6. Radiated Emission

6.1. Test Equipment

The following test equipments are used during the radiated emission test:

Radiated Emission / CB1

Instrument	Manufacturer	Model No.	Serial No	Next Cal. Date
Bilog Antenna	Schaffner	CBL6112B	2895	2017/08/14
Double Ridged Guide Horn Antenna	Schwarzbeck	BBHA 9120	D743	2017/01/14
Pre-Amplifier	EMCI	EMC0031835	4583/10/13	2017/01/26
Pre-Amplifier	QuieTek	AP-025C	CHM-0706049	2017/01/03
Spectrum Analyzer	Agilent	E4440A	MY46187335	2016/12/24
k Type Cable	Huber+Suhner	SF 102	25623/2	2017/01/11
Horn Antenna	Schwarzbeck	BBHA 9170	203	2016/09/07
Signal & Spectrum Analyzer	R&S	FSV40	101049	2017/01/05

Note: All equipments that need to calibrate are with calibration period of 1 year.

6.2. Test Setup

Under 1GHz Test Setup:

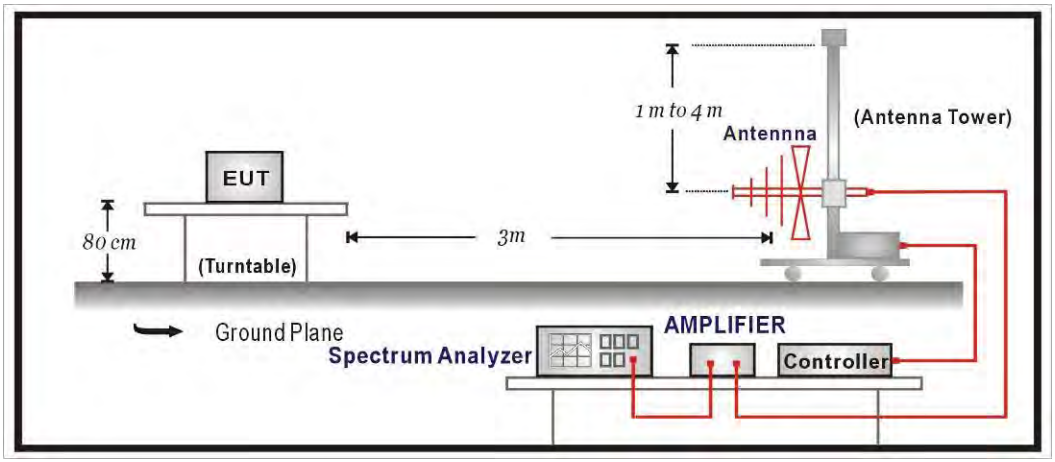

Above 1GHz Test Setup:

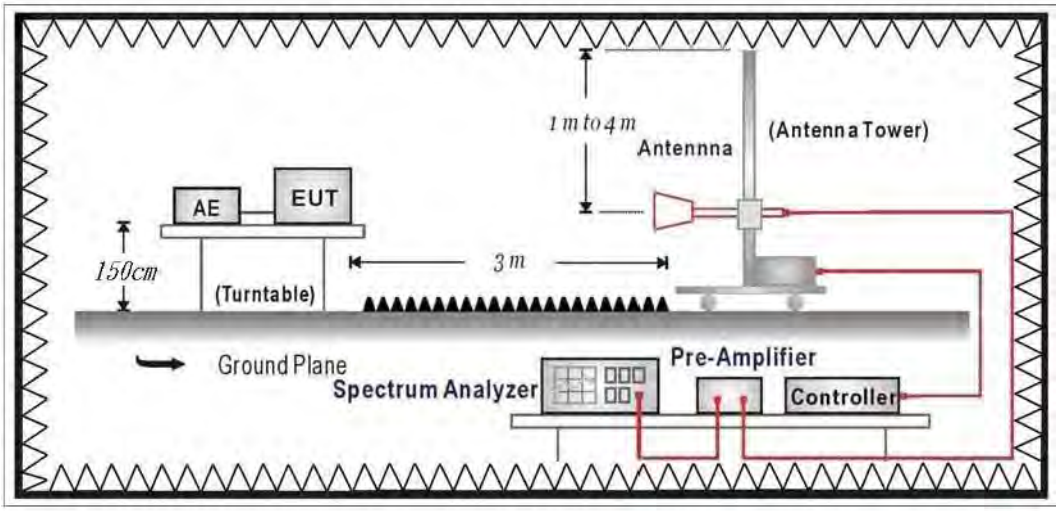

6.3. Limits

➢ **General Radiated Emission Limits**

The provisions of Section 15.205 of this part apply to intentional radiators operating under this section. Radiated emissions which fall in the restricted bands, as defined in Section 15.205, must also comply with the radiated emission limits specified in Section 15.209:

FCC Part 15 Subpart C Paragraph 15.209 Limits		
Frequency MHz	uV/m @3m	dBuV/m@3m
30 - 88	100	40
88 - 216	150	43.5
216 - 960	200	46
Above 960	500	54

Remark:

1. RF Voltage (dBuV) = 20 log RF Voltage (uV)
2. In the Above Table, the tighter limit applies at the band edges.
3. Distance refers to the distance in meters between the measuring instrument antenna and the closed point of any part of the device or system.

➢ **Unwanted Emission out of the restricted bands Limits**

FCC Part 15 Subpart E Paragraph 15.407(b) Limits		
Frequency (MHz)	EIRP Limit (dBm)	Equivalent Field Strength (dBuV/m@3m)
5150~5250	-27	68.3
5250~5350	-27	68.3
5470~5725	-27	68.3
5725~5850	-27 (Note1)	68.3
	-17 (Note2)	78.3

Remark:

1. For frequencies more than 10 MHz above or below the band edges.
2. For frequency range from the band edges to 10 MHz above or below the band edges.
3. uV/m = $\frac{1000000\sqrt{30 \times EIRP}}{3}$, RF Voltage (dBuV/m) = 20 log RF Voltage (uV/m)

6.4. Test Procedure

The EUT and its simulators are placed on a turn table which is 1.5 meter above ground. The turn table can rotate 360 degrees to determine the position of the maximum emission level. The EUT was positioned such that the distance from antenna to the EUT was 3 meters.
The antenna can move up and down between 1 meter and 4 meters to find out the maximum emission level.
Both horizontal and vertical polarization of the antenna are set on measurement. In order to find the maximum emission, all of the interface cables must be manipulated according to ANSI C63.10: 2013 on radiated measurement.
The additional latch filter below 1GHz was used to measure the level of harmonics radiated emission during field dtrength of harmonics measurement.
The bandwidth below 1GHz setting on the field strength meter is 120 KHz, above 1GHz are 1 MHz.
The frequency range from 30MHz to 10th harminics is checked.

6.5. Uncertainty

The measurement uncertainty
30MHz～1GHz as ±3.43dB
1GHz～26.5Ghz as ±3.65dB

6.6. Test Result

30MHz-1GHz Spurious

Site : CB1	**Time : 2016/08/23 - 11:33**
Limit : FCC_CLASS_B_03M_QP	**Margin : 6**
Probe : CB1_FCC_30M-1G-4_9161 - HORIZONTAL	**Power : AC 120V/60Hz**
EUT : Dual-Band Wireless-AC PCI-E Adapter	**Note : Mode 1: Transmit_SISO Mode 802.11a_5220MHz_ANT0**

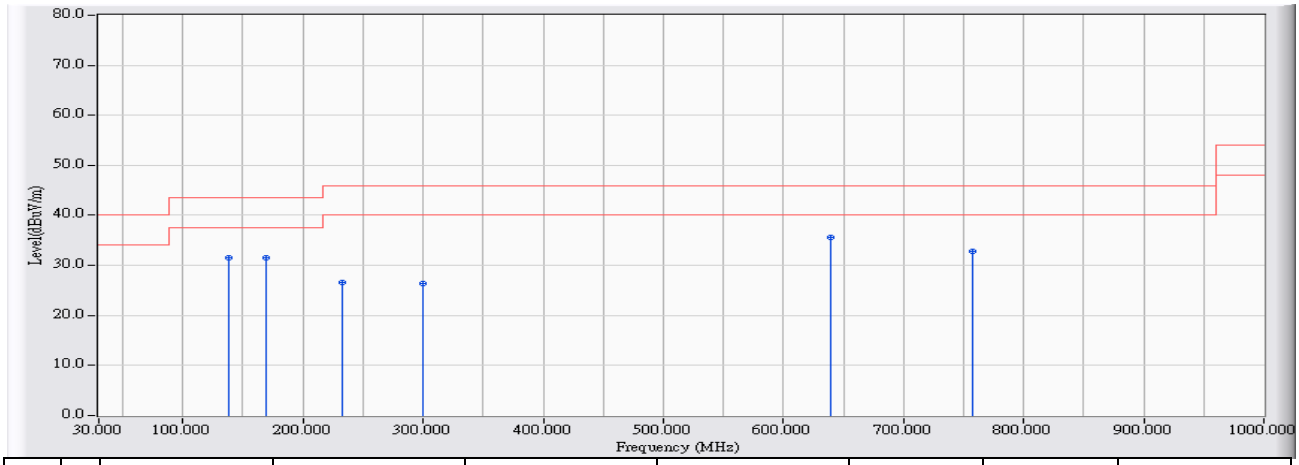

		Frequency (MHz)	Correct Factor (dB)	Reading Level (dBuV)	Measure Level (dBuV/m)	Margin (dB)	Limit (dBuV/m)	Detector Type
1		138.435	15.774	15.749	31.523	-11.977	43.500	QUASIPEAK
2		168.793	16.285	15.293	31.579	-11.921	43.500	QUASIPEAK
3		232.322	12.112	14.404	26.516	-19.484	46.000	QUASIPEAK
4		299.439	13.669	12.607	26.277	-19.723	46.000	QUASIPEAK
5	*	639.972	20.247	15.312	35.559	-10.441	46.000	QUASIPEAK
6		756.942	21.780	11.107	32.888	-13.112	46.000	QUASIPEAK

Note:

1. All Reading Levels are Quasi-Peak value.
2. " * ", means this data is the worst emission level.
3. Measurement Level = Reading Level + Correct Factor.

Site : CB1	**Time : 2016/08/23 - 11:36**
Limit : FCC_CLASS_B_03M_QP	**Margin : 6**
Probe : CB1_FCC_30M-1G-4_9161 - VERTICAL	**Power : AC 120V/60Hz**
EUT : Dual-Band Wireless-AC PCI-E Adapter	**Note : Mode 1: Transmit_SISO Mode 802.11a_5220MHz_ANT0**

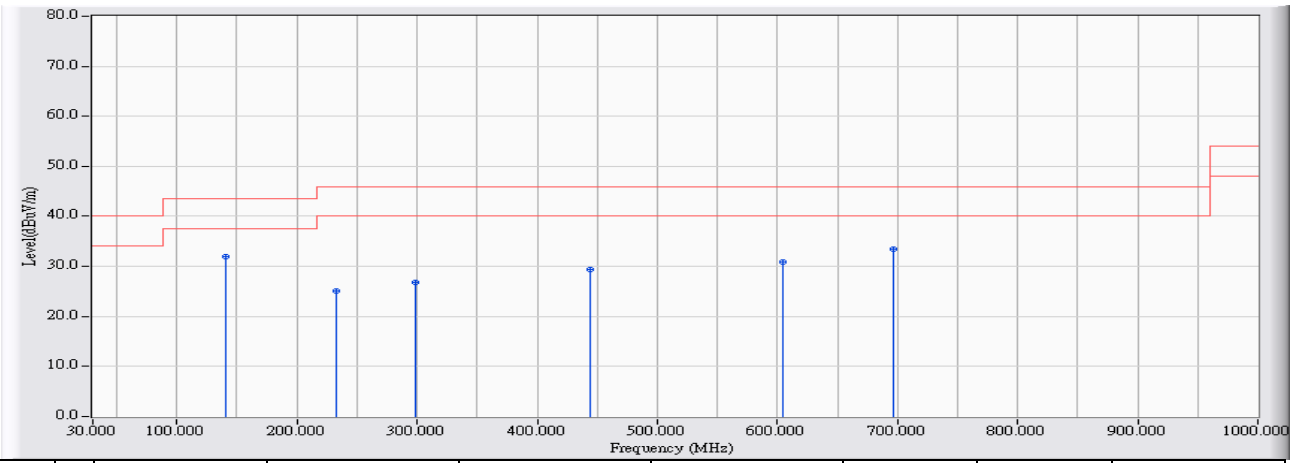

		Frequency (MHz)	Correct Factor (dB)	Reading Level (dBuV)	Measure Level (dBuV/m)	Margin (dB)	Limit (dBuV/m)	Detector Type
1	*	141.151	16.260	15.788	32.048	-11.452	43.500	QUASIPEAK
2		232.322	12.112	12.982	25.094	-20.906	46.000	QUASIPEAK
3		298.663	13.652	13.189	26.841	-19.159	46.000	QUASIPEAK
4		443.858	17.007	12.355	29.363	-16.637	46.000	QUASIPEAK
5		604.571	19.766	11.020	30.786	-15.214	46.000	QUASIPEAK
6		696.808	21.019	12.505	33.524	-12.476	46.000	QUASIPEAK

Note:

1. All Reading Levels are Quasi-Peak value.
2. " * ", means this data is the worst emission level.
3. Measurement Level = Reading Level + Correct Factor.

Site : CB1	**Time : 2016/08/23 - 11:44**
Limit : FCC_CLASS_B_03M_QP	**Margin : 6**
Probe : CB1_FCC_30M-1G-4_9161 - HORIZONTAL	**Power : AC 120V/60Hz**
EUT : Dual-Band Wireless-AC PCI-E Adapter	**Note : Mode 1: Transmit_SISO Mode 802.11a_5220MHz_ANT1**

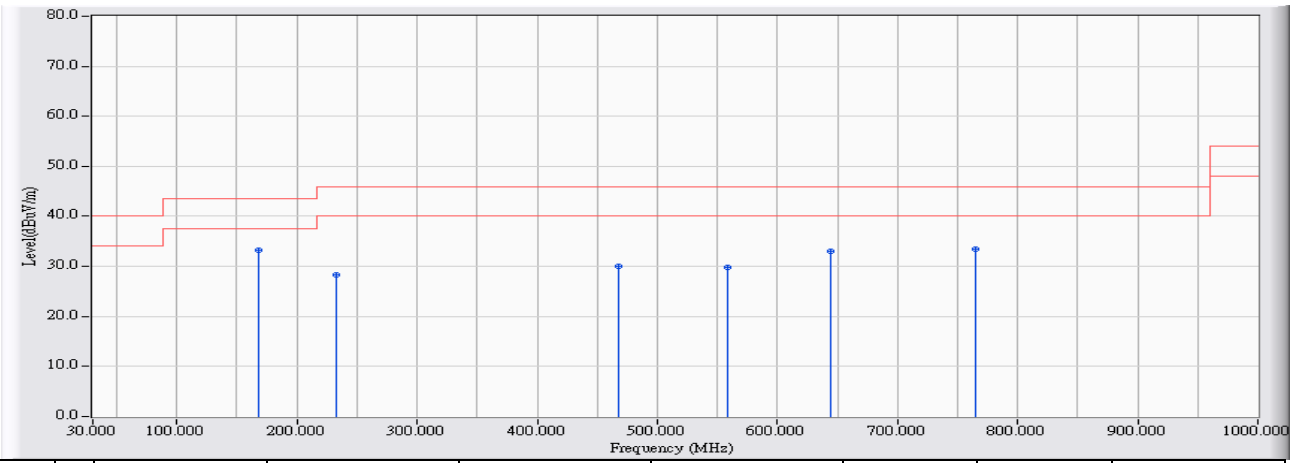

		Frequency (MHz)	Correct Factor (dB)	Reading Level (dBuV)	Measure Level (dBuV/m)	Margin (dB)	Limit (dBuV/m)	Detector Type
1	*	168.502	16.342	16.895	33.236	-10.264	43.500	QUASIPEAK
2		232.322	12.112	16.247	28.359	-17.641	46.000	QUASIPEAK
3		467.620	17.364	12.679	30.044	-15.956	46.000	QUASIPEAK
4		558.500	18.894	11.009	29.903	-16.097	46.000	QUASIPEAK
5		644.434	20.307	12.744	33.051	-12.949	46.000	QUASIPEAK
6		764.896	21.881	11.575	33.456	-12.544	46.000	QUASIPEAK

Note:

1. All Reading Levels are Quasi-Peak value.
2. " * ", means this data is the worst emission level.
3. Measurement Level = Reading Level + Correct Factor.

Site : CB1	**Time : 2016/08/23 - 11:50**
Limit : FCC_CLASS_B_03M_QP	**Margin : 6**
Probe : CB1_FCC_30M-1G-4_9161 - VERTICAL	**Power : AC 120V/60Hz**
EUT : Dual-Band Wireless-AC PCI-E Adapter	**Note : Mode 1: Transmit_SISO Mode 802.11a_5220MHz_ANT1**

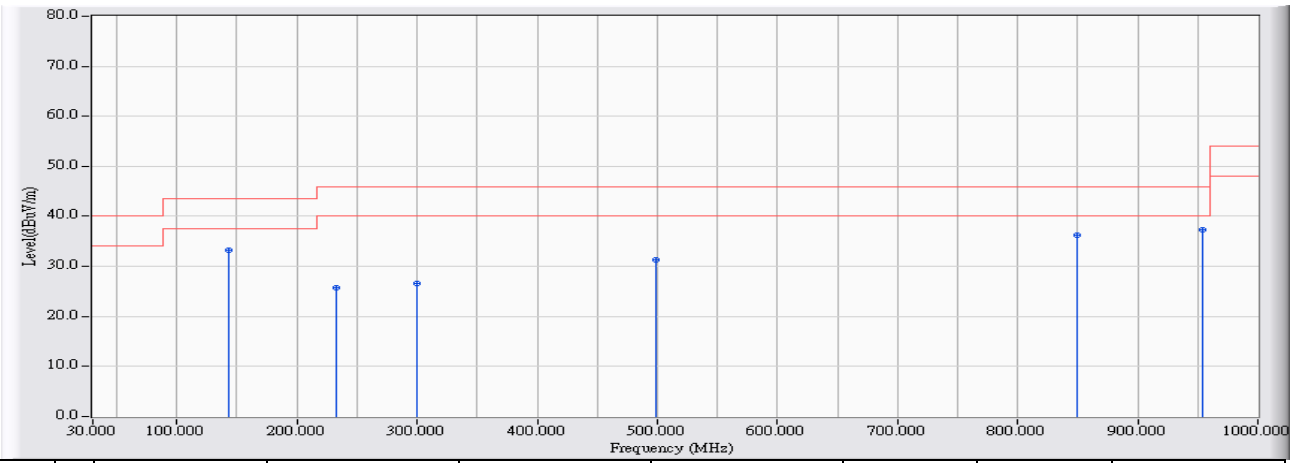

		Frequency (MHz)	Correct Factor (dB)	Reading Level (dBuV)	Measure Level (dBuV/m)	Margin (dB)	Limit (dBuV/m)	Detector Type
1		143.285	16.626	16.578	33.204	-10.296	43.500	QUASIPEAK
2		232.516	12.110	13.599	25.709	-20.291	46.000	QUASIPEAK
3		299.827	13.678	12.892	26.570	-19.430	46.000	QUASIPEAK
4		498.366	17.733	13.548	31.281	-14.719	46.000	QUASIPEAK
5		849.471	22.883	13.339	36.221	-9.779	46.000	QUASIPEAK
6	*	954.124	23.970	13.451	37.421	-8.579	46.000	QUASIPEAK

Note:

1. All Reading Levels are Quasi-Peak value.
2. " * ", means this data is the worst emission level.
3. Measurement Level = Reading Level + Correct Factor.

Site : CB1	**Time : 2016/09/07 - 11:58**
Limit : FCC_CLASS_B_03M_QP	**Margin : 6**
Probe : CB1_FCC_30M-1G-4_9161 - HORIZONTAL	**Power : AC 120V/60Hz**
EUT : Dual-Band Wireless-AC PCI-E Adapter	**Note : Mode 2: Transmit_CDD Mode 802.11n(20M)_5220MHz**

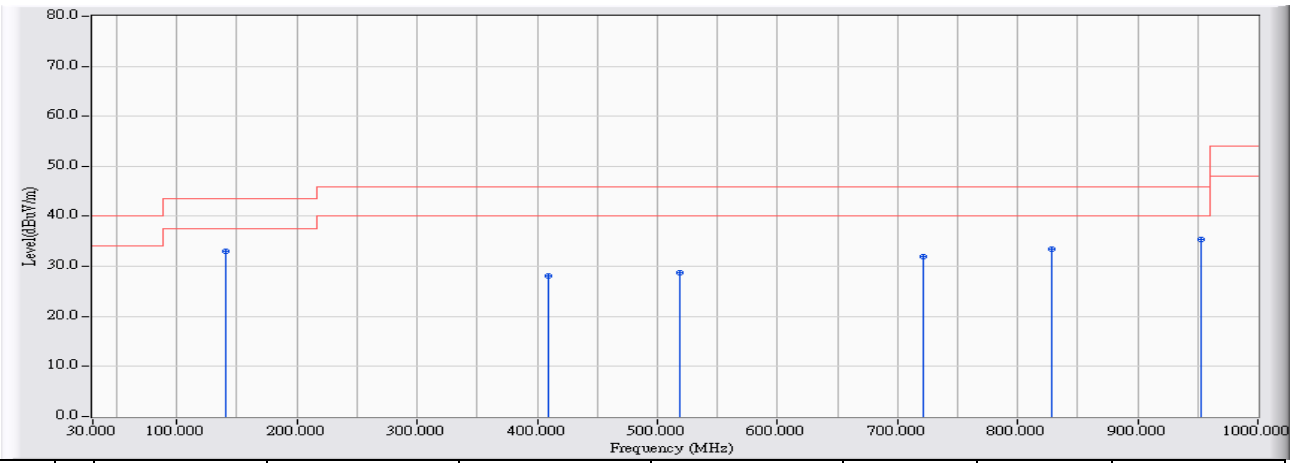

		Frequency (MHz)	Correct Factor (dB)	Reading Level (dBuV)	Measure Level (dBuV/m)	Margin (dB)	Limit (dBuV/m)	Detector Type
1	*	141.151	16.260	16.728	32.988	-10.512	43.500	QUASIPEAK
2		409.523	16.191	11.844	28.035	-17.965	46.000	QUASIPEAK
3		518.928	18.122	10.570	28.692	-17.308	46.000	QUASIPEAK
4		721.444	21.333	10.550	31.883	-14.117	46.000	QUASIPEAK
5		828.521	22.646	10.841	33.487	-12.513	46.000	QUASIPEAK
6		952.281	23.953	11.422	35.374	-10.626	46.000	QUASIPEAK

Note:

1. All Reading Levels are Quasi-Peak value.
2. " * ", means this data is the worst emission level.
3. Measurement Level = Reading Level + Correct Factor.

Site : CB1	**Time : 2016/09/07 - 12:01**
Limit : FCC_CLASS_B_03M_QP	**Margin : 6**
Probe : CB1_FCC_30M-1G-4_9161 - VERTICAL	**Power : AC 120V/60Hz**
EUT : Dual-Band Wireless-AC PCI-E Adapter	**Note : Mode 2: Transmit_CDD Mode 802.11n(20M)_5220MHz**

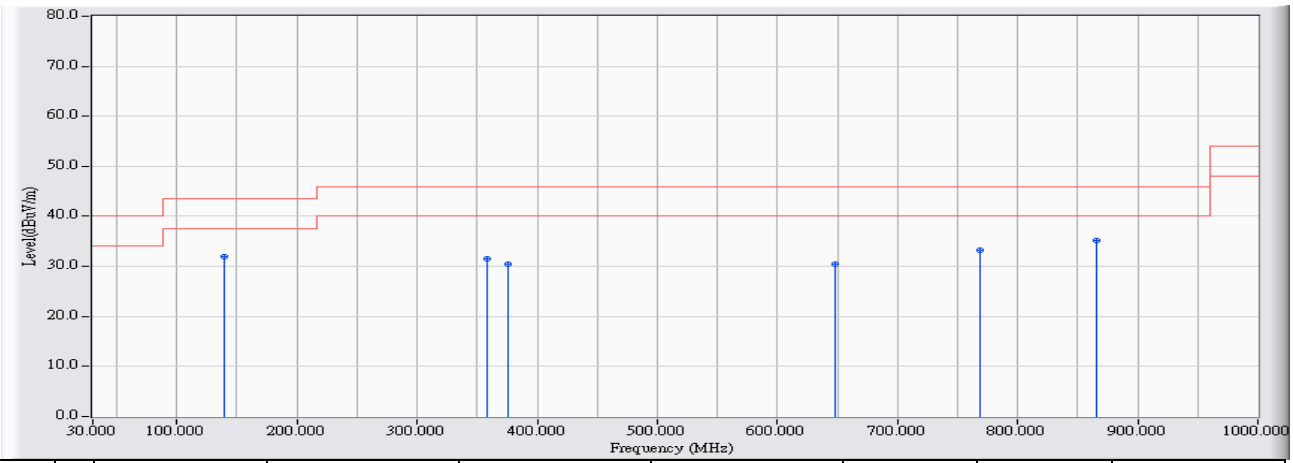

		Frequency (MHz)	Correct Factor (dB)	Reading Level (dBuV)	Measure Level (dBuV/m)	Margin (dB)	Limit (dBuV/m)	Detector Type
1		139.211	15.917	16.120	32.037	-11.463	43.500	QUASIPEAK
2		358.312	15.009	16.565	31.574	-14.426	46.000	QUASIPEAK
3		375.479	15.402	14.987	30.389	-15.611	46.000	QUASIPEAK
4		648.604	20.364	10.154	30.518	-15.482	46.000	QUASIPEAK
5		769.260	21.936	11.306	33.242	-12.758	46.000	QUASIPEAK
6	*	866.153	23.070	12.110	35.180	-10.820	46.000	QUASIPEAK

Note:

1. All Reading Levels are Quasi-Peak value.
2. " * ", means this data is the worst emission level.
3. Measurement Level = Reading Level + Correct Factor.

Site : CB1	**Time : 2016/09/07 - 13:09**
Limit : FCC_CLASS_B_03M_QP	**Margin : 6**
Probe : CB1_FCC_30M-1G-4_9161 - HORIZONTAL	**Power : AC 120V/60Hz**
EUT : Dual-Band Wireless-AC PCI-E Adapter	**Note : Mode 2: Transmit_CDD Mode 802.11n(40M)_5190MHz**

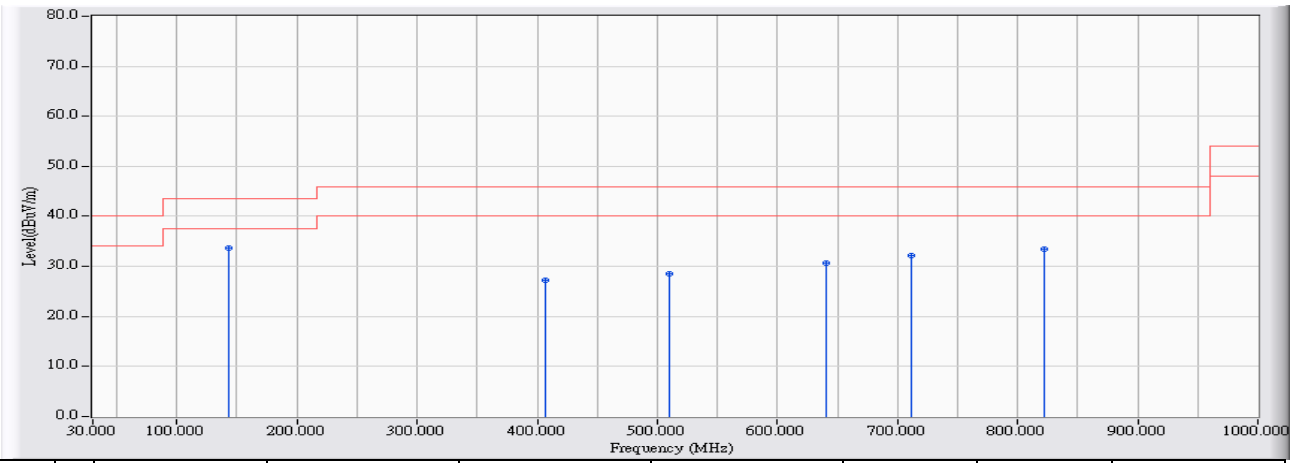

		Frequency (MHz)	Correct Factor (dB)	Reading Level (dBuV)	Measure Level (dBuV/m)	Margin (dB)	Limit (dBuV/m)	Detector Type
1	*	143.285	16.626	17.004	33.630	-9.870	43.500	QUASIPEAK
2		406.419	16.117	11.120	27.237	-18.763	46.000	QUASIPEAK
3		510.199	17.952	10.573	28.525	-17.475	46.000	QUASIPEAK
4		640.069	20.248	10.496	30.744	-15.256	46.000	QUASIPEAK
5		711.066	21.202	10.966	32.168	-13.832	46.000	QUASIPEAK
6		822.702	22.580	10.784	33.364	-12.636	46.000	QUASIPEAK

Note:

1. All Reading Levels are Quasi-Peak value.
2. " * ", means this data is the worst emission level.
3. Measurement Level = Reading Level + Correct Factor.

Site : CB1	**Time : 2016/09/07 - 13:10**
Limit : FCC_CLASS_B_03M_QP	**Margin : 6**
Probe : CB1_FCC_30M-1G-4_9161 - VERTICAL	**Power : AC 120V/60Hz**
EUT : Dual-Band Wireless-AC PCI-E Adapter	**Note : Mode 2: Transmit_CDD Mode 802.11n(40M)_5190MHz**

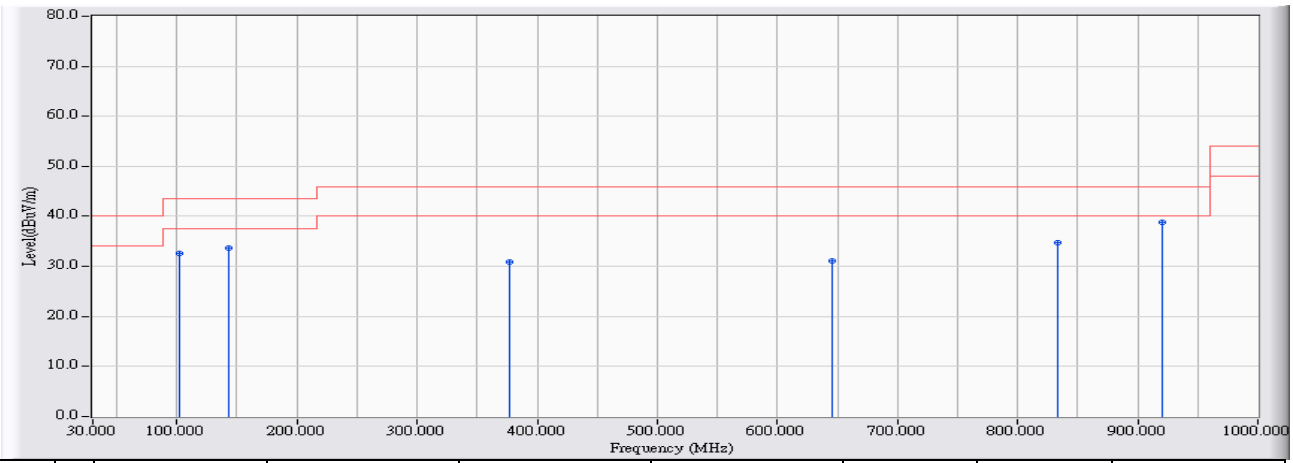

		Frequency (MHz)	Correct Factor (dB)	Reading Level (dBuV)	Measure Level (dBuV/m)	Margin (dB)	Limit (dBuV/m)	Detector Type
1		101.870	12.540	19.997	32.537	-10.963	43.500	QUASIPEAK
2		143.285	16.626	16.989	33.615	-9.885	43.500	QUASIPEAK
3		376.449	15.424	15.396	30.821	-15.179	46.000	QUASIPEAK
4		645.015	20.316	10.800	31.115	-14.885	46.000	QUASIPEAK
5		833.274	22.699	11.940	34.639	-11.361	46.000	QUASIPEAK
6	*	920.177	23.646	15.274	38.919	-7.081	46.000	QUASIPEAK

Note:

1. All Reading Levels are Quasi-Peak value.
2. " * ", means this data is the worst emission level.
3. Measurement Level = Reading Level + Correct Factor.

Site : CB1	**Time : 2016/09/07 - 13:13**
Limit : FCC_CLASS_B_03M_QP	**Margin : 6**
Probe : CB1_FCC_30M-1G-4_9161 - HORIZONTAL	**Power : AC 120V/60Hz**
EUT : Dual-Band Wireless-AC PCI-E Adapter	**Note : Mode 2: Transmit_CDD Mode 802.11ac(80M)_5210MHz**

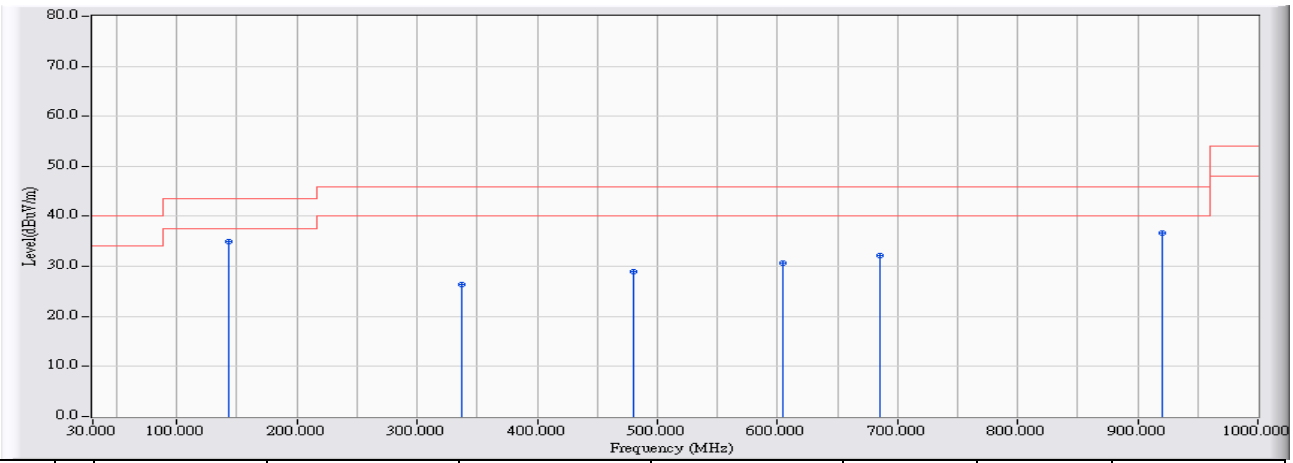

		Frequency (MHz)	Correct Factor (dB)	Reading Level (dBuV)	Measure Level (dBuV/m)	Margin (dB)	Limit (dBuV/m)	Detector Type
1	*	143.188	16.609	18.395	35.004	-8.496	43.500	QUASIPEAK
2		336.683	14.516	11.811	26.327	-19.673	46.000	QUASIPEAK
3		479.938	17.512	11.471	28.983	-17.017	46.000	QUASIPEAK
4		605.055	19.772	10.812	30.584	-15.416	46.000	QUASIPEAK
5		685.557	20.866	11.387	32.253	-13.747	46.000	QUASIPEAK
6		920.565	23.649	12.942	36.591	-9.409	46.000	QUASIPEAK

Note:

1. All Reading Levels are Quasi-Peak value.
2. " * ", means this data is the worst emission level.
3. Measurement Level = Reading Level + Correct Factor.

Site : CB1	**Time : 2016/09/07 - 13:14**
Limit : FCC_CLASS_B_03M_QP	**Margin : 6**
Probe : CB1_FCC_30M-1G-4_9161 - VERTICAL	**Power : AC 120V/60Hz**
EUT : Dual-Band Wireless-AC PCI-E Adapter	**Note : Mode 2: Transmit_CDD Mode 802.11ac(80M)_5210MHz**

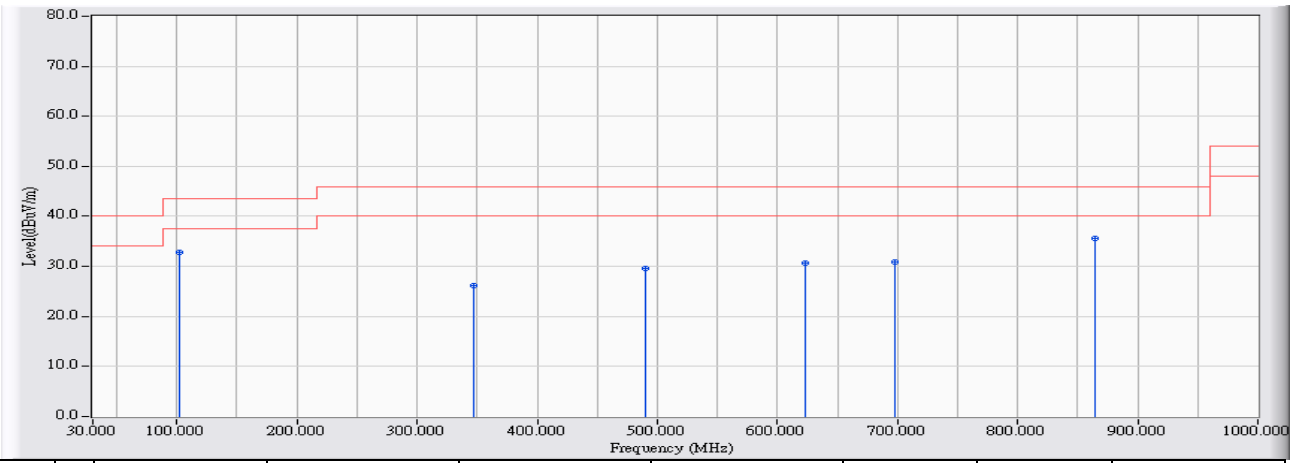

		Frequency (MHz)	Correct Factor (dB)	Reading Level (dBuV)	Measure Level (dBuV/m)	Margin (dB)	Limit (dBuV/m)	Detector Type
1		101.870	12.540	20.377	32.917	-10.583	43.500	QUASIPEAK
2		347.061	14.751	11.445	26.197	-19.803	46.000	QUASIPEAK
3		489.540	17.627	11.982	29.609	-16.391	46.000	QUASIPEAK
4		623.193	20.018	10.737	30.756	-15.244	46.000	QUASIPEAK
5		697.196	21.025	9.853	30.877	-15.123	46.000	QUASIPEAK
6	*	864.117	23.048	12.509	35.556	-10.444	46.000	QUASIPEAK

Note:

1. All Reading Levels are Quasi-Peak value.
2. " * ", means this data is the worst emission level.
3. Measurement Level = Reading Level + Correct Factor.

Site : CB1	**Time : 2016/08/23 - 13:33**
Limit : FCC_CLASS_B_03M_QP	**Margin : 6**
Probe : CB1_FCC_30M-1G-4_9161 - HORIZONTAL	**Power : AC 120V/60Hz**
EUT : Dual-Band Wireless-AC PCI-E Adapter	**Note : Mode 1: Transmit_SISO Mode 802.11a_5785MHz_ANT0**

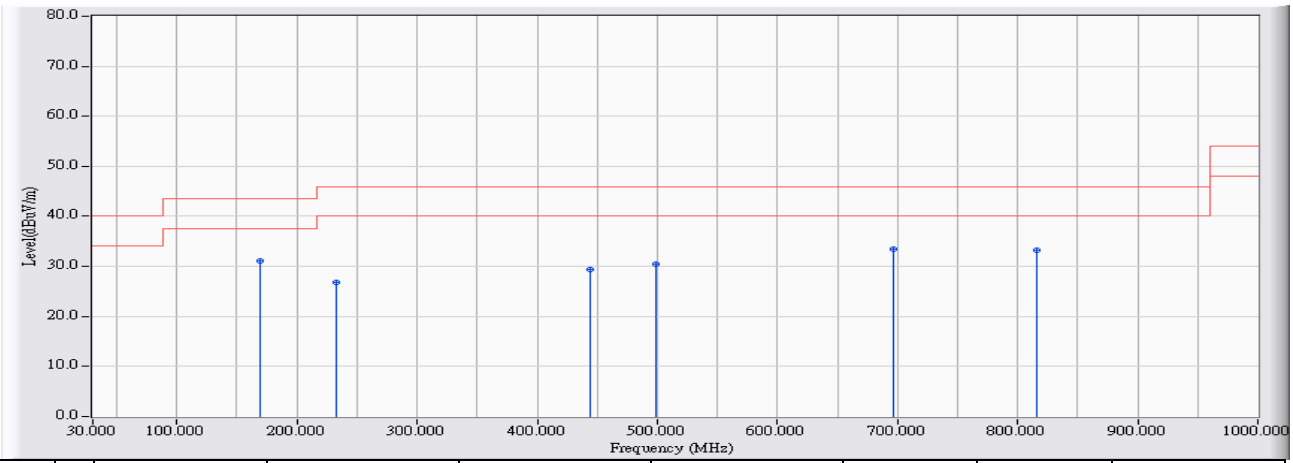

		Frequency (MHz)	Correct Factor (dB)	Reading Level (dBuV)	Measure Level (dBuV/m)	Margin (dB)	Limit (dBuV/m)	Detector Type
1	*	168.696	16.304	14.868	31.172	-12.328	43.500	QUASIPEAK
2		232.322	12.112	14.700	26.812	-19.188	46.000	QUASIPEAK
3		443.761	17.005	12.485	29.490	-16.510	46.000	QUASIPEAK
4		498.269	17.732	12.826	30.558	-15.442	46.000	QUASIPEAK
5		696.808	21.019	12.408	33.427	-12.573	46.000	QUASIPEAK
6		815.718	22.501	10.715	33.216	-12.784	46.000	QUASIPEAK

Note:

1. All Reading Levels are Quasi-Peak value.
2. " * ", means this data is the worst emission level.
3. Measurement Level = Reading Level + Correct Factor.

Site : CB1	**Time : 2016/08/23 - 13:35**
Limit : FCC_CLASS_B_03M_QP	**Margin : 6**
Probe : CB1_FCC_30M-1G-4_9161 - VERTICAL	**Power : AC 120V/60Hz**
EUT : Dual-Band Wireless-AC PCI-E Adapter	**Note : Mode 1: Transmit_SISO Mode 802.11a_5785MHz_ANT0**

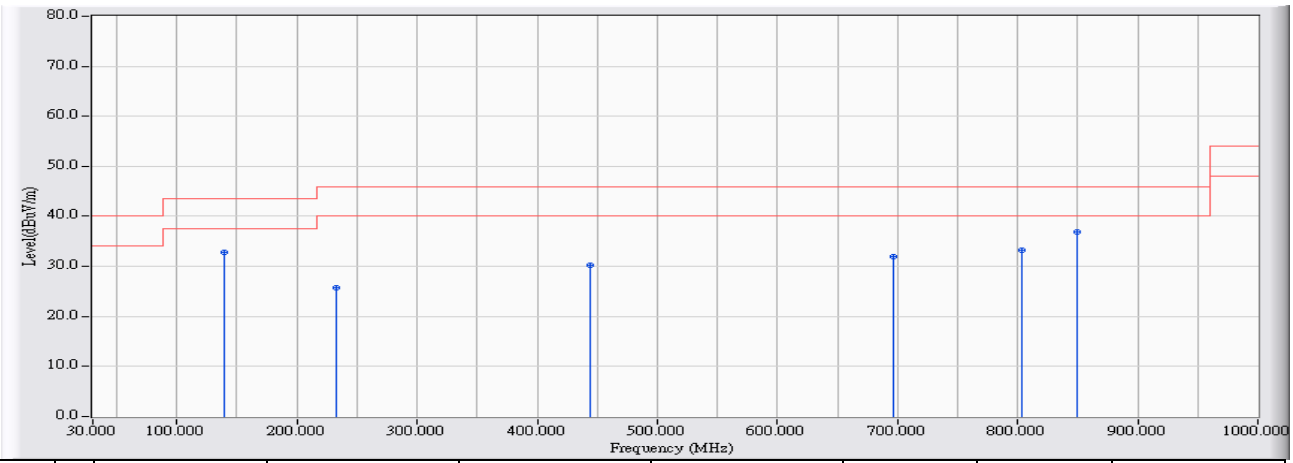

		Frequency (MHz)	Correct Factor (dB)	Reading Level (dBuV)	Measure Level (dBuV/m)	Margin (dB)	Limit (dBuV/m)	Detector Type
1		139.211	15.917	17.001	32.918	-10.582	43.500	QUASIPEAK
2		232.419	12.111	13.620	25.731	-20.269	46.000	QUASIPEAK
3		443.858	17.007	13.148	30.156	-15.844	46.000	QUASIPEAK
4		696.808	21.019	10.929	31.948	-14.052	46.000	QUASIPEAK
5		803.983	22.369	10.920	33.289	-12.711	46.000	QUASIPEAK
6	*	849.374	22.882	13.956	36.837	-9.163	46.000	QUASIPEAK

Note:

1. All Reading Levels are Quasi-Peak value.
2. " * ", means this data is the worst emission level.
3. Measurement Level = Reading Level + Correct Factor.

Site : CB1	**Time : 2016/08/23 - 13:39**
Limit : FCC_CLASS_B_03M_QP	**Margin : 6**
Probe : CB1_FCC_30M-1G-4_9161 - HORIZONTAL	**Power : AC 120V/60Hz**
EUT : Dual-Band Wireless-AC PCI-E Adapter	**Note : Mode 1: Transmit_SISO Mode 802.11a_5785MHz_ANT1**

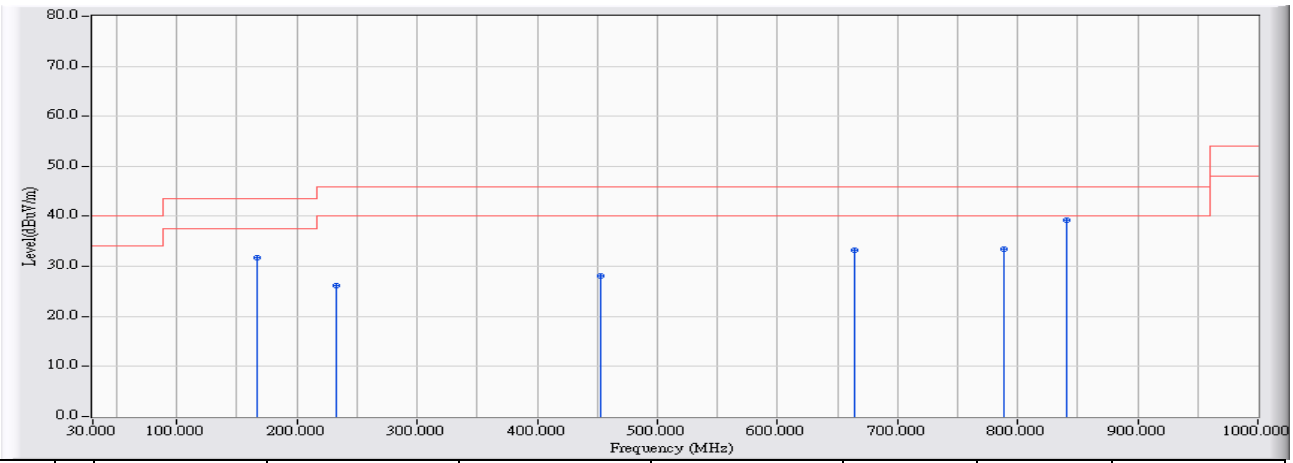

		Frequency (MHz)	Correct Factor (dB)	Reading Level (dBuV)	Measure Level (dBuV/m)	Margin (dB)	Limit (dBuV/m)	Detector Type
1		166.562	16.715	15.094	31.808	-11.692	43.500	QUASIPEAK
2		232.322	12.112	14.040	26.152	-19.848	46.000	QUASIPEAK
3		453.072	17.190	11.003	28.193	-17.807	46.000	QUASIPEAK
4		664.317	20.578	12.759	33.337	-12.663	46.000	QUASIPEAK
5		788.367	22.177	11.206	33.383	-12.617	46.000	QUASIPEAK
6	*	840.548	22.782	16.381	39.162	-6.838	46.000	QUASIPEAK

Note:

1. All Reading Levels are Quasi-Peak value.
2. " * ", means this data is the worst emission level.
3. Measurement Level = Reading Level + Correct Factor.

Site : CB1	**Time : 2016/08/23 - 13:42**
Limit : FCC_CLASS_B_03M_QP	**Margin : 6**
Probe : CB1_FCC_30M-1G-4_9161 - VERTICAL	**Power : AC 120V/60Hz**
EUT : Dual-Band Wireless-AC PCI-E Adapter	**Note : Mode 1: Transmit_SISO Mode 802.11a_5785MHz_ANT1**

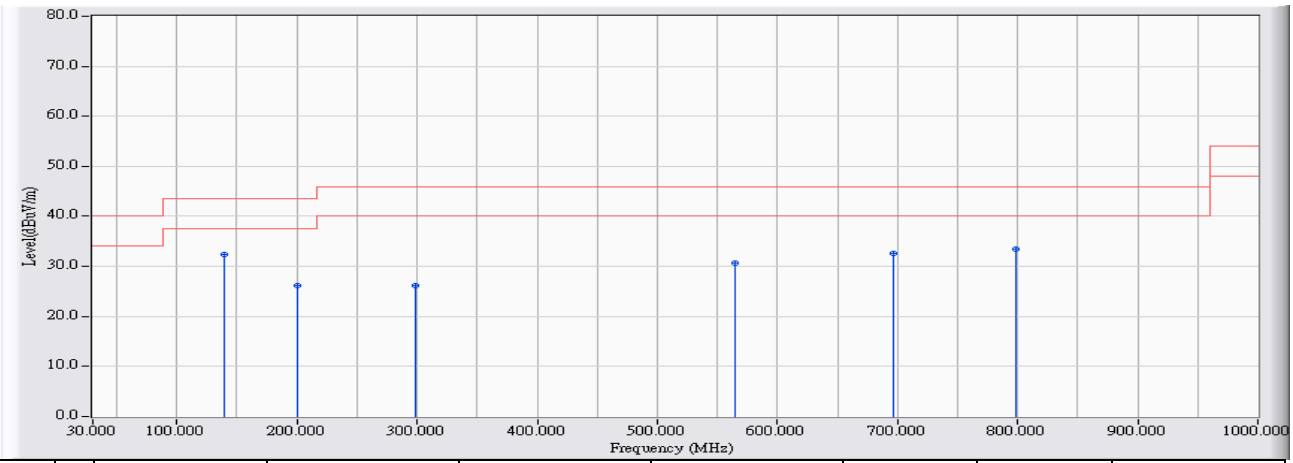

		Frequency (MHz)	Correct Factor (dB)	Reading Level (dBuV)	Measure Level (dBuV/m)	Margin (dB)	Limit (dBuV/m)	Detector Type
1	*	139.211	15.917	16.388	32.305	-11.195	43.500	QUASIPEAK
2		199.927	12.520	13.643	26.162	-17.338	43.500	QUASIPEAK
3		298.566	13.650	12.539	26.189	-19.811	46.000	QUASIPEAK
4		564.514	19.012	11.582	30.593	-15.407	46.000	QUASIPEAK
5		696.808	21.019	11.682	32.701	-13.299	46.000	QUASIPEAK
6		798.745	22.308	11.177	33.485	-12.515	46.000	QUASIPEAK

Note:

1. All Reading Levels are Quasi-Peak value.
2. " * ", means this data is the worst emission level.
3. Measurement Level = Reading Level + Correct Factor.

Site : CB1	**Time : 2016/09/07 - 13:27**
Limit : FCC_CLASS_B_03M_QP	**Margin : 6**
Probe : CB1_FCC_30M-1G-4_9161 - HORIZONTAL	**Power : AC 120V/60Hz**
EUT : Dual-Band Wireless-AC PCI-E Adapter	**Note : Mode 2: Transmit_CDD Mode 802.11n(20M)_5785MHz**

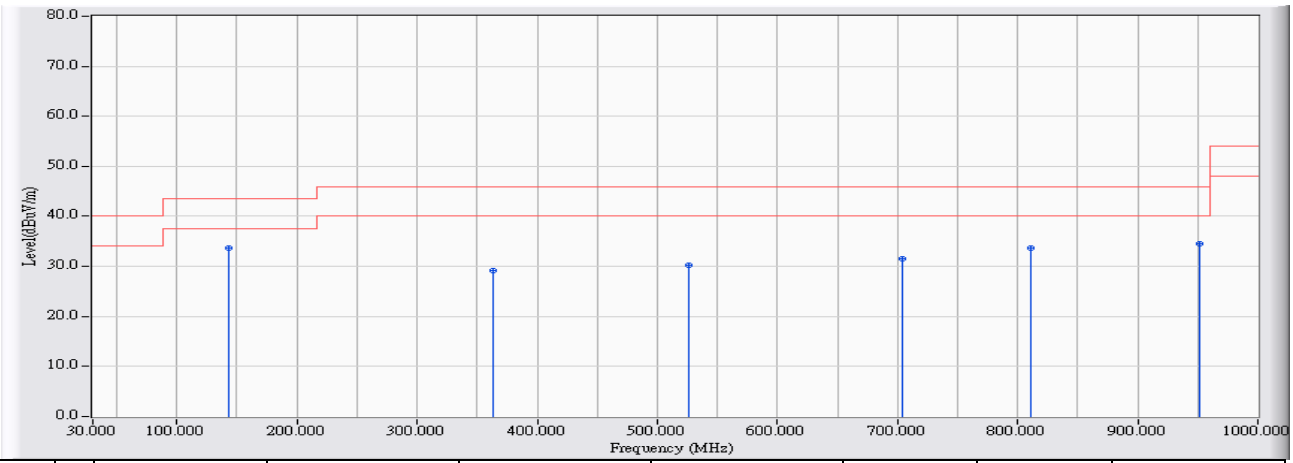

		Frequency (MHz)	Correct Factor (dB)	Reading Level (dBuV)	Measure Level (dBuV/m)	Margin (dB)	Limit (dBuV/m)	Detector Type
1	*	143.188	16.609	17.093	33.702	-9.798	43.500	QUASIPEAK
2		362.677	15.109	13.970	29.079	-16.921	46.000	QUASIPEAK
3		526.299	18.266	11.973	30.239	-15.761	46.000	QUASIPEAK
4		703.986	21.112	10.445	31.558	-14.442	46.000	QUASIPEAK
5		811.160	22.450	11.192	33.642	-12.358	46.000	QUASIPEAK
6		951.020	23.940	10.640	34.580	-11.420	46.000	QUASIPEAK

Note:

1. All Reading Levels are Quasi-Peak value.
2. " * ", means this data is the worst emission level.
3. Measurement Level = Reading Level + Correct Factor.

Site : CB1	**Time : 2016/09/07 - 13:29**
Limit : FCC_CLASS_B_03M_QP	**Margin : 6**
Probe : CB1_FCC_30M-1G-4_9161 - VERTICAL	**Power : AC 120V/60Hz**
EUT : Dual-Band Wireless-AC PCI-E Adapter	**Note : Mode 2: Transmit_CDD Mode 802.11n(20M)_5785MHz**

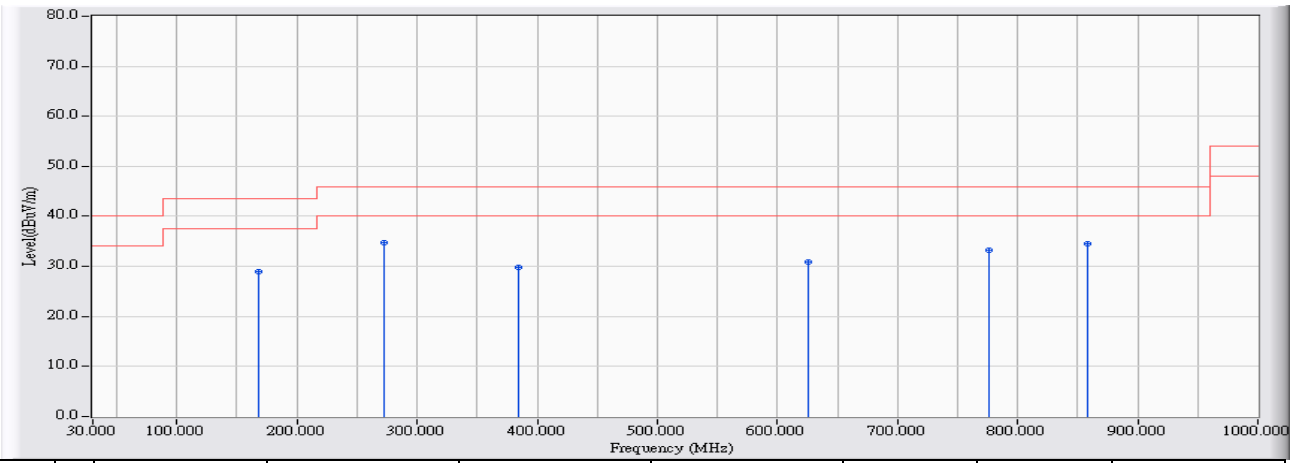

		Frequency (MHz)	Correct Factor (dB)	Reading Level (dBuV)	Measure Level (dBuV/m)	Margin (dB)	Limit (dBuV/m)	Detector Type
1		168.405	16.360	12.584	28.944	-14.556	43.500	QUASIPEAK
2	*	272.961	13.016	21.730	34.745	-11.255	46.000	QUASIPEAK
3		383.821	15.594	14.197	29.791	-16.209	46.000	QUASIPEAK
4		626.005	20.056	10.817	30.874	-15.126	46.000	QUASIPEAK
5		775.564	22.016	11.319	33.335	-12.665	46.000	QUASIPEAK
6		858.297	22.981	11.591	34.573	-11.427	46.000	QUASIPEAK

Note:

1. All Reading Levels are Quasi-Peak value.
2. " * ", means this data is the worst emission level.
3. Measurement Level = Reading Level + Correct Factor.

Site : CB1	**Time : 2016/09/07 - 13:33**
Limit : FCC_CLASS_B_03M_QP	**Margin : 6**
Probe : CB1_FCC_30M-1G-4_9161 - HORIZONTAL	**Power : AC 120V/60Hz**
EUT : Dual-Band Wireless-AC PCI-E Adapter	**Note : Mode 2: Transmit_CDD Mode 802.11n(40M)_5755MHz**

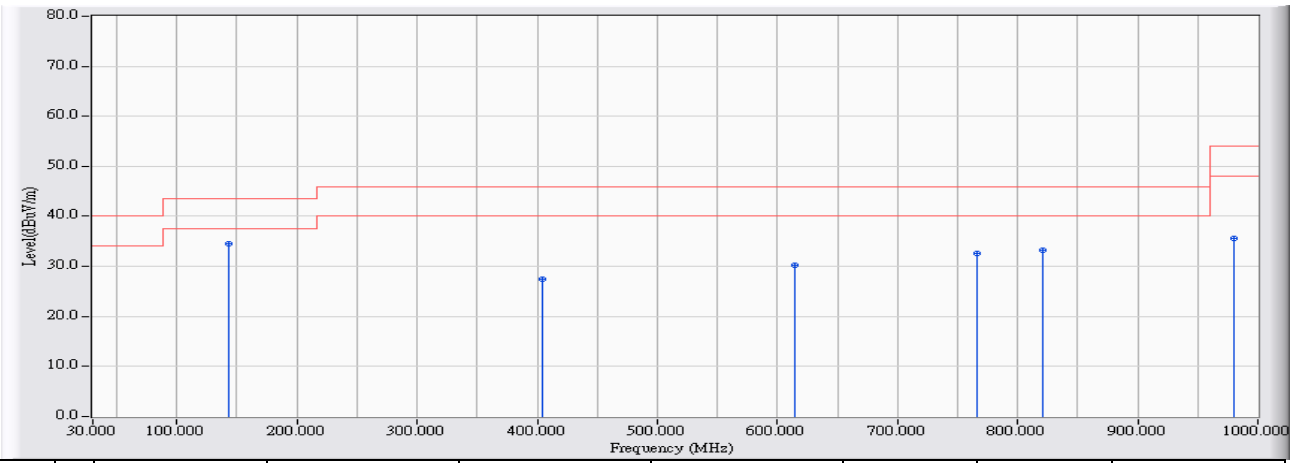

		Frequency (MHz)	Correct Factor (dB)	Reading Level (dBuV)	Measure Level (dBuV/m)	Margin (dB)	Limit (dBuV/m)	Detector Type
1	*	143.188	16.609	17.973	34.582	-8.918	43.500	QUASIPEAK
2		404.092	16.061	11.478	27.540	-18.460	46.000	QUASIPEAK
3		614.852	19.906	10.379	30.284	-15.716	46.000	QUASIPEAK
4		766.544	21.902	10.633	32.535	-13.465	46.000	QUASIPEAK
5		821.538	22.567	10.654	33.221	-12.779	46.000	QUASIPEAK
6		979.923	24.217	11.284	35.501	-18.499	54.000	QUASIPEAK

Note:

1. All Reading Levels are Quasi-Peak value.
2. " * ", means this data is the worst emission level.
3. Measurement Level = Reading Level + Correct Factor.

Site : CB1	**Time : 2016/09/07 - 13:36**
Limit : FCC_CLASS_B_03M_QP	**Margin : 6**
Probe : CB1_FCC_30M-1G-4_9161 - VERTICAL	**Power : AC 120V/60Hz**
EUT : Dual-Band Wireless-AC PCI-E Adapter	**Note : Mode 2: Transmit_CDD Mode 802.11n(40M)_5755MHz**

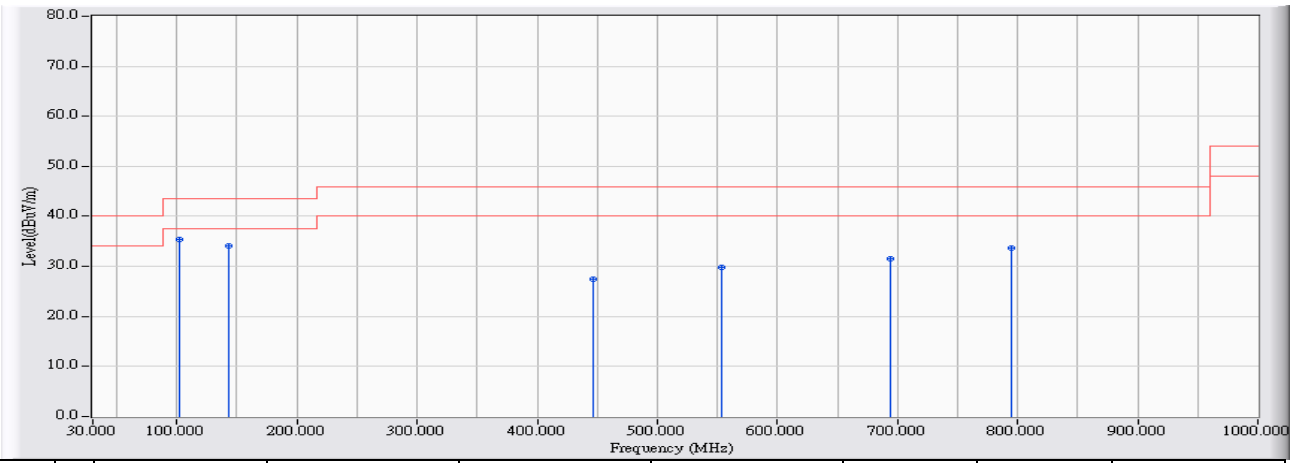

		Frequency (MHz)	Correct Factor (dB)	Reading Level (dBuV)	Measure Level (dBuV/m)	Margin (dB)	Limit (dBuV/m)	Detector Type
1	*	101.870	12.540	22.742	35.282	-8.218	43.500	QUASIPEAK
2		143.285	16.626	17.380	34.006	-9.494	43.500	QUASIPEAK
3		446.573	17.073	10.486	27.558	-18.442	46.000	QUASIPEAK
4		553.457	18.796	11.082	29.878	-16.122	46.000	QUASIPEAK
5		694.481	20.988	10.522	31.509	-14.491	46.000	QUASIPEAK
6		794.284	22.252	11.341	33.593	-12.407	46.000	QUASIPEAK

Note:

1. All Reading Levels are Quasi-Peak value.
2. " * ", means this data is the worst emission level.
3. Measurement Level = Reading Level + Correct Factor.

Site : CB1	**Time : 2016/09/07 - 13:39**
Limit : FCC_CLASS_B_03M_QP	**Margin : 6**
Probe : CB1_FCC_30M-1G-4_9161 - HORIZONTAL	**Power : AC 120V/60Hz**
EUT : Dual-Band Wireless-AC PCI-E Adapter	**Note : Mode 2: Transmit_CDD Mode 802.11ac(80M)_5775MHz**

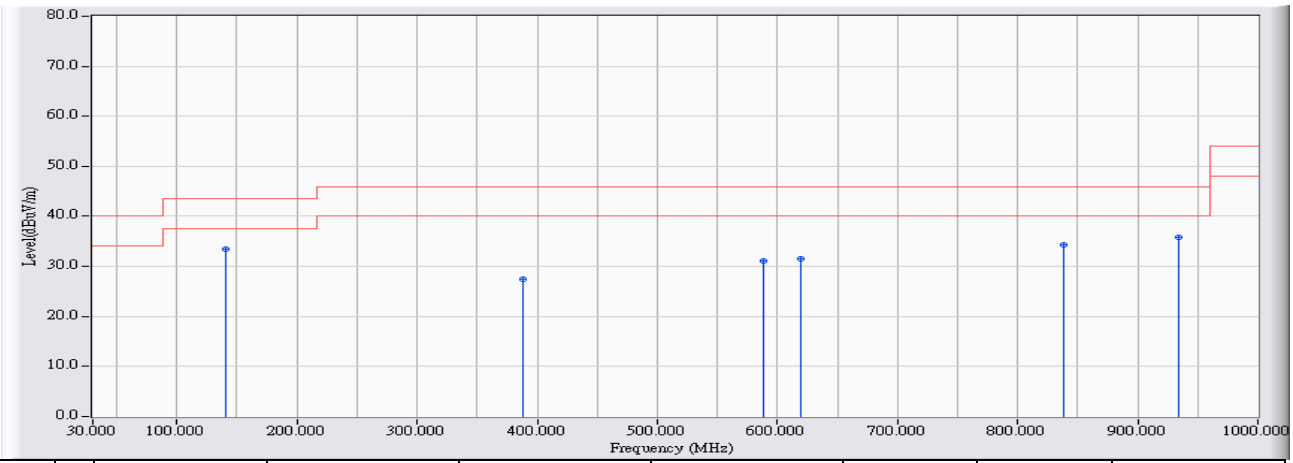

		Frequency (MHz)	Correct Factor (dB)	Reading Level (dBuV)	Measure Level (dBuV/m)	Margin (dB)	Limit (dBuV/m)	Detector Type
1	*	141.151	16.260	17.155	33.415	-10.085	43.500	QUASIPEAK
2		387.603	15.680	11.819	27.499	-18.501	46.000	QUASIPEAK
3		588.858	19.486	11.536	31.022	-14.978	46.000	QUASIPEAK
4		619.701	19.971	11.541	31.512	-14.488	46.000	QUASIPEAK
5		838.608	22.760	11.543	34.303	-11.697	46.000	QUASIPEAK
6		933.659	23.774	12.070	35.844	-10.156	46.000	QUASIPEAK

Note:

1. All Reading Levels are Quasi-Peak value.
2. " * ", means this data is the worst emission level.
3. Measurement Level = Reading Level + Correct Factor.

Site : CB1	**Time : 2016/09/07 - 13:39**
Limit : FCC_CLASS_B_03M_QP	**Margin : 6**
Probe : CB1_FCC_30M-1G-4_9161 - VERTICAL	**Power : AC 120V/60Hz**
EUT : Dual-Band Wireless-AC PCI-E Adapter	**Note : Mode 2: Transmit_CDD Mode 802.11ac(80M)_5775MHz**

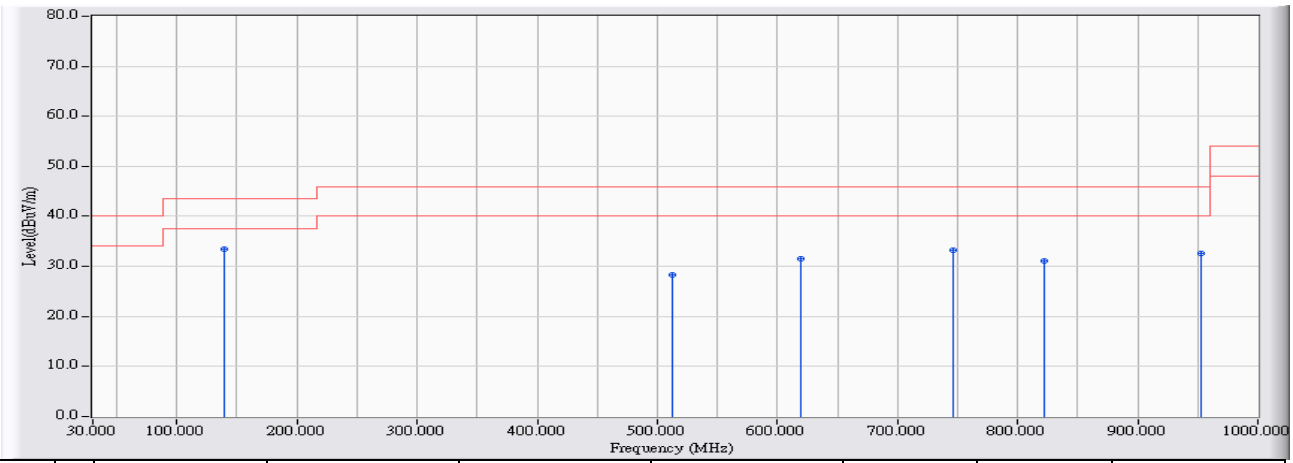

		Frequency (MHz)	Correct Factor (dB)	Reading Level (dBuV)	Measure Level (dBuV/m)	Margin (dB)	Limit (dBuV/m)	Detector Type
1	*	139.211	15.917	17.568	33.485	-10.015	43.500	QUASIPEAK
2		512.139	17.990	10.278	28.268	-17.732	46.000	QUASIPEAK
3		619.701	19.971	11.541	31.512	-14.488	46.000	QUASIPEAK
4		746.176	21.645	11.653	33.298	-12.702	46.000	QUASIPEAK
5		822.023	22.572	8.516	31.088	-14.912	46.000	QUASIPEAK
6		952.184	23.952	8.641	32.592	-13.408	46.000	QUASIPEAK

Note:

1. All Reading Levels are Quasi-Peak value.
2. " * ", means this data is the worst emission level.
3. Measurement Level = Reading Level + Correct Factor.

Harmonic & Spurious:

Site : CB1	**Time : 2016/08/30 - 04:41**
Limit : FCC_SpartC_15.209_03M_PK	**Margin : 6**
Probe : CB1_FCC_EFS_1-18G_H2 - HORIZONTAL	**Power : AC 120V/60Hz**
EUT : Dual-Band Wireless-AC PCI-E Adapter	**Note : Mode 1: Transmit_SISO Mode 802.11a_5180MHz_ANT0**

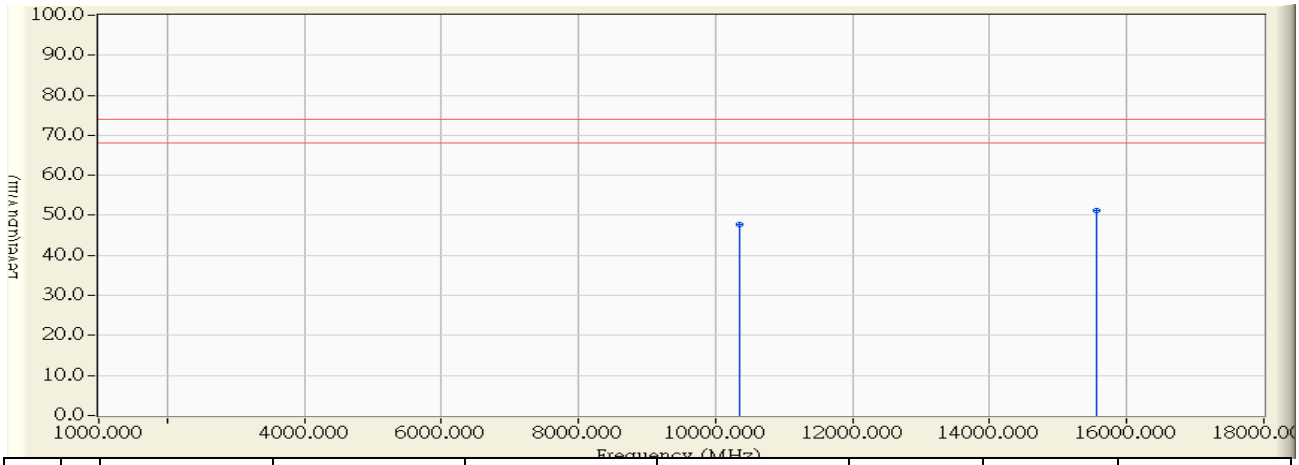

		Frequency (MHz)	Correct Factor (dB)	Reading Level (dBuV)	Measure Level (dBuV/m)	Margin (dB)	Limit (dBuV/m)	Detector Type
1		10360.000	9.160	38.590	47.750	-26.250	74.000	PEAK
2	*	15549.000	9.732	41.370	51.102	-22.898	74.000	PEAK

Note:

1. All Readings below 1GHz are Quasi-Peak, above 1GHz are performed with peak and/or average measurements as necessary.
2. Peak measurements: RBW = 1MHz, VBW = 1MHz, Sweep: Auto.
3. Average measurements: RBW = 1MHz, VBW = 10 Hz, Sweep: Auto.
4. " * ", means this data is the worst emission level.
5. " # ", means the frequency is out of the restricted band.
6. Measurement Level = Reading Level + Correct Factor.
7. The average measurement was not performed when the peak measured data under the limit of average detection.

Site : CB1	**Time : 2016/08/30 - 04:30**
Limit : FCC_SpartC_15.209_03M_PK	**Margin : 6**
Probe : CB1_FCC_EFS_1-18G_H2 - VERTICAL	**Power : AC 120V/60Hz**
EUT : Dual-Band Wireless-AC PCI-E Adapter	**Note : Mode 1: Transmit_SISO Mode 802.11a_5180MHz_ANT0**

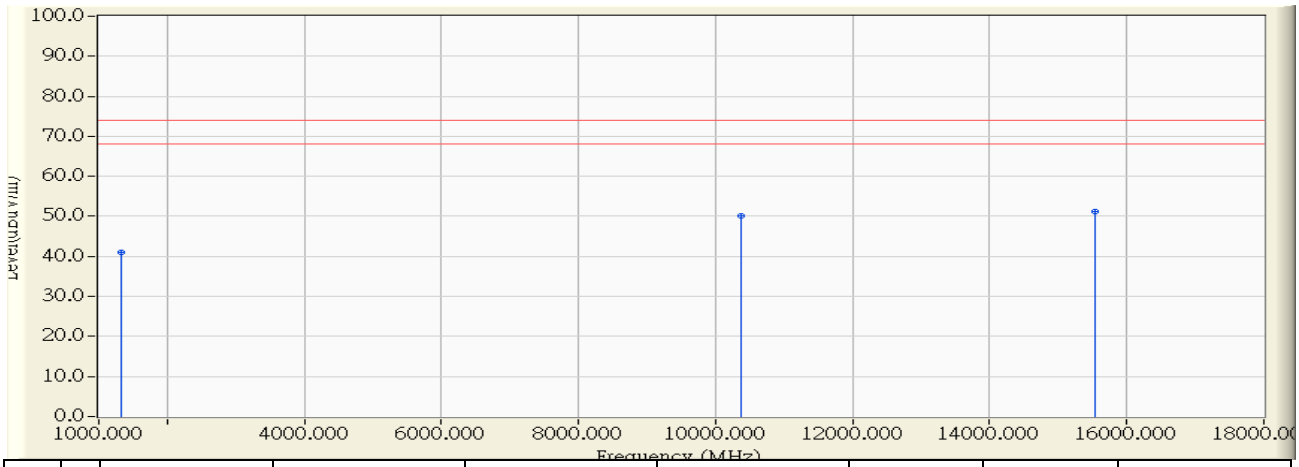

		Frequency (MHz)	Correct Factor (dB)	Reading Level (dBuV)	Measure Level (dBuV/m)	Margin (dB)	Limit (dBuV/m)	Detector Type
1		1331.000	-9.466	50.560	41.094	-32.906	74.000	PEAK
2		10365.000	8.538	41.550	50.088	-23.912	74.000	PEAK
3	*	15535.000	9.744	41.510	51.254	-22.746	74.000	PEAK

Note:

1. All Readings below 1GHz are Quasi-Peak, above 1GHz are performed with peak and/or average measurements as necessary.
2. Peak measurements: RBW = 1MHz, VBW = 1MHz, Sweep: Auto.
3. Average measurements: RBW = 1MHz, VBW = 10 Hz, Sweep: Auto.
4. " * ", means this data is the worst emission level.
5. " # ", means the frequency is out of the restricted band.
6. Measurement Level = Reading Level + Correct Factor.
7. The average measurement was not performed when the peak measured data under the limit of average detection.

Site : CB1	**Time : 2016/08/30 - 04:48**
Limit : FCC_SpartC_15.209_03M_PK	**Margin : 6**
Probe : CB1_FCC_EFS_1-18G_H2 - HORIZONTAL	**Power : AC 120V/60Hz**
EUT : Dual-Band Wireless-AC PCI-E Adapter	**Note : Mode 1: Transmit_SISO Mode 802.11a_5220MHz_ANT0**

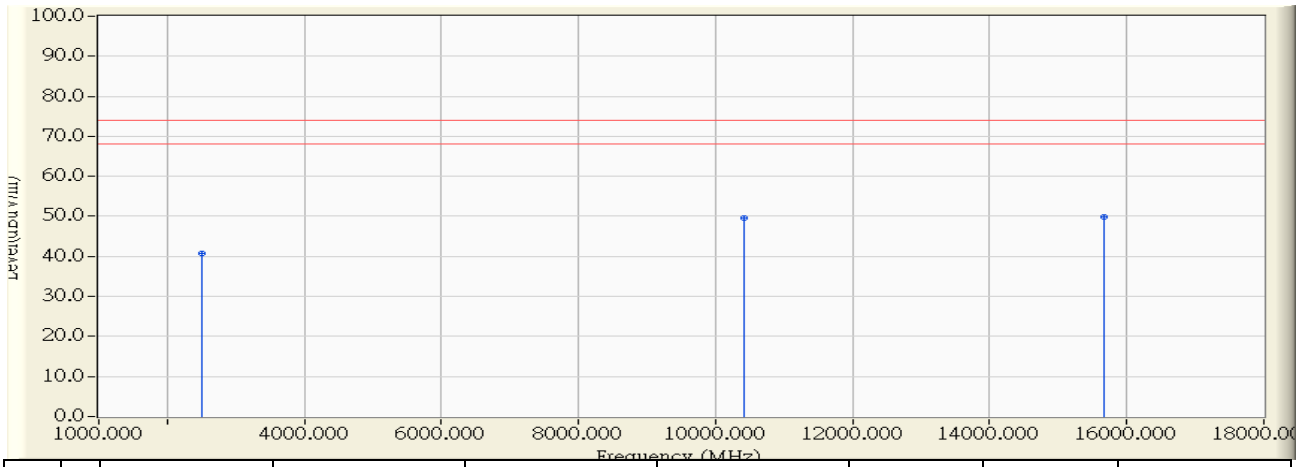

		Frequency (MHz)	Correct Factor (dB)	Reading Level (dBuV)	Measure Level (dBuV/m)	Margin (dB)	Limit (dBuV/m)	Detector Type
1		2496.000	-4.768	45.490	40.723	-33.277	74.000	PEAK
2		10425.000	9.106	40.420	49.526	-24.474	74.000	PEAK
3	*	15673.000	9.622	40.140	49.762	-24.238	74.000	PEAK

Note:

1. All Readings below 1GHz are Quasi-Peak, above 1GHz are performed with peak and/or average measurements as necessary.
2. Peak measurements: RBW = 1MHz, VBW = 1MHz, Sweep: Auto.
3. Average measurements: RBW = 1MHz, VBW = 10 Hz, Sweep: Auto.
4. " * ", means this data is the worst emission level.
5. " # ", means the frequency is out of the restricted band.
6. Measurement Level = Reading Level + Correct Factor.
7. The average measurement was not performed when the peak measured data under the limit of average detection.

Site : CB1	**Time : 2016/08/30 - 04:59**
Limit : FCC_SpartC_15.209_03M_PK	**Margin : 6**
Probe : CB1_FCC_EFS_1-18G_H2 - VERTICAL	**Power : AC 120V/60Hz**
EUT : Dual-Band Wireless-AC PCI-E Adapter	**Note : Mode 1: Transmit_SISO Mode 802.11a_5220MHz_ANT0**

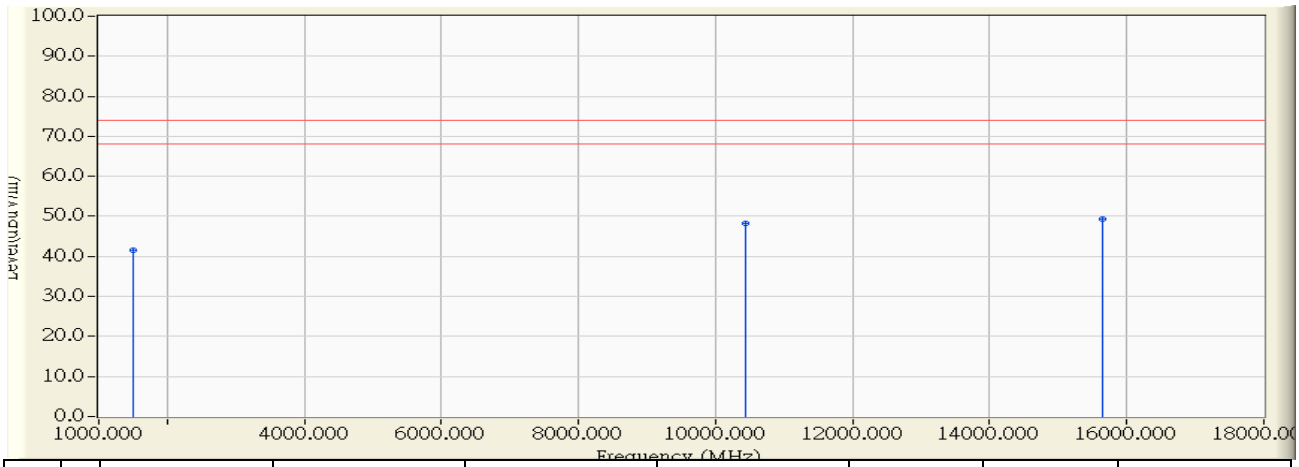

		Frequency (MHz)	Correct Factor (dB)	Reading Level (dBuV)	Measure Level (dBuV/m)	Margin (dB)	Limit (dBuV/m)	Detector Type
1		1501.000	-9.194	50.750	41.556	-32.444	74.000	PEAK
2		10448.000	8.552	39.810	48.362	-25.638	74.000	PEAK
3	*	15647.000	9.645	39.580	49.225	-24.775	74.000	PEAK

Note:

1. All Readings below 1GHz are Quasi-Peak, above 1GHz are performed with peak and/or average measurements as necessary.
2. Peak measurements: RBW = 1MHz, VBW = 1MHz, Sweep: Auto.
3. Average measurements: RBW = 1MHz, VBW = 10 Hz, Sweep: Auto.
4. " * ", means this data is the worst emission level.
5. " # ", means the frequency is out of the restricted band.
6. Measurement Level = Reading Level + Correct Factor.
7. The average measurement was not performed when the peak measured data under the limit of average detection.

Site : CB1	**Time : 2016/08/30 - 05:11**
Limit : FCC_SpartC_15.209_03M_PK	**Margin : 6**
Probe : CB1_FCC_EFS_1-18G_H2 - HORIZONTAL	**Power : AC 120V/60Hz**
EUT : Dual-Band Wireless-AC PCI-E Adapter	**Note : Mode 1: Transmit_SISO Mode 802.11a_5240MHz_ANT0**

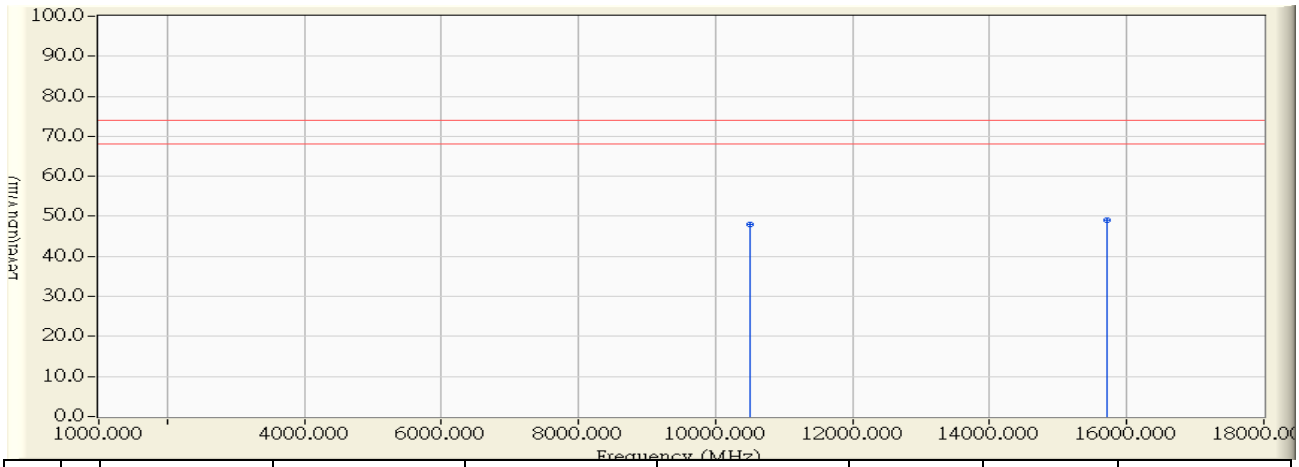

		Frequency (MHz)	Correct Factor (dB)	Reading Level (dBuV)	Measure Level (dBuV/m)	Margin (dB)	Limit (dBuV/m)	Detector Type
1		10499.000	43.626	38.970	48.103	-25.897	74.000	PEAK
2	*	15708.000	43.622	39.350	48.942	-25.058	74.000	PEAK

Note:

1. All Readings below 1GHz are Quasi-Peak, above 1GHz are performed with peak and/or average measurements as necessary.
2. Peak measurements: RBW = 1MHz, VBW = 1MHz, Sweep: Auto.
3. Average measurements: RBW = 1MHz, VBW = 10 Hz, Sweep: Auto.
4. “ * ”, means this data is the worst emission level.
5. “ # ”, means the frequency is out of the restricted band.
6. Measurement Level = Reading Level + Correct Factor.
7. The average measurement was not performed when the peak measured data under the limit of average detection.

Site : CB1	**Time : 2016/08/30 - 05:24**
Limit : FCC_SpartC_15.209_03M_PK	**Margin : 6**
Probe : CB1_FCC_EFS_1-18G_H2 - VERTICAL	**Power : AC 120V/60Hz**
EUT : Dual-Band Wireless-AC PCI-E Adapter	**Note : Mode 1: Transmit_SISO Mode 802.11a_5240MHz_ANT0**

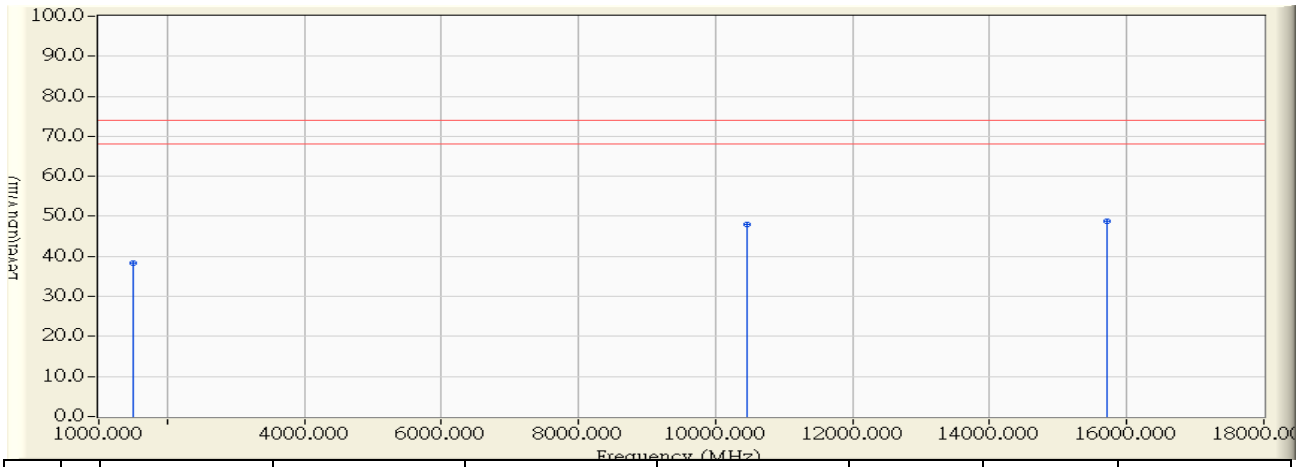

		Frequency (MHz)	Correct Factor (dB)	Reading Level (dBuV)	Measure Level (dBuV/m)	Margin (dB)	Limit (dBuV/m)	Detector Type
1		1501.000	-9.194	47.510	38.316	-35.684	74.000	PEAK
2		10464.000	8.555	39.450	48.005	-25.995	74.000	PEAK
3	*	15713.000	9.587	39.230	48.817	-25.183	74.000	PEAK

Note:

1. All Readings below 1GHz are Quasi-Peak, above 1GHz are performed with peak and/or average measurements as necessary.
2. Peak measurements: RBW = 1MHz, VBW = 1MHz, Sweep: Auto.
3. Average measurements: RBW = 1MHz, VBW = 10 Hz, Sweep: Auto.
4. " * ", means this data is the worst emission level.
5. " # ", means the frequency is out of the restricted band.
6. Measurement Level = Reading Level + Correct Factor.
7. The average measurement was not performed when the peak measured data under the limit of average detection.

Site : CB1	**Time : 2016/08/30 - 06:32**
Limit : FCC_SpartC_15.209_03M_PK	**Margin : 6**
Probe : CB1_FCC_EFS_1-18G_H2 - HORIZONTAL	**Power : AC 120V/60Hz**
EUT : Dual-Band Wireless-AC PCI-E Adapter	**Note : Mode 2: Transmit_CDD Mode 802.11n(20M)_5180MHz**

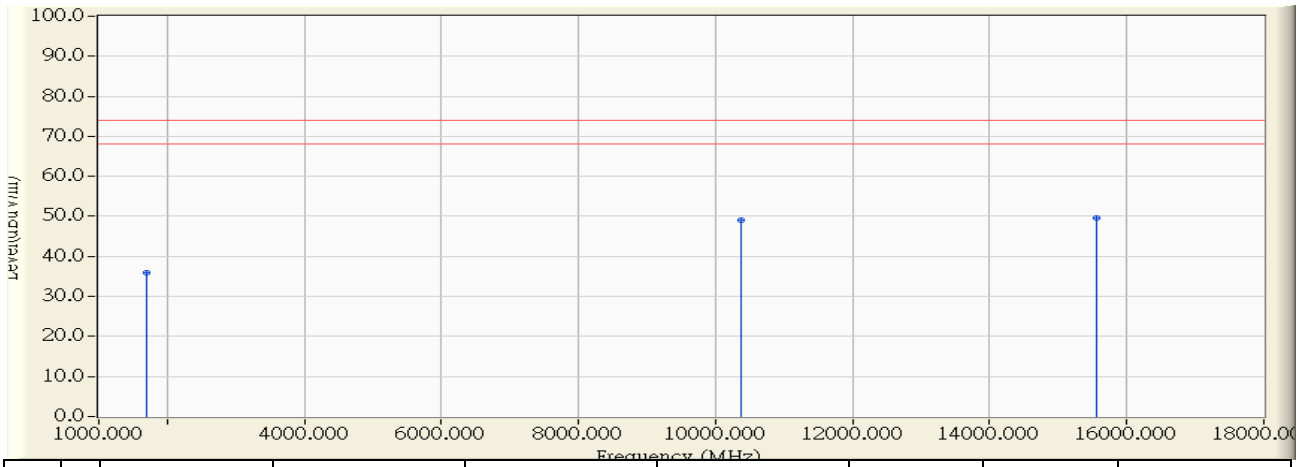

		Frequency (MHz)	Correct Factor (dB)	Reading Level (dBuV)	Measure Level (dBuV/m)	Margin (dB)	Limit (dBuV/m)	Detector Type
1		1697.000	-9.627	45.640	36.013	-37.987	74.000	PEAK
2		10362.000	9.158	39.810	48.968	-25.032	74.000	PEAK
3	*	15555.000	9.726	39.890	49.616	-24.384	74.000	PEAK

Note:

1. All Readings below 1GHz are Quasi-Peak, above 1GHz are performed with peak and/or average measurements as necessary.
2. Peak measurements: RBW = 1MHz, VBW = 1MHz, Sweep: Auto.
3. Average measurements: RBW = 1MHz, VBW = 10 Hz, Sweep: Auto.
4. “ * ”, means this data is the worst emission level.
5. “ # ”, means the frequency is out of the restricted band.
6. Measurement Level = Reading Level + Correct Factor.
7. The average measurement was not performed when the peak measured data under the limit of average detection.

Site : CB1	**Time : 2016/08/30 - 06:38**
Limit : FCC_SpartC_15.209_03M_PK	**Margin : 6**
Probe : CB1_FCC_EFS_1-18G_H2 - VERTICAL	**Power : AC 120V/60Hz**
EUT : Dual-Band Wireless-AC PCI-E Adapter	**Note : Mode 2: Transmit_CDD Mode 802.11n(20M)_5180MHz**

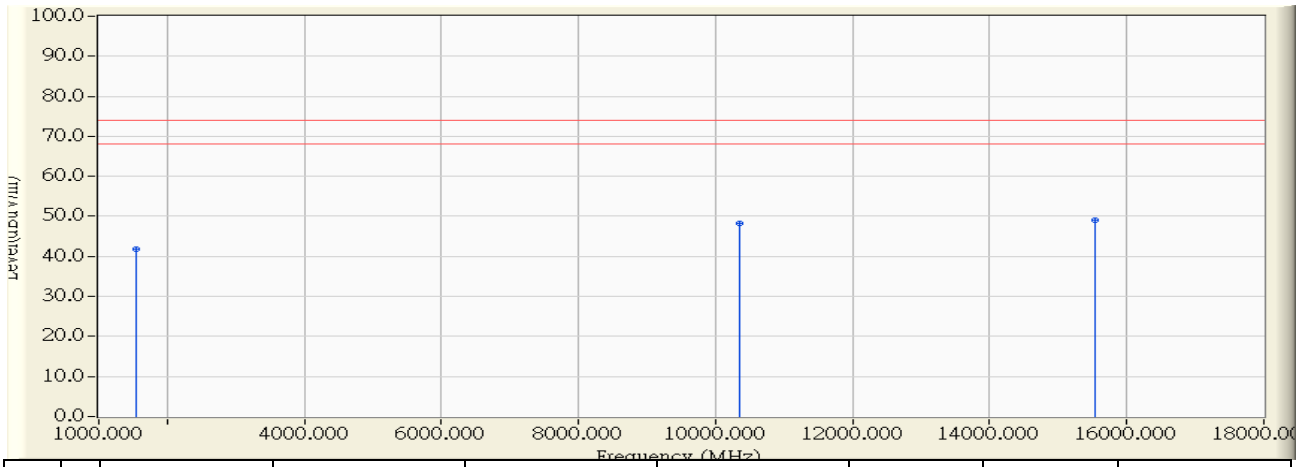

		Frequency (MHz)	Correct Factor (dB)	Reading Level (dBuV)	Measure Level (dBuV/m)	Margin (dB)	Limit (dBuV/m)	Detector Type
1		1535.000	-9.220	51.140	41.920	-32.080	74.000	PEAK
2		10351.000	8.536	39.630	48.166	-25.834	74.000	PEAK
3	*	15532.000	9.747	39.300	49.047	-24.953	74.000	PEAK

Note:

1. All Readings below 1GHz are Quasi-Peak, above 1GHz are performed with peak and/or average measurements as necessary.
2. Peak measurements: RBW = 1MHz, VBW = 1MHz, Sweep: Auto.
3. Average measurements: RBW = 1MHz, VBW = 10 Hz, Sweep: Auto.
4. " * ", means this data is the worst emission level.
5. " # ", means the frequency is out of the restricted band.
6. Measurement Level = Reading Level + Correct Factor.
7. The average measurement was not performed when the peak measured data under the limit of average detection.

Site : CB1	**Time : 2016/08/30 - 06:43**
Limit : FCC_SpartC_15.209_03M_PK	**Margin : 6**
Probe : CB1_FCC_EFS_1-18G_H2 - HORIZONTAL	**Power : AC 120V/60Hz**
EUT : Dual-Band Wireless-AC PCI-E Adapter	**Note : Mode 2: Transmit_CDD Mode 802.11n(20M)_5220MHz**

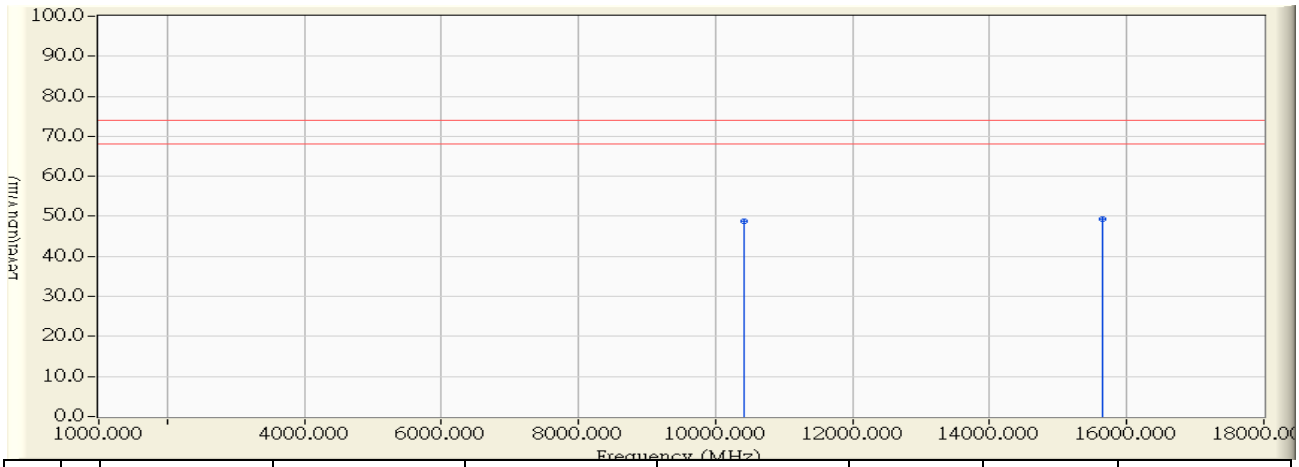

		Frequency (MHz)	Correct Factor (dB)	Reading Level (dBuV)	Measure Level (dBuV/m)	Margin (dB)	Limit (dBuV/m)	Detector Type
1		10422.000	9.109	39.610	48.719	-25.281	74.000	PEAK
2	*	15646.000	9.647	39.580	49.226	-24.774	74.000	PEAK

Note:

1. All Readings below 1GHz are Quasi-Peak, above 1GHz are performed with peak and/or average measurements as necessary.
2. Peak measurements: RBW = 1MHz, VBW = 1MHz, Sweep: Auto.
3. Average measurements: RBW = 1MHz, VBW = 10 Hz, Sweep: Auto.
4. " * ", means this data is the worst emission level.
5. " # ", means the frequency is out of the restricted band.
6. Measurement Level = Reading Level + Correct Factor.
7. The average measurement was not performed when the peak measured data under the limit of average detection.

Site : CB1	**Time : 2016/08/30 - 06:48**
Limit : FCC_SpartC_15.209_03M_PK	**Margin : 6**
Probe : CB1_FCC_EFS_1-18G_H2 - VERTICAL	**Power : AC 120V/60Hz**
EUT : Dual-Band Wireless-AC PCI-E Adapter	**Note : Mode 2: Transmit_CDD Mode 802.11n(20M)_5220MHz**

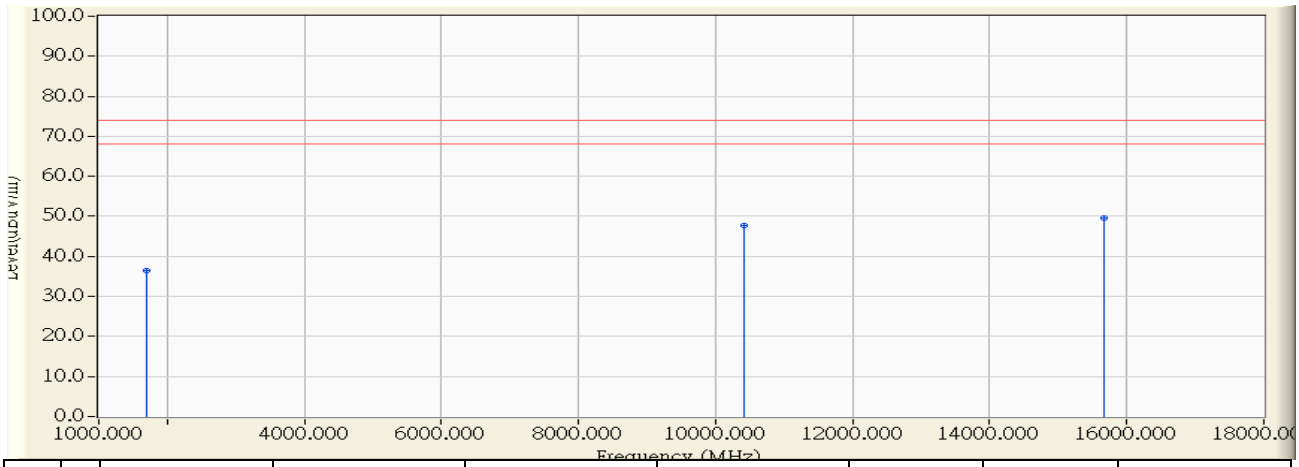

		Frequency (MHz)	Correct Factor (dB)	Reading Level (dBuV)	Measure Level (dBuV/m)	Margin (dB)	Limit (dBuV/m)	Detector Type
1		1697.000	-9.341	45.900	36.559	-37.441	74.000	PEAK
2		10423.000	8.548	39.230	47.778	-26.222	74.000	PEAK
3	*	15670.000	9.624	39.890	49.515	-24.485	74.000	PEAK

Note:

1. All Readings below 1GHz are Quasi-Peak, above 1GHz are performed with peak and/or average measurements as necessary.
2. Peak measurements: RBW = 1MHz, VBW = 1MHz, Sweep: Auto.
3. Average measurements: RBW = 1MHz, VBW = 10 Hz, Sweep: Auto.
4. " * ", means this data is the worst emission level.
5. " # ", means the frequency is out of the restricted band.
6. Measurement Level = Reading Level + Correct Factor.
7. The average measurement was not performed when the peak measured data under the limit of average detection.

Site : CB1	**Time : 2016/08/30 - 06:55**
Limit : FCC_SpartC_15.209_03M_PK	**Margin : 6**
Probe : CB1_FCC_EFS_1-18G_H2 - HORIZONTAL	**Power : AC 120V/60Hz**
EUT : Dual-Band Wireless-AC PCI-E Adapter	**Note : Mode 2: Transmit_CDD Mode 802.11n(20M)_5240MHz**

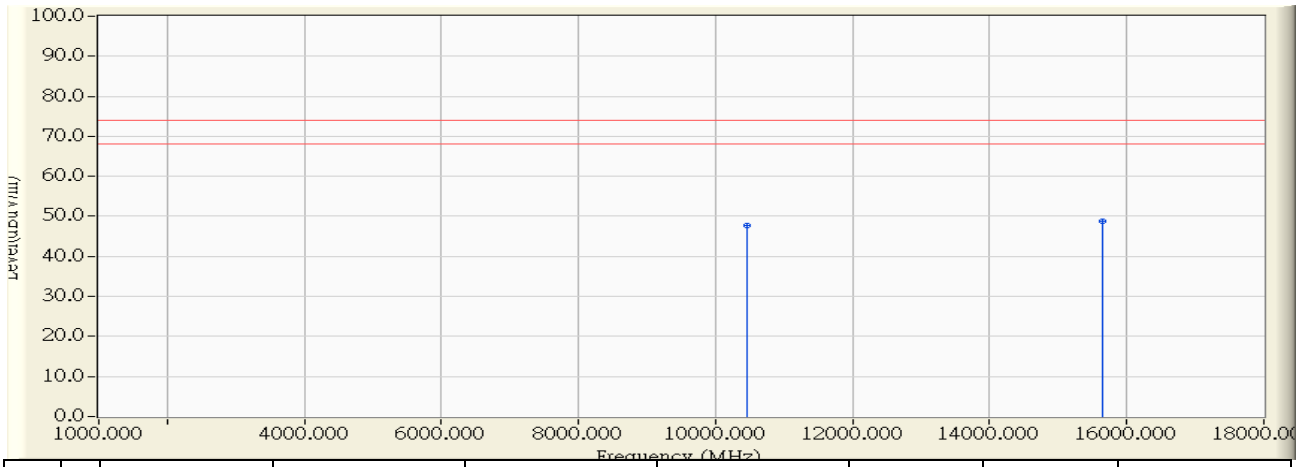

		Frequency (MHz)	Correct Factor (dB)	Reading Level (dBuV)	Measure Level (dBuV/m)	Margin (dB)	Limit (dBuV/m)	Detector Type
1		10458.000	9.079	38.570	47.649	-26.351	74.000	PEAK
2	*	15655.000	9.638	39.270	48.908	-25.092	74.000	PEAK

Note:

1. All Readings below 1GHz are Quasi-Peak, above 1GHz are performed with peak and/or average measurements as necessary.
2. Peak measurements: RBW = 1MHz, VBW = 1MHz, Sweep: Auto.
3. Average measurements: RBW = 1MHz, VBW = 10 Hz, Sweep: Auto.
4. " * ", means this data is the worst emission level.
5. " # ", means the frequency is out of the restricted band.
6. Measurement Level = Reading Level + Correct Factor.
7. The average measurement was not performed when the peak measured data under the limit of average detection.

Site : CB1	**Time : 2016/08/30 - 07:00**
Limit : FCC_SpartC_15.209_03M_PK	**Margin : 6**
Probe : CB1_FCC_EFS_1-18G_H2 - VERTICAL	**Power : AC 120V/60Hz**
EUT : Dual-Band Wireless-AC PCI-E Adapter	**Note : Mode 2: Transmit_CDD Mode 802.11n(20M)_5240MHz**

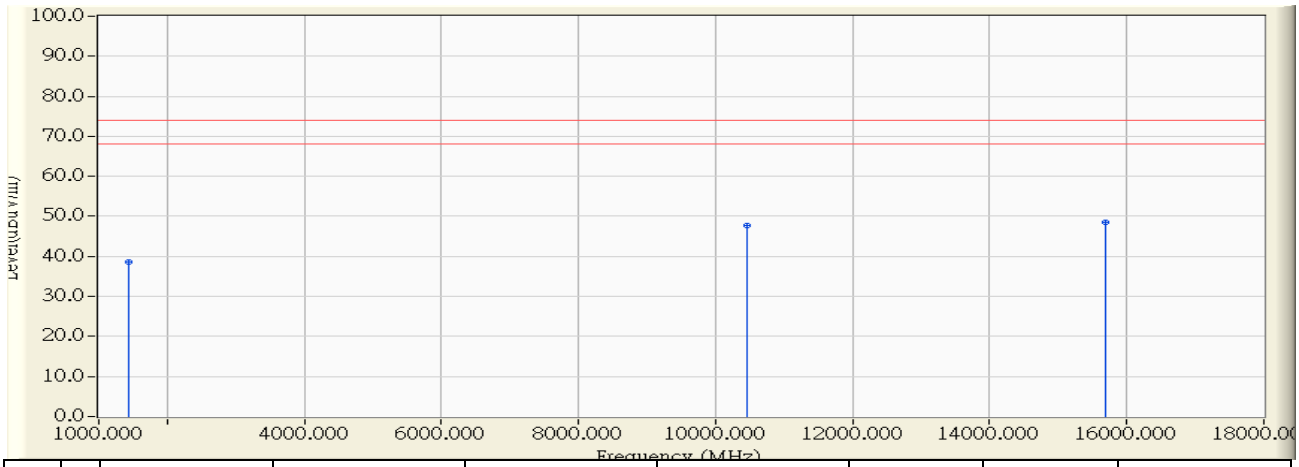

		Frequency (MHz)	Correct Factor (dB)	Reading Level (dBuV)	Measure Level (dBuV/m)	Margin (dB)	Limit (dBuV/m)	Detector Type
1		1442.000	-9.258	47.850	38.592	-35.408	74.000	PEAK
2		10463.000	8.555	39.270	47.825	-26.175	74.000	PEAK
3	*	15700.000	9.598	38.980	48.579	-25.421	74.000	PEAK

Note:

1. All Readings below 1GHz are Quasi-Peak, above 1GHz are performed with peak and/or average measurements as necessary.
2. Peak measurements: RBW = 1MHz, VBW = 1MHz, Sweep: Auto.
3. Average measurements: RBW = 1MHz, VBW = 10 Hz, Sweep: Auto.
4. " * ", means this data is the worst emission level.
5. " # ", means the frequency is out of the restricted band.
6. Measurement Level = Reading Level + Correct Factor.
7. The average measurement was not performed when the peak measured data under the limit of average detection.

Site : CB1	**Time : 2016/08/30 - 07:06**
Limit : FCC_SpartC_15.209_03M_PK	**Margin : 6**
Probe : CB1_FCC_EFS_1-18G_H2 - HORIZONTAL	**Power : AC 120V/60Hz**
EUT : Dual-Band Wireless-AC PCI-E Adapter	**Note : Mode 2: Transmit_CDD Mode 802.11n(40M)_5190MHz**

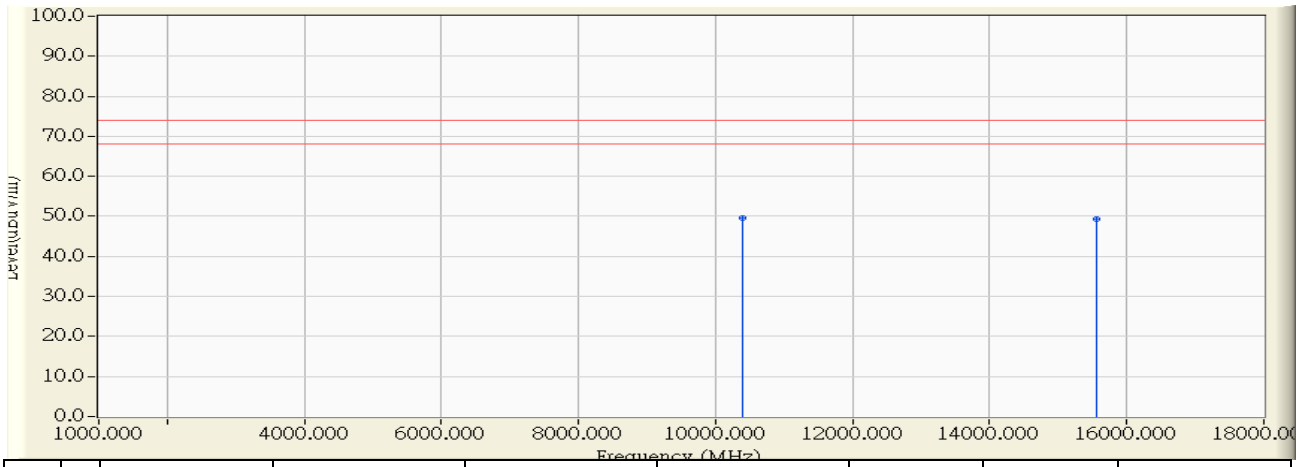

		Frequency (MHz)	Correct Factor (dB)	Reading Level (dBuV)	Measure Level (dBuV/m)	Margin (dB)	Limit (dBuV/m)	Detector Type
1	*	10393.000	9.133	40.550	49.683	-24.317	74.000	PEAK
2		15552.000	9.729	39.680	49.409	-24.591	74.000	PEAK

Note:

1. All Readings below 1GHz are Quasi-Peak, above 1GHz are performed with peak and/or average measurements as necessary.
2. Peak measurements: RBW = 1MHz, VBW = 1MHz, Sweep: Auto.
3. Average measurements: RBW = 1MHz, VBW = 10 Hz, Sweep: Auto.
4. " * ", means this data is the worst emission level.
5. " # ", means the frequency is out of the restricted band.
6. Measurement Level = Reading Level + Correct Factor.
7. The average measurement was not performed when the peak measured data under the limit of average detection.

Site : CB1	**Time : 2016/08/30 - 07:15**
Limit : FCC_SpartC_15.209_03M_PK	**Margin : 6**
Probe : CB1_FCC_EFS_1-18G_H2 - VERTICAL	**Power : AC 120V/60Hz**
EUT : Dual-Band Wireless-AC PCI-E Adapter	**Note : Mode 2: Transmit_CDD Mode 802.11n(40M)_5190MHz**

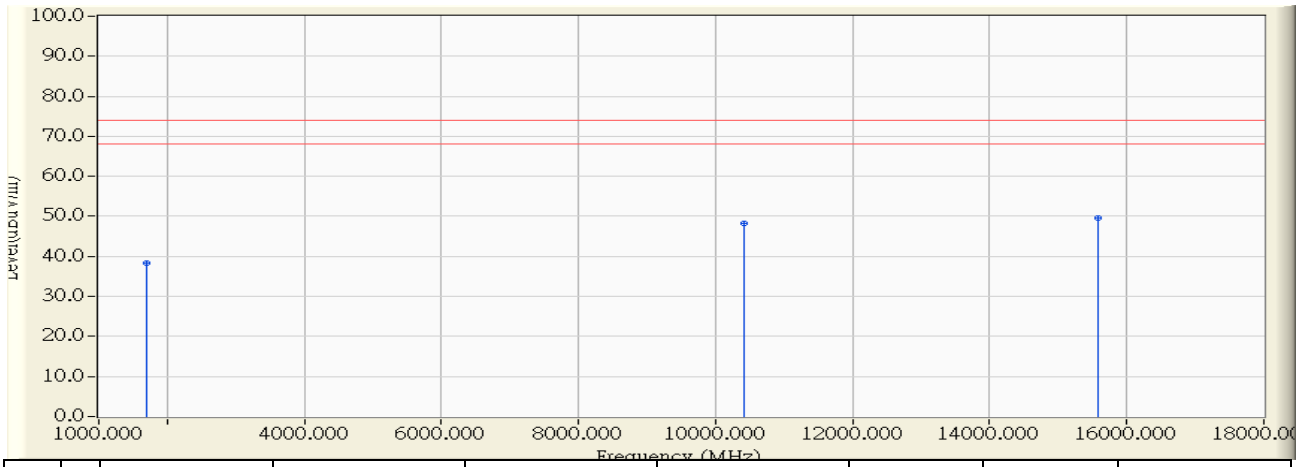

		Frequency (MHz)	Correct Factor (dB)	Reading Level (dBuV)	Measure Level (dBuV/m)	Margin (dB)	Limit (dBuV/m)	Detector Type
1		1688.000	-9.333	47.770	38.436	-35.564	74.000	PEAK
2		10406.000	8.545	39.790	48.335	-25.665	74.000	PEAK
3	*	15583.000	9.702	39.810	49.512	-24.488	74.000	PEAK

Note:

1. All Readings below 1GHz are Quasi-Peak, above 1GHz are performed with peak and/or average measurements as necessary.
2. Peak measurements: RBW = 1MHz, VBW = 1MHz, Sweep: Auto.
3. Average measurements: RBW = 1MHz, VBW = 10 Hz, Sweep: Auto.
4. " * ", means this data is the worst emission level.
5. " # ", means the frequency is out of the restricted band.
6. Measurement Level = Reading Level + Correct Factor.
7. The average measurement was not performed when the peak measured data under the limit of average detection.

Site : CB1	**Time : 2016/08/30 - 07:23**
Limit : FCC_SpartC_15.209_03M_PK	**Margin : 6**
Probe : CB1_FCC_EFS_1-18G_H2 - HORIZONTAL	**Power : AC 120V/60Hz**
EUT : Dual-Band Wireless-AC PCI-E Adapter	**Note : Mode 2: Transmit_CDD Mode 802.11n(40M)_5230MHz**

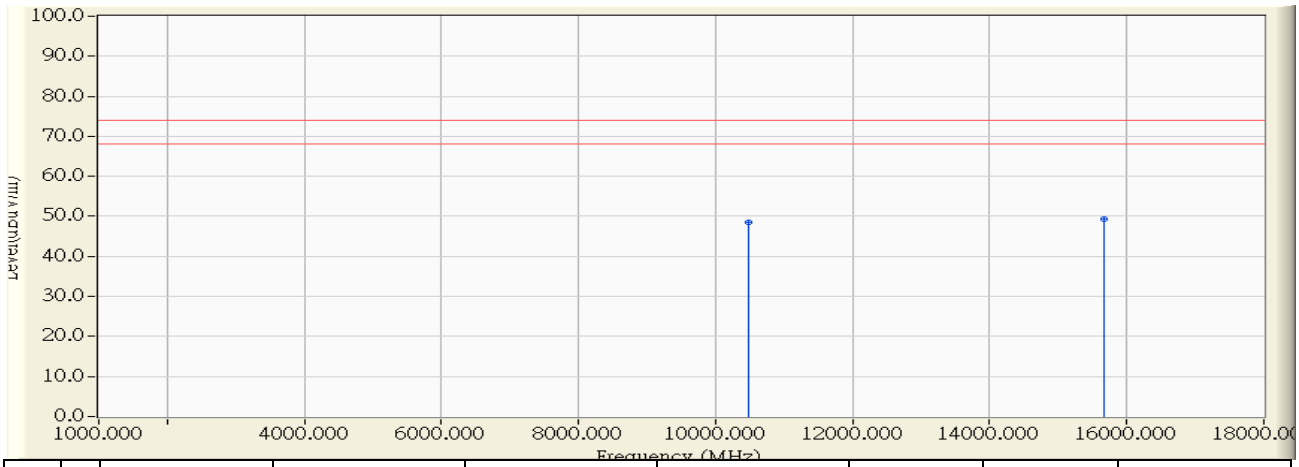

		Frequency (MHz)	Correct Factor (dB)	Reading Level (dBuV)	Measure Level (dBuV/m)	Margin (dB)	Limit (dBuV/m)	Detector Type
1		10473.000	9.070	39.460	48.530	-25.470	74.000	PEAK
2	*	15664.000	9.631	39.710	49.340	-24.660	74.000	PEAK

Note:

1. All Readings below 1GHz are Quasi-Peak, above 1GHz are performed with peak and/or average measurements as necessary.
2. Peak measurements: RBW = 1MHz, VBW = 1MHz, Sweep: Auto.
3. Average measurements: RBW = 1MHz, VBW = 10 Hz, Sweep: Auto.
4. " * ", means this data is the worst emission level.
5. " # ", means the frequency is out of the restricted band.
6. Measurement Level = Reading Level + Correct Factor.
7. The average measurement was not performed when the peak measured data under the limit of average detection.

Site : CB1	**Time : 2016/08/30 - 07:28**
Limit : FCC_SpartC_15.209_03M_PK	**Margin : 6**
Probe : CB1_FCC_EFS_1-18G_H2 - VERTICAL	**Power : AC 120V/60Hz**
EUT : Dual-Band Wireless-AC PCI-E Adapter	**Note : Mode 2: Transmit_CDD Mode 802.11n(40M)_5230MHz**

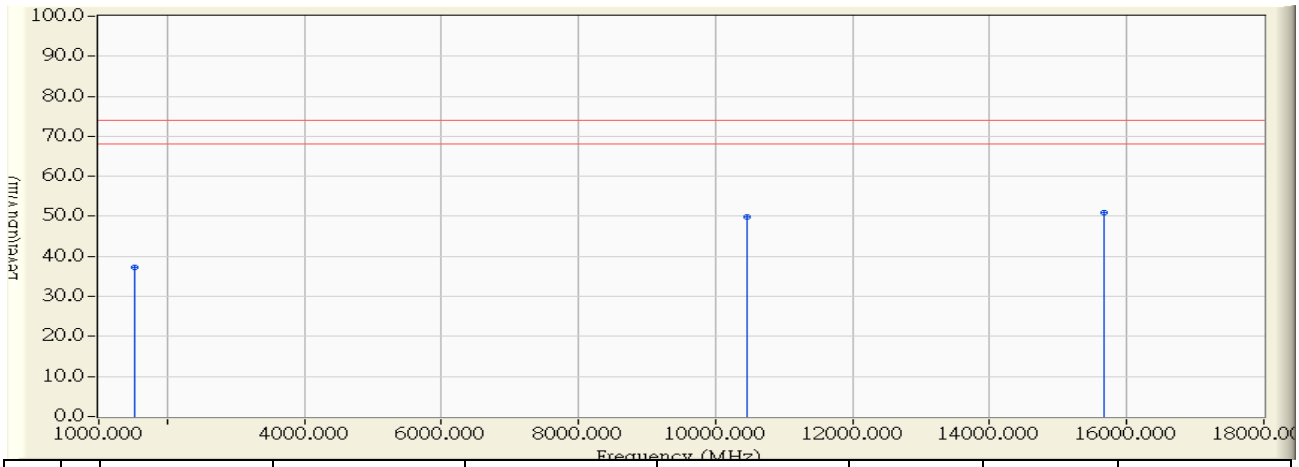

		Frequency (MHz)	Correct Factor (dB)	Reading Level (dBuV)	Measure Level (dBuV/m)	Margin (dB)	Limit (dBuV/m)	Detector Type
1		1518.000	-9.207	46.410	37.203	-36.797	74.000	PEAK
2		10466.000	8.555	41.330	49.885	-24.115	74.000	PEAK
3	*	15675.000	9.620	41.330	50.951	-23.049	74.000	PEAK

Note:

1. All Readings below 1GHz are Quasi-Peak, above 1GHz are performed with peak and/or average measurements as necessary.
2. Peak measurements: RBW = 1MHz, VBW = 1MHz, Sweep: Auto.
3. Average measurements: RBW = 1MHz, VBW = 10 Hz, Sweep: Auto.
4. " * ", means this data is the worst emission level.
5. " # ", means the frequency is out of the restricted band.
6. Measurement Level = Reading Level + Correct Factor.
7. The average measurement was not performed when the peak measured data under the limit of average detection.

Site : CB1	**Time : 2016/08/30 - 07:34**
Limit : FCC_SpartC_15.209_03M_PK	**Margin : 6**
Probe : CB1_FCC_EFS_1-18G_H2 - HORIZONTAL	**Power : AC 120V/60Hz**
EUT : Dual-Band Wireless-AC PCI-E Adapter	**Note : Mode 2: Transmit_CDD Mode 802.11ac(80M)_5210MHz**

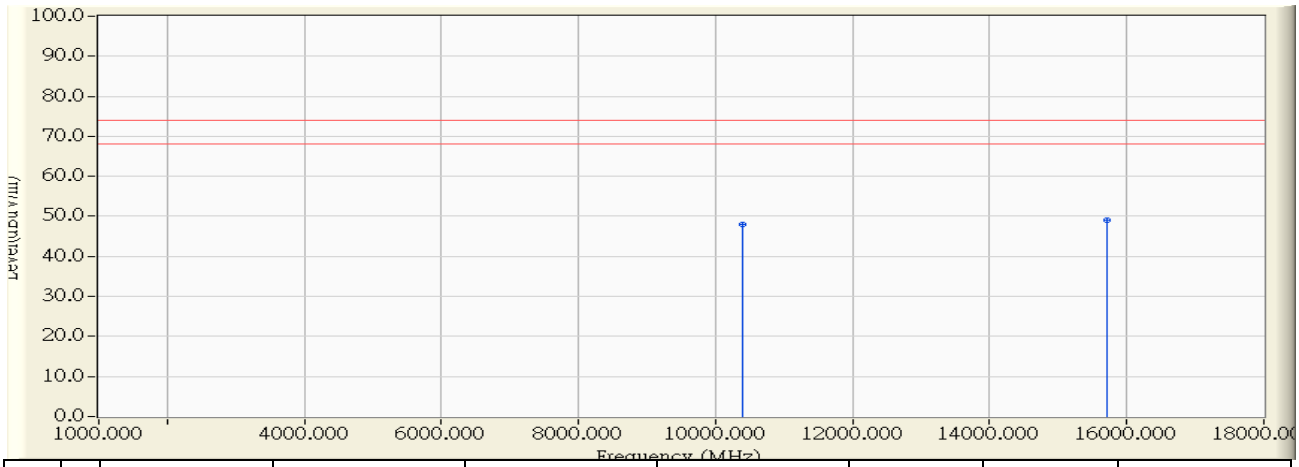

		Frequency (MHz)	Correct Factor (dB)	Reading Level (dBuV)	Measure Level (dBuV/m)	Margin (dB)	Limit (dBuV/m)	Detector Type
1		10386.000	9.139	38.830	47.969	-26.031	74.000	PEAK
2	*	15704.000	9.595	39.450	49.045	-24.955	74.000	PEAK

Note:

1. All Readings below 1GHz are Quasi-Peak, above 1GHz are performed with peak and/or average measurements as necessary.
2. Peak measurements: RBW = 1MHz, VBW = 1MHz, Sweep: Auto.
3. Average measurements: RBW = 1MHz, VBW = 10 Hz, Sweep: Auto.
4. " * ", means this data is the worst emission level.
5. " # ", means the frequency is out of the restricted band.
6. Measurement Level = Reading Level + Correct Factor.
7. The average measurement was not performed when the peak measured data under the limit of average detection.

Site : CB1	**Time : 2016/08/30 - 07:39**
Limit : FCC_SpartC_15.209_03M_PK	**Margin : 6**
Probe : CB1_FCC_EFS_1-18G_H2 - VERTICAL	**Power : AC 120V/60Hz**
EUT : Dual-Band Wireless-AC PCI-E Adapter	**Note : Mode 2: Transmit_CDD Mode 802.11ac(80M)_5210MHz**

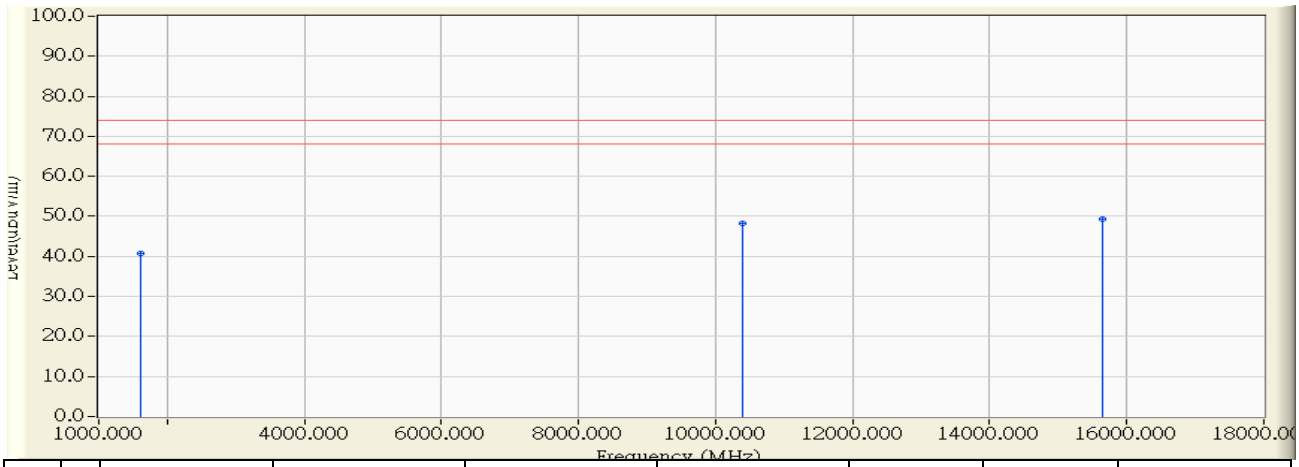

		Frequency (MHz)	Correct Factor (dB)	Reading Level (dBuV)	Measure Level (dBuV/m)	Margin (dB)	Limit (dBuV/m)	Detector Type
1		1603.000	-9.271	49.890	40.619	-33.381	74.000	PEAK
2		10400.000	8.544	39.730	48.274	-25.726	74.000	PEAK
3	*	15656.000	9.638	39.570	49.207	-24.793	74.000	PEAK

Note:

1. All Readings below 1GHz are Quasi-Peak, above 1GHz are performed with peak and/or average measurements as necessary.
2. Peak measurements: RBW = 1MHz, VBW = 1MHz, Sweep: Auto.
3. Average measurements: RBW = 1MHz, VBW = 10 Hz, Sweep: Auto.
4. “ * ”, means this data is the worst emission level.
5. “ # ”, means the frequency is out of the restricted band.
6. Measurement Level = Reading Level + Correct Factor.
7. The average measurement was not performed when the peak measured data under the limit of average detection.

Site : CB1	**Time : 2016/09/02 - 02:16**
Limit : FCC_SpartC_15.209_03M_PK	**Margin : 6**
Probe : CB1_FCC_EFS_1-18G_H2 - HORIZONTAL	**Power : AC 120V/60Hz**
EUT : Dual-Band Wireless-AC PCI-E Adapter	**Note : Mode 1: Transmit_SISO Mode 802.11a_5745MHz_ANT0**

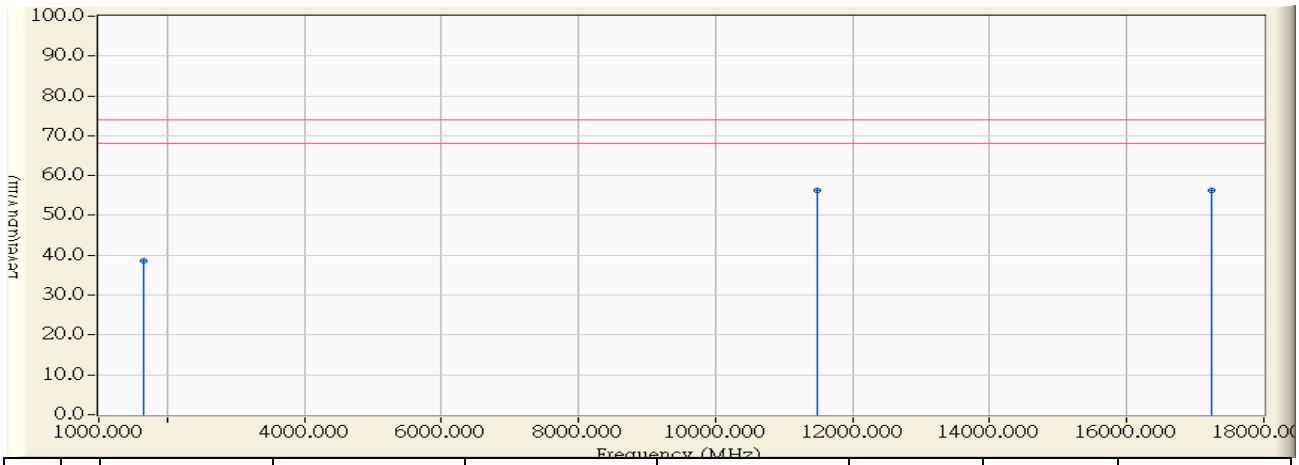

		Frequency (MHz)	Correct Factor (dB)	Reading Level (dBuV)	Measure Level (dBuV/m)	Margin (dB)	Limit (dBuV/m)	Detector Type
1		1663.000	-9.635	48.180	38.545	-35.455	74.000	PEAK
2		11490.000	11.040	45.330	56.369	-17.631	74.000	PEAK
3	*	17229.000	14.333	42.100	56.433	-17.567	74.000	PEAK

Note:

1. All Readings below 1GHz are Quasi-Peak, above 1GHz are performed with peak and/or average measurements as necessary.
2. Peak measurements: RBW = 1MHz, VBW = 1MHz, Sweep: Auto.
3. Average measurements: RBW = 1MHz, VBW = 10 Hz, Sweep: Auto.
4. " * ", means this data is the worst emission level.
5. " # ", means the frequency is out of the restricted band.
6. Measurement Level = Reading Level + Correct Factor.
7. The average measurement was not performed when the peak measured data under the limit of average detection.

Site : CB1	**Time : 2016/09/02 - 02:17**
Limit : FCC_SpartC_15.209_03M_AV	**Margin : 6**
Probe : CB1_FCC_EFS_1-18G_H2 - HORIZONTAL	**Power : AC 120V/60Hz**
EUT : Dual-Band Wireless-AC PCI-E Adapter	**Note : Mode 1: Transmit_SISO Mode 802.11a_5745MHz_ANT0**

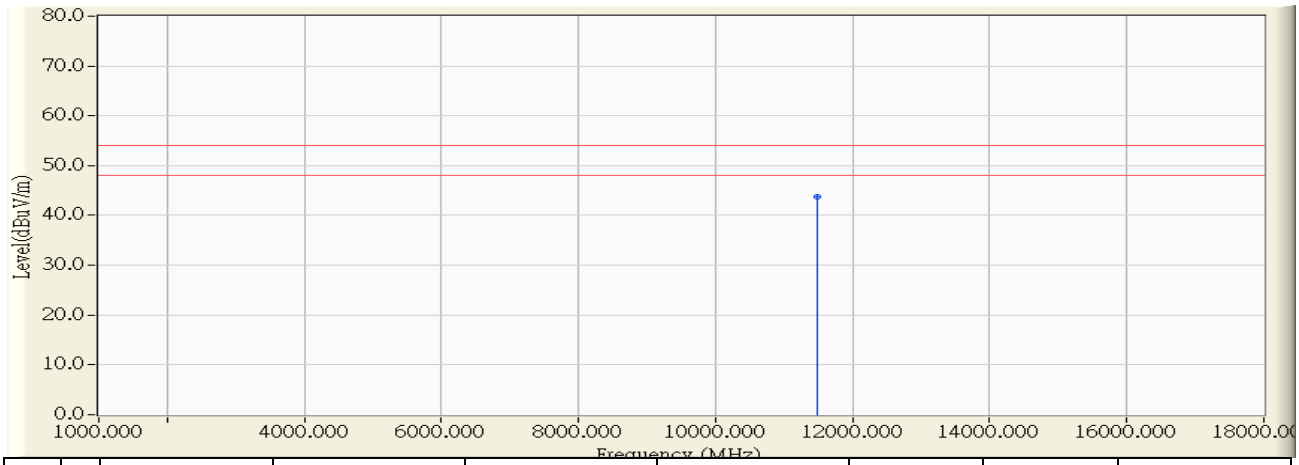

		Frequency (MHz)	Correct Factor (dB)	Reading Level (dBuV)	Measure Level (dBuV/m)	Margin (dB)	Limit (dBuV/m)	Detector Type
1	*	11490.000	11.040	32.660	43.699	-10.301	54.000	AVERAGE

Note:

1. All Readings below 1GHz are Quasi-Peak, above 1GHz are performed with peak and/or average measurements as necessary.
2. Peak measurements: RBW = 1MHz, VBW = 1MHz, Sweep: Auto.
3. Average measurements: RBW = 1MHz, VBW = 10 Hz, Sweep: Auto.
4. “ * ”, means this data is the worst emission level.
5. “ # ”, means the frequency is out of the restricted band.
6. Measurement Level = Reading Level + Correct Factor.
7. The average measurement was not performed when the peak measured data under the limit of average detection.

Site : CB1	**Time : 2016/09/02 - 02:24**
Limit : FCC_SpartC_15.209_03M_PK	**Margin : 6**
Probe : CB1_FCC_EFS_1-18G_H2 - VERTICAL	**Power : AC 120V/60Hz**
EUT : Dual-Band Wireless-AC PCI-E Adapter	**Note : Mode 1: Transmit_SISO Mode 802.11a_5745MHz_ANT0**

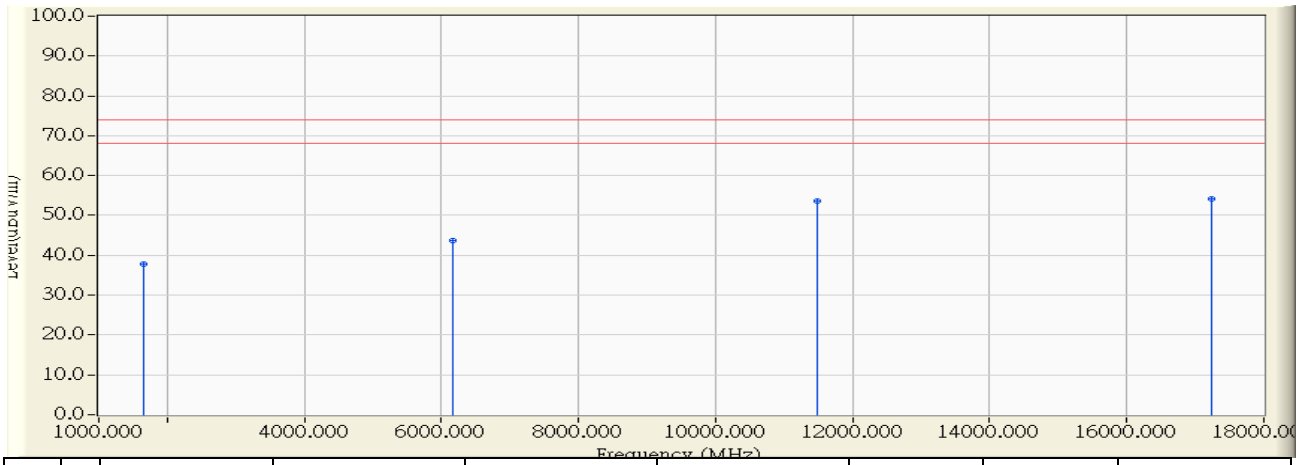

		Frequency (MHz)	Correct Factor (dB)	Reading Level (dBuV)	Measure Level (dBuV/m)	Margin (dB)	Limit (dBuV/m)	Detector Type
1		1663.000	-9.315	47.160	37.845	-36.155	74.000	PEAK
2		6159.000	1.602	42.150	43.752	-30.248	74.000	PEAK
3		11488.000	10.789	42.880	53.669	-20.331	74.000	PEAK
4	*	17236.000	14.367	39.910	54.276	-19.724	74.000	PEAK

Note:

1. All Readings below 1GHz are Quasi-Peak, above 1GHz are performed with peak and/or average measurements as necessary.
2. Peak measurements: RBW = 1MHz, VBW = 1MHz, Sweep: Auto.
3. Average measurements: RBW = 1MHz, VBW = 10 Hz, Sweep: Auto.
4. " * ", means this data is the worst emission level.
5. " # ", means the frequency is out of the restricted band.
6. Measurement Level = Reading Level + Correct Factor.
7. The average measurement was not performed when the peak measured data under the limit of average detection.

Site : CB1	**Time : 2016/09/02 - 02:24**
Limit : FCC_SpartC_15.209_03M_AV	**Margin : 6**
Probe : CB1_FCC_EFS_1-18G_H2 - VERTICAL	**Power : AC 120V/60Hz**
EUT : Dual-Band Wireless-AC PCI-E Adapter	**Note : Mode 1: Transmit_SISO Mode 802.11a_5745MHz_ANT0**

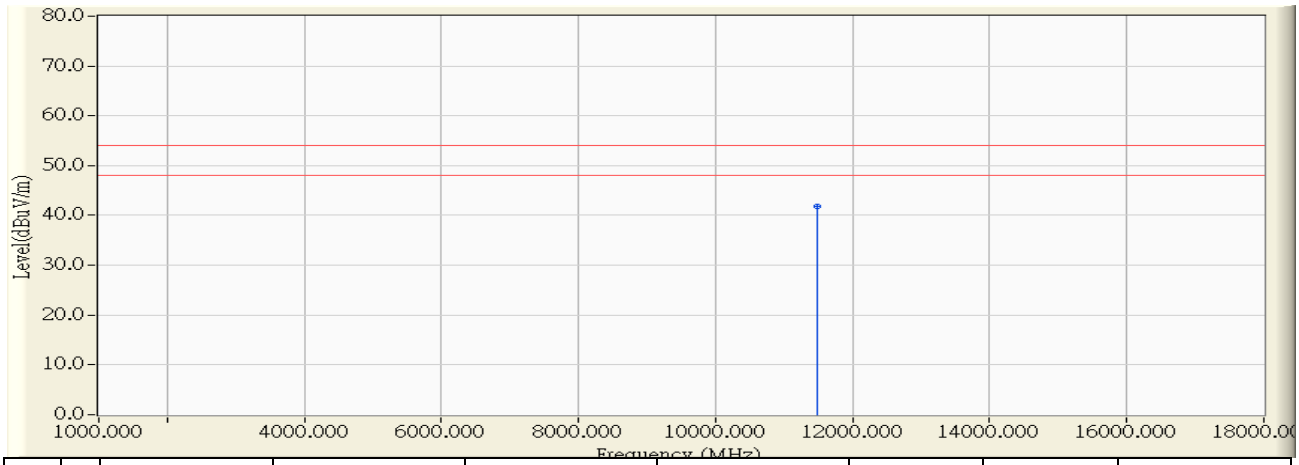

		Frequency (MHz)	Correct Factor (dB)	Reading Level (dBuV)	Measure Level (dBuV/m)	Margin (dB)	Limit (dBuV/m)	Detector Type
1	*	11488.000	10.789	31.040	41.829	-12.171	54.000	AVERAGE

Note:

1. All Readings below 1GHz are Quasi-Peak, above 1GHz are performed with peak and/or average measurements as necessary.
2. Peak measurements: RBW = 1MHz, VBW = 1MHz, Sweep: Auto.
3. Average measurements: RBW = 1MHz, VBW = 10 Hz, Sweep: Auto.
4. “ * ”, means this data is the worst emission level.
5. “ # ”, means the frequency is out of the restricted band.
6. Measurement Level = Reading Level + Correct Factor.
7. The average measurement was not performed when the peak measured data under the limit of average detection.

Site : CB1	**Time : 2016/09/02 - 02:30**
Limit : FCC_SpartC_15.209_03M_PK	**Margin : 6**
Probe : CB1_FCC_EFS_1-18G_H2 - HORIZONTAL	**Power : AC 120V/60Hz**
EUT : Dual-Band Wireless-AC PCI-E Adapter	**Note : Mode 1: Transmit_SISO Mode 802.11a_5785MHz_ANT0**

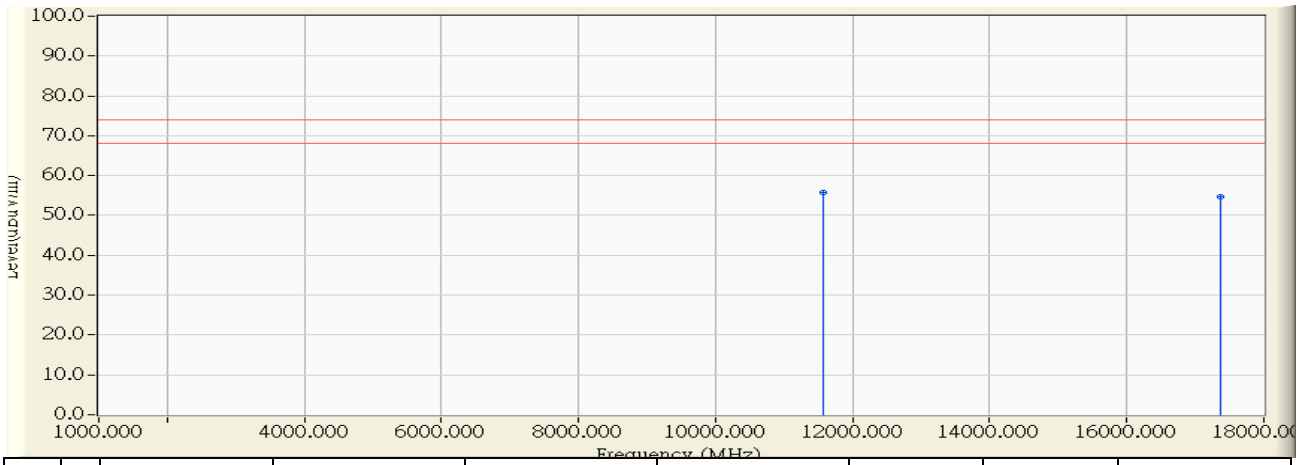

		Frequency (MHz)	Correct Factor (dB)	Reading Level (dBuV)	Measure Level (dBuV/m)	Margin (dB)	Limit (dBuV/m)	Detector Type
1	*	11570.000	10.940	44.870	55.810	-18.190	74.000	PEAK
2		17359.000	14.956	39.630	54.586	-19.414	74.000	PEAK

Note:

1. All Readings below 1GHz are Quasi-Peak, above 1GHz are performed with peak and/or average measurements as necessary.
2. Peak measurements: RBW = 1MHz, VBW = 1MHz, Sweep: Auto.
3. Average measurements: RBW = 1MHz, VBW = 10 Hz, Sweep: Auto.
4. “ * ”, means this data is the worst emission level.
5. “ # ”, means the frequency is out of the restricted band.
6. Measurement Level = Reading Level + Correct Factor.
7. The average measurement was not performed when the peak measured data under the limit of average detection.

Site : CB1	**Time : 2016/09/02 - 02:31**
Limit : FCC_SpartC_15.209_03M_AV	**Margin : 6**
Probe : CB1_FCC_EFS_1-18G_H2 - HORIZONTAL	**Power : AC 120V/60Hz**
EUT : Dual-Band Wireless-AC PCI-E Adapter	**Note : Mode 1: Transmit_SISO Mode 802.11a_5785MHz_ANT0**

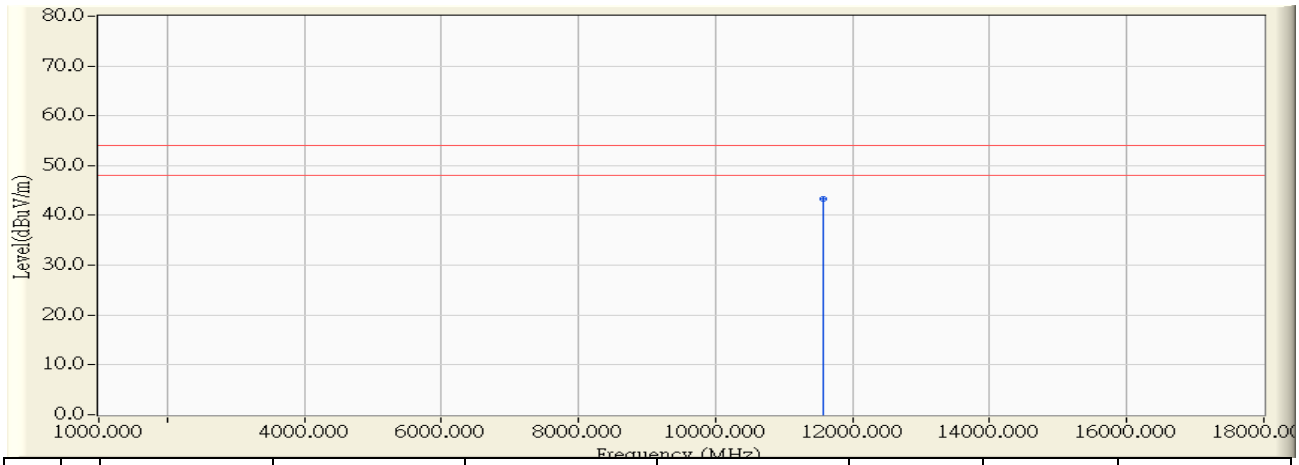

		Frequency (MHz)	Correct Factor (dB)	Reading Level (dBuV)	Measure Level (dBuV/m)	Margin (dB)	Limit (dBuV/m)	Detector Type
1	*	11570.000	10.940	32.330	43.270	-10.730	54.000	AVERAGE

Note:

1. All Readings below 1GHz are Quasi-Peak, above 1GHz are performed with peak and/or average measurements as necessary.
2. Peak measurements: RBW = 1MHz, VBW = 1MHz, Sweep: Auto.
3. Average measurements: RBW = 1MHz, VBW = 10 Hz, Sweep: Auto.
4. “ * ”, means this data is the worst emission level.
5. “ # ”, means the frequency is out of the restricted band.
6. Measurement Level = Reading Level + Correct Factor.
7. The average measurement was not performed when the peak measured data under the limit of average detection.

Site : CB1	**Time : 2016/09/02 - 02:33**
Limit : FCC_SpartC_15.209_03M_PK	**Margin : 6**
Probe : CB1_FCC_EFS_1-18G_H2 - VERTICAL	**Power : AC 120V/60Hz**
EUT : Dual-Band Wireless-AC PCI-E Adapter	**Note : Mode 1: Transmit_SISO Mode 802.11a_5785MHz_ANT0**

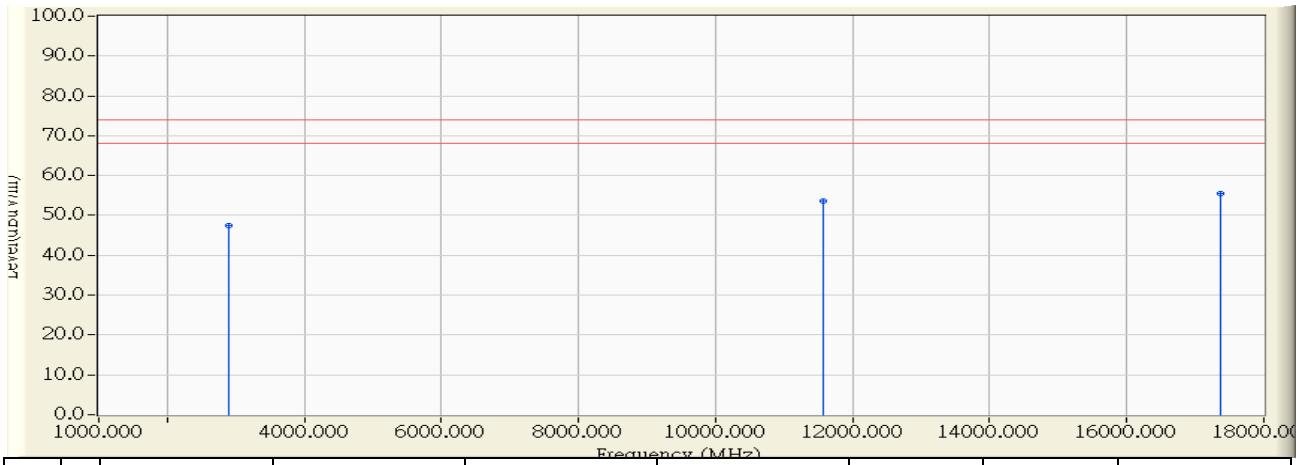

		Frequency (MHz)	Correct Factor (dB)	Reading Level (dBuV)	Measure Level (dBuV/m)	Margin (dB)	Limit (dBuV/m)	Detector Type
1		2887.000	-3.995	51.420	47.426	-26.574	74.000	PEAK
2		11562.000	10.660	43.010	53.671	-20.329	74.000	PEAK
3	*	17359.000	14.956	40.630	55.586	-18.414	74.000	PEAK

Note:

1. All Readings below 1GHz are Quasi-Peak, above 1GHz are performed with peak and/or average measurements as necessary.
2. Peak measurements: RBW = 1MHz, VBW = 1MHz, Sweep: Auto.
3. Average measurements: RBW = 1MHz, VBW = 10 Hz, Sweep: Auto.
4. " * ", means this data is the worst emission level.
5. " # ", means the frequency is out of the restricted band.
6. Measurement Level = Reading Level + Correct Factor.
7. The average measurement was not performed when the peak measured data under the limit of average detection.

Site : CB1	**Time : 2016/09/02 - 02:39**
Limit : FCC_SpartC_15.209_03M_AV	**Margin : 6**
Probe : CB1_FCC_EFS_1-18G_H2 - VERTICAL	**Power : AC 120V/60Hz**
EUT : Dual-Band Wireless-AC PCI-E Adapter	**Note : Mode 1: Transmit_SISO Mode 802.11a_5785MHz_ANT0**

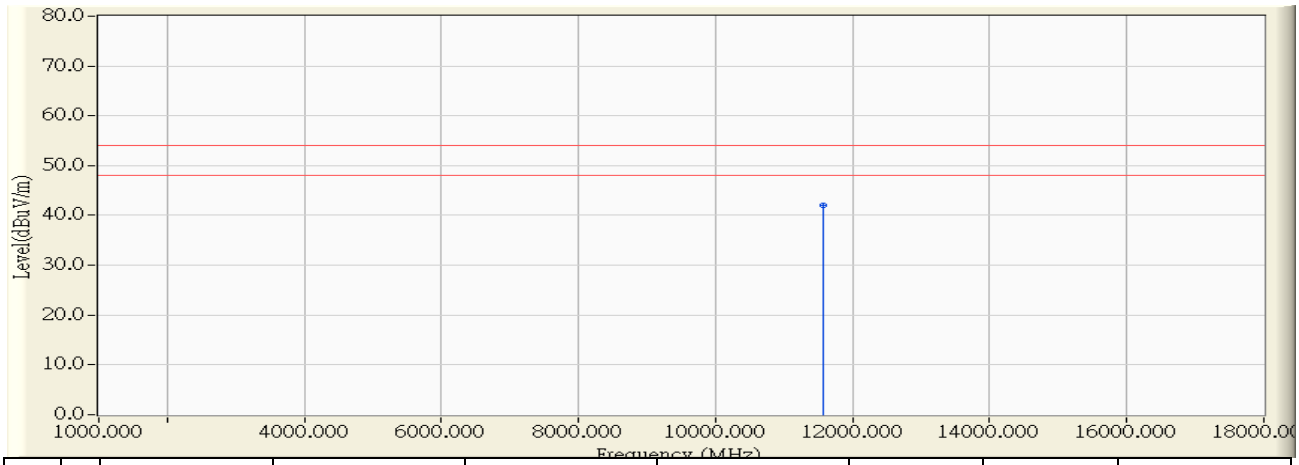

		Frequency (MHz)	Correct Factor (dB)	Reading Level (dBuV)	Measure Level (dBuV/m)	Margin (dB)	Limit (dBuV/m)	Detector Type
1	*	11562.000	10.649	31.440	42.089	-11.911	54.000	AVERAGE

Note:

1. All Readings below 1GHz are Quasi-Peak, above 1GHz are performed with peak and/or average measurements as necessary.
2. Peak measurements: RBW = 1MHz, VBW = 1MHz, Sweep: Auto.
3. Average measurements: RBW = 1MHz, VBW = 10 Hz, Sweep: Auto.
4. “ * ”, means this data is the worst emission level.
5. “ # ”, means the frequency is out of the restricted band.
6. Measurement Level = Reading Level + Correct Factor.
7. The average measurement was not performed when the peak measured data under the limit of average detection.

Site : CB1	**Time : 2016/09/02 - 02:43**
Limit : FCC_SpartC_15.209_03M_PK	**Margin : 6**
Probe : CB1_FCC_EFS_1-18G_H2 - HORIZONTAL	**Power : AC 120V/60Hz**
EUT : Dual-Band Wireless-AC PCI-E Adapter	**Note : Mode 1: Transmit_SISO Mode 802.11a_5825MHz_ANT0**

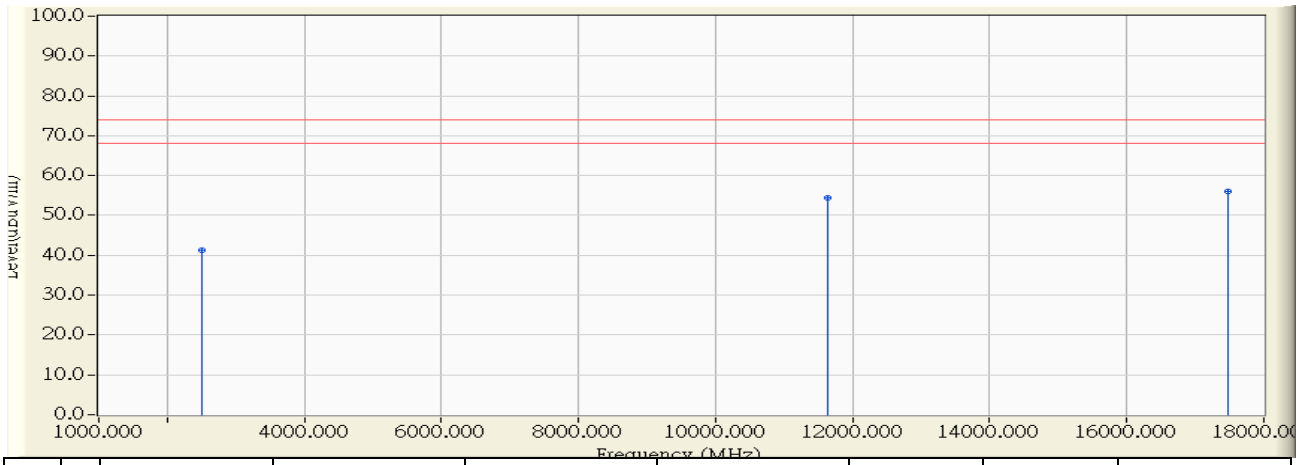

		Frequency (MHz)	Correct Factor (dB)	Reading Level (dBuV)	Measure Level (dBuV/m)	Margin (dB)	Limit (dBuV/m)	Detector Type
1		2496.000	-4.768	45.990	41.223	-32.777	74.000	PEAK
2	*	11644.000	10.518	43.840	54.358	-19.642	74.000	PEAK
3		17467.000	15.474	40.540	56.014	-17.986	74.000	PEAK

Note:

1. All Readings below 1GHz are Quasi-Peak, above 1GHz are performed with peak and/or average measurements as necessary.
2. Peak measurements: RBW = 1MHz, VBW = 1MHz, Sweep: Auto.
3. Average measurements: RBW = 1MHz, VBW = 10 Hz, Sweep: Auto.
4. " * ", means this data is the worst emission level.
5. " # ", means the frequency is out of the restricted band.
6. Measurement Level = Reading Level + Correct Factor.
7. The average measurement was not performed when the peak measured data under the limit of average detection.

Site : CB1	**Time : 2016/09/02 - 02:44**
Limit : FCC_SpartC_15.209_03M_AV	**Margin : 6**
Probe : CB1_FCC_EFS_1-18G_H2 - HORIZONTAL	**Power : AC 120V/60Hz**
EUT : Dual-Band Wireless-AC PCI-E Adapter	**Note : Mode 1: Transmit_SISO Mode 802.11a_5825MHz_ANT0**

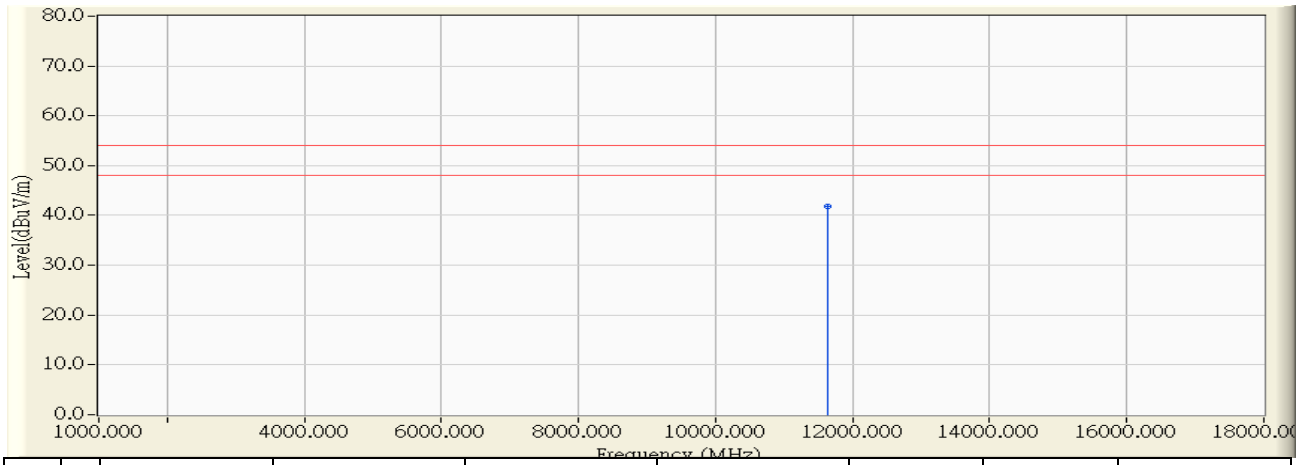

		Frequency (MHz)	Correct Factor (dB)	Reading Level (dBuV)	Measure Level (dBuV/m)	Margin (dB)	Limit (dBuV/m)	Detector Type
1	*	11644.000	10.849	31.010	41.859	-12.141	54.000	AVERAGE

Note:

1. All Readings below 1GHz are Quasi-Peak, above 1GHz are performed with peak and/or average measurements as necessary.
2. Peak measurements: RBW = 1MHz, VBW = 1MHz, Sweep: Auto.
3. Average measurements: RBW = 1MHz, VBW = 10 Hz, Sweep: Auto.
4. “ * ”, means this data is the worst emission level.
5. “ # ”, means the frequency is out of the restricted band.
6. Measurement Level = Reading Level + Correct Factor.
7. The average measurement was not performed when the peak measured data under the limit of average detection.

Site : CB1	**Time : 2016/09/02 - 02:49**
Limit : FCC_SpartC_15.209_03M_PK	**Margin : 6**
Probe : CB1_FCC_EFS_1-18G_H2 - VERTICAL	**Power : AC 120V/60Hz**
EUT : Dual-Band Wireless-AC PCI-E Adapter	**Note : Mode 1: Transmit_SISO Mode 802.11a_5825MHz_ANT0**

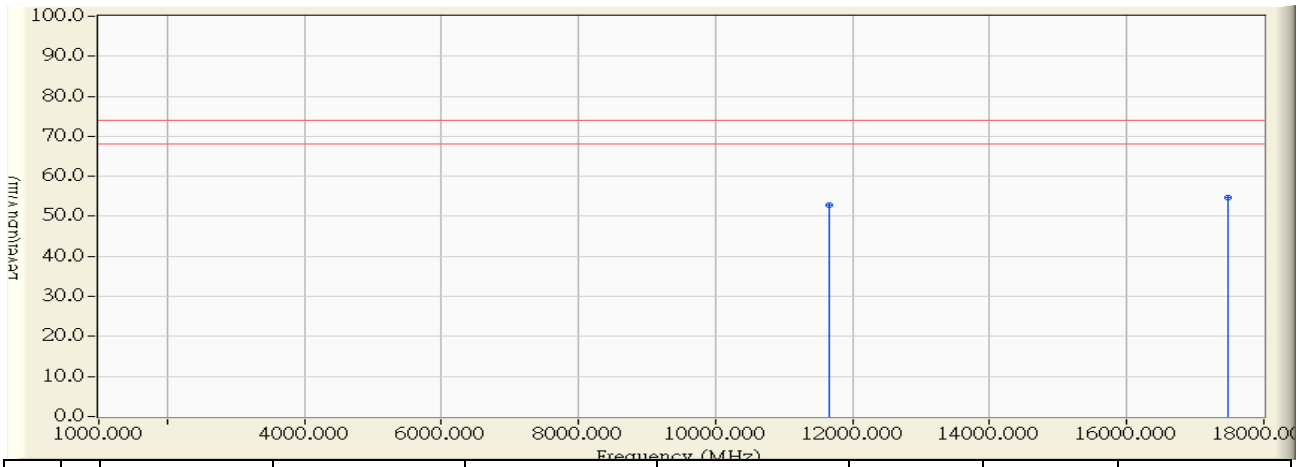

		Frequency (MHz)	Correct Factor (dB)	Reading Level (dBuV)	Measure Level (dBuV/m)	Margin (dB)	Limit (dBuV/m)	Detector Type
1		11653.000	10.503	42.220	52.723	-21.277	74.000	PEAK
2	*	17467.000	15.474	39.150	54.624	-19.376	74.000	PEAK

Note:

1. All Readings below 1GHz are Quasi-Peak, above 1GHz are performed with peak and/or average measurements as necessary.
2. Peak measurements: RBW = 1MHz, VBW = 1MHz, Sweep: Auto.
3. Average measurements: RBW = 1MHz, VBW = 10 Hz, Sweep: Auto.
4. " * ", means this data is the worst emission level.
5. " # ", means the frequency is out of the restricted band.
6. Measurement Level = Reading Level + Correct Factor.
7. The average measurement was not performed when the peak measured data under the limit of average detection.

Site : CB1	**Time : 2016/09/02 - 02:49**
Limit : FCC_SpartC_15.209_03M_AV	**Margin : 6**
Probe : CB1_FCC_EFS_1-18G_H2 - VERTICAL	**Power : AC 120V/60Hz**
EUT : Dual-Band Wireless-AC PCI-E Adapter	**Note : Mode 1: Transmit_SISO Mode 802.11a_5825MHz_ANT0**

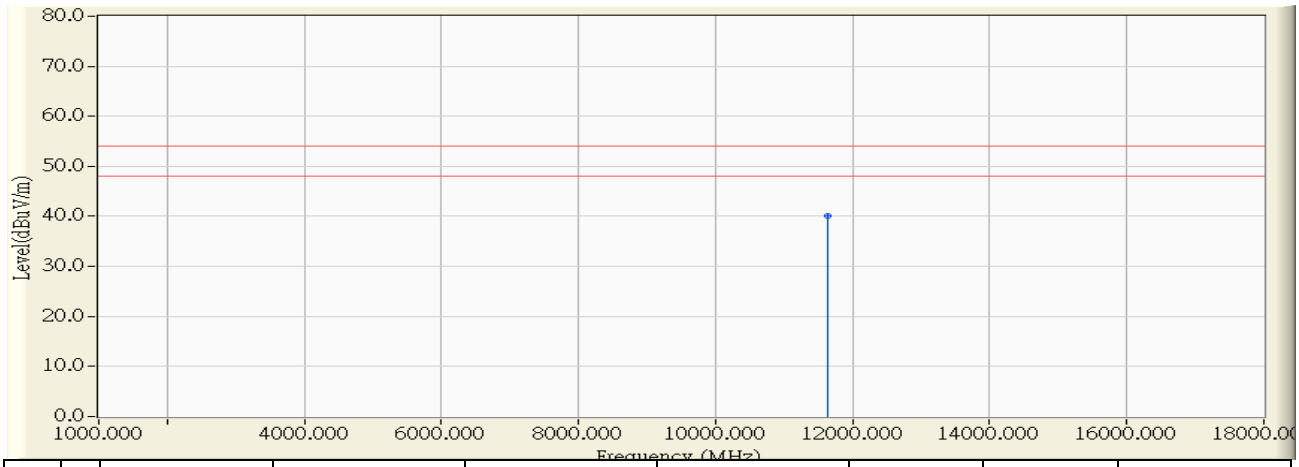

		Frequency (MHz)	Correct Factor (dB)	Reading Level (dBuV)	Measure Level (dBuV/m)	Margin (dB)	Limit (dBuV/m)	Detector Type
1	*	11653.000	10.514	29.580	40.095	-13.905	54.000	AVERAGE

Note:

1. All Readings below 1GHz are Quasi-Peak, above 1GHz are performed with peak and/or average measurements as necessary.
2. Peak measurements: RBW = 1MHz, VBW = 1MHz, Sweep: Auto.
3. Average measurements: RBW = 1MHz, VBW = 10 Hz, Sweep: Auto.
4. “ * ”, means this data is the worst emission level.
5. “ # ”, means the frequency is out of the restricted band.
6. Measurement Level = Reading Level + Correct Factor.
7. The average measurement was not performed when the peak measured data under the limit of average detection.

Site : CB1	**Time : 2016/09/02 - 02:53**
Limit : FCC_SpartC_15.209_03M_PK	**Margin : 6**
Probe : CB1_FCC_EFS_1-18G_H2 - HORIZONTAL	**Power : AC 120V/60Hz**
EUT : Dual-Band Wireless-AC PCI-E Adapter	**Note : Mode 2: Transmit_CDD Mode 802.11n(20M)_5745MHz**

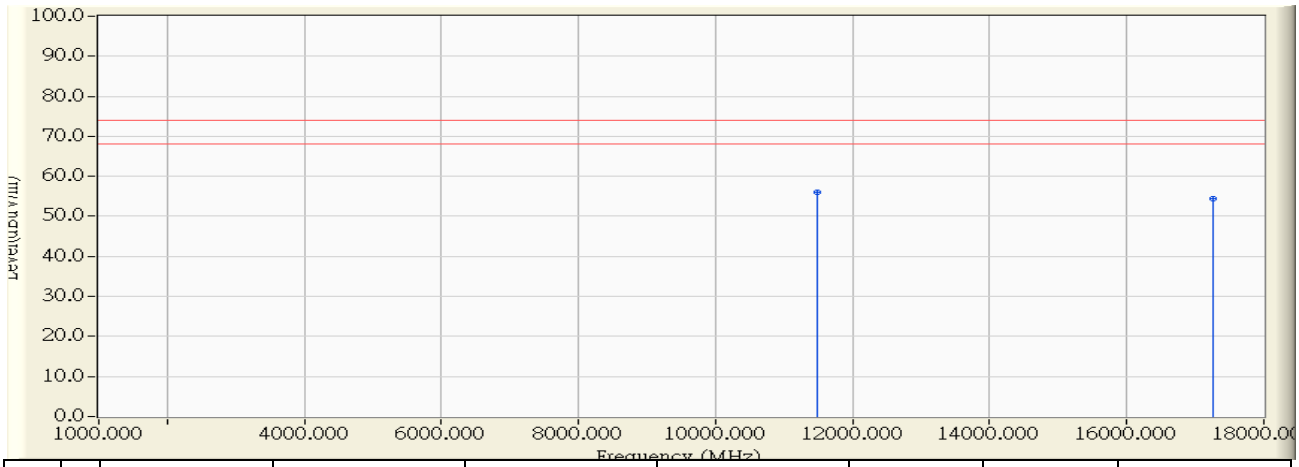

		Frequency (MHz)	Correct Factor (dB)	Reading Level (dBuV)	Measure Level (dBuV/m)	Margin (dB)	Limit (dBuV/m)	Detector Type
1	*	11489.000	10.788	45.120	55.908	-18.092	74.000	PEAK
2		17251.000	14.439	39.980	54.418	-19.582	74.000	PEAK

Note:

1. All Readings below 1GHz are Quasi-Peak, above 1GHz are performed with peak and/or average measurements as necessary.
2. Peak measurements: RBW = 1MHz, VBW = 1MHz, Sweep: Auto.
3. Average measurements: RBW = 1MHz, VBW = 10 Hz, Sweep: Auto.
4. " * ", means this data is the worst emission level.
5. " # ", means the frequency is out of the restricted band.
6. Measurement Level = Reading Level + Correct Factor.
7. The average measurement was not performed when the peak measured data under the limit of average detection.

Site : CB1	**Time : 2016/09/02 - 02:55**
Limit : FCC_SpartC_15.209_03M_AV	**Margin : 6**
Probe : CB1_FCC_EFS_1-18G_H2 - HORIZONTAL	**Power : AC 120V/60Hz**
EUT : Dual-Band Wireless-AC PCI-E Adapter	**Note : Mode 2: Transmit_CDD Mode 802.11n(20M)_5745MHz**

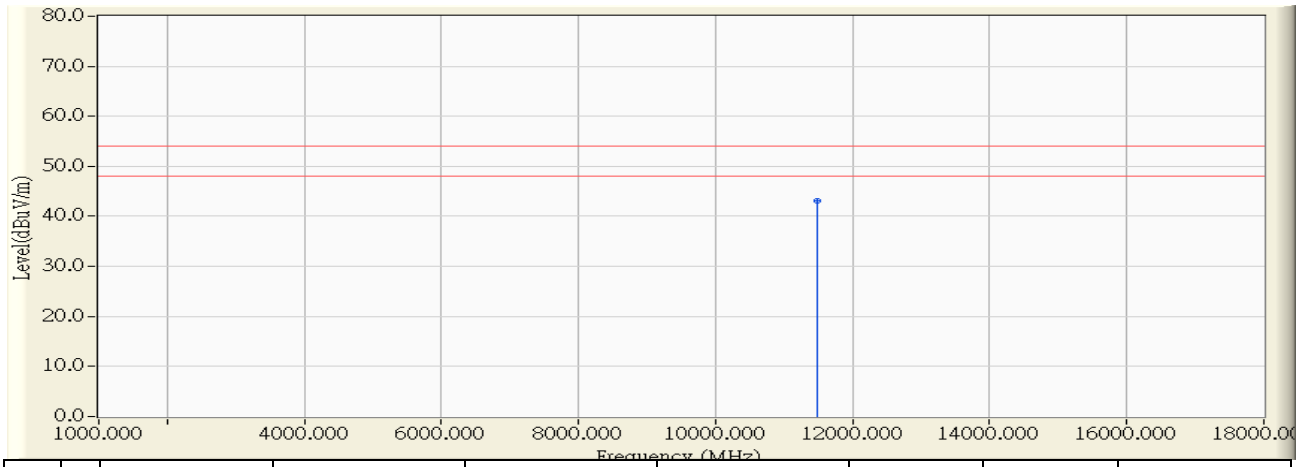

		Frequency (MHz)	Correct Factor (dB)	Reading Level (dBuV)	Measure Level (dBuV/m)	Margin (dB)	Limit (dBuV/m)	Detector Type
1	*	11489.000	11.043	32.070	43.113	-10.887	54.000	AVERAGE

Note:

1. All Readings below 1GHz are Quasi-Peak, above 1GHz are performed with peak and/or average measurements as necessary.
2. Peak measurements: RBW = 1MHz, VBW = 1MHz, Sweep: Auto.
3. Average measurements: RBW = 1MHz, VBW = 10 Hz, Sweep: Auto.
4. “ * ”, means this data is the worst emission level.
5. “ # ”, means the frequency is out of the restricted band.
6. Measurement Level = Reading Level + Correct Factor.
7. The average measurement was not performed when the peak measured data under the limit of average detection.

Site : CB1	**Time : 2016/09/02 - 02:59**
Limit : FCC_SpartC_15.209_03M_PK	**Margin : 6**
Probe : CB1_FCC_EFS_1-18G_H2 - VERTICAL	**Power : AC 120V/60Hz**
EUT : Dual-Band Wireless-AC PCI-E Adapter	**Note : Mode 2: Transmit_CDD Mode 802.11n(20M)_5745MHz**

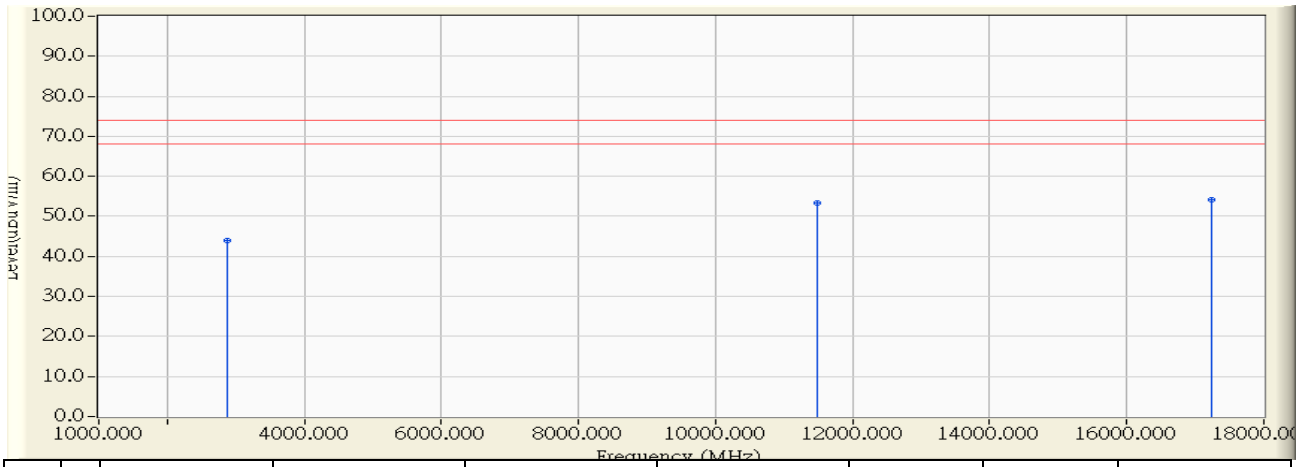

		Frequency (MHz)	Correct Factor (dB)	Reading Level (dBuV)	Measure Level (dBuV/m)	Margin (dB)	Limit (dBuV/m)	Detector Type
1		2871.000	-3.984	47.880	43.896	-30.104	74.000	PEAK
2		11486.000	10.792	42.590	53.382	-20.618	74.000	PEAK
3	*	17240.000	14.385	39.900	54.286	-19.714	74.000	PEAK

Note:

1. All Readings below 1GHz are Quasi-Peak, above 1GHz are performed with peak and/or average measurements as necessary.
2. Peak measurements: RBW = 1MHz, VBW = 1MHz, Sweep: Auto.
3. Average measurements: RBW = 1MHz, VBW = 10 Hz, Sweep: Auto.
4. “ * ”, means this data is the worst emission level.
5. “ # ”, means the frequency is out of the restricted band.
6. Measurement Level = Reading Level + Correct Factor.
7. The average measurement was not performed when the peak measured data under the limit of average detection.

Site : CB1	**Time : 2016/09/02 - 02:59**
Limit : FCC_SpartC_15.209_03M_AV	**Margin : 6**
Probe : CB1_FCC_EFS_1-18G_H2 - VERTICAL	**Power : AC 120V/60Hz**
EUT : Dual-Band Wireless-AC PCI-E Adapter	**Note : Mode 2: Transmit_CDD Mode 802.11n(20M)_5745MHz**

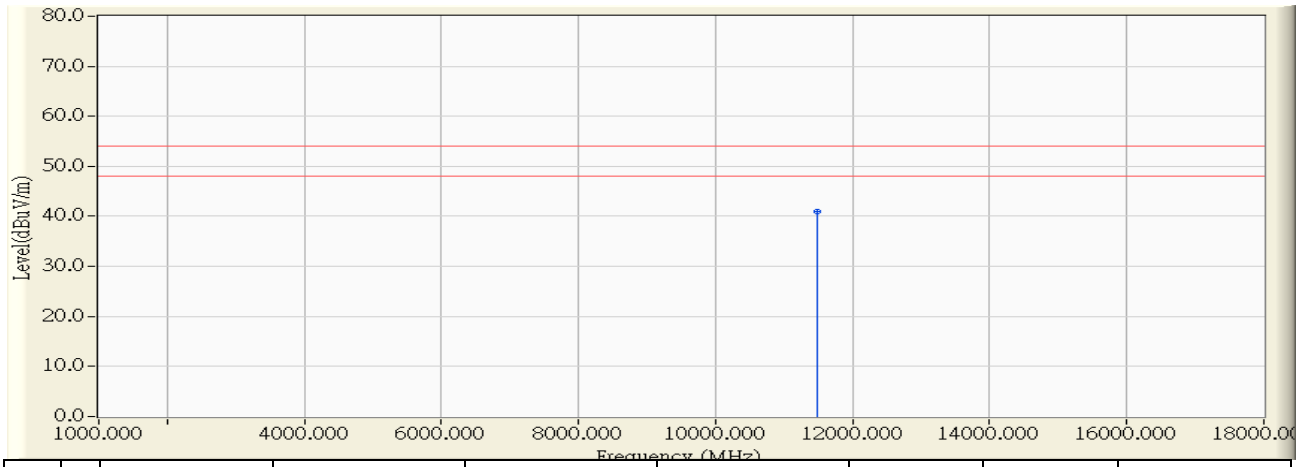

		Frequency (MHz)	Correct Factor (dB)	Reading Level (dBuV)	Measure Level (dBuV/m)	Margin (dB)	Limit (dBuV/m)	Detector Type
1	*	11486.000	10.789	30.170	40.959	-13.041	54.000	AVERAGE

Note:

1. All Readings below 1GHz are Quasi-Peak, above 1GHz are performed with peak and/or average measurements as necessary.
2. Peak measurements: RBW = 1MHz, VBW = 1MHz, Sweep: Auto.
3. Average measurements: RBW = 1MHz, VBW = 10 Hz, Sweep: Auto.
4. “ * ”, means this data is the worst emission level.
5. “ # ”, means the frequency is out of the restricted band.
6. Measurement Level = Reading Level + Correct Factor.
7. The average measurement was not performed when the peak measured data under the limit of average detection.

Site : CB1	**Time : 2016/09/02 - 03:03**
Limit : FCC_SpartC_15.209_03M_PK	**Margin : 6**
Probe : CB1_FCC_EFS_1-18G_H2 - HORIZONTAL	**Power : AC 120V/60Hz**
EUT : Dual-Band Wireless-AC PCI-E Adapter	**Note : Mode 2: Transmit_CDD Mode 802.11n(20M)_5785MHz**

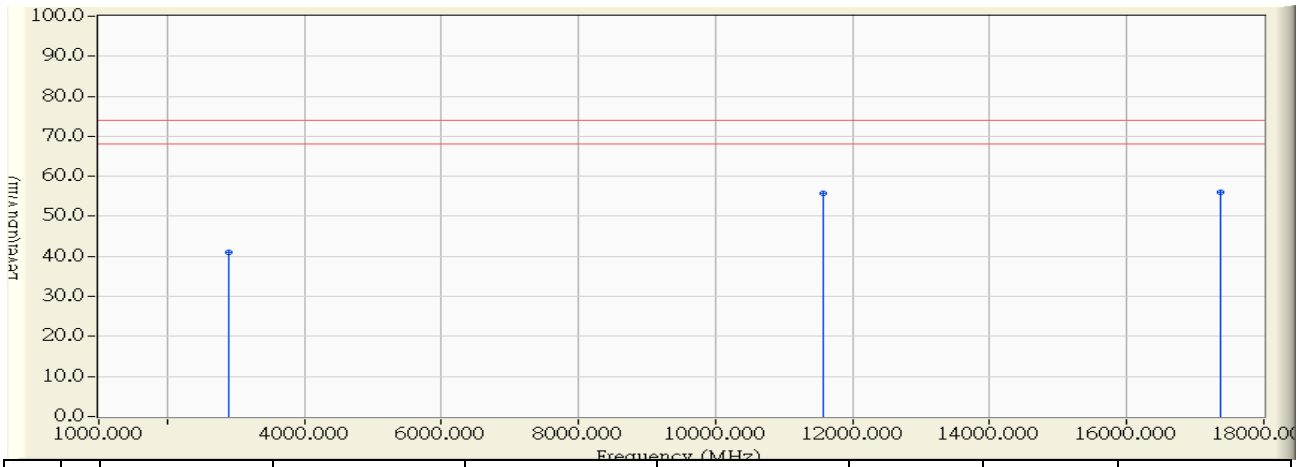

		Frequency (MHz)	Correct Factor (dB)	Reading Level (dBuV)	Measure Level (dBuV/m)	Margin (dB)	Limit (dBuV/m)	Detector Type
1		2895.000	-5.823	46.770	40.947	-33.053	74.000	PEAK
2		11567.000	10.944	44.730	55.674	-18.326	74.000	PEAK
3	*	17364.000	14.980	40.990	55.970	-18.030	74.000	PEAK

Note:

1. All Readings below 1GHz are Quasi-Peak, above 1GHz are performed with peak and/or average measurements as necessary.
2. Peak measurements: RBW = 1MHz, VBW = 1MHz, Sweep: Auto.
3. Average measurements: RBW = 1MHz, VBW = 10 Hz, Sweep: Auto.
4. “ * ”, means this data is the worst emission level.
5. “ # ”, means the frequency is out of the restricted band.
6. Measurement Level = Reading Level + Correct Factor.
7. The average measurement was not performed when the peak measured data under the limit of average detection.

Site : CB1	**Time : 2016/09/02 - 03:03**
Limit : FCC_SpartC_15.209_03M_AV	**Margin : 6**
Probe : CB1_FCC_EFS_1-18G_H2 - HORIZONTAL	**Power : AC 120V/60Hz**
EUT : Dual-Band Wireless-AC PCI-E Adapter	**Note : Mode 2: Transmit_CDD Mode 802.11n(20M)_5785MHz**

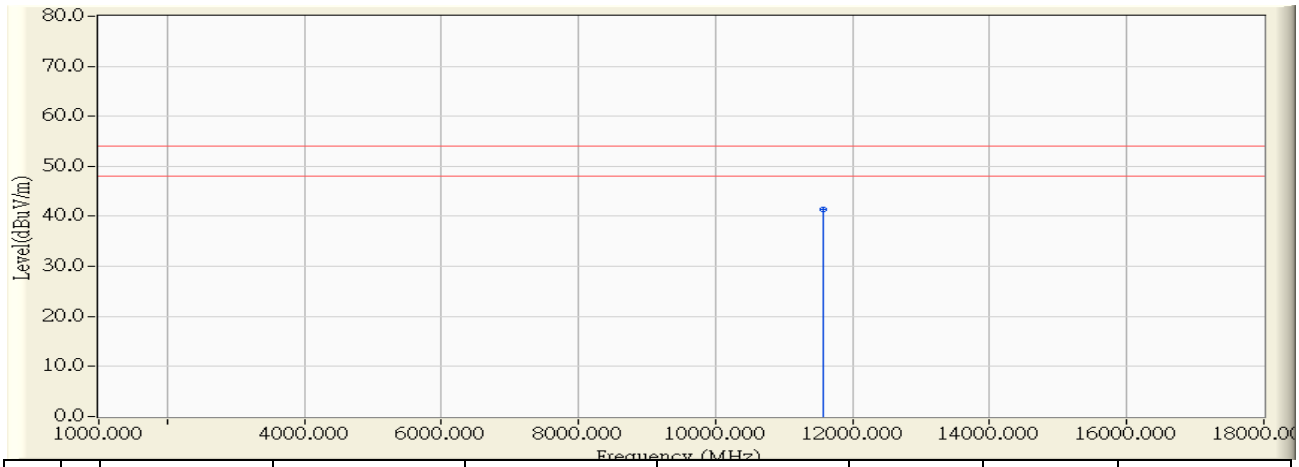

		Frequency (MHz)	Correct Factor (dB)	Reading Level (dBuV)	Measure Level (dBuV/m)	Margin (dB)	Limit (dBuV/m)	Detector Type
1	*	11567.000	10.942	30.530	41.473	-12.527	54.000	AVERAGE

Note:

1. All Readings below 1GHz are Quasi-Peak, above 1GHz are performed with peak and/or average measurements as necessary.
2. Peak measurements: RBW = 1MHz, VBW = 1MHz, Sweep: Auto.
3. Average measurements: RBW = 1MHz, VBW = 10 Hz, Sweep: Auto.
4. “ * ”, means this data is the worst emission level.
5. “ # ”, means the frequency is out of the restricted band.
6. Measurement Level = Reading Level + Correct Factor.
7. The average measurement was not performed when the peak measured data under the limit of average detection.

Site : CB1	**Time : 2016/09/02 - 03:07**
Limit : FCC_SpartC_15.209_03M_PK	**Margin : 6**
Probe : CB1_FCC_EFS_1-18G_H2 - VERTICAL	**Power : AC 120V/60Hz**
EUT : Dual-Band Wireless-AC PCI-E Adapter	**Note : Mode 2: Transmit_CDD Mode 802.11n(20M)_5785MHz**

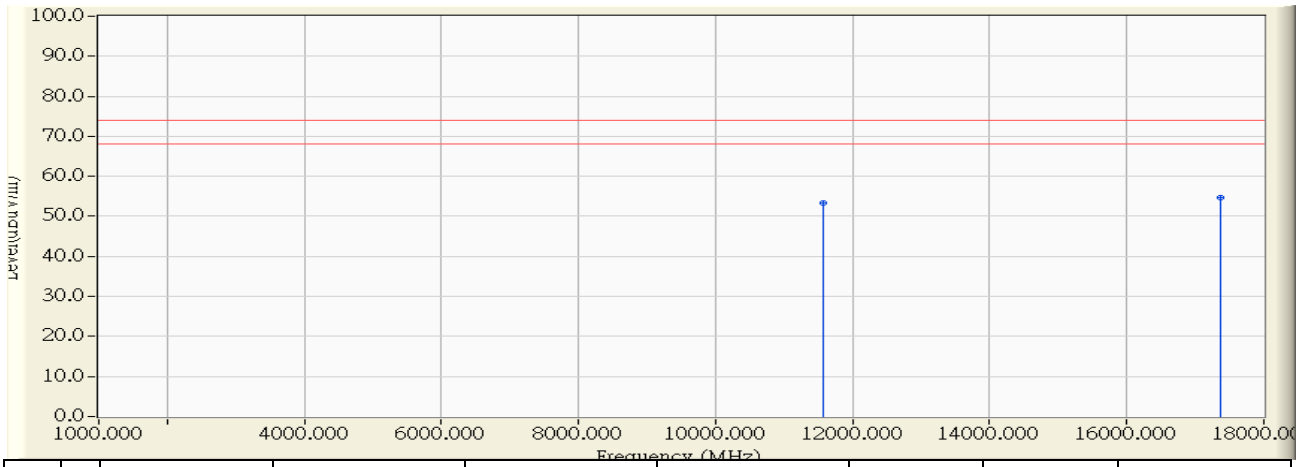

		Frequency (MHz)	Correct Factor (dB)	Reading Level (dBuV)	Measure Level (dBuV/m)	Margin (dB)	Limit (dBuV/m)	Detector Type
1		11564.000	10.657	42.720	53.377	-20.623	74.000	PEAK
2	*	17361.000	14.966	39.760	54.726	-19.274	74.000	PEAK

Note:

1. All Readings below 1GHz are Quasi-Peak, above 1GHz are performed with peak and/or average measurements as necessary.
2. Peak measurements: RBW = 1MHz, VBW = 1MHz, Sweep: Auto.
3. Average measurements: RBW = 1MHz, VBW = 10 Hz, Sweep: Auto.
4. " * ", means this data is the worst emission level.
5. " # ", means the frequency is out of the restricted band.
6. Measurement Level = Reading Level + Correct Factor.
7. The average measurement was not performed when the peak measured data under the limit of average detection.

Site : CB1	**Time : 2016/09/02 - 03:08**
Limit : FCC_SpartC_15.209_03M_AV	**Margin : 6**
Probe : CB1_FCC_EFS_1-18G_H2 - VERTICAL	**Power : AC 120V/60Hz**
EUT : Dual-Band Wireless-AC PCI-E Adapter	**Note : Mode 2: Transmit_CDD Mode 802.11n(20M)_5785MHz**

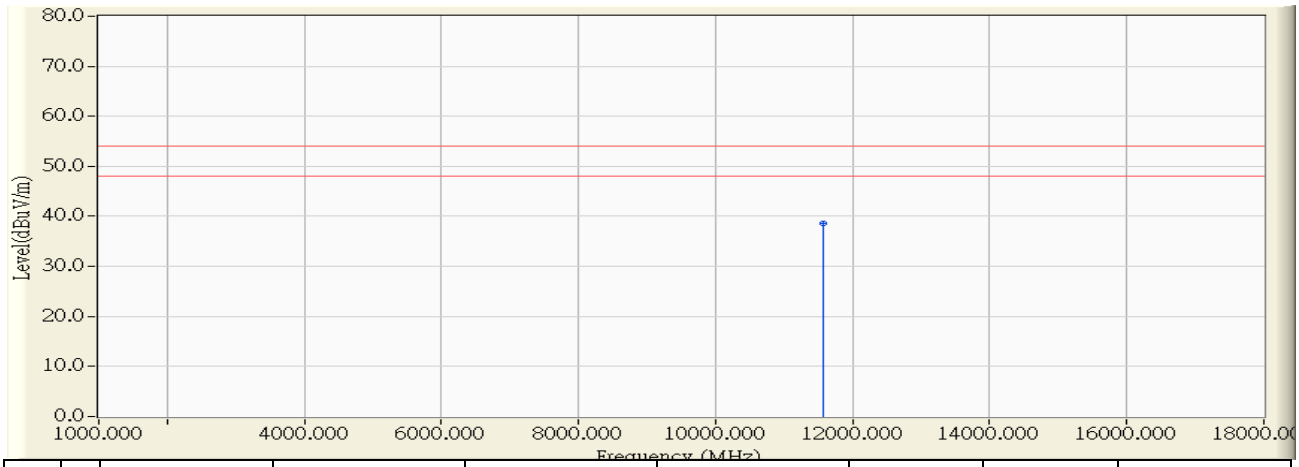

		Frequency (MHz)	Correct Factor (dB)	Reading Level (dBuV)	Measure Level (dBuV/m)	Margin (dB)	Limit (dBuV/m)	Detector Type
1	*	11564.000	10.657	28.030	38.687	-15.313	54.000	AVERAGE

Note:

1. All Readings below 1GHz are Quasi-Peak, above 1GHz are performed with peak and/or average measurements as necessary.
2. Peak measurements: RBW = 1MHz, VBW = 1MHz, Sweep: Auto.
3. Average measurements: RBW = 1MHz, VBW = 10 Hz, Sweep: Auto.
4. “ * ”, means this data is the worst emission level.
5. “ # ”, means the frequency is out of the restricted band.
6. Measurement Level = Reading Level + Correct Factor.
7. The average measurement was not performed when the peak measured data under the limit of average detection.

Site : CB1	**Time : 2016/09/02 - 03:10**
Limit : FCC_SpartC_15.209_03M_PK	**Margin : 6**
Probe : CB1_FCC_EFS_1-18G_H2 - HORIZONTAL	**Power : AC 120V/60Hz**
EUT : Dual-Band Wireless-AC PCI-E Adapter	**Note : Mode 2: Transmit_CDD Mode 802.11n(20M)_5825MHz**

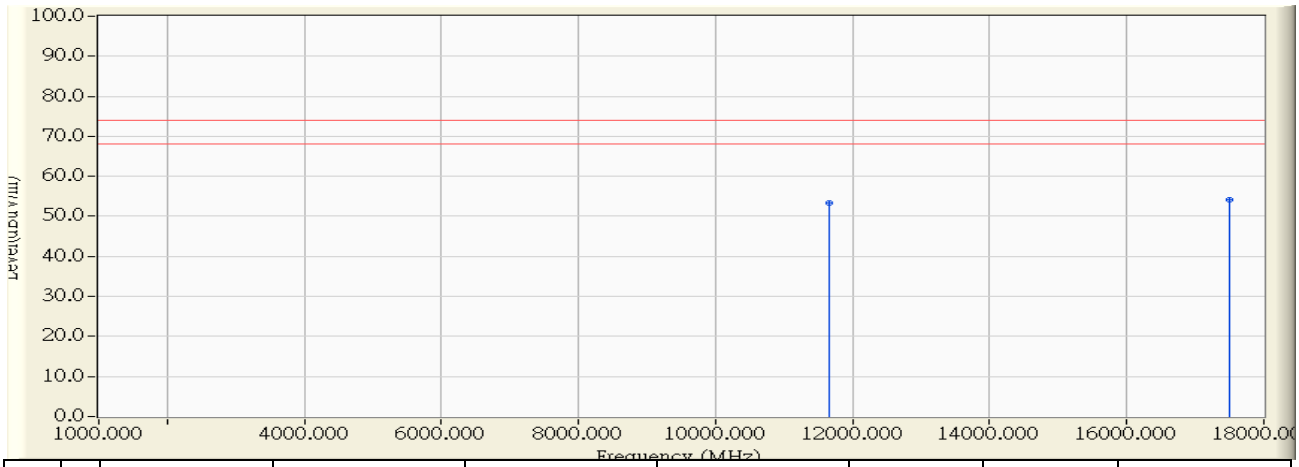

		Frequency (MHz)	Correct Factor (dB)	Reading Level (dBuV)	Measure Level (dBuV/m)	Margin (dB)	Limit (dBuV/m)	Detector Type
1		11652.000	10.839	42.570	53.409	-20.591	74.000	PEAK
2	*	17490.000	15.638	38.600	54.238	-19.762	74.000	PEAK

Note:

1. All Readings below 1GHz are Quasi-Peak, above 1GHz are performed with peak and/or average measurements as necessary.
2. Peak measurements: RBW = 1MHz, VBW = 1MHz, Sweep: Auto.
3. Average measurements: RBW = 1MHz, VBW = 10 Hz, Sweep: Auto.
4. " * ", means this data is the worst emission level.
5. " # ", means the frequency is out of the restricted band.
6. Measurement Level = Reading Level + Correct Factor.
7. The average measurement was not performed when the peak measured data under the limit of average detection.

Site : CB1	**Time : 2016/09/02 - 03:10**
Limit : FCC_SpartC_15.209_03M_AV	**Margin : 6**
Probe : CB1_FCC_EFS_1-18G_H2 - HORIZONTAL	**Power : AC 120V/60Hz**
EUT : Dual-Band Wireless-AC PCI-E Adapter	**Note : Mode 2: Transmit_CDD Mode 802.11n(20M)_5825MHz**

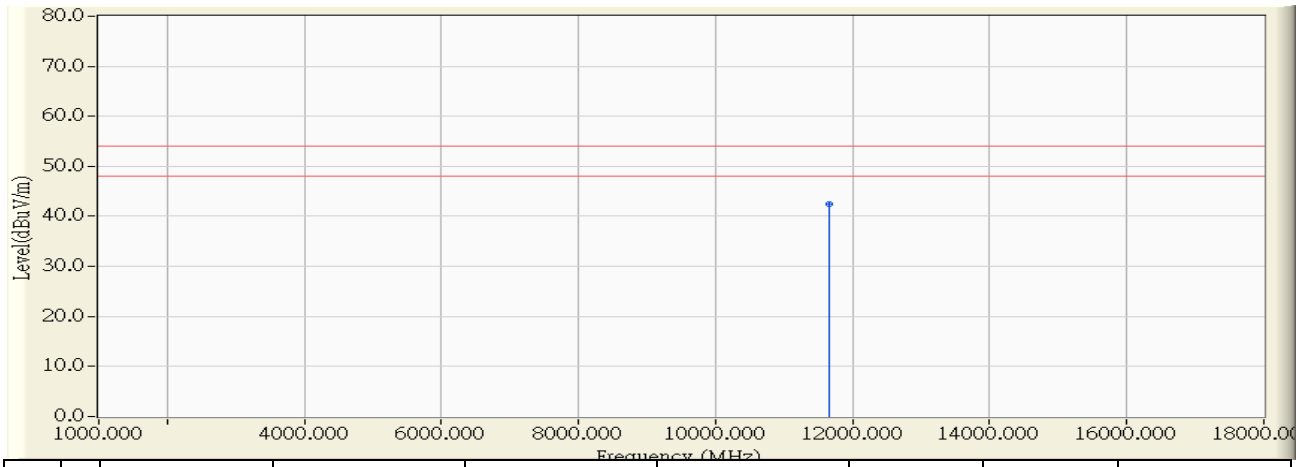

		Frequency (MHz)	Correct Factor (dB)	Reading Level (dBuV)	Measure Level (dBuV/m)	Margin (dB)	Limit (dBuV/m)	Detector Type
1	*	11652.000	10.843	31.730	42.573	-11.427	54.000	AVERAGE

Note:

1. All Readings below 1GHz are Quasi-Peak, above 1GHz are performed with peak and/or average measurements as necessary.
2. Peak measurements: RBW = 1MHz, VBW = 1MHz, Sweep: Auto.
3. Average measurements: RBW = 1MHz, VBW = 10 Hz, Sweep: Auto.
4. “ * ”, means this data is the worst emission level.
5. “ # ”, means the frequency is out of the restricted band.
6. Measurement Level = Reading Level + Correct Factor.
7. The average measurement was not performed when the peak measured data under the limit of average detection.

Site : CB1	**Time : 2016/09/02 - 03:14**
Limit : FCC_SpartC_15.209_03M_PK	**Margin : 6**
Probe : CB1_FCC_EFS_1-18G_H2 - VERTICAL	**Power : AC 120V/60Hz**
EUT : Dual-Band Wireless-AC PCI-E Adapter	**Note : Mode 2: Transmit_CDD Mode 802.11n(20M)_5825MHz**

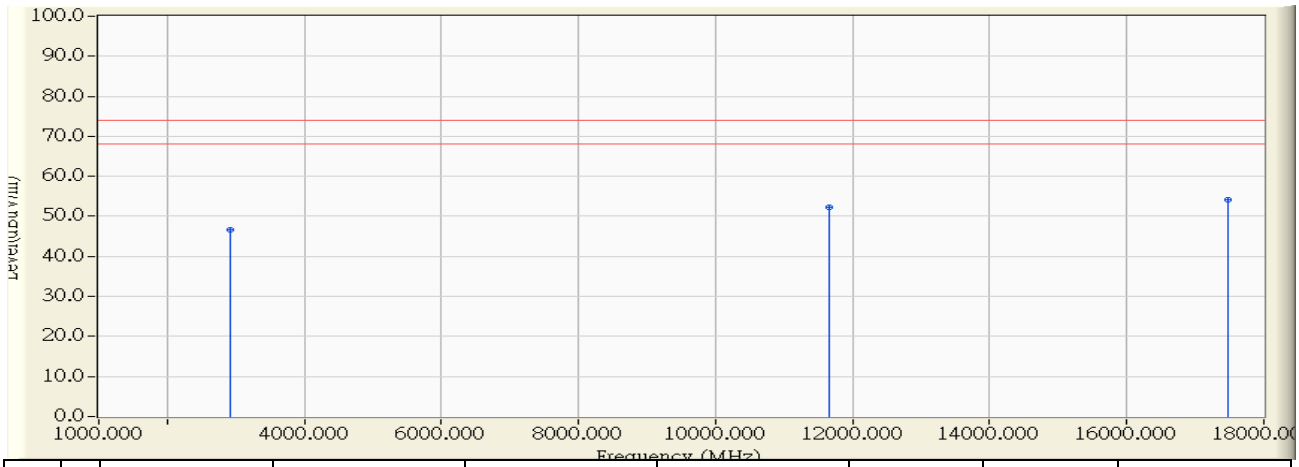

		Frequency (MHz)	Correct Factor (dB)	Reading Level (dBuV)	Measure Level (dBuV/m)	Margin (dB)	Limit (dBuV/m)	Detector Type
1		2912.000	-4.010	50.780	46.770	-27.230	74.000	PEAK
2		11650.000	10.508	41.720	52.228	-21.772	74.000	PEAK
3	*	17472.000	15.498	38.580	54.078	-19.922	74.000	PEAK

Note:

1. All Readings below 1GHz are Quasi-Peak, above 1GHz are performed with peak and/or average measurements as necessary.
2. Peak measurements: RBW = 1MHz, VBW = 1MHz, Sweep: Auto.
3. Average measurements: RBW = 1MHz, VBW = 10 Hz, Sweep: Auto.
4. " * ", means this data is the worst emission level.
5. " # ", means the frequency is out of the restricted band.
6. Measurement Level = Reading Level + Correct Factor.
7. The average measurement was not performed when the peak measured data under the limit of average detection.

Site : CB1	**Time : 2016/09/02 - 03:15**
Limit : FCC_SpartC_15.209_03M_AV	**Margin : 6**
Probe : CB1_FCC_EFS_1-18G_H2 - VERTICAL	**Power : AC 120V/60Hz**
EUT : Dual-Band Wireless-AC PCI-E Adapter	**Note : Mode 2: Transmit_CDD Mode 802.11n(20M)_5825MHz**

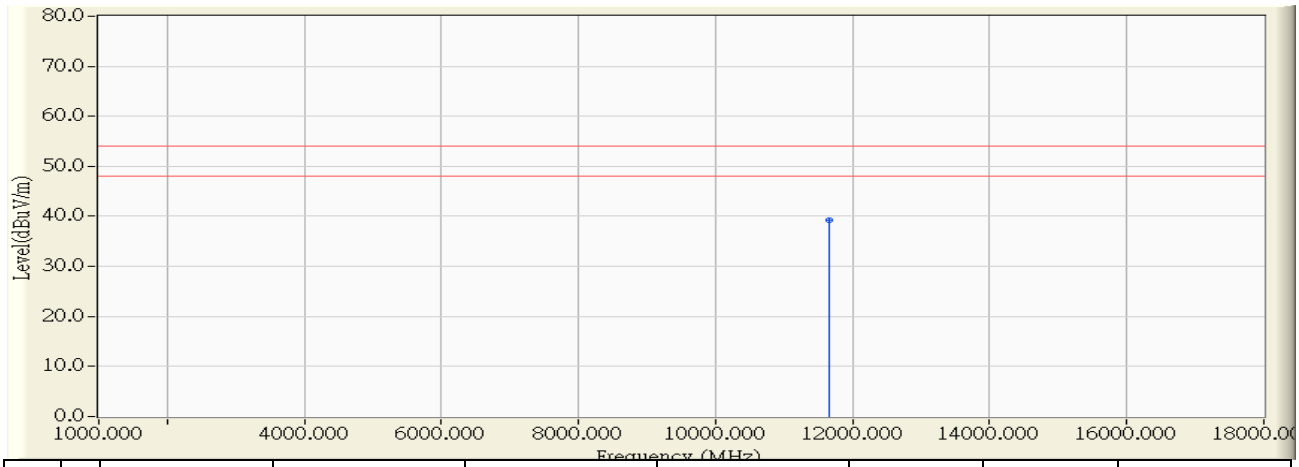

		Frequency (MHz)	Correct Factor (dB)	Reading Level (dBuV)	Measure Level (dBuV/m)	Margin (dB)	Limit (dBuV/m)	Detector Type
1	*	11650.000	10.510	28.750	39.260	-14.740	54.000	AVERAGE

Note:

1. All Readings below 1GHz are Quasi-Peak, above 1GHz are performed with peak and/or average measurements as necessary.
2. Peak measurements: RBW = 1MHz, VBW = 1MHz, Sweep: Auto.
3. Average measurements: RBW = 1MHz, VBW = 10 Hz, Sweep: Auto.
4. “ * ”, means this data is the worst emission level.
5. “ # ”, means the frequency is out of the restricted band.
6. Measurement Level = Reading Level + Correct Factor.
7. The average measurement was not performed when the peak measured data under the limit of average detection.

Site : CB1	**Time : 2016/09/02 - 03:17**
Limit : FCC_SpartC_15.209_03M_PK	**Margin : 6**
Probe : CB1_FCC_EFS_1-18G_H2 - HORIZONTAL	**Power : AC 120V/60Hz**
EUT : Dual-Band Wireless-AC PCI-E Adapter	**Note : Mode 2: Transmit_CDD Mode 802.11n(40M)_5755MHz**

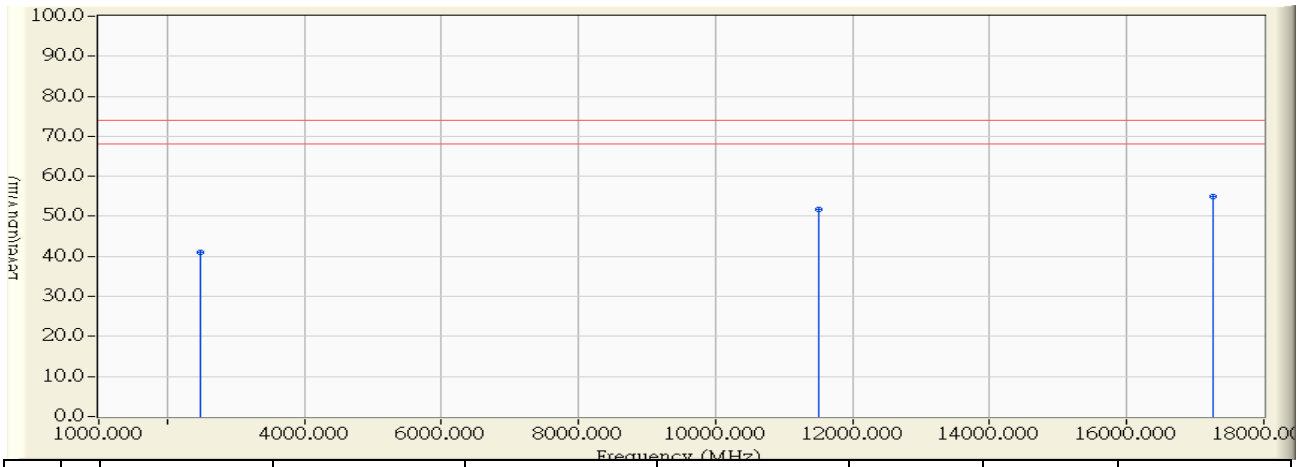

		Frequency (MHz)	Correct Factor (dB)	Reading Level (dBuV)	Measure Level (dBuV/m)	Margin (dB)	Limit (dBuV/m)	Detector Type
1		2487.000	-4.769	45.740	40.970	-33.030	74.000	PEAK
2		11501.000	11.025	40.770	51.796	-22.204	74.000	PEAK
3	*	17264.000	14.501	40.350	54.851	-19.149	74.000	PEAK

Note:

1. All Readings below 1GHz are Quasi-Peak, above 1GHz are performed with peak and/or average measurements as necessary.
2. Peak measurements: RBW = 1MHz, VBW = 1MHz, Sweep: Auto.
3. Average measurements: RBW = 1MHz, VBW = 10 Hz, Sweep: Auto.
4. “ * ”, means this data is the worst emission level.
5. “ # ”, means the frequency is out of the restricted band.
6. Measurement Level = Reading Level + Correct Factor.
7. The average measurement was not performed when the peak measured data under the limit of average detection.

Site : CB1	**Time : 2016/09/02 - 03:23**
Limit : FCC_SpartC_15.209_03M_PK	**Margin : 6**
Probe : CB1_FCC_EFS_1-18G_H2 - VERTICAL	**Power : AC 120V/60Hz**
EUT : Dual-Band Wireless-AC PCI-E Adapter	**Note : Mode 2: Transmit_CDD Mode 802.11n(40M)_5755MHz**

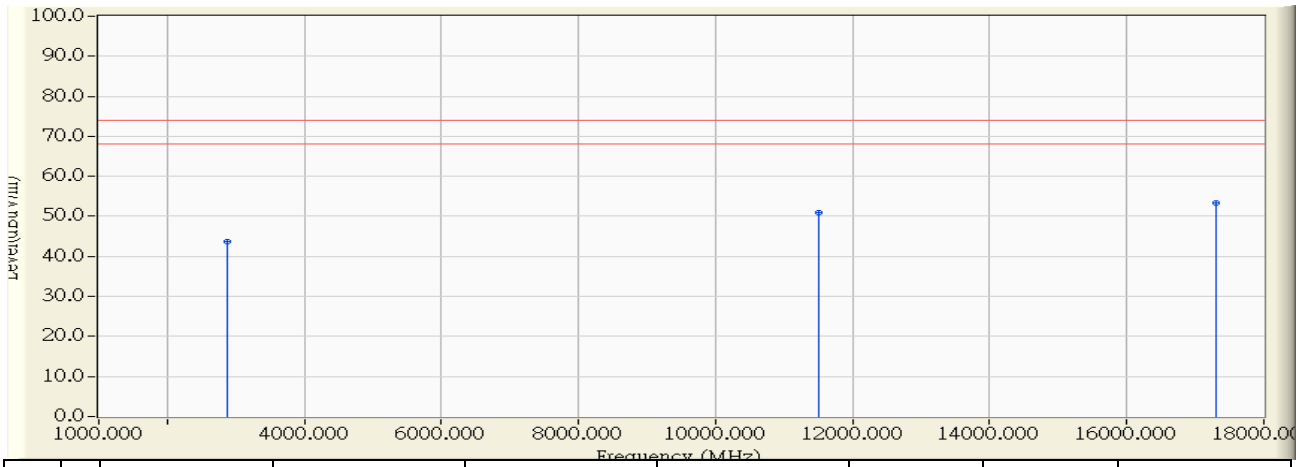

		Frequency (MHz)	Correct Factor (dB)	Reading Level (dBuV)	Measure Level (dBuV/m)	Margin (dB)	Limit (dBuV/m)	Detector Type
1		2878.000	-3.988	47.750	43.762	-30.238	74.000	PEAK
2		11516.000	10.740	40.190	50.931	-23.069	74.000	PEAK
3	*	17296.000	14.655	38.750	53.404	-20.596	74.000	PEAK

Note:

1. All Readings below 1GHz are Quasi-Peak, above 1GHz are performed with peak and/or average measurements as necessary.
2. Peak measurements: RBW = 1MHz, VBW = 1MHz, Sweep: Auto.
3. Average measurements: RBW = 1MHz, VBW = 10 Hz, Sweep: Auto.
4. " * ", means this data is the worst emission level.
5. " # ", means the frequency is out of the restricted band.
6. Measurement Level = Reading Level + Correct Factor.
7. The average measurement was not performed when the peak measured data under the limit of average detection.

Site : CB1	**Time : 2016/09/02 - 03:28**
Limit : FCC_SpartC_15.209_03M_PK	**Margin : 6**
Probe : CB1_FCC_EFS_1-18G_H2 - HORIZONTAL	**Power : AC 120V/60Hz**
EUT : Dual-Band Wireless-AC PCI-E Adapter	**Note : Mode 2: Transmit_CDD Mode 802.11n(40M)_5795MHz**

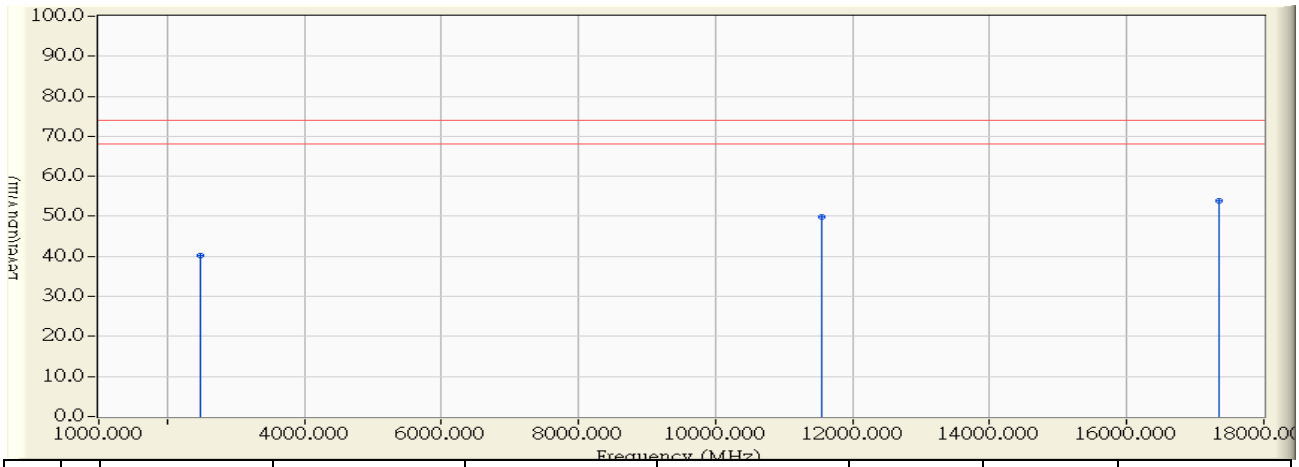

		Frequency (MHz)	Correct Factor (dB)	Reading Level (dBuV)	Measure Level (dBuV/m)	Margin (dB)	Limit (dBuV/m)	Detector Type
1		2487.000	-4.769	45.090	40.320	-33.680	74.000	PEAK
2		11550.000	10.966	38.990	49.955	-24.045	74.000	PEAK
3	*	17345.000	14.889	38.870	53.759	-20.241	74.000	PEAK

Note:

1. All Readings below 1GHz are Quasi-Peak, above 1GHz are performed with peak and/or average measurements as necessary.
2. Peak measurements: RBW = 1MHz, VBW = 1MHz, Sweep: Auto.
3. Average measurements: RBW = 1MHz, VBW = 10 Hz, Sweep: Auto.
4. " * ", means this data is the worst emission level.
5. " # ", means the frequency is out of the restricted band.
6. Measurement Level = Reading Level + Correct Factor.
7. The average measurement was not performed when the peak measured data under the limit of average detection.

Site : CB1	**Time : 2016/09/02 - 03:34**
Limit : FCC_SpartC_15.209_03M_PK	**Margin : 6**
Probe : CB1_FCC_EFS_1-18G_H2 - VERTICAL	**Power : AC 120V/60Hz**
EUT : Dual-Band Wireless-AC PCI-E Adapter	**Note : Mode 2: Transmit_CDD Mode 802.11n(40M)_5795MHz**

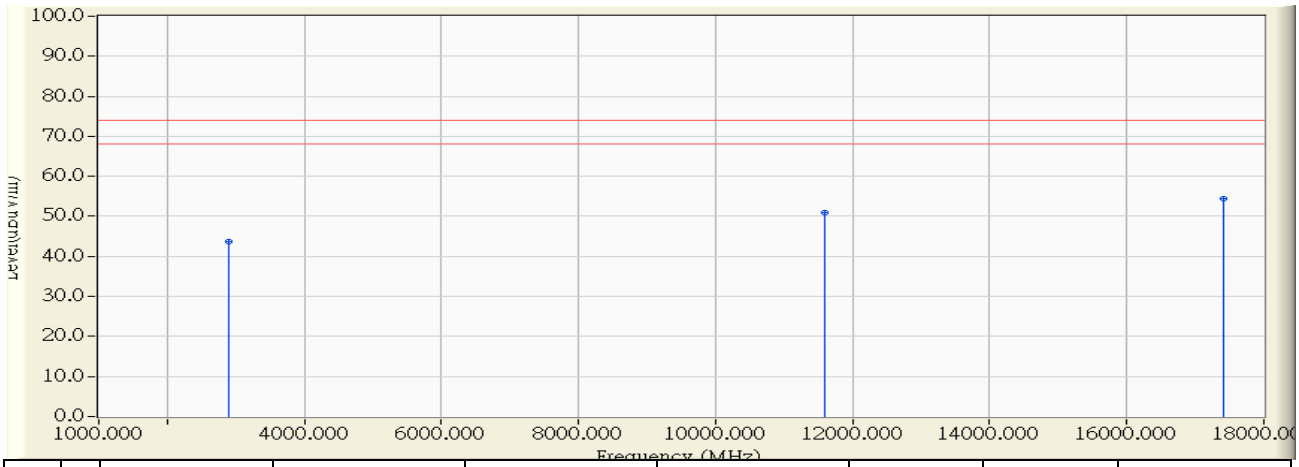

		Frequency (MHz)	Correct Factor (dB)	Reading Level (dBuV)	Measure Level (dBuV/m)	Margin (dB)	Limit (dBuV/m)	Detector Type
1		2895.000	-3.999	47.570	43.571	-30.429	74.000	PEAK
2		11596.000	10.601	40.260	50.862	-23.138	74.000	PEAK
3	*	17401.000	15.158	39.160	54.318	-19.682	74.000	PEAK

Note:

1. All Readings below 1GHz are Quasi-Peak, above 1GHz are performed with peak and/or average measurements as necessary.
2. Peak measurements: RBW = 1MHz, VBW = 1MHz, Sweep: Auto.
3. Average measurements: RBW = 1MHz, VBW = 10 Hz, Sweep: Auto.
4. " * ", means this data is the worst emission level.
5. " # ", means the frequency is out of the restricted band.
6. Measurement Level = Reading Level + Correct Factor.
7. The average measurement was not performed when the peak measured data under the limit of average detection.

Site : CB1	**Time : 2016/09/02 - 03:38**
Limit : FCC_SpartC_15.209_03M_PK	**Margin : 6**
Probe : CB1_FCC_EFS_1-18G_H2 - HORIZONTAL	**Power : AC 120V/60Hz**
EUT : Dual-Band Wireless-AC PCI-E Adapter	**Note : Mode 2: Transmit_CDD Mode 802.11ac(80M)_5775MHz**

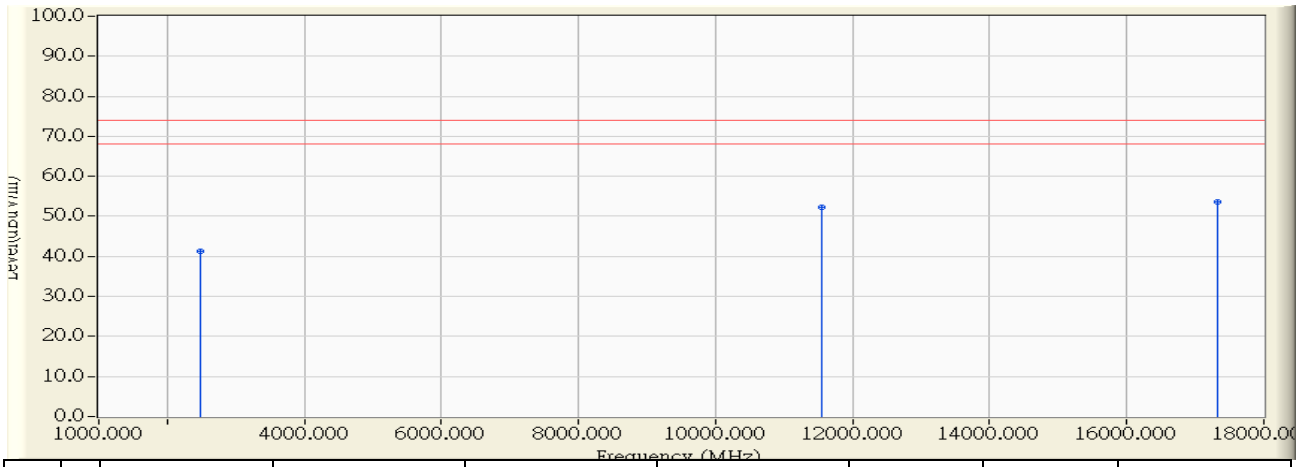

		Frequency (MHz)	Correct Factor (dB)	Reading Level (dBuV)	Measure Level (dBuV/m)	Margin (dB)	Limit (dBuV/m)	Detector Type
1		2487.000	-4.769	45.950	41.180	-32.820	74.000	PEAK
2		11549.000	10.966	41.270	52.236	-21.764	74.000	PEAK
3	*	17334.000	14.836	38.810	53.646	-20.354	74.000	PEAK

Note:

1. All Readings below 1GHz are Quasi-Peak, above 1GHz are performed with peak and/or average measurements as necessary.
2. Peak measurements: RBW = 1MHz, VBW = 1MHz, Sweep: Auto.
3. Average measurements: RBW = 1MHz, VBW = 10 Hz, Sweep: Auto.
4. " * ", means this data is the worst emission level.
5. " # ", means the frequency is out of the restricted band.
6. Measurement Level = Reading Level + Correct Factor.
7. The average measurement was not performed when the peak measured data under the limit of average detection.

Site : CB1	**Time : 2016/09/02 - 03:39**
Limit : FCC_SpartC_15.209_03M_AV	**Margin : 6**
Probe : CB1_FCC_EFS_1-18G_H2 - HORIZONTAL	**Power : AC 120V/60Hz**
EUT : Dual-Band Wireless-AC PCI-E Adapter	**Note : Mode 2: Transmit_CDD Mode 802.11ac(80M)_5775MHz**

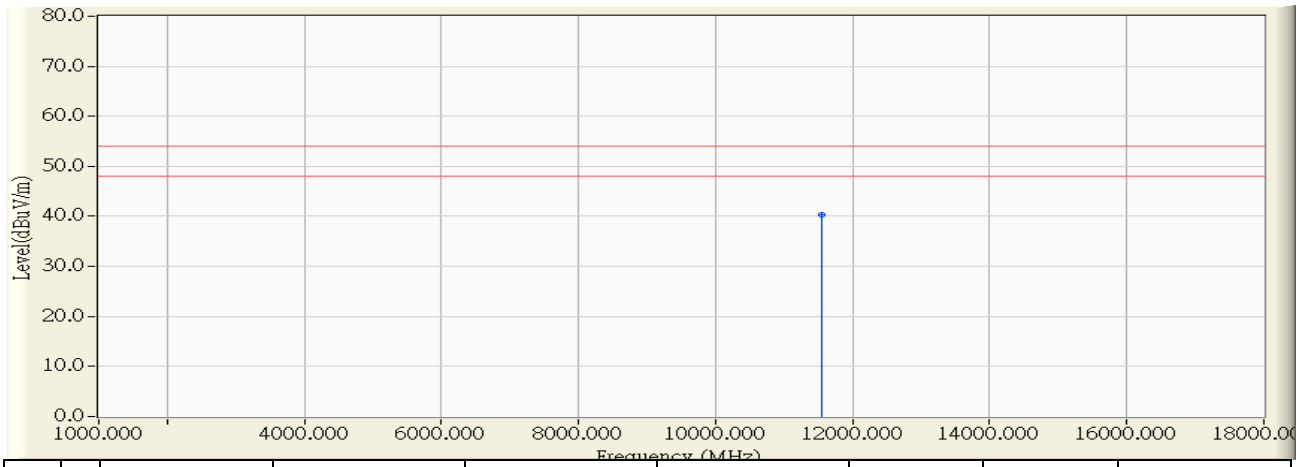

		Frequency (MHz)	Correct Factor (dB)	Reading Level (dBuV)	Measure Level (dBuV/m)	Margin (dB)	Limit (dBuV/m)	Detector Type
1	*	11549.000	10.966	29.250	40.216	-13.784	54.000	AVERAGE

Note:

1. All Readings below 1GHz are Quasi-Peak, above 1GHz are performed with peak and/or average measurements as necessary.
2. Peak measurements: RBW = 1MHz, VBW = 1MHz, Sweep: Auto.
3. Average measurements: RBW = 1MHz, VBW = 10 Hz, Sweep: Auto.
4. “ * ”, means this data is the worst emission level.
5. “ # ”, means the frequency is out of the restricted band.
6. Measurement Level = Reading Level + Correct Factor.
7. The average measurement was not performed when the peak measured data under the limit of average detection.

Site : CB1	**Time : 2016/09/02 - 03:42**
Limit : FCC_SpartC_15.209_03M_PK	**Margin : 6**
Probe : CB1_FCC_EFS_1-18G_H2 - VERTICAL	**Power : AC 120V/60Hz**
EUT : Dual-Band Wireless-AC PCI-E Adapter	**Note : Mode 2: Transmit_CDD Mode 802.11ac(80M)_5775MHz**

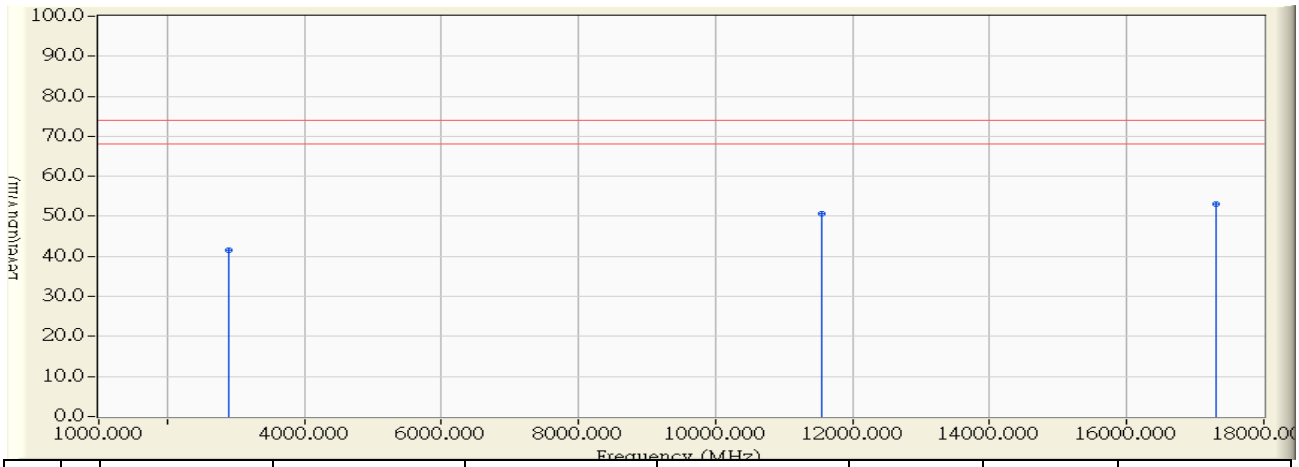

		Frequency (MHz)	Correct Factor (dB)	Reading Level (dBuV)	Measure Level (dBuV/m)	Margin (dB)	Limit (dBuV/m)	Detector Type
1		2887.000	-3.995	45.530	41.536	-32.464	74.000	PEAK
2		11548.000	10.685	39.980	50.665	-23.335	74.000	PEAK
3	*	17306.000	14.703	38.270	52.972	-21.028	74.000	PEAK

Note:

1. All Readings below 1GHz are Quasi-Peak, above 1GHz are performed with peak and/or average measurements as necessary.
2. Peak measurements: RBW = 1MHz, VBW = 1MHz, Sweep: Auto.
3. Average measurements: RBW = 1MHz, VBW = 10 Hz, Sweep: Auto.
4. " * ", means this data is the worst emission level.
5. " # ", means the frequency is out of the restricted band.
6. Measurement Level = Reading Level + Correct Factor.
7. The average measurement was not performed when the peak measured data under the limit of average detection.

7. Band Edge

7.1. Test Equipment

The following test equipments are used during the band edge tests:

Band Edge / CB1

Instrument	Manufacturer	Model No.	Serial No	Next Cal. Date
Double Ridged Guide Horn Antenna	Schwarzbeck	BBHA 9120	D743	2017/01/14
Spectrum Analyzer	Agilent	E4440A	MY46187335	2016/12/24
k Type Cable	Huber+Suhner	SF 102	25623/2	2017/01/11
Pre-Amplifier	QuieTek	AP-025C	CHM-0706049	2017/01/03
Pre-Amplifier	EMCI	EMC0031835	980233	2017/01/26

Note: All equipments that need to calibrate are with calibration period of 1 year.

7.2. Test Setup

RF Radiated Measurement:

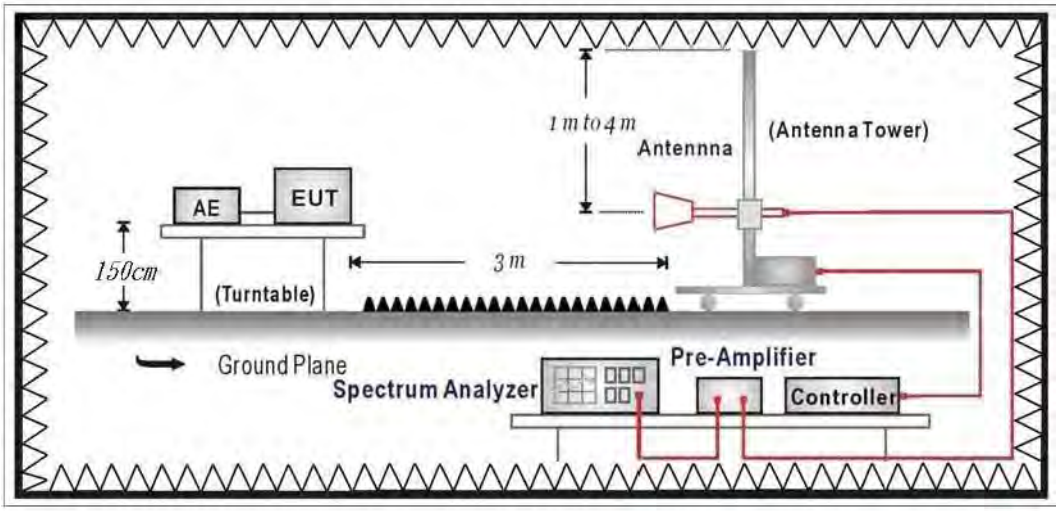

7.3. Limits

➢ **General Radiated Emission Limits**

The provisions of Section 15.205 of this part apply to intentional radiators operating under this section. Radiated emissions which fall in the restricted bands, as defined in Section 15.205, must also comply with the radiated emission limits specified in Section 15.209:

FCC Part 15 Subpart C Paragraph 15.209 Limits		
Frequency MHz	uV/m @3m	dBuV/m@3m
30 - 88	100	40
88 - 216	150	43.5
216 - 960	200	46
Above 960	500	54

Remark:

1. RF Voltage (dBuV) = 20 log RF Voltage (uV)
2. In the Above Table, the tighter limit applies at the band edges.
3. Distance refers to the distance in meters between the measuring instrument antenna and the closed point of any part of the device or system.

➢ **Unwanted Emission out of the restricted bands Limits**

FCC Part 15 Subpart E Paragraph 15.407(b) Limits		
Frequency (MHz)	EIRP Limit (dBm)	Equivalent Field Strength (dBuV/m@3m)
5150~5250	-27	68.3
5250~5350	-27	68.3
5470~5725	-27	68.3
5725~5850	-27 (Note1)	68.3
	-17 (Note2)	78.3

4. For transmitters operating in the 5.725-5.85 GHz band

(i) All emissions shall be limited to a level of -27 dBm/MHz at 75 MHz or more above or below the band edge increasing linearly to 10 dBm/MHz at 25 MHz above or below the band edge, and from 25 MHz above or below the band edge increasing linearly to a level of 15.6 dBm/MHz at 5 MHz above or below the band edge, and from 5 MHz above or below the band edge increasing linearly to a level of 27dBm/MHz at the band edge.

(ii) Devices certified before March 2, 2017 with antenna gain greater than 10 dBi may demonstrate compliance with the emission limits in Section 15.247(d), but manufacturing, marketing and importing of devices certified under this alternative must cease by March 2, 2018. Devices certified before March 2, 2018 with antenna gain of 10 dBi or less may demonstrate compliance with the emission limits in Section 15.247(d), but manufacturing, marketing and importing of devices certified under this alternative must cease before March 2, 2020.

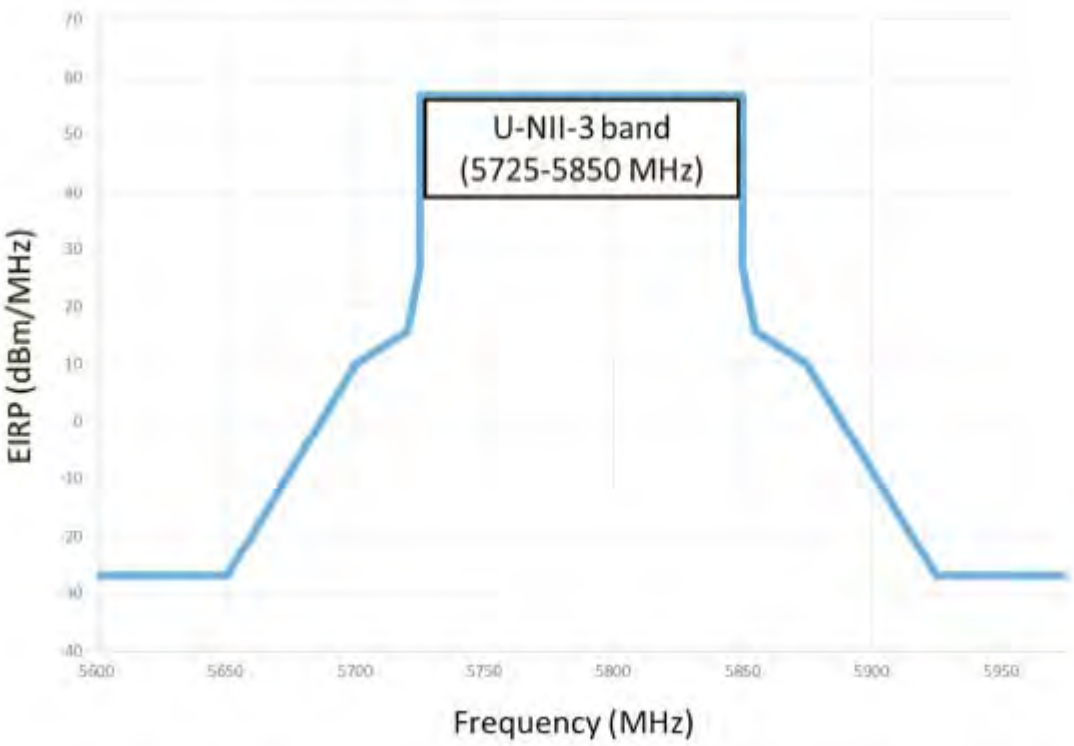

Remark:

1. For frequencies more than 10 MHz above or below the band edges.
2. For frequency range from the band edges to 10 MHz above or below the band edges.
3. uV/m = $\frac{1000000\sqrt{30 \times EIRP}}{3}$, RF Voltage (dBuV/m) = 20 log RF Voltage (uV/m)

7.4. Test Procedure

The EUT and its simulators are placed on a turn table which is 0.8 meter above ground. The turn table can rotate 360 degrees to determine the position of the maximum emission level. The EUT was positioned such that the distance from antenna to the EUT was 3 meters.

The antenna can move up and down between 1 meter and 4 meters to find out the maximum emission level.

Both horizontal and vertical polarization of the antenna are set on measurement. In order to find the maximum emission, all of the interface cables must be manipulated according to ANSI C63.10: 2013on radiated measurement.

The bandwidth below 1GHz setting on the field strength meter is 120 KHz, above 1GHz are 1 MHz.

7.5. Uncertainty

The measurement uncertainty is defined as ± 3.65dB

7.6. Test Result

Site : CB1	**Time : 2016/08/25 - 21:37**
Limit : FCC_SpartC_15.209_03M_PK	**Margin : 6**
Probe : CB1_FCC_EFS_1-18G_H2 - HORIZONTAL	**Power : AC 120V/60Hz**
EUT : Dual-Band Wireless-AC PCI-E Adapter	**Note : Mode 1: Transmit_SISO Mode 802.11a_5180MHz_Ant0**

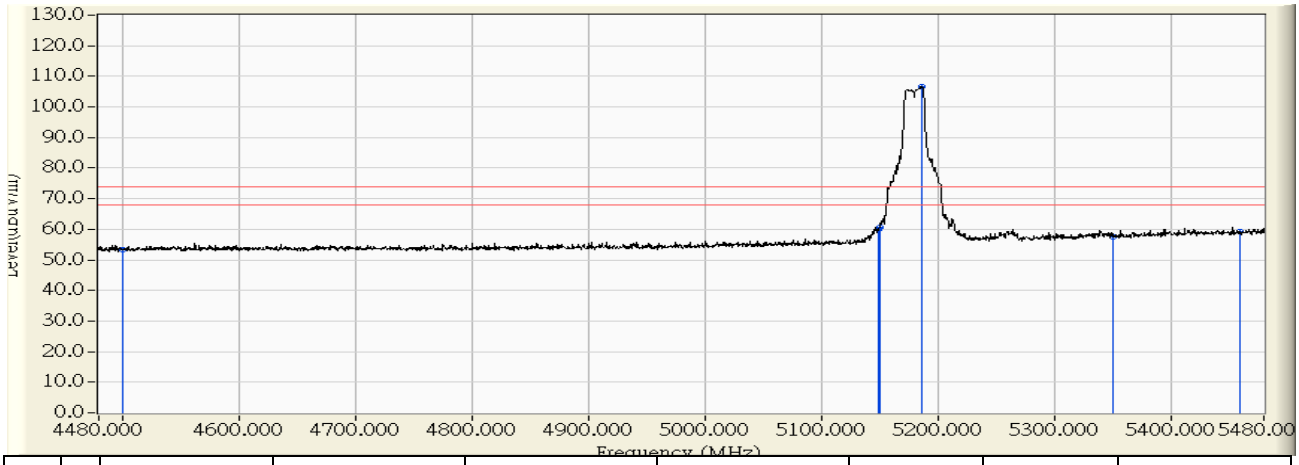

		Frequency (MHz)	Correct Factor (dB)	Reading Level (dBuV)	Measure Level (dBuV/m)	Margin (dB)	Limit (dBuV/m)	Detector Type
1		4500.000	-3.428	56.863	53.435	-20.565	74.000	PEAK
2		5149.500	-0.741	60.670	59.928	-14.072	74.000	PEAK
3		5150.000	-0.737	61.218	60.480	-13.520	74.000	PEAK
4	*	5186.500	-0.433	107.009	106.576	32.576	74.000	PEAK
5		5350.000	0.934	56.673	57.607	-16.393	74.000	PEAK
6		5460.000	1.853	57.515	59.368	-14.632	74.000	PEAK

Note:

1. All readings above 1GHz are performed with peak and/or average measurements as necessary.
2. Peak measurements: RBW = 1MHz, VBW = 1MHz, Sweep: Auto.
3. Average measurements: RBW = 1MHz, VBW = 10 Hz, Sweep: Auto.
4. “ * ”, means this data is the worst emission level.
5. Measurement Level = Reading Level + Correct Factor.
6. The average measurement was not performed when the peak measured data under the limit of average detection.

Site : CB1	**Time : 2016/08/25 - 21:39**
Limit : FCC_SpartC_15.209_03M_AV	**Margin : 6**
Probe : CB1_FCC_EFS_1-18G_H2 - HORIZONTAL	**Power : AC 120V/60Hz**
EUT : Dual-Band Wireless-AC PCI-E Adapter	**Note : Mode 1: Transmit_SISO Mode 802.11a_5180MHz_Ant0**

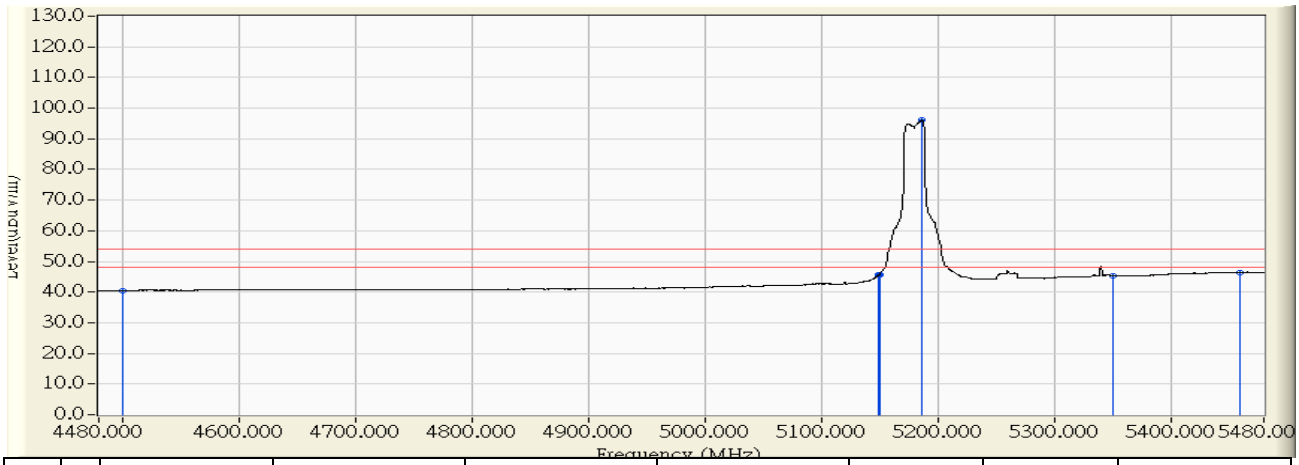

		Frequency (MHz)	Correct Factor (dB)	Reading Level (dBuV)	Measure Level (dBuV/m)	Margin (dB)	Limit (dBuV/m)	Detector Type
1		4500.000	-3.428	43.848	40.420	-13.580	54.000	AVERAGE
2		5149.500	-0.741	46.247	45.505	-8.495	54.000	AVERAGE
3		5150.000	-0.737	46.510	45.772	-8.228	54.000	AVERAGE
4	*	5186.500	-0.433	96.484	96.051	42.051	54.000	AVERAGE
5		5350.000	0.934	44.362	45.296	-8.704	54.000	AVERAGE
6		5460.000	1.853	44.623	46.476	-7.524	54.000	AVERAGE

Note:

1. All readings above 1GHz are performed with peak and/or average measurements as necessary.
2. Peak measurements: RBW = 1MHz, VBW = 1MHz, Sweep: Auto.
3. Average measurements: RBW = 1MHz, VBW = 10 Hz, Sweep: Auto.
4. “ * ”, means this data is the worst emission level.
5. Measurement Level = Reading Level + Correct Factor.
6. The average measurement was not performed when the peak measured data under the limit of average detection.

Site : CB1	**Time : 2016/08/28 - 15:26**
Limit : FCC_SpartC_15.209_03M_PK	**Margin : 6**
Probe : CB1_FCC_EFS_1-18G_H2 - HORIZONTAL	**Power : AC 120V/60Hz**
EUT : Dual-Band Wireless-AC PCI-E Adapter	**Note : Mode 1: Transmit_SISO Mode 802.11a_5180MHz_ANT1**

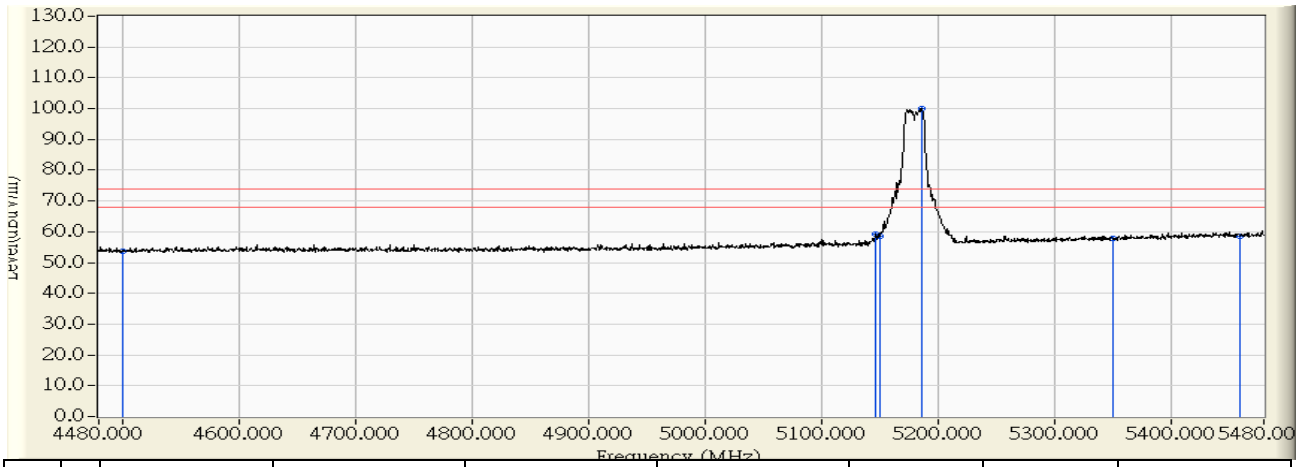

		Frequency (MHz)	Correct Factor (dB)	Reading Level (dBuV)	Measure Level (dBuV/m)	Margin (dB)	Limit (dBuV/m)	Detector Type
1		4500.000	-3.428	57.076	53.648	-20.352	74.000	PEAK
2		5147.000	-0.762	60.049	59.286	-14.714	74.000	PEAK
3		5150.000	-0.737	59.282	58.544	-15.456	74.000	PEAK
4	*	5186.500	-0.433	100.517	100.084	26.084	74.000	PEAK
5		5350.000	0.934	57.060	57.994	-16.006	74.000	PEAK
6		5460.000	1.853	56.545	58.398	-15.602	74.000	PEAK

Note:

1. All readings above 1GHz are performed with peak and/or average measurements as necessary.
2. Peak measurements: RBW = 1MHz, VBW = 1MHz, Sweep: Auto.
3. Average measurements: RBW = 1MHz, VBW = 10 Hz, Sweep: Auto.
4. “ * ”, means this data is the worst emission level.
5. Measurement Level = Reading Level + Correct Factor.
6. The average measurement was not performed when the peak measured data under the limit of average detection.

Site : CB1	**Time : 2016/08/28 - 15:28**
Limit : FCC_SpartC_15.209_03M_AV	**Margin : 6**
Probe : CB1_FCC_EFS_1-18G_H2 - HORIZONTAL	**Power : AC 120V/60Hz**
EUT : Dual-Band Wireless-AC PCI-E Adapter	**Note : Mode 1: Transmit_SISO Mode 802.11a_5180MHz_ANT1**

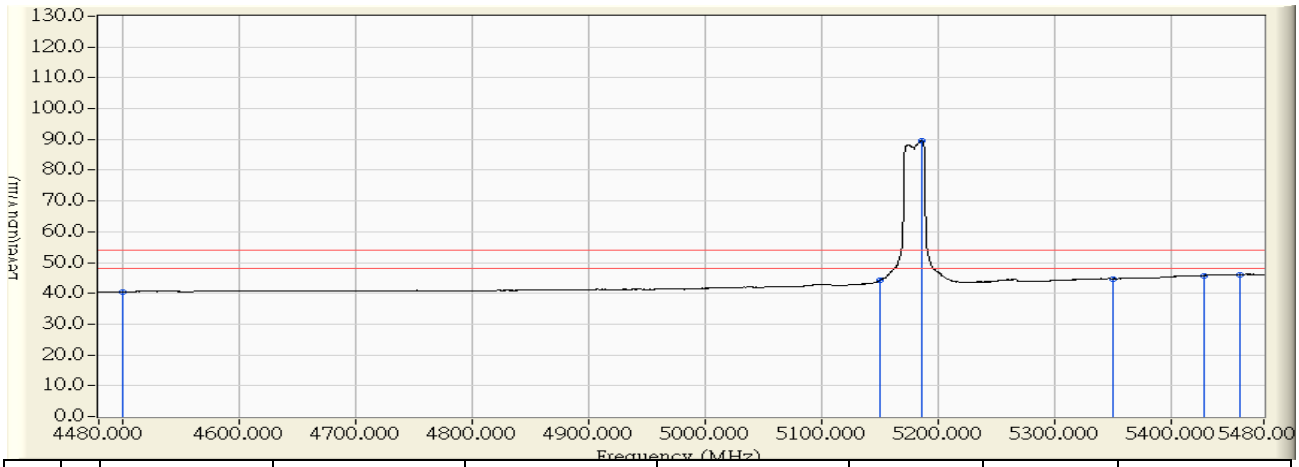

		Frequency (MHz)	Correct Factor (dB)	Reading Level (dBuV)	Measure Level (dBuV/m)	Margin (dB)	Limit (dBuV/m)	Detector Type
1		4500.000	-3.428	43.905	40.477	-13.523	54.000	AVERAGE
2		5150.000	-0.737	44.867	44.129	-9.871	54.000	AVERAGE
3	*	5186.500	-0.433	90.083	89.650	35.650	54.000	AVERAGE
4		5350.000	0.934	43.789	44.723	-9.277	54.000	AVERAGE
5		5428.500	1.590	44.183	45.773	-8.227	54.000	AVERAGE
6		5460.000	1.853	44.317	46.170	-7.830	54.000	AVERAGE

Note:

1. All readings above 1GHz are performed with peak and/or average measurements as necessary.
2. Peak measurements: RBW = 1MHz, VBW = 1MHz, Sweep: Auto.
3. Average measurements: RBW = 1MHz, VBW = 10 Hz, Sweep: Auto.
4. “ * ”, means this data is the worst emission level.
5. Measurement Level = Reading Level + Correct Factor.
6. The average measurement was not performed when the peak measured data under the limit of average detection.

Site : CB1	**Time : 2016/08/25 - 21:33**
Limit : FCC_SpartC_15.209_03M_PK	**Margin : 6**
Probe : CB1_FCC_EFS_1-18G_H2 - VERTICAL	**Power : AC 120V/60Hz**
EUT : Dual-Band Wireless-AC PCI-E Adapter	**Note : Mode 1: Transmit_SISO Mode 802.11a_5180MHz_Ant0**

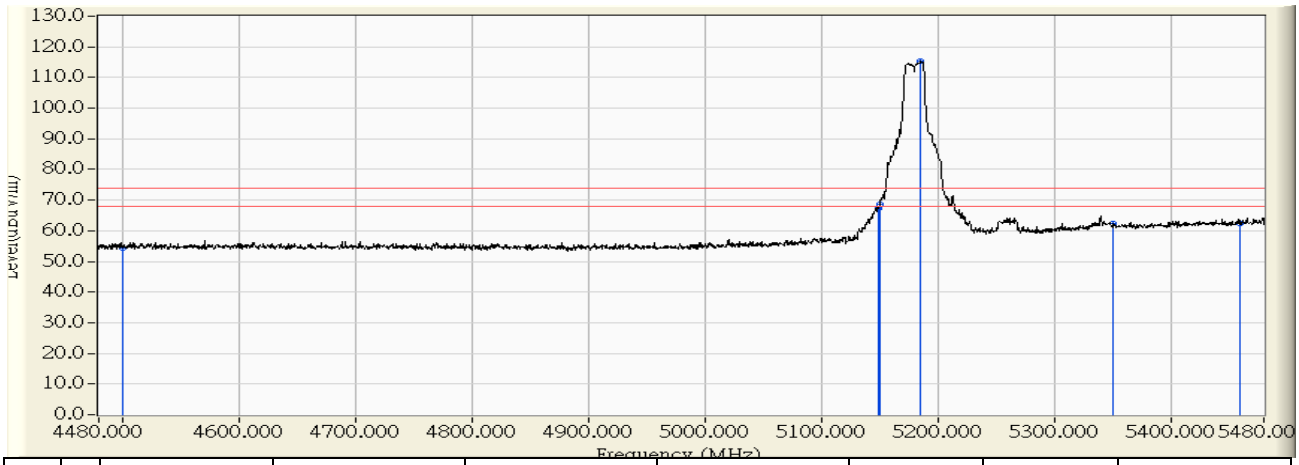

		Frequency (MHz)	Correct Factor (dB)	Reading Level (dBuV)	Measure Level (dBuV/m)	Margin (dB)	Limit (dBuV/m)	Detector Type
1		4500.000	-1.721	56.113	54.392	-19.608	74.000	PEAK
2		5149.500	-0.325	67.442	67.117	-6.883	74.000	PEAK
3		5150.000	-0.321	68.961	68.640	-5.360	74.000	PEAK
4	*	5185.500	-0.042	115.359	115.317	41.317	74.000	PEAK
5		5350.000	1.250	61.287	62.537	-11.463	74.000	PEAK
6		5460.000	2.114	60.370	62.484	-11.516	74.000	PEAK

Note:

1. All readings above 1GHz are performed with peak and/or average measurements as necessary.
2. Peak measurements: RBW = 1MHz, VBW = 1MHz, Sweep: Auto.
3. Average measurements: RBW = 1MHz, VBW = 10 Hz, Sweep: Auto.
4. “ * ”, means this data is the worst emission level.
5. Measurement Level = Reading Level + Correct Factor.
6. The average measurement was not performed when the peak measured data under the limit of average detection.

Site : CB1	**Time : 2016/08/25 - 21:33**
Limit : FCC_SpartC_15.209_03M_AV	**Margin : 6**
Probe : CB1_FCC_EFS_1-18G_H2 - VERTICAL	**Power : AC 120V/60Hz**
EUT : Dual-Band Wireless-AC PCI-E Adapter	**Note : Mode 1: Transmit_SISO Mode 802.11a_5180MHz_Ant0**

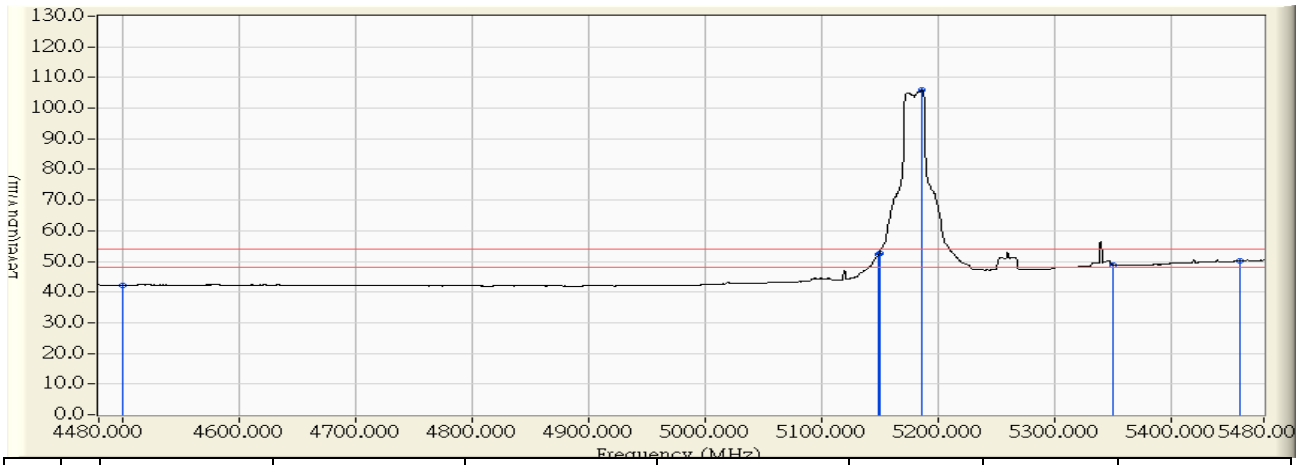

		Frequency (MHz)	Correct Factor (dB)	Reading Level (dBuV)	Measure Level (dBuV/m)	Margin (dB)	Limit (dBuV/m)	Detector Type
1		4500.000	-1.721	43.948	42.227	-11.773	54.000	AVERAGE
2		5149.500	-0.325	52.623	52.298	-1.702	54.000	AVERAGE
3		5150.000	-0.321	53.074	52.753	-1.247	54.000	AVERAGE
4	*	5186.500	-0.034	105.886	105.852	51.852	54.000	AVERAGE
5		5350.000	1.250	47.604	48.854	-5.146	54.000	AVERAGE
6		5460.000	2.114	48.023	50.137	-3.863	54.000	AVERAGE

Note:

1. All readings above 1GHz are performed with peak and/or average measurements as necessary.
2. Peak measurements: RBW = 1MHz, VBW = 1MHz, Sweep: Auto.
3. Average measurements: RBW = 1MHz, VBW = 10 Hz, Sweep: Auto.
4. “ * ”, means this data is the worst emission level.
5. Measurement Level = Reading Level + Correct Factor.
6. The average measurement was not performed when the peak measured data under the limit of average detection.

Site : CB1	**Time : 2016/08/28 - 15:13**
Limit : FCC_SpartC_15.209_03M_PK	**Margin : 6**
Probe : CB1_FCC_EFS_1-18G_H2 - VERTICAL	**Power : AC 120V/60Hz**
EUT : Dual-Band Wireless-AC PCI-E Adapter	**Note : Mode 1: Transmit_SISO Mode 802.11a_5180MHz_ANT1**

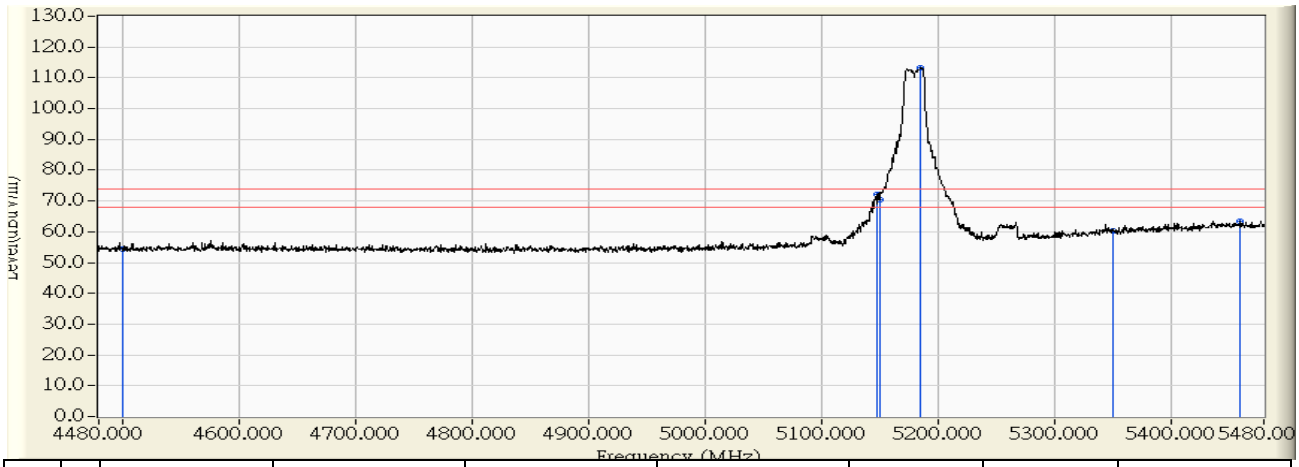

		Frequency (MHz)	Correct Factor (dB)	Reading Level (dBuV)	Measure Level (dBuV/m)	Margin (dB)	Limit (dBuV/m)	Detector Type
1		4500.000	-1.721	55.953	54.232	-19.768	74.000	PEAK
2		5148.500	-0.333	72.646	72.313	-1.687	74.000	PEAK
3		5150.000	-0.321	70.658	70.337	-3.663	74.000	PEAK
4	*	5185.500	-0.041	113.359	113.317	39.317	74.000	PEAK
5		5350.000	1.250	59.062	60.312	-13.688	74.000	PEAK
6		5460.000	2.114	61.203	63.317	-10.683	74.000	PEAK

Note:

1. All readings above 1GHz are performed with peak and/or average measurements as necessary.
2. Peak measurements: RBW = 1MHz, VBW = 1MHz, Sweep: Auto.
3. Average measurements: RBW = 1MHz, VBW = 10 Hz, Sweep: Auto.
4. “ * ”, means this data is the worst emission level.
5. Measurement Level = Reading Level + Correct Factor.
6. The average measurement was not performed when the peak measured data under the limit of average detection.

Site : CB1	**Time : 2016/08/28 - 15:10**
Limit : FCC_SpartC_15.209_03M_AV	**Margin : 6**
Probe : CB1_FCC_EFS_1-18G_H2 - VERTICAL	**Power : AC 120V/60Hz**
EUT : Dual-Band Wireless-AC PCI-E Adapter	**Note : Mode 1: Transmit_SISO Mode 802.11a_5180MHz_ANT1**

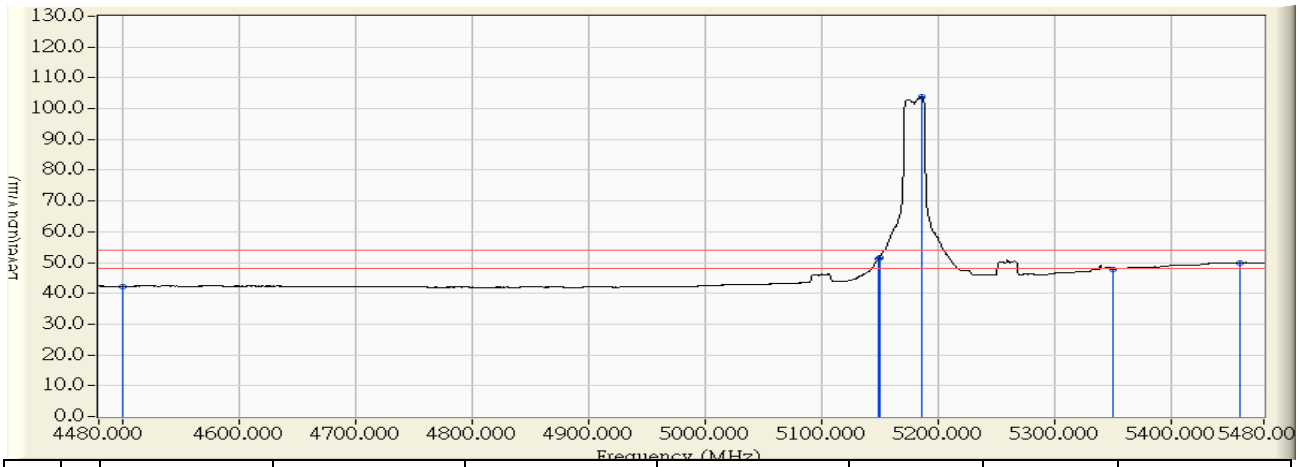

		Frequency (MHz)	Correct Factor (dB)	Reading Level (dBuV)	Measure Level (dBuV/m)	Margin (dB)	Limit (dBuV/m)	Detector Type
1		4500.000	-1.721	43.955	42.234	-11.766	54.000	AVERAGE
2		5149.500	-0.325	51.506	51.181	-2.819	54.000	AVERAGE
3		5150.000	-0.321	51.810	51.489	-2.511	54.000	AVERAGE
4	*	5186.500	-0.034	103.909	103.875	49.875	54.000	AVERAGE
5		5350.000	1.250	46.592	47.842	-6.158	54.000	AVERAGE
6		5460.000	2.114	47.826	49.940	-4.060	54.000	AVERAGE

Note:

1. All readings above 1GHz are performed with peak and/or average measurements as necessary.
2. Peak measurements: RBW = 1MHz, VBW = 1MHz, Sweep: Auto.
3. Average measurements: RBW = 1MHz, VBW = 10 Hz, Sweep: Auto.
4. “ * ”, means this data is the worst emission level.
5. Measurement Level = Reading Level + Correct Factor.
6. The average measurement was not performed when the peak measured data under the limit of average detection.

Site : CB1	**Time : 2016/08/28 - 13:28**
Limit : FCC_SpartC_15.209_03M_PK	**Margin : 6**
Probe : CB1_FCC_EFS_1-18G_H2 - HORIZONTAL	**Power : AC 120V/60Hz**
EUT : Dual-Band Wireless-AC PCI-E Adapter	**Note : Mode 1: Transmit_SISO Mode 802.11a_5220MHz_ANT0**

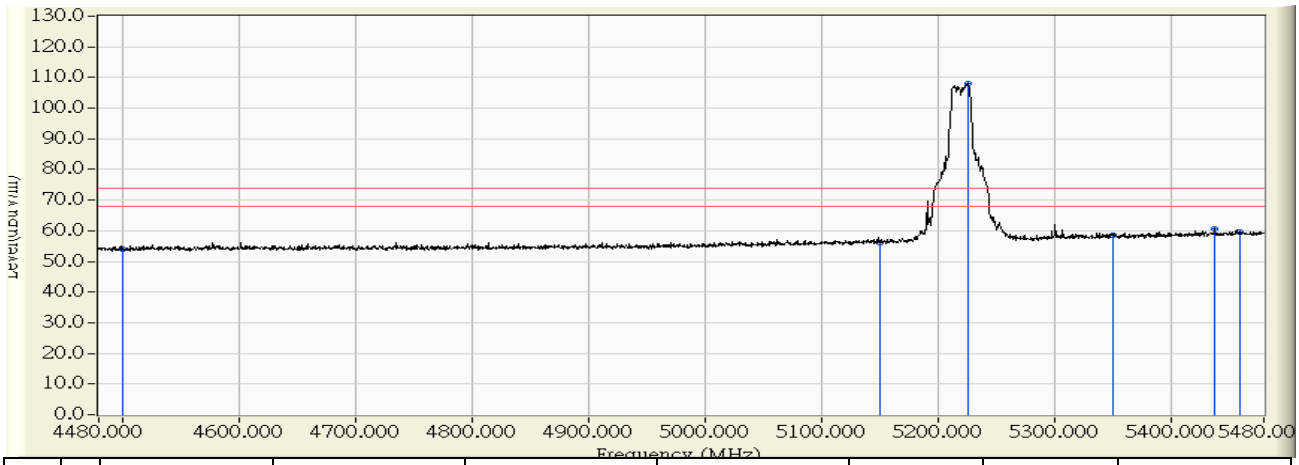

		Frequency (MHz)	Correct Factor (dB)	Reading Level (dBuV)	Measure Level (dBuV/m)	Margin (dB)	Limit (dBuV/m)	Detector Type
1		4500.000	-3.428	57.296	53.868	-20.132	74.000	PEAK
2		5150.000	-0.737	56.988	56.250	-17.750	74.000	PEAK
3	*	5226.500	-0.099	108.215	108.117	34.117	74.000	PEAK
4		5350.000	0.934	57.789	58.723	-15.277	74.000	PEAK
5		5438.000	1.669	58.965	60.634	-13.366	74.000	PEAK
6		5460.000	1.853	57.728	59.581	-14.419	74.000	PEAK

Note:

1. All readings above 1GHz are performed with peak and/or average measurements as necessary.
2. Peak measurements: RBW = 1MHz, VBW = 1MHz, Sweep: Auto.
3. Average measurements: RBW = 1MHz, VBW = 10 Hz, Sweep: Auto.
4. “ * ”, means this data is the worst emission level.
5. Measurement Level = Reading Level + Correct Factor.
6. The average measurement was not performed when the peak measured data under the limit of average detection.

Site : CB1	**Time : 2016/08/28 - 13:28**
Limit : FCC_SpartC_15.209_03M_AV	**Margin : 6**
Probe : CB1_FCC_EFS_1-18G_H2 - HORIZONTAL	**Power : AC 120V/60Hz**
EUT : Dual-Band Wireless-AC PCI-E Adapter	**Note : Mode 1: Transmit_SISO Mode 802.11a_5220MHz_ANT0**

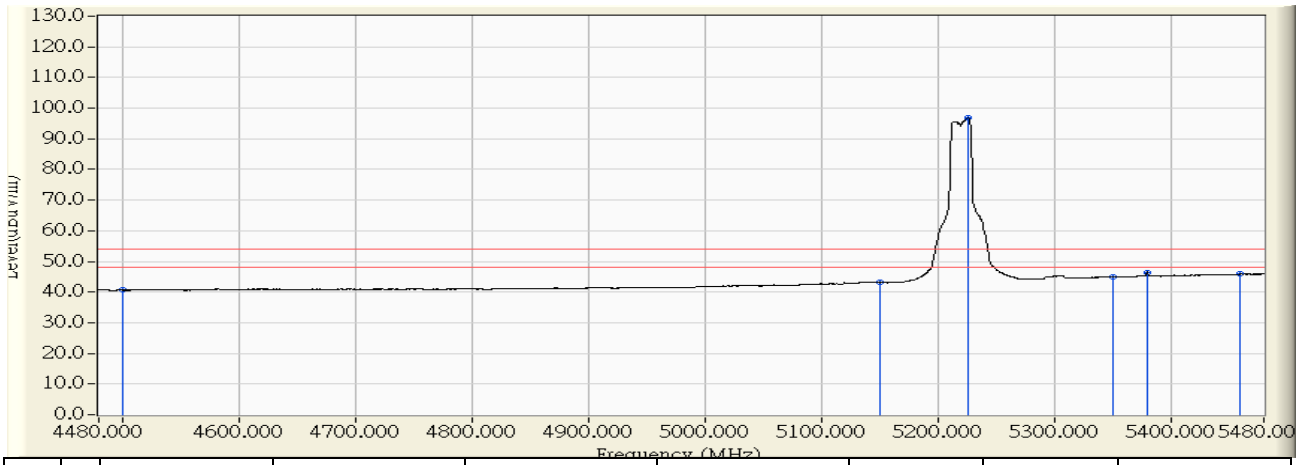

		Frequency (MHz)	Correct Factor (dB)	Reading Level (dBuV)	Measure Level (dBuV/m)	Margin (dB)	Limit (dBuV/m)	Detector Type
1		4500.000	-3.428	44.096	40.668	-13.332	54.000	AVERAGE
2		5150.000	-0.737	43.822	43.084	-10.916	54.000	AVERAGE
3	*	5226.500	-0.099	96.920	96.822	42.822	54.000	AVERAGE
4		5350.000	0.934	44.023	44.957	-9.043	54.000	AVERAGE
5		5379.500	1.181	45.343	46.523	-7.477	54.000	AVERAGE
6		5460.000	1.853	44.085	45.938	-8.062	54.000	AVERAGE

Note:

1. All readings above 1GHz are performed with peak and/or average measurements as necessary.
2. Peak measurements: RBW = 1MHz, VBW = 1MHz, Sweep: Auto.
3. Average measurements: RBW = 1MHz, VBW = 10 Hz, Sweep: Auto.
4. “ * ”, means this data is the worst emission level.
5. Measurement Level = Reading Level + Correct Factor.
6. The average measurement was not performed when the peak measured data under the limit of average detection.

Site : CB1	**Time : 2016/08/28 - 15:59**
Limit : FCC_SpartC_15.209_03M_PK	**Margin : 6**
Probe : CB1_FCC_EFS_1-18G_H2 - HORIZONTAL	**Power : AC 120V/60Hz**
EUT : Dual-Band Wireless-AC PCI-E Adapter	**Note : Mode 1: Transmit_SISO Mode 802.11a_5220MHz_ANT1**

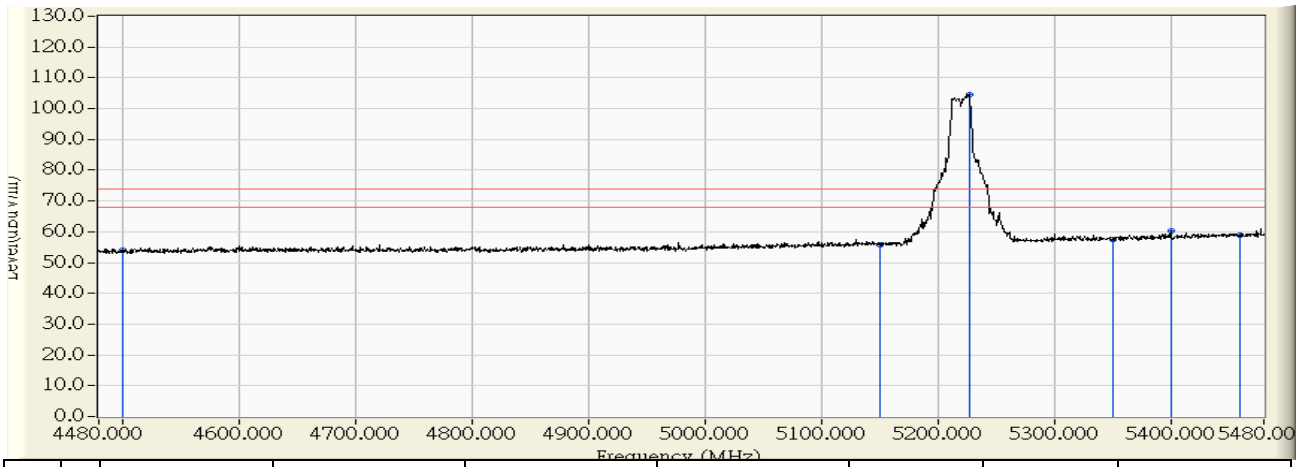

		Frequency (MHz)	Correct Factor (dB)	Reading Level (dBuV)	Measure Level (dBuV/m)	Margin (dB)	Limit (dBuV/m)	Detector Type
1		4500.000	-3.428	57.318	53.890	-20.110	74.000	PEAK
2		5150.000	-0.737	56.647	55.909	-18.091	74.000	PEAK
3	*	5227.000	-0.094	104.723	104.629	30.629	74.000	PEAK
4		5350.000	0.934	56.609	57.543	-16.457	74.000	PEAK
5		5400.000	1.352	58.775	60.126	-13.874	74.000	PEAK
6		5460.000	1.853	56.874	58.727	-15.273	74.000	PEAK

Note:

1. All readings above 1GHz are performed with peak and/or average measurements as necessary.
2. Peak measurements: RBW = 1MHz, VBW = 1MHz, Sweep: Auto.
3. Average measurements: RBW = 1MHz, VBW = 10 Hz, Sweep: Auto.
4. “ * ”, means this data is the worst emission level.
5. Measurement Level = Reading Level + Correct Factor.
6. The average measurement was not performed when the peak measured data under the limit of average detection.

Site : CB1	**Time : 2016/08/28 - 16:00**
Limit : FCC_SpartC_15.209_03M_AV	**Margin : 6**
Probe : CB1_FCC_EFS_1-18G_H2 - HORIZONTAL	**Power : AC 120V/60Hz**
EUT : Dual-Band Wireless-AC PCI-E Adapter	**Note : Mode 1: Transmit_SISO Mode 802.11a_5220MHz_ANT1**

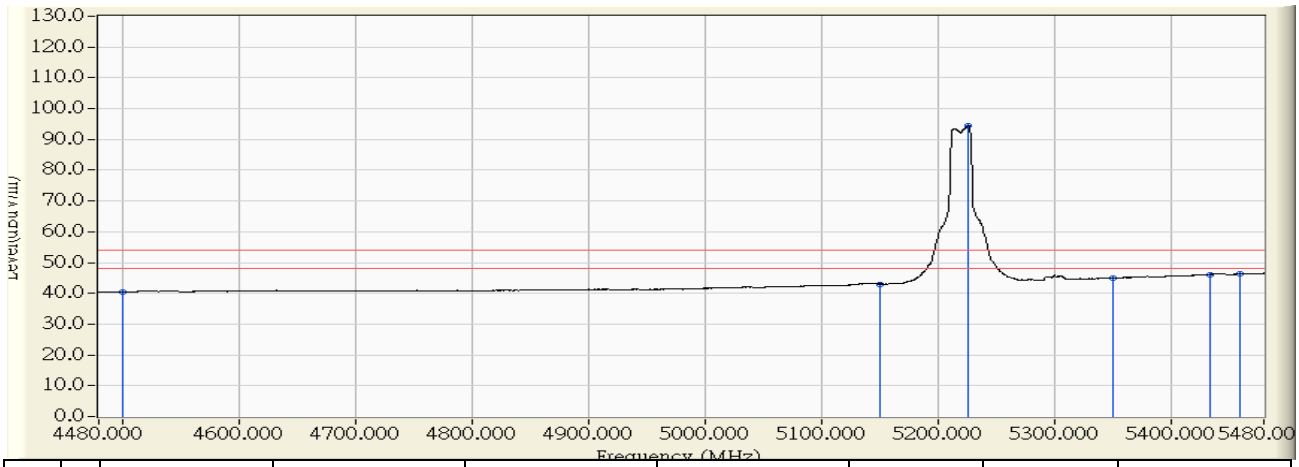

		Frequency (MHz)	Correct Factor (dB)	Reading Level (dBuV)	Measure Level (dBuV/m)	Margin (dB)	Limit (dBuV/m)	Detector Type
1		4500.000	-3.428	43.925	40.497	-13.503	54.000	AVERAGE
2		5150.000	-0.737	43.760	43.022	-10.978	54.000	AVERAGE
3	*	5226.500	-0.099	94.529	94.431	40.431	54.000	AVERAGE
4		5350.000	0.934	44.071	45.005	-8.995	54.000	AVERAGE
5		5433.500	1.631	44.508	46.139	-7.861	54.000	AVERAGE
6		5460.000	1.853	44.458	46.311	-7.689	54.000	AVERAGE

Note:

1. All readings above 1GHz are performed with peak and/or average measurements as necessary.
2. Peak measurements: RBW = 1MHz, VBW = 1MHz, Sweep: Auto.
3. Average measurements: RBW = 1MHz, VBW = 10 Hz, Sweep: Auto.
4. “ * ”, means this data is the worst emission level.
5. Measurement Level = Reading Level + Correct Factor.
6. The average measurement was not performed when the peak measured data under the limit of average detection.

Site : CB1	**Time : 2016/08/26 - 10:03**
Limit : FCC_SpartC_15.209_03M_PK	**Margin : 6**
Probe : CB1_FCC_EFS_1-18G_H2 - VERTICAL	**Power : AC 120V/60Hz**
EUT : Dual-Band Wireless-AC PCI-E Adapter	**Note : Mode 1: Transmit_SISO Mode 802.11a_5220MHz_ANT0**

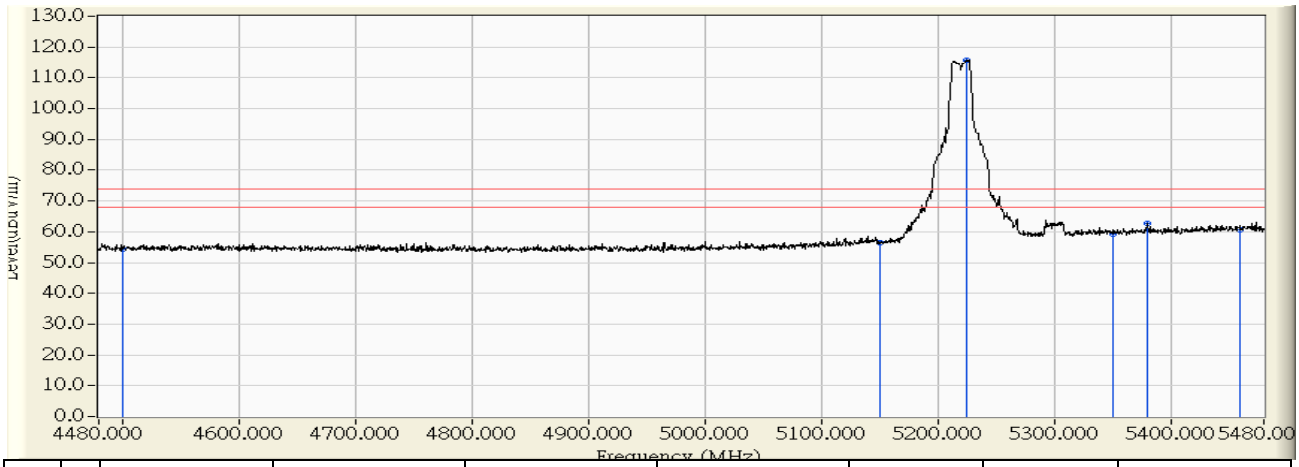

		Frequency (MHz)	Correct Factor (dB)	Reading Level (dBuV)	Measure Level (dBuV/m)	Margin (dB)	Limit (dBuV/m)	Detector Type
1		4500.000	-1.721	56.231	54.510	-19.490	74.000	PEAK
2		5150.000	-0.321	56.949	56.628	-17.372	74.000	PEAK
3	*	5225.500	0.273	115.590	115.862	41.862	74.000	PEAK
4		5350.000	1.250	58.173	59.423	-14.577	74.000	PEAK
5		5380.000	1.486	61.134	62.620	-11.380	74.000	PEAK
6		5460.000	2.114	58.698	60.812	-13.188	74.000	PEAK

Note:

1. All readings above 1GHz are performed with peak and/or average measurements as necessary.
2. Peak measurements: RBW = 1MHz, VBW = 1MHz, Sweep: Auto.
3. Average measurements: RBW = 1MHz, VBW = 10 Hz, Sweep: Auto.
4. “ * ”, means this data is the worst emission level.
5. Measurement Level = Reading Level + Correct Factor.
6. The average measurement was not performed when the peak measured data under the limit of average detection.

Site : CB1	**Time : 2016/08/26 - 10:01**
Limit : FCC_SpartC_15.209_03M_AV	**Margin : 6**
Probe : CB1_FCC_EFS_1-18G_H2 - VERTICAL	**Power : AC 120V/60Hz**
EUT : Dual-Band Wireless-AC PCI-E Adapter	**Note : Mode 1: Transmit_SISO Mode 802.11a_5220MHz_ANT0**

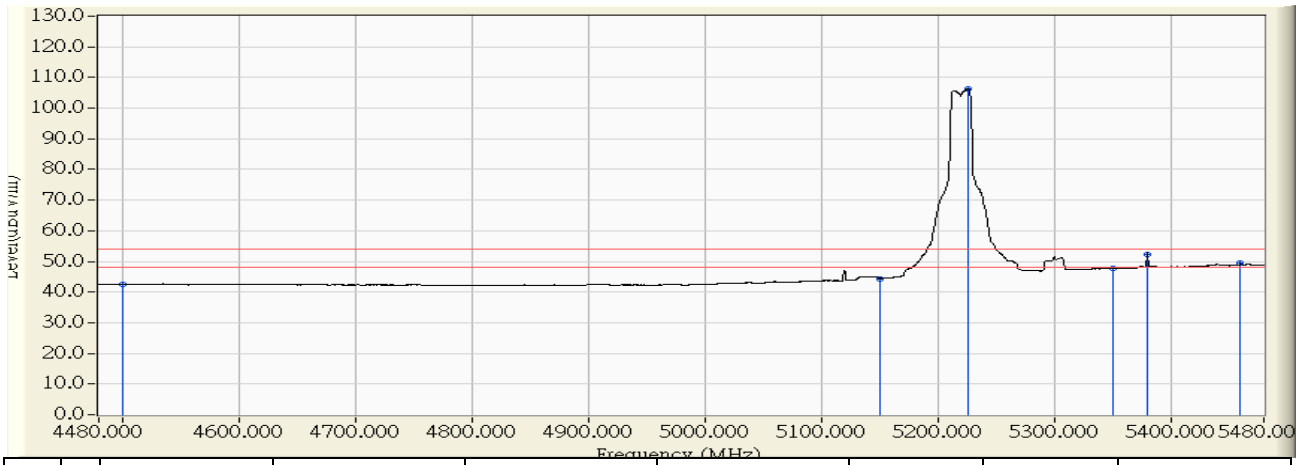

		Frequency (MHz)	Correct Factor (dB)	Reading Level (dBuV)	Measure Level (dBuV/m)	Margin (dB)	Limit (dBuV/m)	Detector Type
1		4500.000	-1.721	44.190	42.469	-11.531	54.000	AVERAGE
2		5150.000	-0.321	44.741	44.420	-9.580	54.000	AVERAGE
3	*	5226.500	0.280	106.121	106.401	52.401	54.000	AVERAGE
4		5350.000	1.250	46.606	47.856	-6.144	54.000	AVERAGE
5		5380.000	1.486	50.923	52.409	-1.591	54.000	AVERAGE
6		5460.000	2.114	47.287	49.401	-4.599	54.000	AVERAGE

Note:

1. All readings above 1GHz are performed with peak and/or average measurements as necessary.
2. Peak measurements: RBW = 1MHz, VBW = 1MHz, Sweep: Auto.
3. Average measurements: RBW = 1MHz, VBW = 10 Hz, Sweep: Auto.
4. “ * ”, means this data is the worst emission level.
5. Measurement Level = Reading Level + Correct Factor.
6. The average measurement was not performed when the peak measured data under the limit of average detection.

Site : CB1	**Time : 2016/08/28 - 15:52**
Limit : FCC_SpartC_15.209_03M_PK	**Margin : 6**
Probe : CB1_FCC_EFS_1-18G_H2 - VERTICAL	**Power : AC 120V/60Hz**
EUT : Dual-Band Wireless-AC PCI-E Adapter	**Note : Mode 1: Transmit_SISO Mode 802.11a_5220MHz_ANT1**

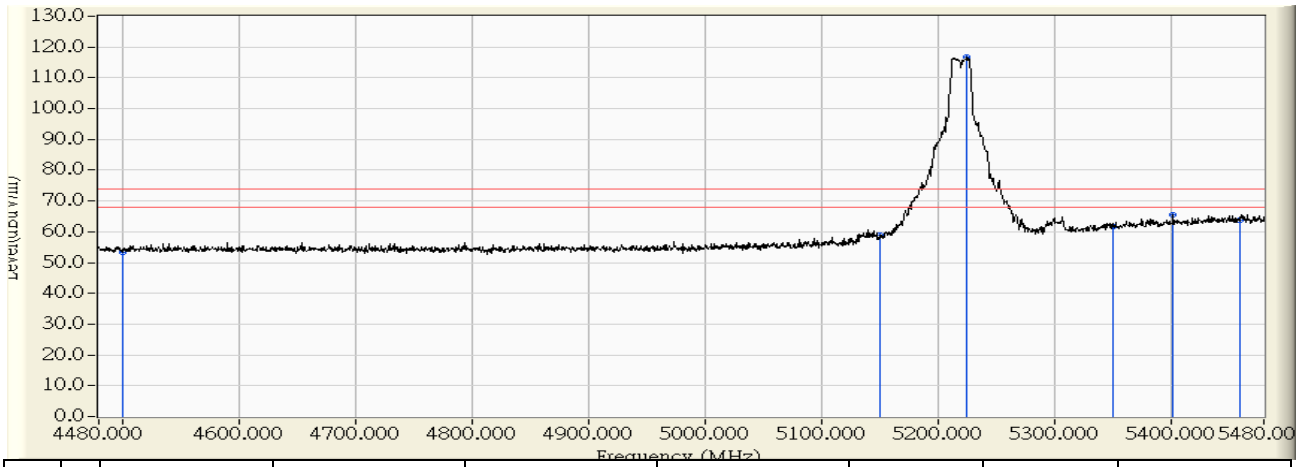

		Frequency (MHz)	Correct Factor (dB)	Reading Level (dBuV)	Measure Level (dBuV/m)	Margin (dB)	Limit (dBuV/m)	Detector Type
1		4500.000	-1.721	54.972	53.251	-20.749	74.000	PEAK
2		5150.000	-0.321	59.300	58.979	-15.021	74.000	PEAK
3	*	5225.500	0.273	116.317	116.589	42.589	74.000	PEAK
4		5350.000	1.250	60.543	61.793	-12.207	74.000	PEAK
5		5402.000	1.658	63.890	65.549	-8.451	74.000	PEAK
6		5460.000	2.114	61.721	63.835	-10.165	74.000	PEAK

Note:

1. All readings above 1GHz are performed with peak and/or average measurements as necessary.
2. Peak measurements: RBW = 1MHz, VBW = 1MHz, Sweep: Auto.
3. Average measurements: RBW = 1MHz, VBW = 10 Hz, Sweep: Auto.
4. “ * ”, means this data is the worst emission level.
5. Measurement Level = Reading Level + Correct Factor.
6. The average measurement was not performed when the peak measured data under the limit of average detection.

Site : CB1	**Time : 2016/08/28 - 15:51**
Limit : FCC_SpartC_15.209_03M_AV	**Margin : 6**
Probe : CB1_FCC_EFS_1-18G_H2 - VERTICAL	**Power : AC 120V/60Hz**
EUT : Dual-Band Wireless-AC PCI-E Adapter	**Note : Mode 1: Transmit_SISO Mode 802.11a_5220MHz_ANT1**

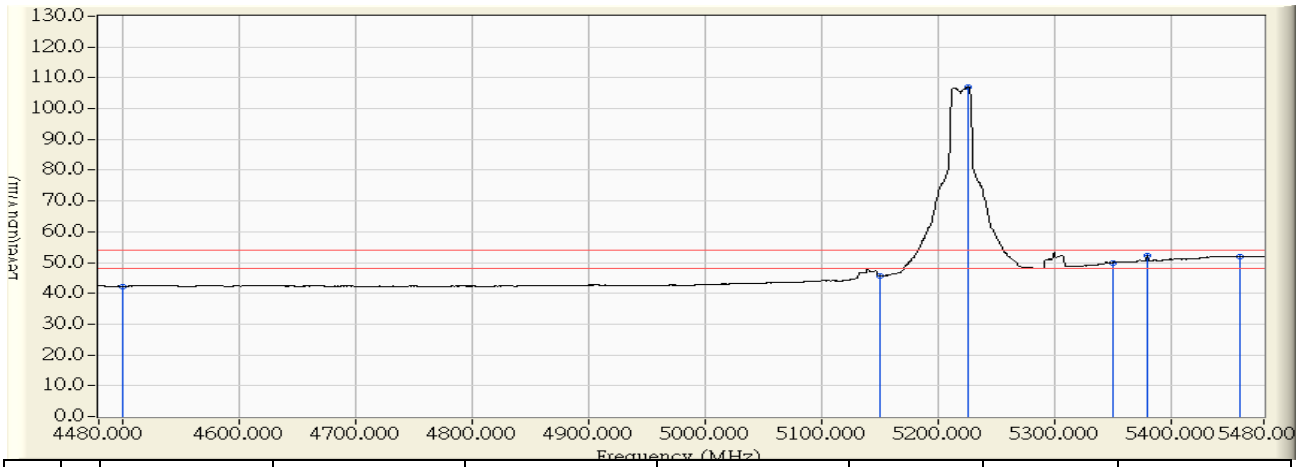

		Frequency (MHz)	Correct Factor (dB)	Reading Level (dBuV)	Measure Level (dBuV/m)	Margin (dB)	Limit (dBuV/m)	Detector Type
1		4500.000	-1.721	44.061	42.340	-11.660	54.000	AVERAGE
2		5150.000	-0.321	46.013	45.692	-8.308	54.000	AVERAGE
3	*	5226.500	0.280	106.746	107.026	53.026	54.000	AVERAGE
4		5350.000	1.250	48.757	50.007	-3.993	54.000	AVERAGE
5		5380.000	1.486	50.865	52.351	-1.649	54.000	AVERAGE
6		5460.000	2.114	49.950	52.064	-1.936	54.000	AVERAGE

Note:

1. All readings above 1GHz are performed with peak and/or average measurements as necessary.
2. Peak measurements: RBW = 1MHz, VBW = 1MHz, Sweep: Auto.
3. Average measurements: RBW = 1MHz, VBW = 10 Hz, Sweep: Auto.
4. “ * ”, means this data is the worst emission level.
5. Measurement Level = Reading Level + Correct Factor.
6. The average measurement was not performed when the peak measured data under the limit of average detection.

Site : CB1	**Time : 2016/08/28 - 14:27**
Limit : FCC_SpartC_15.209_03M_PK	**Margin : 6**
Probe : CB1_FCC_EFS_1-18G_H2 - HORIZONTAL	**Power : AC 120V/60Hz**
EUT : Dual-Band Wireless-AC PCI-E Adapter	**Note : Mode 1: Transmit_SISO Mode 802.11a_5240MHz_ANT0**

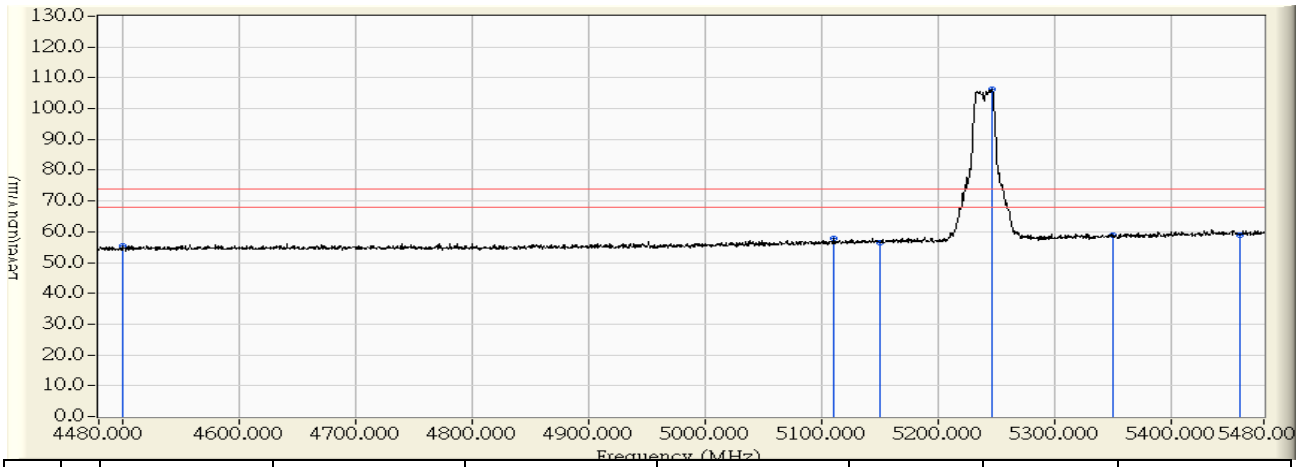

		Frequency (MHz)	Correct Factor (dB)	Reading Level (dBuV)	Measure Level (dBuV/m)	Margin (dB)	Limit (dBuV/m)	Detector Type
1		4500.000	-3.428	58.715	55.287	-18.713	74.000	PEAK
2		5110.500	-1.067	58.946	57.878	-16.122	74.000	PEAK
3		5150.000	-0.737	57.280	56.542	-17.458	74.000	PEAK
4	*	5246.500	0.068	106.137	106.206	32.206	74.000	PEAK
5		5350.000	0.934	57.931	58.865	-15.135	74.000	PEAK
6		5460.000	1.853	57.128	58.981	-15.019	74.000	PEAK

Note:

1. All readings above 1GHz are performed with peak and/or average measurements as necessary.
2. Peak measurements: RBW = 1MHz, VBW = 1MHz, Sweep: Auto.
3. Average measurements: RBW = 1MHz, VBW = 10 Hz, Sweep: Auto.
4. “ * ”, means this data is the worst emission level.
5. Measurement Level = Reading Level + Correct Factor.
6. The average measurement was not performed when the peak measured data under the limit of average detection.

Site : CB1	**Time : 2016/08/28 - 13:28**
Limit : FCC_SpartC_15.209_03M_AV	**Margin : 6**
Probe : CB1_FCC_EFS_1-18G_H2 - HORIZONTAL	**Power : AC 120V/60Hz**
EUT : Dual-Band Wireless-AC PCI-E Adapter	**Note : Mode 1: Transmit_SISO Mode 802.11a_5240MHz_ANT0**

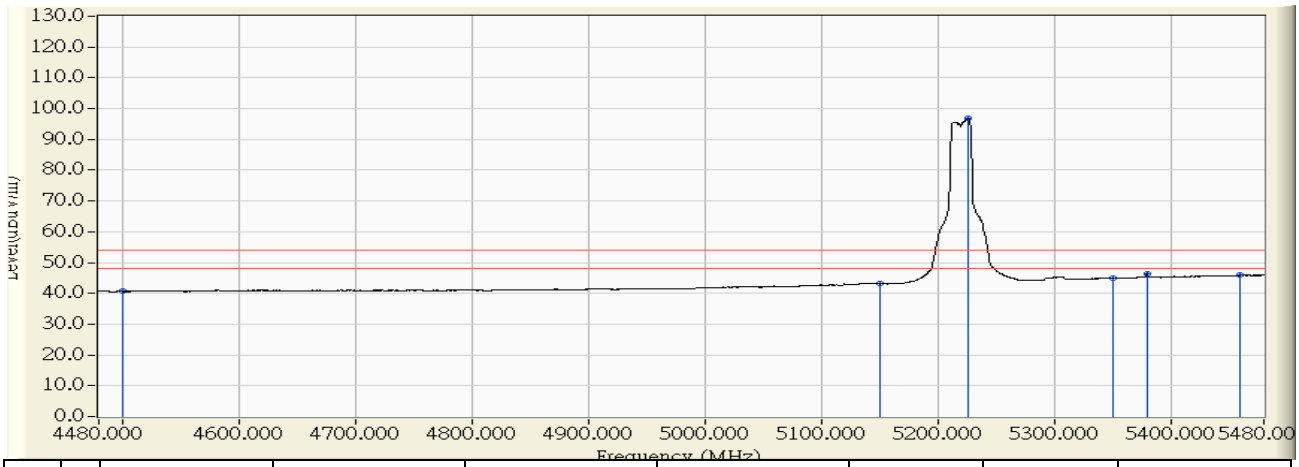

		Frequency (MHz)	Correct Factor (dB)	Reading Level (dBuV)	Measure Level (dBuV/m)	Margin (dB)	Limit (dBuV/m)	Detector Type
1		4500.000	-3.428	44.096	40.668	-13.332	54.000	AVERAGE
2		5150.000	-0.737	43.822	43.084	-10.916	54.000	AVERAGE
3	*	5226.500	-0.099	96.920	96.822	42.822	54.000	AVERAGE
4		5350.000	0.934	44.023	44.957	-9.043	54.000	AVERAGE
5		5379.500	1.181	45.343	46.523	-7.477	54.000	AVERAGE
6		5460.000	1.853	44.085	45.938	-8.062	54.000	AVERAGE

Note:

1. All readings above 1GHz are performed with peak and/or average measurements as necessary.
2. Peak measurements: RBW = 1MHz, VBW = 1MHz, Sweep: Auto.
3. Average measurements: RBW = 1MHz, VBW = 10 Hz, Sweep: Auto.
4. “ * ”, means this data is the worst emission level.
5. Measurement Level = Reading Level + Correct Factor.
6. The average measurement was not performed when the peak measured data under the limit of average detection.

Site : CB1	**Time : 2016/08/28 - 16:53**
Limit : FCC_SpartC_15.209_03M_PK	**Margin : 6**
Probe : CB1_FCC_EFS_1-18G_H2 - HORIZONTAL	**Power : AC 120V/60Hz**
EUT : Dual-Band Wireless-AC PCI-E Adapter	**Note : Mode 1: Transmit_SISO Mode 802.11a_5240MHz_ANT1**

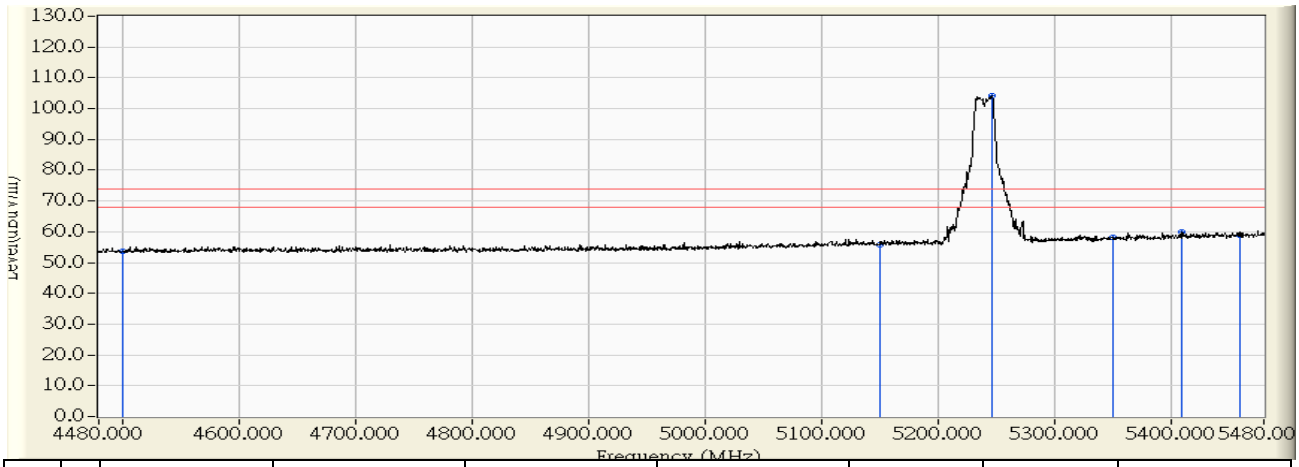

		Frequency (MHz)	Correct Factor (dB)	Reading Level (dBuV)	Measure Level (dBuV/m)	Margin (dB)	Limit (dBuV/m)	Detector Type
1		4500.000	-3.428	57.179	53.751	-20.249	74.000	PEAK
2		5150.000	-0.737	56.554	55.816	-18.184	74.000	PEAK
3	*	5247.000	0.073	104.023	104.096	30.096	74.000	PEAK
4		5350.000	0.934	57.136	58.070	-15.930	74.000	PEAK
5		5409.000	1.426	58.448	59.875	-14.125	74.000	PEAK
6		5460.000	1.853	57.006	58.859	-15.141	74.000	PEAK

Note:

1. All readings above 1GHz are performed with peak and/or average measurements as necessary.
2. Peak measurements: RBW = 1MHz, VBW = 1MHz, Sweep: Auto.
3. Average measurements: RBW = 1MHz, VBW = 10 Hz, Sweep: Auto.
4. “ * ”, means this data is the worst emission level.
5. Measurement Level = Reading Level + Correct Factor.
6. The average measurement was not performed when the peak measured data under the limit of average detection.

Site : CB1	**Time : 2016/08/28 - 16:55**
Limit : FCC_SpartC_15.209_03M_AV	**Margin : 6**
Probe : CB1_FCC_EFS_1-18G_H2 - HORIZONTAL	**Power : AC 120V/60Hz**
EUT : Dual-Band Wireless-AC PCI-E Adapter	**Note : Mode 1: Transmit_SISO Mode 802.11a_5240MHz_ANT1**

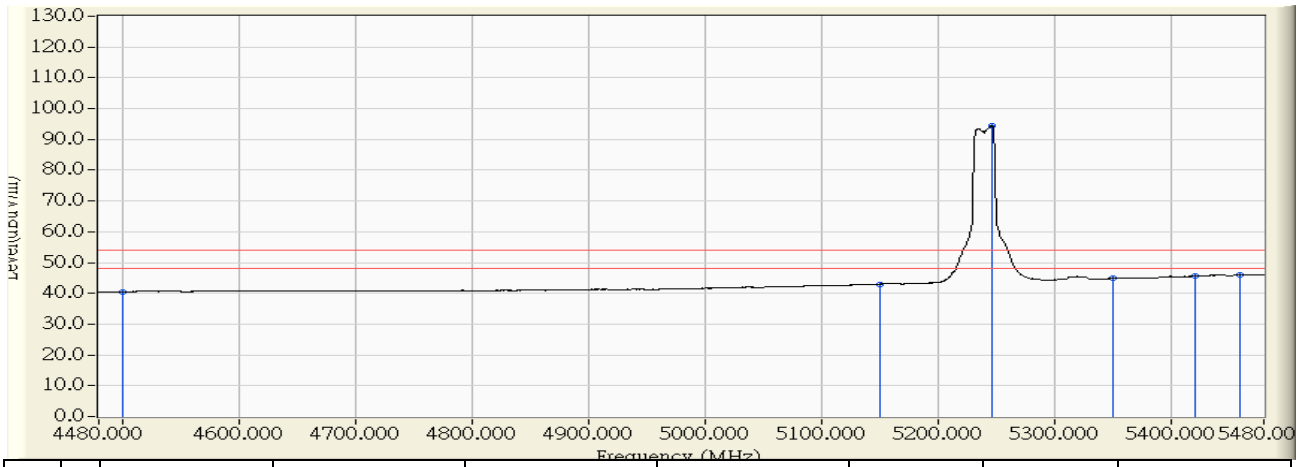

		Frequency (MHz)	Correct Factor (dB)	Reading Level (dBuV)	Measure Level (dBuV/m)	Margin (dB)	Limit (dBuV/m)	Detector Type
1		4500.000	-3.428	43.916	40.488	-13.512	54.000	AVERAGE
2		5150.000	-0.737	43.666	42.928	-11.072	54.000	AVERAGE
3	*	5246.500	0.068	94.297	94.366	40.366	54.000	AVERAGE
4		5350.000	0.934	43.942	44.876	-9.124	54.000	AVERAGE
5		5420.500	1.523	44.016	45.539	-8.461	54.000	AVERAGE
6		5460.000	1.853	44.153	46.006	-7.994	54.000	AVERAGE

Note:

1. All readings above 1GHz are performed with peak and/or average measurements as necessary.
2. Peak measurements: RBW = 1MHz, VBW = 1MHz, Sweep: Auto.
3. Average measurements: RBW = 1MHz, VBW = 10 Hz, Sweep: Auto.
4. “ * ”, means this data is the worst emission level.
5. Measurement Level = Reading Level + Correct Factor.
6. The average measurement was not performed when the peak measured data under the limit of average detection.

Site : CB1	**Time : 2016/08/26 - 10:17**
Limit : FCC_SpartC_15.209_03M_PK	**Margin : 6**
Probe : CB1_FCC_EFS_1-18G_H2 - VERTICAL	**Power : AC 120V/60Hz**
EUT : Dual-Band Wireless-AC PCI-E Adapter	**Note : Mode 1: Transmit_SISO Mode 802.11a_5240MHz_ANT0**

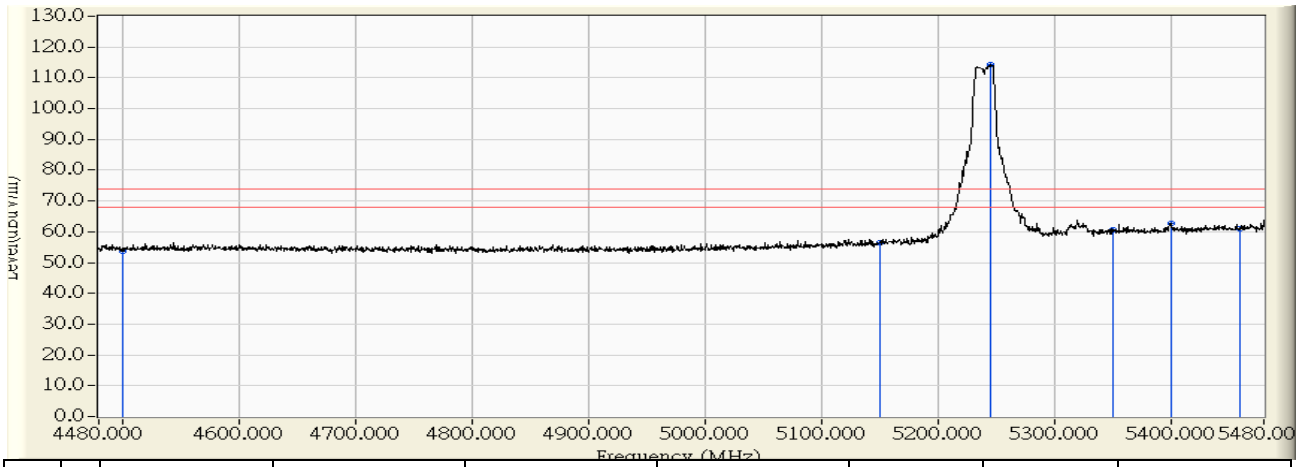

		Frequency (MHz)	Correct Factor (dB)	Reading Level (dBuV)	Measure Level (dBuV/m)	Margin (dB)	Limit (dBuV/m)	Detector Type
1		4500.000	-1.721	55.297	53.576	-20.424	74.000	PEAK
2		5150.000	-0.321	56.856	56.535	-17.465	74.000	PEAK
3	*	5245.500	0.430	113.796	114.225	40.225	74.000	PEAK
4		5350.000	1.250	59.480	60.730	-13.270	74.000	PEAK
5		5400.000	1.643	60.955	62.598	-11.402	74.000	PEAK
6		5460.000	2.114	58.888	61.002	-12.998	74.000	PEAK

Note:

1. All readings above 1GHz are performed with peak and/or average measurements as necessary.
2. Peak measurements: RBW = 1MHz, VBW = 1MHz, Sweep: Auto.
3. Average measurements: RBW = 1MHz, VBW = 10 Hz, Sweep: Auto.
4. “ * ”, means this data is the worst emission level.
5. Measurement Level = Reading Level + Correct Factor.
6. The average measurement was not performed when the peak measured data under the limit of average detection.

Site : CB1	**Time : 2016/08/26 - 10:17**
Limit : FCC_SpartC_15.209_03M_AV	**Margin : 6**
Probe : CB1_FCC_EFS_1-18G_H2 - VERTICAL	**Power : AC 120V/60Hz**
EUT : Dual-Band Wireless-AC PCI-E Adapter	**Note : Mode 1: Transmit_SISO Mode 802.11a_5240MHz_ANT0**

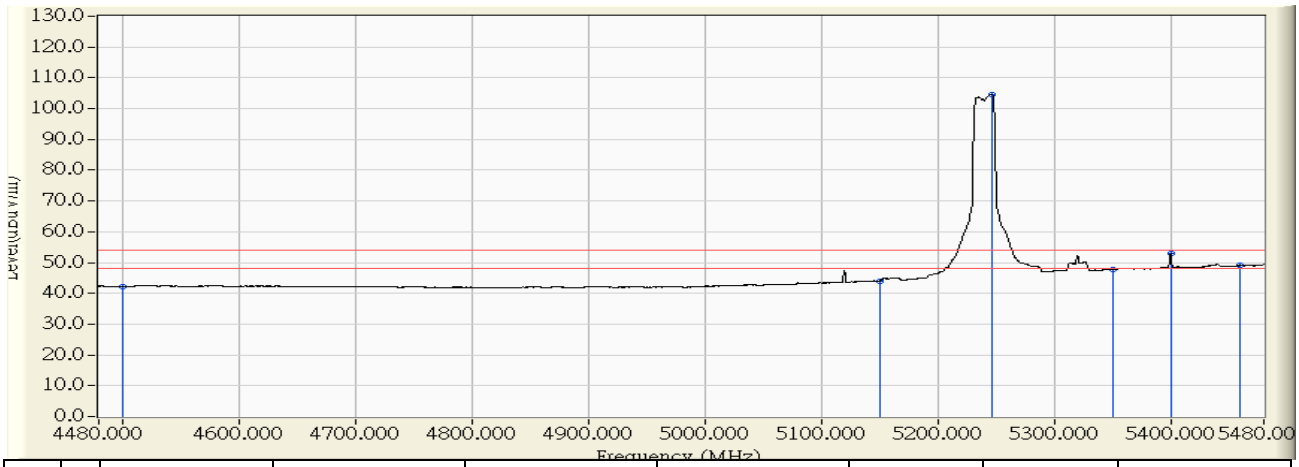

		Frequency (MHz)	Correct Factor (dB)	Reading Level (dBuV)	Measure Level (dBuV/m)	Margin (dB)	Limit (dBuV/m)	Detector Type
1		4500.000	-1.721	44.022	42.301	-11.699	54.000	AVERAGE
2		5150.000	-0.321	44.389	44.068	-9.932	54.000	AVERAGE
3	*	5246.500	0.437	104.277	104.714	50.714	54.000	AVERAGE
4		5350.000	1.250	46.519	47.769	-6.231	54.000	AVERAGE
5		5400.000	1.643	51.308	52.951	-1.049	54.000	AVERAGE
6		5460.000	2.114	46.881	48.995	-5.005	54.000	AVERAGE

Note:

1. All readings above 1GHz are performed with peak and/or average measurements as necessary.
2. Peak measurements: RBW = 1MHz, VBW = 1MHz, Sweep: Auto.
3. Average measurements: RBW = 1MHz, VBW = 10 Hz, Sweep: Auto.
4. “ * ”, means this data is the worst emission level.
5. Measurement Level = Reading Level + Correct Factor.
6. The average measurement was not performed when the peak measured data under the limit of average detection.

Site : CB1	**Time : 2016/08/28 - 16:44**
Limit : FCC_SpartC_15.209_03M_PK	**Margin : 6**
Probe : CB1_FCC_EFS_1-18G_H2 - VERTICAL	**Power : AC 120V/60Hz**
EUT : Dual-Band Wireless-AC PCI-E Adapter	**Note : Mode 1: Transmit_SISO Mode 802.11a_5240MHz_ANT1**

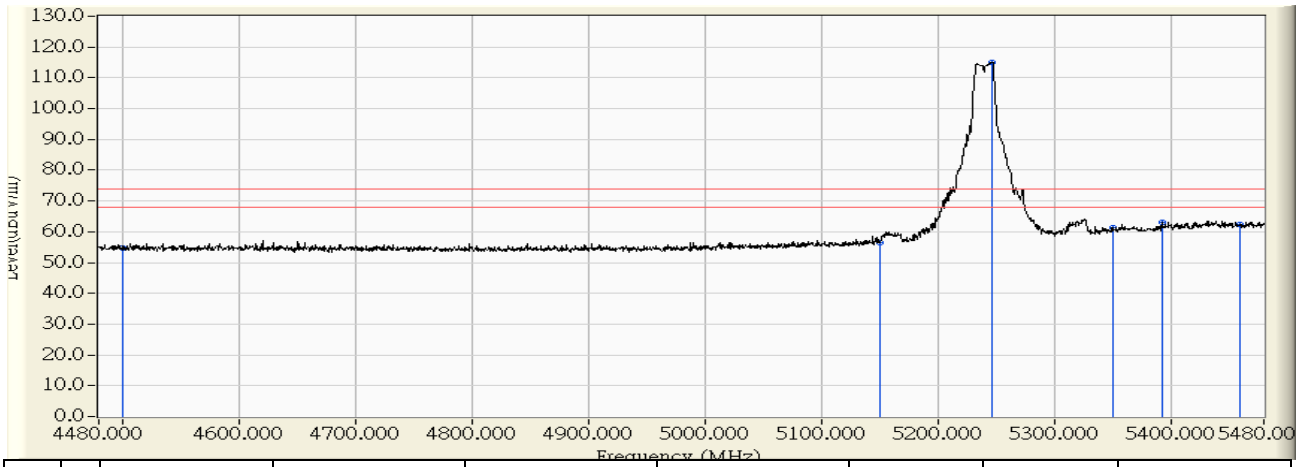

		Frequency (MHz)	Correct Factor (dB)	Reading Level (dBuV)	Measure Level (dBuV/m)	Margin (dB)	Limit (dBuV/m)	Detector Type
1		4500.000	-1.721	56.363	54.642	-19.358	74.000	PEAK
2		5150.000	-0.321	56.687	56.366	-17.634	74.000	PEAK
3	*	5246.500	0.437	114.725	115.162	41.162	74.000	PEAK
4		5350.000	1.250	60.234	61.484	-12.516	74.000	PEAK
5		5392.500	1.584	61.607	63.191	-10.809	74.000	PEAK
6		5460.000	2.114	60.212	62.326	-11.674	74.000	PEAK

Note:

1. All readings above 1GHz are performed with peak and/or average measurements as necessary.
2. Peak measurements: RBW = 1MHz, VBW = 1MHz, Sweep: Auto.
3. Average measurements: RBW = 1MHz, VBW = 10 Hz, Sweep: Auto.
4. “ * ”, means this data is the worst emission level.
5. Measurement Level = Reading Level + Correct Factor.
6. The average measurement was not performed when the peak measured data under the limit of average detection.

Site : CB1	**Time : 2016/08/28 - 16:39**
Limit : FCC_SpartC_15.209_03M_AV	**Margin : 6**
Probe : CB1_FCC_EFS_1-18G_H2 - VERTICAL	**Power : AC 120V/60Hz**
EUT : Dual-Band Wireless-AC PCI-E Adapter	**Note : Mode 1: Transmit_SISO Mode 802.11a_5240MHz_ANT1**

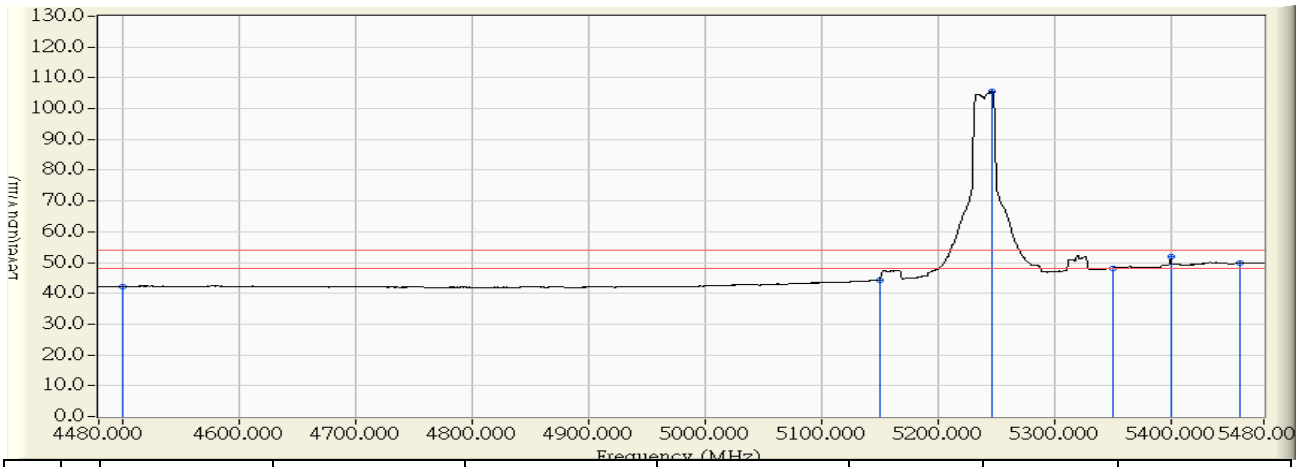

		Frequency (MHz)	Correct Factor (dB)	Reading Level (dBuV)	Measure Level (dBuV/m)	Margin (dB)	Limit (dBuV/m)	Detector Type
1		4500.000	-1.721	43.948	42.227	-11.773	54.000	AVERAGE
2		5150.000	-0.321	44.720	44.399	-9.601	54.000	AVERAGE
3	*	5246.500	0.437	105.182	105.619	51.619	54.000	AVERAGE
4		5350.000	1.250	47.010	48.260	-5.740	54.000	AVERAGE
5		5400.000	1.643	50.461	52.104	-1.896	54.000	AVERAGE
6		5460.000	2.114	47.649	49.763	-4.237	54.000	AVERAGE

Note:

1. All readings above 1GHz are performed with peak and/or average measurements as necessary.
2. Peak measurements: RBW = 1MHz, VBW = 1MHz, Sweep: Auto.
3. Average measurements: RBW = 1MHz, VBW = 10 Hz, Sweep: Auto.
4. “ * ”, means this data is the worst emission level.
5. Measurement Level = Reading Level + Correct Factor.
6. The average measurement was not performed when the peak measured data under the limit of average detection.

Product	Dual-Band Wireless-AC PCI-E Adapter		
Test Item	Band edge Data		
Test Mode	Mode 1: Transmit_SISO Mode		
Date of Test	2016/09/02	Test Site	SR7

802.11a (ANT 0)

Test Frequency (MHz)	Measurement Level (dBc)	Limit (dBc)	Result
48	5240	23.153	≧20

Note: Accordance With 15.215 requirement

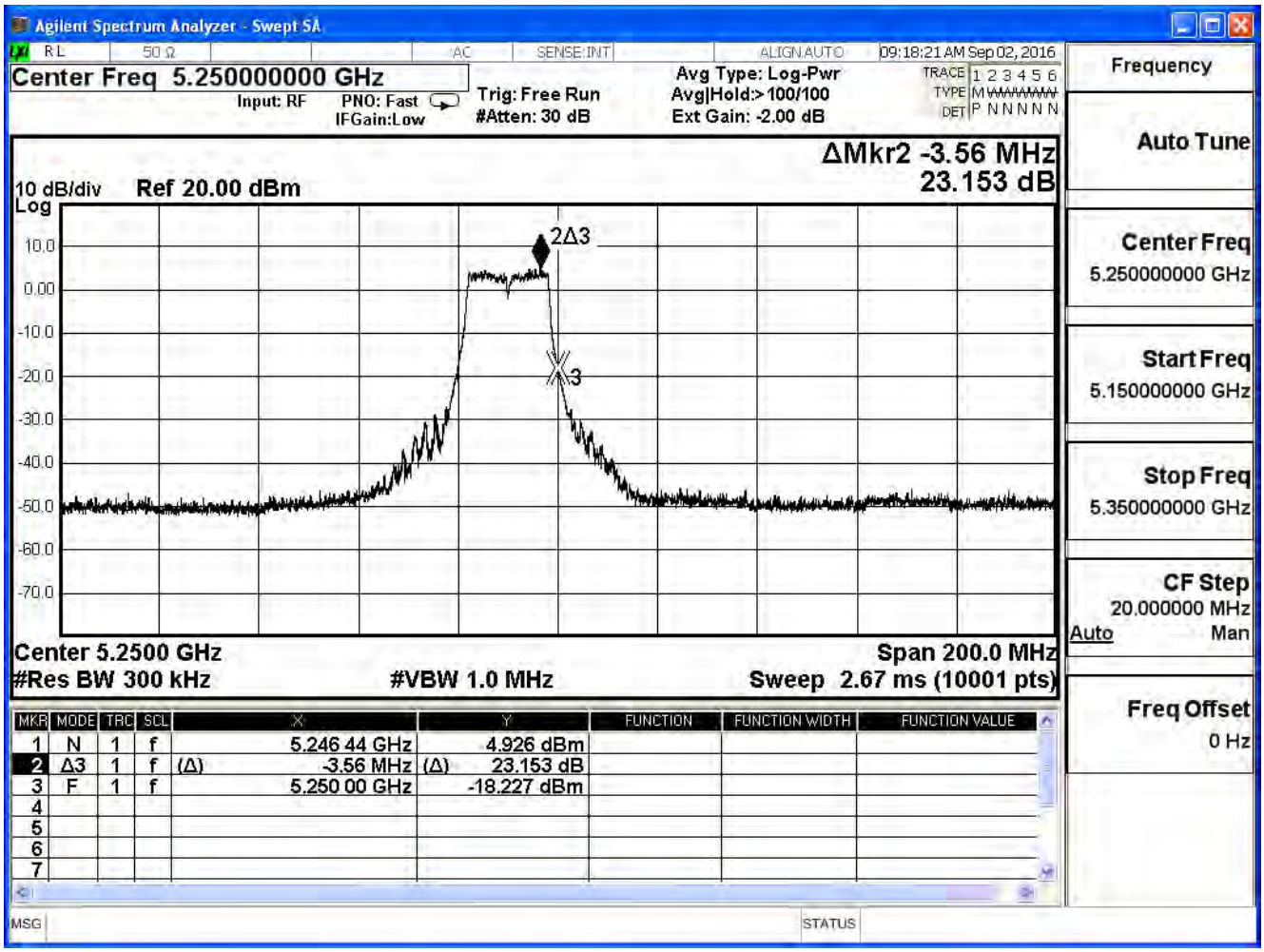

Product	Dual-Band Wireless-AC PCI-E Adapter		
Test Item	Band edge Data		
Test Mode	Mode 1: Transmit_SISO Mode		
Date of Test	2016/09/02	Test Site	SR7

802.11a (ANT 1)

Test Frequency (MHz)	Measurement Level (dBc)	Limit (dBc)	Result
48	5240	22.347	≧20

Note: Accordance With 15.215 requirement

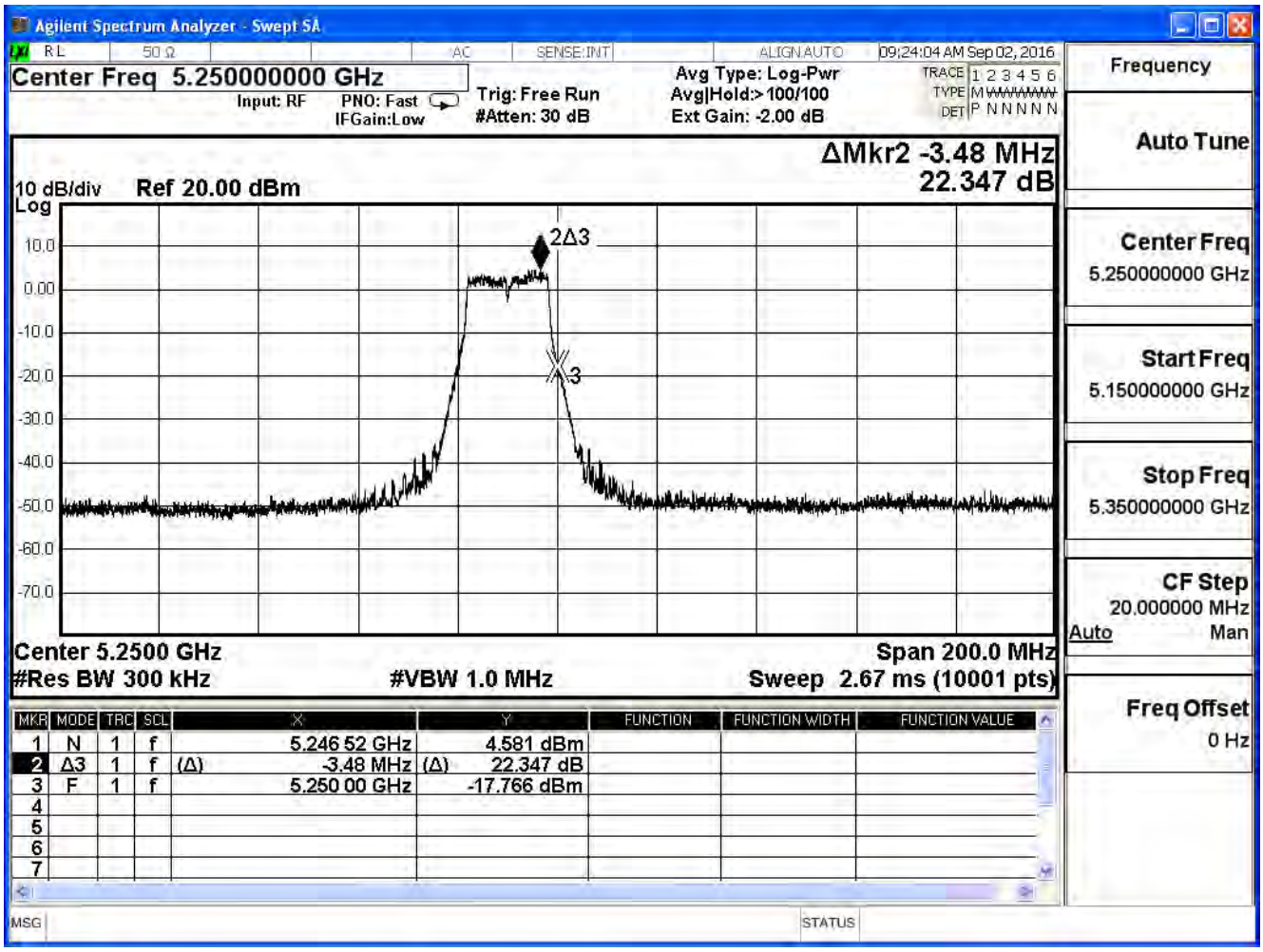

Site : CB1	**Time : 2016/09/01 - 06:09**
Limit : FCC_SpartC_15.209_03M_PK	**Margin : 6**
Probe : CB1_FCC_EFS_1-18G_H2 - HORIZONTAL	**Power : AC 120V/60Hz**
EUT : Dual-Band Wireless-AC PCI-E Adapter	**Note : Mode 2: Transmit_CDD Mode _802.11n(20M)_5180MHz**

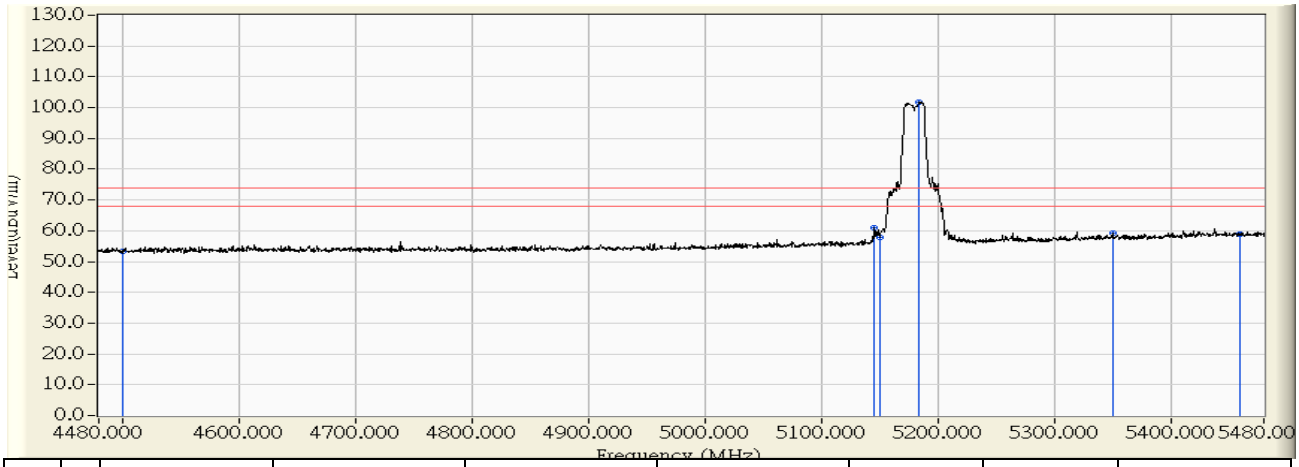

		Frequency (MHz)	Correct Factor (dB)	Reading Level (dBuV)	Measure Level (dBuV/m)	Margin (dB)	Limit (dBuV/m)	Detector Type
1		4500.000	-3.428	56.629	53.201	-20.799	74.000	PEAK
2		5146.000	-0.772	61.884	61.113	-12.887	74.000	PEAK
3		5150.000	-0.737	58.532	57.794	-16.206	74.000	PEAK
4	*	5184.000	-0.454	102.255	101.802	27.802	74.000	PEAK
5		5350.000	0.934	58.403	59.337	-14.663	74.000	PEAK
6		5460.000	1.853	57.000	58.853	-15.147	74.000	PEAK

Note:

1. All readings above 1GHz are performed with peak and/or average measurements as necessary.
2. Peak measurements: RBW = 1MHz, VBW = 1MHz, Sweep: Auto.
3. Average measurements: RBW = 1MHz, VBW = 10 Hz, Sweep: Auto.
4. “ * ”, means this data is the worst emission level.
5. Measurement Level = Reading Level + Correct Factor.
6. The average measurement was not performed when the peak measured data under the limit of average detection.

Site : CB1	**Time : 2016/09/01 - 06:11**
Limit : FCC_SpartC_15.209_03M_AV	**Margin : 6**
Probe : CB1_FCC_EFS_1-18G_H2 - HORIZONTAL	**Power : AC 120V/60Hz**
EUT : Dual-Band Wireless-AC PCI-E Adapter	**Note : Mode 2: Transmit_CDD Mode _802.11n(20M)_5180MHz**

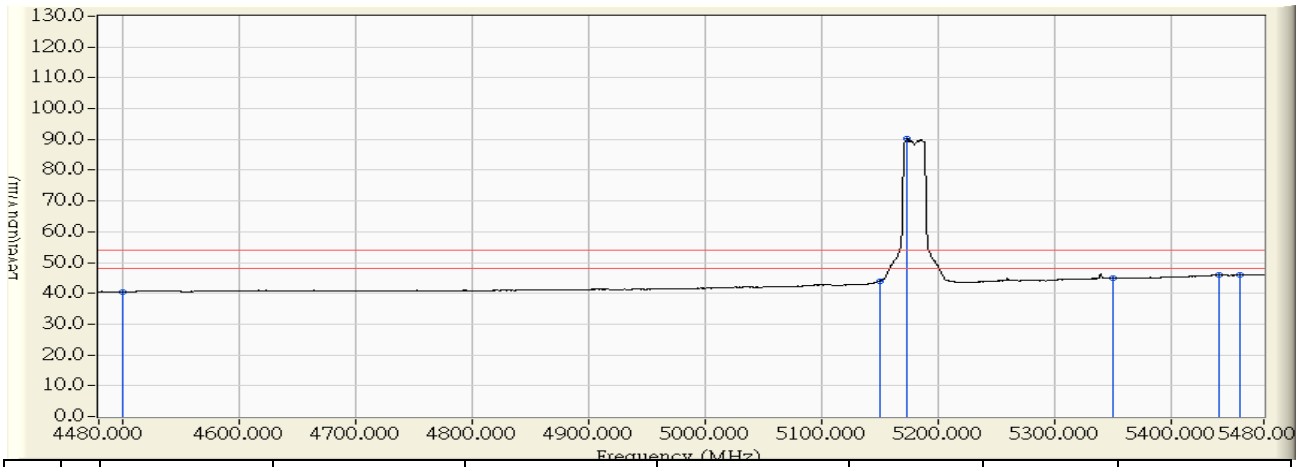

		Frequency (MHz)	Correct Factor (dB)	Reading Level (dBuV)	Measure Level (dBuV/m)	Margin (dB)	Limit (dBuV/m)	Detector Type
1		4500.000	-3.428	43.985	40.557	-13.443	54.000	AVERAGE
2		5150.000	-0.737	44.731	43.993	-10.007	54.000	AVERAGE
3	*	5174.000	-0.537	90.669	90.132	36.132	54.000	AVERAGE
4		5350.000	0.934	43.961	44.895	-9.105	54.000	AVERAGE
5		5441.000	1.693	44.174	45.868	-8.132	54.000	AVERAGE
6		5460.000	1.853	44.065	45.918	-8.082	54.000	AVERAGE

Note:

1. All readings above 1GHz are performed with peak and/or average measurements as necessary.
2. Peak measurements: RBW = 1MHz, VBW = 1MHz, Sweep: Auto.
3. Average measurements: RBW = 1MHz, VBW = 10 Hz, Sweep: Auto.
4. “ * ”, means this data is the worst emission level.
5. Measurement Level = Reading Level + Correct Factor.
6. The average measurement was not performed when the peak measured data under the limit of average detection.

Site : CB1	**Time : 2016/09/01 - 06:05**
Limit : FCC_SpartC_15.209_03M_PK	**Margin : 6**
Probe : CB1_FCC_EFS_1-18G_H2 - VERTICAL	**Power : AC 120V/60Hz**
EUT : Dual-Band Wireless-AC PCI-E Adapter	**Note : Mode 2: Transmit_CDD Mode _802.11n(20M)_5180MHz**

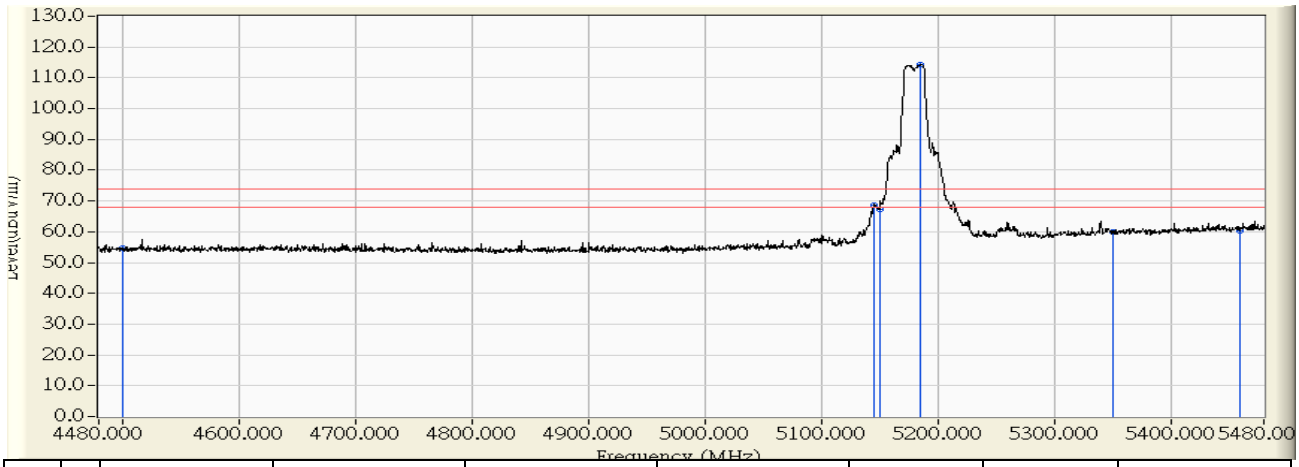

		Frequency (MHz)	Correct Factor (dB)	Reading Level (dBuV)	Measure Level (dBuV/m)	Margin (dB)	Limit (dBuV/m)	Detector Type
1		4500.000	-1.721	56.510	54.789	-19.211	74.000	PEAK
2		5145.000	-0.360	68.957	68.597	-5.403	74.000	PEAK
3		5150.000	-0.321	67.444	67.123	-6.877	74.000	PEAK
4	*	5185.500	-0.041	114.343	114.301	40.301	74.000	PEAK
5		5350.000	1.250	58.805	60.055	-13.945	74.000	PEAK
6		5460.000	2.114	58.263	60.377	-13.623	74.000	PEAK

Note:

1. All readings above 1GHz are performed with peak and/or average measurements as necessary.
2. Peak measurements: RBW = 1MHz, VBW = 1MHz, Sweep: Auto.
3. Average measurements: RBW = 1MHz, VBW = 10 Hz, Sweep: Auto.
4. “ * ”, means this data is the worst emission level.
5. Measurement Level = Reading Level + Correct Factor.
6. The average measurement was not performed when the peak measured data under the limit of average detection.

Site : CB1	**Time : 2016/09/01 - 06:04**
Limit : FCC_SpartC_15.209_03M_AV	**Margin : 6**
Probe : CB1_FCC_EFS_1-18G_H2 - VERTICAL	**Power : AC 120V/60Hz**
EUT : Dual-Band Wireless-AC PCI-E Adapter	**Note : Mode 2: Transmit_CDD Mode _802.11n(20M)_5180MHz**

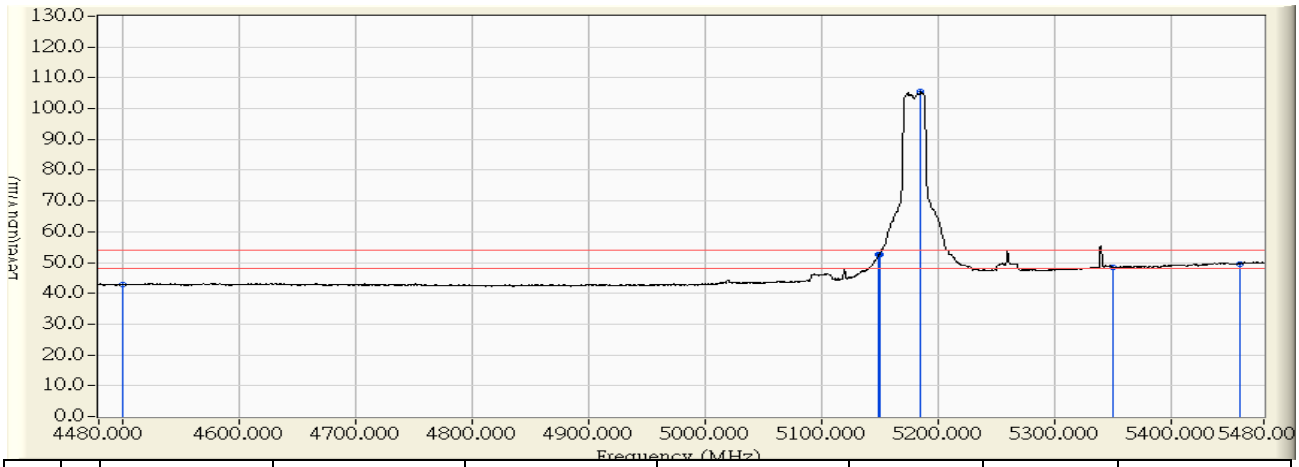

		Frequency (MHz)	Correct Factor (dB)	Reading Level (dBuV)	Measure Level (dBuV/m)	Margin (dB)	Limit (dBuV/m)	Detector Type
1		4500.000	-1.721	44.497	42.776	-11.224	54.000	AVERAGE
2		5149.500	-0.325	52.840	52.515	-1.485	54.000	AVERAGE
3		5150.000	-0.321	53.003	52.682	-1.318	54.000	AVERAGE
4	*	5185.500	-0.041	105.500	105.458	51.458	54.000	AVERAGE
5		5350.000	1.250	47.299	48.549	-5.451	54.000	AVERAGE
6		5460.000	2.114	47.546	49.660	-4.340	54.000	AVERAGE

Note:

1. All readings above 1GHz are performed with peak and/or average measurements as necessary.
2. Peak measurements: RBW = 1MHz, VBW = 1MHz, Sweep: Auto.
3. Average measurements: RBW = 1MHz, VBW = 10 Hz, Sweep: Auto.
4. “ * ”, means this data is the worst emission level.
5. Measurement Level = Reading Level + Correct Factor.
6. The average measurement was not performed when the peak measured data under the limit of average detection.

Site : CB1	**Time : 2016/09/01 - 06:19**
Limit : FCC_SpartC_15.209_03M_PK	**Margin : 6**
Probe : CB1_FCC_EFS_1-18G_H2 - HORIZONTAL	**Power : AC 120V/60Hz**
EUT : Dual-Band Wireless-AC PCI-E Adapter	**Note : Mode 2: Transmit_CDD Mode _802.11n(20M)_5220MHz**

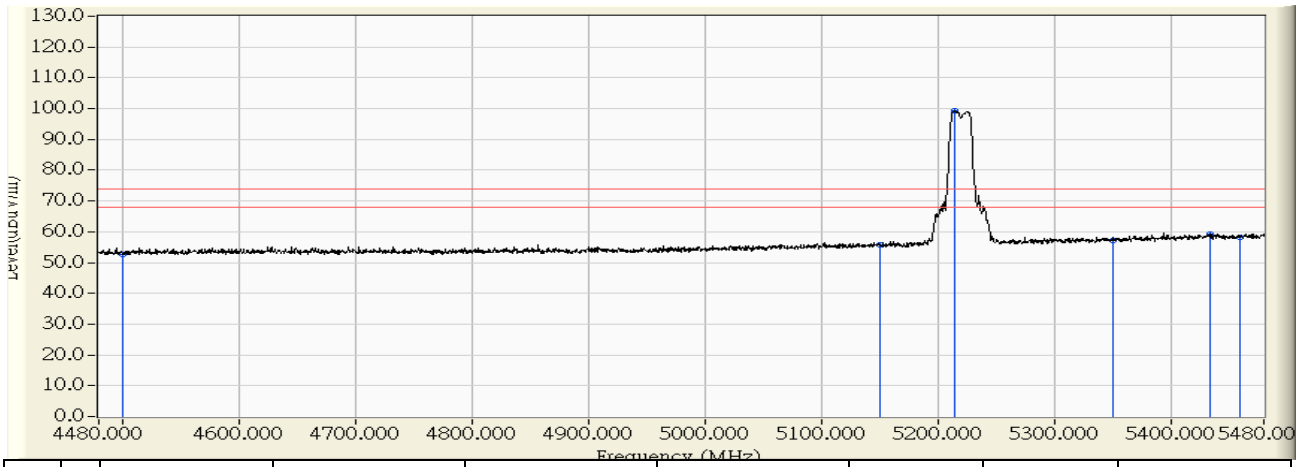

		Frequency (MHz)	Correct Factor (dB)	Reading Level (dBuV)	Measure Level (dBuV/m)	Margin (dB)	Limit (dBuV/m)	Detector Type
1		4500.000	-3.428	55.931	52.503	-21.497	74.000	PEAK
2		5150.000	-0.737	56.357	55.619	-18.381	74.000	PEAK
3	*	5214.500	-0.198	99.391	99.192	25.192	74.000	PEAK
4		5350.000	0.934	56.252	57.186	-16.814	74.000	PEAK
5		5433.500	1.631	57.748	59.379	-14.621	74.000	PEAK
6		5460.000	1.853	56.408	58.261	-15.739	74.000	PEAK

Note:

1. All readings above 1GHz are performed with peak and/or average measurements as necessary.
2. Peak measurements: RBW = 1MHz, VBW = 1MHz, Sweep: Auto.
3. Average measurements: RBW = 1MHz, VBW = 10 Hz, Sweep: Auto.
4. “ * ”, means this data is the worst emission level.
5. Measurement Level = Reading Level + Correct Factor.
6. The average measurement was not performed when the peak measured data under the limit of average detection.

Site : CB1	**Time : 2016/09/01 - 06:22**
Limit : FCC_SpartC_15.209_03M_AV	**Margin : 6**
Probe : CB1_FCC_EFS_1-18G_H2 - HORIZONTAL	**Power : AC 120V/60Hz**
EUT : Dual-Band Wireless-AC PCI-E Adapter	**Note : Mode 2: Transmit_CDD Mode _802.11n(20M)_5220MHz**

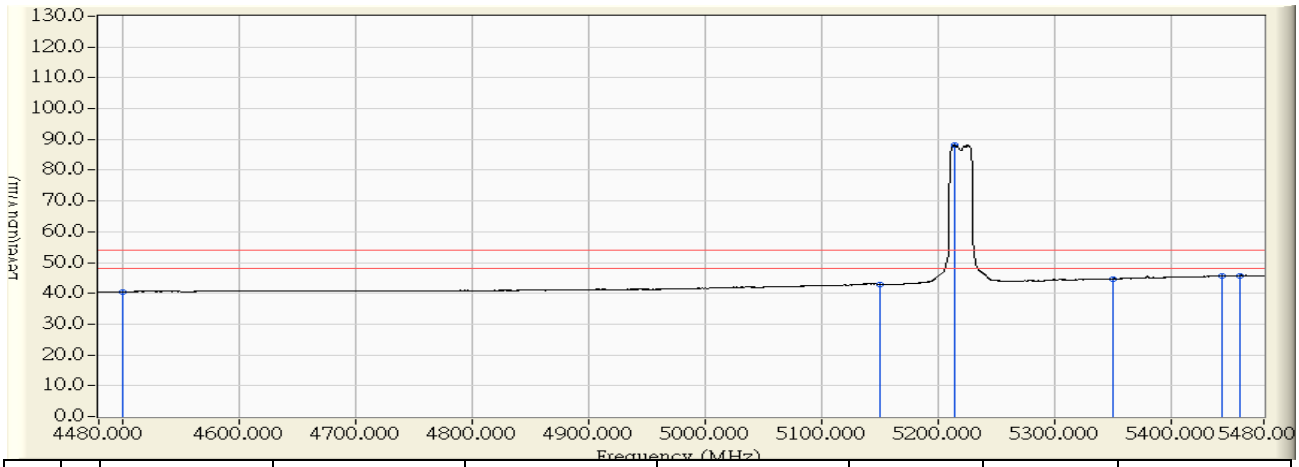

		Frequency (MHz)	Correct Factor (dB)	Reading Level (dBuV)	Measure Level (dBuV/m)	Margin (dB)	Limit (dBuV/m)	Detector Type
1		4500.000	-3.428	43.942	40.514	-13.486	54.000	AVERAGE
2		5150.000	-0.737	43.601	42.863	-11.137	54.000	AVERAGE
3	*	5214.000	-0.203	88.455	88.252	34.252	54.000	AVERAGE
4		5350.000	0.934	43.834	44.768	-9.232	54.000	AVERAGE
5		5443.500	1.715	43.933	45.648	-8.352	54.000	AVERAGE
6		5460.000	1.853	43.973	45.826	-8.174	54.000	AVERAGE

Note:

1. All readings above 1GHz are performed with peak and/or average measurements as necessary.
2. Peak measurements: RBW = 1MHz, VBW = 1MHz, Sweep: Auto.
3. Average measurements: RBW = 1MHz, VBW = 10 Hz, Sweep: Auto.
4. “ * ”, means this data is the worst emission level.
5. Measurement Level = Reading Level + Correct Factor.
6. The average measurement was not performed when the peak measured data under the limit of average detection.

Site : CB1	**Time : 2016/09/01 - 06:17**
Limit : FCC_SpartC_15.209_03M_PK	**Margin : 6**
Probe : CB1_FCC_EFS_1-18G_H2 - VERTICAL	**Power : AC 120V/60Hz**
EUT : Dual-Band Wireless-AC PCI-E Adapter	**Note : Mode 2: Transmit_CDD Mode _802.11n(20M)_5220MHz**

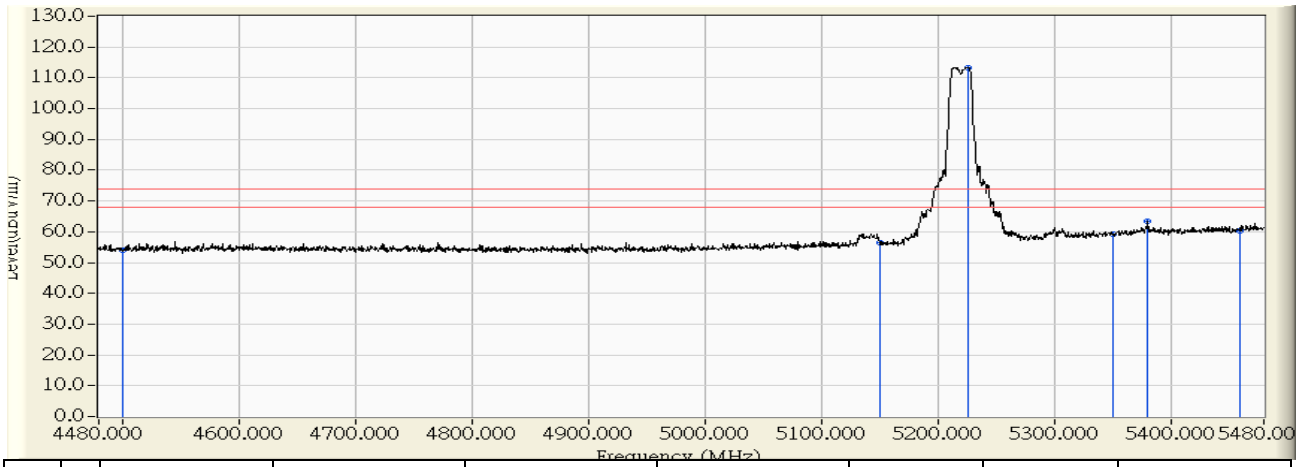

		Frequency (MHz)	Correct Factor (dB)	Reading Level (dBuV)	Measure Level (dBuV/m)	Margin (dB)	Limit (dBuV/m)	Detector Type
1		4500.000	-1.721	55.644	53.923	-20.077	74.000	PEAK
2		5150.000	-0.321	56.646	56.325	-17.675	74.000	PEAK
3	*	5226.500	0.280	113.108	113.388	39.388	74.000	PEAK
4		5350.000	1.250	57.924	59.174	-14.826	74.000	PEAK
5		5380.000	1.486	61.790	63.276	-10.724	74.000	PEAK
6		5460.000	2.114	58.147	60.261	-13.739	74.000	PEAK

Note:

1. All readings above 1GHz are performed with peak and/or average measurements as necessary.
2. Peak measurements: RBW = 1MHz, VBW = 1MHz, Sweep: Auto.
3. Average measurements: RBW = 1MHz, VBW = 10 Hz, Sweep: Auto.
4. “ * ”, means this data is the worst emission level.
5. Measurement Level = Reading Level + Correct Factor.
6. The average measurement was not performed when the peak measured data under the limit of average detection.

Site : CB1	**Time : 2016/09/01 - 06:16**
Limit : FCC_SpartC_15.209_03M_AV	**Margin : 6**
Probe : CB1_FCC_EFS_1-18G_H2 - VERTICAL	**Power : AC 120V/60Hz**
EUT : Dual-Band Wireless-AC PCI-E Adapter	**Note : Mode 2: Transmit_CDD Mode _802.11n(20M)_5220MHz**

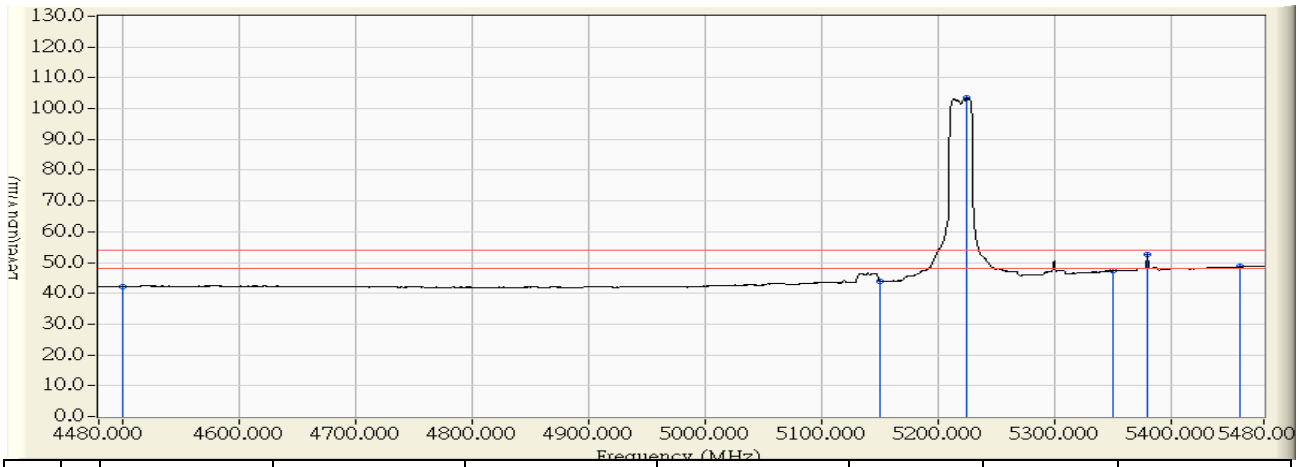

		Frequency (MHz)	Correct Factor (dB)	Reading Level (dBuV)	Measure Level (dBuV/m)	Margin (dB)	Limit (dBuV/m)	Detector Type
1		4500.000	-1.721	43.951	42.230	-11.770	54.000	AVERAGE
2		5150.000	-0.321	44.319	43.998	-10.002	54.000	AVERAGE
3	*	5225.500	0.273	103.146	103.418	49.418	54.000	AVERAGE
4		5350.000	1.250	46.001	47.251	-6.749	54.000	AVERAGE
5		5380.000	1.486	51.284	52.770	-1.230	54.000	AVERAGE
6		5460.000	2.114	46.621	48.735	-5.265	54.000	AVERAGE

Note:

1. All readings above 1GHz are performed with peak and/or average measurements as necessary.
2. Peak measurements: RBW = 1MHz, VBW = 1MHz, Sweep: Auto.
3. Average measurements: RBW = 1MHz, VBW = 10 Hz, Sweep: Auto.
4. “ * ”, means this data is the worst emission level.
5. Measurement Level = Reading Level + Correct Factor.
6. The average measurement was not performed when the peak measured data under the limit of average detection.

Site : CB1	**Time : 2016/09/01 - 06:51**
Limit : FCC_SpartC_15.209_03M_PK	**Margin : 6**
Probe : CB1_FCC_EFS_1-18G_H2 - HORIZONTAL	**Power : AC 120V/60Hz**
EUT : Dual-Band Wireless-AC PCI-E Adapter	**Note : Mode 2: Transmit_CDD Mode _802.11n(20M)_5240MHz**

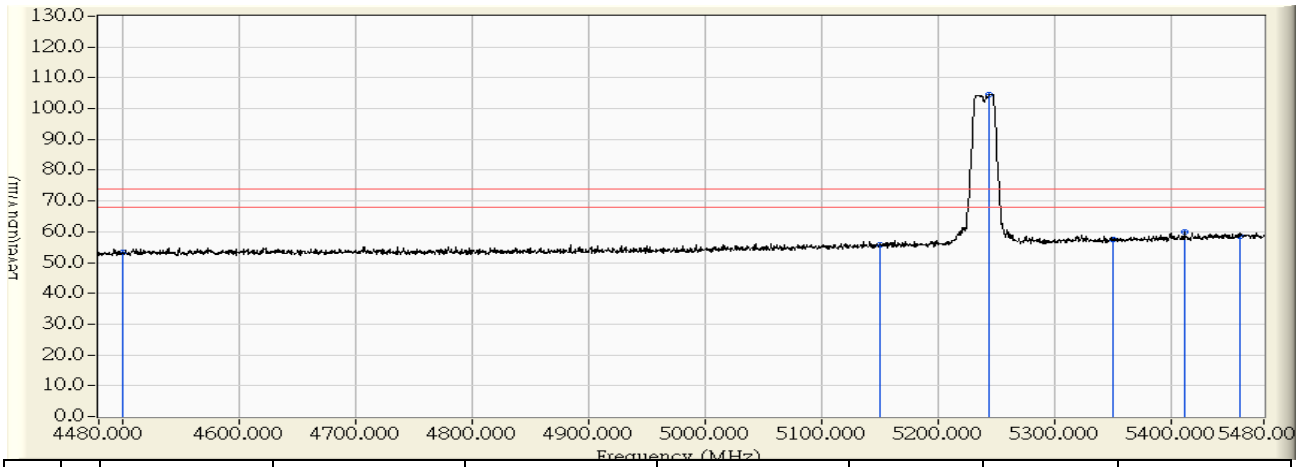

		Frequency (MHz)	Correct Factor (dB)	Reading Level (dBuV)	Measure Level (dBuV/m)	Margin (dB)	Limit (dBuV/m)	Detector Type
1		4500.000	-3.428	56.848	53.420	-20.580	74.000	PEAK
2		5150.000	-0.737	56.433	55.695	-18.305	74.000	PEAK
3	*	5244.000	0.048	104.667	104.715	30.715	74.000	PEAK
4		5350.000	0.934	56.490	57.424	-16.576	74.000	PEAK
5		5412.000	1.452	58.512	59.964	-14.036	74.000	PEAK
6		5460.000	1.853	56.668	58.521	-15.479	74.000	PEAK

Note:

1. All readings above 1GHz are performed with peak and/or average measurements as necessary.
2. Peak measurements: RBW = 1MHz, VBW = 1MHz, Sweep: Auto.
3. Average measurements: RBW = 1MHz, VBW = 10 Hz, Sweep: Auto.
4. “ * ”, means this data is the worst emission level.
5. Measurement Level = Reading Level + Correct Factor.
6. The average measurement was not performed when the peak measured data under the limit of average detection.

Site : CB1	**Time : 2016/09/01 - 06:52**
Limit : FCC_SpartC_15.209_03M_AV	**Margin : 6**
Probe : CB1_FCC_EFS_1-18G_H2 - HORIZONTAL	**Power : AC 120V/60Hz**
EUT : Dual-Band Wireless-AC PCI-E Adapter	**Note : Mode 2: Transmit_CDD Mode _802.11n(20M)_5240MHz**

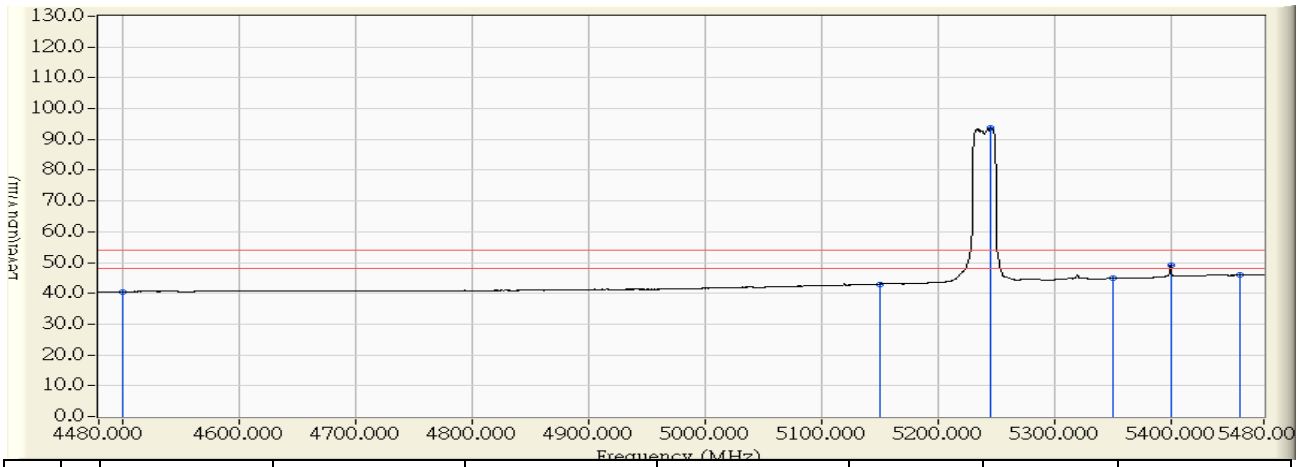

		Frequency (MHz)	Correct Factor (dB)	Reading Level (dBuV)	Measure Level (dBuV/m)	Margin (dB)	Limit (dBuV/m)	Detector Type
1		4500.000	-3.428	43.926	40.498	-13.502	54.000	AVERAGE
2		5150.000	-0.737	43.686	42.948	-11.052	54.000	AVERAGE
3	*	5245.500	0.061	93.670	93.730	39.730	54.000	AVERAGE
4		5350.000	0.934	43.932	44.866	-9.134	54.000	AVERAGE
5		5400.000	1.352	47.670	49.021	-4.979	54.000	AVERAGE
6		5460.000	1.853	44.082	45.935	-8.065	54.000	AVERAGE

Note:

1. All readings above 1GHz are performed with peak and/or average measurements as necessary.
2. Peak measurements: RBW = 1MHz, VBW = 1MHz, Sweep: Auto.
3. Average measurements: RBW = 1MHz, VBW = 10 Hz, Sweep: Auto.
4. “ * ”, means this data is the worst emission level.
5. Measurement Level = Reading Level + Correct Factor.
6. The average measurement was not performed when the peak measured data under the limit of average detection.

Site : CB1	**Time : 2016/09/01 - 06:43**
Limit : FCC_SpartC_15.209_03M_PK	**Margin : 6**
Probe : CB1_FCC_EFS_1-18G_H2 - VERTICAL	**Power : AC 120V/60Hz**
EUT : Dual-Band Wireless-AC PCI-E Adapter	**Note : Mode 2: Transmit_CDD Mode _802.11n(20M)_5240MHz**

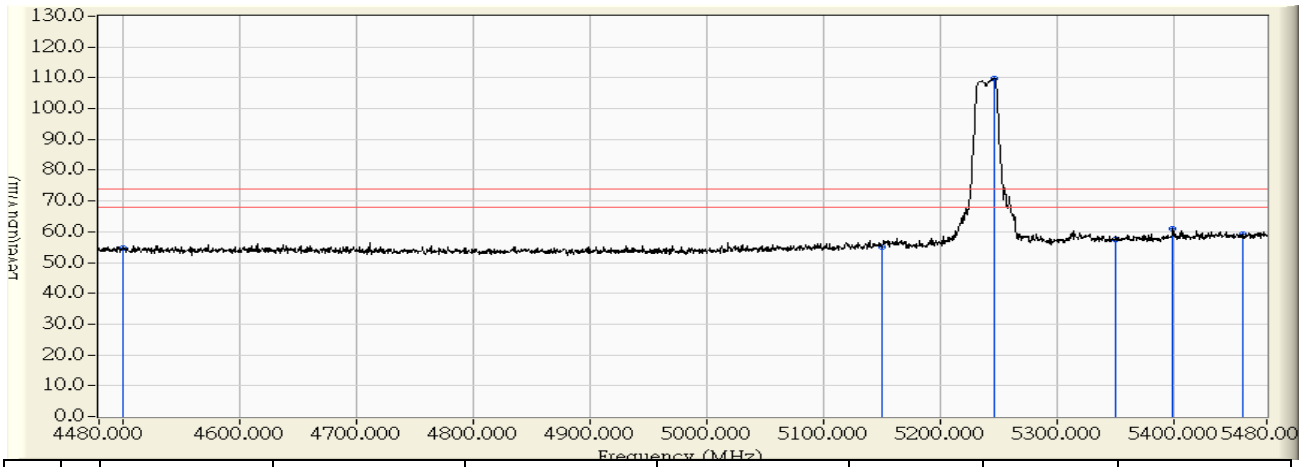

		Frequency (MHz)	Correct Factor (dB)	Reading Level (dBuV)	Measure Level (dBuV/m)	Margin (dB)	Limit (dBuV/m)	Detector Type
1		4500.000	-1.721	56.375	54.654	-19.346	74.000	PEAK
2		5150.000	-0.321	55.484	55.163	-18.837	74.000	PEAK
3	*	5246.500	0.437	109.424	109.861	35.861	74.000	PEAK
4		5350.000	1.250	56.094	57.344	-16.656	74.000	PEAK
5		5399.500	1.639	59.502	61.141	-12.859	74.000	PEAK
6		5460.000	2.114	56.989	59.103	-14.897	74.000	PEAK

Note:

1. All readings above 1GHz are performed with peak and/or average measurements as necessary.
2. Peak measurements: RBW = 1MHz, VBW = 1MHz, Sweep: Auto.
3. Average measurements: RBW = 1MHz, VBW = 10 Hz, Sweep: Auto.
4. “ * ”, means this data is the worst emission level.
5. Measurement Level = Reading Level + Correct Factor.
6. The average measurement was not performed when the peak measured data under the limit of average detection.

Site : CB1	**Time : 2016/09/06 - 14:06**
Limit : FCC_SpartC_15.209_03M_AV	**Margin : 6**
Probe : CB1_FCC_EFS_1-18G_H2 - VERTICAL	**Power : AC 120V/60Hz**
EUT : Dual-Band Wireless-AC PCI-E Adapter	**Note : Mode 2: Transmit_CDD Mode _802.11n(20M)_5240MHz**

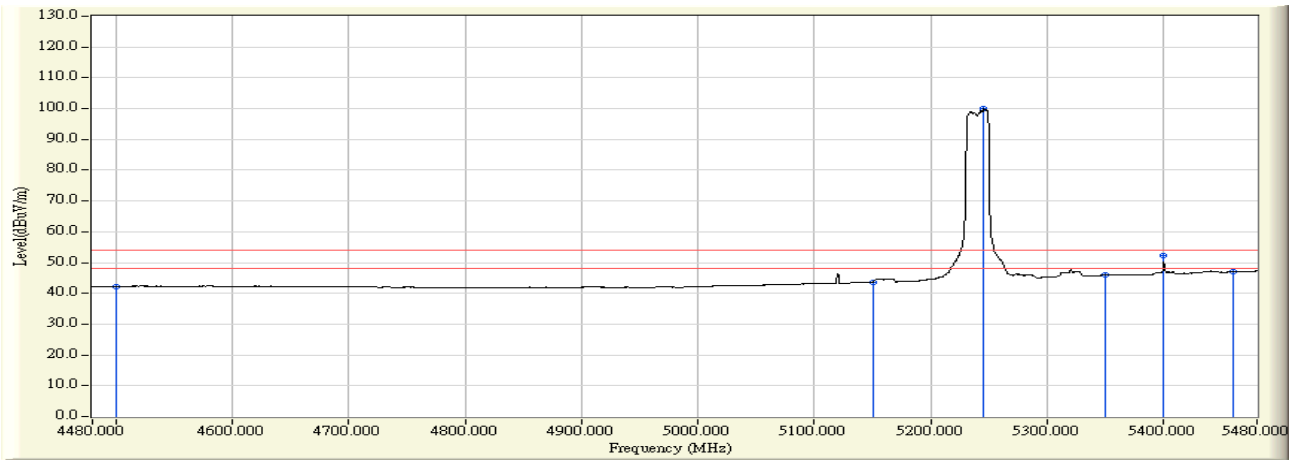

		Frequency (MHz)	Correct Factor (dB)	Reading Level (dBuV)	Measure Level (dBuV/m)	Margin (dB)	Limit (dBuV/m)	Detector Type
1		4500.000	-1.721	43.949	42.228	-11.772	54.000	AVERAGE
2		5150.000	-0.321	43.946	43.625	-10.375	54.000	AVERAGE
3	*	5245.500	0.430	99.451	99.880	45.880	54.000	AVERAGE
4		5350.000	1.250	44.662	45.912	-8.088	54.000	AVERAGE
5		5399.500	1.505	50.734	52.239	-1.761	54.000	AVERAGE
6		5460.000	2.114	44.888	47.002	-6.998	54.000	AVERAGE

Note:

1. All readings above 1GHz are performed with peak and/or average measurements as necessary.
2. Peak measurements: RBW = 1MHz, VBW = 1MHz, Sweep: Auto.
3. Average measurements: RBW = 1MHz, VBW = 10 Hz, Sweep: Auto.
4. “ * ”, means this data is the worst emission level.
5. Measurement Level = Reading Level + Correct Factor.
6. The average measurement was not performed when the peak measured data under the limit of average detection.

Product	Dual-Band Wireless-AC PCI-E Adapter		
Test Item	Band edge Data		
Test Mode	Mode 2: Transmit_CDD Mode		
Date of Test	2016/09/02	Test Site	SR7

802.11n_20M (ANT 0)

Test Frequency (MHz)	Measurement Level (dBc)	Limit (dBc)	Result
48	5240	20.420	≧20

Note: Accordance With 15.215 requirement

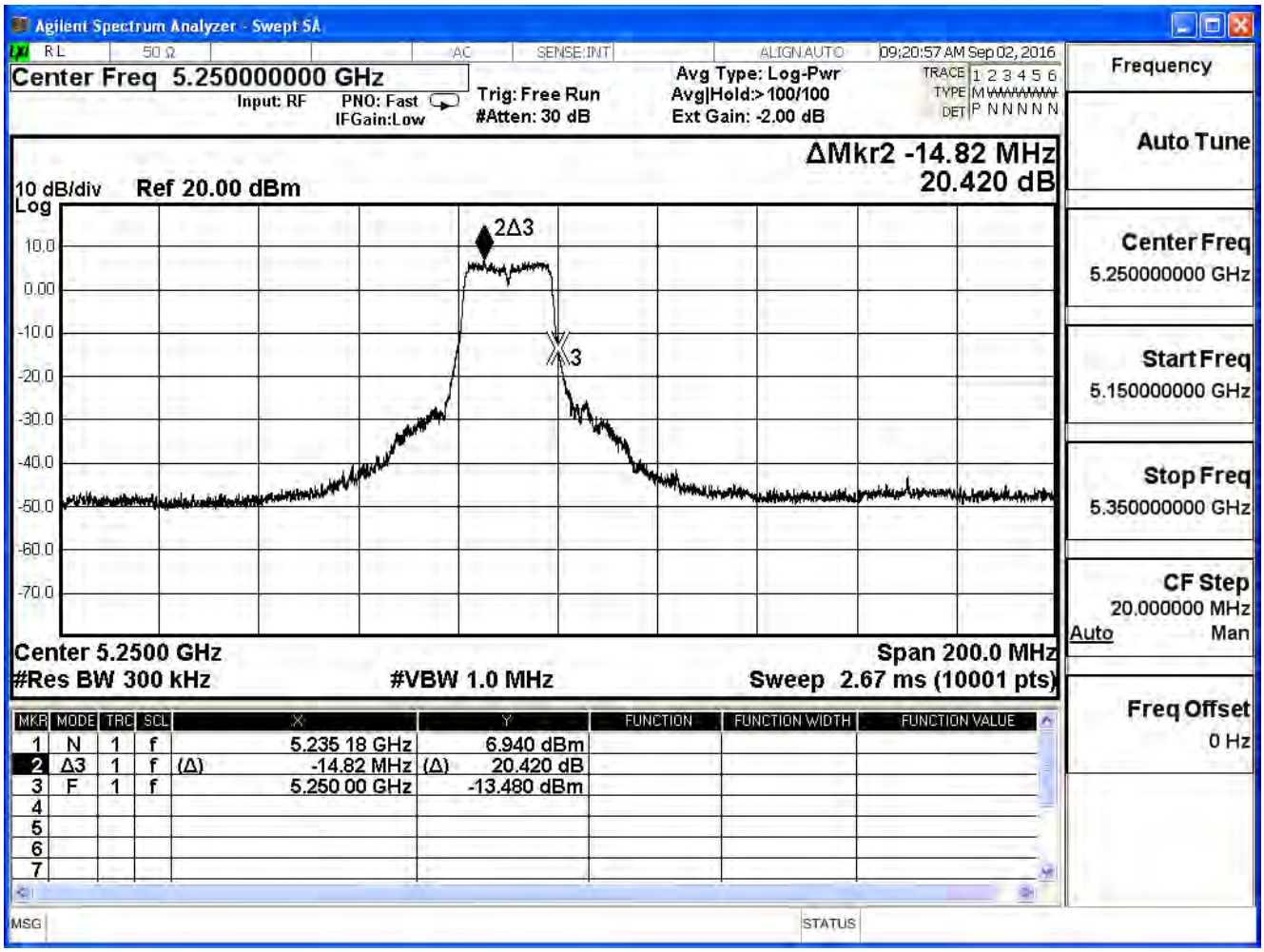

Product	Dual-Band Wireless-AC PCI-E Adapter		
Test Item	Band edge Data		
Test Mode	Mode 2: Transmit_CDD Mode		
Date of Test	2016/09/02	Test Site	SR7

802.11n_20M (ANT 1)

Test Frequency (MHz)	Measurement Level (dBc)	Limit (dBc)	Result
48	5240	20.578	≧20

Note: Accordance With 15.215 requirement

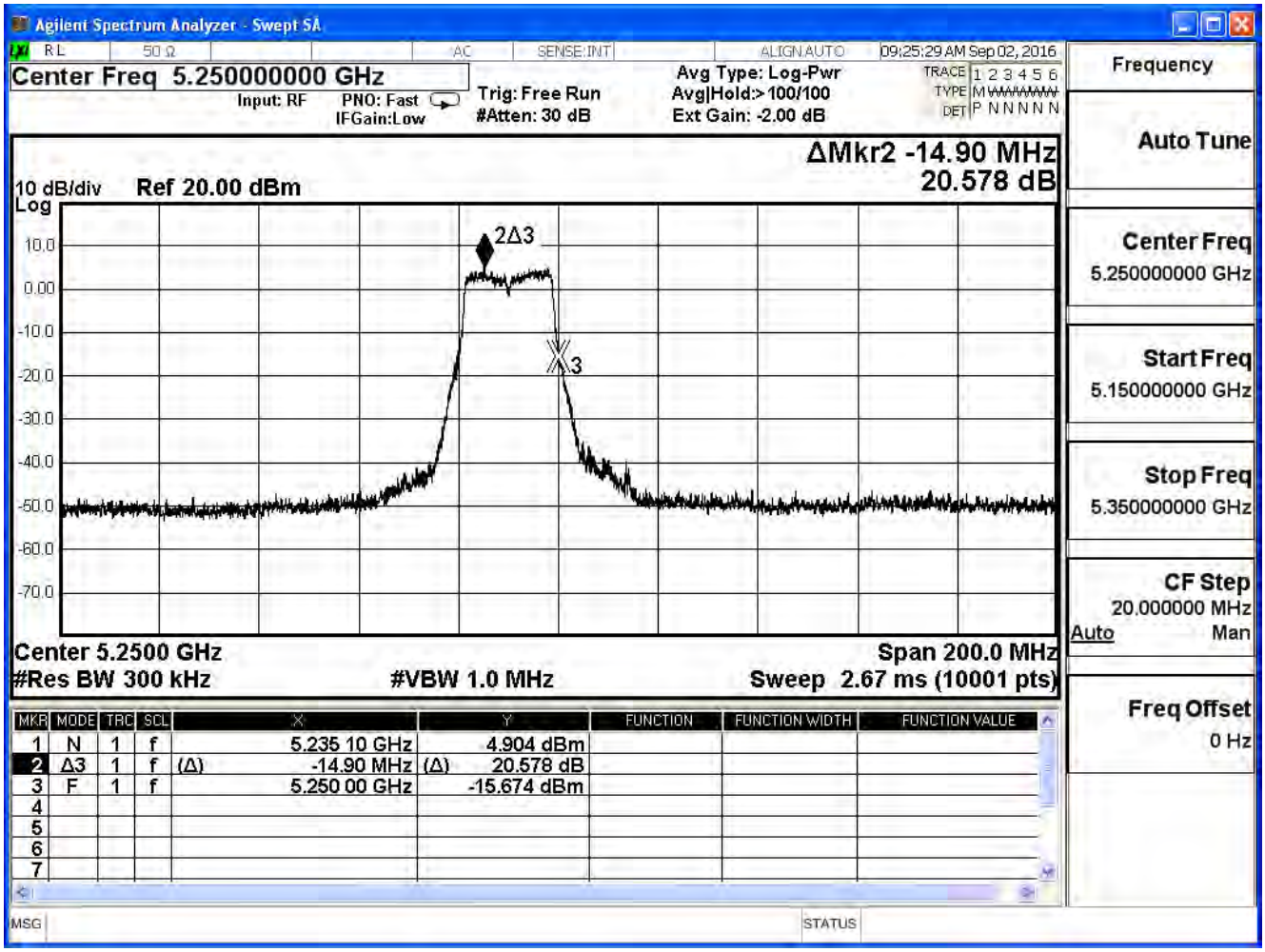

Site : CB1	**Time : 2016/09/01 - 07:10**
Limit : FCC_SpartC_15.209_03M_PK	**Margin : 6**
Probe : CB1_FCC_EFS_1-18G_H2 - HORIZONTAL	**Power : AC 120V/60Hz**
EUT : Dual-Band Wireless-AC PCI-E Adapter	**Note : Mode 2: Transmit_CDD Mode _802.11n(40M)_5190MHz**

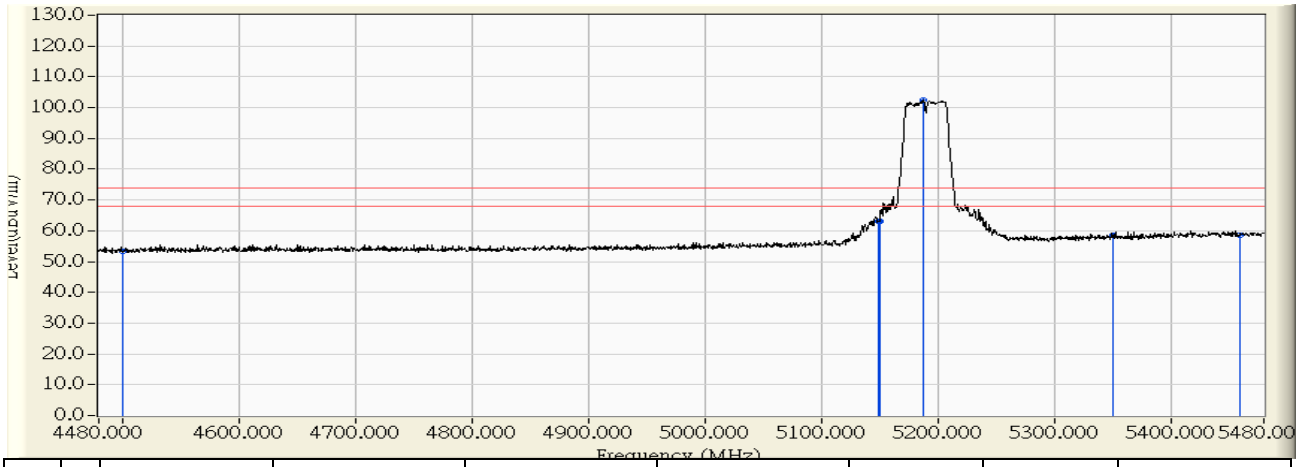

		Frequency (MHz)	Correct Factor (dB)	Reading Level (dBuV)	Measure Level (dBuV/m)	Margin (dB)	Limit (dBuV/m)	Detector Type
1		4500.000	-3.428	56.826	53.398	-20.602	74.000	PEAK
2		5149.500	-0.741	63.874	63.132	-10.868	74.000	PEAK
3		5150.000	-0.737	63.742	63.004	-10.996	74.000	PEAK
4	*	5187.500	-0.424	102.853	102.429	28.429	74.000	PEAK
5		5350.000	0.934	57.533	58.467	-15.533	74.000	PEAK
6		5460.000	1.853	56.556	58.409	-15.591	74.000	PEAK

Note:

1. All readings above 1GHz are performed with peak and/or average measurements as necessary.
2. Peak measurements: RBW = 1MHz, VBW = 1MHz, Sweep: Auto.
3. Average measurements: RBW = 1MHz, VBW = 10 Hz, Sweep: Auto.
4. “ * ”, means this data is the worst emission level.
5. Measurement Level = Reading Level + Correct Factor.
6. The average measurement was not performed when the peak measured data under the limit of average detection.

Site : CB1	**Time : 2016/09/01 - 07:10**
Limit : FCC_SpartC_15.209_03M_AV	**Margin : 6**
Probe : CB1_FCC_EFS_1-18G_H2 - HORIZONTAL	**Power : AC 120V/60Hz**
EUT : Dual-Band Wireless-AC PCI-E Adapter	**Note : Mode 2: Transmit_CDD Mode _802.11n(40M)_5190MHz**

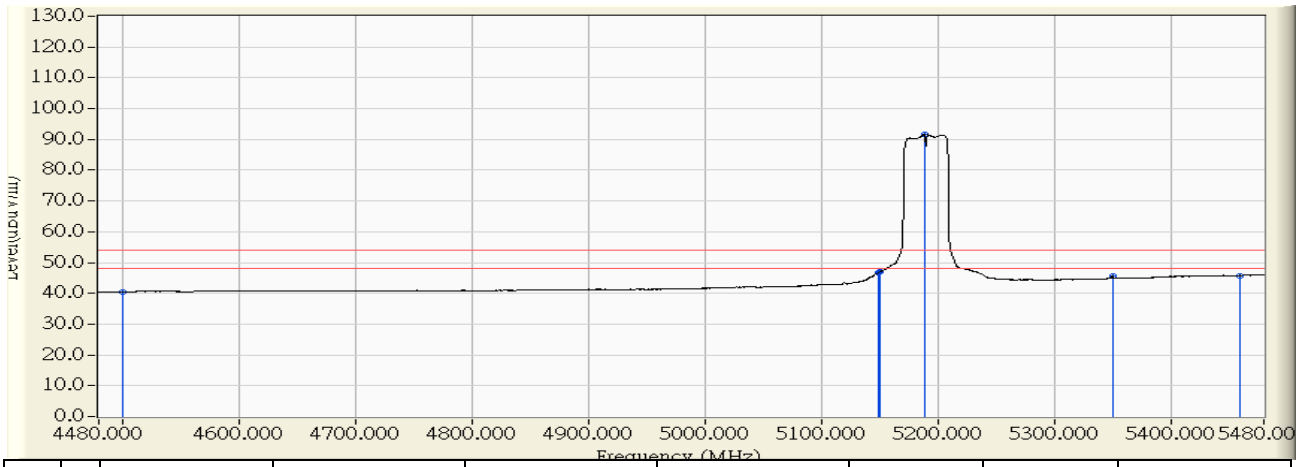

		Frequency (MHz)	Correct Factor (dB)	Reading Level (dBuV)	Measure Level (dBuV/m)	Margin (dB)	Limit (dBuV/m)	Detector Type
1		4500.000	-3.428	43.876	40.448	-13.552	54.000	AVERAGE
2		5149.500	-0.741	47.568	46.826	-7.174	54.000	AVERAGE
3		5150.000	-0.737	47.660	46.922	-7.078	54.000	AVERAGE
4	*	5188.500	-0.416	91.937	91.521	37.521	54.000	AVERAGE
5		5350.000	0.934	44.858	45.792	-8.208	54.000	AVERAGE
6		5460.000	1.853	43.964	45.817	-8.183	54.000	AVERAGE

Note:

1. All readings above 1GHz are performed with peak and/or average measurements as necessary.
2. Peak measurements: RBW = 1MHz, VBW = 1MHz, Sweep: Auto.
3. Average measurements: RBW = 1MHz, VBW = 10 Hz, Sweep: Auto.
4. “ * ”, means this data is the worst emission level.
5. Measurement Level = Reading Level + Correct Factor.
6. The average measurement was not performed when the peak measured data under the limit of average detection.

Site : CB1	**Time : 2016/09/01 - 07:04**
Limit : FCC_SpartC_15.209_03M_PK	**Margin : 6**
Probe : CB1_FCC_EFS_1-18G_H2 - VERTICAL	**Power : AC 120V/60Hz**
EUT : Dual-Band Wireless-AC PCI-E Adapter	**Note : Mode 2: Transmit_CDD Mode _802.11n(40M)_5190MHz**

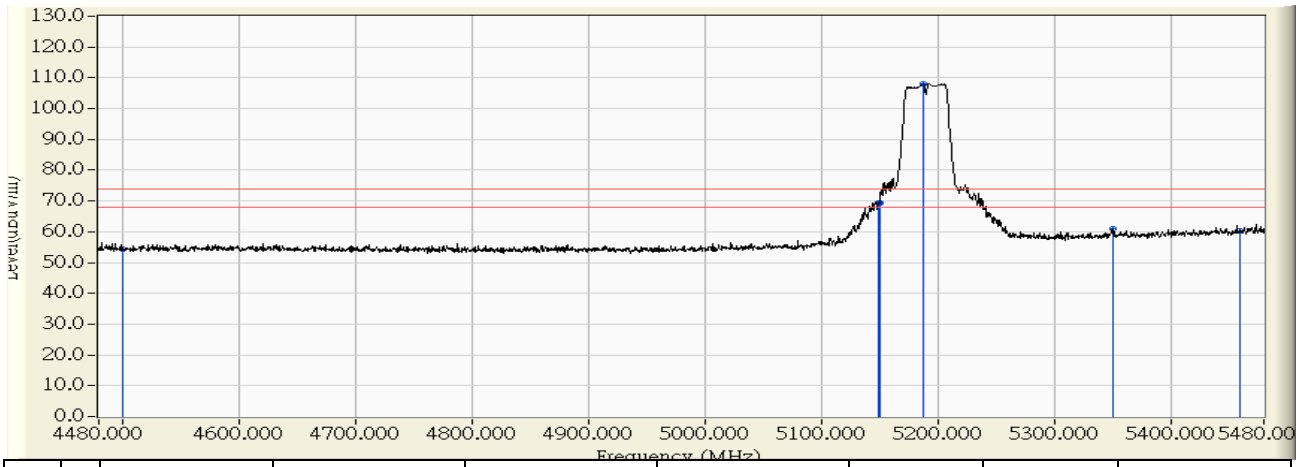

		Frequency (MHz)	Correct Factor (dB)	Reading Level (dBuV)	Measure Level (dBuV/m)	Margin (dB)	Limit (dBuV/m)	Detector Type
1		4500.000	-1.721	55.949	54.228	-19.772	74.000	PEAK
2		5149.500	-0.325	69.815	69.490	-4.510	74.000	PEAK
3		5150.000	-0.321	69.648	69.327	-4.673	74.000	PEAK
4	*	5188.000	-0.022	108.088	108.065	34.065	74.000	PEAK
5		5350.000	1.250	59.588	60.838	-13.162	74.000	PEAK
6		5460.000	2.114	58.117	60.231	-13.769	74.000	PEAK

Note:

1. All readings above 1GHz are performed with peak and/or average measurements as necessary.
2. Peak measurements: RBW = 1MHz, VBW = 1MHz, Sweep: Auto.
3. Average measurements: RBW = 1MHz, VBW = 10 Hz, Sweep: Auto.
4. “ * ”, means this data is the worst emission level.
5. Measurement Level = Reading Level + Correct Factor.
6. The average measurement was not performed when the peak measured data under the limit of average detection.

Site : CB1	**Time : 2016/09/01 - 07:02**
Limit : FCC_SpartC_15.209_03M_AV	**Margin : 6**
Probe : CB1_FCC_EFS_1-18G_H2 - VERTICAL	**Power : AC 120V/60Hz**
EUT : Dual-Band Wireless-AC PCI-E Adapter	**Note : Mode 2: Transmit_CDD Mode _802.11n(40M)_5190MHz**

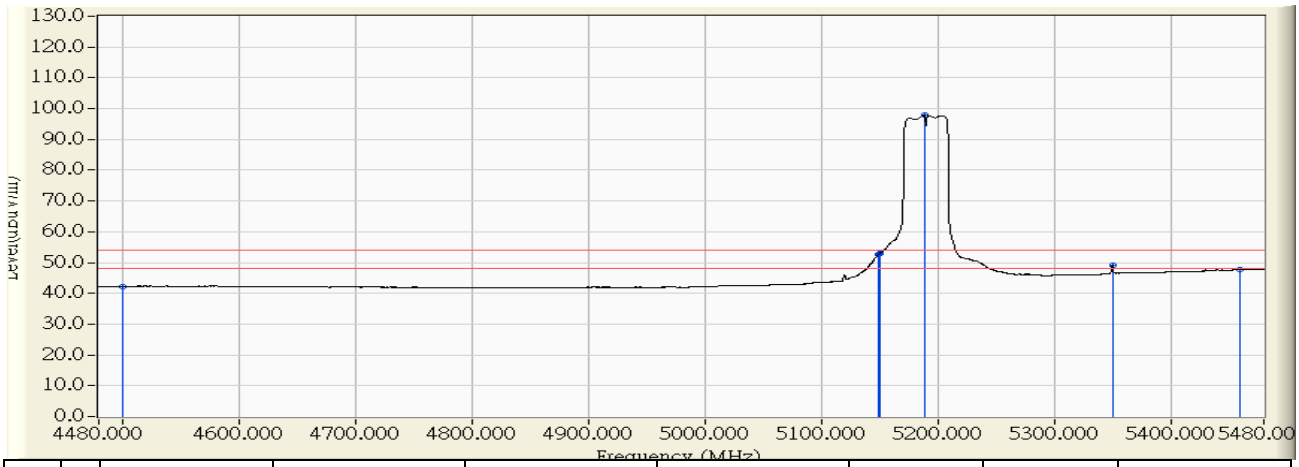

		Frequency (MHz)	Correct Factor (dB)	Reading Level (dBuV)	Measure Level (dBuV/m)	Margin (dB)	Limit (dBuV/m)	Detector Type
1		4500.000	-1.721	43.948	42.227	-11.773	54.000	AVERAGE
2		5149.500	-0.325	52.935	52.610	-1.390	54.000	AVERAGE
3		5150.000	-0.321	53.240	52.919	-1.081	54.000	AVERAGE
4	*	5188.500	-0.019	97.902	97.883	43.883	54.000	AVERAGE
5		5350.000	1.250	47.978	49.228	-4.772	54.000	AVERAGE
6		5460.000	2.114	45.629	47.743	-6.257	54.000	AVERAGE

Note:

1. All readings above 1GHz are performed with peak and/or average measurements as necessary.
2. Peak measurements: RBW = 1MHz, VBW = 1MHz, Sweep: Auto.
3. Average measurements: RBW = 1MHz, VBW = 10 Hz, Sweep: Auto.
4. “ * ”, means this data is the worst emission level.
5. Measurement Level = Reading Level + Correct Factor.
6. The average measurement was not performed when the peak measured data under the limit of average detection.

Site : CB1	**Time : 2016/09/01 - 07:24**
Limit : FCC_SpartC_15.209_03M_PK	**Margin : 6**
Probe : CB1_FCC_EFS_1-18G_H2 - HORIZONTAL	**Power : AC 120V/60Hz**
EUT : Dual-Band Wireless-AC PCI-E Adapter	**Note : Mode 2: Transmit_CDD Mode _802.11n(40M)_5230MHz**

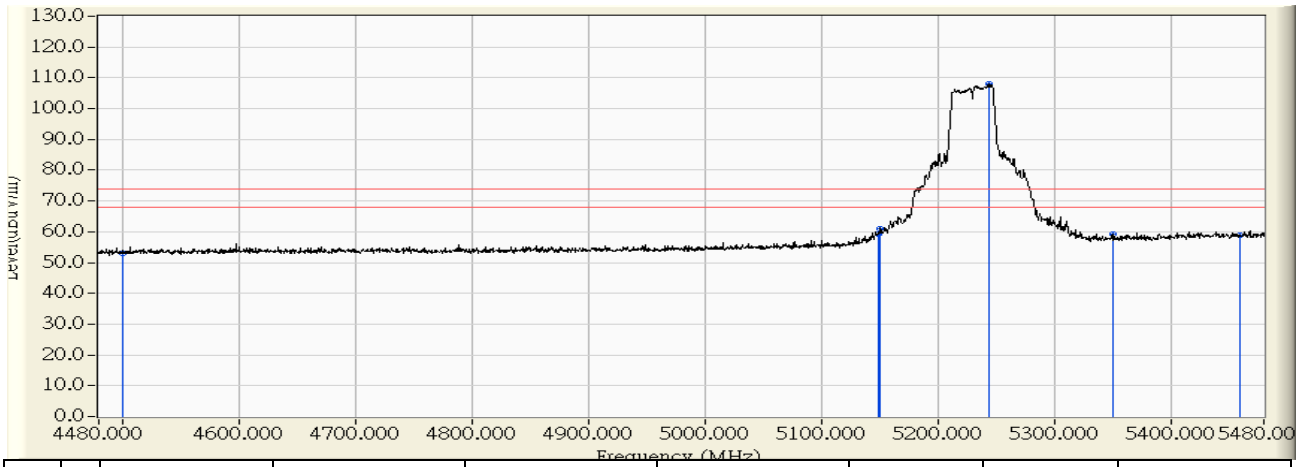

		Frequency (MHz)	Correct Factor (dB)	Reading Level (dBuV)	Measure Level (dBuV/m)	Margin (dB)	Limit (dBuV/m)	Detector Type
1		4500.000	-3.428	56.479	53.051	-20.949	74.000	PEAK
2		5149.500	-0.741	60.115	59.373	-14.627	74.000	PEAK
3		5150.000	-0.737	61.605	60.867	-13.133	74.000	PEAK
4	*	5243.500	0.044	107.847	107.891	33.891	74.000	PEAK
5		5350.000	0.934	58.232	59.166	-14.834	74.000	PEAK
6		5460.000	1.853	57.071	58.924	-15.076	74.000	PEAK

Note:

1. All readings above 1GHz are performed with peak and/or average measurements as necessary.
2. Peak measurements: RBW = 1MHz, VBW = 1MHz, Sweep: Auto.
3. Average measurements: RBW = 1MHz, VBW = 10 Hz, Sweep: Auto.
4. “ * ”, means this data is the worst emission level.
5. Measurement Level = Reading Level + Correct Factor.
6. The average measurement was not performed when the peak measured data under the limit of average detection.

Site : CB1	**Time : 2016/09/01 - 07:25**
Limit : FCC_SpartC_15.209_03M_AV	**Margin : 6**
Probe : CB1_FCC_EFS_1-18G_H2 - HORIZONTAL	**Power : AC 120V/60Hz**
EUT : Dual-Band Wireless-AC PCI-E Adapter	**Note : Mode 2: Transmit_CDD Mode _802.11n(40M)_5230MHz**

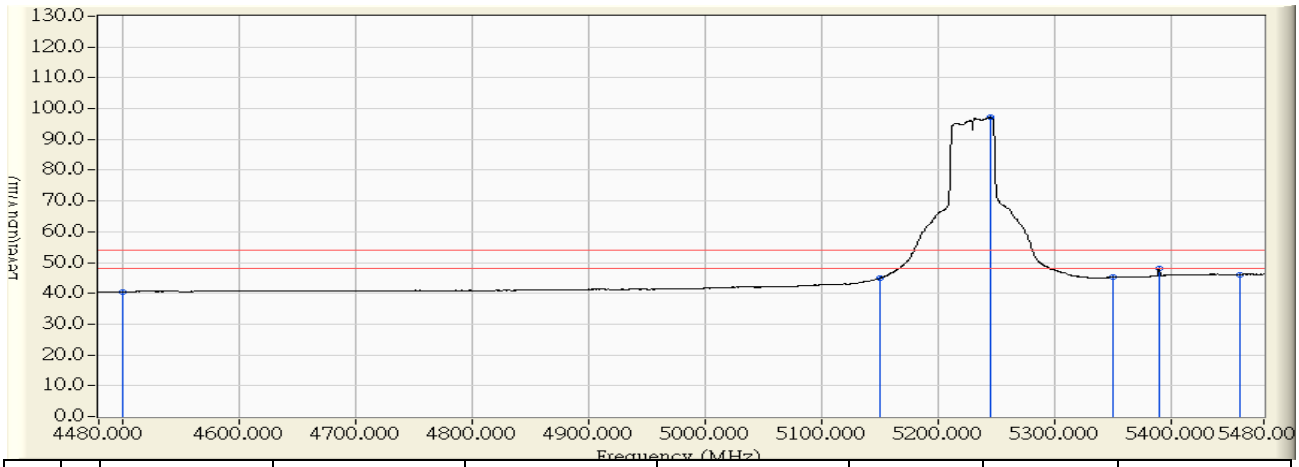

		Frequency (MHz)	Correct Factor (dB)	Reading Level (dBuV)	Measure Level (dBuV/m)	Margin (dB)	Limit (dBuV/m)	Detector Type
1		4500.000	-3.428	43.848	40.420	-13.580	54.000	AVERAGE
2		5150.000	-0.737	45.583	44.845	-9.155	54.000	AVERAGE
3	*	5245.000	0.057	97.109	97.165	43.165	54.000	AVERAGE
4		5350.000	0.934	44.223	45.157	-8.843	54.000	AVERAGE
5		5390.000	1.269	46.742	48.010	-5.990	54.000	AVERAGE
6		5460.000	1.853	44.297	46.150	-7.850	54.000	AVERAGE

Note:

1. All readings above 1GHz are performed with peak and/or average measurements as necessary.
2. Peak measurements: RBW = 1MHz, VBW = 1MHz, Sweep: Auto.
3. Average measurements: RBW = 1MHz, VBW = 10 Hz, Sweep: Auto.
4. “ * ”, means this data is the worst emission level.
5. Measurement Level = Reading Level + Correct Factor.
6. The average measurement was not performed when the peak measured data under the limit of average detection.

Site : CB1	**Time : 2016/09/01 - 07:19**
Limit : FCC_SpartC_15.209_03M_PK	**Margin : 6**
Probe : CB1_FCC_EFS_1-18G_H2 - VERTICAL	**Power : AC 120V/60Hz**
EUT : Dual-Band Wireless-AC PCI-E Adapter	**Note : Mode 2: Transmit_CDD Mode _802.11n(40M)_5230MHz**

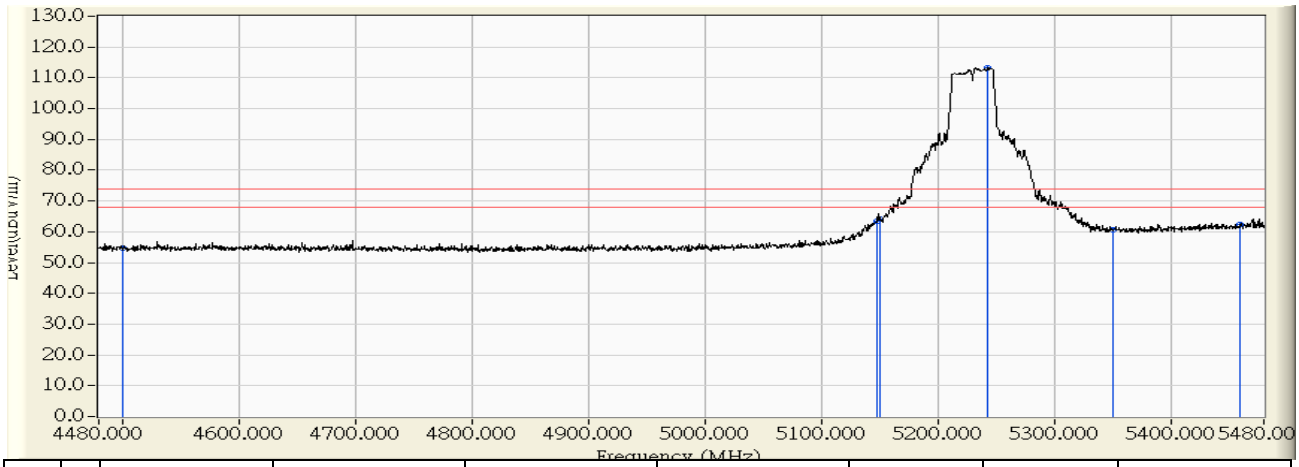

		Frequency (MHz)	Correct Factor (dB)	Reading Level (dBuV)	Measure Level (dBuV/m)	Margin (dB)	Limit (dBuV/m)	Detector Type
1		4500.000	-1.721	56.291	54.570	-19.430	74.000	PEAK
2		5147.500	-0.340	63.655	63.314	-10.686	74.000	PEAK
3		5150.000	-0.321	64.525	64.204	-9.796	74.000	PEAK
4	*	5243.000	0.410	112.797	113.207	39.207	74.000	PEAK
5		5350.000	1.250	59.240	60.490	-13.510	74.000	PEAK
6		5460.000	2.114	60.104	62.218	-11.782	74.000	PEAK

Note:

1. All readings above 1GHz are performed with peak and/or average measurements as necessary.
2. Peak measurements: RBW = 1MHz, VBW = 1MHz, Sweep: Auto.
3. Average measurements: RBW = 1MHz, VBW = 10 Hz, Sweep: Auto.
4. “ * ”, means this data is the worst emission level.
5. Measurement Level = Reading Level + Correct Factor.
6. The average measurement was not performed when the peak measured data under the limit of average detection.

Site : CB1	**Time : 2016/09/01 - 07:18**
Limit : FCC_SpartC_15.209_03M_AV	**Margin : 6**
Probe : CB1_FCC_EFS_1-18G_H2 - VERTICAL	**Power : AC 120V/60Hz**
EUT : Dual-Band Wireless-AC PCI-E Adapter	**Note : Mode 2: Transmit_CDD Mode _802.11n(40M)_5230MHz**

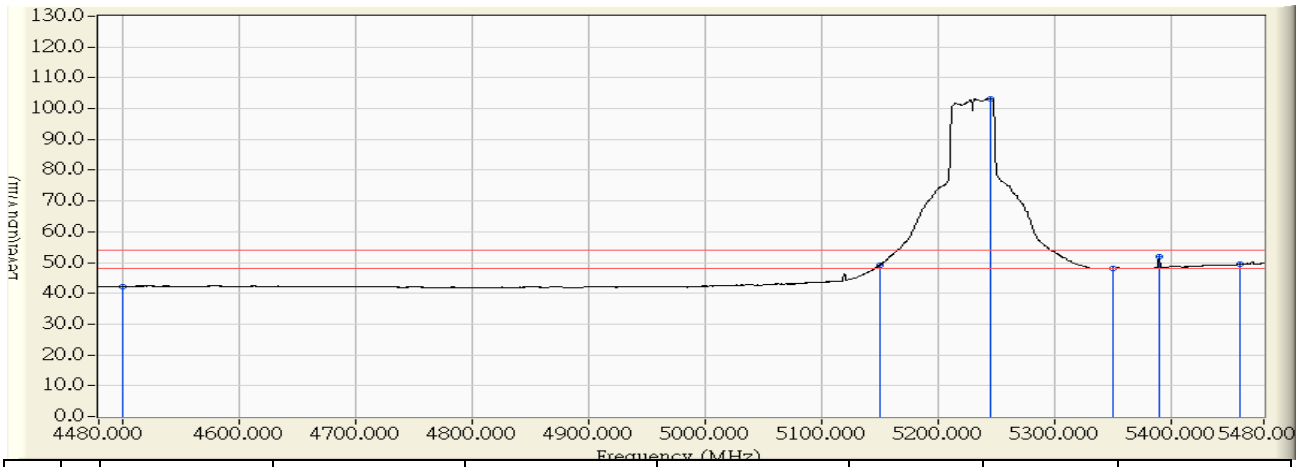

		Frequency (MHz)	Correct Factor (dB)	Reading Level (dBuV)	Measure Level (dBuV/m)	Margin (dB)	Limit (dBuV/m)	Detector Type
1		4500.000	-1.721	43.926	42.205	-11.795	54.000	AVERAGE
2		5150.000	-0.321	49.467	49.146	-4.854	54.000	AVERAGE
3	*	5245.000	0.426	102.887	103.312	49.312	54.000	AVERAGE
4		5350.000	1.250	46.982	48.232	-5.768	54.000	AVERAGE
5		5390.000	1.565	50.329	51.893	-1.707	54.000	AVERAGE
6		5460.000	2.114	47.285	49.399	-4.601	54.000	AVERAGE

Note:

1. All readings above 1GHz are performed with peak and/or average measurements as necessary.
2. Peak measurements: RBW = 1MHz, VBW = 1MHz, Sweep: Auto.
3. Average measurements: RBW = 1MHz, VBW = 10 Hz, Sweep: Auto.
4. “ * ”, means this data is the worst emission level.
5. Measurement Level = Reading Level + Correct Factor.
6. The average measurement was not performed when the peak measured data under the limit of average detection.

Product	Dual-Band Wireless-AC PCI-E Adapter		
Test Item	Band edge Data		
Test Mode	Mode 2: Transmit_CDD Mode		
Date of Test	2016/09/02	Test Site	SR7

802.11n_40M (ANT 0)

Test Frequency (MHz)	Measurement Level (dBc)	Limit (dBc)	Result
46	5230	20.474	≧20

Note: Accordance With 15.215 requirement

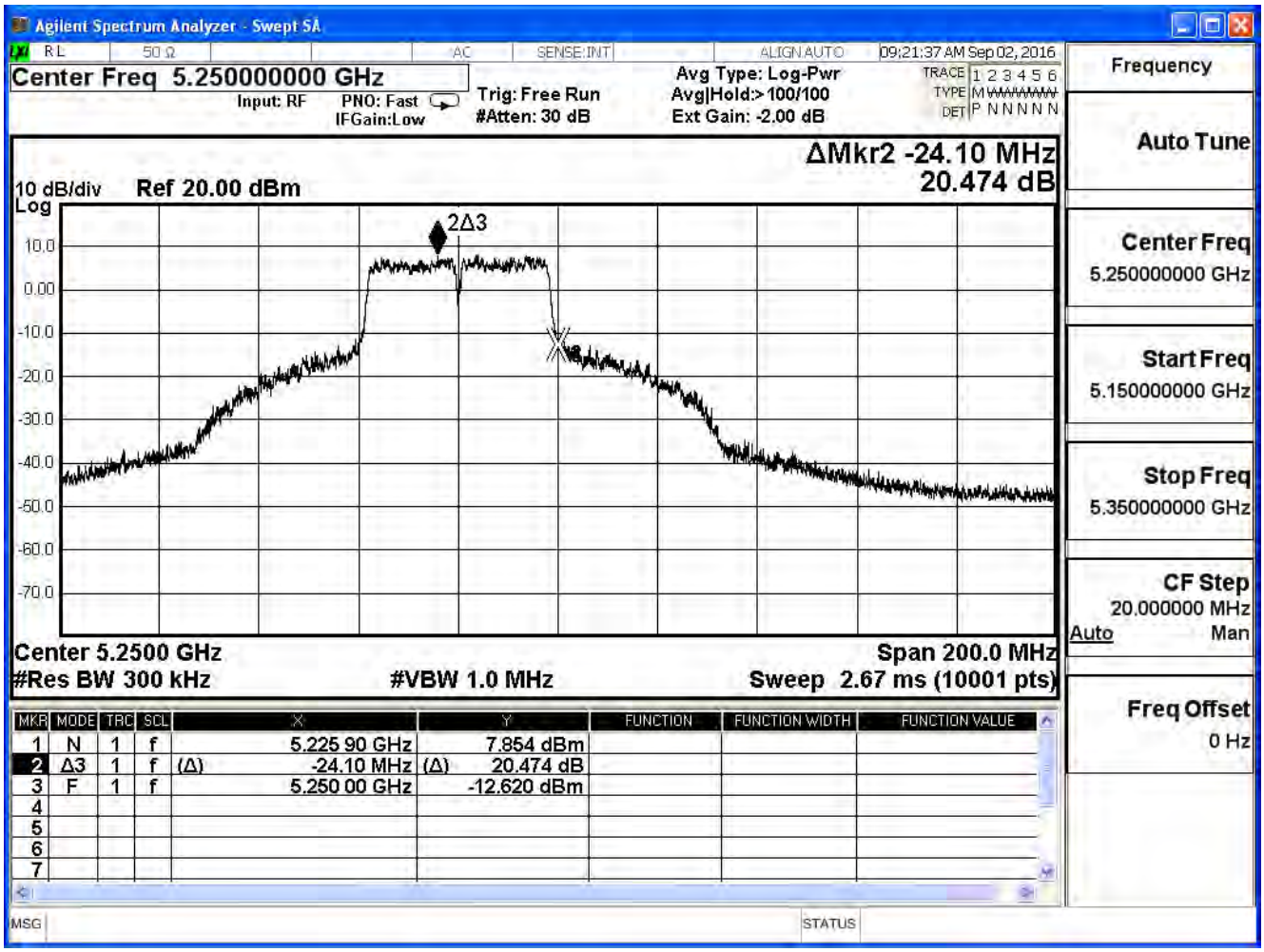

Product	Dual-Band Wireless-AC PCI-E Adapter		
Test Item	Band edge Data		
Test Mode	Mode 2: Transmit_CDD Mode		
Date of Test	2016/09/02	Test Site	SR7

802.11n_40M (ANT 1)

Test Frequency (MHz)	Measurement Level (dBc)	Limit (dBc)	Result
46	5230	20.032	≧20

Note: Accordance With 15.215 requirement

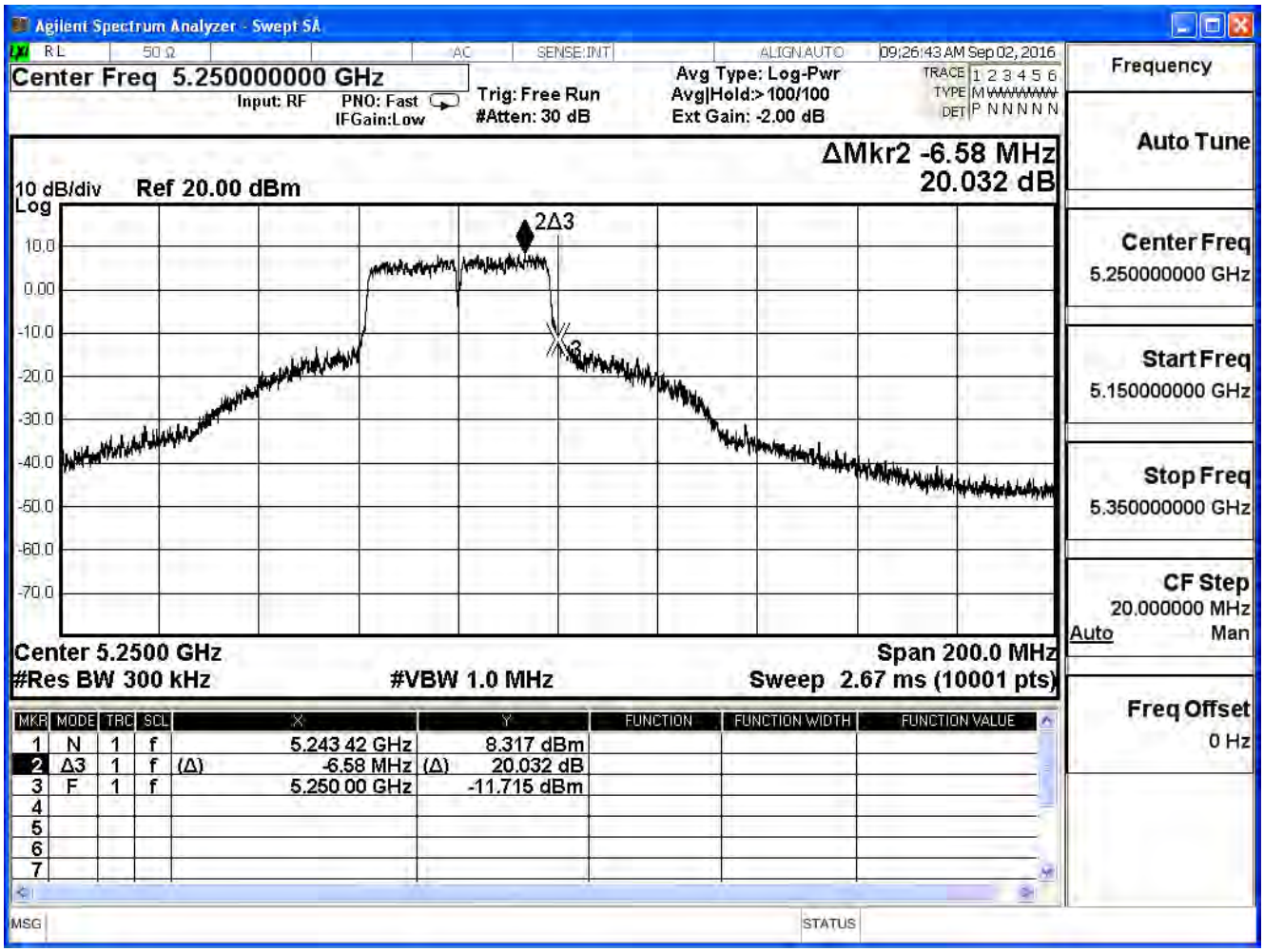

Site : CB1	**Time : 2016/09/01 - 07:41**
Limit : FCC_SpartC_15.209_03M_PK	**Margin : 6**
Probe : CB1_FCC_EFS_1-18G_H2 - HORIZONTAL	**Power : AC 120V/60Hz**
EUT : Dual-Band Wireless-AC PCI-E Adapter	**Note : Mode 2: Transmit_CDD Mode _802.11ac(80M)_5210MHz**

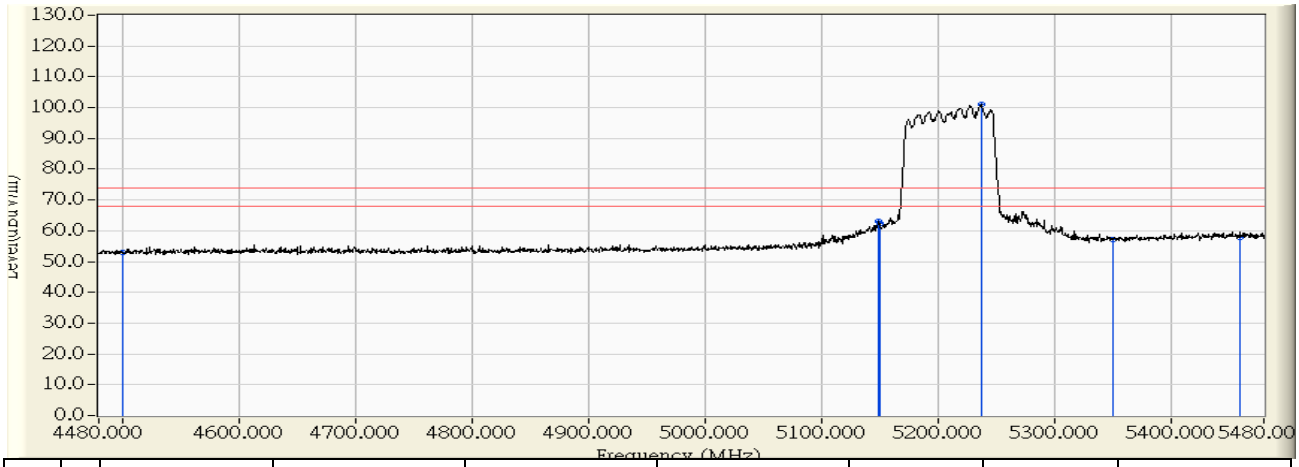

		Frequency (MHz)	Correct Factor (dB)	Reading Level (dBuV)	Measure Level (dBuV/m)	Margin (dB)	Limit (dBuV/m)	Detector Type
1		4500.000	-3.428	56.323	52.895	-21.105	74.000	PEAK
2		5149.500	-0.741	63.934	63.192	-10.808	74.000	PEAK
3		5150.000	-0.737	62.969	62.231	-11.769	74.000	PEAK
4	*	5237.500	-0.006	101.041	101.035	27.035	74.000	PEAK
5		5350.000	0.934	56.226	57.160	-16.840	74.000	PEAK
6		5460.000	1.853	56.033	57.886	-16.114	74.000	PEAK

Note:

1. All readings above 1GHz are performed with peak and/or average measurements as necessary.
2. Peak measurements: RBW = 1MHz, VBW = 1MHz, Sweep: Auto.
3. Average measurements: RBW = 1MHz, VBW = 10 Hz, Sweep: Auto.
4. “ * ”, means this data is the worst emission level.
5. Measurement Level = Reading Level + Correct Factor.
6. The average measurement was not performed when the peak measured data under the limit of average detection.

Site : CB1	**Time : 2016/09/01 - 07:41**
Limit : FCC_SpartC_15.209_03M_AV	**Margin : 6**
Probe : CB1_FCC_EFS_1-18G_H2 - HORIZONTAL	**Power : AC 120V/60Hz**
EUT : Dual-Band Wireless-AC PCI-E Adapter	**Note : Mode 2: Transmit_CDD Mode _802.11ac(80M)_5210MHz**

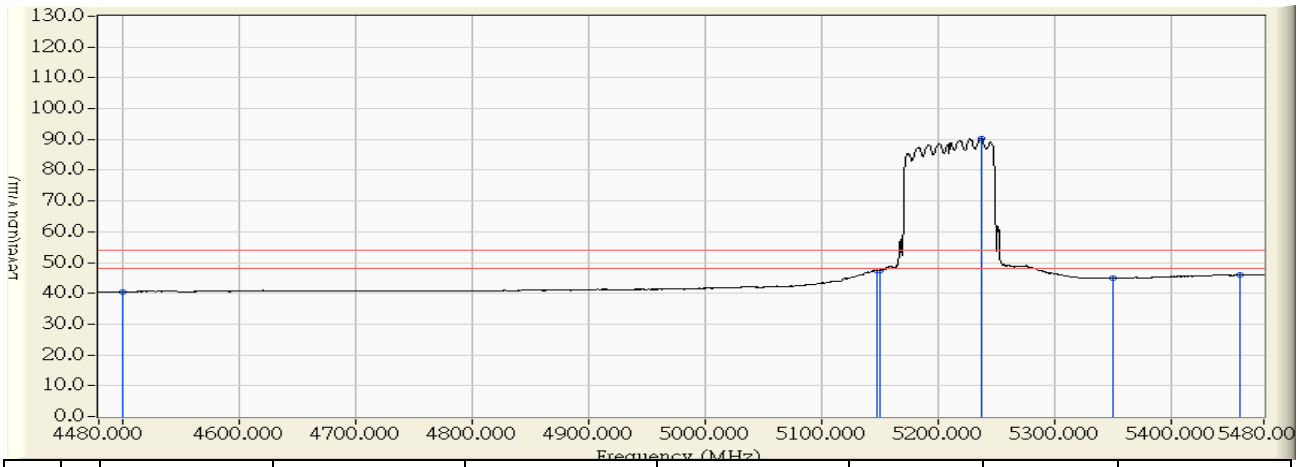

		Frequency (MHz)	Correct Factor (dB)	Reading Level (dBuV)	Measure Level (dBuV/m)	Margin (dB)	Limit (dBuV/m)	Detector Type
1		4500.000	-3.428	43.902	40.474	-13.526	54.000	AVERAGE
2		5147.500	-0.758	48.152	47.394	-6.606	54.000	AVERAGE
3		5150.000	-0.737	48.078	47.340	-6.660	54.000	AVERAGE
4	*	5237.500	-0.006	90.274	90.268	36.268	54.000	AVERAGE
5		5350.000	0.934	44.079	45.013	-8.987	54.000	AVERAGE
6		5460.000	1.853	44.199	46.052	-7.948	54.000	AVERAGE

Note:

1. All readings above 1GHz are performed with peak and/or average measurements as necessary.
2. Peak measurements: RBW = 1MHz, VBW = 1MHz, Sweep: Auto.
3. Average measurements: RBW = 1MHz, VBW = 10 Hz, Sweep: Auto.
4. “ * ”, means this data is the worst emission level.
5. Measurement Level = Reading Level + Correct Factor.
6. The average measurement was not performed when the peak measured data under the limit of average detection.

Site : CB1	**Time : 2016/09/01 - 07:35**
Limit : FCC_SpartC_15.209_03M_PK	**Margin : 6**
Probe : CB1_FCC_EFS_1-18G_H2 - VERTICAL	**Power : AC 120V/60Hz**
EUT : Dual-Band Wireless-AC PCI-E Adapter	**Note : Mode 2: Transmit_CDD Mode _802.11ac(80M)_5210MHz**

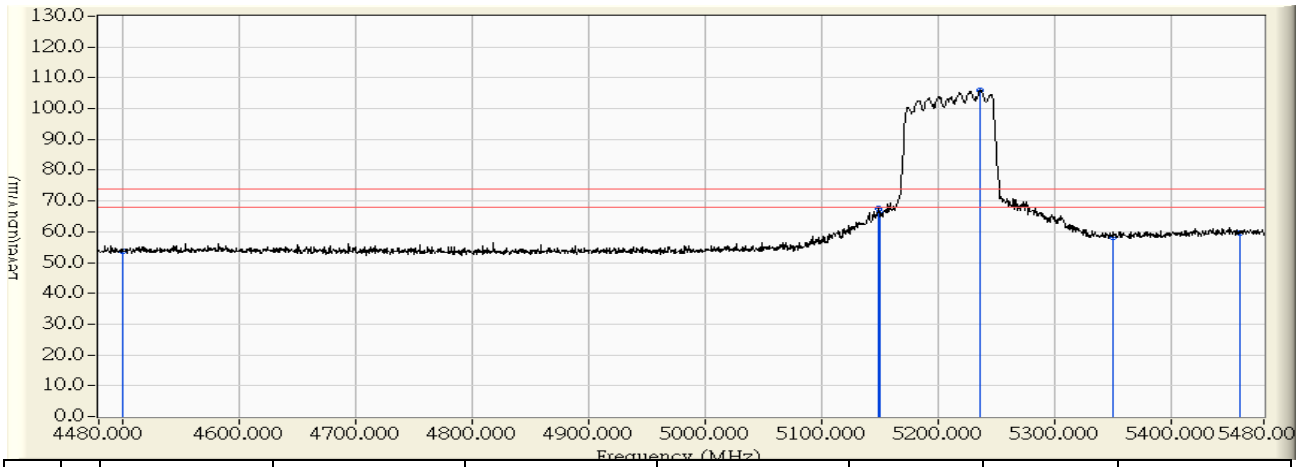

		Frequency (MHz)	Correct Factor (dB)	Reading Level (dBuV)	Measure Level (dBuV/m)	Margin (dB)	Limit (dBuV/m)	Detector Type
1		4500.000	-1.721	55.317	53.596	-20.404	74.000	PEAK
2		5149.500	-0.325	67.876	67.551	-6.449	74.000	PEAK
3		5150.000	-0.321	66.657	66.336	-7.664	74.000	PEAK
4	*	5237.000	0.363	105.651	106.013	32.013	74.000	PEAK
5		5350.000	1.250	56.935	58.185	-15.815	74.000	PEAK
6		5460.000	2.114	57.577	59.691	-14.309	74.000	PEAK

Note:

1. All readings above 1GHz are performed with peak and/or average measurements as necessary.
2. Peak measurements: RBW = 1MHz, VBW = 1MHz, Sweep: Auto.
3. Average measurements: RBW = 1MHz, VBW = 10 Hz, Sweep: Auto.
4. “ * ”, means this data is the worst emission level.
5. Measurement Level = Reading Level + Correct Factor.
6. The average measurement was not performed when the peak measured data under the limit of average detection.

Site : CB1	**Time : 2016/09/01 - 07:33**
Limit : FCC_SpartC_15.209_03M_AV	**Margin : 6**
Probe : CB1_FCC_EFS_1-18G_H2 - VERTICAL	**Power : AC 120V/60Hz**
EUT : Dual-Band Wireless-AC PCI-E Adapter	**Note : Mode 2: Transmit_CDD Mode _802.11ac(80M)_5210MHz**

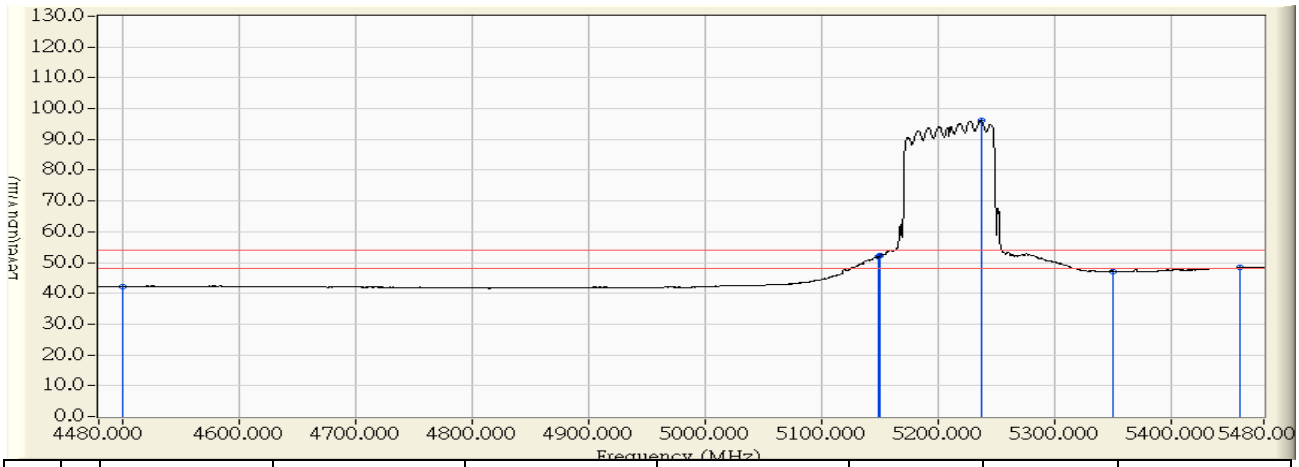

		Frequency (MHz)	Correct Factor (dB)	Reading Level (dBuV)	Measure Level (dBuV/m)	Margin (dB)	Limit (dBuV/m)	Detector Type
1		4500.000	-1.721	43.933	42.212	-11.788	54.000	AVERAGE
2		5149.000	-0.329	52.141	51.812	-2.188	54.000	AVERAGE
3		5150.000	-0.321	52.452	52.131	-1.869	54.000	AVERAGE
4	*	5237.500	0.367	95.689	96.055	42.055	54.000	AVERAGE
5		5350.000	1.250	45.974	47.224	-6.776	54.000	AVERAGE
6		5460.000	2.114	46.204	48.318	-5.682	54.000	AVERAGE

Note:

1. All readings above 1GHz are performed with peak and/or average measurements as necessary.
2. Peak measurements: RBW = 1MHz, VBW = 1MHz, Sweep: Auto.
3. Average measurements: RBW = 1MHz, VBW = 10 Hz, Sweep: Auto.
4. “ * ”, means this data is the worst emission level.
5. Measurement Level = Reading Level + Correct Factor.
6. The average measurement was not performed when the peak measured data under the limit of average detection.

Product	Dual-Band Wireless-AC PCI-E Adapter		
Test Item	Band edge Data		
Test Mode	Mode 2: Transmit_CDD Mode		
Date of Test	2016/09/02	Test Site	SR7

802.11ac_80M (ANT 0)

Test Frequency (MHz)	Measurement Level (dBc)	Limit (dBc)	Result
42	5210	27.456	≧20

Note: Accordance With 15.215 requirement

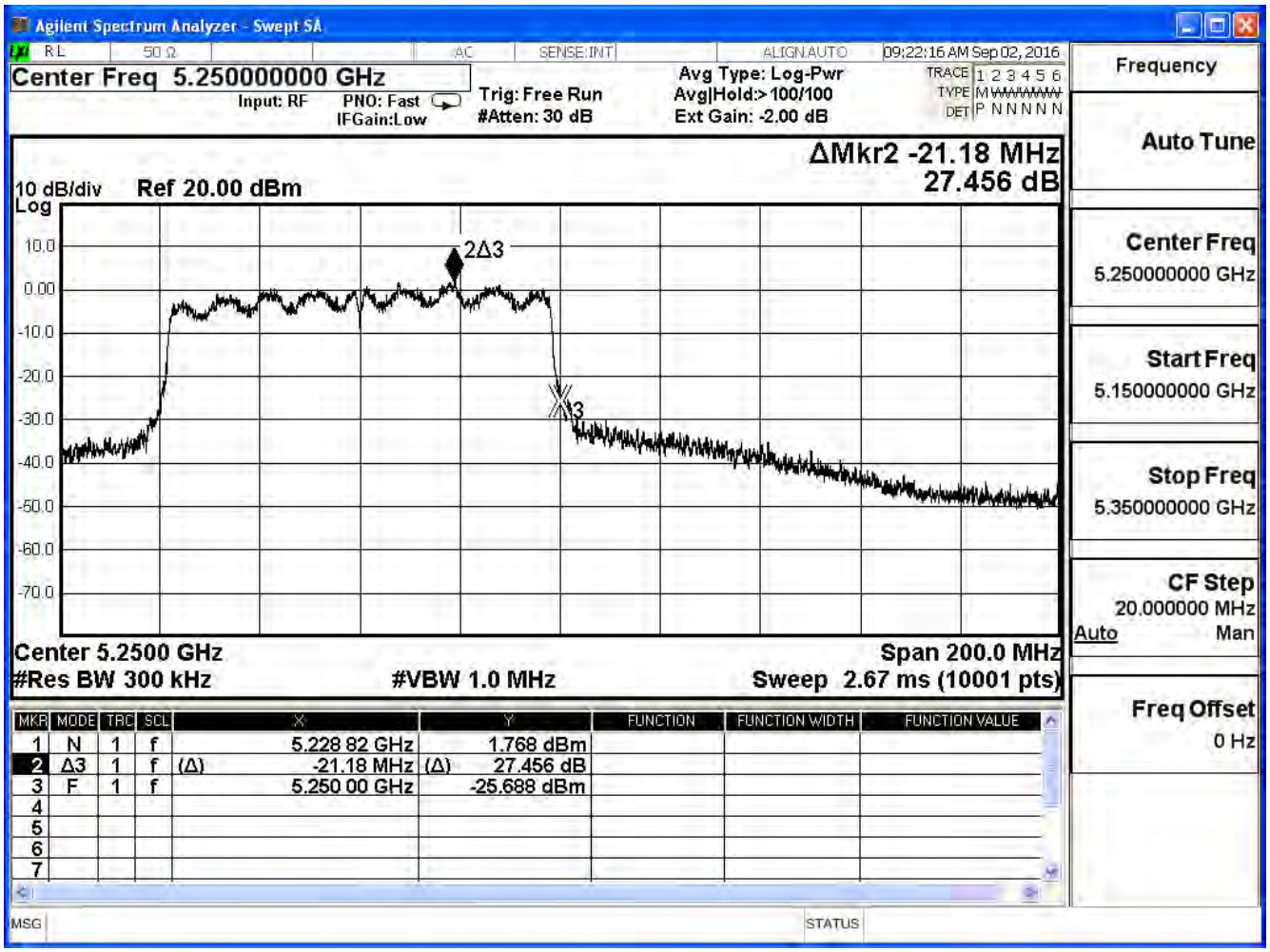

Product	Dual-Band Wireless-AC PCI-E Adapter		
Test Item	Band edge Data		
Test Mode	Mode 2: Transmit_CDD Mode		
Date of Test	2016/09/02	Test Site	SR7

802.11ac_80M (ANT 1)

Test Frequency (MHz)	Measurement Level (dBc)	Limit (dBc)	Result
42	5210	25.101	≧20

Note: Accordance With 15.215 requirement

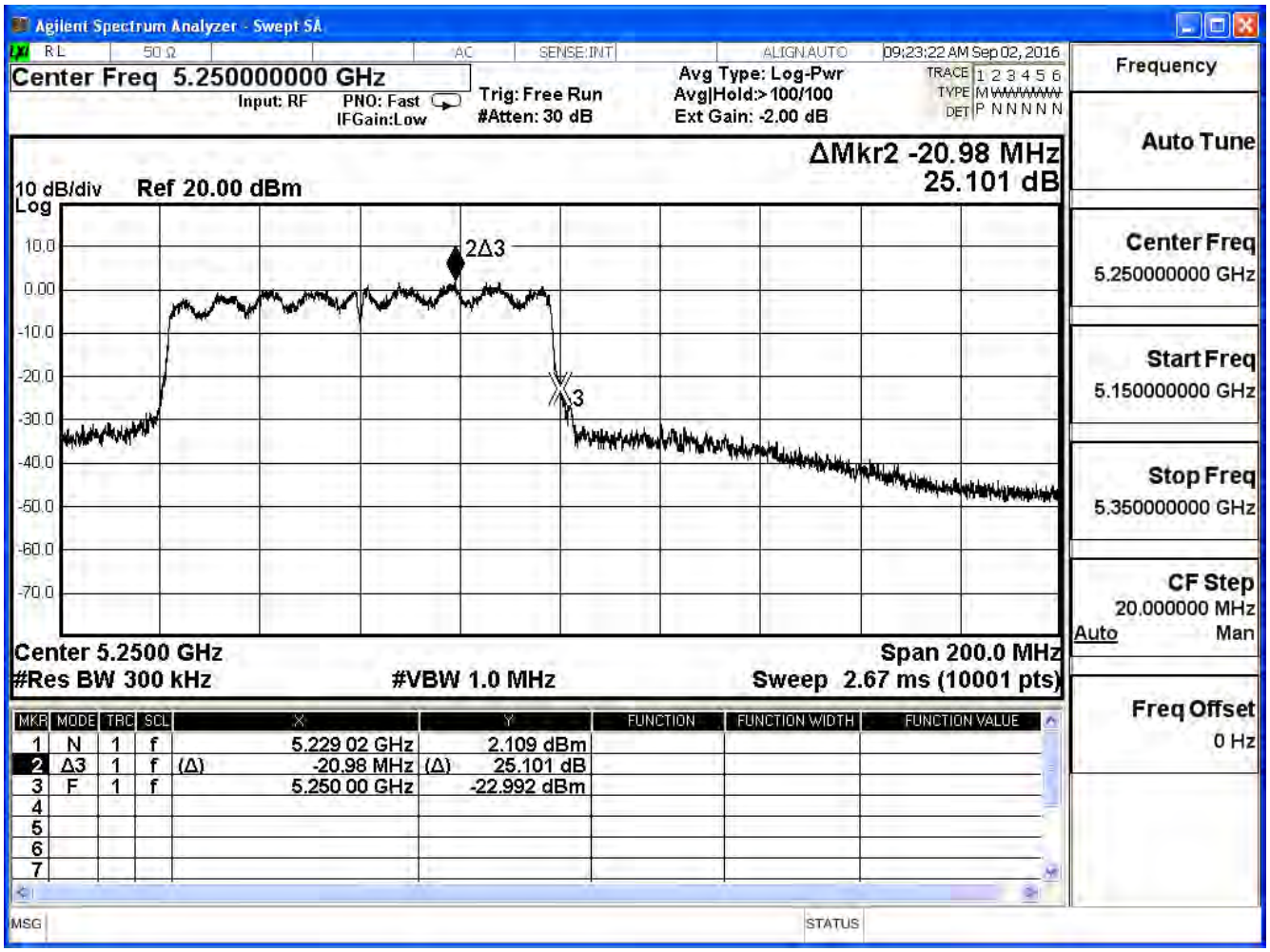

Site : CB1	**Time : 2016/09/05 - 10:58**
Limit : FCC_Part15E_2016_B4_03M_PK	**Margin : 6**
Probe : CB1_FCC_EFS_1-18G_H2 - HORIZONTAL	**Power : AC 120V/60Hz**
EUT : Dual-Band Wireless-AC PCI-E Adapter	**Note : Mode 1: Transmit_SISO Mode _802.11a_5745MHz_ANT0**

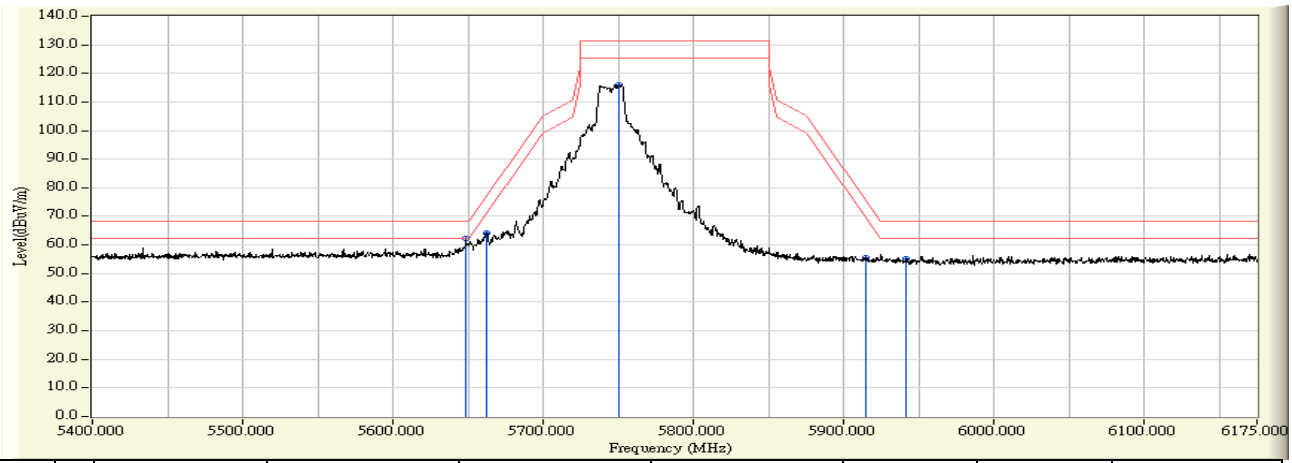

		Frequency (MHz)	Correct Factor (dB)	Reading Level (dBuV)	Measure Level (dBuV/m)	Margin (dB)	Limit (dBuV/m)	Detector Type
1	*	5648.387	1.648	60.565	62.212	-5.988	68.200	PEAK
2		5662.337	1.614	62.721	64.335	-12.994	77.329	PEAK
3	*	5750.300	1.402	114.741	116.143	-15.057	131.200	PEAK
4		5914.212	1.008	54.630	55.638	-20.545	76.183	PEAK
5		5941.337	0.943	54.294	55.237	-12.963	68.200	PEAK

Note:

1. All readings above 1GHz are performed with peak and/or average measurements as necessary.
2. Peak measurements: RBW = 1MHz, VBW = 1MHz, Sweep: Auto.
3. Average measurements: RBW = 1MHz, VBW = 10 Hz, Sweep: Auto.
4. “ * ”, means this data is the worst emission level.
5. Measurement Level = Reading Level + Correct Factor.
6. The average measurement was not performed when the peak measured data under the limit of average detection.

Site : CB1	**Time : 2016/08/29 - 10:55**
Limit : FCC_SpartC_15.209_03M_PK	**Margin : 6**
Probe : CB1_FCC_EFS_1-18G_H2 - HORIZONTAL	**Power : AC 120V/60Hz**
EUT : Dual-Band Wireless-AC PCI-E Adapter	**Note : Mode 1: Transmit_SISO Mode _802.11a_5745MHz_ANT0**

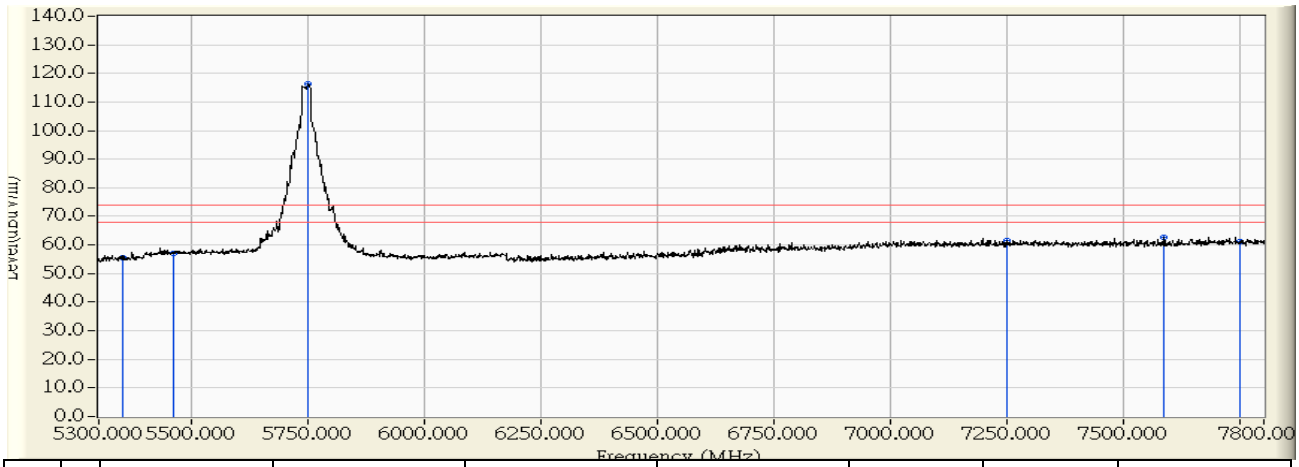

		Frequency (MHz)	Correct Factor (dB)	Reading Level (dBuV)	Measure Level (dBuV/m)	Margin (dB)	Limit (dBuV/m)	Detector Type
1		5350.000	0.934	54.475	55.409	-18.591	74.000	PEAK
2		5460.000	1.853	55.208	57.061	-16.939	74.000	PEAK
3	*	5750.000	1.403	114.820	116.223	42.223	74.000	PEAK
4		7250.000	5.954	55.577	61.530	-12.470	74.000	PEAK
5		7586.250	6.575	56.184	62.759	-11.241	74.000	PEAK
6		7750.000	6.833	54.323	61.157	-12.843	74.000	PEAK

Note:

1. All readings above 1GHz are performed with peak and/or average measurements as necessary.
2. Peak measurements: RBW = 1MHz, VBW = 1MHz, Sweep: Auto.
3. Average measurements: RBW = 1MHz, VBW = 10 Hz, Sweep: Auto.
4. “ * ”, means this data is the worst emission level.
5. Measurement Level = Reading Level + Correct Factor.
6. The average measurement was not performed when the peak measured data under the limit of average detection.

Site : CB1	**Time : 2016/08/29 - 10:56**
Limit : FCC_SpartC_15.209_03M_AV	**Margin : 6**
Probe : CB1_FCC_EFS_1-18G_H2 - HORIZONTAL	**Power : AC 120V/60Hz**
EUT : Dual-Band Wireless-AC PCI-E Adapter	**Note : Mode 1: Transmit_SISO Mode _802.11a_5745MHz_ANT0**

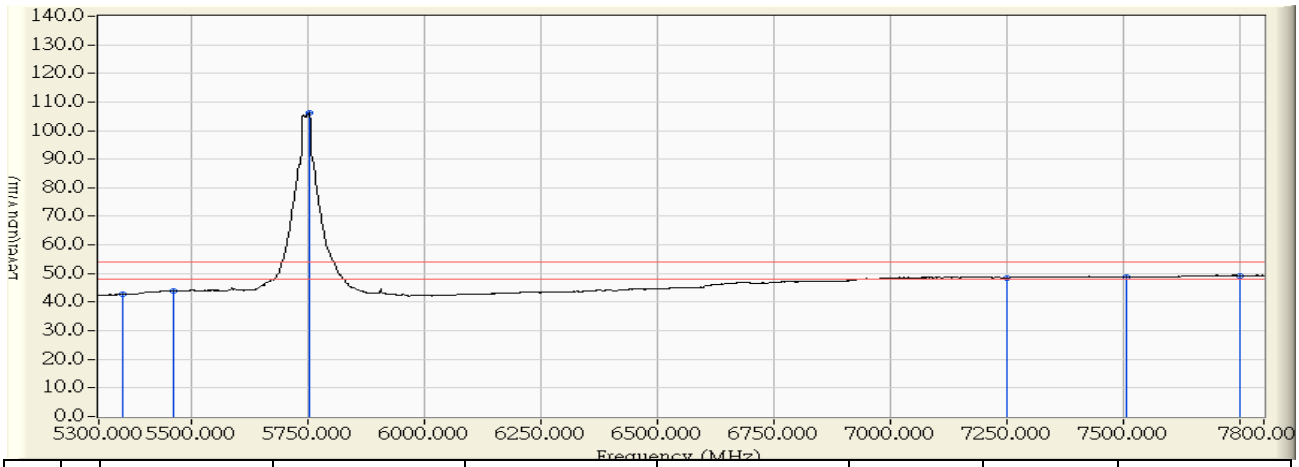

		Frequency (MHz)	Correct Factor (dB)	Reading Level (dBuV)	Measure Level (dBuV/m)	Margin (dB)	Limit (dBuV/m)	Detector Type
1		5350.000	0.934	41.873	42.807	-11.193	54.000	AVERAGE
2		5460.000	1.853	42.069	43.922	-10.078	54.000	AVERAGE
3	*	5751.250	1.400	104.665	106.065	52.065	54.000	AVERAGE
4		7250.000	5.954	42.609	48.562	-5.438	54.000	AVERAGE
5		7503.750	6.445	42.495	48.940	-5.060	54.000	AVERAGE
6		7750.000	6.833	42.488	49.322	-4.678	54.000	AVERAGE

Note:

1. All readings above 1GHz are performed with peak and/or average measurements as necessary.
2. Peak measurements: RBW = 1MHz, VBW = 1MHz, Sweep: Auto.
3. Average measurements: RBW = 1MHz, VBW = 10 Hz, Sweep: Auto.
4. “ * ”, means this data is the worst emission level.
5. Measurement Level = Reading Level + Correct Factor.
6. The average measurement was not performed when the peak measured data under the limit of average detection.

Site : CB1	**Time : 2016/09/05 - 11:04**
Limit : FCC_Part15E_2016_B4_03M_PK	**Margin : 6**
Probe : CB1_FCC_EFS_1-18G_H2 - HORIZONTAL	**Power : AC 120V/60Hz**
EUT : Dual-Band Wireless-AC PCI-E Adapter	**Note : Mode 1: Transmit_SISO Mode _802.11a_5745MHz_ANT1**

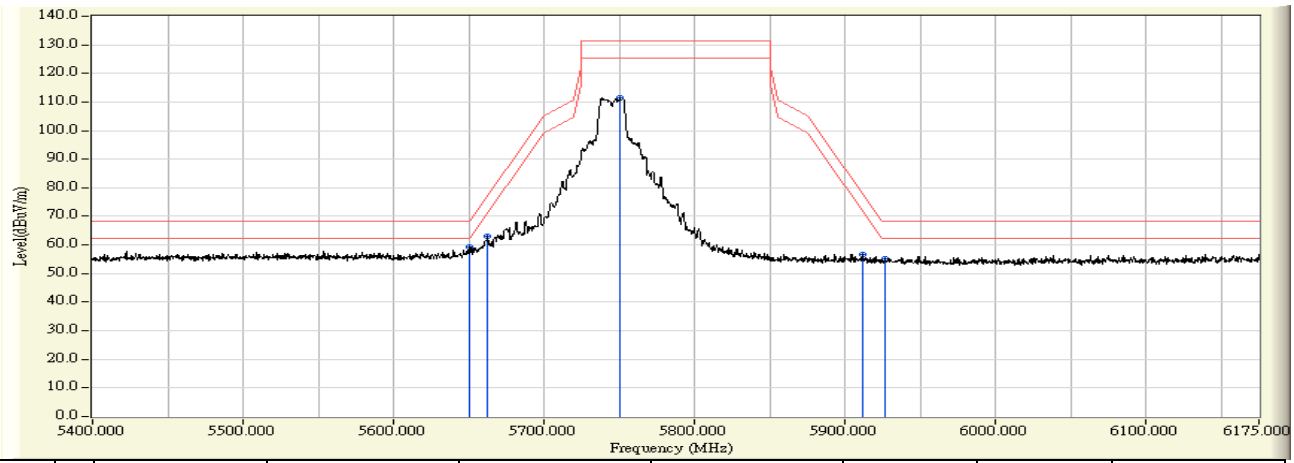

		Frequency (MHz)	Correct Factor (dB)	Reading Level (dBuV)	Measure Level (dBuV/m)	Margin (dB)	Limit (dBuV/m)	Detector Type
1	*	5649.937	1.644	57.761	59.405	-8.795	68.200	PEAK
2		5662.725	1.613	61.363	62.976	-14.641	77.617	PEAK
3	*	5750.300	1.402	109.984	111.386	-19.814	131.200	PEAK
4		5911.500	1.014	55.530	56.545	-21.645	78.190	PEAK
5		5926.225	0.979	54.342	55.321	-12.879	68.200	PEAK

Note:

1. All readings above 1GHz are performed with peak and/or average measurements as necessary.
2. Peak measurements: RBW = 1MHz, VBW = 1MHz, Sweep: Auto.
3. Average measurements: RBW = 1MHz, VBW = 10 Hz, Sweep: Auto.
4. “ * ”, means this data is the worst emission level.
5. Measurement Level = Reading Level + Correct Factor.
6. The average measurement was not performed when the peak measured data under the limit of average detection.

Site : CB1	**Time : 2016/08/29 - 11:19**
Limit : FCC_SpartC_15.209_03M_PK	**Margin : 6**
Probe : CB1_FCC_EFS_1-18G_H2 - HORIZONTAL	**Power : AC 120V/60Hz**
EUT : Dual-Band Wireless-AC PCI-E Adapter	**Note : Mode 1: Transmit_SISO Mode _802.11a_5745MHz_ANT1**

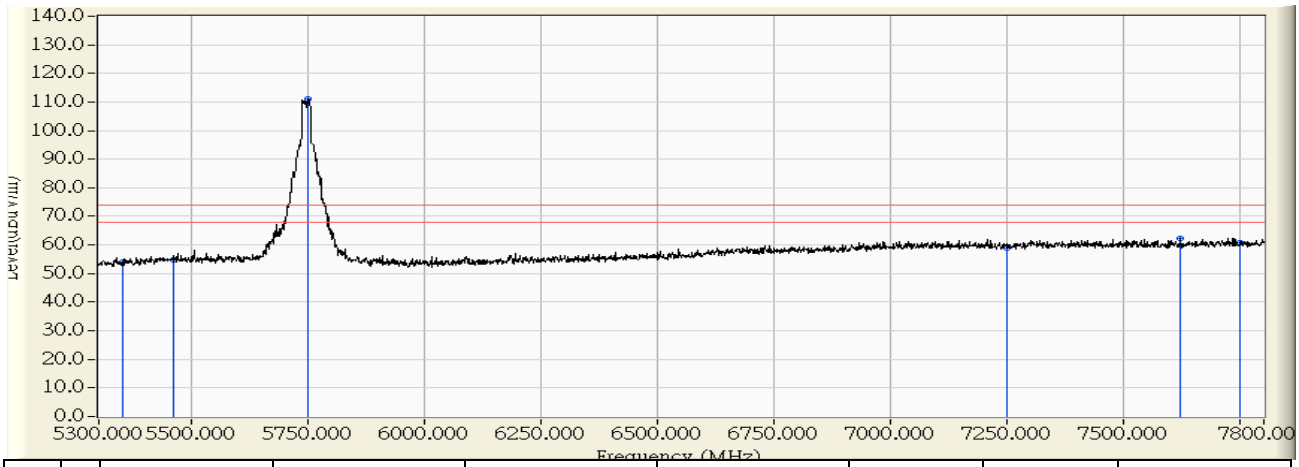

		Frequency (MHz)	Correct Factor (dB)	Reading Level (dBuV)	Measure Level (dBuV/m)	Margin (dB)	Limit (dBuV/m)	Detector Type
1		5350.000	0.934	52.965	53.899	-20.101	74.000	PEAK
2		5460.000	1.853	52.972	54.825	-19.175	74.000	PEAK
3	*	5750.000	1.403	109.618	111.021	37.021	74.000	PEAK
4		7250.000	5.954	53.114	59.067	-14.933	74.000	PEAK
5		7621.250	6.631	55.496	62.126	-11.874	74.000	PEAK
6		7750.000	6.833	54.036	60.870	-13.130	74.000	PEAK

Note:

1. All readings above 1GHz are performed with peak and/or average measurements as necessary.
2. Peak measurements: RBW = 1MHz, VBW = 1MHz, Sweep: Auto.
3. Average measurements: RBW = 1MHz, VBW = 10 Hz, Sweep: Auto.
4. “ * ”, means this data is the worst emission level.
5. Measurement Level = Reading Level + Correct Factor.
6. The average measurement was not performed when the peak measured data under the limit of average detection.

Site : CB1	**Time : 2016/08/29 - 11:25**
Limit : FCC_SpartC_15.209_03M_AV	**Margin : 6**
Probe : CB1_FCC_EFS_1-18G_H2 - HORIZONTAL	**Power : AC 120V/60Hz**
EUT : Dual-Band Wireless-AC PCI-E Adapter	**Note : Mode 1: Transmit_SISO Mode _802.11a_5745MHz_ANT1**

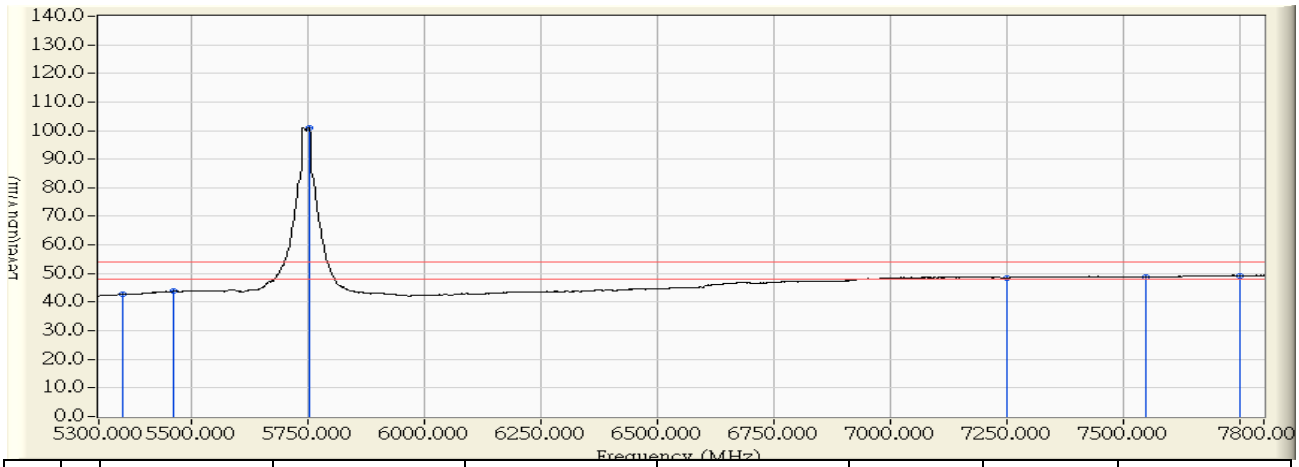

		Frequency (MHz)	Correct Factor (dB)	Reading Level (dBuV)	Measure Level (dBuV/m)	Margin (dB)	Limit (dBuV/m)	Detector Type
1		5350.000	0.934	41.812	42.746	-11.254	54.000	AVERAGE
2		5460.000	1.853	41.931	43.784	-10.216	54.000	AVERAGE
3	*	5751.250	1.400	99.732	101.132	47.132	54.000	AVERAGE
4		7250.000	5.954	42.591	48.544	-5.456	54.000	AVERAGE
5		7546.250	6.512	42.304	48.816	-5.184	54.000	AVERAGE
6		7750.000	6.833	42.454	49.288	-4.712	54.000	AVERAGE

Note:

1. All readings above 1GHz are performed with peak and/or average measurements as necessary.
2. Peak measurements: RBW = 1MHz, VBW = 1MHz, Sweep: Auto.
3. Average measurements: RBW = 1MHz, VBW = 10 Hz, Sweep: Auto.
4. “ * ”, means this data is the worst emission level.
5. Measurement Level = Reading Level + Correct Factor.
6. The average measurement was not performed when the peak measured data under the limit of average detection.

Site : CB1	**Time : 2016/09/05 - 11:02**
Limit : FCC_Part15E_2016_B4_03M_PK	**Margin : 6**
Probe : CB1_FCC_EFS_1-18G_H2 - VERTICAL	**Power : AC 120V/60Hz**
EUT : Dual-Band Wireless-AC PCI-E Adapter	**Note : Mode 1: Transmit_SISO Mode _802.11a_5745MHz_ANT0**

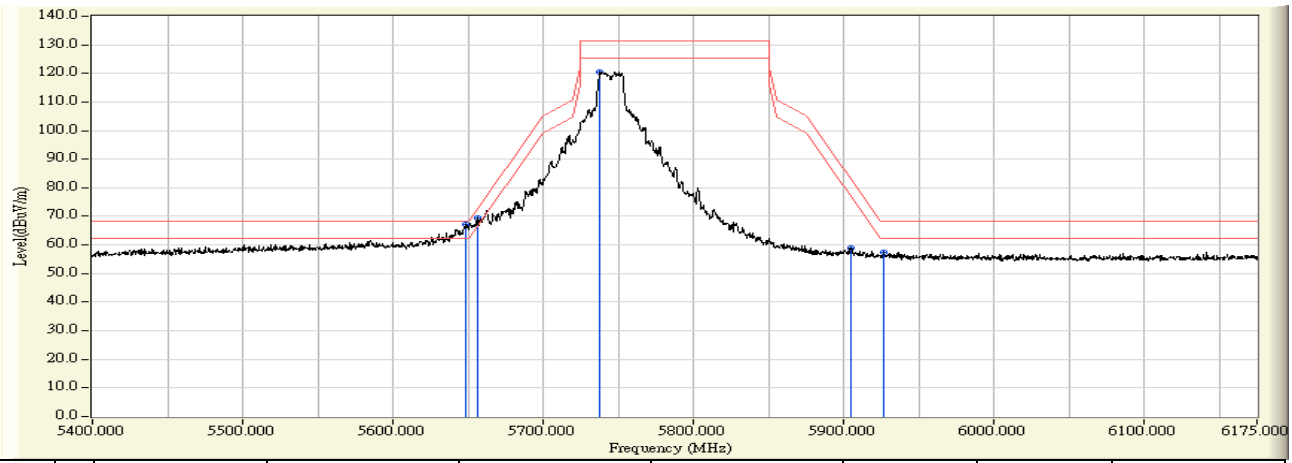

		Frequency (MHz)	Correct Factor (dB)	Reading Level (dBuV)	Measure Level (dBuV/m)	Margin (dB)	Limit (dBuV/m)	Detector Type
1	*	5648.000	1.816	65.330	67.146	-1.054	68.200	PEAK
2		5656.137	1.792	67.572	69.364	-3.377	72.741	PEAK
3	*	5737.900	1.555	119.015	120.570	-10.630	131.200	PEAK
4		5904.912	1.069	57.787	58.857	-24.208	83.065	PEAK
5		5926.225	1.008	56.466	57.474	-10.726	68.200	PEAK

Note:

1. All readings above 1GHz are performed with peak and/or average measurements as necessary.
2. Peak measurements: RBW = 1MHz, VBW = 1MHz, Sweep: Auto.
3. Average measurements: RBW = 1MHz, VBW = 10 Hz, Sweep: Auto.
4. “ * ”, means this data is the worst emission level.
5. Measurement Level = Reading Level + Correct Factor.
6. The average measurement was not performed when the peak measured data under the limit of average detection.

Site : CB1	**Time : 2016/08/29 - 10:44**
Limit : FCC_SpartC_15.209_03M_PK	**Margin : 6**
Probe : CB1_FCC_EFS_1-18G_H2 - VERTICAL	**Power : AC 120V/60Hz**
EUT : Dual-Band Wireless-AC PCI-E Adapter	**Note : Mode 1: Transmit_SISO Mode _802.11a_5745MHz_ANT0**

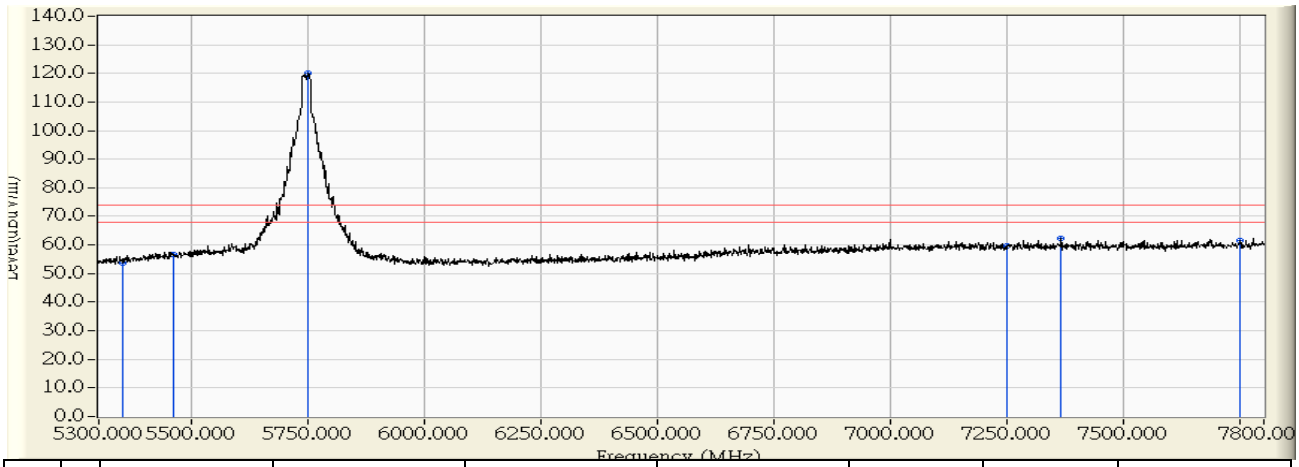

		Frequency (MHz)	Correct Factor (dB)	Reading Level (dBuV)	Measure Level (dBuV/m)	Margin (dB)	Limit (dBuV/m)	Detector Type
1		5350.000	1.250	52.526	53.776	-20.224	74.000	PEAK
2		5460.000	2.114	54.442	56.556	-17.444	74.000	PEAK
3	*	5747.500	1.527	118.421	119.948	45.948	74.000	PEAK
4		7250.000	5.454	54.048	59.501	-14.499	74.000	PEAK
5		7365.000	5.680	56.720	62.400	-11.600	74.000	PEAK
6		7750.000	6.333	55.397	61.731	-12.269	74.000	PEAK

Note:

1. All readings above 1GHz are performed with peak and/or average measurements as necessary.
2. Peak measurements: RBW = 1MHz, VBW = 1MHz, Sweep: Auto.
3. Average measurements: RBW = 1MHz, VBW = 10 Hz, Sweep: Auto.
4. “ * ”, means this data is the worst emission level.
5. Measurement Level = Reading Level + Correct Factor.
6. The average measurement was not performed when the peak measured data under the limit of average detection.

Site : CB1	**Time : 2016/08/29 - 10:45**
Limit : FCC_SpartC_15.209_03M_AV	**Margin : 6**
Probe : CB1_FCC_EFS_1-18G_H2 - VERTICAL	**Power : AC 120V/60Hz**
EUT : Dual-Band Wireless-AC PCI-E Adapter	**Note : Mode 1: Transmit_SISO Mode _802.11a_5745MHz_ANT0**

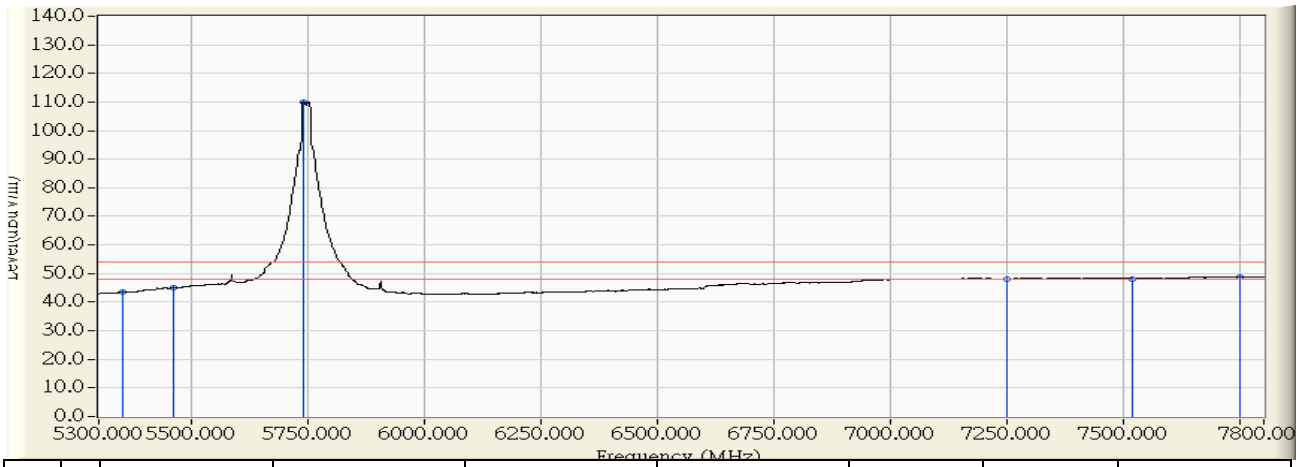

		Frequency (MHz)	Correct Factor (dB)	Reading Level (dBuV)	Measure Level (dBuV/m)	Margin (dB)	Limit (dBuV/m)	Detector Type
1		5350.000	1.250	42.338	43.588	-10.412	54.000	AVERAGE
2		5460.000	2.114	42.943	45.057	-8.943	54.000	AVERAGE
3	*	5740.000	1.549	108.472	110.021	56.021	54.000	AVERAGE
4		7250.000	5.454	42.588	48.041	-5.959	54.000	AVERAGE
5		7517.500	5.966	42.248	48.214	-5.786	54.000	AVERAGE
6		7750.000	6.333	42.423	48.757	-5.243	54.000	AVERAGE

Note:

1. All readings above 1GHz are performed with peak and/or average measurements as necessary.
2. Peak measurements: RBW = 1MHz, VBW = 1MHz, Sweep: Auto.
3. Average measurements: RBW = 1MHz, VBW = 10 Hz, Sweep: Auto.
4. “ * ”, means this data is the worst emission level.
5. Measurement Level = Reading Level + Correct Factor.
6. The average measurement was not performed when the peak measured data under the limit of average detection.

Site : CB1	**Time : 2016/09/05 - 11:04**
Limit : FCC_Part15E_2016_B4_03M_PK	**Margin : 6**
Probe : CB1_FCC_EFS_1-18G_H2 - VERTICAL	**Power : AC 120V/60Hz**
EUT : Dual-Band Wireless-AC PCI-E Adapter	**Note : Mode 1: Transmit_SISO Mode _802.11a_5745MHz_ANT1**

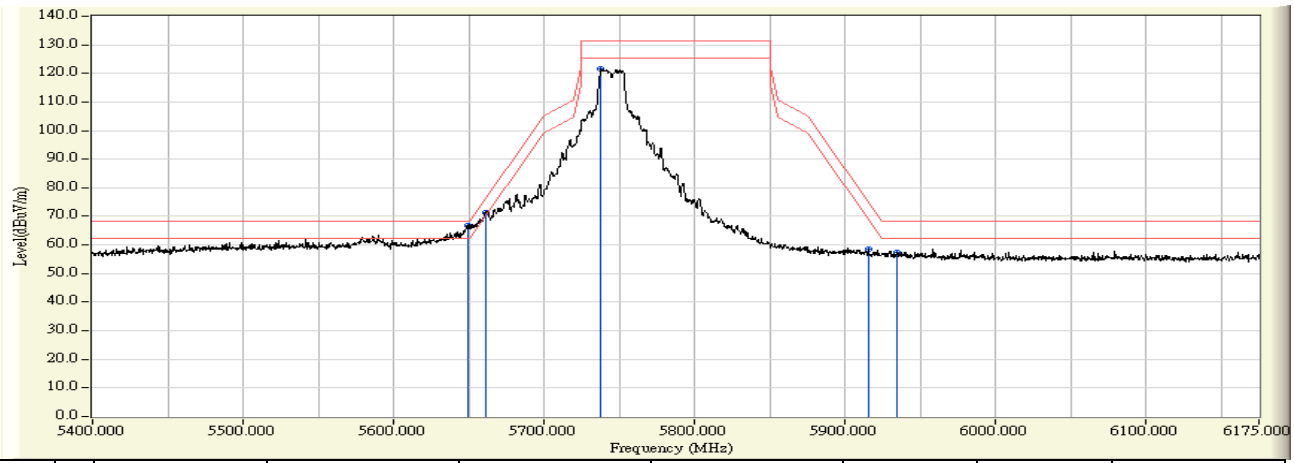

		Frequency (MHz)	Correct Factor (dB)	Reading Level (dBuV)	Measure Level (dBuV/m)	Margin (dB)	Limit (dBuV/m)	Detector Type
1	*	5649.162	1.812	65.030	66.842	-1.358	68.200	PEAK
2		5661.175	1.777	69.701	71.479	-4.990	76.469	PEAK
3	*	5737.900	1.555	120.049	121.604	-9.596	131.200	PEAK
4		5915.375	1.040	57.445	58.484	-16.838	75.323	PEAK
5		5934.362	0.984	56.612	57.596	-10.604	68.200	PEAK

Note:

1. All readings above 1GHz are performed with peak and/or average measurements as necessary.
2. Peak measurements: RBW = 1MHz, VBW = 1MHz, Sweep: Auto.
3. Average measurements: RBW = 1MHz, VBW = 10 Hz, Sweep: Auto.
4. “ * ”, means this data is the worst emission level.
5. Measurement Level = Reading Level + Correct Factor.
6. The average measurement was not performed when the peak measured data under the limit of average detection.

Site : CB1	**Time : 2016/08/29 - 11:11**
Limit : FCC_SpartC_15.209_03M_PK	**Margin : 6**
Probe : CB1_FCC_EFS_1-18G_H2 - VERTICAL	**Power : AC 120V/60Hz**
EUT : Dual-Band Wireless-AC PCI-E Adapter	**Note : Mode 1: Transmit_SISO Mode _802.11a_5745MHz_ANT1**

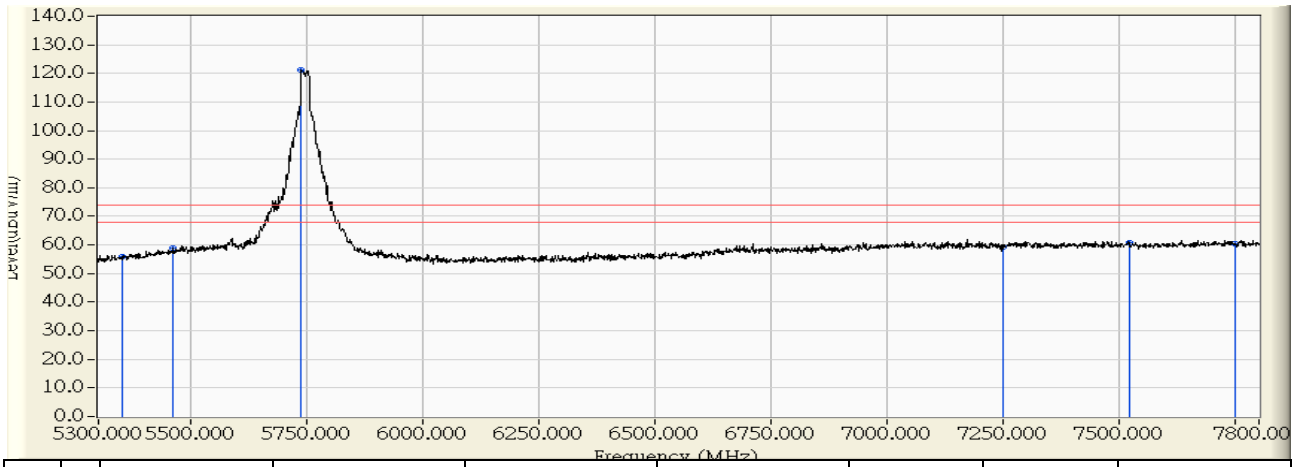

		Frequency (MHz)	Correct Factor (dB)	Reading Level (dBuV)	Measure Level (dBuV/m)	Margin (dB)	Limit (dBuV/m)	Detector Type
1		5350.000	1.250	54.530	55.780	-18.220	74.000	PEAK
2		5460.000	2.114	56.668	58.782	-15.218	74.000	PEAK
3	*	5737.500	1.556	119.542	121.098	47.098	74.000	PEAK
4		7250.000	5.454	54.004	59.457	-14.543	74.000	PEAK
5		7520.000	5.970	55.007	60.977	-13.023	74.000	PEAK
6		7750.000	6.333	54.087	60.421	-13.579	74.000	PEAK

Note:

1. All readings above 1GHz are performed with peak and/or average measurements as necessary.
2. Peak measurements: RBW = 1MHz, VBW = 1MHz, Sweep: Auto.
3. Average measurements: RBW = 1MHz, VBW = 10 Hz, Sweep: Auto.
4. “ * ”, means this data is the worst emission level.
5. Measurement Level = Reading Level + Correct Factor.
6. The average measurement was not performed when the peak measured data under the limit of average detection.

Site : CB1	**Time : 2016/08/29 - 11:12**
Limit : FCC_SpartC_15.209_03M_AV	**Margin : 6**
Probe : CB1_FCC_EFS_1-18G_H2 - VERTICAL	**Power : AC 120V/60Hz**
EUT : Dual-Band Wireless-AC PCI-E Adapter	**Note : Mode 1: Transmit_SISO Mode _802.11a_5745MHz_ANT1**

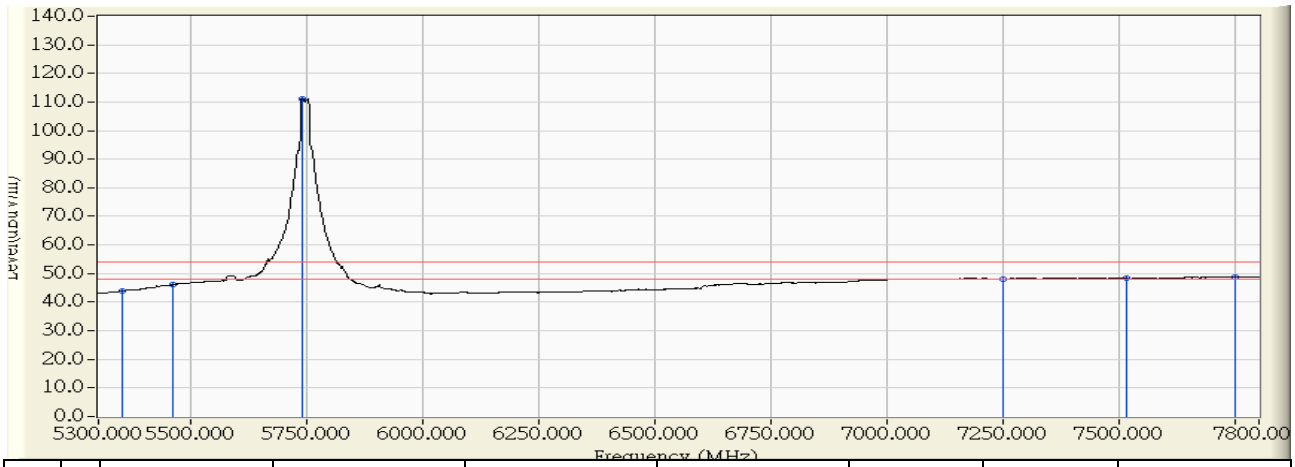

		Frequency (MHz)	Correct Factor (dB)	Reading Level (dBuV)	Measure Level (dBuV/m)	Margin (dB)	Limit (dBuV/m)	Detector Type
1		5350.000	1.250	42.696	43.946	-10.054	54.000	AVERAGE
2		5460.000	2.114	44.065	46.179	-7.821	54.000	AVERAGE
3	*	5738.750	1.552	109.651	111.203	57.203	54.000	AVERAGE
4		7250.000	5.454	42.581	48.034	-5.966	54.000	AVERAGE
5		7513.750	5.961	42.347	48.308	-5.692	54.000	AVERAGE
6		7750.000	6.333	42.462	48.796	-5.204	54.000	AVERAGE

Note:

1. All readings above 1GHz are performed with peak and/or average measurements as necessary.
2. Peak measurements: RBW = 1MHz, VBW = 1MHz, Sweep: Auto.
3. Average measurements: RBW = 1MHz, VBW = 10 Hz, Sweep: Auto.
4. “ * ”, means this data is the worst emission level.
5. Measurement Level = Reading Level + Correct Factor.
6. The average measurement was not performed when the peak measured data under the limit of average detection.

Site : CB1	**Time : 2016/09/05 - 11:02**
Limit : FCC_Part15E_2016_B4_03M_PK	**Margin : 6**
Probe : CB1_FCC_EFS_1-18G_H2 - HORIZONTAL	**Power : AC 120V/60Hz**
EUT : Dual-Band Wireless-AC PCI-E Adapter	**Note : Mode 1: Transmit_SISO Mode _802.11a_5785MHz_ANT0**

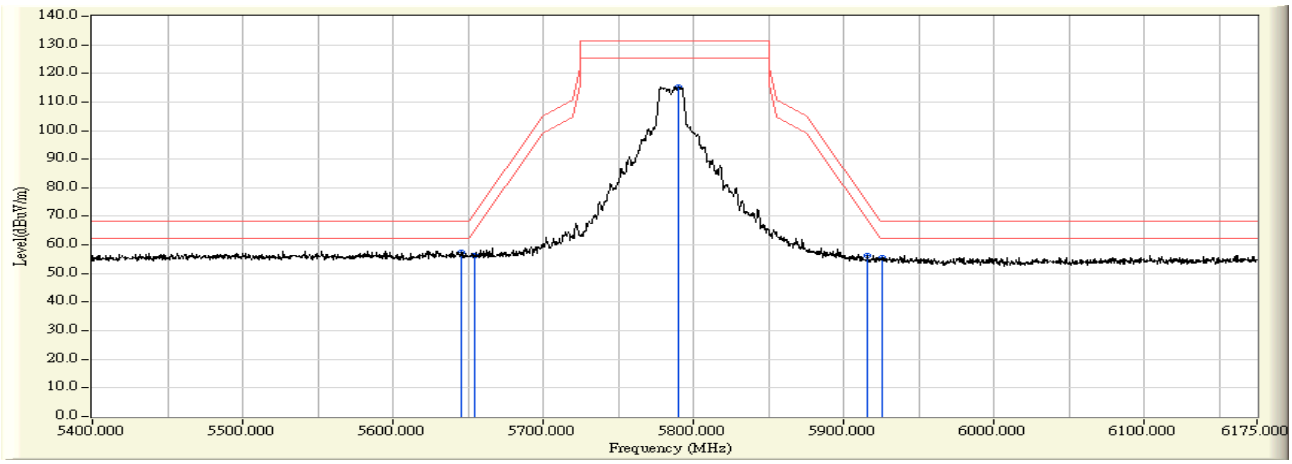

		Frequency (MHz)	Correct Factor (dB)	Reading Level (dBuV)	Measure Level (dBuV/m)	Margin (dB)	Limit (dBuV/m)	Detector Type
1	*	5645.287	1.655	55.804	57.459	-10.741	68.200	PEAK
2		5654.200	1.633	54.736	56.369	-14.939	71.308	PEAK
3	*	5790.212	1.306	114.018	115.324	-15.876	131.200	PEAK
4		5916.150	1.004	55.127	56.131	-18.618	74.749	PEAK
5		5925.450	0.982	54.449	55.430	-12.770	68.200	PEAK

Note:

1. All readings above 1GHz are performed with peak and/or average measurements as necessary.
2. Peak measurements: RBW = 1MHz, VBW = 1MHz, Sweep: Auto.
3. Average measurements: RBW = 1MHz, VBW = 10 Hz, Sweep: Auto.
4. “ * ”, means this data is the worst emission level.
5. Measurement Level = Reading Level + Correct Factor.
6. The average measurement was not performed when the peak measured data under the limit of average detection.

Site : CB1	**Time : 2016/08/29 - 11:44**
Limit : FCC_SpartC_15.209_03M_PK	**Margin : 6**
Probe : CB1_FCC_EFS_1-18G_H2 - HORIZONTAL	**Power : AC 120V/60Hz**
EUT : Dual-Band Wireless-AC PCI-E Adapter	**Note : Mode 1: Transmit_SISO Mode _802.11a_5785MHz_ANT0**

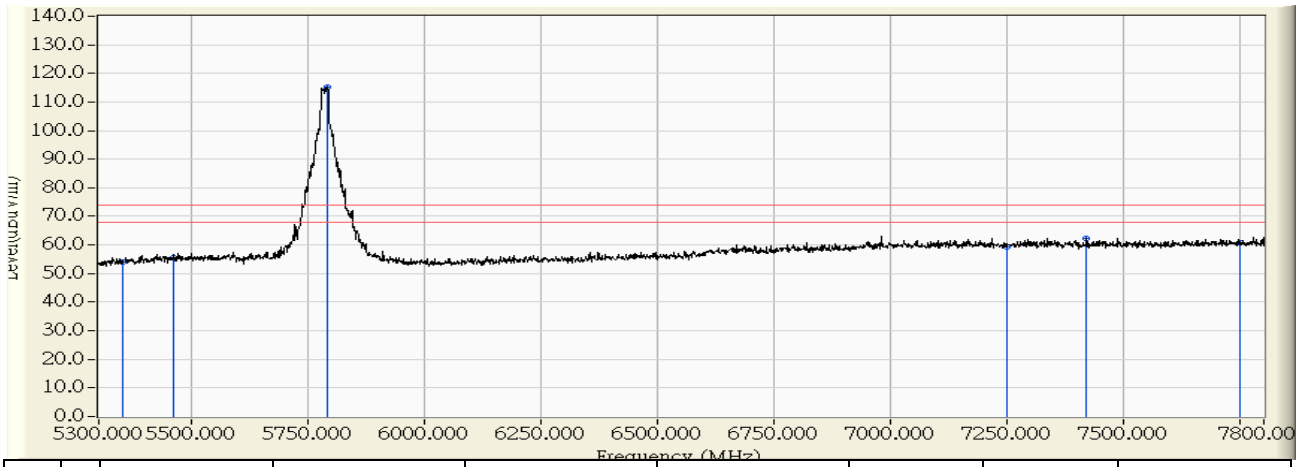

		Frequency (MHz)	Correct Factor (dB)	Reading Level (dBuV)	Measure Level (dBuV/m)	Margin (dB)	Limit (dBuV/m)	Detector Type
1		5350.000	0.934	53.212	54.146	-19.854	74.000	PEAK
2		5460.000	1.853	53.688	55.541	-18.459	74.000	PEAK
3	*	5790.000	1.307	113.969	115.276	41.276	74.000	PEAK
4		7250.000	5.954	53.229	59.182	-14.818	74.000	PEAK
5		7420.000	6.288	55.948	62.236	-11.764	74.000	PEAK
6		7750.000	6.833	53.949	60.783	-13.217	74.000	PEAK

Note:

1. All readings above 1GHz are performed with peak and/or average measurements as necessary.
2. Peak measurements: RBW = 1MHz, VBW = 1MHz, Sweep: Auto.
3. Average measurements: RBW = 1MHz, VBW = 10 Hz, Sweep: Auto.
4. “ * ”, means this data is the worst emission level.
5. Measurement Level = Reading Level + Correct Factor.
6. The average measurement was not performed when the peak measured data under the limit of average detection.

Site : CB1	**Time : 2016/08/29 - 13:20**
Limit : FCC_SpartC_15.209_03M_AV	**Margin : 6**
Probe : CB1_FCC_EFS_1-18G_H2 - HORIZONTAL	**Power : AC 120V/60Hz**
EUT : Dual-Band Wireless-AC PCI-E Adapter	**Note : Mode 1: Transmit_SISO Mode _802.11a_5785MHz_ANT0**

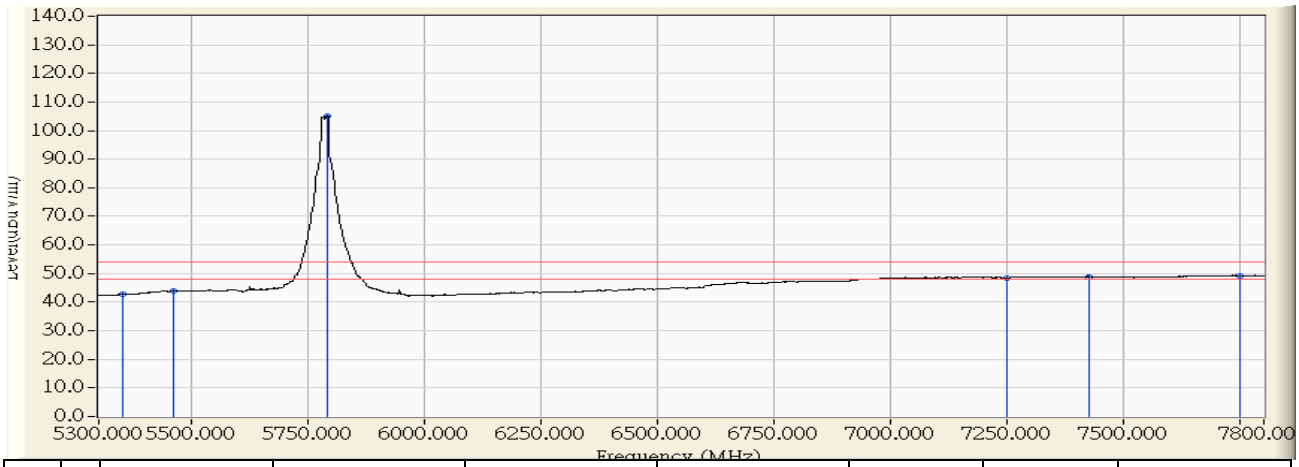

		Frequency (MHz)	Correct Factor (dB)	Reading Level (dBuV)	Measure Level (dBuV/m)	Margin (dB)	Limit (dBuV/m)	Detector Type
1		5350.000	0.934	41.862	42.796	-11.204	54.000	AVERAGE
2		5460.000	1.853	42.069	43.922	-10.078	54.000	AVERAGE
3	*	5791.250	1.304	103.800	105.104	51.104	54.000	AVERAGE
4		7250.000	5.954	42.530	48.483	-5.517	54.000	AVERAGE
5		7423.750	6.295	42.602	48.897	-5.103	54.000	AVERAGE
6		7750.000	6.833	42.434	49.268	-4.732	54.000	AVERAGE

Note:

1. All readings above 1GHz are performed with peak and/or average measurements as necessary.
2. Peak measurements: RBW = 1MHz, VBW = 1MHz, Sweep: Auto.
3. Average measurements: RBW = 1MHz, VBW = 10 Hz, Sweep: Auto.
4. “ * ”, means this data is the worst emission level.
5. Measurement Level = Reading Level + Correct Factor.
6. The average measurement was not performed when the peak measured data under the limit of average detection.

Site : CB1	**Time : 2016/09/05 - 11:04**
Limit : FCC_Part15E_2016_B4_03M_PK	**Margin : 6**
Probe : CB1_FCC_EFS_1-18G_H2 - HORIZONTAL	**Power : AC 120V/60Hz**
EUT : Dual-Band Wireless-AC PCI-E Adapter	**Note : Mode 1: Transmit_SISO Mode _802.11a_5785MHz_ANT1_index=63**

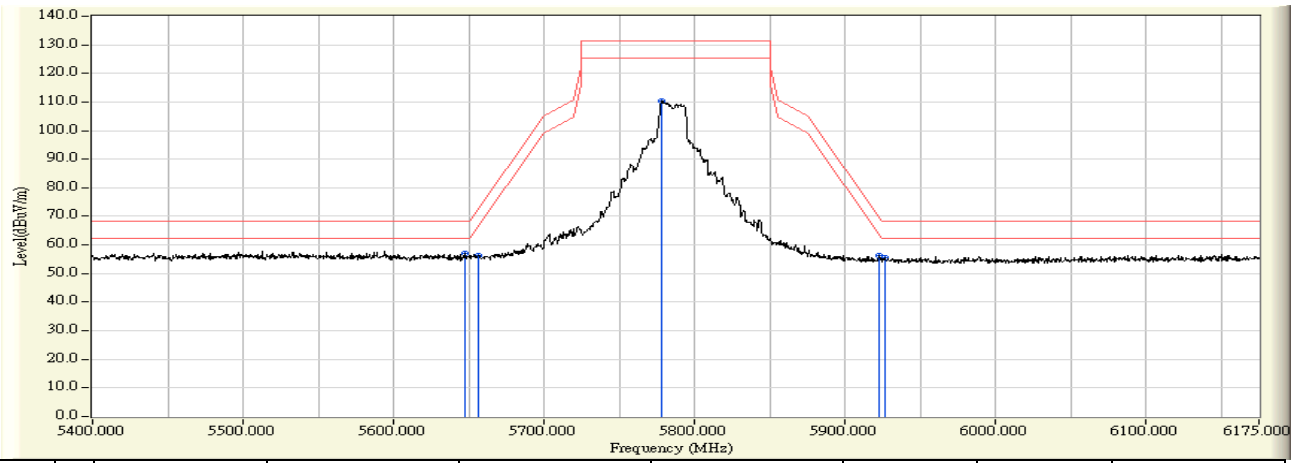

		Frequency (MHz)	Correct Factor (dB)	Reading Level (dBuV)	Measure Level (dBuV/m)	Margin (dB)	Limit (dBuV/m)	Detector Type
1	*	5647.225	1.650	55.373	57.023	-11.177	68.200	PEAK
2		5656.137	1.629	54.704	56.333	-16.408	72.741	PEAK
3	*	5778.587	1.334	109.017	110.351	-20.849	131.200	PEAK
4		5922.737	0.988	55.346	56.334	-13.541	69.875	PEAK
5		5926.612	0.978	54.563	55.542	-12.658	68.200	PEAK

Note:

1. All readings above 1GHz are performed with peak and/or average measurements as necessary.
2. Peak measurements: RBW = 1MHz, VBW = 1MHz, Sweep: Auto.
3. Average measurements: RBW = 1MHz, VBW = 10 Hz, Sweep: Auto.
4. “ * ”, means this data is the worst emission level.
5. Measurement Level = Reading Level + Correct Factor.
6. The average measurement was not performed when the peak measured data under the limit of average detection.

Site : CB1	**Time : 2016/08/29 - 13:38**
Limit : FCC_SpartC_15.209_03M_PK	**Margin : 6**
Probe : CB1_FCC_EFS_1-18G_H2 - HORIZONTAL	**Power : AC 120V/60Hz**
EUT : Dual-Band Wireless-AC PCI-E Adapter	**Note : Mode 1: Transmit_SISO Mode _802.11a_5785MHz_ANT1_index=63**

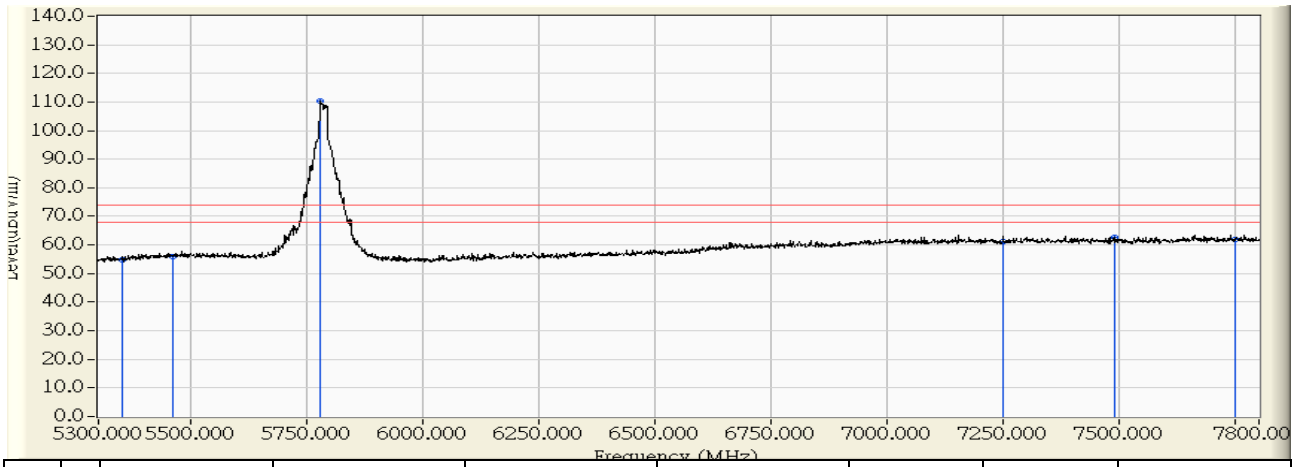

		Frequency (MHz)	Correct Factor (dB)	Reading Level (dBuV)	Measure Level (dBuV/m)	Margin (dB)	Limit (dBuV/m)	Detector Type
1		5350.000	0.934	53.972	54.906	-19.094	74.000	PEAK
2		5460.000	1.853	54.147	56.000	-18.000	74.000	PEAK
3	*	5777.500	1.337	108.845	110.182	36.182	74.000	PEAK
4		7250.000	5.954	55.045	60.998	-13.002	74.000	PEAK
5		7487.500	6.418	56.331	62.749	-11.251	74.000	PEAK
6		7750.000	6.833	55.139	61.973	-12.027	74.000	PEAK

Note:

1. All readings above 1GHz are performed with peak and/or average measurements as necessary.
2. Peak measurements: RBW = 1MHz, VBW = 1MHz, Sweep: Auto.
3. Average measurements: RBW = 1MHz, VBW = 10 Hz, Sweep: Auto.
4. “ * ”, means this data is the worst emission level.
5. Measurement Level = Reading Level + Correct Factor.
6. The average measurement was not performed when the peak measured data under the limit of average detection.

Site : CB1	**Time : 2016/08/29 - 13:40**
Limit : FCC_SpartC_15.209_03M_AV	**Margin : 6**
Probe : CB1_FCC_EFS_1-18G_H2 - HORIZONTAL	**Power : AC 120V/60Hz**
EUT : Dual-Band Wireless-AC PCI-E Adapter	**Note : Mode 1: Transmit_SISO Mode _802.11a_5785MHz_ANT1_index=63**

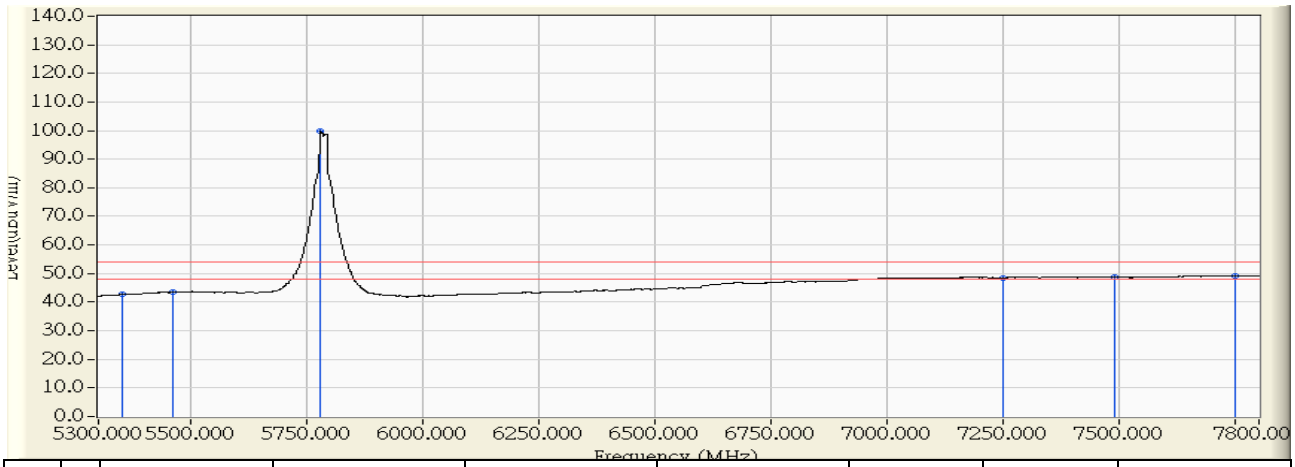

		Frequency (MHz)	Correct Factor (dB)	Reading Level (dBuV)	Measure Level (dBuV/m)	Margin (dB)	Limit (dBuV/m)	Detector Type
1		5350.000	0.934	41.798	42.732	-11.268	54.000	AVERAGE
2		5460.000	1.853	41.655	43.508	-10.492	54.000	AVERAGE
3	*	5778.750	1.334	98.354	99.688	45.688	54.000	AVERAGE
4		7250.000	5.954	42.554	48.507	-5.493	54.000	AVERAGE
5		7490.000	6.422	42.321	48.744	-5.256	54.000	AVERAGE
6		7750.000	6.833	42.439	49.273	-4.727	54.000	AVERAGE

Note:

1. All readings above 1GHz are performed with peak and/or average measurements as necessary.
2. Peak measurements: RBW = 1MHz, VBW = 1MHz, Sweep: Auto.
3. Average measurements: RBW = 1MHz, VBW = 10 Hz, Sweep: Auto.
4. “ * ”, means this data is the worst emission level.
5. Measurement Level = Reading Level + Correct Factor.
6. The average measurement was not performed when the peak measured data under the limit of average detection.

Site : CB1	**Time : 2016/09/05 - 11:03**
Limit : FCC_Part15E_2016_B4_03M_PK	**Margin : 6**
Probe : CB1_FCC_EFS_1-18G_H2 - VERTICAL	**Power : AC 120V/60Hz**
EUT : Dual-Band Wireless-AC PCI-E Adapter	**Note : Mode 1: Transmit_SISO Mode _802.11a_5785MHz_ANT0**

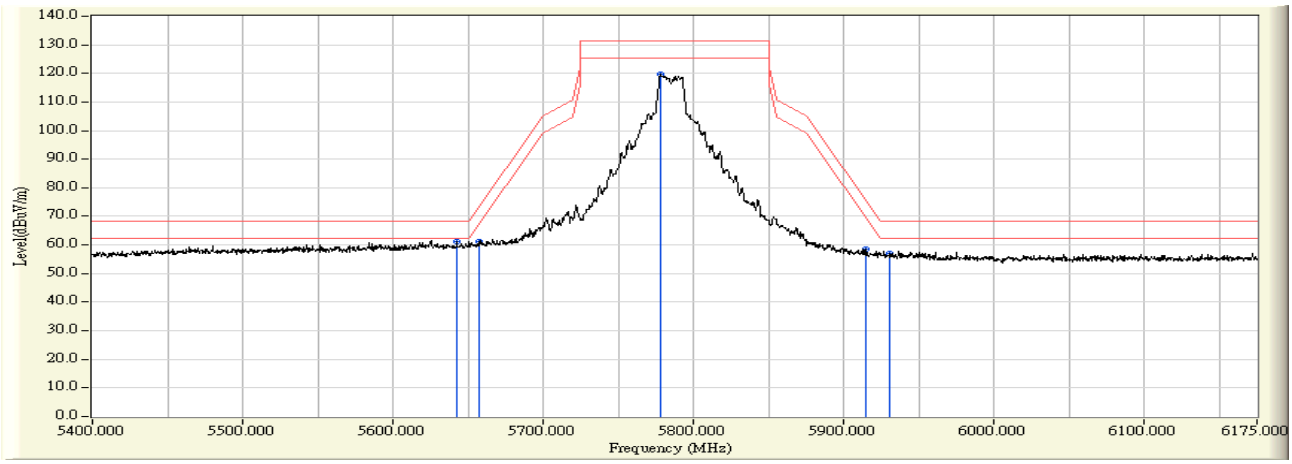

		Frequency (MHz)	Correct Factor (dB)	Reading Level (dBuV)	Measure Level (dBuV/m)	Margin (dB)	Limit (dBuV/m)	Detector Type
1	*	5642.575	1.831	59.510	61.342	-6.858	68.200	PEAK
2		5656.912	1.790	59.281	61.071	-12.244	73.315	PEAK
3	*	5777.812	1.439	118.244	119.683	-11.517	131.200	PEAK
4		5914.212	1.043	57.358	58.401	-17.782	76.183	PEAK
5		5930.875	0.994	56.194	57.188	-11.012	68.200	PEAK

Note:

1. All readings above 1GHz are performed with peak and/or average measurements as necessary.
2. Peak measurements: RBW = 1MHz, VBW = 1MHz, Sweep: Auto.
3. Average measurements: RBW = 1MHz, VBW = 10 Hz, Sweep: Auto.
4. “ * ”, means this data is the worst emission level.
5. Measurement Level = Reading Level + Correct Factor.
6. The average measurement was not performed when the peak measured data under the limit of average detection.

Site : CB1	**Time : 2016/08/29 - 11:37**
Limit : FCC_SpartC_15.209_03M_PK	**Margin : 6**
Probe : CB1_FCC_EFS_1-18G_H2 - VERTICAL	**Power : AC 120V/60Hz**
EUT : Dual-Band Wireless-AC PCI-E Adapter	**Note : Mode 1: Transmit_SISO Mode _802.11a_5785MHz_ANT0**

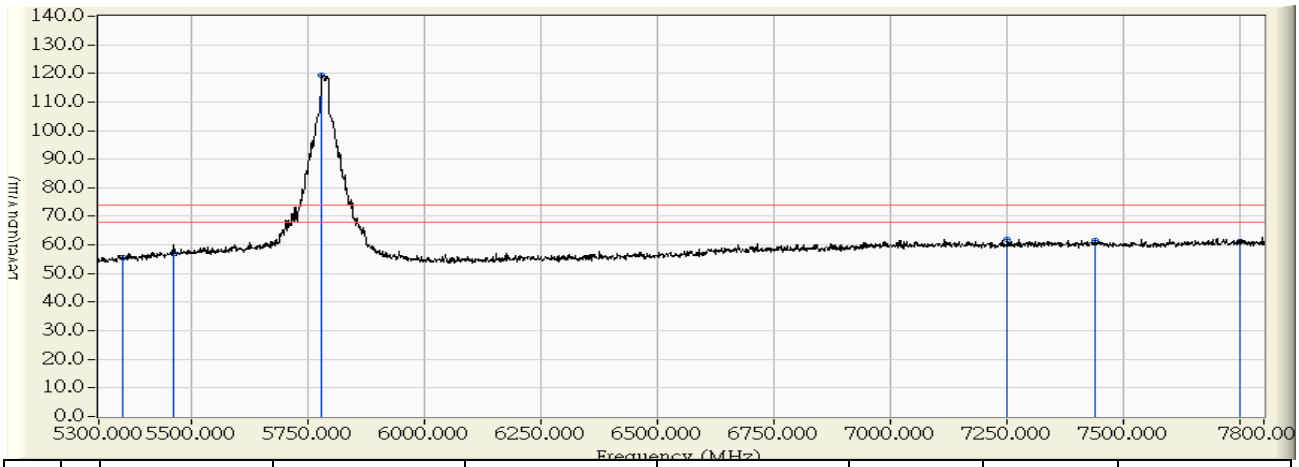

		Frequency (MHz)	Correct Factor (dB)	Reading Level (dBuV)	Measure Level (dBuV/m)	Margin (dB)	Limit (dBuV/m)	Detector Type
1		5350.000	1.250	54.471	55.721	-18.279	74.000	PEAK
2		5460.000	2.114	54.947	57.061	-16.939	74.000	PEAK
3	*	5777.500	1.439	118.104	119.544	45.544	74.000	PEAK
4		7250.000	5.454	56.489	61.942	-12.058	74.000	PEAK
5		7436.250	5.819	55.776	61.596	-12.404	74.000	PEAK
6		7750.000	6.333	54.693	61.027	-12.973	74.000	PEAK

Note:

1. All readings above 1GHz are performed with peak and/or average measurements as necessary.
2. Peak measurements: RBW = 1MHz, VBW = 1MHz, Sweep: Auto.
3. Average measurements: RBW = 1MHz, VBW = 10 Hz, Sweep: Auto.
4. “ * ”, means this data is the worst emission level.
5. Measurement Level = Reading Level + Correct Factor.
6. The average measurement was not performed when the peak measured data under the limit of average detection.

Site : CB1	**Time : 2016/08/29 - 11:39**
Limit : FCC_SpartC_15.209_03M_AV	**Margin : 6**
Probe : CB1_FCC_EFS_1-18G_H2 - VERTICAL	**Power : AC 120V/60Hz**
EUT : Dual-Band Wireless-AC PCI-E Adapter	**Note : Mode 1: Transmit_SISO Mode _802.11a_5785MHz_ANT0**

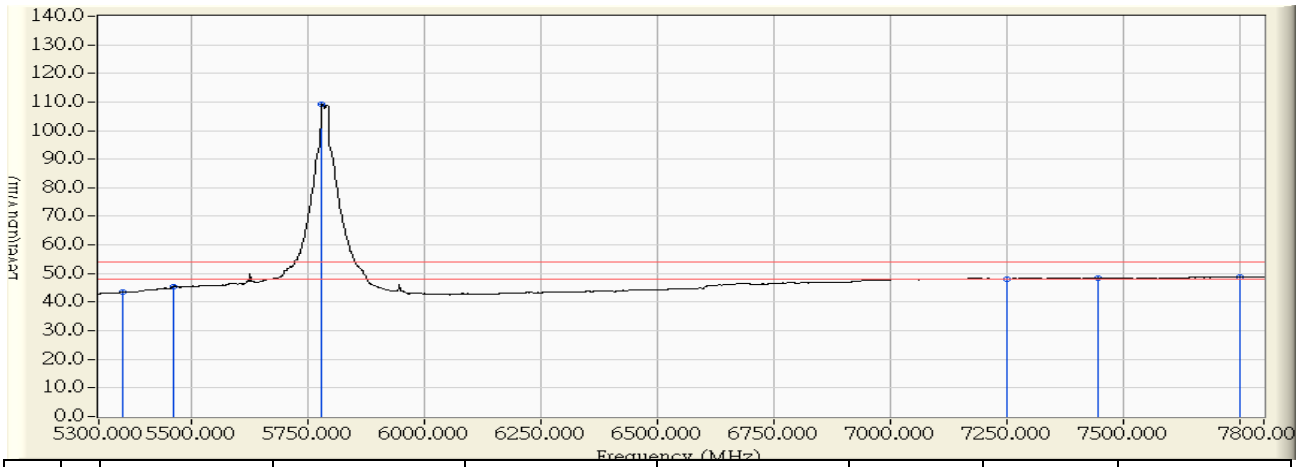

		Frequency (MHz)	Correct Factor (dB)	Reading Level (dBuV)	Measure Level (dBuV/m)	Margin (dB)	Limit (dBuV/m)	Detector Type
1		5350.000	1.250	42.215	43.465	-10.535	54.000	AVERAGE
2		5460.000	2.114	43.154	45.268	-8.732	54.000	AVERAGE
3	*	5778.750	1.436	107.838	109.274	55.274	54.000	AVERAGE
4		7250.000	5.454	42.555	48.008	-5.992	54.000	AVERAGE
5		7443.750	5.834	42.528	48.363	-5.637	54.000	AVERAGE
6		7750.000	6.333	42.463	48.797	-5.203	54.000	AVERAGE

Note:

1. All readings above 1GHz are performed with peak and/or average measurements as necessary.
2. Peak measurements: RBW = 1MHz, VBW = 1MHz, Sweep: Auto.
3. Average measurements: RBW = 1MHz, VBW = 10 Hz, Sweep: Auto.
4. “ * ”, means this data is the worst emission level.
5. Measurement Level = Reading Level + Correct Factor.
6. The average measurement was not performed when the peak measured data under the limit of average detection.

Site : CB1	**Time : 2016/09/05 - 11:05**
Limit : FCC_Part15E_2016_B4_03M_PK	**Margin : 6**
Probe : CB1_FCC_EFS_1-18G_H2 - VERTICAL	**Power : AC 120V/60Hz**
EUT : Dual-Band Wireless-AC PCI-E Adapter	**Note : Mode 1: Transmit_SISO Mode _802.11a_5785MHz_ANT1_index=63**

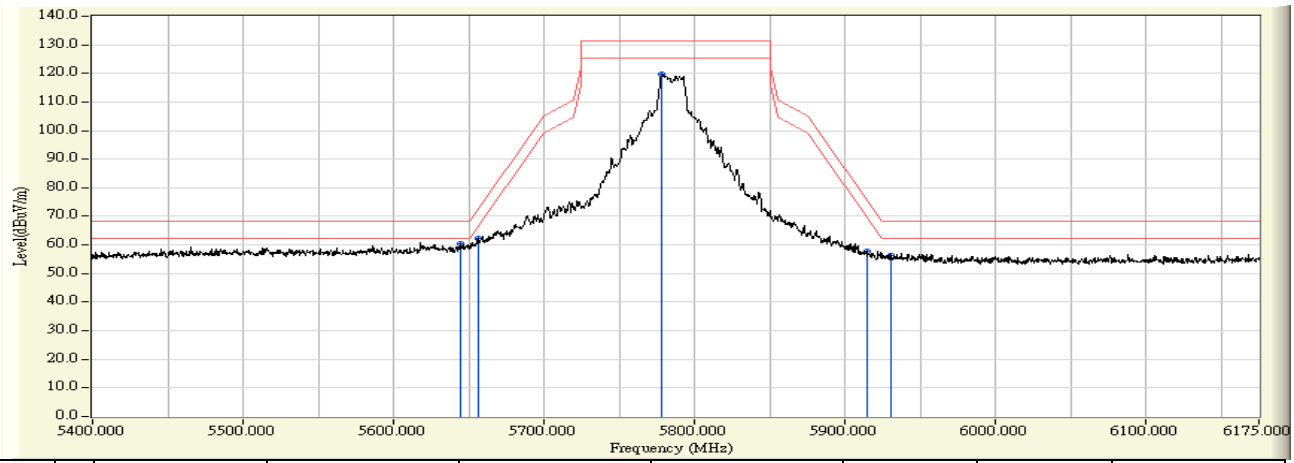

		Frequency (MHz)	Correct Factor (dB)	Reading Level (dBuV)	Measure Level (dBuV/m)	Margin (dB)	Limit (dBuV/m)	Detector Type
1	*	5644.900	1.825	58.644	60.469	-7.731	68.200	PEAK
2		5656.137	1.792	60.655	62.447	-10.294	72.741	PEAK
3	*	5777.812	1.439	118.323	119.762	-11.438	131.200	PEAK
4		5914.600	1.041	56.734	57.776	-18.120	75.896	PEAK
5		5930.487	0.996	55.428	56.423	-11.777	68.200	PEAK

Note:

1. All readings above 1GHz are performed with peak and/or average measurements as necessary.
2. Peak measurements: RBW = 1MHz, VBW = 1MHz, Sweep: Auto.
3. Average measurements: RBW = 1MHz, VBW = 10 Hz, Sweep: Auto.
4. “ * ”, means this data is the worst emission level.
5. Measurement Level = Reading Level + Correct Factor.
6. The average measurement was not performed when the peak measured data under the limit of average detection.

Site : CB1	**Time : 2016/08/29 - 13:26**
Limit : FCC_SpartC_15.209_03M_PK	**Margin : 6**
Probe : CB1_FCC_EFS_1-18G_H2 - VERTICAL	**Power : AC 120V/60Hz**
EUT : Dual-Band Wireless-AC PCI-E Adapter	**Note : Mode 1: Transmit_SISO Mode _802.11a_5785MHz_ANT1_index=63**

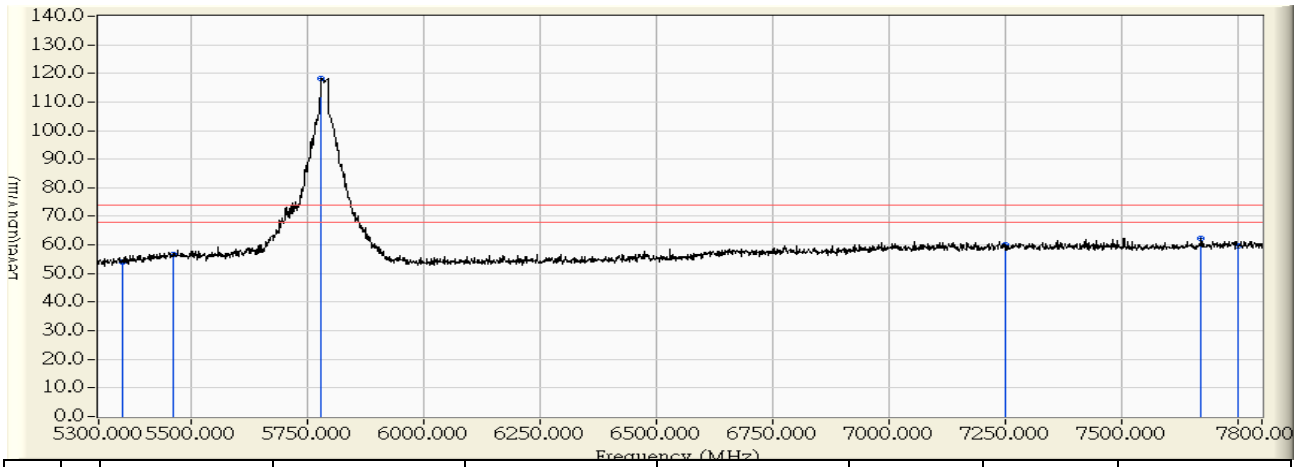

		Frequency (MHz)	Correct Factor (dB)	Reading Level (dBuV)	Measure Level (dBuV/m)	Margin (dB)	Limit (dBuV/m)	Detector Type
1		5350.000	1.250	52.871	54.121	-19.879	74.000	PEAK
2		5460.000	2.114	54.480	56.594	-17.406	74.000	PEAK
3	*	5777.500	1.439	116.700	118.140	44.140	74.000	PEAK
4		7250.000	5.454	54.486	59.939	-14.061	74.000	PEAK
5		7670.000	6.207	56.022	62.229	-11.771	74.000	PEAK
6		7750.000	6.333	53.403	59.737	-14.263	74.000	PEAK

Note:

1. All readings above 1GHz are performed with peak and/or average measurements as necessary.
2. Peak measurements: RBW = 1MHz, VBW = 1MHz, Sweep: Auto.
3. Average measurements: RBW = 1MHz, VBW = 10 Hz, Sweep: Auto.
4. “ * ”, means this data is the worst emission level.
5. Measurement Level = Reading Level + Correct Factor.
6. The average measurement was not performed when the peak measured data under the limit of average detection.

Site : CB1	**Time : 2016/08/29 - 13:29**
Limit : FCC_SpartC_15.209_03M_AV	**Margin : 6**
Probe : CB1_FCC_EFS_1-18G_H2 - VERTICAL	**Power : AC 120V/60Hz**
EUT : Dual-Band Wireless-AC PCI-E Adapter	**Note : Mode 1: Transmit_SISO Mode _802.11a_5785MHz_ANT1_index=63**

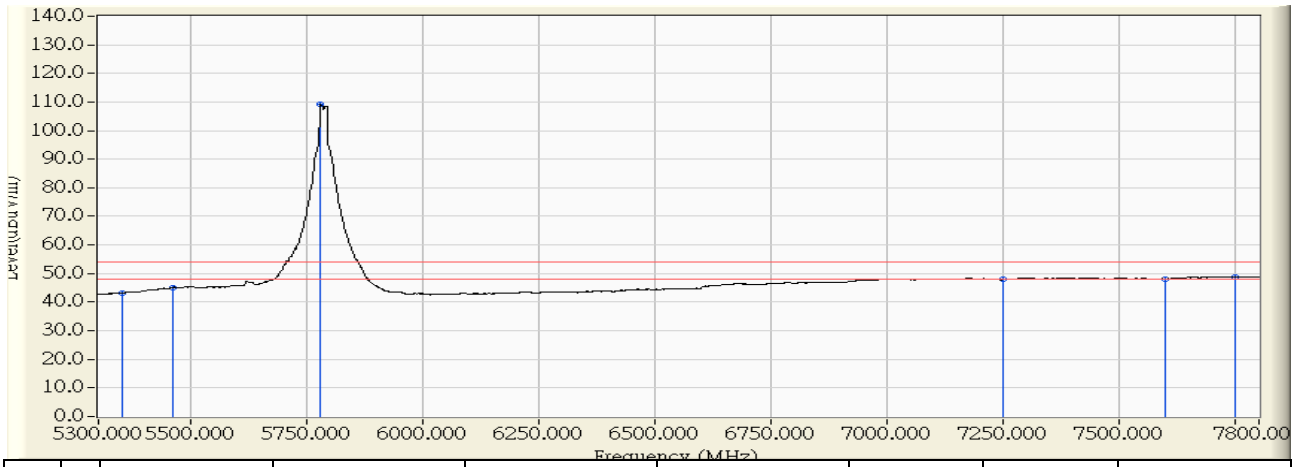

		Frequency (MHz)	Correct Factor (dB)	Reading Level (dBuV)	Measure Level (dBuV/m)	Margin (dB)	Limit (dBuV/m)	Detector Type
1		5350.000	1.250	42.040	43.290	-10.710	54.000	AVERAGE
2		5460.000	2.114	42.894	45.008	-8.992	54.000	AVERAGE
3	*	5778.750	1.436	107.653	109.089	55.089	54.000	AVERAGE
4		7250.000	5.454	42.500	47.953	-6.047	54.000	AVERAGE
5		7597.500	6.092	42.116	48.209	-5.791	54.000	AVERAGE
6		7750.000	6.333	42.488	48.822	-5.178	54.000	AVERAGE

Note:

1. All readings above 1GHz are performed with peak and/or average measurements as necessary.
2. Peak measurements: RBW = 1MHz, VBW = 1MHz, Sweep: Auto.
3. Average measurements: RBW = 1MHz, VBW = 10 Hz, Sweep: Auto.
4. “ * ”, means this data is the worst emission level.
5. Measurement Level = Reading Level + Correct Factor.
6. The average measurement was not performed when the peak measured data under the limit of average detection.

Site : CB1	**Time : 2016/09/05 - 11:03**
Limit : FCC_Part15E_2016_B4_03M_PK	**Margin : 6**
Probe : CB1_FCC_EFS_1-18G_H2 - HORIZONTAL	**Power : AC 120V/60Hz**
EUT : Dual-Band Wireless-AC PCI-E Adapter	**Note : Mode 1: Transmit_SISO Mode _802.11a_5825MHz_ANT0**

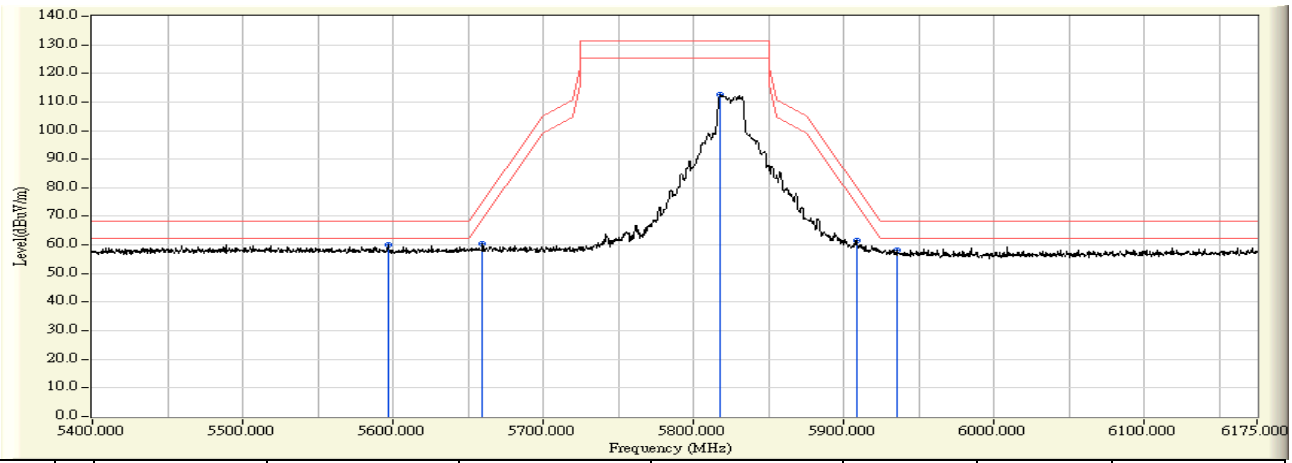

		Frequency (MHz)	Correct Factor (dB)	Reading Level (dBuV)	Measure Level (dBuV/m)	Margin (dB)	Limit (dBuV/m)	Detector Type
1	*	5596.850	1.771	58.183	59.954	-8.246	68.200	PEAK
2		5659.237	1.621	58.658	60.279	-14.756	75.035	PEAK
3	*	5818.112	1.240	111.339	112.578	-18.622	131.200	PEAK
4		5908.400	1.023	60.385	61.407	-19.077	80.484	PEAK
5		5935.138	0.958	57.182	58.140	-10.060	68.200	PEAK

Note:

1. All readings above 1GHz are performed with peak and/or average measurements as necessary.
2. Peak measurements: RBW = 1MHz, VBW = 1MHz, Sweep: Auto.
3. Average measurements: RBW = 1MHz, VBW = 10 Hz, Sweep: Auto.
4. “ * ”, means this data is the worst emission level.
5. Measurement Level = Reading Level + Correct Factor.
6. The average measurement was not performed when the peak measured data under the limit of average detection.

Site : CB1	**Time : 2016/08/30 - 00:12**
Limit : FCC_SpartC_15.209_03M_PK	**Margin : 6**
Probe : CB1_FCC_EFS_1-18G_H2 - HORIZONTAL	**Power : AC 120V/60Hz**
EUT : Dual-Band Wireless-AC PCI-E Adapter	**Note : Mode 1: Transmit_SISO Mode _802.11a_5825MHz_ANT0**

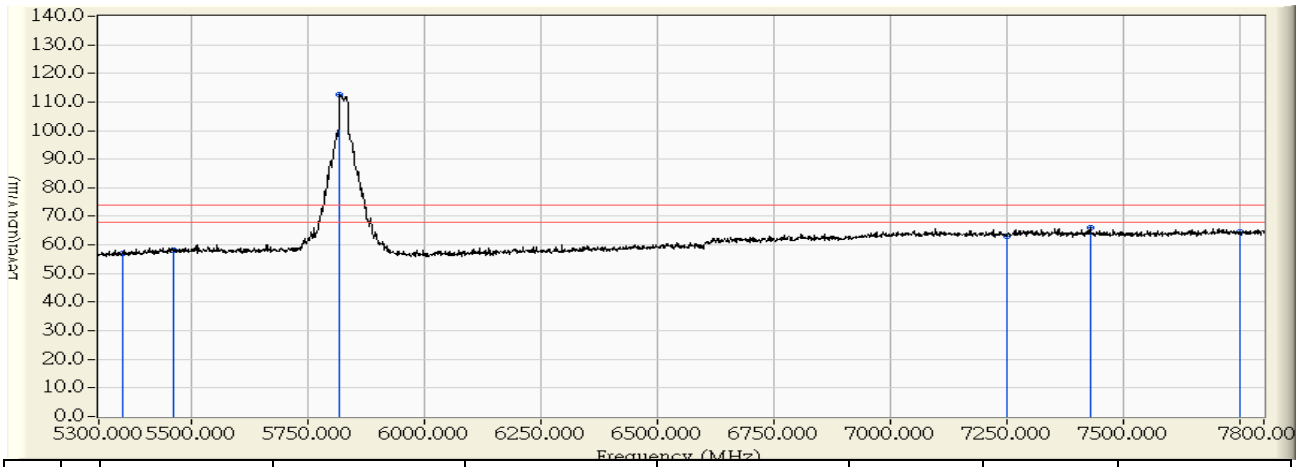

		Frequency (MHz)	Correct Factor (dB)	Reading Level (dBuV)	Measure Level (dBuV/m)	Margin (dB)	Limit (dBuV/m)	Detector Type
1		5350.000	0.934	56.214	57.148	-16.852	74.000	PEAK
2		5460.000	1.853	56.229	58.082	-15.918	74.000	PEAK
3	*	5817.500	1.241	111.324	112.565	38.565	74.000	PEAK
4		7250.000	5.954	57.237	63.190	-10.810	74.000	PEAK
5		7427.500	6.303	59.767	66.070	-7.930	74.000	PEAK
6		7750.000	6.833	57.711	64.545	-9.455	74.000	PEAK

Note:

1. All readings above 1GHz are performed with peak and/or average measurements as necessary.
2. Peak measurements: RBW = 1MHz, VBW = 1MHz, Sweep: Auto.
3. Average measurements: RBW = 1MHz, VBW = 10 Hz, Sweep: Auto.
4. “ * ”, means this data is the worst emission level.
5. Measurement Level = Reading Level + Correct Factor.
6. The average measurement was not performed when the peak measured data under the limit of average detection.

Site : CB1	**Time : 2016/08/30 - 00:16**
Limit : FCC_SpartC_15.209_03M_AV	**Margin : 6**
Probe : CB1_FCC_EFS_1-18G_H2 - HORIZONTAL	**Power : AC 120V/60Hz**
EUT : Dual-Band Wireless-AC PCI-E Adapter	**Note : Mode 1: Transmit_SISO Mode _802.11a_5825MHz_ANT0**

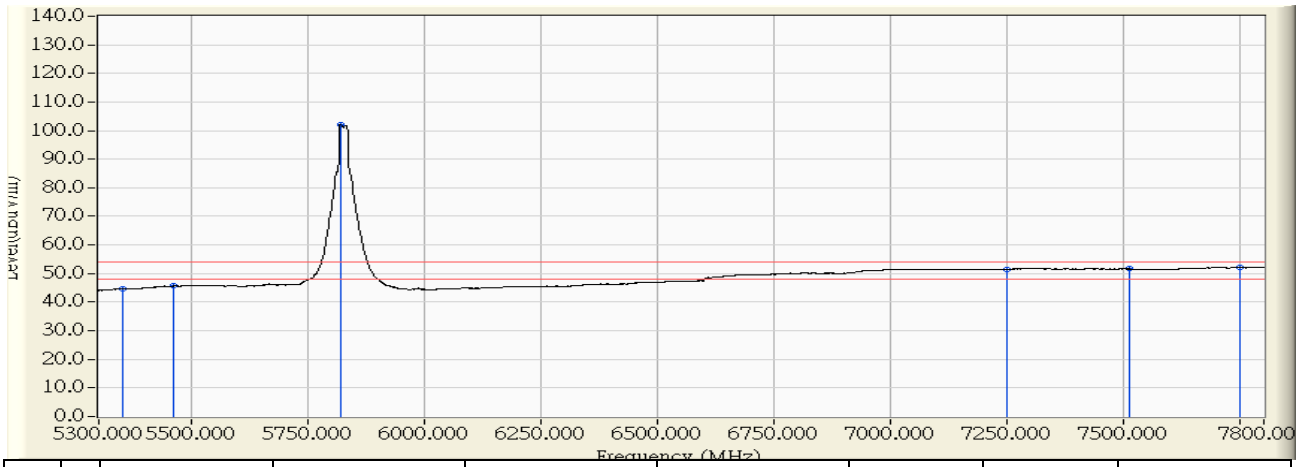

		Frequency (MHz)	Correct Factor (dB)	Reading Level (dBuV)	Measure Level (dBuV/m)	Margin (dB)	Limit (dBuV/m)	Detector Type
1		5350.000	0.934	43.795	44.729	-9.271	54.000	AVERAGE
2		5460.000	1.853	43.783	45.636	-8.364	54.000	AVERAGE
3	*	5818.750	1.238	100.968	102.206	48.206	54.000	AVERAGE
4		7250.000	5.954	45.358	51.311	-2.689	54.000	AVERAGE
5		7510.000	6.454	45.184	51.639	-2.361	54.000	AVERAGE
6		7750.000	6.833	45.262	52.096	-1.904	54.000	AVERAGE

Note:

1. All readings above 1GHz are performed with peak and/or average measurements as necessary.
2. Peak measurements: RBW = 1MHz, VBW = 1MHz, Sweep: Auto.
3. Average measurements: RBW = 1MHz, VBW = 10 Hz, Sweep: Auto.
4. “ * ”, means this data is the worst emission level.
5. Measurement Level = Reading Level + Correct Factor.
6. The average measurement was not performed when the peak measured data under the limit of average detection.

Site : CB1	**Time : 2016/09/05 - 11:05**
Limit : FCC_Part15E_2016_B4_03M_PK	**Margin : 6**
Probe : CB1_FCC_EFS_1-18G_H2 - HORIZONTAL	**Power : AC 120V/60Hz**
EUT : Dual-Band Wireless-AC PCI-E Adapter	**Note : Mode 1: Transmit_SISO Mode _802.11a_5825MHz_ANT1_index=63**

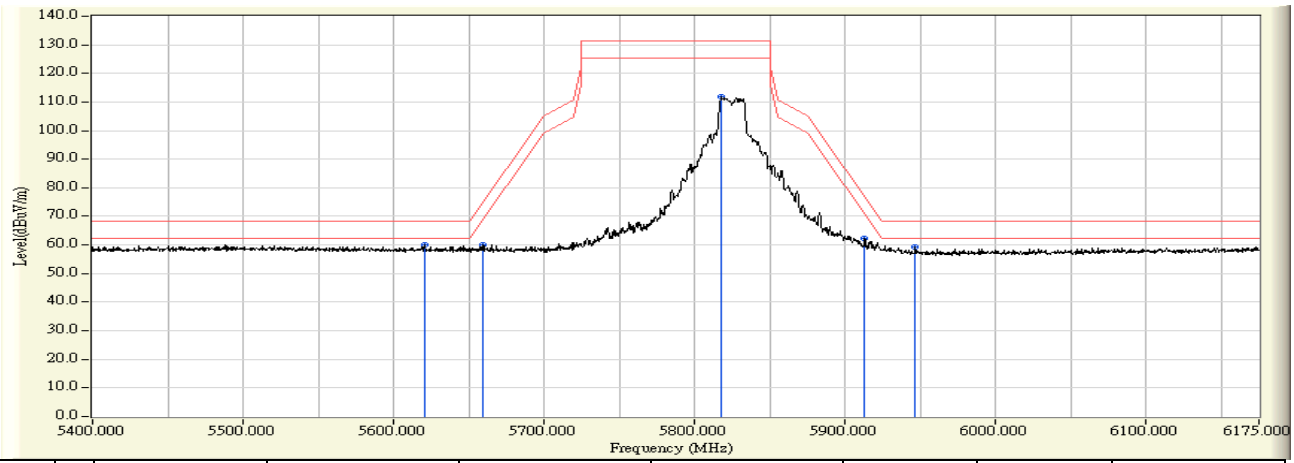

		Frequency (MHz)	Correct Factor (dB)	Reading Level (dBuV)	Measure Level (dBuV/m)	Margin (dB)	Limit (dBuV/m)	Detector Type
1	*	5620.487	1.715	58.208	59.922	-8.278	68.200	PEAK
2		5658.850	1.622	58.272	59.894	-14.855	74.749	PEAK
3	*	5818.112	1.240	110.702	111.941	-19.259	131.200	PEAK
4		5912.663	1.012	61.453	62.465	-14.864	77.329	PEAK
5		5946.763	0.930	58.510	59.440	-8.760	68.200	PEAK

Note:

1. All readings above 1GHz are performed with peak and/or average measurements as necessary.
2. Peak measurements: RBW = 1MHz, VBW = 1MHz, Sweep: Auto.
3. Average measurements: RBW = 1MHz, VBW = 10 Hz, Sweep: Auto.
4. “ * ”, means this data is the worst emission level.
5. Measurement Level = Reading Level + Correct Factor.
6. The average measurement was not performed when the peak measured data under the limit of average detection.

Site : CB1	**Time : 2016/08/30 - 00:53**
Limit : FCC_SpartC_15.209_03M_PK	**Margin : 6**
Probe : CB1_FCC_EFS_1-18G_H2 - HORIZONTAL	**Power : AC 120V/60Hz**
EUT : Dual-Band Wireless-AC PCI-E Adapter	**Note : Mode 1: Transmit_SISO Mode _802.11a_5825MHz_ANT1_index=63**

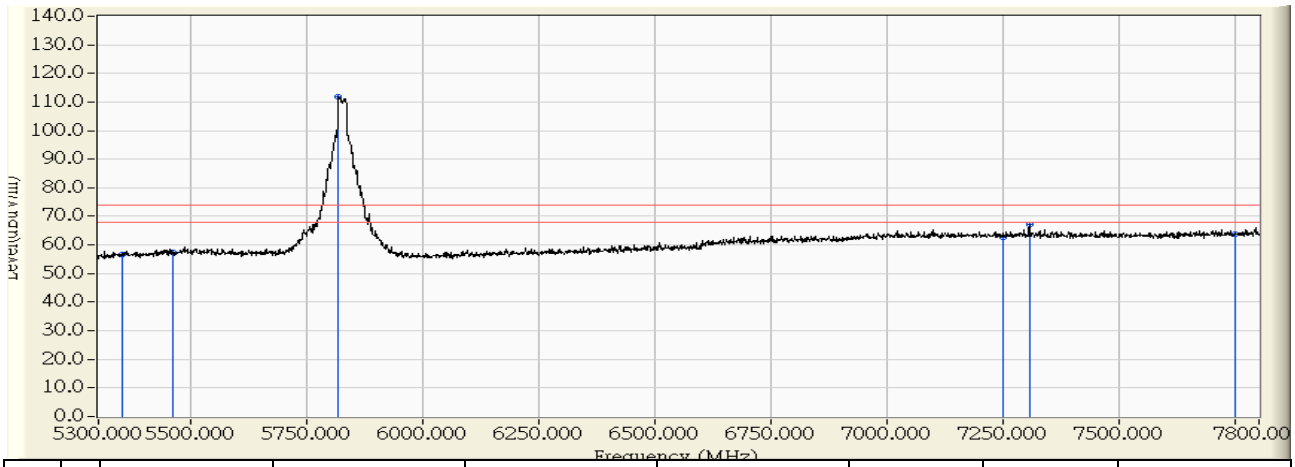

		Frequency (MHz)	Correct Factor (dB)	Reading Level (dBuV)	Measure Level (dBuV/m)	Margin (dB)	Limit (dBuV/m)	Detector Type
1		5350.000	0.934	55.616	56.550	-17.450	74.000	PEAK
2		5460.000	1.853	55.629	57.482	-16.518	74.000	PEAK
3	*	5817.500	1.241	110.664	111.905	37.905	74.000	PEAK
4		7250.000	5.954	56.622	62.575	-11.425	74.000	PEAK
5		7305.000	6.062	61.188	67.250	-6.750	74.000	PEAK
6		7750.000	6.833	56.814	63.648	-10.352	74.000	PEAK

Note:

1. All readings above 1GHz are performed with peak and/or average measurements as necessary.
2. Peak measurements: RBW = 1MHz, VBW = 1MHz, Sweep: Auto.
3. Average measurements: RBW = 1MHz, VBW = 10 Hz, Sweep: Auto.
4. “ * ”, means this data is the worst emission level.
5. Measurement Level = Reading Level + Correct Factor.
6. The average measurement was not performed when the peak measured data under the limit of average detection.

Site : CB1	**Time : 2016/08/30 - 01:03**
Limit : FCC_SpartC_15.209_03M_AV	**Margin : 6**
Probe : CB1_FCC_EFS_1-18G_H2 - HORIZONTAL	**Power : AC 120V/60Hz**
EUT : Dual-Band Wireless-AC PCI-E Adapter	**Note : Mode 1: Transmit_SISO Mode _802.11a_5825MHz_ANT1_index=63**

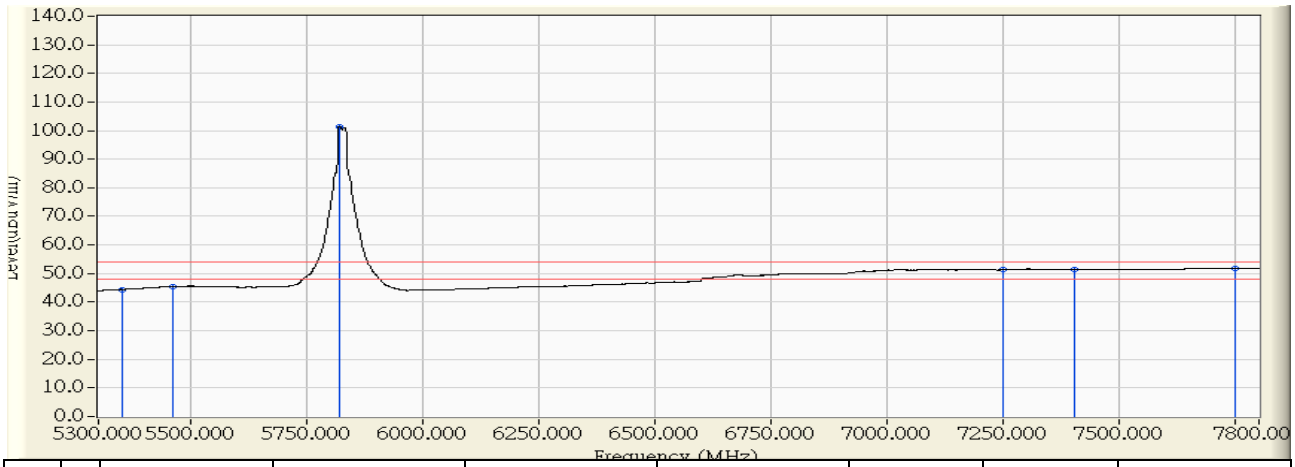

		Frequency (MHz)	Correct Factor (dB)	Reading Level (dBuV)	Measure Level (dBuV/m)	Margin (dB)	Limit (dBuV/m)	Detector Type
1		5350.000	0.934	43.525	44.459	-9.541	54.000	AVERAGE
2		5460.000	1.853	43.569	45.422	-8.578	54.000	AVERAGE
3	*	5818.750	1.238	100.266	101.504	47.504	54.000	AVERAGE
4		7250.000	5.954	45.321	51.274	-2.726	54.000	AVERAGE
5		7401.250	6.250	45.155	51.406	-2.594	54.000	AVERAGE
6		7750.000	6.833	45.030	51.864	-2.136	54.000	AVERAGE

Note:

1. All readings above 1GHz are performed with peak and/or average measurements as necessary.
2. Peak measurements: RBW = 1MHz, VBW = 1MHz, Sweep: Auto.
3. Average measurements: RBW = 1MHz, VBW = 10 Hz, Sweep: Auto.
4. “ * ”, means this data is the worst emission level.
5. Measurement Level = Reading Level + Correct Factor.
6. The average measurement was not performed when the peak measured data under the limit of average detection.

Site : CB1	**Time : 2016/09/05 - 11:03**
Limit : FCC_Part15E_2016_B4_03M_PK	**Margin : 6**
Probe : CB1_FCC_EFS_1-18G_H2 - VERTICAL	**Power : AC 120V/60Hz**
EUT : Dual-Band Wireless-AC PCI-E Adapter	**Note : Mode 1: Transmit_SISO Mode _802.11a_5825MHz_ANT0**

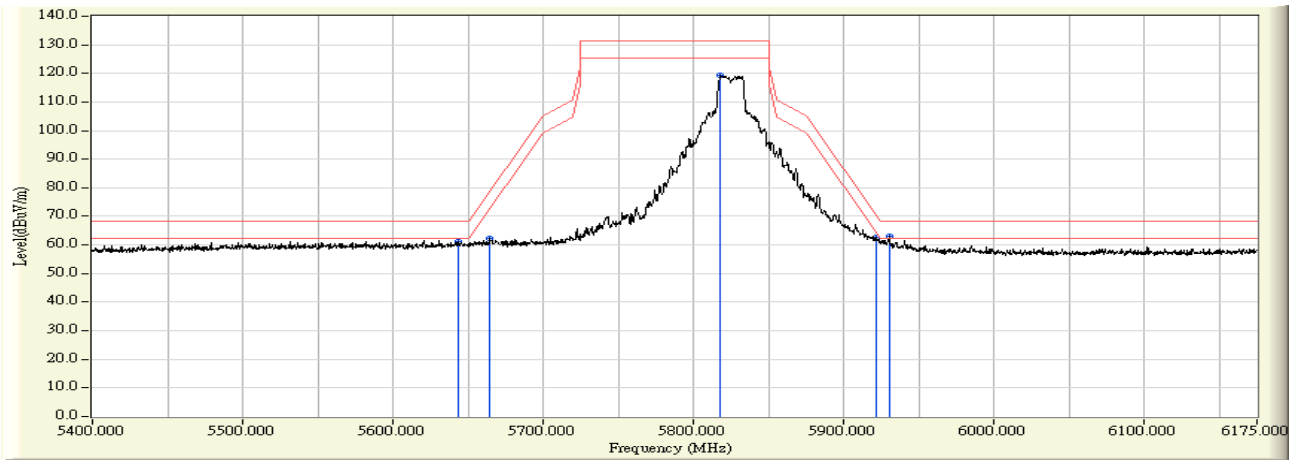

		Frequency (MHz)	Correct Factor (dB)	Reading Level (dBuV)	Measure Level (dBuV/m)	Margin (dB)	Limit (dBuV/m)	Detector Type
1		5643.350	1.830	59.378	61.207	-6.993	68.200	PEAK
2		5664.663	1.767	60.551	62.318	-16.733	79.051	PEAK
3	*	5818.112	1.322	118.207	119.529	-11.671	131.200	PEAK
4		5921.575	1.021	61.544	62.565	-8.170	70.734	PEAK
5	*	5930.100	0.996	62.099	63.096	-5.104	68.200	PEAK

Note:

1. All readings above 1GHz are performed with peak and/or average measurements as necessary.
2. Peak measurements: RBW = 1MHz, VBW = 1MHz, Sweep: Auto.
3. Average measurements: RBW = 1MHz, VBW = 10 Hz, Sweep: Auto.
4. “ * ”, means this data is the worst emission level.
5. Measurement Level = Reading Level + Correct Factor.
6. The average measurement was not performed when the peak measured data under the limit of average detection.

Site : CB1	**Time : 2016/08/29 - 23:53**
Limit : FCC_SpartC_15.209_03M_PK	**Margin : 6**
Probe : CB1_FCC_EFS_1-18G_H2 - VERTICAL	**Power : AC 120V/60Hz**
EUT : Dual-Band Wireless-AC PCI-E Adapter	**Note : Mode 1: Transmit_SISO Mode _802.11a_5825MHz_ANT0**

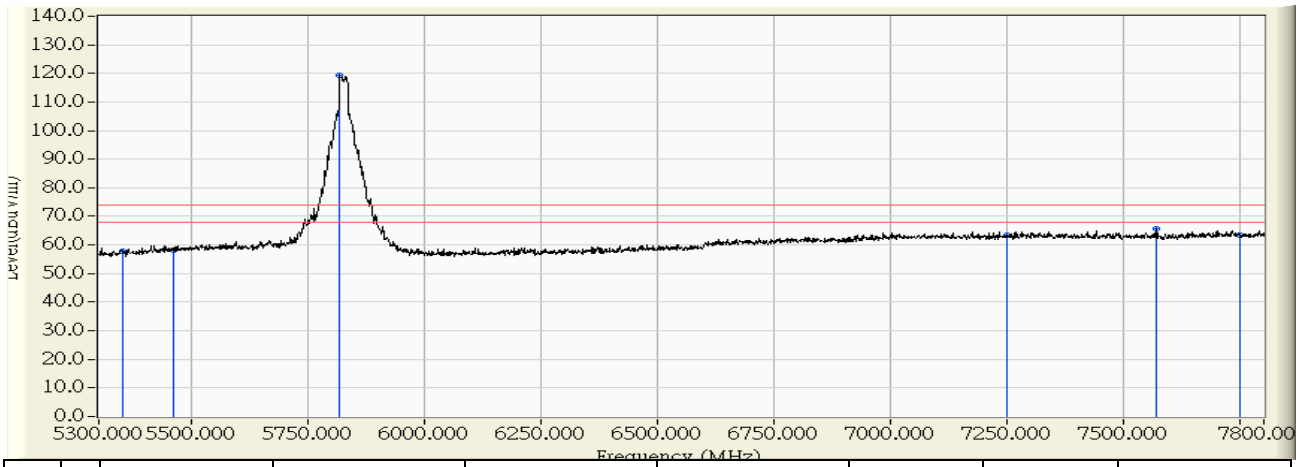

		Frequency (MHz)	Correct Factor (dB)	Reading Level (dBuV)	Measure Level (dBuV/m)	Margin (dB)	Limit (dBuV/m)	Detector Type
1		5350.000	1.250	56.516	57.766	-16.234	74.000	PEAK
2		5460.000	2.114	56.207	58.321	-15.679	74.000	PEAK
3	*	5817.500	1.323	118.048	119.372	45.372	74.000	PEAK
4		7250.000	5.454	57.897	63.350	-10.650	74.000	PEAK
5		7570.000	6.049	59.703	65.752	-8.248	74.000	PEAK
6		7750.000	6.333	57.073	63.407	-10.593	74.000	PEAK

Note:

1. All readings above 1GHz are performed with peak and/or average measurements as necessary.
2. Peak measurements: RBW = 1MHz, VBW = 1MHz, Sweep: Auto.
3. Average measurements: RBW = 1MHz, VBW = 10 Hz, Sweep: Auto.
4. “ * ”, means this data is the worst emission level.
5. Measurement Level = Reading Level + Correct Factor.
6. The average measurement was not performed when the peak measured data under the limit of average detection.

Site : CB1	**Time : 2016/08/29 - 23:55**
Limit : FCC_SpartC_15.209_03M_AV	**Margin : 6**
Probe : CB1_FCC_EFS_1-18G_H2 - VERTICAL	**Power : AC 120V/60Hz**
EUT : Dual-Band Wireless-AC PCI-E Adapter	**Note : Mode 1: Transmit_SISO Mode _802.11a_5825MHz_ANT0**

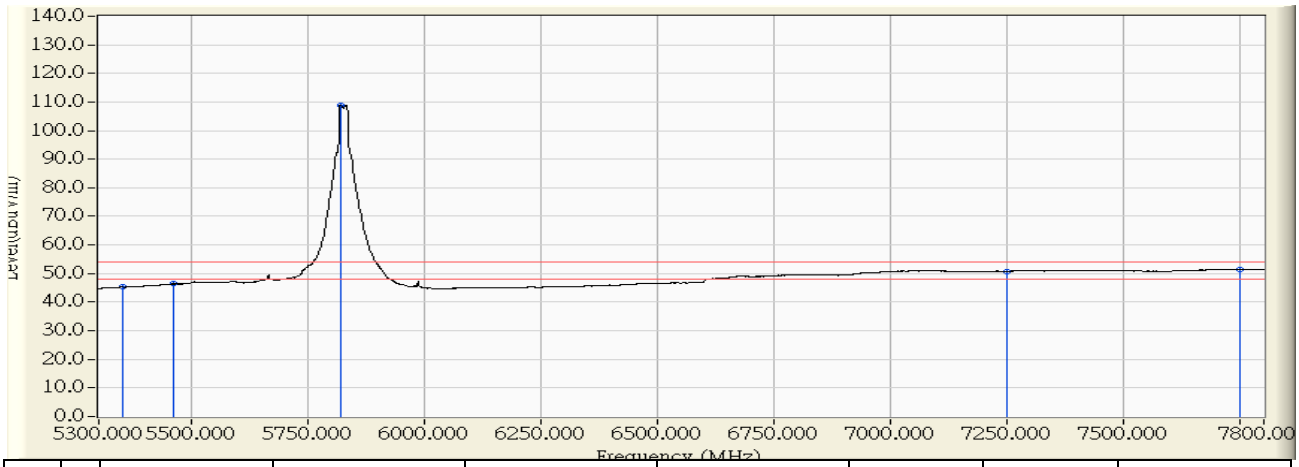

		Frequency (MHz)	Correct Factor (dB)	Reading Level (dBuV)	Measure Level (dBuV/m)	Margin (dB)	Limit (dBuV/m)	Detector Type
1		5350.000	1.250	44.017	45.267	-8.733	54.000	AVERAGE
2		5460.000	2.114	44.249	46.363	-7.637	54.000	AVERAGE
3	*	5818.750	1.320	107.654	108.974	54.974	54.000	AVERAGE
4		7250.000	5.454	45.381	50.834	-3.166	54.000	AVERAGE
5		7750.000	6.333	45.066	51.400	-2.600	54.000	AVERAGE

Note:

1. All readings above 1GHz are performed with peak and/or average measurements as necessary.
2. Peak measurements: RBW = 1MHz, VBW = 1MHz, Sweep: Auto.
3. Average measurements: RBW = 1MHz, VBW = 10 Hz, Sweep: Auto.
4. “ * ”, means this data is the worst emission level.
5. Measurement Level = Reading Level + Correct Factor.
6. The average measurement was not performed when the peak measured data under the limit of average detection.

Site : CB1	**Time : 2016/09/05 - 11:05**
Limit : FCC_Part15E_2016_B4_03M_PK	**Margin : 6**
Probe : CB1_FCC_EFS_1-18G_H2 - VERTICAL	**Power : AC 120V/60Hz**
EUT : Dual-Band Wireless-AC PCI-E Adapter	**Note : Mode 1: Transmit_SISO Mode _802.11a_5825MHz_ANT1_index=63**

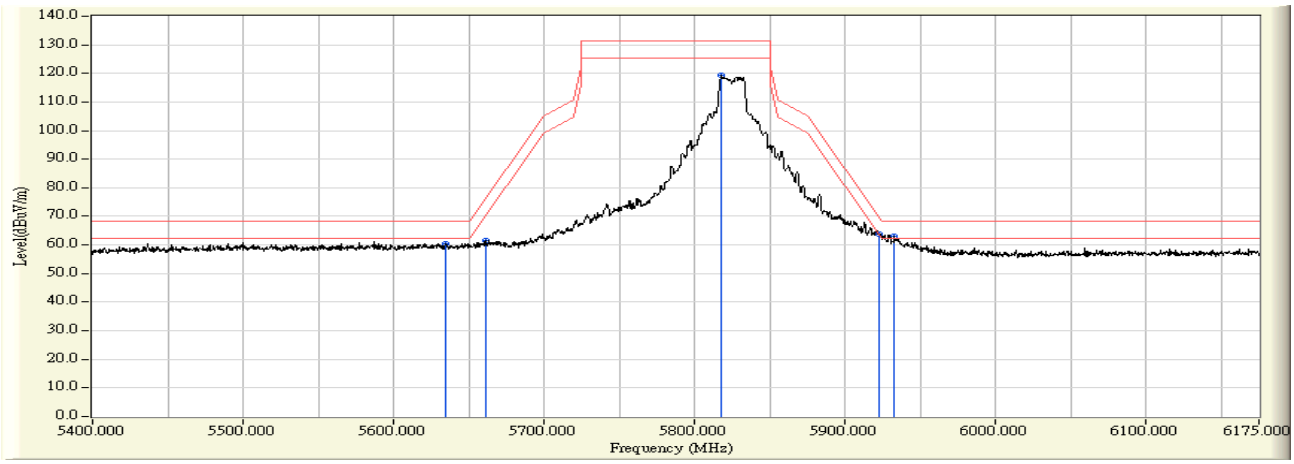

		Frequency (MHz)	Correct Factor (dB)	Reading Level (dBuV)	Measure Level (dBuV/m)	Margin (dB)	Limit (dBuV/m)	Detector Type
1		5634.825	1.854	58.648	60.502	-7.698	68.200	PEAK
2		5661.175	1.777	59.950	61.728	-14.741	76.469	PEAK
3	*	5818.112	1.322	117.878	119.200	-12.000	131.200	PEAK
4		5922.350	1.019	62.929	63.948	-6.213	70.161	PEAK
5	*	5932.812	0.989	62.184	63.173	-5.027	68.200	PEAK

Note:

1. All readings above 1GHz are performed with peak and/or average measurements as necessary.
2. Peak measurements: RBW = 1MHz, VBW = 1MHz, Sweep: Auto.
3. Average measurements: RBW = 1MHz, VBW = 10 Hz, Sweep: Auto.
4. “ * ”, means this data is the worst emission level.
5. Measurement Level = Reading Level + Correct Factor.
6. The average measurement was not performed when the peak measured data under the limit of average detection.

Site : CB1	**Time : 2016/08/30 - 00:42**
Limit : FCC_SpartC_15.209_03M_PK	**Margin : 6**
Probe : CB1_FCC_EFS_1-18G_H2 - VERTICAL	**Power : AC 120V/60Hz**
EUT : Dual-Band Wireless-AC PCI-E Adapter	**Note : Mode 1: Transmit_SISO Mode _802.11a_5825MHz_ANT1_index=63**

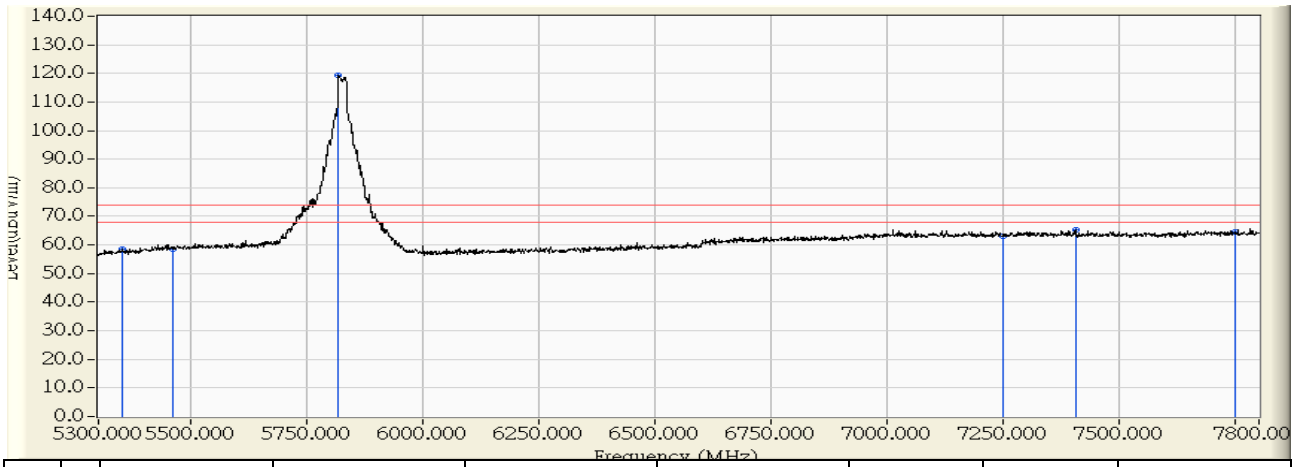

		Frequency (MHz)	Correct Factor (dB)	Reading Level (dBuV)	Measure Level (dBuV/m)	Margin (dB)	Limit (dBuV/m)	Detector Type
1		5350.000	1.250	57.125	58.375	-15.625	74.000	PEAK
2		5460.000	2.114	56.424	58.538	-15.462	74.000	PEAK
3	*	5817.500	1.323	117.856	119.180	45.180	74.000	PEAK
4		7250.000	5.454	57.734	63.187	-10.813	74.000	PEAK
5		7405.000	5.759	59.494	65.253	-8.747	74.000	PEAK
6		7750.000	6.333	58.368	64.702	-9.298	74.000	PEAK

Note:

1. All readings above 1GHz are performed with peak and/or average measurements as necessary.
2. Peak measurements: RBW = 1MHz, VBW = 1MHz, Sweep: Auto.
3. Average measurements: RBW = 1MHz, VBW = 10 Hz, Sweep: Auto.
4. “ * ”, means this data is the worst emission level.
5. Measurement Level = Reading Level + Correct Factor.
6. The average measurement was not performed when the peak measured data under the limit of average detection.

Site : CB1	**Time : 2016/08/30 - 00:44**
Limit : FCC_SpartC_15.209_03M_AV	**Margin : 6**
Probe : CB1_FCC_EFS_1-18G_H2 - VERTICAL	**Power : AC 120V/60Hz**
EUT : Dual-Band Wireless-AC PCI-E Adapter	**Note : Mode 1: Transmit_SISO Mode _802.11a_5825MHz_ANT1_index=63**

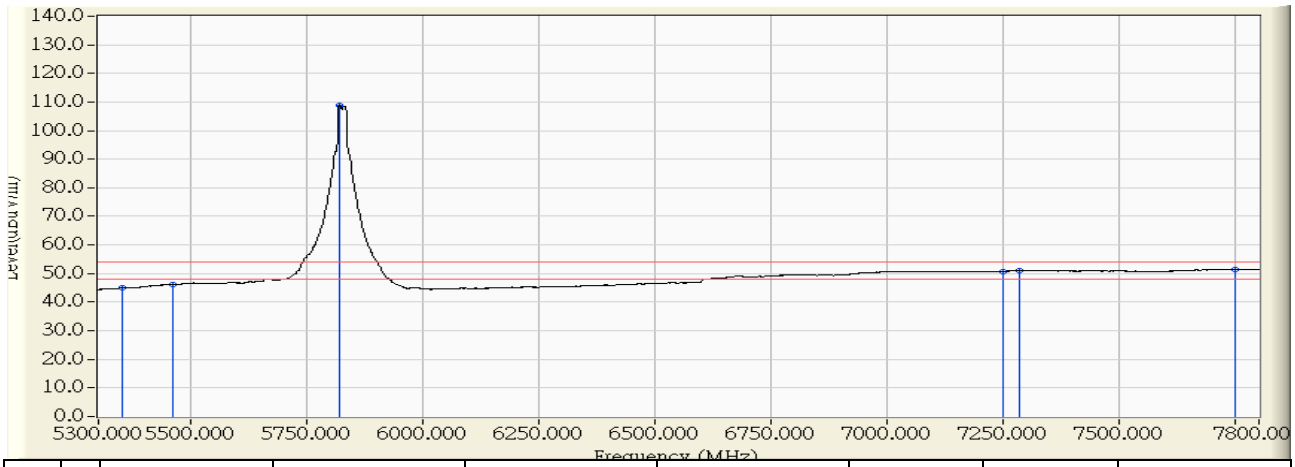

		Frequency (MHz)	Correct Factor (dB)	Reading Level (dBuV)	Measure Level (dBuV/m)	Margin (dB)	Limit (dBuV/m)	Detector Type
1		5350.000	1.250	43.689	44.939	-9.061	54.000	AVERAGE
2		5460.000	2.114	44.054	46.168	-7.832	54.000	AVERAGE
3	*	5818.750	1.320	107.378	108.698	54.698	54.000	AVERAGE
4		7250.000	5.454	45.334	50.787	-3.213	54.000	AVERAGE
5		7283.750	5.520	45.534	51.054	-2.946	54.000	AVERAGE
6		7750.000	6.333	44.947	51.281	-2.719	54.000	AVERAGE

Note:

1. All readings above 1GHz are performed with peak and/or average measurements as necessary.
2. Peak measurements: RBW = 1MHz, VBW = 1MHz, Sweep: Auto.
3. Average measurements: RBW = 1MHz, VBW = 10 Hz, Sweep: Auto.
4. “ * ”, means this data is the worst emission level.
5. Measurement Level = Reading Level + Correct Factor.
6. The average measurement was not performed when the peak measured data under the limit of average detection.

Site : CB1	**Time : 2016/09/05 - 13:49**
Limit : FCC_Part15E_2016_B4_03M_PK	**Margin : 6**
Probe : CB1_FCC_EFS_1-18G_H2 - HORIZONTAL	**Power : AC 120V/60Hz**
EUT : Dual-Band Wireless-AC PCI-E Adapter	**Note : Mode 2: Transmit_CDD Mode _802.11n(20M)_5745MHz_57-53**

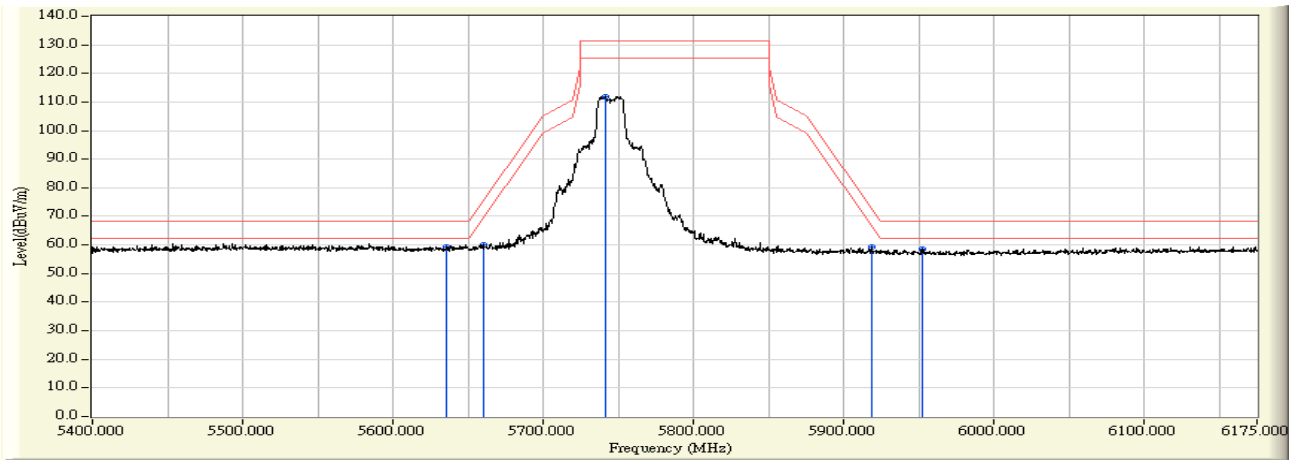

		Frequency (MHz)	Correct Factor (dB)	Reading Level (dBuV)	Measure Level (dBuV/m)	Margin (dB)	Limit (dBuV/m)	Detector Type
1	*	5635.212	1.679	57.537	59.216	-8.984	68.200	PEAK
2		5660.013	1.619	58.334	59.953	-15.657	75.610	PEAK
3	*	5741.775	1.423	110.545	111.968	-19.232	131.200	PEAK
4		5918.475	0.999	58.316	59.314	-13.715	73.029	PEAK
5		5952.187	0.917	57.475	58.392	-9.808	68.200	PEAK

Note:

1. All readings above 1GHz are performed with peak and/or average measurements as necessary.
2. Peak measurements: RBW = 1MHz, VBW = 1MHz, Sweep: Auto.
3. Average measurements: RBW = 1MHz, VBW = 10 Hz, Sweep: Auto.
4. “ * ”, means this data is the worst emission level.
5. Measurement Level = Reading Level + Correct Factor.
6. The average measurement was not performed when the peak measured data under the limit of average detection.

Site : CB1	**Time : 2016/09/02 - 00:03**
Limit : FCC_SpartC_15.209_03M_PK	**Margin : 6**
Probe : CB1_FCC_EFS_1-18G_H2 - HORIZONTAL	**Power : AC 120V/60Hz**
EUT : Dual-Band Wireless-AC PCI-E Adapter	**Note : Mode 2: Transmit_CDD Mode _802.11n(20M)_5745MHz_57-53**

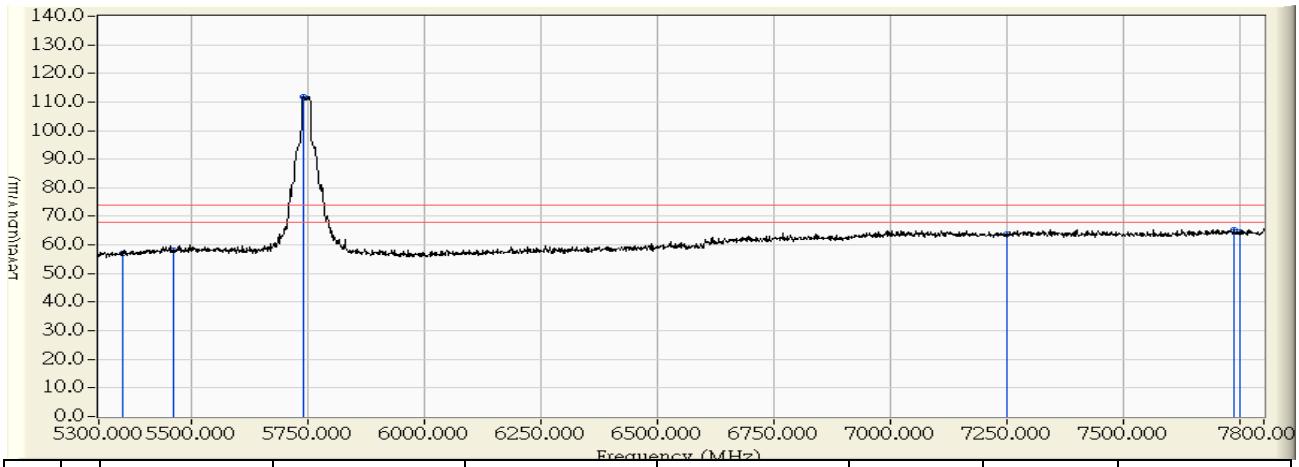

		Frequency (MHz)	Correct Factor (dB)	Reading Level (dBuV)	Measure Level (dBuV/m)	Margin (dB)	Limit (dBuV/m)	Detector Type
1		0.000	-11.117	76.238	65.121	5.121	60.000	PEAK
2		5350.000	0.934	56.019	56.953	-17.047	74.000	PEAK
3		5460.000	1.853	56.189	58.042	-15.958	74.000	PEAK
4	*	5738.750	1.430	110.277	111.707	37.707	74.000	PEAK
5		7250.000	5.954	57.839	63.792	-10.208	74.000	PEAK
6		7735.000	6.810	58.311	65.121	-8.879	74.000	PEAK
7		7750.000	6.833	57.582	64.416	-9.584	74.000	PEAK

Note:

1. All readings above 1GHz are performed with peak and/or average measurements as necessary.
2. Peak measurements: RBW = 1MHz, VBW = 1MHz, Sweep: Auto.
3. Average measurements: RBW = 1MHz, VBW = 10 Hz, Sweep: Auto.
4. “ * ”, means this data is the worst emission level.
5. Measurement Level = Reading Level + Correct Factor.
6. The average measurement was not performed when the peak measured data under the limit of average detection.

Site : CB1	**Time : 2016/09/02 - 00:05**
Limit : FCC_SpartC_15.209_03M_AV	**Margin : 6**
Probe : CB1_FCC_EFS_1-18G_H2 - HORIZONTAL	**Power : AC 120V/60Hz**
EUT : Dual-Band Wireless-AC PCI-E Adapter	**Note : Mode 2: Transmit_CDD Mode _802.11n(20M)_5745MHz_57-53**

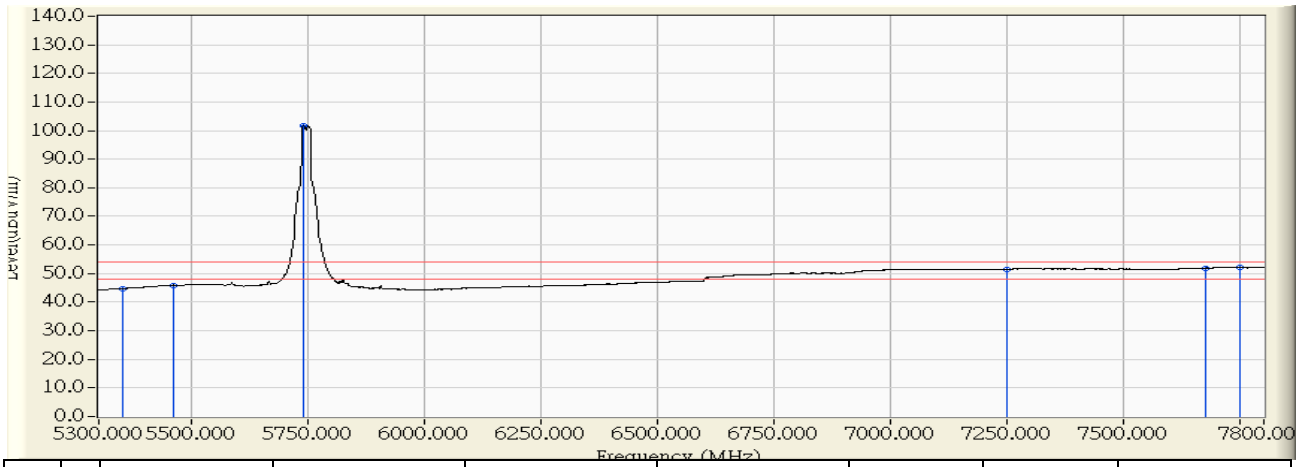

		Frequency (MHz)	Correct Factor (dB)	Reading Level (dBuV)	Measure Level (dBuV/m)	Margin (dB)	Limit (dBuV/m)	Detector Type
1		5350.000	0.934	43.852	44.786	-9.214	54.000	AVERAGE
2		5460.000	1.853	44.012	45.865	-8.135	54.000	AVERAGE
3	*	5740.000	1.427	100.354	101.781	47.781	54.000	AVERAGE
4		7250.000	5.954	45.510	51.463	-2.537	54.000	AVERAGE
5		7673.750	6.713	45.172	51.885	-2.115	54.000	AVERAGE
6		7750.000	6.833	45.214	52.048	-1.952	54.000	AVERAGE

Note:

1. All readings above 1GHz are performed with peak and/or average measurements as necessary.
2. Peak measurements: RBW = 1MHz, VBW = 1MHz, Sweep: Auto.
3. Average measurements: RBW = 1MHz, VBW = 10 Hz, Sweep: Auto.
4. “ * ”, means this data is the worst emission level.
5. Measurement Level = Reading Level + Correct Factor.
6. The average measurement was not performed when the peak measured data under the limit of average detection.

Site : CB1	**Time : 2016/09/02 - 10:50**
Limit : FCC_Part15E_2016_B4_03M_PK	**Margin : 6**
Probe : CB1_FCC_EFS_1-18G_H2 - VERTICAL	**Power : AC 120V/60Hz**
EUT : Dual-Band Wireless-AC PCI-E Adapter	**Note : Mode 2: Transmit_CDD Mode _802.11n(20M)_5745MHz_57-53**

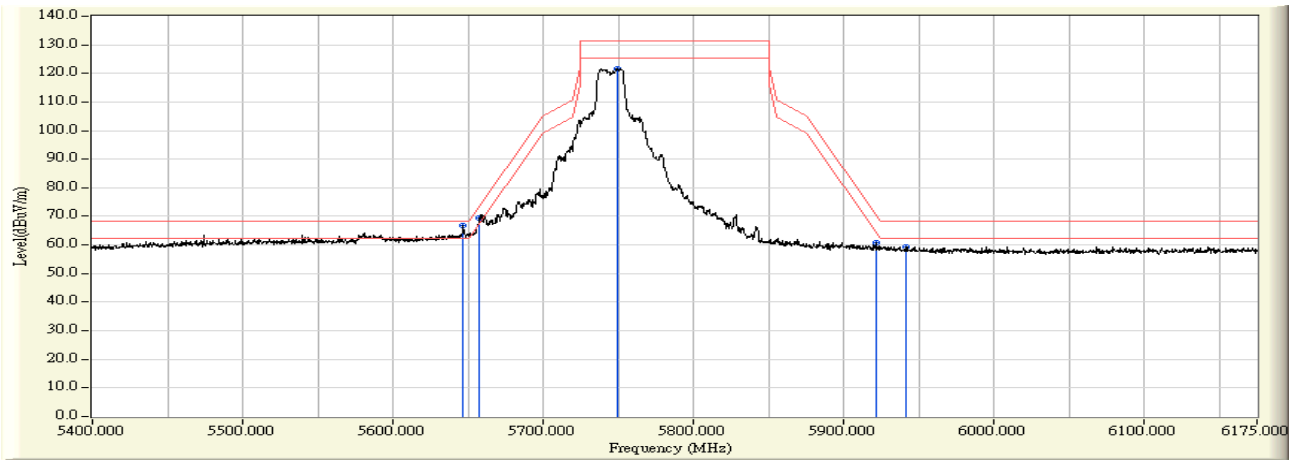

		Frequency (MHz)	Correct Factor (dB)	Reading Level (dBuV)	Measure Level (dBuV/m)	Margin (dB)	Limit (dBuV/m)	Detector Type
1	*	5646.450	1.820	64.956	66.776	-1.424	68.200	PEAK
2	*	5657.687	1.788	67.744	69.532	-4.356	73.888	PEAK
3		5749.138	1.523	120.048	121.570	-9.630	131.200	PEAK
4		5921.575	1.021	59.725	60.746	-9.988	70.734	PEAK
5		5940.950	0.965	58.433	59.398	-8.802	68.200	PEAK

Note:

1. All readings above 1GHz are performed with peak and/or average measurements as necessary.
2. Peak measurements: RBW = 1MHz, VBW = 1MHz, Sweep: Auto.
3. Average measurements: RBW = 1MHz, VBW = 10 Hz, Sweep: Auto.
4. “ * ”, means this data is the worst emission level.
5. Measurement Level = Reading Level + Correct Factor.
6. The average measurement was not performed when the peak measured data under the limit of average detection.

Site : CB1	**Time : 2016/09/01 - 23:52**
Limit : FCC_SpartC_15.209_03M_PK	**Margin : 6**
Probe : CB1_FCC_EFS_1-18G_H2 - VERTICAL	**Power : AC 120V/60Hz**
EUT : Dual-Band Wireless-AC PCI-E Adapter	**Note : Mode 2: Transmit_CDD Mode _802.11n(20M)_5745MHz_57-53**

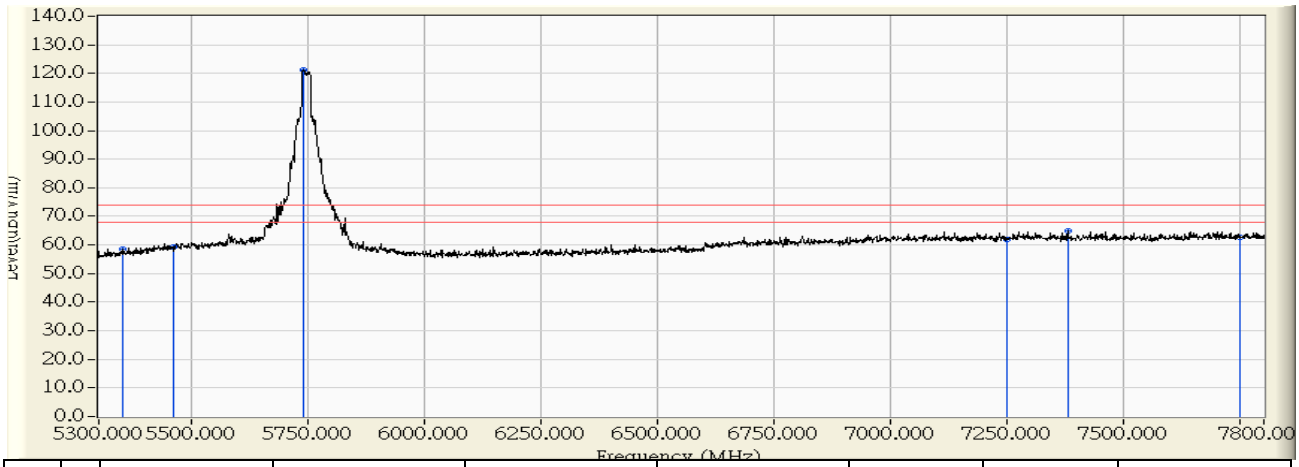

		Frequency (MHz)	Correct Factor (dB)	Reading Level (dBuV)	Measure Level (dBuV/m)	Margin (dB)	Limit (dBuV/m)	Detector Type
1		5350.000	1.250	57.305	58.555	-15.445	74.000	PEAK
2		5460.000	2.114	57.352	59.466	-14.534	74.000	PEAK
3	*	5738.750	1.552	119.675	121.227	47.227	74.000	PEAK
4		7250.000	5.454	56.663	62.116	-11.884	74.000	PEAK
5		7378.750	5.708	59.353	65.060	-8.940	74.000	PEAK
6		7750.000	6.333	56.388	62.722	-11.278	74.000	PEAK

Note:

1. All readings above 1GHz are performed with peak and/or average measurements as necessary.
2. Peak measurements: RBW = 1MHz, VBW = 1MHz, Sweep: Auto.
3. Average measurements: RBW = 1MHz, VBW = 10 Hz, Sweep: Auto.
4. “ * ”, means this data is the worst emission level.
5. Measurement Level = Reading Level + Correct Factor.
6. The average measurement was not performed when the peak measured data under the limit of average detection.

Site : CB1	**Time : 2016/09/01 - 23:53**
Limit : FCC_SpartC_15.209_03M_AV	**Margin : 6**
Probe : CB1_FCC_EFS_1-18G_H2 - VERTICAL	**Power : AC 120V/60Hz**
EUT : Dual-Band Wireless-AC PCI-E Adapter	**Note : Mode 2: Transmit_CDD Mode _802.11n(20M)_5745MHz_57-53**

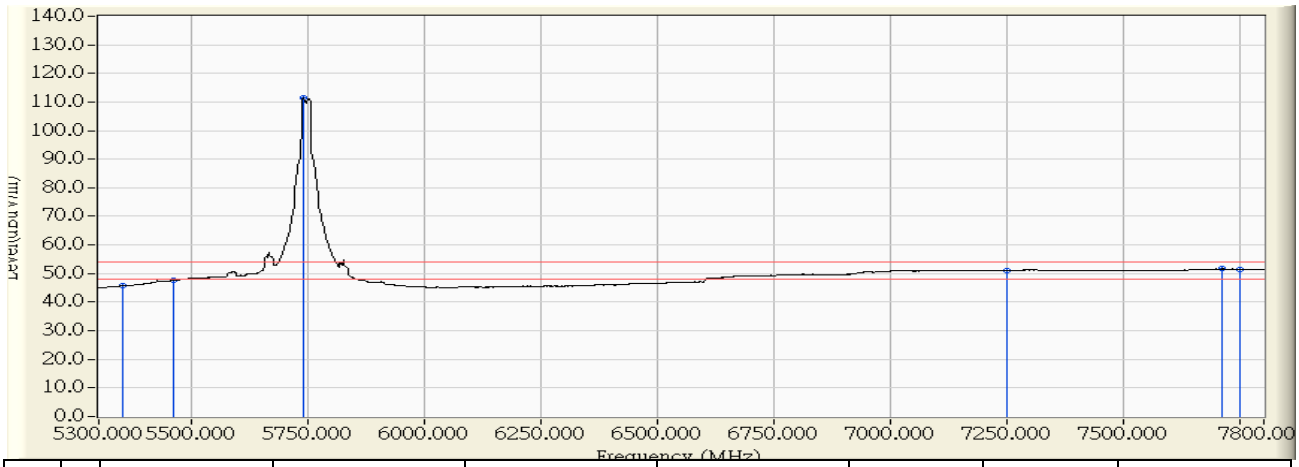

		Frequency (MHz)	Correct Factor (dB)	Reading Level (dBuV)	Measure Level (dBuV/m)	Margin (dB)	Limit (dBuV/m)	Detector Type
1		5350.000	1.250	44.502	45.752	-8.248	54.000	AVERAGE
2		5460.000	2.114	45.621	47.735	-6.265	54.000	AVERAGE
3	*	5740.000	1.549	109.891	111.440	57.440	54.000	AVERAGE
4		7250.000	5.454	45.491	50.944	-3.056	54.000	AVERAGE
5		7710.000	6.270	45.388	51.659	-2.341	54.000	AVERAGE
6		7750.000	6.333	45.203	51.537	-2.463	54.000	AVERAGE

Note:

1. All readings above 1GHz are performed with peak and/or average measurements as necessary.
2. Peak measurements: RBW = 1MHz, VBW = 1MHz, Sweep: Auto.
3. Average measurements: RBW = 1MHz, VBW = 10 Hz, Sweep: Auto.
4. “ * ”, means this data is the worst emission level.
5. Measurement Level = Reading Level + Correct Factor.
6. The average measurement was not performed when the peak measured data under the limit of average detection.

Site : CB1	**Time : 2016/09/02 - 10:50**
Limit : FCC_Part15E_2016_B4_03M_PK	**Margin : 6**
Probe : CB1_FCC_EFS_1-18G_H2 - HORIZONTAL	**Power : AC 120V/60Hz**
EUT : Dual-Band Wireless-AC PCI-E Adapter	**Note : Mode 2: Transmit_CDD Mode _802.11n(20M)_5785MHz_63-60**

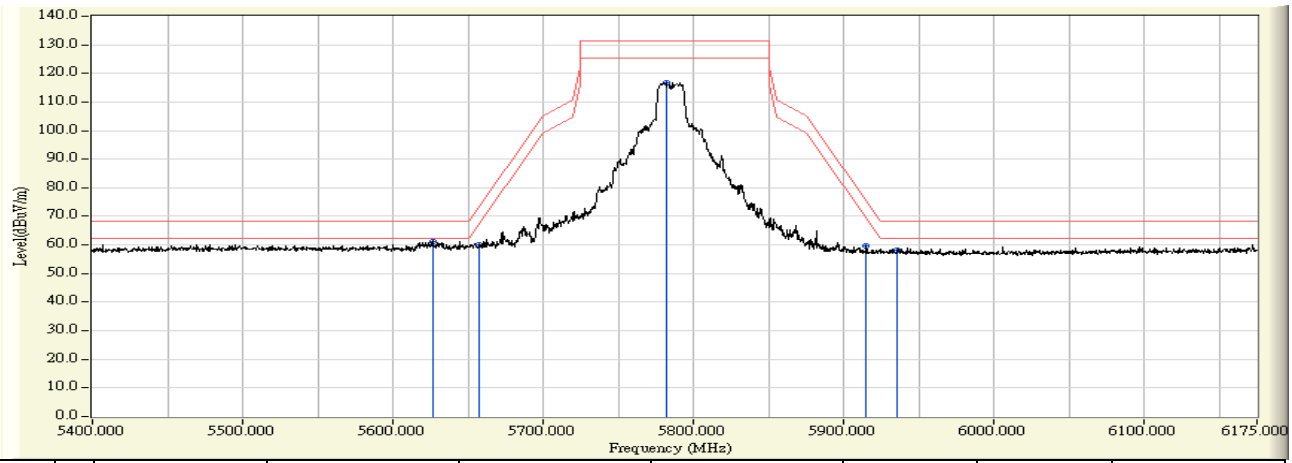

		Frequency (MHz)	Correct Factor (dB)	Reading Level (dBuV)	Measure Level (dBuV/m)	Margin (dB)	Limit (dBuV/m)	Detector Type
1	*	5626.300	1.700	59.479	61.179	-7.021	68.200	PEAK
2		5657.300	1.626	58.256	59.882	-13.720	73.602	PEAK
3		5782.075	1.326	115.484	116.810	-14.390	131.200	PEAK
4		5914.987	1.006	58.516	59.523	-16.087	75.610	PEAK
5		5935.913	0.956	57.135	58.091	-10.109	68.200	PEAK

Note:

1. All readings above 1GHz are performed with peak and/or average measurements as necessary.
2. Peak measurements: RBW = 1MHz, VBW = 1MHz, Sweep: Auto.
3. Average measurements: RBW = 1MHz, VBW = 10 Hz, Sweep: Auto.
4. “ * ”, means this data is the worst emission level.
5. Measurement Level = Reading Level + Correct Factor.
6. The average measurement was not performed when the peak measured data under the limit of average detection.

Site : CB1	**Time : 2016/09/02 - 00:25**
Limit : FCC_SpartC_15.209_03M_PK	**Margin : 6**
Probe : CB1_FCC_EFS_1-18G_H2 - HORIZONTAL	**Power : AC 120V/60Hz**
EUT : Dual-Band Wireless-AC PCI-E Adapter	**Note : Mode 2: Transmit_CDD Mode _802.11n(20M)_5785MHz_63-60**

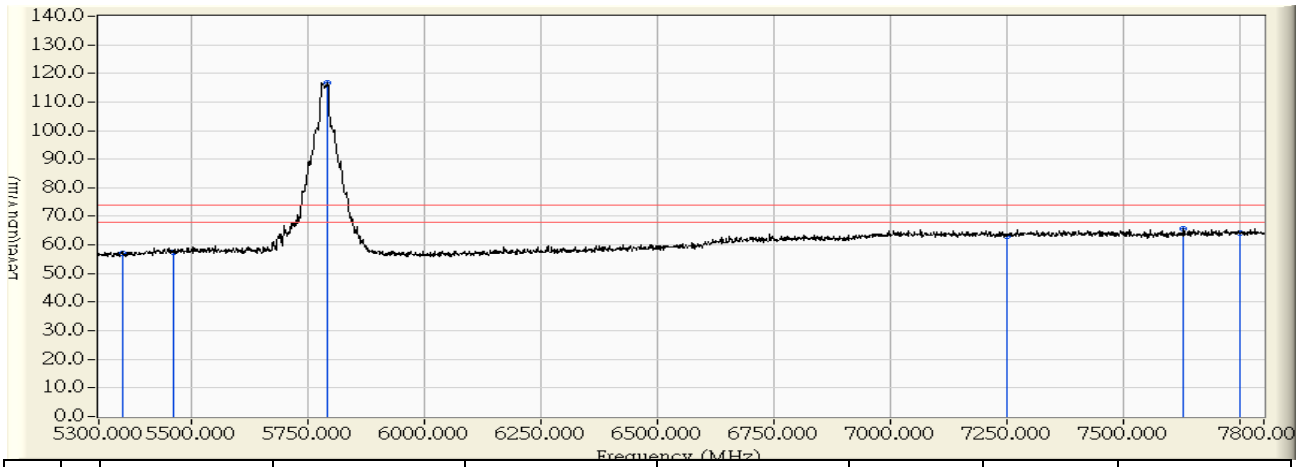

		Frequency (MHz)	Correct Factor (dB)	Reading Level (dBuV)	Measure Level (dBuV/m)	Margin (dB)	Limit (dBuV/m)	Detector Type
1		5350.000	0.934	55.960	56.894	-17.106	74.000	PEAK
2		5460.000	1.853	55.667	57.520	-16.480	74.000	PEAK
3	*	5791.250	1.304	115.289	116.593	42.593	74.000	PEAK
4		7250.000	5.954	57.188	63.141	-10.859	74.000	PEAK
5		7627.500	6.640	59.073	65.713	-8.287	74.000	PEAK
6		7750.000	6.833	57.272	64.106	-9.894	74.000	PEAK

Note:

1. All readings above 1GHz are performed with peak and/or average measurements as necessary.
2. Peak measurements: RBW = 1MHz, VBW = 1MHz, Sweep: Auto.
3. Average measurements: RBW = 1MHz, VBW = 10 Hz, Sweep: Auto.
4. “ * ”, means this data is the worst emission level.
5. Measurement Level = Reading Level + Correct Factor.
6. The average measurement was not performed when the peak measured data under the limit of average detection.

Site : CB1	**Time : 2016/09/02 - 00:27**
Limit : FCC_SpartC_15.209_03M_AV	**Margin : 6**
Probe : CB1_FCC_EFS_1-18G_H2 - HORIZONTAL	**Power : AC 120V/60Hz**
EUT : Dual-Band Wireless-AC PCI-E Adapter	**Note : Mode 2: Transmit_CDD Mode _802.11n(20M)_5785MHz_63-60**

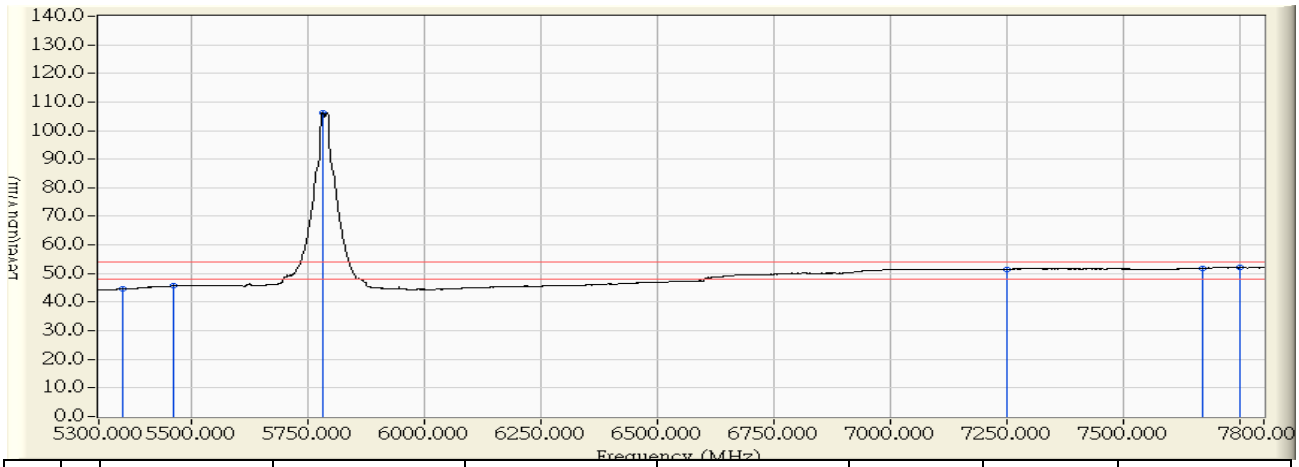

		Frequency (MHz)	Correct Factor (dB)	Reading Level (dBuV)	Measure Level (dBuV/m)	Margin (dB)	Limit (dBuV/m)	Detector Type
1		5350.000	0.934	43.730	44.664	-9.336	54.000	AVERAGE
2		5460.000	1.853	43.812	45.665	-8.335	54.000	AVERAGE
3	*	5780.000	1.331	105.046	106.377	52.377	54.000	AVERAGE
4		7250.000	5.954	45.502	51.455	-2.545	54.000	AVERAGE
5		7667.500	6.703	45.227	51.931	-2.069	54.000	AVERAGE
6		7750.000	6.833	45.175	52.009	-1.991	54.000	AVERAGE

Note:

1. All readings above 1GHz are performed with peak and/or average measurements as necessary.
2. Peak measurements: RBW = 1MHz, VBW = 1MHz, Sweep: Auto.
3. Average measurements: RBW = 1MHz, VBW = 10 Hz, Sweep: Auto.
4. “ * ”, means this data is the worst emission level.
5. Measurement Level = Reading Level + Correct Factor.
6. The average measurement was not performed when the peak measured data under the limit of average detection.

Site : CB1	**Time : 2016/09/02 - 10:50**
Limit : FCC_Part15E_2016_B4_03M_PK	**Margin : 6**
Probe : CB1_FCC_EFS_1-18G_H2 - VERTICAL	**Power : AC 120V/60Hz**
EUT : Dual-Band Wireless-AC PCI-E Adapter	**Note : Mode 2: Transmit_CDD Mode _802.11n(20M)_5785MHz_63-60**

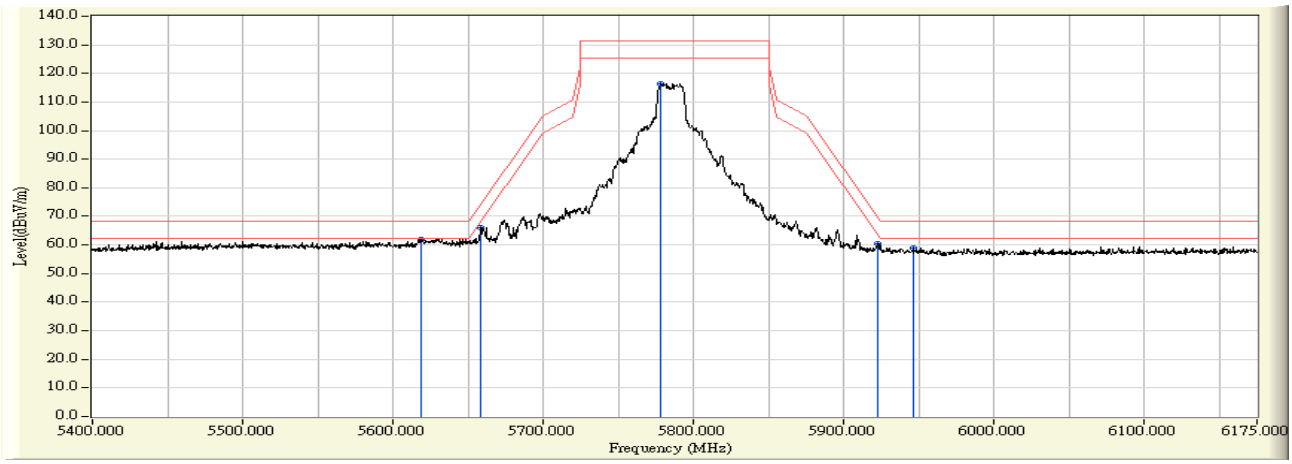

		Frequency (MHz)	Correct Factor (dB)	Reading Level (dBuV)	Measure Level (dBuV/m)	Margin (dB)	Limit (dBuV/m)	Detector Type
1	*	5618.937	1.900	60.147	62.047	-6.153	68.200	PEAK
2	*	5658.462	1.786	64.205	65.990	-8.472	74.462	PEAK
3		5778.200	1.438	115.098	116.536	-14.664	131.200	PEAK
4		5922.350	1.019	59.432	60.451	-9.710	70.161	PEAK
5		5945.987	0.951	58.064	59.014	-9.186	68.200	PEAK

Note:

1. All readings above 1GHz are performed with peak and/or average measurements as necessary.
2. Peak measurements: RBW = 1MHz, VBW = 1MHz, Sweep: Auto.
3. Average measurements: RBW = 1MHz, VBW = 10 Hz, Sweep: Auto.
4. “ * ”, means this data is the worst emission level.
5. Measurement Level = Reading Level + Correct Factor.
6. The average measurement was not performed when the peak measured data under the limit of average detection.

Site : CB1	**Time : 2016/09/02 - 00:18**
Limit : FCC_SpartC_15.209_03M_PK	**Margin : 6**
Probe : CB1_FCC_EFS_1-18G_H2 - VERTICAL	**Power : AC 120V/60Hz**
EUT : Dual-Band Wireless-AC PCI-E Adapter	**Note : Mode 2: Transmit_CDD Mode _802.11n(20M)_5785MHz_63-60**

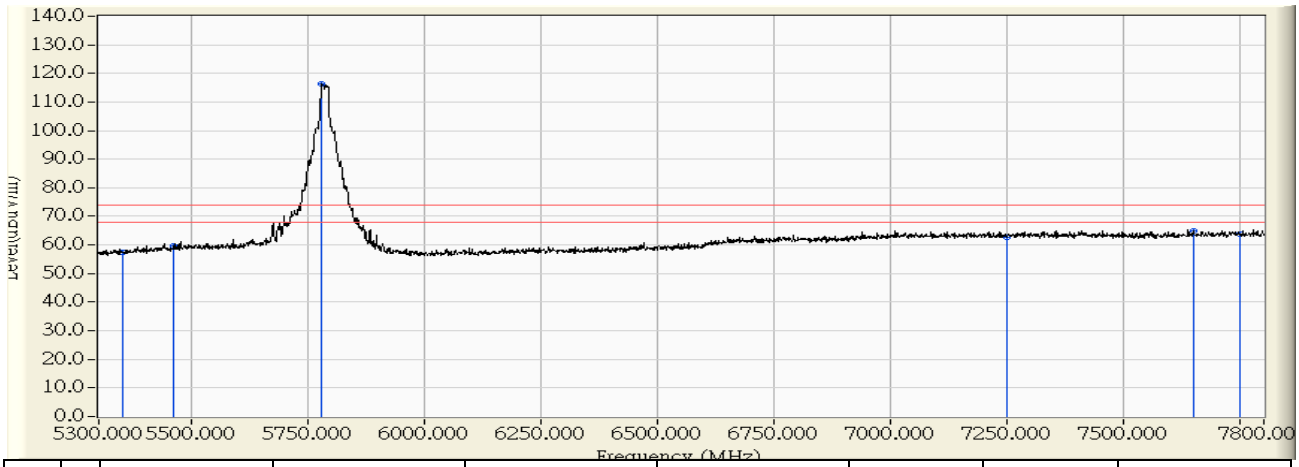

		Frequency (MHz)	Correct Factor (dB)	Reading Level (dBuV)	Measure Level (dBuV/m)	Margin (dB)	Limit (dBuV/m)	Detector Type
1		5350.000	1.250	56.351	57.601	-16.399	74.000	PEAK
2		5460.000	2.114	57.502	59.616	-14.384	74.000	PEAK
3	*	5778.750	1.436	114.863	116.299	42.299	74.000	PEAK
4		7250.000	5.454	57.354	62.807	-11.193	74.000	PEAK
5		7648.750	6.174	58.879	65.053	-8.947	74.000	PEAK
6		7750.000	6.333	57.586	63.920	-10.080	74.000	PEAK

Note:

1. All readings above 1GHz are performed with peak and/or average measurements as necessary.
2. Peak measurements: RBW = 1MHz, VBW = 1MHz, Sweep: Auto.
3. Average measurements: RBW = 1MHz, VBW = 10 Hz, Sweep: Auto.
4. “ * ”, means this data is the worst emission level.
5. Measurement Level = Reading Level + Correct Factor.
6. The average measurement was not performed when the peak measured data under the limit of average detection.

Site : CB1	**Time : 2016/09/02 - 00:20**
Limit : FCC_SpartC_15.209_03M_AV	**Margin : 6**
Probe : CB1_FCC_EFS_1-18G_H2 - VERTICAL	**Power : AC 120V/60Hz**
EUT : Dual-Band Wireless-AC PCI-E Adapter	**Note : Mode 2: Transmit_CDD Mode _802.11n(20M)_5785MHz_63-60**

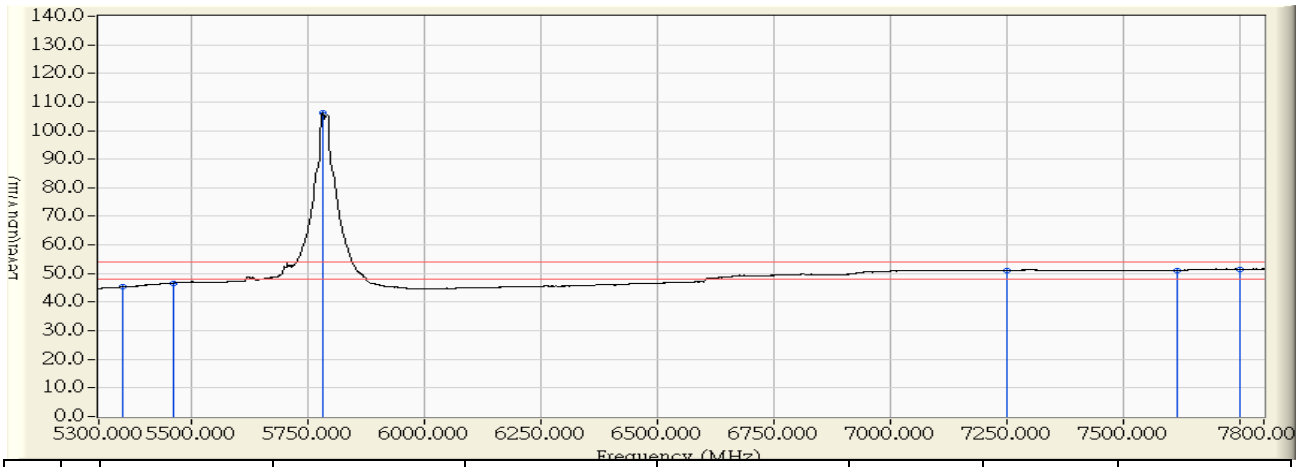

		Frequency (MHz)	Correct Factor (dB)	Reading Level (dBuV)	Measure Level (dBuV/m)	Margin (dB)	Limit (dBuV/m)	Detector Type
1		5350.000	1.250	44.105	45.355	-8.645	54.000	AVERAGE
2		5460.000	2.114	44.544	46.658	-7.342	54.000	AVERAGE
3	*	5780.000	1.433	104.600	106.033	52.033	54.000	AVERAGE
4		7250.000	5.454	45.517	50.970	-3.030	54.000	AVERAGE
5		7613.750	6.119	44.956	51.075	-2.925	54.000	AVERAGE
6		7750.000	6.333	45.171	51.505	-2.495	54.000	AVERAGE

Note:

1. All readings above 1GHz are performed with peak and/or average measurements as necessary.
2. Peak measurements: RBW = 1MHz, VBW = 1MHz, Sweep: Auto.
3. Average measurements: RBW = 1MHz, VBW = 10 Hz, Sweep: Auto.
4. “ * ”, means this data is the worst emission level.
5. Measurement Level = Reading Level + Correct Factor.
6. The average measurement was not performed when the peak measured data under the limit of average detection.

Site : CB1	**Time : 2016/09/02 - 10:50**
Limit : FCC_Part15E_2016_B4_03M_PK	**Margin : 6**
Probe : CB1_FCC_EFS_1-18G_H2 - HORIZONTAL	**Power : AC 120V/60Hz**
EUT : Dual-Band Wireless-AC PCI-E Adapter	**Note : Mode 2: Transmit_CDD Mode _802.11n(20M)_5825MHz_60-56**

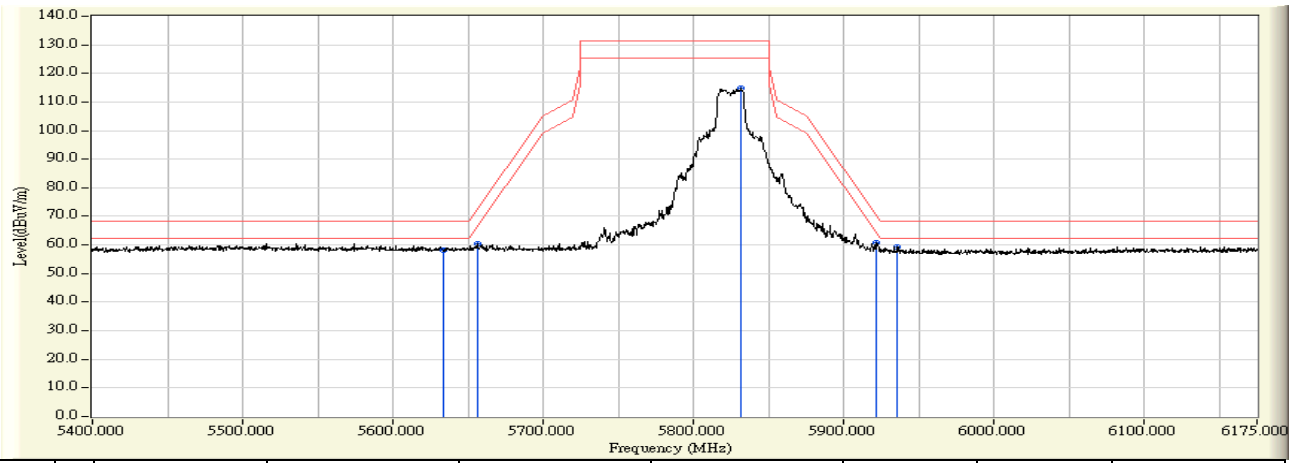

		Frequency (MHz)	Correct Factor (dB)	Reading Level (dBuV)	Measure Level (dBuV/m)	Margin (dB)	Limit (dBuV/m)	Detector Type
1		5634.050	1.682	56.646	58.328	-9.872	68.200	PEAK
2		5656.138	1.629	58.661	60.290	-12.452	72.742	PEAK
3		5831.288	1.208	113.459	114.667	-16.533	131.200	PEAK
4	*	5921.187	0.991	59.953	60.945	-10.077	71.022	PEAK
5	*	5935.525	0.957	58.396	59.353	-8.847	68.200	PEAK

Note:

1. All readings above 1GHz are performed with peak and/or average measurements as necessary.
2. Peak measurements: RBW = 1MHz, VBW = 1MHz, Sweep: Auto.
3. Average measurements: RBW = 1MHz, VBW = 10 Hz, Sweep: Auto.
4. “ * ”, means this data is the worst emission level.
5. Measurement Level = Reading Level + Correct Factor.
6. The average measurement was not performed when the peak measured data under the limit of average detection.

Site : CB1	**Time : 2016/09/02 - 00:40**
Limit : FCC_SpartC_15.209_03M_PK	**Margin : 6**
Probe : CB1_FCC_EFS_1-18G_H2 - HORIZONTAL	**Power : AC 120V/60Hz**
EUT : Dual-Band Wireless-AC PCI-E Adapter	**Note : Mode 2: Transmit_CDD Mode _802.11n(20M)_5825MHz_60-56**

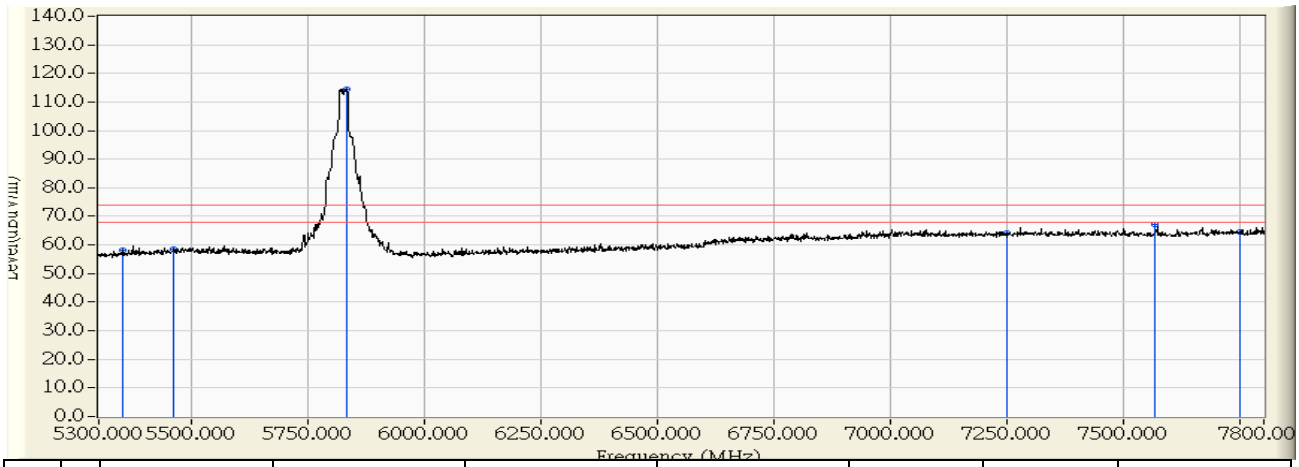

		Frequency (MHz)	Correct Factor (dB)	Reading Level (dBuV)	Measure Level (dBuV/m)	Margin (dB)	Limit (dBuV/m)	Detector Type
1		5350.000	0.934	57.116	58.050	-15.950	74.000	PEAK
2		5460.000	1.853	56.543	58.396	-15.604	74.000	PEAK
3	*	5831.250	1.208	113.285	114.493	40.493	74.000	PEAK
4		7250.000	5.954	58.338	64.291	-9.709	74.000	PEAK
5		7566.026	6.544	60.540	67.083	-6.917	74.000	PEAK
6		7750.000	6.833	57.653	64.487	-9.513	74.000	PEAK

Note:

1. All readings above 1GHz are performed with peak and/or average measurements as necessary.
2. Peak measurements: RBW = 1MHz, VBW = 1MHz, Sweep: Auto.
3. Average measurements: RBW = 1MHz, VBW = 10 Hz, Sweep: Auto.
4. “ * ”, means this data is the worst emission level.
5. Measurement Level = Reading Level + Correct Factor.
6. The average measurement was not performed when the peak measured data under the limit of average detection.

Site : CB1	**Time : 2016/09/02 - 00:42**
Limit : FCC_SpartC_15.209_03M_AV	**Margin : 6**
Probe : CB1_FCC_EFS_1-18G_H2 - HORIZONTAL	**Power : AC 120V/60Hz**
EUT : Dual-Band Wireless-AC PCI-E Adapter	**Note : Mode 2: Transmit_CDD Mode _802.11n(20M)_5825MHz_60-56**

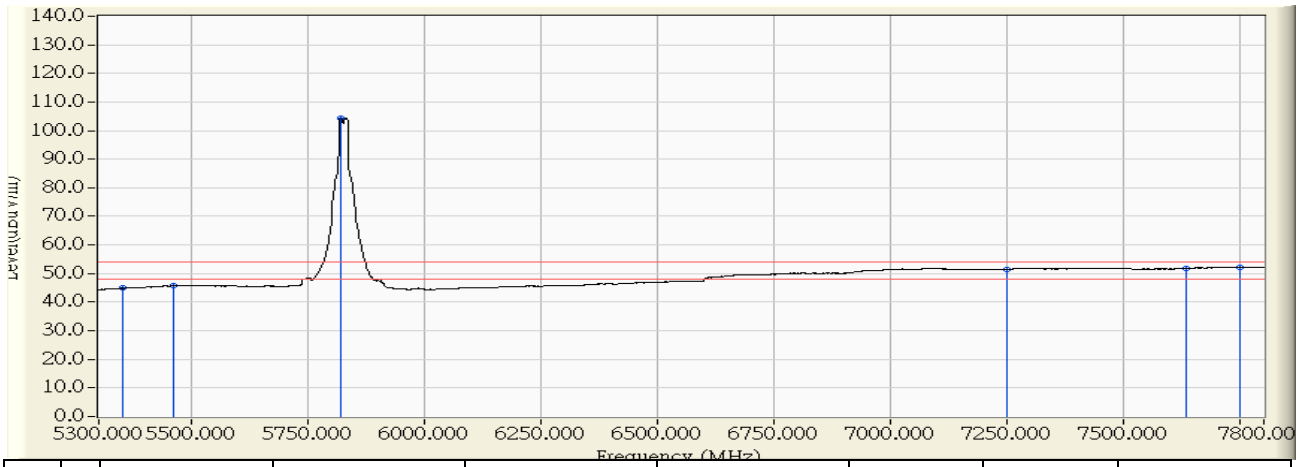

		Frequency (MHz)	Correct Factor (dB)	Reading Level (dBuV)	Measure Level (dBuV/m)	Margin (dB)	Limit (dBuV/m)	Detector Type
1		5350.000	0.934	43.935	44.869	-9.131	54.000	AVERAGE
2		5460.000	1.853	43.952	45.805	-8.195	54.000	AVERAGE
3	*	5820.000	1.235	103.062	104.297	50.297	54.000	AVERAGE
4		7250.000	5.954	45.533	51.486	-2.514	54.000	AVERAGE
5		7632.500	6.648	45.243	51.891	-2.109	54.000	AVERAGE
6		7750.000	6.833	45.195	52.029	-1.971	54.000	AVERAGE

Note:

1. All readings above 1GHz are performed with peak and/or average measurements as necessary.
2. Peak measurements: RBW = 1MHz, VBW = 1MHz, Sweep: Auto.
3. Average measurements: RBW = 1MHz, VBW = 10 Hz, Sweep: Auto.
4. “ * ”, means this data is the worst emission level.
5. Measurement Level = Reading Level + Correct Factor.
6. The average measurement was not performed when the peak measured data under the limit of average detection.

Site : CB1	**Time : 2016/09/02 - 10:50**
Limit : FCC_Part15E_2016_B4_03M_PK	**Margin : 6**
Probe : CB1_FCC_EFS_1-18G_H2 - VERTICAL	**Power : AC 120V/60Hz**
EUT : Dual-Band Wireless-AC PCI-E Adapter	**Note : Mode 2: Transmit_CDD Mode _802.11n(20M)_5825MHz_60-56**

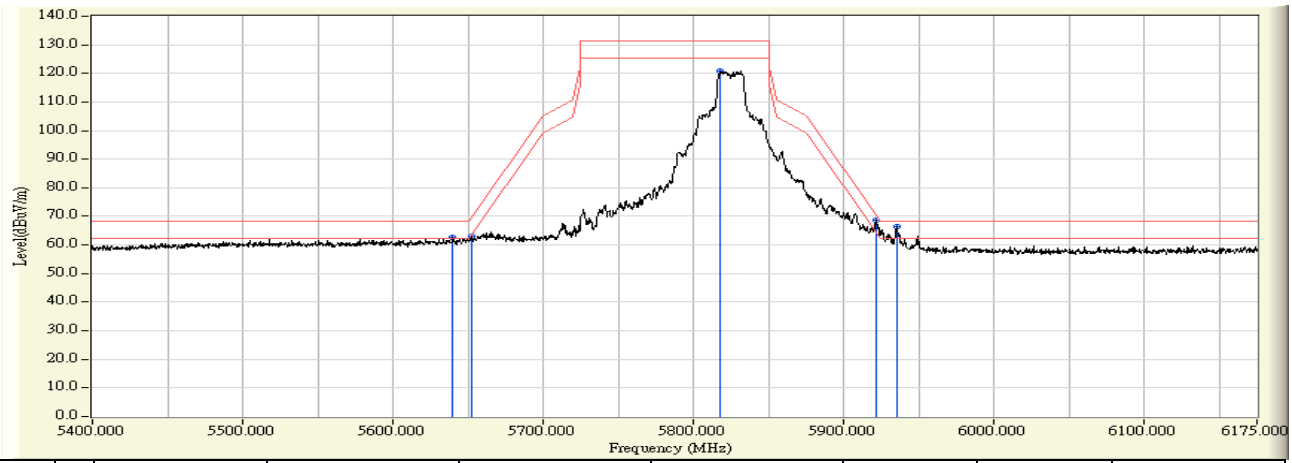

		Frequency (MHz)	Correct Factor (dB)	Reading Level (dBuV)	Measure Level (dBuV/m)	Margin (dB)	Limit (dBuV/m)	Detector Type
1		5639.862	1.840	60.974	62.814	-5.386	68.200	PEAK
2		5652.263	1.804	61.238	63.041	-6.834	69.875	PEAK
3		5818.112	1.322	119.440	120.762	-10.438	131.200	PEAK
4	*	5921.962	1.021	67.824	68.844	-1.604	70.448	PEAK
5		5935.138	0.982	65.301	66.283	-1.917	68.200	PEAK

Note:

1. All readings above 1GHz are performed with peak and/or average measurements as necessary.
2. Peak measurements: RBW = 1MHz, VBW = 1MHz, Sweep: Auto.
3. Average measurements: RBW = 1MHz, VBW = 10 Hz, Sweep: Auto.
4. “ * ”, means this data is the worst emission level.
5. Measurement Level = Reading Level + Correct Factor.
6. The average measurement was not performed when the peak measured data under the limit of average detection.

Site : CB1	**Time : 2016/09/02 - 00:34**
Limit : FCC_SpartC_15.209_03M_PK	**Margin : 6**
Probe : CB1_FCC_EFS_1-18G_H2 - VERTICAL	**Power : AC 120V/60Hz**
EUT : Dual-Band Wireless-AC PCI-E Adapter	**Note : Mode 2: Transmit_CDD Mode _802.11n(20M)_5825MHz_60-56**

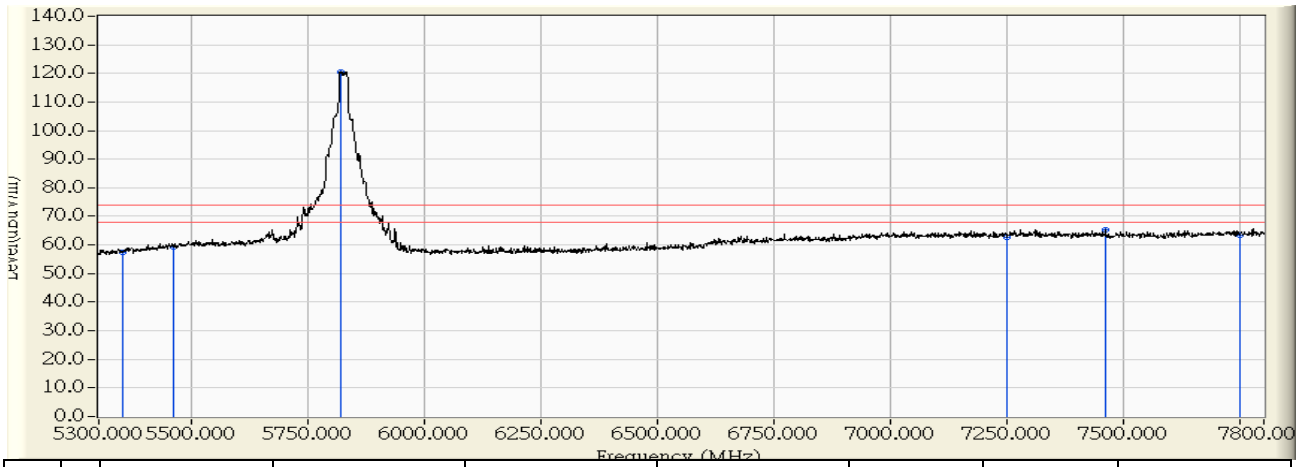

		Frequency (MHz)	Correct Factor (dB)	Reading Level (dBuV)	Measure Level (dBuV/m)	Margin (dB)	Limit (dBuV/m)	Detector Type
1		5350.000	1.250	56.202	57.452	-16.548	74.000	PEAK
2		5460.000	2.114	57.223	59.337	-14.663	74.000	PEAK
3	*	5818.750	1.320	119.247	120.567	46.567	74.000	PEAK
4		7250.000	5.454	57.384	62.837	-11.163	74.000	PEAK
5		7460.000	5.867	59.515	65.382	-8.618	74.000	PEAK
6		7750.000	6.333	57.129	63.463	-10.537	74.000	PEAK

Note:

1. All readings above 1GHz are performed with peak and/or average measurements as necessary.
2. Peak measurements: RBW = 1MHz, VBW = 1MHz, Sweep: Auto.
3. Average measurements: RBW = 1MHz, VBW = 10 Hz, Sweep: Auto.
4. “ * ”, means this data is the worst emission level.
5. Measurement Level = Reading Level + Correct Factor.
6. The average measurement was not performed when the peak measured data under the limit of average detection.

Site : CB1	**Time : 2016/09/02 - 00:35**
Limit : FCC_SpartC_15.209_03M_AV	**Margin : 6**
Probe : CB1_FCC_EFS_1-18G_H2 - VERTICAL	**Power : AC 120V/60Hz**
EUT : Dual-Band Wireless-AC PCI-E Adapter	**Note : Mode 2: Transmit_CDD Mode _802.11n(20M)_5825MHz_60-56**

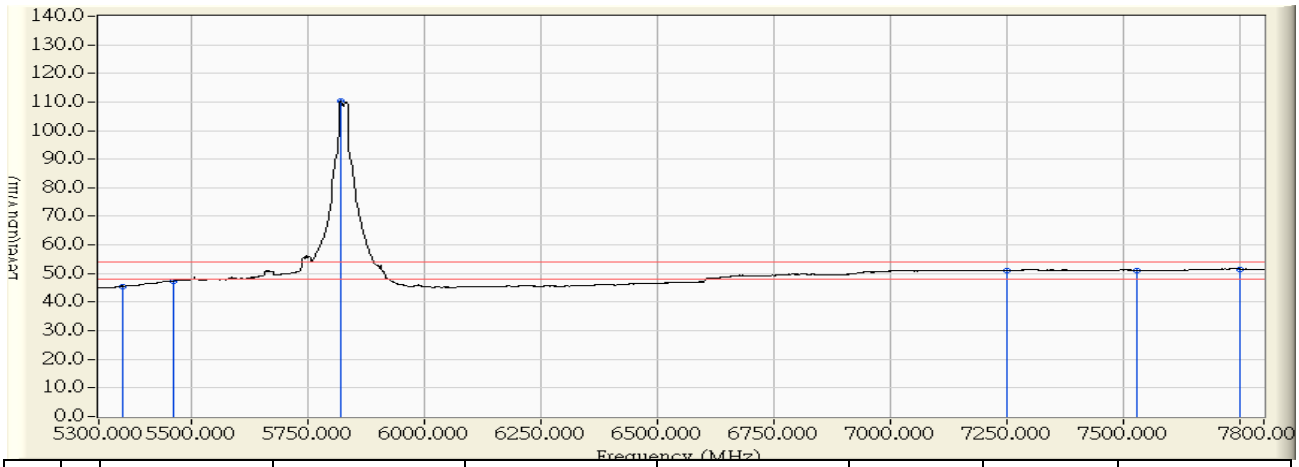

		Frequency (MHz)	Correct Factor (dB)	Reading Level (dBuV)	Measure Level (dBuV/m)	Margin (dB)	Limit (dBuV/m)	Detector Type
1		5350.000	1.250	44.353	45.603	-8.397	54.000	AVERAGE
2		5460.000	2.114	45.302	47.416	-6.584	54.000	AVERAGE
3	*	5820.000	1.316	109.066	110.382	56.382	54.000	AVERAGE
4		7250.000	5.454	45.540	50.993	-3.007	54.000	AVERAGE
5		7526.250	5.980	45.126	51.106	-2.894	54.000	AVERAGE
6		7750.000	6.333	45.262	51.596	-2.404	54.000	AVERAGE

Note:

1. All readings above 1GHz are performed with peak and/or average measurements as necessary.
2. Peak measurements: RBW = 1MHz, VBW = 1MHz, Sweep: Auto.
3. Average measurements: RBW = 1MHz, VBW = 10 Hz, Sweep: Auto.
4. “ * ”, means this data is the worst emission level.
5. Measurement Level = Reading Level + Correct Factor.
6. The average measurement was not performed when the peak measured data under the limit of average detection.

Site : CB1	**Time : 2016/09/02 - 10:51**
Limit : FCC_Part15E_2016_B4_03M_PK	**Margin : 6**
Probe : CB1_FCC_EFS_1-18G_H2 - HORIZONTAL	**Power : AC 120V/60Hz**
EUT : Dual-Band Wireless-AC PCI-E Adapter	**Note : Mode 2: Transmit_CDD Mode _802.11n(40M)_5755MHz_52-50**

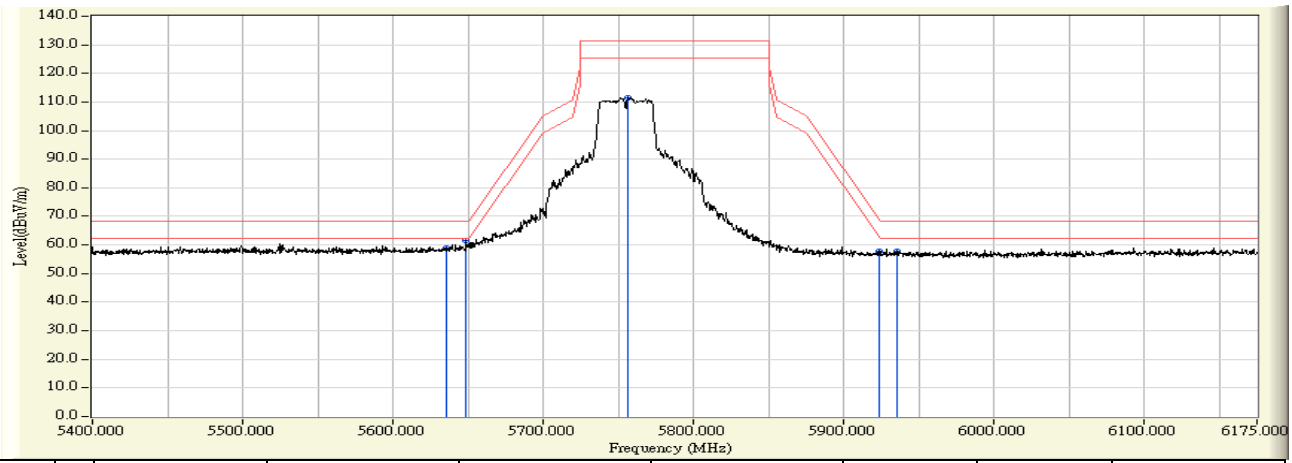

		Frequency (MHz)	Correct Factor (dB)	Reading Level (dBuV)	Measure Level (dBuV/m)	Margin (dB)	Limit (dBuV/m)	Detector Type
1		5635.987	1.677	57.287	58.964	-9.236	68.200	PEAK
2	*	5648.775	1.647	59.737	61.383	-6.817	68.200	PEAK
3		5756.500	1.388	110.143	111.531	-19.669	131.200	PEAK
4		5923.125	0.987	56.829	57.816	-11.771	69.588	PEAK
5		5935.138	0.958	56.907	57.865	-10.335	68.200	PEAK

Note:

1. All readings above 1GHz are performed with peak and/or average measurements as necessary.
2. Peak measurements: RBW = 1MHz, VBW = 1MHz, Sweep: Auto.
3. Average measurements: RBW = 1MHz, VBW = 10 Hz, Sweep: Auto.
4. “ * ”, means this data is the worst emission level.
5. Measurement Level = Reading Level + Correct Factor.
6. The average measurement was not performed when the peak measured data under the limit of average detection.

Site : CB1	**Time : 2016/09/02 - 01:05**
Limit : FCC_SpartC_15.209_03M_PK	**Margin : 6**
Probe : CB1_FCC_EFS_1-18G_H2 - HORIZONTAL	**Power : AC 120V/60Hz**
EUT : Dual-Band Wireless-AC PCI-E Adapter	**Note : Mode 2: Transmit_CDD Mode _802.11n(40M)_5755MHz_52-50**

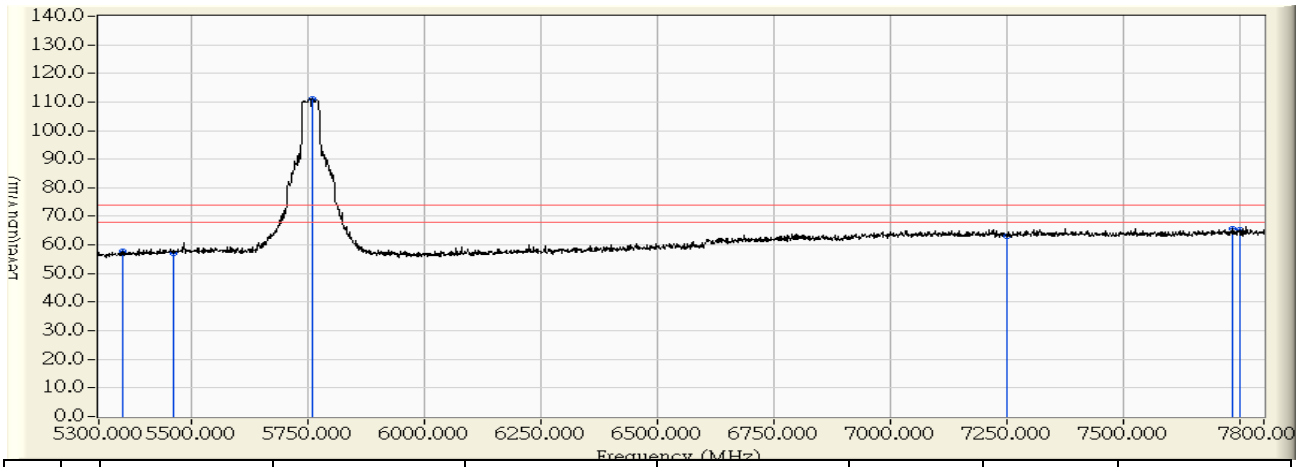

		Frequency (MHz)	Correct Factor (dB)	Reading Level (dBuV)	Measure Level (dBuV/m)	Margin (dB)	Limit (dBuV/m)	Detector Type
1		5350.000	0.934	56.701	57.635	-16.365	74.000	PEAK
2		5460.000	1.853	55.344	57.197	-16.803	74.000	PEAK
3	*	5757.500	1.386	109.866	111.251	37.251	74.000	PEAK
4		7250.000	5.954	57.195	63.148	-10.852	74.000	PEAK
5		7732.500	6.806	58.926	65.732	-8.268	74.000	PEAK
6		7750.000	6.833	58.407	65.241	-8.759	74.000	PEAK

Note:

1. All readings above 1GHz are performed with peak and/or average measurements as necessary.
2. Peak measurements: RBW = 1MHz, VBW = 1MHz, Sweep: Auto.
3. Average measurements: RBW = 1MHz, VBW = 10 Hz, Sweep: Auto.
4. “ * ”, means this data is the worst emission level.
5. Measurement Level = Reading Level + Correct Factor.
6. The average measurement was not performed when the peak measured data under the limit of average detection.

Site : CB1	**Time : 2016/09/02 - 01:10**
Limit : FCC_SpartC_15.209_03M_AV	**Margin : 6**
Probe : CB1_FCC_EFS_1-18G_H2 - HORIZONTAL	**Power : AC 120V/60Hz**
EUT : Dual-Band Wireless-AC PCI-E Adapter	**Note : Mode 2: Transmit_CDD Mode _802.11n(40M)_5755MHz_52-50**

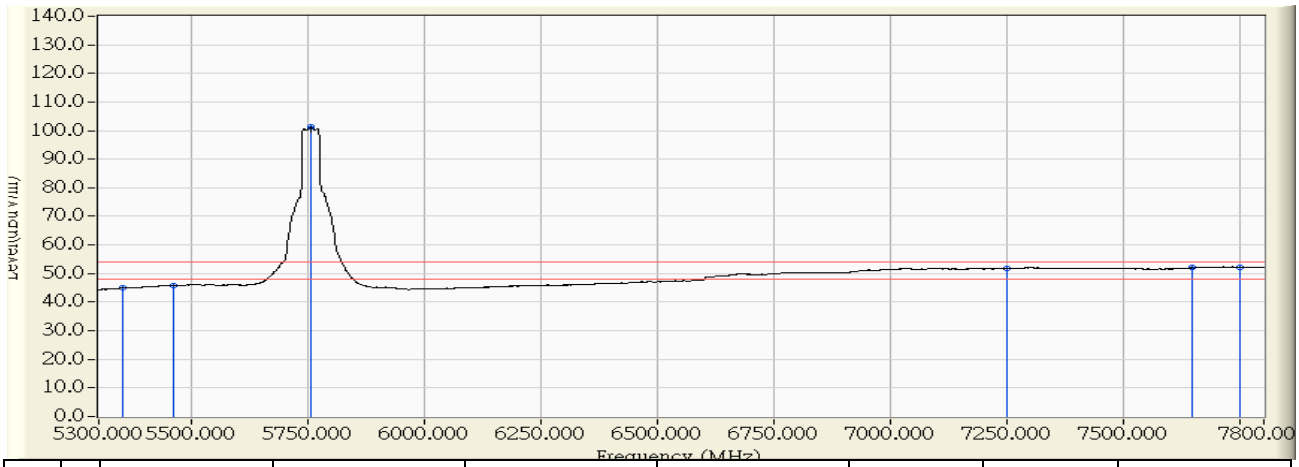

		Frequency (MHz)	Correct Factor (dB)	Reading Level (dBuV)	Measure Level (dBuV/m)	Margin (dB)	Limit (dBuV/m)	Detector Type
1		5350.000	0.934	43.988	44.922	-9.078	54.000	AVERAGE
2		5460.000	1.853	44.065	45.918	-8.082	54.000	AVERAGE
3	*	5753.750	1.394	99.793	101.187	47.187	54.000	AVERAGE
4		7250.000	5.954	45.751	51.704	-2.296	54.000	AVERAGE
5		7645.000	6.668	45.348	52.016	-1.984	54.000	AVERAGE
6		7750.000	6.833	45.485	52.319	-1.681	54.000	AVERAGE

Note:

1. All readings above 1GHz are performed with peak and/or average measurements as necessary.
2. Peak measurements: RBW = 1MHz, VBW = 1MHz, Sweep: Auto.
3. Average measurements: RBW = 1MHz, VBW = 10 Hz, Sweep: Auto.
4. “ * ”, means this data is the worst emission level.
5. Measurement Level = Reading Level + Correct Factor.
6. The average measurement was not performed when the peak measured data under the limit of average detection.

Site : CB1	**Time : 2016/09/02 - 10:51**
Limit : FCC_Part15E_2016_B4_03M_PK	**Margin : 6**
Probe : CB1_FCC_EFS_1-18G_H2 - VERTICAL	**Power : AC 120V/60Hz**
EUT : Dual-Band Wireless-AC PCI-E Adapter	**Note : Mode 2: Transmit_CDD Mode _802.11n(40M)_5755MHz_52-50**

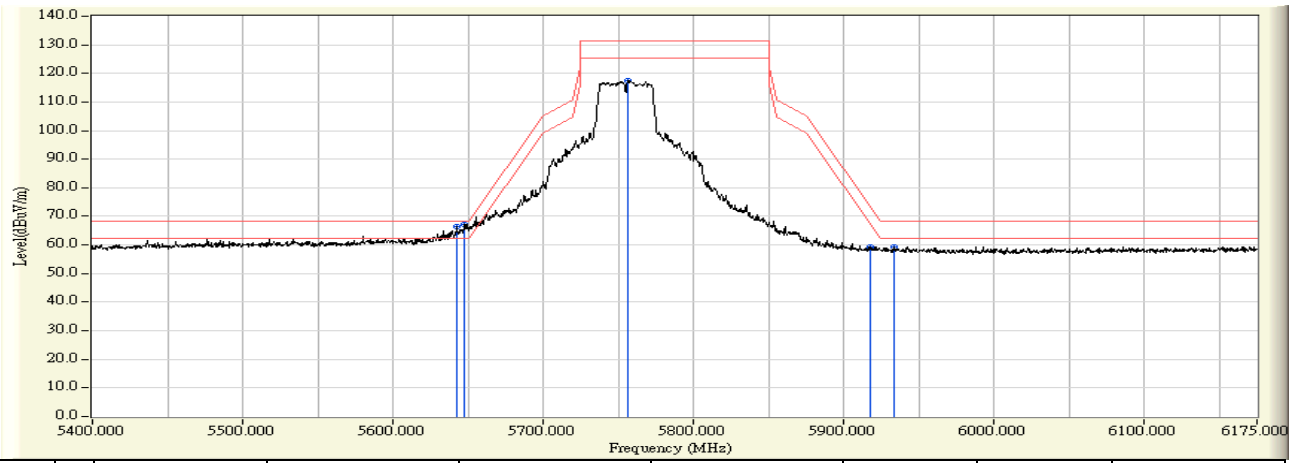

		Frequency (MHz)	Correct Factor (dB)	Reading Level (dBuV)	Measure Level (dBuV/m)	Margin (dB)	Limit (dBuV/m)	Detector Type
1		5642.575	1.831	64.426	66.258	-1.942	68.200	PEAK
2	*	5647.612	1.817	65.204	67.021	-1.179	68.200	PEAK
3		5756.500	1.501	115.997	117.498	-13.702	131.200	PEAK
4		5917.700	1.033	58.307	59.340	-14.262	73.602	PEAK
5		5933.975	0.986	58.376	59.361	-8.839	68.200	PEAK

Note:

1. All readings above 1GHz are performed with peak and/or average measurements as necessary.
2. Peak measurements: RBW = 1MHz, VBW = 1MHz, Sweep: Auto.
3. Average measurements: RBW = 1MHz, VBW = 10 Hz, Sweep: Auto.
4. “ * ”, means this data is the worst emission level.
5. Measurement Level = Reading Level + Correct Factor.
6. The average measurement was not performed when the peak measured data under the limit of average detection.

Site : CB1	**Time : 2016/09/02 - 00:48**
Limit : FCC_SpartC_15.209_03M_PK	**Margin : 6**
Probe : CB1_FCC_EFS_1-18G_H2 - VERTICAL	**Power : AC 120V/60Hz**
EUT : Dual-Band Wireless-AC PCI-E Adapter	**Note : Mode 2: Transmit_CDD Mode _802.11n(40M)_5755MHz_52-50**

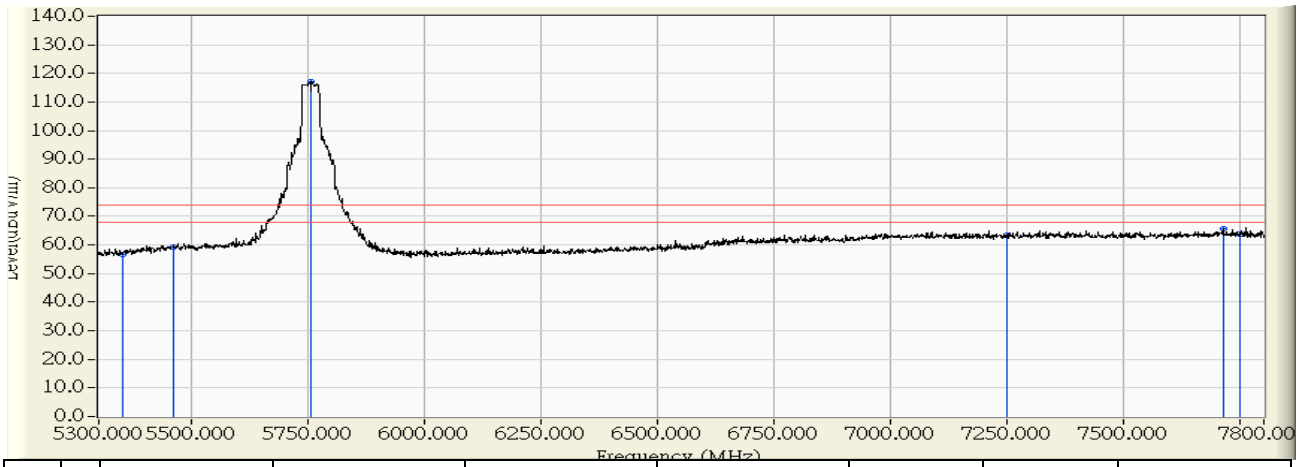

		Frequency (MHz)	Correct Factor (dB)	Reading Level (dBuV)	Measure Level (dBuV/m)	Margin (dB)	Limit (dBuV/m)	Detector Type
1		5350.000	1.250	55.558	56.808	-17.192	74.000	PEAK
2		5460.000	2.114	57.112	59.226	-14.774	74.000	PEAK
3	*	5756.250	1.502	115.501	117.002	43.002	74.000	PEAK
4		7250.000	5.454	57.864	63.317	-10.683	74.000	PEAK
5		7712.500	6.274	59.268	65.543	-8.457	74.000	PEAK
6		7750.000	6.333	57.556	63.890	-10.110	74.000	PEAK

Note:

1. All readings above 1GHz are performed with peak and/or average measurements as necessary.
2. Peak measurements: RBW = 1MHz, VBW = 1MHz, Sweep: Auto.
3. Average measurements: RBW = 1MHz, VBW = 10 Hz, Sweep: Auto.
4. “ * ”, means this data is the worst emission level.
5. Measurement Level = Reading Level + Correct Factor.
6. The average measurement was not performed when the peak measured data under the limit of average detection.

Site : CB1	**Time : 2016/09/02 - 00:54**
Limit : FCC_SpartC_15.209_03M_AV	**Margin : 6**
Probe : CB1_FCC_EFS_1-18G_H2 - VERTICAL	**Power : AC 120V/60Hz**
EUT : Dual-Band Wireless-AC PCI-E Adapter	**Note : Mode 2: Transmit_CDD Mode _802.11n(40M)_5755MHz_52-50**

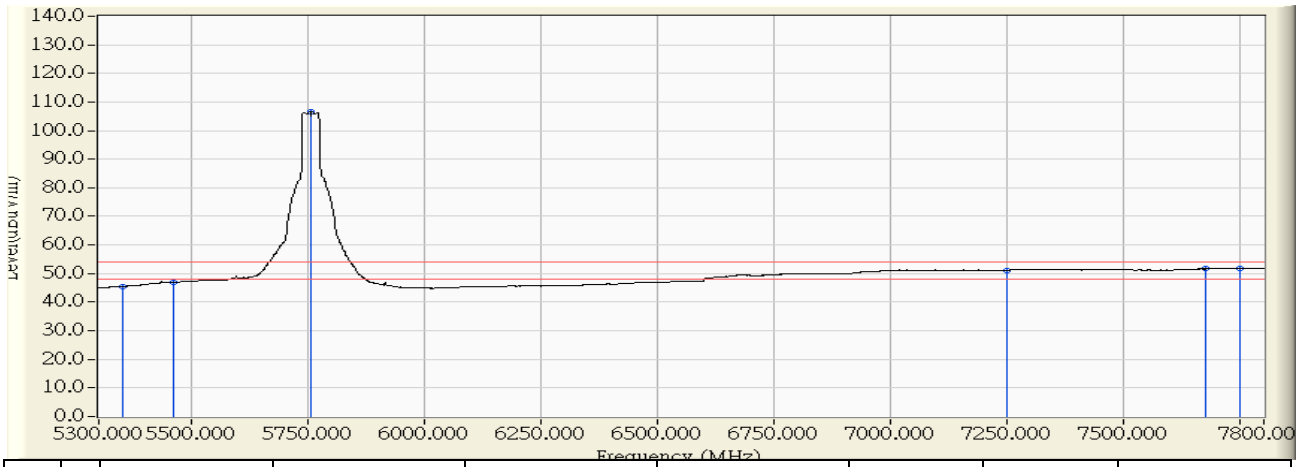

		Frequency (MHz)	Correct Factor (dB)	Reading Level (dBuV)	Measure Level (dBuV/m)	Margin (dB)	Limit (dBuV/m)	Detector Type
1		5350.000	1.250	44.297	45.547	-8.453	54.000	AVERAGE
2		5460.000	2.114	44.870	46.984	-7.016	54.000	AVERAGE
3	*	5753.750	1.508	105.220	106.729	52.729	54.000	AVERAGE
4		7250.000	5.454	45.771	51.224	-2.776	54.000	AVERAGE
5		7675.000	6.215	45.442	51.657	-2.343	54.000	AVERAGE
6		7750.000	6.333	45.374	51.708	-2.292	54.000	AVERAGE

Note:

1. All readings above 1GHz are performed with peak and/or average measurements as necessary.
2. Peak measurements: RBW = 1MHz, VBW = 1MHz, Sweep: Auto.
3. Average measurements: RBW = 1MHz, VBW = 10 Hz, Sweep: Auto.
4. “ * ”, means this data is the worst emission level.
5. Measurement Level = Reading Level + Correct Factor.
6. The average measurement was not performed when the peak measured data under the limit of average detection.

Site : CB1	**Time : 2016/09/02 - 10:51**
Limit : FCC_Part15E_2016_B4_03M_PK	**Margin : 6**
Probe : CB1_FCC_EFS_1-18G_H2 - HORIZONTAL	**Power : AC 120V/60Hz**
EUT : Dual-Band Wireless-AC PCI-E Adapter	**Note : Mode 2: Transmit_CDD Mode _802.11n(40M)_5795MHz_55-52**

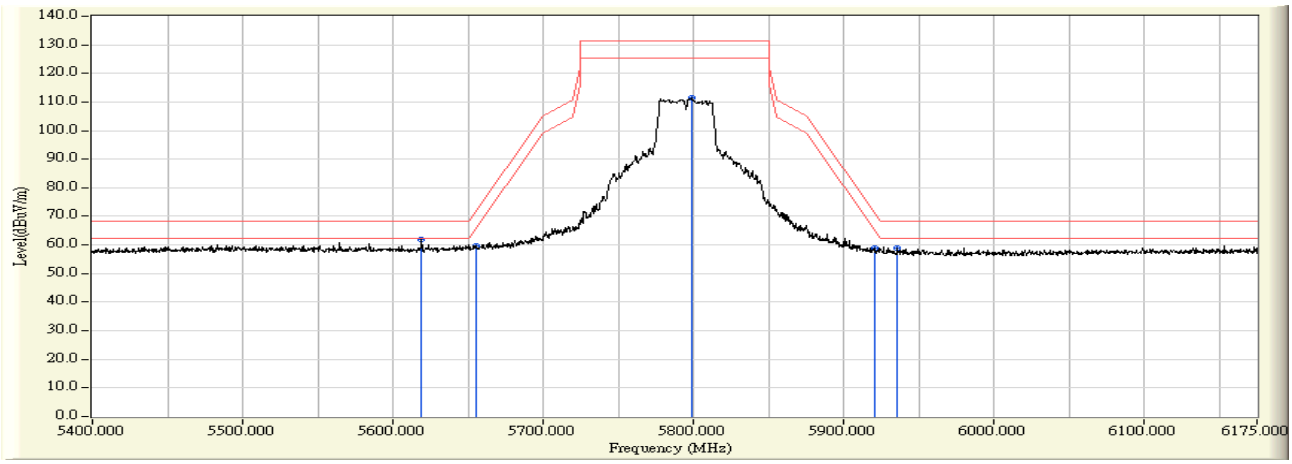

		Frequency (MHz)	Correct Factor (dB)	Reading Level (dBuV)	Measure Level (dBuV/m)	Margin (dB)	Limit (dBuV/m)	Detector Type
1	*	5618.937	1.718	60.121	61.839	-6.361	68.200	PEAK
2		5654.975	1.632	58.190	59.822	-12.059	71.882	PEAK
3		5799.125	1.285	110.034	111.319	-19.881	131.200	PEAK
4		5920.413	0.994	57.814	58.807	-12.787	71.594	PEAK
5		5935.525	0.957	57.890	58.847	-9.353	68.200	PEAK

Note:

1. All readings above 1GHz are performed with peak and/or average measurements as necessary.
2. Peak measurements: RBW = 1MHz, VBW = 1MHz, Sweep: Auto.
3. Average measurements: RBW = 1MHz, VBW = 10 Hz, Sweep: Auto.
4. “ * ”, means this data is the worst emission level.
5. Measurement Level = Reading Level + Correct Factor.
6. The average measurement was not performed when the peak measured data under the limit of average detection.

Site : CB1	**Time : 2016/09/02 - 01:27**
Limit : FCC_SpartC_15.209_03M_PK	**Margin : 6**
Probe : CB1_FCC_EFS_1-18G_H2 - HORIZONTAL	**Power : AC 120V/60Hz**
EUT : Dual-Band Wireless-AC PCI-E Adapter	**Note : Mode 2: Transmit_CDD Mode _802.11n(40M)_5795MHz_55-52**

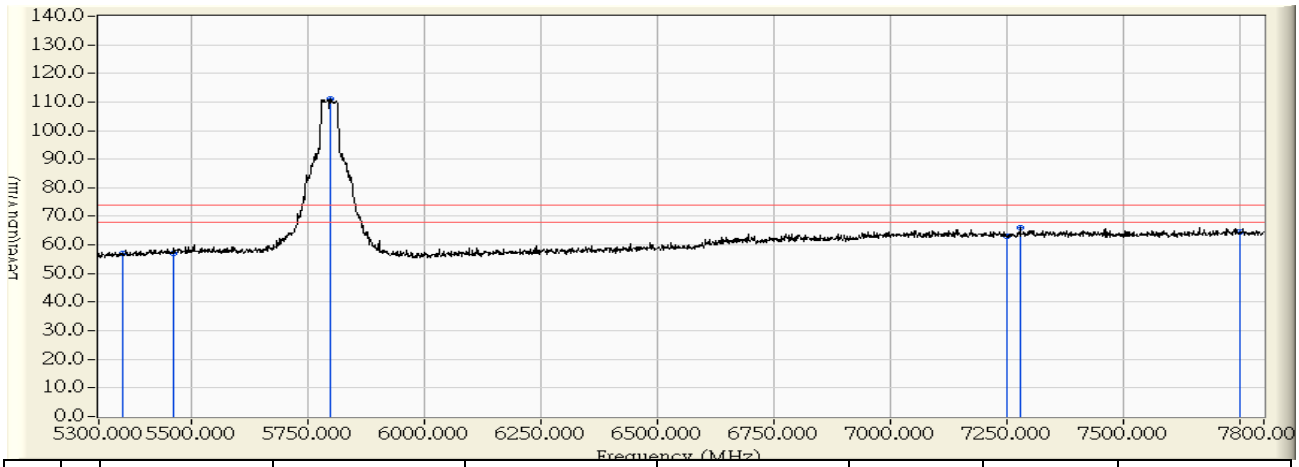

		Frequency (MHz)	Correct Factor (dB)	Reading Level (dBuV)	Measure Level (dBuV/m)	Margin (dB)	Limit (dBuV/m)	Detector Type
1		5350.000	0.934	56.022	56.956	-17.044	74.000	PEAK
2		5460.000	1.853	55.281	57.134	-16.866	74.000	PEAK
3	*	5796.250	1.292	109.749	111.041	37.041	74.000	PEAK
4		7250.000	5.954	56.937	62.890	-11.110	74.000	PEAK
5		7277.500	6.007	60.055	66.063	-7.937	74.000	PEAK
6		7750.000	6.833	57.651	64.485	-9.515	74.000	PEAK

Note:

1. All readings above 1GHz are performed with peak and/or average measurements as necessary.
2. Peak measurements: RBW = 1MHz, VBW = 1MHz, Sweep: Auto.
3. Average measurements: RBW = 1MHz, VBW = 10 Hz, Sweep: Auto.
4. “ * ”, means this data is the worst emission level.
5. Measurement Level = Reading Level + Correct Factor.
6. The average measurement was not performed when the peak measured data under the limit of average detection.

Site : CB1	**Time : 2016/09/02 - 01:28**
Limit : FCC_SpartC_15.209_03M_AV	**Margin : 6**
Probe : CB1_FCC_EFS_1-18G_H2 - HORIZONTAL	**Power : AC 120V/60Hz**
EUT : Dual-Band Wireless-AC PCI-E Adapter	**Note : Mode 2: Transmit_CDD Mode _802.11n(40M)_5795MHz_55-52**

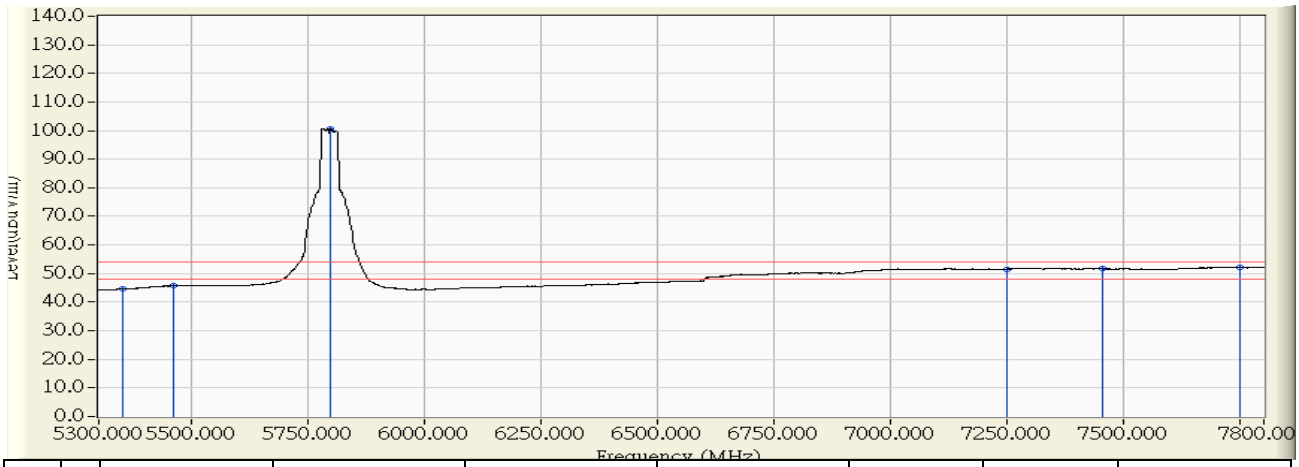

		Frequency (MHz)	Correct Factor (dB)	Reading Level (dBuV)	Measure Level (dBuV/m)	Margin (dB)	Limit (dBuV/m)	Detector Type
1		5350.000	0.934	43.723	44.657	-9.343	54.000	AVERAGE
2		5460.000	1.853	43.823	45.676	-8.324	54.000	AVERAGE
3	*	5796.250	1.292	99.420	100.712	46.712	54.000	AVERAGE
4		7250.000	5.954	45.554	51.507	-2.493	54.000	AVERAGE
5		7452.500	6.352	45.279	51.631	-2.369	54.000	AVERAGE
6		7750.000	6.833	45.211	52.045	-1.955	54.000	AVERAGE

Note:

1. All readings above 1GHz are performed with peak and/or average measurements as necessary.
2. Peak measurements: RBW = 1MHz, VBW = 1MHz, Sweep: Auto.
3. Average measurements: RBW = 1MHz, VBW = 10 Hz, Sweep: Auto.
4. “ * ”, means this data is the worst emission level.
5. Measurement Level = Reading Level + Correct Factor.
6. The average measurement was not performed when the peak measured data under the limit of average detection.

Site : CB1	**Time : 2016/09/02 - 10:51**
Limit : FCC_Part15E_2016_B4_03M_PK	**Margin : 6**
Probe : CB1_FCC_EFS_1-18G_H2 - VERTICAL	**Power : AC 120V/60Hz**
EUT : Dual-Band Wireless-AC PCI-E Adapter	**Note : Mode 2: Transmit_CDD Mode _802.11n(40M)_5795MHz_55-52**

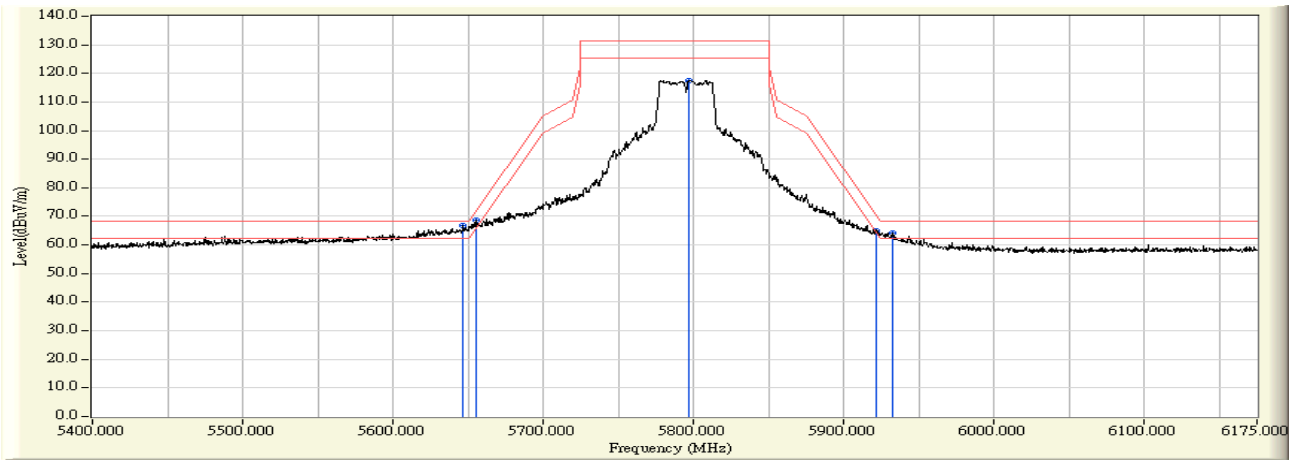

		Frequency (MHz)	Correct Factor (dB)	Reading Level (dBuV)	Measure Level (dBuV/m)	Margin (dB)	Limit (dBuV/m)	Detector Type
1	*	5646.450	1.820	64.857	66.677	-1.523	68.200	PEAK
2	*	5654.975	1.796	66.943	68.739	-3.142	71.882	PEAK
3		5796.413	1.385	116.130	117.515	-13.685	131.200	PEAK
4		5921.187	1.022	64.091	65.114	-5.908	71.022	PEAK
5		5932.812	0.989	63.188	64.177	-4.023	68.200	PEAK

Note:

1. All readings above 1GHz are performed with peak and/or average measurements as necessary.
2. Peak measurements: RBW = 1MHz, VBW = 1MHz, Sweep: Auto.
3. Average measurements: RBW = 1MHz, VBW = 10 Hz, Sweep: Auto.
4. “ * ”, means this data is the worst emission level.
5. Measurement Level = Reading Level + Correct Factor.
6. The average measurement was not performed when the peak measured data under the limit of average detection.

Site : CB1	**Time : 2016/09/02 - 01:20**
Limit : FCC_SpartC_15.209_03M_PK	**Margin : 6**
Probe : CB1_FCC_EFS_1-18G_H2 - VERTICAL	**Power : AC 120V/60Hz**
EUT : Dual-Band Wireless-AC PCI-E Adapter	**Note : Mode 2: Transmit_CDD Mode _802.11n(40M)_5795MHz_55-52**

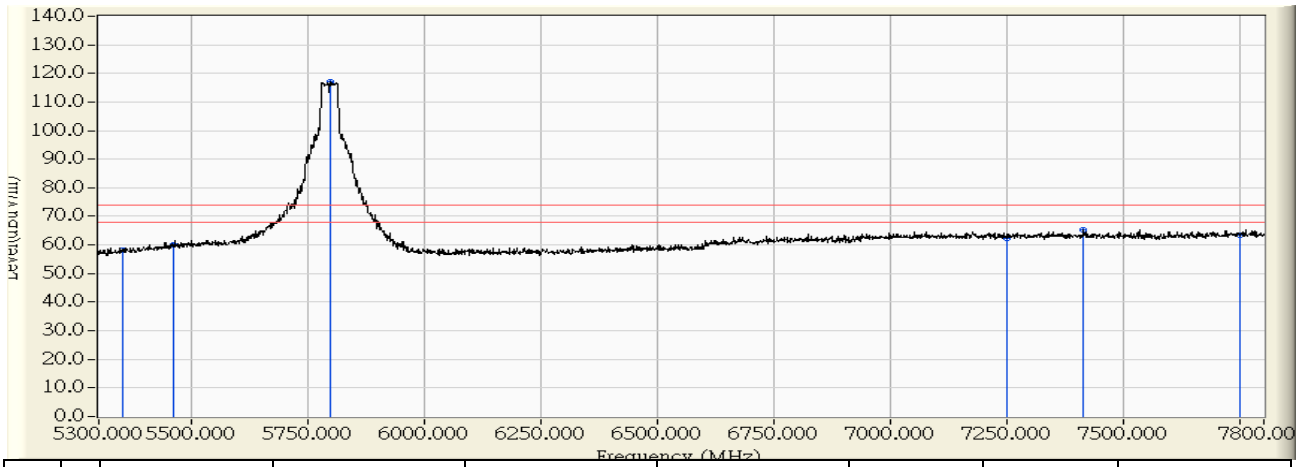

		Frequency (MHz)	Correct Factor (dB)	Reading Level (dBuV)	Measure Level (dBuV/m)	Margin (dB)	Limit (dBuV/m)	Detector Type
1		5350.000	1.250	56.937	58.187	-15.813	74.000	PEAK
2		5460.000	2.114	58.118	60.232	-13.768	74.000	PEAK
3	*	5796.250	1.386	115.658	117.043	43.043	74.000	PEAK
4		7250.000	5.454	56.733	62.186	-11.814	74.000	PEAK
5		7413.750	5.775	59.353	65.129	-8.871	74.000	PEAK
6		7750.000	6.333	57.259	63.593	-10.407	74.000	PEAK

Note:

1. All readings above 1GHz are performed with peak and/or average measurements as necessary.
2. Peak measurements: RBW = 1MHz, VBW = 1MHz, Sweep: Auto.
3. Average measurements: RBW = 1MHz, VBW = 10 Hz, Sweep: Auto.
4. “ * ”, means this data is the worst emission level.
5. Measurement Level = Reading Level + Correct Factor.
6. The average measurement was not performed when the peak measured data under the limit of average detection.

Site : CB1	**Time : 2016/09/02 - 01:23**
Limit : FCC_SpartC_15.209_03M_AV	**Margin : 6**
Probe : CB1_FCC_EFS_1-18G_H2 - VERTICAL	**Power : AC 120V/60Hz**
EUT : Dual-Band Wireless-AC PCI-E Adapter	**Note : Mode 2: Transmit_CDD Mode _802.11n(40M)_5795MHz_55-52**

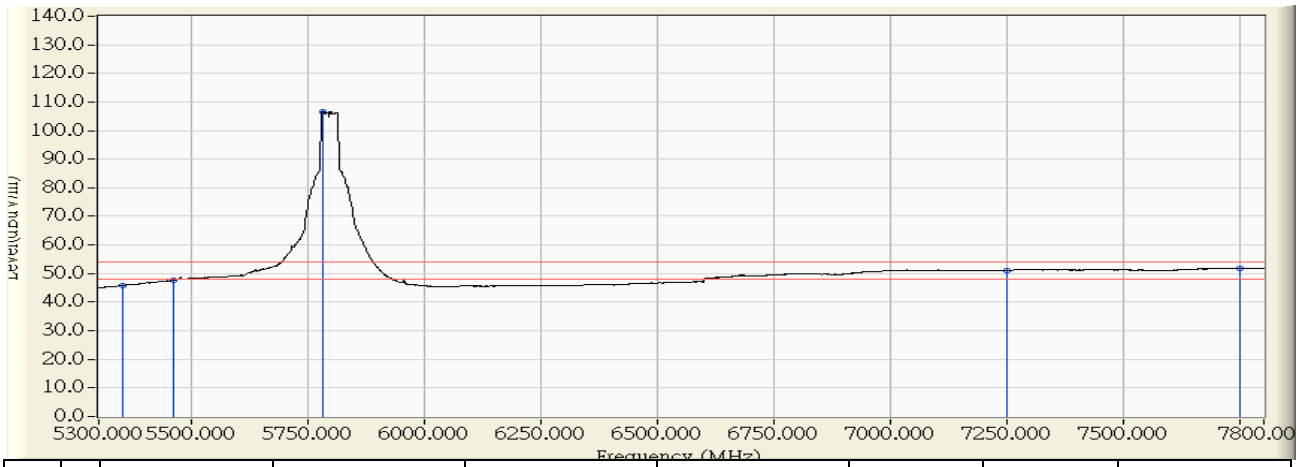

		Frequency (MHz)	Correct Factor (dB)	Reading Level (dBuV)	Measure Level (dBuV/m)	Margin (dB)	Limit (dBuV/m)	Detector Type
1		5350.000	1.250	44.640	45.890	-8.110	54.000	AVERAGE
2		5460.000	2.114	45.634	47.748	-6.252	54.000	AVERAGE
3	*	5780.000	1.433	105.173	106.606	52.606	54.000	AVERAGE
4		7250.000	5.454	45.623	51.076	-2.924	54.000	AVERAGE
5		7750.000	6.333	45.431	51.765	-2.235	54.000	AVERAGE

Note:

1. All readings above 1GHz are performed with peak and/or average measurements as necessary.
2. Peak measurements: RBW = 1MHz, VBW = 1MHz, Sweep: Auto.
3. Average measurements: RBW = 1MHz, VBW = 10 Hz, Sweep: Auto.
4. “ * ”, means this data is the worst emission level.
5. Measurement Level = Reading Level + Correct Factor.
6. The average measurement was not performed when the peak measured data under the limit of average detection.

Site : CB1	**Time : 2016/09/02 - 10:57**
Limit : FCC_Part15E_2016_B4_03M_PK	**Margin : 6**
Probe : CB1_FCC_EFS_1-18G_H2 - HORIZONTAL	**Power : AC 120V/60Hz**
EUT : Dual-Band Wireless-AC PCI-E Adapter	**Note : Mode 2: Transmit_CDD Mode _802.11ac(80M)_5775MHz_42-41**

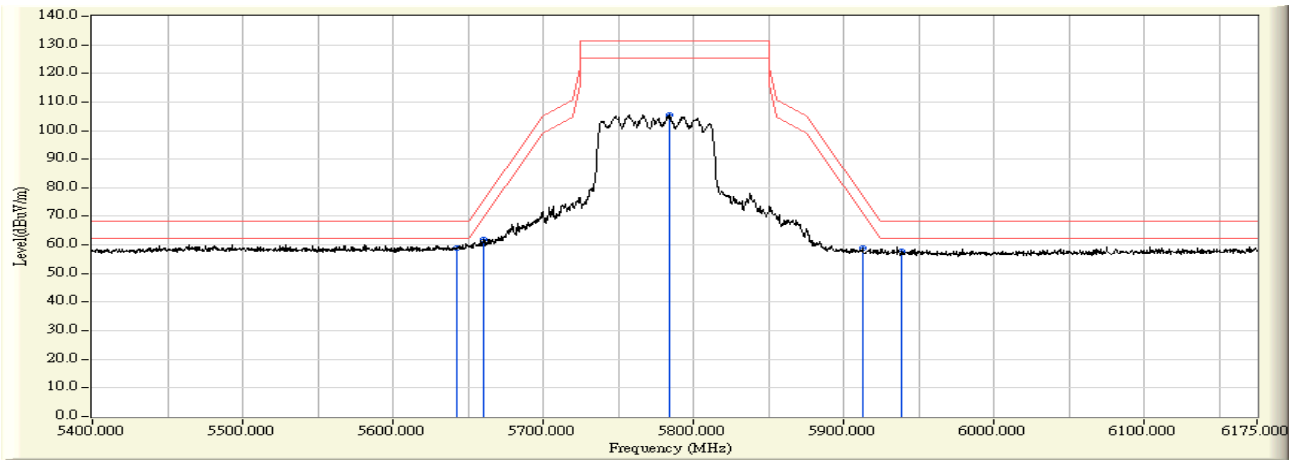

		Frequency (MHz)	Correct Factor (dB)	Reading Level (dBuV)	Measure Level (dBuV/m)	Margin (dB)	Limit (dBuV/m)	Detector Type
1	*	5642.962	1.660	57.188	58.848	-9.352	68.200	PEAK
2	*	5660.788	1.618	60.403	62.021	-14.162	76.183	PEAK
3		5784.013	1.321	104.110	105.431	-25.769	131.200	PEAK
4		5912.275	1.013	57.884	58.897	-18.719	77.617	PEAK
5		5938.625	0.950	56.926	57.876	-10.324	68.200	PEAK

Note:

1. All readings above 1GHz are performed with peak and/or average measurements as necessary.
2. Peak measurements: RBW = 1MHz, VBW = 1MHz, Sweep: Auto.
3. Average measurements: RBW = 1MHz, VBW = 10 Hz, Sweep: Auto.
4. “ * ”, means this data is the worst emission level.
5. Measurement Level = Reading Level + Correct Factor.
6. The average measurement was not performed when the peak measured data under the limit of average detection.

Site : CB1	**Time : 2016/09/02 - 01:39**
Limit : FCC_SpartC_15.209_03M_PK	**Margin : 6**
Probe : CB1_FCC_EFS_1-18G_H2 - HORIZONTAL	**Power : AC 120V/60Hz**
EUT : Dual-Band Wireless-AC PCI-E Adapter	**Note : Mode 2: Transmit_CDD Mode _802.11ac(80M)_5775MHz_42-41**

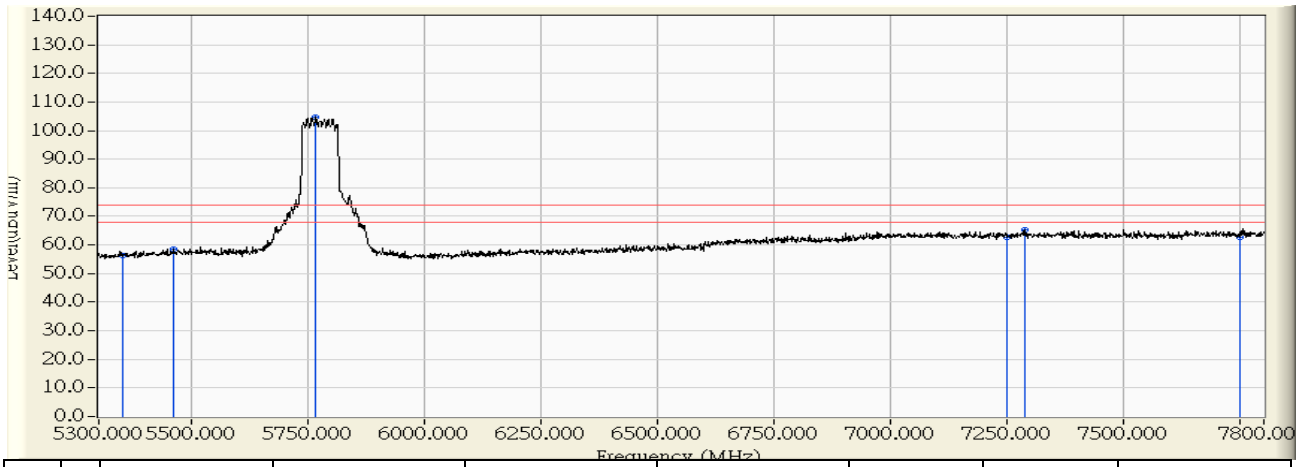

		Frequency (MHz)	Correct Factor (dB)	Reading Level (dBuV)	Measure Level (dBuV/m)	Margin (dB)	Limit (dBuV/m)	Detector Type
1		5350.000	0.934	55.283	56.217	-17.783	74.000	PEAK
2		5460.000	1.853	56.577	58.430	-15.570	74.000	PEAK
3	*	5766.250	1.364	103.171	104.535	30.535	74.000	PEAK
4		7250.000	5.954	56.684	62.637	-11.363	74.000	PEAK
5		7286.250	6.024	59.181	65.206	-8.794	74.000	PEAK
6		7750.000	6.833	55.838	62.672	-11.328	74.000	PEAK

Note:

1. All readings above 1GHz are performed with peak and/or average measurements as necessary.
2. Peak measurements: RBW = 1MHz, VBW = 1MHz, Sweep: Auto.
3. Average measurements: RBW = 1MHz, VBW = 10 Hz, Sweep: Auto.
4. “ * ”, means this data is the worst emission level.
5. Measurement Level = Reading Level + Correct Factor.
6. The average measurement was not performed when the peak measured data under the limit of average detection.

Site : CB1	**Time : 2016/09/02 - 01:41**
Limit : FCC_SpartC_15.209_03M_AV	**Margin : 6**
Probe : CB1_FCC_EFS_1-18G_H2 - HORIZONTAL	**Power : AC 120V/60Hz**
EUT : Dual-Band Wireless-AC PCI-E Adapter	**Note : Mode 2: Transmit_CDD Mode _802.11ac(80M)_5775MHz_42-41**

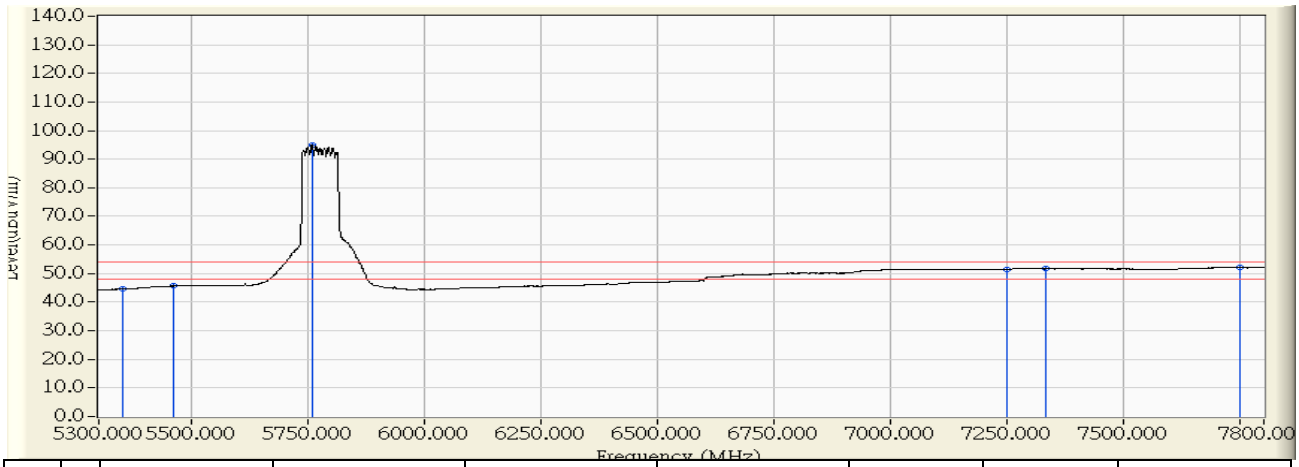

		Frequency (MHz)	Correct Factor (dB)	Reading Level (dBuV)	Measure Level (dBuV/m)	Margin (dB)	Limit (dBuV/m)	Detector Type
1		5350.000	0.934	43.707	44.641	-9.359	54.000	AVERAGE
2		5460.000	1.853	43.758	45.611	-8.389	54.000	AVERAGE
3	*	5757.500	1.386	93.425	94.810	40.810	54.000	AVERAGE
4		7250.000	5.954	45.533	51.486	-2.514	54.000	AVERAGE
5		7331.250	6.113	45.523	51.636	-2.364	54.000	AVERAGE
6		7750.000	6.833	45.250	52.084	-1.916	54.000	AVERAGE

Note:

1. All readings above 1GHz are performed with peak and/or average measurements as necessary.
2. Peak measurements: RBW = 1MHz, VBW = 1MHz, Sweep: Auto.
3. Average measurements: RBW = 1MHz, VBW = 10 Hz, Sweep: Auto.
4. “ * ”, means this data is the worst emission level.
5. Measurement Level = Reading Level + Correct Factor.
6. The average measurement was not performed when the peak measured data under the limit of average detection.

Site : CB1	**Time : 2016/09/02 - 10:57**
Limit : FCC_Part15E_2016_B4_03M_PK	**Margin : 6**
Probe : CB1_FCC_EFS_1-18G_H2 - VERTICAL	**Power : AC 120V/60Hz**
EUT : Dual-Band Wireless-AC PCI-E Adapter	**Note : Mode 2: Transmit_CDD Mode _802.11ac(80M)_5775MHz_42-41**

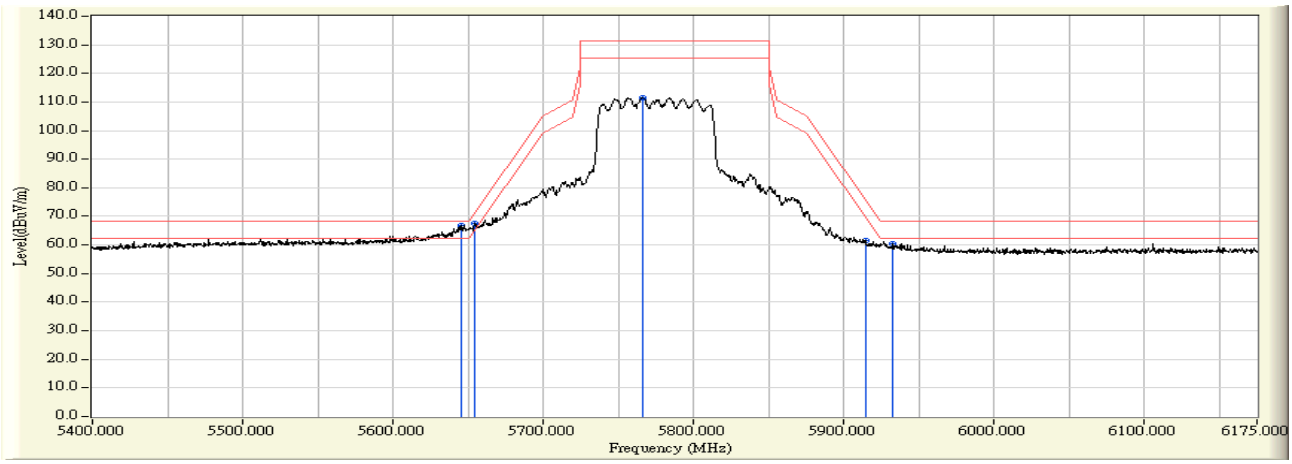

		Frequency (MHz)	Correct Factor (dB)	Reading Level (dBuV)	Measure Level (dBuV/m)	Margin (dB)	Limit (dBuV/m)	Detector Type
1	*	5645.675	1.823	65.114	66.937	-1.263	68.200	PEAK
2	*	5654.587	1.796	65.661	67.458	-4.136	71.594	PEAK
3		5766.187	1.473	110.017	111.490	-19.710	131.200	PEAK
4		5914.212	1.043	60.466	61.509	-14.674	76.183	PEAK
5		5932.425	0.990	59.424	60.414	-7.786	68.200	PEAK

Note:

1. All readings above 1GHz are performed with peak and/or average measurements as necessary.
2. Peak measurements: RBW = 1MHz, VBW = 1MHz, Sweep: Auto.
3. Average measurements: RBW = 1MHz, VBW = 10 Hz, Sweep: Auto.
4. “ * ”, means this data is the worst emission level.
5. Measurement Level = Reading Level + Correct Factor.
6. The average measurement was not performed when the peak measured data under the limit of average detection.

Site : CB1	**Time : 2016/09/02 - 01:35**
Limit : FCC_SpartC_15.209_03M_PK	**Margin : 6**
Probe : CB1_FCC_EFS_1-18G_H2 - VERTICAL	**Power : AC 120V/60Hz**
EUT : Dual-Band Wireless-AC PCI-E Adapter	**Note : Mode 2: Transmit_CDD Mode _802.11ac(80M)_5775MHz_42-41**

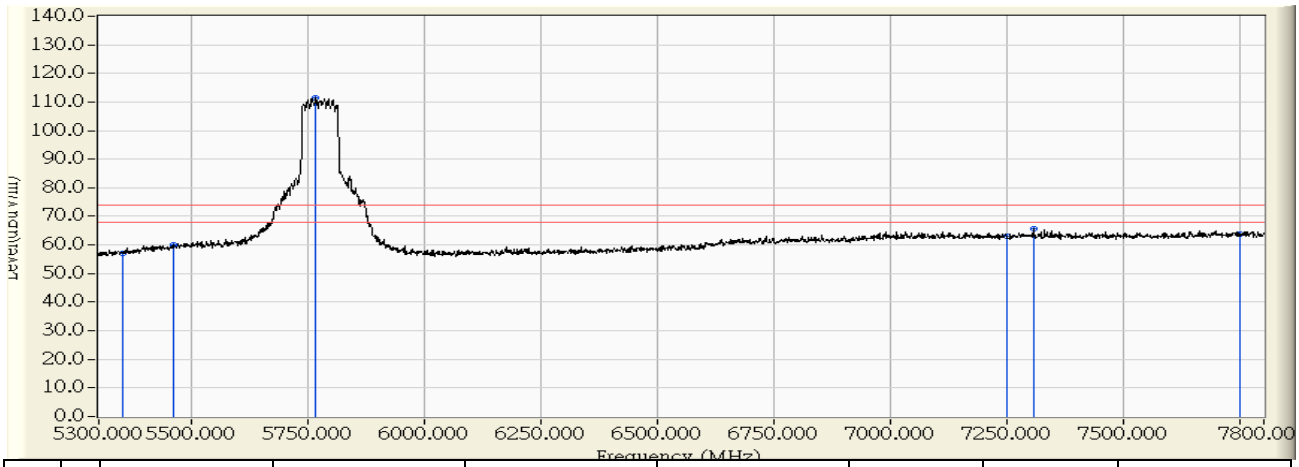

		Frequency (MHz)	Correct Factor (dB)	Reading Level (dBuV)	Measure Level (dBuV/m)	Margin (dB)	Limit (dBuV/m)	Detector Type
1		5350.000	1.250	55.985	57.235	-16.765	74.000	PEAK
2		5460.000	2.114	58.075	60.189	-13.811	74.000	PEAK
3	*	5766.250	1.473	109.826	111.298	37.298	74.000	PEAK
4		7250.000	5.454	57.486	62.939	-11.061	74.000	PEAK
5		7305.000	5.562	59.979	65.541	-8.459	74.000	PEAK
6		7750.000	6.333	57.302	63.636	-10.364	74.000	PEAK

Note:

1. All readings above 1GHz are performed with peak and/or average measurements as necessary.
2. Peak measurements: RBW = 1MHz, VBW = 1MHz, Sweep: Auto.
3. Average measurements: RBW = 1MHz, VBW = 10 Hz, Sweep: Auto.
4. “ * ”, means this data is the worst emission level.
5. Measurement Level = Reading Level + Correct Factor.
6. The average measurement was not performed when the peak measured data under the limit of average detection.

Site : CB1	**Time : 2016/09/02 - 01:37**
Limit : FCC_SpartC_15.209_03M_AV	**Margin : 6**
Probe : CB1_FCC_EFS_1-18G_H2 - VERTICAL	**Power : AC 120V/60Hz**
EUT : Dual-Band Wireless-AC PCI-E Adapter	**Note : Mode 2: Transmit_CDD Mode _802.11ac(80M)_5775MHz_42-41**

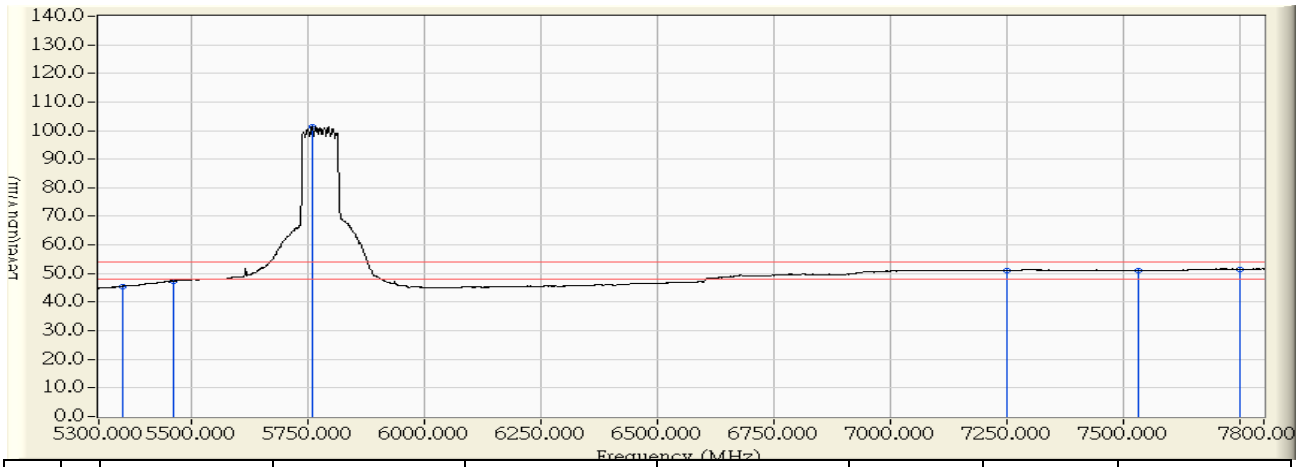

		Frequency (MHz)	Correct Factor (dB)	Reading Level (dBuV)	Measure Level (dBuV/m)	Margin (dB)	Limit (dBuV/m)	Detector Type
1		5350.000	1.250	44.353	45.603	-8.397	54.000	AVERAGE
2		5460.000	2.114	45.234	47.348	-6.652	54.000	AVERAGE
3	*	5757.500	1.498	99.914	101.412	47.412	54.000	AVERAGE
4		7250.000	5.454	45.557	51.010	-2.990	54.000	AVERAGE
5		7530.000	5.986	45.058	51.044	-2.956	54.000	AVERAGE
6		7750.000	6.333	45.226	51.560	-2.440	54.000	AVERAGE

Note:

1. All readings above 1GHz are performed with peak and/or average measurements as necessary.
2. Peak measurements: RBW = 1MHz, VBW = 1MHz, Sweep: Auto.
3. Average measurements: RBW = 1MHz, VBW = 10 Hz, Sweep: Auto.
4. “ * ”, means this data is the worst emission level.
5. Measurement Level = Reading Level + Correct Factor.
6. The average measurement was not performed when the peak measured data under the limit of average detection.

8. Frequency Stability

8.1. Test Equipment

The following test equipments are used during the radiated emission tests:

Frequency Stability / SR7

Instrument	Manufacturer	Model No.	Serial No	Next Cal. Date
Spectrum Analyzer	Agilent	N9010A	US47140172	2017/08/08
Temperature & Humidity Chamber	WIT	TH-1S-B	1082101	2017/01/18
Signal & Spectrum Analyzer	R&S	FSV40	101049	2017/01/05
Signal Analyzer	R&S	FSV7	101650	2016/11/30

Note: All equipments that need to calibrate are with calibration period of 1 year.

8.2. Test Setup

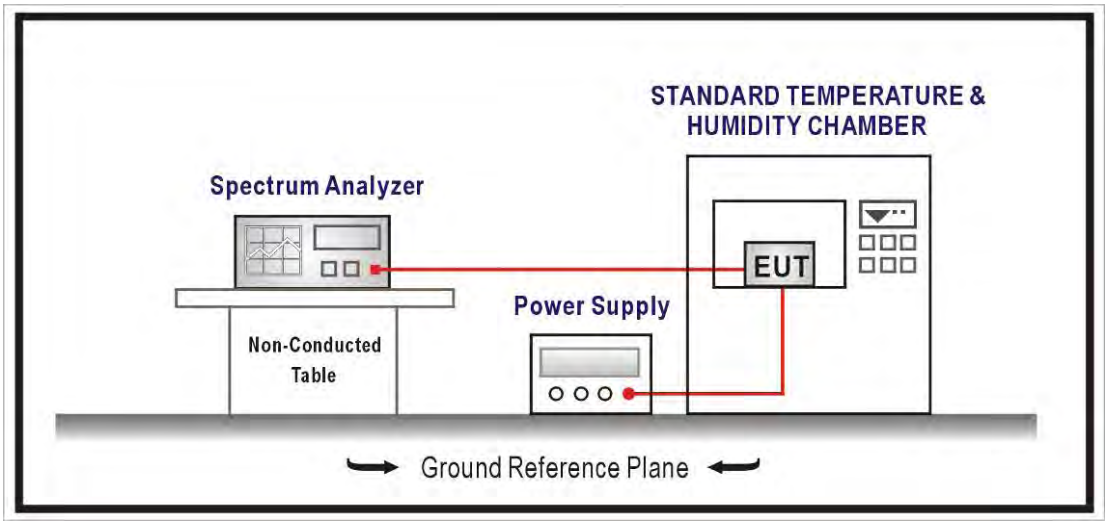

8.3. Limits

Manufactures of aII devices are responsible for ensuring frequency stability such that an emission is maintained within the band of operation under all conditions of normal operation as specified

8.4. Test Procedure

The EUT was setup to ANSI C63.10: 2013; tested to U-NII test procedure of 789033 D02 V01R02 for compliance to FCC 47CFR Subpart E requirements.

8.5. Uncertainty

The measurement uncertainty is defined as ± 150 Hz

8.6. Test Result

Product	Dual-Band Wireless-AC PCI-E Adapter		
Test Item	Frequency Stability		
Test Mode	Mode 1: Transmit_SISO Mode		
Date of Test	2016/09/07	Test Site	SR7

802.11a - 5180MHz (ANT 0)

Temperature Interval (°C)	AC Voltage (V)	Frequency (MHz)	Deviation (ppm)	Result
-20	120	5180.017	3.28	Pass
-10		5180.008	1.54	Pass
0		5179.995	-0.97	Pass
10		5179.994	-1.16	Pass
20		5179.991	-1.74	Pass
30		5179.994	-1.16	Pass
40		5179.987	-2.51	Pass
50		5179.968	-6.18	Pass

Temperature Interval (°C)	AC Voltage (V)	Frequency (MHz)	Deviation (ppm)	Result
25	102	5179.999	-0.19	Pass
	120	5179.979	-4.05	Pass
	138	5179.974	-5.02	Pass

802.11a - 5240MHz (ANT 0)

Temperature Interval (°C)	AC Voltage (V)	Frequency (MHz)	Deviation (ppm)	Result
-20	120	5240.015	2.86	Pass
-10		5240.027	5.15	Pass
0		5240.017	3.24	Pass
10		5239.992	-1.53	Pass
20		5239.996	-0.76	Pass
30		5239.984	-3.05	Pass
40		5239.999	-0.19	Pass
50		5239.960	-7.63	Pass

Temperature Interval (°C)	AC Voltage (V)	Frequency (MHz)	Deviation (ppm)	Result
25	102	5239.997	-0.57	Pass
	120	5239.969	-5.92	Pass
	138	5239.971	-5.53	Pass

802.11a - 5180MHz (ANT 1)

Temperature Interval (°C)	AC Voltage (V)	Frequency (MHz)	Deviation (ppm)	Result
-20	120	5180.019	3.67	Pass
-10		5180.014	2.70	Pass
0		5180.001	0.19	Pass
10		5179.988	-2.32	Pass
20		5179.994	-1.16	Pass
30		5179.972	-5.41	Pass
40		5179.988	-2.32	Pass
50		5179.997	-0.58	Pass

Temperature Interval (°C)	AC Voltage (V)	Frequency (MHz)	Deviation (ppm)	Result
25	102	5179.999	-0.19	Pass
	120	5179.964	-6.95	Pass
	138	5179.972	-5.41	Pass

802.11a - 5240MHz (ANT 1)

Temperature Interval (°C)	AC Voltage (V)	Frequency (MHz)	Deviation (ppm)	Result
-20	120	5240.013	2.48	Pass
-10		5240.038	7.25	Pass
0		5240.008	1.53	Pass
10		5239.991	-1.72	Pass
20		5239.999	-0.19	Pass
30		5239.981	-3.63	Pass
40		5239.980	-3.82	Pass
50		5239.969	-5.92	Pass

Temperature Interval (°C)	AC Voltage (V)	Frequency (MHz)	Deviation (ppm)	Result
25	102	5239.997	-0.57	Pass
	120	5239.972	-5.34	Pass
	138	5239.994	-1.15	Pass

Product	Dual-Band Wireless-AC PCI-E Adapter		
Test Item	Frequency Stability		
Test Mode	Mode 2: Transmit_CDD Mode		
Date of Test	2016/09/07	Test Site	SR7

802.11n_20M - 5180MHz (ANT 0)

Temperature Interval (°C)	AC Voltage (V)	Frequency (MHz)	Deviation (ppm)	Result
-20	120	5180.008	1.54	Pass
-10		5180.030	5.79	Pass
0		5180.026	5.02	Pass
10		5179.985	-2.90	Pass
20		5179.988	-2.32	Pass
30		5179.974	-5.02	Pass
40		5179.967	-6.37	Pass
50		5179.995	-0.97	Pass

Temperature Interval (°C)	AC Voltage (V)	Frequency (MHz)	Deviation (ppm)	Result
25	102	5179.997	-0.58	Pass
	120	5179.996	-0.77	Pass
	138	5179.965	-6.76	Pass

802.11n_20M - 5240MHz (ANT 0)

Temperature Interval (°C)	AC Voltage (V)	Frequency (MHz)	Deviation (ppm)	Result
-20	120	5240.023	4.39	Pass
-10		5240.039	7.44	Pass
0		5240.013	2.48	Pass
10		5239.988	-2.29	Pass
20		5239.994	-1.15	Pass
30		5239.999	-0.19	Pass
40		5239.984	-3.05	Pass
50		5239.967	-6.30	Pass

Temperature Interval (°C)	AC Voltage (V)	Frequency (MHz)	Deviation (ppm)	Result
25	102	5239.994	-1.15	Pass
	120	5239.957	-8.21	Pass
	138	5239.991	-1.72	Pass

802.11n_20M - 5180MHz (ANT 1)

Temperature Interval (°C)	AC Voltage (V)	Frequency (MHz)	Deviation (ppm)	Result
-20	120	5180.016	3.09	Pass
-10		5180.006	1.16	Pass
0		5180.014	2.70	Pass
10		5179.981	-3.67	Pass
20		5179.990	-1.93	Pass
30		5179.975	-4.83	Pass
40		5179.983	-3.28	Pass
50		5179.993	-1.35	Pass

Temperature Interval (°C)	AC Voltage (V)	Frequency (MHz)	Deviation (ppm)	Result
25	102	5179.999	-0.19	Pass
	120	5179.995	-0.97	Pass
	138	5179.981	-3.67	Pass

802.11n_20M - 5240MHz (ANT 1)

Temperature Interval (°C)	AC Voltage (V)	Frequency (MHz)	Deviation (ppm)	Result
-20	120	5240.024	4.58	Pass
-10		5240.017	3.24	Pass
0		5240.012	2.29	Pass
10		5239.997	-0.57	Pass
20		5239.983	-3.24	Pass
30		5239.980	-3.82	Pass
40		5239.976	-4.58	Pass
50		5239.959	-7.82	Pass

Temperature Interval (°C)	AC Voltage (V)	Frequency (MHz)	Deviation (ppm)	Result
25	102	5239.998	-0.38	Pass
	120	5239.964	-6.87	Pass
	138	5239.971	-5.53	Pass

802.11n_40M - 5190MHz (Ant 0)

Temperature Interval (°C)	AC Voltage (V)	Frequency (MHz)	Deviation (ppm)	Result
-20	120	5190.005	0.96	Pass
-10		5190.020	3.85	Pass
0		5190.017	3.28	Pass
10		5189.987	-2.50	Pass
20		5189.996	-0.77	Pass
30		5189.985	-2.89	Pass
40		5189.986	-2.70	Pass
50		5189.954	-8.86	Pass

Temperature Interval (°C)	AC Voltage (V)	Frequency (MHz)	Deviation (ppm)	Result
25	102	5189.999	-0.19	Pass
	120	5189.972	-5.40	Pass
	138	5189.964	-6.94	Pass

802.11n_40M - 5230MHz (Ant 0)

Temperature Interval (°C)	AC Voltage (V)	Frequency (MHz)	Deviation (ppm)	Result
-20	120	5230.008	1.53	Pass
-10		5230.006	1.15	Pass
0		5229.988	-2.29	Pass
10		5229.993	-1.34	Pass
20		5229.992	-1.53	Pass
30		5229.988	-2.29	Pass
40		5229.984	-3.06	Pass
50		5229.990	-1.91	Pass

Temperature Interval (oC)	AC Voltage (V)	Frequency (MHz)	Deviation (ppm)	Result
25	102	5229.997	-0.57	Pass
	120	5229.972	-5.35	Pass
	138	5229.992	-1.53	Pass

802.11n_40M - 5190MHz (Ant 1)

Temperature Interval (°C)	AC Voltage (V)	Frequency (MHz)	Deviation (ppm)	Result
-20	120	5190.010	1.93	Pass
-10		5190.020	3.85	Pass
0		5190.011	2.12	Pass
10		5189.989	-2.12	Pass
20		5189.999	-0.19	Pass
30		5189.984	-3.08	Pass
40		5189.978	-4.24	Pass
50		5189.995	-0.96	Pass

Temperature Interval (°C)	AC Voltage (V)	Frequency (MHz)	Deviation (ppm)	Result
25	102	5189.999	-0.19	Pass
	120	5189.972	-5.40	Pass
	138	5189.964	-6.94	Pass

802.11n_40M - 5230MHz (Ant 1)

Temperature Interval (°C)	AC Voltage (V)	Frequency (MHz)	Deviation (ppm)	Result
-20	120	5230.004	0.76	Pass
-10		5230.014	2.68	Pass
0		5229.984	-3.06	Pass
10		5229.991	-1.72	Pass
20		5229.994	-1.15	Pass
30		5229.987	-2.49	Pass
40		5229.981	-3.63	Pass
50		5229.994	-1.15	Pass

Temperature Interval (°C)	AC Voltage (V)	Frequency (MHz)	Deviation (ppm)	Result
25	102	5229.979	-4.02	Pass
	120	5229.988	-2.29	Pass
	138	5229.997	-0.57	Pass

802.11ac_80M - 5210MHz (Ant 0)

Temperature Interval (°C)	AC Voltage (V)	Frequency (MHz)	Deviation (ppm)	Result
-20	120	5210.001	0.19	Pass
-10		5210.031	5.95	Pass
0		5210.009	1.73	Pass
10		5209.986	-2.69	Pass
20		5209.988	-2.30	Pass
30		5209.994	-1.15	Pass
40		5209.982	-3.45	Pass
50		5209.971	-5.57	Pass

Temperature Interval (°C)	AC Voltage (V)	Frequency (MHz)	Deviation (ppm)	Result
25	102	5209.999	-0.19	Pass
	120	5209.956	-8.45	Pass
	138	5209.968	-6.14	Pass

802.11ac_80M - 5210MHz (Ant 1)

Temperature Interval (°C)	AC Voltage (V)	Frequency (MHz)	Deviation (ppm)	Result
-20	120	5210.014	2.69	Pass
-10		5210.034	6.53	Pass
0		5210.022	4.22	Pass
10		5209.991	-1.73	Pass
20		5209.981	-3.65	Pass
30		5209.990	-1.92	Pass
40		5209.975	-4.80	Pass
50		5209.967	-6.33	Pass

Temperature Interval (°C)	AC Voltage (V)	Frequency (MHz)	Deviation (ppm)	Result
25	102	5209.998	-0.38	Pass
	120	5209.988	-2.30	Pass
	138	5209.993	-1.34	Pass

Product	Dual-Band Wireless-AC PCI-E Adapter		
Test Item	Frequency Stability		
Test Mode	Mode 1: Transmit_SISO Mode		
Date of Test	2016/09/07	Test Site	SR7

802.11a - 5745MHz (ANT 0)

Temperature Interval (°C)	AC Voltage (V)	Frequency (MHz)	Deviation (ppm)	Result
-20	120	5180.017	3.28	Pass
-10		5180.008	1.54	Pass
0		5179.995	-0.97	Pass
10		5179.994	-1.16	Pass
20		5179.991	-1.74	Pass
30		5179.994	-1.16	Pass
40		5179.987	-2.51	Pass
50		5179.968	-6.18	Pass

Temperature Interval (°C)	AC Voltage (V)	Frequency (MHz)	Deviation (ppm)	Result
25	102	5179.999	-0.19	Pass
	120	5179.979	-4.05	Pass
	138	5179.974	-5.02	Pass

802.11a - 5825MHz (ANT 0)

Temperature Interval (°C)	AC Voltage (V)	Frequency (MHz)	Deviation (ppm)	Result
-20	120	5240.015	2.86	Pass
-10		5240.027	5.15	Pass
0		5240.017	3.24	Pass
10		5239.992	-1.53	Pass
20		5239.996	-0.76	Pass
30		5239.984	-3.05	Pass
40		5239.999	-0.19	Pass
50		5239.960	-7.63	Pass

Temperature Interval (°C)	AC Voltage (V)	Frequency (MHz)	Deviation (ppm)	Result
25	102	5239.997	-0.57	Pass
	120	5239.969	-5.92	Pass
	138	5239.971	-5.53	Pass

802.11a - 5745MHz (ANT 1)

Temperature Interval (°C)	AC Voltage (V)	Frequency (MHz)	Deviation (ppm)	Result
-20	120	5180.019	3.67	Pass
-10		5180.014	2.70	Pass
0		5180.001	0.19	Pass
10		5179.988	-2.32	Pass
20		5179.994	-1.16	Pass
30		5179.972	-5.41	Pass
40		5179.988	-2.32	Pass
50		5179.997	-0.58	Pass

Temperature Interval (°C)	AC Voltage (V)	Frequency (MHz)	Deviation (ppm)	Result
25	102	5179.999	-0.19	Pass
	120	5179.964	-6.95	Pass
	138	5179.972	-5.41	Pass

802.11a - 5825MHz (ANT 1)

Temperature Interval (°C)	AC Voltage (V)	Frequency (MHz)	Deviation (ppm)	Result
-20	120	5240.013	2.48	Pass
-10		5240.012	2.29	Pass
0		5240.008	1.53	Pass
10		5239.991	-1.72	Pass
20		5239.999	-0.19	Pass
30		5239.981	-3.63	Pass
40		5239.98	-3.82	Pass
50		5239.969	-5.92	Pass

Temperature Interval (°C)	AC Voltage (V)	Frequency (MHz)	Deviation (ppm)	Result
25	102	5239.997	-0.57	Pass
	120	5239.972	-5.34	Pass
	138	5239.994	-1.15	Pass

Product	Dual-Band Wireless-AC PCI-E Adapter		
Test Item	Frequency Stability		
Test Mode	Mode 2: Transmit_CDD Mode		
Date of Test	2016/09/07	Test Site	SR7

802.11n_20M - 5745MHz (ANT 0)

Temperature Interval (°C)	AC Voltage (V)	Frequency (MHz)	Deviation (ppm)	Result
-20	120	5180.008	1.54	Pass
-10		5180.030	5.79	Pass
0		5180.026	5.02	Pass
10		5179.985	-2.90	Pass
20		5179.988	-2.32	Pass
30		5179.974	-5.02	Pass
40		5179.967	-6.37	Pass
50		5179.995	-0.97	Pass

Temperature Interval (°C)	AC Voltage (V)	Frequency (MHz)	Deviation (ppm)	Result
25	102	5179.997	-0.58	Pass
	120	5179.996	-0.77	Pass
	138	5179.965	-6.76	Pass

802.11n_20M - 5825MHz (ANT 0)

Temperature Interval (°C)	AC Voltage (V)	Frequency (MHz)	Deviation (ppm)	Result
-20	120	5240.023	4.39	Pass
-10		5240.025	4.77	Pass
0		5240.013	2.48	Pass
10		5239.988	-2.29	Pass
20		5239.994	-1.15	Pass
30		5239.999	-0.19	Pass
40		5239.984	-3.05	Pass
50		5239.967	-6.30	Pass

Temperature Interval (°C)	AC Voltage (V)	Frequency (MHz)	Deviation (ppm)	Result
25	102	5239.994	-1.15	Pass
	120	5239.957	-8.21	Pass
	138	5239.991	-1.72	Pass

802.11n_20M - 5745MHz (ANT 1)

Temperature Interval (°C)	AC Voltage (V)	Frequency (MHz)	Deviation (ppm)	Result
-20	120	5180.016	3.09	Pass
-10		5180.006	1.16	Pass
0		5180.014	2.70	Pass
10		5179.981	-3.67	Pass
20		5179.990	-1.93	Pass
30		5179.975	-4.83	Pass
40		5179.983	-3.28	Pass
50		5179.993	-1.35	Pass

Temperature Interval (°C)	AC Voltage (V)	Frequency (MHz)	Deviation (ppm)	Result
25	102	5179.999	-0.19	Pass
	120	5179.995	-0.97	Pass
	138	5179.981	-3.67	Pass

802.11n_20M - 5825MHz (ANT 1)

Temperature Interval (°C)	AC Voltage (V)	Frequency (MHz)	Deviation (ppm)	Result
-20	120	5240.024	4.58	Pass
-10		5240.017	3.24	Pass
0		5240.012	2.29	Pass
10		5239.997	-0.57	Pass
20		5239.983	-3.24	Pass
30		5239.98	-3.82	Pass
40		5239.976	-4.58	Pass
50		5239.959	-7.82	Pass

Temperature Interval (°C)	AC Voltage (V)	Frequency (MHz)	Deviation (ppm)	Result
25	102	5239.998	-0.38	Pass
	120	5239.964	-6.87	Pass
	138	5239.971	-5.53	Pass

802.11n_40M - 5755MHz (Ant 0)

Temperature Interval (°C)	AC Voltage (V)	Frequency (MHz)	Deviation (ppm)	Result
-20	120	5190.005	0.96	Pass
-10		5190.020	3.85	Pass
0		5190.017	3.28	Pass
10		5189.987	-2.50	Pass
20		5189.996	-0.77	Pass
30		5189.985	-2.89	Pass
40		5189.986	-2.70	Pass
50		5189.954	-8.86	Pass

Temperature Interval (°C)	AC Voltage (V)	Frequency (MHz)	Deviation (ppm)	Result
25	102	5189.999	-0.19	Pass
	120	5189.972	-5.39	Pass
	138	5189.964	-6.94	Pass

802.11n_40M - 5795MHz (Ant 0)

Temperature Interval (°C)	AC Voltage (V)	Frequency (MHz)	Deviation (ppm)	Result
-20	120	5230.008	1.53	Pass
-10		5230.006	1.15	Pass
0		5229.988	-2.29	Pass
10		5229.993	-1.34	Pass
20		5229.992	-1.53	Pass
30		5229.988	-2.29	Pass
40		5229.984	-3.06	Pass
50		5229.990	-1.91	Pass

Temperature Interval (°C)	AC Voltage (V)	Frequency (MHz)	Deviation (ppm)	Result
25	102	5229.997	-0.57	Pass
	120	5229.972	-5.35	Pass
	138	5229.992	-1.53	Pass

802.11n_40M - 5755MHz (Ant 1)

Temperature Interval (°C)	AC Voltage (V)	Frequency (MHz)	Deviation (ppm)	Result
-20	120	5190.010	1.93	Pass
-10		5190.020	3.85	Pass
0		5190.011	2.12	Pass
10		5189.989	-2.12	Pass
20		5189.999	-0.19	Pass
30		5189.984	-3.08	Pass
40		5189.978	-4.24	Pass
50		5189.995	-0.96	Pass

Temperature Interval (°C)	AC Voltage (V)	Frequency (MHz)	Deviation (ppm)	Result
25	102	5189.999	-0.19	Pass
	120	5189.972	-5.39	Pass
	138	5189.964	-6.94	Pass

802.11n_40M - 5795MHz (Ant 1)

Temperature Interval (°C)	AC Voltage (V)	Frequency (MHz)	Deviation (ppm)	Result
-20	120	5230.004	0.76	Pass
-10		5230.014	2.68	Pass
0		5229.984	-3.06	Pass
10		5229.991	-1.72	Pass
20		5229.994	-1.15	Pass
30		5229.987	-2.49	Pass
40		5229.981	-3.63	Pass
50		5229.994	-1.15	Pass

Temperature Interval (°C)	AC Voltage (V)	Frequency (MHz)	Deviation (ppm)	Result
25	102	5229.979	-4.02	Pass
	120	5229.988	-2.29	Pass
	138	5229.997	-0.57	Pass

802.11ac_80M-5775MHz (Ant 0)

Temperature Interval (°C)	AC Voltage (V)	Frequency (MHz)	Deviation (ppm)	Result
-20	120	5229.979	-4.02	Pass
-10		5229.988	-2.29	Pass
0		5229.997	-0.57	Pass
10		5229.979	-4.02	Pass
20		5229.988	-2.29	Pass
30		5229.997	-0.57	Pass
40		5229.979	-4.02	Pass
50		5229.988	-2.29	Pass

Temperature Interval (°C)	AC Voltage (V)	Frequency (MHz)	Deviation (ppm)	Result
25	102	5209.999	-0.19	Pass
	120	5209.956	-8.45	Pass
	138	5209.968	-6.14	Pass

802.11ac_80M-5775MHz (Ant 1)

Temperature Interval (°C)	AC Voltage (V)	Frequency (MHz)	Deviation (ppm)	Result
-20	120	5210.014	2.69	Pass
-10		5210.034	6.53	Pass
0		5210.022	4.22	Pass
10		5209.991	-1.73	Pass
20		5209.981	-3.65	Pass
30		5209.990	-1.92	Pass
40		5209.975	-4.80	Pass
50		5209.967	-6.33	Pass

Temperature Interval (°C)	AC Voltage (V)	Frequency (MHz)	Deviation (ppm)	Result
25	102	5209.998	-0.38	Pass
	120	5209.988	-2.30	Pass
	138	5209.993	-1.34	Pass