6. Radiated Emission Band Edge

6.1. Test Equipment

The following test equipments are used during the test:

Radiated Emission Band Edge / CB1

Instrument	Manufacturer	Model No.	Serial No	Next Cal. Date
Double Ridged Guide Horn Antenna	Schwarzback	BBHA 9120	D743	2016/01/26
Spectrum Analyzer	Agilent	E4440A	MY46187335	2016/01/07
k Type Cable	Huber Suhner	Sucoflex 102	25623/2	2016/01/26
Pre-Amplifier	QuieTek	AP-025C	CHM-0706049	2016/01/18

Note: 1. All equipments that need to calibrate are with calibration period of 1 year.

6.2. Test Setup

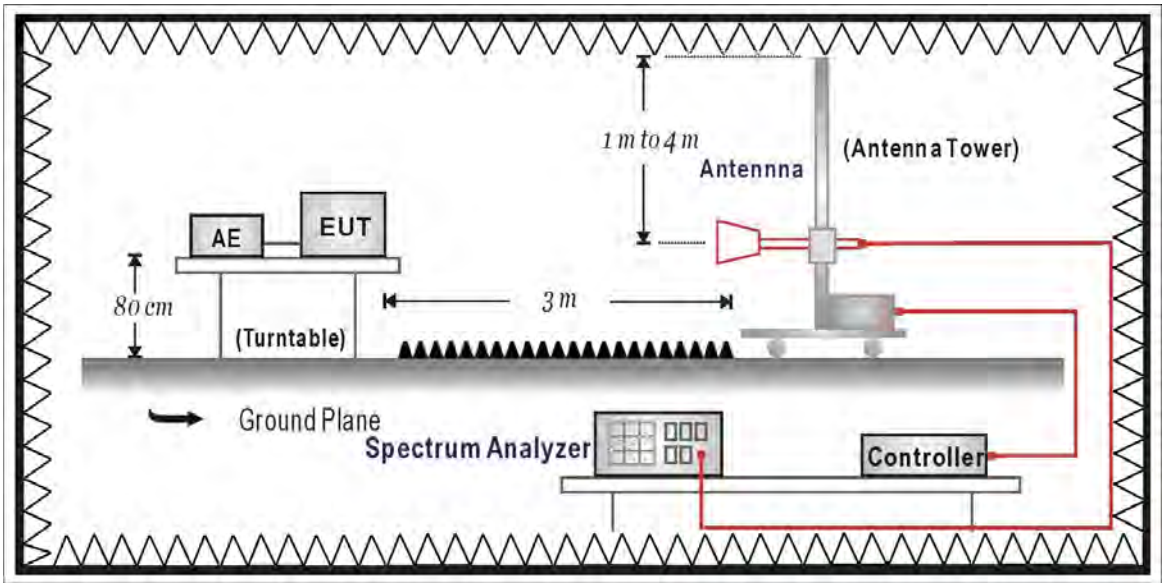

6.3. Limits

Emissions radiated outside of the specified frequency bands, except for harmonics, shall be attenuated by at least 20dB below the level of the fundamental or to the general radiated emission limits in paragraph 15.209, whichever is the lesser attenuation.

6.4. Test Procedure

The EUT was setup according to ANSI C63.10: 2009 and tested according to DTS test procedure of KDB558074 v03r02 for compliance to FCC 47CFR 15.247 requirements.
The EUT and its simulators are placed on a turn table which is 0.8 meter above ground.
The turn table can rotate 360 degrees to determine the position of the maximum emission level. The EUT was positioned such that the distance from antenna to the EUT was 3 meters.
The antenna can move up and down between 1 meter and 4 meters to find out the maximum emission level.
Both horizontal and vertical polarization of the antenna are set on measurement. In order to find the maximum emission, all of the interface cables must be manipulated according to ANSI C63.10: 2009 on radiated measurement.

6.5. Test Specification

According to FCC Part 15 Subpart C Paragraph 15.247: 2014

6.6. Uncertainty

The measurement uncertainty
± 3.9 dB above 1GHz

6.7. Test Result

Radiated is defined as

Site : CB1	**Time : 2015/05/08 - 14:23**
Limit : FCC_SpartC_15.247_H_03M_PK	**Margin : 6**
Probe : CB1_FCC_EFS_1-18G_H2 - HORIZONTAL	**Power : AC 110V / 60Hz**
EUT : Dual-band Wireless-AC1200 Range Extender	**Note : Transmit_802.11b_2412MHz**

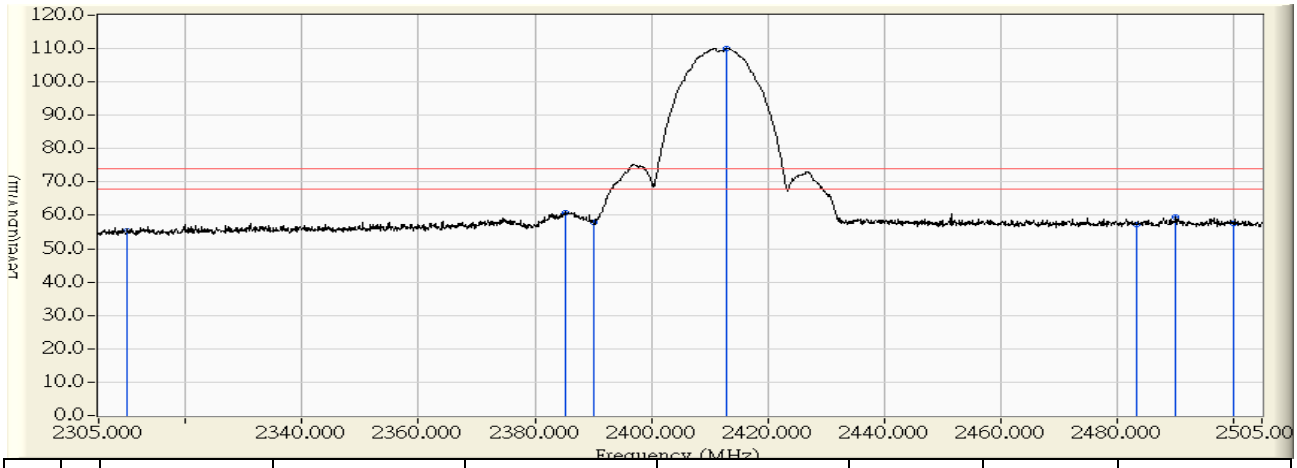

		Frequency (MHz)	Correct Factor (dB)	Reading Level (dBuV)	Measure Level (dBuV/m)	Margin (dB)	Limit (dBuV/m)	Detector Type
1		2310.000	28.899	26.445	55.343	-18.657	74.000	PEAK
2		2385.160	29.716	31.214	60.930	-13.070	74.000	PEAK
3		2390.000	29.768	28.014	57.782	-16.218	74.000	PEAK
4	*	2412.946	30.017	80.135	110.153	36.153	74.000	PEAK
5		2483.500	30.738	26.380	57.119	-16.881	74.000	PEAK
6		2490.107	30.744	28.755	59.499	-14.501	74.000	PEAK
7		2500.000	30.740	26.883	57.622	-16.378	74.000	PEAK

Note:

1. All readings above 1GHz are performed with peak and/or average measurements as necessary.
2. Peak measurements: RBW = 1MHz, VBW = 3 MHz, Sweep: Auto.
3. Average measurements: RBW = 1MHz, VBW = 10 Hz, Sweep: Auto.
4. “ * ”, means this data is the worst emission level.
5. Measurement Level = Reading Level + Correct Factor.
6. The average measurement was not performed when the peak measured data under the limit of average detection.

Site : CB1	**Time : 2015/05/08 - 14:21**
Limit : FCC_SpartC_15.247_H_03M_AV	**Margin : 6**
Probe : CB1_FCC_EFS_1-18G_H2 - HORIZONTAL	**Power : AC 110V / 60Hz**
EUT : Dual-band Wireless-AC1200 Range Extender	**Note : Transmit_802.11b_2412MHz**

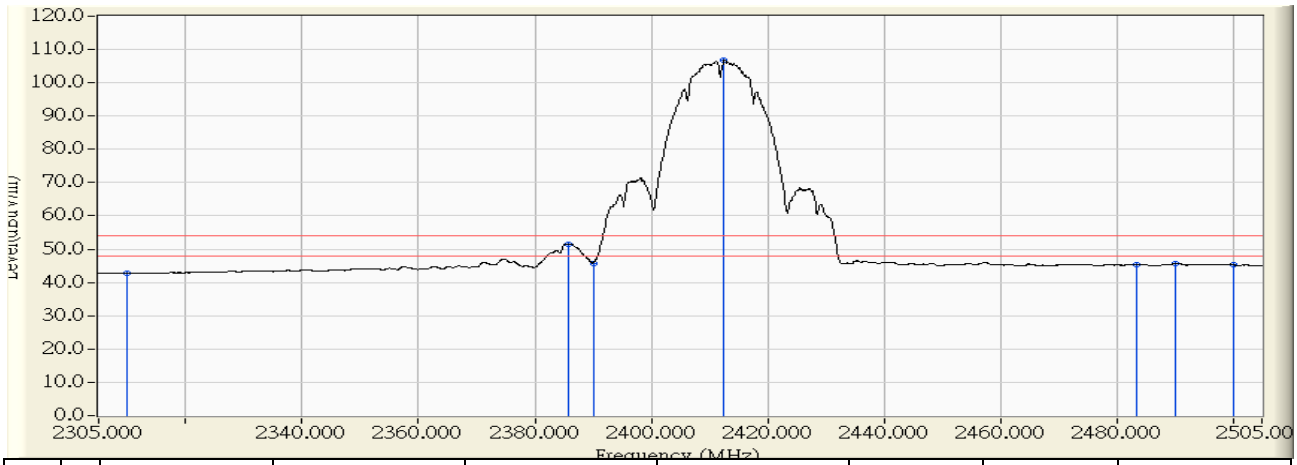

		Frequency (MHz)	Correct Factor (dB)	Reading Level (dBuV)	Measure Level (dBuV/m)	Margin (dB)	Limit (dBuV/m)	Detector Type
1		2310.000	28.899	13.826	42.724	-11.276	54.000	AVERAGE
2		2385.660	29.721	21.907	51.628	-2.372	54.000	AVERAGE
3		2390.000	29.768	16.058	45.826	-8.174	54.000	AVERAGE
4	*	2412.546	30.014	76.755	106.768	52.768	54.000	AVERAGE
5		2483.500	30.738	14.527	45.266	-8.734	54.000	AVERAGE
6		2490.107	30.744	15.066	45.810	-8.190	54.000	AVERAGE
7		2500.000	30.740	14.701	45.440	-8.560	54.000	AVERAGE

Note:

1. All readings above 1GHz are performed with peak and/or average measurements as necessary.
2. Peak measurements: RBW = 1MHz, VBW = 3 MHz, Sweep: Auto.
3. Average measurements: RBW = 1MHz, VBW = 10 Hz, Sweep: Auto.
4. " * ", means this data is the worst emission level.
5. Measurement Level = Reading Level + Correct Factor.
6. The average measurement was not performed when the peak measured data under the limit of average detection.

Site : CB1	**Time : 2015/05/08 - 14:26**
Limit : FCC_SpartC_15.247_H_03M_PK	**Margin : 6**
Probe : CB1_FCC_EFS_1-18G_H2 - VERTICAL	**Power : AC 110V / 60Hz**
EUT : Dual-band Wireless-AC1200 Range Extender	**Note : Transmit_802.11b_2412MHz**

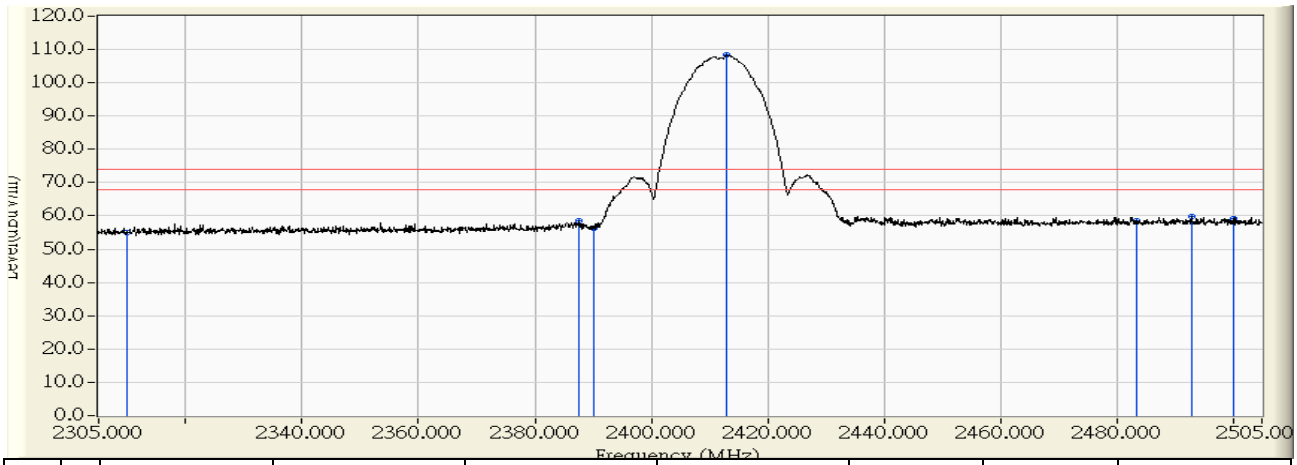

		Frequency (MHz)	Correct Factor (dB)	Reading Level (dBuV)	Measure Level (dBuV/m)	Margin (dB)	Limit (dBuV/m)	Detector Type
1		2310.000	29.553	25.549	55.101	-18.899	74.000	PEAK
2		2387.559	30.550	28.034	58.585	-15.415	74.000	PEAK
3		2390.000	30.582	25.768	56.350	-17.650	74.000	PEAK
4	*	2412.946	30.877	77.409	108.286	34.286	74.000	PEAK
5		2483.500	31.739	26.683	58.423	-15.577	74.000	PEAK
6		2492.906	31.766	28.070	59.836	-14.164	74.000	PEAK
7		2500.000	31.774	27.265	59.038	-14.962	74.000	PEAK

Note:

1. All readings above 1GHz are performed with peak and/or average measurements as necessary.
2. Peak measurements: RBW = 1MHz, VBW = 3 MHz, Sweep: Auto.
3. Average measurements: RBW = 1MHz, VBW = 10 Hz, Sweep: Auto.
4. " * ", means this data is the worst emission level.
5. Measurement Level = Reading Level + Correct Factor.
6. The average measurement was not performed when the peak measured data under the limit of average detection.

Site : CB1	**Time : 2015/05/08 - 14:28**
Limit : FCC_SpartC_15.247_H_03M_AV	**Margin : 6**
Probe : CB1_FCC_EFS_1-18G_H2 - VERTICAL	**Power : AC 110V / 60Hz**
EUT : Dual-band Wireless-AC1200 Range Extender	**Note : Transmit_802.11b_2412MHz**

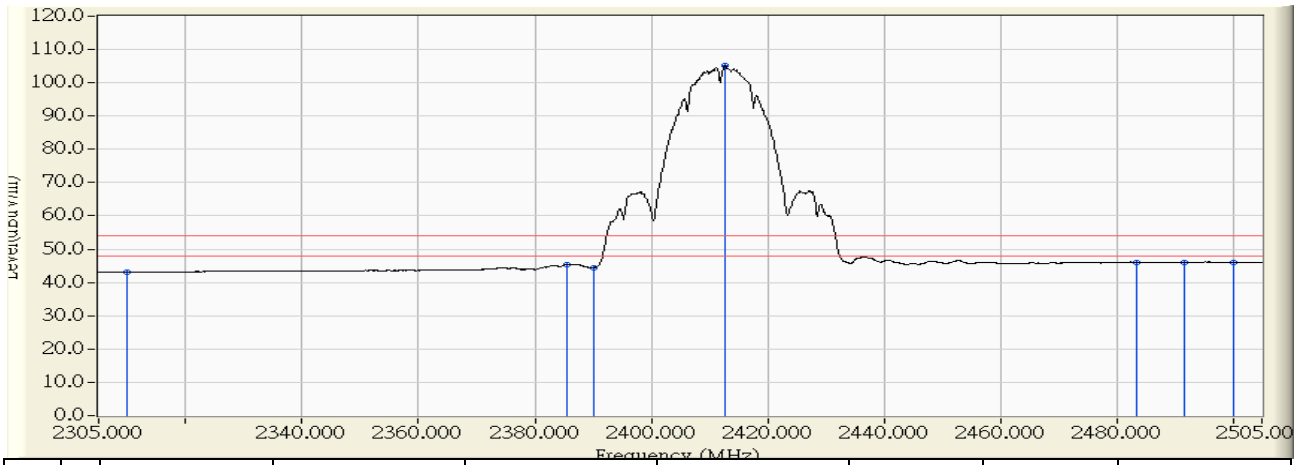

		Frequency (MHz)	Correct Factor (dB)	Reading Level (dBuV)	Measure Level (dBuV/m)	Margin (dB)	Limit (dBuV/m)	Detector Type
1		2310.000	29.553	13.563	43.115	-10.885	54.000	AVERAGE
2		2385.460	30.524	14.765	45.289	-8.711	54.000	AVERAGE
3		2390.000	30.582	13.866	44.448	-9.552	54.000	AVERAGE
4	*	2412.746	30.875	74.171	105.046	51.046	54.000	AVERAGE
5		2483.500	31.739	14.235	45.975	-8.025	54.000	AVERAGE
6		2491.607	31.762	14.247	46.009	-7.991	54.000	AVERAGE
7		2500.000	31.774	14.173	45.946	-8.054	54.000	AVERAGE

Note:

1. All readings above 1GHz are performed with peak and/or average measurements as necessary.
2. Peak measurements: RBW = 1MHz, VBW = 3 MHz, Sweep: Auto.
3. Average measurements: RBW = 1MHz, VBW = 10 Hz, Sweep: Auto.
4. “ * ”, means this data is the worst emission level.
5. Measurement Level = Reading Level + Correct Factor.
6. The average measurement was not performed when the peak measured data under the limit of average detection.

Site : CB1	**Time : 2015/05/08 - 16:33**
Limit : FCC_SpartC_15.247_H_03M_PK	**Margin : 6**
Probe : CB1_FCC_EFS_1-18G_H2 - HORIZONTAL	**Power : AC 110V / 60Hz**
EUT : Dual-band Wireless-AC1200 Range Extender	**Note : Transmit_802.11b_2437MHz**

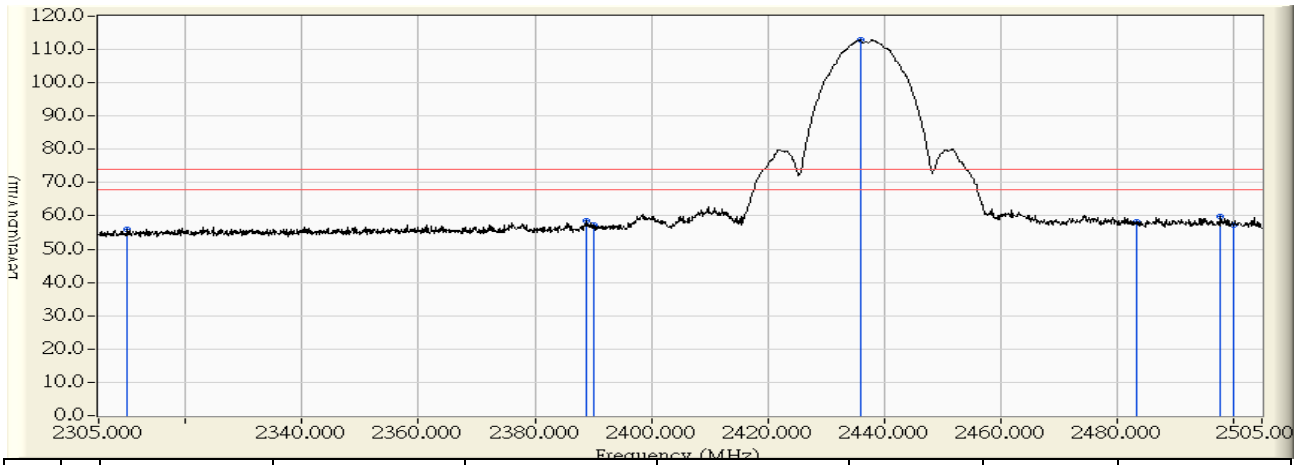

		Frequency (MHz)	Correct Factor (dB)	Reading Level (dBuV)	Measure Level (dBuV/m)	Margin (dB)	Limit (dBuV/m)	Detector Type
1		2310.000	28.899	27.147	56.045	-17.955	74.000	PEAK
2		2388.958	29.757	28.658	58.415	-15.585	74.000	PEAK
3		2390.000	29.768	27.587	57.355	-16.645	74.000	PEAK
4	*	2435.934	30.267	82.518	112.785	38.785	74.000	PEAK
5		2483.500	30.738	27.521	58.260	-15.740	74.000	PEAK
6		2497.804	30.744	29.040	59.784	-14.216	74.000	PEAK
7		2500.000	30.740	26.396	57.135	-16.865	74.000	PEAK

Note:

1. All readings above 1GHz are performed with peak and/or average measurements as necessary.
2. Peak measurements: RBW = 1MHz, VBW = 3 MHz, Sweep: Auto.
3. Average measurements: RBW = 1MHz, VBW = 10 Hz, Sweep: Auto.
4. " * ", means this data is the worst emission level.
5. Measurement Level = Reading Level + Correct Factor.
6. The average measurement was not performed when the peak measured data under the limit of average detection.

Site : CB1	**Time : 2015/05/08 - 16:35**
Limit : FCC_SpartC_15.247_H_03M_AV	**Margin : 6**
Probe : CB1_FCC_EFS_1-18G_H2 - HORIZONTAL	**Power : AC 110V / 60Hz**
EUT : Dual-band Wireless-AC1200 Range Extender	**Note : Transmit_802.11b_2437MHz**

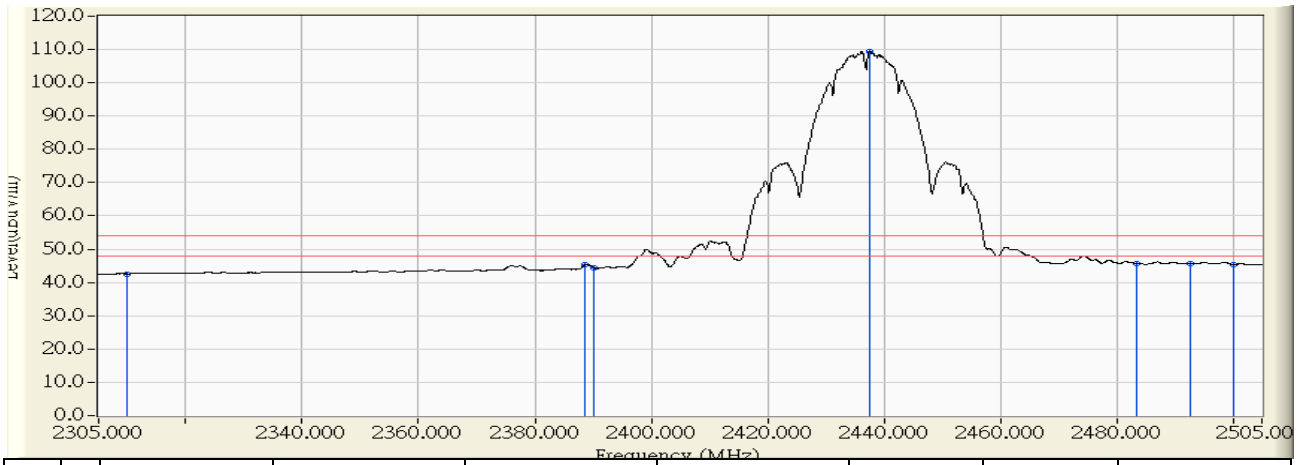

		Frequency (MHz)	Correct Factor (dB)	Reading Level (dBuV)	Measure Level (dBuV/m)	Margin (dB)	Limit (dBuV/m)	Detector Type
1		2310.000	28.899	13.717	42.615	-11.385	54.000	AVERAGE
2		2388.658	29.754	15.553	45.307	-8.693	54.000	AVERAGE
3		2390.000	29.768	14.766	44.534	-9.466	54.000	AVERAGE
4	*	2437.634	30.286	79.180	109.466	55.466	54.000	AVERAGE
5		2483.500	30.738	14.946	45.685	-8.315	54.000	AVERAGE
6		2492.606	30.746	15.005	45.751	-8.249	54.000	AVERAGE
7		2500.000	30.740	14.594	45.333	-8.667	54.000	AVERAGE

Note:

1. All readings above 1GHz are performed with peak and/or average measurements as necessary.
2. Peak measurements: RBW = 1MHz, VBW = 3 MHz, Sweep: Auto.
3. Average measurements: RBW = 1MHz, VBW = 10 Hz, Sweep: Auto.
4. " * ", means this data is the worst emission level.
5. Measurement Level = Reading Level + Correct Factor.
6. The average measurement was not performed when the peak measured data under the limit of average detection.

Site : CB1	**Time : 2015/05/08 - 16:30**
Limit : FCC_SpartC_15.247_H_03M_PK	**Margin : 6**
Probe : CB1_FCC_EFS_1-18G_H2 - VERTICAL	**Power : AC 110V / 60Hz**
EUT : Dual-band Wireless-AC1200 Range Extender	**Note : Transmit_802.11b_2437MHz**

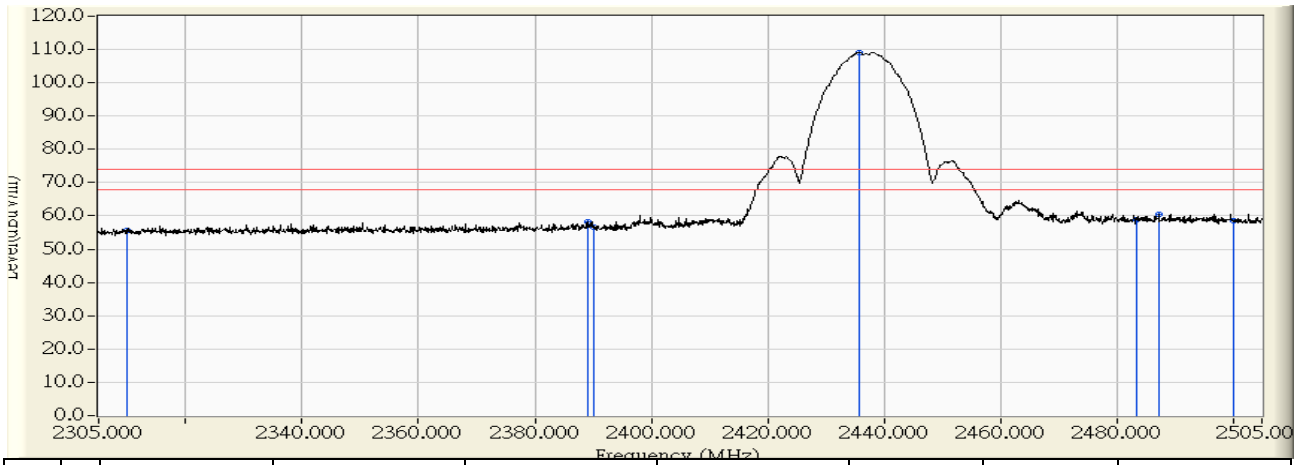

		Frequency (MHz)	Correct Factor (dB)	Reading Level (dBuV)	Measure Level (dBuV/m)	Margin (dB)	Limit (dBuV/m)	Detector Type
1		2310.000	29.553	26.049	55.601	-18.399	74.000	PEAK
2		2389.058	30.570	27.681	58.251	-15.749	74.000	PEAK
3		2390.000	30.582	26.134	56.716	-17.284	74.000	PEAK
4	*	2435.835	31.172	78.041	109.213	35.213	74.000	PEAK
5		2483.500	31.739	27.250	58.990	-15.010	74.000	PEAK
6		2487.309	31.750	28.868	60.618	-13.382	74.000	PEAK
7		2500.000	31.774	26.863	58.636	-15.364	74.000	PEAK

Note:

1. All readings above 1GHz are performed with peak and/or average measurements as necessary.
2. Peak measurements: RBW = 1MHz, VBW = 3 MHz, Sweep: Auto.
3. Average measurements: RBW = 1MHz, VBW = 10 Hz, Sweep: Auto.
4. " * ", means this data is the worst emission level.
5. Measurement Level = Reading Level + Correct Factor.
6. The average measurement was not performed when the peak measured data under the limit of average detection.

Site : CB1	**Time : 2015/05/08 - 16:29**
Limit : FCC_SpartC_15.247_H_03M_AV	**Margin : 6**
Probe : CB1_FCC_EFS_1-18G_H2 - VERTICAL	**Power : AC 110V / 60Hz**
EUT : Dual-band Wireless-AC1200 Range Extender	**Note : Transmit_802.11b_2437MHz**

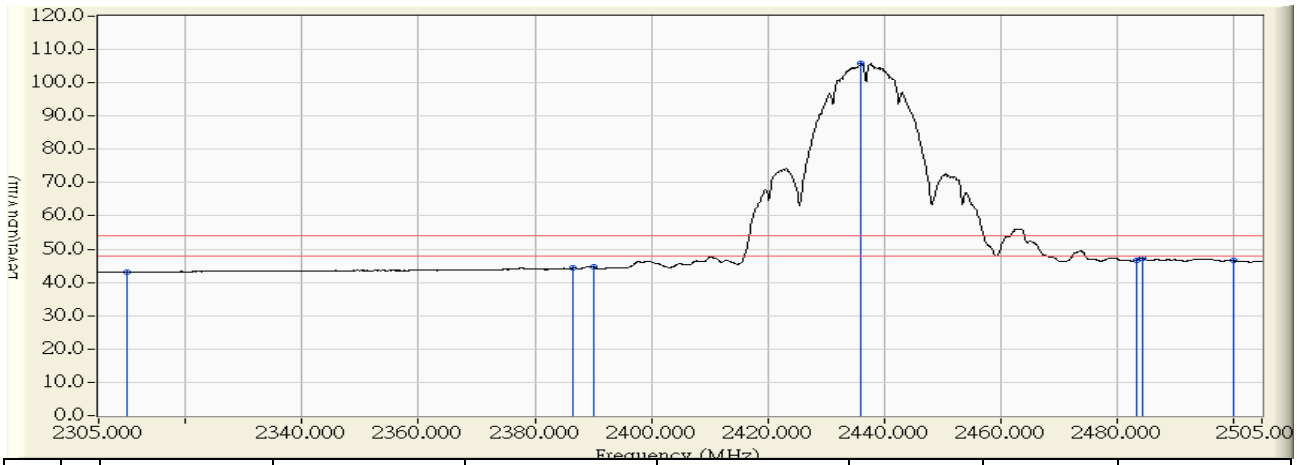

		Frequency (MHz)	Correct Factor (dB)	Reading Level (dBuV)	Measure Level (dBuV/m)	Margin (dB)	Limit (dBuV/m)	Detector Type
1		2310.000	29.553	13.571	43.123	-10.877	54.000	AVERAGE
2		2386.659	30.539	13.760	44.299	-9.701	54.000	AVERAGE
3		2390.000	30.582	14.026	44.608	-9.392	54.000	AVERAGE
4	*	2436.134	31.176	74.783	105.959	51.959	54.000	AVERAGE
5		2483.500	31.739	15.028	46.768	-7.232	54.000	AVERAGE
6		2484.410	31.742	15.590	47.332	-6.668	54.000	AVERAGE
7		2500.000	31.774	14.799	46.572	-7.428	54.000	AVERAGE

Note:

1. All readings above 1GHz are performed with peak and/or average measurements as necessary.
2. Peak measurements: RBW = 1MHz, VBW = 3 MHz, Sweep: Auto.
3. Average measurements: RBW = 1MHz, VBW = 10 Hz, Sweep: Auto.
4. " * ", means this data is the worst emission level.
5. Measurement Level = Reading Level + Correct Factor.
6. The average measurement was not performed when the peak measured data under the limit of average detection.

Site : CB1	**Time : 2015/05/08 - 14:40**
Limit : FCC_SpartC_15.247_H_03M_PK	**Margin : 6**
Probe : CB1_FCC_EFS_1-18G_H2 - HORIZONTAL	**Power : AC 110V / 60Hz**
EUT : Dual-band Wireless-AC1200 Range Extender	**Note : Transmit_802.11b_2462MHz**

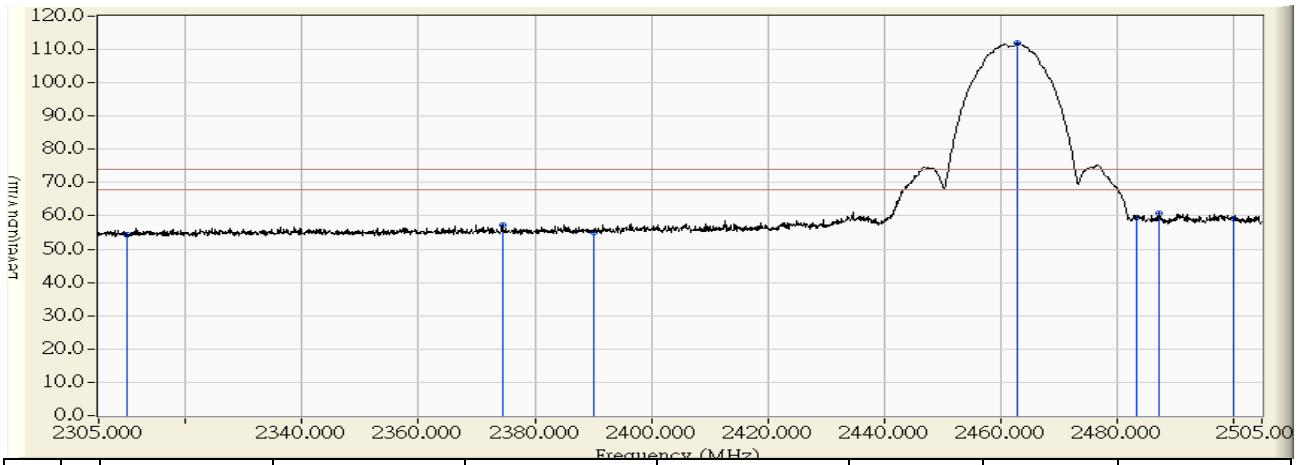

		Frequency (MHz)	Correct Factor (dB)	Reading Level (dBuV)	Measure Level (dBuV/m)	Margin (dB)	Limit (dBuV/m)	Detector Type
1		2310.000	28.899	25.415	54.313	-19.687	74.000	PEAK
2		2374.365	29.598	27.737	57.335	-16.665	74.000	PEAK
3		2390.000	29.768	25.385	55.153	-18.847	74.000	PEAK
4	*	2463.021	30.562	81.236	111.798	37.798	74.000	PEAK
5		2483.500	30.738	28.634	59.373	-14.627	74.000	PEAK
6		2487.409	30.742	30.052	60.794	-13.206	74.000	PEAK
7		2500.000	30.740	28.482	59.221	-14.779	74.000	PEAK

Note:

1. All readings above 1GHz are performed with peak and/or average measurements as necessary.
2. Peak measurements: RBW = 1MHz, VBW = 3 MHz, Sweep: Auto.
3. Average measurements: RBW = 1MHz, VBW = 10 Hz, Sweep: Auto.
4. " * ", means this data is the worst emission level.
5. Measurement Level = Reading Level + Correct Factor.
6. The average measurement was not performed when the peak measured data under the limit of average detection.

Site : CB1	**Time : 2015/05/08 - 14:39**
Limit : FCC_SpartC_15.247_H_03M_AV	**Margin : 6**
Probe : CB1_FCC_EFS_1-18G_H2 - HORIZONTAL	**Power : AC 110V / 60Hz**
EUT : Dual-band Wireless-AC1200 Range Extender	**Note : Transmit_802.11b_2462MHz**

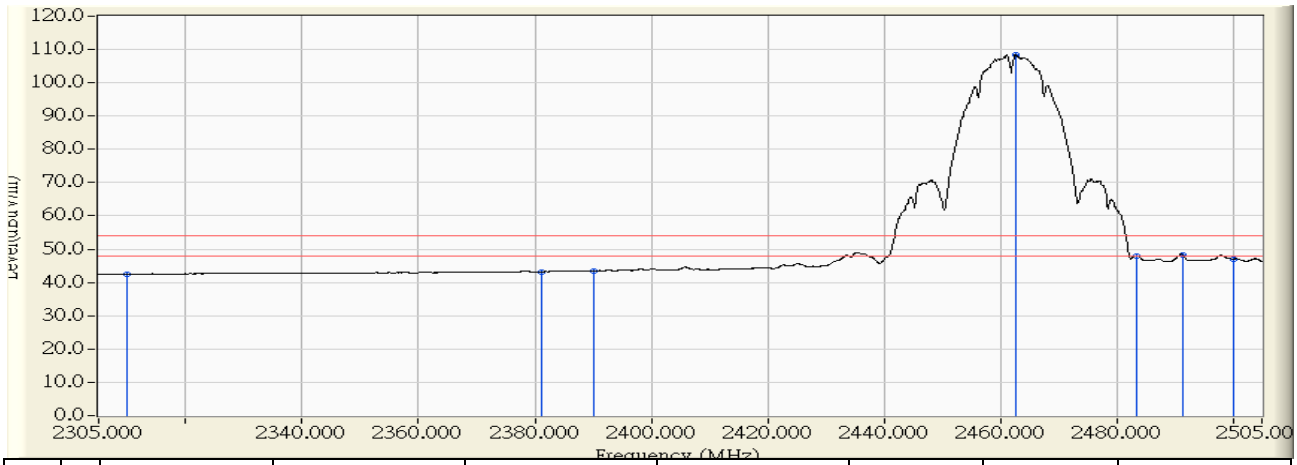

		Frequency (MHz)	Correct Factor (dB)	Reading Level (dBuV)	Measure Level (dBuV/m)	Margin (dB)	Limit (dBuV/m)	Detector Type
1		2310.000	28.899	13.643	42.541	-11.459	54.000	AVERAGE
2		2381.062	29.671	13.580	43.251	-10.749	54.000	AVERAGE
3		2390.000	29.768	13.720	43.488	-10.512	54.000	AVERAGE
4	*	2462.621	30.557	77.824	108.382	54.382	54.000	AVERAGE
5		2483.500	30.738	17.293	48.032	-5.968	54.000	AVERAGE
6		2491.307	30.745	17.659	48.404	-5.596	54.000	AVERAGE
7		2500.000	30.740	16.328	47.067	-6.933	54.000	AVERAGE

Note:

1. All readings above 1GHz are performed with peak and/or average measurements as necessary.
2. Peak measurements: RBW = 1MHz, VBW = 3 MHz, Sweep: Auto.
3. Average measurements: RBW = 1MHz, VBW = 10 Hz, Sweep: Auto.
4. “ * ”, means this data is the worst emission level.
5. Measurement Level = Reading Level + Correct Factor.
6. The average measurement was not performed when the peak measured data under the limit of average detection.

Site : CB1	**Time : 2015/05/08 - 14:45**
Limit : FCC_SpartC_15.247_H_03M_PK	**Margin : 6**
Probe : CB1_FCC_EFS_1-18G_H2 - VERTICAL	**Power : AC 110V / 60Hz**
EUT : Dual-band Wireless-AC1200 Range Extender	**Note : Transmit_802.11b_2462MHz**

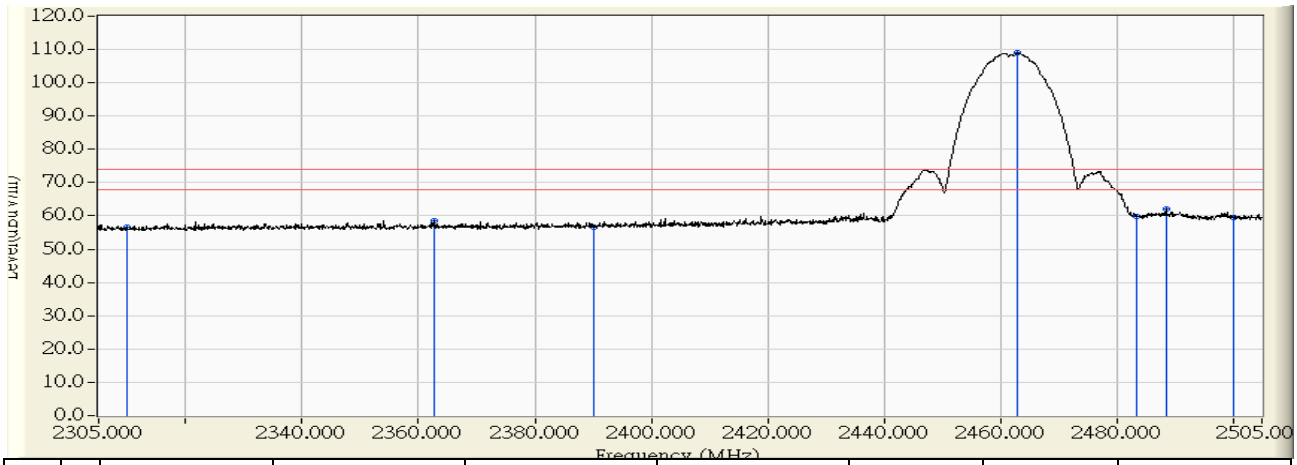

		Frequency (MHz)	Correct Factor (dB)	Reading Level (dBuV)	Measure Level (dBuV/m)	Margin (dB)	Limit (dBuV/m)	Detector Type
1		2310.000	29.553	27.046	56.598	-17.402	74.000	PEAK
2		2362.771	30.231	28.339	58.571	-15.429	74.000	PEAK
3		2390.000	30.582	26.076	56.658	-17.342	74.000	PEAK
4	*	2462.921	31.521	77.387	108.908	34.908	74.000	PEAK
5		2483.500	31.739	28.259	59.999	-14.001	74.000	PEAK
6		2488.508	31.754	30.448	62.202	-11.798	74.000	PEAK
7		2500.000	31.774	27.705	59.478	-14.522	74.000	PEAK

Note:

1. All readings above 1GHz are performed with peak and/or average measurements as necessary.
2. Peak measurements: RBW = 1MHz, VBW = 3 MHz, Sweep: Auto.
3. Average measurements: RBW = 1MHz, VBW = 10 Hz, Sweep: Auto.
4. “ * ”, means this data is the worst emission level.
5. Measurement Level = Reading Level + Correct Factor.
6. The average measurement was not performed when the peak measured data under the limit of average detection.

Site : CB1	**Time : 2015/05/08 - 14:47**
Limit : FCC_SpartC_15.247_H_03M_AV	**Margin : 6**
Probe : CB1_FCC_EFS_1-18G_H2 - VERTICAL	**Power : AC 110V / 60Hz**
EUT : Dual-band Wireless-AC1200 Range Extender	**Note : Transmit_802.11b_2462MHz**

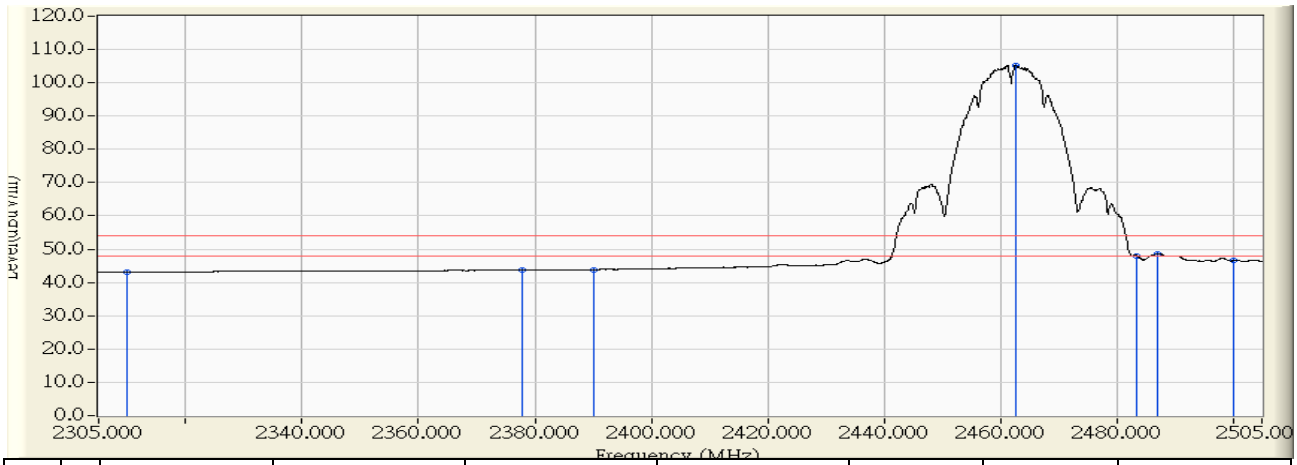

		Frequency (MHz)	Correct Factor (dB)	Reading Level (dBuV)	Measure Level (dBuV/m)	Margin (dB)	Limit (dBuV/m)	Detector Type
1		2310.000	29.553	13.569	43.121	-10.879	54.000	AVERAGE
2		2377.764	30.425	13.328	43.753	-10.247	54.000	AVERAGE
3		2390.000	30.582	13.321	43.903	-10.097	54.000	AVERAGE
4	*	2462.621	31.517	73.784	105.301	51.301	54.000	AVERAGE
5		2483.500	31.739	16.322	48.062	-5.938	54.000	AVERAGE
6		2487.009	31.750	16.814	48.564	-5.436	54.000	AVERAGE
7		2500.000	31.774	14.767	46.540	-7.460	54.000	AVERAGE

Note:

1. All readings above 1GHz are performed with peak and/or average measurements as necessary.
2. Peak measurements: RBW = 1MHz, VBW = 3 MHz, Sweep: Auto.
3. Average measurements: RBW = 1MHz, VBW = 10 Hz, Sweep: Auto.
4. “ * ”, means this data is the worst emission level.
5. Measurement Level = Reading Level + Correct Factor.
6. The average measurement was not performed when the peak measured data under the limit of average detection.

Site : CB1	**Time : 2015/05/08 - 13:21**
Limit : FCC_SpartC_15.247_H_03M_PK	**Margin : 6**
Probe : CB1_FCC_EFS_1-18G_H2 - HORIZONTAL	**Power : AC 110V / 60Hz**
EUT : Dual-band Wireless-AC1200 Range Extender	**Note : Transmit_802.11g_2412MHz**

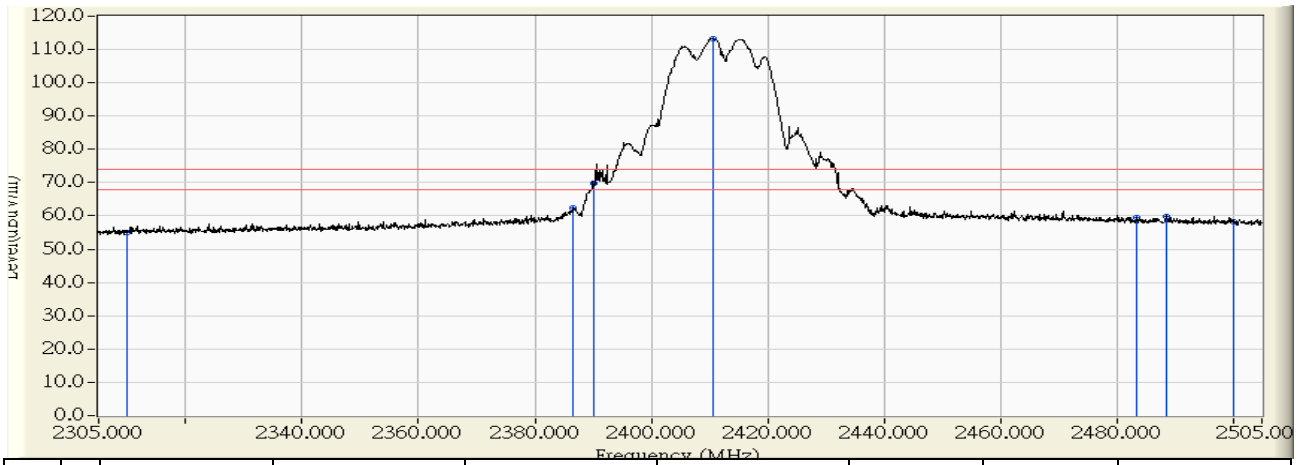

		Frequency (MHz)	Correct Factor (dB)	Reading Level (dBuV)	Measure Level (dBuV/m)	Margin (dB)	Limit (dBuV/m)	Detector Type
1		2310.000	28.899	26.236	55.134	-18.866	74.000	PEAK
2		2386.659	29.731	32.564	62.296	-11.704	74.000	PEAK
3		2390.000	29.768	40.192	69.960	-4.040	74.000	PEAK
4	*	2410.547	29.991	83.294	113.285	39.285	74.000	PEAK
5		2483.500	30.738	28.619	59.358	-14.642	74.000	PEAK
6		2488.508	30.743	29.098	59.841	-14.159	74.000	PEAK
7		2500.000	30.740	27.549	58.288	-15.712	74.000	PEAK

Note:

1. All readings above 1GHz are performed with peak and/or average measurements as necessary.
2. Peak measurements: RBW = 1MHz, VBW = 3 MHz, Sweep: Auto.
3. Average measurements: RBW = 1MHz, VBW = 10 Hz, Sweep: Auto.
4. " * ", means this data is the worst emission level.
5. Measurement Level = Reading Level + Correct Factor.
6. The average measurement was not performed when the peak measured data under the limit of average detection.

Site : CB1	**Time : 2015/05/08 - 13:19**
Limit : FCC_SpartC_15.247_H_03M_AV	**Margin : 6**
Probe : CB1_FCC_EFS_1-18G_H2 - HORIZONTAL	**Power : AC 110V / 60Hz**
EUT : Dual-band Wireless-AC1200 Range Extender	**Note : Transmit_802.11g_2412MHz**

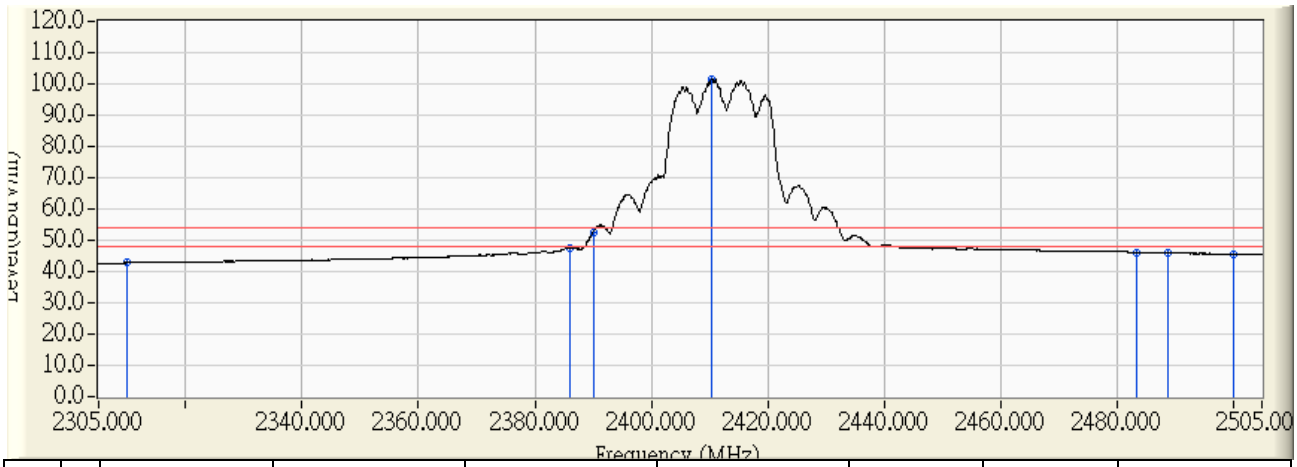

		Frequency (MHz)	Correct Factor (dB)	Reading Level (dBuV)	Measure Level (dBuV/m)	Margin (dB)	Limit (dBuV/m)	Detector Type
1		2310.000	28.899	13.868	42.766	-11.234	54.000	AVERAGE
2		2385.959	29.724	17.971	47.695	-6.305	54.000	AVERAGE
3		2390.000	29.768	22.857	52.625	-1.375	54.000	AVERAGE
4	*	2410.447	29.990	71.593	101.583	47.583	54.000	AVERAGE
5		2483.500	30.738	15.353	46.092	-7.908	54.000	AVERAGE
6		2488.808	30.743	15.231	45.974	-8.026	54.000	AVERAGE
7		2500.000	30.740	14.846	45.585	-8.415	54.000	AVERAGE

Note:

1. All readings above 1GHz are performed with peak and/or average measurements as necessary.
2. Peak measurements: RBW = 1MHz, VBW = 3 MHz, Sweep: Auto.
3. Average measurements: RBW = 1MHz, VBW = 10 Hz, Sweep: Auto.
4. " * ", means this data is the worst emission level.
5. Measurement Level = Reading Level + Correct Factor.
6. The average measurement was not performed when the peak measured data under the limit of average detection.

Site : CB1	**Time : 2015/05/08 - 13:25**
Limit : FCC_SpartC_15.247_H_03M_PK	**Margin : 6**
Probe : CB1_FCC_EFS_1-18G_H2 - VERTICAL	**Power : AC 110V / 60Hz**
EUT : Dual-band Wireless-AC1200 Range Extender	**Note : Transmit_802.11g_2412MHz**

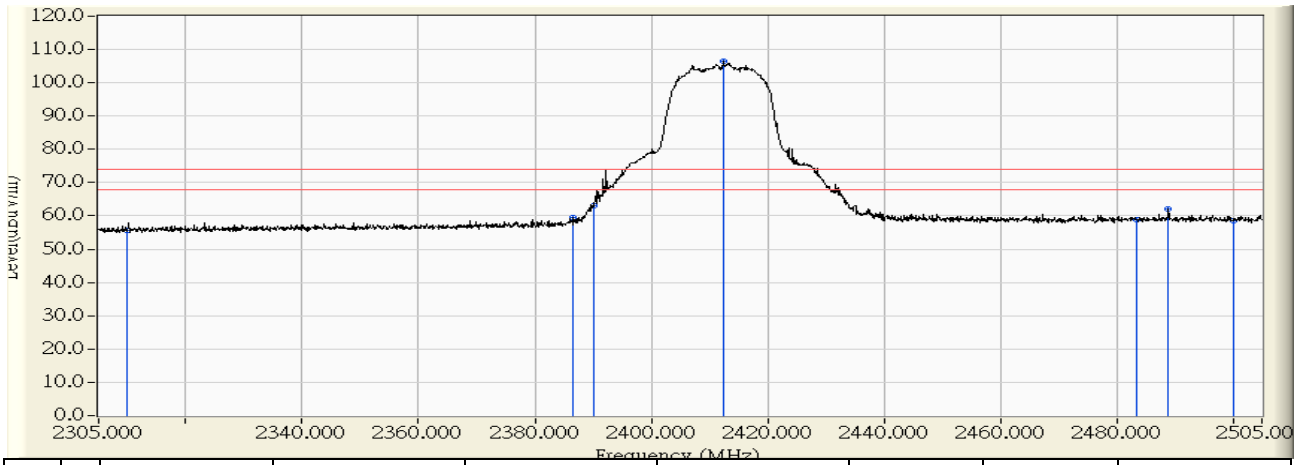

		Frequency (MHz)	Correct Factor (dB)	Reading Level (dBuV)	Measure Level (dBuV/m)	Margin (dB)	Limit (dBuV/m)	Detector Type
1		2310.000	29.553	25.992	55.544	-18.456	74.000	PEAK
2		2386.659	30.539	29.127	59.666	-14.334	74.000	PEAK
3		2390.000	30.582	32.446	63.028	-10.972	74.000	PEAK
4	*	2412.446	30.871	75.722	106.593	32.593	74.000	PEAK
5		2483.500	31.739	27.083	58.823	-15.177	74.000	PEAK
6		2488.908	31.755	30.408	62.163	-11.837	74.000	PEAK
7		2500.000	31.774	26.856	58.629	-15.371	74.000	PEAK

Note:

1. All readings above 1GHz are performed with peak and/or average measurements as necessary.
2. Peak measurements: RBW = 1MHz, VBW = 3 MHz, Sweep: Auto.
3. Average measurements: RBW = 1MHz, VBW = 10 Hz, Sweep: Auto.
4. " * ", means this data is the worst emission level.
5. Measurement Level = Reading Level + Correct Factor.
6. The average measurement was not performed when the peak measured data under the limit of average detection.

Site : CB1	**Time : 2015/05/08 - 13:27**
Limit : FCC_SpartC_15.247_H_03M_AV	**Margin : 6**
Probe : CB1_FCC_EFS_1-18G_H2 - VERTICAL	**Power : AC 110V / 60Hz**
EUT : Dual-band Wireless-AC1200 Range Extender	**Note : Transmit_802.11g_2412MHz**

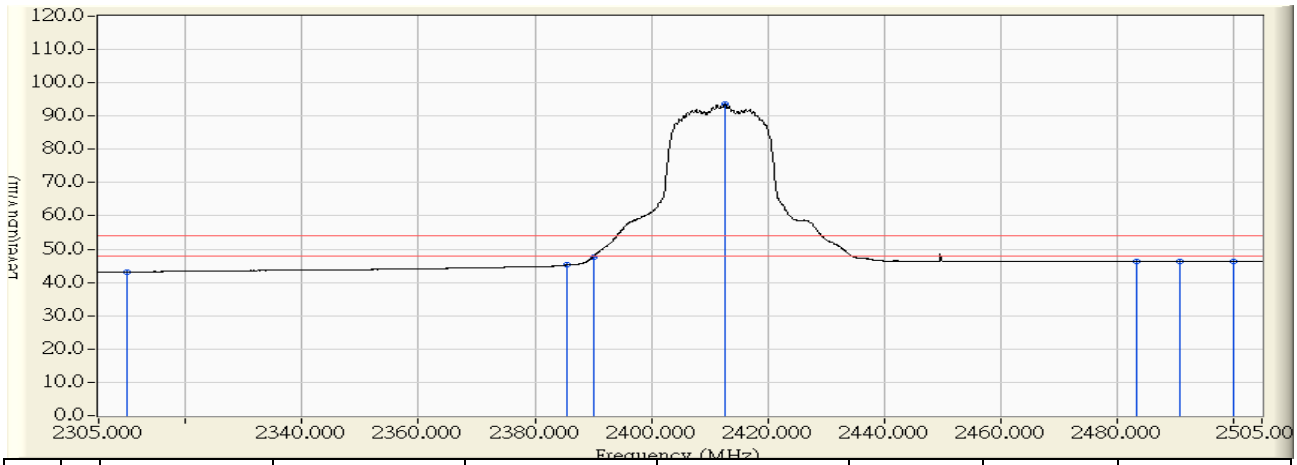

		Frequency (MHz)	Correct Factor (dB)	Reading Level (dBuV)	Measure Level (dBuV/m)	Margin (dB)	Limit (dBuV/m)	Detector Type
1		2310.000	29.553	13.640	43.192	-10.808	54.000	AVERAGE
2		2385.560	30.525	14.752	45.277	-8.723	54.000	AVERAGE
3		2390.000	30.582	17.163	47.745	-6.255	54.000	AVERAGE
4	*	2412.746	30.875	62.698	93.573	39.573	54.000	AVERAGE
5		2483.500	31.739	14.700	46.440	-7.560	54.000	AVERAGE
6		2490.807	31.760	14.651	46.411	-7.589	54.000	AVERAGE
7		2500.000	31.774	14.583	46.356	-7.644	54.000	AVERAGE

Note:

1. All readings above 1GHz are performed with peak and/or average measurements as necessary.
2. Peak measurements: RBW = 1MHz, VBW = 3 MHz, Sweep: Auto.
3. Average measurements: RBW = 1MHz, VBW = 10 Hz, Sweep: Auto.
4. " * ", means this data is the worst emission level.
5. Measurement Level = Reading Level + Correct Factor.
6. The average measurement was not performed when the peak measured data under the limit of average detection.

Site : CB1	**Time : 2015/05/08 - 16:13**
Limit : FCC_SpartC_15.247_H_03M_PK	**Margin : 6**
Probe : CB1_FCC_EFS_1-18G_H2 - HORIZONTAL	**Power : AC 110V / 60Hz**
EUT : Dual-band Wireless-AC1200 Range Extender	**Note : Transmit_802.11g_2437MHz**

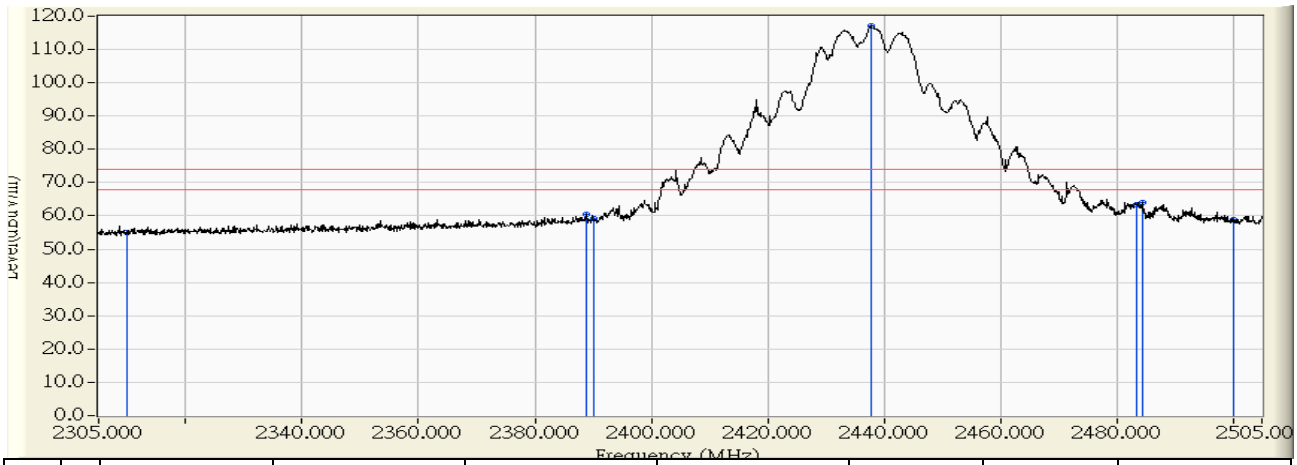

		Frequency (MHz)	Correct Factor (dB)	Reading Level (dBuV)	Measure Level (dBuV/m)	Margin (dB)	Limit (dBuV/m)	Detector Type
1		2310.000	28.899	26.164	55.062	-18.938	74.000	PEAK
2		2388.958	29.757	30.624	60.381	-13.619	74.000	PEAK
3		2390.000	29.768	29.340	59.108	-14.892	74.000	PEAK
4	*	2437.933	30.289	86.962	117.251	43.251	74.000	PEAK
5		2483.500	30.738	32.618	63.357	-10.643	74.000	PEAK
6		2484.410	30.740	33.132	63.872	-10.128	74.000	PEAK
7		2500.000	30.740	28.151	58.890	-15.110	74.000	PEAK

Note:

1. All readings above 1GHz are performed with peak and/or average measurements as necessary.
2. Peak measurements: RBW = 1MHz, VBW = 3 MHz, Sweep: Auto.
3. Average measurements: RBW = 1MHz, VBW = 10 Hz, Sweep: Auto.
4. " * ", means this data is the worst emission level.
5. Measurement Level = Reading Level + Correct Factor.
6. The average measurement was not performed when the peak measured data under the limit of average detection.

Site : CB1	**Time : 2015/05/08 - 16:16**
Limit : FCC_SpartC_15.247_H_03M_AV	**Margin : 6**
Probe : CB1_FCC_EFS_1-18G_H2 - HORIZONTAL	**Power : AC 110V / 60Hz**
EUT : Dual-band Wireless-AC1200 Range Extender	**Note : Transmit_802.11g_2437MHz**

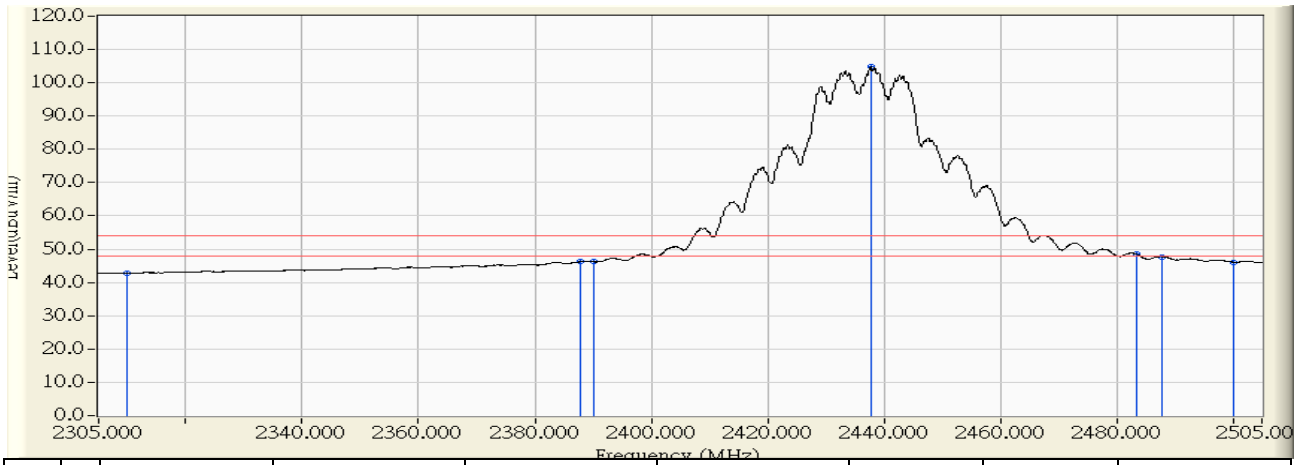

		Frequency (MHz)	Correct Factor (dB)	Reading Level (dBuV)	Measure Level (dBuV/m)	Margin (dB)	Limit (dBuV/m)	Detector Type
1		2310.000	28.899	13.936	42.834	-11.166	54.000	AVERAGE
2		2387.859	29.745	16.534	46.279	-7.721	54.000	AVERAGE
3		2390.000	29.768	16.480	46.248	-7.752	54.000	AVERAGE
4	*	2437.734	30.287	74.510	104.797	50.797	54.000	AVERAGE
5		2483.500	30.738	17.736	48.475	-5.525	54.000	AVERAGE
6		2487.709	30.742	17.020	47.762	-6.238	54.000	AVERAGE
7		2500.000	30.740	15.378	46.117	-7.883	54.000	AVERAGE

Note:

1. All readings above 1GHz are performed with peak and/or average measurements as necessary.
2. Peak measurements: RBW = 1MHz, VBW = 3 MHz, Sweep: Auto.
3. Average measurements: RBW = 1MHz, VBW = 10 Hz, Sweep: Auto.
4. " * ", means this data is the worst emission level.
5. Measurement Level = Reading Level + Correct Factor.
6. The average measurement was not performed when the peak measured data under the limit of average detection.

Site : CB1	**Time : 2015/05/08 - 16:22**
Limit : FCC_SpartC_15.247_H_03M_PK	**Margin : 6**
Probe : CB1_FCC_EFS_1-18G_H2 - VERTICAL	**Power : AC 110V / 60Hz**
EUT : Dual-band Wireless-AC1200 Range Extender	**Note : Transmit_802.11g_2437MHz**

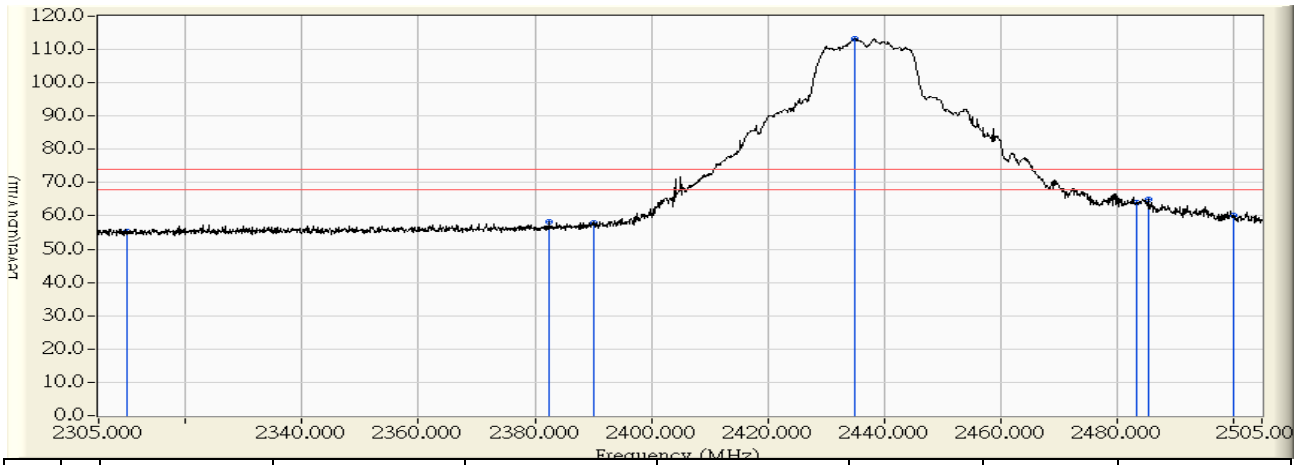

		Frequency (MHz)	Correct Factor (dB)	Reading Level (dBuV)	Measure Level (dBuV/m)	Margin (dB)	Limit (dBuV/m)	Detector Type
1		2310.000	29.553	25.719	55.271	-18.729	74.000	PEAK
2		2382.361	30.484	27.884	58.368	-15.632	74.000	PEAK
3		2390.000	30.582	27.373	57.955	-16.045	74.000	PEAK
4	*	2435.035	31.162	82.017	113.179	39.179	74.000	PEAK
5		2483.500	31.739	32.255	63.995	-10.005	74.000	PEAK
6		2485.410	31.745	33.168	64.913	-9.087	74.000	PEAK
7		2500.000	31.774	28.304	60.077	-13.923	74.000	PEAK

Note:

1. All readings above 1GHz are performed with peak and/or average measurements as necessary.
2. Peak measurements: RBW = 1MHz, VBW = 3 MHz, Sweep: Auto.
3. Average measurements: RBW = 1MHz, VBW = 10 Hz, Sweep: Auto.
4. " * ", means this data is the worst emission level.
5. Measurement Level = Reading Level + Correct Factor.
6. The average measurement was not performed when the peak measured data under the limit of average detection.

Site : CB1	**Time : 2015/05/08 - 16:21**
Limit : FCC_SpartC_15.247_H_03M_AV	**Margin : 6**
Probe : CB1_FCC_EFS_1-18G_H2 - VERTICAL	**Power : AC 110V / 60Hz**
EUT : Dual-band Wireless-AC1200 Range Extender	**Note : Transmit_802.11g_2437MHz**

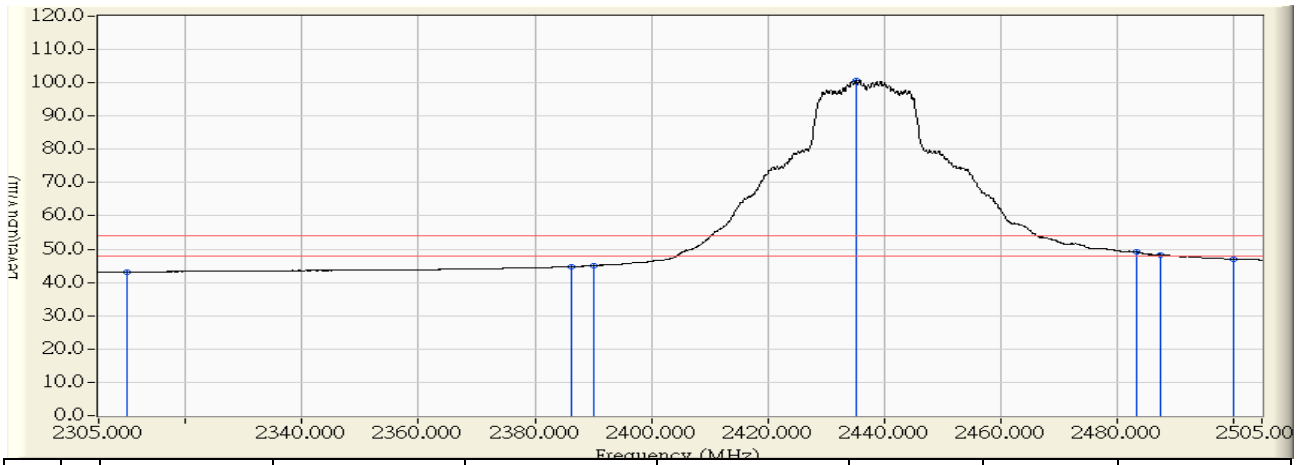

		Frequency (MHz)	Correct Factor (dB)	Reading Level (dBuV)	Measure Level (dBuV/m)	Margin (dB)	Limit (dBuV/m)	Detector Type
1		2310.000	29.553	13.588	43.140	-10.860	54.000	AVERAGE
2		2386.159	30.533	14.248	44.781	-9.219	54.000	AVERAGE
3		2390.000	30.582	14.476	45.058	-8.942	54.000	AVERAGE
4	*	2435.235	31.164	69.527	100.691	46.691	54.000	AVERAGE
5		2483.500	31.739	17.392	49.132	-4.868	54.000	AVERAGE
6		2487.509	31.751	16.632	48.383	-5.617	54.000	AVERAGE
7		2500.000	31.774	15.239	47.012	-6.988	54.000	AVERAGE

Note:

1. All readings above 1GHz are performed with peak and/or average measurements as necessary.
2. Peak measurements: RBW = 1MHz, VBW = 3 MHz, Sweep: Auto.
3. Average measurements: RBW = 1MHz, VBW = 10 Hz, Sweep: Auto.
4. “ * ”, means this data is the worst emission level.
5. Measurement Level = Reading Level + Correct Factor.
6. The average measurement was not performed when the peak measured data under the limit of average detection.

Site : CB1	**Time : 2015/05/08 - 14:57**
Limit : FCC_SpartC_15.247_H_03M_PK	**Margin : 6**
Probe : CB1_FCC_EFS_1-18G_H2 - HORIZONTAL	**Power : AC 110V / 60Hz**
EUT : Dual-band Wireless-AC1200 Range Extender	**Note : Transmit_802.11g_2462MHz**

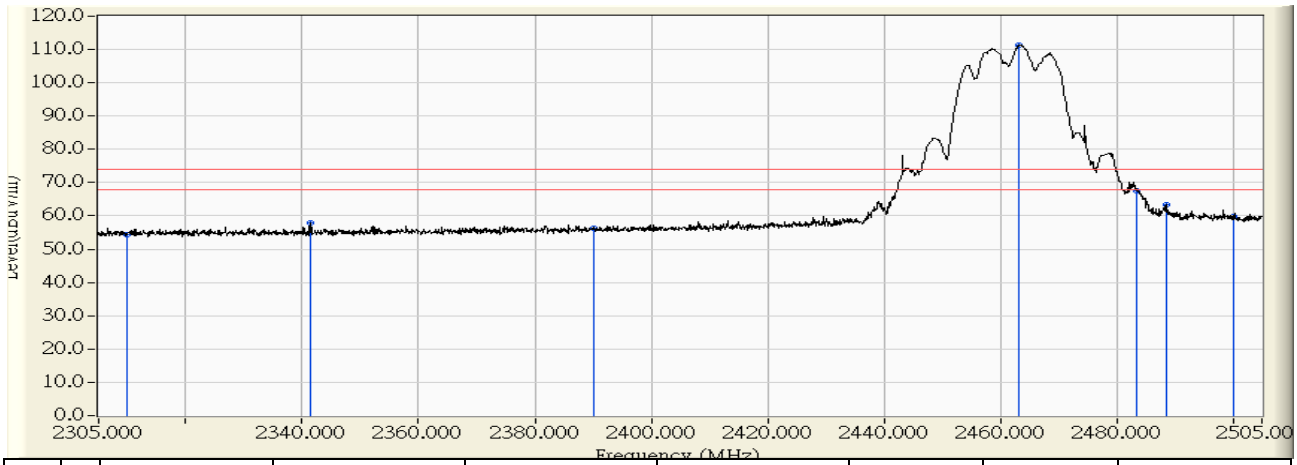

		Frequency (MHz)	Correct Factor (dB)	Reading Level (dBuV)	Measure Level (dBuV/m)	Margin (dB)	Limit (dBuV/m)	Detector Type
1		2310.000	28.899	25.471	54.369	-19.631	74.000	PEAK
2		2341.482	29.240	28.577	57.818	-16.182	74.000	PEAK
3		2390.000	29.768	26.451	56.219	-17.781	74.000	PEAK
4	*	2463.221	30.564	80.691	111.255	37.255	74.000	PEAK
5		2483.500	30.738	36.747	67.486	-6.514	74.000	PEAK
6		2488.508	30.743	32.516	63.259	-10.741	74.000	PEAK
7		2500.000	30.740	29.141	59.880	-14.120	74.000	PEAK

Note:

1. All readings above 1GHz are performed with peak and/or average measurements as necessary.
2. Peak measurements: RBW = 1MHz, VBW = 3 MHz, Sweep: Auto.
3. Average measurements: RBW = 1MHz, VBW = 10 Hz, Sweep: Auto.
4. " * ", means this data is the worst emission level.
5. Measurement Level = Reading Level + Correct Factor.
6. The average measurement was not performed when the peak measured data under the limit of average detection.

Site : CB1	**Time : 2015/05/08 - 14:55**
Limit : FCC_SpartC_15.247_H_03M_AV	**Margin : 6**
Probe : CB1_FCC_EFS_1-18G_H2 - HORIZONTAL	**Power : AC 110V / 60Hz**
EUT : Dual-band Wireless-AC1200 Range Extender	**Note : Transmit_802.11g_2462MHz**

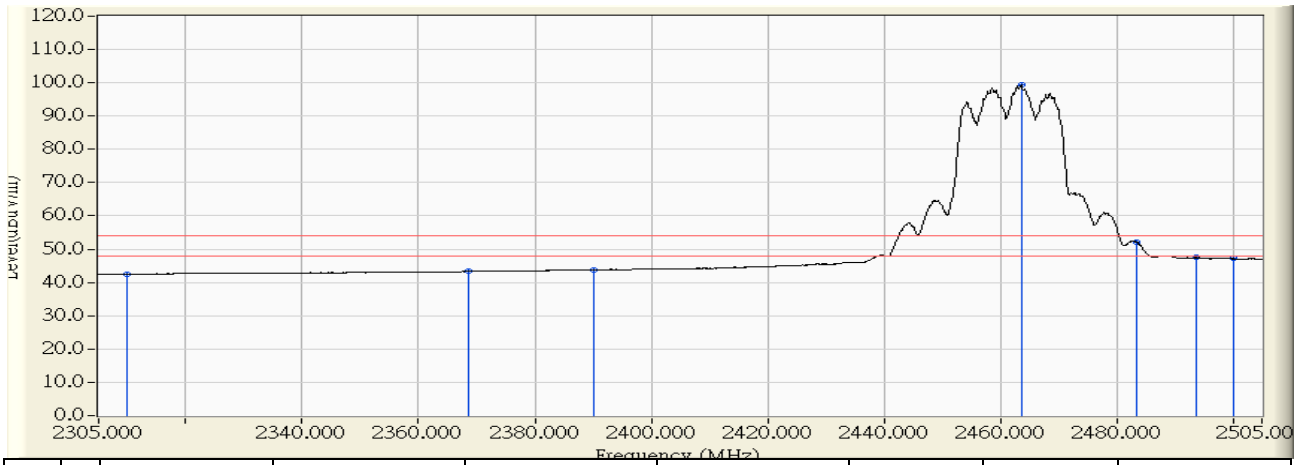

		Frequency (MHz)	Correct Factor (dB)	Reading Level (dBuV)	Measure Level (dBuV/m)	Margin (dB)	Limit (dBuV/m)	Detector Type
1		2310.000	28.899	13.642	42.540	-11.460	54.000	AVERAGE
2		2368.468	29.534	13.799	43.333	-10.667	54.000	AVERAGE
3		2390.000	29.768	13.980	43.748	-10.252	54.000	AVERAGE
4	*	2463.621	30.568	68.984	99.552	45.552	54.000	AVERAGE
5		2483.500	30.738	21.372	52.111	-1.889	54.000	AVERAGE
6		2493.606	30.746	16.752	47.498	-6.502	54.000	AVERAGE
7		2500.000	30.740	16.417	47.156	-6.844	54.000	AVERAGE

Note:

1. All readings above 1GHz are performed with peak and/or average measurements as necessary.
2. Peak measurements: RBW = 1MHz, VBW = 3 MHz, Sweep: Auto.
3. Average measurements: RBW = 1MHz, VBW = 10 Hz, Sweep: Auto.
4. “ * ”, means this data is the worst emission level.
5. Measurement Level = Reading Level + Correct Factor.
6. The average measurement was not performed when the peak measured data under the limit of average detection.

Site : CB1	**Time : 2015/05/08 - 15:11**
Limit : FCC_SpartC_15.247_H_03M_PK	**Margin : 6**
Probe : CB1_FCC_EFS_1-18G_H2 - VERTICAL	**Power : AC 110V / 60Hz**
EUT : Dual-band Wireless-AC1200 Range Extender	**Note : Transmit_802.11g_2462MHz**

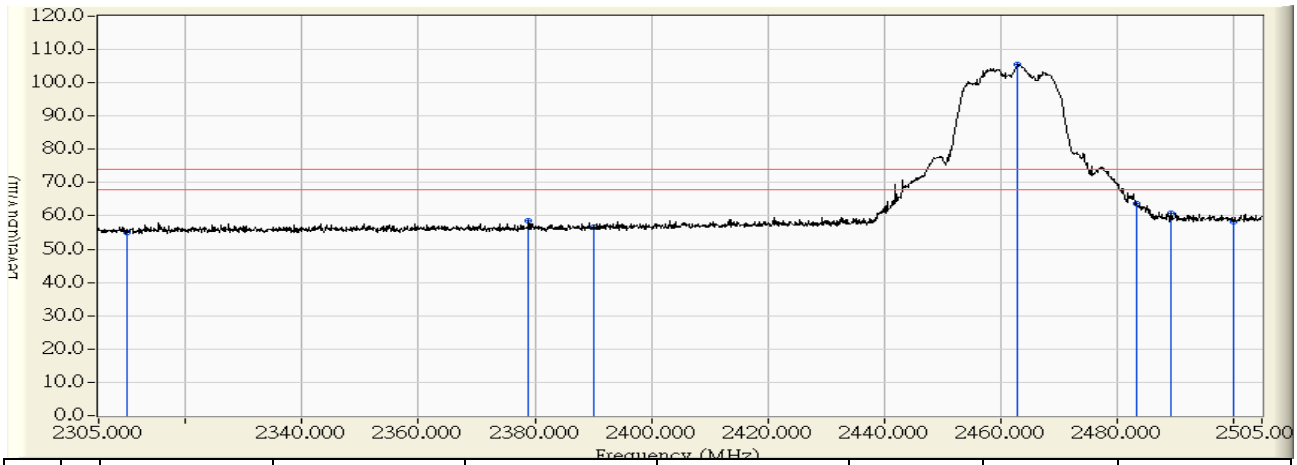

		Frequency (MHz)	Correct Factor (dB)	Reading Level (dBuV)	Measure Level (dBuV/m)	Margin (dB)	Limit (dBuV/m)	Detector Type
1		2310.000	29.553	25.562	55.114	-18.886	74.000	PEAK
2		2378.963	30.440	28.026	58.466	-15.534	74.000	PEAK
3		2390.000	30.582	26.068	56.650	-17.350	74.000	PEAK
4	*	2463.021	31.522	73.952	105.474	31.474	74.000	PEAK
5		2483.500	31.739	32.015	63.755	-10.245	74.000	PEAK
6		2489.408	31.756	29.025	60.781	-13.219	74.000	PEAK
7		2500.000	31.774	26.568	58.341	-15.659	74.000	PEAK

Note:

1. All readings above 1GHz are performed with peak and/or average measurements as necessary.
2. Peak measurements: RBW = 1MHz, VBW = 3 MHz, Sweep: Auto.
3. Average measurements: RBW = 1MHz, VBW = 10 Hz, Sweep: Auto.
4. " * ", means this data is the worst emission level.
5. Measurement Level = Reading Level + Correct Factor.
6. The average measurement was not performed when the peak measured data under the limit of average detection.

Site : CB1	**Time : 2015/05/08 - 15:16**
Limit : FCC_SpartC_15.247_H_03M_AV	**Margin : 6**
Probe : CB1_FCC_EFS_1-18G_H2 - VERTICAL	**Power : AC 110V / 60Hz**
EUT : Dual-band Wireless-AC1200 Range Extender	**Note : Transmit_802.11g_2462MHz**

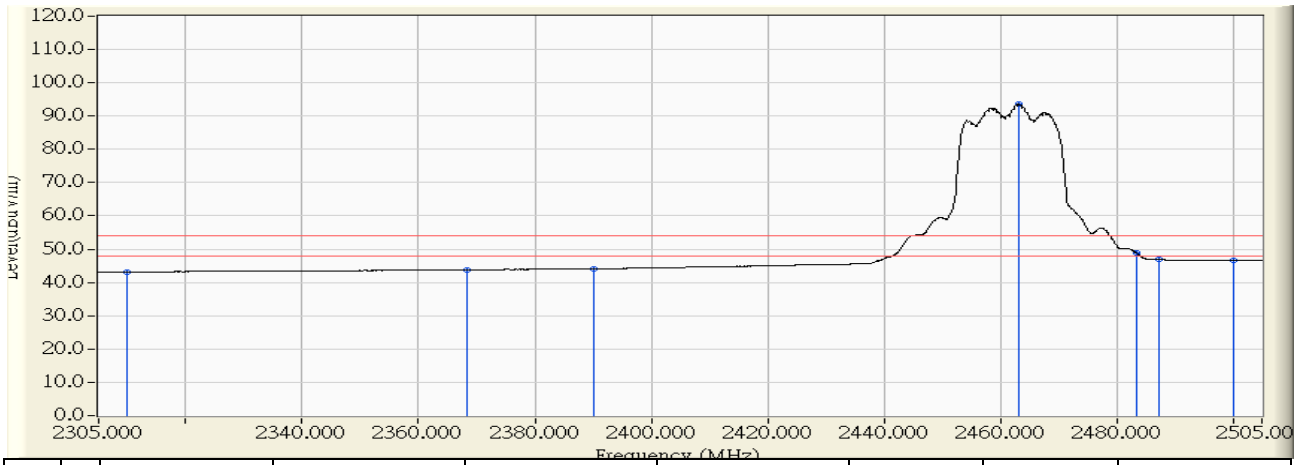

		Frequency (MHz)	Correct Factor (dB)	Reading Level (dBuV)	Measure Level (dBuV/m)	Margin (dB)	Limit (dBuV/m)	Detector Type
1		2310.000	29.553	13.588	43.140	-10.860	54.000	AVERAGE
2		2368.268	30.303	13.491	43.793	-10.207	54.000	AVERAGE
3		2390.000	30.582	13.530	44.112	-9.888	54.000	AVERAGE
4	*	2463.321	31.526	61.998	93.524	39.524	54.000	AVERAGE
5		2483.500	31.739	17.053	48.793	-5.207	54.000	AVERAGE
6		2487.209	31.750	15.172	46.922	-7.078	54.000	AVERAGE
7		2500.000	31.774	14.767	46.540	-7.460	54.000	AVERAGE

Note:

1. All readings above 1GHz are performed with peak and/or average measurements as necessary.
2. Peak measurements: RBW = 1MHz, VBW = 3 MHz, Sweep: Auto.
3. Average measurements: RBW = 1MHz, VBW = 10 Hz, Sweep: Auto.
4. “ * ”, means this data is the worst emission level.
5. Measurement Level = Reading Level + Correct Factor.
6. The average measurement was not performed when the peak measured data under the limit of average detection.

Site : CB1	**Time : 2015/05/08 - 13:39**
Limit : FCC_SpartC_15.247_H_03M_PK	**Margin : 6**
Probe : CB1_FCC_EFS_1-18G_H2 - HORIZONTAL	**Power : AC 110V / 60Hz**
EUT : Dual-band Wireless-AC1200 Range Extender	**Note : Transmit_802.11n20_2412MHz**

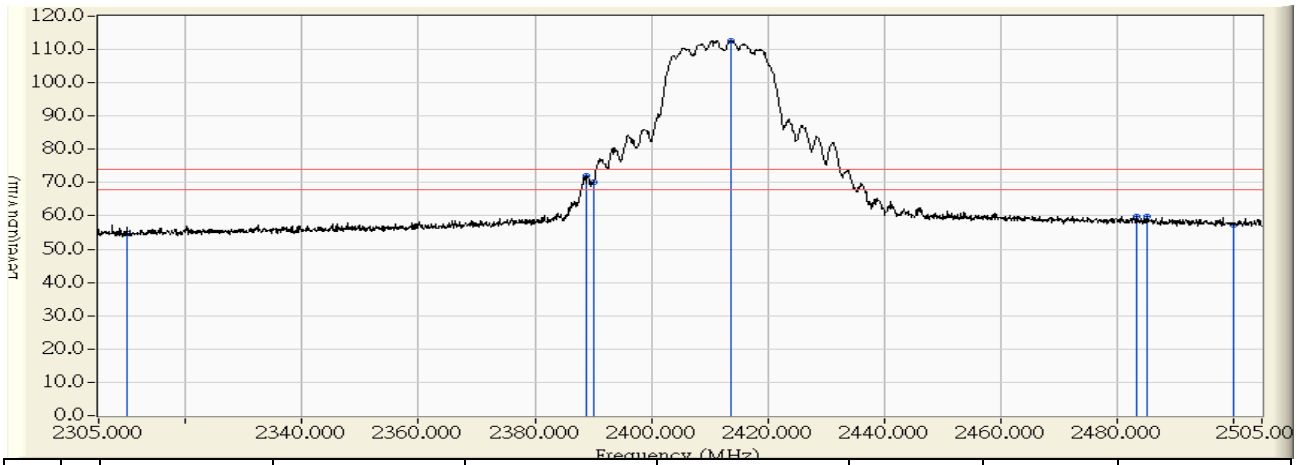

		Frequency (MHz)	Correct Factor (dB)	Reading Level (dBuV)	Measure Level (dBuV/m)	Margin (dB)	Limit (dBuV/m)	Detector Type
1		2310.000	28.899	25.867	54.765	-19.235	74.000	PEAK
2		2388.958	29.757	42.450	72.207	-1.793	74.000	PEAK
3		2390.000	29.768	40.468	70.236	-3.764	74.000	PEAK
4	*	2413.746	30.026	82.676	112.702	38.702	74.000	PEAK
5		2483.500	30.738	28.988	59.727	-14.273	74.000	PEAK
6		2485.310	30.741	28.947	59.687	-14.313	74.000	PEAK
7		2500.000	30.740	26.557	57.296	-16.704	74.000	PEAK

Note:

1. All readings above 1GHz are performed with peak and/or average measurements as necessary.
2. Peak measurements: RBW = 1MHz, VBW = 3 MHz, Sweep: Auto.
3. Average measurements: RBW = 1MHz, VBW = 10 Hz, Sweep: Auto.
4. " * ", means this data is the worst emission level.
5. Measurement Level = Reading Level + Correct Factor.
6. The average measurement was not performed when the peak measured data under the limit of average detection.

Site : CB1	**Time : 2015/05/08 - 13:38**
Limit : FCC_SpartC_15.247_H_03M_AV	**Margin : 6**
Probe : CB1_FCC_EFS_1-18G_H2 - HORIZONTAL	**Power : AC 110V / 60Hz**
EUT : Dual-band Wireless-AC1200 Range Extender	**Note : Transmit_802.11n20_2412MHz**

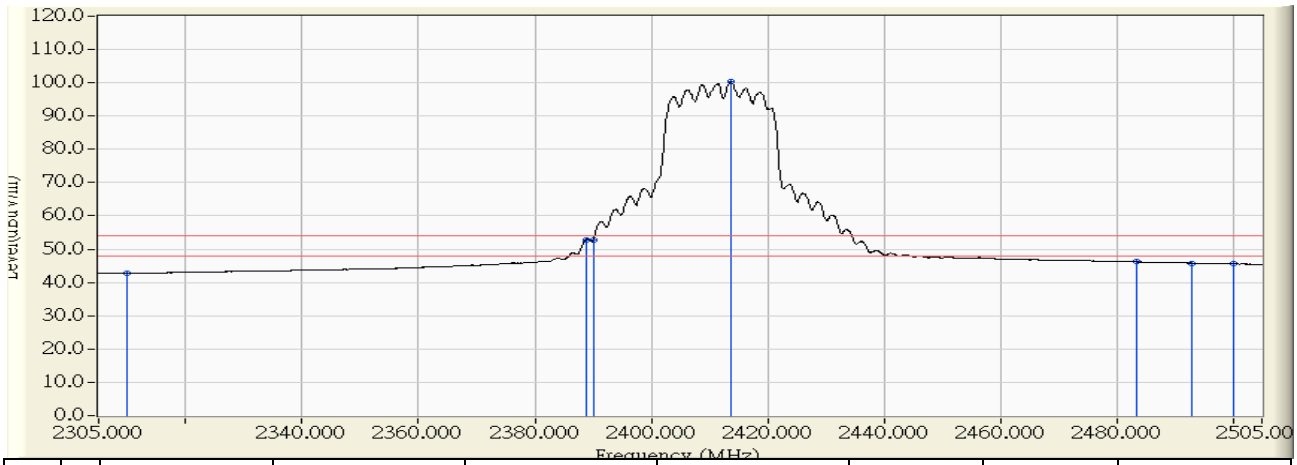

		Frequency (MHz)	Correct Factor (dB)	Reading Level (dBuV)	Measure Level (dBuV/m)	Margin (dB)	Limit (dBuV/m)	Detector Type
1		2310.000	28.899	13.902	42.800	-11.200	54.000	AVERAGE
2		2388.758	29.755	23.161	52.916	-1.084	54.000	AVERAGE
3		2390.000	29.768	22.941	52.709	-1.291	54.000	AVERAGE
4	*	2413.646	30.025	70.204	100.229	46.229	54.000	AVERAGE
5		2483.500	30.738	15.452	46.191	-7.809	54.000	AVERAGE
6		2492.906	30.746	15.098	45.844	-8.156	54.000	AVERAGE
7		2500.000	30.740	14.836	45.575	-8.425	54.000	AVERAGE

Note:

1. All readings above 1GHz are performed with peak and/or average measurements as necessary.
2. Peak measurements: RBW = 1MHz, VBW = 3 MHz, Sweep: Auto.
3. Average measurements: RBW = 1MHz, VBW = 10 Hz, Sweep: Auto.
4. " * ", means this data is the worst emission level.
5. Measurement Level = Reading Level + Correct Factor.
6. The average measurement was not performed when the peak measured data under the limit of average detection.

Site : CB1	**Time : 2015/05/08 - 13:42**
Limit : FCC_SpartC_15.247_H_03M_PK	**Margin : 6**
Probe : CB1_FCC_EFS_1-18G_H2 - VERTICAL	**Power : AC 110V / 60Hz**
EUT : Dual-band Wireless-AC1200 Range Extender	**Note : Transmit_802.11n20_2412MHz**

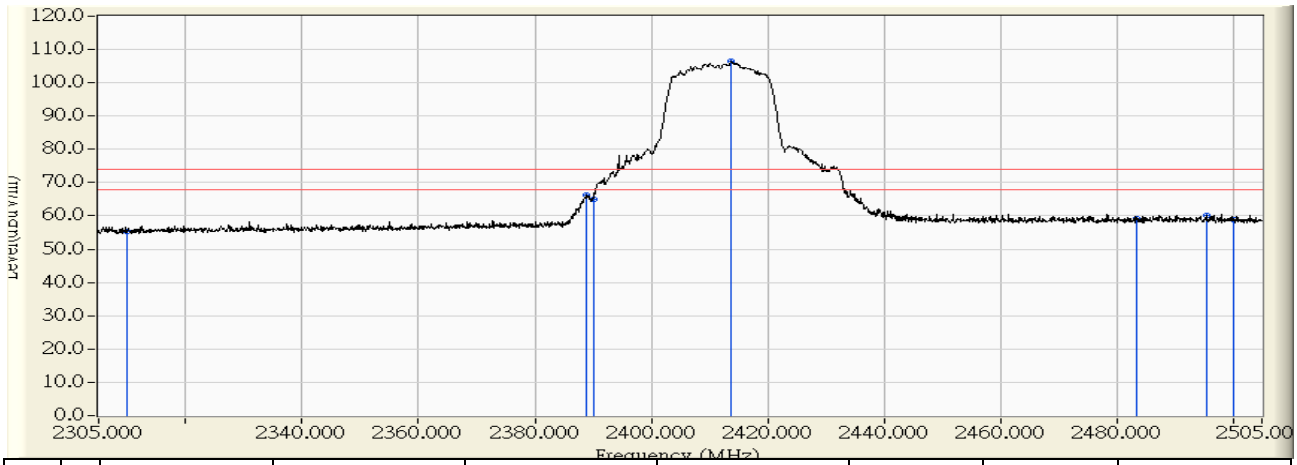

		Frequency (MHz)	Correct Factor (dB)	Reading Level (dBuV)	Measure Level (dBuV/m)	Margin (dB)	Limit (dBuV/m)	Detector Type
1		2310.000	29.553	25.679	55.231	-18.769	74.000	PEAK
2		2388.958	30.569	35.799	66.368	-7.632	74.000	PEAK
3		2390.000	30.582	34.313	64.895	-9.105	74.000	PEAK
4	*	2413.846	30.889	75.443	106.332	32.332	74.000	PEAK
5		2483.500	31.739	27.383	59.123	-14.877	74.000	PEAK
6		2495.405	31.772	28.537	60.310	-13.690	74.000	PEAK
7		2500.000	31.774	27.052	58.825	-15.175	74.000	PEAK

Note:

1. All readings above 1GHz are performed with peak and/or average measurements as necessary.
2. Peak measurements: RBW = 1MHz, VBW = 3 MHz, Sweep: Auto.
3. Average measurements: RBW = 1MHz, VBW = 10 Hz, Sweep: Auto.
4. " * ", means this data is the worst emission level.
5. Measurement Level = Reading Level + Correct Factor.
6. The average measurement was not performed when the peak measured data under the limit of average detection.

Site : CB1	**Time : 2015/05/08 - 13:44**
Limit : FCC_SpartC_15.247_H_03M_AV	**Margin : 6**
Probe : CB1_FCC_EFS_1-18G_H2 - VERTICAL	**Power : AC 110V / 60Hz**
EUT : Dual-band Wireless-AC1200 Range Extender	**Note : Transmit_802.11n20_2412MHz**

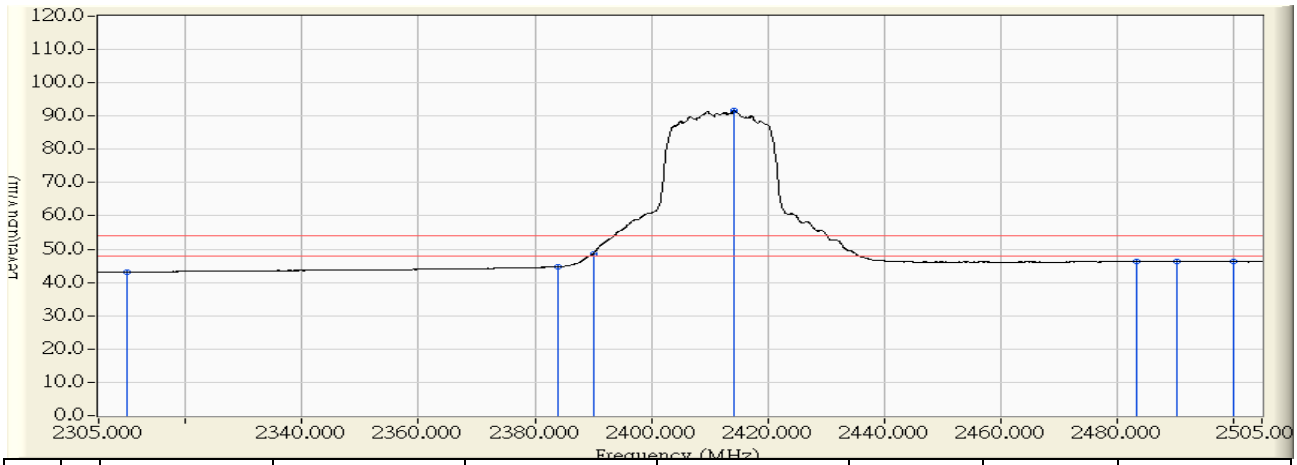

		Frequency (MHz)	Correct Factor (dB)	Reading Level (dBuV)	Measure Level (dBuV/m)	Margin (dB)	Limit (dBuV/m)	Detector Type
1		2310.000	29.553	13.608	43.160	-10.840	54.000	AVERAGE
2		2383.861	30.503	14.278	44.781	-9.219	54.000	AVERAGE
3		2390.000	30.582	18.079	48.661	-5.339	54.000	AVERAGE
4	*	2414.245	30.895	60.788	91.682	37.682	54.000	AVERAGE
5		2483.500	31.739	14.491	46.231	-7.769	54.000	AVERAGE
6		2490.307	31.759	14.563	46.322	-7.678	54.000	AVERAGE
7		2500.000	31.774	14.442	46.215	-7.785	54.000	AVERAGE

Note:

1. All readings above 1GHz are performed with peak and/or average measurements as necessary.
2. Peak measurements: RBW = 1MHz, VBW = 3 MHz, Sweep: Auto.
3. Average measurements: RBW = 1MHz, VBW = 10 Hz, Sweep: Auto.
4. “ * ”, means this data is the worst emission level.
5. Measurement Level = Reading Level + Correct Factor.
6. The average measurement was not performed when the peak measured data under the limit of average detection.

Site : CB1	**Time : 2015/05/08 - 16:12**
Limit : FCC_SpartC_15.247_H_03M_PK	**Margin : 6**
Probe : CB1_FCC_EFS_1-18G_H2 - HORIZONTAL	**Power : AC 110V / 60Hz**
EUT : Dual-band Wireless-AC1200 Range Extender	**Note : Transmit_802.11n20_2437MHz**

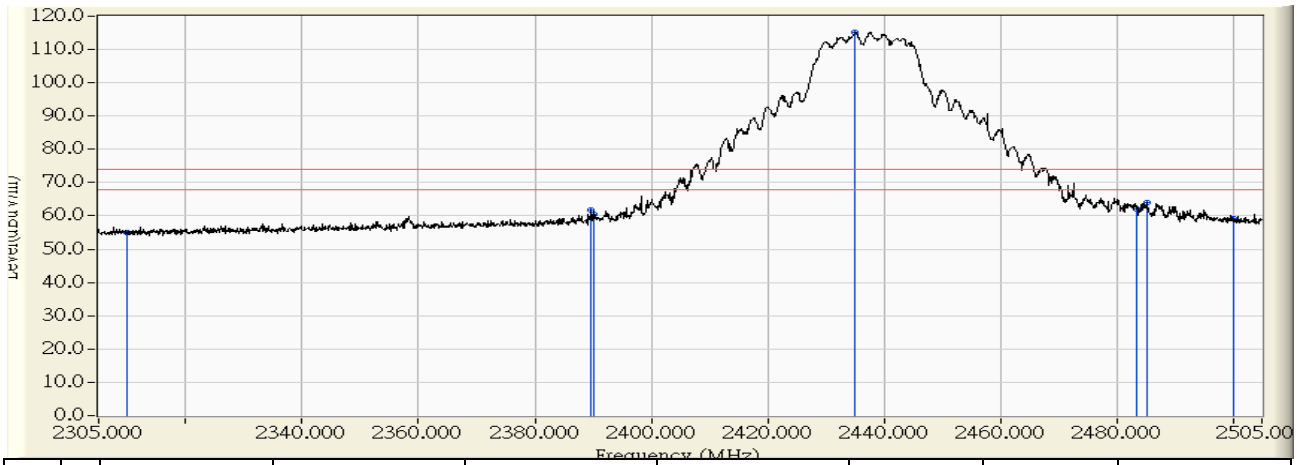

		Frequency (MHz)	Correct Factor (dB)	Reading Level (dBuV)	Measure Level (dBuV/m)	Margin (dB)	Limit (dBuV/m)	Detector Type
1		2310.000	28.899	26.166	55.064	-18.936	74.000	PEAK
2		2389.658	29.765	32.124	61.888	-12.112	74.000	PEAK
3		2390.000	29.768	30.632	60.400	-13.600	74.000	PEAK
4	*	2435.035	30.258	84.815	115.073	41.073	74.000	PEAK
5		2483.500	30.738	31.439	62.178	-11.822	74.000	PEAK
6		2485.210	30.741	33.299	64.039	-9.961	74.000	PEAK
7		2500.000	30.740	28.305	59.044	-14.956	74.000	PEAK

Note:

1. All readings above 1GHz are performed with peak and/or average measurements as necessary.
2. Peak measurements: RBW = 1MHz, VBW = 3 MHz, Sweep: Auto.
3. Average measurements: RBW = 1MHz, VBW = 10 Hz, Sweep: Auto.
4. " * ", means this data is the worst emission level.
5. Measurement Level = Reading Level + Correct Factor.
6. The average measurement was not performed when the peak measured data under the limit of average detection.

Site : CB1	**Time : 2015/05/08 - 16:10**
Limit : FCC_SpartC_15.247_H_03M_AV	**Margin : 6**
Probe : CB1_FCC_EFS_1-18G_H2 - HORIZONTAL	**Power : AC 110V / 60Hz**
EUT : Dual-band Wireless-AC1200 Range Extender	**Note : Transmit_802.11n20_2437MHz**

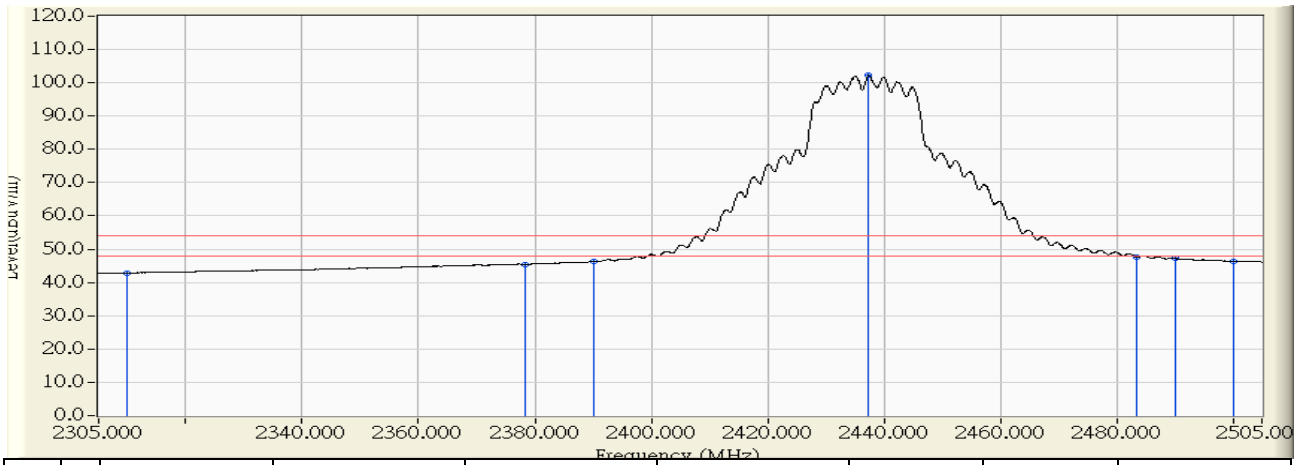

		Frequency (MHz)	Correct Factor (dB)	Reading Level (dBuV)	Measure Level (dBuV/m)	Margin (dB)	Limit (dBuV/m)	Detector Type
1		2310.000	28.899	14.035	42.933	-11.067	54.000	AVERAGE
2		2378.263	29.640	15.842	45.483	-8.517	54.000	AVERAGE
3		2390.000	29.768	16.658	46.426	-7.574	54.000	AVERAGE
4	*	2437.334	30.283	72.085	102.368	48.368	54.000	AVERAGE
5		2483.500	30.738	16.921	47.660	-6.340	54.000	AVERAGE
6		2490.007	30.744	16.536	47.280	-6.720	54.000	AVERAGE
7		2500.000	30.740	15.654	46.393	-7.607	54.000	AVERAGE

Note:

1. All readings above 1GHz are performed with peak and/or average measurements as necessary.
2. Peak measurements: RBW = 1MHz, VBW = 3 MHz, Sweep: Auto.
3. Average measurements: RBW = 1MHz, VBW = 10 Hz, Sweep: Auto.
4. " * ", means this data is the worst emission level.
5. Measurement Level = Reading Level + Correct Factor.
6. The average measurement was not performed when the peak measured data under the limit of average detection.

Site : CB1	**Time : 2015/05/08 - 16:23**
Limit : FCC_SpartC_15.247_H_03M_PK	**Margin : 6**
Probe : CB1_FCC_EFS_1-18G_H2 - VERTICAL	**Power : AC 110V / 60Hz**
EUT : Dual-band Wireless-AC1200 Range Extender	**Note : Transmit_802.11n20_2437MHz**

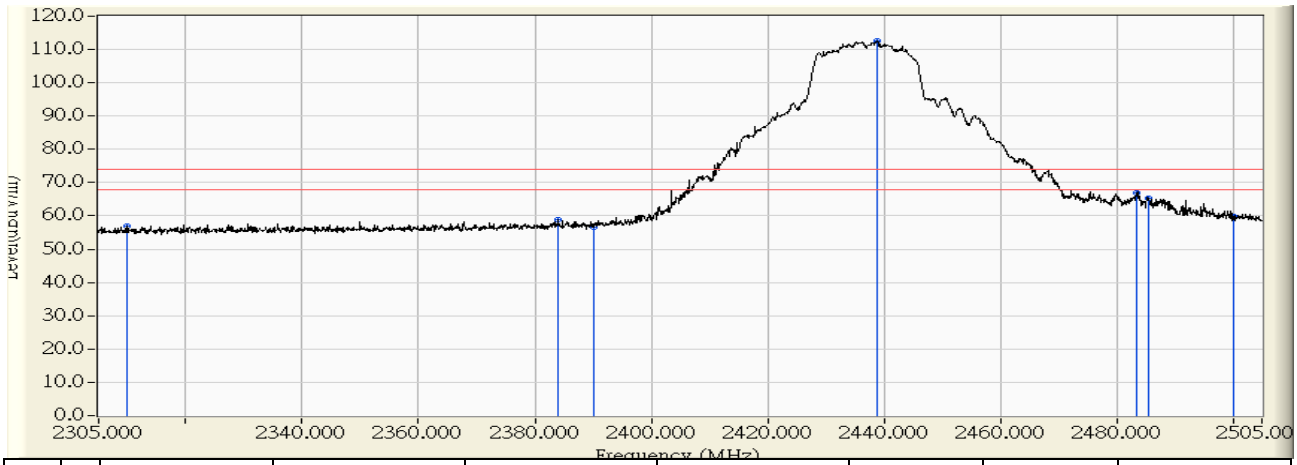

		Frequency (MHz)	Correct Factor (dB)	Reading Level (dBuV)	Measure Level (dBuV/m)	Margin (dB)	Limit (dBuV/m)	Detector Type
1		2310.000	29.553	27.393	56.945	-17.055	74.000	PEAK
2		2383.960	30.504	28.265	58.769	-15.231	74.000	PEAK
3		2390.000	30.582	26.023	56.605	-17.395	74.000	PEAK
4	*	2438.733	31.209	81.367	112.576	38.576	74.000	PEAK
5		2483.500	31.739	35.119	66.859	-7.141	74.000	PEAK
6		2485.410	31.745	33.659	65.404	-8.596	74.000	PEAK
7		2500.000	31.774	28.128	59.901	-14.099	74.000	PEAK

Note:

1. All readings above 1GHz are performed with peak and/or average measurements as necessary.
2. Peak measurements: RBW = 1MHz, VBW = 3 MHz, Sweep: Auto.
3. Average measurements: RBW = 1MHz, VBW = 10 Hz, Sweep: Auto.
4. " * ", means this data is the worst emission level.
5. Measurement Level = Reading Level + Correct Factor.
6. The average measurement was not performed when the peak measured data under the limit of average detection.

Site : CB1	**Time : 2015/05/08 - 16:25**
Limit : FCC_SpartC_15.247_H_03M_AV	**Margin : 6**
Probe : CB1_FCC_EFS_1-18G_H2 - VERTICAL	**Power : AC 110V / 60Hz**
EUT : Dual-band Wireless-AC1200 Range Extender	**Note : Transmit_802.11n20_2437MHz**

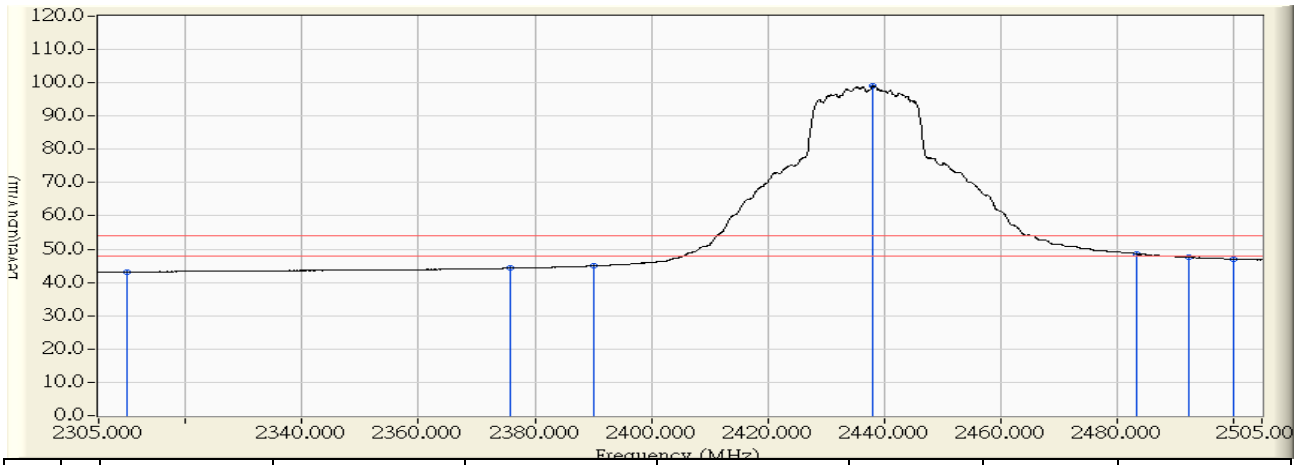

		Frequency (MHz)	Correct Factor (dB)	Reading Level (dBuV)	Measure Level (dBuV/m)	Margin (dB)	Limit (dBuV/m)	Detector Type
1		2310.000	29.553	13.610	43.162	-10.838	54.000	AVERAGE
2		2375.665	30.397	13.910	44.308	-9.692	54.000	AVERAGE
3		2390.000	30.582	14.375	44.957	-9.043	54.000	AVERAGE
4	*	2438.133	31.202	67.885	99.087	45.087	54.000	AVERAGE
5		2483.500	31.739	16.783	48.523	-5.477	54.000	AVERAGE
6		2492.406	31.764	15.822	47.586	-6.414	54.000	AVERAGE
7		2500.000	31.774	15.307	47.080	-6.920	54.000	AVERAGE

Note:

1. All readings above 1GHz are performed with peak and/or average measurements as necessary.
2. Peak measurements: RBW = 1MHz, VBW = 3 MHz, Sweep: Auto.
3. Average measurements: RBW = 1MHz, VBW = 10 Hz, Sweep: Auto.
4. “ * ”, means this data is the worst emission level.
5. Measurement Level = Reading Level + Correct Factor.
6. The average measurement was not performed when the peak measured data under the limit of average detection.

Site : CB1	**Time : 2015/05/08 - 15:25**
Limit : FCC_SpartC_15.247_H_03M_PK	**Margin : 6**
Probe : CB1_FCC_EFS_1-18G_H2 - HORIZONTAL	**Power : AC 110V / 60Hz**
EUT : Dual-band Wireless-AC1200 Range Extender	**Note : Transmit_802.11n20_2462MHz**

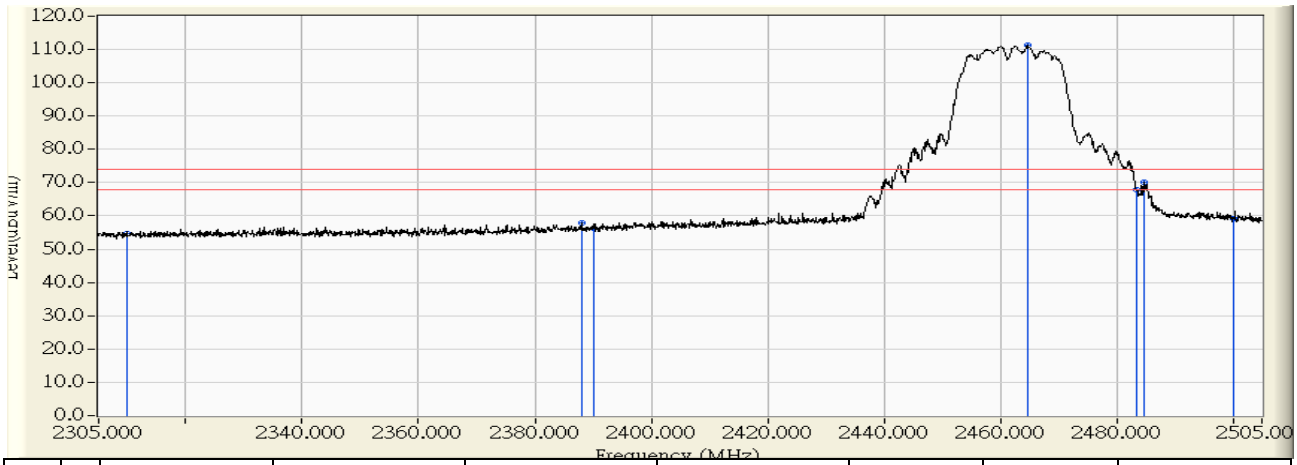

		Frequency (MHz)	Correct Factor (dB)	Reading Level (dBuV)	Measure Level (dBuV/m)	Margin (dB)	Limit (dBuV/m)	Detector Type
1		2310.000	28.899	25.748	54.646	-19.354	74.000	PEAK
2		2387.958	29.746	28.167	57.913	-16.087	74.000	PEAK
3		2390.000	29.768	26.656	56.424	-17.576	74.000	PEAK
4	*	2464.620	30.580	80.882	111.461	37.461	74.000	PEAK
5		2483.500	30.738	37.204	67.943	-6.057	74.000	PEAK
6		2484.810	30.740	39.298	70.038	-3.962	74.000	PEAK
7		2500.000	30.740	28.500	59.239	-14.761	74.000	PEAK

Note:

1. All readings above 1GHz are performed with peak and/or average measurements as necessary.
2. Peak measurements: RBW = 1MHz, VBW = 3 MHz, Sweep: Auto.
3. Average measurements: RBW = 1MHz, VBW = 10 Hz, Sweep: Auto.
4. " * ", means this data is the worst emission level.
5. Measurement Level = Reading Level + Correct Factor.
6. The average measurement was not performed when the peak measured data under the limit of average detection.

Site : CB1	**Time : 2015/05/08 - 15:23**
Limit : FCC_SpartC_15.247_H_03M_AV	**Margin : 6**
Probe : CB1_FCC_EFS_1-18G_H2 - HORIZONTAL	**Power : AC 110V / 60Hz**
EUT : Dual-band Wireless-AC1200 Range Extender	**Note : Transmit_802.11n20_2462MHz**

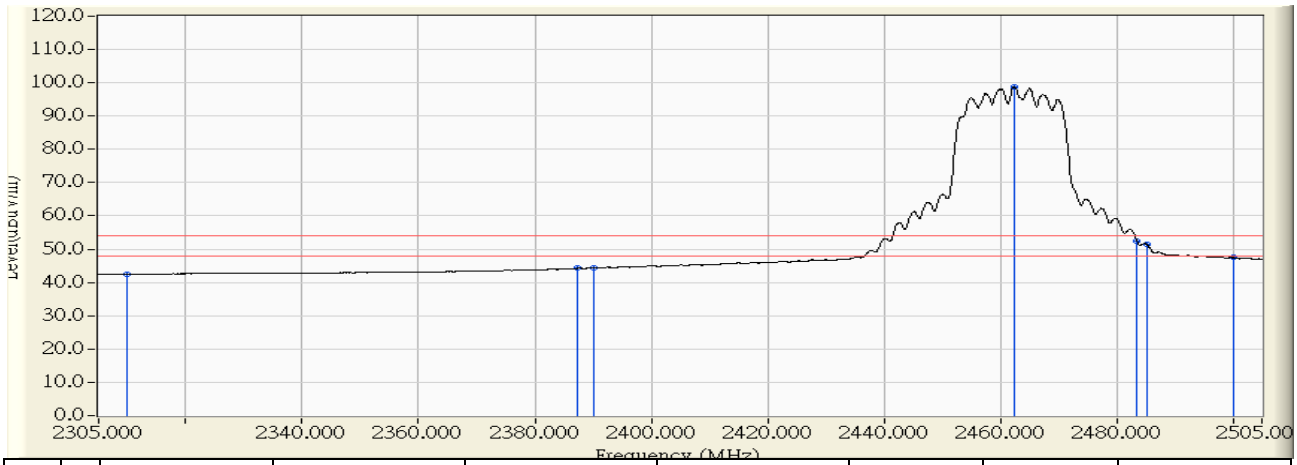

		Frequency (MHz)	Correct Factor (dB)	Reading Level (dBuV)	Measure Level (dBuV/m)	Margin (dB)	Limit (dBuV/m)	Detector Type
1		2310.000	28.899	13.607	42.505	-11.495	54.000	AVERAGE
2		2387.359	29.739	14.514	44.253	-9.747	54.000	AVERAGE
3		2390.000	29.768	14.676	44.444	-9.556	54.000	AVERAGE
4	*	2462.321	30.554	68.323	98.877	44.877	54.000	AVERAGE
5		2483.500	30.738	21.854	52.593	-1.407	54.000	AVERAGE
6		2485.210	30.741	20.640	51.380	-2.620	54.000	AVERAGE
7		2500.000	30.740	16.732	47.471	-6.529	54.000	AVERAGE

Note:

1. All readings above 1GHz are performed with peak and/or average measurements as necessary.
2. Peak measurements: RBW = 1MHz, VBW = 3 MHz, Sweep: Auto.
3. Average measurements: RBW = 1MHz, VBW = 10 Hz, Sweep: Auto.
4. " * ", means this data is the worst emission level.
5. Measurement Level = Reading Level + Correct Factor.
6. The average measurement was not performed when the peak measured data under the limit of average detection.

Site : CB1	**Time : 2015/05/08 - 15:28**
Limit : FCC_SpartC_15.247_H_03M_PK	**Margin : 6**
Probe : CB1_FCC_EFS_1-18G_H2 - VERTICAL	**Power : AC 110V / 60Hz**
EUT : Dual-band Wireless-AC1200 Range Extender	**Note : Transmit_802.11n20_2462MHz**

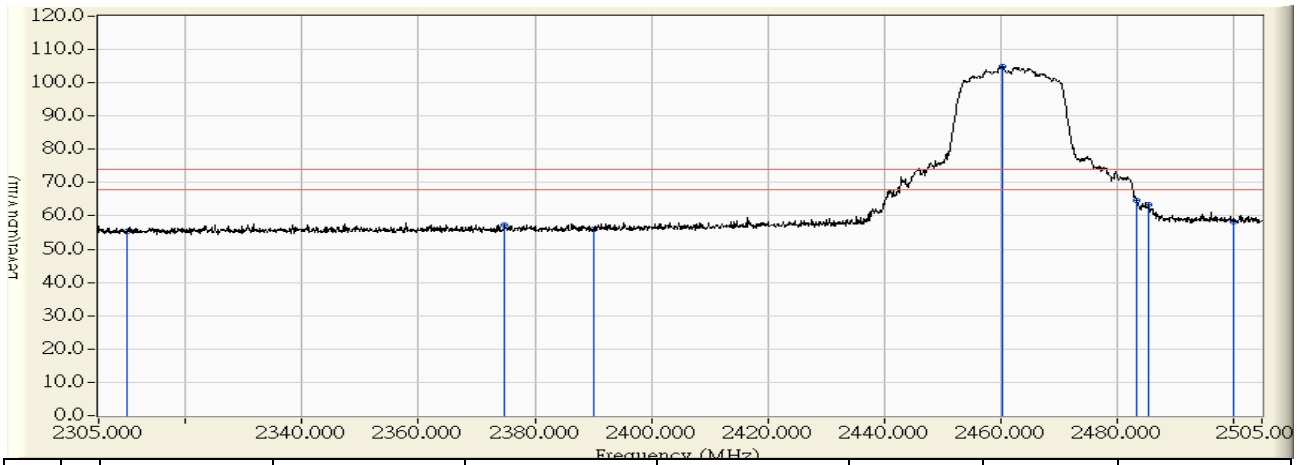

		Frequency (MHz)	Correct Factor (dB)	Reading Level (dBuV)	Measure Level (dBuV/m)	Margin (dB)	Limit (dBuV/m)	Detector Type
1		2310.000	29.553	25.645	55.197	-18.803	74.000	PEAK
2		2374.765	30.386	26.884	57.270	-16.730	74.000	PEAK
3		2390.000	30.582	25.490	56.072	-17.928	74.000	PEAK
4	*	2460.322	31.488	73.325	104.812	30.812	74.000	PEAK
5		2483.500	31.739	32.956	64.696	-9.304	74.000	PEAK
6		2485.610	31.746	31.522	63.268	-10.732	74.000	PEAK
7		2500.000	31.774	26.473	58.246	-15.754	74.000	PEAK

Note:

1. All readings above 1GHz are performed with peak and/or average measurements as necessary.
2. Peak measurements: RBW = 1MHz, VBW = 3 MHz, Sweep: Auto.
3. Average measurements: RBW = 1MHz, VBW = 10 Hz, Sweep: Auto.
4. " * ", means this data is the worst emission level.
5. Measurement Level = Reading Level + Correct Factor.
6. The average measurement was not performed when the peak measured data under the limit of average detection.

Site : CB1	**Time : 2015/05/08 - 15:34**
Limit : FCC_SpartC_15.247_H_03M_AV	**Margin : 6**
Probe : CB1_FCC_EFS_1-18G_H2 - VERTICAL	**Power : AC 110V / 60Hz**
EUT : Dual-band Wireless-AC1200 Range Extender	**Note : Transmit_802.11n20_2462MHz**

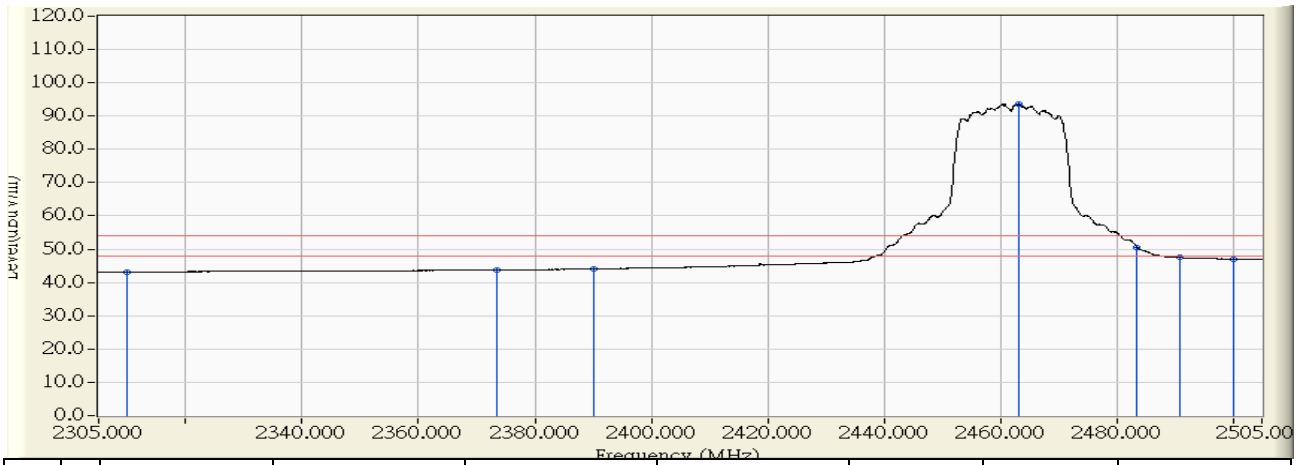

		Frequency (MHz)	Correct Factor (dB)	Reading Level (dBuV)	Measure Level (dBuV/m)	Margin (dB)	Limit (dBuV/m)	Detector Type
1		2310.000	29.553	13.585	43.137	-10.863	54.000	AVERAGE
2		2373.366	30.368	13.403	43.771	-10.229	54.000	AVERAGE
3		2390.000	30.582	13.542	44.124	-9.876	54.000	AVERAGE
4	*	2463.121	31.523	62.104	93.627	39.627	54.000	AVERAGE
5		2483.500	31.739	18.881	50.621	-3.379	54.000	AVERAGE
6		2490.807	31.760	15.732	47.492	-6.508	54.000	AVERAGE
7		2500.000	31.774	15.279	47.052	-6.948	54.000	AVERAGE

Note:

1. All readings above 1GHz are performed with peak and/or average measurements as necessary.
2. Peak measurements: RBW = 1MHz, VBW = 3 MHz, Sweep: Auto.
3. Average measurements: RBW = 1MHz, VBW = 10 Hz, Sweep: Auto.
4. “ * ”, means this data is the worst emission level.
5. Measurement Level = Reading Level + Correct Factor.
6. The average measurement was not performed when the peak measured data under the limit of average detection.

Site : CB1	**Time : 2015/05/08 - 16:47**
Limit : FCC_SpartC_15.247_H_03M_PK	**Margin : 6**
Probe : CB1_FCC_EFS_1-18G_H2 - HORIZONTAL	**Power : AC 110V / 60Hz**
EUT : Dual-band Wireless-AC1200 Range Extender	**Note : Transmit_802.11n40_2422MHz**

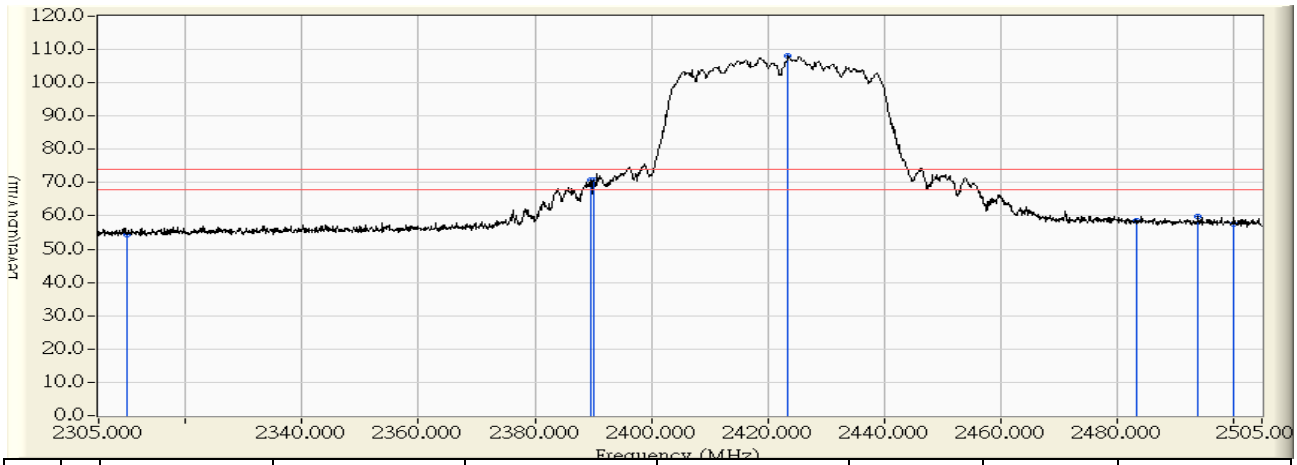

		Frequency (MHz)	Correct Factor (dB)	Reading Level (dBuV)	Measure Level (dBuV/m)	Margin (dB)	Limit (dBuV/m)	Detector Type
1		2310.000	28.899	25.622	54.520	-19.480	74.000	PEAK
2		2389.658	29.765	40.883	70.647	-3.353	74.000	PEAK
3		2390.000	29.768	40.926	70.694	-3.306	74.000	PEAK
4	*	2423.541	30.132	77.829	107.962	33.962	74.000	PEAK
5		2483.500	30.738	27.698	58.437	-15.563	74.000	PEAK
6		2494.005	30.747	29.185	59.932	-14.068	74.000	PEAK
7		2500.000	30.740	26.915	57.654	-16.346	74.000	PEAK

Note:

1. All readings above 1GHz are performed with peak and/or average measurements as necessary.
2. Peak measurements: RBW = 1MHz, VBW = 3 MHz, Sweep: Auto.
3. Average measurements: RBW = 1MHz, VBW = 10 Hz, Sweep: Auto.
4. " * ", means this data is the worst emission level.
5. Measurement Level = Reading Level + Correct Factor.
6. The average measurement was not performed when the peak measured data under the limit of average detection.

Site : CB1	**Time : 2015/05/08 - 13:54**
Limit : FCC_SpartC_15.247_H_03M_AV	**Margin : 6**
Probe : CB1_FCC_EFS_1-18G_H2 - HORIZONTAL	**Power : AC 110V / 60Hz**
EUT : Dual-band Wireless-AC1200 Range Extender	**Note : Transmit_802.11n40_2422MHz**

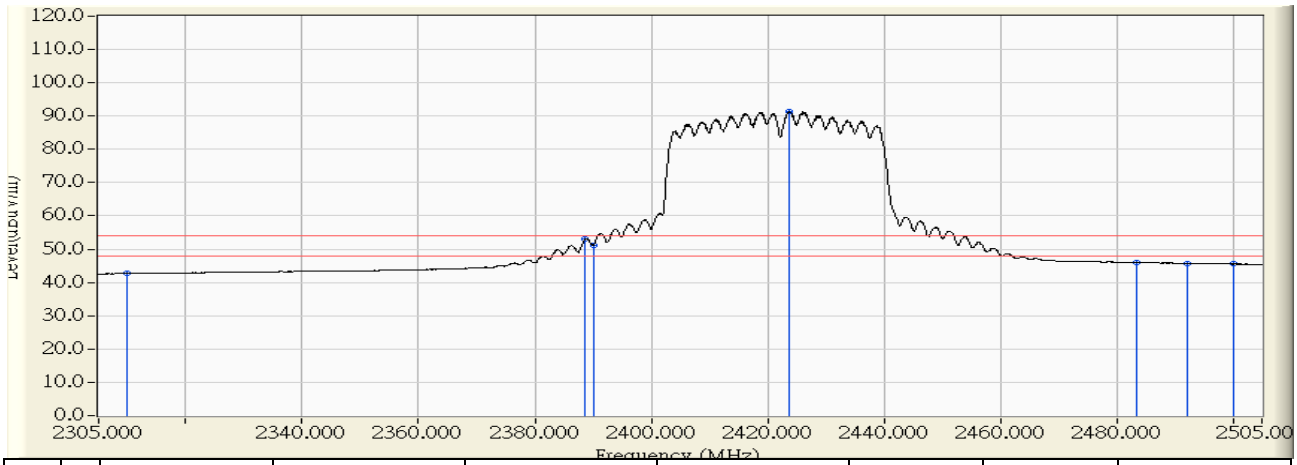

		Frequency (MHz)	Correct Factor (dB)	Reading Level (dBuV)	Measure Level (dBuV/m)	Margin (dB)	Limit (dBuV/m)	Detector Type
1		2310.000	28.899	13.804	42.702	-11.298	54.000	AVERAGE
2		2388.658	29.754	23.205	52.959	-1.041	54.000	AVERAGE
3		2390.000	29.768	21.372	51.140	-2.860	54.000	AVERAGE
4	*	2423.741	30.135	61.362	91.497	37.497	54.000	AVERAGE
5		2483.500	30.738	15.284	46.023	-7.977	54.000	AVERAGE
6		2492.106	30.745	15.023	45.768	-8.232	54.000	AVERAGE
7		2500.000	30.740	14.792	45.531	-8.469	54.000	AVERAGE

Note:

1. All readings above 1GHz are performed with peak and/or average measurements as necessary.
2. Peak measurements: RBW = 1MHz, VBW = 3 MHz, Sweep: Auto.
3. Average measurements: RBW = 1MHz, VBW = 10 Hz, Sweep: Auto.
4. " * ", means this data is the worst emission level.
5. Measurement Level = Reading Level + Correct Factor.
6. The average measurement was not performed when the peak measured data under the limit of average detection.

Site : CB1	**Time : 2015/05/08 - 14:04**
Limit : FCC_SpartC_15.247_H_03M_PK	**Margin : 6**
Probe : CB1_FCC_EFS_1-18G_H2 - VERTICAL	**Power : AC 110V / 60Hz**
EUT : Dual-band Wireless-AC1200 Range Extender	**Note : Transmit_802.11n40_2422MHz**

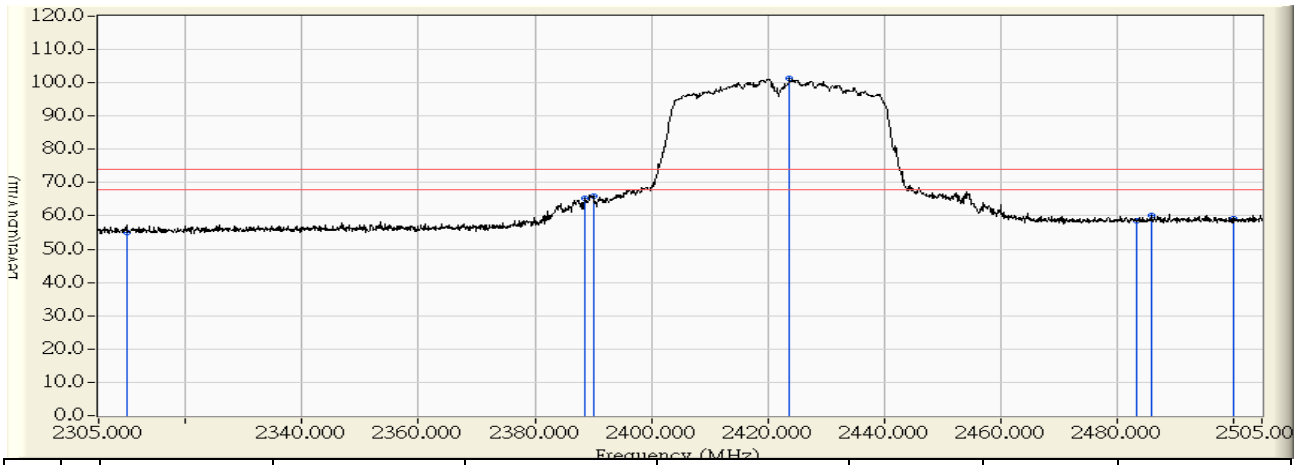

		Frequency (MHz)	Correct Factor (dB)	Reading Level (dBuV)	Measure Level (dBuV/m)	Margin (dB)	Limit (dBuV/m)	Detector Type
1		2310.000	29.553	25.600	55.152	-18.848	74.000	PEAK
2		2388.658	30.565	34.842	65.407	-8.593	74.000	PEAK
3		2390.000	30.582	35.401	65.983	-8.017	74.000	PEAK
4	*	2423.741	31.017	70.300	101.316	27.316	74.000	PEAK
5		2483.500	31.739	26.791	58.531	-15.469	74.000	PEAK
6		2486.109	31.747	28.511	60.258	-13.742	74.000	PEAK
7		2500.000	31.774	27.378	59.151	-14.849	74.000	PEAK

Note:

1. All readings above 1GHz are performed with peak and/or average measurements as necessary.
2. Peak measurements: RBW = 1MHz, VBW = 3 MHz, Sweep: Auto.
3. Average measurements: RBW = 1MHz, VBW = 10 Hz, Sweep: Auto.
4. " * ", means this data is the worst emission level.
5. Measurement Level = Reading Level + Correct Factor.
6. The average measurement was not performed when the peak measured data under the limit of average detection.

Site : CB1	**Time : 2015/05/08 - 14:06**
Limit : FCC_SpartC_15.247_H_03M_AV	**Margin : 6**
Probe : CB1_FCC_EFS_1-18G_H2 - VERTICAL	**Power : AC 110V / 60Hz**
EUT : Dual-band Wireless-AC1200 Range Extender	**Note : Transmit_802.11n40_2422MHz**

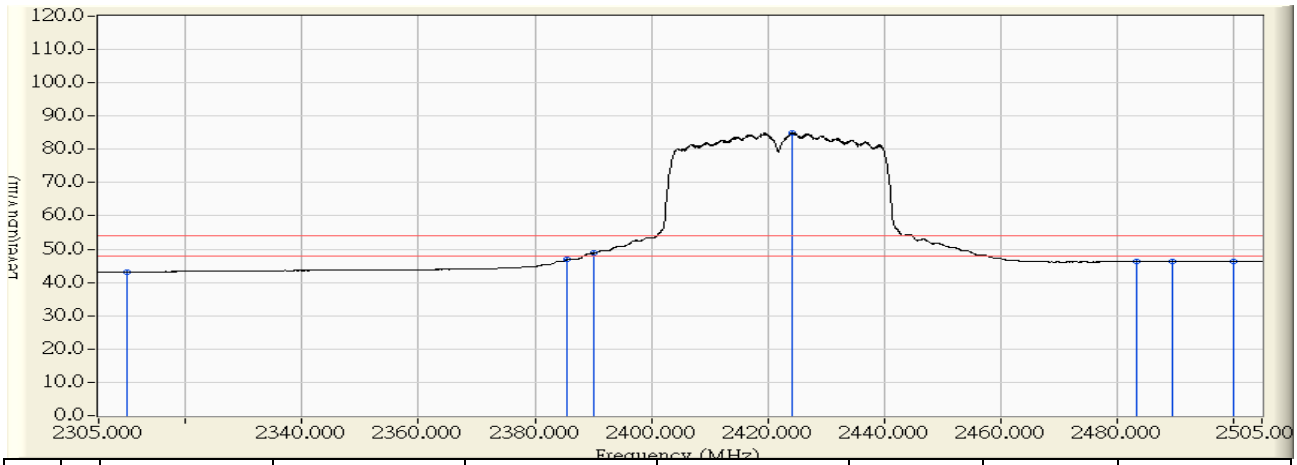

		Frequency (MHz)	Correct Factor (dB)	Reading Level (dBuV)	Measure Level (dBuV/m)	Margin (dB)	Limit (dBuV/m)	Detector Type
1		2310.000	29.553	13.596	43.148	-10.852	54.000	AVERAGE
2		2385.560	30.525	16.292	46.817	-7.183	54.000	AVERAGE
3		2390.000	30.582	18.180	48.762	-5.238	54.000	AVERAGE
4	*	2424.340	31.024	54.038	85.062	31.062	54.000	AVERAGE
5		2483.500	31.739	14.518	46.258	-7.742	54.000	AVERAGE
6		2489.508	31.757	14.598	46.354	-7.646	54.000	AVERAGE
7		2500.000	31.774	14.509	46.282	-7.718	54.000	AVERAGE

Note:

1. All readings above 1GHz are performed with peak and/or average measurements as necessary.
2. Peak measurements: RBW = 1MHz, VBW = 3 MHz, Sweep: Auto.
3. Average measurements: RBW = 1MHz, VBW = 10 Hz, Sweep: Auto.
4. “ * ”, means this data is the worst emission level.
5. Measurement Level = Reading Level + Correct Factor.
6. The average measurement was not performed when the peak measured data under the limit of average detection.

Site : CB1	**Time : 2015/05/08 - 16:01**
Limit : FCC_SpartC_15.247_H_03M_PK	**Margin : 6**
Probe : CB1_FCC_EFS_1-18G_H2 - HORIZONTAL	**Power : AC 110V / 60Hz**
EUT : Dual-band Wireless-AC1200 Range Extender	**Note : Transmit_802.11n40_2437MHz**

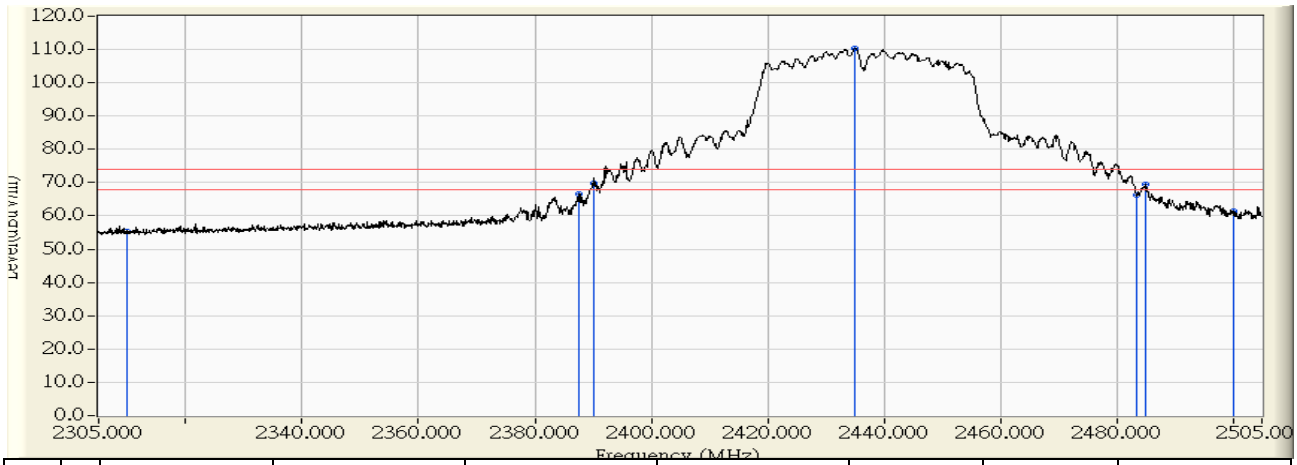

		Frequency (MHz)	Correct Factor (dB)	Reading Level (dBuV)	Measure Level (dBuV/m)	Margin (dB)	Limit (dBuV/m)	Detector Type
1		2310.000	28.899	26.585	55.483	-18.517	74.000	PEAK
2		2387.459	29.740	36.979	66.719	-7.281	74.000	PEAK
3		2390.000	29.768	40.020	69.788	-4.212	74.000	PEAK
4	*	2435.035	30.258	80.130	110.388	36.388	74.000	PEAK
5		2483.500	30.738	35.424	66.163	-7.837	74.000	PEAK
6		2484.910	30.740	38.602	69.342	-4.658	74.000	PEAK
7		2500.000	30.740	30.813	61.552	-12.448	74.000	PEAK

Note:

1. All readings above 1GHz are performed with peak and/or average measurements as necessary.
2. Peak measurements: RBW = 1MHz, VBW = 3 MHz, Sweep: Auto.
3. Average measurements: RBW = 1MHz, VBW = 10 Hz, Sweep: Auto.
4. " * ", means this data is the worst emission level.
5. Measurement Level = Reading Level + Correct Factor.
6. The average measurement was not performed when the peak measured data under the limit of average detection.

Site : CB1	**Time : 2015/05/08 - 15:59**
Limit : FCC_SpartC_15.247_H_03M_AV	**Margin : 6**
Probe : CB1_FCC_EFS_1-18G_H2 - HORIZONTAL	**Power : AC 110V / 60Hz**
EUT : Dual-band Wireless-AC1200 Range Extender	**Note : Transmit_802.11n40_2437MHz**

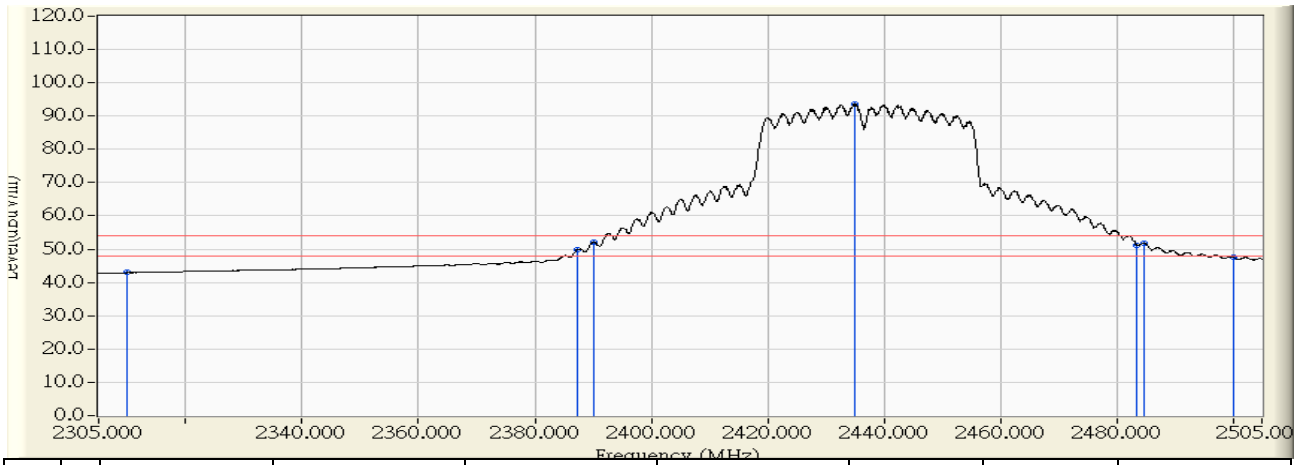

		Frequency (MHz)	Correct Factor (dB)	Reading Level (dBuV)	Measure Level (dBuV/m)	Margin (dB)	Limit (dBuV/m)	Detector Type
1		2310.000	28.899	14.070	42.968	-11.032	54.000	AVERAGE
2		2387.359	29.739	20.116	49.855	-4.145	54.000	AVERAGE
3		2390.000	29.768	22.314	52.082	-1.918	54.000	AVERAGE
4	*	2435.035	30.258	63.501	93.759	39.759	54.000	AVERAGE
5		2483.500	30.738	20.500	51.239	-2.761	54.000	AVERAGE
6		2484.710	30.740	21.129	51.869	-2.131	54.000	AVERAGE
7		2500.000	30.740	16.904	47.643	-6.357	54.000	AVERAGE

Note:

1. All readings above 1GHz are performed with peak and/or average measurements as necessary.
2. Peak measurements: RBW = 1MHz, VBW = 3 MHz, Sweep: Auto.
3. Average measurements: RBW = 1MHz, VBW = 10 Hz, Sweep: Auto.
4. " * ", means this data is the worst emission level.
5. Measurement Level = Reading Level + Correct Factor.
6. The average measurement was not performed when the peak measured data under the limit of average detection.

Site : CB1	**Time : 2015/05/08 - 17:01**
Limit : FCC_SpartC_15.247_H_03M_PK	**Margin : 6**
Probe : CB1_FCC_EFS_1-18G_H2 - VERTICAL	**Power : AC 110V / 60Hz**
EUT : Dual-band Wireless-AC1200 Range Extender	**Note : Transmit_802.11n40_2437MHz**

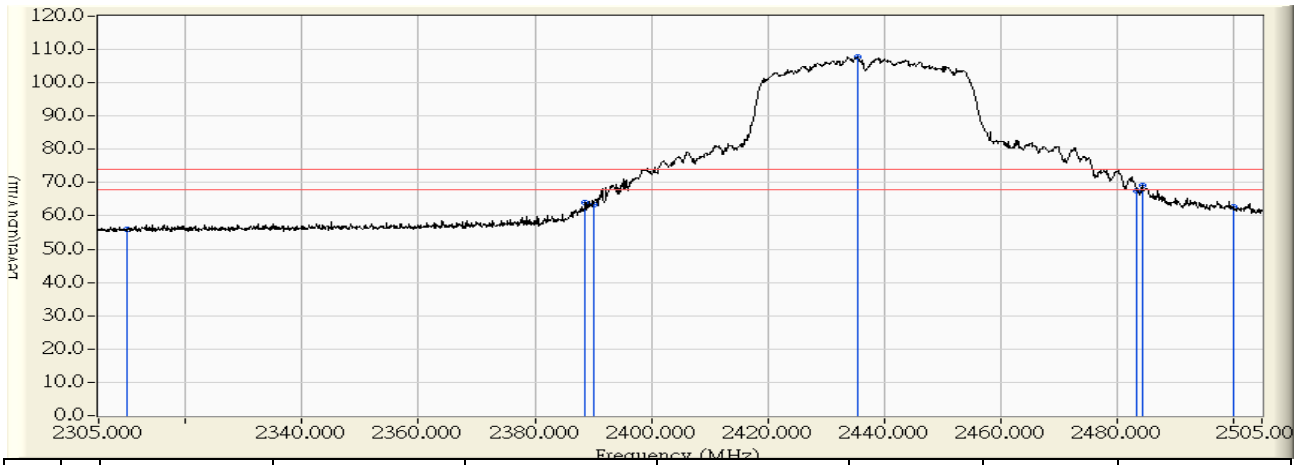

		Frequency (MHz)	Correct Factor (dB)	Reading Level (dBuV)	Measure Level (dBuV/m)	Margin (dB)	Limit (dBuV/m)	Detector Type
1		2310.000	29.553	26.552	56.104	-17.896	74.000	PEAK
2		2388.658	30.565	33.324	63.889	-10.111	74.000	PEAK
3		2390.000	30.582	32.659	63.241	-10.759	74.000	PEAK
4	*	2435.635	31.170	76.755	107.924	33.924	74.000	PEAK
5		2483.500	31.739	35.972	67.712	-6.288	74.000	PEAK
6		2484.410	31.742	37.311	69.053	-4.947	74.000	PEAK
7		2500.000	31.774	30.879	62.652	-11.348	74.000	PEAK

Note:

1. All readings above 1GHz are performed with peak and/or average measurements as necessary.
2. Peak measurements: RBW = 1MHz, VBW = 3 MHz, Sweep: Auto.
3. Average measurements: RBW = 1MHz, VBW = 10 Hz, Sweep: Auto.
4. " * ", means this data is the worst emission level.
5. Measurement Level = Reading Level + Correct Factor.
6. The average measurement was not performed when the peak measured data under the limit of average detection.

Site : CB1	**Time : 2015/05/08 - 16:58**
Limit : FCC_SpartC_15.247_H_03M_AV	**Margin : 6**
Probe : CB1_FCC_EFS_1-18G_H2 - VERTICAL	**Power : AC 110V / 60Hz**
EUT : Dual-band Wireless-AC1200 Range Extender	**Note : Transmit_802.11n40_2437MHz**

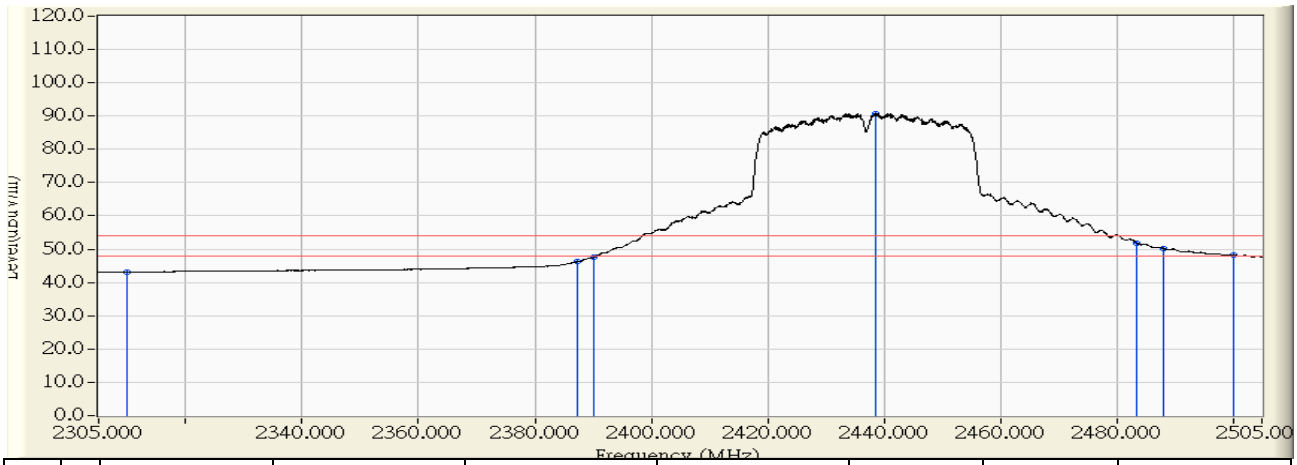

		Frequency (MHz)	Correct Factor (dB)	Reading Level (dBuV)	Measure Level (dBuV/m)	Margin (dB)	Limit (dBuV/m)	Detector Type
1		2310.000	29.553	13.621	43.173	-10.827	54.000	AVERAGE
2		2387.359	30.548	15.707	46.255	-7.745	54.000	AVERAGE
3		2390.000	30.582	16.881	47.463	-6.537	54.000	AVERAGE
4	*	2438.633	31.208	59.647	90.855	36.855	54.000	AVERAGE
5		2483.500	31.739	20.006	51.746	-2.254	54.000	AVERAGE
6		2488.008	31.752	18.528	50.280	-3.720	54.000	AVERAGE
7		2500.000	31.774	16.460	48.233	-5.767	54.000	AVERAGE

Note:

1. All readings above 1GHz are performed with peak and/or average measurements as necessary.
2. Peak measurements: RBW = 1MHz, VBW = 3 MHz, Sweep: Auto.
3. Average measurements: RBW = 1MHz, VBW = 10 Hz, Sweep: Auto.
4. “ * ”, means this data is the worst emission level.
5. Measurement Level = Reading Level + Correct Factor.
6. The average measurement was not performed when the peak measured data under the limit of average detection.

Site : CB1	**Time : 2015/05/08 - 15:42**
Limit : FCC_SpartC_15.247_H_03M_PK	**Margin : 6**
Probe : CB1_FCC_EFS_1-18G_H2 - HORIZONTAL	**Power : AC 110V / 60Hz**
EUT : Dual-band Wireless-AC1200 Range Extender	**Note : Transmit_802.11n40_2452MHz**

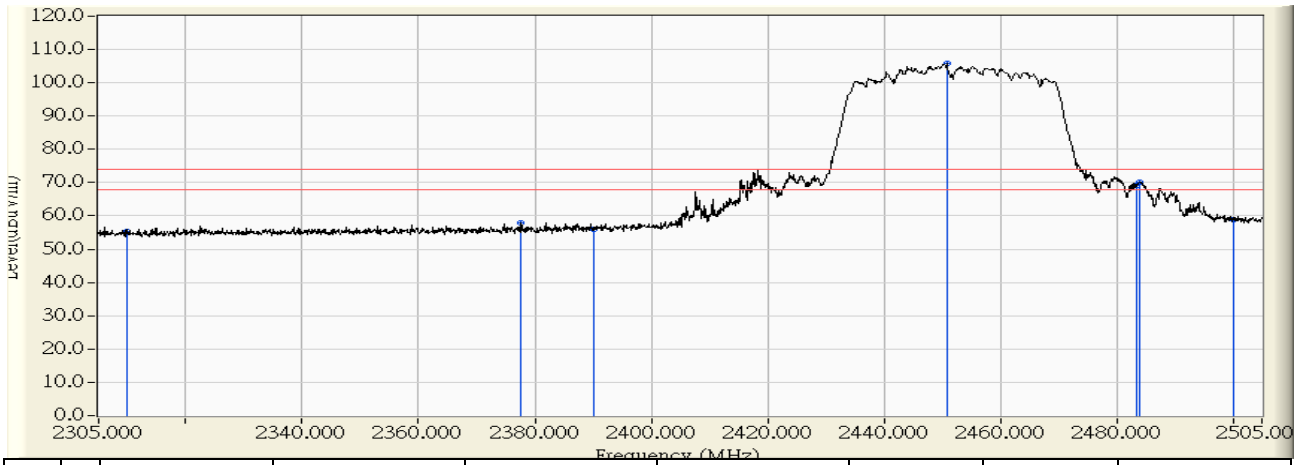

		Frequency (MHz)	Correct Factor (dB)	Reading Level (dBuV)	Measure Level (dBuV/m)	Margin (dB)	Limit (dBuV/m)	Detector Type
1		2310.000	28.899	26.586	55.484	-18.516	74.000	PEAK
2		2377.464	29.632	28.182	57.814	-16.186	74.000	PEAK
3		2390.000	29.768	26.312	56.080	-17.920	74.000	PEAK
4	*	2450.827	30.429	75.509	105.938	31.938	74.000	PEAK
5		2483.500	30.738	38.462	69.201	-4.799	74.000	PEAK
6		2484.010	30.740	39.538	70.277	-3.723	74.000	PEAK
7		2500.000	30.740	28.145	58.884	-15.116	74.000	PEAK

Note:

1. All readings above 1GHz are performed with peak and/or average measurements as necessary.
2. Peak measurements: RBW = 1MHz, VBW = 3 MHz, Sweep: Auto.
3. Average measurements: RBW = 1MHz, VBW = 10 Hz, Sweep: Auto.
4. " * ", means this data is the worst emission level.
5. Measurement Level = Reading Level + Correct Factor.
6. The average measurement was not performed when the peak measured data under the limit of average detection.

Site : CB1	**Time : 2015/05/08 - 15:40**
Limit : FCC_SpartC_15.247_H_03M_AV	**Margin : 6**
Probe : CB1_FCC_EFS_1-18G_H2 - HORIZONTAL	**Power : AC 110V / 60Hz**
EUT : Dual-band Wireless-AC1200 Range Extender	**Note : Transmit_802.11n40_2452MHz**

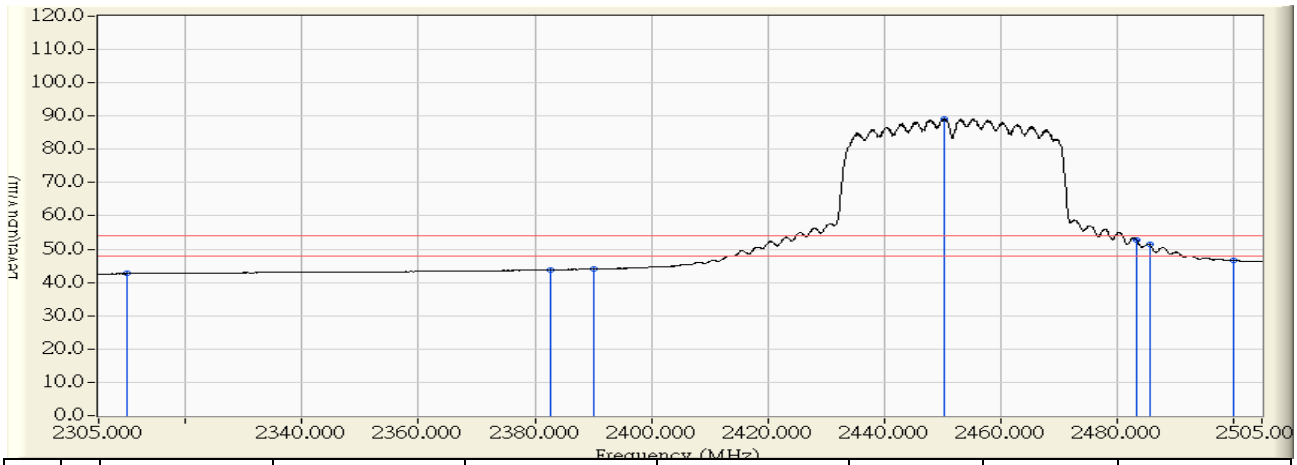

		Frequency (MHz)	Correct Factor (dB)	Reading Level (dBuV)	Measure Level (dBuV/m)	Margin (dB)	Limit (dBuV/m)	Detector Type
1		2310.000	28.899	13.765	42.663	-11.337	54.000	AVERAGE
2		2382.661	29.689	14.078	43.766	-10.234	54.000	AVERAGE
3		2390.000	29.768	14.256	44.024	-9.976	54.000	AVERAGE
4	*	2450.427	30.425	58.848	89.273	35.273	54.000	AVERAGE
5		2483.500	30.738	21.931	52.670	-1.330	54.000	AVERAGE
6		2485.709	30.741	20.581	51.322	-2.678	54.000	AVERAGE
7		2500.000	30.740	15.907	46.646	-7.354	54.000	AVERAGE

Note:

1. All readings above 1GHz are performed with peak and/or average measurements as necessary.
2. Peak measurements: RBW = 1MHz, VBW = 3 MHz, Sweep: Auto.
3. Average measurements: RBW = 1MHz, VBW = 10 Hz, Sweep: Auto.
4. “ * ”, means this data is the worst emission level.
5. Measurement Level = Reading Level + Correct Factor.
6. The average measurement was not performed when the peak measured data under the limit of average detection.

Site : CB1	**Time : 2015/05/08 - 15:49**
Limit : FCC_SpartC_15.247_H_03M_PK	**Margin : 6**
Probe : CB1_FCC_EFS_1-18G_H2 - VERTICAL	**Power : AC 110V / 60Hz**
EUT : Dual-band Wireless-AC1200 Range Extender	**Note : Transmit_802.11n40_2452MHz**

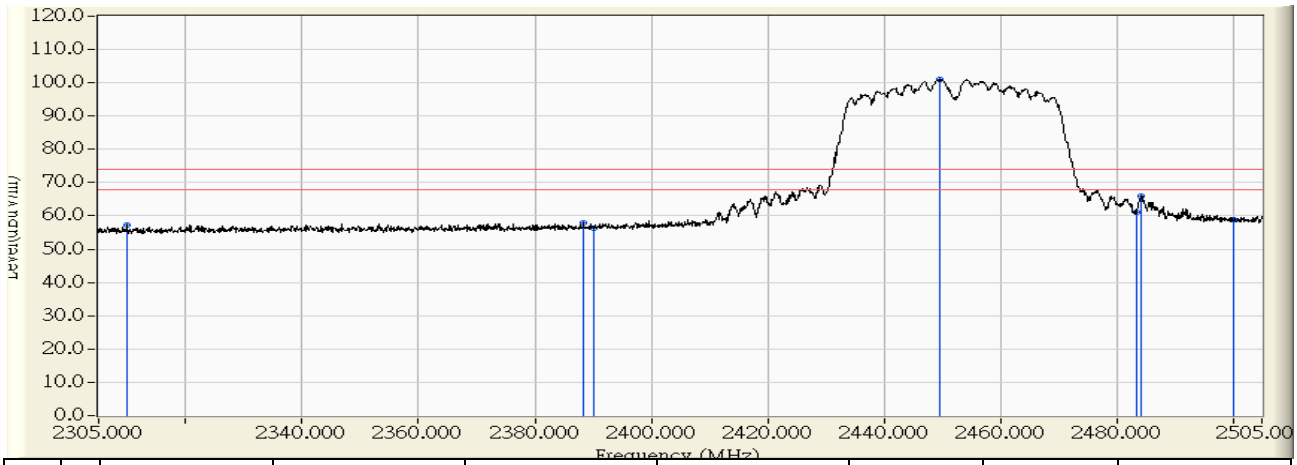

		Frequency (MHz)	Correct Factor (dB)	Reading Level (dBuV)	Measure Level (dBuV/m)	Margin (dB)	Limit (dBuV/m)	Detector Type
1		2310.000	29.553	27.780	57.332	-16.668	74.000	PEAK
2		2388.358	30.561	27.203	57.764	-16.236	74.000	PEAK
3		2390.000	30.582	25.869	56.451	-17.549	74.000	PEAK
4	*	2449.628	31.350	69.716	101.066	27.066	74.000	PEAK
5		2483.500	31.739	29.413	61.153	-12.847	74.000	PEAK
6		2484.210	31.742	34.243	65.985	-8.015	74.000	PEAK
7		2500.000	31.774	26.952	58.725	-15.275	74.000	PEAK

Note:

1. All readings above 1GHz are performed with peak and/or average measurements as necessary.
2. Peak measurements: RBW = 1MHz, VBW = 3 MHz, Sweep: Auto.
3. Average measurements: RBW = 1MHz, VBW = 10 Hz, Sweep: Auto.
4. " * ", means this data is the worst emission level.
5. Measurement Level = Reading Level + Correct Factor.
6. The average measurement was not performed when the peak measured data under the limit of average detection.

Site : CB1	**Time : 2015/05/08 - 15:52**
Limit : FCC_SpartC_15.247_H_03M_AV	**Margin : 6**
Probe : CB1_FCC_EFS_1-18G_H2 - VERTICAL	**Power : AC 110V / 60Hz**
EUT : Dual-band Wireless-AC1200 Range Extender	**Note : Transmit_802.11n40_2452MHz**

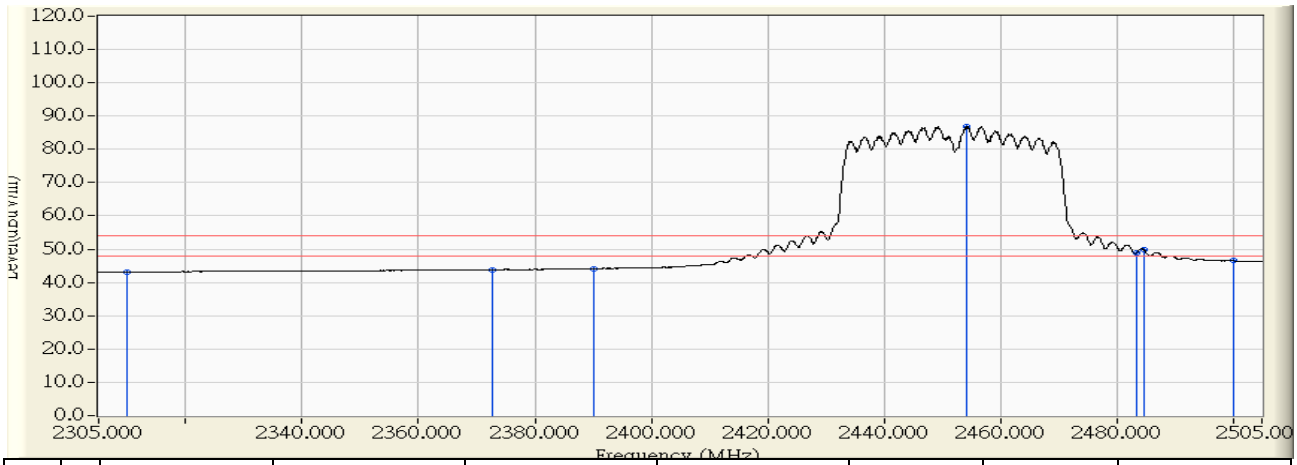

		Frequency (MHz)	Correct Factor (dB)	Reading Level (dBuV)	Measure Level (dBuV/m)	Margin (dB)	Limit (dBuV/m)	Detector Type
1		2310.000	29.553	13.594	43.146	-10.854	54.000	AVERAGE
2		2372.566	30.358	13.438	43.796	-10.204	54.000	AVERAGE
3		2390.000	30.582	13.544	44.126	-9.874	54.000	AVERAGE
4	*	2454.325	31.411	55.401	86.811	32.811	54.000	AVERAGE
5		2483.500	31.739	17.201	48.941	-5.059	54.000	AVERAGE
6		2484.710	31.743	18.072	49.815	-4.185	54.000	AVERAGE
7		2500.000	31.774	14.750	46.523	-7.477	54.000	AVERAGE

Note:

1. All readings above 1GHz are performed with peak and/or average measurements as necessary.
2. Peak measurements: RBW = 1MHz, VBW = 3 MHz, Sweep: Auto.
3. Average measurements: RBW = 1MHz, VBW = 10 Hz, Sweep: Auto.
4. " * ", means this data is the worst emission level.
5. Measurement Level = Reading Level + Correct Factor.
6. The average measurement was not performed when the peak measured data under the limit of average detection.

Site : CB1	**Time : 2015/05/17 - 18:12**
Limit : FCC_SpartC_15.209_03M_PK	**Margin : 6**
Probe : CB1_FCC_EFS_1-18G_H2 - HORIZONTAL	**Power : AC 110V / 60Hz**
EUT : Dual-band Wireless-AC1200 Range Extender	**Note : 802.11a 5745MHz**

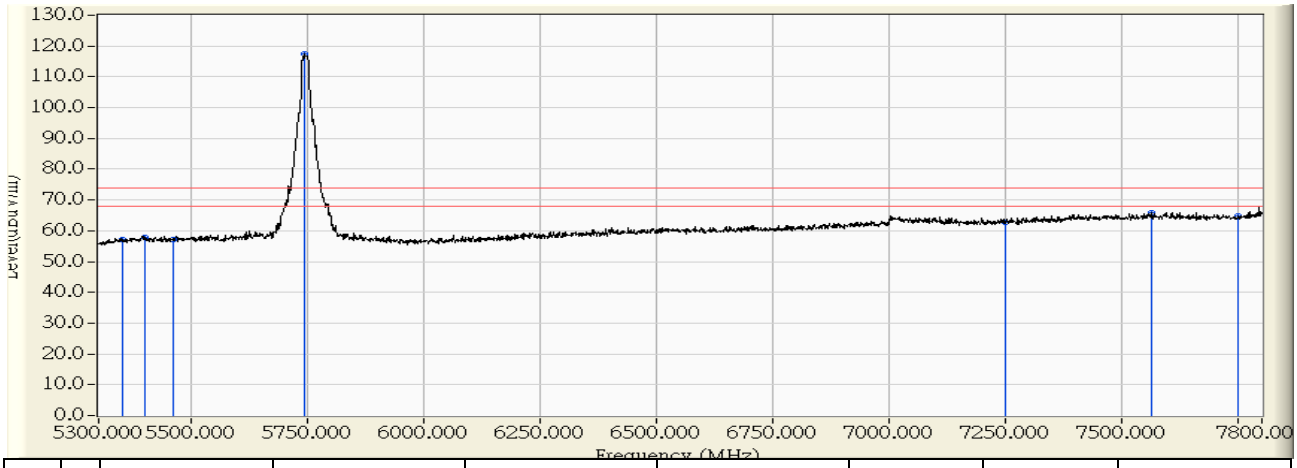

		Frequency (MHz)	Correct Factor (dB)	Reading Level (dBuV)	Measure Level (dBuV/m)	Margin (dB)	Limit (dBuV/m)	Detector Type
1		5350.000	2.026	55.261	57.286	-16.714	74.000	PEAK
2		5399.950	2.462	55.233	57.695	-16.305	74.000	PEAK
3		5460.000	2.989	54.067	57.055	-16.945	74.000	PEAK
4	*	5743.528	2.444	114.940	117.384	43.384	74.000	PEAK
5		7250.000	7.013	55.581	62.593	-11.407	74.000	PEAK
6		7561.369	7.651	58.380	66.031	-7.969	74.000	PEAK
7		7750.000	7.975	56.763	64.739	-9.261	74.000	PEAK

Note:

1. All readings above 1GHz are performed with peak and/or average measurements as necessary.
2. Peak measurements: RBW = 1MHz, VBW = 3 MHz, Sweep: Auto.
3. Average measurements: RBW = 1MHz, VBW = 10 Hz, Sweep: Auto.
4. “ * ”, means this data is the worst emission level.
5. Measurement Level = Reading Level + Correct Factor.
6. The average measurement was not performed when the peak measured data under the limit of average detection.

Site : CB1	**Time : 2015/05/17 - 18:15**
Limit : FCC_SpartC_15.209_03M_AV	**Margin : 6**
Probe : CB1_FCC_EFS_1-18G_H2 - HORIZONTAL	**Power : AC 110V / 60Hz**
EUT : Dual-band Wireless-AC1200 Range Extender	**Note : 802.11a 5745MHz**

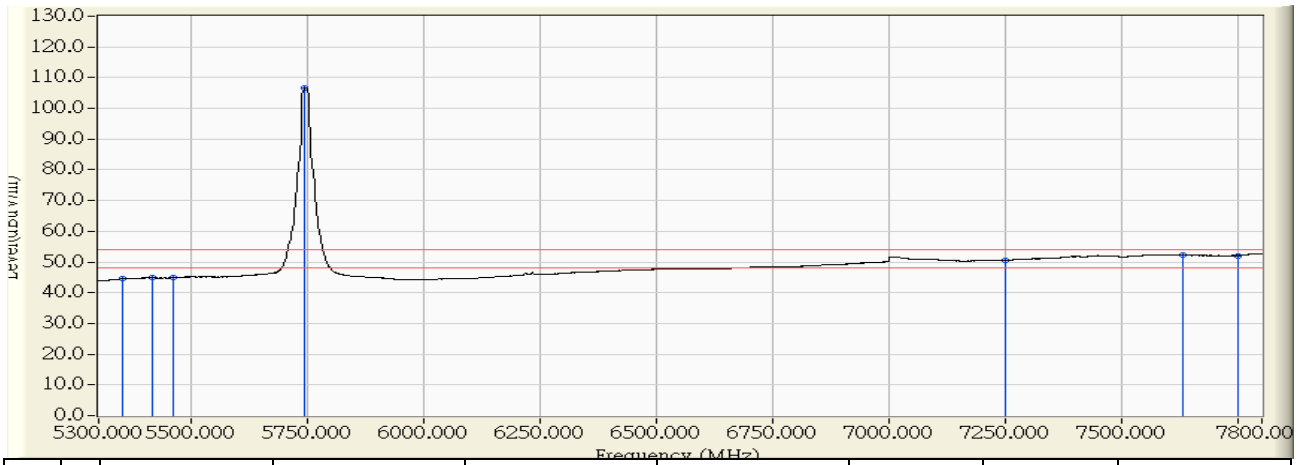

		Frequency (MHz)	Correct Factor (dB)	Reading Level (dBuV)	Measure Level (dBuV/m)	Margin (dB)	Limit (dBuV/m)	Detector Type
1		5350.000	2.026	42.470	44.495	-9.505	54.000	AVERAGE
2		5414.942	2.594	42.201	44.795	-9.205	54.000	AVERAGE
3		5460.000	2.989	41.844	44.832	-9.168	54.000	AVERAGE
4	*	5743.528	2.444	104.245	106.689	52.689	54.000	AVERAGE
5		7250.000	7.013	43.523	50.535	-3.465	54.000	AVERAGE
6		7631.334	7.771	44.504	52.275	-1.725	54.000	AVERAGE
7		7750.000	7.975	44.109	52.085	-1.915	54.000	AVERAGE

Note:

1. All readings above 1GHz are performed with peak and/or average measurements as necessary.
2. Peak measurements: RBW = 1MHz, VBW = 3 MHz, Sweep: Auto.
3. Average measurements: RBW = 1MHz, VBW = 10 Hz, Sweep: Auto.
4. " * ", means this data is the worst emission level.
5. Measurement Level = Reading Level + Correct Factor.
6. The average measurement was not performed when the peak measured data under the limit of average detection.

Site : CB1	**Time : 2015/05/17 - 18:45**
Limit : FCC_SpartC_15.209_03M_PK	**Margin : 6**
Probe : CB1_FCC_EFS_1-18G_H2 - VERTICAL	**Power : AC 110V / 60Hz**
EUT : Dual-band Wireless-AC1200 Range Extender	**Note : 802.11a 5745MHz**

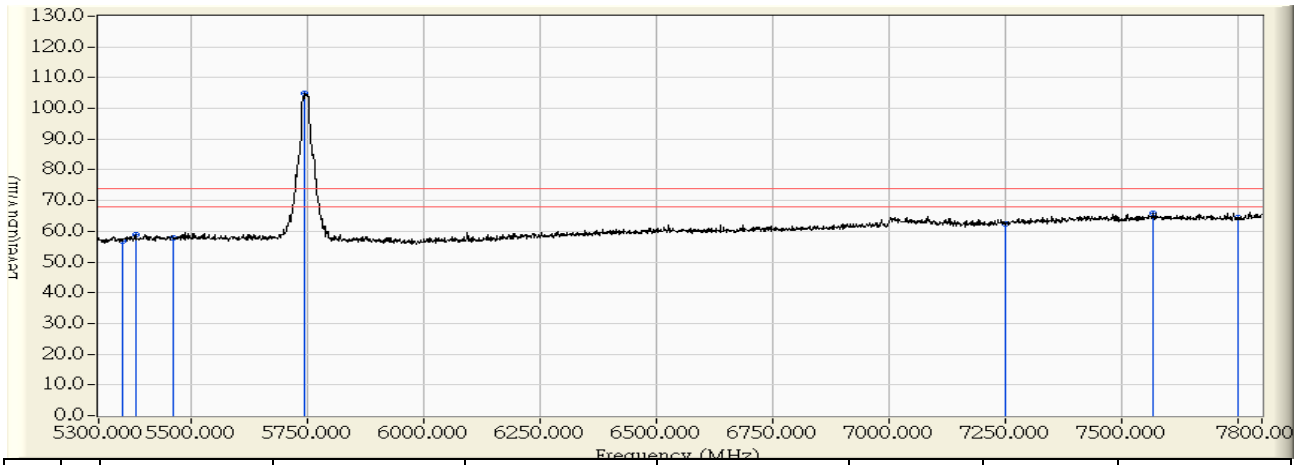

		Frequency (MHz)	Correct Factor (dB)	Reading Level (dBuV)	Measure Level (dBuV/m)	Margin (dB)	Limit (dBuV/m)	Detector Type
1		5350.000	2.342	54.629	56.971	-17.029	74.000	PEAK
2		5378.710	2.579	56.438	59.017	-14.983	74.000	PEAK
3		5460.000	3.250	54.547	57.797	-16.203	74.000	PEAK
4	*	5743.528	2.564	102.187	104.751	30.751	74.000	PEAK
5		7250.000	6.513	55.934	62.446	-11.554	74.000	PEAK
6		7566.367	7.159	58.828	65.988	-8.012	74.000	PEAK
7		7750.000	7.475	56.906	64.382	-9.618	74.000	PEAK

Note:

1. All readings above 1GHz are performed with peak and/or average measurements as necessary.
2. Peak measurements: RBW = 1MHz, VBW = 3 MHz, Sweep: Auto.
3. Average measurements: RBW = 1MHz, VBW = 10 Hz, Sweep: Auto.
4. “ * ”, means this data is the worst emission level.
5. Measurement Level = Reading Level + Correct Factor.
6. The average measurement was not performed when the peak measured data under the limit of average detection.

Site : CB1	**Time : 2015/05/17 - 18:44**
Limit : FCC_SpartC_15.209_03M_AV	**Margin : 6**
Probe : CB1_FCC_EFS_1-18G_H2 - VERTICAL	**Power : AC 110V / 60Hz**
EUT : Dual-band Wireless-AC1200 Range Extender	**Note : 802.11a 5745MHz**

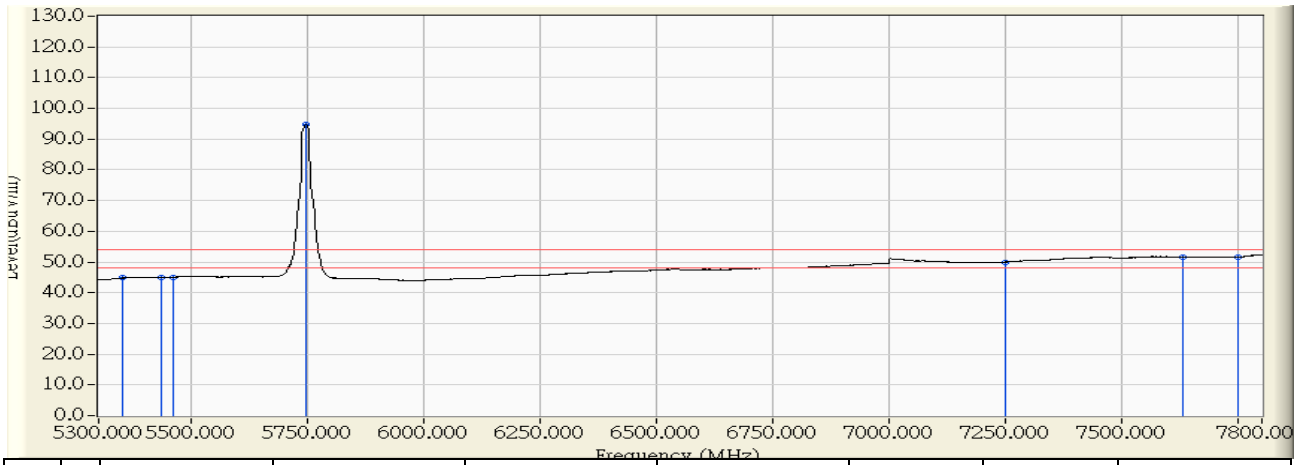

		Frequency (MHz)	Correct Factor (dB)	Reading Level (dBuV)	Measure Level (dBuV/m)	Margin (dB)	Limit (dBuV/m)	Detector Type
1		5350.000	2.342	42.446	44.788	-9.212	54.000	AVERAGE
2		5433.683	3.032	41.977	45.009	-8.991	54.000	AVERAGE
3		5460.000	3.250	41.806	45.056	-8.944	54.000	AVERAGE
4	*	5746.027	2.555	92.246	94.802	40.802	54.000	AVERAGE
5		7250.000	6.513	43.499	50.011	-3.989	54.000	AVERAGE
6		7628.836	7.267	44.465	51.732	-2.268	54.000	AVERAGE
7		7750.000	7.475	44.161	51.637	-2.363	54.000	AVERAGE

Note:

1. All readings above 1GHz are performed with peak and/or average measurements as necessary.
2. Peak measurements: RBW = 1MHz, VBW = 3 MHz, Sweep: Auto.
3. Average measurements: RBW = 1MHz, VBW = 10 Hz, Sweep: Auto.
4. “ * ”, means this data is the worst emission level.
5. Measurement Level = Reading Level + Correct Factor.
6. The average measurement was not performed when the peak measured data under the limit of average detection.

Site : CB1	**Time : 2015/05/17 - 18:23**
Limit : FCC_SpartC_15.209_03M_PK	**Margin : 6**
Probe : CB1_FCC_EFS_1-18G_H2 - HORIZONTAL	**Power : AC 110V / 60Hz**
EUT : Dual-band Wireless-AC1200 Range Extender	**Note : 802.11a 5785MHz**

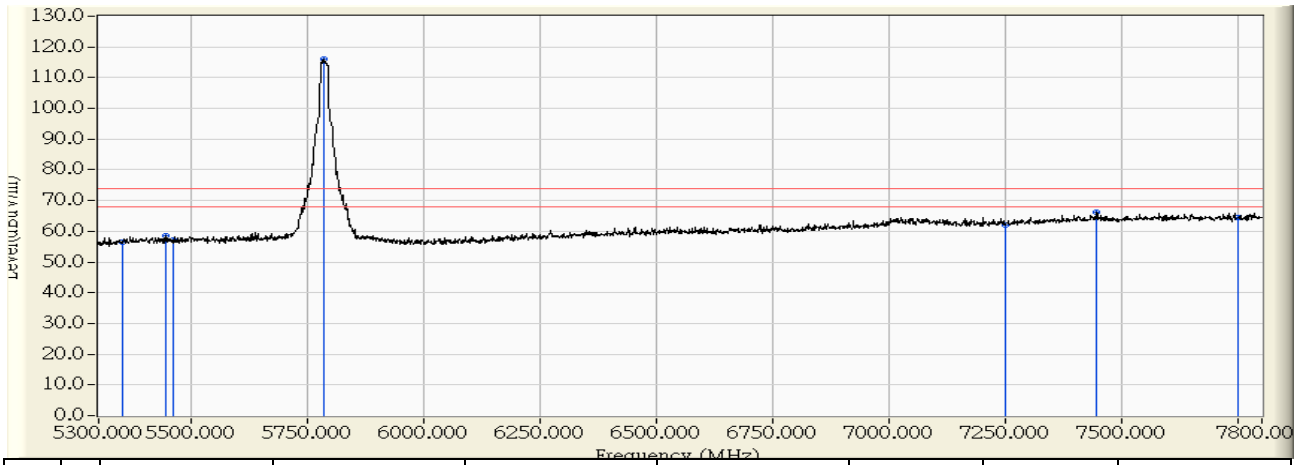

		Frequency (MHz)	Correct Factor (dB)	Reading Level (dBuV)	Measure Level (dBuV/m)	Margin (dB)	Limit (dBuV/m)	Detector Type
1		5350.000	2.026	54.270	56.295	-17.705	74.000	PEAK
2		5443.678	2.846	55.669	58.514	-15.486	74.000	PEAK
3		5460.000	2.989	54.211	57.199	-16.801	74.000	PEAK
4	*	5783.508	2.330	113.600	115.930	41.930	74.000	PEAK
5		7250.000	7.013	54.878	61.890	-12.110	74.000	PEAK
6		7445.177	7.435	58.797	66.232	-7.768	74.000	PEAK
7		7750.000	7.975	56.420	64.396	-9.604	74.000	PEAK

Note:

1. All readings above 1GHz are performed with peak and/or average measurements as necessary.
2. Peak measurements: RBW = 1MHz, VBW = 3 MHz, Sweep: Auto.
3. Average measurements: RBW = 1MHz, VBW = 10 Hz, Sweep: Auto.
4. " * ", means this data is the worst emission level.
5. Measurement Level = Reading Level + Correct Factor.
6. The average measurement was not performed when the peak measured data under the limit of average detection.

Site : CB1	**Time : 2015/05/17 - 18:21**
Limit : FCC_SpartC_15.209_03M_AV	**Margin : 6**
Probe : CB1_FCC_EFS_1-18G_H2 - HORIZONTAL	**Power : AC 110V / 60Hz**
EUT : Dual-band Wireless-AC1200 Range Extender	**Note : 802.11a 5785MHz**

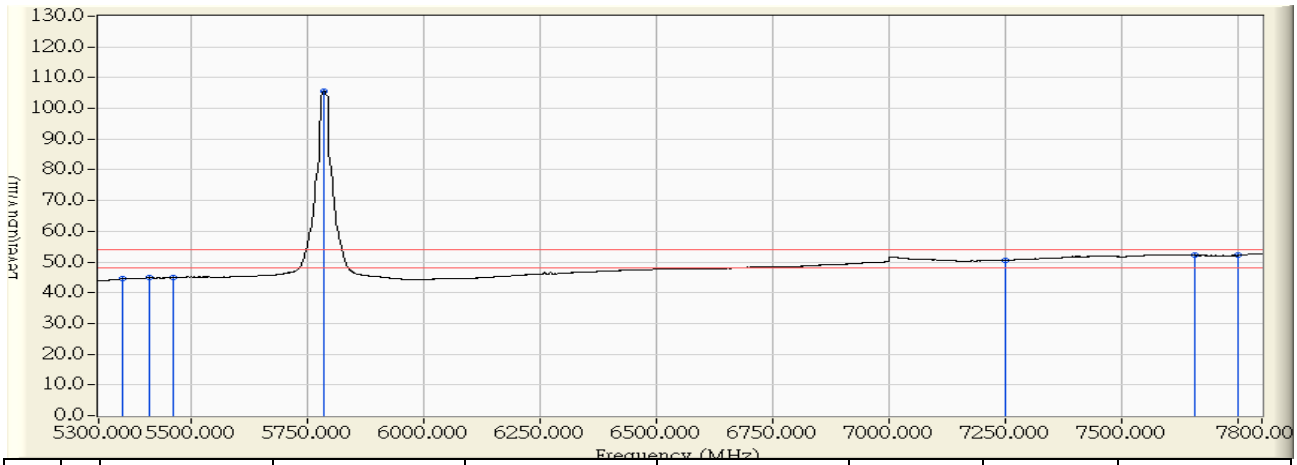

		Frequency (MHz)	Correct Factor (dB)	Reading Level (dBuV)	Measure Level (dBuV/m)	Margin (dB)	Limit (dBuV/m)	Detector Type
1		5350.000	2.026	42.479	44.504	-9.496	54.000	AVERAGE
2		5407.446	2.528	42.279	44.807	-9.193	54.000	AVERAGE
3		5460.000	2.989	41.867	44.855	-9.145	54.000	AVERAGE
4	*	5783.508	2.330	103.278	105.608	51.608	54.000	AVERAGE
5		7250.000	7.013	43.485	50.497	-3.503	54.000	AVERAGE
6		7655.072	7.812	44.302	52.114	-1.886	54.000	AVERAGE
7		7750.000	7.975	44.181	52.157	-1.843	54.000	AVERAGE

Note:

1. All readings above 1GHz are performed with peak and/or average measurements as necessary.
2. Peak measurements: RBW = 1MHz, VBW = 3 MHz, Sweep: Auto.
3. Average measurements: RBW = 1MHz, VBW = 10 Hz, Sweep: Auto.
4. " * ", means this data is the worst emission level.
5. Measurement Level = Reading Level + Correct Factor.
6. The average measurement was not performed when the peak measured data under the limit of average detection.

Site : CB1	**Time : 2015/05/17 - 18:35**
Limit : FCC_SpartC_15.209_03M_PK	**Margin : 6**
Probe : CB1_FCC_EFS_1-18G_H2 - VERTICAL	**Power : AC 110V / 60Hz**
EUT : Dual-band Wireless-AC1200 Range Extender	**Note : 802.11a 5785MHz**

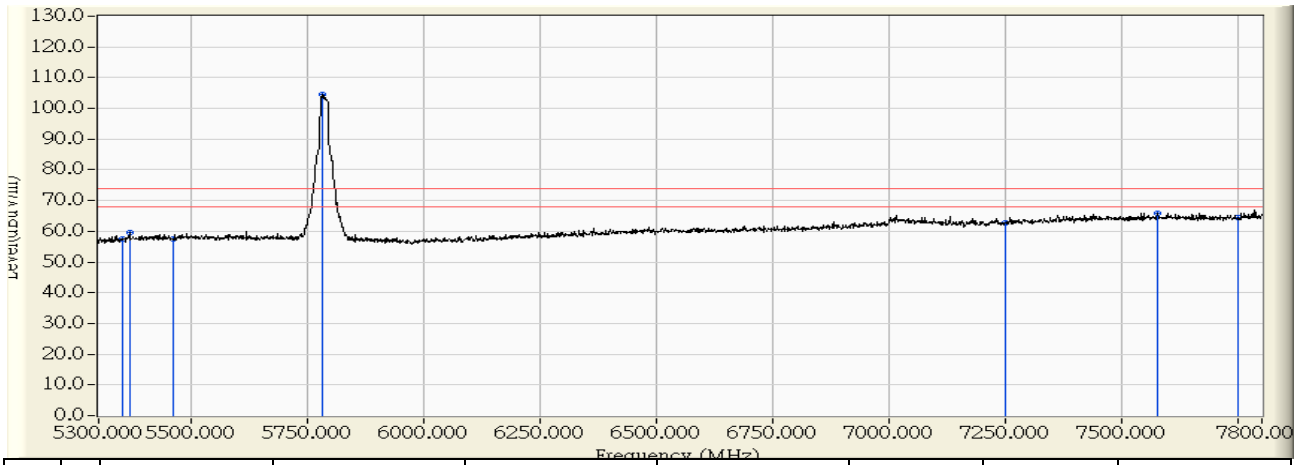

		Frequency (MHz)	Correct Factor (dB)	Reading Level (dBuV)	Measure Level (dBuV/m)	Margin (dB)	Limit (dBuV/m)	Detector Type
1		5350.000	2.342	55.111	57.453	-16.547	74.000	PEAK
2		5366.217	2.475	56.955	59.431	-14.569	74.000	PEAK
3		5460.000	3.250	54.198	57.448	-16.552	74.000	PEAK
4	*	5779.760	2.442	102.064	104.506	30.506	74.000	PEAK
5		7250.000	6.513	56.170	62.682	-11.318	74.000	PEAK
6		7576.362	7.177	58.689	65.866	-8.134	74.000	PEAK
7		7750.000	7.475	56.834	64.310	-9.690	74.000	PEAK

Note:

1. All readings above 1GHz are performed with peak and/or average measurements as necessary.
2. Peak measurements: RBW = 1MHz, VBW = 3 MHz, Sweep: Auto.
3. Average measurements: RBW = 1MHz, VBW = 10 Hz, Sweep: Auto.
4. “ * ”, means this data is the worst emission level.
5. Measurement Level = Reading Level + Correct Factor.
6. The average measurement was not performed when the peak measured data under the limit of average detection.

Site : CB1	**Time : 2015/05/17 - 18:35**
Limit : FCC_SpartC_15.209_03M_PK	**Margin : 6**
Probe : CB1_FCC_EFS_1-18G_H2 - VERTICAL	**Power : AC 110V / 60Hz**
EUT : Dual-band Wireless-AC1200 Range Extender	**Note : 802.11a 5785MHz**

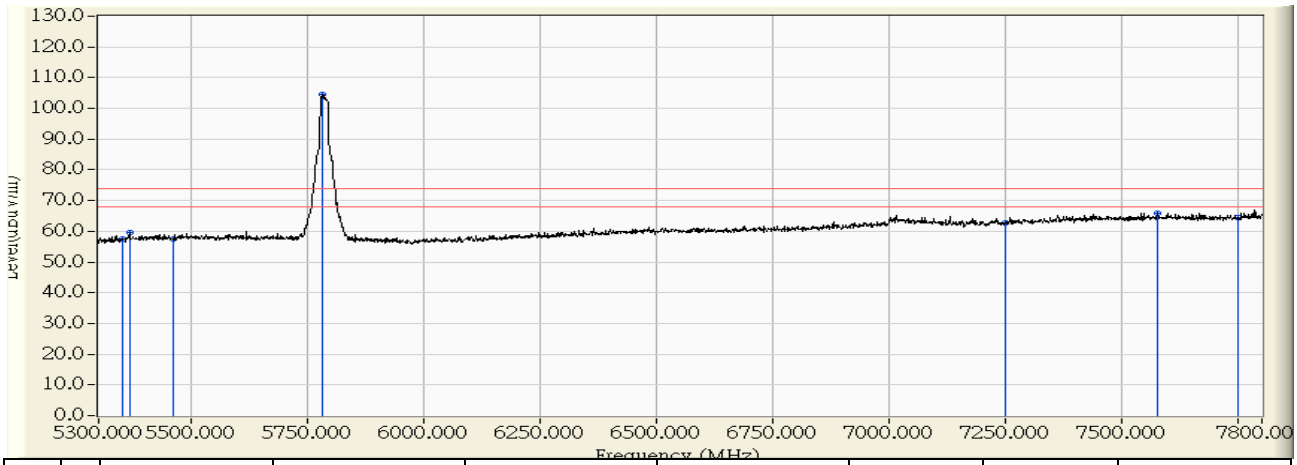

		Frequency (MHz)	Correct Factor (dB)	Reading Level (dBuV)	Measure Level (dBuV/m)	Margin (dB)	Limit (dBuV/m)	Detector Type
1		5350.000	2.342	55.111	57.453	-16.547	74.000	PEAK
2		5366.217	2.475	56.955	59.431	-14.569	74.000	PEAK
3		5460.000	3.250	54.198	57.448	-16.552	74.000	PEAK
4	*	5779.760	2.442	102.064	104.506	30.506	74.000	PEAK
5		7250.000	6.513	56.170	62.682	-11.318	74.000	PEAK
6		7576.362	7.177	58.689	65.866	-8.134	74.000	PEAK
7		7750.000	7.475	56.834	64.310	-9.690	74.000	PEAK

Note:

1. All readings above 1GHz are performed with peak and/or average measurements as necessary.
2. Peak measurements: RBW = 1MHz, VBW = 3 MHz, Sweep: Auto.
3. Average measurements: RBW = 1MHz, VBW = 10 Hz, Sweep: Auto.
4. “ * ”, means this data is the worst emission level.
5. Measurement Level = Reading Level + Correct Factor.
6. The average measurement was not performed when the peak measured data under the limit of average detection.

Site : CB1	**Time : 2015/05/17 - 18:36**
Limit : FCC_SpartC_15.209_03M_AV	**Margin : 6**
Probe : CB1_FCC_EFS_1-18G_H2 - VERTICAL	**Power : AC 110V / 60Hz**
EUT : Dual-band Wireless-AC1200 Range Extender	**Note : 802.11a 5785MHz**

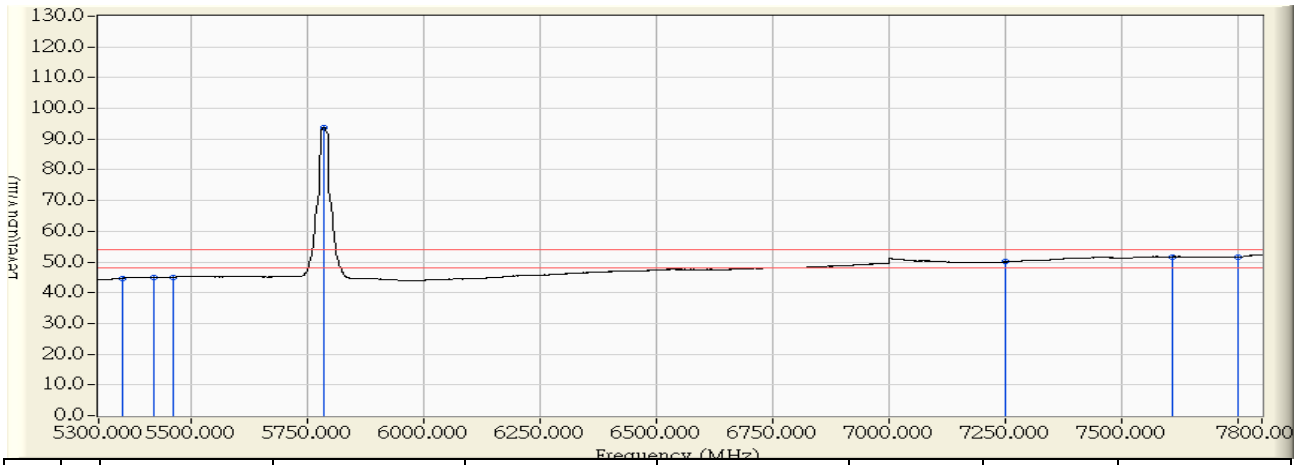

		Frequency (MHz)	Correct Factor (dB)	Reading Level (dBuV)	Measure Level (dBuV/m)	Margin (dB)	Limit (dBuV/m)	Detector Type
1		5350.000	2.342	42.402	44.744	-9.256	54.000	AVERAGE
2		5417.441	2.898	42.153	45.051	-8.949	54.000	AVERAGE
3		5460.000	3.250	41.784	45.034	-8.966	54.000	AVERAGE
4	*	5783.508	2.430	91.444	93.874	39.874	54.000	AVERAGE
5		7250.000	6.513	43.549	50.061	-3.939	54.000	AVERAGE
6		7607.596	7.231	44.510	51.740	-2.260	54.000	AVERAGE
7		7750.000	7.475	44.174	51.650	-2.350	54.000	AVERAGE

Note:

1. All readings above 1GHz are performed with peak and/or average measurements as necessary.
2. Peak measurements: RBW = 1MHz, VBW = 3 MHz, Sweep: Auto.
3. Average measurements: RBW = 1MHz, VBW = 10 Hz, Sweep: Auto.
4. “ * ”, means this data is the worst emission level.
5. Measurement Level = Reading Level + Correct Factor.
6. The average measurement was not performed when the peak measured data under the limit of average detection.

Site : CB1	**Time : 2015/05/17 - 18:24**
Limit : FCC_SpartC_15.209_03M_PK	**Margin : 6**
Probe : CB1_FCC_EFS_1-18G_H2 - HORIZONTAL	**Power : AC 110V / 60Hz**
EUT : Dual-band Wireless-AC1200 Range Extender	**Note : 802.11a 5825MHz**

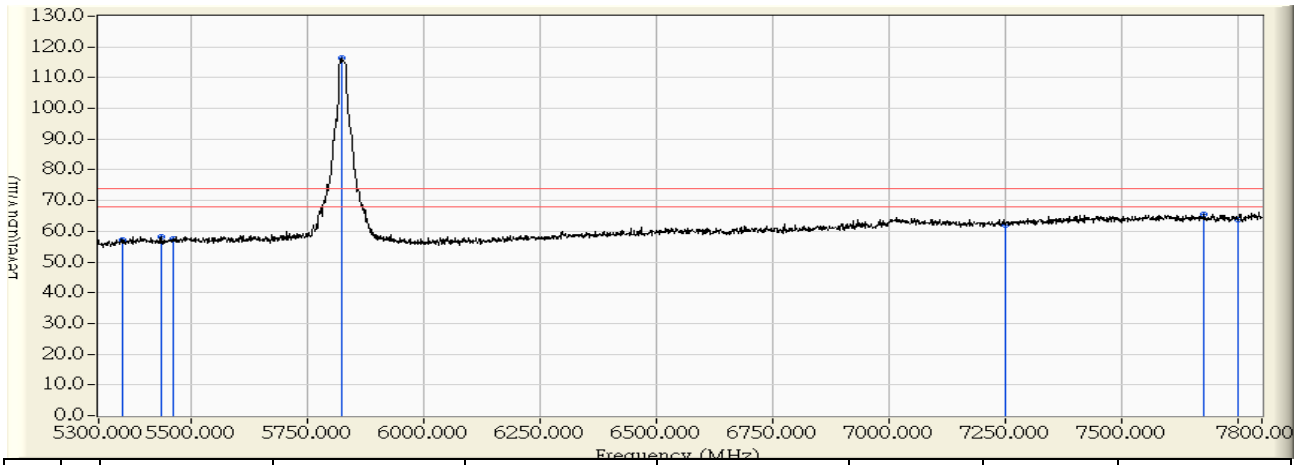

		Frequency (MHz)	Correct Factor (dB)	Reading Level (dBuV)	Measure Level (dBuV/m)	Margin (dB)	Limit (dBuV/m)	Detector Type
1		5350.000	2.026	55.044	57.069	-16.931	74.000	PEAK
2		5433.683	2.758	55.514	58.272	-15.728	74.000	PEAK
3		5460.000	2.989	54.559	57.547	-16.453	74.000	PEAK
4	*	5823.488	2.216	114.027	116.243	42.243	74.000	PEAK
5		7250.000	7.013	54.940	61.952	-12.048	74.000	PEAK
6		7676.312	7.849	57.626	65.475	-8.525	74.000	PEAK
7		7750.000	7.975	55.735	63.711	-10.289	74.000	PEAK

Note:

1. All readings above 1GHz are performed with peak and/or average measurements as necessary.
2. Peak measurements: RBW = 1MHz, VBW = 3 MHz, Sweep: Auto.
3. Average measurements: RBW = 1MHz, VBW = 10 Hz, Sweep: Auto.
4. “ * ”, means this data is the worst emission level.
5. Measurement Level = Reading Level + Correct Factor.
6. The average measurement was not performed when the peak measured data under the limit of average detection.

Site : CB1	**Time : 2015/05/17 - 18:27**
Limit : FCC_SpartC_15.209_03M_AV	**Margin : 6**
Probe : CB1_FCC_EFS_1-18G_H2 - HORIZONTAL	**Power : AC 110V / 60Hz**
EUT : Dual-band Wireless-AC1200 Range Extender	**Note : 802.11a 5825MHz**

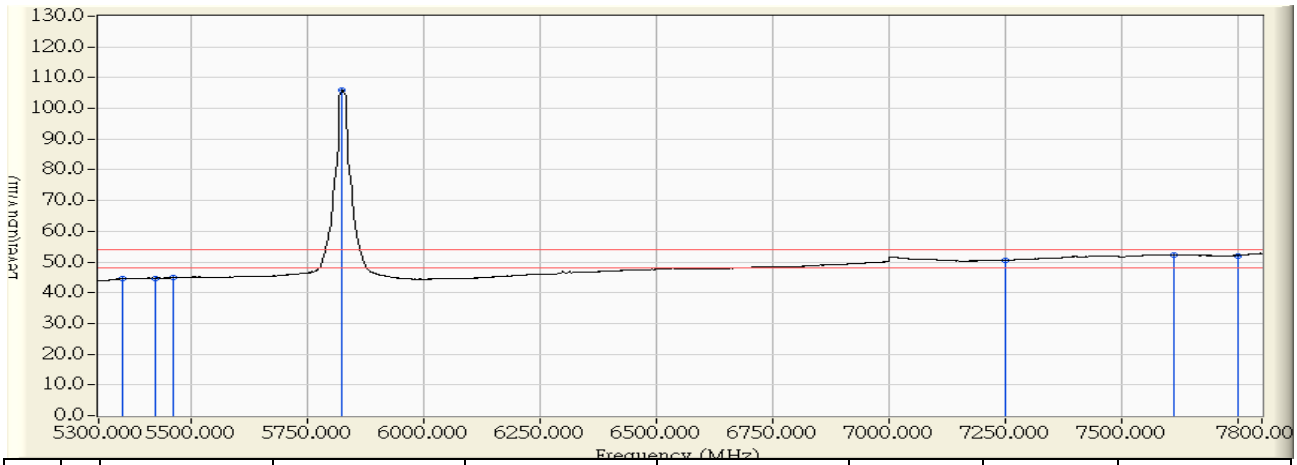

		Frequency (MHz)	Correct Factor (dB)	Reading Level (dBuV)	Measure Level (dBuV/m)	Margin (dB)	Limit (dBuV/m)	Detector Type
1		5350.000	2.026	42.561	44.586	-9.414	54.000	AVERAGE
2		5421.189	2.648	42.123	44.771	-9.229	54.000	AVERAGE
3		5460.000	2.989	41.833	44.821	-9.179	54.000	AVERAGE
4	*	5823.488	2.216	103.726	105.942	51.942	54.000	AVERAGE
5		7250.000	7.013	43.498	50.510	-3.490	54.000	AVERAGE
6		7610.095	7.735	44.544	52.279	-1.721	54.000	AVERAGE
7		7750.000	7.975	44.120	52.096	-1.904	54.000	AVERAGE

Note:

1. All readings above 1GHz are performed with peak and/or average measurements as necessary.
2. Peak measurements: RBW = 1MHz, VBW = 3 MHz, Sweep: Auto.
3. Average measurements: RBW = 1MHz, VBW = 10 Hz, Sweep: Auto.
4. " * ", means this data is the worst emission level.
5. Measurement Level = Reading Level + Correct Factor.
6. The average measurement was not performed when the peak measured data under the limit of average detection.

Site : CB1	**Time : 2015/05/17 - 18:33**
Limit : FCC_SpartC_15.209_03M_PK	**Margin : 6**
Probe : CB1_FCC_EFS_1-18G_H2 - VERTICAL	**Power : AC 110V / 60Hz**
EUT : Dual-band Wireless-AC1200 Range Extender	**Note : 802.11a 5825MHz**

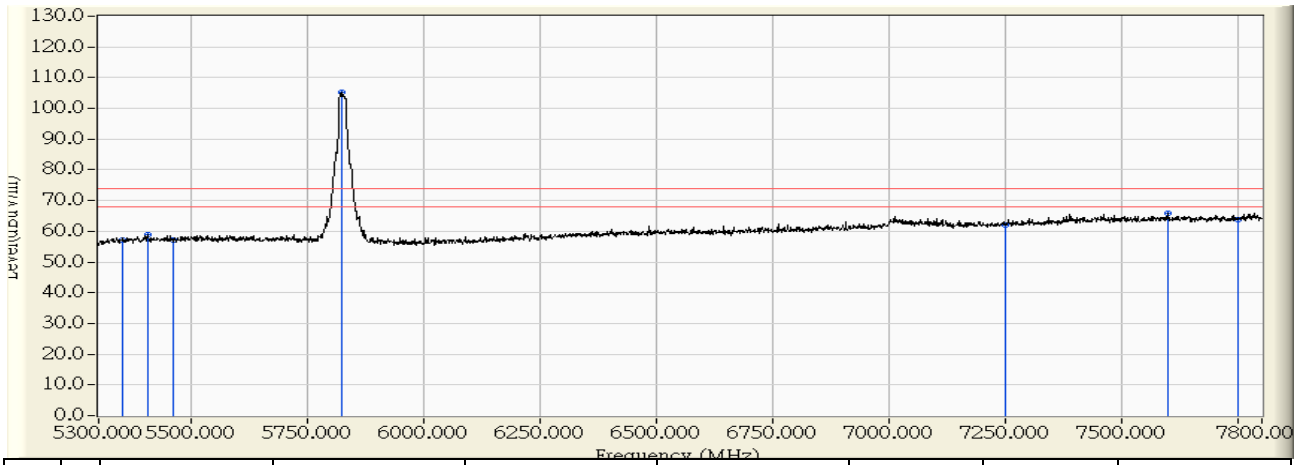

		Frequency (MHz)	Correct Factor (dB)	Reading Level (dBuV)	Measure Level (dBuV/m)	Margin (dB)	Limit (dBuV/m)	Detector Type
1		5350.000	2.342	54.701	57.043	-16.957	74.000	PEAK
2		5404.947	2.795	56.036	58.831	-15.169	74.000	PEAK
3		5460.000	3.250	54.072	57.322	-16.678	74.000	PEAK
4	*	5823.488	2.295	102.814	105.110	31.110	74.000	PEAK
5		7250.000	6.513	55.639	62.151	-11.849	74.000	PEAK
6		7597.601	7.214	58.785	65.998	-8.002	74.000	PEAK
7		7750.000	7.475	56.426	63.902	-10.098	74.000	PEAK

Note:

1. All readings above 1GHz are performed with peak and/or average measurements as necessary.
2. Peak measurements: RBW = 1MHz, VBW = 3 MHz, Sweep: Auto.
3. Average measurements: RBW = 1MHz, VBW = 10 Hz, Sweep: Auto.
4. “ * ”, means this data is the worst emission level.
5. Measurement Level = Reading Level + Correct Factor.
6. The average measurement was not performed when the peak measured data under the limit of average detection.

Site : CB1	**Time : 2015/05/17 - 18:32**
Limit : FCC_SpartC_15.209_03M_AV	**Margin : 6**
Probe : CB1_FCC_EFS_1-18G_H2 - VERTICAL	**Power : AC 110V / 60Hz**
EUT : Dual-band Wireless-AC1200 Range Extender	**Note : 802.11a 5825MHz**

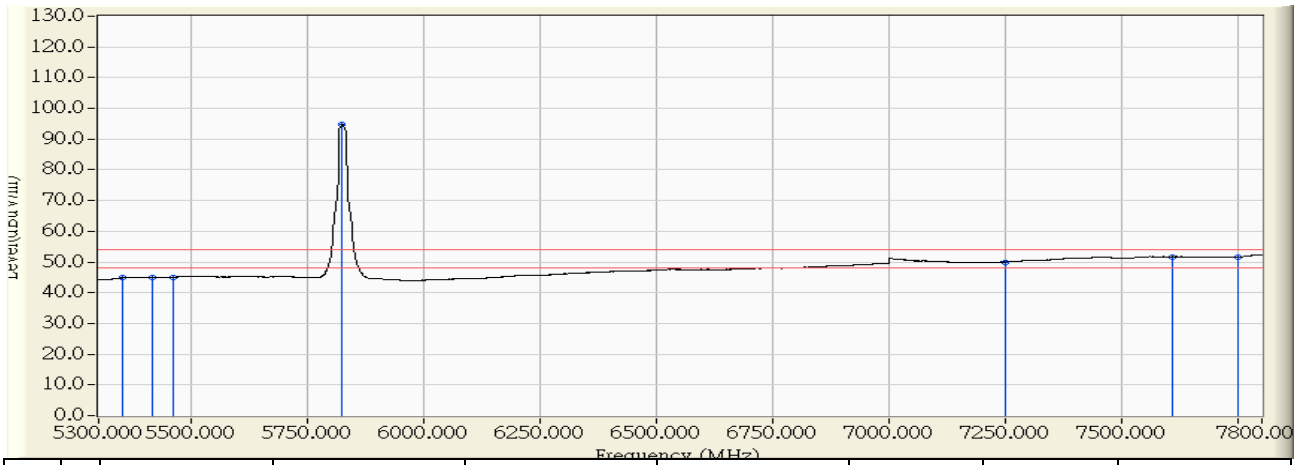

		Frequency (MHz)	Correct Factor (dB)	Reading Level (dBuV)	Measure Level (dBuV/m)	Margin (dB)	Limit (dBuV/m)	Detector Type
1		5350.000	2.342	42.473	44.815	-9.185	54.000	AVERAGE
2		5414.942	2.878	42.143	45.021	-8.979	54.000	AVERAGE
3		5460.000	3.250	41.774	45.024	-8.976	54.000	AVERAGE
4	*	5823.488	2.295	92.600	94.896	40.896	54.000	AVERAGE
5		7250.000	6.513	43.498	50.010	-3.990	54.000	AVERAGE
6		7606.347	7.228	44.522	51.750	-2.250	54.000	AVERAGE
7		7750.000	7.475	44.156	51.632	-2.368	54.000	AVERAGE

Note:

1. All readings above 1GHz are performed with peak and/or average measurements as necessary.
2. Peak measurements: RBW = 1MHz, VBW = 3 MHz, Sweep: Auto.
3. Average measurements: RBW = 1MHz, VBW = 10 Hz, Sweep: Auto.
4. “ * ”, means this data is the worst emission level.
5. Measurement Level = Reading Level + Correct Factor.
6. The average measurement was not performed when the peak measured data under the limit of average detection.

Site : CB1	**Time : 2015/05/17 - 18:08**
Limit : FCC_SpartC_15.209_03M_PK	**Margin : 6**
Probe : CB1_FCC_EFS_1-18G_H2 - HORIZONTAL	**Power : AC 110V / 60Hz**
EUT : Dual-band Wireless-AC1200 Range Extender	**Note : 802.11n 20MHz 5745MHz**

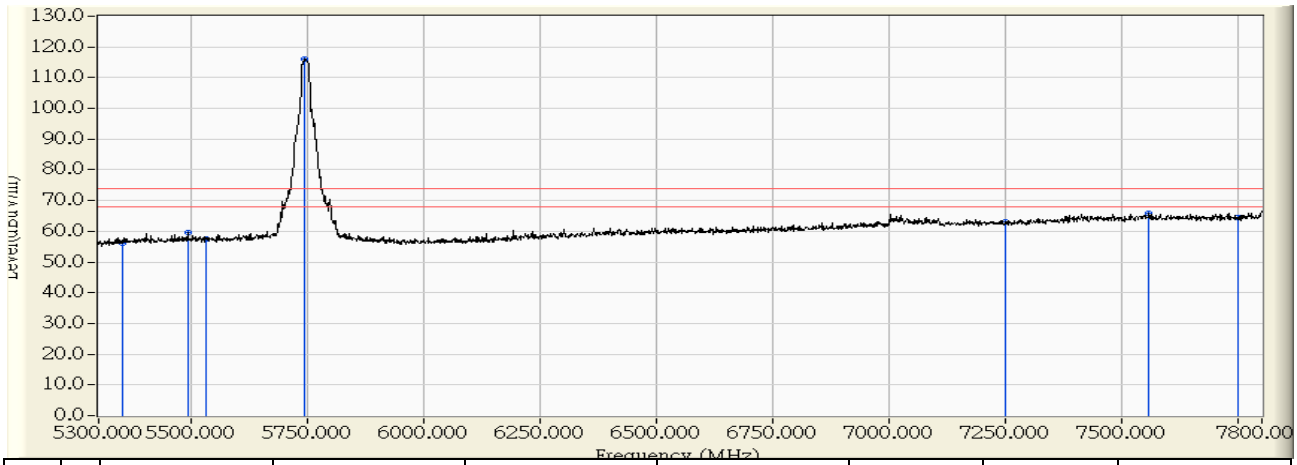

		Frequency (MHz)	Correct Factor (dB)	Reading Level (dBuV)	Measure Level (dBuV/m)	Margin (dB)	Limit (dBuV/m)	Detector Type
1		5350.000	2.026	54.111	56.136	-17.864	74.000	PEAK
2		5491.154	3.165	56.560	59.725	-14.275	74.000	PEAK
3		5530.000	3.054	54.555	57.609	-16.391	74.000	PEAK
4	*	5743.528	2.444	113.766	116.210	42.210	74.000	PEAK
5		7250.000	7.013	56.031	63.043	-10.957	74.000	PEAK
6		7557.621	7.645	58.262	65.906	-8.094	74.000	PEAK
7		7750.000	7.975	56.605	64.581	-9.419	74.000	PEAK

Note:

1. All readings above 1GHz are performed with peak and/or average measurements as necessary.
2. Peak measurements: RBW = 1MHz, VBW = 3 MHz, Sweep: Auto.
3. Average measurements: RBW = 1MHz, VBW = 10 Hz, Sweep: Auto.
4. “ * ”, means this data is the worst emission level.
5. Measurement Level = Reading Level + Correct Factor.
6. The average measurement was not performed when the peak measured data under the limit of average detection.

Site : CB1	**Time : 2015/05/17 - 18:07**
Limit : FCC_SpartC_15.209_03M_AV	**Margin : 6**
Probe : CB1_FCC_EFS_1-18G_H2 - HORIZONTAL	**Power : AC 110V / 60Hz**
EUT : Dual-band Wireless-AC1200 Range Extender	**Note : 802.11n 20MHz 5745MHz**

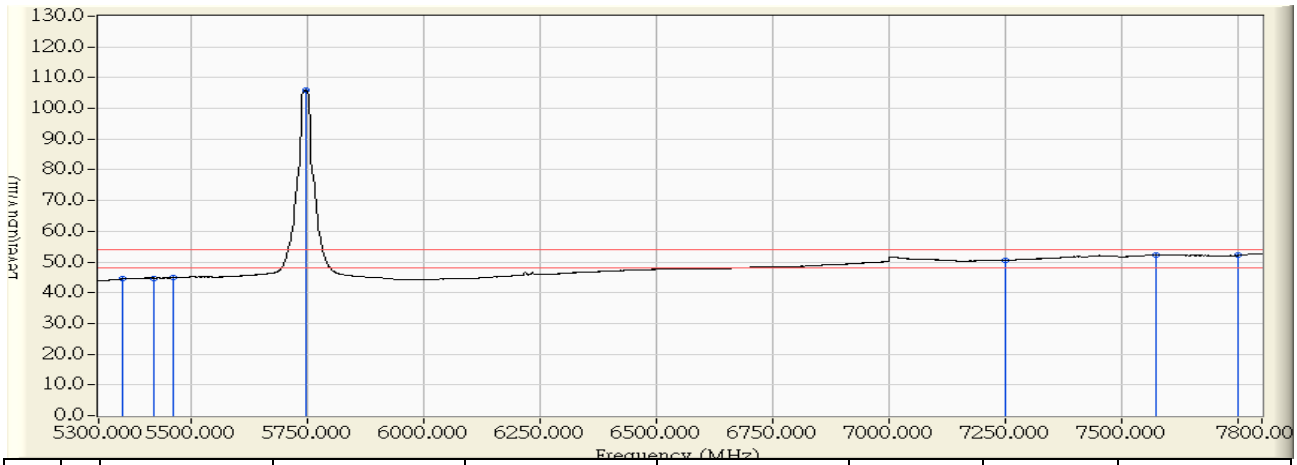

		Frequency (MHz)	Correct Factor (dB)	Reading Level (dBuV)	Measure Level (dBuV/m)	Margin (dB)	Limit (dBuV/m)	Detector Type
1		5350.000	2.026	42.444	44.469	-9.531	54.000	AVERAGE
2		5417.441	2.615	42.157	44.773	-9.227	54.000	AVERAGE
3		5460.000	2.989	41.864	44.852	-9.148	54.000	AVERAGE
4	*	5746.027	2.437	103.501	105.938	51.938	54.000	AVERAGE
5		7250.000	7.013	43.490	50.502	-3.498	54.000	AVERAGE
6		7573.863	7.672	44.611	52.283	-1.717	54.000	AVERAGE
7		7750.000	7.975	44.142	52.118	-1.882	54.000	AVERAGE

Note:

1. All readings above 1GHz are performed with peak and/or average measurements as necessary.
2. Peak measurements: RBW = 1MHz, VBW = 3 MHz, Sweep: Auto.
3. Average measurements: RBW = 1MHz, VBW = 10 Hz, Sweep: Auto.
4. “ * ”, means this data is the worst emission level.
5. Measurement Level = Reading Level + Correct Factor.
6. The average measurement was not performed when the peak measured data under the limit of average detection.

Site : CB1	**Time : 2015/05/17 - 18:47**
Limit : FCC_SpartC_15.209_03M_PK	**Margin : 6**
Probe : CB1_FCC_EFS_1-18G_H2 - VERTICAL	**Power : AC 110V / 60Hz**
EUT : Dual-band Wireless-AC1200 Range Extender	**Note : 802.11n 20MHz 5745MHz**

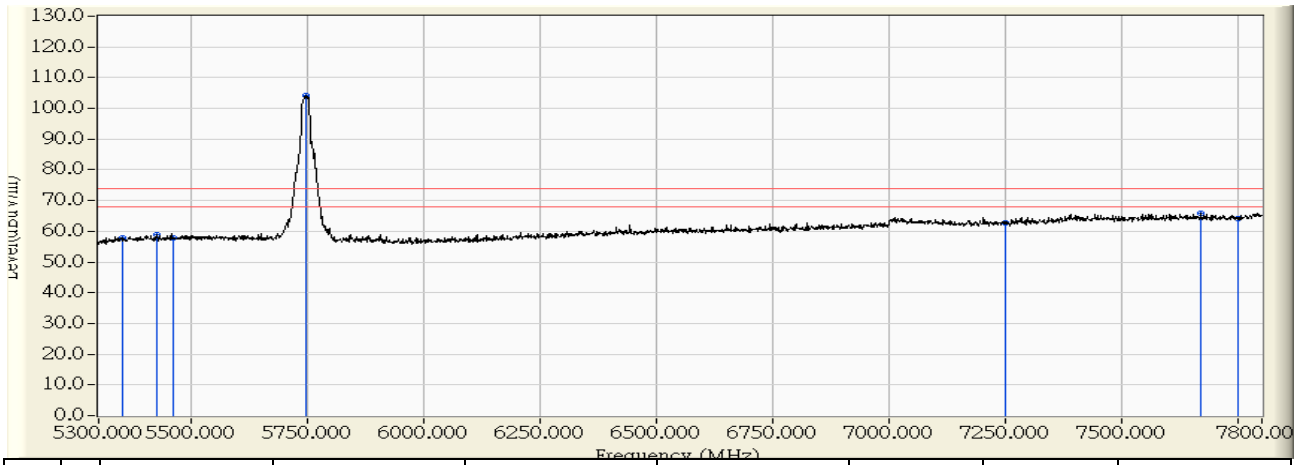

		Frequency (MHz)	Correct Factor (dB)	Reading Level (dBuV)	Measure Level (dBuV/m)	Margin (dB)	Limit (dBuV/m)	Detector Type
1		5350.000	2.342	55.347	57.689	-16.311	74.000	PEAK
2		5424.937	2.960	56.026	58.986	-15.014	74.000	PEAK
3		5460.000	3.250	54.696	57.946	-16.054	74.000	PEAK
4	*	5746.027	2.555	101.608	104.164	30.164	74.000	PEAK
5		7250.000	6.513	56.103	62.615	-11.385	74.000	PEAK
6		7668.816	7.336	58.663	65.999	-8.001	74.000	PEAK
7		7750.000	7.475	56.766	64.242	-9.758	74.000	PEAK

Note:

1. All readings above 1GHz are performed with peak and/or average measurements as necessary.
2. Peak measurements: RBW = 1MHz, VBW = 3 MHz, Sweep: Auto.
3. Average measurements: RBW = 1MHz, VBW = 10 Hz, Sweep: Auto.
4. “ * ”, means this data is the worst emission level.
5. Measurement Level = Reading Level + Correct Factor.
6. The average measurement was not performed when the peak measured data under the limit of average detection.

Site : CB1	**Time : 2015/05/17 - 18:48**
Limit : FCC_SpartC_15.209_03M_AV	**Margin : 6**
Probe : CB1_FCC_EFS_1-18G_H2 - VERTICAL	**Power : AC 110V / 60Hz**
EUT : Dual-band Wireless-AC1200 Range Extender	**Note : 802.11n 20MHz 5745MHz**

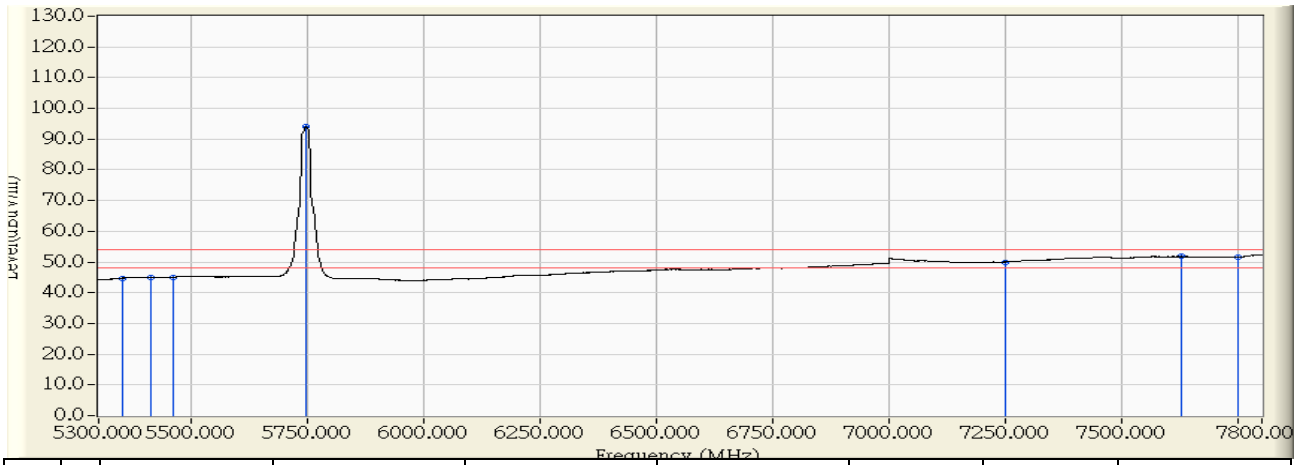

		Frequency (MHz)	Correct Factor (dB)	Reading Level (dBuV)	Measure Level (dBuV/m)	Margin (dB)	Limit (dBuV/m)	Detector Type
1		5350.000	2.342	42.415	44.757	-9.243	54.000	AVERAGE
2		5411.194	2.847	42.214	45.061	-8.939	54.000	AVERAGE
3		5460.000	3.250	41.787	45.037	-8.963	54.000	AVERAGE
4	*	5746.027	2.555	91.479	94.035	40.035	54.000	AVERAGE
5		7250.000	6.513	43.499	50.011	-3.989	54.000	AVERAGE
6		7626.337	7.263	44.505	51.768	-2.232	54.000	AVERAGE
7		7750.000	7.475	44.162	51.638	-2.362	54.000	AVERAGE

Note:

1. All readings above 1GHz are performed with peak and/or average measurements as necessary.
2. Peak measurements: RBW = 1MHz, VBW = 3 MHz, Sweep: Auto.
3. Average measurements: RBW = 1MHz, VBW = 10 Hz, Sweep: Auto.
4. " * ", means this data is the worst emission level.
5. Measurement Level = Reading Level + Correct Factor.
6. The average measurement was not performed when the peak measured data under the limit of average detection.

Site : CB1	**Time : 2015/05/17 - 18:01**
Limit : FCC_SpartC_15.209_03M_PK	**Margin : 6**
Probe : CB1_FCC_EFS_1-18G_H2 - HORIZONTAL	**Power : AC 110V / 60Hz**
EUT : Dual-band Wireless-AC1200 Range Extender	**Note : 802.11n 20MHz 5785MHz**

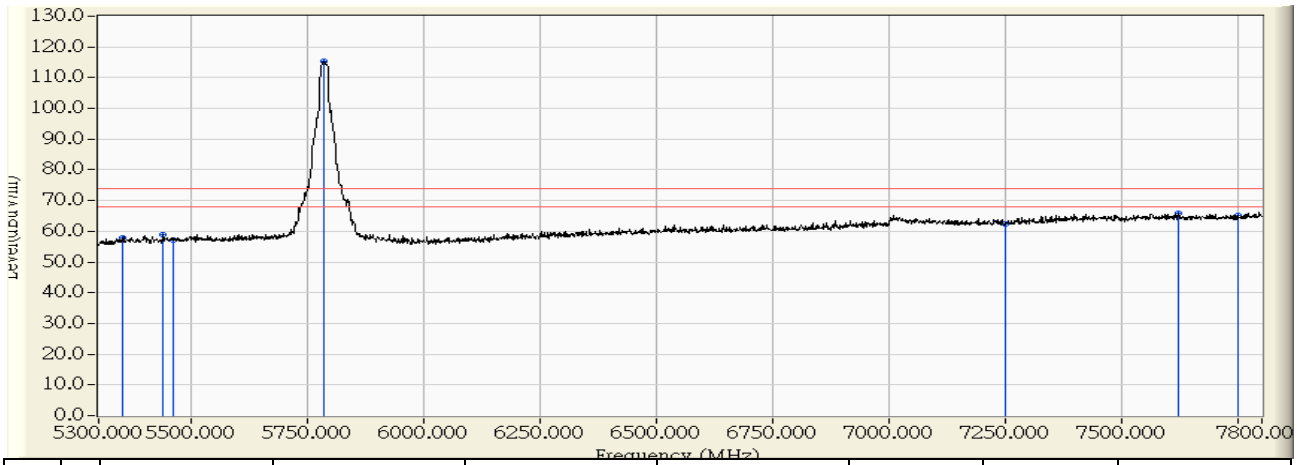

		Frequency (MHz)	Correct Factor (dB)	Reading Level (dBuV)	Measure Level (dBuV/m)	Margin (dB)	Limit (dBuV/m)	Detector Type
1		5350.000	2.026	55.728	57.753	-16.247	74.000	PEAK
2		5438.680	2.802	55.992	58.794	-15.206	74.000	PEAK
3		5460.000	2.989	54.068	57.056	-16.944	74.000	PEAK
4	*	5783.508	2.330	113.016	115.346	41.346	74.000	PEAK
5		7250.000	7.013	55.274	62.286	-11.714	74.000	PEAK
6		7620.090	7.753	58.256	66.008	-7.992	74.000	PEAK
7		7750.000	7.975	57.167	65.143	-8.857	74.000	PEAK

Note:

1. All readings above 1GHz are performed with peak and/or average measurements as necessary.
2. Peak measurements: RBW = 1MHz, VBW = 3 MHz, Sweep: Auto.
3. Average measurements: RBW = 1MHz, VBW = 10 Hz, Sweep: Auto.
4. “ * ”, means this data is the worst emission level.
5. Measurement Level = Reading Level + Correct Factor.
6. The average measurement was not performed when the peak measured data under the limit of average detection.

Site : CB1	**Time : 2015/05/17 - 18:03**
Limit : FCC_SpartC_15.209_03M_AV	**Margin : 6**
Probe : CB1_FCC_EFS_1-18G_H2 - HORIZONTAL	**Power : AC 110V / 60Hz**
EUT : Dual-band Wireless-AC1200 Range Extender	**Note : 802.11n 20MHz 5785MHz**

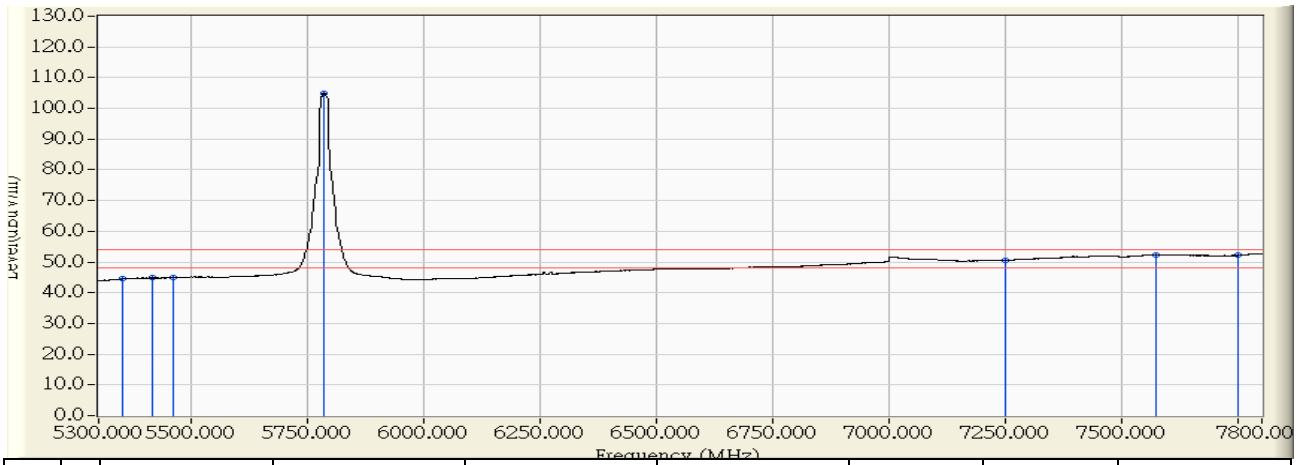

		Frequency (MHz)	Correct Factor (dB)	Reading Level (dBuV)	Measure Level (dBuV/m)	Margin (dB)	Limit (dBuV/m)	Detector Type
1		5350.000	2.026	42.427	44.452	-9.548	54.000	AVERAGE
2		5414.942	2.594	42.242	44.836	-9.164	54.000	AVERAGE
3		5460.000	2.989	41.844	44.832	-9.168	54.000	AVERAGE
4	*	5783.508	2.330	102.534	104.864	50.864	54.000	AVERAGE
5		7250.000	7.013	43.492	50.504	-3.496	54.000	AVERAGE
6		7571.364	7.668	44.613	52.281	-1.719	54.000	AVERAGE
7		7750.000	7.975	44.188	52.164	-1.836	54.000	AVERAGE

Note:

1. All readings above 1GHz are performed with peak and/or average measurements as necessary.
2. Peak measurements: RBW = 1MHz, VBW = 3 MHz, Sweep: Auto.
3. Average measurements: RBW = 1MHz, VBW = 10 Hz, Sweep: Auto.
4. “ * ”, means this data is the worst emission level.
5. Measurement Level = Reading Level + Correct Factor.
6. The average measurement was not performed when the peak measured data under the limit of average detection.

Site : CB1	**Time : 2015/05/17 - 18:51**
Limit : FCC_SpartC_15.209_03M_PK	**Margin : 6**
Probe : CB1_FCC_EFS_1-18G_H2 - VERTICAL	**Power : AC 110V / 60Hz**
EUT : Dual-band Wireless-AC1200 Range Extender	**Note : 802.11n 20MHz 5785MHz**

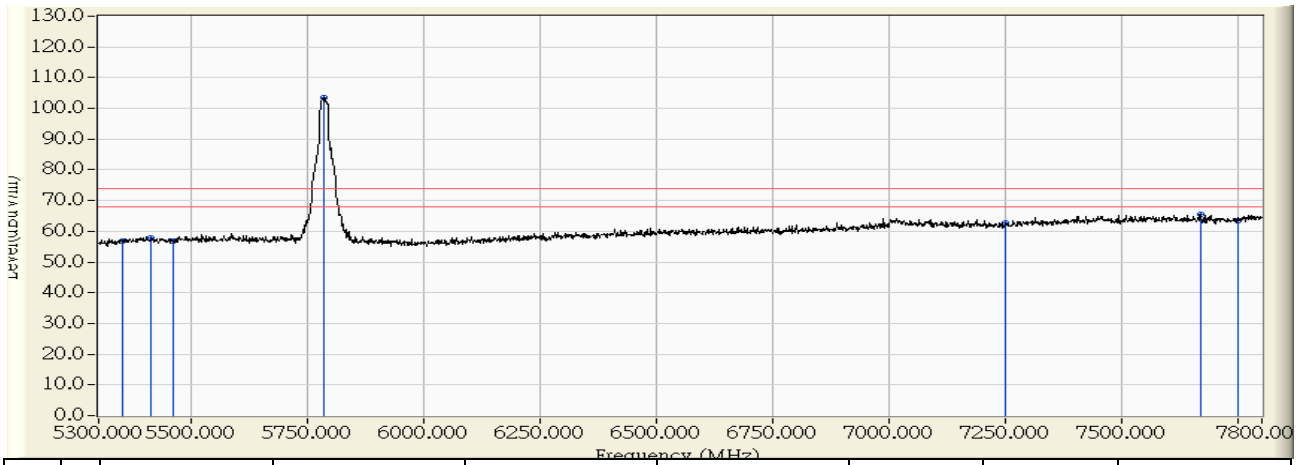

		Frequency (MHz)	Correct Factor (dB)	Reading Level (dBuV)	Measure Level (dBuV/m)	Margin (dB)	Limit (dBuV/m)	Detector Type
1		5350.000	2.342	54.408	56.750	-17.250	74.000	PEAK
2		5413.693	2.867	54.874	57.741	-16.259	74.000	PEAK
3		5460.000	3.250	53.427	56.677	-17.323	74.000	PEAK
4	*	5783.508	2.430	100.972	103.402	29.402	74.000	PEAK
5		7250.000	6.513	56.210	62.722	-11.278	74.000	PEAK
6		7668.816	7.336	58.275	65.611	-8.389	74.000	PEAK
7		7750.000	7.475	56.075	63.551	-10.449	74.000	PEAK

Note:

1. All readings above 1GHz are performed with peak and/or average measurements as necessary.
2. Peak measurements: RBW = 1MHz, VBW = 3 MHz, Sweep: Auto.
3. Average measurements: RBW = 1MHz, VBW = 10 Hz, Sweep: Auto.
4. “ * ”, means this data is the worst emission level.
5. Measurement Level = Reading Level + Correct Factor.
6. The average measurement was not performed when the peak measured data under the limit of average detection.

Site : CB1	**Time : 2015/05/17 - 18:50**
Limit : FCC_SpartC_15.209_03M_AV	**Margin : 6**
Probe : CB1_FCC_EFS_1-18G_H2 - VERTICAL	**Power : AC 110V / 60Hz**
EUT : Dual-band Wireless-AC1200 Range Extender	**Note : 802.11n 20MHz 5785MHz**

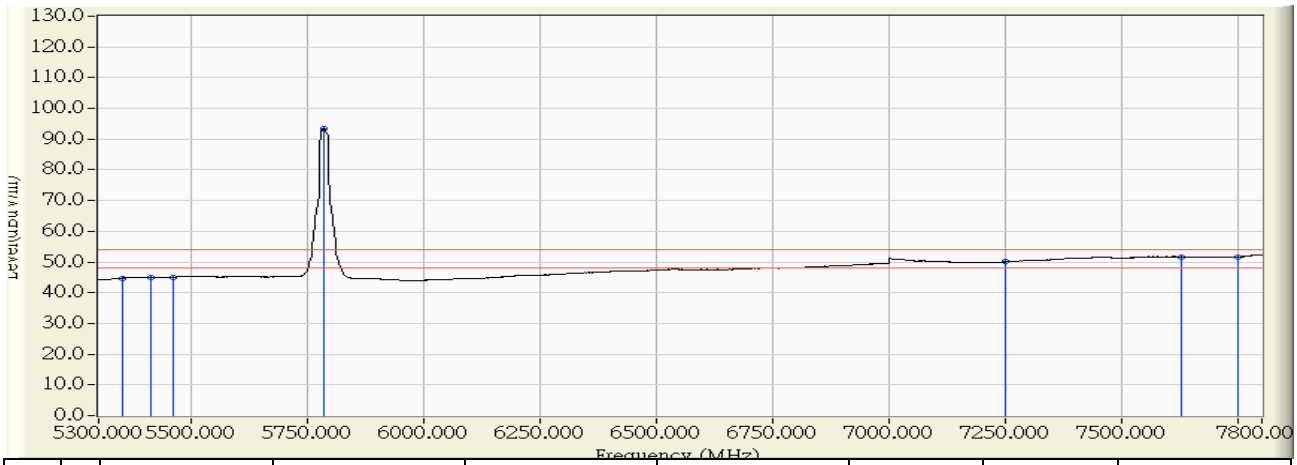

		Frequency (MHz)	Correct Factor (dB)	Reading Level (dBuV)	Measure Level (dBuV/m)	Margin (dB)	Limit (dBuV/m)	Detector Type
1		5350.000	2.342	42.422	44.764	-9.236	54.000	AVERAGE
2		5411.194	2.847	42.180	45.027	-8.973	54.000	AVERAGE
3		5460.000	3.250	41.807	45.057	-8.943	54.000	AVERAGE
4	*	5783.508	2.430	90.841	93.271	39.271	54.000	AVERAGE
5		7250.000	6.513	43.513	50.025	-3.975	54.000	AVERAGE
6		7626.337	7.263	44.486	51.749	-2.251	54.000	AVERAGE
7		7750.000	7.475	44.141	51.617	-2.383	54.000	AVERAGE

Note:

1. All readings above 1GHz are performed with peak and/or average measurements as necessary.
2. Peak measurements: RBW = 1MHz, VBW = 3 MHz, Sweep: Auto.
3. Average measurements: RBW = 1MHz, VBW = 10 Hz, Sweep: Auto.
4. " * ", means this data is the worst emission level.
5. Measurement Level = Reading Level + Correct Factor.
6. The average measurement was not performed when the peak measured data under the limit of average detection.

Site : CB1	**Time : 2015/05/17 - 17:58**
Limit : FCC_SpartC_15.209_03M_PK	**Margin : 6**
Probe : CB1_FCC_EFS_1-18G_H2 - HORIZONTAL	**Power : AC 110V / 60Hz**
EUT : Dual-band Wireless-AC1200 Range Extender	**Note : 802.11n 20MHz 5825MHz**

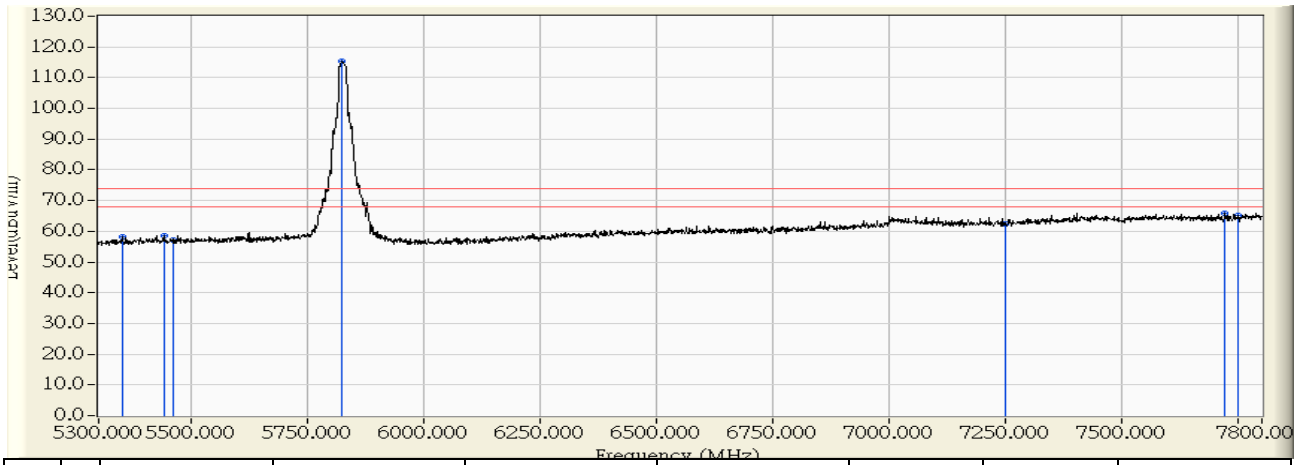

		Frequency (MHz)	Correct Factor (dB)	Reading Level (dBuV)	Measure Level (dBuV/m)	Margin (dB)	Limit (dBuV/m)	Detector Type
1		5350.000	2.026	56.105	58.130	-15.870	74.000	PEAK
2		5441.179	2.823	55.740	58.563	-15.437	74.000	PEAK
3		5460.000	2.989	54.112	57.100	-16.900	74.000	PEAK
4	*	5823.488	2.216	113.098	115.314	41.314	74.000	PEAK
5		7250.000	7.013	55.536	62.548	-11.452	74.000	PEAK
6		7721.289	7.926	58.035	65.961	-8.039	74.000	PEAK
7		7750.000	7.975	57.181	65.157	-8.843	74.000	PEAK

Note:

1. All readings above 1GHz are performed with peak and/or average measurements as necessary.
2. Peak measurements: RBW = 1MHz, VBW = 3 MHz, Sweep: Auto.
3. Average measurements: RBW = 1MHz, VBW = 10 Hz, Sweep: Auto.
4. “ * ”, means this data is the worst emission level.
5. Measurement Level = Reading Level + Correct Factor.
6. The average measurement was not performed when the peak measured data under the limit of average detection.

Site : CB1	**Time : 2015/05/17 - 17:57**
Limit : FCC_SpartC_15.209_03M_AV	**Margin : 6**
Probe : CB1_FCC_EFS_1-18G_H2 - HORIZONTAL	**Power : AC 110V / 60Hz**
EUT : Dual-band Wireless-AC1200 Range Extender	**Note : 802.11n 20MHz 5825MHz**

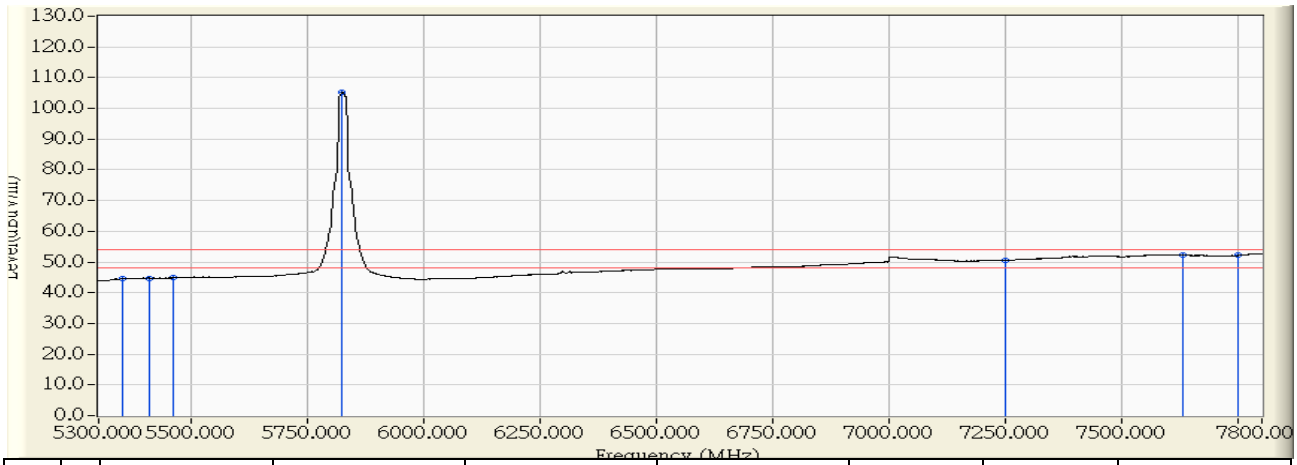

		Frequency (MHz)	Correct Factor (dB)	Reading Level (dBuV)	Measure Level (dBuV/m)	Margin (dB)	Limit (dBuV/m)	Detector Type
1		5350.000	2.026	42.530	44.555	-9.445	54.000	AVERAGE
2		5407.446	2.528	42.257	44.785	-9.215	54.000	AVERAGE
3		5460.000	2.989	41.824	44.812	-9.188	54.000	AVERAGE
4	*	5823.488	2.216	102.949	105.165	51.165	54.000	AVERAGE
5		7250.000	7.013	43.480	50.492	-3.508	54.000	AVERAGE
6		7628.836	7.767	44.433	52.200	-1.800	54.000	AVERAGE
7		7750.000	7.975	44.177	52.153	-1.847	54.000	AVERAGE

Note:

1. All readings above 1GHz are performed with peak and/or average measurements as necessary.
2. Peak measurements: RBW = 1MHz, VBW = 3 MHz, Sweep: Auto.
3. Average measurements: RBW = 1MHz, VBW = 10 Hz, Sweep: Auto.
4. " * ", means this data is the worst emission level.
5. Measurement Level = Reading Level + Correct Factor.
6. The average measurement was not performed when the peak measured data under the limit of average detection.

Site : CB1	**Time : 2015/05/17 - 18:56**
Limit : FCC_SpartC_15.209_03M_PK	**Margin : 6**
Probe : CB1_FCC_EFS_1-18G_H2 - VERTICAL	**Power : AC 110V / 60Hz**
EUT : Dual-band Wireless-AC1200 Range Extender	**Note : 802.11n 20MHz 5825MHz**

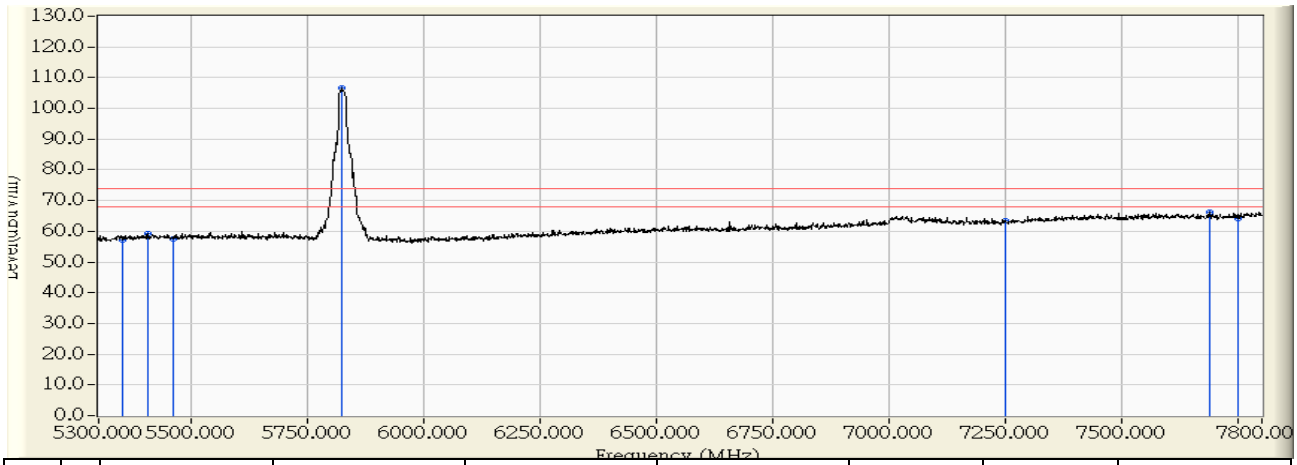

		Frequency (MHz)	Correct Factor (dB)	Reading Level (dBuV)	Measure Level (dBuV/m)	Margin (dB)	Limit (dBuV/m)	Detector Type
1		5350.000	2.342	54.979	57.321	-16.679	74.000	PEAK
2		5406.197	2.805	56.591	59.396	-14.604	74.000	PEAK
3		5460.000	3.250	54.340	57.590	-16.410	74.000	PEAK
4	*	5823.488	2.295	104.508	106.804	32.804	74.000	PEAK
5		7250.000	6.513	56.883	63.395	-10.605	74.000	PEAK
6		7688.806	7.370	58.907	66.277	-7.723	74.000	PEAK
7		7750.000	7.475	56.773	64.249	-9.751	74.000	PEAK

Note:

1. All readings above 1GHz are performed with peak and/or average measurements as necessary.
2. Peak measurements: RBW = 1MHz, VBW = 3 MHz, Sweep: Auto.
3. Average measurements: RBW = 1MHz, VBW = 10 Hz, Sweep: Auto.
4. “ * ”, means this data is the worst emission level.
5. Measurement Level = Reading Level + Correct Factor.
6. The average measurement was not performed when the peak measured data under the limit of average detection.

Site : CB1	**Time : 2015/05/17 - 18:58**
Limit : FCC_SpartC_15.209_03M_AV	**Margin : 6**
Probe : CB1_FCC_EFS_1-18G_H2 - VERTICAL	**Power : AC 110V / 60Hz**
EUT : Dual-band Wireless-AC1200 Range Extender	**Note : 802.11n 20MHz 5825MHz**

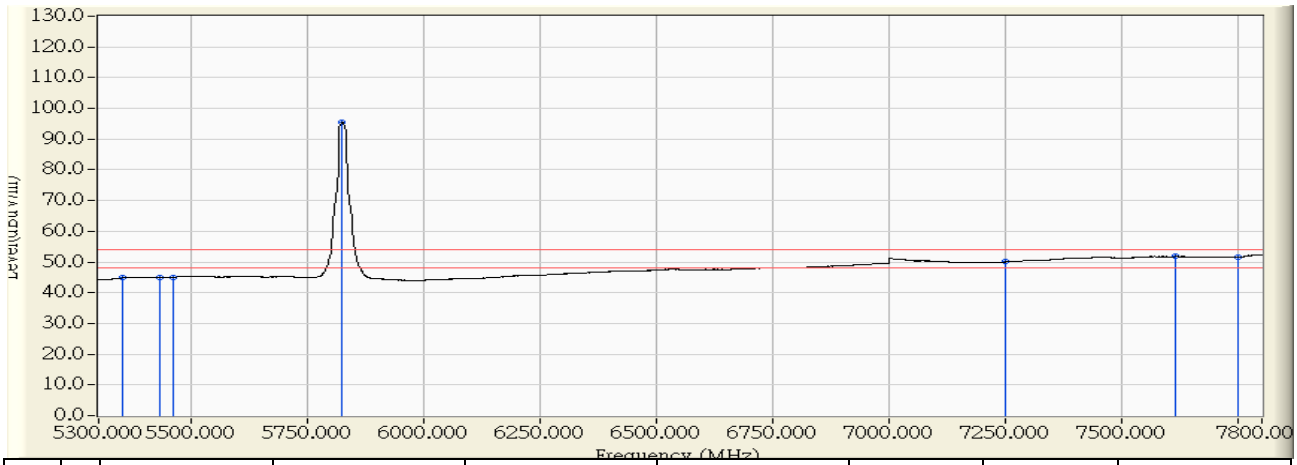

		Frequency (MHz)	Correct Factor (dB)	Reading Level (dBuV)	Measure Level (dBuV/m)	Margin (dB)	Limit (dBuV/m)	Detector Type
1		5350.000	2.342	42.479	44.821	-9.179	54.000	AVERAGE
2		5429.935	3.002	41.973	44.974	-9.026	54.000	AVERAGE
3		5460.000	3.250	41.801	45.051	-8.949	54.000	AVERAGE
4	*	5823.488	2.295	93.315	95.611	41.611	54.000	AVERAGE
5		7250.000	6.513	43.520	50.032	-3.968	54.000	AVERAGE
6		7612.594	7.240	44.524	51.763	-2.237	54.000	AVERAGE
7		7750.000	7.475	44.178	51.654	-2.346	54.000	AVERAGE

Note:

1. All readings above 1GHz are performed with peak and/or average measurements as necessary.
2. Peak measurements: RBW = 1MHz, VBW = 3 MHz, Sweep: Auto.
3. Average measurements: RBW = 1MHz, VBW = 10 Hz, Sweep: Auto.
4. “ * ”, means this data is the worst emission level.
5. Measurement Level = Reading Level + Correct Factor.
6. The average measurement was not performed when the peak measured data under the limit of average detection.

Site : CB1	**Time : 2015/05/17 - 17:44**
Limit : FCC_SpartC_15.209_03M_PK	**Margin : 6**
Probe : CB1_FCC_EFS_1-18G_H2 - HORIZONTAL	**Power : AC 110V / 60Hz**
EUT : Dual-band Wireless-AC1200 Range Extender	**Note : 802.11n 40MHz 5755MHz**

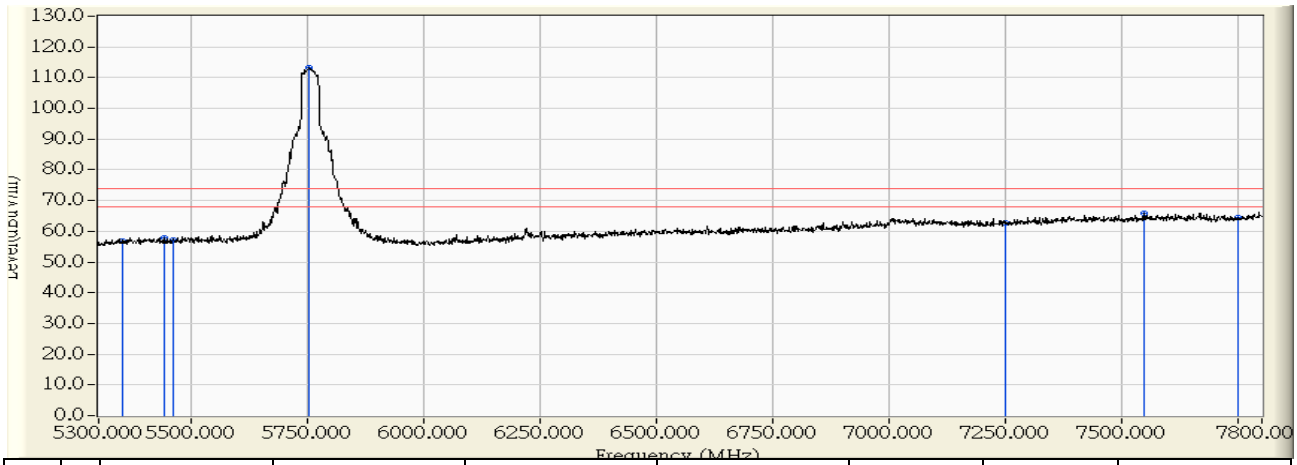

		Frequency (MHz)	Correct Factor (dB)	Reading Level (dBuV)	Measure Level (dBuV/m)	Margin (dB)	Limit (dBuV/m)	Detector Type
1		5350.000	2.026	54.778	56.803	-17.197	74.000	PEAK
2		5441.179	2.823	54.908	57.731	-16.269	74.000	PEAK
3		5460.000	2.989	54.118	57.106	-16.894	74.000	PEAK
4	*	5753.523	2.415	110.737	113.153	39.153	74.000	PEAK
5		7250.000	7.013	55.811	62.823	-11.177	74.000	PEAK
6		7547.626	7.628	58.202	65.829	-8.171	74.000	PEAK
7		7750.000	7.975	56.397	64.373	-9.627	74.000	PEAK

Note:

1. All readings above 1GHz are performed with peak and/or average measurements as necessary.
2. Peak measurements: RBW = 1MHz, VBW = 3 MHz, Sweep: Auto.
3. Average measurements: RBW = 1MHz, VBW = 10 Hz, Sweep: Auto.
4. “ * ”, means this data is the worst emission level.
5. Measurement Level = Reading Level + Correct Factor.
6. The average measurement was not performed when the peak measured data under the limit of average detection.

Site : CB1	**Time : 2015/05/17 - 17:43**
Limit : FCC_SpartC_15.209_03M_AV	**Margin : 6**
Probe : CB1_FCC_EFS_1-18G_H2 - HORIZONTAL	**Power : AC 110V / 60Hz**
EUT : Dual-band Wireless-AC1200 Range Extender	**Note : 802.11n 40MHz 5755MHz**

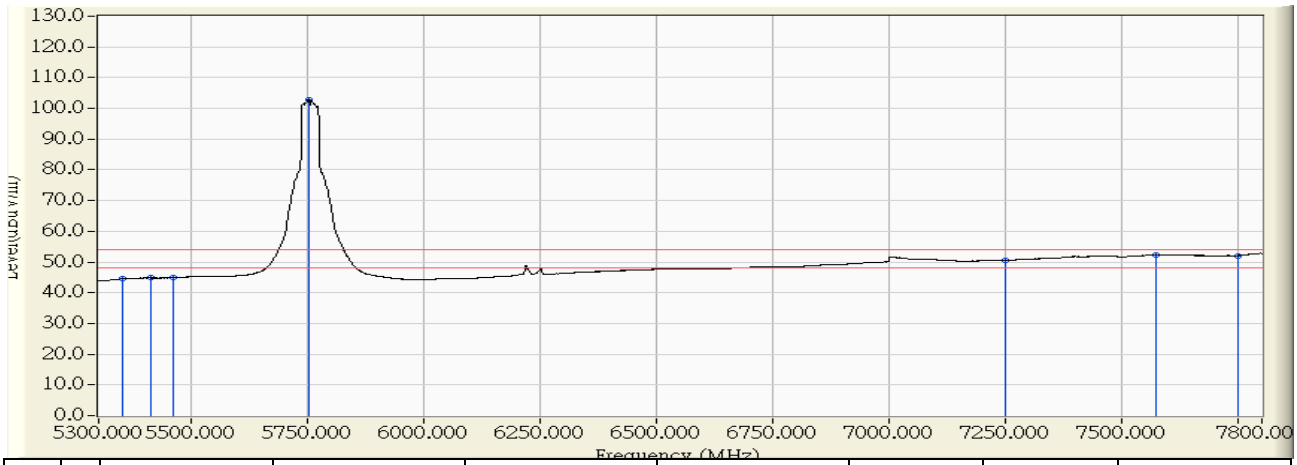

		Frequency (MHz)	Correct Factor (dB)	Reading Level (dBuV)	Measure Level (dBuV/m)	Margin (dB)	Limit (dBuV/m)	Detector Type
1		5350.000	2.026	42.439	44.464	-9.536	54.000	AVERAGE
2		5411.194	2.561	42.269	44.830	-9.170	54.000	AVERAGE
3		5460.000	2.989	41.881	44.869	-9.131	54.000	AVERAGE
4	*	5752.274	2.419	100.373	102.792	48.792	54.000	AVERAGE
5		7250.000	7.013	43.507	50.519	-3.481	54.000	AVERAGE
6		7573.863	7.672	44.628	52.300	-1.700	54.000	AVERAGE
7		7750.000	7.975	44.060	52.036	-1.964	54.000	AVERAGE

Note:

1. All readings above 1GHz are performed with peak and/or average measurements as necessary.
2. Peak measurements: RBW = 1MHz, VBW = 3 MHz, Sweep: Auto.
3. Average measurements: RBW = 1MHz, VBW = 10 Hz, Sweep: Auto.
4. “ * ”, means this data is the worst emission level.
5. Measurement Level = Reading Level + Correct Factor.
6. The average measurement was not performed when the peak measured data under the limit of average detection.

Site : CB1	**Time : 2015/05/17 - 17:48**
Limit : FCC_SpartC_15.209_03M_PK	**Margin : 6**
Probe : CB1_FCC_EFS_1-18G_H2 - VERTICAL	**Power : AC 110V / 60Hz**
EUT : Dual-band Wireless-AC1200 Range Extender	**Note : 802.11n 40MHz 5755MHz**

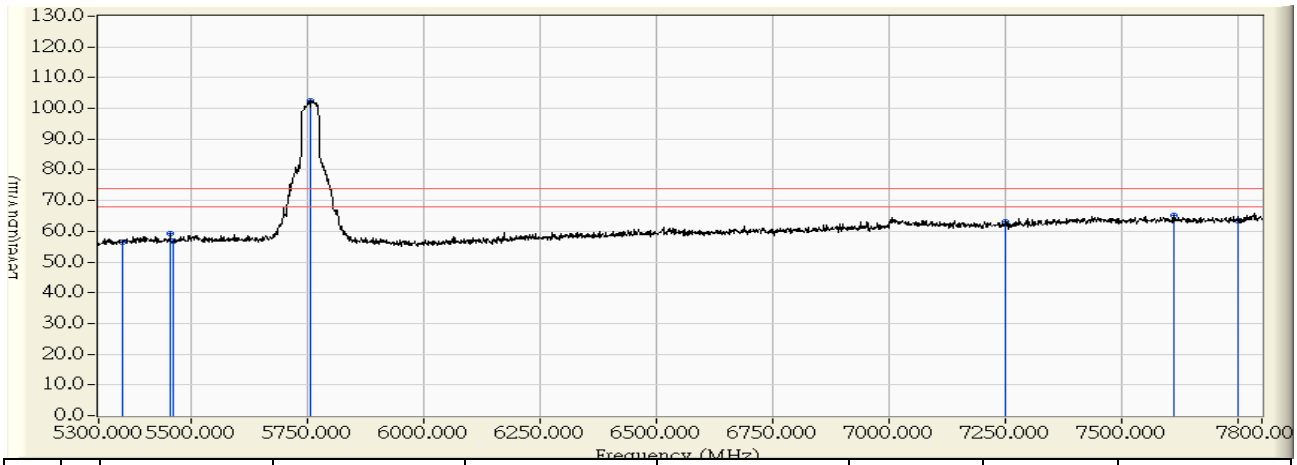

		Frequency (MHz)	Correct Factor (dB)	Reading Level (dBuV)	Measure Level (dBuV/m)	Margin (dB)	Limit (dBuV/m)	Detector Type
1		5350.000	2.342	54.270	56.612	-17.388	74.000	PEAK
2		5453.673	3.197	55.993	59.190	-14.810	74.000	PEAK
3		5460.000	3.250	53.515	56.765	-17.235	74.000	PEAK
4	*	5756.022	2.522	99.954	102.476	28.476	74.000	PEAK
5		7250.000	6.513	56.655	63.167	-10.833	74.000	PEAK
6		7611.344	7.237	57.787	65.024	-8.976	74.000	PEAK
7		7750.000	7.475	55.804	63.280	-10.720	74.000	PEAK

Note:

1. All readings above 1GHz are performed with peak and/or average measurements as necessary.
2. Peak measurements: RBW = 1MHz, VBW = 3 MHz, Sweep: Auto.
3. Average measurements: RBW = 1MHz, VBW = 10 Hz, Sweep: Auto.
4. “ * ”, means this data is the worst emission level.
5. Measurement Level = Reading Level + Correct Factor.
6. The average measurement was not performed when the peak measured data under the limit of average detection.

Site : CB1	**Time : 2015/05/17 - 17:50**
Limit : FCC_SpartC_15.209_03M_AV	**Margin : 6**
Probe : CB1_FCC_EFS_1-18G_H2 - VERTICAL	**Power : AC 110V / 60Hz**
EUT : Dual-band Wireless-AC1200 Range Extender	**Note : 802.11n 40MHz 5755MHz**

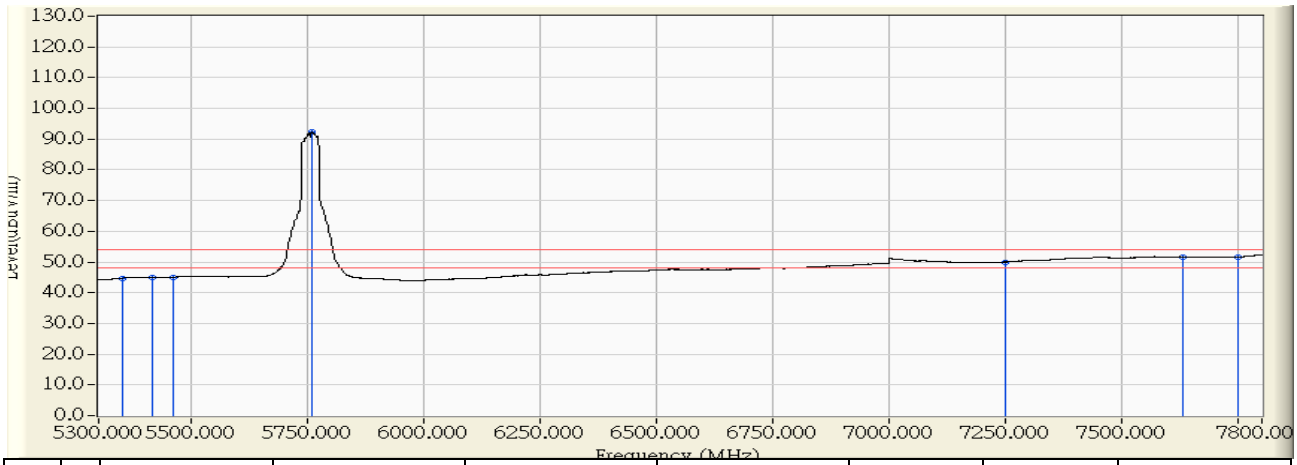

		Frequency (MHz)	Correct Factor (dB)	Reading Level (dBuV)	Measure Level (dBuV/m)	Margin (dB)	Limit (dBuV/m)	Detector Type
1		5350.000	2.342	42.389	44.731	-9.269	54.000	AVERAGE
2		5414.942	2.878	42.152	45.030	-8.970	54.000	AVERAGE
3		5460.000	3.250	41.768	45.018	-8.982	54.000	AVERAGE
4	*	5759.770	2.509	89.740	92.249	38.249	54.000	AVERAGE
5		7250.000	6.513	43.490	50.002	-3.998	54.000	AVERAGE
6		7628.835	7.267	44.469	51.736	-2.264	54.000	AVERAGE
7		7750.000	7.475	44.144	51.620	-2.380	54.000	AVERAGE

Note:

1. All readings above 1GHz are performed with peak and/or average measurements as necessary.
2. Peak measurements: RBW = 1MHz, VBW = 3 MHz, Sweep: Auto.
3. Average measurements: RBW = 1MHz, VBW = 10 Hz, Sweep: Auto.
4. " * ", means this data is the worst emission level.
5. Measurement Level = Reading Level + Correct Factor.
6. The average measurement was not performed when the peak measured data under the limit of average detection.

Site : CB1	**Time : 2015/05/17 - 17:30**
Limit : FCC_SpartC_15.209_03M_PK	**Margin : 6**
Probe : CB1_FCC_EFS_1-18G_H2 - HORIZONTAL	**Power : AC 110V / 60Hz**
EUT : Dual-band Wireless-AC1200 Range Extender	**Note : 802.11n 40MHz 5795MHz**

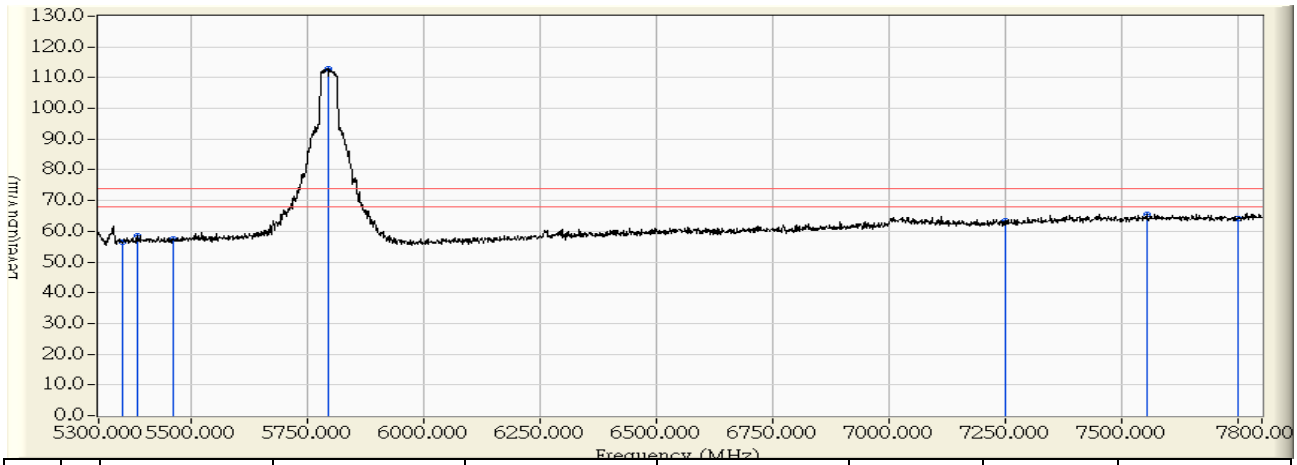

		Frequency (MHz)	Correct Factor (dB)	Reading Level (dBuV)	Measure Level (dBuV/m)	Margin (dB)	Limit (dBuV/m)	Detector Type
1		5350.000	2.026	54.458	56.483	-17.517	74.000	PEAK
2		5382.459	2.309	56.175	58.484	-15.516	74.000	PEAK
3		5460.000	2.989	54.432	57.420	-16.580	74.000	PEAK
4	*	5793.503	2.301	110.575	112.877	38.877	74.000	PEAK
5		7250.000	7.013	56.307	63.319	-10.681	74.000	PEAK
6		7552.624	7.636	57.747	65.383	-8.617	74.000	PEAK
7		7750.000	7.975	56.124	64.100	-9.900	74.000	PEAK

Note:

1. All readings above 1GHz are performed with peak and/or average measurements as necessary.
2. Peak measurements: RBW = 1MHz, VBW = 3 MHz, Sweep: Auto.
3. Average measurements: RBW = 1MHz, VBW = 10 Hz, Sweep: Auto.
4. “ * ”, means this data is the worst emission level.
5. Measurement Level = Reading Level + Correct Factor.
6. The average measurement was not performed when the peak measured data under the limit of average detection.

Site : CB1	**Time : 2015/05/17 - 17:27**
Limit : FCC_SpartC_15.209_03M_AV	**Margin : 6**
Probe : CB1_FCC_EFS_1-18G_H2 - HORIZONTAL	**Power : AC 110V / 60Hz**
EUT : Dual-band Wireless-AC1200 Range Extender	**Note : 802.11n 40MHz 5795MHz**

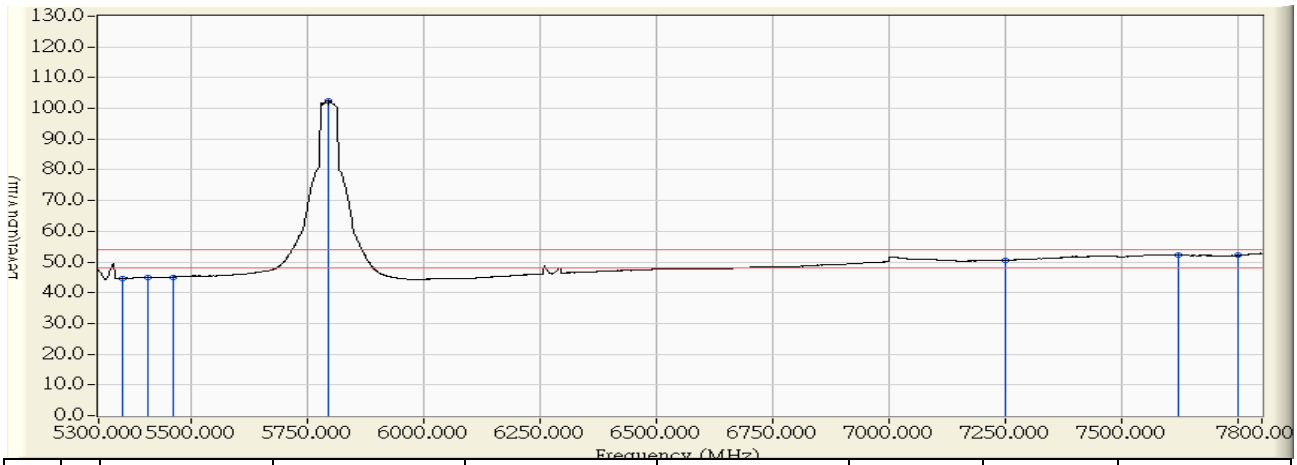

		Frequency (MHz)	Correct Factor (dB)	Reading Level (dBuV)	Measure Level (dBuV/m)	Margin (dB)	Limit (dBuV/m)	Detector Type
1		5350.000	2.026	42.639	44.664	-9.336	54.000	AVERAGE
2		5404.947	2.506	42.504	45.010	-8.990	54.000	AVERAGE
3		5460.000	2.989	42.121	45.109	-8.891	54.000	AVERAGE
4	*	5792.254	2.305	100.256	102.561	48.561	54.000	AVERAGE
5		7250.000	7.013	43.487	50.499	-3.501	54.000	AVERAGE
6		7621.339	7.754	44.439	52.193	-1.807	54.000	AVERAGE
7		7750.000	7.975	44.162	52.138	-1.862	54.000	AVERAGE

Note:

1. All readings above 1GHz are performed with peak and/or average measurements as necessary.
2. Peak measurements: RBW = 1MHz, VBW = 3 MHz, Sweep: Auto.
3. Average measurements: RBW = 1MHz, VBW = 10 Hz, Sweep: Auto.
4. “ * ”, means this data is the worst emission level.
5. Measurement Level = Reading Level + Correct Factor.
6. The average measurement was not performed when the peak measured data under the limit of average detection.

Site : CB1	**Time : 2015/05/17 - 17:34**
Limit : FCC_SpartC_15.209_03M_PK	**Margin : 6**
Probe : CB1_FCC_EFS_1-18G_H2 - VERTICAL	**Power : AC 110V / 60Hz**
EUT : Dual-band Wireless-AC1200 Range Extender	**Note : 802.11n 40MHz 5795MHz**

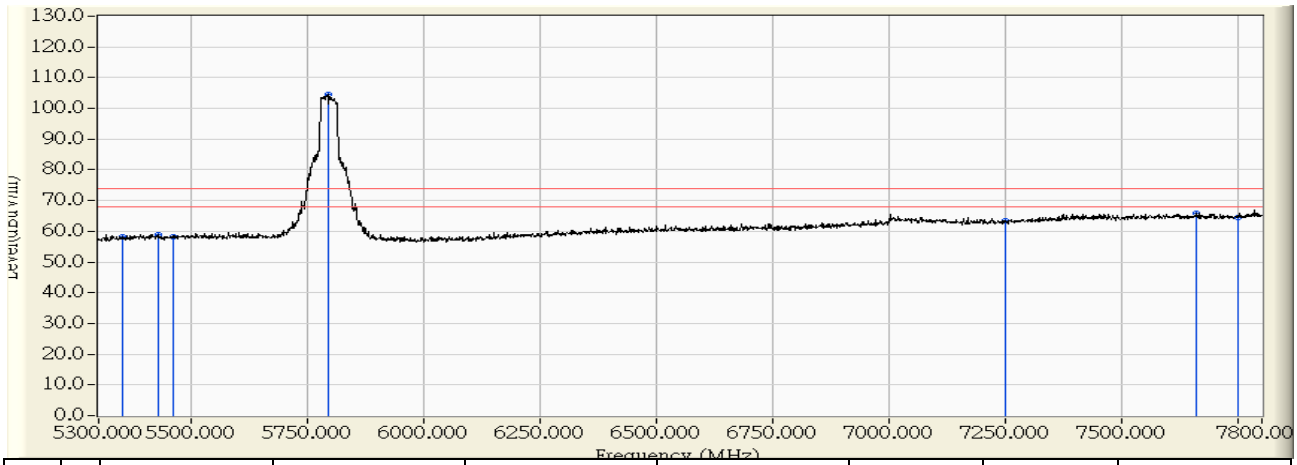

		Frequency (MHz)	Correct Factor (dB)	Reading Level (dBuV)	Measure Level (dBuV/m)	Margin (dB)	Limit (dBuV/m)	Detector Type
1		5350.000	2.342	55.708	58.050	-15.950	74.000	PEAK
2		5427.436	2.981	55.974	58.955	-15.045	74.000	PEAK
3		5460.000	3.250	55.062	58.312	-15.688	74.000	PEAK
4	*	5792.254	2.401	102.078	104.479	30.479	74.000	PEAK
5		7250.000	6.513	56.878	63.390	-10.610	74.000	PEAK
6		7657.571	7.316	58.501	65.818	-8.182	74.000	PEAK
7		7750.000	7.475	56.957	64.433	-9.567	74.000	PEAK

Note:

1. All readings above 1GHz are performed with peak and/or average measurements as necessary.
2. Peak measurements: RBW = 1MHz, VBW = 3 MHz, Sweep: Auto.
3. Average measurements: RBW = 1MHz, VBW = 10 Hz, Sweep: Auto.
4. " * ", means this data is the worst emission level.
5. Measurement Level = Reading Level + Correct Factor.
6. The average measurement was not performed when the peak measured data under the limit of average detection.

Site : CB1	**Time : 2015/05/17 - 17:37**
Limit : FCC_SpartC_15.209_03M_AV	**Margin : 6**
Probe : CB1_FCC_EFS_1-18G_H2 - VERTICAL	**Power : AC 110V / 60Hz**
EUT : Dual-band Wireless-AC1200 Range Extender	**Note : 802.11n 40MHz 5795MHz**

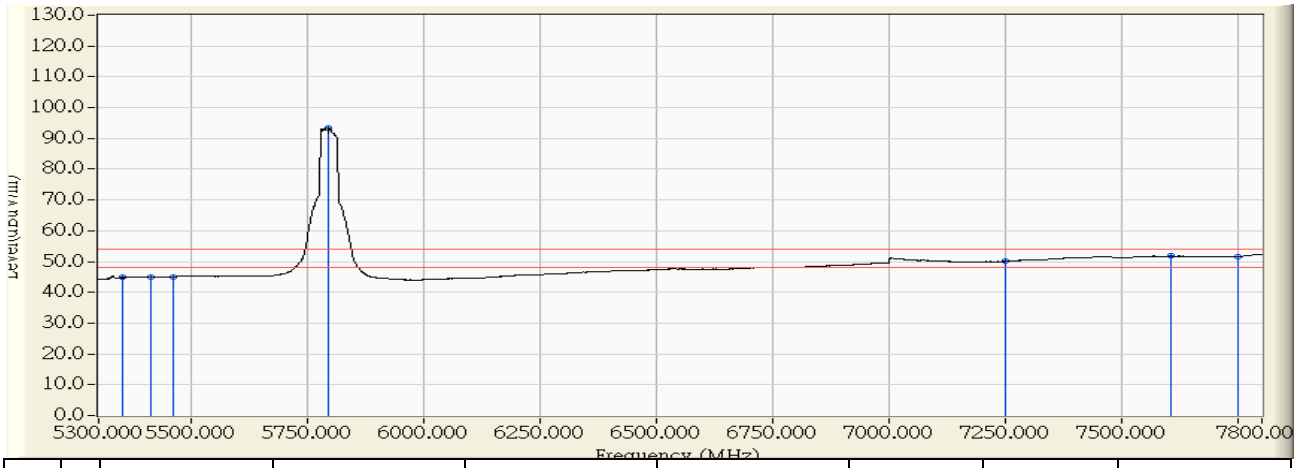

		Frequency (MHz)	Correct Factor (dB)	Reading Level (dBuV)	Measure Level (dBuV/m)	Margin (dB)	Limit (dBuV/m)	Detector Type
1		5350.000	2.342	42.453	44.795	-9.205	54.000	AVERAGE
2		5411.194	2.847	42.235	45.082	-8.918	54.000	AVERAGE
3		5460.000	3.250	41.844	45.094	-8.906	54.000	AVERAGE
4	*	5792.254	2.401	91.096	93.497	39.497	54.000	AVERAGE
5		7250.000	6.513	43.511	50.023	-3.977	54.000	AVERAGE
6		7603.848	7.224	44.564	51.788	-2.212	54.000	AVERAGE
7		7750.000	7.475	44.132	51.608	-2.392	54.000	AVERAGE

Note:

1. All readings above 1GHz are performed with peak and/or average measurements as necessary.
2. Peak measurements: RBW = 1MHz, VBW = 3 MHz, Sweep: Auto.
3. Average measurements: RBW = 1MHz, VBW = 10 Hz, Sweep: Auto.
4. “ * ”, means this data is the worst emission level.
5. Measurement Level = Reading Level + Correct Factor.
6. The average measurement was not performed when the peak measured data under the limit of average detection.

Site : CB1	**Time : 2015/05/17 - 17:11**
Limit : FCC_SpartC_15.209_03M_PK	**Margin : 6**
Probe : CB1_FCC_EFS_1-18G_H2 - HORIZONTAL	**Power : AC 110V / 60Hz**
EUT : Dual-band Wireless-AC1200 Range Extender	**Note : 802.11ac 80MHz 5775MHz**

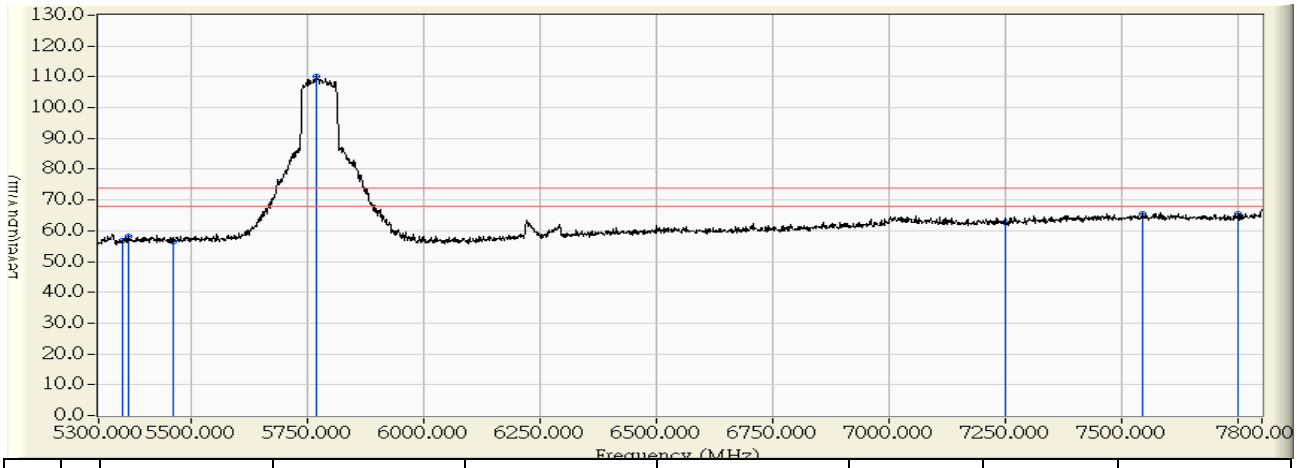

		Frequency (MHz)	Correct Factor (dB)	Reading Level (dBuV)	Measure Level (dBuV/m)	Margin (dB)	Limit (dBuV/m)	Detector Type
1		5350.000	2.026	54.672	56.697	-17.303	74.000	PEAK
2		5363.718	2.145	56.102	58.247	-15.753	74.000	PEAK
3		5460.000	2.989	53.419	56.407	-17.593	74.000	PEAK
4	*	5767.266	2.376	107.795	110.171	36.171	74.000	PEAK
5		7250.000	7.013	55.730	62.742	-11.258	74.000	PEAK
6		7543.878	7.621	57.820	65.441	-8.559	74.000	PEAK
7		7750.000	7.975	57.442	65.418	-8.582	74.000	PEAK

Note:

1. All readings above 1GHz are performed with peak and/or average measurements as necessary.
2. Peak measurements: RBW = 1MHz, VBW = 3 MHz, Sweep: Auto.
3. Average measurements: RBW = 1MHz, VBW = 10 Hz, Sweep: Auto.
4. " * ", means this data is the worst emission level.
5. Measurement Level = Reading Level + Correct Factor.
6. The average measurement was not performed when the peak measured data under the limit of average detection.

Site : CB1	**Time : 2015/05/17 - 17:09**
Limit : FCC_SpartC_15.209_03M_AV	**Margin : 6**
Probe : CB1_FCC_EFS_1-18G_H2 - HORIZONTAL	**Power : AC 110V / 60Hz**
EUT : Dual-band Wireless-AC1200 Range Extender	**Note : 802.11ac 80MHz 5775MHz**

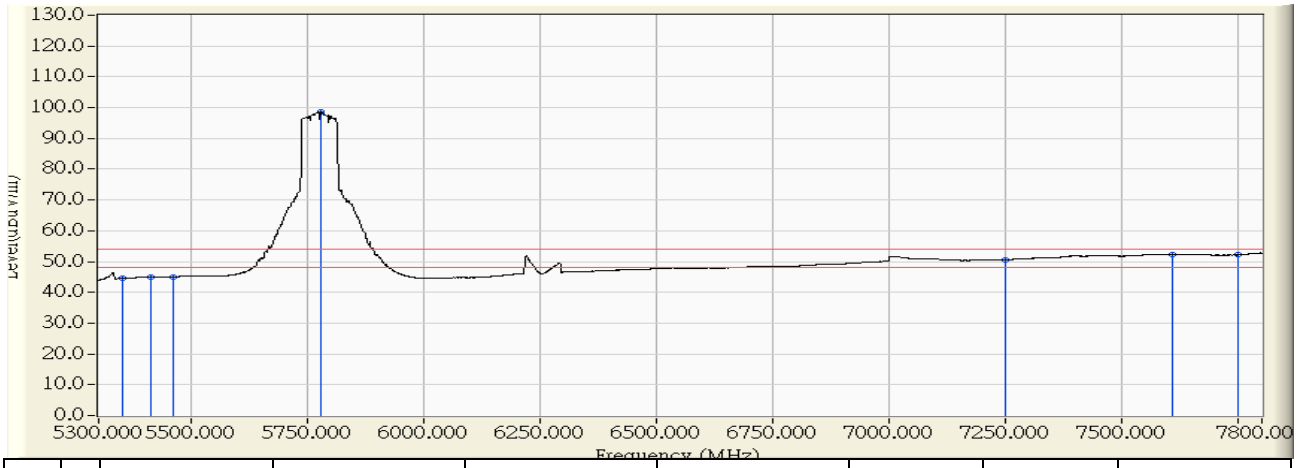

		Frequency (MHz)	Correct Factor (dB)	Reading Level (dBuV)	Measure Level (dBuV/m)	Margin (dB)	Limit (dBuV/m)	Detector Type
1		5350.000	2.026	42.586	44.611	-9.389	54.000	AVERAGE
2		5411.194	2.561	42.301	44.862	-9.138	54.000	AVERAGE
3		5460.000	2.989	41.937	44.925	-9.075	54.000	AVERAGE
4	*	5778.511	2.344	96.280	98.624	44.624	54.000	AVERAGE
5		7250.000	7.013	43.524	50.536	-3.464	54.000	AVERAGE
6		7608.846	7.733	44.538	52.271	-1.729	54.000	AVERAGE
7		7750.000	7.975	44.184	52.160	-1.840	54.000	AVERAGE

Note:

1. All readings above 1GHz are performed with peak and/or average measurements as necessary.
2. Peak measurements: RBW = 1MHz, VBW = 3 MHz, Sweep: Auto.
3. Average measurements: RBW = 1MHz, VBW = 10 Hz, Sweep: Auto.
4. “ * ”, means this data is the worst emission level.
5. Measurement Level = Reading Level + Correct Factor.
6. The average measurement was not performed when the peak measured data under the limit of average detection.

Site : CB1	**Time : 2015/05/17 - 17:15**
Limit : FCC_SpartC_15.209_03M_PK	**Margin : 6**
Probe : CB1_FCC_EFS_1-18G_H2 - VERTICAL	**Power : AC 110V / 60Hz**
EUT : Dual-band Wireless-AC1200 Range Extender	**Note : 802.11ac 80MHz 5775MHz**

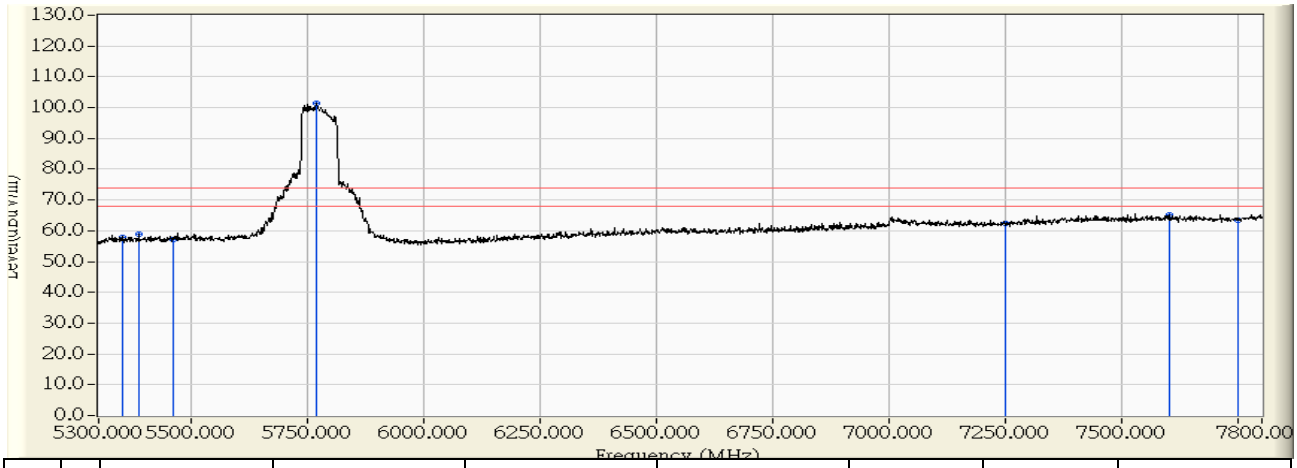

		Frequency (MHz)	Correct Factor (dB)	Reading Level (dBuV)	Measure Level (dBuV/m)	Margin (dB)	Limit (dBuV/m)	Detector Type
1		5350.000	2.342	55.682	58.024	-15.976	74.000	PEAK
2		5386.207	2.640	56.205	58.846	-15.154	74.000	PEAK
3		5460.000	3.250	53.762	57.012	-16.988	74.000	PEAK
4	*	5768.516	2.480	98.783	101.263	27.263	74.000	PEAK
5		7250.000	6.513	55.886	62.398	-11.602	74.000	PEAK
6		7602.599	7.222	58.084	65.306	-8.694	74.000	PEAK
7		7750.000	7.475	56.018	63.494	-10.506	74.000	PEAK

Note:

1. All readings above 1GHz are performed with peak and/or average measurements as necessary.
2. Peak measurements: RBW = 1MHz, VBW = 3 MHz, Sweep: Auto.
3. Average measurements: RBW = 1MHz, VBW = 10 Hz, Sweep: Auto.
4. " * ", means this data is the worst emission level.
5. Measurement Level = Reading Level + Correct Factor.
6. The average measurement was not performed when the peak measured data under the limit of average detection.

Site : CB1	**Time : 2015/05/17 - 17:18**
Limit : FCC_SpartC_15.209_03M_AV	**Margin : 6**
Probe : CB1_FCC_EFS_1-18G_H2 - VERTICAL	**Power : AC 110V / 60Hz**
EUT : Dual-band Wireless-AC1200 Range Extender	**Note : 802.11ac 80MHz 5775MHz**

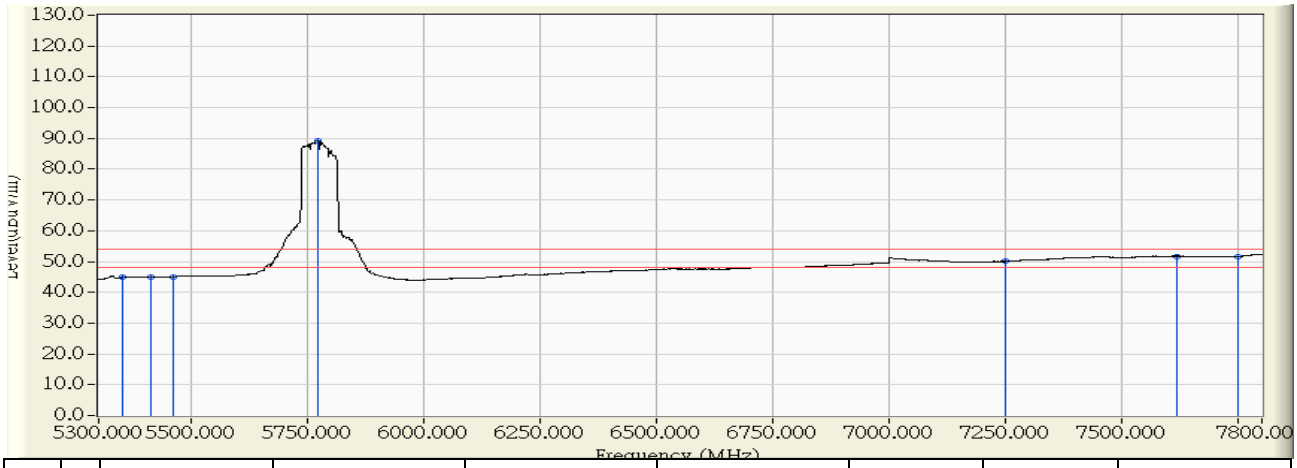

		Frequency (MHz)	Correct Factor (dB)	Reading Level (dBuV)	Measure Level (dBuV/m)	Margin (dB)	Limit (dBuV/m)	Detector Type
1		5350.000	2.342	42.481	44.823	-9.177	54.000	AVERAGE
2		5411.194	2.847	42.247	45.094	-8.906	54.000	AVERAGE
3		5460.000	3.250	41.826	45.076	-8.924	54.000	AVERAGE
4	*	5772.264	2.468	86.737	89.205	35.205	54.000	AVERAGE
5		7250.000	6.513	43.513	50.025	-3.975	54.000	AVERAGE
6		7616.342	7.246	44.507	51.753	-2.247	54.000	AVERAGE
7		7750.000	7.475	44.166	51.642	-2.358	54.000	AVERAGE

Note:

1. All readings above 1GHz are performed with peak and/or average measurements as necessary.
2. Peak measurements: RBW = 1MHz, VBW = 3 MHz, Sweep: Auto.
3. Average measurements: RBW = 1MHz, VBW = 10 Hz, Sweep: Auto.
4. “ * ”, means this data is the worst emission level.
5. Measurement Level = Reading Level + Correct Factor.
6. The average measurement was not performed when the peak measured data under the limit of average detection.

7. DTS Bandwidth

7.1. Test Equipment

The following test equipments are used during the test:

DTS Bandwidth / SR7

Instrument	Manufacturer	Model No.	Serial No	Next Cal. Date
Spectrum Analyzer	Agilent	N9010A-EXA	US47140172	2015/07/14

Note: 1. All equipments that need to calibrate are with calibration period of 1 year.

7.2. Test Setup

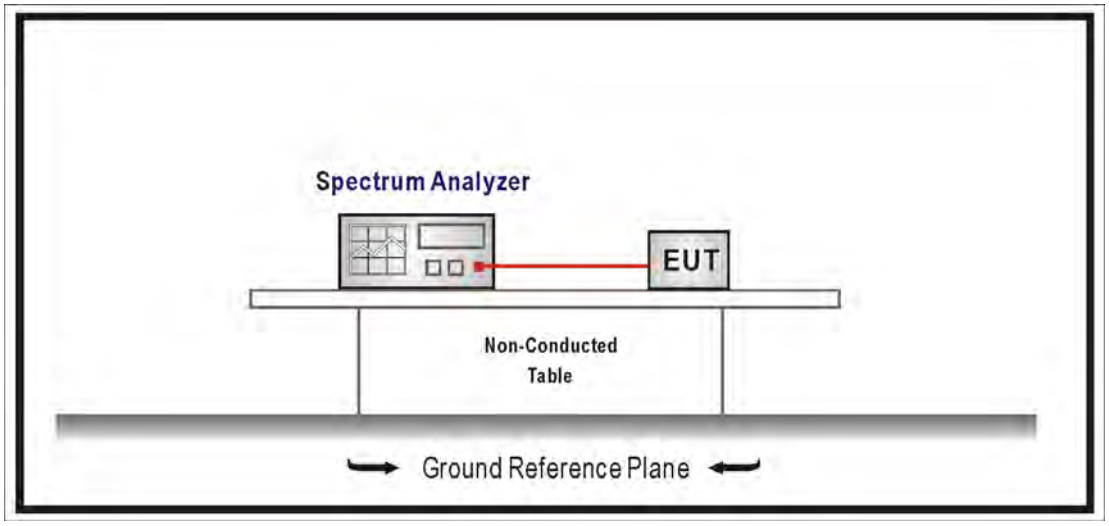

7.3. Test Procedures

The EUT was setup according to ANSI C63.10; tested procedure section 8.1 of KDB558074 v03r02 for compliance to FCC 47CFR 15.247 requirements. Set RBW = 100KHz, Set the VBW≧3xRBW, Sweep Time=Auto, Set Peak Detector.

7.4. Limits

The 6 dB bandwidth must be greater than 500 kHz.

7.5. Test Specification

According to FCC Part 15 Subpart C Paragraph 15.247: 2014

7.6. Uncertainty

The measurement uncertainty is defined as ±150Hz

7.7. Test Result

Product	Dual-band Wireless-AC1200 Range Extender		
Test Item	DTS Bandwidth		
Test Mode	Mode 1: Transmit		
Date of Test	2015/05/22	Test Site	SR7

802.11 b (ANT 0)				
Channel No.	Frequency (MHz)	Measure Level (MHz)	Limit (MHz)	Result
1	2412	9.100	≧0.5	Pass
6	2437	9.594	≧0.5	Pass
11	2462	10.040	≧0.5	Pass

Channel 1

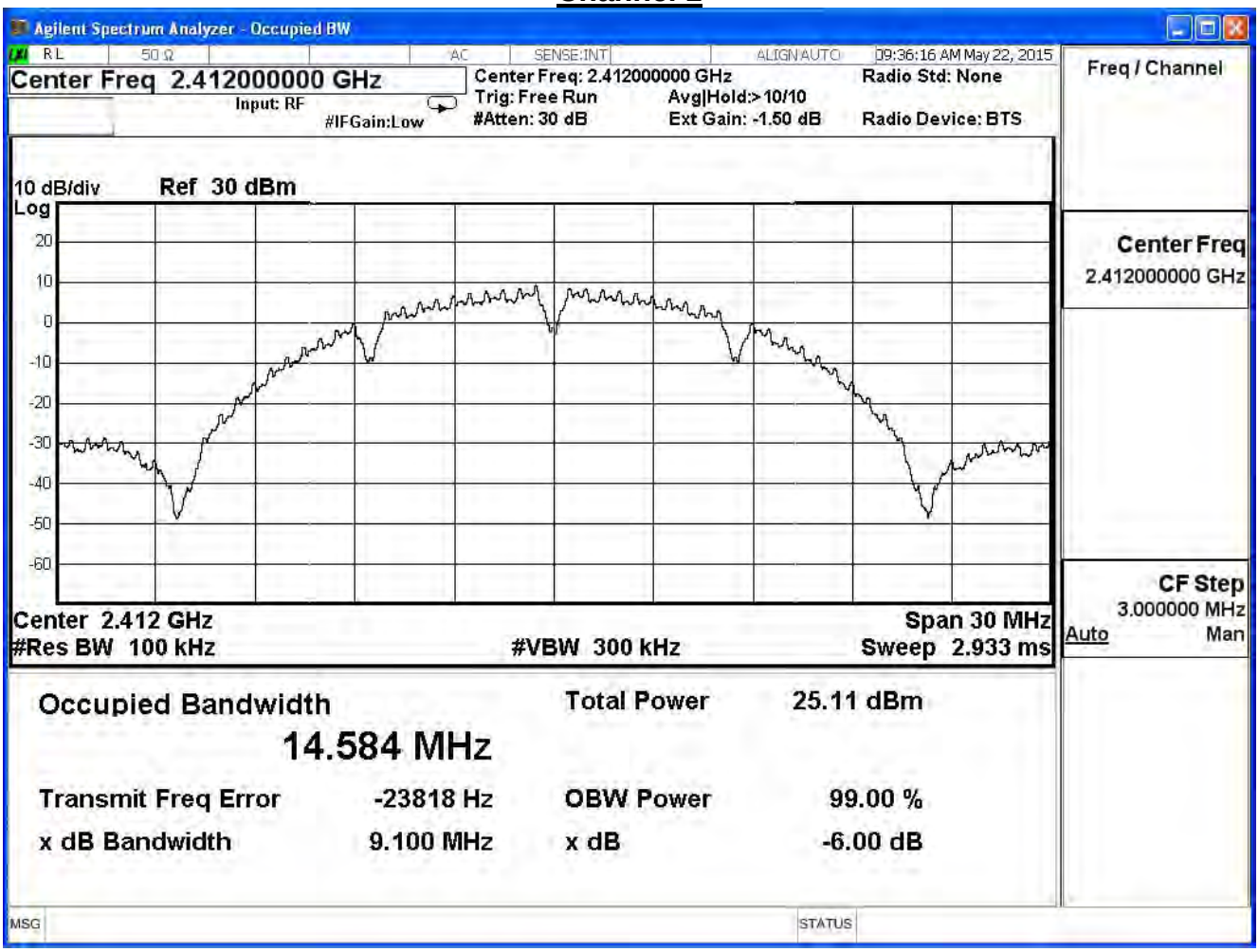

Channel 6

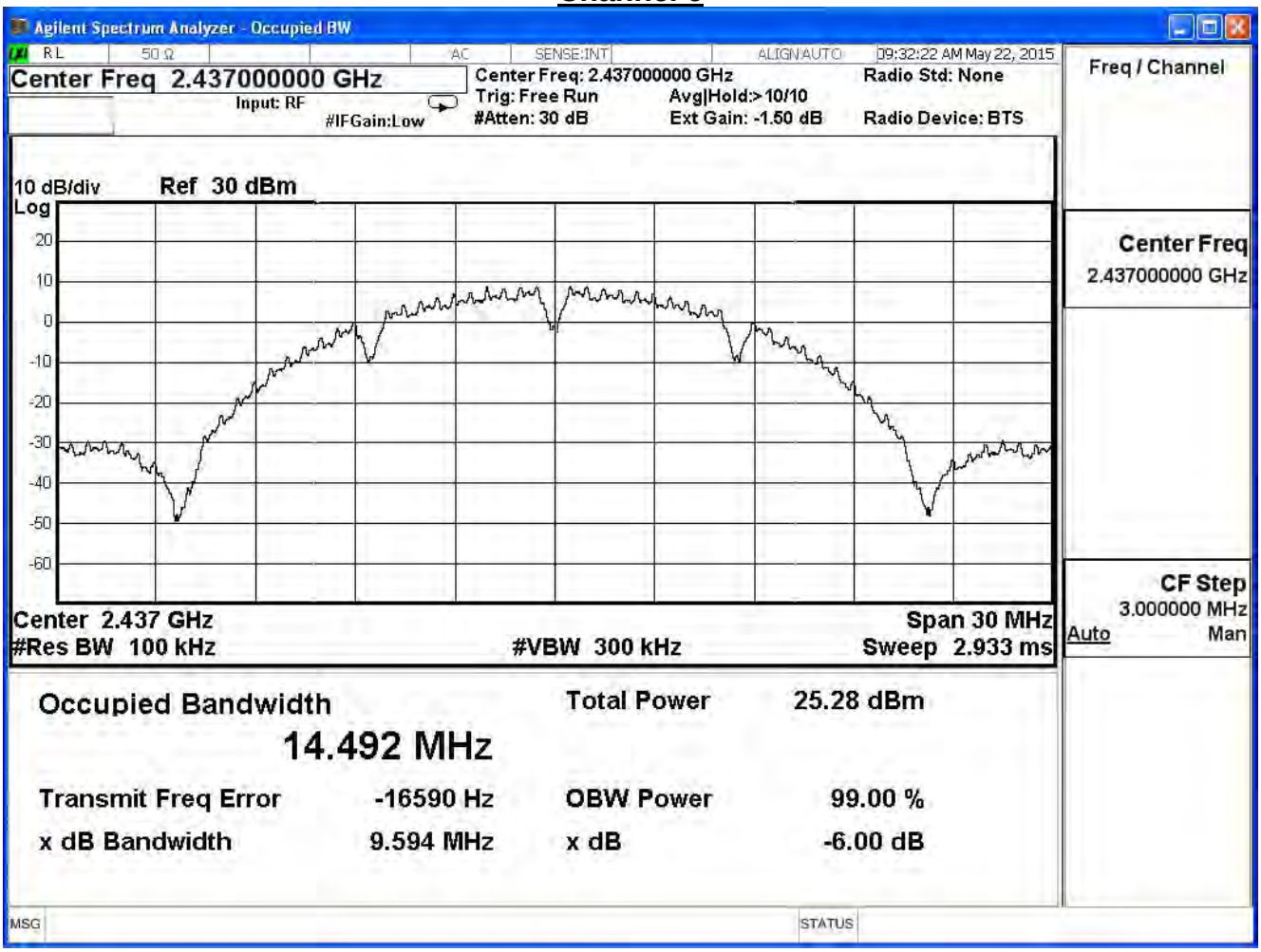
Agilent Spectrum Analyzer - Occupied BW
RL
50 Ω
AC
SENSE:INT
ALIGN AUTO
09:32:22 AM May 22, 2015
Center Freq 2.437000000 GHz
Input: RF
#IFGain:Low
Center Freq: 2.437000000 GHz
Trig: Free Run
#Atten: 30 dB
Avg|Hold:>10/10
Ext Gain: -1.50 dB
Radio Std: None
Radio Device: BTS
Freq / Channel
10 dB/div
Ref 30 dBm
Log
20
10
0
-10
-20
-30
-40
-50
-60
Center Freq
2.437000000 GHz
Center 2.437 GHz
#Res BW 100 kHz
#VBW 300 kHz
Span 30 MHz
Sweep 2.933 ms
CF Step
3.000000 MHz
Auto
Man
Occupied Bandwidth
14.492 MHz
Total Power
25.28 dBm
Transmit Freq Error
-16590 Hz
OBW Power
99.00 %
x dB Bandwidth
9.594 MHz
x dB
-6.00 dB
MSG
STATUS

Channel 11

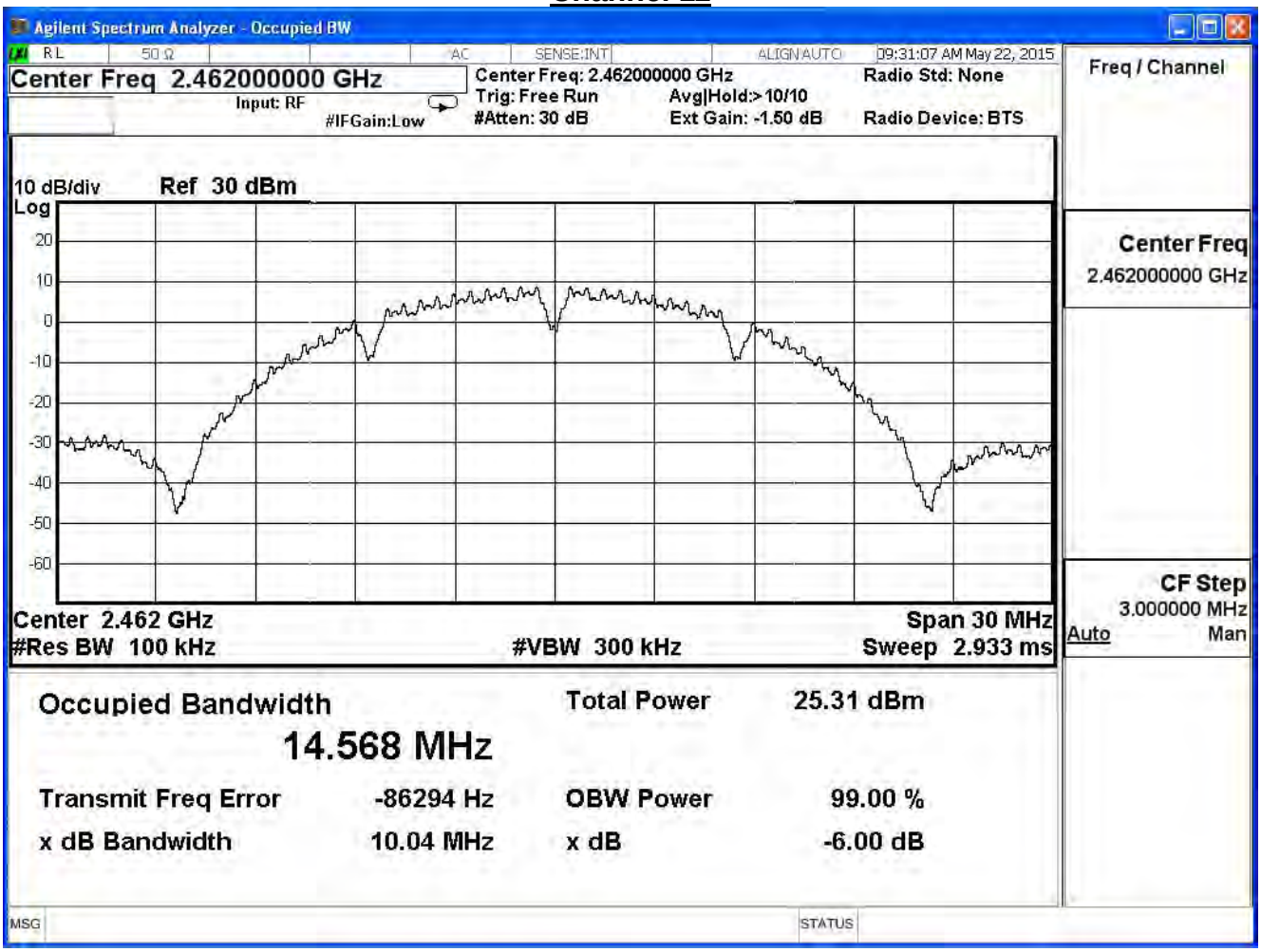
Agilent Spectrum Analyzer - Occupied BW
RL
50 Ω
AC
SENSE:INT
ALIGN AUTO
09:31:07 AM May 22, 2015
Center Freq 2.462000000 GHz
Input: RF
#IFGain:Low
Center Freq: 2.462000000 GHz
Trig: Free Run
#Atten: 30 dB
Avg|Hold:>10/10
Ext Gain: -1.50 dB
Radio Std: None
Radio Device: BTS
Freq / Channel
10 dB/div
Log
Ref 30 dBm
20
10
0
-10
-20
-30
-40
-50
-60
Center Freq
2.462000000 GHz
Center 2.462 GHz
#Res BW 100 kHz
#VBW 300 kHz
Span 30 MHz
Sweep 2.933 ms
CF Step
3.000000 MHz
Auto
Man
Occupied Bandwidth
14.568 MHz
Total Power
25.31 dBm
Transmit Freq Error
-86294 Hz
OBW Power
99.00 %
x dB Bandwidth
10.04 MHz
x dB
-6.00 dB
MSG
STATUS

Product	Dual-band Wireless-AC1200 Range Extender		
Test Item	DTS Bandwidth		
Test Mode	Mode 1: Transmit		
Date of Test	2015/05/22	Test Site	SR7

802.11 b (ANT 1)				
Channel No.	Frequency (MHz)	Measure Level (MHz)	Limit (MHz)	Result
1	2412	10.030	≧0.5	Pass
6	2437	10.040	≧0.5	Pass
11	2462	10.040	≧0.5	Pass

Channel 1

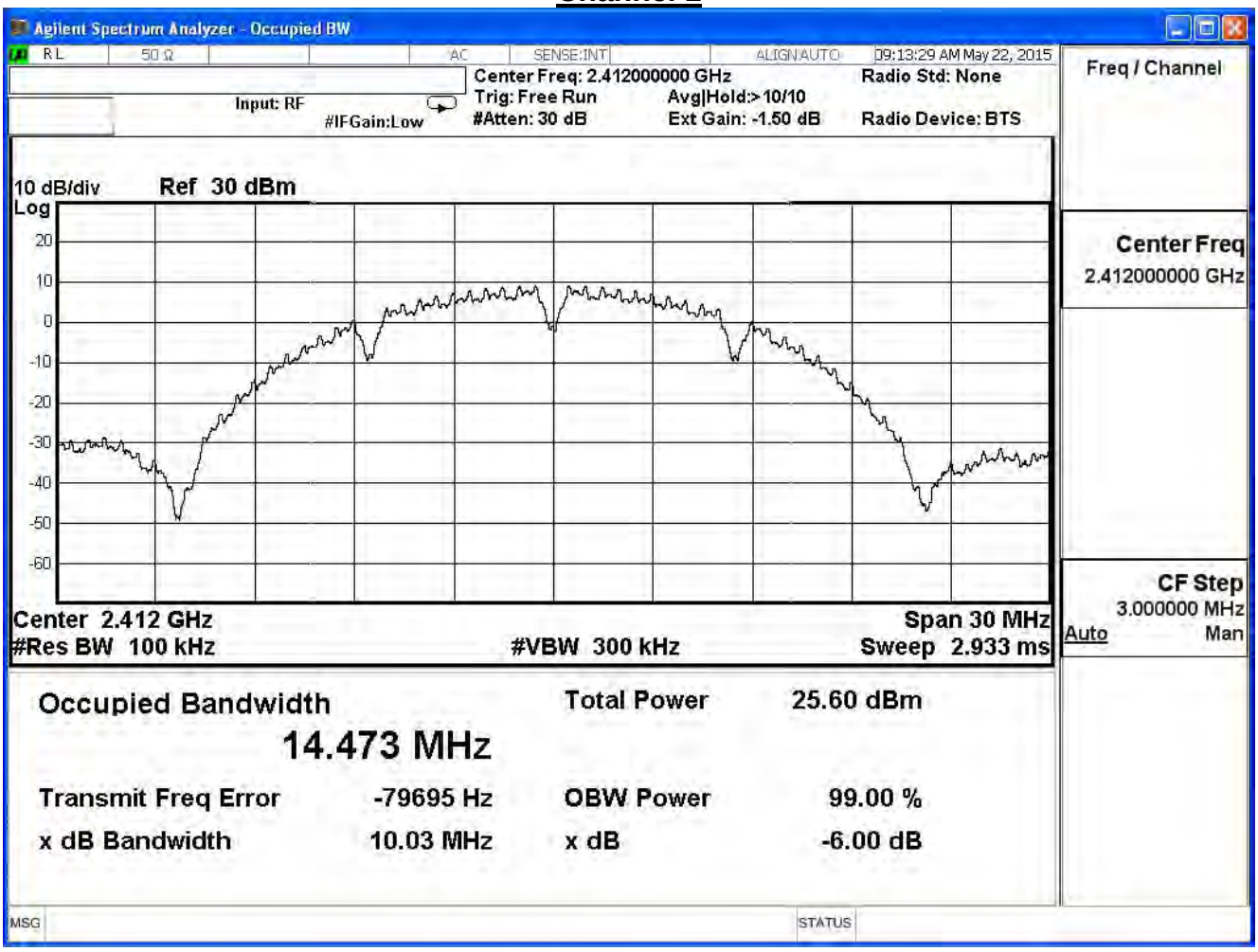

Channel 6

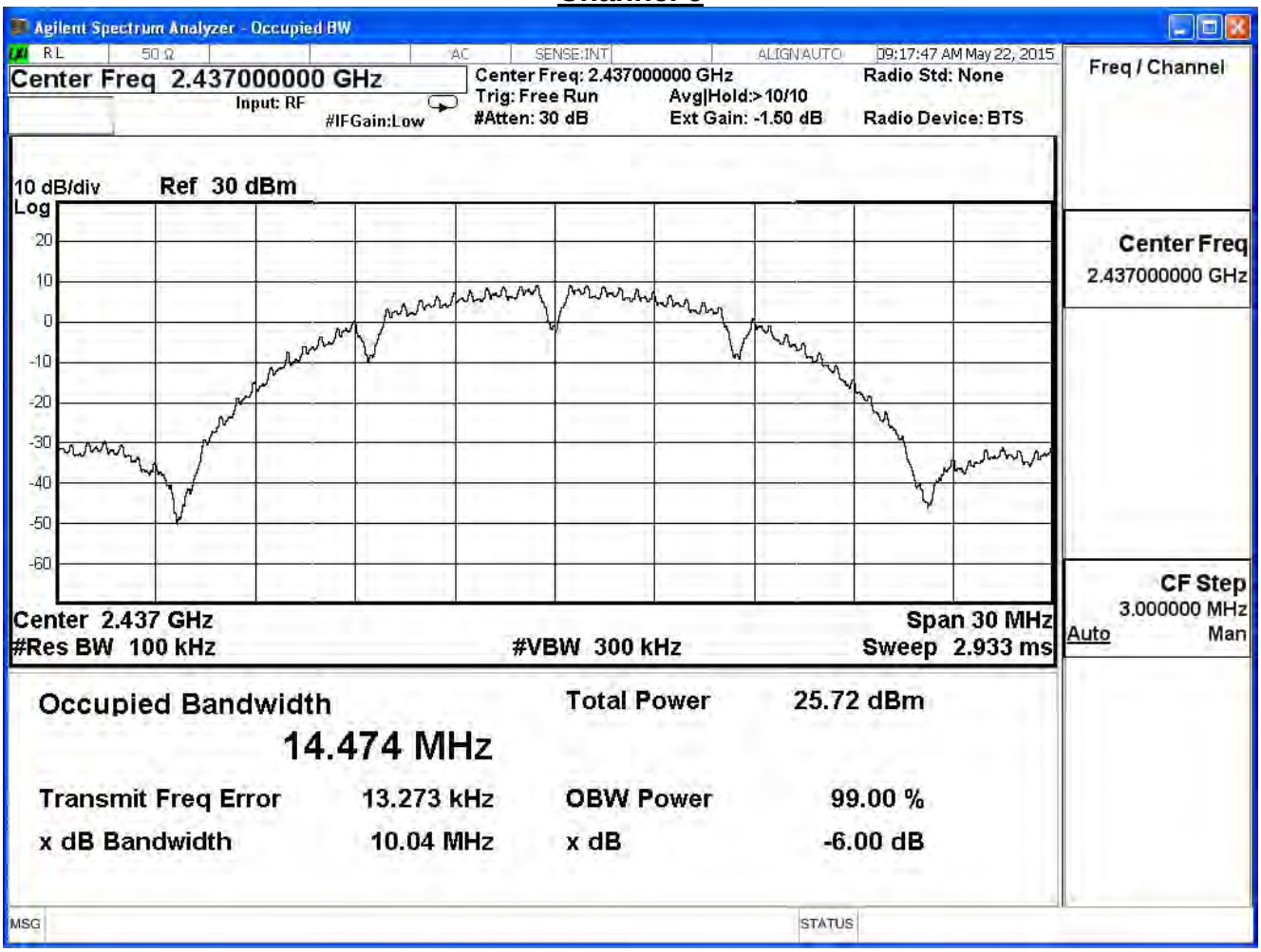
Agilent Spectrum Analyzer - Occupied BW
RL
50 Ω
AC
SENSE:INT
ALIGN AUTO
09:17:47 AM May 22, 2015
Center Freq 2.437000000 GHz
Input: RF
#IFGain:Low
Center Freq: 2.437000000 GHz
Trig: Free Run
#Atten: 30 dB
Avg|Hold:>10/10
Ext Gain: -1.50 dB
Radio Std: None
Radio Device: BTS
Freq / Channel
10 dB/div
Log
Ref 30 dBm
20
10
0
-10
-20
-30
-40
-50
-60
Center Freq
2.437000000 GHz
Center 2.437 GHz
#Res BW 100 kHz
#VBW 300 kHz
Span 30 MHz
Sweep 2.933 ms
CF Step
3.000000 MHz
Auto
Man
Occupied Bandwidth
14.474 MHz
Total Power
25.72 dBm
Transmit Freq Error
13.273 kHz
OBW Power
99.00 %
x dB Bandwidth
10.04 MHz
x dB
-6.00 dB
MSG
STATUS

Channel 11

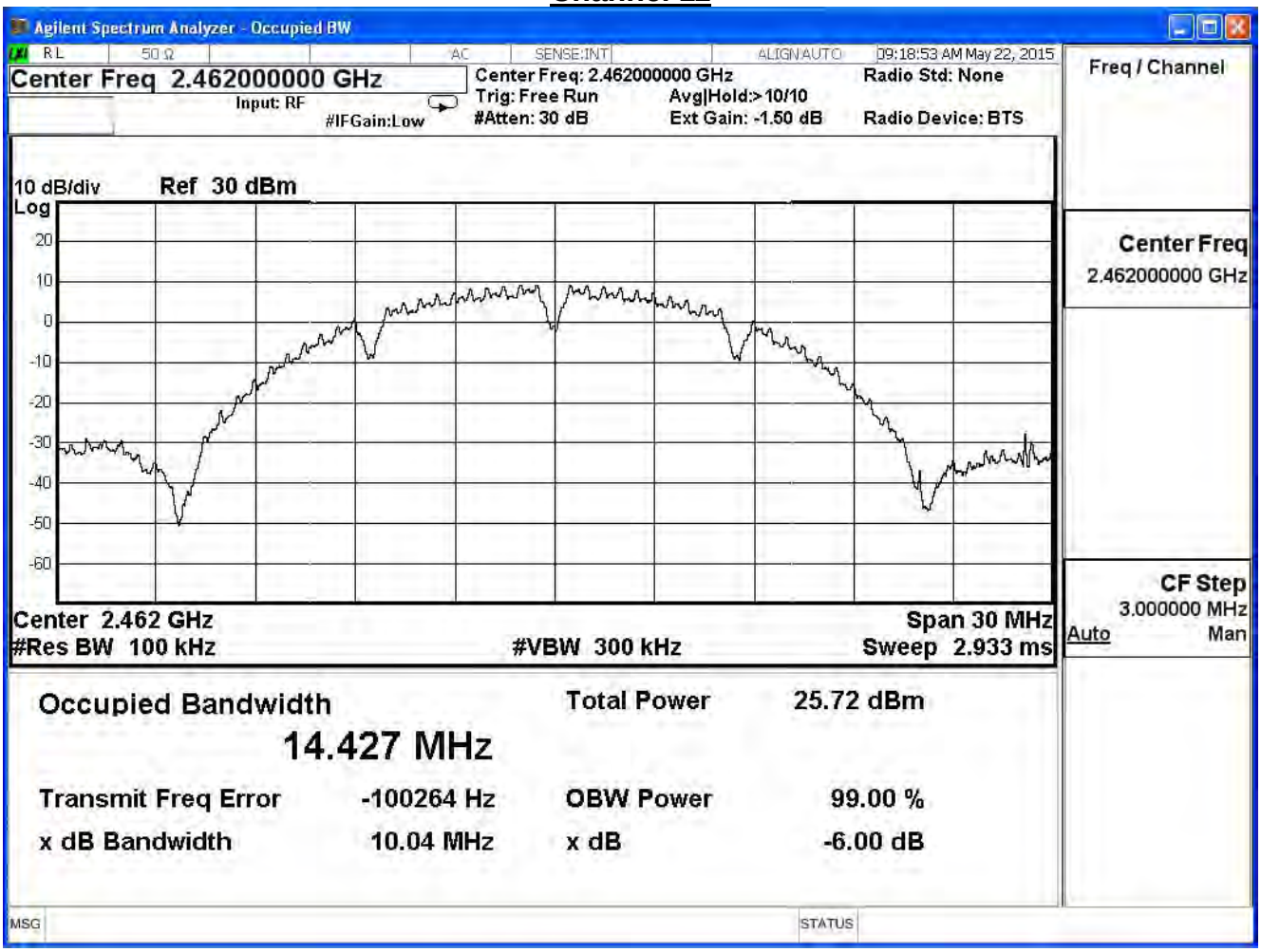
Agilent Spectrum Analyzer - Occupied BW
RL
50 Ω
AC
SENSE:INT
ALIGN AUTO
09:18:53 AM May 22, 2015
Center Freq 2.462000000 GHz
Input: RF
#IFGain:Low
Center Freq: 2.462000000 GHz
Trig: Free Run
#Atten: 30 dB
Avg|Hold:>10/10
Ext Gain: -1.50 dB
Radio Std: None
Radio Device: BTS
Freq / Channel
10 dB/div
Log
Ref 30 dBm
20
10
0
-10
-20
-30
-40
-50
-60
Center Freq
2.462000000 GHz
Center 2.462 GHz
#Res BW 100 kHz
#VBW 300 kHz
Span 30 MHz
Sweep 2.933 ms
CF Step
3.000000 MHz
Auto
Man
Occupied Bandwidth
14.427 MHz
Total Power
25.72 dBm
Transmit Freq Error
-100264 Hz
OBW Power
99.00 %
x dB Bandwidth
10.04 MHz
x dB
-6.00 dB
MSG
STATUS

Product	Dual-band Wireless-AC1200 Range Extender		
Test Item	DTS Bandwidth		
Test Mode	Mode 1: Transmit		
Date of Test	2015/05/22	Test Site	SR7

IEEE 802.11g (ANT 0)				
Channel No.	Frequency (MHz)	Measure Level (MHz)	Limit (MHz)	Result
1	2412	15.130	≧0.5	Pass
6	2437	15.120	≧0.5	Pass
11	2462	15.110	≧0.5	Pass

Channel 1

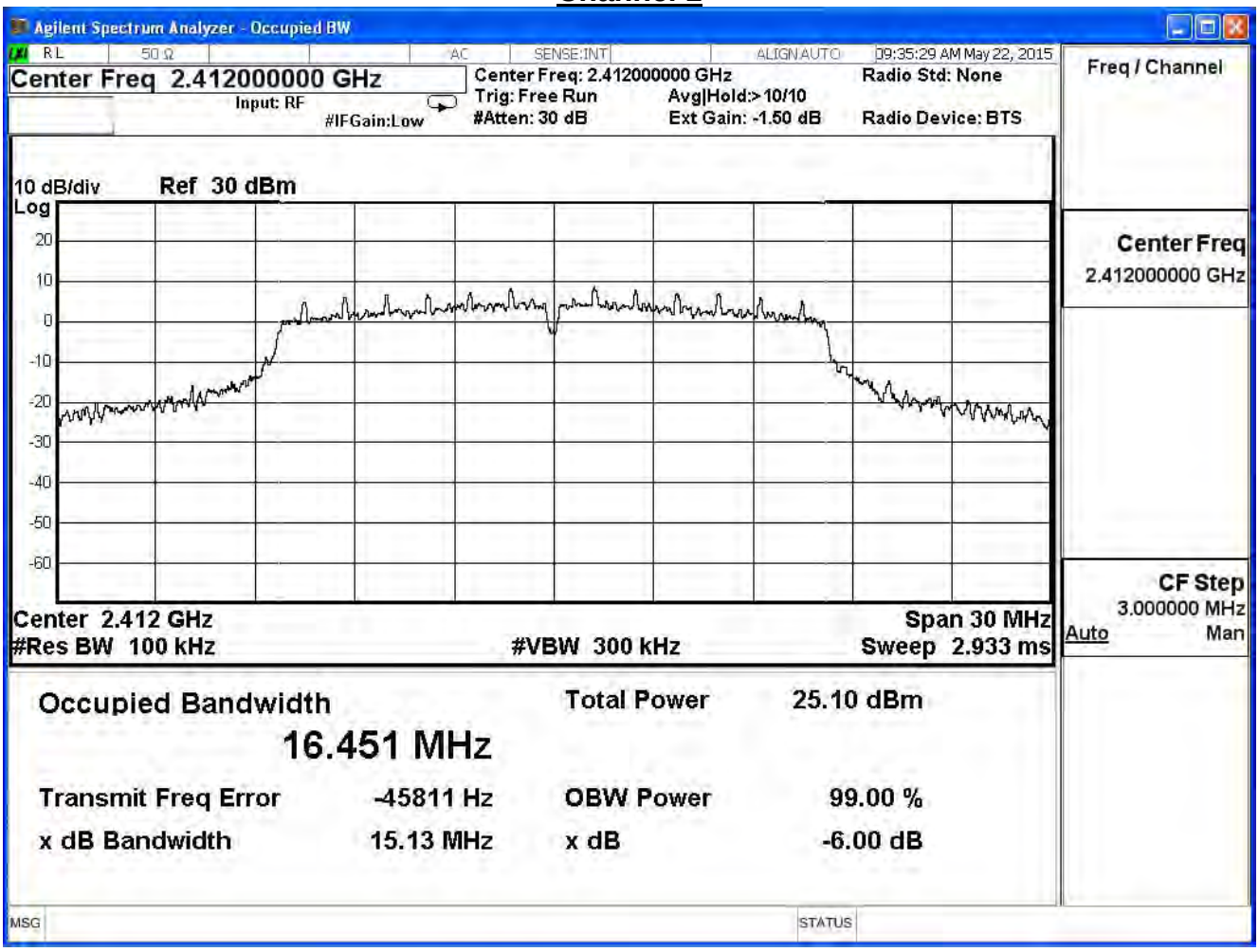

Channel 6

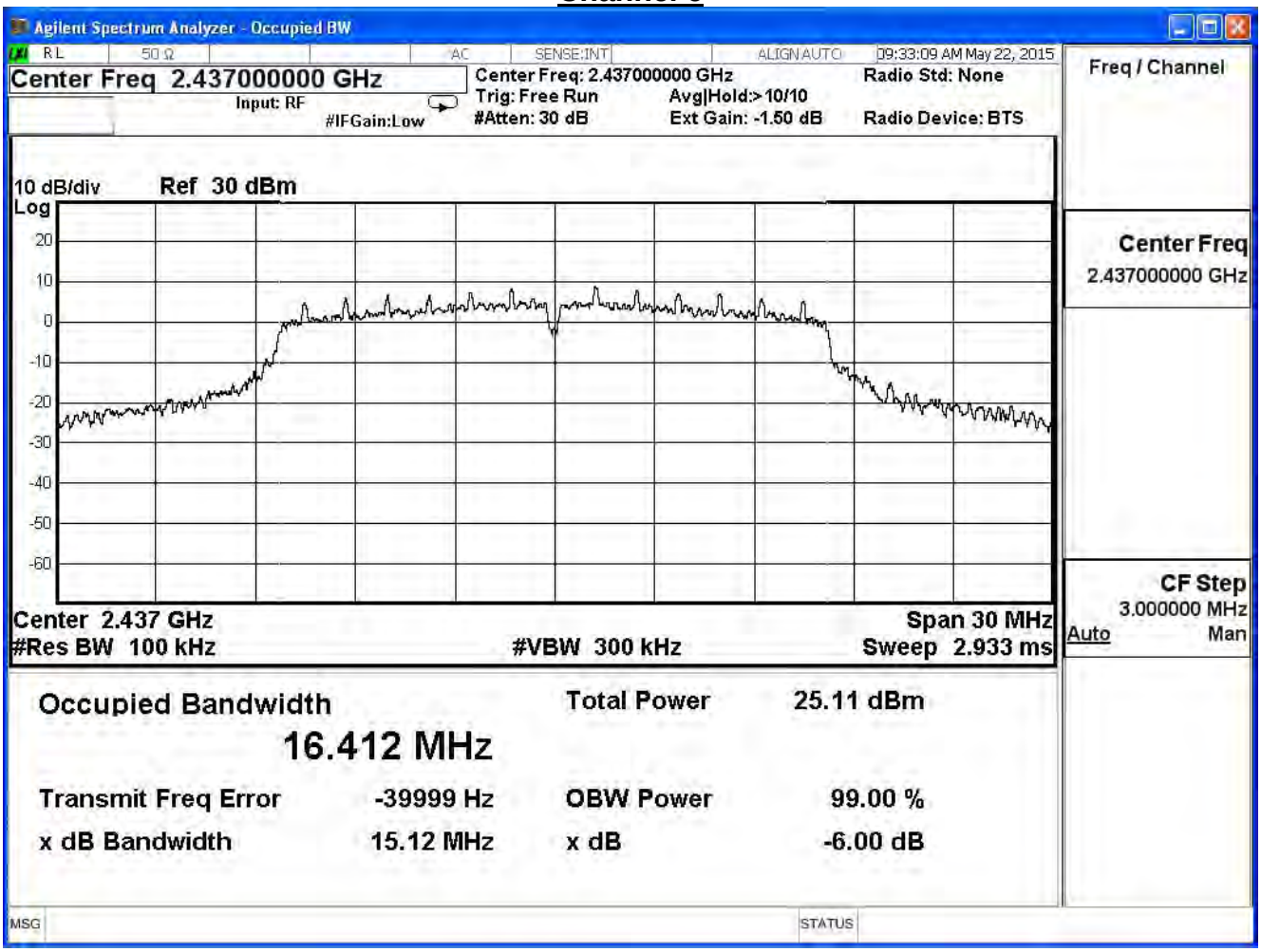
Agilent Spectrum Analyzer - Occupied BW
RL
50 Ω
AC
SENSE:INT
ALIGN AUTO
09:33:09 AM May 22, 2015
Center Freq 2.437000000 GHz
Input: RF
#IFGain:Low
Center Freq: 2.437000000 GHz
Trig: Free Run
#Atten: 30 dB
Avg|Hold:>10/10
Ext Gain: -1.50 dB
Radio Std: None
Radio Device: BTS
Freq / Channel
10 dB/div
Log
Ref 30 dBm
20
10
0
-10
-20
-30
-40
-50
-60
Center Freq
2.437000000 GHz
Center 2.437 GHz
#Res BW 100 kHz
#VBW 300 kHz
Span 30 MHz
Sweep 2.933 ms
CF Step
3.000000 MHz
Auto
Man
Occupied Bandwidth
16.412 MHz
Total Power
25.11 dBm
Transmit Freq Error
-39999 Hz
OBW Power
99.00 %
x dB Bandwidth
15.12 MHz
x dB
-6.00 dB
MSG
STATUS

Channel 11

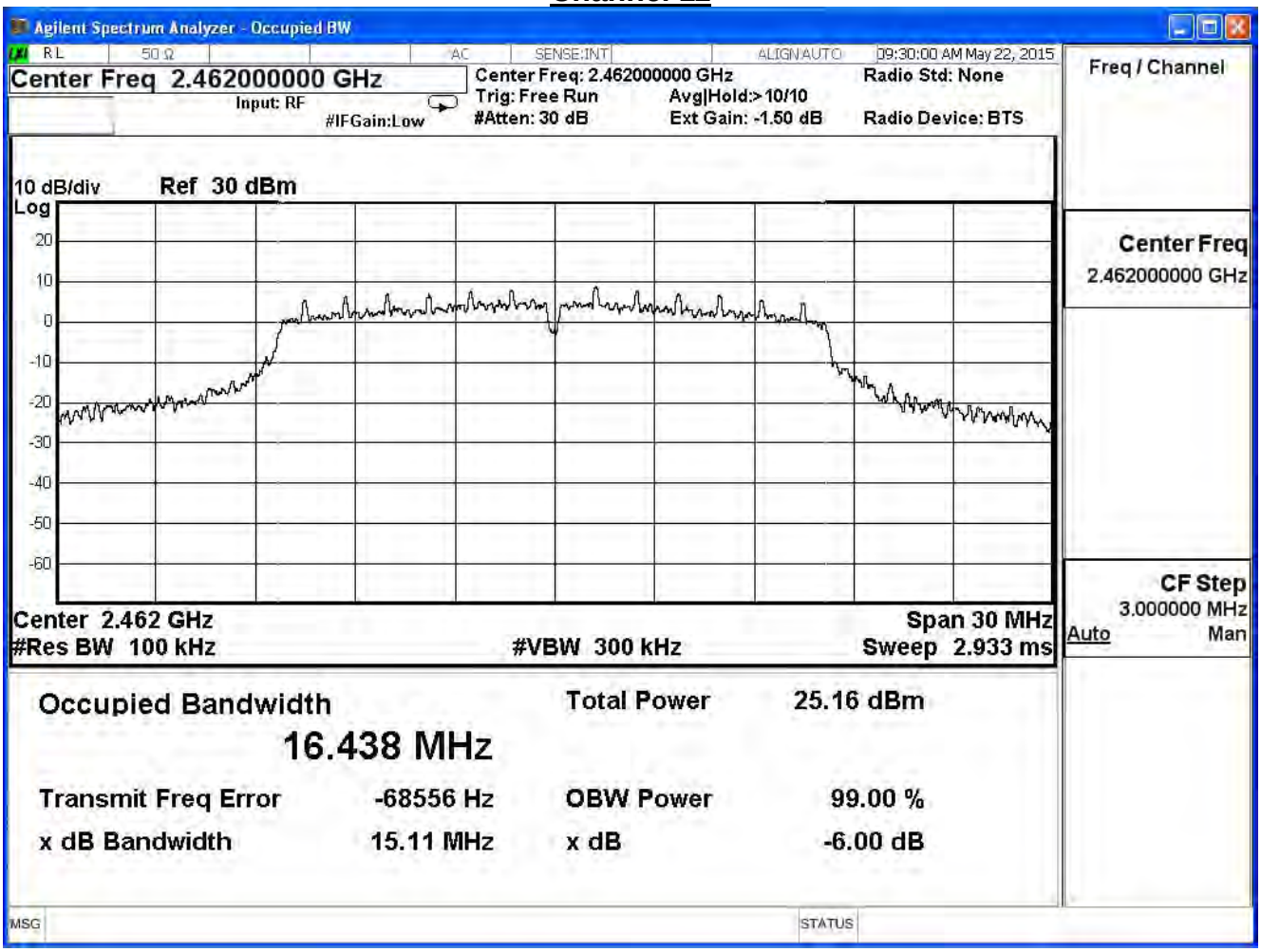
Agilent Spectrum Analyzer - Occupied BW
RL
50 Ω
AC
SENSE:INT
ALIGN AUTO
09:30:00 AM May 22, 2015
Center Freq 2.462000000 GHz
Input: RF
#IFGain:Low
Center Freq: 2.462000000 GHz
Trig: Free Run
#Atten: 30 dB
Avg|Hold:>10/10
Ext Gain: -1.50 dB
Radio Std: None
Radio Device: BTS
Freq / Channel
10 dB/div
Ref 30 dBm
Log
20
10
0
-10
-20
-30
-40
-50
-60
Center Freq
2.462000000 GHz
Center 2.462 GHz
#Res BW 100 kHz
#VBW 300 kHz
Span 30 MHz
Sweep 2.933 ms
CF Step
3.000000 MHz
Auto
Man
Occupied Bandwidth
16.438 MHz
Total Power
25.16 dBm
Transmit Freq Error
-68556 Hz
OBW Power
99.00 %
x dB Bandwidth
15.11 MHz
x dB
-6.00 dB
MSG
STATUS

Product	Dual-band Wireless-AC1200 Range Extender		
Test Item	DTS Bandwidth		
Test Mode	Mode 1: Transmit		
Date of Test	2015/05/22	Test Site	SR7

IEEE 802.11g (ANT 1)				
Channel No.	Frequency (MHz)	Measure Level (MHz)	Limit (MHz)	Result
1	2412	15.110	≧0.5	Pass
6	2437	15.120	≧0.5	Pass
11	2462	15.100	≧0.5	Pass

Channel 1

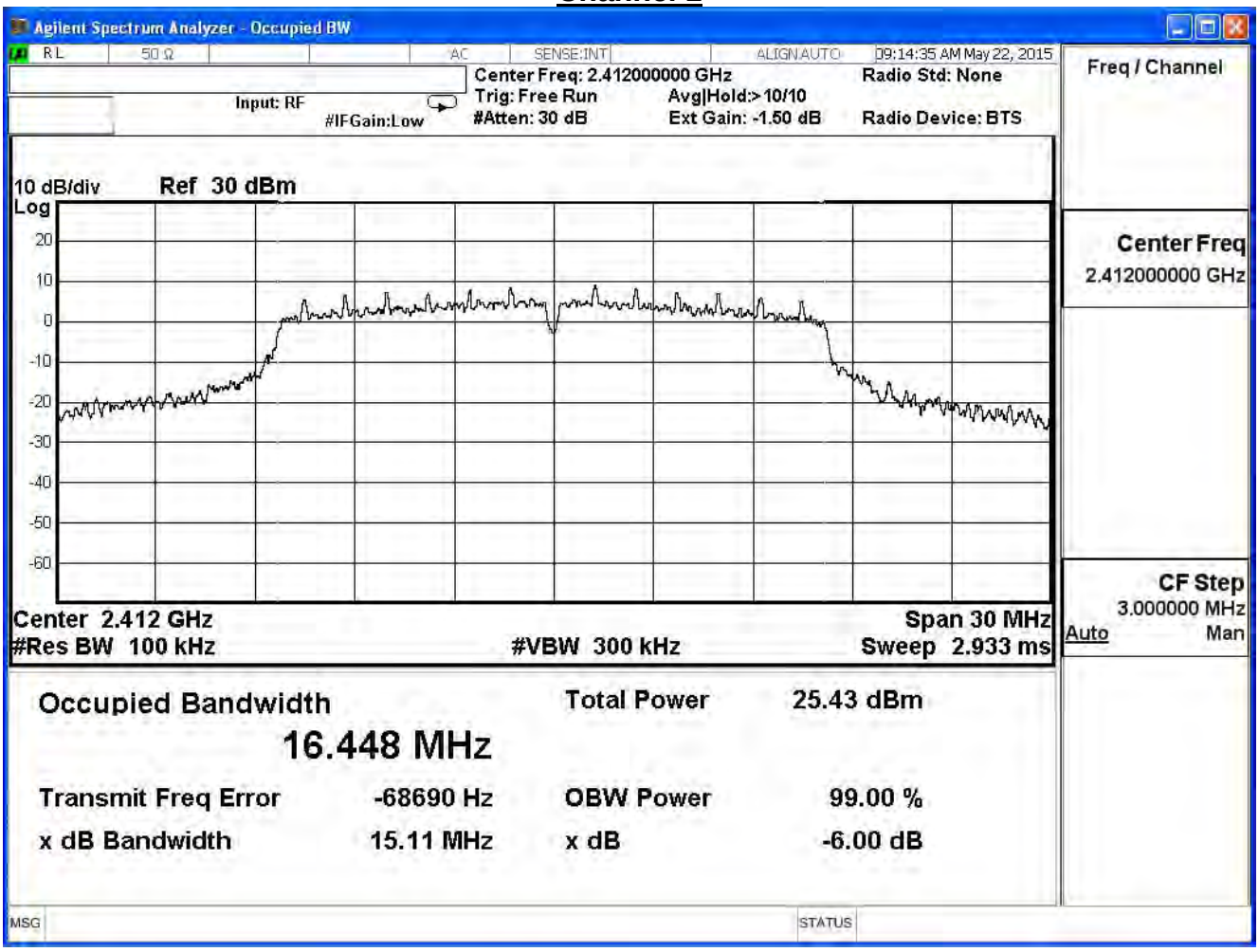

Channel 6

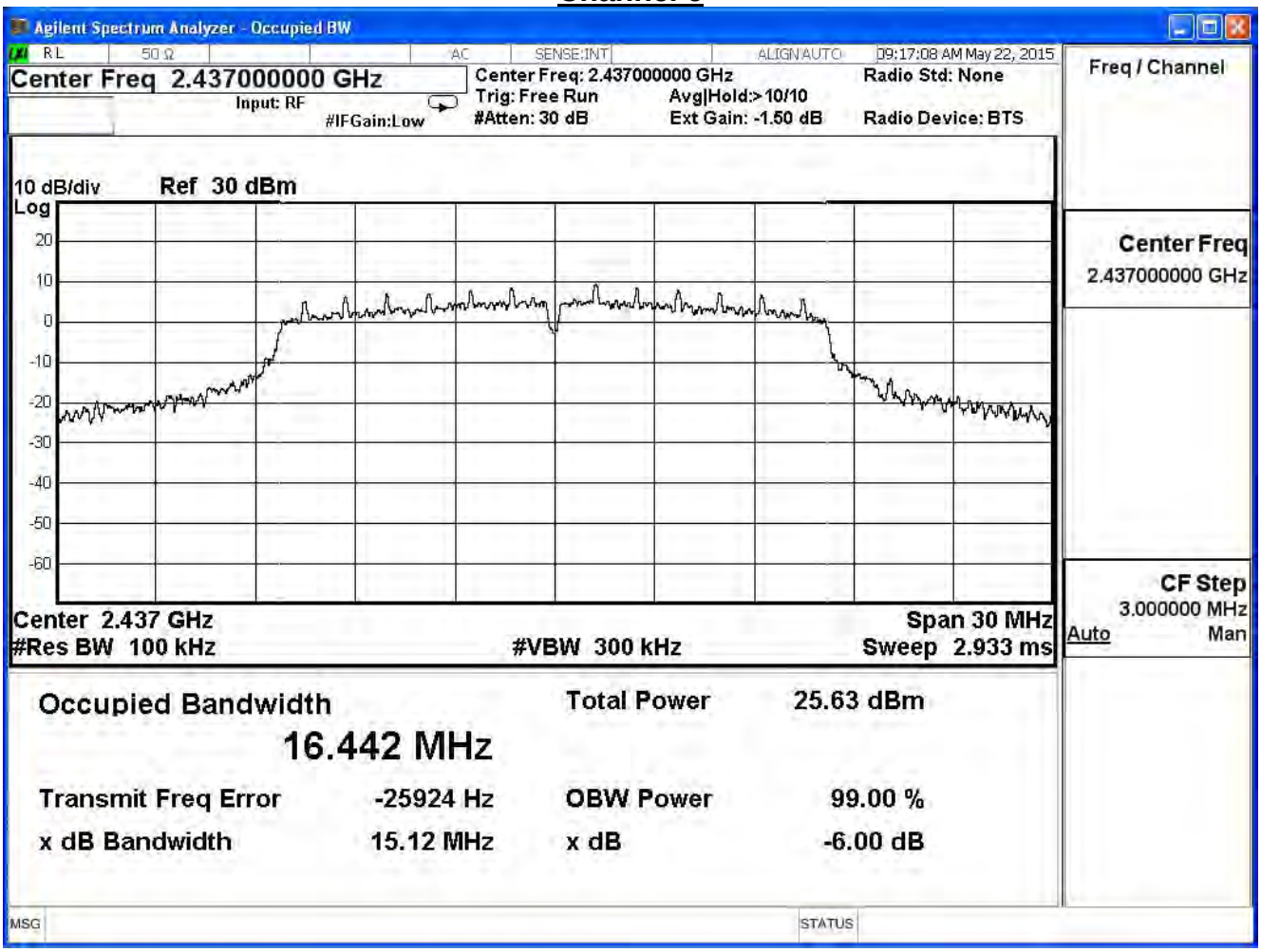
Agilent Spectrum Analyzer - Occupied BW
RL
50 Ω
AC
SENSE:INT
ALIGN AUTO
09:17:08 AM May 22, 2015
Center Freq 2.437000000 GHz
Input: RF
#IFGain:Low
Center Freq: 2.437000000 GHz
Trig: Free Run
#Atten: 30 dB
Avg|Hold:>10/10
Ext Gain: -1.50 dB
Radio Std: None
Radio Device: BTS
Freq / Channel
10 dB/div
Log
Ref 30 dBm
20
10
0
-10
-20
-30
-40
-50
-60
Center Freq
2.437000000 GHz
Center 2.437 GHz
#Res BW 100 kHz
#VBW 300 kHz
Span 30 MHz
Sweep 2.933 ms
CF Step
3.000000 MHz
Auto
Man
Occupied Bandwidth
16.442 MHz
Total Power
25.63 dBm
Transmit Freq Error
-25924 Hz
OBW Power
99.00 %
x dB Bandwidth
15.12 MHz
x dB
-6.00 dB
MSG
STATUS

Channel 11

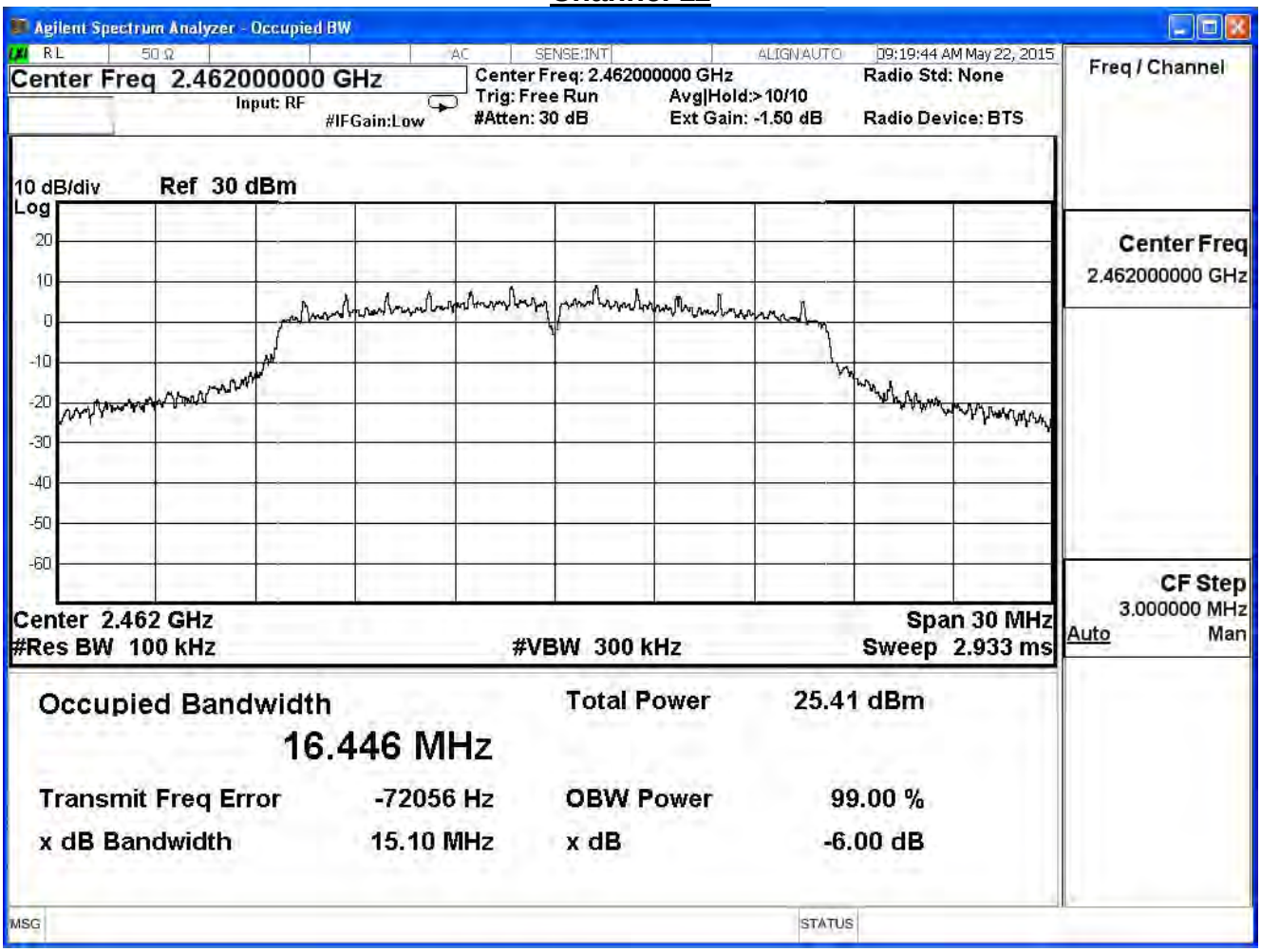
Agilent Spectrum Analyzer - Occupied BW
RL
50 Ω
AC
SENSE:INT
ALIGN AUTO
09:19:44 AM May 22, 2015
Center Freq 2.462000000 GHz
Input: RF
#IFGain:Low
Center Freq: 2.462000000 GHz
Trig: Free Run
#Atten: 30 dB
Avg|Hold:>10/10
Ext Gain: -1.50 dB
Radio Std: None
Radio Device: BTS
Freq / Channel
10 dB/div
Log
Ref 30 dBm
20
10
0
-10
-20
-30
-40
-50
-60
Center Freq
2.462000000 GHz
Center 2.462 GHz
#Res BW 100 kHz
#VBW 300 kHz
Span 30 MHz
Sweep 2.933 ms
CF Step
3.000000 MHz
Auto
Man
Occupied Bandwidth
16.446 MHz
Total Power
25.41 dBm
Transmit Freq Error
-72056 Hz
OBW Power
99.00 %
x dB Bandwidth
15.10 MHz
x dB
-6.00 dB
MSG
STATUS

Product	Dual-band Wireless-AC1200 Range Extender		
Test Item	DTS Bandwidth		
Test Mode	Mode 1: Transmit		
Date of Test	2015/05/22	Test Site	SR7

IEEE 802.11n (20MHz)(ANT 0)				
Channel No.	Frequency (MHz)	Measure Level (MHz)	Limit (MHz)	Result
1	2412	15.120	≧0.5	Pass
6	2437	15.110	≧0.5	Pass
11	2462	15.130	≧0.5	Pass

Channel 1

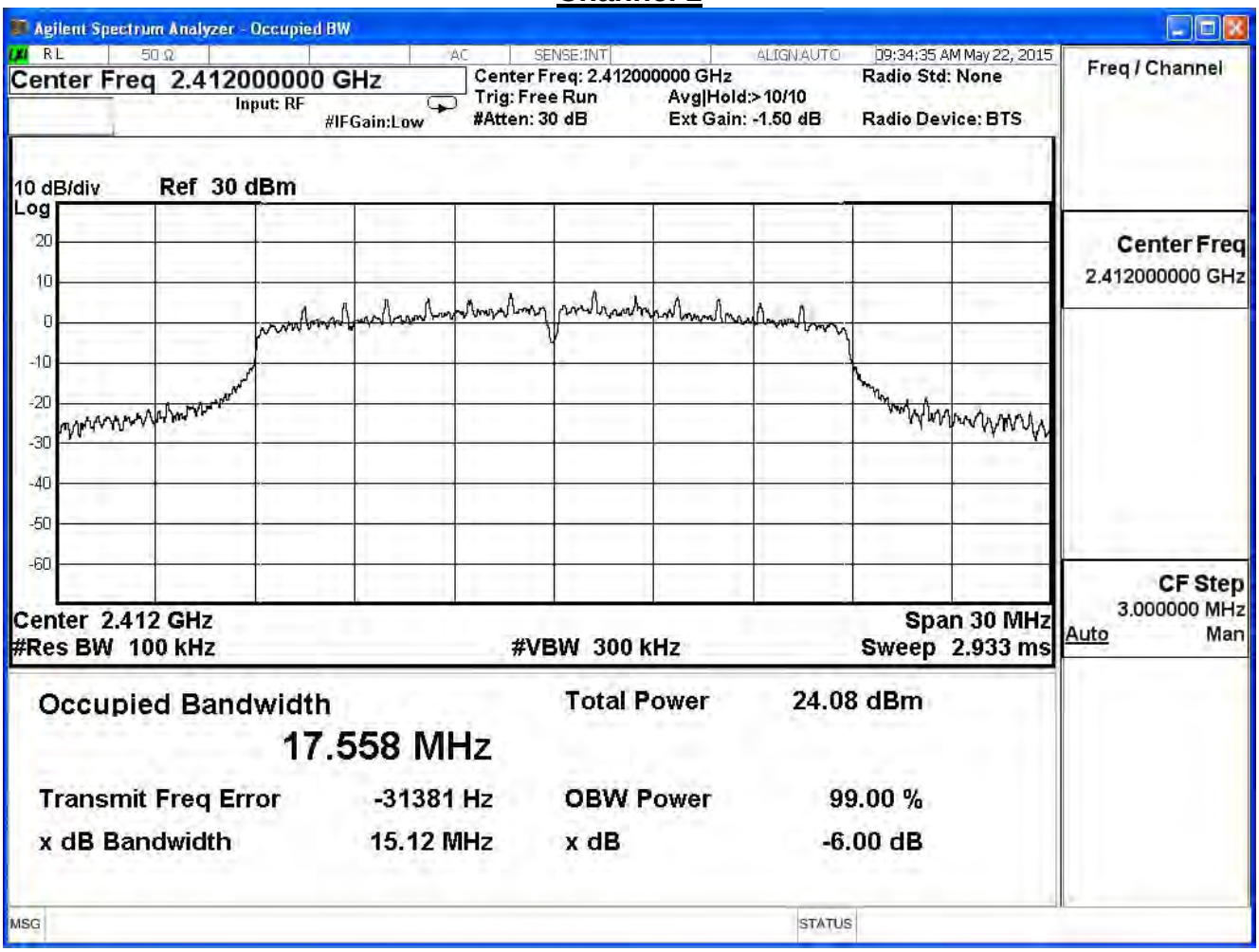

Channel 6

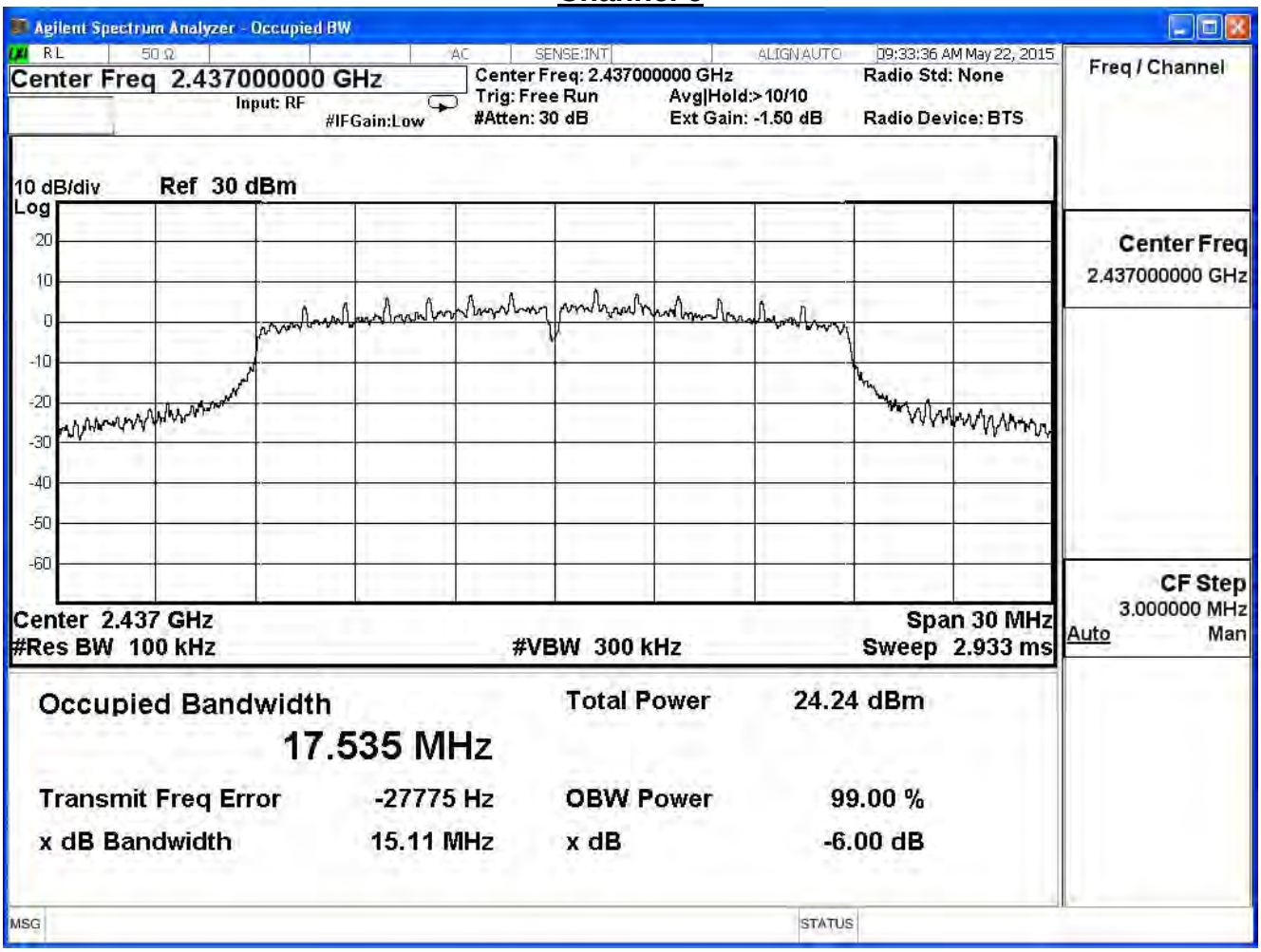
Agilent Spectrum Analyzer - Occupied BW
RL
50 Ω
AC
SENSE:INT
ALIGN AUTO
09:33:36 AM May 22, 2015
Center Freq 2.437000000 GHz
Input: RF
#IFGain:Low
Center Freq: 2.437000000 GHz
Trig: Free Run
#Atten: 30 dB
Avg|Hold:>10/10
Ext Gain: -1.50 dB
Radio Std: None
Radio Device: BTS
Freq / Channel
10 dB/div
Ref 30 dBm
Log
20
10
0
-10
-20
-30
-40
-50
-60
Center Freq
2.437000000 GHz
Center 2.437 GHz
#Res BW 100 kHz
#VBW 300 kHz
Span 30 MHz
Sweep 2.933 ms
CF Step
3.000000 MHz
Auto
Man
Occupied Bandwidth
17.535 MHz
Total Power
24.24 dBm
Transmit Freq Error
-27775 Hz
OBW Power
99.00 %
x dB Bandwidth
15.11 MHz
x dB
-6.00 dB
MSG
STATUS

Channel 11

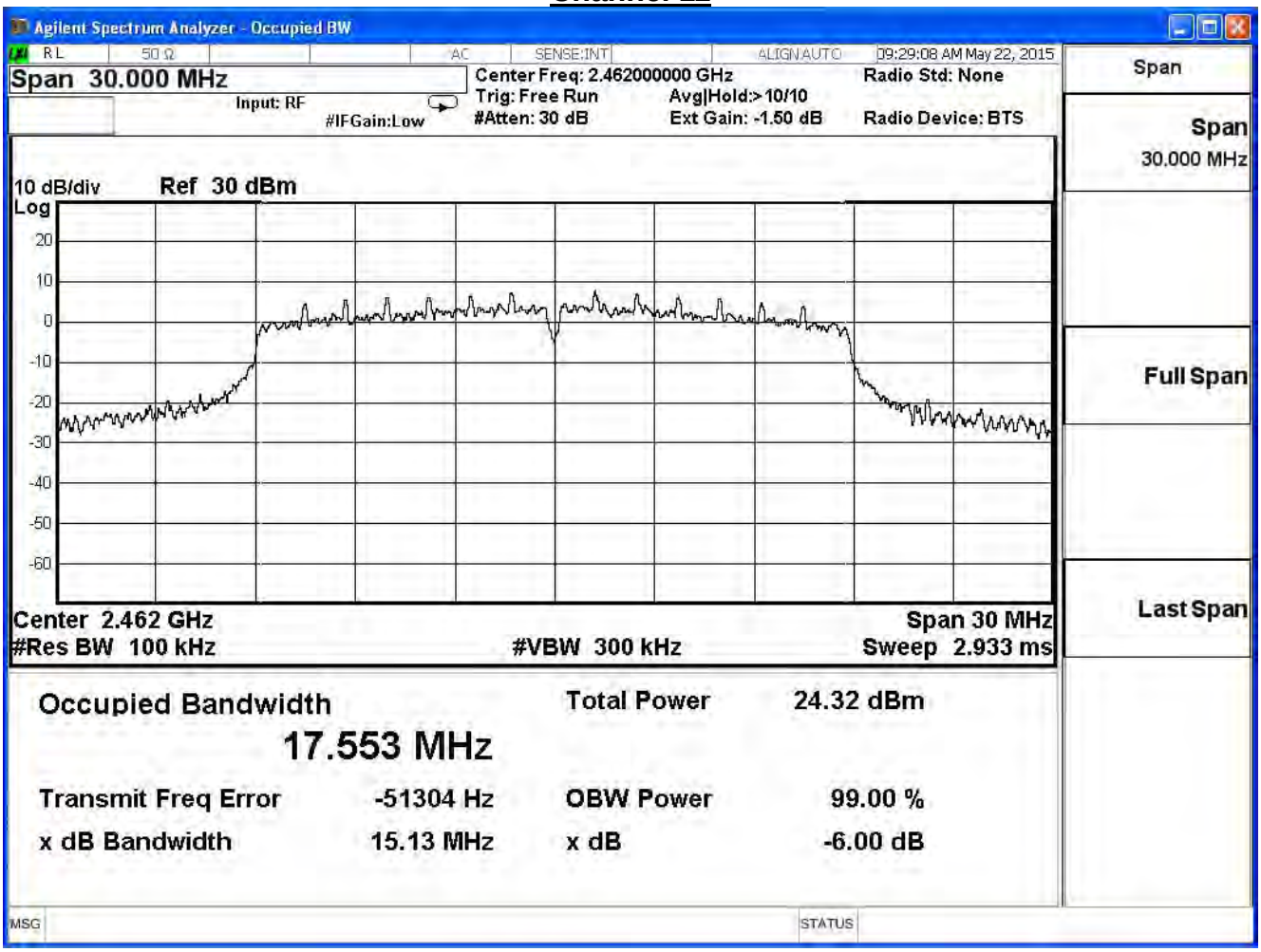
Agilent Spectrum Analyzer - Occupied BW
RL
50 Ω
AC
SENSE:INT
ALIGN AUTO
09:29:08 AM May 22, 2015
Span 30.000 MHz
Input: RF
#IFGain:Low
Center Freq: 2.462000000 GHz
Trig: Free Run
#Atten: 30 dB
Avg|Hold:>10/10
Ext Gain: -1.50 dB
Radio Std: None
Radio Device: BTS
10 dB/div
Log
Ref 30 dBm
20
10
0
-10
-20
-30
-40
-50
-60
Center 2.462 GHz
#Res BW 100 kHz
#VBW 300 kHz
Span 30 MHz
Sweep 2.933 ms
Occupied Bandwidth
17.553 MHz
Total Power 24.32 dBm
Transmit Freq Error -51304 Hz
OBW Power 99.00 %
x dB Bandwidth 15.13 MHz
x dB -6.00 dB
MSG
STATUS
Span
Span
30.000 MHz
Full Span
Last Span

Product	Dual-band Wireless-AC1200 Range Extender		
Test Item	DTS Bandwidth		
Test Mode	Mode 1: Transmit		
Date of Test	2015/05/22	Test Site	SR7

IEEE 802.11n (20MHz)(ANT 1)				
Channel No.	Frequency (MHz)	Measure Level (MHz)	Limit (MHz)	Result
1	2412	15.120	≧0.5	Pass
6	2437	15.130	≧0.5	Pass
11	2462	15.120	≧0.5	Pass

Channel 1

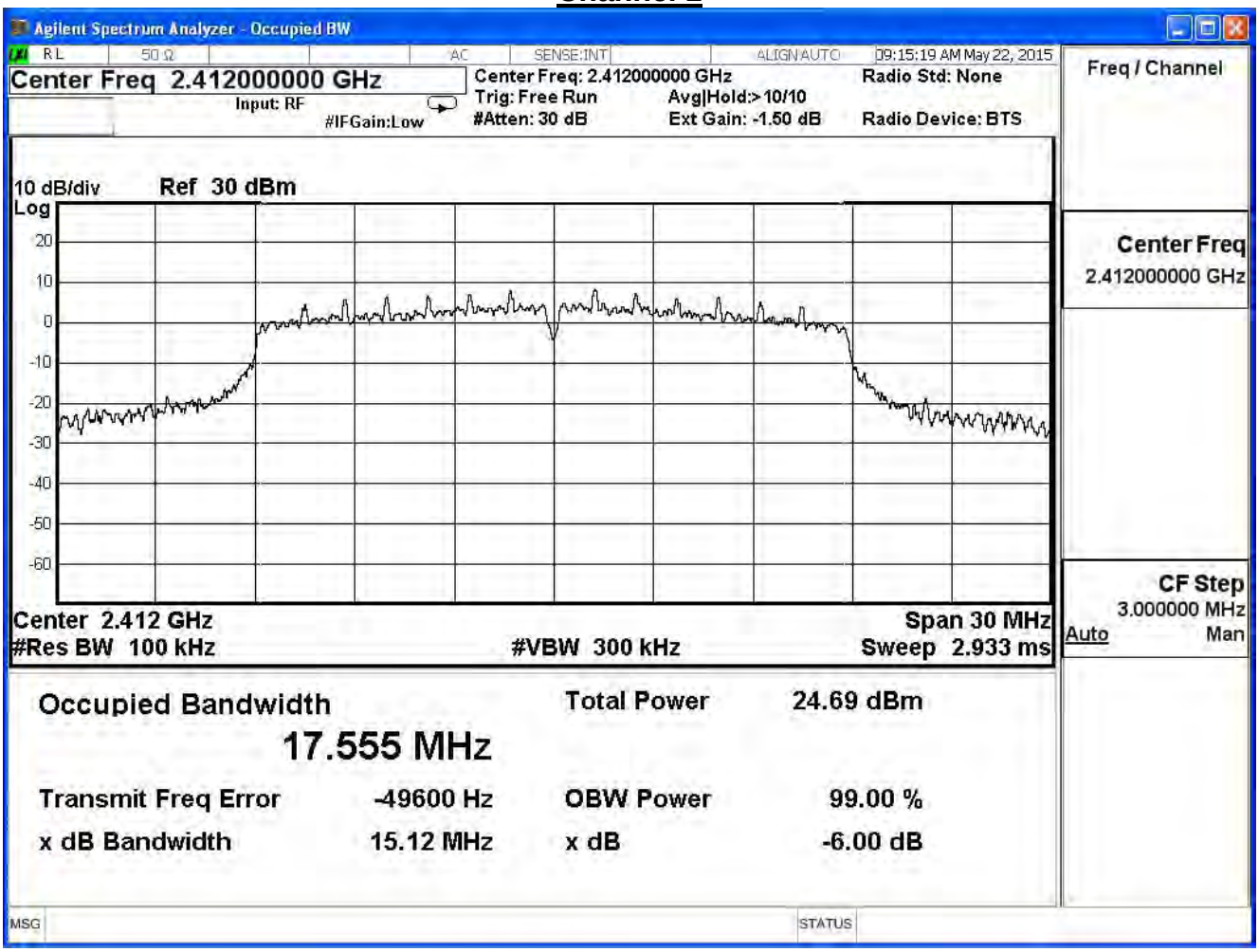

Channel 6

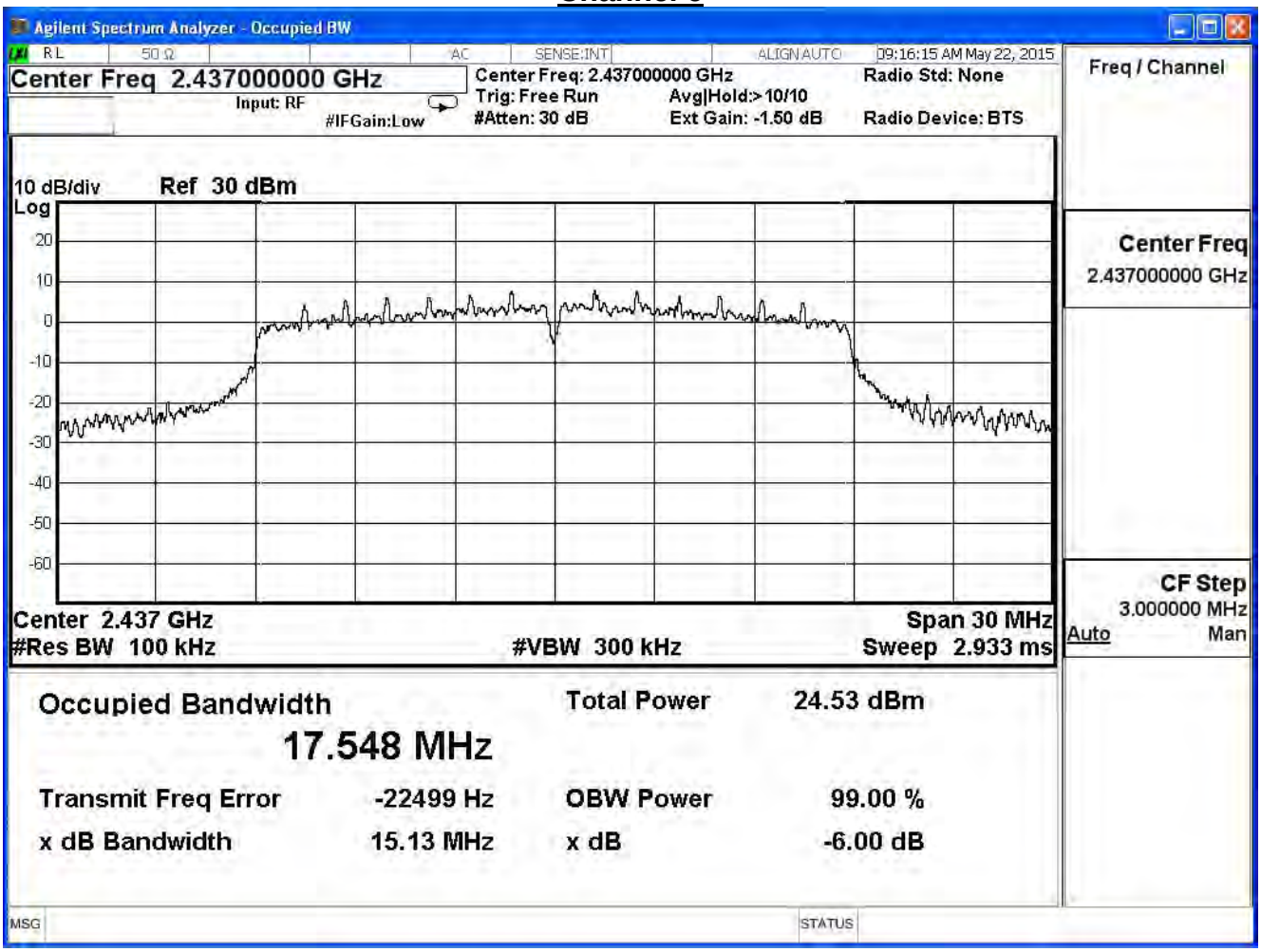
Agilent Spectrum Analyzer - Occupied BW
RL
50 Ω
AC
SENSE:INT
ALIGN AUTO
09:16:15 AM May 22, 2015
Center Freq 2.437000000 GHz
Input: RF
#IFGain:Low
Center Freq: 2.437000000 GHz
Trig: Free Run
#Atten: 30 dB
Avg|Hold:>10/10
Ext Gain: -1.50 dB
Radio Std: None
Radio Device: BTS
Freq / Channel
10 dB/div
Log
Ref 30 dBm
20
10
0
-10
-20
-30
-40
-50
-60
Center Freq
2.437000000 GHz
Center 2.437 GHz
#Res BW 100 kHz
#VBW 300 kHz
Span 30 MHz
Sweep 2.933 ms
CF Step
3.000000 MHz
Auto
Man
Occupied Bandwidth
17.548 MHz
Total Power
24.53 dBm
Transmit Freq Error
-22499 Hz
OBW Power
99.00 %
x dB Bandwidth
15.13 MHz
x dB
-6.00 dB
MSG
STATUS

Channel 11

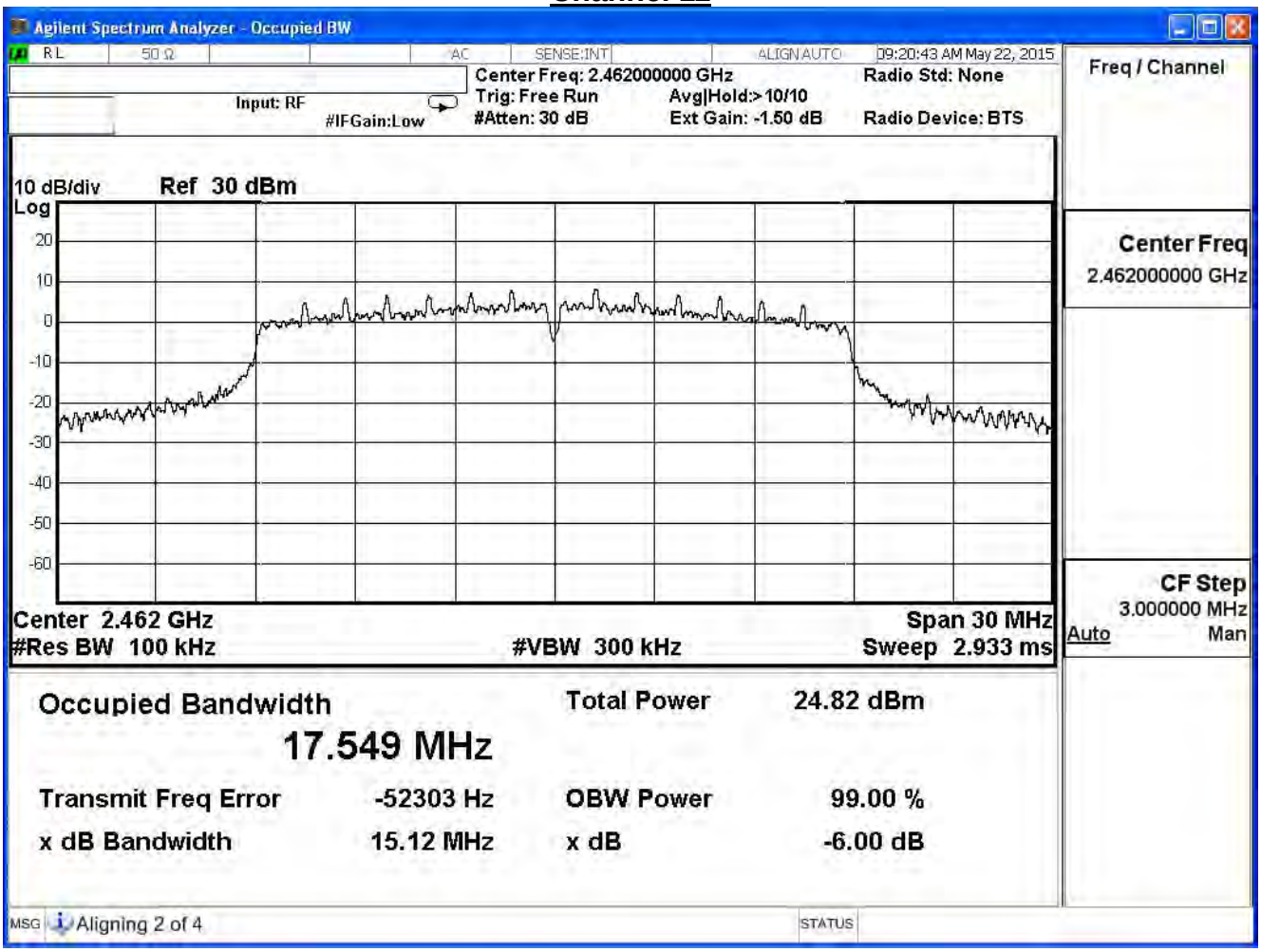
Agilent Spectrum Analyzer - Occupied BW
RL
50 Ω
AC
SENSE:INT
ALIGN AUTO
09:20:43 AM May 22, 2015
Center Freq: 2.462000000 GHz
Trig: Free Run
#Atten: 30 dB
Avg|Hold:>10/10
Ext Gain: -1.50 dB
Radio Std: None
Radio Device: BTS
Input: RF
#IFGain:Low
Freq / Channel
10 dB/div
Ref 30 dBm
Log
20
10
0
-10
-20
-30
-40
-50
-60
Center Freq
2.462000000 GHz
Center 2.462 GHz
#Res BW 100 kHz
#VBW 300 kHz
Span 30 MHz
Sweep 2.933 ms
CF Step
3.000000 MHz
Auto
Man
Occupied Bandwidth
17.549 MHz
Total Power
24.82 dBm
Transmit Freq Error
-52303 Hz
OBW Power
99.00 %
x dB Bandwidth
15.12 MHz
x dB
-6.00 dB
MSG
Aligning 2 of 4
STATUS

Product	Dual-band Wireless-AC1200 Range Extender		
Test Item	DTS Bandwidth		
Test Mode	Mode 1: Transmit		
Date of Test	2015/05/22	Test Site	SR7

IEEE 802.11n (40MHz)(ANT 0)				
Channel No.	Frequency (MHz)	Measure Level (MHz)	Limit (MHz)	Result
3	2422	35.080	≧0.5	Pass
6	2437	35.060	≧0.5	Pass
9	2452	35.080	≧0.5	Pass

Channel 3

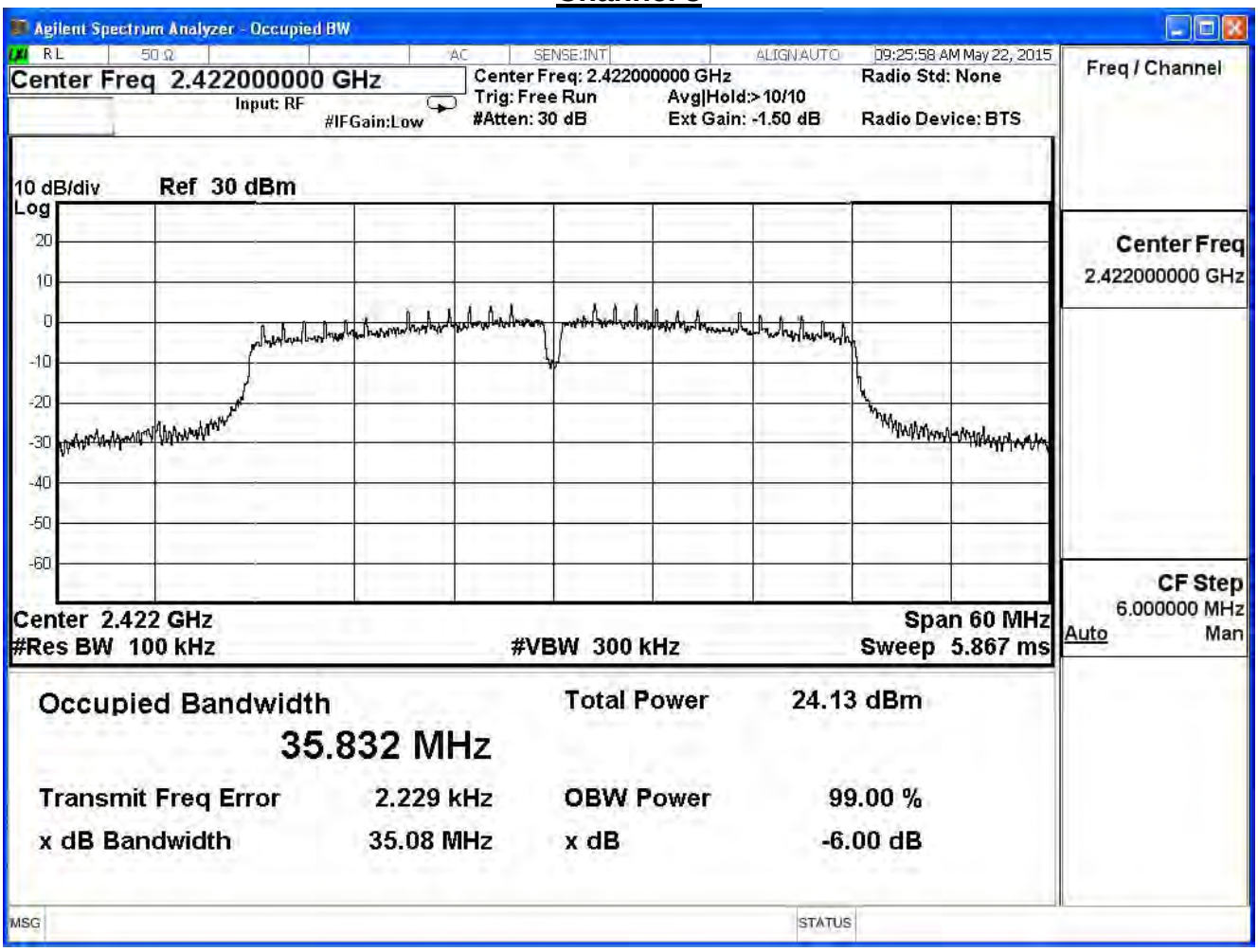

Channel 6

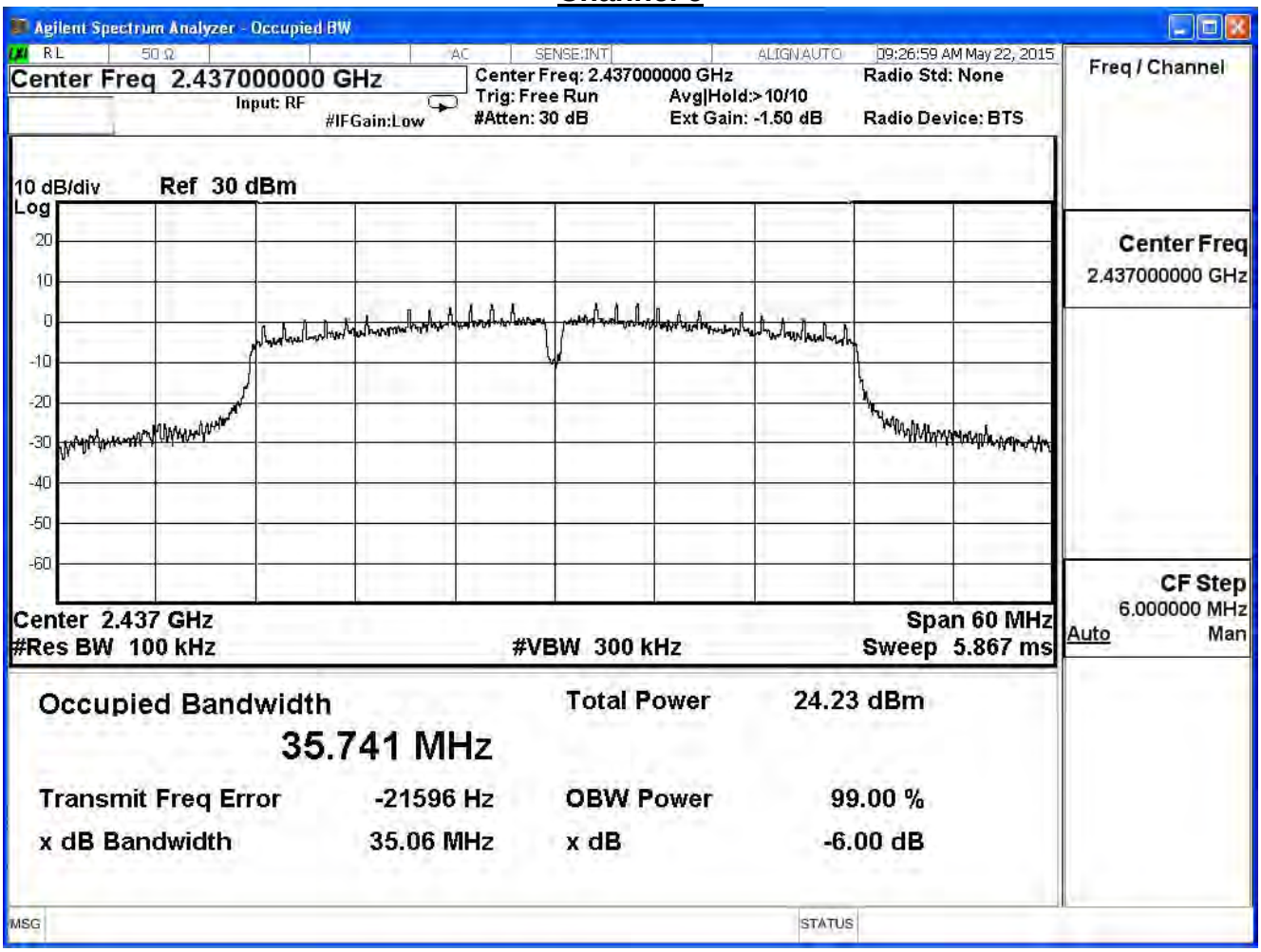
Agilent Spectrum Analyzer - Occupied BW
RL
50 Ω
AC
SENSE:INT
ALIGN AUTO
09:26:59 AM May 22, 2015
Center Freq 2.437000000 GHz
Input: RF
#IFGain:Low
Center Freq: 2.437000000 GHz
Trig: Free Run
#Atten: 30 dB
Avg|Hold:>10/10
Ext Gain: -1.50 dB
Radio Std: None
Radio Device: BTS
Freq / Channel
10 dB/div
Ref 30 dBm
Log
20
10
0
-10
-20
-30
-40
-50
-60
Center Freq
2.437000000 GHz
Center 2.437 GHz
#Res BW 100 kHz
#VBW 300 kHz
Span 60 MHz
Sweep 5.867 ms
CF Step
6.000000 MHz
Auto
Man
Occupied Bandwidth
35.741 MHz
Total Power
24.23 dBm
Transmit Freq Error
-21596 Hz
OBW Power
99.00 %
x dB Bandwidth
35.06 MHz
x dB
-6.00 dB
MSG
STATUS

Channel 9

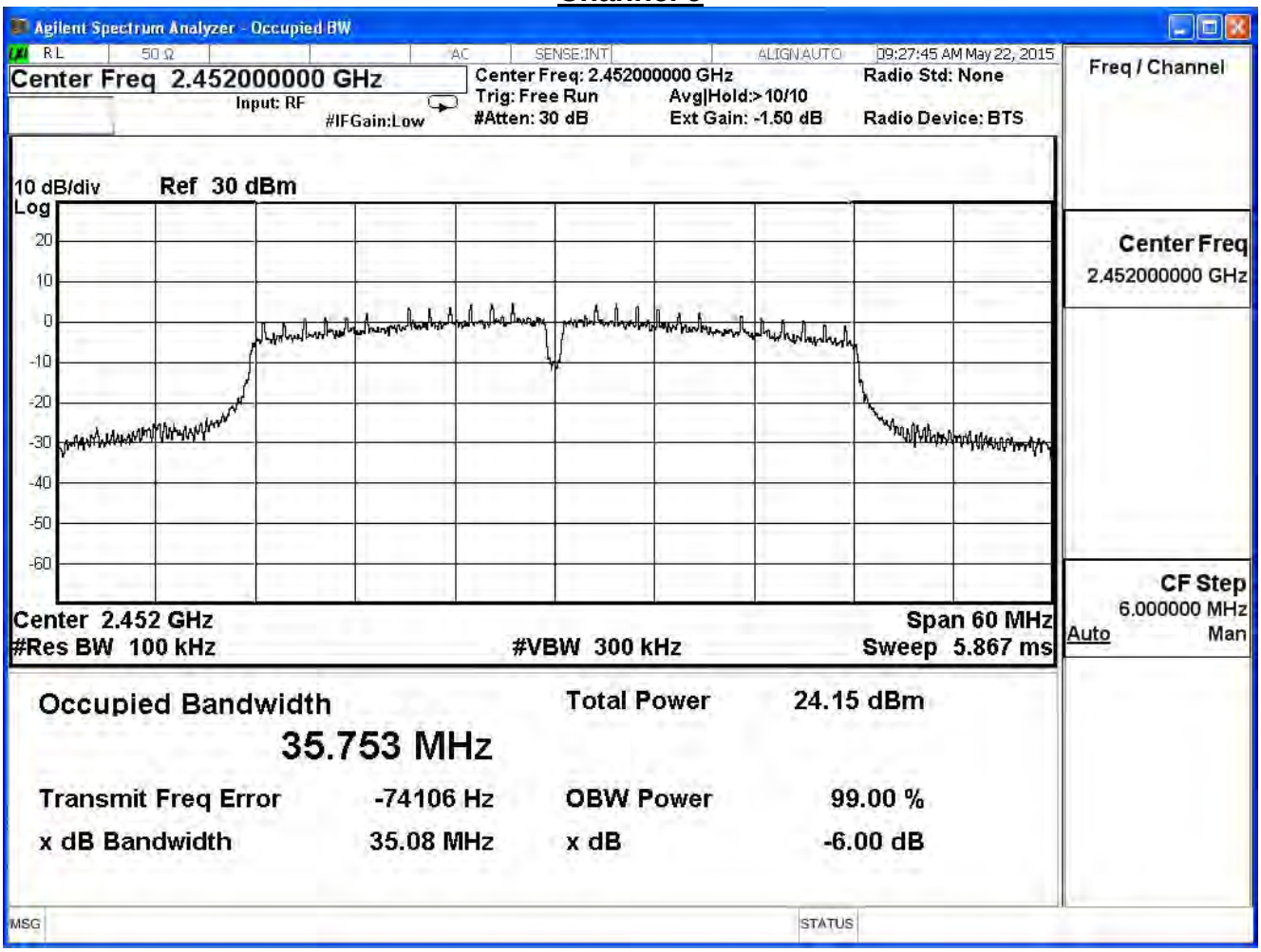
Agilent Spectrum Analyzer - Occupied BW
RL
50 Ω
AC
SENSE:INT
ALIGN AUTO
09:27:45 AM May 22, 2015
Center Freq 2.452000000 GHz
Input: RF
#IFGain:Low
Center Freq: 2.452000000 GHz
Trig: Free Run
#Atten: 30 dB
Avg|Hold:>10/10
Ext Gain: -1.50 dB
Radio Std: None
Radio Device: BTS
Freq / Channel
10 dB/div
Ref 30 dBm
Log
20
10
0
-10
-20
-30
-40
-50
-60
Center Freq
2.452000000 GHz
Center 2.452 GHz
#Res BW 100 kHz
#VBW 300 kHz
Span 60 MHz
Sweep 5.867 ms
CF Step
6.000000 MHz
Auto
Man
Occupied Bandwidth
35.753 MHz
Total Power
24.15 dBm
Transmit Freq Error
-74106 Hz
OBW Power
99.00 %
x dB Bandwidth
35.08 MHz
x dB
-6.00 dB
MSG
STATUS

Product	Dual-band Wireless-AC1200 Range Extender		
Test Item	DTS Bandwidth		
Test Mode	Mode 1: Transmit		
Date of Test	2015/05/22	Test Site	SR7

IEEE 802.11n (40MHz)(ANT 1)				
Channel No.	Frequency (MHz)	Measure Level (MHz)	Limit (MHz)	Result
3	2422	35.110	≧0.5	Pass
6	2437	35.080	≧0.5	Pass
9	2452	35.060	≧0.5	Pass

Channel 3

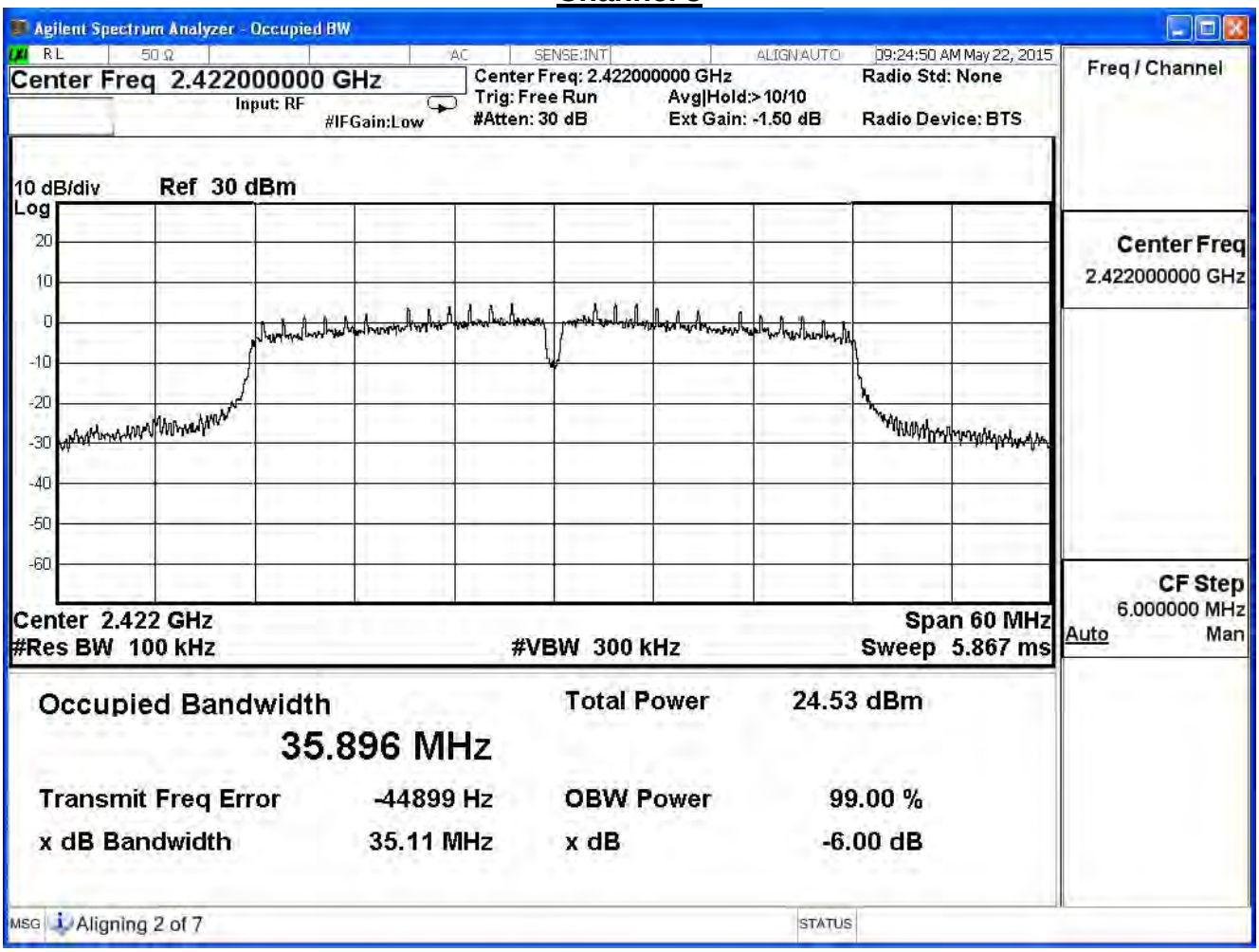

Channel 6

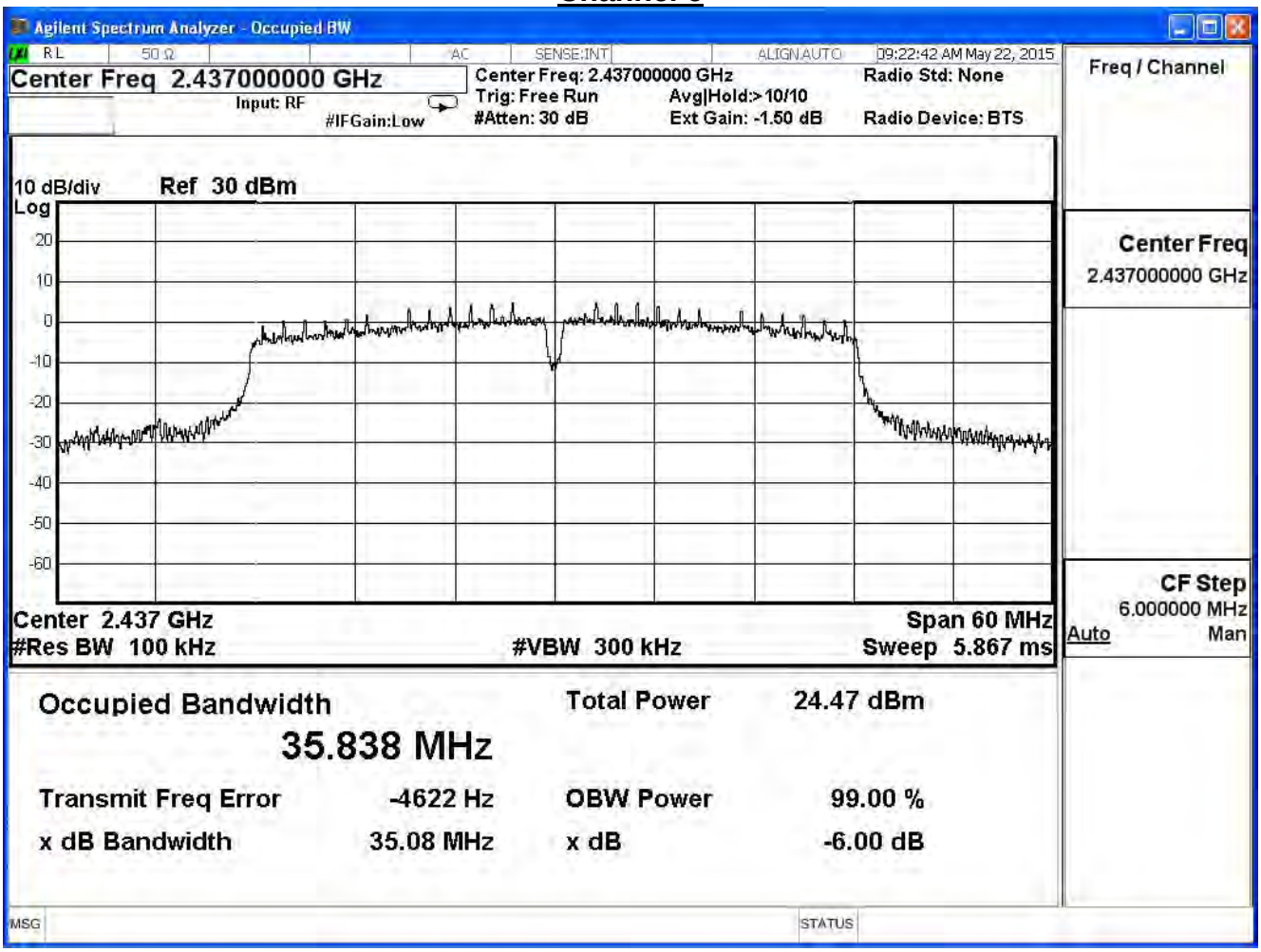
Agilent Spectrum Analyzer - Occupied BW
RL
50 Ω
AC
SENSE:INT
ALIGN AUTO
09:22:42 AM May 22, 2015
Center Freq 2.437000000 GHz
Input: RF
#IFGain:Low
Center Freq: 2.437000000 GHz
Trig: Free Run
#Atten: 30 dB
Avg|Hold:>10/10
Ext Gain: -1.50 dB
Radio Std: None
Radio Device: BTS
Freq / Channel
10 dB/div
Ref 30 dBm
Log
20
10
0
-10
-20
-30
-40
-50
-60
Center Freq
2.437000000 GHz
Center 2.437 GHz
#Res BW 100 kHz
#VBW 300 kHz
Span 60 MHz
Sweep 5.867 ms
CF Step
6.000000 MHz
Auto
Man
Occupied Bandwidth
35.838 MHz
Total Power
24.47 dBm
Transmit Freq Error
-4622 Hz
OBW Power
99.00 %
x dB Bandwidth
35.08 MHz
x dB
-6.00 dB
MSG
STATUS

Channel 9

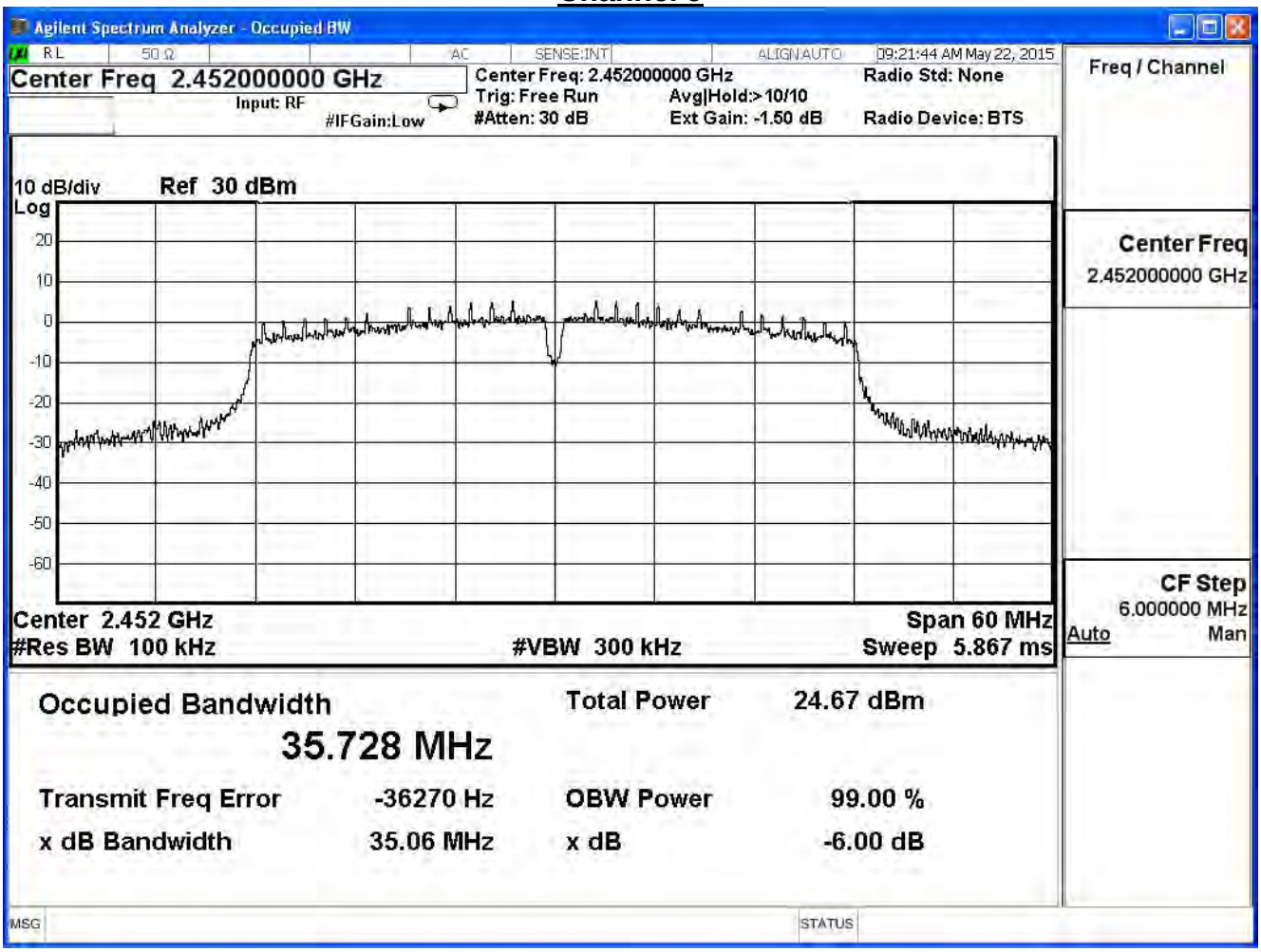
Agilent Spectrum Analyzer - Occupied BW
RL
50 Ω
AC
SENSE:INT
ALIGN AUTO
09:21:44 AM May 22, 2015
Center Freq 2.452000000 GHz
Input: RF
#IFGain:Low
Center Freq: 2.452000000 GHz
Trig: Free Run
#Atten: 30 dB
Avg|Hold:>10/10
Ext Gain: -1.50 dB
Radio Std: None
Radio Device: BTS
Freq / Channel
10 dB/div
Ref 30 dBm
Log
20
10
0
-10
-20
-30
-40
-50
-60
Center Freq
2.452000000 GHz
Center 2.452 GHz
#Res BW 100 kHz
#VBW 300 kHz
Span 60 MHz
Sweep 5.867 ms
CF Step
6.000000 MHz
Auto
Man
Occupied Bandwidth
35.728 MHz
Total Power
24.67 dBm
Transmit Freq Error
-36270 Hz
OBW Power
99.00 %
x dB Bandwidth
35.06 MHz
x dB
-6.00 dB
MSG
STATUS

Product	Dual-band Wireless-AC1200 Range Extender		
Test Item	DTS Bandwidth		
Test Mode	Mode 1: Transmit		
Date of Test	2015/05/13	Test Site	SR7

802.11 a (ANT 0)				
Channel No.	Frequency (MHz)	Measure Level (MHz)	Limit (MHz)	Result
149	5745	15.48	≧0.5	Pass
157	5785	15.74	≧0.5	Pass
165	5825	16.28	≧0.5	Pass

Channel 149

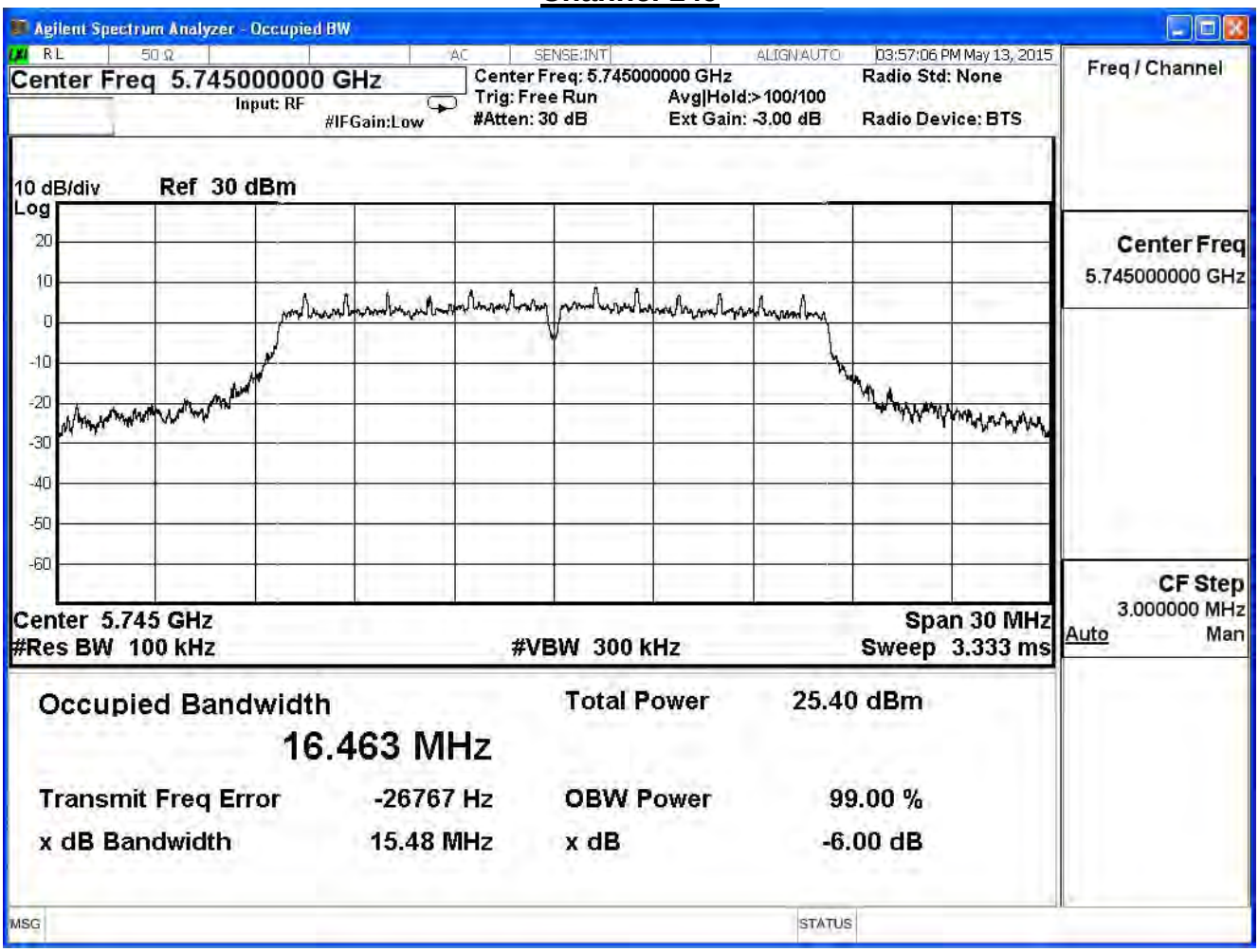

Channel 157

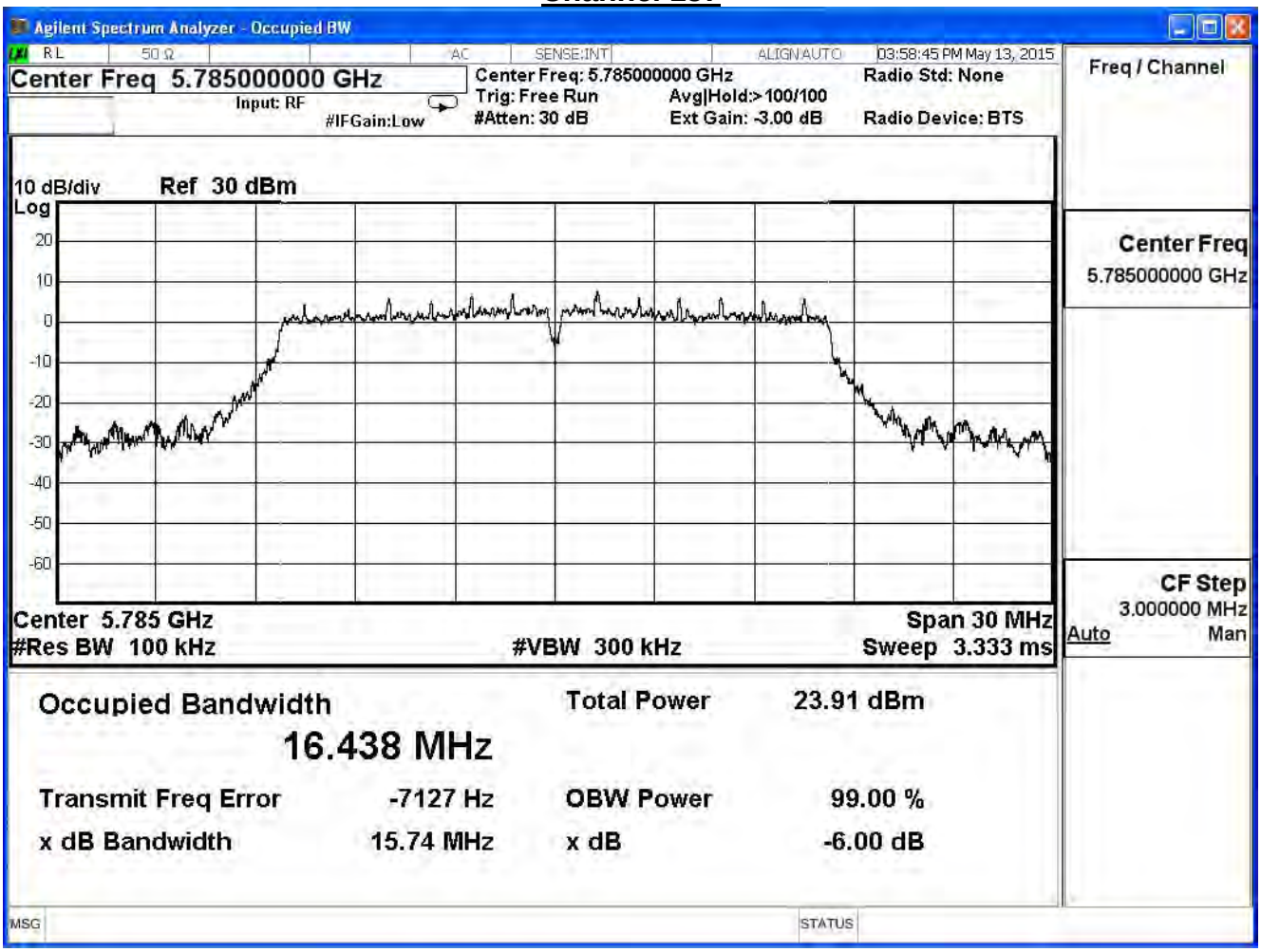
Agilent Spectrum Analyzer - Occupied BW
RL
50 Ω
AC
SENSE:INT
ALIGN AUTO
03:58:45 PM May 13, 2015
Center Freq 5.785000000 GHz
Input: RF
#IFGain:Low
Center Freq: 5.785000000 GHz
Trig: Free Run
#Atten: 30 dB
Avg|Hold:>100/100
Ext Gain: -3.00 dB
Radio Std: None
Radio Device: BTS
Freq / Channel
10 dB/div
Ref 30 dBm
Log
20
10
0
-10
-20
-30
-40
-50
-60
Center Freq
5.785000000 GHz
Center 5.785 GHz
#Res BW 100 kHz
#VBW 300 kHz
Span 30 MHz
Sweep 3.333 ms
CF Step
3.000000 MHz
Auto
Man
Occupied Bandwidth
16.438 MHz
Total Power 23.91 dBm
Transmit Freq Error -7127 Hz
OBW Power 99.00 %
x dB Bandwidth 15.74 MHz
x dB -6.00 dB
MSG
STATUS

Channel 165

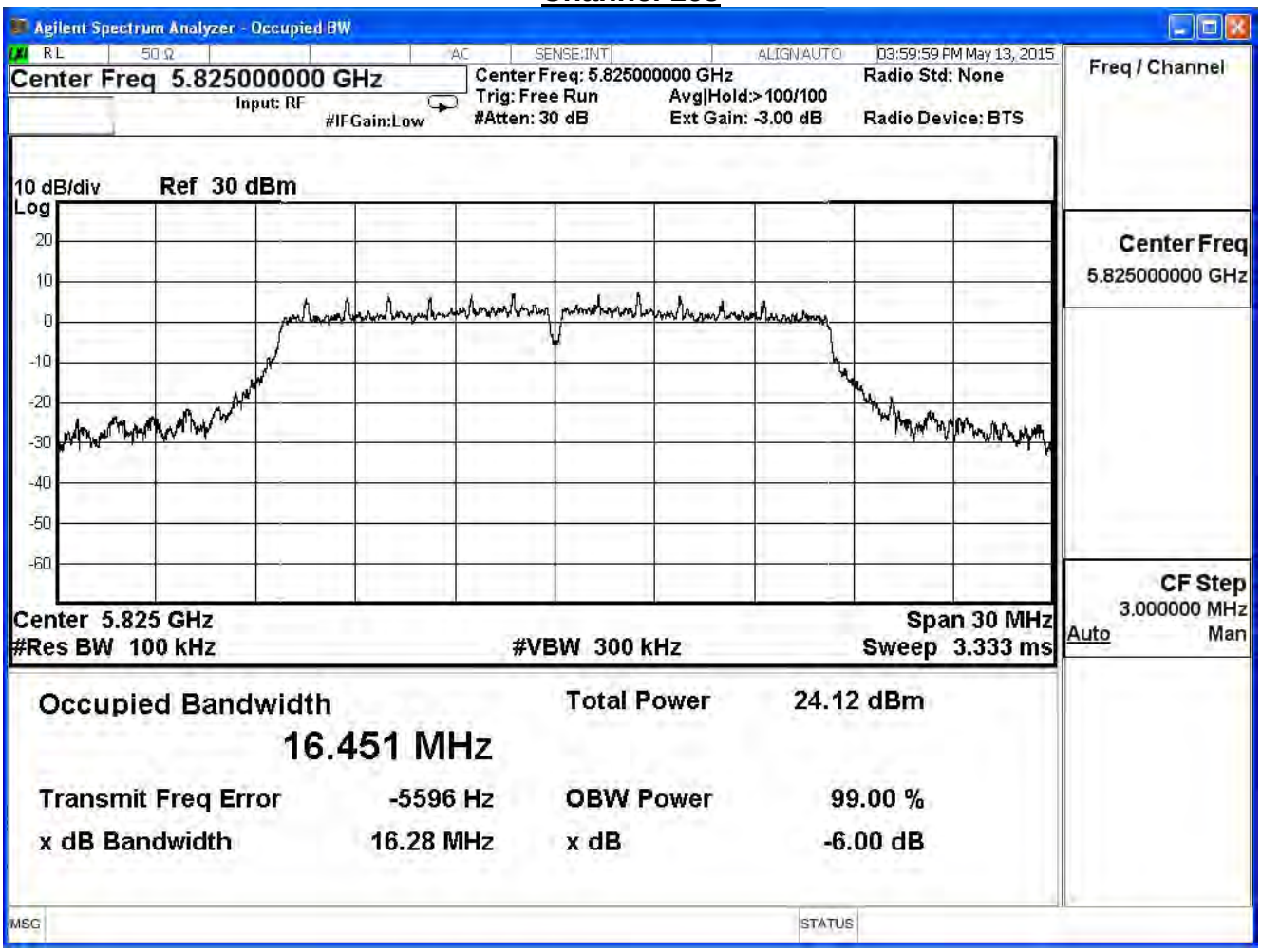
Agilent Spectrum Analyzer - Occupied BW
RL
50 Ω
AC
SENSE:INT
ALIGN AUTO
03:59:59 PM May 13, 2015
Center Freq 5.825000000 GHz
Input: RF
#IFGain:Low
Center Freq: 5.825000000 GHz
Trig: Free Run
#Atten: 30 dB
Avg|Hold:>100/100
Ext Gain: -3.00 dB
Radio Std: None
Radio Device: BTS
Freq / Channel
10 dB/div
Ref 30 dBm
Log
20
10
0
-10
-20
-30
-40
-50
-60
Center Freq
5.825000000 GHz
Center 5.825 GHz
#Res BW 100 kHz
#VBW 300 kHz
Span 30 MHz
Sweep 3.333 ms
CF Step
3.000000 MHz
Auto
Man
Occupied Bandwidth
16.451 MHz
Total Power
24.12 dBm
Transmit Freq Error
-5596 Hz
OBW Power
99.00 %
x dB Bandwidth
16.28 MHz
x dB
-6.00 dB
MSG
STATUS

Product	Dual-band Wireless-AC1200 Range Extender		
Test Item	DTS Bandwidth		
Test Mode	Mode 1: Transmit		
Date of Test	2015/05/13	Test Site	SR7

802.11 a (ANT 1)				
Channel No.	Frequency (MHz)	Measure Level (MHz)	Limit (MHz)	Result
149	5745	15.48	≧0.5	Pass
157	5785	16.27	≧0.5	Pass
165	5825	15.86	≧0.5	Pass

Channel 149

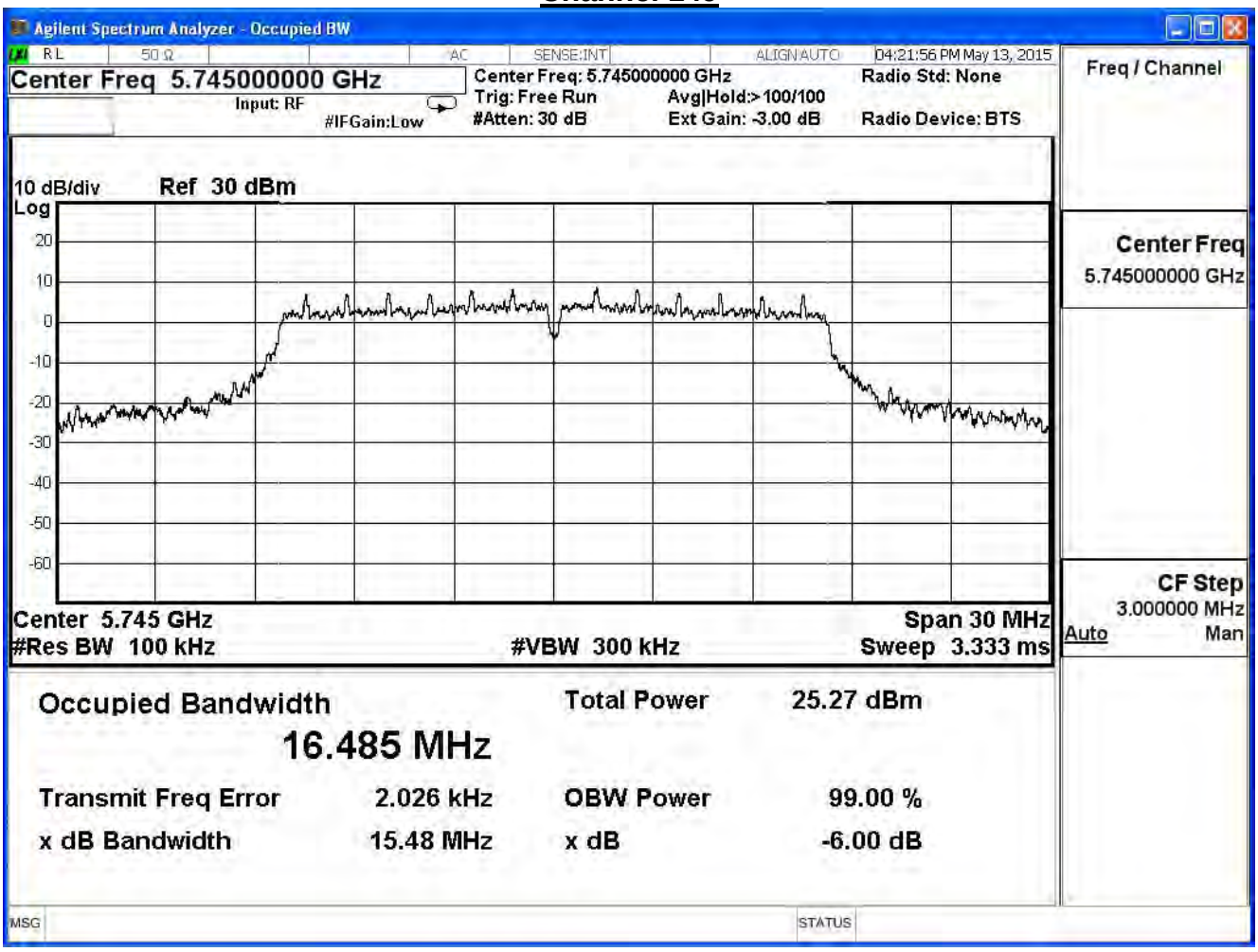

Channel 157

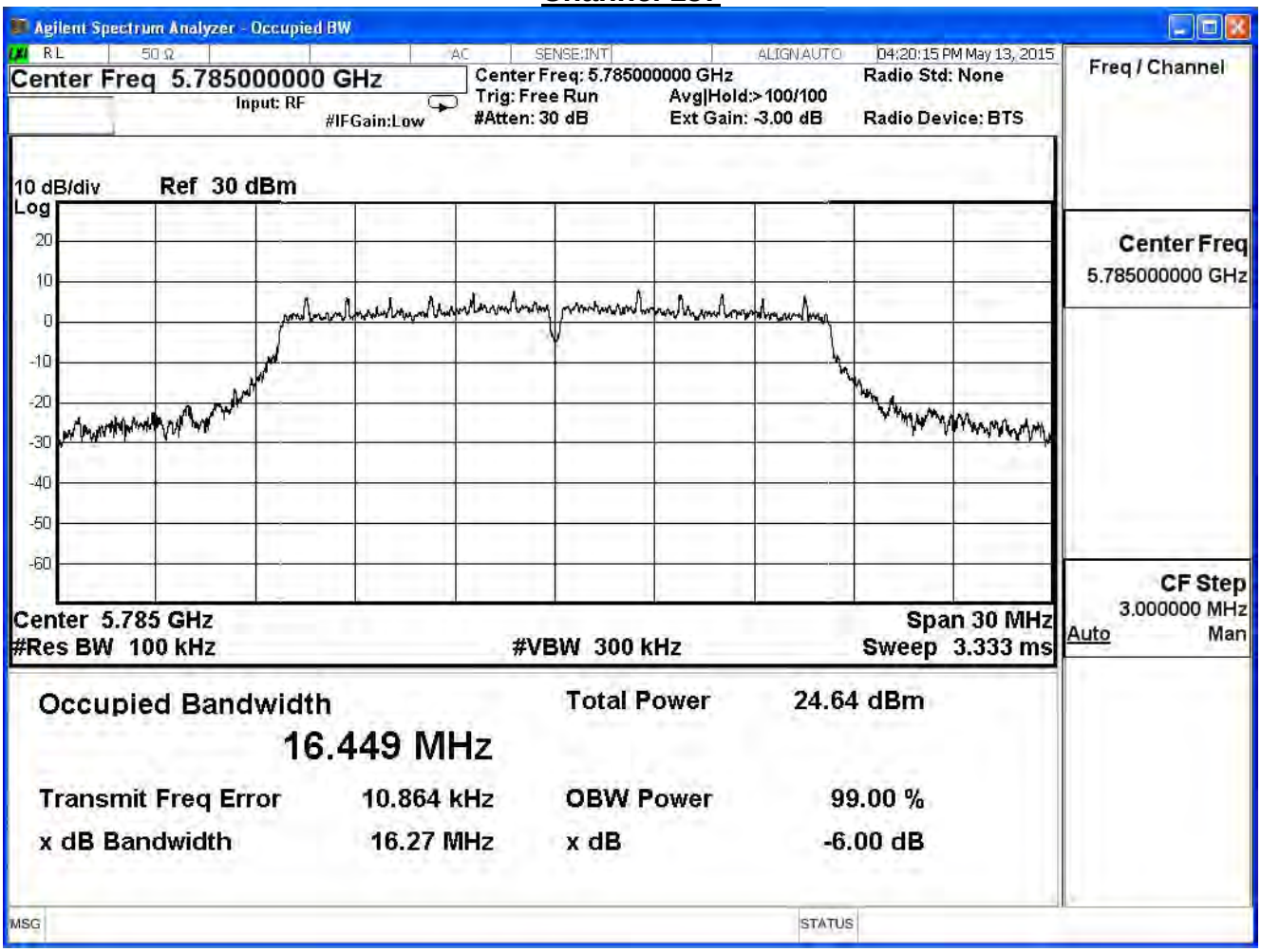
Agilent Spectrum Analyzer - Occupied BW
RL
50 Ω
AC
SENSE:INT
ALIGN AUTO
04:20:15 PM May 13, 2015
Center Freq 5.785000000 GHz
Input: RF
#IFGain:Low
Center Freq: 5.785000000 GHz
Trig: Free Run
#Atten: 30 dB
Avg|Hold:>100/100
Ext Gain: -3.00 dB
Radio Std: None
Radio Device: BTS
Freq / Channel
10 dB/div
Log
Ref 30 dBm
20
10
0
-10
-20
-30
-40
-50
-60
Center Freq
5.785000000 GHz
Center 5.785 GHz
#Res BW 100 kHz
#VBW 300 kHz
Span 30 MHz
Sweep 3.333 ms
CF Step
3.000000 MHz
Auto
Man
Occupied Bandwidth
16.449 MHz
Total Power
24.64 dBm
Transmit Freq Error
10.864 kHz
OBW Power
99.00 %
x dB Bandwidth
16.27 MHz
x dB
-6.00 dB
MSG
STATUS

Channel 165

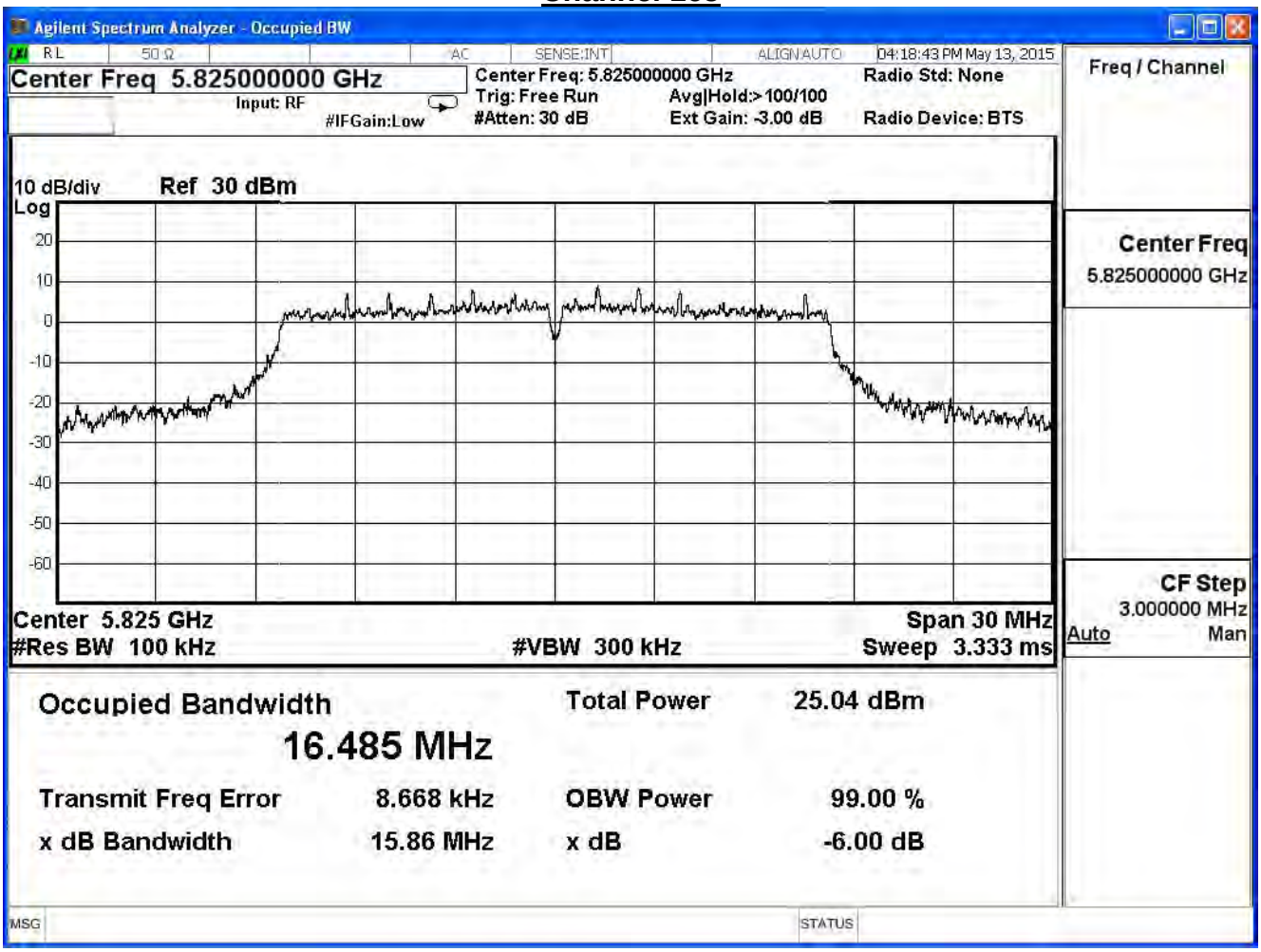
Agilent Spectrum Analyzer - Occupied BW
RL
50 Ω
AC
SENSE:INT
ALIGN AUTO
04:18:43 PM May 13, 2015
Center Freq 5.825000000 GHz
Input: RF
#IFGain:Low
Center Freq: 5.825000000 GHz
Trig: Free Run
#Atten: 30 dB
Avg|Hold:>100/100
Ext Gain: -3.00 dB
Radio Std: None
Radio Device: BTS
Freq / Channel
10 dB/div
Log
Ref 30 dBm
20
10
0
-10
-20
-30
-40
-50
-60
Center Freq
5.825000000 GHz
Center 5.825 GHz
#Res BW 100 kHz
#VBW 300 kHz
Span 30 MHz
Sweep 3.333 ms
CF Step
3.000000 MHz
Auto
Man
Occupied Bandwidth
16.485 MHz
Total Power
25.04 dBm
Transmit Freq Error
8.668 kHz
OBW Power
99.00 %
x dB Bandwidth
15.86 MHz
x dB
-6.00 dB
MSG
STATUS

Product	Dual-band Wireless-AC1200 Range Extender		
Test Item	DTS Bandwidth		
Test Mode	Mode 1: Transmit		
Date of Test	2015/05/13	Test Site	SR7

IEEE 802.11n (20MHz)(ANT 0)				
Channel No.	Frequency (MHz)	Measure Level (MHz)	Limit (MHz)	Result
149	5745	15.47	≧0.5	Pass
157	5785	15.47	≧0.5	Pass
165	5825	16.05	≧0.5	Pass

Channel 149

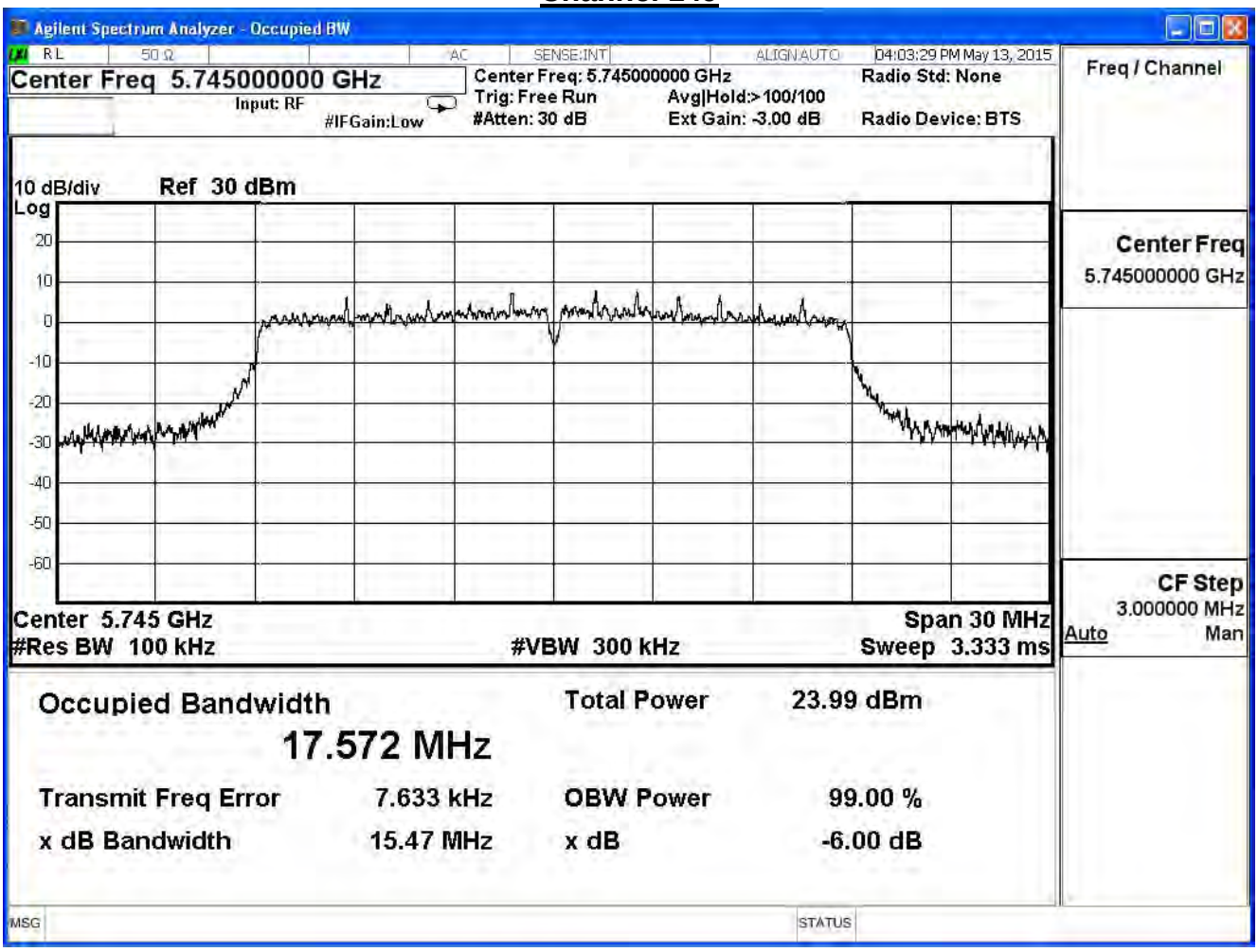

Channel 157

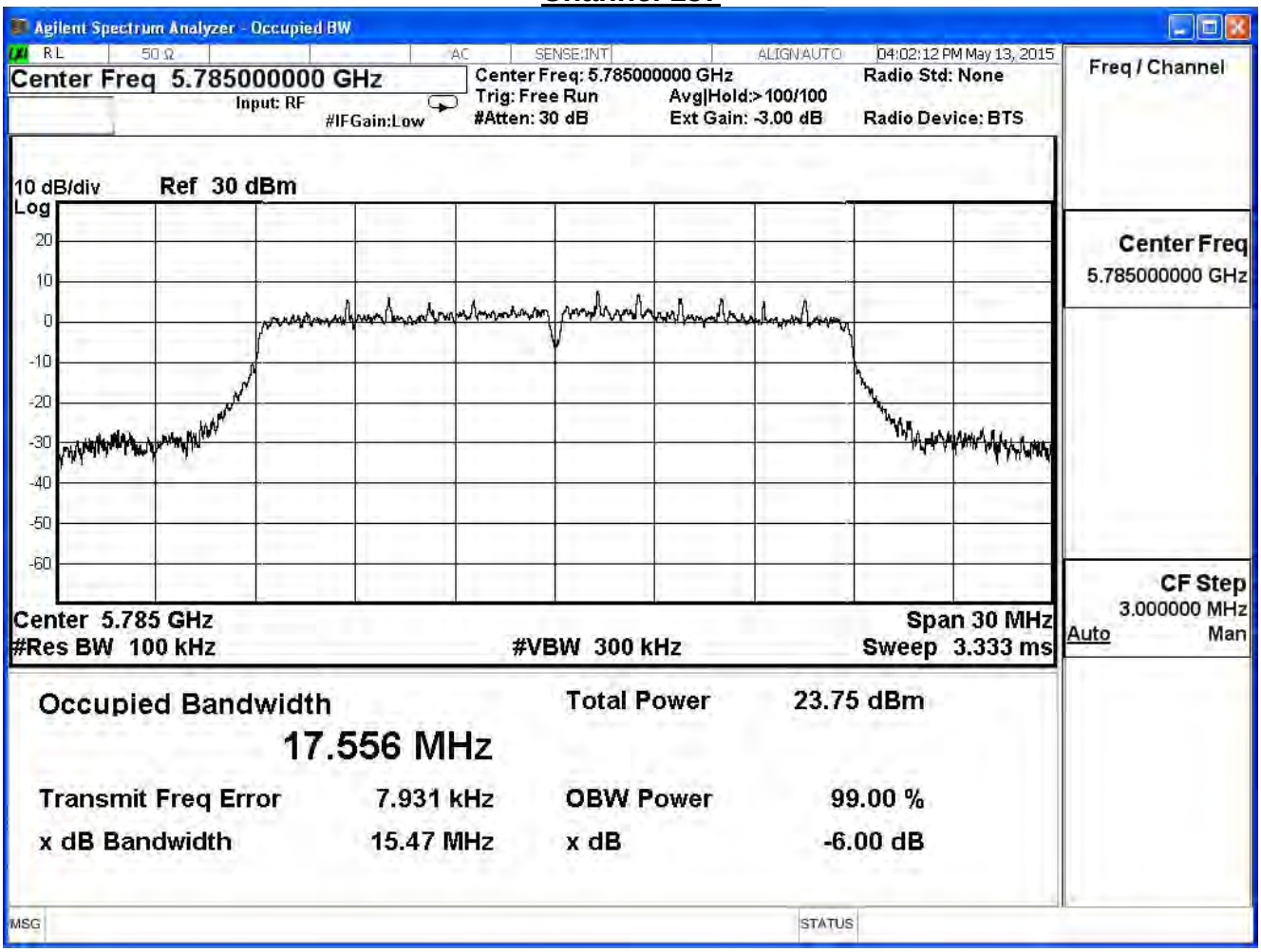
Agilent Spectrum Analyzer - Occupied BW
RL
50 Ω
AC
SENSE:INT
ALIGN AUTO
04:02:12 PM May 13, 2015
Center Freq 5.785000000 GHz
Input: RF
#IFGain:Low
Center Freq: 5.785000000 GHz
Trig: Free Run
#Atten: 30 dB
Avg|Hold:>100/100
Ext Gain: -3.00 dB
Radio Std: None
Radio Device: BTS
Freq / Channel
10 dB/div
Ref 30 dBm
Log
20
10
0
-10
-20
-30
-40
-50
-60
Center Freq
5.785000000 GHz
Center 5.785 GHz
#Res BW 100 kHz
#VBW 300 kHz
Span 30 MHz
Sweep 3.333 ms
CF Step
3.000000 MHz
Auto
Man
Occupied Bandwidth
17.556 MHz
Total Power
23.75 dBm
Transmit Freq Error
7.931 kHz
OBW Power
99.00 %
x dB Bandwidth
15.47 MHz
x dB
-6.00 dB
MSG
STATUS

Channel 165

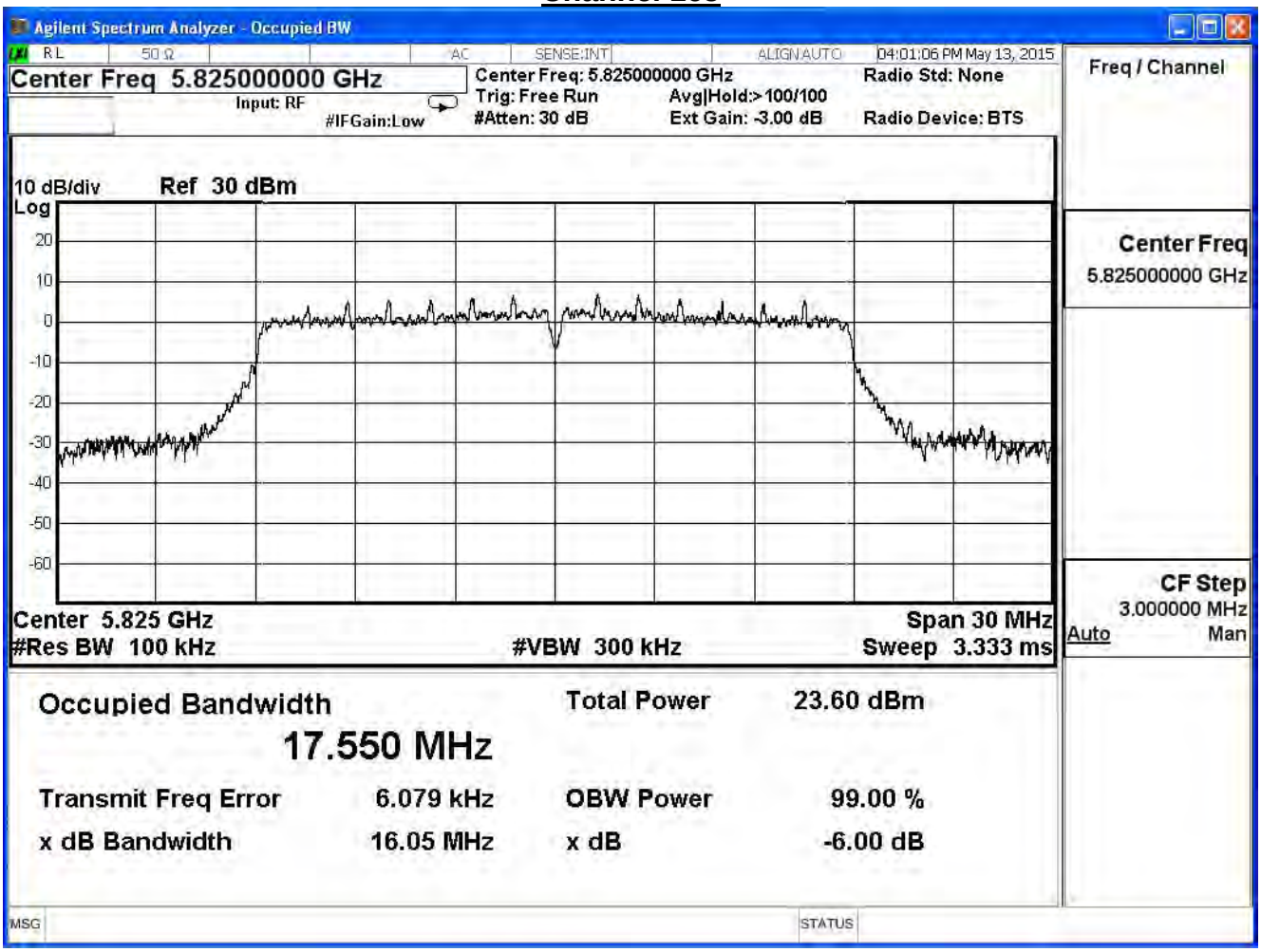
Agilent Spectrum Analyzer - Occupied BW
RL
50 Ω
AC
SENSE:INT
ALIGN AUTO
04:01:06 PM May 13, 2015
Center Freq 5.825000000 GHz
Input: RF
#IFGain:Low
Center Freq: 5.825000000 GHz
Trig: Free Run
#Atten: 30 dB
Avg|Hold:>100/100
Ext Gain: -3.00 dB
Radio Std: None
Radio Device: BTS
Freq / Channel
10 dB/div
Ref 30 dBm
Log
20
10
0
-10
-20
-30
-40
-50
-60
Center Freq
5.825000000 GHz
Center 5.825 GHz
#Res BW 100 kHz
#VBW 300 kHz
Span 30 MHz
Sweep 3.333 ms
CF Step
3.000000 MHz
Auto
Man
Occupied Bandwidth
17.550 MHz
Total Power
23.60 dBm
Transmit Freq Error
6.079 kHz
OBW Power
99.00 %
x dB Bandwidth
16.05 MHz
x dB
-6.00 dB
MSG
STATUS

Product	Dual-band Wireless-AC1200 Range Extender		
Test Item	DTS Bandwidth		
Test Mode	Mode 1: Transmit		
Date of Test	2015/05/13	Test Site	SR7

IEEE 802.11n (20MHz)(ANT 1)				
Channel No.	Frequency (MHz)	Measure Level (MHz)	Limit (MHz)	Result
149	5745	15.47	≧0.5	Pass
157	5785	16.39	≧0.5	Pass
165	5825	16.90	≧0.5	Pass

Channel 149

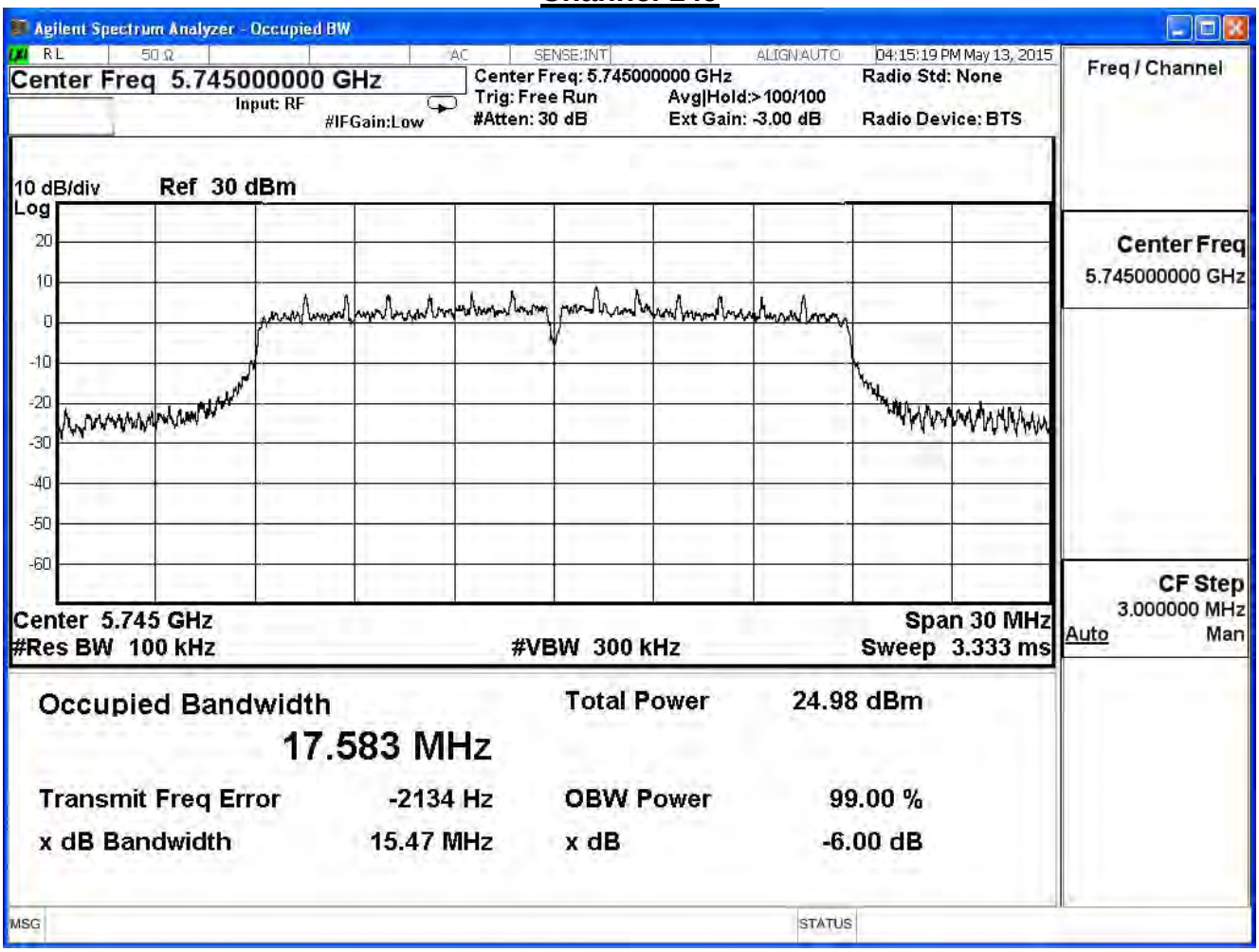

Channel 157

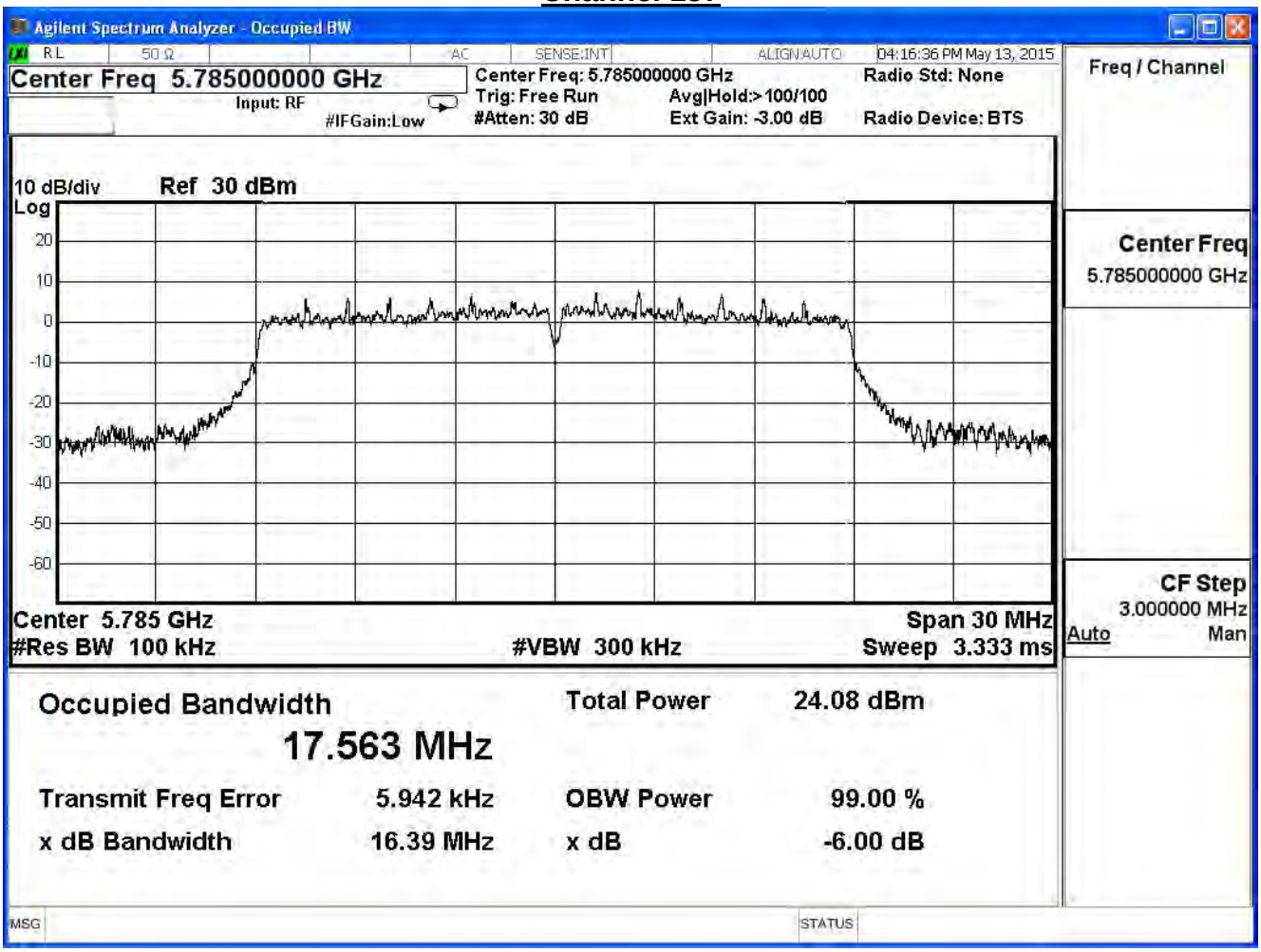
Agilent Spectrum Analyzer - Occupied BW
RL
50 Ω
AC
SENSE:INT
ALIGN AUTO
04:16:36 PM May 13, 2015
Center Freq 5.785000000 GHz
Input: RF
#IFGain:Low
Center Freq: 5.785000000 GHz
Trig: Free Run
#Atten: 30 dB
Avg|Hold:>100/100
Ext Gain: -3.00 dB
Radio Std: None
Radio Device: BTS
Freq / Channel
10 dB/div
Ref 30 dBm
Log
20
10
0
-10
-20
-30
-40
-50
-60
Center Freq
5.785000000 GHz
Center 5.785 GHz
#Res BW 100 kHz
#VBW 300 kHz
Span 30 MHz
Sweep 3.333 ms
CF Step
3.000000 MHz
Auto
Man
Occupied Bandwidth
17.563 MHz
Total Power
24.08 dBm
Transmit Freq Error
5.942 kHz
OBW Power
99.00 %
x dB Bandwidth
16.39 MHz
x dB
-6.00 dB
MSG
STATUS

Channel 165

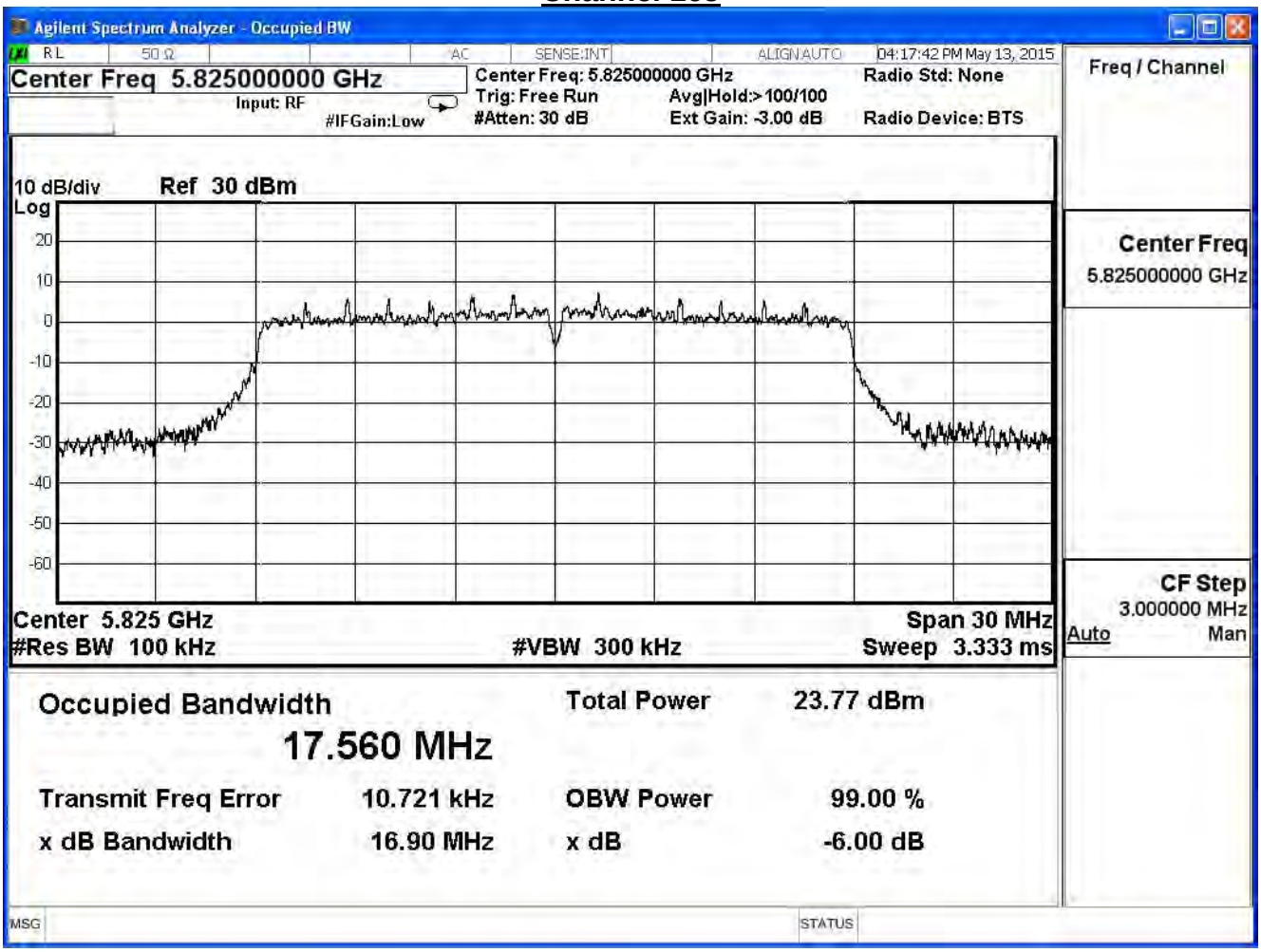
Agilent Spectrum Analyzer - Occupied BW
RL
50 Ω
AC
SENSE:INT
ALIGN AUTO
04:17:42 PM May 13, 2015
Center Freq 5.825000000 GHz
Input: RF
#IFGain:Low
Center Freq: 5.825000000 GHz
Trig: Free Run
#Atten: 30 dB
Avg|Hold:>100/100
Ext Gain: -3.00 dB
Radio Std: None
Radio Device: BTS
Freq / Channel
10 dB/div
Ref 30 dBm
Log
20
10
0
-10
-20
-30
-40
-50
-60
Center Freq
5.825000000 GHz
Center 5.825 GHz
#Res BW 100 kHz
#VBW 300 kHz
Span 30 MHz
Sweep 3.333 ms
CF Step
3.000000 MHz
Auto
Man
Occupied Bandwidth
17.560 MHz
Total Power
23.77 dBm
Transmit Freq Error
10.721 kHz
OBW Power
99.00 %
x dB Bandwidth
16.90 MHz
x dB
-6.00 dB
MSG
STATUS

Product	Dual-band Wireless-AC1200 Range Extender		
Test Item	DTS Bandwidth		
Test Mode	Mode 1: Transmit		
Date of Test	2015/05/13	Test Site	SR7

IEEE 802.11n (40MHz)(ANT 0)				
Channel No.	Frequency (MHz)	Measure Level (MHz)	Limit (MHz)	Result
151	5755	35.15	≧0.5	Pass
159	5795	35.15	≧0.5	Pass

Channel 151

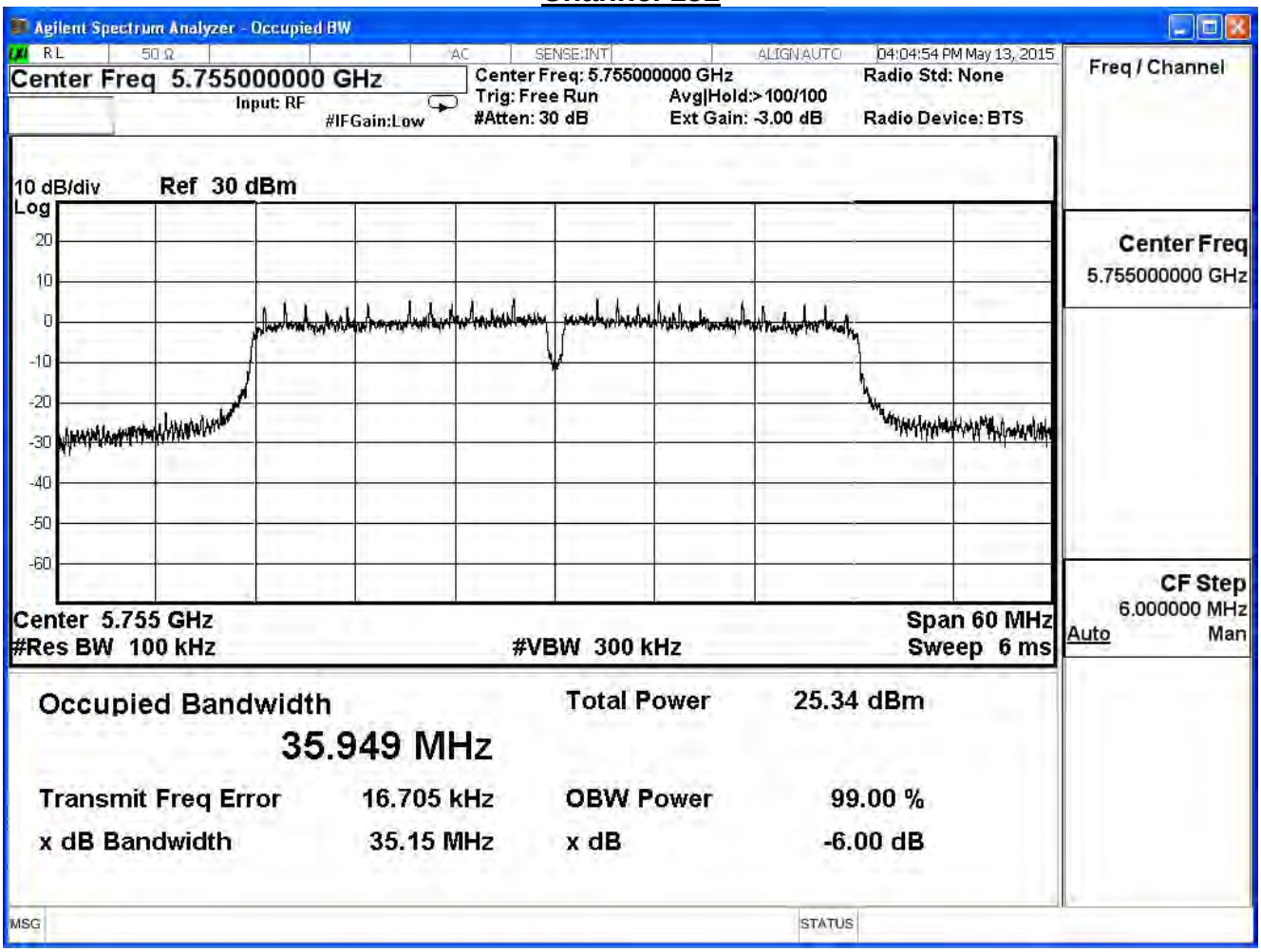

Channel 159

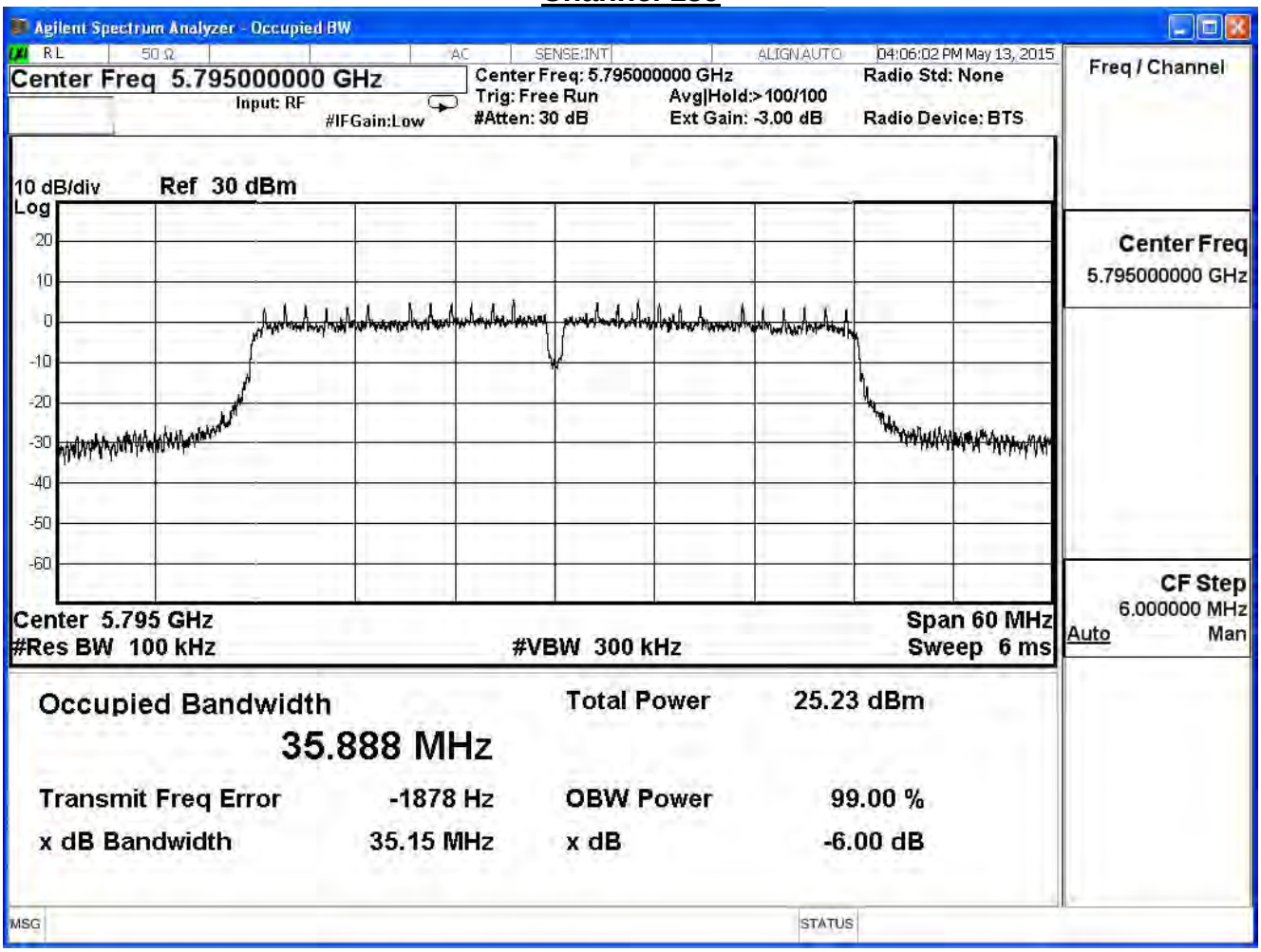
Agilent Spectrum Analyzer - Occupied BW
RL
50 Ω
AC
SENSE:INT
ALIGN AUTO
04:06:02 PM May 13, 2015
Center Freq 5.795000000 GHz
Input: RF
#IFGain:Low
Center Freq: 5.795000000 GHz
Trig: Free Run
#Atten: 30 dB
Avg|Hold:>100/100
Ext Gain: -3.00 dB
Radio Std: None
Radio Device: BTS
Freq / Channel
10 dB/div
Log
Ref 30 dBm
20
10
0
-10
-20
-30
-40
-50
-60
Center Freq
5.795000000 GHz
Center 5.795 GHz
#Res BW 100 kHz
#VBW 300 kHz
Span 60 MHz
Sweep 6 ms
CF Step
6.000000 MHz
Auto
Man
Occupied Bandwidth
35.888 MHz
Total Power
25.23 dBm
Transmit Freq Error
-1878 Hz
OBW Power
99.00 %
x dB Bandwidth
35.15 MHz
x dB
-6.00 dB
MSG
STATUS

Product	Dual-band Wireless-AC1200 Range Extender		
Test Item	DTS Bandwidth		
Test Mode	Mode 1: Transmit		
Date of Test	2015/05/13	Test Site	SR7

IEEE 802.11n (40MHz)(ANT 1)				
Channel No.	Frequency (MHz)	Measure Level (MHz)	Limit (MHz)	Result
151	5755	35.16	≧0.5	Pass
159	5795	35.15	≧0.5	Pass

Channel 151

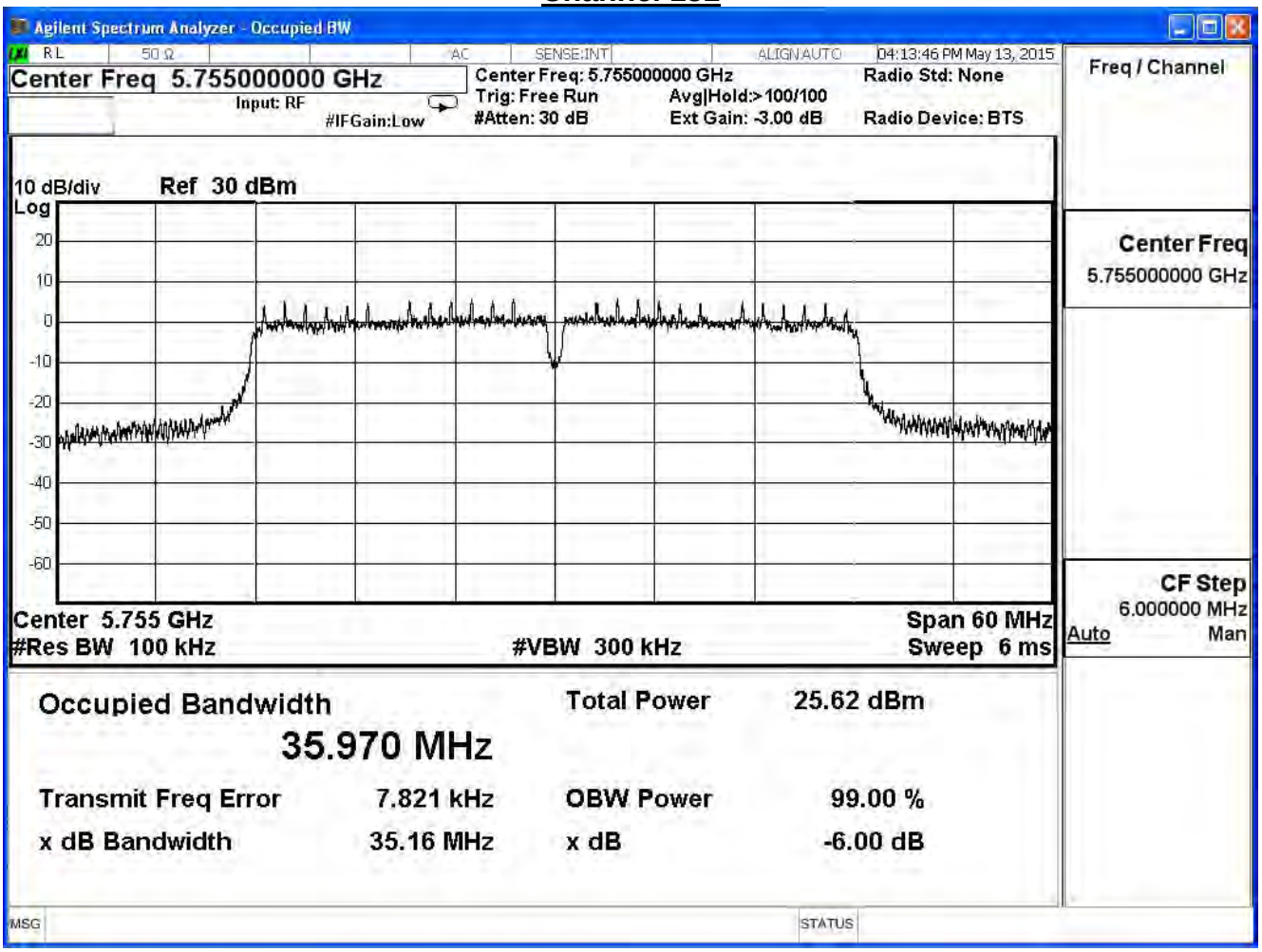

Channel 159

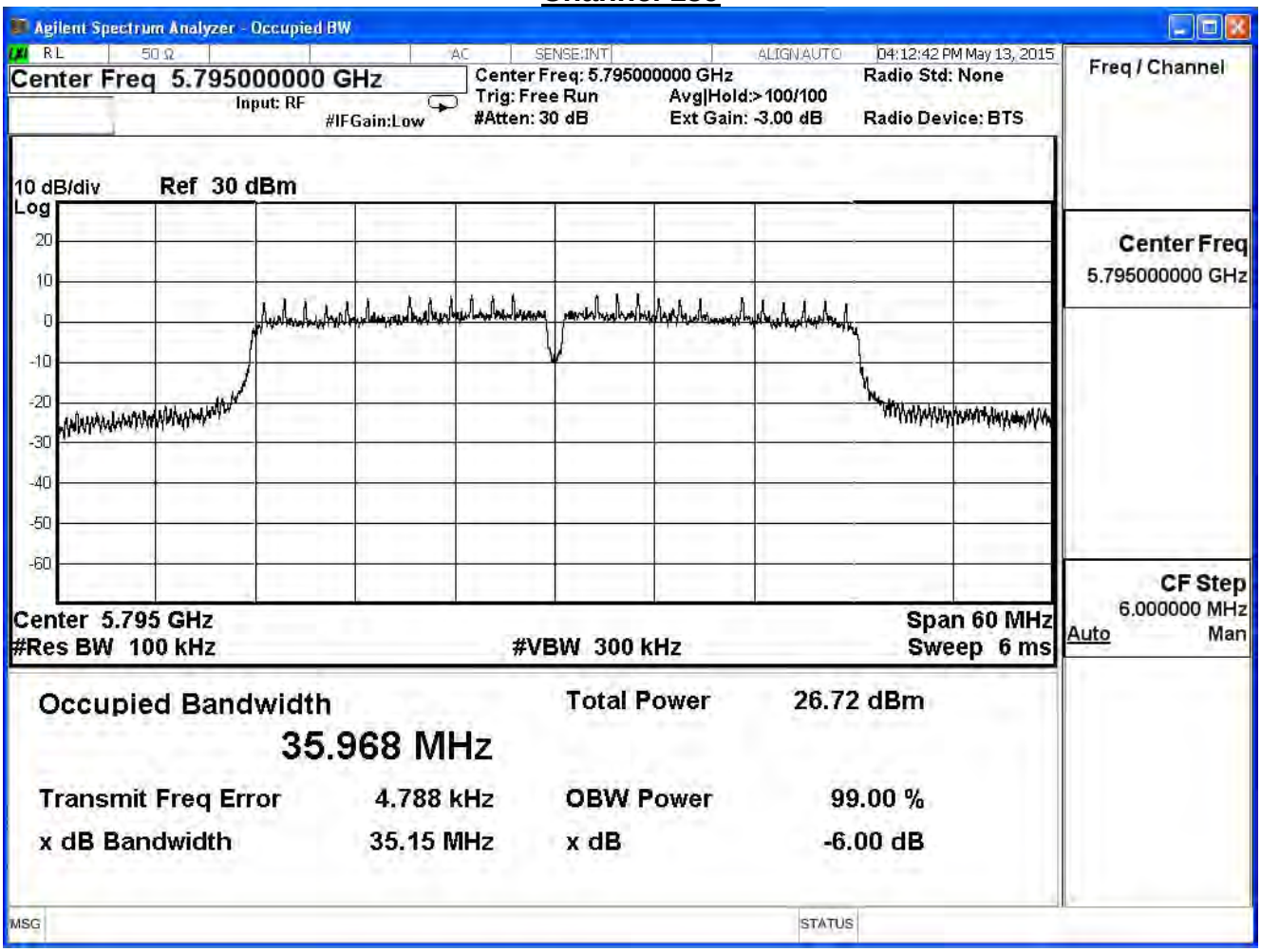
Agilent Spectrum Analyzer - Occupied BW
RL
50 Ω
AC
SENSE:INT
ALIGN AUTO
04:12:42 PM May 13, 2015
Center Freq 5.795000000 GHz
Input: RF
#IFGain:Low
Center Freq: 5.795000000 GHz
Trig: Free Run
#Atten: 30 dB
Avg|Hold:>100/100
Ext Gain: -3.00 dB
Radio Std: None
Radio Device: BTS
Freq / Channel
10 dB/div
Ref 30 dBm
Log
20
10
0
-10
-20
-30
-40
-50
-60
Center Freq
5.795000000 GHz
Center 5.795 GHz
#Res BW 100 kHz
#VBW 300 kHz
Span 60 MHz
Sweep 6 ms
CF Step
6.000000 MHz
Auto
Man
Occupied Bandwidth
35.968 MHz
Total Power
26.72 dBm
Transmit Freq Error
4.788 kHz
OBW Power
99.00 %
x dB Bandwidth
35.15 MHz
x dB
-6.00 dB
MSG
STATUS

Product	Dual-band Wireless-AC1200 Range Extender		
Test Item	DTS Bandwidth		
Test Mode	Mode 1: Transmit		
Date of Test	2015/05/13	Test Site	SR7

IEEE 802.11ac (80MHz)(ANT 0)				
Channel No.	Frequency (MHz)	Measure Level (MHz)	Limit (MHz)	Result
155	5775	75.10	--	Pass

Channel 155

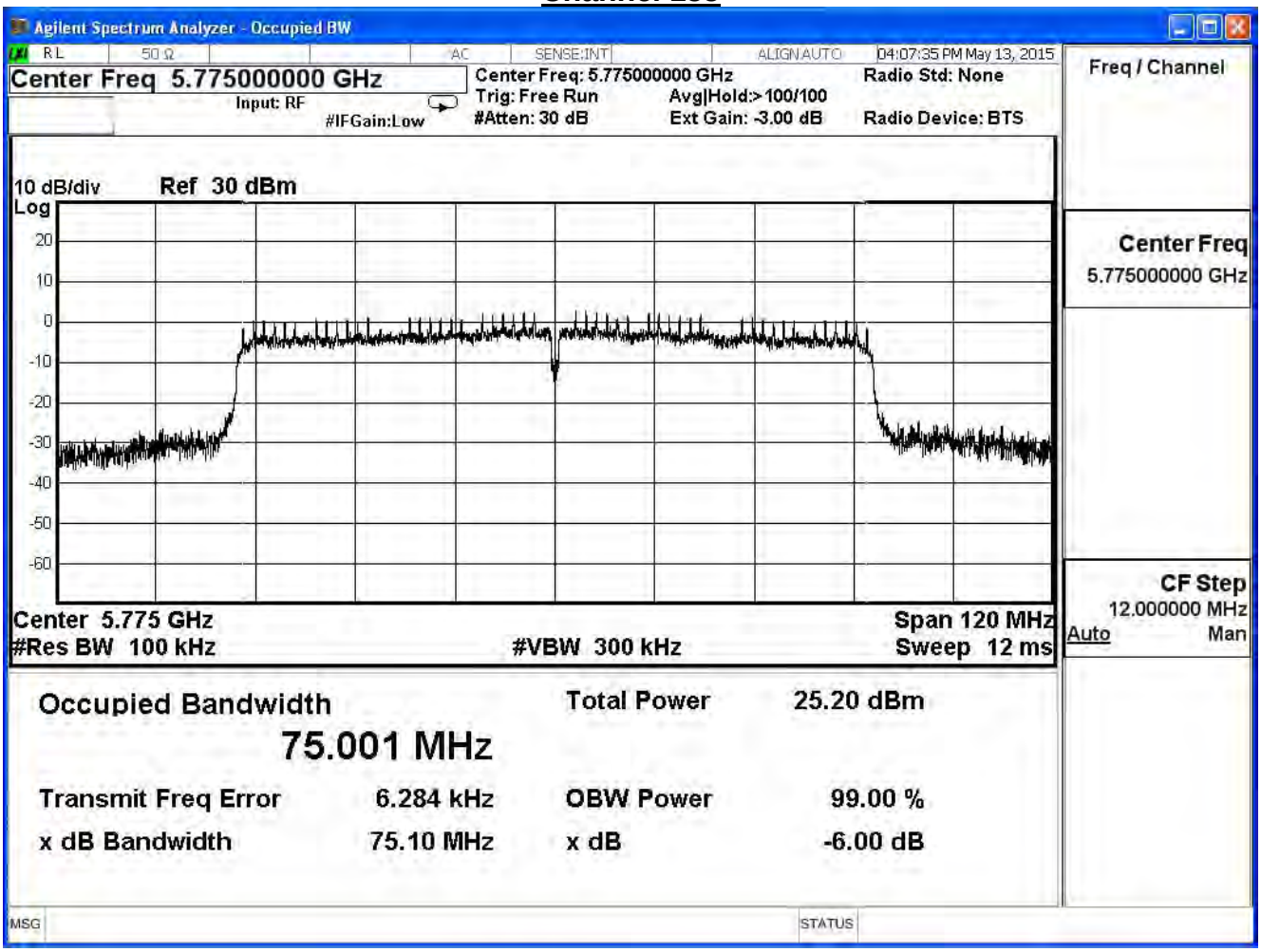

Product	Dual-band Wireless-AC1200 Range Extender		
Test Item	DTS Bandwidth		
Test Mode	Mode 1: Transmit		
Date of Test	2015/05/13	Test Site	SR7

IEEE 802.11ac (80MHz)(ANT 1)				
Channel No.	Frequency (MHz)	Measure Level (MHz)	Limit (MHz)	Result
155	5775	75.06	--	Pass

Channel 155

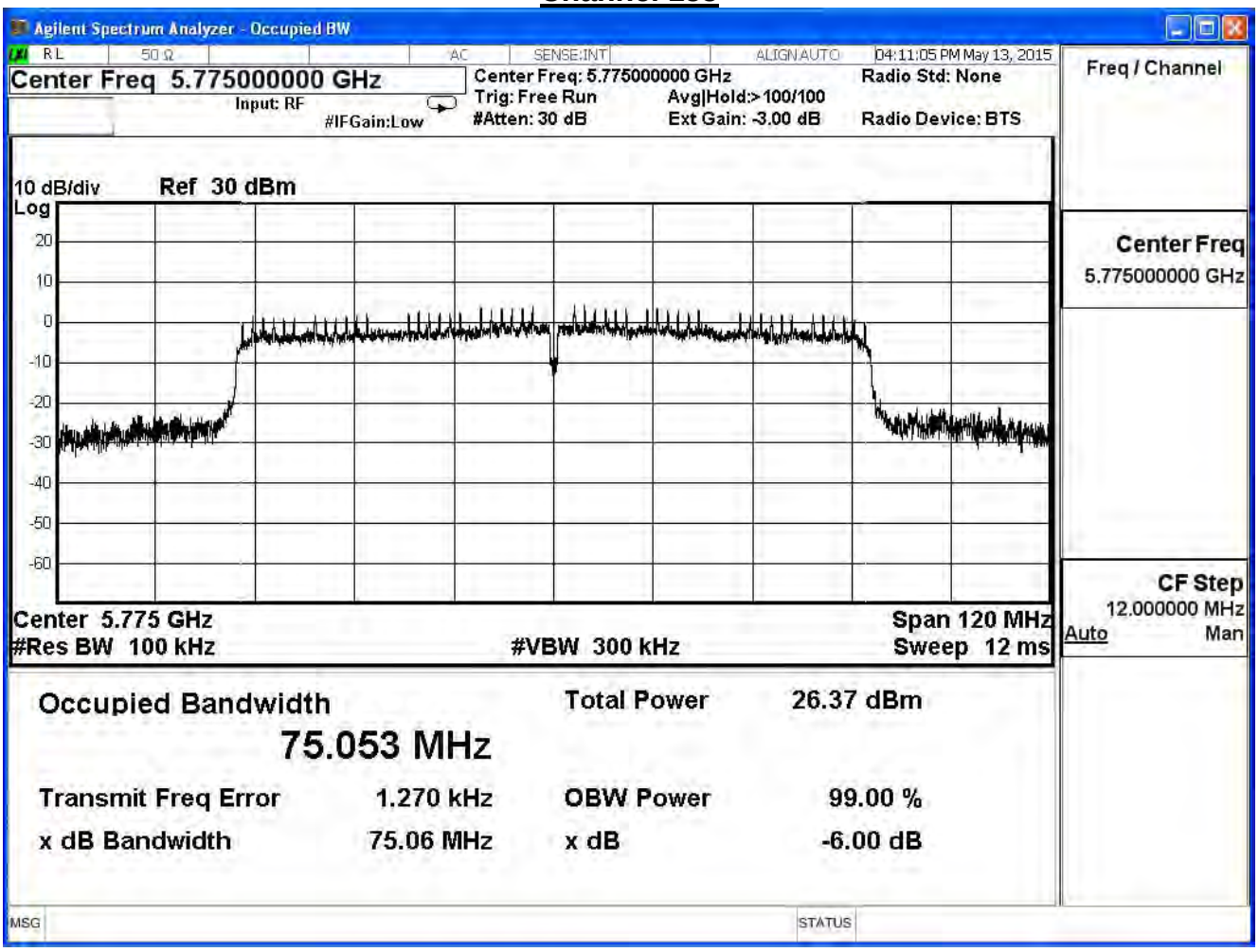

8. Occupied Bandwidth

8.1. Test Equipment

The following test equipments are used during the test:

Occupied Bandwidth / SR7

Instrument	Manufacturer	Model No.	Serial No	Next Cal. Date
Spectrum Analyzer	Agilent	N9010A-EXA	US47140172	2015/07/14

Note: 1. All equipments that need to calibrate are with calibration period of 1 year.

8.2. Test Setup

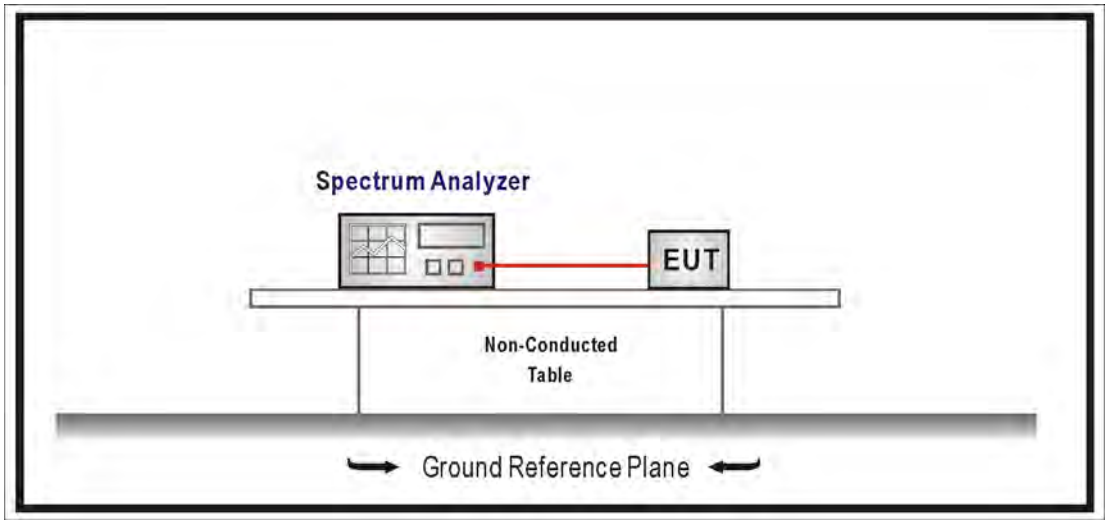

8.3. Test Procedures

The EUT was setup according to ANSI C63.10; tested according to DTS test procedure of KDB558074 v03r02 for compliance to FCC 47CFR 15.247 requirements.
Set RBW = 1-5% of the OBW, Set the VBW≧3xRBW, Sweep Time=Auto.

8.4. Limits

NA

8.5. Test Specification

According to FCC Part 15 Subpart C Paragraph 15.247: 2014

8.6. Uncertainty

The measurement uncertainty is defined as ±150Hz

8.7. Test Result

Product	Dual-band Wireless-AC1200 Range Extender		
Test Item	Occupied Bandwidth		
Test Mode	Mode 1: Transmit		
Date of Test	2015/05/12	Test Site	SR7

802.11 b (ANT 0)				
Channel No.	Frequency (MHz)	Measure Level(MHz)	Limit (MHz)	Result
1	2412	14.560	≧0.5	Pass
6	2437	14.472	≧0.5	Pass
11	2462	14.532	≧0.5	Pass

Channel 1

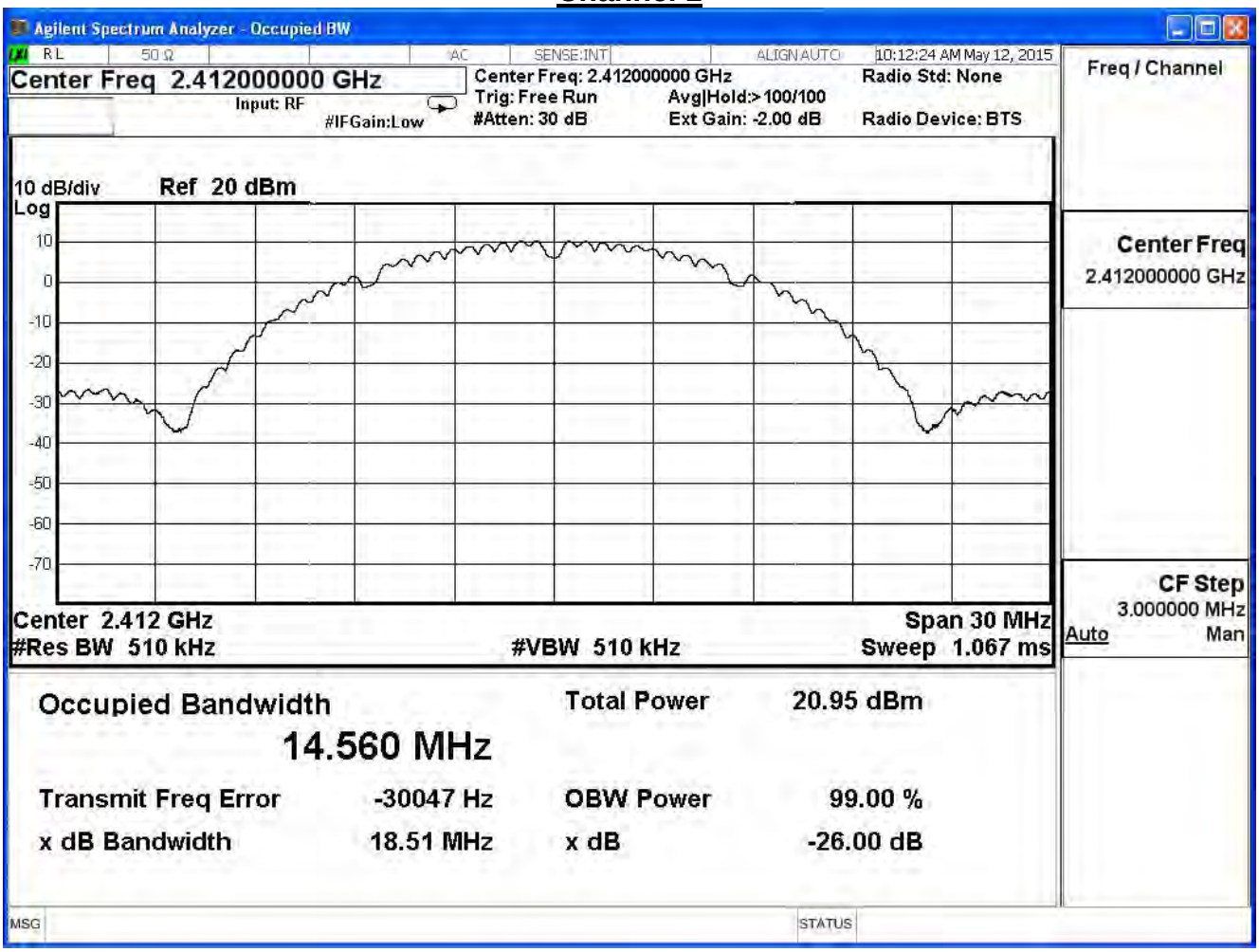

Channel 6

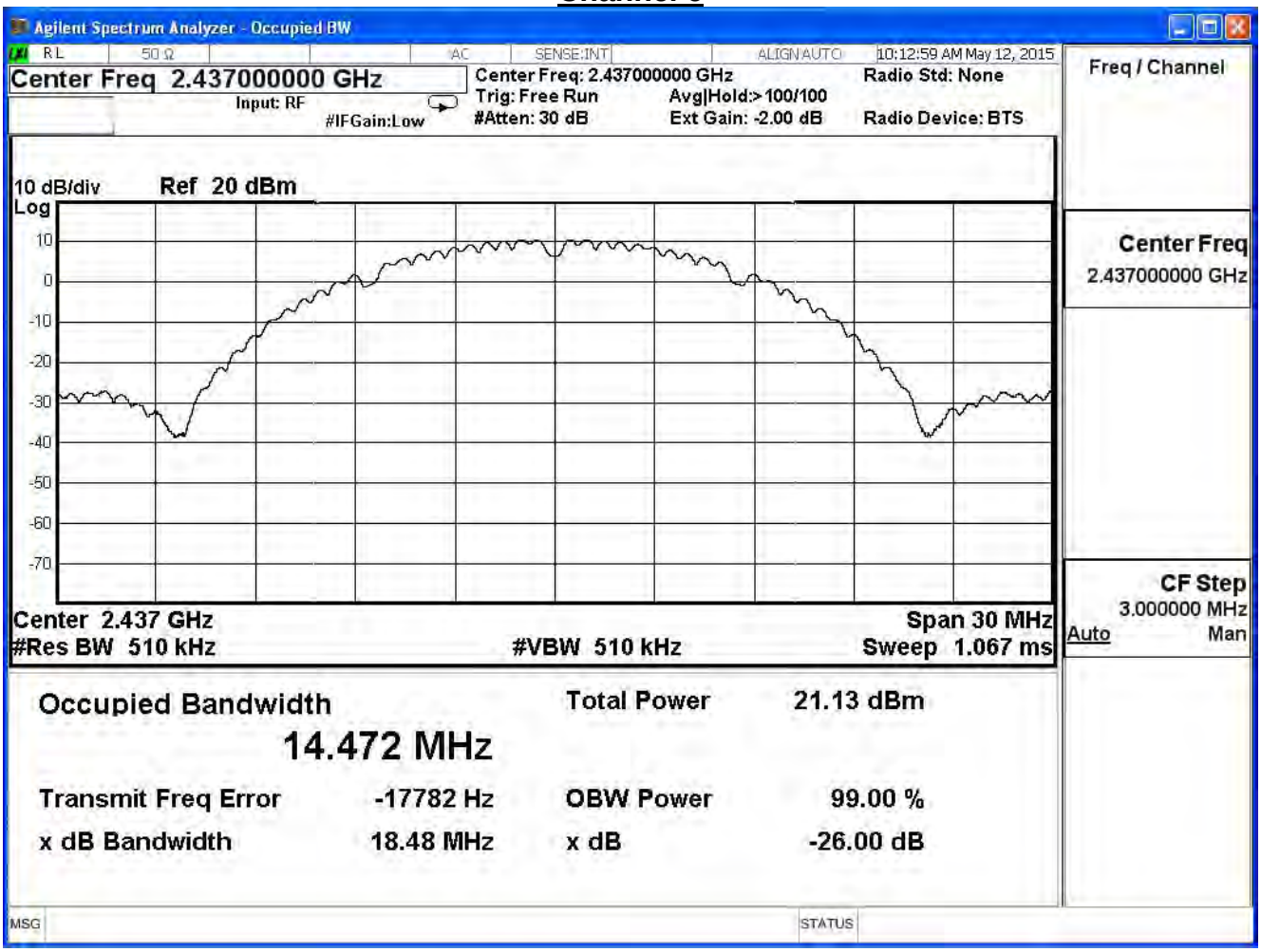
Agilent Spectrum Analyzer - Occupied BW
RL
50 Ω
AC
SENSE:INT
ALIGN AUTO
10:12:59 AM May 12, 2015
Center Freq 2.437000000 GHz
Input: RF
#IFGain:Low
Center Freq: 2.437000000 GHz
Trig: Free Run
#Atten: 30 dB
Avg|Hold:>100/100
Ext Gain: -2.00 dB
Radio Std: None
Radio Device: BTS
Freq / Channel
10 dB/div
Log
Ref 20 dBm
10
0
-10
-20
-30
-40
-50
-60
-70
Center Freq
2.437000000 GHz
Center 2.437 GHz
#Res BW 510 kHz
#VBW 510 kHz
Span 30 MHz
Sweep 1.067 ms
CF Step
3.000000 MHz
Auto
Man
Occupied Bandwidth
14.472 MHz
Total Power
21.13 dBm
Transmit Freq Error
-17782 Hz
OBW Power
99.00 %
x dB Bandwidth
18.48 MHz
x dB
-26.00 dB
MSG
STATUS

Channel 11

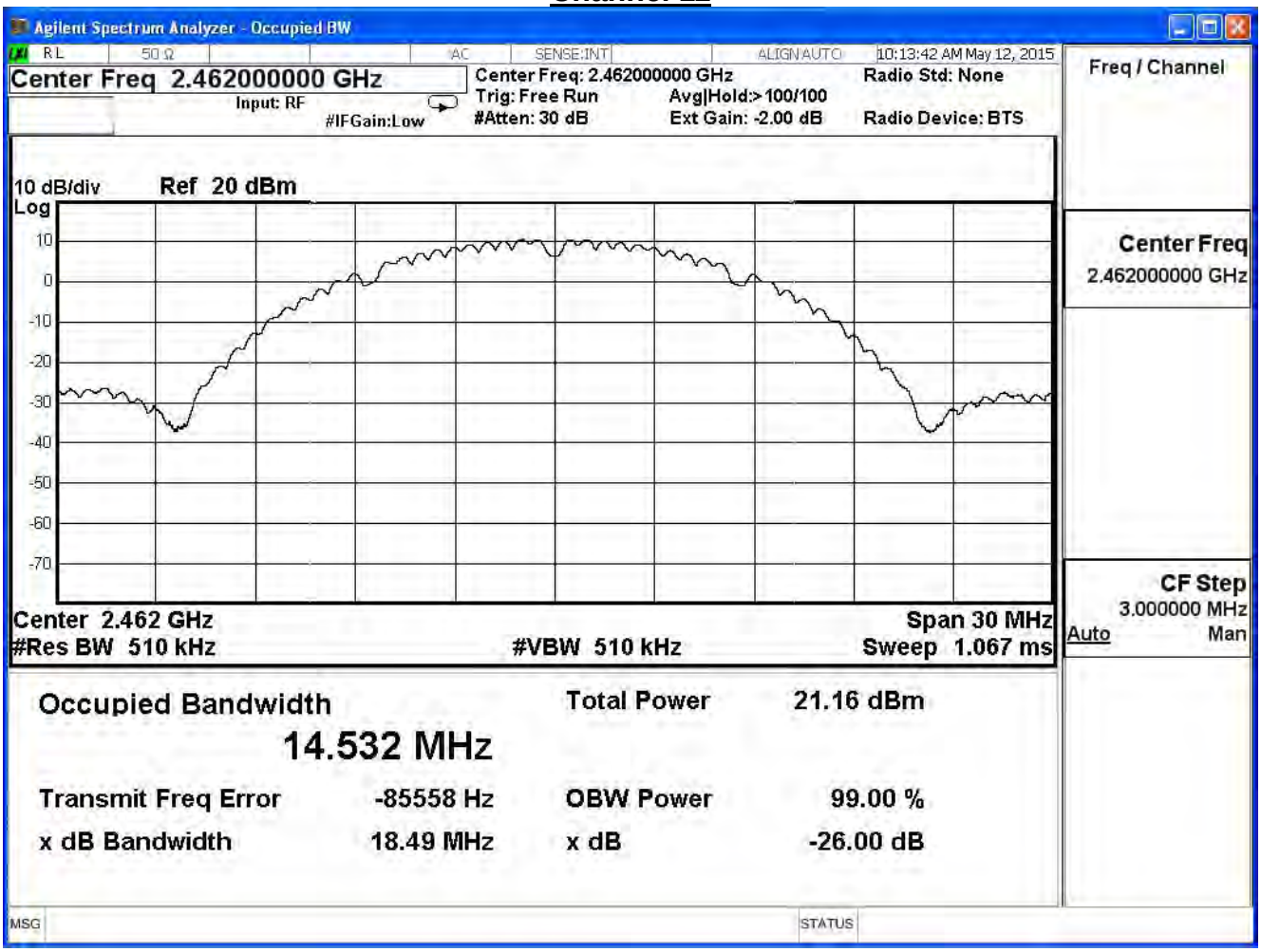
Agilent Spectrum Analyzer - Occupied BW
RL
50 Ω
AC
SENSE:INT
ALIGN AUTO
10:13:42 AM May 12, 2015
Center Freq 2.462000000 GHz
Input: RF
#IFGain:Low
Center Freq: 2.462000000 GHz
Trig: Free Run
#Atten: 30 dB
Avg|Hold:>100/100
Ext Gain: -2.00 dB
Radio Std: None
Radio Device: BTS
Freq / Channel
10 dB/div
Log
Ref 20 dBm
10
0
-10
-20
-30
-40
-50
-60
-70
Center Freq
2.462000000 GHz
Center 2.462 GHz
#Res BW 510 kHz
#VBW 510 kHz
Span 30 MHz
Sweep 1.067 ms
CF Step
3.000000 MHz
Auto
Man
Occupied Bandwidth
14.532 MHz
Total Power
21.16 dBm
Transmit Freq Error
-85558 Hz
OBW Power
99.00 %
x dB Bandwidth
18.49 MHz
x dB
-26.00 dB
MSG
STATUS

Product	Dual-band Wireless-AC1200 Range Extender		
Test Item	Occupied Bandwidth		
Test Mode	Mode 1: Transmit		
Date of Test	2015/05/12	Test Site	SR7

802.11 b (ANT 1)				
Channel No.	Frequency (MHz)	Measure Level(MHz)	Limit (MHz)	Result
1	2412	14.454	≧0.5	Pass
6	2437	14.415	≧0.5	Pass
11	2462	14.408	≧0.5	Pass

Channel 1

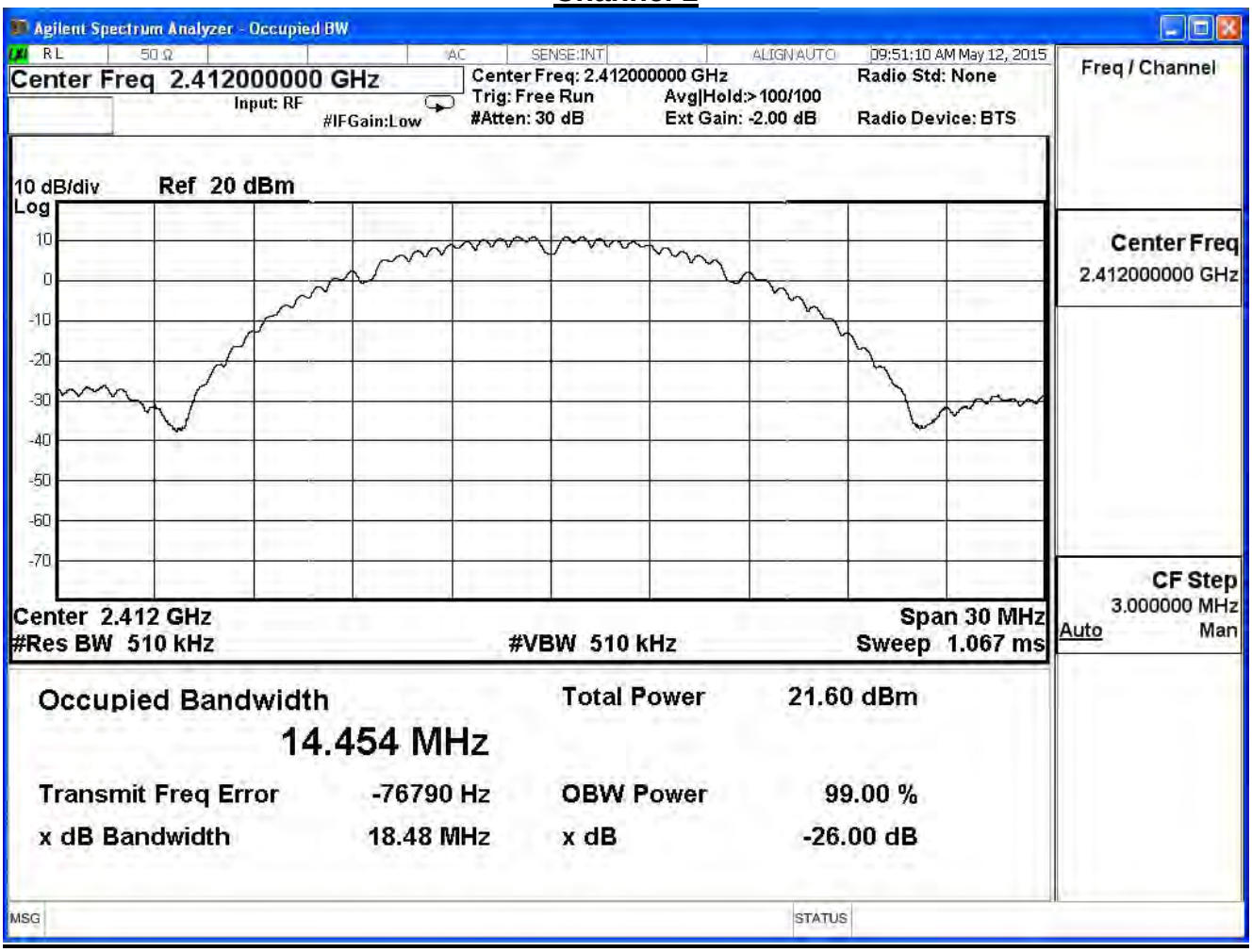

Channel 6

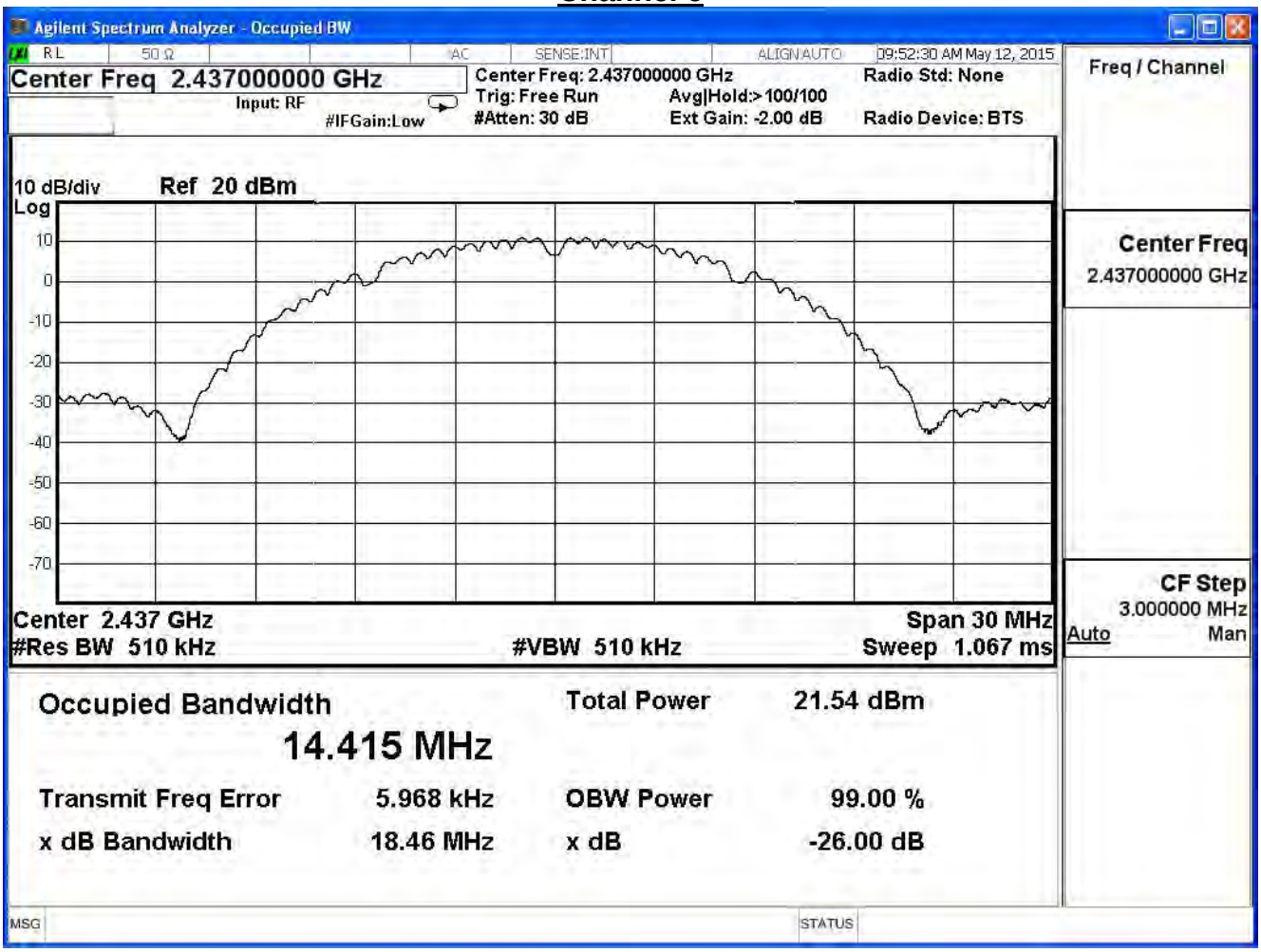
Agilent Spectrum Analyzer - Occupied BW
RL
50 Ω
AC
SENSE:INT
ALIGN AUTO
09:52:30 AM May 12, 2015
Center Freq 2.437000000 GHz
Input: RF
#IFGain:Low
Center Freq: 2.437000000 GHz
Trig: Free Run
#Atten: 30 dB
Avg|Hold:>100/100
Ext Gain: -2.00 dB
Radio Std: None
Radio Device: BTS
Freq / Channel
10 dB/div
Log
Ref 20 dBm
10
0
-10
-20
-30
-40
-50
-60
-70
Center Freq
2.437000000 GHz
Center 2.437 GHz
#Res BW 510 kHz
#VBW 510 kHz
Span 30 MHz
Sweep 1.067 ms
CF Step
3.000000 MHz
Auto
Man
Occupied Bandwidth
14.415 MHz
Total Power 21.54 dBm
Transmit Freq Error 5.968 kHz
OBW Power 99.00 %
x dB Bandwidth 18.46 MHz
x dB -26.00 dB
MSG
STATUS

Channel 11

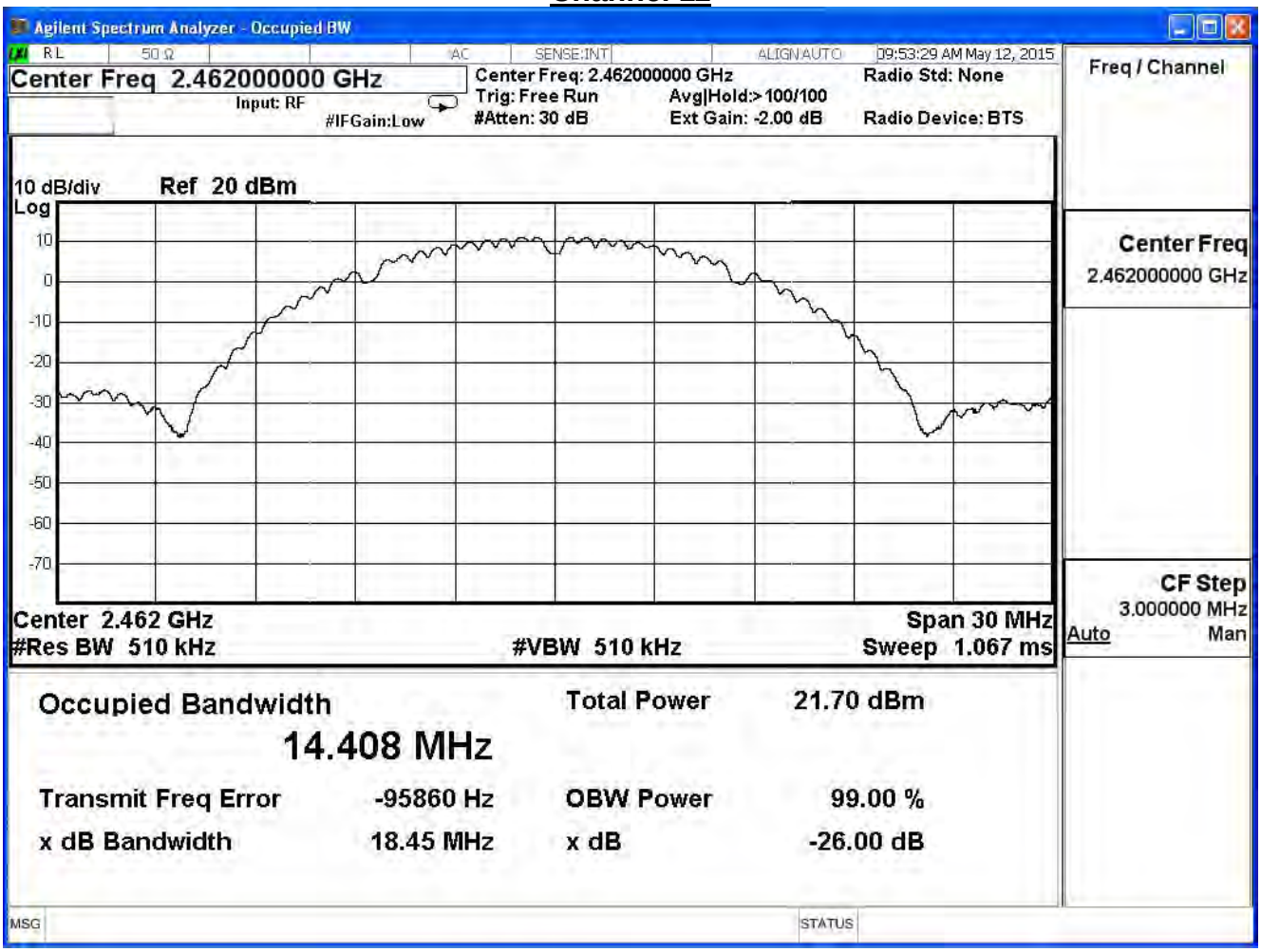
Agilent Spectrum Analyzer - Occupied BW
RL
50 Ω
AC
SENSE:INT
ALIGN AUTO
09:53:29 AM May 12, 2015
Center Freq 2.462000000 GHz
Input: RF
#IFGain:Low
Center Freq: 2.462000000 GHz
Trig: Free Run
#Atten: 30 dB
Avg|Hold:>100/100
Ext Gain: -2.00 dB
Radio Std: None
Radio Device: BTS
Freq / Channel
10 dB/div
Log
Ref 20 dBm
10
0
-10
-20
-30
-40
-50
-60
-70
Center Freq
2.462000000 GHz
Center 2.462 GHz
#Res BW 510 kHz
#VBW 510 kHz
Span 30 MHz
Sweep 1.067 ms
CF Step
3.000000 MHz
Auto
Man
Occupied Bandwidth
14.408 MHz
Total Power
21.70 dBm
Transmit Freq Error
-95860 Hz
OBW Power
99.00 %
x dB Bandwidth
18.45 MHz
x dB
-26.00 dB
MSG
STATUS

Product	Dual-band Wireless-AC1200 Range Extender		
Test Item	Occupied Bandwidth		
Test Mode	Mode 1: Transmit		
Date of Test	2015/05/12	Test Site	SR7

IEEE 802.11g (ANT 0)				
Channel No.	Frequency (MHz)	Measure Level(MHz)	Limit (MHz)	Result
1	2412	17.411	≧0.5	Pass
6	2437	17.381	≧0.5	Pass
11	2462	17.387	≧0.5	Pass

Channel 1

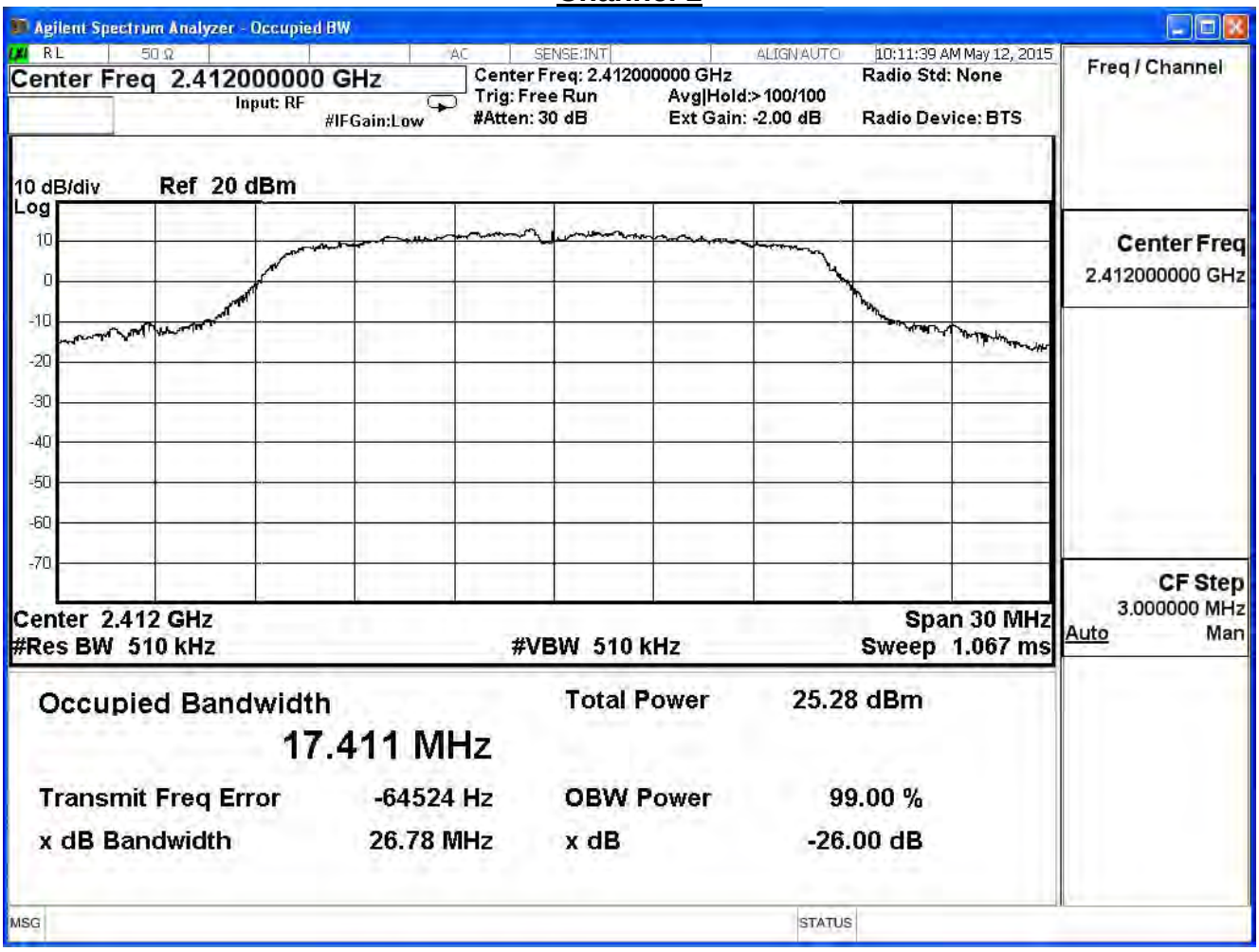

Channel 6

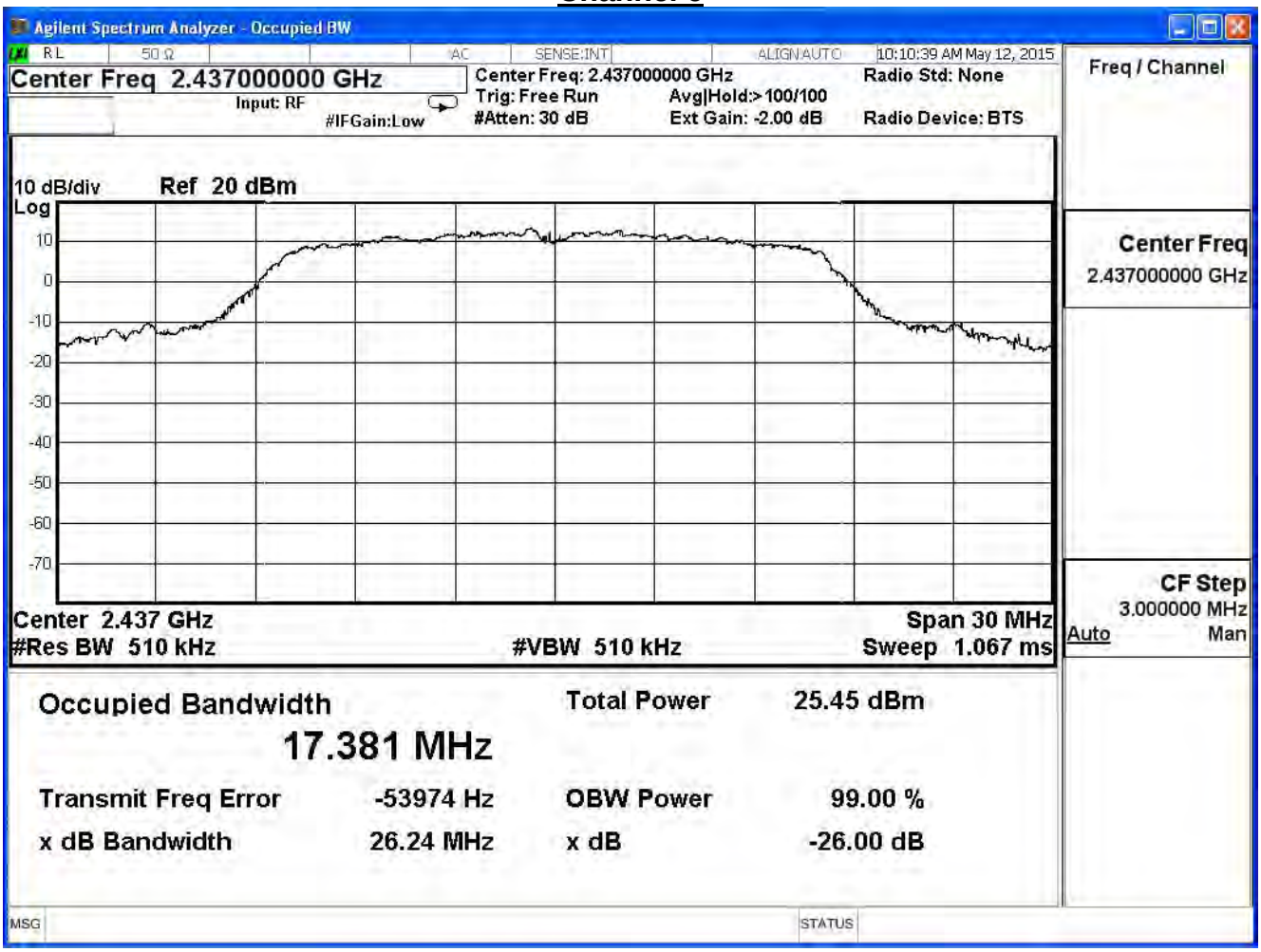
Agilent Spectrum Analyzer - Occupied BW
RL
50 Ω
AC
SENSE:INT
ALIGN AUTO
10:10:39 AM May 12, 2015
Center Freq 2.437000000 GHz
Input: RF
#IFGain:Low
Center Freq: 2.437000000 GHz
Trig: Free Run
#Atten: 30 dB
Avg|Hold:>100/100
Ext Gain: -2.00 dB
Radio Std: None
Radio Device: BTS
Freq / Channel
10 dB/div
Log
Ref 20 dBm
10
0
-10
-20
-30
-40
-50
-60
-70
Center Freq
2.437000000 GHz
Center 2.437 GHz
#Res BW 510 kHz
#VBW 510 kHz
Span 30 MHz
Sweep 1.067 ms
CF Step
3.000000 MHz
Auto
Man
Occupied Bandwidth
17.381 MHz
Total Power
25.45 dBm
Transmit Freq Error
-53974 Hz
OBW Power
99.00 %
x dB Bandwidth
26.24 MHz
x dB
-26.00 dB
MSG
STATUS

Channel 11

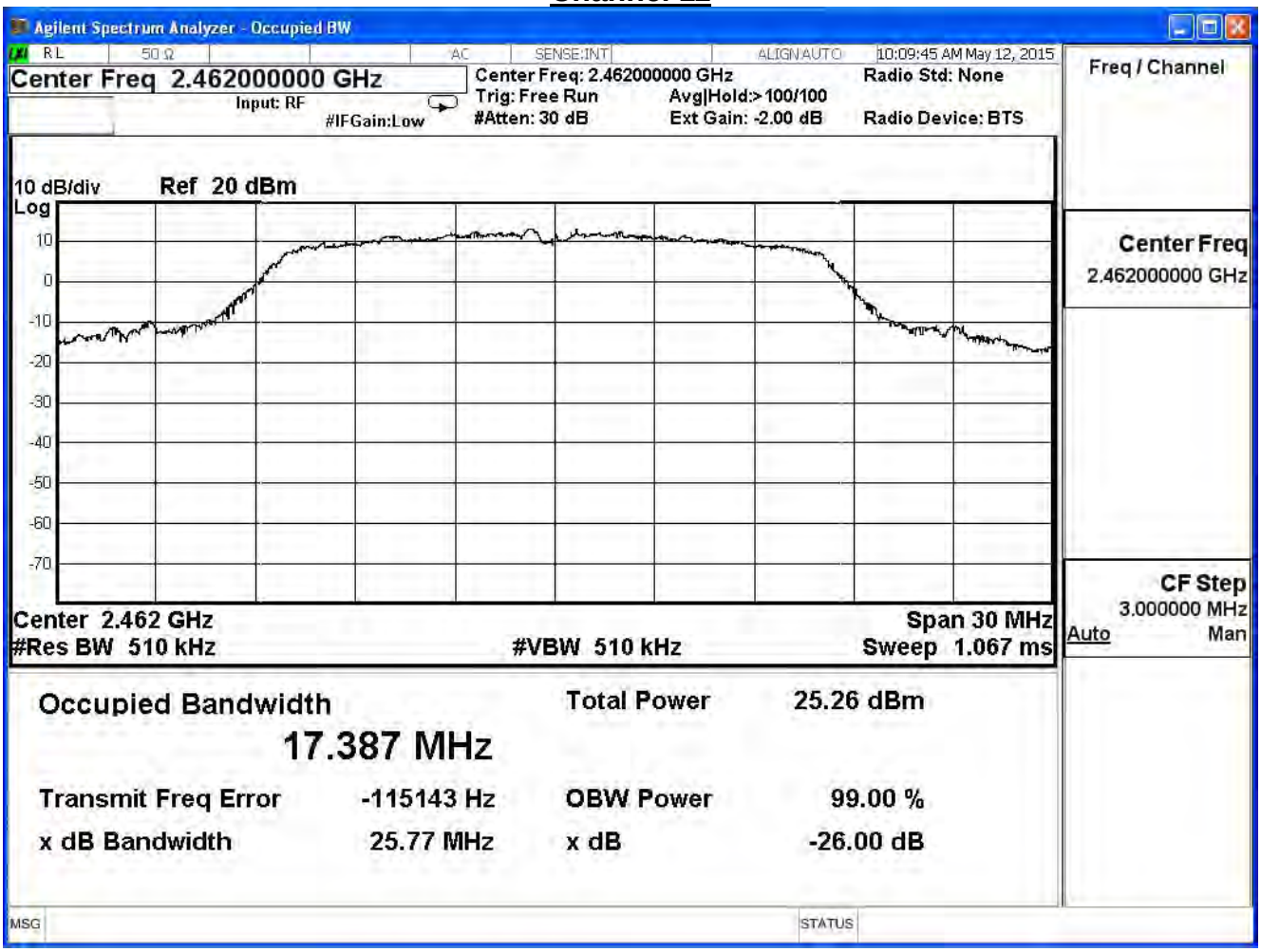
Agilent Spectrum Analyzer - Occupied BW
RL
50 Ω
AC
SENSE:INT
ALIGN AUTO
10:09:45 AM May 12, 2015
Center Freq 2.462000000 GHz
Input: RF
#IFGain:Low
Center Freq: 2.462000000 GHz
Trig: Free Run
#Atten: 30 dB
Avg|Hold:>100/100
Ext Gain: -2.00 dB
Radio Std: None
Radio Device: BTS
Freq / Channel
10 dB/div
Log
Ref 20 dBm
10
0
-10
-20
-30
-40
-50
-60
-70
Center Freq
2.462000000 GHz
Center 2.462 GHz
#Res BW 510 kHz
#VBW 510 kHz
Span 30 MHz
Sweep 1.067 ms
CF Step
3.000000 MHz
Auto
Man
Occupied Bandwidth
17.387 MHz
Total Power
25.26 dBm
Transmit Freq Error
-115143 Hz
OBW Power
99.00 %
x dB Bandwidth
25.77 MHz
x dB
-26.00 dB
MSG
STATUS

Product	Dual-band Wireless-AC1200 Range Extender		
Test Item	Occupied Bandwidth		
Test Mode	Mode 1: Transmit		
Date of Test	2015/05/12	Test Site	SR7

IEEE 802.11g (ANT 1)				
Channel No.	Frequency (MHz)	Measure Level (MHz)	Limit (MHz)	Result
1	2412	17.339	≧0.5	Pass
6	2437	17.327	≧0.5	Pass
11	2462	17.397	≧0.5	Pass

Channel 1

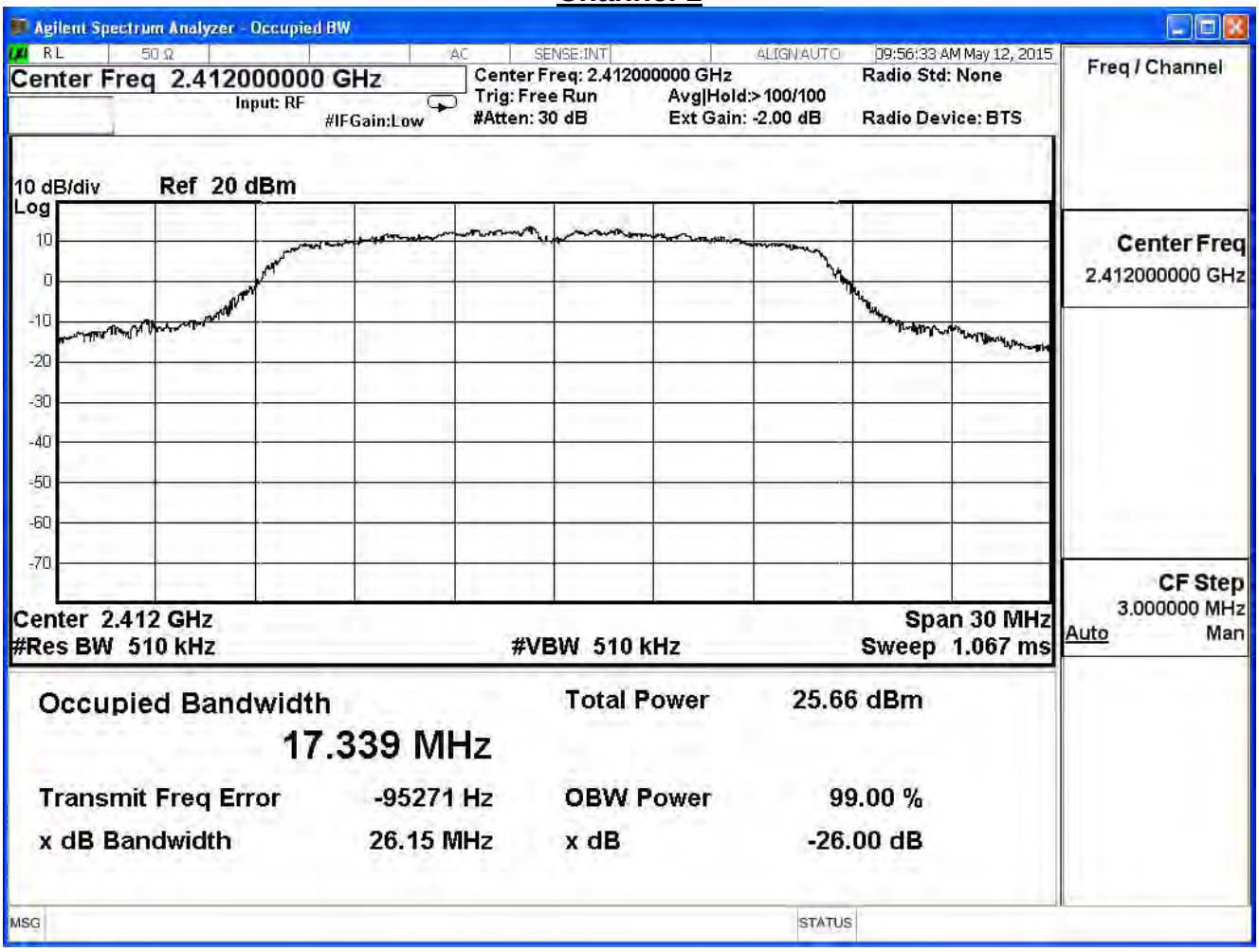

Channel 6

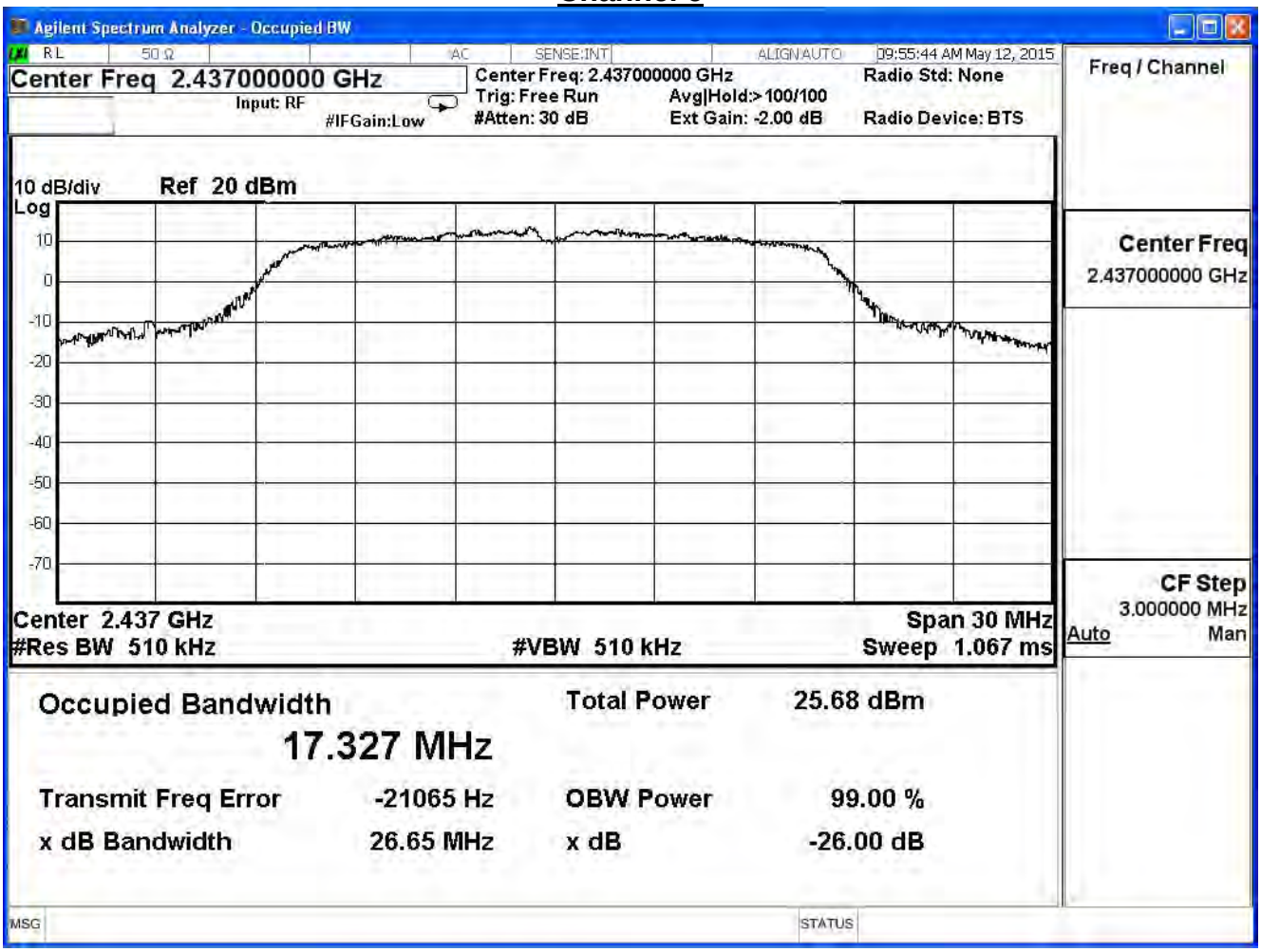
Agilent Spectrum Analyzer - Occupied BW
RL
50 Ω
AC
SENSE:INT
ALIGN AUTO
09:55:44 AM May 12, 2015
Center Freq 2.437000000 GHz
Input: RF
#IFGain:Low
Center Freq: 2.437000000 GHz
Trig: Free Run
#Atten: 30 dB
Avg|Hold:>100/100
Ext Gain: -2.00 dB
Radio Std: None
Radio Device: BTS
Freq / Channel
10 dB/div
Log
Ref 20 dBm
10
0
-10
-20
-30
-40
-50
-60
-70
Center Freq
2.437000000 GHz
Center 2.437 GHz
#Res BW 510 kHz
#VBW 510 kHz
Span 30 MHz
Sweep 1.067 ms
CF Step
3.000000 MHz
Auto
Man
Occupied Bandwidth
17.327 MHz
Total Power
25.68 dBm
Transmit Freq Error
-21065 Hz
OBW Power
99.00 %
x dB Bandwidth
26.65 MHz
x dB
-26.00 dB
MSG
STATUS

Channel 11

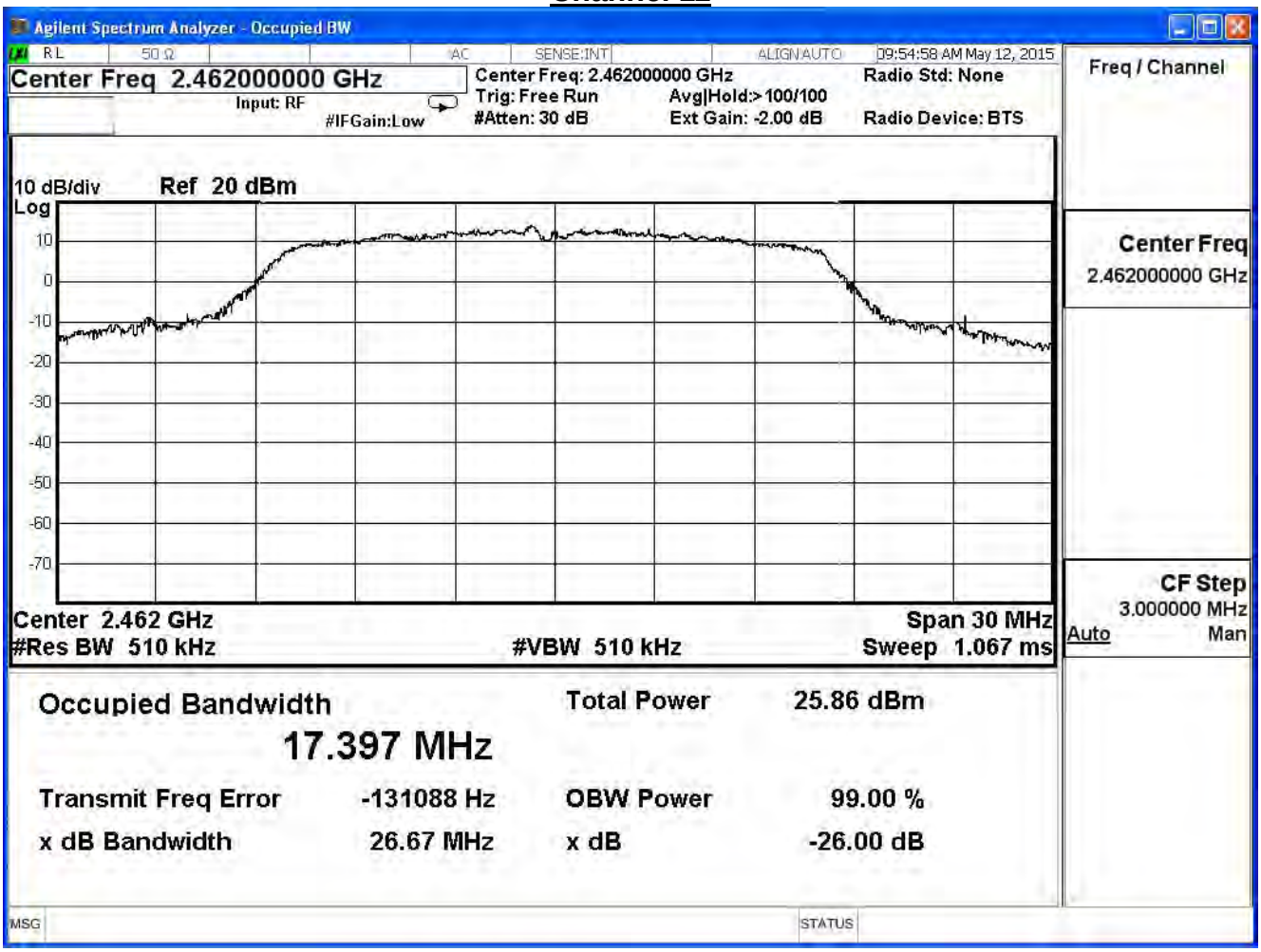
Agilent Spectrum Analyzer - Occupied BW
RL
50 Ω
AC
SENSE:INT
ALIGN AUTO
09:54:58 AM May 12, 2015
Center Freq 2.462000000 GHz
Input: RF
#IFGain:Low
Center Freq: 2.462000000 GHz
Trig: Free Run
#Atten: 30 dB
Avg|Hold:>100/100
Ext Gain: -2.00 dB
Radio Std: None
Radio Device: BTS
Freq / Channel
10 dB/div
Log
Ref 20 dBm
10
0
-10
-20
-30
-40
-50
-60
-70
Center Freq
2.462000000 GHz
Center 2.462 GHz
#Res BW 510 kHz
#VBW 510 kHz
Span 30 MHz
Sweep 1.067 ms
CF Step
3.000000 MHz
Auto
Man
Occupied Bandwidth
17.397 MHz
Total Power
25.86 dBm
Transmit Freq Error
-131088 Hz
OBW Power
99.00 %
x dB Bandwidth
26.67 MHz
x dB
-26.00 dB
MSG
STATUS

Product	Dual-band Wireless-AC1200 Range Extender		
Test Item	Occupied Bandwidth		
Test Mode	Mode 1: Transmit		
Date of Test	2015/05/12	Test Site	SR7

IEEE 802.11n (20MHz)(ANT 0)				
Channel No.	Frequency (MHz)	Measure Level (MHz)	Limit (MHz)	Result
1	2412	18.087	≧0.5	Pass
6	2437	18.046	≧0.5	Pass
11	2462	18.093	≧0.5	Pass

Channel 1

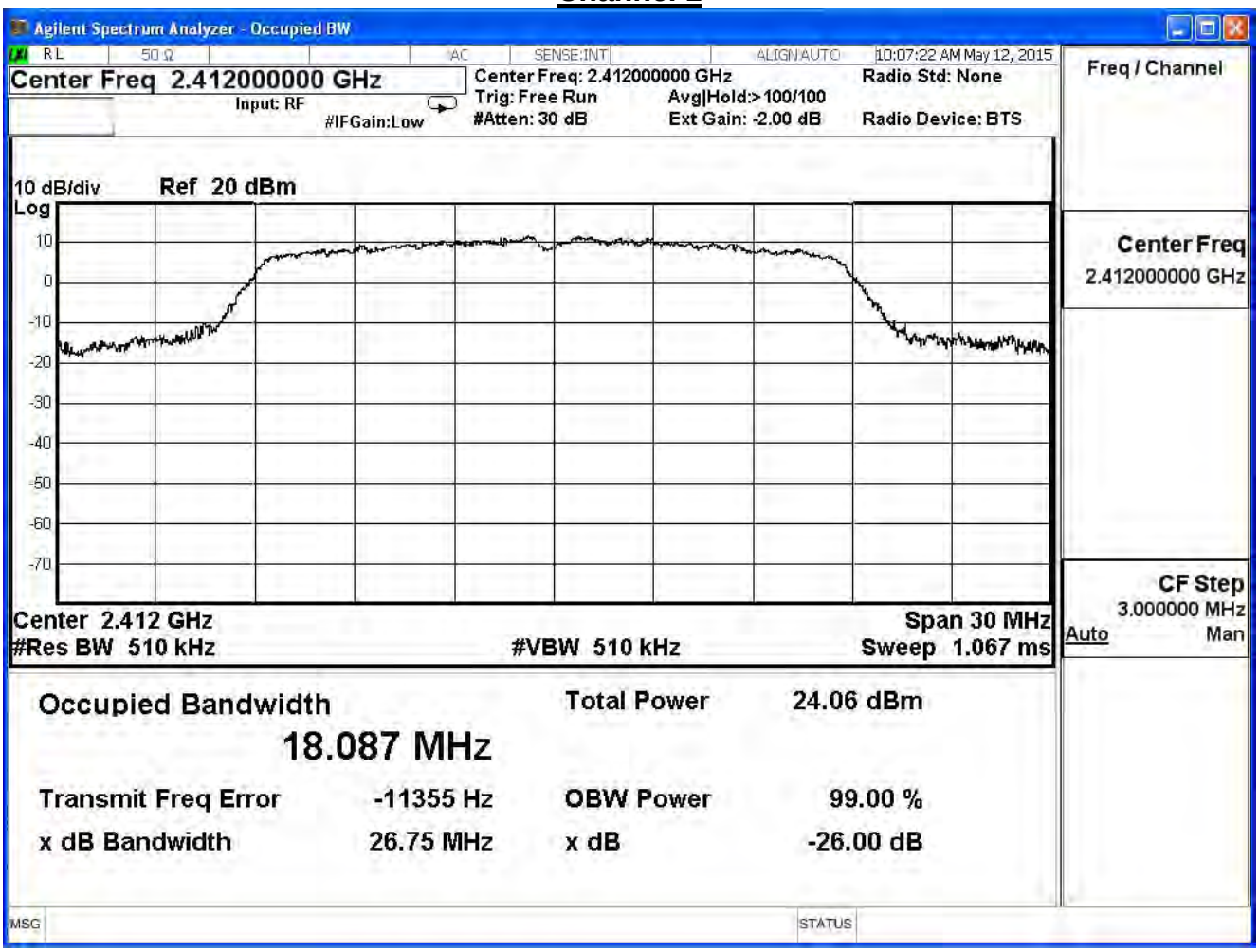

Channel 6

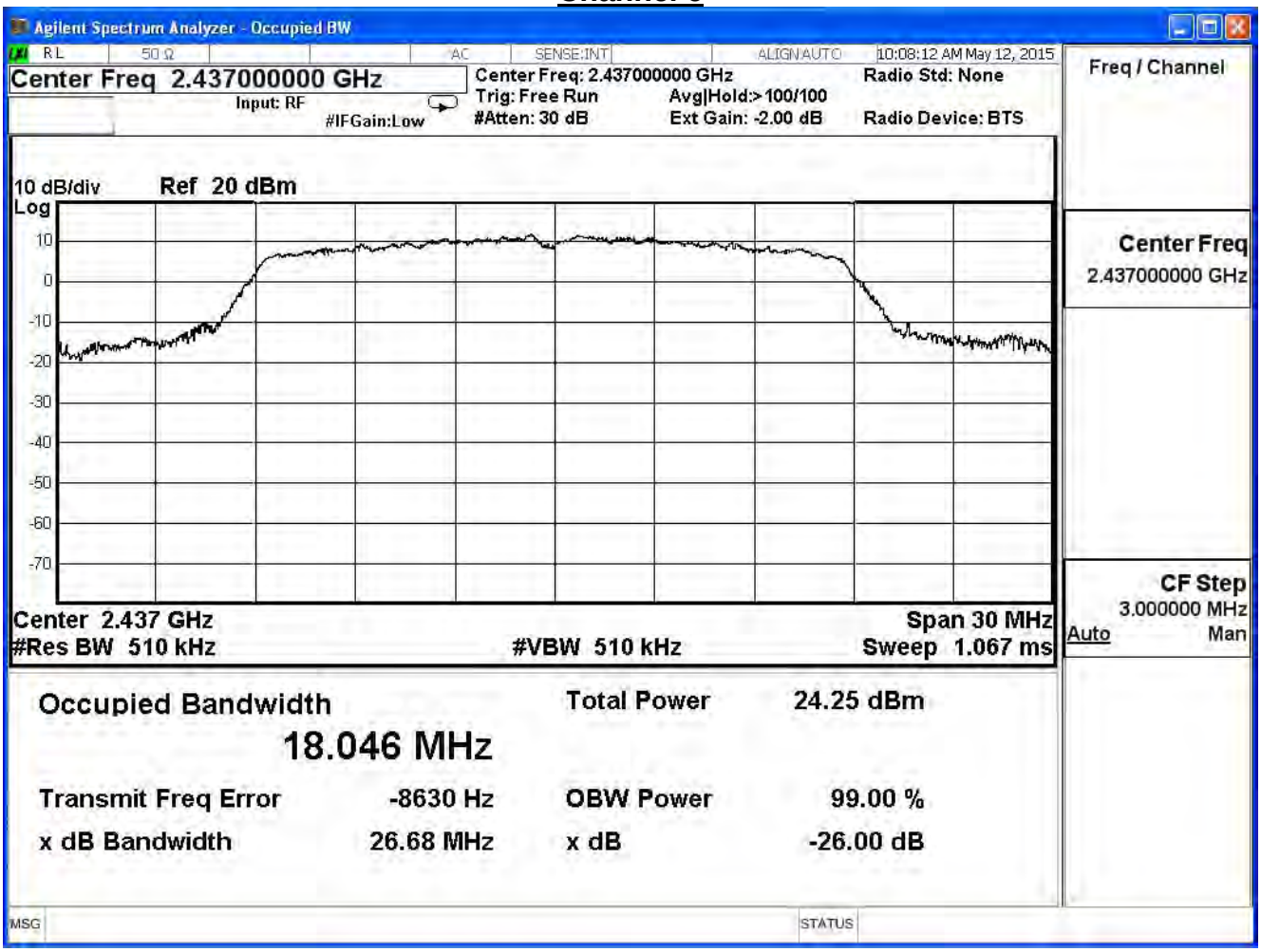
Agilent Spectrum Analyzer - Occupied BW
RL
50 Ω
AC
SENSE:INT
ALIGN AUTO
10:08:12 AM May 12, 2015
Center Freq 2.437000000 GHz
Input: RF
#IFGain:Low
Center Freq: 2.437000000 GHz
Trig: Free Run
#Atten: 30 dB
Avg|Hold:>100/100
Ext Gain: -2.00 dB
Radio Std: None
Radio Device: BTS
Freq / Channel
10 dB/div
Log
Ref 20 dBm
10
0
-10
-20
-30
-40
-50
-60
-70
Center Freq
2.437000000 GHz
Center 2.437 GHz
#Res BW 510 kHz
#VBW 510 kHz
Span 30 MHz
Sweep 1.067 ms
CF Step
3.000000 MHz
Auto
Man
Occupied Bandwidth
18.046 MHz
Total Power
24.25 dBm
Transmit Freq Error
-8630 Hz
OBW Power
99.00 %
x dB Bandwidth
26.68 MHz
x dB
-26.00 dB
MSG
STATUS

Channel 11

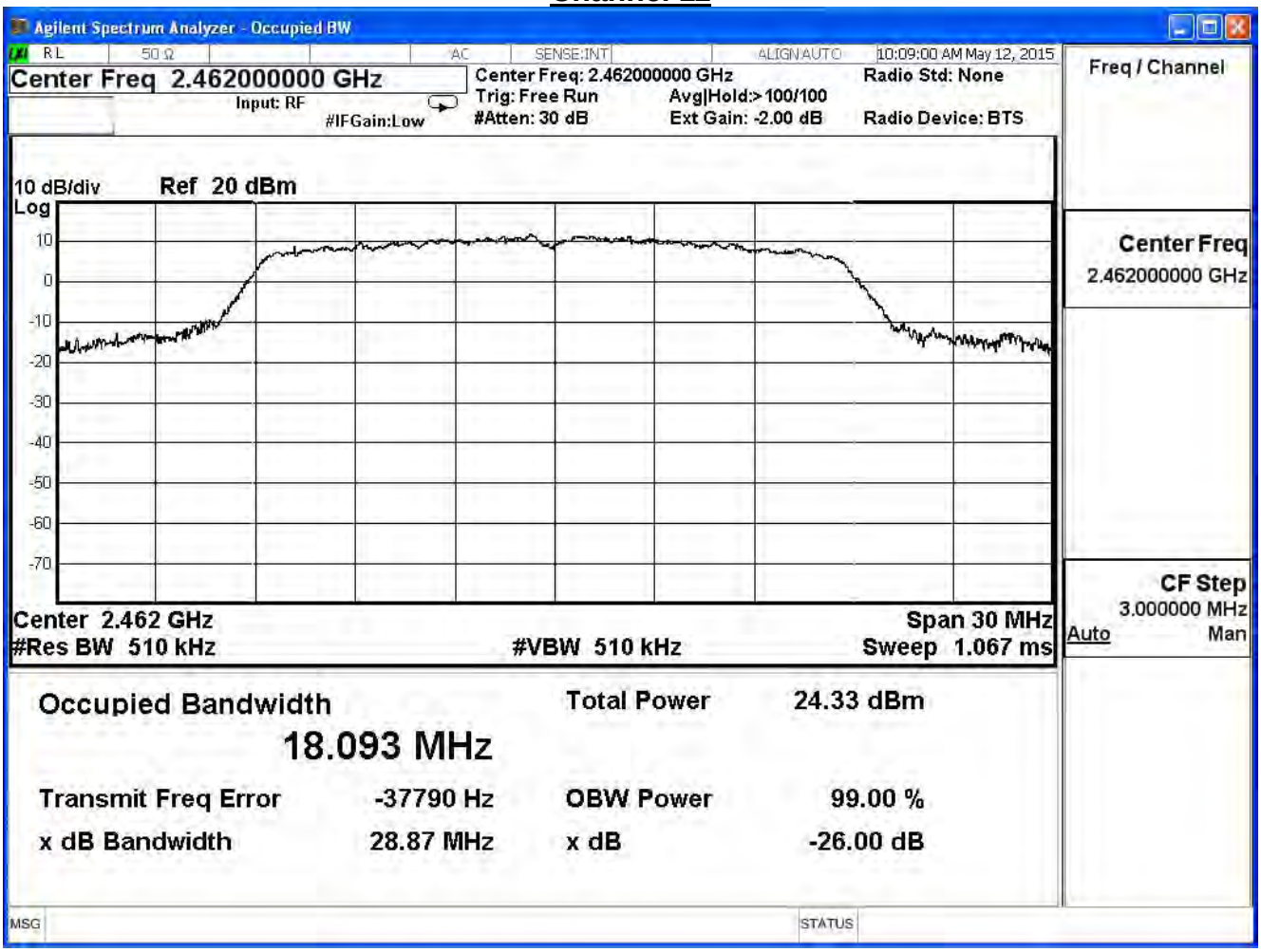
Agilent Spectrum Analyzer - Occupied BW
RL
50 Ω
AC
SENSE:INT
ALIGN AUTO
10:09:00 AM May 12, 2015
Center Freq 2.462000000 GHz
Input: RF
#IFGain:Low
Center Freq: 2.462000000 GHz
Trig: Free Run
#Atten: 30 dB
Avg|Hold:>100/100
Ext Gain: -2.00 dB
Radio Std: None
Radio Device: BTS
Freq / Channel
10 dB/div
Log
Ref 20 dBm
10
0
-10
-20
-30
-40
-50
-60
-70
Center Freq
2.462000000 GHz
Center 2.462 GHz
#Res BW 510 kHz
#VBW 510 kHz
Span 30 MHz
Sweep 1.067 ms
CF Step
3.000000 MHz
Auto
Man
Occupied Bandwidth
18.093 MHz
Total Power
24.33 dBm
Transmit Freq Error
-37790 Hz
OBW Power
99.00 %
x dB Bandwidth
28.87 MHz
x dB
-26.00 dB
MSG
STATUS

Product	Dual-band Wireless-AC1200 Range Extender		
Test Item	Occupied Bandwidth		
Test Mode	Mode 1: Transmit		
Date of Test	2015/05/12	Test Site	SR7

IEEE 802.11n (20MHz)(ANT 1)				
Channel No.	Frequency (MHz)	Measure Level MHz)	Limit (MHz)	Result
1	2412	18.056	≧0.5	Pass
6	2437	18.087	≧0.5	Pass
11	2462	18.095	≧0.5	Pass

Channel 1

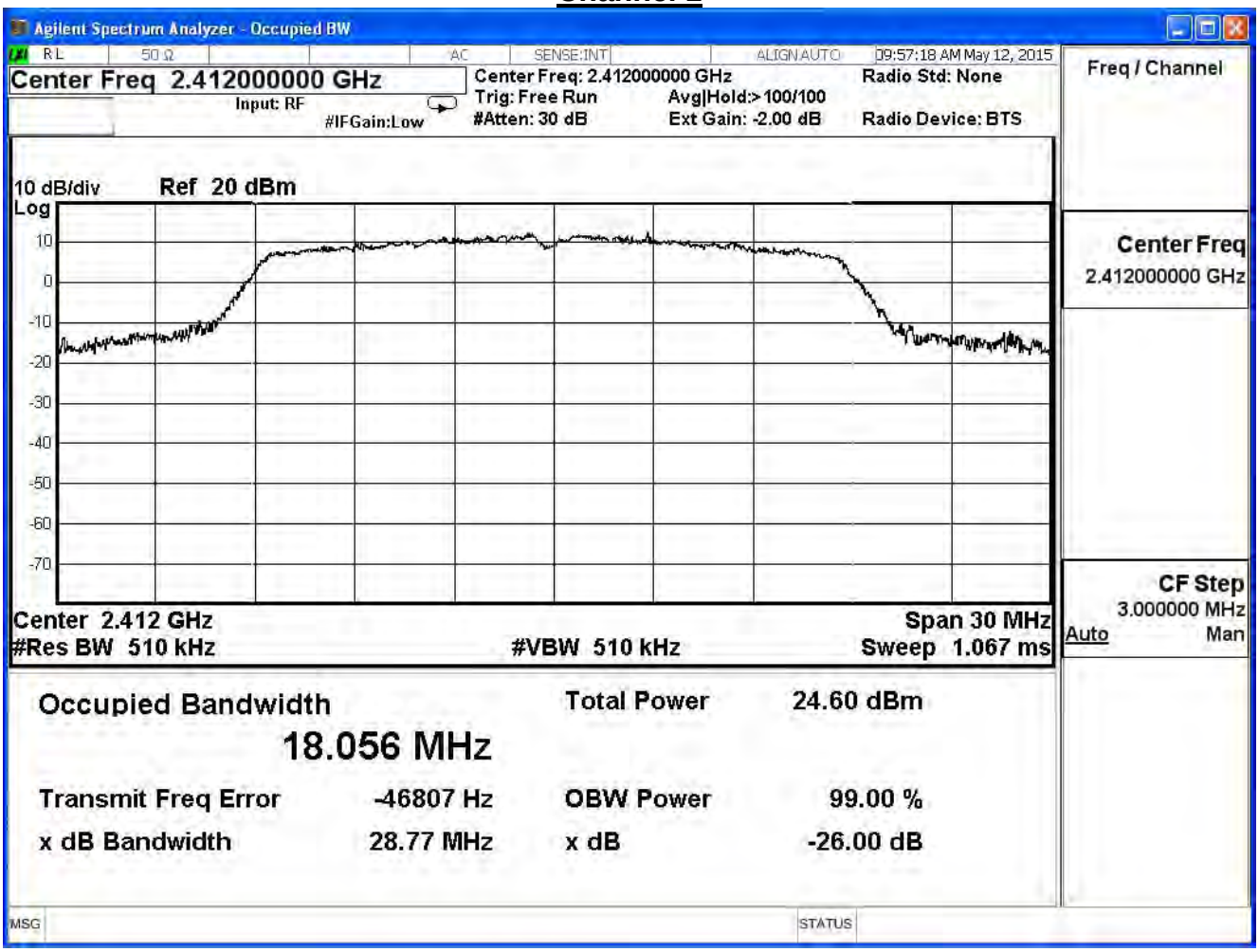

Channel 6

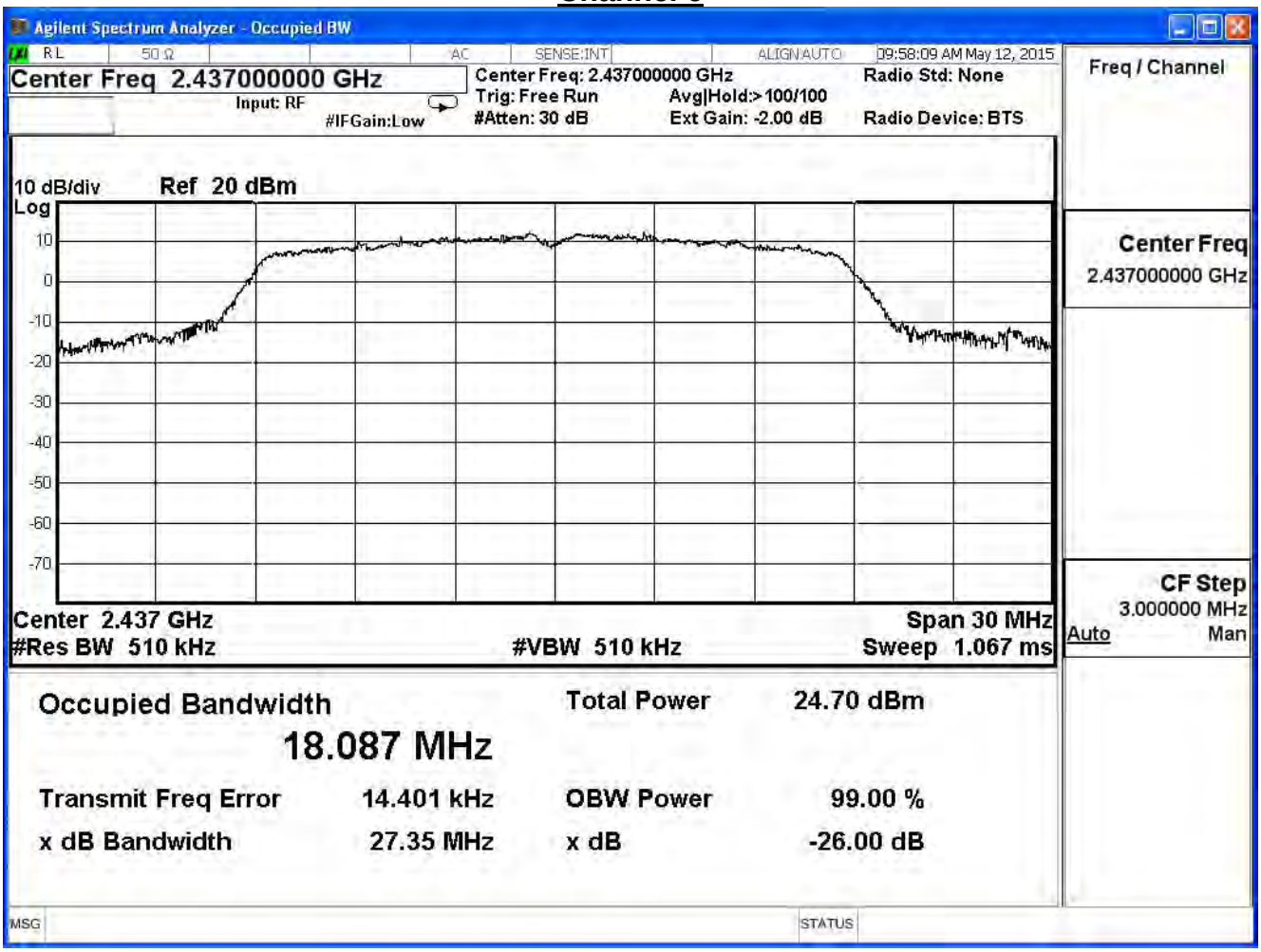
Agilent Spectrum Analyzer - Occupied BW
RL
50 Ω
AC
SENSE:INT
ALIGN AUTO
09:58:09 AM May 12, 2015
Center Freq 2.437000000 GHz
Input: RF
#IFGain:Low
Center Freq: 2.437000000 GHz
Trig: Free Run
#Atten: 30 dB
Avg|Hold:>100/100
Ext Gain: -2.00 dB
Radio Std: None
Radio Device: BTS
Freq / Channel
10 dB/div
Log
Ref 20 dBm
10
0
-10
-20
-30
-40
-50
-60
-70
Center Freq
2.437000000 GHz
Center 2.437 GHz
#Res BW 510 kHz
#VBW 510 kHz
Span 30 MHz
Sweep 1.067 ms
CF Step
3.000000 MHz
Auto
Man
Occupied Bandwidth
18.087 MHz
Total Power
24.70 dBm
Transmit Freq Error
14.401 kHz
OBW Power
99.00 %
x dB Bandwidth
27.35 MHz
x dB
-26.00 dB
MSG
STATUS

Channel 11

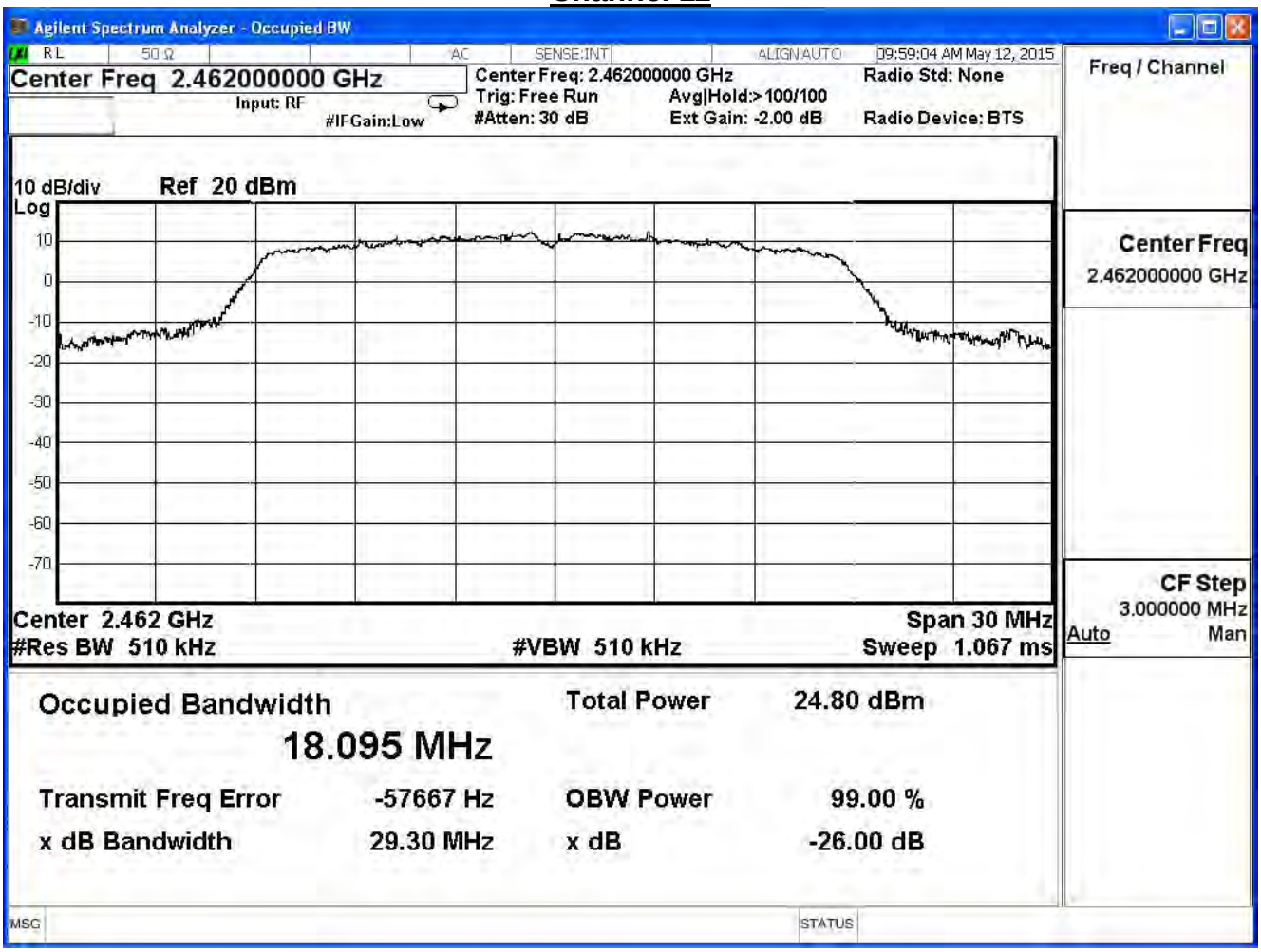
Agilent Spectrum Analyzer - Occupied BW
RL
50 Ω
AC
SENSE:INT
ALIGN AUTO
09:59:04 AM May 12, 2015
Center Freq 2.462000000 GHz
Input: RF
#IFGain:Low
Center Freq: 2.462000000 GHz
Trig: Free Run
#Atten: 30 dB
Avg|Hold:>100/100
Ext Gain: -2.00 dB
Radio Std: None
Radio Device: BTS
Freq / Channel
10 dB/div
Log
Ref 20 dBm
10
0
-10
-20
-30
-40
-50
-60
-70
Center Freq
2.462000000 GHz
Center 2.462 GHz
#Res BW 510 kHz
#VBW 510 kHz
Span 30 MHz
Sweep 1.067 ms
CF Step
3.000000 MHz
Auto
Man
Occupied Bandwidth
18.095 MHz
Total Power
24.80 dBm
Transmit Freq Error
-57667 Hz
OBW Power
99.00 %
x dB Bandwidth
29.30 MHz
x dB
-26.00 dB
MSG
STATUS

Product	Dual-band Wireless-AC1200 Range Extender		
Test Item	Occupied Bandwidth		
Test Mode	Mode 1: Transmit		
Date of Test	2015/05/12	Test Site	SR7

IEEE 802.11n (40MHz)(ANT 0)				
Channel No.	Frequency (MHz)	Measure Level (MHz)	Limit (MHz)	Result
3	2422	36.120	≧0.5	Pass
6	2437	36.057	≧0.5	Pass
9	2452	36.049	≧0.5	Pass

Channel 3

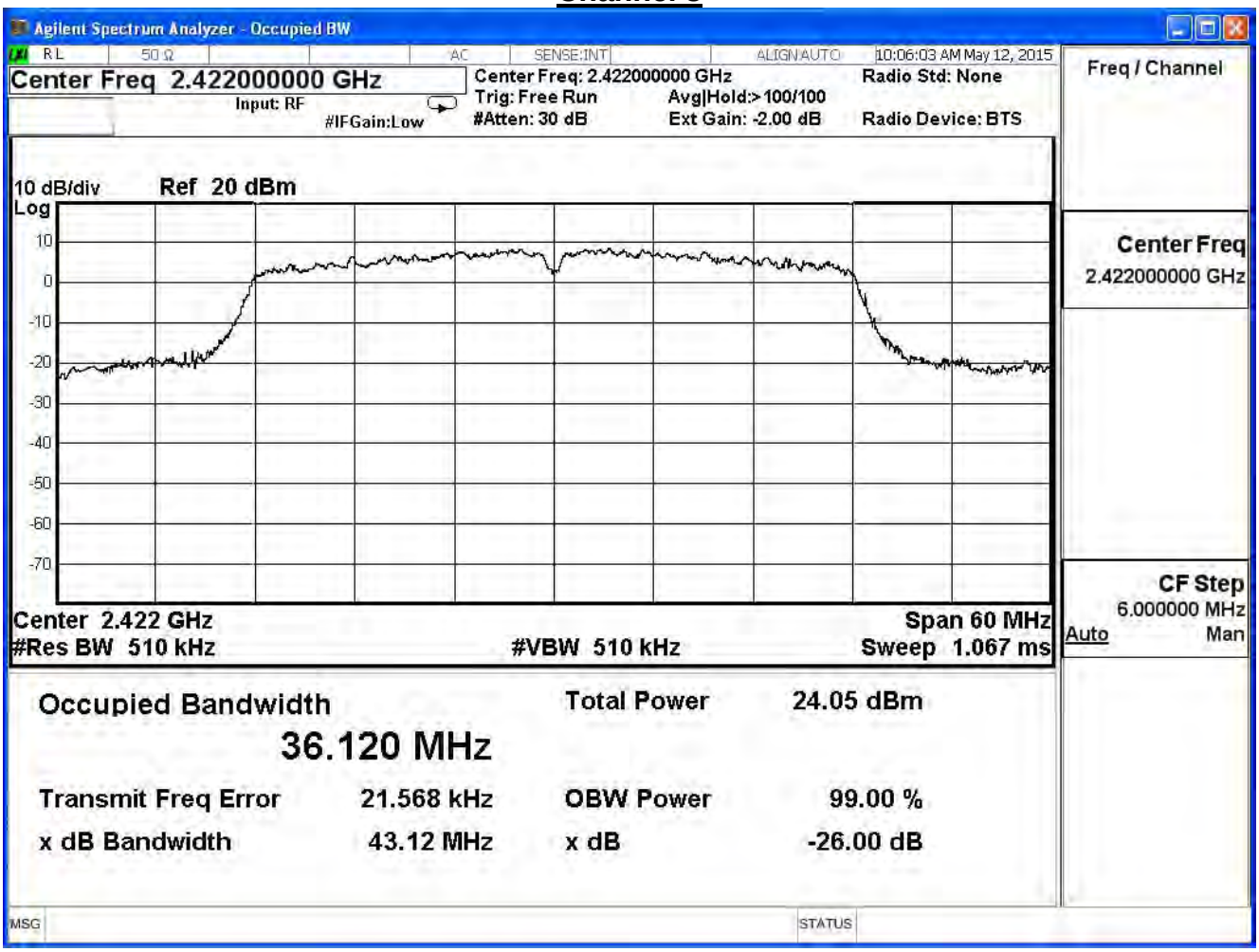

Channel 6

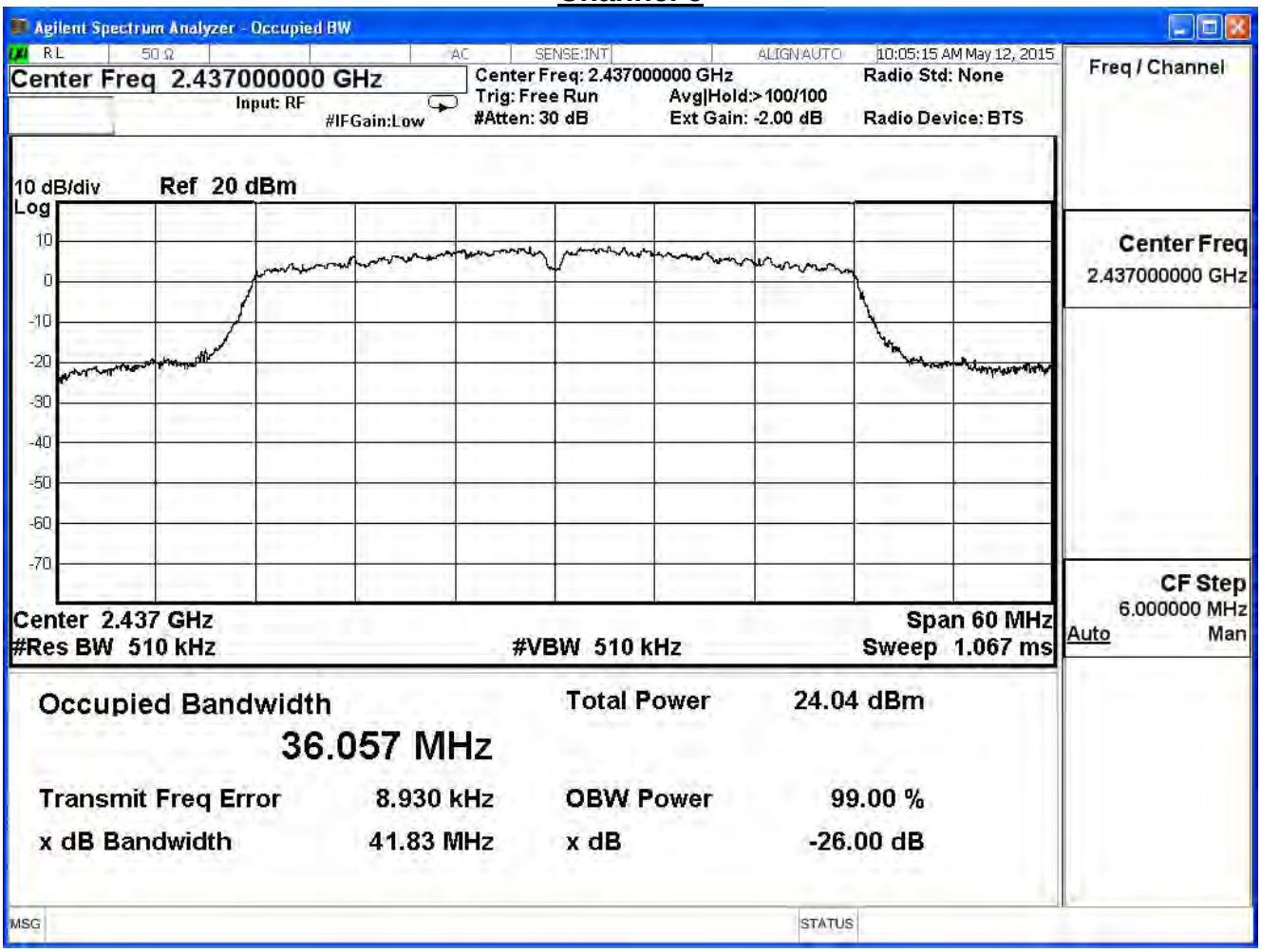
Agilent Spectrum Analyzer - Occupied BW
RL
50 Ω
AC
SENSE:INT
ALIGN AUTO
10:05:15 AM May 12, 2015
Center Freq 2.437000000 GHz
Input: RF
#IFGain:Low
Center Freq: 2.437000000 GHz
Trig: Free Run
#Atten: 30 dB
Avg|Hold:>100/100
Ext Gain: -2.00 dB
Radio Std: None
Radio Device: BTS
Freq / Channel
10 dB/div
Log
Ref 20 dBm
10
0
-10
-20
-30
-40
-50
-60
-70
Center Freq
2.437000000 GHz
Center 2.437 GHz
#Res BW 510 kHz
#VBW 510 kHz
Span 60 MHz
Sweep 1.067 ms
CF Step
6.000000 MHz
Auto
Man
Occupied Bandwidth
36.057 MHz
Total Power
24.04 dBm
Transmit Freq Error
8.930 kHz
OBW Power
99.00 %
x dB Bandwidth
41.83 MHz
x dB
-26.00 dB
MSG
STATUS

Channel 9

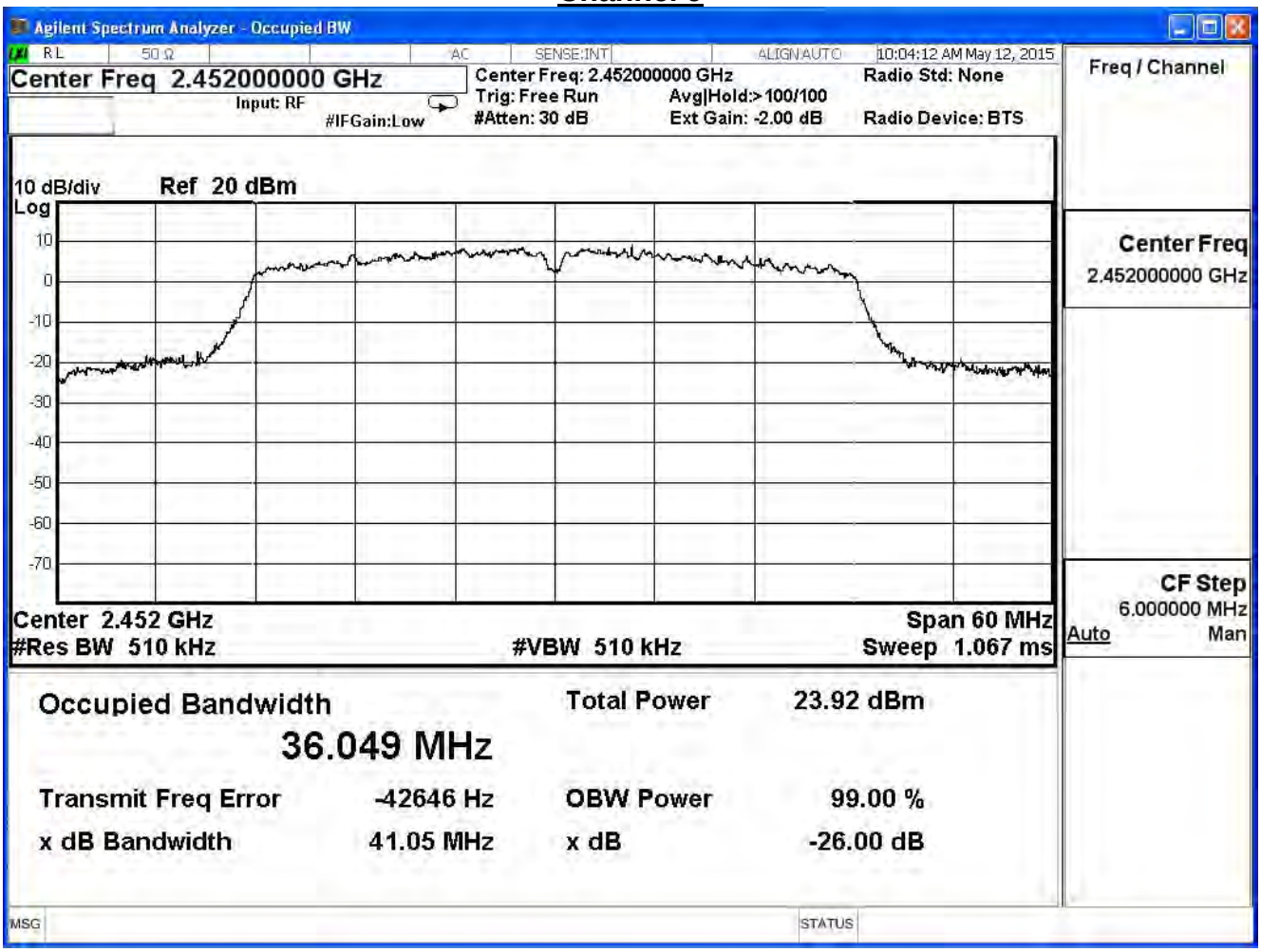
Agilent Spectrum Analyzer - Occupied BW
RL
50 Ω
AC
SENSE:INT
ALIGN AUTO
10:04:12 AM May 12, 2015
Center Freq 2.452000000 GHz
Input: RF
#IFGain:Low
Center Freq: 2.452000000 GHz
Trig: Free Run
#Atten: 30 dB
Avg|Hold:>100/100
Ext Gain: -2.00 dB
Radio Std: None
Radio Device: BTS
Freq / Channel
10 dB/div
Log
Ref 20 dBm
10
0
-10
-20
-30
-40
-50
-60
-70
Center Freq
2.452000000 GHz
Center 2.452 GHz
#Res BW 510 kHz
#VBW 510 kHz
Span 60 MHz
Sweep 1.067 ms
CF Step
6.000000 MHz
Auto
Man
Occupied Bandwidth
36.049 MHz
Total Power
23.92 dBm
Transmit Freq Error
-42646 Hz
OBW Power
99.00 %
x dB Bandwidth
41.05 MHz
x dB
-26.00 dB
MSG
STATUS

Product	Dual-band Wireless-AC1200 Range Extender		
Test Item	Occupied Bandwidth		
Test Mode	Mode 1: Transmit		
Date of Test	2015/05/12	Test Site	SR7

IEEE 802.11n (40MHz)(ANT 1)				
Channel No.	Frequency (MHz)	Measure Level (MHz)	Limit (MHz)	Result
3	2422	36.149	≧0.5	Pass
6	2437	36.102	≧0.5	Pass
9	2452	36.020	≧0.5	Pass

Channel 3

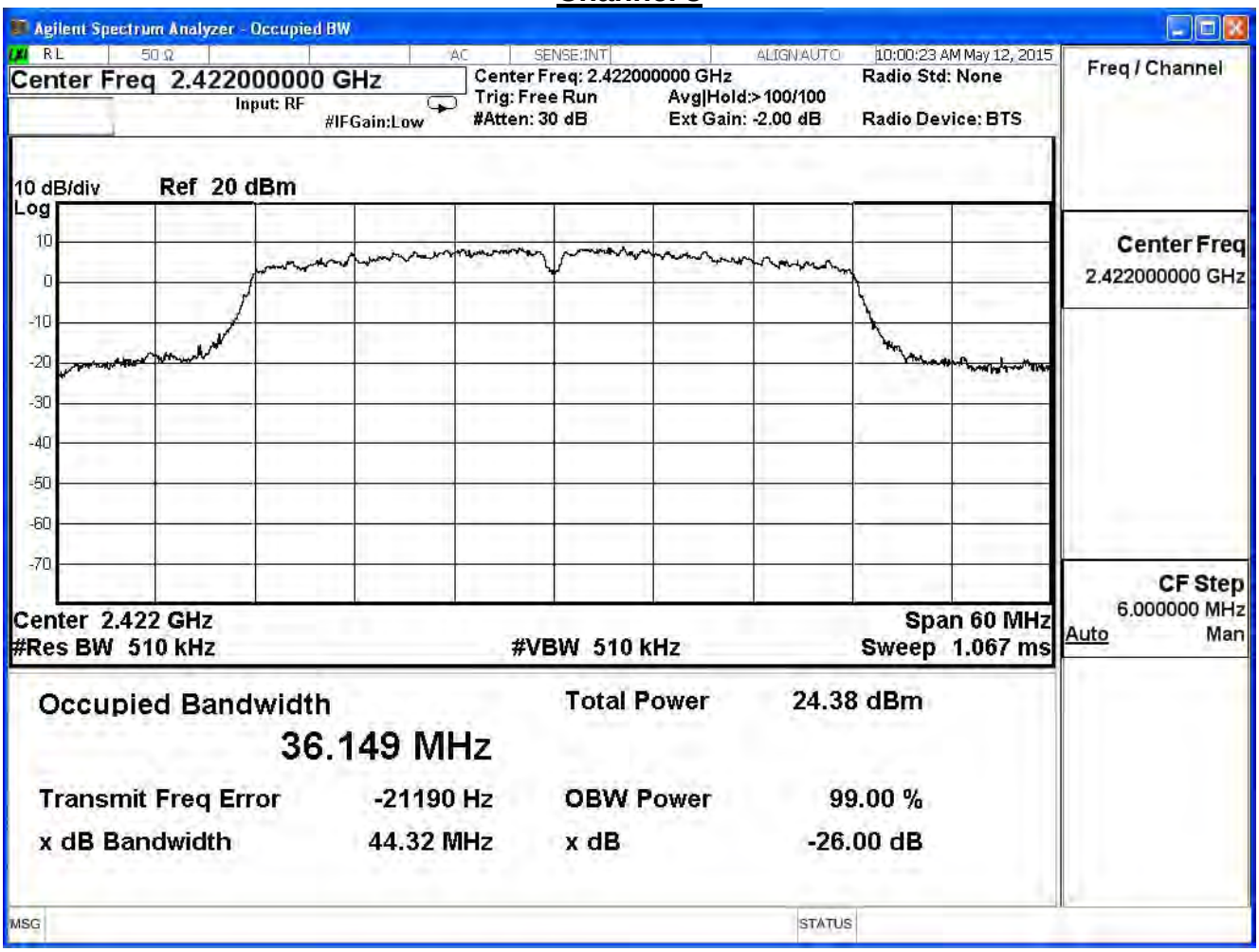

Channel 6

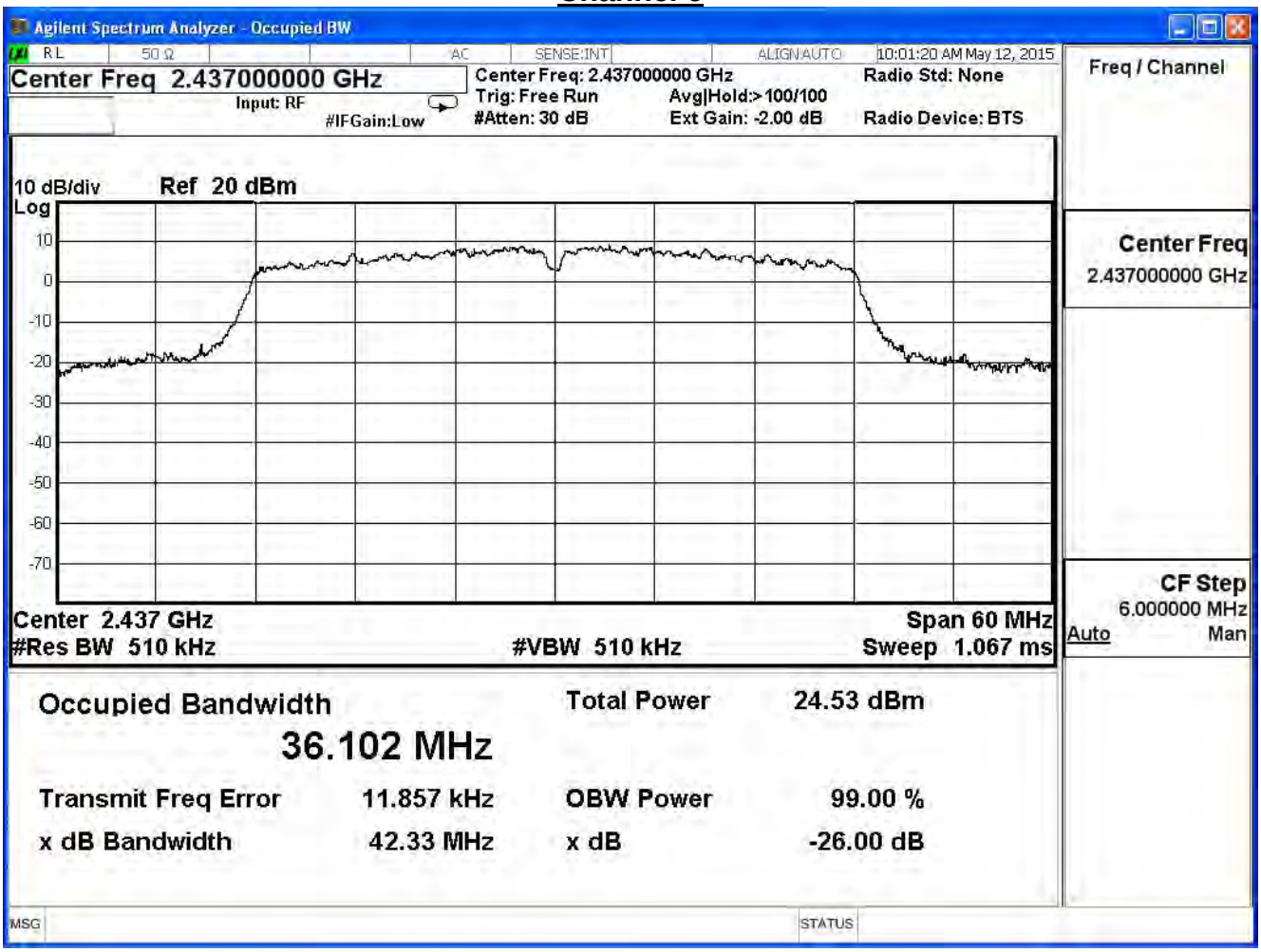
Agilent Spectrum Analyzer - Occupied BW
RL
50 Ω
AC
SENSE:INT
ALIGN AUTO
10:01:20 AM May 12, 2015
Center Freq 2.437000000 GHz
Input: RF
#IFGain:Low
Center Freq: 2.437000000 GHz
Trig: Free Run
#Atten: 30 dB
Avg|Hold:>100/100
Ext Gain: -2.00 dB
Radio Std: None
Radio Device: BTS
Freq / Channel
10 dB/div
Log
Ref 20 dBm
10
0
-10
-20
-30
-40
-50
-60
-70
Center Freq
2.437000000 GHz
Center 2.437 GHz
#Res BW 510 kHz
#VBW 510 kHz
Span 60 MHz
Sweep 1.067 ms
CF Step
6.000000 MHz
Auto
Man
Occupied Bandwidth
36.102 MHz
Total Power
24.53 dBm
Transmit Freq Error
11.857 kHz
OBW Power
99.00 %
x dB Bandwidth
42.33 MHz
x dB
-26.00 dB
MSG
STATUS

Channel 9

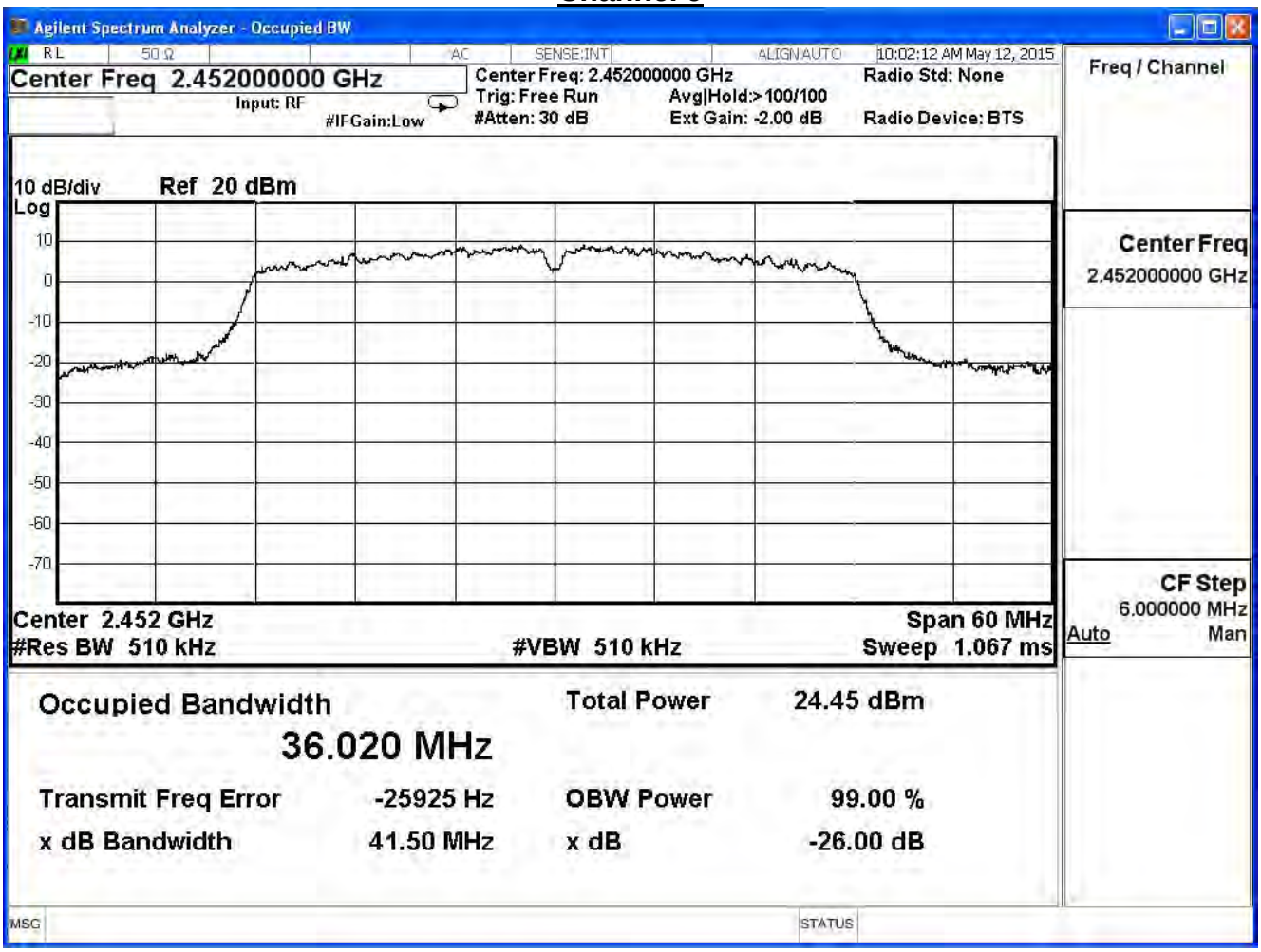
Agilent Spectrum Analyzer - Occupied BW
RL
50 Ω
AC
SENSE:INT
ALIGN AUTO
10:02:12 AM May 12, 2015
Center Freq 2.452000000 GHz
Input: RF
#IFGain:Low
Center Freq: 2.452000000 GHz
Trig: Free Run
#Atten: 30 dB
Avg|Hold:>100/100
Ext Gain: -2.00 dB
Radio Std: None
Radio Device: BTS
Freq / Channel
10 dB/div
Log
Ref 20 dBm
10
0
-10
-20
-30
-40
-50
-60
-70
Center Freq
2.452000000 GHz
Center 2.452 GHz
#Res BW 510 kHz
#VBW 510 kHz
Span 60 MHz
Sweep 1.067 ms
CF Step
6.000000 MHz
Auto
Man
Occupied Bandwidth
36.020 MHz
Total Power
24.45 dBm
Transmit Freq Error
-25925 Hz
OBW Power
99.00 %
x dB Bandwidth
41.50 MHz
x dB
-26.00 dB
MSG
STATUS

Product	Dual-band Wireless-AC1200 Range Extender		
Test Item	Occupied Bandwidth		
Test Mode	Mode 1: Transmit		
Date of Test	2015/05/13	Test Site	SR7

802.11 a (ANT 0)				
Channel No.	Frequency (MHz)	Measure Level (MHz)	Limit (MHz)	Result
149	5745	17.255	--	Pass
157	5785	17.144	--	Pass
165	5825	17.148	--	Pass

Channel 149

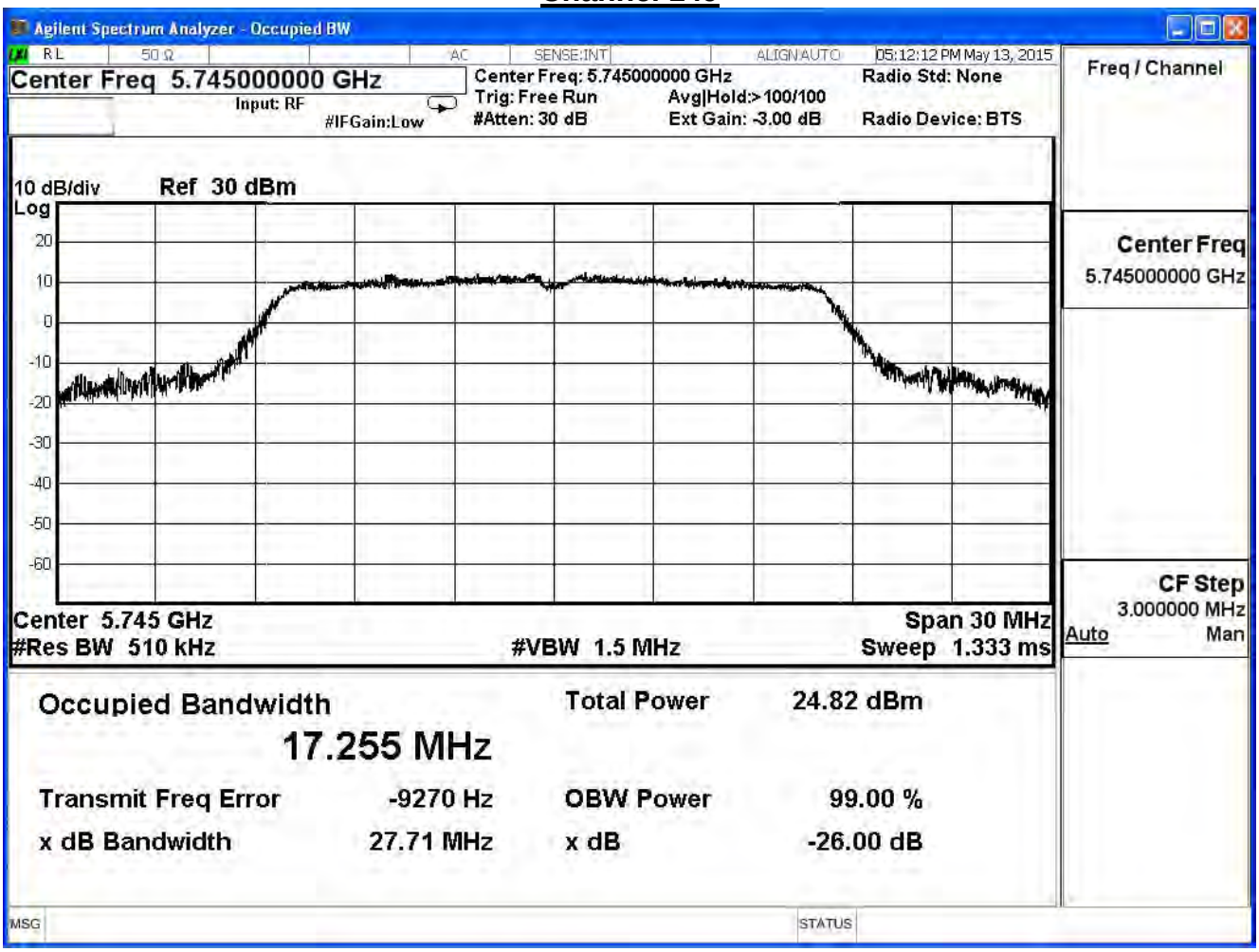

Channel 157

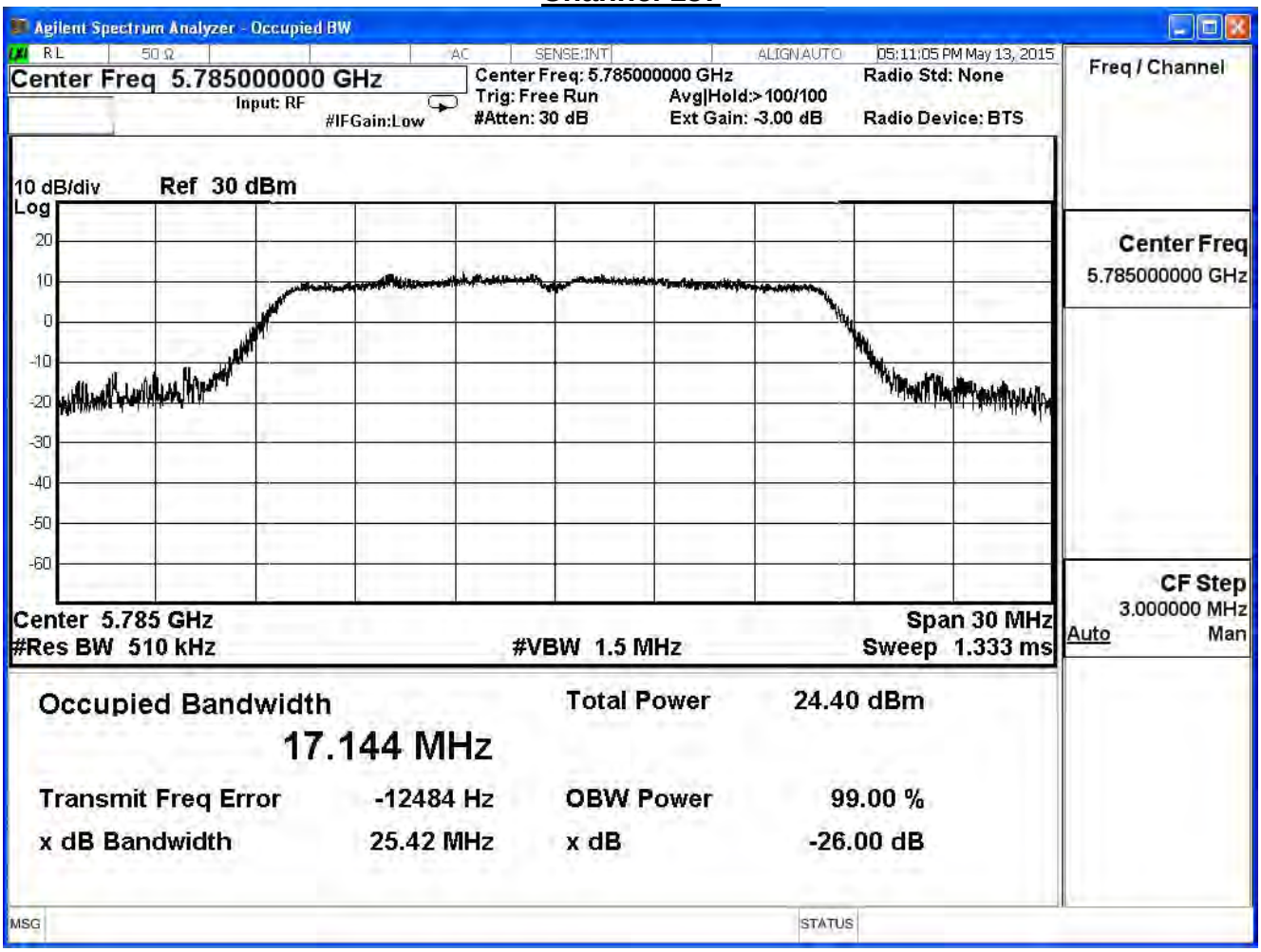
Agilent Spectrum Analyzer - Occupied BW
RL
50 Ω
AC
SENSE:INT
ALIGN AUTO
05:11:05 PM May 13, 2015
Center Freq 5.785000000 GHz
Input: RF
#IFGain:Low
Center Freq: 5.785000000 GHz
Trig: Free Run
#Atten: 30 dB
Avg|Hold:>100/100
Ext Gain: -3.00 dB
Radio Std: None
Radio Device: BTS
Freq / Channel
10 dB/div
Ref 30 dBm
Log
20
10
0
-10
-20
-30
-40
-50
-60
Center Freq
5.785000000 GHz
Center 5.785 GHz
#Res BW 510 kHz
#VBW 1.5 MHz
Span 30 MHz
Sweep 1.333 ms
CF Step
3.000000 MHz
Auto
Man
Occupied Bandwidth
17.144 MHz
Total Power 24.40 dBm
Transmit Freq Error -12484 Hz
OBW Power 99.00 %
x dB Bandwidth 25.42 MHz
x dB -26.00 dB
MSG
STATUS

Channel 165

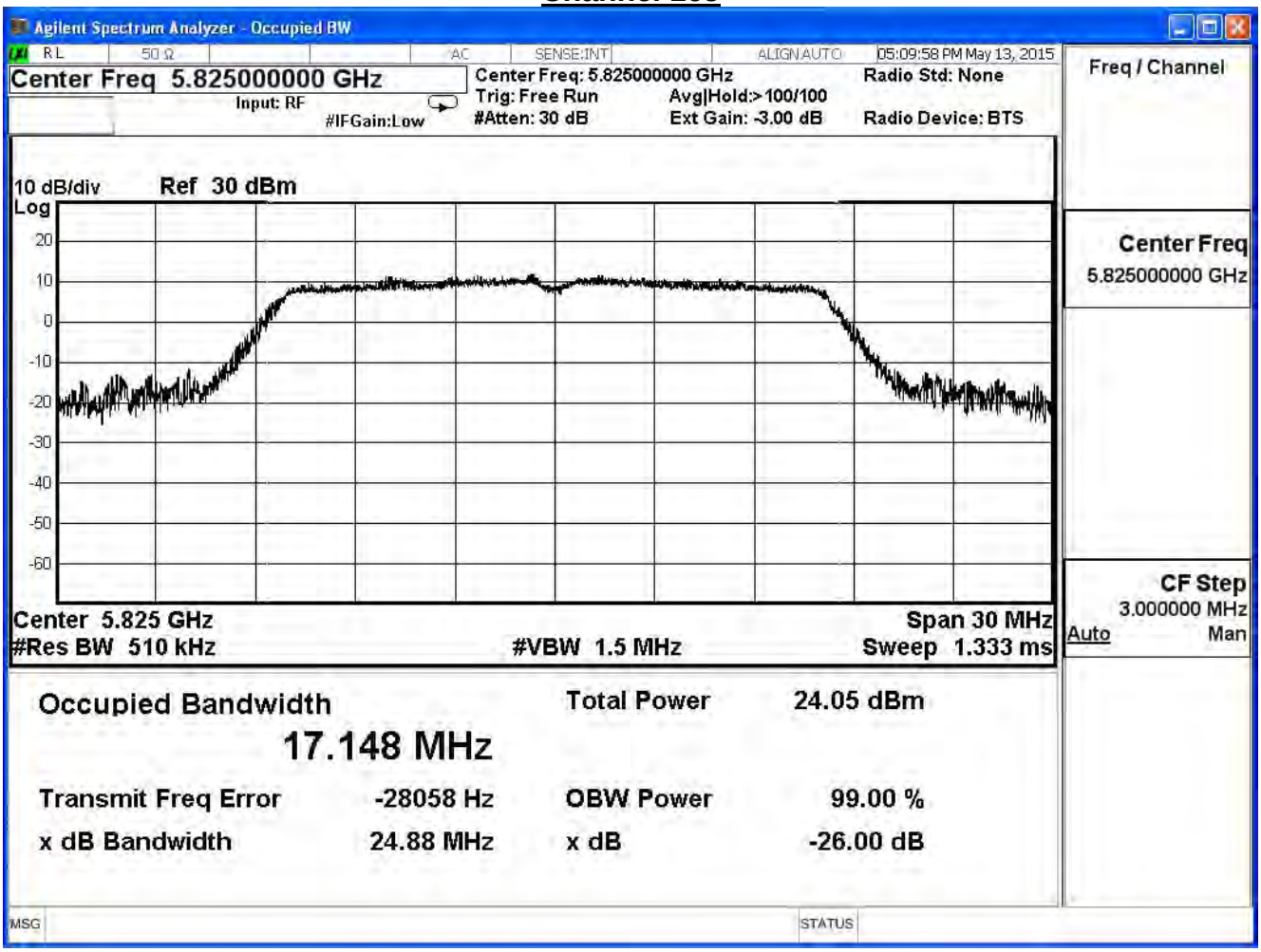
Agilent Spectrum Analyzer - Occupied BW
RL
50 Ω
AC
SENSE:INT
ALIGN AUTO
05:09:58 PM May 13, 2015
Center Freq 5.825000000 GHz
Input: RF
#IFGain:Low
Center Freq: 5.825000000 GHz
Trig: Free Run
#Atten: 30 dB
Avg|Hold:>100/100
Ext Gain: -3.00 dB
Radio Std: None
Radio Device: BTS
Freq / Channel
10 dB/div
Ref 30 dBm
Log
20
10
0
-10
-20
-30
-40
-50
-60
Center Freq
5.825000000 GHz
Center 5.825 GHz
#Res BW 510 kHz
#VBW 1.5 MHz
Span 30 MHz
Sweep 1.333 ms
CF Step
3.000000 MHz
Auto
Man
Occupied Bandwidth
17.148 MHz
Total Power
24.05 dBm
Transmit Freq Error
-28058 Hz
OBW Power
99.00 %
x dB Bandwidth
24.88 MHz
x dB
-26.00 dB
MSG
STATUS

Product	Dual-band Wireless-AC1200 Range Extender		
Test Item	Occupied Bandwidth		
Test Mode	Mode 1: Transmit		
Date of Test	2015/05/13	Test Site	SR7

802.11 a (ANT 1)				
Channel No.	Frequency (MHz)	Measure Level (MHz)	Limit (MHz)	Result
149	5745	17.302	--	Pass
157	5785	17.210	--	Pass
165	5825	17.260	--	Pass

Channel 149

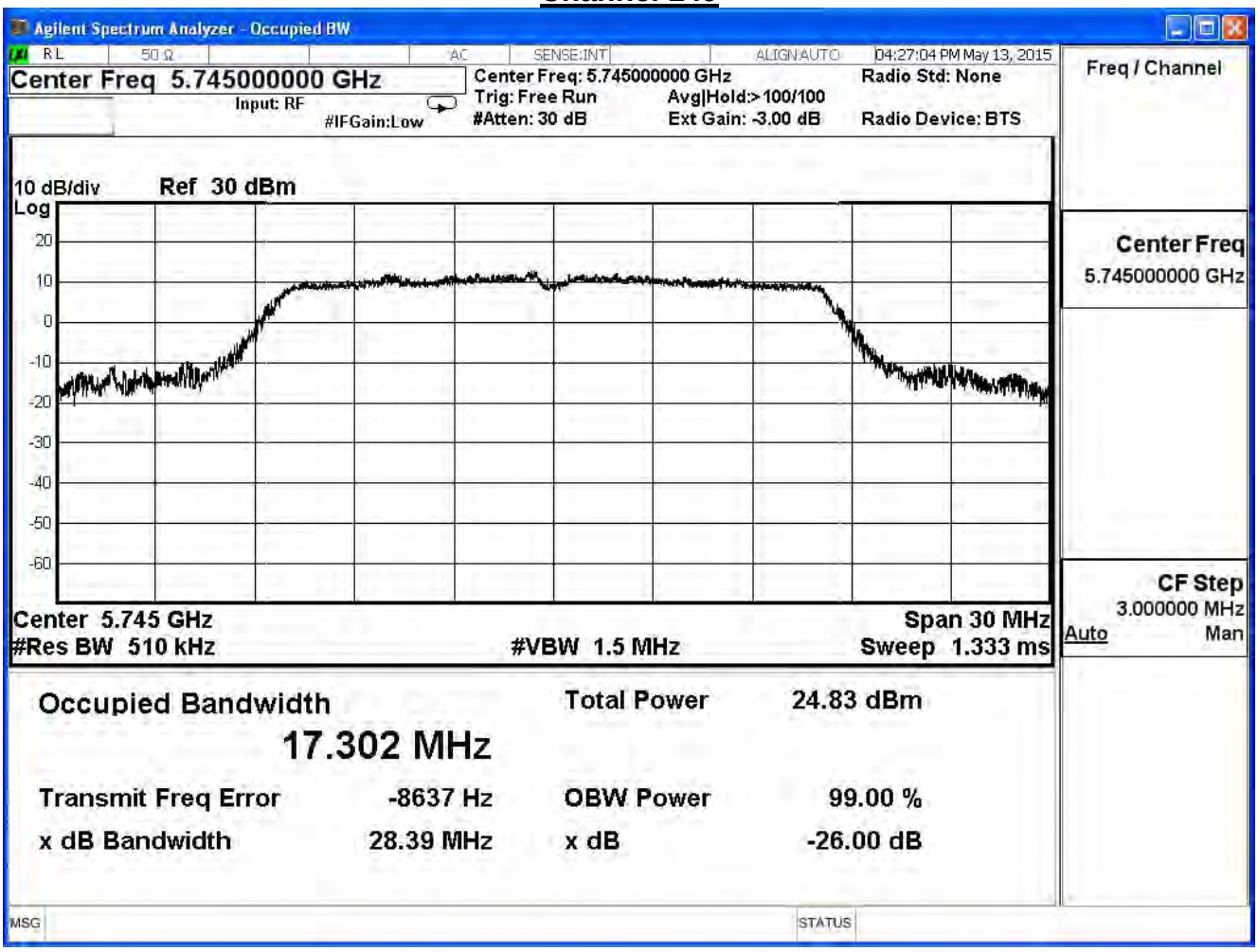

Channel 157

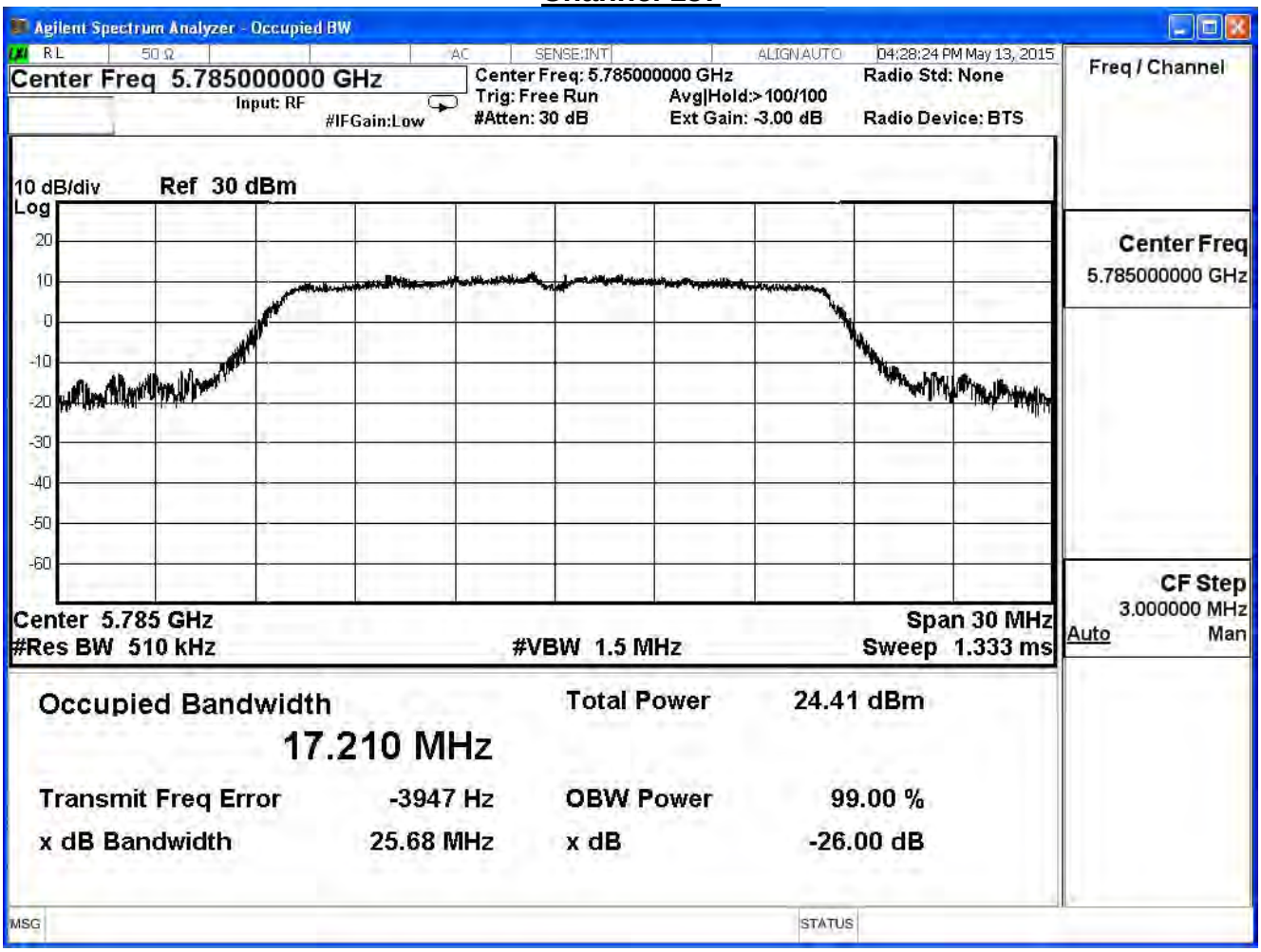
Agilent Spectrum Analyzer - Occupied BW
RL
50 Ω
AC
SENSE:INT
ALIGN AUTO
04:28:24 PM May 13, 2015
Center Freq 5.785000000 GHz
Input: RF
#IFGain:Low
Center Freq: 5.785000000 GHz
Trig: Free Run
#Atten: 30 dB
Avg|Hold:>100/100
Ext Gain: -3.00 dB
Radio Std: None
Radio Device: BTS
Freq / Channel
10 dB/div
Ref 30 dBm
Log
20
10
0
-10
-20
-30
-40
-50
-60
Center Freq
5.785000000 GHz
Center 5.785 GHz
#Res BW 510 kHz
#VBW 1.5 MHz
Span 30 MHz
Sweep 1.333 ms
CF Step
3.000000 MHz
Auto
Man
Occupied Bandwidth
17.210 MHz
Total Power
24.41 dBm
Transmit Freq Error
-3947 Hz
OBW Power
99.00 %
x dB Bandwidth
25.68 MHz
x dB
-26.00 dB
MSG
STATUS

Channel 165

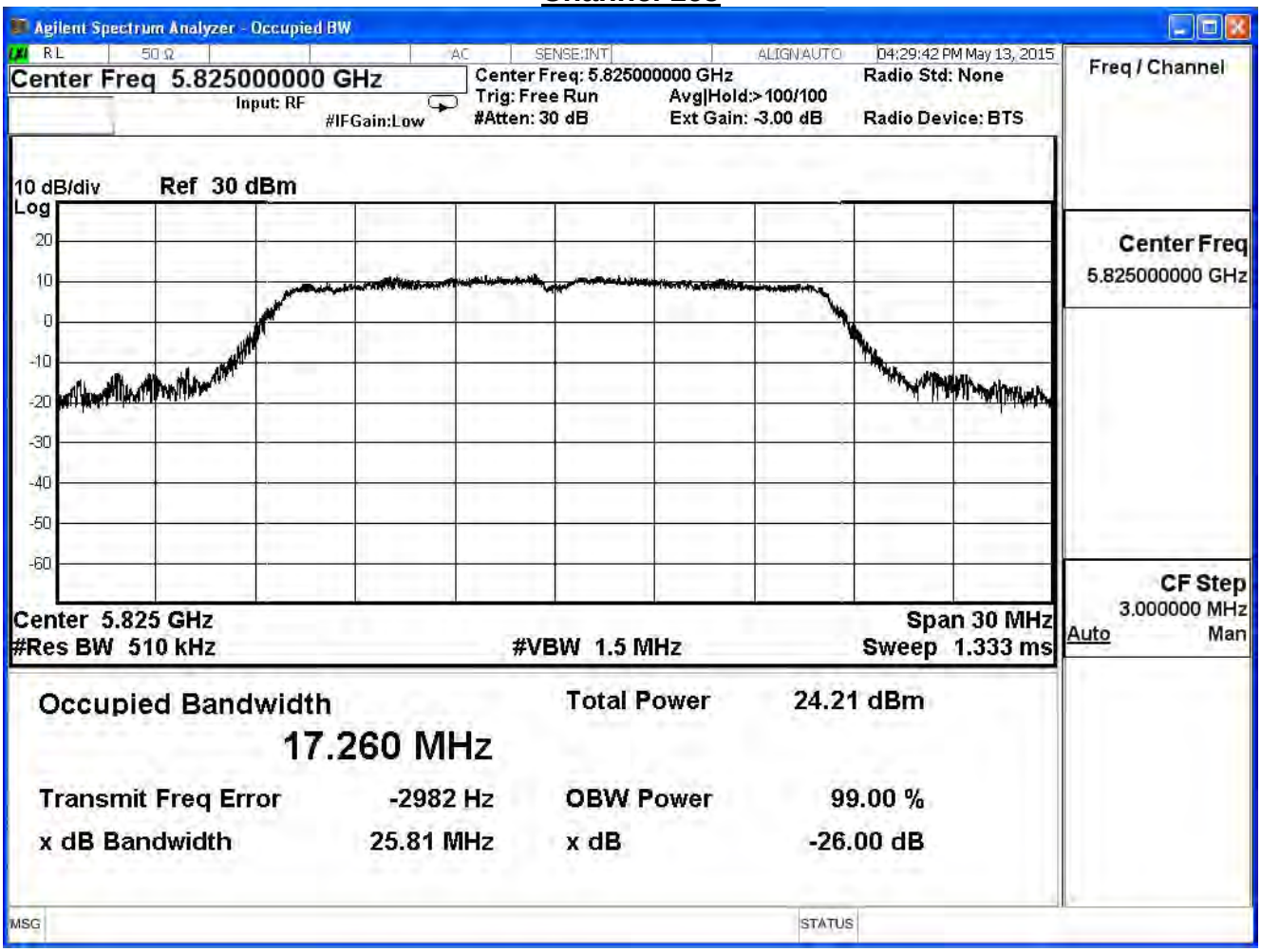
Agilent Spectrum Analyzer - Occupied BW
RL
50 Ω
AC
SENSE:INT
ALIGN AUTO
04:29:42 PM May 13, 2015
Center Freq 5.825000000 GHz
Input: RF
#IFGain:Low
Center Freq: 5.825000000 GHz
Trig: Free Run
#Atten: 30 dB
Avg|Hold:>100/100
Ext Gain: -3.00 dB
Radio Std: None
Radio Device: BTS
Freq / Channel
10 dB/div
Log
Ref 30 dBm
20
10
0
-10
-20
-30
-40
-50
-60
Center Freq
5.825000000 GHz
Center 5.825 GHz
#Res BW 510 kHz
#VBW 1.5 MHz
Span 30 MHz
Sweep 1.333 ms
CF Step
3.000000 MHz
Auto
Man
Occupied Bandwidth
17.260 MHz
Total Power
24.21 dBm
Transmit Freq Error
-2982 Hz
OBW Power
99.00 %
x dB Bandwidth
25.81 MHz
x dB
-26.00 dB
MSG
STATUS

Product	Dual-band Wireless-AC1200 Range Extender		
Test Item	Occupied Bandwidth		
Test Mode	Mode 1: Transmit		
Date of Test	2015/05/13	Test Site	SR7

IEEE 802.11n (20MHz)(ANT 0)				
Channel No.	Frequency (MHz)	Measure Level (MHz)	Limit (MHz)	Result
149	5745	17.927	--	Pass
157	5785	17.888	--	Pass
165	5825	17.935	--	Pass

Channel 149

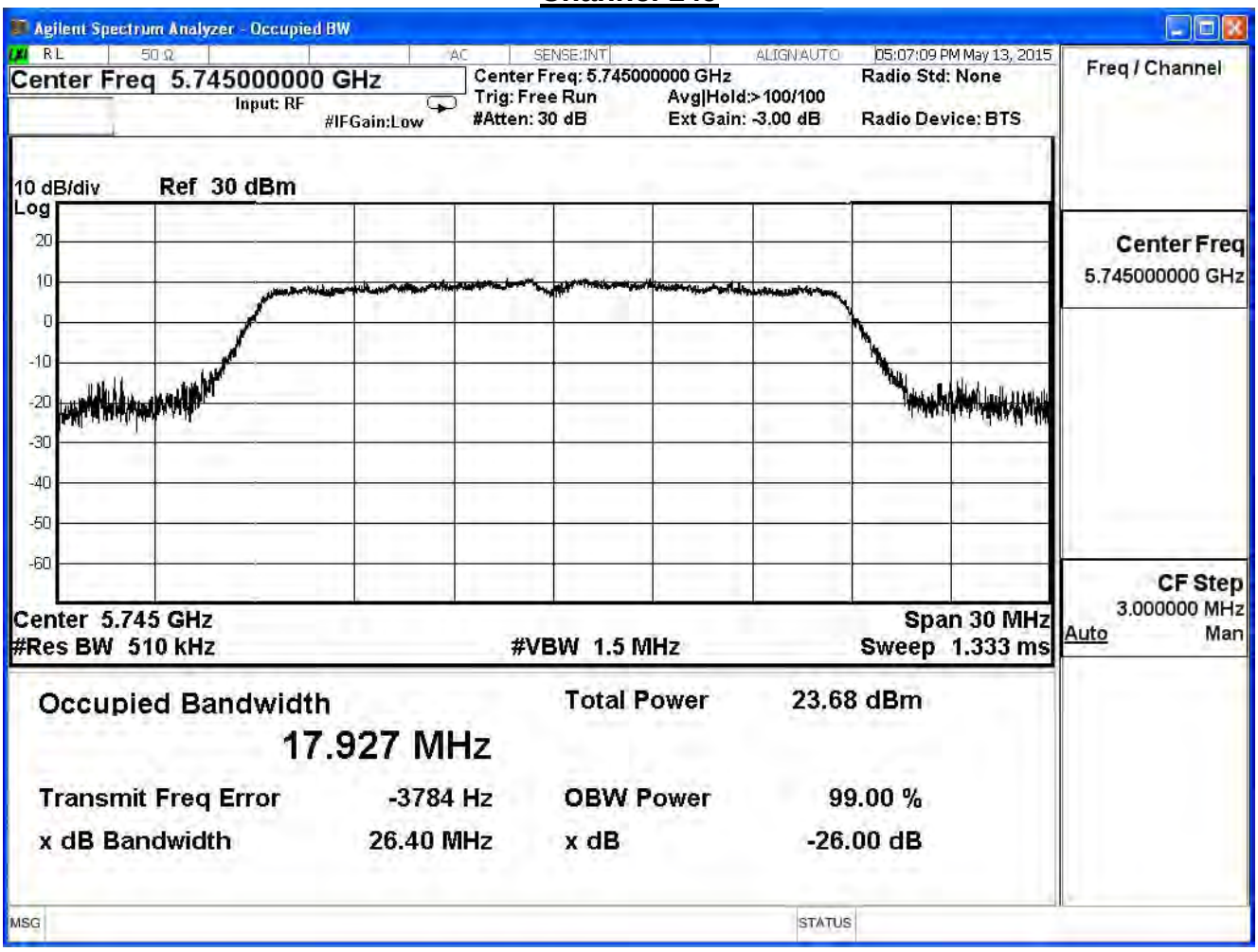

Channel 157

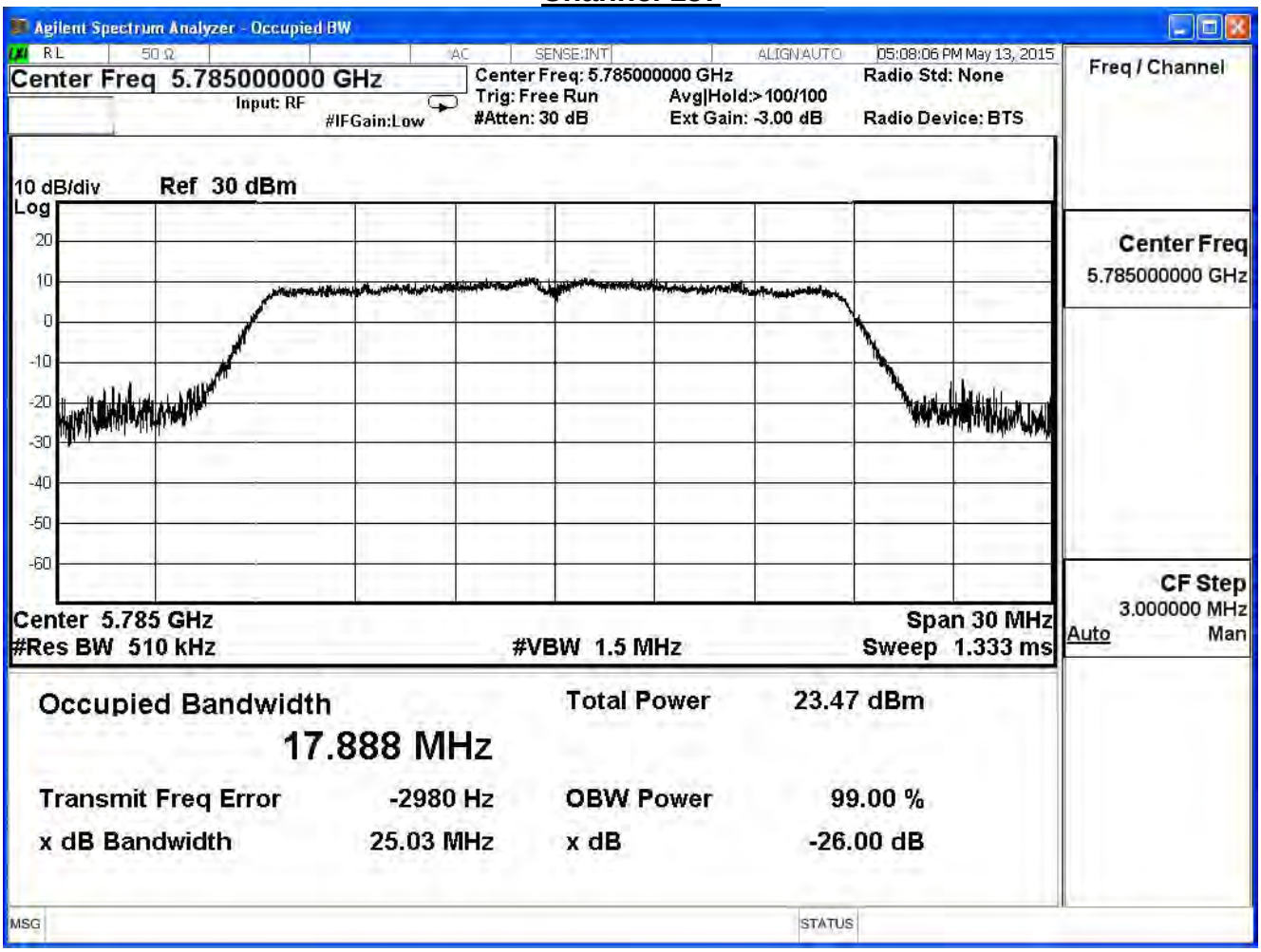
Agilent Spectrum Analyzer - Occupied BW
RL
50 Ω
AC
SENSE:INT
ALIGN AUTO
05:08:06 PM May 13, 2015
Center Freq 5.785000000 GHz
Input: RF
#IFGain:Low
Center Freq: 5.785000000 GHz
Trig: Free Run
#Atten: 30 dB
Avg|Hold:>100/100
Ext Gain: -3.00 dB
Radio Std: None
Radio Device: BTS
Freq / Channel
10 dB/div
Log
Ref 30 dBm
20
10
0
-10
-20
-30
-40
-50
-60
Center Freq
5.785000000 GHz
Center 5.785 GHz
#Res BW 510 kHz
#VBW 1.5 MHz
Span 30 MHz
Sweep 1.333 ms
CF Step
3.000000 MHz
Auto
Man
Occupied Bandwidth
17.888 MHz
Total Power
23.47 dBm
Transmit Freq Error
-2980 Hz
OBW Power
99.00 %
x dB Bandwidth
25.03 MHz
x dB
-26.00 dB
MSG
STATUS

Channel 165

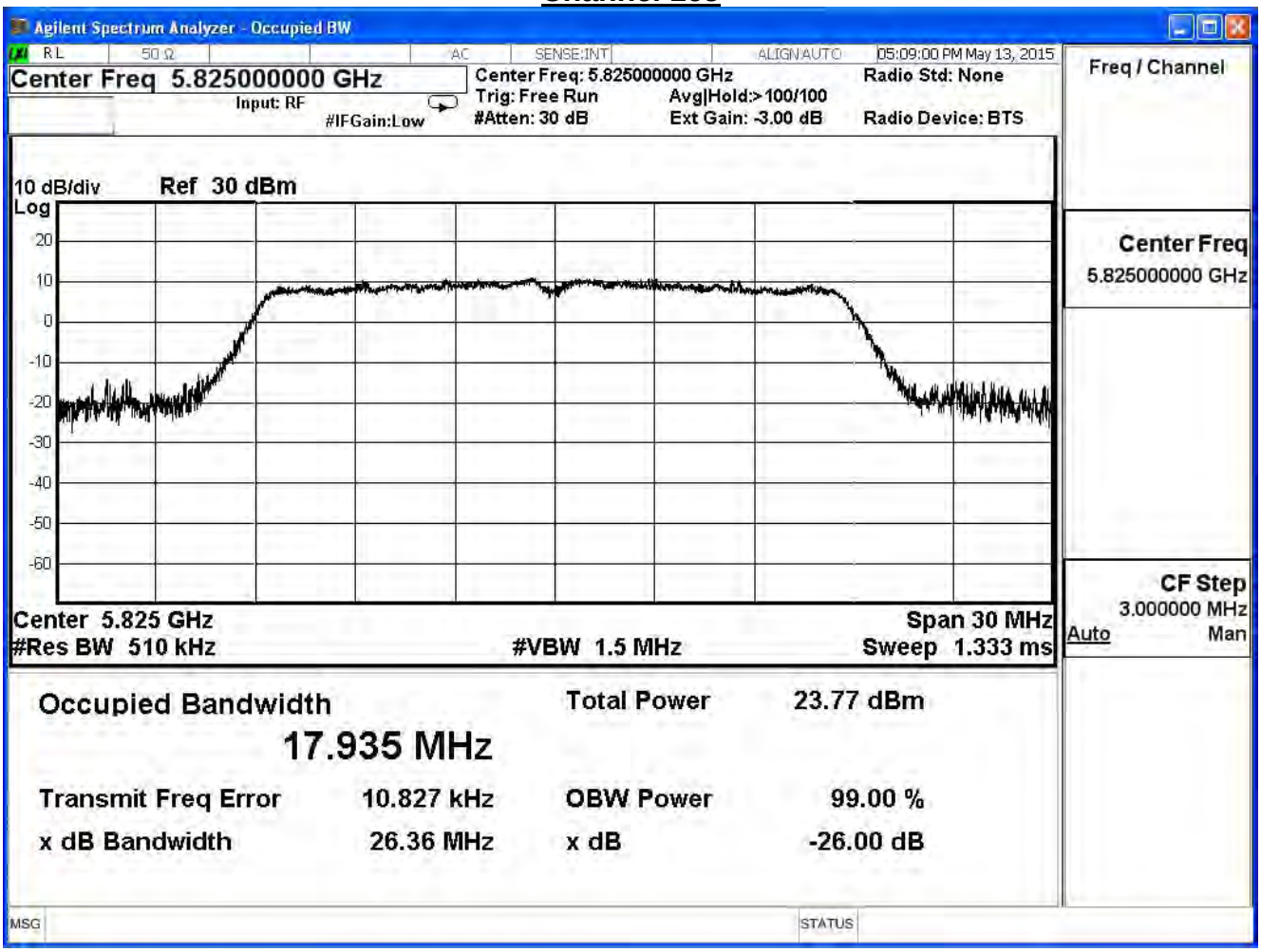
Agilent Spectrum Analyzer - Occupied BW
RL
50 Ω
AC
SENSE:INT
ALIGN AUTO
05:09:00 PM May 13, 2015
Center Freq 5.825000000 GHz
Input: RF
#IFGain:Low
Center Freq: 5.825000000 GHz
Trig: Free Run
#Atten: 30 dB
Avg|Hold:>100/100
Ext Gain: -3.00 dB
Radio Std: None
Radio Device: BTS
Freq / Channel
10 dB/div
Log
Ref 30 dBm
20
10
0
-10
-20
-30
-40
-50
-60
Center Freq
5.825000000 GHz
Center 5.825 GHz
#Res BW 510 kHz
#VBW 1.5 MHz
Span 30 MHz
Sweep 1.333 ms
CF Step
3.000000 MHz
Auto
Man
Occupied Bandwidth
17.935 MHz
Total Power
23.77 dBm
Transmit Freq Error
10.827 kHz
OBW Power
99.00 %
x dB Bandwidth
26.36 MHz
x dB
-26.00 dB
MSG
STATUS

Product	Dual-band Wireless-AC1200 Range Extender		
Test Item	Occupied Bandwidth		
Test Mode	Mode 1: Transmit		
Date of Test	2015/05/12	Test Site	SR7

IEEE 802.11n (20MHz)(ANT 1)				
Channel No.	Frequency (MHz)	Measure Level (MHz)	Limit (MHz)	Result
149	5745	18.025	--	Pass
157	5785	17.927	--	Pass
165	5825	18.117	--	Pass

Channel 149

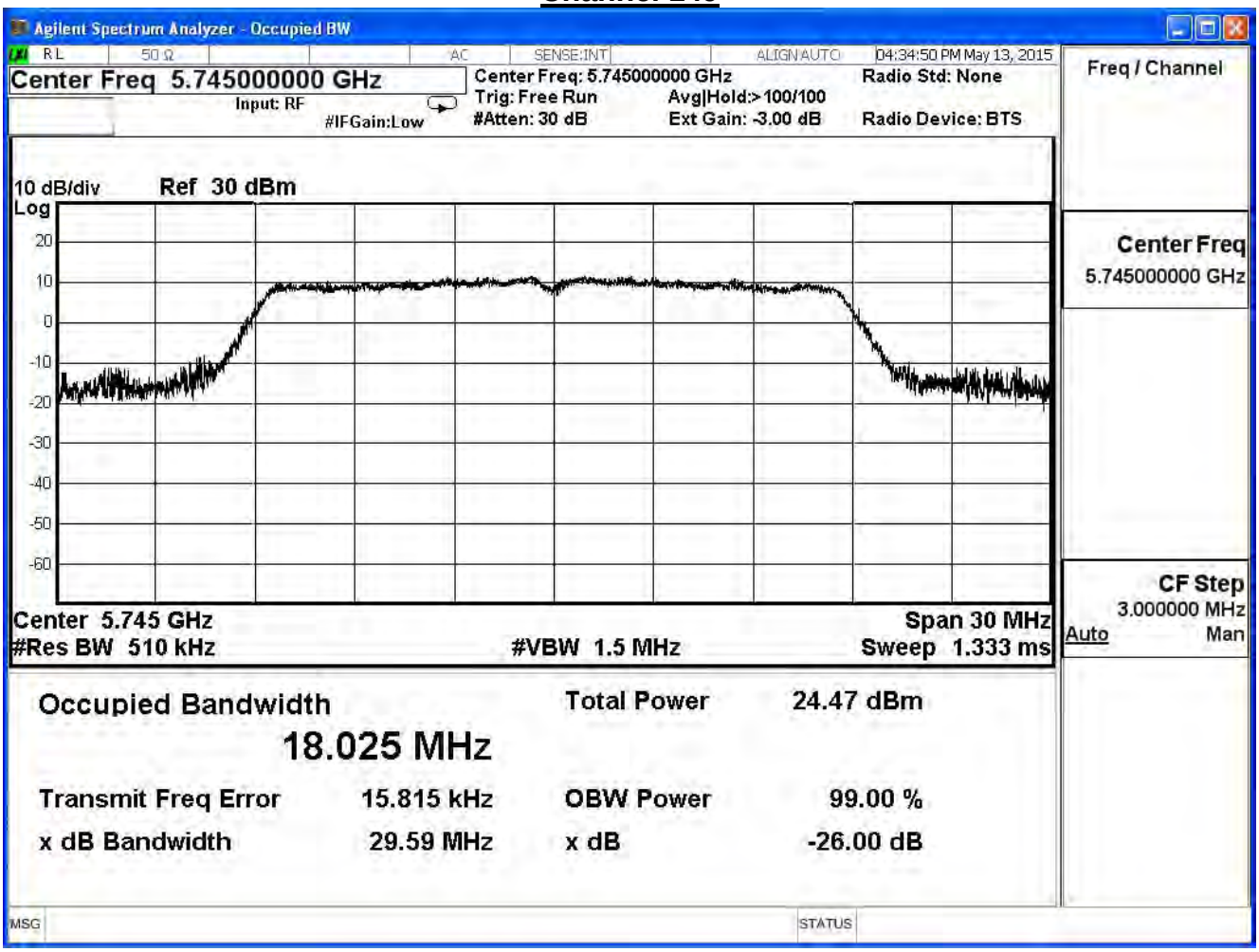

Channel 157

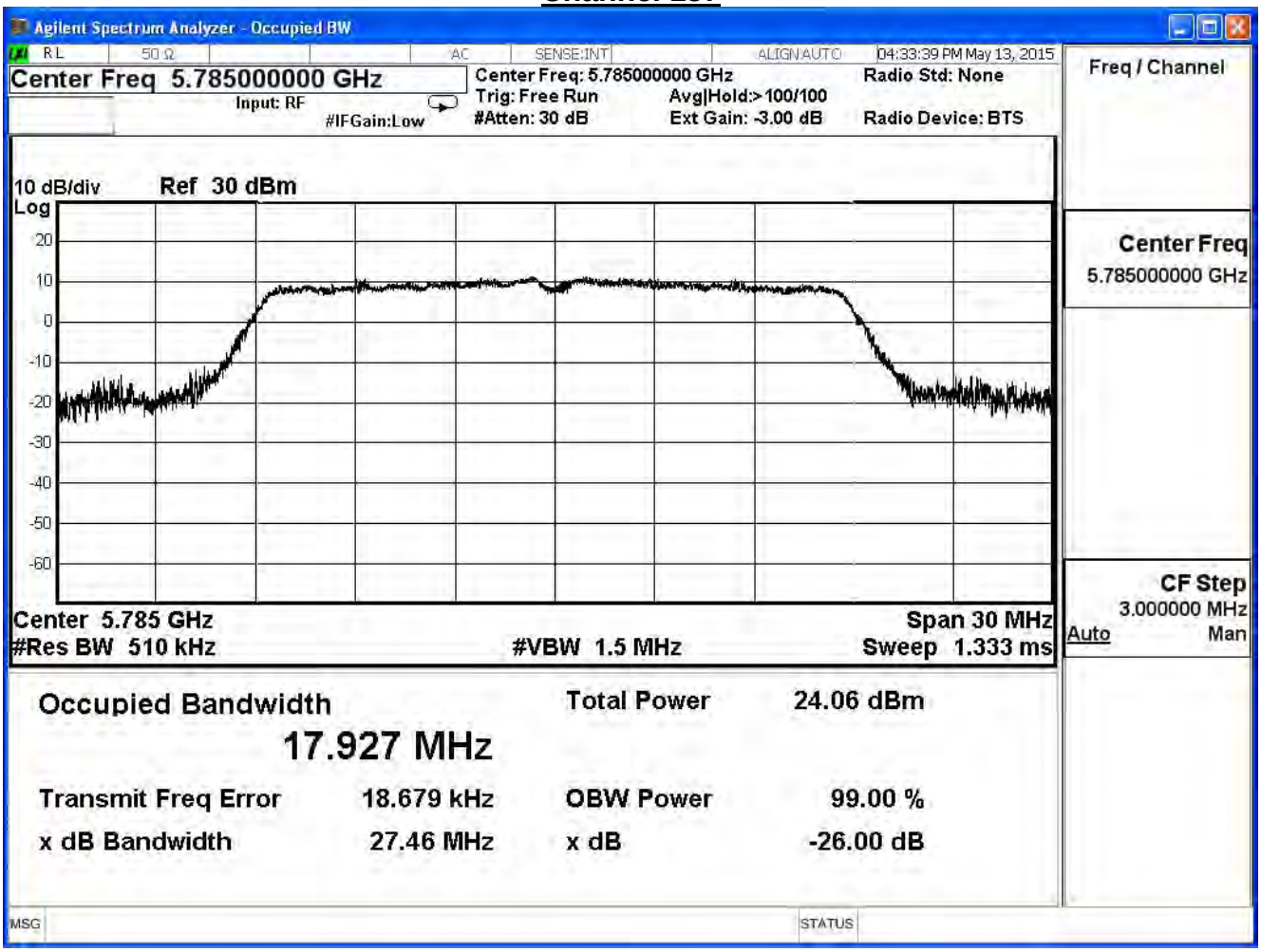
Agilent Spectrum Analyzer - Occupied BW
RL
50 Ω
AC
SENSE:INT
ALIGN AUTO
04:33:39 PM May 13, 2015
Center Freq 5.785000000 GHz
Input: RF
#IFGain:Low
Center Freq: 5.785000000 GHz
Trig: Free Run
#Atten: 30 dB
Avg|Hold:>100/100
Ext Gain: -3.00 dB
Radio Std: None
Radio Device: BTS
Freq / Channel
10 dB/div
Log
Ref 30 dBm
20
10
0
-10
-20
-30
-40
-50
-60
Center Freq
5.785000000 GHz
Center 5.785 GHz
#Res BW 510 kHz
#VBW 1.5 MHz
Span 30 MHz
Sweep 1.333 ms
CF Step
3.000000 MHz
Auto
Man
Occupied Bandwidth
17.927 MHz
Total Power 24.06 dBm
Transmit Freq Error 18.679 kHz
OBW Power 99.00 %
x dB Bandwidth 27.46 MHz
x dB -26.00 dB
MSG
STATUS

Channel 165

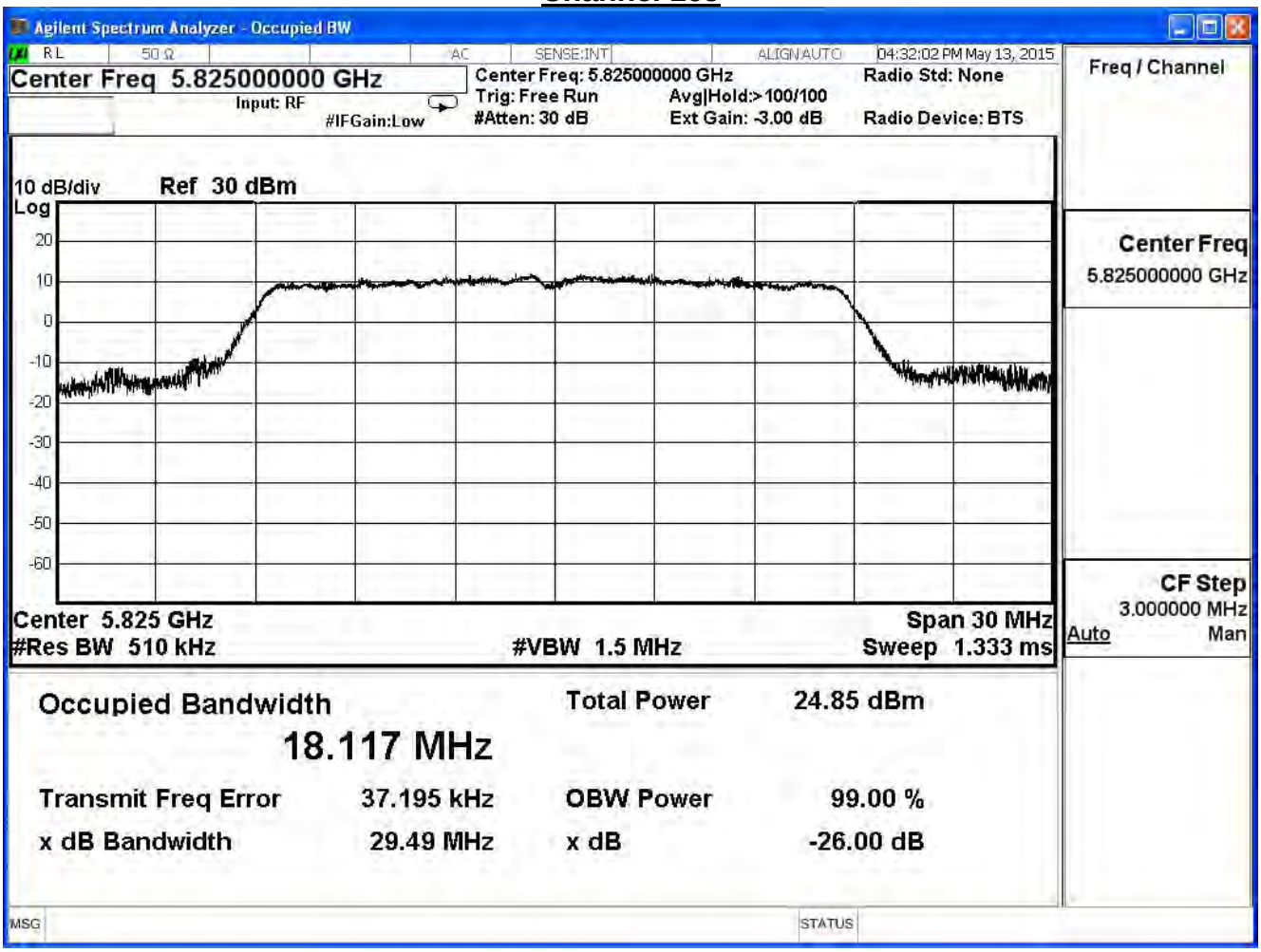
Agilent Spectrum Analyzer - Occupied BW
RL
50 Ω
AC
SENSE:INT
ALIGN AUTO
04:32:02 PM May 13, 2015
Center Freq 5.825000000 GHz
Input: RF
#IFGain:Low
Center Freq: 5.825000000 GHz
Trig: Free Run
#Atten: 30 dB
Avg|Hold:>100/100
Ext Gain: -3.00 dB
Radio Std: None
Radio Device: BTS
Freq / Channel
10 dB/div
Log
Ref 30 dBm
20
10
0
-10
-20
-30
-40
-50
-60
Center Freq
5.825000000 GHz
Center 5.825 GHz
#Res BW 510 kHz
#VBW 1.5 MHz
Span 30 MHz
Sweep 1.333 ms
CF Step
3.000000 MHz
Auto
Man
Occupied Bandwidth
18.117 MHz
Total Power
24.85 dBm
Transmit Freq Error
37.195 kHz
OBW Power
99.00 %
x dB Bandwidth
29.49 MHz
x dB
-26.00 dB
MSG
STATUS

Product	Dual-band Wireless-AC1200 Range Extender		
Test Item	Occupied Bandwidth		
Test Mode	Mode 1: Transmit		
Date of Test	2015/05/13	Test Site	SR7

IEEE 802.11n (40MHz)(ANT 0)				
Channel No.	Frequency (MHz)	Measure Level (MHz)	Limit (MHz)	Result
151	5755	36.173	--	Pass
159	5795	36.061	--	Pass

Channel 151

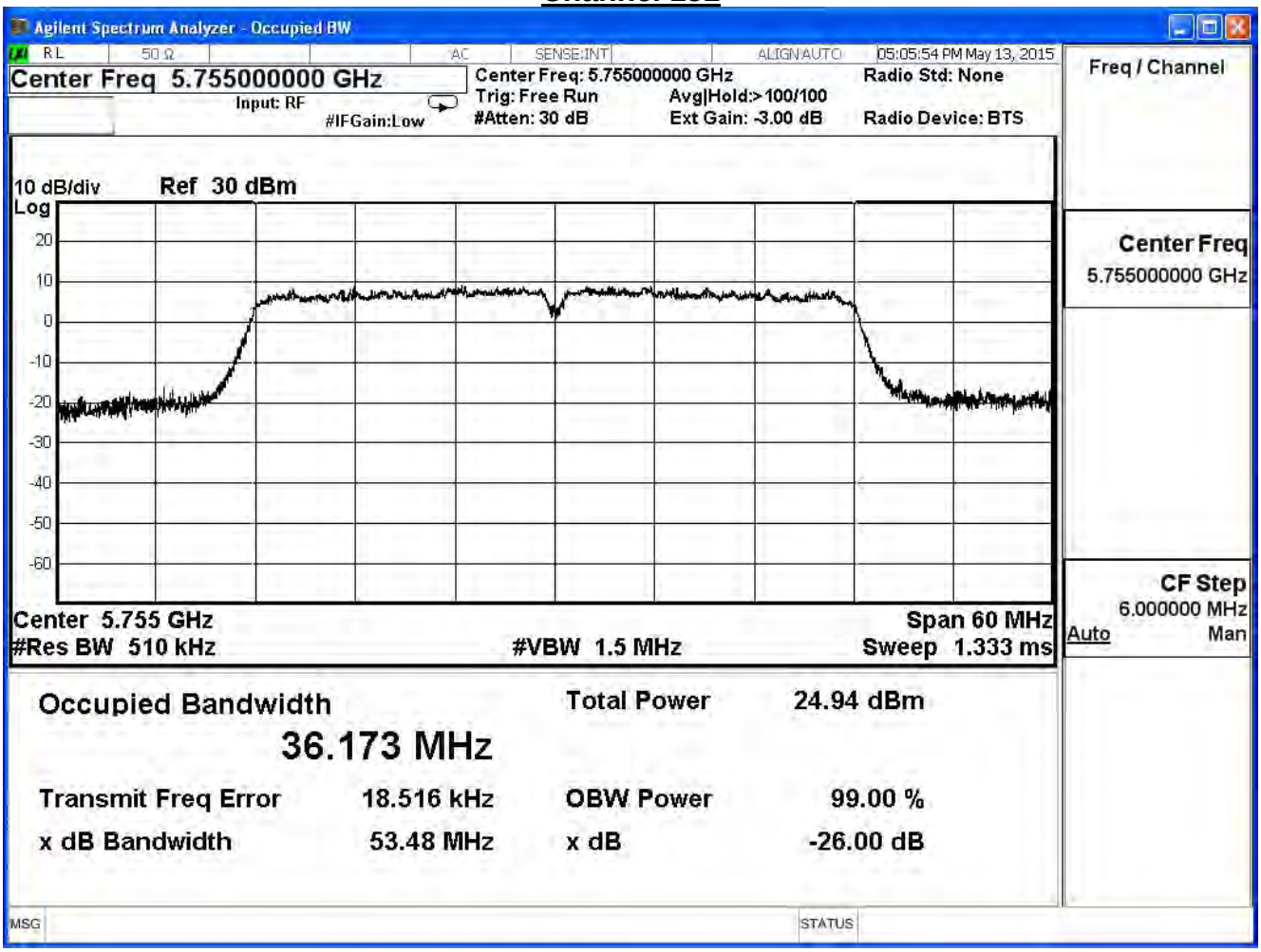

Channel 159

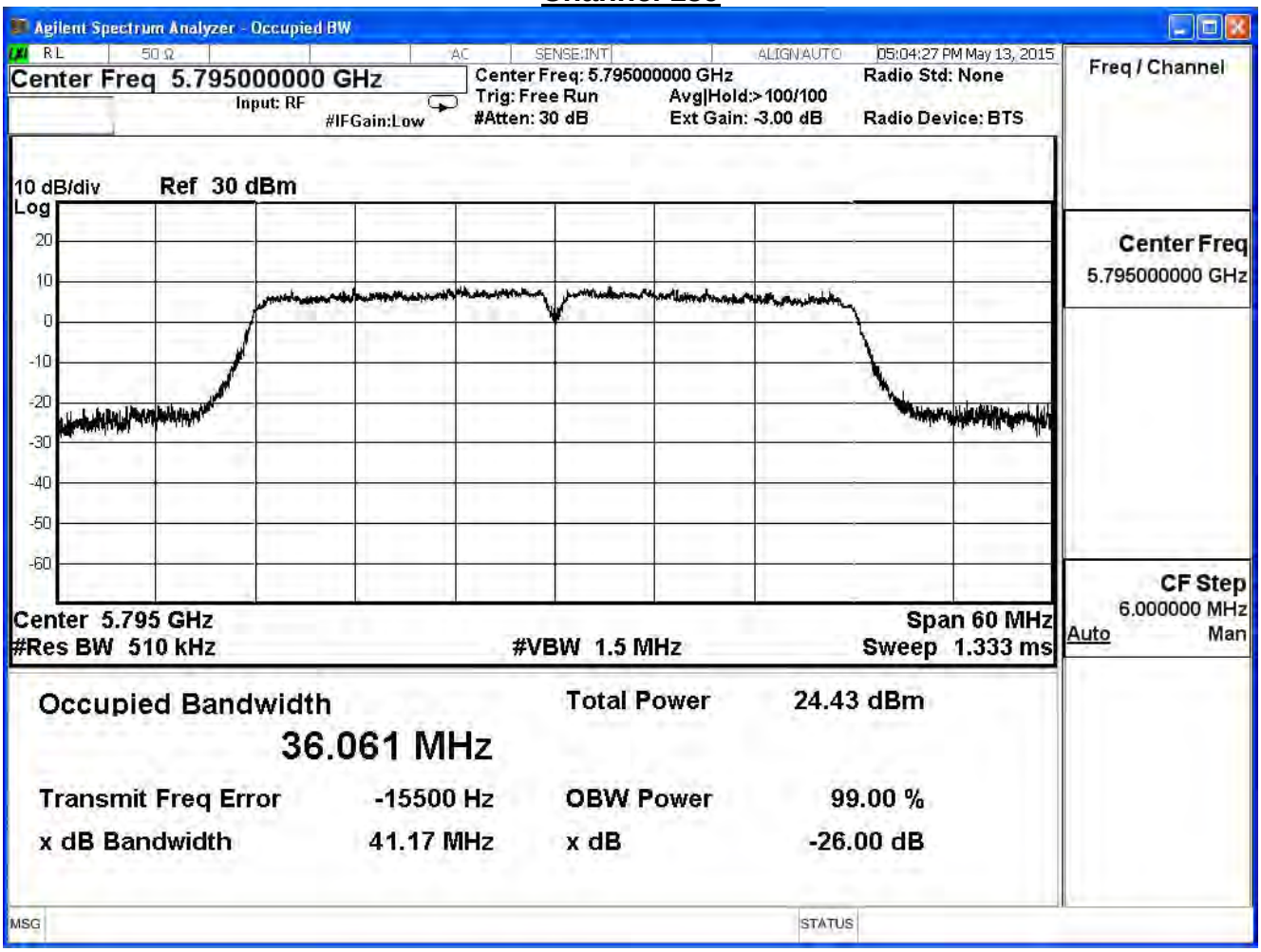
Agilent Spectrum Analyzer - Occupied BW
RL
50 Ω
AC
SENSE:INT
ALIGN AUTO
05:04:27 PM May 13, 2015
Center Freq 5.795000000 GHz
Input: RF
#IFGain:Low
Center Freq: 5.795000000 GHz
Trig: Free Run
#Atten: 30 dB
Avg|Hold:>100/100
Ext Gain: -3.00 dB
Radio Std: None
Radio Device: BTS
Freq / Channel
10 dB/div
Ref 30 dBm
Log
20
10
0
-10
-20
-30
-40
-50
-60
Center Freq
5.795000000 GHz
Center 5.795 GHz
#Res BW 510 kHz
#VBW 1.5 MHz
Span 60 MHz
Sweep 1.333 ms
CF Step
6.000000 MHz
Auto
Man
Occupied Bandwidth
36.061 MHz
Total Power 24.43 dBm
Transmit Freq Error -15500 Hz
OBW Power 99.00 %
x dB Bandwidth 41.17 MHz
x dB -26.00 dB
MSG
STATUS

Product	Dual-band Wireless-AC1200 Range Extender		
Test Item	Occupied Bandwidth		
Test Mode	Mode 1: Transmit		
Date of Test	2015/05/12	Test Site	SR7

IEEE 802.11n (40MHz)(ANT 1)				
Channel No.	Frequency (MHz)	Measure Level (MHz)	Limit (MHz)	Result
151	5755	36.307	--	Pass
159	5795	36.193	--	Pass

Channel 151

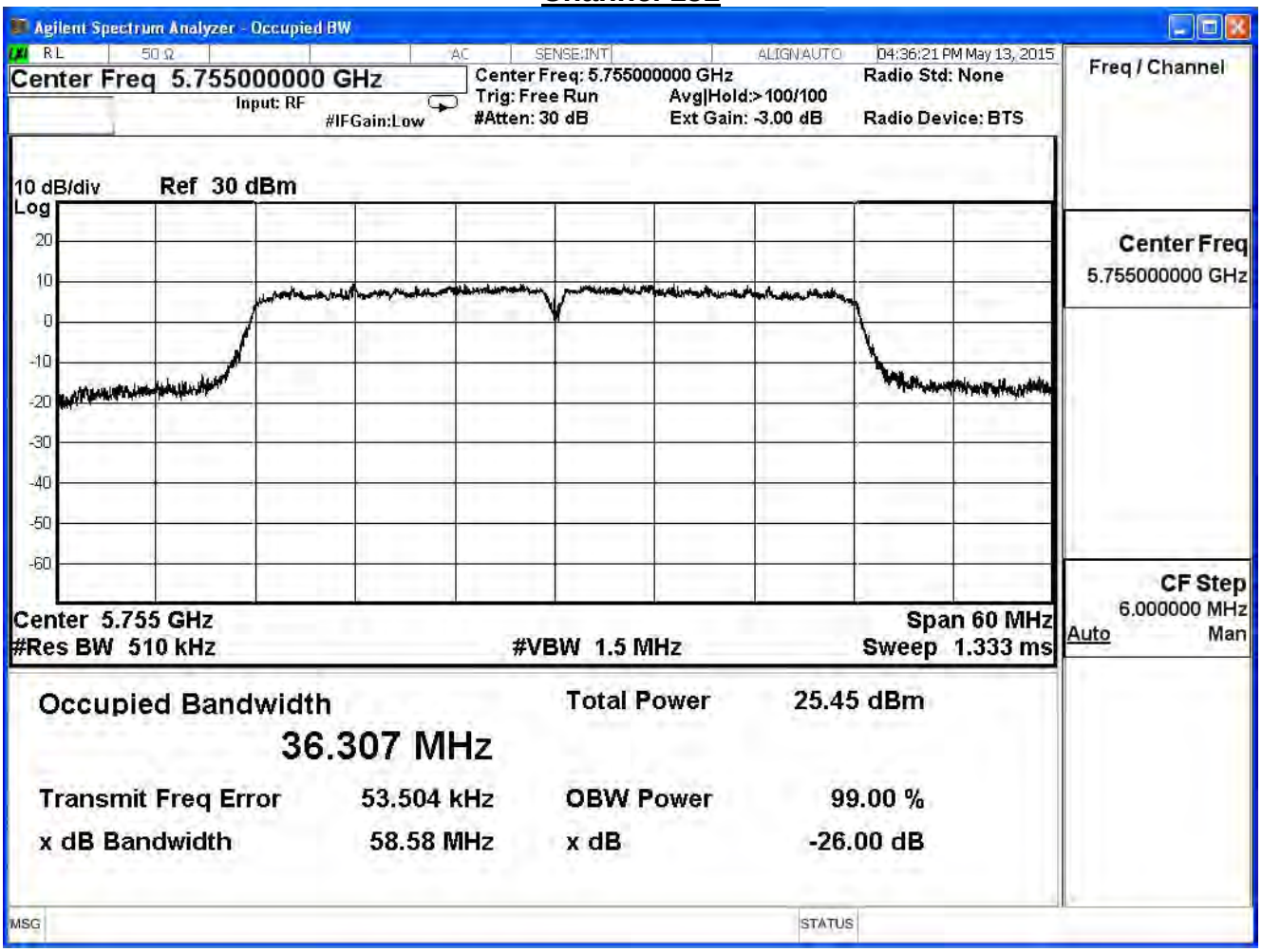

Channel 159

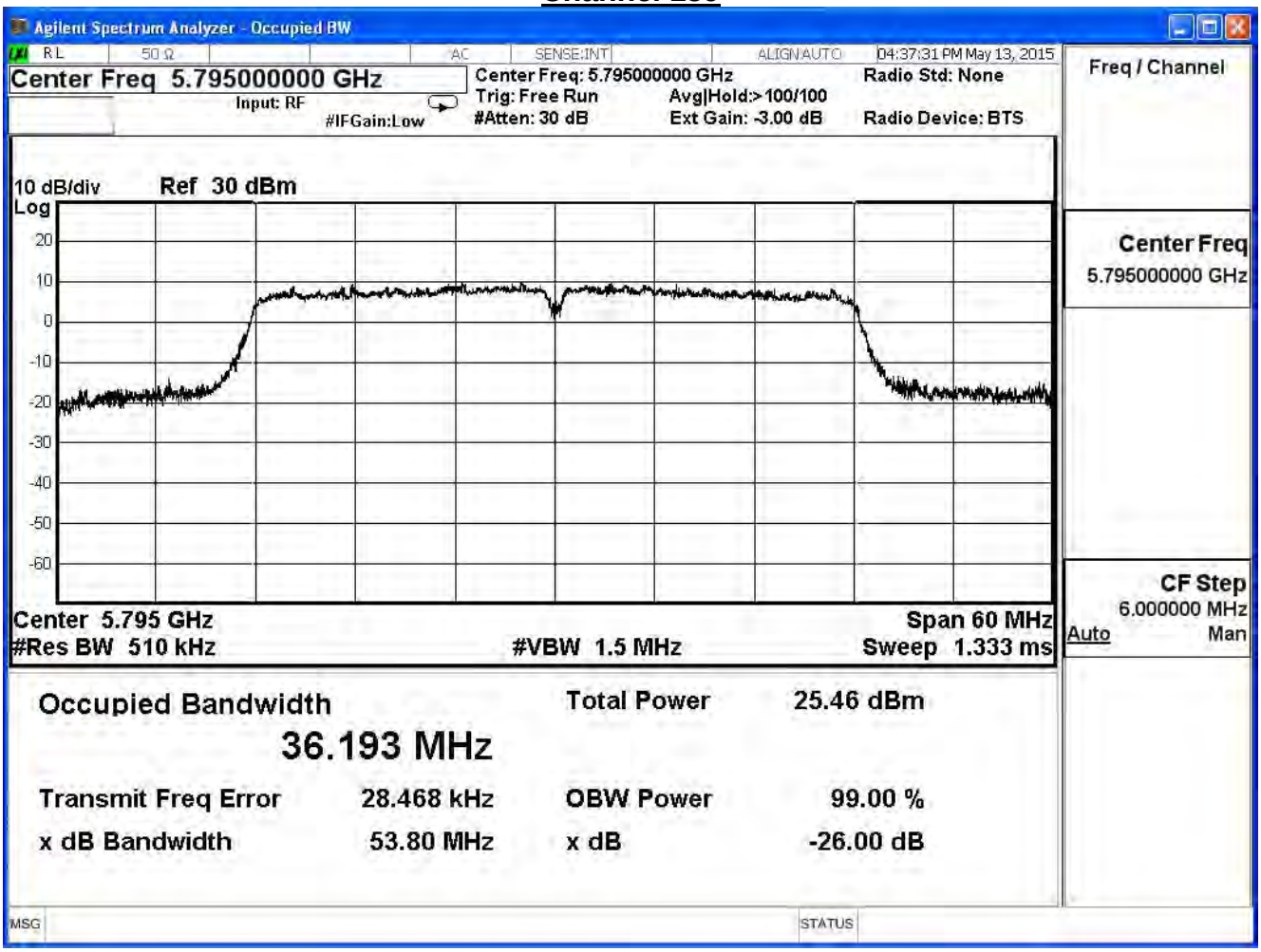
Agilent Spectrum Analyzer - Occupied BW
RL
50 Ω
AC
SENSE:INT
ALIGN AUTO
04:37:31 PM May 13, 2015
Center Freq 5.795000000 GHz
Input: RF
#IFGain:Low
Center Freq: 5.795000000 GHz
Trig: Free Run
#Atten: 30 dB
Avg|Hold:>100/100
Ext Gain: -3.00 dB
Radio Std: None
Radio Device: BTS
Freq / Channel
10 dB/div
Log
Ref 30 dBm
20
10
0
-10
-20
-30
-40
-50
-60
Center Freq
5.795000000 GHz
Center 5.795 GHz
#Res BW 510 kHz
#VBW 1.5 MHz
Span 60 MHz
Sweep 1.333 ms
CF Step
6.000000 MHz
Auto
Man
Occupied Bandwidth
36.193 MHz
Total Power 25.46 dBm
Transmit Freq Error 28.468 kHz
OBW Power 99.00 %
x dB Bandwidth 53.80 MHz
x dB -26.00 dB
MSG
STATUS

Product	Dual-band Wireless-AC1200 Range Extender		
Test Item	Occupied Bandwidth		
Test Mode	Mode 1: Transmit		
Date of Test	2015/05/13	Test Site	SR7

IEEE 802.11ac (80MHz)(ANT 0)				
Channel No.	Frequency (MHz)	Measure Level (MHz)	Limit (MHz)	Result
155	5775	75.208	--	Pass

Channel 155

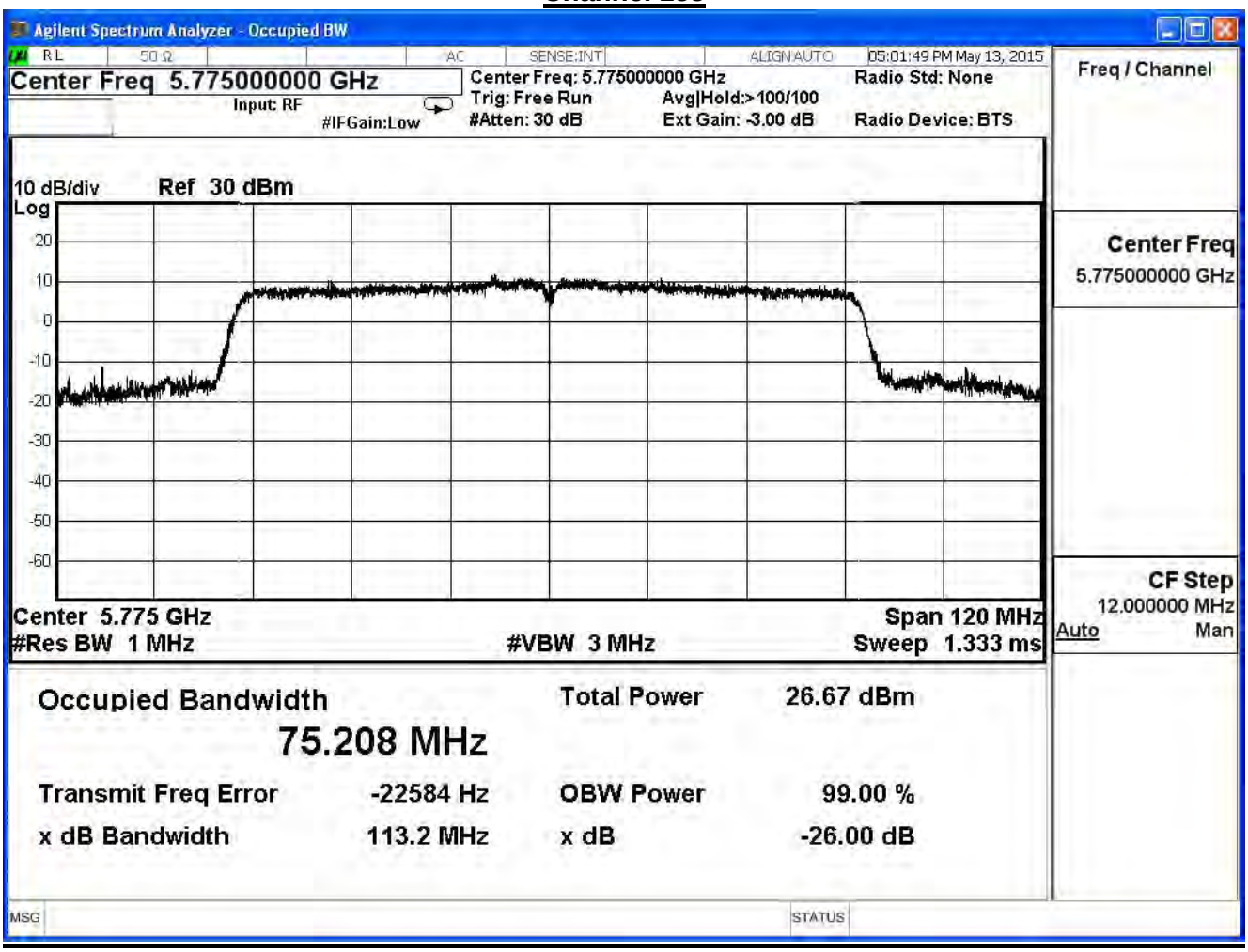

Product	Dual-band Wireless-AC1200 Range Extender		
Test Item	Occupied Bandwidth		
Test Mode	Mode 1: Transmit		
Date of Test	2015/05/13	Test Site	SR7

IEEE 802.11ac (80MHz)(ANT 1)				
Channel No.	Frequency (MHz)	Measure Level (MHz)	Limit (MHz)	Result
155	5775	75.361	--	Pass

Channel 155

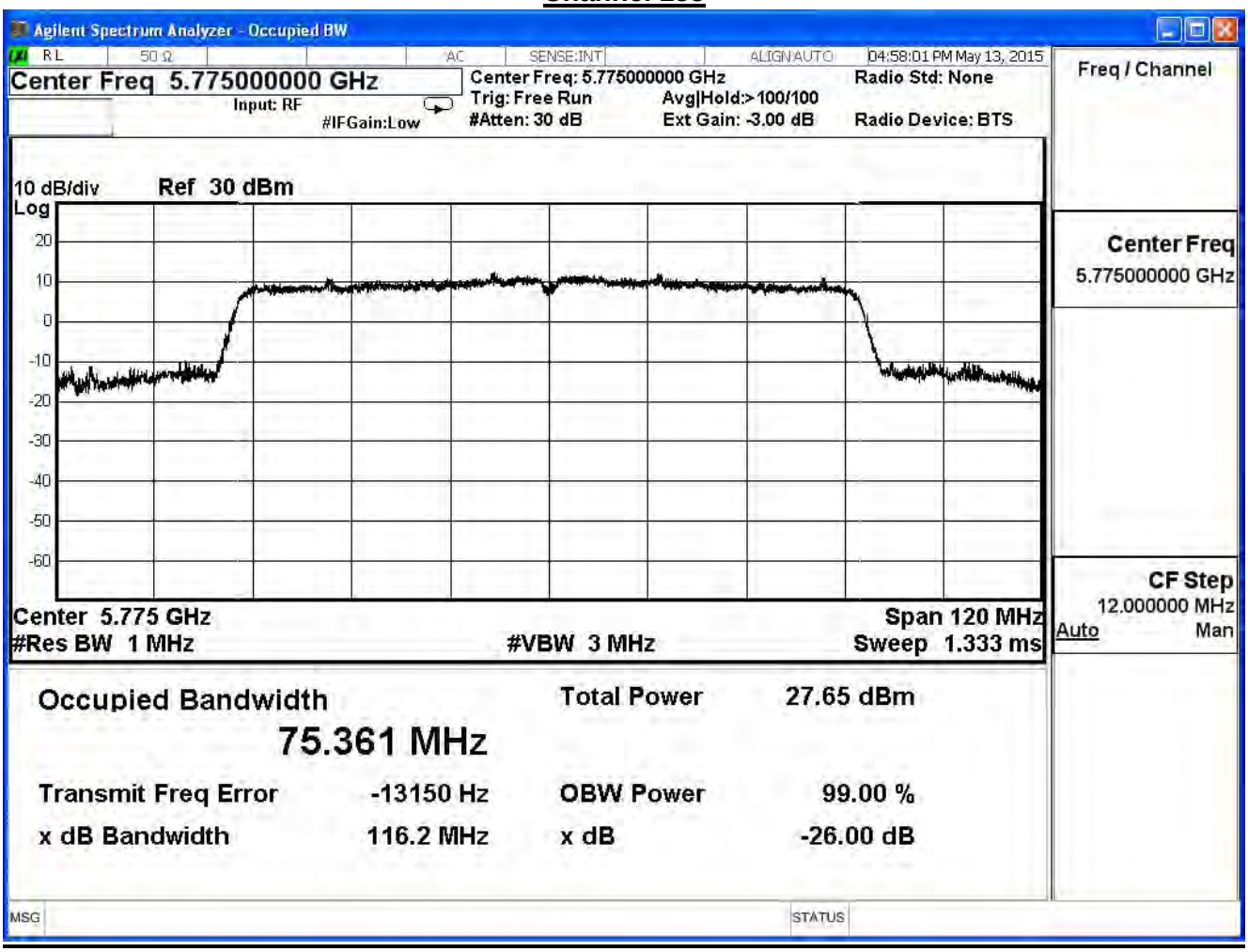

9. Power Density

9.1. Test Equipment

The following test equipment is used during the test:

Power Density / SR7

Instrument	Manufacturer	Model No.	Serial No	Next Cal. Date
Spectrum Analyzer	Agilent	N9010A-EXA	US47140172	2015/07/14

Note: 1. All equipments that need to calibrate are with calibration period of 1 year.

9.2. Test Setup

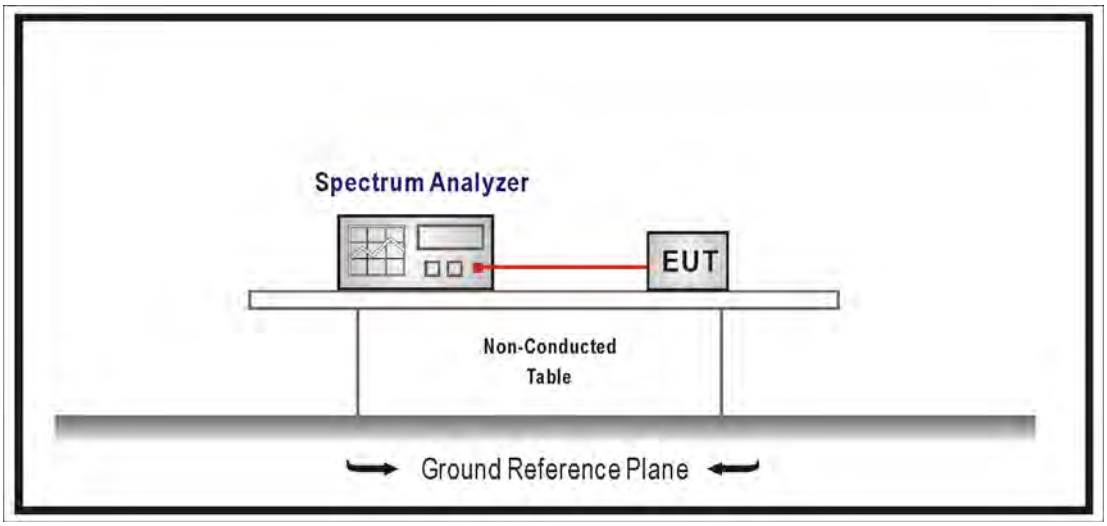

9.3. Limits

The peak power spectral density conducted from the intentional radiated to the antenna shall not be greater than +8dBm in any 3kHz band during any time interval of continuous transmission.

9.4. Test Procedures

The EUT was setup according to ANSI C63.10: 2009; tested according to DTS test procedure section 10.2 of KDB558074 v03r02 for compliance to FCC 47CFR 15.247 requirements.
Set 3KHz ≦RBW≦100 kHz, Set VBW≧3xRBW, Sweep time=Auto, Set Peak detector;
The tested according to section E)c) of KDB662911 v02v01.

9.5. Test Specification

According to FCC Part 15 Subpart C Paragraph 15.247: 2014

9.6. Uncertainty

The measurement uncertainty is defined as ±1.27dB.

9.7. Test Result

Product	Dual-band Wireless-AC1200 Range Extender		
Test Item	Power Density		
Test Mode	Mode 1: Transmit		
Date of Test	2015/05/22	Test Site	SR7

IEEE 802.11b (ANT 0)				
Channel No.	Frequency (MHz)	Measure Level (dBm)	Limit (dBm)	Result
1	2412	-7.724	≦8	Pass
6	2437	-6.192	≦8	Pass
11	2462	-7.757	≦8	Pass

Channel 1

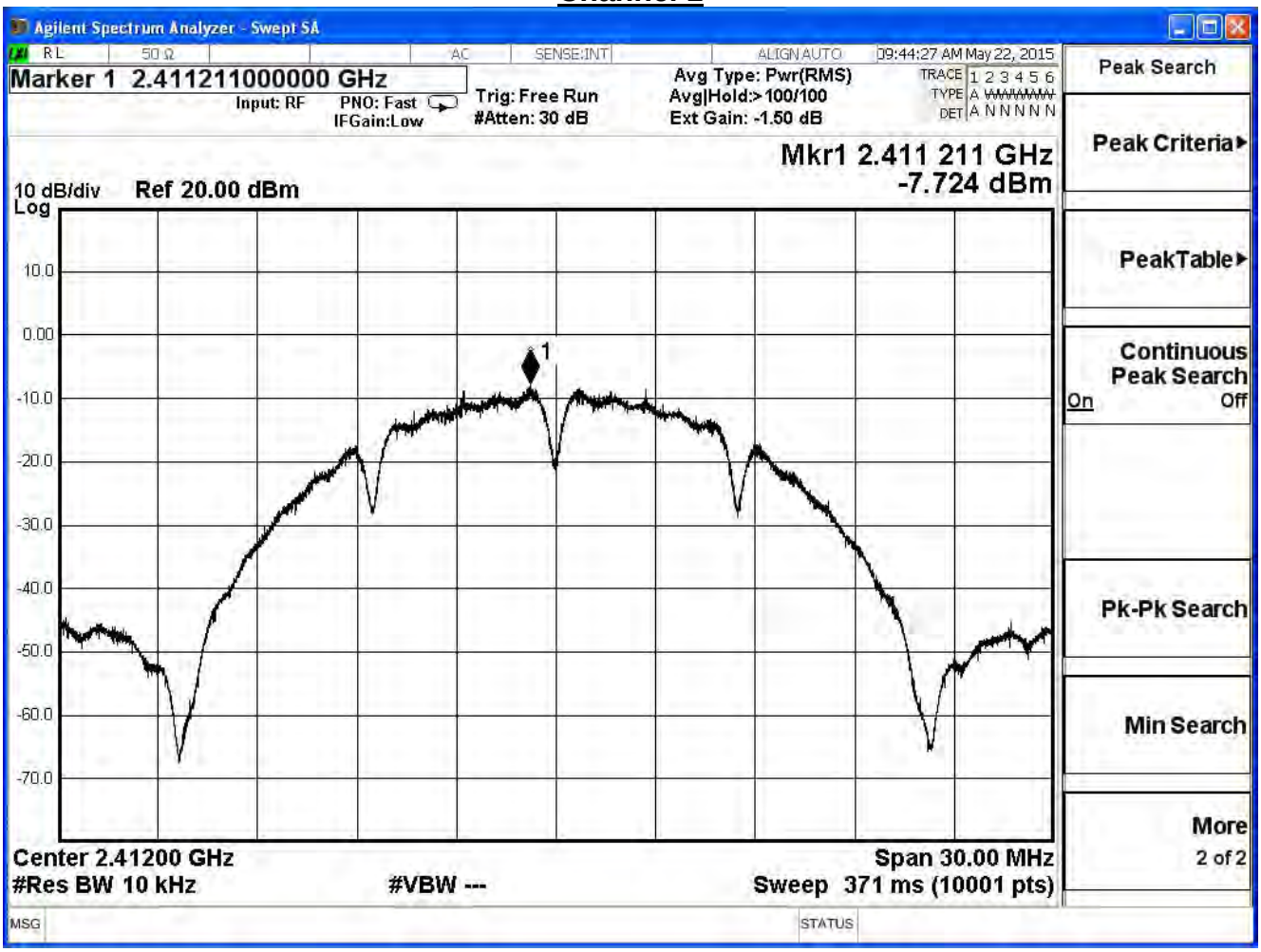

Channel 6

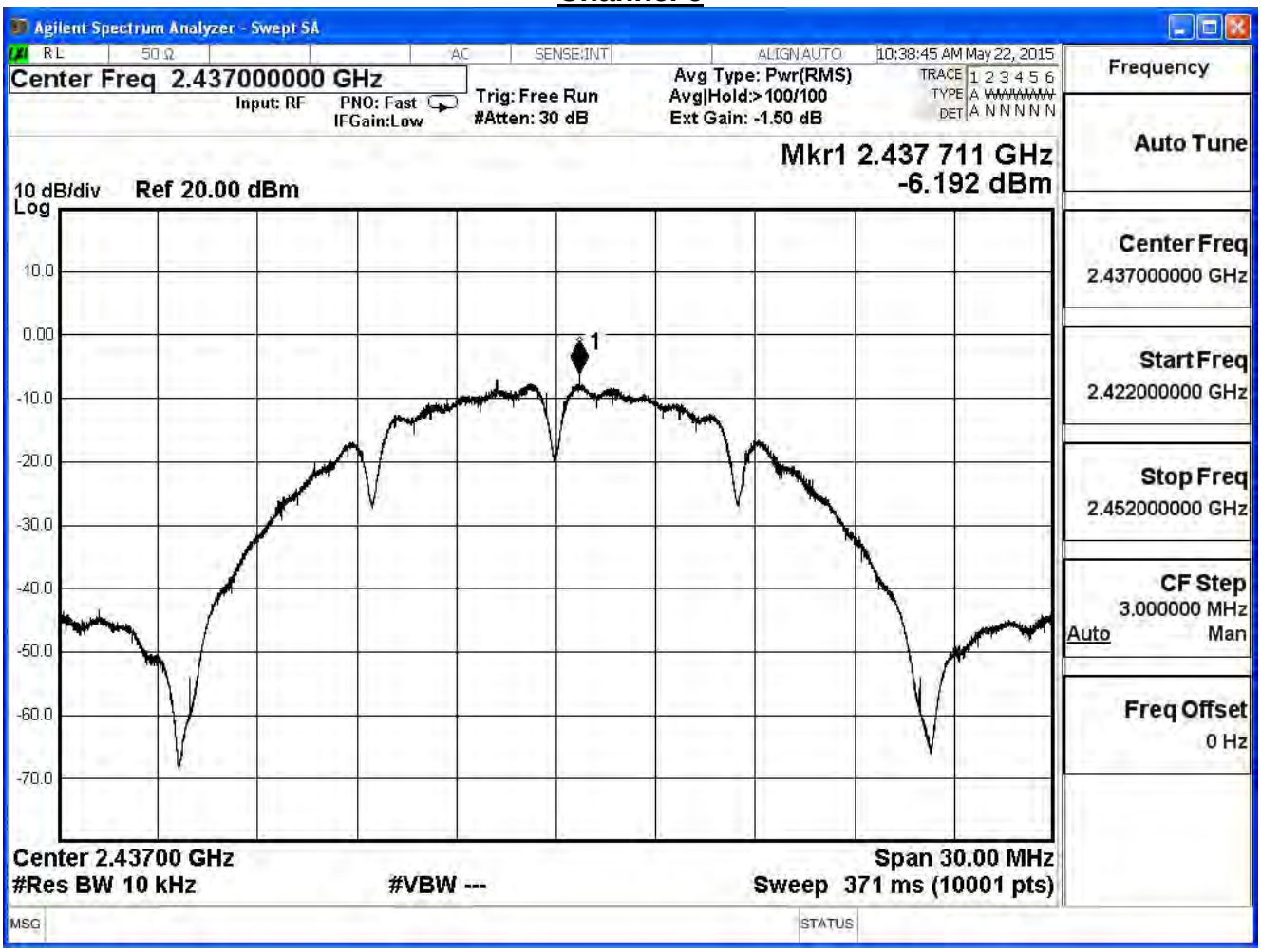
Agilent Spectrum Analyzer - Swept SA
RL 50 Ω AC SENSE:INT ALIGN AUTO 10:38:45 AM May 22, 2015
Center Freq 2.437000000 GHz
Input: RF PNO: Fast IFGain:Low
Trig: Free Run #Atten: 30 dB
Avg Type: Pwr(RMS) Avg|Hold:>100/100 Ext Gain: -1.50 dB
TRACE 1 2 3 4 5 6 TYPE A DET A N N N N N
Mkr1 2.437 711 GHz -6.192 dBm
10 dB/div Log Ref 20.00 dBm
10.0 0.00 -10.0 -20.0 -30.0 -40.0 -50.0 -60.0 -70.0
Center 2.43700 GHz #Res BW 10 kHz #VBW ---
Span 30.00 MHz Sweep 371 ms (10001 pts)
MSG STATUS
Frequency
Auto Tune
Center Freq 2.437000000 GHz
Start Freq 2.422000000 GHz
Stop Freq 2.452000000 GHz
CF Step 3.000000 MHz Auto Man
Freq Offset 0 Hz

Channel 11

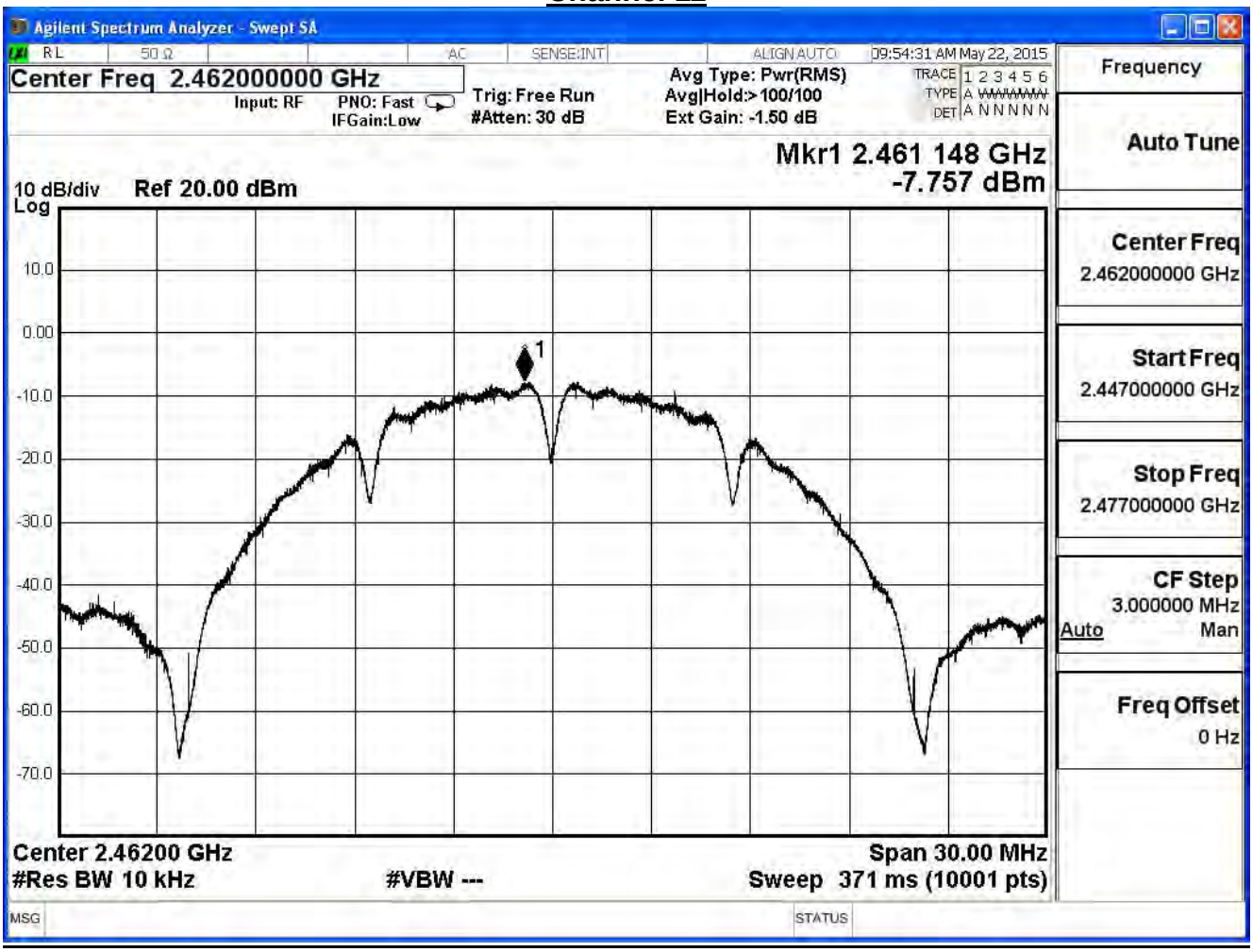
Agilent Spectrum Analyzer - Swept SA
RL
50 Ω
AC
SENSE:INT
ALIGN AUTO
09:54:31 AM May 22, 2015
Center Freq 2.462000000 GHz
Input: RF
PNO: Fast
IFGain:Low
Trig: Free Run
#Atten: 30 dB
Avg Type: Pwr(RMS)
Avg|Hold:>100/100
Ext Gain: -1.50 dB
TRACE 1 2 3 4 5 6
TYPE A
DET A N N N N N
Mkr1 2.461 148 GHz
-7.757 dBm
10 dB/div
Log
Ref 20.00 dBm
10.0
0.00
-10.0
-20.0
-30.0
-40.0
-50.0
-60.0
-70.0
1
Center 2.46200 GHz
#Res BW 10 kHz
#VBW ---
Span 30.00 MHz
Sweep 371 ms (10001 pts)
MSG
STATUS
Frequency
Auto Tune
Center Freq
2.462000000 GHz
Start Freq
2.447000000 GHz
Stop Freq
2.477000000 GHz
CF Step
3.000000 MHz
Auto
Man
Freq Offset
0 Hz

Product	Dual-band Wireless-AC1200 Range Extender		
Test Item	Power Density		
Test Mode	Mode 1: Transmit		
Date of Test	2015/05/22	Test Site	SR7

IEEE 802.11b (ANT 1)				
Channel No.	Frequency (MHz)	Measure Level (dBm)	Limit (dBm)	Result
1	2412	-7.804	≦8	Pass
6	2437	-6.436	≦8	Pass
11	2462	-6.626	≦8	Pass

Channel 1

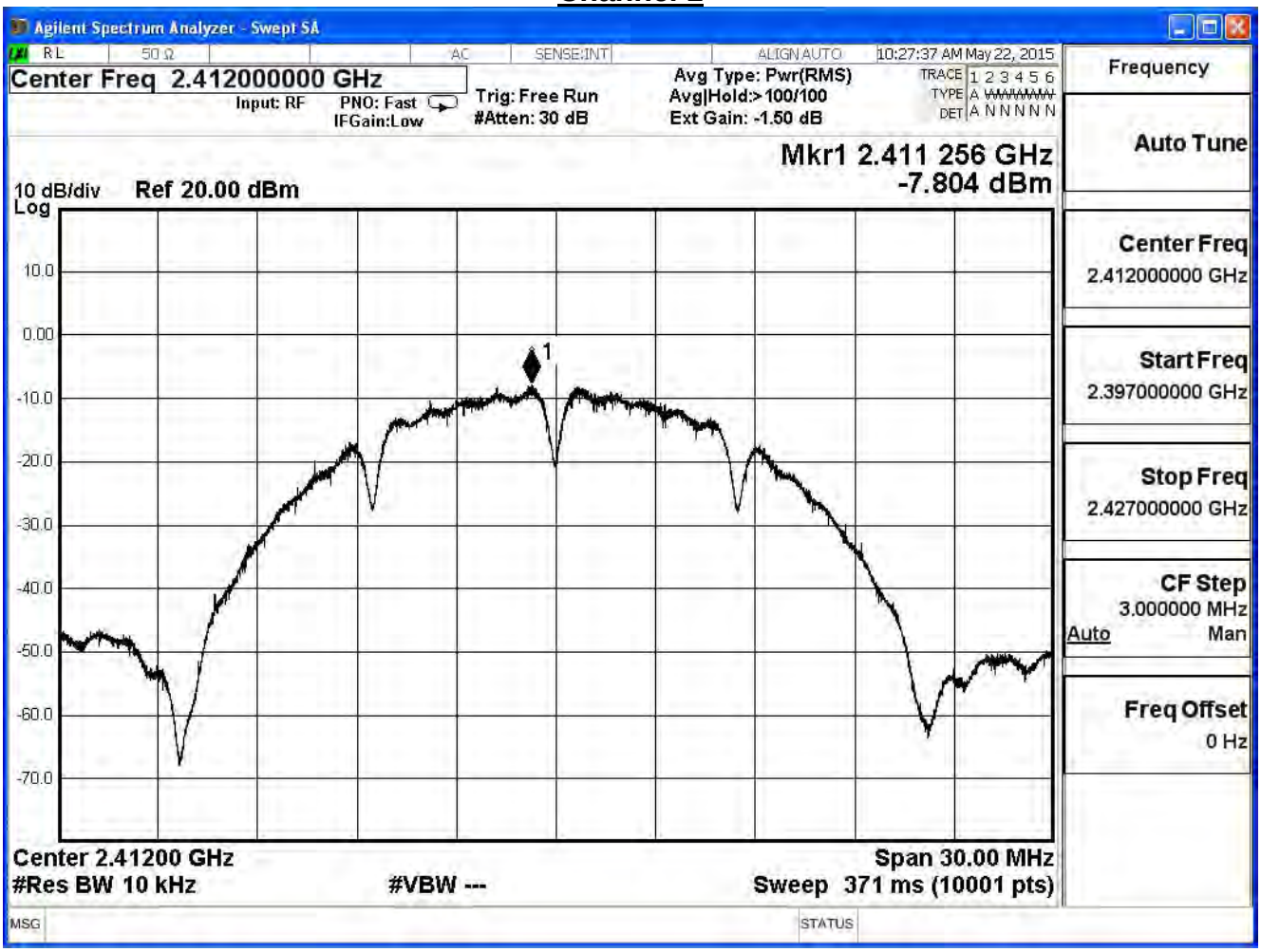

Channel 6

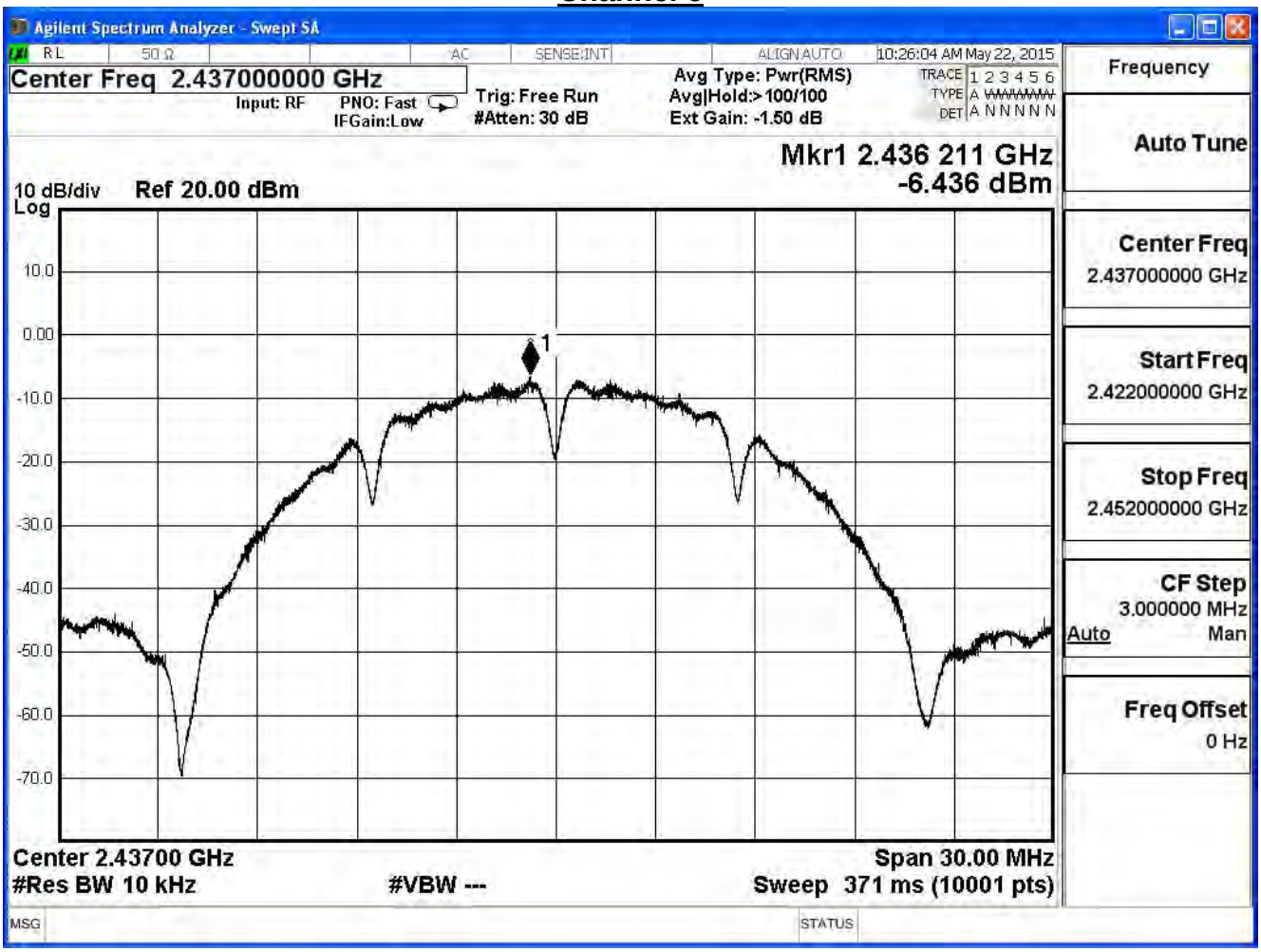
Agilent Spectrum Analyzer - Swept SA
RL
50 Ω
AC
SENSE:INT
ALIGN AUTO
10:26:04 AM May 22, 2015
Center Freq 2.437000000 GHz
Input: RF
PNO: Fast
IFGain:Low
Trig: Free Run
#Atten: 30 dB
Avg Type: Pwr(RMS)
Avg|Hold:>100/100
Ext Gain: -1.50 dB
TRACE 1 2 3 4 5 6
TYPE A
DET A N N N N N
Mkr1 2.436 211 GHz
-6.436 dBm
10 dB/div
Log
Ref 20.00 dBm
10.0
0.00
-10.0
-20.0
-30.0
-40.0
-50.0
-60.0
-70.0
1
Center 2.43700 GHz
#Res BW 10 kHz
#VBW ---
Span 30.00 MHz
Sweep 371 ms (10001 pts)
MSG
STATUS
Frequency
Auto Tune
Center Freq
2.437000000 GHz
Start Freq
2.422000000 GHz
Stop Freq
2.452000000 GHz
CF Step
3.000000 MHz
Auto
Man
Freq Offset
0 Hz

Channel 11

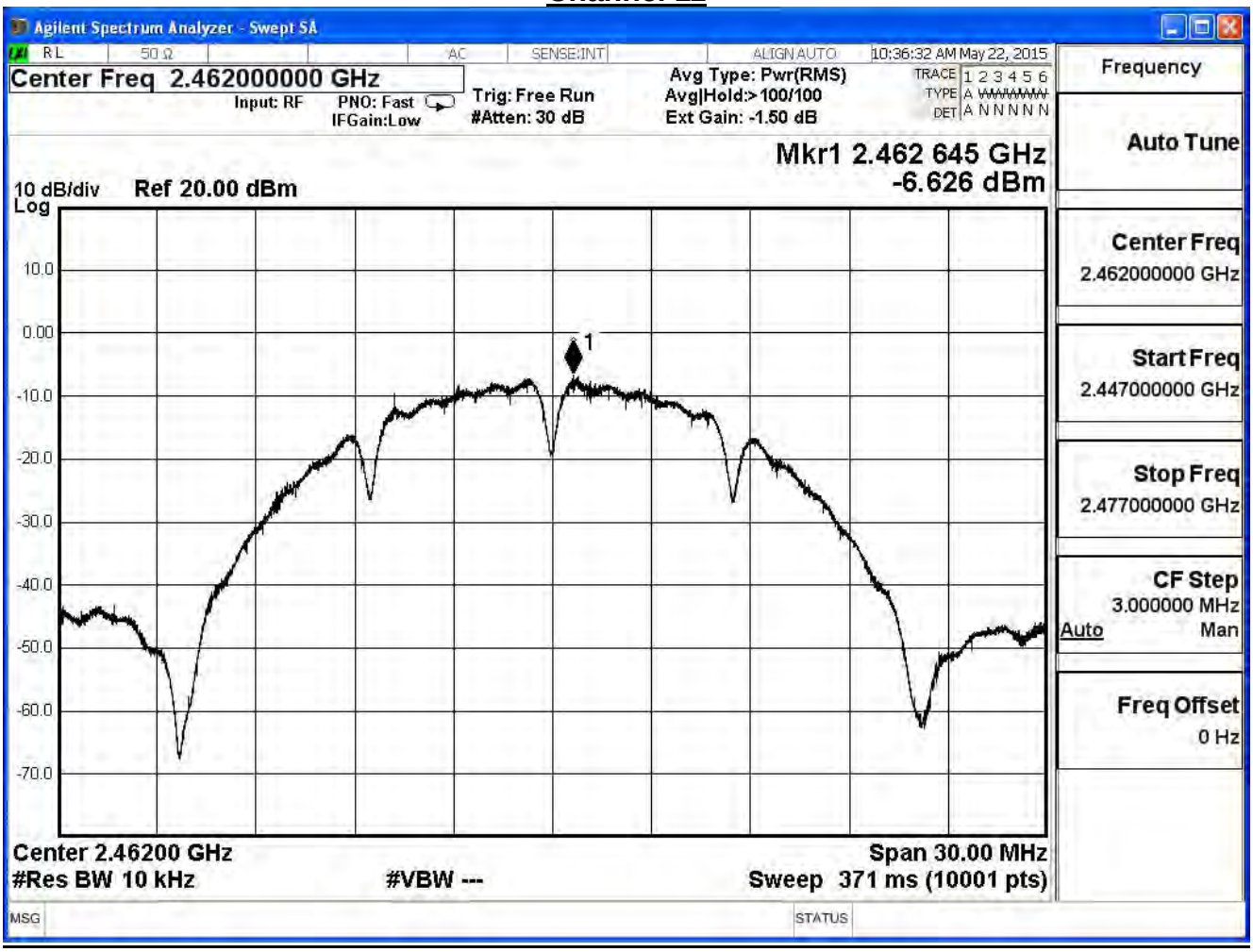
Agilent Spectrum Analyzer - Swept SA
RL
50 Ω
AC
SENSE:INT
ALIGN AUTO
10:36:32 AM May 22, 2015
Center Freq 2.462000000 GHz
Input: RF
PNO: Fast
IFGain:Low
Trig: Free Run
#Atten: 30 dB
Avg Type: Pwr(RMS)
Avg|Hold:>100/100
Ext Gain: -1.50 dB
TRACE 1 2 3 4 5 6
TYPE A
DET A N N N N N
Mkr1 2.462 645 GHz
-6.626 dBm
10 dB/div
Log
Ref 20.00 dBm
10.0
0.00
-10.0
-20.0
-30.0
-40.0
-50.0
-60.0
-70.0
1
Center 2.46200 GHz
#Res BW 10 kHz
#VBW ---
Span 30.00 MHz
Sweep 371 ms (10001 pts)
MSG
STATUS
Frequency
Auto Tune
Center Freq
2.462000000 GHz
Start Freq
2.447000000 GHz
Stop Freq
2.477000000 GHz
CF Step
3.000000 MHz
Auto
Man
Freq Offset
0 Hz

Product	Dual-band Wireless-AC1200 Range Extender		
Test Item	Power Density		
Test Mode	Mode 1: Transmit		
Date of Test	2015/05/22	Test Site	SR7

IEEE 802.11b (ANT 0+1)				
Channel No.	Frequency (MHz)	Measure Level (dBm)	Limit (dBm)	Result
1	2412	-4.754	≦8	Pass
6	2437	-3.302	≦8	Pass
11	2462	-4.144	≦8	Pass

Product	Dual-band Wireless-AC1200 Range Extender		
Test Item	Power Density		
Test Mode	Mode 1: Transmit		
Date of Test	2015/05/22	Test Site	SR7

IEEE 802.11g (ANT 0)				
Channel No.	Frequency (MHz)	Measure Level (dBm)	Limit (dBm)	Result
1	2412	-12.435	≦8	Pass
6	2437	-6.864	≦8	Pass
11	2462	-12.238	≦8	Pass

Channel 1

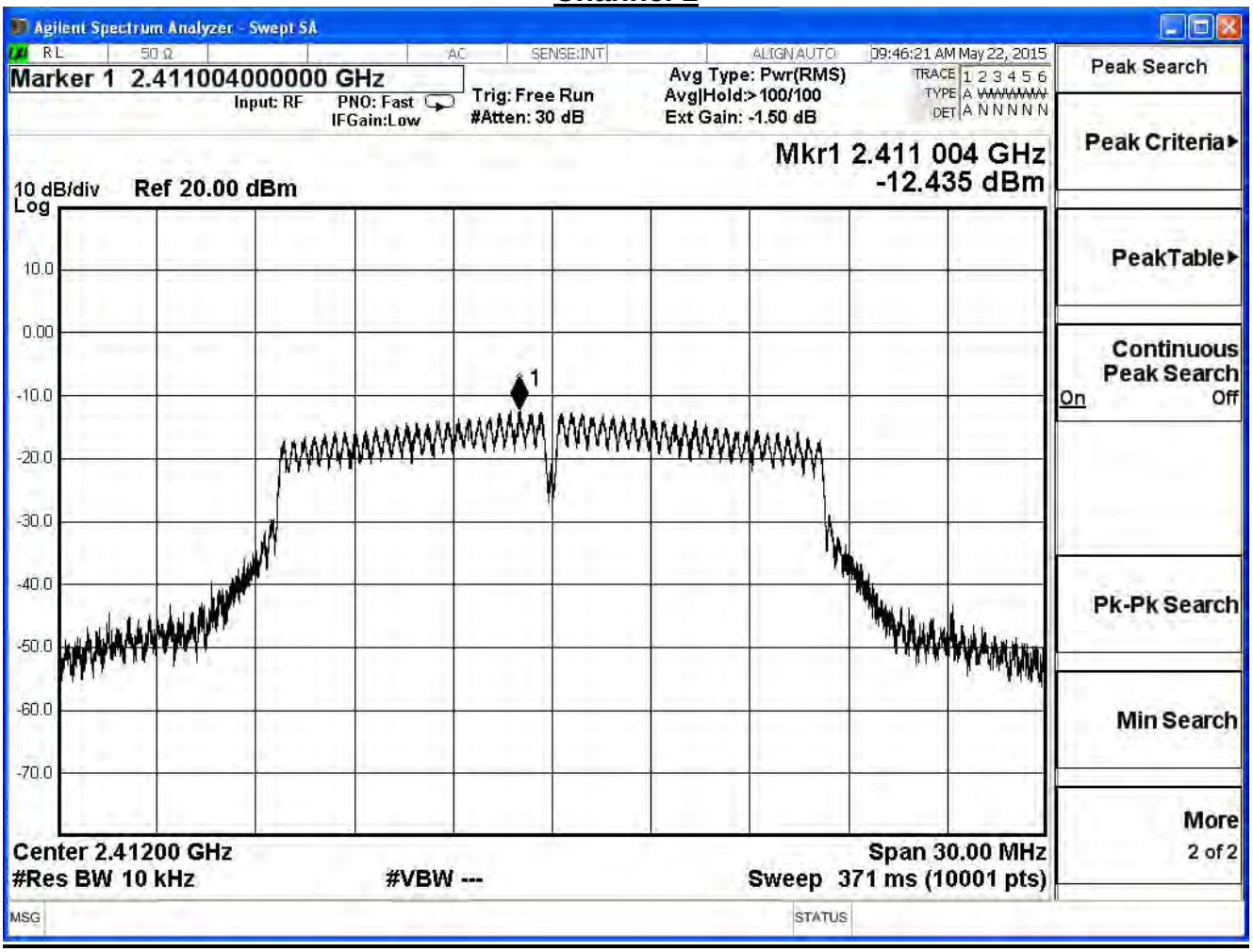

Channel 6

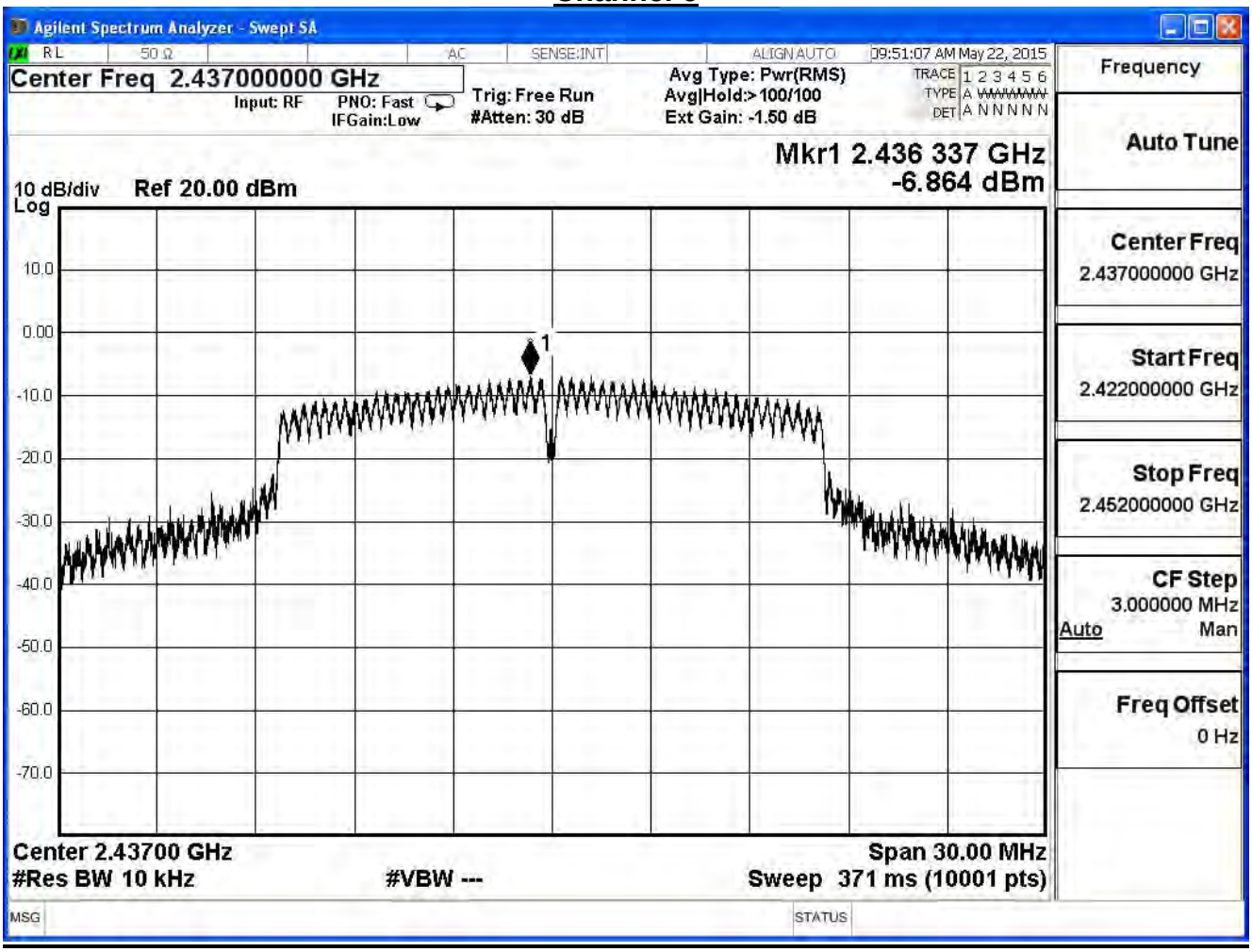
Agilent Spectrum Analyzer - Swept SA
RL
50 Ω
AC
SENSE:INT
ALIGN AUTO
09:51:07 AM May 22, 2015
Center Freq 2.437000000 GHz
Input: RF
PNO: Fast
IFGain:Low
Trig: Free Run
#Atten: 30 dB
Avg Type: Pwr(RMS)
Avg|Hold:>100/100
Ext Gain: -1.50 dB
TRACE 1 2 3 4 5 6
TYPE A
DET A N N N N N
Mkr1 2.436 337 GHz
-6.864 dBm
10 dB/div
Ref 20.00 dBm
Log
10.0
0.00
-10.0
-20.0
-30.0
-40.0
-50.0
-60.0
-70.0
1
Center 2.43700 GHz
#Res BW 10 kHz
#VBW ---
Span 30.00 MHz
Sweep 371 ms (10001 pts)
MSG
STATUS
Frequency
Auto Tune
Center Freq
2.437000000 GHz
Start Freq
2.422000000 GHz
Stop Freq
2.452000000 GHz
CF Step
3.000000 MHz
Auto
Man
Freq Offset
0 Hz

Channel 11

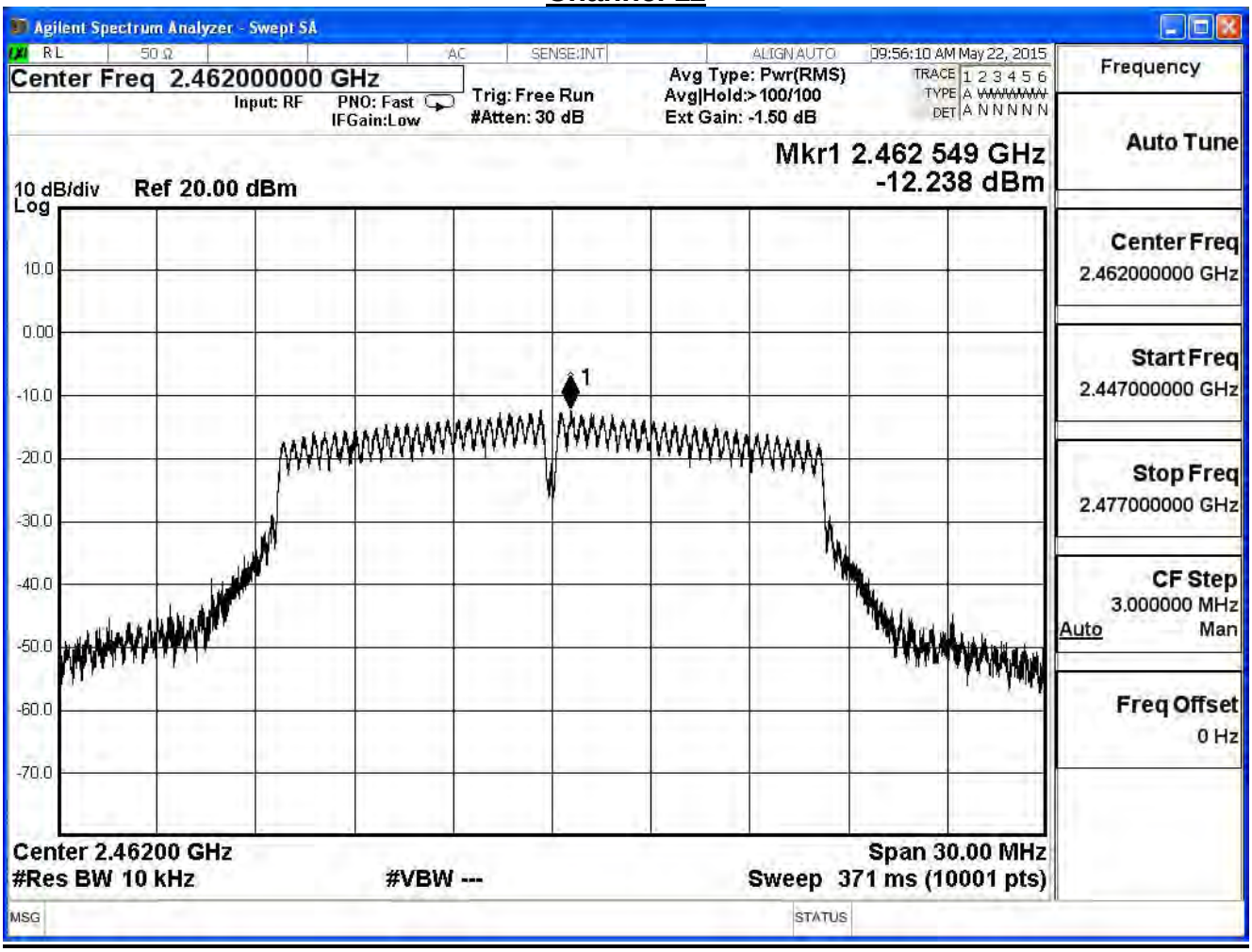
Agilent Spectrum Analyzer - Swept SA
Center Freq 2.462000000 GHz
Input: RF
PNO: Fast
IFGain:Low
Trig: Free Run
#Atten: 30 dB
Avg Type: Pwr(RMS)
Avg|Hold:>100/100
Ext Gain: -1.50 dB
09:56:10 AM May 22, 2015
Mkr1 2.462 549 GHz
-12.238 dBm
10 dB/div
Log
Ref 20.00 dBm
Center 2.46200 GHz
#Res BW 10 kHz
#VBW ---
Span 30.00 MHz
Sweep 371 ms (10001 pts)
Frequency
Auto Tune
Center Freq
2.462000000 GHz
Start Freq
2.447000000 GHz
Stop Freq
2.477000000 GHz
CF Step
3.000000 MHz
Auto
Man
Freq Offset
0 Hz

Product	Dual-band Wireless-AC1200 Range Extender		
Test Item	Power Density		
Test Mode	Mode 1: Transmit		
Date of Test	2015/05/22	Test Site	SR7

IEEE 802.11g (ANT 1)				
Channel No.	Frequency (MHz)	Measure Level (dBm)	Limit (dBm)	Result
1	2412	-11.760	≦8	Pass
6	2437	-7.619	≦8	Pass
11	2462	-11.664	≦8	Pass

Channel 1

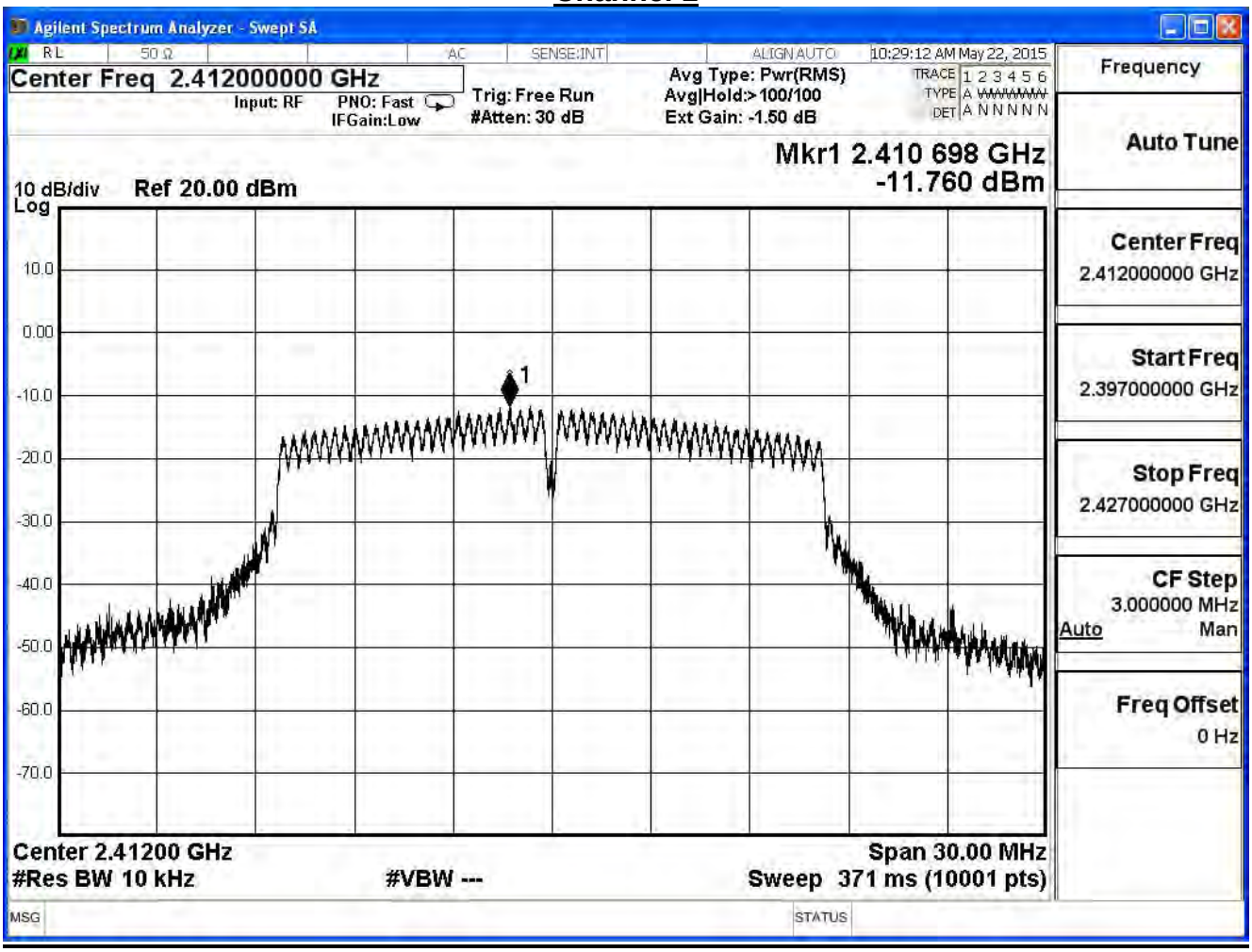

Channel 6

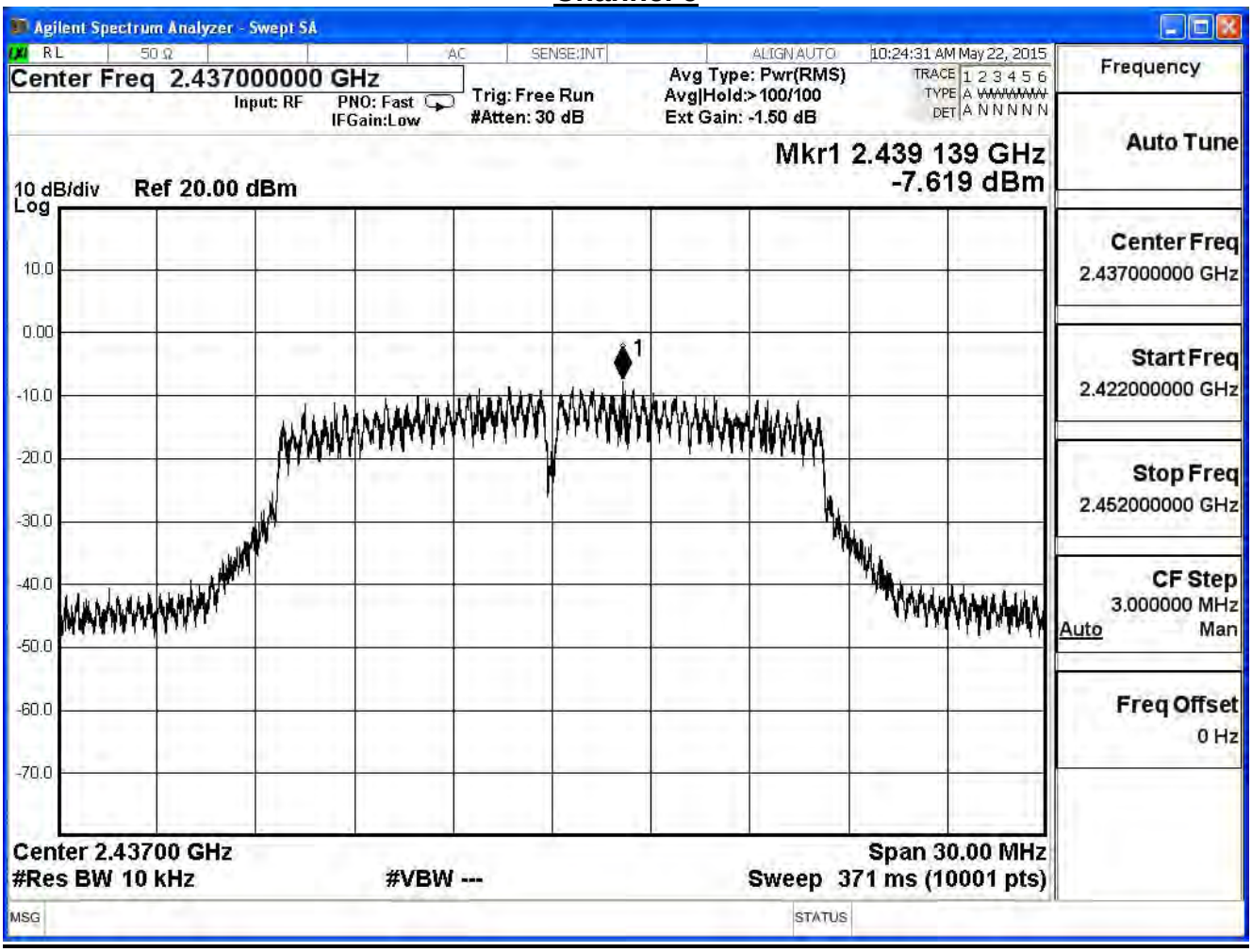
Agilent Spectrum Analyzer - Swept SA
RL
50 Ω
AC
SENSE:INT
ALIGN AUTO
10:24:31 AM May 22, 2015
Center Freq 2.437000000 GHz
Input: RF
PNO: Fast
IFGain:Low
Trig: Free Run
#Atten: 30 dB
Avg Type: Pwr(RMS)
Avg|Hold:>100/100
Ext Gain: -1.50 dB
TRACE 1 2 3 4 5 6
TYPE A
DET A N N N N N
Mkr1 2.439 139 GHz
-7.619 dBm
10 dB/div
Ref 20.00 dBm
Log
10.0
0.00
-10.0
-20.0
-30.0
-40.0
-50.0
-60.0
-70.0
1
Center 2.43700 GHz
#Res BW 10 kHz
#VBW ---
Span 30.00 MHz
Sweep 371 ms (10001 pts)
MSG
STATUS
Frequency
Auto Tune
Center Freq
2.437000000 GHz
Start Freq
2.422000000 GHz
Stop Freq
2.452000000 GHz
CF Step
3.000000 MHz
Auto
Man
Freq Offset
0 Hz

Channel 11

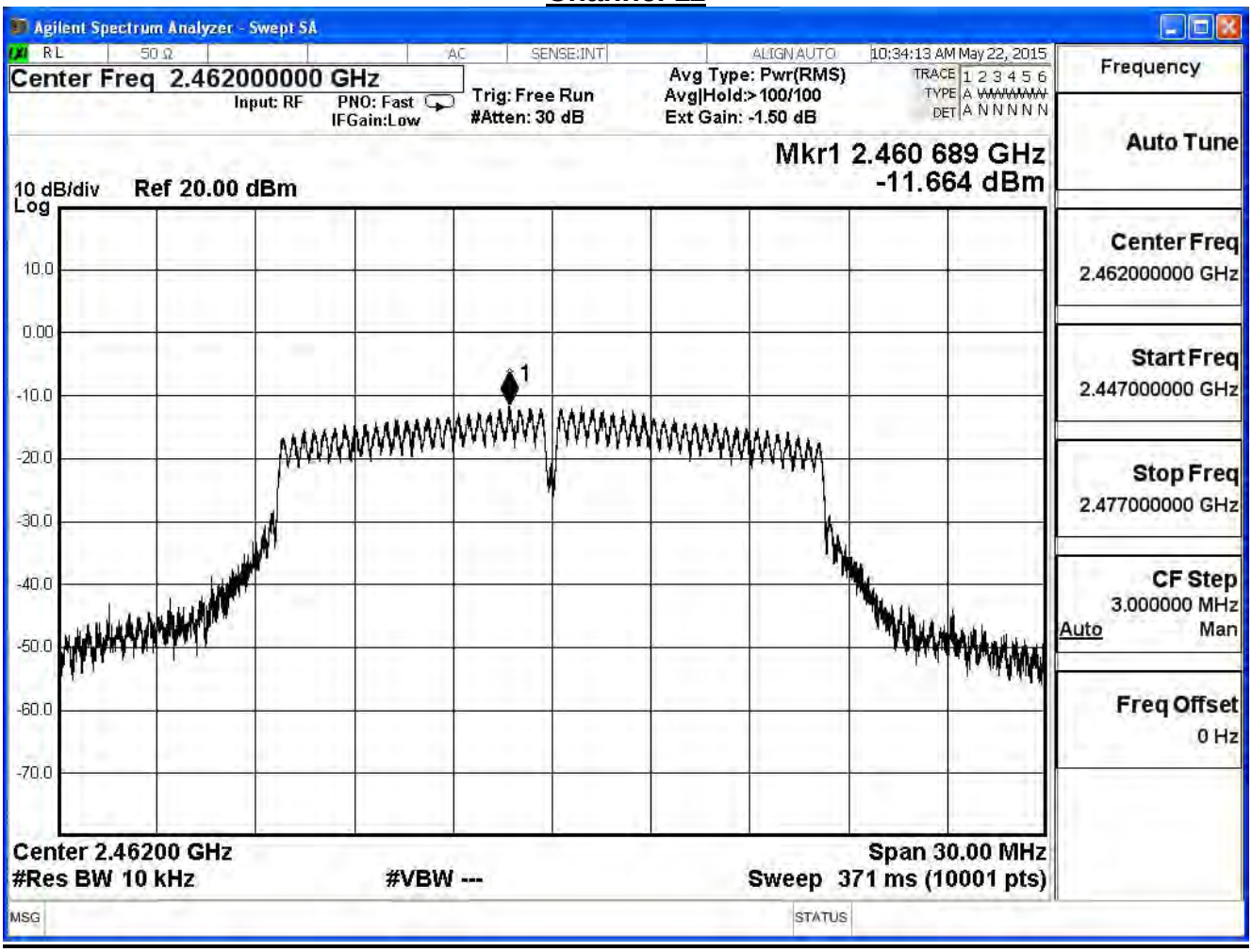
Agilent Spectrum Analyzer - Swept SA
RL
50 Ω
AC
SENSE:INT
ALIGN AUTO
10:34:13 AM May 22, 2015
Center Freq 2.462000000 GHz
Input: RF
PNO: Fast
IFGain:Low
Trig: Free Run
#Atten: 30 dB
Avg Type: Pwr(RMS)
Avg|Hold:>100/100
Ext Gain: -1.50 dB
TRACE 1 2 3 4 5 6
TYPE A
DET A N N N N N
Mkr1 2.460 689 GHz
-11.664 dBm
10 dB/div
Log
Ref 20.00 dBm
10.0
0.00
-10.0
-20.0
-30.0
-40.0
-50.0
-60.0
-70.0
1
Center 2.46200 GHz
#Res BW 10 kHz
#VBW ---
Span 30.00 MHz
Sweep 371 ms (10001 pts)
MSG
STATUS
Frequency
Auto Tune
Center Freq
2.462000000 GHz
Start Freq
2.447000000 GHz
Stop Freq
2.477000000 GHz
CF Step
3.000000 MHz
Auto
Man
Freq Offset
0 Hz

Product	Dual-band Wireless-AC1200 Range Extender		
Test Item	Power Density		
Test Mode	Mode 1: Transmit		
Date of Test	2015/05/22	Test Site	SR7

IEEE 802.11g (ANT 0+1)				
Channel No.	Frequency (MHz)	Measure Level (dBm)	Limit (dBm)	Result
1	2412	-9.074	≦8	Pass
6	2437	-4.215	≦8	Pass
11	2462	-8.931	≦8	Pass

Product	Dual-band Wireless-AC1200 Range Extender		
Test Item	Power Density		
Test Mode	Mode 1: Transmit		
Date of Test	2015/05/22	Test Site	SR7

IEEE802.11n_20MHz_(ANT 0)				
Channel No.	Frequency (MHz)	Measure Level (dBm)	Limit (dBm)	Result
1	2412	-11.890	≦8	Pass
6	2437	-7.142	≦8	Pass
11	2462	-12.496	≦8	Pass

Channel 1

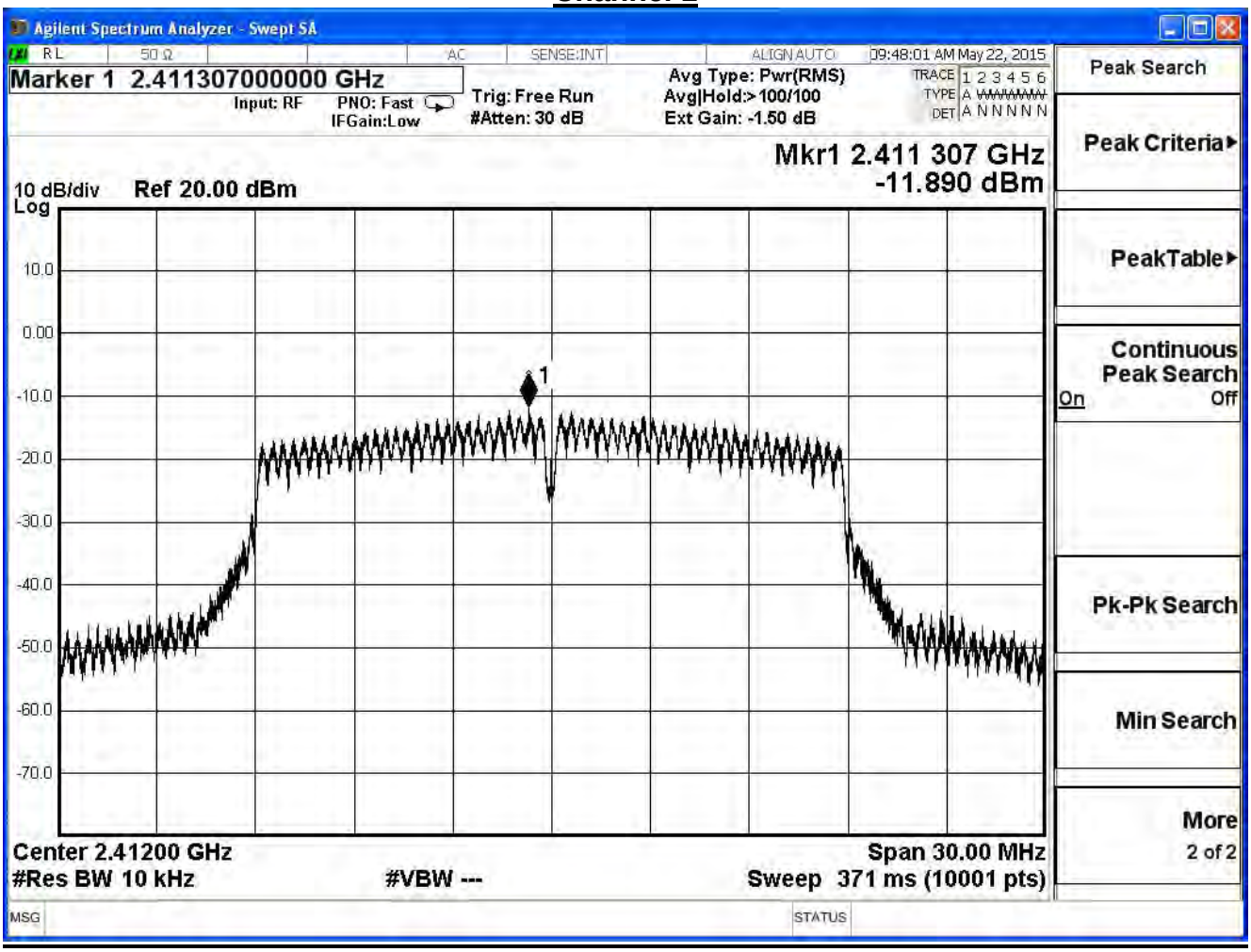

Channel 6

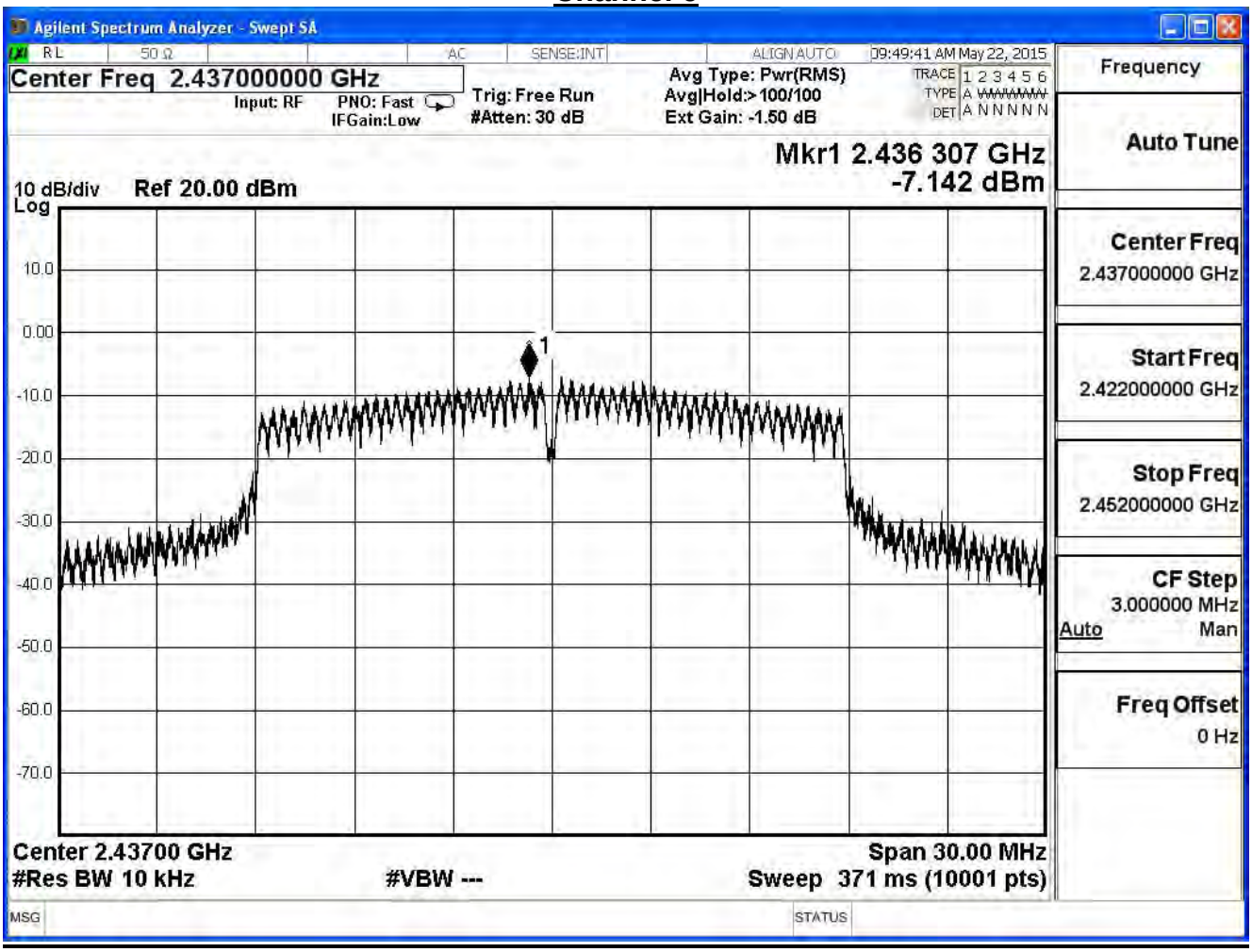
Agilent Spectrum Analyzer - Swept SA
RL
50 Ω
AC
SENSE:INT
ALIGN AUTO
09:49:41 AM May 22, 2015
Center Freq 2.437000000 GHz
Input: RF
PNO: Fast
IFGain:Low
Trig: Free Run
#Atten: 30 dB
Avg Type: Pwr(RMS)
Avg|Hold:>100/100
Ext Gain: -1.50 dB
TRACE 1 2 3 4 5 6
TYPE A
DET A N N N N N
Mkr1 2.436 307 GHz
-7.142 dBm
10 dB/div
Log
Ref 20.00 dBm
10.0
0.00
-10.0
-20.0
-30.0
-40.0
-50.0
-60.0
-70.0
1
Center 2.43700 GHz
#Res BW 10 kHz
#VBW ---
Span 30.00 MHz
Sweep 371 ms (10001 pts)
MSG
STATUS
Frequency
Auto Tune
Center Freq
2.437000000 GHz
Start Freq
2.422000000 GHz
Stop Freq
2.452000000 GHz
CF Step
3.000000 MHz
Auto
Man
Freq Offset
0 Hz

Channel 11

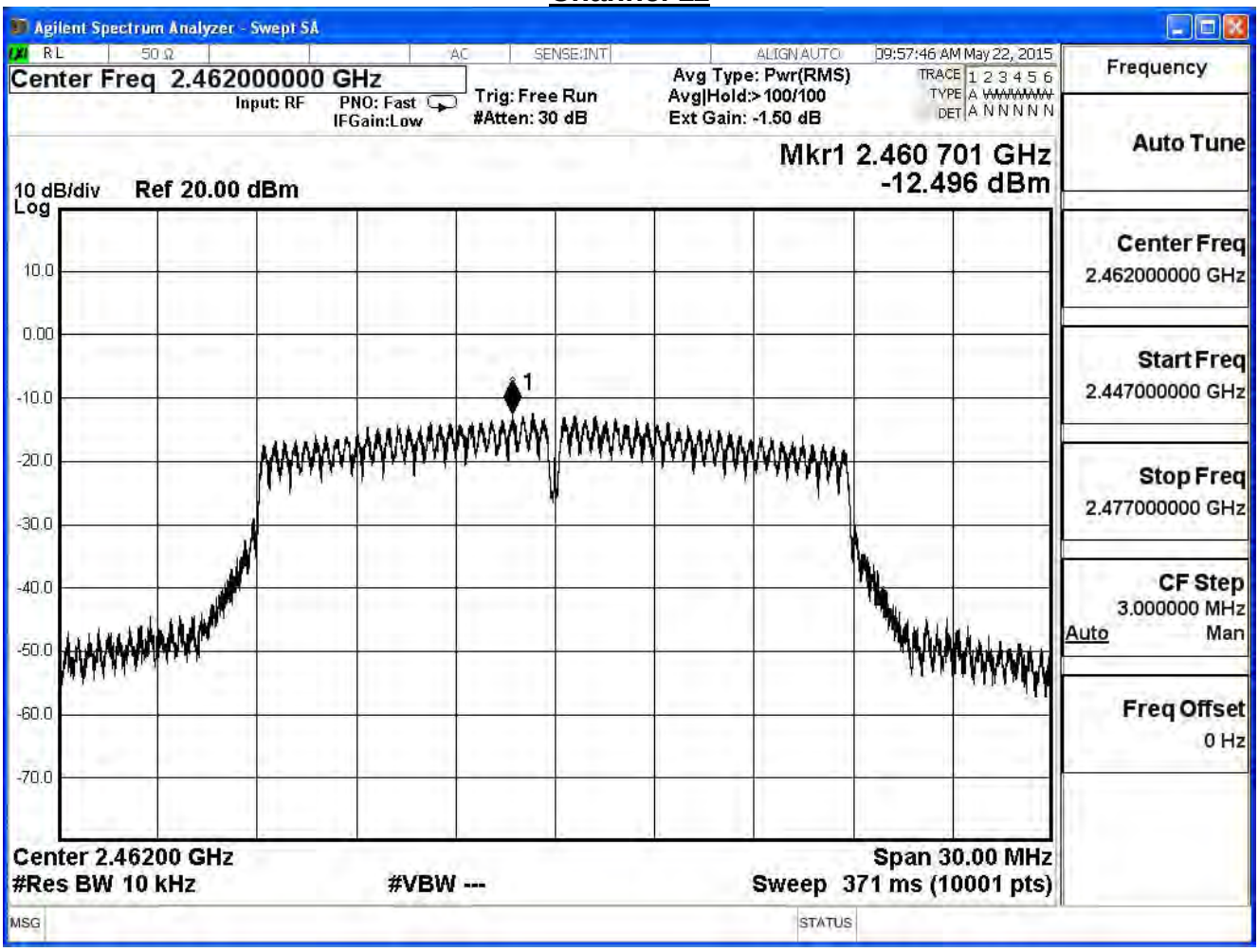
Agilent Spectrum Analyzer - Swept SA
RL
50 Ω
AC
SENSE:INT
ALIGN AUTO
09:57:46 AM May 22, 2015
Center Freq 2.462000000 GHz
Input: RF
PNO: Fast
IFGain:Low
Trig: Free Run
#Atten: 30 dB
Avg Type: Pwr(RMS)
Avg|Hold:>100/100
Ext Gain: -1.50 dB
TRACE 1 2 3 4 5 6
TYPE A
DET A N N N N N
Mkr1 2.460 701 GHz
-12.496 dBm
10 dB/div
Ref 20.00 dBm
Log
10.0
0.00
-10.0
-20.0
-30.0
-40.0
-50.0
-60.0
-70.0
1
Center 2.46200 GHz
#Res BW 10 kHz
#VBW ---
Span 30.00 MHz
Sweep 371 ms (10001 pts)
MSG
STATUS
Frequency
Auto Tune
Center Freq
2.462000000 GHz
Start Freq
2.447000000 GHz
Stop Freq
2.477000000 GHz
CF Step
3.000000 MHz
Auto
Man
Freq Offset
0 Hz

Product	Dual-band Wireless-AC1200 Range Extender		
Test Item	Power Density		
Test Mode	Mode 1: Transmit		
Date of Test	2015/05/22	Test Site	SR7

IEEE802.11n_20MHz_(ANT 1)				
Channel No.	Frequency (MHz)	Measure Level (dBm)	Limit (dBm)	Result
1	2412	-12.111	≦8	Pass
6	2437	-6.647	≦8	Pass
11	2462	-11.622	≦8	Pass

Channel 1

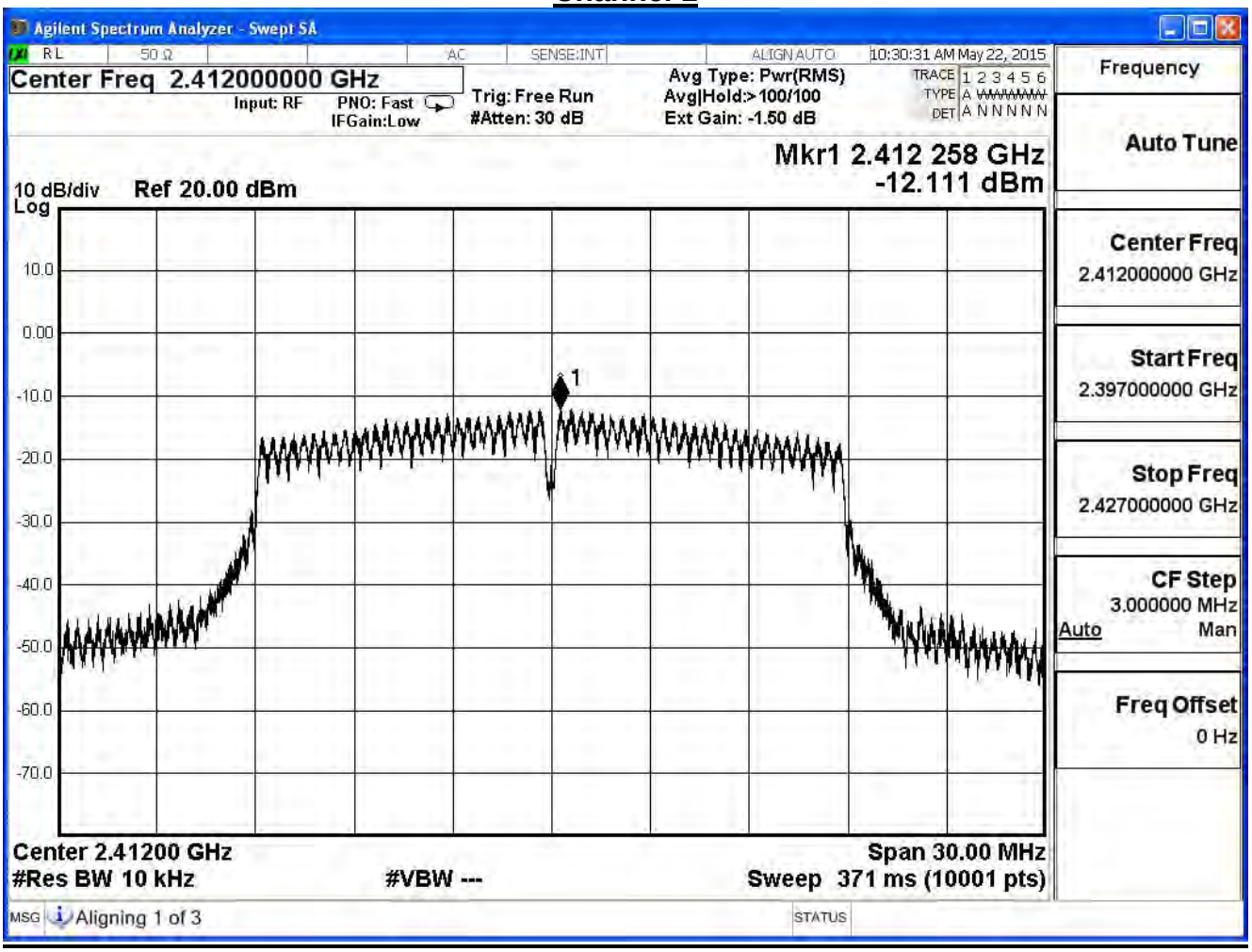

Channel 6

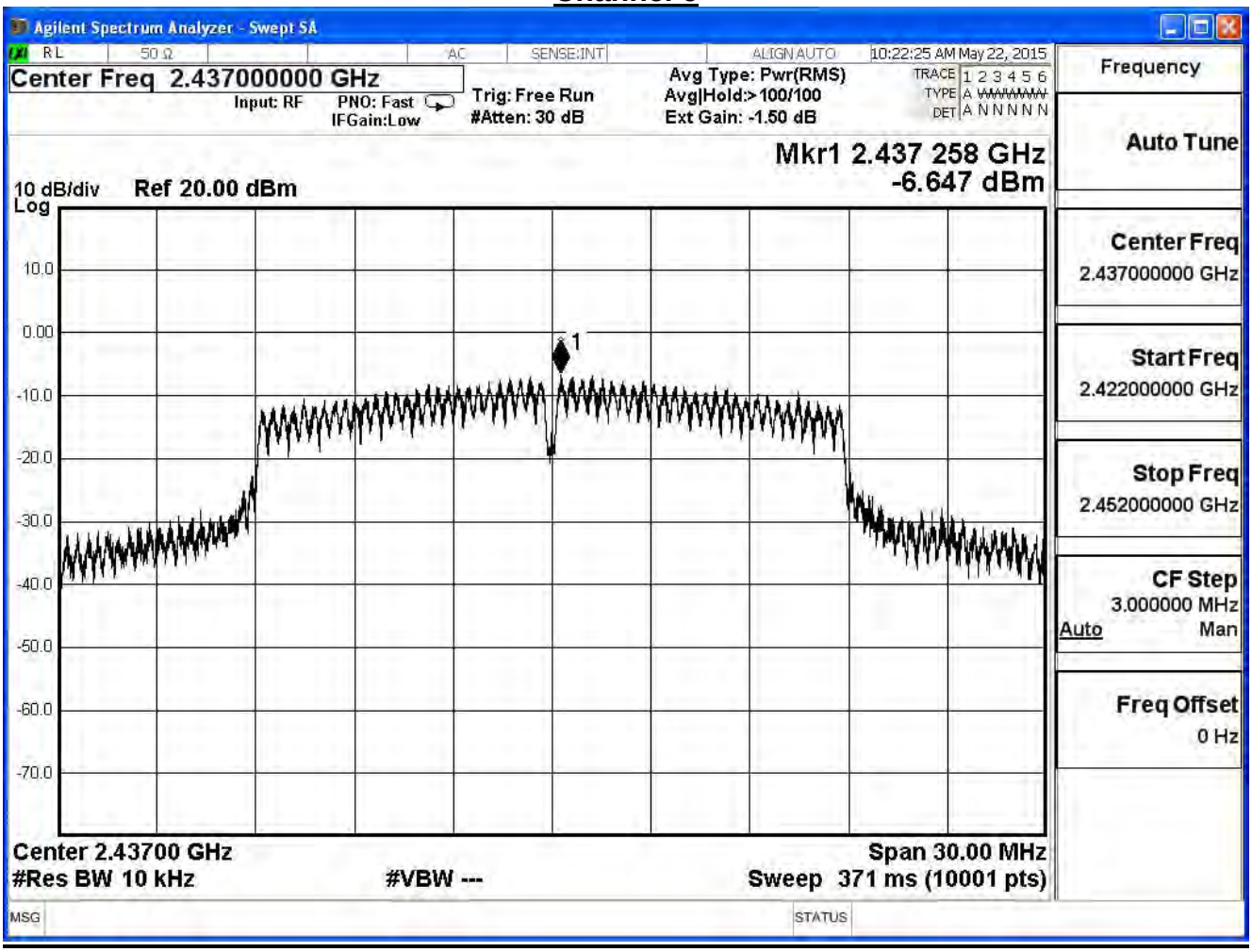
Agilent Spectrum Analyzer - Swept SA
RL
50 Ω
AC
SENSE:INT
ALIGN AUTO
10:22:25 AM May 22, 2015
Center Freq 2.437000000 GHz
Input: RF
PNO: Fast
IFGain:Low
Trig: Free Run
#Atten: 30 dB
Avg Type: Pwr(RMS)
Avg|Hold:>100/100
Ext Gain: -1.50 dB
TRACE 1 2 3 4 5 6
TYPE A
DET A N N N N N
Mkr1 2.437 258 GHz
-6.647 dBm
10 dB/div
Log
Ref 20.00 dBm
10.0
0.00
-10.0
-20.0
-30.0
-40.0
-50.0
-60.0
-70.0
1
Center 2.43700 GHz
#Res BW 10 kHz
#VBW ---
Span 30.00 MHz
Sweep 371 ms (10001 pts)
MSG
STATUS
Frequency
Auto Tune
Center Freq
2.437000000 GHz
Start Freq
2.422000000 GHz
Stop Freq
2.452000000 GHz
CF Step
3.000000 MHz
Auto
Man
Freq Offset
0 Hz

Channel 11

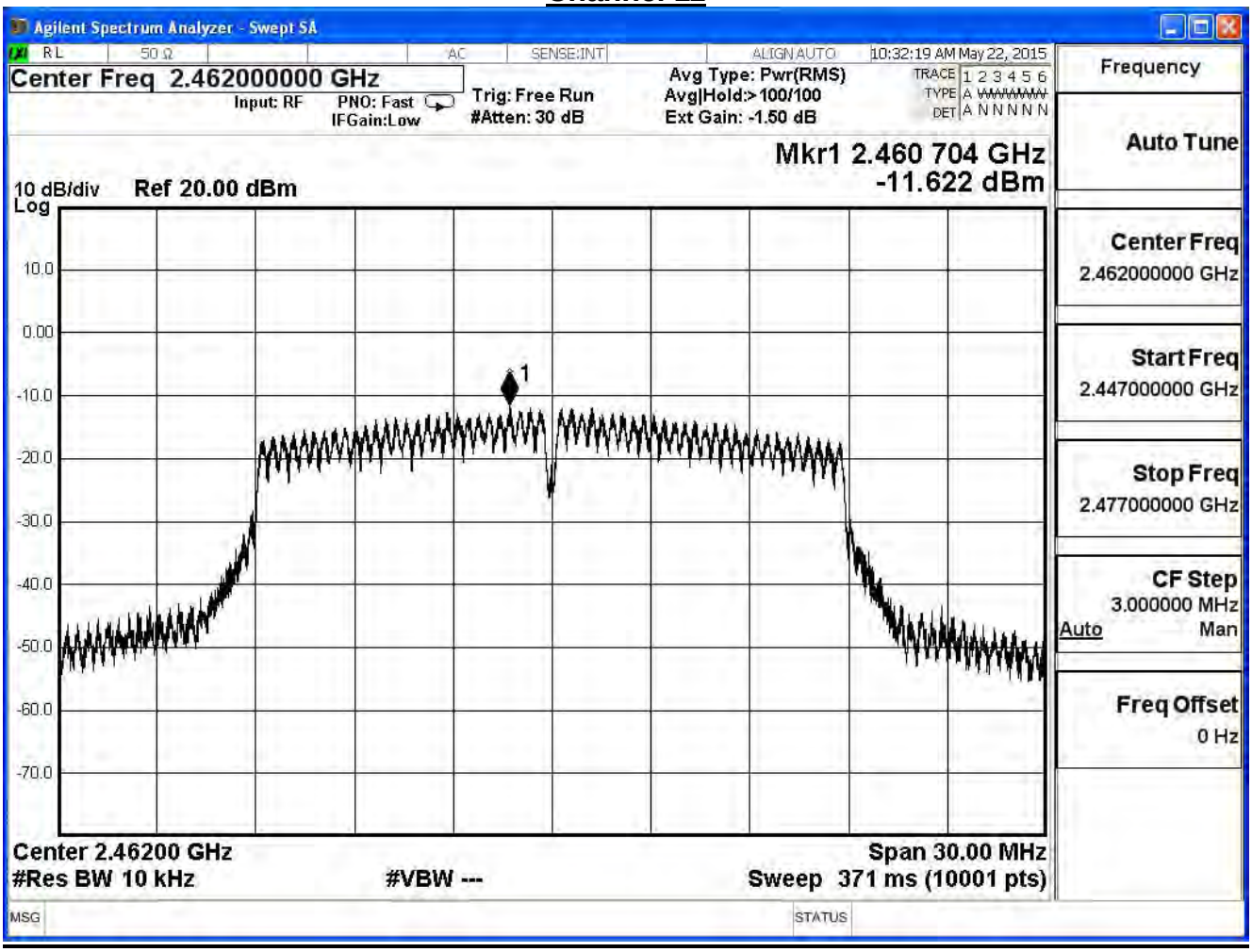
Agilent Spectrum Analyzer - Swept SA
RL
50 Ω
AC
SENSE:INT
ALIGN AUTO
10:32:19 AM May 22, 2015
Center Freq 2.462000000 GHz
Input: RF
PNO: Fast
IFGain:Low
Trig: Free Run
#Atten: 30 dB
Avg Type: Pwr(RMS)
Avg|Hold:>100/100
Ext Gain: -1.50 dB
TRACE 1 2 3 4 5 6
TYPE A
DET A N N N N N
Mkr1 2.460 704 GHz
-11.622 dBm
10 dB/div
Log
Ref 20.00 dBm
10.0
0.00
-10.0
-20.0
-30.0
-40.0
-50.0
-60.0
-70.0
1
Center 2.46200 GHz
#Res BW 10 kHz
#VBW ---
Span 30.00 MHz
Sweep 371 ms (10001 pts)
MSG
STATUS
Frequency
Auto Tune
Center Freq
2.462000000 GHz
Start Freq
2.447000000 GHz
Stop Freq
2.477000000 GHz
CF Step
3.000000 MHz
Auto
Man
Freq Offset
0 Hz

Product	Dual-band Wireless-AC1200 Range Extender		
Test Item	Power Density		
Test Mode	Mode 1: Transmit		
Date of Test	2015/05/22	Test Site	SR7

IEEE802.11n 20MHz(ANT 0+1)

Channel No.	Frequency (MHz)	Measure Level (dBm)	Limit (dBm)	Result
1	2412	-8.989	≦8	Pass
6	2437	-3.877	≦8	Pass
11	2462	-9.027	≦8	Pass

Product	Dual-band Wireless-AC1200 Range Extender		
Test Item	Power Density		
Test Mode	Mode 1: Transmit		
Date of Test	2015/05/22	Test Site	SR7

IEEE 802.11n_40MHz (ANT 0)				
Channel No.	Frequency (MHz)	Measure Level (dBm)	Limit (dBm)	Result
3	2422	-17.219	≦8	Pass
6	2437	-12.698	≦8	Pass
9	2452	-16.876	≦8	Pass

Channel 3

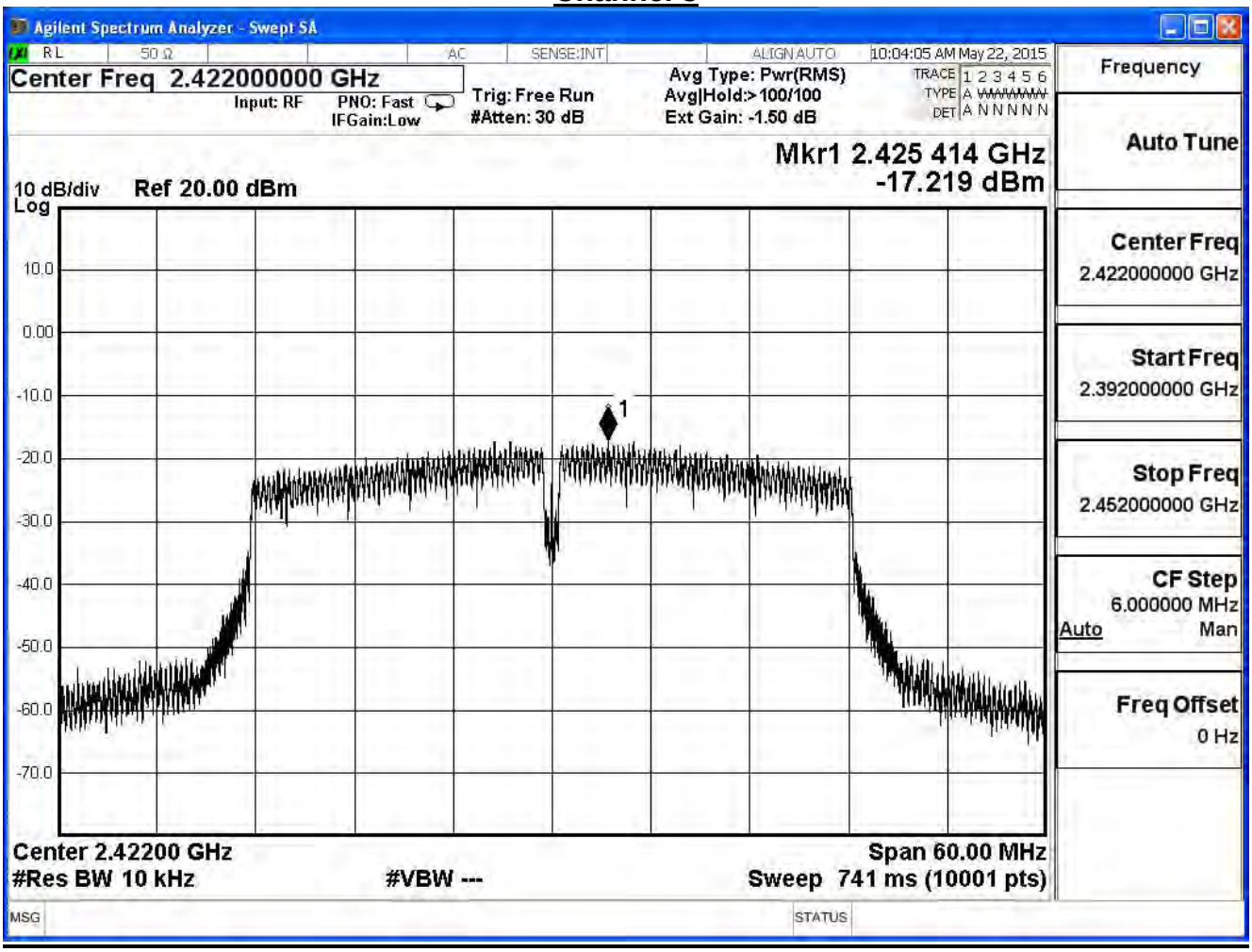

Channel 6

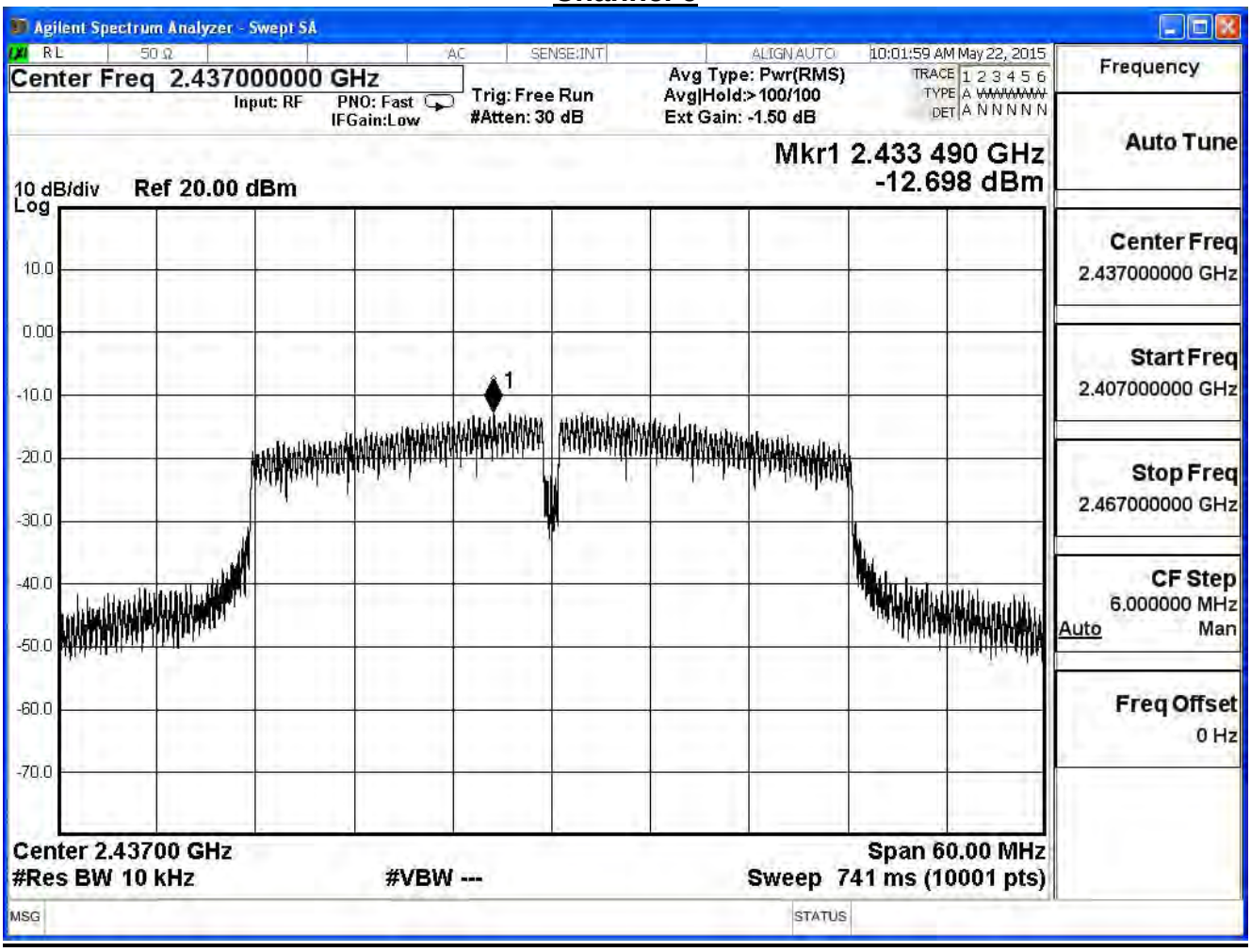
Agilent Spectrum Analyzer - Swept SA
RL
50 Ω
AC
SENSE:INT
ALIGN AUTO
10:01:59 AM May 22, 2015
Center Freq 2.437000000 GHz
Input: RF
PNO: Fast
IFGain:Low
Trig: Free Run
#Atten: 30 dB
Avg Type: Pwr(RMS)
Avg|Hold:>100/100
Ext Gain: -1.50 dB
TRACE 1 2 3 4 5 6
TYPE A
DET A N N N N N
Mkr1 2.433 490 GHz
-12.698 dBm
10 dB/div
Ref 20.00 dBm
Log
10.0
0.00
-10.0
-20.0
-30.0
-40.0
-50.0
-60.0
-70.0
1
Center 2.43700 GHz
#Res BW 10 kHz
#VBW ---
Span 60.00 MHz
Sweep 741 ms (10001 pts)
MSG
STATUS
Frequency
Auto Tune
Center Freq
2.437000000 GHz
Start Freq
2.407000000 GHz
Stop Freq
2.467000000 GHz
CF Step
6.000000 MHz
Auto
Man
Freq Offset
0 Hz

Channel 9

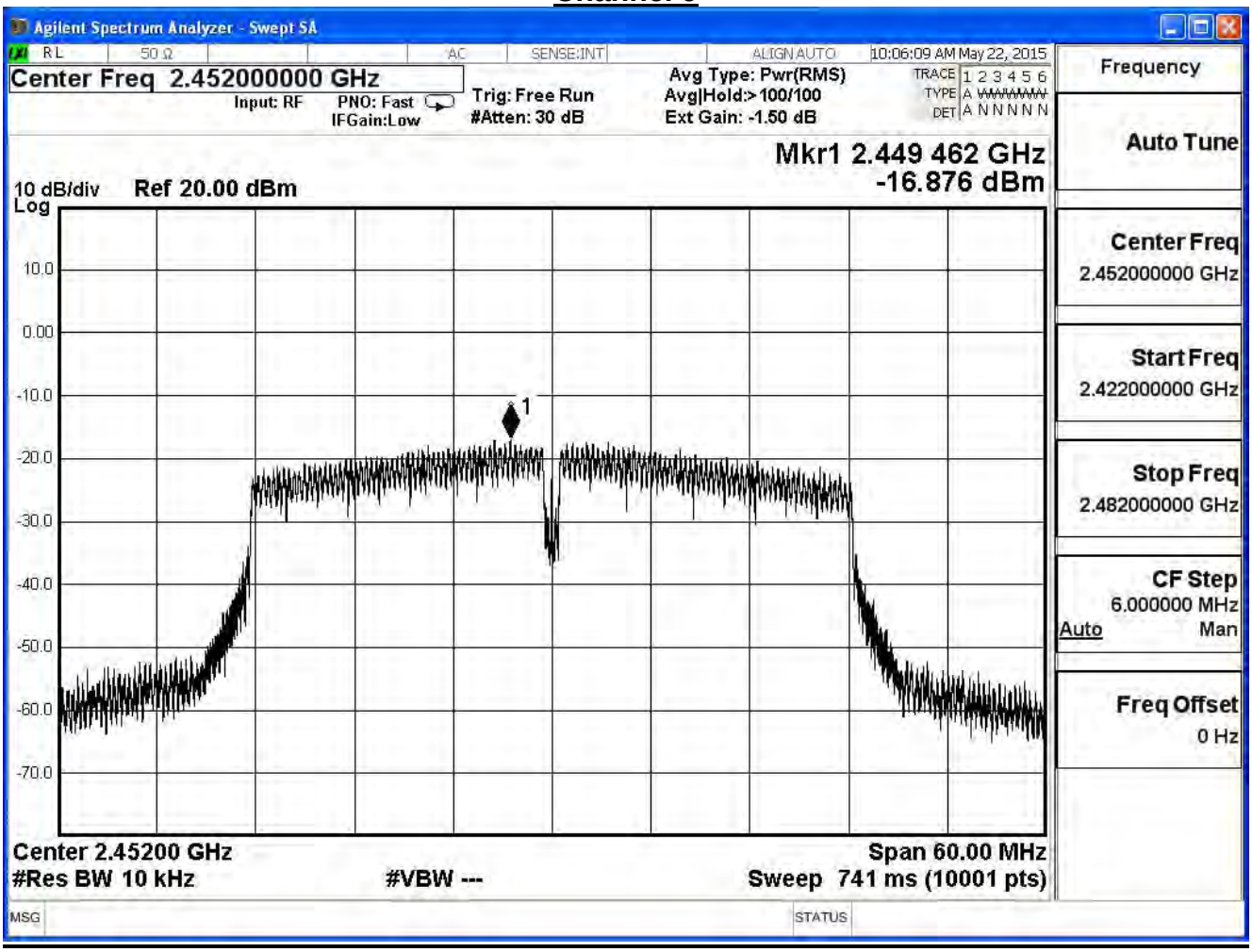
Agilent Spectrum Analyzer - Swept SA
RL
50 Ω
AC
SENSE:INT
ALIGN AUTO
10:06:09 AM May 22, 2015
Center Freq 2.452000000 GHz
Input: RF
PNO: Fast
IFGain:Low
Trig: Free Run
#Atten: 30 dB
Avg Type: Pwr(RMS)
Avg|Hold:>100/100
Ext Gain: -1.50 dB
TRACE 1 2 3 4 5 6
TYPE A
DET A N N N N N
Mkr1 2.449 462 GHz
-16.876 dBm
10 dB/div
Log
Ref 20.00 dBm
10.0
0.00
-10.0
-20.0
-30.0
-40.0
-50.0
-60.0
-70.0
1
Center 2.45200 GHz
#Res BW 10 kHz
#VBW ---
Span 60.00 MHz
Sweep 741 ms (10001 pts)
MSG
STATUS
Frequency
Auto Tune
Center Freq
2.452000000 GHz
Start Freq
2.422000000 GHz
Stop Freq
2.482000000 GHz
CF Step
6.000000 MHz
Auto
Man
Freq Offset
0 Hz

Product	Dual-band Wireless-AC1200 Range Extender		
Test Item	Power Density		
Test Mode	Mode 1: Transmit		
Date of Test	2015/05/22	Test Site	SR7

IEEE 802.11n_40MHz (ANT 1)				
Channel No.	Frequency (MHz)	Measure Level (dBm)	Limit (dBm)	Result
3	2422	-16.695	≦8	Pass
6	2437	-11.952	≦8	Pass
9	2452	-16.140	≦8	Pass

Channel 3

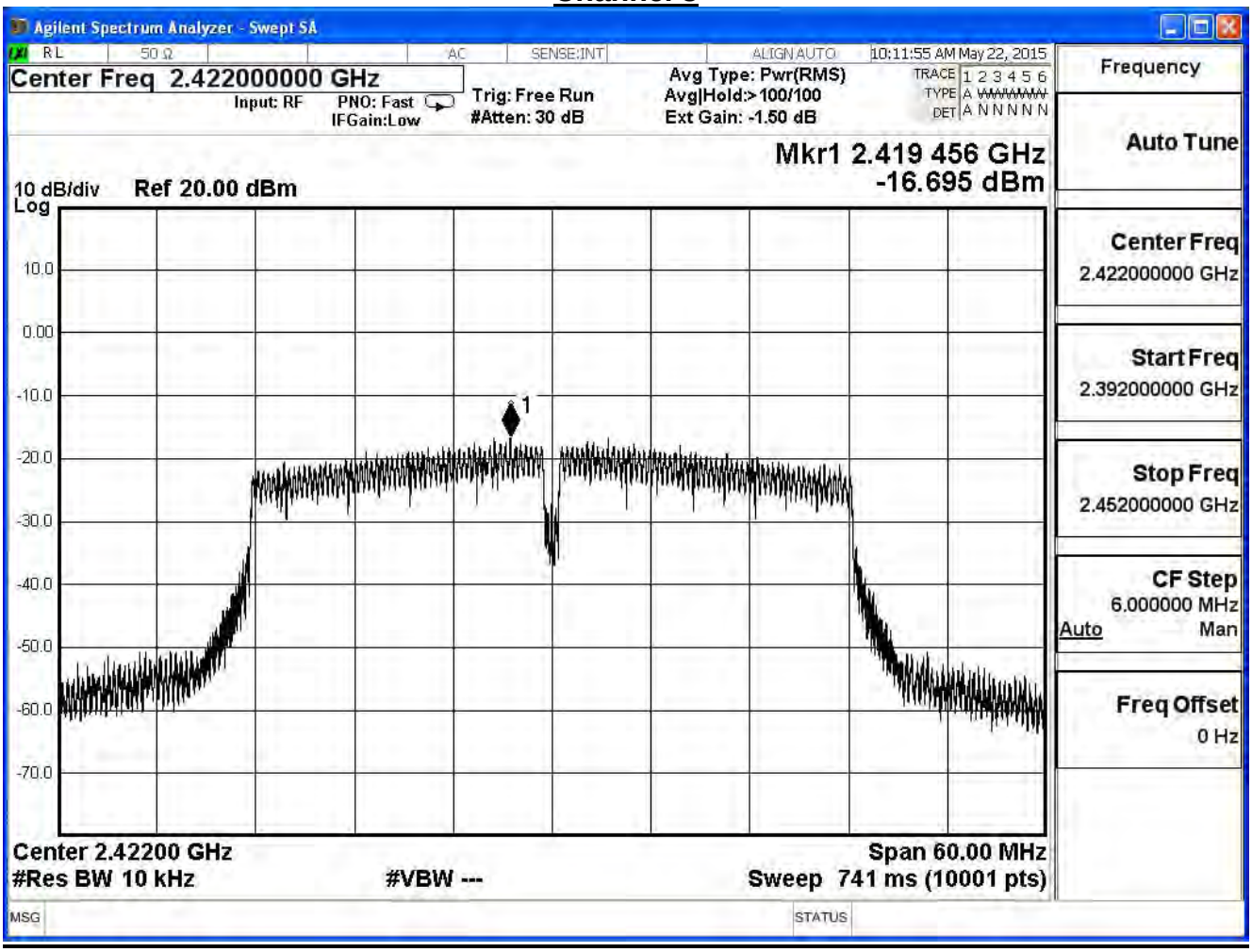

Channel 6

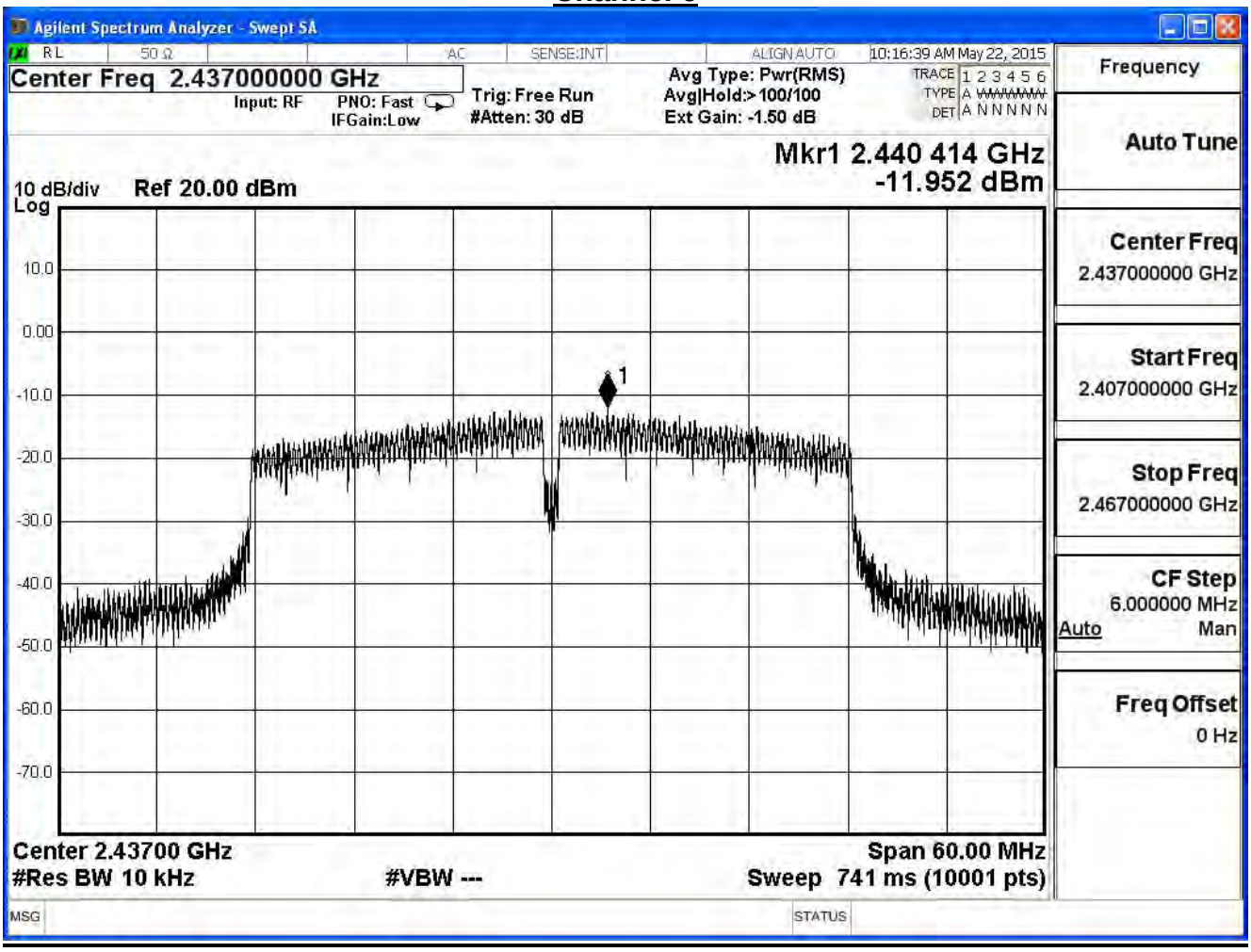
Agilent Spectrum Analyzer - Swept SA
RL
50 Ω
AC
SENSE:INT
ALIGN AUTO
10:16:39 AM May 22, 2015
Center Freq 2.437000000 GHz
Input: RF
PNO: Fast
IFGain:Low
Trig: Free Run
#Atten: 30 dB
Avg Type: Pwr(RMS)
Avg|Hold:>100/100
Ext Gain: -1.50 dB
TRACE 1 2 3 4 5 6
TYPE A
DET A N N N N N
Mkr1 2.440 414 GHz
-11.952 dBm
10 dB/div
Ref 20.00 dBm
Log
10.0
0.00
-10.0
-20.0
-30.0
-40.0
-50.0
-60.0
-70.0
1
Center 2.43700 GHz
#Res BW 10 kHz
#VBW ---
Span 60.00 MHz
Sweep 741 ms (10001 pts)
MSG
STATUS
Frequency
Auto Tune
Center Freq
2.437000000 GHz
Start Freq
2.407000000 GHz
Stop Freq
2.467000000 GHz
CF Step
6.000000 MHz
Auto
Man
Freq Offset
0 Hz

Channel 9

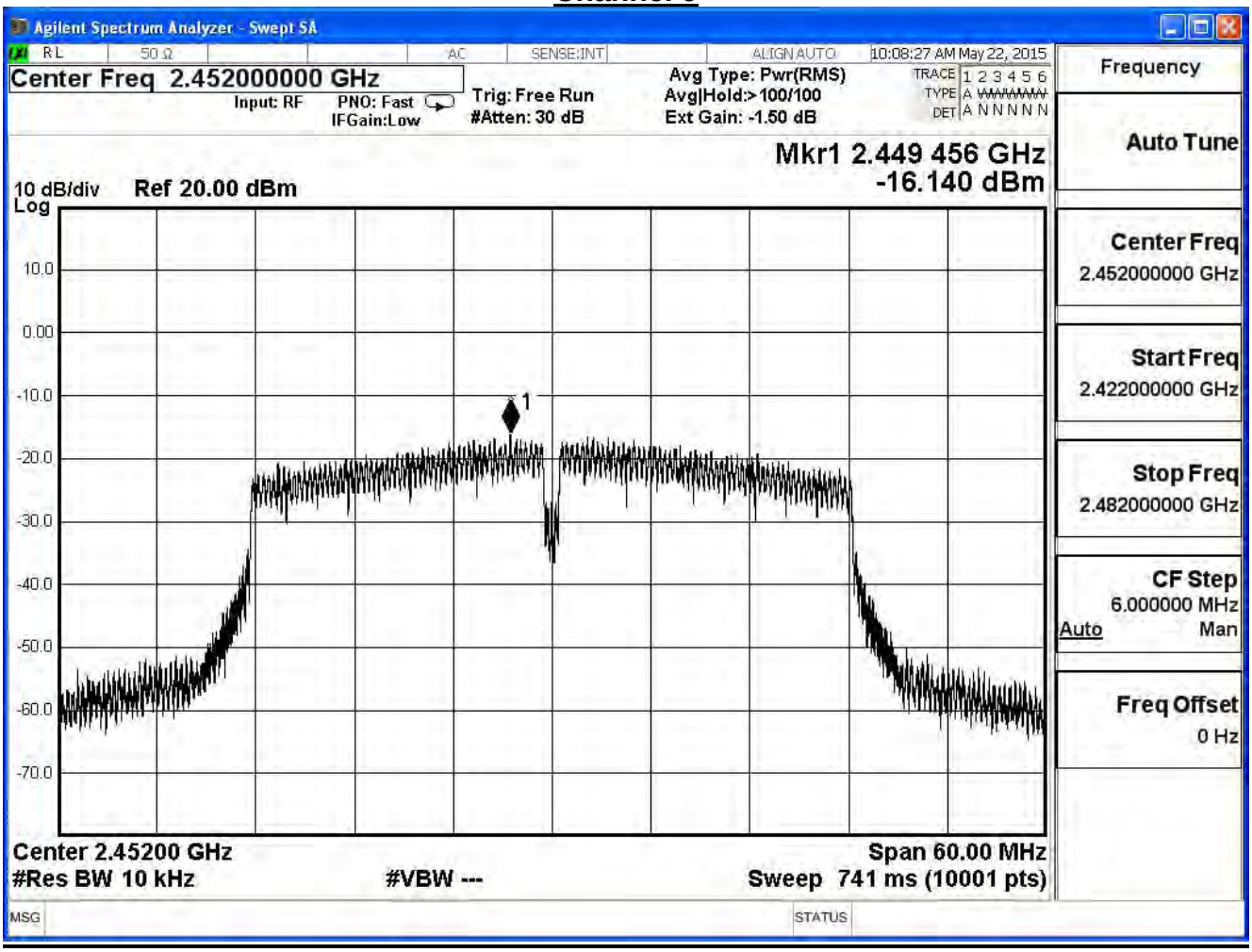
Agilent Spectrum Analyzer - Swept SA
RL
50 Ω
AC
SENSE:INT
ALIGN AUTO
10:08:27 AM May 22, 2015
Center Freq 2.452000000 GHz
Input: RF
PNO: Fast
IFGain:Low
Trig: Free Run
#Atten: 30 dB
Avg Type: Pwr(RMS)
Avg|Hold:>100/100
Ext Gain: -1.50 dB
TRACE 1 2 3 4 5 6
TYPE A
DET A N N N N N
Mkr1 2.449 456 GHz
-16.140 dBm
10 dB/div
Log
Ref 20.00 dBm
10.0
0.00
-10.0
-20.0
-30.0
-40.0
-50.0
-60.0
-70.0
1
Center 2.45200 GHz
#Res BW 10 kHz
#VBW ---
Span 60.00 MHz
Sweep 741 ms (10001 pts)
MSG
STATUS
Frequency
Auto Tune
Center Freq
2.452000000 GHz
Start Freq
2.422000000 GHz
Stop Freq
2.482000000 GHz
CF Step
6.000000 MHz
Auto
Man
Freq Offset
0 Hz

Product	Dual-band Wireless-AC1200 Range Extender		
Test Item	Power Density		
Test Mode	Mode 1: Transmit		
Date of Test	2015/05/22	Test Site	SR7

IEEE802.11n 40MHz(ANT 0+1)

Channel No.	Frequency (MHz)	Measure Level (dBm)	Limit (dBm)	Result
3	2422	-13.939	≦8	Pass
6	2437	-9.299	≦8	Pass
9	2452	-13.482	≦8	Pass

Product	Dual-band Wireless-AC1200 Range Extender		
Test Item	Power Density		
Test Mode	Mode 1: Transmit		
Date of Test	2015/05/20	Test Site	SR7

IEEE 802.11a (ANT 0)				
Channel No.	Frequency (MHz)	Measure Level (dBm)	Limit (dBm)	Result
149	5745	-10.253	≦5.23	Pass
157	5785	-9.666	≦5.23	Pass
165	5825	-9.566	≦5.23	Pass

Channel 149

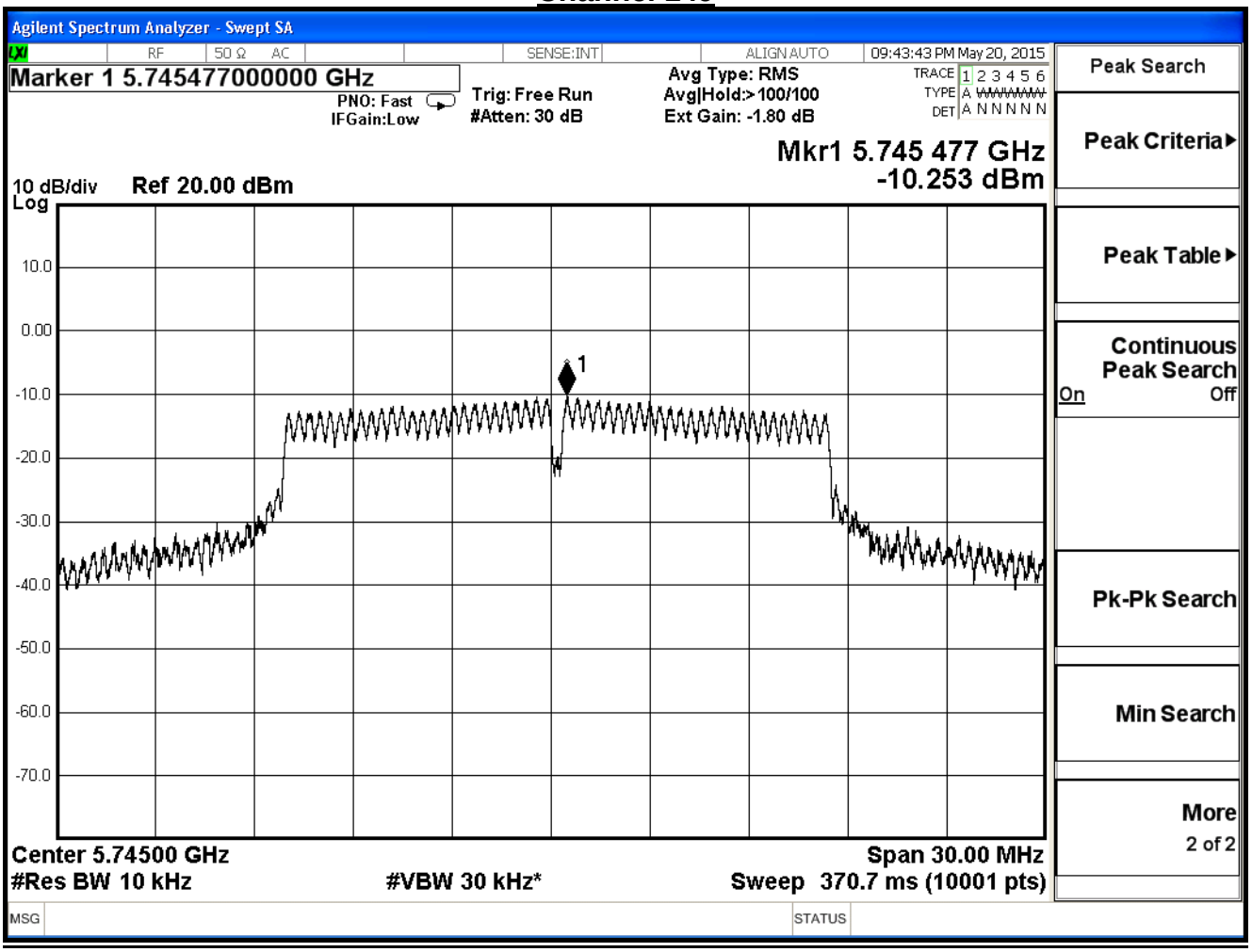

Channel 157

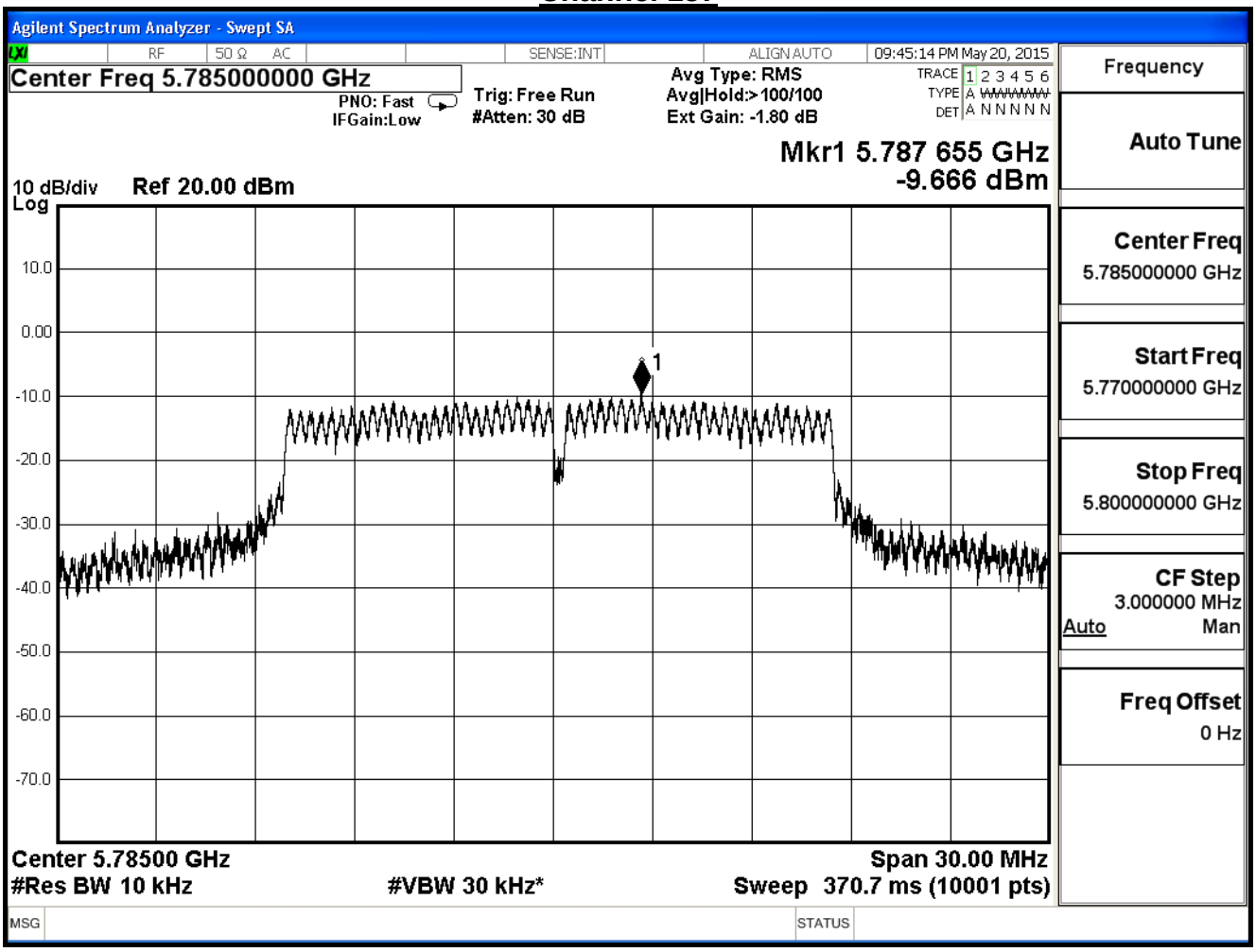
Agilent Spectrum Analyzer - Swept SA
RF 50 Ω AC
SENSE:INT
ALIGN AUTO
09:45:14 PM May 20, 2015
Center Freq 5.785000000 GHz
PNO: Fast
IFGain:Low
Trig: Free Run
#Atten: 30 dB
Avg Type: RMS
Avg|Hold:>100/100
Ext Gain: -1.80 dB
TRACE 1 2 3 4 5 6
TYPE A
DET A N N N N N
Mkr1 5.787 655 GHz
-9.666 dBm
10 dB/div
Log
Ref 20.00 dBm
10.0
0.00
-10.0
-20.0
-30.0
-40.0
-50.0
-60.0
-70.0
1
Center 5.78500 GHz
#Res BW 10 kHz
#VBW 30 kHz*
Span 30.00 MHz
Sweep 370.7 ms (10001 pts)
MSG
STATUS
Frequency
Auto Tune
Center Freq
5.785000000 GHz
Start Freq
5.770000000 GHz
Stop Freq
5.800000000 GHz
CF Step
3.000000 MHz
Auto
Man
Freq Offset
0 Hz

Channel 165

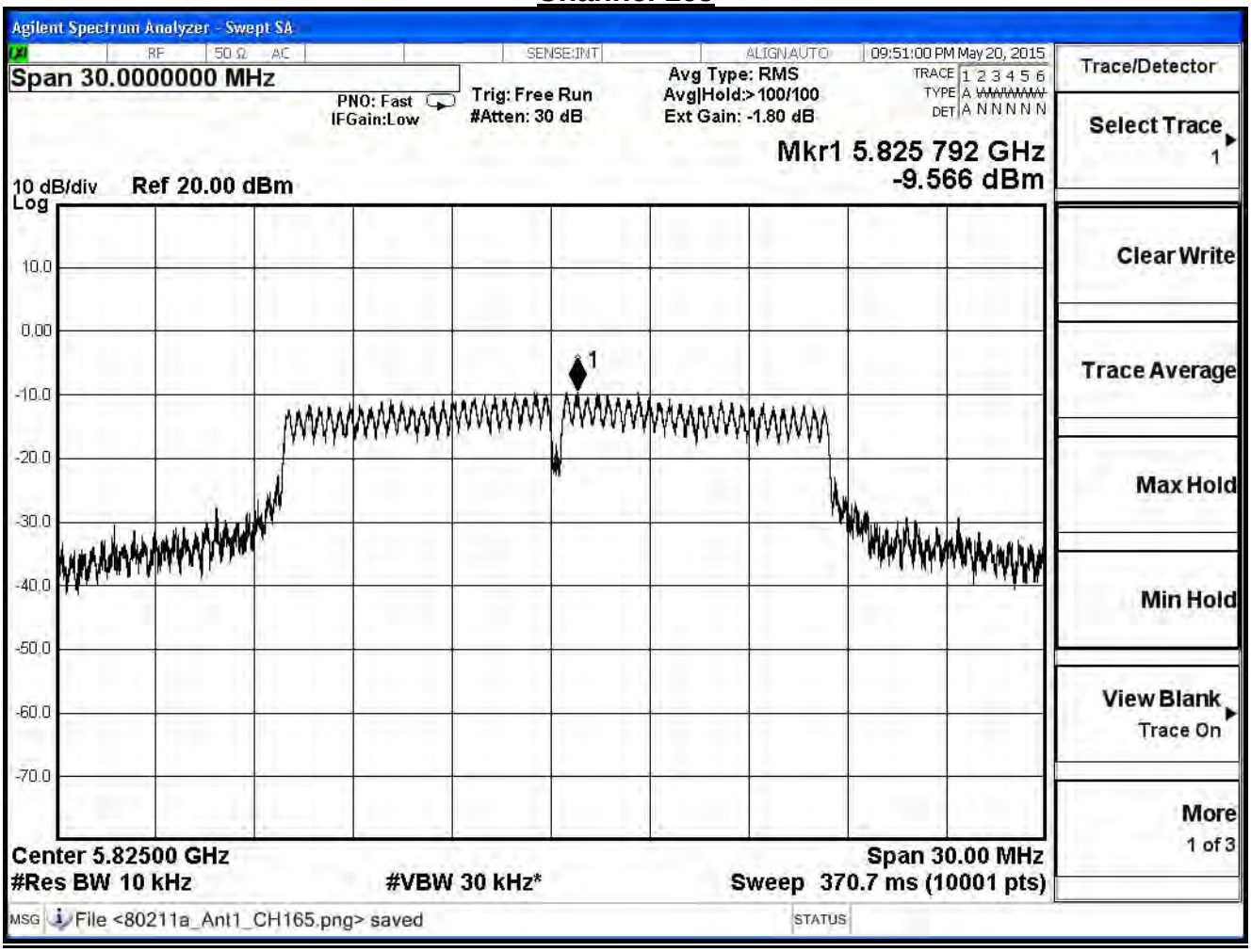
Agilent Spectrum Analyzer - Swept SA
RF 50 Ω AC
SENSE:INT
ALIGN AUTO
09:51:00 PM May 20, 2015
Span 30.0000000 MHz
PNO: Fast
IFGain:Low
Trig: Free Run
#Atten: 30 dB
Avg Type: RMS
Avg|Hold:>100/100
Ext Gain: -1.80 dB
TRACE 1 2 3 4 5 6
TYPE A
DET A N N N N N
Mkr1 5.825 792 GHz
-9.566 dBm
10 dB/div Ref 20.00 dBm
Log
10.0
0.00
-10.0
-20.0
-30.0
-40.0
-50.0
-60.0
-70.0
1
Center 5.82500 GHz
#Res BW 10 kHz
#VBW 30 kHz*
Span 30.00 MHz
Sweep 370.7 ms (10001 pts)
Trace/Detector
Select Trace 1
Clear Write
Trace Average
Max Hold
Min Hold
View Blank Trace On
More 1 of 3
MSG File <80211a_Ant1_CH165.png> saved
STATUS

Product	Dual-band Wireless-AC1200 Range Extender		
Test Item	Power Density		
Test Mode	Mode 1: Transmit		
Date of Test	2015/05/20	Test Site	SR7

IEEE 802.11a (ANT 1)				
Channel No.	Frequency (MHz)	Measure Level (dBm)	Limit (dBm)	Result
149	5745	-9.578	≦5.23	Pass
157	5785	-9.390	≦5.23	Pass
165	5825	-8.972	≦5.23	Pass

Channel 149

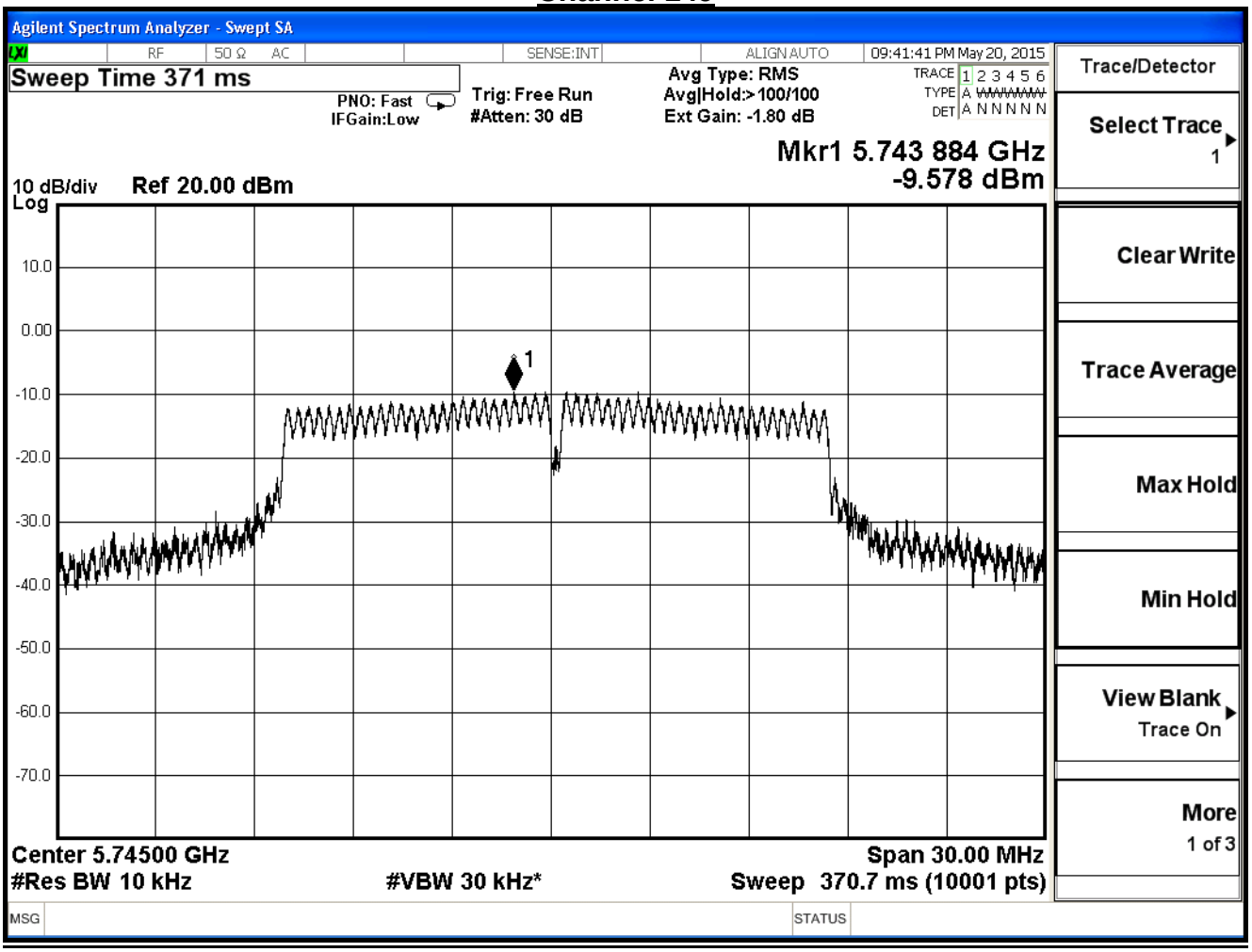

Channel 157

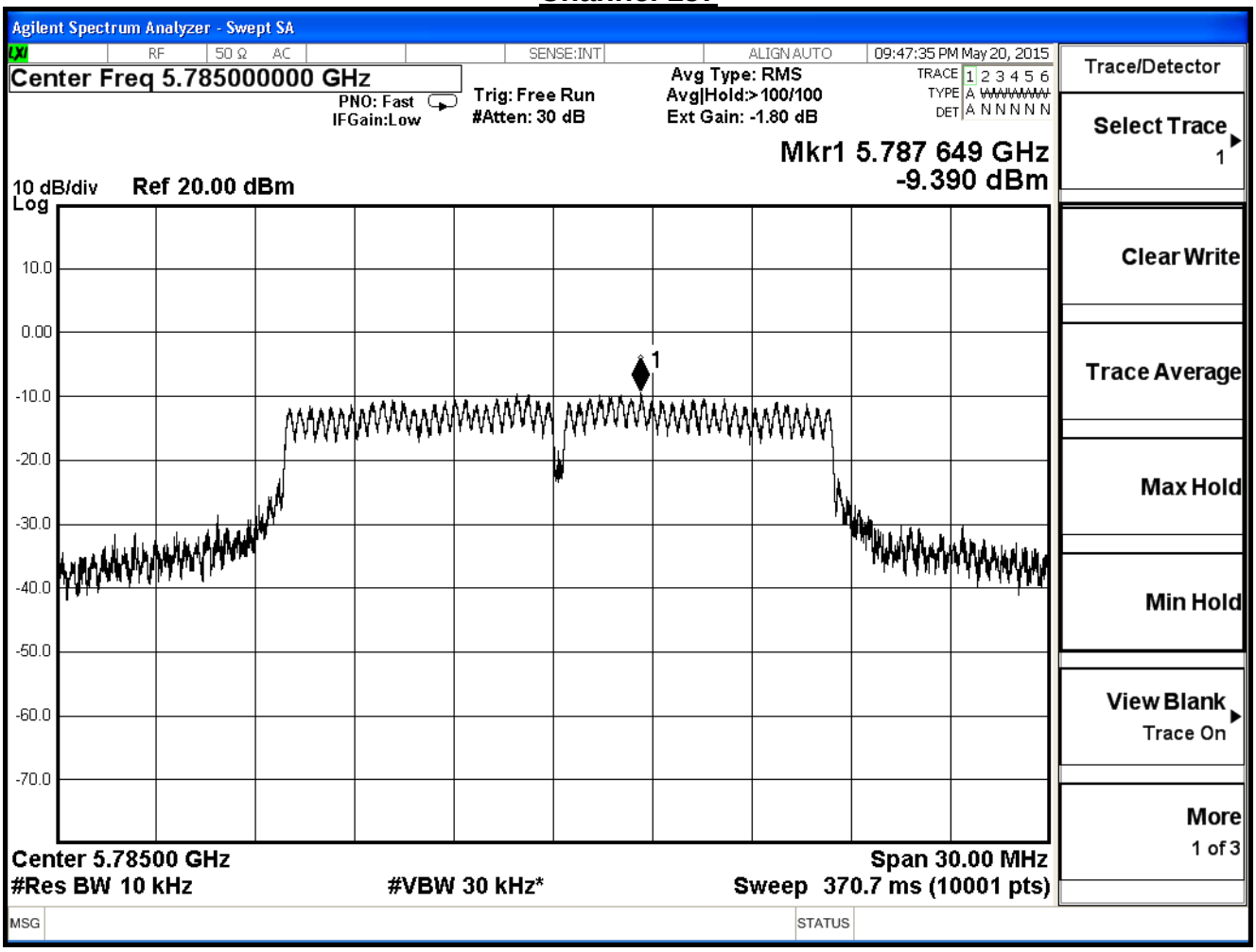
Agilent Spectrum Analyzer - Swept SA
RF 50 Ω AC
SENSE:INT
ALIGN AUTO
09:47:35 PM May 20, 2015
Center Freq 5.785000000 GHz
PNO: Fast
IFGain:Low
Trig: Free Run
#Atten: 30 dB
Avg Type: RMS
Avg|Hold:>100/100
Ext Gain: -1.80 dB
TRACE 1 2 3 4 5 6
TYPE A
DET A N N N N N
Mkr1 5.787 649 GHz
-9.390 dBm
10 dB/div
Log
Ref 20.00 dBm
10.0
0.00
-10.0
-20.0
-30.0
-40.0
-50.0
-60.0
-70.0
1
Center 5.78500 GHz
#Res BW 10 kHz
#VBW 30 kHz*
Span 30.00 MHz
Sweep 370.7 ms (10001 pts)
MSG
STATUS
Trace/Detector
Select Trace
1
Clear Write
Trace Average
Max Hold
Min Hold
View Blank
Trace On
More
1 of 3

Channel 165

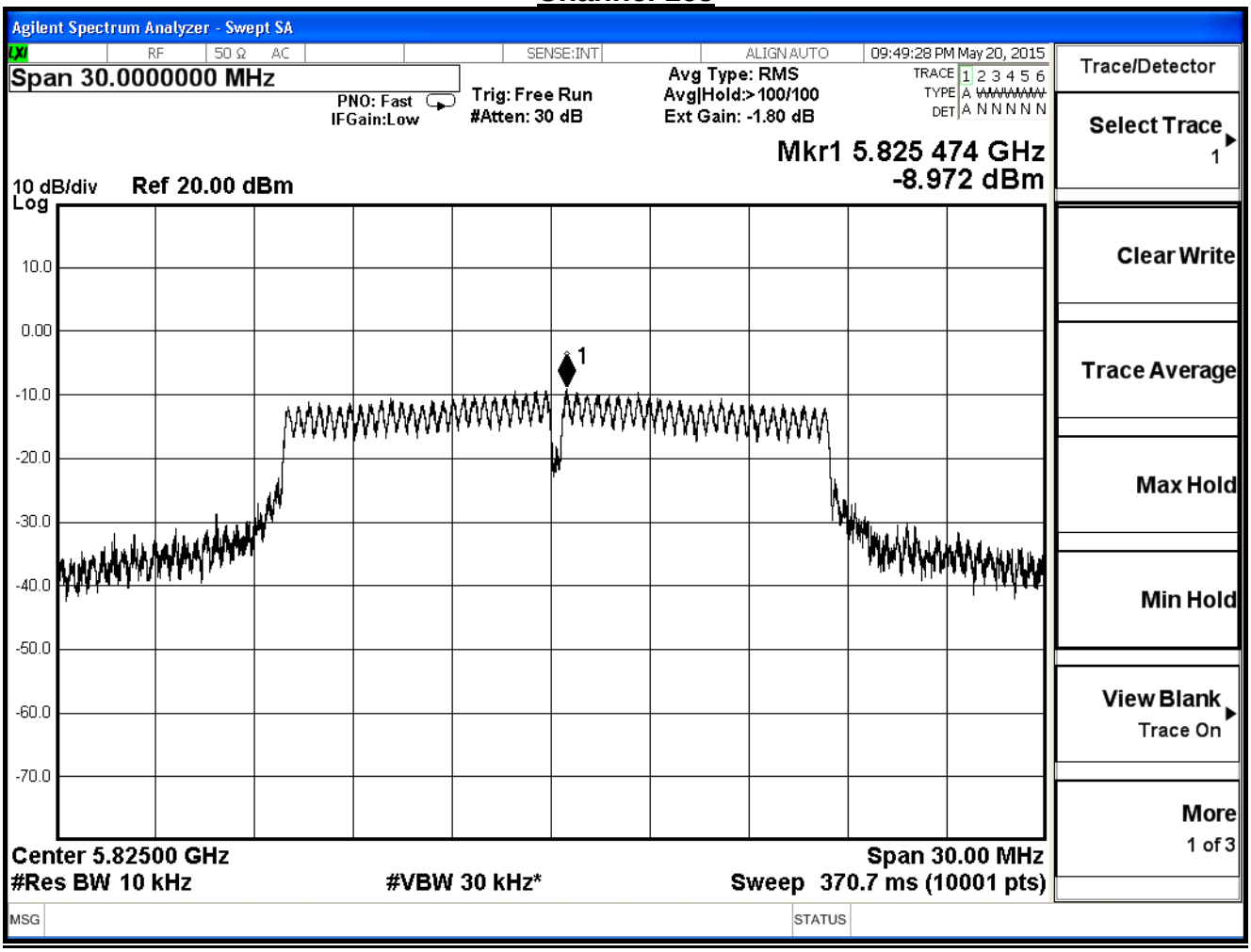
Agilent Spectrum Analyzer - Swept SA
RF 50 Ω AC
SENSE:INT
ALIGN AUTO
09:49:28 PM May 20, 2015
Span 30.0000000 MHz
PNO: Fast
IFGain:Low
Trig: Free Run
#Atten: 30 dB
Avg Type: RMS
Avg|Hold:>100/100
Ext Gain: -1.80 dB
TRACE 1 2 3 4 5 6
TYPE A
DET A N N N N N
Mkr1 5.825 474 GHz
-8.972 dBm
10 dB/div
Log
Ref 20.00 dBm
10.0
0.00
-10.0
-20.0
-30.0
-40.0
-50.0
-60.0
-70.0
1
Center 5.82500 GHz
#Res BW 10 kHz
#VBW 30 kHz*
Span 30.00 MHz
Sweep 370.7 ms (10001 pts)
MSG
STATUS
Trace/Detector
Select Trace
1
Clear Write
Trace Average
Max Hold
Min Hold
View Blank
Trace On
More
1 of 3

Product	Dual-band Wireless-AC1200 Range Extender		
Test Item	Power Density		
Test Mode	Mode 1: Transmit		
Date of Test	2015/05/20	Test Site	SR7

IEEE 802.11a (ANT 0+1)				
Channel No.	Frequency (MHz)	Measure Level (dBm)	Limit (dBm)	Result
149	5745	-6.89	≦5.23	Pass
157	5785	-6.52	≦5.23	Pass
165	5825	-6.25	≦5.23	Pass

Product	Dual-band Wireless-AC1200 Range Extender		
Test Item	Power Density		
Test Mode	Mode 1: Transmit		
Date of Test	2015/05/20	Test Site	SR7

IEEE802.11n_20MHz_(ANT 0)				
Channel No.	Frequency (MHz)	Measure Level (dBm)	Limit (dBm)	Result
149	5745	-10.67	≦5.23	Pass
157	5785	-9.76	≦5.23	Pass
165	5825	-9.22	≦5.23	Pass

Channel 149

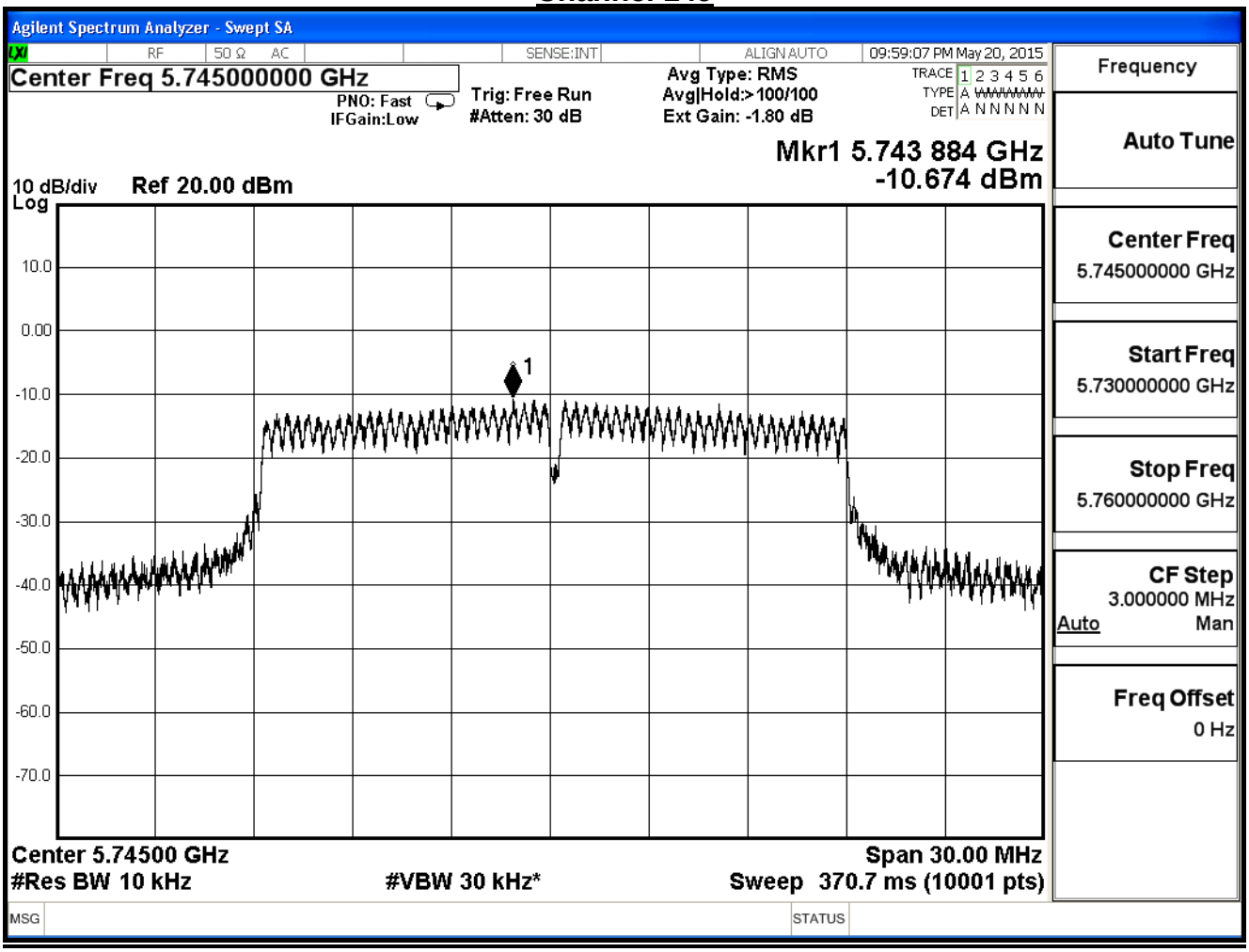

Channel 157

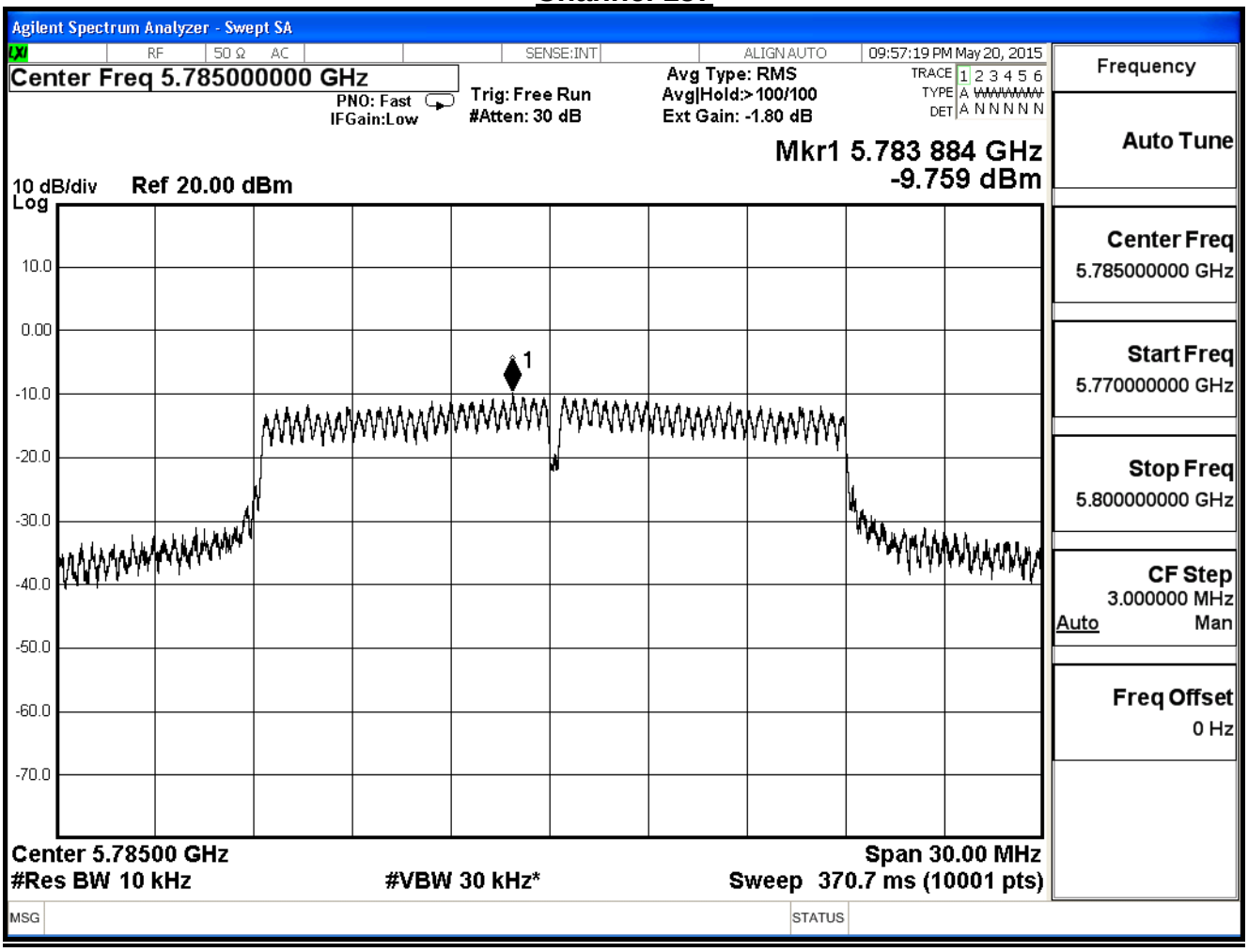
Agilent Spectrum Analyzer - Swept SA
RF 50 Ω AC
SENSE:INT
ALIGN AUTO
09:57:19 PM May 20, 2015
Center Freq 5.785000000 GHz
PNO: Fast
IFGain:Low
Trig: Free Run
#Atten: 30 dB
Avg Type: RMS
Avg|Hold:>100/100
Ext Gain: -1.80 dB
TRACE 1 2 3 4 5 6
TYPE A
DET A N N N N N
Mkr1 5.783 884 GHz
-9.759 dBm
10 dB/div Ref 20.00 dBm
Log
10.0
0.00
-10.0
-20.0
-30.0
-40.0
-50.0
-60.0
-70.0
1
Center 5.78500 GHz
#Res BW 10 kHz
#VBW 30 kHz*
Span 30.00 MHz
Sweep 370.7 ms (10001 pts)
MSG
STATUS
Frequency
Auto Tune
Center Freq
5.785000000 GHz
Start Freq
5.770000000 GHz
Stop Freq
5.800000000 GHz
CF Step
3.000000 MHz
Auto
Man
Freq Offset
0 Hz

Channel 165

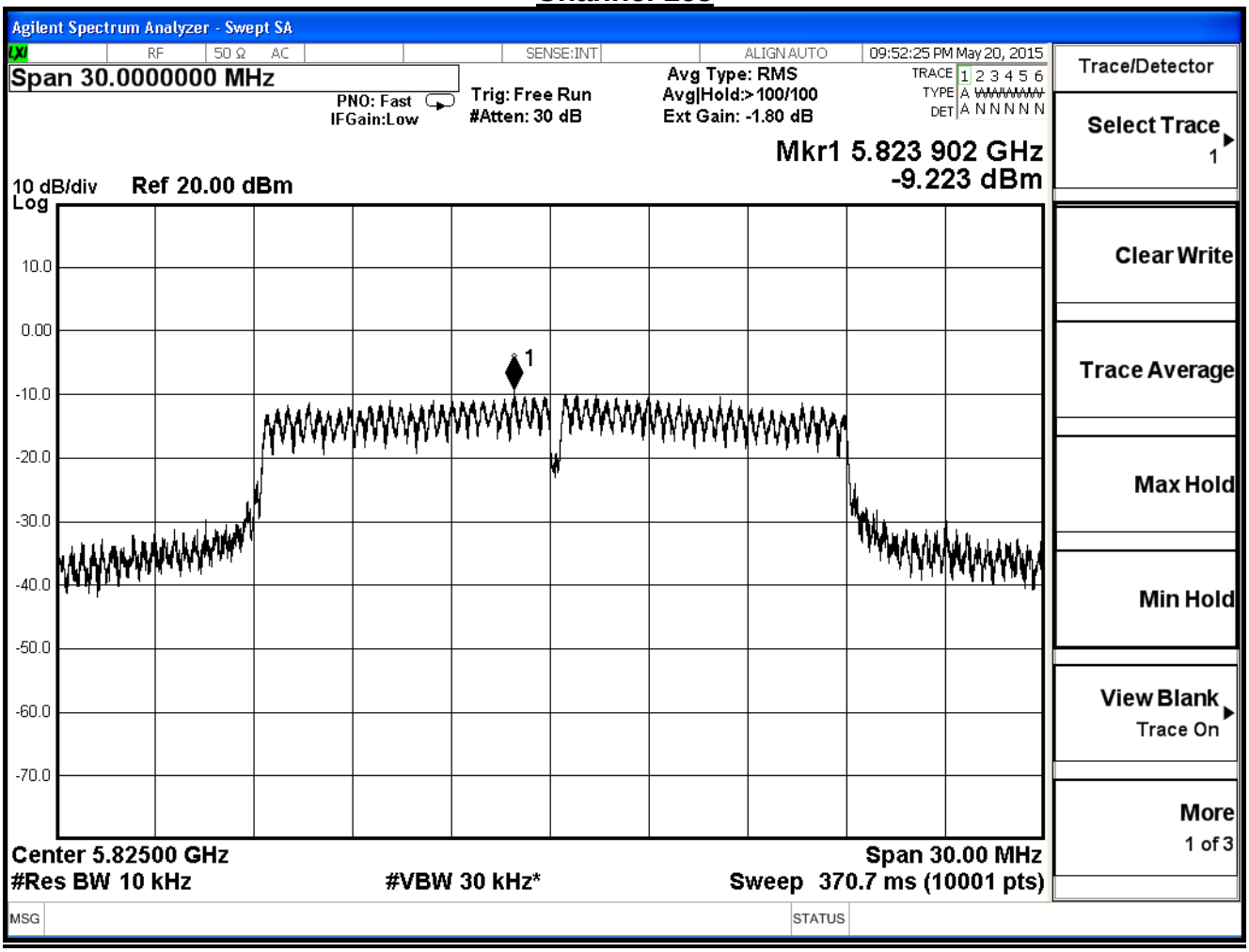
Agilent Spectrum Analyzer - Swept SA
RF 50 Ω AC
SENSE:INT
ALIGN AUTO
09:52:25 PM May 20, 2015
Span 30.0000000 MHz
PNO: Fast
IFGain:Low
Trig: Free Run
#Atten: 30 dB
Avg Type: RMS
Avg|Hold:>100/100
Ext Gain: -1.80 dB
TRACE 1 2 3 4 5 6
TYPE A
DET A N N N N N
Mkr1 5.823 902 GHz
-9.223 dBm
10 dB/div
Log
Ref 20.00 dBm
10.0
0.00
-10.0
-20.0
-30.0
-40.0
-50.0
-60.0
-70.0
1
Center 5.82500 GHz
#Res BW 10 kHz
#VBW 30 kHz*
Span 30.00 MHz
Sweep 370.7 ms (10001 pts)
MSG
STATUS
Trace/Detector
Select Trace
1
Clear Write
Trace Average
Max Hold
Min Hold
View Blank
Trace On
More
1 of 3

Product	Dual-band Wireless-AC1200 Range Extender		
Test Item	Power Density		
Test Mode	Mode 1: Transmit		
Date of Test	2015/05/20	Test Site	SR7

IEEE802.11n_20MHz_(ANT 1)				
Channel No.	Frequency (MHz)	Measure Level (dBm)	Limit (dBm)	Result
149	5745	-10.27	≦5.23	Pass
157	5785	-9.59	≦5.23	Pass
165	5825	-8.39	≦5.23	Pass

Channel 149

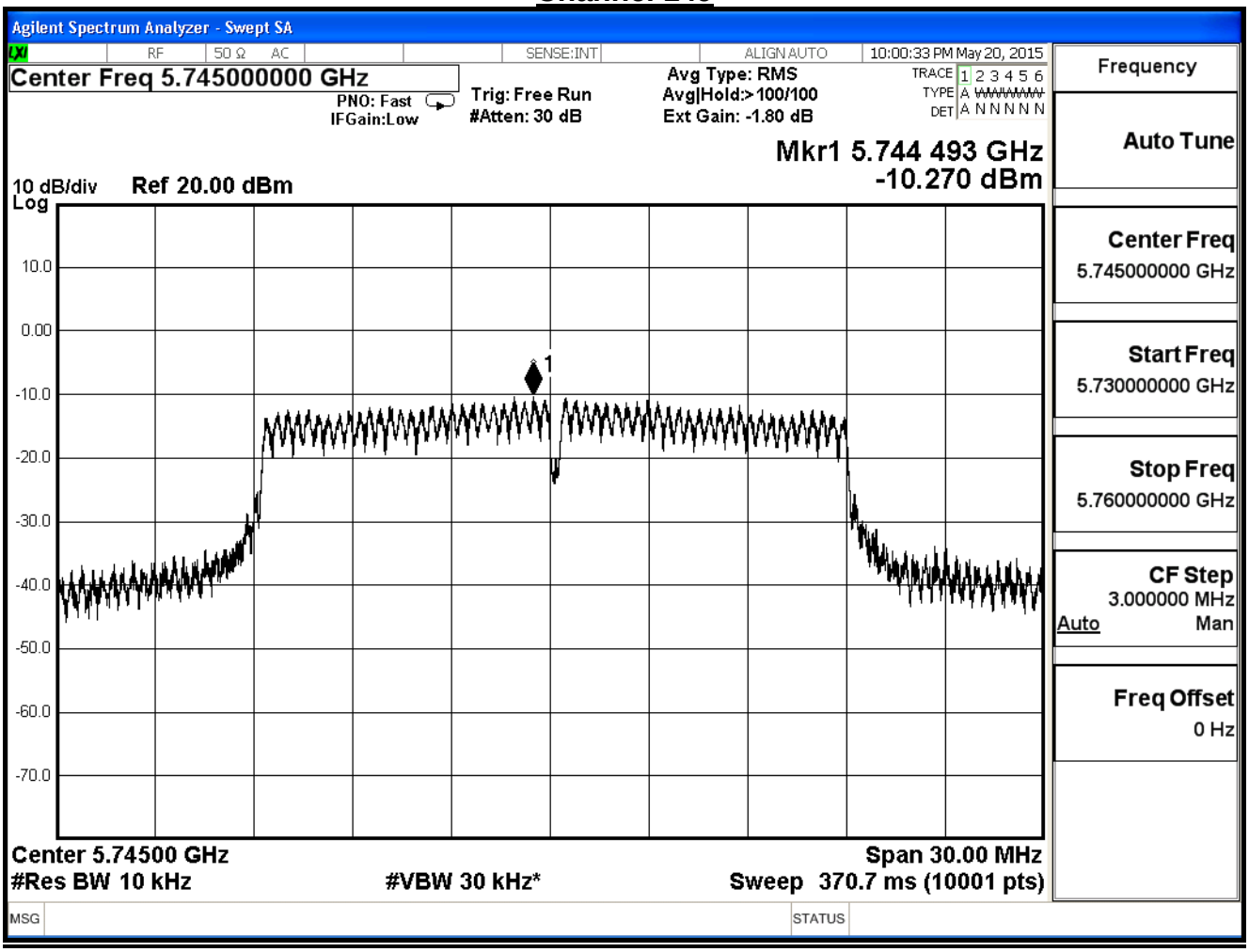

Channel 157

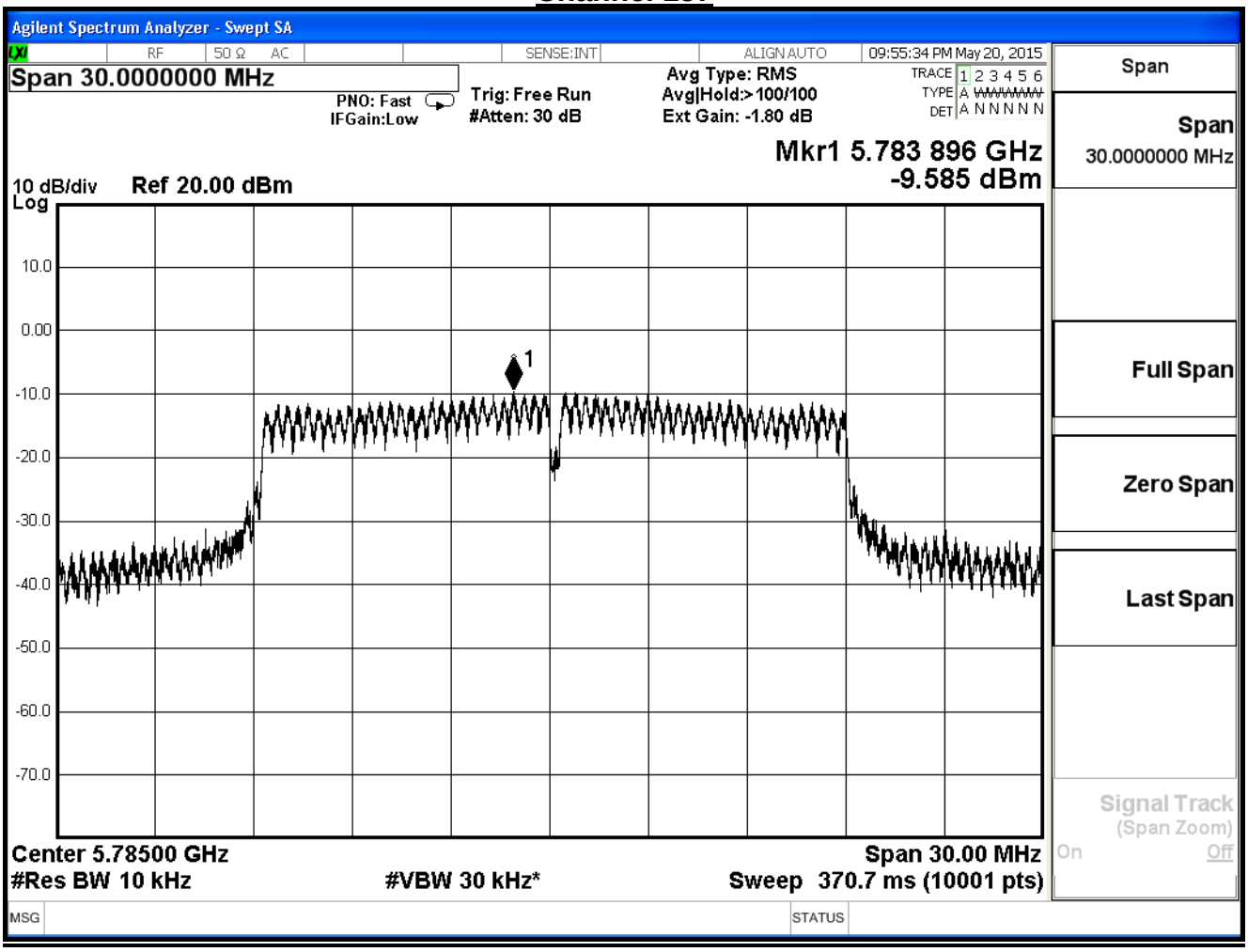
Agilent Spectrum Analyzer - Swept SA
RF
50 Ω AC
SENSE:INT
ALIGN AUTO
09:55:34 PM May 20, 2015
Span 30.0000000 MHz
PNO: Fast
IFGain:Low
Trig: Free Run
#Atten: 30 dB
Avg Type: RMS
Avg|Hold:>100/100
Ext Gain: -1.80 dB
TRACE 1 2 3 4 5 6
TYPE A
DET A N N N N N
Mkr1 5.783 896 GHz
-9.585 dBm
10 dB/div
Log
Ref 20.00 dBm
10.0
0.00
-10.0
-20.0
-30.0
-40.0
-50.0
-60.0
-70.0
1
Center 5.78500 GHz
#Res BW 10 kHz
#VBW 30 kHz*
Span 30.00 MHz
Sweep 370.7 ms (10001 pts)
Span
Span
30.0000000 MHz
Full Span
Zero Span
Last Span
Signal Track
(Span Zoom)
On
Off
MSG
STATUS

Channel 165

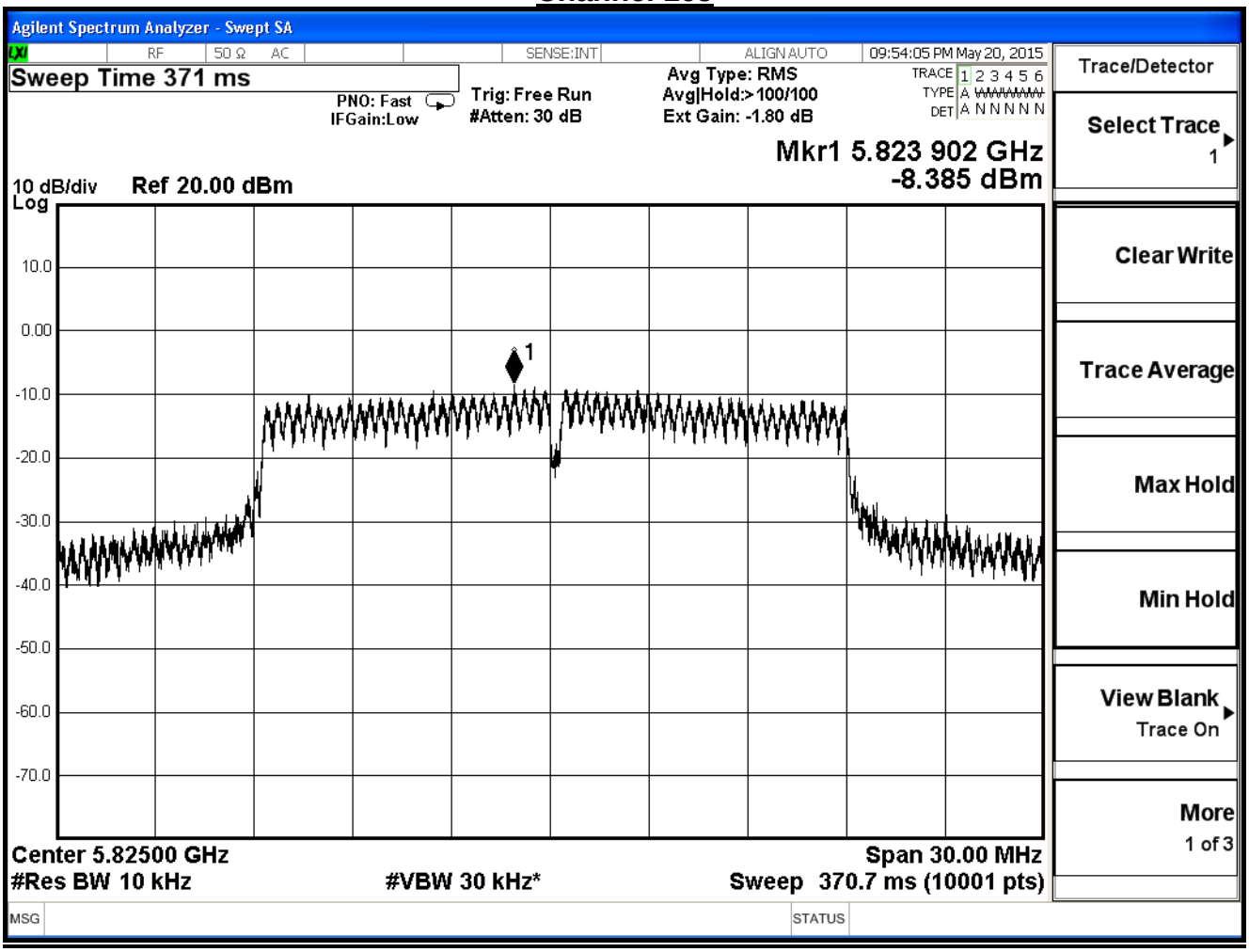
Agilent Spectrum Analyzer - Swept SA
RF 50 Ω AC
SENSE:INT
ALIGN AUTO
09:54:05 PM May 20, 2015
Sweep Time 371 ms
PNO: Fast
IFGain:Low
Trig: Free Run
#Atten: 30 dB
Avg Type: RMS
Avg|Hold:>100/100
Ext Gain: -1.80 dB
TRACE 1 2 3 4 5 6
TYPE A
DET A N N N N N
Mkr1 5.823 902 GHz
-8.385 dBm
10 dB/div
Log
Ref 20.00 dBm
10.0
0.00
-10.0
-20.0
-30.0
-40.0
-50.0
-60.0
-70.0
1
Center 5.82500 GHz
#Res BW 10 kHz
#VBW 30 kHz*
Span 30.00 MHz
Sweep 370.7 ms (10001 pts)
MSG
STATUS
Trace/Detector
Select Trace
1
Clear Write
Trace Average
Max Hold
Min Hold
View Blank
Trace On
More
1 of 3

Product	Dual-band Wireless-AC1200 Range Extender		
Test Item	Power Density		
Test Mode	Mode 1: Transmit		
Date of Test	2015/05/20	Test Site	SR7

IEEE802.11n 20MHz(ANT 0+1)

Channel No.	Frequency (MHz)	Measure Level (dBm)	Limit (dBm)	Result
149	5745	-7.46	≦5.23	Pass
157	5785	-6.66	≦5.23	Pass
165	5825	-5.77	≦5.23	Pass

Product	Dual-band Wireless-AC1200 Range Extender		
Test Item	Power Density		
Test Mode	Mode 1: Transmit		
Date of Test	2015/05/20	Test Site	SR7

IEEE 802.11n_40MHz (ANT 0)				
Channel No.	Frequency (MHz)	Measure Level (dBm)	Limit (dBm)	Result
151	5755	-14.93	≦5.23	Pass
159	5795	-12.97	≦5.23	Pass

Channel 151

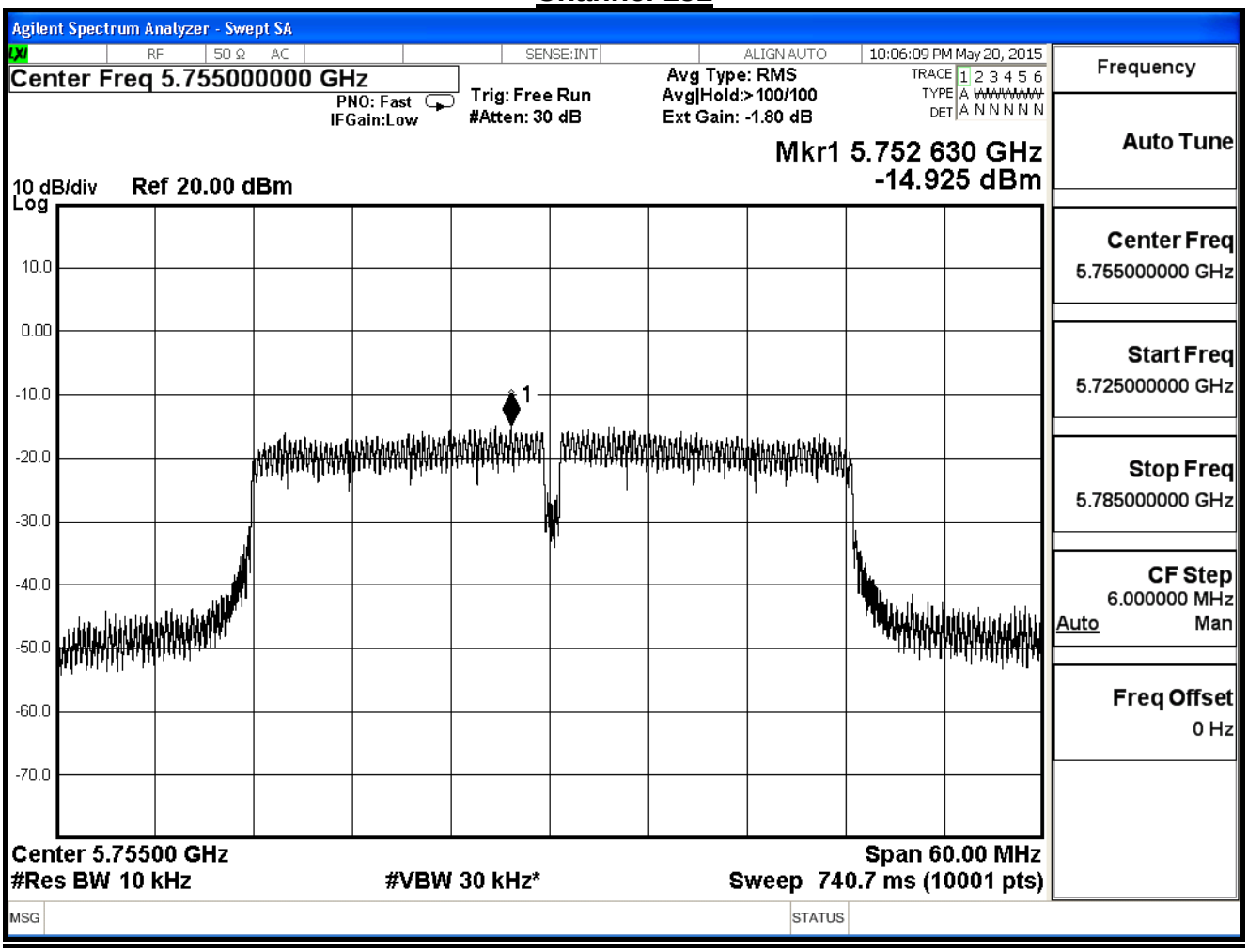

Channel 159

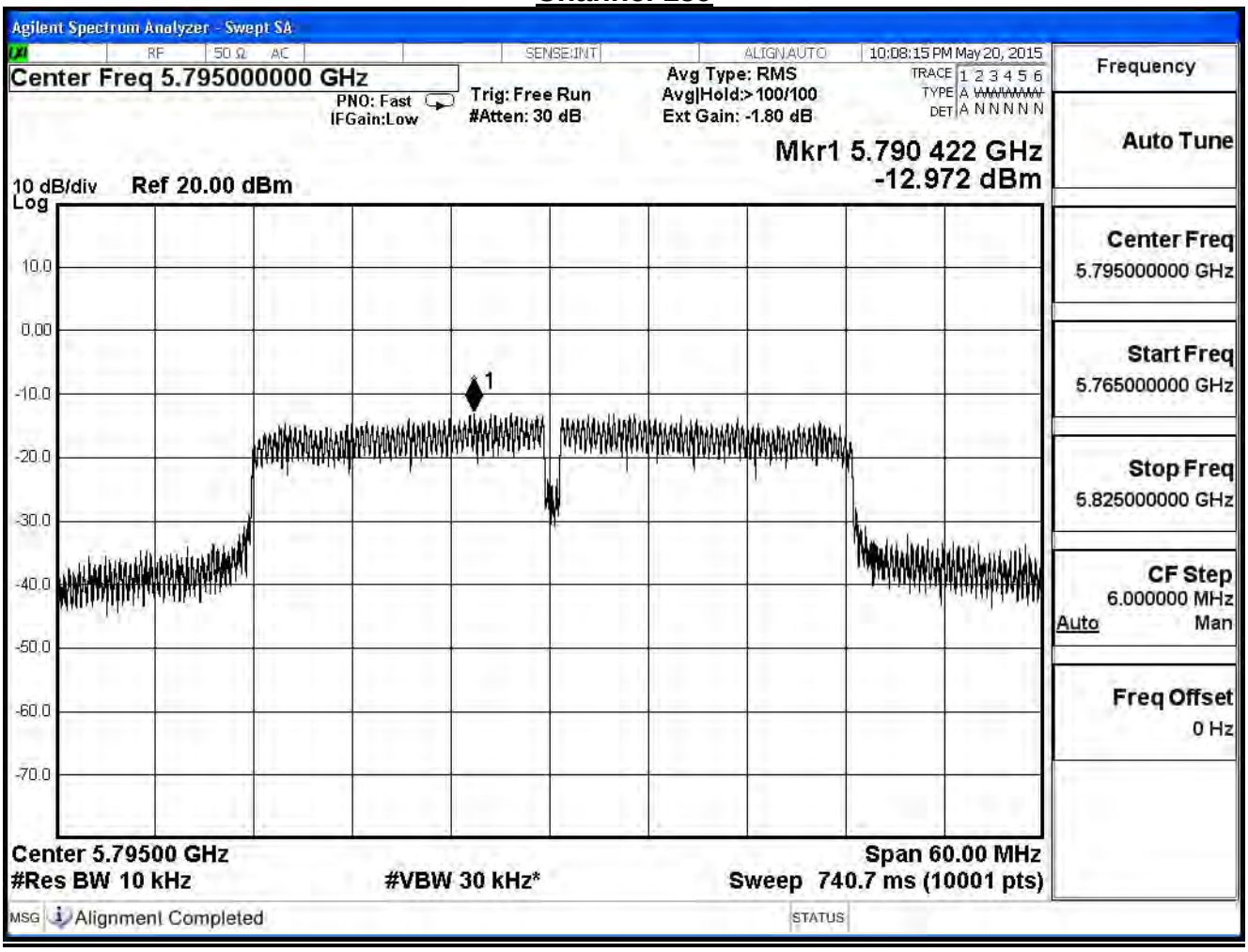
Agilent Spectrum Analyzer - Swept SA
RF 50 Ω AC
SENSE:INT
ALIGN AUTO
10:08:15 PM May 20, 2015
Center Freq 5.795000000 GHz
PNO: Fast
IFGain:Low
Trig: Free Run
#Atten: 30 dB
Avg Type: RMS
Avg|Hold:>100/100
Ext Gain: -1.80 dB
TRACE 1 2 3 4 5 6
TYPE A WWWWWW
DET A N N N N N
Mkr1 5.790 422 GHz
-12.972 dBm
10 dB/div Ref 20.00 dBm
Log
10.0
0.00
-10.0
-20.0
-30.0
-40.0
-50.0
-60.0
-70.0
1
Center 5.79500 GHz
#Res BW 10 kHz
#VBW 30 kHz*
Span 60.00 MHz
Sweep 740.7 ms (10001 pts)
MSG Alignment Completed
STATUS
Frequency
Auto Tune
Center Freq
5.795000000 GHz
Start Freq
5.765000000 GHz
Stop Freq
5.825000000 GHz
CF Step
6.000000 MHz
Auto Man
Freq Offset
0 Hz

Product	Dual-band Wireless-AC1200 Range Extender		
Test Item	Power Density		
Test Mode	Mode 1: Transmit		
Date of Test	2015/05/20	Test Site	SR7

IEEE 802.11n_40MHz (ANT 1)				
Channel No.	Frequency (MHz)	Measure Level (dBm)	Limit (dBm)	Result
151	5755	-14.82	≦5.23	Pass
159	5795	-12.73	≦5.23	Pass

Channel 151

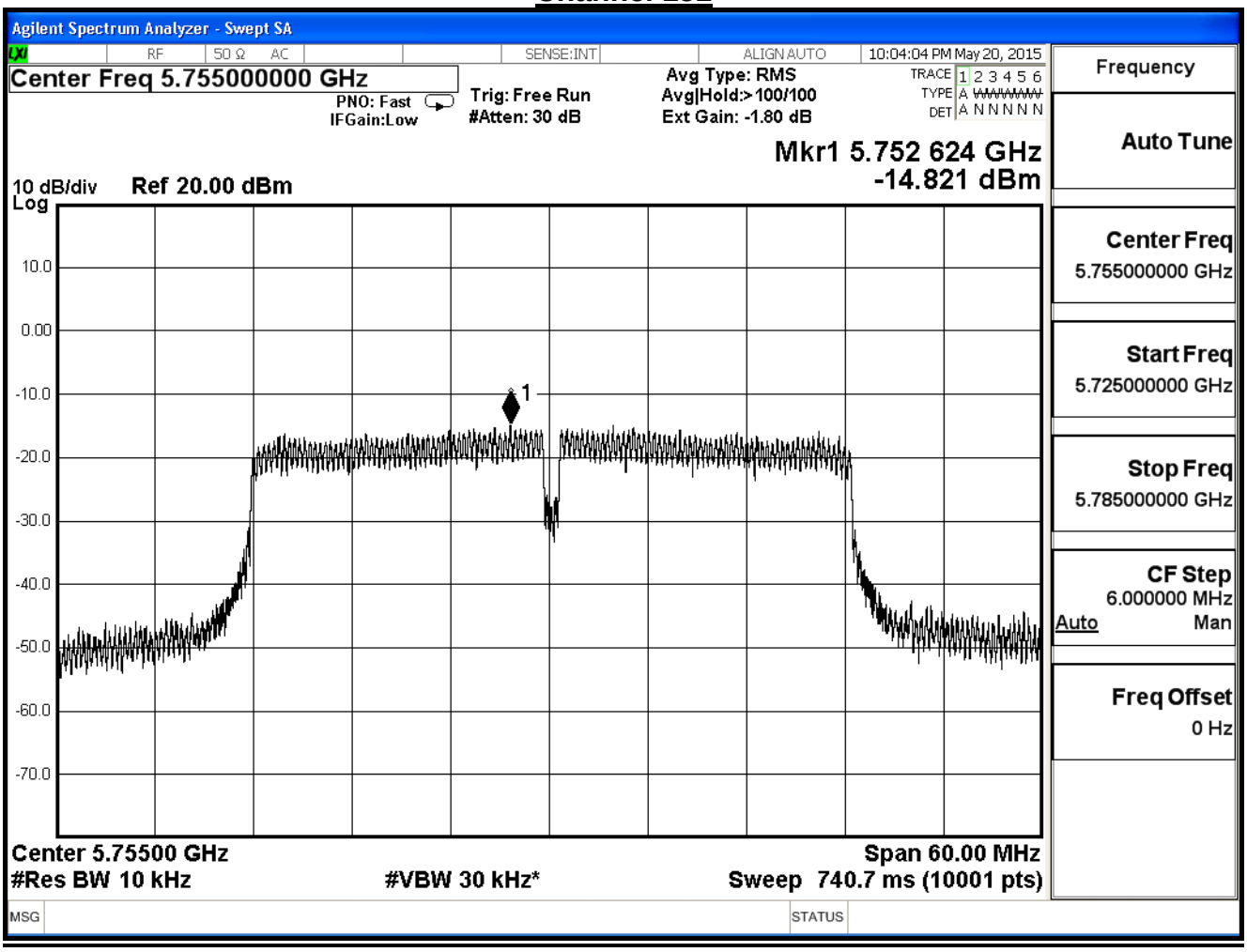

Channel 159

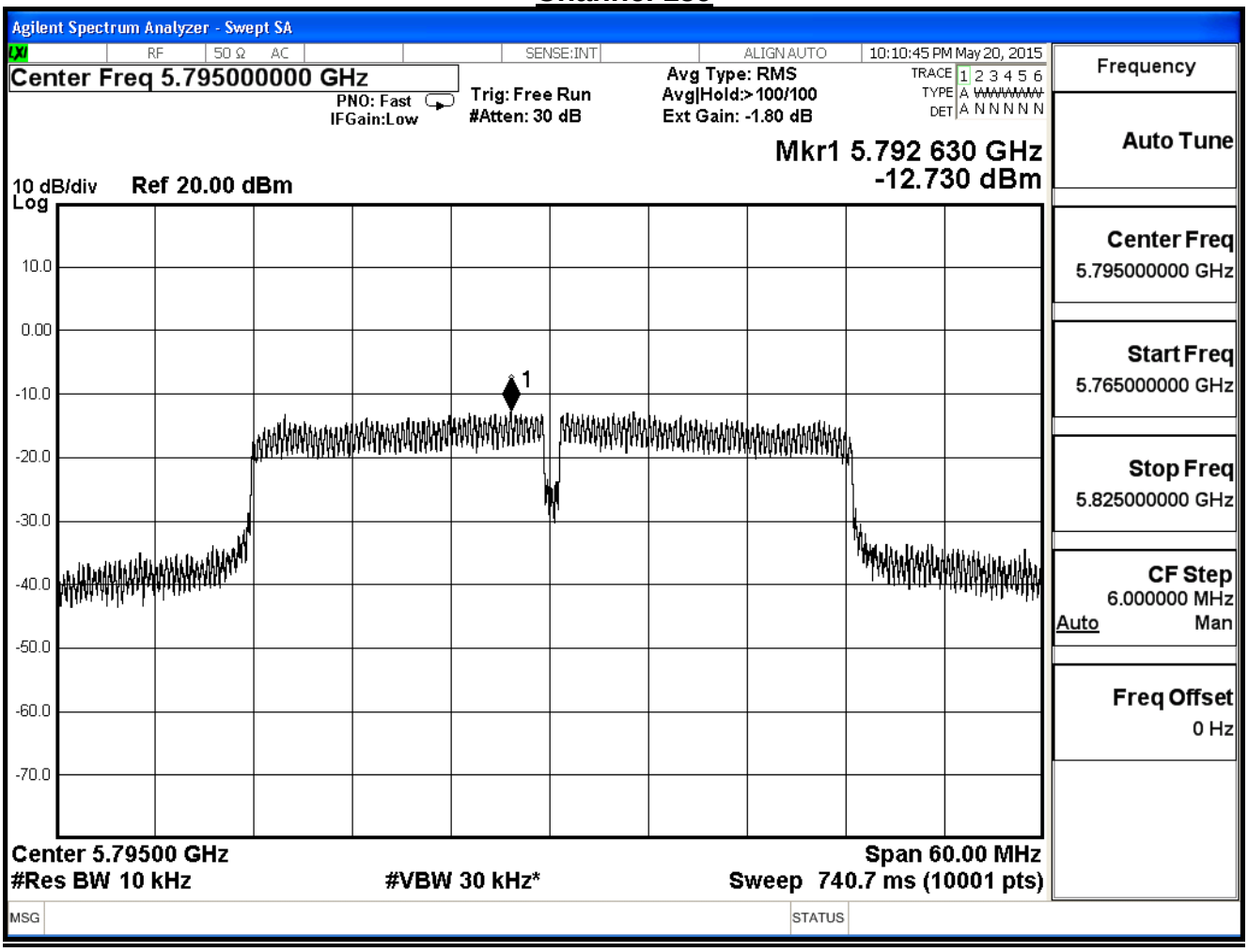
Agilent Spectrum Analyzer - Swept SA
RF
50 Ω AC
SENSE:INT
ALIGN AUTO
10:10:45 PM May 20, 2015
Center Freq 5.795000000 GHz
PNO: Fast
IFGain:Low
Trig: Free Run
#Atten: 30 dB
Avg Type: RMS
Avg|Hold:>100/100
Ext Gain: -1.80 dB
TRACE 1 2 3 4 5 6
TYPE A
DET A N N N N N
Mkr1 5.792 630 GHz
-12.730 dBm
10 dB/div
Log
Ref 20.00 dBm
10.0
0.00
-10.0
-20.0
-30.0
-40.0
-50.0
-60.0
-70.0
1
Center 5.79500 GHz
#Res BW 10 kHz
#VBW 30 kHz*
Span 60.00 MHz
Sweep 740.7 ms (10001 pts)
MSG
STATUS
Frequency
Auto Tune
Center Freq
5.795000000 GHz
Start Freq
5.765000000 GHz
Stop Freq
5.825000000 GHz
CF Step
6.000000 MHz
Auto
Man
Freq Offset
0 Hz

Product	Dual-band Wireless-AC1200 Range Extender		
Test Item	Power Density		
Test Mode	Mode 1: Transmit		
Date of Test	2015/05/20	Test Site	SR7

IEEE802.11n 40MHz(ANT 0+1)

Channel No.	Frequency (MHz)	Measure Level (dBm)	Limit (dBm)	Result
151	5755	-11.86	≦5.23	Pass
159	5795	-9.84	≦5.23	Pass

Product	Dual-band Wireless-AC1200 Range Extender		
Test Item	Power Density		
Test Mode	Mode 1: Transmit		
Date of Test	2015/05/20	Test Site	SR7

IEEE 802.11ac_80MHz (ANT 0)				
Channel No.	Frequency (MHz)	Measure Level (dBm)	Limit (dBm)	Result
155	5775	-18.23	≦8	Pass

Channel 155

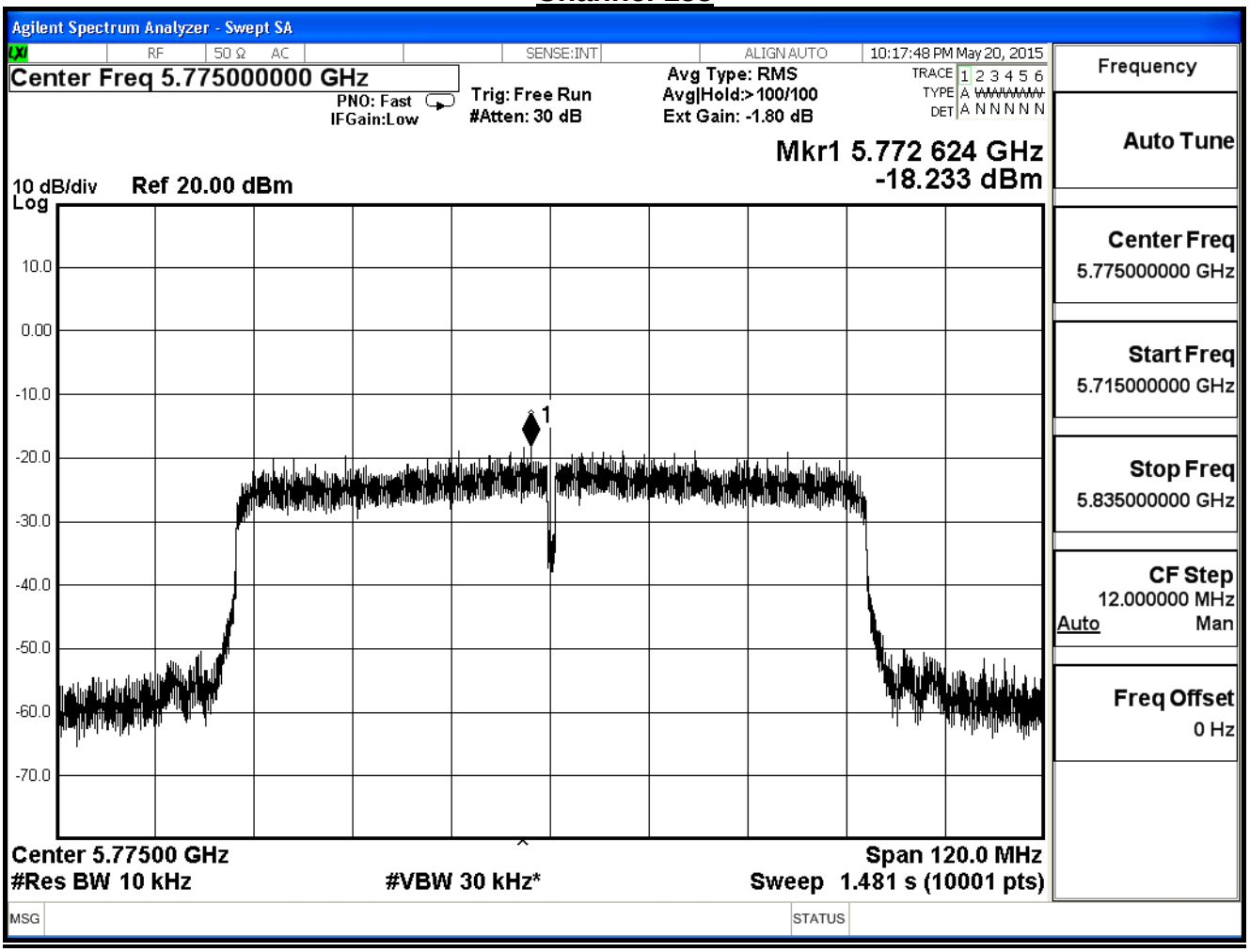

Product	Dual-band Wireless-AC1200 Range Extender		
Test Item	Power Density		
Test Mode	Mode 1: Transmit		
Date of Test	2015/05/20	Test Site	SR7

IEEE 802.11ac_80MHz (ANT 1)				
Channel No.	Frequency (MHz)	Measure Level (dBm)	Limit (dBm)	Result
155	5775	-18.59	≦8	Pass

Channel 155

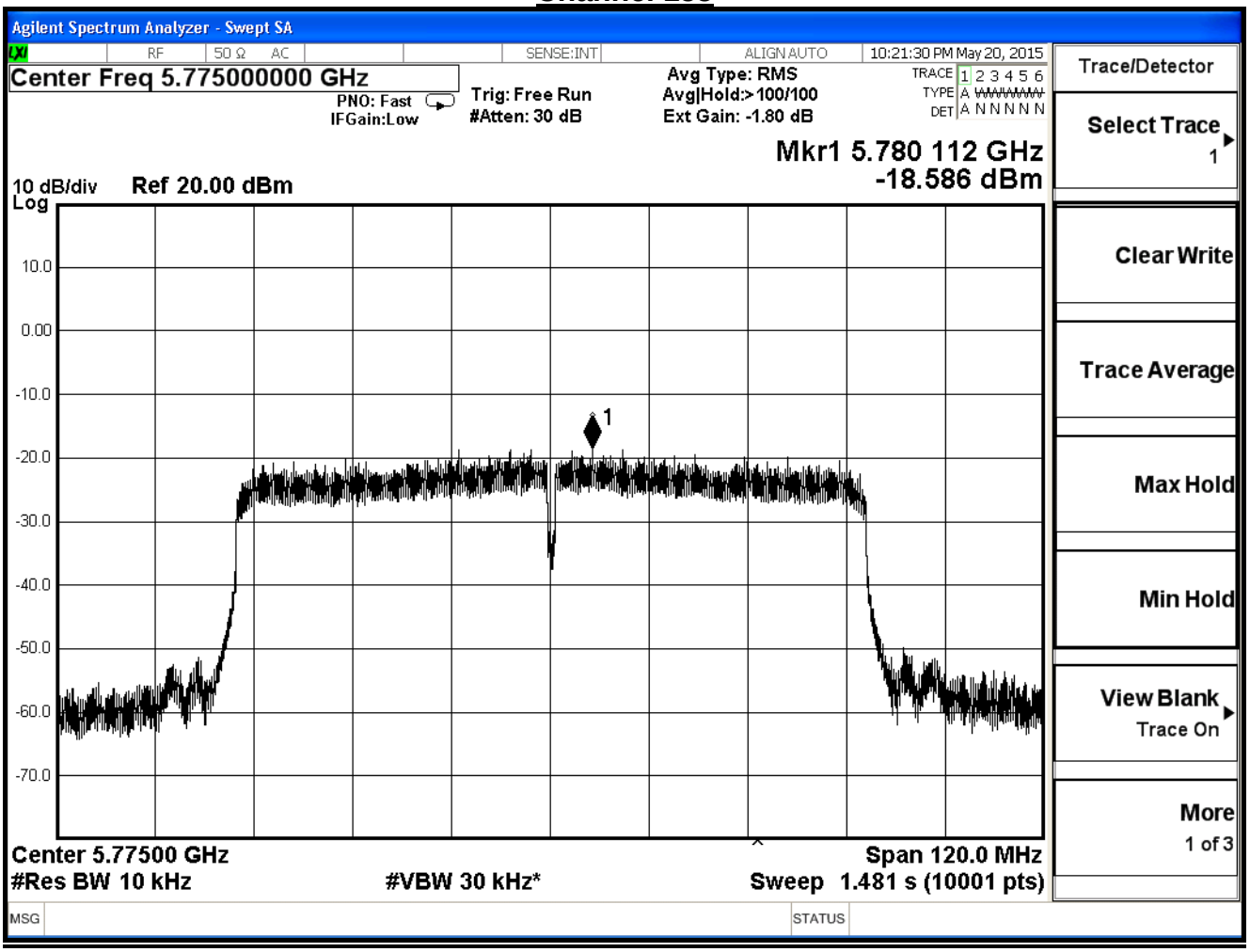

Product	Dual-band Wireless-AC1200 Range Extender		
Test Item	Power Density		
Test Mode	Mode 1: Transmit		
Date of Test	2015/05/20	Test Site	SR7

IEEE 802.11ac_80MHz (ANT 0+1)				
Channel No.	Frequency (MHz)	Measure Level (dBm)	Limit (dBm)	Result
155	5775	-15.40	≦8	Pass