Product	Wireless-AC1900 Dual Band Gigabit Router		
Test Item	Occupied Bandwidth		
Test Mode	Mode 1: Transmit (CDD Mode)_Adapter: EXA1206UH		
Date of Test	2013/08/27	Test Site	SR7

IEEE 802.11n (20MHz)(ANT 0)				
Channel No.	Frequency (MHz)	Measurement Level (MHz)	Required Limit (MHz)	Result
1	2412	17.61	≧0.5	Pass
6	2437	17.60	≧0.5	Pass
11	2462	17.57	≧0.5	Pass

Channel 1

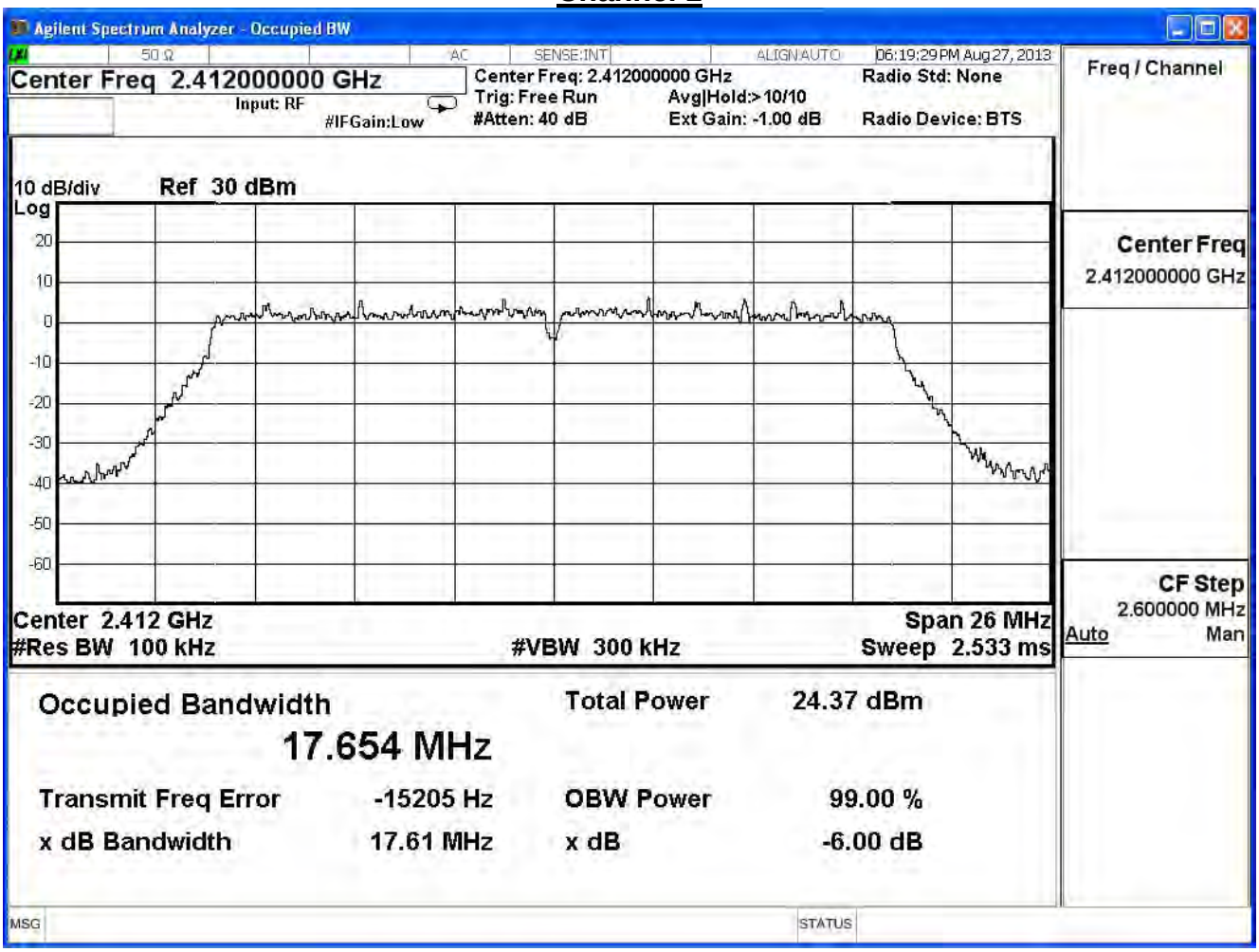

Channel 6

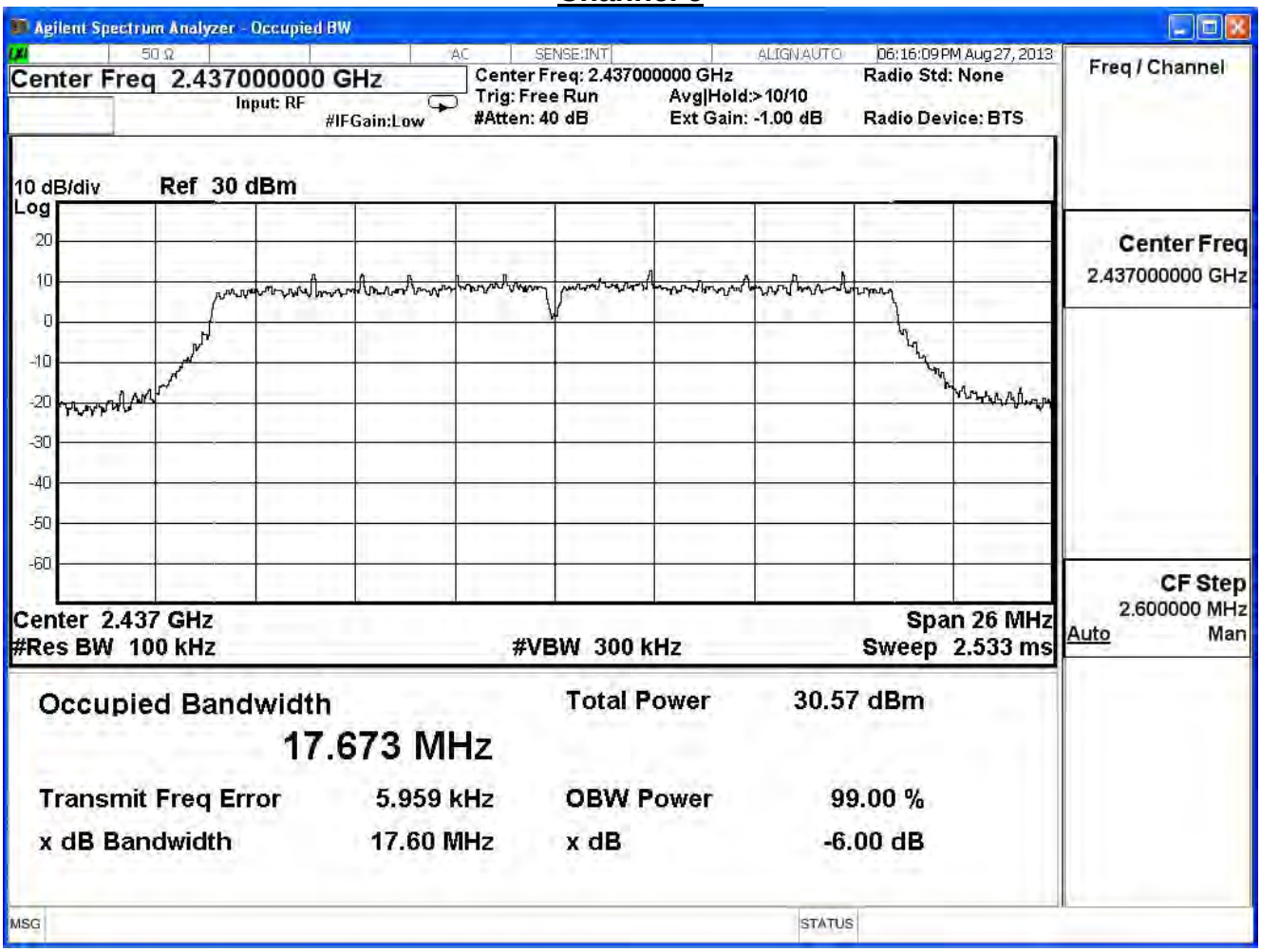
Agilent Spectrum Analyzer - Occupied BW
50 Ω
AC
SENSE:INT
ALIGN AUTO
06:16:09 PM Aug 27, 2013
Center Freq 2.437000000 GHz
Input: RF
#IFGain:Low
Center Freq: 2.437000000 GHz
Trig: Free Run
#Atten: 40 dB
Avg|Hold:>10/10
Ext Gain: -1.00 dB
Radio Std: None
Radio Device: BTS
Freq / Channel
10 dB/div
Log
Ref 30 dBm
20
10
0
-10
-20
-30
-40
-50
-60
Center Freq
2.437000000 GHz
Center 2.437 GHz
#Res BW 100 kHz
#VBW 300 kHz
Span 26 MHz
Sweep 2.533 ms
CF Step
2.600000 MHz
Auto
Man
Occupied Bandwidth
17.673 MHz
Total Power 30.57 dBm
Transmit Freq Error 5.959 kHz
OBW Power 99.00 %
x dB Bandwidth 17.60 MHz
x dB -6.00 dB
MSG
STATUS

Channel 11

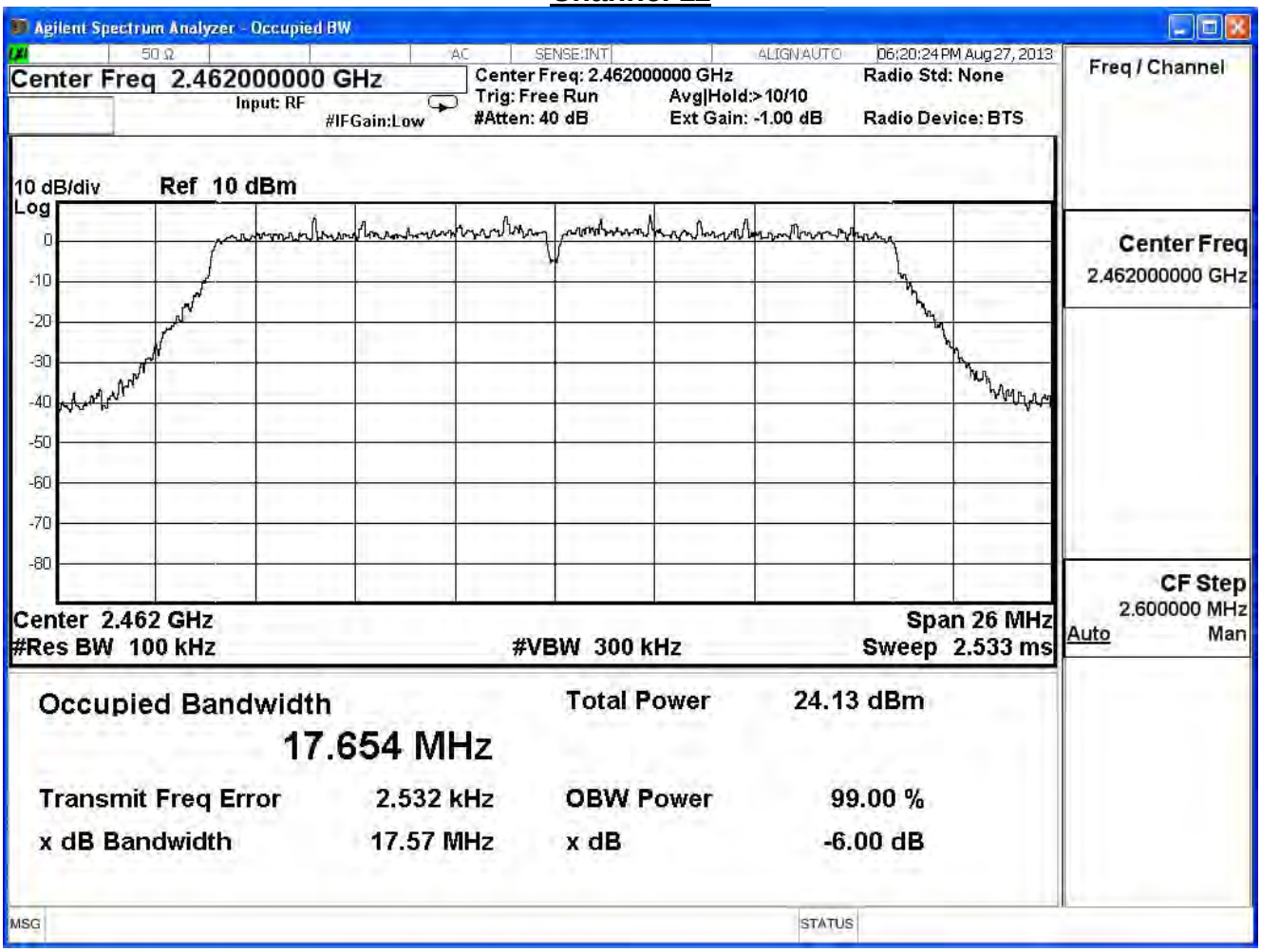
Agilent Spectrum Analyzer - Occupied BW
50 Ω
AC
SENSE:INT
ALIGN AUTO
06:20:24 PM Aug 27, 2013
Center Freq 2.462000000 GHz
Input: RF
#IFGain:Low
Center Freq: 2.462000000 GHz
Trig: Free Run
#Atten: 40 dB
Avg|Hold:>10/10
Ext Gain: -1.00 dB
Radio Std: None
Radio Device: BTS
Freq / Channel
10 dB/div
Ref 10 dBm
Log
0
-10
-20
-30
-40
-50
-60
-70
-80
Center Freq
2.462000000 GHz
Center 2.462 GHz
#Res BW 100 kHz
#VBW 300 kHz
Span 26 MHz
Sweep 2.533 ms
CF Step
2.600000 MHz
Auto
Man
Occupied Bandwidth
17.654 MHz
Total Power
24.13 dBm
Transmit Freq Error
2.532 kHz
OBW Power
99.00 %
x dB Bandwidth
17.57 MHz
x dB
-6.00 dB
MSG
STATUS

Product	Wireless-AC1900 Dual Band Gigabit Router		
Test Item	Occupied Bandwidth		
Test Mode	Mode 1: Transmit (CDD Mode)_Adapter: EXA1206UH		
Date of Test	2013/08/27	Test Site	SR7

IEEE 802.11n (20MHz)(ANT 1)				
Channel No.	Frequency (MHz)	Measurement Level (MHz)	Required Limit (MHz)	Result
1	2412	17.60	≧0.5	Pass
6	2437	17.59	≧0.5	Pass
11	2462	17.59	≧0.5	Pass

Channel 1

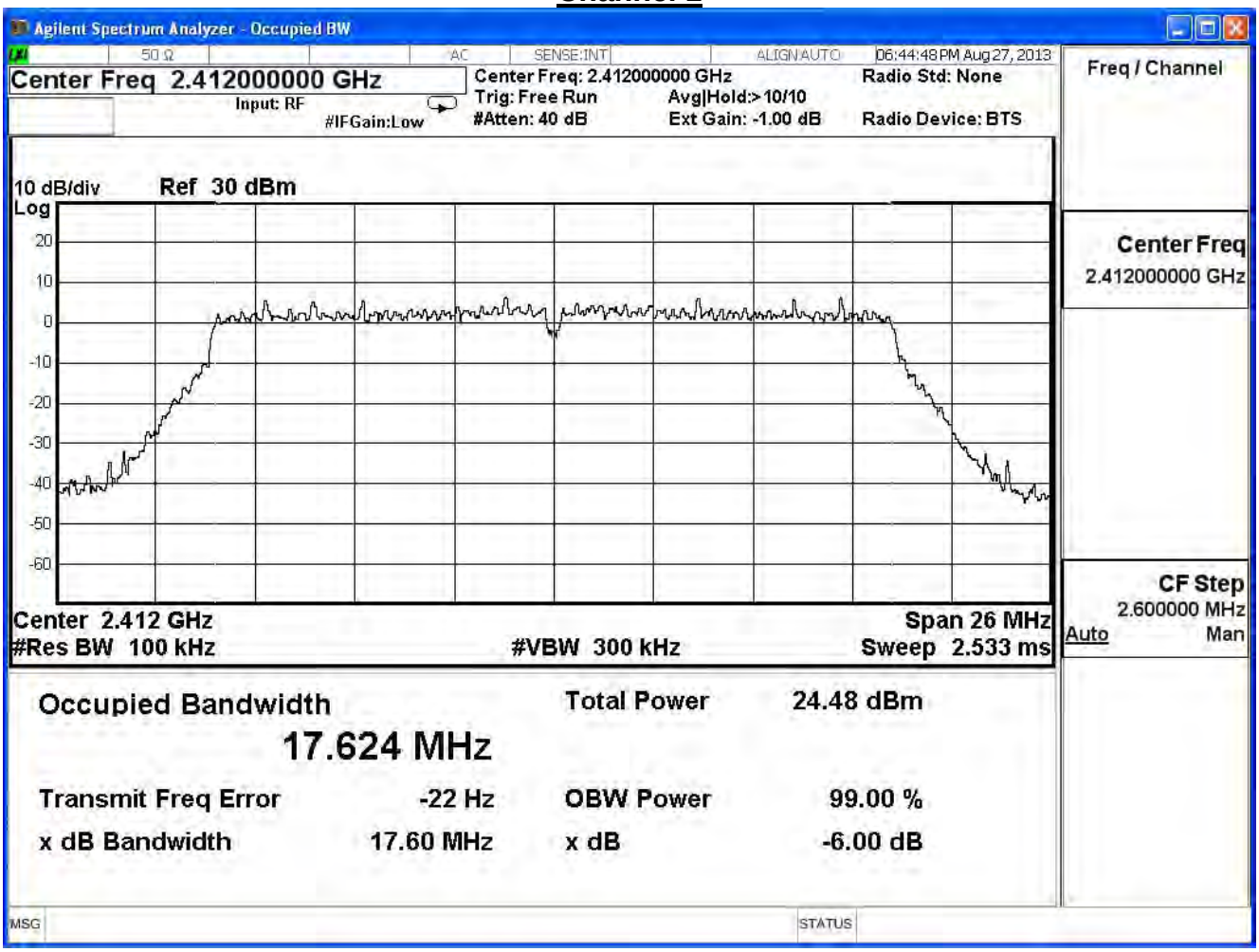

Channel 6

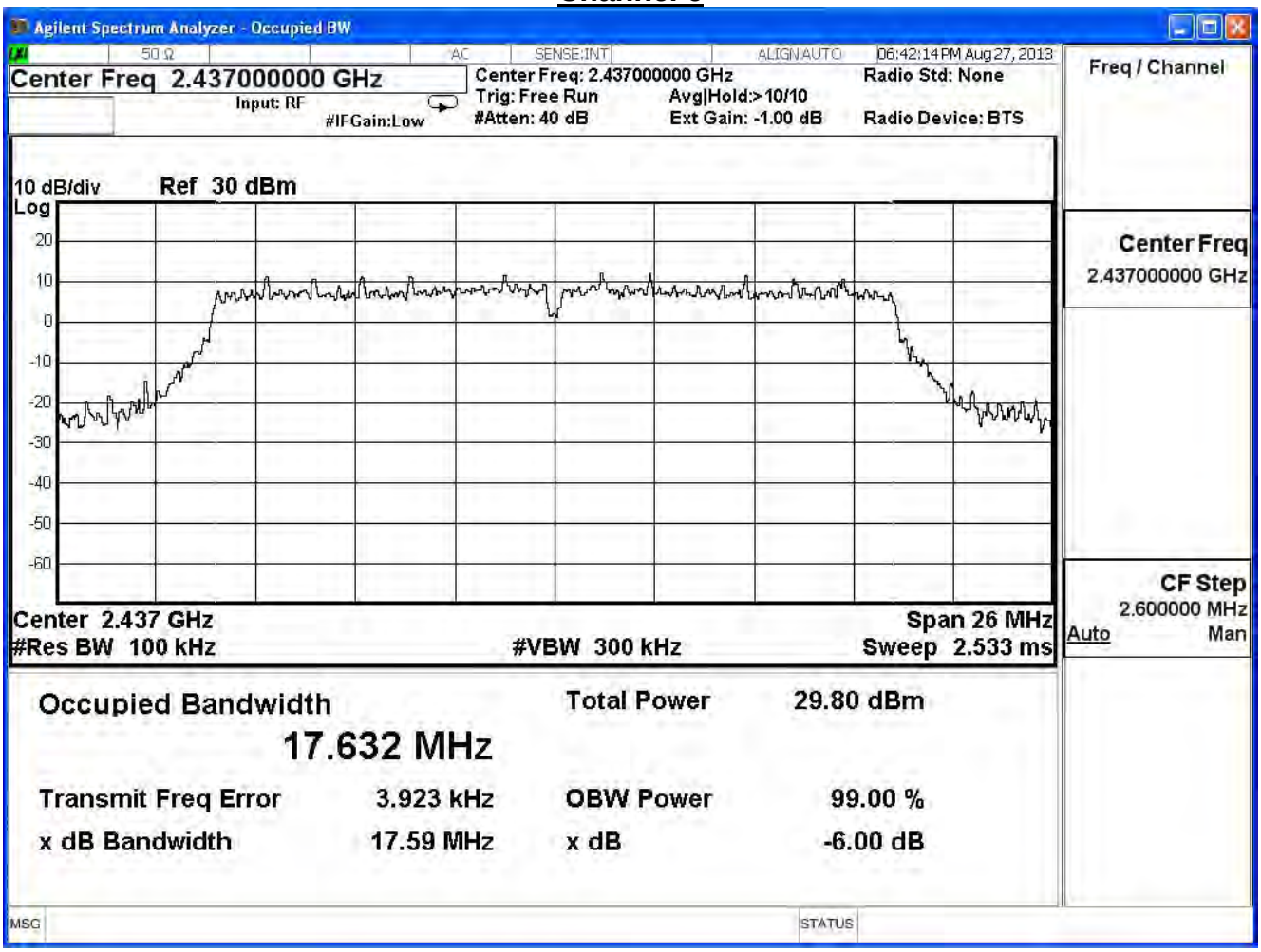
Agilent Spectrum Analyzer - Occupied BW
50 Ω
AC
SENSE:INT
ALIGN:AUTO
06:42:14 PM Aug 27, 2013
Center Freq 2.437000000 GHz
Input: RF
#IFGain:Low
Center Freq: 2.437000000 GHz
Trig: Free Run
#Atten: 40 dB
Avg|Hold:>10/10
Ext Gain: -1.00 dB
Radio Std: None
Radio Device: BTS
Freq / Channel
10 dB/div
Ref 30 dBm
Log
20
10
0
-10
-20
-30
-40
-50
-60
Center Freq
2.437000000 GHz
Center 2.437 GHz
#Res BW 100 kHz
#VBW 300 kHz
Span 26 MHz
Sweep 2.533 ms
CF Step
2.600000 MHz
Auto
Man
Occupied Bandwidth
17.632 MHz
Total Power
29.80 dBm
Transmit Freq Error
3.923 kHz
OBW Power
99.00 %
x dB Bandwidth
17.59 MHz
x dB
-6.00 dB
MSG
STATUS

Channel 11

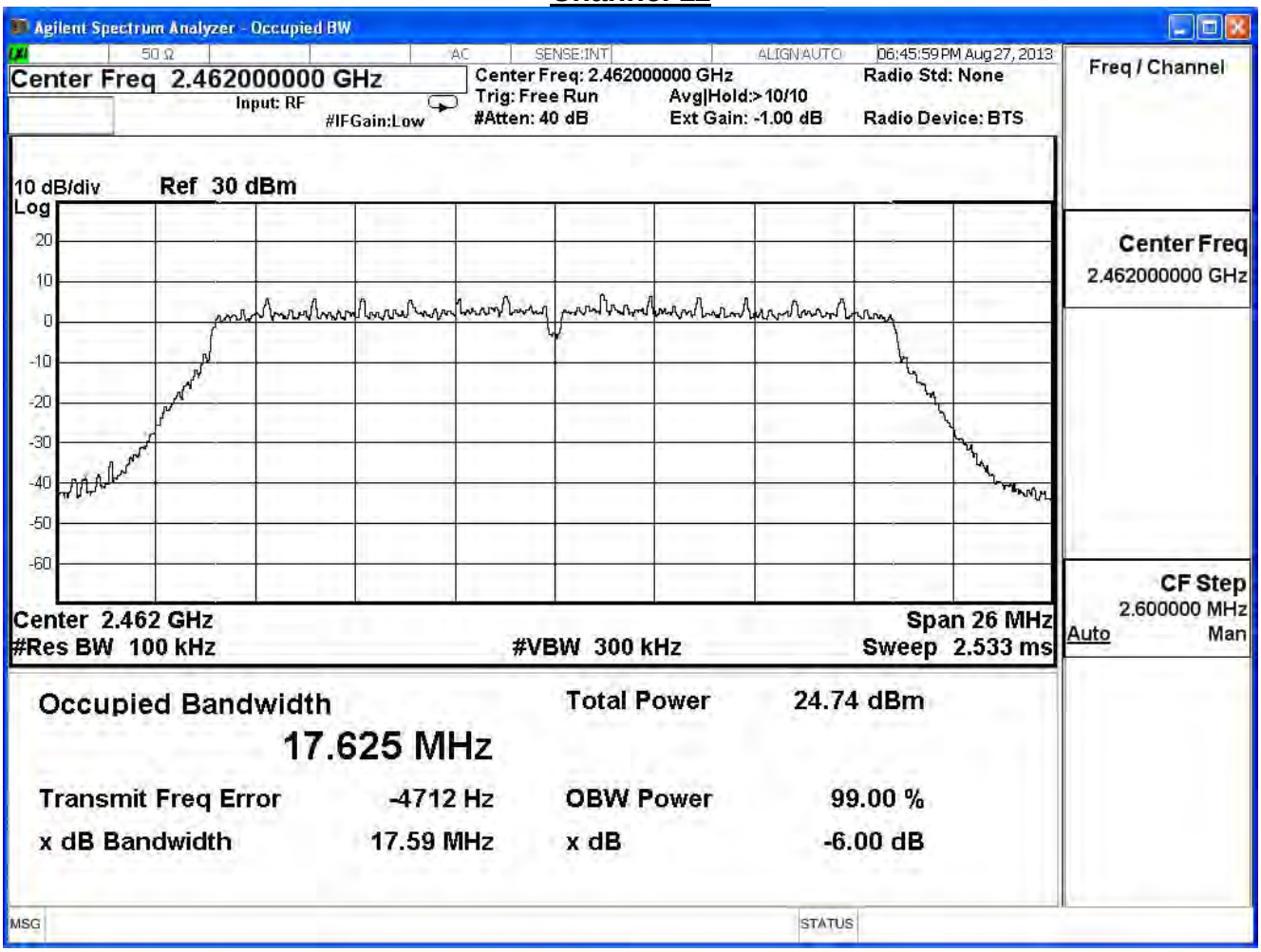
Agilent Spectrum Analyzer - Occupied BW
50 Ω
AC
SENSE:INT
ALIGN AUTO
06:45:59 PM Aug 27, 2013
Center Freq 2.462000000 GHz
Input: RF
#IFGain:Low
Center Freq: 2.462000000 GHz
Trig: Free Run
#Atten: 40 dB
Avg|Hold:>10/10
Ext Gain: -1.00 dB
Radio Std: None
Radio Device: BTS
Freq / Channel
10 dB/div
Log
Ref 30 dBm
20
10
0
-10
-20
-30
-40
-50
-60
Center Freq
2.462000000 GHz
Center 2.462 GHz
#Res BW 100 kHz
#VBW 300 kHz
Span 26 MHz
Sweep 2.533 ms
CF Step
2.600000 MHz
Auto
Man
Occupied Bandwidth
17.625 MHz
Total Power 24.74 dBm
Transmit Freq Error -4712 Hz
OBW Power 99.00 %
x dB Bandwidth 17.59 MHz
x dB -6.00 dB
MSG
STATUS

Product	Wireless-AC1900 Dual Band Gigabit Router		
Test Item	Occupied Bandwidth		
Test Mode	Mode 1: Transmit (CDD Mode)_Adapter: EXA1206UH		
Date of Test	2013/08/27	Test Site	SR7

IEEE 802.11n (20MHz)(ANT 2)				
Channel No.	Frequency (MHz)	Measurement Level (MHz)	Required Limit (MHz)	Result
1	2412	17.61	≧0.5	Pass
6	2437	17.35	≧0.5	Pass
11	2462	17.60	≧0.5	Pass

Channel 1

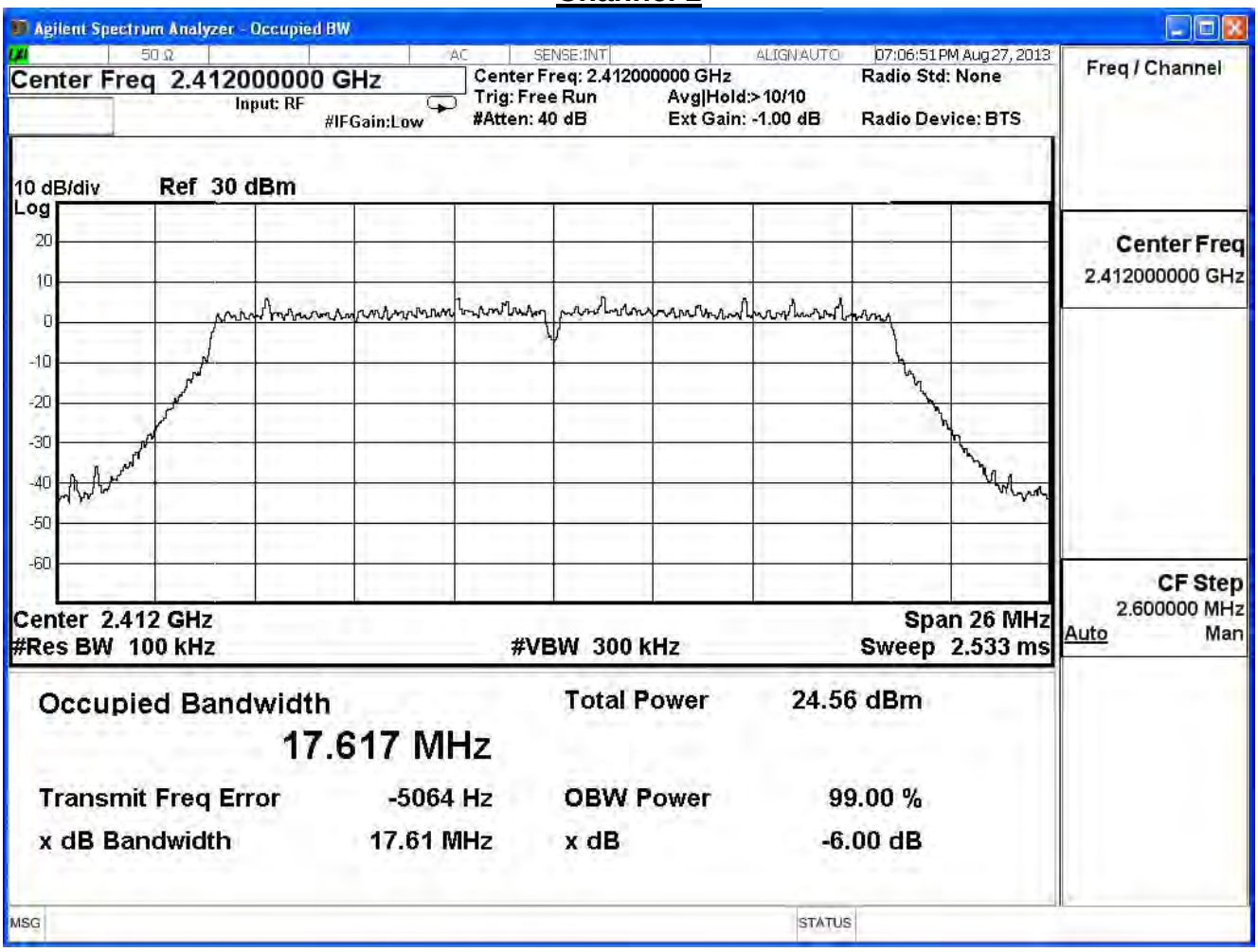

Channel 6

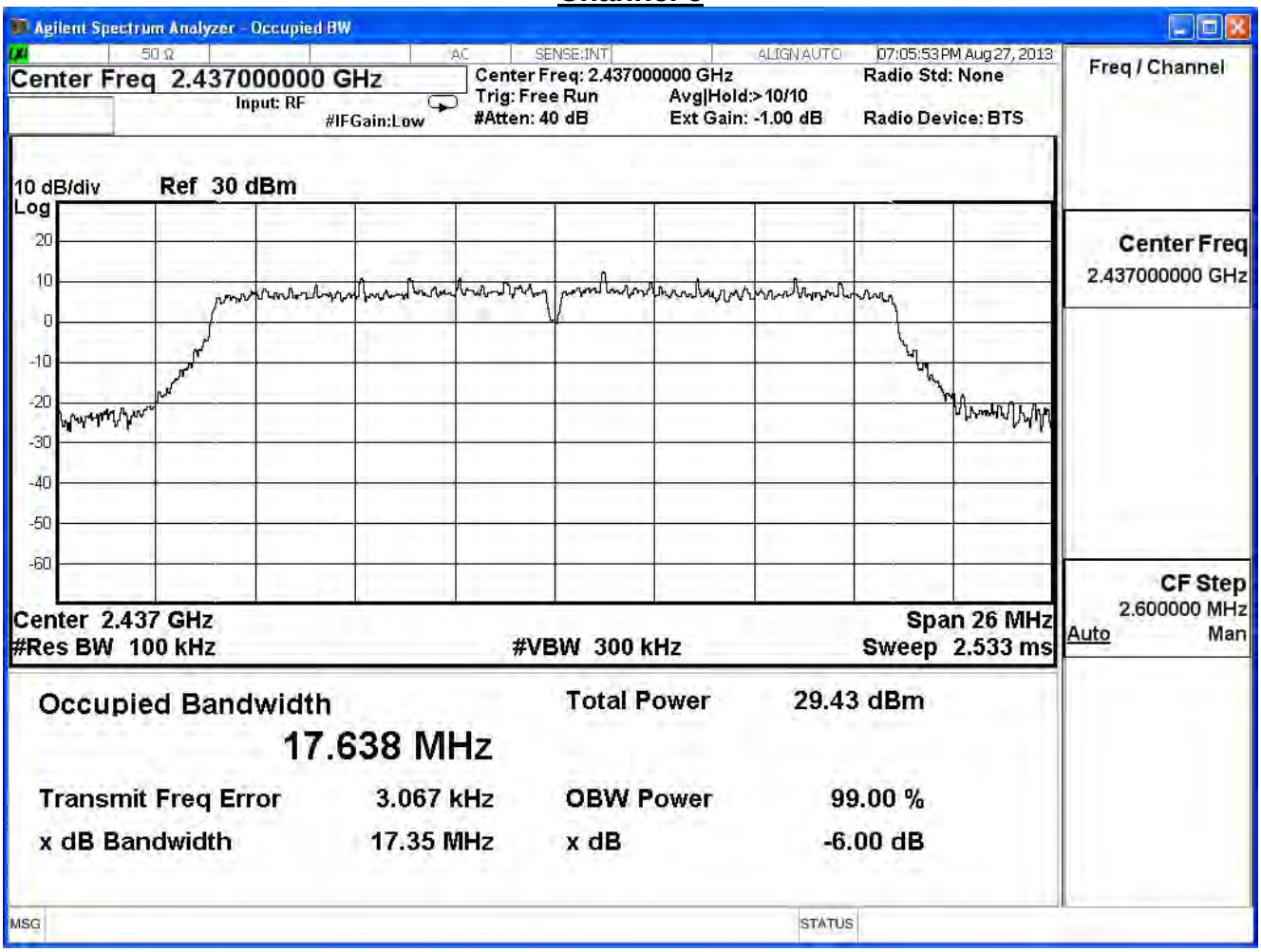
Agilent Spectrum Analyzer - Occupied BW
50 Ω
AC
SENSE:INT
ALIGN AUTO
07:05:53 PM Aug 27, 2013
Center Freq 2.437000000 GHz
Input: RF
#IFGain:Low
Center Freq: 2.437000000 GHz
Trig: Free Run
#Atten: 40 dB
Avg|Hold:>10/10
Ext Gain: -1.00 dB
Radio Std: None
Radio Device: BTS
Freq / Channel
10 dB/div
Log
Ref 30 dBm
20
10
0
-10
-20
-30
-40
-50
-60
Center Freq
2.437000000 GHz
Center 2.437 GHz
#Res BW 100 kHz
#VBW 300 kHz
Span 26 MHz
Sweep 2.533 ms
CF Step
2.600000 MHz
Auto
Man
Occupied Bandwidth
17.638 MHz
Total Power 29.43 dBm
Transmit Freq Error 3.067 kHz
OBW Power 99.00 %
x dB Bandwidth 17.35 MHz
x dB -6.00 dB
MSG
STATUS

Channel 11

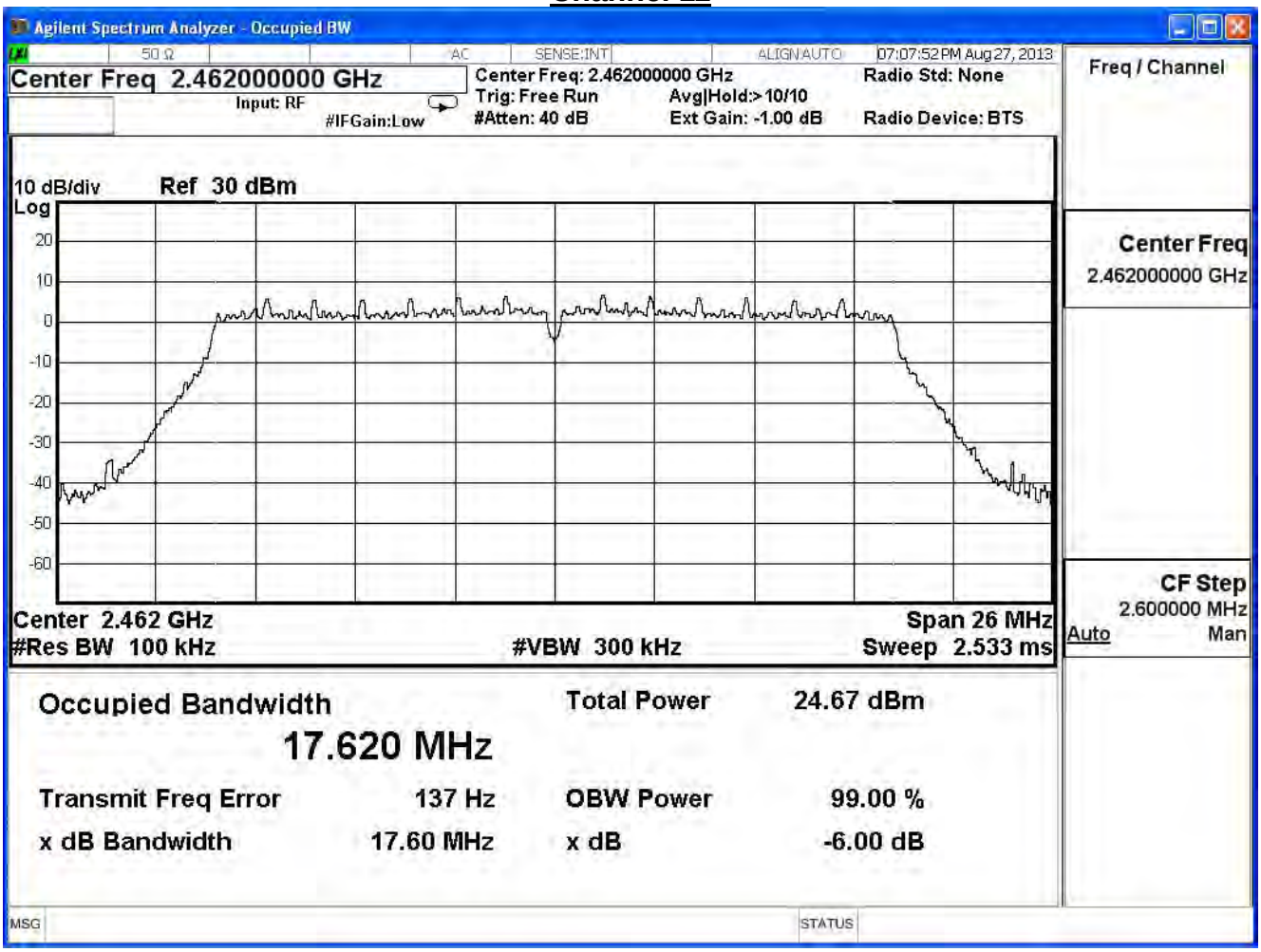
Agilent Spectrum Analyzer - Occupied BW
50 Ω
AC
SENSE:INT
ALIGN AUTO
07:07:52 PM Aug 27, 2013
Center Freq 2.462000000 GHz
Input: RF
#IFGain:Low
Center Freq: 2.462000000 GHz
Trig: Free Run
#Atten: 40 dB
Avg|Hold:>10/10
Ext Gain: -1.00 dB
Radio Std: None
Radio Device: BTS
Freq / Channel
10 dB/div
Log
Ref 30 dBm
20
10
0
-10
-20
-30
-40
-50
-60
Center Freq
2.462000000 GHz
Center 2.462 GHz
#Res BW 100 kHz
#VBW 300 kHz
Span 26 MHz
Sweep 2.533 ms
CF Step
2.600000 MHz
Auto
Man
Occupied Bandwidth
17.620 MHz
Total Power 24.67 dBm
Transmit Freq Error 137 Hz
OBW Power 99.00 %
x dB Bandwidth 17.60 MHz
x dB -6.00 dB
MSG
STATUS

Product	Wireless-AC1900 Dual Band Gigabit Router		
Test Item	Occupied Bandwidth		
Test Mode	Mode 1: Transmit (CDD Mode)_Adapter: EXA1206UH		
Date of Test	2013/08/27	Test Site	SR7

IEEE 802.11n (40MHz)(ANT 0)				
Channel No.	Frequency (MHz)	Measurement Level (MHz)	Required Limit (MHz)	Result
3	2422	36.09	≧0.5	Pass
6	2437	36.11	≧0.5	Pass
9	2452	36.12	≧0.5	Pass

Channel 3

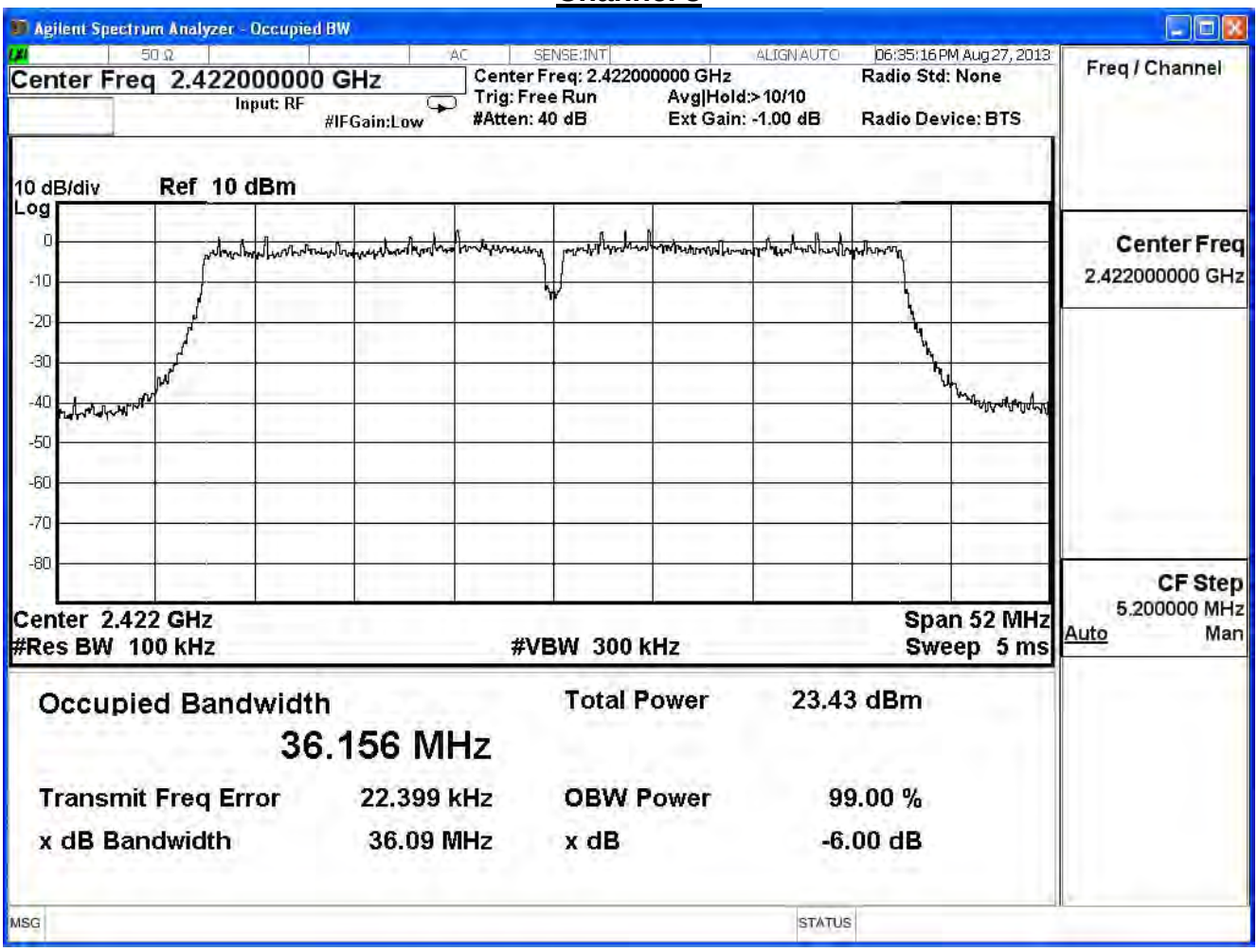

Channel 6

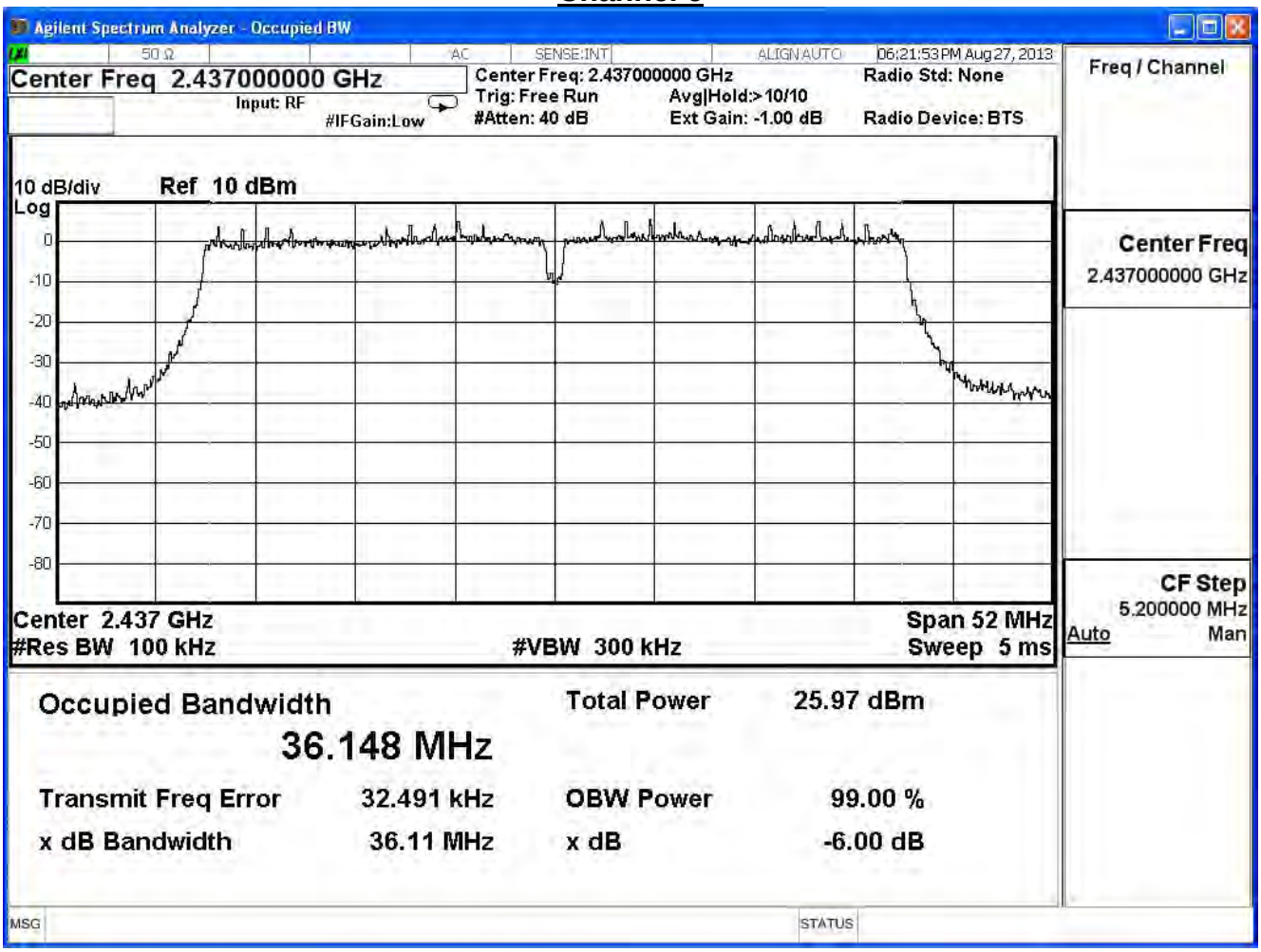
Agilent Spectrum Analyzer - Occupied BW
50 Ω
AC
SENSE:INT
ALIGN AUTO
06:21:53 PM Aug 27, 2013
Center Freq 2.437000000 GHz
Input: RF
#IFGain:Low
Center Freq: 2.437000000 GHz
Trig: Free Run
#Atten: 40 dB
Avg|Hold:>10/10
Ext Gain: -1.00 dB
Radio Std: None
Radio Device: BTS
Freq / Channel
10 dB/div
Ref 10 dBm
Log
0
-10
-20
-30
-40
-50
-60
-70
-80
Center Freq
2.437000000 GHz
Center 2.437 GHz
#Res BW 100 kHz
#VBW 300 kHz
Span 52 MHz
Sweep 5 ms
CF Step
5.200000 MHz
Auto
Man
Occupied Bandwidth
36.148 MHz
Total Power
25.97 dBm
Transmit Freq Error
32.491 kHz
OBW Power
99.00 %
x dB Bandwidth
36.11 MHz
x dB
-6.00 dB
MSG
STATUS

Channel 9

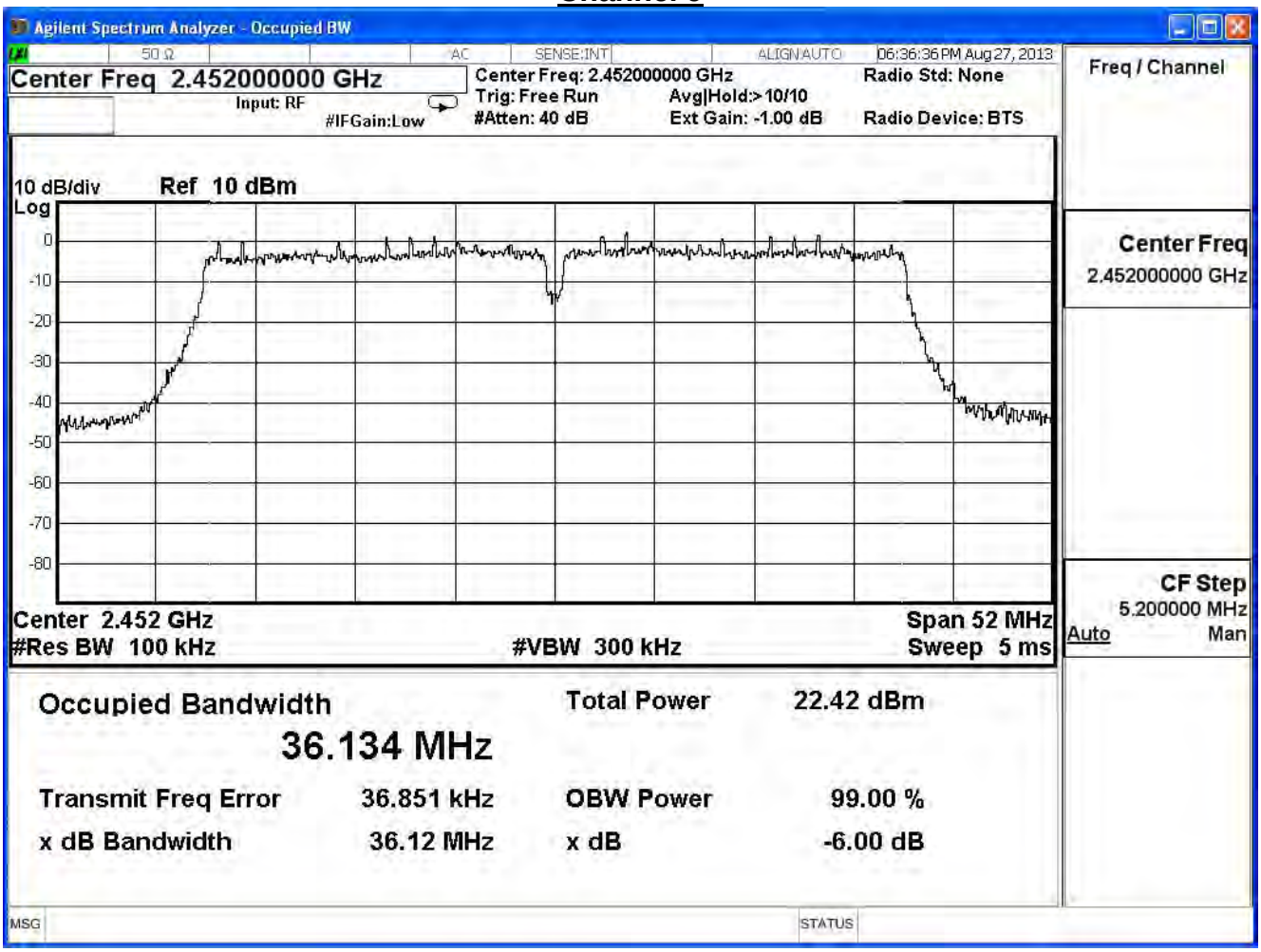
Agilent Spectrum Analyzer - Occupied BW
50 Ω
AC
SENSE:INT
ALIGN AUTO
06:36:36 PM Aug 27, 2013
Center Freq 2.452000000 GHz
Input: RF
#IFGain:Low
Center Freq: 2.452000000 GHz
Trig: Free Run
#Atten: 40 dB
Avg|Hold:>10/10
Ext Gain: -1.00 dB
Radio Std: None
Radio Device: BTS
Freq / Channel
10 dB/div
Log
Ref 10 dBm
0
-10
-20
-30
-40
-50
-60
-70
-80
Center Freq
2.452000000 GHz
Center 2.452 GHz
#Res BW 100 kHz
#VBW 300 kHz
Span 52 MHz
Sweep 5 ms
CF Step
5.200000 MHz
Auto
Man
Occupied Bandwidth
36.134 MHz
Total Power
22.42 dBm
Transmit Freq Error
36.851 kHz
OBW Power
99.00 %
x dB Bandwidth
36.12 MHz
x dB
-6.00 dB
MSG
STATUS

Product	Wireless-AC1900 Dual Band Gigabit Router		
Test Item	Occupied Bandwidth		
Test Mode	Mode 1: Transmit (CDD Mode)_Adapter: EXA1206UH		
Date of Test	2013/08/27	Test Site	SR7

IEEE 802.11n (40MHz)(ANT 1)				
Channel No.	Frequency (MHz)	Measurement Level (MHz)	Required Limit (MHz)	Result
3	2422	36.35	≧0.5	Pass
6	2437	36.34	≧0.5	Pass
9	2452	36.14	≧0.5	Pass

Channel 3

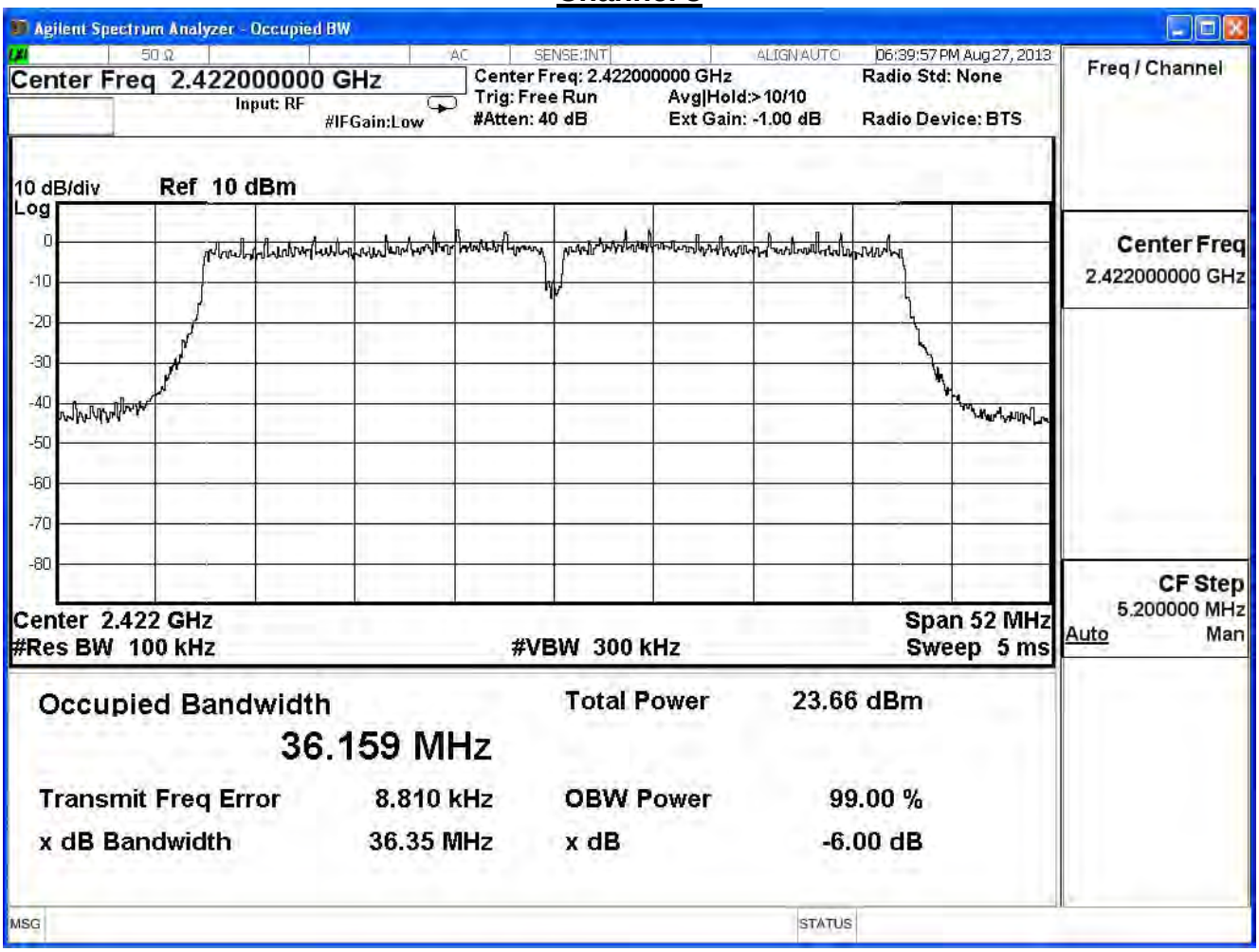

Channel 6

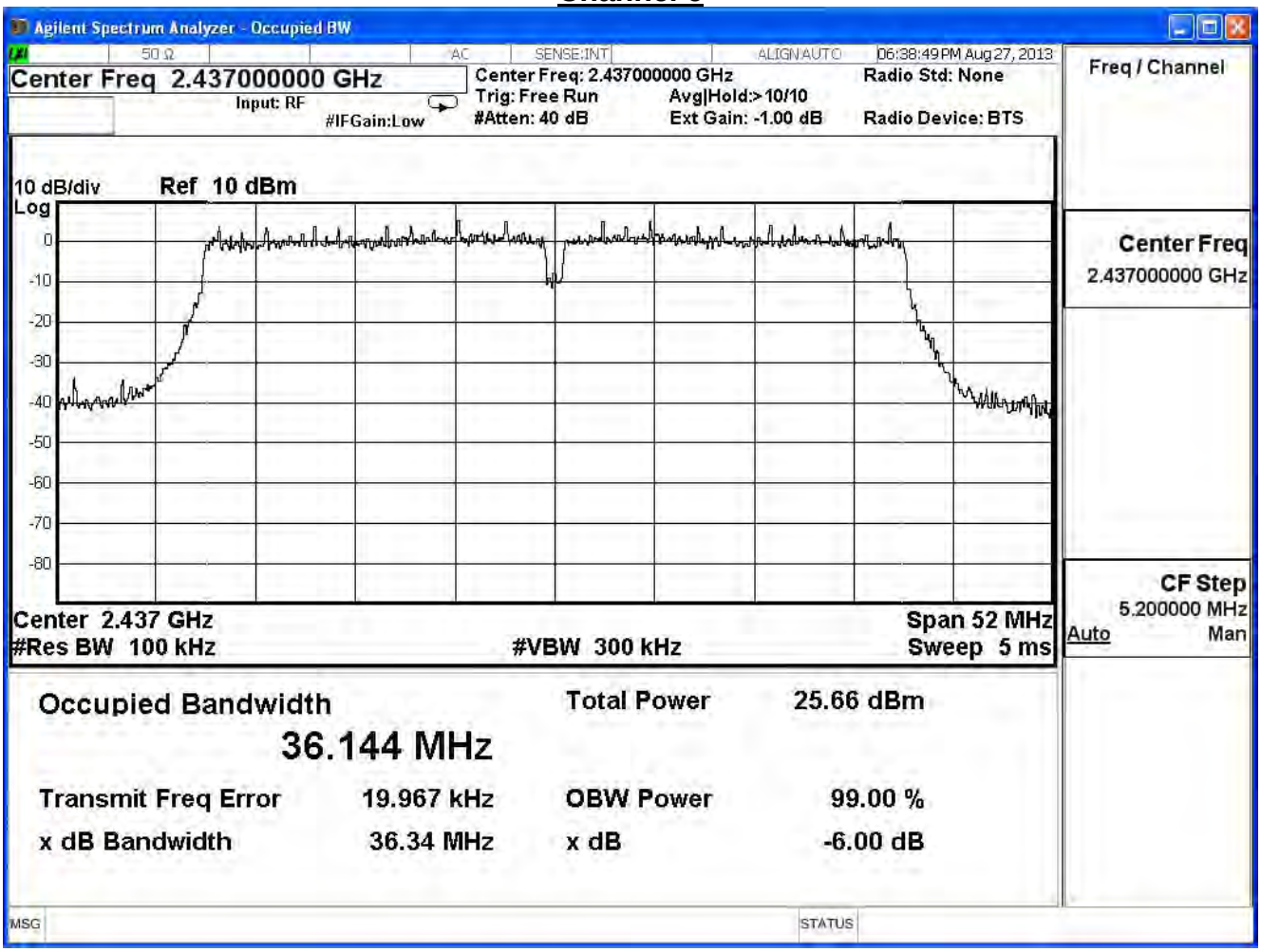
Agilent Spectrum Analyzer - Occupied BW
50 Ω
AC
SENSE:INT
ALIGN AUTO
06:38:49 PM Aug 27, 2013
Center Freq 2.437000000 GHz
Input: RF
#IFGain:Low
Center Freq: 2.437000000 GHz
Trig: Free Run
#Atten: 40 dB
Avg|Hold:>10/10
Ext Gain: -1.00 dB
Radio Std: None
Radio Device: BTS
Freq / Channel
10 dB/div
Log
Ref 10 dBm
0
-10
-20
-30
-40
-50
-60
-70
-80
Center Freq
2.437000000 GHz
Center 2.437 GHz
#Res BW 100 kHz
#VBW 300 kHz
Span 52 MHz
Sweep 5 ms
CF Step
5.200000 MHz
Auto
Man
Occupied Bandwidth
36.144 MHz
Total Power
25.66 dBm
Transmit Freq Error
19.967 kHz
OBW Power
99.00 %
x dB Bandwidth
36.34 MHz
x dB
-6.00 dB
MSG
STATUS

Channel 9

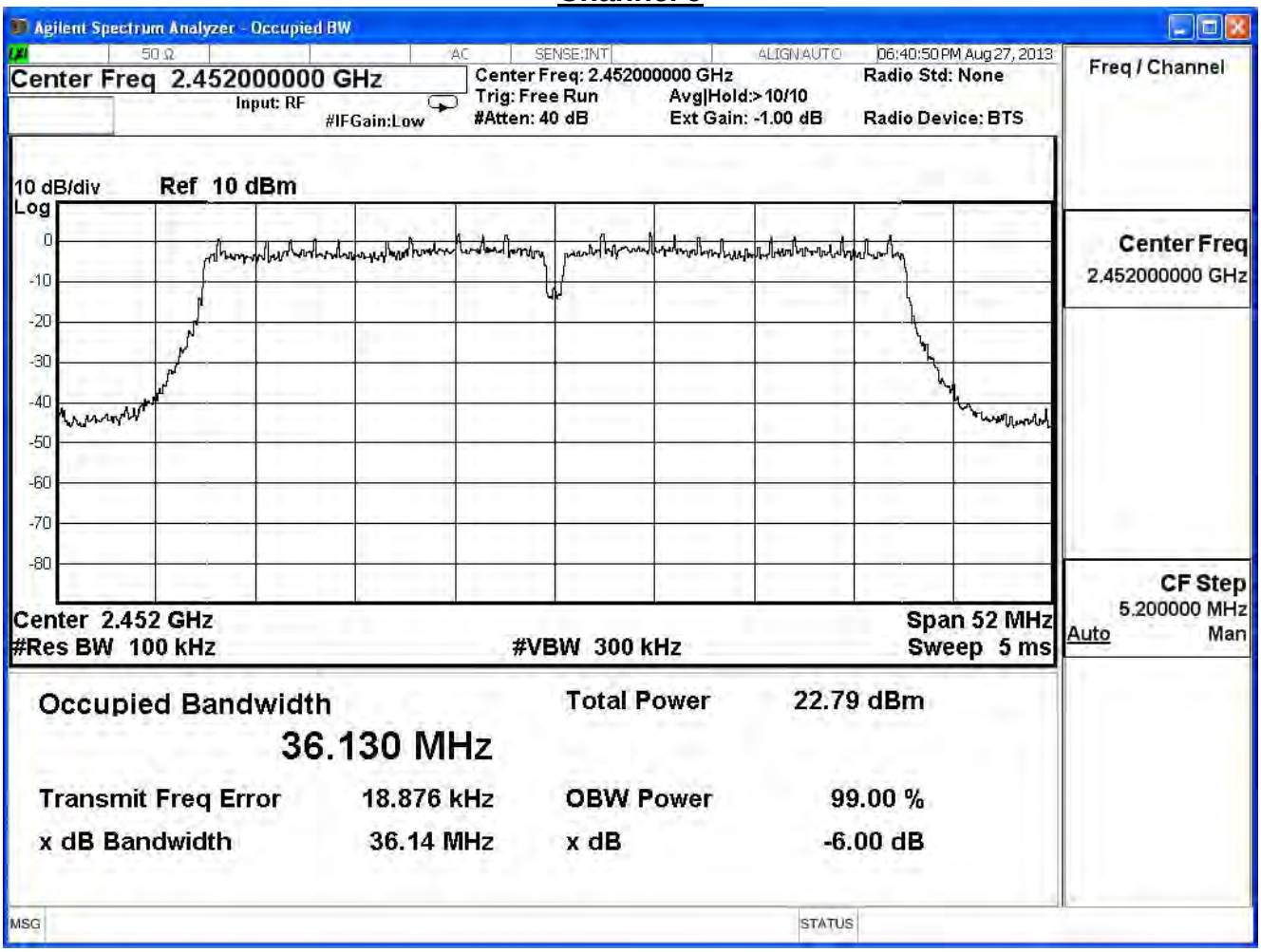
Agilent Spectrum Analyzer - Occupied BW
50 Ω
AC
SENSE:INT
ALIGN AUTO
06:40:50 PM Aug 27, 2013
Center Freq 2.452000000 GHz
Input: RF
#IFGain:Low
Center Freq: 2.452000000 GHz
Trig: Free Run
#Atten: 40 dB
Avg|Hold:>10/10
Ext Gain: -1.00 dB
Radio Std: None
Radio Device: BTS
Freq / Channel
10 dB/div
Log
Ref 10 dBm
0
-10
-20
-30
-40
-50
-60
-70
-80
Center Freq
2.452000000 GHz
Center 2.452 GHz
#Res BW 100 kHz
#VBW 300 kHz
Span 52 MHz
Sweep 5 ms
CF Step
5.200000 MHz
Auto
Man
Occupied Bandwidth
36.130 MHz
Total Power 22.79 dBm
Transmit Freq Error 18.876 kHz
OBW Power 99.00 %
x dB Bandwidth 36.14 MHz
x dB -6.00 dB
MSG
STATUS

Product	Wireless-AC1900 Dual Band Gigabit Router		
Test Item	Occupied Bandwidth		
Test Mode	Mode 1: Transmit (CDD Mode)_Adapter: EXA1206UH		
Date of Test	2013/08/27	Test Site	SR7

IEEE 802.11n (40MHz)(ANT 2)				
Channel No.	Frequency (MHz)	Measurement Level (MHz)	Required Limit (MHz)	Result
3	2422	36.34	≧0.5	Pass
6	2437	36.33	≧0.5	Pass
9	2452	36.31	≧0.5	Pass

Channel 3

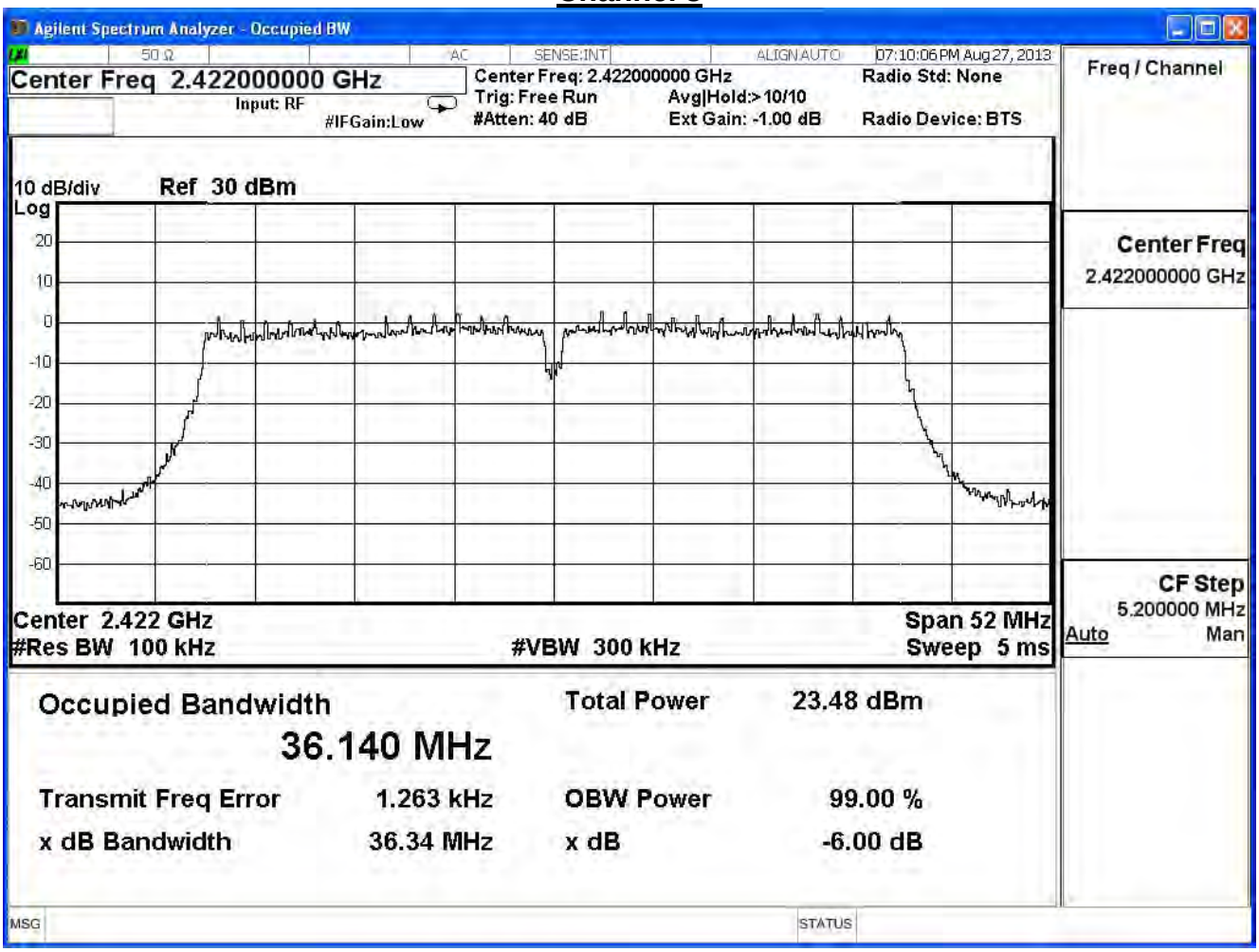

Channel 6

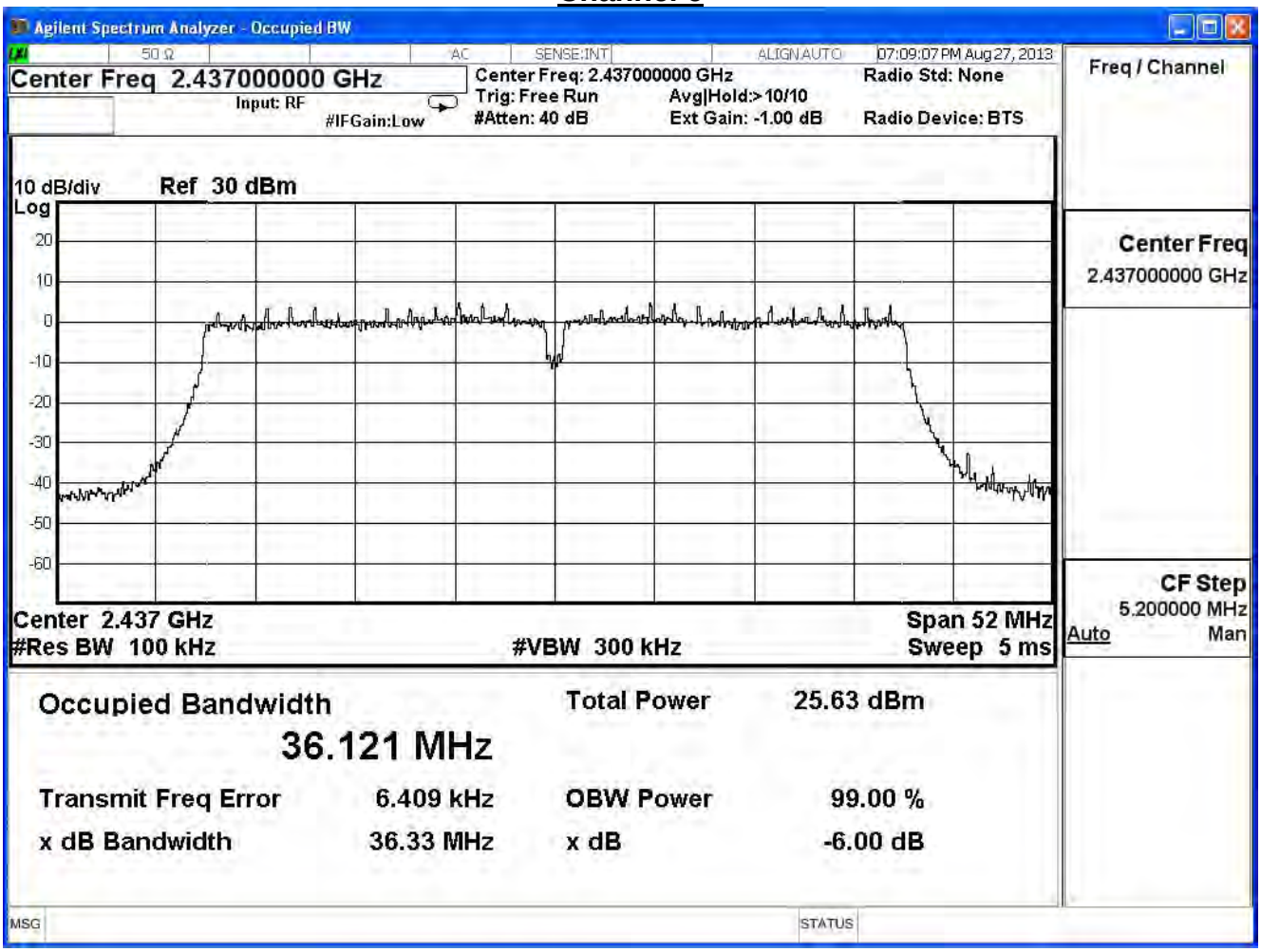
Agilent Spectrum Analyzer - Occupied BW
50 Ω
AC
SENSE:INT
ALIGN AUTO
07:09:07 PM Aug 27, 2013
Center Freq 2.437000000 GHz
Input: RF
#IFGain:Low
Center Freq: 2.437000000 GHz
Trig: Free Run
#Atten: 40 dB
Avg|Hold:>10/10
Ext Gain: -1.00 dB
Radio Std: None
Radio Device: BTS
Freq / Channel
10 dB/div
Log
Ref 30 dBm
20
10
0
-10
-20
-30
-40
-50
-60
Center Freq
2.437000000 GHz
Center 2.437 GHz
#Res BW 100 kHz
#VBW 300 kHz
Span 52 MHz
Sweep 5 ms
CF Step
5.200000 MHz
Auto
Man
Occupied Bandwidth
36.121 MHz
Total Power 25.63 dBm
Transmit Freq Error 6.409 kHz
OBW Power 99.00 %
x dB Bandwidth 36.33 MHz
x dB -6.00 dB
MSG
STATUS

Channel 9

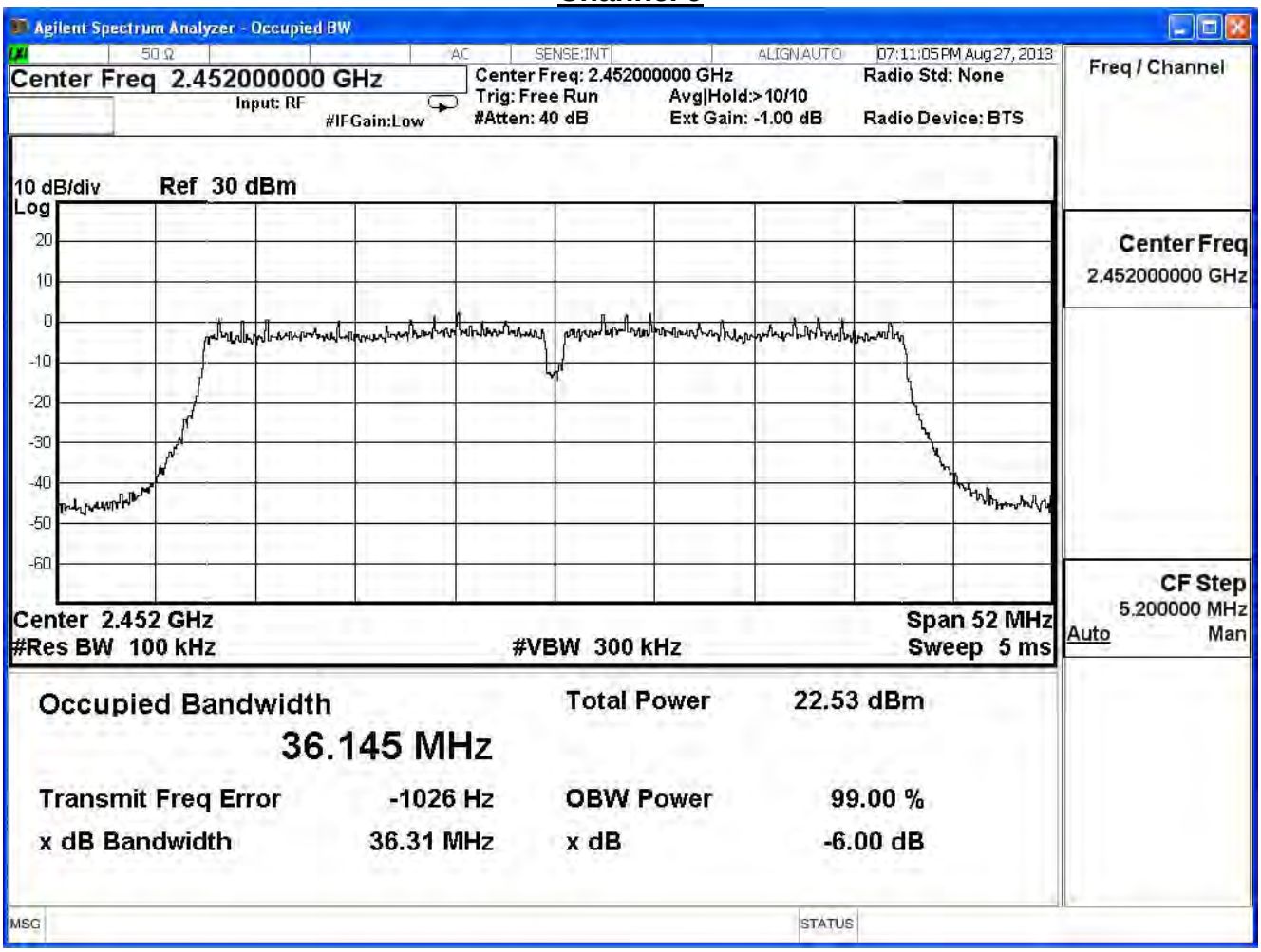
Agilent Spectrum Analyzer - Occupied BW
50 Ω
AC
SENSE:INT
ALIGN AUTO
07:11:05 PM Aug 27, 2013
Center Freq 2.452000000 GHz
Input: RF
#IFGain:Low
Center Freq: 2.452000000 GHz
Trig: Free Run
#Atten: 40 dB
Avg|Hold:>10/10
Ext Gain: -1.00 dB
Radio Std: None
Radio Device: BTS
Freq / Channel
10 dB/div
Log
Ref 30 dBm
20
10
0
-10
-20
-30
-40
-50
-60
Center Freq
2.452000000 GHz
Center 2.452 GHz
#Res BW 100 kHz
#VBW 300 kHz
Span 52 MHz
Sweep 5 ms
CF Step
5.200000 MHz
Auto
Man
Occupied Bandwidth
36.145 MHz
Total Power 22.53 dBm
Transmit Freq Error -1026 Hz
OBW Power 99.00 %
x dB Bandwidth 36.31 MHz
x dB -6.00 dB
MSG
STATUS

Product	Wireless-AC1900 Dual Band Gigabit Router		
Test Item	Occupied Bandwidth		
Test Mode	Mode 1: Transmit (CDD Mode)_Adapter: EXA1206UH		
Date of Test	2013/08/27	Test Site	SR7

802.11 a (ANT0)				
Channel No.	Frequency (MHz)	Measurement Level (MHz)	Required Limit (MHz)	Result
149	5745	16.37	≧0.5	Pass
157	5785	16.40	≧0.5	Pass
165	5825	16.40	≧0.5	Pass

Channel 149

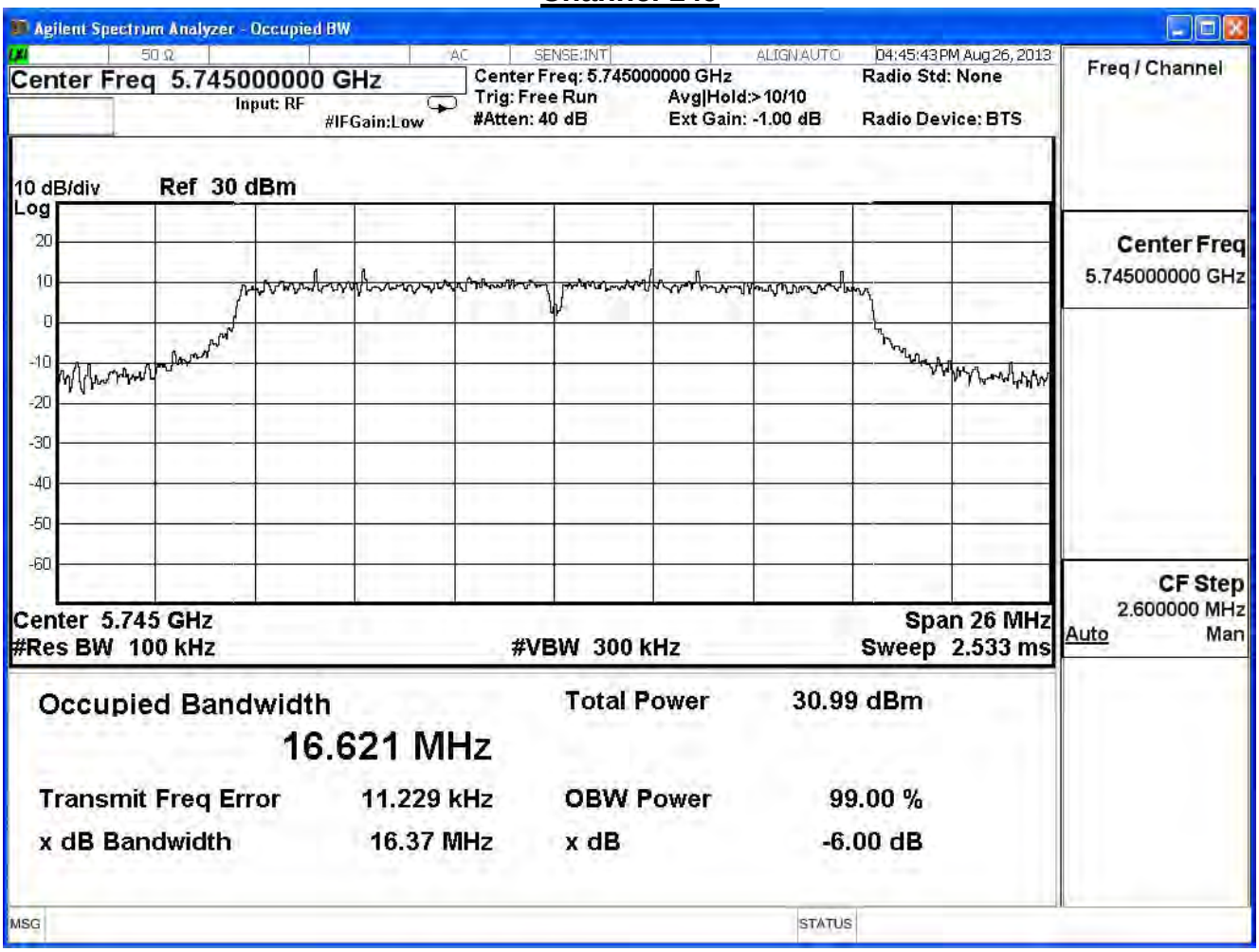

Channel 157

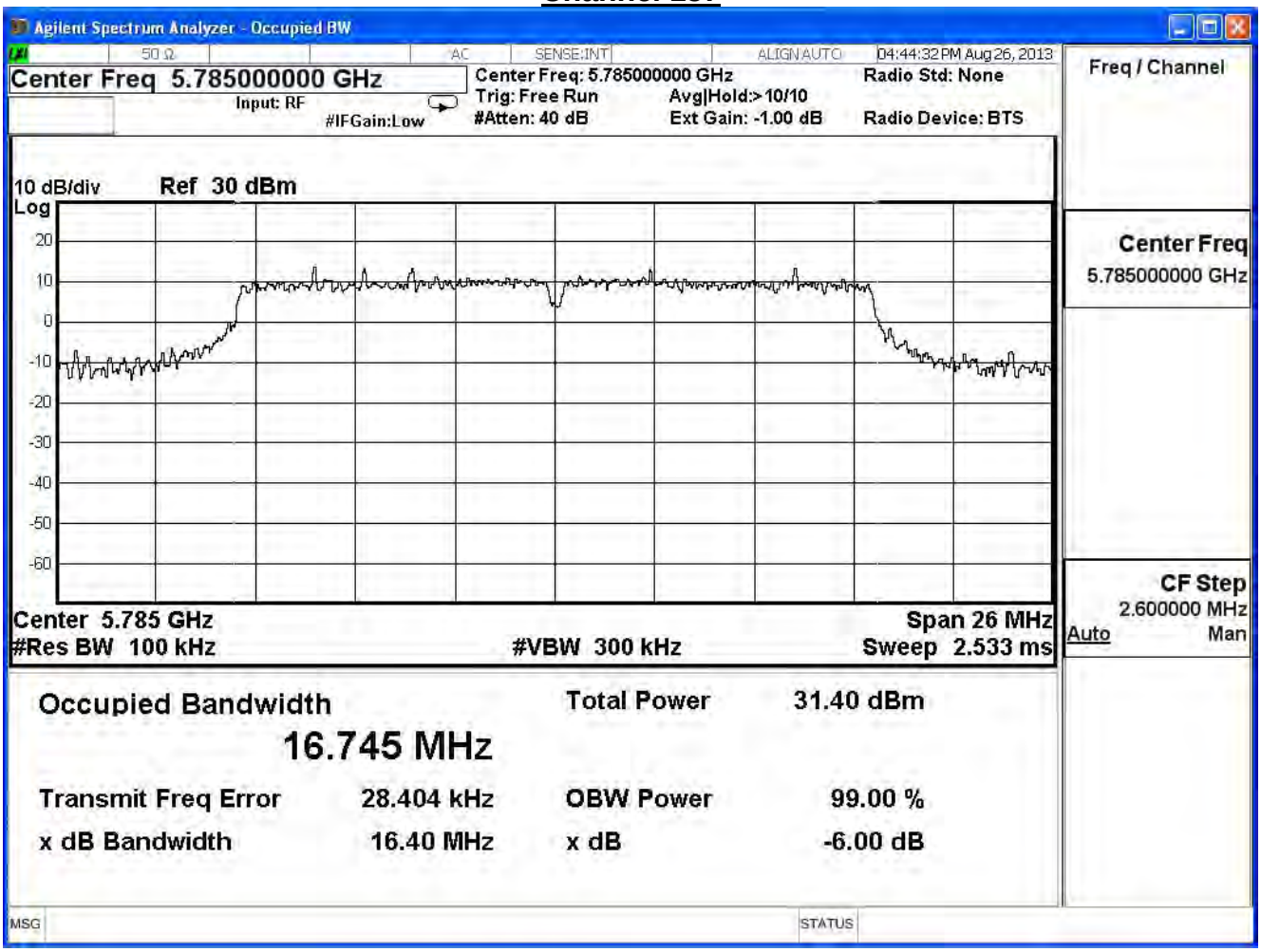
Agilent Spectrum Analyzer - Occupied BW
50 Ω
AC
SENSE:INT
ALIGN AUTO
04:44:32 PM Aug 26, 2013
Center Freq 5.785000000 GHz
Input: RF
#IFGain:Low
Center Freq: 5.785000000 GHz
Trig: Free Run
#Atten: 40 dB
Avg|Hold:>10/10
Ext Gain: -1.00 dB
Radio Std: None
Radio Device: BTS
Freq / Channel
10 dB/div
Log
Ref 30 dBm
20
10
0
-10
-20
-30
-40
-50
-60
Center Freq
5.785000000 GHz
Center 5.785 GHz
#Res BW 100 kHz
#VBW 300 kHz
Span 26 MHz
Sweep 2.533 ms
CF Step
2.600000 MHz
Auto
Man
Occupied Bandwidth
16.745 MHz
Total Power 31.40 dBm
Transmit Freq Error 28.404 kHz
OBW Power 99.00 %
x dB Bandwidth 16.40 MHz
x dB -6.00 dB
MSG
STATUS

Channel 165

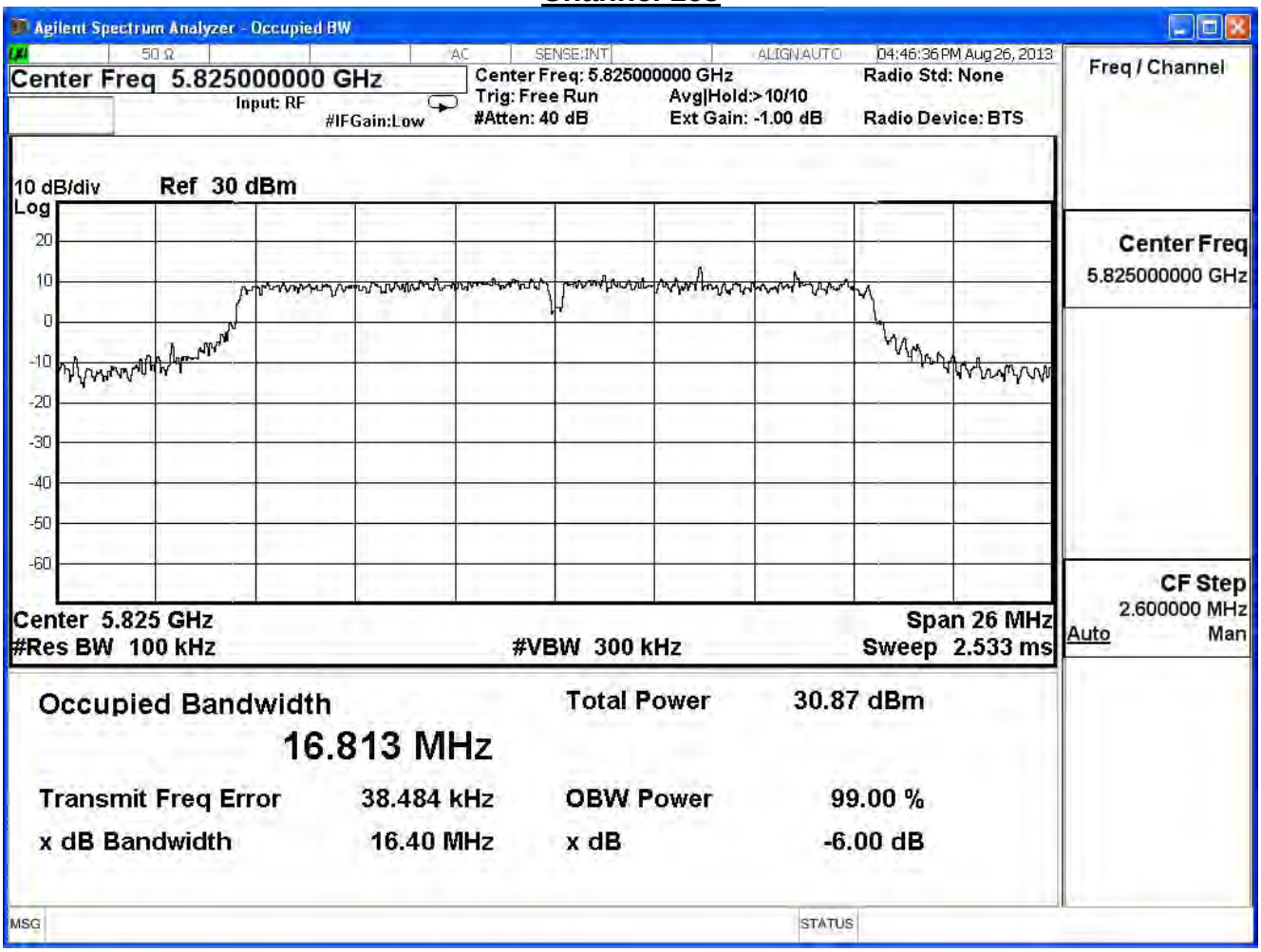
Agilent Spectrum Analyzer - Occupied BW
50 Ω
AC
SENSE:INT
ALIGN AUTO
04:46:36 PM Aug 26, 2013
Center Freq 5.825000000 GHz
Input: RF
#IFGain:Low
Center Freq: 5.825000000 GHz
Trig: Free Run
#Atten: 40 dB
Avg|Hold:>10/10
Ext Gain: -1.00 dB
Radio Std: None
Radio Device: BTS
Freq / Channel
10 dB/div
Log
Ref 30 dBm
20
10
0
-10
-20
-30
-40
-50
-60
Center Freq
5.825000000 GHz
Center 5.825 GHz
#Res BW 100 kHz
#VBW 300 kHz
Span 26 MHz
Sweep 2.533 ms
CF Step
2.600000 MHz
Auto
Man
Occupied Bandwidth
16.813 MHz
Total Power 30.87 dBm
Transmit Freq Error 38.484 kHz
OBW Power 99.00 %
x dB Bandwidth 16.40 MHz
x dB -6.00 dB
MSG
STATUS

Product	Wireless-AC1900 Dual Band Gigabit Router		
Test Item	Occupied Bandwidth		
Test Mode	Mode 1: Transmit (CDD Mode)_Adapter: EXA1206UH		
Date of Test	2013/08/27	Test Site	SR7

802.11 a (ANT1)				
Channel No.	Frequency (MHz)	Measurement Level (MHz)	Required Limit (MHz)	Result
149	5745	16.34	≧0.5	Pass
157	5785	16.34	≧0.5	Pass
165	5825	16.38	≧0.5	Pass

Channel 149

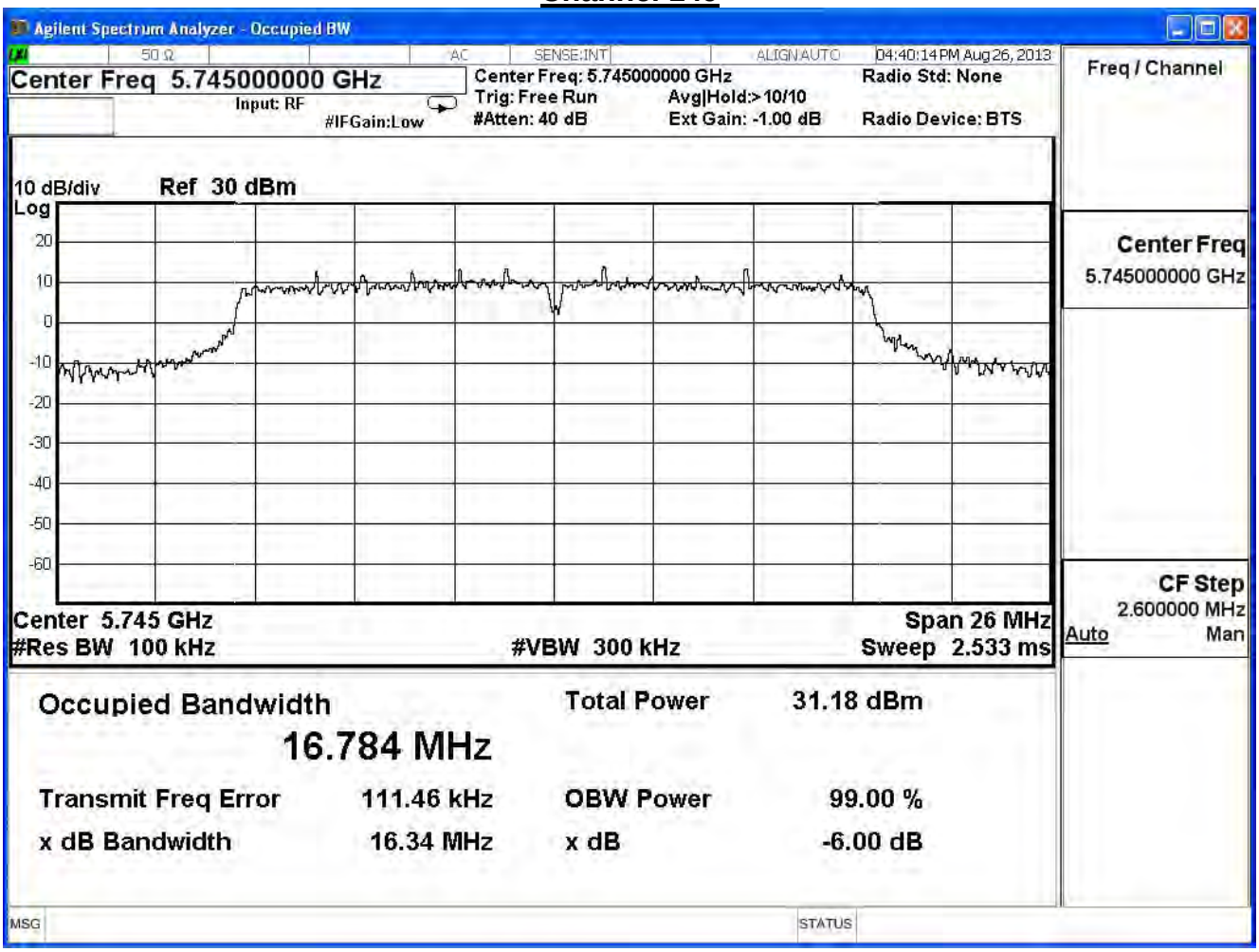

Channel 157

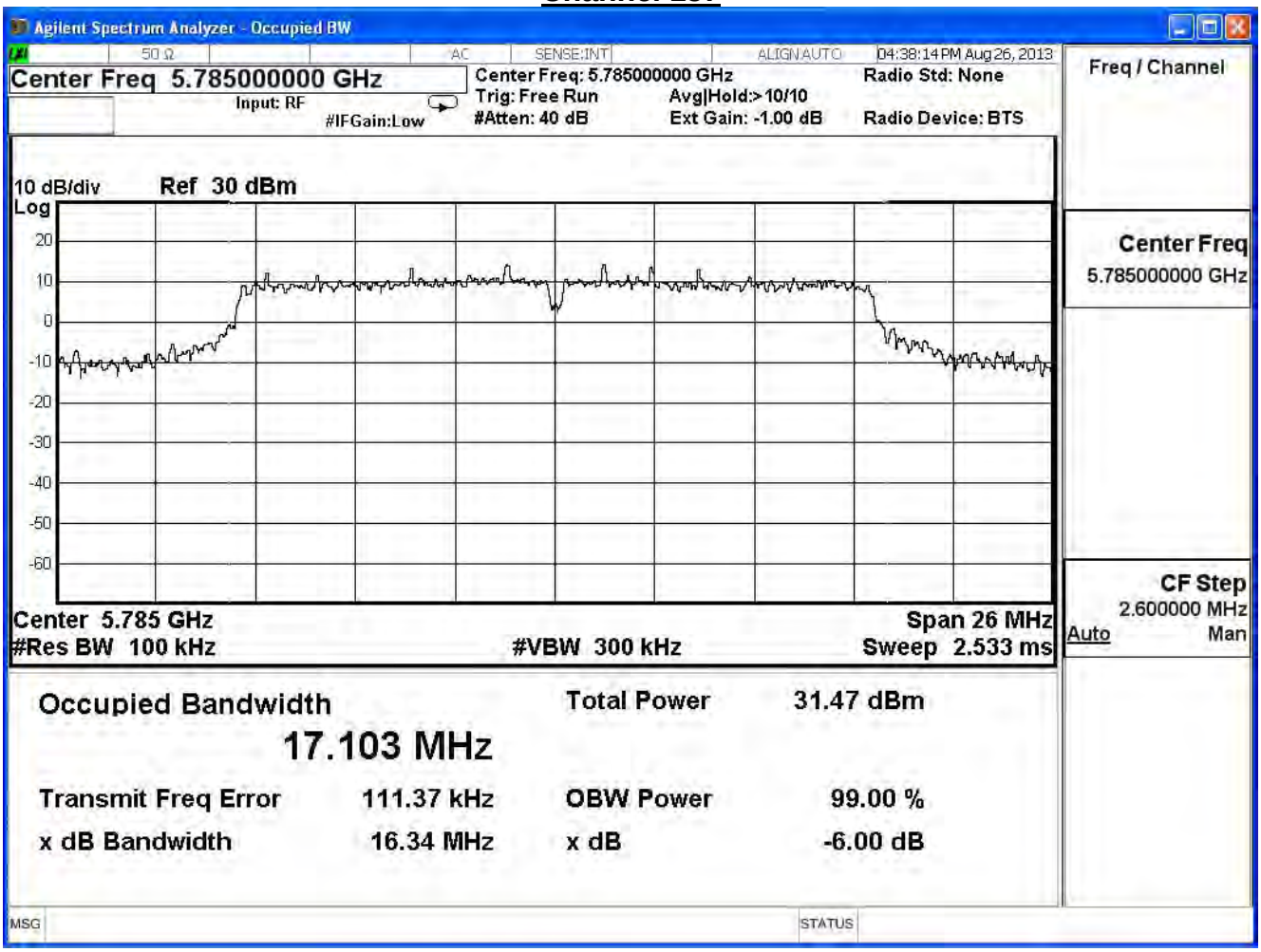
Agilent Spectrum Analyzer - Occupied BW
50 Ω
AC
SENSE:INT
ALIGN AUTO
04:38:14 PM Aug 26, 2013
Center Freq 5.785000000 GHz
Input: RF
#IFGain:Low
Center Freq: 5.785000000 GHz
Trig: Free Run
#Atten: 40 dB
Avg|Hold:>10/10
Ext Gain: -1.00 dB
Radio Std: None
Radio Device: BTS
Freq / Channel
10 dB/div
Log
Ref 30 dBm
20
10
0
-10
-20
-30
-40
-50
-60
Center Freq
5.785000000 GHz
Center 5.785 GHz
#Res BW 100 kHz
#VBW 300 kHz
Span 26 MHz
Sweep 2.533 ms
CF Step
2.600000 MHz
Auto
Man
Occupied Bandwidth
17.103 MHz
Total Power 31.47 dBm
Transmit Freq Error 111.37 kHz
OBW Power 99.00 %
x dB Bandwidth 16.34 MHz
x dB -6.00 dB
MSG
STATUS

Channel 165

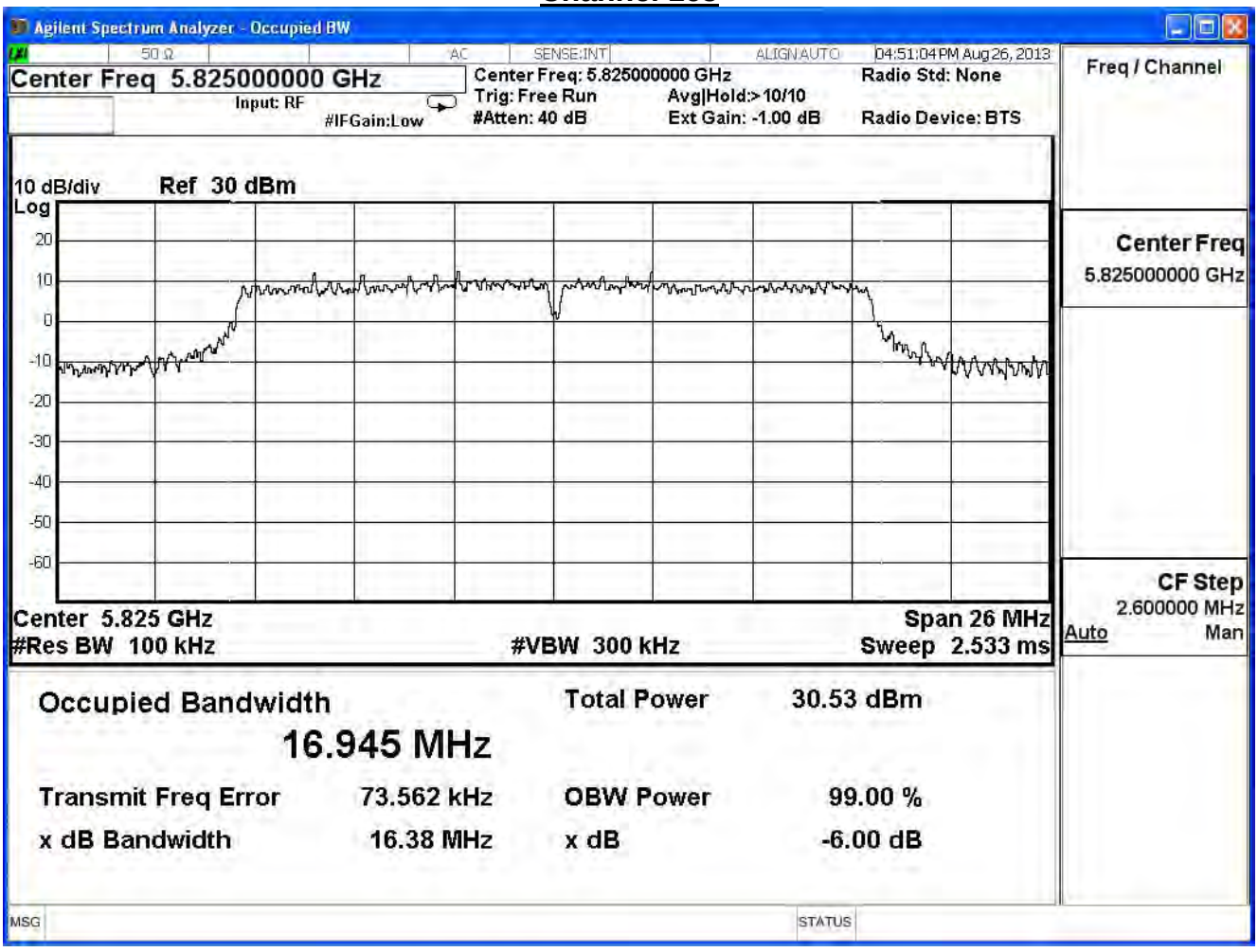
Agilent Spectrum Analyzer - Occupied BW
50 Ω
AC
SENSE:INT
ALIGN AUTO
04:51:04 PM Aug 26, 2013
Center Freq 5.825000000 GHz
Input: RF
#IFGain:Low
Center Freq: 5.825000000 GHz
Trig: Free Run
#Atten: 40 dB
Avg|Hold:>10/10
Ext Gain: -1.00 dB
Radio Std: None
Radio Device: BTS
Freq / Channel
10 dB/div
Log
Ref 30 dBm
20
10
0
-10
-20
-30
-40
-50
-60
Center Freq
5.825000000 GHz
Center 5.825 GHz
#Res BW 100 kHz
#VBW 300 kHz
Span 26 MHz
Sweep 2.533 ms
CF Step
2.600000 MHz
Auto
Man
Occupied Bandwidth
16.945 MHz
Total Power 30.53 dBm
Transmit Freq Error 73.562 kHz
OBW Power 99.00 %
x dB Bandwidth 16.38 MHz
x dB -6.00 dB
MSG
STATUS

Product	Wireless-AC1900 Dual Band Gigabit Router		
Test Item	Occupied Bandwidth		
Test Mode	Mode 1: Transmit (CDD Mode)_Adapter: EXA1206UH		
Date of Test	2013/08/27	Test Site	SR7

802.11 a (ANT2)				
Channel No.	Frequency (MHz)	Measurement Level (MHz)	Required Limit (MHz)	Result
149	5745	16.35	≧0.5	Pass
157	5785	16.36	≧0.5	Pass
165	5825	16.37	≧0.5	Pass

Channel 149

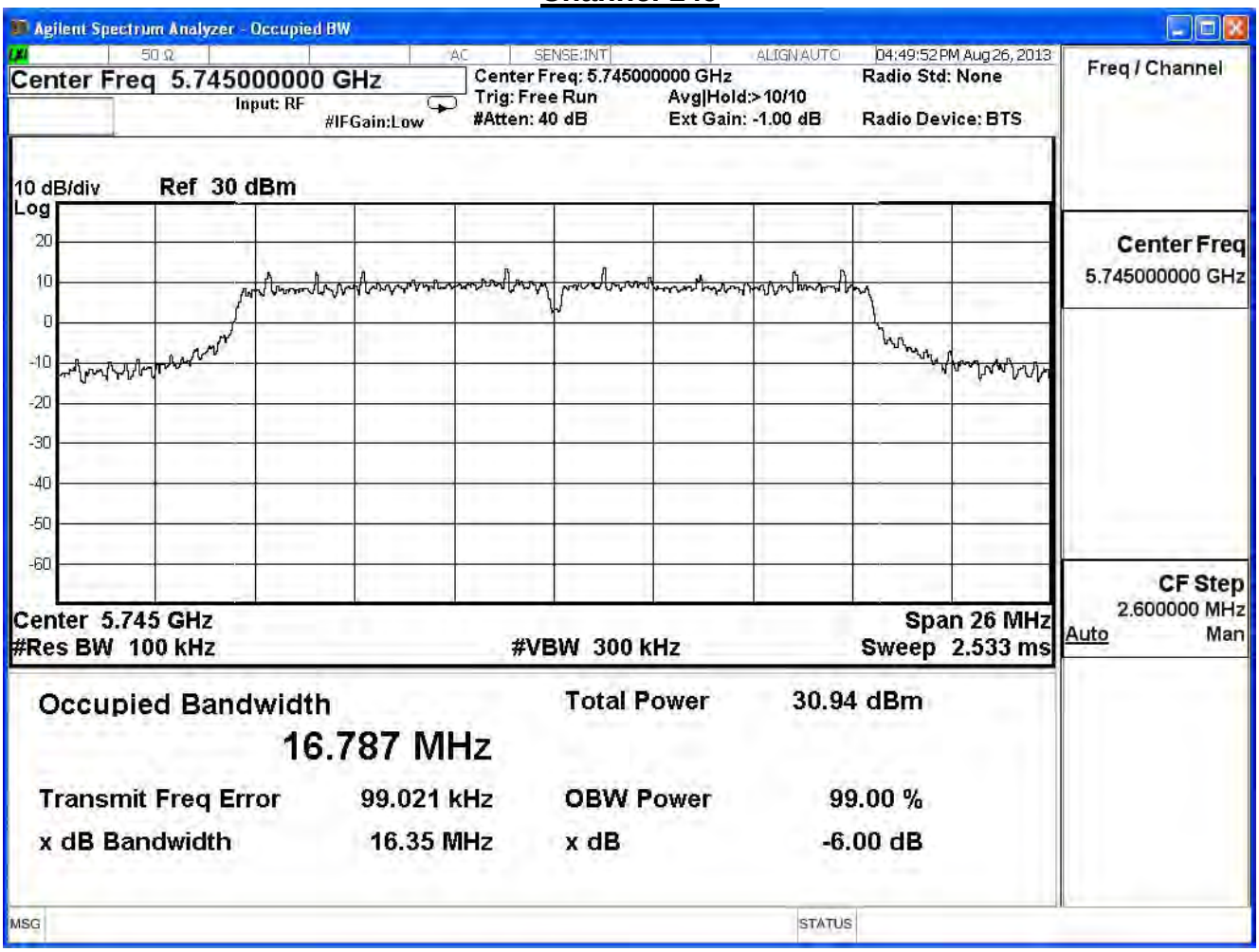

Channel 157

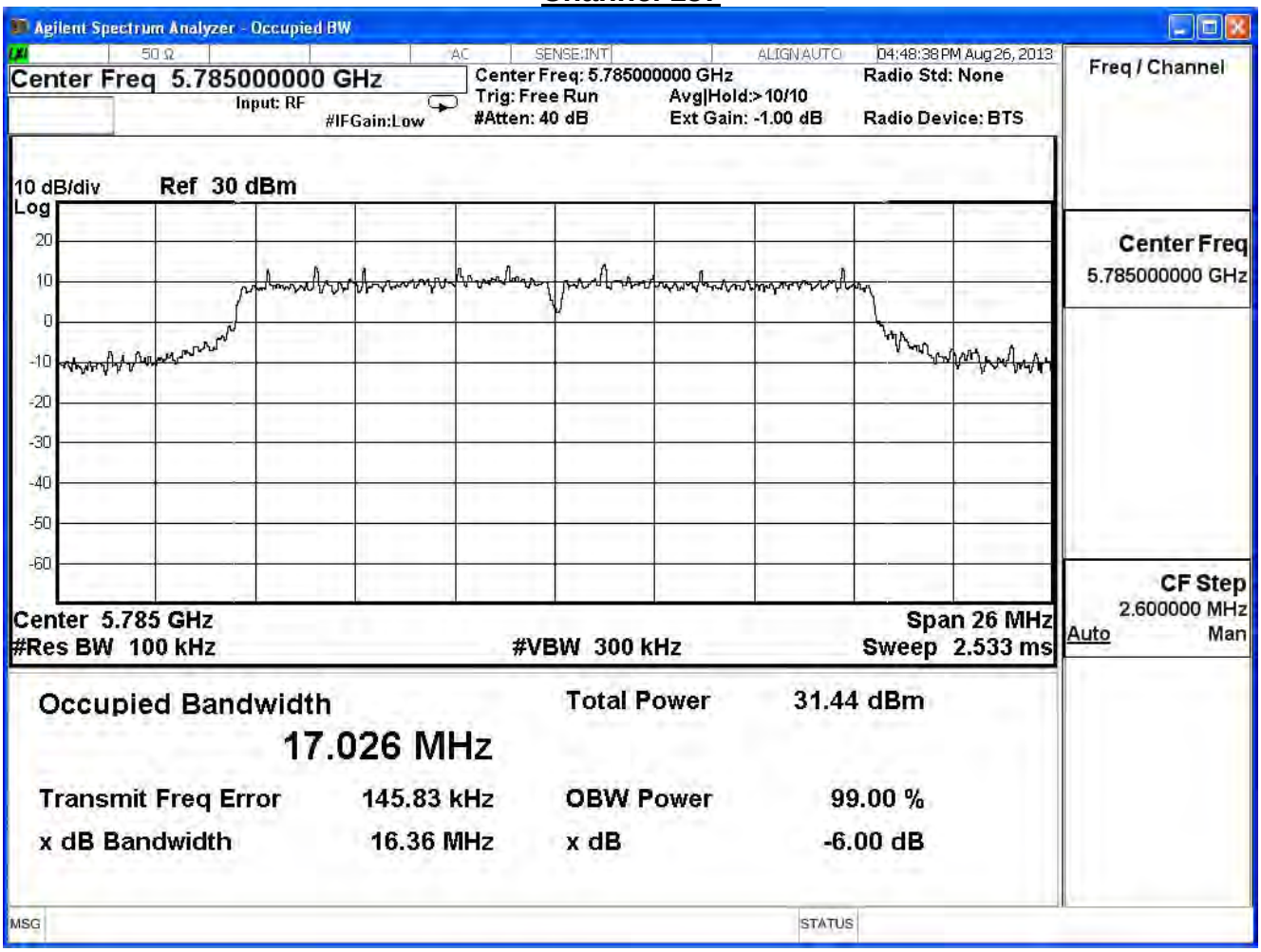
Agilent Spectrum Analyzer - Occupied BW
50 Ω
AC
SENSE:INT
ALIGN AUTO
04:48:38 PM Aug 26, 2013
Center Freq 5.785000000 GHz
Input: RF
#IFGain:Low
Center Freq: 5.785000000 GHz
Trig: Free Run
#Atten: 40 dB
Avg|Hold:>10/10
Ext Gain: -1.00 dB
Radio Std: None
Radio Device: BTS
Freq / Channel
10 dB/div
Log
Ref 30 dBm
20
10
0
-10
-20
-30
-40
-50
-60
Center Freq
5.785000000 GHz
Center 5.785 GHz
#Res BW 100 kHz
#VBW 300 kHz
Span 26 MHz
Sweep 2.533 ms
CF Step
2.600000 MHz
Auto
Man
Occupied Bandwidth
17.026 MHz
Total Power 31.44 dBm
Transmit Freq Error 145.83 kHz
OBW Power 99.00 %
x dB Bandwidth 16.36 MHz
x dB -6.00 dB
MSG
STATUS

Channel 165

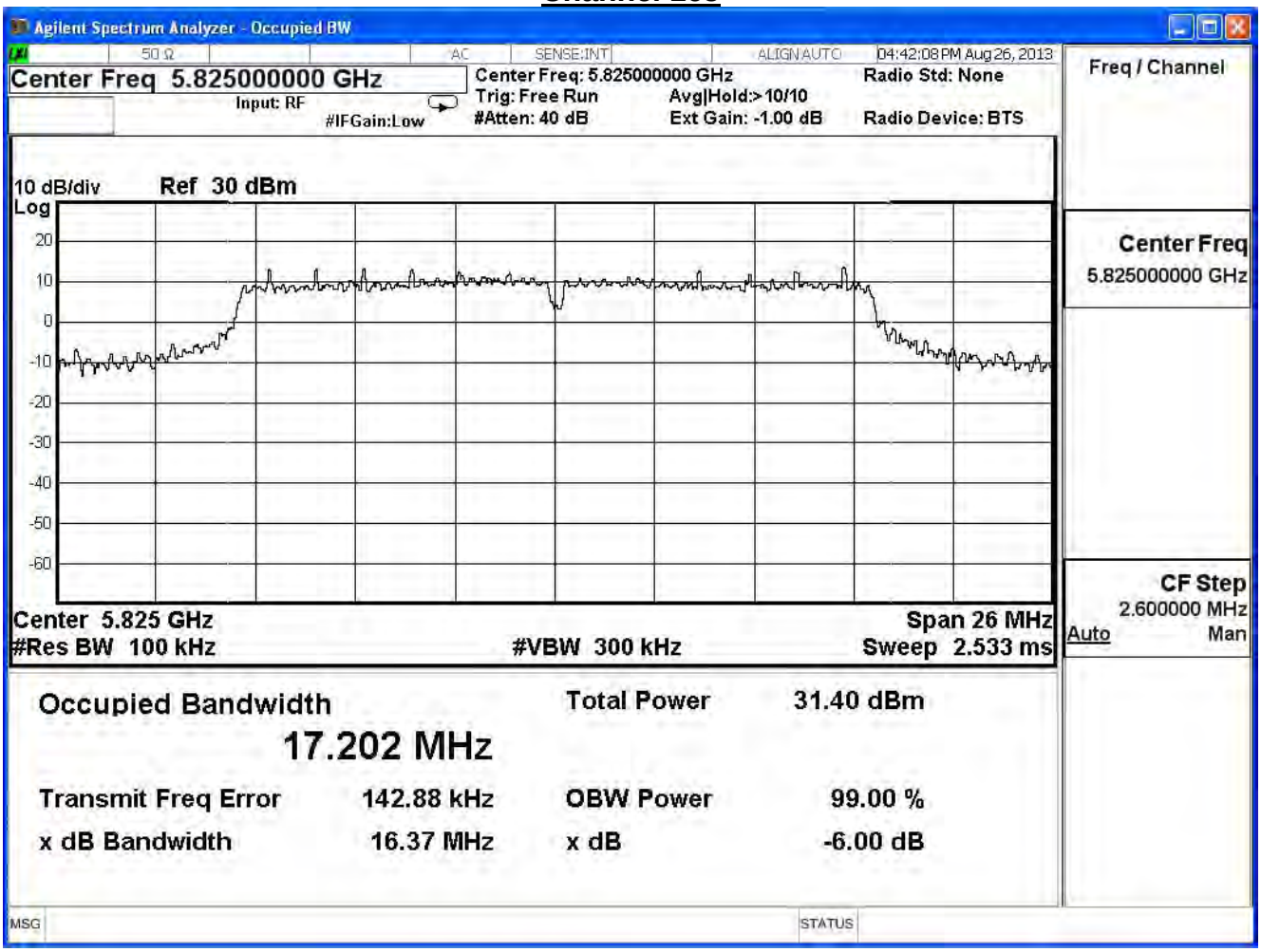
Agilent Spectrum Analyzer - Occupied BW
50 Ω
AC
SENSE:INT
ALIGN AUTO
04:42:08 PM Aug 26, 2013
Center Freq 5.825000000 GHz
Input: RF
#IFGain:Low
Center Freq: 5.825000000 GHz
Trig: Free Run
#Atten: 40 dB
Avg|Hold:>10/10
Ext Gain: -1.00 dB
Radio Std: None
Radio Device: BTS
Freq / Channel
10 dB/div
Log
Ref 30 dBm
20
10
0
-10
-20
-30
-40
-50
-60
Center Freq
5.825000000 GHz
Center 5.825 GHz
#Res BW 100 kHz
#VBW 300 kHz
Span 26 MHz
Sweep 2.533 ms
CF Step
2.600000 MHz
Auto
Man
Occupied Bandwidth
17.202 MHz
Total Power 31.40 dBm
Transmit Freq Error 142.88 kHz
OBW Power 99.00 %
x dB Bandwidth 16.37 MHz
x dB -6.00 dB
MSG
STATUS

Product	Wireless-AC1900 Dual Band Gigabit Router		
Test Item	Occupied Bandwidth		
Test Mode	Mode 1: Transmit (CDD Mode)_Adapter: EXA1206UH		
Date of Test	2013/08/27	Test Site	SR7

IEEE 802.11n (20MHz)(ANT 0)				
Channel No.	Frequency (MHz)	Measurement Level (MHz)	Required Limit (MHz)	Result
149	5745	17.61	≧0.5	Pass
157	5785	17.55	≧0.5	Pass
165	5825	17.61	≧0.5	Pass

Channel 149

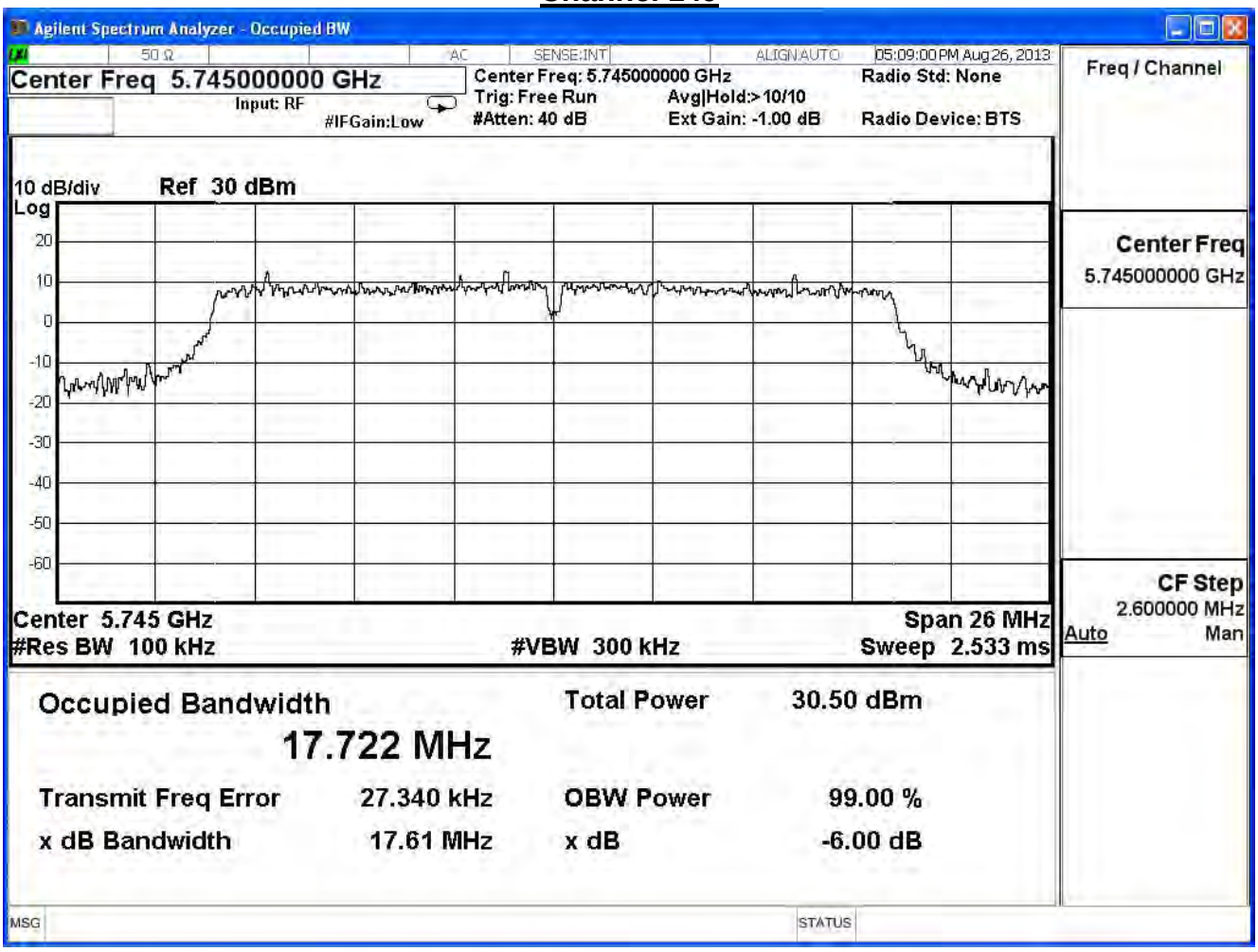

Channel 157

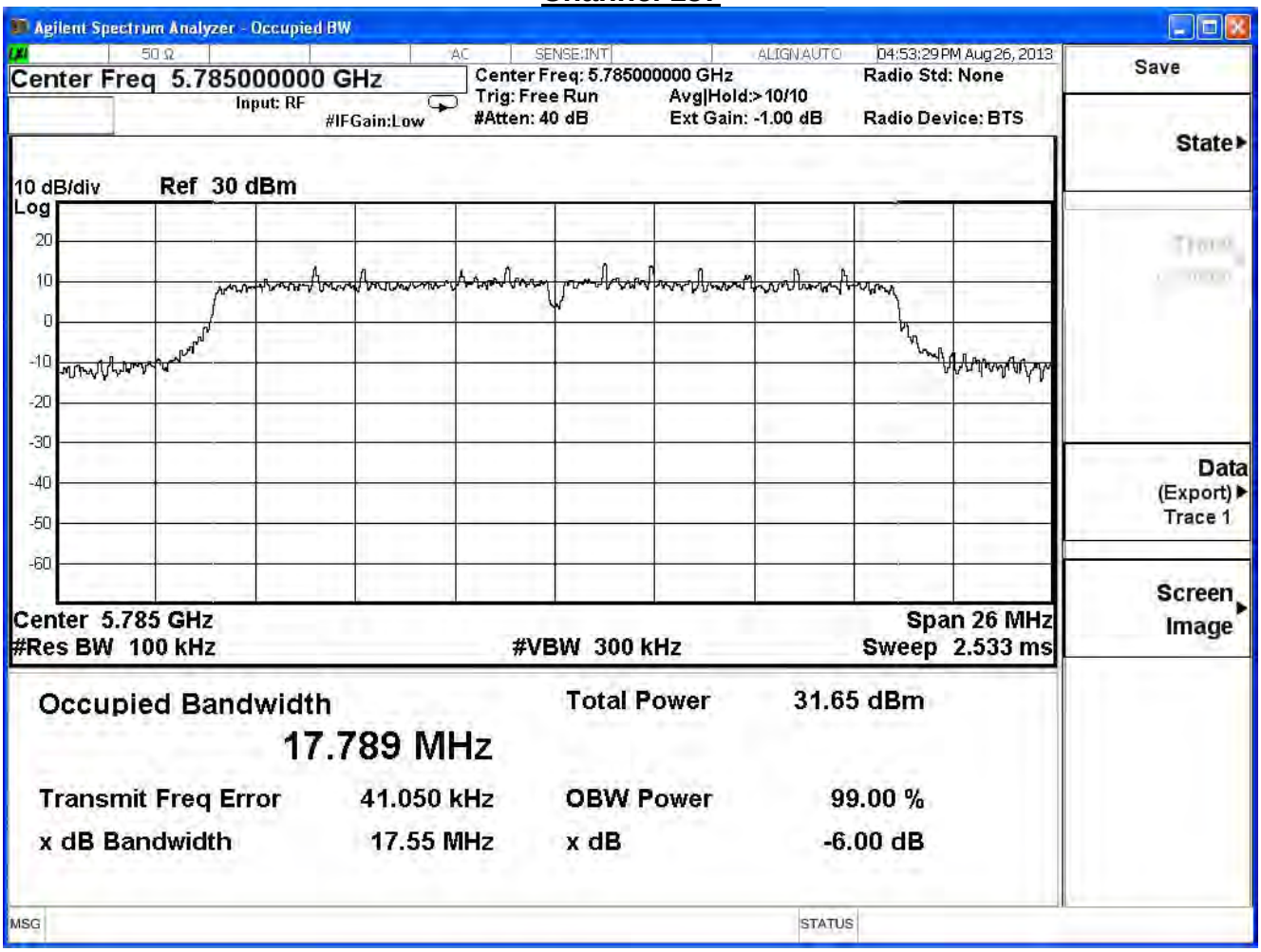
Agilent Spectrum Analyzer - Occupied BW
50 Ω
AC
SENSE:INT
ALIGN AUTO
04:53:29 PM Aug 26, 2013
Center Freq 5.785000000 GHz
Input: RF
#IFGain:Low
Center Freq: 5.785000000 GHz
Trig: Free Run
#Atten: 40 dB
Avg|Hold:>10/10
Ext Gain: -1.00 dB
Radio Std: None
Radio Device: BTS
Save
State
10 dB/div
Log
Ref 30 dBm
20
10
0
-10
-20
-30
-40
-50
-60
Data
(Export)
Trace 1
Center 5.785 GHz
#Res BW 100 kHz
#VBW 300 kHz
Span 26 MHz
Sweep 2.533 ms
Screen
Image
Occupied Bandwidth
17.789 MHz
Total Power 31.65 dBm
Transmit Freq Error 41.050 kHz
OBW Power 99.00 %
x dB Bandwidth 17.55 MHz
x dB -6.00 dB
MSG
STATUS

Channel 165

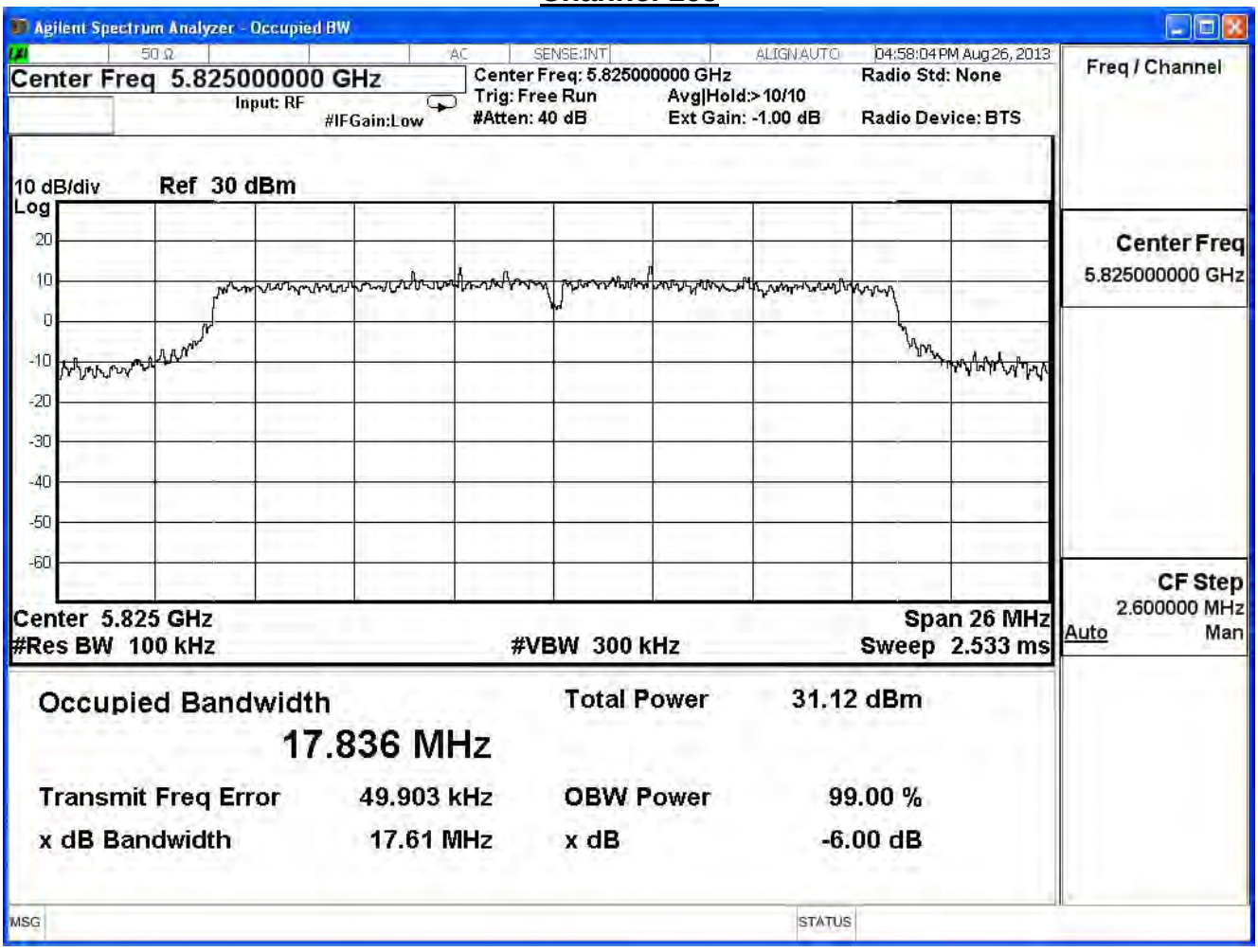
Agilent Spectrum Analyzer - Occupied BW
50 Ω
AC
SENSE:INT
ALIGN AUTO
04:58:04 PM Aug 26, 2013
Center Freq 5.825000000 GHz
Input: RF
#IFGain:Low
Center Freq: 5.825000000 GHz
Trig: Free Run
#Atten: 40 dB
Avg|Hold:>10/10
Ext Gain: -1.00 dB
Radio Std: None
Radio Device: BTS
Freq / Channel
10 dB/div
Log
Ref 30 dBm
20
10
0
-10
-20
-30
-40
-50
-60
Center Freq
5.825000000 GHz
Center 5.825 GHz
#Res BW 100 kHz
#VBW 300 kHz
Span 26 MHz
Sweep 2.533 ms
CF Step
2.600000 MHz
Auto
Man
Occupied Bandwidth
17.836 MHz
Total Power 31.12 dBm
Transmit Freq Error 49.903 kHz
OBW Power 99.00 %
x dB Bandwidth 17.61 MHz
x dB -6.00 dB
MSG
STATUS

Product	Wireless-AC1900 Dual Band Gigabit Router		
Test Item	Occupied Bandwidth		
Test Mode	Mode 1: Transmit (CDD Mode)_Adapter: EXA1206UH		
Date of Test	2013/08/27	Test Site	SR7

IEEE 802.11n (20MHz)(ANT 1)				
Channel No.	Frequency (MHz)	Measurement Level (MHz)	Required Limit (MHz)	Result
149	5745	17.62	≧0.5	Pass
157	5785	17.62	≧0.5	Pass
165	5825	17.63	≧0.5	Pass

Channel 149

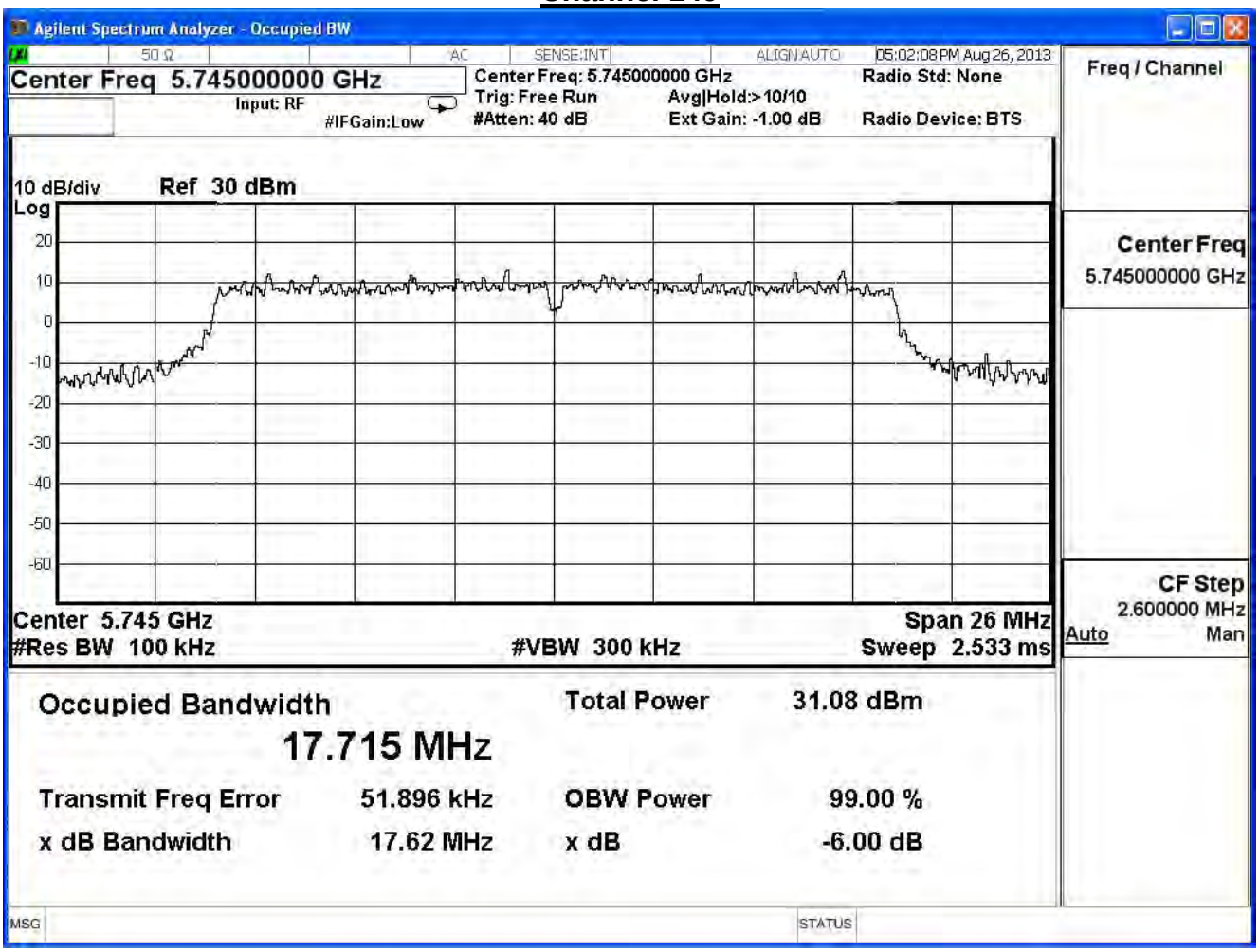

Channel 157

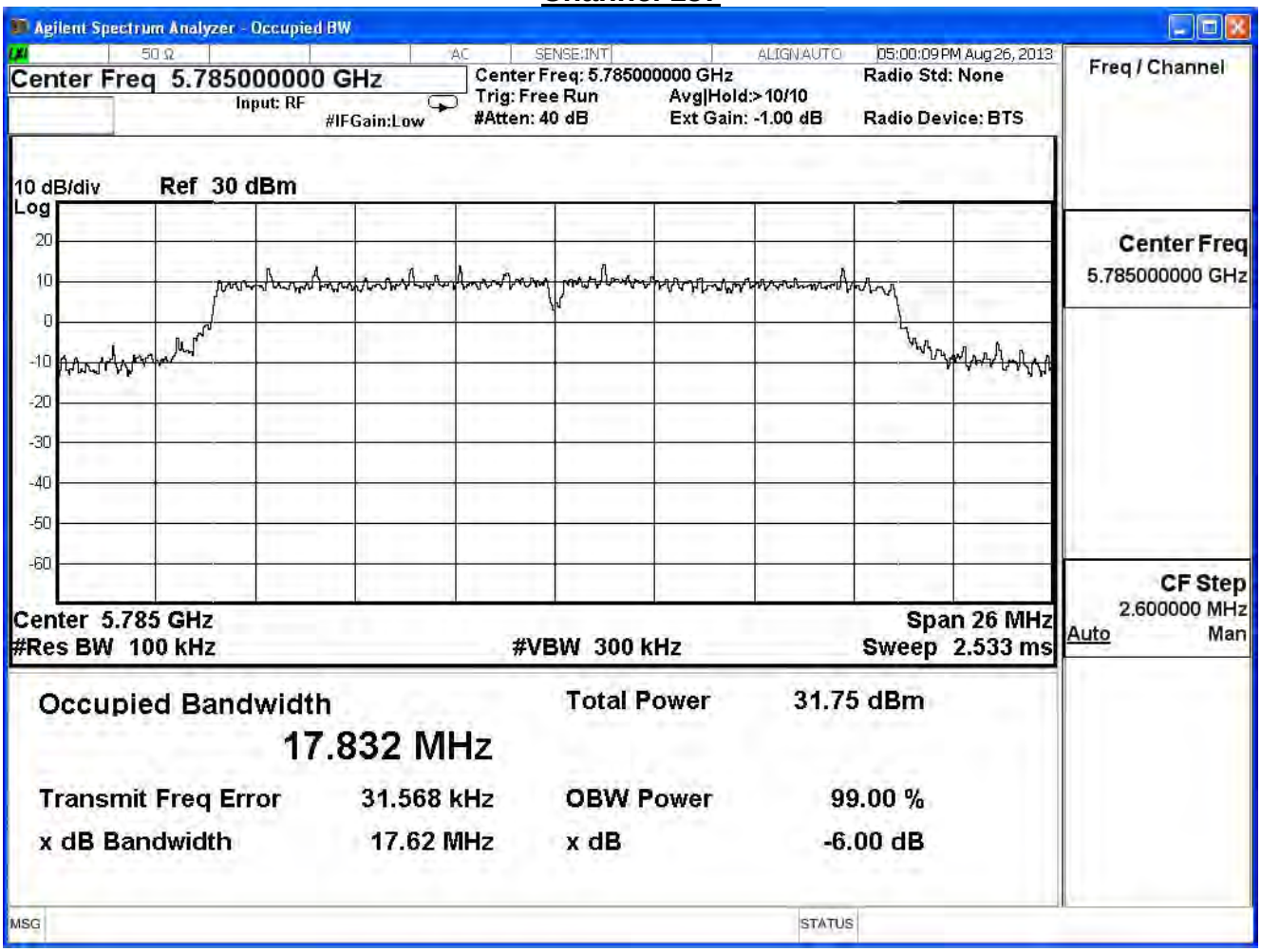
Agilent Spectrum Analyzer - Occupied BW
50 Ω
AC
SENSE:INT
ALIGN AUTO
05:00:09 PM Aug 26, 2013
Center Freq 5.785000000 GHz
Input: RF
#IFGain:Low
Center Freq: 5.785000000 GHz
Trig: Free Run
#Atten: 40 dB
Avg|Hold:>10/10
Ext Gain: -1.00 dB
Radio Std: None
Radio Device: BTS
Freq / Channel
10 dB/div
Log
Ref 30 dBm
20
10
0
-10
-20
-30
-40
-50
-60
Center Freq
5.785000000 GHz
Center 5.785 GHz
#Res BW 100 kHz
#VBW 300 kHz
Span 26 MHz
Sweep 2.533 ms
CF Step
2.600000 MHz
Auto
Man
Occupied Bandwidth
17.832 MHz
Total Power 31.75 dBm
Transmit Freq Error 31.568 kHz
OBW Power 99.00 %
x dB Bandwidth 17.62 MHz
x dB -6.00 dB
MSG
STATUS

Channel 165

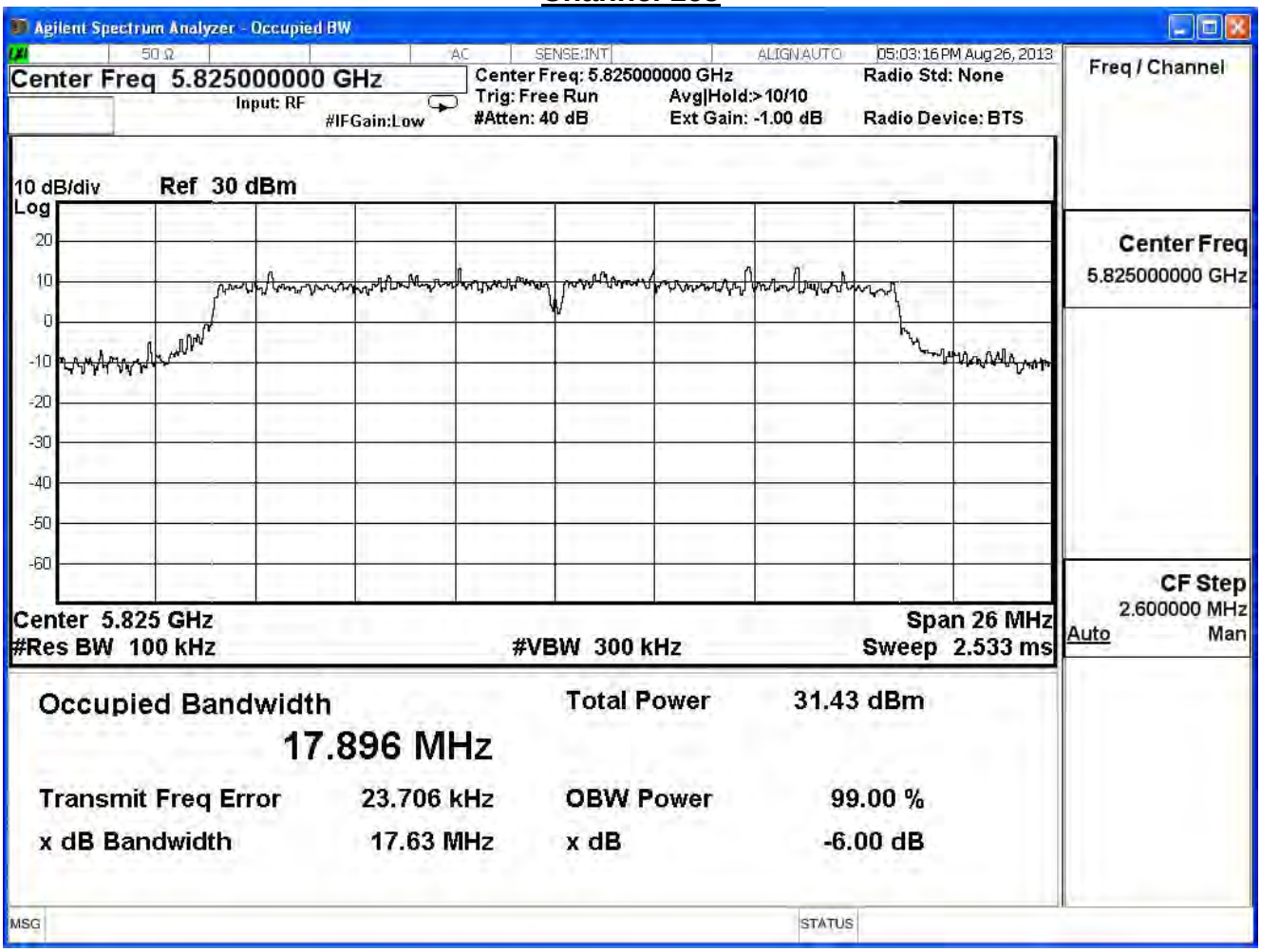
Agilent Spectrum Analyzer - Occupied BW
50 Ω
AC
SENSE:INT
ALIGN AUTO
05:03:16 PM Aug 26, 2013
Center Freq 5.825000000 GHz
Input: RF
#IFGain:Low
Center Freq: 5.825000000 GHz
Trig: Free Run
#Atten: 40 dB
Avg|Hold:>10/10
Ext Gain: -1.00 dB
Radio Std: None
Radio Device: BTS
Freq / Channel
10 dB/div
Log
Ref 30 dBm
20
10
0
-10
-20
-30
-40
-50
-60
Center Freq
5.825000000 GHz
Center 5.825 GHz
#Res BW 100 kHz
#VBW 300 kHz
Span 26 MHz
Sweep 2.533 ms
CF Step
2.600000 MHz
Auto
Man
Occupied Bandwidth
17.896 MHz
Total Power 31.43 dBm
Transmit Freq Error 23.706 kHz
OBW Power 99.00 %
x dB Bandwidth 17.63 MHz
x dB -6.00 dB
MSG
STATUS

Product	Wireless-AC1900 Dual Band Gigabit Router		
Test Item	Occupied Bandwidth		
Test Mode	Mode 1: Transmit (CDD Mode)_Adapter: EXA1206UH		
Date of Test	2013/08/27	Test Site	SR7

IEEE 802.11n (20MHz)(ANT 2)				
Channel No.	Frequency (MHz)	Measurement Level (MHz)	Required Limit (MHz)	Result
149	5745	17.62	≧0.5	Pass
157	5785	17.63	≧0.5	Pass
165	5825	17.60	≧0.5	Pass

Channel 149

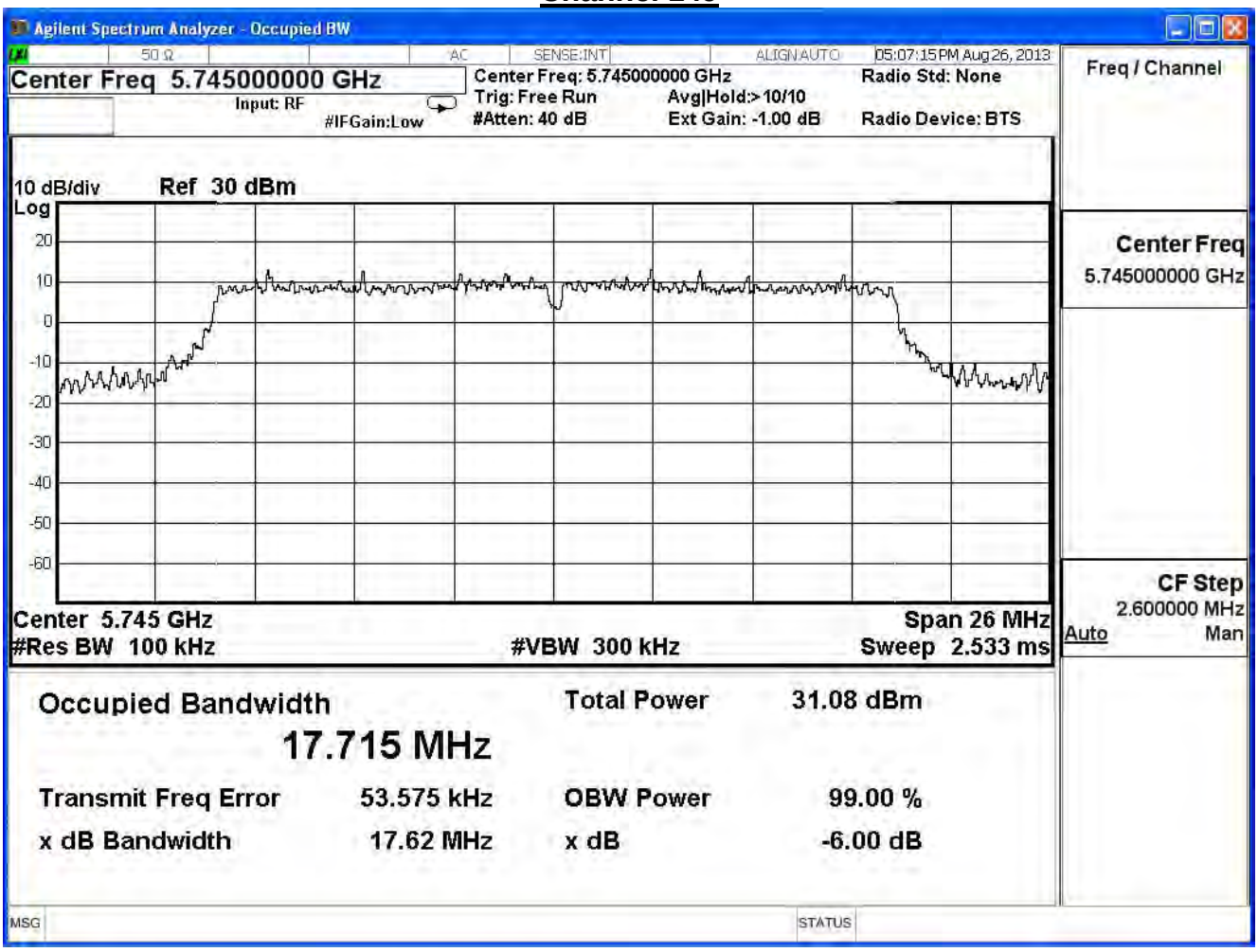

Channel 157

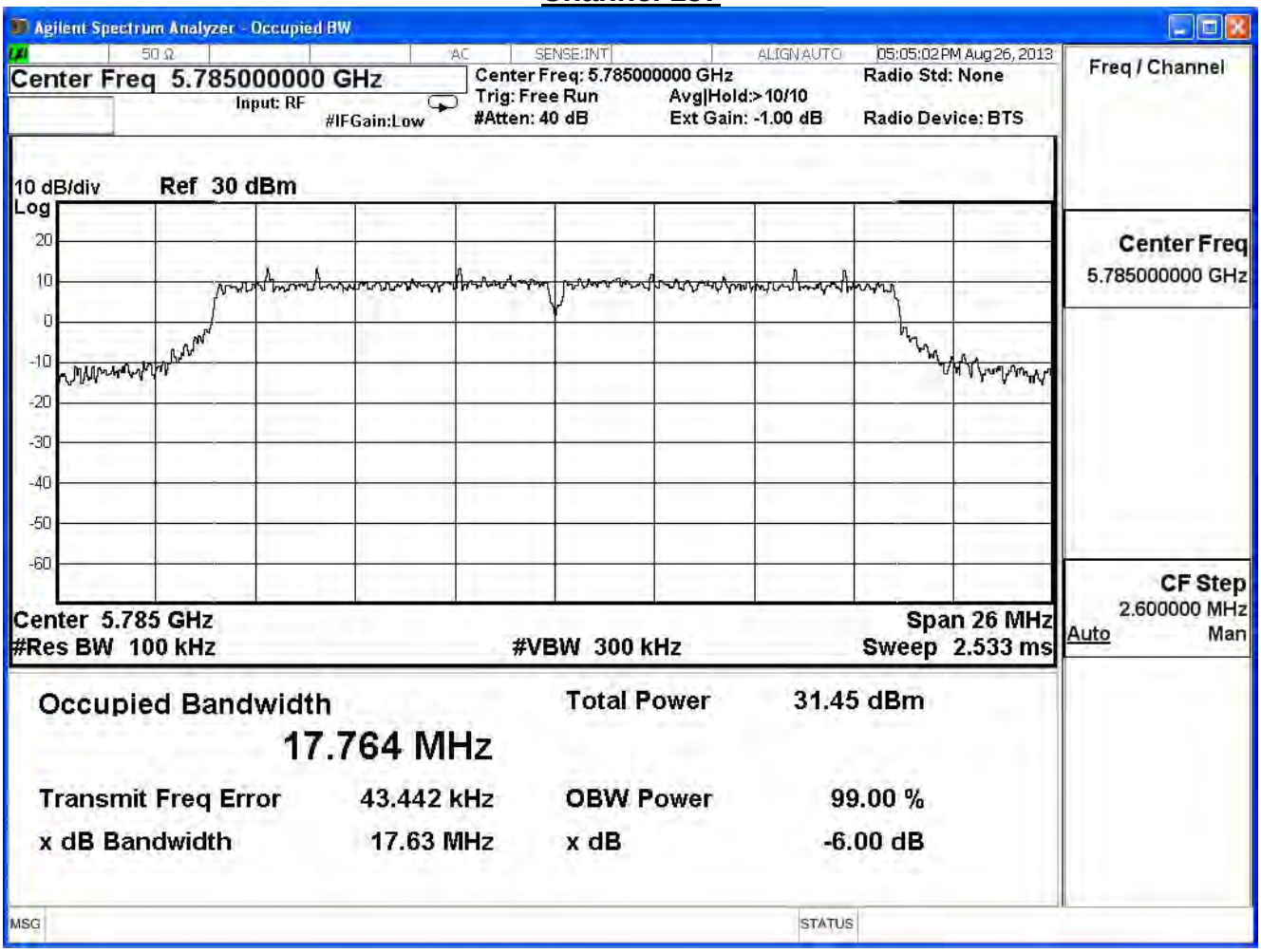
Agilent Spectrum Analyzer - Occupied BW
50 Ω
AC
SENSE:INT
ALIGN AUTO
05:05:02 PM Aug 26, 2013
Center Freq 5.785000000 GHz
Input: RF
#IFGain:Low
Center Freq: 5.785000000 GHz
Trig: Free Run
#Atten: 40 dB
Avg|Hold:>10/10
Ext Gain: -1.00 dB
Radio Std: None
Radio Device: BTS
Freq / Channel
10 dB/div
Log
Ref 30 dBm
20
10
0
-10
-20
-30
-40
-50
-60
Center Freq
5.785000000 GHz
Center 5.785 GHz
#Res BW 100 kHz
#VBW 300 kHz
Span 26 MHz
Sweep 2.533 ms
CF Step
2.600000 MHz
Auto
Man
Occupied Bandwidth
17.764 MHz
Total Power 31.45 dBm
Transmit Freq Error 43.442 kHz
OBW Power 99.00 %
x dB Bandwidth 17.63 MHz
x dB -6.00 dB
MSG
STATUS

Channel 165

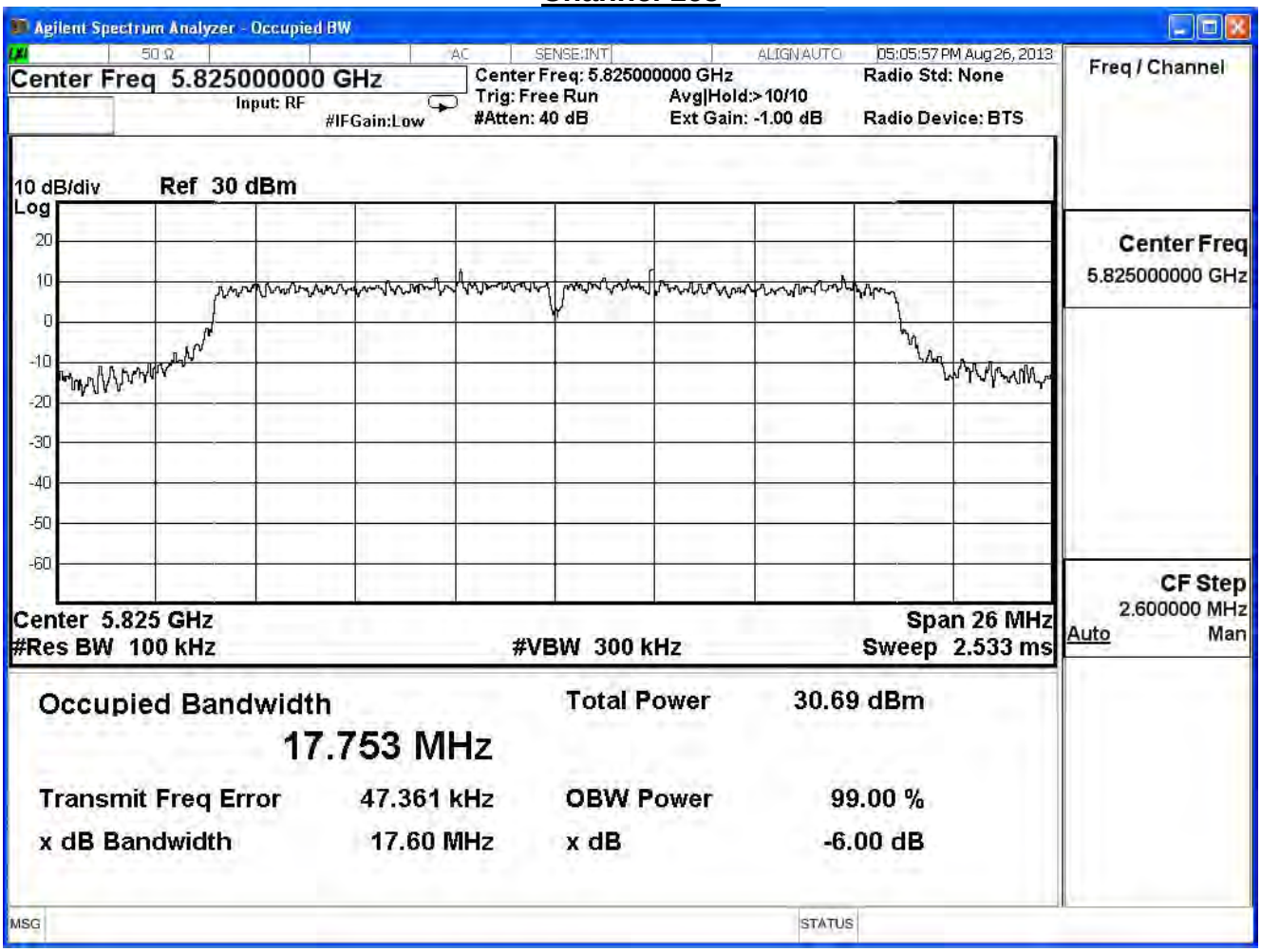
Agilent Spectrum Analyzer - Occupied BW
50 Ω
AC
SENSE:INT
ALIGN AUTO
05:05:57 PM Aug 26, 2013
Center Freq 5.825000000 GHz
Input: RF
#IFGain:Low
Center Freq: 5.825000000 GHz
Trig: Free Run
#Atten: 40 dB
Avg|Hold:>10/10
Ext Gain: -1.00 dB
Radio Std: None
Radio Device: BTS
Freq / Channel
10 dB/div
Log
Ref 30 dBm
20
10
0
-10
-20
-30
-40
-50
-60
Center Freq
5.825000000 GHz
Center 5.825 GHz
#Res BW 100 kHz
#VBW 300 kHz
Span 26 MHz
Sweep 2.533 ms
CF Step
2.600000 MHz
Auto
Man
Occupied Bandwidth
17.753 MHz
Total Power 30.69 dBm
Transmit Freq Error 47.361 kHz
OBW Power 99.00 %
x dB Bandwidth 17.60 MHz
x dB -6.00 dB
MSG
STATUS

Product	Wireless-AC1900 Dual Band Gigabit Router		
Test Item	Occupied Bandwidth		
Test Mode	Mode 1: Transmit (CDD Mode)_Adapter: EXA1206UH		
Date of Test	2013/08/27	Test Site	SR7

IEEE 802.11n (40MHz)(ANT 0)				
Channel No.	Frequency (MHz)	Measurement Level (MHz)	Required Limit (MHz)	Result
151	5755	36.35	≧0.5	Pass
159	5795	36.34	≧0.5	Pass

Channel 151

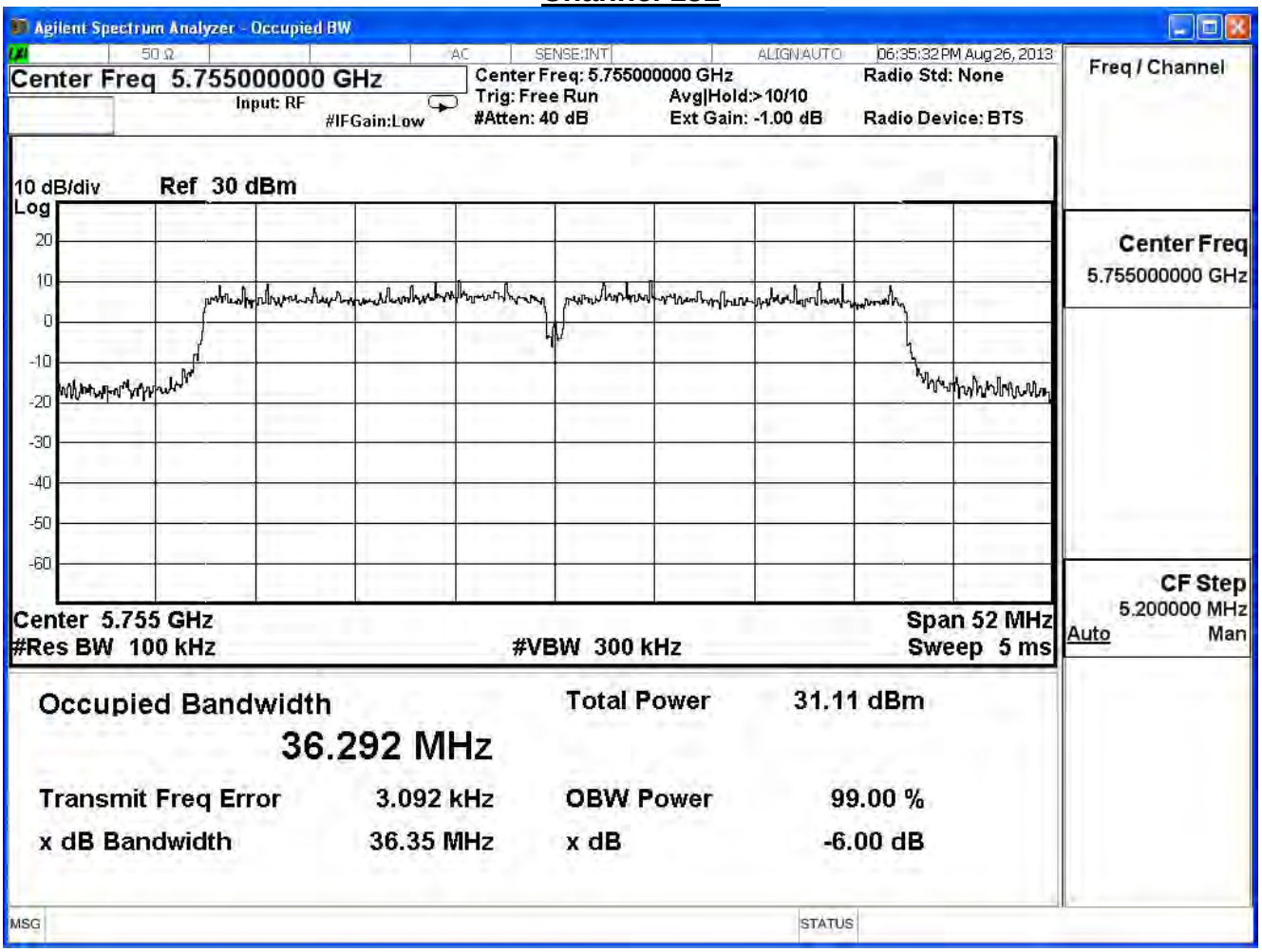

Channel 159

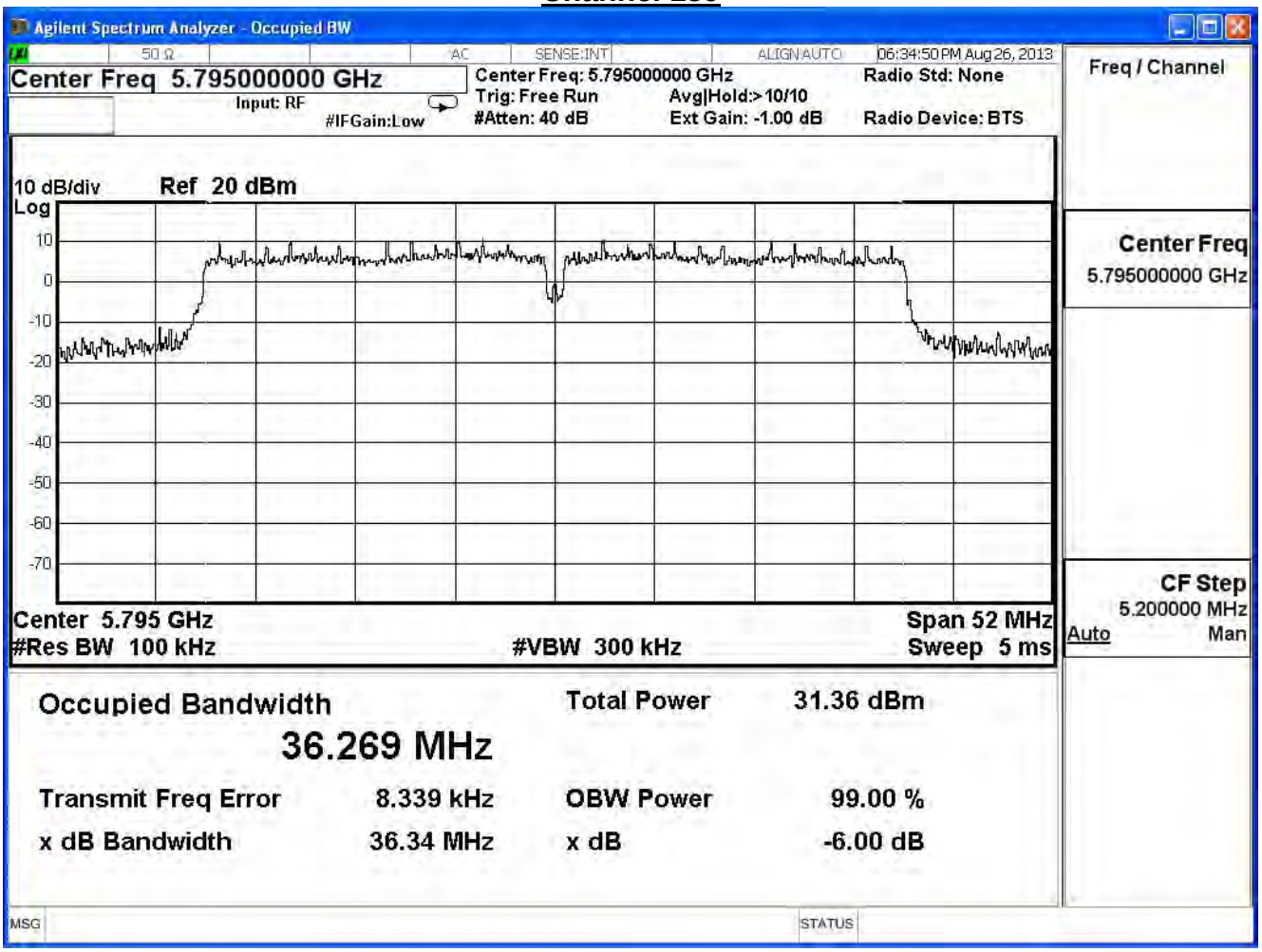
Agilent Spectrum Analyzer - Occupied BW
50 Ω
AC
SENSE:INT
ALIGN AUTO
06:34:50 PM Aug 26, 2013
Center Freq 5.795000000 GHz
Input: RF
#IFGain:Low
Center Freq: 5.795000000 GHz
Trig: Free Run
#Atten: 40 dB
Avg|Hold:>10/10
Ext Gain: -1.00 dB
Radio Std: None
Radio Device: BTS
Freq / Channel
10 dB/div
Ref 20 dBm
Log
10
0
-10
-20
-30
-40
-50
-60
-70
Center Freq
5.795000000 GHz
Center 5.795 GHz
#Res BW 100 kHz
#VBW 300 kHz
Span 52 MHz
Sweep 5 ms
CF Step
5.200000 MHz
Auto
Man
Occupied Bandwidth
36.269 MHz
Total Power
31.36 dBm
Transmit Freq Error
8.339 kHz
OBW Power
99.00 %
x dB Bandwidth
36.34 MHz
x dB
-6.00 dB
MSG
STATUS

Product	Wireless-AC1900 Dual Band Gigabit Router		
Test Item	Occupied Bandwidth		
Test Mode	Mode 1: Transmit (CDD Mode)_Adapter: EXA1206UH		
Date of Test	2013/08/27	Test Site	SR7

IEEE 802.11n (40MHz)(ANT 1)				
Channel No.	Frequency (MHz)	Measurement Level (MHz)	Required Limit (MHz)	Result
151	5755	36.35	≧0.5	Pass
159	5795	36.36	≧0.5	Pass

Channel 151

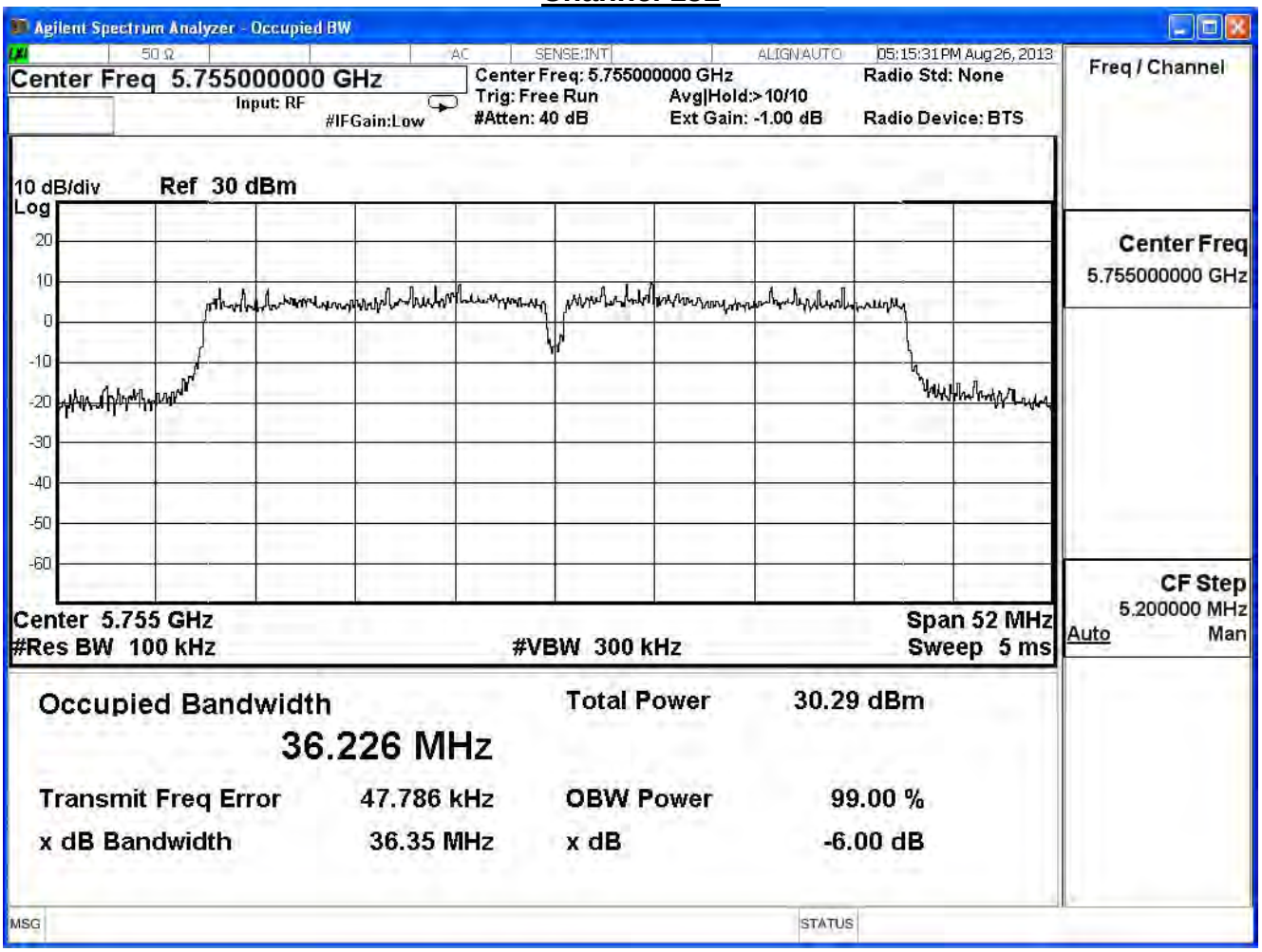

Channel 159

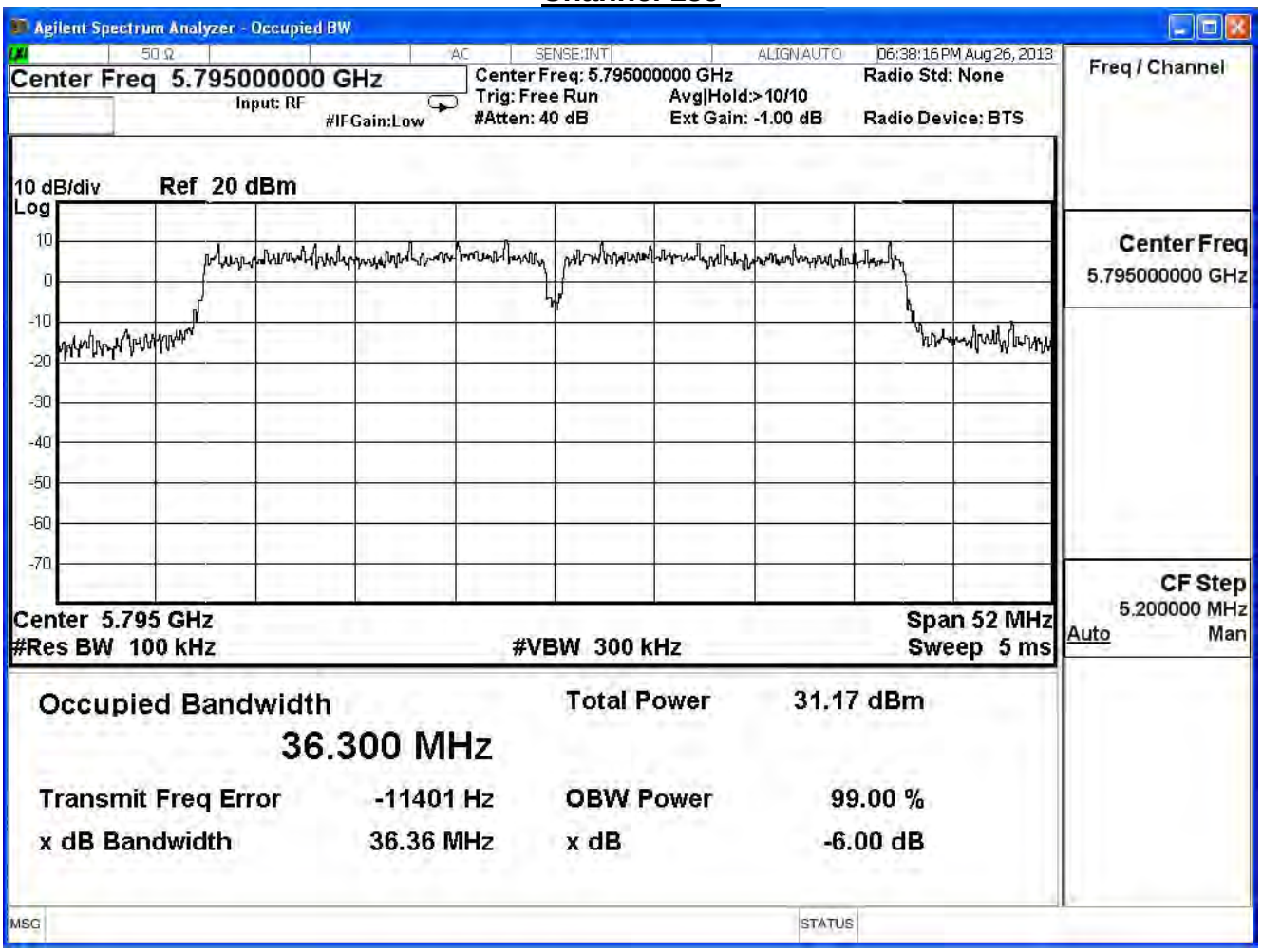
Agilent Spectrum Analyzer - Occupied BW
50 Ω
AC
SENSE:INT
ALIGN AUTO
06:38:16 PM Aug 26, 2013
Center Freq 5.795000000 GHz
Input: RF
#IFGain:Low
Center Freq: 5.795000000 GHz
Trig: Free Run
#Atten: 40 dB
Avg|Hold:>10/10
Ext Gain: -1.00 dB
Radio Std: None
Radio Device: BTS
Freq / Channel
10 dB/div
Ref 20 dBm
Log
10
0
-10
-20
-30
-40
-50
-60
-70
Center Freq
5.795000000 GHz
Center 5.795 GHz
#Res BW 100 kHz
#VBW 300 kHz
Span 52 MHz
Sweep 5 ms
CF Step
5.200000 MHz
Auto
Man
Occupied Bandwidth
36.300 MHz
Total Power
31.17 dBm
Transmit Freq Error
-11401 Hz
OBW Power
99.00 %
x dB Bandwidth
36.36 MHz
x dB
-6.00 dB
MSG
STATUS

Product	Wireless-AC1900 Dual Band Gigabit Router		
Test Item	Occupied Bandwidth		
Test Mode	Mode 1: Transmit (CDD Mode)_Adapter: EXA1206UH		
Date of Test	2013/08/27	Test Site	SR7

IEEE 802.11n (40MHz)(ANT 2)				
Channel No.	Frequency (MHz)	Measurement Level (MHz)	Required Limit (MHz)	Result
151	5755	36.37	≧0.5	Pass
159	5795	36.38	≧0.5	Pass

Channel 151

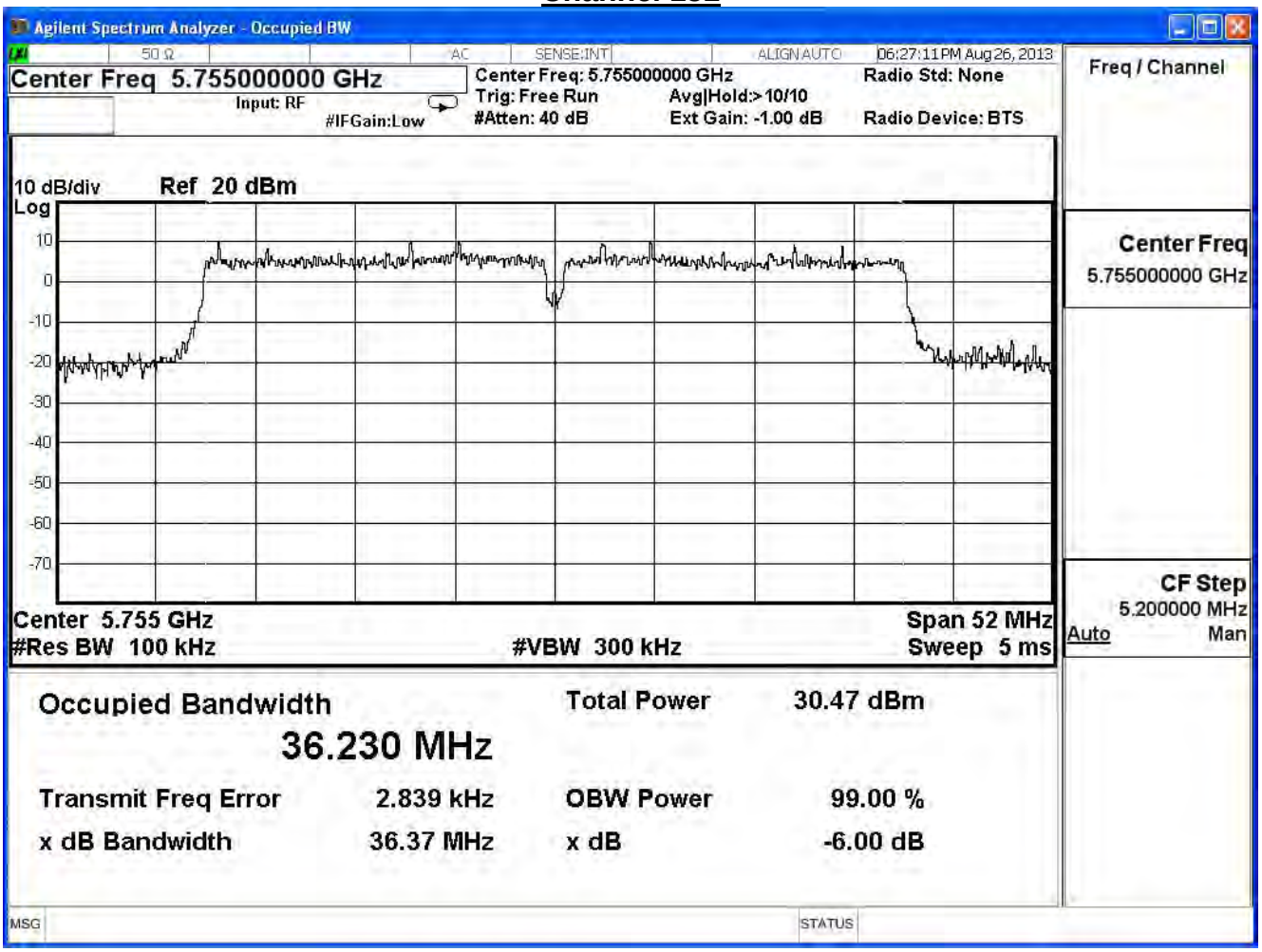

Channel 159

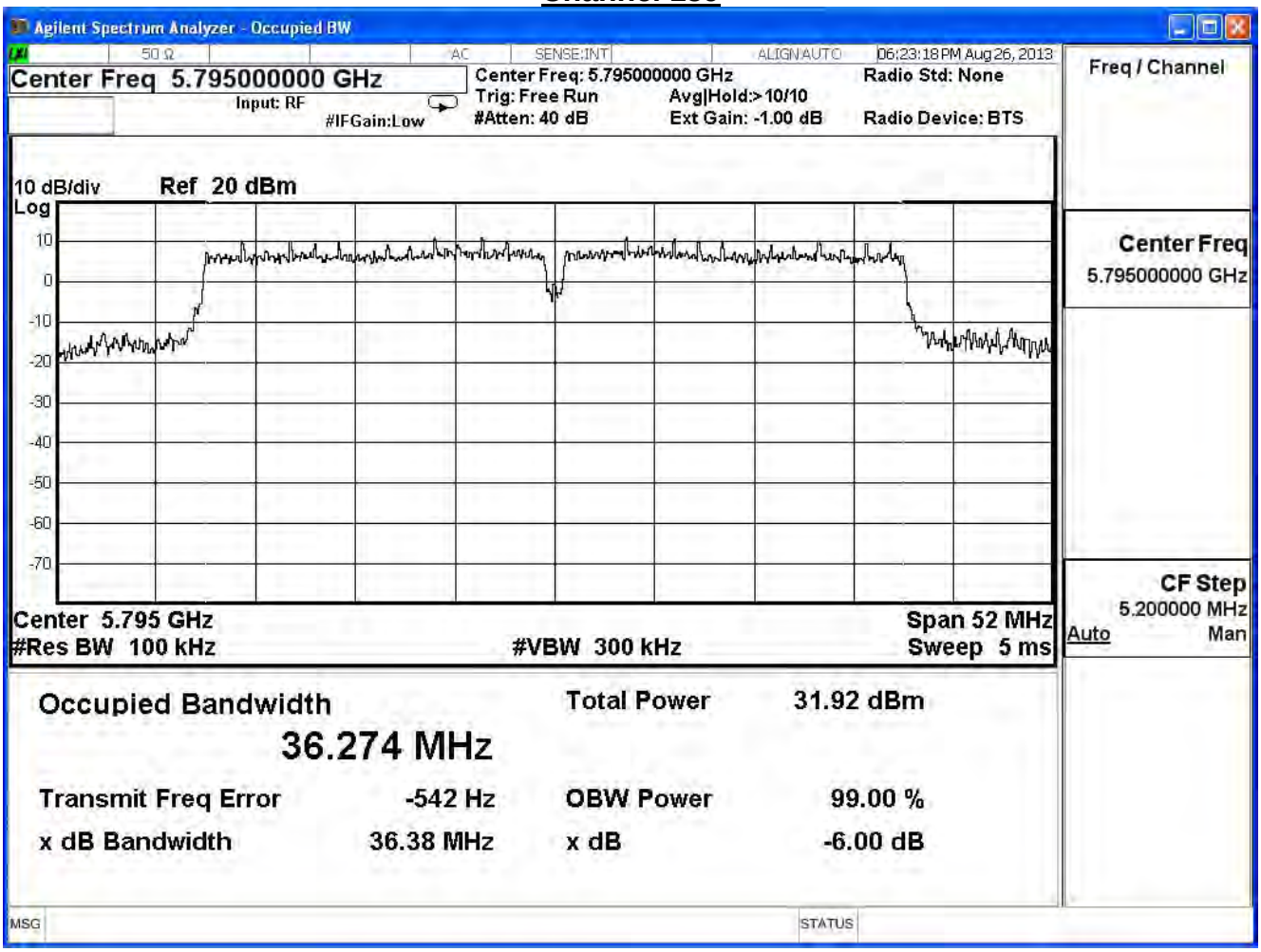
Agilent Spectrum Analyzer - Occupied BW
50 Ω
AC
SENSE:INT
ALIGN AUTO
06:23:18 PM Aug 26, 2013
Center Freq 5.795000000 GHz
Input: RF
#IFGain:Low
Center Freq: 5.795000000 GHz
Trig: Free Run
#Atten: 40 dB
Avg|Hold:>10/10
Ext Gain: -1.00 dB
Radio Std: None
Radio Device: BTS
Freq / Channel
10 dB/div
Log
Ref 20 dBm
10
0
-10
-20
-30
-40
-50
-60
-70
Center Freq
5.795000000 GHz
CF Step
5.200000 MHz
Auto
Man
Center 5.795 GHz
#Res BW 100 kHz
#VBW 300 kHz
Span 52 MHz
Sweep 5 ms
Occupied Bandwidth
36.274 MHz
Total Power 31.92 dBm
Transmit Freq Error -542 Hz
OBW Power 99.00 %
x dB Bandwidth 36.38 MHz
x dB -6.00 dB
MSG
STATUS

Product	Wireless-AC1900 Dual Band Gigabit Router		
Test Item	Occupied Bandwidth		
Test Mode	Mode 1: Transmit (CDD Mode)_Adapter: EXA1206UH		
Date of Test	2013/08/27	Test Site	SR7

IEEE 802.11ac (80MHz)(ANT 0)				
Channel No.	Frequency (MHz)	Measurement Level (MHz)	Required Limit (MHz)	Result
155	5775	75.57	≧0.5	Pass

Channel 155

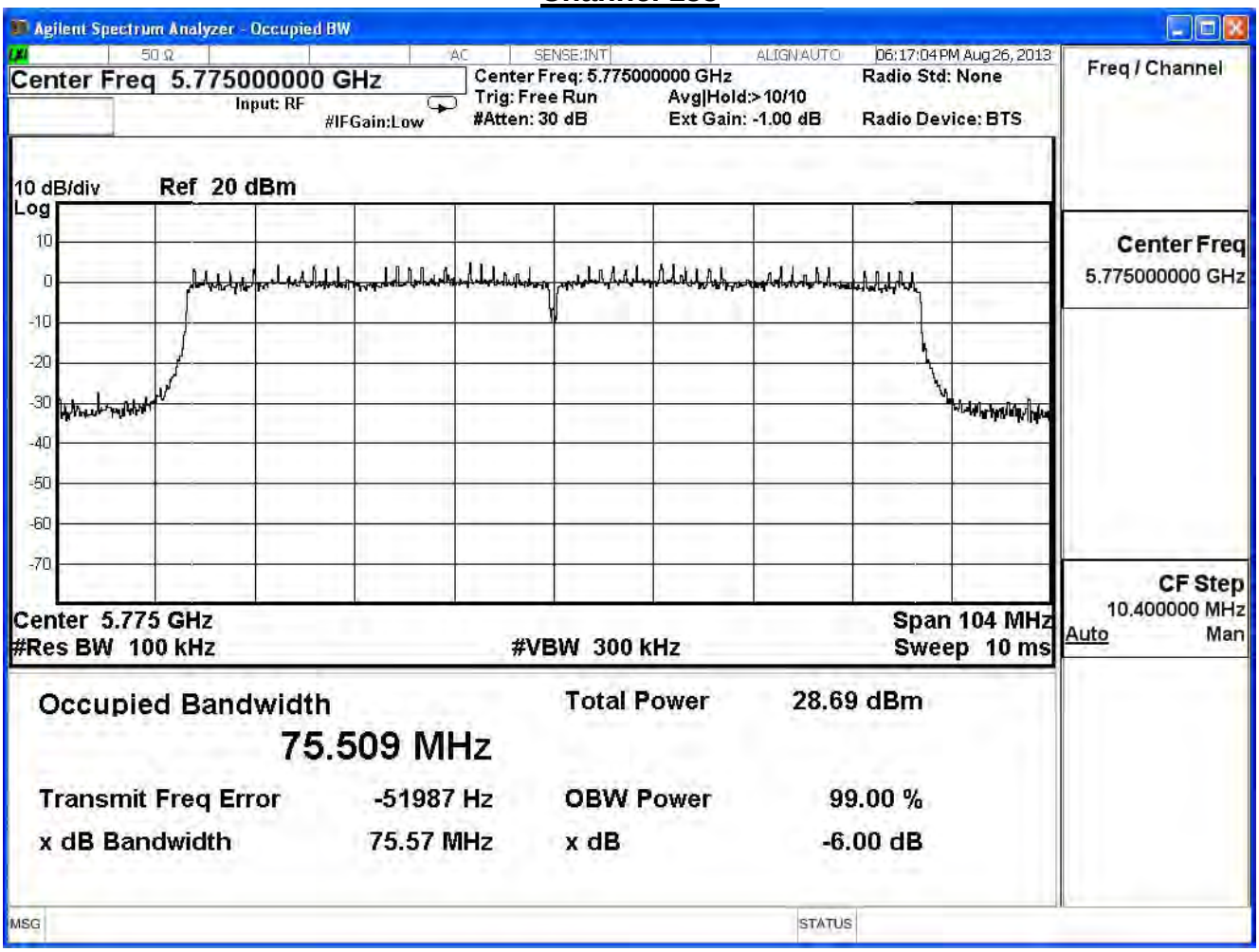

Product	Wireless-AC1900 Dual Band Gigabit Router		
Test Item	Occupied Bandwidth		
Test Mode	Mode 1: Transmit (CDD Mode)_Adapter: EXA1206UH		
Date of Test	2013/08/27	Test Site	SR7

IEEE 802.11ac (80MHz)(ANT 1)				
Channel No.	Frequency (MHz)	Measurement Level (MHz)	Required Limit (MHz)	Result
155	5775	76.05	≧0.5	Pass

Channel 155

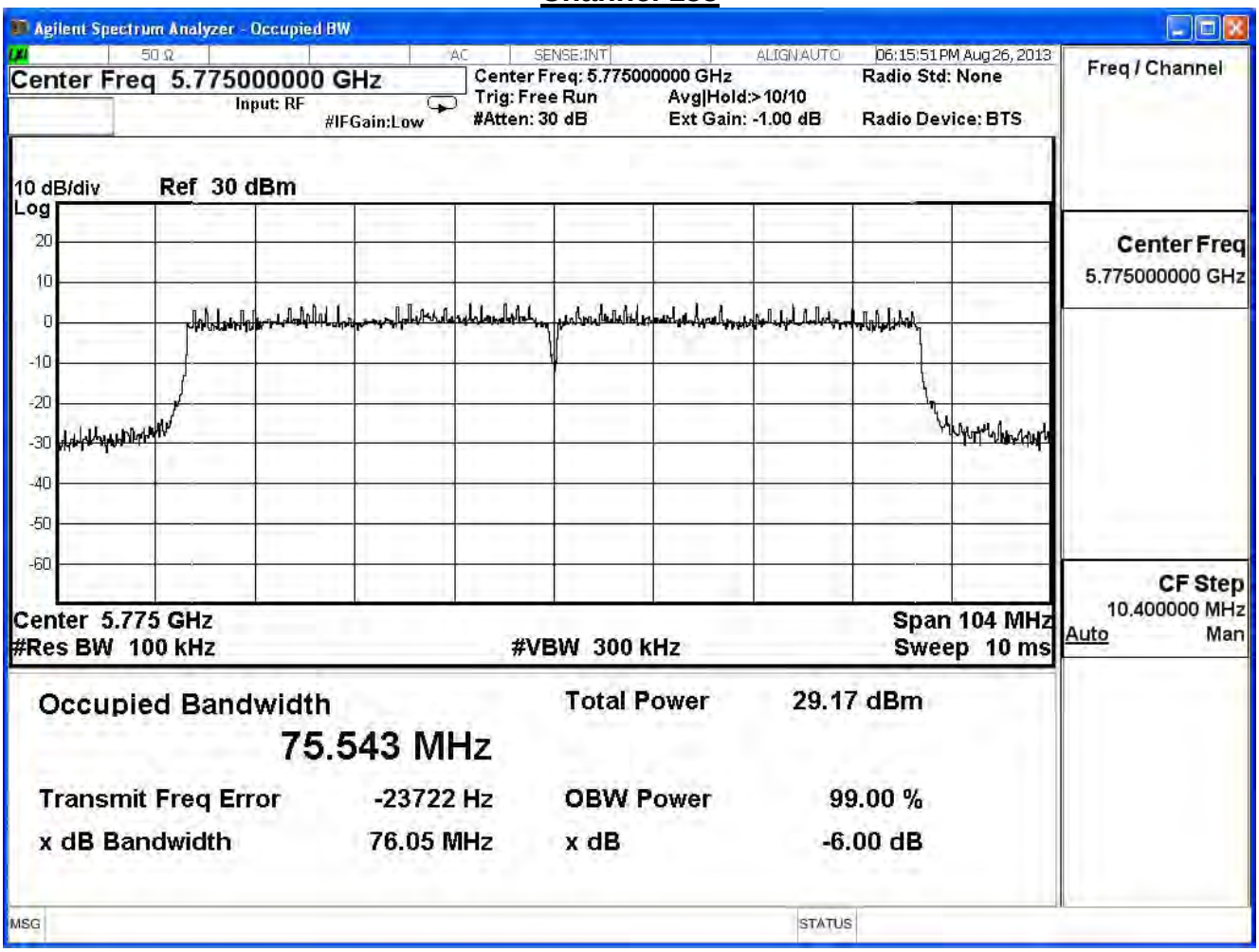

Product	Wireless-AC1900 Dual Band Gigabit Router		
Test Item	Occupied Bandwidth		
Test Mode	Mode 1: Transmit (CDD Mode)_Adapter: EXA1206UH		
Date of Test	2013/08/27	Test Site	SR7

IEEE 802.11ac (80MHz)(ANT 2)				
Channel No.	Frequency (MHz)	Measurement Level (MHz)	Required Limit (MHz)	Result
155	5775	75.82	≧0.5	Pass

Channel 155

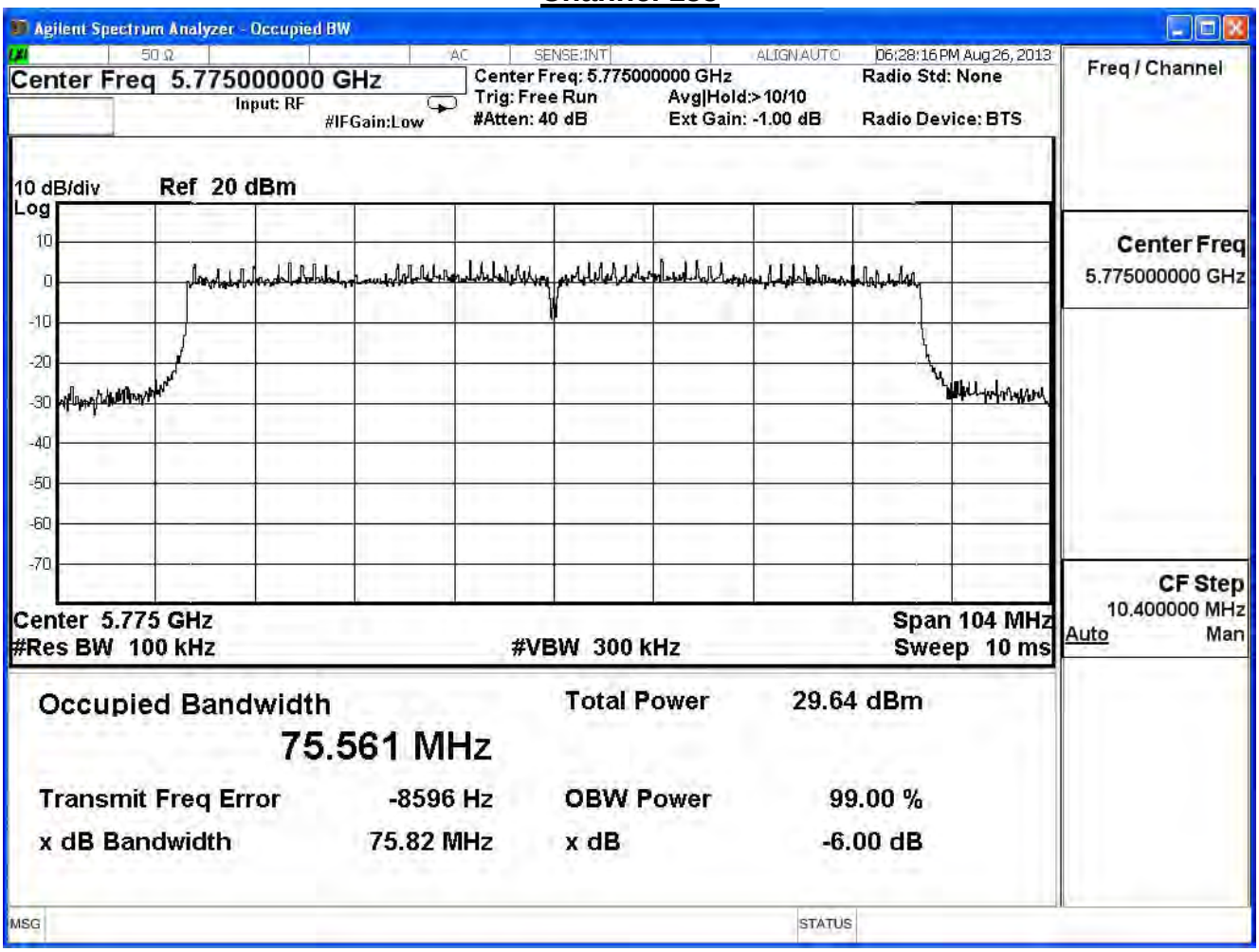

8. Power Density

8.1. Test Equipment

The following test equipment is used during the test:

Power Density / SR7

Instrument	Manufacturer	Model No.	Serial No	Next Cal. Date
Spectrum Analyzer	Agilent	N9010A-EXA	US47140172	2014/08/05

Note: 1. All equipments that need to calibrate are with calibration period of 1 year.

8.2. Test Setup

IEEE 802.11 b / g / a / n (20M / 40M) MODE

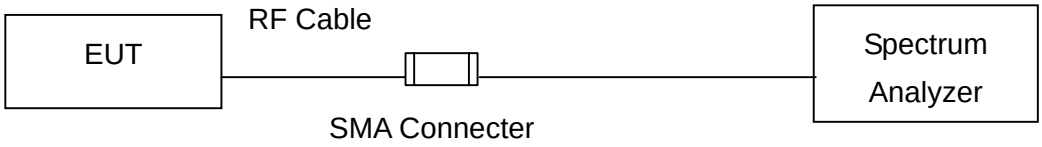

8.3. Limits

The peak power spectral density conducted from the intentional radiated to the antenna shall not be greater than +8dBm in any 3kHz band during any time interval of continuous transmission.

8.4. Test Procedures

The EUT was setup according to ANSI C63.4: 2009; tested according to DTS test procedure of Oct. 2012 KDB558074, Section 9.2 Measurement Procedure option2 for compliance to FCC 47CFR 15.247 requirements.
Set RBW= 100 kHz, Set VBW= 300 kHz, Sweep time=Auto, Set detector=Peak detector.
Scale the observed power level to an equivalent value in 3 kHz by adjusting (reducing) the measured power by a bandwidth correction factor (BWCF) where BWCF = 10log (3 kHz/100 kHz = -15.2 dB).

8.5. Test Specification

According to FCC Part 15 Subpart C Paragraph 15.247: 2012

8.6. Uncertainty

The measurement uncertainty is defined as ±1.27dB.

8.7. Test Result

Product	Wireless-AC1900 Dual Band Gigabit Router		
Test Item	Power Density		
Test Mode	Mode 1: Transmit (CDD Mode)_Adapter: EXA1206UH		
Date of Test	2013/08/28	Test Site	SR7

IEEE 802.11b (ANT0)					
Channel No.	Frequency (MHz)	Reading Level (dBm)	Measure Level (dBm)	Limit (dBm)	Result
1	2412	0.80	-14.40	≦7.32	Pass
6	2437	1.74	-13.46	≦7.32	Pass
11	2462	3.13	-12.07	≦7.32	Pass

Note:

Total Gain : 10log(3)+max Gain = 6.68
Required Limit = 8dBm - (6.68– 6dBi) = 7.32

Channel 1

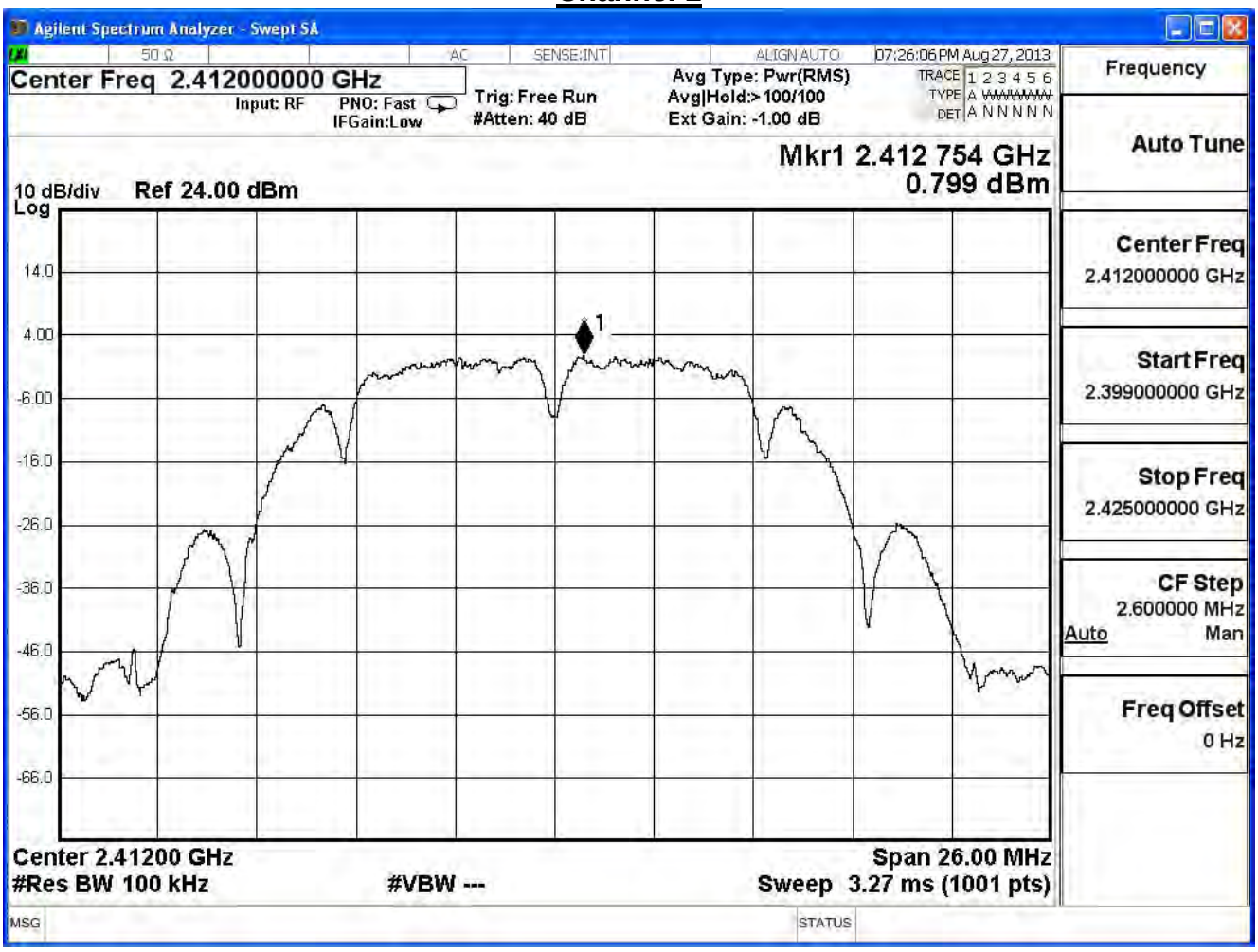

Channel 6

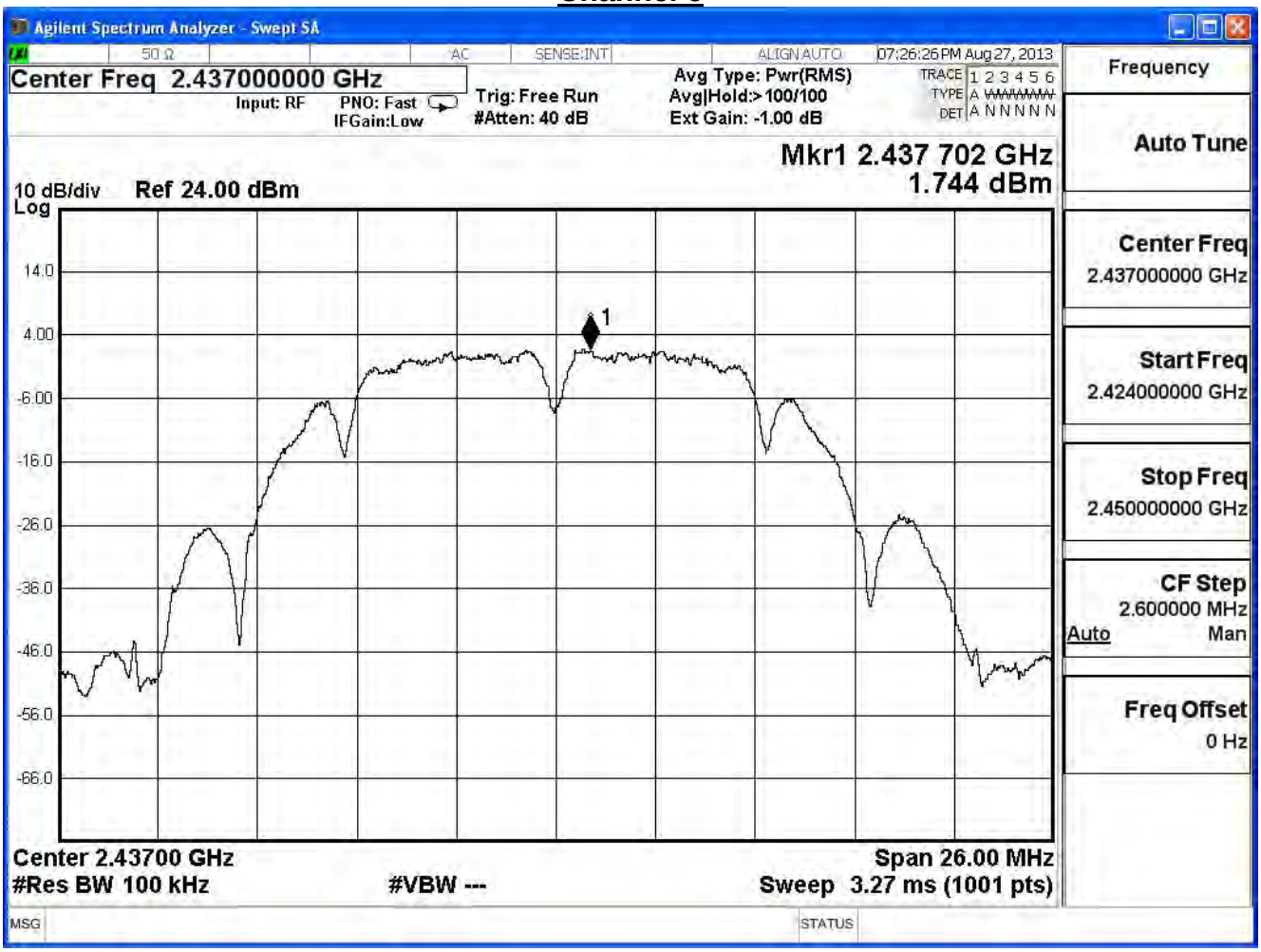
Agilent Spectrum Analyzer - Swept SA
50 Ω
AC
SENSE:INT
ALIGN AUTO
07:26:26 PM Aug 27, 2013
Center Freq 2.437000000 GHz
Input: RF
PNO: Fast
IFGain:Low
Trig: Free Run
#Atten: 40 dB
Avg Type: Pwr(RMS)
Avg|Hold:>100/100
Ext Gain: -1.00 dB
TRACE 1 2 3 4 5 6
TYPE A
DET A N N N N N
Mkr1 2.437 702 GHz
1.744 dBm
10 dB/div
Log
Ref 24.00 dBm
14.0
4.00
-6.00
-16.0
-26.0
-36.0
-46.0
-56.0
-66.0
1
Center 2.43700 GHz
#Res BW 100 kHz
#VBW ---
Span 26.00 MHz
Sweep 3.27 ms (1001 pts)
MSG
STATUS
Frequency
Auto Tune
Center Freq
2.437000000 GHz
Start Freq
2.424000000 GHz
Stop Freq
2.450000000 GHz
CF Step
2.600000 MHz
Auto
Man
Freq Offset
0 Hz

Channel 11

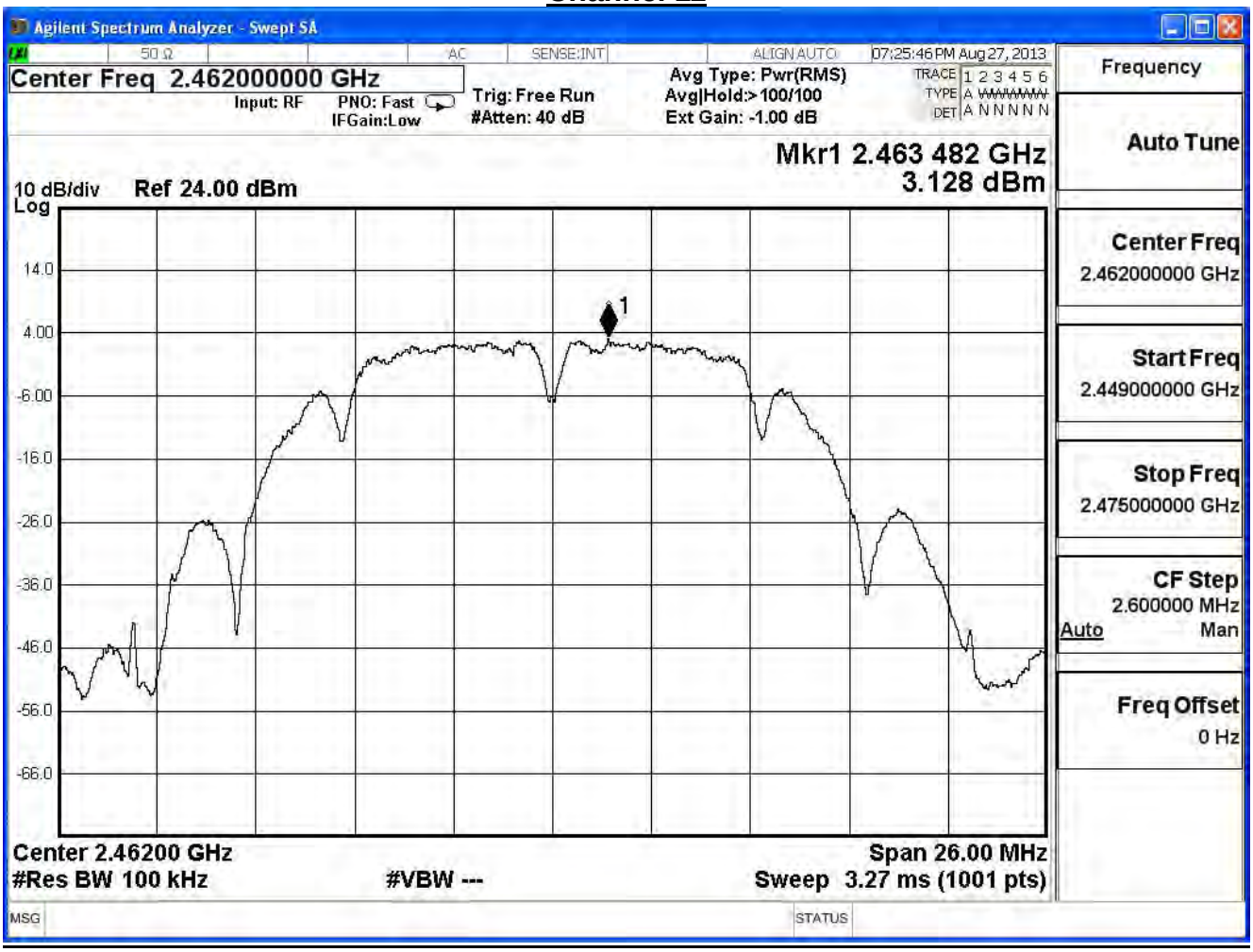
Agilent Spectrum Analyzer - Swept SA
50 Ω
AC
SENSE:INT
ALIGN AUTO
07:25:46 PM Aug 27, 2013
Center Freq 2.462000000 GHz
Input: RF
PNO: Fast
IFGain:Low
Trig: Free Run
#Atten: 40 dB
Avg Type: Pwr(RMS)
Avg|Hold:>100/100
Ext Gain: -1.00 dB
TRACE 1 2 3 4 5 6
TYPE A
DET A N N N N N
Mkr1 2.463 482 GHz
3.128 dBm
10 dB/div
Log
Ref 24.00 dBm
14.0
4.00
-6.00
-16.0
-26.0
-36.0
-46.0
-56.0
-66.0
1
Center 2.46200 GHz
#Res BW 100 kHz
#VBW ---
Span 26.00 MHz
Sweep 3.27 ms (1001 pts)
MSG
STATUS
Frequency
Auto Tune
Center Freq
2.462000000 GHz
Start Freq
2.449000000 GHz
Stop Freq
2.475000000 GHz
CF Step
2.600000 MHz
Auto
Man
Freq Offset
0 Hz

Product	Wireless-AC1900 Dual Band Gigabit Router		
Test Item	Power Density		
Test Mode	Mode 1: Transmit (CDD Mode)_Adapter: EXA1206UH		
Date of Test	2013/08/28	Test Site	SR7

IEEE 802.11b (ANT1)					
Channel No.	Frequency (MHz)	Reading Level (dBm)	Measure Level (dBm)	Limit (dBm)	Result
1	2412	0.63	-14.57	≦7.32	Pass
6	2437	1.26	-13.94	≦7.32	Pass
11	2462	2.57	-12.63	≦7.32	Pass

Note:

Total Gain : 10log(3)+max Gain = 6.68
Required Limit = 8dBm - (6.68– 6dBi) = 7.32

Channel 1

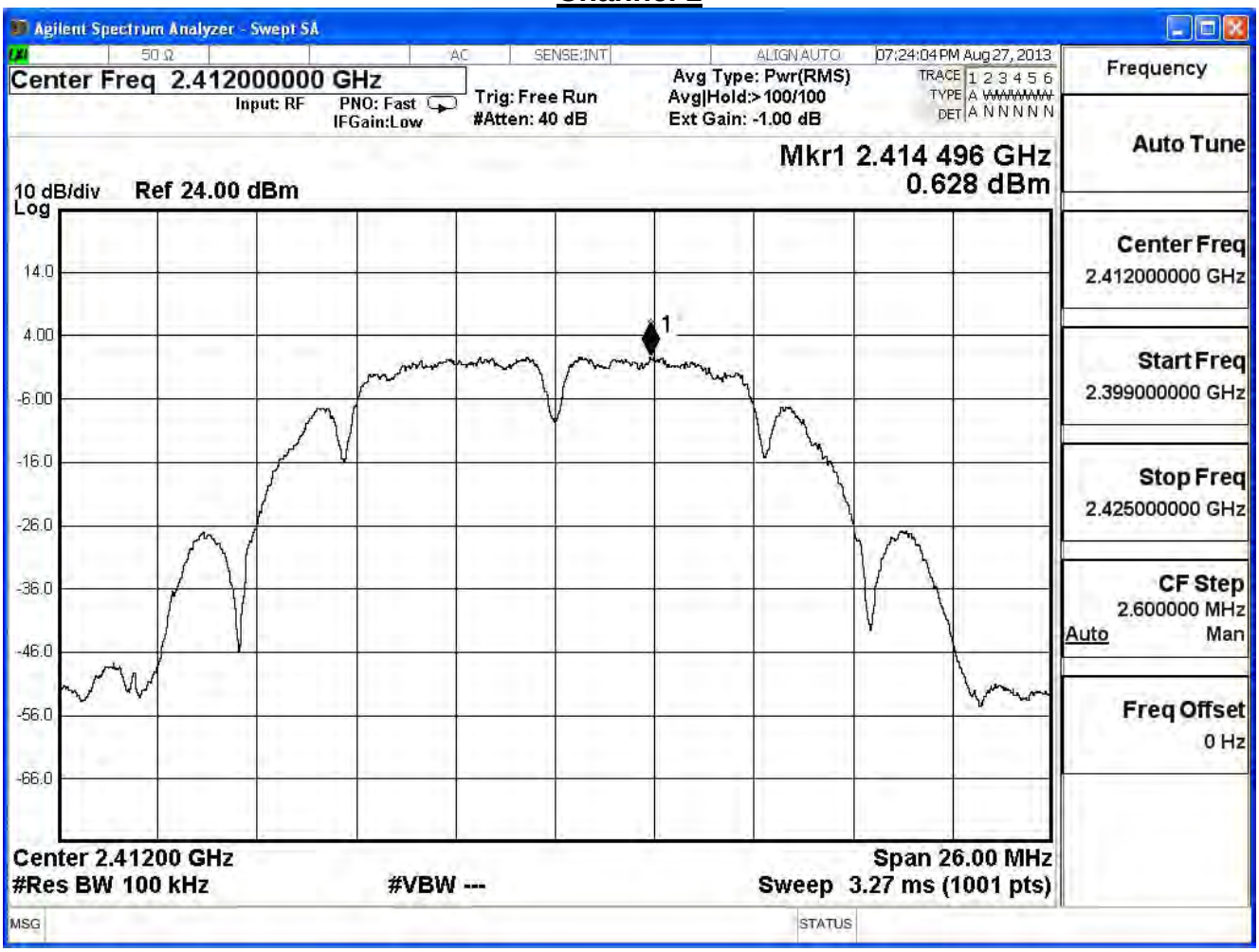

Channel 6

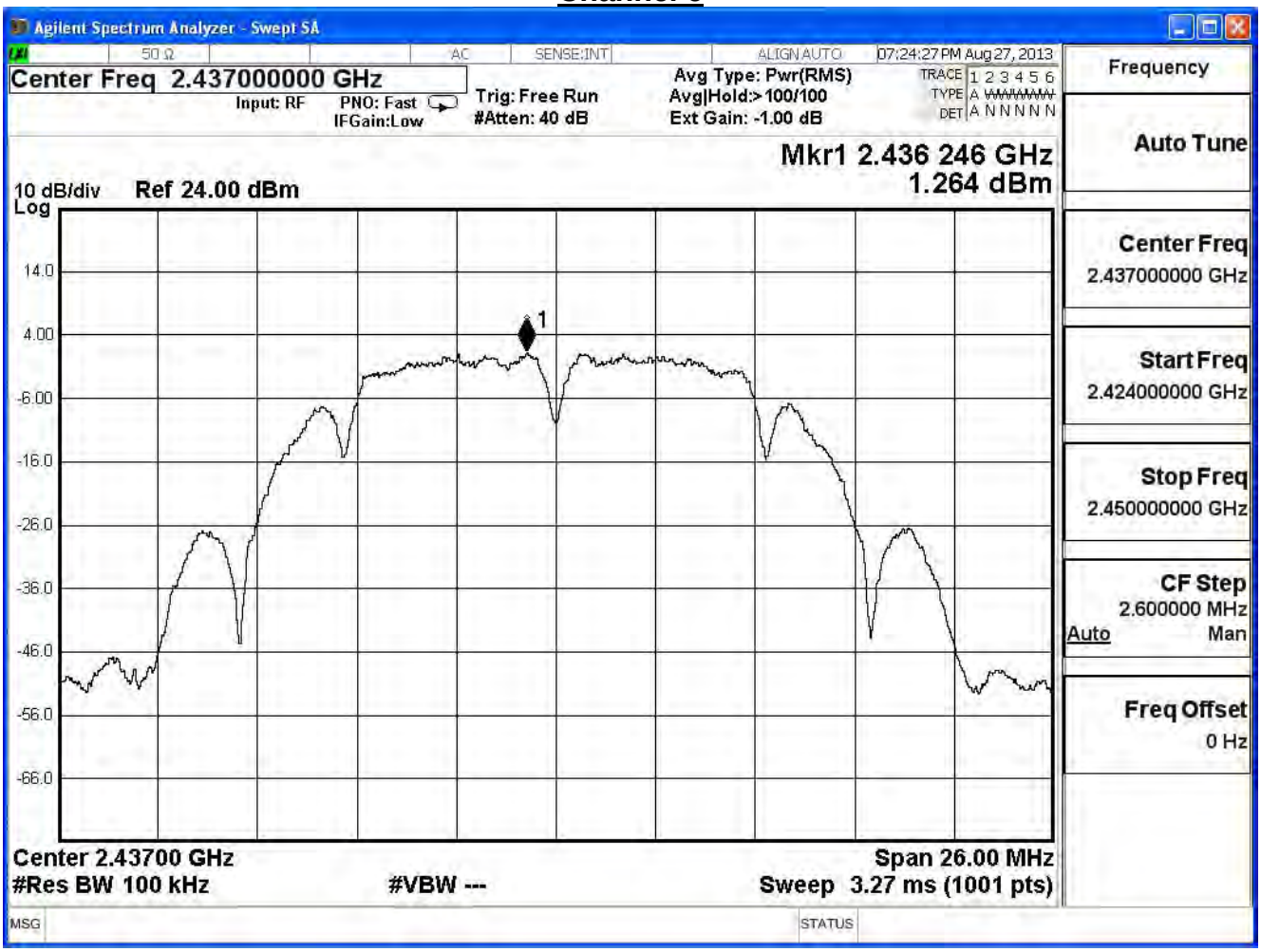
Agilent Spectrum Analyzer - Swept SA
50 Ω
AC
SENSE:INT
ALIGN AUTO
07:24:27 PM Aug 27, 2013
Center Freq 2.437000000 GHz
Input: RF
PNO: Fast
IFGain:Low
Trig: Free Run
#Atten: 40 dB
Avg Type: Pwr(RMS)
Avg|Hold:>100/100
Ext Gain: -1.00 dB
TRACE 1 2 3 4 5 6
TYPE A
DET A N N N N N
Mkr1 2.436 246 GHz
1.264 dBm
10 dB/div
Log
Ref 24.00 dBm
14.0
4.00
-6.00
-16.0
-26.0
-36.0
-46.0
-56.0
-66.0
1
Center 2.43700 GHz
#Res BW 100 kHz
#VBW ---
Span 26.00 MHz
Sweep 3.27 ms (1001 pts)
MSG
STATUS
Frequency
Auto Tune
Center Freq
2.437000000 GHz
Start Freq
2.424000000 GHz
Stop Freq
2.450000000 GHz
CF Step
2.600000 MHz
Auto
Man
Freq Offset
0 Hz

Channel 11

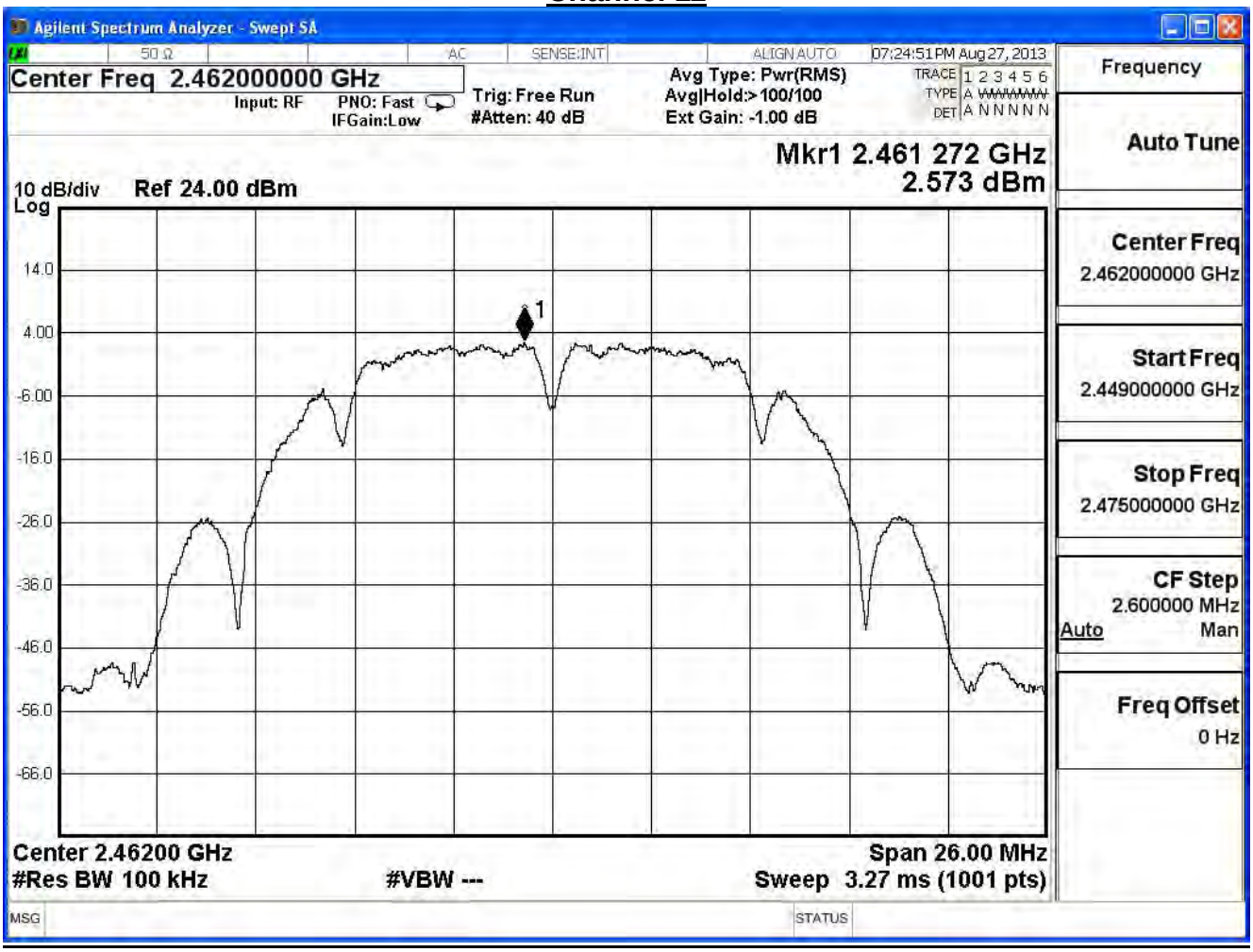
Agilent Spectrum Analyzer - Swept SA
50 Ω
AC
SENSE:INT
ALIGN AUTO
07:24:51 PM Aug 27, 2013
Center Freq 2.462000000 GHz
Input: RF
PNO: Fast
IFGain:Low
Trig: Free Run
#Atten: 40 dB
Avg Type: Pwr(RMS)
Avg|Hold:>100/100
Ext Gain: -1.00 dB
TRACE 1 2 3 4 5 6
TYPE A
DET A N N N N N
Mkr1 2.461 272 GHz
2.573 dBm
10 dB/div
Log
Ref 24.00 dBm
14.0
4.00
-6.00
-16.0
-26.0
-36.0
-46.0
-56.0
-66.0
1
Center 2.46200 GHz
#Res BW 100 kHz
#VBW ---
Span 26.00 MHz
Sweep 3.27 ms (1001 pts)
MSG
STATUS
Frequency
Auto Tune
Center Freq
2.462000000 GHz
Start Freq
2.449000000 GHz
Stop Freq
2.475000000 GHz
CF Step
2.600000 MHz
Auto
Man
Freq Offset
0 Hz

Product	Wireless-AC1900 Dual Band Gigabit Router		
Test Item	Power Density		
Test Mode	Mode 1: Transmit (CDD Mode)_Adapter: EXA1206UH		
Date of Test	2013/08/28	Test Site	SR7

IEEE 802.11b (ANT2)					
Channel No.	Frequency (MHz)	Reading Level (dBm)	Measure Level (dBm)	Limit (dBm)	Result
1	2412	0.84	-14.36	≦7.32	Pass
6	2437	1.56	-13.64	≦7.32	Pass
11	2462	2.46	-12.74	≦7.32	Pass

Note:

Total Gain : 10log(3)+max Gain = 6.68
Required Limit = 8dBm - (6.68– 6dBi) = 7.32

Channel 1

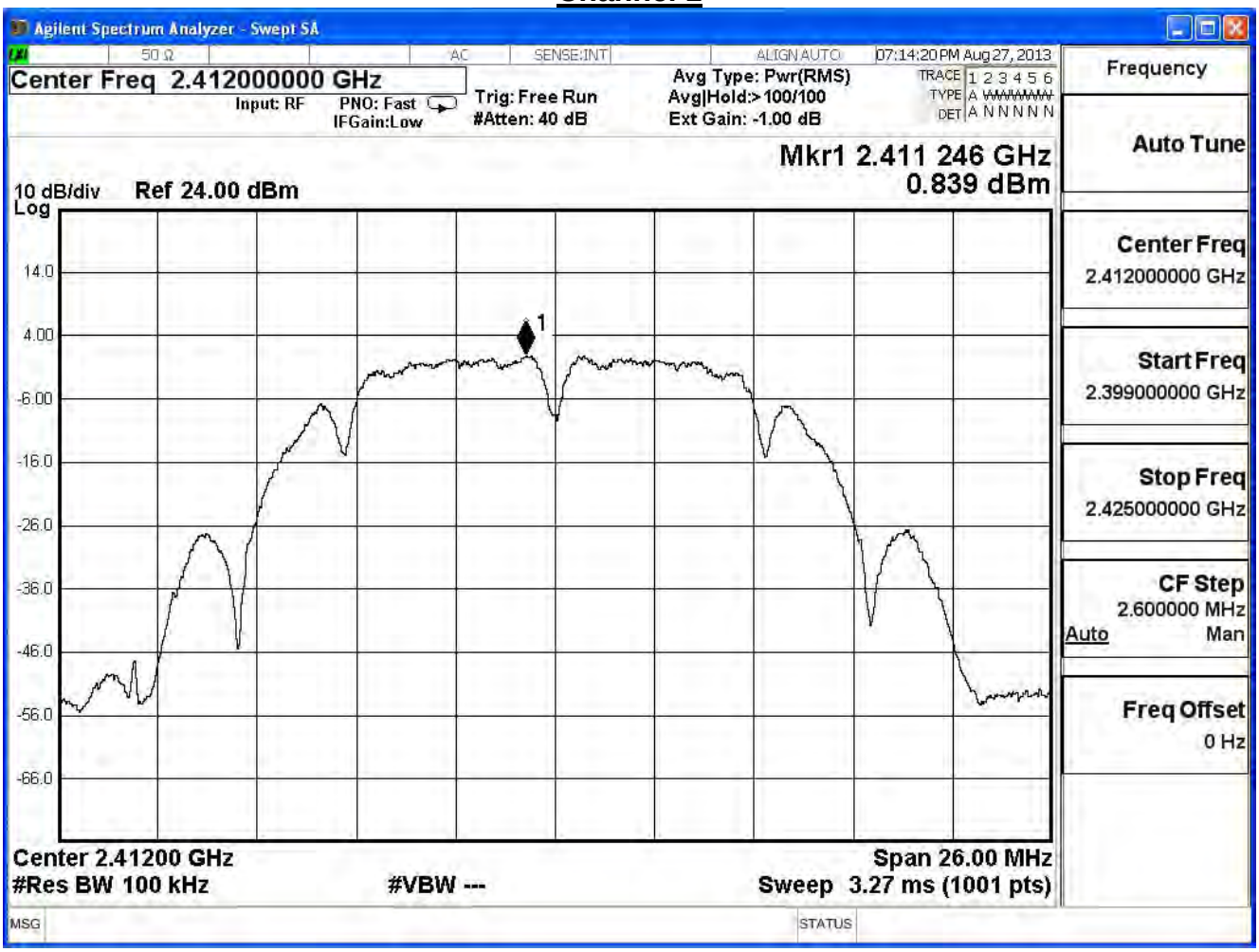

Channel 6

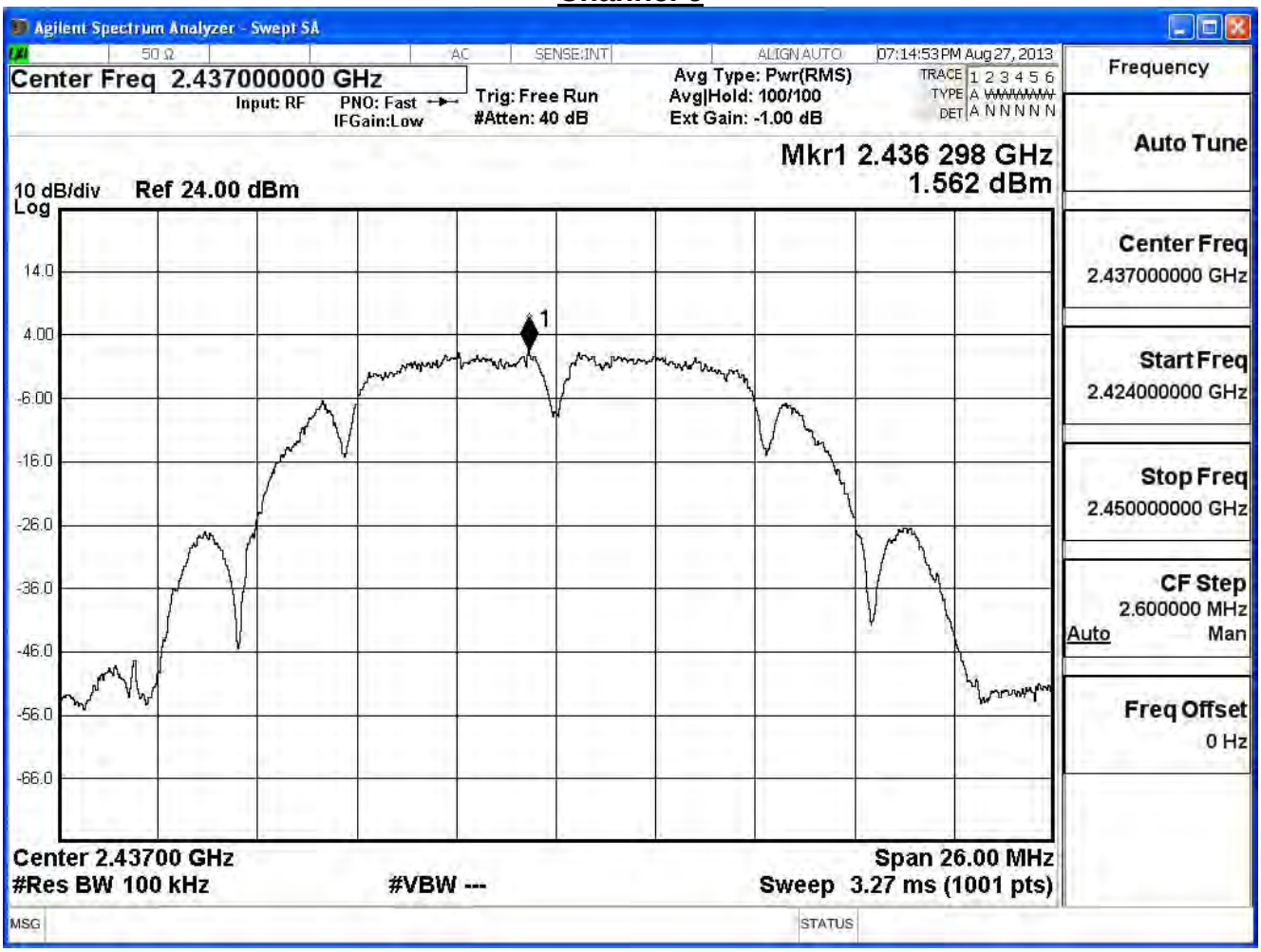
Agilent Spectrum Analyzer - Swept SA
50 Ω
AC
SENSE:INT
ALIGN AUTO
07:14:53 PM Aug 27, 2013
Center Freq 2.437000000 GHz
Input: RF
PNO: Fast
IFGain:Low
Trig: Free Run
#Atten: 40 dB
Avg Type: Pwr(RMS)
Avg|Hold: 100/100
Ext Gain: -1.00 dB
TRACE 1 2 3 4 5 6
TYPE A
DET A N N N N N
Mkr1 2.436 298 GHz
1.562 dBm
10 dB/div
Log
Ref 24.00 dBm
14.0
4.00
-6.00
-16.0
-26.0
-36.0
-46.0
-56.0
-66.0
1
Center 2.43700 GHz
#Res BW 100 kHz
#VBW ---
Span 26.00 MHz
Sweep 3.27 ms (1001 pts)
MSG
STATUS
Frequency
Auto Tune
Center Freq
2.437000000 GHz
Start Freq
2.424000000 GHz
Stop Freq
2.450000000 GHz
CF Step
2.600000 MHz
Auto
Man
Freq Offset
0 Hz

Channel 11

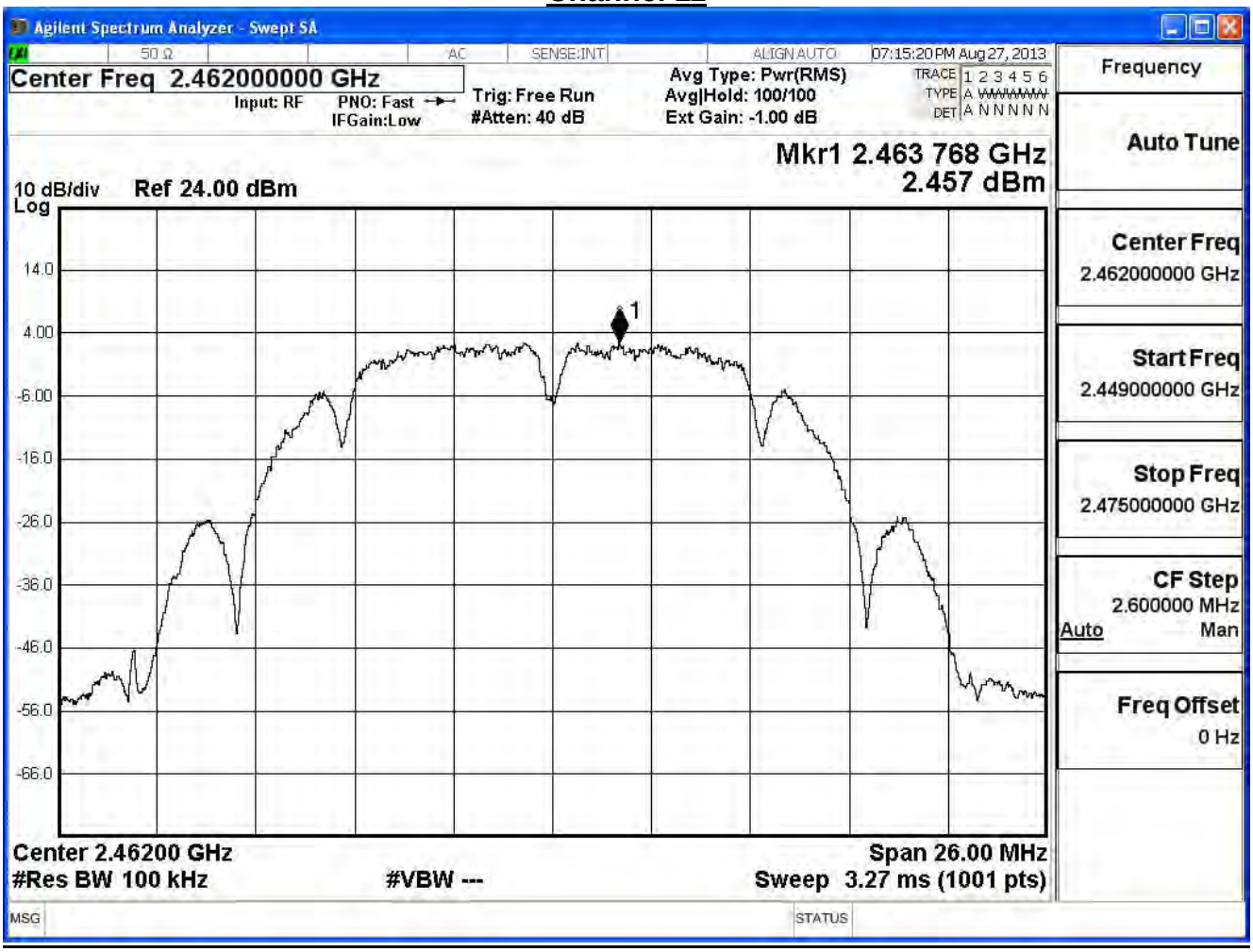
Agilent Spectrum Analyzer - Swept SA
50 Ω
AC
SENSE:INT
ALIGN AUTO
07:15:20 PM Aug 27, 2013
Center Freq 2.462000000 GHz
Input: RF
PNO: Fast
IFGain:Low
Trig: Free Run
#Atten: 40 dB
Avg Type: Pwr(RMS)
Avg|Hold: 100/100
Ext Gain: -1.00 dB
TRACE 1 2 3 4 5 6
TYPE A
DET A N N N N N
Mkr1 2.463 768 GHz
2.457 dBm
10 dB/div
Log
Ref 24.00 dBm
14.0
4.00
-6.00
-16.0
-26.0
-36.0
-46.0
-56.0
-66.0
1
Center 2.46200 GHz
#Res BW 100 kHz
#VBW ---
Span 26.00 MHz
Sweep 3.27 ms (1001 pts)
MSG
STATUS
Frequency
Auto Tune
Center Freq
2.462000000 GHz
Start Freq
2.449000000 GHz
Stop Freq
2.475000000 GHz
CF Step
2.600000 MHz
Auto
Man
Freq Offset
0 Hz

Product	Wireless-AC1900 Dual Band Gigabit Router		
Test Item	Power Density		
Test Mode	Mode 1: Transmit (CDD Mode)_Adapter: EXA1206UH		
Date of Test	2013/08/28	Test Site	SR7

IEEE 802.11b (ANT0+1+2)				
Channel No.	Frequency (MHz)	Measure Level(dBm)	Limit (dBm)	Result
1	2412	-9.67	≦7.32	Pass
6	2437	-8.90	≦7.32	Pass
11	2462	-7.70	≦7.32	Pass

Note:

Total Gain : 10log(3)+max Gain = 6.68

Required Limit = 8dBm - (6.68– 6dBi) = 7.32

Product	Wireless-AC1900 Dual Band Gigabit Router		
Test Item	Power Density		
Test Mode	Mode 1: Transmit (CDD Mode)_Adapter: EXA1206UH		
Date of Test	2013/08/28	Test Site	SR7

IEEE 802.11g (ANT0)					
Channel No.	Frequency (MHz)	Reading Level (dBm)	Measurement (dBm)	Limit (dBm)	Result
1	2412	-0.24	-15.44	≦7.32	Pass
6	2437	5.38	-9.82	≦7.32	Pass
11	2462	1.69	-13.51	≦7.32	Pass

Note:

Total Gain : 10log(3)+max Gain = 6.68
Required Limit = 8dBm - (6.68– 6dBi) = 7.32

Channel 1

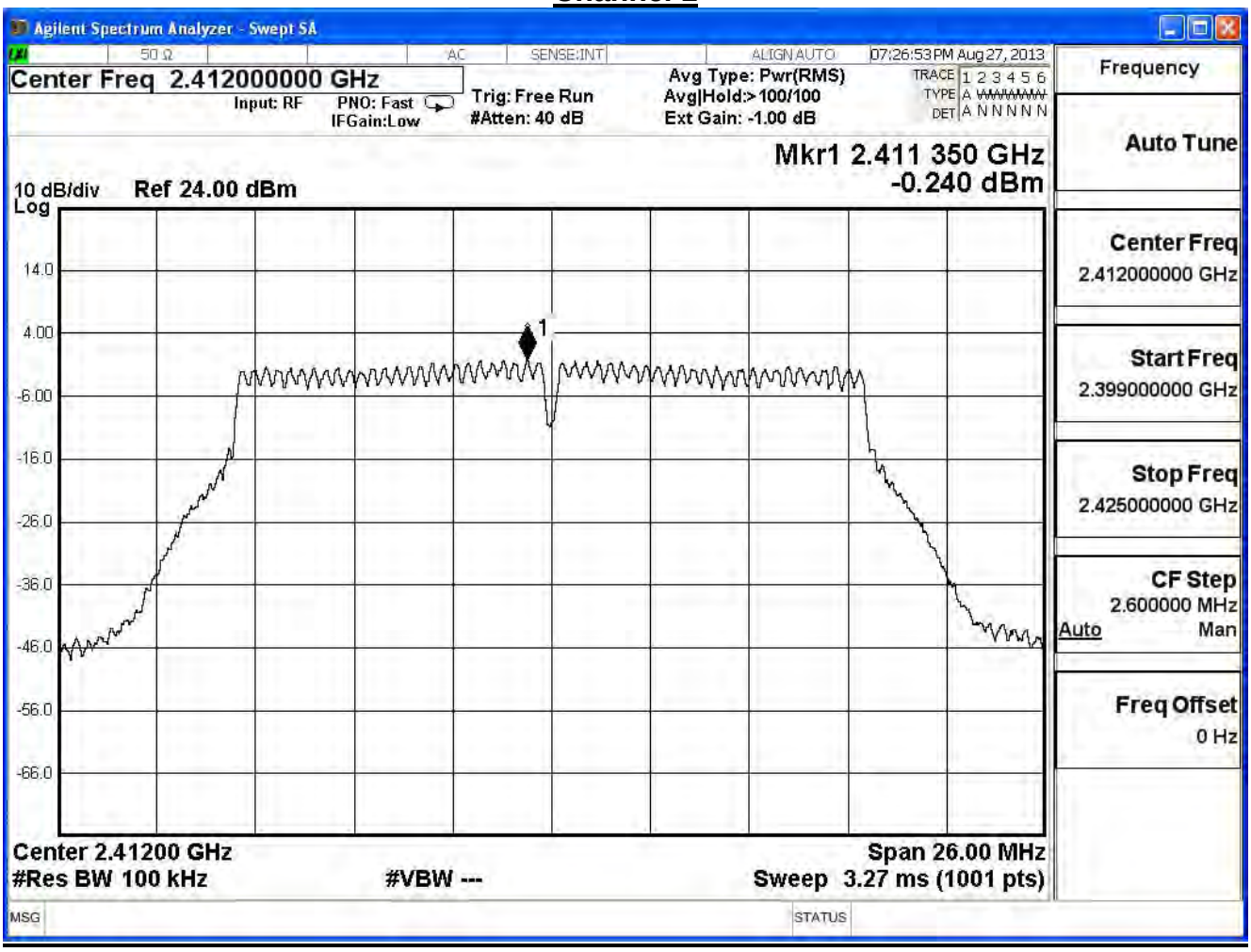

Channel 6

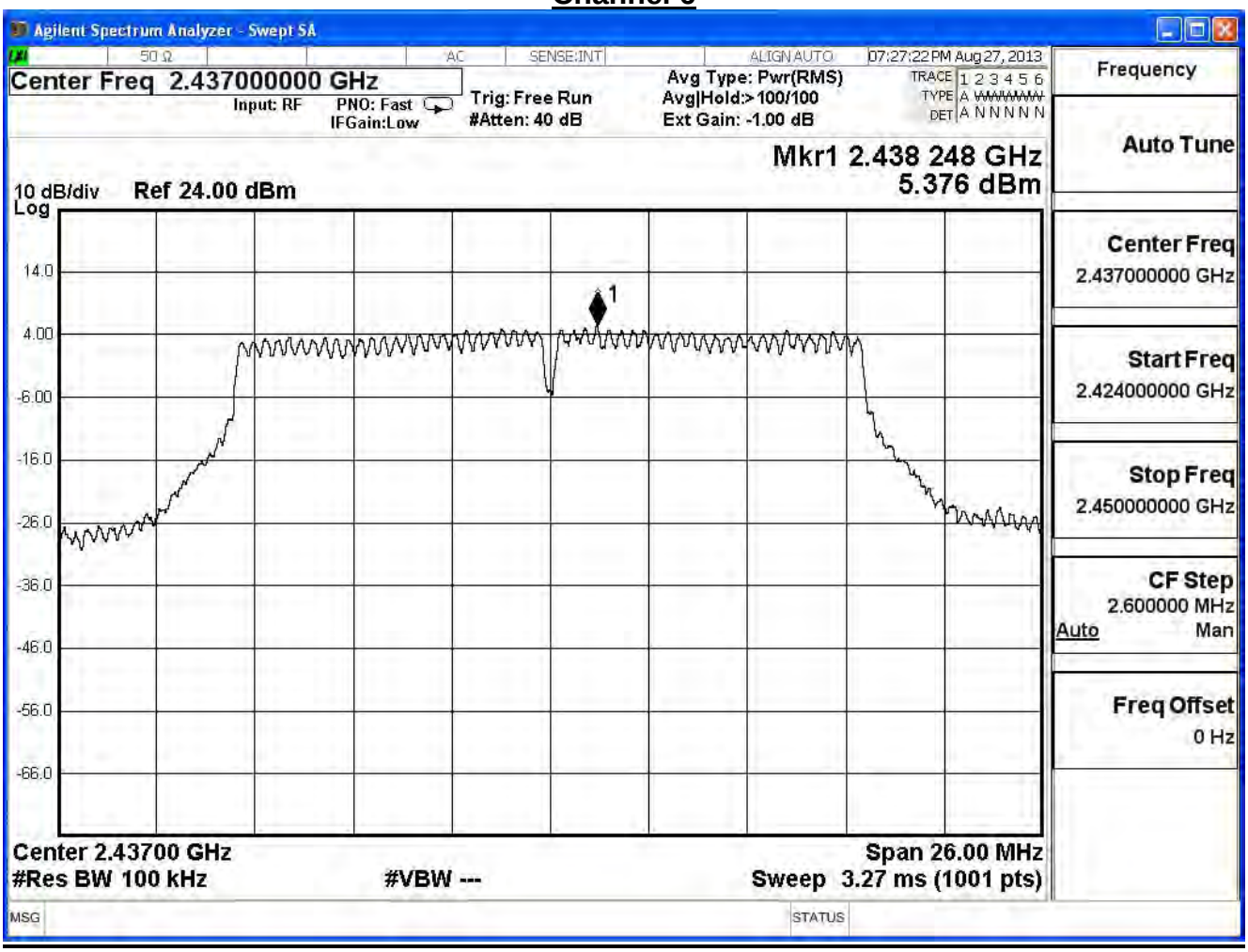
Agilent Spectrum Analyzer - Swept SA
50 Ω
AC
SENSE:INT
ALIGN AUTO
07:27:22 PM Aug 27, 2013
Center Freq 2.437000000 GHz
Input: RF
PNO: Fast
IFGain:Low
Trig: Free Run
#Atten: 40 dB
Avg Type: Pwr(RMS)
Avg|Hold:>100/100
Ext Gain: -1.00 dB
TRACE 1 2 3 4 5 6
TYPE A
DET A N N N N N
Mkr1 2.438 248 GHz
5.376 dBm
10 dB/div
Log
Ref 24.00 dBm
14.0
4.00
-6.00
-16.0
-26.0
-36.0
-46.0
-56.0
-66.0
1
Center 2.43700 GHz
#Res BW 100 kHz
#VBW ---
Span 26.00 MHz
Sweep 3.27 ms (1001 pts)
MSG
STATUS
Frequency
Auto Tune
Center Freq
2.437000000 GHz
Start Freq
2.424000000 GHz
Stop Freq
2.450000000 GHz
CF Step
2.600000 MHz
Auto
Man
Freq Offset
0 Hz

Channel 11

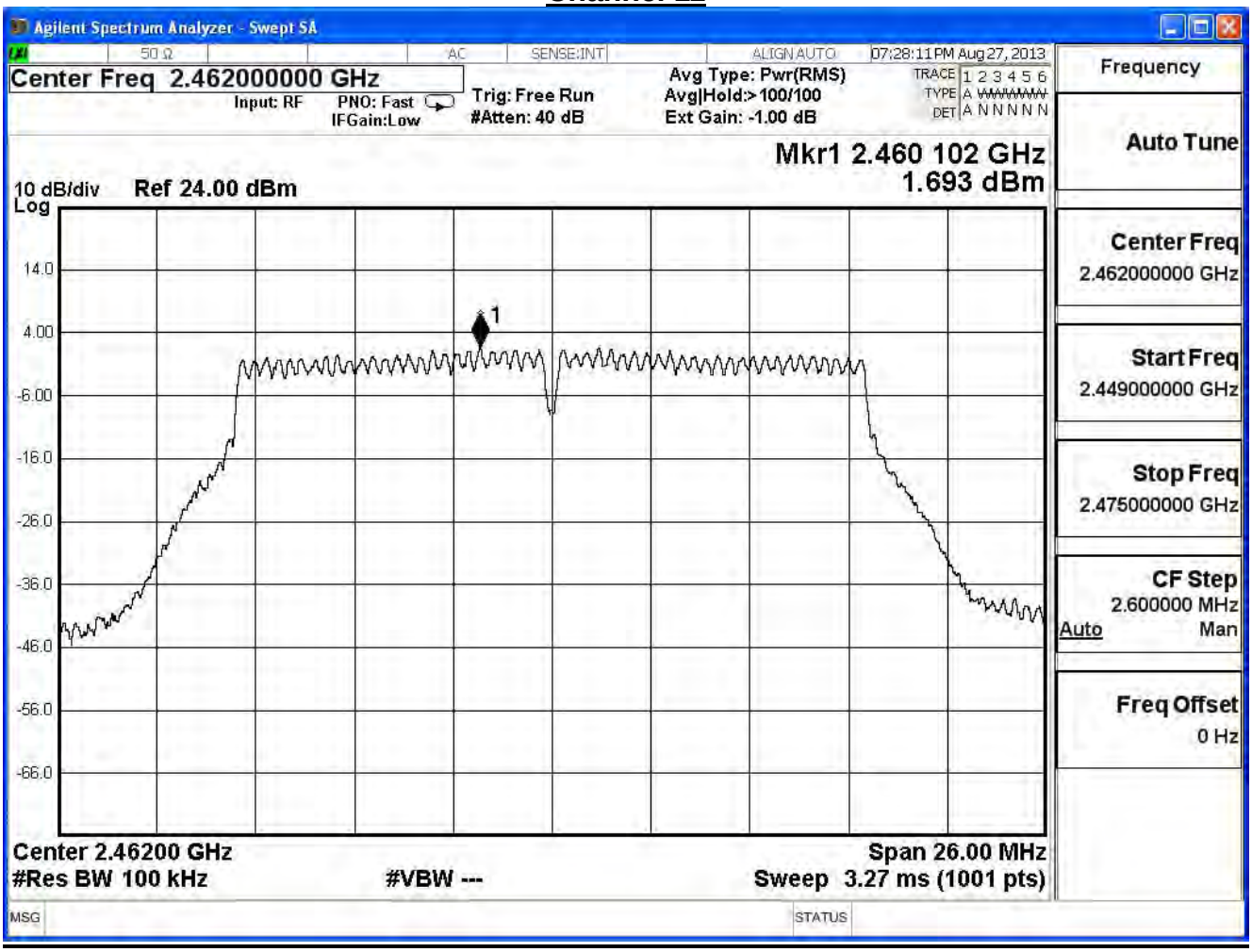
Agilent Spectrum Analyzer - Swept SA
50 Ω
AC
SENSE:INT
ALIGN AUTO
07:28:11 PM Aug 27, 2013
Center Freq 2.462000000 GHz
Input: RF
PNO: Fast
IFGain:Low
Trig: Free Run
#Atten: 40 dB
Avg Type: Pwr(RMS)
Avg|Hold:>100/100
Ext Gain: -1.00 dB
TRACE 1 2 3 4 5 6
TYPE A
DET A N N N N N
Mkr1 2.460 102 GHz
1.693 dBm
10 dB/div
Log
Ref 24.00 dBm
14.0
4.00
-6.00
-16.0
-26.0
-36.0
-46.0
-56.0
-66.0
1
Center 2.46200 GHz
#Res BW 100 kHz
#VBW ---
Span 26.00 MHz
Sweep 3.27 ms (1001 pts)
MSG
STATUS
Frequency
Auto Tune
Center Freq
2.462000000 GHz
Start Freq
2.449000000 GHz
Stop Freq
2.475000000 GHz
CF Step
2.600000 MHz
Auto
Man
Freq Offset
0 Hz

Product	Wireless-AC1900 Dual Band Gigabit Router		
Test Item	Power Density		
Test Mode	Mode 1: Transmit (CDD Mode)_Adapter: EXA1206UH		
Date of Test	2013/08/28	Test Site	SR7

IEEE 802.11g (ANT1)					
Channel No.	Frequency (MHz)	Reading Level (dBm)	Measurement (dBm)	Limit (dBm)	Result
1	2412	-0.25	-15.45	≦7.32	Pass
6	2437	4.54	-10.66	≦7.32	Pass
11	2462	1.56	-13.64	≦7.32	Pass

Note:

Total Gain : 10log(3)+max Gain = 6.68
Required Limit = 8dBm - (6.68– 6dBi) = 7.32

Channel 1

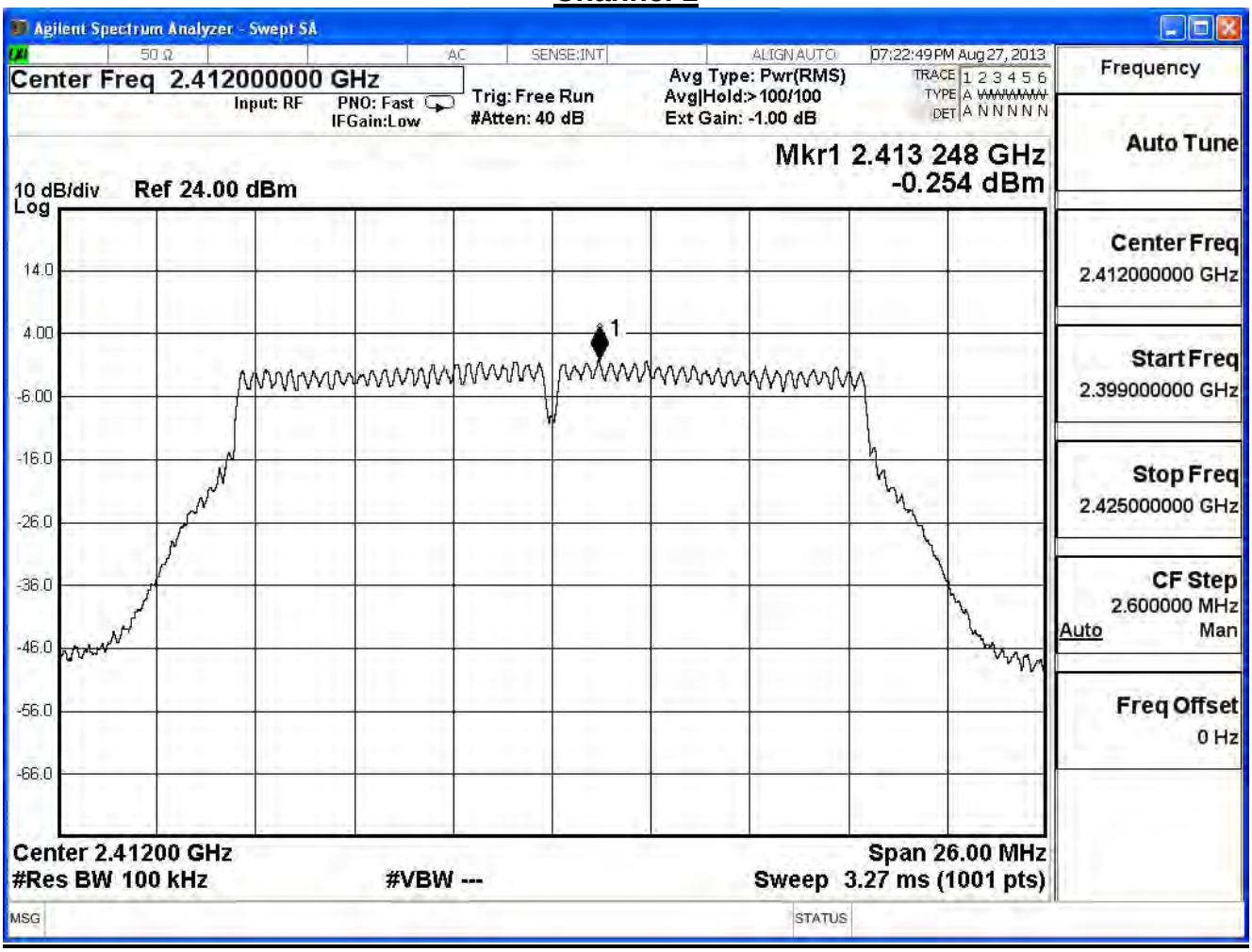

Channel 6

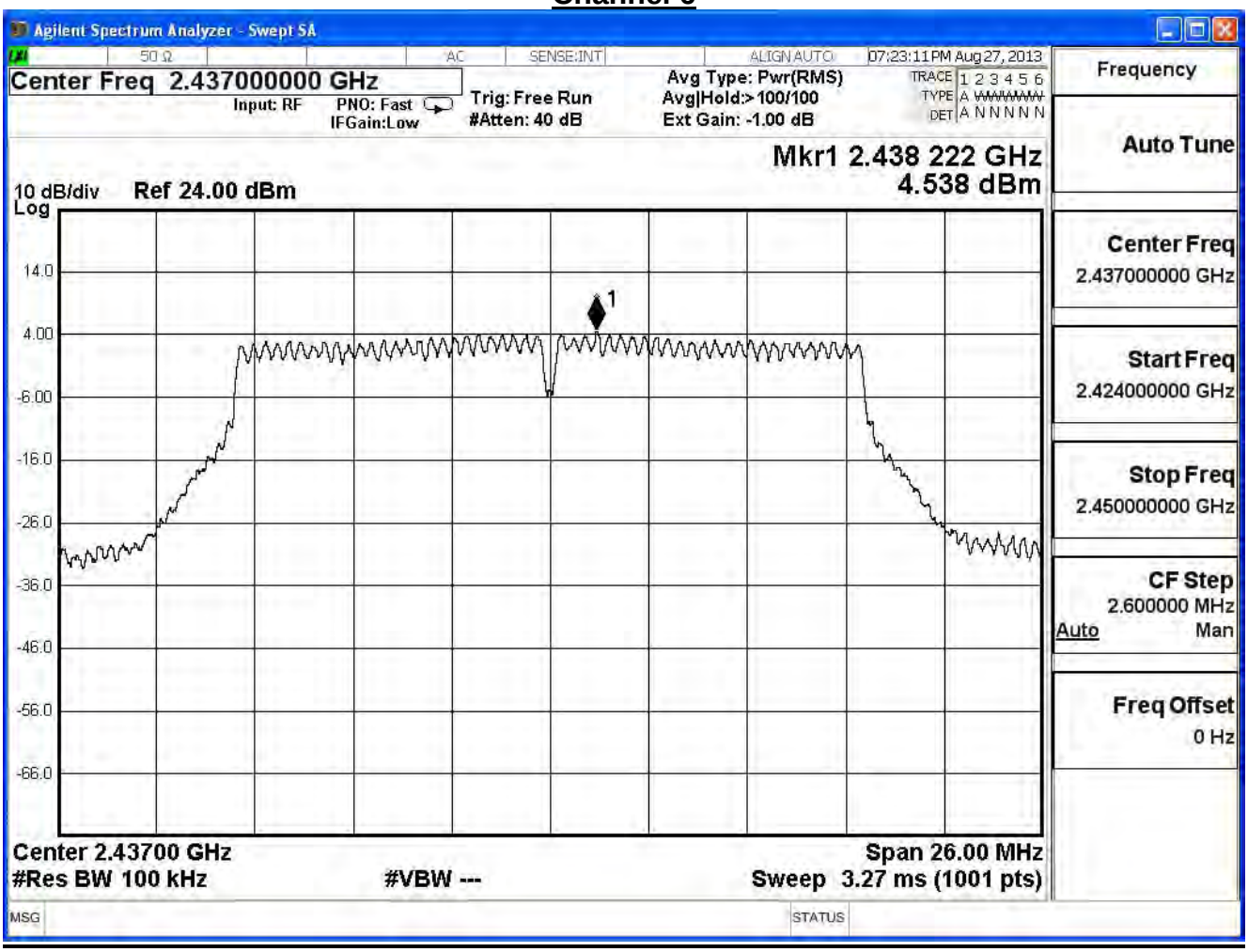
Agilent Spectrum Analyzer - Swept SA
50 Ω
AC
SENSE:INT
ALIGN AUTO
07:23:11 PM Aug 27, 2013
Center Freq 2.437000000 GHz
Input: RF
PNO: Fast
IFGain:Low
Trig: Free Run
#Atten: 40 dB
Avg Type: Pwr(RMS)
Avg|Hold:>100/100
Ext Gain: -1.00 dB
TRACE 1 2 3 4 5 6
TYPE A
DET A N N N N N
Mkr1 2.438 222 GHz
4.538 dBm
10 dB/div
Log
Ref 24.00 dBm
14.0
4.00
-6.00
-16.0
-26.0
-36.0
-46.0
-56.0
-66.0
1
Center 2.43700 GHz
#Res BW 100 kHz
#VBW ---
Span 26.00 MHz
Sweep 3.27 ms (1001 pts)
MSG
STATUS
Frequency
Auto Tune
Center Freq
2.437000000 GHz
Start Freq
2.424000000 GHz
Stop Freq
2.450000000 GHz
CF Step
2.600000 MHz
Auto
Man
Freq Offset
0 Hz

Channel 11

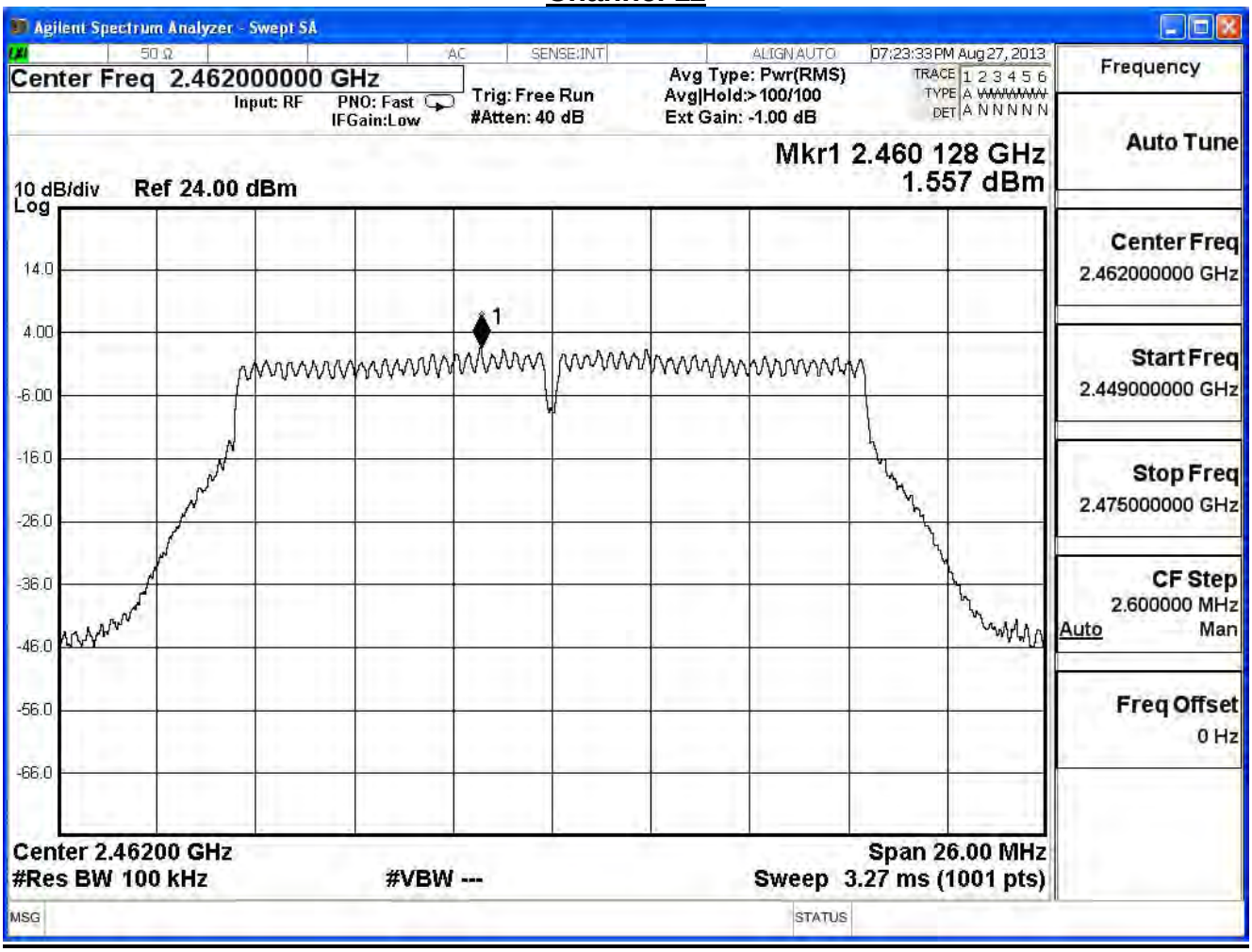
Agilent Spectrum Analyzer - Swept SA
50 Ω
AC
SENSE:INT
ALIGN AUTO
07:23:33 PM Aug 27, 2013
Center Freq 2.462000000 GHz
Input: RF
PNO: Fast
IFGain:Low
Trig: Free Run
#Atten: 40 dB
Avg Type: Pwr(RMS)
Avg|Hold:>100/100
Ext Gain: -1.00 dB
TRACE 1 2 3 4 5 6
TYPE A
DET A N N N N N
Mkr1 2.460 128 GHz
1.557 dBm
10 dB/div
Log
Ref 24.00 dBm
14.0
4.00
-6.00
-16.0
-26.0
-36.0
-46.0
-56.0
-66.0
1
Center 2.46200 GHz
#Res BW 100 kHz
#VBW ---
Span 26.00 MHz
Sweep 3.27 ms (1001 pts)
MSG
STATUS
Frequency
Auto Tune
Center Freq
2.462000000 GHz
Start Freq
2.449000000 GHz
Stop Freq
2.475000000 GHz
CF Step
2.600000 MHz
Auto
Man
Freq Offset
0 Hz

Product	Wireless-AC1900 Dual Band Gigabit Router		
Test Item	Power Density		
Test Mode	Mode 1: Transmit (CDD Mode)_Adapter: EXA1206UH		
Date of Test	2013/08/28	Test Site	SR7

IEEE 802.11g (ANT2)					
Channel No.	Frequency (MHz)	Reading Level (dBm)	Measurement (dBm)	Limit (dBm)	Result
1	2412	-0.24	-15.44	≦7.32	Pass
6	2437	4.46	-10.74	≦7.32	Pass
11	2462	-1.45	-16.65	≦7.32	Pass

Note:

Total Gain : 10log(3)+max Gain = 6.68
Required Limit = 8dBm - (6.68– 6dBi) = 7.32

Channel 1

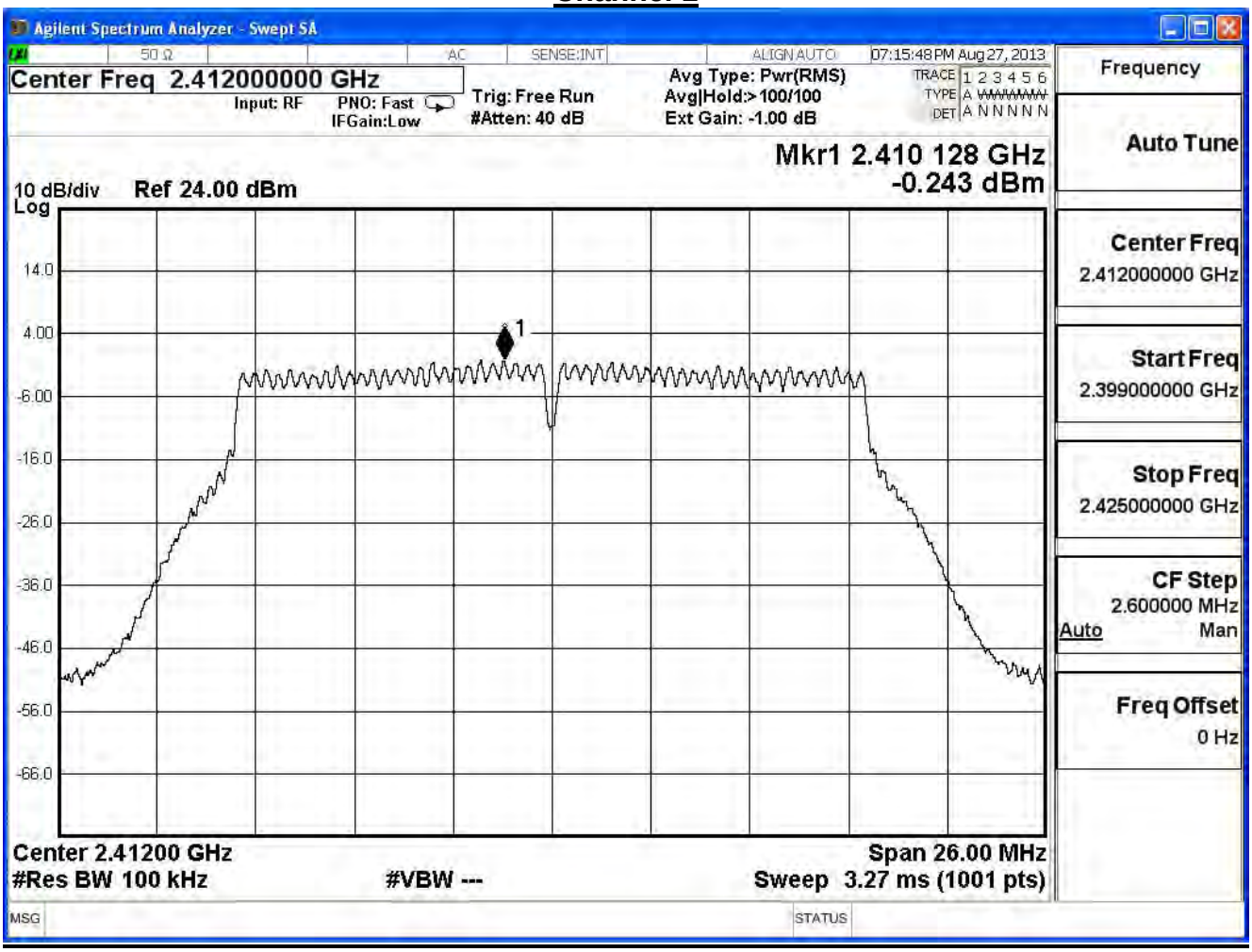

Channel 6

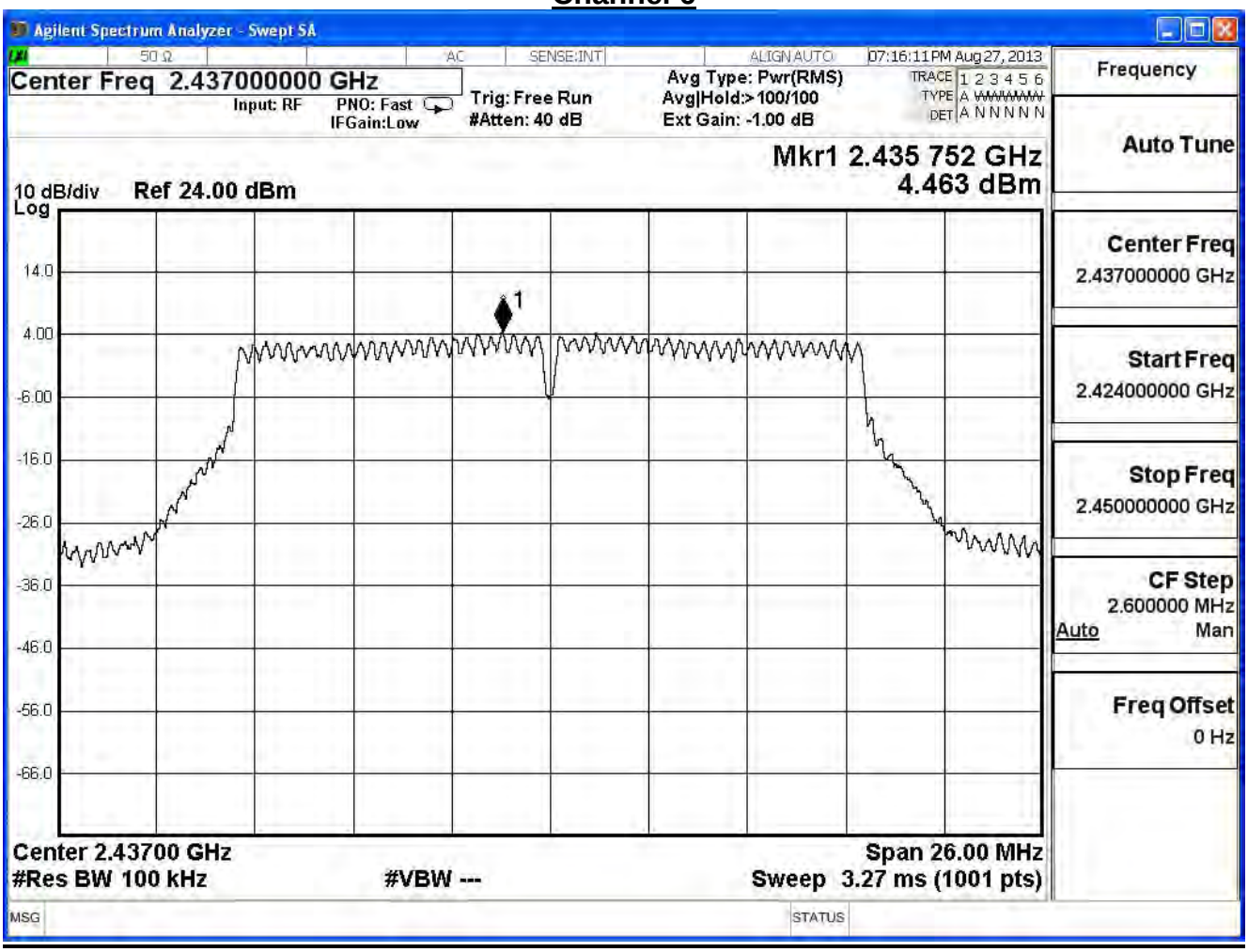
Agilent Spectrum Analyzer - Swept SA
50 Ω
AC
SENSE:INT
ALIGN AUTO
07:16:11 PM Aug 27, 2013
Center Freq 2.437000000 GHz
Input: RF
PNO: Fast
IFGain:Low
Trig: Free Run
#Atten: 40 dB
Avg Type: Pwr(RMS)
Avg|Hold:>100/100
Ext Gain: -1.00 dB
TRACE 1 2 3 4 5 6
TYPE A
DET A N N N N N
Mkr1 2.435 752 GHz
4.463 dBm
10 dB/div
Log
Ref 24.00 dBm
14.0
4.00
-6.00
-16.0
-26.0
-36.0
-46.0
-56.0
-66.0
1
Center 2.43700 GHz
#Res BW 100 kHz
#VBW ---
Span 26.00 MHz
Sweep 3.27 ms (1001 pts)
MSG
STATUS
Frequency
Auto Tune
Center Freq
2.437000000 GHz
Start Freq
2.424000000 GHz
Stop Freq
2.450000000 GHz
CF Step
2.600000 MHz
Auto
Man
Freq Offset
0 Hz

Channel 11

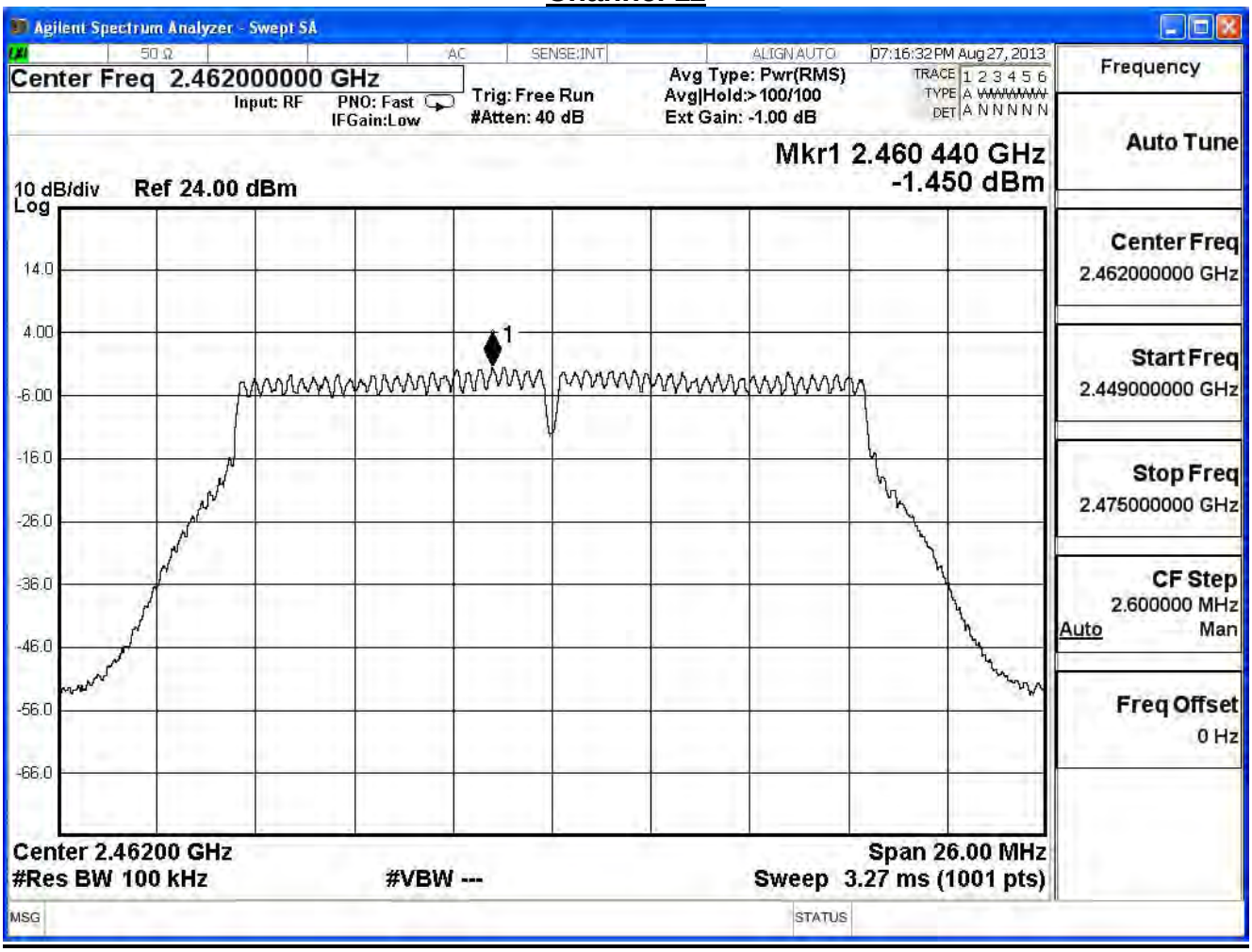
Agilent Spectrum Analyzer - Swept SA
50 Ω
AC
SENSE:INT
ALIGN AUTO
07:16:32 PM Aug 27, 2013
Center Freq 2.462000000 GHz
Input: RF
PNO: Fast
IFGain:Low
Trig: Free Run
#Atten: 40 dB
Avg Type: Pwr(RMS)
Avg|Hold:>100/100
Ext Gain: -1.00 dB
TRACE 1 2 3 4 5 6
TYPE A
DET A N N N N N
Mkr1 2.460 440 GHz
-1.450 dBm
10 dB/div
Log
Ref 24.00 dBm
14.0
4.00
-6.00
-16.0
-26.0
-36.0
-46.0
-56.0
-66.0
1
Center 2.46200 GHz
#Res BW 100 kHz
#VBW ---
Span 26.00 MHz
Sweep 3.27 ms (1001 pts)
MSG
STATUS
Frequency
Auto Tune
Center Freq
2.462000000 GHz
Start Freq
2.449000000 GHz
Stop Freq
2.475000000 GHz
CF Step
2.600000 MHz
Auto
Man
Freq Offset
0 Hz

Product	Wireless-AC1900 Dual Band Gigabit Router		
Test Item	Power Density		
Test Mode	Mode 1: Transmit (CDD Mode)_Adapter: EXA1206UH		
Date of Test	2013/08/28	Test Site	SR7

IEEE 802.11g (ANT0+1+2)				
Channel No.	Frequency (MHz)	Measure Level(dBm)	Limit (dBm)	Result
1	2412	-10.67	≦7.32	Pass
6	2437	-5.62	≦7.32	Pass
11	2462	-9.61	≦7.32	Pass

Note:

Total Gain : 10log(3)+max Gain = 6.68
Required Limit = 8dBm - (6.68– 6dBi) = 7.32

Product	Wireless-AC1900 Dual Band Gigabit Router		
Test Item	Power Density		
Test Mode	Mode 1: Transmit (CDD Mode)_Adapter: EXA1206UH		
Date of Test	2013/08/28	Test Site	SR7

IEEE802.11n_20MHz_(ANT 0)					
Channel No.	Frequency (MHz)	Reading Level (dBm)	Measure Level (dBm)	Limit (dBm)	Result
1	2412	-2.07	-17.27	≦7.32	Pass
6	2437	3.73	-11.47	≦7.32	Pass
11	2462	-2.28	-17.48	≦7.32	Pass

Note:

Total Gain : 10log(3)+max Gain = 6.68
Required Limit = 8dBm - (6.68– 6dBi) = 7.32

Channel 1

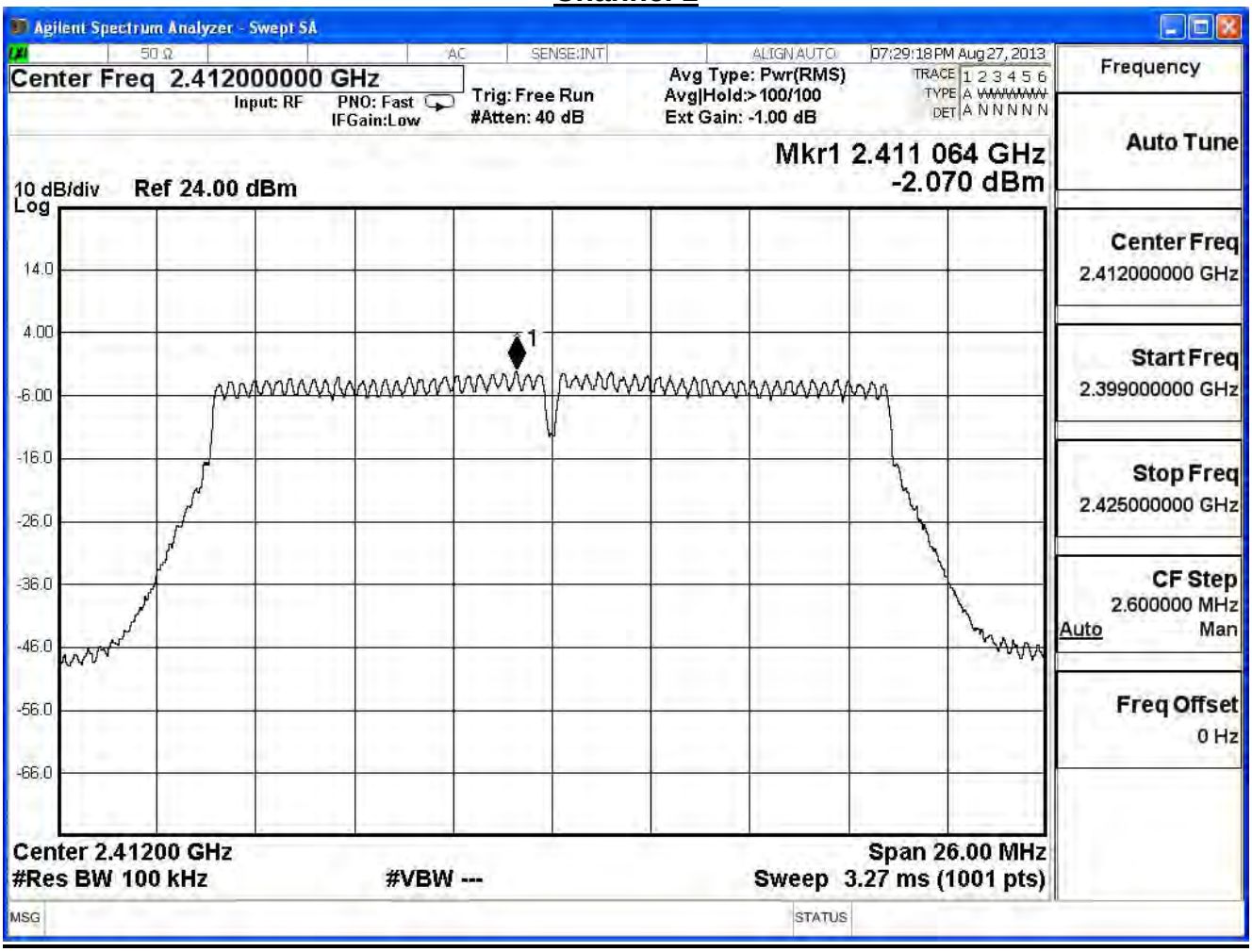

Channel 6

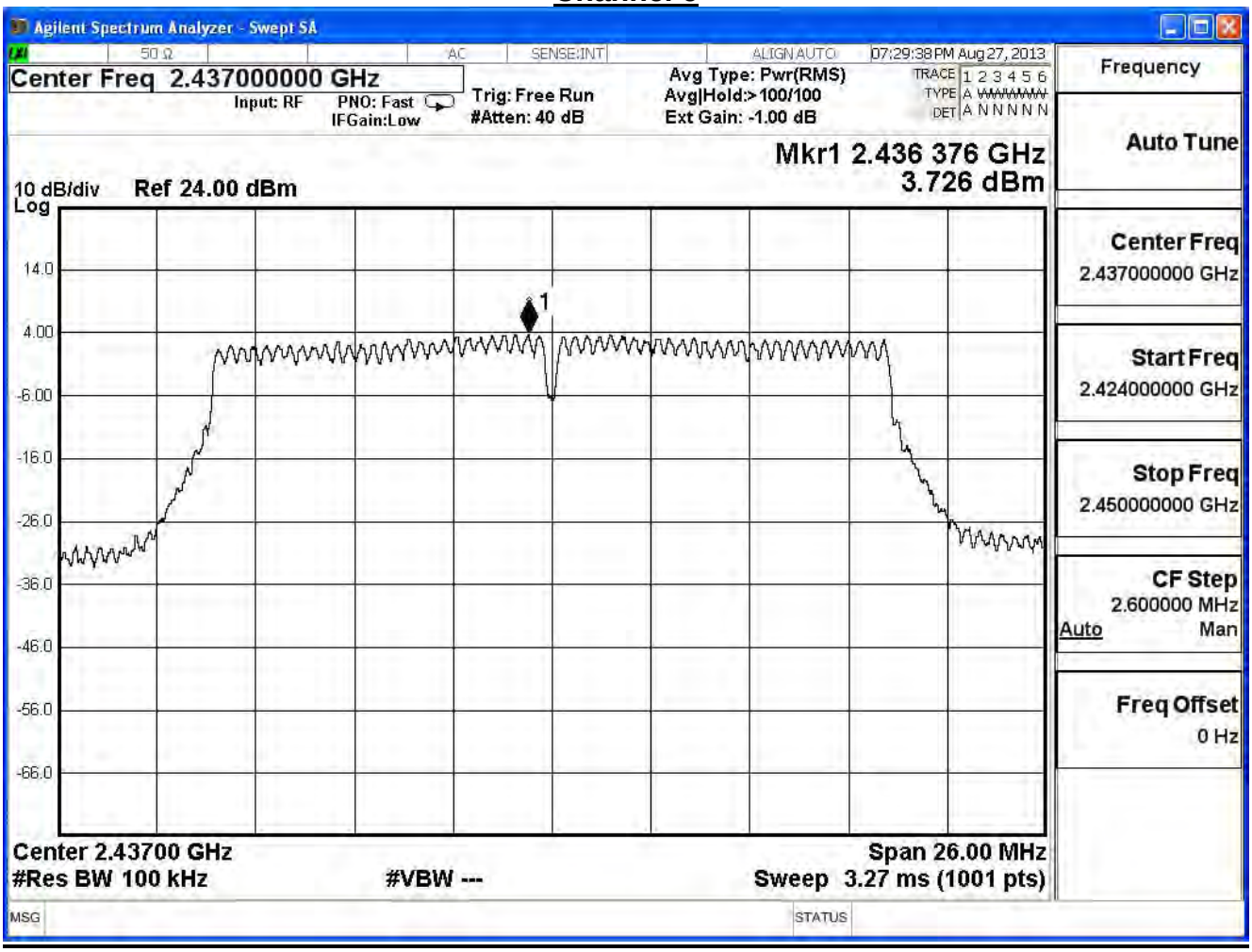
Agilent Spectrum Analyzer - Swept SA
50 Ω
AC
SENSE:INT
ALIGN AUTO
07:29:38 PM Aug 27, 2013
Center Freq 2.437000000 GHz
Input: RF
PNO: Fast
IFGain:Low
Trig: Free Run
#Atten: 40 dB
Avg Type: Pwr(RMS)
Avg|Hold:>100/100
Ext Gain: -1.00 dB
TRACE 1 2 3 4 5 6
TYPE A
DET A N N N N N
Mkr1 2.436 376 GHz
3.726 dBm
10 dB/div
Log
Ref 24.00 dBm
14.0
4.00
-6.00
-16.0
-26.0
-36.0
-46.0
-56.0
-66.0
1
Center 2.43700 GHz
#Res BW 100 kHz
#VBW ---
Span 26.00 MHz
Sweep 3.27 ms (1001 pts)
MSG
STATUS
Frequency
Auto Tune
Center Freq
2.437000000 GHz
Start Freq
2.424000000 GHz
Stop Freq
2.450000000 GHz
CF Step
2.600000 MHz
Auto
Man
Freq Offset
0 Hz

Channel 11

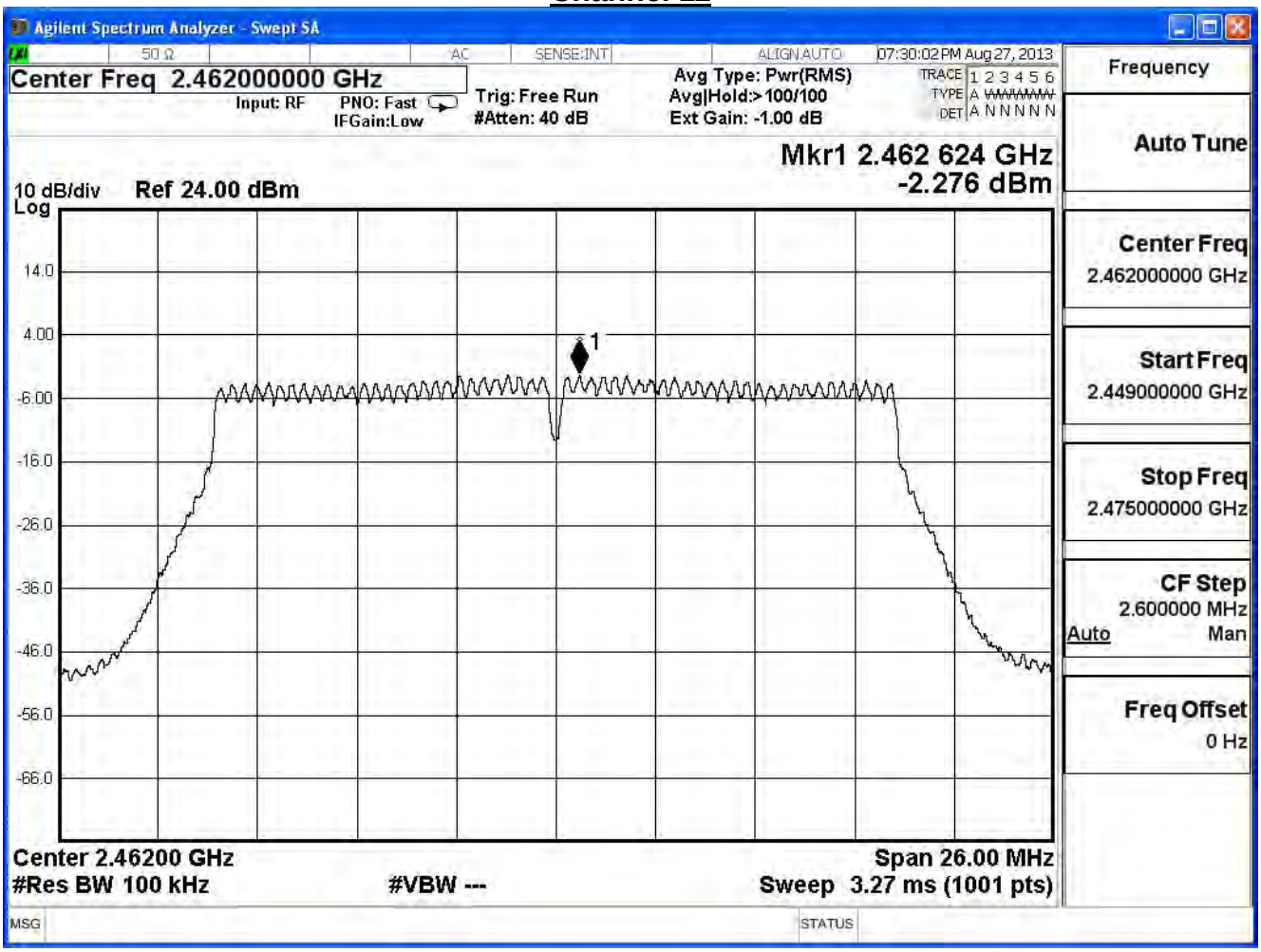
Agilent Spectrum Analyzer - Swept SA
50 Ω
AC
SENSE:INT
ALIGN AUTO
07:30:02 PM Aug 27, 2013
Center Freq 2.462000000 GHz
Input: RF
PNO: Fast
IFGain:Low
Trig: Free Run
#Atten: 40 dB
Avg Type: Pwr(RMS)
Avg|Hold:>100/100
Ext Gain: -1.00 dB
TRACE 1 2 3 4 5 6
TYPE A
DET A N N N N N
Mkr1 2.462 624 GHz
-2.276 dBm
10 dB/div
Log
Ref 24.00 dBm
14.0
4.00
-6.00
-16.0
-26.0
-36.0
-46.0
-56.0
-66.0
1
Center 2.46200 GHz
#Res BW 100 kHz
#VBW ---
Span 26.00 MHz
Sweep 3.27 ms (1001 pts)
MSG
STATUS
Frequency
Auto Tune
Center Freq
2.462000000 GHz
Start Freq
2.449000000 GHz
Stop Freq
2.475000000 GHz
CF Step
2.600000 MHz
Auto
Man
Freq Offset
0 Hz

Product	Wireless-AC1900 Dual Band Gigabit Router		
Test Item	Power Density		
Test Mode	Mode 1: Transmit (CDD Mode)_Adapter: EXA1206UH		
Date of Test	2013/08/28	Test Site	SR7

IEEE802.11n_20MHz_(ANT 1)					
Channel No.	Frequency (MHz)	Reading Level (dBm)	Measurement (dBm)	Limit (dBm)	Result
1	2412	-1.92	-17.12	≦7.32	Pass
6	2437	3.04	-12.16	≦7.32	Pass
11	2462	-2.50	-17.70	≦7.32	Pass

Note:

Total Gain : 10log(3)+max Gain = 6.68
Required Limit = 8dBm - (6.68– 6dBi) = 7.32

Channel 1

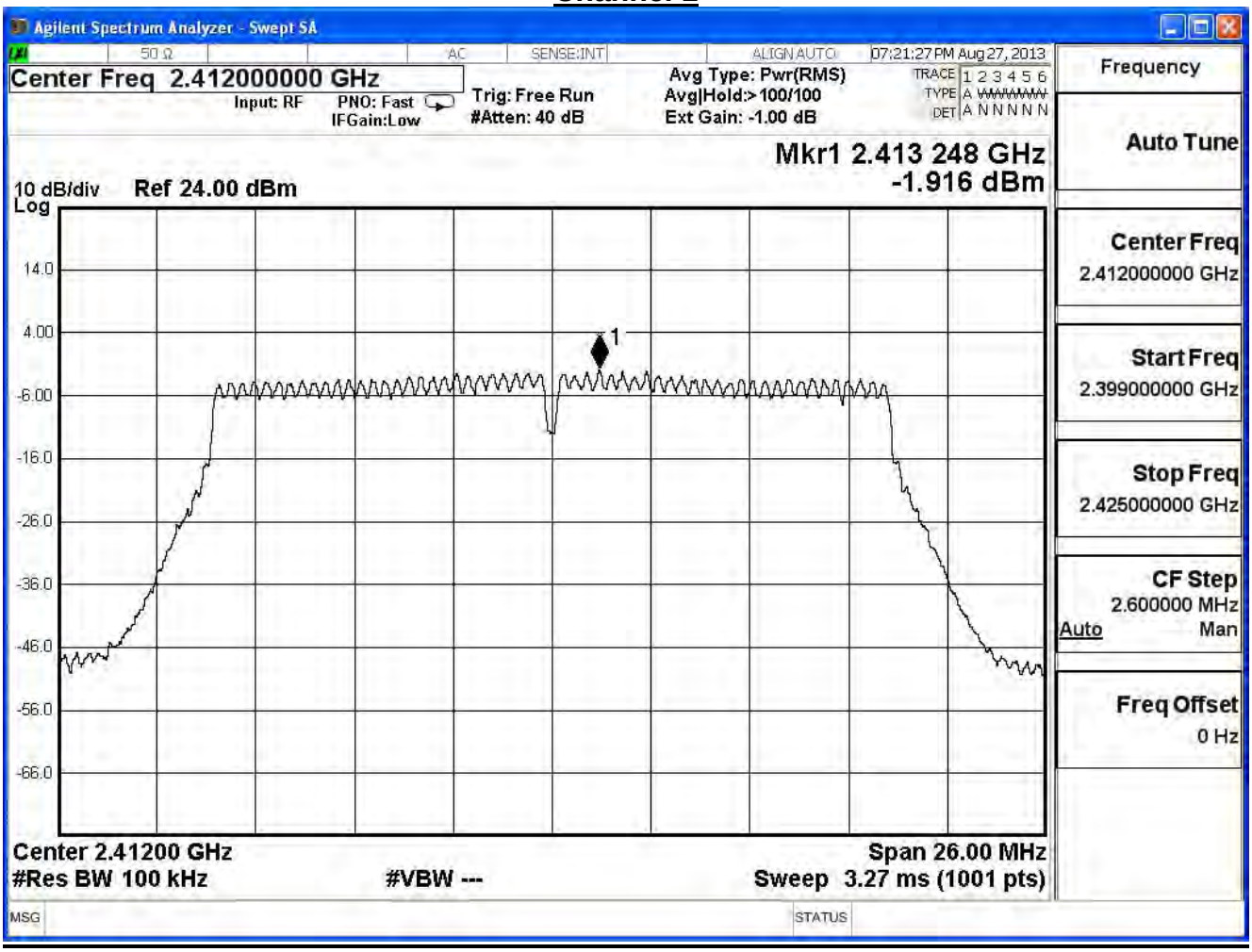

Channel 6

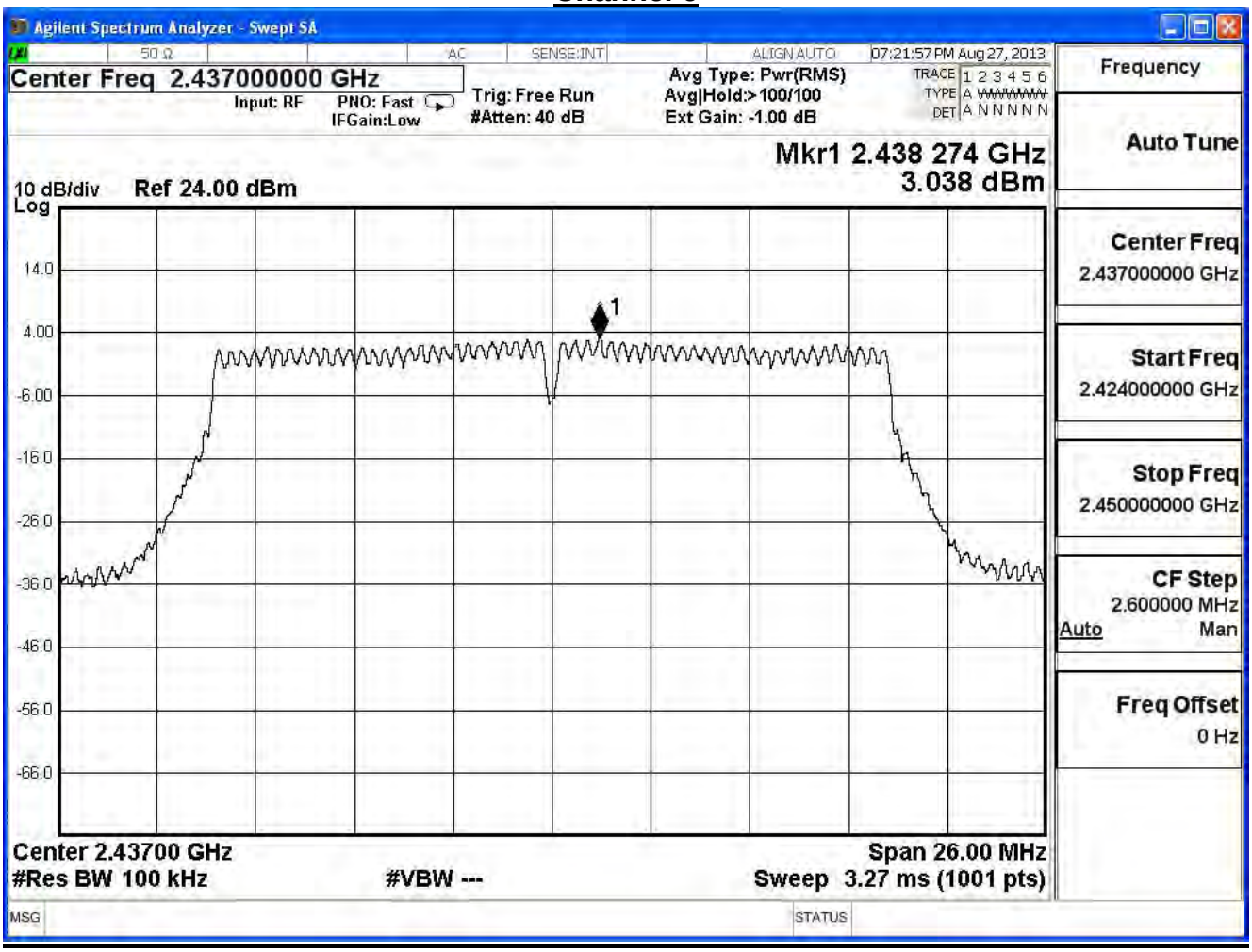
Agilent Spectrum Analyzer - Swept SA
50 Ω
AC
SENSE:INT
ALIGN AUTO
07:21:57 PM Aug 27, 2013
Center Freq 2.437000000 GHz
Input: RF
PNO: Fast
IFGain:Low
Trig: Free Run
#Atten: 40 dB
Avg Type: Pwr(RMS)
Avg|Hold:>100/100
Ext Gain: -1.00 dB
TRACE 1 2 3 4 5 6
TYPE A
DET A N N N N N
Mkr1 2.438 274 GHz
3.038 dBm
10 dB/div
Log
Ref 24.00 dBm
14.0
4.00
-6.00
-16.0
-26.0
-36.0
-46.0
-56.0
-66.0
1
Center 2.43700 GHz
#Res BW 100 kHz
#VBW ---
Span 26.00 MHz
Sweep 3.27 ms (1001 pts)
MSG
STATUS
Frequency
Auto Tune
Center Freq
2.437000000 GHz
Start Freq
2.424000000 GHz
Stop Freq
2.450000000 GHz
CF Step
2.600000 MHz
Auto
Man
Freq Offset
0 Hz

Channel 11

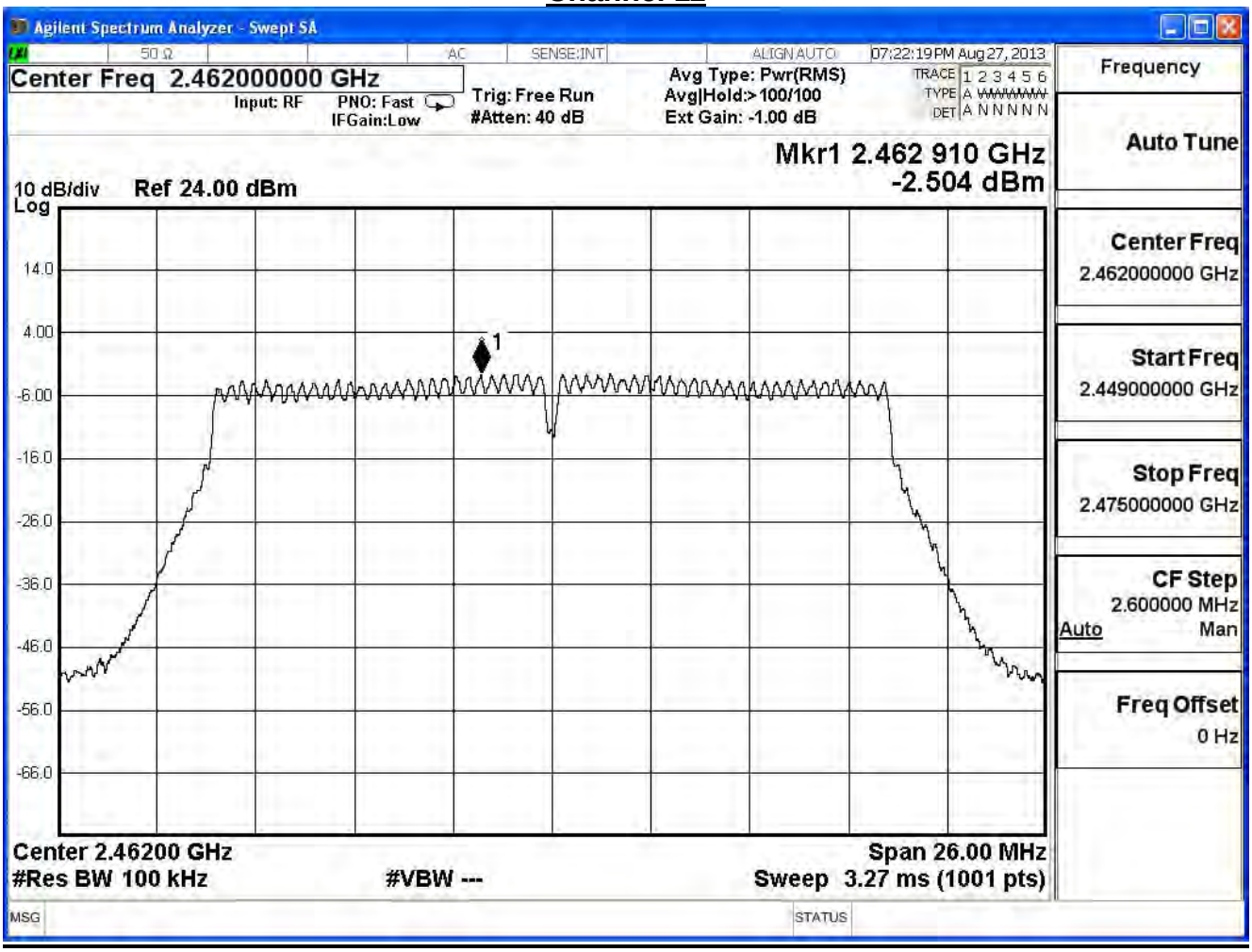
Agilent Spectrum Analyzer - Swept SA
50 Ω
AC
SENSE:INT
ALIGN AUTO
07:22:19 PM Aug 27, 2013
Center Freq 2.462000000 GHz
Input: RF
PNO: Fast
IFGain:Low
Trig: Free Run
#Atten: 40 dB
Avg Type: Pwr(RMS)
Avg|Hold:>100/100
Ext Gain: -1.00 dB
TRACE 1 2 3 4 5 6
TYPE A
DET A N N N N N
Mkr1 2.462 910 GHz
-2.504 dBm
10 dB/div
Log
Ref 24.00 dBm
14.0
4.00
-6.00
-16.0
-26.0
-36.0
-46.0
-56.0
-66.0
1
Center 2.46200 GHz
#Res BW 100 kHz
#VBW ---
Span 26.00 MHz
Sweep 3.27 ms (1001 pts)
MSG
STATUS
Frequency
Auto Tune
Center Freq
2.462000000 GHz
Start Freq
2.449000000 GHz
Stop Freq
2.475000000 GHz
CF Step
2.600000 MHz
Auto
Man
Freq Offset
0 Hz

Product	Wireless-AC1900 Dual Band Gigabit Router		
Test Item	Power Density		
Test Mode	Mode 1: Transmit (CDD Mode)_Adapter: EXA1206UH		
Date of Test	2013/08/28	Test Site	SR7

IEEE802.11n_20MHz_(ANT 2)					
Channel No.	Frequency (MHz)	Reading Level (dBm)	Measurement (dBm)	Limit (dBm)	Result
1	2412	-2.12	-17.32	≦7.32	Pass
6	2437	2.87	-12.33	≦7.32	Pass
11	2462	-2.67	-17.87	≦7.32	Pass

Note:

Total Gain : 10log(3)+max Gain = 6.68
Required Limit = 8dBm - (6.68– 6dBi) = 7.32

Channel 1

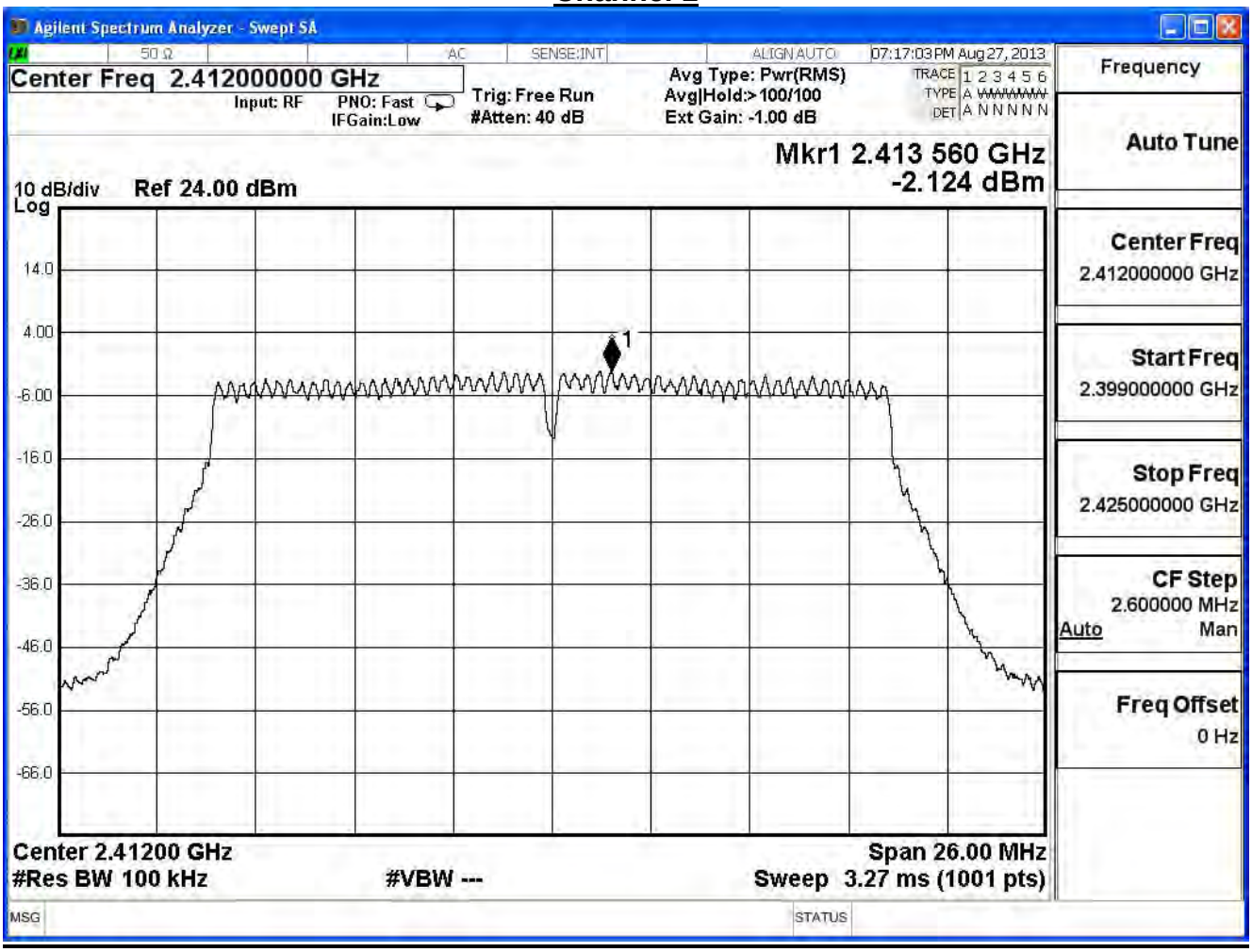

Channel 6

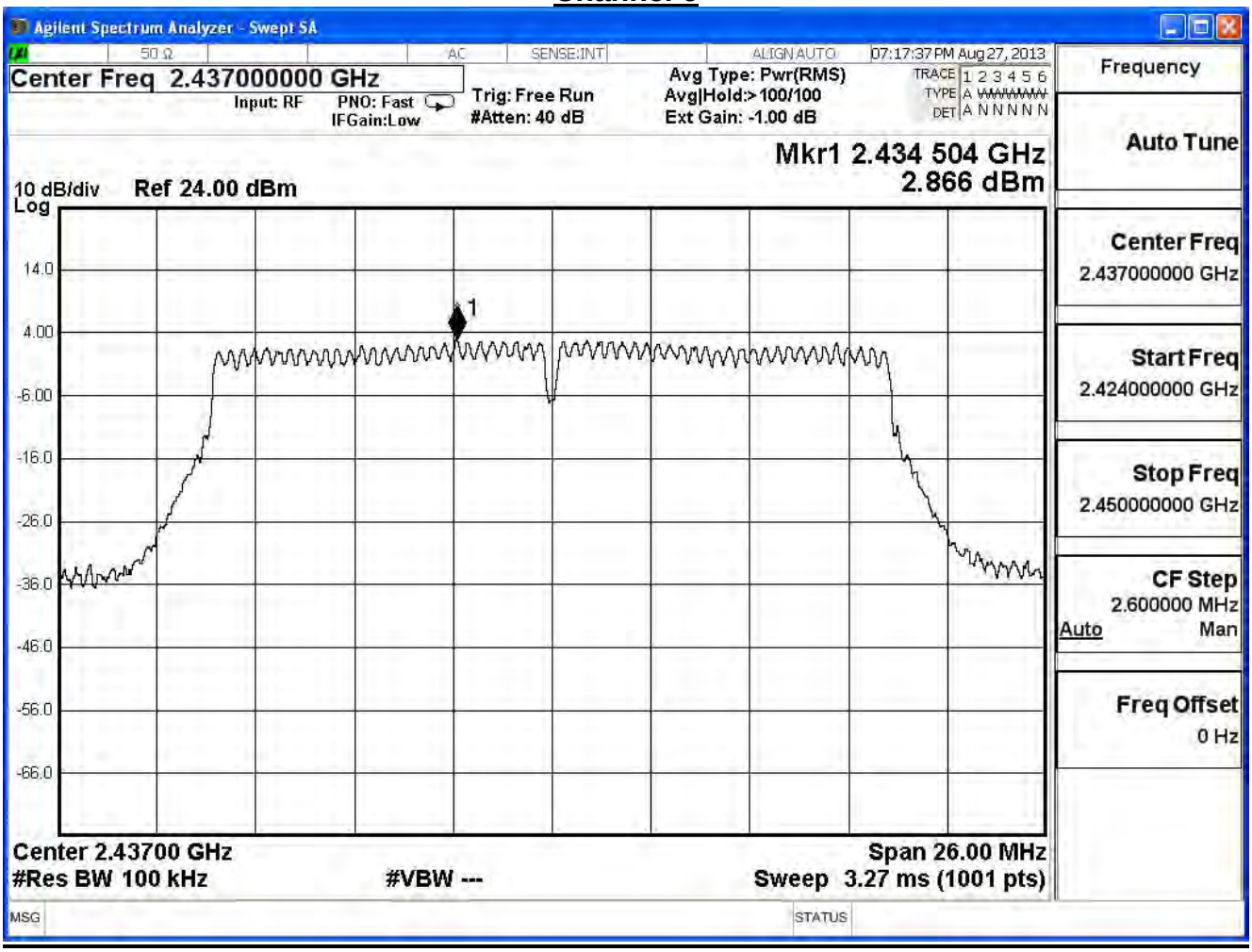
Agilent Spectrum Analyzer - Swept SA
50 Ω
AC
SENSE:INT
ALIGN AUTO
07:17:37 PM Aug 27, 2013
Center Freq 2.437000000 GHz
Input: RF
PNO: Fast
IFGain:Low
Trig: Free Run
#Atten: 40 dB
Avg Type: Pwr(RMS)
Avg|Hold:>100/100
Ext Gain: -1.00 dB
TRACE 1 2 3 4 5 6
TYPE A
DET A N N N N N
Mkr1 2.434 504 GHz
2.866 dBm
10 dB/div
Log
Ref 24.00 dBm
14.0
4.00
-6.00
-16.0
-26.0
-36.0
-46.0
-56.0
-66.0
1
Center 2.43700 GHz
#Res BW 100 kHz
#VBW ---
Span 26.00 MHz
Sweep 3.27 ms (1001 pts)
MSG
STATUS
Frequency
Auto Tune
Center Freq
2.437000000 GHz
Start Freq
2.424000000 GHz
Stop Freq
2.450000000 GHz
CF Step
2.600000 MHz
Auto
Man
Freq Offset
0 Hz

Channel 11

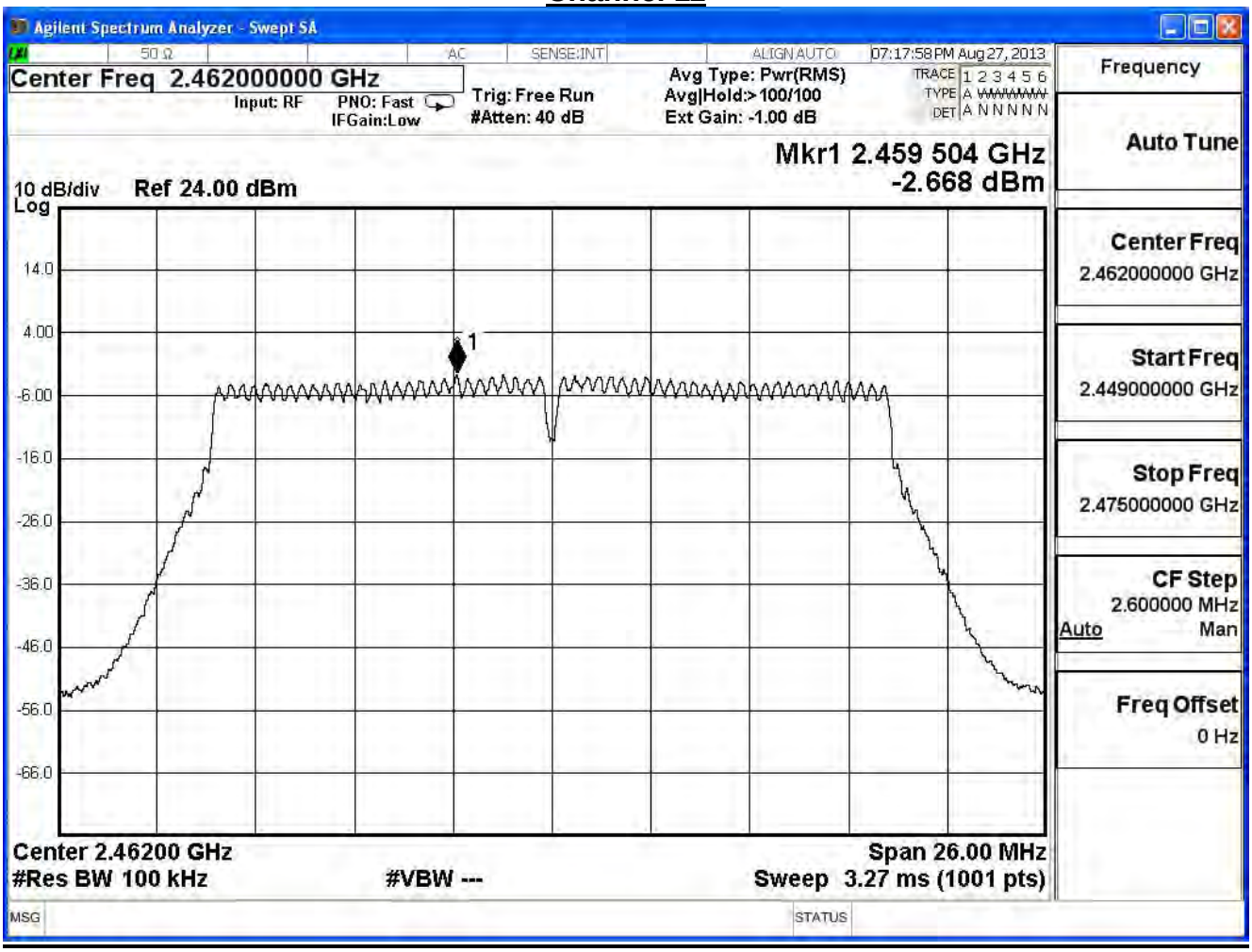
Agilent Spectrum Analyzer - Swept SA
50 Ω
AC
SENSE:INT
ALIGN AUTO
07:17:58 PM Aug 27, 2013
Center Freq 2.462000000 GHz
Input: RF
PNO: Fast
IFGain:Low
Trig: Free Run
#Atten: 40 dB
Avg Type: Pwr(RMS)
Avg|Hold:>100/100
Ext Gain: -1.00 dB
TRACE 1 2 3 4 5 6
TYPE A
DET A N N N N N
Mkr1 2.459 504 GHz
-2.668 dBm
10 dB/div
Log
Ref 24.00 dBm
14.0
4.00
-6.00
-16.0
-26.0
-36.0
-46.0
-56.0
-66.0
1
Center 2.46200 GHz
#Res BW 100 kHz
#VBW ---
Span 26.00 MHz
Sweep 3.27 ms (1001 pts)
MSG
STATUS
Frequency
Auto Tune
Center Freq
2.462000000 GHz
Start Freq
2.449000000 GHz
Stop Freq
2.475000000 GHz
CF Step
2.600000 MHz
Auto
Man
Freq Offset
0 Hz

Product	Wireless-AC1900 Dual Band Gigabit Router		
Test Item	Power Density		
Test Mode	Mode 1: Transmit (CDD Mode)_Adapter: EXA1206UH		
Date of Test	2013/08/28	Test Site	SR7

IEEE802.11n 20MHz (ANT 0+1+2)				
Channel No.	Frequency (MHz)	Measure Level (dBm)	Limit (dBm)	Result
1	2412	-12.46	≦7.32	Pass
6	2437	-7.20	≦7.32	Pass
11	2462	-12.91	≦7.32	Pass

Note:

Total Gain : 10log(3)+max Gain = 6.68
Required Limit = 8dBm - (6.68– 6dBi) = 7.32

Product	Wireless-AC1900 Dual Band Gigabit Router		
Test Item	Power Density		
Test Mode	Mode 1: Transmit (CDD Mode)_Adapter: EXA1206UH		
Date of Test	2013/08/28	Test Site	SR7

IEEE 802.11n_40MHz (ANT 0)					
Channel No.	Frequency (MHz)	Reading Level (dBm)	Measurement (dBm)	Limit (dBm)	Result
3	2422	-6.23	-21.43	≦7.32	Pass
6	2437	-3.89	-19.09	≦7.32	Pass
9	2452	-6.92	-22.12	≦7.32	Pass

Note:

Total Gain : 10log(3)+max Gain = 6.68
Required Limit = 8dBm - (6.68– 6dBi) = 7.32

Channel 3

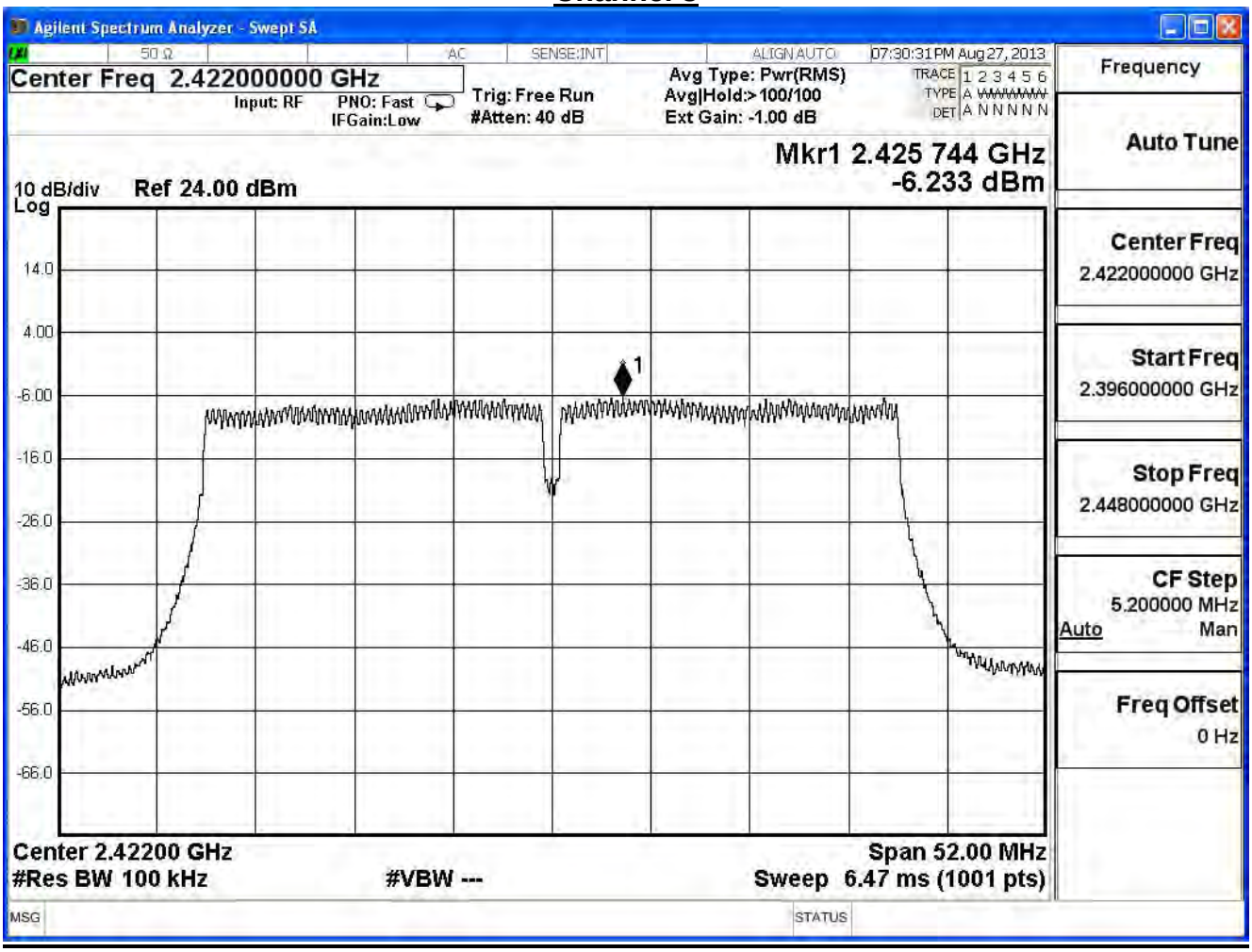

Channel 6

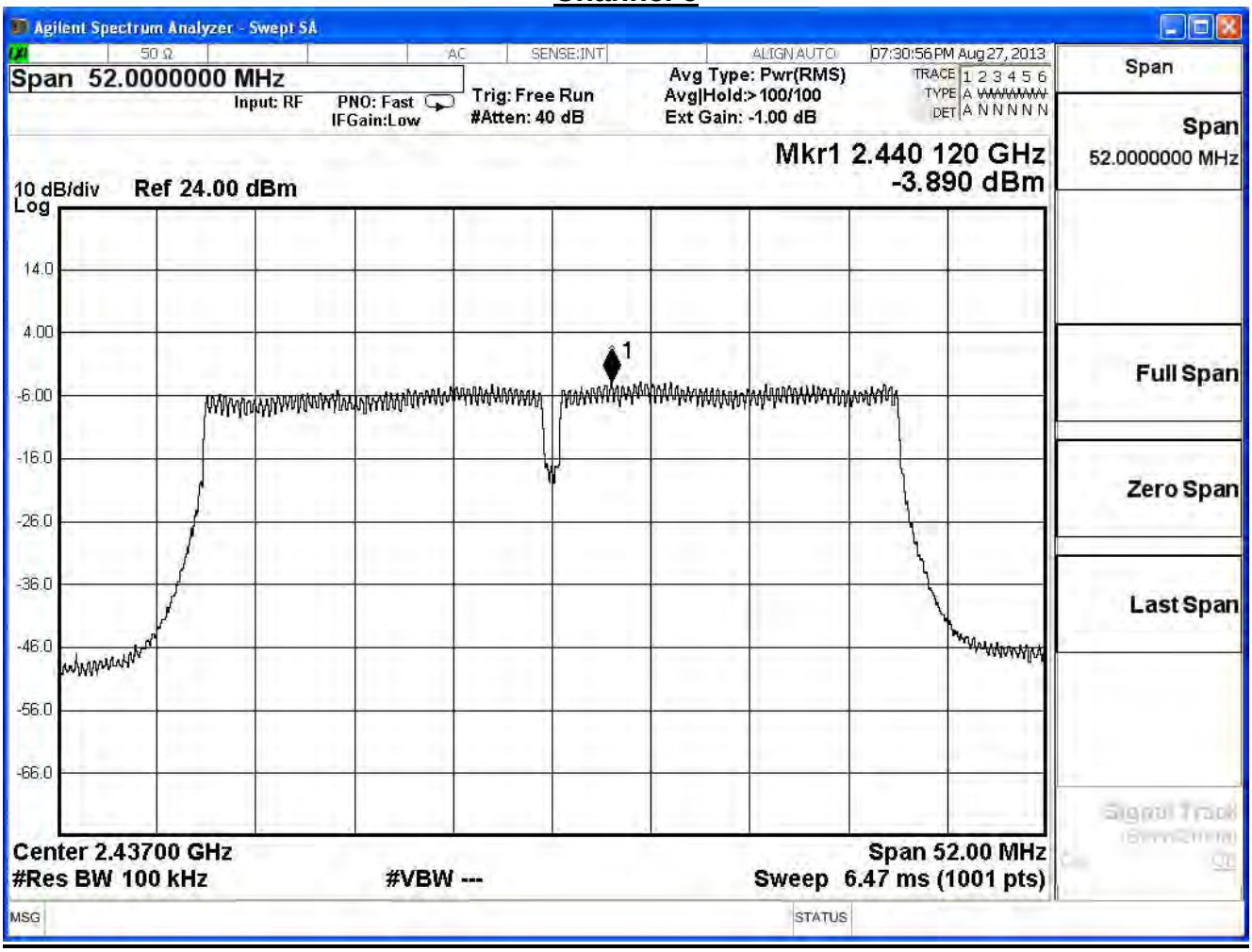
Agilent Spectrum Analyzer - Swept SA
50 Ω
AC
SENSE:INT
ALIGN AUTO
07:30:56 PM Aug 27, 2013
Span 52.0000000 MHz
Input: RF
PNO: Fast
IFGain:Low
Trig: Free Run
#Atten: 40 dB
Avg Type: Pwr(RMS)
Avg|Hold:>100/100
Ext Gain: -1.00 dB
TRACE 1 2 3 4 5 6
TYPE A
DET A N N N N N
Mkr1 2.440 120 GHz
-3.890 dBm
10 dB/div
Log
Ref 24.00 dBm
14.0
4.00
-6.00
-16.0
-26.0
-36.0
-46.0
-56.0
-66.0
1
Center 2.43700 GHz
#Res BW 100 kHz
#VBW ---
Span 52.00 MHz
Sweep 6.47 ms (1001 pts)
MSG
STATUS
Span
Span
52.0000000 MHz
Full Span
Zero Span
Last Span

Channel 9

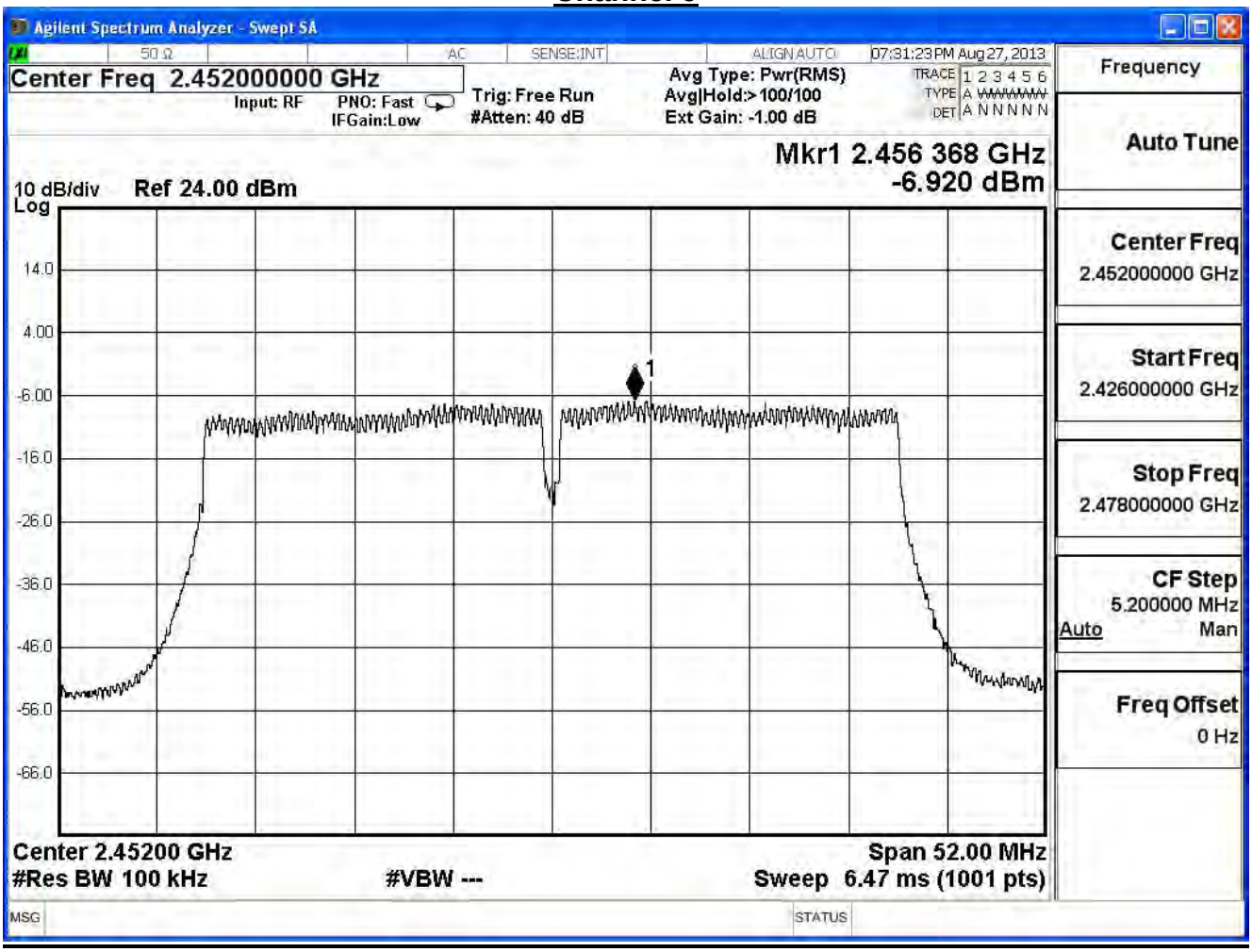
Agilent Spectrum Analyzer - Swept SA
50 Ω
AC
SENSE:INT
ALIGN AUTO
07:31:23 PM Aug 27, 2013
Center Freq 2.452000000 GHz
Input: RF
PNO: Fast
IFGain:Low
Trig: Free Run
#Atten: 40 dB
Avg Type: Pwr(RMS)
Avg|Hold:>100/100
Ext Gain: -1.00 dB
TRACE 1 2 3 4 5 6
TYPE A
DET A N N N N N
Mkr1 2.456 368 GHz
-6.920 dBm
10 dB/div
Log
Ref 24.00 dBm
14.0
4.00
-6.00
-16.0
-26.0
-36.0
-46.0
-56.0
-66.0
1
Center 2.45200 GHz
#Res BW 100 kHz
#VBW ---
Span 52.00 MHz
Sweep 6.47 ms (1001 pts)
MSG
STATUS
Frequency
Auto Tune
Center Freq
2.452000000 GHz
Start Freq
2.426000000 GHz
Stop Freq
2.478000000 GHz
CF Step
5.200000 MHz
Auto
Man
Freq Offset
0 Hz

Product	Wireless-AC1900 Dual Band Gigabit Router		
Test Item	Power Density		
Test Mode	Mode 1: Transmit (CDD Mode)_Adapter: EXA1206UH		
Date of Test	2013/08/28	Test Site	SR7

IEEE 802.11n_40MHz (ANT 1)					
Channel No.	Frequency (MHz)	Reading Level (dBm)	Measure Level (dBm)	Limit (dBm)	Result
3	2422	-6.39	-21.59	≦7.32	Pass
6	2437	-3.76	-18.96	≦7.32	Pass
9	2452	-6.72	-21.92	≦7.32	Pass

Note:

Total Gain : 10log(3)+max Gain = 6.68
Required Limit = 8dBm - (6.68– 6dBi) = 7.32

Channel 3

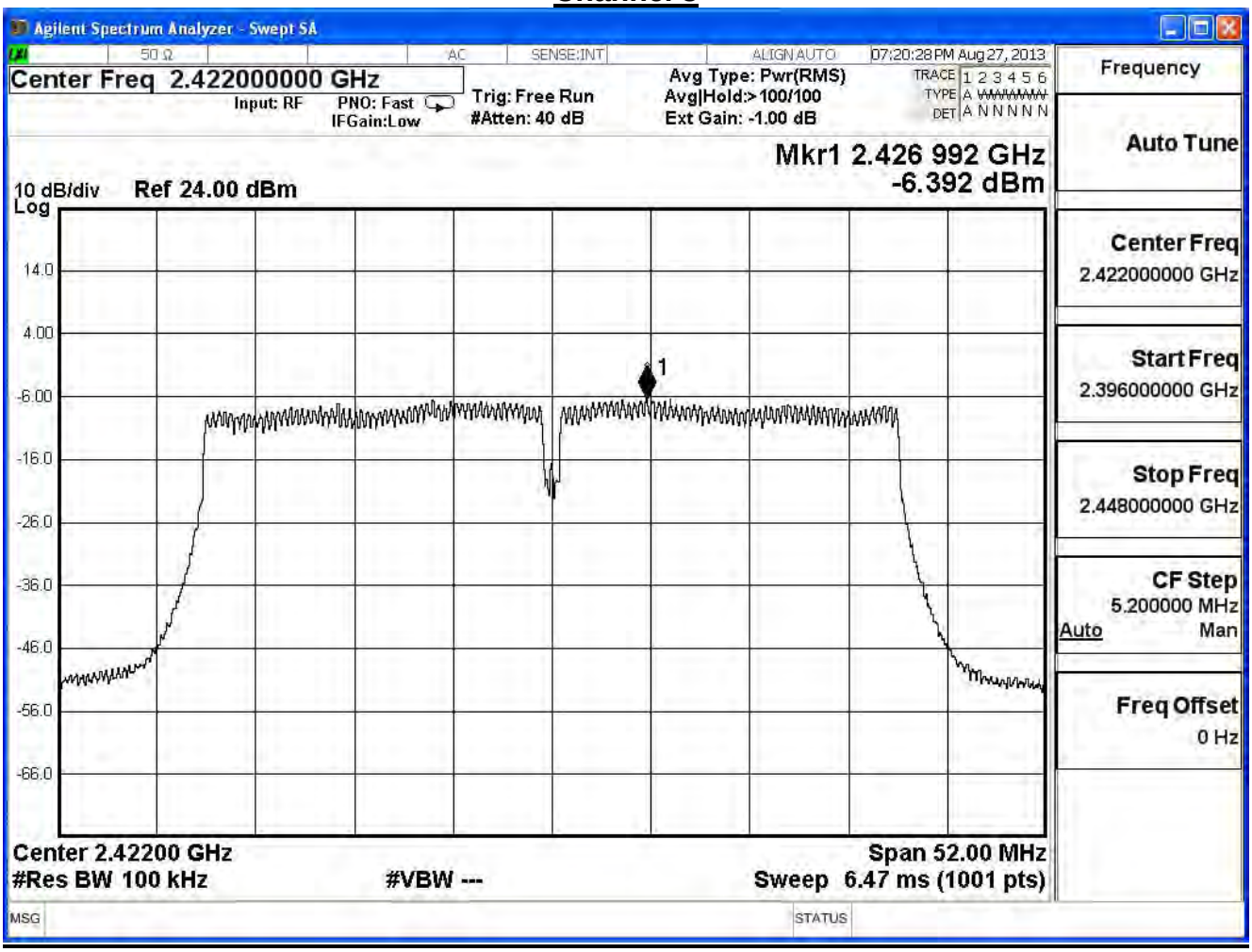

Channel 6

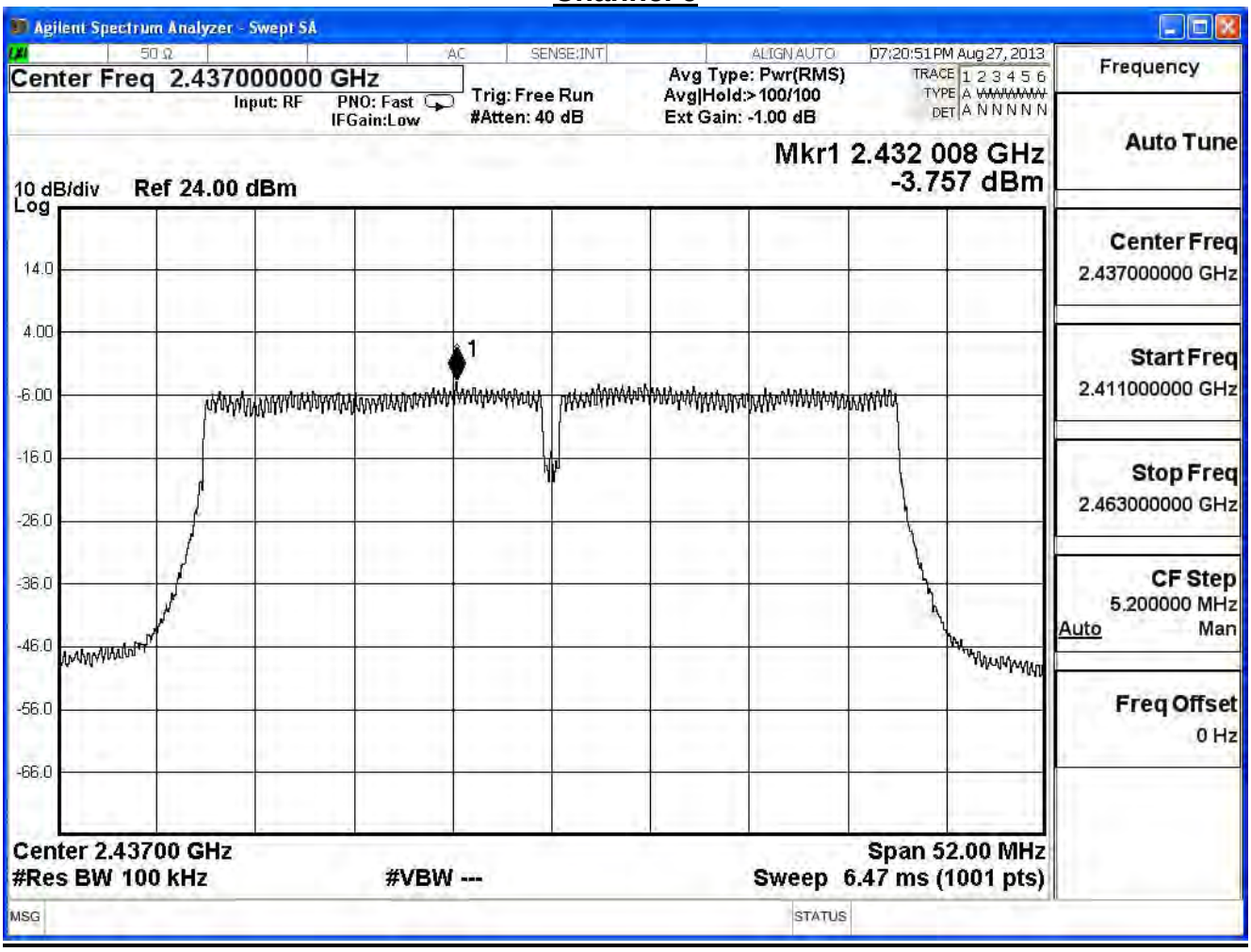
Agilent Spectrum Analyzer - Swept SA
50 Ω
AC
SENSE:INT
ALIGN AUTO
07:20:51 PM Aug 27, 2013
Center Freq 2.437000000 GHz
Input: RF
PNO: Fast
IFGain:Low
Trig: Free Run
#Atten: 40 dB
Avg Type: Pwr(RMS)
Avg|Hold:>100/100
Ext Gain: -1.00 dB
TRACE 1 2 3 4 5 6
TYPE A
DET A N N N N N
Mkr1 2.432 008 GHz
-3.757 dBm
10 dB/div
Ref 24.00 dBm
Log
14.0
4.00
-6.00
-16.0
-26.0
-36.0
-46.0
-56.0
-66.0
1
Center 2.43700 GHz
#Res BW 100 kHz
#VBW ---
Span 52.00 MHz
Sweep 6.47 ms (1001 pts)
MSG
STATUS
Frequency
Auto Tune
Center Freq
2.437000000 GHz
Start Freq
2.411000000 GHz
Stop Freq
2.463000000 GHz
CF Step
5.200000 MHz
Auto
Man
Freq Offset
0 Hz

Channel 9

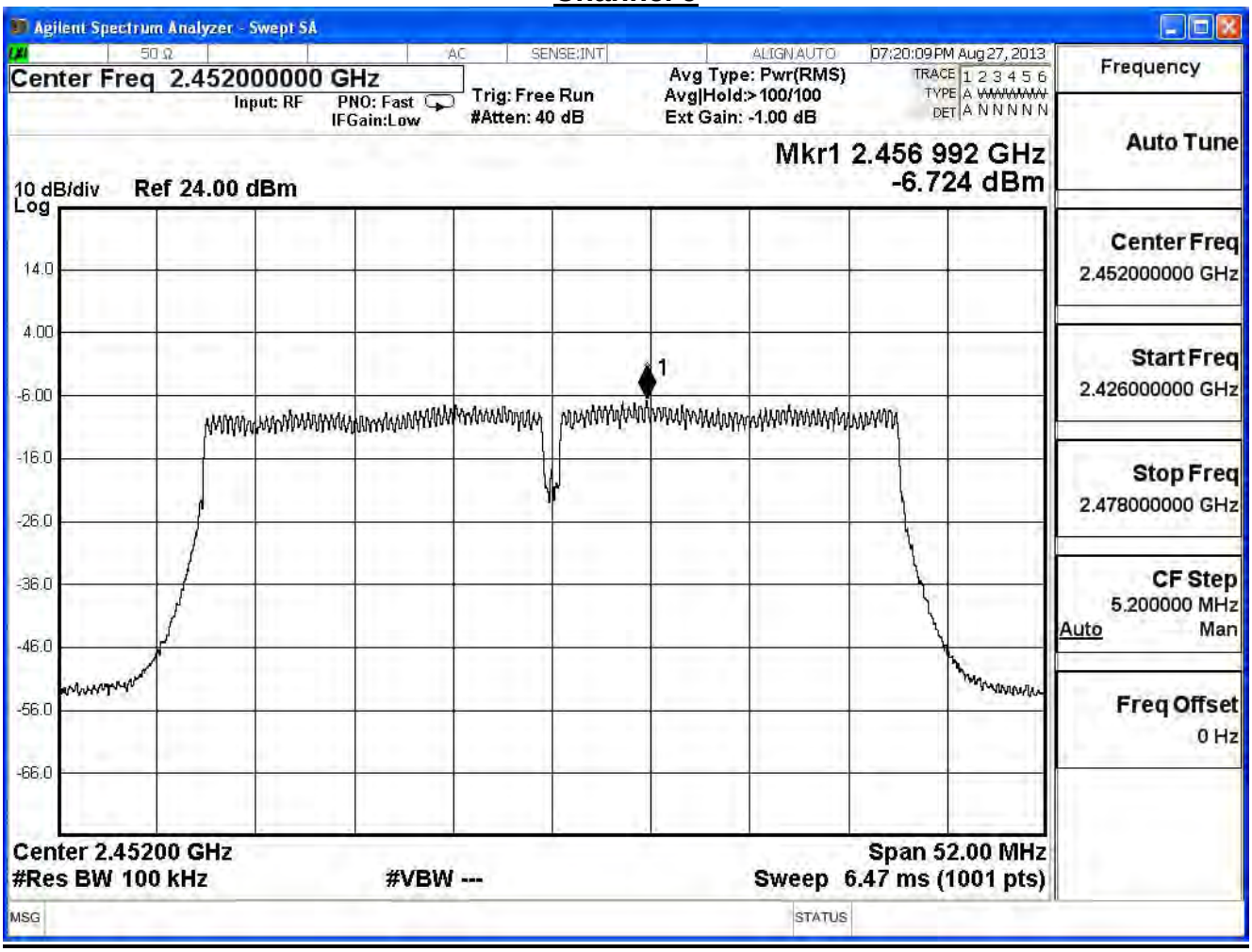
Agilent Spectrum Analyzer - Swept SA
50 Ω
AC
SENSE:INT
ALIGN AUTO
07:20:09 PM Aug 27, 2013
Center Freq 2.452000000 GHz
Input: RF
PNO: Fast
IFGain:Low
Trig: Free Run
#Atten: 40 dB
Avg Type: Pwr(RMS)
Avg|Hold:>100/100
Ext Gain: -1.00 dB
TRACE 1 2 3 4 5 6
TYPE A
DET A N N N N N
Mkr1 2.456 992 GHz
-6.724 dBm
10 dB/div
Log
Ref 24.00 dBm
14.0
4.00
-6.00
-16.0
-26.0
-36.0
-46.0
-56.0
-66.0
1
Center 2.45200 GHz
#Res BW 100 kHz
#VBW ---
Span 52.00 MHz
Sweep 6.47 ms (1001 pts)
MSG
STATUS
Frequency
Auto Tune
Center Freq
2.452000000 GHz
Start Freq
2.426000000 GHz
Stop Freq
2.478000000 GHz
CF Step
5.200000 MHz
Auto
Man
Freq Offset
0 Hz

Product	Wireless-AC1900 Dual Band Gigabit Router		
Test Item	Power Density		
Test Mode	Mode 1: Transmit (CDD Mode)_Adapter: EXA1206UH		
Date of Test	2013/08/28	Test Site	SR7

IEEE 802.11n_40MHz (ANT 2)					
Channel No.	Frequency (MHz)	Reading Level (dBm)	Measure Level (dBm)	Limit (dBm)	Result
3	2422	-6.54	-21.74	≦7.32	Pass
6	2437	-4.07	-19.27	≦7.32	Pass
9	2452	-7.22	-22.42	≦7.32	Pass

Note:

Total Gain : 10log(3)+max Gain = 6.68

Required Limit = 8dBm - (6.68– 6dBi) = 7.32

Channel 3

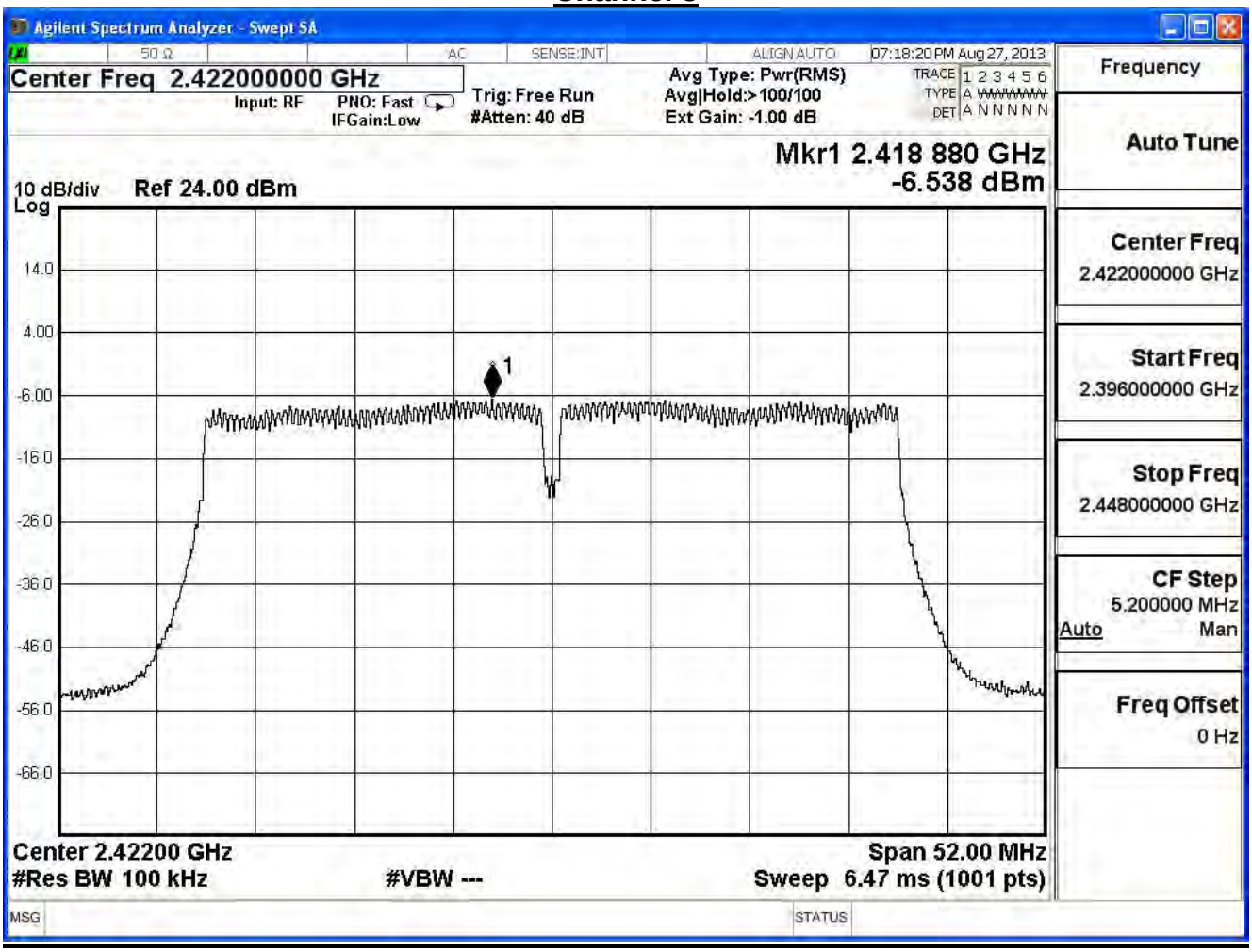

Channel 6

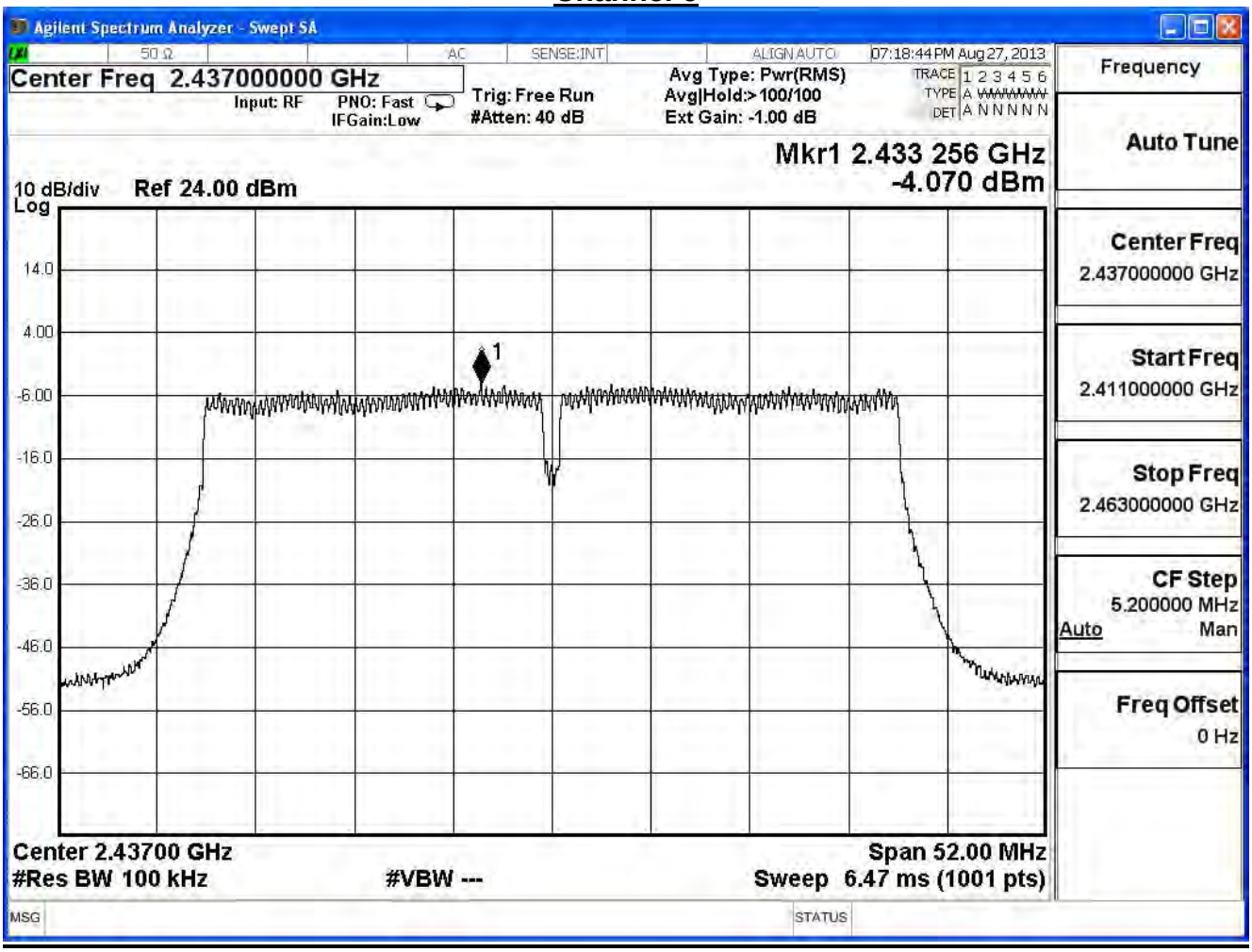
Agilent Spectrum Analyzer - Swept SA
50 Ω
AC
SENSE:INT
ALIGN AUTO
07:18:44 PM Aug 27, 2013
Center Freq 2.437000000 GHz
Input: RF
PNO: Fast
IFGain:Low
Trig: Free Run
#Atten: 40 dB
Avg Type: Pwr(RMS)
Avg|Hold:>100/100
Ext Gain: -1.00 dB
TRACE 1 2 3 4 5 6
TYPE A
DET A N N N N N
Mkr1 2.433 256 GHz
-4.070 dBm
10 dB/div
Ref 24.00 dBm
Log
14.0
4.00
-6.00
-16.0
-26.0
-36.0
-46.0
-56.0
-66.0
1
Center 2.43700 GHz
#Res BW 100 kHz
#VBW ---
Span 52.00 MHz
Sweep 6.47 ms (1001 pts)
MSG
STATUS
Frequency
Auto Tune
Center Freq
2.437000000 GHz
Start Freq
2.411000000 GHz
Stop Freq
2.463000000 GHz
CF Step
5.200000 MHz
Auto
Man
Freq Offset
0 Hz

Channel 9

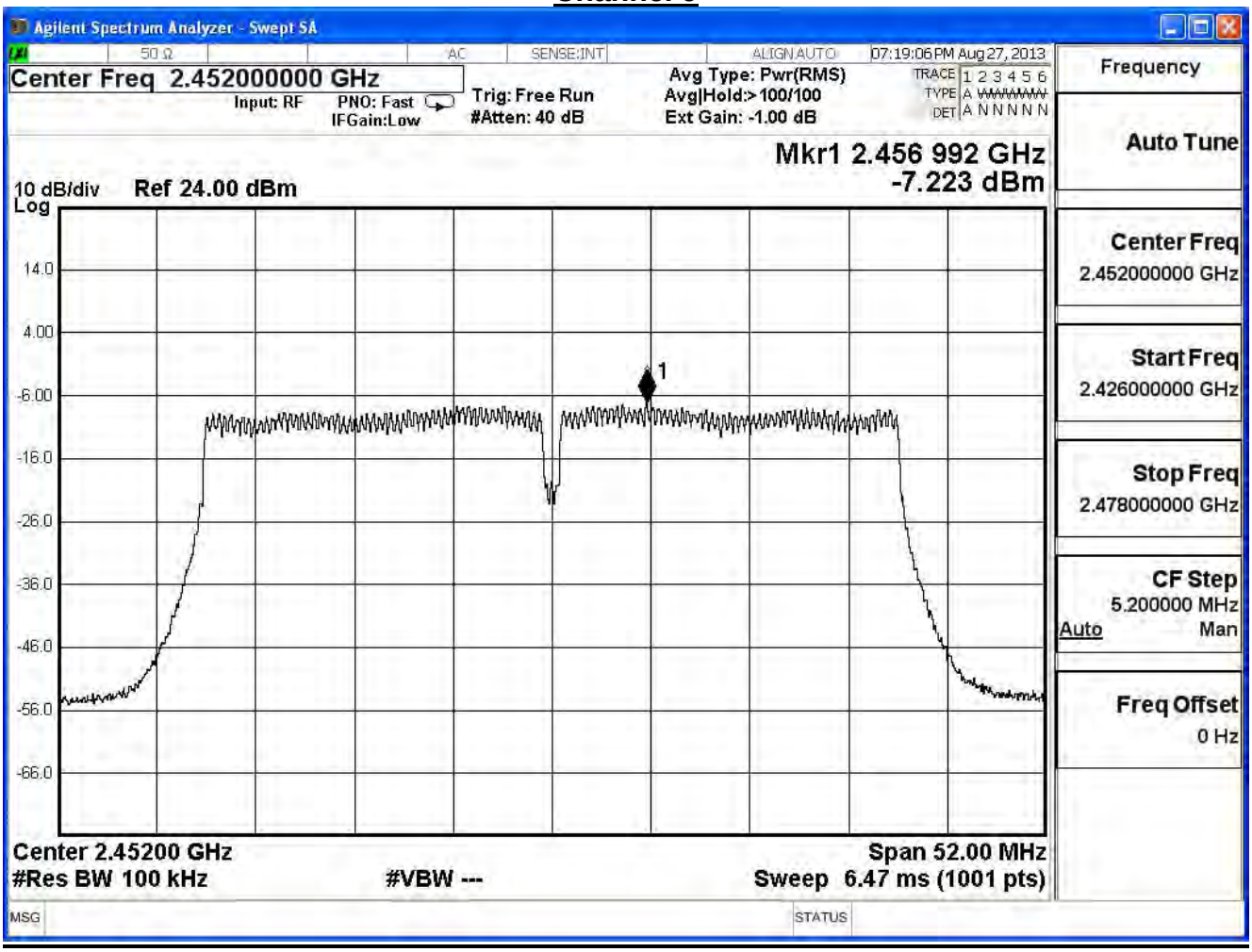
Agilent Spectrum Analyzer - Swept SA
50 Ω
AC
SENSE:INT
ALIGN AUTO
07:19:06 PM Aug 27, 2013
Center Freq 2.452000000 GHz
Input: RF
PNO: Fast
IFGain:Low
Trig: Free Run
#Atten: 40 dB
Avg Type: Pwr(RMS)
Avg|Hold:>100/100
Ext Gain: -1.00 dB
TRACE 1 2 3 4 5 6
TYPE A
DET A N N N N N
Mkr1 2.456 992 GHz
-7.223 dBm
10 dB/div
Log
Ref 24.00 dBm
14.0
4.00
-6.00
-16.0
-26.0
-36.0
-46.0
-56.0
-66.0
1
Center 2.45200 GHz
#Res BW 100 kHz
#VBW ---
Span 52.00 MHz
Sweep 6.47 ms (1001 pts)
MSG
STATUS
Frequency
Auto Tune
Center Freq
2.452000000 GHz
Start Freq
2.426000000 GHz
Stop Freq
2.478000000 GHz
CF Step
5.200000 MHz
Auto
Man
Freq Offset
0 Hz

Product	Wireless-AC1900 Dual Band Gigabit Router		
Test Item	Power Density		
Test Mode	Mode 1: Transmit (CDD Mode)_Adapter: EXA1206UH		
Date of Test	2013/08/28	Test Site	SR7

IEEE802.11n 40MHz(ANT 0+1+2)

Channel No.	Frequency (MHz)	Measure Level (dBm)	Limit (dBm)	Result
3	2422	-16.81	≦7.32	Pass
6	2437	-14.33	≦7.32	Pass
9	2452	-17.38	≦7.32	Pass

Note:

Total Gain : 10log(3)+max Gain = 6.68
Required Limit = 8dBm - (6.68– 6dBi) = 7.32

Product	Wireless-AC1900 Dual Band Gigabit Router		
Test Item	Power Density		
Test Mode	Mode 1: Transmit (CDD Mode)_Adapter: EXA1206UH		
Date of Test	2013/08/28	Test Site	SR7

IEEE 802.11a (ANT0)

Channel No.	Frequency (MHz)	Reading Level (dBm)	Measure Level (dBm)	Limit (dBm)	Result
149	5745	5.22	-9.98	≦8	Pass
157	5785	5.69	-9.52	≦8	Pass
165	5825	5.28	-9.92	≦8	Pass

Channel 149

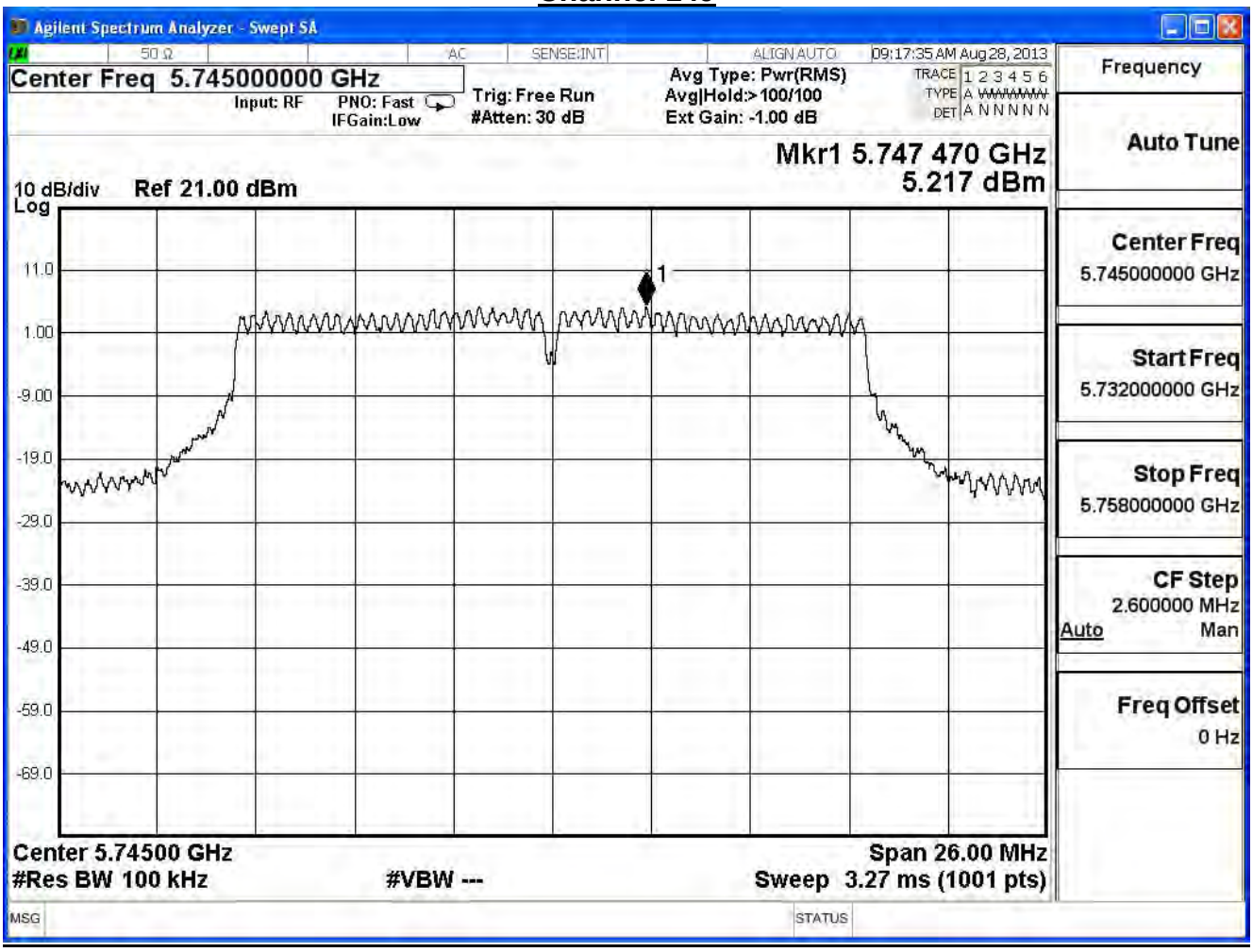

Channel 157

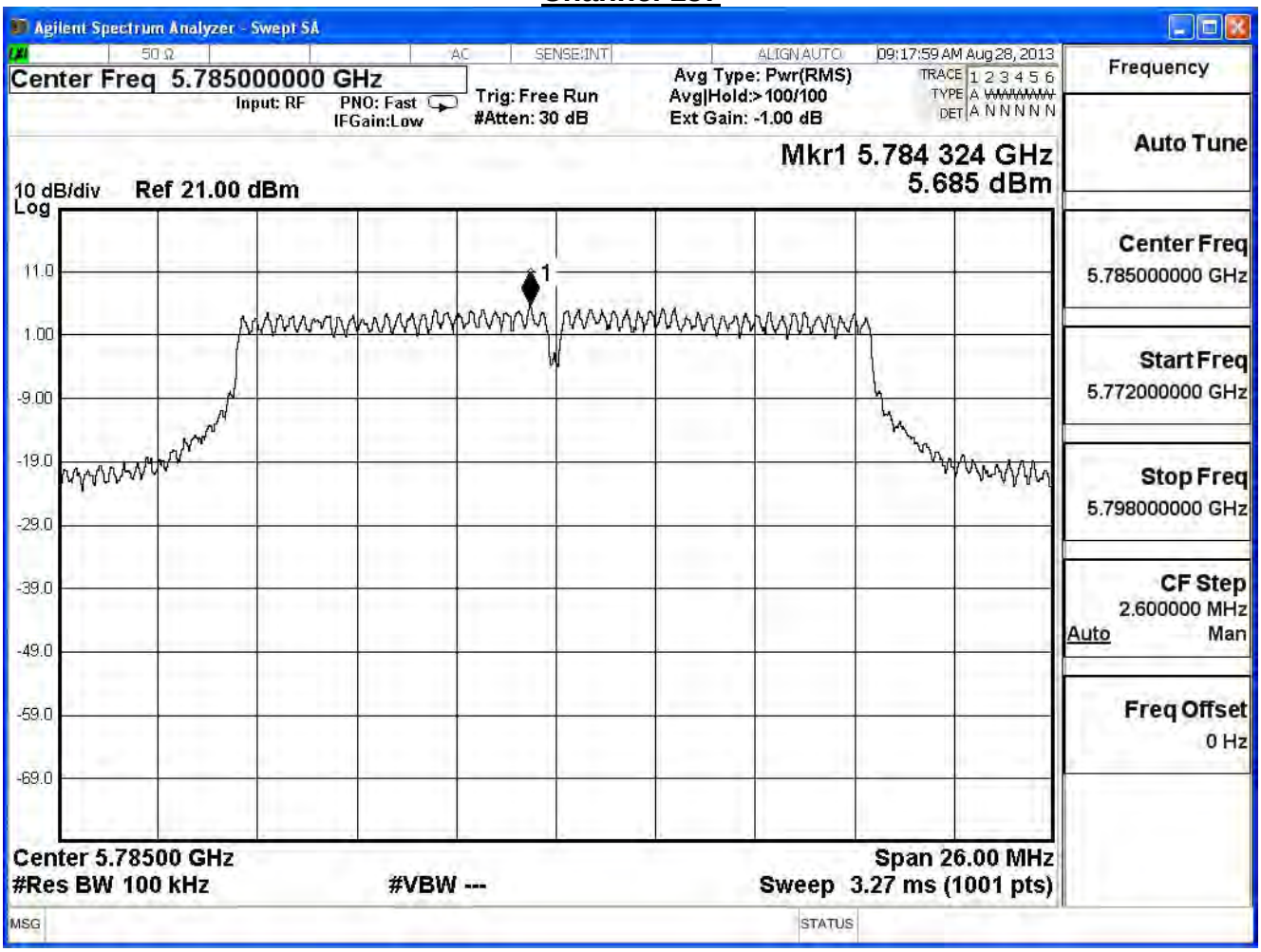
Agilent Spectrum Analyzer - Swept SA
50 Ω
AC
SENSE:INT
ALIGN AUTO
09:17:59 AM Aug 28, 2013
Center Freq 5.785000000 GHz
Input: RF
PNO: Fast
IFGain:Low
Trig: Free Run
#Atten: 30 dB
Avg Type: Pwr(RMS)
Avg|Hold:>100/100
Ext Gain: -1.00 dB
TRACE 1 2 3 4 5 6
TYPE A
DET A N N N N N
Mkr1 5.784 324 GHz
5.685 dBm
10 dB/div
Log
Ref 21.00 dBm
11.0
1.00
-9.00
-19.0
-29.0
-39.0
-49.0
-59.0
-69.0
1
Center 5.78500 GHz
#Res BW 100 kHz
#VBW ---
Span 26.00 MHz
Sweep 3.27 ms (1001 pts)
MSG
STATUS
Frequency
Auto Tune
Center Freq
5.785000000 GHz
Start Freq
5.772000000 GHz
Stop Freq
5.798000000 GHz
CF Step
2.600000 MHz
Auto
Man
Freq Offset
0 Hz

Channel 165

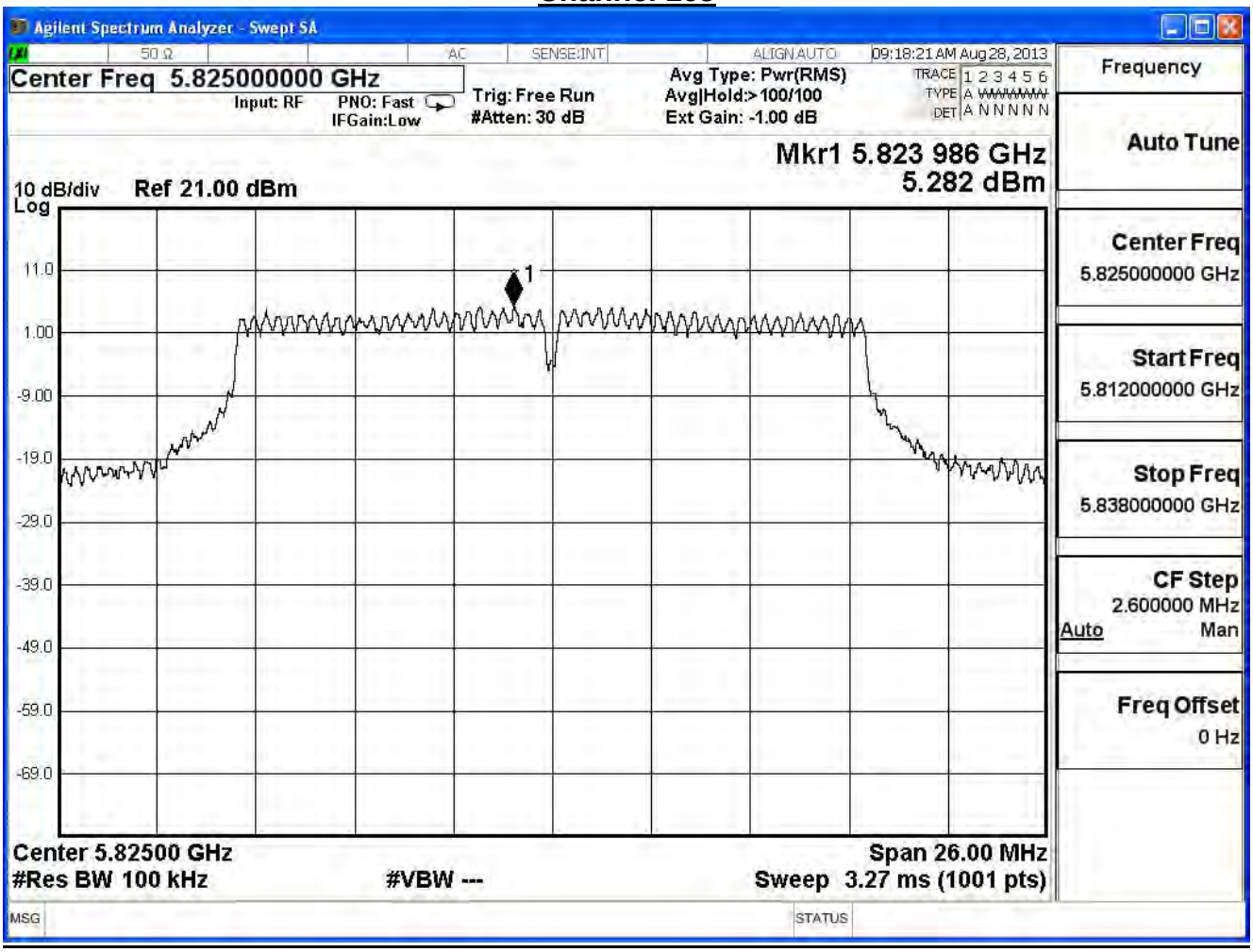
Agilent Spectrum Analyzer - Swept SA
50 Ω
AC
SENSE:INT
ALIGN AUTO
09:18:21 AM Aug 28, 2013
Center Freq 5.825000000 GHz
Input: RF
PNO: Fast
IFGain:Low
Trig: Free Run
#Atten: 30 dB
Avg Type: Pwr(RMS)
Avg|Hold:>100/100
Ext Gain: -1.00 dB
TRACE 1 2 3 4 5 6
TYPE A
DET A N N N N N
Mkr1 5.823 986 GHz
5.282 dBm
10 dB/div
Log
Ref 21.00 dBm
11.0
1.00
-9.00
-19.0
-29.0
-39.0
-49.0
-59.0
-69.0
1
Center 5.82500 GHz
#Res BW 100 kHz
#VBW ---
Span 26.00 MHz
Sweep 3.27 ms (1001 pts)
MSG
STATUS
Frequency
Auto Tune
Center Freq
5.825000000 GHz
Start Freq
5.812000000 GHz
Stop Freq
5.838000000 GHz
CF Step
2.600000 MHz
Auto
Man
Freq Offset
0 Hz

Product	Wireless-AC1900 Dual Band Gigabit Router		
Test Item	Power Density		
Test Mode	Mode 1: Transmit (CDD Mode)_Adapter: EXA1206UH		
Date of Test	2013/08/28	Test Site	SR7

IEEE 802.11a (ANT1)

Channel No.	Frequency (MHz)	Reading Level (dBm)	Measure Level (dBm)	Limit (dBm)	Result
149	5745	5.75	-9.45	≦5.19	Pass
157	5785	5.95	-9.26	≦5.19	Pass
165	5825	5.63	-9.57	≦5.19	Pass

Note:

Total Gain : 10log(3)+max Gain = 8.81dBi
Required Limit = 8dBm - (8.81dBi – 6dBi) = 5.19 dBm

Channel 149

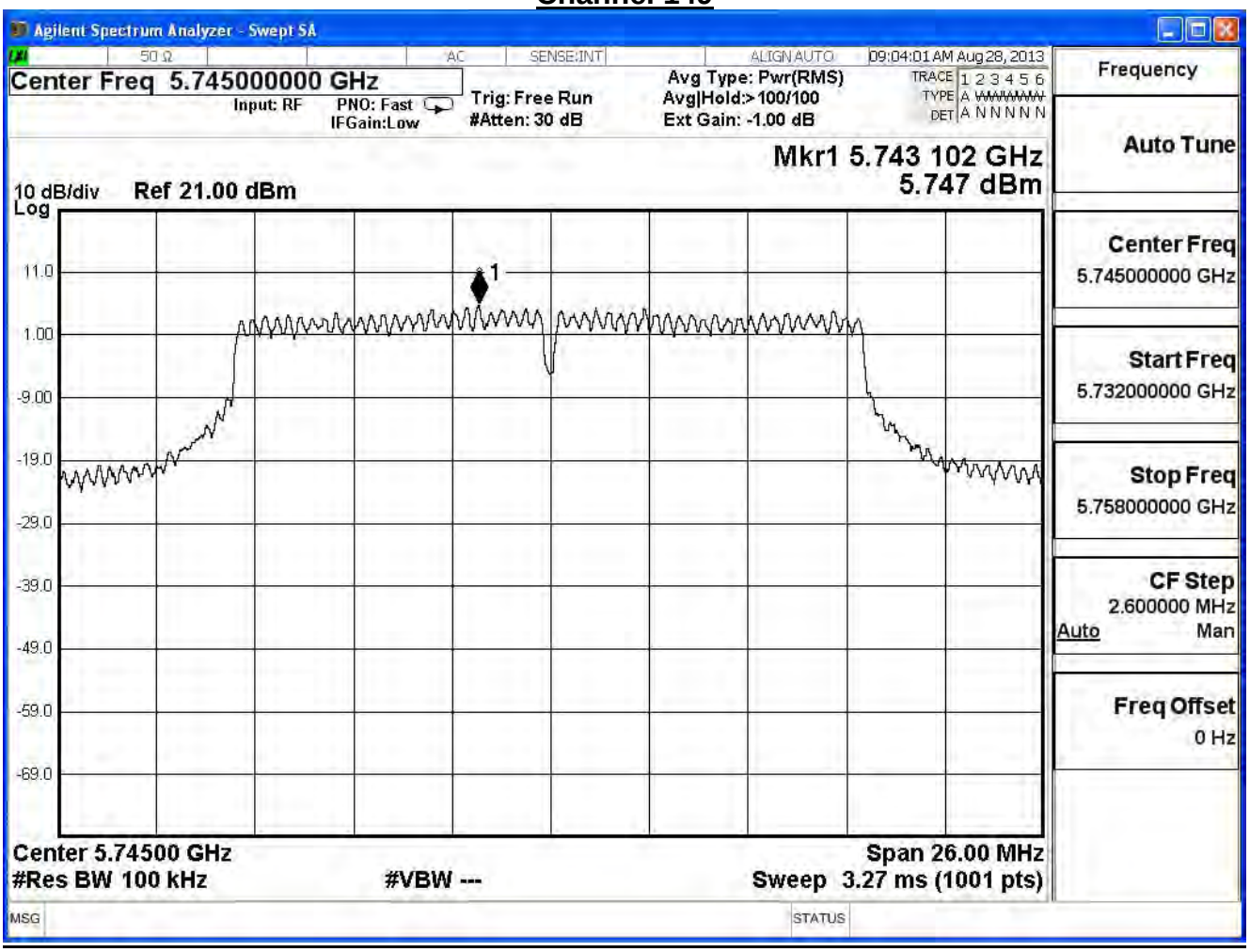

Channel 157

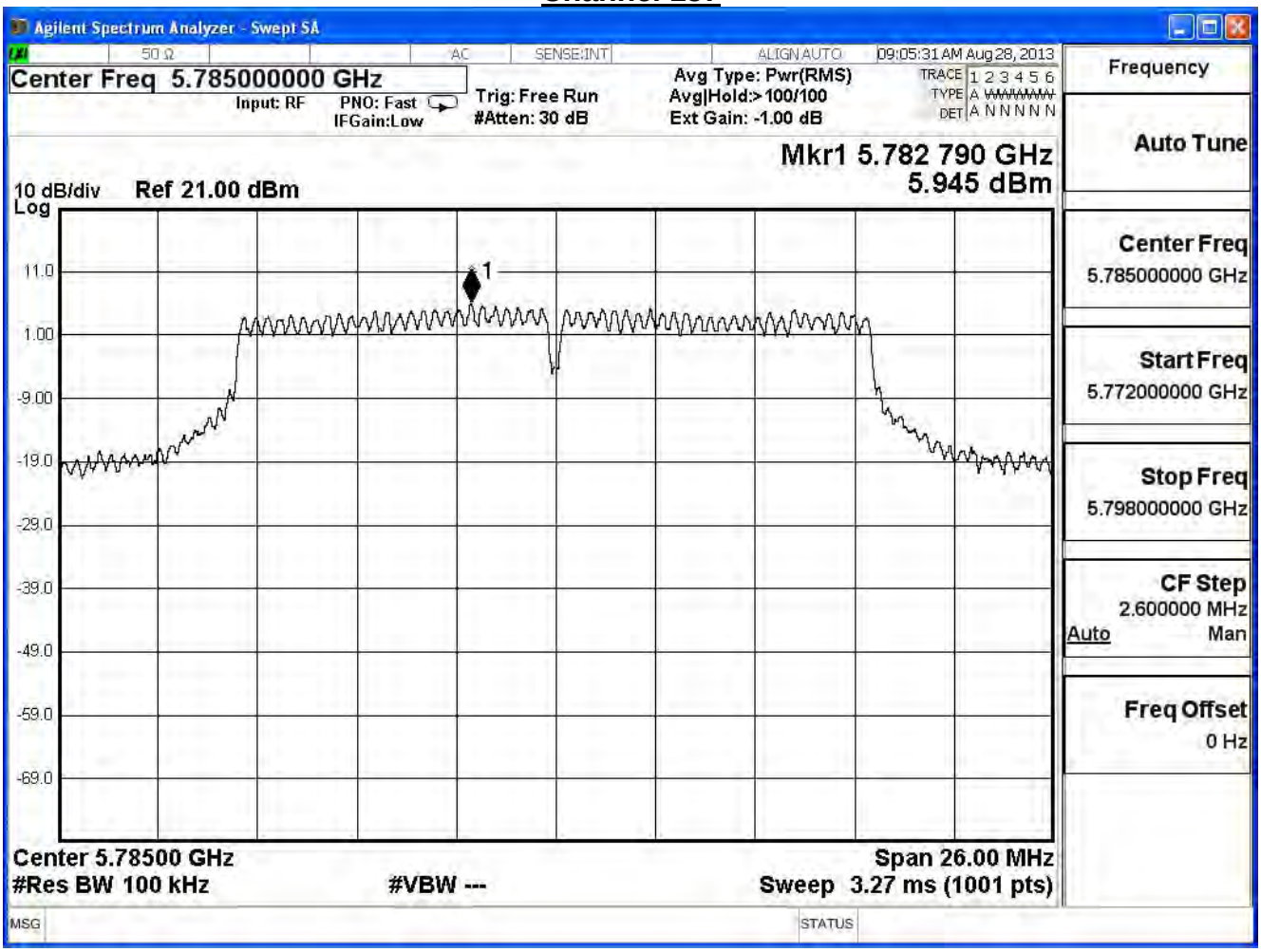
Agilent Spectrum Analyzer - Swept SA
50 Ω
AC
SENSE:INT
ALIGN AUTO
09:05:31 AM Aug 28, 2013
Center Freq 5.785000000 GHz
Input: RF
PNO: Fast
IFGain:Low
Trig: Free Run
#Atten: 30 dB
Avg Type: Pwr(RMS)
Avg|Hold:>100/100
Ext Gain: -1.00 dB
TRACE 1 2 3 4 5 6
TYPE A
DET A N N N N N
Mkr1 5.782 790 GHz
5.945 dBm
10 dB/div
Log
Ref 21.00 dBm
11.0
1.00
-9.00
-19.0
-29.0
-39.0
-49.0
-59.0
-69.0
1
Center 5.78500 GHz
#Res BW 100 kHz
#VBW ---
Span 26.00 MHz
Sweep 3.27 ms (1001 pts)
MSG
STATUS
Frequency
Auto Tune
Center Freq
5.785000000 GHz
Start Freq
5.772000000 GHz
Stop Freq
5.798000000 GHz
CF Step
2.600000 MHz
Auto
Man
Freq Offset
0 Hz

Channel 165

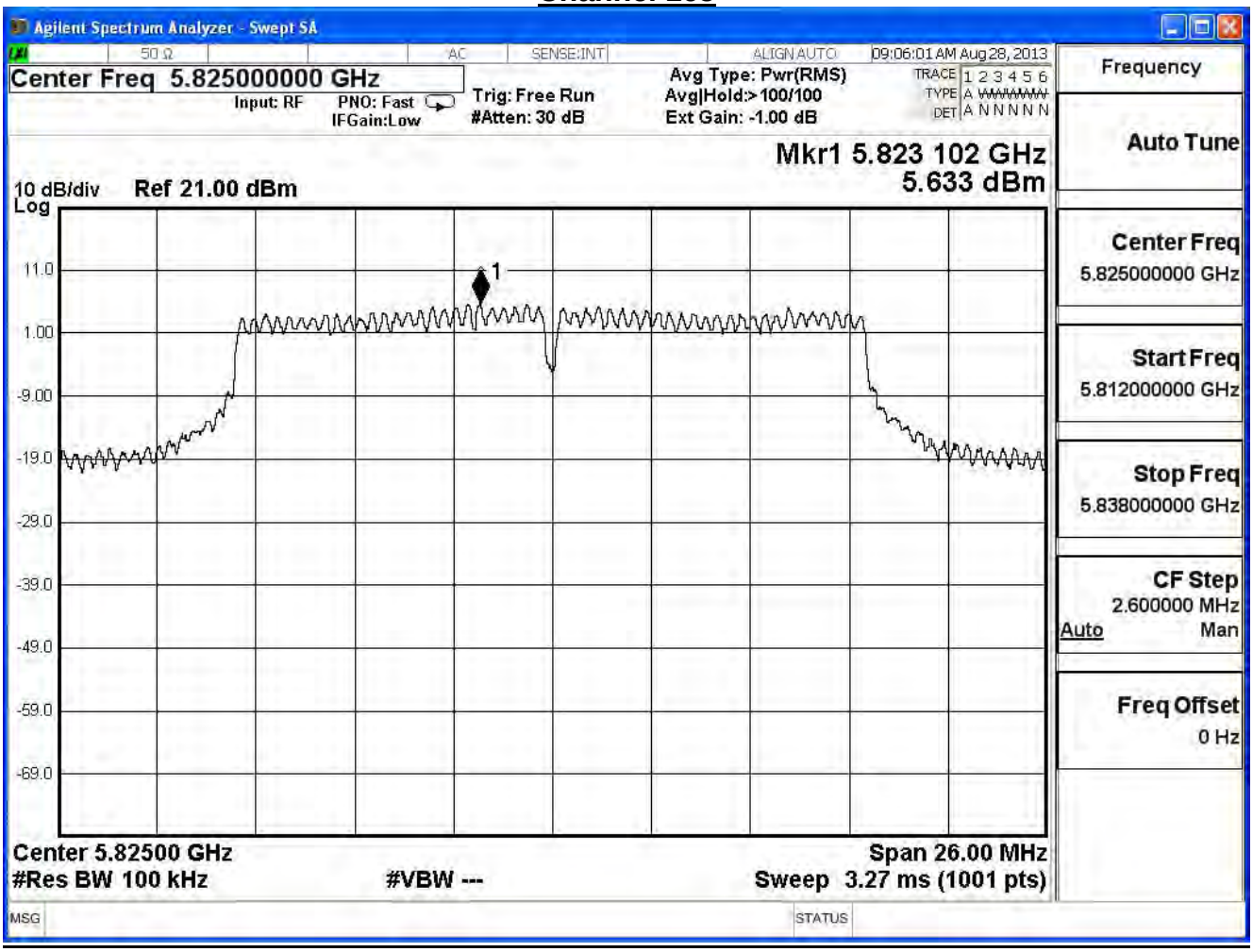
Agilent Spectrum Analyzer - Swept SA
50 Ω
AC
SENSE:INT
ALIGN AUTO
09:06:01 AM Aug 28, 2013
Center Freq 5.825000000 GHz
Input: RF
PNO: Fast
IFGain:Low
Trig: Free Run
#Atten: 30 dB
Avg Type: Pwr(RMS)
Avg|Hold:>100/100
Ext Gain: -1.00 dB
TRACE 1 2 3 4 5 6
TYPE A
DET A N N N N N
Mkr1 5.823 102 GHz
5.633 dBm
10 dB/div
Log
Ref 21.00 dBm
11.0
1.00
-9.00
-19.0
-29.0
-39.0
-49.0
-59.0
-69.0
1
Center 5.82500 GHz
#Res BW 100 kHz
#VBW ---
Span 26.00 MHz
Sweep 3.27 ms (1001 pts)
MSG
STATUS
Frequency
Auto Tune
Center Freq
5.825000000 GHz
Start Freq
5.812000000 GHz
Stop Freq
5.838000000 GHz
CF Step
2.600000 MHz
Auto
Man
Freq Offset
0 Hz

Product	Wireless-AC1900 Dual Band Gigabit Router		
Test Item	Power Density		
Test Mode	Mode 1: Transmit (CDD Mode)_Adapter: EXA1206UH		
Date of Test	2013/08/28	Test Site	SR7

IEEE 802.11a (ANT2)					
Channel No.	Frequency (MHz)	Reading Level (dBm)	Measure Level (dBm)	Limit (dBm)	Result
149	5745	5.85	-9.35	≦5.19	Pass
157	5785	6.17	-9.03	≦5.19	Pass
165	5825	5.70	-9.50	≦5.19	Pass

Note:

Total Gain : 10log(3)+max Gain = 8.81dBi
Required Limit = 8dBm - (8.81dBi – 6dBi) = 5.19 dBm

Channel 149

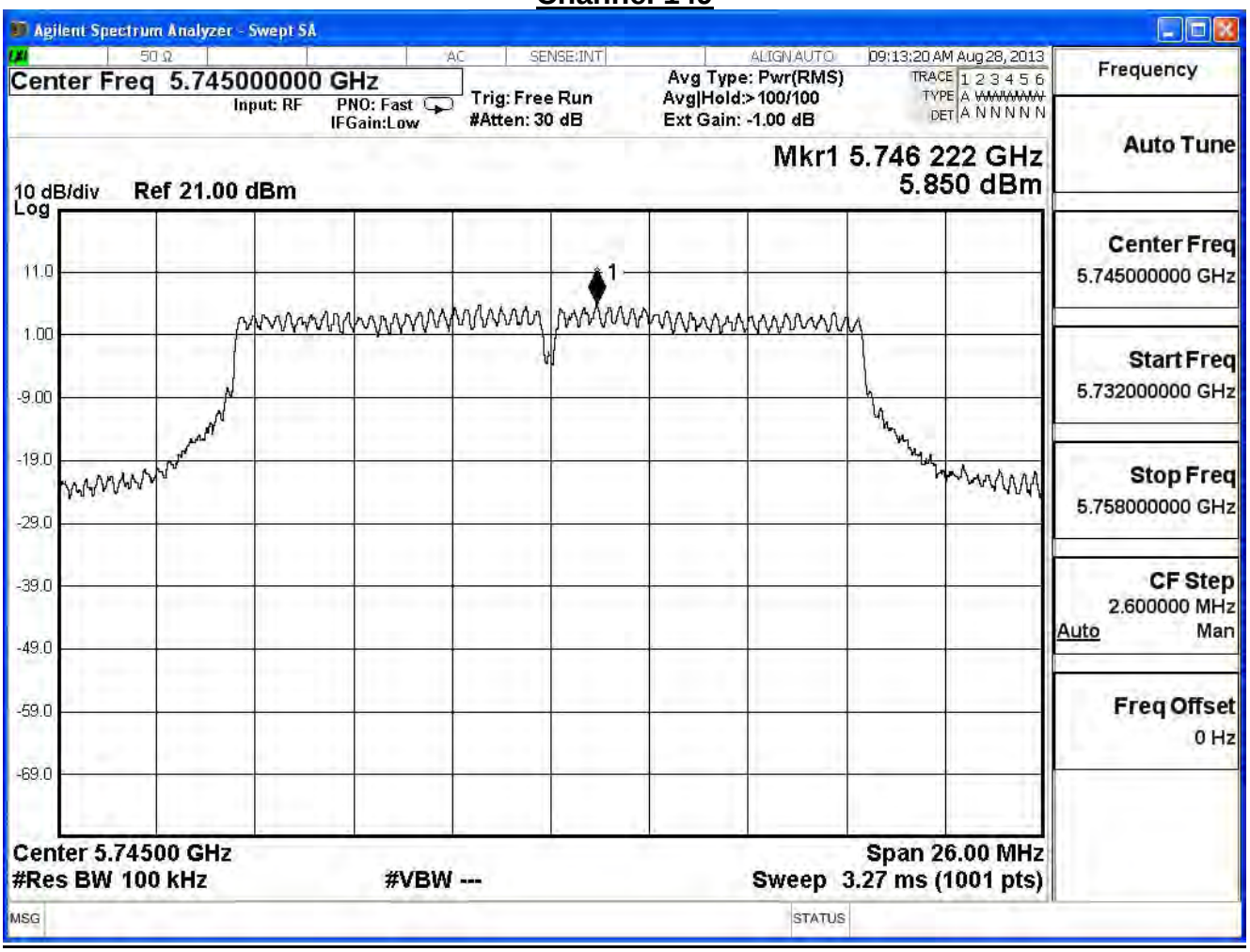

Channel 157

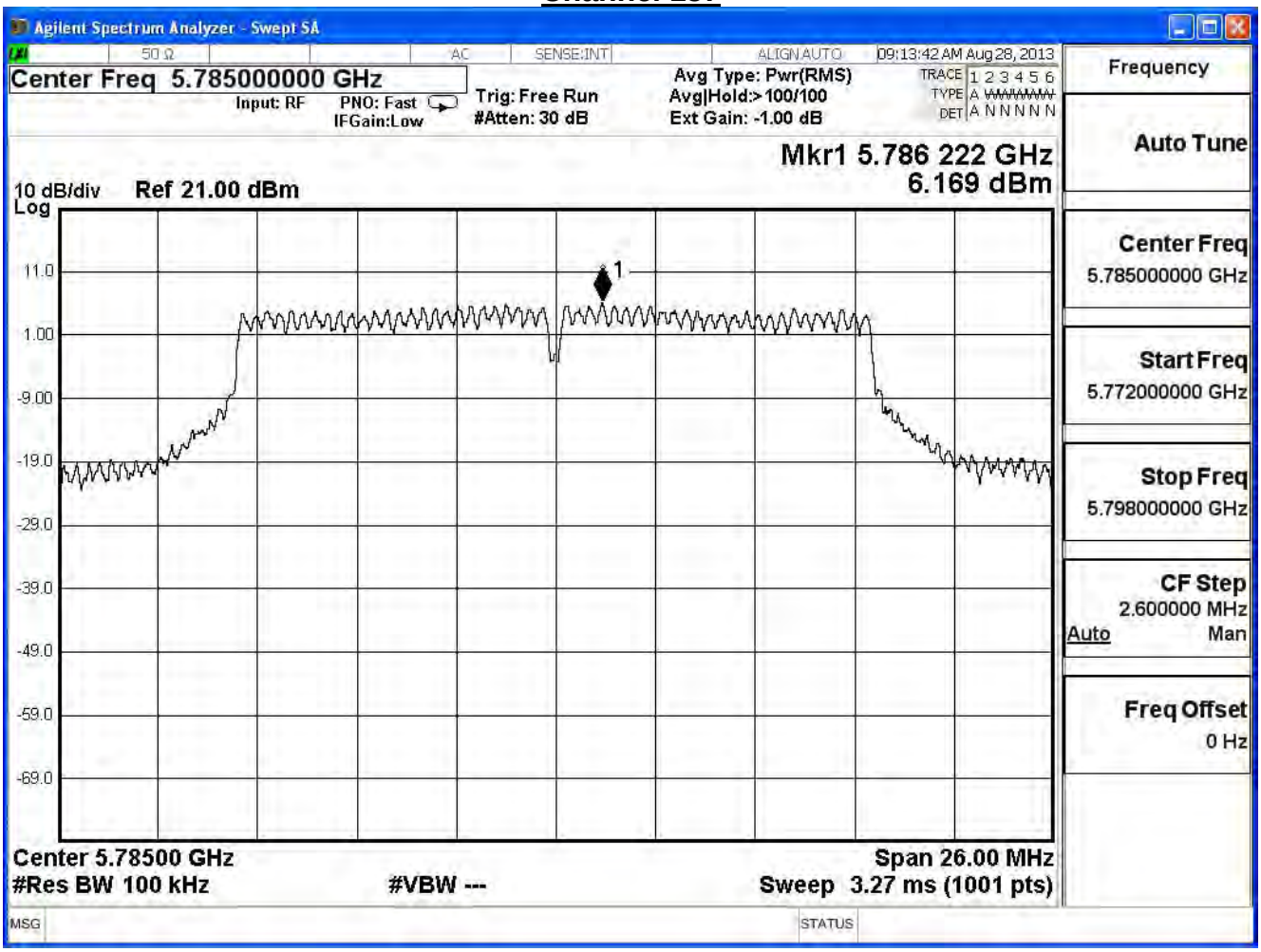
Agilent Spectrum Analyzer - Swept SA
50 Ω
AC
SENSE:INT
ALIGN AUTO
09:13:42 AM Aug 28, 2013
Center Freq 5.785000000 GHz
Input: RF
PNO: Fast
IFGain:Low
Trig: Free Run
#Atten: 30 dB
Avg Type: Pwr(RMS)
Avg|Hold:>100/100
Ext Gain: -1.00 dB
TRACE 1 2 3 4 5 6
TYPE A
DET A N N N N N
Mkr1 5.786 222 GHz
6.169 dBm
10 dB/div
Log
Ref 21.00 dBm
11.0
1.00
-9.00
-19.0
-29.0
-39.0
-49.0
-59.0
-69.0
1
Center 5.78500 GHz
#Res BW 100 kHz
#VBW ---
Span 26.00 MHz
Sweep 3.27 ms (1001 pts)
MSG
STATUS
Frequency
Auto Tune
Center Freq
5.785000000 GHz
Start Freq
5.772000000 GHz
Stop Freq
5.798000000 GHz
CF Step
2.600000 MHz
Auto
Man
Freq Offset
0 Hz

Channel 165

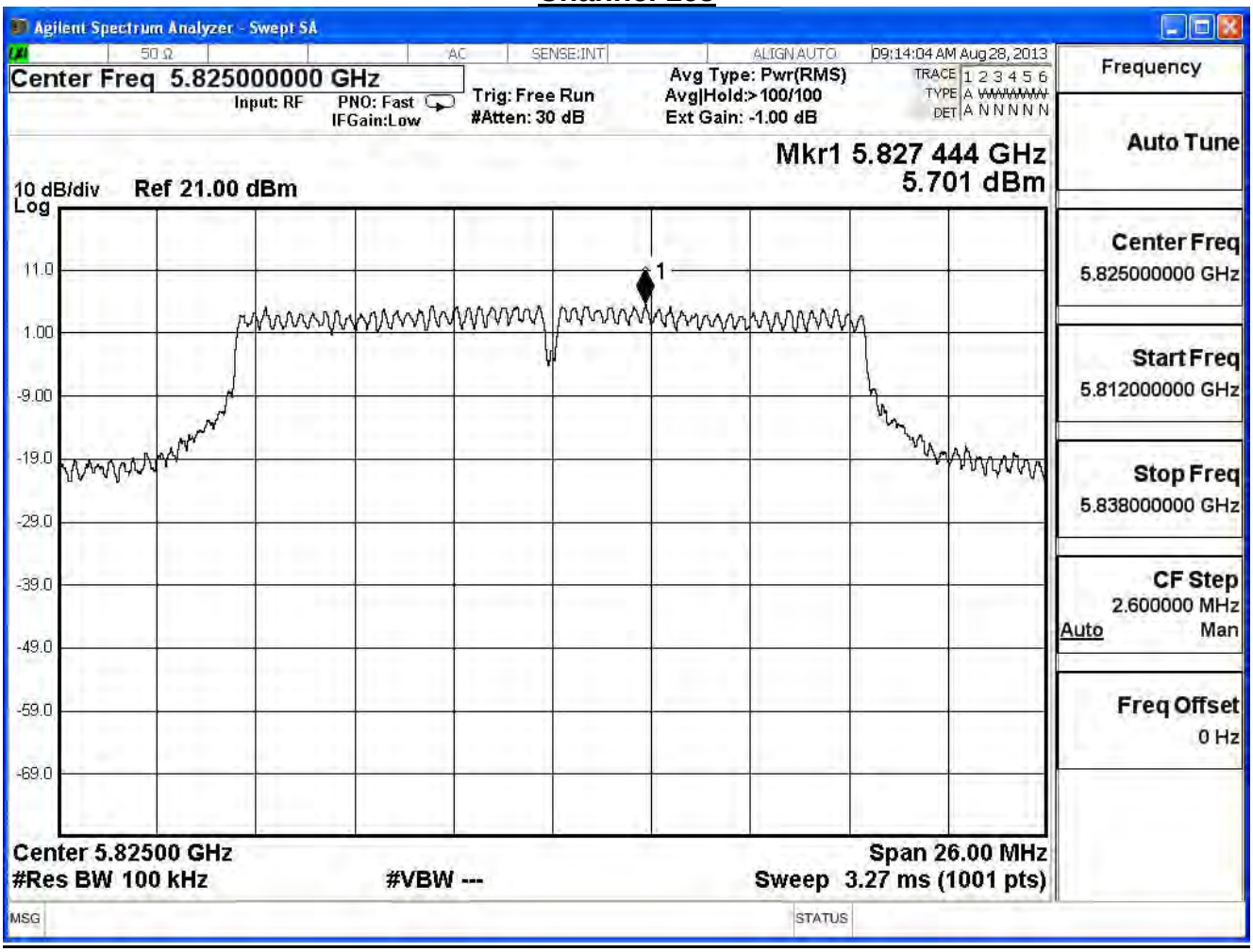
Agilent Spectrum Analyzer - Swept SA
50 Ω
AC
SENSE:INT
ALIGN AUTO
09:14:04 AM Aug 28, 2013
Center Freq 5.825000000 GHz
Input: RF
PNO: Fast
IFGain:Low
Trig: Free Run
#Atten: 30 dB
Avg Type: Pwr(RMS)
Avg|Hold:>100/100
Ext Gain: -1.00 dB
TRACE 1 2 3 4 5 6
TYPE A
DET A N N N N N
Mkr1 5.827 444 GHz
5.701 dBm
10 dB/div
Log
Ref 21.00 dBm
11.0
1.00
-9.00
-19.0
-29.0
-39.0
-49.0
-59.0
-69.0
1
Center 5.82500 GHz
#Res BW 100 kHz
#VBW ---
Span 26.00 MHz
Sweep 3.27 ms (1001 pts)
MSG
STATUS
Frequency
Auto Tune
Center Freq
5.825000000 GHz
Start Freq
5.812000000 GHz
Stop Freq
5.838000000 GHz
CF Step
2.600000 MHz
Auto
Man
Freq Offset
0 Hz

Product	Wireless-AC1900 Dual Band Gigabit Router		
Test Item	Power Density		
Test Mode	Mode 1: Transmit (CDD Mode)_Adapter: EXA1206UH		
Date of Test	2013/08/28	Test Site	SR7

IEEE 802.11a (ANT0+1+2)

Channel No.	Frequency (MHz)	Measure Level(dBm)	Limit (dBm)	Result
149	5745	-4.82	≦5.19	Pass
157	5785	-4.49	≦5.19	Pass
165	5825	-4.89	≦5.19	Pass

Note:

Total Gain : 10log(3)+max Gain = 8.81dBi
Required Limit = 8dBm - (8.81dBi – 6dBi) = 5.19 dBm

Product	Wireless-AC1900 Dual Band Gigabit Router		
Test Item	Power Density		
Test Mode	Mode 1: Transmit (CDD Mode)_Adapter: EXA1206UH		
Date of Test	2013/08/28	Test Site	SR7

IEEE802.11n_20MHz_(ANT 0)					
Channel No.	Frequency (MHz)	Reading Level (dBm)	Measurement (dBm)	Limit (dBm)	Result
149	5745	4.50	-10.71	≦5.19	Pass
157	5785	5.17	-10.03	≦5.19	Pass
165	5825	4.69	-10.52	≦5.19	Pass

Note:

Total Gain : 10log(3)+max Gain = 8.81dBi
Required Limit = 8dBm - (8.81dBi – 6dBi) = 5.19 dBm

Channel 149

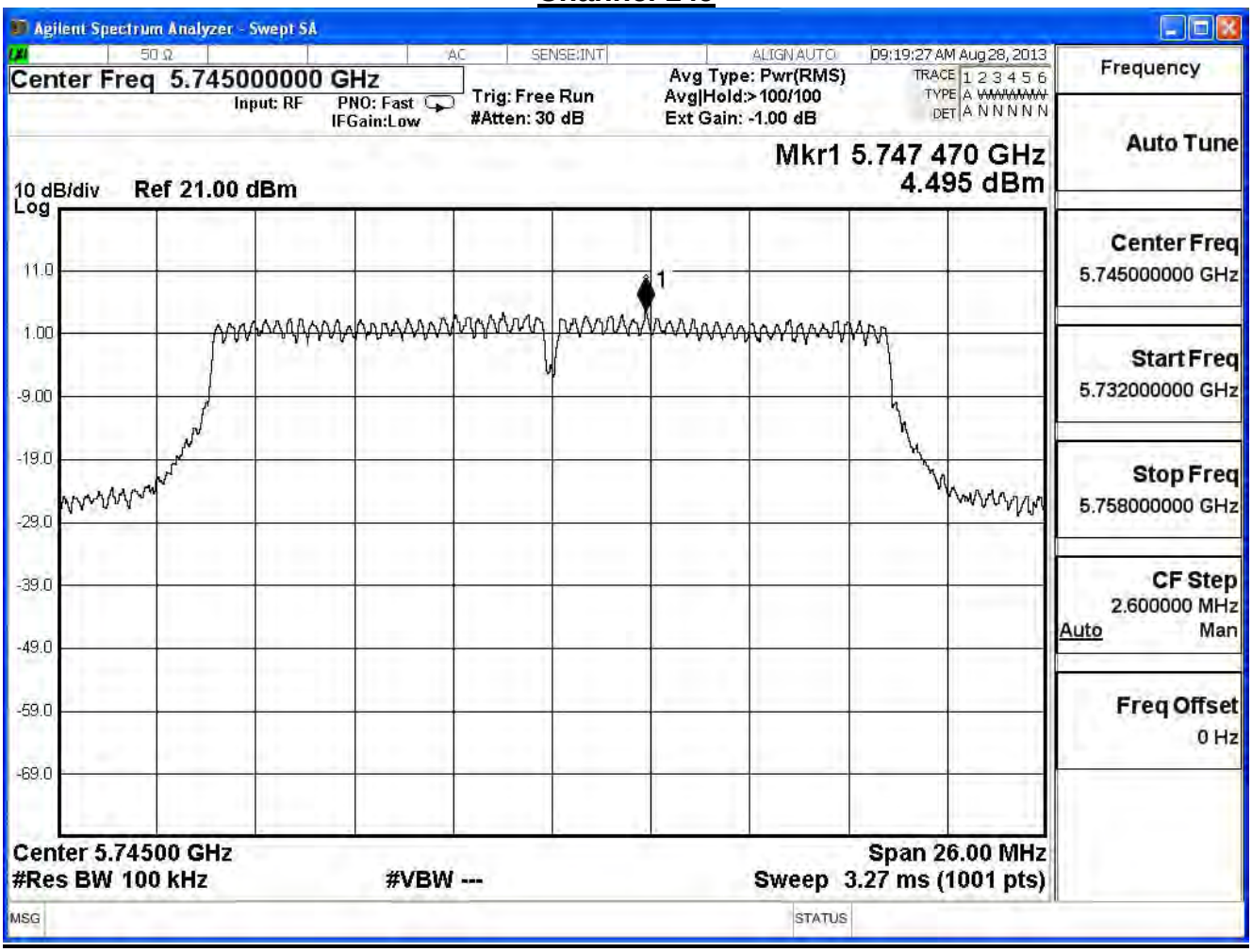

Channel 157

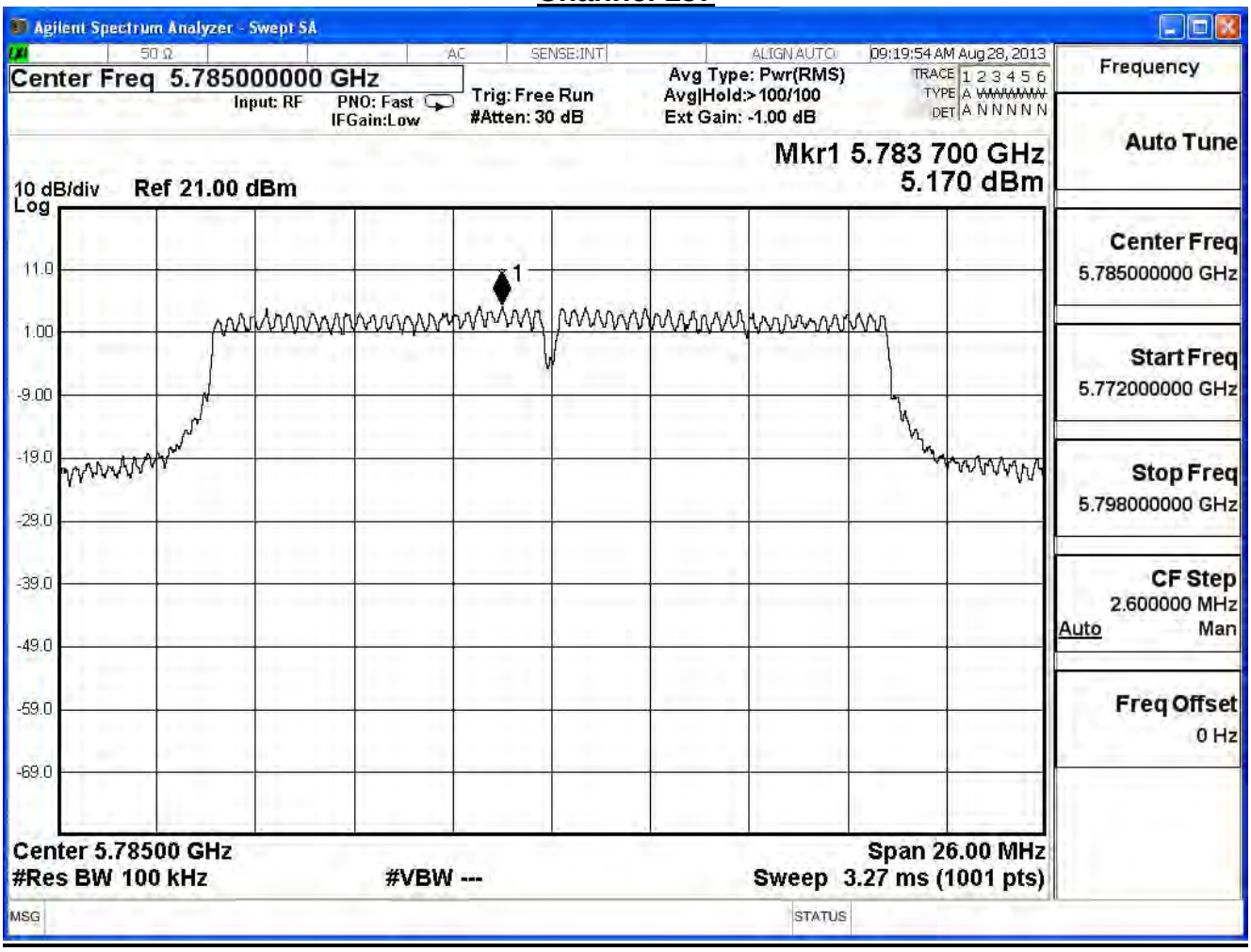
Agilent Spectrum Analyzer - Swept SA
50 Ω
AC
SENSE:INT
ALIGN AUTO
09:19:54 AM Aug 28, 2013
Center Freq 5.785000000 GHz
Input: RF
PNO: Fast
IFGain:Low
Trig: Free Run
#Atten: 30 dB
Avg Type: Pwr(RMS)
Avg|Hold:>100/100
Ext Gain: -1.00 dB
TRACE 1 2 3 4 5 6
TYPE A
DET A N N N N N
Mkr1 5.783 700 GHz
5.170 dBm
10 dB/div
Log
Ref 21.00 dBm
11.0
1.00
-9.00
-19.0
-29.0
-39.0
-49.0
-59.0
-69.0
1
Center 5.78500 GHz
#Res BW 100 kHz
#VBW ---
Span 26.00 MHz
Sweep 3.27 ms (1001 pts)
MSG
STATUS
Frequency
Auto Tune
Center Freq
5.785000000 GHz
Start Freq
5.772000000 GHz
Stop Freq
5.798000000 GHz
CF Step
2.600000 MHz
Auto
Man
Freq Offset
0 Hz

Channel 165

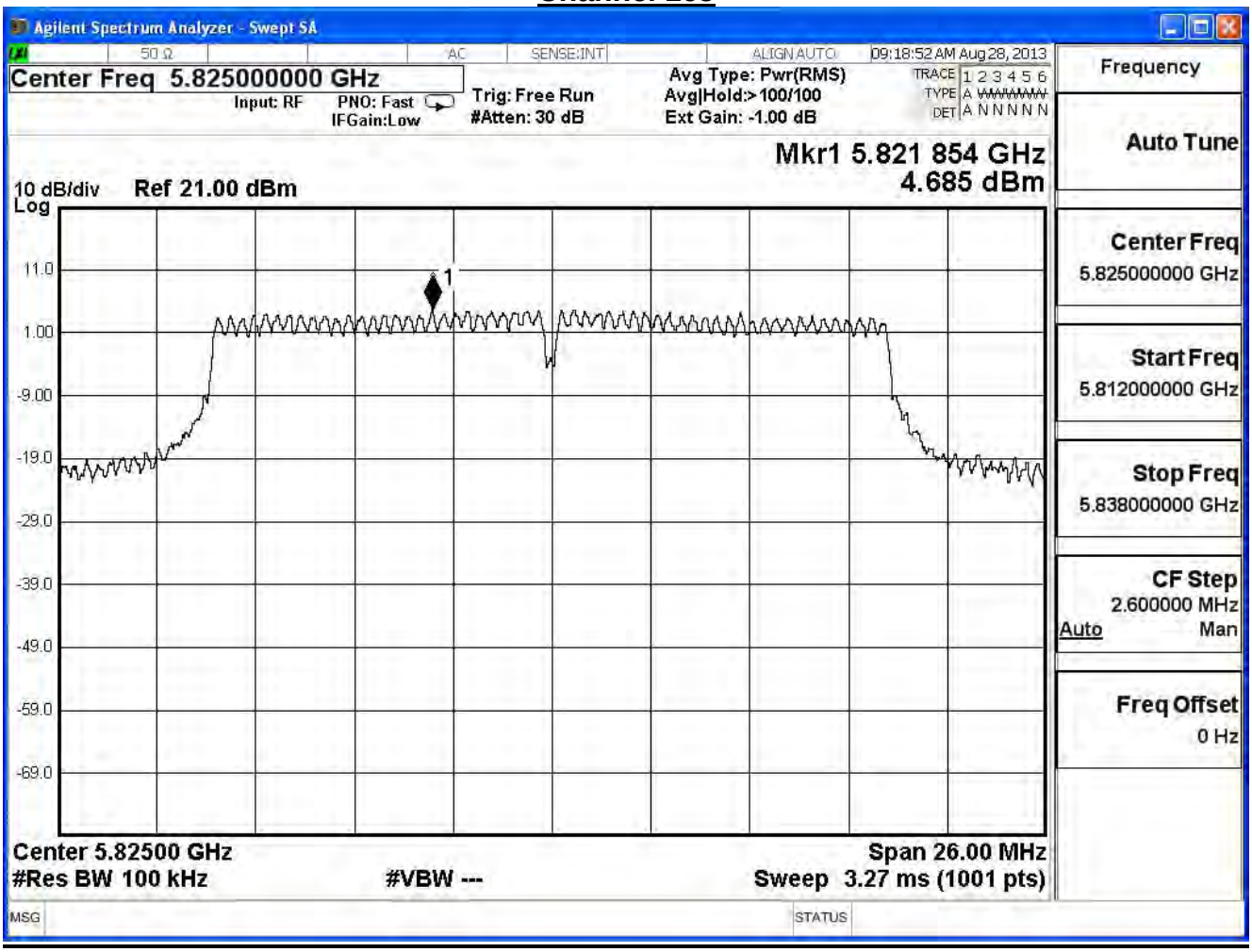
Agilent Spectrum Analyzer - Swept SA
50 Ω
AC
SENSE:INT
ALIGN AUTO
09:18:52 AM Aug 28, 2013
Center Freq 5.825000000 GHz
Input: RF
PNO: Fast
IFGain:Low
Trig: Free Run
#Atten: 30 dB
Avg Type: Pwr(RMS)
Avg|Hold:>100/100
Ext Gain: -1.00 dB
TRACE 1 2 3 4 5 6
TYPE A
DET A N N N N N
Mkr1 5.821 854 GHz
4.685 dBm
10 dB/div
Ref 21.00 dBm
Log
11.0
1.00
-9.00
-19.0
-29.0
-39.0
-49.0
-59.0
-69.0
1
Center 5.82500 GHz
#Res BW 100 kHz
#VBW ---
Span 26.00 MHz
Sweep 3.27 ms (1001 pts)
MSG
STATUS
Frequency
Auto Tune
Center Freq
5.825000000 GHz
Start Freq
5.812000000 GHz
Stop Freq
5.838000000 GHz
CF Step
2.600000 MHz
Auto
Man
Freq Offset
0 Hz

Product	Wireless-AC1900 Dual Band Gigabit Router		
Test Item	Power Density		
Test Mode	Mode 1: Transmit (CDD Mode)_Adapter: EXA1206UH		
Date of Test	2013/08/28	Test Site	SR7

IEEE802.11n_20MHz_(ANT 1)					
Channel No.	Frequency (MHz)	Reading Level (dBm)	Measure Level (dBm)	Limit (dBm)	Result
149	5745	4.40	-10.80	≦5.19	Pass
157	5785	5.24	-9.96	≦5.19	Pass
165	5825	4.90	-10.30	≦5.19	Pass

Note:

Total Gain : 10log(3)+max Gain = 8.81dBi
Required Limit = 8dBm - (8.81dBi – 6dBi) = 5.19 dBm

Channel 149

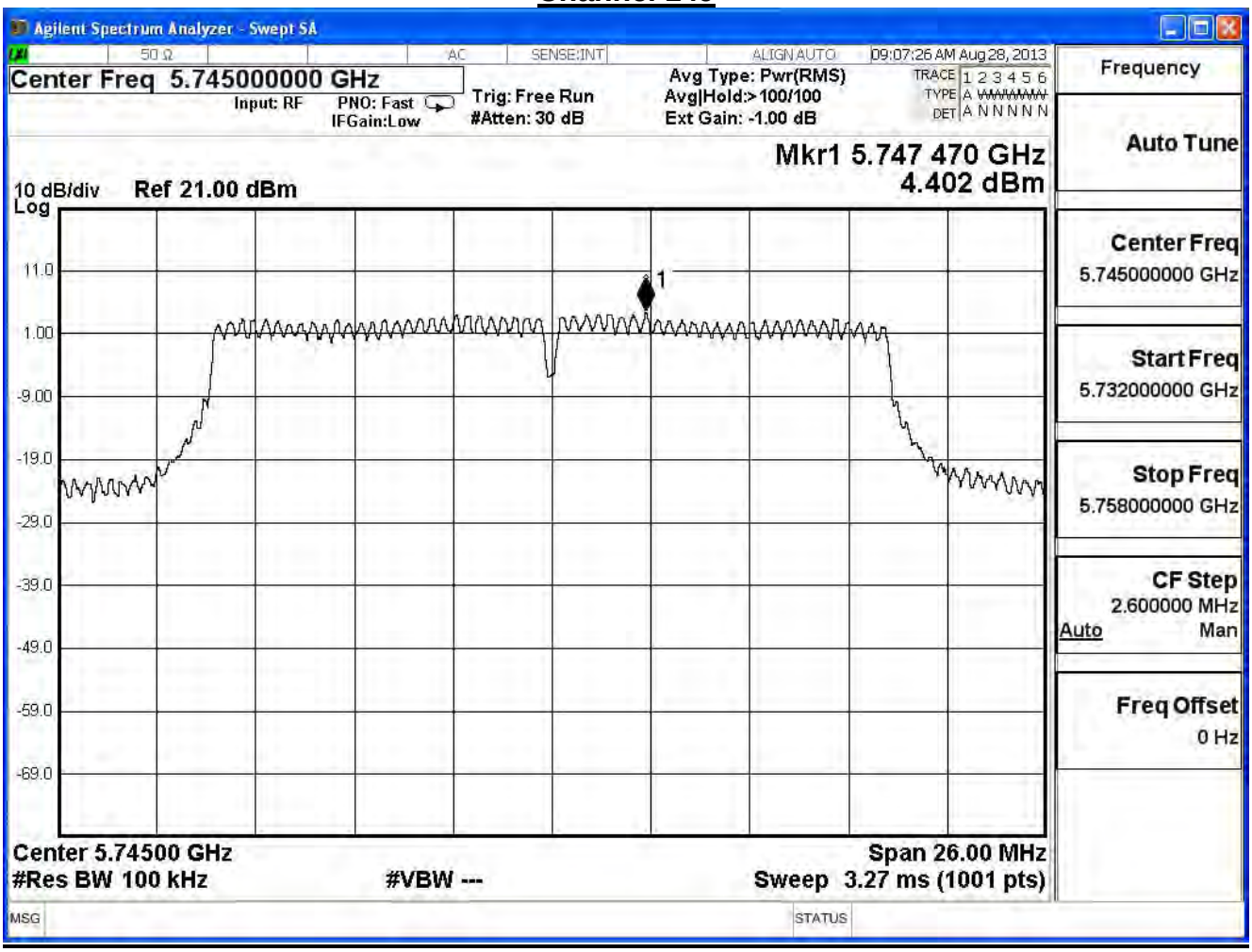

Channel 157

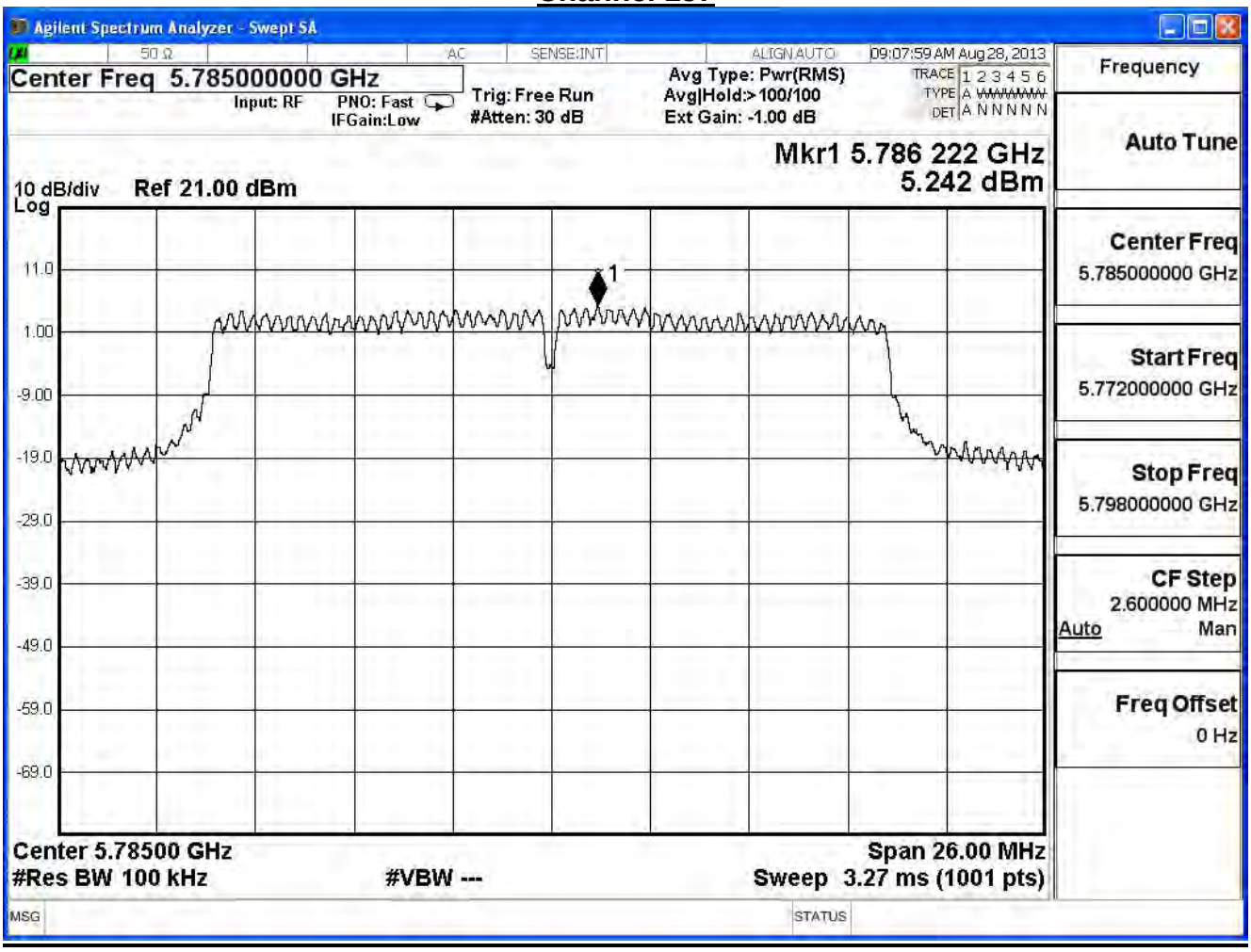
Agilent Spectrum Analyzer - Swept SA
50 Ω
AC
SENSE:INT
ALIGN AUTO
09:07:59 AM Aug 28, 2013
Center Freq 5.785000000 GHz
Input: RF
PNO: Fast
IFGain:Low
Trig: Free Run
#Atten: 30 dB
Avg Type: Pwr(RMS)
Avg|Hold:>100/100
Ext Gain: -1.00 dB
TRACE 1 2 3 4 5 6
TYPE A
DET A N N N N N
Mkr1 5.786 222 GHz
5.242 dBm
10 dB/div
Log
Ref 21.00 dBm
11.0
1.00
-9.00
-19.0
-29.0
-39.0
-49.0
-59.0
-69.0
1
Center 5.78500 GHz
#Res BW 100 kHz
#VBW ---
Span 26.00 MHz
Sweep 3.27 ms (1001 pts)
MSG
STATUS
Frequency
Auto Tune
Center Freq
5.785000000 GHz
Start Freq
5.772000000 GHz
Stop Freq
5.798000000 GHz
CF Step
2.600000 MHz
Auto
Man
Freq Offset
0 Hz

Channel 165

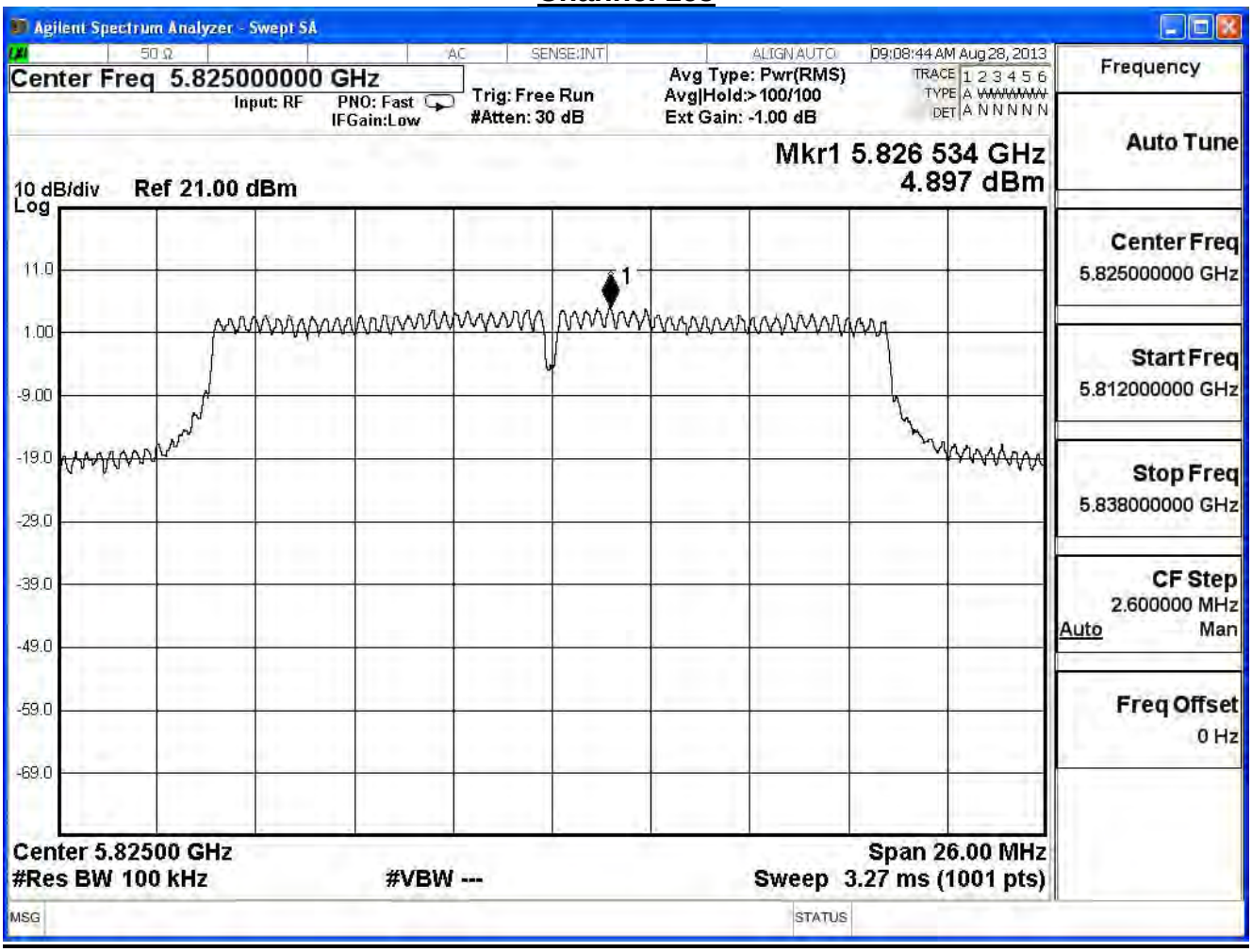
Agilent Spectrum Analyzer - Swept SA
50 Ω
AC
SENSE:INT
ALIGN AUTO
09:08:44 AM Aug 28, 2013
Center Freq 5.825000000 GHz
Input: RF
PNO: Fast
IFGain:Low
Trig: Free Run
#Atten: 30 dB
Avg Type: Pwr(RMS)
Avg|Hold:>100/100
Ext Gain: -1.00 dB
TRACE 1 2 3 4 5 6
TYPE A
DET A N N N N N
Mkr1 5.826 534 GHz
4.897 dBm
10 dB/div
Log
Ref 21.00 dBm
11.0
1.00
-9.00
-19.0
-29.0
-39.0
-49.0
-59.0
-69.0
1
Center 5.82500 GHz
#Res BW 100 kHz
#VBW ---
Span 26.00 MHz
Sweep 3.27 ms (1001 pts)
MSG
STATUS
Frequency
Auto Tune
Center Freq
5.825000000 GHz
Start Freq
5.812000000 GHz
Stop Freq
5.838000000 GHz
CF Step
2.600000 MHz
Auto
Man
Freq Offset
0 Hz

Product	Wireless-AC1900 Dual Band Gigabit Router		
Test Item	Power Density		
Test Mode	Mode 1: Transmit (CDD Mode)_Adapter: EXA1206UH		
Date of Test	2013/08/28	Test Site	SR7

IEEE802.11n_20MHz_(ANT 2)					
Channel No.	Frequency (MHz)	Reading Level (dBm)	Measure Level (dBm)	Limit (dBm)	Result
149	5745	5.02	-10.18	≦5.19	Pass
157	5785	5.50	-9.70	≦5.19	Pass
165	5825	5.30	-9.90	≦5.19	Pass

Note:

Total Gain : 10log(3)+max Gain = 8.81dBi
Required Limit = 8dBm - (8.81dBi – 6dBi) = 5.19 dBm

Channel 149

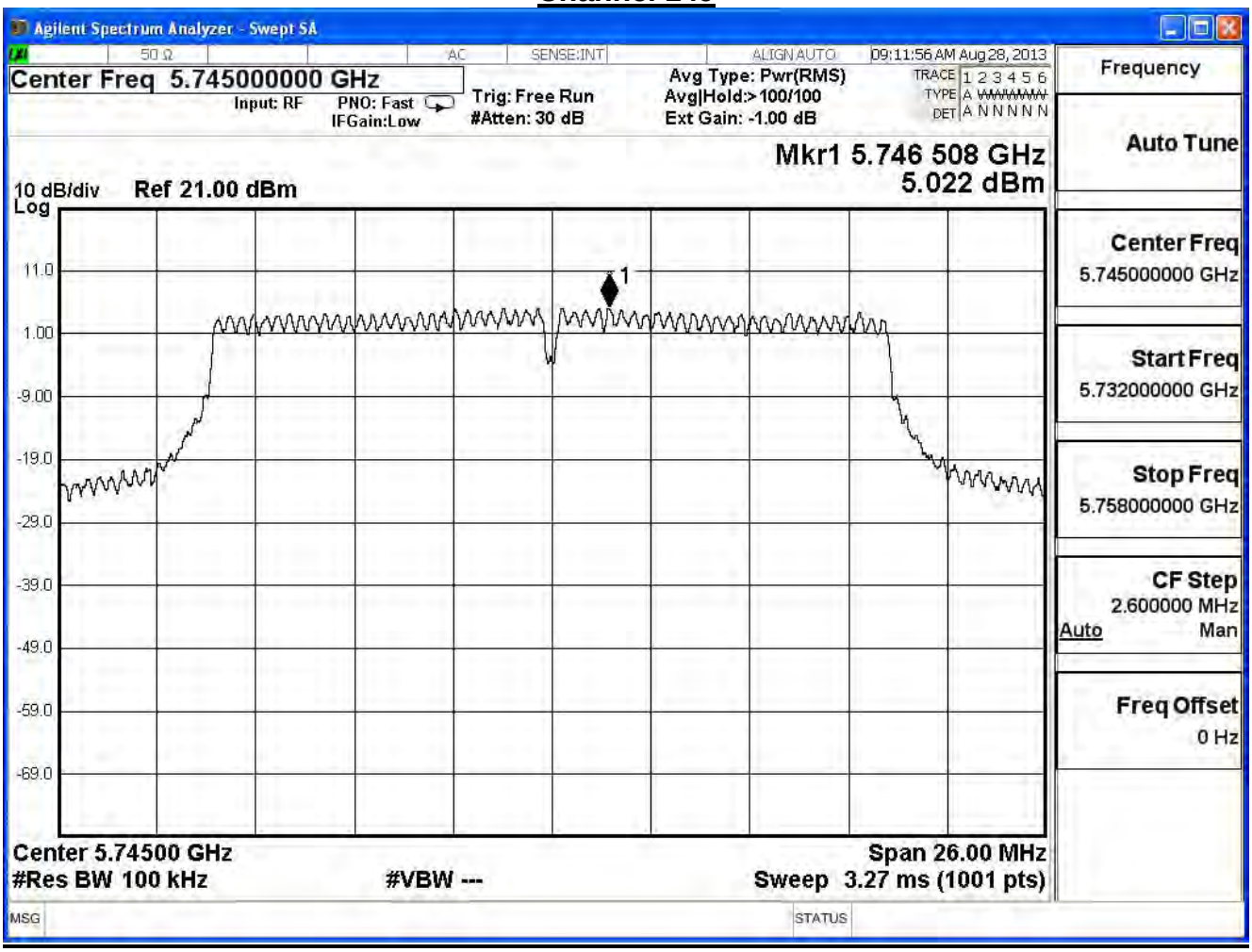

Channel 157

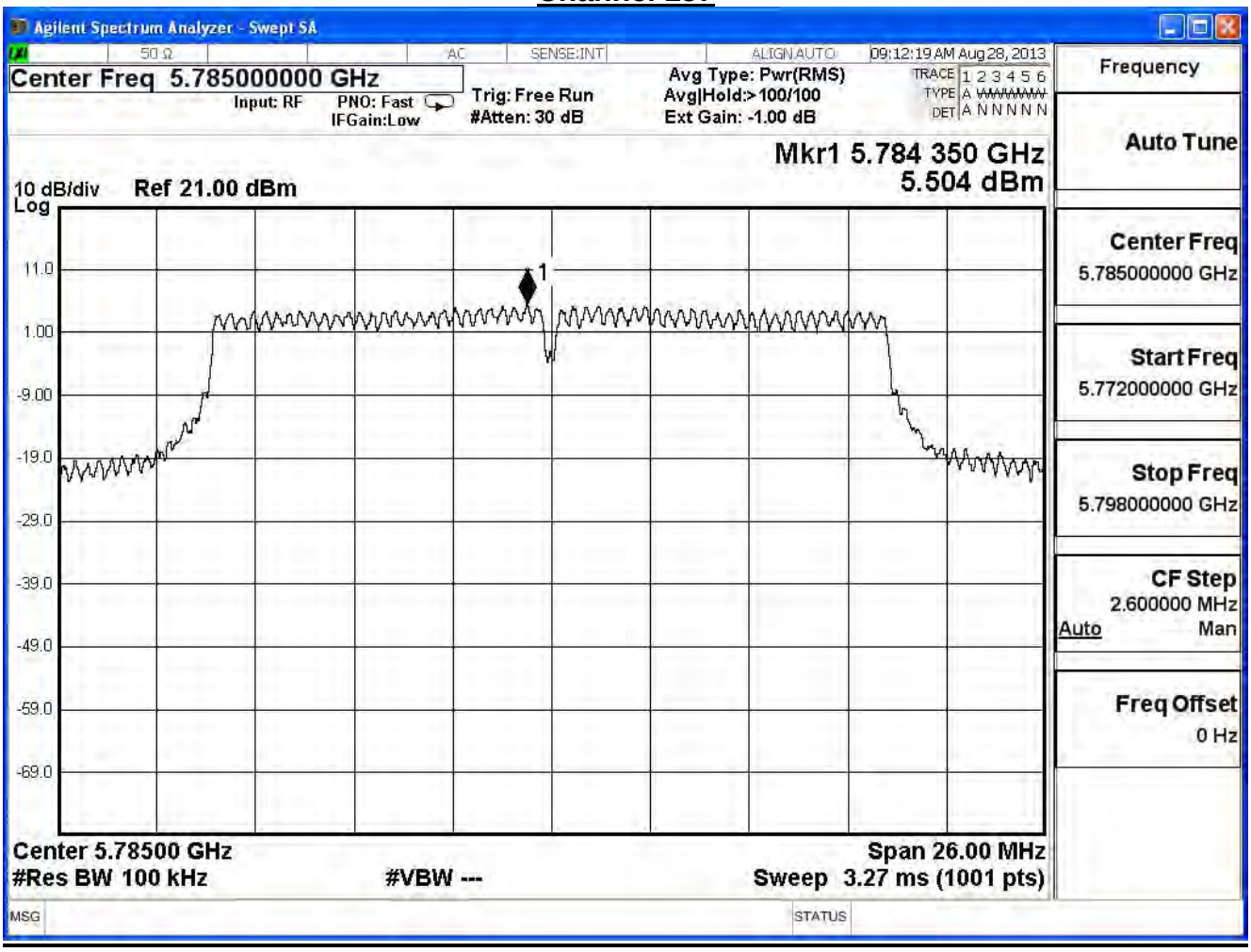
Agilent Spectrum Analyzer - Swept SA
50 Ω
AC
SENSE:INT
ALIGN AUTO
09:12:19 AM Aug 28, 2013
Center Freq 5.785000000 GHz
Input: RF
PNO: Fast
IFGain:Low
Trig: Free Run
#Atten: 30 dB
Avg Type: Pwr(RMS)
Avg|Hold:>100/100
Ext Gain: -1.00 dB
TRACE 1 2 3 4 5 6
TYPE A
DET A N N N N N
Mkr1 5.784 350 GHz
5.504 dBm
10 dB/div
Log
Ref 21.00 dBm
11.0
1.00
-9.00
-19.0
-29.0
-39.0
-49.0
-59.0
-69.0
1
Center 5.78500 GHz
#Res BW 100 kHz
#VBW ---
Span 26.00 MHz
Sweep 3.27 ms (1001 pts)
MSG
STATUS
Frequency
Auto Tune
Center Freq
5.785000000 GHz
Start Freq
5.772000000 GHz
Stop Freq
5.798000000 GHz
CF Step
2.600000 MHz
Auto
Man
Freq Offset
0 Hz

Channel 165

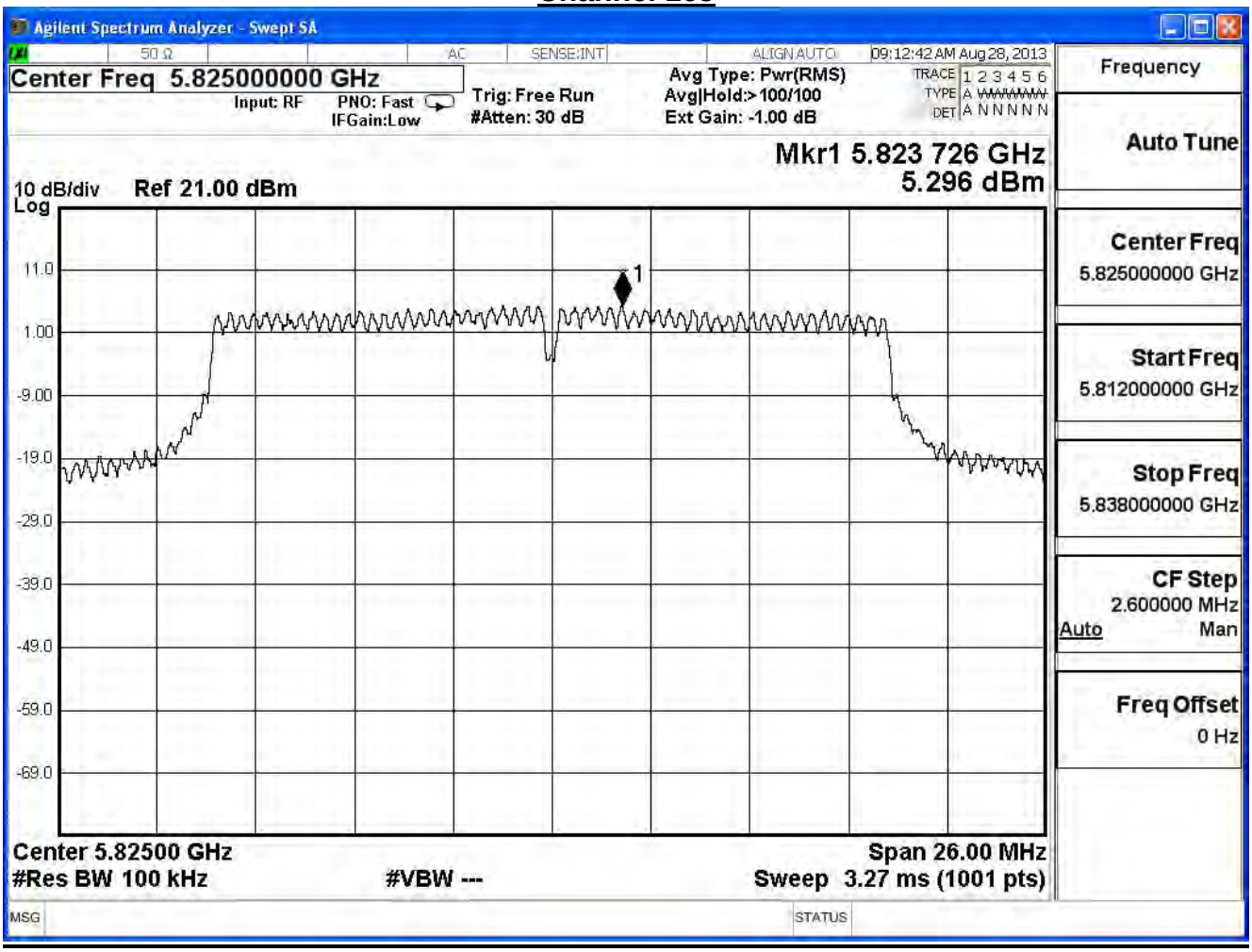
Agilent Spectrum Analyzer - Swept SA
50 Ω
AC
SENSE:INT
ALIGN AUTO
09:12:42 AM Aug 28, 2013
Center Freq 5.825000000 GHz
Input: RF
PNO: Fast
IFGain:Low
Trig: Free Run
#Atten: 30 dB
Avg Type: Pwr(RMS)
Avg|Hold:>100/100
Ext Gain: -1.00 dB
TRACE 1 2 3 4 5 6
TYPE A
DET A N N N N N
Mkr1 5.823 726 GHz
5.296 dBm
10 dB/div
Log
Ref 21.00 dBm
11.0
1.00
-9.00
-19.0
-29.0
-39.0
-49.0
-59.0
-69.0
1
Center 5.82500 GHz
#Res BW 100 kHz
#VBW ---
Span 26.00 MHz
Sweep 3.27 ms (1001 pts)
MSG
STATUS
Frequency
Auto Tune
Center Freq
5.825000000 GHz
Start Freq
5.812000000 GHz
Stop Freq
5.838000000 GHz
CF Step
2.600000 MHz
Auto
Man
Freq Offset
0 Hz

Product	Wireless-AC1900 Dual Band Gigabit Router		
Test Item	Power Density		
Test Mode	Mode 1: Transmit (CDD Mode)_Adapter: EXA1206UH		
Date of Test	2013/08/28	Test Site	SR7

IEEE802.11n 20MHz(ANT 0+1+2)

Channel No.	Frequency (MHz)	Measure Level (dBm)	Limit (dBm)	Result
149	5745	-5.78	≦5.19	Pass
157	5785	-5.12	≦5.19	Pass
165	5825	-5.46	≦5.19	Pass

Note:

Total Gain : 10log(3)+max Gain = 8.81dBi
Required Limit = 8dBm - (8.81dBi – 6dBi) = 5.19 dBm

Product	Wireless-AC1900 Dual Band Gigabit Router		
Test Item	Power Density		
Test Mode	Mode 1: Transmit (CDD Mode)_Adapter: EXA1206UH		
Date of Test	2013/08/28	Test Site	SR7

IEEE 802.11n_40MHz (ANT 0)					
Channel No.	Frequency (MHz)	Reading Level (dBm)	Measurement (dBm)	Limit (dBm)	Result
151	5755	0.59	-14.61	≦5.19	Pass
159	5795	1.31	-13.89	≦5.19	Pass

Note:

Total Gain : 10log(3)+max Gain = 8.81dBi
Required Limit = 8dBm - (8.81dBi – 6dBi) = 5.19 dBm

Channel 151

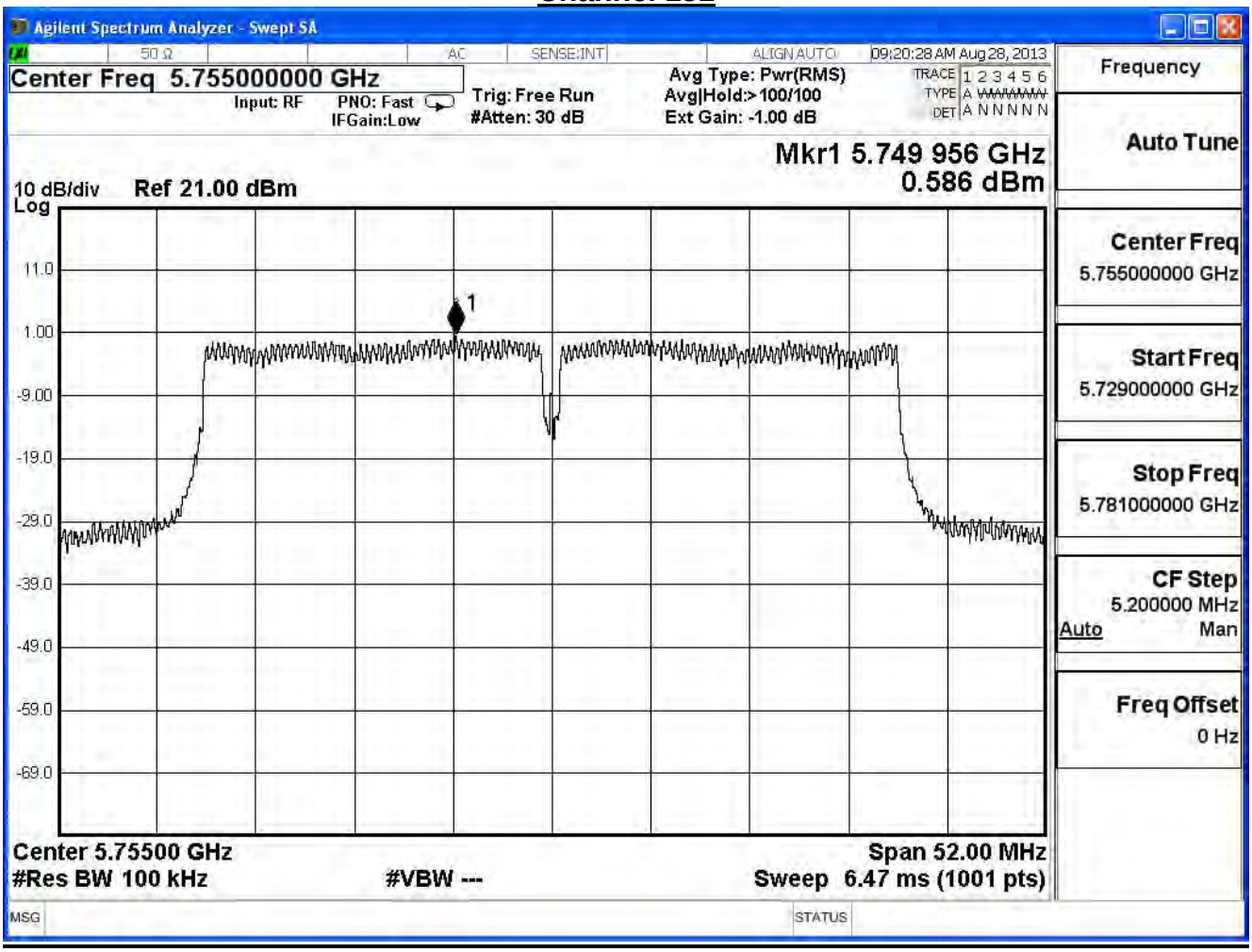

Channel 159

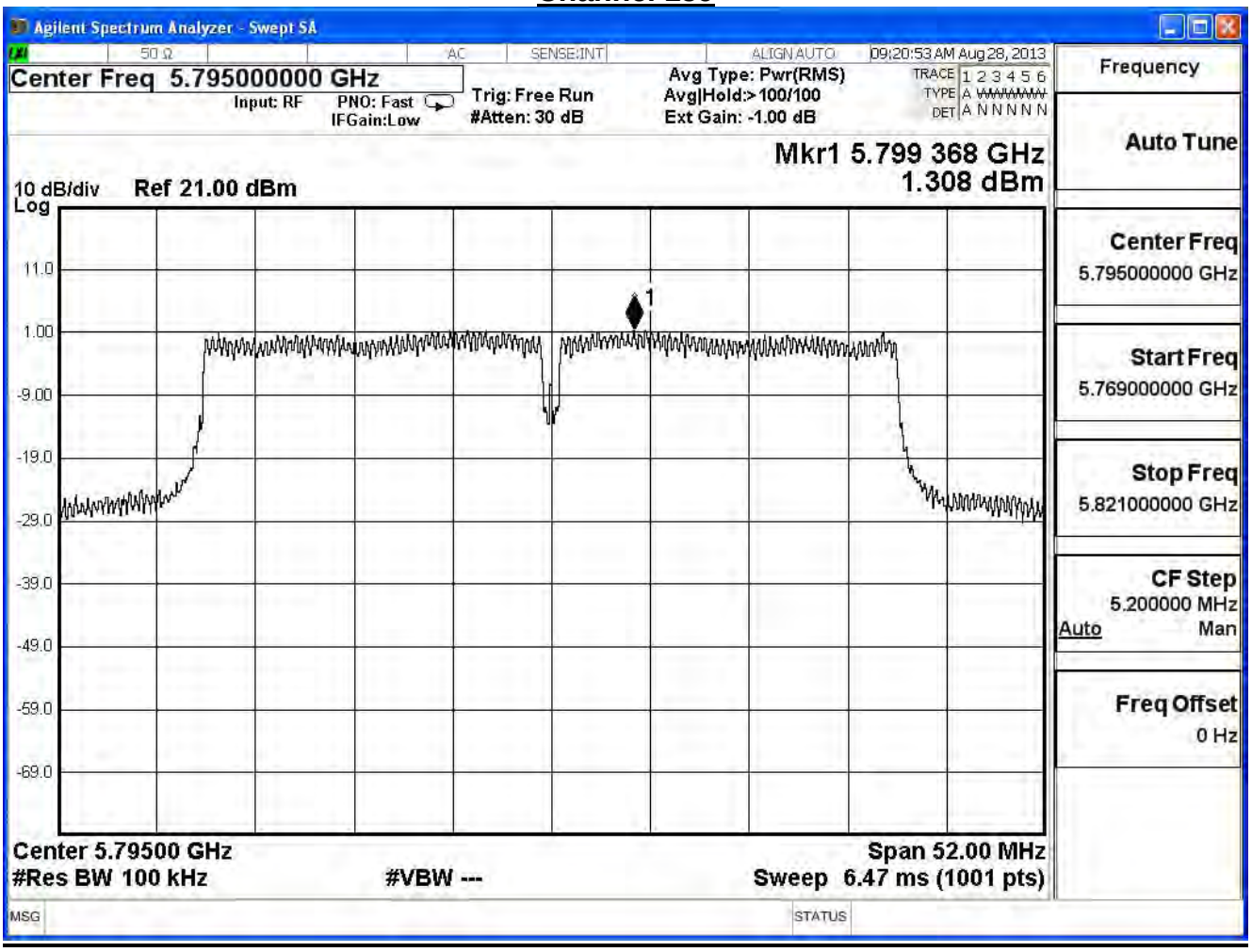
Agilent Spectrum Analyzer - Swept SA
50 Ω
AC
SENSE:INT
ALIGN AUTO
09:20:53 AM Aug 28, 2013
Center Freq 5.795000000 GHz
Input: RF
PNO: Fast
IFGain:Low
Trig: Free Run
#Atten: 30 dB
Avg Type: Pwr(RMS)
Avg|Hold:>100/100
Ext Gain: -1.00 dB
TRACE 1 2 3 4 5 6
TYPE A
DET A N N N N N
Mkr1 5.799 368 GHz
1.308 dBm
10 dB/div
Log
Ref 21.00 dBm
11.0
1.00
-9.00
-19.0
-29.0
-39.0
-49.0
-59.0
-69.0
1
Center 5.79500 GHz
#Res BW 100 kHz
#VBW ---
Span 52.00 MHz
Sweep 6.47 ms (1001 pts)
MSG
STATUS
Frequency
Auto Tune
Center Freq
5.795000000 GHz
Start Freq
5.769000000 GHz
Stop Freq
5.821000000 GHz
CF Step
5.200000 MHz
Auto
Man
Freq Offset
0 Hz

Product	Wireless-AC1900 Dual Band Gigabit Router		
Test Item	Power Density		
Test Mode	Mode 1: Transmit (CDD Mode)_Adapter: EXA1206UH		
Date of Test	2013/08/28	Test Site	SR7

IEEE 802.11n_40MHz (ANT 1)					
Channel No.	Frequency (MHz)	Reading Level (dBm)	Measure Level (dBm)	Limit (dBm)	Result
151	5755	0.45	-14.75	≦5.19	Pass
159	5795	1.50	-13.70	≦5.19	Pass

Note:

Total Gain : 10log(3)+max Gain = 8.81dBi
Required Limit = 8dBm - (8.81dBi – 6dBi) = 5.19 dBm

Channel 151

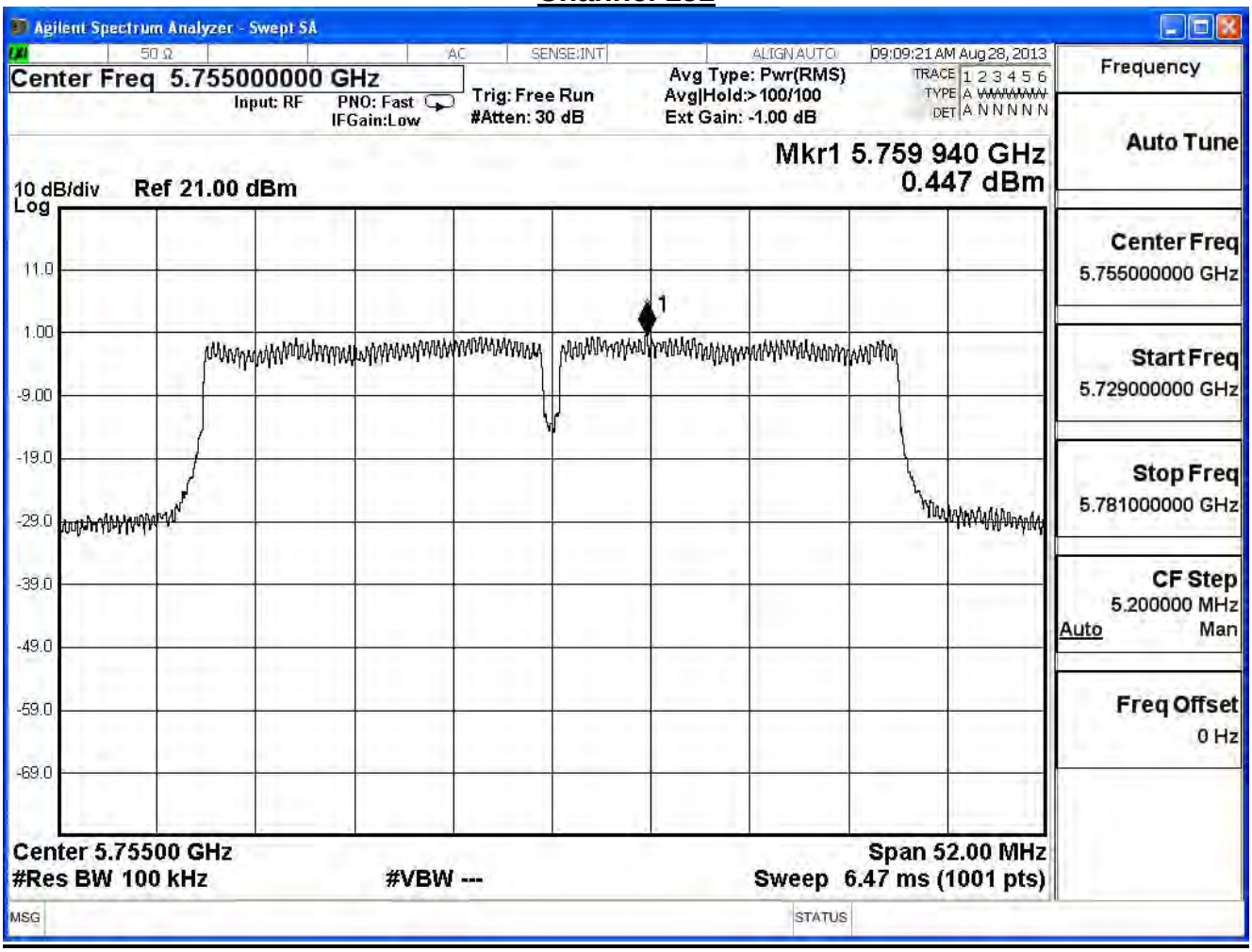

Channel 159

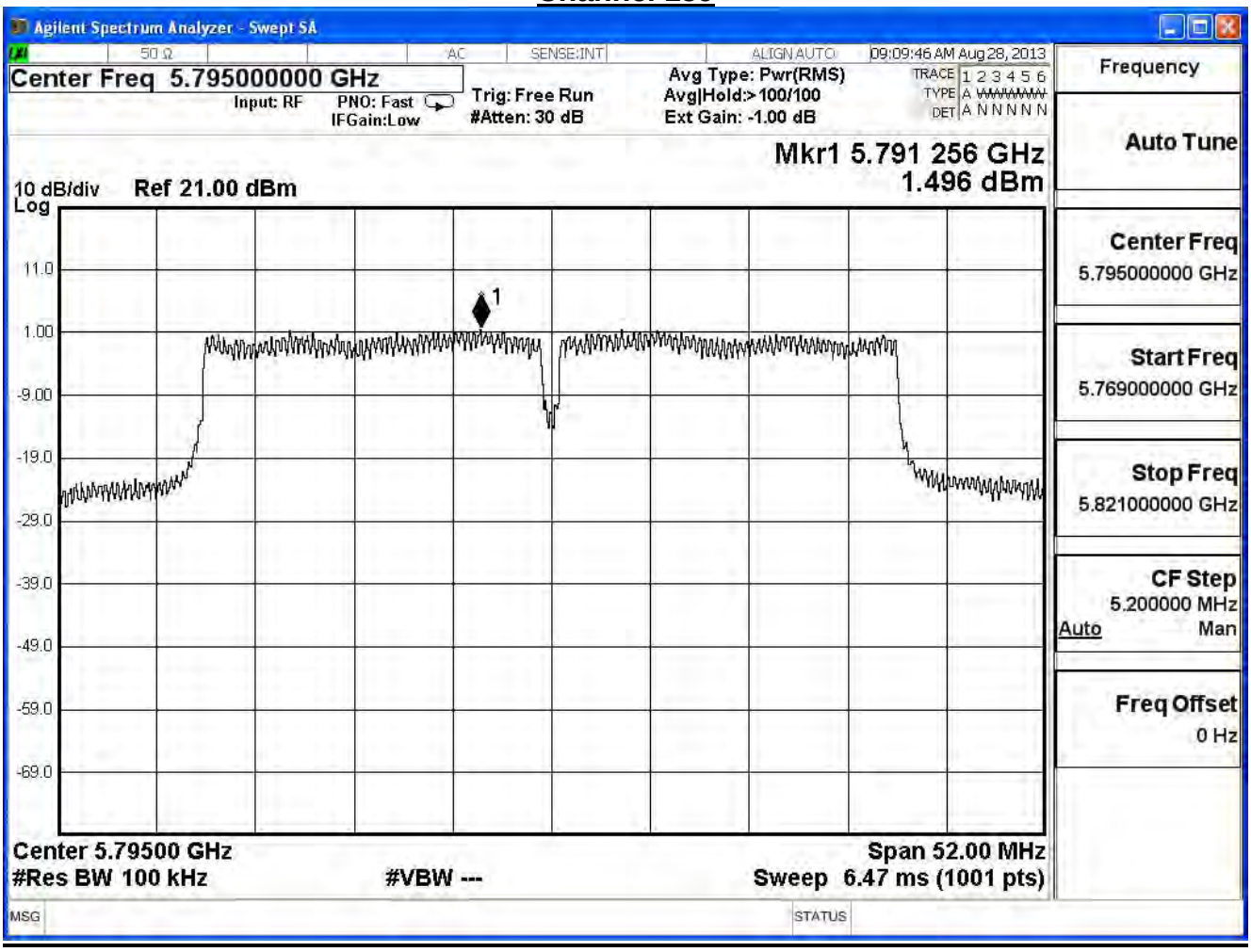
Agilent Spectrum Analyzer - Swept SA
50 Ω
AC
SENSE:INT
ALIGN AUTO
09:09:46 AM Aug 28, 2013
Center Freq 5.795000000 GHz
Input: RF
PNO: Fast
IFGain:Low
Trig: Free Run
#Atten: 30 dB
Avg Type: Pwr(RMS)
Avg|Hold:>100/100
Ext Gain: -1.00 dB
TRACE 1 2 3 4 5 6
TYPE A
DET A N N N N N
Mkr1 5.791 256 GHz
1.496 dBm
10 dB/div
Ref 21.00 dBm
Log
11.0
1.00
-9.00
-19.0
-29.0
-39.0
-49.0
-59.0
-69.0
1
Center 5.79500 GHz
#Res BW 100 kHz
#VBW ---
Span 52.00 MHz
Sweep 6.47 ms (1001 pts)
MSG
STATUS
Frequency
Auto Tune
Center Freq
5.795000000 GHz
Start Freq
5.769000000 GHz
Stop Freq
5.821000000 GHz
CF Step
5.200000 MHz
Auto
Man
Freq Offset
0 Hz

Product	Wireless-AC1900 Dual Band Gigabit Router		
Test Item	Power Density		
Test Mode	Mode 1: Transmit (CDD Mode)_Adapter: EXA1206UH		
Date of Test	2013/08/28	Test Site	SR7

IEEE 802.11n_40MHz (ANT 2)					
Channel No.	Frequency (MHz)	Reading Level (dBm)	Measure Level (dBm)	Limit (dBm)	Result
151	5755	0.73	-14.47	≦5.19	Pass
159	5795	1.91	-13.29	≦5.19	Pass

Note:

Total Gain : 10log(3)+max Gain = 8.81dBi
Required Limit = 8dBm - (8.81dBi – 6dBi) = 5.19 dBm

Channel 151

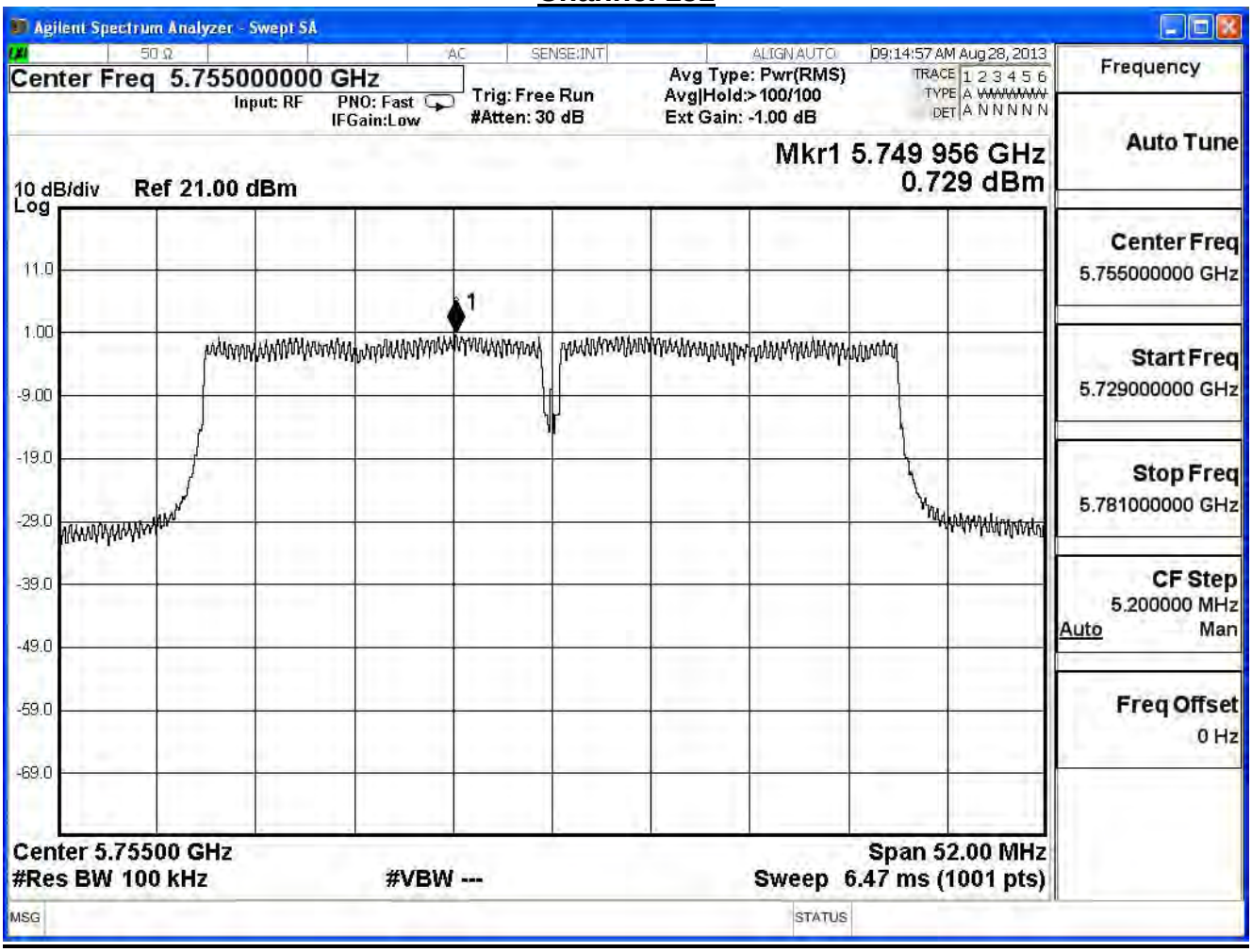

Channel 159

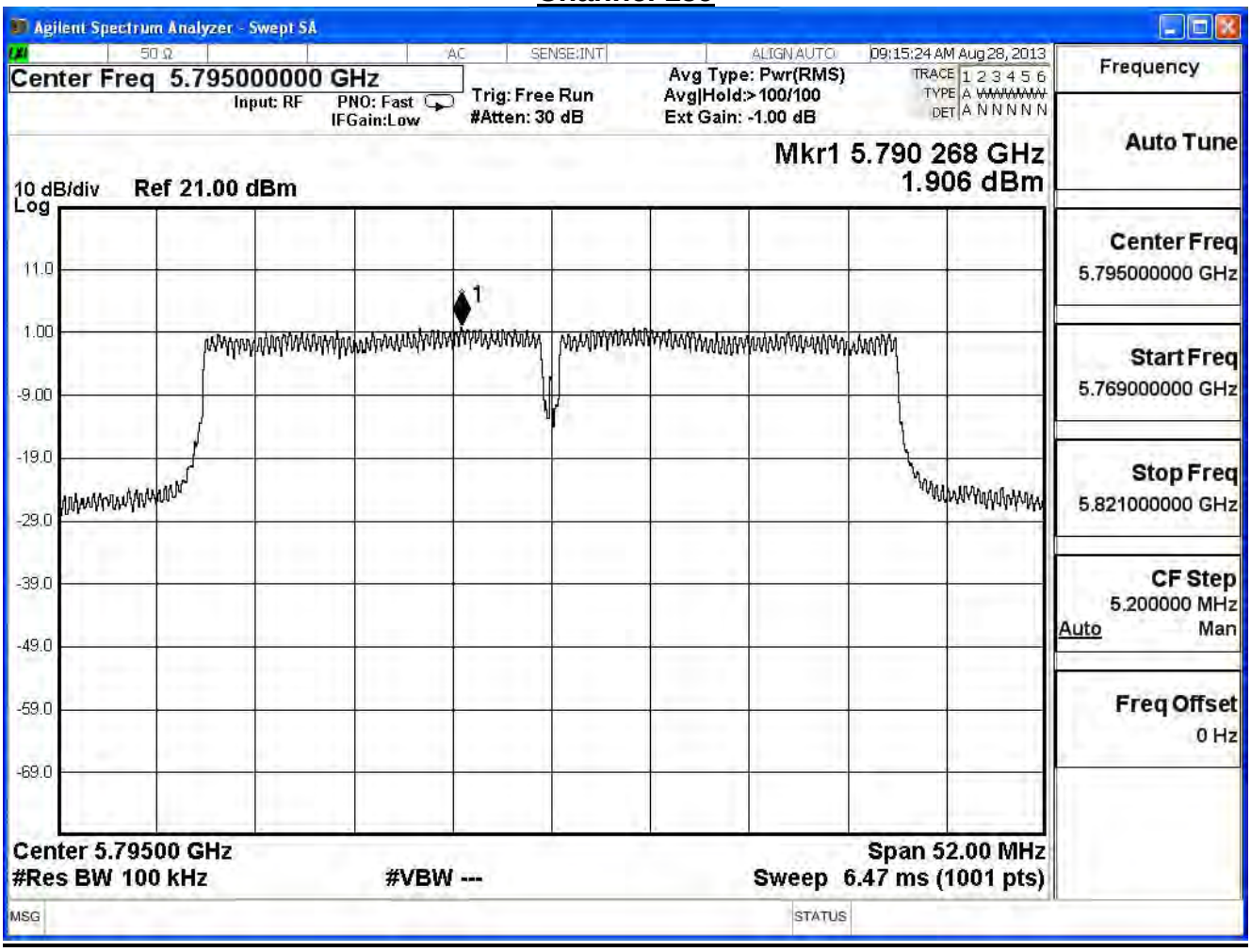
Agilent Spectrum Analyzer - Swept SA
50 Ω
AC
SENSE:INT
ALIGN AUTO
09:15:24 AM Aug 28, 2013
Center Freq 5.795000000 GHz
Input: RF
PNO: Fast
IFGain:Low
Trig: Free Run
#Atten: 30 dB
Avg Type: Pwr(RMS)
Avg|Hold:>100/100
Ext Gain: -1.00 dB
TRACE 1 2 3 4 5 6
TYPE A
DET A N N N N N
Mkr1 5.790 268 GHz
1.906 dBm
10 dB/div
Ref 21.00 dBm
Log
11.0
1.00
-9.00
-19.0
-29.0
-39.0
-49.0
-59.0
-69.0
1
Center 5.79500 GHz
#Res BW 100 kHz
#VBW ---
Span 52.00 MHz
Sweep 6.47 ms (1001 pts)
MSG
STATUS
Frequency
Auto Tune
Center Freq
5.795000000 GHz
Start Freq
5.769000000 GHz
Stop Freq
5.821000000 GHz
CF Step
5.200000 MHz
Auto
Man
Freq Offset
0 Hz

Product	Wireless-AC1900 Dual Band Gigabit Router		
Test Item	Power Density		
Test Mode	Mode 1: Transmit (CDD Mode)_Adapter: EXA1206UH		
Date of Test	2013/08/28	Test Site	SR7

IEEE802.11n 40MHz(ANT 0+1+2)

Channel No.	Frequency (MHz)	Measure Level (dBm)	Limit (dBm)	Result
151	5755	-9.84	≦5.19	Pass
159	5795	-8.85	≦5.19	Pass

Note:

Total Gain : 10log(3)+max Gain = 8.81dBi
Required Limit = 8dBm - (8.81dBi – 6dBi) = 5.19 dBm

Product	Wireless-AC1900 Dual Band Gigabit Router		
Test Item	Power Density		
Test Mode	Mode 1: Transmit (CDD Mode)_Adapter: EXA1206UH		
Date of Test	2013/08/28	Test Site	SR7

IEEE 802.11ac_80MHz (ANT 0)					
Channel No.	Frequency (MHz)	Reading Level (dBm)	Measure Level (dBm)	Limit (dBm)	Result
155	5775	-5.32	-20.52	≦5.19	Pass

Note:

Total Gain : 10log(3)+max Gain = 8.81dBi
Required Limit = 8dBm - (8.81dBi – 6dBi) = 5.19 dBm

Channel 155

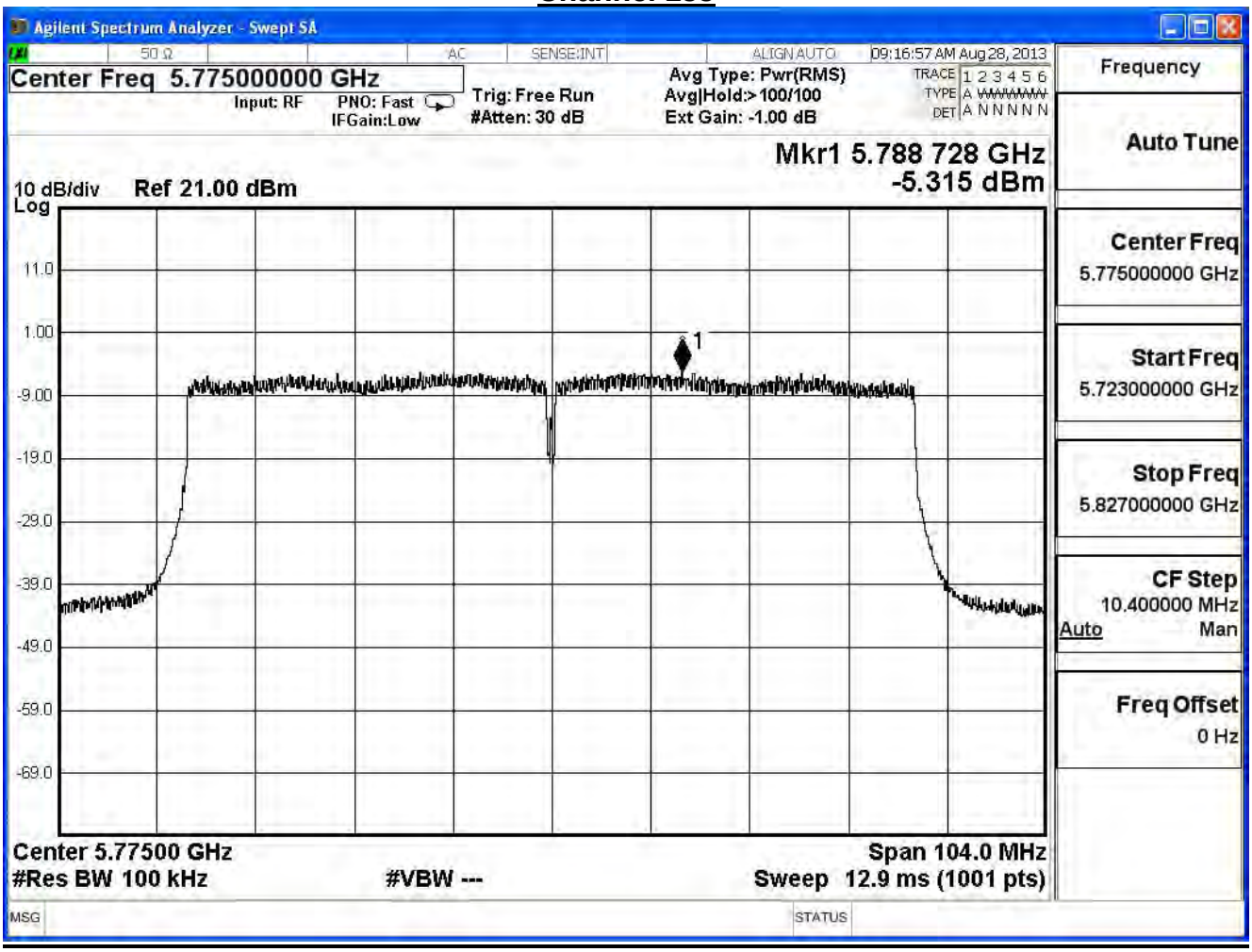

Product	Wireless-AC1900 Dual Band Gigabit Router		
Test Item	Power Density		
Test Mode	Mode 1: Transmit (CDD Mode)_Adapter: EXA1206UH		
Date of Test	2013/08/28	Test Site	SR7

IEEE 802.11ac_80MHz (ANT 1)					
Channel No.	Frequency (MHz)	Reading Level (dBm)	Measure Level (dBm)	Limit (dBm)	Result
155	5775	-4.59	-19.79	≦5.19	Pass

Note:

Total Gain : 10log(3)+max Gain = 8.81dBi
Required Limit = 8dBm - (8.81dBi – 6dBi) = 5.19 dBm

Channel 155

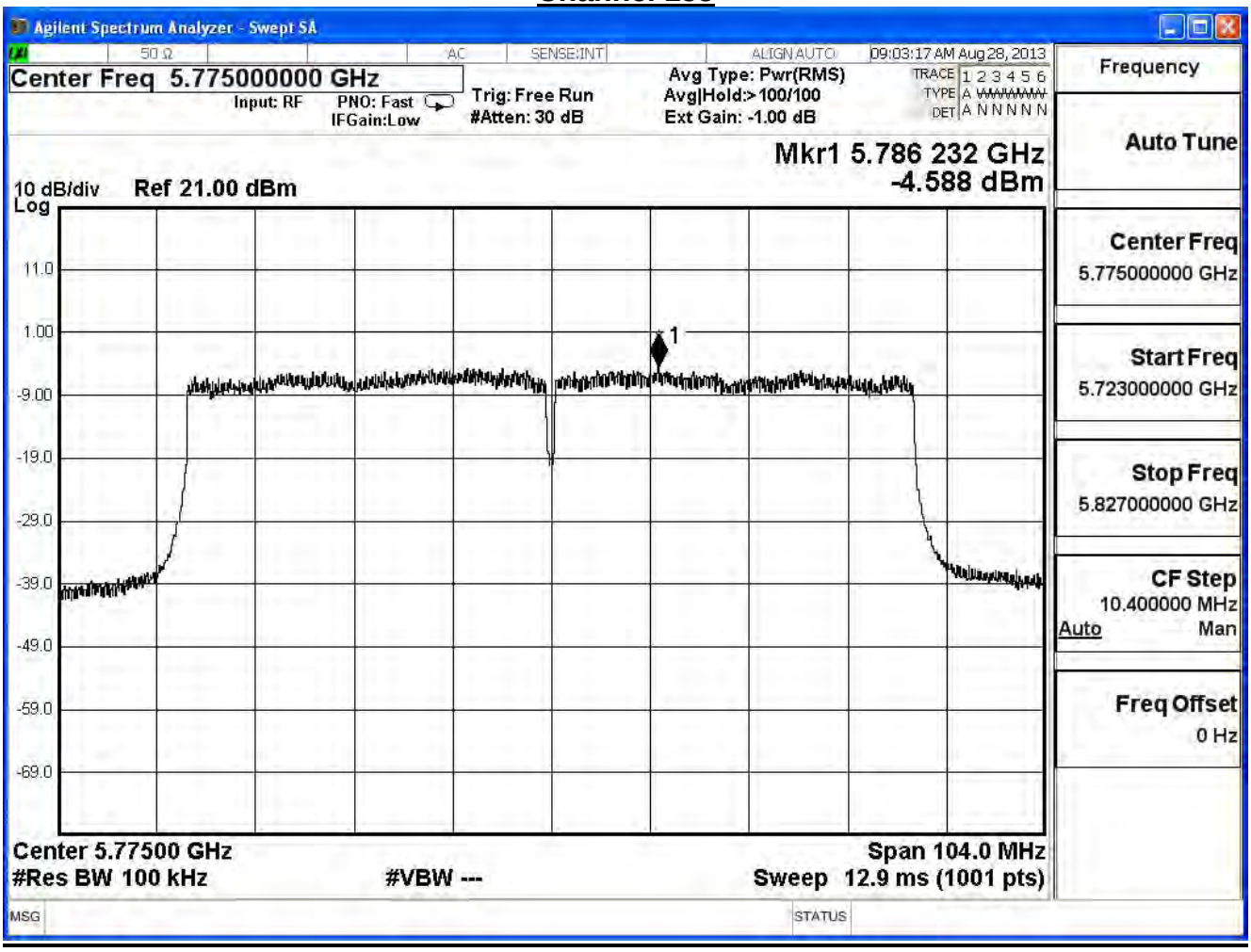

Product	Wireless-AC1900 Dual Band Gigabit Router		
Test Item	Power Density		
Test Mode	Mode 1: Transmit (CDD Mode)_Adapter: EXA1206UH		
Date of Test	2013/08/28	Test Site	SR7

IEEE 802.11ac_80MHz (ANT 2)					
Channel No.	Frequency (MHz)	Reading Level (dBm)	Measure Level (dBm)	Limit (dBm)	Result
155	5775	-3.99	-19.19	≦5.19	Pass

Note:

Total Gain : 10log(3)+max Gain = 8.81dBi
Required Limit = 8dBm - (8.81dBi – 6dBi) = 5.19 dBm

Channel 155

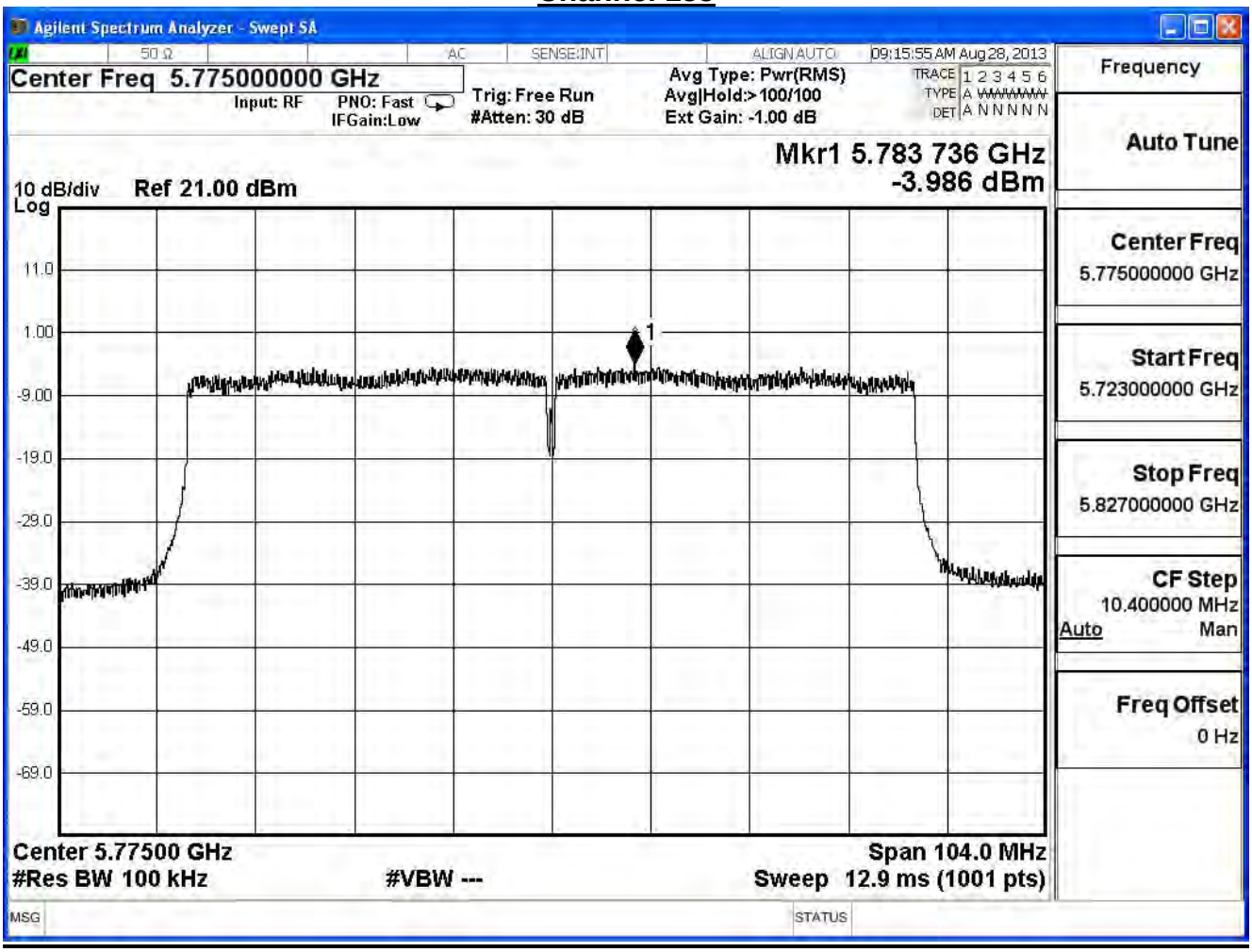

Product	Wireless-AC1900 Dual Band Gigabit Router		
Test Item	Power Density		
Test Mode	Mode 1: Transmit (CDD Mode)_Adapter: EXA1206UH		
Date of Test	2013/08/28	Test Site	SR7

IEEE802.11ac_80MHz(ANT 0+1+2)

Channel No.	Frequency (MHz)	Measure Level (dBm)	Limit (dBm)	Result
155	5775	-15.02	≦5.19	Pass

Note:

Total Gain : 10log(3)+max Gain = 8.81dBi
Required Limit = 8dBm - (8.81dBi – 6dBi) = 5.19 dBm

Product	Wireless-AC1900 Dual Band Gigabit Router		
Test Item	Power Density		
Test Mode	Mode 2: Transmit (Beamforming Mode)_Adapter: EXA1206UH		
Date of Test	2013/07/19	Test Site	SR7

IEEE 802.11b					
Channel No.	Frequency (MHz)	Reading Level (dBm)	Measure Level (dBm)	Limit (dBm)	Result
1	2412	13.17	-2.03	≦8	Pass
6	2437	13.18	-2.02	≦8	Pass
11	2462	12.63	-2.57	≦8	Pass

Channel 1

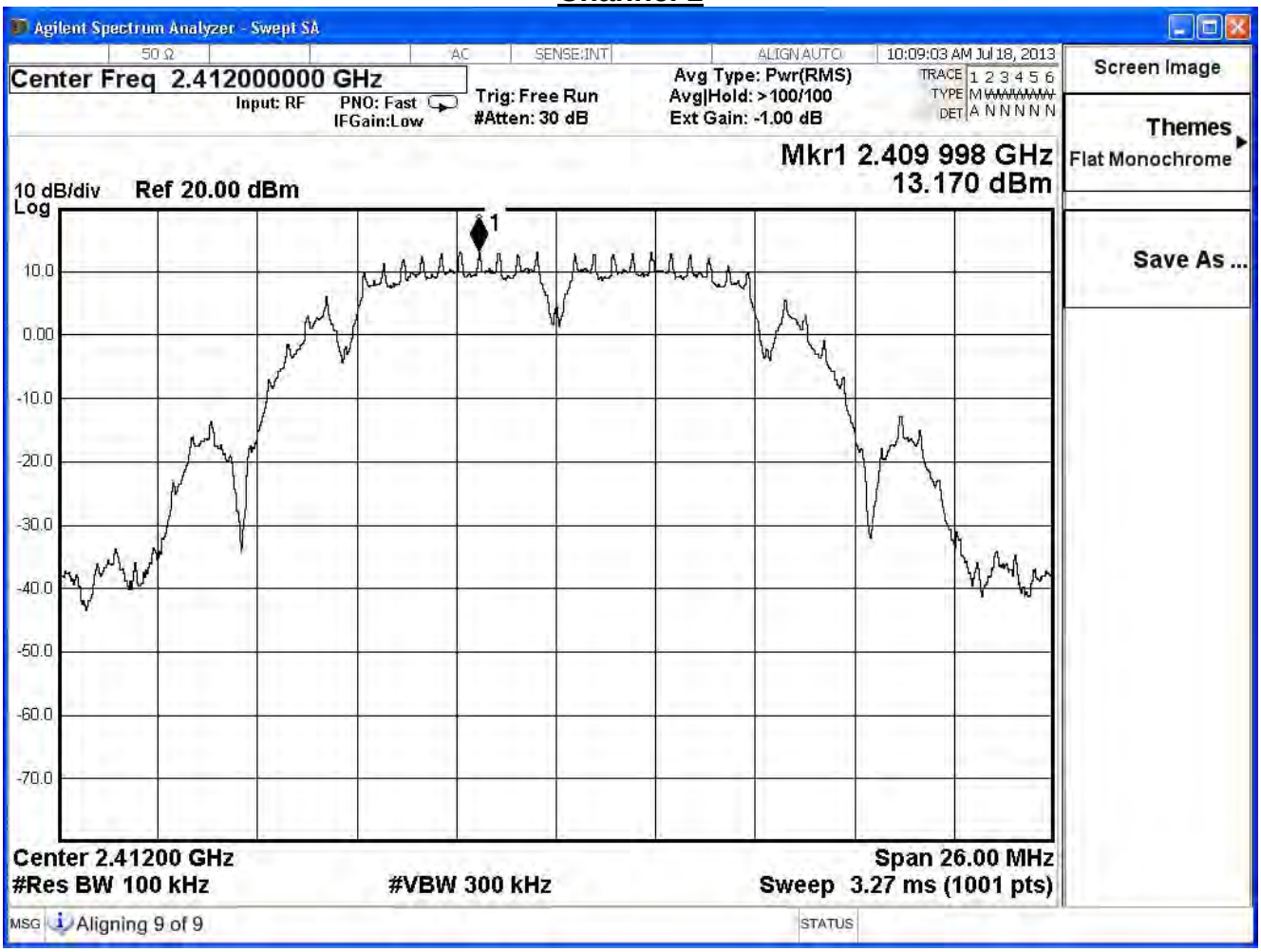

Channel 6

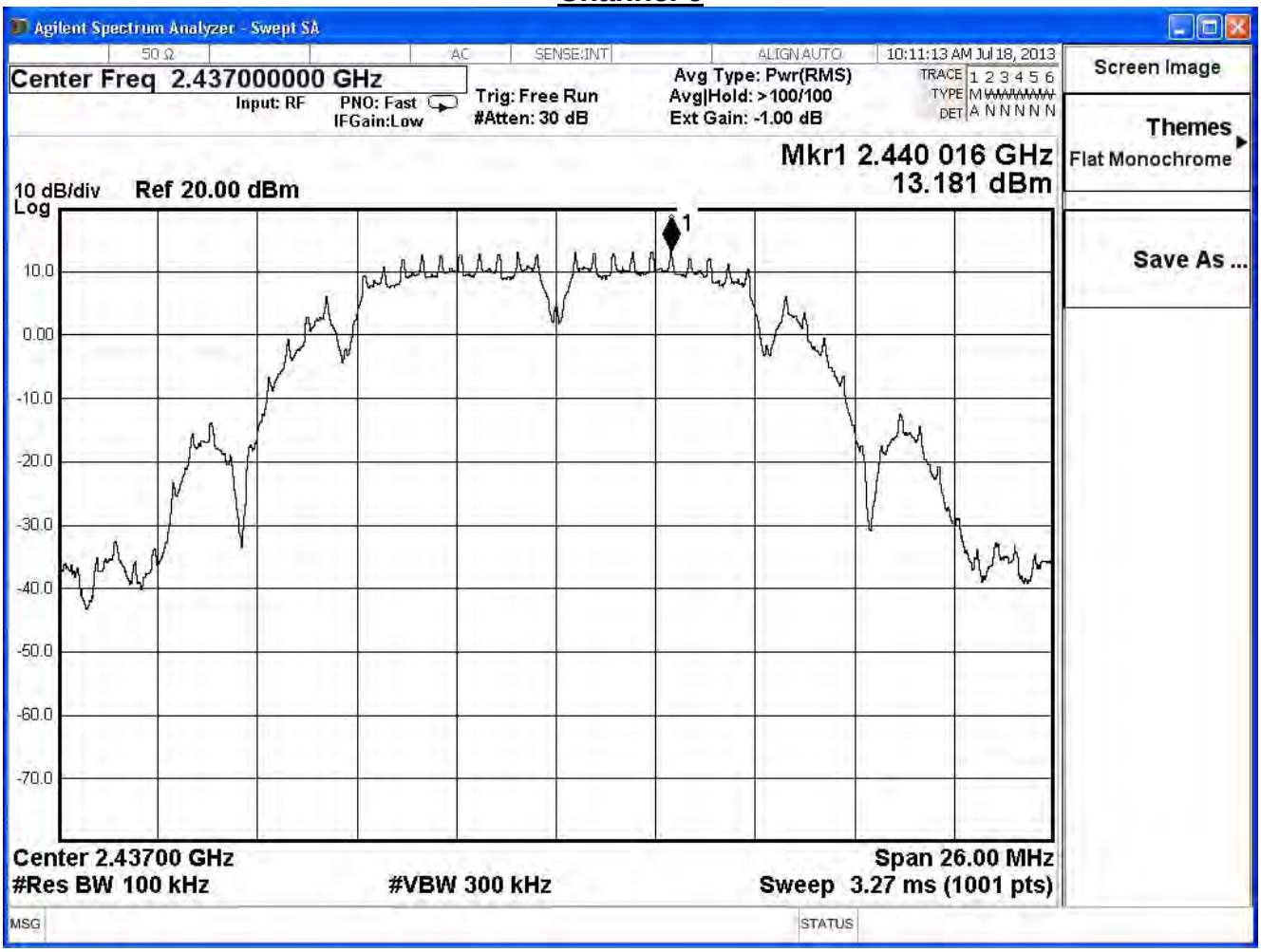
Agilent Spectrum Analyzer - Swept SA
50 Ω
AC
SENSE:INT
ALIGN AUTO
10:11:13 AM Jul 18, 2013
Center Freq 2.437000000 GHz
Input: RF
PNO: Fast
IFGain:Low
Trig: Free Run
#Atten: 30 dB
Avg Type: Pwr(RMS)
Avg|Hold: >100/100
Ext Gain: -1.00 dB
TRACE 1 2 3 4 5 6
TYPE M
DET A N N N N N
Screen Image
Themes
Flat Monochrome
Save As ...
Mkr1 2.440 016 GHz
13.181 dBm
10 dB/div
Log
Ref 20.00 dBm
10.0
0.00
-10.0
-20.0
-30.0
-40.0
-50.0
-60.0
-70.0
Center 2.43700 GHz
#Res BW 100 kHz
#VBW 300 kHz
Span 26.00 MHz
Sweep 3.27 ms (1001 pts)
MSG
STATUS

Channel 11

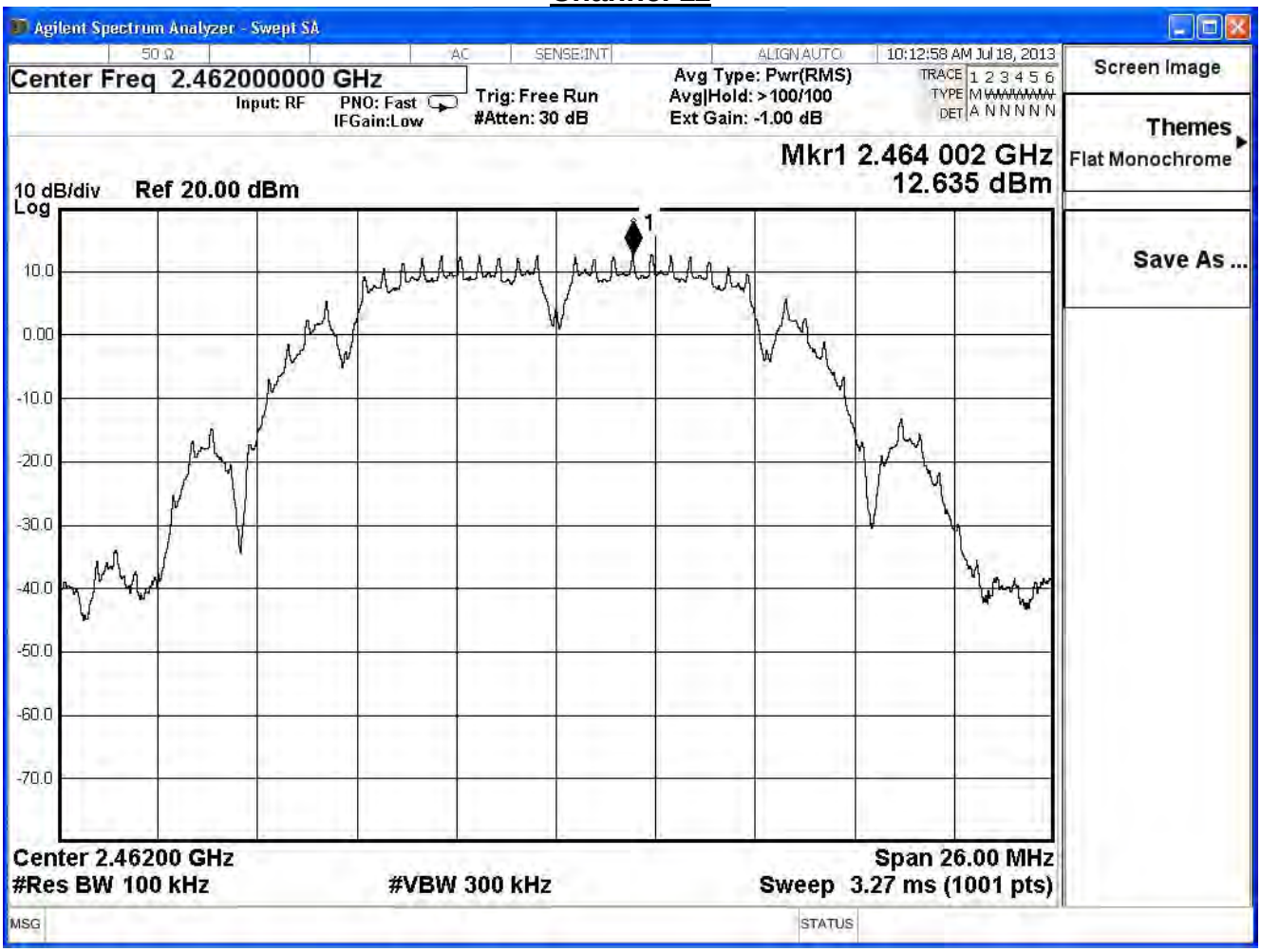
Agilent Spectrum Analyzer - Swept SA
50 Ω
AC
SENSE:INT
ALIGN AUTO
10:12:58 AM Jul 18, 2013
Center Freq 2.462000000 GHz
Input: RF
PNO: Fast
IFGain:Low
Trig: Free Run
#Atten: 30 dB
Avg Type: Pwr(RMS)
Avg|Hold: >100/100
Ext Gain: -1.00 dB
TRACE 1 2 3 4 5 6
TYPE M
DET A N N N N N
Screen Image
Themes
Flat Monochrome
Mkr1 2.464 002 GHz
12.635 dBm
10 dB/div
Log
Ref 20.00 dBm
10.0
0.00
-10.0
-20.0
-30.0
-40.0
-50.0
-60.0
-70.0
Save As ...
Center 2.46200 GHz
#Res BW 100 kHz
#VBW 300 kHz
Span 26.00 MHz
Sweep 3.27 ms (1001 pts)
MSG
STATUS

Product	Wireless-AC1900 Dual Band Gigabit Router		
Test Item	Power Density		
Test Mode	Mode 2: Transmit (Beamforming Mode)_Adapter: EXA1206UH		
Date of Test	2013/07/19	Test Site	SR7

IEEE 802.11g					
Channel No.	Frequency (MHz)	Reading Level (dBm)	Measurement (dBm)	Limit (dBm)	Result
1	2412	9.27	-5.93	≦8	Pass
6	2437	14.20	-1.00	≦8	Pass
11	2462	7.07	-8.13	≦8	Pass

Channel 1

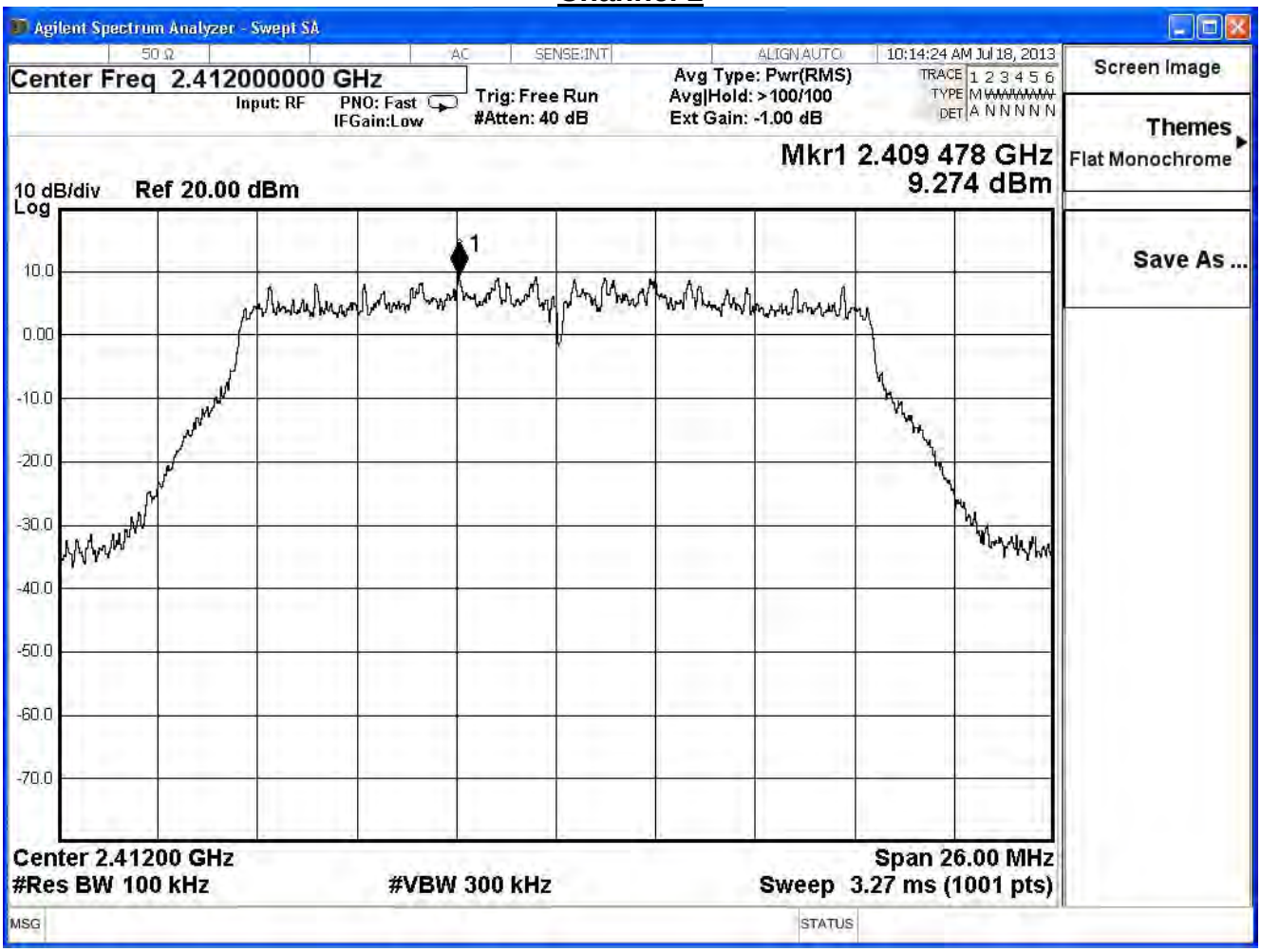

Channel 6

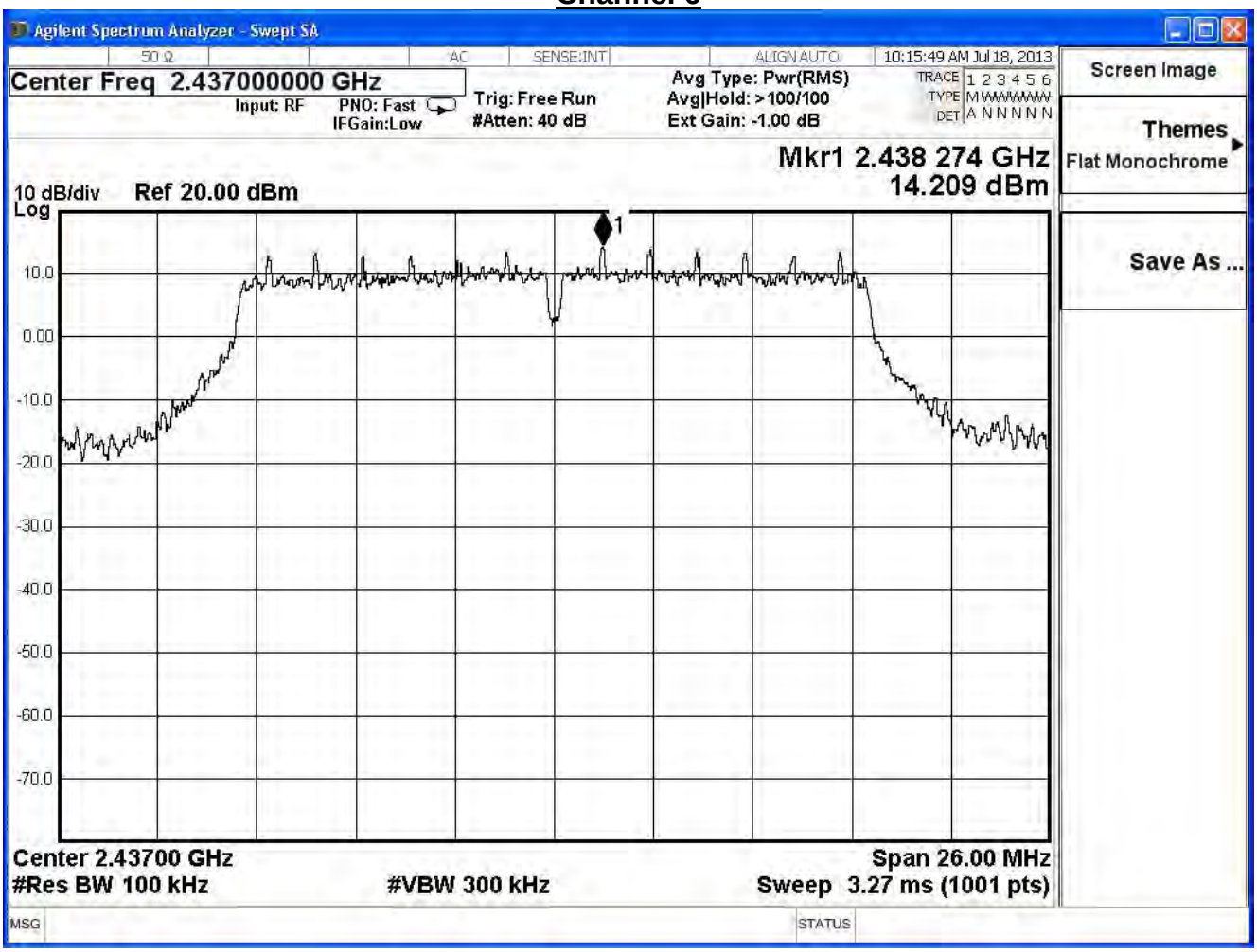
Agilent Spectrum Analyzer - Swept SA
50 Ω
AC
SENSE:INT
ALIGN AUTO
10:15:49 AM Jul 18, 2013
Center Freq 2.437000000 GHz
Input: RF
PNO: Fast
IFGain:Low
Trig: Free Run
#Atten: 40 dB
Avg Type: Pwr(RMS)
Avg|Hold: >100/100
Ext Gain: -1.00 dB
TRACE 1 2 3 4 5 6
TYPE M
DET A N N N N N
Screen Image
Themes
Flat Monochrome
Save As ...
Mkr1 2.438 274 GHz
14.209 dBm
10 dB/div
Log
Ref 20.00 dBm
10.0
0.00
-10.0
-20.0
-30.0
-40.0
-50.0
-60.0
-70.0
Center 2.43700 GHz
#Res BW 100 kHz
#VBW 300 kHz
Span 26.00 MHz
Sweep 3.27 ms (1001 pts)
MSG
STATUS

Channel 11

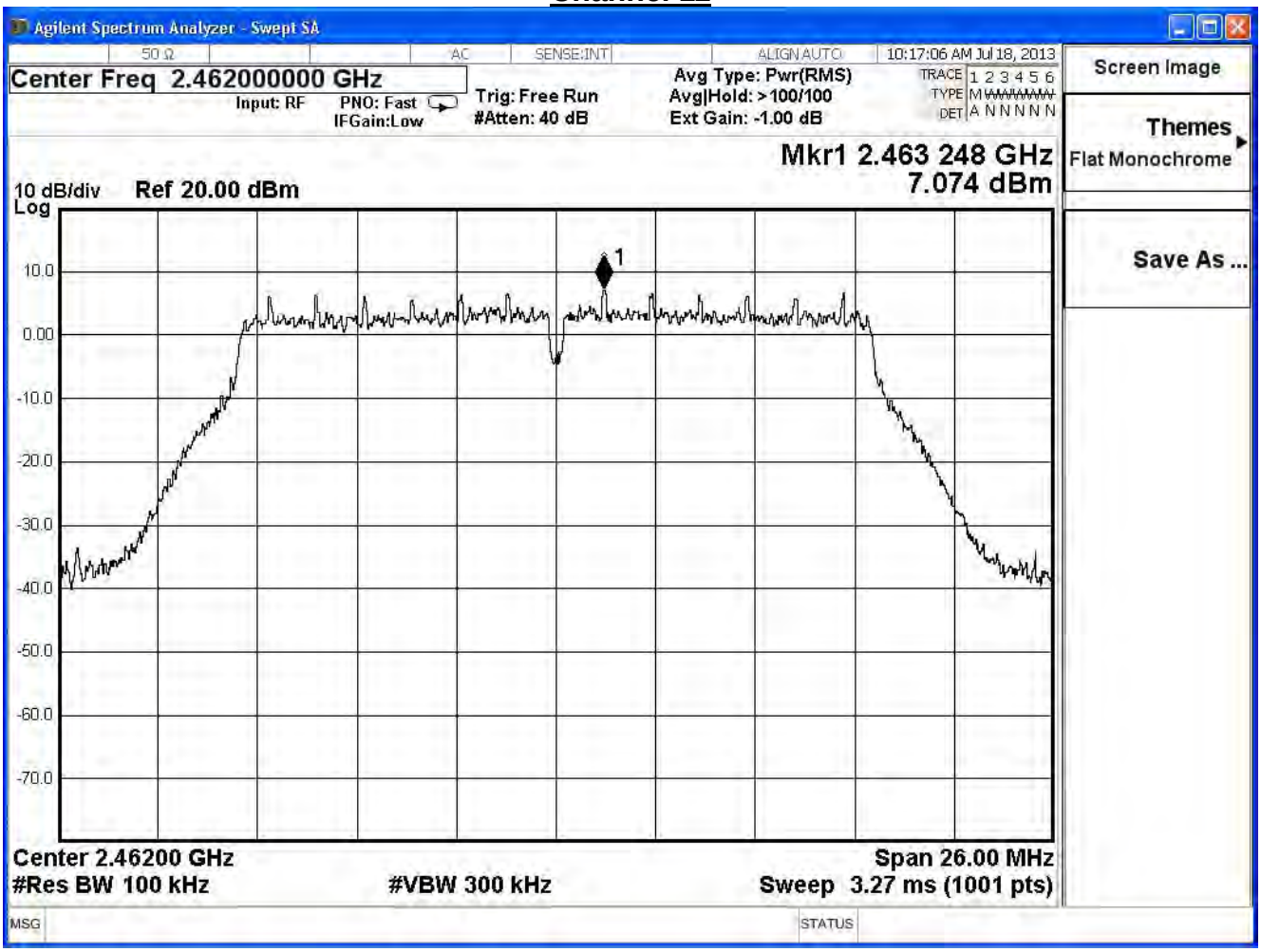
Agilent Spectrum Analyzer - Swept SA
50 Ω
AC
SENSE:INT
ALIGN AUTO
10:17:06 AM Jul 18, 2013
Center Freq 2.462000000 GHz
Input: RF
PNO: Fast
IFGain:Low
Trig: Free Run
#Atten: 40 dB
Avg Type: Pwr(RMS)
Avg|Hold: >100/100
Ext Gain: -1.00 dB
TRACE 1 2 3 4 5 6
TYPE M
DET A N N N N N
Screen Image
Themes
Flat Monochrome
Save As ...
Mkr1 2.463 248 GHz
7.074 dBm
10 dB/div
Log
Ref 20.00 dBm
10.0
0.00
-10.0
-20.0
-30.0
-40.0
-50.0
-60.0
-70.0
1
Center 2.46200 GHz
#Res BW 100 kHz
#VBW 300 kHz
Span 26.00 MHz
Sweep 3.27 ms (1001 pts)
MSG
STATUS

Product	Wireless-AC1900 Dual Band Gigabit Router		
Test Item	Power Density		
Test Mode	Mode 2: Transmit (Beamforming Mode)_Adapter: EXA1206UH		
Date of Test	2013/07/19	Test Site	SR7

IEEE802.11n_20MHz_(ANT 0)					
Channel No.	Frequency (MHz)	Reading Level (dBm)	Measure Level (dBm)	Limit (dBm)	Result
1	2412	7.80	-7.40	≦7.32	Pass
6	2437	12.82	-2.38	≦7.32	Pass
11	2462	6.29	-8.91	≦7.32	Pass

Note:

Total Gain : 10log(3)+max Gain = 6.68dBi
Required Limit = 8dBm - (6.68dBi – 6dBi) = 7.32 dBm

Channel 1

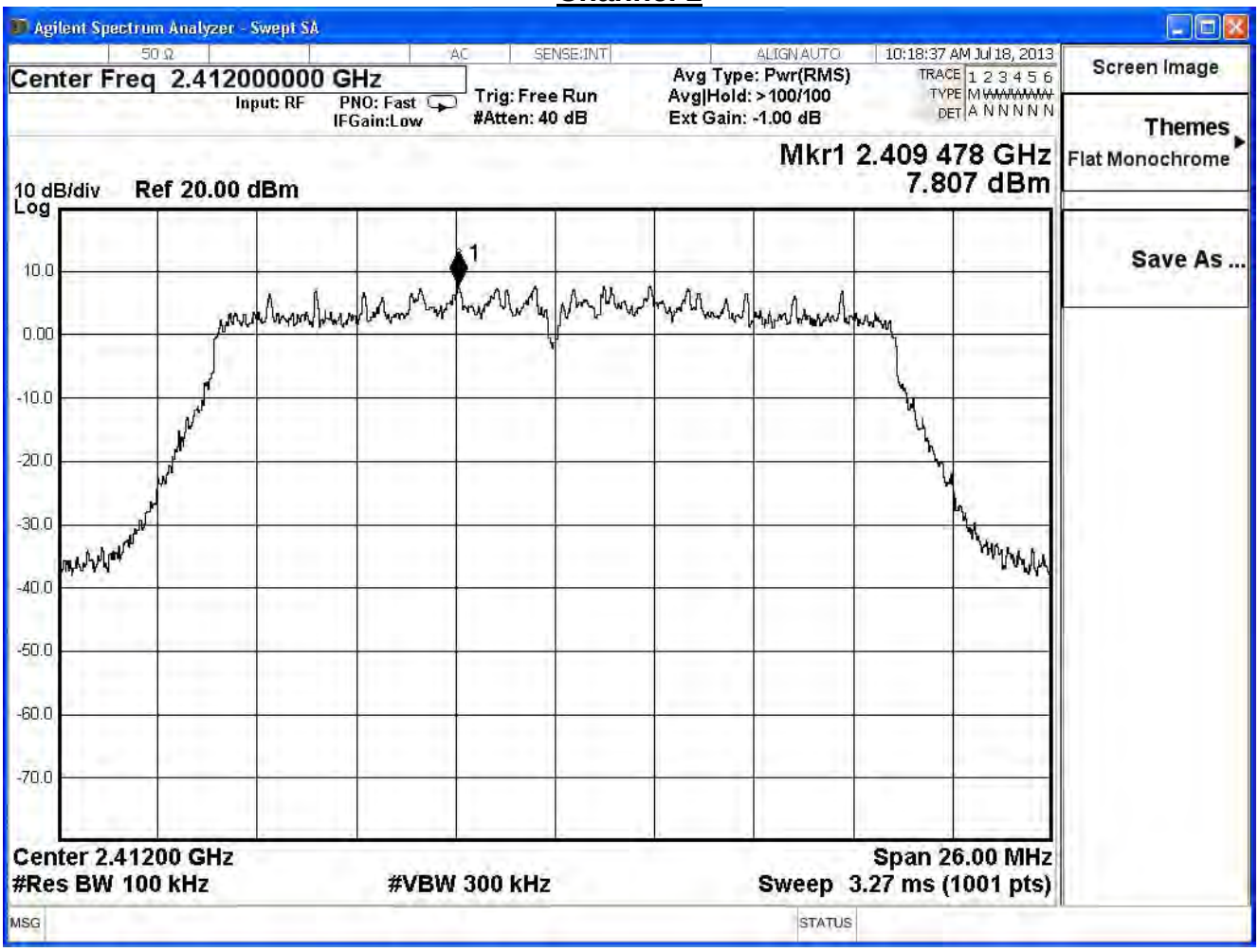

Channel 6

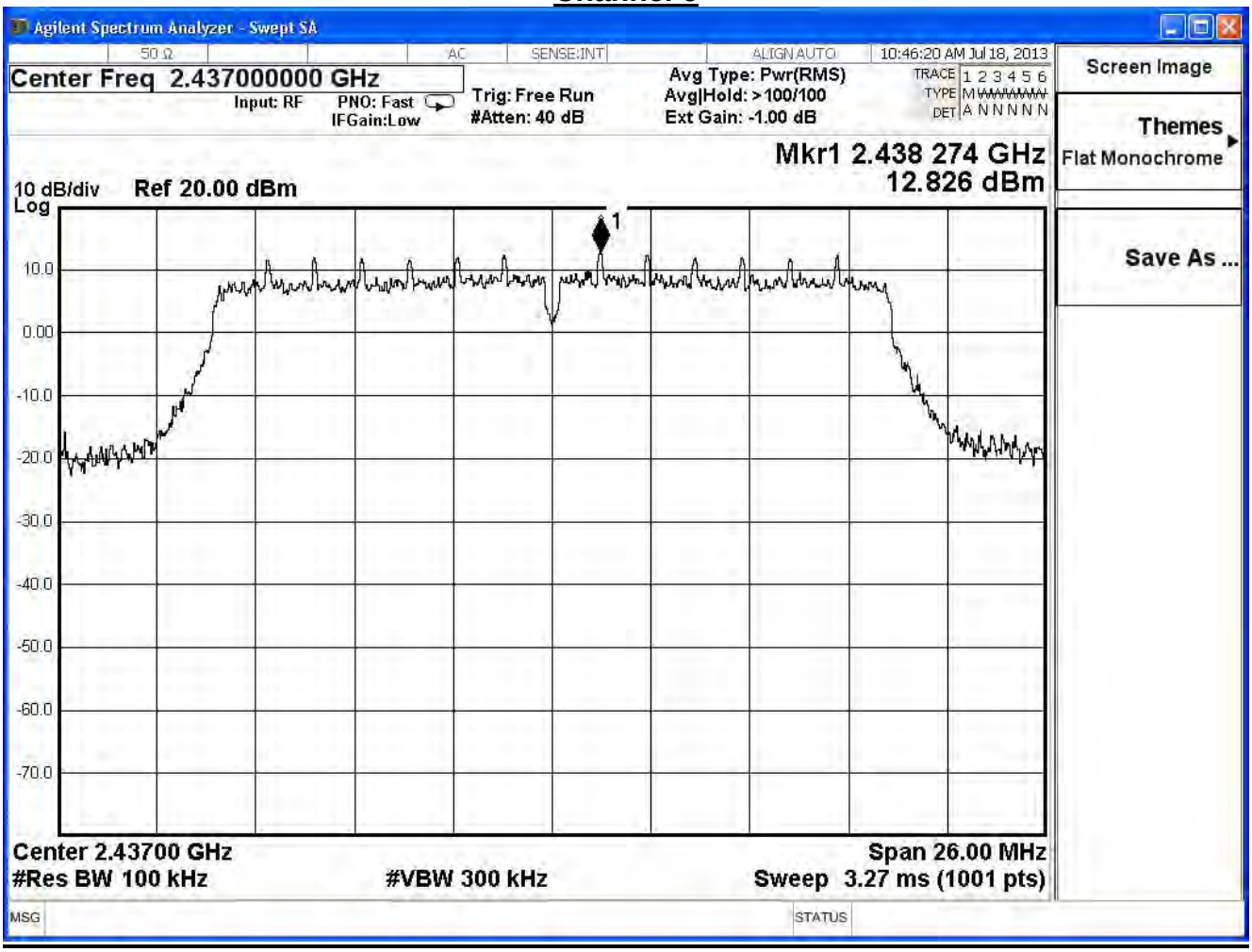
Agilent Spectrum Analyzer - Swept SA
50 Ω
AC
SENSE:INT
ALIGN AUTO
10:46:20 AM Jul 18, 2013
Center Freq 2.437000000 GHz
Input: RF
PNO: Fast
IFGain:Low
Trig: Free Run
#Atten: 40 dB
Avg Type: Pwr(RMS)
Avg|Hold: >100/100
Ext Gain: -1.00 dB
TRACE 1 2 3 4 5 6
TYPE M
DET A N N N N N
Screen Image
Themes
Flat Monochrome
Save As ...
Mkr1 2.438 274 GHz
12.826 dBm
10 dB/div
Log
Ref 20.00 dBm
10.0
0.00
-10.0
-20.0
-30.0
-40.0
-50.0
-60.0
-70.0
Center 2.43700 GHz
#Res BW 100 kHz
#VBW 300 kHz
Span 26.00 MHz
Sweep 3.27 ms (1001 pts)
MSG
STATUS

Channel 11

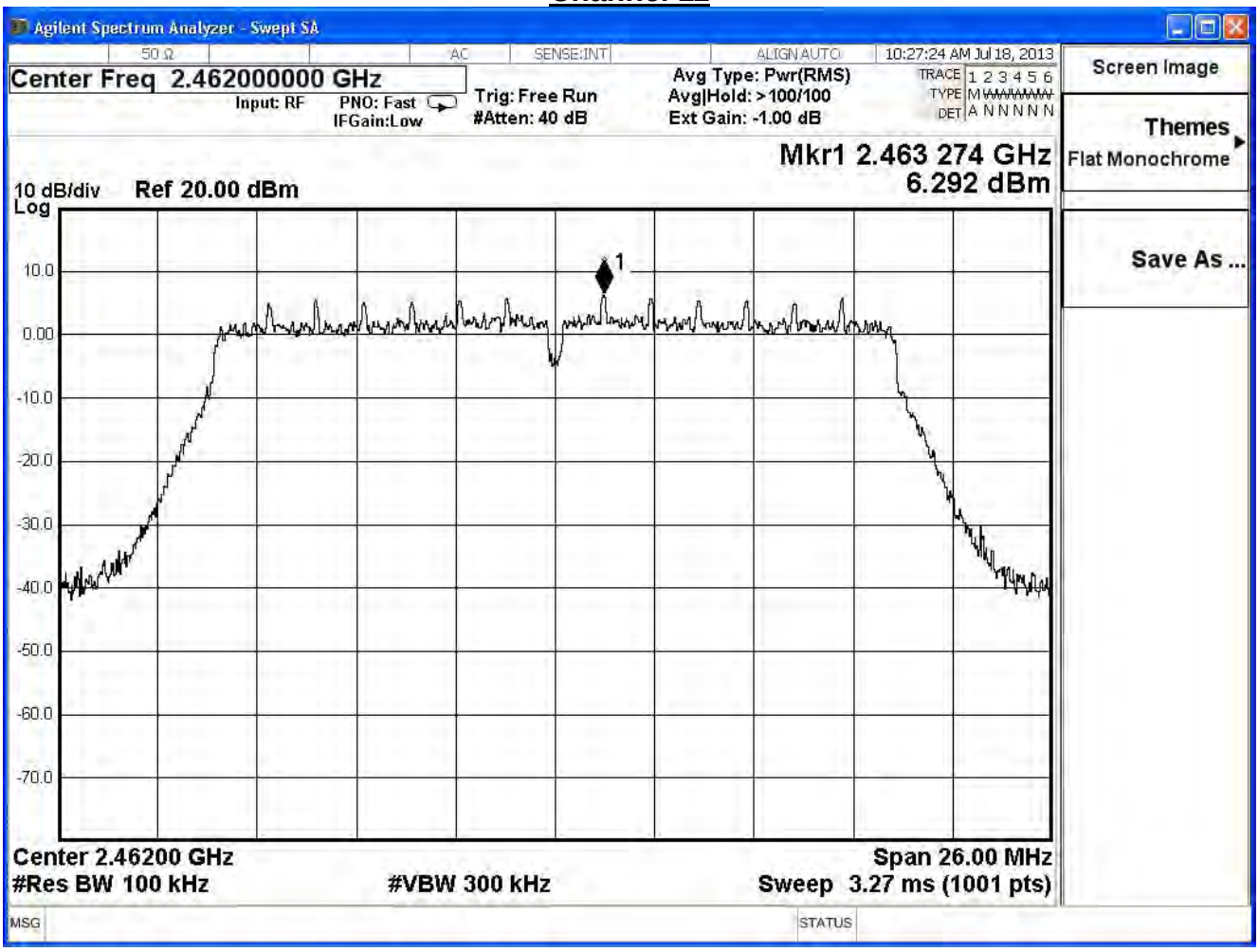
Agilent Spectrum Analyzer - Swept SA
50 Ω
AC
SENSE:INT
ALIGN AUTO
10:27:24 AM Jul 18, 2013
Center Freq 2.462000000 GHz
Input: RF
PNO: Fast
IFGain:Low
Trig: Free Run
#Atten: 40 dB
Avg Type: Pwr(RMS)
Avg|Hold: >100/100
Ext Gain: -1.00 dB
TRACE 1 2 3 4 5 6
TYPE M
DET A N N N N N
Screen Image
Themes
Flat Monochrome
Save As ...
Mkr1 2.463 274 GHz
6.292 dBm
10 dB/div
Ref 20.00 dBm
Log
10.0
0.00
-10.0
-20.0
-30.0
-40.0
-50.0
-60.0
-70.0
1
Center 2.46200 GHz
#Res BW 100 kHz
#VBW 300 kHz
Span 26.00 MHz
Sweep 3.27 ms (1001 pts)
MSG
STATUS

Product	Wireless-AC1900 Dual Band Gigabit Router		
Test Item	Power Density		
Test Mode	Mode 2: Transmit (Beamforming Mode)_Adapter: EXA1206UH		
Date of Test	2013/07/19	Test Site	SR7

IEEE802.11n_20MHz_(ANT 1)					
Channel No.	Frequency (MHz)	Reading Level (dBm)	Measurement (dBm)	Limit (dBm)	Result
1	2412	7.19	-8.01	≦7.32	Pass
6	2437	12.00	-3.20	≦7.32	Pass
11	2462	6.47	-8.73	≦7.32	Pass

Note:

Total Gain : 10log(3)+max Gain = 6.68dBi

Required Limit = 8dBm - (6.68dBi – 6dBi) = 7.32 dBm

Channel 1

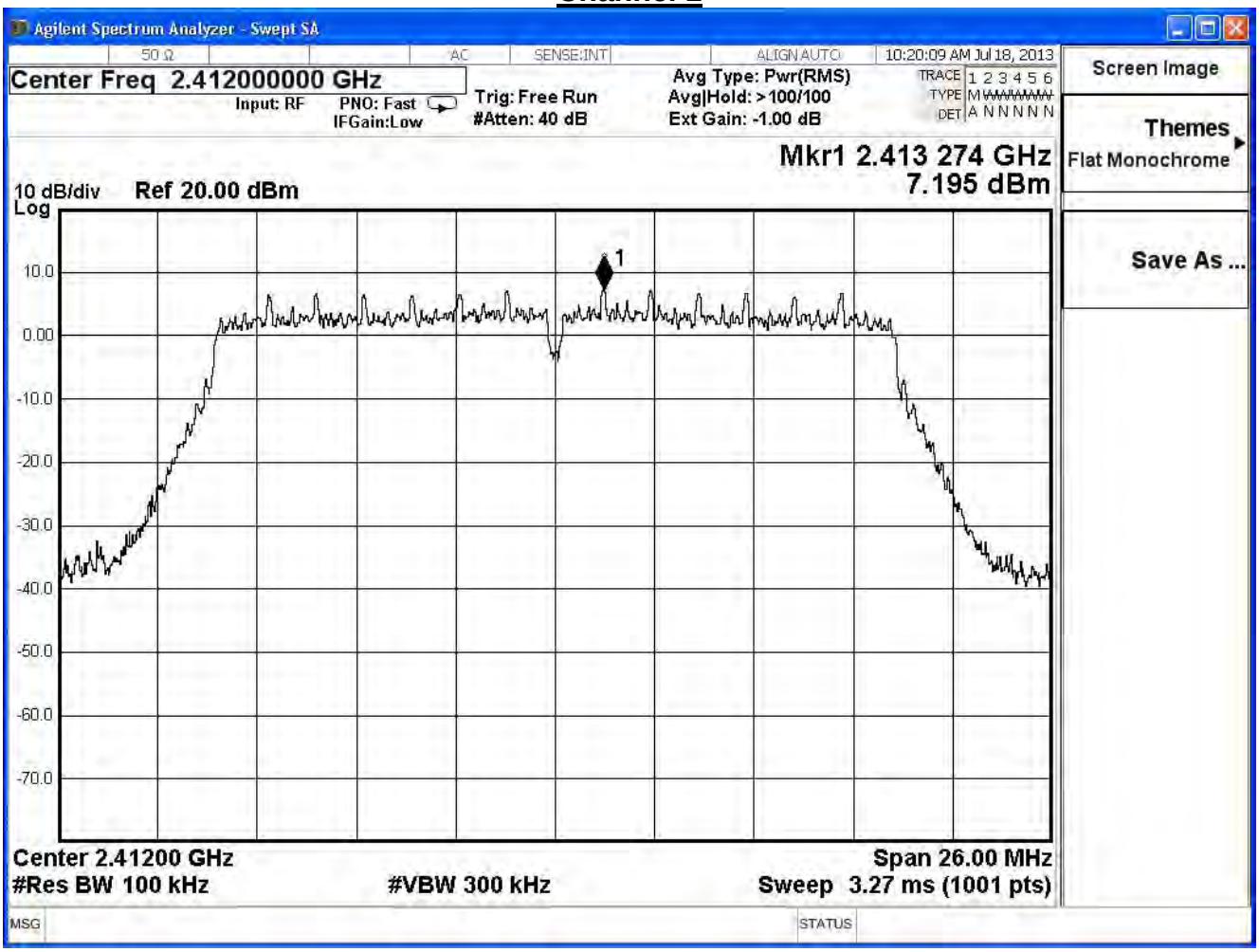

Channel 6

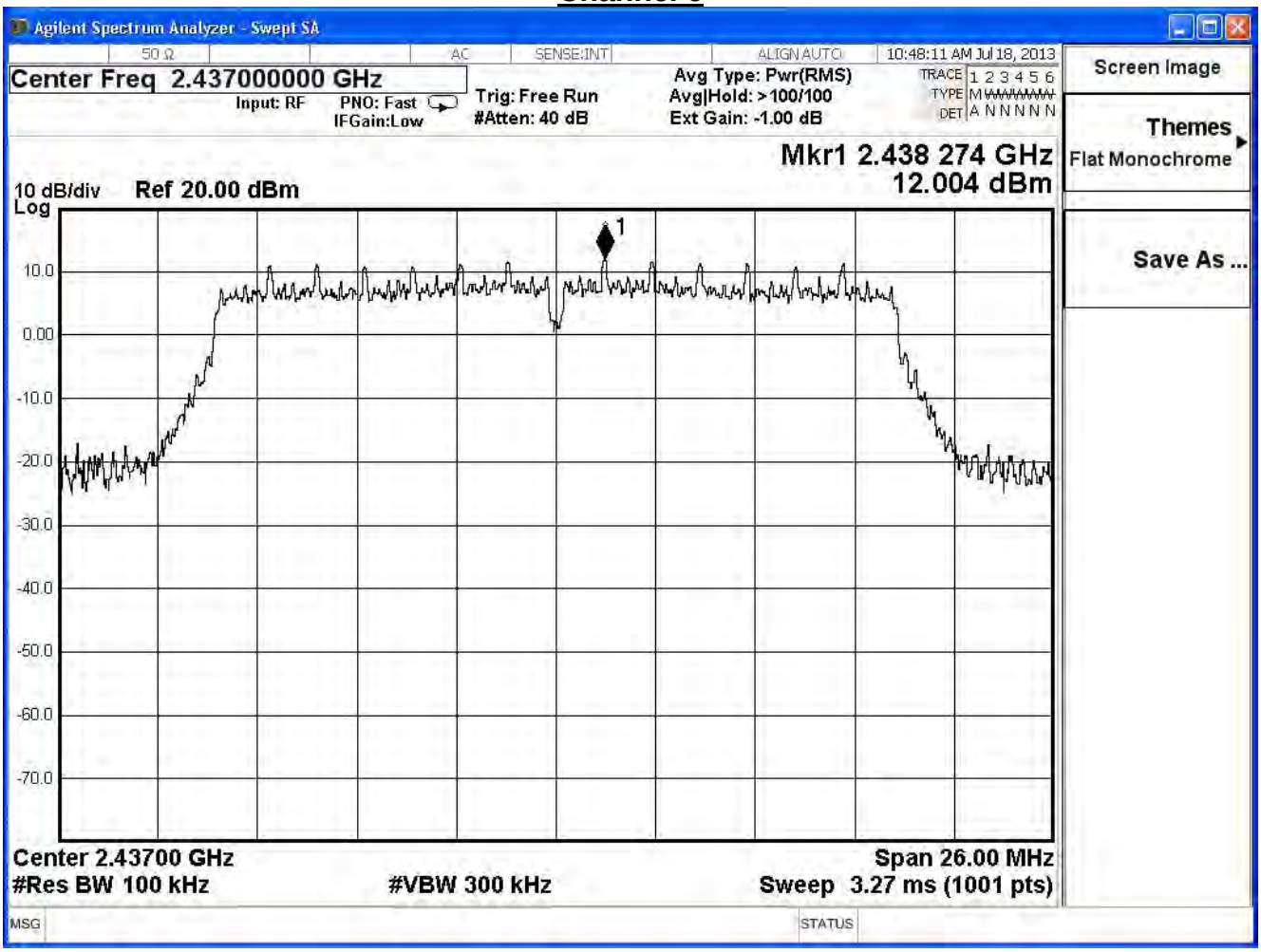
Agilent Spectrum Analyzer - Swept SA
50 Ω
AC
SENSE:INT
ALIGN AUTO
10:48:11 AM Jul 18, 2013
Center Freq 2.437000000 GHz
Input: RF
PNO: Fast
IFGain:Low
Trig: Free Run
#Atten: 40 dB
Avg Type: Pwr(RMS)
Avg|Hold: >100/100
Ext Gain: -1.00 dB
TRACE 1 2 3 4 5 6
TYPE M
DET A N N N N N
Screen Image
Themes
Flat Monochrome
Save As ...
Mkr1 2.438 274 GHz
12.004 dBm
10 dB/div
Log
Ref 20.00 dBm
10.0
0.00
-10.0
-20.0
-30.0
-40.0
-50.0
-60.0
-70.0
Center 2.43700 GHz
#Res BW 100 kHz
#VBW 300 kHz
Span 26.00 MHz
Sweep 3.27 ms (1001 pts)
MSG
STATUS

Channel 11

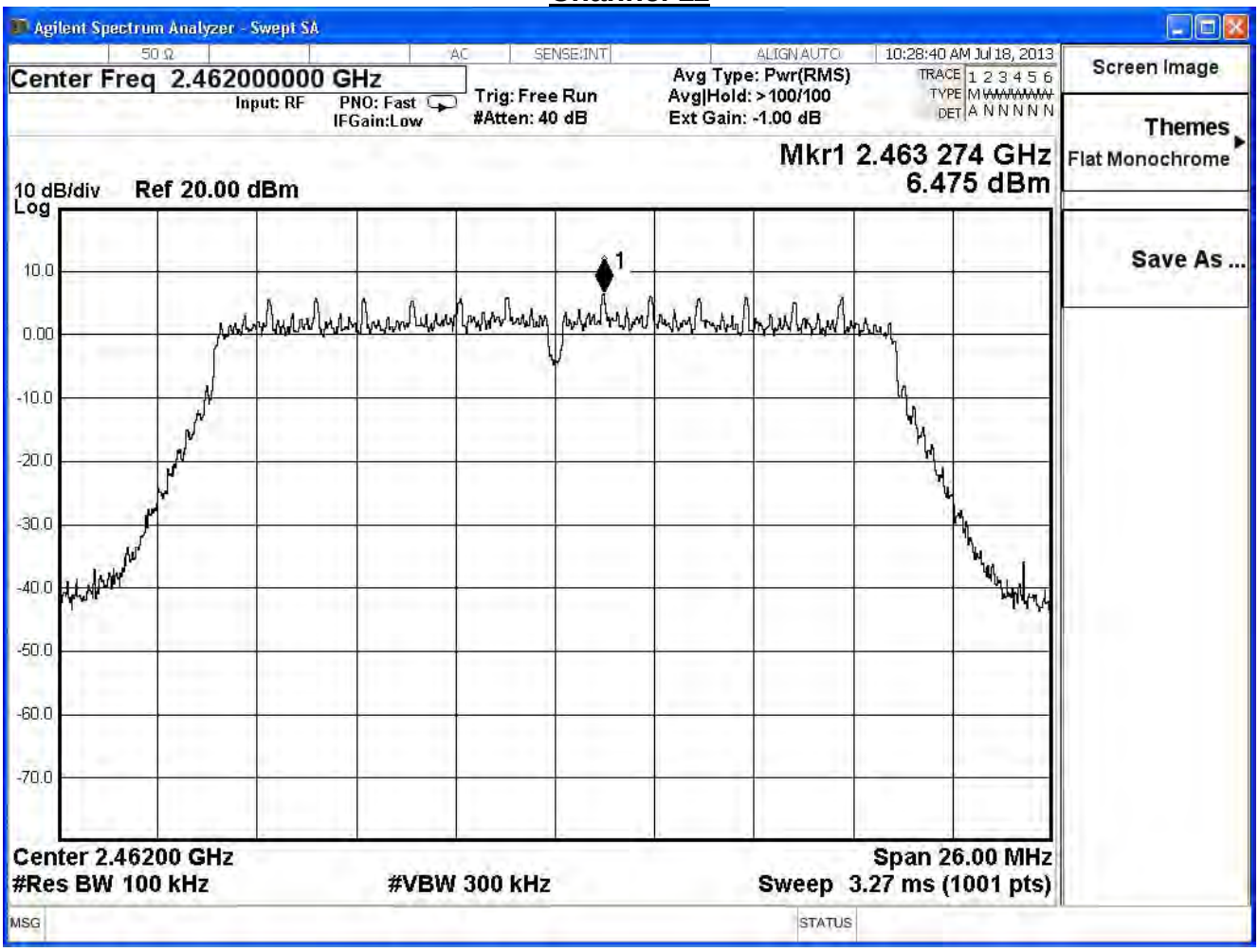
Agilent Spectrum Analyzer - Swept SA
50 Ω
AC
SENSE:INT
ALIGN AUTO
10:28:40 AM Jul 18, 2013
Center Freq 2.462000000 GHz
Input: RF
PNO: Fast
IFGain:Low
Trig: Free Run
#Atten: 40 dB
Avg Type: Pwr(RMS)
Avg|Hold: >100/100
Ext Gain: -1.00 dB
TRACE 1 2 3 4 5 6
TYPE M
DET A N N N N N
Mkr1 2.463 274 GHz
6.475 dBm
10 dB/div
Ref 20.00 dBm
Log
10.0
0.00
-10.0
-20.0
-30.0
-40.0
-50.0
-60.0
-70.0
1
Center 2.46200 GHz
#Res BW 100 kHz
#VBW 300 kHz
Span 26.00 MHz
Sweep 3.27 ms (1001 pts)
MSG
STATUS
Screen Image
Themes
Flat Monochrome
Save As ...

Product	Wireless-AC1900 Dual Band Gigabit Router		
Test Item	Power Density		
Test Mode	Mode 2: Transmit (Beamforming Mode)_Adapter: EXA1206UH		
Date of Test	2013/07/19	Test Site	SR7

IEEE802.11n_20MHz_(ANT 2)					
Channel No.	Frequency (MHz)	Reading Level (dBm)	Measurement (dBm)	Limit (dBm)	Result
1	2412	7.17	-8.03	≦7.32	Pass
6	2437	11.88	-3.32	≦7.32	Pass
11	2462	6.21	-8.99	≦7.32	Pass

Note:

Total Gain : 10log(3)+max Gain = 6.68dBi

Required Limit = 8dBm - (6.68dBi – 6dBi) = 7.32 dBm

Channel 1

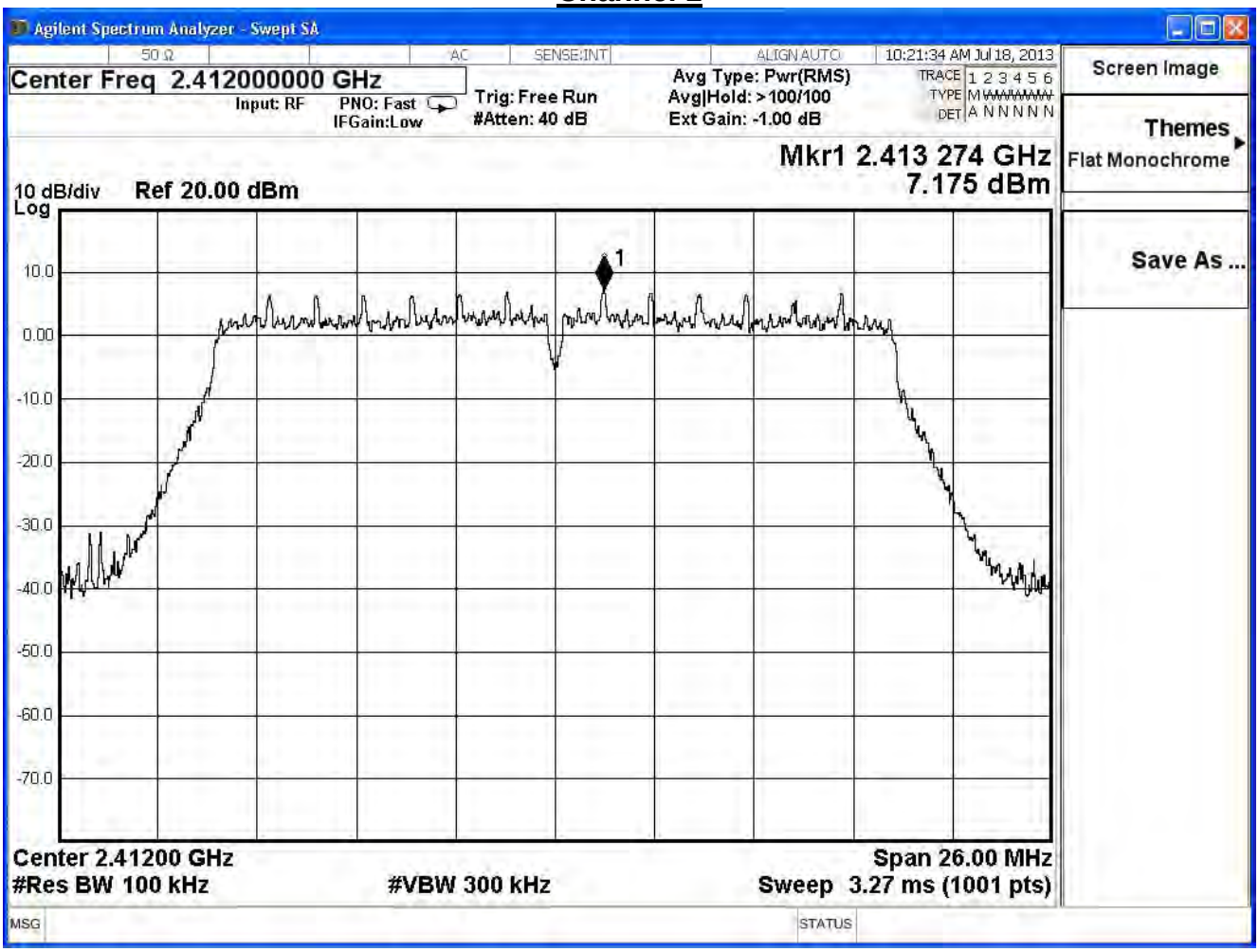

Channel 6

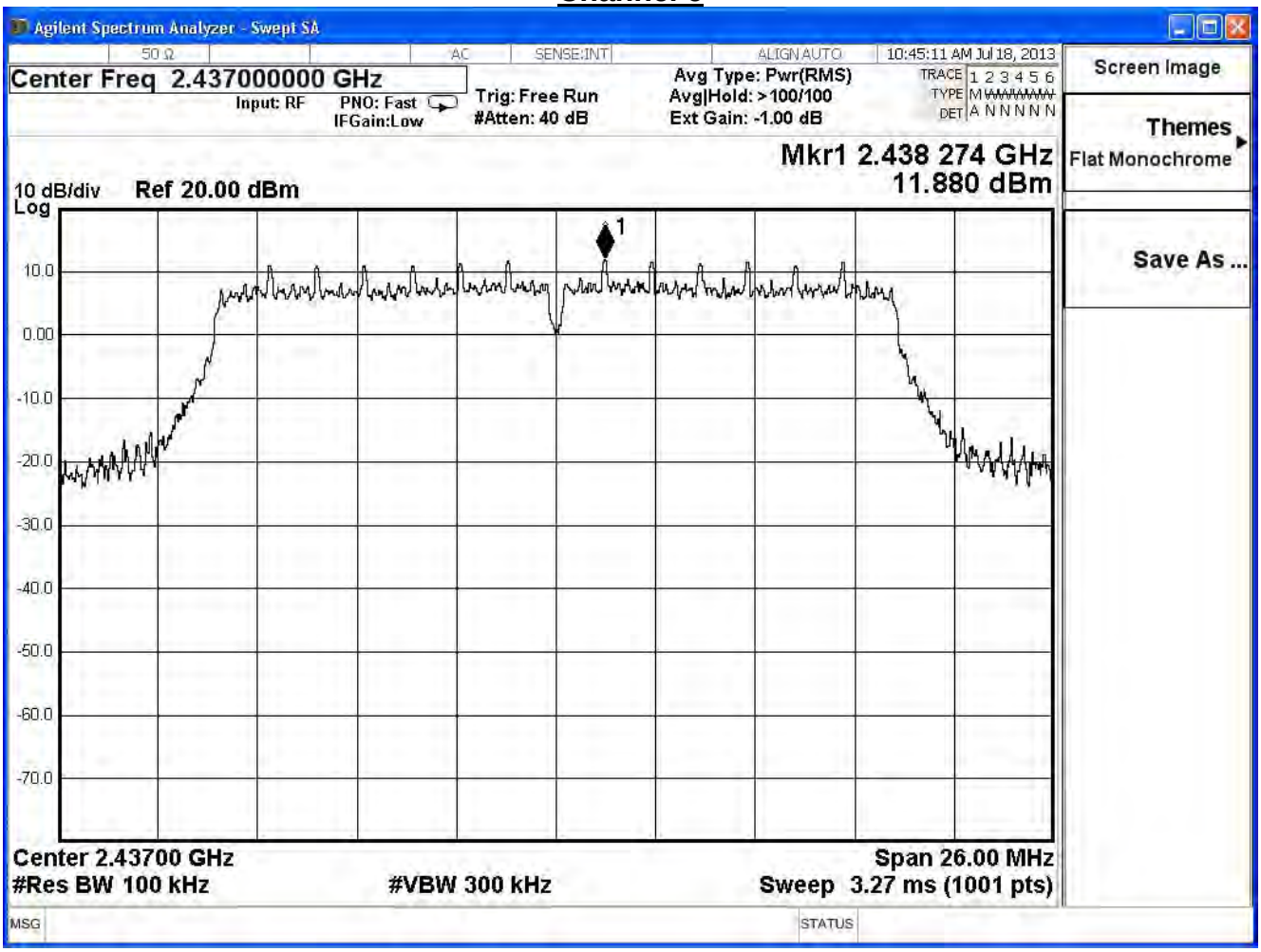
Agilent Spectrum Analyzer - Swept SA
50 Ω
AC
SENSE:INT
ALIGN AUTO
10:45:11 AM Jul 18, 2013
Center Freq 2.437000000 GHz
Input: RF
PNO: Fast
IFGain:Low
Trig: Free Run
#Atten: 40 dB
Avg Type: Pwr(RMS)
Avg|Hold: >100/100
Ext Gain: -1.00 dB
TRACE 1 2 3 4 5 6
TYPE M
DET A N N N N N
Screen Image
Themes
Flat Monochrome
Save As ...
Mkr1 2.438 274 GHz
11.880 dBm
10 dB/div
Log
Ref 20.00 dBm
10.0
0.00
-10.0
-20.0
-30.0
-40.0
-50.0
-60.0
-70.0
Center 2.43700 GHz
#Res BW 100 kHz
#VBW 300 kHz
Span 26.00 MHz
Sweep 3.27 ms (1001 pts)
MSG
STATUS

Channel 11

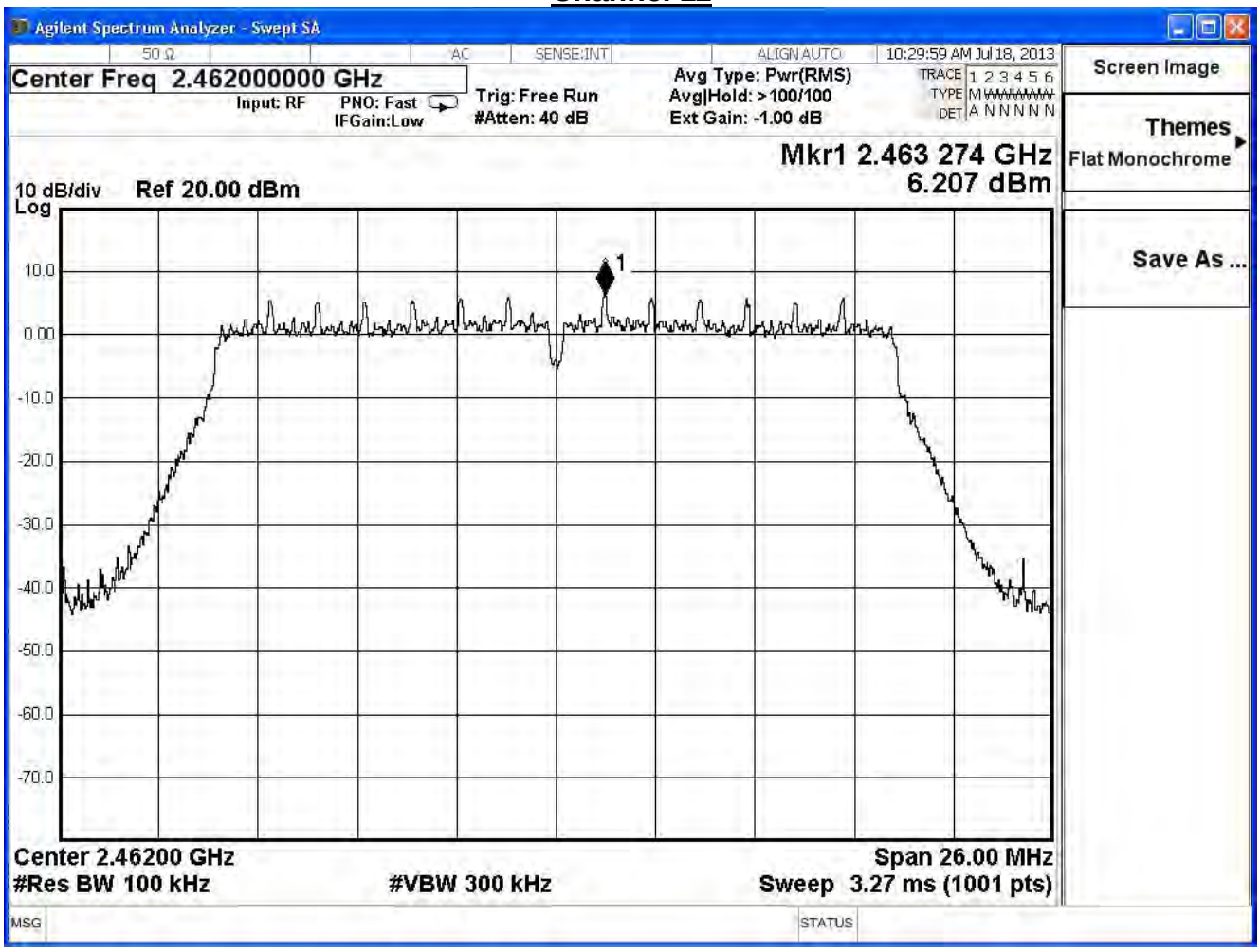
Agilent Spectrum Analyzer - Swept SA
50 Ω
AC
SENSE:INT
ALIGN AUTO
10:29:59 AM Jul 18, 2013
Center Freq 2.462000000 GHz
Input: RF
PNO: Fast
IFGain:Low
Trig: Free Run
#Atten: 40 dB
Avg Type: Pwr(RMS)
Avg|Hold: >100/100
Ext Gain: -1.00 dB
TRACE 1 2 3 4 5 6
TYPE M
DET A N N N N N
Screen Image
Themes
Flat Monochrome
Mkr1 2.463 274 GHz
6.207 dBm
10 dB/div
Ref 20.00 dBm
Log
10.0
0.00
-10.0
-20.0
-30.0
-40.0
-50.0
-60.0
-70.0
1
Save As ...
Center 2.46200 GHz
#Res BW 100 kHz
#VBW 300 kHz
Span 26.00 MHz
Sweep 3.27 ms (1001 pts)
MSG
STATUS

Product	Wireless-AC1900 Dual Band Gigabit Router		
Test Item	Power Density		
Test Mode	Mode 2: Transmit (Beamforming Mode)_Adapter: EXA1206UH		
Date of Test	2013/07/19	Test Site	SR7

IEEE802.11n 20MHz (ANT 0+1+2)				
Channel No.	Frequency (MHz)	Measure Level (dBm)	Limit (dBm)	Result
1	2412	-3.03	≦7.32	Pass
6	2437	1.83	≦7.32	Pass
11	2462	-4.11	≦7.32	Pass

Note:

Total Gain : 10log(3)+max Gain = 6.68dBi
Required Limit = 8dBm - (6.68dBi – 6dBi) = 7.32 dBm

Product	Wireless-AC1900 Dual Band Gigabit Router		
Test Item	Power Density		
Test Mode	Mode 2: Transmit (Beamforming Mode)_Adapter: EXA1206UH		
Date of Test	2014/01/22	Test Site	SR7

IEEE 802.11n_40MHz (ANT 0)

Channel No.	Frequency (MHz)	Reading Level (dBm)	Measurement (dBm)	Limit (dBm)	Result
3	2422	-6.335	-21.535	≦7.32	Pass
6	2437	-3.881	-19.081	≦7.32	Pass
9	2452	-7.956	-23.156	≦7.32	Pass

Note:

Total Gain : 10log(3)+max Gain = 6.68dBi
Required Limit = 8dBm - (6.68dBi – 6dBi) = 7.32 dBm

Channel 3

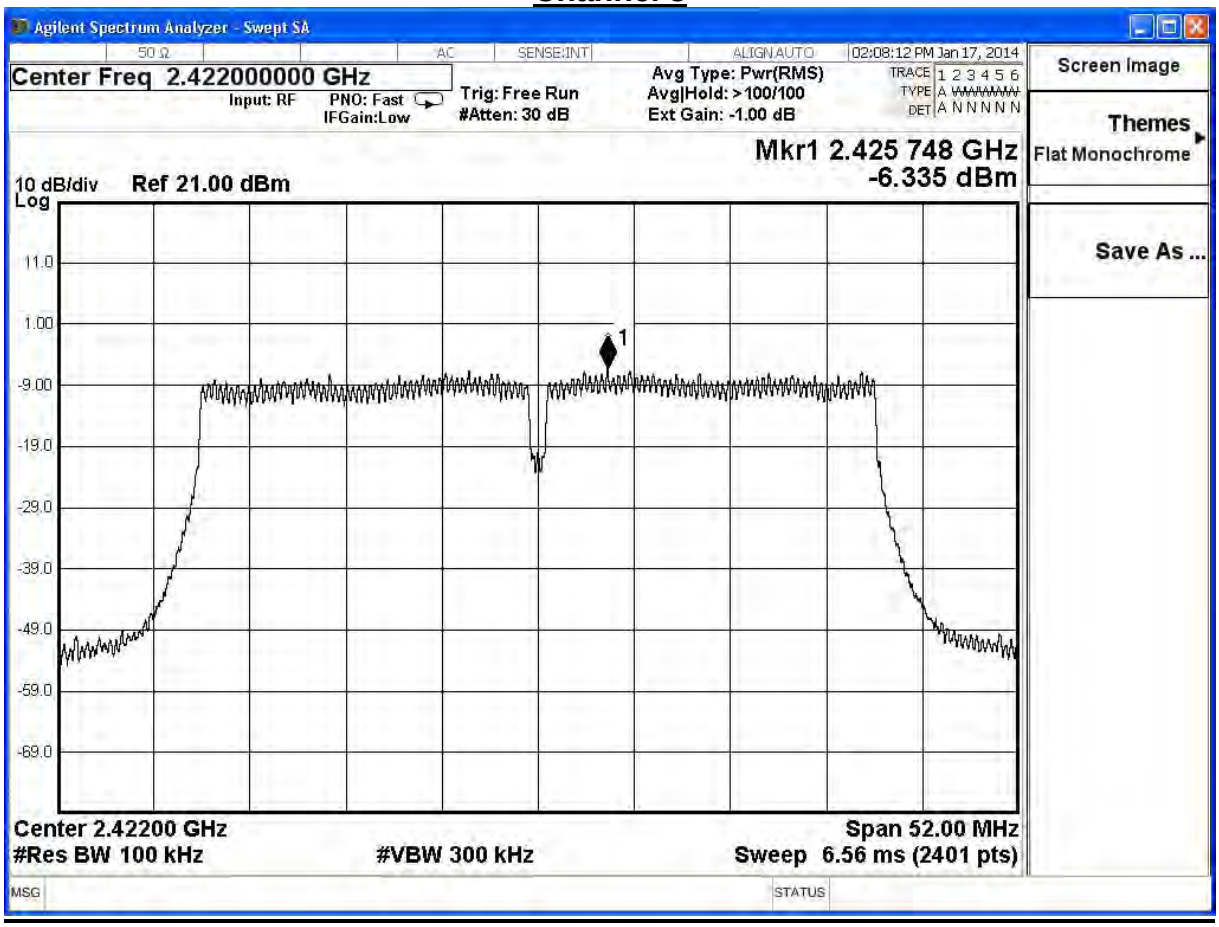

Channel 6

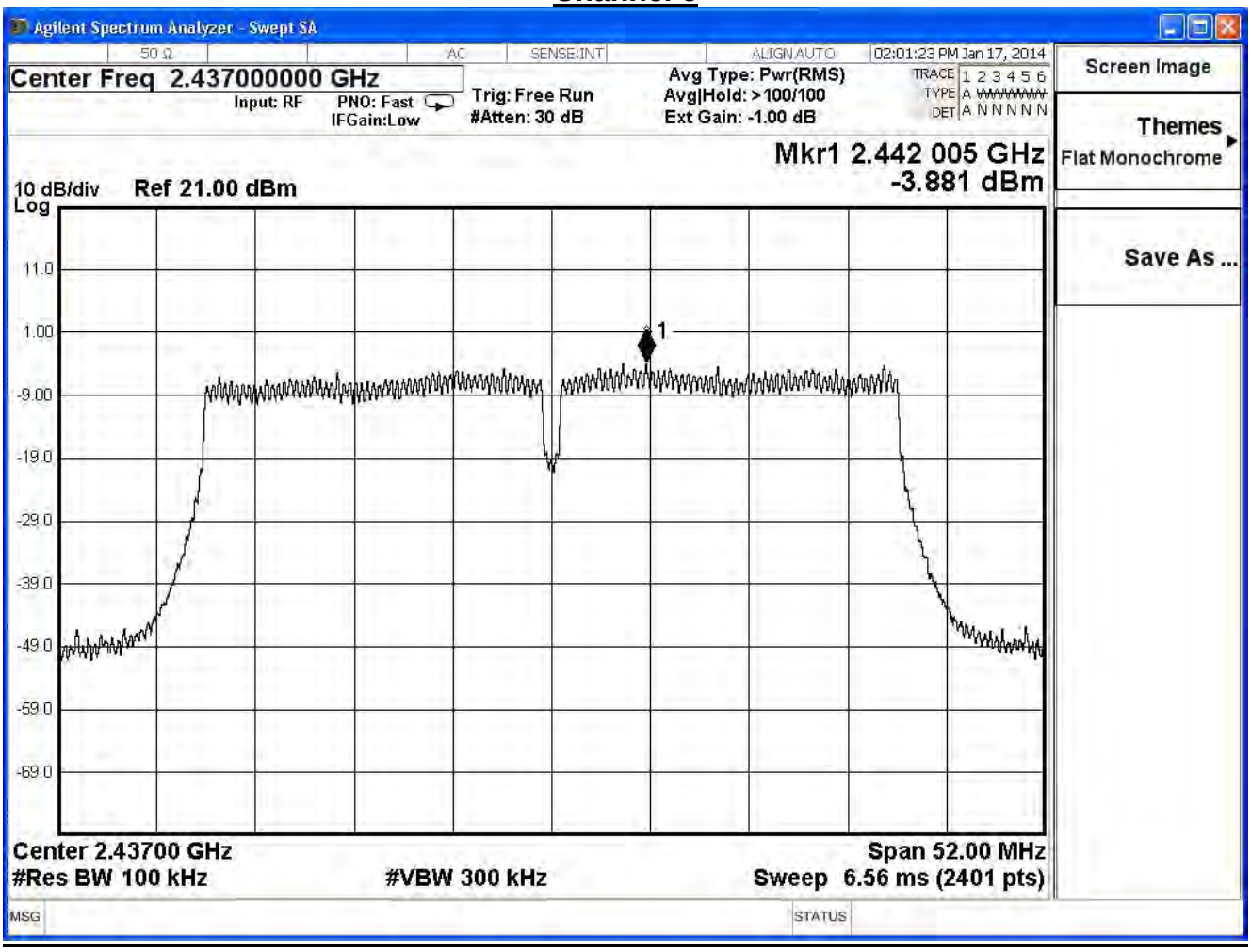
Agilent Spectrum Analyzer - Swept SA
50 Ω
AC
SENSE:INT
ALIGN AUTO
02:01:23 PM Jan 17, 2014
Center Freq 2.437000000 GHz
Input: RF
PNO: Fast
IFGain:Low
Trig: Free Run
#Atten: 30 dB
Avg Type: Pwr(RMS)
Avg|Hold: >100/100
Ext Gain: -1.00 dB
TRACE 1 2 3 4 5 6
TYPE A
DET A N N N N N
Screen Image
Themes
Flat Monochrome
Save As ...
Mkr1 2.442 005 GHz
-3.881 dBm
10 dB/div
Ref 21.00 dBm
Log
11.0
1.00
-9.00
-19.0
-29.0
-39.0
-49.0
-59.0
-69.0
1
Center 2.43700 GHz
#Res BW 100 kHz
#VBW 300 kHz
Span 52.00 MHz
Sweep 6.56 ms (2401 pts)
MSG
STATUS

Channel 9

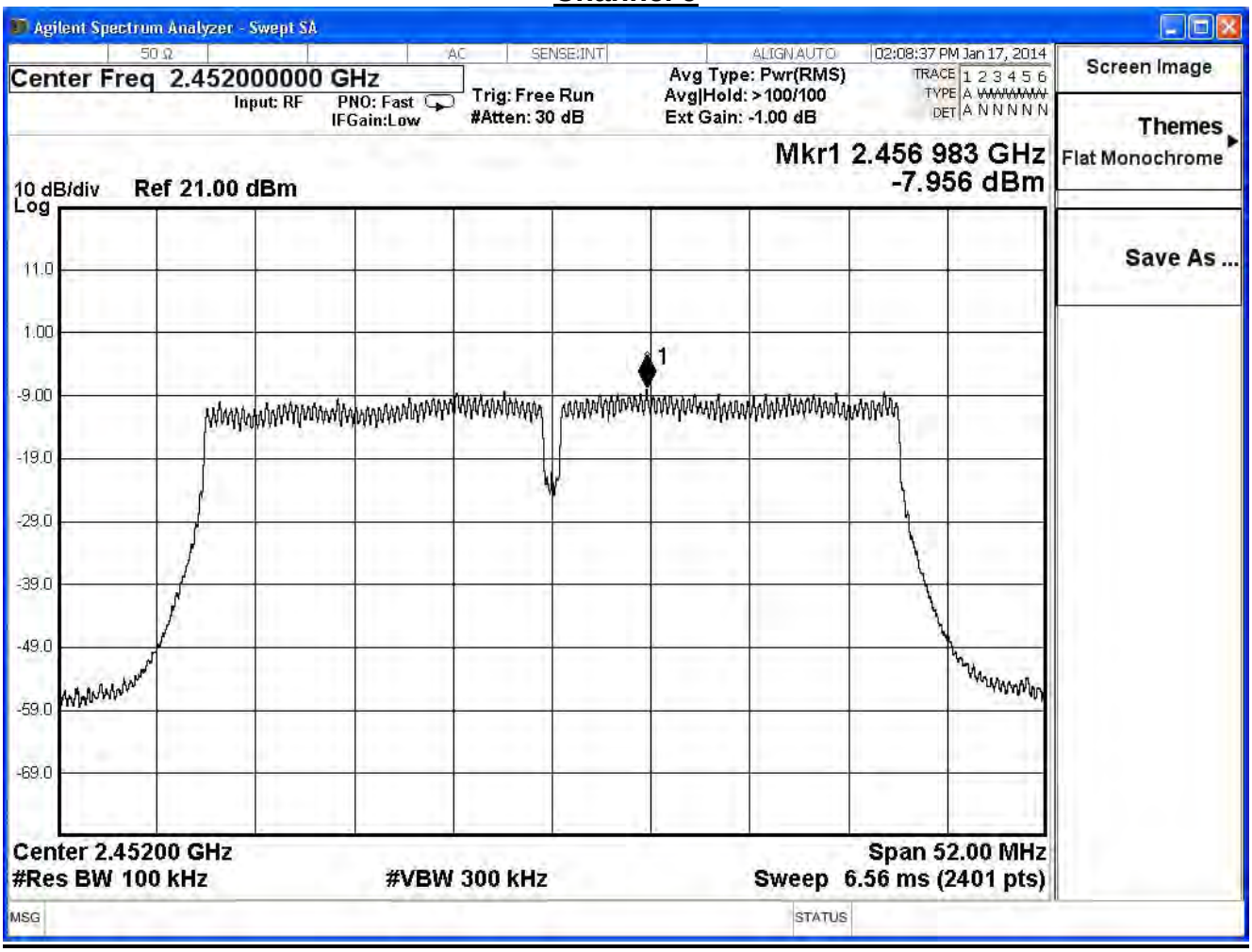
Agilent Spectrum Analyzer - Swept SA
50 Ω
AC
SENSE:INT
ALIGN AUTO
02:08:37 PM Jan 17, 2014
Center Freq 2.452000000 GHz
Input: RF
PNO: Fast
IFGain:Low
Trig: Free Run
#Atten: 30 dB
Avg Type: Pwr(RMS)
Avg|Hold: >100/100
Ext Gain: -1.00 dB
TRACE 1 2 3 4 5 6
TYPE A
DET A N N N N N
Mkr1 2.456 983 GHz
-7.956 dBm
10 dB/div
Ref 21.00 dBm
Log
11.0
1.00
-9.00
-19.0
-29.0
-39.0
-49.0
-59.0
-69.0
1
Center 2.45200 GHz
#Res BW 100 kHz
#VBW 300 kHz
Span 52.00 MHz
Sweep 6.56 ms (2401 pts)
MSG
STATUS
Screen Image
Themes
Flat Monochrome
Save As ...

Product	Wireless-AC1900 Dual Band Gigabit Router		
Test Item	Power Density		
Test Mode	Mode 2: Transmit (Beamforming Mode)_Adapter: EXA1206UH		
Date of Test	2014/01/22	Test Site	SR7

IEEE 802.11n_40MHz (ANT 1)

Channel No.	Frequency (MHz)	Reading Level (dBm)	Measure Level (dBm)	Limit (dBm)	Result
3	2422	-6.479	-21.679	≦7.32	Pass
6	2437	-4.671	-19.871	≦7.32	Pass
9	2452	-8.177	-23.377	≦7.32	Pass

Note:

Total Gain : 10log(3)+max Gain = 6.68dBi
Required Limit = 8dBm - (6.68dBi – 6dBi) = 7.32 dBm

Channel 3

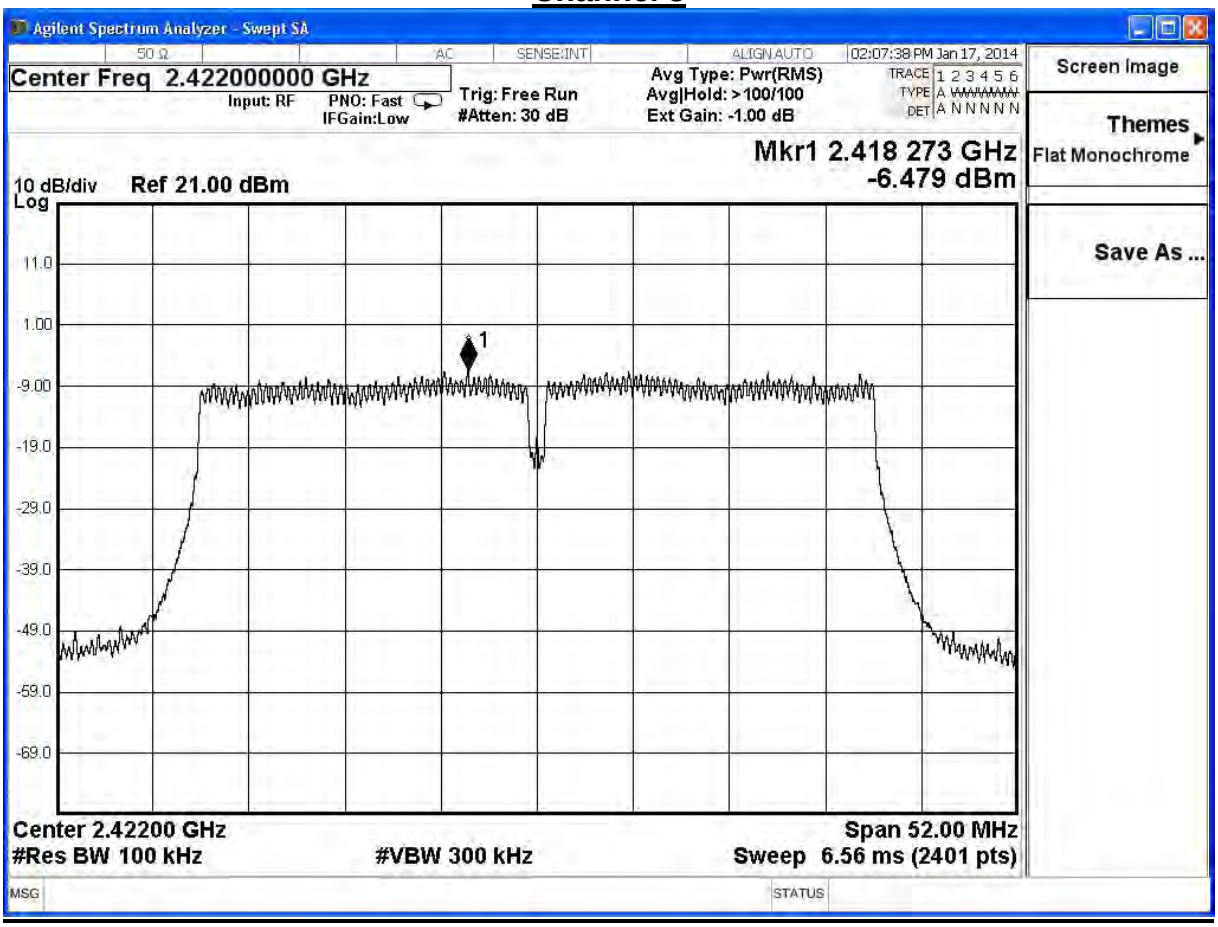

Channel 6

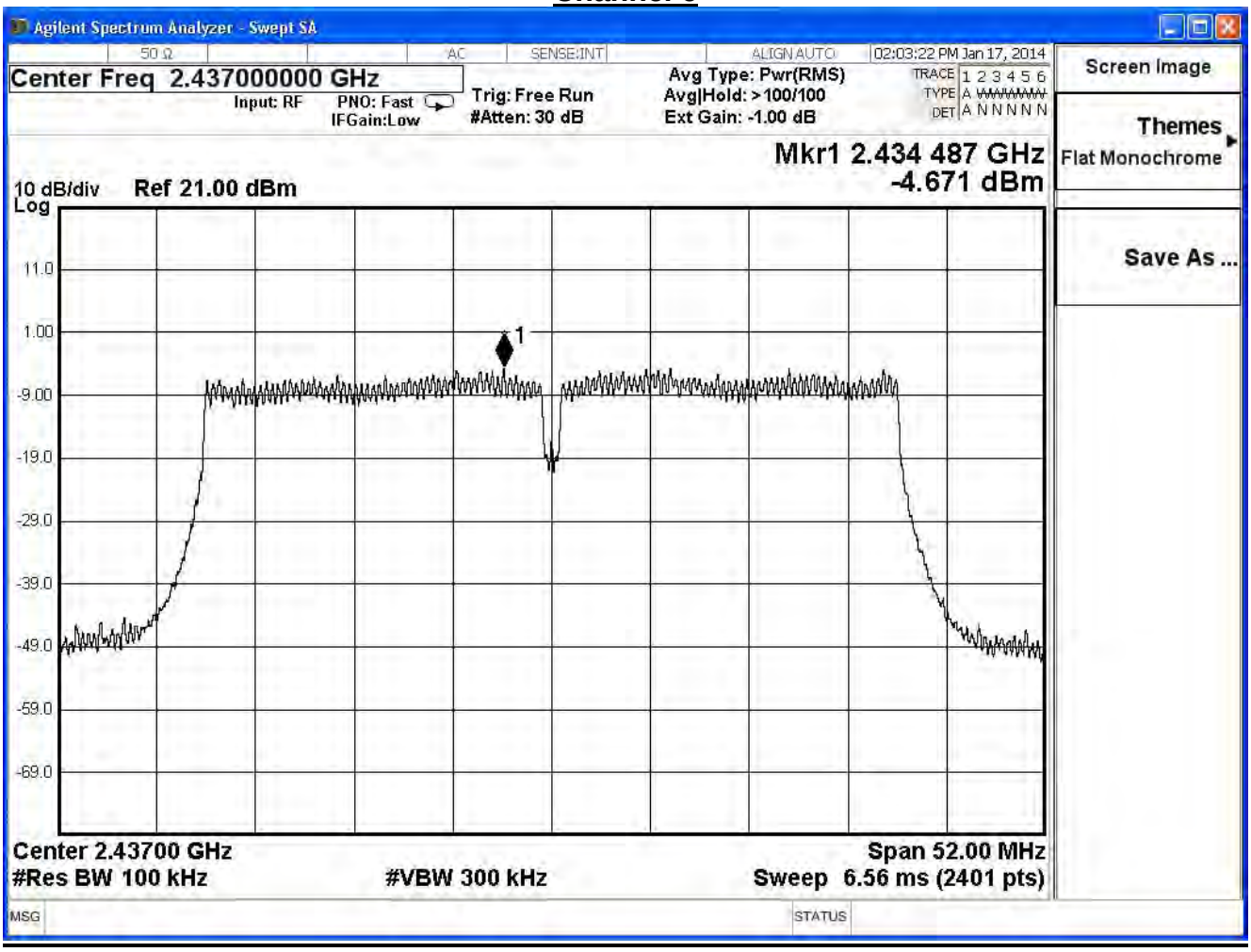
Agilent Spectrum Analyzer - Swept SA
50 Ω
AC
SENSE:INT
ALIGN AUTO
02:03:22 PM Jan 17, 2014
Center Freq 2.437000000 GHz
Input: RF
PNO: Fast
IFGain:Low
Trig: Free Run
#Atten: 30 dB
Avg Type: Pwr(RMS)
Avg|Hold: >100/100
Ext Gain: -1.00 dB
TRACE 1 2 3 4 5 6
TYPE A
DET A N N N N N
Screen Image
Themes
Flat Monochrome
Save As ...
Mkr1 2.434 487 GHz
-4.671 dBm
10 dB/div
Ref 21.00 dBm
Log
11.0
1.00
-9.00
-19.0
-29.0
-39.0
-49.0
-59.0
-69.0
1
Center 2.43700 GHz
#Res BW 100 kHz
#VBW 300 kHz
Span 52.00 MHz
Sweep 6.56 ms (2401 pts)
MSG
STATUS

Channel 9

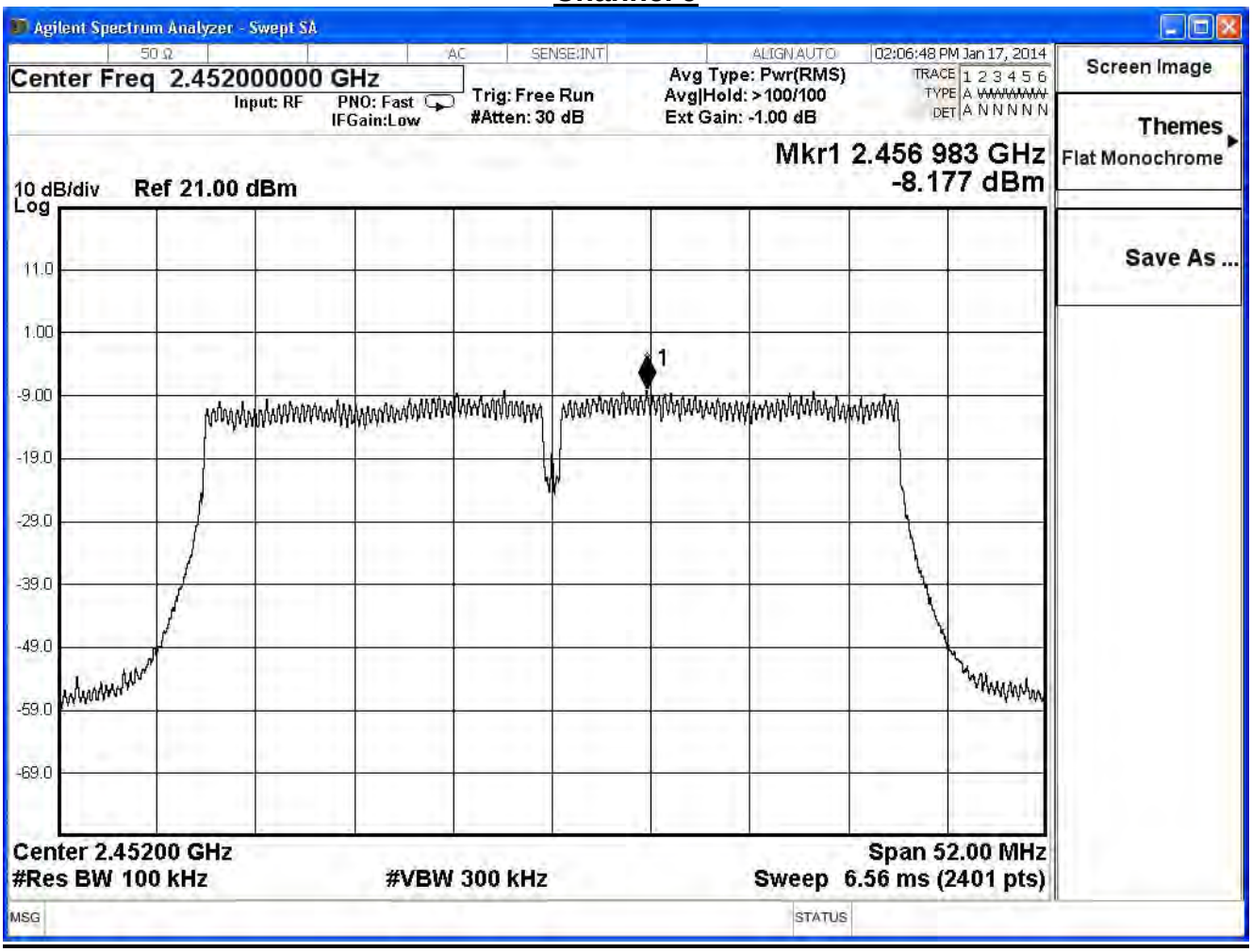
Agilent Spectrum Analyzer - Swept SA
50 Ω
AC
SENSE:INT
ALIGN AUTO
02:06:48 PM Jan 17, 2014
Center Freq 2.452000000 GHz
Input: RF
PNO: Fast
IFGain:Low
Trig: Free Run
#Atten: 30 dB
Avg Type: Pwr(RMS)
Avg|Hold: >100/100
Ext Gain: -1.00 dB
TRACE 1 2 3 4 5 6
TYPE A
DET A N N N N N
Mkr1 2.456 983 GHz
-8.177 dBm
10 dB/div
Ref 21.00 dBm
Log
11.0
1.00
-9.00
-19.0
-29.0
-39.0
-49.0
-59.0
-69.0
1
Center 2.45200 GHz
#Res BW 100 kHz
#VBW 300 kHz
Span 52.00 MHz
Sweep 6.56 ms (2401 pts)
MSG
STATUS
Screen Image
Themes
Flat Monochrome
Save As ...

Product	Wireless-AC1900 Dual Band Gigabit Router		
Test Item	Power Density		
Test Mode	Mode 2: Transmit (Beamforming Mode)_Adapter: EXA1206UH		
Date of Test	2014/01/22	Test Site	SR7

IEEE 802.11n_40MHz (ANT 2)

Channel No.	Frequency (MHz)	Reading Level (dBm)	Measure Level (dBm)	Limit (dBm)	Result
3	2422	-6.445	-21.645	≦7.32	Pass
6	2437	-4.697	-19.897	≦7.32	Pass
9	2452	-8.234	-23.434	≦7.32	Pass

Note:

Total Gain : 10log(3)+max Gain = 6.68dBi
Required Limit = 8dBm - (6.68dBi – 6dBi) = 7.32 dBm

Channel 3

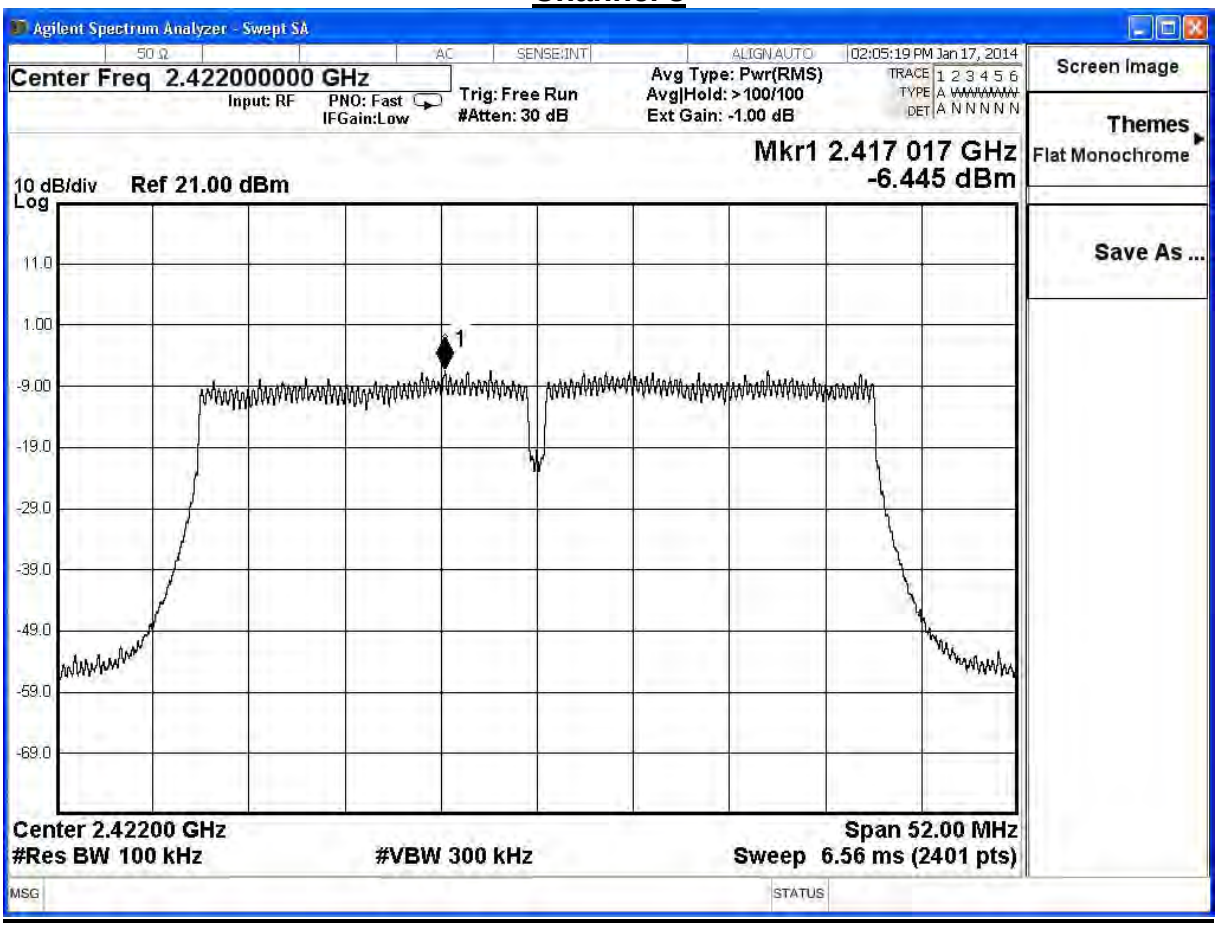

Channel 6

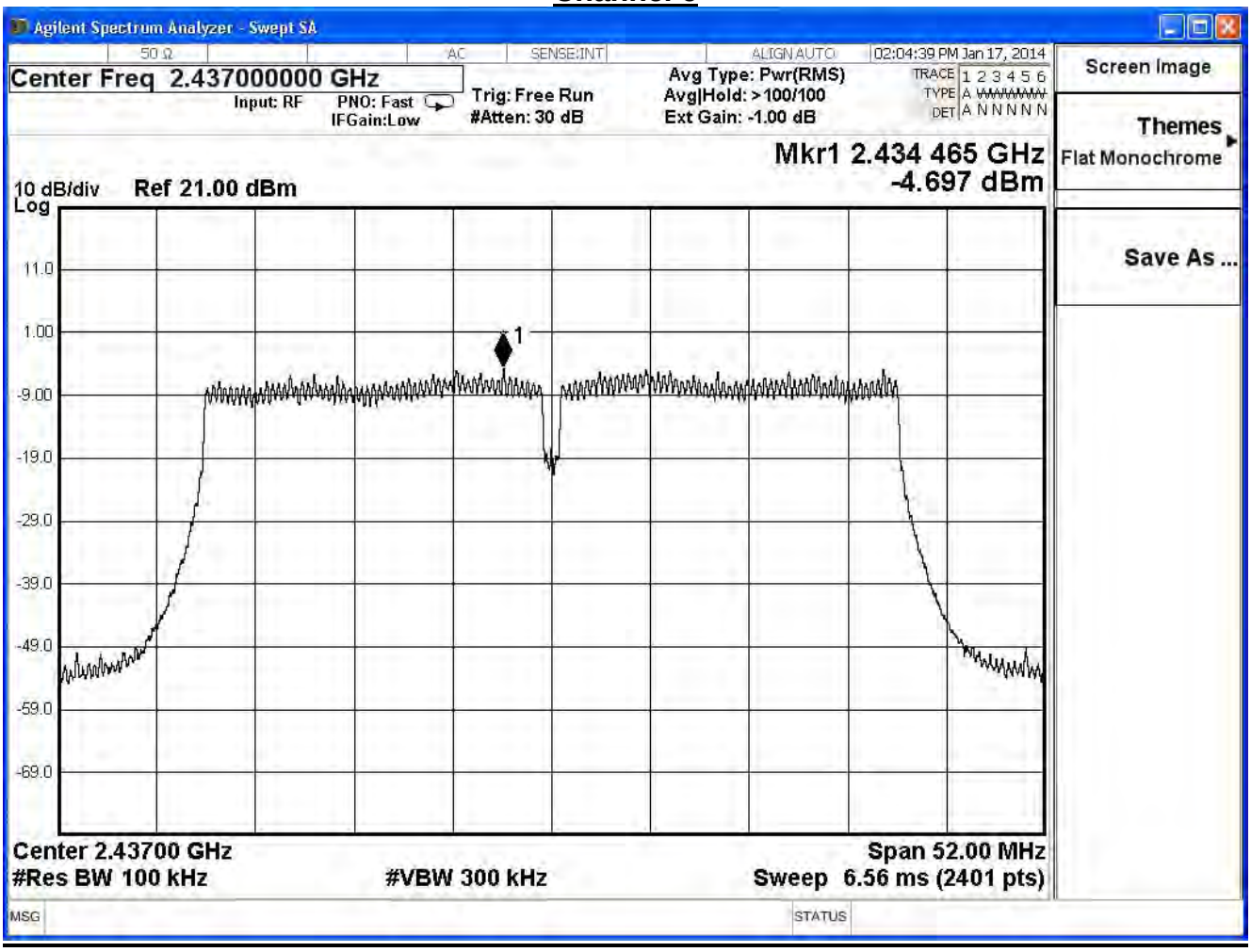
Agilent Spectrum Analyzer - Swept SA
50 Ω
AC
SENSE:INT
ALIGN AUTO
02:04:39 PM Jan 17, 2014
Center Freq 2.437000000 GHz
Input: RF
PNO: Fast
IFGain:Low
Trig: Free Run
#Atten: 30 dB
Avg Type: Pwr(RMS)
Avg|Hold: >100/100
Ext Gain: -1.00 dB
TRACE 1 2 3 4 5 6
TYPE A
DET A N N N N N
Screen Image
Themes
Flat Monochrome
Save As ...
Mkr1 2.434 465 GHz
-4.697 dBm
10 dB/div
Ref 21.00 dBm
Log
11.0
1.00
-9.00
-19.0
-29.0
-39.0
-49.0
-59.0
-69.0
1
Center 2.43700 GHz
#Res BW 100 kHz
#VBW 300 kHz
Span 52.00 MHz
Sweep 6.56 ms (2401 pts)
MSG
STATUS

Channel 9

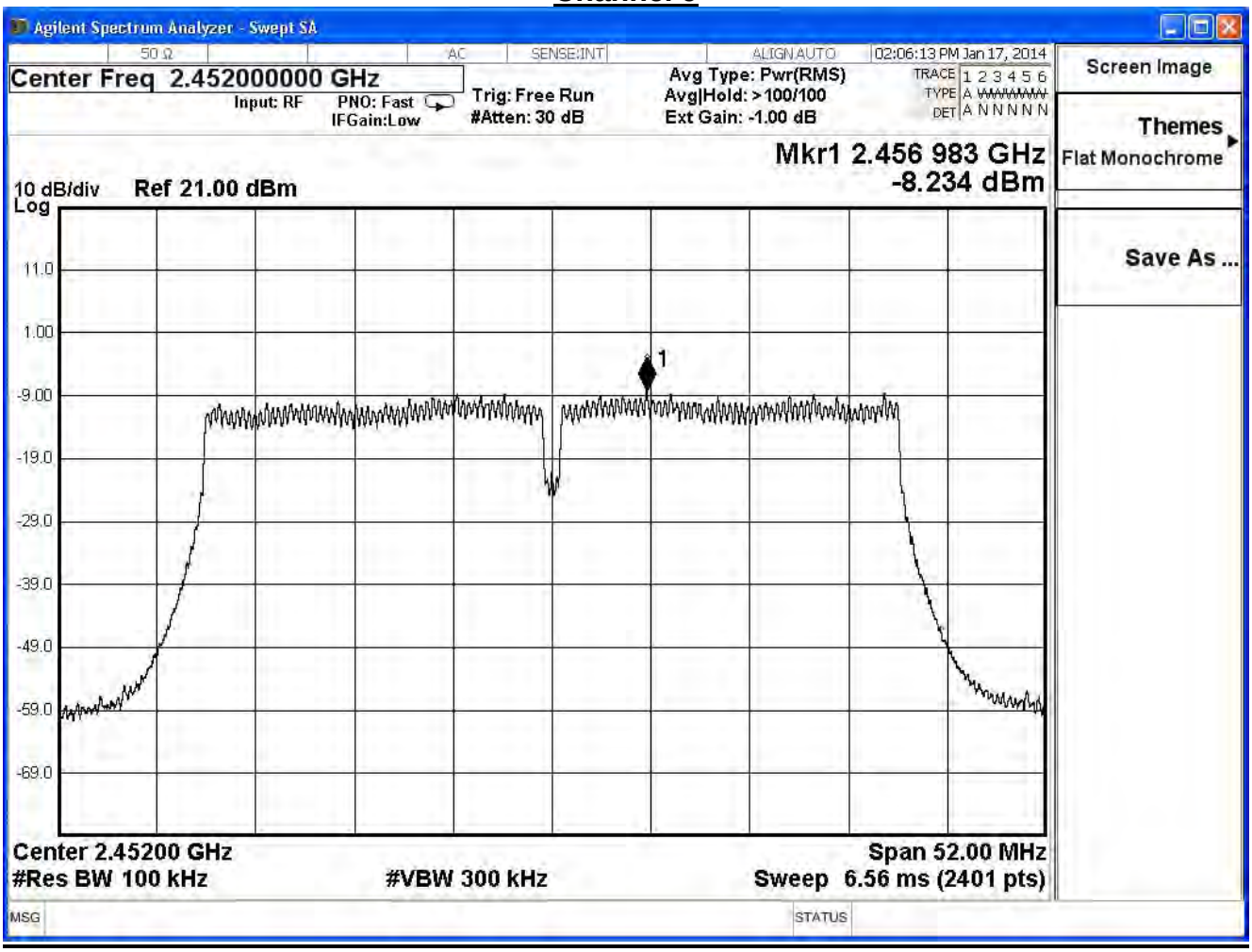
Agilent Spectrum Analyzer - Swept SA
50 Ω
AC
SENSE:INT
ALIGN AUTO
02:06:13 PM Jan 17, 2014
Center Freq 2.452000000 GHz
Input: RF
PNO: Fast
IFGain:Low
Trig: Free Run
#Atten: 30 dB
Avg Type: Pwr(RMS)
Avg|Hold: >100/100
Ext Gain: -1.00 dB
TRACE 1 2 3 4 5 6
TYPE A
DET A N N N N N
Mkr1 2.456 983 GHz
-8.234 dBm
10 dB/div
Ref 21.00 dBm
Log
11.0
1.00
-9.00
-19.0
-29.0
-39.0
-49.0
-59.0
-69.0
1
Center 2.45200 GHz
#Res BW 100 kHz
#VBW 300 kHz
Span 52.00 MHz
Sweep 6.56 ms (2401 pts)
MSG
STATUS
Screen Image
Themes
Flat Monochrome
Save As ...

Product	Wireless-AC1900 Dual Band Gigabit Router		
Test Item	Power Density		
Test Mode	Mode 2: Transmit (Beamforming Mode)_Adapter: EXA1206UH		
Date of Test	2014/01/22	Test Site	SR7

IEEE802.11n 40MHz(ANT 0+1+2)

Channel No.	Frequency (MHz)	Measure Level (dBm)	Limit (dBm)	Result
3	2422	-16.848	≦7.32	Pass
6	2437	-14.828	≦7.32	Pass
9	2452	-18.549	≦7.32	Pass

Note:

Total Gain : 10log(3)+max Gain = 6.68dBi
Required Limit = 8dBm - (6.68dBi – 6dBi) = 7.32 dBm

Product	Wireless-AC1900 Dual Band Gigabit Router		
Test Item	Power Density		
Test Mode	Mode 2: Transmit (Beamforming Mode)_Adapter: EXA1206UH		
Date of Test	2013/07/19	Test Site	SR7

IEEE 802.11a					
Channel No.	Frequency (MHz)	Reading Level (dBm)	Measure Level (dBm)	Limit (dBm)	Result
149	5745	14.193	-1.01	≦5.19	Pass
157	5785	14.303	-0.90	≦5.19	Pass
165	5825	14.161	-1.04	≦5.19	Pass

Note:

Total Gain = Beamforming Gain + Max Gain = 4.77dB + 4.04dB =8.81dBi
Required Limit = 8dBm - (8.81dBi – 6dBi) = 8 – 2.81 = 5.19 dBm

Channel 149

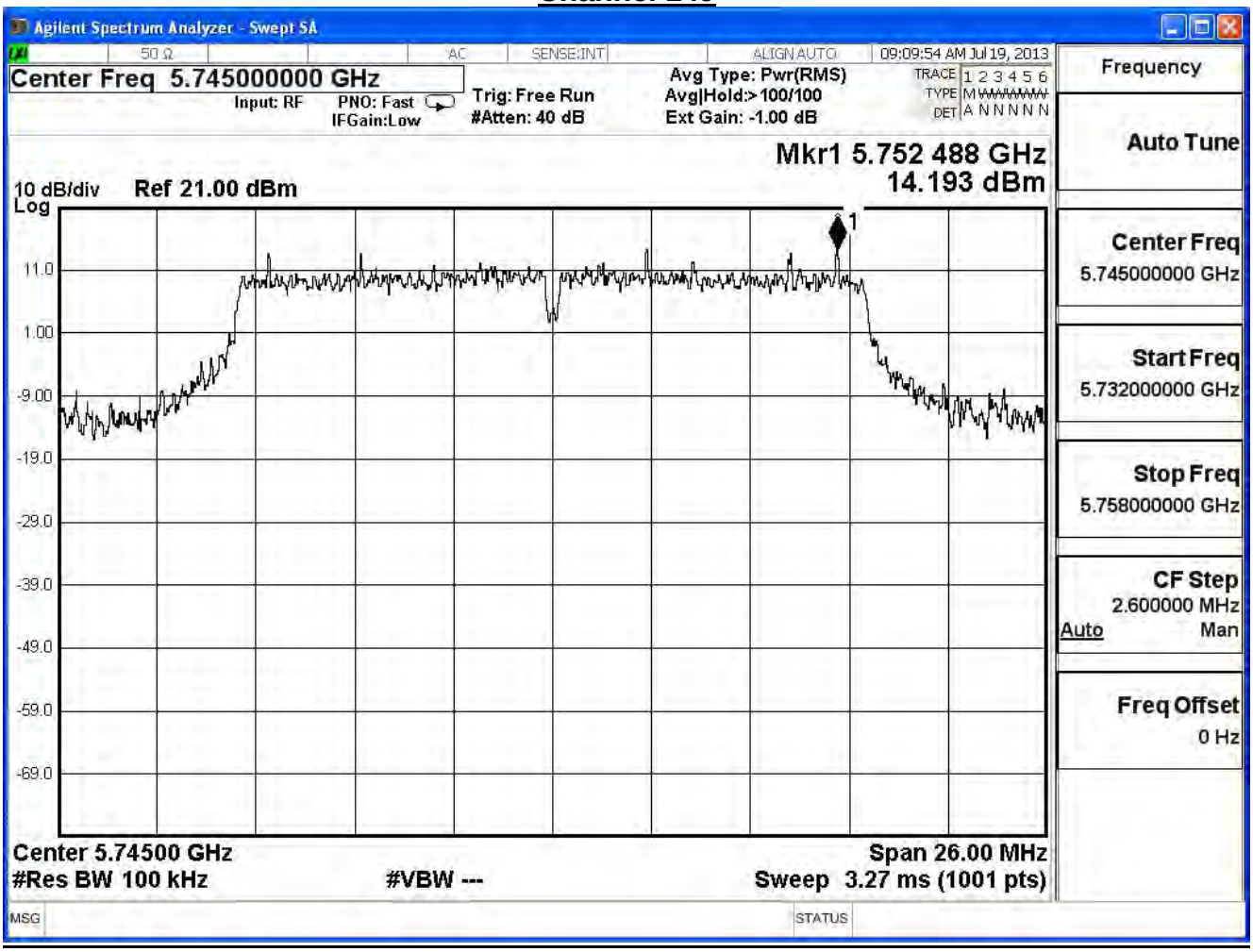

Channel 157

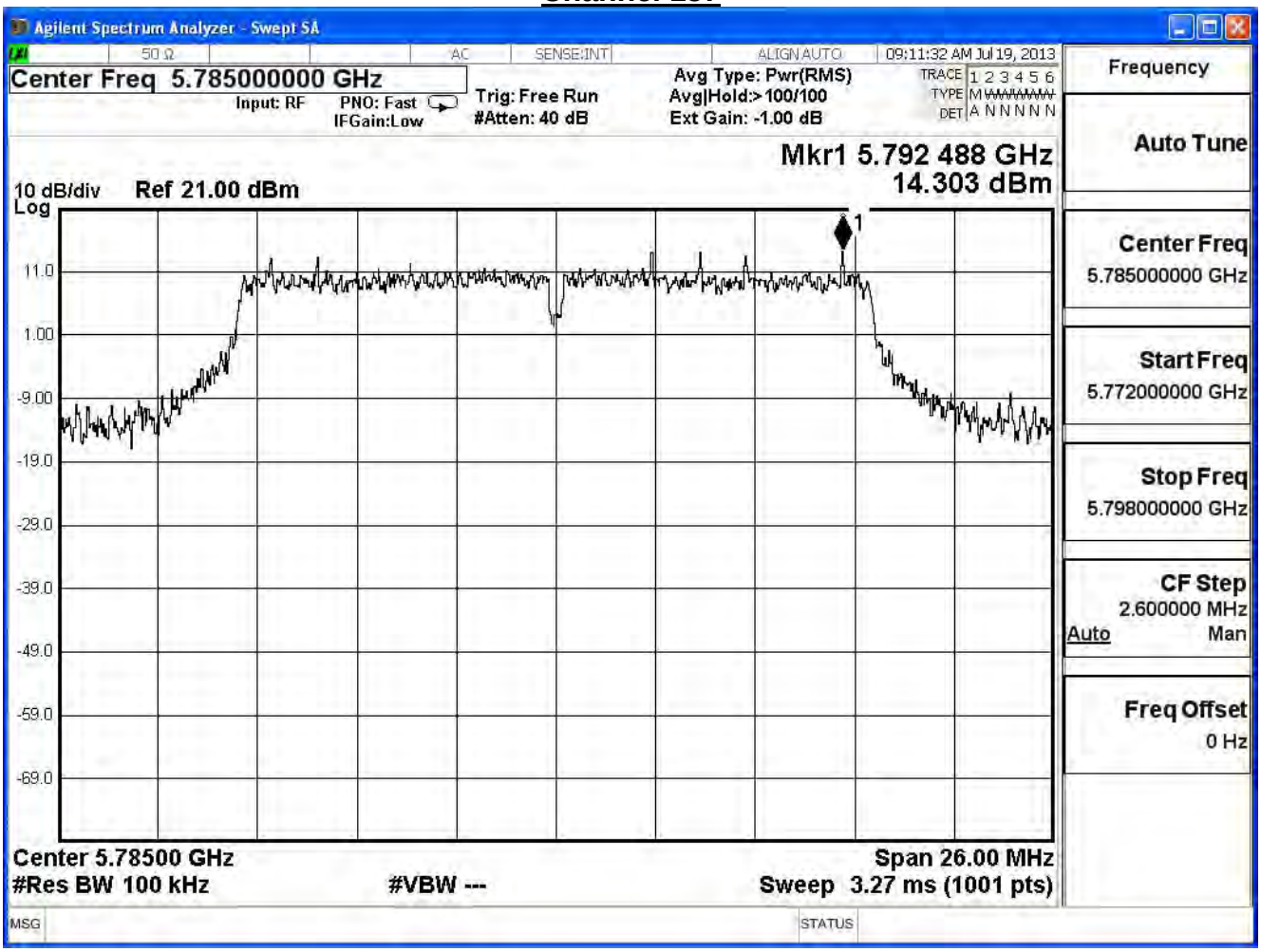
Agilent Spectrum Analyzer - Swept SA
50 Ω
AC
SENSE:INT
ALIGN AUTO
09:11:32 AM Jul 19, 2013
Center Freq 5.785000000 GHz
Input: RF
PNO: Fast
IFGain:Low
Trig: Free Run
#Atten: 40 dB
Avg Type: Pwr(RMS)
Avg|Hold:>100/100
Ext Gain: -1.00 dB
TRACE 1 2 3 4 5 6
TYPE M
DET A N N N N N
Mkr1 5.792 488 GHz
14.303 dBm
10 dB/div
Log
Ref 21.00 dBm
11.0
1.00
-9.00
-19.0
-29.0
-39.0
-49.0
-59.0
-69.0
Center 5.78500 GHz
#Res BW 100 kHz
#VBW ---
Span 26.00 MHz
Sweep 3.27 ms (1001 pts)
MSG
STATUS
Frequency
Auto Tune
Center Freq
5.785000000 GHz
Start Freq
5.772000000 GHz
Stop Freq
5.798000000 GHz
CF Step
2.600000 MHz
Auto
Man
Freq Offset
0 Hz

Channel 165

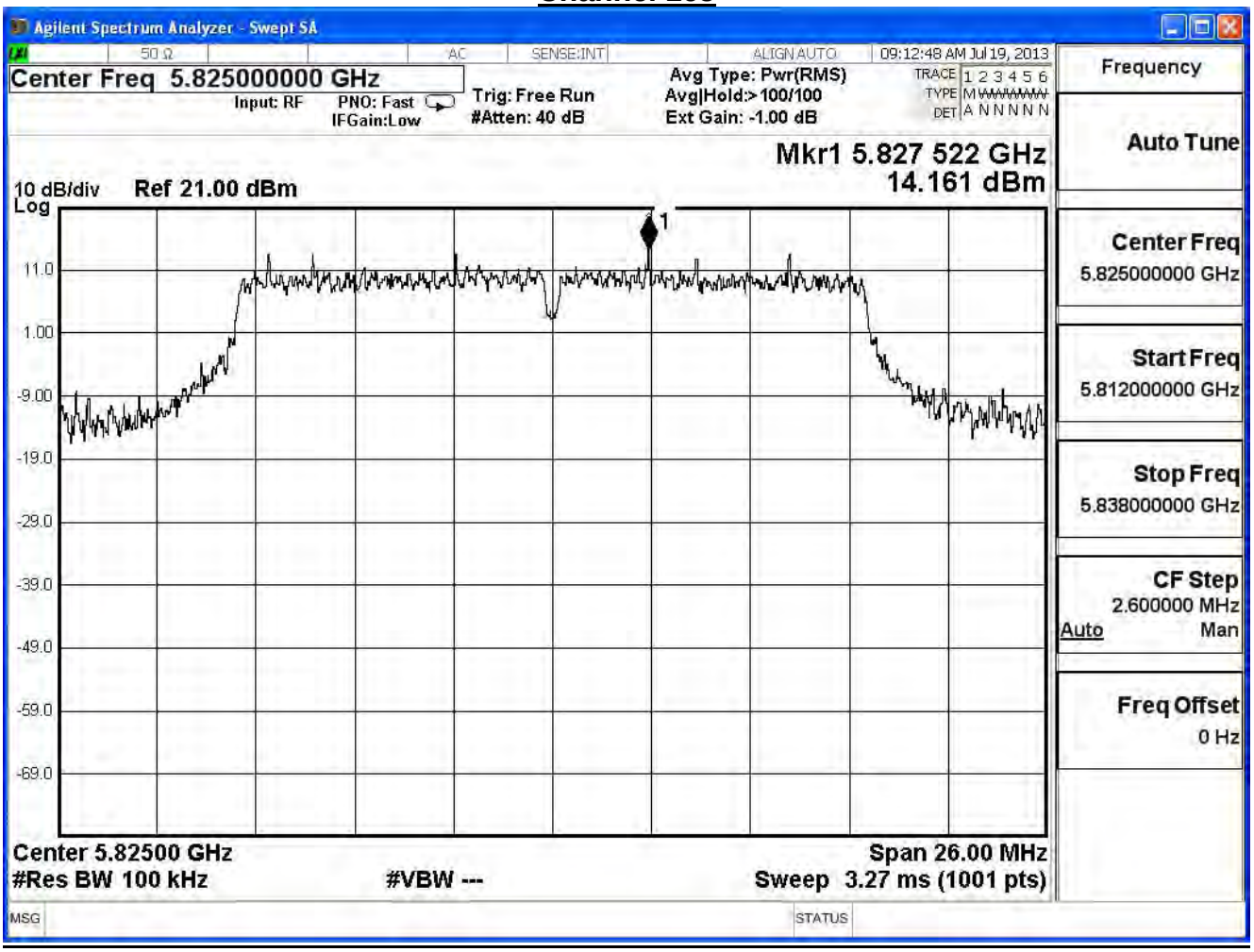
Agilent Spectrum Analyzer - Swept SA
50 Ω
AC
SENSE:INT
ALIGN AUTO
09:12:48 AM Jul 19, 2013
Center Freq 5.825000000 GHz
Input: RF
PNO: Fast
IFGain:Low
Trig: Free Run
#Atten: 40 dB
Avg Type: Pwr(RMS)
Avg|Hold:>100/100
Ext Gain: -1.00 dB
TRACE 1 2 3 4 5 6
TYPE M
DET A N N N N N
Mkr1 5.827 522 GHz
14.161 dBm
10 dB/div
Log
Ref 21.00 dBm
11.0
1.00
-9.00
-19.0
-29.0
-39.0
-49.0
-59.0
-69.0
Center 5.82500 GHz
#Res BW 100 kHz
#VBW ---
Span 26.00 MHz
Sweep 3.27 ms (1001 pts)
MSG
STATUS
Frequency
Auto Tune
Center Freq
5.825000000 GHz
Start Freq
5.812000000 GHz
Stop Freq
5.838000000 GHz
CF Step
2.600000 MHz
Auto
Man
Freq Offset
0 Hz

Product	Wireless-AC1900 Dual Band Gigabit Router		
Test Item	Power Density		
Test Mode	Mode 2: Transmit (Beamforming Mode)_Adapter: EXA1206UH		
Date of Test	2013/07/19	Test Site	SR7

IEEE802.11n_20MHz_(ANT 0)					
Channel No.	Frequency (MHz)	Reading Level (dBm)	Measurement (dBm)	Limit (dBm)	Result
149	5745	10.856	-4.34	≦5.19	Pass
157	5785	11.429	-3.77	≦5.19	Pass
165	5825	10.708	-4.49	≦5.19	Pass

Note:

Total Gain = Beamforming Gain + Max Gain = 4.77dB + 4.04dB =8.81dBi
Required Limit = 8dBm - (8.81dBi – 6dBi) = 8 – 2.81 = 5.19 dBm

Channel 149

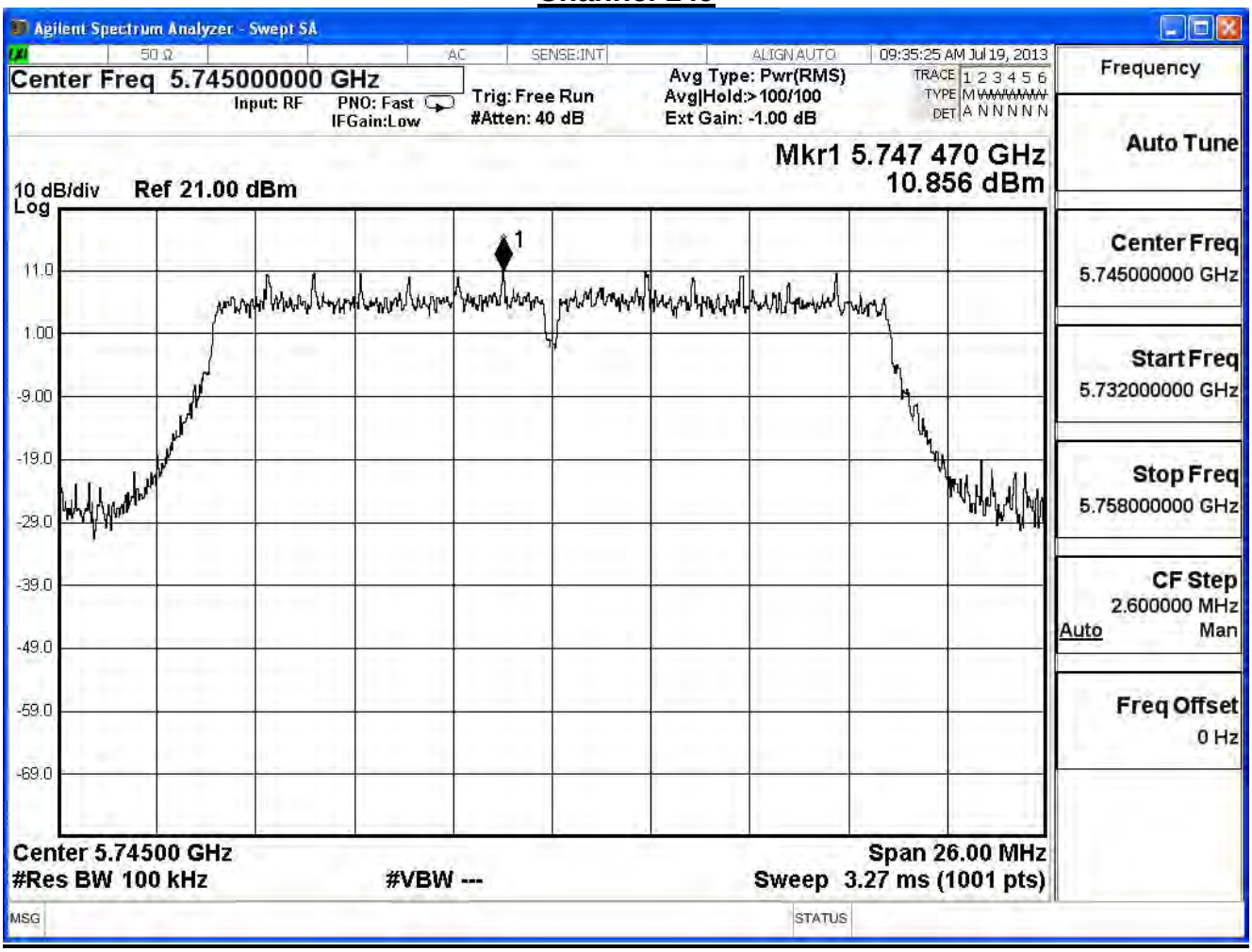

Channel 157

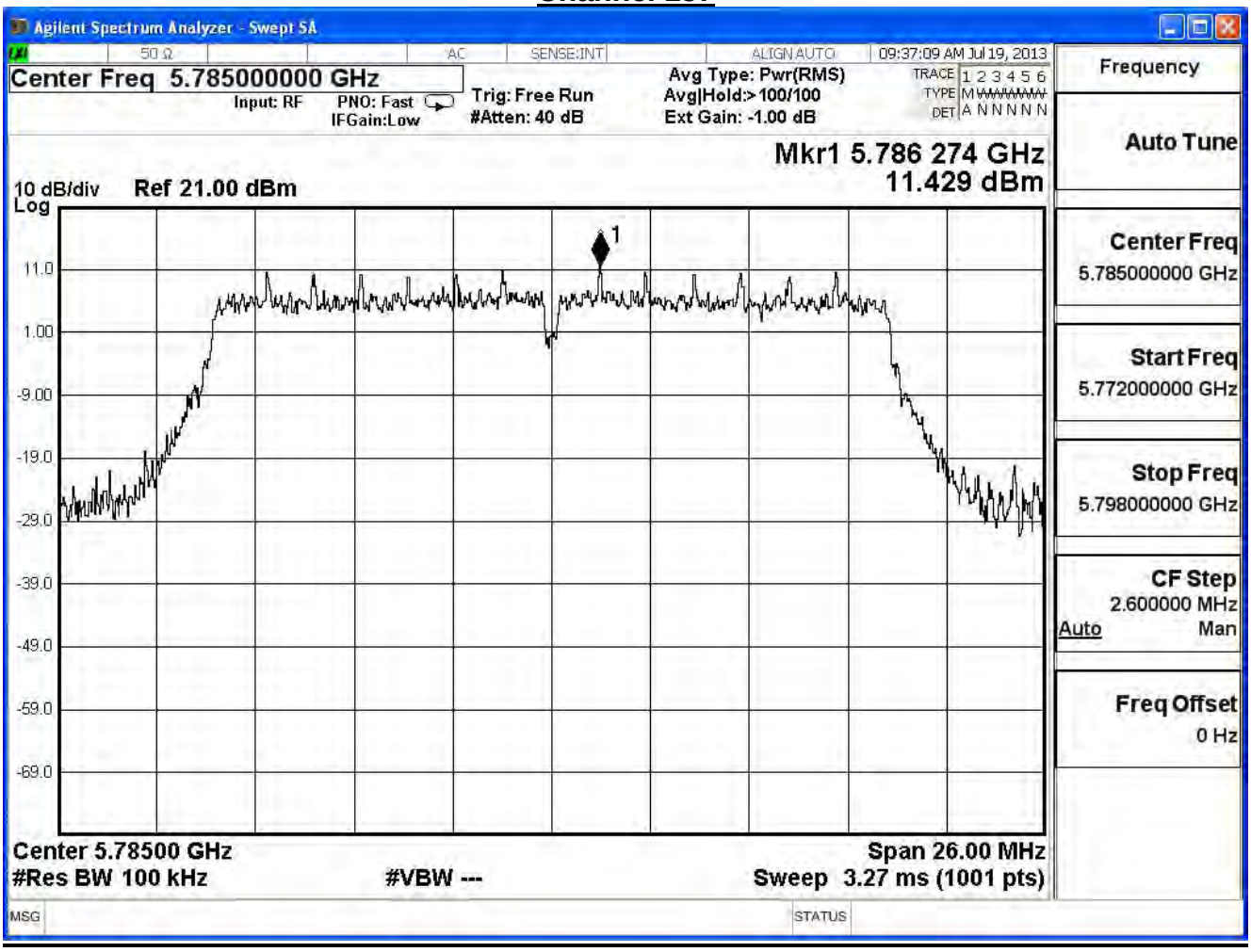
Agilent Spectrum Analyzer - Swept SA
50 Ω
AC
SENSE:INT
ALIGN AUTO
09:37:09 AM Jul 19, 2013
Center Freq 5.785000000 GHz
Input: RF
PNO: Fast
IFGain:Low
Trig: Free Run
#Atten: 40 dB
Avg Type: Pwr(RMS)
Avg|Hold:>100/100
Ext Gain: -1.00 dB
TRACE 1 2 3 4 5 6
TYPE M
DET A N N N N N
Mkr1 5.786 274 GHz
11.429 dBm
10 dB/div
Ref 21.00 dBm
Log
11.0
1.00
-9.00
-19.0
-29.0
-39.0
-49.0
-59.0
-69.0
1
Center 5.78500 GHz
#Res BW 100 kHz
#VBW ---
Span 26.00 MHz
Sweep 3.27 ms (1001 pts)
MSG
STATUS
Frequency
Auto Tune
Center Freq
5.785000000 GHz
Start Freq
5.772000000 GHz
Stop Freq
5.798000000 GHz
CF Step
2.600000 MHz
Auto
Man
Freq Offset
0 Hz

Channel 165

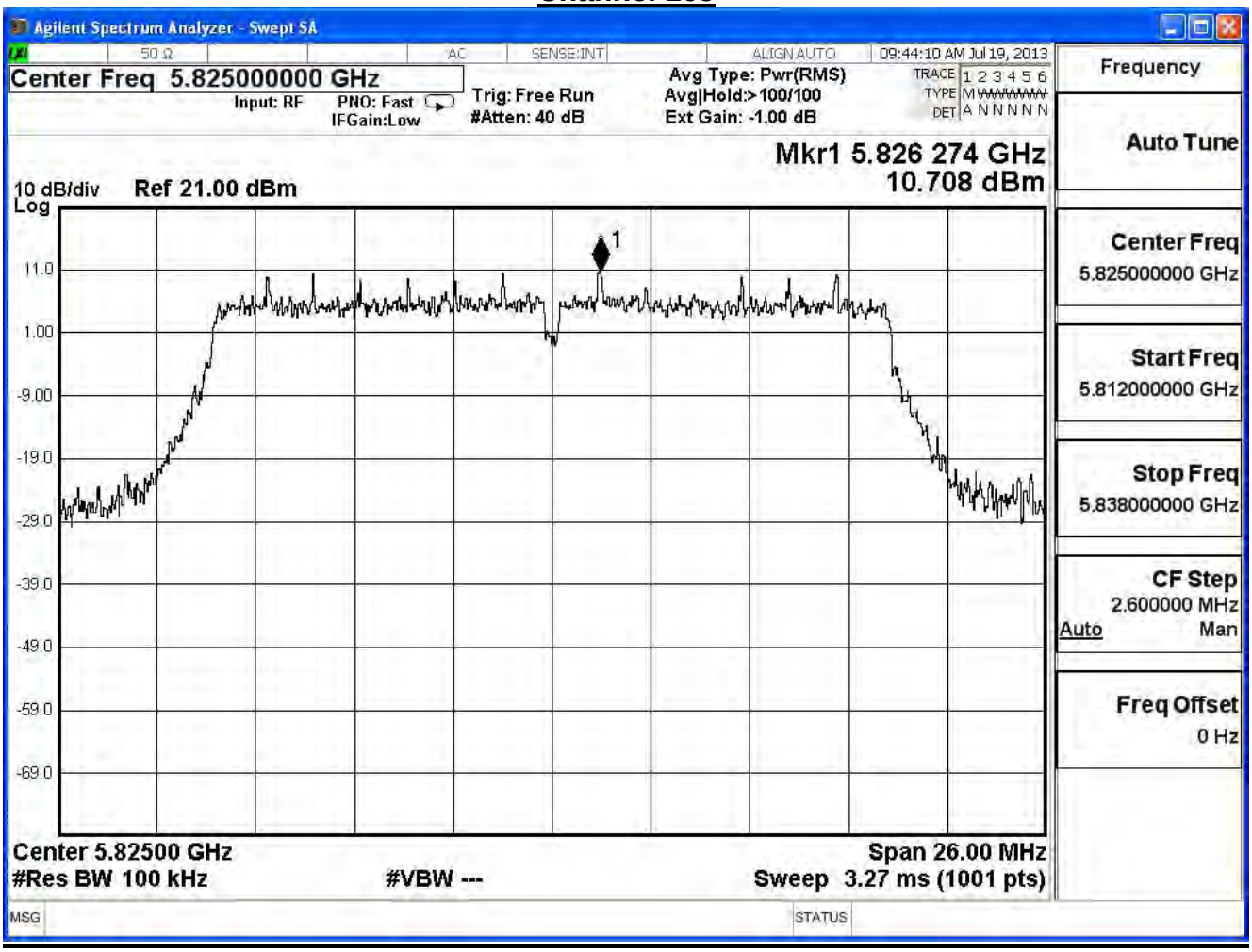
Agilent Spectrum Analyzer - Swept SA
50 Ω
AC
SENSE:INT
ALIGN AUTO
09:44:10 AM Jul 19, 2013
Center Freq 5.825000000 GHz
Input: RF
PNO: Fast
IFGain:Low
Trig: Free Run
#Atten: 40 dB
Avg Type: Pwr(RMS)
Avg|Hold:>100/100
Ext Gain: -1.00 dB
TRACE 1 2 3 4 5 6
TYPE M
DET A N N N N N
Mkr1 5.826 274 GHz
10.708 dBm
10 dB/div
Log
Ref 21.00 dBm
11.0
1.00
-9.00
-19.0
-29.0
-39.0
-49.0
-59.0
-69.0
1
Center 5.82500 GHz
#Res BW 100 kHz
#VBW ---
Span 26.00 MHz
Sweep 3.27 ms (1001 pts)
MSG
STATUS
Frequency
Auto Tune
Center Freq
5.825000000 GHz
Start Freq
5.812000000 GHz
Stop Freq
5.838000000 GHz
CF Step
2.600000 MHz
Auto
Man
Freq Offset
0 Hz

Product	Wireless-AC1900 Dual Band Gigabit Router		
Test Item	Power Density		
Test Mode	Mode 2: Transmit (Beamforming Mode)_Adapter: EXA1206UH		
Date of Test	2013/07/19	Test Site	SR7

IEEE802.11n_20MHz_(ANT 1)					
Channel No.	Frequency (MHz)	Reading Level (dBm)	Measure Level (dBm)	Limit (dBm)	Result
149	5745	10.188	-5.01	≦5.19	Pass
157	5785	10.220	-4.98	≦5.19	Pass
165	5825	9.941	-5.26	≦5.19	Pass

Note:

Total Gain = Beamforming Gain + Max Gain = 4.77dB + 4.04dB =8.81dBi
Required Limit = 8dBm - (8.81dBi – 6dBi) = 8 – 2.81 = 5.19 dBm

Channel 149

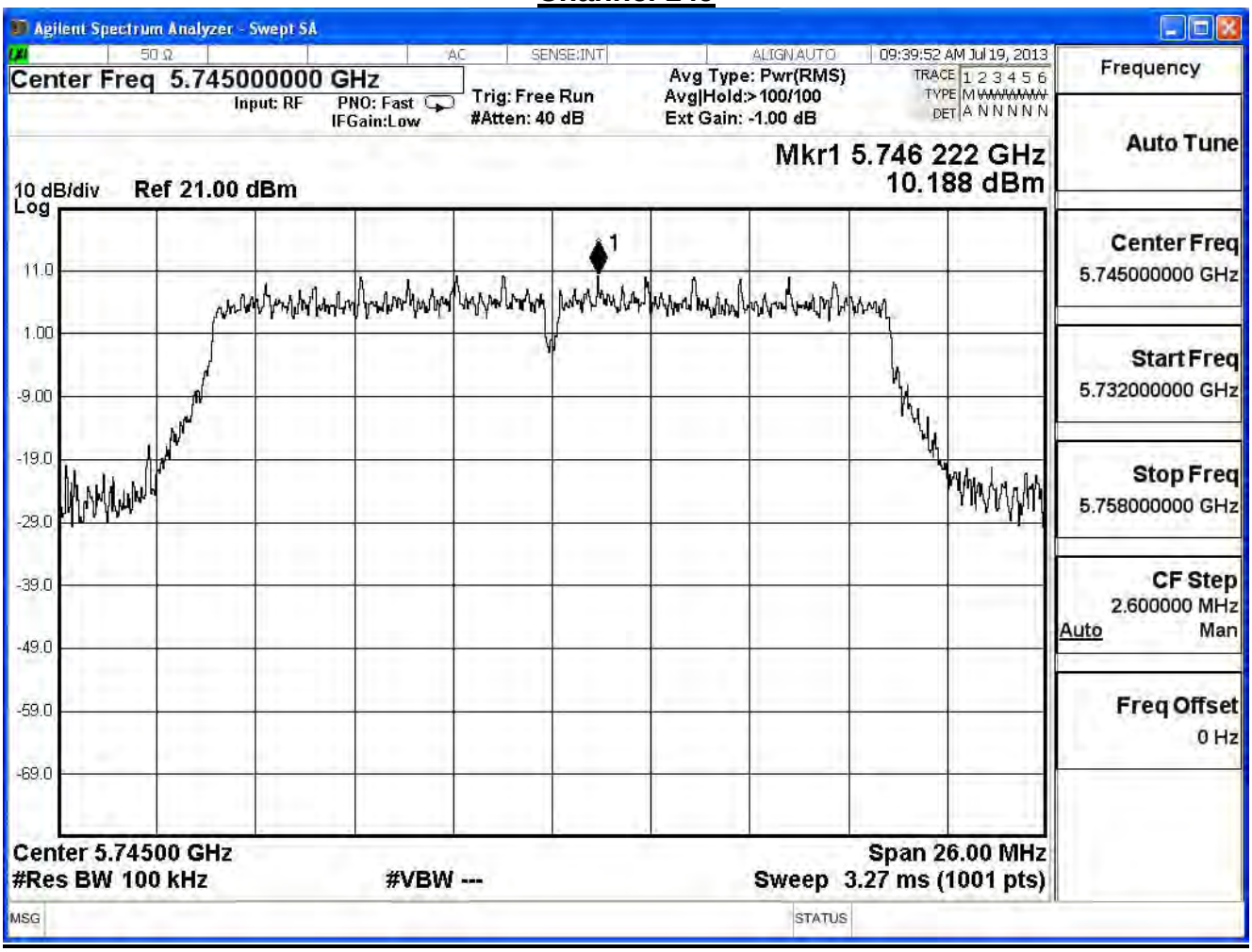

Channel 157

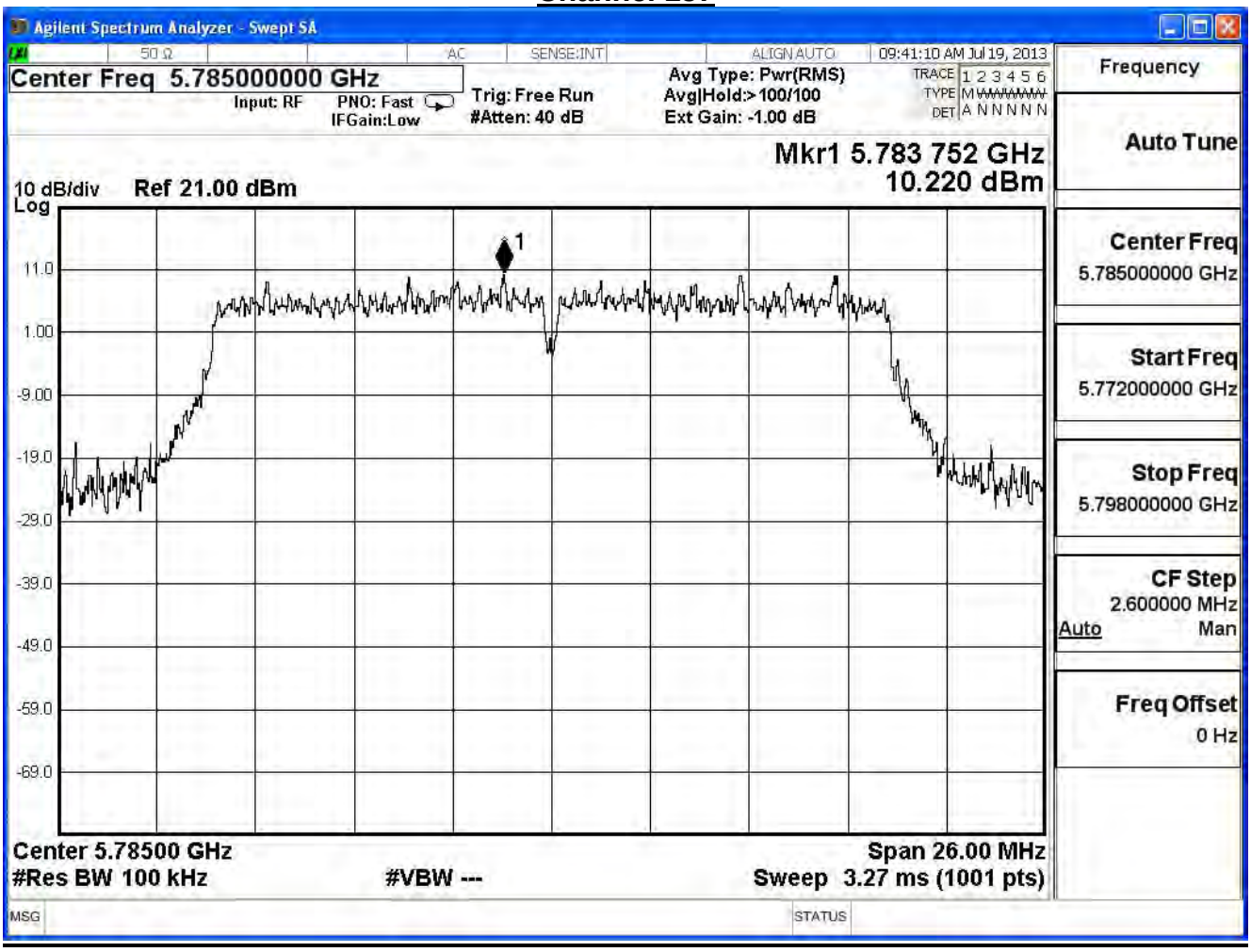
Agilent Spectrum Analyzer - Swept SA
50 Ω
AC
SENSE:INT
ALIGN AUTO
09:41:10 AM Jul 19, 2013
Center Freq 5.785000000 GHz
Input: RF
PNO: Fast
IFGain:Low
Trig: Free Run
#Atten: 40 dB
Avg Type: Pwr(RMS)
Avg|Hold:>100/100
Ext Gain: -1.00 dB
TRACE 1 2 3 4 5 6
TYPE M
DET A N N N N N
Mkr1 5.783 752 GHz
10.220 dBm
10 dB/div
Ref 21.00 dBm
Log
11.0
1.00
-9.00
-19.0
-29.0
-39.0
-49.0
-59.0
-69.0
1
Center 5.78500 GHz
#Res BW 100 kHz
#VBW ---
Span 26.00 MHz
Sweep 3.27 ms (1001 pts)
MSG
STATUS
Frequency
Auto Tune
Center Freq
5.785000000 GHz
Start Freq
5.772000000 GHz
Stop Freq
5.798000000 GHz
CF Step
2.600000 MHz
Auto
Man
Freq Offset
0 Hz

Channel 165

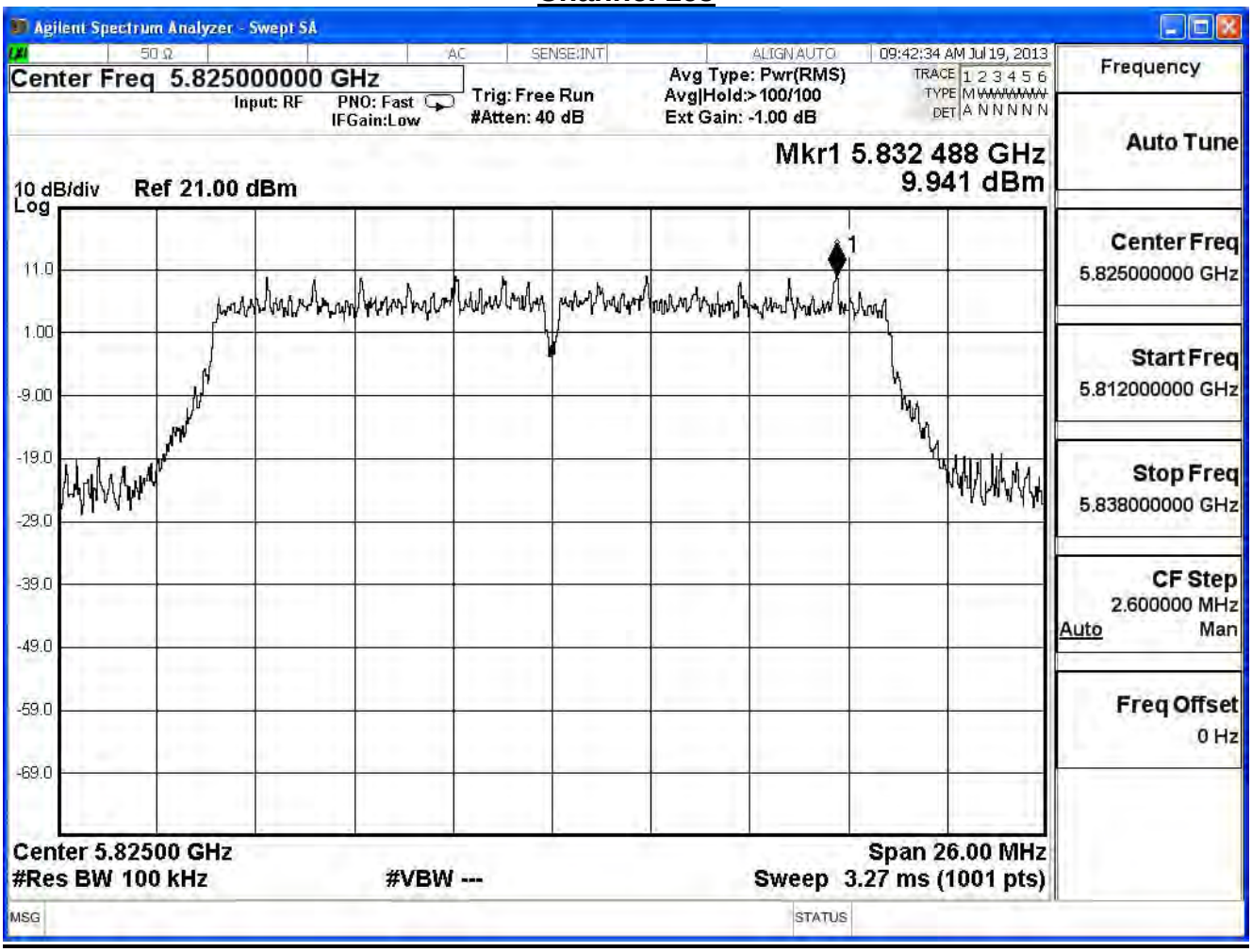
Agilent Spectrum Analyzer - Swept SA
50 Ω
AC
SENSE:INT
ALIGN AUTO
09:42:34 AM Jul 19, 2013
Center Freq 5.825000000 GHz
Input: RF
PNO: Fast
IFGain:Low
Trig: Free Run
#Atten: 40 dB
Avg Type: Pwr(RMS)
Avg|Hold:>100/100
Ext Gain: -1.00 dB
TRACE 1 2 3 4 5 6
TYPE M
DET A N N N N N
Mkr1 5.832 488 GHz
9.941 dBm
10 dB/div
Log
Ref 21.00 dBm
11.0
1.00
-9.00
-19.0
-29.0
-39.0
-49.0
-59.0
-69.0
1
Center 5.82500 GHz
#Res BW 100 kHz
#VBW ---
Span 26.00 MHz
Sweep 3.27 ms (1001 pts)
MSG
STATUS
Frequency
Auto Tune
Center Freq
5.825000000 GHz
Start Freq
5.812000000 GHz
Stop Freq
5.838000000 GHz
CF Step
2.600000 MHz
Auto
Man
Freq Offset
0 Hz

Product	Wireless-AC1900 Dual Band Gigabit Router		
Test Item	Power Density		
Test Mode	Mode 2: Transmit (Beamforming Mode)_Adapter: EXA1206UH		
Date of Test	2013/07/19	Test Site	SR7

IEEE802.11n_20MHz_(ANT 2)					
Channel No.	Frequency (MHz)	Reading Level (dBm)	Measure Level (dBm)	Limit (dBm)	Result
149	5745	10.864	-4.34	≦5.19	Pass
157	5785	10.794	-4.41	≦5.19	Pass
165	5825	10.304	-4.90	≦5.19	Pass

Note:

Total Gain = Beamforming Gain + Max Gain = 4.77dB + 4.04dB =8.81dBi
Required Limit = 8dBm - (8.81dBi – 6dBi) = 8 – 2.81 = 5.19 dBm

Channel 149

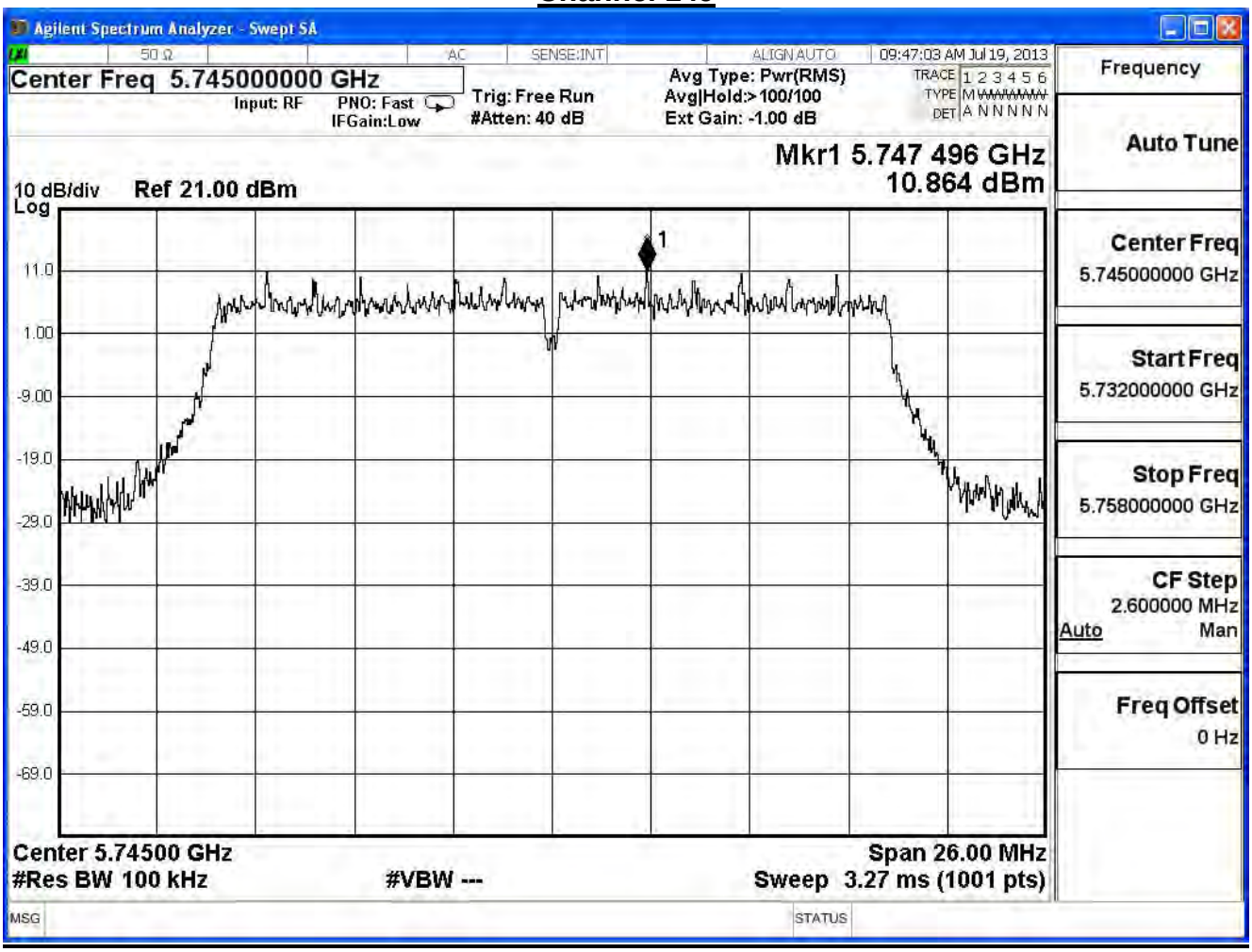

Channel 157

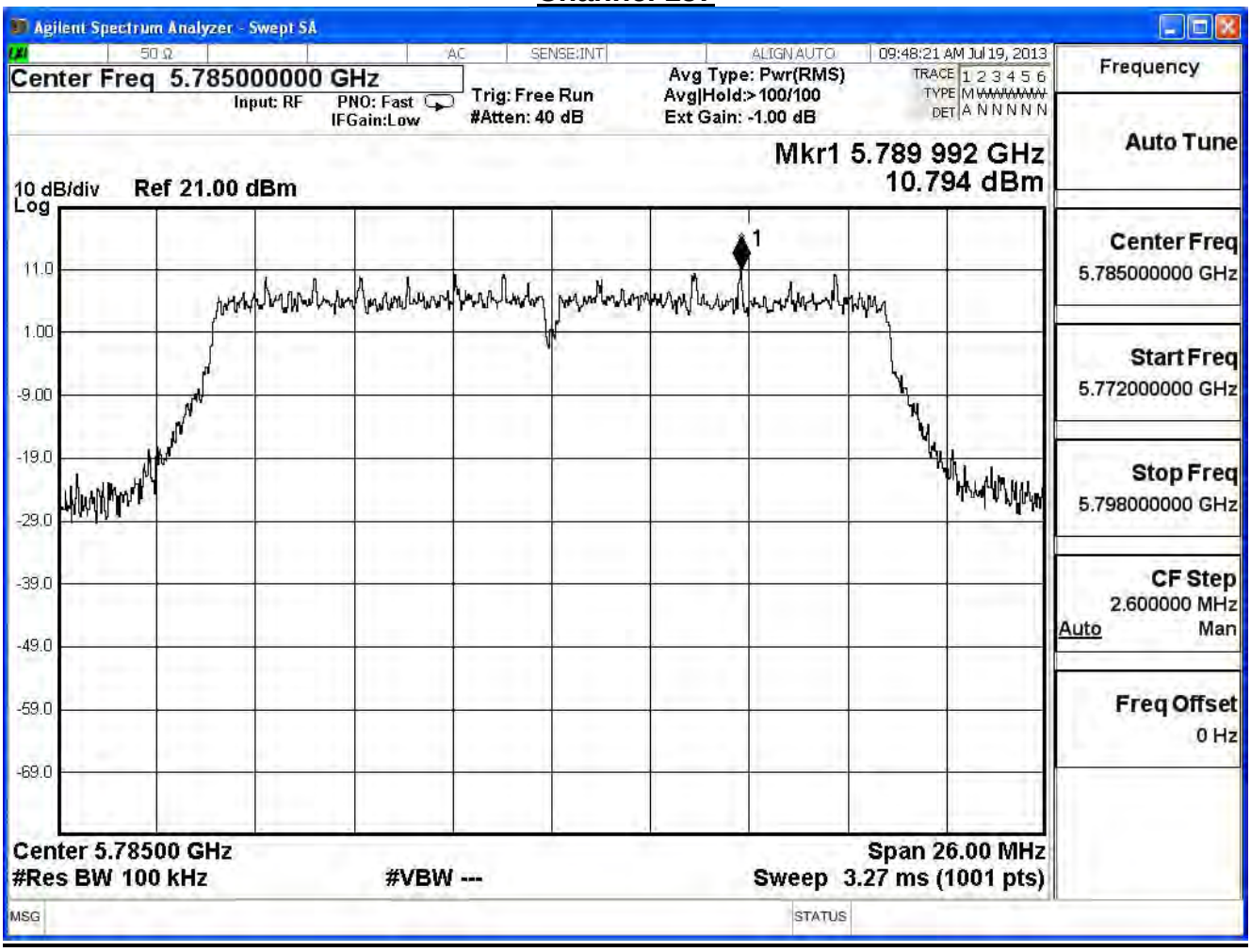
Agilent Spectrum Analyzer - Swept SA
50 Ω
AC
SENSE:INT
ALIGN AUTO
09:48:21 AM Jul 19, 2013
Center Freq 5.785000000 GHz
Input: RF
PNO: Fast
IFGain:Low
Trig: Free Run
#Atten: 40 dB
Avg Type: Pwr(RMS)
Avg|Hold:>100/100
Ext Gain: -1.00 dB
TRACE 1 2 3 4 5 6
TYPE M
DET A N N N N N
Mkr1 5.789 992 GHz
10.794 dBm
10 dB/div
Ref 21.00 dBm
Log
11.0
1.00
-9.00
-19.0
-29.0
-39.0
-49.0
-59.0
-69.0
1
Center 5.78500 GHz
#Res BW 100 kHz
#VBW ---
Span 26.00 MHz
Sweep 3.27 ms (1001 pts)
MSG
STATUS
Frequency
Auto Tune
Center Freq
5.785000000 GHz
Start Freq
5.772000000 GHz
Stop Freq
5.798000000 GHz
CF Step
2.600000 MHz
Auto
Man
Freq Offset
0 Hz

Channel 165

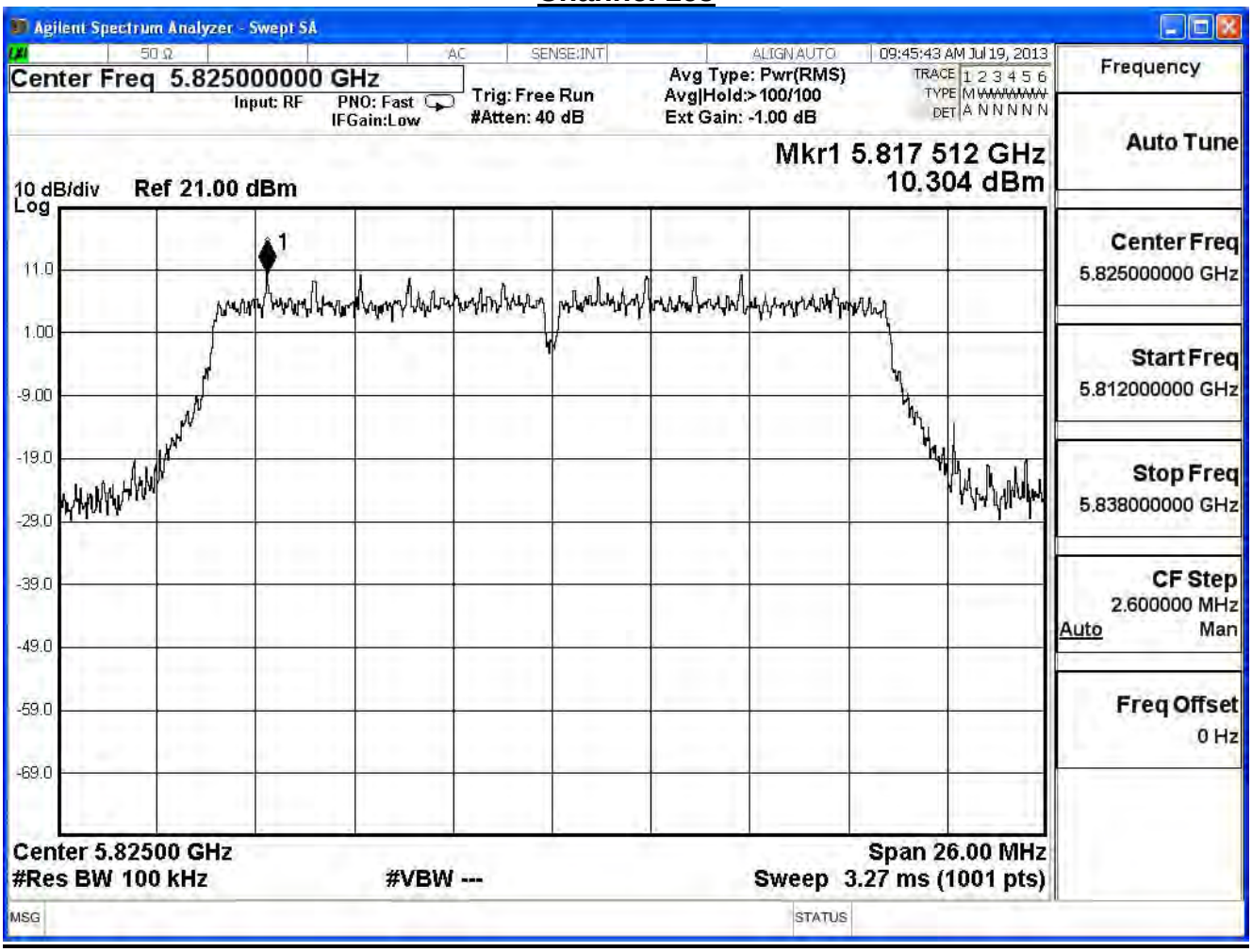
Agilent Spectrum Analyzer - Swept SA
50 Ω
AC
SENSE:INT
ALIGN AUTO
09:45:43 AM Jul 19, 2013
Center Freq 5.825000000 GHz
Input: RF
PNO: Fast
IFGain:Low
Trig: Free Run
#Atten: 40 dB
Avg Type: Pwr(RMS)
Avg|Hold:>100/100
Ext Gain: -1.00 dB
TRACE 1 2 3 4 5 6
TYPE M
DET A N N N N N
Mkr1 5.817 512 GHz
10.304 dBm
10 dB/div
Log
Ref 21.00 dBm
11.0
1.00
-9.00
-19.0
-29.0
-39.0
-49.0
-59.0
-69.0
Center 5.82500 GHz
#Res BW 100 kHz
#VBW ---
Span 26.00 MHz
Sweep 3.27 ms (1001 pts)
MSG
STATUS
Frequency
Auto Tune
Center Freq
5.825000000 GHz
Start Freq
5.812000000 GHz
Stop Freq
5.838000000 GHz
CF Step
2.600000 MHz
Auto
Man
Freq Offset
0 Hz

Product	Wireless-AC1900 Dual Band Gigabit Router		
Test Item	Power Density		
Test Mode	Mode 2: Transmit (Beamforming Mode)_Adapter: EXA1206UH		
Date of Test	2013/07/19	Test Site	SR7

IEEE802.11n 20MHz(ANT 0+1+2)

Channel No.	Frequency (MHz)	Measure Level (dBm)	Limit (dBm)	Result
149	5745	0.22	≦5.19	Pass
157	5785	0.41	≦5.19	Pass
165	5825	-0.10	≦5.19	Pass

Note:

Total Gain = Beamforming Gain + Max Gain = 4.77dB + 4.04dB =8.81dBi
Required Limit = 8dBm - (8.81dBi – 6dBi) = 8 – 2.81 = 5.19 dBm

Product	Wireless-AC1900 Dual Band Gigabit Router		
Test Item	Power Density		
Test Mode	Mode 2: Transmit (Beamforming Mode)_Adapter: EXA1206UH		
Date of Test	2013/07/19	Test Site	SR7

IEEE 802.11n_40MHz (ANT 0)					
Channel No.	Frequency (MHz)	Reading Level (dBm)	Measurement (dBm)	Limit (dBm)	Result
151	5755	8.636	-6.56	≦5.19	Pass
159	5795	8.733	-6.47	≦5.19	Pass

Note:

Total Gain = Beamforming Gain + Max Gain = 4.77dB + 4.04dB =8.81dBi
Required Limit = 8dBm - (8.81dBi – 6dBi) = 8 – 2.81 = 5.19 dBm

Channel 151

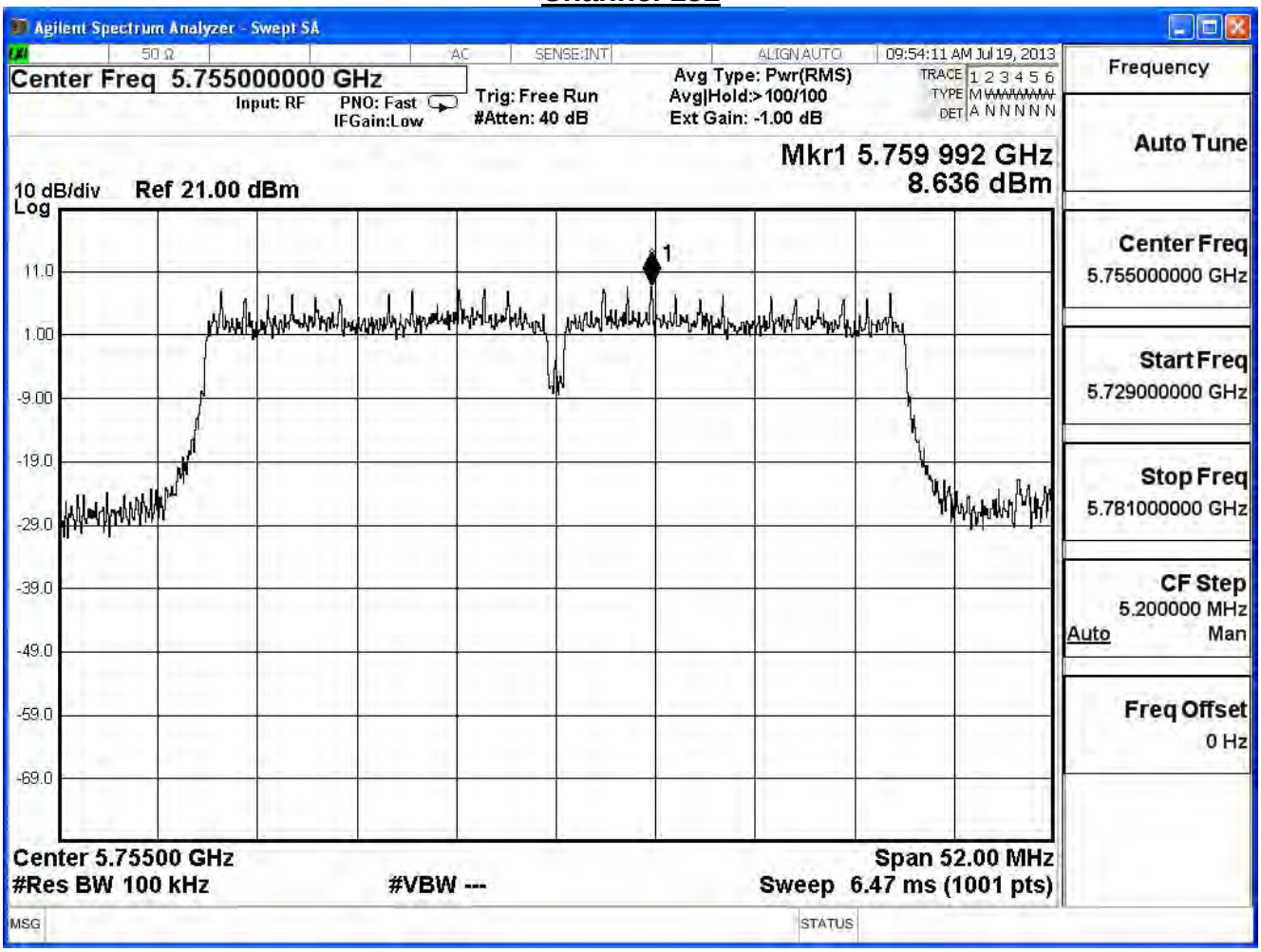

Channel 159

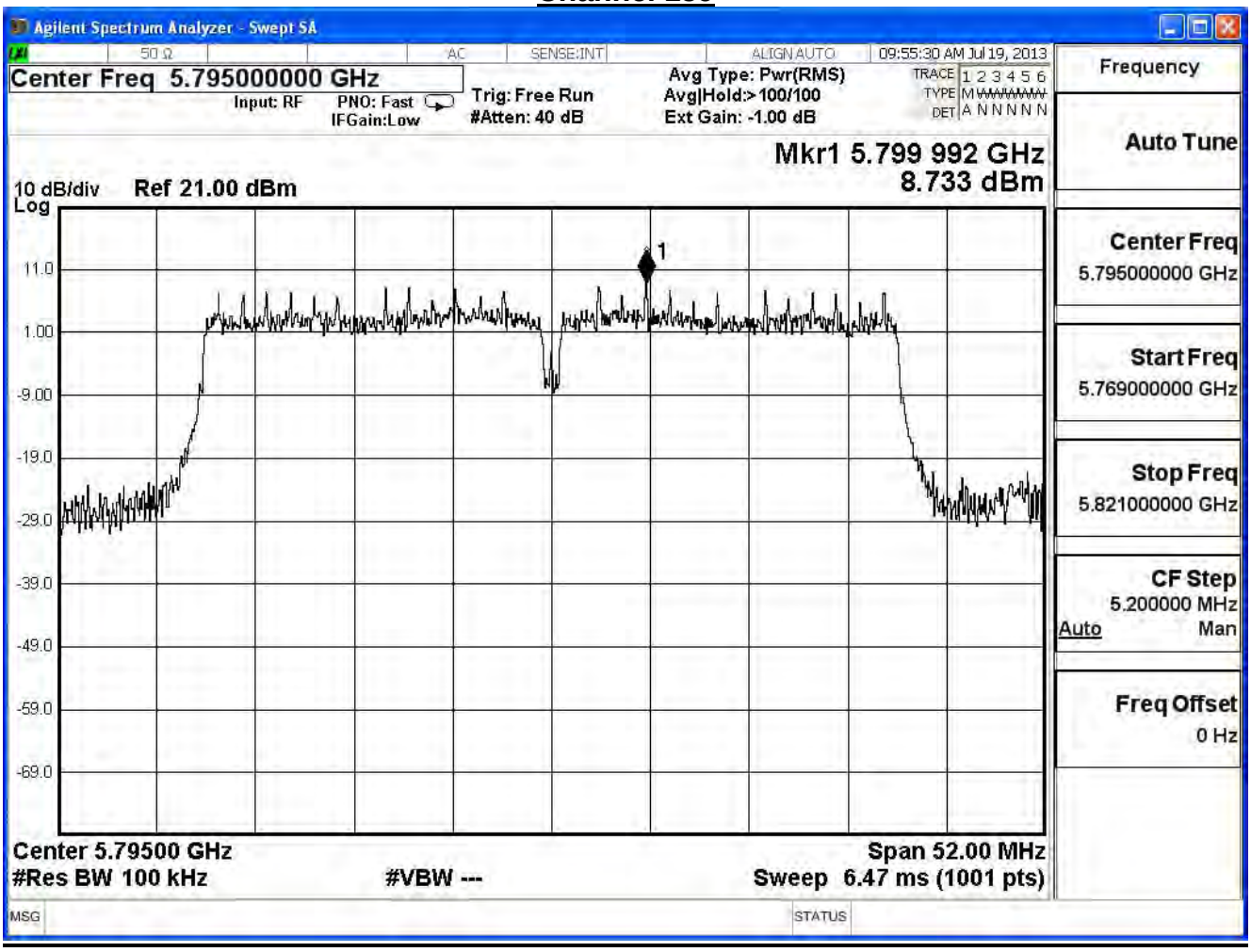
Agilent Spectrum Analyzer - Swept SA
50 Ω
AC
SENSE:INT
ALIGN AUTO
09:55:30 AM Jul 19, 2013
Center Freq 5.795000000 GHz
Input: RF
PNO: Fast
IFGain:Low
Trig: Free Run
#Atten: 40 dB
Avg Type: Pwr(RMS)
Avg|Hold:>100/100
Ext Gain: -1.00 dB
TRACE 1 2 3 4 5 6
TYPE M
DET A N N N N N
Mkr1 5.799 992 GHz
8.733 dBm
10 dB/div
Log
Ref 21.00 dBm
11.0
1.00
-9.00
-19.0
-29.0
-39.0
-49.0
-59.0
-69.0
1
Center 5.79500 GHz
#Res BW 100 kHz
#VBW ---
Span 52.00 MHz
Sweep 6.47 ms (1001 pts)
MSG
STATUS
Frequency
Auto Tune
Center Freq
5.795000000 GHz
Start Freq
5.769000000 GHz
Stop Freq
5.821000000 GHz
CF Step
5.200000 MHz
Auto
Man
Freq Offset
0 Hz

Product	Wireless-AC1900 Dual Band Gigabit Router		
Test Item	Power Density		
Test Mode	Mode 2: Transmit (Beamforming Mode)_Adapter: EXA1206UH		
Date of Test	2013/07/19	Test Site	SR7

IEEE 802.11n_40MHz (ANT 1)					
Channel No.	Frequency (MHz)	Reading Level (dBm)	Measure Level (dBm)	Limit (dBm)	Result
151	5755	8.470	-6.73	≦5.19	Pass
159	5795	8.421	-6.78	≦5.19	Pass

Note:

Total Gain = Beamforming Gain + Max Gain = 4.77dB + 4.04dB =8.81dBi
Required Limit = 8dBm - (8.81dBi – 6dBi) = 8 – 2.81 = 5.19 dBm

Channel 151

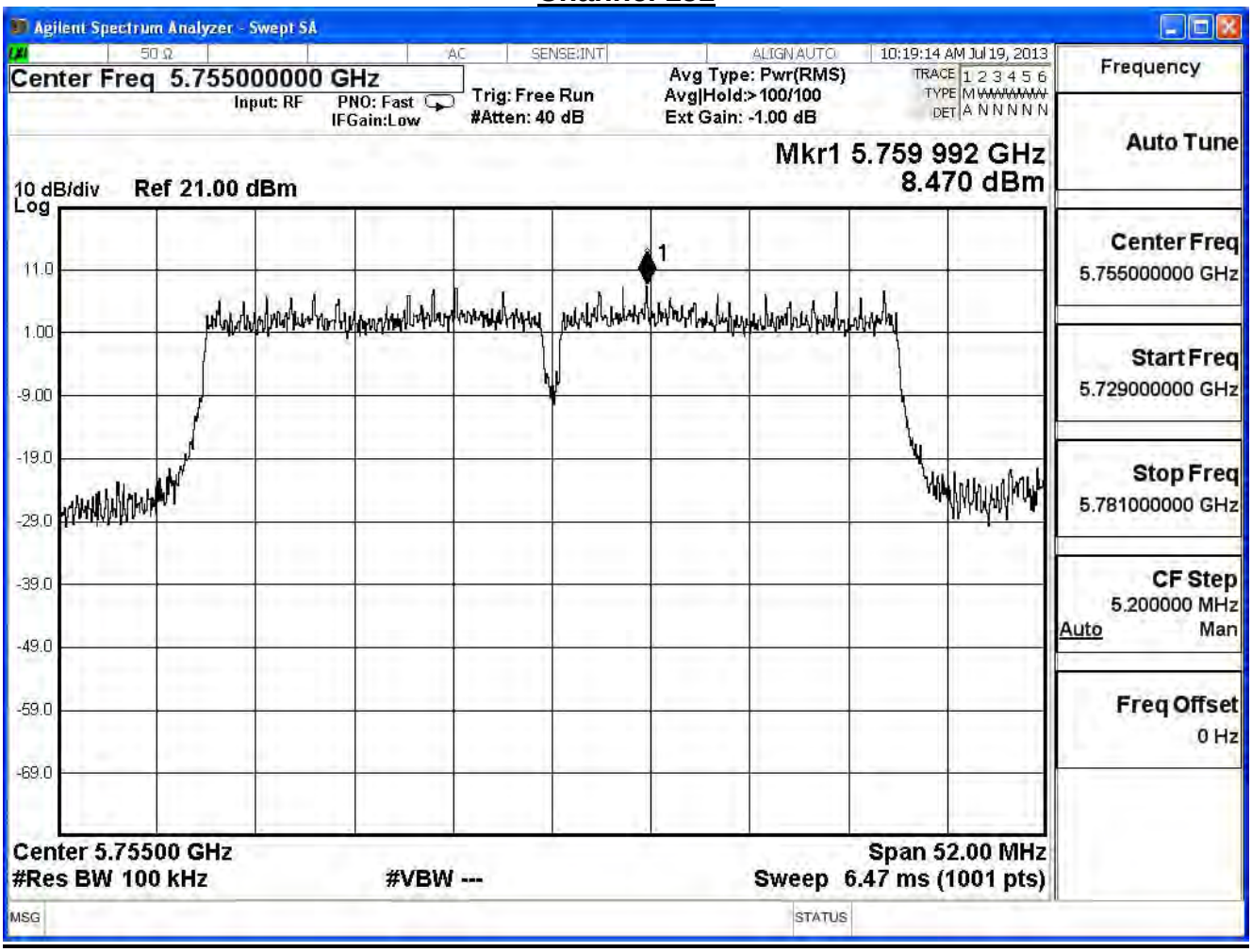

Channel 159

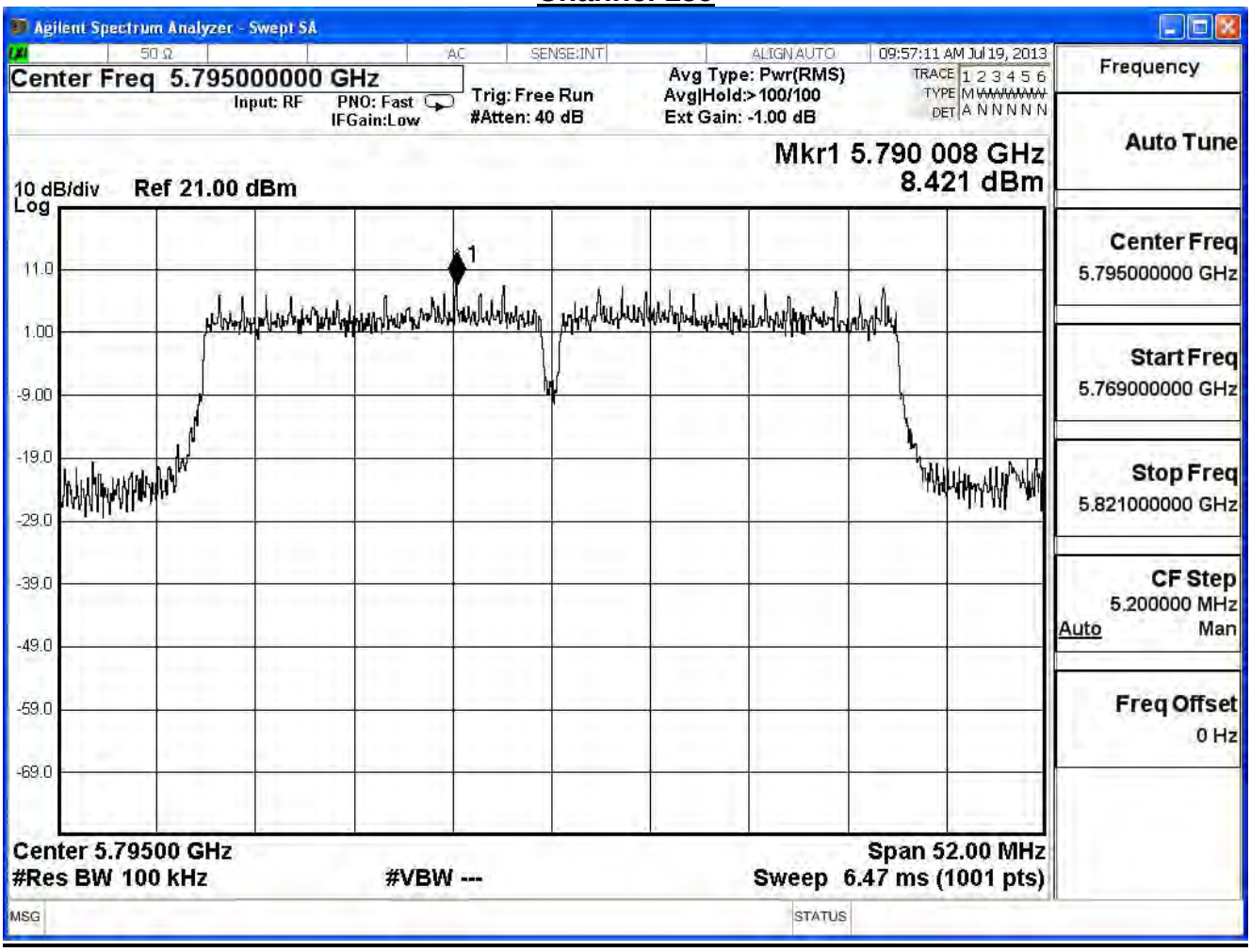
Agilent Spectrum Analyzer - Swept SA
50 Ω
AC
SENSE:INT
ALIGN AUTO
09:57:11 AM Jul 19, 2013
Center Freq 5.795000000 GHz
Input: RF
PNO: Fast
IFGain:Low
Trig: Free Run
#Atten: 40 dB
Avg Type: Pwr(RMS)
Avg|Hold:>100/100
Ext Gain: -1.00 dB
TRACE 1 2 3 4 5 6
TYPE M
DET A N N N N N
Mkr1 5.790 008 GHz
8.421 dBm
10 dB/div
Log
Ref 21.00 dBm
11.0
1.00
-9.00
-19.0
-29.0
-39.0
-49.0
-59.0
-69.0
1
Center 5.79500 GHz
#Res BW 100 kHz
#VBW ---
Span 52.00 MHz
Sweep 6.47 ms (1001 pts)
MSG
STATUS
Frequency
Auto Tune
Center Freq
5.795000000 GHz
Start Freq
5.769000000 GHz
Stop Freq
5.821000000 GHz
CF Step
5.200000 MHz
Auto
Man
Freq Offset
0 Hz

Product	Wireless-AC1900 Dual Band Gigabit Router		
Test Item	Power Density		
Test Mode	Mode 2: Transmit (Beamforming Mode)_Adapter: EXA1206UH		
Date of Test	2013/07/19	Test Site	SR7

IEEE 802.11n_40MHz (ANT 2)					
Channel No.	Frequency (MHz)	Reading Level (dBm)	Measure Level (dBm)	Limit (dBm)	Result
151	5755	8.855	-6.35	≦5.19	Pass
159	5795	8.392	-6.81	≦5.19	Pass

Note:

Total Gain = Beamforming Gain + Max Gain = 4.77dB + 4.04dB =8.81dBi
Required Limit = 8dBm - (8.81dBi – 6dBi) = 8 – 2.81 = 5.19 dBm

Channel 151

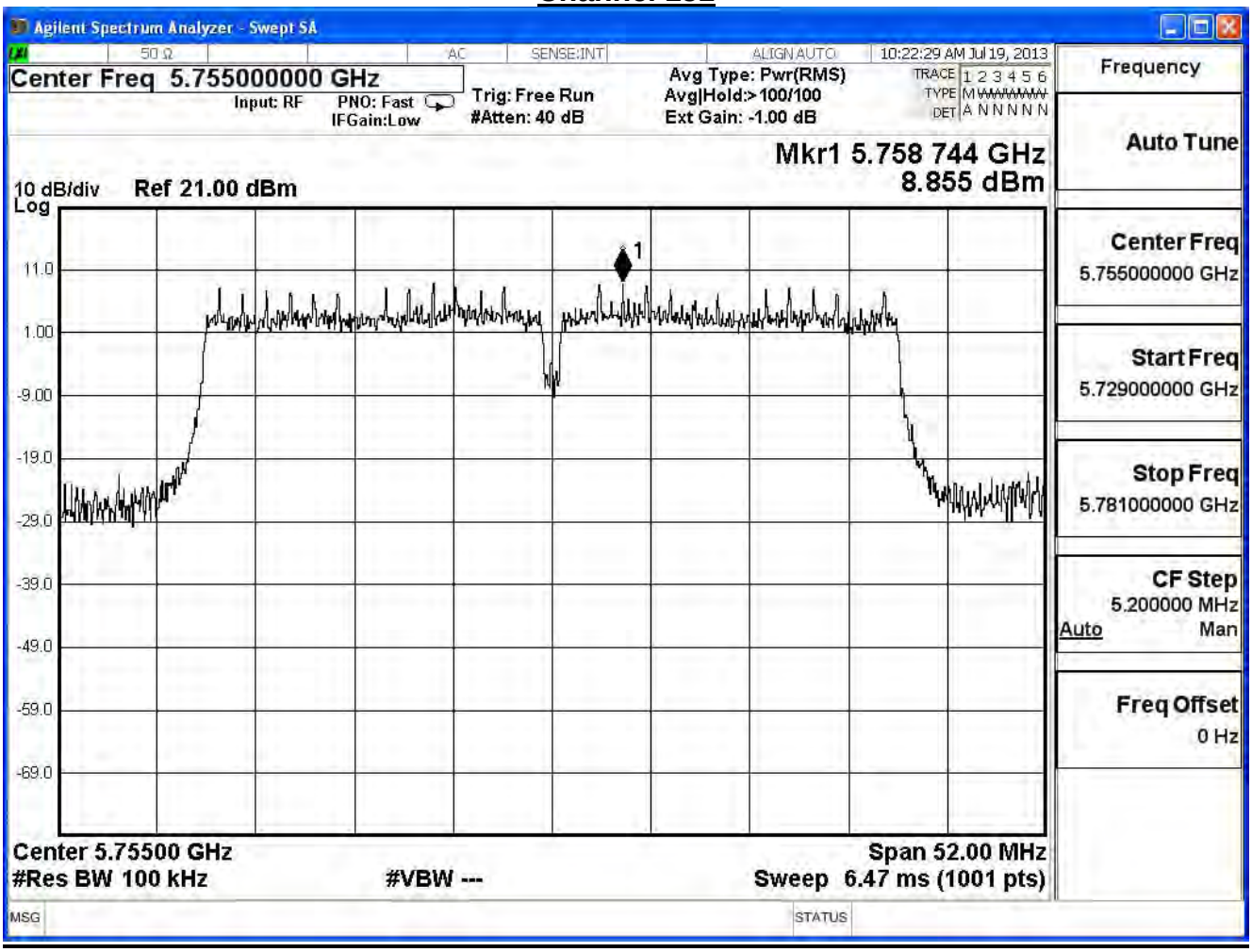

Channel 159

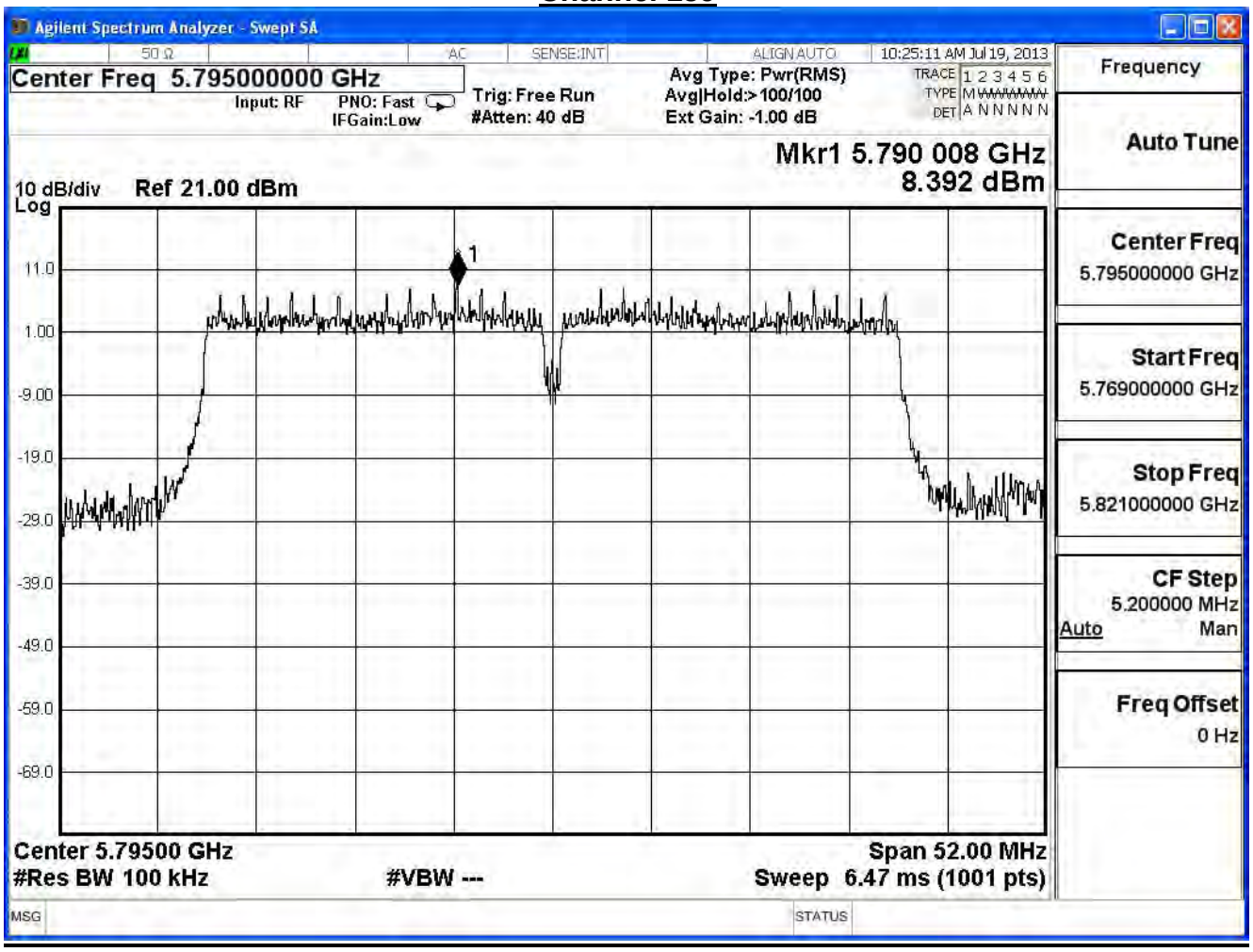
Agilent Spectrum Analyzer - Swept SA
50 Ω
AC
SENSE:INT
ALIGN AUTO
10:25:11 AM Jul 19, 2013
Center Freq 5.795000000 GHz
Input: RF
PNO: Fast
IFGain:Low
Trig: Free Run
#Atten: 40 dB
Avg Type: Pwr(RMS)
Avg|Hold:>100/100
Ext Gain: -1.00 dB
TRACE 1 2 3 4 5 6
TYPE M
DET A N N N N N
Mkr1 5.790 008 GHz
8.392 dBm
10 dB/div
Log
Ref 21.00 dBm
11.0
1.00
-9.00
-19.0
-29.0
-39.0
-49.0
-59.0
-69.0
1
Center 5.79500 GHz
#Res BW 100 kHz
#VBW ---
Span 52.00 MHz
Sweep 6.47 ms (1001 pts)
MSG
STATUS
Frequency
Auto Tune
Center Freq
5.795000000 GHz
Start Freq
5.769000000 GHz
Stop Freq
5.821000000 GHz
CF Step
5.200000 MHz
Auto
Man
Freq Offset
0 Hz

Product	Wireless-AC1900 Dual Band Gigabit Router		
Test Item	Power Density		
Test Mode	Mode 2: Transmit (Beamforming Mode)_Adapter: EXA1206UH		
Date of Test	2013/07/19	Test Site	SR7

IEEE802.11n 40MHz(ANT 0+1+2)

Channel No.	Frequency (MHz)	Measure Level (dBm)	Limit (dBm)	Result
151	5755	-1.77	≦5.19	Pass
159	5795	-1.91	≦5.19	Pass

Note:

Total Gain = Beamforming Gain + Max Gain = 4.77dB + 4.04dB =8.81dBi
Required Limit = 8dBm - (8.81dBi – 6dBi) = 8 – 2.81 = 5.19 dBm

Product	Wireless-AC1900 Dual Band Gigabit Router		
Test Item	Power Density		
Test Mode	Mode 2: Transmit (Beamforming Mode)_Adapter: EXA1206UH		
Date of Test	2013/07/19	Test Site	SR7

IEEE 802.11ac_80MHz (ANT 0)					
Channel No.	Frequency (MHz)	Reading Level (dBm)	Measure Level (dBm)	Limit (dBm)	Result
155	5775	2.884	-12.32	≦5.19	Pass

Note:

Total Gain = Beamforming Gain + Max Gain = 4.77dB + 4.04dB =8.81dBi
Required Limit = 8dBm - (8.81dBi – 6dBi) = 8 – 2.81 = 5.19 dBm

Channel 155

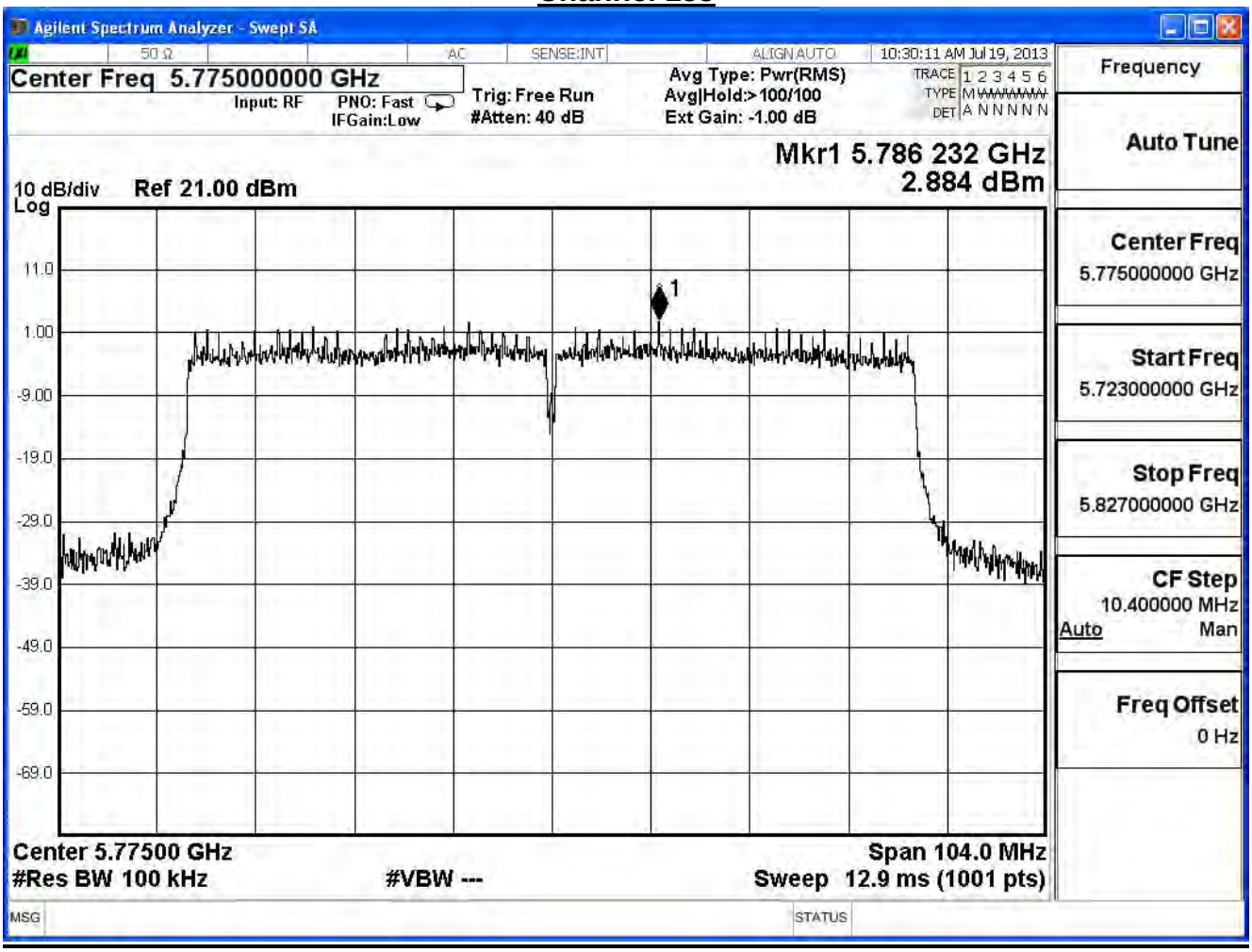

Product	Wireless-AC1900 Dual Band Gigabit Router		
Test Item	Power Density		
Test Mode	Mode 2: Transmit (Beamforming Mode)_Adapter: EXA1206UH		
Date of Test	2013/07/19	Test Site	SR7

IEEE 802.11ac_80MHz (ANT 1)					
Channel No.	Frequency (MHz)	Reading Level (dBm)	Measure Level (dBm)	Limit (dBm)	Result
155	5775	2.092	-13.11	≦5.19	Pass

Note:

Total Gain = Beamforming Gain + Max Gain = 4.77dB + 4.04dB =8.81dBi
Required Limit = 8dBm - (8.81dBi – 6dBi) = 8 – 2.81 = 5.19 dBm

Channel 155

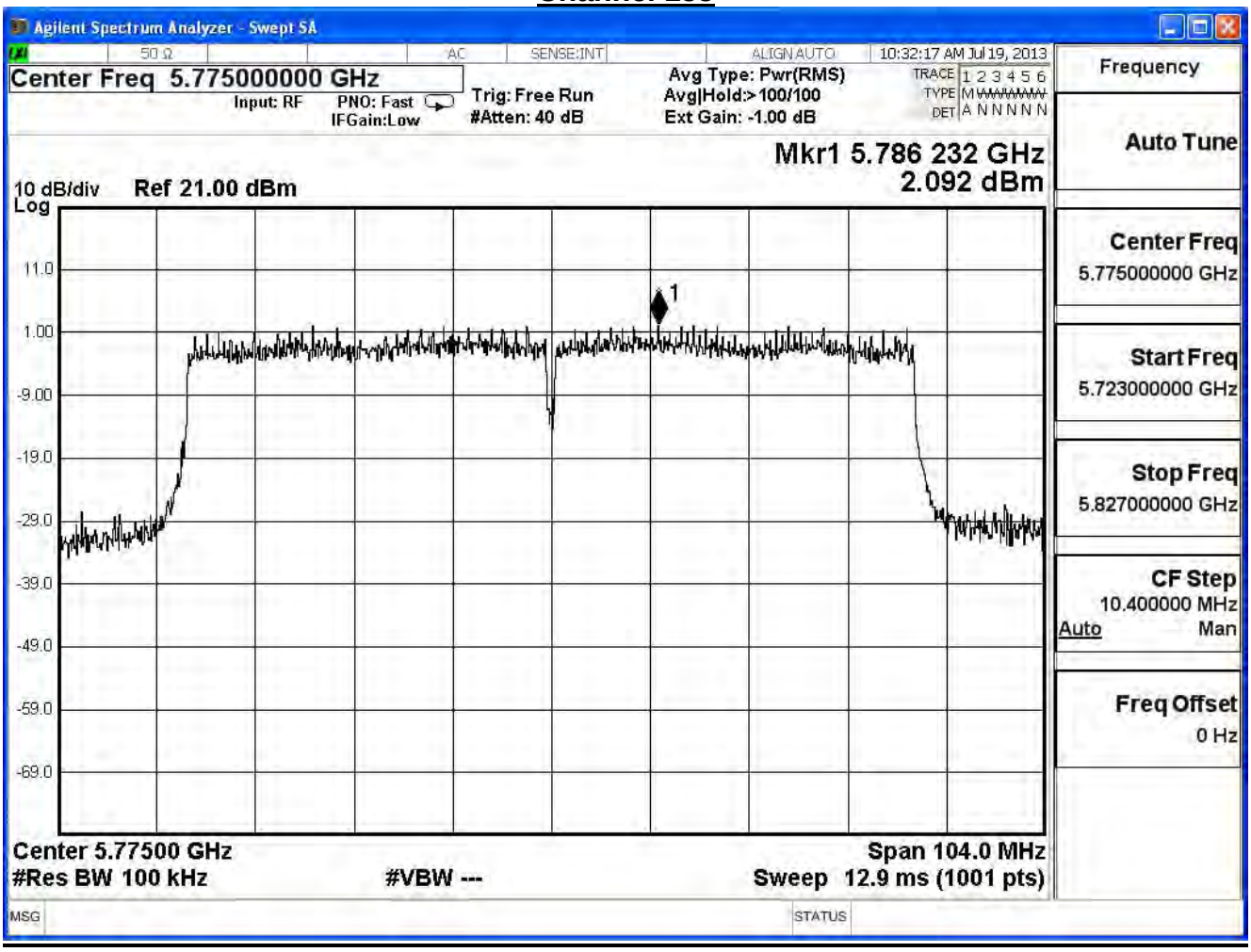

Product	Wireless-AC1900 Dual Band Gigabit Router		
Test Item	Power Density		
Test Mode	Mode 2: Transmit (Beamforming Mode)_Adapter: EXA1206UH		
Date of Test	2013/07/19	Test Site	SR7

IEEE 802.11ac_80MHz (ANT 2)					
Channel No.	Frequency (MHz)	Reading Level (dBm)	Measure Level (dBm)	Limit (dBm)	Result
155	5775	2.848	-12.35	≦5.19	Pass

Note:

Total Gain = Beamforming Gain + Max Gain = 4.77dB + 4.04dB =8.81dBi
Required Limit = 8dBm - (8.81dBi – 6dBi) = 8 – 2.81 = 5.19 dBm

Channel 155

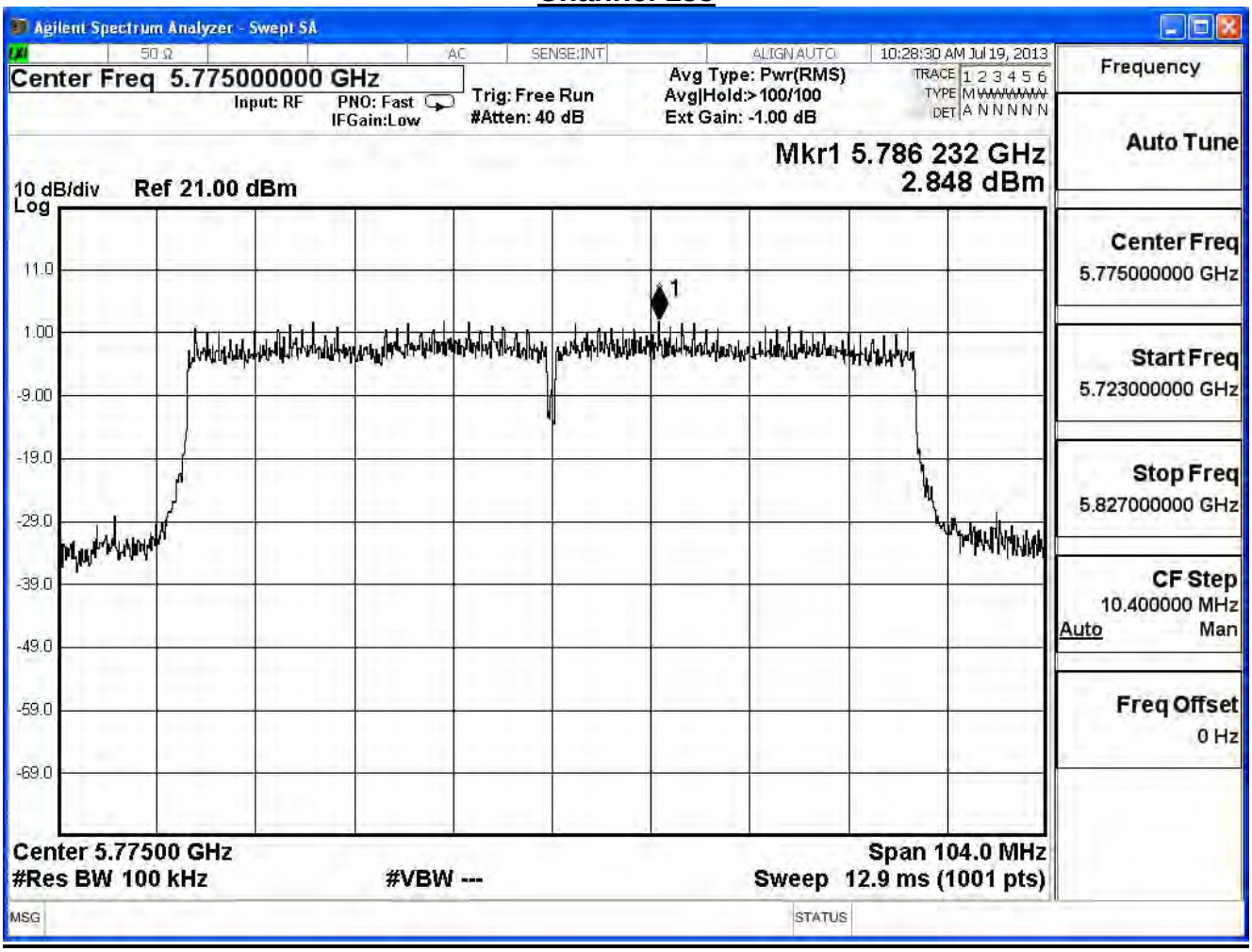

Product	Wireless-AC1900 Dual Band Gigabit Router		
Test Item	Power Density		
Test Mode	Mode 2: Transmit (Beamforming Mode)_Adapter: EXA1206UH		
Date of Test	2013/07/19	Test Site	SR7

IEEE802.11ac_80MHz(ANT 0+1+2)

Channel No.	Frequency (MHz)	Measure Level (dBm)	Limit (dBm)	Result
155	5775	-7.81	≦5.19	Pass

Note:

Total Gain = Beamforming Gain + Max Gain = 4.77dB + 4.04dB =8.81dBi
Required Limit = 8dBm - (8.81dBi – 6dBi) = 8 – 2.81 = 5.19 dBm