FCC Test Report

Product Name ： Lyra

Trade Name ： ASUS

Model No. ： MAP-AC2200

FCC ID. ： MSQ-RTACBX00

Applicant ： ASUSTeK COMPUTER INC.

Address ： 4F, No. 150, Li-Te Rd., Peitou, Taipei, Taiwan

Date of Receipt ： Mar. 06, 2017

Issued Date ： May 10, 2017

Report No. ： 1730116R-RFUSP07V00

Report Version ： V1.0

Testing Laboratory

3024

The test results relate only to the samples tested.
The test report shall not be reproduced except in full without the written approval of DEKRA Testing and Certification Co., Ltd.

Test Report Certification

Issued Date : May 10, 2017
Report No. : 1730116R-RFUSP07V00

Product Name	:	Lyra
Applicant	:	ASUSTeK COMPUTER INC.
Address	:	4F, No. 150, Li-Te Rd., Peitou, Taipei, Taiwan
Manufacturer	:	ASUSTeK COMPUTER INC.
Model No.	:	MAP-AC2200
FCC ID.	:	MSQ-RTACBX00
EUT Voltage	:	AC 100-240V, 50-60Hz
Testing Voltage	:	AC 120V/ 60Hz
Trade Name	:	ASUS
Applicable Standard	:	FCC CFR Title 47 Part 15 Subpart C Section 15.247: 2015 ANSI C63.10: 2013
Test Result	:	Complied
Laboratory Name	:	Hsin Chu Laboratory
Address	:	No. 75-2, 3rd Lin, WangYe Keng, Yonghxing Tsuen, Qionglin Shiang, Hsinchu County 307, Taiwan (R.O.C.) TEL: +886-3-592-8858 / FAX: +886-3-592-8859

Documented By :

(Demi Chang / Senior Engineering Adm. Specialist)

Tested By : clemens fang

(Clemens Fang / Engineer)

Approved By :

(Roy Wang / Director)

Revision History

Report No.	Version	Description	Issued Date
1730116R-RFUSP07V00	V1.0	Initial issue of report	May 10, 2017

Laboratory Information

We, **DEKRA Testing and Certification Co., Ltd.**, are an independent RF consultancy that was established the whole facility in our laboratories. The test facility has been accredited/accepted (audited or listed) by the following related bodies in compliance with ISO 17025 specified testing scopes:

Taiwan R.O.C.	**:**	**TAF, Accreditation Number: 3024**
USA	**:**	**FCC, Registration Number: 834100**
Canada	**:**	**IC, Submission No: 181665** **IC Registration Number: 22397-1 / 22397-2 / 22397-3**

The related certificate for our laboratories about the test site and management system can be downloaded from DEKRA Testing and Certification Co., Ltd. Web Site:
http://www.dekra.com.tw/english/about/certificates.aspx?bval=5
The address and introduction of DEKRA Testing and Certification Co., Ltd. laboratories can be founded in our Web site : http://www.dekra.com.tw/index_en.aspx

If you have any comments, Please don't hesitate to contact us. Our contact information is as below:

1 No. 75-2, 3rd Lin, WangYe Keng, Yonghxing Tsuen, Qionglin Shiang, Hsinchu County 307, Taiwan (R.O.C.)
TEL:+886-3-592-8858 / FAX:+886-3-592-8859 E-Mail : info.tw@dekra.com

2 No.372, Sec. 4, Zhongxing Rd., Zhudong Township, Hsinchu County 31061, Taiwan
TEL: +886-3-582-8001 / FAX: +886-3-582-8958 E-Mail : info.tw@dekra.com

3 No.372-2, Sec. 4, Zhongxing Rd., Zhudong Township, Hsinchu County 31061, Taiwan
TEL: +886-3-582-8001 / FAX: +886-3-582-8958 E-Mail : info.tw@dekra.com

TABLE OF CONTENTS

Description		Page
1.	General Information	8
1.1.	EUT Description	8
1.2.	Test Mode	12
1.3.	Tested System Details	13
1.4.	Configuration of tested System	13
1.5.	EUT Exercise Software	13
1.6.	Test Facility	14
2.	Conducted Emission	15
2.1.	Test Equipment	15
2.2.	Test Setup	15
2.3.	Limits	16
2.4.	Test Procedure	16
2.5.	Test Specification	16
2.6.	Uncertainty	16
2.7.	Test Result	17
3.	Peak Power Output	21
3.1.	Test Equipment	21
3.2.	Test Setup	21
3.3.	Test procedures	21
3.4.	Limits	22
3.5.	Test Specification	22
3.6.	Uncertainty	22
3.7.	Test Result	23
4.	Radiated Emission	75
4.1.	Test Equipment	75
4.2.	Test Setup	76
4.3.	Limits	76
4.4.	Test Procedure	77
4.5.	Test Specification	77
4.6.	Uncertainty	77
4.7.	Test Result	78
5.	RF antenna conducted test	142
5.1.	Test Equipment	142

5.2. Test Setup 142
5.3. Limits 143
5.4. Test Procedure 143
5.5. Test Specification 143
5.6. Uncertainty 143
5.7. Test Result 144
6. Band Edge 184
6.1. Test Equipment 184
6.2. Test Setup 184
6.3. Limits 185
6.4. Test Procedure 185
6.5. Test Specification 185
6.6. Uncertainty 185
6.7. Test Result 186
7. DTS Bandwidth 258
7.1. Test Equipment 258
7.2. Test Setup 258
7.3. Test Procedures 258
7.4. Limits 259
7.5. Test Specification 259
7.6. Uncertainty 259
7.7. Test Result 260
8. Occupied Bandwidth 284
8.1. Test Equipment 284
8.2. Test Setup 284
8.3. Test Procedures 284
8.4. Limits 285
8.5. Test Specification 285
8.6. Uncertainty 285
8.7. Test Result 286
9. Power Density 310
9.1. Test Equipment 310
9.2. Test Setup 310
9.3. Limits 310
9.4. Test Procedures 310

9.5. Test Specification 310
9.6. Uncertainty 310
9.7. Test Result 311
Attachment 1… 353
Test Setup Photograph 353
Attachment 2… 358
EUT External Photograph 358
Attachment 3… 364
EUT Internal Photograph 364

1. General Information

1.1. EUT Description

Product Name	Lyra	
Trade Name	ASUS	
Model No.	MAP-AC2200	
Frequency Range/ Channel Number	IEEE 802.11b/g IEEE 802.11n (20MHz)	2412~2462MHz / 11 Channels
	IEEE 802.11n (40MHz)	2422~2452MHz / 7 Channels
Type of Modulation	IEEE 802.11b	Direct Sequence Spread Spectrum
	IEEE 802.11g/n	Orthogonal Frequency Division Multiplexing
Data Speed	IEEE 802.11b	1, 2, 5.5, 11Mbps
	IEEE 802.11g	6, 9, 12,18, 24, 36, 48,54Mbps
	IEEE 802.11n	Support a subset of the combination of GI, MCS 0~MCS 15 and bandwidth defined in 802.11n

Antenna Information	
Antenna Type	PCB Antenna
Antenna Gain	ANT0: 1.92dBi ANT1: 2.16dBi
Beamforming Gain	3.01 dBi

Accessories Information	
LAN Cable	Non-Shielded, 2m
Power Adapter	ASUS, AD2055320 I/P: 100-240V~50/60Hz, 0.6A O/P: 12V ⎓ 2.0A Cable Out: Non-Shielded, 2.2m
Power Adapter	ASUS, ADP-24EW B I/P: 100-240V ~50-60Hz, 0.9A O/P: 12V ⎓ 2.0A Cable Out: Non-Shielded, 2.2m

ANT-TX / RX & Bandwidth

ANT-TX / RX	TX		RX	
Mode/ Channel Bandwidth	20MHz	40MHz	20MHz	40MHz
IEEE802.11b	✓		✓	
IEEE802.11g	✓		✓	
IEEE802.11n	✓	✓	✓	✓

IEEE 802.11n

MCS Index	Modulation	R	N_{BPSCS}	N_{CBPS}		N_{DBPS}		Data Rate(Mb/s)			
								800ns GI		400ns GI	
				20MHz	40MHz	20MHz	40MHz	20MHz	40MHz	20MHz	40MHz
0	BPSK	1/2	1	52	108	26	54	6.5	13.5	7.2	15.0
1	QPSK	1/2	2	104	216	52	108	13.0	27.0	14.4	30.0
2	QPSK	3/4	2	104	216	78	162	19.5	40.5	21.7	45.0
3	16-QAM	1/2	4	208	432	104	216	26.0	54.0	28.9	60.0
4	16-QAM	3/4	4	208	432	156	324	39.0	81.0	43.3	90.0
5	64-QAM	2/3	6	312	648	208	432	52.0	108.0	57.8	120.0
6	64-QAM	3/4	6	312	648	234	486	58.5	121.5	65.0	135.0
7	64-QAM	5/6	6	312	648	260	540	65.0	135.0	72.2	150.0
Note 1: Support of 400ns GI is optional on transmit and receive.											

Table 1 – MCS parameters for TX Antenna number = 1

MCS Index	Modulation	R	N_{BPSCS}	N_{CBPS}		N_{DBPS}		Data Rate(Mb/s)			
								800ns GI		400ns GI	
				20MHz	40MHz	20MHz	40MHz	20MHz	40MHz	20MHz	40MHz
8	BPSK	1/2	1	104	216	52	108	13.0	27.0	14.4	30.0
9	QPSK	1/2	2	208	432	104	216	26.0	54.0	28.9	60.0
10	QPSK	3/4	2	208	432	156	324	39.0	81.0	43.3	90.0
11	16-QAM	1/2	4	416	864	208	432	52.0	108.0	57.8	120.0
12	16-QAM	3/4	4	416	864	312	648	78.0	162.0	86.7	180.0
13	64-QAM	2/3	6	624	1296	416	864	104.0	216.0	115.6	240.0
14	64-QAM	3/4	6	624	1296	468	972	117.0	243.0	130.0	270.0
15	64-QAM	5/6	6	624	1296	520	1080	130.0	270.0	144.4	300.0
Note 1: Support of 400ns GI is optional on transmit and receive.											

Table 2 – MCS parameters for TX Antenna number = 2

Symbol	Explanation
R	Code rate
N_{BPSC}	Number of coded bits per single carrier
N_{CBPS}	Number of coded bits per symbol
N_{DBPS}	Number of data bits per symbol
GI	guard interval

IEEE 802.11b/g & IEEE 802.11n (20MHz)

Working Frequency of Each Channel							
Channel	Frequency	Channel	Frequency	Channel	Frequency	Channel	Frequency
001	2412 MHz	002	2417 MHz	003	2422 MHz	004	2427 MHz
005	2432 MHz	006	2437 MHz	007	2442 MHz	008	2447 MHz
009	2452 MHz	010	2457 MHz	011	2462 MHz		

IEEE 802.11n (40MHz)

Working Frequency of Each Channel							
Channel	Frequency	Channel	Frequency	Channel	Frequency	Channel	Frequency
003	2422 MHz	004	2427 MHz	005	2432 MHz	006	2437 MHz
007	2442 MHz	008	2447 MHz	009	2452 MHz		

Note:

1. This device is a Lyra including 2.4GHz b/g/n (2x2), BT2.0, BT4.0 and 5GHz a/n/ac (2x2) transmitting and receiving function.
2. Regards to the frequency band operation; the lowest、middle and highest frequency of channel were selected to perform the test, and then shown on this report.
3. This device is a composite device in accordance with Part 15 regulations. The receiving function receiving was tested and its test report number is 1730116R-RFUSP12V00.

1.2. Test Mode

DEKRA has verified the construction and function in typical operation. The preliminary tests were performed in different data rate, and to find the worst condition, which was shown in this test report. The following table is the final test mode.

TX	Mode 1: Tx-AD2055320 Mode Mode 2: Tx-AD2055320 BF Mode Mode 3: Tx-ADP-24EW B Mode

Test Items	Modulation	Channel	Antenna	Result
Conducted Emission	11n(40MHz)	6	0+1	Complies
Peak Power Output	11b/g	1/ 6/ 11	0/1	Complies
	11n(20MHz)	1/ 6/ 11	0+1	Complies
	11n(40MHz)	3/6/9	0+1	Complies
Radiated Emission	11b/g	1/ 6/ 11	0+1	Complies
	11n(20MHz)	1/ 6/ 11	0+1	Complies
	11n(40MHz)	3/ 6/ 9	0+1	Complies
RF antenna conducted test	11b/g	1/ 6/ 11	0/1	Complies
	11n(20MHz)	1/ 6/ 11	0/1	Complies
	11n(40MHz)	3/ 6/ 9	0/1	Complies
Radiated Emission Band Edge	11b/g	1/ 6/ 11	0+1	Complies
	11n(20MHz)	1/ 6/ 11	0+1	Complies
	11n(40MHz)	3/ 6/ 9	0+1	Complies
DTS Bandwidth	11b/g	1/ 6/ 11	0/1	Complies
	11n(20MHz)	1/ 6/ 11	0/1	Complies
	11n(40MHz)	3/ 6/ 9	0/1	Complies
Occupied Bandwidth	11b/g	1/ 6/ 11	0/1	Complies
	11n(20MHz)	1/ 6/ 11	0/1	Complies
	11n(40MHz)	3/ 6/ 9	0/1	Complies
Power Density	11b/g	1/ 6/ 11	0/1	Complies
	11n(20MHz)	1/ 6/ 11	0+1	Complies
	11n(40MHz)	3/ 6/ 9	0+1	Complies

1.3. Tested System Details

The types for all equipments, plus descriptions of all cables used in the tested system (including inserted cards) are:

Product		Manufacturer	Model No.	Serial No.	FCC ID	Power Cord
1	Notebook PC	ASUS	X522EP	E5N0CV04 3264197	DoC	Non-Shielded, 1.8m, one ferrite core bonded

1.4. Configuration of tested System

Connection Diagram

Signal Cable Type		Signal cable Description
A	LAN Cable	Non-Shielded, 3m

1.5. EUT Exercise Software

1	Setup the EUT as shown in Section 1.4.
2	Execute the test program “QCA Radio Control Toolkit”.
3	Configure the test mode, the test channel, and the data rate.
4	Press “Start TX” to start the continuous transmitting.
5	Verify that the EUT works properly.

1.6. Test Facility

Ambient conditions in the laboratory:

Items	Test Item	Required (IEC 68-1)	Actual	Test Site
Temperature (°C)	FCC PART 15 C 15.207 Conducted Emission	15 - 35	20°C	3
Humidity (%RH)		25 - 75	50%RH	
Barometric pressure (mbar)		860 - 1060	950-1000	
Temperature (°C)	FCC PART 15 C 15.247 Peak Power Output	15 - 35	25°C	3
Humidity (%RH)		25 - 75	45%RH	
Barometric pressure (mbar)		860 - 1060	950-1000	
Temperature (°C)	FCC PART 15 C 15.247 Radiated Emission	15 - 35	25°C	2
Humidity (%RH)		25 - 75	65%RH	
Barometric pressure (mbar)		860 - 1060	950-1000	
Temperature (°C)	FCC PART 15 C 15.247 RF antenna conducted test	15 - 35	25°C	3
Humidity (%RH)		25 - 75	45%RH	
Barometric pressure (mbar)		860 - 1060	950-1000	
Temperature (°C)	FCC PART 15 C 15.247 Band Edge	15 - 35	25°C	2
Humidity (%RH)		25 - 75	48%RH	
Barometric pressure (mbar)		860 - 1060	950-1000	
Temperature (°C)	FCC PART 15 C 15.247 DTS Bandwidth	15 - 35	25°C	3
Humidity (%RH)		25 - 75	45%RH	
Barometric pressure (mbar)		860 - 1060	950-1000	
Temperature (°C)	FCC PART 15 C 15.247 Occupied Bandwidth	15 - 35	25°C	3
Humidity (%RH)		25 - 75	45%RH	
Barometric pressure (mbar)		860 - 1060	950-1000	
Temperature (°C)	FCC PART 15 C 15.247 Power Density	15 - 35	25°C	3
Humidity (%RH)		25 - 75	45%RH	
Barometric pressure (mbar)		860 - 1060	950-1000	

Note: Test site information refers to Laboratory Information.

2. Conducted Emission

2.1. Test Equipment

The following test equipments are used during the test:

Conducted Emission / SR2-H

Instrument	Manufacturer	Model No.	Serial No	Next Cal. Date
Artificial Mains Network	R&S	ENV4200	848411/010	2018/02/05
LISN	R&S	ENV216	100092	2017/08/16
Test Receiver	R&S	ESCS 30	836858/022	2018/04/11

Note: All equipments that need to calibrate are with calibration period of 1 year.

2.2. Test Setup

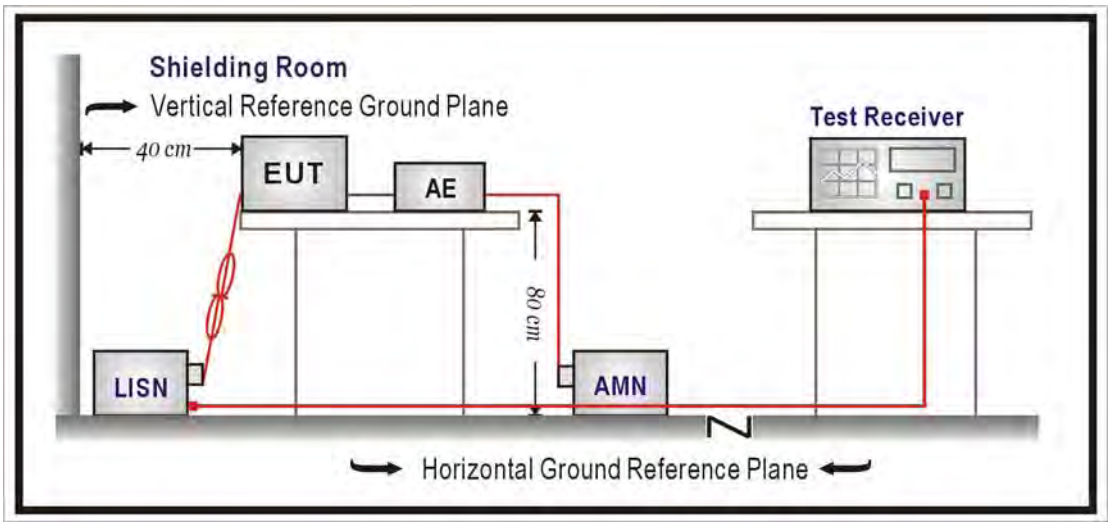

2.3. Limits

FCC Part 15 Subpart C Paragraph 15.207 Limits (dBuV)		
Frequency MHz	QP	AV
0.15 - 0.50	66-56	56-46
0.50 - 5.0	56	46
5.0 - 30	60	50

Remark: In the above table, the tighter limit applies at the band edges.

2.4. Test Procedure

The EUT was setup according to ANSI C63.10: 2013 and tested according to DTS test procedure of KDB558074 for compliance to FCC 47CFR 15.247 requirements.
The EUT was placed on a platform of nominal size, 1 m by 1.5 m, raised 80 cm above the conducting ground plane. The vertical conducting plane was located 40 cm to the rear of the EUT. All other surfaces of EUT were at least 80 cm from any other grounded conducting surface. The EUT and simulators are connected to the main power through a line impedance stabilization network (LISN). The LISN provides a 50 ohm /50uH coupling impedance for the measuring equipment. The peripheral devices are also connected to the main power through a LISN. (Please refer to the block diagram of the test setup and photographs.)
Each current-carrying conductor of the EUT power cord, except the ground (safety) conductor, was individually connected through a LISN to the input power source.
The excess length of the power cord between the EUT and the LISN receptacle were folded back and forth at the center of the lead to form a bundle not exceeding 40 cm in length.
Conducted emissions were investigated over the frequency range from 0.15MHz to 30MHz using a receiver bandwidth of 9 kHz.

2.5. Test Specification

According to FCC Part 15 Subpart C Paragraph 15.207: 2015

2.6. Uncertainty

The measurement uncertainty is defined as ± 2.26 dB.

2.7. Test Result

Site : SR2-H	**Time : 2017/04/11**
Limit : CISPR_B_00M_QP	**Margin : 10**
Probe : SR2_LISN(16A)-6_0712 - Line1	**Power : AC120V/60Hz**
EUT : Lyra	**Note : 802.11n(40M)_2437MHz** **Mode 1: Tx-AD2055320 Mode**

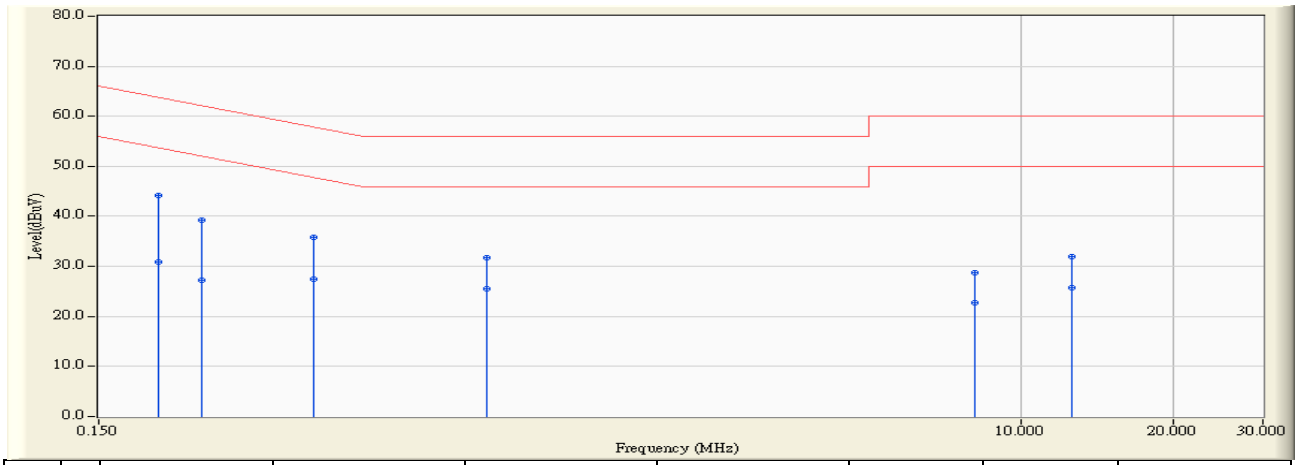

		Frequency (MHz)	Correct Factor (dB)	Reading Level (dBuV)	Measure Level (dBuV)	Margin (dB)	Limit (dBuV)	Detector Type
1	*	0.197	9.750	34.490	44.240	-19.501	63.741	QUASIPEAK
2		0.197	9.750	21.030	30.780	-22.961	53.741	AVERAGE
3		0.240	9.746	29.530	39.276	-22.826	62.102	QUASIPEAK
4		0.240	9.746	17.560	27.306	-24.796	52.102	AVERAGE
5		0.400	9.730	26.040	35.770	-22.083	57.853	QUASIPEAK
6		0.400	9.730	17.830	27.560	-20.293	47.853	AVERAGE
7		0.877	9.797	21.910	31.707	-24.293	56.000	QUASIPEAK
8		0.877	9.797	15.790	25.587	-20.413	46.000	AVERAGE
9		8.064	10.050	18.750	28.799	-31.201	60.000	QUASIPEAK
10		8.064	10.050	12.600	22.649	-27.351	50.000	AVERAGE
11		12.603	10.177	21.740	31.917	-28.083	60.000	QUASIPEAK
12		12.603	10.177	15.630	25.807	-24.193	50.000	AVERAGE

Note:

1. All Reading Levels are Quasi-Peak and average value.
2. " * ", means this data is the worst emission level.
3. Measurement Level = Reading Level + Correct Factor

Site : SR2-H	**Time : 2017/04/11**
Limit : CISPR_B_00M_QP	**Margin : 10**
Probe : SR2_LISN(16A)-6_0712 - Line2	**Power : AC120V/60Hz**
EUT : Lyra	**Note : 802.11n(40M)_2437MHz** **Mode 1: Tx-AD2055320 Mode**

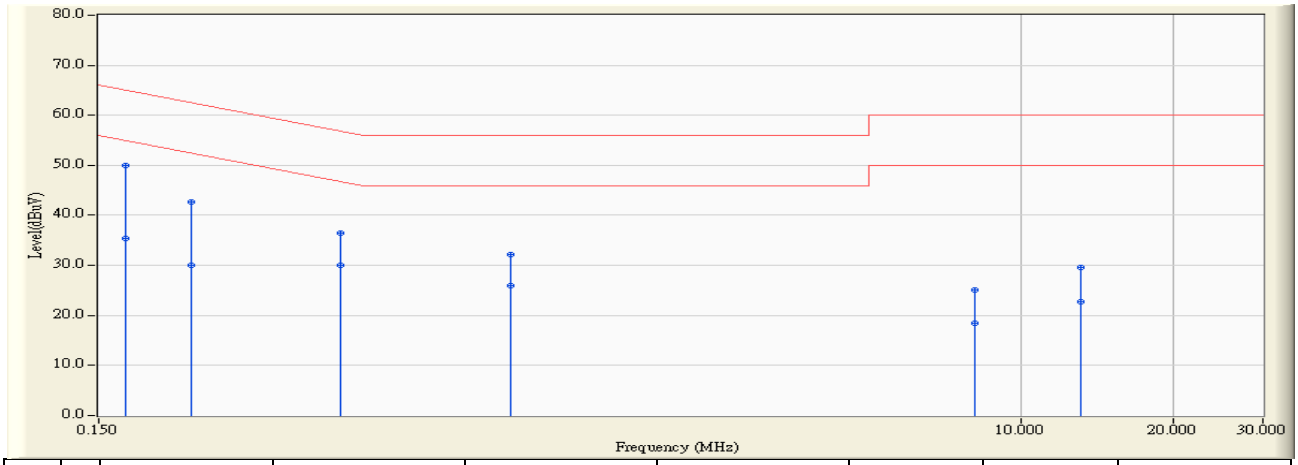

		Frequency (MHz)	Correct Factor (dB)	Reading Level (dBuV)	Measure Level (dBuV)	Margin (dB)	Limit (dBuV)	Detector Type
1	*	0.170	9.753	40.190	49.943	-15.040	64.983	QUASIPEAK
2		0.170	9.753	25.630	35.383	-19.600	54.983	AVERAGE
3		0.228	9.750	32.860	42.610	-19.908	62.518	QUASIPEAK
4		0.228	9.750	20.360	30.110	-22.408	52.518	AVERAGE
5		0.451	9.747	26.670	36.417	-20.443	56.861	QUASIPEAK
6		0.451	9.747	20.300	30.047	-16.813	46.861	AVERAGE
7		0.978	9.816	22.260	32.076	-23.924	56.000	QUASIPEAK
8		0.978	9.816	16.050	25.866	-20.134	46.000	AVERAGE
9		8.111	10.039	15.000	25.040	-34.960	60.000	QUASIPEAK
10		8.111	10.039	8.330	18.370	-31.630	50.000	AVERAGE
11		13.127	10.251	19.320	29.570	-30.430	60.000	QUASIPEAK
12		13.127	10.251	12.400	22.650	-27.350	50.000	AVERAGE

Note:

1. All Reading Levels are Quasi-Peak and average value.
2. " * ", means this data is the worst emission level.
3. Measurement Level = Reading Level + Correct Factor

Site : SR2-H	**Time : 2017/04/11**
Limit : CISPR_B_00M_QP	**Margin : 10**
Probe : SR2_LISN(16A)-6_0712 - Line1	**Power : AC120V/60Hz**
EUT : Lyra	**Note : 802.11n(40M)_2437MHz** **Mode 3: Tx-ADP-24EW B Mode**

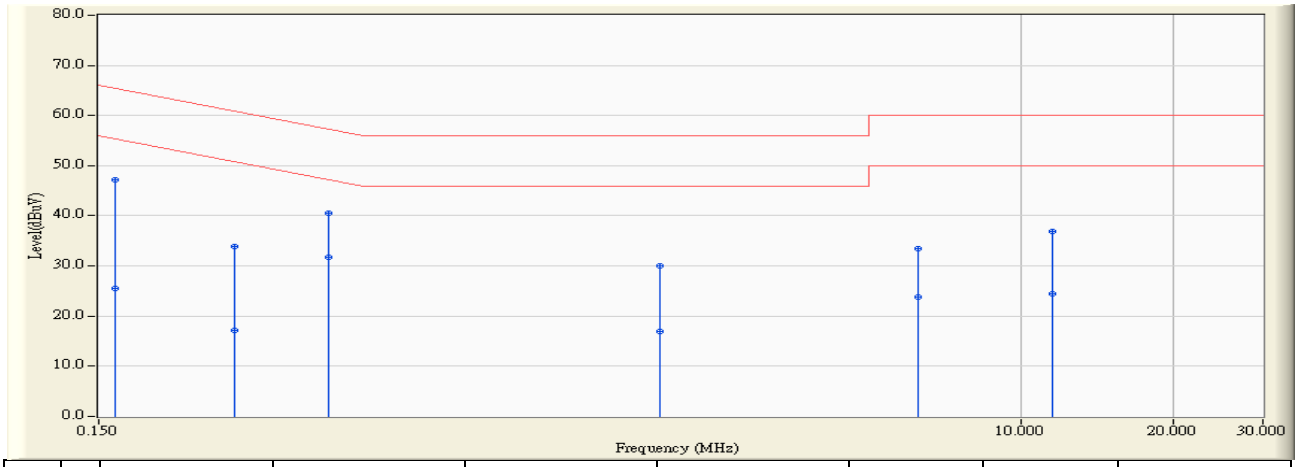

		Frequency (MHz)	Correct Factor (dB)	Reading Level (dBuV)	Measure Level (dBuV)	Margin (dB)	Limit (dBuV)	Detector Type
1		0.162	9.754	37.420	47.174	-18.201	65.375	QUASIPEAK
2		0.162	9.754	15.760	25.514	-29.861	55.375	AVERAGE
3		0.279	9.742	24.080	33.822	-27.026	60.848	QUASIPEAK
4		0.279	9.742	7.450	17.192	-33.656	50.848	AVERAGE
5		0.427	9.730	30.730	40.460	-16.845	57.304	QUASIPEAK
6	*	0.427	9.730	21.940	31.670	-15.635	47.304	AVERAGE
7		1.931	9.857	20.160	30.017	-25.983	56.000	QUASIPEAK
8		1.931	9.857	7.150	17.007	-28.993	46.000	AVERAGE
9		6.248	9.974	23.560	33.534	-26.466	60.000	QUASIPEAK
10		6.248	9.974	13.890	23.864	-26.136	50.000	AVERAGE
11		11.486	10.157	26.750	36.907	-23.093	60.000	QUASIPEAK
12		11.486	10.157	14.250	24.407	-25.593	50.000	AVERAGE

Note:

1. All Reading Levels are Quasi-Peak and average value.
2. " * ", means this data is the worst emission level.
3. Measurement Level = Reading Level + Correct Factor

Site : SR2-H	**Time : 2017/04/11**
Limit : CISPR_B_00M_QP	**Margin : 10**
Probe : SR2_LISN(16A)-6_0712 - Line2	**Power : AC120V/60Hz**
EUT : Lyra	**Note : 802.11n(40M)_2437MHz** **Mode 3: Tx-ADP-24EW B Mode**

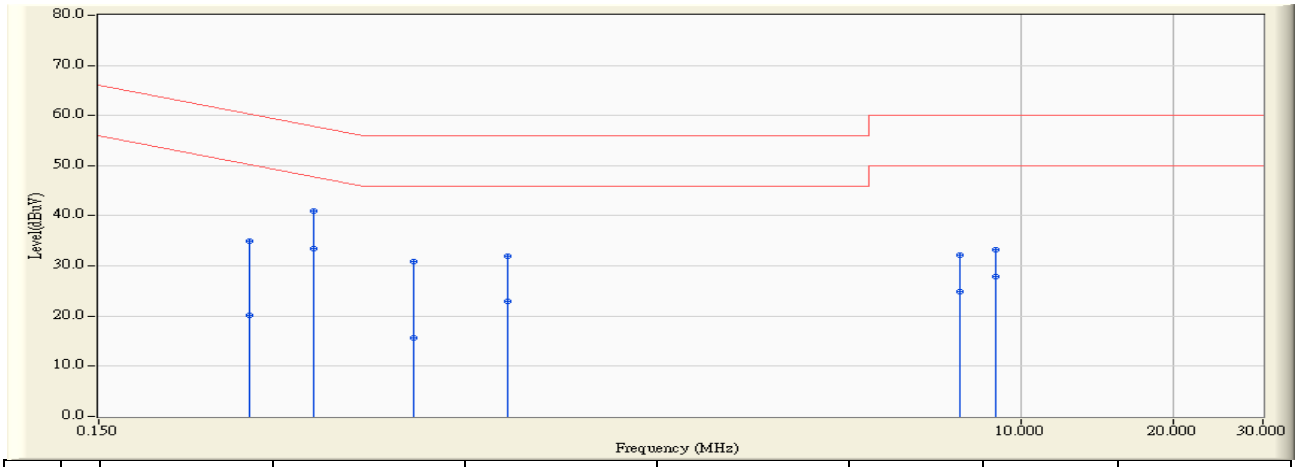

		Frequency (MHz)	Correct Factor (dB)	Reading Level (dBuV)	Measure Level (dBuV)	Margin (dB)	Limit (dBuV)	Detector Type
1		0.298	9.750	25.200	34.950	-25.336	60.286	QUASIPEAK
2		0.298	9.750	10.510	20.260	-30.026	50.286	AVERAGE
3		0.400	9.750	31.250	41.000	-16.853	57.853	QUASIPEAK
4	*	0.400	9.750	23.710	33.460	-14.393	47.853	AVERAGE
5		0.630	9.764	21.060	30.824	-25.176	56.000	QUASIPEAK
6		0.630	9.764	5.940	15.704	-30.296	46.000	AVERAGE
7		0.966	9.815	22.070	31.885	-24.115	56.000	QUASIPEAK
8		0.966	9.815	13.230	23.045	-22.955	46.000	AVERAGE
9		7.533	10.006	22.270	32.276	-27.724	60.000	QUASIPEAK
10		7.533	10.006	14.780	24.786	-25.214	50.000	AVERAGE
11		8.900	10.086	23.080	33.166	-26.834	60.000	QUASIPEAK
12		8.900	10.086	17.820	27.906	-22.094	50.000	AVERAGE

Note:

1. All Reading Levels are Quasi-Peak and average value.
2. " * ", means this data is the worst emission level.
3. Measurement Level = Reading Level + Correct Factor

3. Peak Power Output

3.1. Test Equipment

The following test equipments are used during the test:

Peak Power Output / SR10-H

Instrument	Manufacturer	Model No.	Serial No	Next Cal. Date
Spectrum Analyzer	Agilent	N9010A	US47140172	2017/08/08
EXA Signal Analyzer	Keysight	N9010A	MY51440132	2018/03/12

Note: All equipments that need to calibrate are with calibration period of 1 year.

3.2. Test Setup

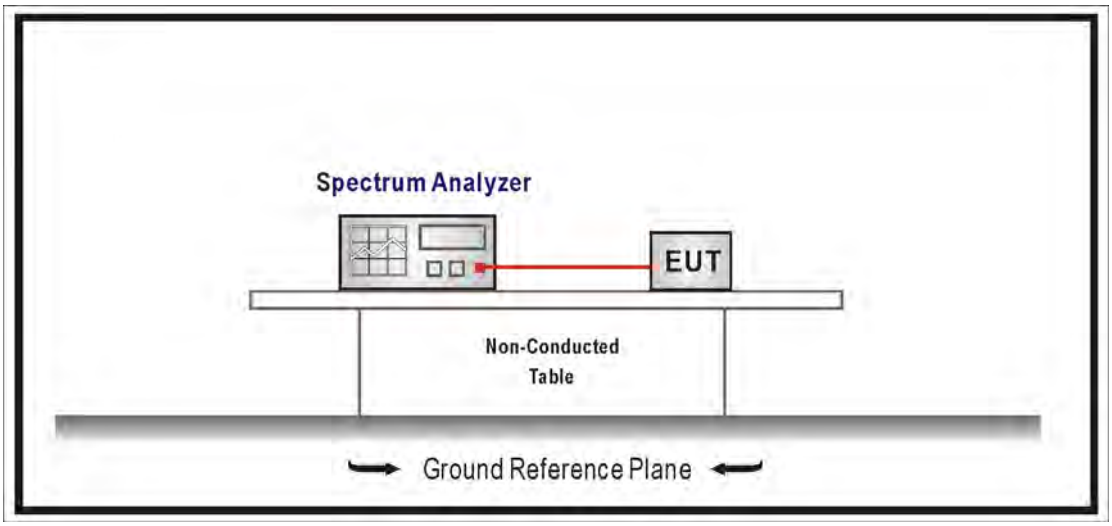

3.3. Test procedures

The EUT was tested according to DTS test procedure section 9.1.2 of KDB558074 v03r05 measurement to FCC 47CFR 15.247 requirements.

3.4. Limits

The maximum peak power shall be less 1 Watt.

3.5. Test Specification

According to FCC Part 15 Subpart C Paragraph 15.247: 2015

3.6. Uncertainty

The measurement uncertainty is defined as ± 1.27 dB.

3.7. Test Result

Product	Lyra		
Test Item	Peak Power Output		
Test Mode	Mode 1: Tx-AD2055320 Mode		
Date of Test	2017/04/08	Test Site	SR10-H

IEEE 802.11b (ANT 0)			
Channel No.	Frequency (MHz)	Measure Level (dBm)	Limit (dBm)
1	2412	23.68	≦30
6	2437	25.67	≦30
11	2462	24.75	≦30

The worst emission of data rate is 1Mbps

Peak Power Output (dBm)						
Channel No	Frequency (MHz)	Data Rate (Mbps)				Required Limit
		1	2	5.5	11	
1	2412	23.68	--	--	--	≦30
6	2437	25.67	25.620	25.600	25.570	≦30
11	2462	24.75	--	--	--	≦30

Channel 1

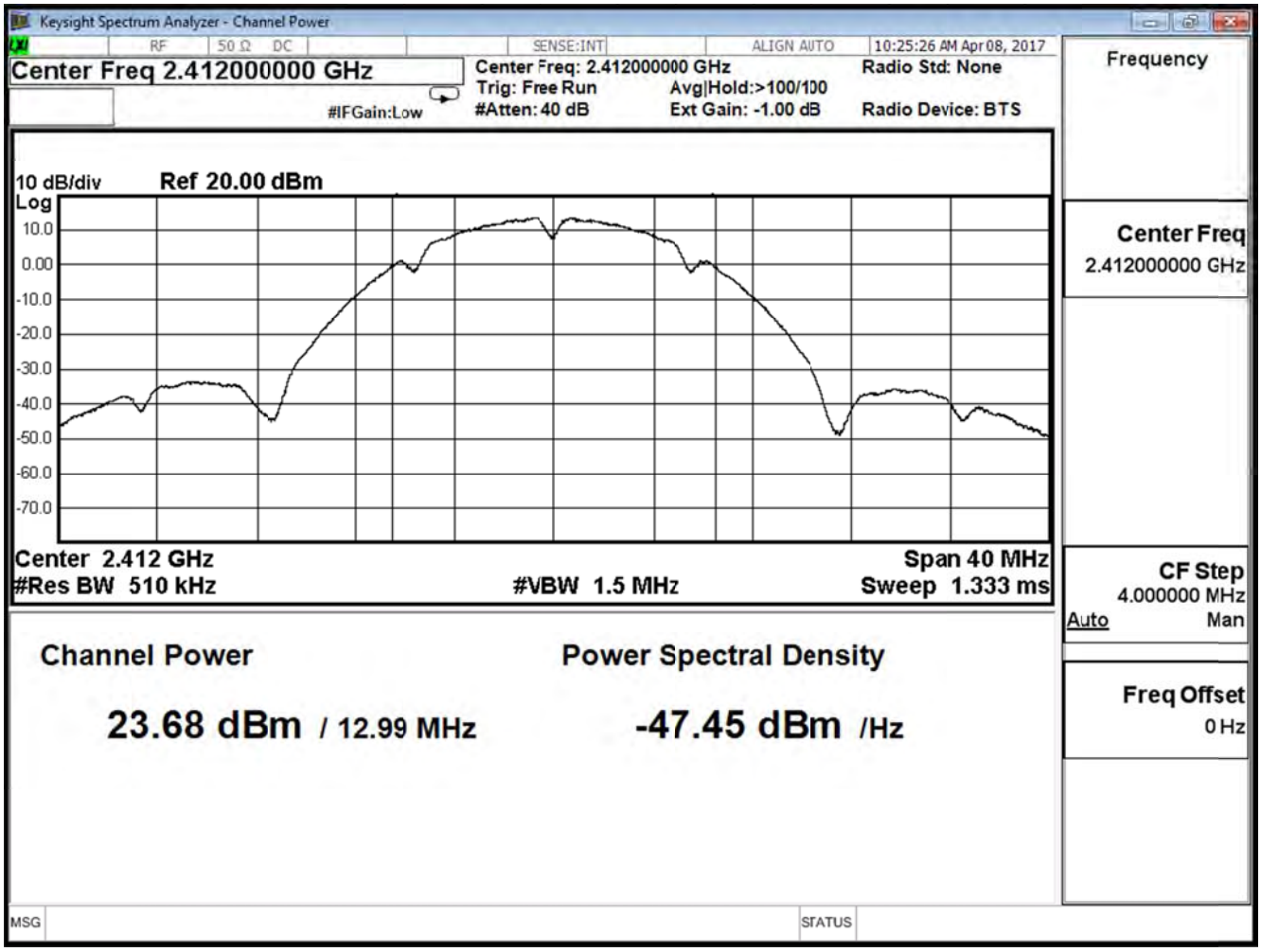
Keysight Spectrum Analyzer - Channel Power
RF
50 Ω DC
SENSE:INT
ALIGN AUTO
10:25:26 AM Apr 08, 2017
Center Freq 2.412000000 GHz
#IFGain:Low
Center Freq: 2.412000000 GHz
Trig: Free Run
#Atten: 40 dB
Avg|Hold:>100/100
Ext Gain: -1.00 dB
Radio Std: None
Radio Device: BTS
Frequency
10 dB/div
Ref 20.00 dBm
Log
10.0
0.00
-10.0
-20.0
-30.0
-40.0
-50.0
-60.0
-70.0
Center Freq
2.412000000 GHz
Center 2.412 GHz
#Res BW 510 kHz
#VBW 1.5 MHz
Span 40 MHz
Sweep 1.333 ms
CF Step
4.000000 MHz
Auto
Man
Channel Power
23.68 dBm / 12.99 MHz
Power Spectral Density
-47.45 dBm /Hz
Freq Offset
0 Hz
MSG
STATUS

Channel 6

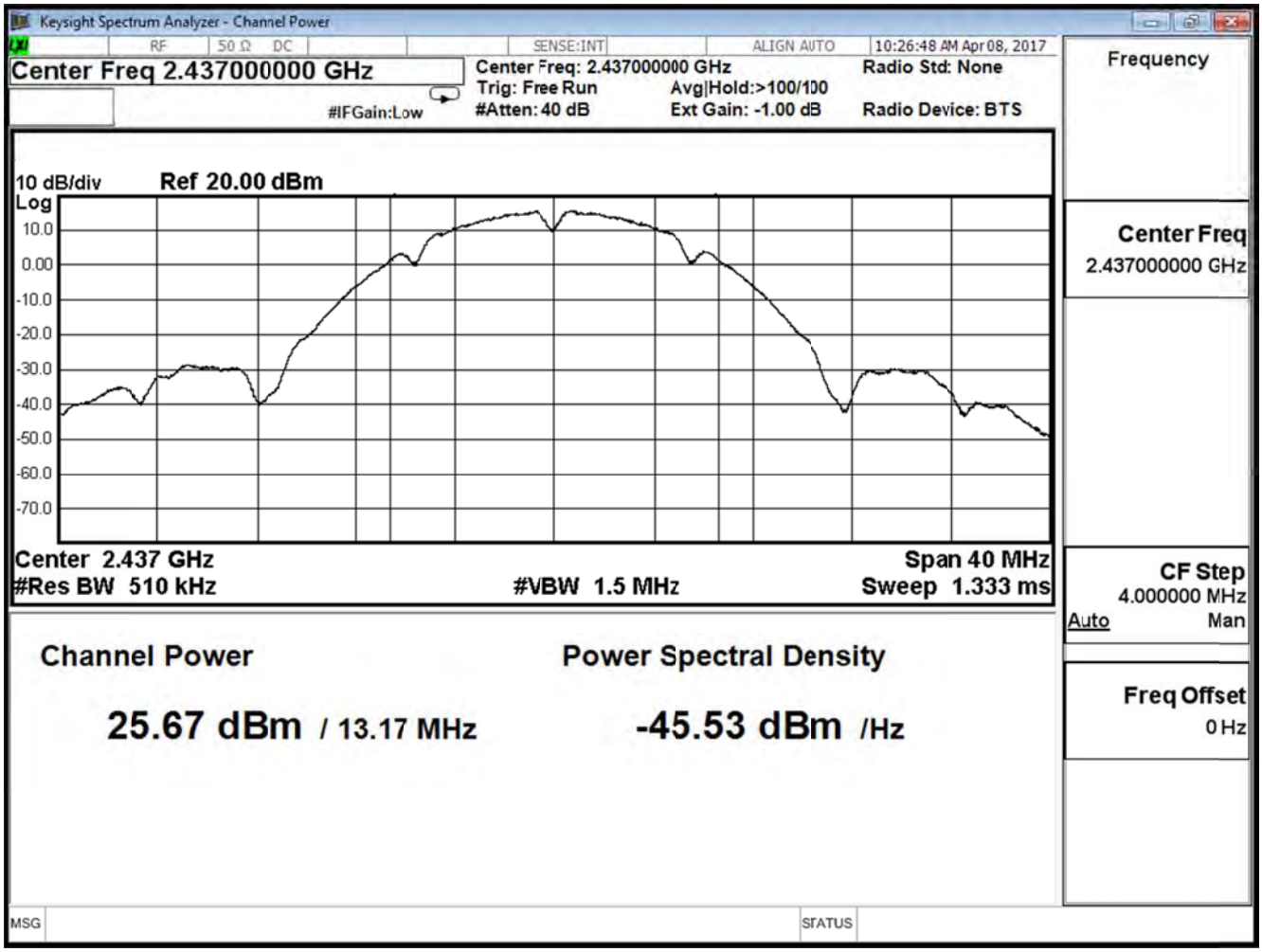
Keysight Spectrum Analyzer - Channel Power
RF 50 Ω DC
SENSE:INT
ALIGN AUTO
10:26:48 AM Apr 08, 2017
Center Freq 2.437000000 GHz
Center Freq: 2.437000000 GHz
Trig: Free Run
Avg|Hold:>100/100
#Atten: 40 dB
Ext Gain: -1.00 dB
Radio Std: None
Radio Device: BTS
#IFGain:Low
Frequency
10 dB/div
Ref 20.00 dBm
Log
10.0
0.00
-10.0
-20.0
-30.0
-40.0
-50.0
-60.0
-70.0
Center Freq
2.437000000 GHz
Center 2.437 GHz
#Res BW 510 kHz
#VBW 1.5 MHz
Span 40 MHz
Sweep 1.333 ms
CF Step
4.000000 MHz
Auto
Man
Channel Power
25.67 dBm / 13.17 MHz
Power Spectral Density
-45.53 dBm /Hz
Freq Offset
0 Hz
MSG
STATUS

Channel 11

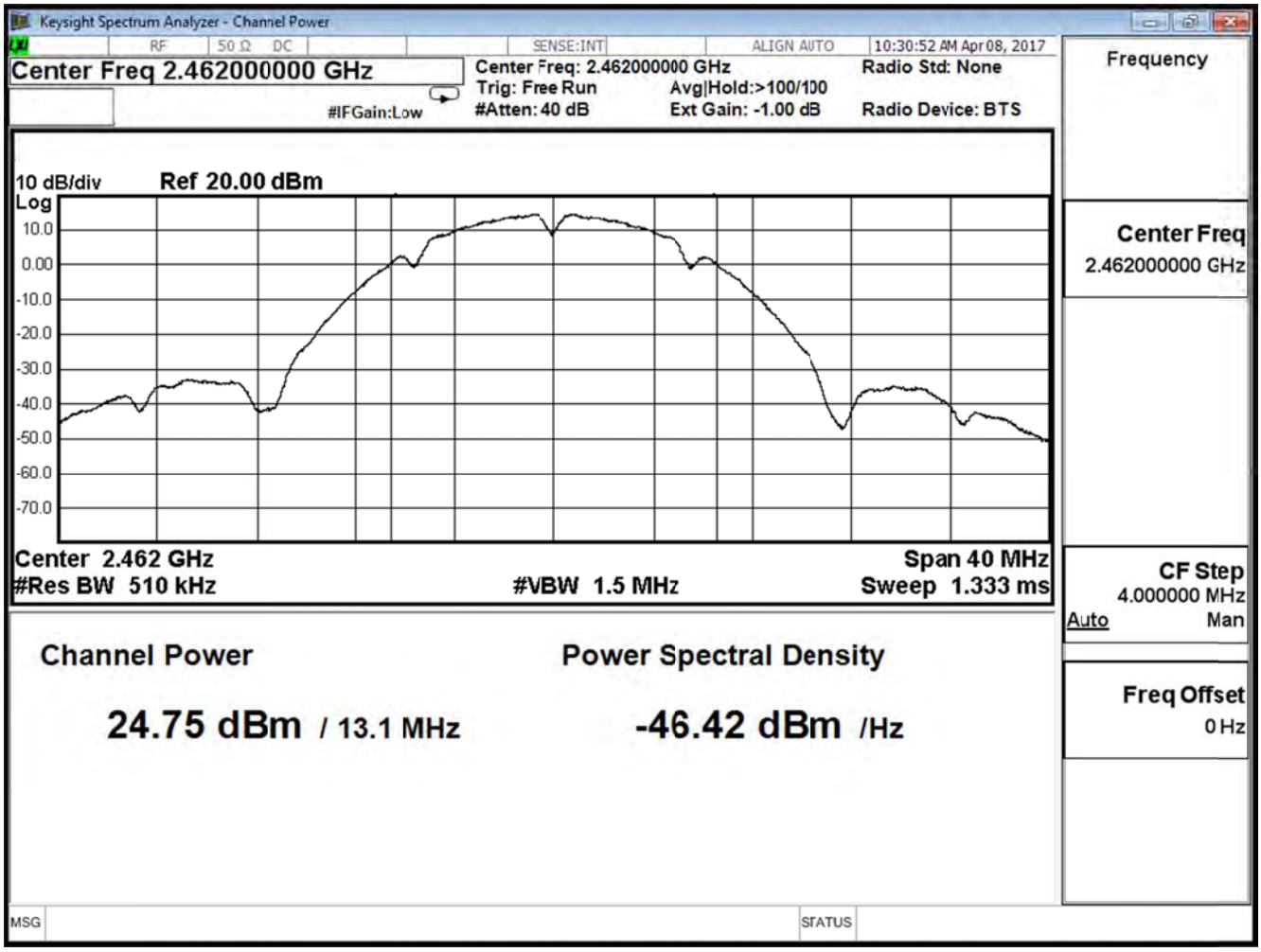
Keysight Spectrum Analyzer - Channel Power
RF
50 Ω DC
SENSE:INT
ALIGN AUTO
10:30:52 AM Apr 08, 2017
Center Freq 2.462000000 GHz
Center Freq: 2.462000000 GHz
Trig: Free Run
Avg|Hold:>100/100
#Atten: 40 dB
Ext Gain: -1.00 dB
Radio Std: None
Radio Device: BTS
#IFGain:Low
Frequency
10 dB/div
Ref 20.00 dBm
Log
10.0
0.00
-10.0
-20.0
-30.0
-40.0
-50.0
-60.0
-70.0
Center Freq
2.462000000 GHz
Center 2.462 GHz
#Res BW 510 kHz
#VBW 1.5 MHz
Span 40 MHz
Sweep 1.333 ms
CF Step
4.000000 MHz
Auto
Man
Channel Power
24.75 dBm / 13.1 MHz
Power Spectral Density
-46.42 dBm /Hz
Freq Offset
0 Hz
MSG
STATUS

Product	Lyra		
Test Item	Peak Power Output		
Test Mode	Mode 1: Tx-AD2055320 Mode		
Date of Test	2017/04/08	Test Site	SR10-H

IEEE 802.11b (ANT 1)			
Channel No.	Frequency (MHz)	Measure Level (dBm)	Limit (dBm)
1	2412	23.44	≦30
6	2437	25.82	≦30
11	2462	24.56	≦30

The worst emission of data rate is 1Mbps

Peak Power Output (dBm)						
Channel No	Frequency (MHz)	Data Rate (Mbps)				Required Limit
		1	2	5.5	11	
1	2412	23.44	--	--	--	≦30
6	2437	25.82	25.800	25.740	25.720	≦30
11	2462	24.56	--	--	--	≦30

Channel 1

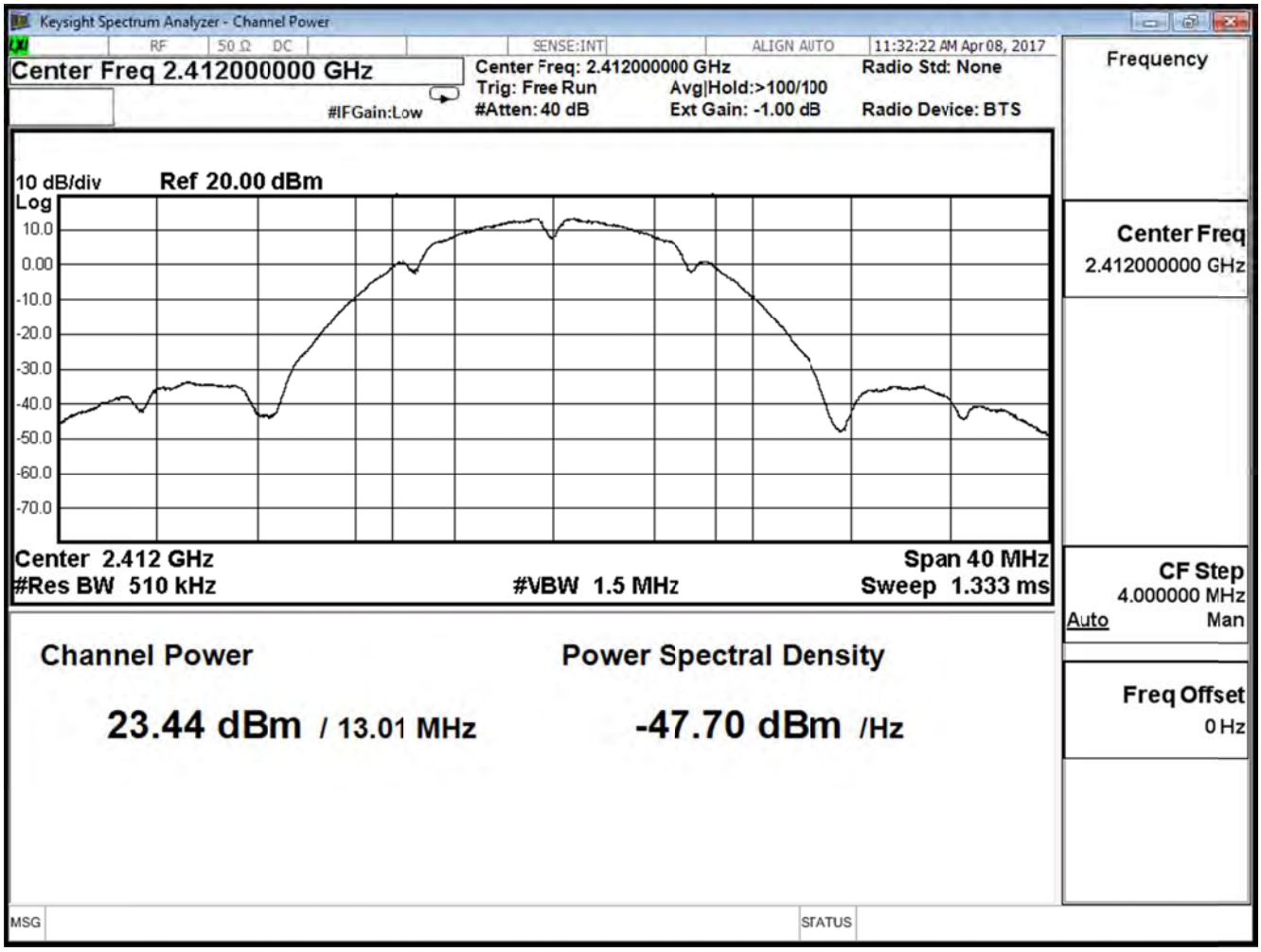
Keysight Spectrum Analyzer - Channel Power
RF
50 Ω DC
SENSE:INT
ALIGN AUTO
11:32:22 AM Apr 08, 2017
Center Freq 2.412000000 GHz
#IFGain:Low
Center Freq: 2.412000000 GHz
Trig: Free Run
Avg|Hold:>100/100
#Atten: 40 dB
Ext Gain: -1.00 dB
Radio Std: None
Radio Device: BTS
Frequency
10 dB/div
Ref 20.00 dBm
Log
10.0
0.00
-10.0
-20.0
-30.0
-40.0
-50.0
-60.0
-70.0
Center Freq
2.412000000 GHz
Center 2.412 GHz
#Res BW 510 kHz
#VBW 1.5 MHz
Span 40 MHz
Sweep 1.333 ms
CF Step
4.000000 MHz
Auto
Man
Channel Power
23.44 dBm / 13.01 MHz
Power Spectral Density
-47.70 dBm /Hz
Freq Offset
0 Hz
MSG
STATUS

Channel 6

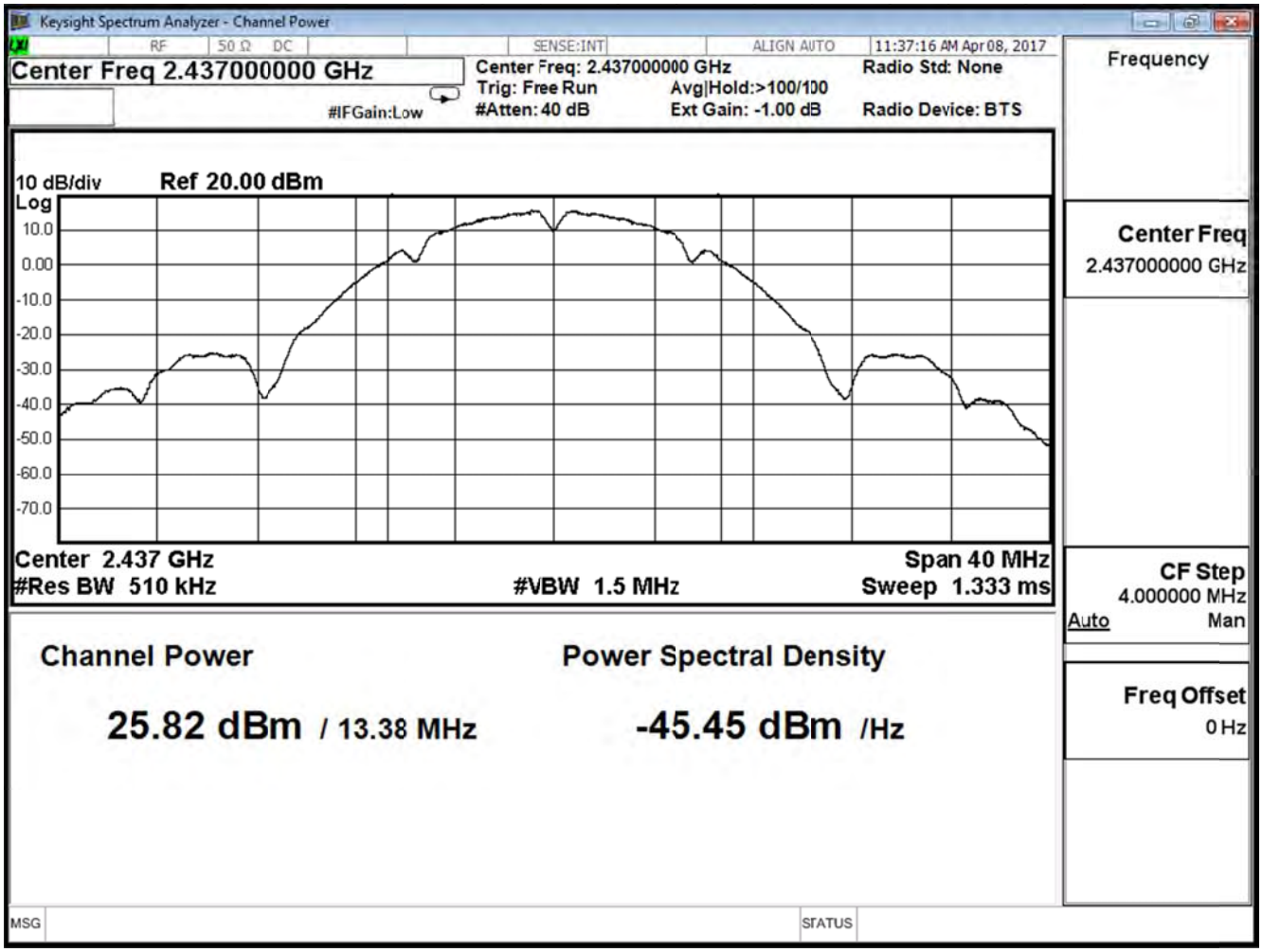
Keysight Spectrum Analyzer - Channel Power
RF 50 Ω DC
SENSE:INT
ALIGN AUTO
11:37:16 AM Apr 08, 2017
Center Freq 2.437000000 GHz
Center Freq: 2.437000000 GHz
Trig: Free Run
Avg|Hold:>100/100
#Atten: 40 dB
Ext Gain: -1.00 dB
Radio Std: None
Radio Device: BTS
#IFGain:Low
Frequency
10 dB/div
Ref 20.00 dBm
Log
10.0
0.00
-10.0
-20.0
-30.0
-40.0
-50.0
-60.0
-70.0
Center Freq
2.437000000 GHz
Center 2.437 GHz
#Res BW 510 kHz
#VBW 1.5 MHz
Span 40 MHz
Sweep 1.333 ms
CF Step
4.000000 MHz
Auto
Man
Channel Power
25.82 dBm / 13.38 MHz
Power Spectral Density
-45.45 dBm /Hz
Freq Offset
0 Hz
MSG
STATUS

Channel 11

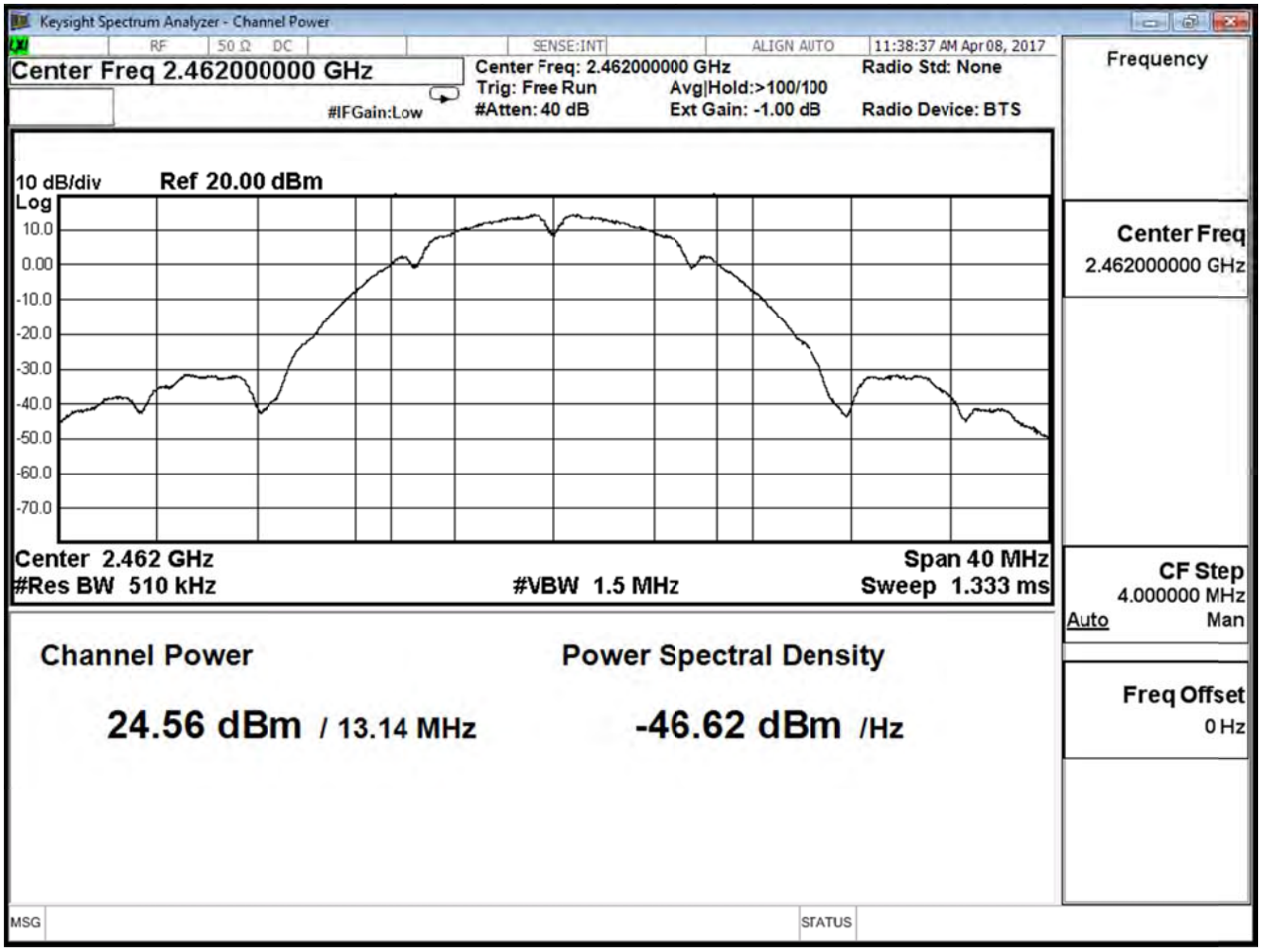
Keysight Spectrum Analyzer - Channel Power
RF
50 Ω DC
SENSE:INT
ALIGN AUTO
11:38:37 AM Apr 08, 2017
Center Freq 2.462000000 GHz
#IFGain:Low
Center Freq: 2.462000000 GHz
Trig: Free Run
Avg|Hold:>100/100
#Atten: 40 dB
Ext Gain: -1.00 dB
Radio Std: None
Radio Device: BTS
Frequency
10 dB/div
Ref 20.00 dBm
Log
10.0
0.00
-10.0
-20.0
-30.0
-40.0
-50.0
-60.0
-70.0
Center Freq
2.462000000 GHz
Center 2.462 GHz
#Res BW 510 kHz
#VBW 1.5 MHz
Span 40 MHz
Sweep 1.333 ms
CF Step
4.000000 MHz
Auto
Man
Channel Power
24.56 dBm / 13.14 MHz
Power Spectral Density
-46.62 dBm /Hz
Freq Offset
0 Hz
MSG
STATUS

Product	Lyra		
Test Item	Peak Power Output		
Test Mode	Mode 1: Tx-AD2055320 Mode		
Date of Test	2017/04/08	Test Site	SR10-H

IEEE 802.11b (ANT 0+1)			
Channel No.	Frequency (MHz)	Measure Level (dBm)	Limit (dBm)
1	2412	26.57	≦30
6	2437	28.76	≦30
11	2462	27.67	≦30

Product	Lyra		
Test Item	Peak Power Output		
Test Mode	Mode 1: Tx-AD2055320 Mode		
Date of Test	2017/04/08	Test Site	SR10-H

IEEE 802.11g (ANT 0)			
Channel No.	Frequency (MHz)	Measure Level (dBm)	Limit (dBm)
1	2412	17.52	≦30
6	2437	24.75	≦30
11	2462	16.96	≦30

The worst emission of data rate is 6Mbps

Peak Power Output (dBm)									
Channel	Frequency	Data Rate (Mbps)							Required
No	(MHz)	6	12	18	24	36	48	54	Limit
1	2412	17.52	--	--	--	--	--	--	≦30
6	2437	24.75	24.720	24.680	24.620	24.580	24.510	24.470	≦30
11	2462	16.96	--	--	--	--	--	--	≦30

Channel 1

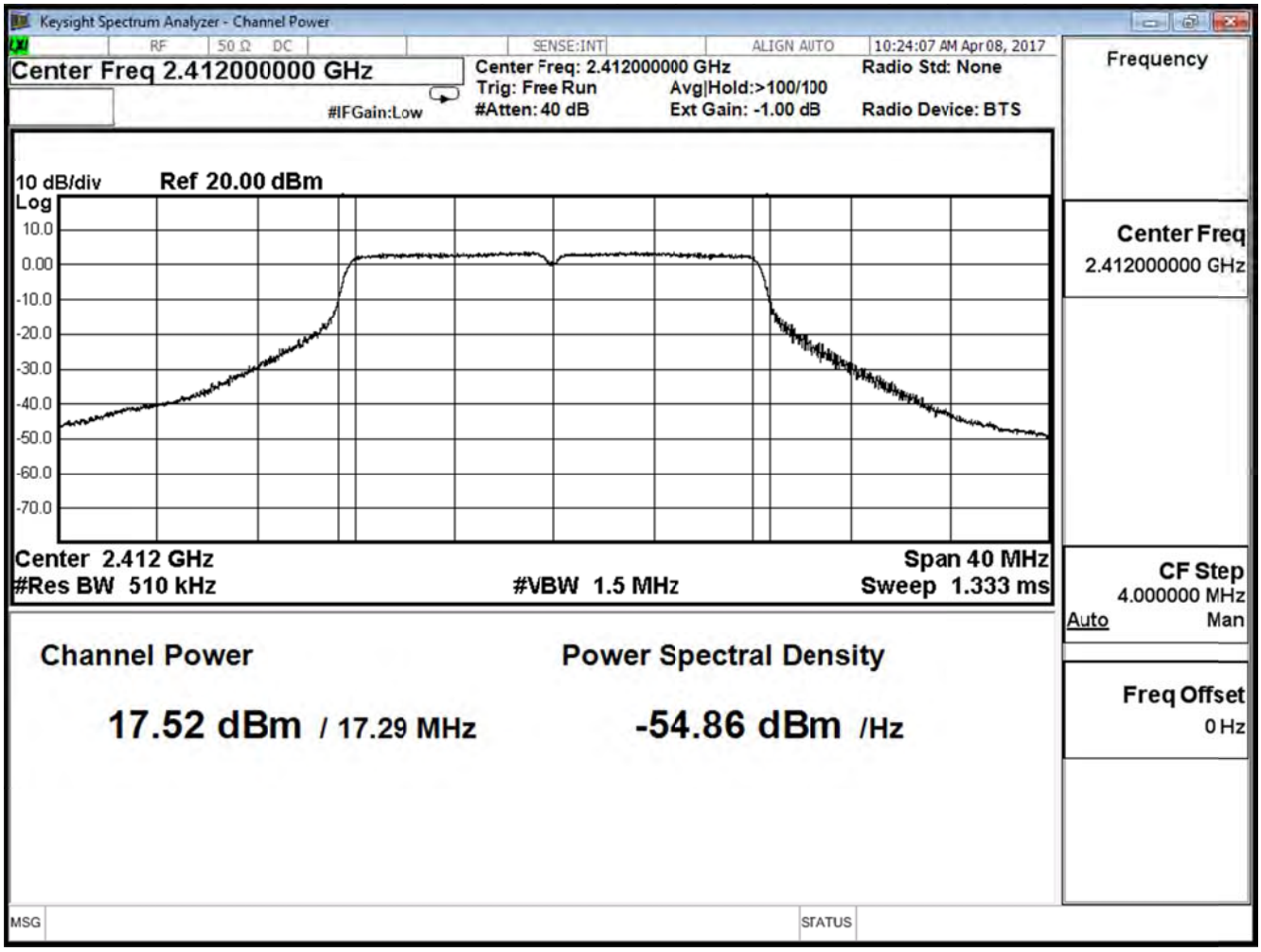
Keysight Spectrum Analyzer - Channel Power
RF
50 Ω DC
SENSE:INT
ALIGN AUTO
10:24:07 AM Apr 08, 2017
Center Freq 2.412000000 GHz
Center Freq: 2.412000000 GHz
Trig: Free Run
Avg|Hold:>100/100
#Atten: 40 dB
Ext Gain: -1.00 dB
Radio Std: None
Radio Device: BTS
#IFGain:Low
Frequency
10 dB/div
Ref 20.00 dBm
Log
10.0
0.00
-10.0
-20.0
-30.0
-40.0
-50.0
-60.0
-70.0
Center Freq
2.412000000 GHz
Center 2.412 GHz
#Res BW 510 kHz
#VBW 1.5 MHz
Span 40 MHz
Sweep 1.333 ms
CF Step
4.000000 MHz
Auto
Man
Channel Power
17.52 dBm / 17.29 MHz
Power Spectral Density
-54.86 dBm /Hz
Freq Offset
0 Hz
MSG
STATUS

Channel 6

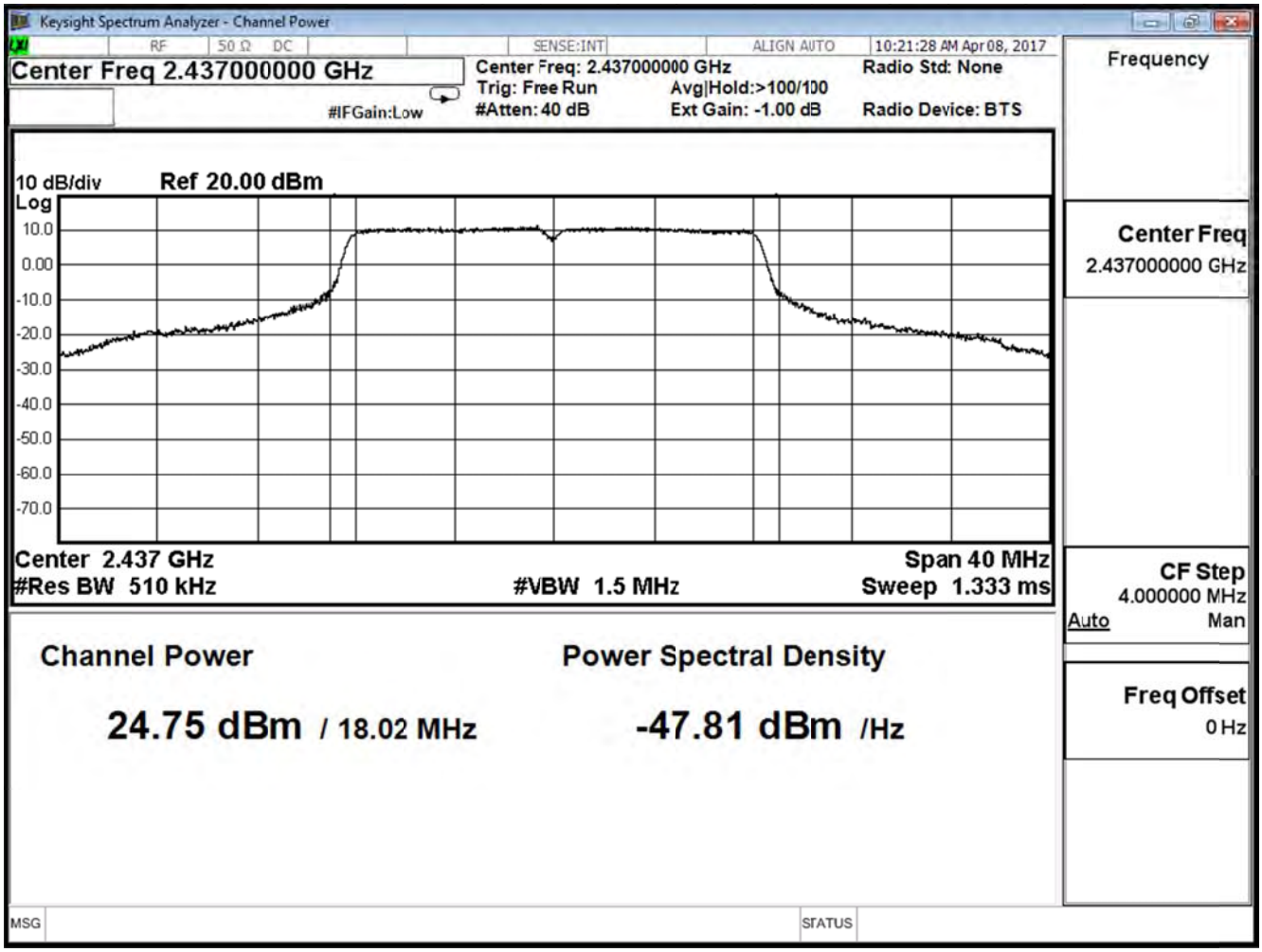
Keysight Spectrum Analyzer - Channel Power
RF 50 Ω DC
SENSE:INT
ALIGN AUTO
10:21:28 AM Apr 08, 2017
Center Freq 2.437000000 GHz
Center Freq: 2.437000000 GHz
Trig: Free Run
Avg|Hold:>100/100
#Atten: 40 dB
Ext Gain: -1.00 dB
Radio Std: None
Radio Device: BTS
#IFGain:Low
Frequency
10 dB/div
Ref 20.00 dBm
Log
10.0
0.00
-10.0
-20.0
-30.0
-40.0
-50.0
-60.0
-70.0
Center Freq
2.437000000 GHz
Center 2.437 GHz
#Res BW 510 kHz
#VBW 1.5 MHz
Span 40 MHz
Sweep 1.333 ms
CF Step
4.000000 MHz
Auto
Man
Channel Power
24.75 dBm / 18.02 MHz
Power Spectral Density
-47.81 dBm /Hz
Freq Offset
0 Hz
MSG
STATUS

Channel 11

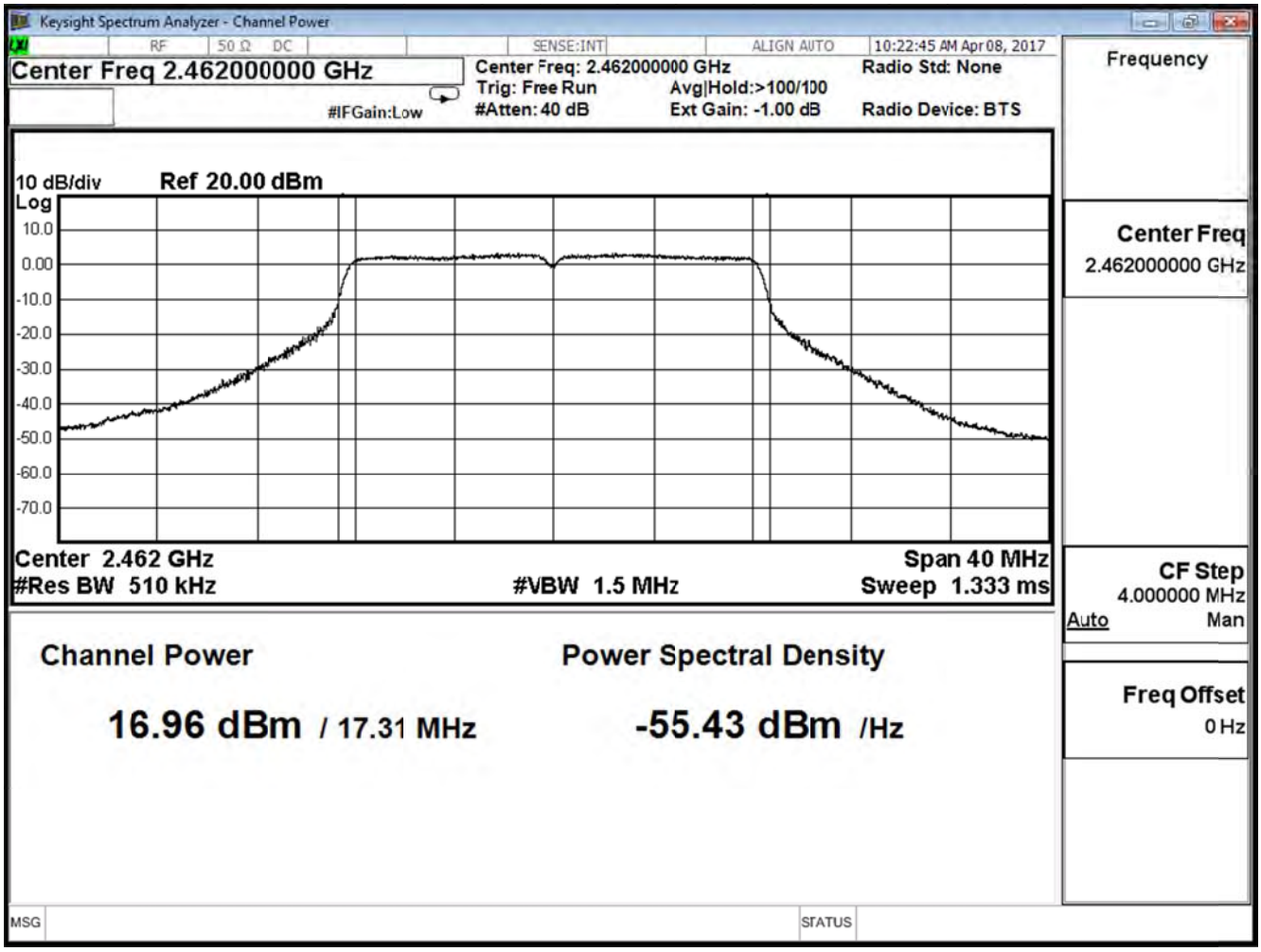
Keysight Spectrum Analyzer - Channel Power
RF
50 Ω DC
SENSE:INT
ALIGN AUTO
10:22:45 AM Apr 08, 2017
Center Freq 2.462000000 GHz
Center Freq: 2.462000000 GHz
Trig: Free Run
Avg|Hold:>100/100
#Atten: 40 dB
Ext Gain: -1.00 dB
Radio Std: None
Radio Device: BTS
#IFGain:Low
Frequency
10 dB/div
Ref 20.00 dBm
Log
10.0
0.00
-10.0
-20.0
-30.0
-40.0
-50.0
-60.0
-70.0
Center Freq
2.462000000 GHz
Center 2.462 GHz
#Res BW 510 kHz
#VBW 1.5 MHz
Span 40 MHz
Sweep 1.333 ms
CF Step
4.000000 MHz
Auto
Man
Channel Power
16.96 dBm / 17.31 MHz
Power Spectral Density
-55.43 dBm /Hz
Freq Offset
0 Hz
MSG
STATUS

Product	Lyra		
Test Item	Peak Power Output		
Test Mode	Mode 1: Tx-AD2055320 Mode		
Date of Test	2017/04/08	Test Site	SR10-H

IEEE 802.11g (ANT 1)			
Channel No.	Frequency (MHz)	Measure Level (dBm)	Limit (dBm)
1	2412	17.51	≦30
6	2437	24.94	≦30
11	2462	17.37	≦30

The worst emission of data rate is 6Mbps

Peak Power Output (dBm)									
Channel No	Frequency (MHz)	Data Rate (Mbps)							Required Limit
		6	12	18	24	36	48	54	
1	2412	17.51	--	--	--	--	--	--	≦30
6	2437	24.94	24.900	24.860	24.820	24.780	24.720	24.680	≦30
11	2462	17.37	--	--	--	--	--	--	≦30

Channel 1

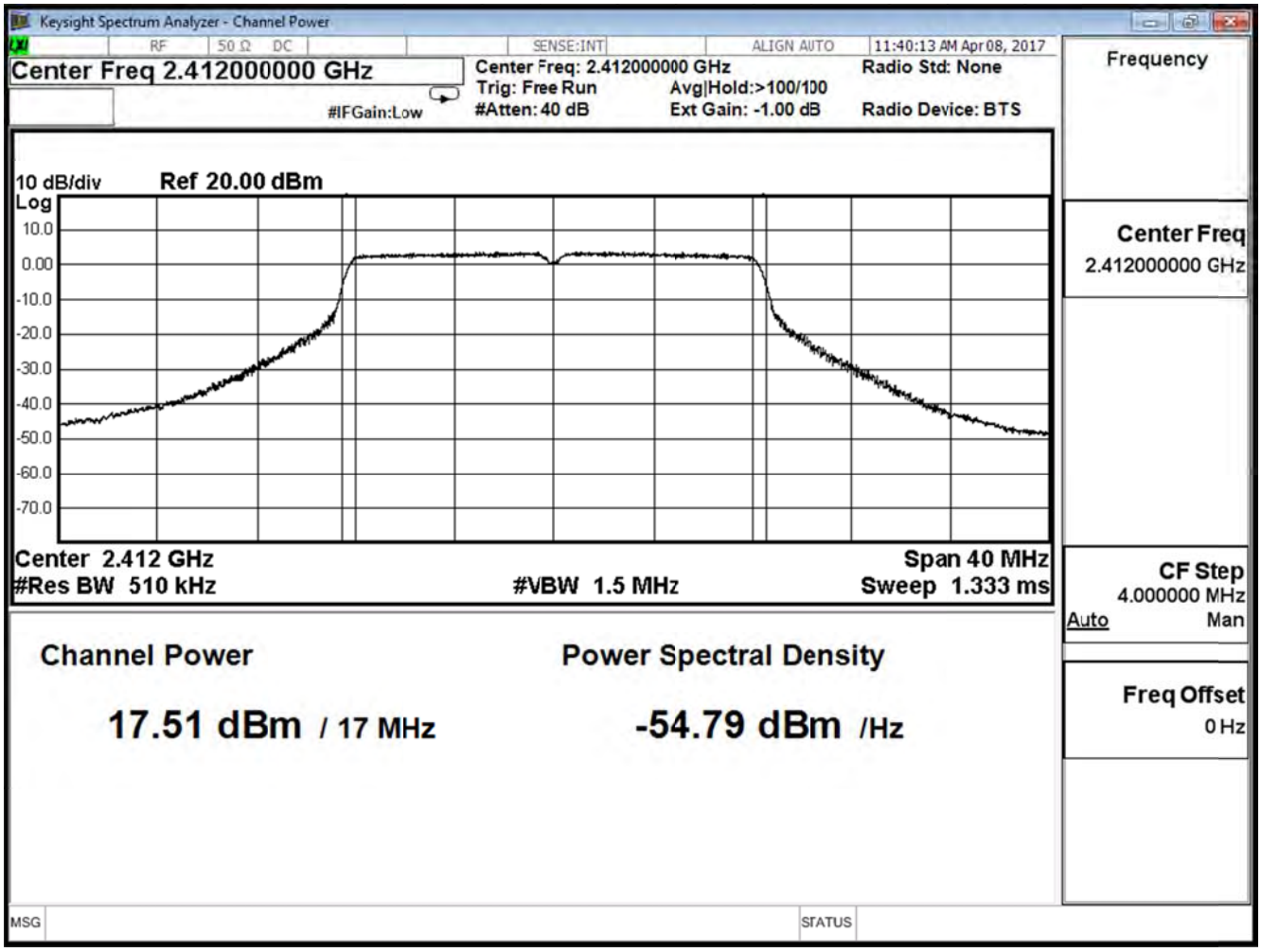
Keysight Spectrum Analyzer - Channel Power
RF
50 Ω DC
SENSE:INT
ALIGN AUTO
11:40:13 AM Apr 08, 2017
Center Freq 2.412000000 GHz
#IFGain:Low
Center Freq: 2.412000000 GHz
Trig: Free Run
#Atten: 40 dB
Avg|Hold:>100/100
Ext Gain: -1.00 dB
Radio Std: None
Radio Device: BTS
Frequency
10 dB/div
Ref 20.00 dBm
Log
10.0
0.00
-10.0
-20.0
-30.0
-40.0
-50.0
-60.0
-70.0
Center Freq
2.412000000 GHz
Center 2.412 GHz
#Res BW 510 kHz
#VBW 1.5 MHz
Span 40 MHz
Sweep 1.333 ms
CF Step
4.000000 MHz
Auto
Man
Channel Power
17.51 dBm / 17 MHz
Power Spectral Density
-54.79 dBm /Hz
Freq Offset
0 Hz
MSG
STATUS

Channel 6

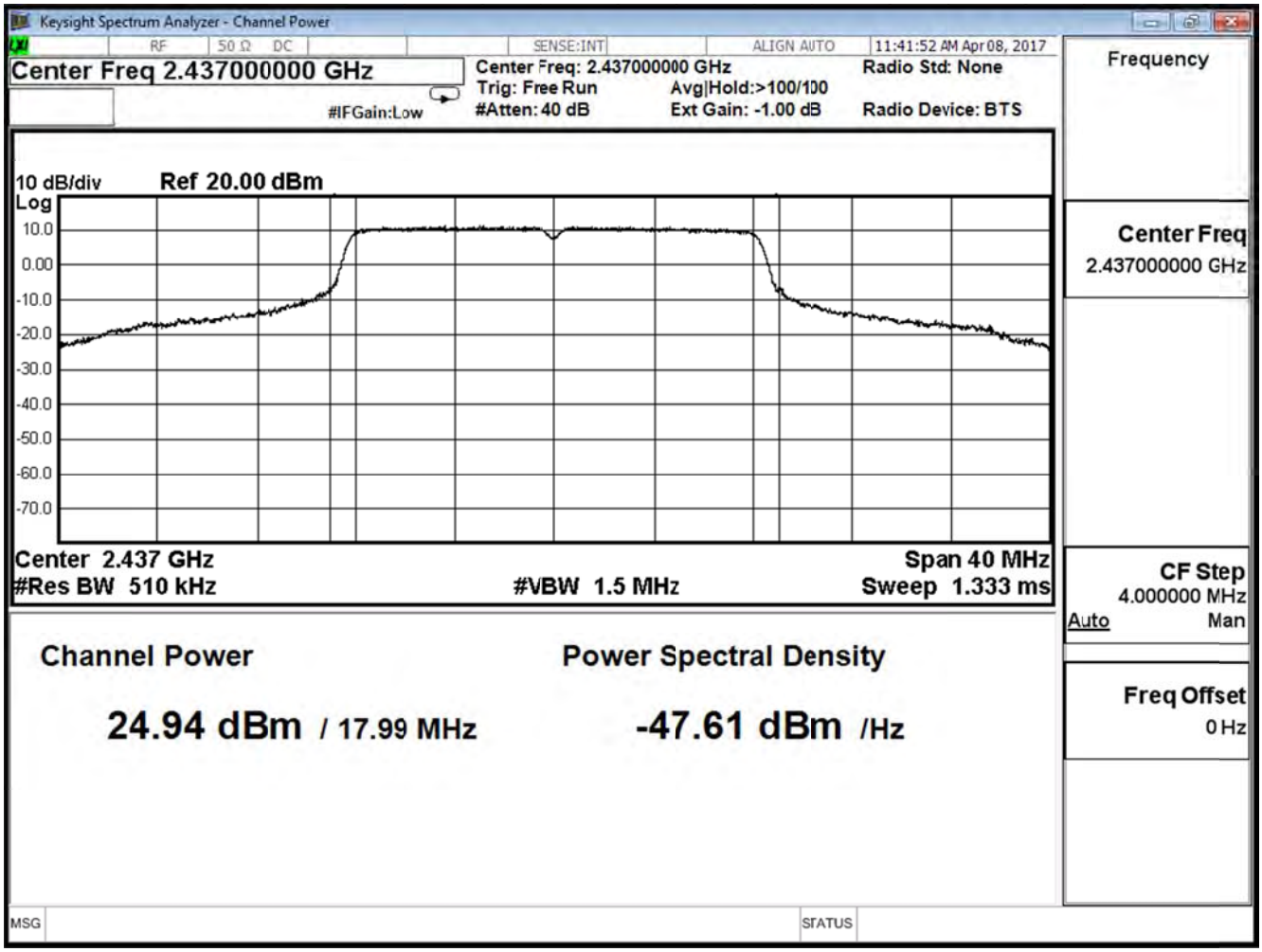
Keysight Spectrum Analyzer - Channel Power
RF 50 Ω DC
SENSE:INT
ALIGN AUTO
11:41:52 AM Apr 08, 2017
Center Freq 2.437000000 GHz
Center Freq: 2.437000000 GHz
Trig: Free Run
Avg|Hold:>100/100
#Atten: 40 dB
Ext Gain: -1.00 dB
Radio Std: None
Radio Device: BTS
#IFGain:Low
Frequency
10 dB/div
Ref 20.00 dBm
Log
10.0
0.00
-10.0
-20.0
-30.0
-40.0
-50.0
-60.0
-70.0
Center Freq
2.437000000 GHz
Center 2.437 GHz
#Res BW 510 kHz
#VBW 1.5 MHz
Span 40 MHz
Sweep 1.333 ms
CF Step
4.000000 MHz
Auto
Man
Channel Power
24.94 dBm / 17.99 MHz
Power Spectral Density
-47.61 dBm /Hz
Freq Offset
0 Hz
MSG
STATUS

Channel 11

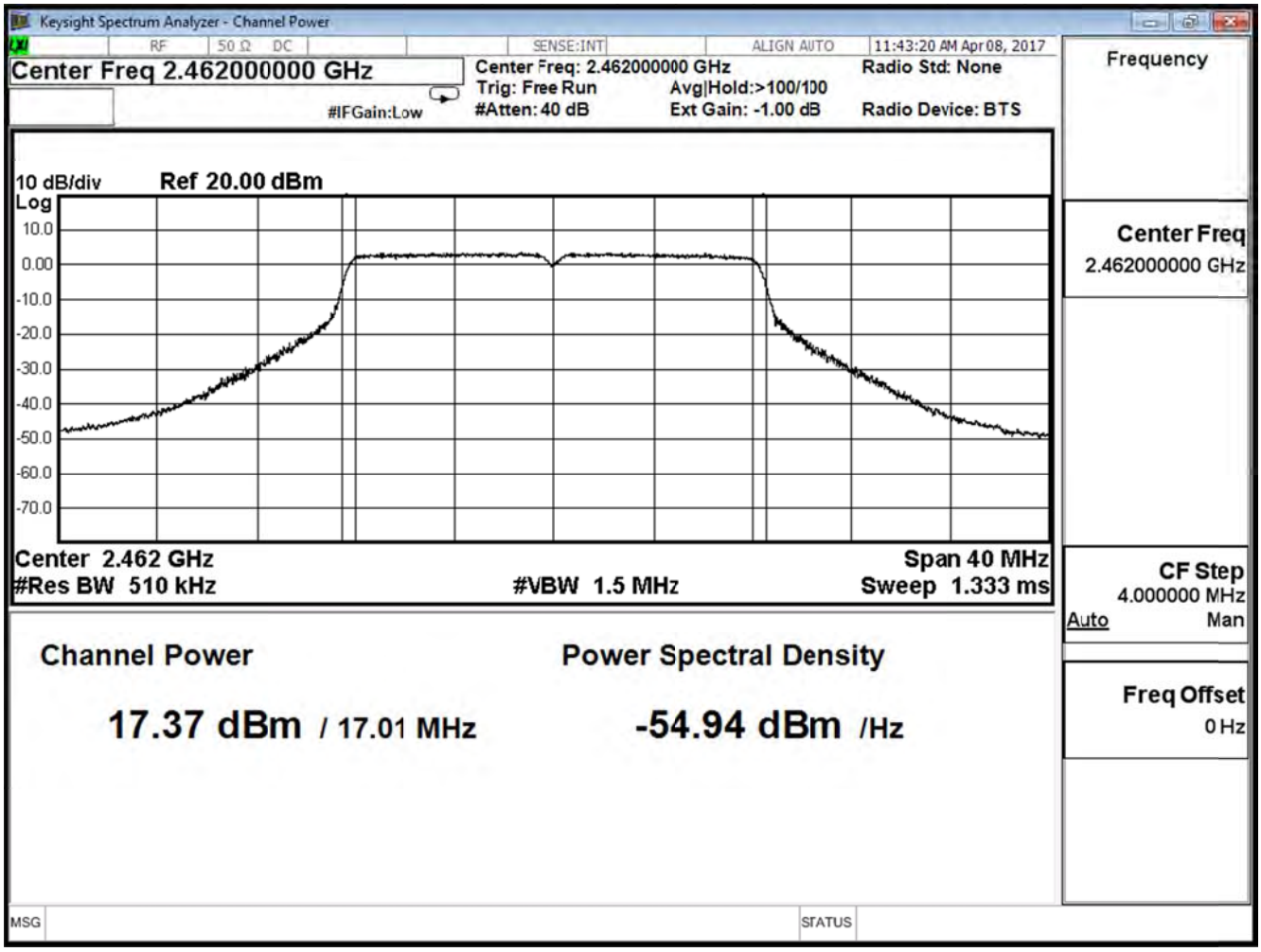
Keysight Spectrum Analyzer - Channel Power
RF
50 Ω DC
SENSE:INT
ALIGN AUTO
11:43:20 AM Apr 08, 2017
Center Freq 2.462000000 GHz
#IFGain:Low
Center Freq: 2.462000000 GHz
Trig: Free Run
Avg|Hold:>100/100
#Atten: 40 dB
Ext Gain: -1.00 dB
Radio Std: None
Radio Device: BTS
Frequency
10 dB/div
Ref 20.00 dBm
Log
10.0
0.00
-10.0
-20.0
-30.0
-40.0
-50.0
-60.0
-70.0
Center Freq
2.462000000 GHz
Center 2.462 GHz
#Res BW 510 kHz
#VBW 1.5 MHz
Span 40 MHz
Sweep 1.333 ms
CF Step
4.000000 MHz
Auto
Man
Channel Power
17.37 dBm / 17.01 MHz
Power Spectral Density
-54.94 dBm /Hz
Freq Offset
0 Hz
MSG
STATUS

Product	Lyra		
Test Item	Peak Power Output		
Test Mode	Mode 1: Tx-AD2055320 Mode		
Date of Test	2017/04/08	Test Site	SR10-H

IEEE 802.11g (ANT 0+1)			
Channel No.	Frequency (MHz)	Measure Level (dBm)	Limit (dBm)
1	2412	20.53	≦30
6	2437	27.86	≦30
11	2462	20.18	≦30

Product	Lyra		
Test Item	Peak Power Output		
Test Mode	Mode 1: Tx-AD2055320 Mode		
Date of Test	2017/04/08	Test Site	SR10-H

IEEE 802.11n20 (ANT 0)			
Channel No.	Frequency (MHz)	Measure Level (dBm)	Limit (dBm)
1	2412	17.54	≦30
6	2437	24.81	≦30
11	2462	17.67	≦30

The worst emission of data rate Is MCS 8

Peak Power Output (dBm)										
MCS Index		8	9	10	11	12	13	14	15	Required Limit
Channel No	Frequency (MHz)	Data Rate								
1	2412	17.54	--	--	--	--	--	--	--	≦30
6	2437	24.81	24.780	24.740	24.700	24.640	24.600	24.550	24.490	≦30
11	2462	17.67	--	--	--	--	--	--	--	≦30

Channel 1

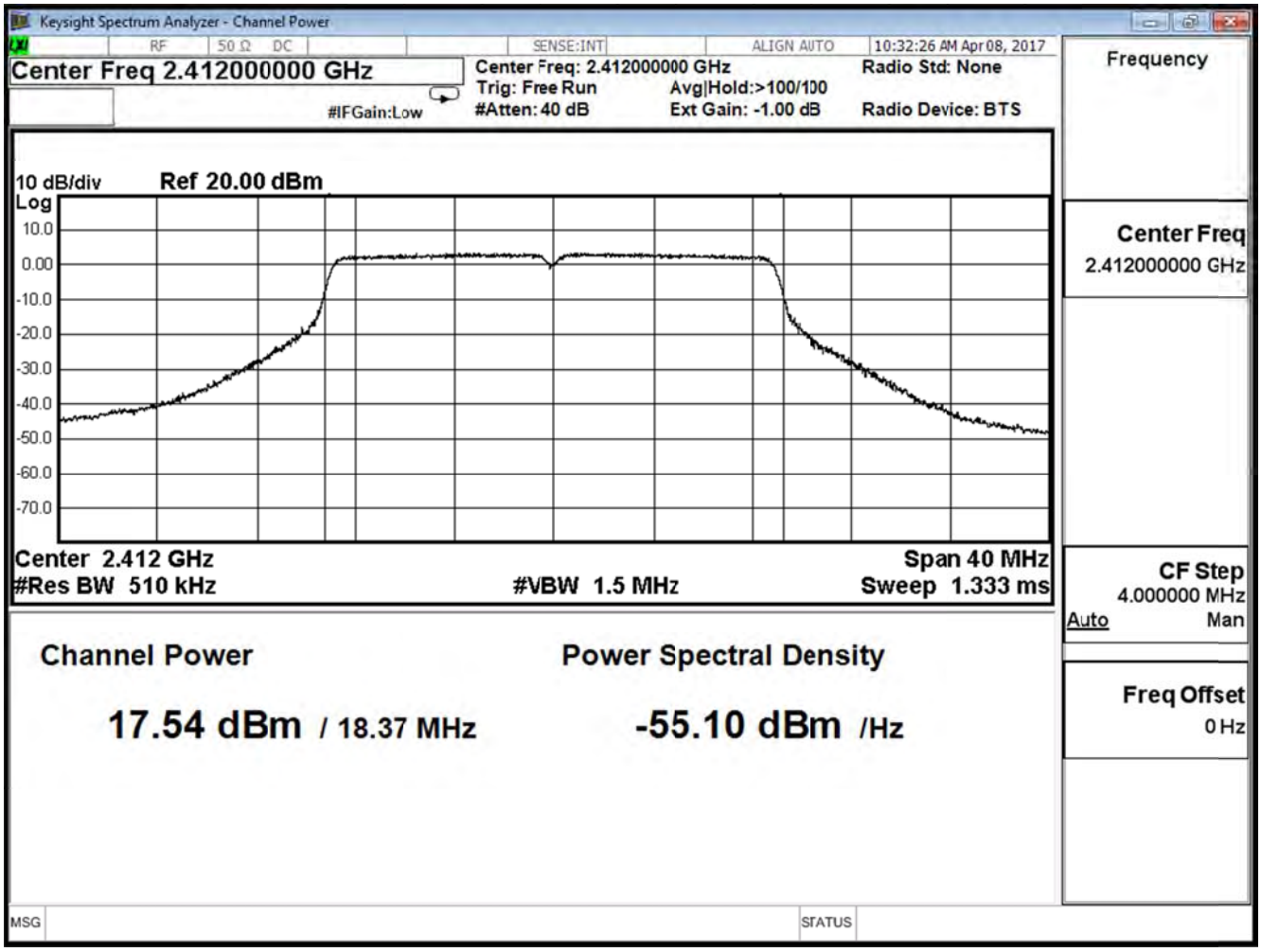
Keysight Spectrum Analyzer - Channel Power
RF
50 Ω DC
SENSE:INT
ALIGN AUTO
10:32:26 AM Apr 08, 2017
Center Freq 2.412000000 GHz
#IFGain:Low
Center Freq: 2.412000000 GHz
Trig: Free Run
#Atten: 40 dB
Avg|Hold:>100/100
Ext Gain: -1.00 dB
Radio Std: None
Radio Device: BTS
Frequency
10 dB/div
Ref 20.00 dBm
Log
10.0
0.00
-10.0
-20.0
-30.0
-40.0
-50.0
-60.0
-70.0
Center Freq
2.412000000 GHz
Center 2.412 GHz
#Res BW 510 kHz
#VBW 1.5 MHz
Span 40 MHz
Sweep 1.333 ms
CF Step
4.000000 MHz
Auto
Man
Channel Power
17.54 dBm / 18.37 MHz
Power Spectral Density
-55.10 dBm /Hz
Freq Offset
0 Hz
MSG
STATUS

Channel 6

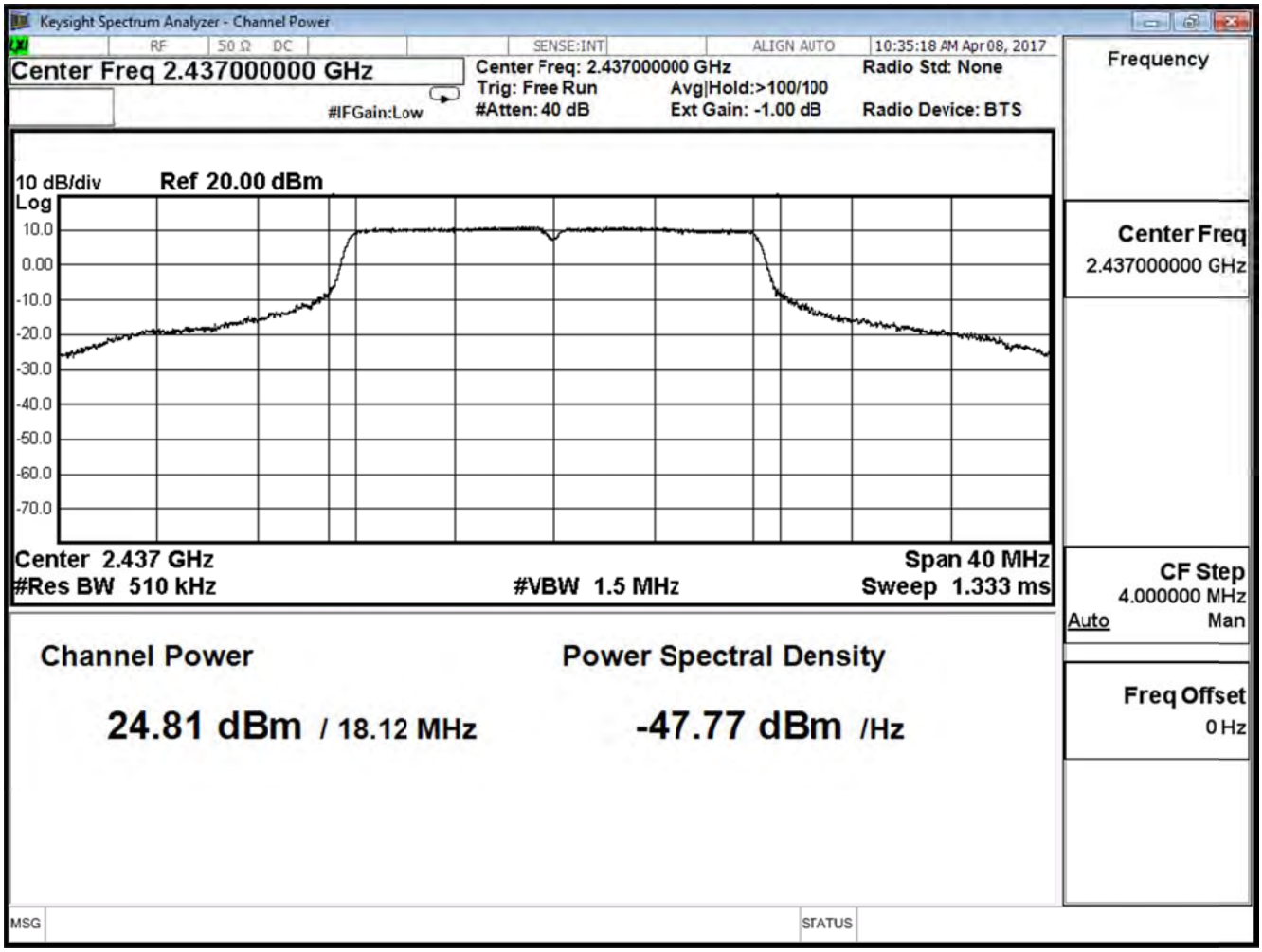
Keysight Spectrum Analyzer - Channel Power
RF 50 Ω DC
SENSE:INT
ALIGN AUTO
10:35:18 AM Apr 08, 2017
Center Freq 2.437000000 GHz
Center Freq: 2.437000000 GHz
Trig: Free Run
Avg|Hold:>100/100
#Atten: 40 dB
Ext Gain: -1.00 dB
Radio Std: None
Radio Device: BTS
#IFGain:Low
Frequency
10 dB/div
Ref 20.00 dBm
Log
10.0
0.00
-10.0
-20.0
-30.0
-40.0
-50.0
-60.0
-70.0
Center Freq
2.437000000 GHz
Center 2.437 GHz
#Res BW 510 kHz
#VBW 1.5 MHz
Span 40 MHz
Sweep 1.333 ms
CF Step
4.000000 MHz
Auto
Man
Channel Power
24.81 dBm / 18.12 MHz
Power Spectral Density
-47.77 dBm /Hz
Freq Offset
0 Hz
MSG
STATUS

Channel 11

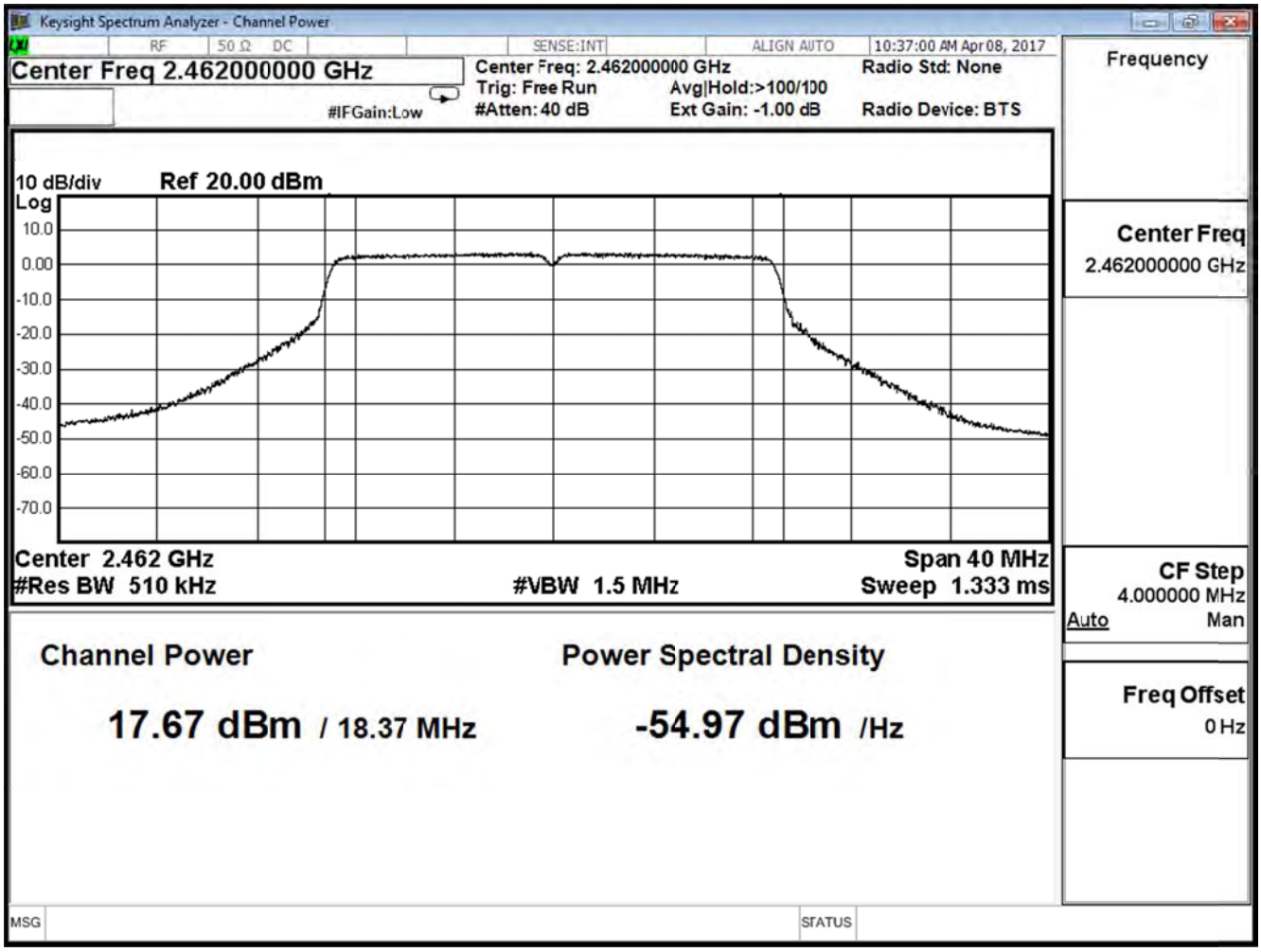
Keysight Spectrum Analyzer - Channel Power
RF
50 Ω DC
SENSE:INT
ALIGN AUTO
10:37:00 AM Apr 08, 2017
Center Freq 2.462000000 GHz
#IFGain:Low
Center Freq: 2.462000000 GHz
Trig: Free Run
Avg|Hold:>100/100
#Atten: 40 dB
Ext Gain: -1.00 dB
Radio Std: None
Radio Device: BTS
Frequency
10 dB/div
Ref 20.00 dBm
Log
10.0
0.00
-10.0
-20.0
-30.0
-40.0
-50.0
-60.0
-70.0
Center Freq
2.462000000 GHz
Center 2.462 GHz
#Res BW 510 kHz
#VBW 1.5 MHz
Span 40 MHz
Sweep 1.333 ms
CF Step
4.000000 MHz
Auto
Man
Channel Power
17.67 dBm / 18.37 MHz
Power Spectral Density
-54.97 dBm /Hz
Freq Offset
0 Hz
MSG
STATUS

Product	Lyra		
Test Item	Peak Power Output		
Test Mode	Mode 1: Tx-AD2055320 Mode		
Date of Test	2017/04/08	Test Site	SR10-H

IEEE 802.11n20 (ANT 1)			
Channel No.	Frequency (MHz)	Measure Level (dBm)	Limit (dBm)
1	2412	17.57	≦30
6	2437	24.98	≦30
11	2462	17.85	≦30

The worst emission of data rate is MCS 8

Peak Power Output (dBm)										
MCS Index		8	9	10	11	12	13	14	15	Required Limit
Channel No	Frequency (MHz)	Data Rate								
1	2412	17.57	--	--	--	--	--	--	--	≦30
6	2437	24.98	24.95	24.90	24.84	24.80	24.75	24.71	24.67	≦30
11	2462	17.85	--	--	--	--	--	--	--	≦30

Channel 1

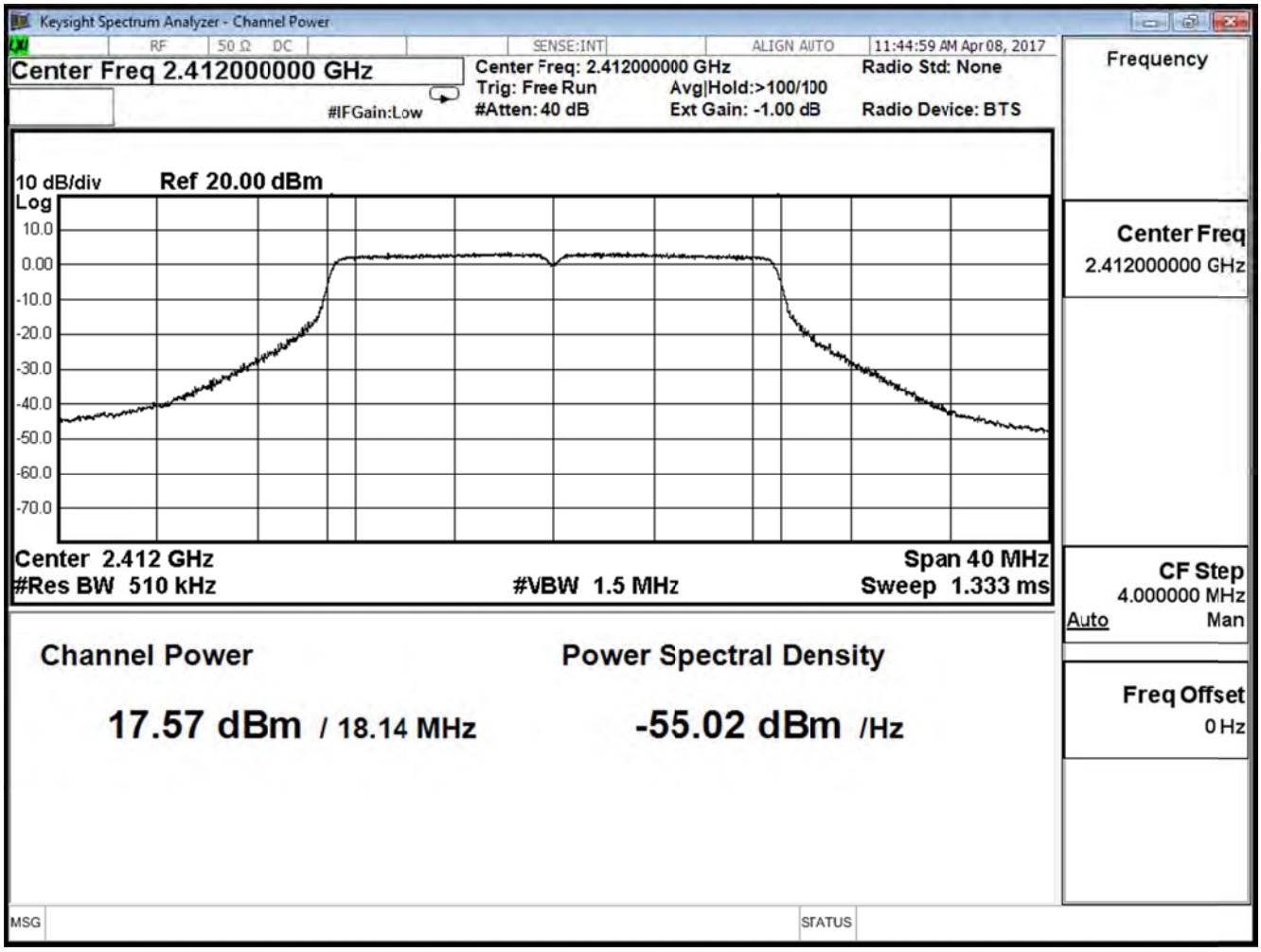
Keysight Spectrum Analyzer - Channel Power
RF
50 Ω DC
SENSE:INT
ALIGN AUTO
11:44:59 AM Apr 08, 2017
Center Freq 2.412000000 GHz
Center Freq: 2.412000000 GHz
Trig: Free Run
Avg|Hold:>100/100
#Atten: 40 dB
Ext Gain: -1.00 dB
Radio Std: None
Radio Device: BTS
#IFGain:Low
Frequency
10 dB/div
Ref 20.00 dBm
Log
10.0
0.00
-10.0
-20.0
-30.0
-40.0
-50.0
-60.0
-70.0
Center Freq
2.412000000 GHz
Center 2.412 GHz
#Res BW 510 kHz
#VBW 1.5 MHz
Span 40 MHz
Sweep 1.333 ms
CF Step
4.000000 MHz
Auto
Man
Channel Power
17.57 dBm / 18.14 MHz
Power Spectral Density
-55.02 dBm /Hz
Freq Offset
0 Hz
MSG
STATUS

Channel 6

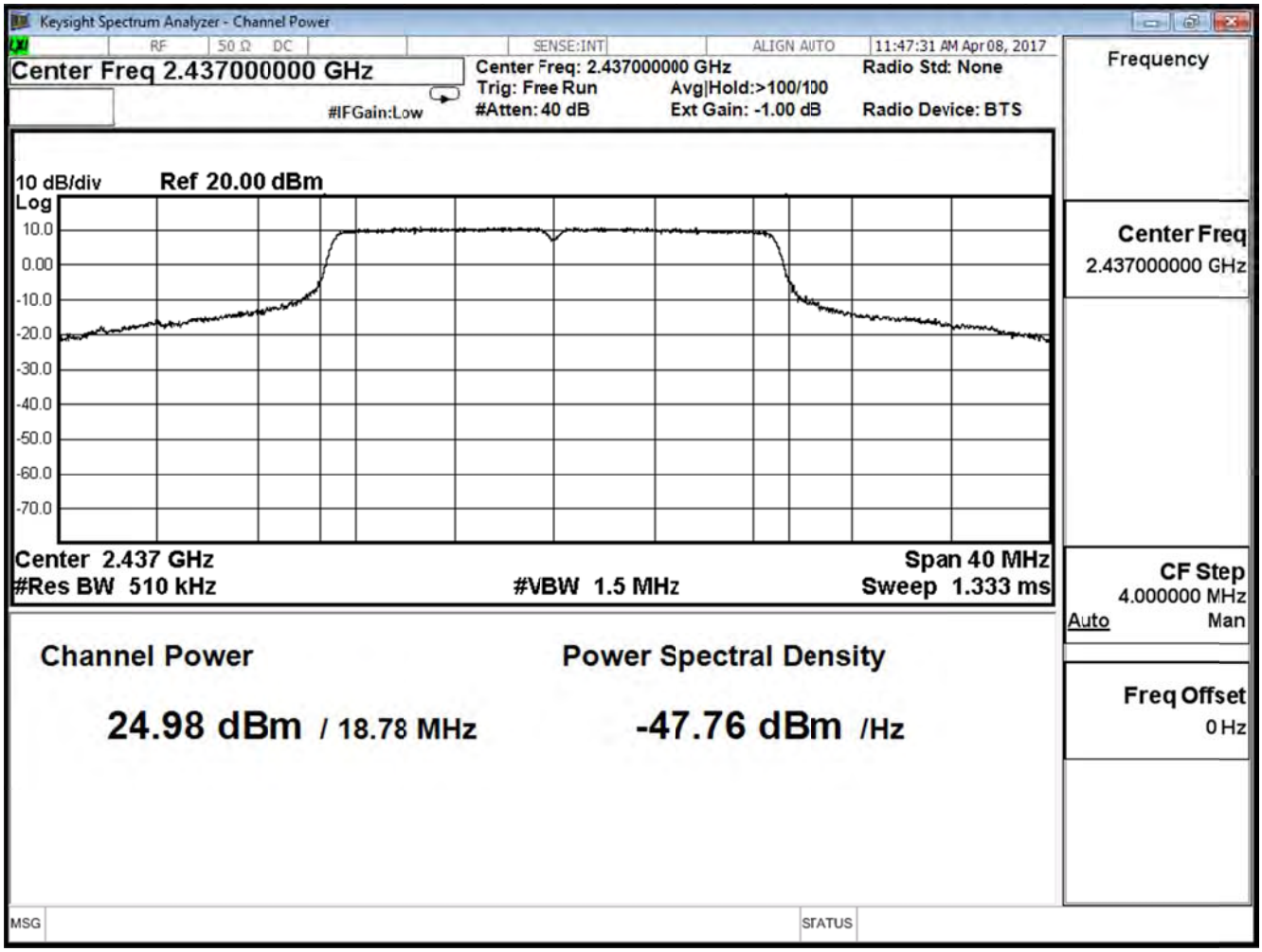
Keysight Spectrum Analyzer - Channel Power
RF 50 Ω DC
SENSE:INT
ALIGN AUTO
11:47:31 AM Apr 08, 2017
Center Freq 2.437000000 GHz
Center Freq: 2.437000000 GHz
Trig: Free Run
Avg|Hold:>100/100
#Atten: 40 dB
Ext Gain: -1.00 dB
Radio Std: None
Radio Device: BTS
#IFGain:Low
Frequency
10 dB/div
Ref 20.00 dBm
Log
10.0
0.00
-10.0
-20.0
-30.0
-40.0
-50.0
-60.0
-70.0
Center Freq
2.437000000 GHz
Center 2.437 GHz
#Res BW 510 kHz
#VBW 1.5 MHz
Span 40 MHz
Sweep 1.333 ms
CF Step
4.000000 MHz
Auto
Man
Channel Power
24.98 dBm / 18.78 MHz
Power Spectral Density
-47.76 dBm /Hz
Freq Offset
0 Hz
MSG
STATUS

Channel 11

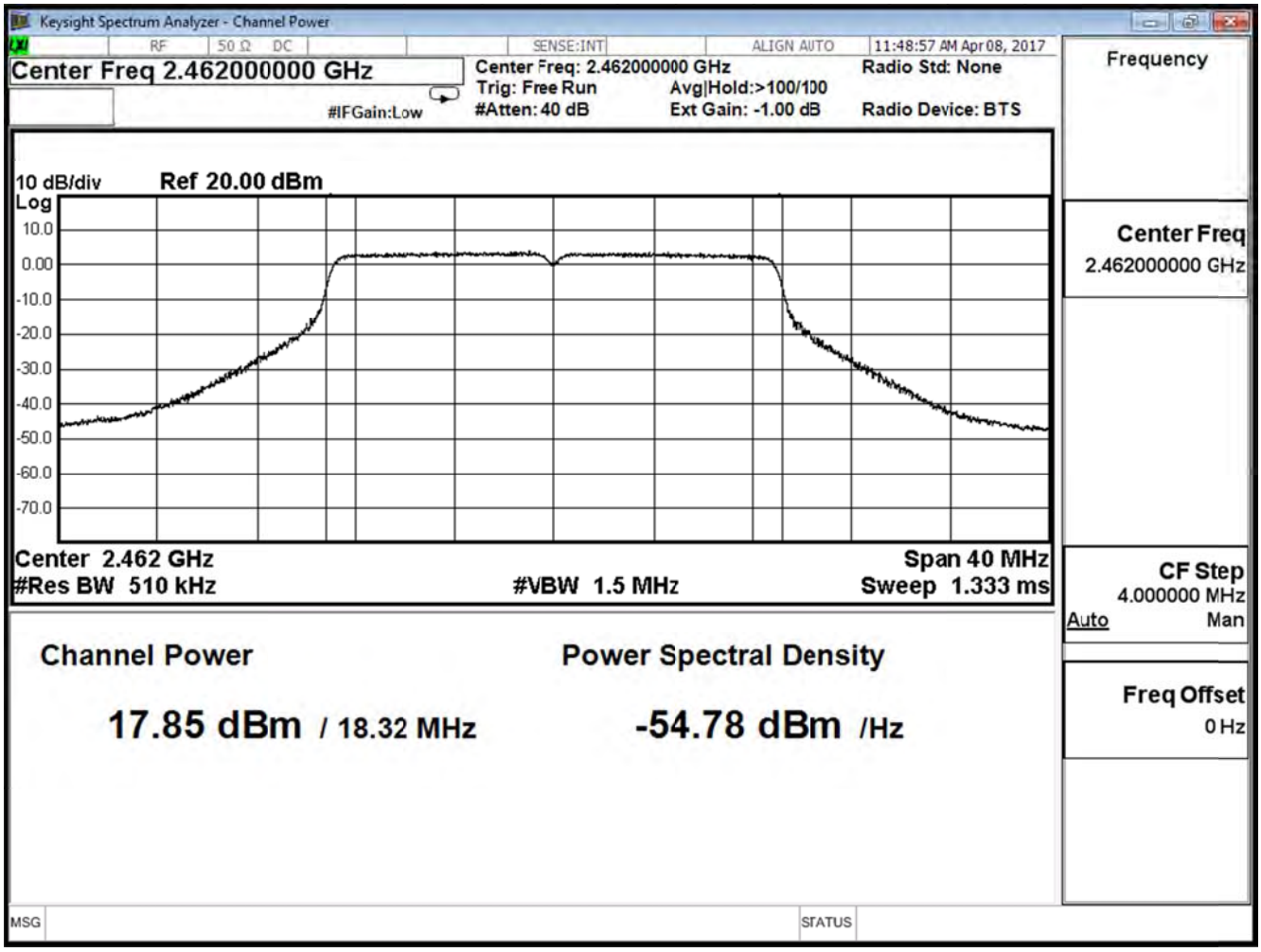
Keysight Spectrum Analyzer - Channel Power
RF
50 Ω DC
SENSE:INT
ALIGN AUTO
11:48:57 AM Apr 08, 2017
Center Freq 2.462000000 GHz
#IFGain:Low
Center Freq: 2.462000000 GHz
Trig: Free Run
Avg|Hold:>100/100
#Atten: 40 dB
Ext Gain: -1.00 dB
Radio Std: None
Radio Device: BTS
Frequency
10 dB/div
Ref 20.00 dBm
Log
10.0
0.00
-10.0
-20.0
-30.0
-40.0
-50.0
-60.0
-70.0
Center Freq
2.462000000 GHz
Center 2.462 GHz
#Res BW 510 kHz
#VBW 1.5 MHz
Span 40 MHz
Sweep 1.333 ms
CF Step
4.000000 MHz
Auto
Man
Channel Power
17.85 dBm / 18.32 MHz
Power Spectral Density
-54.78 dBm /Hz
Freq Offset
0 Hz
MSG
STATUS

Product	Lyra		
Test Item	Peak Power Output		
Test Mode	Mode 1: Tx-AD2055320 Mode		
Date of Test	2017/04/08	Test Site	SR10-H

IEEE 802.11n20 (ANT 0+1)			
Channel No.	Frequency (MHz)	Measure Level (dBm)	Limit (dBm)
1	2412	20.57	≦30
6	2437	27.91	≦30
11	2462	20.77	≦30

Product	Lyra		
Test Item	Peak Power Output		
Test Mode	Mode 1: Tx-AD2055320 Mode		
Date of Test	2017/04/08	Test Site	SR10-H

IEEE 802.11n40 (ANT 0)			
Channel No.	Frequency (MHz)	Measure Level (dBm)	Limit (dBm)
3	2422	14.77	≦30
6	2437	17.88	≦30
9	2452	14.83	≦30

The worst emission of data rate is MCS 8

Peak Power Output (dBm)										
MCS Index		8	9	10	11	12	13	14	15	Required Limit
Channel No	Frequency (MHz)	Data Rate								
3	2422	14.77	--	--	--	--	--	--	--	≦30
6	2437	17.88	17.800	17.720	17.670	17.600	17.540	17.470	17.340	≦30
9	2452	14.83	--	--	--	--	--	--	--	≦30

Channel 3

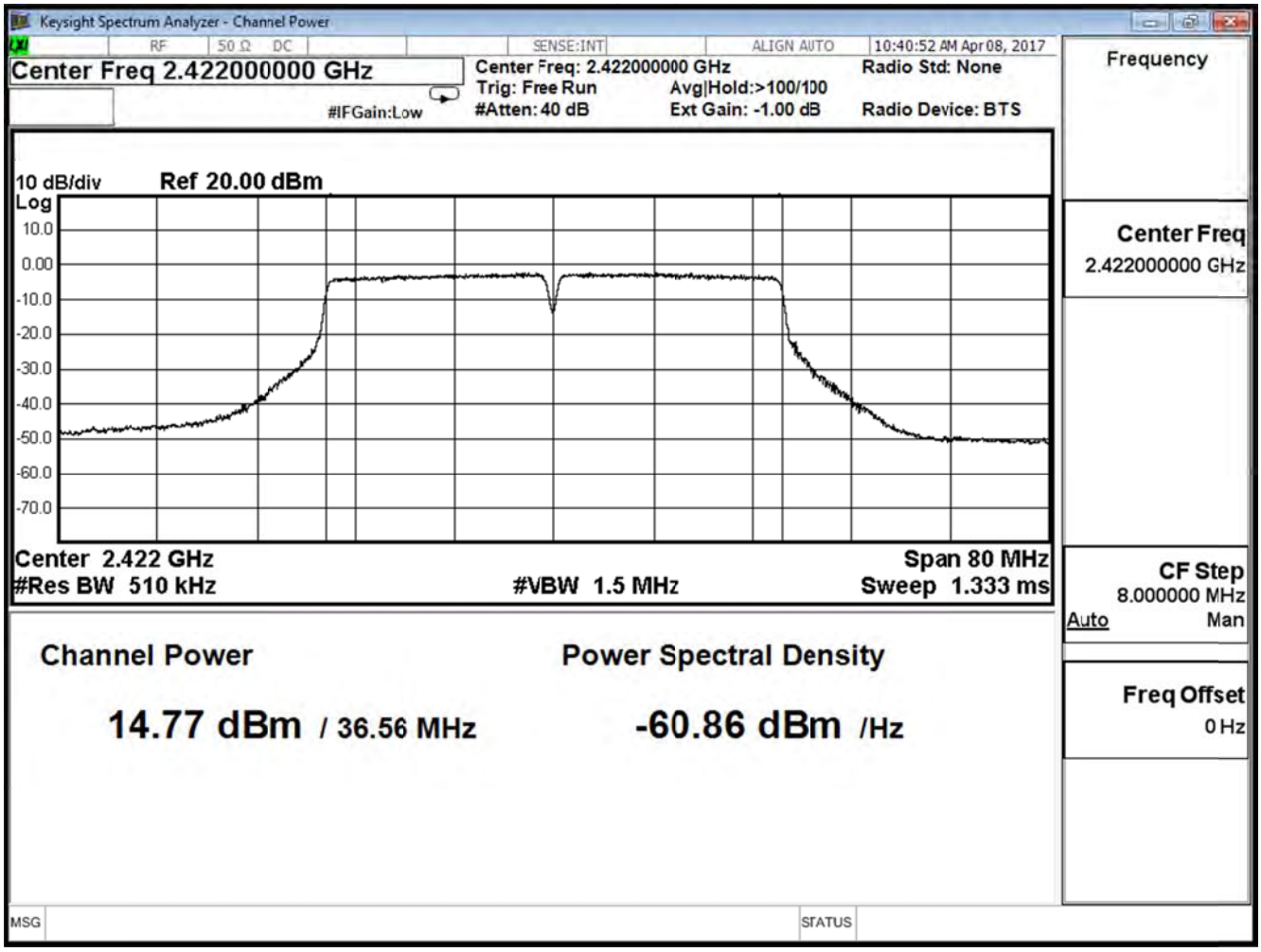
Keysight Spectrum Analyzer - Channel Power
RF
50 Ω DC
SENSE:INT
ALIGN AUTO
10:40:52 AM Apr 08, 2017
Center Freq 2.422000000 GHz
Center Freq: 2.422000000 GHz
Trig: Free Run
Avg|Hold:>100/100
#Atten: 40 dB
Ext Gain: -1.00 dB
Radio Std: None
Radio Device: BTS
#IFGain:Low
Frequency
10 dB/div
Ref 20.00 dBm
Log
10.0
0.00
-10.0
-20.0
-30.0
-40.0
-50.0
-60.0
-70.0
Center Freq
2.422000000 GHz
Center 2.422 GHz
#Res BW 510 kHz
#VBW 1.5 MHz
Span 80 MHz
Sweep 1.333 ms
CF Step
8.000000 MHz
Auto
Man
Channel Power
14.77 dBm / 36.56 MHz
Power Spectral Density
-60.86 dBm /Hz
Freq Offset
0 Hz
MSG
STATUS

Channel 6

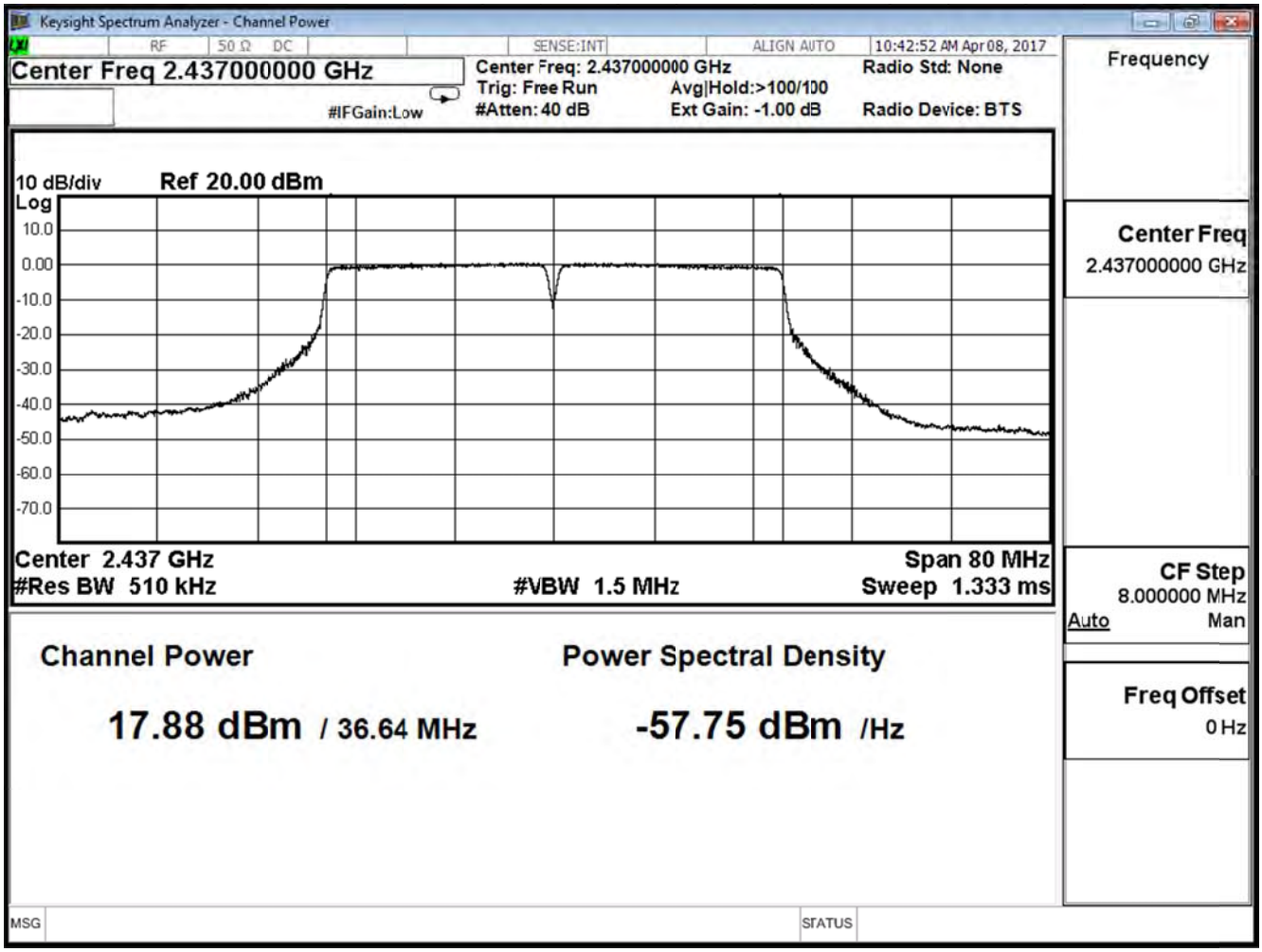
Keysight Spectrum Analyzer - Channel Power
RF 50 Ω DC
SENSE:INT
ALIGN AUTO
10:42:52 AM Apr 08, 2017
Center Freq 2.437000000 GHz
Center Freq: 2.437000000 GHz
Trig: Free Run
Avg|Hold:>100/100
#Atten: 40 dB
Ext Gain: -1.00 dB
Radio Std: None
Radio Device: BTS
#IFGain:Low
Frequency
10 dB/div
Ref 20.00 dBm
Log
10.0
0.00
-10.0
-20.0
-30.0
-40.0
-50.0
-60.0
-70.0
Center Freq
2.437000000 GHz
Center 2.437 GHz
#Res BW 510 kHz
#VBW 1.5 MHz
Span 80 MHz
Sweep 1.333 ms
CF Step
8.000000 MHz
Auto
Man
Channel Power
17.88 dBm / 36.64 MHz
Power Spectral Density
-57.75 dBm /Hz
Freq Offset
0 Hz
MSG
STATUS

Channel 9

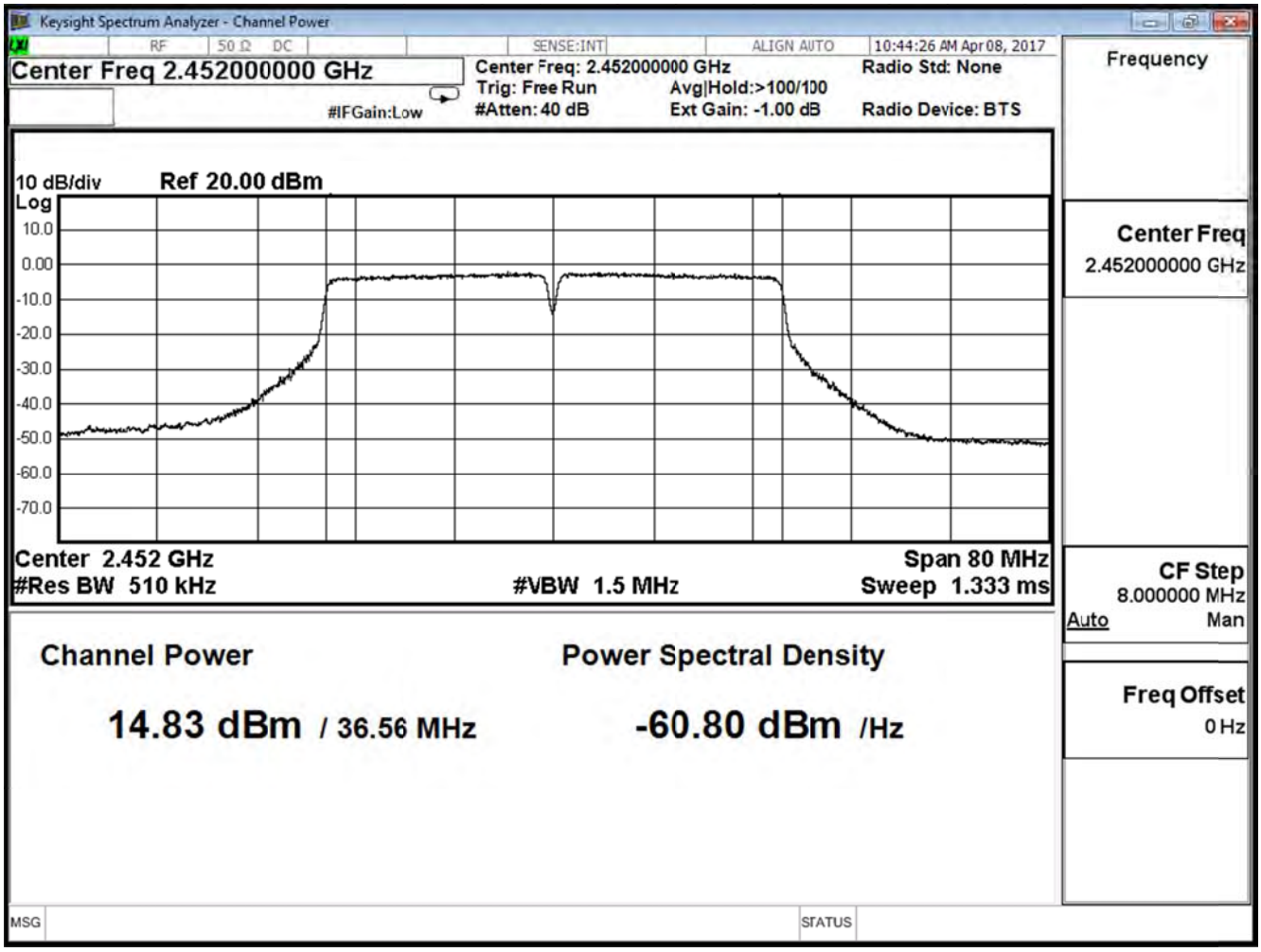
Keysight Spectrum Analyzer - Channel Power
RF
50 Ω DC
SENSE:INT
ALIGN AUTO
10:44:26 AM Apr 08, 2017
Center Freq 2.452000000 GHz
#IFGain:Low
Center Freq: 2.452000000 GHz
Trig: Free Run
#Atten: 40 dB
Avg|Hold:>100/100
Ext Gain: -1.00 dB
Radio Std: None
Radio Device: BTS
Frequency
10 dB/div
Ref 20.00 dBm
Log
10.0
0.00
-10.0
-20.0
-30.0
-40.0
-50.0
-60.0
-70.0
Center Freq
2.452000000 GHz
Center 2.452 GHz
#Res BW 510 kHz
#VBW 1.5 MHz
Span 80 MHz
Sweep 1.333 ms
CF Step
8.000000 MHz
Auto
Man
Channel Power
14.83 dBm / 36.56 MHz
Power Spectral Density
-60.80 dBm /Hz
Freq Offset
0 Hz
MSG
STATUS

Product	Lyra		
Test Item	Peak Power Output		
Test Mode	Mode 1: Tx-AD2055320 Mode		
Date of Test	2017/04/08	Test Site	SR10-H

IEEE 802.11n40 (ANT 1)			
Channel No.	Frequency (MHz)	Measure Level (dBm)	Limit (dBm)
3	2422	14.64	≦30
6	2437	18.04	≦30
9	2452	14.44	≦30

The worst emission of data rate is MCS 8

Peak Power Output (dBm)										
MCS Index		8	9	10	11	12	13	14	15	Required Limit
Channel No	Frequency (MHz)	Data Rate								
3	2422	14.64	--	--	--	--	--	--	--	≦30
6	2437	18.04	17.930	17.860	17.800	17.690	17.620	17.550	17.410	≦30
9	2452	14.44	--	--	--	--	--	--	--	≦30

Channel 3

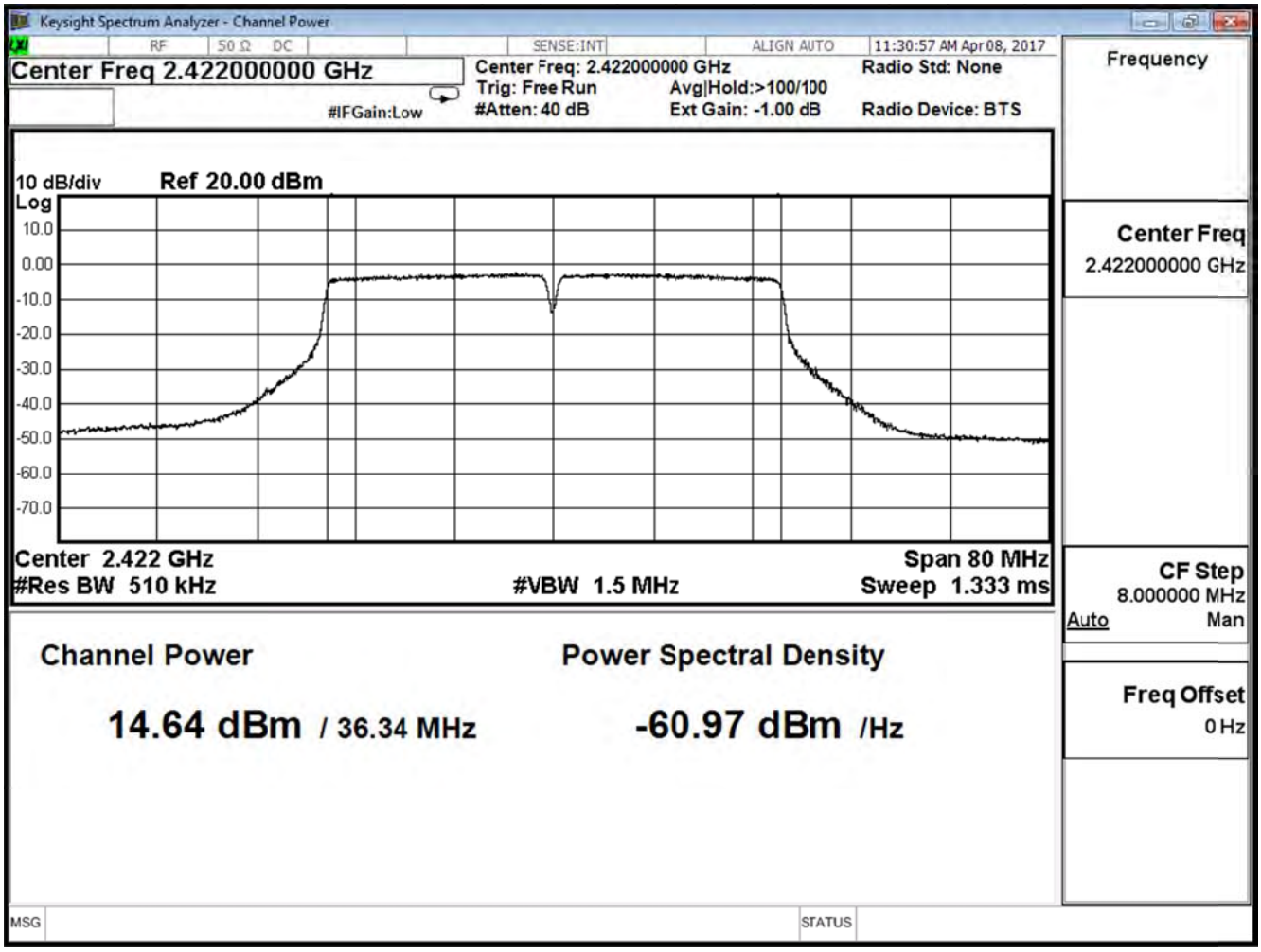
Keysight Spectrum Analyzer - Channel Power
RF
50 Ω DC
SENSE:INT
ALIGN AUTO
11:30:57 AM Apr 08, 2017
Center Freq 2.422000000 GHz
#IFGain:Low
Center Freq: 2.422000000 GHz
Trig: Free Run
#Atten: 40 dB
Avg|Hold:>100/100
Ext Gain: -1.00 dB
Radio Std: None
Radio Device: BTS
Frequency
10 dB/div
Ref 20.00 dBm
Log
10.0
0.00
-10.0
-20.0
-30.0
-40.0
-50.0
-60.0
-70.0
Center Freq
2.422000000 GHz
Center 2.422 GHz
#Res BW 510 kHz
#VBW 1.5 MHz
Span 80 MHz
Sweep 1.333 ms
CF Step
8.000000 MHz
Auto
Man
Channel Power
14.64 dBm / 36.34 MHz
Power Spectral Density
-60.97 dBm /Hz
Freq Offset
0 Hz
MSG
STATUS

Channel 6

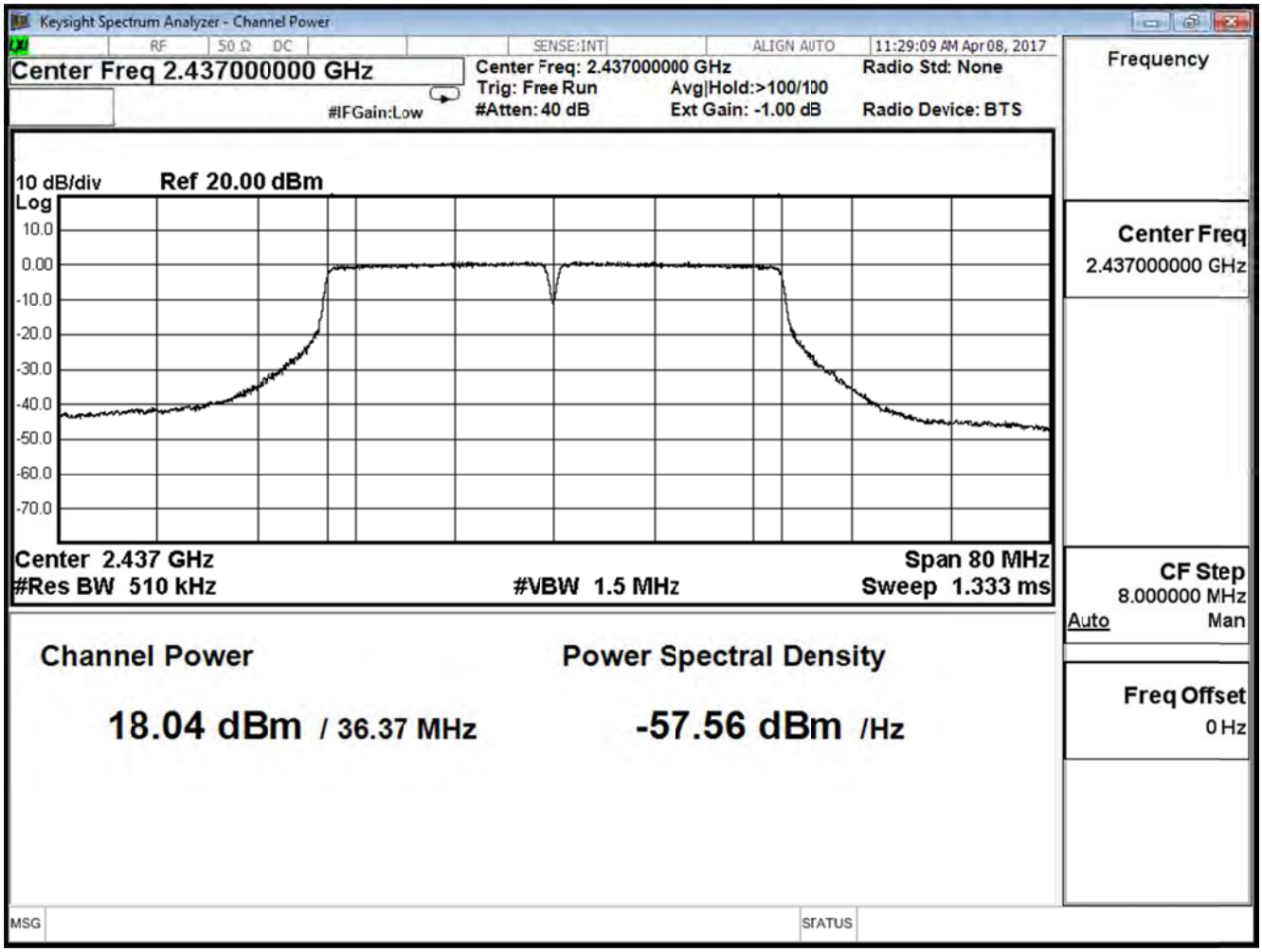
Keysight Spectrum Analyzer - Channel Power
RF 50 Ω DC
SENSE:INT
ALIGN AUTO
11:29:09 AM Apr 08, 2017
Center Freq 2.437000000 GHz
Center Freq: 2.437000000 GHz
Trig: Free Run
Avg|Hold:>100/100
#Atten: 40 dB
Ext Gain: -1.00 dB
Radio Std: None
Radio Device: BTS
#IFGain:Low
Frequency
10 dB/div
Ref 20.00 dBm
Log
10.0
0.00
-10.0
-20.0
-30.0
-40.0
-50.0
-60.0
-70.0
Center Freq
2.437000000 GHz
Center 2.437 GHz
#Res BW 510 kHz
#VBW 1.5 MHz
Span 80 MHz
Sweep 1.333 ms
CF Step
8.000000 MHz
Auto
Man
Channel Power
18.04 dBm / 36.37 MHz
Power Spectral Density
-57.56 dBm /Hz
Freq Offset
0 Hz
MSG
STATUS

Channel 9

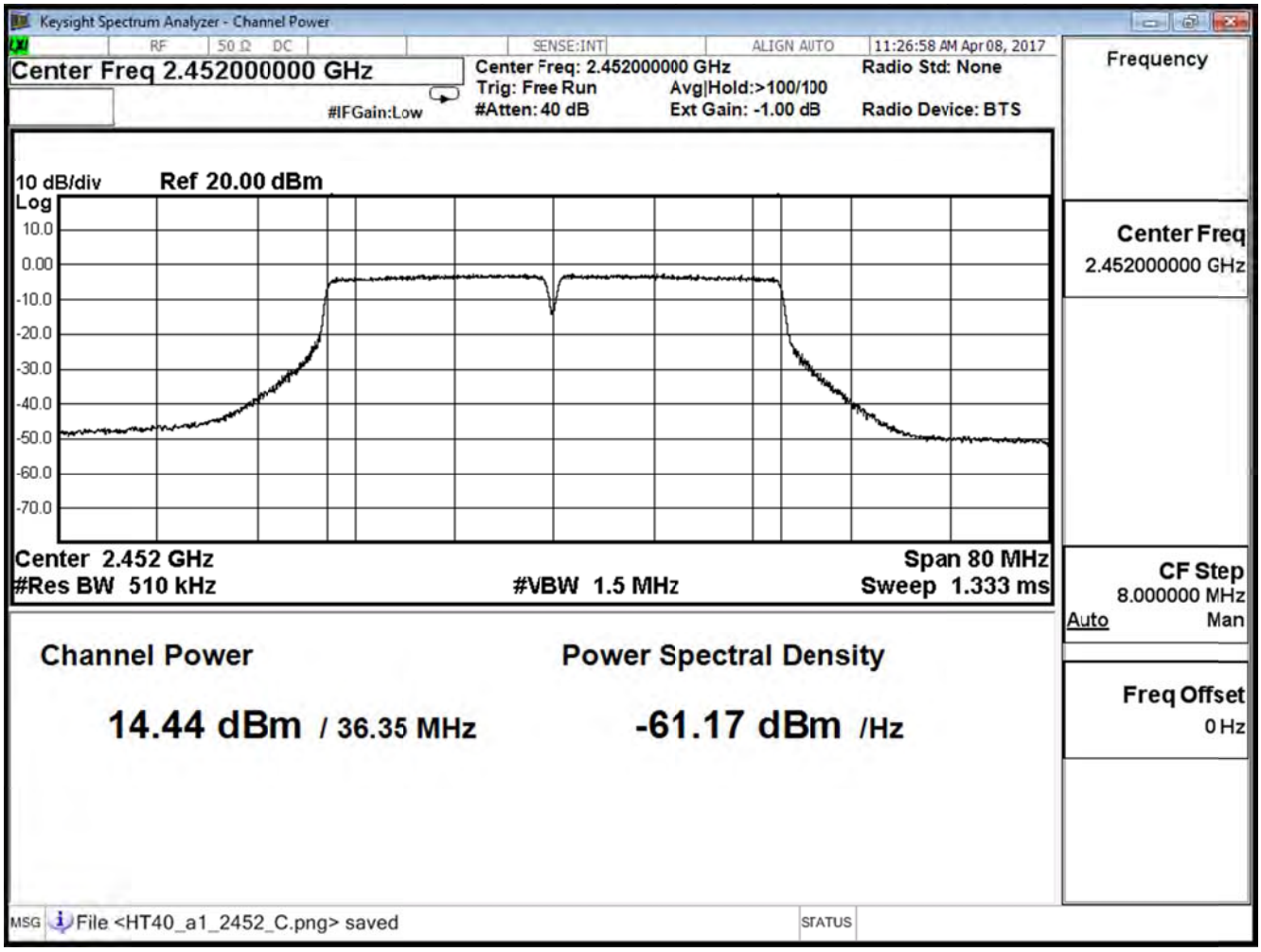
Keysight Spectrum Analyzer - Channel Power
RF 50 Ω DC
SENSE:INT
ALIGN AUTO
11:26:58 AM Apr 08, 2017
Center Freq 2.452000000 GHz
#IFGain:Low
Center Freq: 2.452000000 GHz
Trig: Free Run
Avg|Hold:>100/100
#Atten: 40 dB
Ext Gain: -1.00 dB
Radio Std: None
Radio Device: BTS
Frequency
10 dB/div
Ref 20.00 dBm
Log
10.0
0.00
-10.0
-20.0
-30.0
-40.0
-50.0
-60.0
-70.0
Center Freq
2.452000000 GHz
Center 2.452 GHz
#Res BW 510 kHz
#VBW 1.5 MHz
Span 80 MHz
Sweep 1.333 ms
CF Step
8.000000 MHz
Auto
Man
Channel Power
14.44 dBm / 36.35 MHz
Power Spectral Density
-61.17 dBm /Hz
Freq Offset
0 Hz
MSG
File <HT40_a1_2452_C.png> saved
STATUS

Product	Lyra		
Test Item	Peak Power Output		
Test Mode	Mode 1: Tx-AD2055320 Mode		
Date of Test	2017/04/08	Test Site	SR10-H

IEEE 802.11n40 (ANT 0+1)			
Channel No.	Frequency (MHz)	Measure Level (dBm)	Limit (dBm)
3	2422	17.72	≦30
6	2437	20.97	≦30
9	2452	17.65	≦30

Product	Lyra		
Test Item	Peak Power Output		
Test Mode	Mode 2: Tx-AD2055320 BF Mode		
Date of Test	2017/04/20	Test Site	SR10-H

IEEE 802.11n20 (ANT 0)			
Channel No.	Frequency (MHz)	Measure Level (dBm)	Limit (dBm)
1	2412	16.38	≦30
6	2437	24.28	≦30
11	2462	16.52	≦30

Channel 1

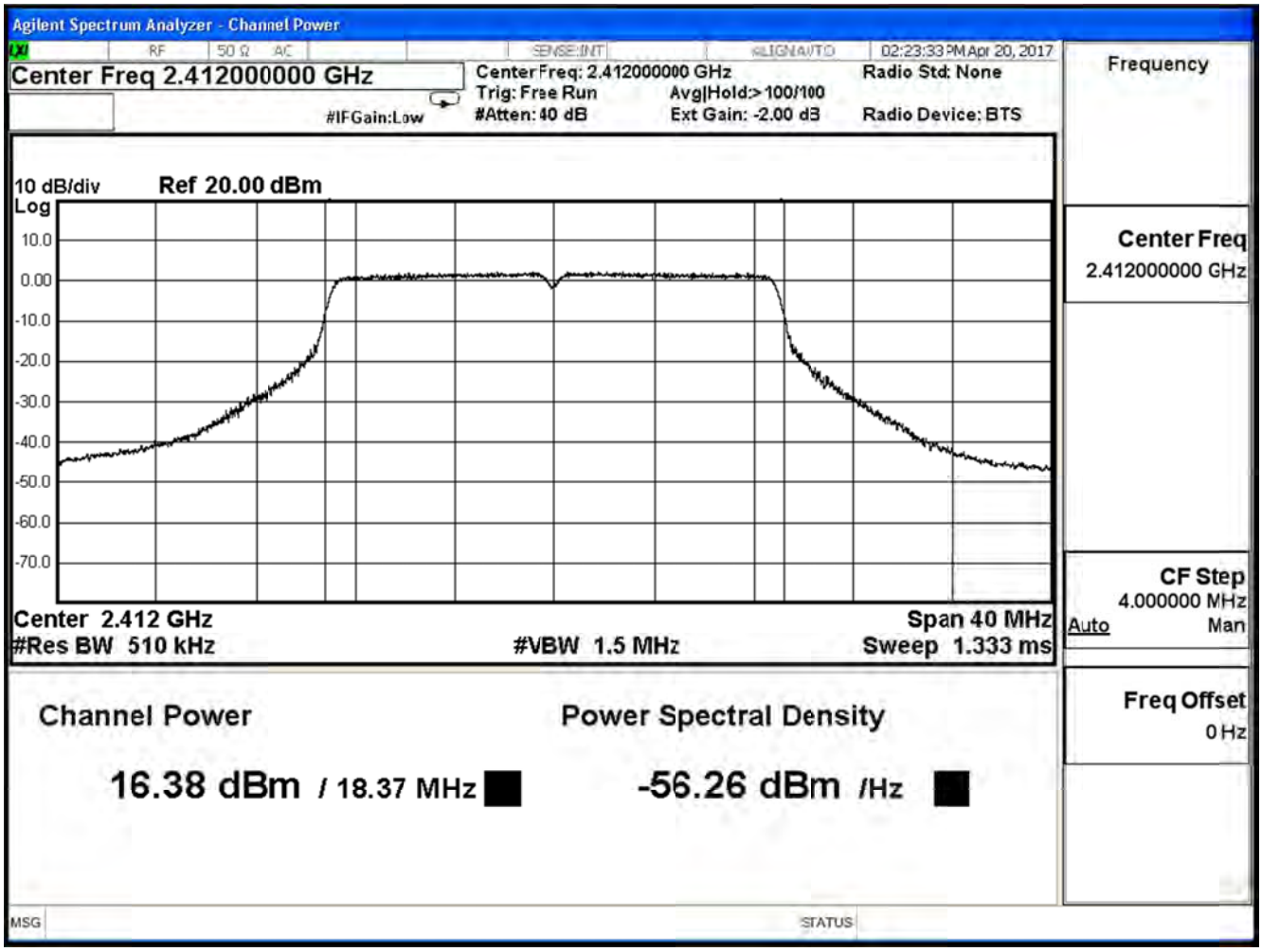

Channel 6

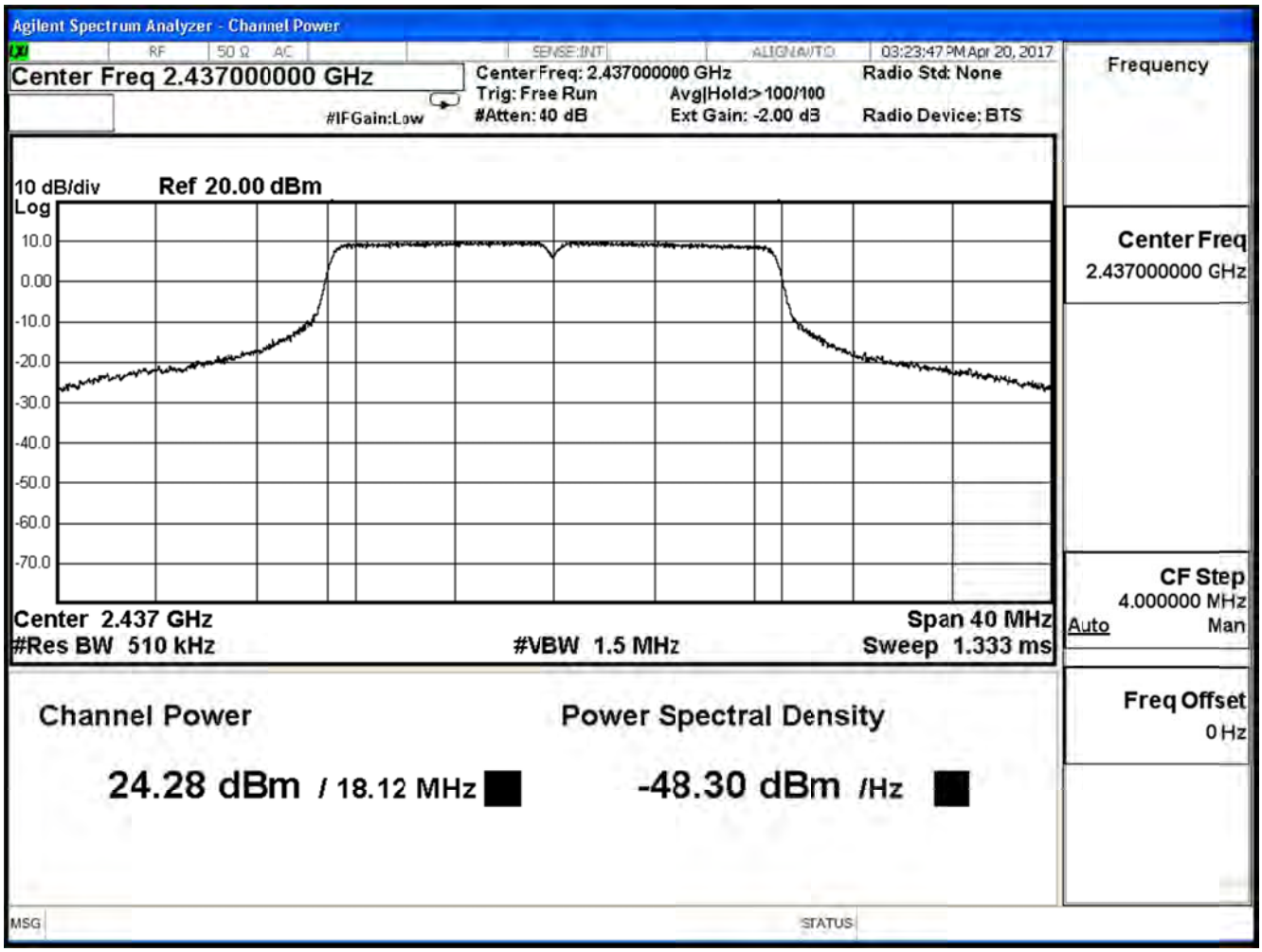
Agilent Spectrum Analyzer - Channel Power
RF
50 Ω AC
SENSE:INT
ALIGN AUTO
03:23:47 PM Apr 20, 2017
Center Freq 2.437000000 GHz
Center Freq: 2.437000000 GHz
Trig: Free Run
Avg|Hold:>100/100
#Atten: 40 dB
Ext Gain: -2.00 dB
Radio Std: None
Radio Device: BTS
#IFGain:Low
Frequency
10 dB/div
Ref 20.00 dBm
Log
10.0
0.00
-10.0
-20.0
-30.0
-40.0
-50.0
-60.0
-70.0
Center Freq
2.437000000 GHz
Center 2.437 GHz
#Res BW 510 kHz
#VBW 1.5 MHz
Span 40 MHz
Sweep 1.333 ms
CF Step
4.000000 MHz
Auto
Man
Channel Power
24.28 dBm / 18.12 MHz
Power Spectral Density
-48.30 dBm /Hz
Freq Offset
0 Hz
MSG
STATUS

Channel 11

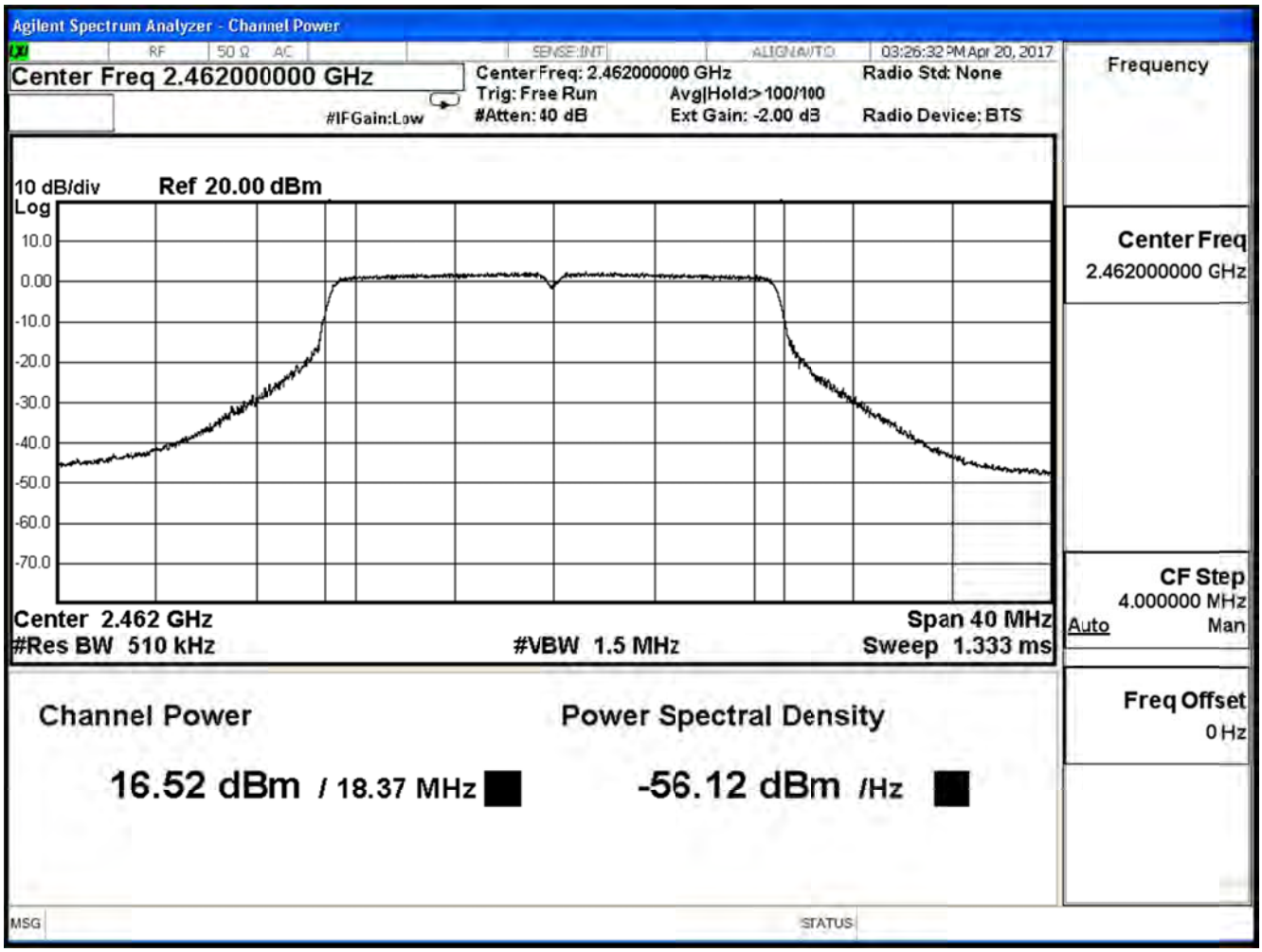
Agilent Spectrum Analyzer - Channel Power
RF
50 Ω AC
SENSE:INT
ALIGN AUTO
03:26:32 PM Apr 20, 2017
Center Freq 2.462000000 GHz
Center Freq: 2.462000000 GHz
Trig: Free Run
Avg|Hold:>100/100
#Atten: 40 dB
Ext Gain: -2.00 dB
Radio Std: None
Radio Device: BTS
#IFGain:Low
Frequency
10 dB/div
Ref 20.00 dBm
Log
10.0
0.00
-10.0
-20.0
-30.0
-40.0
-50.0
-60.0
-70.0
Center Freq
2.462000000 GHz
Center 2.462 GHz
#Res BW 510 kHz
#VBW 1.5 MHz
Span 40 MHz
Sweep 1.333 ms
CF Step
4.000000 MHz
Auto
Man
Channel Power
16.52 dBm / 18.37 MHz
Power Spectral Density
-56.12 dBm /Hz
Freq Offset
0 Hz
MSG
STATUS

Product	Lyra		
Test Item	Peak Power Output		
Test Mode	Mode 2: Tx-AD2055320 BF Mode		
Date of Test	2017/04/20	Test Site	SR10-H

IEEE 802.11n20 (ANT 1)			
Channel No.	Frequency (MHz)	Measure Level (dBm)	Limit (dBm)
1	2412	16.48	≦30
6	2437	24.17	≦30
11	2462	16.72	≦30

Channel 1

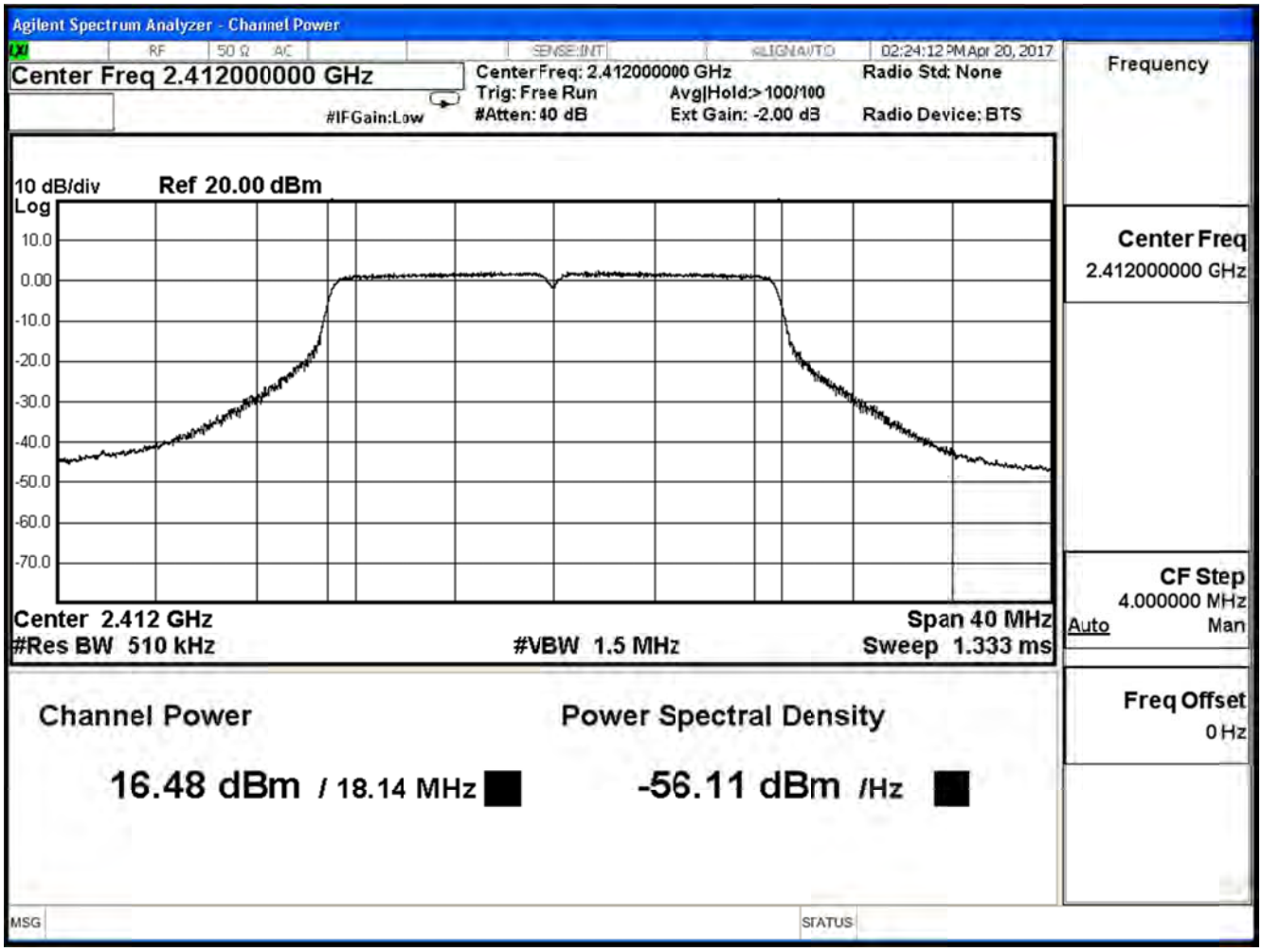

Channel 6

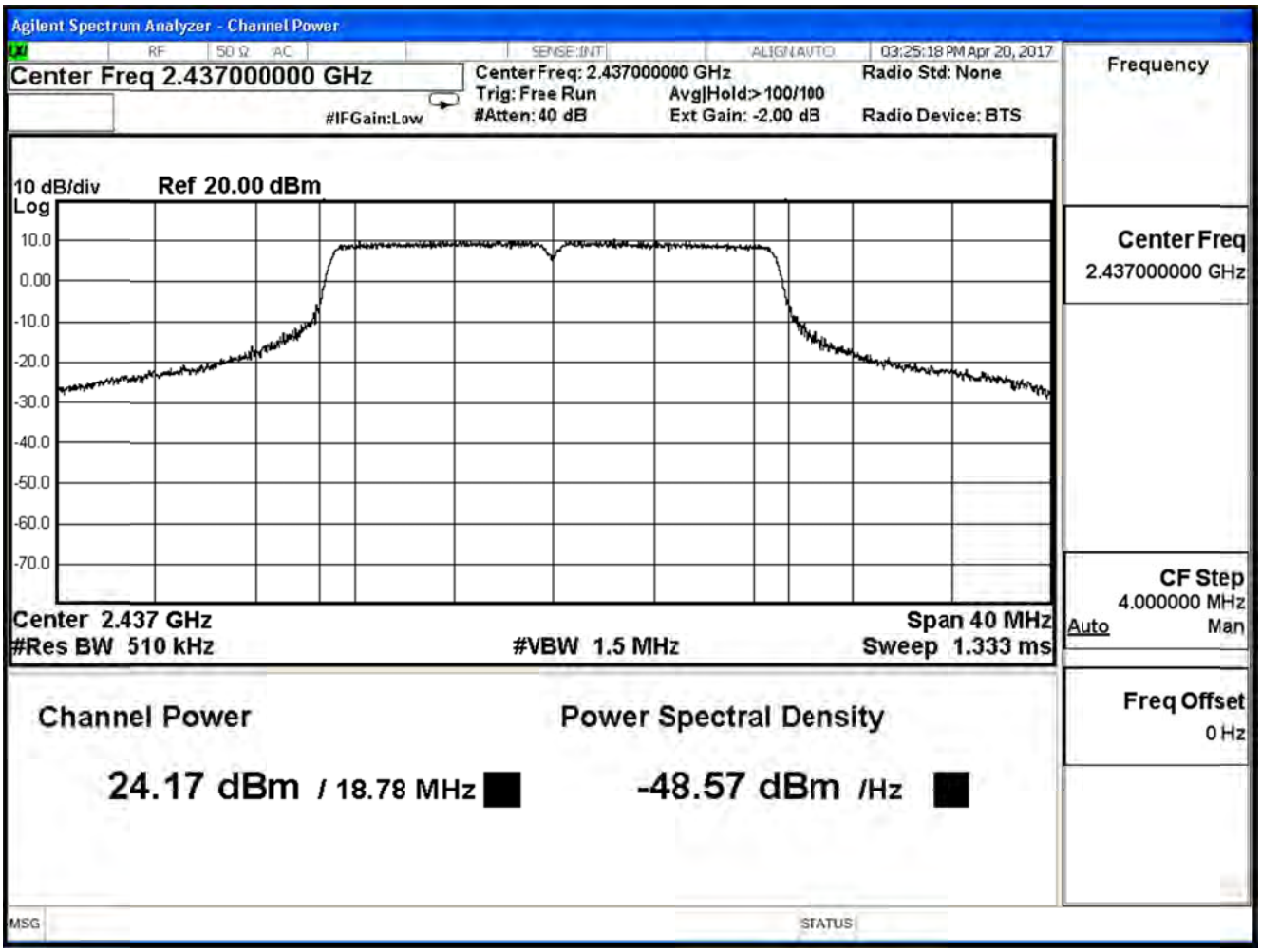
Agilent Spectrum Analyzer - Channel Power
RF
50 Ω AC
SENSE:INT
ALIGN AUTO
03:25:18 PM Apr 20, 2017
Center Freq 2.437000000 GHz
Center Freq: 2.437000000 GHz
Trig: Free Run
#Atten: 40 dB
#IFGain:Low
Avg|Hold:>100/100
Ext Gain: -2.00 dB
Radio Std: None
Radio Device: BTS
Frequency
10 dB/div
Ref 20.00 dBm
Log
10.0
0.00
-10.0
-20.0
-30.0
-40.0
-50.0
-60.0
-70.0
Center Freq
2.437000000 GHz
Center 2.437 GHz
#Res BW 510 kHz
#VBW 1.5 MHz
Span 40 MHz
Sweep 1.333 ms
CF Step
4.000000 MHz
Auto
Man
Channel Power
24.17 dBm / 18.78 MHz
Power Spectral Density
-48.57 dBm /Hz
Freq Offset
0 Hz
MSG
STATUS

Channel 11

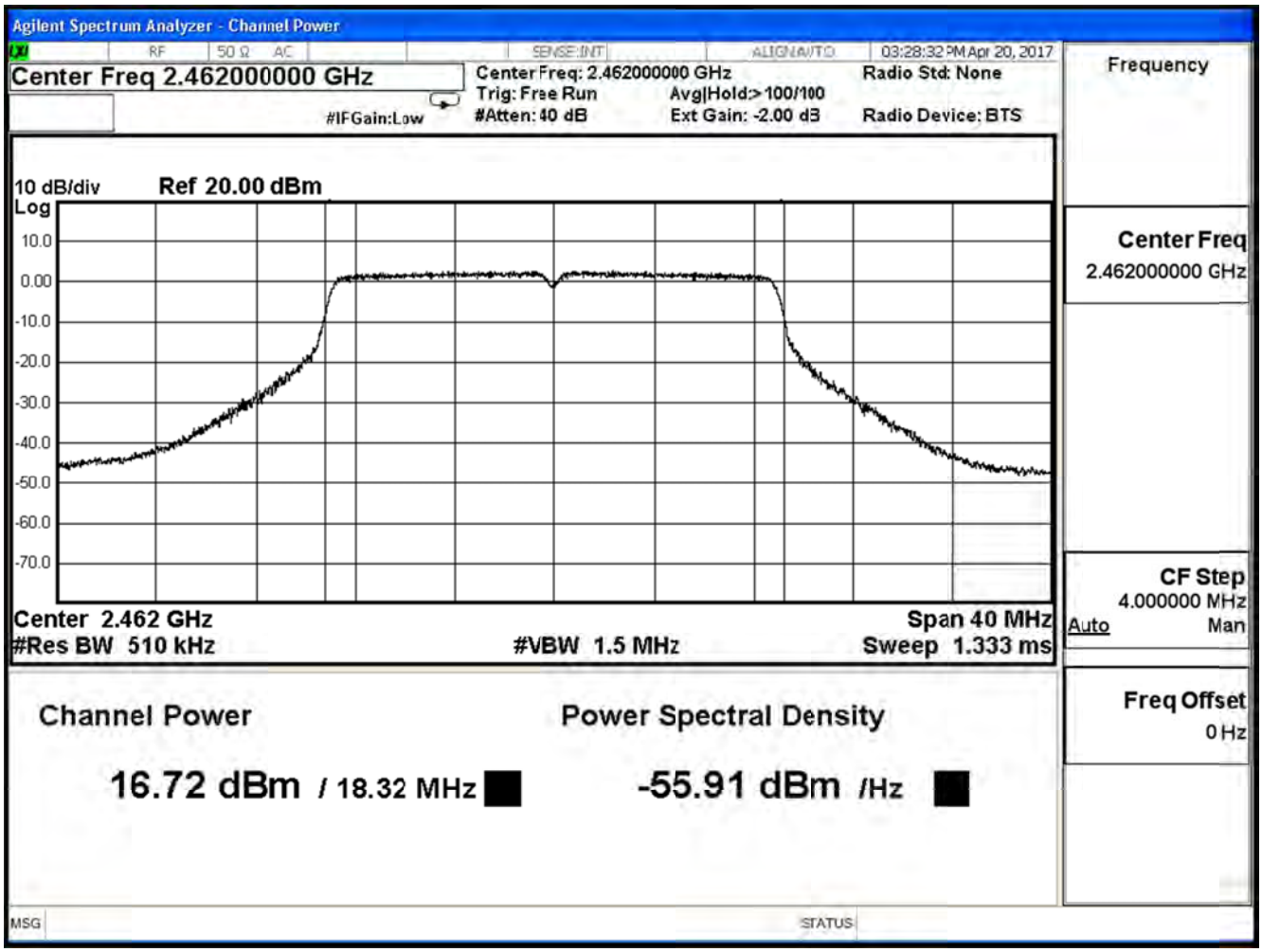
Agilent Spectrum Analyzer - Channel Power
RF
50 Ω AC
SENSE:INT
ALIGN AUTO
03:28:32 PM Apr 20, 2017
Center Freq 2.462000000 GHz
Center Freq: 2.462000000 GHz
Trig: Free Run
#Atten: 40 dB
#IFGain:Low
Avg|Hold:>100/100
Ext Gain: -2.00 dB
Radio Std: None
Radio Device: BTS
Frequency
10 dB/div
Ref 20.00 dBm
Log
10.0
0.00
-10.0
-20.0
-30.0
-40.0
-50.0
-60.0
-70.0
Center Freq
2.462000000 GHz
Center 2.462 GHz
#Res BW 510 kHz
#VBW 1.5 MHz
Span 40 MHz
Sweep 1.333 ms
CF Step
4.000000 MHz
Auto
Man
Channel Power
16.72 dBm / 18.32 MHz
Power Spectral Density
-55.91 dBm /Hz
Freq Offset
0 Hz
MSG
STATUS

Product	Lyra		
Test Item	Peak Power Output		
Test Mode	Mode 2: Tx-AD2055320 BF Mode		
Date of Test	2017/04/20	Test Site	SR10-H

IEEE 802.11n20 (ANT 0+1)			
Channel No.	Frequency (MHz)	Measure Level (dBm)	Limit (dBm)
1	2412	19.44	≦30
6	2437	27.24	≦30
11	2462	19.63	≦30

Product	Lyra		
Test Item	Peak Power Output		
Test Mode	Mode 2: Tx-AD2055320 BF Mode		
Date of Test	2017/04/20	Test Site	SR10-H

IEEE 802.11n40 (ANT 0)			
Channel No.	Frequency (MHz)	Measure Level (dBm)	Limit (dBm)
3	2422	13.99	≦30
6	2437	17.31	≦30
9	2452	14.19	≦30

Channel 3

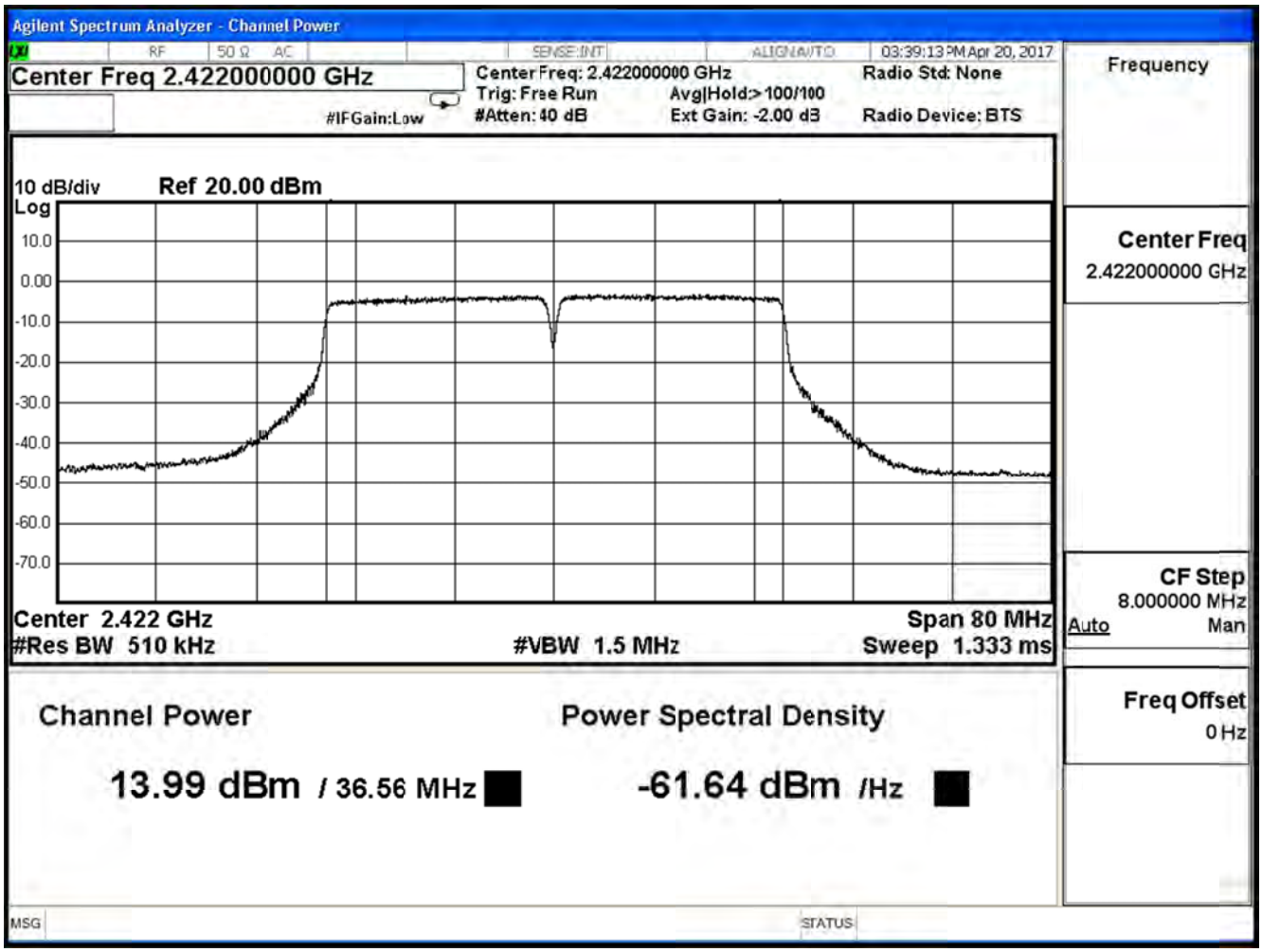
Agilent Spectrum Analyzer - Channel Power
RF
50 Ω AC
SENSE:INT
ALIGN AUTO
03:39:13 PM Apr 20, 2017
Center Freq 2.422000000 GHz
Center Freq: 2.422000000 GHz
Trig: Free Run
Avg|Hold:>100/100
#Atten: 40 dB
Ext Gain: -2.00 dB
Radio Std: None
Radio Device: BTS
#IFGain:Low
Frequency
10 dB/div
Ref 20.00 dBm
Log
10.0
0.00
-10.0
-20.0
-30.0
-40.0
-50.0
-60.0
-70.0
Center Freq
2.422000000 GHz
Center 2.422 GHz
#Res BW 510 kHz
#VBW 1.5 MHz
Span 80 MHz
Sweep 1.333 ms
CF Step
8.000000 MHz
Auto
Man
Channel Power
Power Spectral Density
13.99 dBm / 36.56 MHz
-61.64 dBm /Hz
Freq Offset
0 Hz
MSG
STATUS

Channel 6

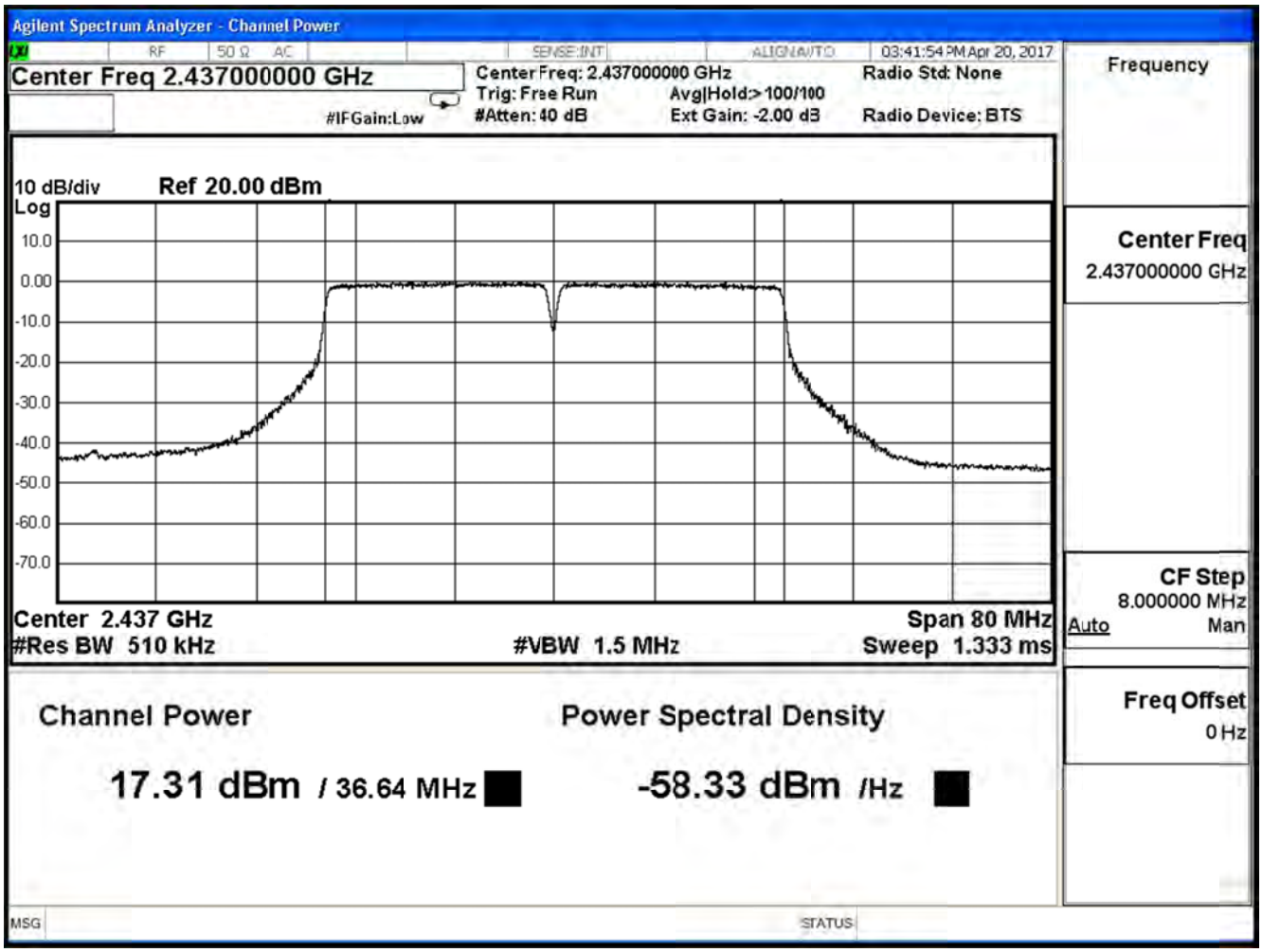
Agilent Spectrum Analyzer - Channel Power
RF
50 Ω AC
SENSE:INT
ALIGN:AUTO
03:41:54 PM Apr 20, 2017
Center Freq 2.437000000 GHz
Center Freq: 2.437000000 GHz
Trig: Free Run
Avg|Hold:>100/100
#Atten: 40 dB
Ext Gain: -2.00 dB
Radio Std: None
Radio Device: BTS
#IFGain:Low
Frequency
10 dB/div
Ref 20.00 dBm
Log
10.0
0.00
-10.0
-20.0
-30.0
-40.0
-50.0
-60.0
-70.0
Center Freq
2.437000000 GHz
Center 2.437 GHz
#Res BW 510 kHz
#VBW 1.5 MHz
Span 80 MHz
Sweep 1.333 ms
CF Step
8.000000 MHz
Auto
Man
Channel Power
Power Spectral Density
17.31 dBm / 36.64 MHz
-58.33 dBm /Hz
Freq Offset
0 Hz
MSG
STATUS

Channel 9

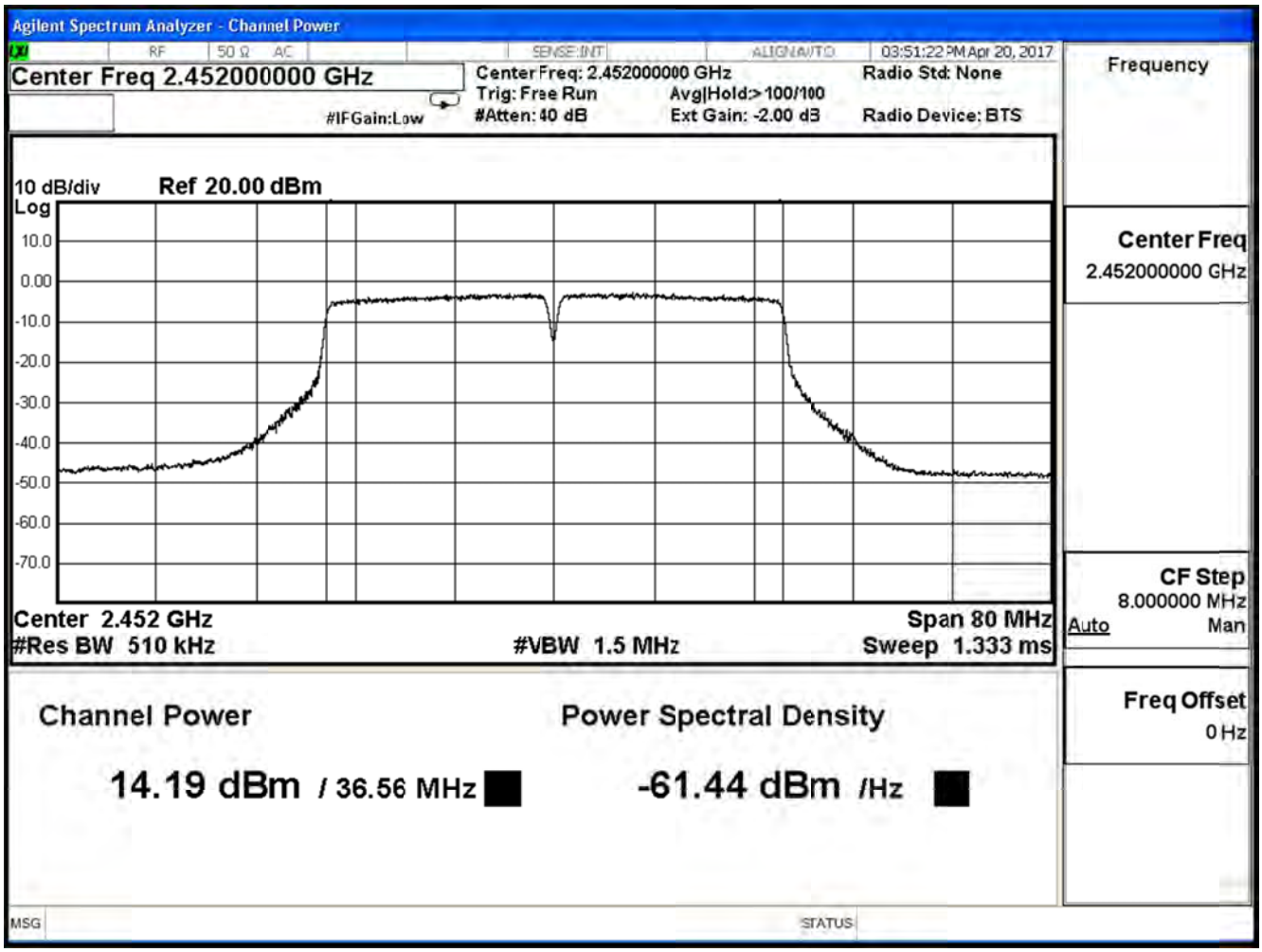
Agilent Spectrum Analyzer - Channel Power
RF
50 Ω AC
SENSE:INT
ALIGN AUTO
03:51:22 PM Apr 20, 2017
Center Freq 2.452000000 GHz
Center Freq: 2.452000000 GHz
Trig: Free Run
Avg|Hold:>100/100
#Atten: 40 dB
Ext Gain: -2.00 dB
Radio Std: None
Radio Device: BTS
#IFGain:Low
Frequency
10 dB/div
Ref 20.00 dBm
Log
10.0
0.00
-10.0
-20.0
-30.0
-40.0
-50.0
-60.0
-70.0
Center Freq
2.452000000 GHz
Center 2.452 GHz
#Res BW 510 kHz
#VBW 1.5 MHz
Span 80 MHz
Sweep 1.333 ms
CF Step
8.000000 MHz
Auto
Man
Channel Power
Power Spectral Density
Freq Offset
0 Hz
14.19 dBm / 36.56 MHz
-61.44 dBm /Hz
MSG
STATUS

Product	Lyra		
Test Item	Peak Power Output		
Test Mode	Mode 2: Tx-AD2055320 BF Mode		
Date of Test	2017/04/20	Test Site	SR10-H

IEEE 802.11n40 (ANT 1)			
Channel No.	Frequency (MHz)	Measure Level (dBm)	Limit (dBm)
3	2422	14.00	≦30
6	2437	17.54	≦30
9	2452	13.95	≦30

Channel 3

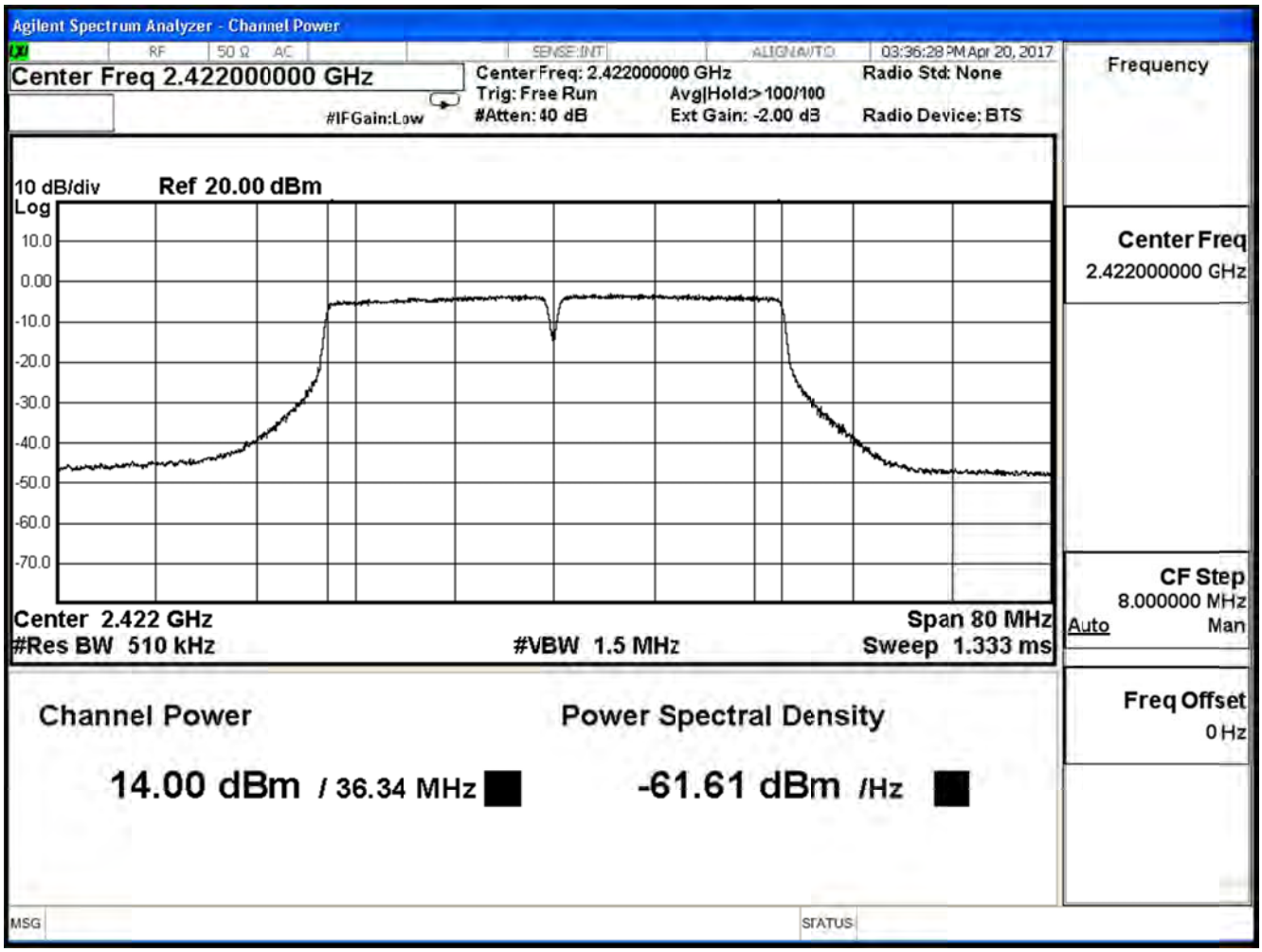
Agilent Spectrum Analyzer - Channel Power
RF
50 Ω AC
SENSE:INT
ALIGN AUTO
03:36:28 PM Apr 20, 2017
Center Freq 2.422000000 GHz
Center Freq: 2.422000000 GHz
Trig: Free Run
Avg|Hold:>100/100
#Atten: 40 dB
Ext Gain: -2.00 dB
Radio Std: None
Radio Device: BTS
#IFGain:Low
Frequency
10 dB/div
Ref 20.00 dBm
Log
10.0
0.00
-10.0
-20.0
-30.0
-40.0
-50.0
-60.0
-70.0
Center Freq
2.422000000 GHz
Center 2.422 GHz
#Res BW 510 kHz
#VBW 1.5 MHz
Span 80 MHz
Sweep 1.333 ms
CF Step
8.000000 MHz
Auto
Man
Channel Power
Power Spectral Density
Freq Offset
0 Hz
14.00 dBm / 36.34 MHz
-61.61 dBm /Hz
MSG
STATUS

Channel 6

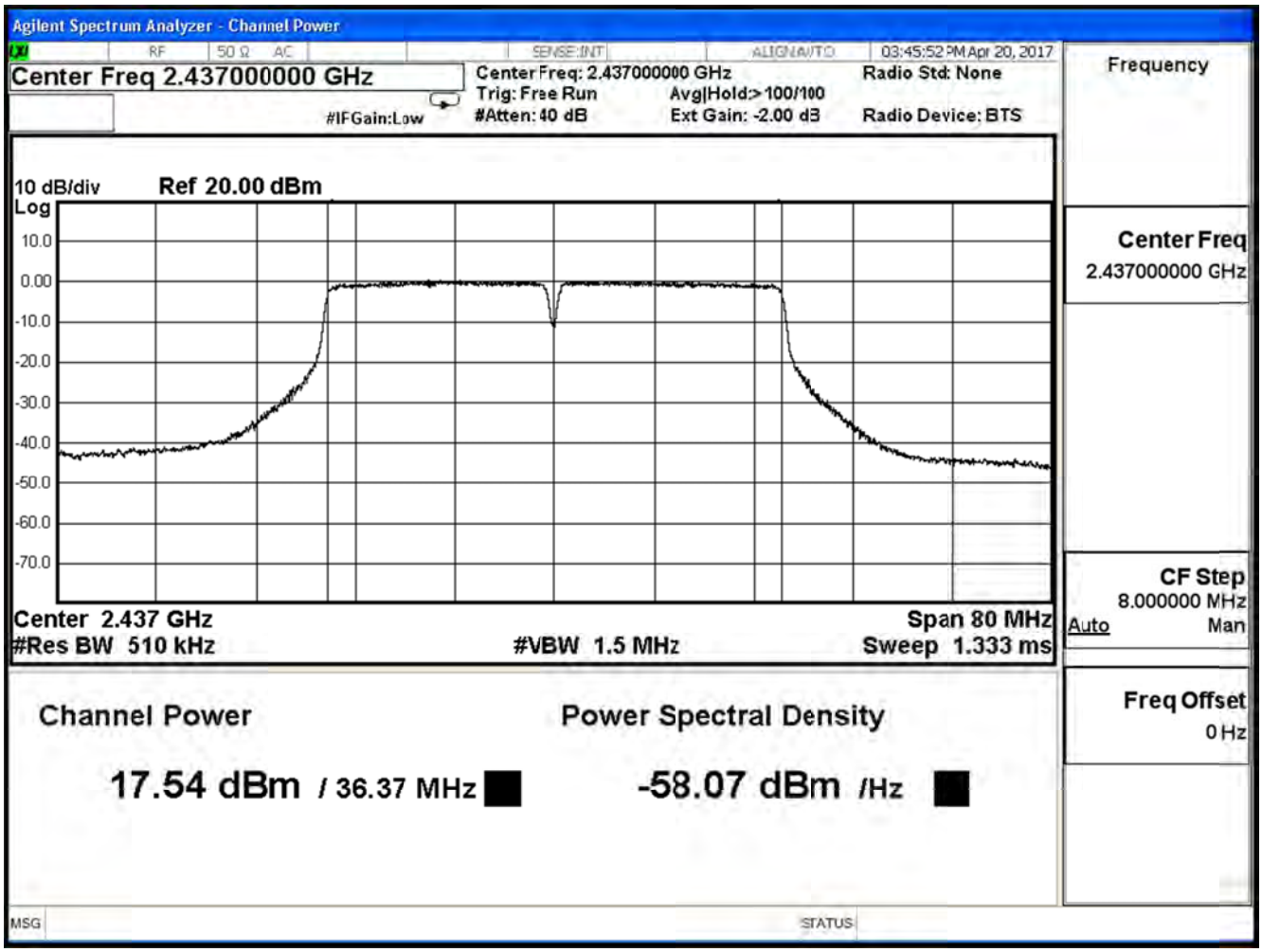
Agilent Spectrum Analyzer - Channel Power
RF
50 Ω AC
SENSE:INT
ALIGN AUTO
03:45:52 PM Apr 20, 2017
Center Freq 2.437000000 GHz
Center Freq: 2.437000000 GHz
Trig: Free Run
Avg|Hold:>100/100
#Atten: 40 dB
Ext Gain: -2.00 dB
Radio Std: None
Radio Device: BTS
#IFGain:Low
Frequency
10 dB/div
Ref 20.00 dBm
Log
10.0
0.00
-10.0
-20.0
-30.0
-40.0
-50.0
-60.0
-70.0
Center Freq
2.437000000 GHz
Center 2.437 GHz
#Res BW 510 kHz
#VBW 1.5 MHz
Span 80 MHz
Sweep 1.333 ms
CF Step
8.000000 MHz
Auto
Man
Channel Power
Power Spectral Density
17.54 dBm / 36.37 MHz
-58.07 dBm /Hz
Freq Offset
0 Hz
MSG
STATUS

Channel 9

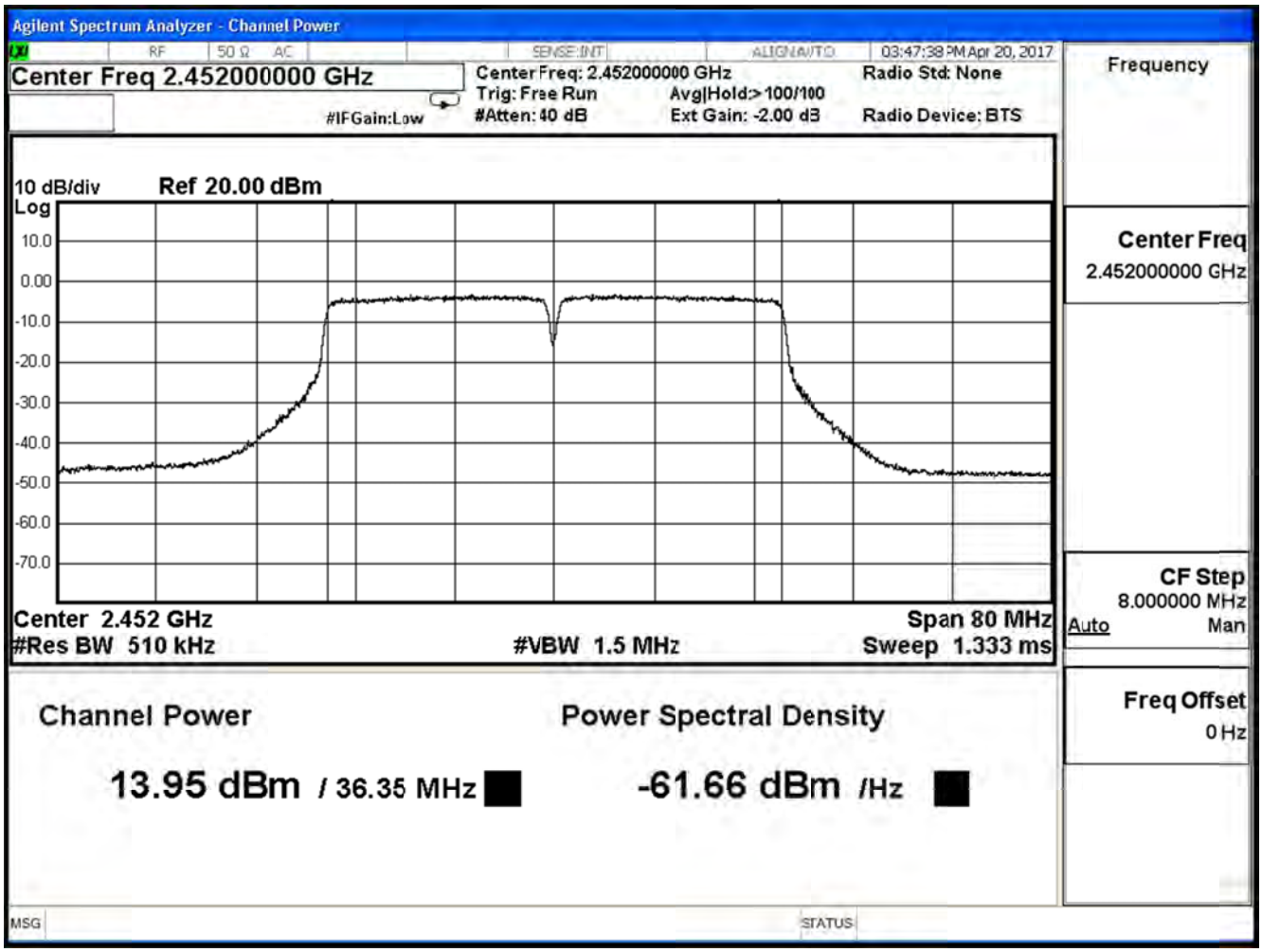
Agilent Spectrum Analyzer - Channel Power
RF
50 Ω AC
SENSE:INT
ALIGN AUTO
03:47:38 PM Apr 20, 2017
Center Freq 2.452000000 GHz
Center Freq: 2.452000000 GHz
Trig: Free Run
Avg|Hold:>100/100
#Atten: 40 dB
Ext Gain: -2.00 dB
Radio Std: None
Radio Device: BTS
#IFGain:Low
Frequency
10 dB/div
Ref 20.00 dBm
Log
10.0
0.00
-10.0
-20.0
-30.0
-40.0
-50.0
-60.0
-70.0
Center Freq
2.452000000 GHz
Center 2.452 GHz
#Res BW 510 kHz
#VBW 1.5 MHz
Span 80 MHz
Sweep 1.333 ms
CF Step
8.000000 MHz
Auto
Man
Channel Power
Power Spectral Density
Freq Offset
0 Hz
13.95 dBm / 36.35 MHz
-61.66 dBm /Hz
MSG
STATUS

Product	Lyra		
Test Item	Peak Power Output		
Test Mode	Mode 2: Tx-AD2055320 BF Mode		
Date of Test	2017/04/20	Test Site	SR10-H

IEEE 802.11n40 (ANT 0+1)			
Channel No.	Frequency (MHz)	Measure Level (dBm)	Limit (dBm)
3	2422	17.01	≦30
6	2437	20.44	≦30
9	2452	17.08	≦30

4. Radiated Emission

4.1. Test Equipment

The following test equipments are used during the test:

Radiated Emission / CB2-H

Instrument	Manufacturer	Model No.	Serial No	Next Cal. Date
Bilog Antenna	Schaffner	CBL6112B	2891	2017/08/14
Horn Antenna	Schwarzbeck	BBHA 9120	D312	2017/10/25
Pre-Amplifier	EMCI	EMC0031835	980233	2018/02/02
Pre-Amplifier	Schwarzbeck	DBL-1840N506	013	2017/09/29
Pre-Amplifier	Miteq	JS41-001040000-58-5P	1573954	2017/10/04
Horn Antenna	Schwarzbeck	BBHA 9170	203	2017/08/28
Signal & Spectrum Analyzer	R&S	FSV40	101049	2018/01/22

Note: All equipments that need to calibrate are with calibration period of 1 year.

4.2. Test Setup

Under 1GHz Test Setup:

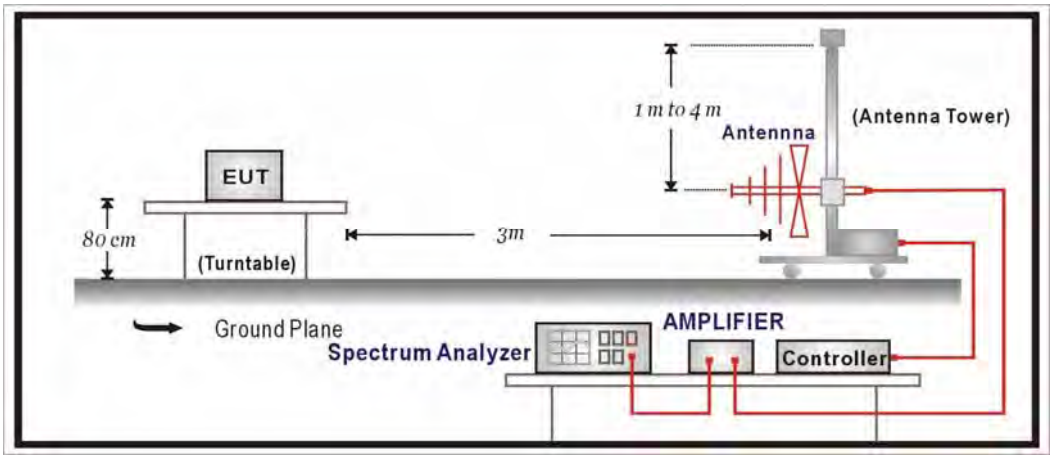

Above 1GHz Test Setup:

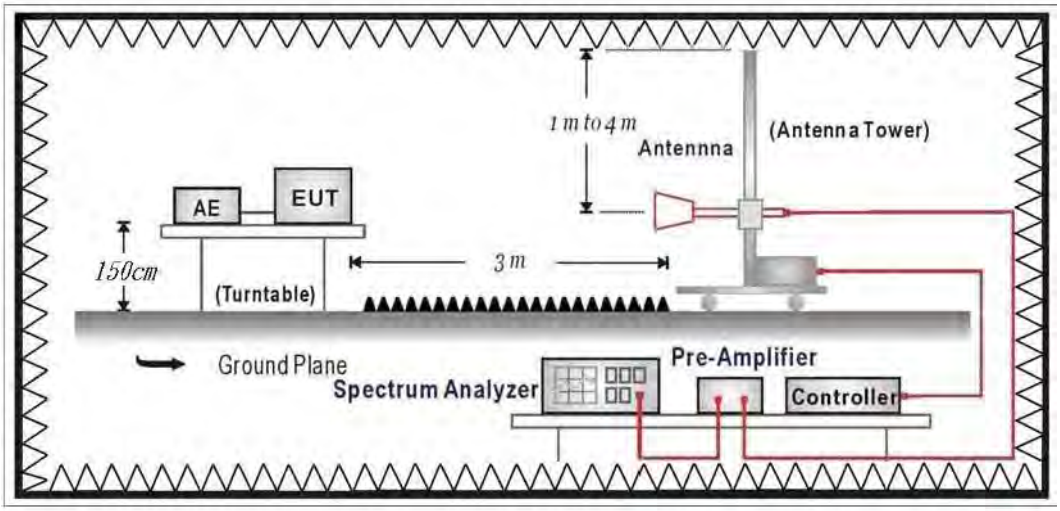

4.3. Limits

Emissions radiated outside of the specified frequency bands, except for harmonics, shall be attenuated by at least 20dB below the level of the fundamental or to the general radiated emission limits in paragraph 15.209, whichever is the lesser attenuation.

FCC Part 15 Subpart C Paragraph 15.209 Limits		
Frequency MHz	dBuV/m	dBuV/m
30-88	100	40
88-216	150	43.5
216-960	200	46
Above 960	500	54

Remarks: E field strength (dBuV/m) = 20 log E field strength (uV/m)

4.4. Test Procedure

The EUT was setup according to ANSI C63.10:2013 and tested according to DTS test procedure of KDB558074 v03r05 for compliance to FCC 47CFR 15.247 requirements.
The EUT and its simulators are placed on a turn table which is 1.5 meter above ground(under 1GHz) or 1.5 meter above ground (above 1GHz). The turn table can rotate 360 degrees to determine the position of the maximum emission level.
The antenna can move up and down between 1 meter and 4 meters to find out the maximum emission level.
Both horizontal and vertical polarization of the antenna are set on measurement. In order to find the maximum emission, all of the interface cables must be manipulated according to ANSI C63.10 on radiated measurement.
On any frequency or frequencies below or equal to 1000 MHz, the limits shown are based on measuring equipment employing a quasi-peak detector function and on any frequency or frequencies above 1000 MHz the radiated limits shown are based upon the use of measurement instrumentation employing an average detector function. When average radiated emission measurement are included emission measurement below 1000 MHz, there also is a limit on the radio frequency emissions, as measured using instrumentation with a peak detector function, corresponding to 20 dB above the maximum permitted average limit.
The bandwidth below 1GHz setting on the field strength meter is 120 kHz and above 1GHz is 1MHz.

4.5. Test Specification

According to FCC Part 15 Subpart C Paragraph 15.247: 2015

4.6. Uncertainty

The measurement uncertainty
30MHz～1GHz as ±3.43dB
1GHz～26.5Ghz as ±3.65dB

4.7. Test Result

30MHz-1GHz Spurious

Site : CB4-H	**Time : 2017/04/25**
Limit : FCC_CLASS_B_03M_QP	**Margin : 6**
Probe : CB4_FCC_EFS_S2_30M-1GHz_1116 - HORIZONTAL	**Power : AC 120V / 60Hz**
EUT : Lyra	**Note : 802.11b_2437MHz** **Mode 1: Tx-AD2055320 Mode**

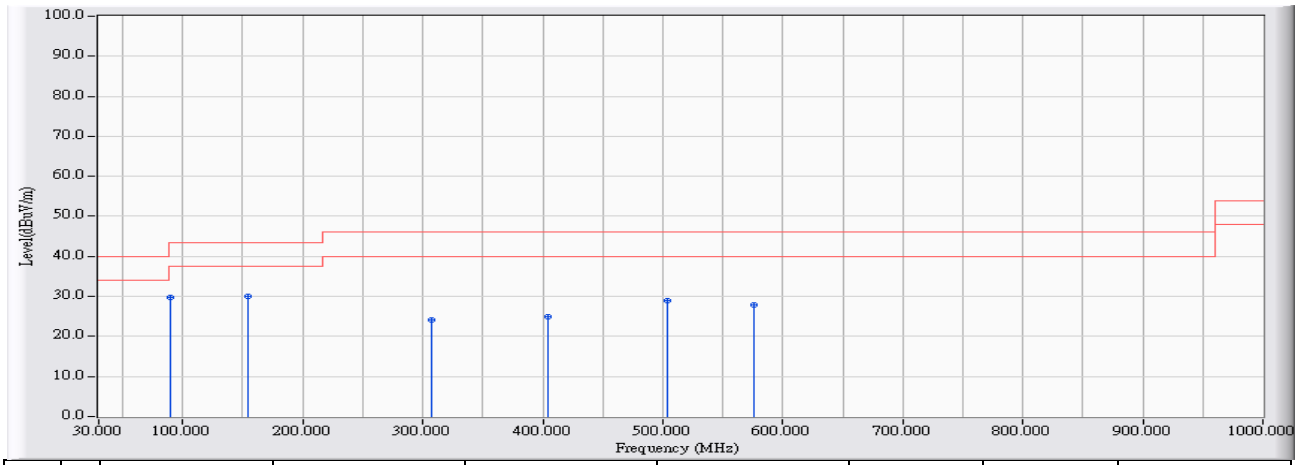

		Frequency (MHz)	Correct Factor (dB)	Reading Level (dBuV)	Measure Level (dBuV/m)	Margin (dB)	Limit (dBuV/m)	Detector Type
1		90.140	-25.489	55.346	29.857	-13.643	43.500	QUASIPEAK
2	*	154.645	-22.526	52.440	29.914	-13.586	43.500	QUASIPEAK
3		306.935	-19.290	43.447	24.157	-21.843	46.000	QUASIPEAK
4		404.420	-15.640	40.458	24.818	-21.182	46.000	QUASIPEAK
5		503.845	-13.870	42.855	28.984	-17.016	46.000	QUASIPEAK
6		576.110	-13.197	41.100	27.903	-18.097	46.000	QUASIPEAK

Note:

1. All Reading Levels are Quasi-Peak value.
2. " * ", means this data is the worst emission level.
3. Measurement Level = Reading Level + Correct Factor.

Site : CB4-H	**Time : 2017/04/25**
Limit : FCC_CLASS_B_03M_QP	**Margin : 6**
Probe : CB4_FCC_EFS_S2_30M-1GHz_1116 - VERTICAL	**Power : AC 120V / 60Hz**
EUT : Lyra	**Note : 802.11b_2437MHz** **Mode 1: Tx-AD2055320 Mode**

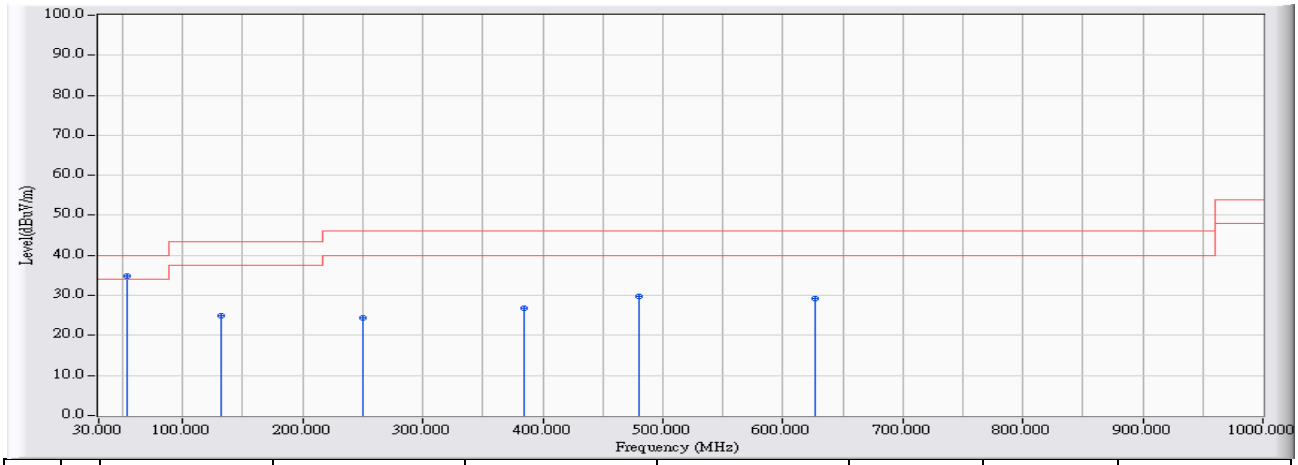

		Frequency (MHz)	Correct Factor (dB)	Reading Level (dBuV)	Measure Level (dBuV/m)	Margin (dB)	Limit (dBuV/m)	Detector Type
1	*	53.765	-26.609	61.361	34.752	-5.248	40.000	QUASIPEAK
2		131.365	-21.305	46.369	25.065	-18.435	43.500	QUASIPEAK
3		250.190	-20.117	44.433	24.316	-21.684	46.000	QUASIPEAK
4		384.050	-16.465	43.367	26.903	-19.097	46.000	QUASIPEAK
5		479.595	-14.515	44.345	29.830	-16.170	46.000	QUASIPEAK
6		626.550	-12.031	41.126	29.095	-16.905	46.000	QUASIPEAK

Note:

1. All Reading Levels are Quasi-Peak value.
2. " * ", means this data is the worst emission level.
3. Measurement Level = Reading Level + Correct Factor.

Site : CB4-H	**Time : 2017/04/25**
Limit : FCC_CLASS_B_03M_QP	**Margin : 6**
Probe : CB4_FCC_EFS_S2_30M-1GHz_1116 - HORIZONTAL	**Power : AC 120V / 60Hz**
EUT : Lyra	**Note : 802.11g_2437MHz** **Mode 1: Tx-AD2055320 Mode**

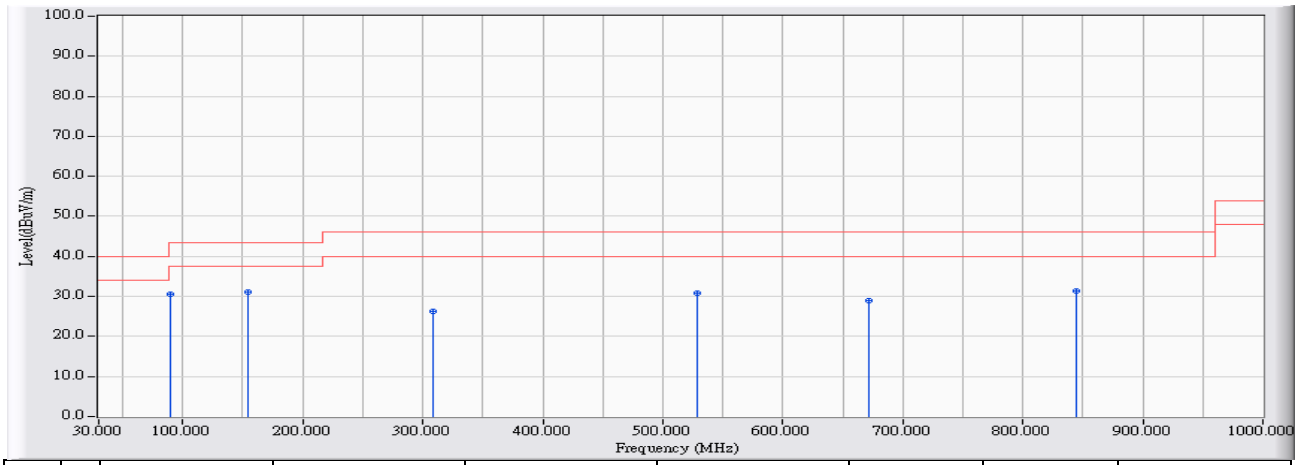

		Frequency (MHz)	Correct Factor (dB)	Reading Level (dBuV)	Measure Level (dBuV/m)	Margin (dB)	Limit (dBuV/m)	Detector Type
1		90.140	-25.489	55.996	30.507	-12.993	43.500	QUASIPEAK
2	*	154.645	-22.526	53.700	31.174	-12.326	43.500	QUASIPEAK
3		308.390	-19.264	45.579	26.314	-19.686	46.000	QUASIPEAK
4		528.095	-13.848	44.709	30.860	-15.140	46.000	QUASIPEAK
5		672.140	-11.457	40.523	29.066	-16.934	46.000	QUASIPEAK
6		844.315	-9.252	40.497	31.245	-14.755	46.000	QUASIPEAK

Note:

1. All Reading Levels are Quasi-Peak value.
2. “ * ”, means this data is the worst emission level.
3. Measurement Level = Reading Level + Correct Factor.

Site : CB4-H	**Time : 2017/04/25**
Limit : FCC_CLASS_B_03M_QP	**Margin : 6**
Probe : CB4_FCC_EFS_S2_30M-1GHz_1116 - VERTICAL	**Power : AC 120V / 60Hz**
EUT : Lyra	**Note : 802.11g_2437MHz** **Mode 1: Tx-AD2055320 Mode**

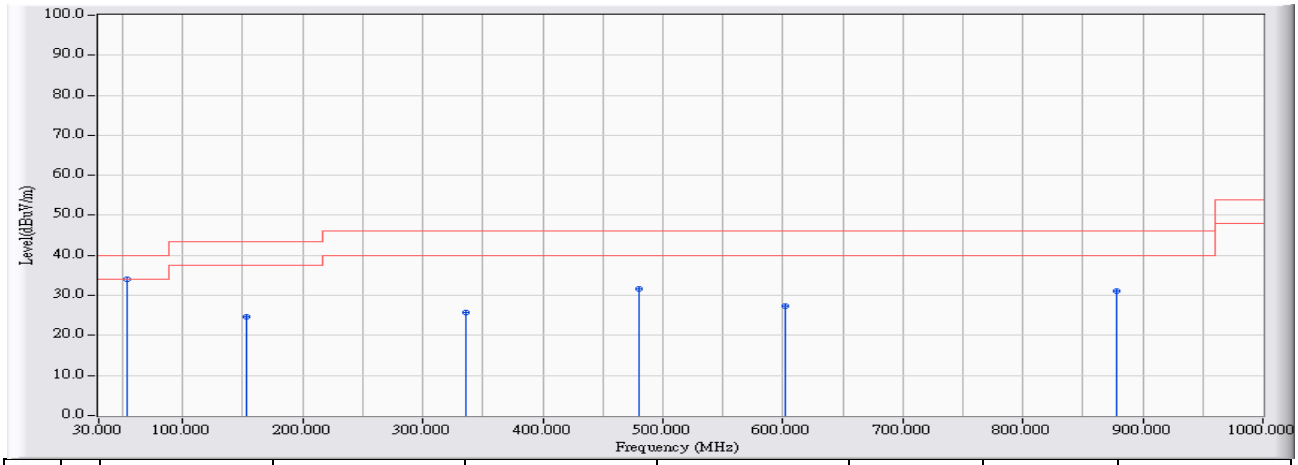

		Frequency (MHz)	Correct Factor (dB)	Reading Level (dBuV)	Measure Level (dBuV/m)	Margin (dB)	Limit (dBuV/m)	Detector Type
1	*	53.765	-26.609	60.765	34.156	-5.844	40.000	QUASIPEAK
2		153.675	-22.460	47.090	24.631	-18.869	43.500	QUASIPEAK
3		336.035	-17.902	43.561	25.660	-20.340	46.000	QUASIPEAK
4		480.080	-14.513	46.145	31.632	-14.368	46.000	QUASIPEAK
5		601.815	-12.600	40.013	27.412	-18.588	46.000	QUASIPEAK
6		878.265	-8.795	40.024	31.230	-14.770	46.000	QUASIPEAK

Note:

1. All Reading Levels are Quasi-Peak value.
2. " * ", means this data is the worst emission level.
3. Measurement Level = Reading Level + Correct Factor.

Site : CB4-H	**Time : 2017/04/25**
Limit : FCC_CLASS_B_03M_QP	**Margin : 6**
Probe : CB4_FCC_EFS_S2_30M-1GHz_1116 - HORIZONTAL	**Power : AC 120V / 60Hz**
EUT : Lyra	**Note : 802.11n(20M)_2437MHz Mode 1: Tx-AD2055320 Mode**

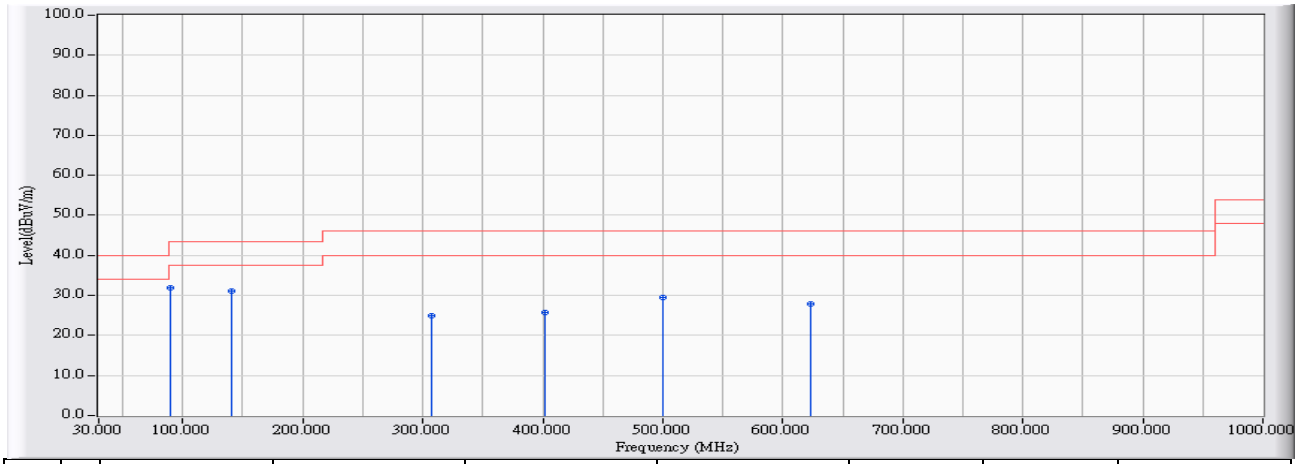

		Frequency (MHz)	Correct Factor (dB)	Reading Level (dBuV)	Measure Level (dBuV/m)	Margin (dB)	Limit (dBuV/m)	Detector Type
1	*	90.140	-25.489	57.413	31.924	-11.576	43.500	QUASIPEAK
2		141.065	-21.658	52.813	31.155	-12.345	43.500	QUASIPEAK
3		306.935	-19.290	44.132	24.842	-21.158	46.000	QUASIPEAK
4		401.995	-15.694	41.498	25.804	-20.196	46.000	QUASIPEAK
5		499.480	-14.055	43.652	29.597	-16.403	46.000	QUASIPEAK
6		623.155	-11.914	39.763	27.849	-18.151	46.000	QUASIPEAK

Note:

1. All Reading Levels are Quasi-Peak value.
2. " * ", means this data is the worst emission level.
3. Measurement Level = Reading Level + Correct Factor.

Site : CB4-H	**Time : 2017/04/25**
Limit : FCC_CLASS_B_03M_QP	**Margin : 6**
Probe : CB4_FCC_EFS_S2_30M-1GHz_1116 - VERTICAL	**Power : AC 120V / 60Hz**
EUT : Lyra	**Note : 802.11n(20M)_2437MHz** **Mode 1: Tx-AD2055320 Mode**

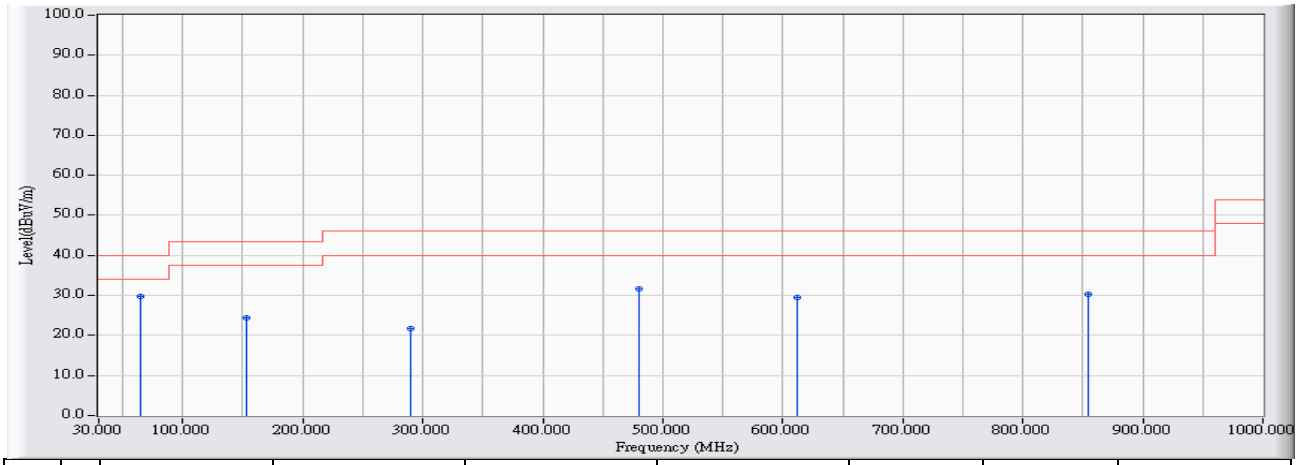

		Frequency (MHz)	Correct Factor (dB)	Reading Level (dBuV)	Measure Level (dBuV/m)	Margin (dB)	Limit (dBuV/m)	Detector Type
1	*	64.920	-28.111	57.919	29.807	-10.193	40.000	QUASIPEAK
2		153.675	-22.460	46.893	24.434	-19.066	43.500	QUASIPEAK
3		289.960	-19.299	40.948	21.649	-24.351	46.000	QUASIPEAK
4		480.080	-14.513	46.239	31.726	-14.274	46.000	QUASIPEAK
5		612.000	-12.152	41.557	29.405	-16.595	46.000	QUASIPEAK
6		854.015	-9.621	40.008	30.387	-15.613	46.000	QUASIPEAK

Note:

1. All Reading Levels are Quasi-Peak value.
2. " * ", means this data is the worst emission level.
3. Measurement Level = Reading Level + Correct Factor.

Site : CB4-H	**Time : 2017/04/25**
Limit : FCC_CLASS_B_03M_QP	**Margin : 6**
Probe : CB4_FCC_EFS_S2_30M-1GHz_1116 - HORIZONTAL	**Power : AC 120V / 60Hz**
EUT : Lyra	**Note : 802.11n(40M)_2437MHz Mode 1: Tx-AD2055320 Mode**

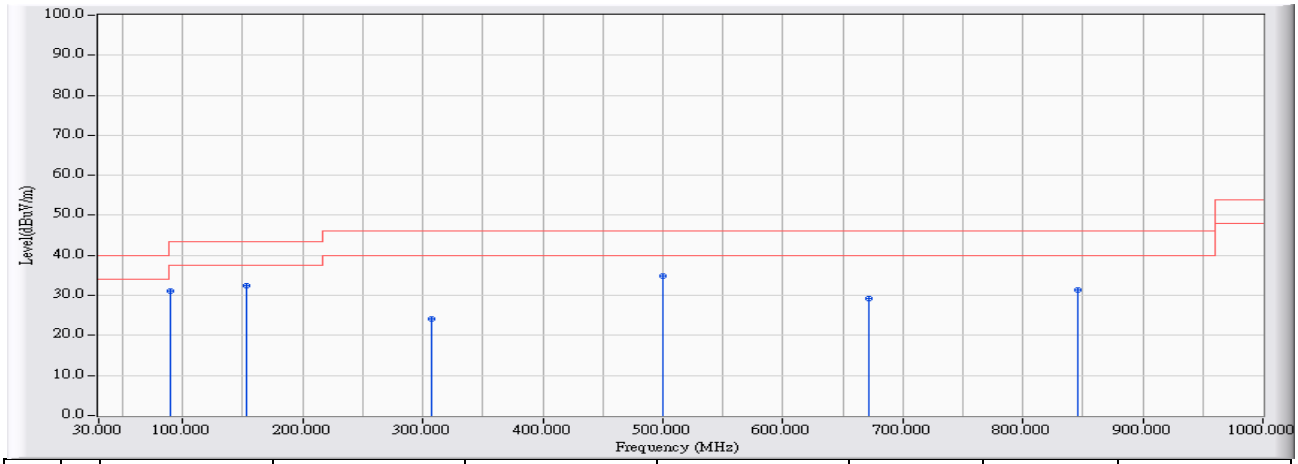

		Frequency (MHz)	Correct Factor (dB)	Reading Level (dBuV)	Measure Level (dBuV/m)	Margin (dB)	Limit (dBuV/m)	Detector Type
1		90.140	-25.489	56.492	31.003	-12.497	43.500	QUASIPEAK
2	*	153.675	-22.460	54.855	32.396	-11.104	43.500	QUASIPEAK
3		306.935	-19.290	43.389	24.099	-21.901	46.000	QUASIPEAK
4		499.480	-14.055	48.836	34.781	-11.219	46.000	QUASIPEAK
5		672.140	-11.457	40.619	29.162	-16.838	46.000	QUASIPEAK
6		845.285	-9.272	40.732	31.459	-14.541	46.000	QUASIPEAK

Note:

1. All Reading Levels are Quasi-Peak value.
2. " * ", means this data is the worst emission level.
3. Measurement Level = Reading Level + Correct Factor.

Site : CB4-H	**Time : 2017/04/25**
Limit : FCC_CLASS_B_03M_QP	**Margin : 6**
Probe : CB4_FCC_EFS_S2_30M-1GHz_1116 - VERTICAL	**Power : AC 120V / 60Hz**
EUT : Lyra	**Note : 802.11n(40M)_2437MHz** **Mode 1: Tx-AD2055320 Mode**

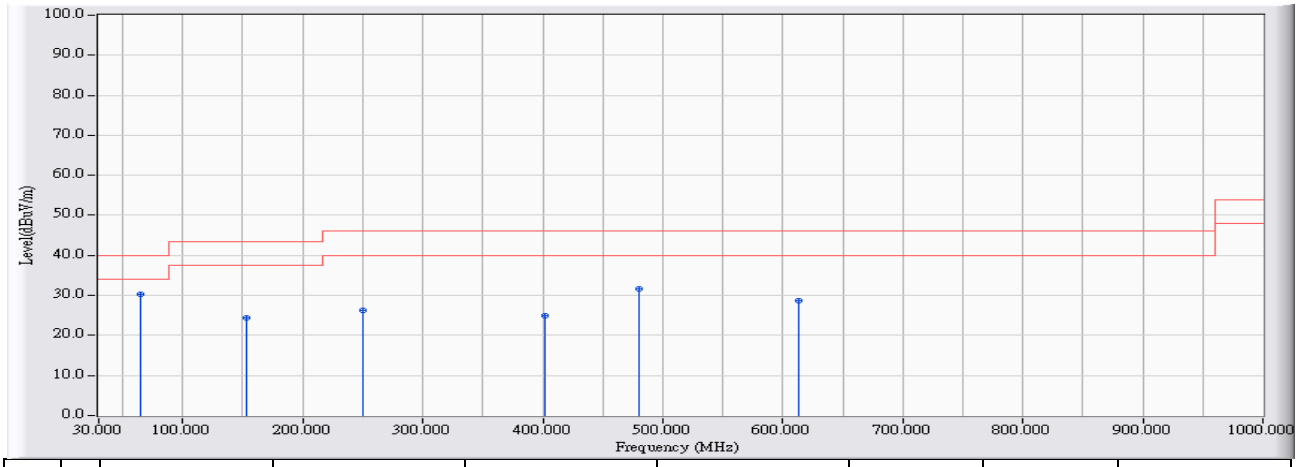

		Frequency (MHz)	Correct Factor (dB)	Reading Level (dBuV)	Measure Level (dBuV/m)	Margin (dB)	Limit (dBuV/m)	Detector Type
1	*	64.920	-28.111	58.423	30.311	-9.689	40.000	QUASIPEAK
2		153.675	-22.460	46.797	24.338	-19.162	43.500	QUASIPEAK
3		250.190	-20.117	46.301	26.184	-19.816	46.000	QUASIPEAK
4		401.510	-15.705	40.610	24.906	-21.094	46.000	QUASIPEAK
5		480.080	-14.513	46.163	31.650	-14.350	46.000	QUASIPEAK
6		613.455	-12.090	40.806	28.716	-17.284	46.000	QUASIPEAK

Note:

1. All Reading Levels are Quasi-Peak value.
2. " * ", means this data is the worst emission level.
3. Measurement Level = Reading Level + Correct Factor.

Site : CB2-H	**Time : 2017/03/28**
Limit : FCC_CLASS_B_03M_QP	**Margin : 6**
Probe : CB2_FCC_EFS_S2_30M-1GHz_1116 - HORIZONTAL	**Power : AC 120V / 60Hz**
EUT : Lyra	**Note : 802.11b_2437MHz** **Mode 3: Tx-ADP-24EW B Mode**

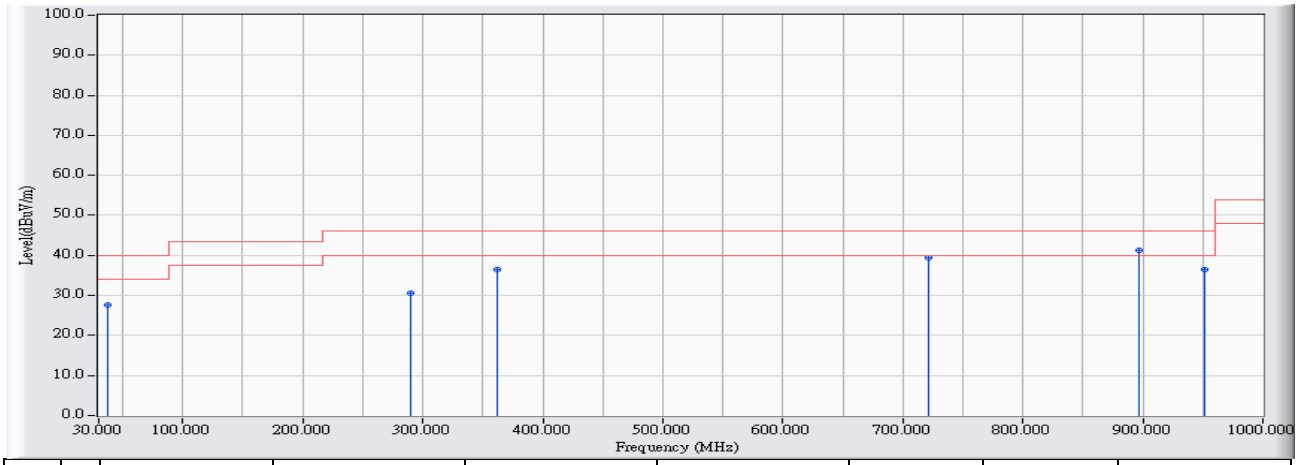

		Frequency (MHz)	Correct Factor (dB)	Reading Level (dBuV)	Measure Level (dBuV/m)	Margin (dB)	Limit (dBuV/m)	Detector Type
1		37.565	-16.338	43.898	27.560	-12.440	40.000	QUASIPEAK
2		290.225	-19.498	50.165	30.667	-15.333	46.000	QUASIPEAK
3		361.998	-17.493	53.884	36.391	-9.609	46.000	QUASIPEAK
4		721.638	-11.474	50.938	39.464	-6.536	46.000	QUASIPEAK
5	*	896.414	-9.156	50.537	41.381	-4.619	46.000	QUASIPEAK
6		951.117	-7.862	44.362	36.501	-9.499	46.000	QUASIPEAK

Note:

1. All Reading Levels are Quasi-Peak value.
2. " * ", means this data is the worst emission level.
3. Measurement Level = Reading Level + Correct Factor.

Site : CB2-H	**Time : 2017/03/28**
Limit : FCC_CLASS_B_03M_QP	**Margin : 6**
Probe : CB2_FCC_EFS_S2_30M-1GHz_1116 - VERTICAL	**Power : AC 120V / 60Hz**
EUT : Lyra	**Note : 802.11b_2437MHz** **Mode 3: Tx-ADP-24EW B Mode**

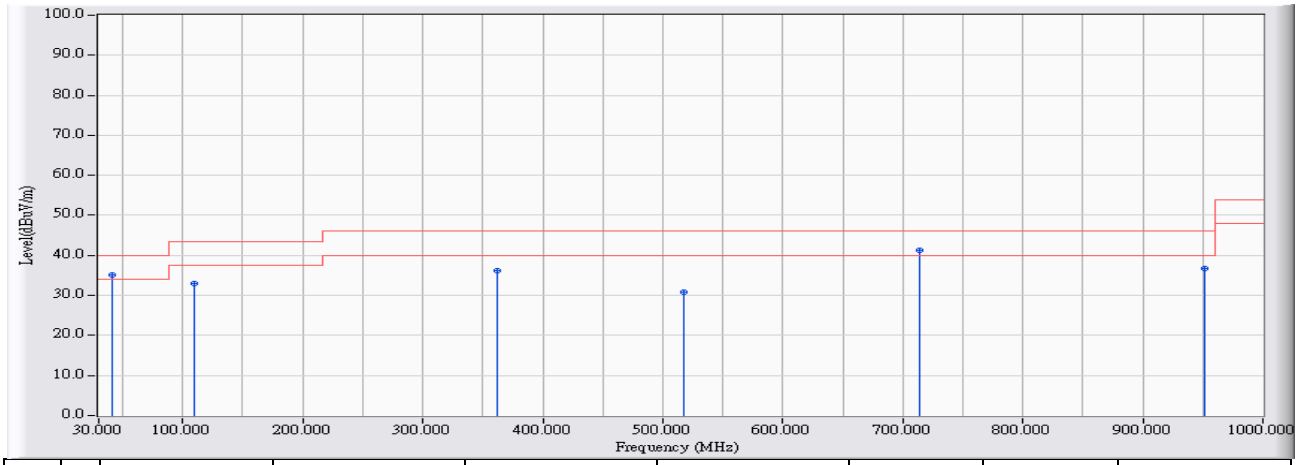

		Frequency (MHz)	Correct Factor (dB)	Reading Level (dBuV)	Measure Level (dBuV/m)	Margin (dB)	Limit (dBuV/m)	Detector Type
1		41.154	-17.559	52.776	35.217	-4.783	40.000	QUASIPEAK
2		110.017	-22.246	55.189	32.943	-10.557	43.500	QUASIPEAK
3		361.901	-17.493	53.703	36.211	-9.789	46.000	QUASIPEAK
4		518.055	-13.959	44.836	30.877	-15.123	46.000	QUASIPEAK
5	*	714.170	-11.990	53.297	41.307	-4.693	46.000	QUASIPEAK
6		951.117	-7.862	44.457	36.596	-9.404	46.000	QUASIPEAK

Note:

1. All Reading Levels are Quasi-Peak value.
2. " * ", means this data is the worst emission level.
3. Measurement Level = Reading Level + Correct Factor.

Site : CB2-H	**Time : 2017/03/28**
Limit : FCC_CLASS_B_03M_QP	**Margin : 6**
Probe : CB2_FCC_EFS_S2_30M-1GHz_1116 - HORIZONTAL	**Power : AC 120V / 60Hz**
EUT : Lyra	**Note : 802.11g_2437MHz** **Mode 3: Tx-ADP-24EW B Mode**

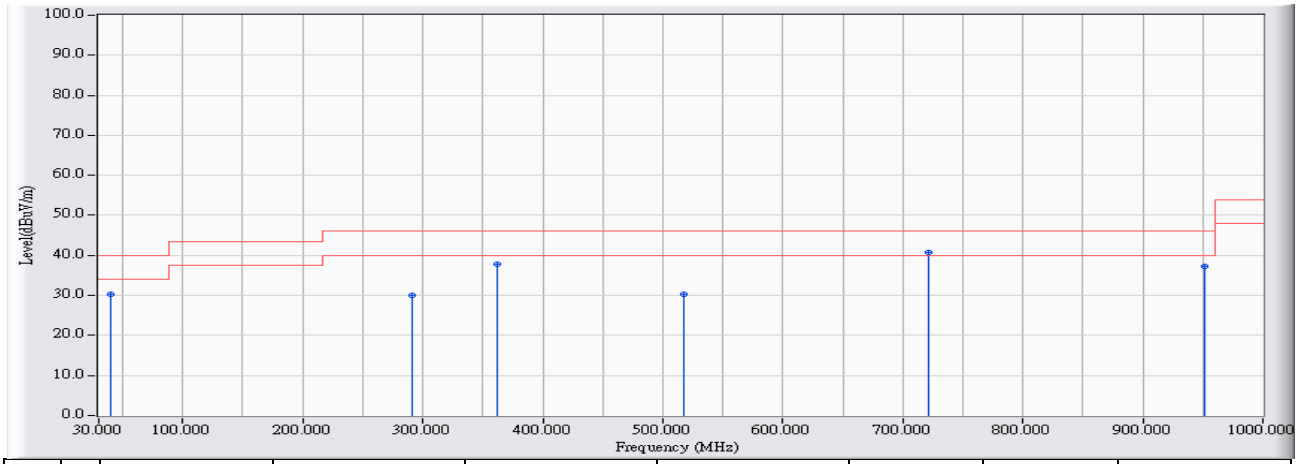

		Frequency (MHz)	Correct Factor (dB)	Reading Level (dBuV)	Measure Level (dBuV/m)	Margin (dB)	Limit (dBuV/m)	Detector Type
1		39.796	-16.226	46.566	30.340	-9.660	40.000	QUASIPEAK
2		291.583	-19.512	49.605	30.093	-15.907	46.000	QUASIPEAK
3		361.804	-17.491	55.390	37.899	-8.101	46.000	QUASIPEAK
4		518.055	-13.959	44.250	30.291	-15.709	46.000	QUASIPEAK
5	*	721.444	-11.483	52.331	40.848	-5.152	46.000	QUASIPEAK
6		951.214	-7.865	45.160	37.295	-8.705	46.000	QUASIPEAK

Note:

1. All Reading Levels are Quasi-Peak value.
2. " * ", means this data is the worst emission level.
3. Measurement Level = Reading Level + Correct Factor.

Site : CB2-H	**Time : 2017/03/28**
Limit : FCC_CLASS_B_03M_QP	**Margin : 6**
Probe : CB2_FCC_EFS_S2_30M-1GHz_1116 - VERTICAL	**Power : AC 120V / 60Hz**
EUT : Lyra	**Note : 802.11g_2437MHz** **Mode 3: Tx-ADP-24EW B Mode**

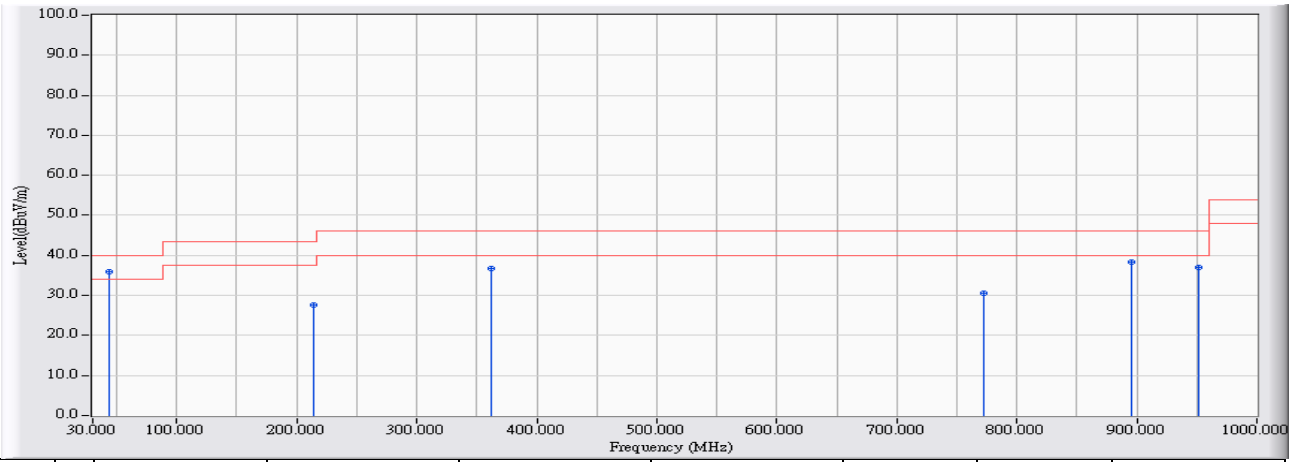

		Frequency (MHz)	Correct Factor (dB)	Reading Level (dBuV)	Measure Level (dBuV/m)	Margin (dB)	Limit (dBuV/m)	Detector Type
1	*	44.161	-21.309	57.151	35.842	-4.158	40.000	QUASIPEAK
2		213.700	-22.438	49.934	27.496	-16.004	43.500	QUASIPEAK
3		361.804	-17.491	54.192	36.701	-9.299	46.000	QUASIPEAK
4		771.976	-10.866	41.325	30.458	-15.542	46.000	QUASIPEAK
5		895.929	-9.125	47.386	38.261	-7.739	46.000	QUASIPEAK
6		951.117	-7.862	44.898	37.037	-8.963	46.000	QUASIPEAK

Note:

1. All Reading Levels are Quasi-Peak value.
2. " * ", means this data is the worst emission level.
3. Measurement Level = Reading Level + Correct Factor.

Site : CB2-H	**Time : 2017/03/28**
Limit : FCC_CLASS_B_03M_QP	**Margin : 6**
Probe : CB2_FCC_EFS_S2_30M-1GHz_1116 - HORIZONTAL	**Power : AC 120V / 60Hz**
EUT : Lyra	**Note : 802.11n(20M)_2437MHz Mode 3: Tx-ADP-24EW B Mode**

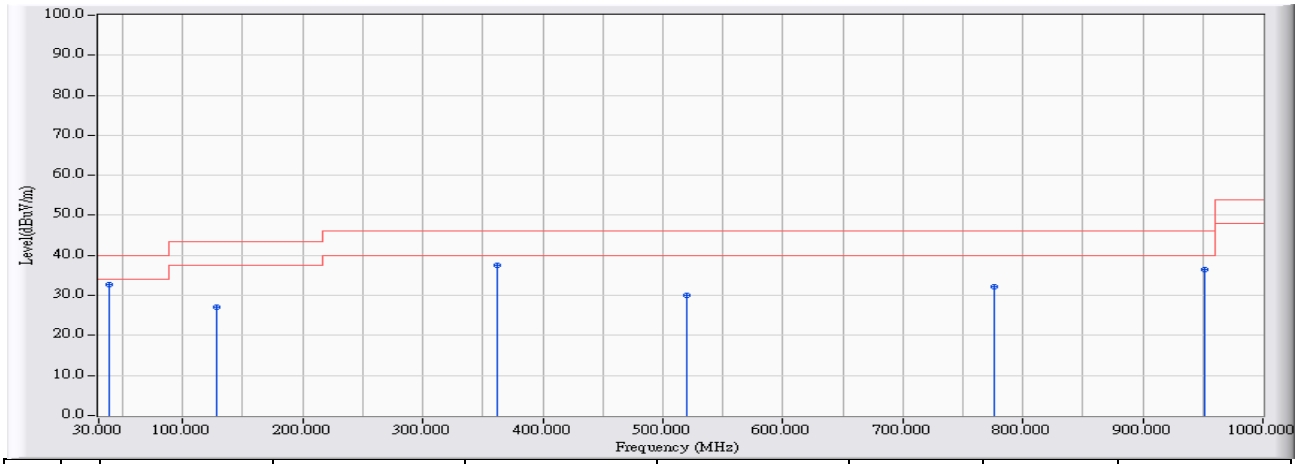

		Frequency (MHz)	Correct Factor (dB)	Reading Level (dBuV)	Measure Level (dBuV/m)	Margin (dB)	Limit (dBuV/m)	Detector Type
1	*	38.632	-16.242	48.952	32.710	-7.290	40.000	QUASIPEAK
2		128.348	-21.264	48.332	27.068	-16.432	43.500	QUASIPEAK
3		361.513	-17.487	55.061	37.575	-8.425	46.000	QUASIPEAK
4		519.704	-13.956	43.884	29.928	-16.072	46.000	QUASIPEAK
5		776.243	-10.443	42.742	32.299	-13.701	46.000	QUASIPEAK
6		951.117	-7.862	44.377	36.516	-9.484	46.000	QUASIPEAK

Note:

1. All Reading Levels are Quasi-Peak value.
2. " * ", means this data is the worst emission level.
3. Measurement Level = Reading Level + Correct Factor.

Site : CB2-H	**Time : 2017/03/28**
Limit : FCC_CLASS_B_03M_QP	**Margin : 6**
Probe : CB2_FCC_EFS_S2_30M-1GHz_1116 - VERTICAL	**Power : AC 120V / 60Hz**
EUT : Lyra	**Note : 802.11n(20M)_2437MHz** **Mode 3: Tx-ADP-24EW B Mode**

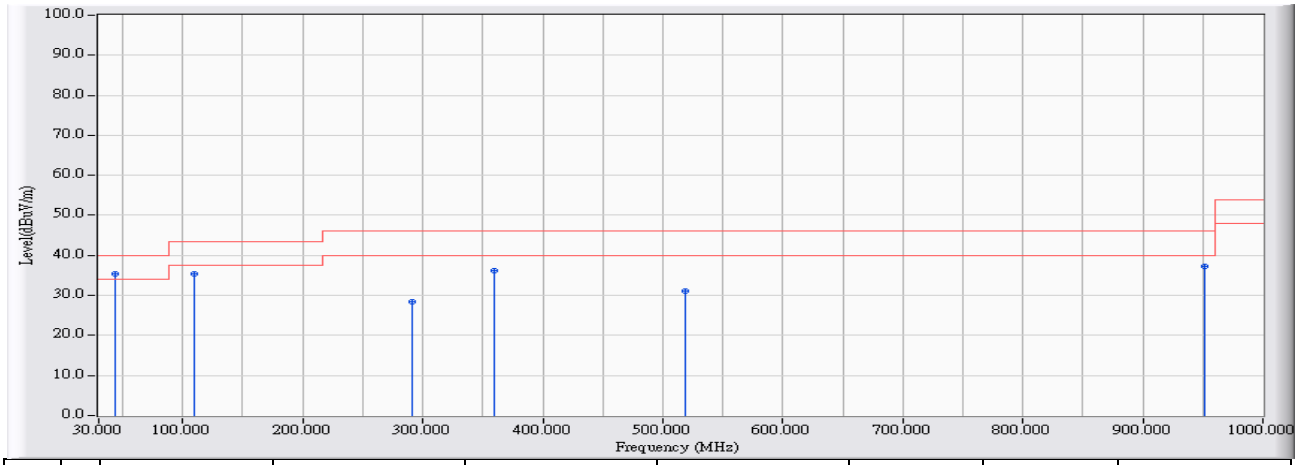

		Frequency (MHz)	Correct Factor (dB)	Reading Level (dBuV)	Measure Level (dBuV/m)	Margin (dB)	Limit (dBuV/m)	Detector Type
1	*	44.258	-21.430	56.917	35.487	-4.513	40.000	QUASIPEAK
2		110.017	-22.246	57.627	35.381	-8.119	43.500	QUASIPEAK
3		291.195	-19.507	47.820	28.313	-17.687	46.000	QUASIPEAK
4		359.864	-17.468	53.709	36.241	-9.759	46.000	QUASIPEAK
5		518.152	-13.959	45.001	31.042	-14.958	46.000	QUASIPEAK
6		951.214	-7.865	45.013	37.148	-8.852	46.000	QUASIPEAK

Note:

1. All Reading Levels are Quasi-Peak value.
2. " * ", means this data is the worst emission level.
3. Measurement Level = Reading Level + Correct Factor.

Site : CB2-H	**Time : 2017/03/28**
Limit : FCC_CLASS_B_03M_QP	**Margin : 6**
Probe : CB2_FCC_EFS_S2_30M-1GHz_1116 - HORIZONTAL	**Power : AC 120V / 60Hz**
EUT : Lyra	**Note : 802.11n(40M)_2437MHz Mode 3: Tx-ADP-24EW B Mode**

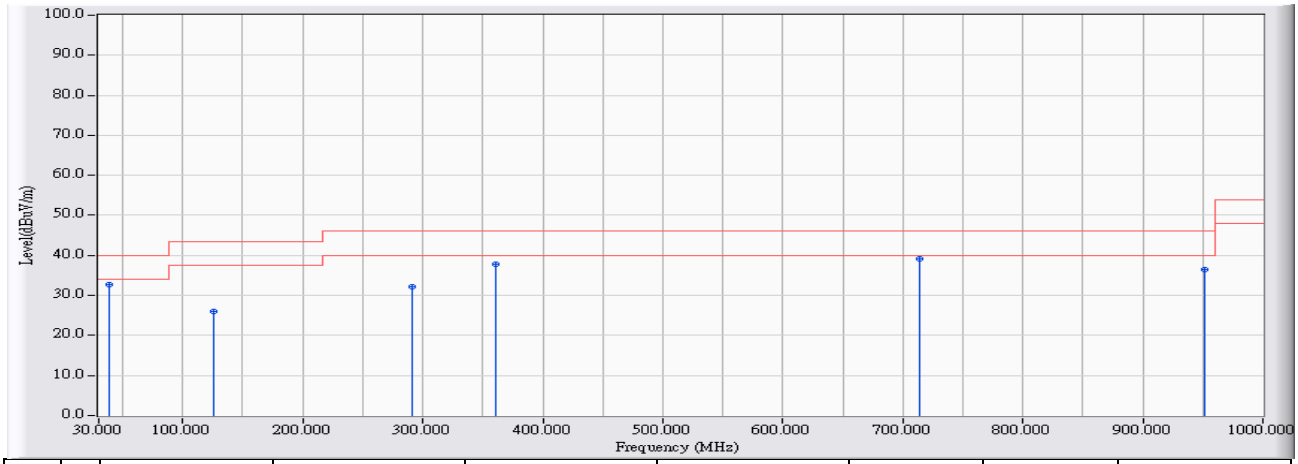

		Frequency (MHz)	Correct Factor (dB)	Reading Level (dBuV)	Measure Level (dBuV/m)	Margin (dB)	Limit (dBuV/m)	Detector Type
1		39.020	-16.207	48.826	32.618	-7.382	40.000	QUASIPEAK
2		126.020	-21.234	47.335	26.101	-17.399	43.500	QUASIPEAK
3		291.292	-19.509	51.725	32.217	-13.783	46.000	QUASIPEAK
4		361.416	-17.485	55.217	37.732	-8.268	46.000	QUASIPEAK
5	*	713.491	-12.042	51.317	39.276	-6.724	46.000	QUASIPEAK
6		951.117	-7.862	44.397	36.536	-9.464	46.000	QUASIPEAK

Note:

1. All Reading Levels are Quasi-Peak value.
2. " * ", means this data is the worst emission level.
3. Measurement Level = Reading Level + Correct Factor.

Site : CB2-H	**Time : 2017/03/28**
Limit : FCC_CLASS_B_03M_QP	**Margin : 6**
Probe : CB2_FCC_EFS_S2_30M-1GHz_1116 - VERTICAL	**Power : AC 120V / 60Hz**
EUT : Lyra	**Note : 802.11n(40M)_2437MHz** **Mode 3: Tx-ADP-24EW B Mode**

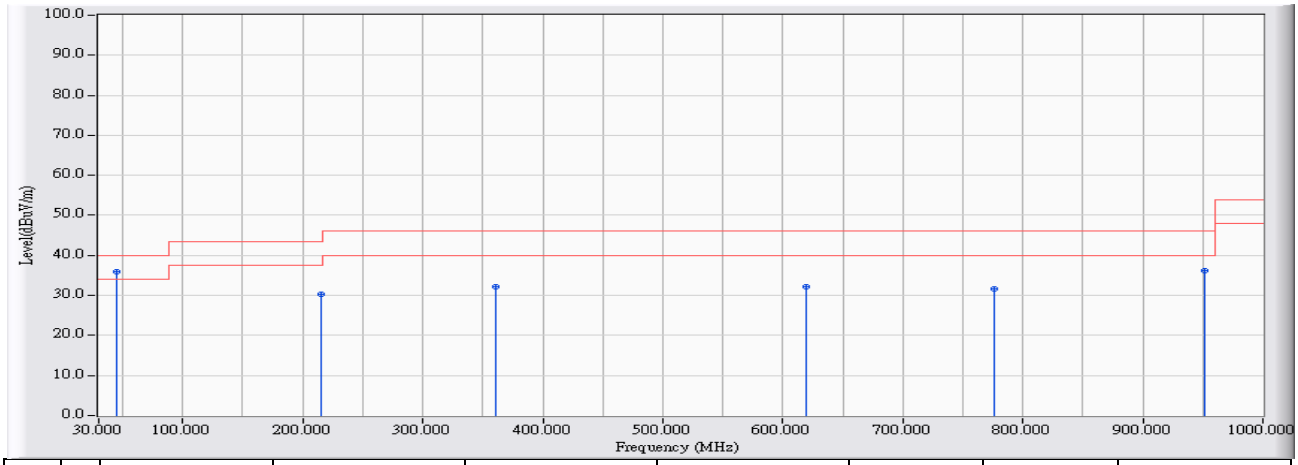

		Frequency (MHz)	Correct Factor (dB)	Reading Level (dBuV)	Measure Level (dBuV/m)	Margin (dB)	Limit (dBuV/m)	Detector Type
1	*	44.743	-21.969	57.899	35.931	-4.069	40.000	QUASIPEAK
2		214.961	-22.389	52.750	30.361	-13.139	43.500	QUASIPEAK
3		360.931	-17.478	49.575	32.097	-13.903	46.000	QUASIPEAK
4		619.992	-12.325	44.508	32.183	-13.817	46.000	QUASIPEAK
5		776.243	-10.443	41.958	31.515	-14.485	46.000	QUASIPEAK
6		951.214	-7.865	44.101	36.236	-9.764	46.000	QUASIPEAK

Note:

1. All Reading Levels are Quasi-Peak value.
2. " * ", means this data is the worst emission level.
3. Measurement Level = Reading Level + Correct Factor.

Above 1GHz Spurious

Site : CB2-H	**Time : 2017/03/27**
Limit : FCC_SpartC_15.209_03M_PK	**Margin : 6**
Probe : CB2_FCC_EFS_B091_1-18GHz_3M_0117 - HORIZONTAL	**Power : AC 120V / 60Hz**
EUT : Lyra	**Note : 802.11b_2412MHz** **Mode 1: Tx-AD2055320 Mode**

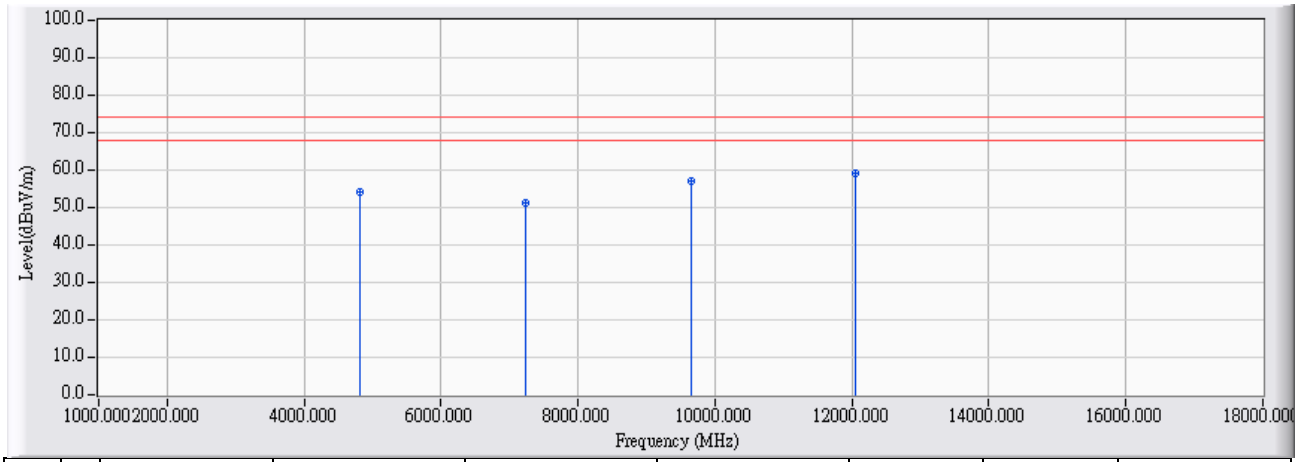

		Frequency (MHz)	Correct Factor (dB)	Reading Level (dBuV)	Measure Level (dBuV/m)	Margin (dB)	Limit (dBuV/m)	Detector Type
1		4824.000	6.911	47.420	54.332	-19.668	74.000	PEAK
2		7236.000	14.586	36.550	51.135	-22.865	74.000	PEAK
3		9648.000	21.167	36.120	57.287	-16.713	74.000	PEAK
4	*	12060.000	23.586	35.740	59.326	-14.674	74.000	PEAK

Note:

1. All readings above 1GHz are performed with peak and/or average measurements as necessary.
2. Peak measurements: RBW = 1MHz, VBW = 3 MHz, Sweep: Auto.
3. Average measurements: RBW = 1MHz, VBW = 10 Hz, Sweep: Auto.
4. " * ", means this data is the worst emission level.
5. Measurement Level = Reading Level + Correct Factor.
6. The average measurement was not performed when the peak measured data under the limit of average detection.
7. The Emission above 18GHz were not included is because their levels are too low.

Site : CB2-H	**Time : 2017/03/27**
Limit : FCC_SpartC_15.209_03M_AV	**Margin : 6**
Probe : CB2_FCC_EFS_B091_1-18GHz_3M_0117 - HORIZONTAL	**Power : AC 120V / 60Hz**
EUT : Lyra	**Note : 802.11b_2412MHz** **Mode 1: Tx-AD2055320 Mode**

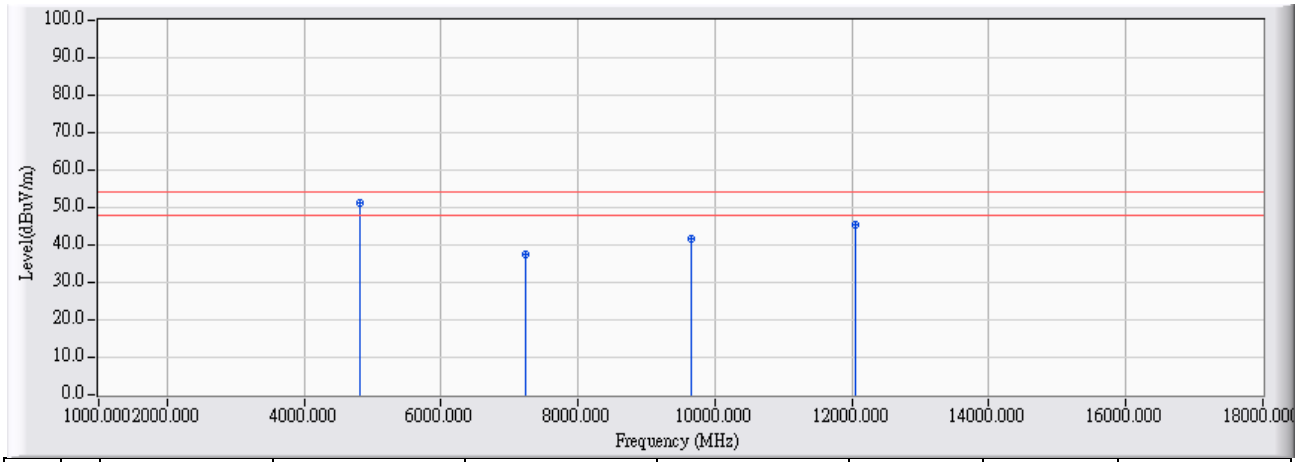

		Frequency (MHz)	Correct Factor (dB)	Reading Level (dBuV)	Measure Level (dBuV/m)	Margin (dB)	Limit (dBuV/m)	Detector Type
1	*	4824.000	6.911	44.280	51.192	-2.808	54.000	AVERAGE
2		7236.000	14.586	22.770	37.355	-16.645	54.000	AVERAGE
3		9648.000	21.167	20.660	41.827	-12.173	54.000	AVERAGE
4		12060.000	23.586	21.630	45.216	-8.784	54.000	AVERAGE

Note:

1. All readings above 1GHz are performed with peak and/or average measurements as necessary.
2. Peak measurements: RBW = 1MHz, VBW = 3 MHz, Sweep: Auto.
3. Average measurements: RBW = 1MHz, VBW = 10 Hz, Sweep: Auto.
4. “ * ”, means this data is the worst emission level.
5. Measurement Level = Reading Level + Correct Factor.
6. The average measurement was not performed when the peak measured data under the limit of average detection.
7. The Emission above 18GHz were not included is because their levels are too low.

Site : CB2-H	**Time : 2017/03/27**
Limit : FCC_SpartC_15.209_03M_PK	**Margin : 6**
Probe : CB2_FCC_EFS_B091_1-18GHz_3M_0117 - VERTICAL	**Power : AC 120V / 60Hz**
EUT : Lyra	**Note : 802.11b_2412MHz** **Mode 1: Tx-AD2055320 Mode**

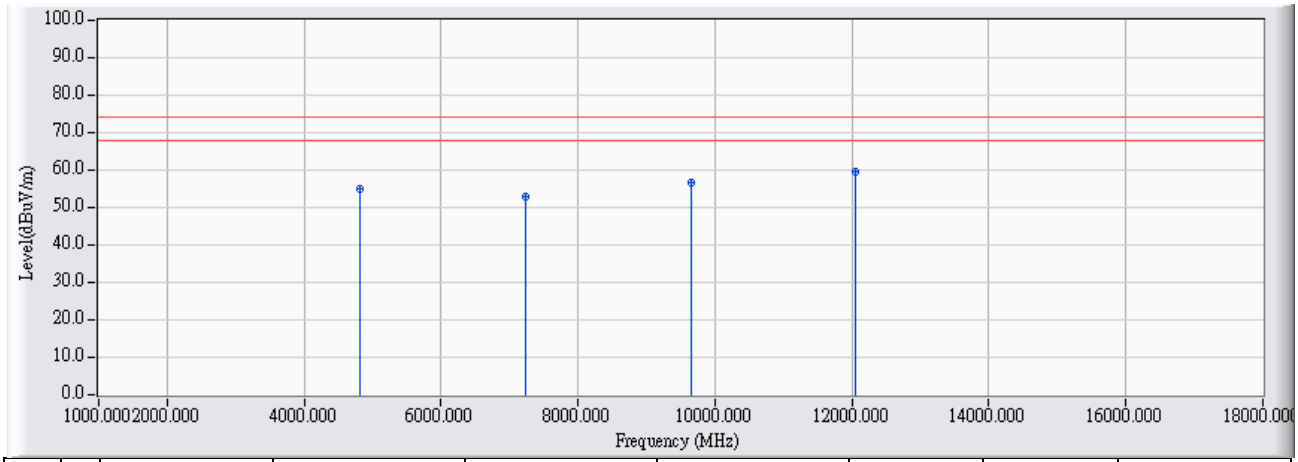

		Frequency (MHz)	Correct Factor (dB)	Reading Level (dBuV)	Measure Level (dBuV/m)	Margin (dB)	Limit (dBuV/m)	Detector Type
1		4824.000	6.911	47.960	54.872	-19.128	74.000	PEAK
2		7236.000	14.586	38.220	52.805	-21.195	74.000	PEAK
3		9648.000	21.167	35.680	56.847	-17.153	74.000	PEAK
4	*	12060.000	23.586	36.150	59.736	-14.264	74.000	PEAK

Note:

1. All readings above 1GHz are performed with peak and/or average measurements as necessary.
2. Peak measurements: RBW = 1MHz, VBW = 3 MHz, Sweep: Auto.
3. Average measurements: RBW = 1MHz, VBW = 10 Hz, Sweep: Auto.
4. " * ", means this data is the worst emission level.
5. Measurement Level = Reading Level + Correct Factor.
6. The average measurement was not performed when the peak measured data under the limit of average detection.
7. The Emission above 18GHz were not included is because their levels are too low.

Site : CB2-H	**Time : 2017/03/27**
Limit : FCC_SpartC_15.209_03M_AV	**Margin : 6**
Probe : CB2_FCC_EFS_B091_1-18GHz_3M_0117 - VERTICAL	**Power : AC 120V / 60Hz**
EUT : Lyra	**Note : 802.11b_2412MHz** **Mode 1: Tx-AD2055320 Mode**

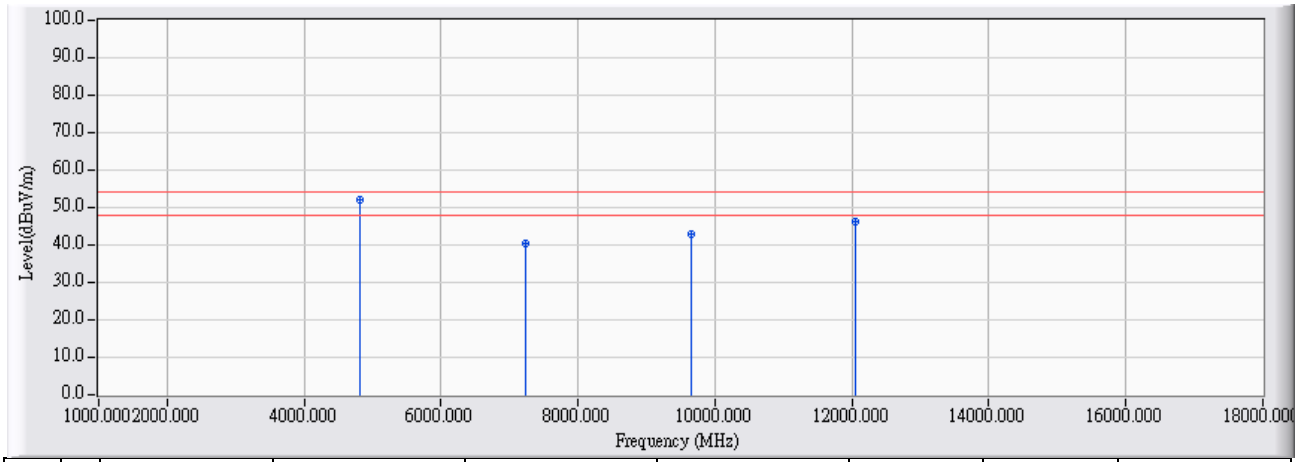

		Frequency (MHz)	Correct Factor (dB)	Reading Level (dBuV)	Measure Level (dBuV/m)	Margin (dB)	Limit (dBuV/m)	Detector Type
1	*	4824.000	6.911	45.080	51.992	-2.008	54.000	AVERAGE
2		7236.000	14.586	25.850	40.435	-13.565	54.000	AVERAGE
3		9648.000	21.167	21.760	42.927	-11.073	54.000	AVERAGE
4		12060.000	23.586	22.460	46.046	-7.954	54.000	AVERAGE

Note:

1. All readings above 1GHz are performed with peak and/or average measurements as necessary.
2. Peak measurements: RBW = 1MHz, VBW = 3 MHz, Sweep: Auto.
3. Average measurements: RBW = 1MHz, VBW = 10 Hz, Sweep: Auto.
4. “ * ”, means this data is the worst emission level.
5. Measurement Level = Reading Level + Correct Factor.
6. The average measurement was not performed when the peak measured data under the limit of average detection.
7. The Emission above 18GHz were not included is because their levels are too low.

Site : CB2-H	**Time : 2017/03/27**
Limit : FCC_SpartC_15.209_03M_PK	**Margin : 6**
Probe : CB2_FCC_EFS_B091_1-18GHz_3M_0117 - HORIZONTAL	**Power : AC 120V / 60Hz**
EUT : Lyra	**Note : 802.11b_2437MHz** **Mode 1: Tx-AD2055320 Mode**

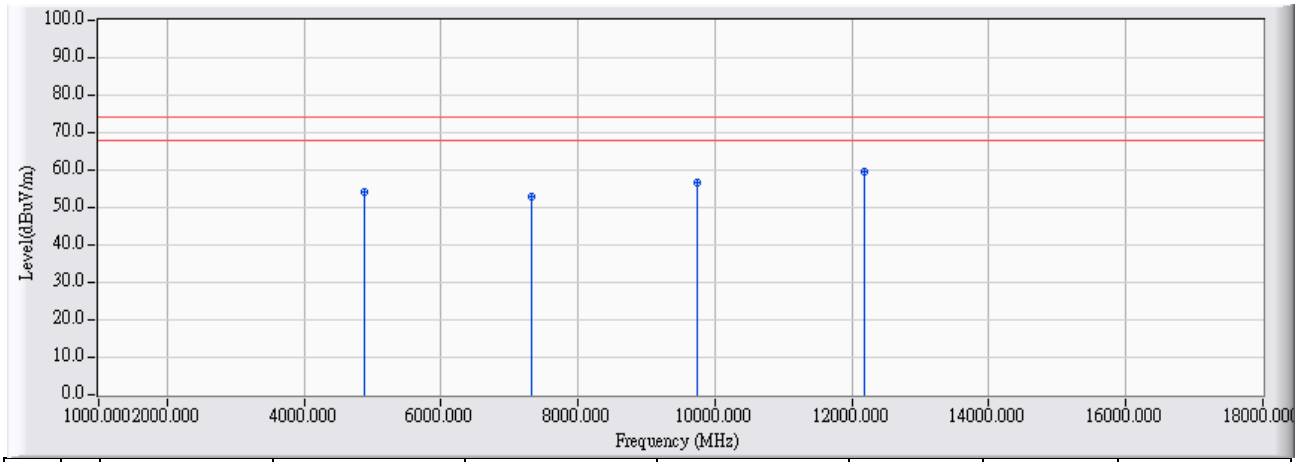

		Frequency (MHz)	Correct Factor (dB)	Reading Level (dBuV)	Measure Level (dBuV/m)	Margin (dB)	Limit (dBuV/m)	Detector Type
1		4874.000	6.996	47.210	54.206	-19.794	74.000	PEAK
2		7311.000	14.885	37.960	52.845	-21.155	74.000	PEAK
3		9748.000	21.373	35.420	56.793	-17.207	74.000	PEAK
4	*	12185.000	23.265	36.380	59.645	-14.355	74.000	PEAK

Note:

1. All readings above 1GHz are performed with peak and/or average measurements as necessary.
2. Peak measurements: RBW = 1MHz, VBW = 3 MHz, Sweep: Auto.
3. Average measurements: RBW = 1MHz, VBW = 10 Hz, Sweep: Auto.
4. " * ", means this data is the worst emission level.
5. Measurement Level = Reading Level + Correct Factor.
6. The average measurement was not performed when the peak measured data under the limit of average detection.
7. The Emission above 18GHz were not included is because their levels are too low.

Site : CB2-H	**Time : 2017/03/27**
Limit : FCC_SpartC_15.209_03M_AV	**Margin : 6**
Probe : CB2_FCC_EFS_B091_1-18GHz_3M_0117 - HORIZONTAL	**Power : AC 120V / 60Hz**
EUT : Lyra	**Note : 802.11b_2437MHz** **Mode 1: Tx-AD2055320 Mode**

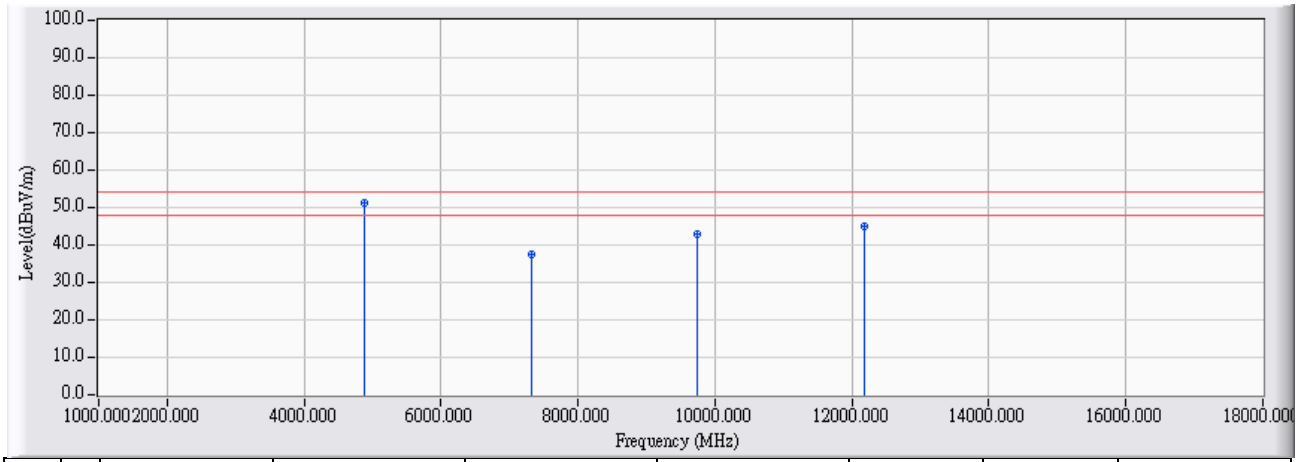

		Frequency (MHz)	Correct Factor (dB)	Reading Level (dBuV)	Measure Level (dBuV/m)	Margin (dB)	Limit (dBuV/m)	Detector Type
1	*	4874.000	6.996	44.410	51.406	-2.594	54.000	AVERAGE
2		7311.000	14.885	22.630	37.515	-16.485	54.000	AVERAGE
3		9748.000	21.373	21.580	42.953	-11.047	54.000	AVERAGE
4		12185.000	23.265	21.600	44.865	-9.135	54.000	AVERAGE

Note:

1. All readings above 1GHz are performed with peak and/or average measurements as necessary.
2. Peak measurements: RBW = 1MHz, VBW = 3 MHz, Sweep: Auto.
3. Average measurements: RBW = 1MHz, VBW = 10 Hz, Sweep: Auto.
4. " * ", means this data is the worst emission level.
5. Measurement Level = Reading Level + Correct Factor.
6. The average measurement was not performed when the peak measured data under the limit of average detection.
7. The Emission above 18GHz were not included is because their levels are too low.

Site : CB2-H	**Time : 2017/03/27**
Limit : FCC_SpartC_15.209_03M_PK	**Margin : 6**
Probe : CB2_FCC_EFS_B091_1-18GHz_3M_0117 - VERTICAL	**Power : AC 120V / 60Hz**
EUT : Lyra	**Note : 802.11b_2437MHz** **Mode 1: Tx-AD2055320 Mode**

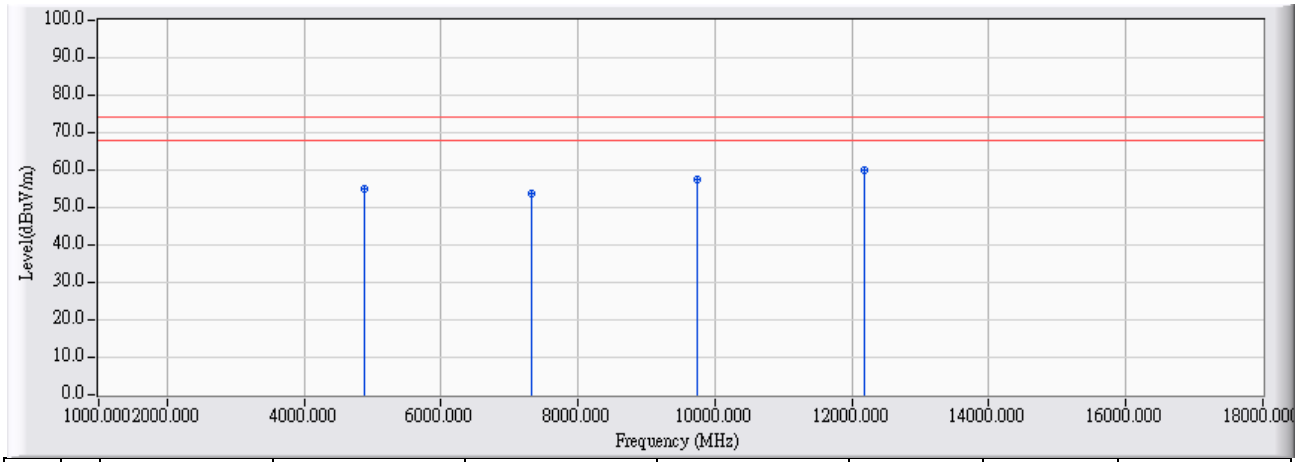

		Frequency (MHz)	Correct Factor (dB)	Reading Level (dBuV)	Measure Level (dBuV/m)	Margin (dB)	Limit (dBuV/m)	Detector Type
1		4874.000	6.996	48.020	55.016	-18.984	74.000	PEAK
2		7311.000	14.885	38.990	53.875	-20.125	74.000	PEAK
3		9748.000	21.373	36.140	57.513	-16.487	74.000	PEAK
4	*	12185.000	23.265	36.870	60.135	-13.865	74.000	PEAK

Note:

1. All readings above 1GHz are performed with peak and/or average measurements as necessary.
2. Peak measurements: RBW = 1MHz, VBW = 3 MHz, Sweep: Auto.
3. Average measurements: RBW = 1MHz, VBW = 10 Hz, Sweep: Auto.
4. " * ", means this data is the worst emission level.
5. Measurement Level = Reading Level + Correct Factor.
6. The average measurement was not performed when the peak measured data under the limit of average detection.
7. The Emission above 18GHz were not included is because their levels are too low.

Site : CB2-H	**Time : 2017/03/27**
Limit : FCC_SpartC_15.209_03M_AV	**Margin : 6**
Probe : CB2_FCC_EFS_B091_1-18GHz_3M_0117 - VERTICAL	**Power : AC 120V / 60Hz**
EUT : Lyra	**Note : 802.11b_2437MHz** **Mode 1: Tx-AD2055320 Mode**

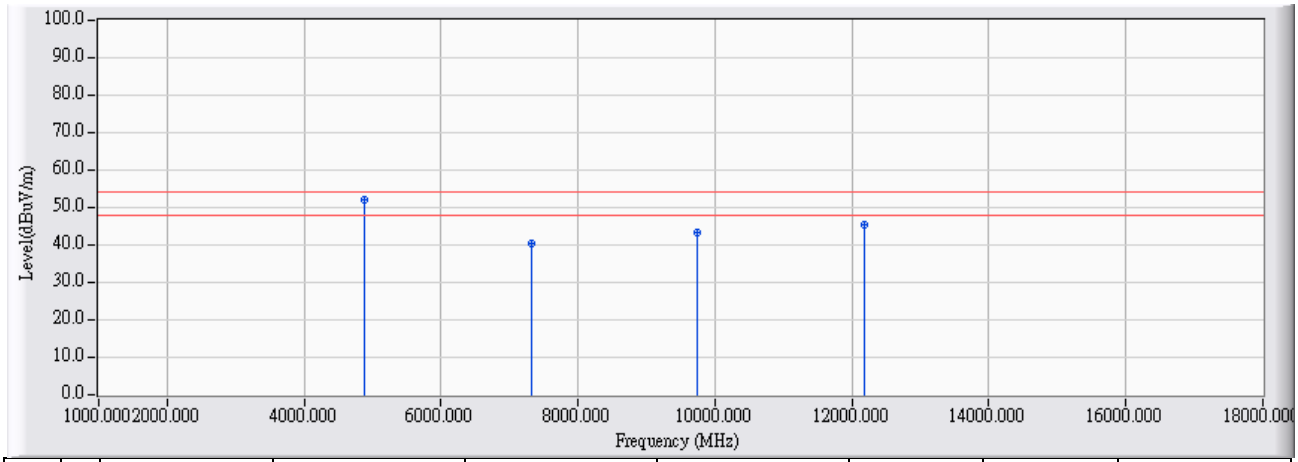

		Frequency (MHz)	Correct Factor (dB)	Reading Level (dBuV)	Measure Level (dBuV/m)	Margin (dB)	Limit (dBuV/m)	Detector Type
1	*	4874.000	6.996	44.960	51.956	-2.044	54.000	AVERAGE
2		7311.000	14.885	25.690	40.575	-13.425	54.000	AVERAGE
3		9748.000	21.373	21.910	43.283	-10.717	54.000	AVERAGE
4		12185.000	23.265	21.960	45.225	-8.775	54.000	AVERAGE

Note:

1. All readings above 1GHz are performed with peak and/or average measurements as necessary.
2. Peak measurements: RBW = 1MHz, VBW = 3 MHz, Sweep: Auto.
3. Average measurements: RBW = 1MHz, VBW = 10 Hz, Sweep: Auto.
4. " * ", means this data is the worst emission level.
5. Measurement Level = Reading Level + Correct Factor.
6. The average measurement was not performed when the peak measured data under the limit of average detection.
7. The Emission above 18GHz were not included is because their levels are too low.

Site : CB2-H	**Time : 2017/03/27**
Limit : FCC_SpartC_15.209_03M_PK	**Margin : 6**
Probe : CB2_FCC_EFS_B091_1-18GHz_3M_0117 - HORIZONTAL	**Power : AC 120V / 60Hz**
EUT : Lyra	**Note : 802.11b_2462MHz** **Mode 1: Tx-AD2055320 Mode**

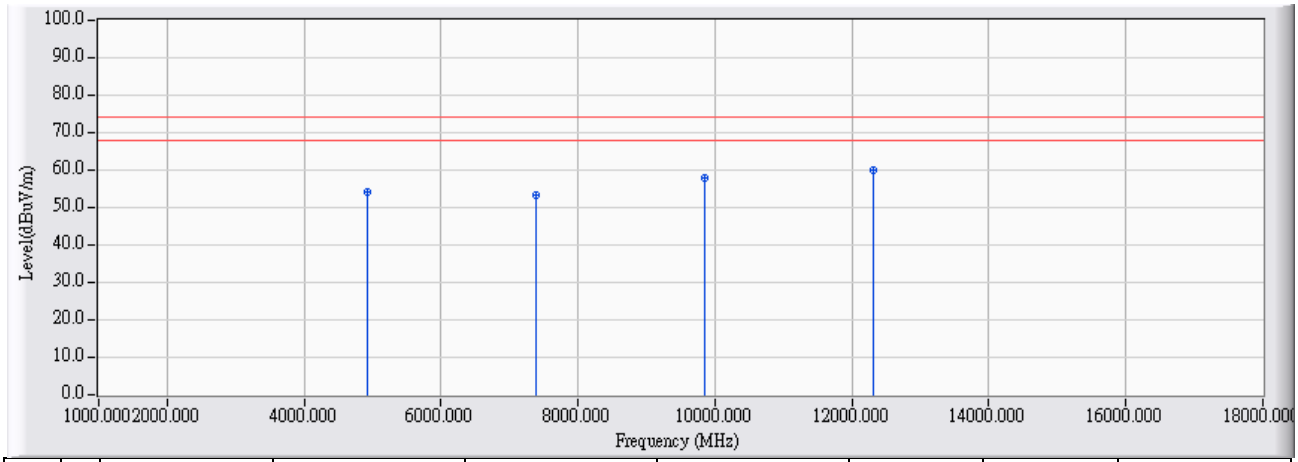

		Frequency (MHz)	Correct Factor (dB)	Reading Level (dBuV)	Measure Level (dBuV/m)	Margin (dB)	Limit (dBuV/m)	Detector Type
1		4924.000	7.080	46.920	54.001	-19.999	74.000	PEAK
2		7386.000	15.186	38.120	53.305	-20.695	74.000	PEAK
3		9848.000	21.586	36.150	57.737	-16.263	74.000	PEAK
4	*	12310.000	23.593	36.610	60.203	-13.797	74.000	PEAK

Note:

1. All readings above 1GHz are performed with peak and/or average measurements as necessary.
2. Peak measurements: RBW = 1MHz, VBW = 3 MHz, Sweep: Auto.
3. Average measurements: RBW = 1MHz, VBW = 10 Hz, Sweep: Auto.
4. " * ", means this data is the worst emission level.
5. Measurement Level = Reading Level + Correct Factor.
6. The average measurement was not performed when the peak measured data under the limit of average detection.
7. The Emission above 18GHz were not included is because their levels are too low.

Site : CB2-H	**Time : 2017/03/27**
Limit : FCC_SpartC_15.209_03M_AV	**Margin : 6**
Probe : CB2_FCC_EFS_B091_1-18GHz_3M_0117 - HORIZONTAL	**Power : AC 120V / 60Hz**
EUT : Lyra	**Note : 802.11b_2462MHz** **Mode 1: Tx-AD2055320 Mode**

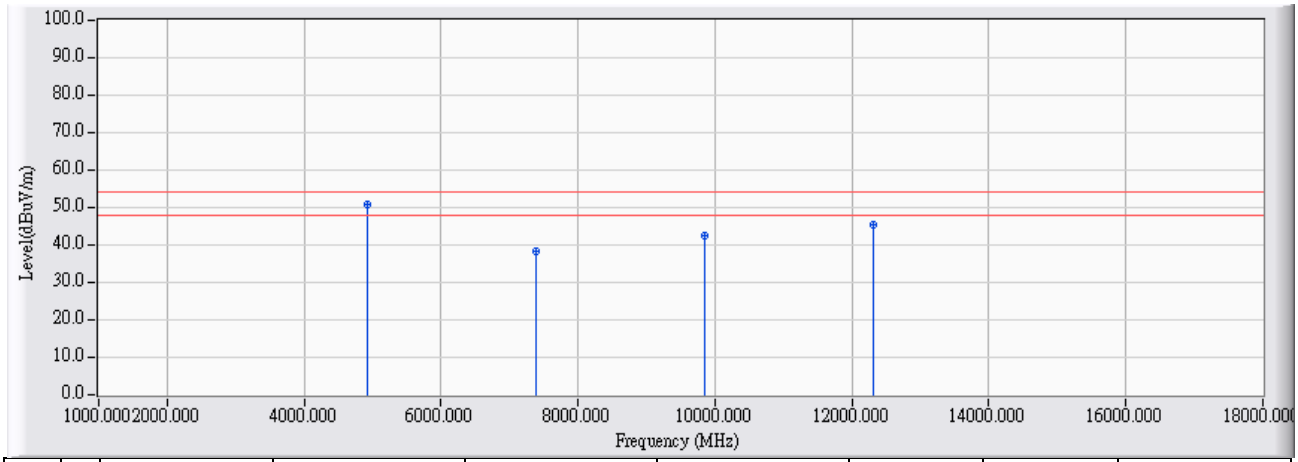

		Frequency (MHz)	Correct Factor (dB)	Reading Level (dBuV)	Measure Level (dBuV/m)	Margin (dB)	Limit (dBuV/m)	Detector Type
1	*	4924.000	7.080	43.820	50.901	-3.099	54.000	AVERAGE
2		7386.000	15.186	23.220	38.405	-15.595	54.000	AVERAGE
3		9848.000	21.586	21.040	42.627	-11.373	54.000	AVERAGE
4		12310.000	23.593	21.620	45.213	-8.787	54.000	AVERAGE

Note:

1. All readings above 1GHz are performed with peak and/or average measurements as necessary.
2. Peak measurements: RBW = 1MHz, VBW = 3 MHz, Sweep: Auto.
3. Average measurements: RBW = 1MHz, VBW = 10 Hz, Sweep: Auto.
4. “ * ”, means this data is the worst emission level.
5. Measurement Level = Reading Level + Correct Factor.
6. The average measurement was not performed when the peak measured data under the limit of average detection.
7. The Emission above 18GHz were not included is because their levels are too low.

Site : CB2-H	**Time : 2017/03/27**
Limit : FCC_SpartC_15.209_03M_PK	**Margin : 6**
Probe : CB2_FCC_EFS_B091_1-18GHz_3M_0117 - VERTICAL	**Power : AC 120V / 60Hz**
EUT : Lyra	**Note : 802.11b_2462MHz** **Mode 1: Tx-AD2055320 Mode**

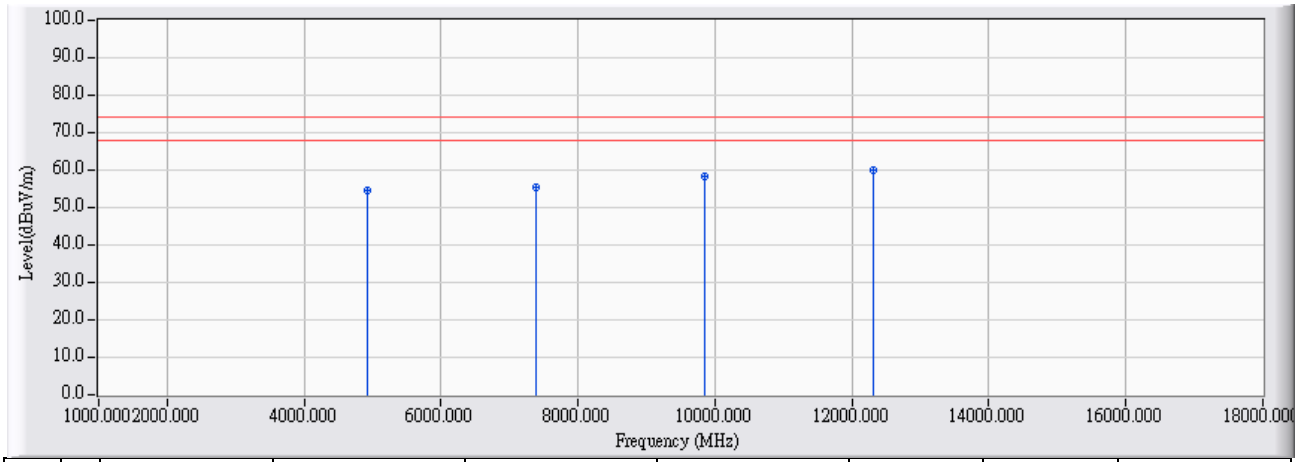

		Frequency (MHz)	Correct Factor (dB)	Reading Level (dBuV)	Measure Level (dBuV/m)	Margin (dB)	Limit (dBuV/m)	Detector Type
1		4924.000	7.080	47.670	54.751	-19.249	74.000	PEAK
2		7386.000	15.186	40.080	55.265	-18.735	74.000	PEAK
3		9848.000	21.586	36.720	58.307	-15.693	74.000	PEAK
4	*	12310.000	23.593	36.210	59.803	-14.197	74.000	PEAK

Note:

1. All readings above 1GHz are performed with peak and/or average measurements as necessary.
2. Peak measurements: RBW = 1MHz, VBW = 3 MHz, Sweep: Auto.
3. Average measurements: RBW = 1MHz, VBW = 10 Hz, Sweep: Auto.
4. " * ", means this data is the worst emission level.
5. Measurement Level = Reading Level + Correct Factor.
6. The average measurement was not performed when the peak measured data under the limit of average detection.
7. The Emission above 18GHz were not included is because their levels are too low.

Site : CB2-H	**Time : 2017/03/27**
Limit : FCC_SpartC_15.209_03M_AV	**Margin : 6**
Probe : CB2_FCC_EFS_B091_1-18GHz_3M_0117 - VERTICAL	**Power : AC 120V / 60Hz**
EUT : Lyra	**Note : 802.11b_2462MHz** **Mode 1: Tx-AD2055320 Mode**

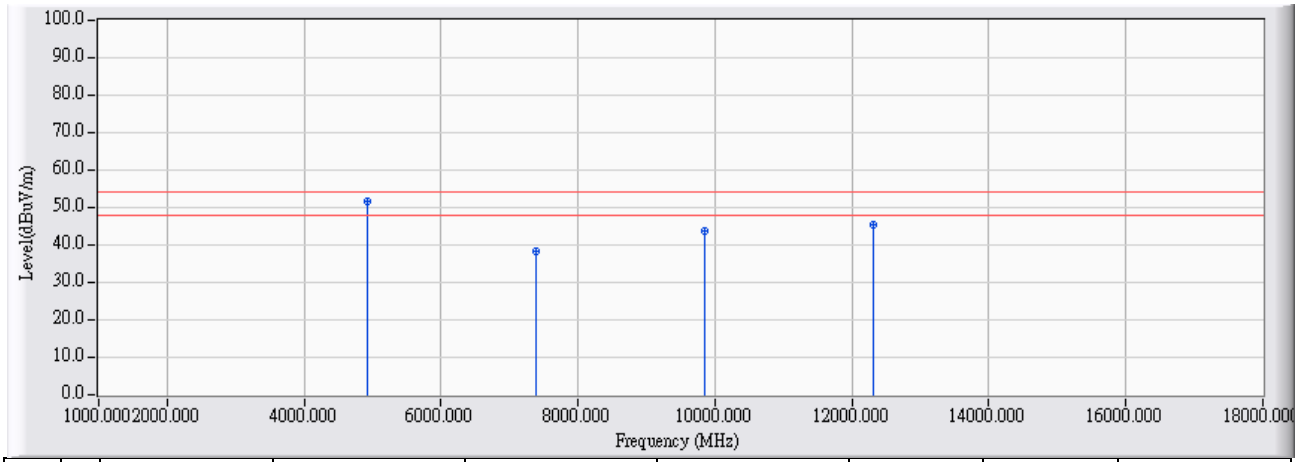

		Frequency (MHz)	Correct Factor (dB)	Reading Level (dBuV)	Measure Level (dBuV/m)	Margin (dB)	Limit (dBuV/m)	Detector Type
1	*	4924.000	7.080	44.770	51.851	-2.149	54.000	AVERAGE
2		7386.000	15.186	23.330	38.515	-15.485	54.000	AVERAGE
3		9848.000	21.586	22.200	43.787	-10.213	54.000	AVERAGE
4		12310.000	23.593	21.710	45.303	-8.697	54.000	AVERAGE

Note:

1. All readings above 1GHz are performed with peak and/or average measurements as necessary.
2. Peak measurements: RBW = 1MHz, VBW = 3 MHz, Sweep: Auto.
3. Average measurements: RBW = 1MHz, VBW = 10 Hz, Sweep: Auto.
4. “ * ”, means this data is the worst emission level.
5. Measurement Level = Reading Level + Correct Factor.
6. The average measurement was not performed when the peak measured data under the limit of average detection.
7. The Emission above 18GHz were not included is because their levels are too low.

Site : CB2-H	**Time : 2017/04/05**
Limit : FCC_SpartC_15.209_03M_PK	**Margin : 6**
Probe : CB2_FCC_EFS_B091_1-18GHz_3M_0117 - HORIZONTAL	**Power : AC 120V / 60Hz**
EUT : Lyra	**Note : 802.11g_2412MHz** **Mode 1: Tx-AD2055320 Mode**

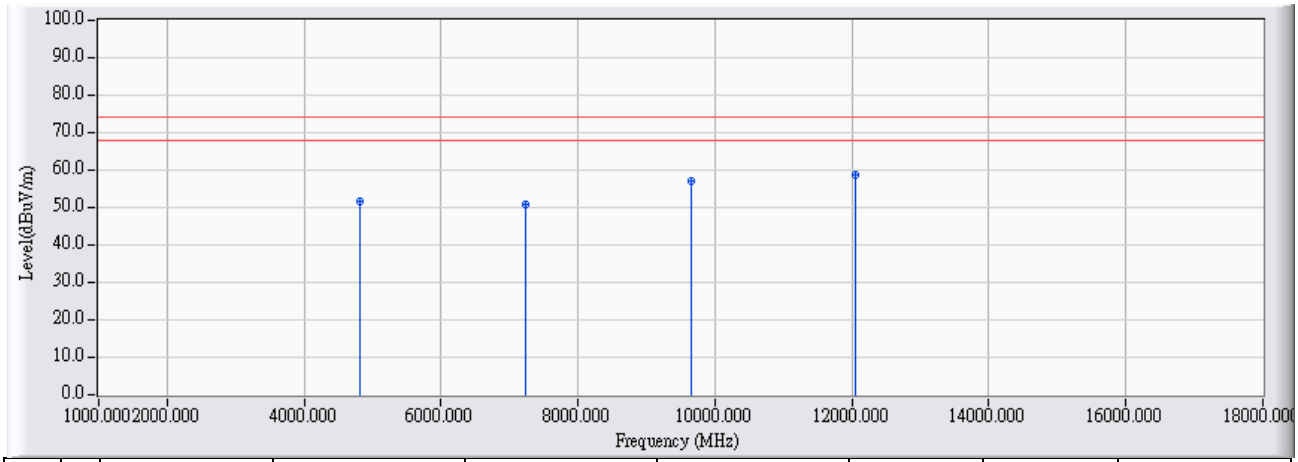

		Frequency (MHz)	Correct Factor (dB)	Reading Level (dBuV)	Measure Level (dBuV/m)	Margin (dB)	Limit (dBuV/m)	Detector Type
1		4824.000	6.911	44.620	51.532	-22.468	74.000	PEAK
2		7225.000	14.543	36.310	50.852	-23.148	74.000	PEAK
3		9648.000	21.167	36.030	57.197	-16.803	74.000	PEAK
4	*	12057.000	23.593	35.200	58.793	-15.207	74.000	PEAK

Note:

1. All readings above 1GHz are performed with peak and/or average measurements as necessary.
2. Peak measurements: RBW = 1MHz, VBW = 3 MHz, Sweep: Auto.
3. Average measurements: RBW = 1MHz, VBW = 10 Hz, Sweep: Auto.
4. " * ", means this data is the worst emission level.
5. Measurement Level = Reading Level + Correct Factor.
6. The average measurement was not performed when the peak measured data under the limit of average detection.
7. The Emission above 18GHz were not included is because their levels are too low.

Site : CB2-H	**Time : 2017/04/05**
Limit : FCC_SpartC_15.209_03M_AV	**Margin : 6**
Probe : CB2_FCC_EFS_B091_1-18GHz_3M_0117 - HORIZONTAL	**Power : AC 120V / 60Hz**
EUT : Lyra	**Note : 802.11g_2412MHz** **Mode 1: Tx-AD2055320 Mode**

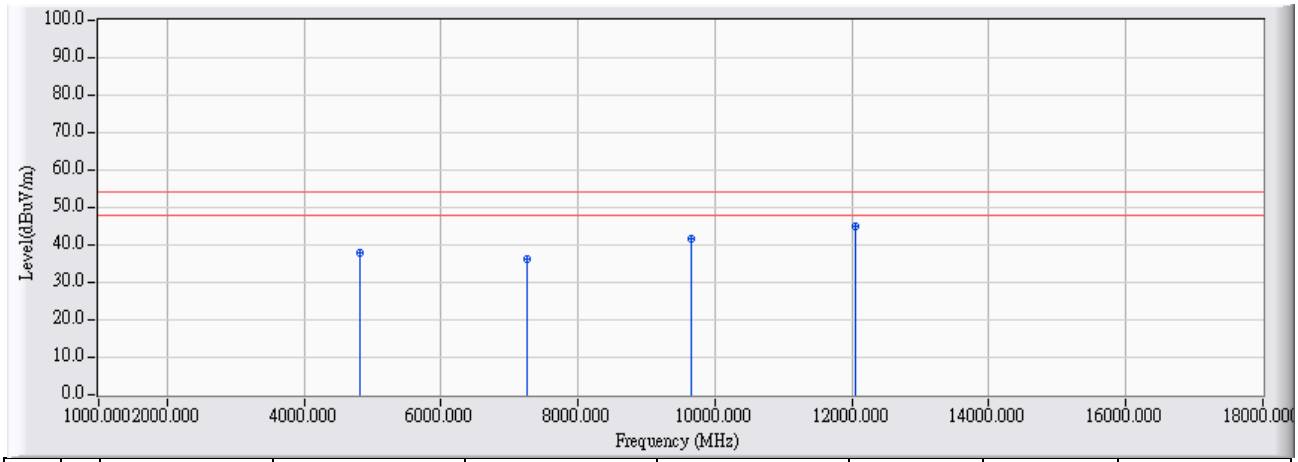

		Frequency (MHz)	Correct Factor (dB)	Reading Level (dBuV)	Measure Level (dBuV/m)	Margin (dB)	Limit (dBuV/m)	Detector Type
1		4824.000	6.911	30.830	37.742	-16.258	54.000	AVERAGE
2		7254.000	14.656	21.690	36.346	-17.654	54.000	AVERAGE
3		9644.000	21.159	20.420	41.579	-12.421	54.000	AVERAGE
4	*	12040.000	23.637	21.420	45.057	-8.943	54.000	AVERAGE

Note:

1. All readings above 1GHz are performed with peak and/or average measurements as necessary.
2. Peak measurements: RBW = 1MHz, VBW = 3 MHz, Sweep: Auto.
3. Average measurements: RBW = 1MHz, VBW = 10 Hz, Sweep: Auto.
4. " * ", means this data is the worst emission level.
5. Measurement Level = Reading Level + Correct Factor.
6. The average measurement was not performed when the peak measured data under the limit of average detection.
7. The Emission above 18GHz were not included is because their levels are too low.

Site : CB2-H	**Time : 2017/04/05**
Limit : FCC_SpartC_15.209_03M_PK	**Margin : 6**
Probe : CB2_FCC_EFS_B091_1-18GHz_3M_0117 - VERTICAL	**Power : AC 120V / 60Hz**
EUT : Lyra	**Note : 802.11g_2412MHz** **Mode 1: Tx-AD2055320 Mode**

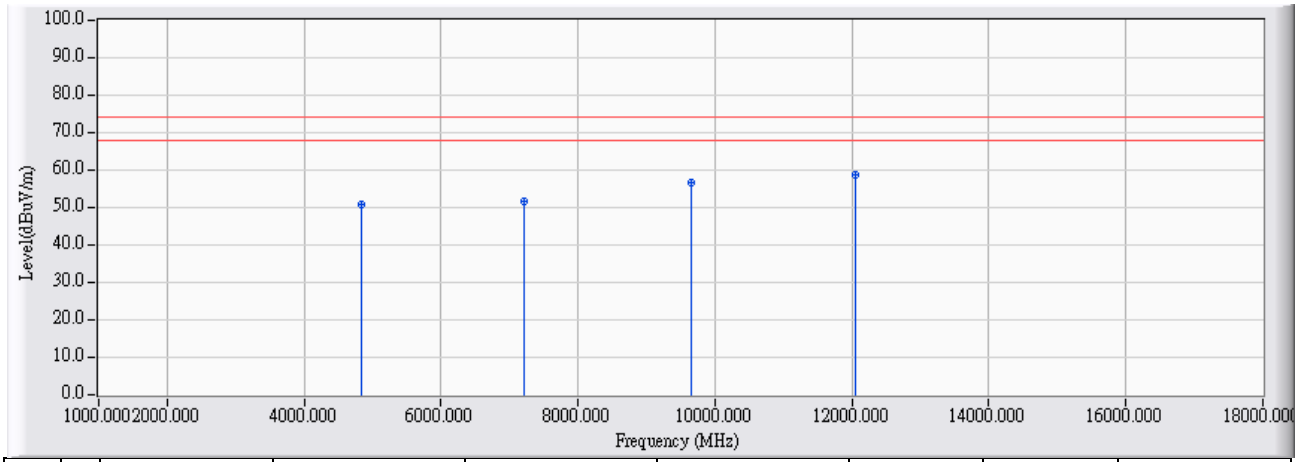

		Frequency (MHz)	Correct Factor (dB)	Reading Level (dBuV)	Measure Level (dBuV/m)	Margin (dB)	Limit (dBuV/m)	Detector Type
1		4828.000	6.919	43.730	50.648	-23.352	74.000	PEAK
2		7222.000	14.530	37.110	51.640	-22.360	74.000	PEAK
3		9662.000	21.197	35.670	56.866	-17.134	74.000	PEAK
4	*	12041.000	23.635	35.180	58.814	-15.186	74.000	PEAK

Note:

1. All readings above 1GHz are performed with peak and/or average measurements as necessary.
2. Peak measurements: RBW = 1MHz, VBW = 3 MHz, Sweep: Auto.
3. Average measurements: RBW = 1MHz, VBW = 10 Hz, Sweep: Auto.
4. " * ", means this data is the worst emission level.
5. Measurement Level = Reading Level + Correct Factor.
6. The average measurement was not performed when the peak measured data under the limit of average detection.
7. The Emission above 18GHz were not included is because their levels are too low.

Site : CB2-H	**Time : 2017/04/05**
Limit : FCC_SpartC_15.209_03M_AV	**Margin : 6**
Probe : CB2_FCC_EFS_B091_1-18GHz_3M_0117 - VERTICAL	**Power : AC 120V / 60Hz**
EUT : Lyra	**Note : 802.11g_2412MHz** **Mode 1: Tx-AD2055320 Mode**

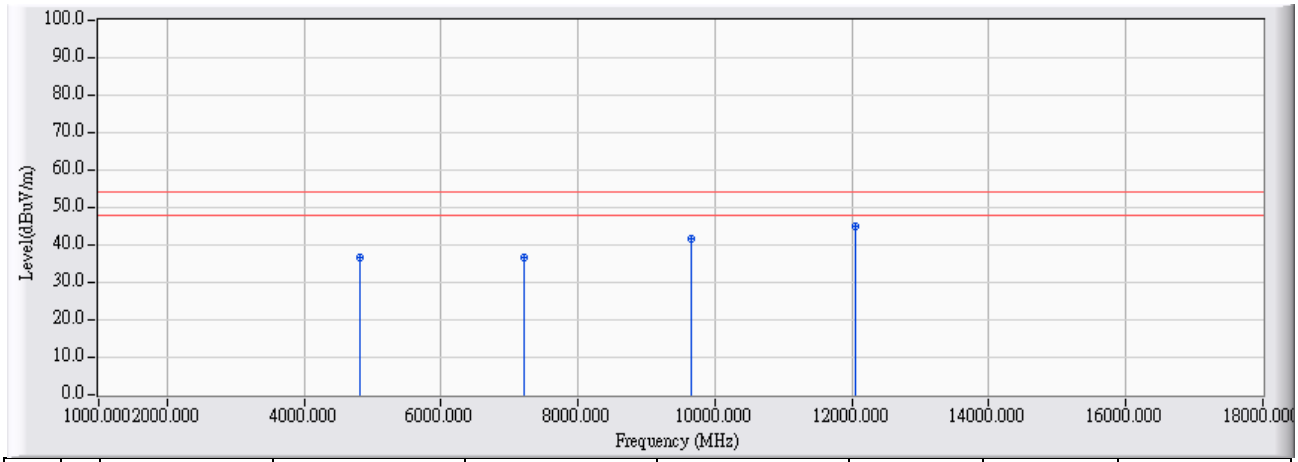

		Frequency (MHz)	Correct Factor (dB)	Reading Level (dBuV)	Measure Level (dBuV/m)	Margin (dB)	Limit (dBuV/m)	Detector Type
1		4823.000	6.910	29.640	36.550	-17.450	54.000	AVERAGE
2		7218.000	14.515	22.130	36.645	-17.355	54.000	AVERAGE
3		9648.000	21.167	20.420	41.587	-12.413	54.000	AVERAGE
4	*	12040.000	23.637	21.450	45.087	-8.913	54.000	AVERAGE

Note:

1. All readings above 1GHz are performed with peak and/or average measurements as necessary.
2. Peak measurements: RBW = 1MHz, VBW = 3 MHz, Sweep: Auto.
3. Average measurements: RBW = 1MHz, VBW = 10 Hz, Sweep: Auto.
4. “ * ”, means this data is the worst emission level.
5. Measurement Level = Reading Level + Correct Factor.
6. The average measurement was not performed when the peak measured data under the limit of average detection.
7. The Emission above 18GHz were not included is because their levels are too low.

Site : CB2-H	**Time : 2017/04/05**
Limit : FCC_SpartC_15.209_03M_PK	**Margin : 6**
Probe : CB2_FCC_EFS_B091_1-18GHz_3M_0117 - HORIZONTAL	**Power : AC 120V / 60Hz**
EUT : Lyra	**Note : 802.11g_2437MHz** **Mode 1: Tx-AD2055320 Mode**

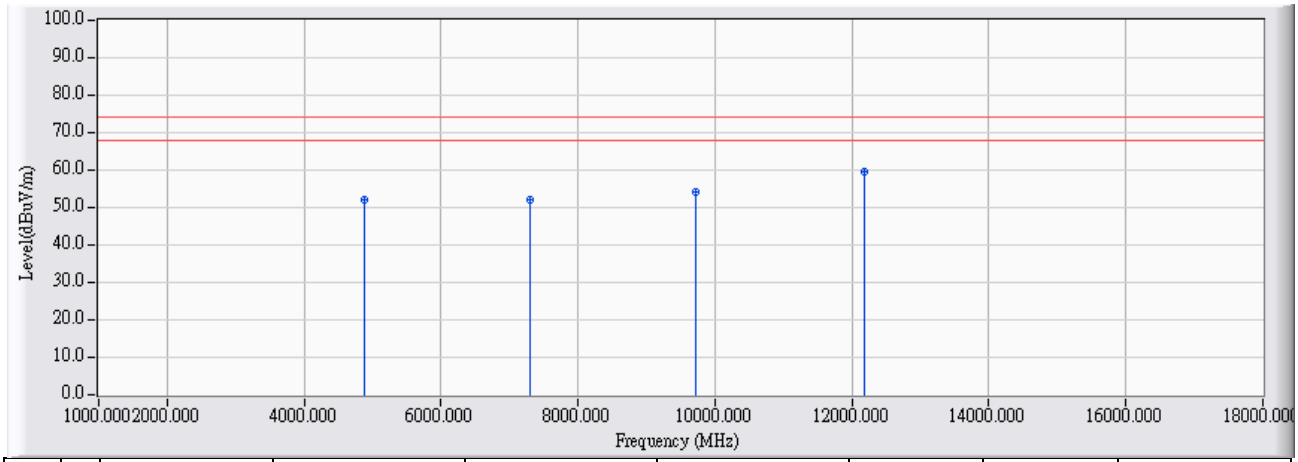

		Frequency (MHz)	Correct Factor (dB)	Reading Level (dBuV)	Measure Level (dBuV/m)	Margin (dB)	Limit (dBuV/m)	Detector Type
1		4874.000	6.996	45.140	52.136	-21.864	74.000	PEAK
2		7297.000	14.829	37.260	52.089	-21.911	74.000	PEAK
3		9728.000	21.331	32.690	54.022	-19.978	74.000	PEAK
4	*	12176.000	23.288	36.240	59.528	-14.472	74.000	PEAK

Note:

1. All readings above 1GHz are performed with peak and/or average measurements as necessary.
2. Peak measurements: RBW = 1MHz, VBW = 3 MHz, Sweep: Auto.
3. Average measurements: RBW = 1MHz, VBW = 10 Hz, Sweep: Auto.
4. " * ", means this data is the worst emission level.
5. Measurement Level = Reading Level + Correct Factor.
6. The average measurement was not performed when the peak measured data under the limit of average detection.
7. The Emission above 18GHz were not included is because their levels are too low.

Site : CB2-H	**Time : 2017/04/05**
Limit : FCC_SpartC_15.209_03M_AV	**Margin : 6**
Probe : CB2_FCC_EFS_B091_1-18GHz_3M_0117 - HORIZONTAL	**Power : AC 120V / 60Hz**
EUT : Lyra	**Note : 802.11g_2437MHz** **Mode 1: Tx-AD2055320 Mode**

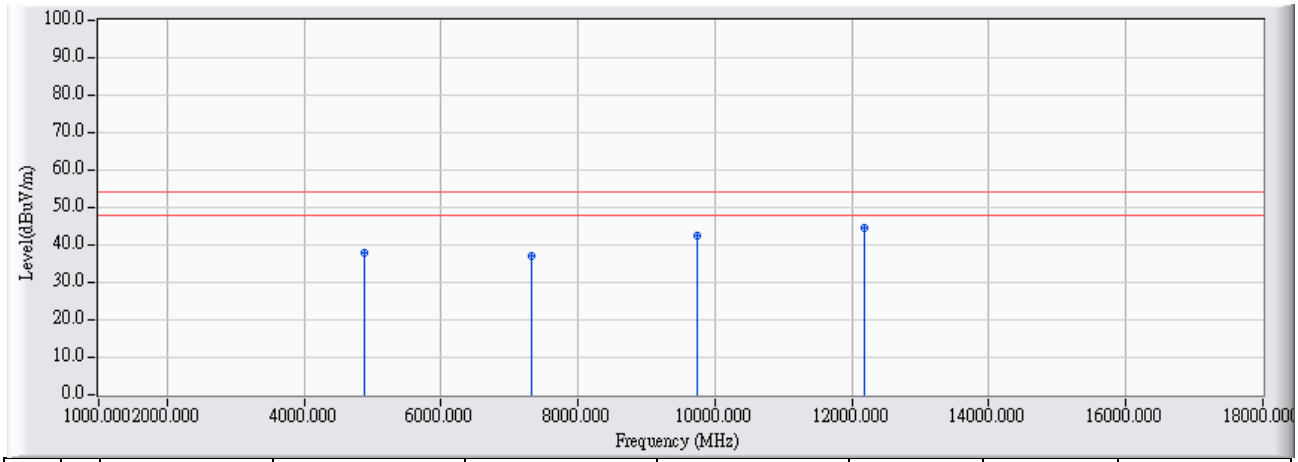

		Frequency (MHz)	Correct Factor (dB)	Reading Level (dBuV)	Measure Level (dBuV/m)	Margin (dB)	Limit (dBuV/m)	Detector Type
1		4874.000	6.996	30.740	37.736	-16.264	54.000	AVERAGE
2		7319.000	14.916	22.290	37.207	-16.793	54.000	AVERAGE
3		9747.000	21.372	20.970	42.341	-11.659	54.000	AVERAGE
4	*	12191.000	23.250	21.210	44.459	-9.541	54.000	AVERAGE

Note:

1. All readings above 1GHz are performed with peak and/or average measurements as necessary.
2. Peak measurements: RBW = 1MHz, VBW = 3 MHz, Sweep: Auto.
3. Average measurements: RBW = 1MHz, VBW = 10 Hz, Sweep: Auto.
4. " * ", means this data is the worst emission level.
5. Measurement Level = Reading Level + Correct Factor.
6. The average measurement was not performed when the peak measured data under the limit of average detection.
7. The Emission above 18GHz were not included is because their levels are too low.

Site : CB2-H	**Time : 2017/04/05**
Limit : FCC_SpartC_15.209_03M_PK	**Margin : 6**
Probe : CB2_FCC_EFS_B091_1-18GHz_3M_0117 - VERTICAL	**Power : AC 120V / 60Hz**
EUT : Lyra	**Note : 802.11g_2437MHz** **Mode 1: Tx-AD2055320 Mode**

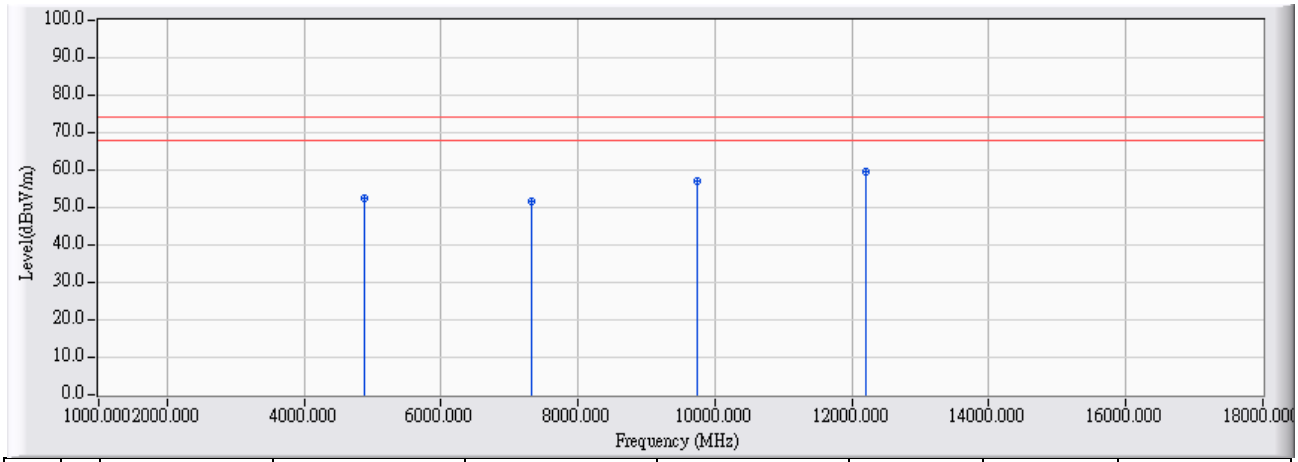

		Frequency (MHz)	Correct Factor (dB)	Reading Level (dBuV)	Measure Level (dBuV/m)	Margin (dB)	Limit (dBuV/m)	Detector Type
1		4874.000	6.996	45.360	52.356	-21.644	74.000	PEAK
2		7317.000	14.909	36.820	51.729	-22.271	74.000	PEAK
3		9732.000	21.341	35.590	56.930	-17.070	74.000	PEAK
4	*	12203.000	23.218	36.470	59.688	-14.312	74.000	PEAK

Note:

1. All readings above 1GHz are performed with peak and/or average measurements as necessary.
2. Peak measurements: RBW = 1MHz, VBW = 3 MHz, Sweep: Auto.
3. Average measurements: RBW = 1MHz, VBW = 10 Hz, Sweep: Auto.
4. " * ", means this data is the worst emission level.
5. Measurement Level = Reading Level + Correct Factor.
6. The average measurement was not performed when the peak measured data under the limit of average detection.
7. The Emission above 18GHz were not included is because their levels are too low.

Site : CB2-H	**Time : 2017/04/05**
Limit : FCC_SpartC_15.209_03M_AV	**Margin : 6**
Probe : CB2_FCC_EFS_B091_1-18GHz_3M_0117 - VERTICAL	**Power : AC 120V / 60Hz**
EUT : Lyra	**Note : 802.11g_2437MHz** **Mode 1: Tx-AD2055320 Mode**

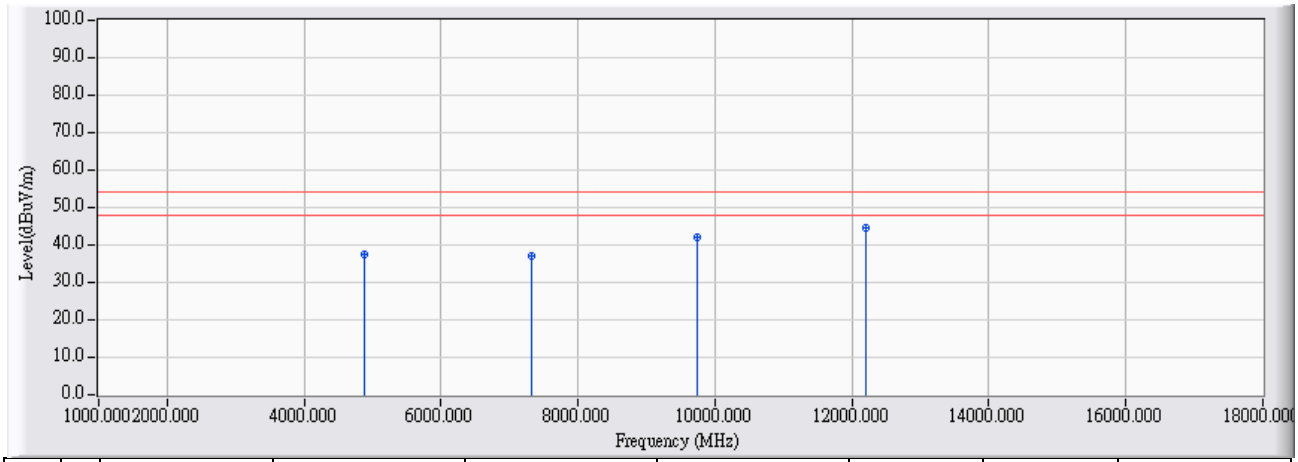

		Frequency (MHz)	Correct Factor (dB)	Reading Level (dBuV)	Measure Level (dBuV/m)	Margin (dB)	Limit (dBuV/m)	Detector Type
1		4874.000	6.996	30.350	37.346	-16.654	54.000	AVERAGE
2		7317.000	14.909	22.350	37.259	-16.741	54.000	AVERAGE
3		9747.000	21.372	20.900	42.271	-11.729	54.000	AVERAGE
4	*	12204.000	23.216	21.320	44.536	-9.464	54.000	AVERAGE

Note:

1. All readings above 1GHz are performed with peak and/or average measurements as necessary.
2. Peak measurements: RBW = 1MHz, VBW = 3 MHz, Sweep: Auto.
3. Average measurements: RBW = 1MHz, VBW = 10 Hz, Sweep: Auto.
4. " * ", means this data is the worst emission level.
5. Measurement Level = Reading Level + Correct Factor.
6. The average measurement was not performed when the peak measured data under the limit of average detection.
7. The Emission above 18GHz were not included is because their levels are too low.

Site : CB2-H	**Time : 2017/04/05**
Limit : FCC_SpartC_15.209_03M_PK	**Margin : 6**
Probe : CB2_FCC_EFS_B091_1-18GHz_3M_0117 - HORIZONTAL	**Power : AC 120V / 60Hz**
EUT : Lyra	**Note : 802.11g_2462MHz** **Mode 1: Tx-AD2055320 Mode**

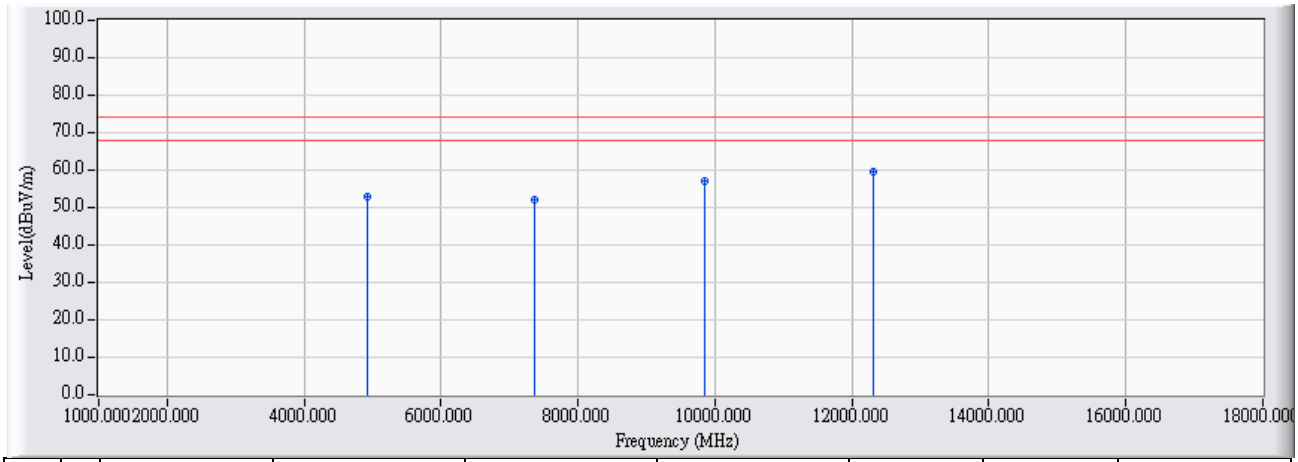

		Frequency (MHz)	Correct Factor (dB)	Reading Level (dBuV)	Measure Level (dBuV/m)	Margin (dB)	Limit (dBuV/m)	Detector Type
1		4924.000	7.080	45.770	52.851	-21.149	74.000	PEAK
2		7367.000	15.109	36.840	51.949	-22.051	74.000	PEAK
3		9852.000	21.596	35.310	56.906	-17.094	74.000	PEAK
4	*	12316.000	23.644	35.860	59.503	-14.497	74.000	PEAK

Note:

1. All readings above 1GHz are performed with peak and/or average measurements as necessary.
2. Peak measurements: RBW = 1MHz, VBW = 3 MHz, Sweep: Auto.
3. Average measurements: RBW = 1MHz, VBW = 10 Hz, Sweep: Auto.
4. " * ", means this data is the worst emission level.
5. Measurement Level = Reading Level + Correct Factor.
6. The average measurement was not performed when the peak measured data under the limit of average detection.
7. The Emission above 18GHz were not included is because their levels are too low.

Site : CB2-H	**Time : 2017/04/05**
Limit : FCC_SpartC_15.209_03M_AV	**Margin : 6**
Probe : CB2_FCC_EFS_B091_1-18GHz_3M_0117 - HORIZONTAL	**Power : AC 120V / 60Hz**
EUT : Lyra	**Note : 802.11g_2462MHz** **Mode 1: Tx-AD2055320 Mode**

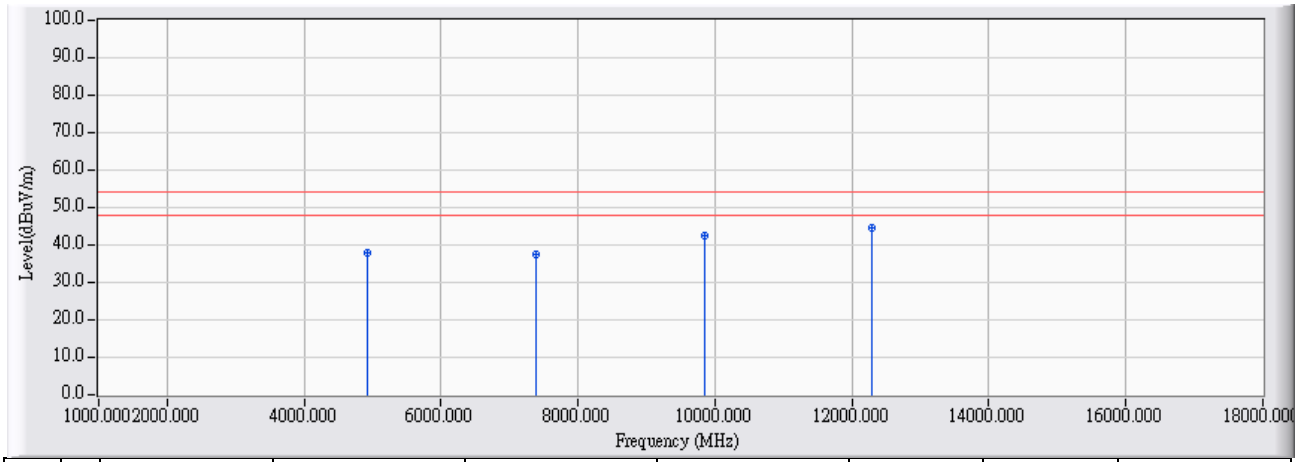

		Frequency (MHz)	Correct Factor (dB)	Reading Level (dBuV)	Measure Level (dBuV/m)	Margin (dB)	Limit (dBuV/m)	Detector Type
1		4924.000	7.080	30.790	37.871	-16.129	54.000	AVERAGE
2		7385.000	15.181	22.450	37.631	-16.369	54.000	AVERAGE
3		9847.000	21.585	21.030	42.615	-11.385	54.000	AVERAGE
4	*	12295.000	23.468	21.180	44.648	-9.352	54.000	AVERAGE

Note:

1. All readings above 1GHz are performed with peak and/or average measurements as necessary.
2. Peak measurements: RBW = 1MHz, VBW = 3 MHz, Sweep: Auto.
3. Average measurements: RBW = 1MHz, VBW = 10 Hz, Sweep: Auto.
4. " * ", means this data is the worst emission level.
5. Measurement Level = Reading Level + Correct Factor.
6. The average measurement was not performed when the peak measured data under the limit of average detection.
7. The Emission above 18GHz were not included is because their levels are too low.

Site : CB2-H	**Time : 2017/04/05**
Limit : FCC_SpartC_15.209_03M_PK	**Margin : 6**
Probe : CB2_FCC_EFS_B091_1-18GHz_3M_0117 - VERTICAL	**Power : AC 120V / 60Hz**
EUT : Lyra	**Note : 802.11g_2462MHz** **Mode 1: Tx-AD2055320 Mode**

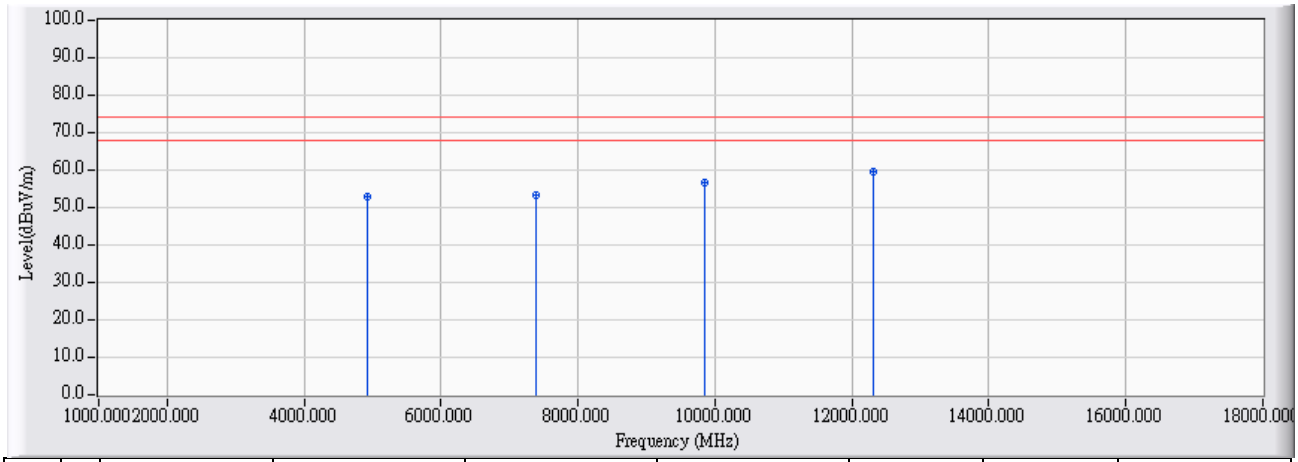

		Frequency (MHz)	Correct Factor (dB)	Reading Level (dBuV)	Measure Level (dBuV/m)	Margin (dB)	Limit (dBuV/m)	Detector Type
1		4924.000	7.080	45.940	53.021	-20.979	74.000	PEAK
2		7387.000	15.189	38.160	53.349	-20.651	74.000	PEAK
3		9847.000	21.585	35.090	56.675	-17.325	74.000	PEAK
4	*	12313.000	23.618	36.100	59.718	-14.282	74.000	PEAK

Note:

1. All readings above 1GHz are performed with peak and/or average measurements as necessary.
2. Peak measurements: RBW = 1MHz, VBW = 3 MHz, Sweep: Auto.
3. Average measurements: RBW = 1MHz, VBW = 10 Hz, Sweep: Auto.
4. " * ", means this data is the worst emission level.
5. Measurement Level = Reading Level + Correct Factor.
6. The average measurement was not performed when the peak measured data under the limit of average detection.
7. The Emission above 18GHz were not included is because their levels are too low.

Site : CB2-H	**Time : 2017/04/05**
Limit : FCC_SpartC_15.209_03M_AV	**Margin : 6**
Probe : CB2_FCC_EFS_B091_1-18GHz_3M_0117 - VERTICAL	**Power : AC 120V / 60Hz**
EUT : Lyra	**Note : 802.11g_2462MHz** **Mode 1: Tx-AD2055320 Mode**

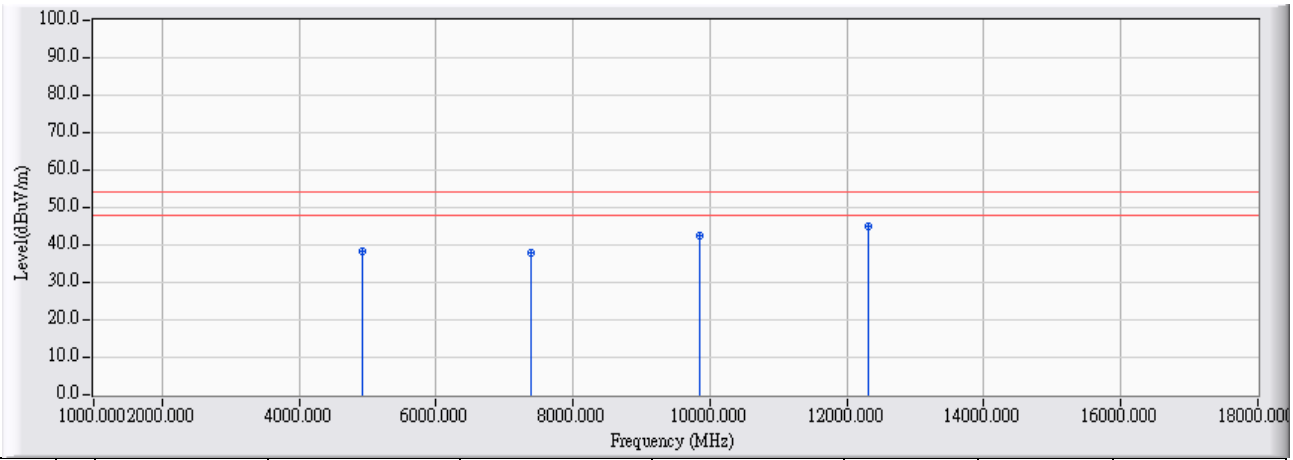

		Frequency (MHz)	Correct Factor (dB)	Reading Level (dBuV)	Measure Level (dBuV/m)	Margin (dB)	Limit (dBuV/m)	Detector Type
1		4924.000	7.080	31.050	38.131	-15.869	54.000	AVERAGE
2		7383.000	15.173	22.870	38.043	-15.957	54.000	AVERAGE
3		9848.000	21.586	21.040	42.627	-11.373	54.000	AVERAGE
4	*	12304.000	23.543	21.420	44.963	-9.037	54.000	AVERAGE

Note:

1. All readings above 1GHz are performed with peak and/or average measurements as necessary.
2. Peak measurements: RBW = 1MHz, VBW = 3 MHz, Sweep: Auto.
3. Average measurements: RBW = 1MHz, VBW = 10 Hz, Sweep: Auto.
4. " * ", means this data is the worst emission level.
5. Measurement Level = Reading Level + Correct Factor.
6. The average measurement was not performed when the peak measured data under the limit of average detection.
7. The Emission above 18GHz were not included is because their levels are too low.

Site : CB2-H	**Time : 2017/04/05**
Limit : FCC_SpartC_15.209_03M_PK	**Margin : 6**
Probe : CB2_FCC_EFS_B091_1-18GHz_3M_0117 - HORIZONTAL	**Power : AC 120V / 60Hz**
EUT : Lyra	**Note : 802.11n(20M)_2412MHz** **Mode 1: Tx-AD2055320 Mode**

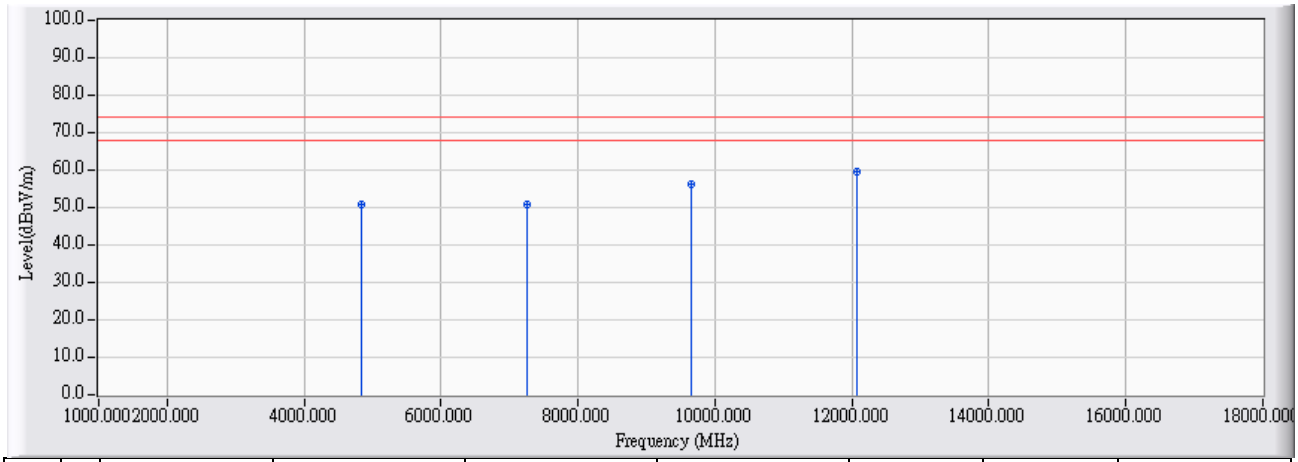

		Frequency (MHz)	Correct Factor (dB)	Reading Level (dBuV)	Measure Level (dBuV/m)	Margin (dB)	Limit (dBuV/m)	Detector Type
1		4826.000	6.915	43.750	50.665	-23.335	74.000	PEAK
2		7247.000	14.629	36.220	50.849	-23.151	74.000	PEAK
3		9650.000	21.172	35.080	56.252	-17.748	74.000	PEAK
4	*	12074.000	23.550	36.120	59.670	-14.330	74.000	PEAK

Note:

1. All readings above 1GHz are performed with peak and/or average measurements as necessary.
2. Peak measurements: RBW = 1MHz, VBW = 3 MHz, Sweep: Auto.
3. Average measurements: RBW = 1MHz, VBW = 10 Hz, Sweep: Auto.
4. " * ", means this data is the worst emission level.
5. Measurement Level = Reading Level + Correct Factor.
6. The average measurement was not performed when the peak measured data under the limit of average detection.
7. The Emission above 18GHz were not included is because their levels are too low.

Site : CB2-H	**Time : 2017/04/05**
Limit : FCC_SpartC_15.209_03M_AV	**Margin : 6**
Probe : CB2_FCC_EFS_B091_1-18GHz_3M_0117 - HORIZONTAL	**Power : AC 120V / 60Hz**
EUT : Lyra	**Note : 802.11n(20M)_2412MHz Mode 1: Tx-AD2055320 Mode**

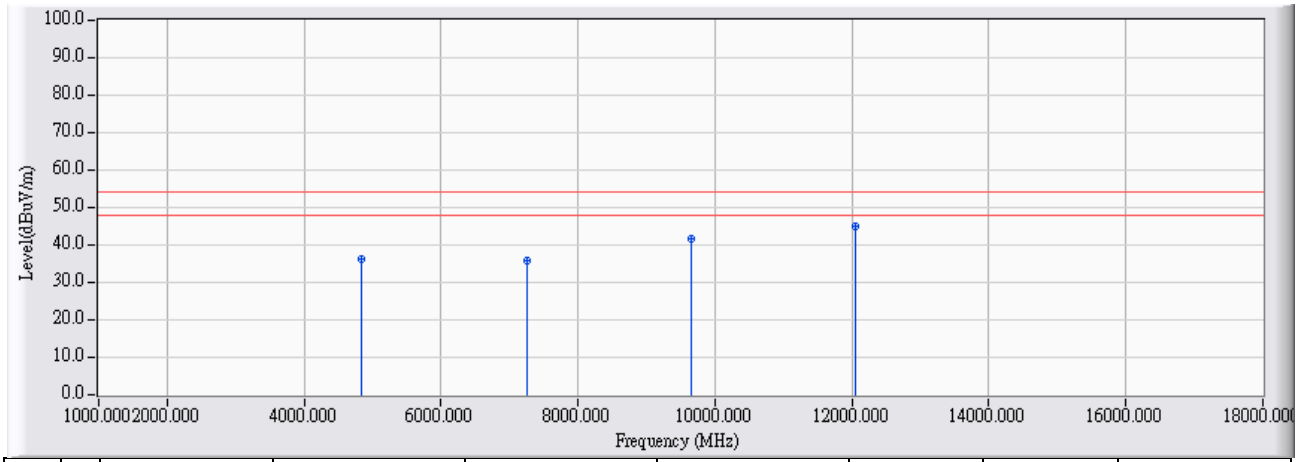

		Frequency (MHz)	Correct Factor (dB)	Reading Level (dBuV)	Measure Level (dBuV/m)	Margin (dB)	Limit (dBuV/m)	Detector Type
1		4826.000	6.915	29.320	36.235	-17.765	54.000	AVERAGE
2		7249.000	14.636	21.360	35.997	-18.003	54.000	AVERAGE
3		9656.000	21.184	20.370	41.554	-12.446	54.000	AVERAGE
4	*	12042.000	23.631	21.410	45.042	-8.958	54.000	AVERAGE

Note:

1. All readings above 1GHz are performed with peak and/or average measurements as necessary.
2. Peak measurements: RBW = 1MHz, VBW = 3 MHz, Sweep: Auto.
3. Average measurements: RBW = 1MHz, VBW = 10 Hz, Sweep: Auto.
4. " * ", means this data is the worst emission level.
5. Measurement Level = Reading Level + Correct Factor.
6. The average measurement was not performed when the peak measured data under the limit of average detection.
7. The Emission above 18GHz were not included is because their levels are too low.

Site : CB2-H	**Time : 2017/04/05**
Limit : FCC_SpartC_15.209_03M_PK	**Margin : 6**
Probe : CB2_FCC_EFS_B091_1-18GHz_3M_0117 - VERTICAL	**Power : AC 120V / 60Hz**
EUT : Lyra	**Note : 802.11n(20M)_2412MHz Mode 1: Tx-AD2055320 Mode**

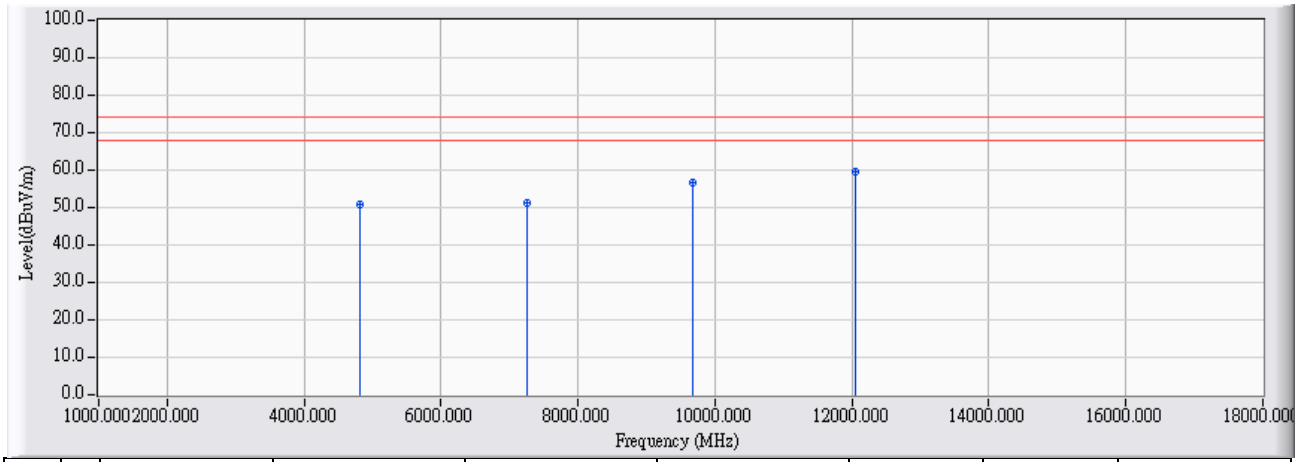

		Frequency (MHz)	Correct Factor (dB)	Reading Level (dBuV)	Measure Level (dBuV/m)	Margin (dB)	Limit (dBuV/m)	Detector Type
1		4822.000	6.908	43.790	50.698	-23.302	74.000	PEAK
2		7247.000	14.629	36.740	51.369	-22.631	74.000	PEAK
3		9667.000	21.207	35.590	56.797	-17.203	74.000	PEAK
4	*	12049.000	23.614	35.860	59.474	-14.526	74.000	PEAK

Note:

1. All readings above 1GHz are performed with peak and/or average measurements as necessary.
2. Peak measurements: RBW = 1MHz, VBW = 3 MHz, Sweep: Auto.
3. Average measurements: RBW = 1MHz, VBW = 10 Hz, Sweep: Auto.
4. " * ", means this data is the worst emission level.
5. Measurement Level = Reading Level + Correct Factor.
6. The average measurement was not performed when the peak measured data under the limit of average detection.
7. The Emission above 18GHz were not included is because their levels are too low.

Site : CB2-H	**Time : 2017/04/05**
Limit : FCC_SpartC_15.209_03M_AV	**Margin : 6**
Probe : CB2_FCC_EFS_B091_1-18GHz_3M_0117 - VERTICAL	**Power : AC 120V / 60Hz**
EUT : Lyra	**Note : 802.11n(20M)_2412MHz Mode 1: Tx-AD2055320 Mode**

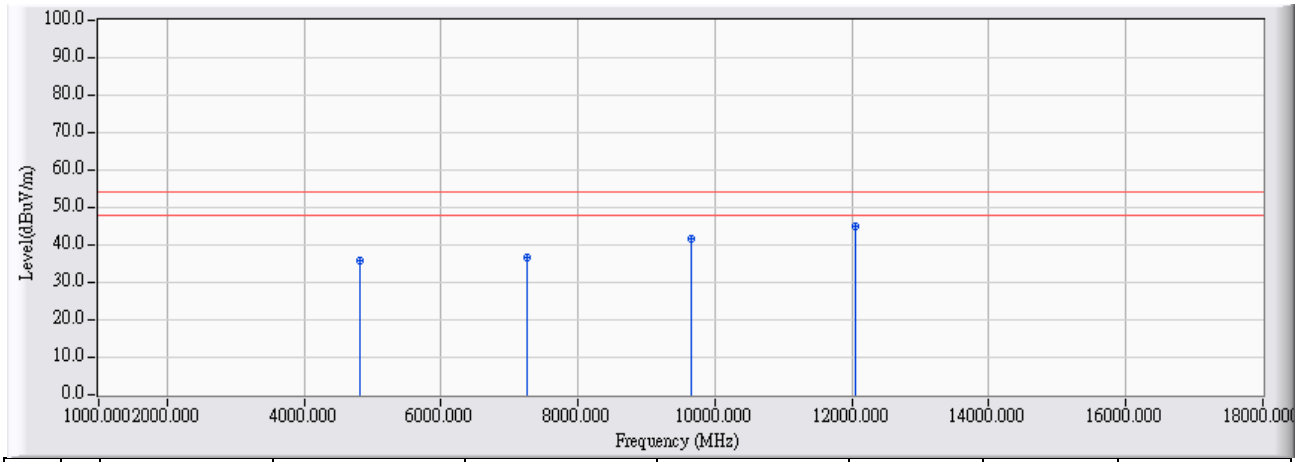

		Frequency (MHz)	Correct Factor (dB)	Reading Level (dBuV)	Measure Level (dBuV/m)	Margin (dB)	Limit (dBuV/m)	Detector Type
1		4823.000	6.910	29.120	36.030	-17.970	54.000	AVERAGE
2		7254.000	14.656	21.830	36.486	-17.514	54.000	AVERAGE
3		9648.000	21.167	20.630	41.797	-12.203	54.000	AVERAGE
4	*	12055.000	23.598	21.560	45.158	-8.842	54.000	AVERAGE

Note:

1. All readings above 1GHz are performed with peak and/or average measurements as necessary.
2. Peak measurements: RBW = 1MHz, VBW = 3 MHz, Sweep: Auto.
3. Average measurements: RBW = 1MHz, VBW = 10 Hz, Sweep: Auto.
4. " * ", means this data is the worst emission level.
5. Measurement Level = Reading Level + Correct Factor.
6. The average measurement was not performed when the peak measured data under the limit of average detection.
7. The Emission above 18GHz were not included is because their levels are too low.

Site : CB2-H	**Time : 2017/04/05**
Limit : FCC_SpartC_15.209_03M_PK	**Margin : 6**
Probe : CB2_FCC_EFS_B091_1-18GHz_3M_0117 - HORIZONTAL	**Power : AC 120V / 60Hz**
EUT : Lyra	**Note : 802.11n(20M)_2437MHz** **Mode 1: Tx-AD2055320 Mode**

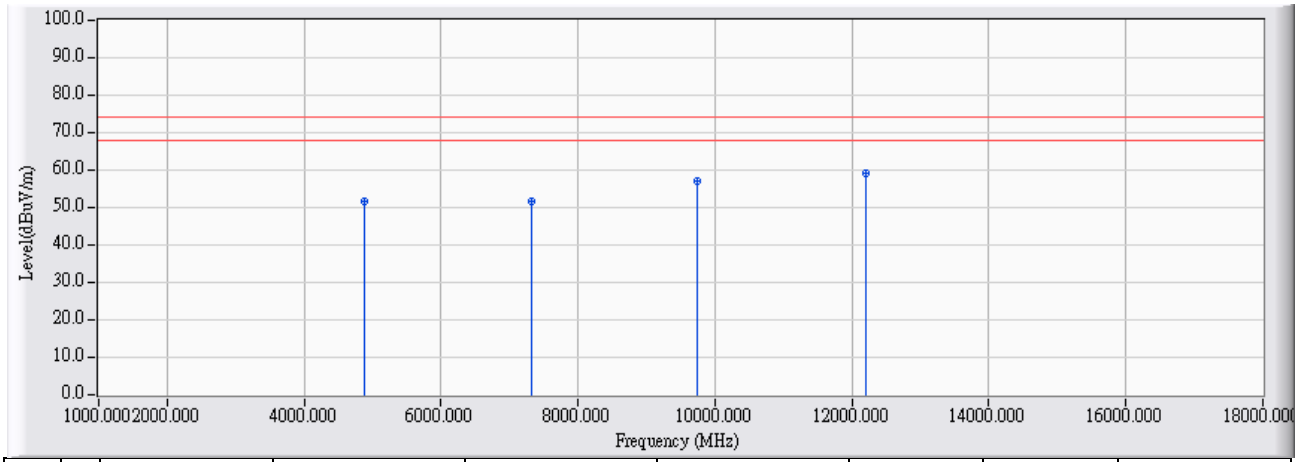

		Frequency (MHz)	Correct Factor (dB)	Reading Level (dBuV)	Measure Level (dBuV/m)	Margin (dB)	Limit (dBuV/m)	Detector Type
1		4876.000	7.000	44.540	51.539	-22.461	74.000	PEAK
2		7323.000	14.933	36.880	51.813	-22.187	74.000	PEAK
3		9739.000	21.355	35.710	57.065	-16.935	74.000	PEAK
4	*	12206.000	23.211	36.060	59.271	-14.729	74.000	PEAK

Note:

1. All readings above 1GHz are performed with peak and/or average measurements as necessary.
2. Peak measurements: RBW = 1MHz, VBW = 3 MHz, Sweep: Auto.
3. Average measurements: RBW = 1MHz, VBW = 10 Hz, Sweep: Auto.
4. " * ", means this data is the worst emission level.
5. Measurement Level = Reading Level + Correct Factor.
6. The average measurement was not performed when the peak measured data under the limit of average detection.
7. The Emission above 18GHz were not included is because their levels are too low.

Site : CB2-H	**Time : 2017/04/05**
Limit : FCC_SpartC_15.209_03M_AV	**Margin : 6**
Probe : CB2_FCC_EFS_B091_1-18GHz_3M_0117 - HORIZONTAL	**Power : AC 120V / 60Hz**
EUT : Lyra	**Note : 802.11n(20M)_2437MHz** **Mode 1: Tx-AD2055320 Mode**

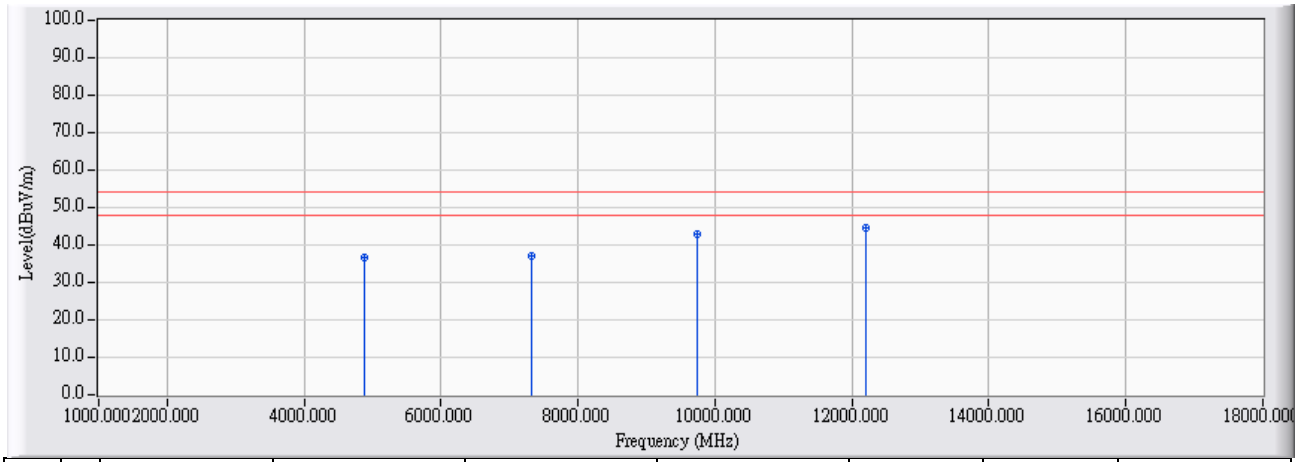

		Frequency (MHz)	Correct Factor (dB)	Reading Level (dBuV)	Measure Level (dBuV/m)	Margin (dB)	Limit (dBuV/m)	Detector Type
1		4877.000	7.001	29.780	36.781	-17.219	54.000	AVERAGE
2		7319.000	14.916	22.370	37.287	-16.713	54.000	AVERAGE
3		9748.000	21.373	21.600	42.973	-11.027	54.000	AVERAGE
4	*	12202.000	23.221	21.370	44.591	-9.409	54.000	AVERAGE

Note:

1. All readings above 1GHz are performed with peak and/or average measurements as necessary.
2. Peak measurements: RBW = 1MHz, VBW = 3 MHz, Sweep: Auto.
3. Average measurements: RBW = 1MHz, VBW = 10 Hz, Sweep: Auto.
4. " * ", means this data is the worst emission level.
5. Measurement Level = Reading Level + Correct Factor.
6. The average measurement was not performed when the peak measured data under the limit of average detection.
7. The Emission above 18GHz were not included is because their levels are too low.

Site : CB2-H	**Time : 2017/04/05**
Limit : FCC_SpartC_15.209_03M_PK	**Margin : 6**
Probe : CB2_FCC_EFS_B091_1-18GHz_3M_0117 - VERTICAL	**Power : AC 120V / 60Hz**
EUT : Lyra	**Note : 802.11n(20M)_2437MHz Mode 1: Tx-AD2055320 Mode**

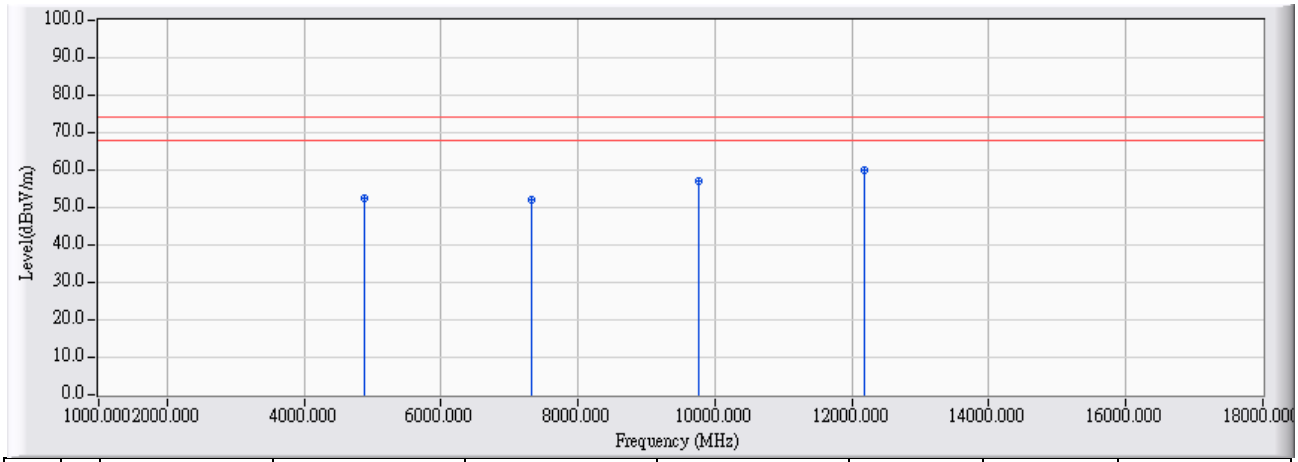

		Frequency (MHz)	Correct Factor (dB)	Reading Level (dBuV)	Measure Level (dBuV/m)	Margin (dB)	Limit (dBuV/m)	Detector Type
1		4876.000	7.000	45.670	52.669	-21.331	74.000	PEAK
2		7321.000	14.926	37.110	52.035	-21.965	74.000	PEAK
3		9754.000	21.386	35.890	57.276	-16.724	74.000	PEAK
4	*	12180.000	23.277	36.640	59.918	-14.082	74.000	PEAK

Note:

1. All readings above 1GHz are performed with peak and/or average measurements as necessary.
2. Peak measurements: RBW = 1MHz, VBW = 3 MHz, Sweep: Auto.
3. Average measurements: RBW = 1MHz, VBW = 10 Hz, Sweep: Auto.
4. " * ", means this data is the worst emission level.
5. Measurement Level = Reading Level + Correct Factor.
6. The average measurement was not performed when the peak measured data under the limit of average detection.
7. The Emission above 18GHz were not included is because their levels are too low.

Site : CB2-H	**Time : 2017/04/05**
Limit : FCC_SpartC_15.209_03M_AV	**Margin : 6**
Probe : CB2_FCC_EFS_B091_1-18GHz_3M_0117 - VERTICAL	**Power : AC 120V / 60Hz**
EUT : Lyra	**Note : 802.11n(20M)_2437MHz Mode 1: Tx-AD2055320 Mode**

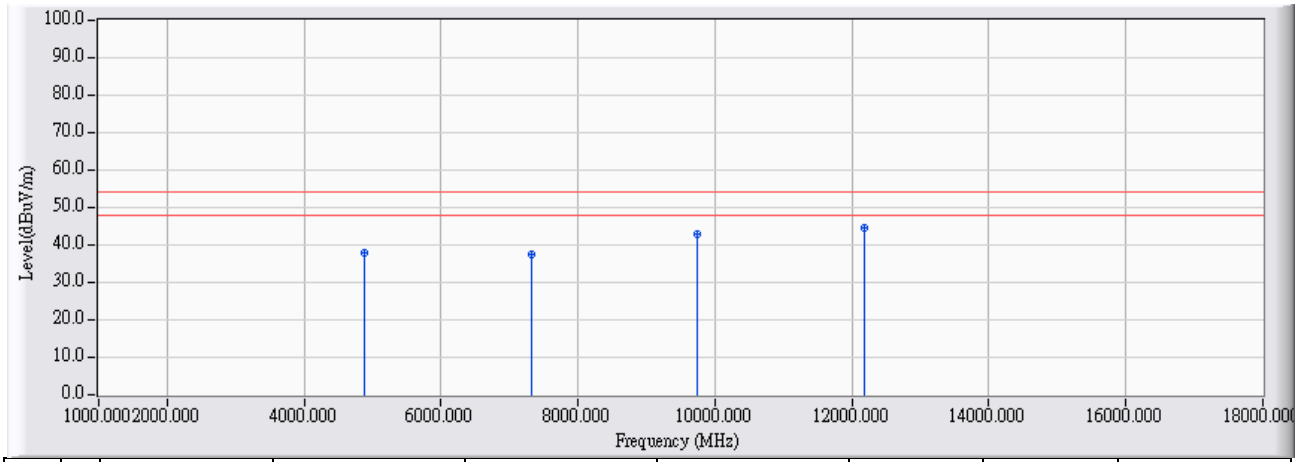

		Frequency (MHz)	Correct Factor (dB)	Reading Level (dBuV)	Measure Level (dBuV/m)	Margin (dB)	Limit (dBuV/m)	Detector Type
1		4877.000	7.001	30.870	37.871	-16.129	54.000	AVERAGE
2		7318.000	14.913	22.730	37.643	-16.357	54.000	AVERAGE
3		9747.000	21.372	21.530	42.901	-11.099	54.000	AVERAGE
4	*	12181.000	23.276	21.480	44.755	-9.245	54.000	AVERAGE

Note:

1. All readings above 1GHz are performed with peak and/or average measurements as necessary.
2. Peak measurements: RBW = 1MHz, VBW = 3 MHz, Sweep: Auto.
3. Average measurements: RBW = 1MHz, VBW = 10 Hz, Sweep: Auto.
4. " * ", means this data is the worst emission level.
5. Measurement Level = Reading Level + Correct Factor.
6. The average measurement was not performed when the peak measured data under the limit of average detection.
7. The Emission above 18GHz were not included is because their levels are too low.

Site : CB2-H	**Time : 2017/04/05**
Limit : FCC_SpartC_15.209_03M_PK	**Margin : 6**
Probe : CB2_FCC_EFS_B091_1-18GHz_3M_0117 - HORIZONTAL	**Power : AC 120V / 60Hz**
EUT : Lyra	**Note : 802.11n(20M)_2462MHz Mode 1: Tx-AD2055320 Mode**

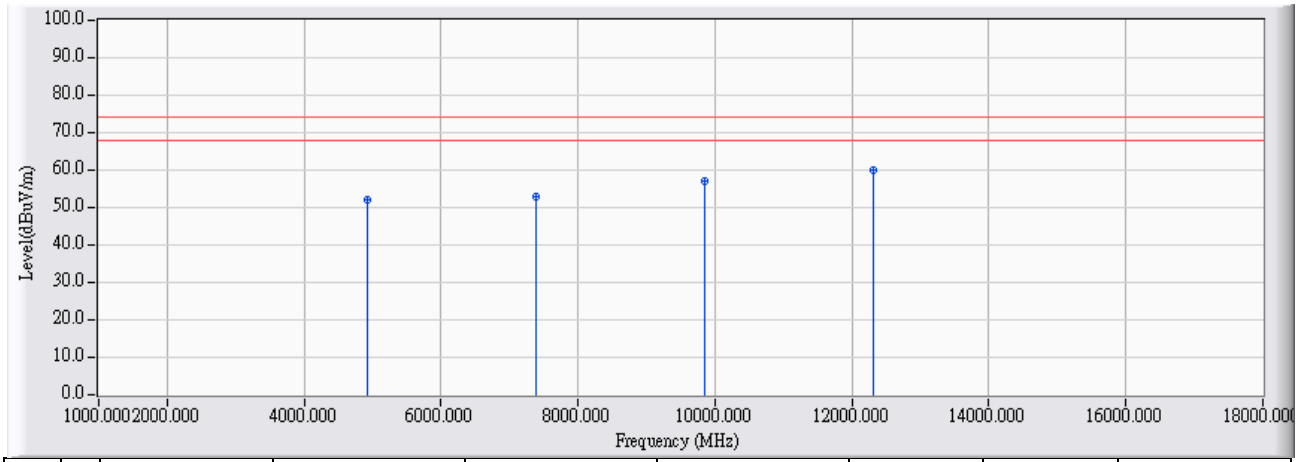

		Frequency (MHz)	Correct Factor (dB)	Reading Level (dBuV)	Measure Level (dBuV/m)	Margin (dB)	Limit (dBuV/m)	Detector Type
1		4923.000	7.079	45.100	52.179	-21.821	74.000	PEAK
2		7386.000	15.186	37.560	52.745	-21.255	74.000	PEAK
3		9851.000	21.593	35.680	57.274	-16.726	74.000	PEAK
4	*	12311.000	23.602	36.370	59.972	-14.028	74.000	PEAK

Note:

1. All readings above 1GHz are performed with peak and/or average measurements as necessary.
2. Peak measurements: RBW = 1MHz, VBW = 3 MHz, Sweep: Auto.
3. Average measurements: RBW = 1MHz, VBW = 10 Hz, Sweep: Auto.
4. " * ", means this data is the worst emission level.
5. Measurement Level = Reading Level + Correct Factor.
6. The average measurement was not performed when the peak measured data under the limit of average detection.
7. The Emission above 18GHz were not included is because their levels are too low.

Site : CB2-H	**Time : 2017/04/05**
Limit : FCC_SpartC_15.209_03M_AV	**Margin : 6**
Probe : CB2_FCC_EFS_B091_1-18GHz_3M_0117 - HORIZONTAL	**Power : AC 120V / 60Hz**
EUT : Lyra	**Note : 802.11n(20M)_2462MHz Mode 1: Tx-AD2055320 Mode**

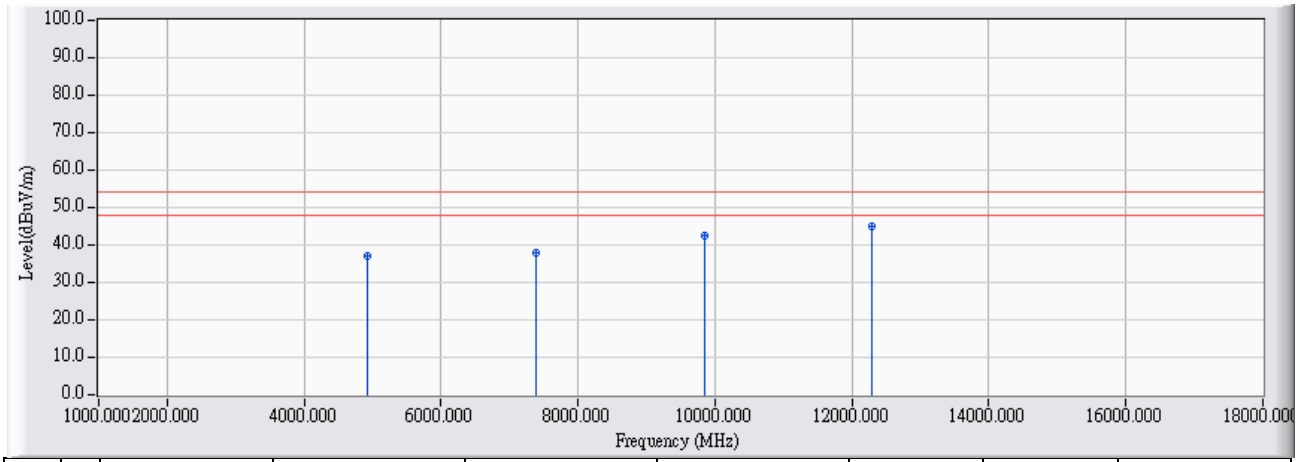

		Frequency (MHz)	Correct Factor (dB)	Reading Level (dBuV)	Measure Level (dBuV/m)	Margin (dB)	Limit (dBuV/m)	Detector Type
1		4924.000	7.080	30.180	37.261	-16.739	54.000	PEAK
2		7385.000	15.181	22.750	37.931	-16.069	54.000	PEAK
3		9847.000	21.585	20.890	42.475	-11.525	54.000	PEAK
4	*	12295.000	23.468	21.440	44.908	-9.092	54.000	PEAK

Note:

1. All readings above 1GHz are performed with peak and/or average measurements as necessary.
2. Peak measurements: RBW = 1MHz, VBW = 3 MHz, Sweep: Auto.
3. Average measurements: RBW = 1MHz, VBW = 10 Hz, Sweep: Auto.
4. " * ", means this data is the worst emission level.
5. Measurement Level = Reading Level + Correct Factor.
6. The average measurement was not performed when the peak measured data under the limit of average detection.
7. The Emission above 18GHz were not included is because their levels are too low.

Site : CB2-H	**Time : 2017/04/05**
Limit : FCC_SpartC_15.209_03M_PK	**Margin : 6**
Probe : CB2_FCC_EFS_B091_1-18GHz_3M_0117 - VERTICAL	**Power : AC 120V / 60Hz**
EUT : Lyra	**Note : 802.11n(20M)_2462MHz Mode 1: Tx-AD2055320 Mode**

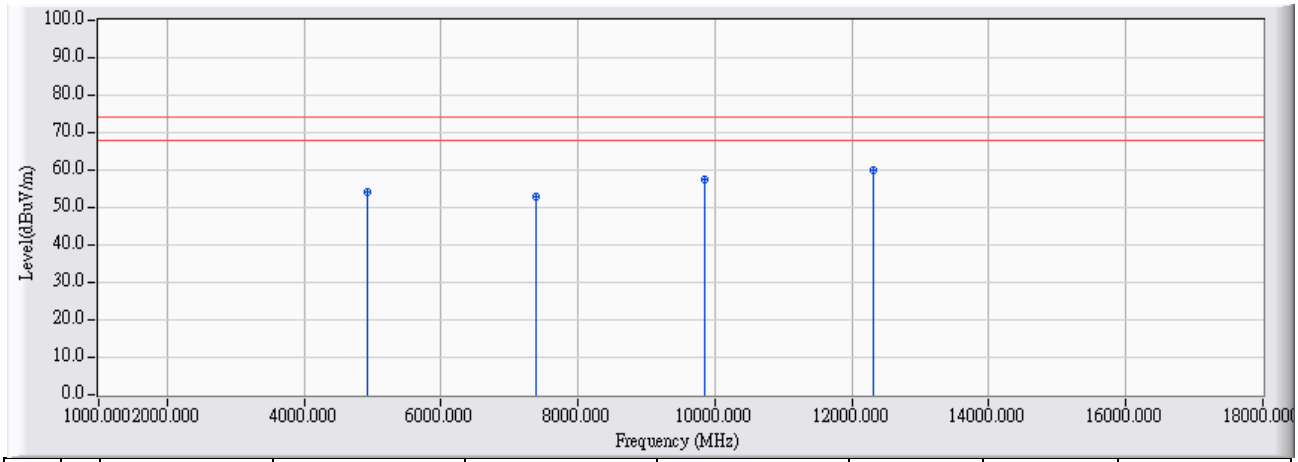

		Frequency (MHz)	Correct Factor (dB)	Reading Level (dBuV)	Measure Level (dBuV/m)	Margin (dB)	Limit (dBuV/m)	Detector Type
1		4921.000	7.075	46.950	54.026	-19.974	74.000	PEAK
2		7387.000	15.189	37.870	53.059	-20.941	74.000	PEAK
3		9842.000	21.575	35.810	57.384	-16.616	74.000	PEAK
4	*	12315.000	23.635	36.420	60.055	-13.945	74.000	PEAK

Note:

1. All readings above 1GHz are performed with peak and/or average measurements as necessary.
2. Peak measurements: RBW = 1MHz, VBW = 3 MHz, Sweep: Auto.
3. Average measurements: RBW = 1MHz, VBW = 10 Hz, Sweep: Auto.
4. " * ", means this data is the worst emission level.
5. Measurement Level = Reading Level + Correct Factor.
6. The average measurement was not performed when the peak measured data under the limit of average detection.
7. The Emission above 18GHz were not included is because their levels are too low.

Site : CB2-H	**Time : 2017/04/05**
Limit : FCC_SpartC_15.209_03M_AV	**Margin : 6**
Probe : CB2_FCC_EFS_B091_1-18GHz_3M_0117 - VERTICAL	**Power : AC 120V / 60Hz**
EUT : Lyra	**Note : 802.11n(20M)_2462MHz Mode 1: Tx-AD2055320 Mode**

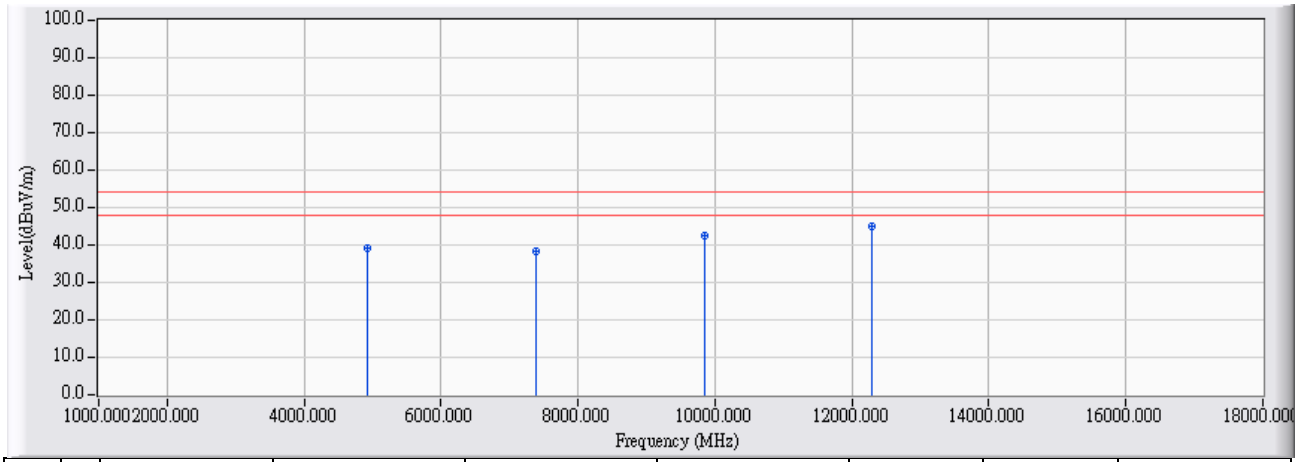

		Frequency (MHz)	Correct Factor (dB)	Reading Level (dBuV)	Measure Level (dBuV/m)	Margin (dB)	Limit (dBuV/m)	Detector Type
1		4924.000	7.080	31.980	39.061	-14.939	54.000	AVERAGE
2		7387.000	15.189	23.010	38.199	-15.801	54.000	AVERAGE
3		9848.000	21.586	21.030	42.617	-11.383	54.000	AVERAGE
4	*	12294.000	23.459	21.680	45.139	-8.861	54.000	AVERAGE

Note:

1. All readings above 1GHz are performed with peak and/or average measurements as necessary.
2. Peak measurements: RBW = 1MHz, VBW = 3 MHz, Sweep: Auto.
3. Average measurements: RBW = 1MHz, VBW = 10 Hz, Sweep: Auto.
4. " * ", means this data is the worst emission level.
5. Measurement Level = Reading Level + Correct Factor.
6. The average measurement was not performed when the peak measured data under the limit of average detection.
7. The Emission above 18GHz were not included is because their levels are too low.

Site : CB2-H	**Time : 2017/04/05**
Limit : FCC_SpartC_15.209_03M_PK	**Margin : 6**
Probe : CB2_FCC_EFS_B091_1-18GHz_3M_0117 - HORIZONTAL	**Power : AC 120V / 60Hz**
EUT : Lyra	**Note : 802.11n(40M)_2422MHz** **Mode 1: Tx-AD2055320 Mode**

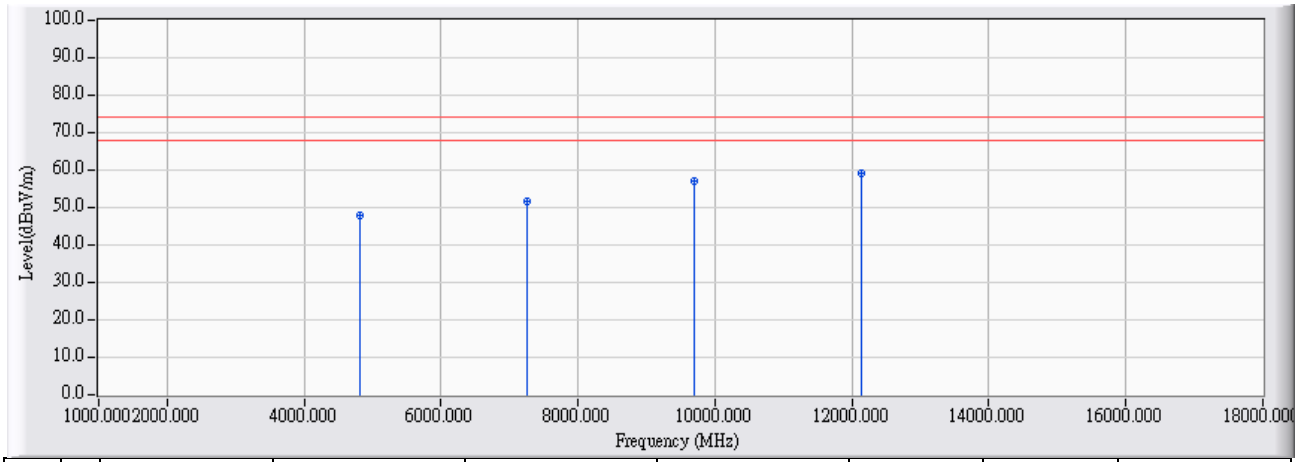

		Frequency (MHz)	Correct Factor (dB)	Reading Level (dBuV)	Measure Level (dBuV/m)	Margin (dB)	Limit (dBuV/m)	Detector Type
1		4823.000	6.910	40.860	47.770	-26.230	74.000	PEAK
2		7251.000	14.645	37.010	51.654	-22.346	74.000	PEAK
3		9706.000	21.287	35.610	56.897	-17.103	74.000	PEAK
4	*	12131.000	23.404	35.810	59.213	-14.787	74.000	PEAK

Note:

1. All readings above 1GHz are performed with peak and/or average measurements as necessary.
2. Peak measurements: RBW = 1MHz, VBW = 3 MHz, Sweep: Auto.
3. Average measurements: RBW = 1MHz, VBW = 10 Hz, Sweep: Auto.
4. " * ", means this data is the worst emission level.
5. Measurement Level = Reading Level + Correct Factor.
6. The average measurement was not performed when the peak measured data under the limit of average detection.
7. The Emission above 18GHz were not included is because their levels are too low.

Site : CB2-H	**Time : 2017/04/05**
Limit : FCC_SpartC_15.209_03M_AV	**Margin : 6**
Probe : CB2_FCC_EFS_B091_1-18GHz_3M_0117 - HORIZONTAL	**Power : AC 120V / 60Hz**
EUT : Lyra	**Note : 802.11n(40M)_2422MHz** **Mode 1: Tx-AD2055320 Mode**

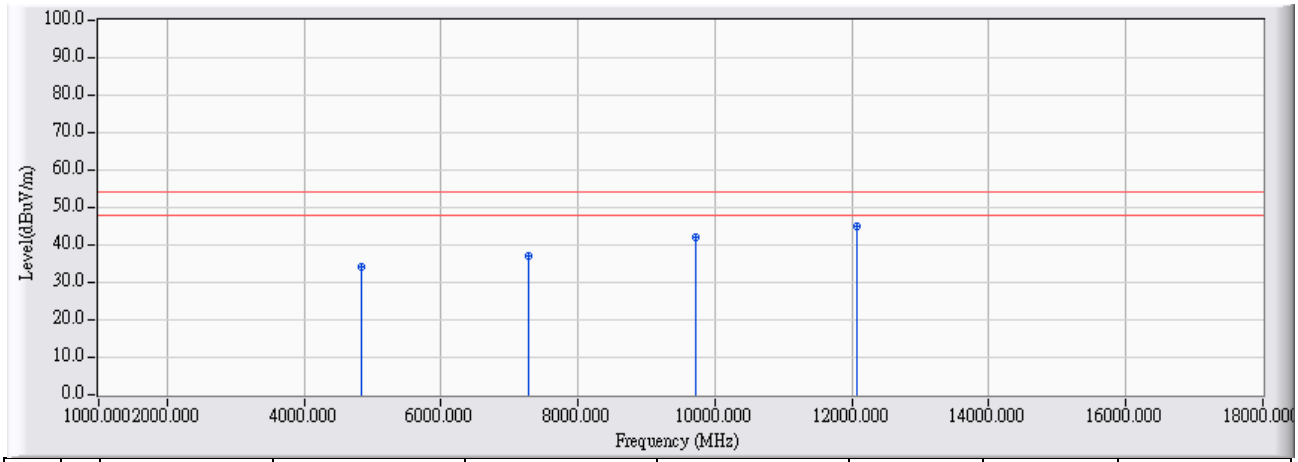

		Frequency (MHz)	Correct Factor (dB)	Reading Level (dBuV)	Measure Level (dBuV/m)	Margin (dB)	Limit (dBuV/m)	Detector Type
1		4843.000	6.943	27.350	34.294	-19.706	54.000	AVERAGE
2		7285.000	14.781	22.200	36.980	-17.020	54.000	AVERAGE
3		9714.000	21.303	20.640	41.943	-12.057	54.000	AVERAGE
4	*	12080.000	23.534	21.310	44.844	-9.156	54.000	AVERAGE

Note:

1. All readings above 1GHz are performed with peak and/or average measurements as necessary.
2. Peak measurements: RBW = 1MHz, VBW = 3 MHz, Sweep: Auto.
3. Average measurements: RBW = 1MHz, VBW = 10 Hz, Sweep: Auto.
4. " * ", means this data is the worst emission level.
5. Measurement Level = Reading Level + Correct Factor.
6. The average measurement was not performed when the peak measured data under the limit of average detection.
7. The Emission above 18GHz were not included is because their levels are too low.

Site : CB2-H	**Time : 2017/04/05**
Limit : FCC_SpartC_15.209_03M_PK	**Margin : 6**
Probe : CB2_FCC_EFS_B091_1-18GHz_3M_0117 - VERTICAL	**Power : AC 120V / 60Hz**
EUT : Lyra	**Note : 802.11n(40M)_2422MHz** **Mode 1: Tx-AD2055320 Mode**

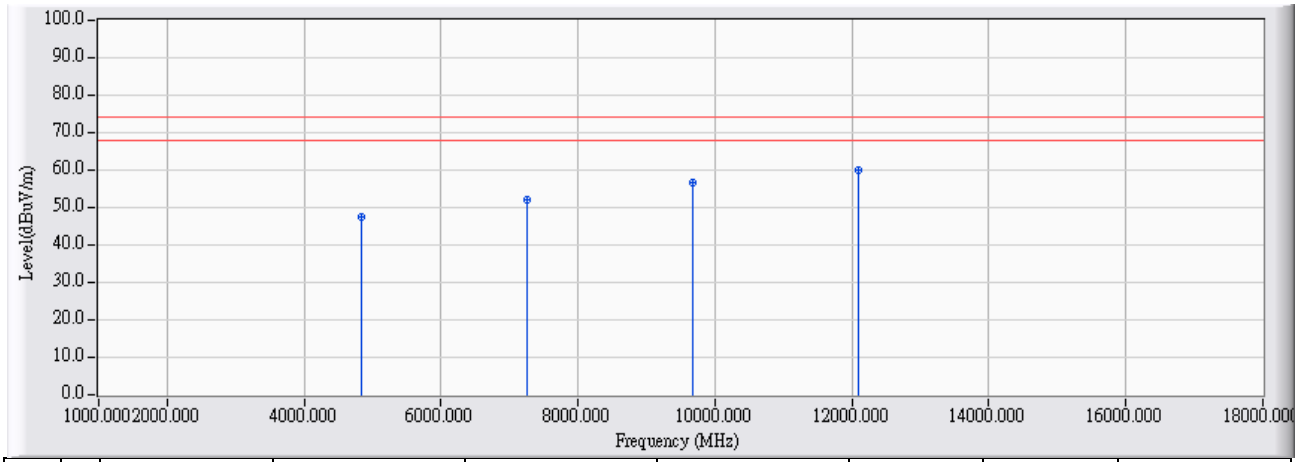

		Frequency (MHz)	Correct Factor (dB)	Reading Level (dBuV)	Measure Level (dBuV/m)	Margin (dB)	Limit (dBuV/m)	Detector Type
1		4844.000	6.945	40.690	47.635	-26.365	74.000	PEAK
2		7257.000	14.668	37.430	52.098	-21.902	74.000	PEAK
3		9669.000	21.211	35.430	56.641	-17.359	74.000	PEAK
4	*	12084.000	23.523	36.350	59.874	-14.126	74.000	PEAK

Note:

1. All readings above 1GHz are performed with peak and/or average measurements as necessary.
2. Peak measurements: RBW = 1MHz, VBW = 3 MHz, Sweep: Auto.
3. Average measurements: RBW = 1MHz, VBW = 10 Hz, Sweep: Auto.
4. " * ", means this data is the worst emission level.
5. Measurement Level = Reading Level + Correct Factor.
6. The average measurement was not performed when the peak measured data under the limit of average detection.
7. The Emission above 18GHz were not included is because their levels are too low.

Site : CB2-H	**Time : 2017/04/05**
Limit : FCC_SpartC_15.209_03M_AV	**Margin : 6**
Probe : CB2_FCC_EFS_B091_1-18GHz_3M_0117 - VERTICAL	**Power : AC 120V / 60Hz**
EUT : Lyra	**Note : 802.11n(40M)_2422MHz Mode 1: Tx-AD2055320 Mode**

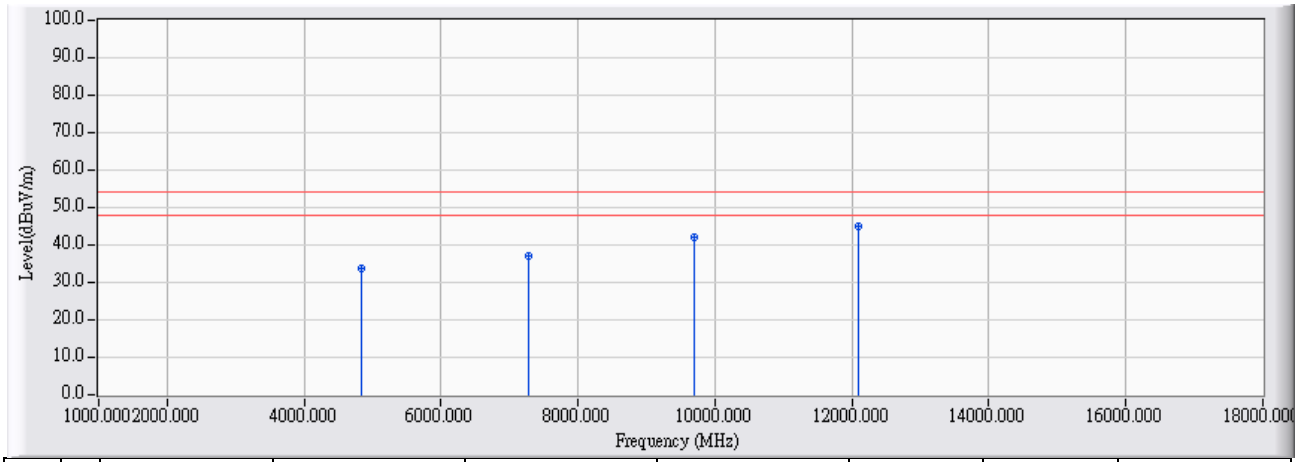

		Frequency (MHz)	Correct Factor (dB)	Reading Level (dBuV)	Measure Level (dBuV/m)	Margin (dB)	Limit (dBuV/m)	Detector Type
1		4843.000	6.943	26.730	33.674	-20.326	54.000	AVERAGE
2		7286.000	14.785	22.260	37.044	-16.956	54.000	AVERAGE
3		9687.000	21.248	20.750	41.998	-12.002	54.000	AVERAGE
4	*	12087.000	23.516	21.330	44.846	-9.154	54.000	AVERAGE

Note:

1. All readings above 1GHz are performed with peak and/or average measurements as necessary.
2. Peak measurements: RBW = 1MHz, VBW = 3 MHz, Sweep: Auto.
3. Average measurements: RBW = 1MHz, VBW = 10 Hz, Sweep: Auto.
4. " * ", means this data is the worst emission level.
5. Measurement Level = Reading Level + Correct Factor.
6. The average measurement was not performed when the peak measured data under the limit of average detection.
7. The Emission above 18GHz were not included is because their levels are too low.

Site : CB2-H	**Time : 2017/04/05**
Limit : FCC_SpartC_15.209_03M_PK	**Margin : 6**
Probe : CB2_FCC_EFS_B091_1-18GHz_3M_0117 - HORIZONTAL	**Power : AC 120V / 60Hz**
EUT : Lyra	**Note : 802.11n(40M)_2437MHz** **Mode 1: Tx-AD2055320 Mode**

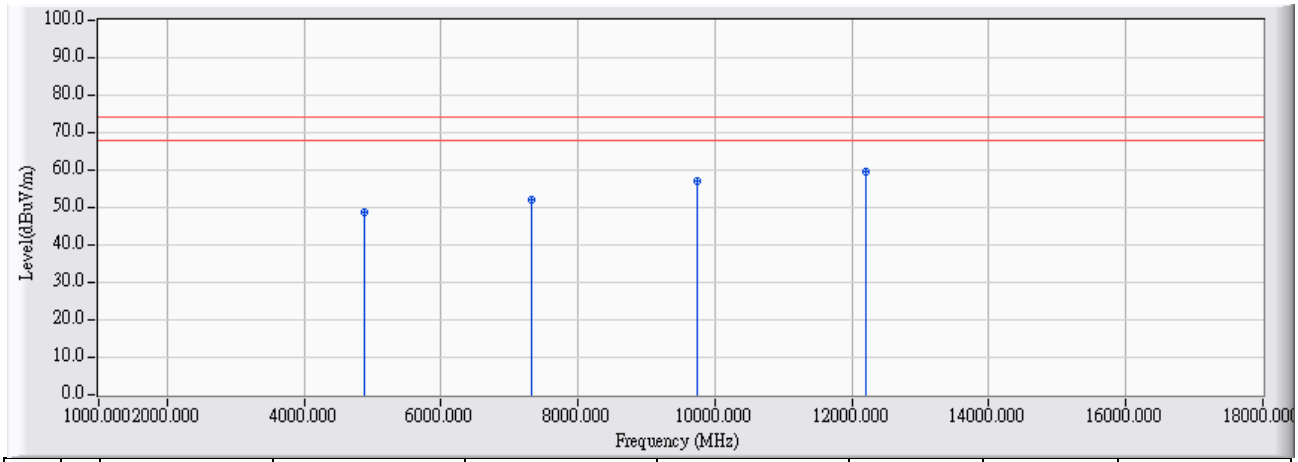

		Frequency (MHz)	Correct Factor (dB)	Reading Level (dBuV)	Measure Level (dBuV/m)	Margin (dB)	Limit (dBuV/m)	Detector Type
1		4874.000	6.996	41.680	48.676	-25.324	74.000	PEAK
2		7321.000	14.926	37.030	51.955	-22.045	74.000	PEAK
3		9739.000	21.355	35.680	57.035	-16.965	74.000	PEAK
4	*	12198.000	23.231	36.410	59.641	-14.359	74.000	PEAK

Note:

1. All readings above 1GHz are performed with peak and/or average measurements as necessary.
2. Peak measurements: RBW = 1MHz, VBW = 3 MHz, Sweep: Auto.
3. Average measurements: RBW = 1MHz, VBW = 10 Hz, Sweep: Auto.
4. " * ", means this data is the worst emission level.
5. Measurement Level = Reading Level + Correct Factor.
6. The average measurement was not performed when the peak measured data under the limit of average detection.
7. The Emission above 18GHz were not included is because their levels are too low.

Site : CB2-H	**Time : 2017/04/05**
Limit : FCC_SpartC_15.209_03M_AV	**Margin : 6**
Probe : CB2_FCC_EFS_B091_1-18GHz_3M_0117 - HORIZONTAL	**Power : AC 120V / 60Hz**
EUT : Lyra	**Note : 802.11n(40M)_2437MHz** **Mode 1: Tx-AD2055320 Mode**

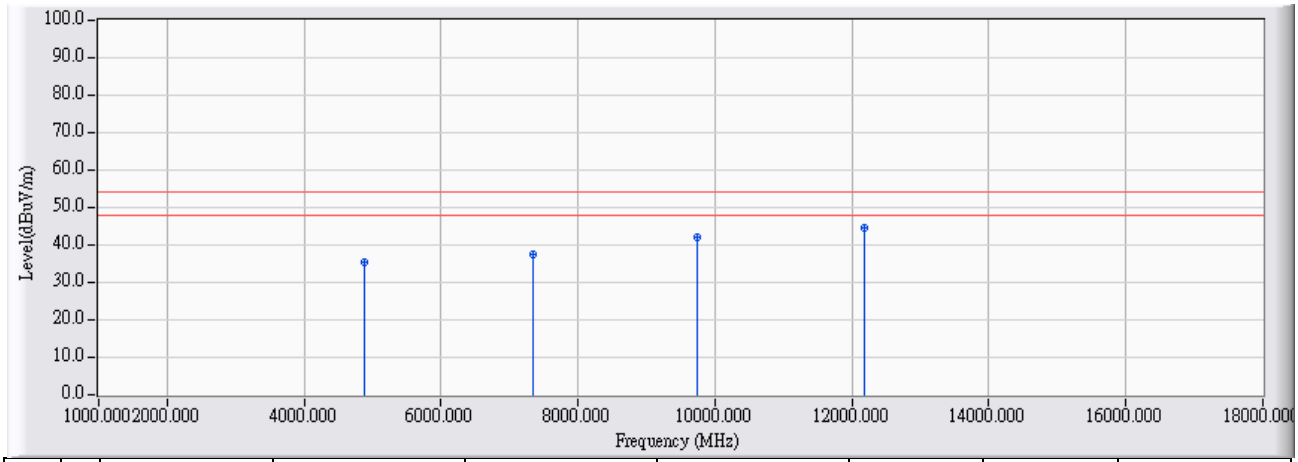

		Frequency (MHz)	Correct Factor (dB)	Reading Level (dBuV)	Measure Level (dBuV/m)	Margin (dB)	Limit (dBuV/m)	Detector Type
1		4874.000	6.996	28.430	35.426	-18.574	54.000	AVERAGE
2		7333.000	14.973	22.510	37.483	-16.517	54.000	AVERAGE
3		9748.000	21.373	20.880	42.253	-11.747	54.000	AVERAGE
4	*	12171.000	23.301	21.360	44.661	-9.339	54.000	AVERAGE

Note:

1. All readings above 1GHz are performed with peak and/or average measurements as necessary.
2. Peak measurements: RBW = 1MHz, VBW = 3 MHz, Sweep: Auto.
3. Average measurements: RBW = 1MHz, VBW = 10 Hz, Sweep: Auto.
4. " * ", means this data is the worst emission level.
5. Measurement Level = Reading Level + Correct Factor.
6. The average measurement was not performed when the peak measured data under the limit of average detection.
7. The Emission above 18GHz were not included is because their levels are too low.

Site : CB2-H	**Time : 2017/04/05**
Limit : FCC_SpartC_15.209_03M_PK	**Margin : 6**
Probe : CB2_FCC_EFS_B091_1-18GHz_3M_0117 - VERTICAL	**Power : AC 120V / 60Hz**
EUT : Lyra	**Note : 802.11n(40M)_2437MHz Mode 1: Tx-AD2055320 Mode**

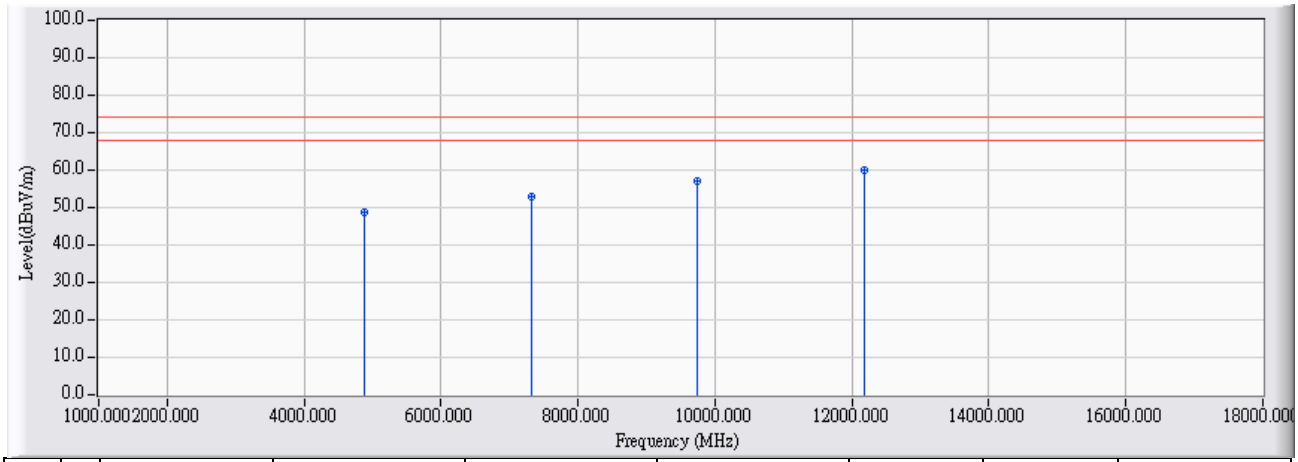

		Frequency (MHz)	Correct Factor (dB)	Reading Level (dBuV)	Measure Level (dBuV/m)	Margin (dB)	Limit (dBuV/m)	Detector Type
1		4874.000	6.996	41.740	48.736	-25.264	74.000	PEAK
2		7323.000	14.933	37.780	52.713	-21.287	74.000	PEAK
3		9747.000	21.372	35.890	57.261	-16.739	74.000	PEAK
4	*	12190.000	23.252	36.550	59.802	-14.198	74.000	PEAK

Note:

1. All readings above 1GHz are performed with peak and/or average measurements as necessary.
2. Peak measurements: RBW = 1MHz, VBW = 3 MHz, Sweep: Auto.
3. Average measurements: RBW = 1MHz, VBW = 10 Hz, Sweep: Auto.
4. " * ", means this data is the worst emission level.
5. Measurement Level = Reading Level + Correct Factor.
6. The average measurement was not performed when the peak measured data under the limit of average detection.
7. The Emission above 18GHz were not included is because their levels are too low.

Site : CB2-H	**Time : 2017/04/05**
Limit : FCC_SpartC_15.209_03M_AV	**Margin : 6**
Probe : CB2_FCC_EFS_B091_1-18GHz_3M_0117 - VERTICAL	**Power : AC 120V / 60Hz**
EUT : Lyra	**Note : 802.11n(40M)_2437MHz Mode 1: Tx-AD2055320 Mode**

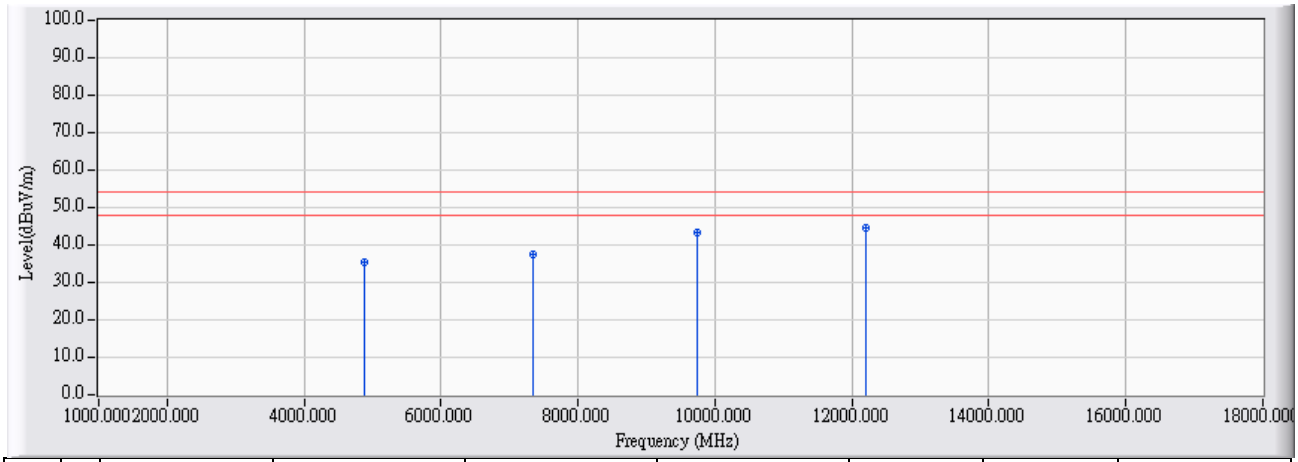

		Frequency (MHz)	Correct Factor (dB)	Reading Level (dBuV)	Measure Level (dBuV/m)	Margin (dB)	Limit (dBuV/m)	Detector Type
1		4874.000	6.996	28.460	35.456	-18.544	54.000	AVERAGE
2		7333.000	14.973	22.580	37.553	-16.447	54.000	AVERAGE
3		9747.000	21.372	21.760	43.131	-10.869	54.000	AVERAGE
4	*	12213.000	23.193	21.560	44.753	-9.247	54.000	AVERAGE

Note:

1. All readings above 1GHz are performed with peak and/or average measurements as necessary.
2. Peak measurements: RBW = 1MHz, VBW = 3 MHz, Sweep: Auto.
3. Average measurements: RBW = 1MHz, VBW = 10 Hz, Sweep: Auto.
4. " * ", means this data is the worst emission level.
5. Measurement Level = Reading Level + Correct Factor.
6. The average measurement was not performed when the peak measured data under the limit of average detection.
7. The Emission above 18GHz were not included is because their levels are too low.

Site : CB2-H	**Time : 2017/04/05**
Limit : FCC_SpartC_15.209_03M_PK	**Margin : 6**
Probe : CB2_FCC_EFS_B091_1-18GHz_3M_0117 - HORIZONTAL	**Power : AC 120V / 60Hz**
EUT : Lyra	**Note : 802.11n(40M)_2452MHz Mode 1: Tx-AD2055320 Mode**

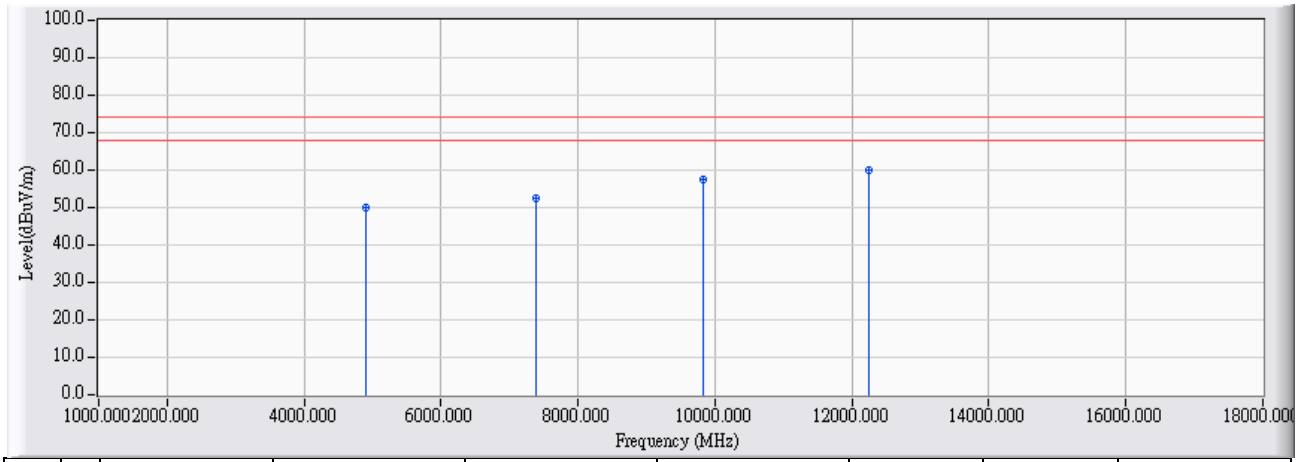

		Frequency (MHz)	Correct Factor (dB)	Reading Level (dBuV)	Measure Level (dBuV/m)	Margin (dB)	Limit (dBuV/m)	Detector Type
1		4908.000	7.054	43.020	50.074	-23.926	74.000	PEAK
2		7379.000	15.156	37.440	52.597	-21.403	74.000	PEAK
3		9829.000	21.547	35.990	57.536	-16.464	74.000	PEAK
4	*	12242.000	23.129	37.010	60.139	-13.861	74.000	PEAK

Note:

1. All readings above 1GHz are performed with peak and/or average measurements as necessary.
2. Peak measurements: RBW = 1MHz, VBW = 3 MHz, Sweep: Auto.
3. Average measurements: RBW = 1MHz, VBW = 10 Hz, Sweep: Auto.
4. " * ", means this data is the worst emission level.
5. Measurement Level = Reading Level + Correct Factor.
6. The average measurement was not performed when the peak measured data under the limit of average detection.
7. The Emission above 18GHz were not included is because their levels are too low.

Site : CB2-H	**Time : 2017/04/05**
Limit : FCC_SpartC_15.209_03M_AV	**Margin : 6**
Probe : CB2_FCC_EFS_B091_1-18GHz_3M_0117 - HORIZONTAL	**Power : AC 120V / 60Hz**
EUT : Lyra	**Note : 802.11n(40M)_2452MHz Mode 1: Tx-AD2055320 Mode**

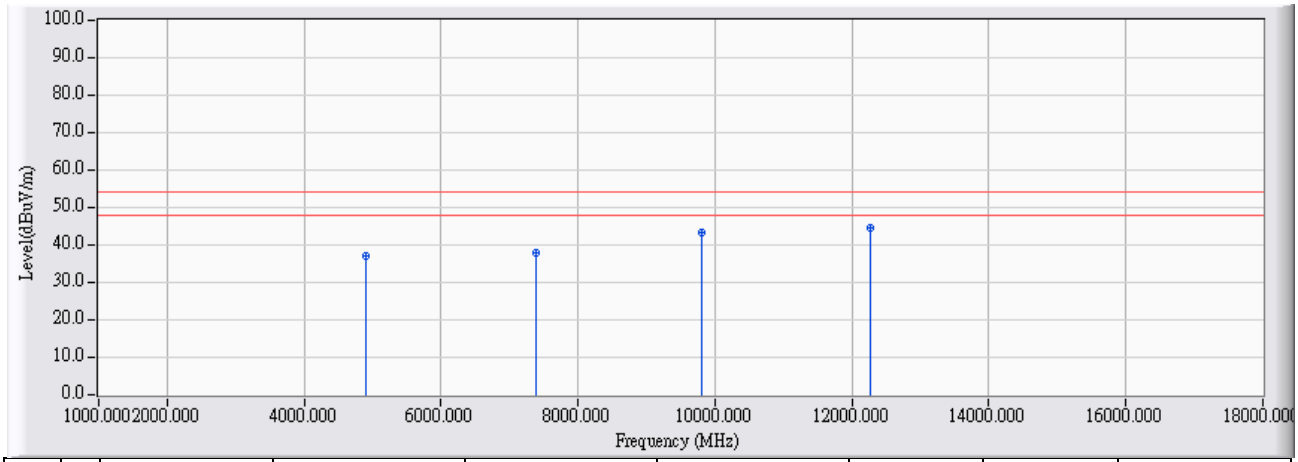

		Frequency (MHz)	Correct Factor (dB)	Reading Level (dBuV)	Measure Level (dBuV/m)	Margin (dB)	Limit (dBuV/m)	Detector Type
1		4904.000	7.046	29.830	36.877	-17.123	54.000	AVERAGE
2		7385.000	15.181	22.620	37.801	-16.199	54.000	AVERAGE
3		9807.000	21.500	21.970	43.469	-10.531	54.000	AVERAGE
4	*	12263.000	23.200	21.550	44.750	-9.250	54.000	AVERAGE

Note:

1. All readings above 1GHz are performed with peak and/or average measurements as necessary.
2. Peak measurements: RBW = 1MHz, VBW = 3 MHz, Sweep: Auto.
3. Average measurements: RBW = 1MHz, VBW = 10 Hz, Sweep: Auto.
4. " * ", means this data is the worst emission level.
5. Measurement Level = Reading Level + Correct Factor.
6. The average measurement was not performed when the peak measured data under the limit of average detection.
7. The Emission above 18GHz were not included is because their levels are too low.

Site : CB2-H	**Time : 2017/04/05**
Limit : FCC_SpartC_15.209_03M_PK	**Margin : 6**
Probe : CB2_FCC_EFS_B091_1-18GHz_3M_0117 - VERTICAL	**Power : AC 120V / 60Hz**
EUT : Lyra	**Note : 802.11n(40M)_2452MHz Mode 1: Tx-AD2055320 Mode**

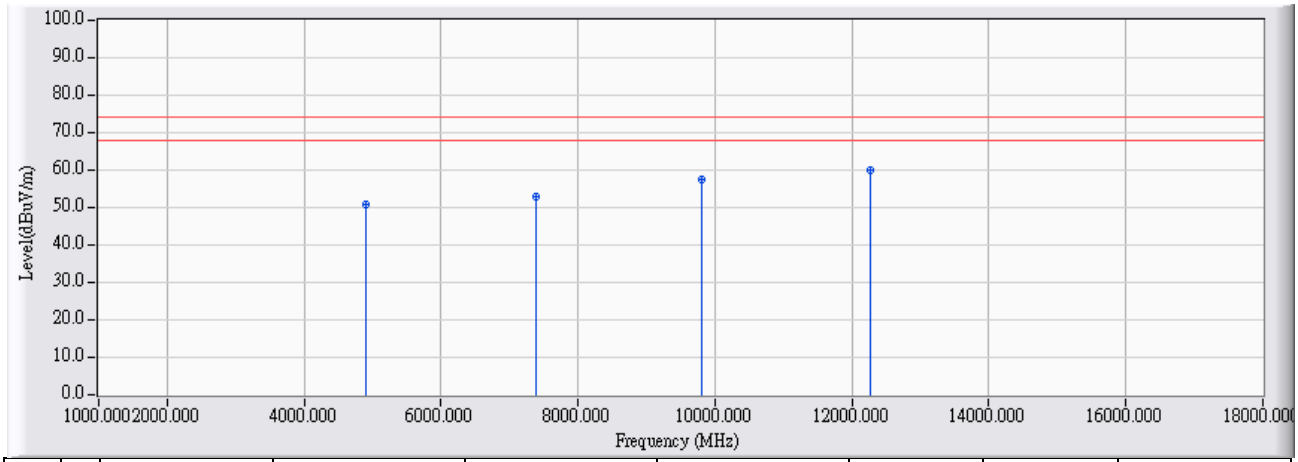

		Frequency (MHz)	Correct Factor (dB)	Reading Level (dBuV)	Measure Level (dBuV/m)	Margin (dB)	Limit (dBuV/m)	Detector Type
1		4904.000	7.046	43.830	50.877	-23.123	74.000	PEAK
2		7380.000	15.161	37.910	53.071	-20.929	74.000	PEAK
3		9796.000	21.476	35.830	57.306	-16.694	74.000	PEAK
4	*	12271.000	23.267	36.800	60.067	-13.933	74.000	PEAK

Note:

1. All readings above 1GHz are performed with peak and/or average measurements as necessary.
2. Peak measurements: RBW = 1MHz, VBW = 3 MHz, Sweep: Auto.
3. Average measurements: RBW = 1MHz, VBW = 10 Hz, Sweep: Auto.
4. " * ", means this data is the worst emission level.
5. Measurement Level = Reading Level + Correct Factor.
6. The average measurement was not performed when the peak measured data under the limit of average detection.
7. The Emission above 18GHz were not included is because their levels are too low.

Site : CB2-H	**Time : 2017/04/05**
Limit : FCC_SpartC_15.209_03M_AV	**Margin : 6**
Probe : CB2_FCC_EFS_B091_1-18GHz_3M_0117 - VERTICAL	**Power : AC 120V / 60Hz**
EUT : Lyra	**Note : 802.11n(40M)_2452MHz Mode 1: Tx-AD2055320 Mode**

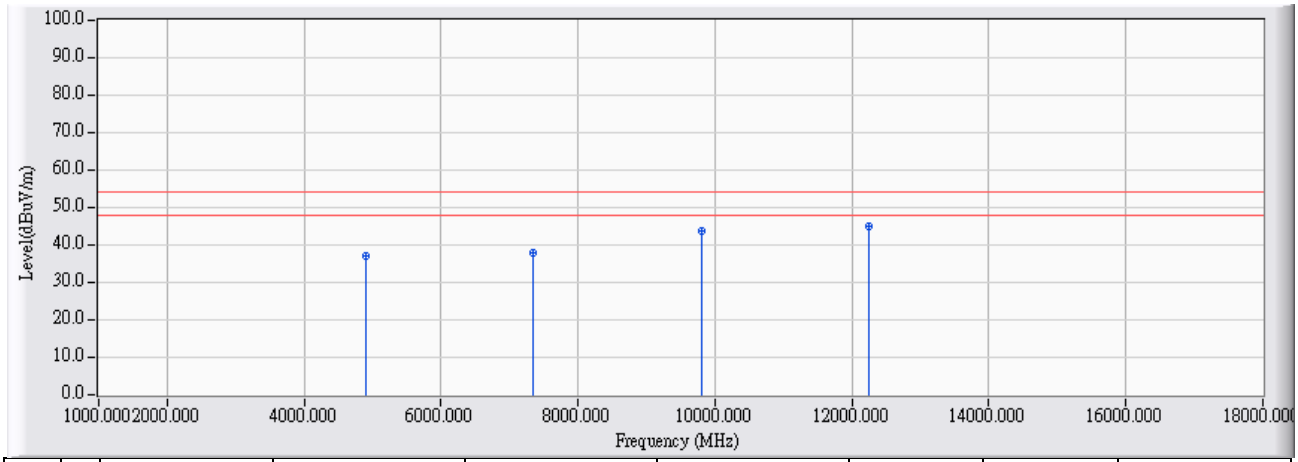

		Frequency (MHz)	Correct Factor (dB)	Reading Level (dBuV)	Measure Level (dBuV/m)	Margin (dB)	Limit (dBuV/m)	Detector Type
1		4904.000	7.046	30.220	37.267	-16.733	54.000	AVERAGE
2		7333.000	14.973	22.910	37.883	-16.117	54.000	AVERAGE
3		9808.000	21.501	22.070	43.571	-10.429	54.000	AVERAGE
4	*	12251.000	23.126	21.720	44.846	-9.154	54.000	AVERAGE

Note:

1. All readings above 1GHz are performed with peak and/or average measurements as necessary.
2. Peak measurements: RBW = 1MHz, VBW = 3 MHz, Sweep: Auto.
3. Average measurements: RBW = 1MHz, VBW = 10 Hz, Sweep: Auto.
4. " * ", means this data is the worst emission level.
5. Measurement Level = Reading Level + Correct Factor.
6. The average measurement was not performed when the peak measured data under the limit of average detection.
7. The Emission above 18GHz were not included is because their levels are too low.

5. RF antenna conducted test

5.1. Test Equipment

The following test equipments are used during the test:

RF Antenna Conducted Test / SR10-H

Instrument	Manufacturer	Model No.	Serial No	Next Cal. Date
EXA Signal Analyzer	Keysight	N9010A	MY51440132	2018/03/12

Note: All equipments that need to calibrate are with calibration period of 1 year.

5.2. Test Setup

RF Antenna Conducted Measurement:

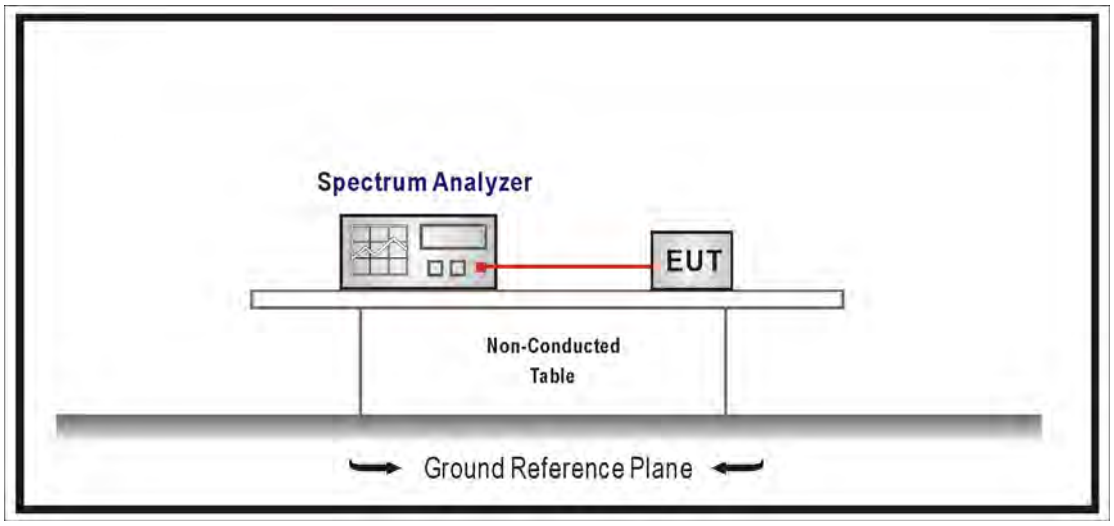

5.3. Limits

In any 100 kHz bandwidth outside the frequency band in which the spread spectrum intentional radiator is operating, the radio frequency power that is produced by the intentional radiator shall be at least 20 dB below that in the 100 kHz bandwidth within the band that contains the highest level of the desired power, based on an RF conducted or radiated measurement. Attenuation below the general limits specified in Section 15.209(a) is not required. In addition, radiated emissions which fall in the restricted bands, as defined in Section 15.205(a), must also comply with the radiated emission limits specified in Section 15.209(a) (see Section 15.205(c)).

5.4. Test Procedure

The EUT was setup according to ANSI C63.10: 2013 and tested according to DTS test procedure section 11.2 of KDB558074 v03r05 for compliance to FCC 47CFR 15.247 requirements. Set RBW = 100 kHz, Set VBW> RBW, scan up through 10th harmonic.

5.5. Test Specification

According to FCC Part 15 Subpart C Paragraph 15.247: 2015

5.6. Uncertainty

Conducted is defined as ± 1.27dB

5.7. Test Result

Product	Lyra		
Test Item	RF antenna conducted test		
Test Mode	Mode 1: Tx-AD2055320 Mode		
Date of Test	2017/04/06	Test Site	SR10-H

IEEE 802.11b (ANT 0)				
Channel	Frequency (MHz)	Measure Level (dBc)	Limit (dBc)	Result
1	2412	51.372	≧30	Pass
6	2437	60.193	≧30	Pass
11	2462	60.546	≧30	Pass

Channel 1

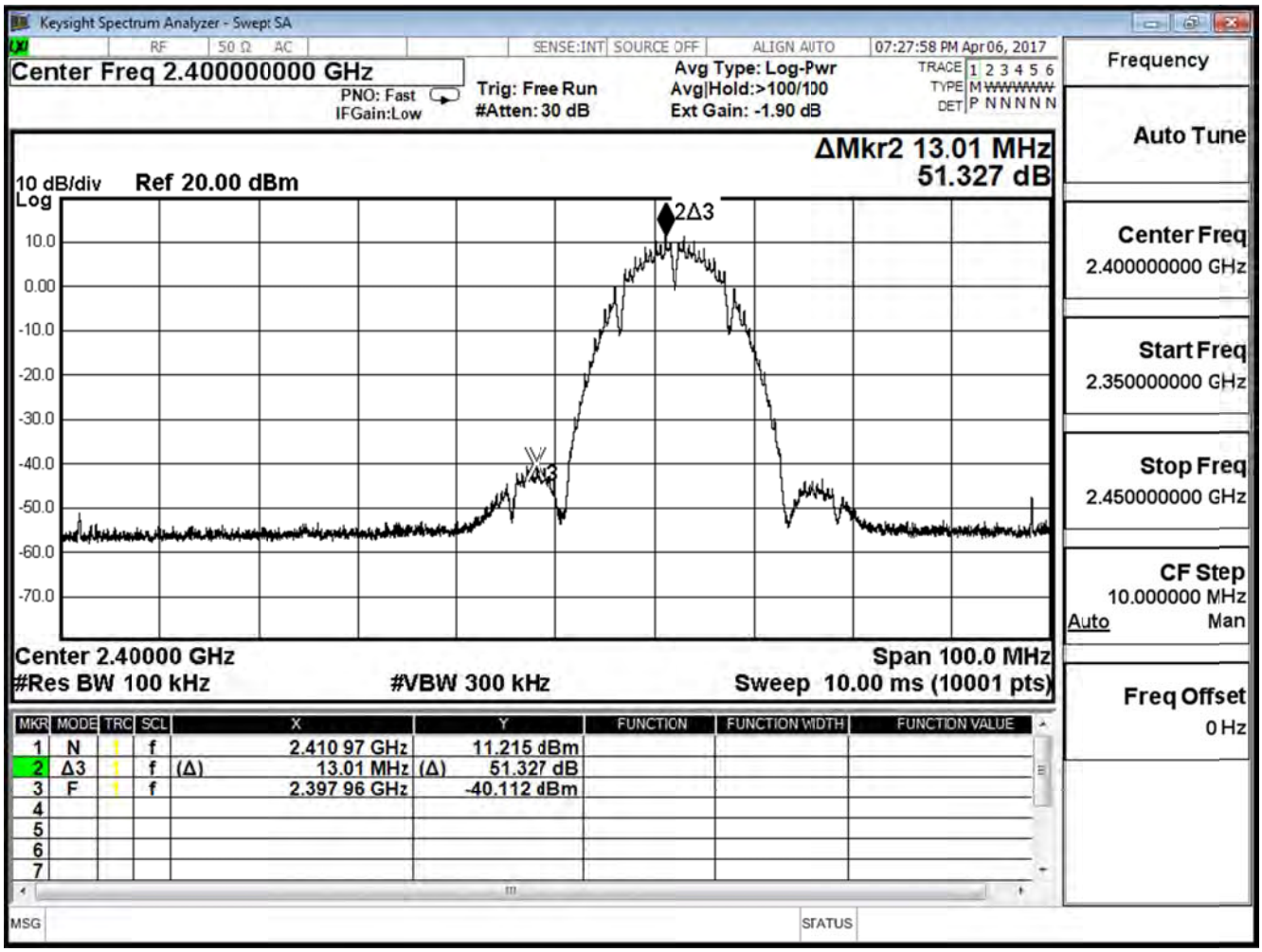

Channel 6

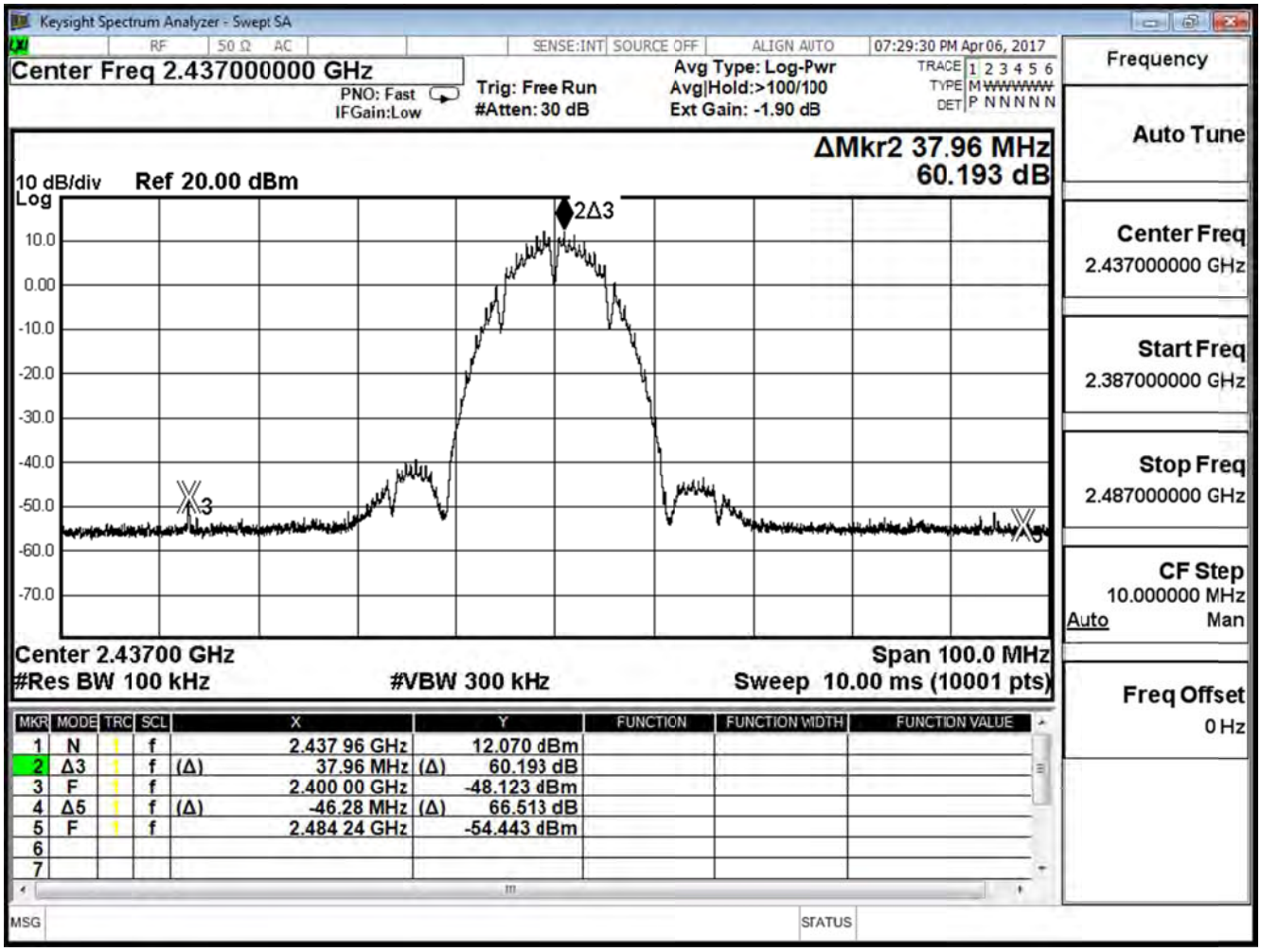
Keysight Spectrum Analyzer - Swept SA
RF 50 Ω AC
SENSE:INT SOURCE OFF ALIGN AUTO 07:29:30 PM Apr 06, 2017
Center Freq 2.437000000 GHz
PNO: Fast
IFGain:Low
Trig: Free Run
#Atten: 30 dB
Avg Type: Log-Pwr
Avg|Hold:>100/100
Ext Gain: -1.90 dB
TRACE 1 2 3 4 5 6
TYPE M WWWWWW
DET P N N N N N
ΔMkr2 37.96 MHz
60.193 dB
10 dB/div Ref 20.00 dBm
Log
10.0
0.00
-10.0
-20.0
-30.0
-40.0
-50.0
-60.0
-70.0
2Δ3
3
5
Center 2.43700 GHz
#Res BW 100 kHz
#VBW 300 kHz
Span 100.0 MHz
Sweep 10.00 ms (10001 pts)
MKR MODE TRC SCL X Y FUNCTION FUNCTION WIDTH FUNCTION VALUE
1 N 1 f 2.437 96 GHz 12.070 dBm
2 Δ3 1 f (Δ) 37.96 MHz (Δ) 60.193 dB
3 F 1 f 2.400 00 GHz -48.123 dBm
4 Δ5 1 f (Δ) -46.28 MHz (Δ) 66.513 dB
5 F 1 f 2.484 24 GHz -54.443 dBm
6
7
MSG
STATUS
Frequency
Auto Tune
Center Freq
2.437000000 GHz
Start Freq
2.387000000 GHz
Stop Freq
2.487000000 GHz
CF Step
10.000000 MHz
Auto Man
Freq Offset
0 Hz

Channel 11

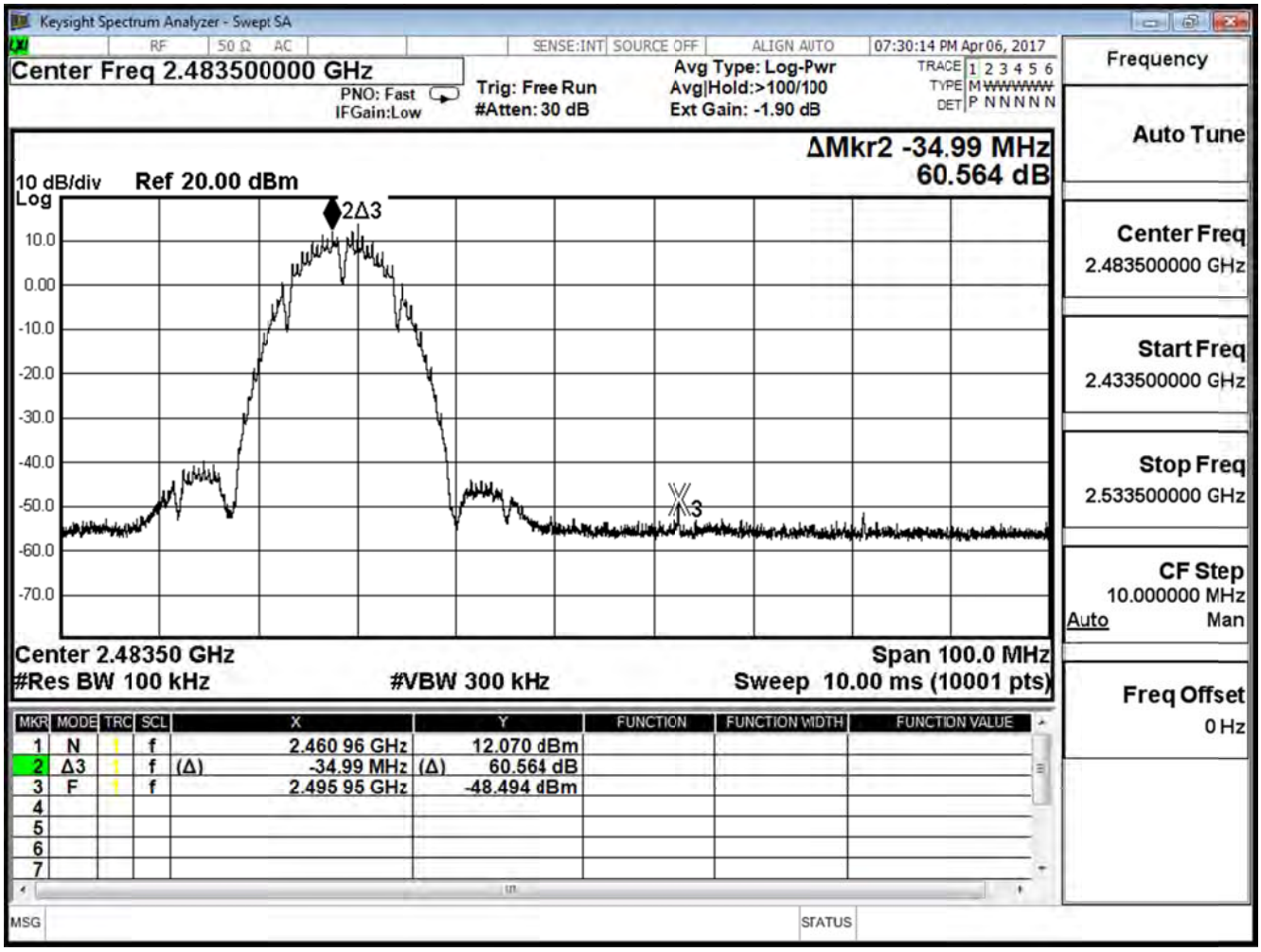
Keysight Spectrum Analyzer - Swept SA
RF 50 Ω AC
SENSE:INT SOURCE OFF ALIGN AUTO 07:30:14 PM Apr 06, 2017
Center Freq 2.483500000 GHz
PNO: Fast
IFGain:Low
Trig: Free Run
#Atten: 30 dB
Avg Type: Log-Pwr
Avg|Hold:>100/100
Ext Gain: -1.90 dB
TRACE 1 2 3 4 5 6
TYPE M WWWWWW
DET P N N N N N
ΔMkr2 -34.99 MHz
60.564 dB
10 dB/div Ref 20.00 dBm
Log
10.0
0.00
-10.0
-20.0
-30.0
-40.0
-50.0
-60.0
-70.0
2Δ3
3
Center 2.48350 GHz
#Res BW 100 kHz
#VBW 300 kHz
Span 100.0 MHz
Sweep 10.00 ms (10001 pts)
MKR MODE TRC SCL X Y FUNCTION FUNCTION WIDTH FUNCTION VALUE
1 N 1 f 2.460 96 GHz 12.070 dBm
2 Δ3 1 f (Δ) -34.99 MHz (Δ) 60.564 dB
3 F 1 f 2.495 95 GHz -48.494 dBm
4
5
6
7
MSG
STATUS
Frequency
Auto Tune
Center Freq
2.483500000 GHz
Start Freq
2.433500000 GHz
Stop Freq
2.533500000 GHz
CF Step
10.000000 MHz
Auto Man
Freq Offset
0 Hz

Product	Lyra		
Test Item	RF antenna conducted test		
Test Mode	Mode 1: Tx-AD2055320 Mode		
Date of Test	2017/04/06	Test Site	SR10-H

IEEE 802.11b (ANT 1)				
Channel	Frequency (MHz)	Measure Level (dBc)	Limit (dBc)	Result
1	2412	50.847	≧30	Pass
6	2437	66.342	≧30	Pass
11	2462	65.845	≧30	Pass

Channel 1

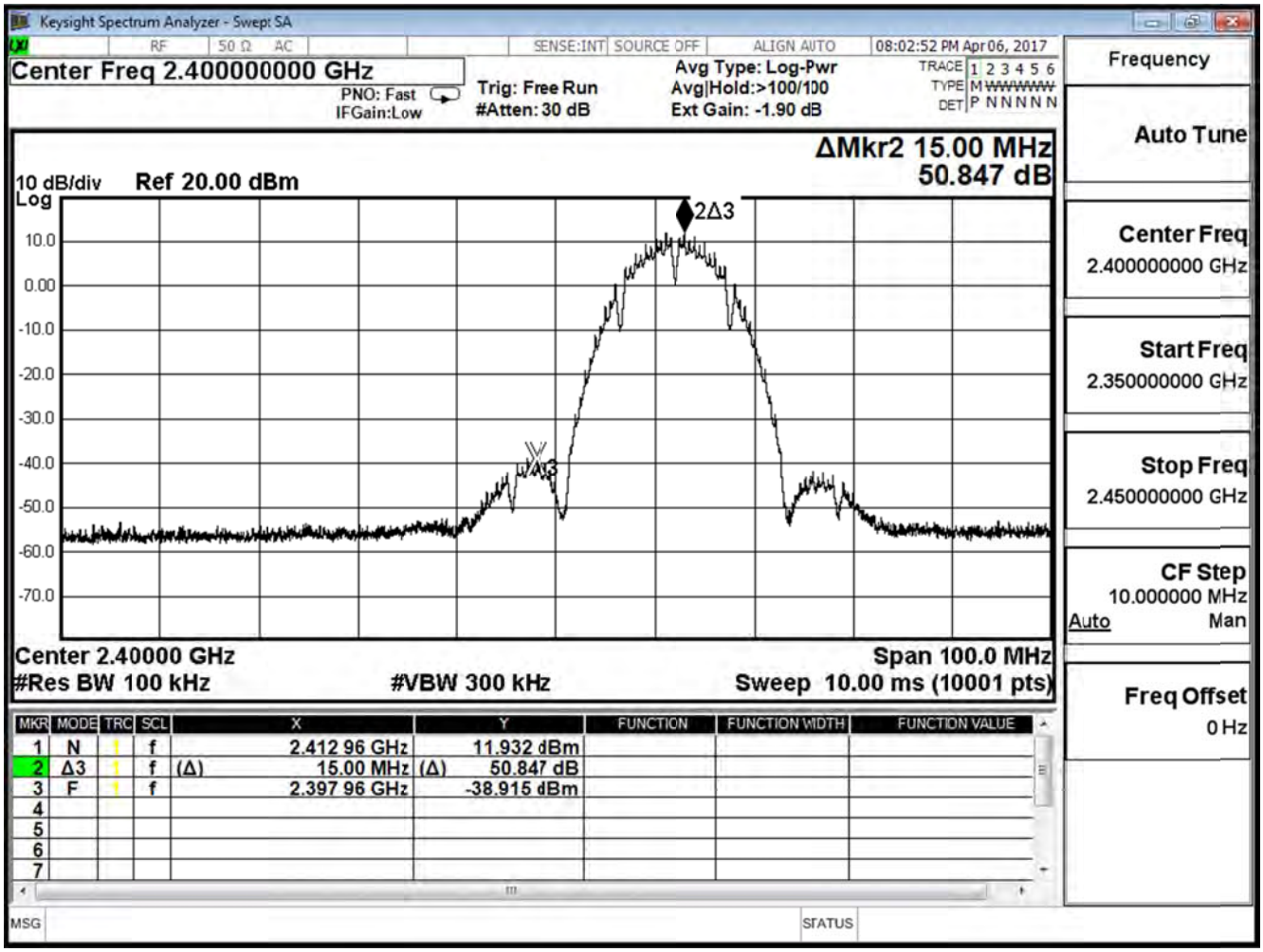

Channel 6

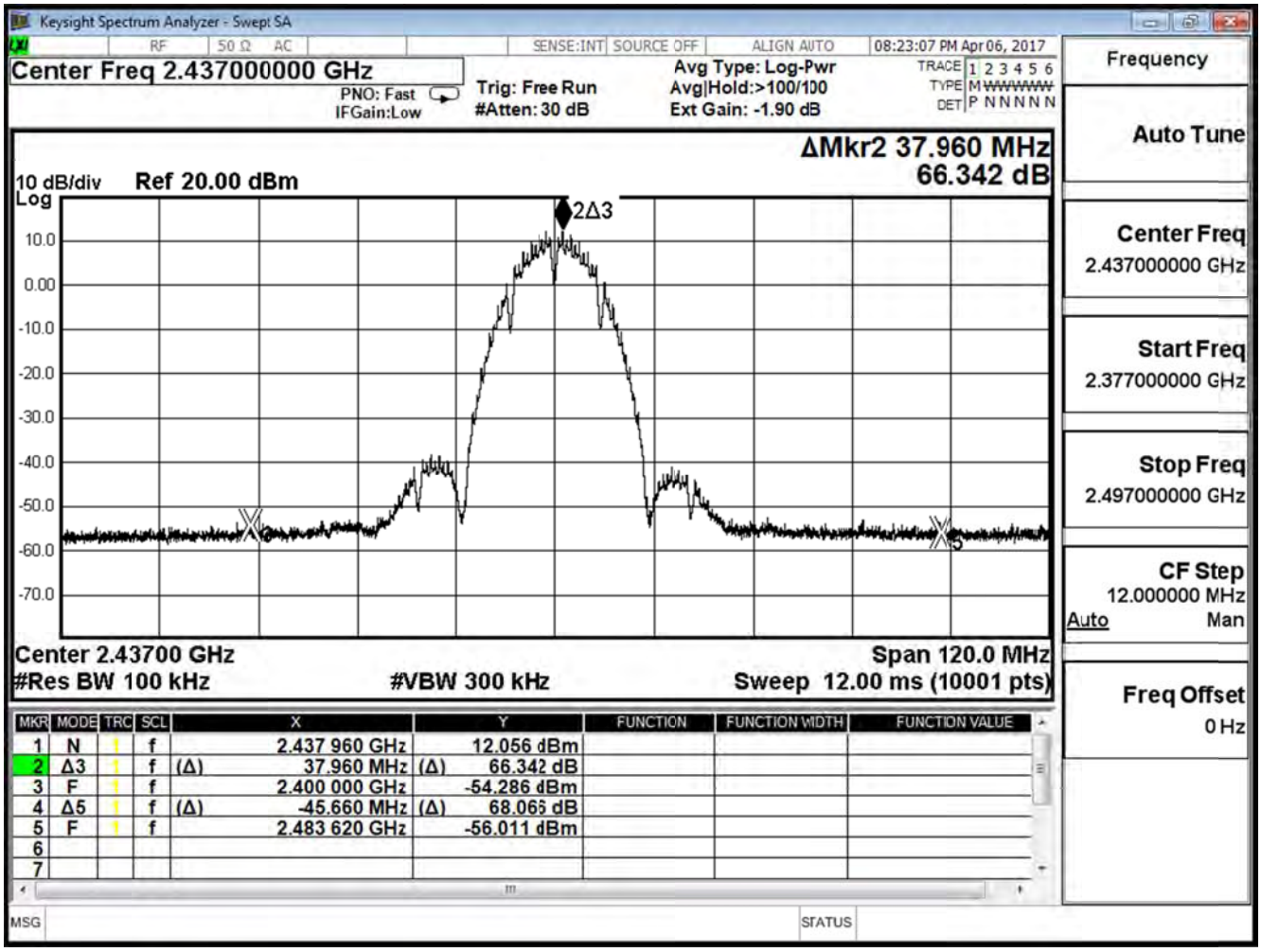
Keysight Spectrum Analyzer - Swept SA
RF 50 Ω AC
SENSE:INT SOURCE OFF ALIGN AUTO 08:23:07 PM Apr 06, 2017
Center Freq 2.437000000 GHz
PNO: Fast
IFGain:Low
Trig: Free Run
#Atten: 30 dB
Avg Type: Log-Pwr
Avg|Hold:>100/100
Ext Gain: -1.90 dB
TRACE 1 2 3 4 5 6
TYPE M WWWWWW
DET P N N N N N
ΔMkr2 37.960 MHz
66.342 dB
10 dB/div Ref 20.00 dBm
Log
2Δ3
10.0
0.00
-10.0
-20.0
-30.0
-40.0
-50.0
-60.0
-70.0
Center 2.43700 GHz
#Res BW 100 kHz
#VBW 300 kHz
Span 120.0 MHz
Sweep 12.00 ms (10001 pts)
MKR MODE TRC SCL X Y FUNCTION FUNCTION WIDTH FUNCTION VALUE
1 N 1 f 2.437 960 GHz 12.056 dBm
2 Δ3 1 f (Δ) 37.960 MHz (Δ) 66.342 dB
3 F 1 f 2.400 000 GHz -54.286 dBm
4 Δ5 1 f (Δ) -45.660 MHz (Δ) 68.065 dB
5 F 1 f 2.483 620 GHz -56.011 dBm
6
7
MSG
STATUS
Frequency
Auto Tune
Center Freq
2.437000000 GHz
Start Freq
2.377000000 GHz
Stop Freq
2.497000000 GHz
CF Step
12.000000 MHz
Auto Man
Freq Offset
0 Hz

Channel 11

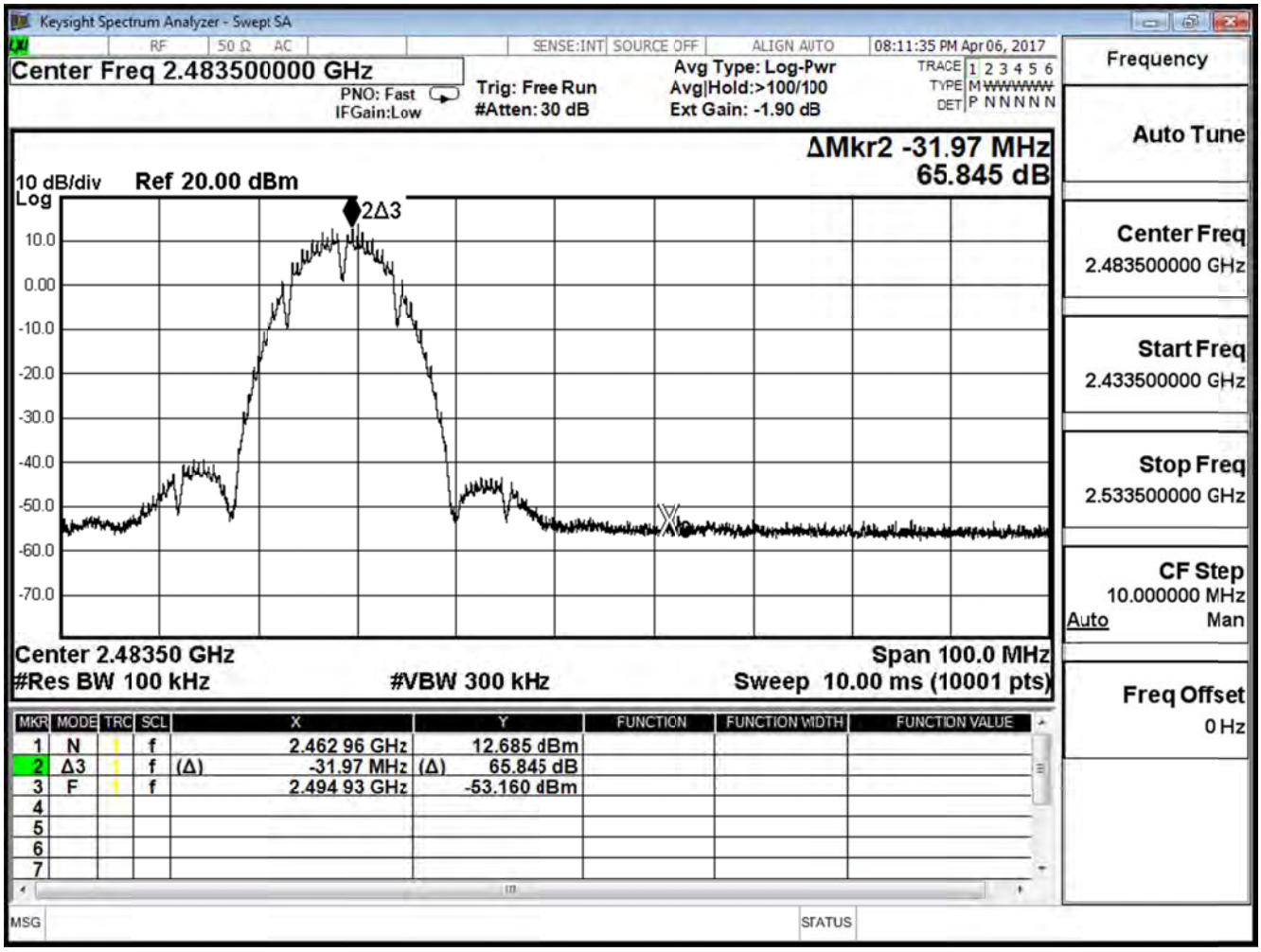
Keysight Spectrum Analyzer - Swept SA
RF 50 Ω AC
SENSE:INT SOURCE OFF ALIGN AUTO 08:11:35 PM Apr 06, 2017
Center Freq 2.483500000 GHz
PNO: Fast
IFGain:Low
Trig: Free Run
#Atten: 30 dB
Avg Type: Log-Pwr
Avg|Hold:>100/100
Ext Gain: -1.90 dB
TRACE 1 2 3 4 5 6
TYPE M WWWWWW
DET P N N N N N
ΔMkr2 -31.97 MHz
65.845 dB
10 dB/div Ref 20.00 dBm
Log
2Δ3
10.0
0.00
-10.0
-20.0
-30.0
-40.0
-50.0
-60.0
-70.0
Center 2.48350 GHz
#Res BW 100 kHz
#VBW 300 kHz
Span 100.0 MHz
Sweep 10.00 ms (10001 pts)
MKR MODE TRC SCL X Y FUNCTION FUNCTION WIDTH FUNCTION VALUE
1 N 1 f 2.462 96 GHz 12.685 dBm
2 Δ3 1 f (Δ) -31.97 MHz (Δ) 65.845 dB
3 F 1 f 2.494 93 GHz -53.160 dBm
4
5
6
7
MSG
STATUS
Frequency
Auto Tune
Center Freq
2.483500000 GHz
Start Freq
2.433500000 GHz
Stop Freq
2.533500000 GHz
CF Step
10.000000 MHz
Auto Man
Freq Offset
0 Hz

Product	Lyra		
Test Item	RF antenna conducted test		
Test Mode	Mode 1: Tx-AD2055320 Mode		
Date of Test	2017/04/06	Test Site	SR10-H

IEEE 802.11g (ANT 0)				
Channel	Frequency (MHz)	Measure Level (dBc)	Limit (dBc)	Result
1	2412	33.878	≧30	Pass
6	2437	51.572	≧30	Pass
11	2462	54.359	≧30	Pass

Channel 1

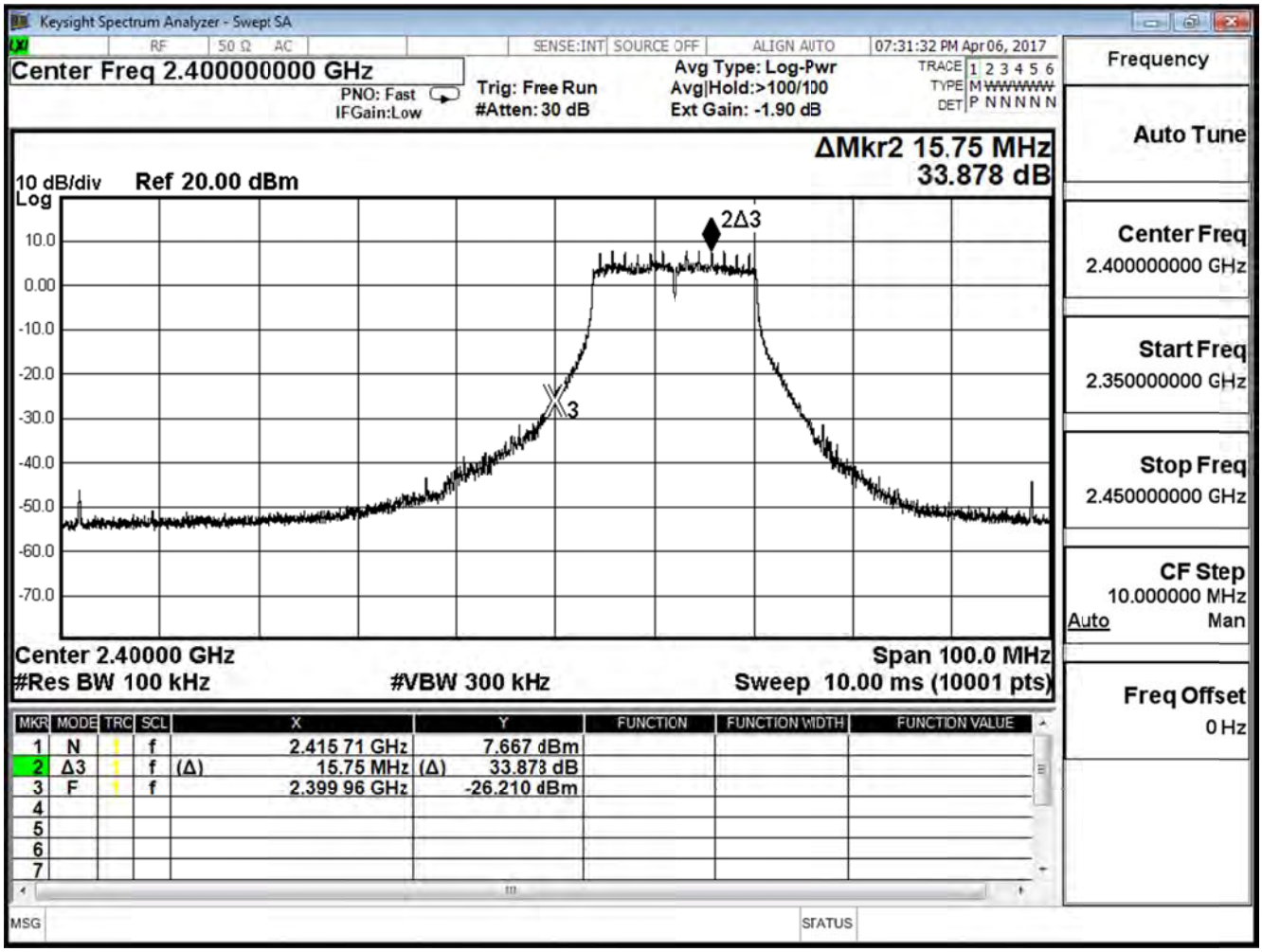

Channel 6

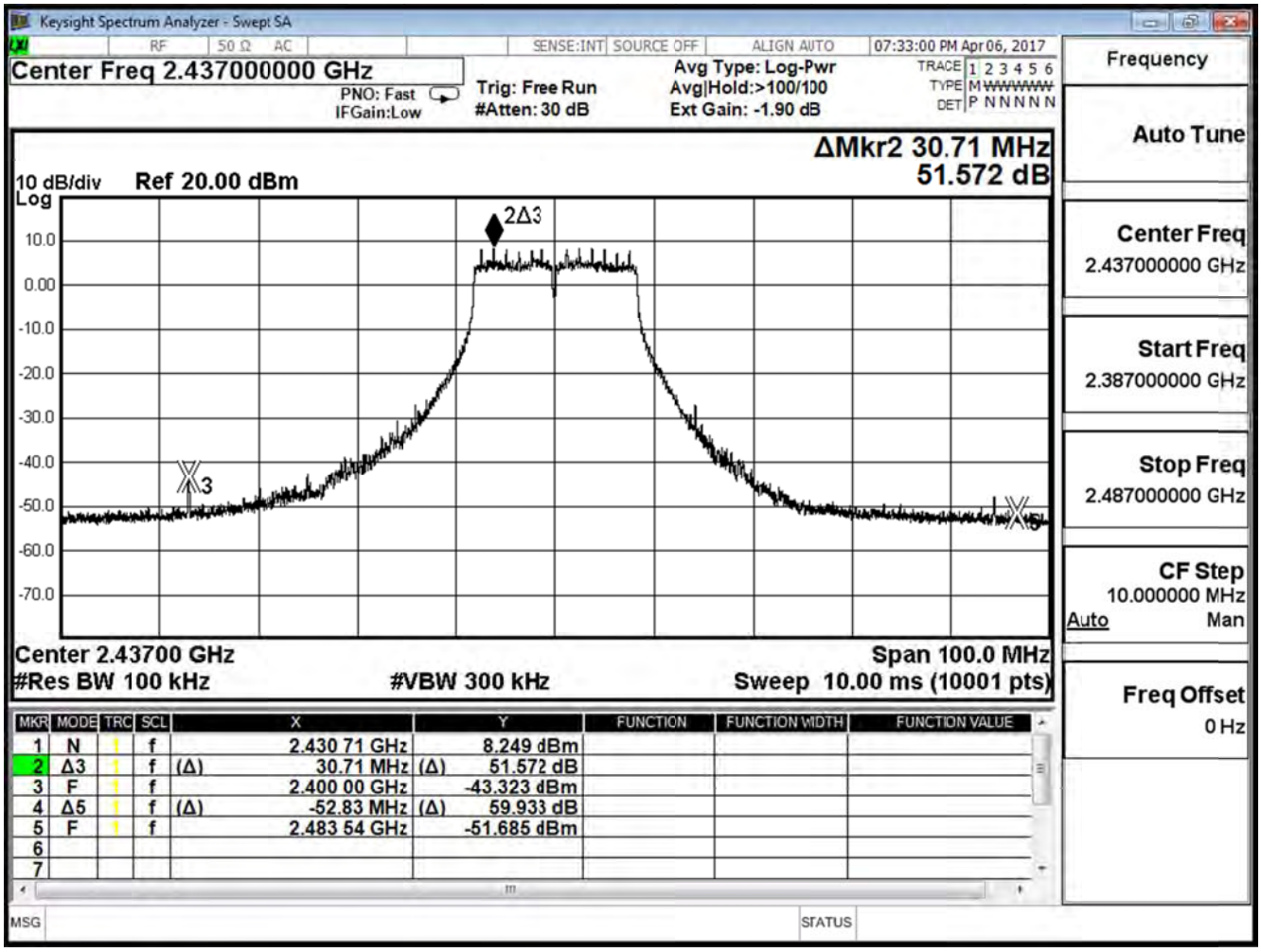
Keysight Spectrum Analyzer - Swept SA
Center Freq 2.437000000 GHz
PNO: Fast
IFGain:Low
Trig: Free Run
#Atten: 30 dB
Avg Type: Log-Pwr
Avg|Hold:>100/100
Ext Gain: -1.90 dB
07:33:00 PM Apr 06, 2017
ΔMkr2 30.71 MHz
51.572 dB
10 dB/div
Ref 20.00 dBm
Log
Center 2.43700 GHz
#Res BW 100 kHz
#VBW 300 kHz
Span 100.0 MHz
Sweep 10.00 ms (10001 pts)
Frequency
Auto Tune
Center Freq
2.437000000 GHz
Start Freq
2.387000000 GHz
Stop Freq
2.487000000 GHz
CF Step
10.000000 MHz
Auto
Man
Freq Offset
0 Hz
MKR MODE TRC SCL X Y FUNCTION FUNCTION WIDTH FUNCTION VALUE
1 N 1 f 2.430 71 GHz 8.249 dBm
2 Δ3 1 f (Δ) 30.71 MHz (Δ) 51.572 dB
3 F 1 f 2.400 00 GHz -43.323 dBm
4 Δ5 1 f (Δ) -52.83 MHz (Δ) 59.933 dB
5 F 1 f 2.483 54 GHz -51.685 dBm
MSG
STATUS

Channel 11

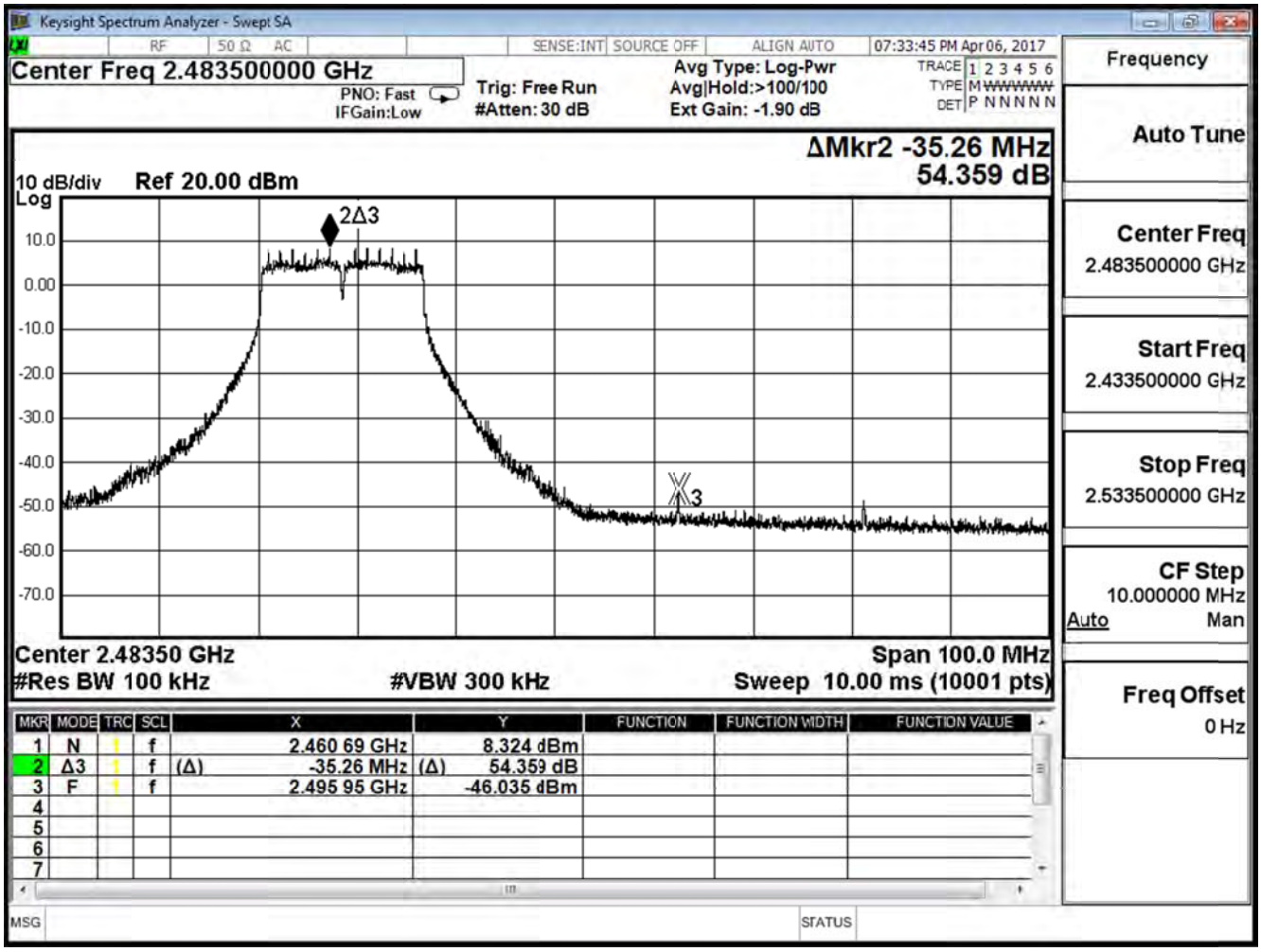
Keysight Spectrum Analyzer - Swept SA
RF 50 Ω AC
SENSE:INT SOURCE OFF ALIGN AUTO 07:33:45 PM Apr 06, 2017
Center Freq 2.483500000 GHz
PNO: Fast
IFGain:Low
Trig: Free Run
#Atten: 30 dB
Avg Type: Log-Pwr
Avg|Hold:>100/100
Ext Gain: -1.90 dB
TRACE 1 2 3 4 5 6
TYPE M WWWWWW
DET P N N N N N
ΔMkr2 -35.26 MHz
54.359 dB
10 dB/div Ref 20.00 dBm
Log
10.0
0.00
-10.0
-20.0
-30.0
-40.0
-50.0
-60.0
-70.0
2Δ3
3
Center 2.48350 GHz
#Res BW 100 kHz
#VBW 300 kHz
Span 100.0 MHz
Sweep 10.00 ms (10001 pts)
MKR MODE TRC SCL X Y FUNCTION FUNCTION WIDTH FUNCTION VALUE
1 N 1 f 2.460 69 GHz 8.324 dBm
2 Δ3 1 f (Δ) -35.26 MHz (Δ) 54.359 dB
3 F 1 f 2.495 95 GHz -46.035 dBm
4
5
6
7
MSG
STATUS
Frequency
Auto Tune
Center Freq
2.483500000 GHz
Start Freq
2.433500000 GHz
Stop Freq
2.533500000 GHz
CF Step
10.000000 MHz
Auto Man
Freq Offset
0 Hz

Product	Lyra		
Test Item	RF antenna conducted test		
Test Mode	Mode 1: Tx-AD2055320 Mode		
Date of Test	2017/04/06	Test Site	SR10-H

IEEE 802.11g (ANT 1)				
Channel	Frequency (MHz)	Measure Level (dBc)	Limit (dBc)	Result
1	2412	34.349	≧30	Pass
6	2437	58.831	≧30	Pass
11	2462	55.026	≧30	Pass

Channel 1

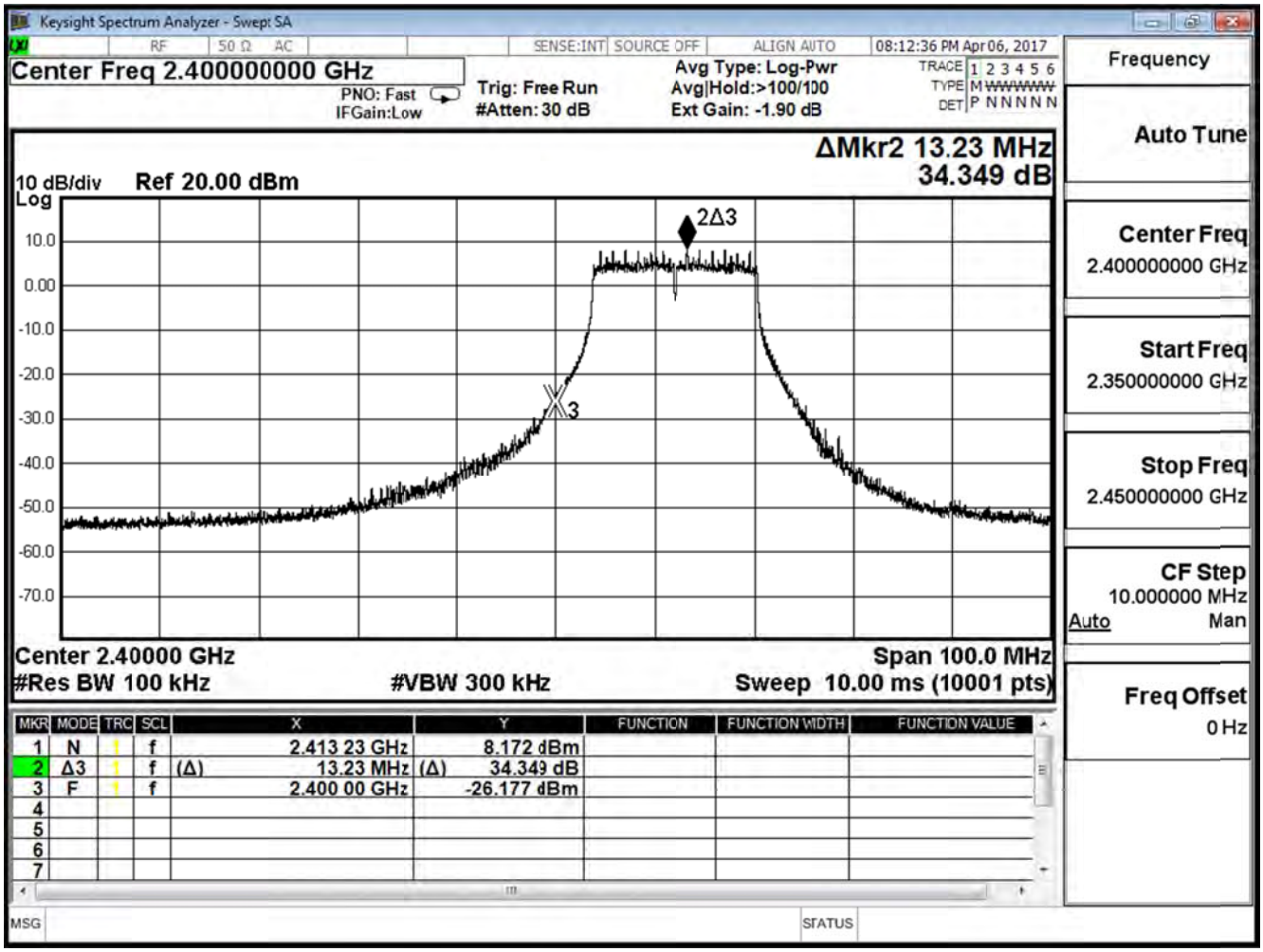

Channel 6

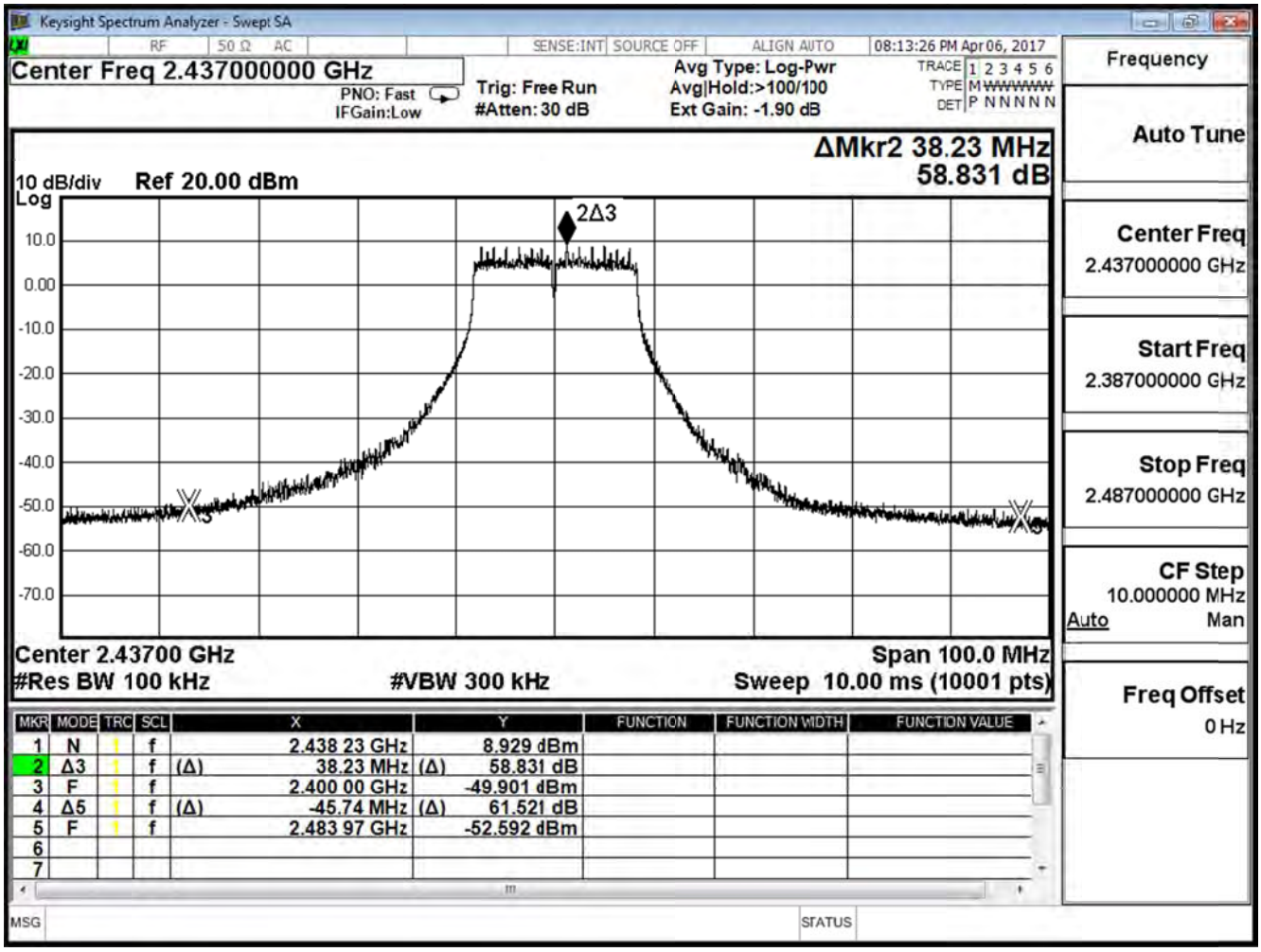
Keysight Spectrum Analyzer - Swept SA
RF 50 Ω AC
SENSE:INT SOURCE OFF ALIGN AUTO 08:13:26 PM Apr 06, 2017
Center Freq 2.437000000 GHz
PNO: Fast
IFGain:Low
Trig: Free Run
#Atten: 30 dB
Avg Type: Log-Pwr
Avg|Hold:>100/100
Ext Gain: -1.90 dB
TRACE 1 2 3 4 5 6
TYPE M WWWWWW
DET P N N N N N
ΔMkr2 38.23 MHz
58.831 dB
10 dB/div Ref 20.00 dBm
Log
2Δ3
10.0
0.00
-10.0
-20.0
-30.0
-40.0
-50.0
-60.0
-70.0
Center 2.43700 GHz
#Res BW 100 kHz
#VBW 300 kHz
Span 100.0 MHz
Sweep 10.00 ms (10001 pts)
MKR MODE TRC SCL X Y FUNCTION FUNCTION WIDTH FUNCTION VALUE
1 N 1 f 2.438 23 GHz 8.929 dBm
2 Δ3 1 f (Δ) 38.23 MHz (Δ) 58.831 dB
3 F 1 f 2.400 00 GHz -49.901 dBm
4 Δ5 1 f (Δ) -45.74 MHz (Δ) 61.521 dB
5 F 1 f 2.483 97 GHz -52.592 dBm
6
7
MSG
STATUS
Frequency
Auto Tune
Center Freq
2.437000000 GHz
Start Freq
2.387000000 GHz
Stop Freq
2.487000000 GHz
CF Step
10.000000 MHz
Auto Man
Freq Offset
0 Hz

Channel 11

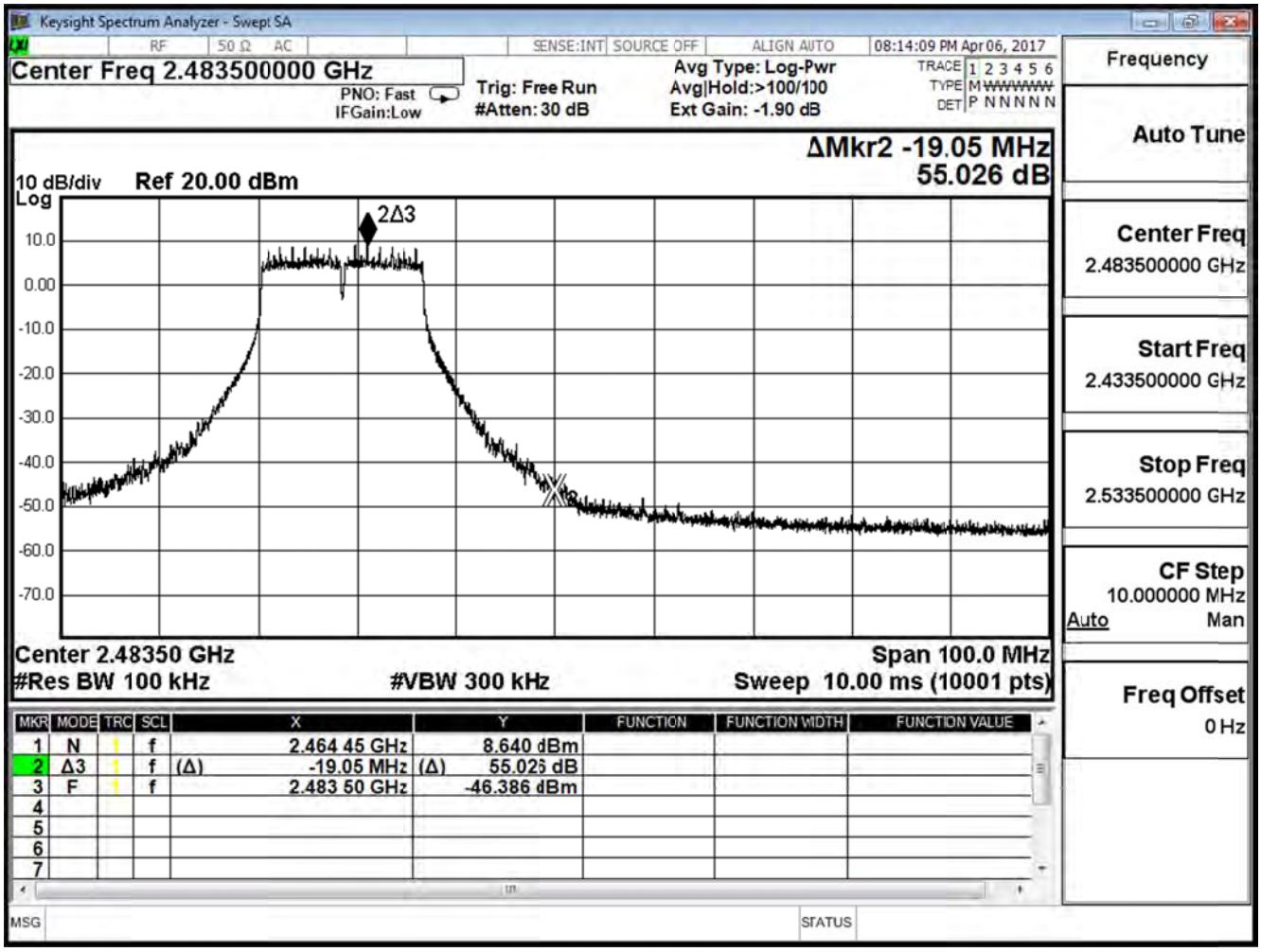
Keysight Spectrum Analyzer - Swept SA
RF 50 Ω AC
SENSE:INT SOURCE OFF ALIGN AUTO 08:14:09 PM Apr 06, 2017
Center Freq 2.483500000 GHz
PNO: Fast
IFGain:Low
Trig: Free Run
#Atten: 30 dB
Avg Type: Log-Pwr
Avg|Hold:>100/100
Ext Gain: -1.90 dB
TRACE 1 2 3 4 5 6
TYPE M WWWWWW
DET P N N N N N
ΔMkr2 -19.05 MHz
55.026 dB
10 dB/div Ref 20.00 dBm
Log
2Δ3
10.0
0.00
-10.0
-20.0
-30.0
-40.0
-50.0
-60.0
-70.0
Center 2.48350 GHz
#Res BW 100 kHz
#VBW 300 kHz
Span 100.0 MHz
Sweep 10.00 ms (10001 pts)
MKR MODE TRC SCL X Y FUNCTION FUNCTION WIDTH FUNCTION VALUE
1 N 1 f 2.464 45 GHz 8.640 dBm
2 Δ3 1 f (Δ) -19.05 MHz (Δ) 55.026 dB
3 F 1 f 2.483 50 GHz -46.386 dBm
4
5
6
7
MSG
STATUS
Frequency
Auto Tune
Center Freq
2.483500000 GHz
Start Freq
2.433500000 GHz
Stop Freq
2.533500000 GHz
CF Step
10.000000 MHz
Auto Man
Freq Offset
0 Hz

Product	Lyra		
Test Item	RF antenna conducted test		
Test Mode	Mode 1: Tx-AD2055320 Mode		
Date of Test	2017/04/06	Test Site	SR10-H

IEEE 802.11n_20M (ANT 0)				
Channel	Frequency (MHz)	Measure Level (dBc)	Limit (dBc)	Result
1	2412	32.156	≧30	Pass
6	2437	51.362	≧30	Pass
11	2462	54.383	≧30	Pass

Channel 1

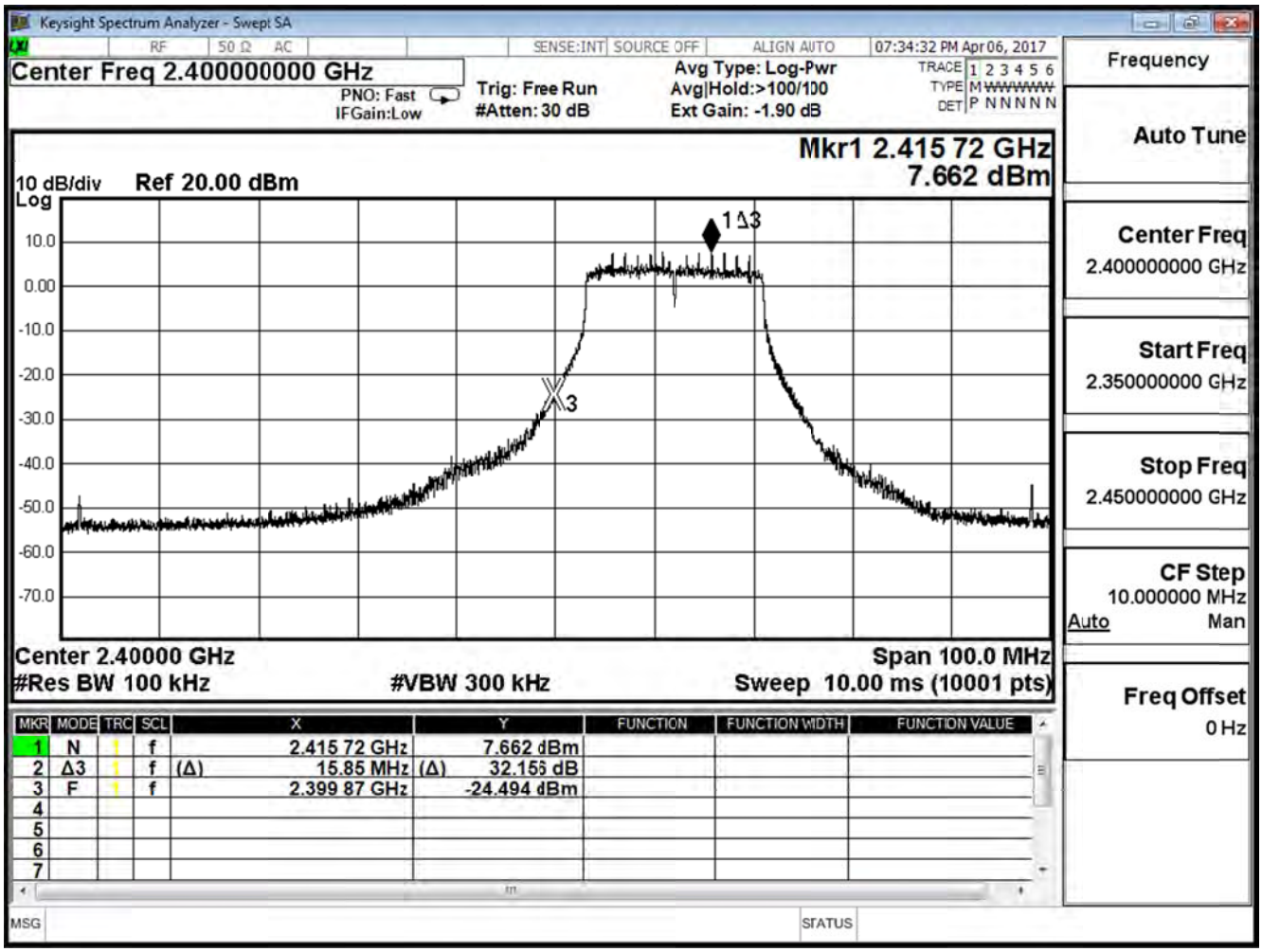

Channel 6

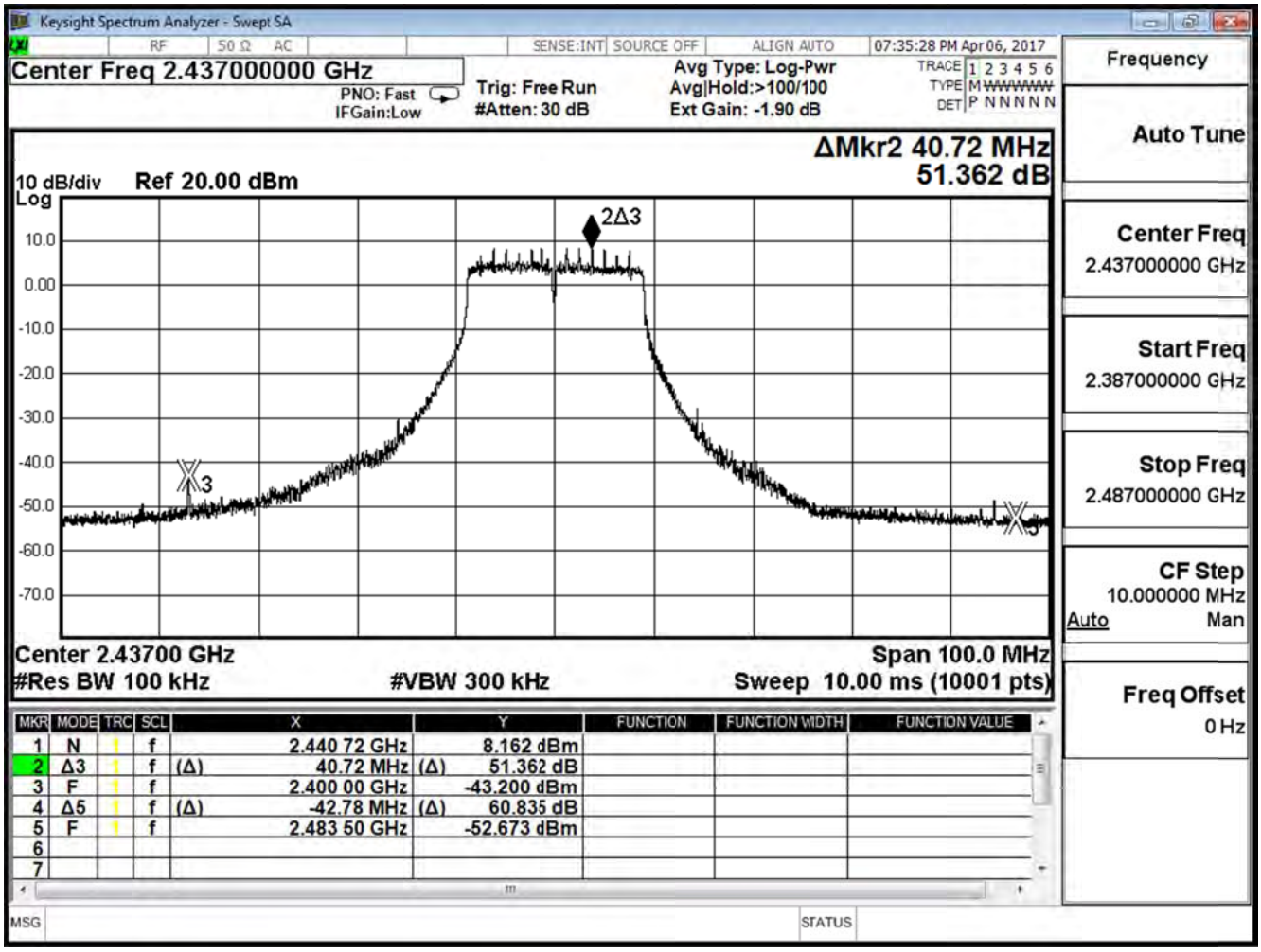
Keysight Spectrum Analyzer - Swept SA
RF 50 Ω AC
SENSE:INT SOURCE OFF ALIGN AUTO 07:35:28 PM Apr 06, 2017
Center Freq 2.437000000 GHz
PNO: Fast
IFGain:Low
Trig: Free Run
#Atten: 30 dB
Avg Type: Log-Pwr
Avg|Hold:>100/100
Ext Gain: -1.90 dB
TRACE 1 2 3 4 5 6
TYPE M WWWWWW
DET P N N N N N
ΔMkr2 40.72 MHz
51.362 dB
10 dB/div Ref 20.00 dBm
Log
10.0
0.00
-10.0
-20.0
-30.0
-40.0
-50.0
-60.0
-70.0
2Δ3
3
5
Center 2.43700 GHz
#Res BW 100 kHz
#VBW 300 kHz
Span 100.0 MHz
Sweep 10.00 ms (10001 pts)
MKR MODE TRC SCL X Y FUNCTION FUNCTION WIDTH FUNCTION VALUE
1 N 1 f 2.440 72 GHz 8.162 dBm
2 Δ3 1 f (Δ) 40.72 MHz (Δ) 51.362 dB
3 F 1 f 2.400 00 GHz -43.200 dBm
4 Δ5 1 f (Δ) -42.78 MHz (Δ) 60.835 dB
5 F 1 f 2.483 50 GHz -52.673 dBm
6
7
MSG
STATUS
Frequency
Auto Tune
Center Freq
2.437000000 GHz
Start Freq
2.387000000 GHz
Stop Freq
2.487000000 GHz
CF Step
10.000000 MHz
Auto Man
Freq Offset
0 Hz

Channel 11

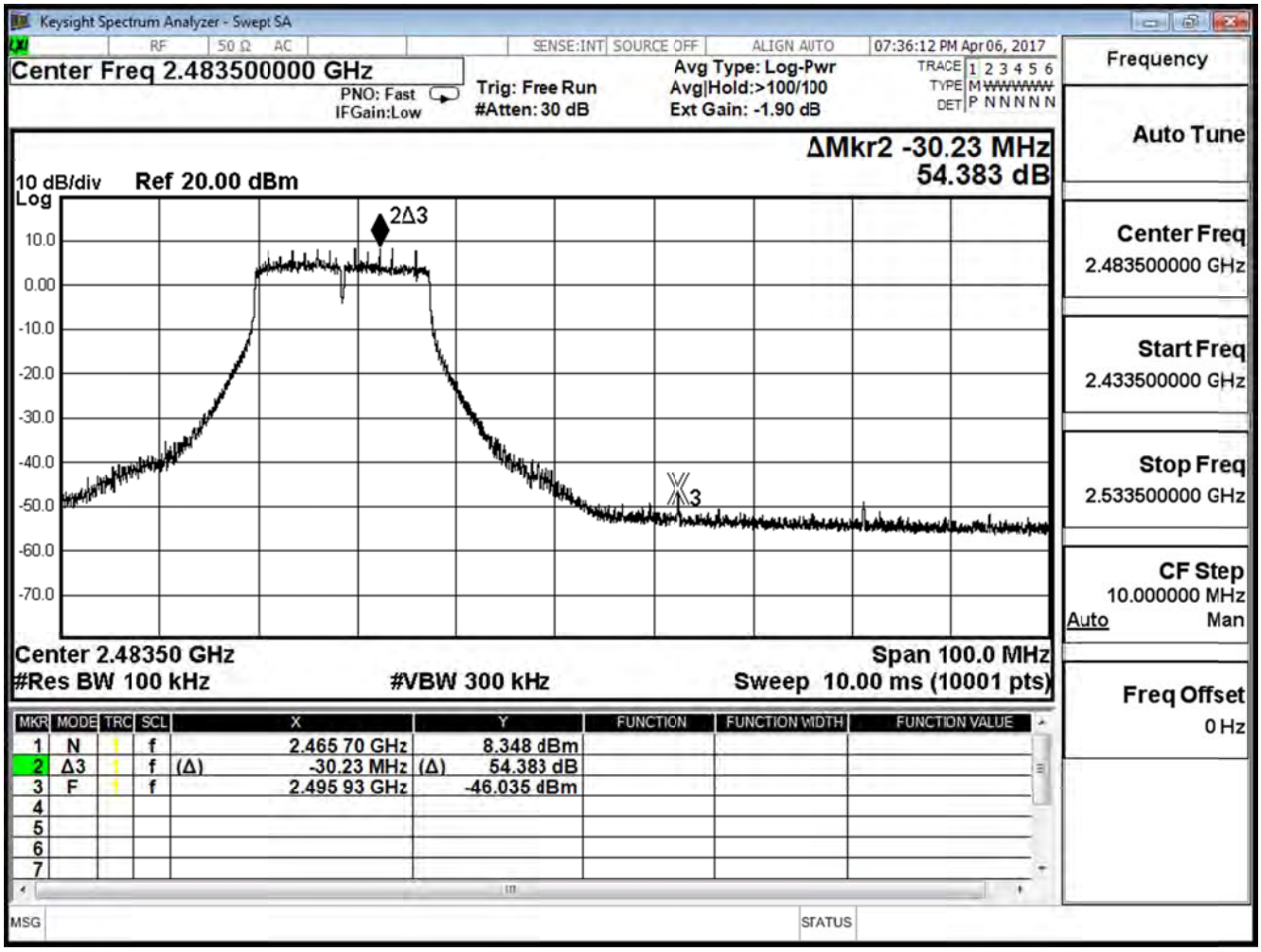
Keysight Spectrum Analyzer - Swept SA
RF 50 Ω AC
SENSE:INT SOURCE OFF ALIGN AUTO 07:36:12 PM Apr 06, 2017
Center Freq 2.483500000 GHz
PNO: Fast
IFGain:Low
Trig: Free Run
#Atten: 30 dB
Avg Type: Log-Pwr
Avg|Hold:>100/100
Ext Gain: -1.90 dB
TRACE 1 2 3 4 5 6
TYPE M WWWWWW
DET P N N N N N
ΔMkr2 -30.23 MHz
54.383 dB
10 dB/div Ref 20.00 dBm
Log
10.0
0.00
-10.0
-20.0
-30.0
-40.0
-50.0
-60.0
-70.0
2Δ3
3
Center 2.48350 GHz
#Res BW 100 kHz
#VBW 300 kHz
Span 100.0 MHz
Sweep 10.00 ms (10001 pts)
MKR MODE TRC SCL X Y FUNCTION FUNCTION WIDTH FUNCTION VALUE
1 N 1 f 2.465 70 GHz 8.348 dBm
2 Δ3 1 f (Δ) -30.23 MHz (Δ) 54.383 dB
3 F 1 f 2.495 93 GHz -46.035 dBm
4
5
6
7
MSG
STATUS
Frequency
Auto Tune
Center Freq
2.483500000 GHz
Start Freq
2.433500000 GHz
Stop Freq
2.533500000 GHz
CF Step
10.000000 MHz
Auto Man
Freq Offset
0 Hz

Product	Lyra		
Test Item	RF antenna conducted test		
Test Mode	Mode 1: Tx-AD2055320 Mode		
Date of Test	2017/04/06	Test Site	SR10-H

IEEE 802.11n_20M (ANT 1)				
Channel	Frequency (MHz)	Measure Level (dBc)	Limit (dBc)	Result
1	2412	32.528	≧30	Pass
6	2437	57.555	≧30	Pass
11	2462	51.499	≧30	Pass

Channel 1

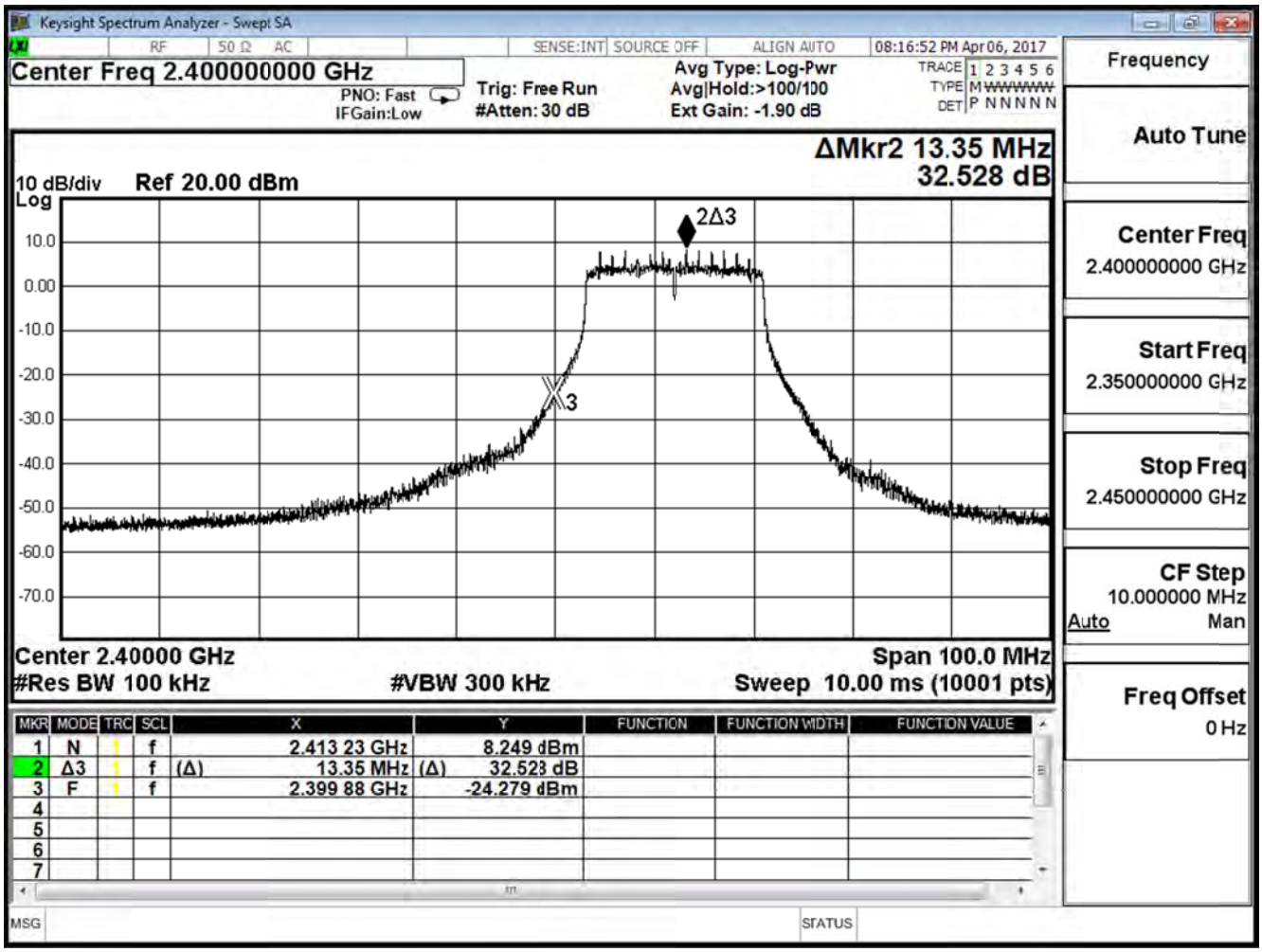

Channel 6

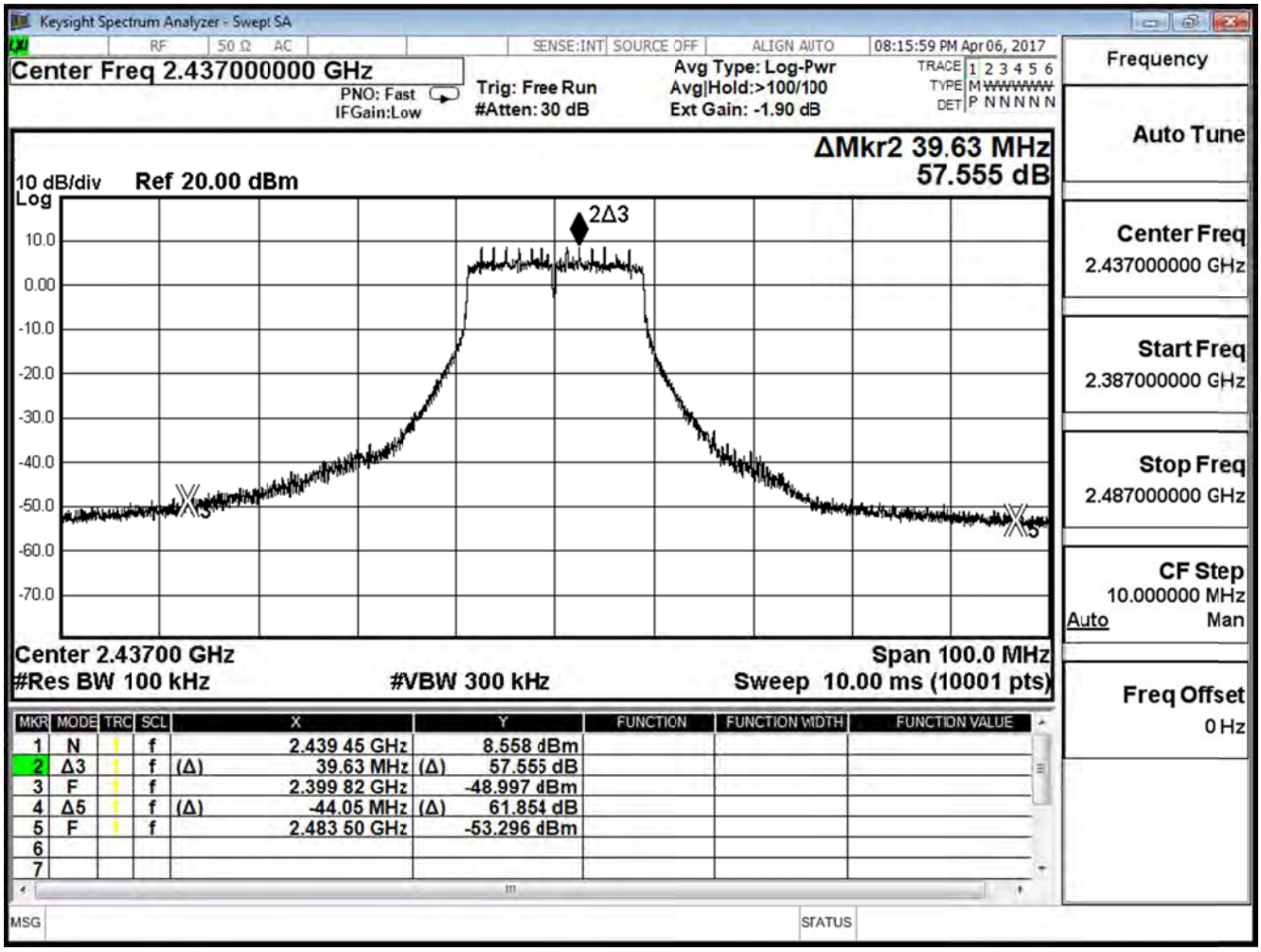
Keysight Spectrum Analyzer - Swept SA
RF 50 Ω AC
SENSE:INT SOURCE OFF ALIGN AUTO 08:15:59 PM Apr 06, 2017
Center Freq 2.437000000 GHz
PNO: Fast
IFGain:Low
Trig: Free Run
#Atten: 30 dB
Avg Type: Log-Pwr
Avg|Hold:>100/100
Ext Gain: -1.90 dB
TRACE 1 2 3 4 5 6
TYPE M WWWWWW
DET P N N N N N
ΔMkr2 39.63 MHz
57.555 dB
10 dB/div Ref 20.00 dBm
Log
2Δ3
10.0
0.00
-10.0
-20.0
-30.0
-40.0
-50.0
-60.0
-70.0
Center 2.43700 GHz
#Res BW 100 kHz
#VBW 300 kHz
Span 100.0 MHz
Sweep 10.00 ms (10001 pts)
MKR MODE TRC SCL X Y FUNCTION FUNCTION WIDTH FUNCTION VALUE
1 N 1 f 2.439 45 GHz 8.558 dBm
2 Δ3 1 f (Δ) 39.63 MHz (Δ) 57.555 dB
3 F 1 f 2.399 82 GHz -48.997 dBm
4 Δ5 1 f (Δ) -44.05 MHz (Δ) 61.854 dB
5 F 1 f 2.483 50 GHz -53.296 dBm
6
7
MSG
STATUS
Frequency
Auto Tune
Center Freq
2.437000000 GHz
Start Freq
2.387000000 GHz
Stop Freq
2.487000000 GHz
CF Step
10.000000 MHz
Auto Man
Freq Offset
0 Hz

Channel 11

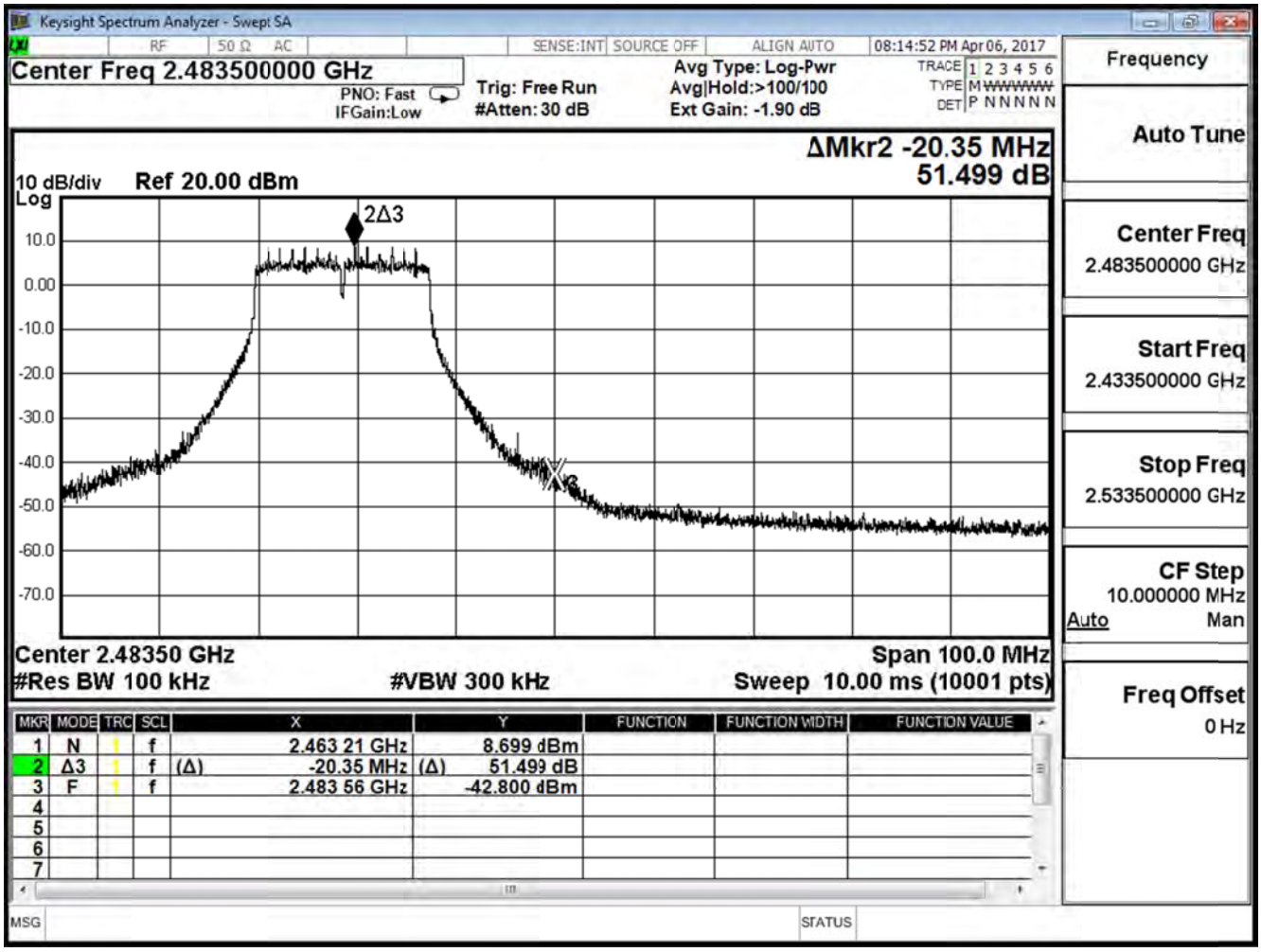
Keysight Spectrum Analyzer - Swept SA
RF 50 Ω AC
SENSE:INT SOURCE OFF ALIGN AUTO 08:14:52 PM Apr 06, 2017
Center Freq 2.483500000 GHz
PNO: Fast
IFGain:Low
Trig: Free Run
#Atten: 30 dB
Avg Type: Log-Pwr
Avg|Hold:>100/100
Ext Gain: -1.90 dB
TRACE 1 2 3 4 5 6
TYPE M WWWWWW
DET P N N N N N
ΔMkr2 -20.35 MHz
51.499 dB
10 dB/div Ref 20.00 dBm
Log
2Δ3
10.0
0.00
-10.0
-20.0
-30.0
-40.0
-50.0
-60.0
-70.0
Center 2.48350 GHz
#Res BW 100 kHz
#VBW 300 kHz
Span 100.0 MHz
Sweep 10.00 ms (10001 pts)
MKR MODE TRC SCL X Y FUNCTION FUNCTION WIDTH FUNCTION VALUE
1 N 1 f 2.463 21 GHz 8.699 dBm
2 Δ3 1 f (Δ) -20.35 MHz (Δ) 51.499 dB
3 F 1 f 2.483 56 GHz -42.800 dBm
4
5
6
7
MSG
STATUS
Frequency
Auto Tune
Center Freq
2.483500000 GHz
Start Freq
2.433500000 GHz
Stop Freq
2.533500000 GHz
CF Step
10.000000 MHz
Auto Man
Freq Offset
0 Hz

Product	Lyra		
Test Item	RF antenna conducted test		
Test Mode	Mode 1: Tx-AD2055320 Mode		
Date of Test	2017/04/06	Test Site	SR10-H

IEEE 802.11n_40M (ANT 0)				
Channel	Frequency (MHz)	Measure Level (dBc)	Limit (dBc)	Result
3	2422	32.964	≧30	Pass
6	2437	39.641	≧30	Pass
9	2452	46.394	≧30	Pass

Channel 3

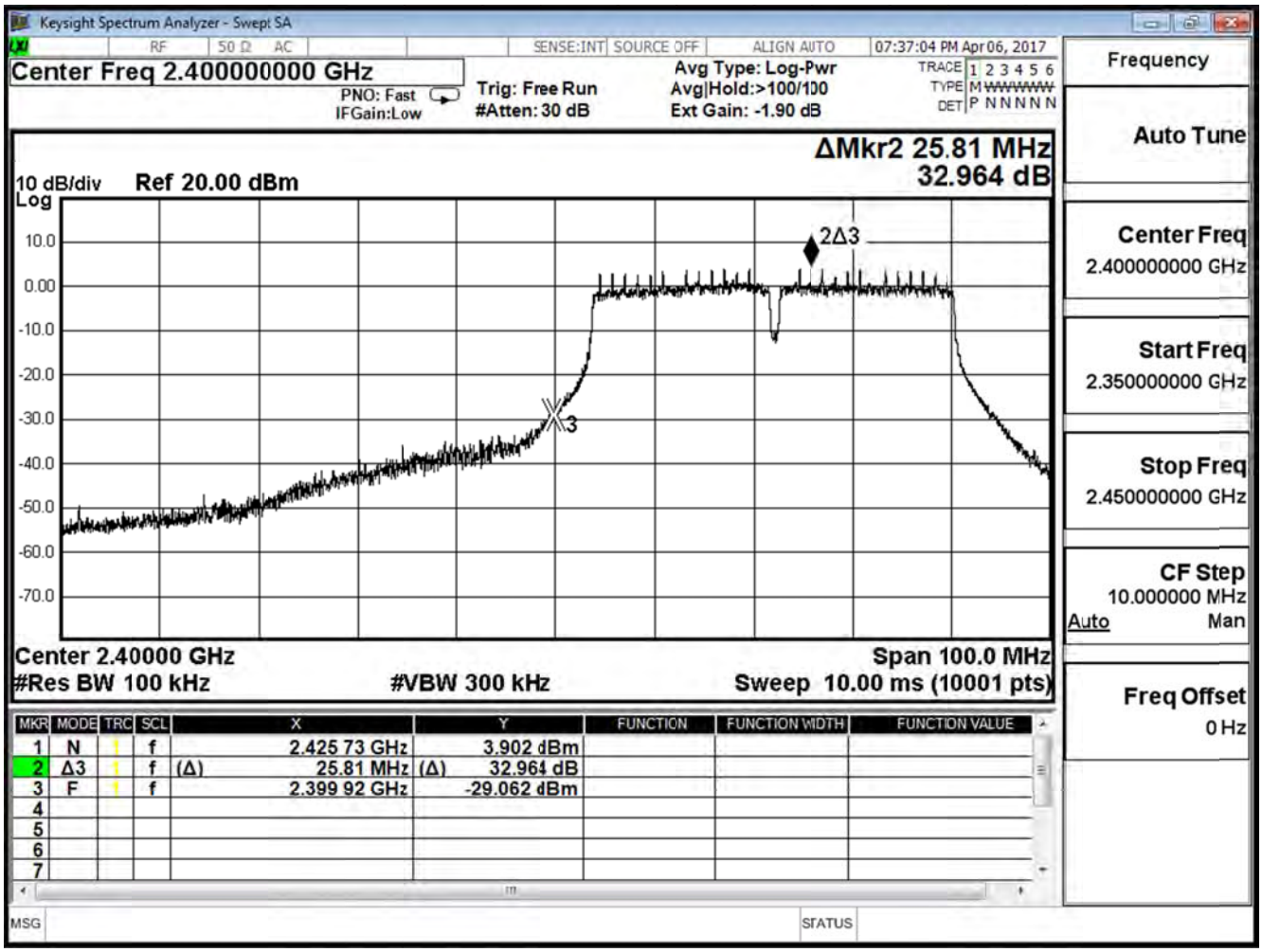

Channel 6

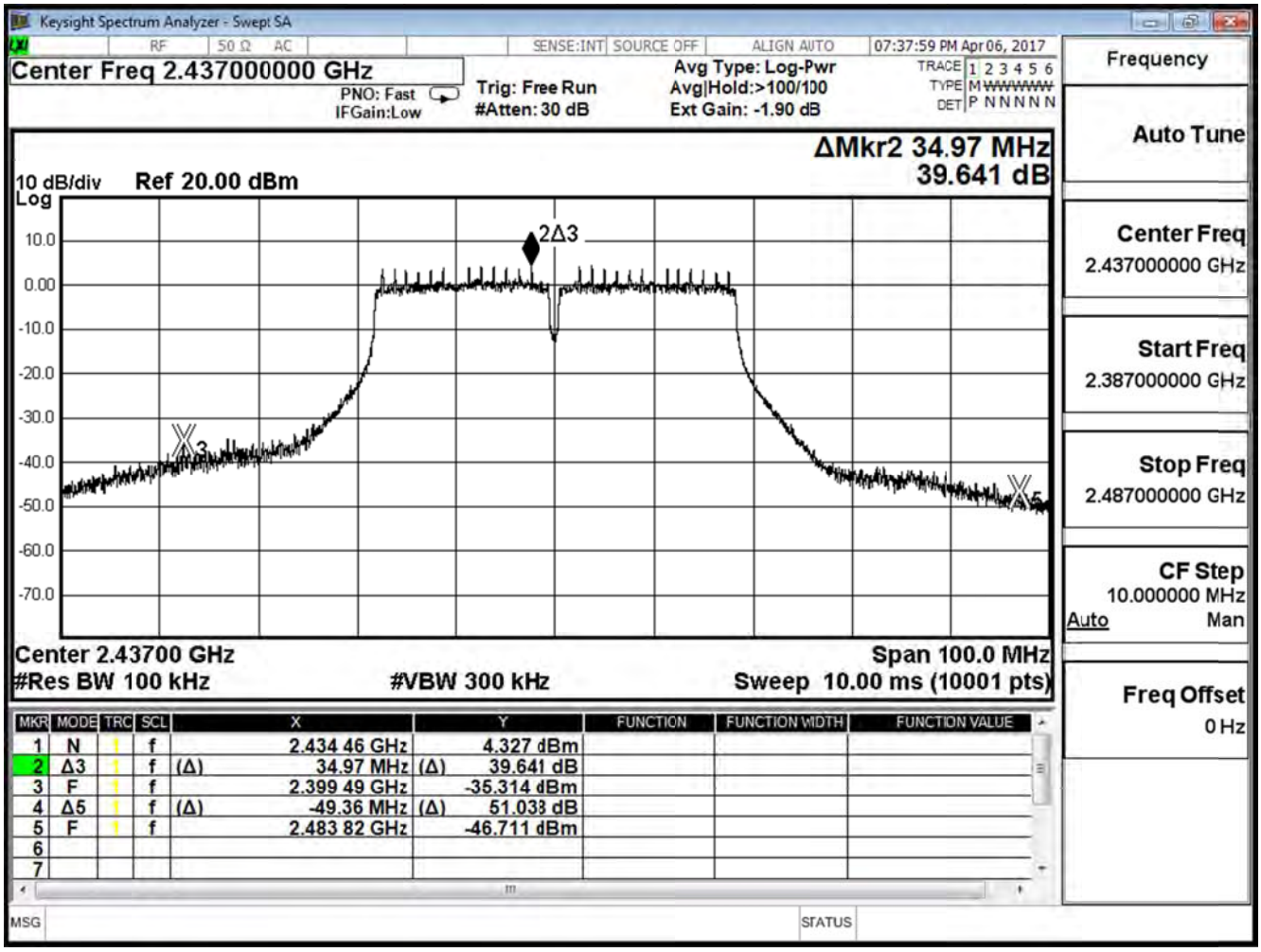
Keysight Spectrum Analyzer - Swept SA
RF 50 Ω AC
SENSE:INT SOURCE OFF ALIGN AUTO 07:37:59 PM Apr 06, 2017
Center Freq 2.437000000 GHz
PNO: Fast
IFGain:Low
Trig: Free Run
#Atten: 30 dB
Avg Type: Log-Pwr
Avg|Hold:>100/100
Ext Gain: -1.90 dB
TRACE 1 2 3 4 5 6
TYPE M WWWWWW
DET P N N N N N
ΔMkr2 34.97 MHz
39.641 dB
10 dB/div Ref 20.00 dBm
Log
10.0
0.00
-10.0
-20.0
-30.0
-40.0
-50.0
-60.0
-70.0
2Δ3
Center 2.43700 GHz
#Res BW 100 kHz
#VBW 300 kHz
Span 100.0 MHz
Sweep 10.00 ms (10001 pts)
MKR MODE TRC SCL X Y FUNCTION FUNCTION WIDTH FUNCTION VALUE
1 N 1 f 2.434 46 GHz 4.327 dBm
2 Δ3 1 f (Δ) 34.97 MHz (Δ) 39.641 dB
3 F 1 f 2.399 49 GHz -35.314 dBm
4 Δ5 1 f (Δ) -49.36 MHz (Δ) 51.033 dB
5 F 1 f 2.483 82 GHz -46.711 dBm
6
7
MSG
STATUS
Frequency
Auto Tune
Center Freq
2.437000000 GHz
Start Freq
2.387000000 GHz
Stop Freq
2.487000000 GHz
CF Step
10.000000 MHz
Auto Man
Freq Offset
0 Hz

Channel 9

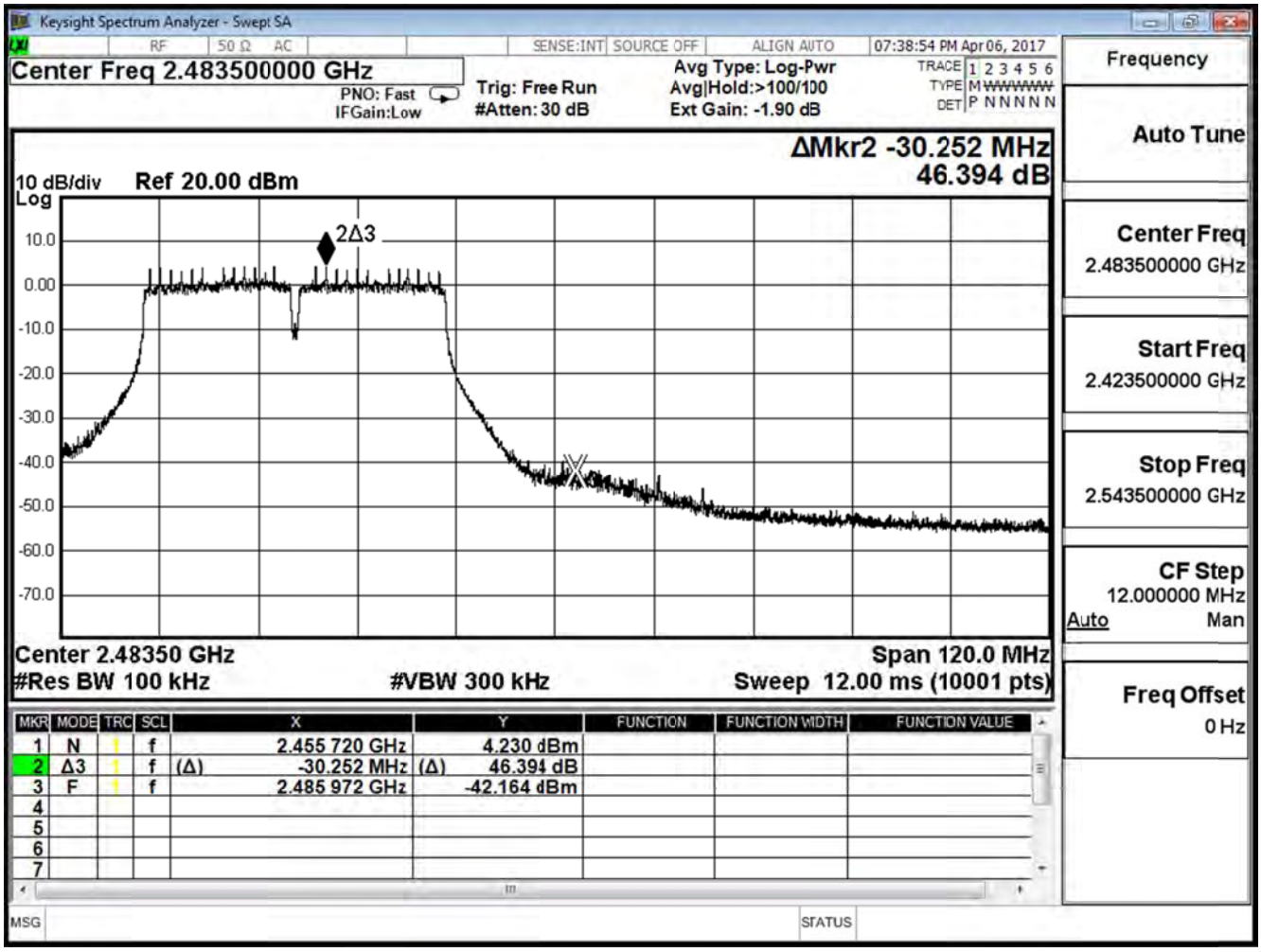
Keysight Spectrum Analyzer - Swept SA
RF 50 Ω AC
SENSE:INT SOURCE OFF ALIGN AUTO 07:38:54 PM Apr 06, 2017
Center Freq 2.483500000 GHz
PNO: Fast
IFGain:Low
Trig: Free Run
#Atten: 30 dB
Avg Type: Log-Pwr
Avg|Hold:>100/100
Ext Gain: -1.90 dB
TRACE 1 2 3 4 5 6
TYPE M WWWWWW
DET P N N N N N
ΔMkr2 -30.252 MHz
46.394 dB
10 dB/div Ref 20.00 dBm
Log
10.0
0.00
-10.0
-20.0
-30.0
-40.0
-50.0
-60.0
-70.0
2Δ3
Center 2.48350 GHz
#Res BW 100 kHz
#VBW 300 kHz
Span 120.0 MHz
Sweep 12.00 ms (10001 pts)
MKR MODE TRC SCL X Y FUNCTION FUNCTION WIDTH FUNCTION VALUE
1 N 1 f 2.455 720 GHz 4.230 dBm
2 Δ3 1 f (Δ) -30.252 MHz (Δ) 46.394 dB
3 F 1 f 2.485 972 GHz -42.164 dBm
4
5
6
7
Frequency
Auto Tune
Center Freq
2.483500000 GHz
Start Freq
2.423500000 GHz
Stop Freq
2.543500000 GHz
CF Step
12.000000 MHz
Auto Man
Freq Offset
0 Hz
MSG
STATUS

Product	Lyra		
Test Item	RF antenna conducted test		
Test Mode	Mode 1: Tx-AD2055320 Mode		
Date of Test	2017/04/06	Test Site	SR10-H

IEEE 802.11n_40M (ANT 1)				
Channel	Frequency (MHz)	Measure Level (dBc)	Limit (dBc)	Result
3	2422	32.885	≧30	Pass
6	2437	41.801	≧30	Pass
9	2452	45.577	≧30	Pass

Channel 3

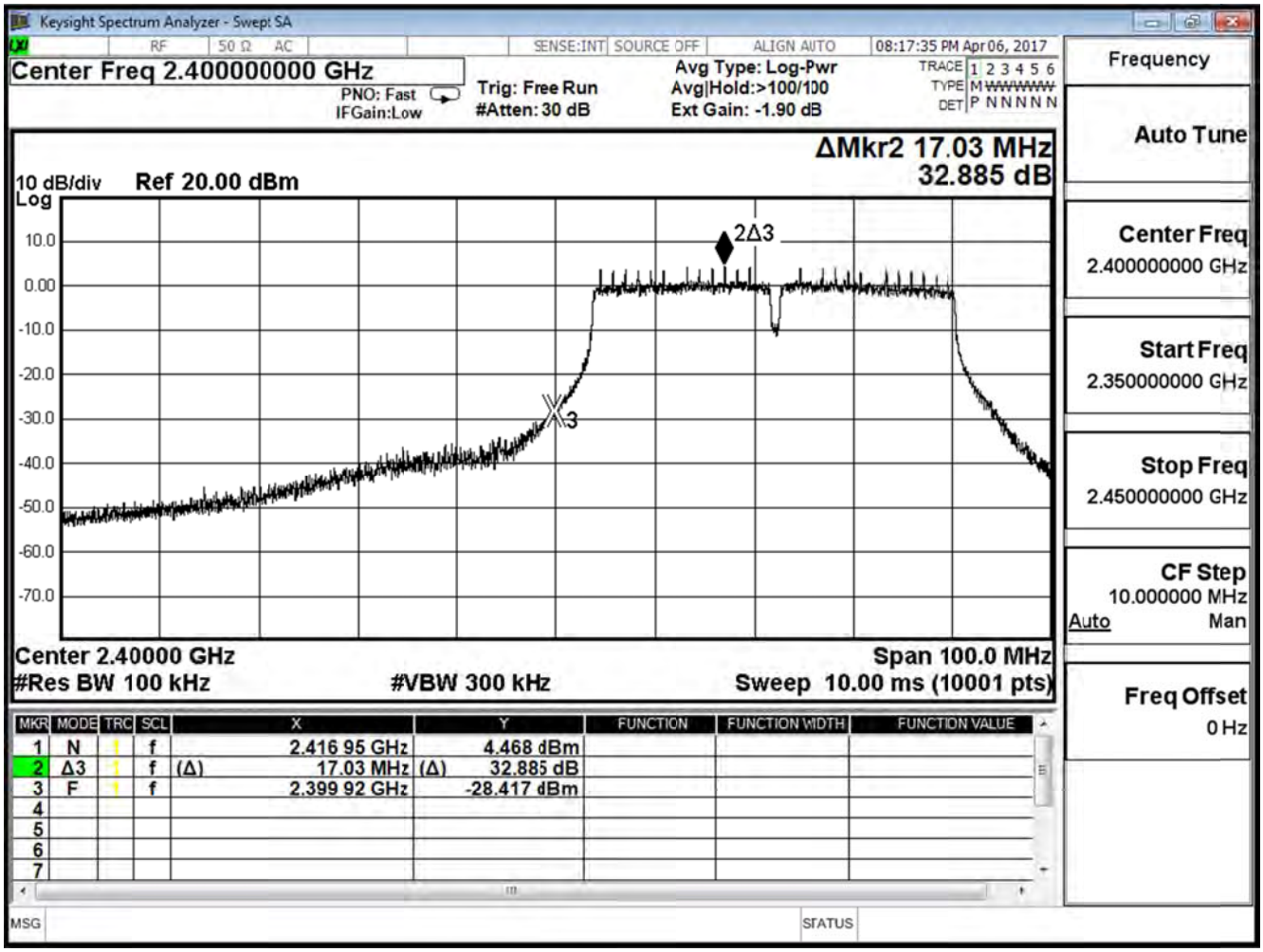

Channel 6

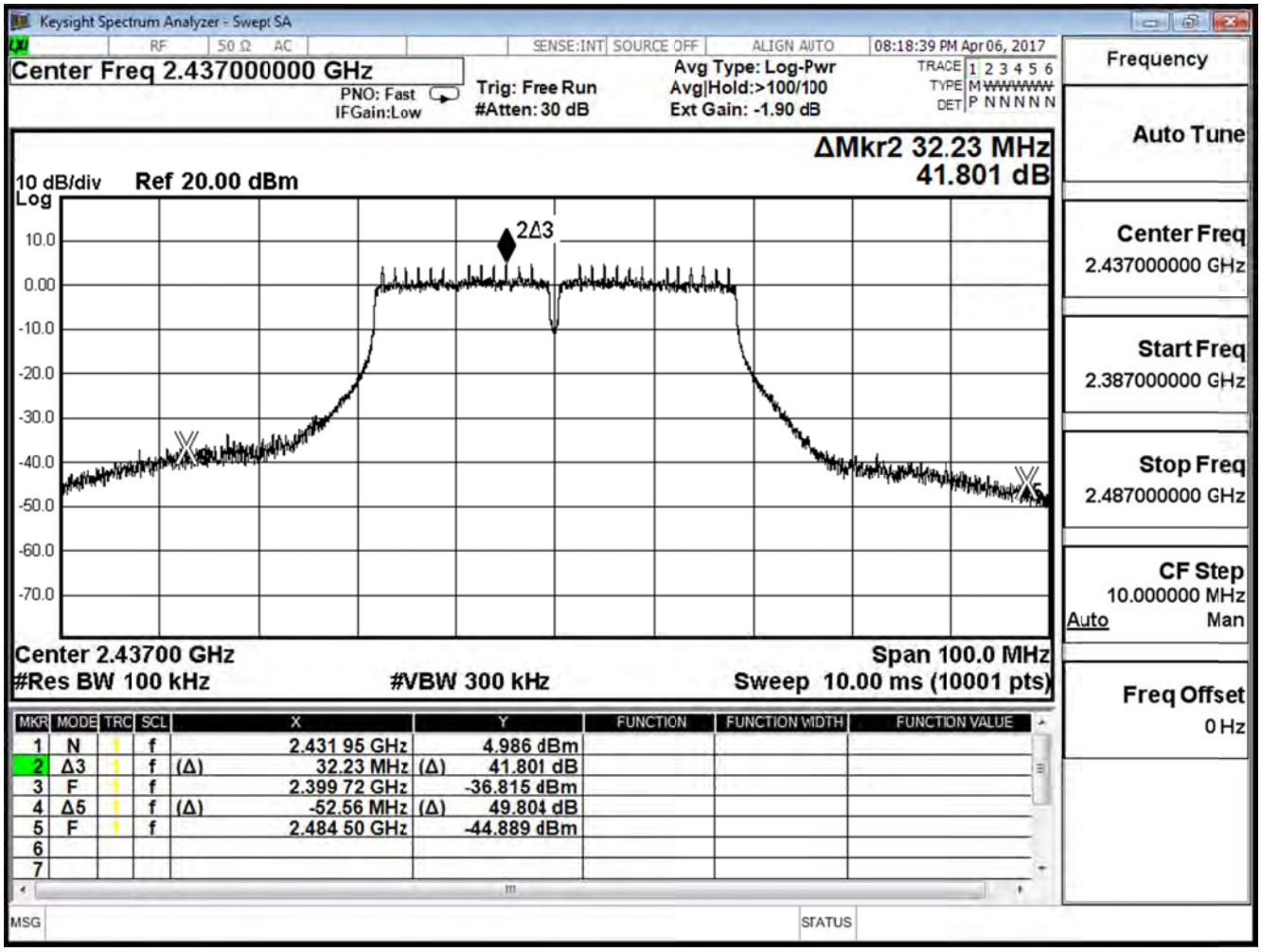
Keysight Spectrum Analyzer - Swept SA
RF 50 Ω AC
SENSE:INT SOURCE OFF ALIGN AUTO 08:18:39 PM Apr 06, 2017
Center Freq 2.437000000 GHz
PNO: Fast
IFGain:Low
Trig: Free Run
#Atten: 30 dB
Avg Type: Log-Pwr
Avg|Hold:>100/100
Ext Gain: -1.90 dB
TRACE 1 2 3 4 5 6
TYPE M WWWWWW
DET P N N N N N
ΔMkr2 32.23 MHz
41.801 dB
10 dB/div Ref 20.00 dBm
Log
10.0
0.00
-10.0
-20.0
-30.0
-40.0
-50.0
-60.0
-70.0
2Δ3
Center 2.43700 GHz
#Res BW 100 kHz
#VBW 300 kHz
Span 100.0 MHz
Sweep 10.00 ms (10001 pts)
MKR MODE TRC SCL X Y FUNCTION FUNCTION WIDTH FUNCTION VALUE
1 N 1 f 2.431 95 GHz 4.986 dBm
2 Δ3 1 f (Δ) 32.23 MHz (Δ) 41.801 dB
3 F 1 f 2.399 72 GHz -36.815 dBm
4 Δ5 1 f (Δ) -52.56 MHz (Δ) 49.804 dB
5 F 1 f 2.484 50 GHz -44.889 dBm
6
7
MSG
STATUS
Frequency
Auto Tune
Center Freq
2.437000000 GHz
Start Freq
2.387000000 GHz
Stop Freq
2.487000000 GHz
CF Step
10.000000 MHz
Auto Man
Freq Offset
0 Hz

Channel 9

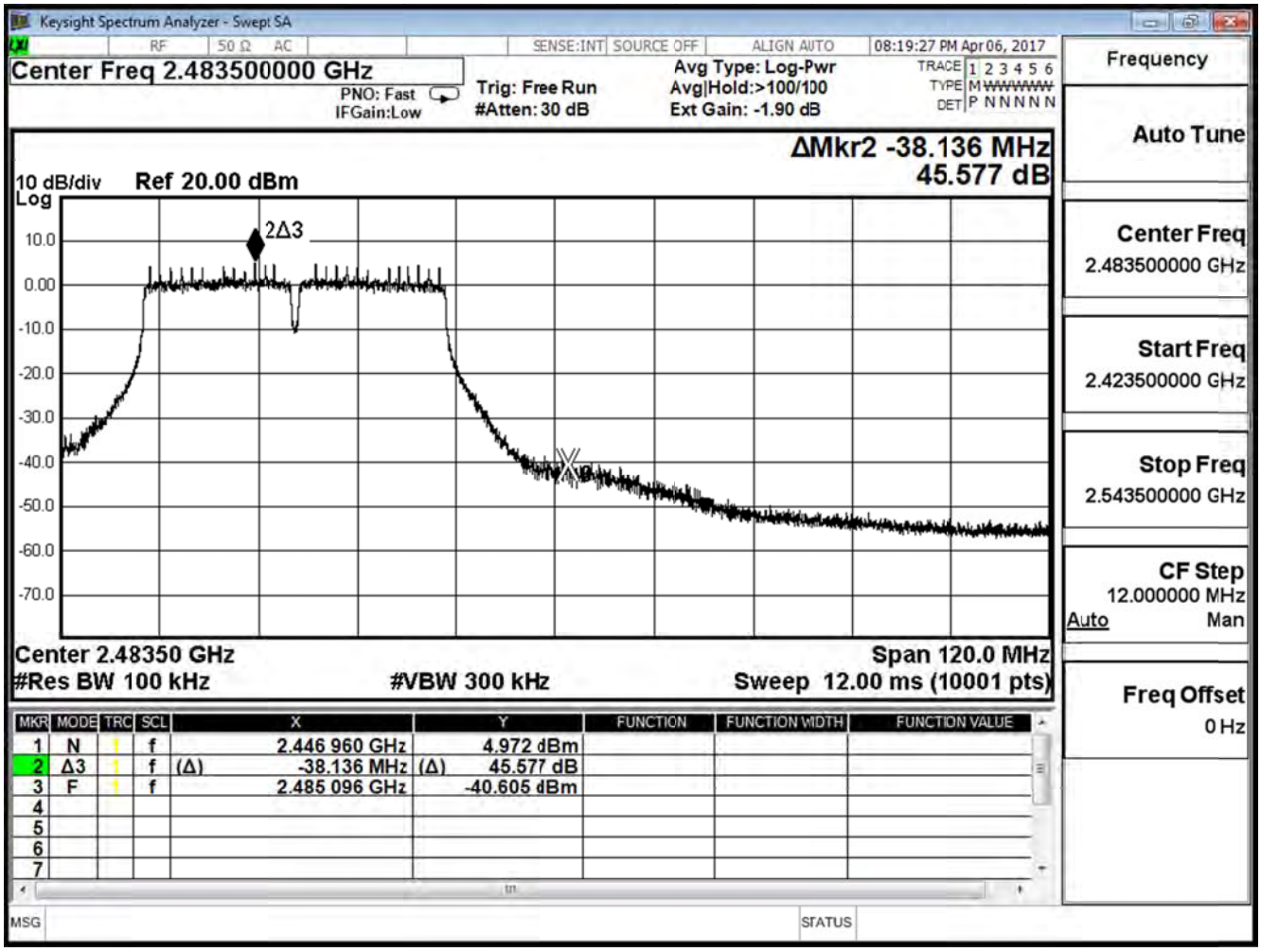
Keysight Spectrum Analyzer - Swept SA
RF 50 Ω AC
SENSE:INT SOURCE OFF ALIGN AUTO 08:19:27 PM Apr 06, 2017
Center Freq 2.483500000 GHz
PNO: Fast
IFGain:Low
Trig: Free Run
#Atten: 30 dB
Avg Type: Log-Pwr
Avg|Hold:>100/100
Ext Gain: -1.90 dB
TRACE 1 2 3 4 5 6
TYPE M WWWWWW
DET P N N N N N
ΔMkr2 -38.136 MHz
45.577 dB
10 dB/div Ref 20.00 dBm
Log
2Δ3
10.0
0.00
-10.0
-20.0
-30.0
-40.0
-50.0
-60.0
-70.0
Center 2.48350 GHz
#Res BW 100 kHz
#VBW 300 kHz
Span 120.0 MHz
Sweep 12.00 ms (10001 pts)
MKR MODE TRC SCL X Y FUNCTION FUNCTION WIDTH FUNCTION VALUE
1 N 1 f 2.446 960 GHz 4.972 dBm
2 Δ3 1 f (Δ) -38.136 MHz (Δ) 45.577 dB
3 F 1 f 2.485 096 GHz -40.605 dBm
4
5
6
7
MSG
STATUS
Frequency
Auto Tune
Center Freq
2.483500000 GHz
Start Freq
2.423500000 GHz
Stop Freq
2.543500000 GHz
CF Step
12.000000 MHz
Auto Man
Freq Offset
0 Hz

Product	Lyra		
Test Item	RF antenna conducted test		
Test Mode	Mode 1: Tx-AD2055320 Mode		
Date of Test	2017/04/06	Test Site	SR10-H

2412MHz (30MHz-25GHz)-802.11b (ANT 0)

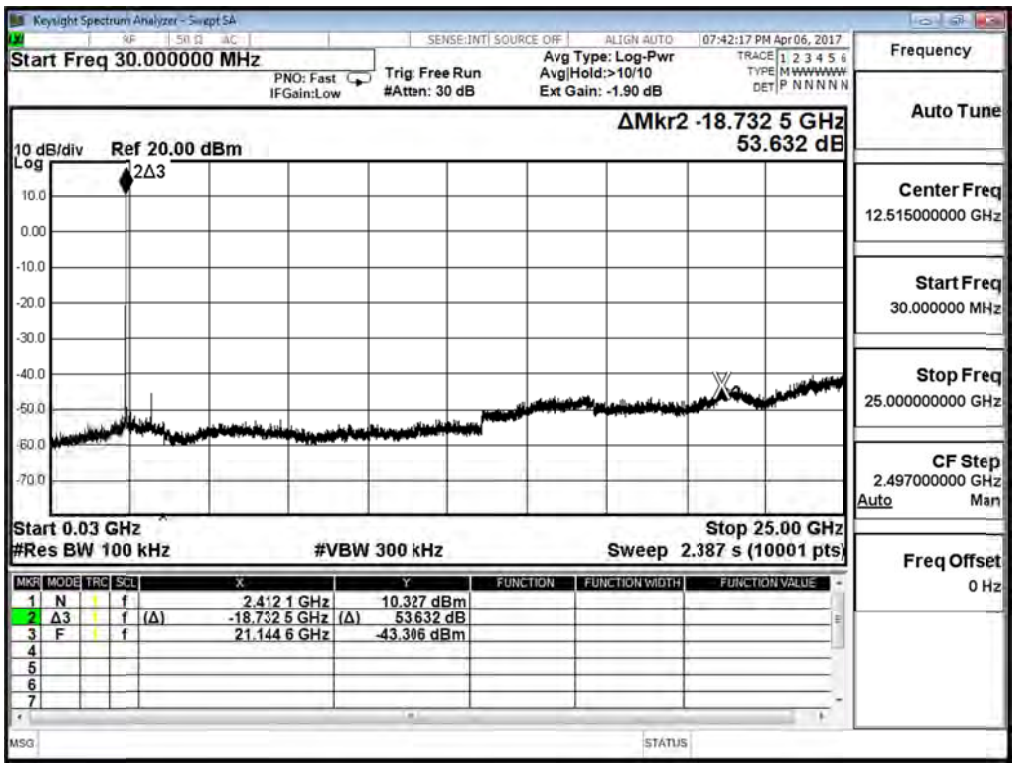

2437MHz (30MHz-25GHz)-802.11b (ANT 0)

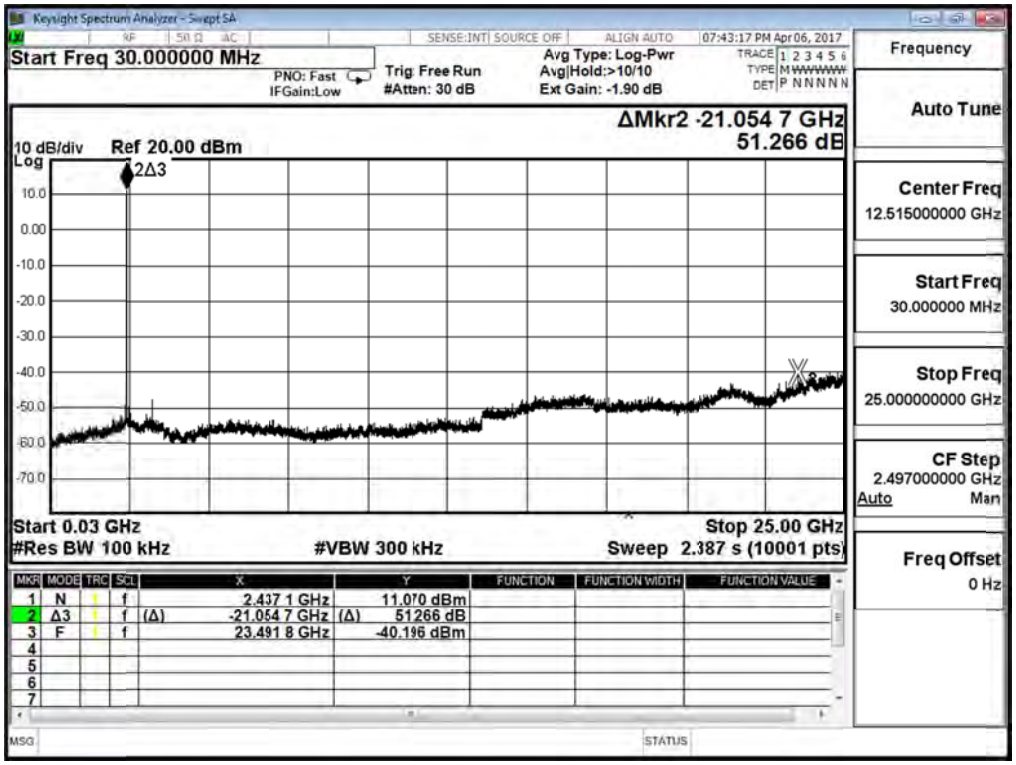

2462MHz (30MHz-25GHz)-802.11b (ANT 0)

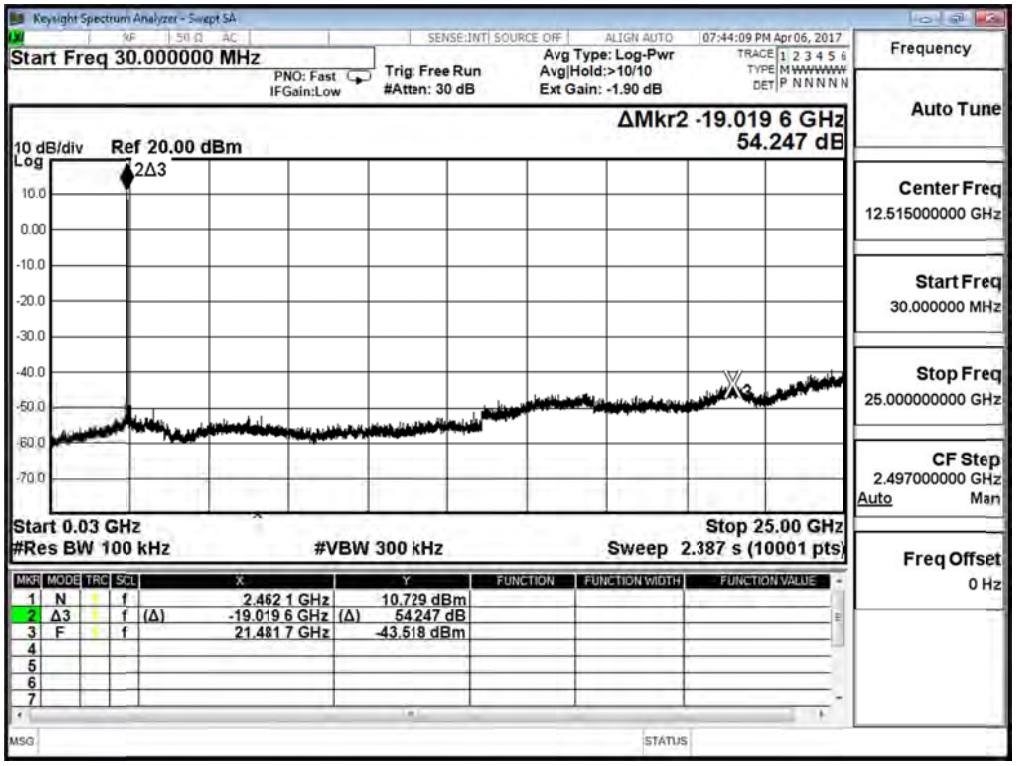

2412MHz (30MHz-25GHz)-802.11b (ANT 1)

2437MHz (30MHz-25GHz)-802.11b (ANT 1)

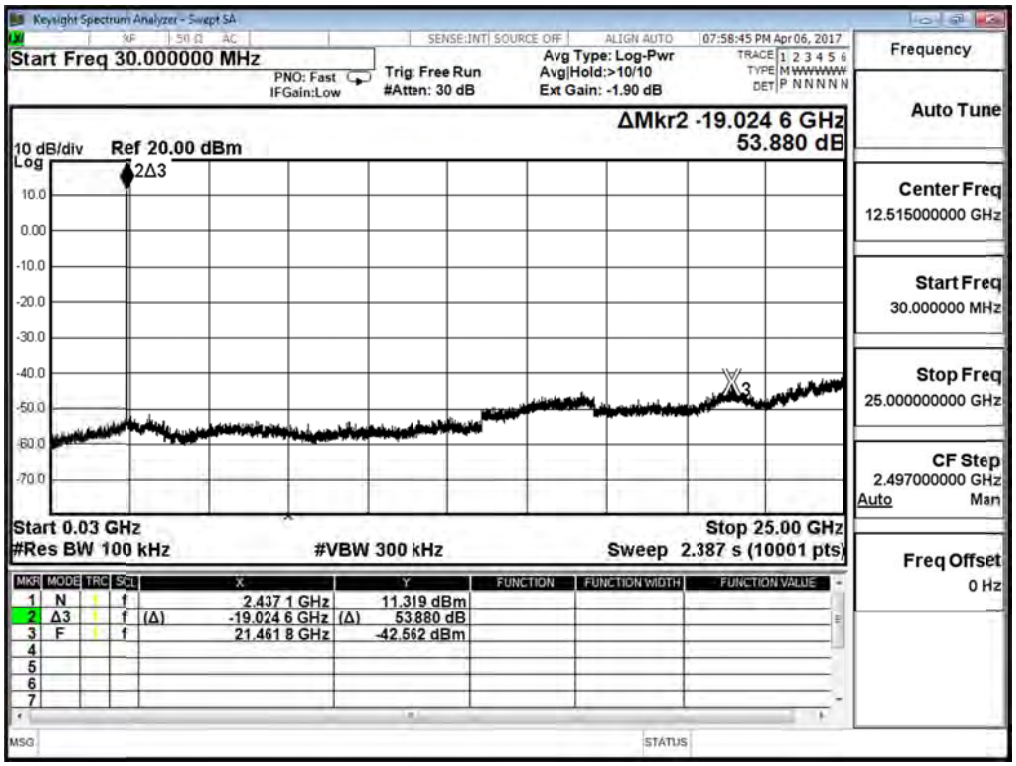

2462MHz (30MHz-25GHz)-802.11b (ANT 1)

2412MHz (30MHz-25GHz)-802.11g (ANT 0)

2437MHz (30MHz-25GHz)-802.11 g (ANT 0)

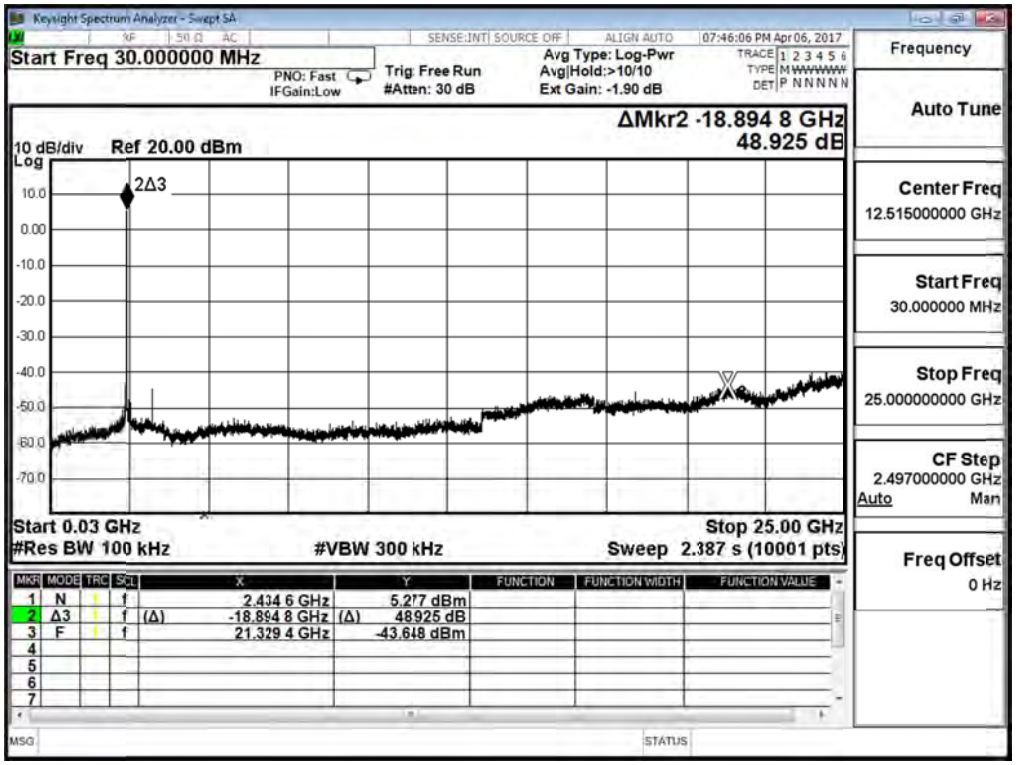

2462MHz (30MHz-25GHz)-802.11g (ANT 0)

2412MHz (30MHz-25GHz)-802.11g (ANT 1)

2437MHz (30MHz-25GHz)-802.11g (ANT 1)

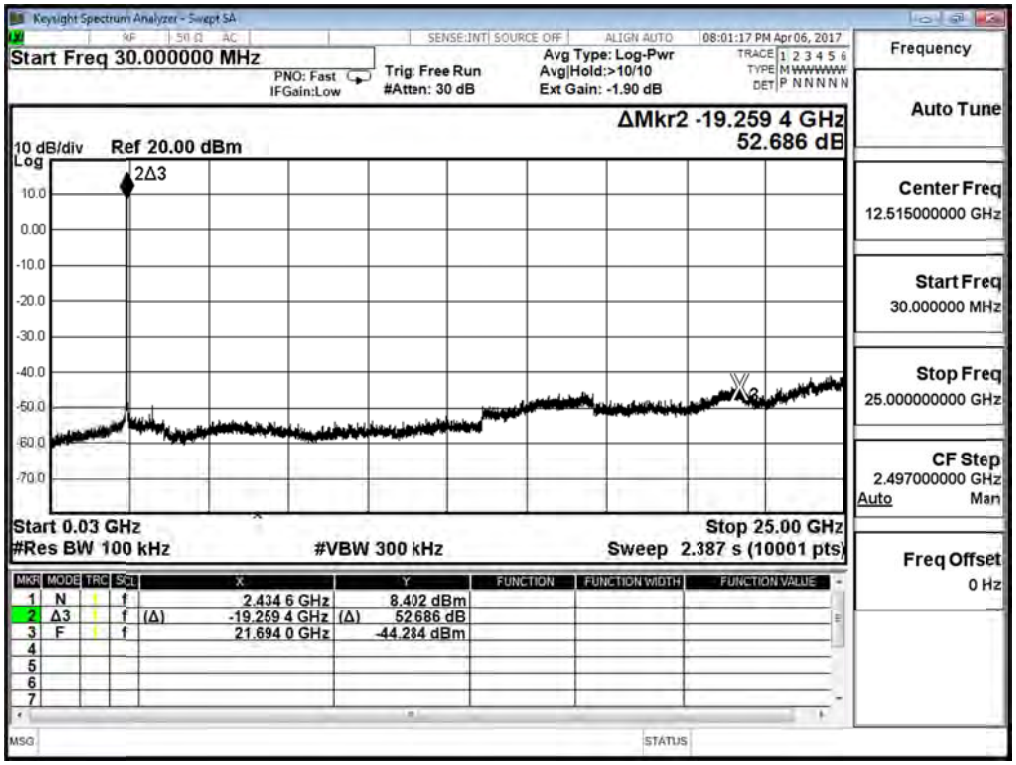

2462MHz (30MHz-25GHz)-802.11g (ANT 1)

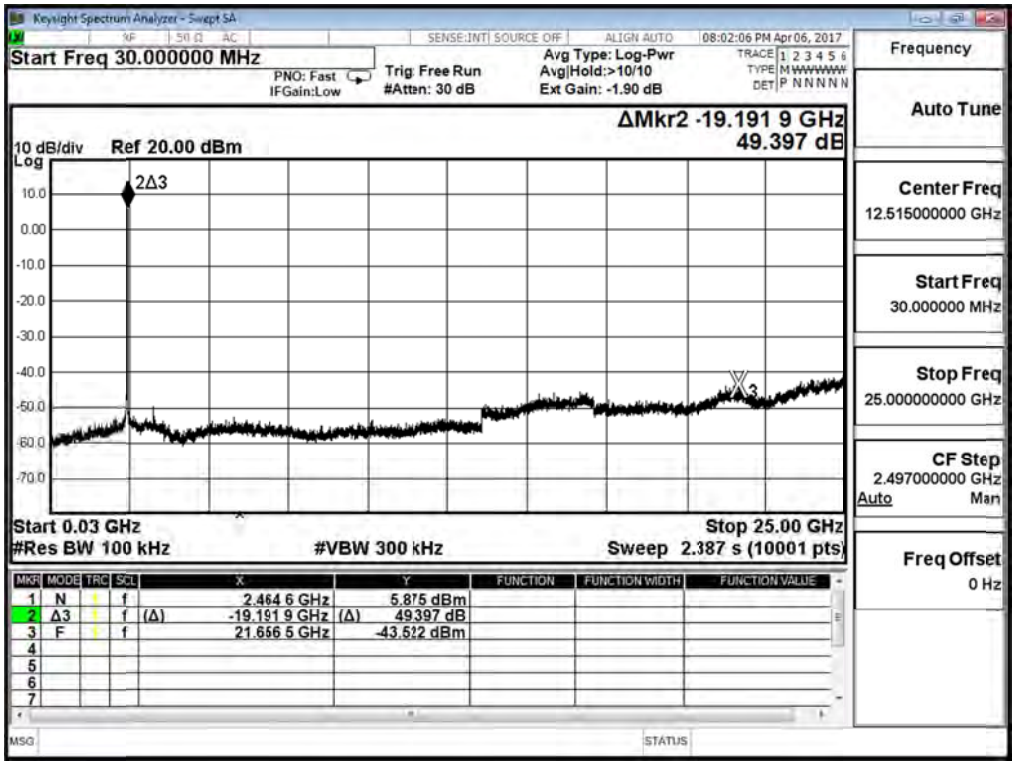

2412MHz (30MHz-25GHz)- IEEE802.11n 20MHz (ANT 0)

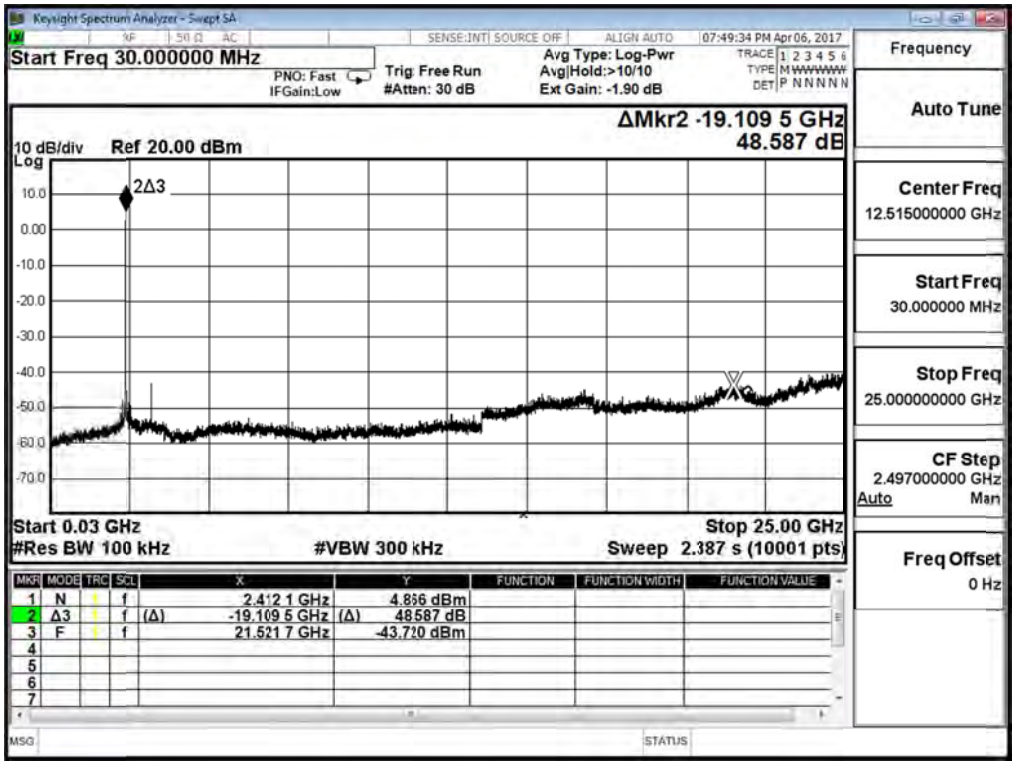

2437MHz (30MHz-25GHz)- IEEE802.11n 20MHz (ANT 0)

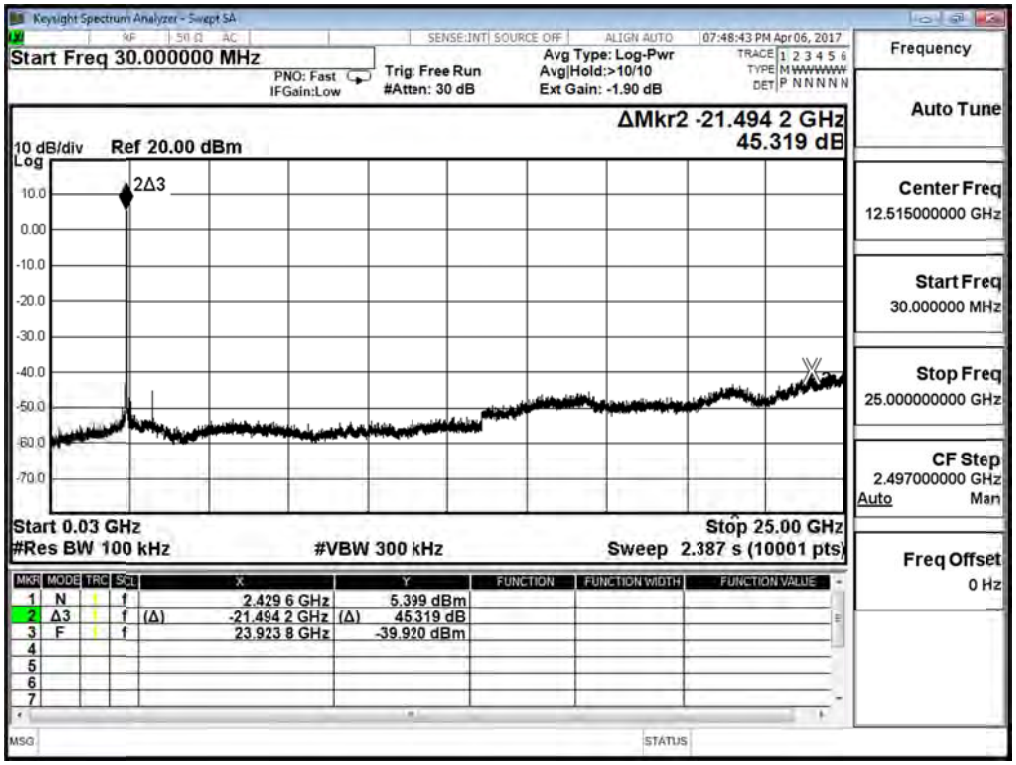

2462MHz (30MHz-25GHz)- IEEE802.11n 20MHz (ANT 0)

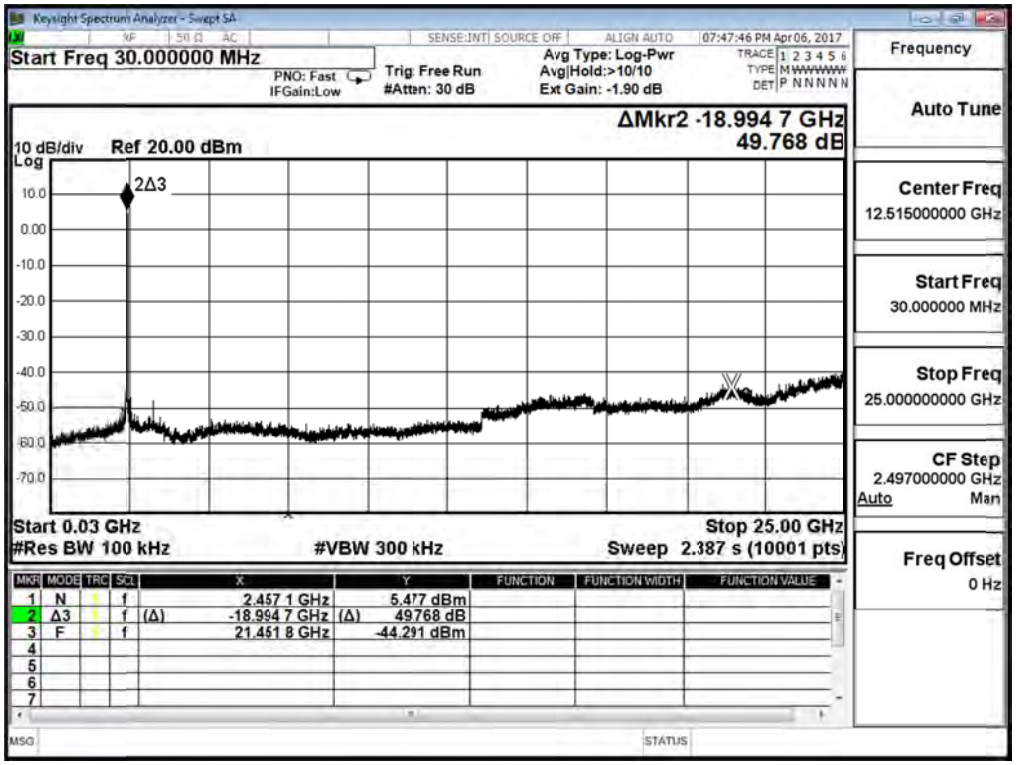

2412MHz (30MHz-25GHz)- IEEE802.11n 20MHz (ANT 1)

2437MHz (30MHz-25GHz)- IEEE802.11n 20MHz (ANT 1)

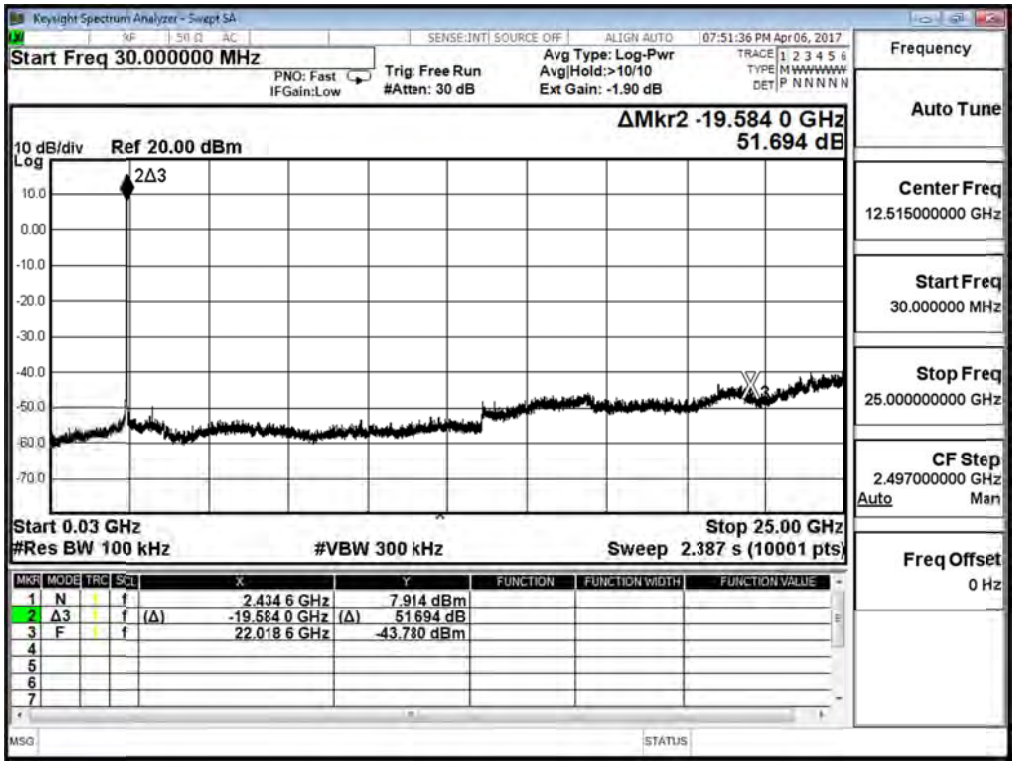

2462MHz (30MHz-25GHz)- IEEE802.11n 20MHz (ANT 1)

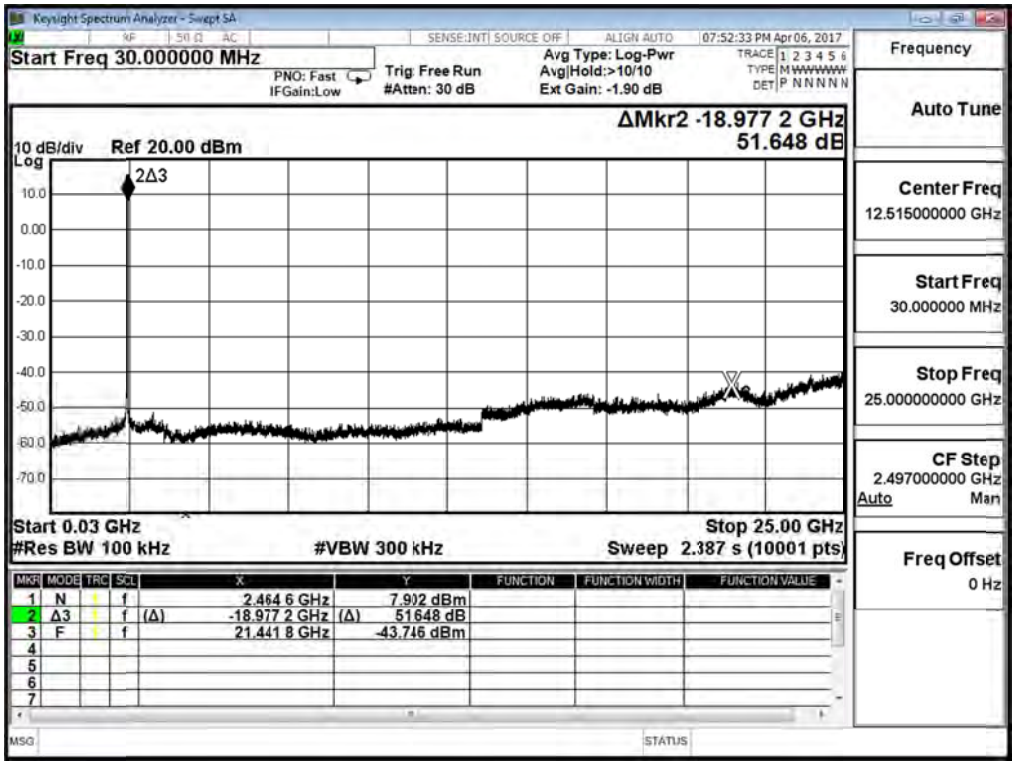

2422MHz (30MHz-25GHz)- IEEE802.11n 40MHz (ANT 0)

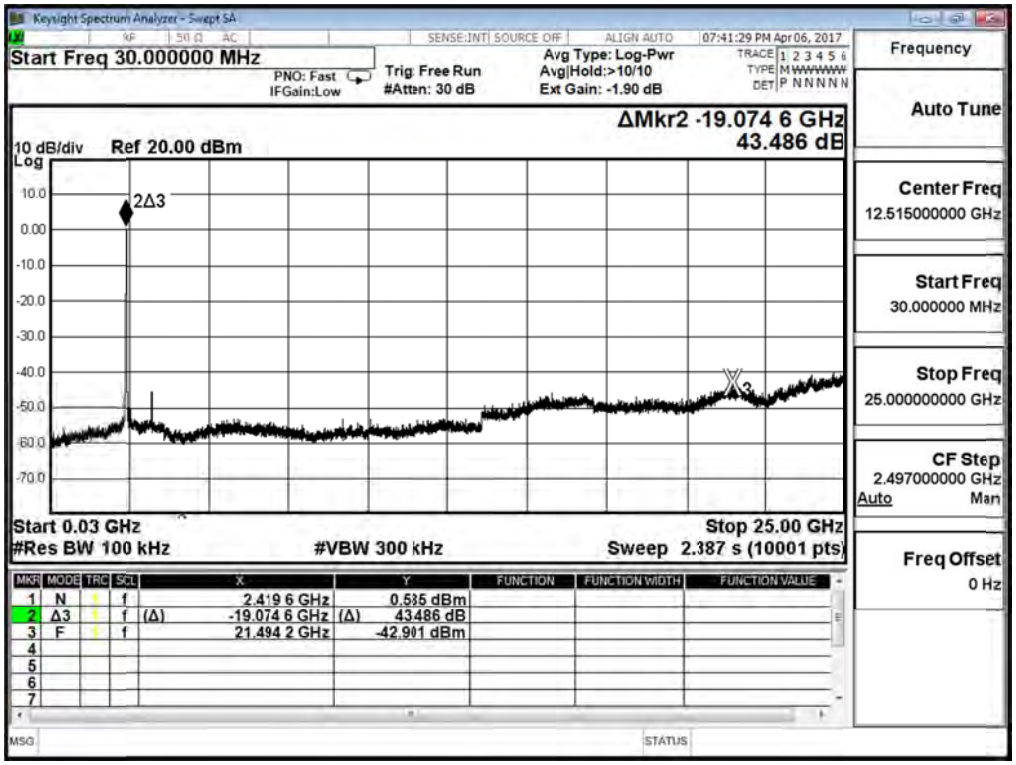

2437MHz (30MHz-25GHz)- IEEE802.11n 40MHz (ANT 0)

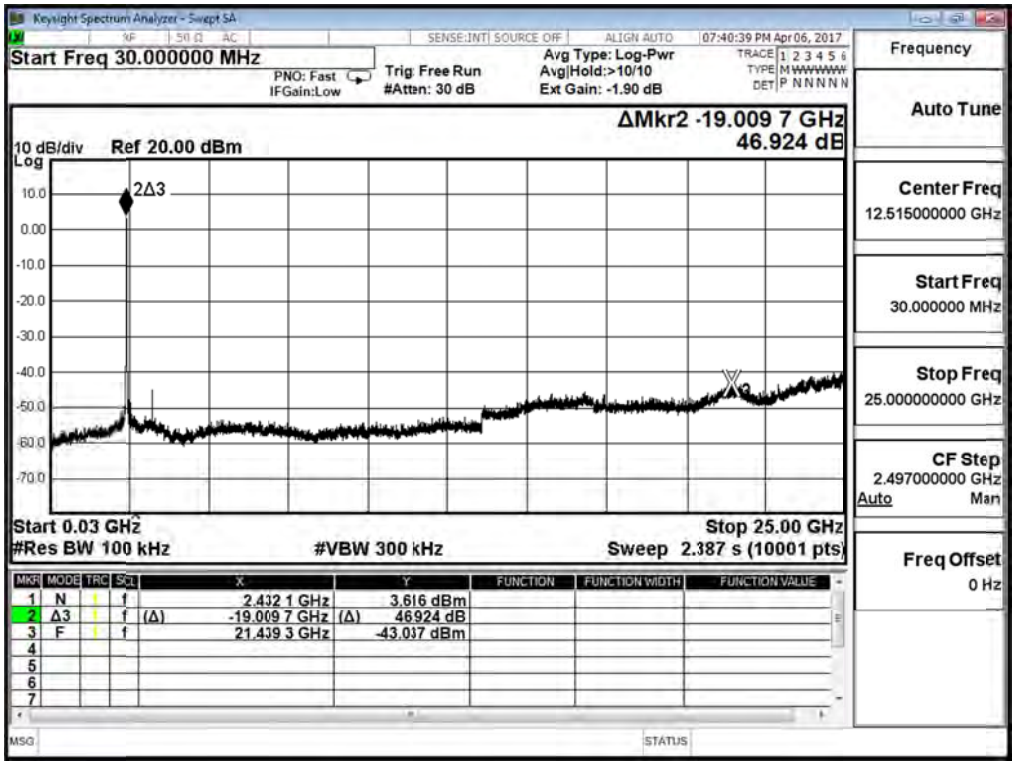

2452MHz (30MHz-25GHz)- IEEE802.11n 40MHz (ANT 0)

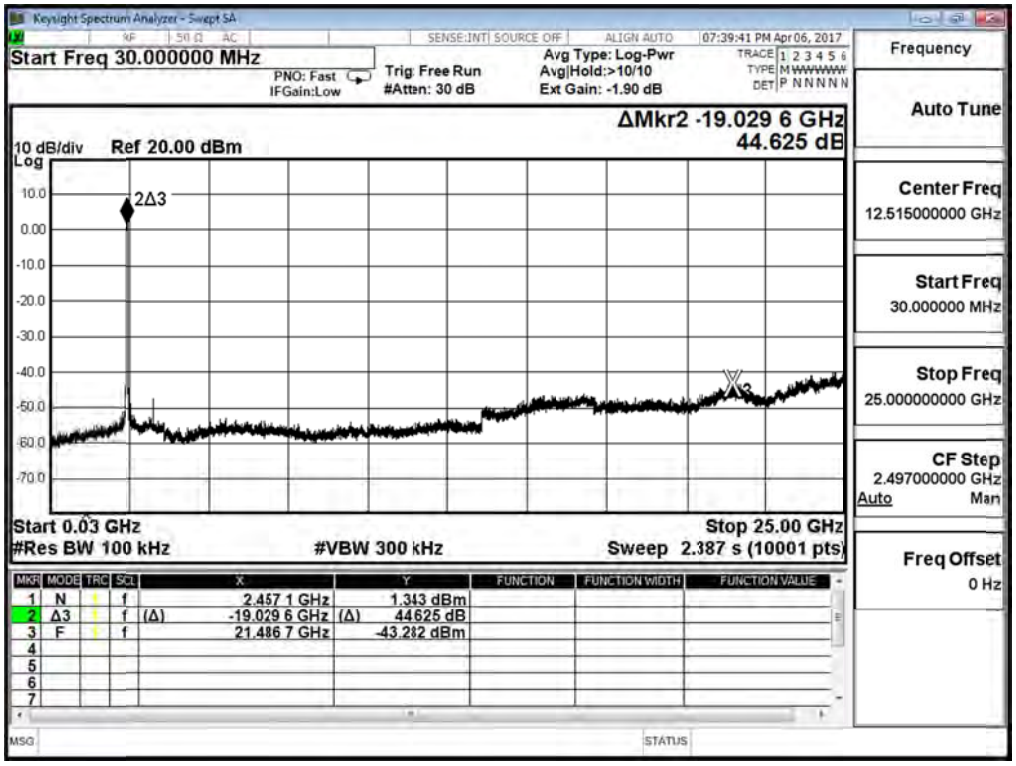

2422MHz (30MHz-25GHz)- IEEE802.11n 40MHz (ANT 1)

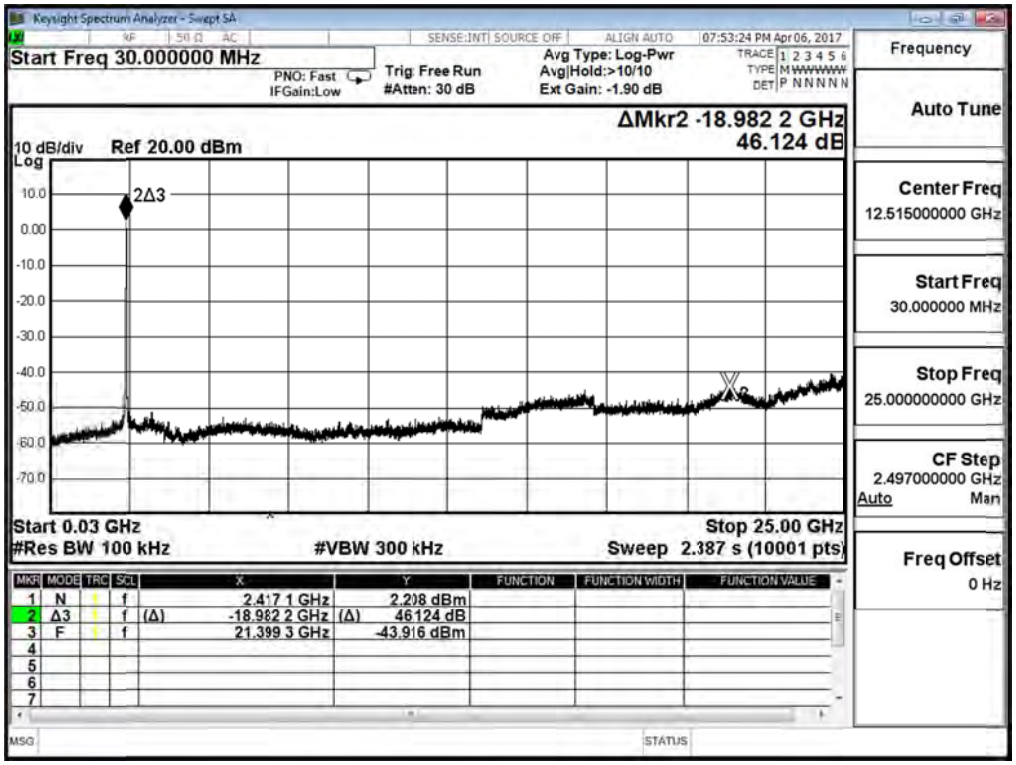

2437MHz (30MHz-25GHz)- IEEE802.11n 40MHz (ANT 1)

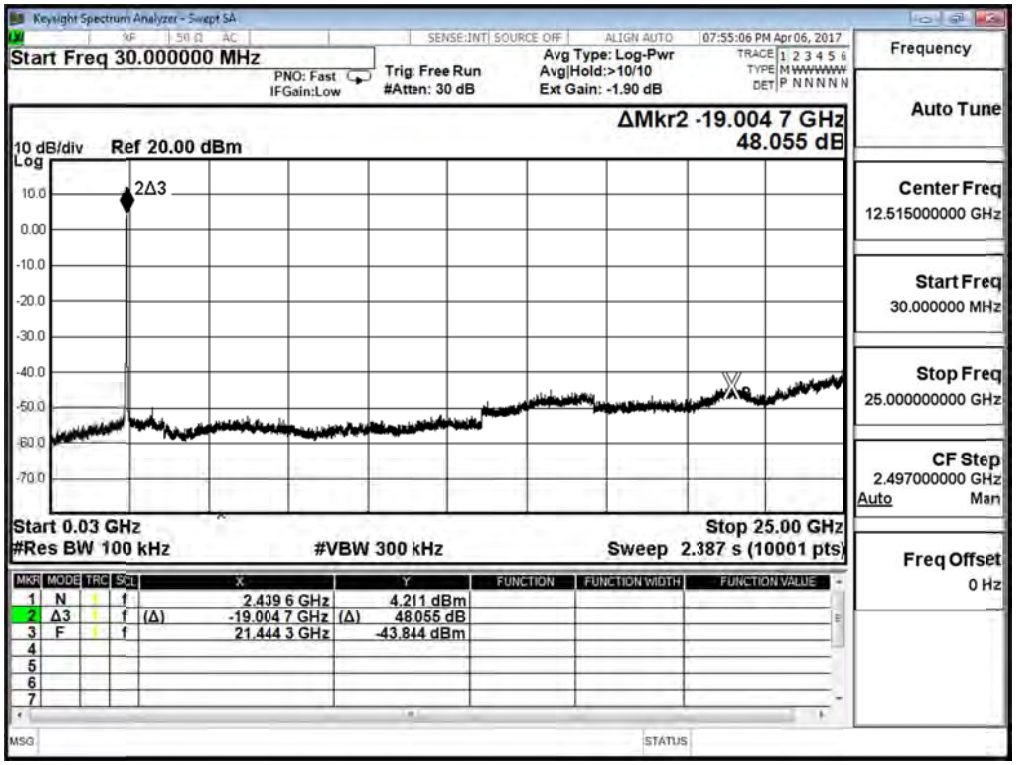

2452MHz (30MHz-25GHz)- IEEE802.11n 40MHz (ANT 1)

6. Band Edge

6.1. Test Equipment

The following test equipments are used during the test:

Band Edge / CB2-H

Instrument	Manufacturer	Model No.	Serial No	Next Cal. Date
Bilog Antenna	Schaffner	CBL6112B	2891	2017/08/14
Horn Antenna	Schwarzbeck	BBHA 9120	D312	2017/10/25
Pre-Amplifier	EMCI	EMC0031835	980233	2018/02/02
Pre-Amplifier	Schwarzbeck	DBL-1840N506	013	2017/09/29
Pre-Amplifier	Miteq	JS41-001040000-58-5P	1573954	2017/10/04
Horn Antenna	Schwarzbeck	BBHA 9170	203	2017/08/28

Note: All equipments that need to calibrate are with calibration period of 1 year.

6.2. Test Setup

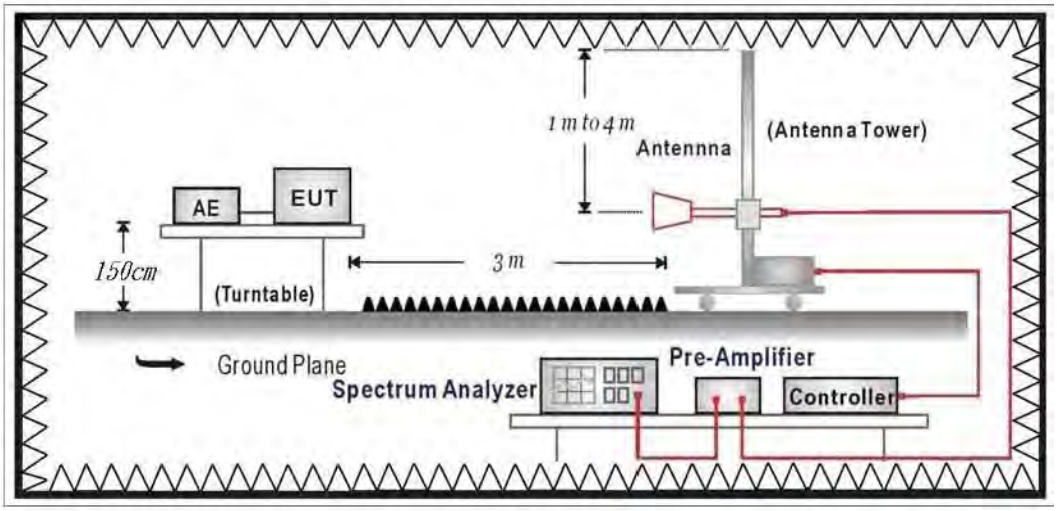

6.3. Limits

Emissions radiated outside of the specified frequency bands, except for harmonics, shall be attenuated by at least 20dB below the level of the fundamental or to the general radiated emission limits in paragraph 15.209, whichever is the lesser attenuation.

6.4. Test Procedure

The EUT was setup according to ANSI C63.10:2013 and tested according to DTS test procedure of KDB558074 v03r05 for compliance to FCC 47CFR 15.247 requirements.
The EUT and its simulators are placed on a turn table which is 1.5 meter above ground.
The turn table can rotate 360 degrees to determine the position of the maximum emission level. The EUT was positioned such that the distance from antenna to the EUT was 3 meters.
The antenna can move up and down between 1 meter and 4 meters to find out the maximum emission level.
Both horizontal and vertical polarization of the antenna are set on measurement. In order to find the maximum emission, all of the interface cables must be manipulated according to ANSI C63.10:2013 on radiated measurement.

6.5. Test Specification

According to FCC Part 15 Subpart C Paragraph 15.247: 2015

6.6. Uncertainty

The measurement uncertainty
± 3.9 dB above 1GHz

6.7. Test Result

Site : CB2-H	**Time : 2017/04/05**
Limit : FCC_SpartC_15.209_03M_PK	**Margin : 6**
Probe : CB2_FCC_EFS_B091_1-18GHz_3M_0117 - HORIZONTAL	**Power : AC 120V / 60Hz**
EUT : Lyra	**Note : 802.11b_2412MHz** **Mode 1: Tx-AD2055320 Mode**

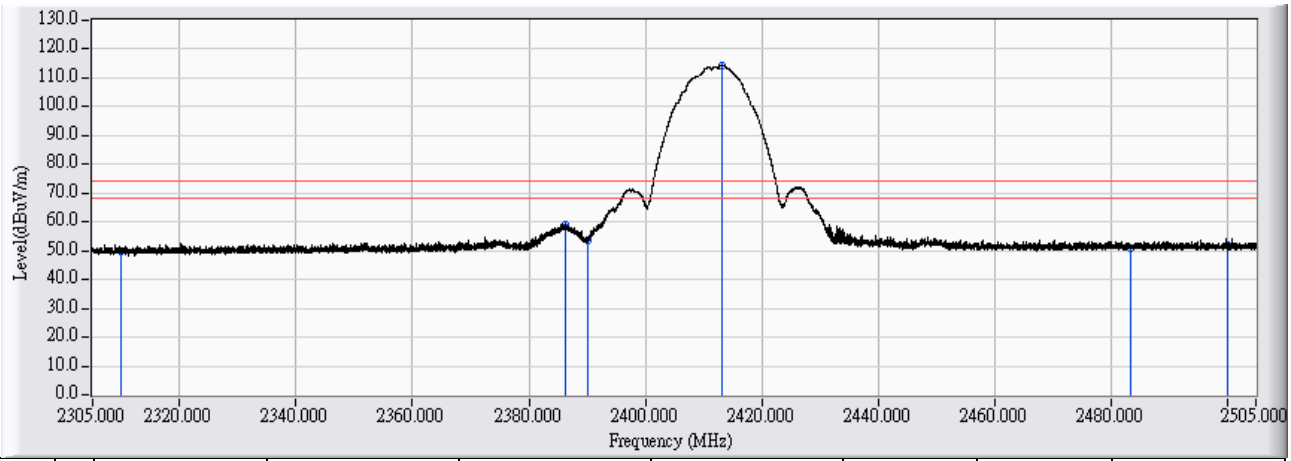

		Frequency (MHz)	Correct Factor (dB)	Reading Level (dBuV)	Measure Level (dBuV/m)	Margin (dB)	Limit (dBuV/m)	Detector Type
1		2310.000	12.439	37.418	49.857	-24.143	74.000	PEAK
2		2386.352	12.894	46.076	58.970	-15.030	74.000	PEAK
3		2390.000	12.915	40.624	53.540	-20.460	74.000	PEAK
4	*	2413.169	13.064	101.411	114.475	40.475	74.000	PEAK
5		2483.500	13.549	37.500	51.049	-22.951	74.000	PEAK
6		2500.000	13.658	38.423	52.082	-21.918	74.000	PEAK

Note:

1. All readings above 1GHz are performed with peak and/or average measurements as necessary.
2. Peak measurements: RBW = 1MHz, VBW = 3 MHz, Sweep: Auto.
3. Average measurements: RBW = 1MHz, VBW = 10 Hz, Sweep: Auto.
4. " * ", means this data is the worst emission level.
5. Measurement Level = Reading Level + Correct Factor.
6. The average measurement was not performed when the peak measured data under the limit of average detection.

Site : CB2-H	**Time : 2017/04/05**
Limit : FCC_SpartC_15.209_03M_AV	**Margin : 6**
Probe : CB2_FCC_EFS_B091_1-18GHz_3M_0117 - HORIZONTAL	**Power : AC 120V / 60Hz**
EUT : Lyra	**Note : 802.11b_2412MHz** **Mode 1: Tx-AD2055320 Mode**

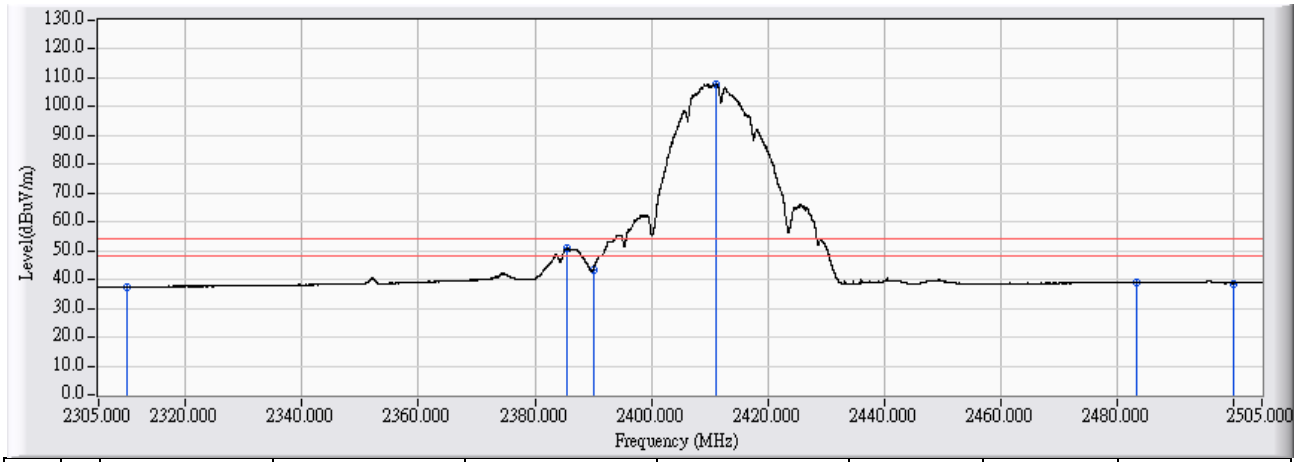

		Frequency (MHz)	Correct Factor (dB)	Reading Level (dBuV)	Measure Level (dBuV/m)	Margin (dB)	Limit (dBuV/m)	Detector Type
1		2310.000	12.439	24.938	37.377	-16.623	54.000	AVERAGE
2		2385.472	12.889	37.808	50.697	-3.303	54.000	AVERAGE
3		2390.000	12.915	30.446	43.362	-10.638	54.000	AVERAGE
4	*	2411.249	13.050	94.862	107.913	53.913	54.000	AVERAGE
5		2483.500	13.549	25.392	38.941	-15.059	54.000	AVERAGE
6		2500.000	13.658	25.063	38.722	-15.278	54.000	AVERAGE

Note:

1. All readings above 1GHz are performed with peak and/or average measurements as necessary.
2. Peak measurements: RBW = 1MHz, VBW = 3 MHz, Sweep: Auto.
3. Average measurements: RBW = 1MHz, VBW = 10 Hz, Sweep: Auto.
4. " * ", means this data is the worst emission level.
5. Measurement Level = Reading Level + Correct Factor.
6. The average measurement was not performed when the peak measured data under the limit of average detection.

Site : CB2-H	**Time : 2017/04/05**
Limit : FCC_SpartC_15.209_03M_PK	**Margin : 6**
Probe : CB2_FCC_EFS_B091_1-18GHz_3M_0117 - VERTICAL	**Power : AC 120V / 60Hz**
EUT : Lyra	**Note : 802.11b_2412MHz** **Mode 1: Tx-AD2055320 Mode**

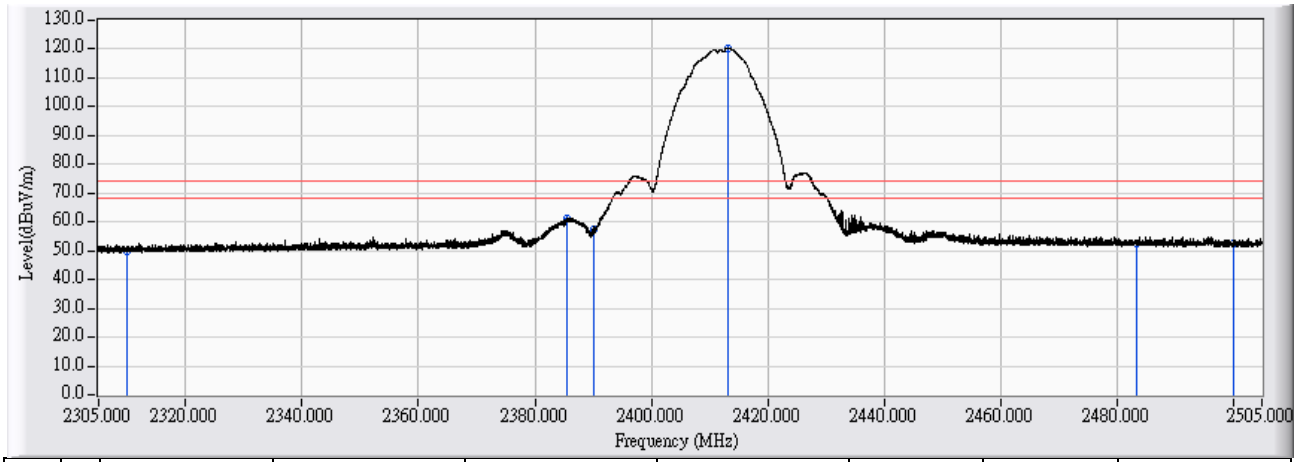

		Frequency (MHz)	Correct Factor (dB)	Reading Level (dBuV)	Measure Level (dBuV/m)	Margin (dB)	Limit (dBuV/m)	Detector Type
1		2310.000	12.439	37.464	49.903	-24.097	74.000	PEAK
2		2385.512	12.889	48.331	61.220	-12.780	74.000	PEAK
3		2390.000	12.915	44.290	57.206	-16.794	74.000	PEAK
4	*	2413.229	13.065	107.386	120.451	46.451	74.000	PEAK
5		2483.500	13.549	39.199	52.748	-21.252	74.000	PEAK
6		2500.000	13.658	38.722	52.381	-21.619	74.000	PEAK

Note:

1. All readings above 1GHz are performed with peak and/or average measurements as necessary.
2. Peak measurements: RBW = 1MHz, VBW = 3 MHz, Sweep: Auto.
3. Average measurements: RBW = 1MHz, VBW = 10 Hz, Sweep: Auto.
4. " * ", means this data is the worst emission level.
5. Measurement Level = Reading Level + Correct Factor.
6. The average measurement was not performed when the peak measured data under the limit of average detection.

Site : CB2-H	**Time : 2017/04/05**
Limit : FCC_SpartC_15.209_03M_AV	**Margin : 6**
Probe : CB2_FCC_EFS_B091_1-18GHz_3M_0117 - VERTICAL	**Power : AC 120V / 60Hz**
EUT : Lyra	**Note : 802.11b_2412MHz** **Mode 1: Tx-AD2055320 Mode**

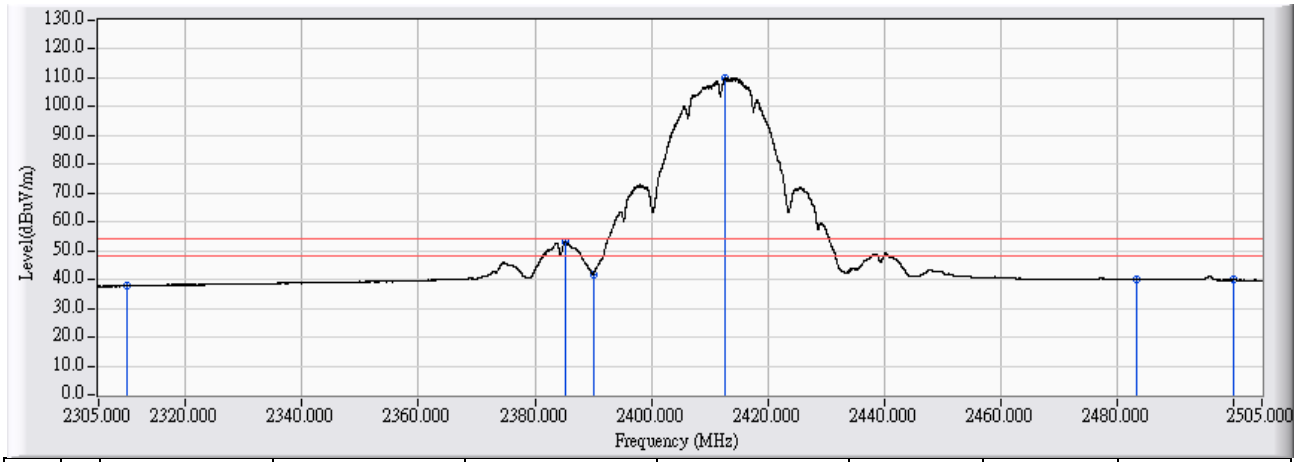

		Frequency (MHz)	Correct Factor (dB)	Reading Level (dBuV)	Measure Level (dBuV/m)	Margin (dB)	Limit (dBuV/m)	Detector Type
1		2310.000	12.439	25.258	37.697	-16.303	54.000	AVERAGE
2		2385.132	12.886	40.026	52.913	-1.087	54.000	AVERAGE
3		2390.000	12.915	28.987	41.903	-12.097	54.000	AVERAGE
4	*	2412.649	13.061	97.036	110.097	56.097	54.000	AVERAGE
5		2483.500	13.549	26.624	40.173	-13.827	54.000	AVERAGE
6		2500.000	13.658	26.207	39.866	-14.134	54.000	AVERAGE

Note:

1. All readings above 1GHz are performed with peak and/or average measurements as necessary.
2. Peak measurements: RBW = 1MHz, VBW = 3 MHz, Sweep: Auto.
3. Average measurements: RBW = 1MHz, VBW = 10 Hz, Sweep: Auto.
4. " * ", means this data is the worst emission level.
5. Measurement Level = Reading Level + Correct Factor.
6. The average measurement was not performed when the peak measured data under the limit of average detection.

Site : CB2-H	**Time : 2017/04/08**
Limit : FCC_SpartC_15.209_03M_PK	**Margin : 6**
Probe : CB2_FCC_EFS_B091_1-18GHz_3M_0117 - HORIZONTAL	**Power : AC 120V / 60Hz**
EUT : Lyra	**Note : 802.11b_2437MHz** **Mode 1: Tx-AD2055320 Mode**

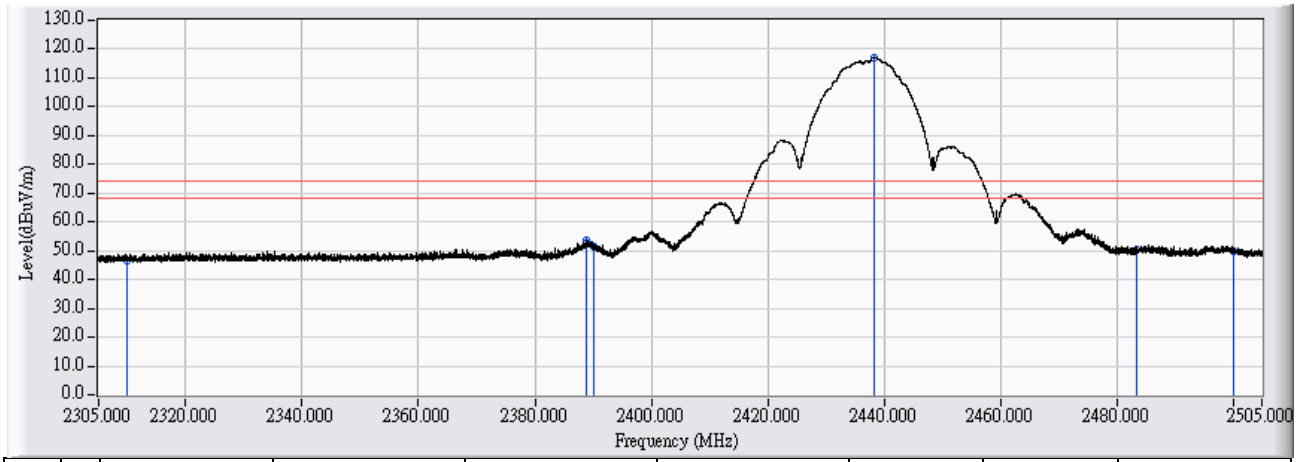

		Frequency (MHz)	Correct Factor (dB)	Reading Level (dBuV)	Measure Level (dBuV/m)	Margin (dB)	Limit (dBuV/m)	Detector Type
1		2310.000	12.455	34.112	46.567	-27.433	74.000	PEAK
2		2388.732	13.116	40.688	53.804	-20.196	74.000	PEAK
3		2390.000	13.127	38.274	51.402	-22.598	74.000	PEAK
4	*	2438.407	13.372	103.678	117.050	43.050	74.000	PEAK
5		2483.500	13.725	36.515	50.240	-23.760	74.000	PEAK
6		2500.000	13.617	36.486	50.103	-23.897	74.000	PEAK

Note:

1. All readings above 1GHz are performed with peak and/or average measurements as necessary.
2. Peak measurements: RBW = 1MHz, VBW = 3 MHz, Sweep: Auto.
3. Average measurements: RBW = 1MHz, VBW = 10 Hz, Sweep: Auto.
4. " * ", means this data is the worst emission level.
5. Measurement Level = Reading Level + Correct Factor.
6. The average measurement was not performed when the peak measured data under the limit of average detection.

Site : CB2-H	**Time : 2017/04/08**
Limit : FCC_SpartC_15.209_03M_AV	**Margin : 6**
Probe : CB2_FCC_EFS_B091_1-18GHz_3M_0117 - HORIZONTAL	**Power : AC 120V / 60Hz**
EUT : Lyra	**Note : 802.11a_5745MHz** **Mode 1: Tx-AD2055320 Mode**

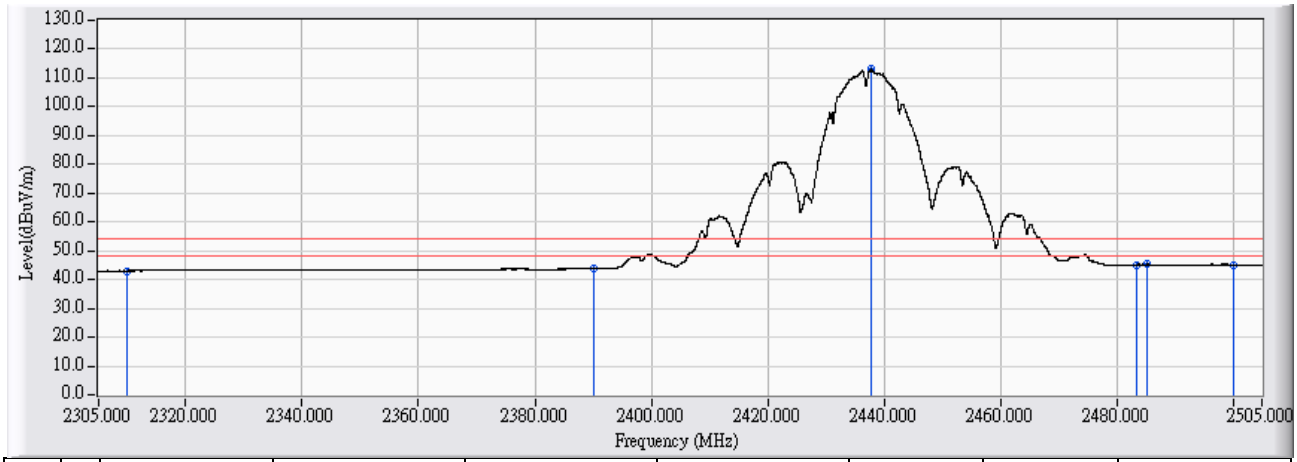

		Frequency (MHz)	Correct Factor (dB)	Reading Level (dBuV)	Measure Level (dBuV/m)	Margin (dB)	Limit (dBuV/m)	Detector Type
1		2310.000	12.455	30.548	43.003	-10.997	54.000	AVERAGE
2		2390.000	13.127	30.676	43.804	-10.196	54.000	AVERAGE
3	*	2437.747	13.365	99.609	112.974	58.974	54.000	AVERAGE
4		2483.500	13.725	31.389	45.114	-8.886	54.000	AVERAGE
5		2485.382	13.724	31.519	45.243	-8.757	54.000	AVERAGE
6		2500.000	13.617	31.468	45.085	-8.915	54.000	AVERAGE

Note:

1. All readings above 1GHz are performed with peak and/or average measurements as necessary.
2. Peak measurements: RBW = 1MHz, VBW = 3 MHz, Sweep: Auto.
3. Average measurements: RBW = 1MHz, VBW = 10 Hz, Sweep: Auto.
4. " * ", means this data is the worst emission level.
5. Measurement Level = Reading Level + Correct Factor.
6. The average measurement was not performed when the peak measured data under the limit of average detection.

Site : CB2-H	**Time : 2017/04/07**
Limit : FCC_SpartC_15.209_03M_PK	**Margin : 6**
Probe : CB2_FCC_EFS_B091_1-18GHz_3M_0117 - VERTICAL	**Power : AC 120V / 60Hz**
EUT : Lyra	**Note : 802.11b_2437MHz** **Mode 1: Tx-AD2055320 Mode**

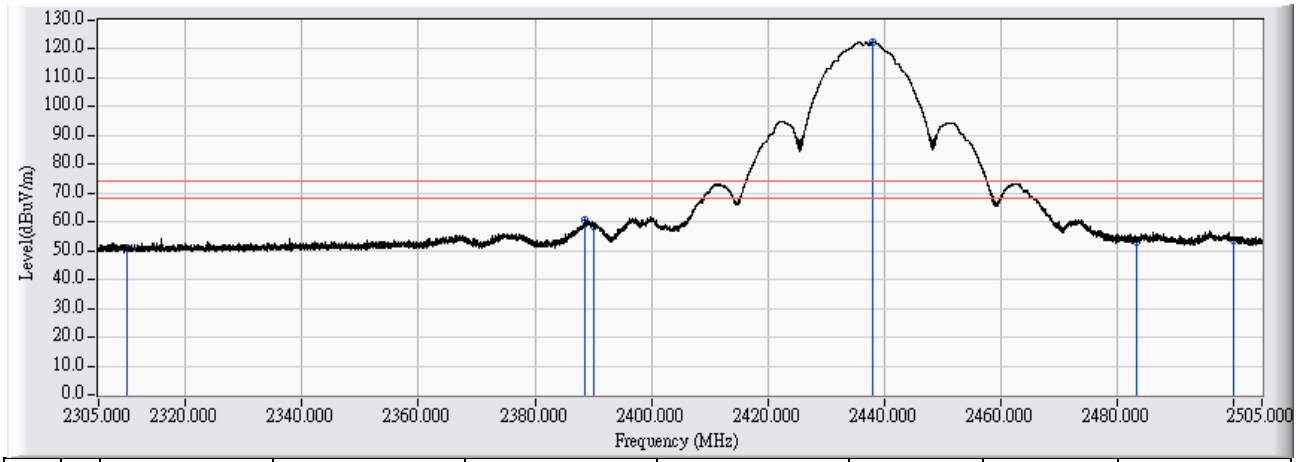

		Frequency (MHz)	Correct Factor (dB)	Reading Level (dBuV)	Measure Level (dBuV/m)	Margin (dB)	Limit (dBuV/m)	Detector Type
1		2310.000	12.439	38.509	50.948	-23.052	74.000	PEAK
2		2388.572	12.908	47.805	60.712	-13.288	74.000	PEAK
3		2390.000	12.915	45.835	58.751	-15.249	74.000	PEAK
4	*	2438.147	13.233	109.250	122.483	48.483	74.000	PEAK
5		2483.500	13.549	39.605	53.154	-20.846	74.000	PEAK
6		2500.000	13.658	40.163	53.822	-20.178	74.000	PEAK

Note:

1. All readings above 1GHz are performed with peak and/or average measurements as necessary.
2. Peak measurements: RBW = 1MHz, VBW = 3 MHz, Sweep: Auto.
3. Average measurements: RBW = 1MHz, VBW = 10 Hz, Sweep: Auto.
4. " * ", means this data is the worst emission level.
5. Measurement Level = Reading Level + Correct Factor.
6. The average measurement was not performed when the peak measured data under the limit of average detection.

Site : CB2-H	**Time : 2017/04/07**
Limit : FCC_SpartC_15.209_03M_AV	**Margin : 6**
Probe : CB2_FCC_EFS_B091_1-18GHz_3M_0117 - VERTICAL	**Power : AC 120V / 60Hz**
EUT : Lyra	**Note : 802.11b_2437MHz** **Mode 1: Tx-AD2055320 Mode**

		Frequency (MHz)	Correct Factor (dB)	Reading Level (dBuV)	Measure Level (dBuV/m)	Margin (dB)	Limit (dBuV/m)	Detector Type
1		2310.000	12.439	22.871	35.310	-18.690	54.000	AVERAGE
2		2387.912	12.903	38.298	51.201	-2.799	54.000	AVERAGE
3		2390.000	12.915	38.887	51.803	-2.197	54.000	AVERAGE
4	*	2433.987	13.205	103.200	116.405	62.405	54.000	AVERAGE
5		2483.500	13.549	27.665	41.214	-12.786	54.000	AVERAGE
6		2500.000	13.658	27.653	41.312	-12.688	54.000	AVERAGE

Note:

1. All readings above 1GHz are performed with peak and/or average measurements as necessary.
2. Peak measurements: RBW = 1MHz, VBW = 3 MHz, Sweep: Auto.
3. Average measurements: RBW = 1MHz, VBW = 10 Hz, Sweep: Auto.
4. " * ", means this data is the worst emission level.
5. Measurement Level = Reading Level + Correct Factor.
6. The average measurement was not performed when the peak measured data under the limit of average detection.

Site : CB2-H	**Time : 2017/04/05**
Limit : FCC_SpartC_15.209_03M_PK	**Margin : 6**
Probe : CB2_FCC_EFS_B091_1-18GHz_3M_0117 - HORIZONTAL	**Power : AC 120V / 60Hz**
EUT : Lyra	**Note : 802.11b_2462MHz** **Mode 1: Tx-AD2055320 Mode**

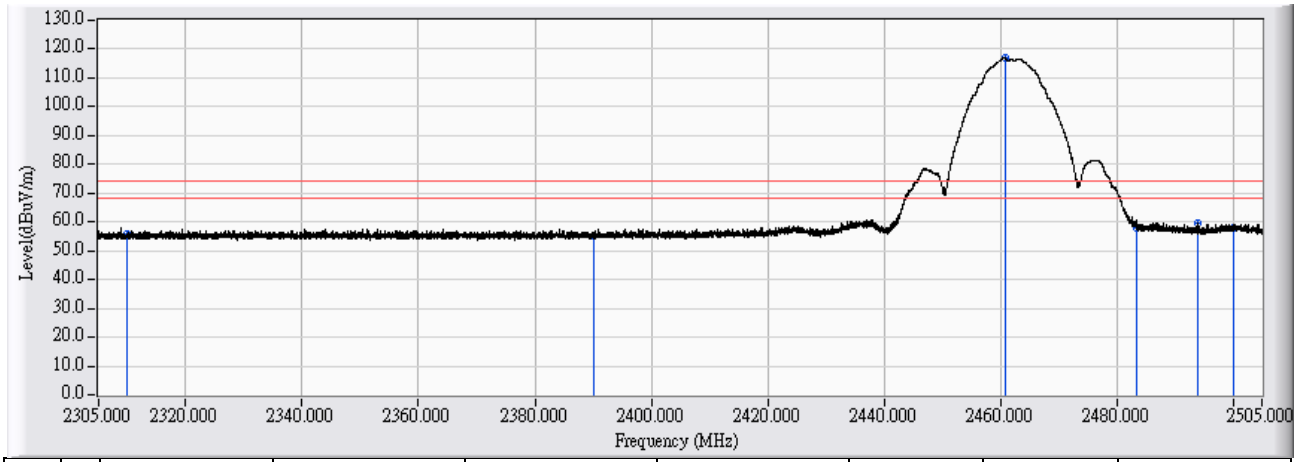

		Frequency (MHz)	Correct Factor (dB)	Reading Level (dBuV)	Measure Level (dBuV/m)	Margin (dB)	Limit (dBuV/m)	Detector Type
1		2310.000	12.439	43.288	55.727	-18.273	74.000	PEAK
2		2390.000	12.915	42.528	55.444	-18.556	74.000	PEAK
3	*	2460.804	13.389	103.452	116.841	42.841	74.000	PEAK
4		2483.500	13.549	44.481	58.030	-15.970	74.000	PEAK
5		2493.921	13.622	46.195	59.817	-14.183	74.000	PEAK
6		2500.000	13.658	44.044	57.703	-16.297	74.000	PEAK

Note:

1. All readings above 1GHz are performed with peak and/or average measurements as necessary.
2. Peak measurements: RBW = 1MHz, VBW = 3 MHz, Sweep: Auto.
3. Average measurements: RBW = 1MHz, VBW = 10 Hz, Sweep: Auto.
4. " * ", means this data is the worst emission level.
5. Measurement Level = Reading Level + Correct Factor.
6. The average measurement was not performed when the peak measured data under the limit of average detection.

Site : CB2-H	**Time : 2017/04/05**
Limit : FCC_SpartC_15.209_03M_AV	**Margin : 6**
Probe : CB2_FCC_EFS_B091_1-18GHz_3M_0117 - HORIZONTAL	**Power : AC 120V / 60Hz**
EUT : Lyra	**Note : 802.11b_2462MHz** **Mode 1: Tx-AD2055320 Mode**

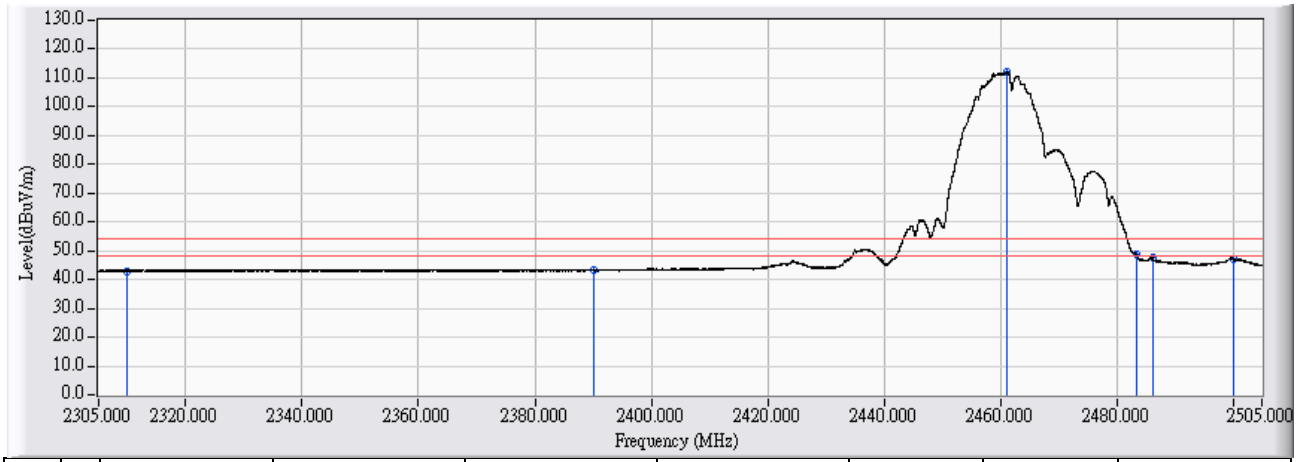

		Frequency (MHz)	Correct Factor (dB)	Reading Level (dBuV)	Measure Level (dBuV/m)	Margin (dB)	Limit (dBuV/m)	Detector Type
1		2310.000	12.439	30.604	43.043	-10.957	54.000	AVERAGE
2		2390.000	12.915	30.369	43.285	-10.715	54.000	AVERAGE
3	*	2461.224	13.392	98.627	112.019	58.019	54.000	AVERAGE
4		2483.500	13.549	35.003	48.552	-5.448	54.000	AVERAGE
5		2486.162	13.568	33.958	47.526	-6.474	54.000	AVERAGE
6		2500.000	13.658	33.602	47.261	-6.739	54.000	AVERAGE

Note:

1. All readings above 1GHz are performed with peak and/or average measurements as necessary.
2. Peak measurements: RBW = 1MHz, VBW = 3 MHz, Sweep: Auto.
3. Average measurements: RBW = 1MHz, VBW = 10 Hz, Sweep: Auto.
4. " * ", means this data is the worst emission level.
5. Measurement Level = Reading Level + Correct Factor.
6. The average measurement was not performed when the peak measured data under the limit of average detection.

Site : CB2-H	**Time : 2017/04/05**
Limit : FCC_SpartC_15.209_03M_PK	**Margin : 6**
Probe : CB2_FCC_EFS_B091_1-18GHz_3M_0117 - VERTICAL	**Power : AC 120V / 60Hz**
EUT : Lyra	**Note : 802.11b_2462MHz** **Mode 1: Tx-AD2055320 Mode**

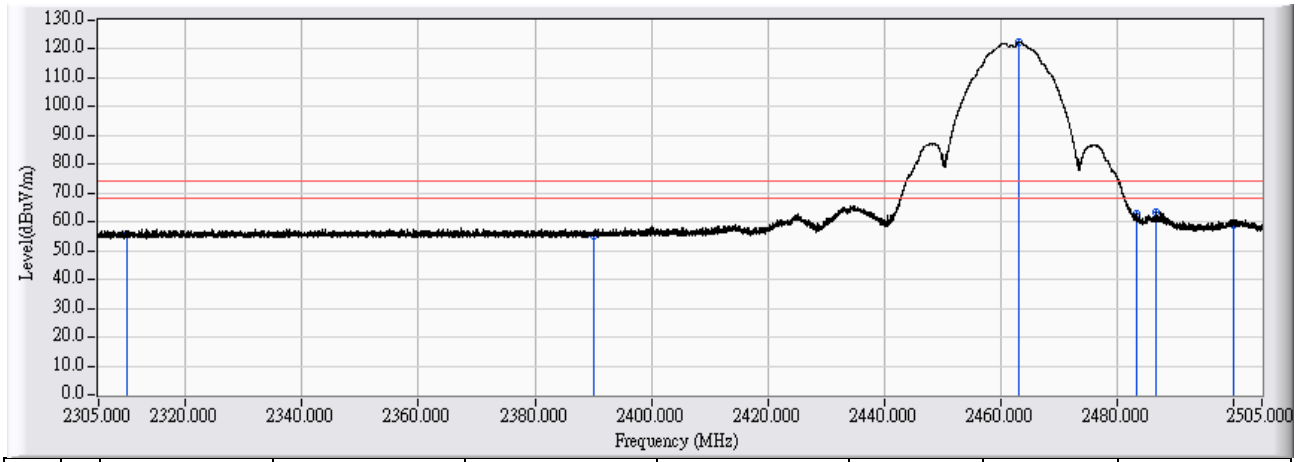

		Frequency (MHz)	Correct Factor (dB)	Reading Level (dBuV)	Measure Level (dBuV/m)	Margin (dB)	Limit (dBuV/m)	Detector Type
1		2310.000	12.439	43.232	55.671	-18.329	74.000	PEAK
2		2390.000	12.915	42.147	55.063	-18.937	74.000	PEAK
3	*	2463.324	13.407	108.868	122.275	48.275	74.000	PEAK
4		2483.500	13.549	49.014	62.563	-11.437	74.000	PEAK
5		2486.862	13.573	49.676	63.249	-10.751	74.000	PEAK
6		2500.000	13.658	45.360	59.019	-14.981	74.000	PEAK

Note:

1. All readings above 1GHz are performed with peak and/or average measurements as necessary.
2. Peak measurements: RBW = 1MHz, VBW = 3 MHz, Sweep: Auto.
3. Average measurements: RBW = 1MHz, VBW = 10 Hz, Sweep: Auto.
4. " * ", means this data is the worst emission level.
5. Measurement Level = Reading Level + Correct Factor.
6. The average measurement was not performed when the peak measured data under the limit of average detection.

Site : CB2-H	**Time : 2017/04/05**
Limit : FCC_SpartC_15.209_03M_AV	**Margin : 6**
Probe : CB2_FCC_EFS_B091_1-18GHz_3M_0117 - VERTICAL	**Power : AC 120V / 60Hz**
EUT : Lyra	**Note : 802.11b_2462MHz** **Mode 1: Tx-AD2055320 Mode**

		Frequency (MHz)	Correct Factor (dB)	Reading Level (dBuV)	Measure Level (dBuV/m)	Margin (dB)	Limit (dBuV/m)	Detector Type
1		2310.000	12.439	30.820	43.259	-10.741	54.000	AVERAGE
2		2390.000	12.915	30.831	43.747	-10.253	54.000	AVERAGE
3	*	2464.744	13.417	102.815	116.232	62.232	54.000	AVERAGE
4		2483.500	13.549	34.919	48.468	-5.532	54.000	AVERAGE
5		2486.222	13.568	39.259	52.827	-1.173	54.000	AVERAGE
6		2500.000	13.658	32.443	46.102	-7.898	54.000	AVERAGE

Note:

1. All readings above 1GHz are performed with peak and/or average measurements as necessary.
2. Peak measurements: RBW = 1MHz, VBW = 3 MHz, Sweep: Auto.
3. Average measurements: RBW = 1MHz, VBW = 10 Hz, Sweep: Auto.
4. " * ", means this data is the worst emission level.
5. Measurement Level = Reading Level + Correct Factor.
6. The average measurement was not performed when the peak measured data under the limit of average detection.

Site : CB2-H	**Time : 2017/04/05**
Limit : FCC_SpartC_15.209_03M_PK	**Margin : 6**
Probe : CB2_FCC_EFS_B091_1-18GHz_3M_0117 - HORIZONTAL	**Power : AC 120V / 60Hz**
EUT : Lyra	**Note : 802.11g_2412MHz** **Mode 1: Tx-AD2055320 Mode**

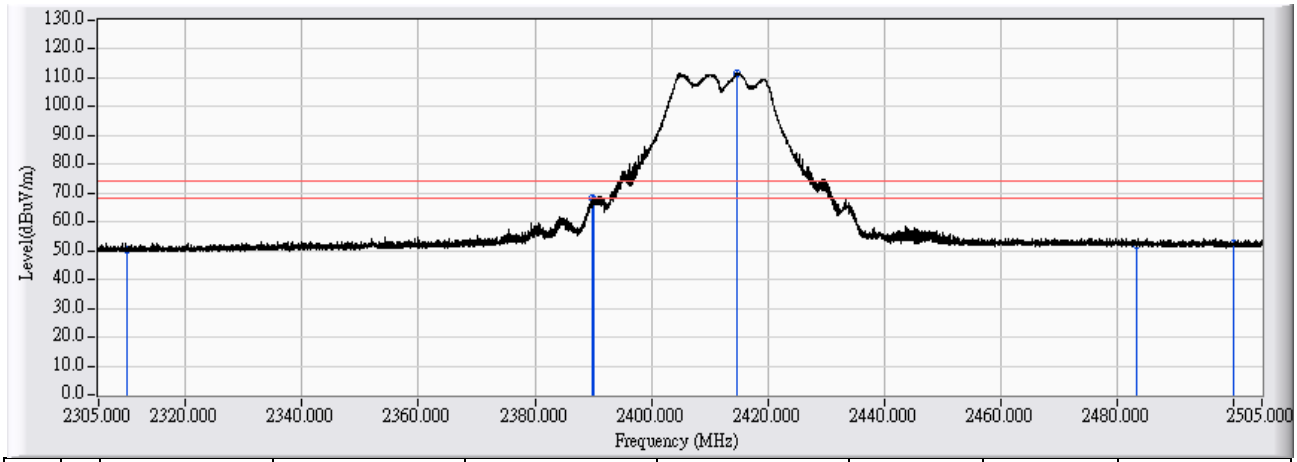

		Frequency (MHz)	Correct Factor (dB)	Reading Level (dBuV)	Measure Level (dBuV/m)	Margin (dB)	Limit (dBuV/m)	Detector Type
1		2310.000	12.439	37.955	50.394	-23.606	74.000	PEAK
2		2389.991	12.915	55.065	67.980	-6.020	74.000	PEAK
3		2390.000	12.915	54.926	67.842	-6.158	74.000	PEAK
4	*	2414.689	13.075	98.715	111.790	37.790	74.000	PEAK
5		2483.500	13.549	38.681	52.230	-21.770	74.000	PEAK
6		2500.000	13.658	38.665	52.324	-21.676	74.000	PEAK

Note:

1. All readings above 1GHz are performed with peak and/or average measurements as necessary.
2. Peak measurements: RBW = 1MHz, VBW = 3 MHz, Sweep: Auto.
3. Average measurements: RBW = 1MHz, VBW = 10 Hz, Sweep: Auto.
4. " * ", means this data is the worst emission level.
5. Measurement Level = Reading Level + Correct Factor.
6. The average measurement was not performed when the peak measured data under the limit of average detection.

Site : CB2-H	**Time : 2017/04/05**
Limit : FCC_SpartC_15.209_03M_AV	**Margin : 6**
Probe : CB2_FCC_EFS_B091_1-18GHz_3M_0117 - HORIZONTAL	**Power : AC 120V / 60Hz**
EUT : Lyra	**Note : 802.11g_2412MHz** **Mode 1: Tx-AD2055320 Mode**

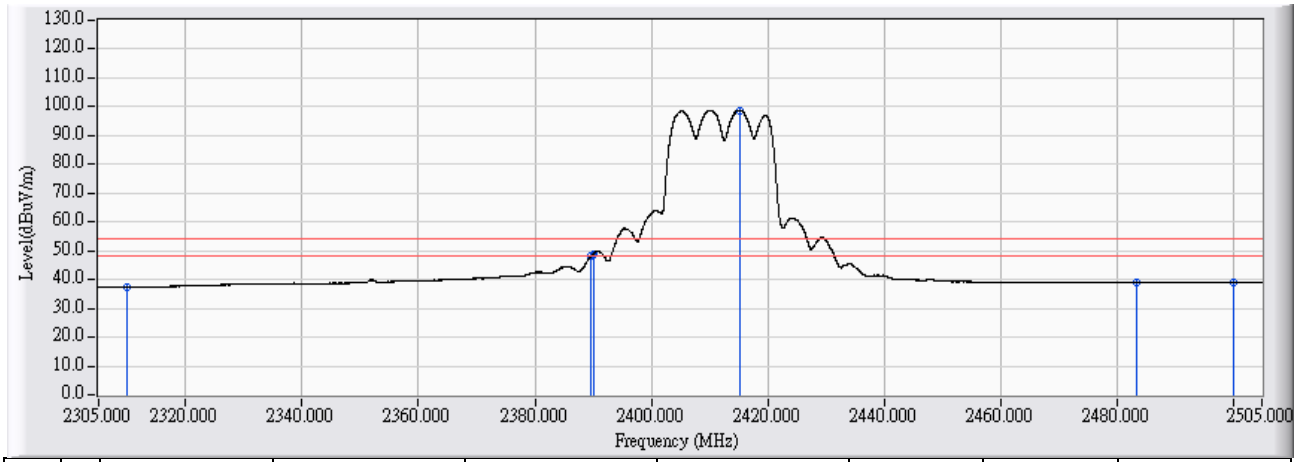

		Frequency (MHz)	Correct Factor (dB)	Reading Level (dBuV)	Measure Level (dBuV/m)	Margin (dB)	Limit (dBuV/m)	Detector Type
1		2310.000	12.439	24.934	37.373	-16.627	54.000	AVERAGE
2		2389.591	12.914	35.092	48.005	-5.995	54.000	AVERAGE
3		2390.000	12.915	35.972	48.888	-5.112	54.000	AVERAGE
4	*	2415.169	13.078	85.770	98.848	44.848	54.000	AVERAGE
5		2483.500	13.549	25.346	38.895	-15.105	54.000	AVERAGE
6		2500.000	13.658	25.236	38.895	-15.105	54.000	AVERAGE

Note:

1. All readings above 1GHz are performed with peak and/or average measurements as necessary.
2. Peak measurements: RBW = 1MHz, VBW = 3 MHz, Sweep: Auto.
3. Average measurements: RBW = 1MHz, VBW = 10 Hz, Sweep: Auto.
4. " * ", means this data is the worst emission level.
5. Measurement Level = Reading Level + Correct Factor.
6. The average measurement was not performed when the peak measured data under the limit of average detection.

Site : CB2-H	**Time : 2017/04/05**
Limit : FCC_SpartC_15.209_03M_PK	**Margin : 6**
Probe : CB2_FCC_EFS_B091_1-18GHz_3M_0117 - VERTICAL	**Power : AC 120V / 60Hz**
EUT : Lyra	**Note : 802.11g_2412MHz** **Mode 1: Tx-AD2055320 Mode**

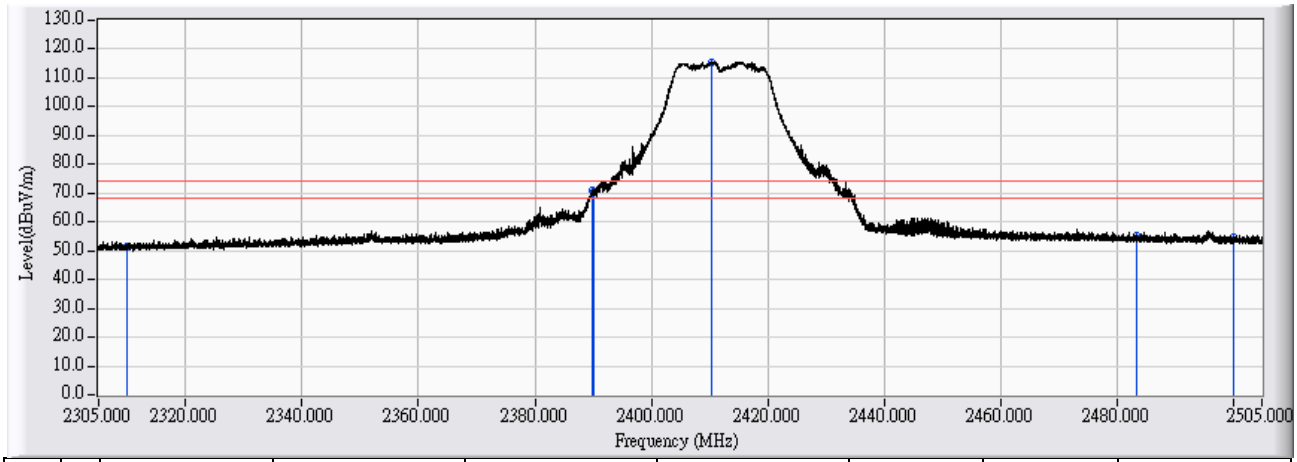

		Frequency (MHz)	Correct Factor (dB)	Reading Level (dBuV)	Measure Level (dBuV/m)	Margin (dB)	Limit (dBuV/m)	Detector Type
1		2310.000	12.439	38.823	51.262	-22.738	74.000	PEAK
2		2389.851	12.914	58.106	71.021	-2.979	74.000	PEAK
3		2390.000	12.915	57.400	70.316	-3.684	74.000	PEAK
4	*	2410.509	13.047	102.598	115.644	41.644	74.000	PEAK
5		2483.500	13.549	41.545	55.094	-18.906	74.000	PEAK
6		2500.000	13.658	40.843	54.502	-19.498	74.000	PEAK

Note:

1. All readings above 1GHz are performed with peak and/or average measurements as necessary.
2. Peak measurements: RBW = 1MHz, VBW = 3 MHz, Sweep: Auto.
3. Average measurements: RBW = 1MHz, VBW = 10 Hz, Sweep: Auto.
4. " * ", means this data is the worst emission level.
5. Measurement Level = Reading Level + Correct Factor.
6. The average measurement was not performed when the peak measured data under the limit of average detection.

Site : CB2-H	**Time : 2017/04/05**
Limit : FCC_SpartC_15.209_03M_AV	**Margin : 6**
Probe : CB2_FCC_EFS_B091_1-18GHz_3M_0117 - VERTICAL	**Power : AC 120V / 60Hz**
EUT : Lyra	**Note : 802.11g_2412MHz** **Mode 1: Tx-AD2055320 Mode**

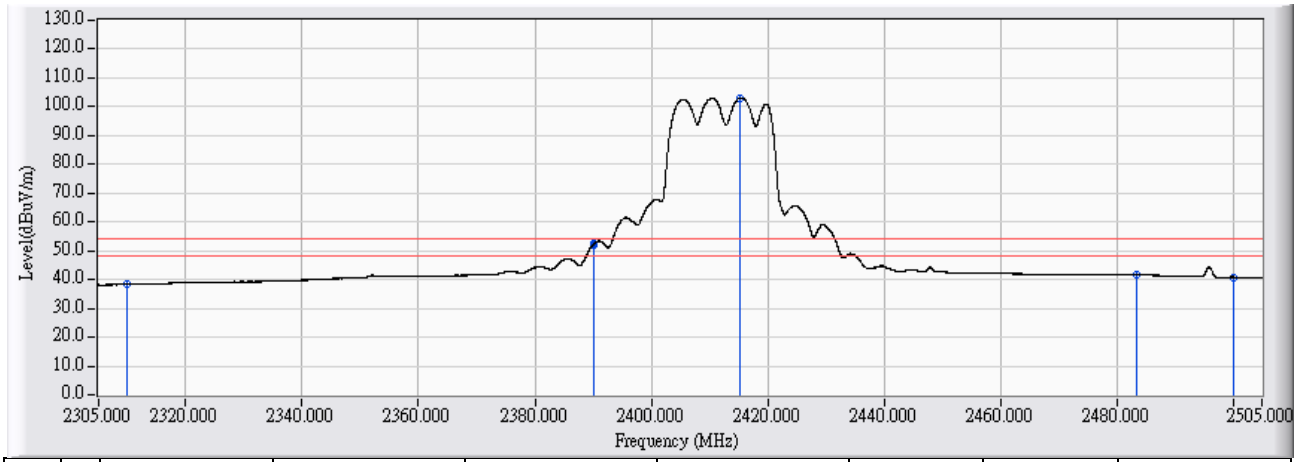

		Frequency (MHz)	Correct Factor (dB)	Reading Level (dBuV)	Measure Level (dBuV/m)	Margin (dB)	Limit (dBuV/m)	Detector Type
1		2310.000	12.439	25.876	38.315	-15.685	54.000	AVERAGE
2		2390.000	12.915	39.248	52.164	-1.836	54.000	AVERAGE
3		2390.051	12.915	39.370	52.286	-1.714	54.000	AVERAGE
4	*	2415.329	13.078	89.992	103.071	49.071	54.000	AVERAGE
5		2483.500	13.549	28.039	41.588	-12.412	54.000	AVERAGE
6		2500.000	13.658	27.230	40.889	-13.111	54.000	AVERAGE

Note:

1. All readings above 1GHz are performed with peak and/or average measurements as necessary.
2. Peak measurements: RBW = 1MHz, VBW = 3 MHz, Sweep: Auto.
3. Average measurements: RBW = 1MHz, VBW = 10 Hz, Sweep: Auto.
4. " * ", means this data is the worst emission level.
5. Measurement Level = Reading Level + Correct Factor.
6. The average measurement was not performed when the peak measured data under the limit of average detection.

Site : CB2-H	**Time : 2017/04/08**
Limit : FCC_SpartC_15.209_03M_PK	**Margin : 6**
Probe : CB2_FCC_EFS_B091_1-18GHz_3M_0117 - HORIZONTAL	**Power : AC 120V / 60Hz**
EUT : Lyra	**Note : 802.11g_2437MHz** **Mode 1: Tx-AD2055320 Mode**

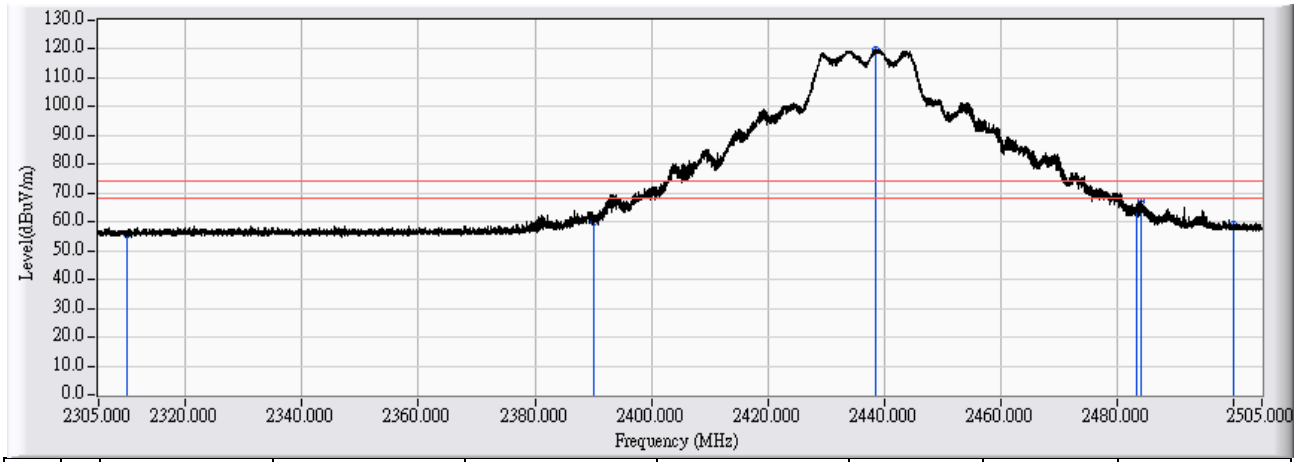

		Frequency (MHz)	Correct Factor (dB)	Reading Level (dBuV)	Measure Level (dBuV/m)	Margin (dB)	Limit (dBuV/m)	Detector Type
1		2310.000	12.455	43.558	56.013	-17.987	74.000	PEAK
2		2390.000	13.127	47.150	60.278	-13.722	74.000	PEAK
3	*	2438.527	13.374	106.273	119.646	45.646	74.000	PEAK
4		2483.500	13.725	49.703	63.428	-10.572	74.000	PEAK
5		2484.342	13.727	53.295	67.022	-6.978	74.000	PEAK
6		2500.000	13.617	45.391	59.008	-14.992	74.000	PEAK

Note:

1. All readings above 1GHz are performed with peak and/or average measurements as necessary.
2. Peak measurements: RBW = 1MHz, VBW = 3 MHz, Sweep: Auto.
3. Average measurements: RBW = 1MHz, VBW = 10 Hz, Sweep: Auto.
4. " * ", means this data is the worst emission level.
5. Measurement Level = Reading Level + Correct Factor.
6. The average measurement was not performed when the peak measured data under the limit of average detection.

Site : CB2-H	**Time : 2017/04/08**
Limit : FCC_SpartC_15.209_03M_AV	**Margin : 6**
Probe : CB2_FCC_EFS_B091_1-18GHz_3M_0117 - HORIZONTAL	**Power : AC 120V / 60Hz**
EUT : Lyra	**Note : 802.11g_2437MHz** **Mode 1: Tx-AD2055320 Mode**

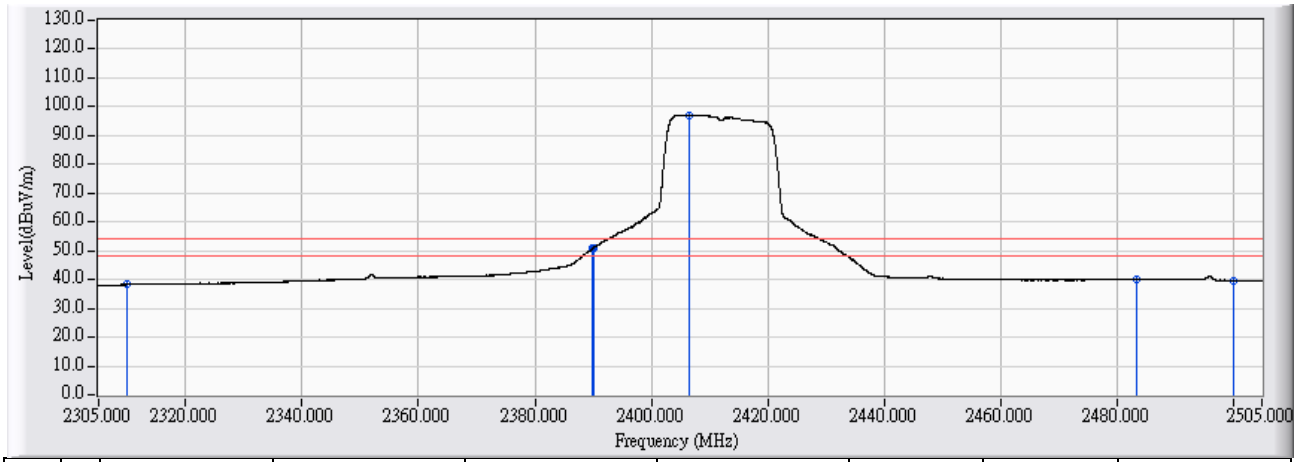

		Frequency (MHz)	Correct Factor (dB)	Reading Level (dBuV)	Measure Level (dBuV/m)	Margin (dB)	Limit (dBuV/m)	Detector Type
1		2310.000	12.455	25.791	38.246	-15.754	54.000	AVERAGE
2		2389.931	13.127	37.582	50.709	-3.291	54.000	AVERAGE
3		2390.000	13.127	37.652	50.780	-3.220	54.000	AVERAGE
4	*	2406.550	13.166	83.863	97.029	43.029	54.000	AVERAGE
5		2483.500	13.725	26.294	40.019	-13.981	54.000	AVERAGE
6		2500.000	13.617	26.159	39.776	-14.224	54.000	AVERAGE

Note:

1. All readings above 1GHz are performed with peak and/or average measurements as necessary.
2. Peak measurements: RBW = 1MHz, VBW = 3 MHz, Sweep: Auto.
3. Average measurements: RBW = 1MHz, VBW = 10 Hz, Sweep: Auto.
4. " * ", means this data is the worst emission level.
5. Measurement Level = Reading Level + Correct Factor.
6. The average measurement was not performed when the peak measured data under the limit of average detection.

Site : CB2-H	**Time : 2017/04/07**
Limit : FCC_SpartC_15.209_03M_PK	**Margin : 6**
Probe : CB2_FCC_EFS_B091_1-18GHz_3M_0117 - VERTICAL	**Power : AC 120V / 60Hz**
EUT : Lyra	**Note : 802.11g_2437MHz** **Mode 1: Tx-AD2055320 Mode**

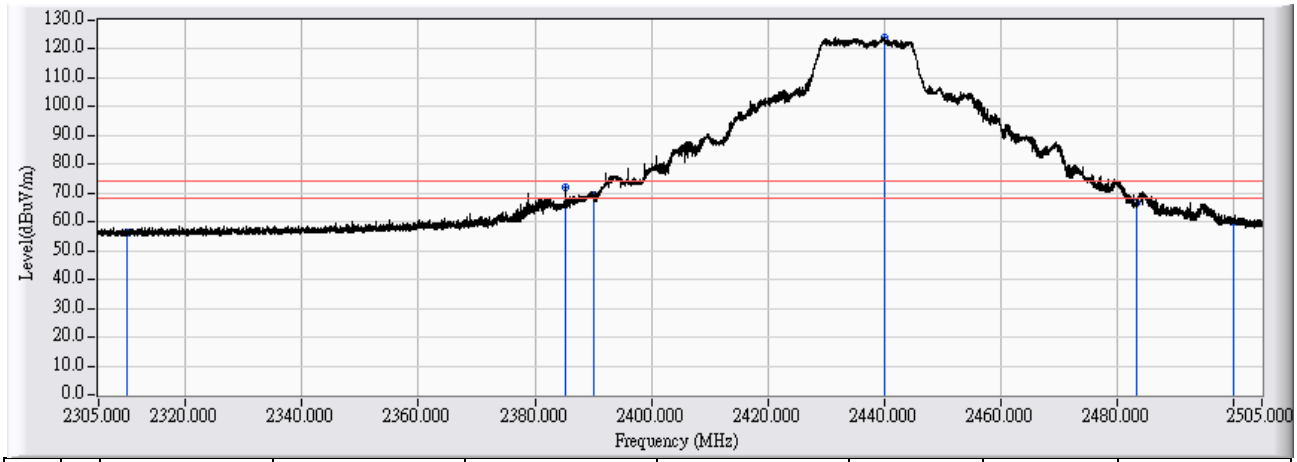

		Frequency (MHz)	Correct Factor (dB)	Reading Level (dBuV)	Measure Level (dBuV/m)	Margin (dB)	Limit (dBuV/m)	Detector Type
1		2310.000	12.439	43.728	56.167	-17.833	74.000	PEAK
2		2385.352	12.888	59.245	72.133	-1.867	74.000	PEAK
3		2390.000	12.915	56.371	69.287	-4.713	74.000	PEAK
4	*	2440.106	13.246	110.990	124.237	50.237	74.000	PEAK
5		2483.500	13.549	53.163	66.712	-7.288	74.000	PEAK
6		2500.000	13.658	46.225	59.884	-14.116	74.000	PEAK

Note:

1. All readings above 1GHz are performed with peak and/or average measurements as necessary.
2. Peak measurements: RBW = 1MHz, VBW = 3 MHz, Sweep: Auto.
3. Average measurements: RBW = 1MHz, VBW = 10 Hz, Sweep: Auto.
4. " * ", means this data is the worst emission level.
5. Measurement Level = Reading Level + Correct Factor.
6. The average measurement was not performed when the peak measured data under the limit of average detection.

Site : CB2-H	**Time : 2017/04/07**
Limit : FCC_SpartC_15.209_03M_AV	**Margin : 6**
Probe : CB2_FCC_EFS_B091_1-18GHz_3M_0117 - VERTICAL	**Power : AC 120V / 60Hz**
EUT : Lyra	**Note : 802.11g_2437MHz** **Mode 1: Tx-AD2055320 Mode**

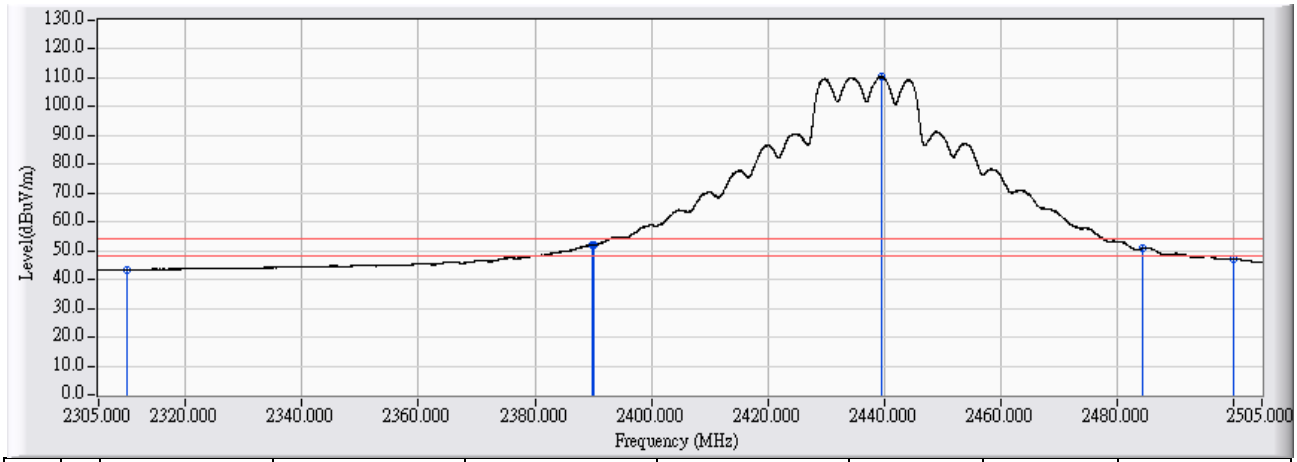

		Frequency (MHz)	Correct Factor (dB)	Reading Level (dBuV)	Measure Level (dBuV/m)	Margin (dB)	Limit (dBuV/m)	Detector Type
1		2310.000	12.439	31.031	43.470	-10.530	54.000	AVERAGE
2		2389.751	12.914	39.094	52.008	-1.992	54.000	AVERAGE
3		2390.000	12.915	39.112	52.028	-1.972	54.000	AVERAGE
4	*	2439.506	13.242	97.158	110.401	56.401	54.000	AVERAGE
5		2484.500	13.556	37.193	50.749	-3.251	54.000	AVERAGE
6		2500.000	13.658	33.240	46.899	-7.101	54.000	AVERAGE

Note:

1. All readings above 1GHz are performed with peak and/or average measurements as necessary.
2. Peak measurements: RBW = 1MHz, VBW = 3 MHz, Sweep: Auto.
3. Average measurements: RBW = 1MHz, VBW = 10 Hz, Sweep: Auto.
4. " * ", means this data is the worst emission level.
5. Measurement Level = Reading Level + Correct Factor.
6. The average measurement was not performed when the peak measured data under the limit of average detection.

Site : CB2-H	**Time : 2017/04/05**
Limit : FCC_SpartC_15.209_03M_PK	**Margin : 6**
Probe : CB2_FCC_EFS_B091_1-18GHz_3M_0117 - HORIZONTAL	**Power : AC 120V / 60Hz**
EUT : Lyra	**Note : 802.11g_2462MHz** **Mode 1: Tx-AD2055320 Mode**

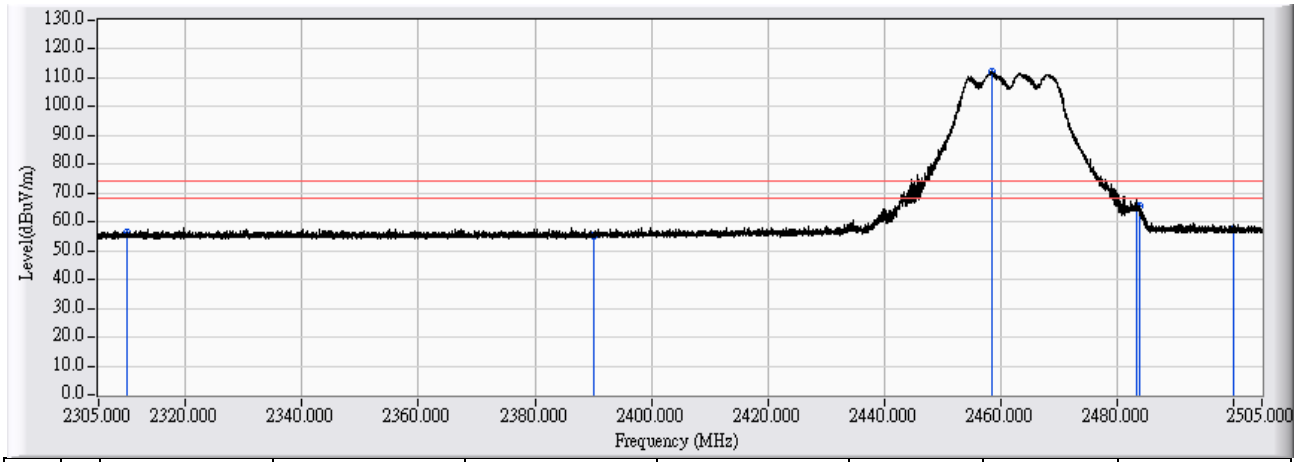

		Frequency (MHz)	Correct Factor (dB)	Reading Level (dBuV)	Measure Level (dBuV/m)	Margin (dB)	Limit (dBuV/m)	Detector Type
1		2310.000	12.439	43.694	56.133	-17.867	74.000	PEAK
2		2390.000	12.915	42.073	54.989	-19.011	74.000	PEAK
3	*	2458.685	13.374	98.926	112.301	38.301	74.000	PEAK
4		2483.500	13.549	51.653	65.202	-8.798	74.000	PEAK
5		2483.862	13.552	51.886	65.438	-8.562	74.000	PEAK
6		2500.000	13.658	43.567	57.226	-16.774	74.000	PEAK

Note:

1. All readings above 1GHz are performed with peak and/or average measurements as necessary.
2. Peak measurements: RBW = 1MHz, VBW = 3 MHz, Sweep: Auto.
3. Average measurements: RBW = 1MHz, VBW = 10 Hz, Sweep: Auto.
4. " * ", means this data is the worst emission level.
5. Measurement Level = Reading Level + Correct Factor.
6. The average measurement was not performed when the peak measured data under the limit of average detection.

Site : CB2-H	**Time : 2017/04/05**
Limit : FCC_SpartC_15.209_03M_AV	**Margin : 6**
Probe : CB2_FCC_EFS_B091_1-18GHz_3M_0117 - HORIZONTAL	**Power : AC 120V / 60Hz**
EUT : Lyra	**Note : 802.11g_2462MHz** **Mode 1: Tx-AD2055320 Mode**

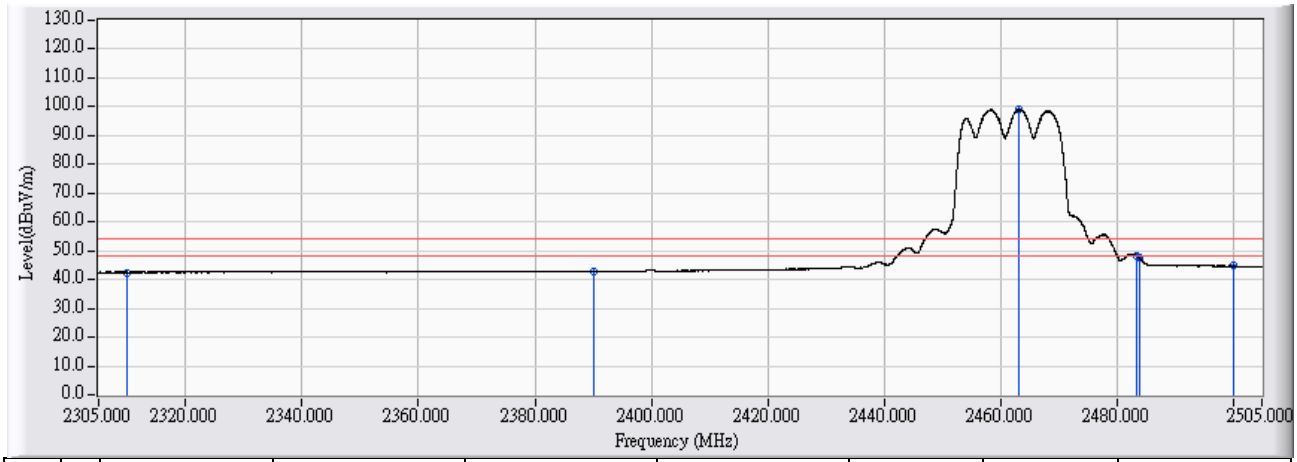

		Frequency (MHz)	Correct Factor (dB)	Reading Level (dBuV)	Measure Level (dBuV/m)	Margin (dB)	Limit (dBuV/m)	Detector Type
1		2310.000	12.439	30.027	42.466	-11.534	54.000	AVERAGE
2		2390.000	12.915	29.868	42.784	-11.216	54.000	AVERAGE
3	*	2463.264	13.407	85.690	99.097	45.097	54.000	AVERAGE
4		2483.500	13.549	34.517	48.066	-5.934	54.000	AVERAGE
5		2483.862	13.552	34.004	47.556	-6.444	54.000	AVERAGE
6		2500.000	13.658	31.046	44.705	-9.295	54.000	AVERAGE

Note:

1. All readings above 1GHz are performed with peak and/or average measurements as necessary.
2. Peak measurements: RBW = 1MHz, VBW = 3 MHz, Sweep: Auto.
3. Average measurements: RBW = 1MHz, VBW = 10 Hz, Sweep: Auto.
4. " * ", means this data is the worst emission level.
5. Measurement Level = Reading Level + Correct Factor.
6. The average measurement was not performed when the peak measured data under the limit of average detection.

Site : CB2-H	**Time : 2017/04/05**
Limit : FCC_SpartC_15.209_03M_PK	**Margin : 6**
Probe : CB2_FCC_EFS_B091_1-18GHz_3M_0117 - VERTICAL	**Power : AC 120V / 60Hz**
EUT : Lyra	**Note : 802.11g_2462MHz** **Mode 1: Tx-AD2055320 Mode**

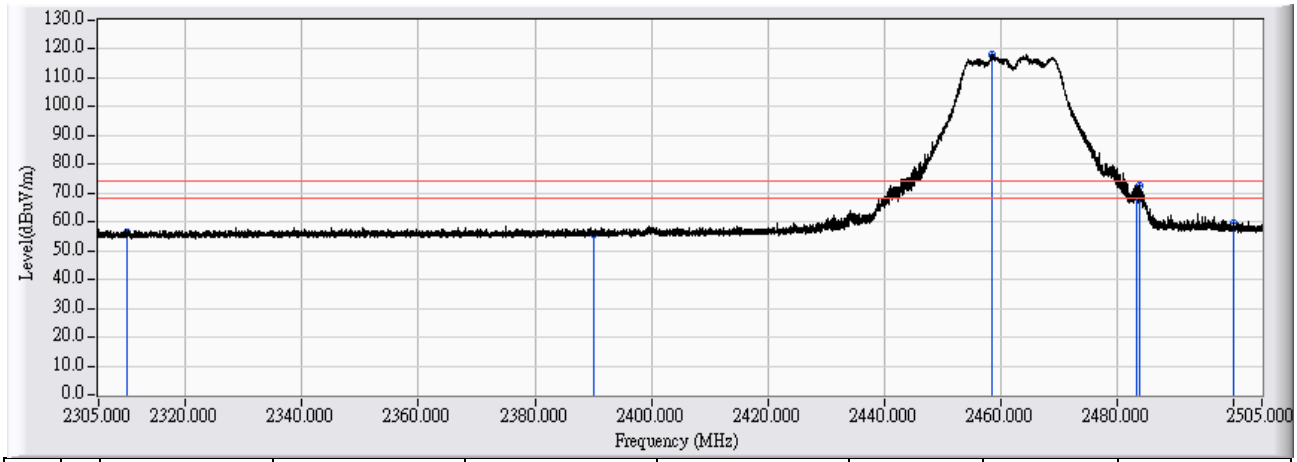

		Frequency (MHz)	Correct Factor (dB)	Reading Level (dBuV)	Measure Level (dBuV/m)	Margin (dB)	Limit (dBuV/m)	Detector Type
1		2310.000	12.439	43.658	56.097	-17.903	74.000	PEAK
2		2390.000	12.915	42.734	55.650	-18.350	74.000	PEAK
3	*	2458.625	13.374	104.573	117.947	43.947	74.000	PEAK
4		2483.500	13.549	55.622	69.171	-4.829	74.000	PEAK
5		2483.942	13.552	59.145	72.697	-1.303	74.000	PEAK
6		2500.000	13.658	45.818	59.477	-14.523	74.000	PEAK

Note:

1. All readings above 1GHz are performed with peak and/or average measurements as necessary.
2. Peak measurements: RBW = 1MHz, VBW = 3 MHz, Sweep: Auto.
3. Average measurements: RBW = 1MHz, VBW = 10 Hz, Sweep: Auto.
4. " * ", means this data is the worst emission level.
5. Measurement Level = Reading Level + Correct Factor.
6. The average measurement was not performed when the peak measured data under the limit of average detection.

Site : CB2-H	**Time : 2017/04/05**
Limit : FCC_SpartC_15.209_03M_AV	**Margin : 6**
Probe : CB2_FCC_EFS_B091_1-18GHz_3M_0117 - VERTICAL	**Power : AC 120V / 60Hz**
EUT : Lyra	**Note : 802.11g_2462MHz** **Mode 1: Tx-AD2055320 Mode**

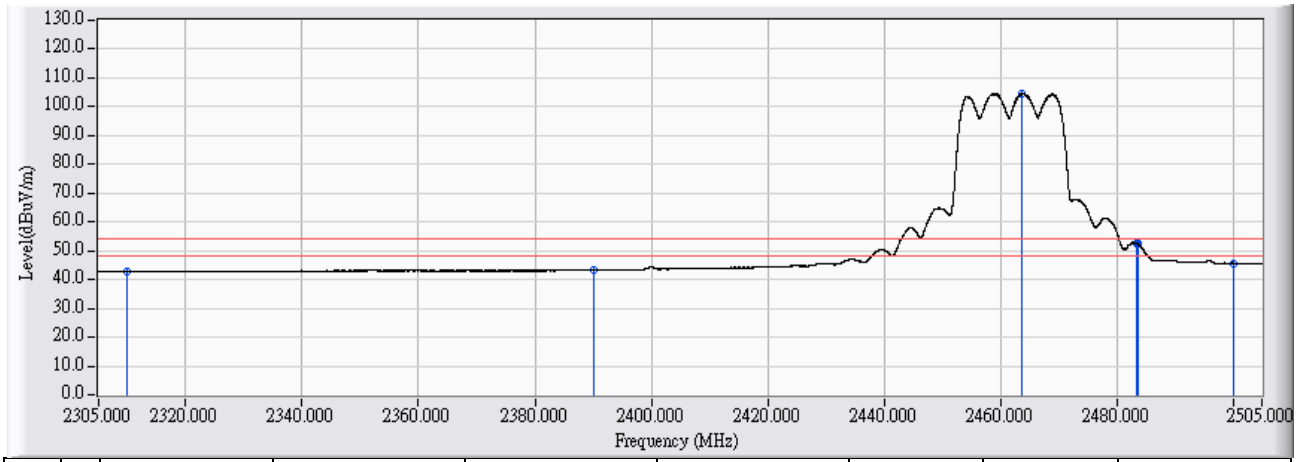

		Frequency (MHz)	Correct Factor (dB)	Reading Level (dBuV)	Measure Level (dBuV/m)	Margin (dB)	Limit (dBuV/m)	Detector Type
1		2310.000	12.439	30.267	42.706	-11.294	54.000	AVERAGE
2		2390.000	12.915	30.397	43.313	-10.687	54.000	AVERAGE
3	*	2463.824	13.411	91.291	104.702	50.702	54.000	AVERAGE
4		2483.500	13.549	38.971	52.520	-1.480	54.000	AVERAGE
5		2483.602	13.549	38.724	52.274	-1.726	54.000	AVERAGE
6		2500.000	13.658	32.042	45.701	-8.299	54.000	AVERAGE

Note:

1. All readings above 1GHz are performed with peak and/or average measurements as necessary.
2. Peak measurements: RBW = 1MHz, VBW = 3 MHz, Sweep: Auto.
3. Average measurements: RBW = 1MHz, VBW = 10 Hz, Sweep: Auto.
4. " * ", means this data is the worst emission level.
5. Measurement Level = Reading Level + Correct Factor.
6. The average measurement was not performed when the peak measured data under the limit of average detection.

Site : CB2-H	**Time : 2017/04/08**
Limit : FCC_SpartC_15.209_03M_PK	**Margin : 6**
Probe : CB2_FCC_EFS_B091_1-18GHz_3M_0117 - HORIZONTAL	**Power : AC 120V / 60Hz**
EUT : Lyra	**Note : 802.11n(20M)_2412MHz** **Mode 1: Tx-AD2055320 Mode**

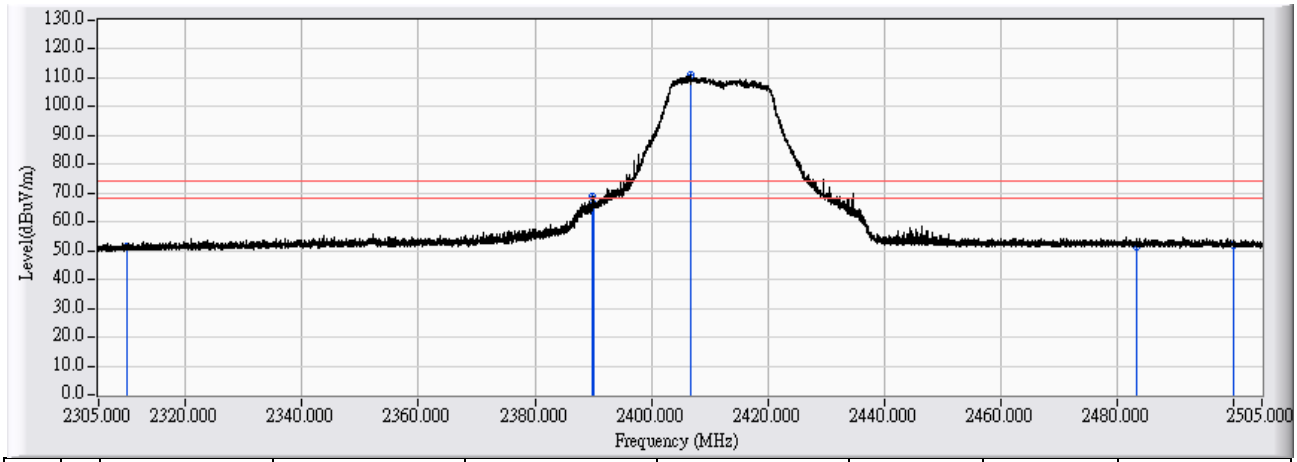

		Frequency (MHz)	Correct Factor (dB)	Reading Level (dBuV)	Measure Level (dBuV/m)	Margin (dB)	Limit (dBuV/m)	Detector Type
1		2310.000	12.455	38.781	51.236	-22.764	74.000	PEAK
2		2389.812	13.126	55.876	69.002	-4.998	74.000	PEAK
3		2390.000	13.127	52.926	66.054	-7.946	74.000	PEAK
4	*	2406.870	13.168	97.637	110.805	36.805	74.000	PEAK
5		2483.500	13.725	37.925	51.650	-22.350	74.000	PEAK
6		2500.000	13.617	38.229	51.846	-22.154	74.000	PEAK

Note:

1. All readings above 1GHz are performed with peak and/or average measurements as necessary.
2. Peak measurements: RBW = 1MHz, VBW = 3 MHz, Sweep: Auto.
3. Average measurements: RBW = 1MHz, VBW = 10 Hz, Sweep: Auto.
4. " * ", means this data is the worst emission level.
5. Measurement Level = Reading Level + Correct Factor.
6. The average measurement was not performed when the peak measured data under the limit of average detection.

Site : CB2-H	**Time : 2017/04/08**
Limit : FCC_SpartC_15.209_03M_AV	**Margin : 6**
Probe : CB2_FCC_EFS_B091_1-18GHz_3M_0117 - HORIZONTAL	**Power : AC 120V / 60Hz**
EUT : Lyra	**Note : 802.11n(20M)_2412MHz Mode 1: Tx-AD2055320 Mode**

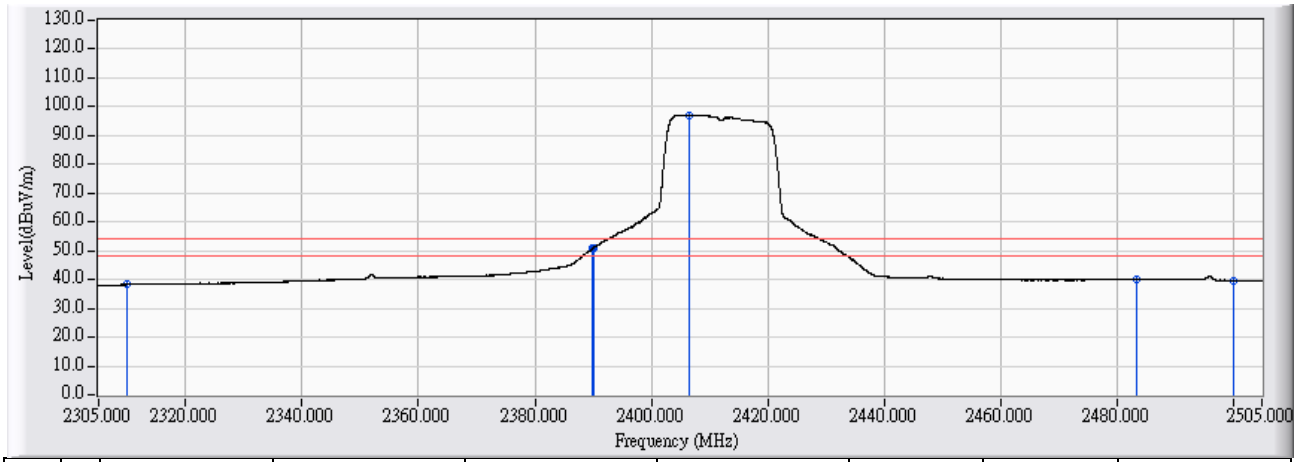

		Frequency (MHz)	Correct Factor (dB)	Reading Level (dBuV)	Measure Level (dBuV/m)	Margin (dB)	Limit (dBuV/m)	Detector Type
1		2310.000	12.455	25.791	38.246	-15.754	54.000	AVERAGE
2		2389.931	13.127	37.582	50.709	-3.291	54.000	AVERAGE
3		2390.000	13.127	37.652	50.780	-3.220	54.000	AVERAGE
4	*	2406.550	13.166	83.863	97.029	43.029	54.000	AVERAGE
5		2483.500	13.725	26.294	40.019	-13.981	54.000	AVERAGE
6		2500.000	13.617	26.159	39.776	-14.224	54.000	AVERAGE

Note:

1. All readings above 1GHz are performed with peak and/or average measurements as necessary.
2. Peak measurements: RBW = 1MHz, VBW = 3 MHz, Sweep: Auto.
3. Average measurements: RBW = 1MHz, VBW = 10 Hz, Sweep: Auto.
4. " * ", means this data is the worst emission level.
5. Measurement Level = Reading Level + Correct Factor.
6. The average measurement was not performed when the peak measured data under the limit of average detection.

Site : CB2-H	**Time : 2017/04/07**
Limit : FCC_SpartC_15.209_03M_PK	**Margin : 6**
Probe : CB2_FCC_EFS_B091_1-18GHz_3M_0117 - VERTICAL	**Power : AC 120V / 60Hz**
EUT : Lyra	**Note : 802.11n(20M)_2412MHz Mode 1: Tx-AD2055320 Mode**

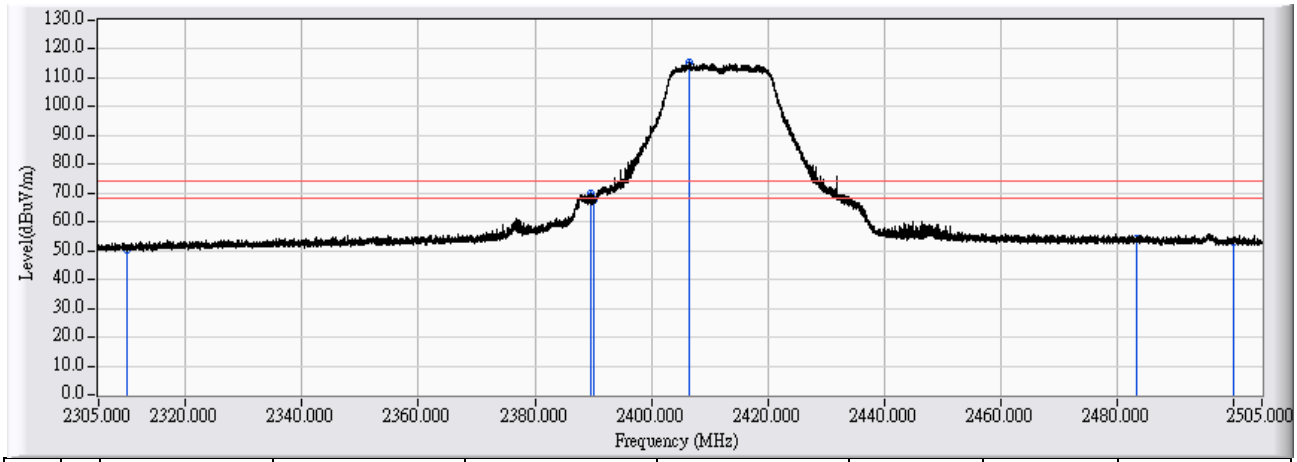

		Frequency (MHz)	Correct Factor (dB)	Reading Level (dBuV)	Measure Level (dBuV/m)	Margin (dB)	Limit (dBuV/m)	Detector Type
1		2310.000	12.455	38.185	50.640	-23.360	74.000	PEAK
2		2389.531	13.123	56.545	69.668	-4.332	74.000	PEAK
3		2390.000	13.127	54.448	67.576	-6.424	74.000	PEAK
4	*	2406.570	13.166	102.463	115.629	41.629	74.000	PEAK
5		2483.500	13.725	40.267	53.992	-20.008	74.000	PEAK
6		2500.000	13.617	39.440	53.057	-20.943	74.000	PEAK

Note:

1. All readings above 1GHz are performed with peak and/or average measurements as necessary.
2. Peak measurements: RBW = 1MHz, VBW = 3 MHz, Sweep: Auto.
3. Average measurements: RBW = 1MHz, VBW = 10 Hz, Sweep: Auto.
4. “ * ”, means this data is the worst emission level.
5. Measurement Level = Reading Level + Correct Factor.
6. The average measurement was not performed when the peak measured data under the limit of average detection.

Site : CB2-H	**Time : 2017/04/07**
Limit : FCC_SpartC_15.209_03M_AV	**Margin : 6**
Probe : CB2_FCC_EFS_B091_1-18GHz_3M_0117 - VERTICAL	**Power : AC 120V / 60Hz**
EUT : Lyra	**Note : 802.11n(20M)_2412MHz Mode 1: Tx-AD2055320 Mode**

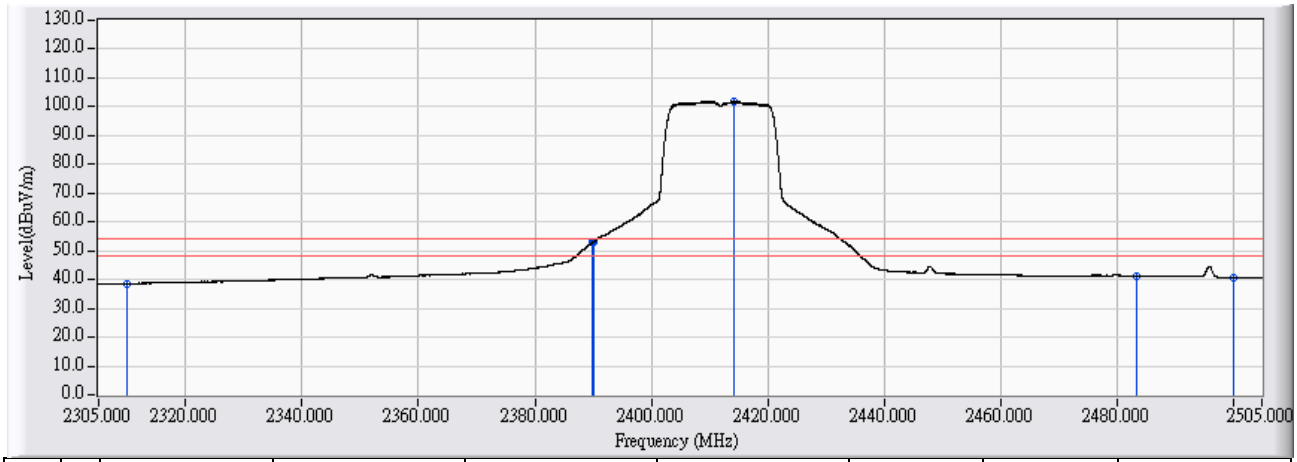

		Frequency (MHz)	Correct Factor (dB)	Reading Level (dBuV)	Measure Level (dBuV/m)	Margin (dB)	Limit (dBuV/m)	Detector Type
1		2310.000	12.455	26.123	38.578	-15.422	54.000	AVERAGE
2		2389.971	13.127	39.745	52.872	-1.128	54.000	AVERAGE
3		2390.000	13.127	39.714	52.842	-1.158	54.000	AVERAGE
4	*	2414.189	13.180	88.550	101.731	47.731	54.000	AVERAGE
5		2483.500	13.725	27.608	41.333	-12.667	54.000	AVERAGE
6		2500.000	13.617	27.219	40.836	-13.164	54.000	AVERAGE

Note:

1. All readings above 1GHz are performed with peak and/or average measurements as necessary.
2. Peak measurements: RBW = 1MHz, VBW = 3 MHz, Sweep: Auto.
3. Average measurements: RBW = 1MHz, VBW = 10 Hz, Sweep: Auto.
4. " * ", means this data is the worst emission level.
5. Measurement Level = Reading Level + Correct Factor.
6. The average measurement was not performed when the peak measured data under the limit of average detection.

Site : CB2-H	**Time : 2017/04/08**
Limit : FCC_SpartC_15.209_03M_PK	**Margin : 6**
Probe : CB2_FCC_EFS_B091_1-18GHz_3M_0117 - HORIZONTAL	**Power : AC 120V / 60Hz**
EUT : Lyra	**Note : 802.11n(20M)_2437MHz** **Mode 1: Tx-AD2055320 Mode**

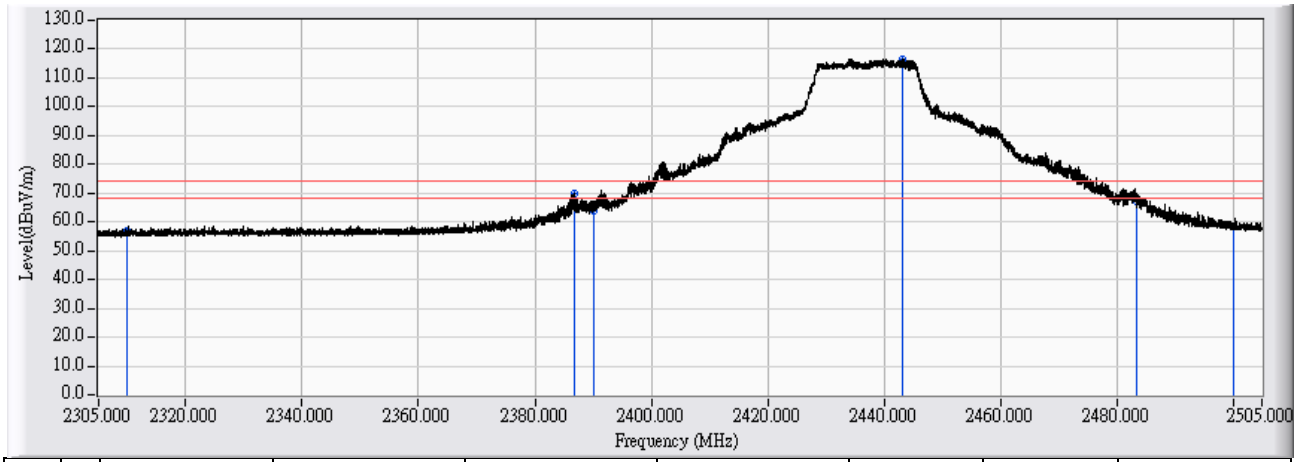

		Frequency (MHz)	Correct Factor (dB)	Reading Level (dBuV)	Measure Level (dBuV/m)	Margin (dB)	Limit (dBuV/m)	Detector Type
1		2310.000	12.455	44.417	56.872	-17.128	74.000	PEAK
2		2386.672	13.096	56.997	70.093	-3.907	74.000	PEAK
3		2390.000	13.127	50.899	64.027	-9.973	74.000	PEAK
4	*	2443.266	13.433	103.204	116.637	42.637	74.000	PEAK
5		2483.500	13.725	53.512	67.237	-6.763	74.000	PEAK
6		2500.000	13.617	44.900	58.517	-15.483	74.000	PEAK

Note:

1. All readings above 1GHz are performed with peak and/or average measurements as necessary.
2. Peak measurements: RBW = 1MHz, VBW = 3 MHz, Sweep: Auto.
3. Average measurements: RBW = 1MHz, VBW = 10 Hz, Sweep: Auto.
4. " * ", means this data is the worst emission level.
5. Measurement Level = Reading Level + Correct Factor.
6. The average measurement was not performed when the peak measured data under the limit of average detection.

Site : CB2-H	**Time : 2017/04/08**
Limit : FCC_SpartC_15.209_03M_AV	**Margin : 6**
Probe : CB2_FCC_EFS_B091_1-18GHz_3M_0117 - HORIZONTAL	**Power : AC 120V / 60Hz**
EUT : Lyra	**Note : 802.11n(20M)_2437MHz** **Mode 1: Tx-AD2055320 Mode**

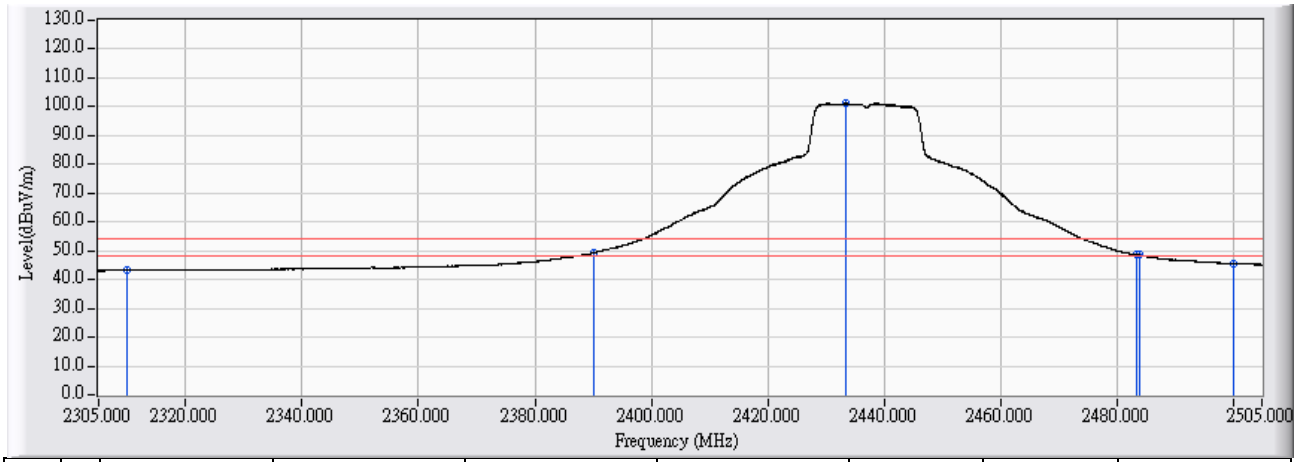

		Frequency (MHz)	Correct Factor (dB)	Reading Level (dBuV)	Measure Level (dBuV/m)	Margin (dB)	Limit (dBuV/m)	Detector Type
1		2310.000	12.455	30.796	43.251	-10.749	54.000	AVERAGE
2		2390.000	13.127	36.069	49.197	-4.803	54.000	AVERAGE
3	*	2433.387	13.327	87.752	101.079	47.079	54.000	AVERAGE
4		2483.500	13.725	34.875	48.600	-5.400	54.000	AVERAGE
5		2483.862	13.728	34.788	48.515	-5.485	54.000	AVERAGE
6		2500.000	13.617	31.933	45.550	-8.450	54.000	AVERAGE

Note:

1. All readings above 1GHz are performed with peak and/or average measurements as necessary.
2. Peak measurements: RBW = 1MHz, VBW = 3 MHz, Sweep: Auto.
3. Average measurements: RBW = 1MHz, VBW = 10 Hz, Sweep: Auto.
4. " * ", means this data is the worst emission level.
5. Measurement Level = Reading Level + Correct Factor.
6. The average measurement was not performed when the peak measured data under the limit of average detection.

Site : CB2-H	**Time : 2017/04/07**
Limit : FCC_SpartC_15.209_03M_PK	**Margin : 6**
Probe : CB2_FCC_EFS_B091_1-18GHz_3M_0117 - VERTICAL	**Power : AC 120V / 60Hz**
EUT : Lyra	**Note : 802.11n(20M)_2437MHz Mode 1: Tx-AD2055320 Mode**

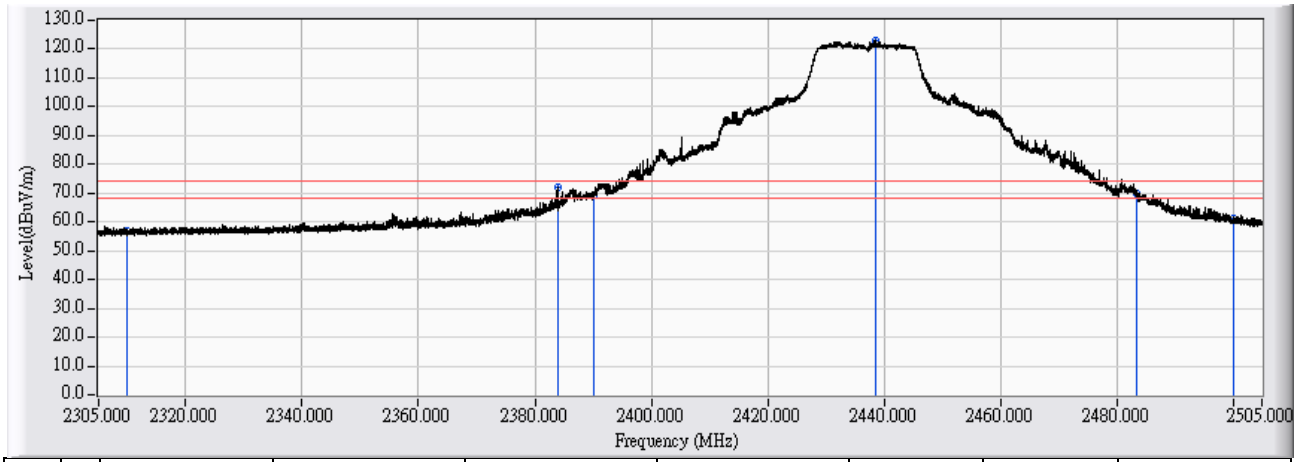

		Frequency (MHz)	Correct Factor (dB)	Reading Level (dBuV)	Measure Level (dBuV/m)	Margin (dB)	Limit (dBuV/m)	Detector Type
1		2310.000	12.455	44.210	56.665	-17.335	74.000	PEAK
2		2383.992	13.062	59.010	72.073	-1.927	74.000	PEAK
3		2390.000	13.127	56.428	69.556	-4.444	74.000	PEAK
4	*	2438.647	13.375	109.410	122.785	48.785	74.000	PEAK
5		2483.500	13.725	56.051	69.776	-4.224	74.000	PEAK
6		2500.000	13.617	47.323	60.940	-13.060	74.000	PEAK

Note:

1. All readings above 1GHz are performed with peak and/or average measurements as necessary.
2. Peak measurements: RBW = 1MHz, VBW = 3 MHz, Sweep: Auto.
3. Average measurements: RBW = 1MHz, VBW = 10 Hz, Sweep: Auto.
4. " * ", means this data is the worst emission level.
5. Measurement Level = Reading Level + Correct Factor.
6. The average measurement was not performed when the peak measured data under the limit of average detection.

Site : CB2-H	**Time : 2017/04/07**
Limit : FCC_SpartC_15.209_03M_AV	**Margin : 6**
Probe : CB2_FCC_EFS_B091_1-18GHz_3M_0117 - VERTICAL	**Power : AC 120V / 60Hz**
EUT : Lyra	**Note : 802.11n(20M)_2437MHz Mode 1: Tx-AD2055320 Mode**

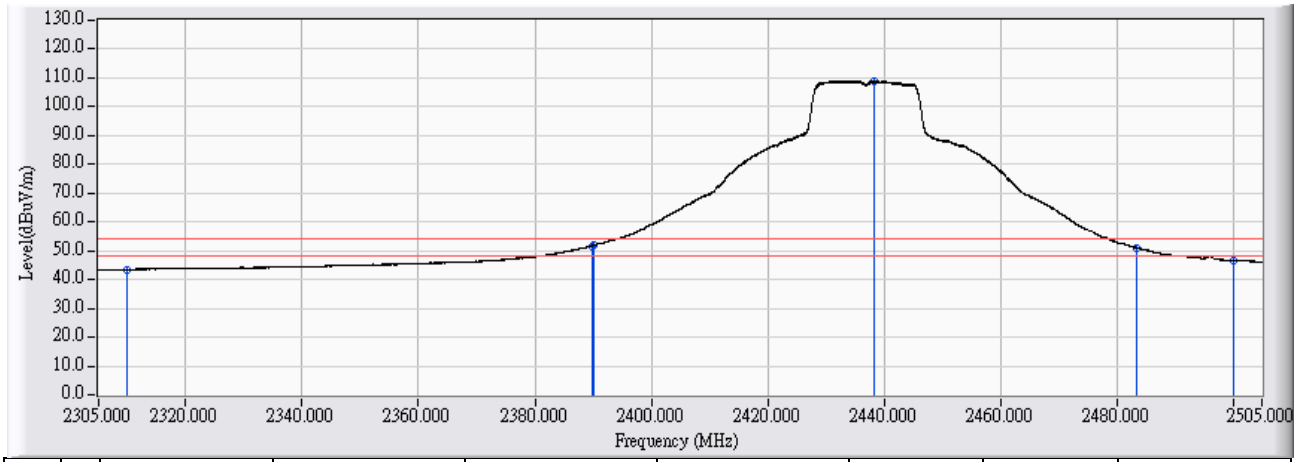

		Frequency (MHz)	Correct Factor (dB)	Reading Level (dBuV)	Measure Level (dBuV/m)	Margin (dB)	Limit (dBuV/m)	Detector Type
1		2310.000	12.455	31.032	43.487	-10.513	54.000	AVERAGE
2		2389.751	13.125	38.528	51.653	-2.347	54.000	AVERAGE
3		2390.000	13.127	38.705	51.833	-2.167	54.000	AVERAGE
4	*	2438.367	13.372	95.545	108.917	54.917	54.000	AVERAGE
5		2483.500	13.725	37.322	51.047	-2.953	54.000	AVERAGE
6		2500.000	13.617	33.030	46.647	-7.353	54.000	AVERAGE

Note:

1. All readings above 1GHz are performed with peak and/or average measurements as necessary.
2. Peak measurements: RBW = 1MHz, VBW = 3 MHz, Sweep: Auto.
3. Average measurements: RBW = 1MHz, VBW = 10 Hz, Sweep: Auto.
4. " * ", means this data is the worst emission level.
5. Measurement Level = Reading Level + Correct Factor.
6. The average measurement was not performed when the peak measured data under the limit of average detection.

Site : CB2-H	**Time : 2017/04/08**
Limit : FCC_SpartC_15.209_03M_PK	**Margin : 6**
Probe : CB2_FCC_EFS_B091_1-18GHz_3M_0117 - HORIZONTAL	**Power : AC 120V / 60Hz**
EUT : Lyra	**Note : 802.11n(20M)_2462MHz** **Mode 1: Tx-AD2055320 Mode**

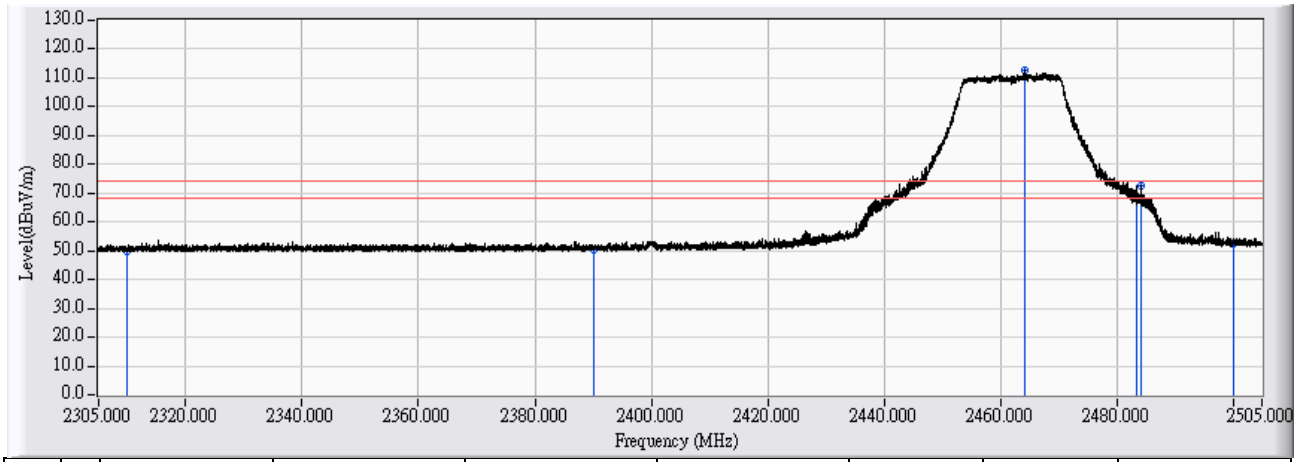

		Frequency (MHz)	Correct Factor (dB)	Reading Level (dBuV)	Measure Level (dBuV/m)	Margin (dB)	Limit (dBuV/m)	Detector Type
1		2310.000	12.455	37.185	49.640	-24.360	74.000	PEAK
2		2390.000	13.127	37.345	50.473	-23.527	74.000	PEAK
3	*	2464.144	13.517	98.971	112.488	38.488	74.000	PEAK
4		2483.500	13.725	55.130	68.855	-5.145	74.000	PEAK
5		2484.342	13.727	58.637	72.364	-1.636	74.000	PEAK
6		2500.000	13.617	38.962	52.579	-21.421	74.000	PEAK

Note:

1. All readings above 1GHz are performed with peak and/or average measurements as necessary.
2. Peak measurements: RBW = 1MHz, VBW = 3 MHz, Sweep: Auto.
3. Average measurements: RBW = 1MHz, VBW = 10 Hz, Sweep: Auto.
4. " * ", means this data is the worst emission level.
5. Measurement Level = Reading Level + Correct Factor.
6. The average measurement was not performed when the peak measured data under the limit of average detection.

Site : CB2-H	**Time : 2017/04/08**
Limit : FCC_SpartC_15.209_03M_AV	**Margin : 6**
Probe : CB2_FCC_EFS_B091_1-18GHz_3M_0117 - HORIZONTAL	**Power : AC 120V / 60Hz**
EUT : Lyra	**Note : 802.11n(20M)_2462MHz Mode 1: Tx-AD2055320 Mode**

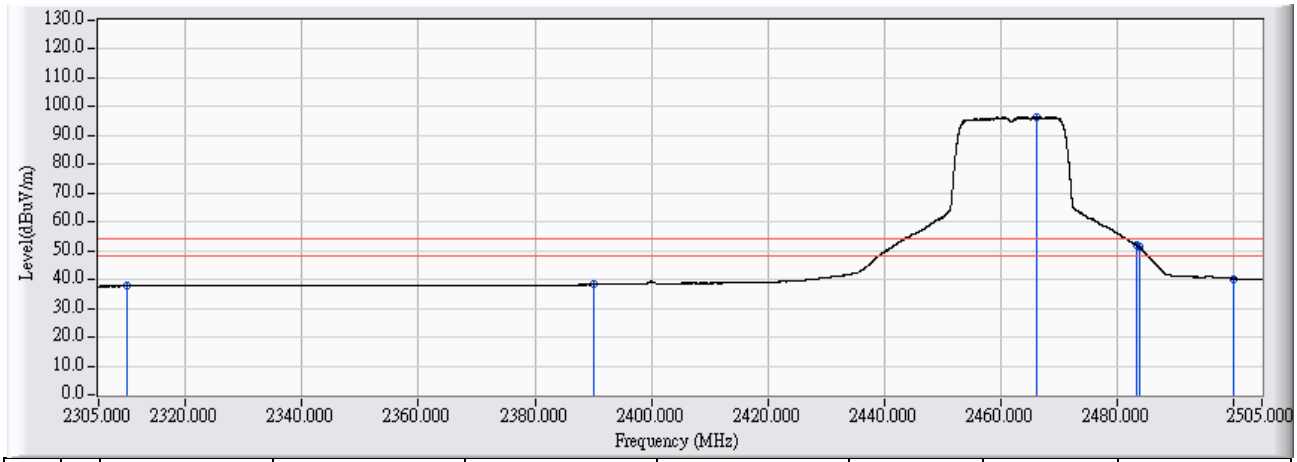

		Frequency (MHz)	Correct Factor (dB)	Reading Level (dBuV)	Measure Level (dBuV/m)	Margin (dB)	Limit (dBuV/m)	Detector Type
1		2310.000	12.455	25.292	37.747	-16.253	54.000	AVERAGE
2		2390.000	13.127	25.101	38.229	-15.771	54.000	AVERAGE
3	*	2466.204	13.533	82.928	96.461	42.461	54.000	AVERAGE
4		2483.500	13.725	38.080	51.805	-2.195	54.000	AVERAGE
5		2483.862	13.728	37.551	51.278	-2.722	54.000	AVERAGE
6		2500.000	13.617	26.641	40.258	-13.742	54.000	AVERAGE

Note:

1. All readings above 1GHz are performed with peak and/or average measurements as necessary.
2. Peak measurements: RBW = 1MHz, VBW = 3 MHz, Sweep: Auto.
3. Average measurements: RBW = 1MHz, VBW = 10 Hz, Sweep: Auto.
4. " * ", means this data is the worst emission level.
5. Measurement Level = Reading Level + Correct Factor.
6. The average measurement was not performed when the peak measured data under the limit of average detection.

Site : CB2-H	**Time : 2017/04/07**
Limit : FCC_SpartC_15.209_03M_PK	**Margin : 6**
Probe : CB2_FCC_EFS_B091_1-18GHz_3M_0117 - VERTICAL	**Power : AC 120V / 60Hz**
EUT : Lyra	**Note : 802.11n(20M)_2462MHz Mode 1: Tx-AD2055320 Mode**

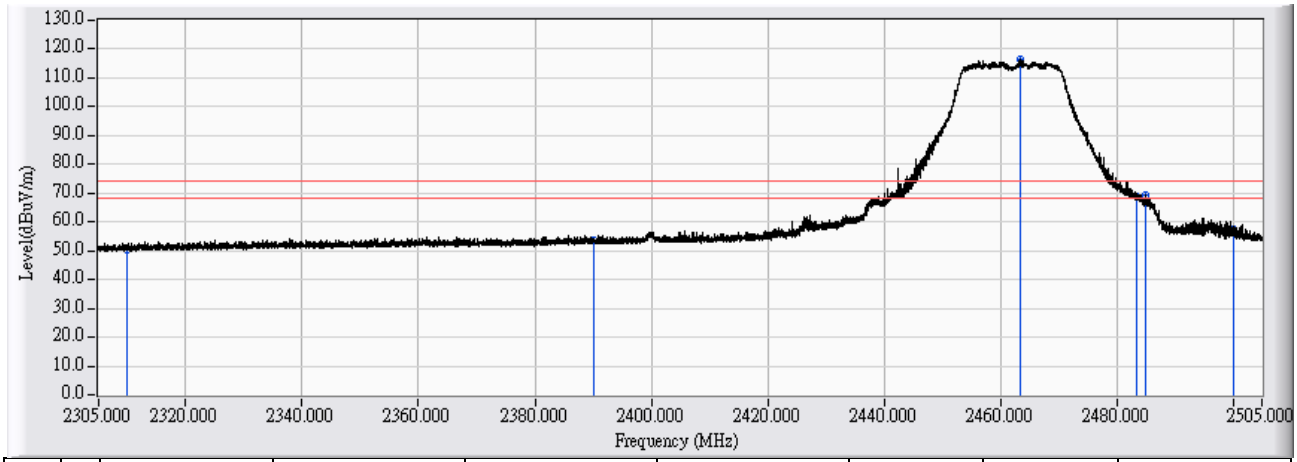

		Frequency (MHz)	Correct Factor (dB)	Reading Level (dBuV)	Measure Level (dBuV/m)	Margin (dB)	Limit (dBuV/m)	Detector Type
1		2310.000	12.455	37.934	50.389	-23.611	74.000	PEAK
2		2390.000	13.127	40.241	53.369	-20.631	74.000	PEAK
3	*	2463.524	13.513	102.864	116.377	42.377	74.000	PEAK
4		2483.500	13.725	55.199	68.924	-5.076	74.000	PEAK
5		2485.062	13.724	55.589	69.314	-4.686	74.000	PEAK
6		2500.000	13.617	43.636	57.253	-16.747	74.000	PEAK

Note:

1. All readings above 1GHz are performed with peak and/or average measurements as necessary.
2. Peak measurements: RBW = 1MHz, VBW = 3 MHz, Sweep: Auto.
3. Average measurements: RBW = 1MHz, VBW = 10 Hz, Sweep: Auto.
4. " * ", means this data is the worst emission level.
5. Measurement Level = Reading Level + Correct Factor.
6. The average measurement was not performed when the peak measured data under the limit of average detection.

Site : CB2-H	**Time : 2017/04/07**
Limit : FCC_SpartC_15.209_03M_AV	**Margin : 6**
Probe : CB2_FCC_EFS_B091_1-18GHz_3M_0117 - VERTICAL	**Power : AC 120V / 60Hz**
EUT : Lyra	**Note : 802.11n(20M)_2462MHz Mode 1: Tx-AD2055320 Mode**

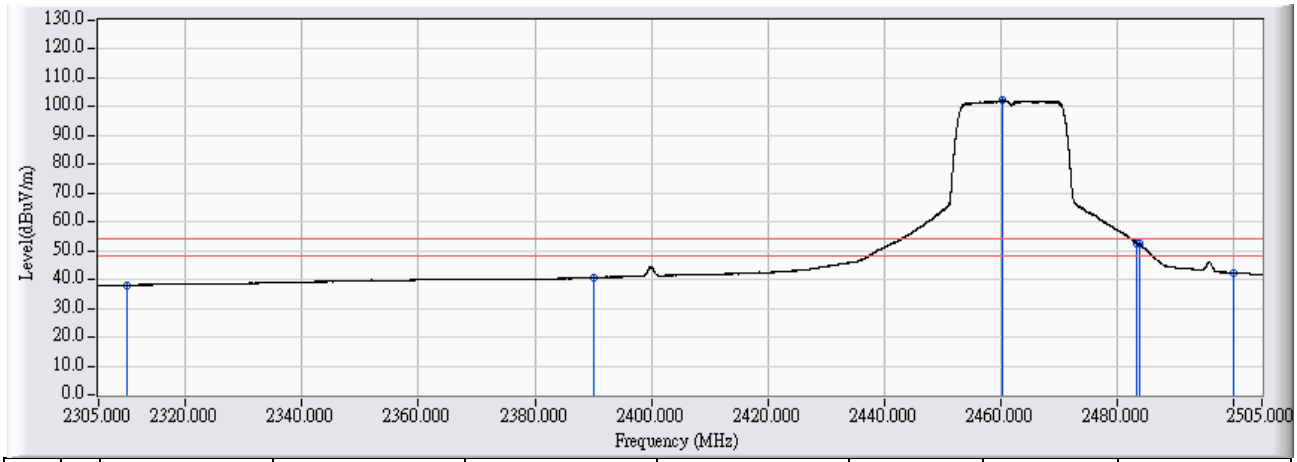

		Frequency (MHz)	Correct Factor (dB)	Reading Level (dBuV)	Measure Level (dBuV/m)	Margin (dB)	Limit (dBuV/m)	Detector Type
1		2310.000	12.455	25.582	38.037	-15.963	54.000	AVERAGE
2		2390.000	13.127	27.589	40.717	-13.283	54.000	AVERAGE
3	*	2460.504	13.520	88.621	102.140	48.140	54.000	AVERAGE
4		2483.500	13.725	39.030	52.755	-1.245	54.000	AVERAGE
5		2483.862	13.728	38.549	52.276	-1.724	54.000	AVERAGE
6		2500.000	13.617	28.741	42.358	-11.642	54.000	AVERAGE

Note:

1. All readings above 1GHz are performed with peak and/or average measurements as necessary.
2. Peak measurements: RBW = 1MHz, VBW = 3 MHz, Sweep: Auto.
3. Average measurements: RBW = 1MHz, VBW = 10 Hz, Sweep: Auto.
4. " * ", means this data is the worst emission level.
5. Measurement Level = Reading Level + Correct Factor.
6. The average measurement was not performed when the peak measured data under the limit of average detection.

Site : CB2-H	**Time : 2017/04/08**
Limit : FCC_SpartC_15.209_03M_PK	**Margin : 6**
Probe : CB2_FCC_EFS_B091_1-18GHz_3M_0117 - HORIZONTAL	**Power : AC 120V / 60Hz**
EUT : Lyra	**Note : 802.11n(20M)_2422MHz** **Mode 1: Tx-AD2055320 Mode**

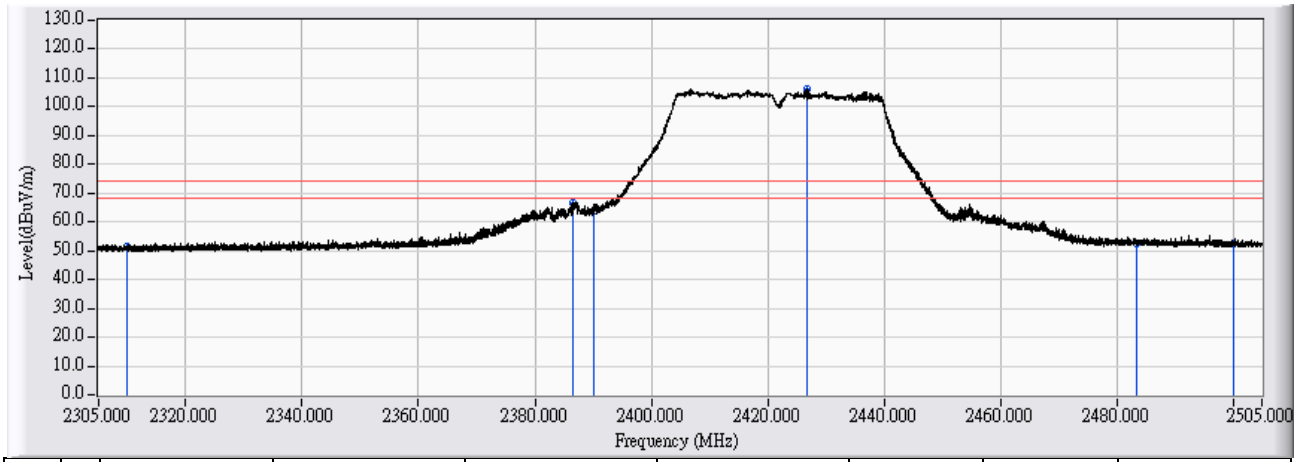

		Frequency (MHz)	Correct Factor (dB)	Reading Level (dBuV)	Measure Level (dBuV/m)	Margin (dB)	Limit (dBuV/m)	Detector Type
1		2310.000	12.455	38.808	51.263	-22.737	74.000	PEAK
2		2386.592	13.096	53.597	66.693	-7.307	74.000	PEAK
3		2390.000	13.127	50.938	64.066	-9.934	74.000	PEAK
4	*	2426.748	13.288	92.827	106.115	32.115	74.000	PEAK
5		2483.500	13.725	38.928	52.653	-21.347	74.000	PEAK
6		2500.000	13.617	39.039	52.656	-21.344	74.000	PEAK

Note:

1. All readings above 1GHz are performed with peak and/or average measurements as necessary.
2. Peak measurements: RBW = 1MHz, VBW = 3 MHz, Sweep: Auto.
3. Average measurements: RBW = 1MHz, VBW = 10 Hz, Sweep: Auto.
4. " * ", means this data is the worst emission level.
5. Measurement Level = Reading Level + Correct Factor.
6. The average measurement was not performed when the peak measured data under the limit of average detection.

Site : CB2-H	**Time : 2017/04/08**
Limit : FCC_SpartC_15.209_03M_AV	**Margin : 6**
Probe : CB2_FCC_EFS_B091_1-18GHz_3M_0117 - HORIZONTAL	**Power : AC 120V / 60Hz**
EUT : Lyra	**Note : 802.11n(40M)_2422MHz** **Mode 1: Tx-AD2055320 Mode**

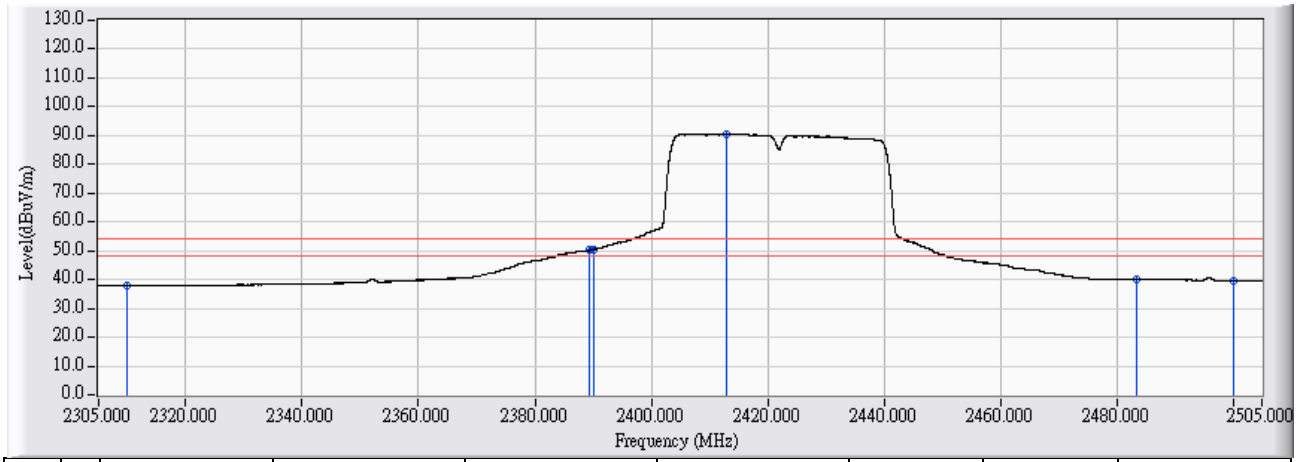

		Frequency (MHz)	Correct Factor (dB)	Reading Level (dBuV)	Measure Level (dBuV/m)	Margin (dB)	Limit (dBuV/m)	Detector Type
1		2310.000	12.455	25.348	37.803	-16.197	54.000	AVERAGE
2		2389.312	13.121	37.026	50.147	-3.853	54.000	AVERAGE
3		2390.000	13.127	37.342	50.470	-3.530	54.000	AVERAGE
4	*	2412.889	13.177	77.467	90.644	36.644	54.000	AVERAGE
5		2483.500	13.725	26.448	40.173	-13.827	54.000	AVERAGE
6		2500.000	13.617	25.969	39.586	-14.414	54.000	AVERAGE

Note:

1. All readings above 1GHz are performed with peak and/or average measurements as necessary.
2. Peak measurements: RBW = 1MHz, VBW = 3 MHz, Sweep: Auto.
3. Average measurements: RBW = 1MHz, VBW = 10 Hz, Sweep: Auto.
4. " * ", means this data is the worst emission level.
5. Measurement Level = Reading Level + Correct Factor.
6. The average measurement was not performed when the peak measured data under the limit of average detection.

Site : CB2-H	**Time : 2017/04/07**
Limit : FCC_SpartC_15.209_03M_PK	**Margin : 6**
Probe : CB2_FCC_EFS_B091_1-18GHz_3M_0117 - VERTICAL	**Power : AC 120V / 60Hz**
EUT : Lyra	**Note : 802.11n(40M)_2422MHz Mode 1: Tx-AD2055320 Mode**

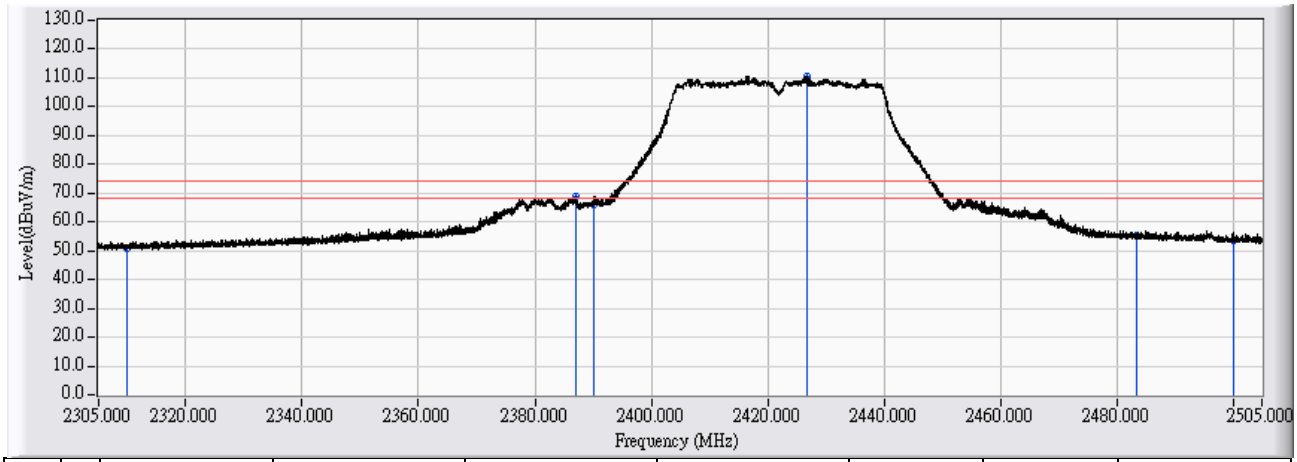

		Frequency (MHz)	Correct Factor (dB)	Reading Level (dBuV)	Measure Level (dBuV/m)	Margin (dB)	Limit (dBuV/m)	Detector Type
1		2310.000	12.455	38.291	50.746	-23.254	74.000	PEAK
2		2387.032	13.100	55.657	68.757	-5.243	74.000	PEAK
3		2390.000	13.127	53.048	66.176	-7.824	74.000	PEAK
4	*	2426.768	13.288	97.175	110.463	36.463	74.000	PEAK
5		2483.500	13.725	41.399	55.124	-18.876	74.000	PEAK
6		2500.000	13.617	39.750	53.367	-20.633	74.000	PEAK

Note:

1. All readings above 1GHz are performed with peak and/or average measurements as necessary.
2. Peak measurements: RBW = 1MHz, VBW = 3 MHz, Sweep: Auto.
3. Average measurements: RBW = 1MHz, VBW = 10 Hz, Sweep: Auto.
4. " * ", means this data is the worst emission level.
5. Measurement Level = Reading Level + Correct Factor.
6. The average measurement was not performed when the peak measured data under the limit of average detection.

Site : CB2-H	**Time : 2017/04/07**
Limit : FCC_SpartC_15.209_03M_AV	**Margin : 6**
Probe : CB2_FCC_EFS_B091_1-18GHz_3M_0117 - VERTICAL	**Power : AC 120V / 60Hz**
EUT : Lyra	**Note : 802.11n(20M)_2422MHz Mode 1: Tx-AD2055320 Mode**

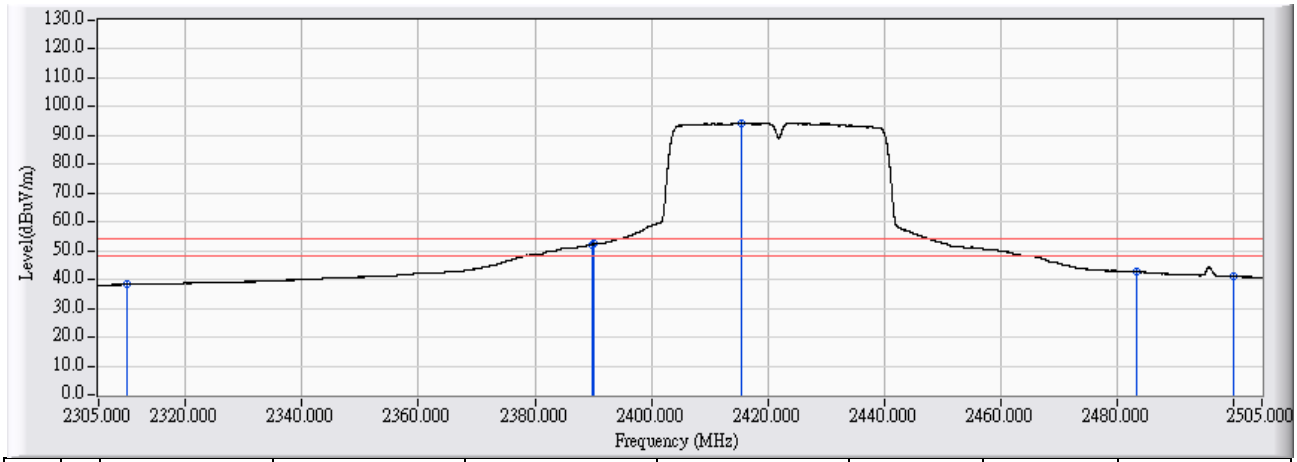

		Frequency (MHz)	Correct Factor (dB)	Reading Level (dBuV)	Measure Level (dBuV/m)	Margin (dB)	Limit (dBuV/m)	Detector Type
1		2310.000	12.455	25.833	38.288	-15.712	54.000	AVERAGE
2		2389.751	13.125	39.105	52.230	-1.770	54.000	AVERAGE
3		2390.000	13.127	39.172	52.300	-1.700	54.000	AVERAGE
4	*	2415.629	13.191	81.188	94.379	40.379	54.000	AVERAGE
5		2483.500	13.725	28.939	42.664	-11.336	54.000	AVERAGE
6		2500.000	13.617	27.493	41.110	-12.890	54.000	AVERAGE

Note:

1. All readings above 1GHz are performed with peak and/or average measurements as necessary.
2. Peak measurements: RBW = 1MHz, VBW = 3 MHz, Sweep: Auto.
3. Average measurements: RBW = 1MHz, VBW = 10 Hz, Sweep: Auto.
4. " * ", means this data is the worst emission level.
5. Measurement Level = Reading Level + Correct Factor.
6. The average measurement was not performed when the peak measured data under the limit of average detection.

Site : CB2-H	**Time : 2017/04/08**
Limit : FCC_SpartC_15.209_03M_PK	**Margin : 6**
Probe : CB2_FCC_EFS_B091_1-18GHz_3M_0117 - HORIZONTAL	**Power : AC 120V / 60Hz**
EUT : Lyra	**Note : 802.11n(40M)_2437MHz** **Mode 1: Tx-AD2055320 Mode**

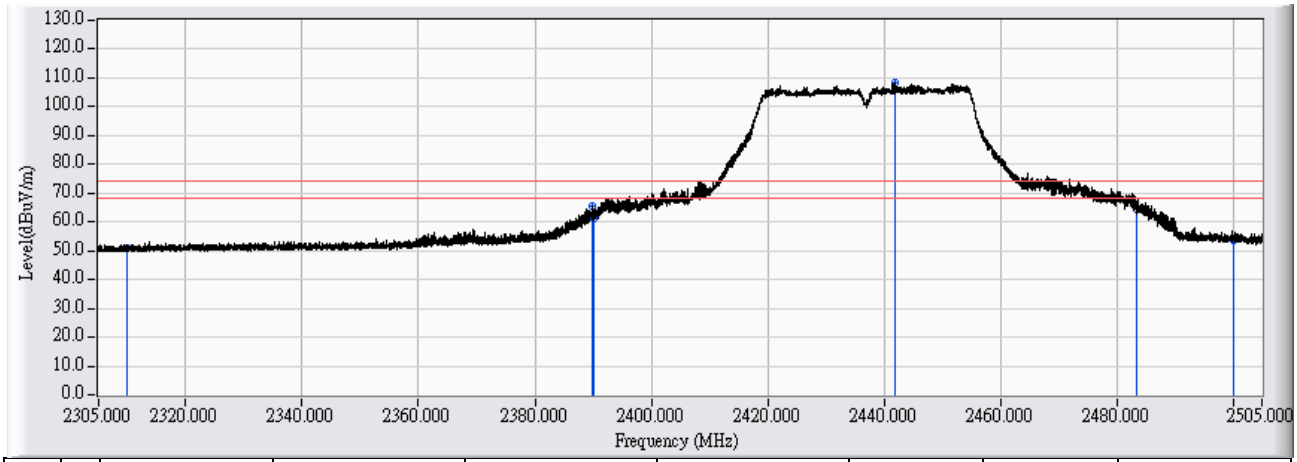

		Frequency (MHz)	Correct Factor (dB)	Reading Level (dBuV)	Measure Level (dBuV/m)	Margin (dB)	Limit (dBuV/m)	Detector Type
1		2310.000	12.455	38.302	50.757	-23.243	74.000	PEAK
2		2389.851	13.126	52.353	65.479	-8.521	74.000	PEAK
3		2390.000	13.127	47.928	61.056	-12.944	74.000	PEAK
4	*	2441.946	13.411	94.714	108.125	34.125	74.000	PEAK
5		2483.500	13.725	50.696	64.421	-9.579	74.000	PEAK
6		2500.000	13.617	39.990	53.607	-20.393	74.000	PEAK

Note:

1. All readings above 1GHz are performed with peak and/or average measurements as necessary.
2. Peak measurements: RBW = 1MHz, VBW = 3 MHz, Sweep: Auto.
3. Average measurements: RBW = 1MHz, VBW = 10 Hz, Sweep: Auto.
4. " * ", means this data is the worst emission level.
5. Measurement Level = Reading Level + Correct Factor.
6. The average measurement was not performed when the peak measured data under the limit of average detection.

Site : CB2-H	**Time : 2017/04/08**
Limit : FCC_SpartC_15.209_03M_AV	**Margin : 6**
Probe : CB2_FCC_EFS_B091_1-18GHz_3M_0117 - HORIZONTAL	**Power : AC 120V / 60Hz**
EUT : Lyra	**Note : 802.11n(40M)_2437MHz** **Mode 1: Tx-AD2055320 Mode**

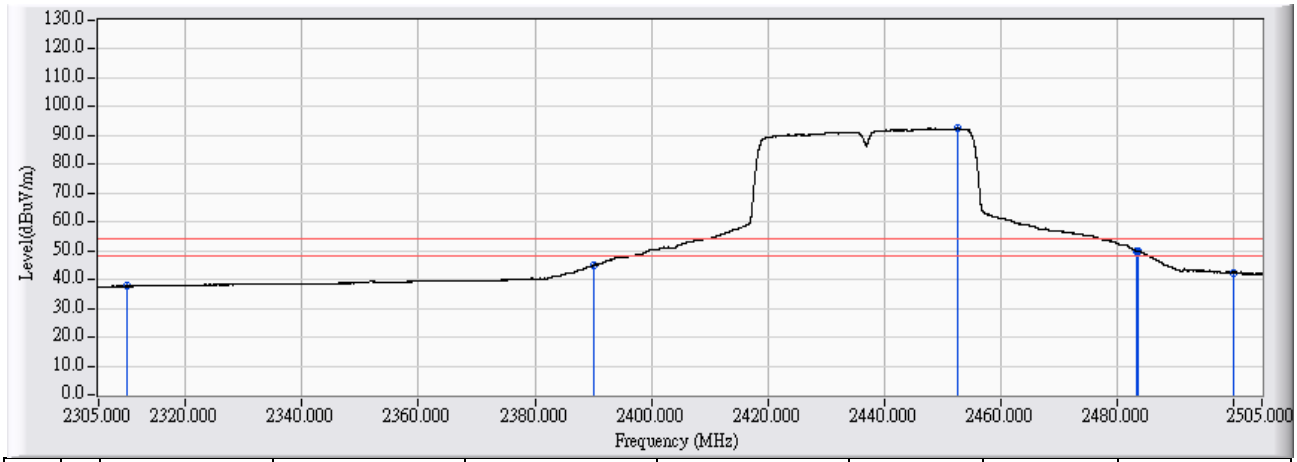

		Frequency (MHz)	Correct Factor (dB)	Reading Level (dBuV)	Measure Level (dBuV/m)	Margin (dB)	Limit (dBuV/m)	Detector Type
1		2310.000	12.455	25.219	37.674	-16.326	54.000	AVERAGE
2		2390.000	13.127	31.674	44.802	-9.198	54.000	AVERAGE
3	*	2452.585	13.534	78.929	92.463	38.463	54.000	AVERAGE
4		2483.500	13.725	36.101	49.826	-4.174	54.000	AVERAGE
5		2483.602	13.725	36.054	49.780	-4.220	54.000	AVERAGE
6		2500.000	13.617	28.712	42.329	-11.671	54.000	AVERAGE

Note:

1. All readings above 1GHz are performed with peak and/or average measurements as necessary.
2. Peak measurements: RBW = 1MHz, VBW = 3 MHz, Sweep: Auto.
3. Average measurements: RBW = 1MHz, VBW = 10 Hz, Sweep: Auto.
4. " * ", means this data is the worst emission level.
5. Measurement Level = Reading Level + Correct Factor.
6. The average measurement was not performed when the peak measured data under the limit of average detection.

Site : CB2-H	**Time : 2017/04/07**
Limit : FCC_SpartC_15.209_03M_PK	**Margin : 6**
Probe : CB2_FCC_EFS_B091_1-18GHz_3M_0117 - VERTICAL	**Power : AC 120V / 60Hz**
EUT : Lyra	**Note : 802.11n(40M)_2437MHz Mode 1: Tx-AD2055320 Mode**

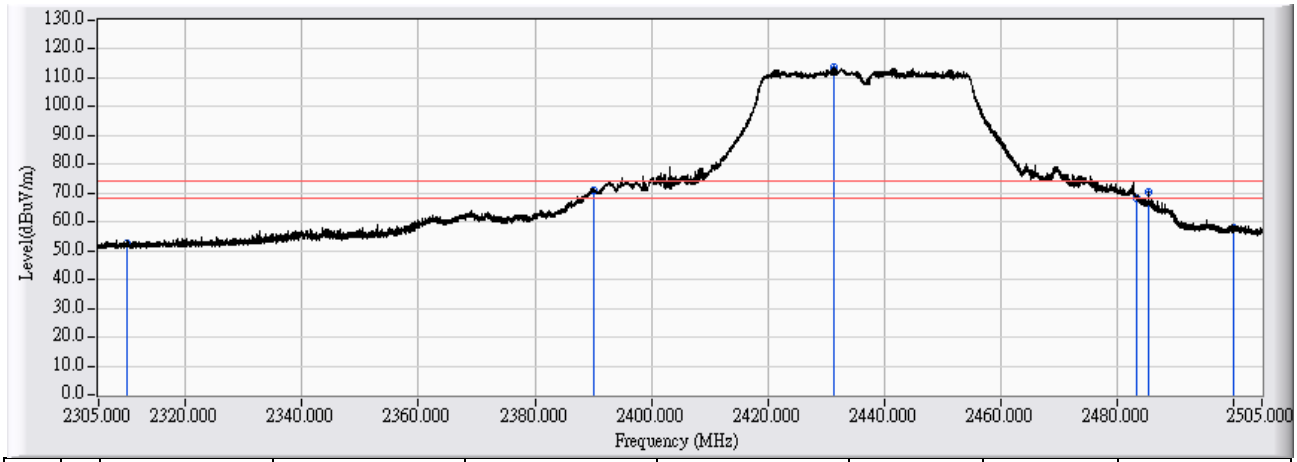

		Frequency (MHz)	Correct Factor (dB)	Reading Level (dBuV)	Measure Level (dBuV/m)	Margin (dB)	Limit (dBuV/m)	Detector Type
1		2310.000	12.455	40.203	52.658	-21.342	74.000	PEAK
2		2390.000	13.127	57.709	70.837	-3.163	74.000	PEAK
3	*	2431.367	13.317	100.184	113.501	39.501	74.000	PEAK
4		2483.500	13.725	54.468	68.193	-5.807	74.000	PEAK
5		2485.482	13.724	56.833	70.556	-3.444	74.000	PEAK
6		2500.000	13.617	44.263	57.880	-16.120	74.000	PEAK

Note:

1. All readings above 1GHz are performed with peak and/or average measurements as necessary.
2. Peak measurements: RBW = 1MHz, VBW = 3 MHz, Sweep: Auto.
3. Average measurements: RBW = 1MHz, VBW = 10 Hz, Sweep: Auto.
4. " * ", means this data is the worst emission level.
5. Measurement Level = Reading Level + Correct Factor.
6. The average measurement was not performed when the peak measured data under the limit of average detection.

Site : CB2-H	**Time : 2017/04/07**
Limit : FCC_SpartC_15.209_03M_AV	**Margin : 6**
Probe : CB2_FCC_EFS_B091_1-18GHz_3M_0117 - VERTICAL	**Power : AC 120V / 60Hz**
EUT : Lyra	**Note : 802.11n(40M)_2437MHz** **Mode 1: Tx-AD2055320 Mode**

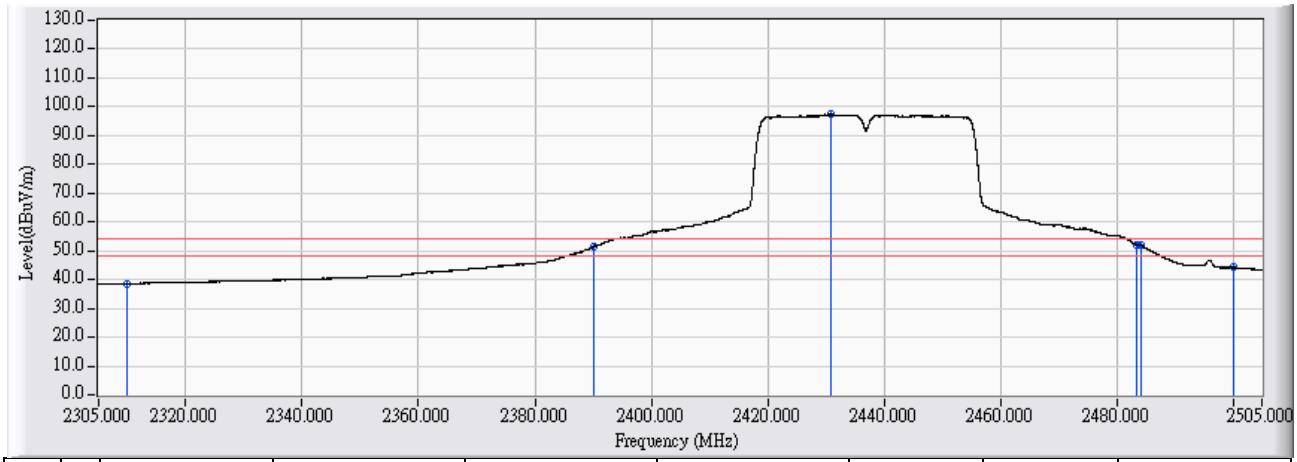

		Frequency (MHz)	Correct Factor (dB)	Reading Level (dBuV)	Measure Level (dBuV/m)	Margin (dB)	Limit (dBuV/m)	Detector Type
1		2310.000	12.455	26.083	38.538	-15.462	54.000	AVERAGE
2		2390.000	13.127	38.116	51.244	-2.756	54.000	AVERAGE
3	*	2430.907	13.315	84.003	97.318	43.318	54.000	AVERAGE
4		2483.500	13.725	38.354	52.079	-1.921	54.000	AVERAGE
5		2484.122	13.728	38.159	51.887	-2.113	54.000	AVERAGE
6		2500.000	13.617	30.644	44.261	-9.739	54.000	AVERAGE

Note:

1. All readings above 1GHz are performed with peak and/or average measurements as necessary.
2. Peak measurements: RBW = 1MHz, VBW = 3 MHz, Sweep: Auto.
3. Average measurements: RBW = 1MHz, VBW = 10 Hz, Sweep: Auto.
4. " * ", means this data is the worst emission level.
5. Measurement Level = Reading Level + Correct Factor.
6. The average measurement was not performed when the peak measured data under the limit of average detection.

Site : CB2-H	**Time : 2017/04/08**
Limit : FCC_SpartC_15.209_03M_PK	**Margin : 6**
Probe : CB2_FCC_EFS_B091_1-18GHz_3M_0117 - HORIZONTAL	**Power : AC 120V / 60Hz**
EUT : Lyra	**Note : 802.11n(40M)_2452MHz** **Mode 1: Tx-AD2055320 Mode**

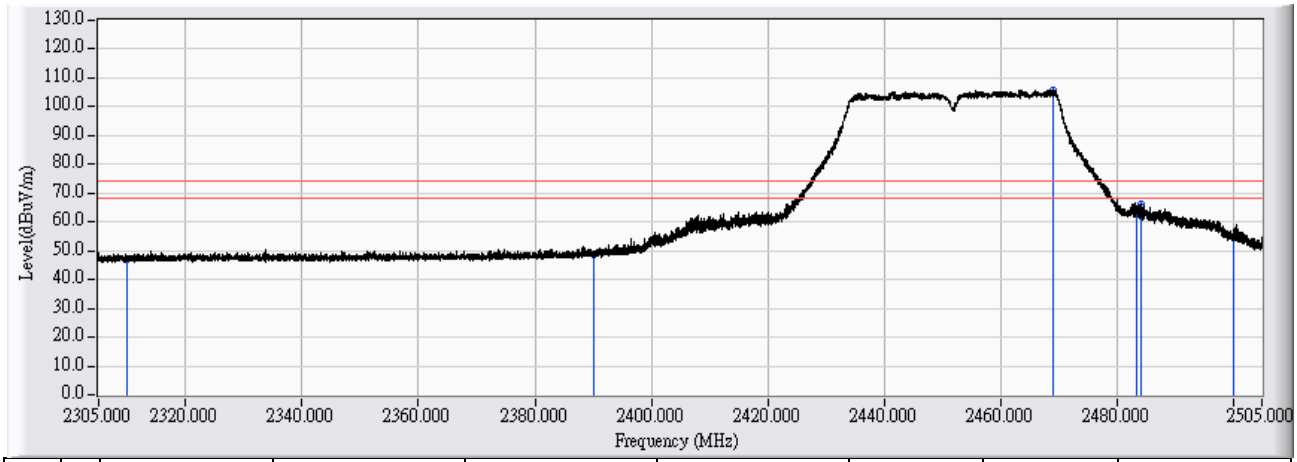

		Frequency (MHz)	Correct Factor (dB)	Reading Level (dBuV)	Measure Level (dBuV/m)	Margin (dB)	Limit (dBuV/m)	Detector Type
1		2310.000	12.455	34.438	46.893	-27.107	74.000	PEAK
2		2390.000	13.127	35.681	48.809	-25.191	74.000	PEAK
3	*	2469.104	13.555	92.169	105.724	31.724	74.000	PEAK
4		2483.500	13.725	49.042	62.767	-11.233	74.000	PEAK
5		2484.242	13.727	52.127	65.854	-8.146	74.000	PEAK
6		2500.000	13.617	41.148	54.765	-19.235	74.000	PEAK

Note:

1. All readings above 1GHz are performed with peak and/or average measurements as necessary.
2. Peak measurements: RBW = 1MHz, VBW = 3 MHz, Sweep: Auto.
3. Average measurements: RBW = 1MHz, VBW = 10 Hz, Sweep: Auto.
4. " * ", means this data is the worst emission level.
5. Measurement Level = Reading Level + Correct Factor.
6. The average measurement was not performed when the peak measured data under the limit of average detection.

Site : CB2-H	**Time : 2017/04/08**
Limit : FCC_SpartC_15.209_03M_AV	**Margin : 6**
Probe : CB2_FCC_EFS_B091_1-18GHz_3M_0117 - HORIZONTAL	**Power : AC 120V / 60Hz**
EUT : Lyra	**Note : 802.11n(40M)_2452MHz** **Mode 1: Tx-AD2055320 Mode**

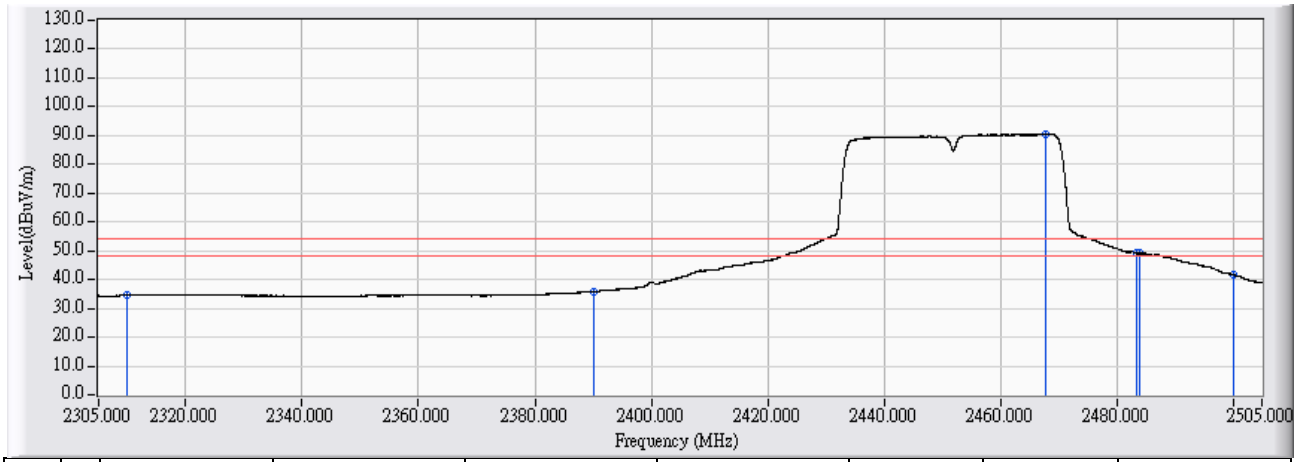

		Frequency (MHz)	Correct Factor (dB)	Reading Level (dBuV)	Measure Level (dBuV/m)	Margin (dB)	Limit (dBuV/m)	Detector Type
1		2310.000	12.455	21.992	34.447	-19.553	54.000	AVERAGE
2		2390.000	13.127	22.693	35.821	-18.179	54.000	AVERAGE
3	*	2467.924	13.547	77.058	90.604	36.604	54.000	AVERAGE
4		2483.500	13.725	35.377	49.102	-4.898	54.000	AVERAGE
5		2483.922	13.728	35.315	49.043	-4.957	54.000	AVERAGE
6		2500.000	13.617	28.034	41.651	-12.349	54.000	AVERAGE

Note:

1. All readings above 1GHz are performed with peak and/or average measurements as necessary.
2. Peak measurements: RBW = 1MHz, VBW = 3 MHz, Sweep: Auto.
3. Average measurements: RBW = 1MHz, VBW = 10 Hz, Sweep: Auto.
4. " * ", means this data is the worst emission level.
5. Measurement Level = Reading Level + Correct Factor.
6. The average measurement was not performed when the peak measured data under the limit of average detection.

Site : CB2-H	**Time : 2017/04/07**
Limit : FCC_SpartC_15.209_03M_PK	**Margin : 6**
Probe : CB2_FCC_EFS_B091_1-18GHz_3M_0117 - VERTICAL	**Power : AC 120V / 60Hz**
EUT : Lyra	**Note : 802.11n(40M)_2452MHz Mode 1: Tx-AD2055320 Mode**

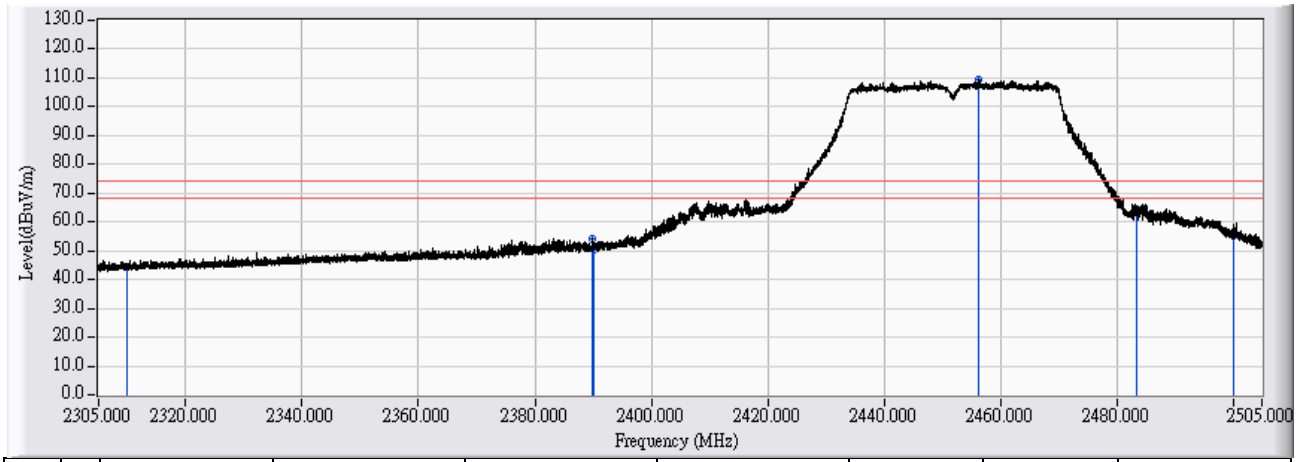

		Frequency (MHz)	Correct Factor (dB)	Reading Level (dBuV)	Measure Level (dBuV/m)	Margin (dB)	Limit (dBuV/m)	Detector Type
1		2310.000	12.455	31.994	44.449	-29.551	74.000	PEAK
2		2389.831	13.126	40.961	54.087	-19.913	74.000	PEAK
3		2390.000	13.127	37.367	50.495	-23.505	74.000	PEAK
4	*	2456.325	13.537	95.788	109.325	35.325	74.000	PEAK
5		2483.500	13.725	50.641	64.366	-9.634	74.000	PEAK
6		2500.000	13.617	41.749	55.366	-18.634	74.000	PEAK

Note:

1. All readings above 1GHz are performed with peak and/or average measurements as necessary.
2. Peak measurements: RBW = 1MHz, VBW = 3 MHz, Sweep: Auto.
3. Average measurements: RBW = 1MHz, VBW = 10 Hz, Sweep: Auto.
4. " * ", means this data is the worst emission level.
5. Measurement Level = Reading Level + Correct Factor.
6. The average measurement was not performed when the peak measured data under the limit of average detection.

Site : CB2-H	**Time : 2017/04/07**
Limit : FCC_SpartC_15.209_03M_AV	**Margin : 6**
Probe : CB2_FCC_EFS_B091_1-18GHz_3M_0117 - VERTICAL	**Power : AC 120V / 60Hz**
EUT : Lyra	**Note : 802.11n(40M)_2452MHz Mode 1: Tx-AD2055320 Mode**

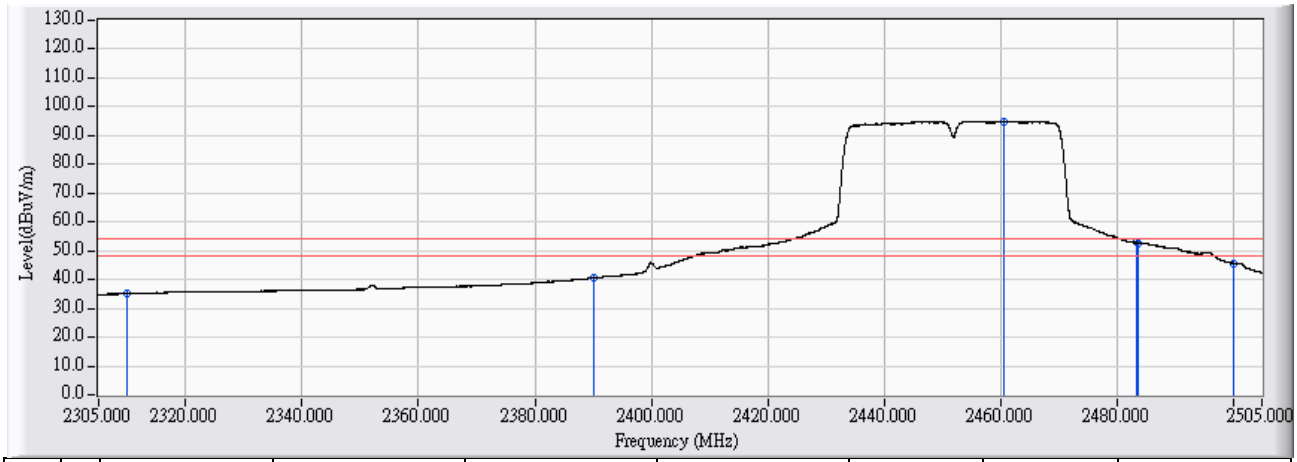

		Frequency (MHz)	Correct Factor (dB)	Reading Level (dBuV)	Measure Level (dBuV/m)	Margin (dB)	Limit (dBuV/m)	Detector Type
1		2310.000	12.455	22.658	35.113	-18.887	54.000	AVERAGE
2		2390.000	13.127	27.347	40.475	-13.525	54.000	AVERAGE
3	*	2460.524	13.519	81.480	94.999	40.999	54.000	AVERAGE
4		2483.500	13.725	39.134	52.859	-1.141	54.000	AVERAGE
5		2483.602	13.725	39.045	52.771	-1.229	54.000	AVERAGE
6		2500.000	13.617	32.039	45.656	-8.344	54.000	AVERAGE

Note:

1. All readings above 1GHz are performed with peak and/or average measurements as necessary.
2. Peak measurements: RBW = 1MHz, VBW = 3 MHz, Sweep: Auto.
3. Average measurements: RBW = 1MHz, VBW = 10 Hz, Sweep: Auto.
4. " * ", means this data is the worst emission level.
5. Measurement Level = Reading Level + Correct Factor.
6. The average measurement was not performed when the peak measured data under the limit of average detection.

Site : CB2-H	**Time : 2017/04/17**
Limit : FCC_SpartC_15.209_03M_PK	**Margin : 6**
Probe : CB2_FCC_EFS_B091_1-18GHz_3M_0117 - HORIZONTAL	**Power : AC 120V / 60Hz**
EUT : Lyra	**Note : 802.11n(20M)_2412MHz Mode 2: Tx-AD2055320 BF Mode**

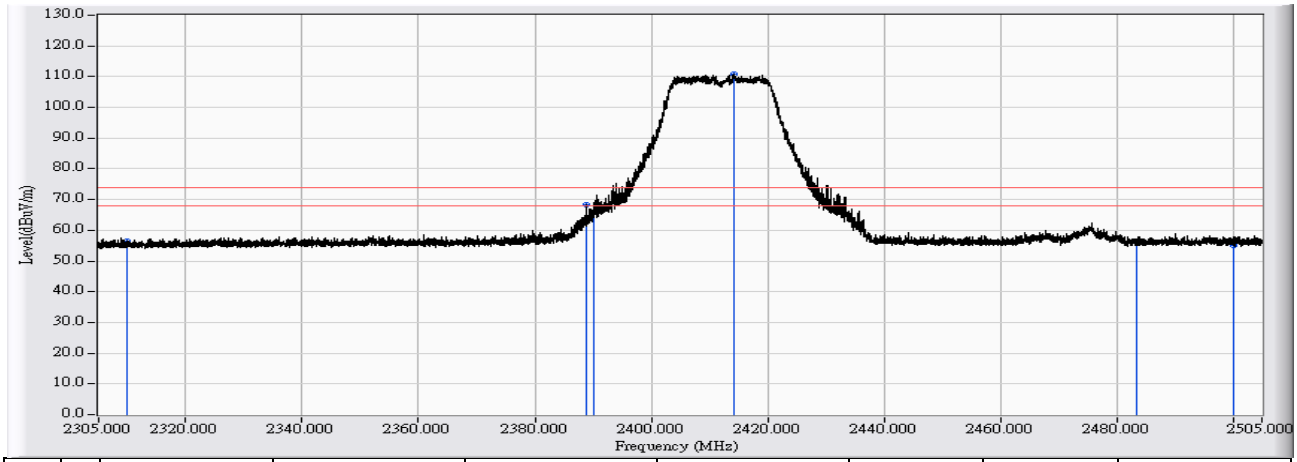

		Frequency (MHz)	Correct Factor (dB)	Reading Level (dBuV)	Measure Level (dBuV/m)	Margin (dB)	Limit (dBuV/m)	Detector Type
1		2310.000	-1.674	58.020	56.346	-17.654	74.000	PEAK
2		2388.872	-1.296	69.506	68.210	-5.790	74.000	PEAK
3		2390.000	-1.291	67.172	65.881	-8.119	74.000	PEAK
4	*	2414.349	-1.174	111.950	110.776	36.776	74.000	PEAK
5		2483.500	-0.843	57.114	56.271	-17.729	74.000	PEAK
6		2500.000	-0.772	55.983	55.212	-18.788	74.000	PEAK

Note:

1. All readings above 1GHz are performed with peak and/or average measurements as necessary.
2. Peak measurements: RBW = 1MHz, VBW = 3 MHz, Sweep: Auto.
3. Average measurements: RBW = 1MHz, VBW = 10 Hz, Sweep: Auto.
4. “ * ”, means this data is the worst emission level.
5. Measurement Level = Reading Level + Correct Factor.
6. The average measurement was not performed when the peak measured data under the limit of average detection.

Site : CB2-H	**Time : 2017/04/17**
Limit : FCC_SpartC_15.209_03M_AV	**Margin : 6**
Probe : CB2_FCC_EFS_B091_1-18GHz_3M_0117 - HORIZONTAL	**Power : AC 120V / 60Hz**
EUT : Lyra	**Note : 802.11n(20M)_2412MHz** **Mode 2: Tx-AD2055320 BF Mode**

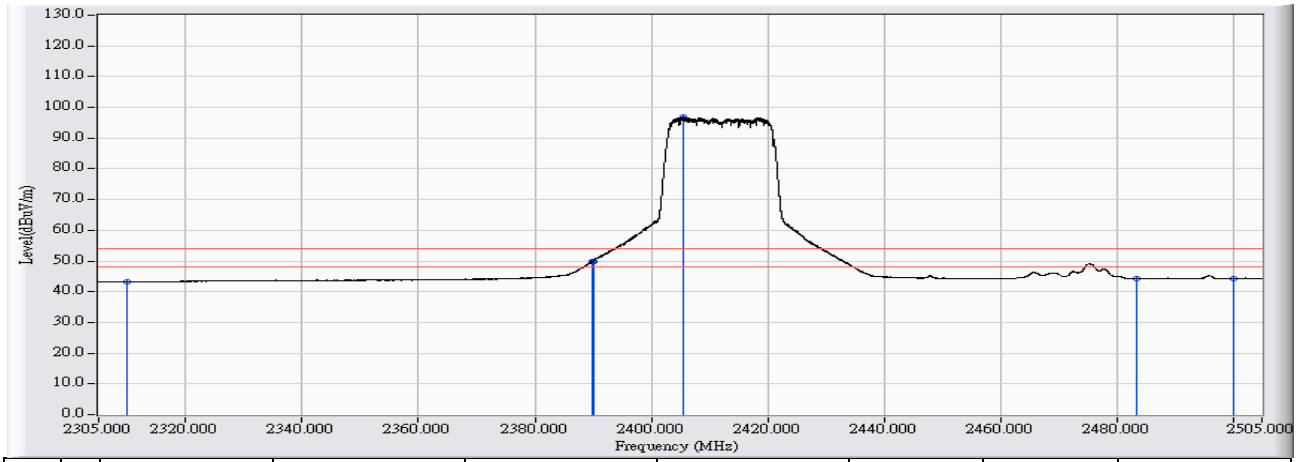

		Frequency (MHz)	Correct Factor (dB)	Reading Level (dBuV)	Measure Level (dBuV/m)	Margin (dB)	Limit (dBuV/m)	Detector Type
1		2310.000	-1.674	44.916	43.242	-10.758	54.000	AVERAGE
2		2389.951	-1.291	51.291	50.000	-4.000	54.000	AVERAGE
3		2390.000	-1.291	51.285	49.994	-4.006	54.000	AVERAGE
4	*	2405.610	-1.216	98.078	96.862	42.862	54.000	AVERAGE
5		2483.500	-0.843	45.157	44.314	-9.686	54.000	AVERAGE
6		2500.000	-0.772	45.162	44.391	-9.609	54.000	AVERAGE

Note:

1. All readings above 1GHz are performed with peak and/or average measurements as necessary.
2. Peak measurements: RBW = 1MHz, VBW = 3 MHz, Sweep: Auto.
3. Average measurements: RBW = 1MHz, VBW = 10 Hz, Sweep: Auto.
4. “ * ”, means this data is the worst emission level.
5. Measurement Level = Reading Level + Correct Factor.
6. The average measurement was not performed when the peak measured data under the limit of average detection.

Site : CB2-H	**Time : 2017/04/17**
Limit : FCC_SpartC_15.209_03M_PK	**Margin : 6**
Probe : CB2_FCC_EFS_B091_1-18GHz_3M_0117 - VERTICAL	**Power : AC 120V / 60Hz**
EUT : Lyra	**Note : 802.11n(20M)_2412MHz** **Mode 2: Tx-AD2055320 BF Mode**

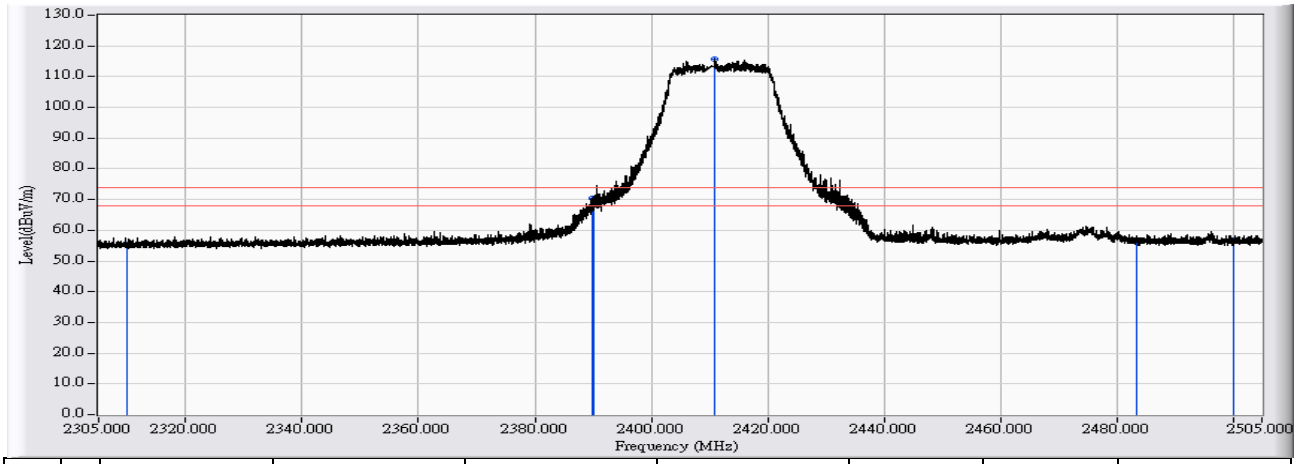

		Frequency (MHz)	Correct Factor (dB)	Reading Level (dBuV)	Measure Level (dBuV/m)	Margin (dB)	Limit (dBuV/m)	Detector Type
1		2310.000	-1.674	57.219	55.545	-18.455	74.000	PEAK
2		2389.891	-1.291	71.593	70.302	-3.698	74.000	PEAK
3		2390.000	-1.291	70.914	69.623	-4.377	74.000	PEAK
4	*	2410.989	-1.190	116.733	115.543	41.543	74.000	PEAK
5		2483.500	-0.843	57.069	56.226	-17.774	74.000	PEAK
6		2500.000	-0.772	57.693	56.922	-17.078	74.000	PEAK

Note:

1. All readings above 1GHz are performed with peak and/or average measurements as necessary.
2. Peak measurements: RBW = 1MHz, VBW = 3 MHz, Sweep: Auto.
3. Average measurements: RBW = 1MHz, VBW = 10 Hz, Sweep: Auto.
4. " * ", means this data is the worst emission level.
5. Measurement Level = Reading Level + Correct Factor.
6. The average measurement was not performed when the peak measured data under the limit of average detection.

Site : CB2-H	**Time : 2017/04/17**
Limit : FCC_SpartC_15.209_03M_AV	**Margin : 6**
Probe : CB2_FCC_EFS_B091_1-18GHz_3M_0117 - VERTICAL	**Power : AC 120V / 60Hz**
EUT : Lyra	**Note : 802.11n(20M)_2412MHz** **Mode 2: Tx-AD2055320 BF Mode**

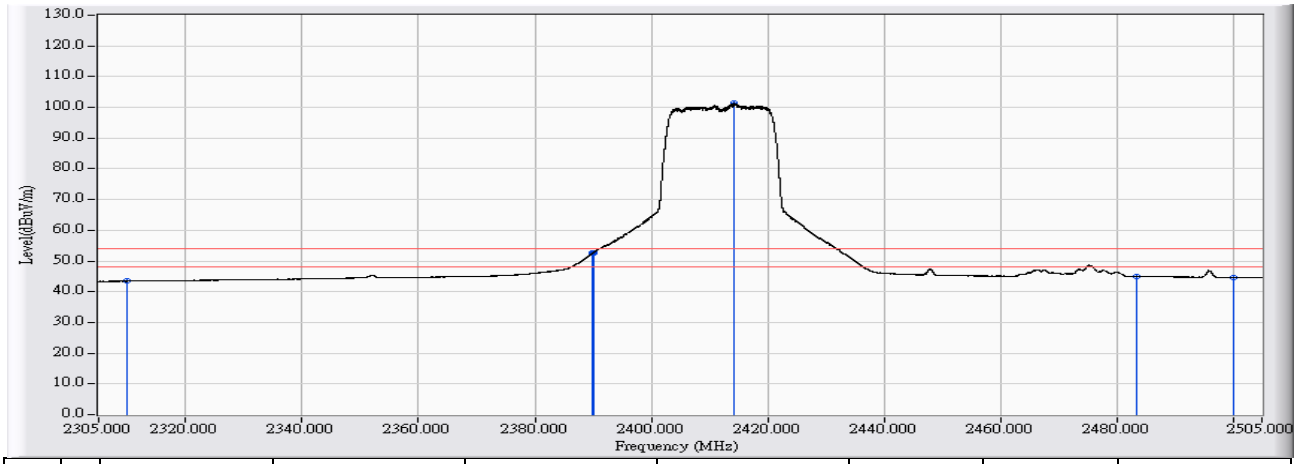

		Frequency (MHz)	Correct Factor (dB)	Reading Level (dBuV)	Measure Level (dBuV/m)	Margin (dB)	Limit (dBuV/m)	Detector Type
1		2310.000	-1.674	45.127	43.453	-10.547	54.000	AVERAGE
2		2389.971	-1.291	53.995	52.704	-1.296	54.000	AVERAGE
3		2390.000	-1.291	53.964	52.673	-1.327	54.000	AVERAGE
4	*	2414.329	-1.174	102.433	101.259	47.259	54.000	AVERAGE
5		2483.500	-0.843	45.824	44.981	-9.019	54.000	AVERAGE
6		2500.000	-0.772	45.425	44.654	-9.346	54.000	AVERAGE

Note:

1. All readings above 1GHz are performed with peak and/or average measurements as necessary.
2. Peak measurements: RBW = 1MHz, VBW = 3 MHz, Sweep: Auto.
3. Average measurements: RBW = 1MHz, VBW = 10 Hz, Sweep: Auto.
4. " * ", means this data is the worst emission level.
5. Measurement Level = Reading Level + Correct Factor.
6. The average measurement was not performed when the peak measured data under the limit of average detection.

Site : CB2-H	**Time : 2017/04/17**
Limit : FCC_SpartC_15.209_03M_PK	**Margin : 6**
Probe : CB2_FCC_EFS_B091_1-18GHz_3M_0117 - HORIZONTAL	**Power : AC 120V / 60Hz**
EUT : Lyra	**Note : 802.11n(20M)_2437MHz** **Mode 2: Tx-AD2055320 BF Mode**

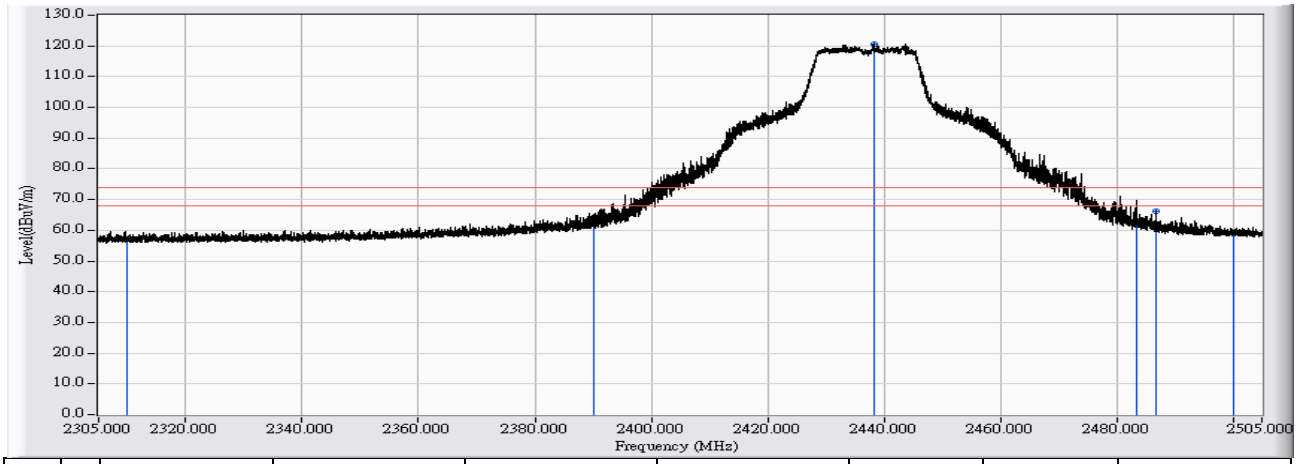

		Frequency (MHz)	Correct Factor (dB)	Reading Level (dBuV)	Measure Level (dBuV/m)	Margin (dB)	Limit (dBuV/m)	Detector Type
1		2310.000	-1.674	58.686	57.012	-16.988	74.000	PEAK
2		2390.000	-1.291	64.505	63.214	-10.786	74.000	PEAK
3	*	2438.347	-1.059	121.613	120.554	46.554	74.000	PEAK
4		2483.500	-0.843	63.881	63.038	-10.962	74.000	PEAK
5		2486.902	-0.827	67.005	66.178	-7.822	74.000	PEAK
6		2500.000	-0.772	60.065	59.294	-14.706	74.000	PEAK

Note:

1. All readings above 1GHz are performed with peak and/or average measurements as necessary.
2. Peak measurements: RBW = 1MHz, VBW = 3 MHz, Sweep: Auto.
3. Average measurements: RBW = 1MHz, VBW = 10 Hz, Sweep: Auto.
4. " * ", means this data is the worst emission level.
5. Measurement Level = Reading Level + Correct Factor.
6. The average measurement was not performed when the peak measured data under the limit of average detection.

Site : CB2-H	**Time : 2017/04/17**
Limit : FCC_SpartC_15.209_03M_AV	**Margin : 6**
Probe : CB2_FCC_EFS_B091_1-18GHz_3M_0117 - HORIZONTAL	**Power : AC 120V / 60Hz**
EUT : Lyra	**Note : 802.11n(20M)_2437MHz** **Mode 2: Tx-AD2055320 BF Mode**

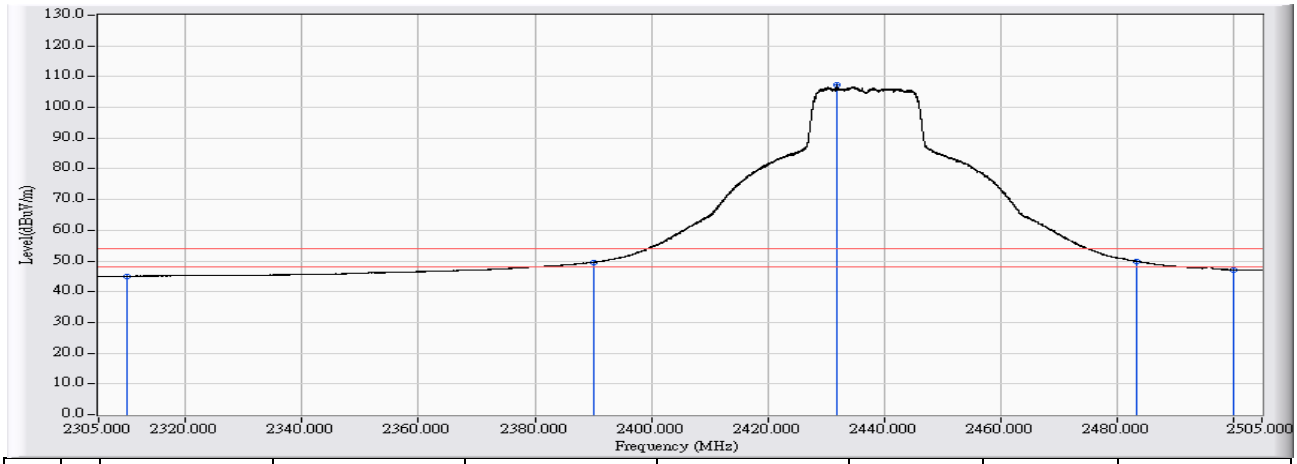

		Frequency (MHz)	Correct Factor (dB)	Reading Level (dBuV)	Measure Level (dBuV/m)	Margin (dB)	Limit (dBuV/m)	Detector Type
1		2310.000	-1.674	46.773	45.099	-8.901	54.000	AVERAGE
2		2390.000	-1.291	50.870	49.579	-4.421	54.000	AVERAGE
3	*	2431.967	-1.090	108.287	107.197	53.197	54.000	AVERAGE
4		2483.500	-0.843	50.729	49.886	-4.114	54.000	AVERAGE
5		2483.502	-0.843	50.733	49.890	-4.110	54.000	AVERAGE
6		2500.000	-0.772	47.871	47.100	-6.900	54.000	AVERAGE

Note:

1. All readings above 1GHz are performed with peak and/or average measurements as necessary.
2. Peak measurements: RBW = 1MHz, VBW = 3 MHz, Sweep: Auto.
3. Average measurements: RBW = 1MHz, VBW = 10 Hz, Sweep: Auto.
4. " * ", means this data is the worst emission level.
5. Measurement Level = Reading Level + Correct Factor.
6. The average measurement was not performed when the peak measured data under the limit of average detection.

Site : CB2-H	**Time : 2017/04/17**
Limit : FCC_SpartC_15.209_03M_PK	**Margin : 6**
Probe : CB2_FCC_EFS_B091_1-18GHz_3M_0117 - VERTICAL	**Power : AC 120V / 60Hz**
EUT : Lyra	**Note : 802.11n(20M)_2437MHz** **Mode 2: Tx-AD2055320 BF Mode**

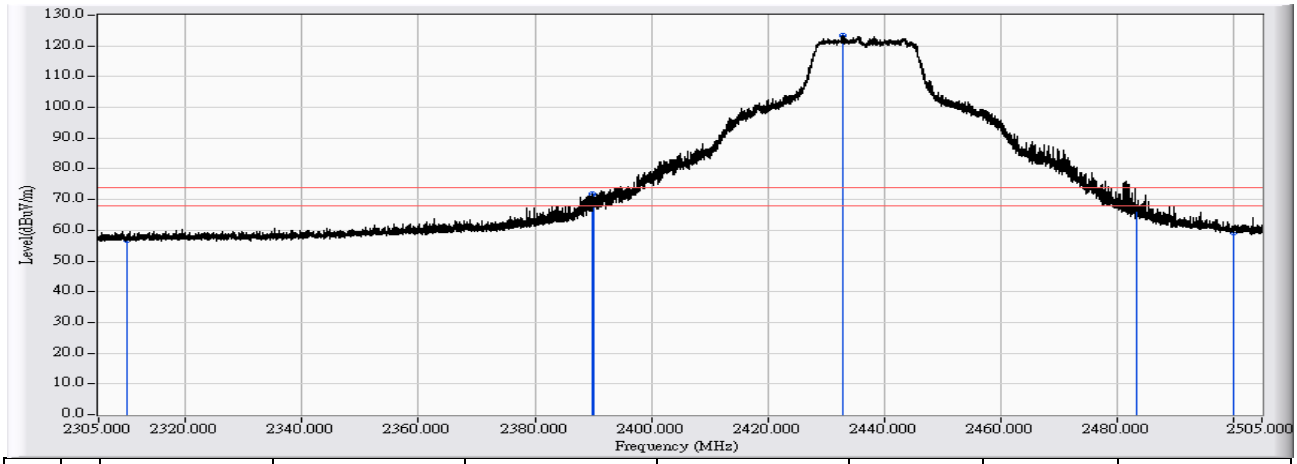

		Frequency (MHz)	Correct Factor (dB)	Reading Level (dBuV)	Measure Level (dBuV/m)	Margin (dB)	Limit (dBuV/m)	Detector Type
1		2310.000	-1.674	58.481	56.807	-17.193	74.000	PEAK
2		2389.991	-1.291	73.247	71.956	-2.044	74.000	PEAK
3		2390.000	-1.291	71.943	70.652	-3.348	74.000	PEAK
4	*	2433.007	-1.085	124.411	123.326	49.326	74.000	PEAK
5		2483.500	-0.843	68.338	67.495	-6.505	74.000	PEAK
6		2500.000	-0.772	60.161	59.390	-14.610	74.000	PEAK

Note:

1. All readings above 1GHz are performed with peak and/or average measurements as necessary.
2. Peak measurements: RBW = 1MHz, VBW = 3 MHz, Sweep: Auto.
3. Average measurements: RBW = 1MHz, VBW = 10 Hz, Sweep: Auto.
4. " * ", means this data is the worst emission level.
5. Measurement Level = Reading Level + Correct Factor.
6. The average measurement was not performed when the peak measured data under the limit of average detection.

Site : CB2-H	**Time : 2017/04/17**
Limit : FCC_SpartC_15.209_03M_AV	**Margin : 6**
Probe : CB2_FCC_EFS_B091_1-18GHz_3M_0117 - VERTICAL	**Power : AC 120V / 60Hz**
EUT : Lyra	**Note : 802.11n(20M)_2437MHz** **Mode 2: Tx-AD2055320 BF Mode**

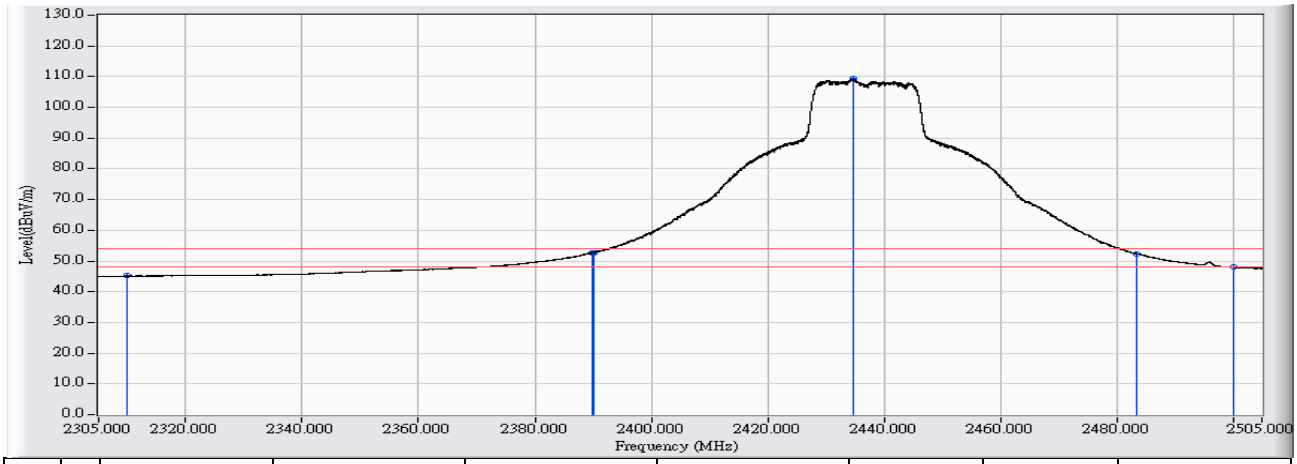

		Frequency (MHz)	Correct Factor (dB)	Reading Level (dBuV)	Measure Level (dBuV/m)	Margin (dB)	Limit (dBuV/m)	Detector Type
1		2310.000	-1.674	46.820	45.146	-8.854	54.000	AVERAGE
2		2389.971	-1.291	54.027	52.736	-1.264	54.000	AVERAGE
3		2390.000	-1.291	54.013	52.722	-1.278	54.000	AVERAGE
4	*	2434.727	-1.077	110.362	109.285	55.285	54.000	AVERAGE
5		2483.500	-0.843	53.166	52.323	-1.677	54.000	AVERAGE
6		2500.000	-0.772	48.726	47.955	-6.045	54.000	AVERAGE

Note:

1. All readings above 1GHz are performed with peak and/or average measurements as necessary.
2. Peak measurements: RBW = 1MHz, VBW = 3 MHz, Sweep: Auto.
3. Average measurements: RBW = 1MHz, VBW = 10 Hz, Sweep: Auto.
4. " * ", means this data is the worst emission level.
5. Measurement Level = Reading Level + Correct Factor.
6. The average measurement was not performed when the peak measured data under the limit of average detection.

Site : CB2-H	**Time : 2017/04/17**
Limit : FCC_SpartC_15.209_03M_PK	**Margin : 6**
Probe : CB2_FCC_EFS_B091_1-18GHz_3M_0117 - HORIZONTAL	**Power : AC 120V / 60Hz**
EUT : Lyra	**Note : 802.11n(20M)_2462MHz** **Mode 2: Tx-AD2055320 BF Mode**

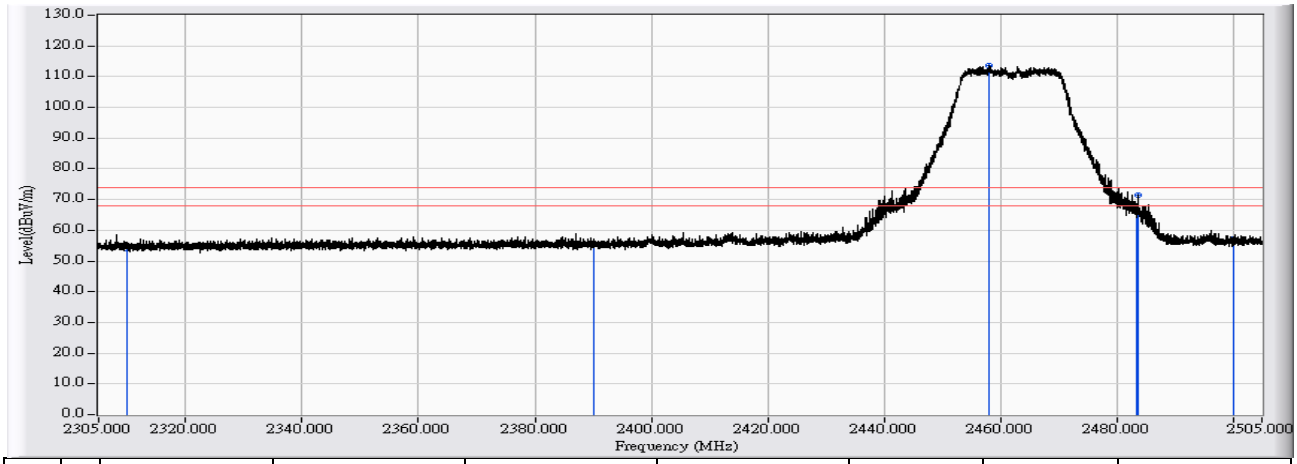

		Frequency (MHz)	Correct Factor (dB)	Reading Level (dBuV)	Measure Level (dBuV/m)	Margin (dB)	Limit (dBuV/m)	Detector Type
1		2310.000	-1.674	55.717	54.043	-19.957	74.000	PEAK
2		2390.000	-1.291	56.764	55.473	-18.527	74.000	PEAK
3	*	2458.005	-0.965	114.538	113.573	39.573	74.000	PEAK
4		2483.500	-0.843	67.222	66.379	-7.621	74.000	PEAK
5		2483.662	-0.842	72.197	71.355	-2.645	74.000	PEAK
6		2500.000	-0.772	57.922	57.151	-16.849	74.000	PEAK

Note:

1. All readings above 1GHz are performed with peak and/or average measurements as necessary.
2. Peak measurements: RBW = 1MHz, VBW = 3 MHz, Sweep: Auto.
3. Average measurements: RBW = 1MHz, VBW = 10 Hz, Sweep: Auto.
4. " * ", means this data is the worst emission level.
5. Measurement Level = Reading Level + Correct Factor.
6. The average measurement was not performed when the peak measured data under the limit of average detection.

Site : CB2-H	**Time : 2017/04/17**
Limit : FCC_SpartC_15.209_03M_AV	**Margin : 6**
Probe : CB2_FCC_EFS_B091_1-18GHz_3M_0117 - HORIZONTAL	**Power : AC 120V / 60Hz**
EUT : Lyra	**Note : 802.11n(20M)_2462MHz** **Mode 2: Tx-AD2055320 BF Mode**

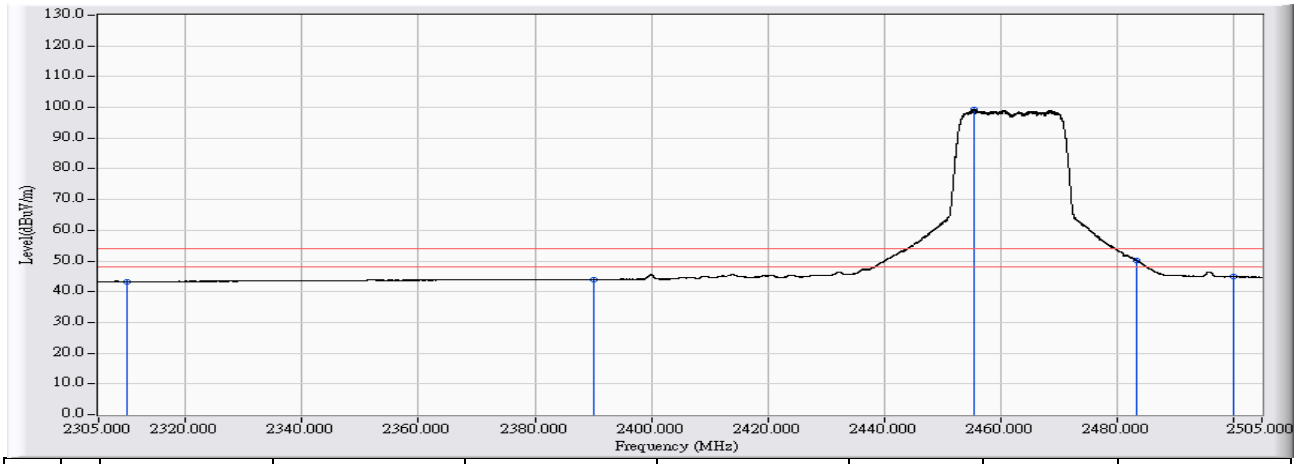

		Frequency (MHz)	Correct Factor (dB)	Reading Level (dBuV)	Measure Level (dBuV/m)	Margin (dB)	Limit (dBuV/m)	Detector Type
1		2310.000	-1.674	44.915	43.241	-10.759	54.000	AVERAGE
2		2390.000	-1.291	45.257	43.966	-10.034	54.000	AVERAGE
3	*	2455.565	-0.977	100.345	99.368	45.368	54.000	AVERAGE
4		2483.500	-0.843	50.932	50.089	-3.911	54.000	AVERAGE
5		2483.502	-0.843	50.937	50.094	-3.906	54.000	AVERAGE
6		2500.000	-0.772	45.630	44.859	-9.141	54.000	AVERAGE

Note:

1. All readings above 1GHz are performed with peak and/or average measurements as necessary.
2. Peak measurements: RBW = 1MHz, VBW = 3 MHz, Sweep: Auto.
3. Average measurements: RBW = 1MHz, VBW = 10 Hz, Sweep: Auto.
4. " * ", means this data is the worst emission level.
5. Measurement Level = Reading Level + Correct Factor.
6. The average measurement was not performed when the peak measured data under the limit of average detection.

Site : CB2-H	**Time : 2017/04/17**
Limit : FCC_SpartC_15.209_03M_PK	**Margin : 6**
Probe : CB2_FCC_EFS_B091_1-18GHz_3M_0117 - VERTICAL	**Power : AC 120V / 60Hz**
EUT : Lyra	**Note : 802.11n(20M)_2462MHz** **Mode 2: Tx-AD2055320 BF Mode**

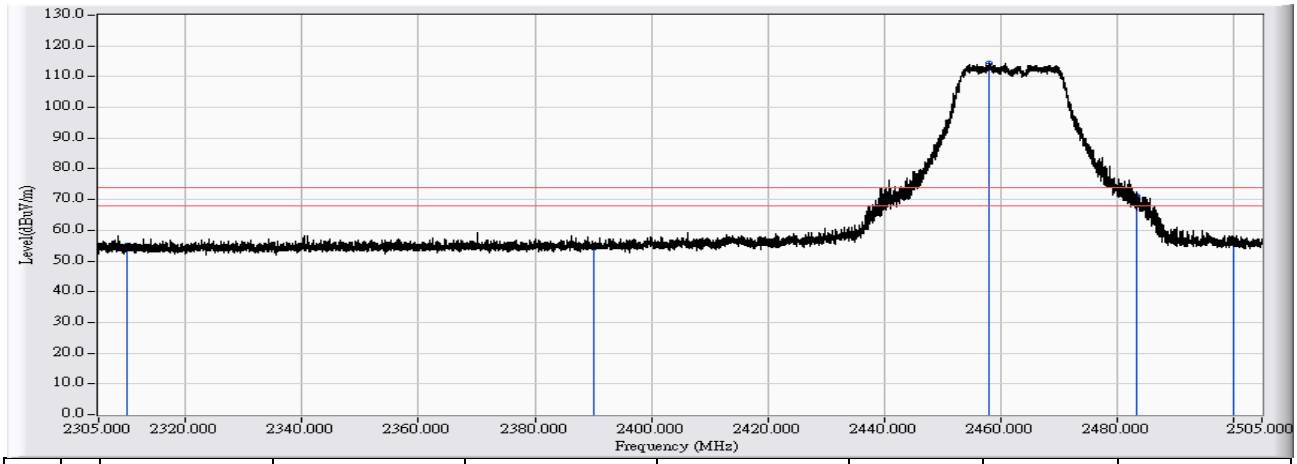

		Frequency (MHz)	Correct Factor (dB)	Reading Level (dBuV)	Measure Level (dBuV/m)	Margin (dB)	Limit (dBuV/m)	Detector Type
1		2310.000	-1.674	56.836	55.162	-18.838	74.000	PEAK
2		2390.000	-1.291	56.190	54.899	-19.101	74.000	PEAK
3	*	2458.045	-0.965	115.261	114.296	40.296	74.000	PEAK
4		2483.500	-0.843	71.645	70.802	-3.198	74.000	PEAK
5		2483.502	-0.843	71.935	71.092	-2.908	74.000	PEAK
6		2500.000	-0.772	56.570	55.799	-18.201	74.000	PEAK

Note:

1. All readings above 1GHz are performed with peak and/or average measurements as necessary.
2. Peak measurements: RBW = 1MHz, VBW = 3 MHz, Sweep: Auto.
3. Average measurements: RBW = 1MHz, VBW = 10 Hz, Sweep: Auto.
4. " * ", means this data is the worst emission level.
5. Measurement Level = Reading Level + Correct Factor.
6. The average measurement was not performed when the peak measured data under the limit of average detection.

Site : CB2-H	**Time : 2017/04/17**
Limit : FCC_SpartC_15.209_03M_AV	**Margin : 6**
Probe : CB2_FCC_EFS_B091_1-18GHz_3M_0117 - VERTICAL	**Power : AC 120V / 60Hz**
EUT : Lyra	**Note : 802.11n(20M)_2462MHz** **Mode 2: Tx-AD2055320 BF Mode**

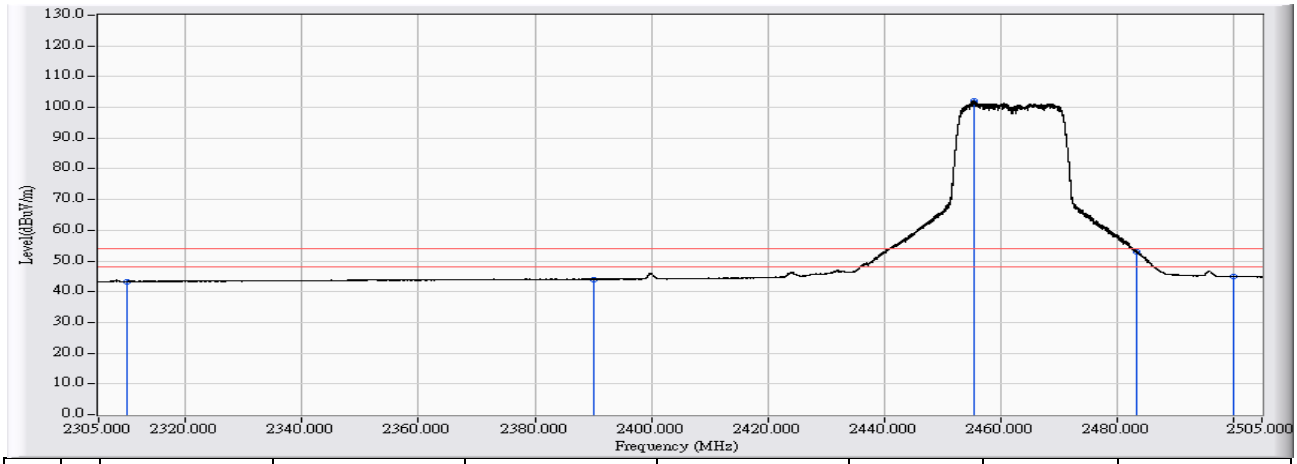

		Frequency (MHz)	Correct Factor (dB)	Reading Level (dBuV)	Measure Level (dBuV/m)	Margin (dB)	Limit (dBuV/m)	Detector Type
1		2310.000	-1.674	44.977	43.303	-10.697	54.000	AVERAGE
2		2390.000	-1.291	45.371	44.080	-9.920	54.000	AVERAGE
3	*	2455.445	-0.977	103.010	102.033	48.033	54.000	AVERAGE
4		2483.500	-0.843	53.649	52.806	-1.194	54.000	AVERAGE
5		2483.582	-0.843	53.827	52.984	-1.016	54.000	AVERAGE
6		2500.000	-0.772	45.754	44.983	-9.017	54.000	AVERAGE

Note:

1. All readings above 1GHz are performed with peak and/or average measurements as necessary.
2. Peak measurements: RBW = 1MHz, VBW = 3 MHz, Sweep: Auto.
3. Average measurements: RBW = 1MHz, VBW = 10 Hz, Sweep: Auto.
4. " * ", means this data is the worst emission level.
5. Measurement Level = Reading Level + Correct Factor.
6. The average measurement was not performed when the peak measured data under the limit of average detection.

Site : CB2-H	**Time : 2017/04/17**
Limit : FCC_SpartC_15.209_03M_PK	**Margin : 6**
Probe : CB2_FCC_EFS_B091_1-18GHz_3M_0117 - HORIZONTAL	**Power : AC 120V / 60Hz**
EUT : Lyra	**Note : 802.11n(40M)_2422MHz** **Mode 2: Tx-AD2055320 BF Mode**

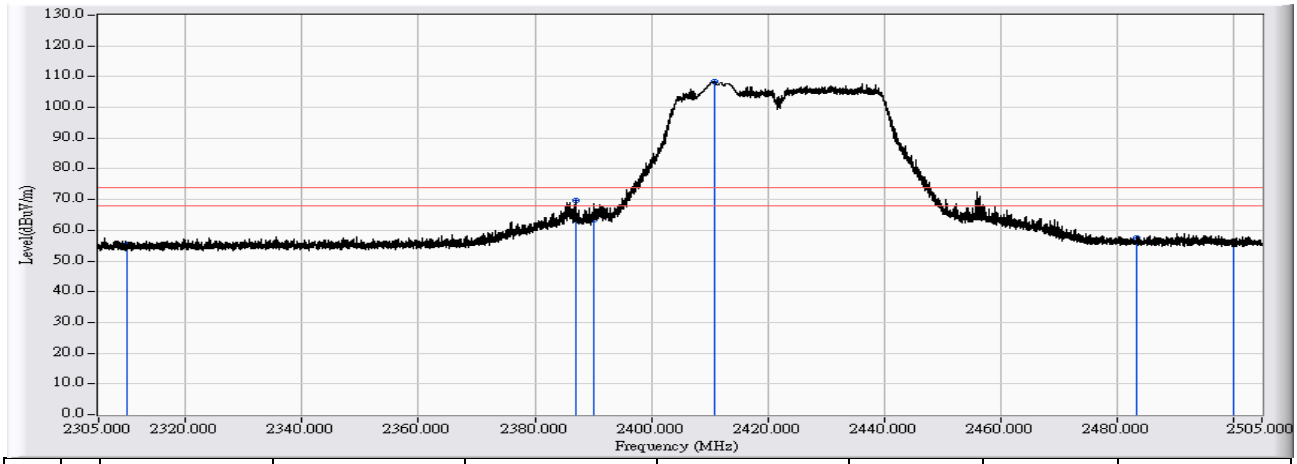

		Frequency (MHz)	Correct Factor (dB)	Reading Level (dBuV)	Measure Level (dBuV/m)	Margin (dB)	Limit (dBuV/m)	Detector Type
1		2310.000	-1.674	57.096	55.422	-18.578	74.000	PEAK
2		2387.012	-1.305	70.903	69.598	-4.402	74.000	PEAK
3		2390.000	-1.291	64.832	63.541	-10.459	74.000	PEAK
4	*	2410.809	-1.191	109.505	108.314	34.314	74.000	PEAK
5		2483.500	-0.843	58.476	57.633	-16.367	74.000	PEAK
6		2500.000	-0.772	56.383	55.612	-18.388	74.000	PEAK

Note:

1. All readings above 1GHz are performed with peak and/or average measurements as necessary.
2. Peak measurements: RBW = 1MHz, VBW = 3 MHz, Sweep: Auto.
3. Average measurements: RBW = 1MHz, VBW = 10 Hz, Sweep: Auto.
4. " * ", means this data is the worst emission level.
5. Measurement Level = Reading Level + Correct Factor.
6. The average measurement was not performed when the peak measured data under the limit of average detection.

Site : CB2-H	**Time : 2017/04/17**
Limit : FCC_SpartC_15.209_03M_AV	**Margin : 6**
Probe : CB2_FCC_EFS_B091_1-18GHz_3M_0117 - HORIZONTAL	**Power : AC 120V / 60Hz**
EUT : Lyra	**Note : 802.11n(40M)_2422MHz** **Mode 2: Tx-AD2055320 BF Mode**

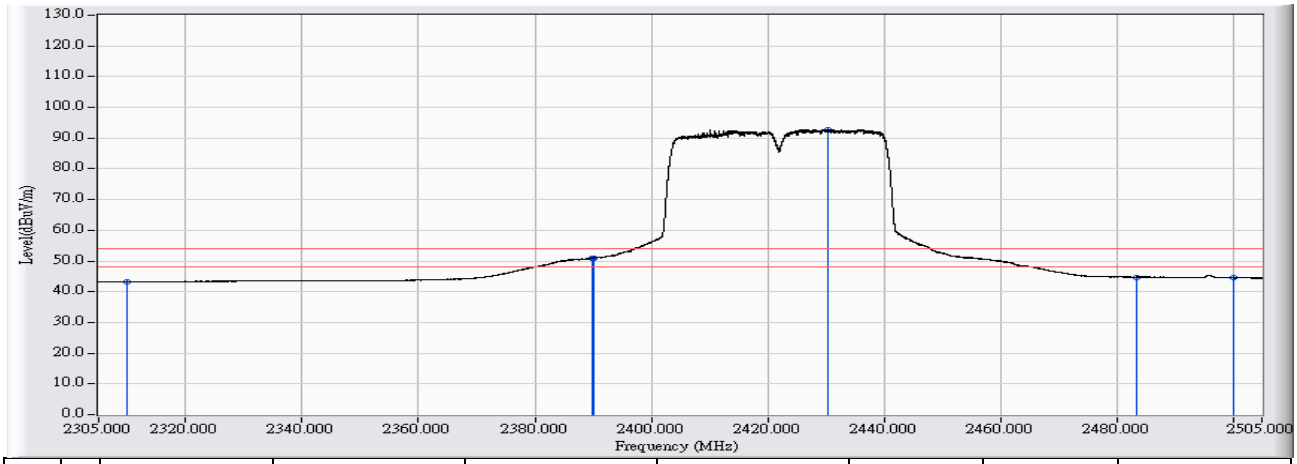

		Frequency (MHz)	Correct Factor (dB)	Reading Level (dBuV)	Measure Level (dBuV/m)	Margin (dB)	Limit (dBuV/m)	Detector Type
1		2310.000	-1.674	44.891	43.217	-10.783	54.000	AVERAGE
2		2389.991	-1.291	52.348	51.057	-2.943	54.000	AVERAGE
3		2390.000	-1.291	52.337	51.046	-2.954	54.000	AVERAGE
4	*	2430.367	-1.098	93.892	92.795	38.795	54.000	AVERAGE
5		2483.500	-0.843	45.617	44.774	-9.226	54.000	AVERAGE
6		2500.000	-0.772	45.300	44.529	-9.471	54.000	AVERAGE

Note:

1. All readings above 1GHz are performed with peak and/or average measurements as necessary.
2. Peak measurements: RBW = 1MHz, VBW = 3 MHz, Sweep: Auto.
3. Average measurements: RBW = 1MHz, VBW = 10 Hz, Sweep: Auto.
4. " * ", means this data is the worst emission level.
5. Measurement Level = Reading Level + Correct Factor.
6. The average measurement was not performed when the peak measured data under the limit of average detection.

Site : CB2-H	**Time : 2017/04/17**
Limit : FCC_SpartC_15.209_03M_PK	**Margin : 6**
Probe : CB2_FCC_EFS_B091_1-18GHz_3M_0117 - VERTICAL	**Power : AC 120V / 60Hz**
EUT : Lyra	**Note : 802.11n(40M)_2422MHz** **Mode 2: Tx-AD2055320 BF Mode**

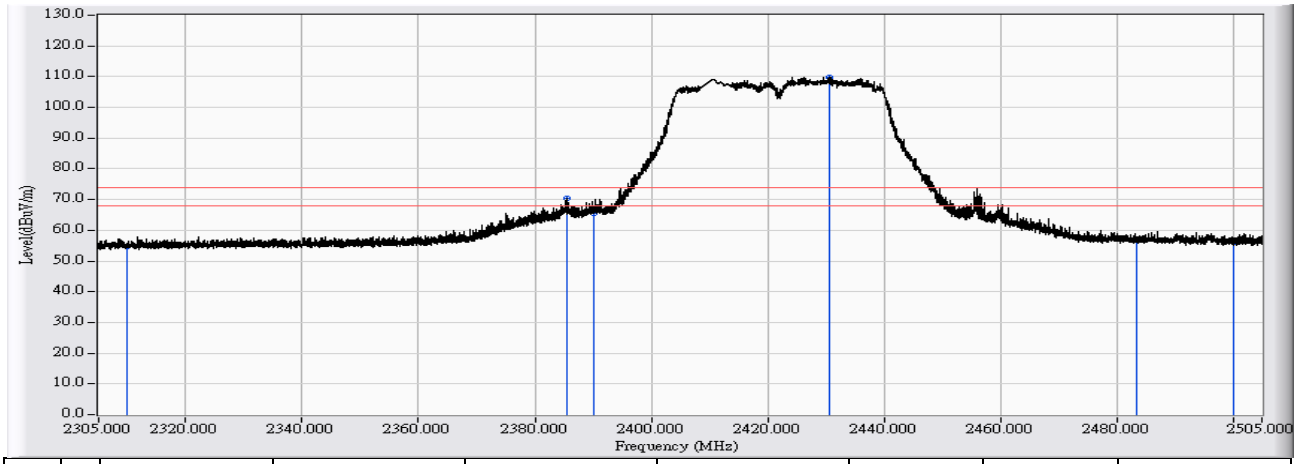

		Frequency (MHz)	Correct Factor (dB)	Reading Level (dBuV)	Measure Level (dBuV/m)	Margin (dB)	Limit (dBuV/m)	Detector Type
1		2310.000	-1.674	56.564	54.890	-19.110	74.000	PEAK
2		2385.592	-1.312	71.879	70.567	-3.433	74.000	PEAK
3		2390.000	-1.291	66.734	65.443	-8.557	74.000	PEAK
4	*	2430.727	-1.095	110.917	109.821	35.821	74.000	PEAK
5		2483.500	-0.843	57.987	57.144	-16.856	74.000	PEAK
6		2500.000	-0.772	56.823	56.052	-17.948	74.000	PEAK

Note:

1. All readings above 1GHz are performed with peak and/or average measurements as necessary.
2. Peak measurements: RBW = 1MHz, VBW = 3 MHz, Sweep: Auto.
3. Average measurements: RBW = 1MHz, VBW = 10 Hz, Sweep: Auto.
4. " * ", means this data is the worst emission level.
5. Measurement Level = Reading Level + Correct Factor.
6. The average measurement was not performed when the peak measured data under the limit of average detection.

Site : CB2-H	**Time : 2017/04/17**
Limit : FCC_SpartC_15.209_03M_AV	**Margin : 6**
Probe : CB2_FCC_EFS_B091_1-18GHz_3M_0117 - VERTICAL	**Power : AC 120V / 60Hz**
EUT : Lyra	**Note : 802.11n(40M)_2422MHz** **Mode 2: Tx-AD2055320 BF Mode**

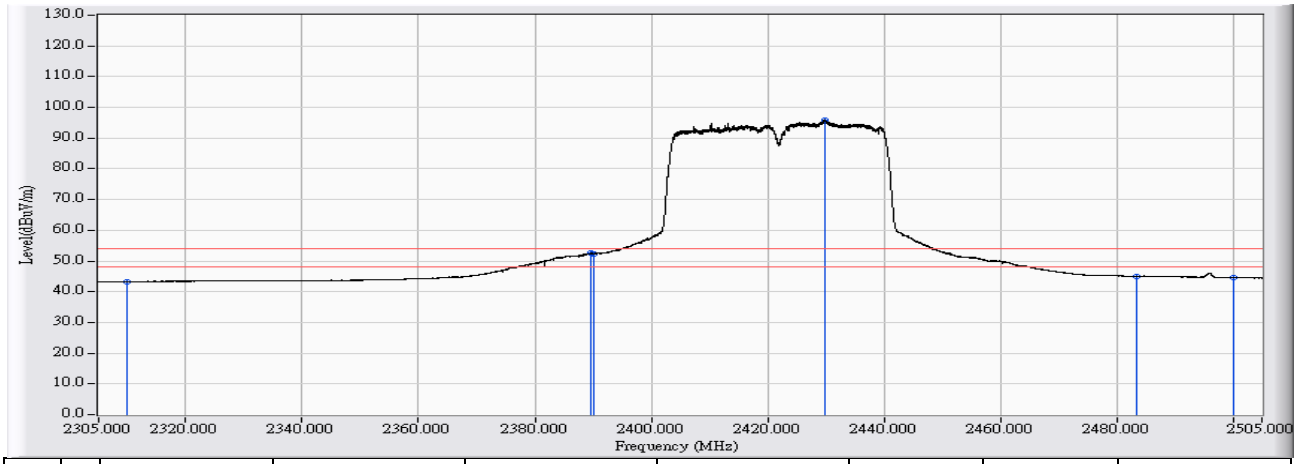

		Frequency (MHz)	Correct Factor (dB)	Reading Level (dBuV)	Measure Level (dBuV/m)	Margin (dB)	Limit (dBuV/m)	Detector Type
1		2310.000	-1.674	45.017	43.343	-10.657	54.000	AVERAGE
2		2389.651	-1.292	53.910	52.618	-1.382	54.000	AVERAGE
3		2390.000	-1.291	53.686	52.395	-1.605	54.000	AVERAGE
4	*	2429.787	-1.100	96.910	95.810	41.810	54.000	AVERAGE
5		2483.500	-0.843	45.960	45.117	-8.883	54.000	AVERAGE
6		2500.000	-0.772	45.371	44.600	-9.400	54.000	AVERAGE

Note:

1. All readings above 1GHz are performed with peak and/or average measurements as necessary.
2. Peak measurements: RBW = 1MHz, VBW = 3 MHz, Sweep: Auto.
3. Average measurements: RBW = 1MHz, VBW = 10 Hz, Sweep: Auto.
4. " * ", means this data is the worst emission level.
5. Measurement Level = Reading Level + Correct Factor.
6. The average measurement was not performed when the peak measured data under the limit of average detection.

Site : CB2-H	**Time : 2017/04/17**
Limit : FCC_SpartC_15.209_03M_PK	**Margin : 6**
Probe : CB2_FCC_EFS_B091_1-18GHz_3M_0117 - HORIZONTAL	**Power : AC 120V / 60Hz**
EUT : Lyra	**Note : 802.11n(40M)_2437MHz** **Mode 2: Tx-AD2055320 BF Mode**

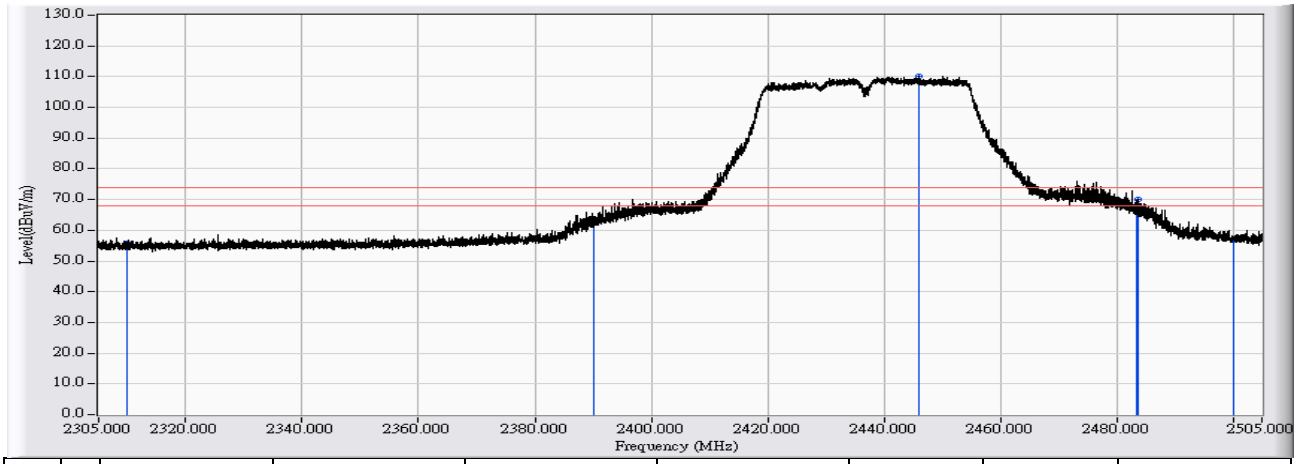

		Frequency (MHz)	Correct Factor (dB)	Reading Level (dBuV)	Measure Level (dBuV/m)	Margin (dB)	Limit (dBuV/m)	Detector Type
1		2310.000	-1.674	57.345	55.671	-18.329	74.000	PEAK
2		2390.000	-1.291	64.086	62.795	-11.205	74.000	PEAK
3	*	2445.946	-1.023	111.276	110.253	36.253	74.000	PEAK
4		2483.500	-0.843	67.936	67.093	-6.907	74.000	PEAK
5		2483.742	-0.842	71.007	70.165	-3.835	74.000	PEAK
6		2500.000	-0.772	57.630	56.859	-17.141	74.000	PEAK

Note:

1. All readings above 1GHz are performed with peak and/or average measurements as necessary.
2. Peak measurements: RBW = 1MHz, VBW = 3 MHz, Sweep: Auto.
3. Average measurements: RBW = 1MHz, VBW = 10 Hz, Sweep: Auto.
4. " * ", means this data is the worst emission level.
5. Measurement Level = Reading Level + Correct Factor.
6. The average measurement was not performed when the peak measured data under the limit of average detection.

Site : CB2-H	**Time : 2017/04/17**
Limit : FCC_SpartC_15.209_03M_AV	**Margin : 6**
Probe : CB2_FCC_EFS_B091_1-18GHz_3M_0117 - HORIZONTAL	**Power : AC 120V / 60Hz**
EUT : Lyra	**Note : 802.11n(40M)_2437MHz** **Mode 2: Tx-AD2055320 BF Mode**

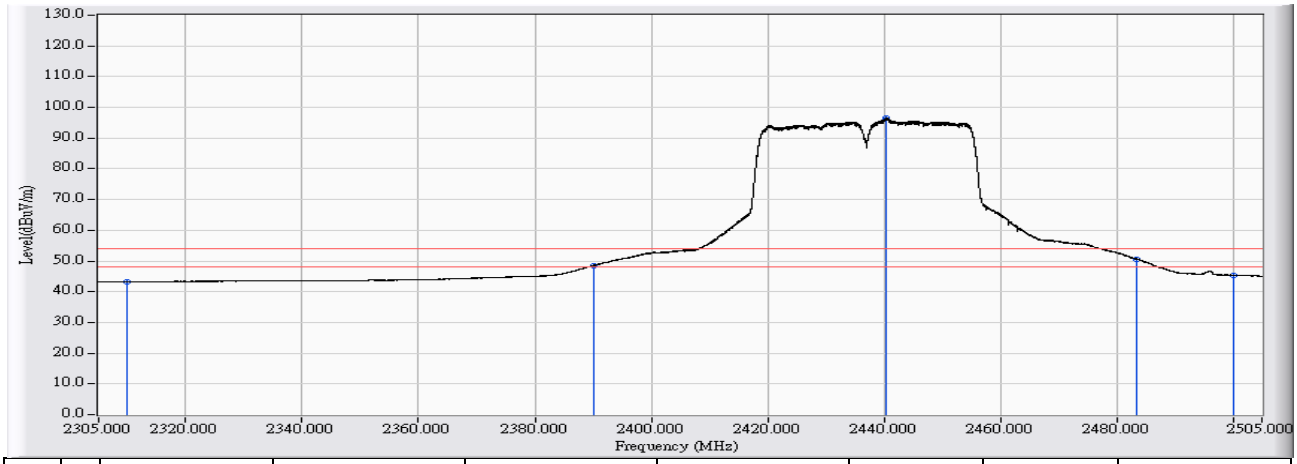

		Frequency (MHz)	Correct Factor (dB)	Reading Level (dBuV)	Measure Level (dBuV/m)	Margin (dB)	Limit (dBuV/m)	Detector Type
1		2310.000	-1.674	44.908	43.234	-10.766	54.000	AVERAGE
2		2390.000	-1.291	49.785	48.494	-5.506	54.000	AVERAGE
3	*	2440.366	-1.050	97.716	96.666	42.666	54.000	AVERAGE
4		2483.500	-0.843	51.449	50.606	-3.394	54.000	AVERAGE
5		2483.522	-0.843	51.516	50.673	-3.327	54.000	AVERAGE
6		2500.000	-0.772	46.192	45.421	-8.579	54.000	AVERAGE

Note:

1. All readings above 1GHz are performed with peak and/or average measurements as necessary.
2. Peak measurements: RBW = 1MHz, VBW = 3 MHz, Sweep: Auto.
3. Average measurements: RBW = 1MHz, VBW = 10 Hz, Sweep: Auto.
4. " * ", means this data is the worst emission level.
5. Measurement Level = Reading Level + Correct Factor.
6. The average measurement was not performed when the peak measured data under the limit of average detection.

Site : CB2-H	**Time : 2017/04/17**
Limit : FCC_SpartC_15.209_03M_PK	**Margin : 6**
Probe : CB2_FCC_EFS_B091_1-18GHz_3M_0117 - VERTICAL	**Power : AC 120V / 60Hz**
EUT : Lyra	**Note : 802.11n(40M)_2437MHz** **Mode 2: Tx-AD2055320 BF Mode**

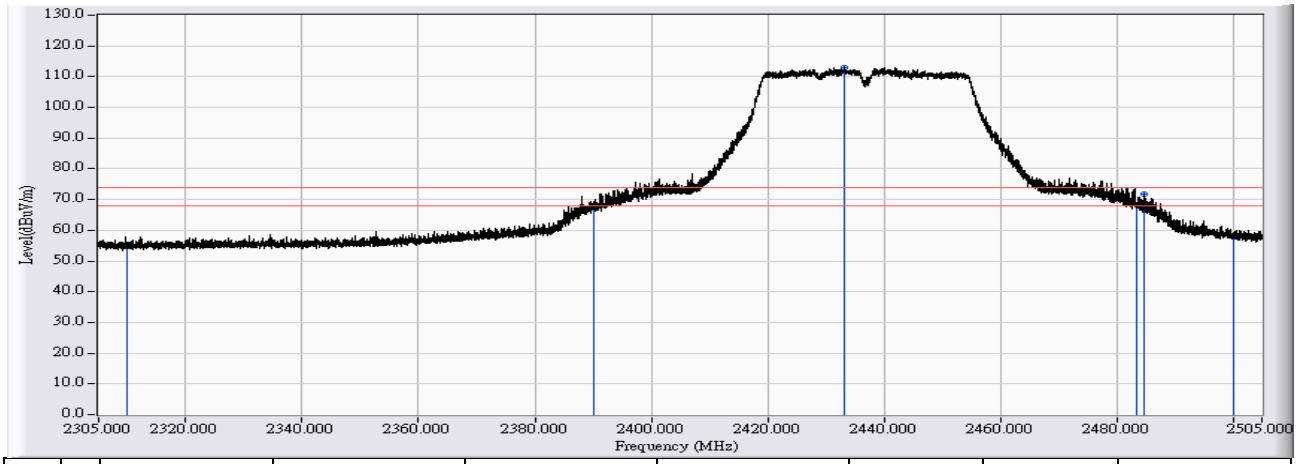

		Frequency (MHz)	Correct Factor (dB)	Reading Level (dBuV)	Measure Level (dBuV/m)	Margin (dB)	Limit (dBuV/m)	Detector Type
1		2310.000	-1.674	56.231	54.557	-19.443	74.000	PEAK
2		2390.000	-1.291	68.515	67.224	-6.776	74.000	PEAK
3	*	2433.247	-1.083	114.123	113.039	39.039	74.000	PEAK
4		2483.500	-0.843	69.173	68.330	-5.670	74.000	PEAK
5		2484.722	-0.837	72.563	71.726	-2.274	74.000	PEAK
6		2500.000	-0.772	58.808	58.037	-15.963	74.000	PEAK

Note:

1. All readings above 1GHz are performed with peak and/or average measurements as necessary.
2. Peak measurements: RBW = 1MHz, VBW = 3 MHz, Sweep: Auto.
3. Average measurements: RBW = 1MHz, VBW = 10 Hz, Sweep: Auto.
4. " * ", means this data is the worst emission level.
5. Measurement Level = Reading Level + Correct Factor.
6. The average measurement was not performed when the peak measured data under the limit of average detection.

Site : CB2-H	**Time : 2017/04/17**
Limit : FCC_SpartC_15.209_03M_AV	**Margin : 6**
Probe : CB2_FCC_EFS_B091_1-18GHz_3M_0117 - VERTICAL	**Power : AC 120V / 60Hz**
EUT : Lyra	**Note : 802.11n(40M)_2437MHz** **Mode 2: Tx-AD2055320 BF Mode**

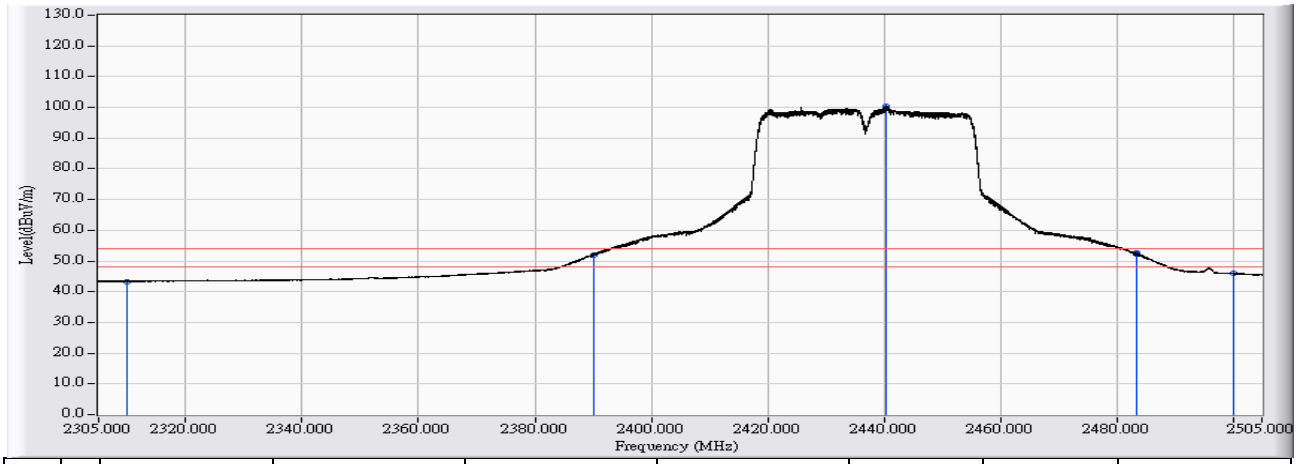

		Frequency (MHz)	Correct Factor (dB)	Reading Level (dBuV)	Measure Level (dBuV/m)	Margin (dB)	Limit (dBuV/m)	Detector Type
1		2310.000	-1.674	45.039	43.365	-10.635	54.000	AVERAGE
2		2390.000	-1.291	53.393	52.102	-1.898	54.000	AVERAGE
3	*	2440.406	-1.050	101.266	100.217	46.217	54.000	AVERAGE
4		2483.500	-0.843	53.085	52.242	-1.758	54.000	AVERAGE
5		2483.562	-0.843	53.341	52.498	-1.502	54.000	AVERAGE
6		2500.000	-0.772	46.686	45.915	-8.085	54.000	AVERAGE

Note:

1. All readings above 1GHz are performed with peak and/or average measurements as necessary.
2. Peak measurements: RBW = 1MHz, VBW = 3 MHz, Sweep: Auto.
3. Average measurements: RBW = 1MHz, VBW = 10 Hz, Sweep: Auto.
4. " * ", means this data is the worst emission level.
5. Measurement Level = Reading Level + Correct Factor.
6. The average measurement was not performed when the peak measured data under the limit of average detection.

Site : CB2-H	**Time : 2017/04/17**
Limit : FCC_SpartC_15.209_03M_PK	**Margin : 6**
Probe : CB2_FCC_EFS_B091_1-18GHz_3M_0117 - HORIZONTAL	**Power : AC 120V / 60Hz**
EUT : Lyra	**Note : 802.11n(40M)_2452MHz** **Mode 2: Tx-AD2055320 BF Mode**

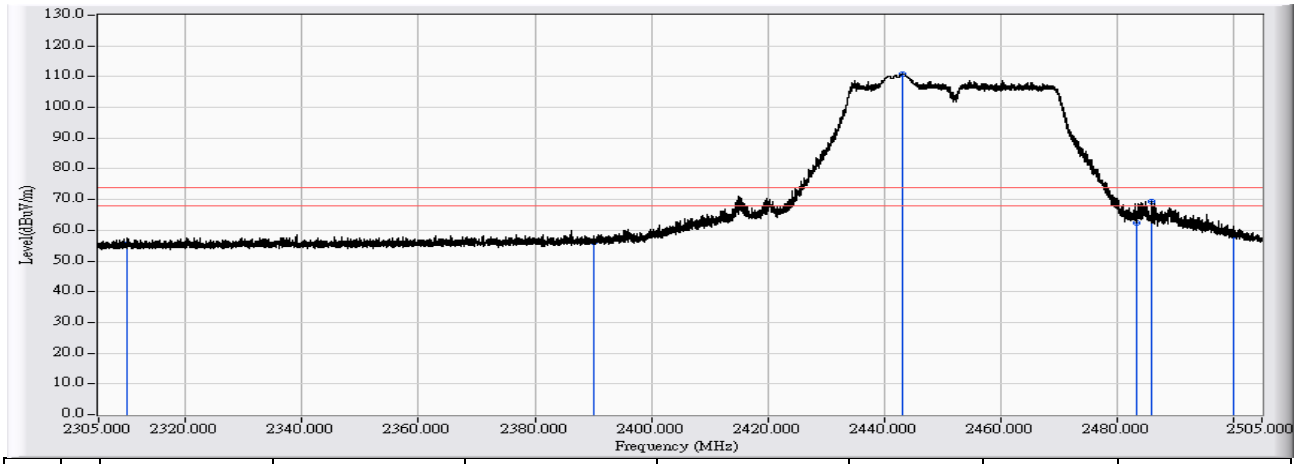

		Frequency (MHz)	Correct Factor (dB)	Reading Level (dBuV)	Measure Level (dBuV/m)	Margin (dB)	Limit (dBuV/m)	Detector Type
1		2310.000	-1.674	57.120	55.446	-18.554	74.000	PEAK
2		2390.000	-1.291	57.231	55.940	-18.060	74.000	PEAK
3	*	2443.186	-1.037	111.956	110.920	36.920	74.000	PEAK
4		2483.500	-0.843	63.249	62.406	-11.594	74.000	PEAK
5		2486.022	-0.831	70.028	69.197	-4.803	74.000	PEAK
6		2500.000	-0.772	59.149	58.378	-15.622	74.000	PEAK

Note:

1. All readings above 1GHz are performed with peak and/or average measurements as necessary.
2. Peak measurements: RBW = 1MHz, VBW = 3 MHz, Sweep: Auto.
3. Average measurements: RBW = 1MHz, VBW = 10 Hz, Sweep: Auto.
4. " * ", means this data is the worst emission level.
5. Measurement Level = Reading Level + Correct Factor.
6. The average measurement was not performed when the peak measured data under the limit of average detection.

Site : CB2-H	**Time : 2017/04/17**
Limit : FCC_SpartC_15.209_03M_AV	**Margin : 6**
Probe : CB2_FCC_EFS_B091_1-18GHz_3M_0117 - HORIZONTAL	**Power : AC 120V / 60Hz**
EUT : Lyra	**Note : 802.11n(40M)_2452MHz** **Mode 2: Tx-AD2055320 BF Mode**

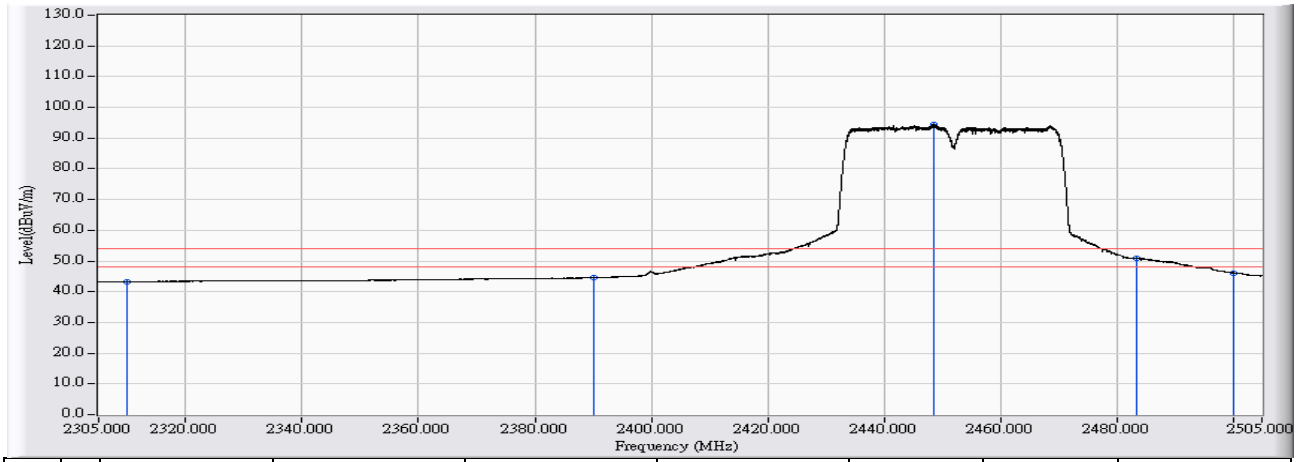

		Frequency (MHz)	Correct Factor (dB)	Reading Level (dBuV)	Measure Level (dBuV/m)	Margin (dB)	Limit (dBuV/m)	Detector Type
1		2310.000	-1.674	44.955	43.281	-10.719	54.000	AVERAGE
2		2390.000	-1.291	45.864	44.573	-9.427	54.000	AVERAGE
3	*	2448.546	-1.010	95.411	94.401	40.401	54.000	AVERAGE
4		2483.500	-0.843	51.788	50.945	-3.055	54.000	AVERAGE
5		2483.522	-0.843	51.797	50.954	-3.046	54.000	AVERAGE
6		2500.000	-0.772	46.944	46.173	-7.827	54.000	AVERAGE

Note:

1. All readings above 1GHz are performed with peak and/or average measurements as necessary.
2. Peak measurements: RBW = 1MHz, VBW = 3 MHz, Sweep: Auto.
3. Average measurements: RBW = 1MHz, VBW = 10 Hz, Sweep: Auto.
4. " * ", means this data is the worst emission level.
5. Measurement Level = Reading Level + Correct Factor.
6. The average measurement was not performed when the peak measured data under the limit of average detection.

Site : CB2-H	**Time : 2017/04/17**
Limit : FCC_SpartC_15.209_03M_PK	**Margin : 6**
Probe : CB2_FCC_EFS_B091_1-18GHz_3M_0117 - VERTICAL	**Power : AC 120V / 60Hz**
EUT : Lyra	**Note : 802.11n(40M)_2452MHz** **Mode 2: Tx-AD2055320 BF Mode**

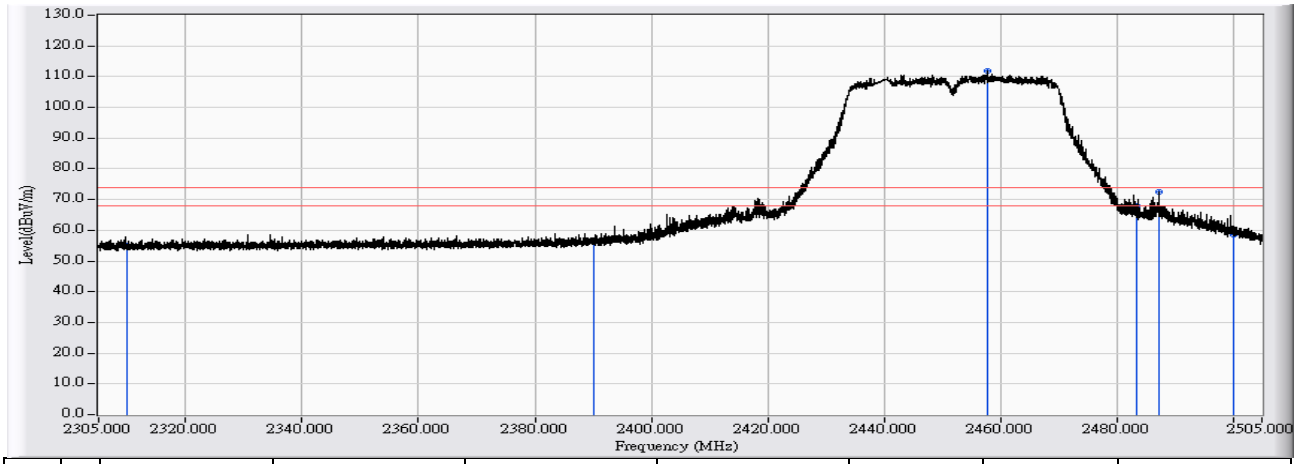

		Frequency (MHz)	Correct Factor (dB)	Reading Level (dBuV)	Measure Level (dBuV/m)	Margin (dB)	Limit (dBuV/m)	Detector Type
1		2310.000	-1.674	56.682	55.008	-18.992	74.000	PEAK
2		2390.000	-1.291	57.988	56.697	-17.303	74.000	PEAK
3	*	2457.805	-0.966	112.730	111.764	37.764	74.000	PEAK
4		2483.500	-0.843	68.796	67.953	-6.047	74.000	PEAK
5		2487.302	-0.825	73.321	72.496	-1.504	74.000	PEAK
6		2500.000	-0.772	59.166	58.395	-15.605	74.000	PEAK

Note:

1. All readings above 1GHz are performed with peak and/or average measurements as necessary.
2. Peak measurements: RBW = 1MHz, VBW = 3 MHz, Sweep: Auto.
3. Average measurements: RBW = 1MHz, VBW = 10 Hz, Sweep: Auto.
4. “ * ”, means this data is the worst emission level.
5. Measurement Level = Reading Level + Correct Factor.
6. The average measurement was not performed when the peak measured data under the limit of average detection.

Site : CB2-H	**Time : 2017/04/17**
Limit : FCC_SpartC_15.209_03M_AV	**Margin : 6**
Probe : CB2_FCC_EFS_B091_1-18GHz_3M_0117 - VERTICAL	**Power : AC 120V / 60Hz**
EUT : Lyra	**Note : 802.11n(40M)_2452MHz** **Mode 2: Tx-AD2055320 BF Mode**

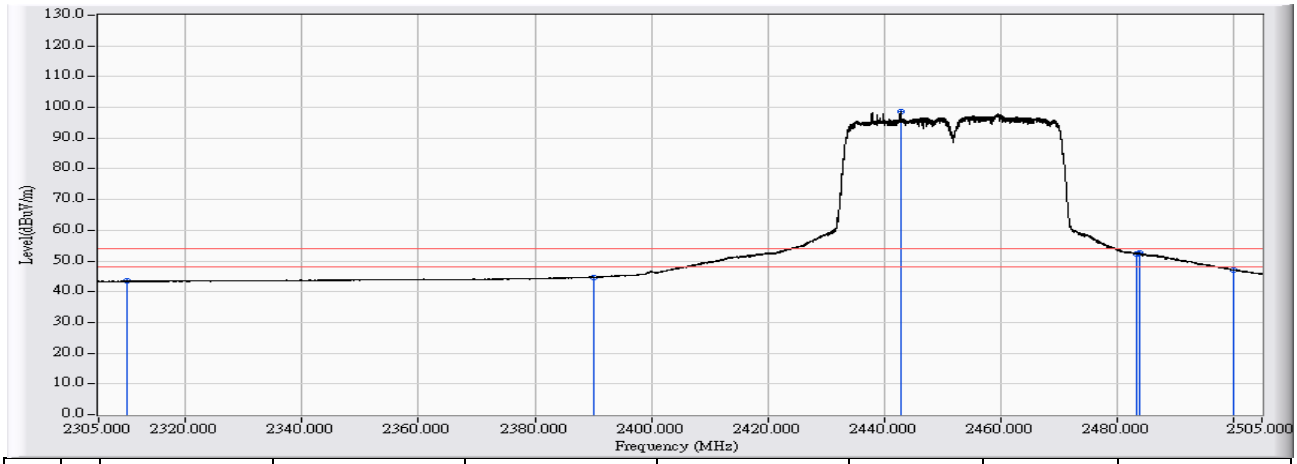

		Frequency (MHz)	Correct Factor (dB)	Reading Level (dBuV)	Measure Level (dBuV/m)	Margin (dB)	Limit (dBuV/m)	Detector Type
1		2310.000	-1.674	45.107	43.433	-10.567	54.000	AVERAGE
2		2390.000	-1.291	46.040	44.749	-9.251	54.000	AVERAGE
3	*	2442.846	-1.038	99.783	98.745	44.745	54.000	AVERAGE
4		2483.500	-0.843	53.285	52.442	-1.558	54.000	AVERAGE
5		2483.922	-0.841	53.398	52.557	-1.443	54.000	AVERAGE
6		2500.000	-0.772	47.868	47.097	-6.903	54.000	AVERAGE

Note:

1. All readings above 1GHz are performed with peak and/or average measurements as necessary.
2. Peak measurements: RBW = 1MHz, VBW = 3 MHz, Sweep: Auto.
3. Average measurements: RBW = 1MHz, VBW = 10 Hz, Sweep: Auto.
4. " * ", means this data is the worst emission level.
5. Measurement Level = Reading Level + Correct Factor.
6. The average measurement was not performed when the peak measured data under the limit of average detection.