FCC Test Report

Product Name ： Wireless-AC2400 Dual Band Gigabit Router
Wireless-AC2600 Dual Band Gigabit Router

Trade Name ： ASUS

Model No. ： RT-AC85P, RT-AC2400, RT-AC2600, RT-ACRH26

FCC ID. ： MSQ-RTACHV00

Applicant ： ASUSTeK COMPUTER INC.

Address ： 4F, No. 150, Li-Te Rd., Peitou, Taipei, Taiwan

Date of Receipt ： Aug. 10, 2018~ Aug. 31, 2018

Issued Date ： Nov. 27, 2018

Report No. ： 1880404R-RFUSP58V00

Report Version ： V1.0

Testing Laboratory
3024

The test results relate only to the samples tested.
The test report shall not be reproduced except in full without the written approval of DEKRA Testing and Certification Co., Ltd..

Test Report Certification

Issued Date : Nov. 27, 2018
Report No. : 1880404R-RFUSP58V00

Product Name	:	Wireless-AC2400 Dual Band Gigabit Router Wireless-AC2600 Dual Band Gigabit Router
Applicant	:	ASUSTeK COMPUTER INC.
Address	:	4F, No. 150, Li-Te Rd., Peitou, Taipei, Taiwan
Manufacturer	:	ASUSTeK COMPUTER INC.
Model No.	:	RT-AC85P, RT-AC2400, RT-AC2600, RT-ACRH26
FCC ID.	:	MSQ-RTACHV00
EUT Voltage	:	AC 100-240V, 50-60Hz
Testing Voltage	:	AC 120V/60Hz
Trade Name	:	ASUS
Applicable Standard	:	FCC CFR Title 47 Part 15 Subpart E Section 15.407: 2017 ANSI C63.10: 2013 KDB 789033 V02r01 KDB 662911 D01 V02r01
Laboratory Name	:	Hsin Chu Laboratory
Address	:	No.372-2, Sec. 4, Zhongxing Rd., Zhudong Township, Hsinchu County 310, Taiwan, R.O.C. TEL: +886-3-582-8001 / FAX: +886-3-582-8958
Test Result	:	Complied

Documented By : Lyla Yang

(Lyla Yang / Engineering Adm. Specialist)

Tested By : Mark Chang

(Mark Chang / Engineer)

Approved By : Roy Wang

(Roy Wang / Director)

Revision History

Report No.	Version	Description	Issued Date
1880404R-RFUSP58V00	V1.0	Initial issue of report	Nov. 27, 2018

TABLE OF CONTENTS

Description Page

1. General Information 6

1.1. EUT Description 6

1.2. Test Mode 13

1.3. Tested System Details 14

1.4. Configuration of tested System 14

1.5. EUT Exercise Software 14

1.6. Test Facility 15

1.7. Duty Cycle 16

1.8. List of Test Equipment 19

1.9. Uncertainty 21

2. Conducted Emission 22

2.1. Test Setup 22

2.2. Limits 22

2.3. Test Procedure 23

2.4. Test Specification 23

2.5. Test Result 24

3. 26dB & 99% & DTS Bandwidth 28

3.1. Test Setup 28

3.2. Limits 28

3.3. Test Procedure 28

3.4. Test Result 29

4. Maximum conducted output power 113

4.1. Test Setup 113

4.2. Limits 113

4.3. Test Procedure 114

4.4. Test Result 115

5. Maximum power spectral density 225

5.1. Test Setup 225

5.2. Limits 225

5.3. Test Procedure 225

5.4. Test Result 226

6. Radiated Emission 250

6.1. Test Setup 250

6.2. Limits 251

6.3. Test Procedure 252
6.4. Test Result 253
7. Band Edge 305
7.1. Test Setup 305
7.2. Limits 306
7.3. Test Procedure 308
7.4. Test Result 309
Attachment 1 399
Test Setup Photograph 399
Attachment 2 402
EUT External Photograph 402
Attachment 3 409
EUT Internal Photograph 409

1. General Information

1.1. EUT Description

Product Name	Wireless-AC2400 Dual Band Gigabit Router Wireless-AC2600 Dual Band Gigabit Router	
Trade Name	ASUS	
Model No.	RT-AC85P, RT-AC2400, RT-AC2600, RT-ACRH26	
Frequency Range/ Channel Number	IEEE 802.11a/ IEEE 802.11n (20MHz) / IEEE 802.11ac (20MHz)	5180~5240MHz / 4 Channels 5745~5825MHz / 5 Channels
	IEEE 802.11n (40MHz) / IEEE 802.11ac (40MHz)	5190~5230MHz / 2 Channels 5755~5795MHz / 2 Channels
	IEEE 802.11ac (80MHz)	5210~5210MHz / 1 Channel 5775~5775MHz / 1 Channel
Type of Modulation	IEEE 802.11a/n/ac	Orthogonal Frequency Division Multiplexing (OFDM)
Data Speed	IEEE 802.11a	6, 12, 18, 24, 36, 48, 54Mbps
	IEEE 802.11n	Support a subset of the combination of GI, MCS 0~MCS31 and bandwidth defined in 802.11n
	IEEE 802.11ac	Support a subset of the combination of GI, MCS 0~MCS 9 and bandwidth defined in 802.11ac

Antenna Information			
Manufacturer	Model No.	Antenna Type	Effective Gain Per Chain
Walsin	RFDPA141011IMLB301 (Black)	Dipole Antenna	5G: 3.11dBi (ANT3)
Walsin	RFDPA141006IMLB304 (White)	Dipole Antenna	5G: 3.48dBi (ANT2)
Walsin	RFDPA141012IMLB301 (Gray)	Dipole Antenna	5G: 3.44dBi (ANT0)
Walsin	RFDPA240513IMLB301 (Internal)	Dipole Antenna	5G: 3.47dBi (ANT1)

Accessories Information	
LAN Cable	Non-Shielded, 1.4m.
Power Adapter 1	Asian, WA-30P12FU I/P : 100-240V~50-60Hz 0.9A Max O/P : 12V ⎓ 2.5A Cable Out: Non-Shielded, 1.4m
Power Adapter 2	Asian, WA-30P12R I/P : 100-240V~, 50-60Hz 0.9A Max O/P : 12V ⎓ 2.5A Cable Out: Non-Shielded, 1.4m, one ferrite core bonded.

Note: Adapter 1 and adapter 2 have the same PCB layout, and adapter 1 has been tested and displayed in the report.

ANT-TX / RX & Bandwidth

ANT-TX / RX	TX			RX		
Mode/ Channel Bandwidth	20MHz	40MHz	80MHz	20MHz	40MHz	80MHz
IEEE802.11a	✓			✓		
IEEE802.11n	✓	✓		✓	✓	
IEEE802.11ac	✓	✓	✓	✓	✓	✓

IEEE 802.11n

MCS Index	Modulation	R	N_{BPSCS}	N_{CBPS}		N_{DBPS}		Data Rate(Mb/s)			
								800ns GI		400ns GI	
				20MHz	40MHz	20MHz	40MHz	20MHz	40MHz	20MHz	40MHz
0	BPSK	1/2	1	52	108	26	54	6.5	13.5	7.2	15.0
1	QPSK	1/2	2	104	216	52	108	13.0	27.0	14.4	30.0
2	QPSK	3/4	2	104	216	78	162	19.5	40.5	21.7	45.0
3	16-QAM	1/2	4	208	432	104	216	26.0	54.0	28.9	60.0
4	16-QAM	3/4	4	208	432	156	324	39.0	81.0	43.3	90.0
5	64-QAM	2/3	6	312	648	208	432	52.0	108.0	57.8	120.0
6	64-QAM	3/4	6	312	648	234	486	58.5	121.5	65.0	135.0
7	64-QAM	5/6	6	312	648	260	540	65.0	135.0	72.2	150.0
Note 1: Support of 400ns GI is optional on transmit and receive.											

Table 1 – MCS parameters for TX Antenna number = 1

MCS Index	Modulation	R	N_{BPSCS}	N_{CBPS}		N_{DBPS}		Data Rate(Mb/s)			
								800ns GI		400ns GI	
				20MHz	40MHz	20MHz	40MHz	20MHz	40MHz	20MHz	40MHz
8	BPSK	1/2	1	104	216	52	108	13.0	27.0	14.4	30.0
9	QPSK	1/2	2	208	432	104	216	26.0	54.0	28.9	60.0
10	QPSK	3/4	2	208	432	156	324	39.0	81.0	43.3	90.0
11	16-QAM	1/2	4	416	864	208	432	52.0	108.0	57.8	120.0
12	16-QAM	3/4	4	416	864	312	648	78.0	162.0	86.7	180.0
13	64-QAM	2/3	6	624	1296	416	864	104.0	216.0	115.6	240.0
14	64-QAM	3/4	6	624	1296	468	972	117.0	243.0	130.0	270.0
15	64-QAM	5/6	6	624	1296	520	1080	130.0	270.0	144.4	300.0
Note 1: Support of 400ns GI is optional on transmit and receive.											

Table 2 – MCS parameters for TX Antenna number = 2

MCS Index	Modulation	R	N_{BPSCS}	N_{CBPS}		N_{DBPS}		Data Rate(Mb/s)			
				20MHz	40MHz	20MHz	40MHz	800ns GI		400ns GI	
								20MHz	40MHz	20MHz	40MHz
16	BPSK	1/2	1	156	324	78	162	19.5	40.5	21.7	45.0
17	QPSK	1/2	2	312	648	156	324	39.0	81.0	43.3	90.0
18	QPSK	3/4	2	312	648	234	486	58.5	121.5	65.0	135.0
19	16-QAM	1/2	4	624	1296	312	648	78.0	162.0	86.7	180.0
20	16-QAM	3/4	4	624	1296	468	972	117.0	243.0	130.0	270.0
21	64-QAM	2/3	6	936	1944	624	1296	156.0	324.0	173.3	360.0
22	64-QAM	3/4	6	936	1944	702	1458	175.5	364.5	195.0	405.0
23	64-QAM	5/6	6	936	1944	780	1620	195.0	405.0	216.7	450.0
Note 1: Support of 400ns GI is optional on transmit and receive.											

Table 3 – MCS parameters for TX Antenna number = 3

MCS Index	Modulation	R	N_{BPSCS}	N_{CBPS}		N_{DBPS}		Data Rate(Mb/s)			
				20MHz	40MHz	20MHz	40MHz	800ns GI		400ns GI	
								20MHz	40MHz	20MHz	40MHz
24	BPSK	1/2	1	208	432	104	216	26.00	54.00	28.80	60.00
25	QPSK	1/2	2	416	864	208	432	52.00	108.00	57.60	120.00
26	QPSK	3/4	2	416	864	312	648	78.00	162.00	86.80	180.00
27	16-QAM	1/2	4	832	1728	416	864	104.00	216.00	115.60	240.00
28	16-QAM	3/4	4	832	1728	624	1296	156.00	324.00	172.20	360.00
29	64-QAM	2/3	6	1248	2592	832	1728	208.00	432.00	231.20	480.00
30	64-QAM	3/4	6	1248	2592	936	1944	234.00	486.00	260.00	540.00
31	64-QAM	5/6	6	1248	2592	1040	2040	260.00	540.00	288.80	600.00
Note 1: Support of 400ns GI is optional on transmit and receive.											

Table 4 – MCS parameters for TX Antenna number = 4

Symbol	Explanation
R	Code rate
N_{BPSC}	Number of coded bits per single carrier
N_{CBPS}	Number of coded bits per symbol
N_{DBPS}	Number of data bits per symbol
GI	guard interval

IEEE 802.11ac Data Rate

Spatial Streams (Note1)	MCS Index	Modulation type	Coding rate	Data Rate(Mb/s)					
				20 MHz		40 MHz		80 MHz	
				Guard Interval		Guard Interval		Guard Interval	
				800ns	400ns	800ns	400ns	800ns	400ns
1	0	BPSK	1/2	6.5	7.2	13.5	15	29.3	32.5
	1	QPSK	1/2	13	14.4	27	30	58.5	65
	2	QPSK	3/4	19.5	21.7	40.5	45	87.8	97.5
	3	16-QAM	1/2	26	28.9	54	60	117	130
	4	16-QAM	3/4	39	43.3	81	90	175.5	195
	5	64-QAM	2/3	52	57.8	108	120	234	260
	6	64-QAM	3/4	58.5	65	121.5	135	263.3	292.5
	7	64-QAM	5/6	65	72.2	135	150	292.5	325
	8	256-QAM	3/4	78	86.7	162	180	351	390
	9	256-QAM	5/6	N/A	N/A	180	200	390	433.3
2	0	BPSK	1/2	13	14.4	27	30	58.6	65
	1	QPSK	1/2	26	28.8	54	60	117	130
	2	QPSK	3/4	39	43.4	81	90	175.6	195
	3	16-QAM	1/2	52	57.8	108	120	234	260
	4	16-QAM	3/4	78	86.6	162	180	351	390
	5	64-QAM	2/3	104	115.6	216	240	468	520
	6	64-QAM	3/4	117	130	243	270	526.6	585
	7	64-QAM	5/6	130	144.4	270	300	585	650
	8	256-QAM	3/4	156	173.4	324	360	702	780
	9	256-QAM	5/6	N/A	N/A	360	400	780	866.6
3	0	BPSK	1/2	19.5	21.6	40.5	45	87.9	97.5
	1	QPSK	1/2	39	43.2	81	90	175.5	195
	2	QPSK	3/4	58.5	65.1	121.5	135	263.4	292.5
	3	16-QAM	1/2	78	86.7	162	180	351	390
	4	16-QAM	3/4	117	129.9	243	270	526.5	585
	5	64-QAM	2/3	156	173.4	324	360	702	780
	6	64-QAM	3/4	175.5	195	364.5	405	789.9	877.5
	7	64-QAM	5/6	195	216.6	405	450	877.5	975
	8	256-QAM	3/4	234	260.1	486	540	1053	1170
	9	256-QAM	5/6	N/A	N/A	540	600	1170	1299.9

4	0	BPSK	1/2	26.0	28.9	54.0	60.0	117.0	130.0
	1	QPSK	1/2	52.0	57.8	108.0	120.0	234.0	260.0
	2	QPSK	3/4	78.0	86.7	162.0	180.0	351.0	390.0
	3	16-QAM	1/2	104.0	115.6	216.0	240.0	468.0	520.0
	4	16-QAM	3/4	156.0	173.3	342.0	360.0	702.0	780.0
	5	64-QAM	2/3	208.0	231.1	432.0	480.0	936.0	1040.0
	6	64-QAM	3/4	234.0	260.0	486.0	540.0	1053.0	1170.0
	7	64-QAM	5/6	260.0	288.9	540.0	600.0	1170.0	1300.0
	8	256-QAM	3/4	312.0	346.7	648.0	720.0	1404.0	1560.0
	9	256-QAM	5/6	N/A	N/A	720.0	800.0	1560.0	1733.3

IEEE 802.11a & IEEE 802.11n (20MHz) & IEEE 802.11ac (20MHz)

Working Frequency of Each Channel							
Channel	Frequency	Channel	Frequency	Channel	Frequency	Channel	Frequency
36	5180 MHz	40	5200 MHz	44	5220 MHz	48	5240 MHz
149	5745 MHz	153	5765 MHz	157	5785 MHz	161	5805 MHz
165	5825 MHz						

IEEE 802.11n (40MHz) & IEEE 802.11ac (40MHz)

Working Frequency of Each Channel							
Channel	Frequency	Channel	Frequency	Channel	Frequency	Channel	Frequency
38	5190 MHz	46	5230 MHz	151	5755 MHz	159	5795 MHz

IEEE 802.11ac (80MHz)

Working Frequency of Each Channel	
Channel	Frequency
42	5210 MHz
155	5775 MHz

Note:

1. This device is a Wireless-AC2400 Dual Band Gigabit Router Wireless-AC2600 Dual Band Gigabit Router supports 2.4GHz b/g/n/ac and 5GHz a/n/ac transmitting and receiving function.
2. The different of the each model is shown as below:

Equipment Name	Wireless-AC2400 Dual Band Gigabit Router		Wireless-AC2600 Dual Band Gigabit Router	
Model Name	RT-AC85P	RT-AC2400	RT-AC2600	RT-ACRH26
Difference	802.11n up to 600Mbps.		802.11n up to 800Mbps.	

3. Regards to the frequency band operation; the lowest、middle and highest frequency of channel were selected to perform the test, and then shown on this report.

1.2. Test Mode

DEKRA has verified the construction and function in typical operation. The preliminary tests were performed in different data rate, and to find the worst condition, which was shown in this test report. The following table is the final test mode.

TX	Mode 1: Transmit Mode_CDD_WA-30P12FU Mode 2: Transmit Mode_BF_WA-30P12FU

Test Items	Modulation	Channel	Antenna	Result
Conducted Emission	11ac (80MHz)	42/155	0+1+2+3	Complies
26dB& 99% & DTS Bandwidth	a	36/44/48/149/157/165	0/1/2/3	Complies
	11n/ac (20MHz)	36/44/48/149/157/165	0/1/2/3	Complies
	11n/ac (40MHz)	38/46/151/159	0/1/2/3	Complies
	11ac (80MHz)	42/155	0/1/2/3	Complies
Maximum conducted output power	a	36/44/48/149/157/165	0+1+2+3	Complies
	11n/ac (20MHz)	36/44/48/149/157/165	0+1+2+3	Complies
	11n/ac (40MHz)	38/46/151/159	0+1+2+3	Complies
	11ac (80MHz)	42/155	0+1+2+3	Complies
Maximum power spectral density	a	36/44/48/149/157/165	0+1+2+3	Complies
	11n/ac (20MHz)	36/44/48/149/157/165	0+1+2+3	Complies
	11n/ac (40MHz)	38/46/151/159	0+1+2+3	Complies
	11ac (80MHz)	42/155	0+1+2+3	Complies
Radiated Emission	a	36/44/48/149/157/165	0+1+2+3	Complies
	11n/ac (20MHz)	36/44/48/149/157/165	0+1+2+3	Complies
	11n/ac (40MHz)	38/46/151/159	0+1+2+3	Complies
	11ac (80MHz)	42/155	0+1+2+3	Complies
Band Edge	a	36/44/48/149/157/165	0+1+2+3	Complies
	11n/ac (20MHz)	36/44/48/149/157/165	0+1+2+3	Complies
	11n/ac (40MHz)	38/46/151/159	0+1+2+3	Complies
	11ac (80MHz)	42/155	0+1+2+3	Complies

1.3. Tested System Details

The types for all equipments, plus descriptions of all cables used in the tested system (including inserted cards) are:

Product		Manufacturer	Model No.	Serial No.	FCC ID	Power Cord
1	Notebook PC	Lenovo	B590	WB15330077	DoC	Non-Shielded, 1.8m, one ferrite core bonded

1.4. Configuration of tested System

Connection Diagram

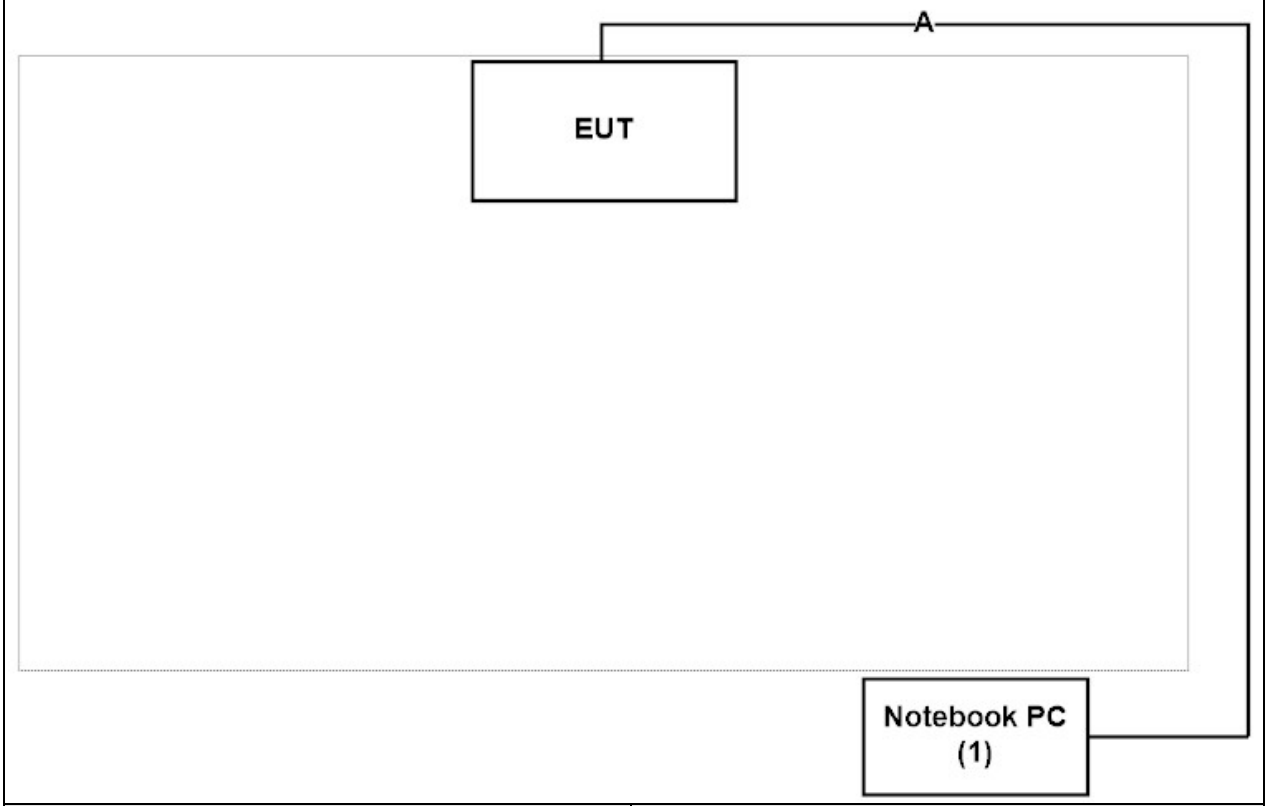

Signal Cable Type		Signal cable Description
A	LAN Cable	Non-Shielded, 2.5m

1.5. EUT Exercise Software

1	Setup the EUT as shown in Section 1.4.
2	Execute the Control program “QA Tool” on the laptop.
3	Configure the test mode, the test channel, and the data rate.
4	Make the EUT to start the continuous transmitting.
5	Verify that the EUT works properly.

1.6. Test Facility

Ambient conditions in the laboratory:

Items	Test Item	Required (IEC 68-1)	Actual	Test Site
Temperature (°C)	FCC PART 15 E 15.407 Conducted Emission	15 - 35	20°C	3
Humidity (%RH)		25 - 75	50%RH	
Barometric pressure (mbar)		860 - 1060	950-1000	
Temperature (°C)	FCC PART 15 E 15.407 26dB& 99% & DTS Bandwidth	15 - 35	25°C	3
Humidity (%RH)		25 - 75	45%RH	
Barometric pressure (mbar)		860 - 1060	950-1000	
Temperature (°C)	FCC PART 15 E 15.407 Maximum conducted output power	15 - 35	25°C	3
Humidity (%RH)		25 - 75	65%RH	
Barometric pressure (mbar)		860 - 1060	950-1000	
Temperature (°C)	FCC PART 15 E 15.407 Maximum power spectral density	15 - 35	25°C	3
Humidity (%RH)		25 - 75	45%RH	
Barometric pressure (mbar)		860 - 1060	950-1000	
Temperature (°C)	FCC PART 15 E 15.407 Radiated Emission	15 - 35	25°C	2
Humidity (%RH)		25 - 75	45%RH	
Barometric pressure (mbar)		860 - 1060	950-1000	
Temperature (°C)	FCC PART 15 E 15.407 Band Edge	15 - 35	25°C	2
Humidity (%RH)		25 - 75	45%RH	
Barometric pressure (mbar)		860 - 1060	950-1000	

Note: Test Site information refers to Laboratory Information.

Laboratory Information

USA	**:**	**FCC Registration Number: TW3024**
Canada		**IC Registration Number: 22397-1 / 22397-2 / 22397-3**

The related certificate for our laboratories about the test site and management system can be downloaded from DEKRA Testing and Certification Co., Ltd. Web Site:
http://www.dekra.com.tw/english/about/certificates.aspx?bval=5
The address and introduction of DEKRA Testing and Certification Co., Ltd. laboratories can be founded in our Web site: http://www.dekra.com.tw/index_en.aspx

If you have any comments, Please don't hesitate to contact us. Our test sites as below:

1 No. 75-2, 3rd Lin, WangYe Keng, Yonghxing Tsuen, Qionglin Shiang, Hsinchu County 307, Taiwan (R.O.C.)
TEL: +886-3-592-8858 / FAX: +886-3-592-8859 E-Mail : info.tw@dekra.com

2 No.372, Sec. 4, Zhongxing Rd., Zhudong Township, Hsinchu County 31061, Taiwan, R.O.C.
TEL: +886-3-582-8001 / FAX: +886-3-582-8958 E-Mail : info.tw@dekra.com

3 No.372-2, Sec. 4, Zhongxing Rd., Zhudong Township, Hsinchu County 31061, Taiwan, R.O.C.
TEL: +886-3-582-8001 / FAX: +886-3-582-8958 E-Mail : info.tw@dekra.com

1.7. Duty Cycle

Mode	On Time (ms)	On+Off Time (ms)	Duty Cycle (%)	Duty Factor(dB) linear voltage	1/T Minimum VBW (kHz)
802.11a	1.398	1.446	96.68%	0.293	0.72
802.11 HT20	1.302	1.350	96.44%	0.314	0.77
802.11 HT40	0.634	0.684	92.69%	0.659	1.58
802.11 VHT80	0.326	0.376	86.70%	1.239	3.07

Note:
Offset = 20 log(1/duty cycle)
Accotding to KDB 789033
If power averaging (rms) mode was used in step (iv) above, the correction factor is 10 log (1/x), where x is the duty cycle. For example, if the transmit duty cycle was 50%, then 3 dB must be added to the measured emission levels.

If linear voltage averaging mode was used in step (iv) above, the correction factor is 20 log (1/x), where x is the duty cycle. For example, if the transmit duty cycle was 50%, then 6 dB must be added to the measured emission levels.

802.11a

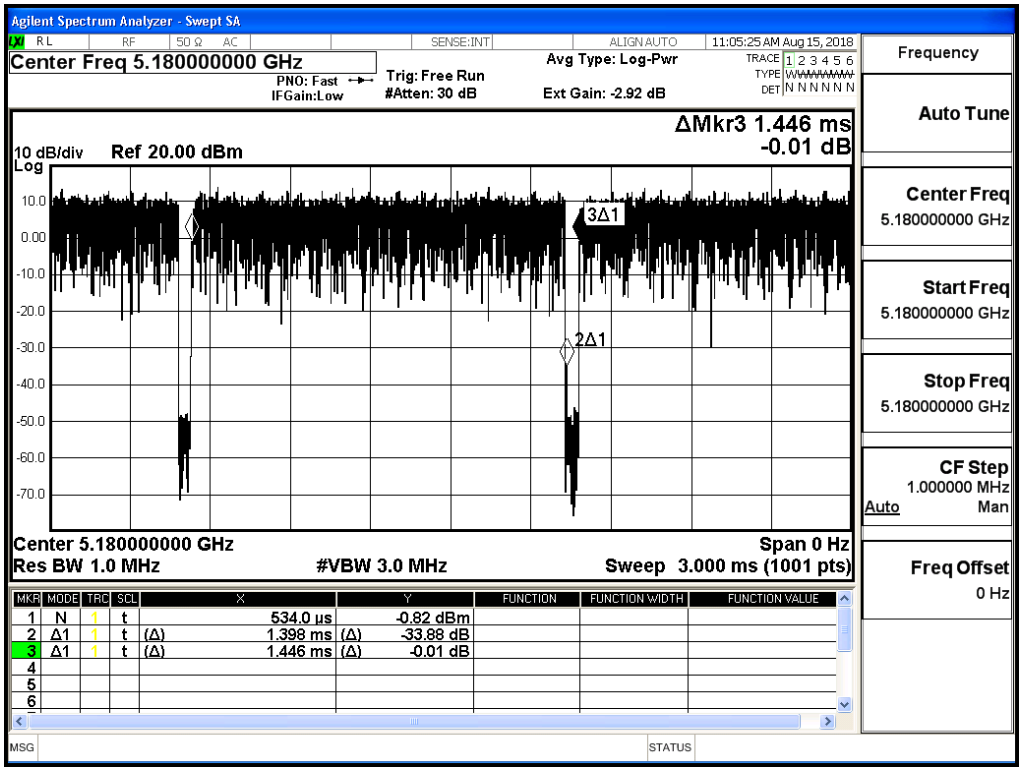

802.11 VHT(20M)

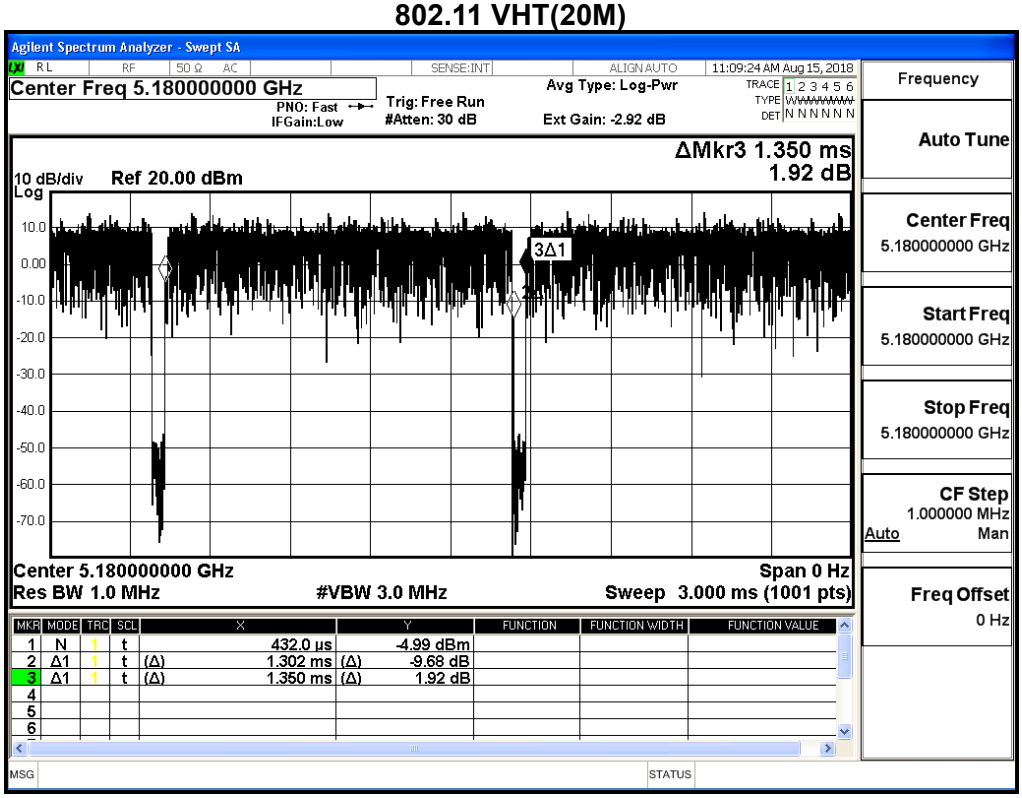

802.11 HT (40M)

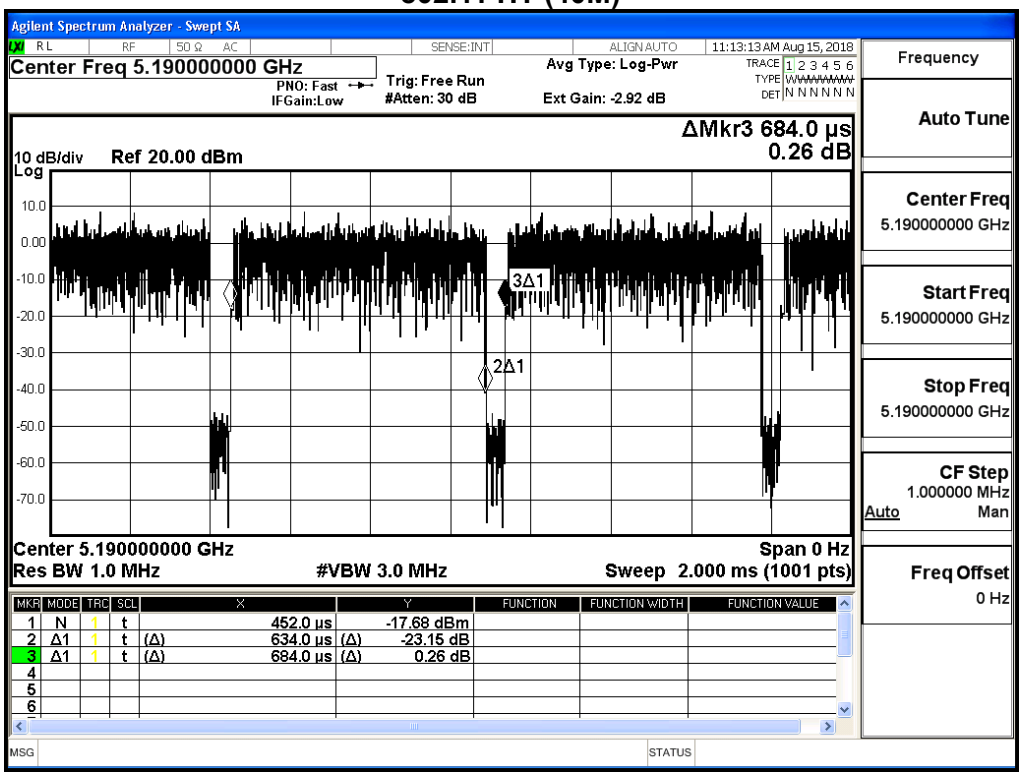

802.11 VHT (80M)

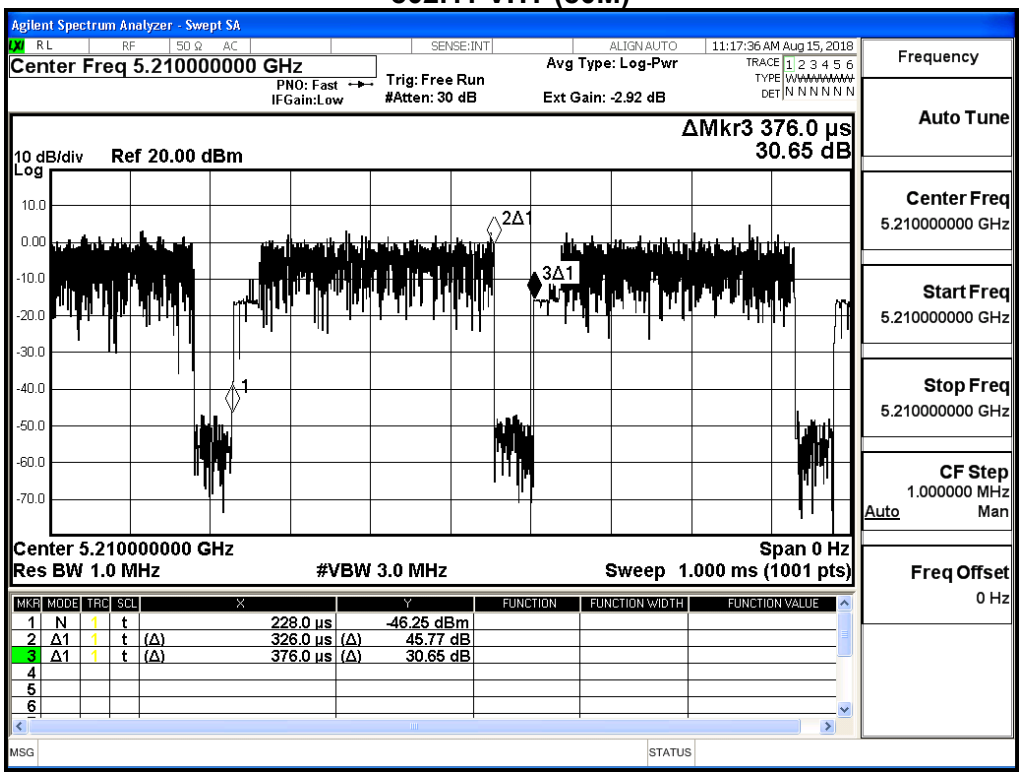

1.8. List of Test Equipment

Conducted Emission / SR2-H

Instrument	Manufacturer	Model No.	Serial No.	Cal. Date	Next Cal. Date
Artificial Mains Network	R&S	ENV4200	848411/010	2018/01/22	2019/01/21
Test Receiver	R&S	ESCS 30	836858/022	2018/03/30	2019/03/29
LISN	R&S	ENV216	100092	2018/07/23	2019/07/22

26dB& 99% & DTS Bandwidth / SR10-H

Instrument	Manufacturer	Model No.	Serial No.	Cal. Date	Next Cal. Date
Spectrum Analyzer	Keysight	N9030B	MY57140404	2018/06/26	2019/06/25
Spectrum Analyzer	Keysight	N9010B	MY57110159	2018/05/25	2019/05/24
Spectrum Analyzer	Agilent	N9010A	US47140172	2018/07/18	2019/07/17
Signal & Spectrum Analyzer	R&S	FSV40	101049	2018/01/10	2019/01/09

Maximum conducted output power / SR10-H

Instrument	Manufacturer	Model No.	Serial No.	Cal. Date	Next Cal. Date
Spectrum Analyzer	Keysight	N9030B	MY57140404	2018/06/26	2019/06/25
Spectrum Analyzer	Keysight	N9010B	MY57110159	2018/05/25	2019/05/24
Spectrum Analyzer	Agilent	N9010A	US47140172	2018/07/18	2019/07/17
Signal & Spectrum Analyzer	R&S	FSV40	101049	2018/01/10	2019/01/09

Maximum power spectral density / SR10-H

Instrument	Manufacturer	Model No.	Serial No.	Cal. Date	Next Cal. Date
Spectrum Analyzer	Keysight	N9030B	MY57140404	2018/06/26	2019/06/25
Spectrum Analyzer	Keysight	N9010B	MY57110159	2018/05/25	2019/05/24
Spectrum Analyzer	Agilent	N9010A	US47140172	2018/07/18	2019/07/17
Signal & Spectrum Analyzer	R&S	FSV40	101049	2018/01/10	2019/01/09

Radiated Emission / CB2-H, CB4-H

Instrument	Manufacturer	Model No.	Serial No.	Cal. Date	Next Cal. Date
Signal Analyzer	R&S	FSVA40	101455	2017/11/21	2018/11/20
Signal & Spectrum Analyzer	R&S	FSV40	101049	2018/01/10	2019/01/09
EXA Signal Analyzer	Keysight	N9010A	MY51440132	2018/03/05	2019/03/04
Bilog Antenna	Teseq	CBL6112D	23191	2018/06/26	2019/06/25
Horn Antenna	Schwarzbeck	BBHA 9120D	639	2018/06/01	2019/05/31
Horn Antenna	Schwarzbeck	BBHA 9170	202	2018/01/31	2019/01/30
Pre-Amplifier	Dekra	AP-025C	201801236	2018/02/26	2019/02/25
Pre-Amplifier	EMCI	EMC11830I	980366	2018/01/08	2019/01/07
Pre-Amplifier	Dekra	AP-400C	201801231	2017/12/13	2018/12/12
Band Reject Filter	Micro-Tronics	BRM50702	G192	2018/04/11	2019/04/10
Band Reject Filter	Micro-Tronics	BRM50716	G089	2018/04/11	2019/04/10
Cable	Suhner	SF104_SF104_ SF104_SF104	A211	2017/08/29 2018/08/28	2018/08/28 2019/08/27
Cable	Suhner	SF104_SF104_ SF104_SF102	A219	2017/08/16 2018/08/15	2018/08/15 2019/08/14
Mangnetic Loop Antenna	Teseq	HLA6121	44287	2017/10/13 2018/09/28	2018/10/12 2019/09/27

Band Edge / CB2-H

Instrument	Manufacturer	Model No.	Serial No.	Cal. Date	Next Cal. Date
Signal Analyzer	R&S	FSVA40	101455	2017/11/21	2018/11/20
Signal & Spectrum Analyzer	R&S	FSV40	101049	2018/01/10	2019/01/09
EXA Signal Analyzer	Keysight	N9010A	MY51440132	2018/03/05	2019/03/04
Bilog Antenna	Teseq	CBL6112D	23191	2018/06/26	2019/06/25
Horn Antenna	Schwarzbeck	BBHA 9120D	639	2018/06/01	2019/05/31
Horn Antenna	Schwarzbeck	BBHA 9170	202	2018/01/31	2019/01/30
Pre-Amplifier	Dekra	AP-025C	201801236	2018/02/26	2019/02/25
Pre-Amplifier	EMCI	EMC11830I	980366	2018/01/08	2019/01/07
Pre-Amplifier	Dekra	AP-400C	201801231	2017/12/13	2018/12/12
Cable	Suhner	SF104_SF104_ SF104_SF104	A211	2017/08/29	2018/08/28
Cable	Suhner	SF104_SF104_ SF104_SF102	A219	2017/08/16	2018/08/15

Note: All equipment upon which need to calibrated are with calibration period of 1 year.

1.9. Uncertainty

Test item	Uncertainty
Conducted Emission	± 2.26 dB
26dB& 26dB& 99% & DTS Bandwidth	± 50Hz
Maximum conducted output power	± 1.27 dB
Maximum power spectral density	± 1.27 dB
Radiated Emission	30MHz～1GHz as ±3.43dB 1GHz～26.5Ghz as ±3.65dB
Band Edge	± 3.65dB

2. Conducted Emission

2.1. Test Setup

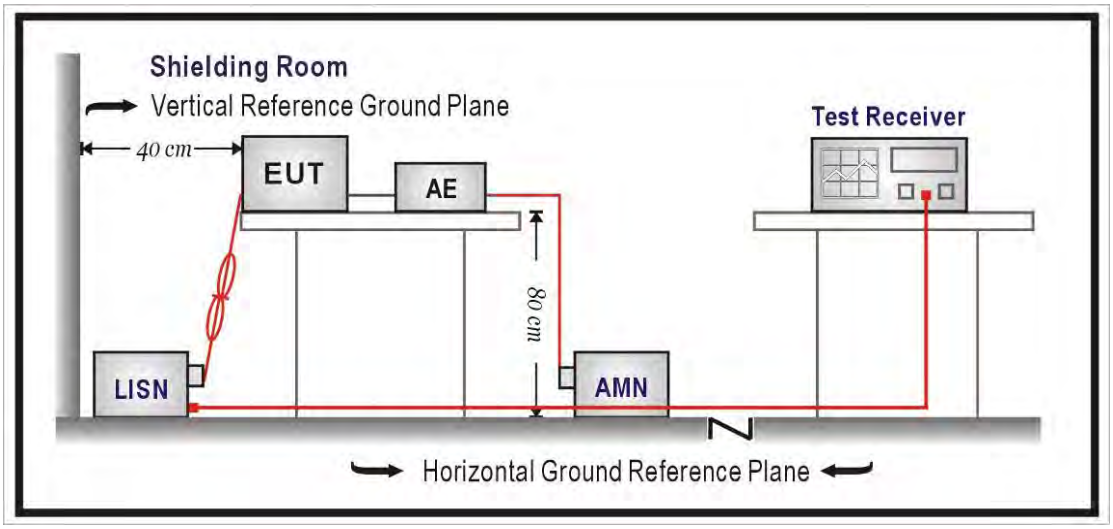

2.2. Limits

FCC Part 15 Subpart C Paragraph 15.207 Limits (dBuV)		
Frequency MHz	QP	AV
0.15 - 0.50	66 - 56	56 - 46
0.50 - 5.0	56	46
5.0 - 30	60	50

ReMark: In the above table, the tighter limit applies at the band edges.

2.3. Test Procedure

The EUT was setup according to ANSI C63.10: 2013. The EUT was placed on a platform of nominal size, 1 m by 1.5 m, raised 80 cm above the conducting ground plane. The vertical conducting plane was located 40 cm to the rear of the EUT. All other surfaces of EUT were at least 80 cm from any other grounded conducting surface. The EUT and simulators are connected to the main power through a line impedance stabilization network (LISN). The LISN provides a 50 ohm /50uH coupling impedance for the measuring equipment. The peripheral devices are also connected to the main power through a LISN. (Please refer to the block diagram of the test setup and photographs.)

Each current-carrying conductor of the EUT power cord, except the ground (safety) conductor, was individually connected through a LISN to the input power source.

The excess length of the power cord between the EUT and the LISN receptacle were folded back and forth at the center of the lead to form a bundle not exceeding 40 cm in length.

Conducted emissions were investigated over the frequency range from 0.15MHz to 30MHz using a receiver bandwidth of 9 kHz.

2.4. Test Specification

According to FCC Part 15 Subpart C Paragraph 15.407: 2017

2.5. Test Result

Site : DEKRA Taiwan SR2-H	Time : 2018/08/31
Limit : CISPR_B_00M_QP	Margin : 10
Probe : SR2-H_LISN(16A)-6_0823 - Line1	Power : AC 120V/60Hz
EUT : Wireless-AC2400 Dual Band Gigabit Router Wireless-AC2600 Dual Band Gigabit Router	Note : Mode 1: Transmit Mode_CDD_WA-30P12FU 802.11ac(80M)_5210MHz

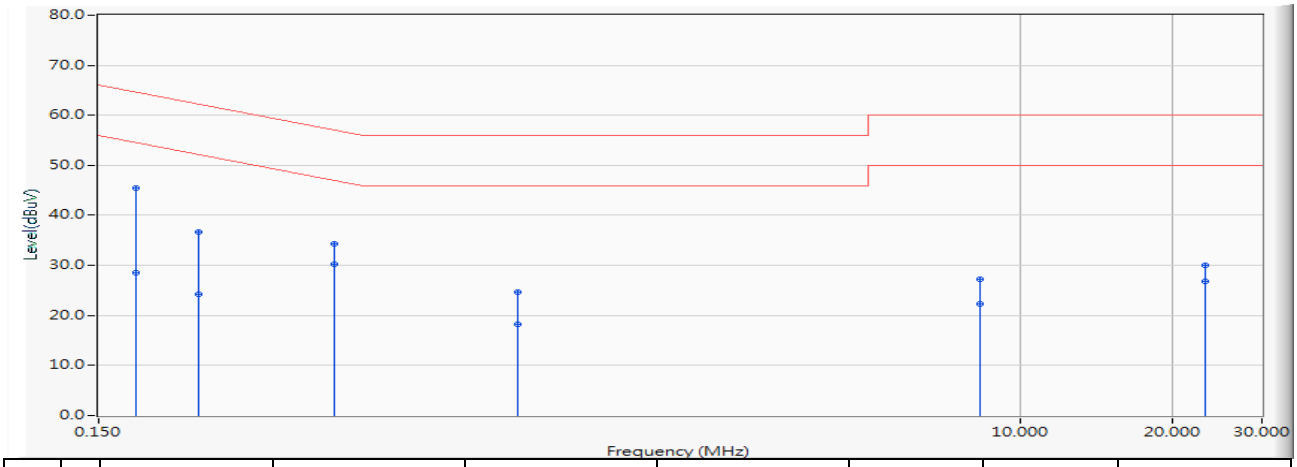

		Frequency (MHz)	Correct Factor (dB)	Reading Level (dBuV)	Measure Level (dBuV)	Margin (dB)	Limit (dBuV)	Detector Type
1		0.177	9.768	35.650	45.418	-19.191	64.609	QUASIPEAK
2		0.177	9.768	18.850	28.618	-25.991	54.609	AVERAGE
3		0.236	9.754	26.920	36.674	-25.564	62.238	QUASIPEAK
4		0.236	9.754	14.540	24.294	-27.944	52.238	AVERAGE
5		0.439	9.730	24.650	34.380	-22.699	57.079	QUASIPEAK
6	*	0.439	9.730	20.480	30.210	-16.869	47.079	AVERAGE
7		1.009	9.880	14.730	24.610	-31.390	56.000	QUASIPEAK
8		1.009	9.880	8.410	18.290	-27.710	46.000	AVERAGE
9		8.322	10.125	17.200	27.325	-32.675	60.000	QUASIPEAK
10		8.322	10.125	12.260	22.385	-27.615	50.000	AVERAGE
11		23.130	10.540	19.430	29.970	-30.030	60.000	QUASIPEAK
12		23.130	10.540	16.280	26.820	-23.180	50.000	AVERAGE

Note:

1. All Reading Levels are Quasi-Peak and average value.
2. " * ", means this data is the worst emission level.
3. Measurement Level = Reading Level + Correct Factor.

Site : DEKRA Taiwan SR2-H	Time : 2018/08/31
Limit : CISPR_B_00M_QP	Margin : 10
Probe : SR2-H_LISN(16A)-6_0823 - Line2	Power : AC 120V/60Hz
EUT : Wireless-AC2400 Dual Band Gigabit Router Wireless-AC2600 Dual Band Gigabit Router	Note : Mode 1: Transmit Mode_CDD_WA-30P12FU 802.11ac(80M)_5210MHz

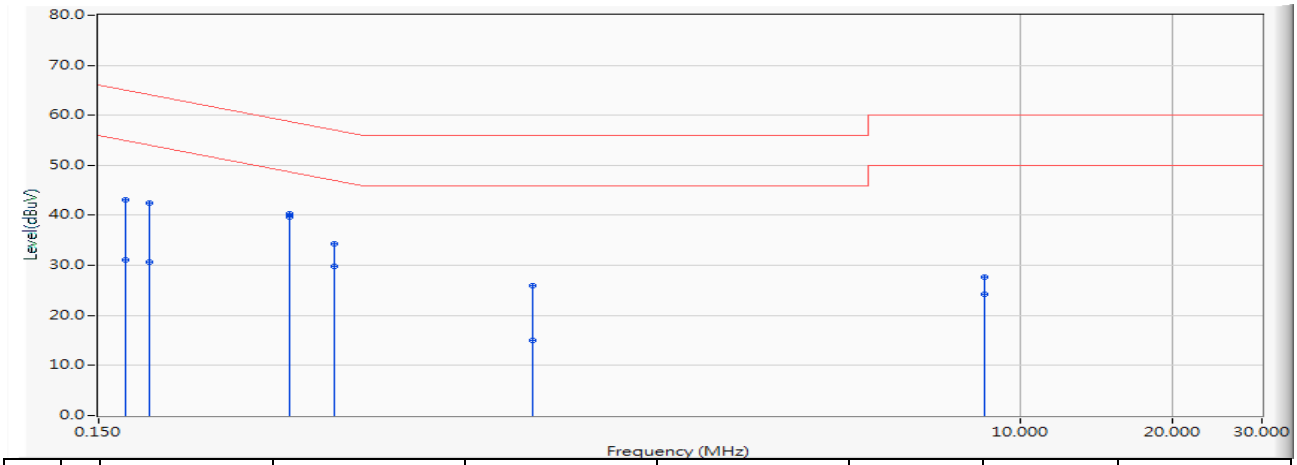

		Frequency (MHz)	Correct Factor (dB)	Reading Level (dBuV)	Measure Level (dBuV)	Margin (dB)	Limit (dBuV)	Detector Type
1		0.170	9.781	33.300	43.081	-21.903	64.983	QUASIPEAK
2		0.170	9.781	21.290	31.071	-23.913	54.983	AVERAGE
3		0.189	9.800	32.660	42.460	-21.618	64.078	QUASIPEAK
4		0.189	9.800	20.790	30.590	-23.488	54.078	AVERAGE
5		0.357	9.794	30.560	40.354	-18.443	58.797	QUASIPEAK
6	*	0.357	9.794	29.830	39.624	-9.173	48.797	AVERAGE
7		0.439	9.790	24.610	34.400	-22.679	57.079	QUASIPEAK
8		0.439	9.790	19.950	29.740	-17.339	47.079	AVERAGE
9		1.080	9.880	16.010	25.890	-30.110	56.000	QUASIPEAK
10		1.080	9.880	5.150	15.030	-30.970	46.000	AVERAGE
11		8.459	10.098	17.560	27.658	-32.342	60.000	QUASIPEAK
12		8.459	10.098	14.110	24.208	-25.792	50.000	AVERAGE

Note:

1. All Reading Levels are Quasi-Peak and average value.
2. " * ", means this data is the worst emission level.
3. Measurement Level = Reading Level + Correct Factor.

Site : DEKRA Taiwan SR2-H	**Time : 2018/08/31**
Limit : CISPR_B_00M_QP	**Margin : 10**
Probe : SR2-H_LISN(16A)-6_0823 - Line1	**Power : AC 120V/60Hz**
EUT : Wireless-AC2400 Dual Band Gigabit Router **Wireless-AC2600 Dual Band Gigabit Router**	**Note : Mode 1: Transmit Mode_CDD_WA-30P12FU** **802.11ac(80M)_5775MHz**

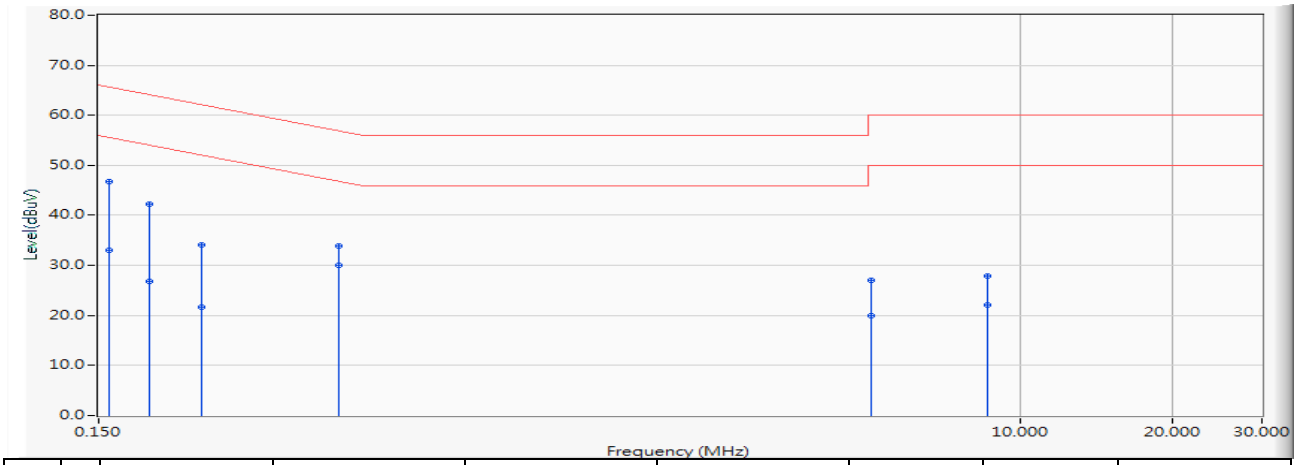

		Frequency (MHz)	Correct Factor (dB)	Reading Level (dBuV)	Measure Level (dBuV)	Margin (dB)	Limit (dBuV)	Detector Type
1		0.158	9.777	37.040	46.817	-18.761	65.578	QUASIPEAK
2		0.158	9.777	23.260	33.037	-22.541	55.578	AVERAGE
3		0.189	9.760	32.520	42.280	-21.798	64.078	QUASIPEAK
4		0.189	9.760	17.100	26.860	-27.218	54.078	AVERAGE
5		0.240	9.753	24.360	34.113	-27.989	62.102	QUASIPEAK
6		0.240	9.753	11.940	21.693	-30.409	52.102	AVERAGE
7		0.447	9.730	24.200	33.930	-23.003	56.933	QUASIPEAK
8	*	0.447	9.730	20.270	30.000	-16.933	46.933	AVERAGE
9		5.045	9.952	17.110	27.062	-32.938	60.000	QUASIPEAK
10		5.045	9.952	9.950	19.902	-30.098	50.000	AVERAGE
11		8.576	10.143	17.640	27.783	-32.217	60.000	QUASIPEAK
12		8.576	10.143	11.870	22.013	-27.987	50.000	AVERAGE

Note:

1. All Reading Levels are Quasi-Peak and average value.
2. " * ", means this data is the worst emission level.
3. Measurement Level = Reading Level + Correct Factor.

Site : DEKRA Taiwan SR2-H	Time : 2018/08/31
Limit : CISPR_B_00M_QP	Margin : 10
Probe : SR2-H_LISN(16A)-6_0823 - Line2	Power : AC 120V/60Hz
EUT : Wireless-AC2400 Dual Band Gigabit Router Wireless-AC2600 Dual Band Gigabit Router	Note : Mode 1: Transmit Mode_CDD_WA-30P12FU 802.11ac(80M)_5775MHz

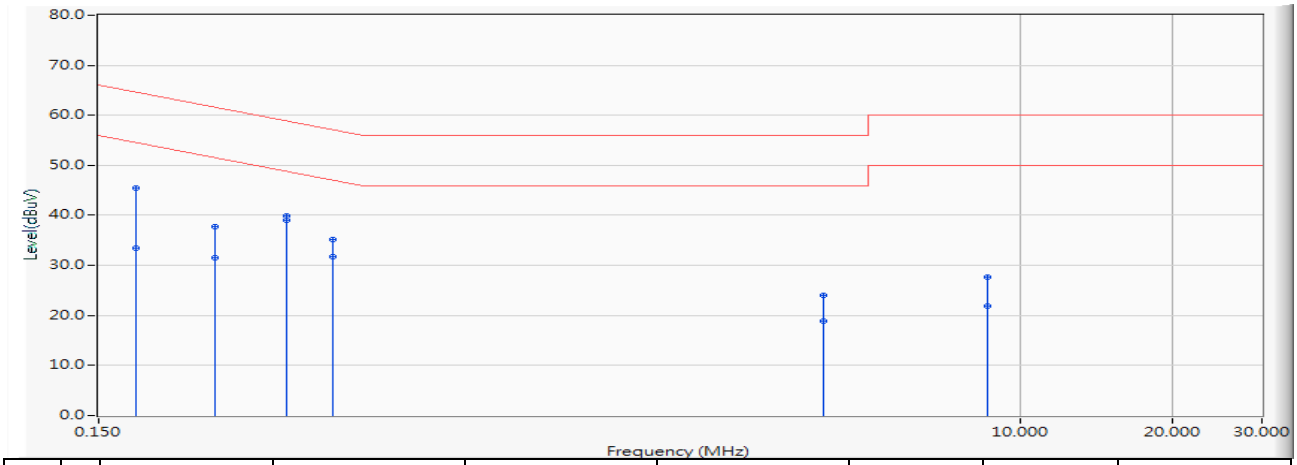

		Frequency (MHz)	Correct Factor (dB)	Reading Level (dBuV)	Measure Level (dBuV)	Margin (dB)	Limit (dBuV)	Detector Type
1		0.177	9.788	35.730	45.518	-19.091	64.609	QUASIPEAK
2		0.177	9.788	23.730	33.518	-21.091	54.609	AVERAGE
3		0.255	9.808	27.920	37.728	-23.850	61.577	QUASIPEAK
4		0.255	9.808	21.770	31.578	-20.000	51.577	AVERAGE
5		0.353	9.795	30.080	39.875	-19.013	58.889	QUASIPEAK
6	*	0.353	9.795	29.270	39.065	-9.823	48.889	AVERAGE
7		0.435	9.790	25.300	35.090	-22.064	57.154	QUASIPEAK
8		0.435	9.790	21.990	31.780	-15.374	47.154	AVERAGE
9		4.064	9.900	14.140	24.040	-31.960	56.000	QUASIPEAK
10		4.064	9.900	9.040	18.940	-27.060	46.000	AVERAGE
11		8.607	10.104	17.500	27.604	-32.396	60.000	QUASIPEAK
12		8.607	10.104	11.690	21.794	-28.206	50.000	AVERAGE

Note:

1. All Reading Levels are Quasi-Peak and average value.
2. " * ", means this data is the worst emission level.
3. Measurement Level = Reading Level + Correct Factor.

3. 26dB & 99% & DTS Bandwidth

3.1. Test Setup

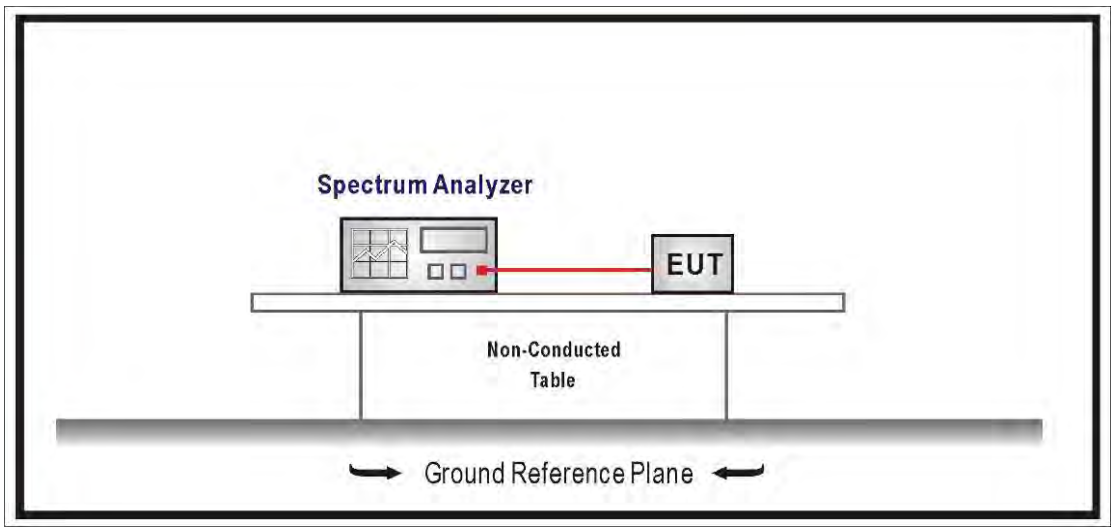

3.2. Limits

99% & 26dB Bandwidth : No Required
6dB Bandwidth ≧ 500KHz

3.3. Test Procedure

99% & 26dB Bandwidth :
The EUT was tested according to U-NII test procedure of KDB 789033.v01r02
Set RBW 1% of the emission bandwidth, VBW equal to 3 times the RBW.
DTS Bandwidth :
Set RBW = 100KHz, VBW≧3xRBW, Sweep time=Auto, Set Peak detector.

3.4. Test Result

Product	Wireless-AC2400 Dual Band Gigabit Router Wireless-AC2600 Dual Band Gigabit Router		
Test Item	26dB & 99% Bandwidth		
Test Mode	Mode 1: Transmit Mode_CDD_WA-30P12FU		
Date of Test	2018/08/15	Test Site	SR10-H

IEEE 802.11a (ANT 0)				
Channel No.	Frequency (MHz)	26dB Bandwidth (MHz)	99% Bandwidth (MHz)	Limit (MHz)
36	5180	20.470	17.037	--
44	5220	20.310	17.089	--
48	5240	20.350	17.064	--

Channel 36 (5180MHz)

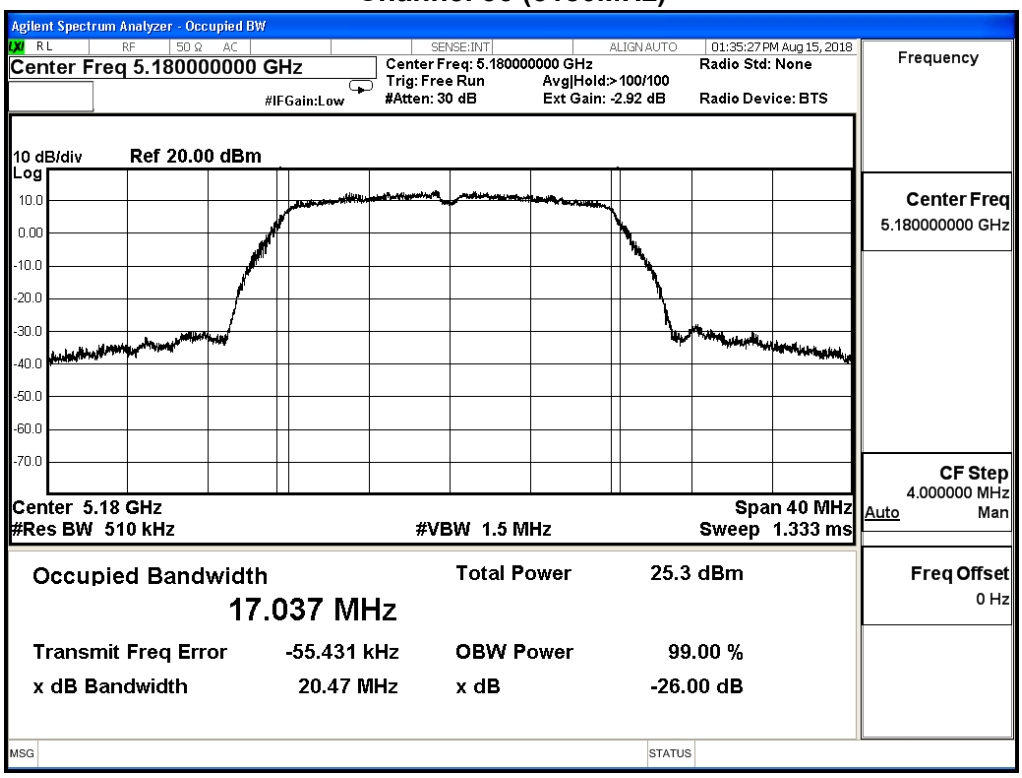

Channel 44 (5220MHz)

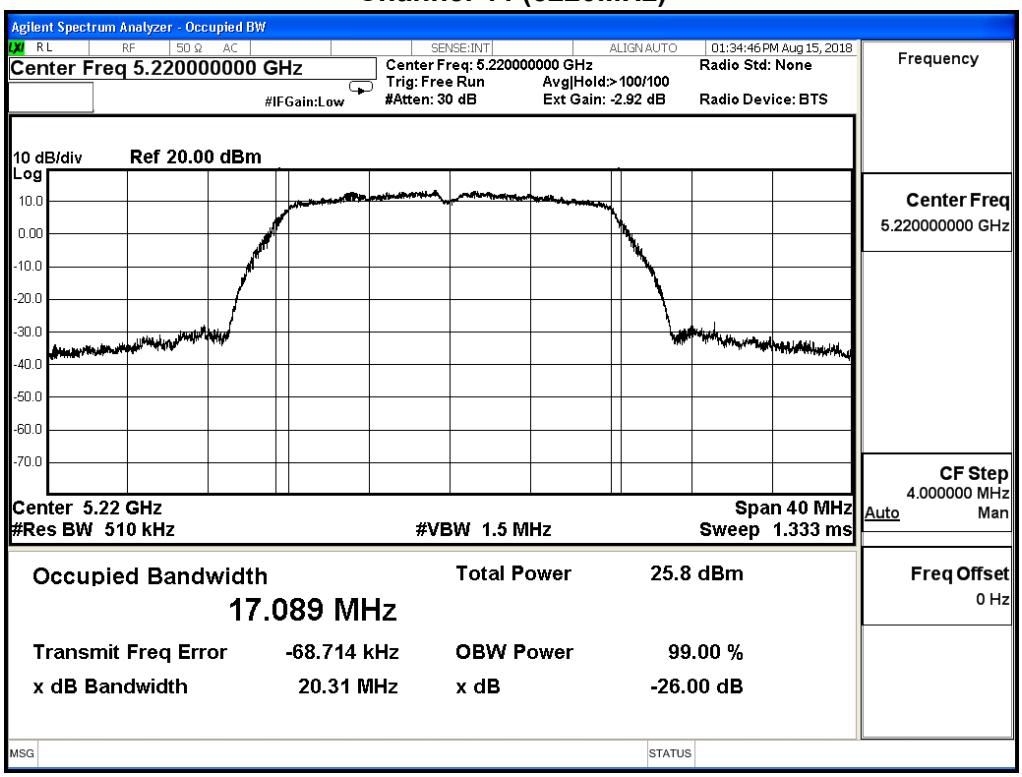

Channel 48 (5240MHz)

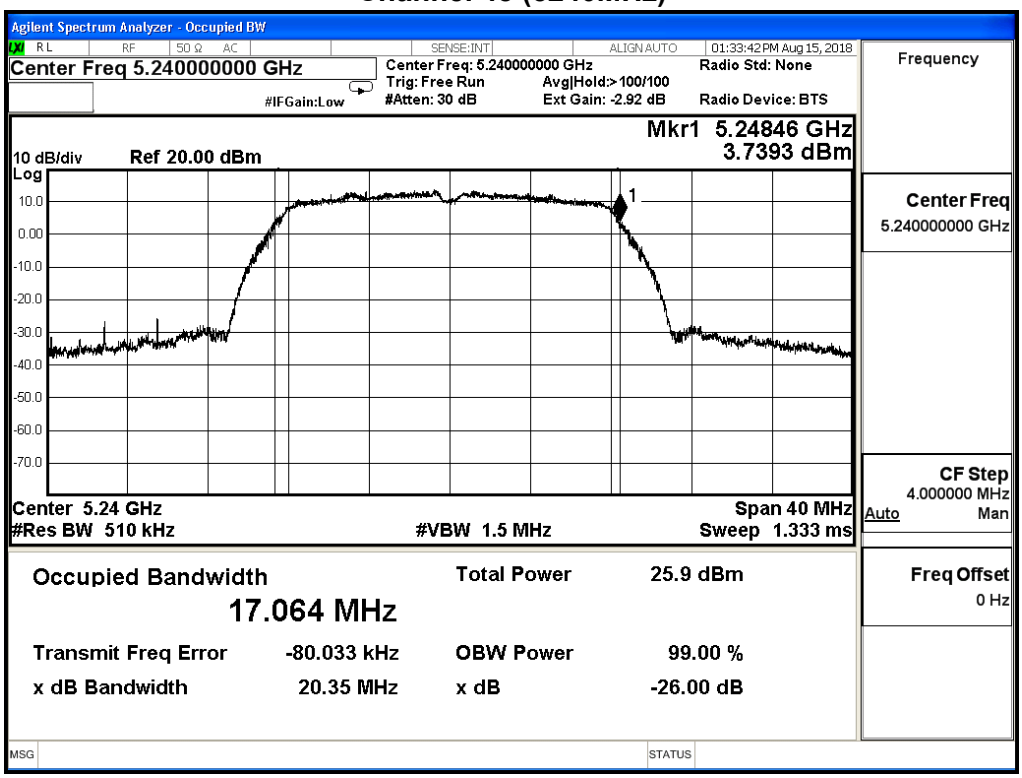

Product	Wireless-AC2400 Dual Band Gigabit Router Wireless-AC2600 Dual Band Gigabit Router		
Test Item	26dB & 99% Bandwidth		
Test Mode	Mode 1: Transmit Mode_CDD_WA-30P12FU		
Date of Test	2018/08/15	Test Site	SR10-H

IEEE 802.11a (ANT 1)				
Channel No.	Frequency (MHz)	26dB Bandwidth (MHz)	99% Bandwidth (MHz)	Limit (MHz)
36	5180	20.350	16.954	--
44	5220	20.310	16.916	--
48	5240	20.250	16.976	--

Channel 36 (5180MHz)

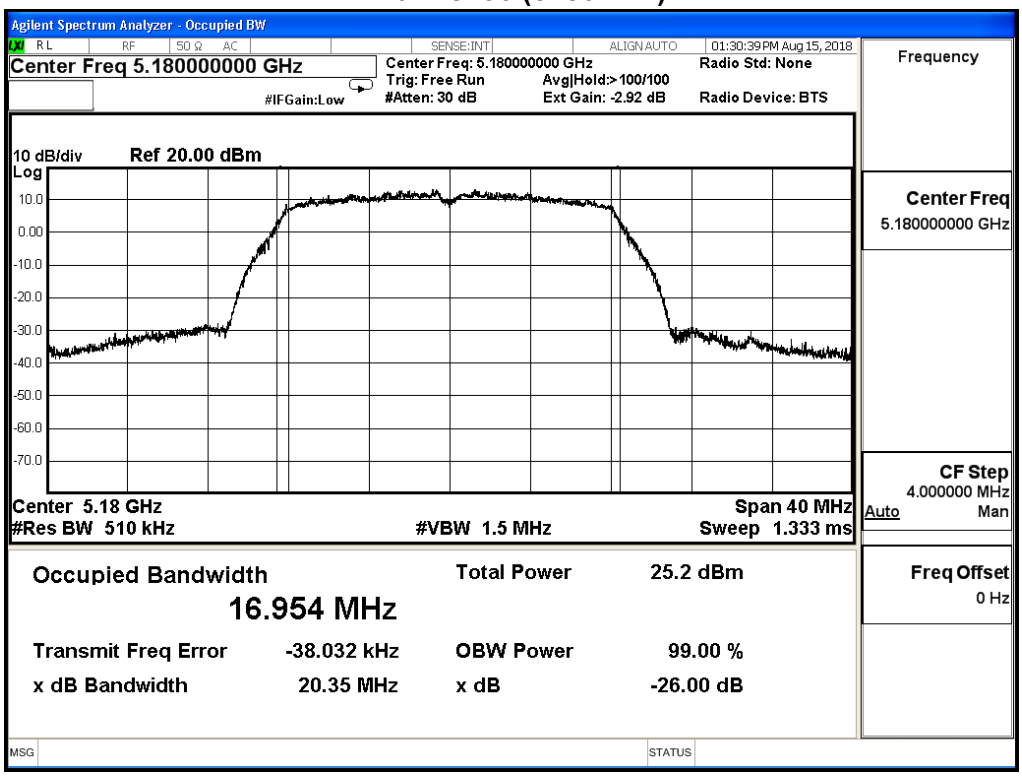

Channel 44 (5220MHz)

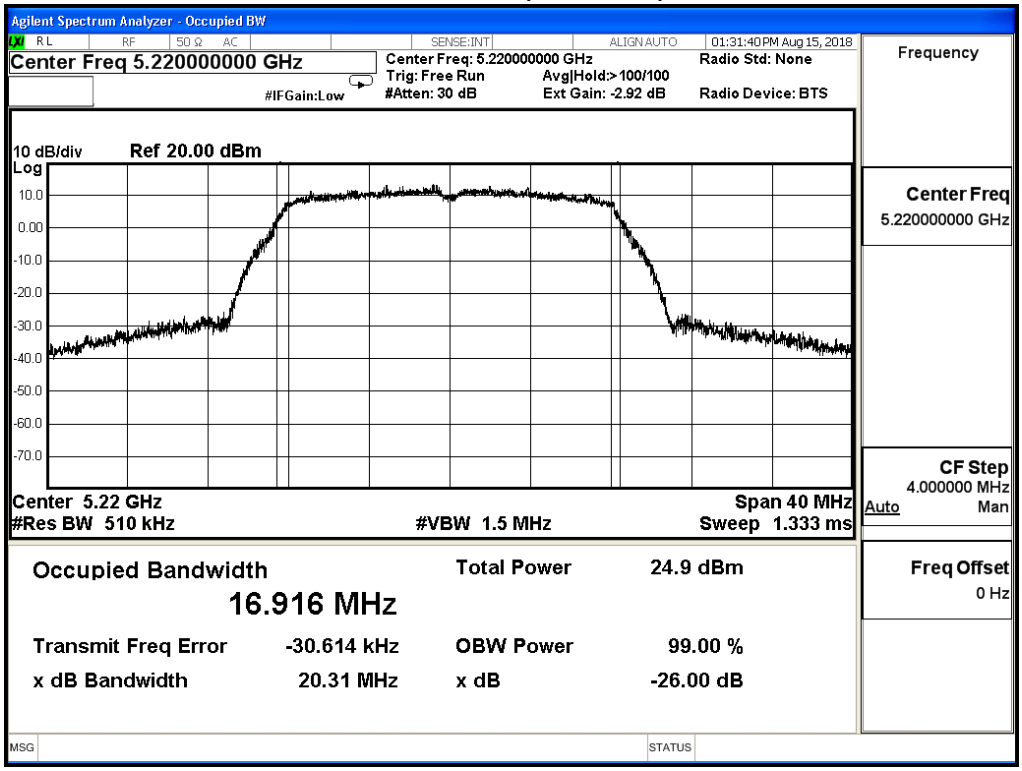

Channel 48 (5240MHz)

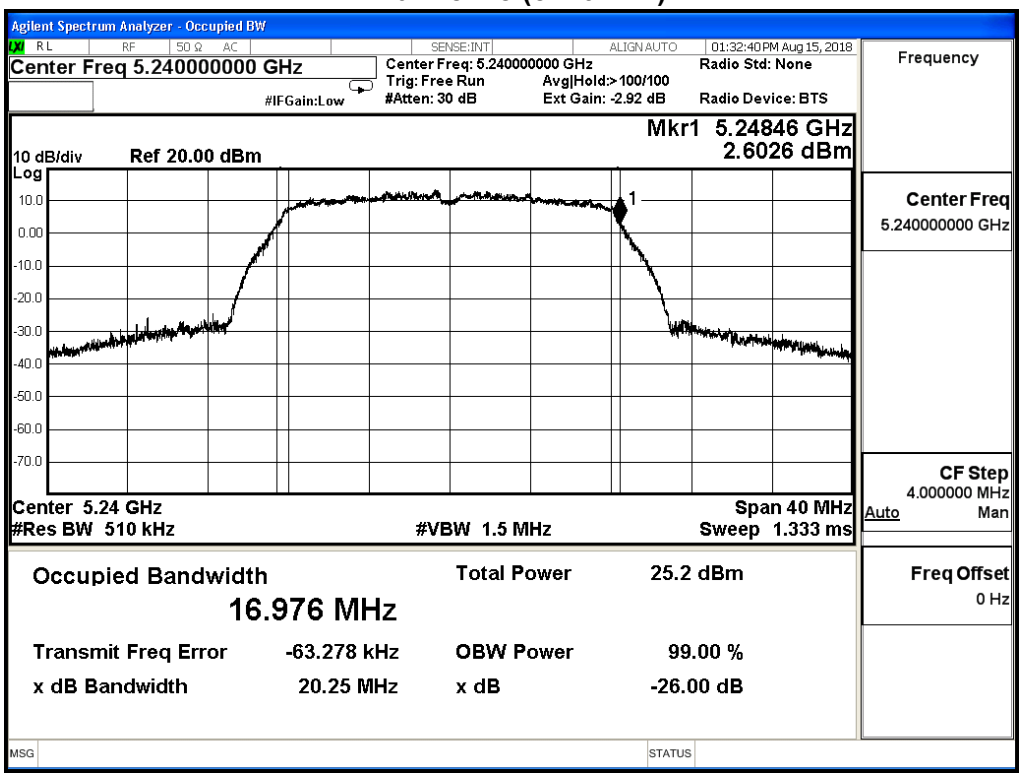

Product	Wireless-AC2400 Dual Band Gigabit Router Wireless-AC2600 Dual Band Gigabit Router		
Test Item	26dB & 99% Bandwidth		
Test Mode	Mode 1: Transmit Mode_CDD_WA-30P12FU		
Date of Test	2018/08/15	Test Site	SR10-H

IEEE 802.11a (ANT 2)				
Channel No.	Frequency (MHz)	26dB Bandwidth (MHz)	99% Bandwidth (MHz)	Limit (MHz)
36	5180	20.490	17.154	--
44	5220	20.440	16.926	--
48	5240	20.490	16.997	--

Channel 36 (5180MHz)

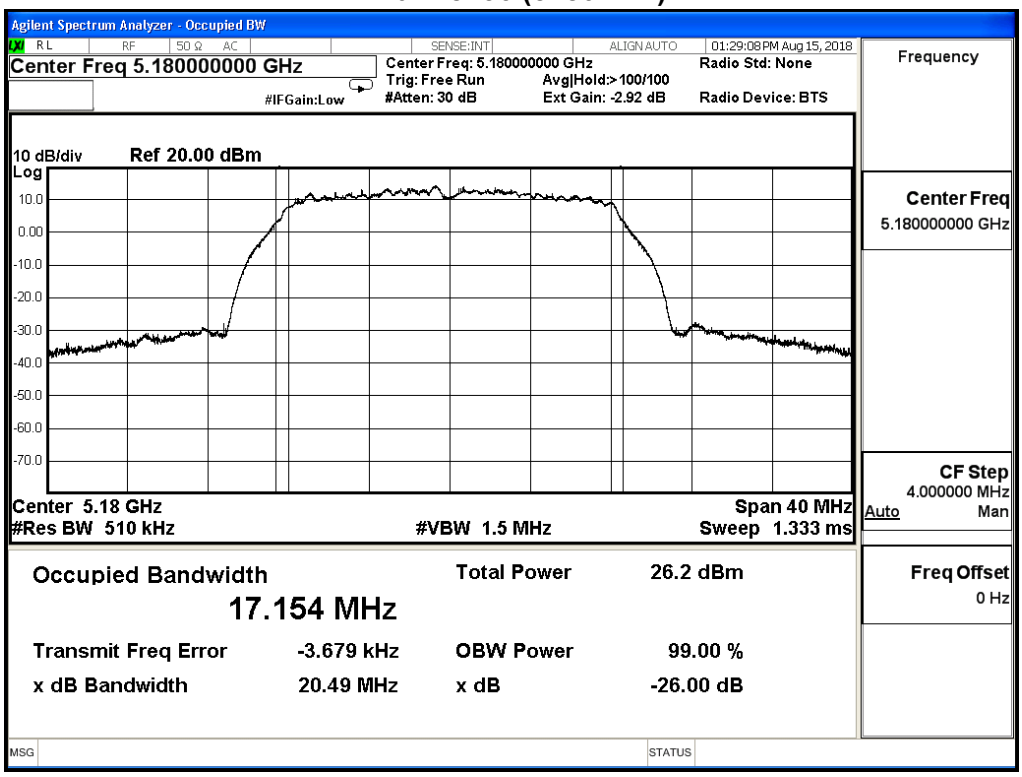

Channel 44 (5220MHz)

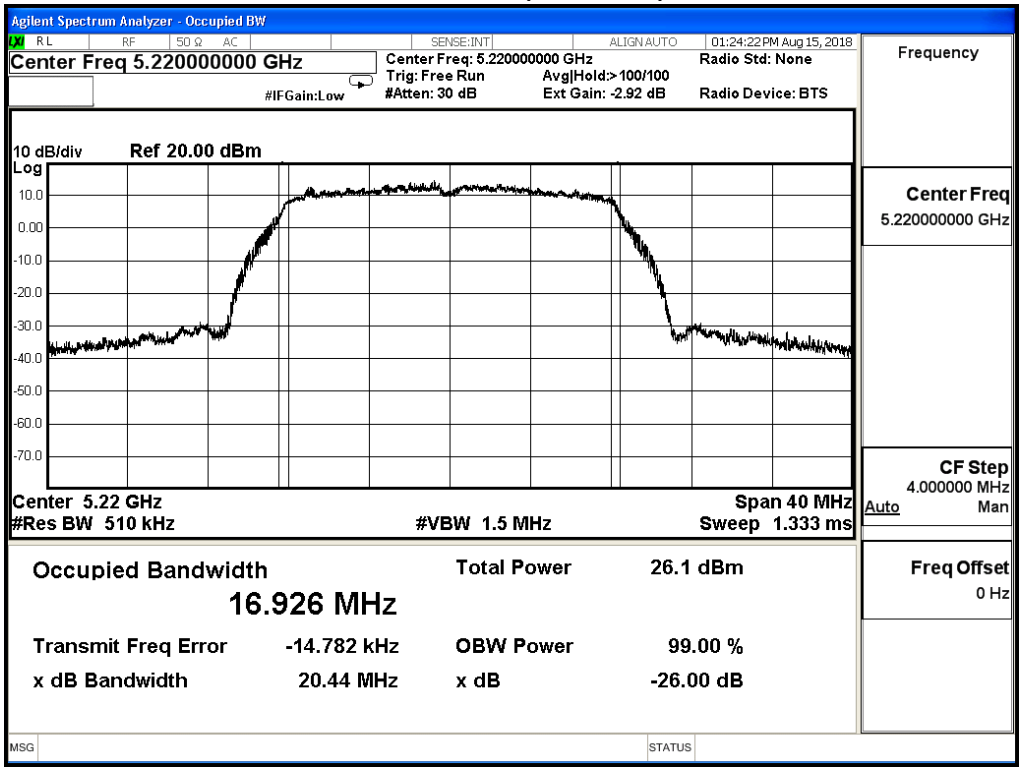

Channel 48 (5240MHz)

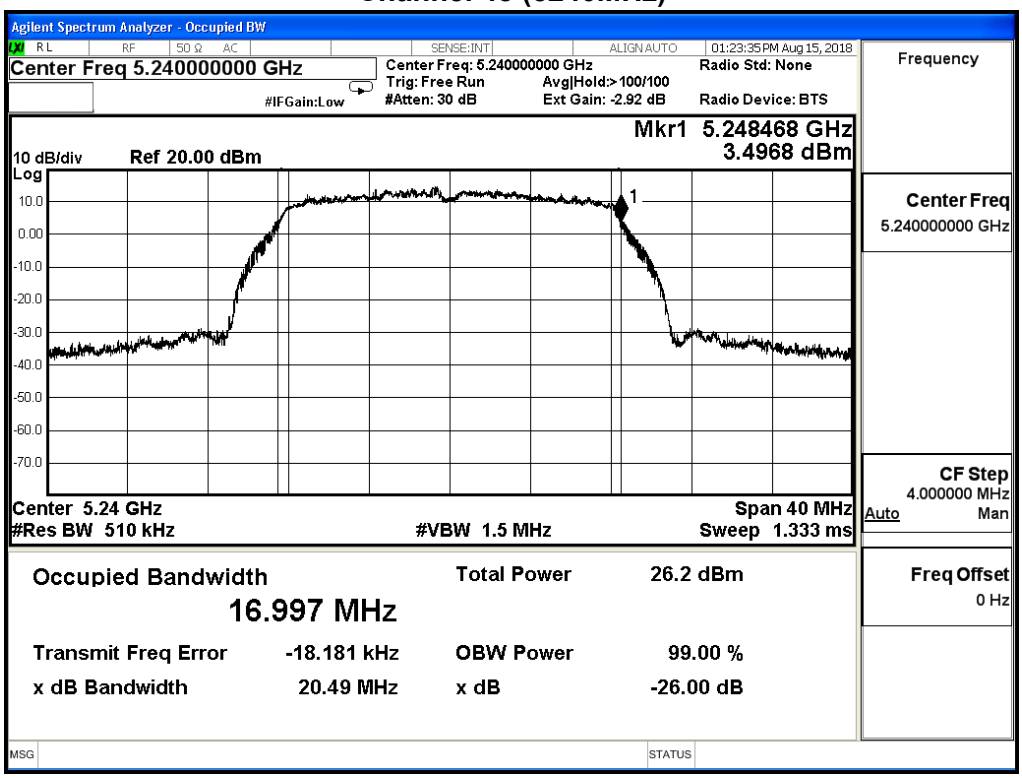

Product	Wireless-AC2400 Dual Band Gigabit Router Wireless-AC2600 Dual Band Gigabit Router		
Test Item	26dB & 99% Bandwidth		
Test Mode	Mode 1: Transmit Mode_CDD_WA-30P12FU		
Date of Test	2018/08/15	Test Site	SR10-H

IEEE 802.11a (ANT 3)				
Channel No.	Frequency (MHz)	26dB Bandwidth (MHz)	99% Bandwidth (MHz)	Limit (MHz)
36	5180	20.170	16.751	--
44	5220	20.100	16.827	--
48	5240	20.190	16.835	--

Channel 36 (5180MHz)

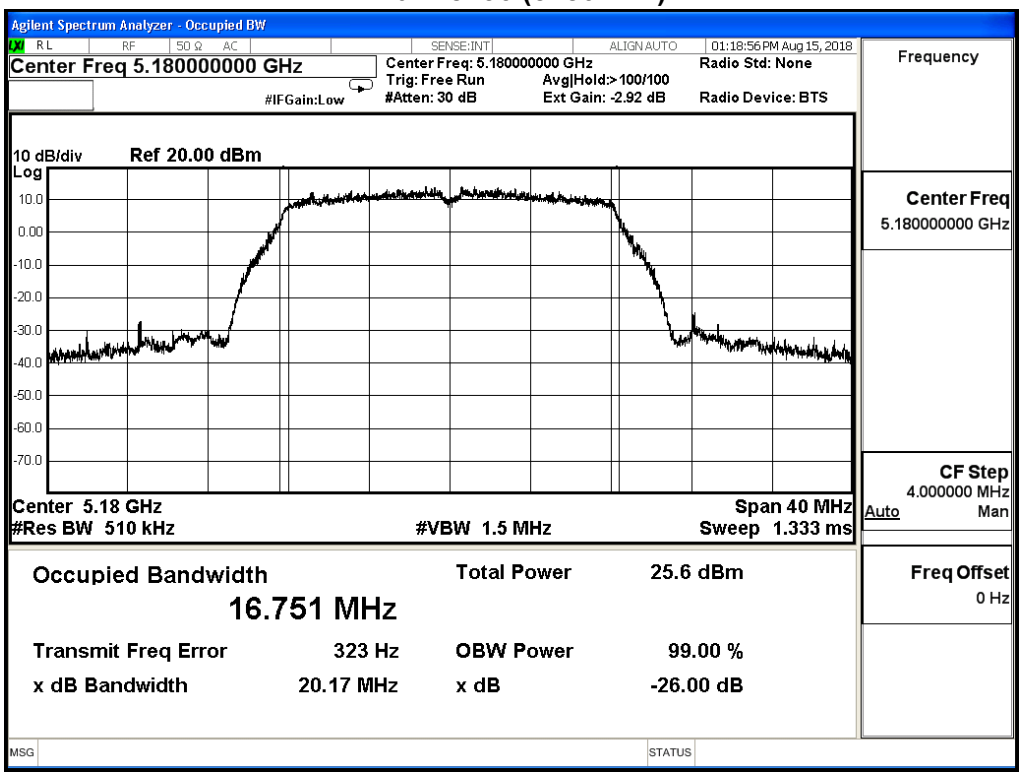

Channel 44 (5220MHz)

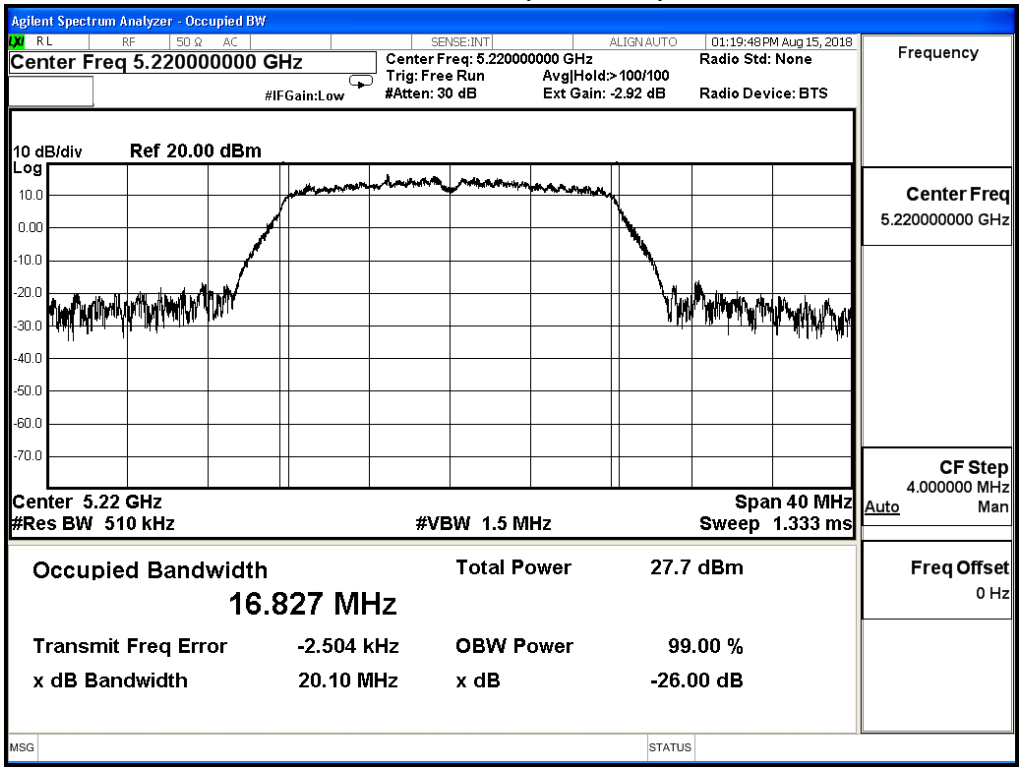

Channel 48 (5240MHz)

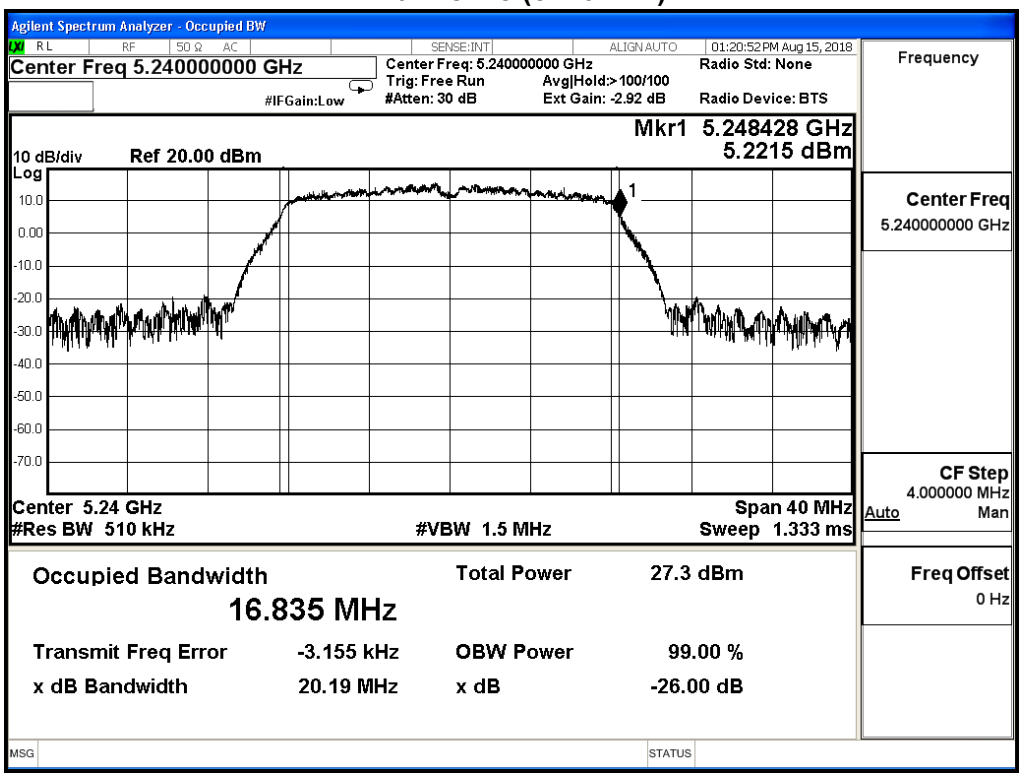

Product	Wireless-AC2400 Dual Band Gigabit Router Wireless-AC2600 Dual Band Gigabit Router		
Test Item	26dB & 99% Bandwidth		
Test Mode	Mode 1: Transmit Mode_CDD_WA-30P12FU		
Date of Test	2018/08/15	Test Site	SR10-H

IEEE 802.11n_20M(ANT 0)				
Channel No.	Frequency (MHz)	26dB Bandwidth (MHz)	99% Bandwidth (MHz)	Limit (MHz)
36	5180	20.600	17.877	--
44	5220	20.720	17.862	--
48	5240	20.780	17.879	--

Channel 36 (5180MHz)

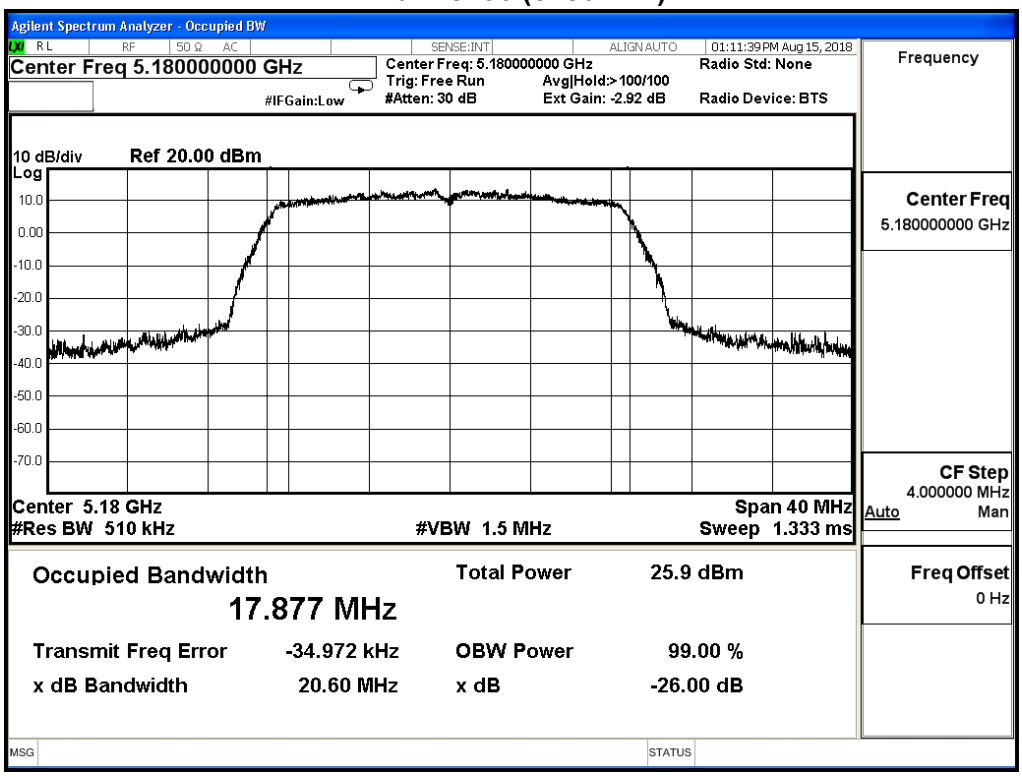

Channel 44 (5220MHz)

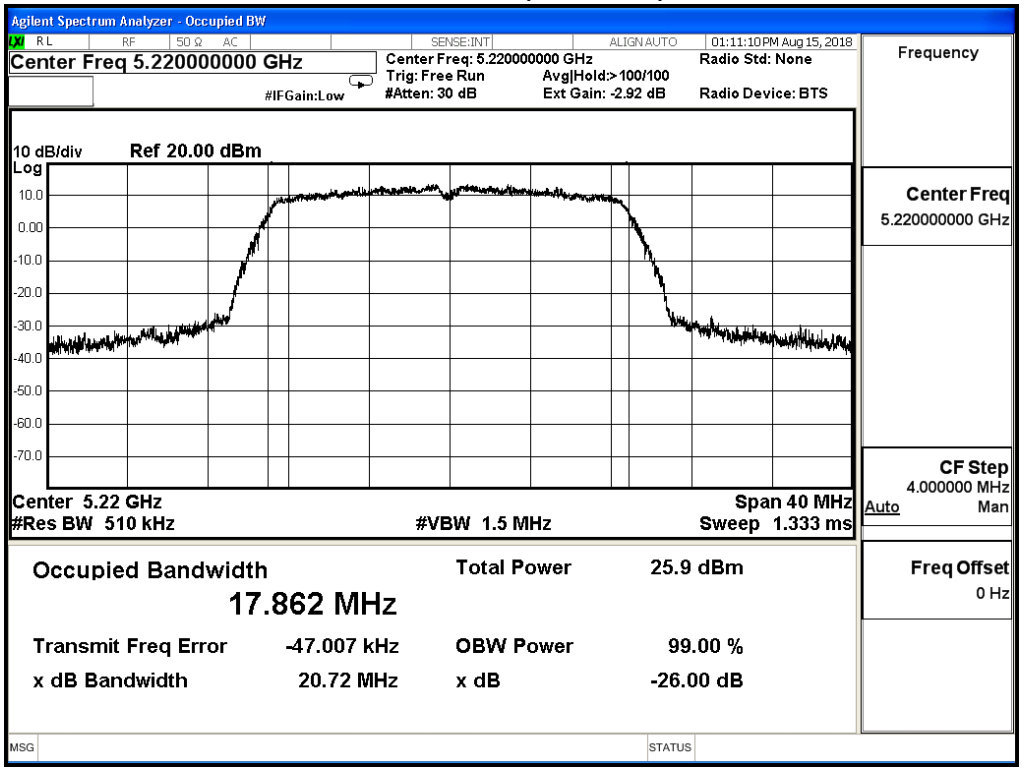

Channel 48 (5240MHz)

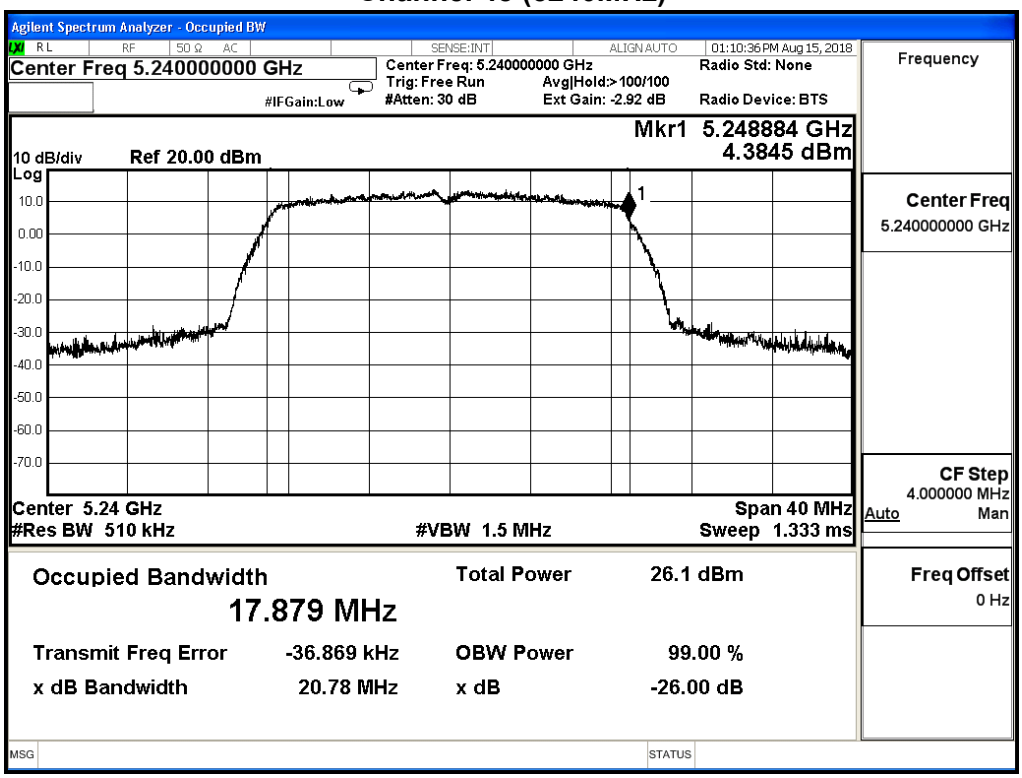

Product	Wireless-AC2400 Dual Band Gigabit Router Wireless-AC2600 Dual Band Gigabit Router		
Test Item	26dB & 99% Bandwidth		
Test Mode	Mode 1: Transmit Mode_CDD_WA-30P12FU		
Date of Test	2018/08/15	Test Site	SR10-H

IEEE 802.11n_20M(ANT 1)				
Channel No.	Frequency (MHz)	26dB Bandwidth (MHz)	99% Bandwidth (MHz)	Limit (MHz)
36	5180	20.090	17.653	--
44	5220	20.190	17.662	--
48	5240	20.220	17.649	--

Channel 36 (5180MHz)

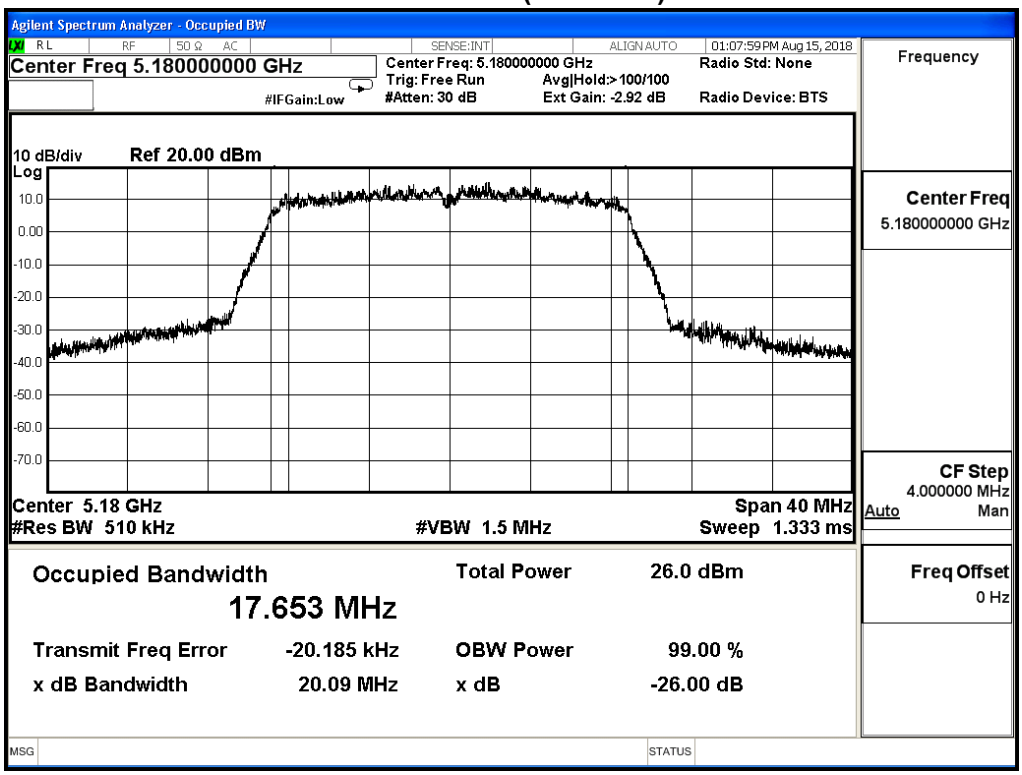

Channel 44 (5220MHz)

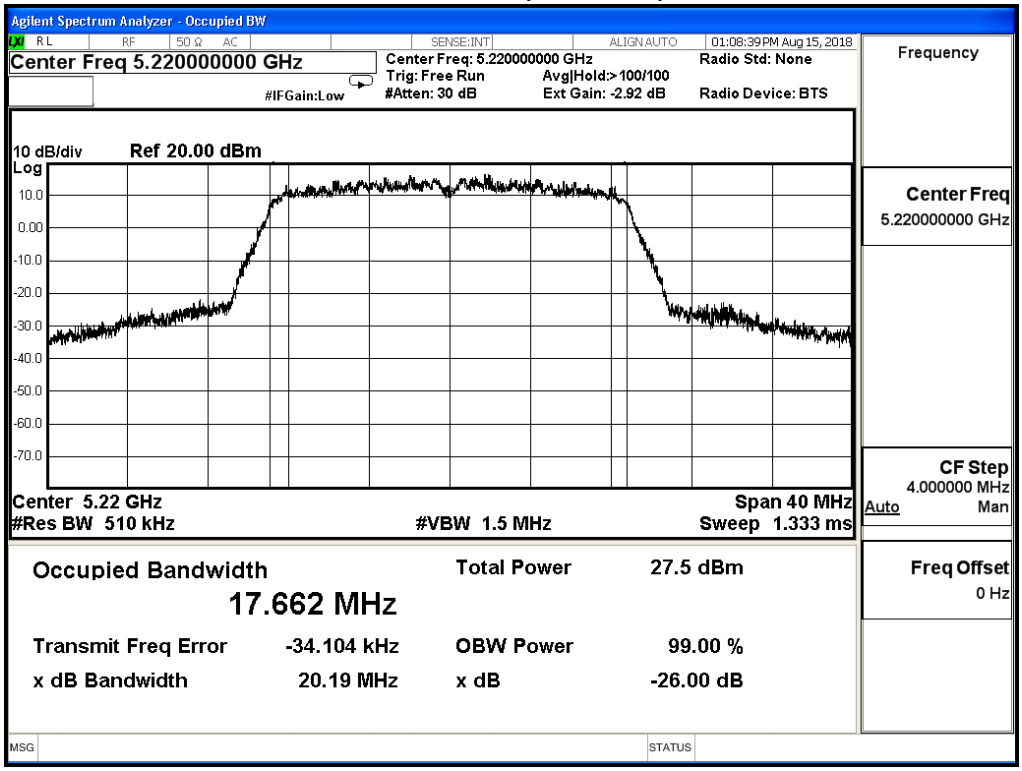

Channel 48 (5240MHz)

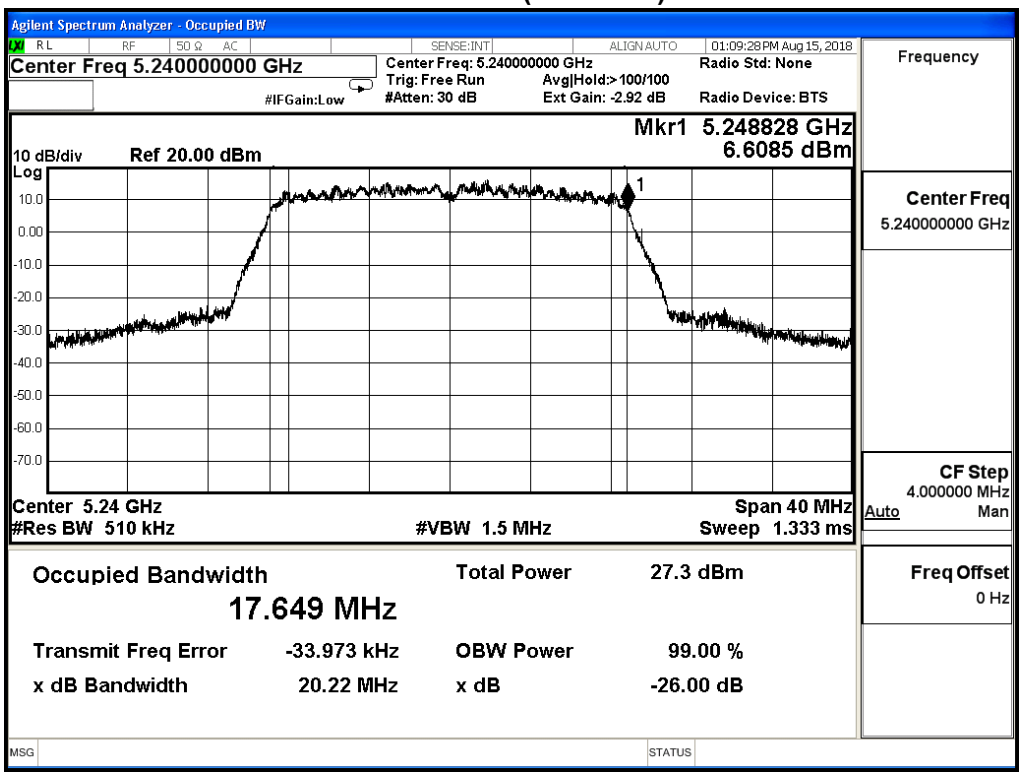

Product	Wireless-AC2400 Dual Band Gigabit Router Wireless-AC2600 Dual Band Gigabit Router		
Test Item	26dB & 99% Bandwidth		
Test Mode	Mode 1: Transmit Mode_CDD_WA-30P12FU		
Date of Test	2018/08/15	Test Site	SR10-H

IEEE 802.11n_20M(ANT 2)				
Channel No.	Frequency (MHz)	26dB Bandwidth (MHz)	99% Bandwidth (MHz)	Limit (MHz)
36	5180	20.310	17.674	--
44	5220	20.230	17.680	--
48	5240	20.320	17.674	--

Channel 36 (5180MHz)

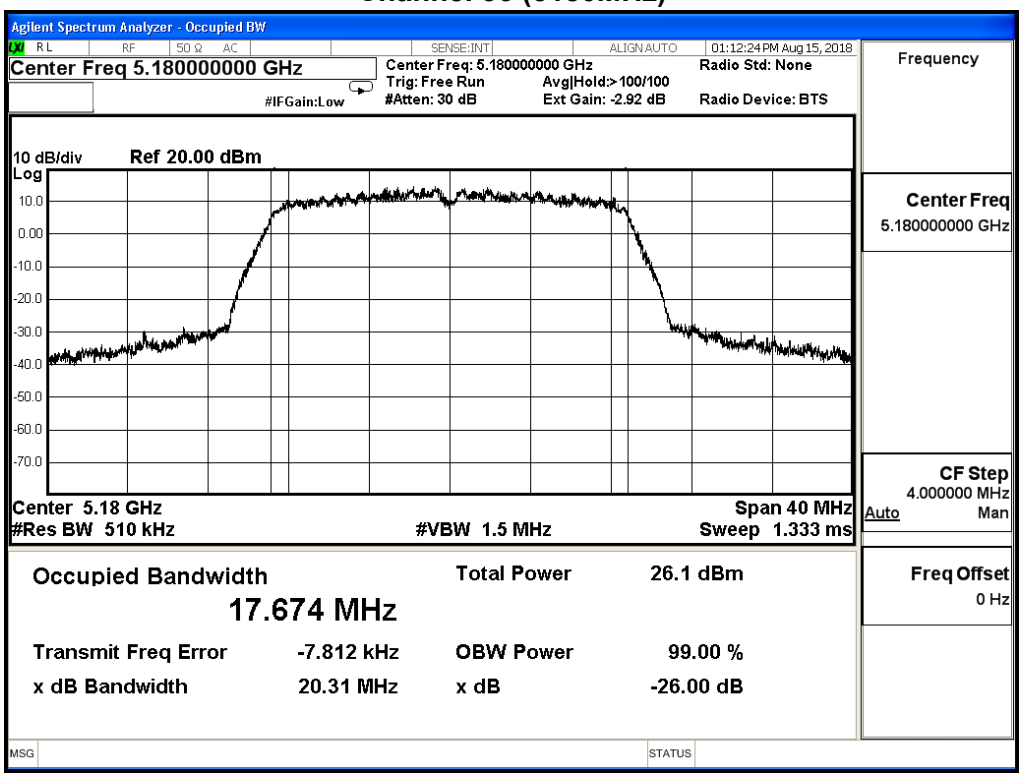

Channel 44 (5220MHz)

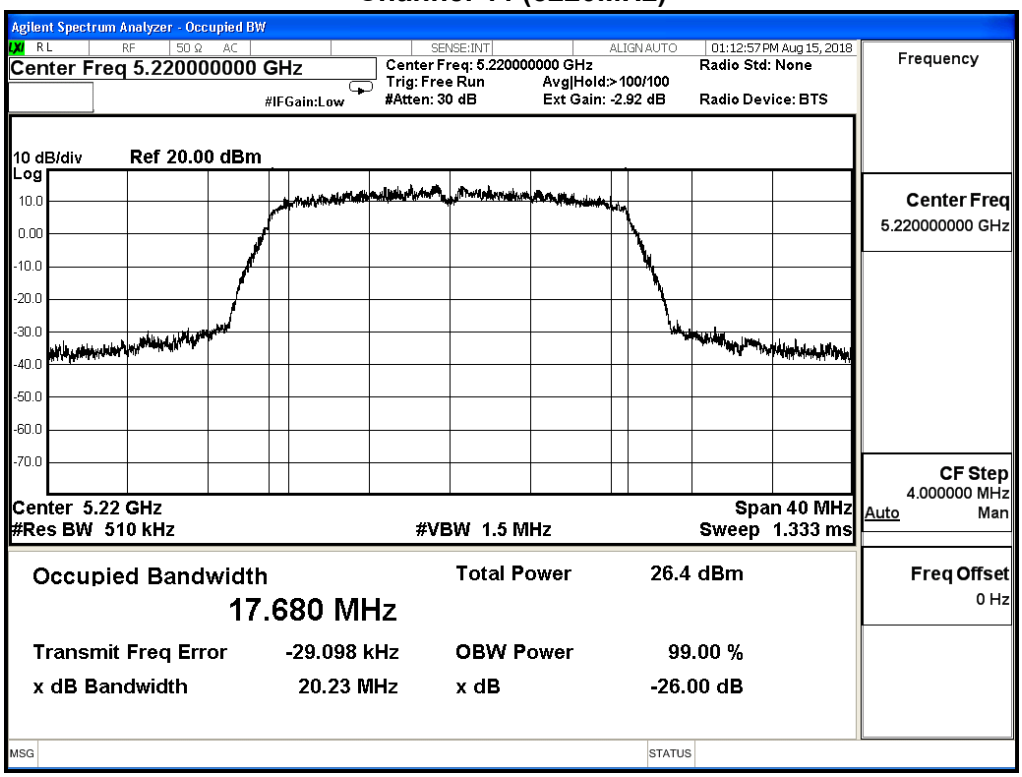

Channel 48 (5240MHz)

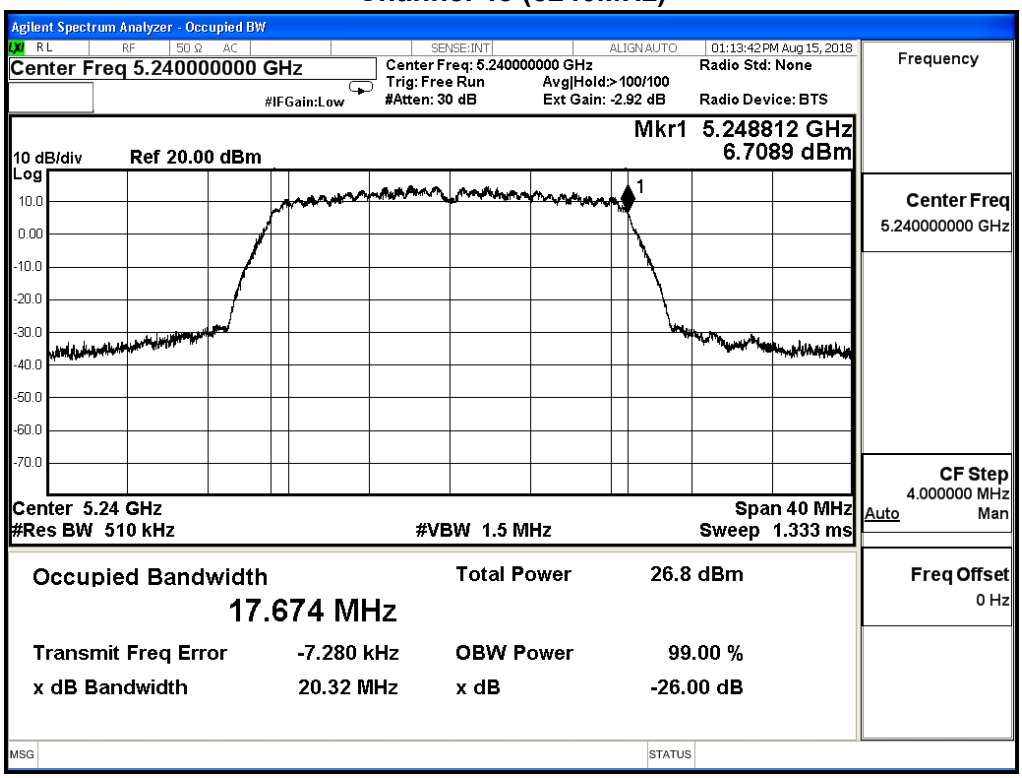

Product	Wireless-AC2400 Dual Band Gigabit Router Wireless-AC2600 Dual Band Gigabit Router		
Test Item	26dB & 99% Bandwidth		
Test Mode	Mode 1: Transmit Mode_CDD_WA-30P12FU		
Date of Test	2018/08/15	Test Site	SR10-H

IEEE 802.11n_20M(ANT 3)				
Channel No.	Frequency (MHz)	26dB Bandwidth (MHz)	99% Bandwidth (MHz)	Limit (MHz)
36	5180	20.440	17.730	--
44	5220	20.520	17.731	--
48	5240	20.360	17.754	--

Channel 36 (5180MHz)

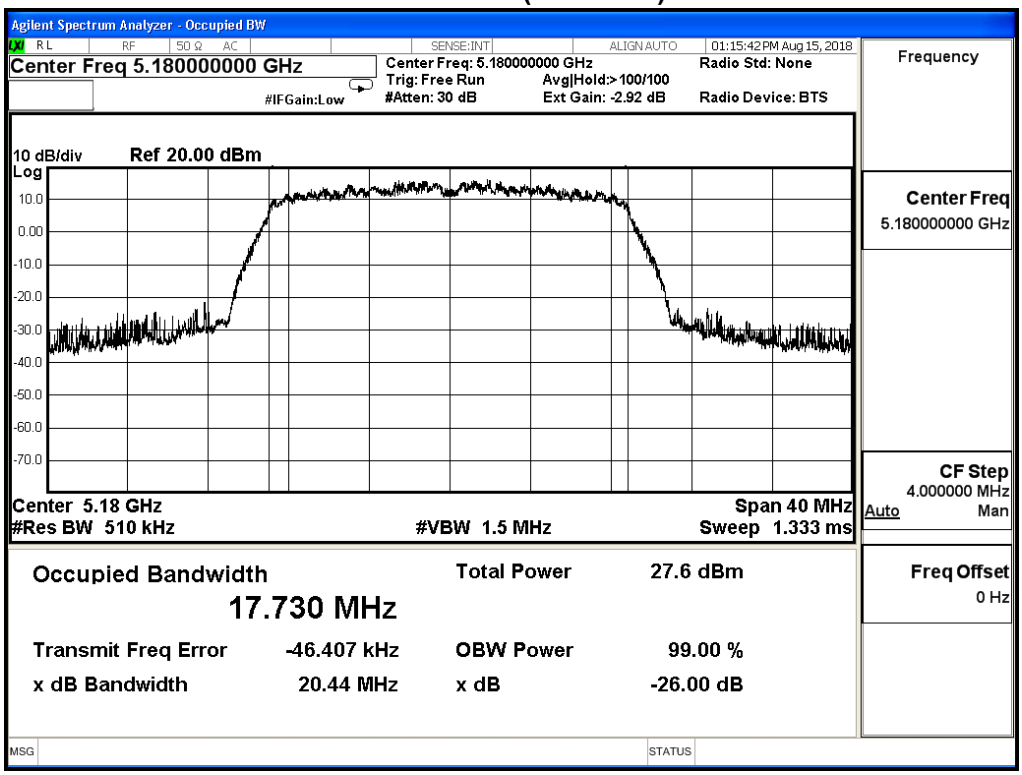

Channel 44 (5220MHz)

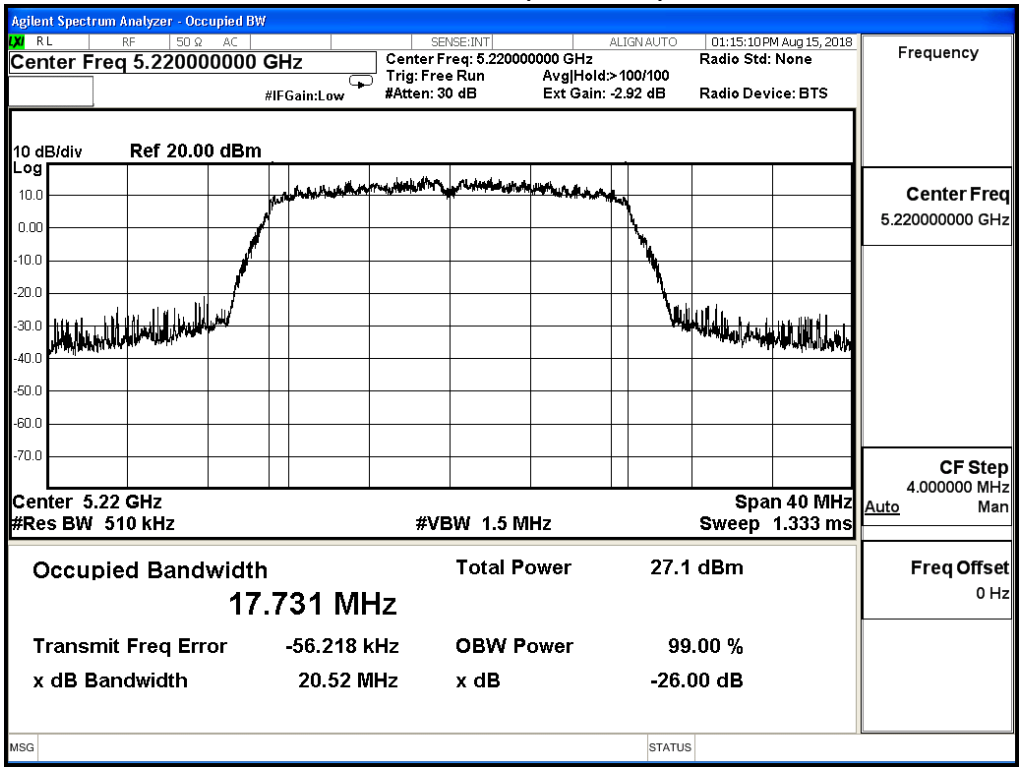

Channel 48 (5240MHz)

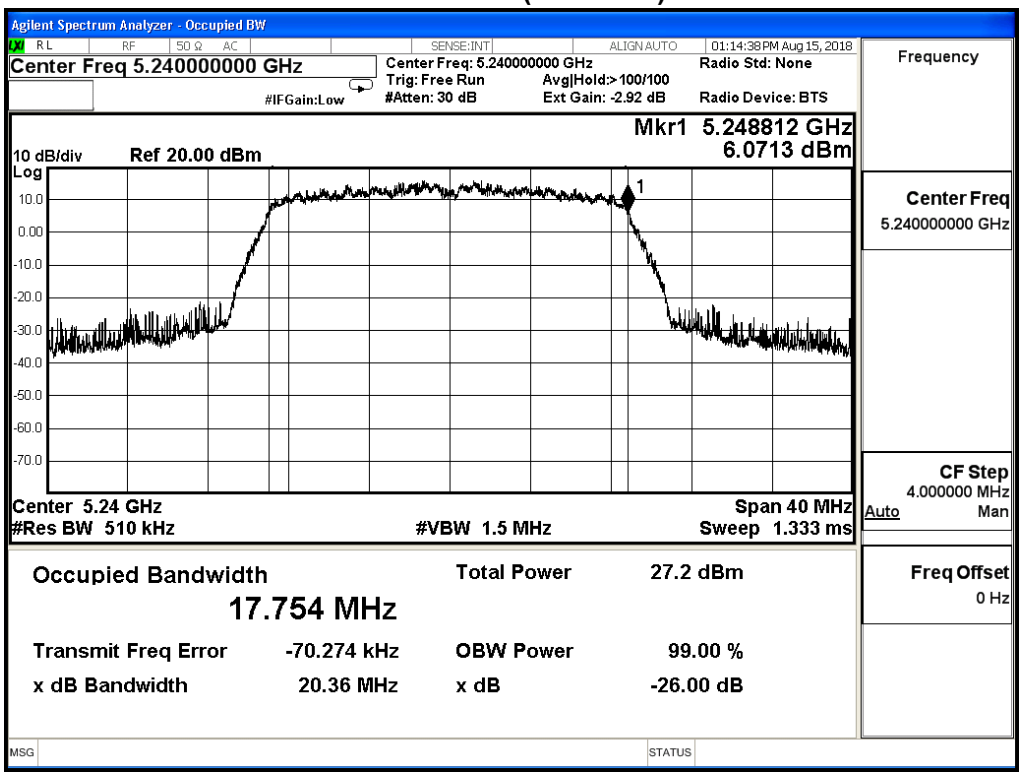

Product	Wireless-AC2400 Dual Band Gigabit Router Wireless-AC2600 Dual Band Gigabit Router		
Test Item	26dB & 99% Bandwidth		
Test Mode	Mode 1: Transmit Mode_CDD_WA-30P12FU		
Date of Test	2018/08/15	Test Site	SR10-H

IEEE 802.11n_40M(ANT 0)				
Channel No.	Frequency (MHz)	26dB Bandwidth (MHz)	99% Bandwidth (MHz)	Limit (MHz)
38	5190	40.370	36.045	--
46	5230	40.640	36.045	--

Channel 38 (5190MHz)

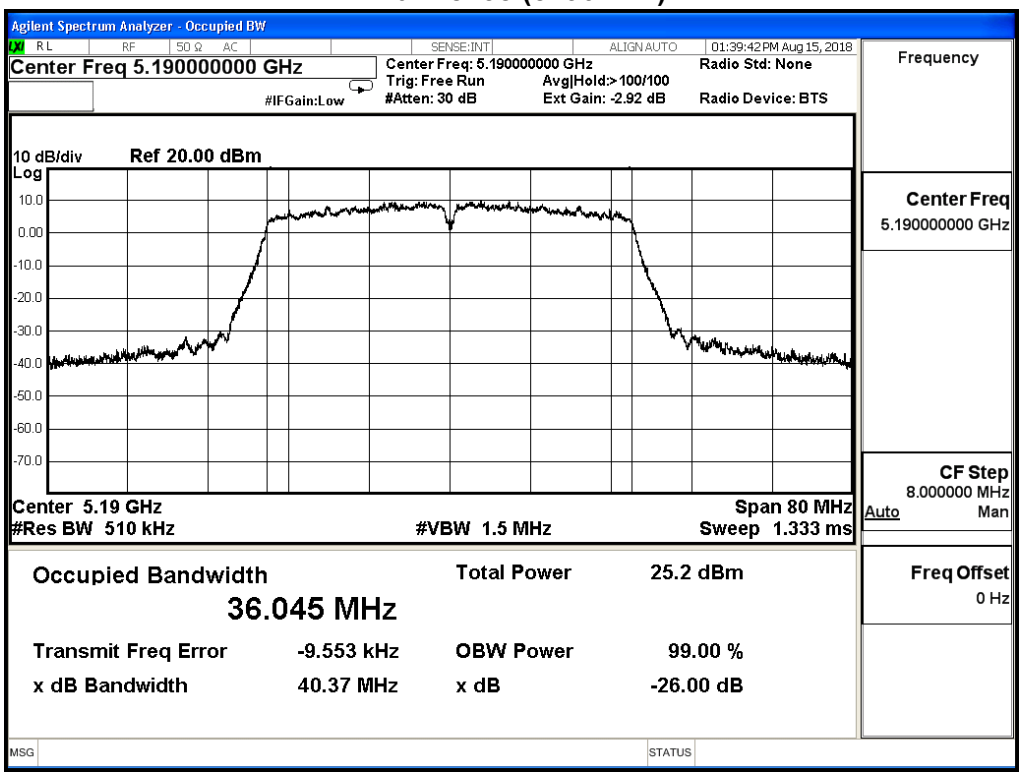

Channel 46 (5230MHz)

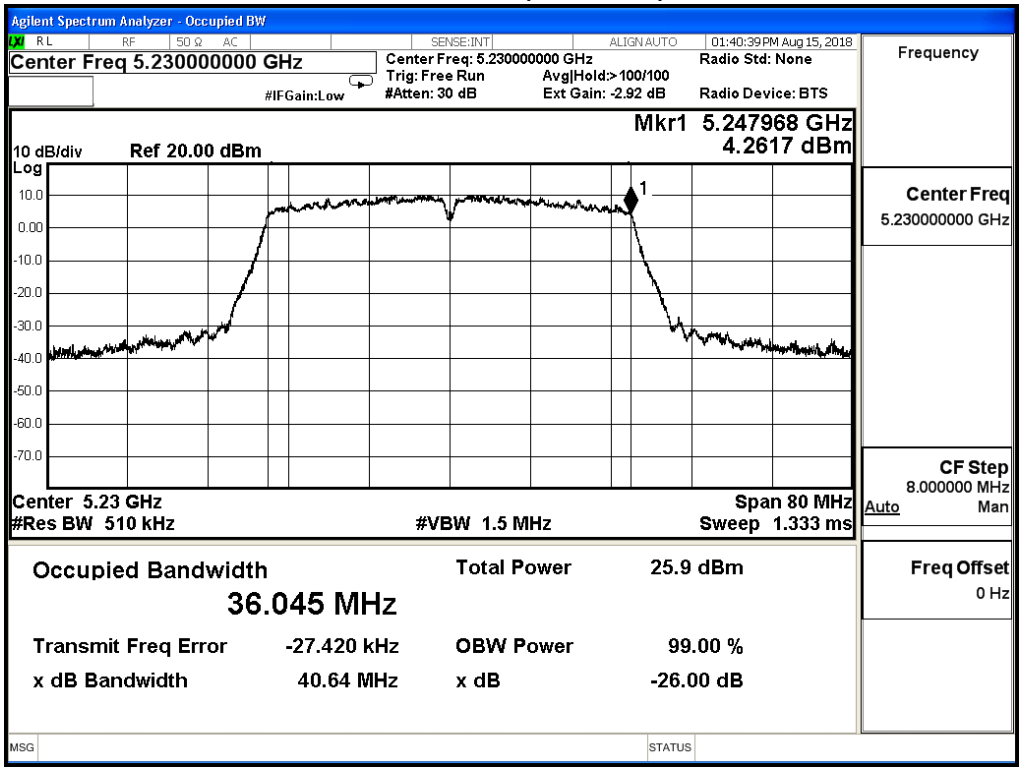

Product	Wireless-AC2400 Dual Band Gigabit Router Wireless-AC2600 Dual Band Gigabit Router		
Test Item	26dB & 99% Bandwidth		
Test Mode	Mode 1: Transmit Mode_CDD_WA-30P12FU		
Date of Test	2018/08/15	Test Site	SR10-H

IEEE 802.11n_40M(ANT 1)				
Channel No.	Frequency (MHz)	26dB Bandwidth (MHz)	99% Bandwidth (MHz)	Limit (MHz)
38	5190	39.800	36.070	--
46	5230	39.800	36.090	--

Channel 38 (5190MHz)

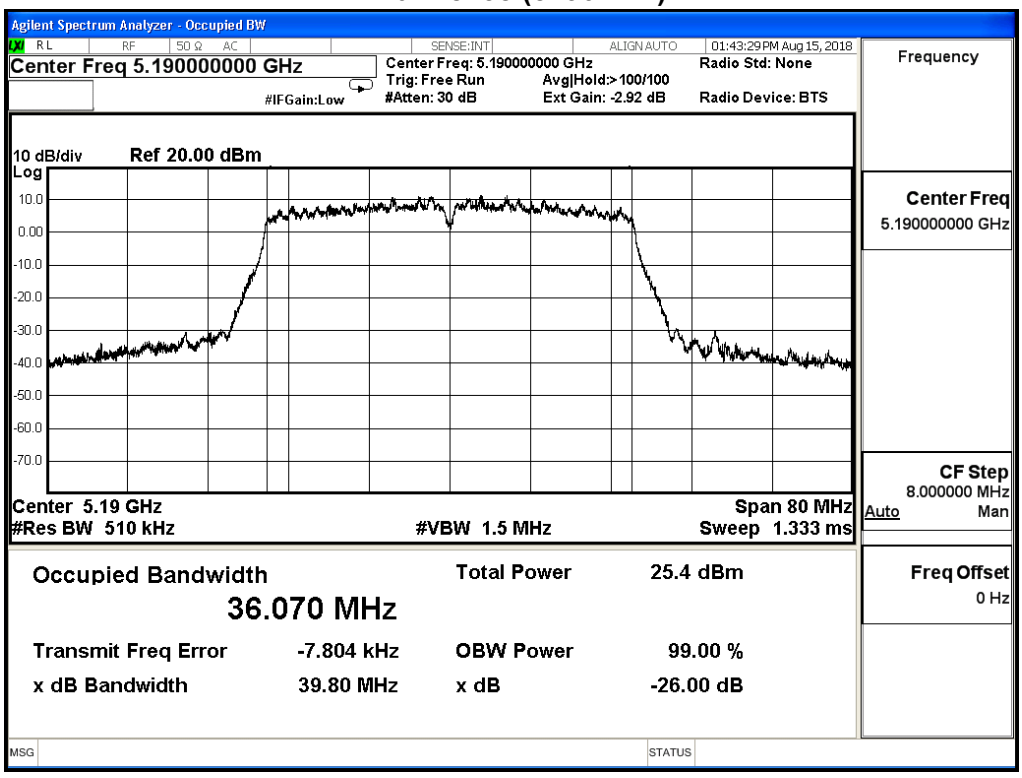

Channel 46 (5230MHz)

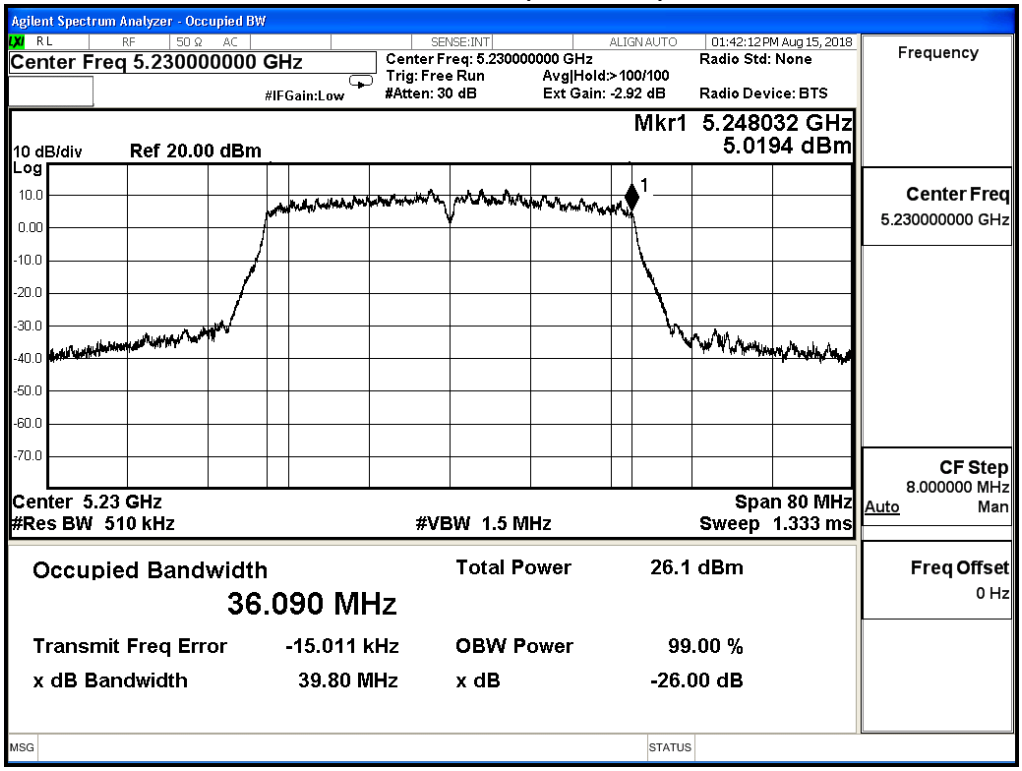

Product	Wireless-AC2400 Dual Band Gigabit Router Wireless-AC2600 Dual Band Gigabit Router		
Test Item	26dB & 99% Bandwidth		
Test Mode	Mode 1: Transmit Mode_CDD_WA-30P12FU		
Date of Test	2018/08/15	Test Site	SR10-H

IEEE 802.11n_40M(ANT 2)				
Channel No.	Frequency (MHz)	26dB Bandwidth (MHz)	99% Bandwidth (MHz)	Limit (MHz)
38	5190	39.850	36.001	--
46	5230	40.120	36.037	--

Channel 38 (5190MHz)

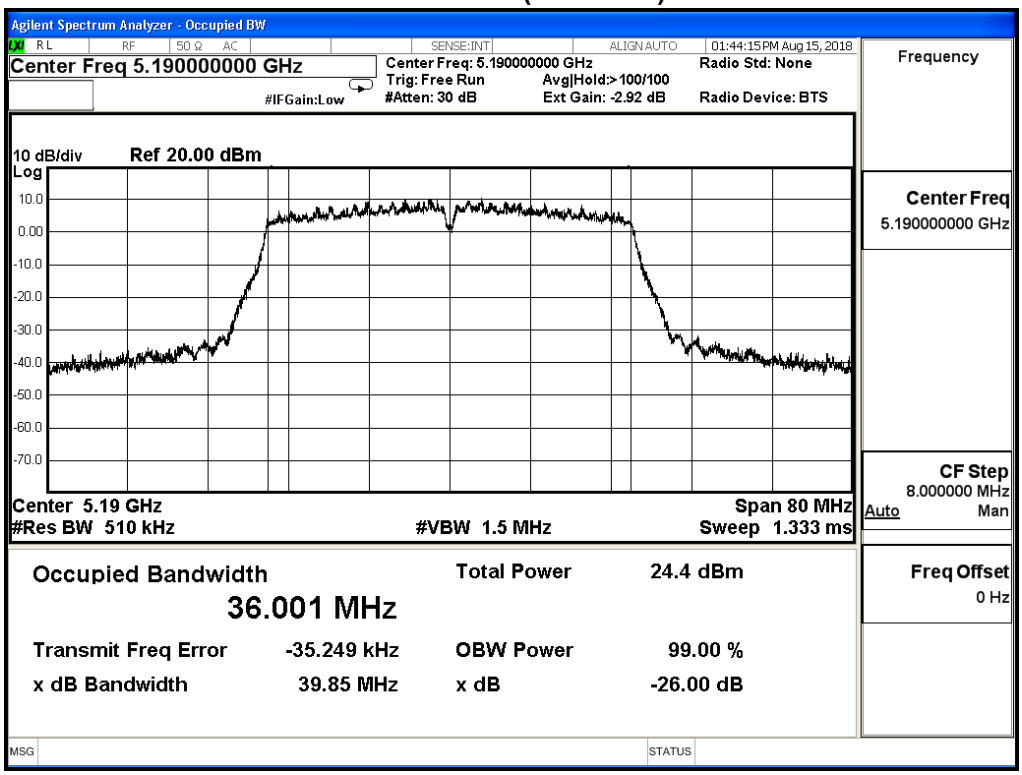

Channel 46 (5230MHz)

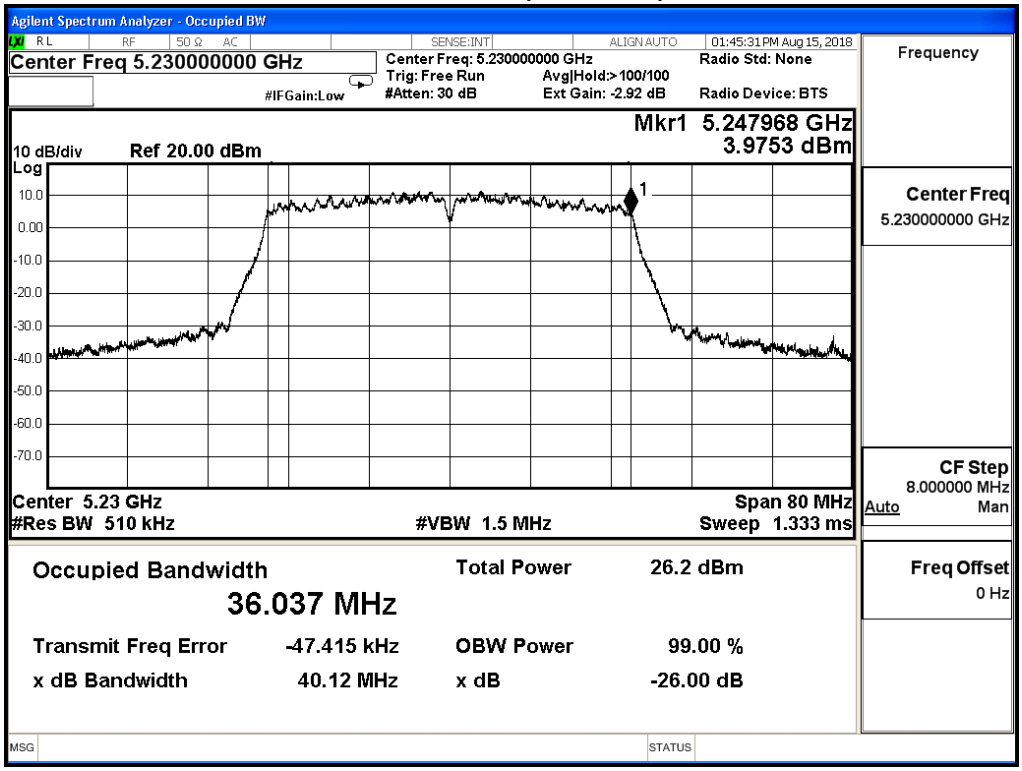

Product	Wireless-AC2400 Dual Band Gigabit Router Wireless-AC2600 Dual Band Gigabit Router		
Test Item	26dB & 99% Bandwidth		
Test Mode	Mode 1: Transmit Mode_CDD_WA-30P12FU		
Date of Test	2018/08/15	Test Site	SR10-H

IEEE 802.11n_40M(ANT 3)				
Channel No.	Frequency (MHz)	26dB Bandwidth (MHz)	99% Bandwidth (MHz)	Limit (MHz)
38	5190	40.080	36.150	--
46	5230	40.140	36.153	--

Channel 38 (5190MHz)

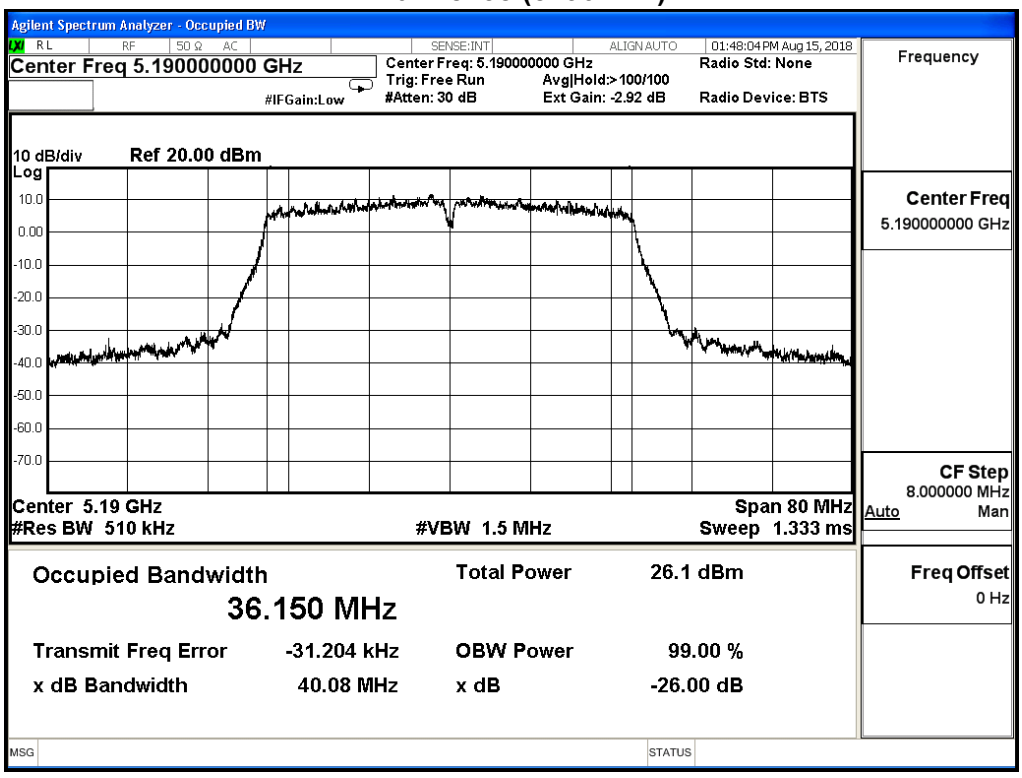

Channel 46 (5230MHz)

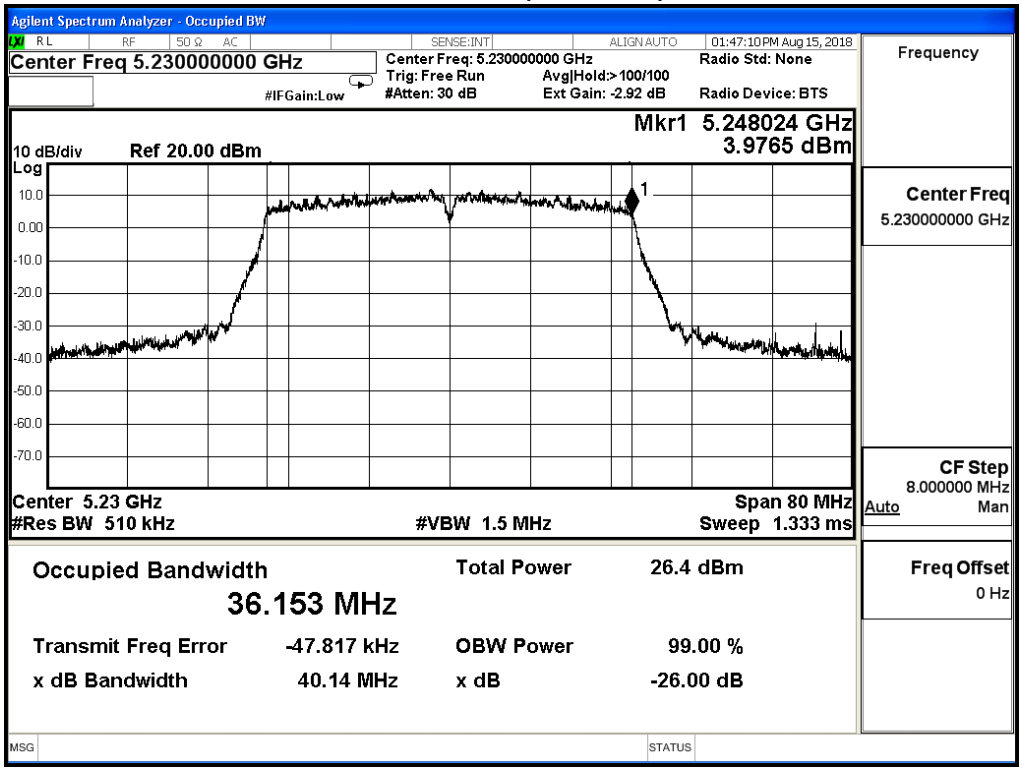

Product	Wireless-AC2400 Dual Band Gigabit Router Wireless-AC2600 Dual Band Gigabit Router		
Test Item	26dB & 99% Bandwidth		
Test Mode	Mode 1: Transmit Mode_CDD_WA-30P12FU		
Date of Test	2018/08/15	Test Site	SR10-H

IEEE 802.11ac_80M(ANT 0)				
Channel No.	Frequency (MHz)	26dB Bandwidth (MHz)	99% Bandwidth (MHz)	Limit (MHz)
42	5210	81.470	75.647	--

Channel 42 (5210MHz)

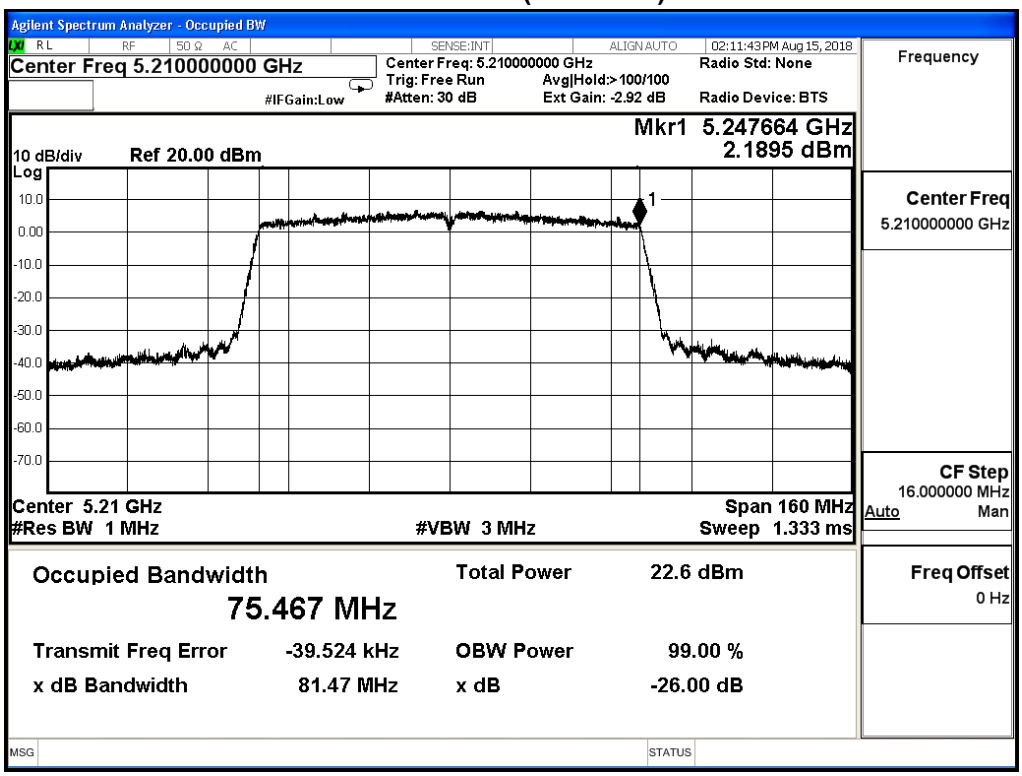

Product	Wireless-AC2400 Dual Band Gigabit Router Wireless-AC2600 Dual Band Gigabit Router		
Test Item	26dB & 99% Bandwidth		
Test Mode	Mode 1: Transmit Mode_CDD_WA-30P12FU		
Date of Test	2018/08/15	Test Site	SR10-H

IEEE 802.11ac_80M(ANT 1)				
Channel No.	Frequency (MHz)	26dB Bandwidth (MHz)	99% Bandwidth (MHz)	Limit (MHz)
42	5210	79.870	75.219	--

Channel 42 (5210MHz)

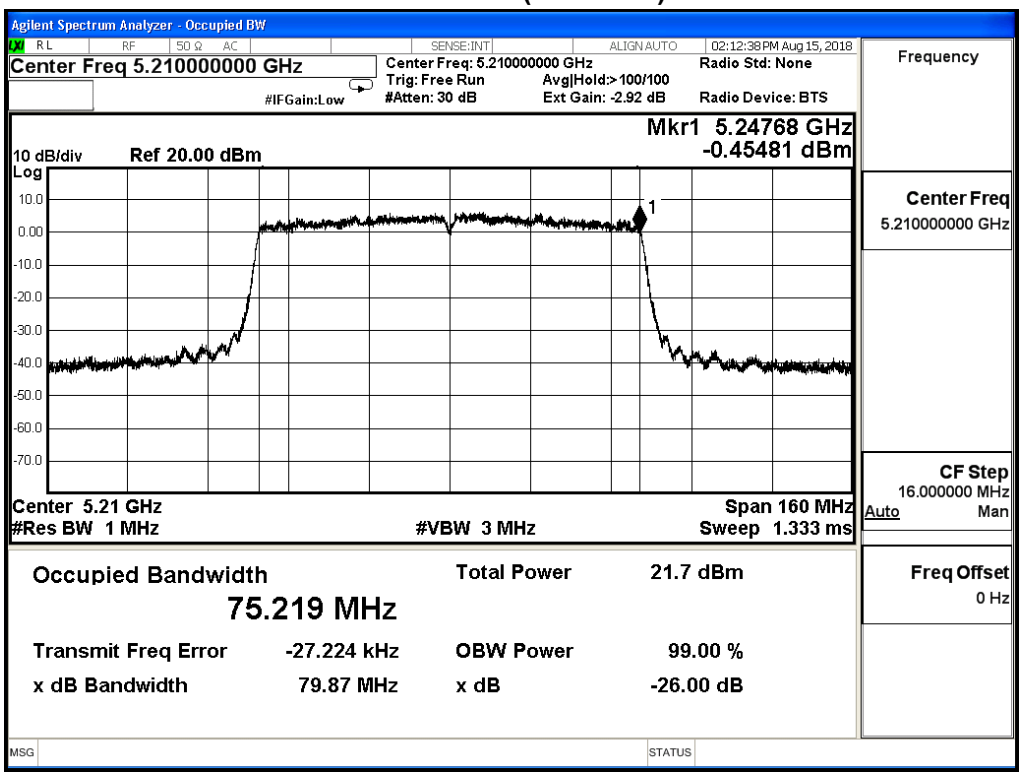

Product	Wireless-AC2400 Dual Band Gigabit Router Wireless-AC2600 Dual Band Gigabit Router		
Test Item	26dB & 99% Bandwidth		
Test Mode	Mode 1: Transmit Mode_CDD_WA-30P12FU		
Date of Test	2018/08/15	Test Site	SR10-H

IEEE 802.11ac_80M(ANT 2)				
Channel No.	Frequency (MHz)	26dB Bandwidth (MHz)	99% Bandwidth (MHz)	Limit (MHz)
42	5210	80.420	75.345	--

Channel 42 (5210MHz)

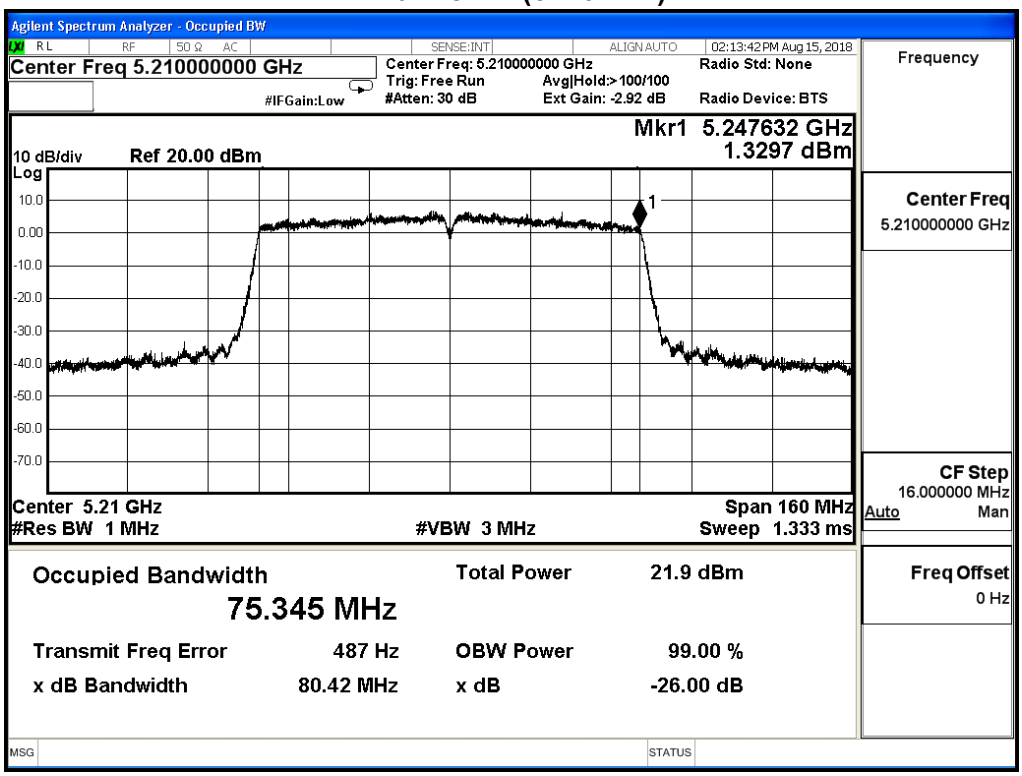

Product	Wireless-AC2400 Dual Band Gigabit Router Wireless-AC2600 Dual Band Gigabit Router		
Test Item	26dB & 99% Bandwidth		
Test Mode	Mode 1: Transmit Mode_CDD_WA-30P12FU		
Date of Test	2018/08/15	Test Site	SR10-H

IEEE 802.11ac_80M(ANT 3)				
Channel No.	Frequency (MHz)	26dB Bandwidth (MHz)	99% Bandwidth (MHz)	Limit (MHz)
42	5210	80.110	75.402	--

Channel 42 (5210MHz)

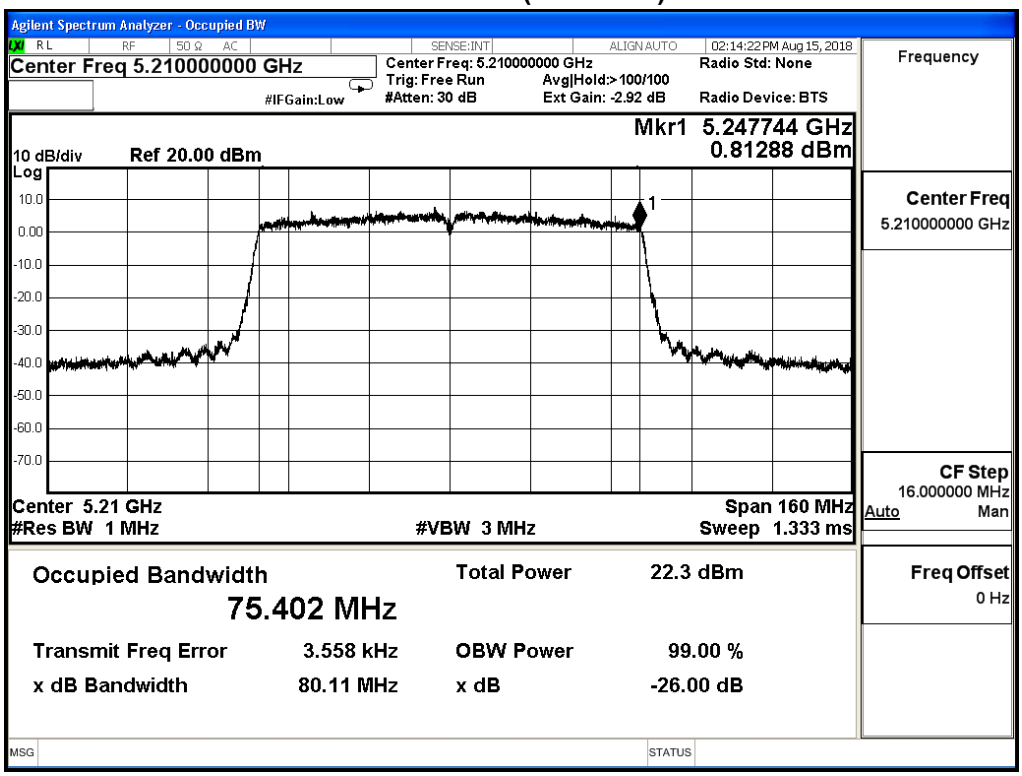

Product	Wireless-AC2400 Dual Band Gigabit Router Wireless-AC2600 Dual Band Gigabit Router		
Test Item	99% Bandwidth		
Test Mode	Mode 1: Transmit Mode_CDD_WA-30P12FU		
Date of Test	2018/08/15	Test Site	SR10-H

IEEE 802.11a (ANT 0)			
Channel No.	Frequency (MHz)	Measure Value (MHz)	Limit (MHz)
149	5745	17.255	---
157	5785	17.370	---
165	5825	17.323	---

Channel 149 (5745MHz)

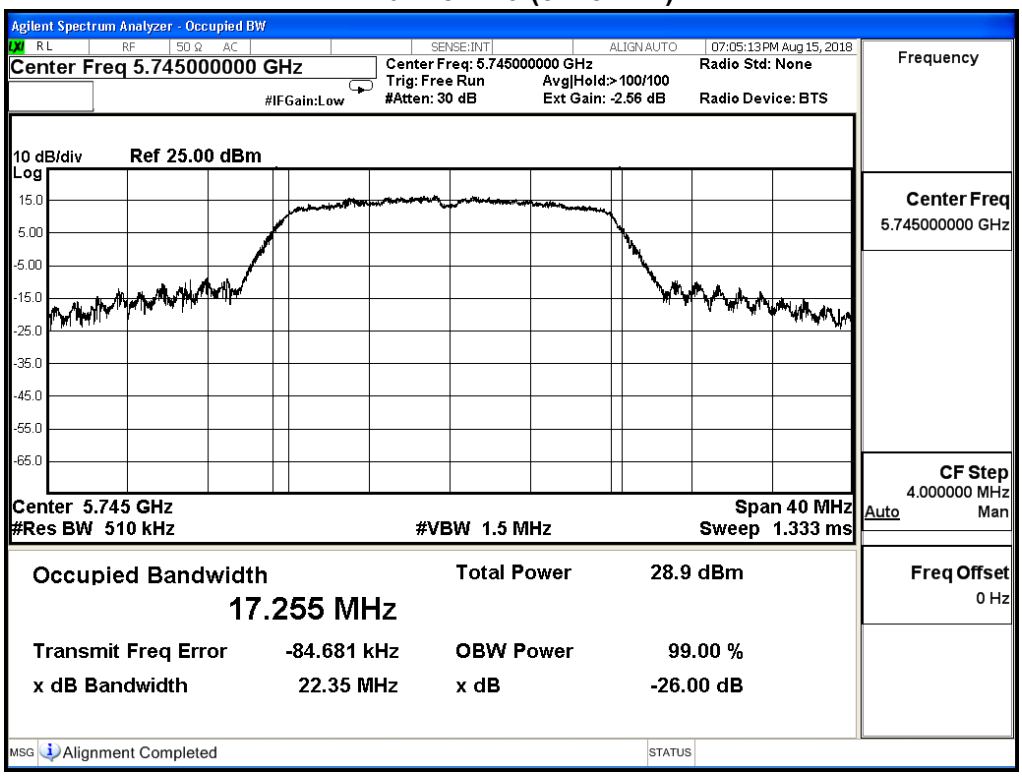

Channel 157 (5785MHz)

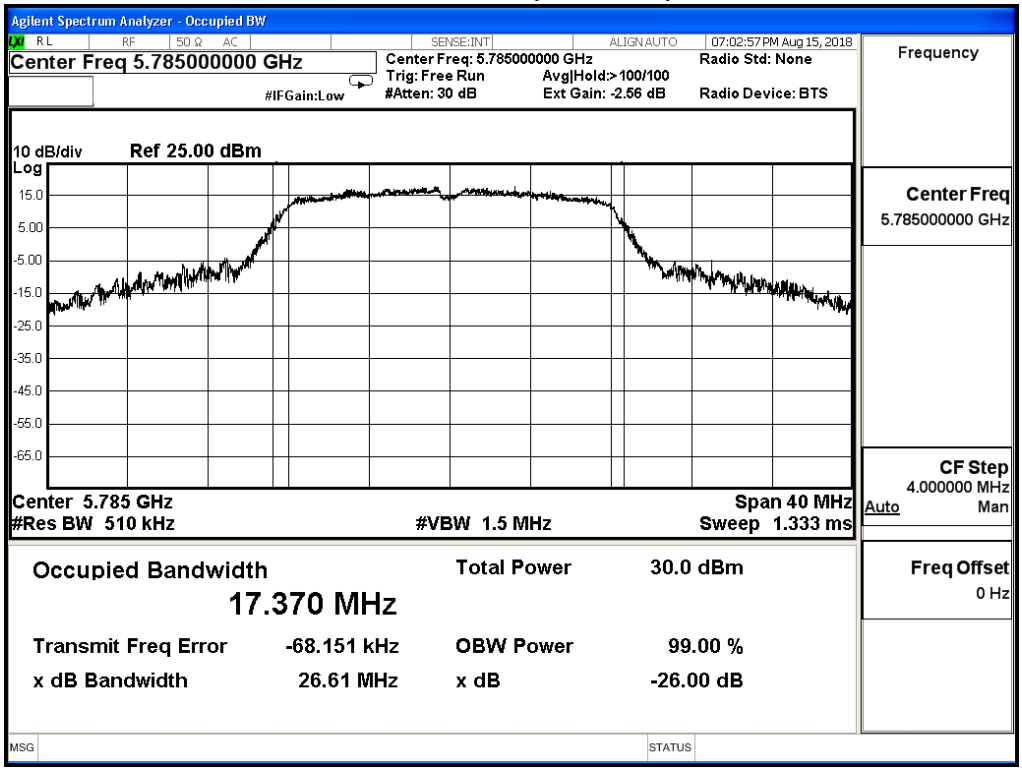

Channel 165 (5825MHz)

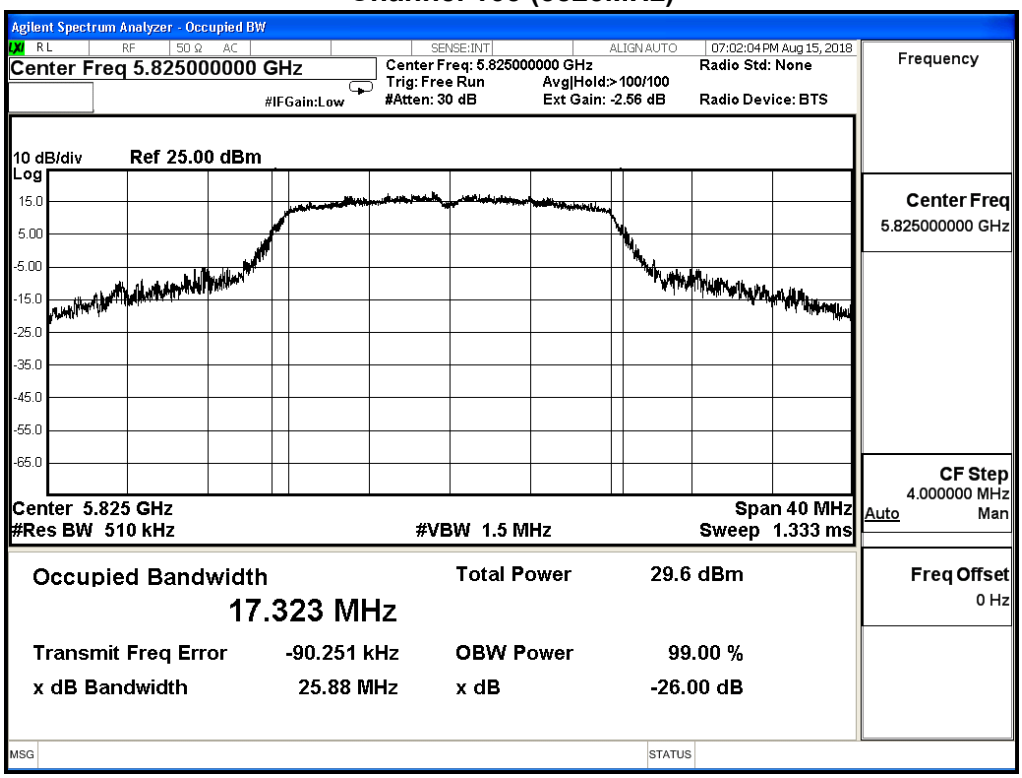

Product	Wireless-AC2400 Dual Band Gigabit Router Wireless-AC2600 Dual Band Gigabit Router		
Test Item	99% Bandwidth		
Test Mode	Mode 1: Transmit Mode_CDD_WA-30P12FU		
Date of Test	2018/08/15	Test Site	SR10-H

IEEE 802.11a (ANT 1)			
Channel No.	Frequency (MHz)	Measure Value (MHz)	Limit (MHz)
149	5745	17.078	---
157	5785	17.160	---
165	5825	17.403	---

Channel 149 (5745MHz)

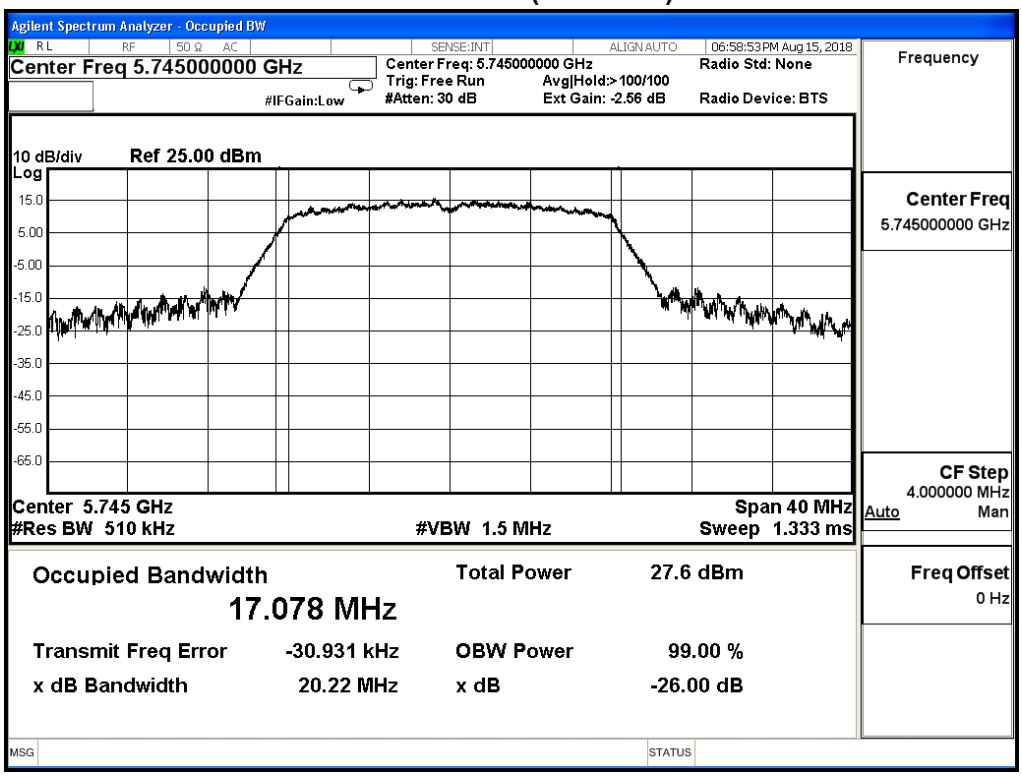

Channel 157 (5785MHz)

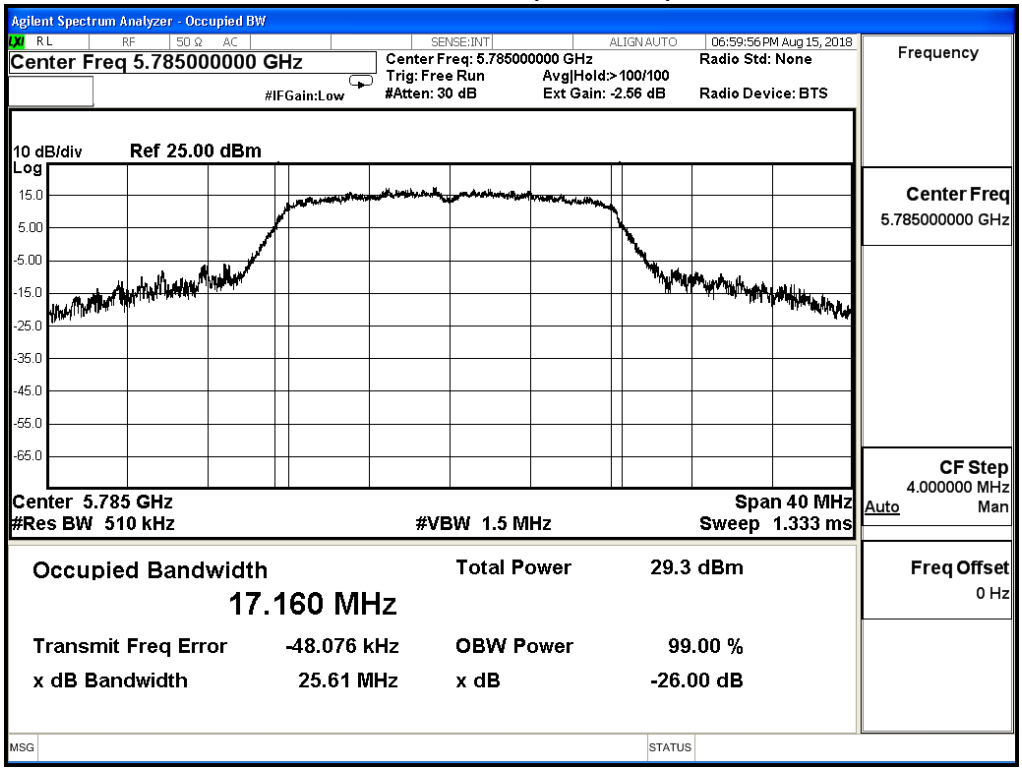

Channel 165 (5825MHz)

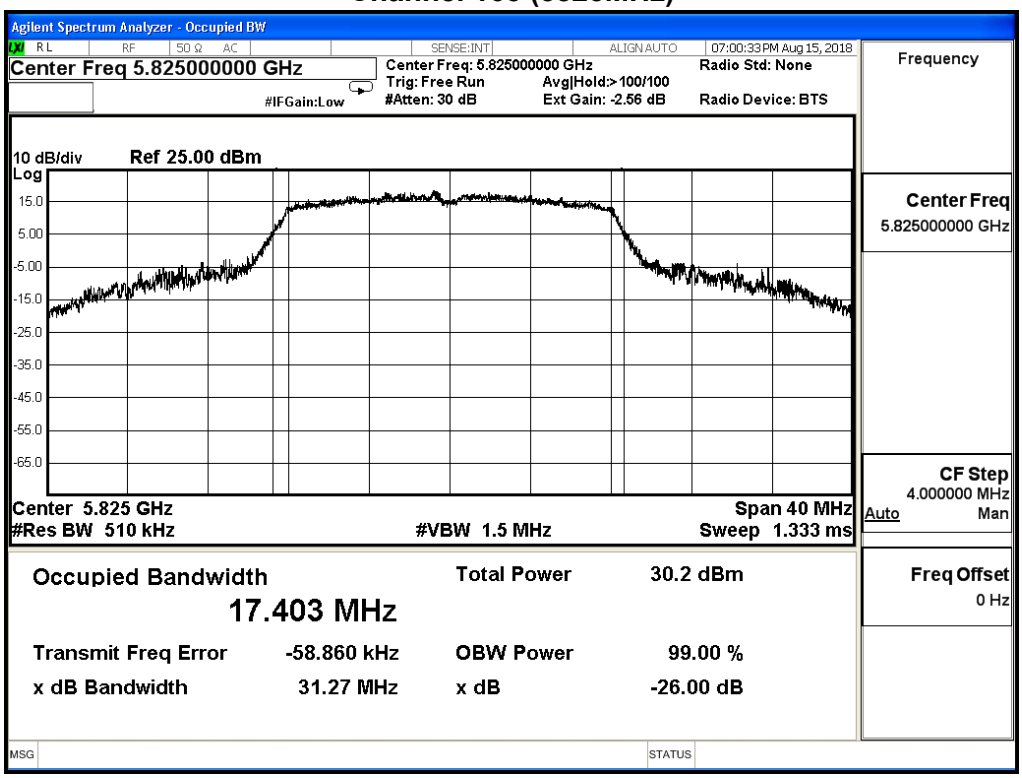

Product	Wireless-AC2400 Dual Band Gigabit Router Wireless-AC2600 Dual Band Gigabit Router		
Test Item	99% Bandwidth		
Test Mode	Mode 1: Transmit Mode_CDD_WA-30P12FU		
Date of Test	2018/08/15	Test Site	SR10-H

IEEE 802.11a (ANT 2)			
Channel No.	Frequency (MHz)	Measure Value (MHz)	Limit (MHz)
149	5745	17.114	---
157	5785	17.013	---
165	5825	17.210	---

Channel 149 (5745MHz)

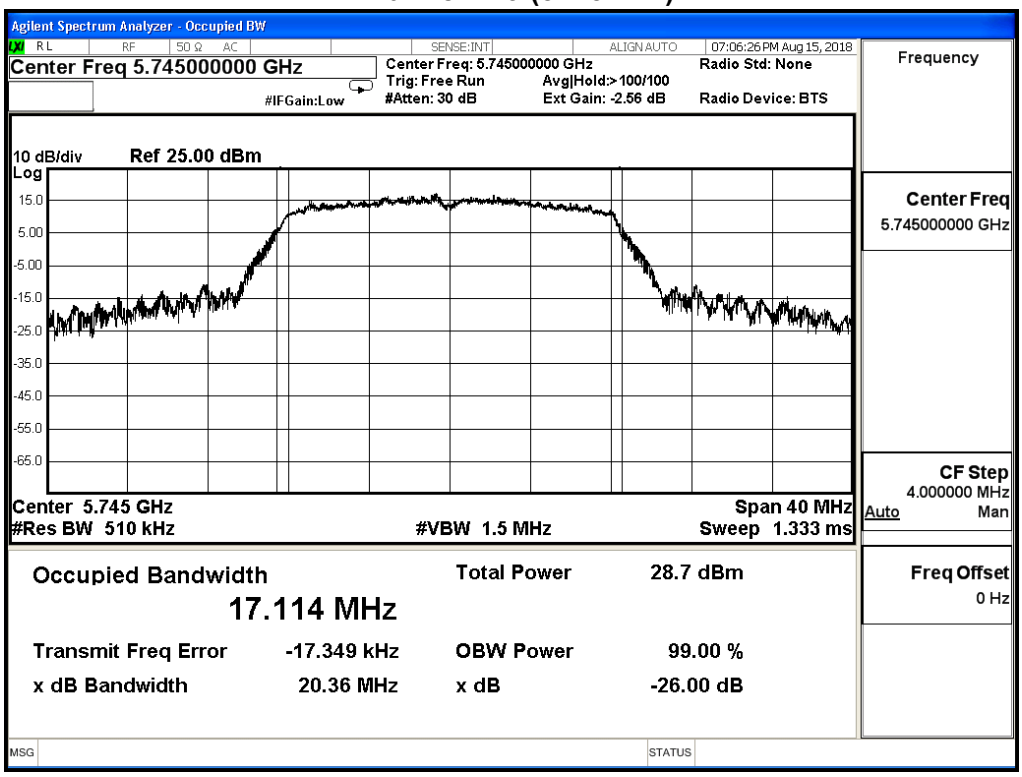

Channel 157 (5785MHz)

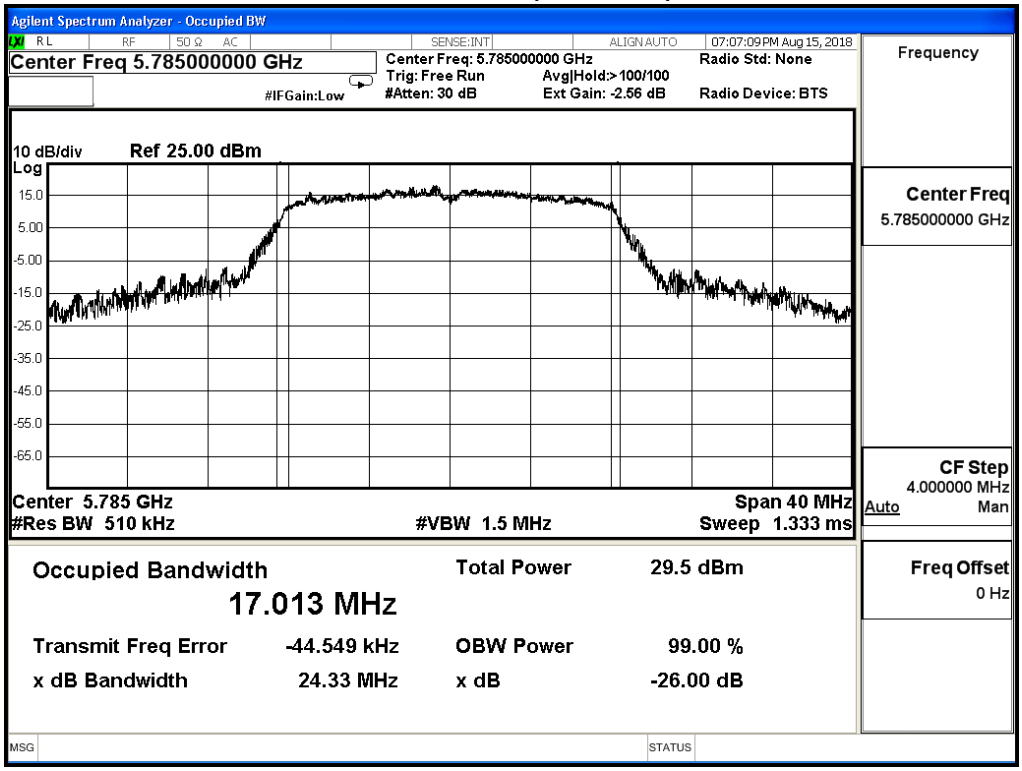

Channel 165 (5825MHz)

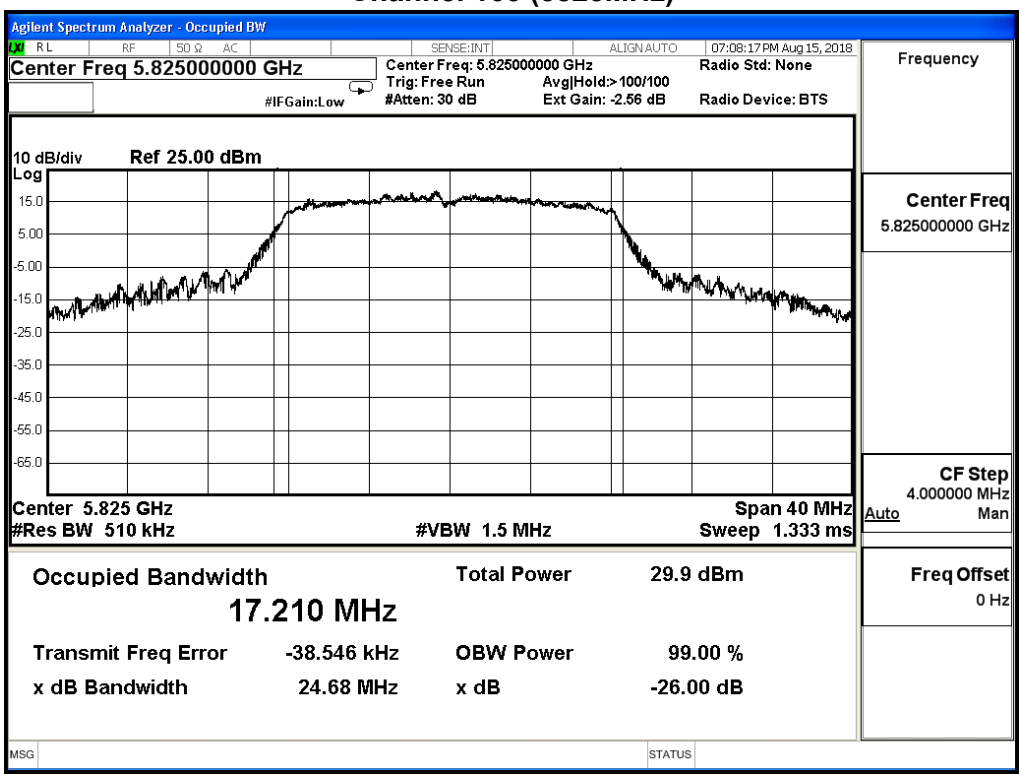

Product	Wireless-AC2400 Dual Band Gigabit Router Wireless-AC2600 Dual Band Gigabit Router		
Test Item	99% Bandwidth		
Test Mode	Mode 1: Transmit Mode_CDD_WA-30P12FU		
Date of Test	2018/08/15	Test Site	SR10-H

IEEE 802.11a (ANT 3)			
Channel No.	Frequency (MHz)	Measure Value (MHz)	Limit (MHz)
149	5745	16.907	---
157	5785	16.912	---
165	5825	17.004	---

Channel 149 (5745MHz)

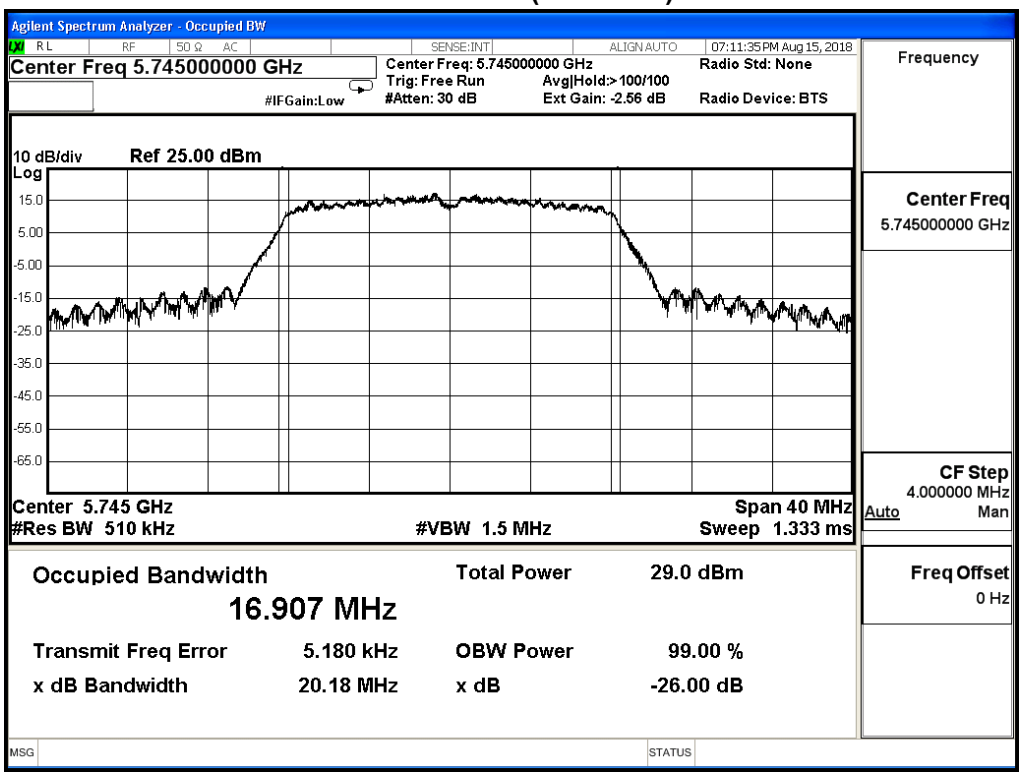

Channel 157 (5785MHz)

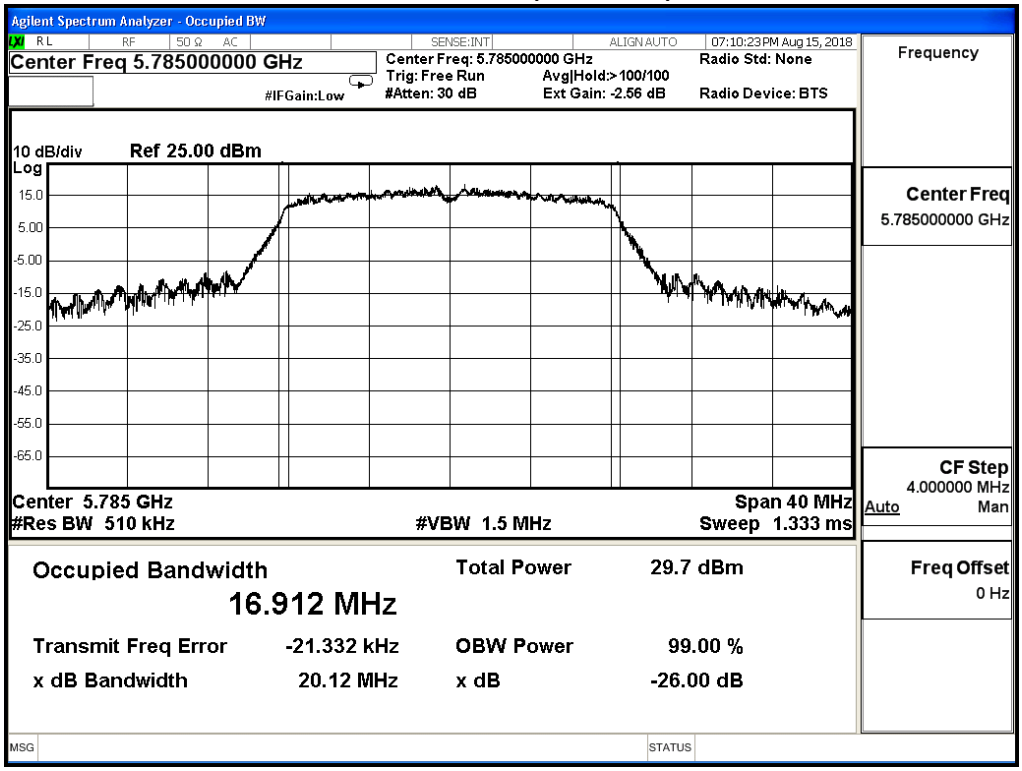

Channel 165 (5825MHz)

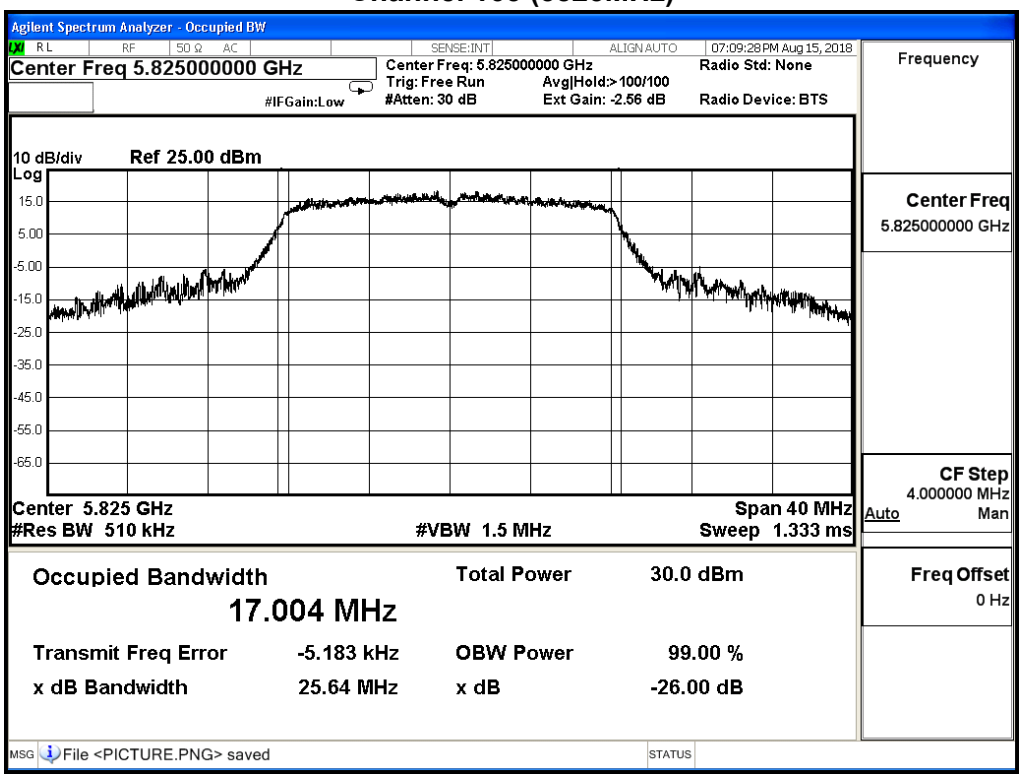

Product	Wireless-AC2400 Dual Band Gigabit Router Wireless-AC2600 Dual Band Gigabit Router		
Test Item	99% Bandwidth		
Test Mode	Mode 1: Transmit Mode_CDD_WA-30P12FU		
Date of Test	2018/08/15	Test Site	SR10-H

IEEE 802.11n_20M (ANT 0)			
Channel No.	Frequency (MHz)	Measure Value (MHz)	Limit (MHz)
149	5745	17.966	---
157	5785	18.077	---
165	5825	18.056	---

Channel 149 (5745MHz)

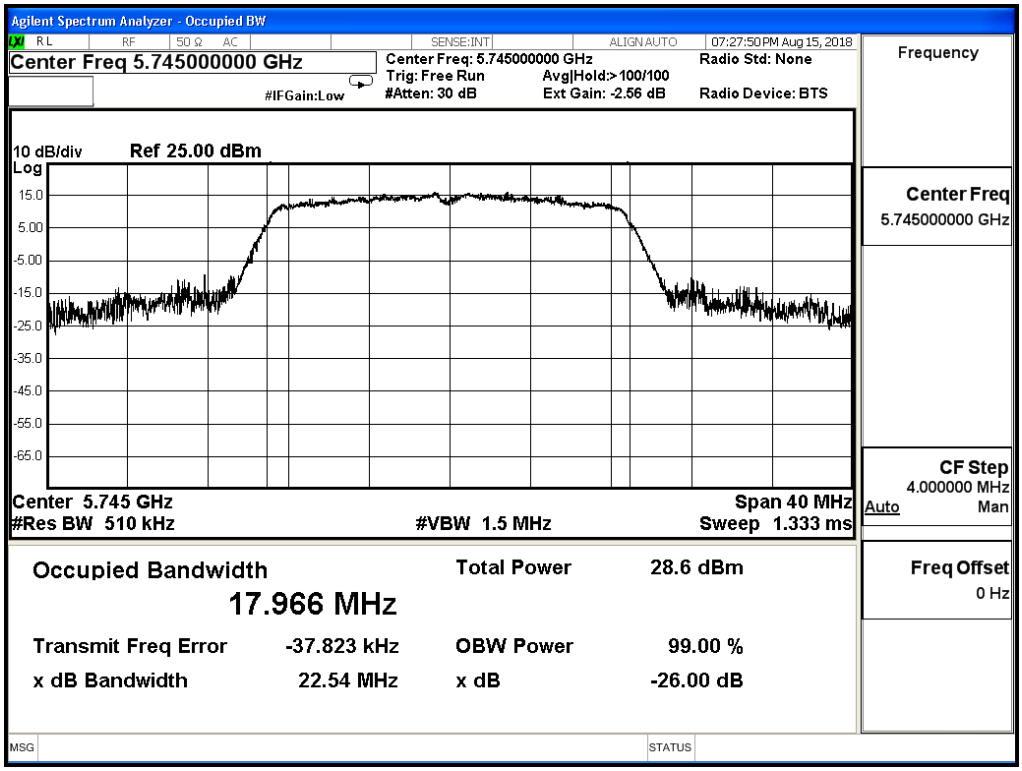

Channel 157 (5785MHz)

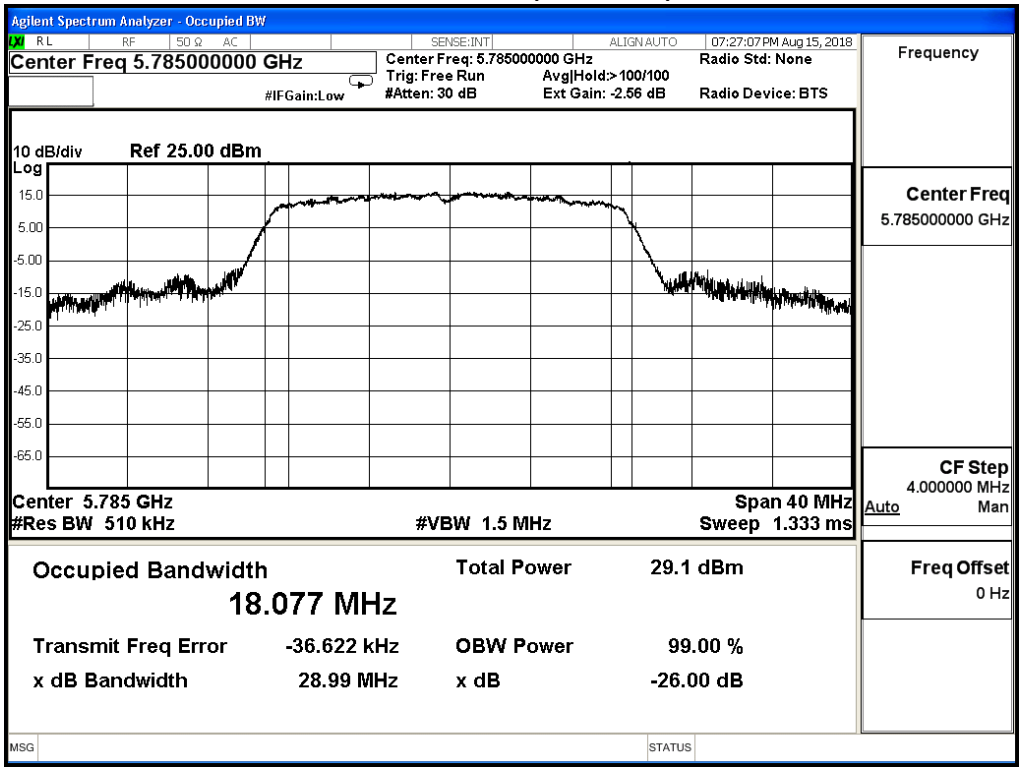

Channel 165 (5825MHz)

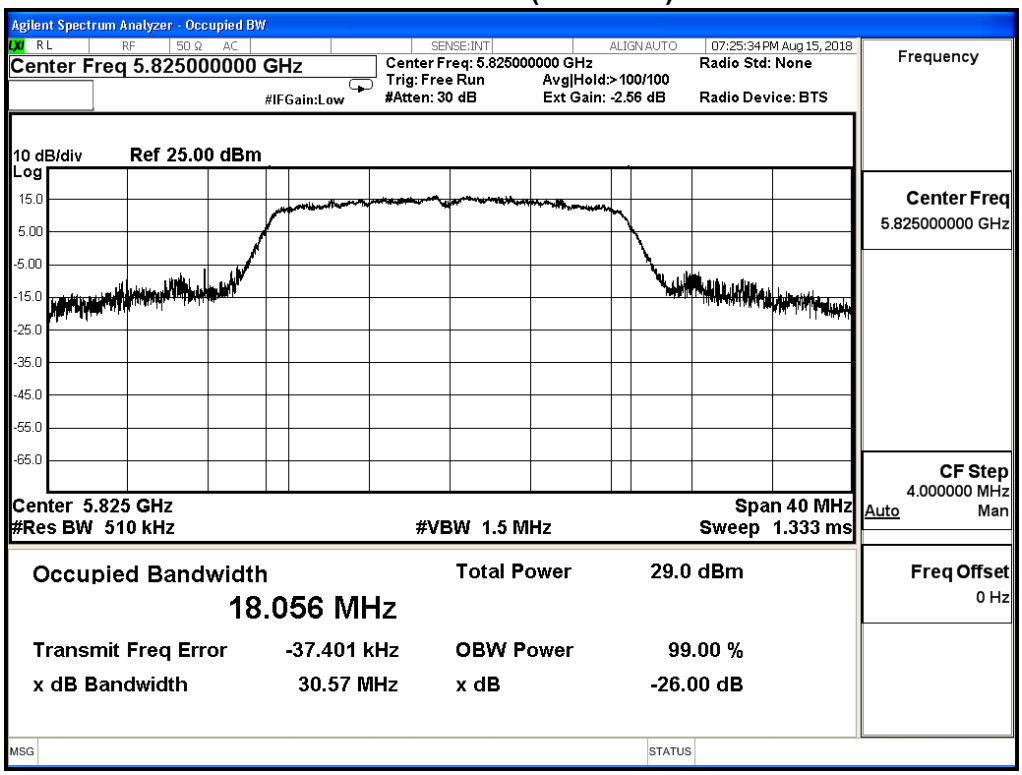

Product	Wireless-AC2400 Dual Band Gigabit Router Wireless-AC2600 Dual Band Gigabit Router		
Test Item	99% Bandwidth		
Test Mode	Mode 1: Transmit Mode_CDD_WA-30P12FU		
Date of Test	2018/08/15	Test Site	SR10-H

IEEE 802.11n_20M (ANT 1)			
Channel No.	Frequency (MHz)	Measure Value (MHz)	Limit (MHz)
149	5745	17.655	---
157	5785	17.666	---
165	5825	17.744	---

Channel 149 (5745MHz)

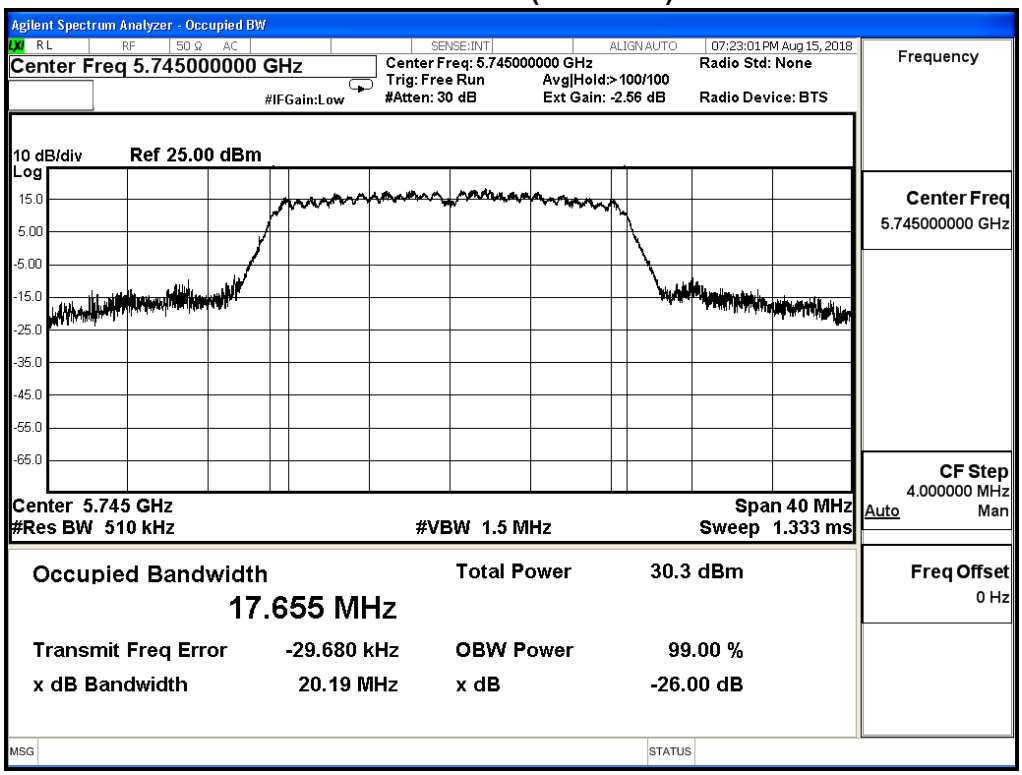

Channel 157 (5785MHz)

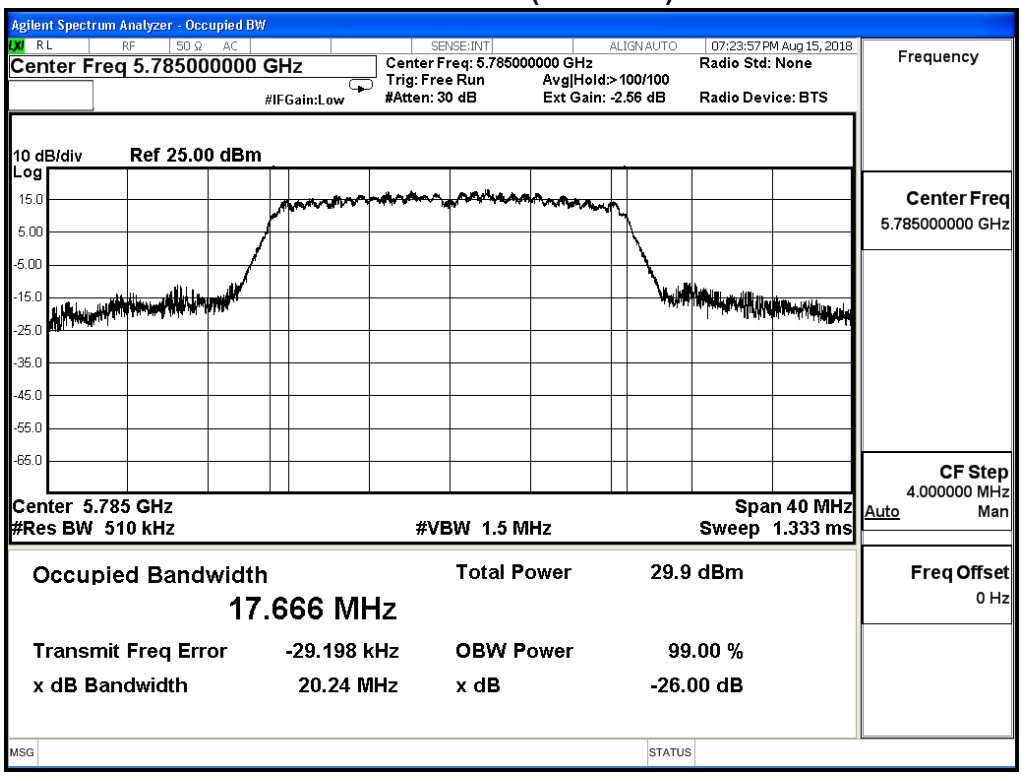

Channel 165 (5825MHz)

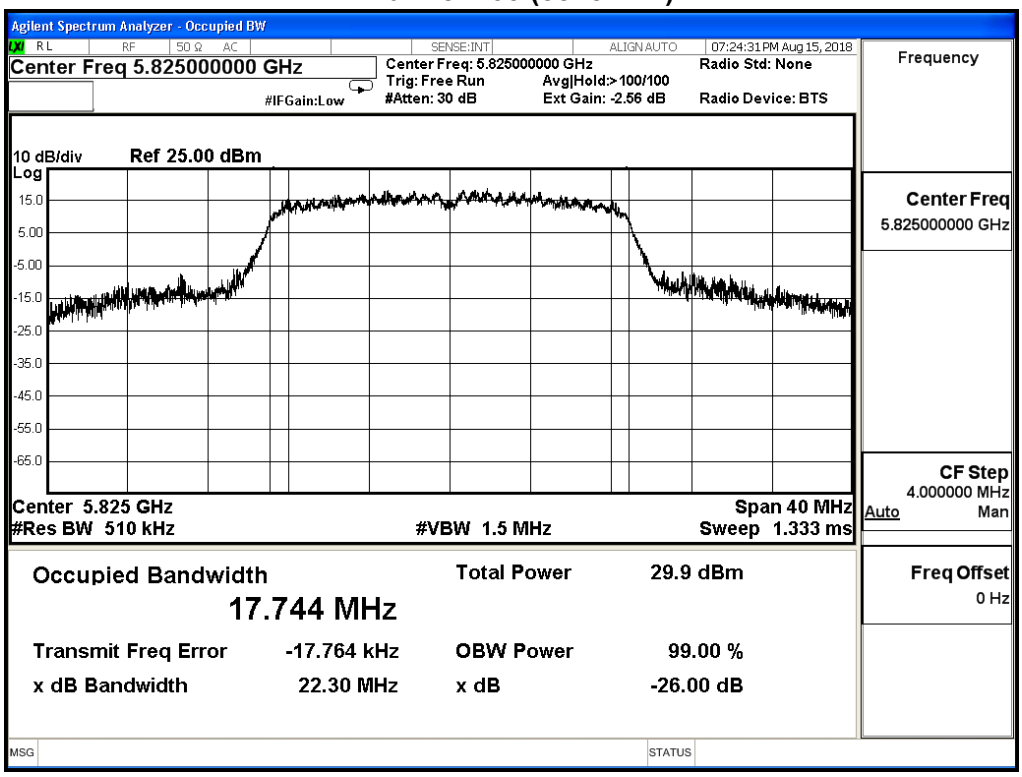

Product	Wireless-AC2400 Dual Band Gigabit Router Wireless-AC2600 Dual Band Gigabit Router		
Test Item	99% Bandwidth		
Test Mode	Mode 1: Transmit Mode_CDD_WA-30P12FU		
Date of Test	2018/08/15	Test Site	SR10-H

IEEE 802.11n_20M (ANT 2)			
Channel No.	Frequency (MHz)	Measure Value (MHz)	Limit (MHz)
149	5745	17.707	---
157	5785	17.738	---
165	5825	17.732	---

Channel 149 (5745MHz)

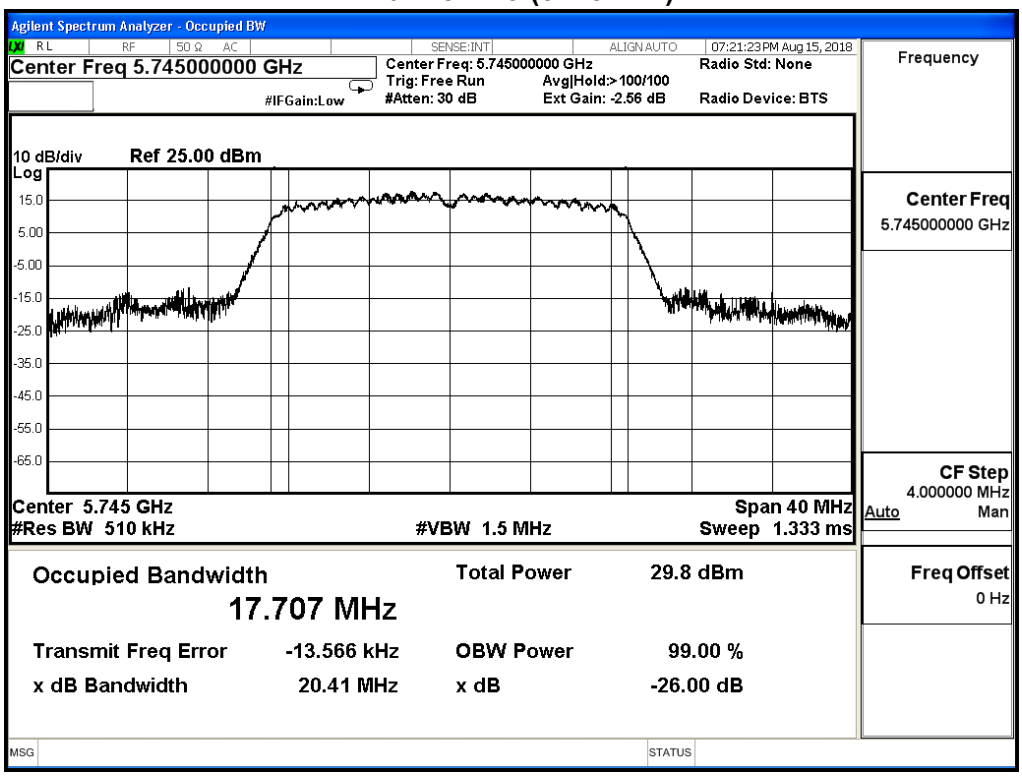

Channel 157 (5785MHz)

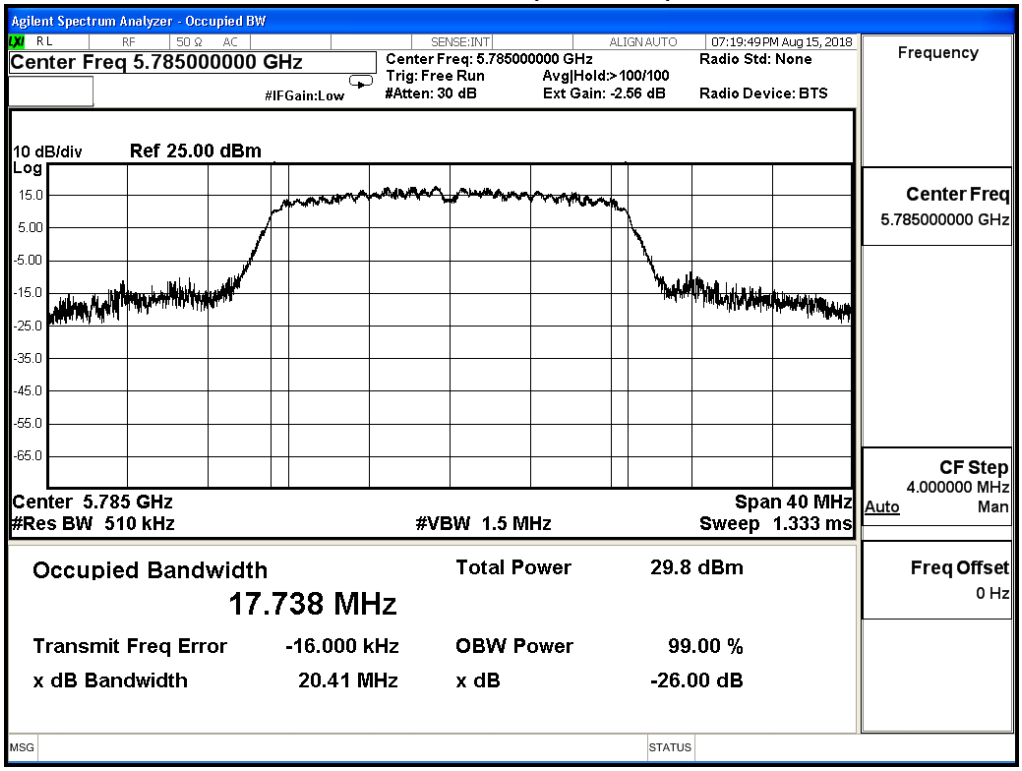

Channel 165 (5825MHz)

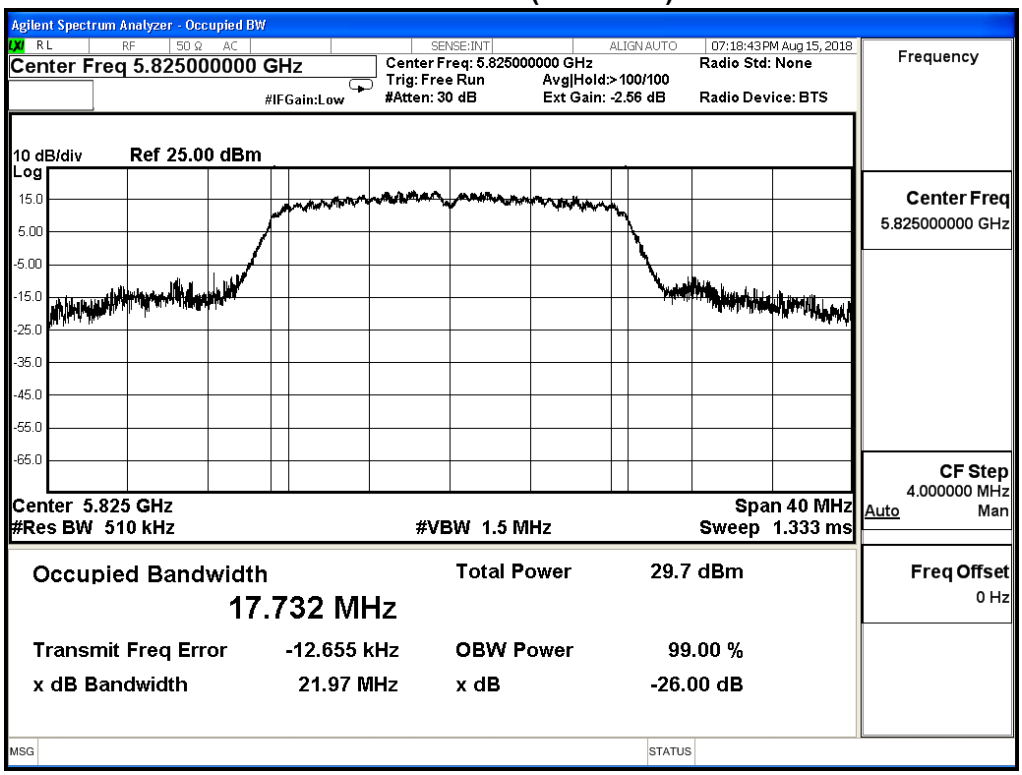

Product	Wireless-AC2400 Dual Band Gigabit Router Wireless-AC2600 Dual Band Gigabit Router		
Test Item	99% Bandwidth		
Test Mode	Mode 1: Transmit Mode_CDD_WA-30P12FU		
Date of Test	2018/08/15	Test Site	SR10-H

IEEE 802.11n_20M (ANT 3)			
Channel No.	Frequency (MHz)	Measure Value (MHz)	Limit (MHz)
149	5745	17.755	---
157	5785	17.819	---
165	5825	17.776	---

Channel 149 (5745MHz)

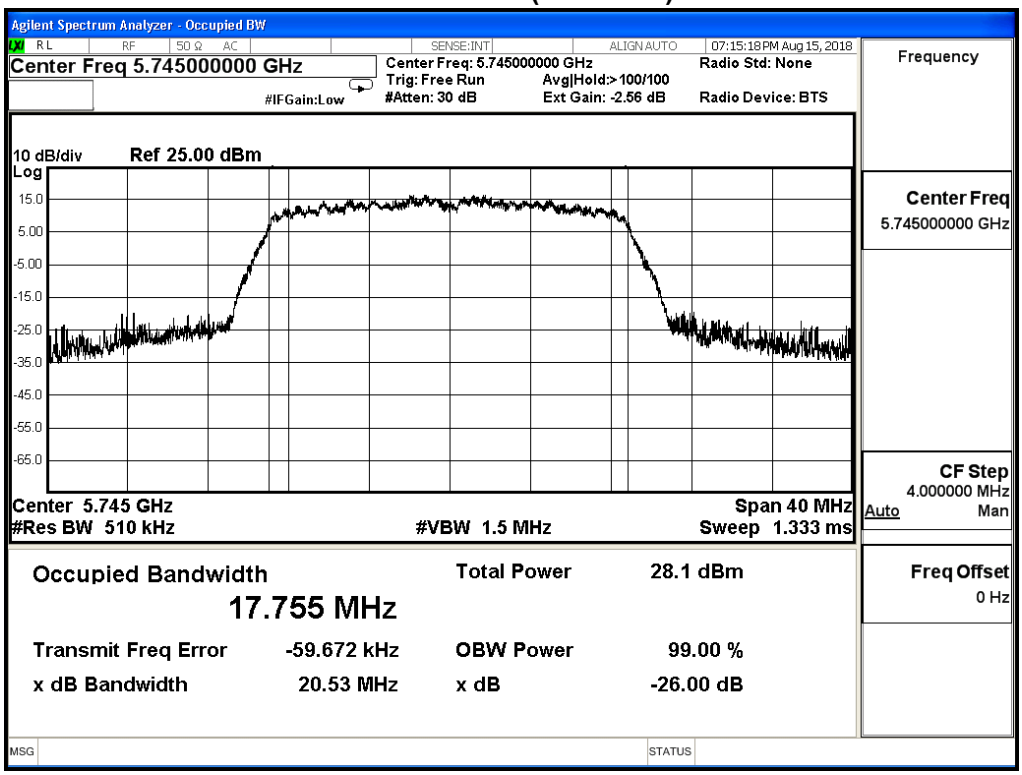

Channel 157 (5785MHz)

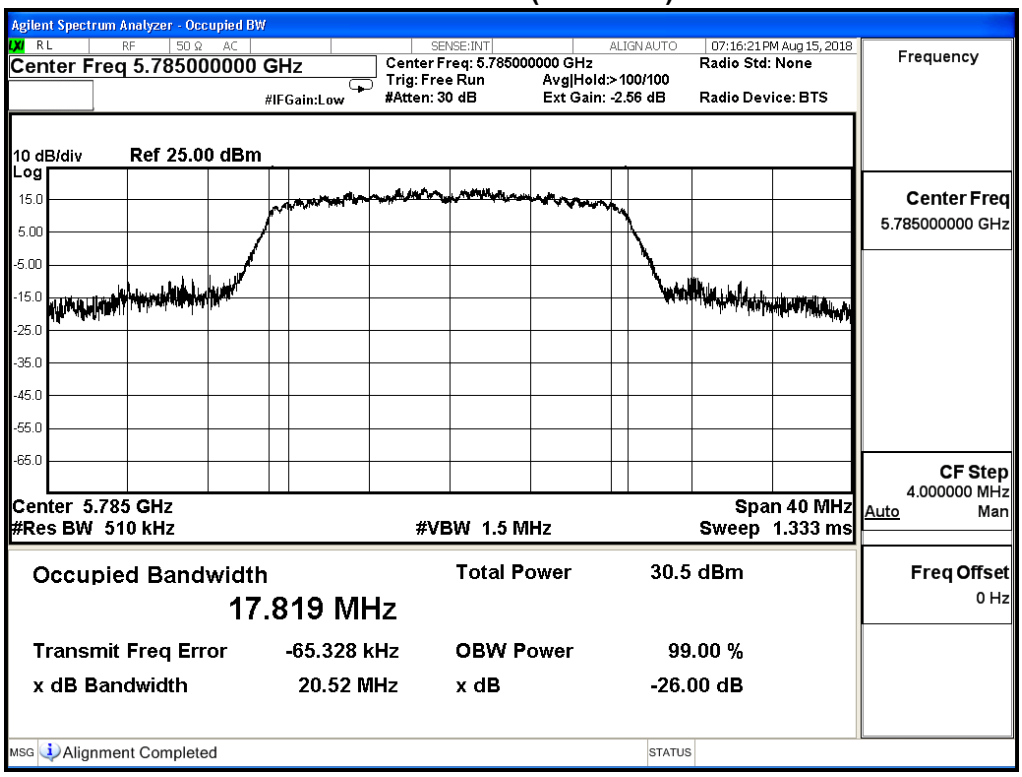

Channel 165 (5825MHz)

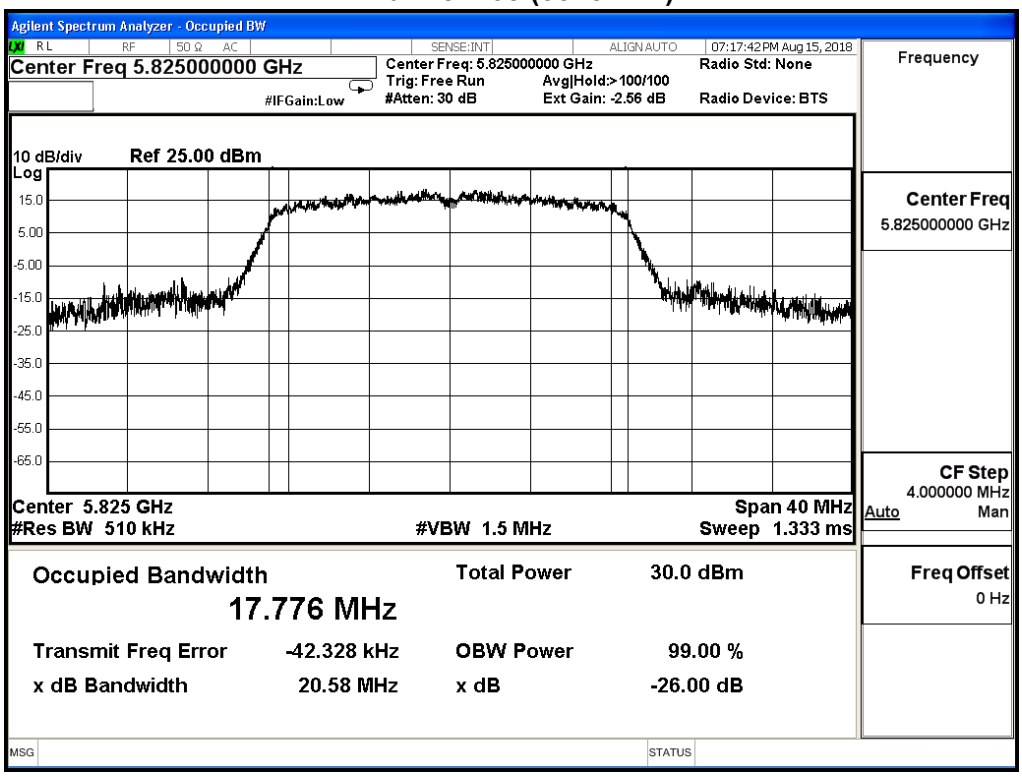

Product	Wireless-AC2400 Dual Band Gigabit Router Wireless-AC2600 Dual Band Gigabit Router		
Test Item	99% Bandwidth		
Test Mode	Mode 1: Transmit Mode_CDD_WA-30P12FU		
Date of Test	2018/08/15	Test Site	SR10-H

IEEE 802.11n_40M (ANT 0)			
Channel No.	Frequency (MHz)	Measure Value (MHz)	Limit (MHz)
151	5755	36.136	---
159	5795	36.188	---

Channel 151 (5755MHz)

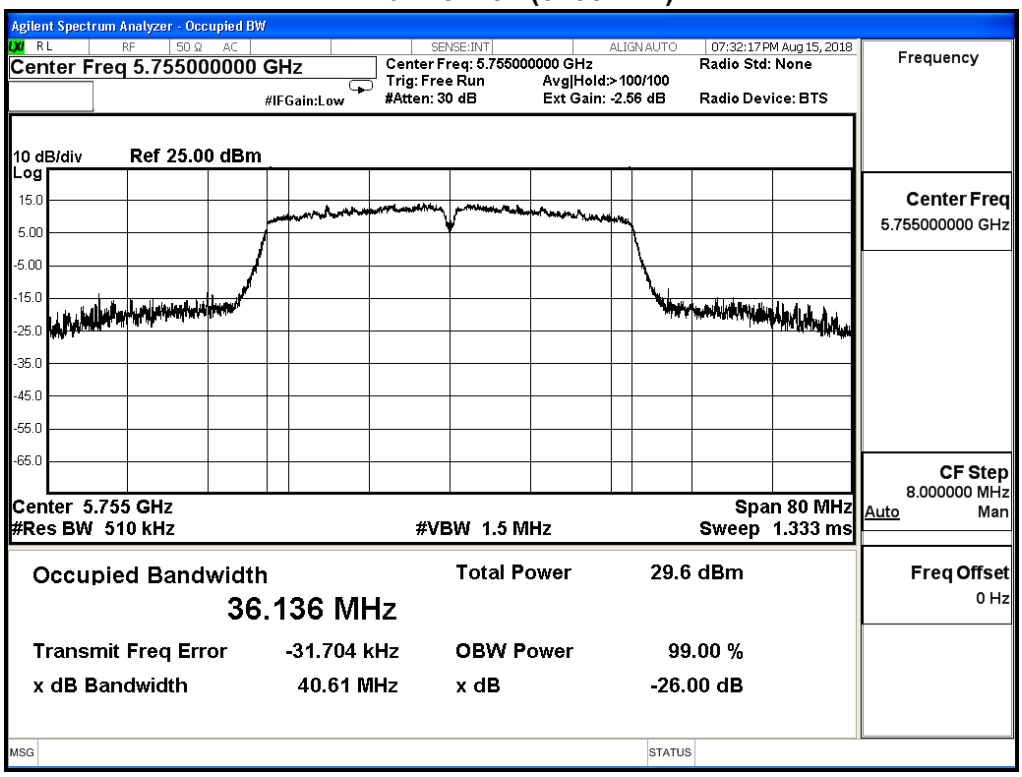

Channel 159 (5795MHz)

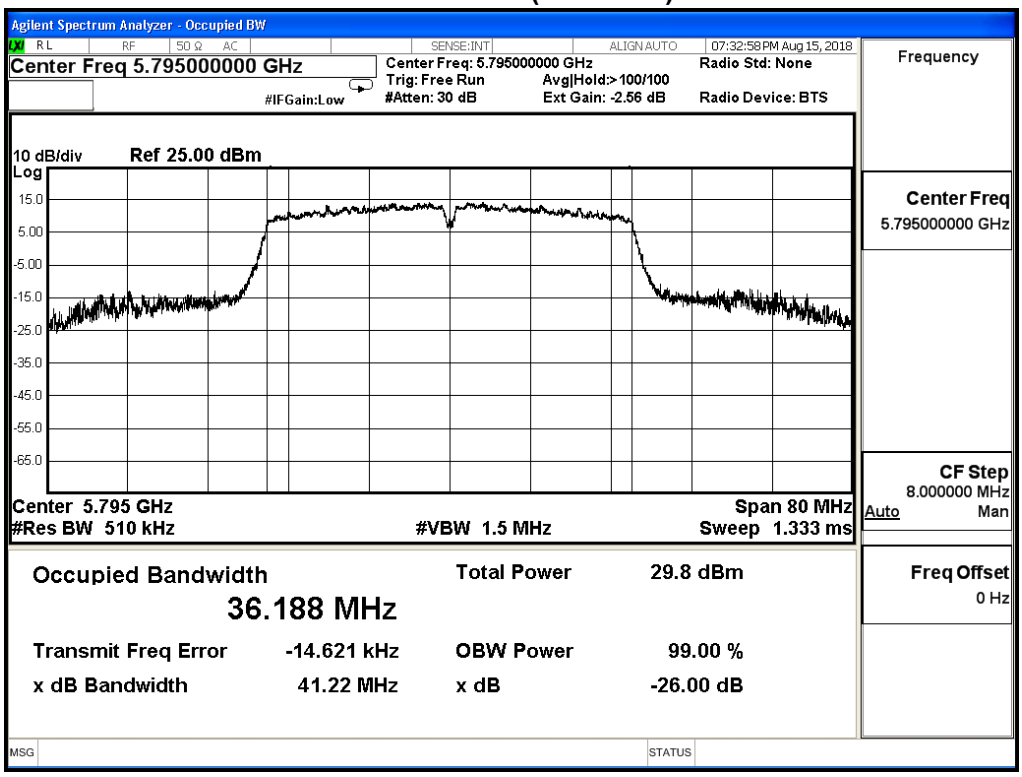

Product	Wireless-AC2400 Dual Band Gigabit Router Wireless-AC2600 Dual Band Gigabit Router		
Test Item	99% Bandwidth		
Test Mode	Mode 1: Transmit Mode_CDD_WA-30P12FU		
Date of Test	2018/08/15	Test Site	SR10-H

IEEE 802.11n_40M (ANT 1)			
Channel No.	Frequency (MHz)	Measure Value (MHz)	Limit (MHz)
151	5755	36.125	---
159	5795	36.157	---

Channel 151 (5755MHz)

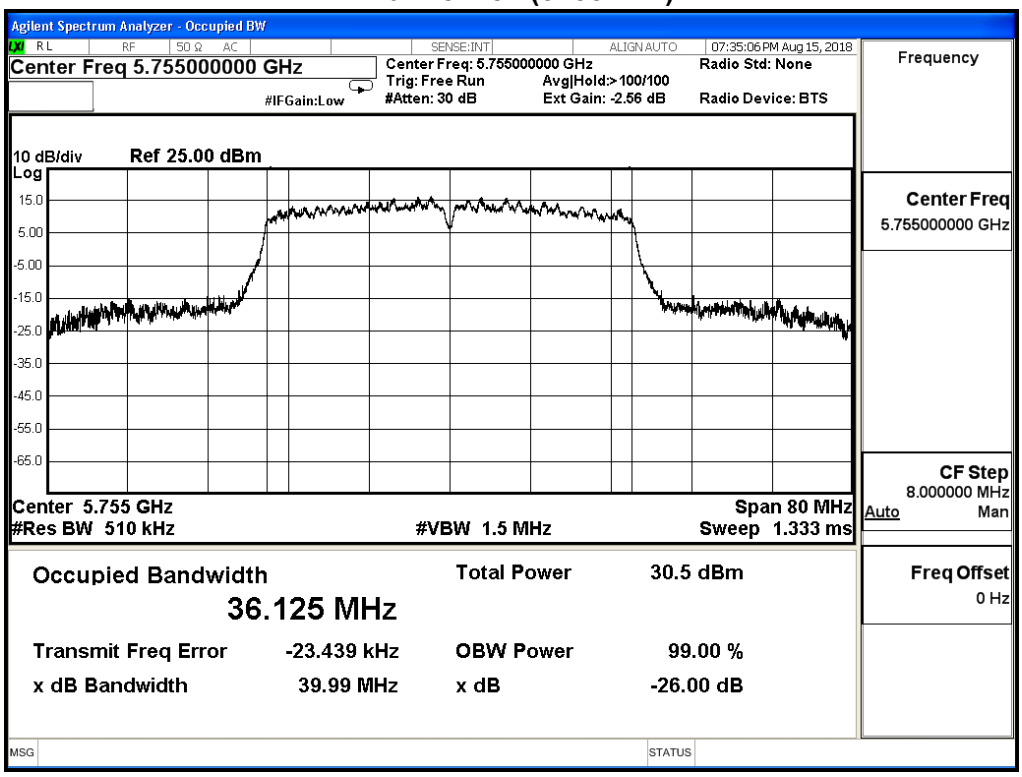

Channel 159 (5795MHz)

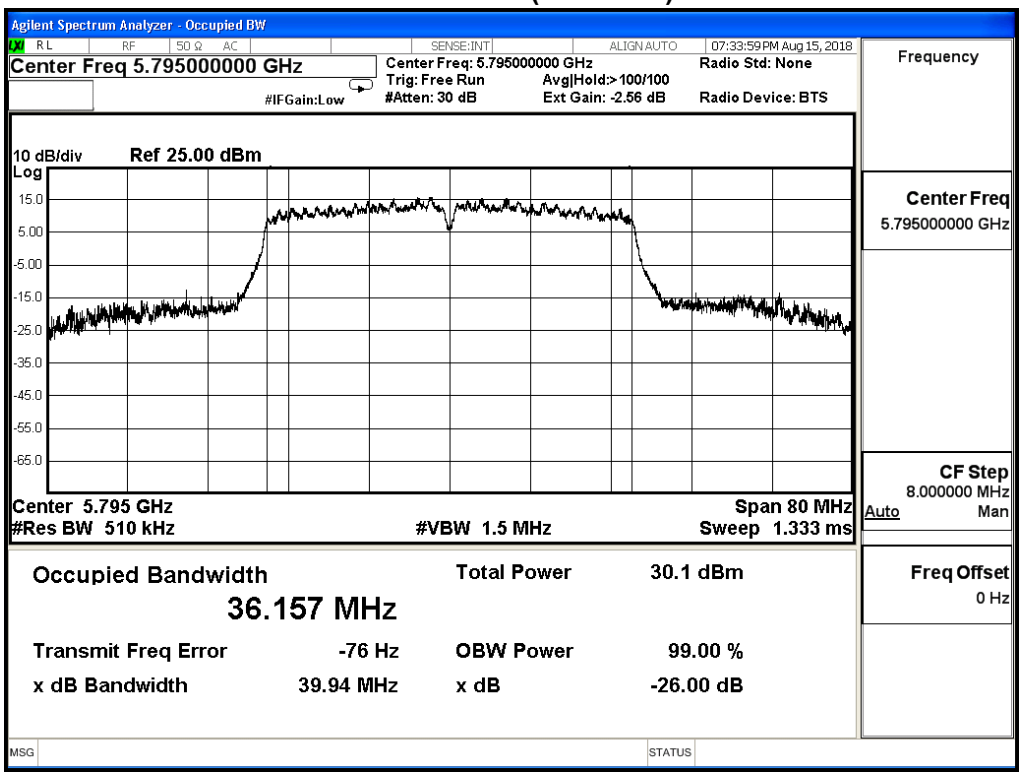

Product	Wireless-AC2400 Dual Band Gigabit Router Wireless-AC2600 Dual Band Gigabit Router		
Test Item	99% Bandwidth		
Test Mode	Mode 1: Transmit Mode_CDD_WA-30P12FU		
Date of Test	2018/08/15	Test Site	SR10-H

IEEE 802.11n_40M (ANT 2)			
Channel No.	Frequency (MHz)	Measure Value (MHz)	Limit (MHz)
151	5755	36.119	---
159	5795	36.090	---

Channel 151 (5755MHz)

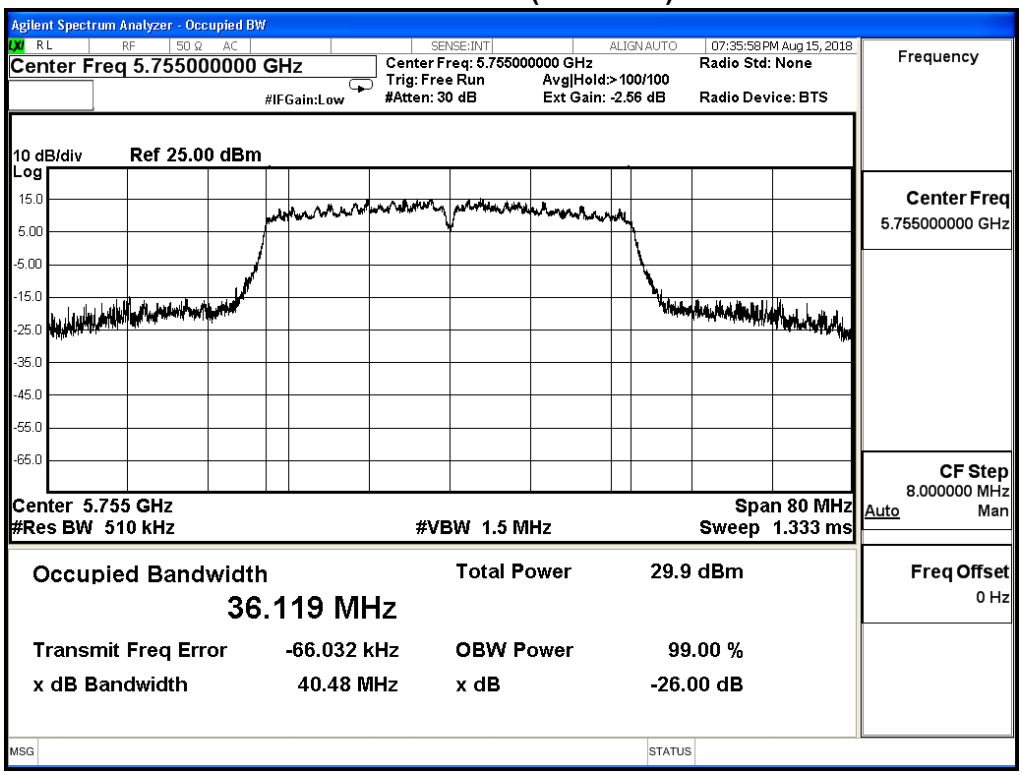

Channel 159 (5795MHz)

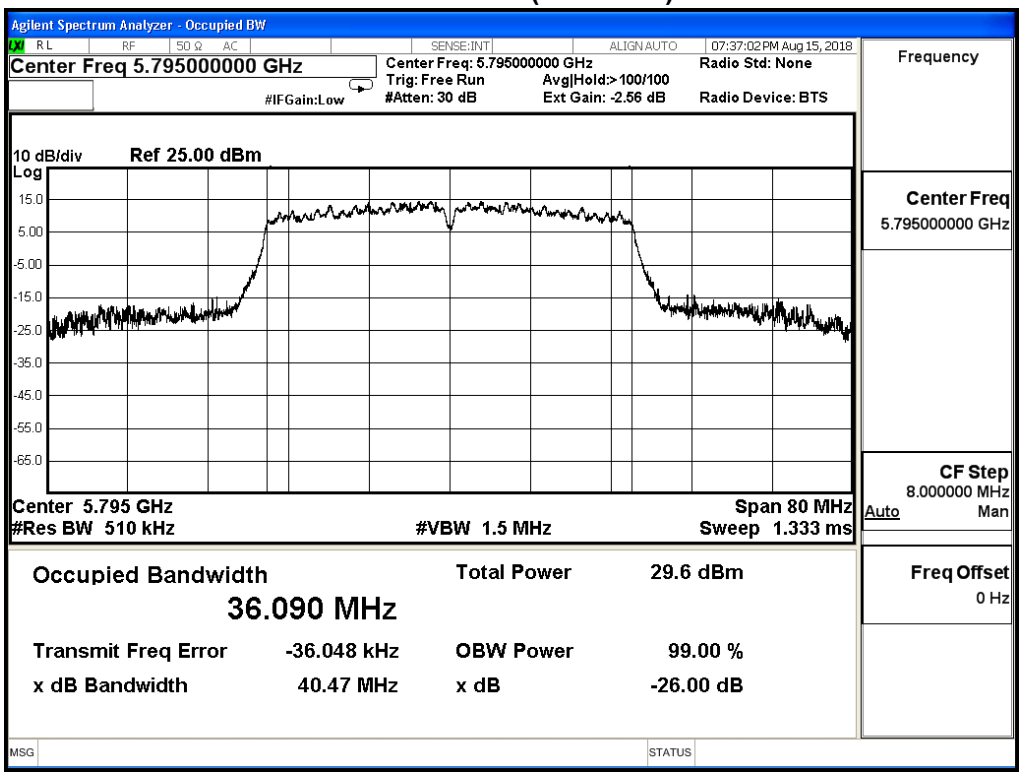

Product	Wireless-AC2400 Dual Band Gigabit Router Wireless-AC2600 Dual Band Gigabit Router		
Test Item	99% Bandwidth		
Test Mode	Mode 1: Transmit Mode_CDD_WA-30P12FU		
Date of Test	2018/08/15	Test Site	SR10-H

IEEE 802.11n_40M (ANT 3)			
Channel No.	Frequency (MHz)	Measure Value (MHz)	Limit (MHz)
151	5755	36.201	---
159	5795	36.183	---

Channel 151 (5755MHz)

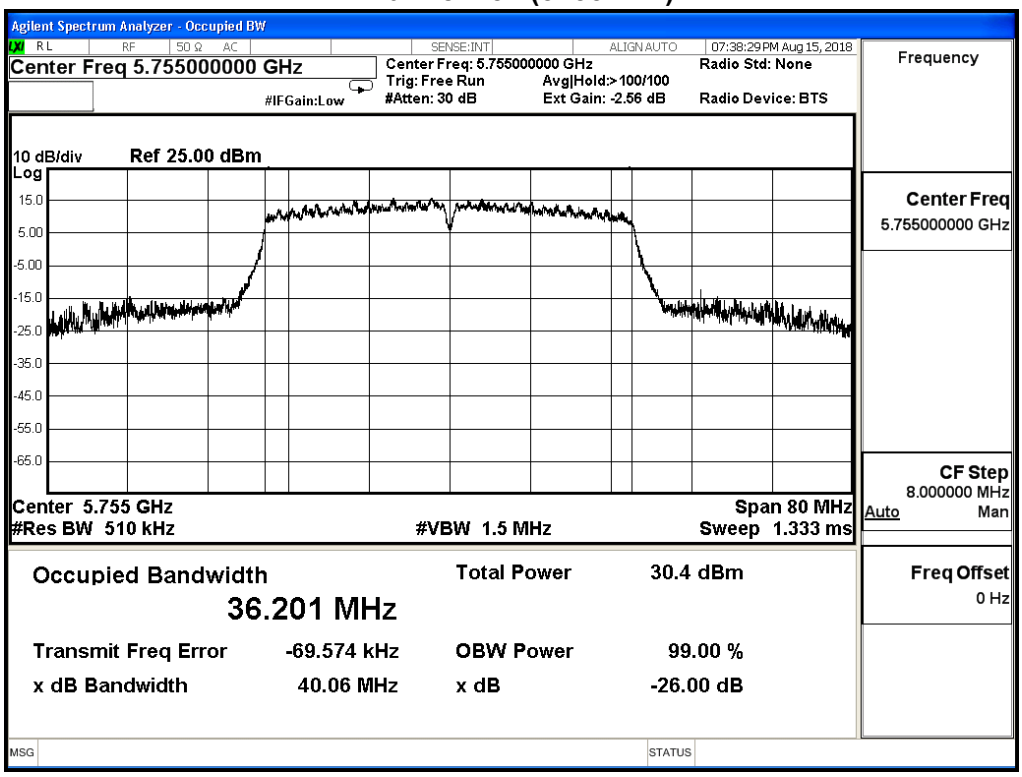

Channel 159 (5795MHz)

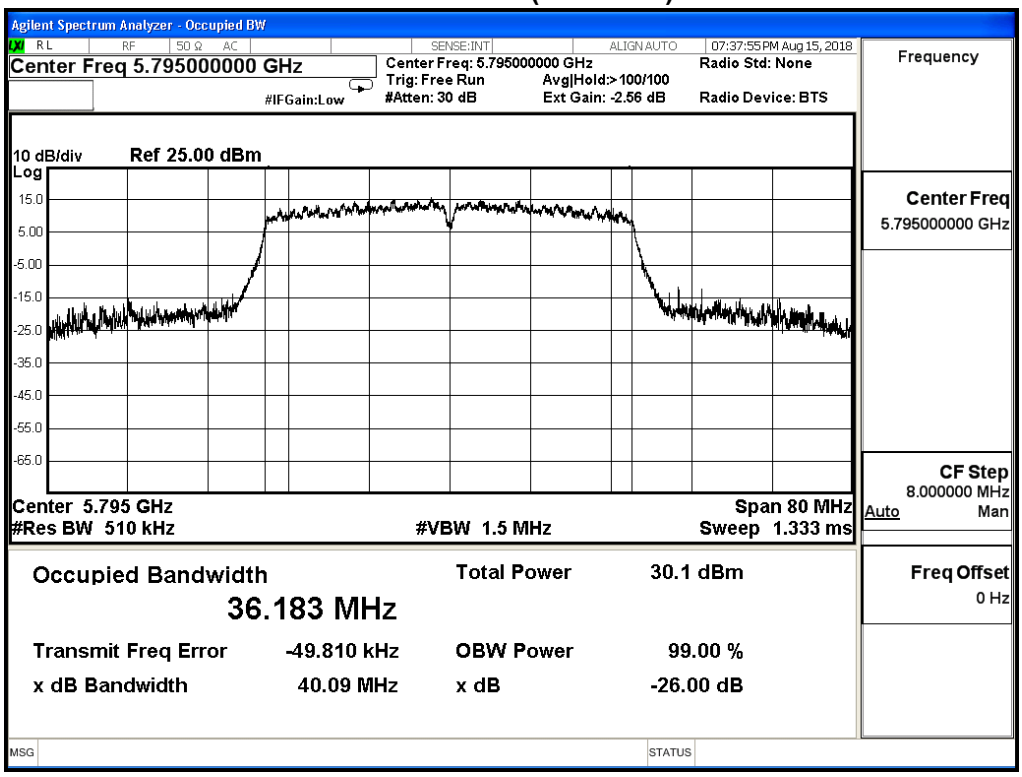

Product	Wireless-AC2400 Dual Band Gigabit Router Wireless-AC2600 Dual Band Gigabit Router		
Test Item	99% Bandwidth		
Test Mode	Mode 1: Transmit Mode_CDD_WA-30P12FU		
Date of Test	2018/08/15	Test Site	SR10-H

IEEE 802.11ac_80M (ANT 0)			
Channel No.	Frequency (MHz)	Measure Value (MHz)	Limit (MHz)
155	5775	75.561	---

Channel 155 (5775MHz)

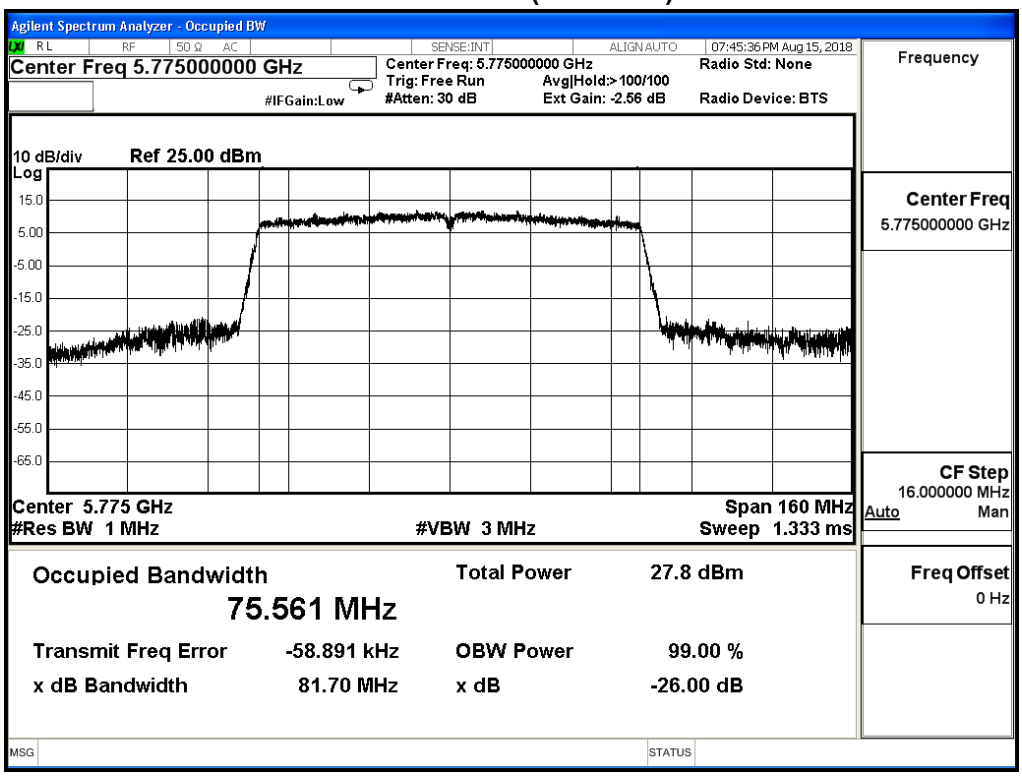

Product	Wireless-AC2400 Dual Band Gigabit Router Wireless-AC2600 Dual Band Gigabit Router		
Test Item	99% Bandwidth		
Test Mode	Mode 1: Transmit Mode_CDD_WA-30P12FU		
Date of Test	2018/08/15	Test Site	SR10-H

IEEE 802.11ac_80M (ANT 1)			
Channel No.	Frequency (MHz)	Measure Value (MHz)	Limit (MHz)
155	5775	75.305	---

Channel 155 (5775MHz)

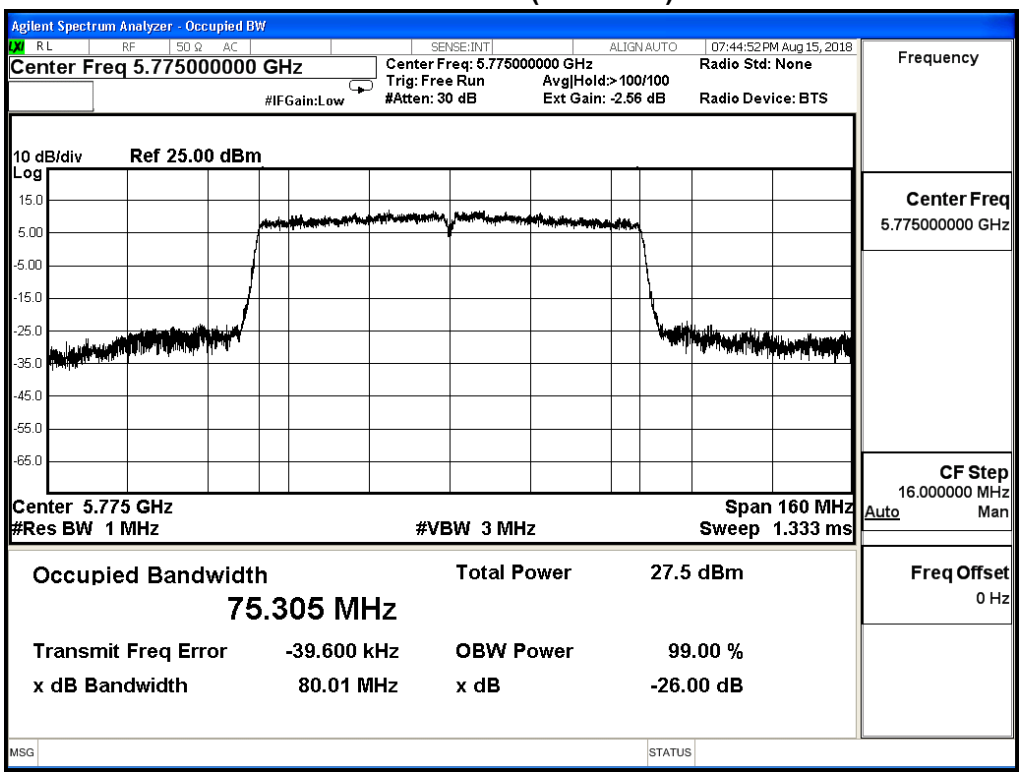

Product	Wireless-AC2400 Dual Band Gigabit Router Wireless-AC2600 Dual Band Gigabit Router		
Test Item	99% Bandwidth		
Test Mode	Mode 1: Transmit Mode_CDD_WA-30P12FU		
Date of Test	2018/08/15	Test Site	SR10-H

IEEE 802.11ac_80M (ANT 2)			
Channel No.	Frequency (MHz)	Measure Value (MHz)	Limit (MHz)
155	5775	75.408	---

Channel 155 (5775MHz)

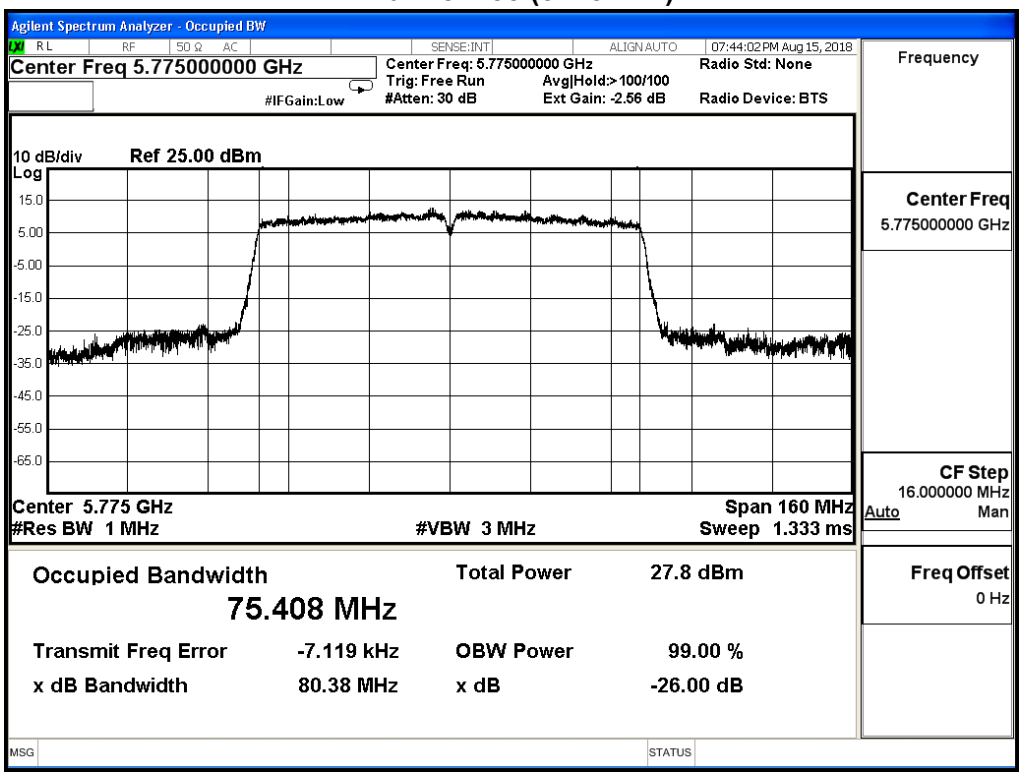

Product	Wireless-AC2400 Dual Band Gigabit Router Wireless-AC2600 Dual Band Gigabit Router		
Test Item	99% Bandwidth		
Test Mode	Mode 1: Transmit Mode_CDD_WA-30P12FU		
Date of Test	2018/08/15	Test Site	SR10-H

IEEE 802.11ac_80M (ANT 3)			
Channel No.	Frequency (MHz)	Measure Value (MHz)	Limit (MHz)
155	5775	75.456	---

Channel 155 (5775MHz)

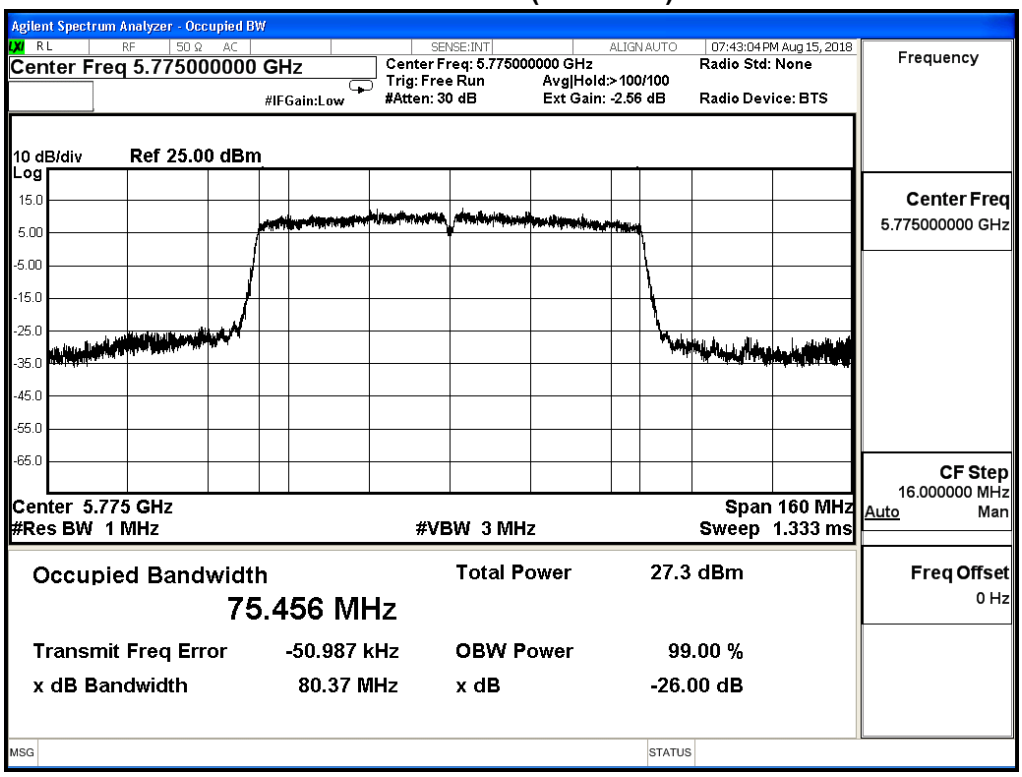

Product	Wireless-AC2400 Dual Band Gigabit Router Wireless-AC2600 Dual Band Gigabit Router		
Test Item	DTS Bandwidth		
Test Mode	Mode 1: Transmit Mode_CDD_WA-30P12FU		
Date of Test	2018/08/15	Test Site	SR10-H

IEEE 802.11a(ANT 0)				
Channel No.	Frequency (MHz)	Measure Level (MHz)	Limit (MHz)	Result
149	5745	15.470	≧0.5	Pass
157	5785	15.090	≧0.5	Pass
165	5825	15.120	≧0.5	Pass

Channel 149 (5745MHz)

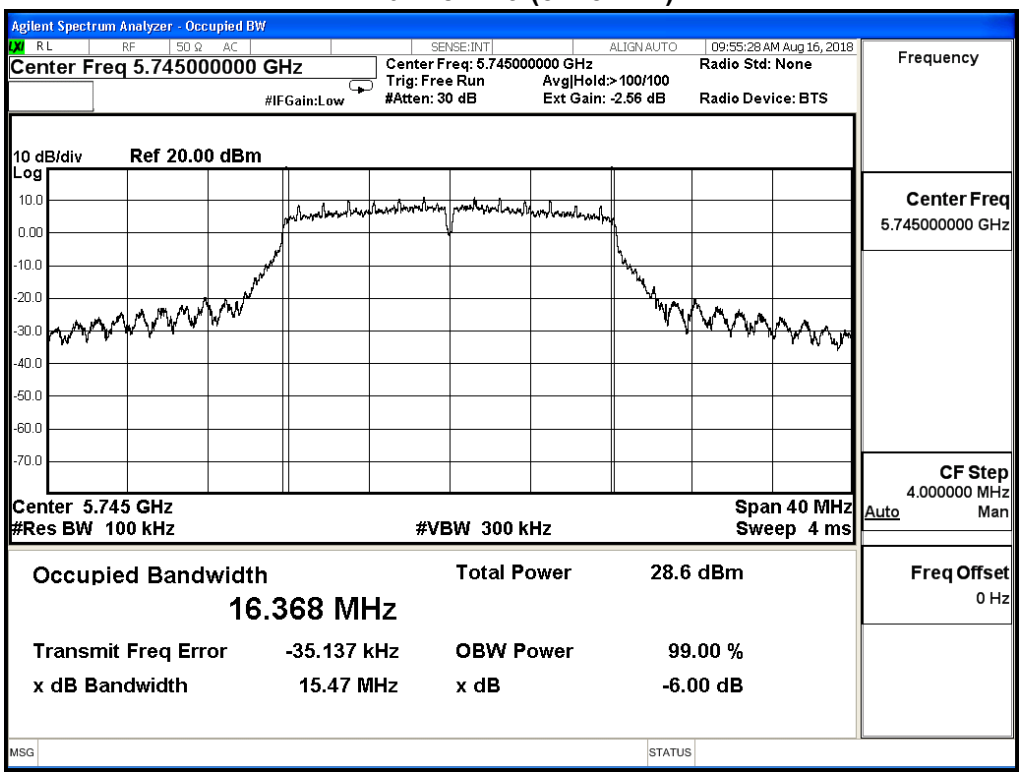

Channel 157 (5785MHz)

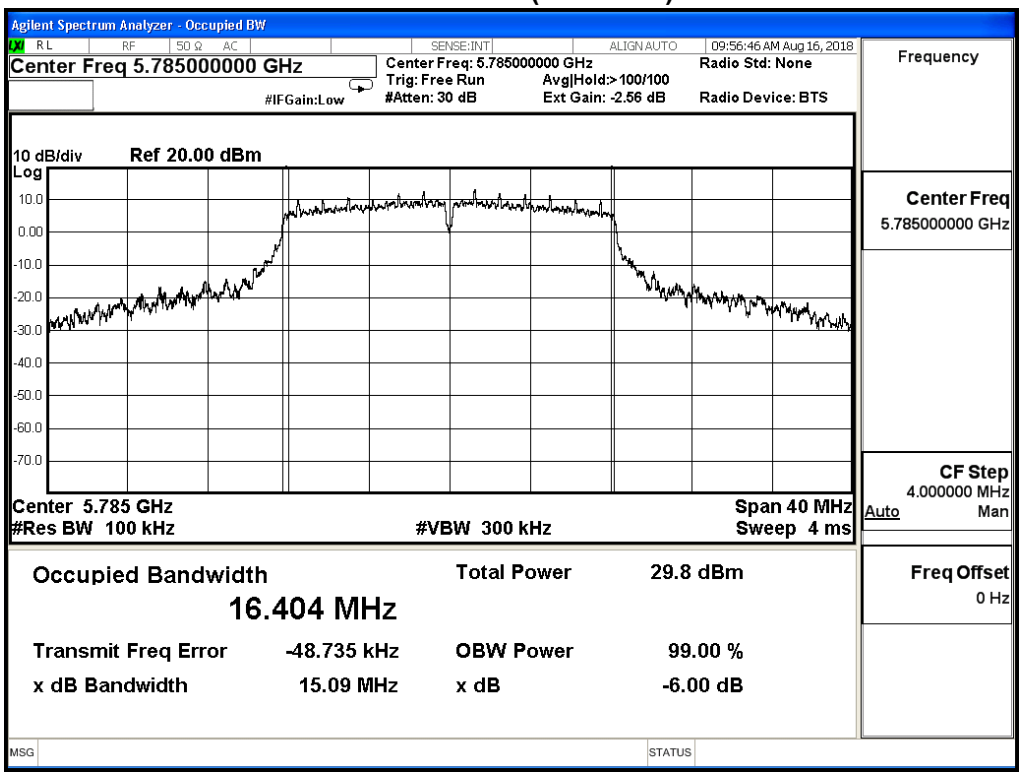

Channel 165 (5825MHz)

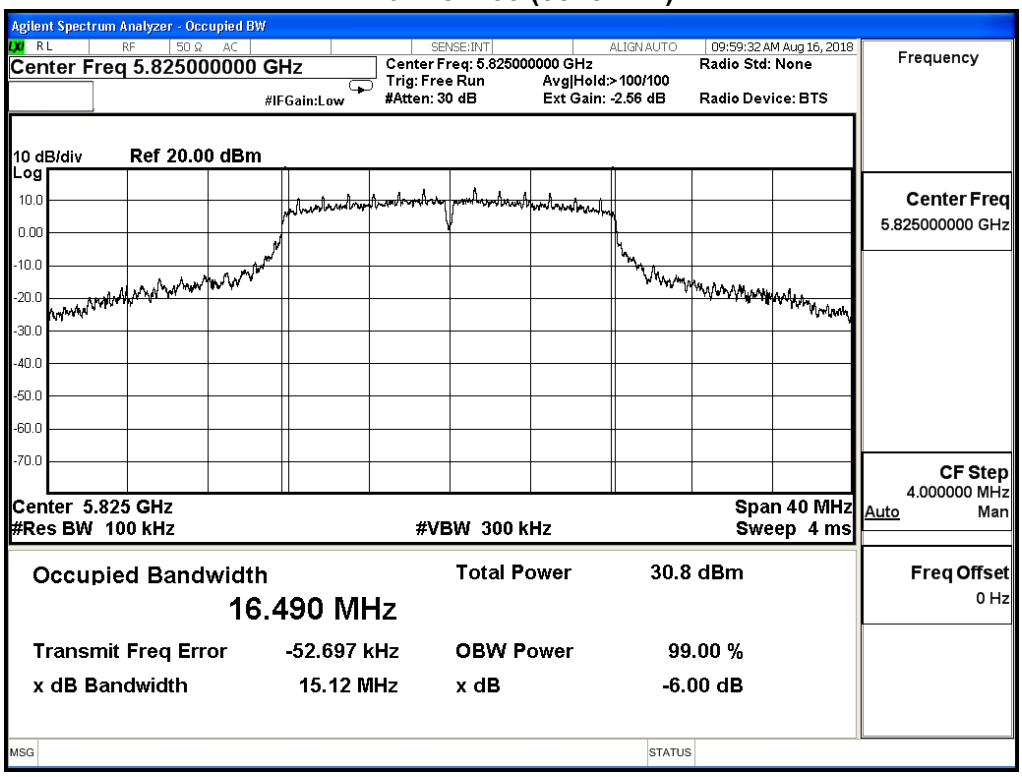

Product	Wireless-AC2400 Dual Band Gigabit Router Wireless-AC2600 Dual Band Gigabit Router		
Test Item	DTS Bandwidth		
Test Mode	Mode 1: Transmit Mode_CDD_WA-30P12FU		
Date of Test	2018/08/15	Test Site	SR10-H

IEEE 802.11a(ANT 1)				
Channel No.	Frequency (MHz)	Measure Level (MHz)	Limit (MHz)	Result
149	5745	15.100	≧0.5	Pass
157	5785	15.460	≧0.5	Pass
165	5825	15.130	≧0.5	Pass

Channel 149 (5745MHz)

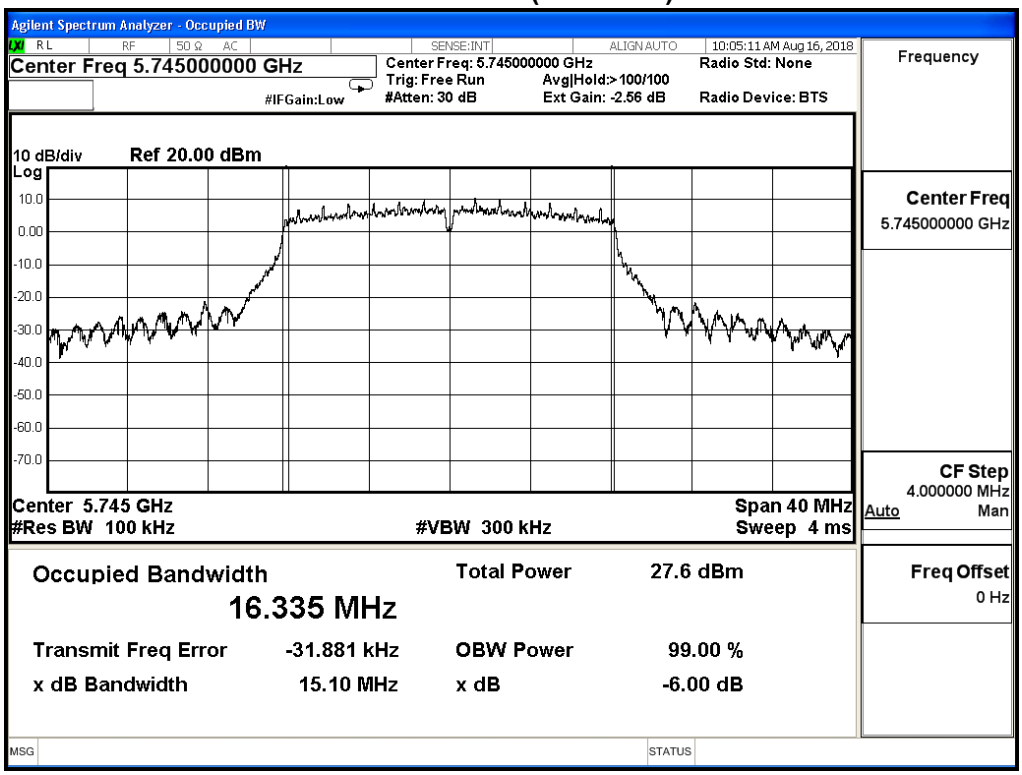

Channel 157 (5785MHz)

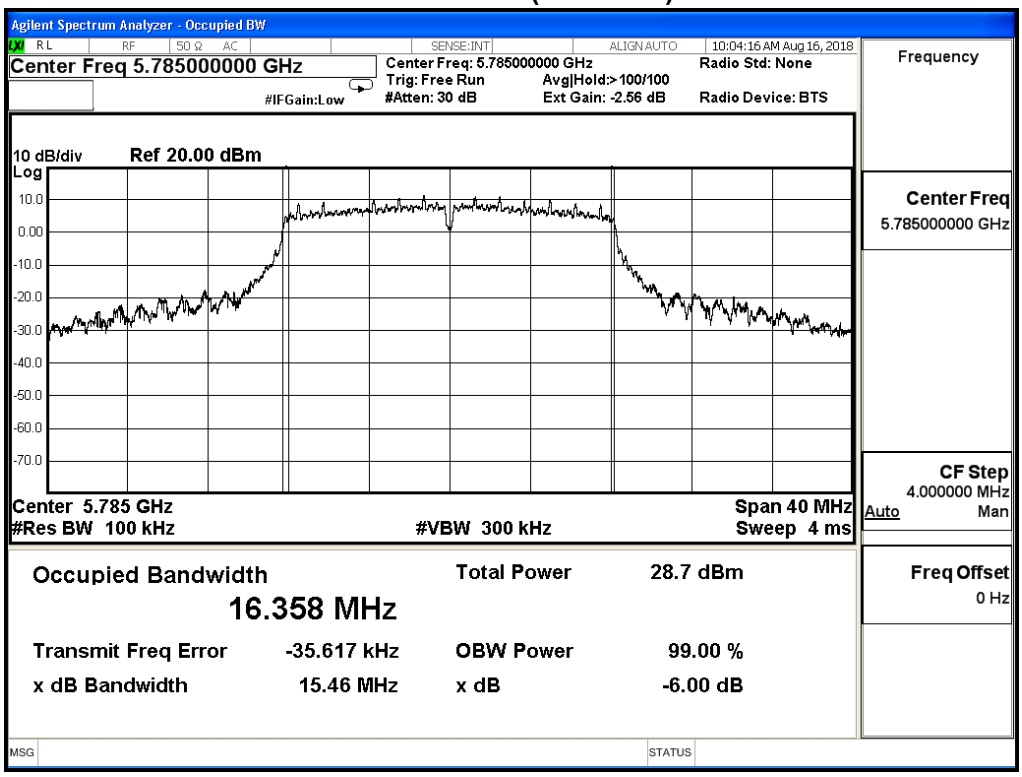

Channel 165 (5825MHz)

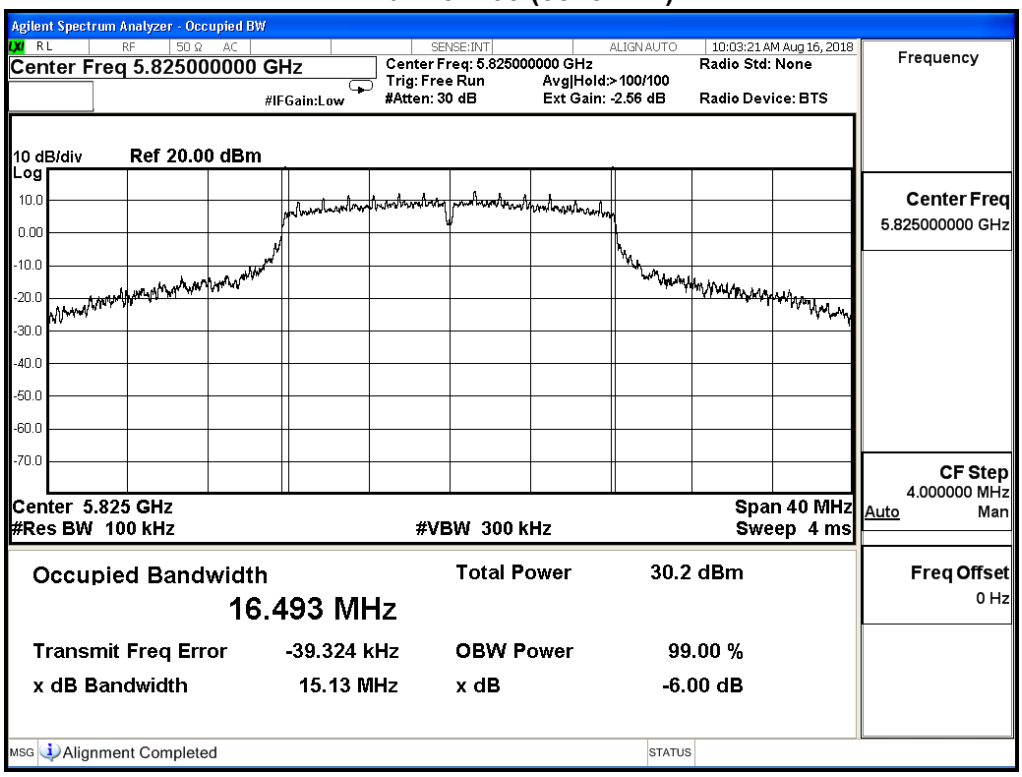

Product	Wireless-AC2400 Dual Band Gigabit Router Wireless-AC2600 Dual Band Gigabit Router		
Test Item	DTS Bandwidth		
Test Mode	Mode 1: Transmit Mode_CDD_WA-30P12FU		
Date of Test	2018/08/15	Test Site	SR10-H

IEEE 802.11a(ANT 2)				
Channel No.	Frequency (MHz)	Measure Level (MHz)	Limit (MHz)	Result
149	5745	15.130	≧0.5	Pass
157	5785	15.130	≧0.5	Pass
165	5825	15.130	≧0.5	Pass

Channel 149 (5745MHz)

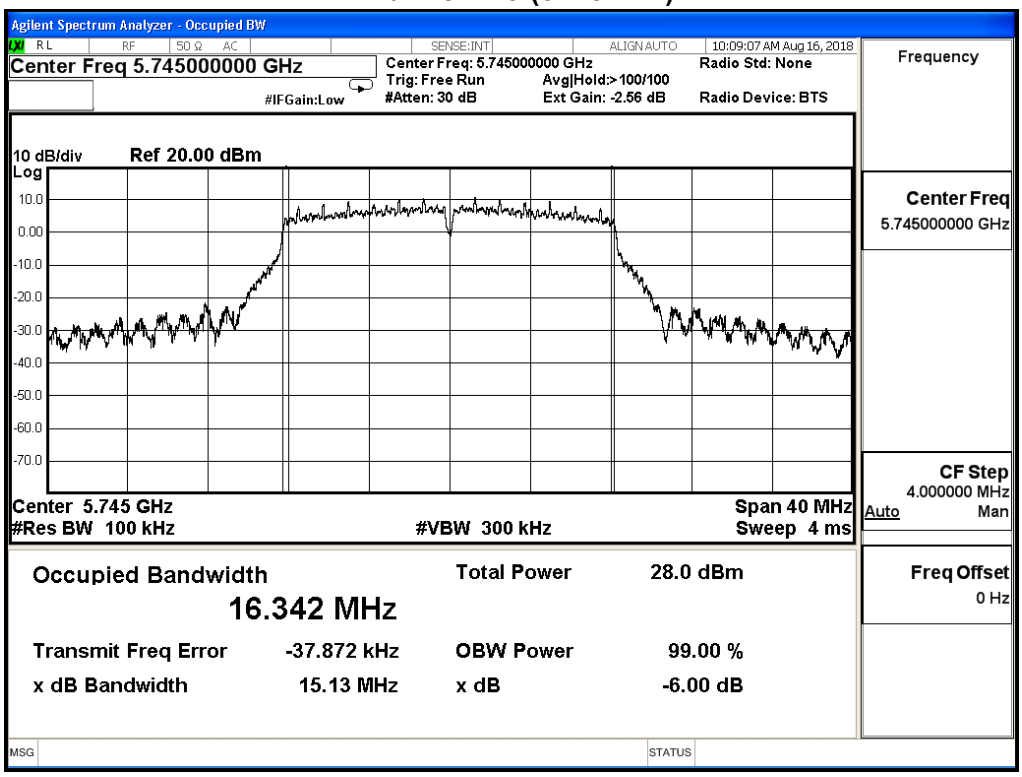

Channel 157 (5785MHz)

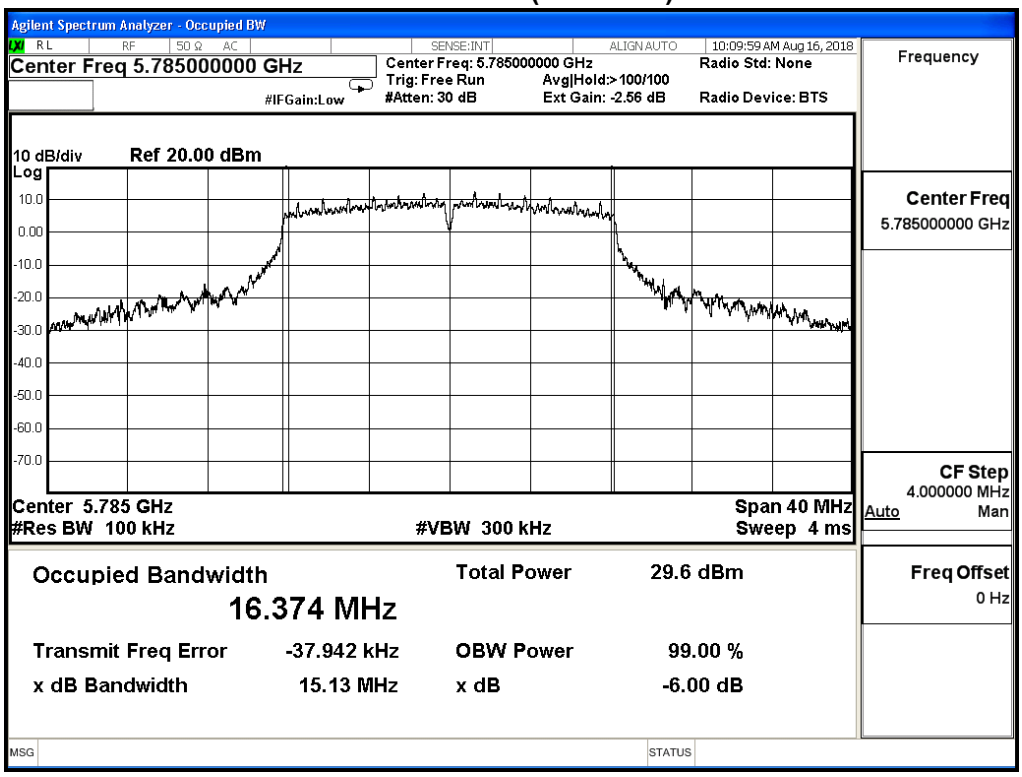

Channel 165 (5825MHz)

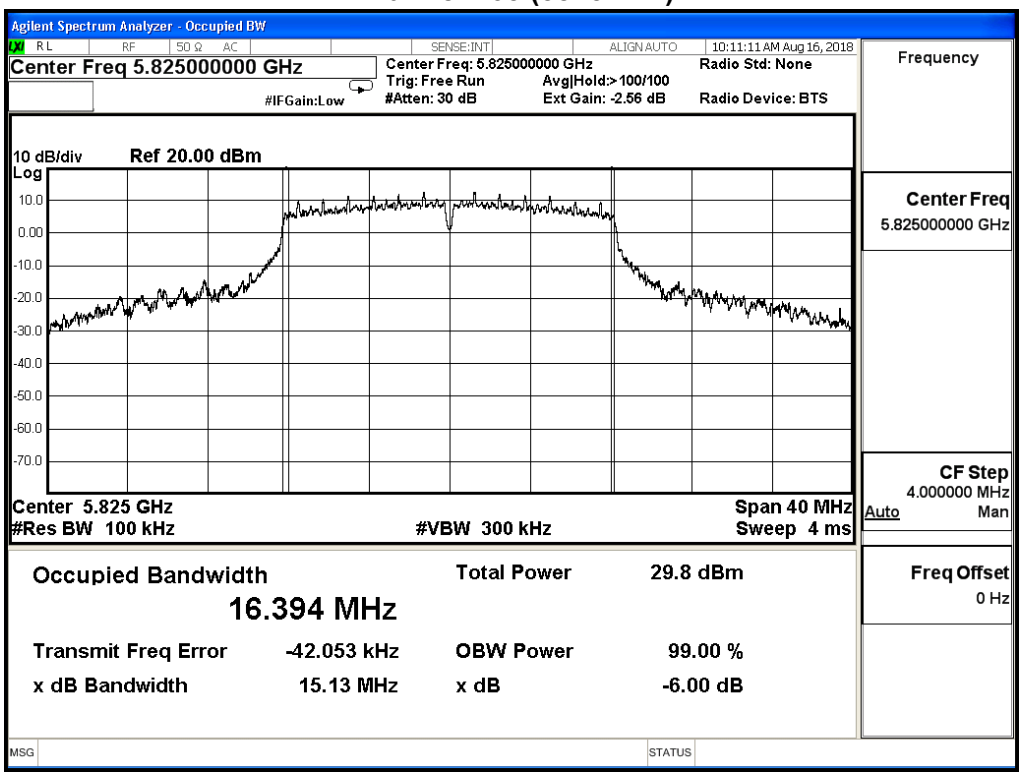

Product	Wireless-AC2400 Dual Band Gigabit Router Wireless-AC2600 Dual Band Gigabit Router		
Test Item	DTS Bandwidth		
Test Mode	Mode 1: Transmit Mode_CDD_WA-30P12FU		
Date of Test	2018/08/15	Test Site	SR10-H

IEEE 802.11a(ANT 3)				
Channel No.	Frequency (MHz)	Measure Level (MHz)	Limit (MHz)	Result
149	5745	15.450	≧0.5	Pass
157	5785	15.420	≧0.5	Pass
165	5825	15.130	≧0.5	Pass

Channel 149 (5745MHz)

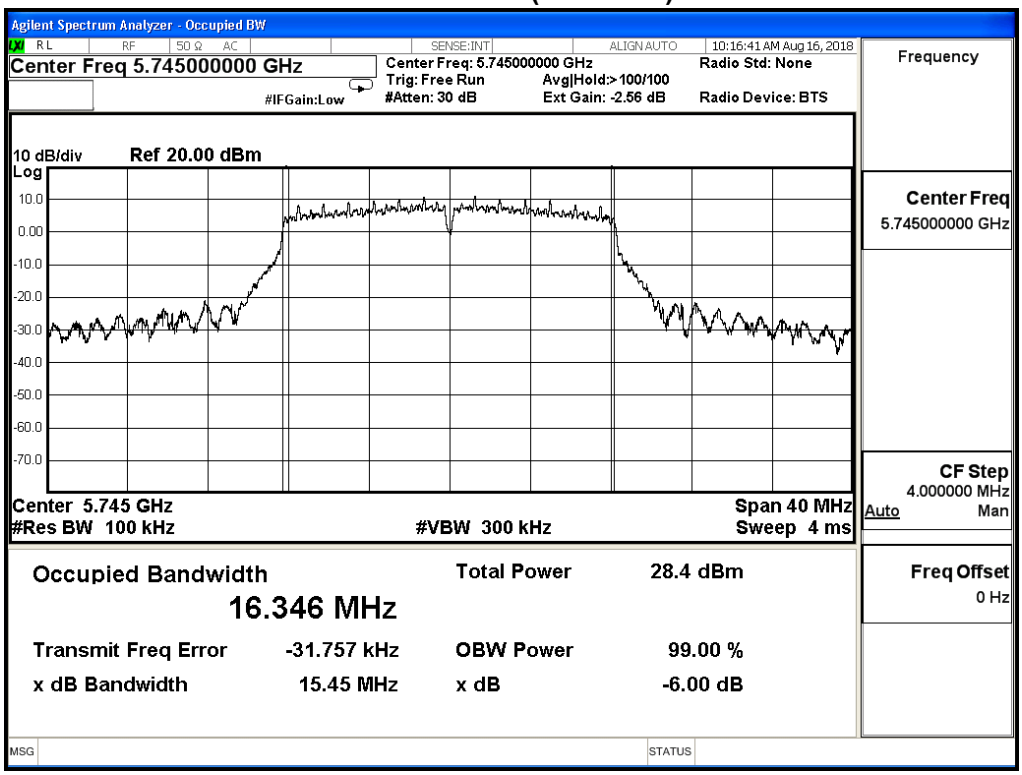

Channel 157 (5785MHz)

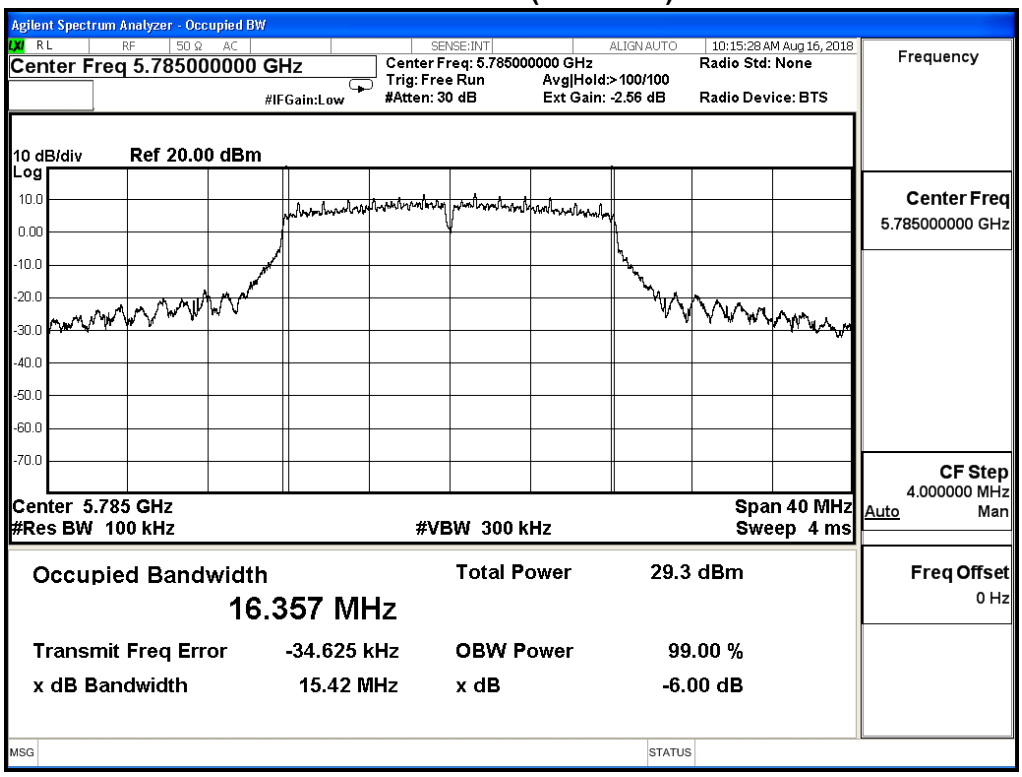

Channel 165 (5825MHz)

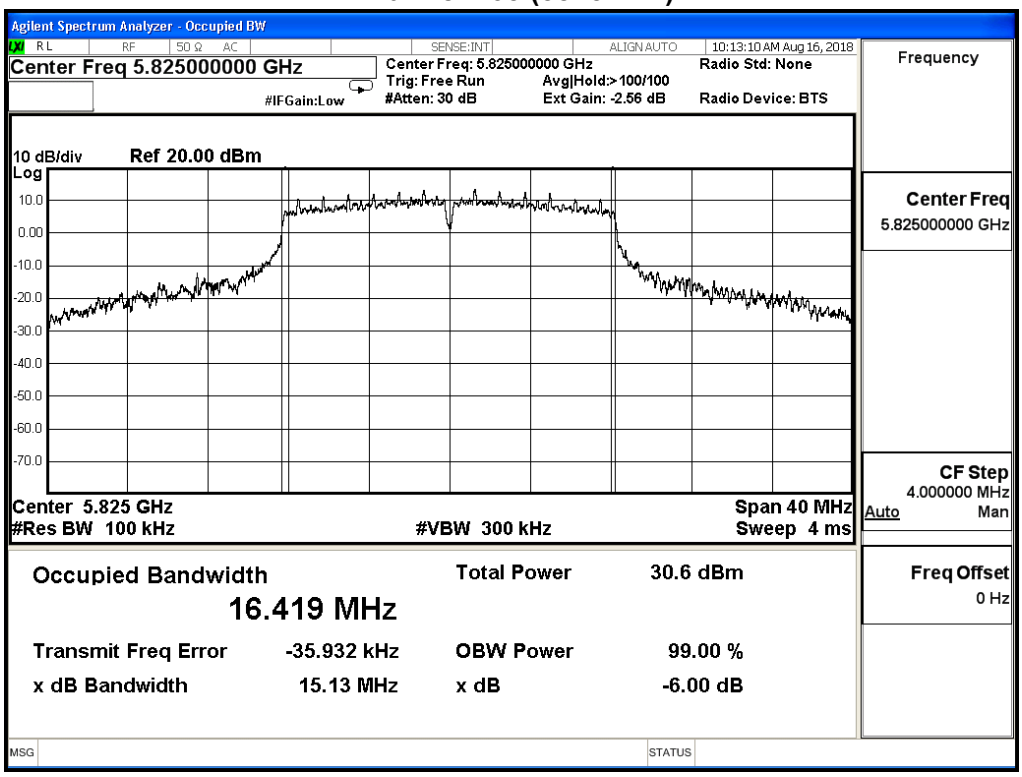

Product	Wireless-AC2400 Dual Band Gigabit Router Wireless-AC2600 Dual Band Gigabit Router		
Test Item	DTS Bandwidth		
Test Mode	Mode 1: Transmit Mode_CDD_WA-30P12FU		
Date of Test	2018/08/15	Test Site	SR10-H

IEEE 802.11n_20M(ANT 0)				
Channel No.	Frequency (MHz)	Measure Level (MHz)	Limit (MHz)	Result
149	5745	15.130	≧0.5	Pass
157	5785	15.130	≧0.5	Pass
165	5825	15.120	≧0.5	Pass

Channel 149 (5745MHz)

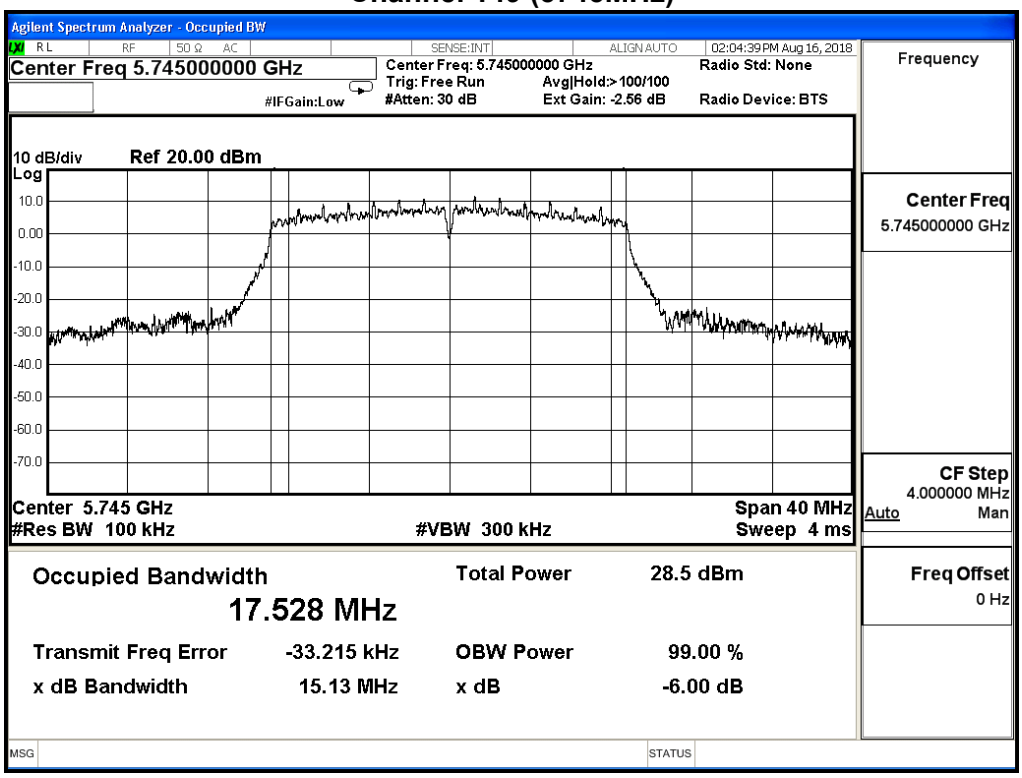

Channel 157 (5785MHz)

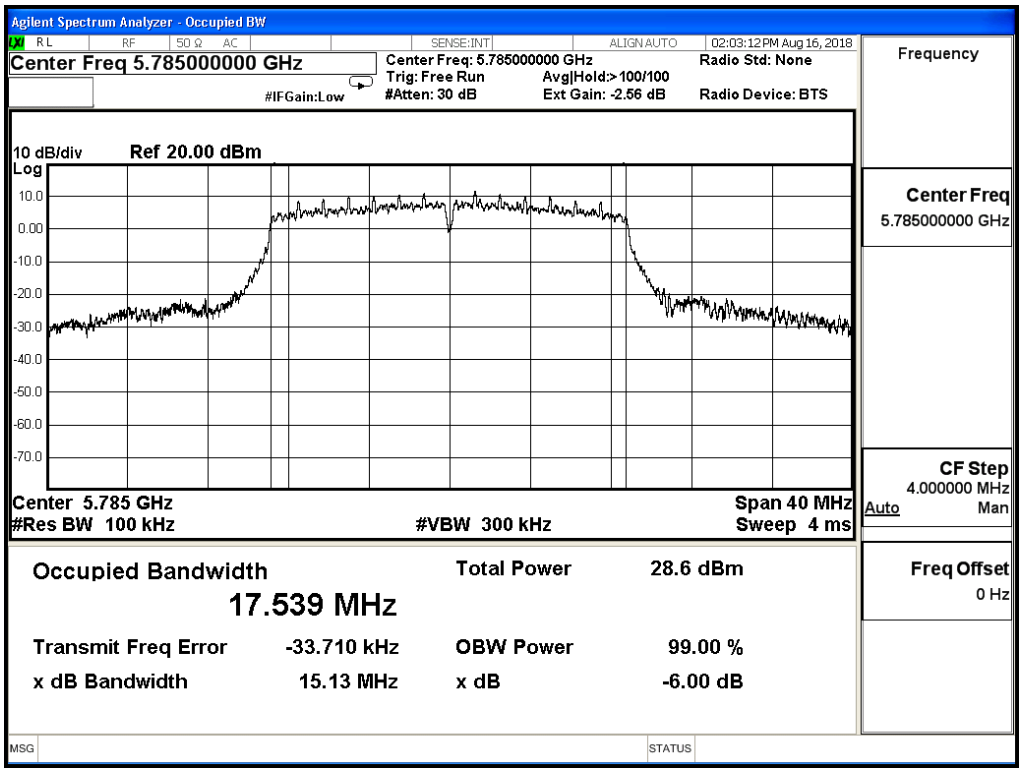

Channel 165 (5825MHz)

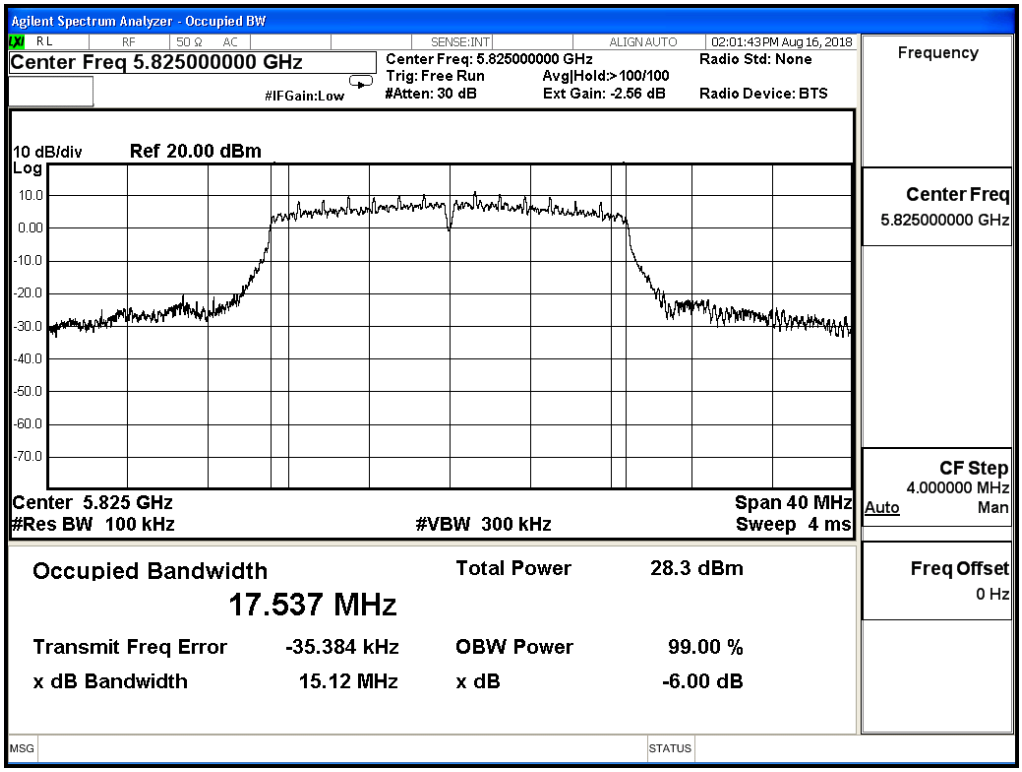

Product	Wireless-AC2400 Dual Band Gigabit Router Wireless-AC2600 Dual Band Gigabit Router		
Test Item	DTS Bandwidth		
Test Mode	Mode 1: Transmit Mode_CDD_WA-30P12FU		
Date of Test	2018/08/15	Test Site	SR10-H

IEEE 802.11n_20M(ANT 1)				
Channel No.	Frequency (MHz)	Measure Level (MHz)	Limit (MHz)	Result
149	5745	16.540	≧0.5	Pass
157	5785	16.730	≧0.5	Pass
165	5825	16.330	≧0.5	Pass

Channel 149 (5745MHz)

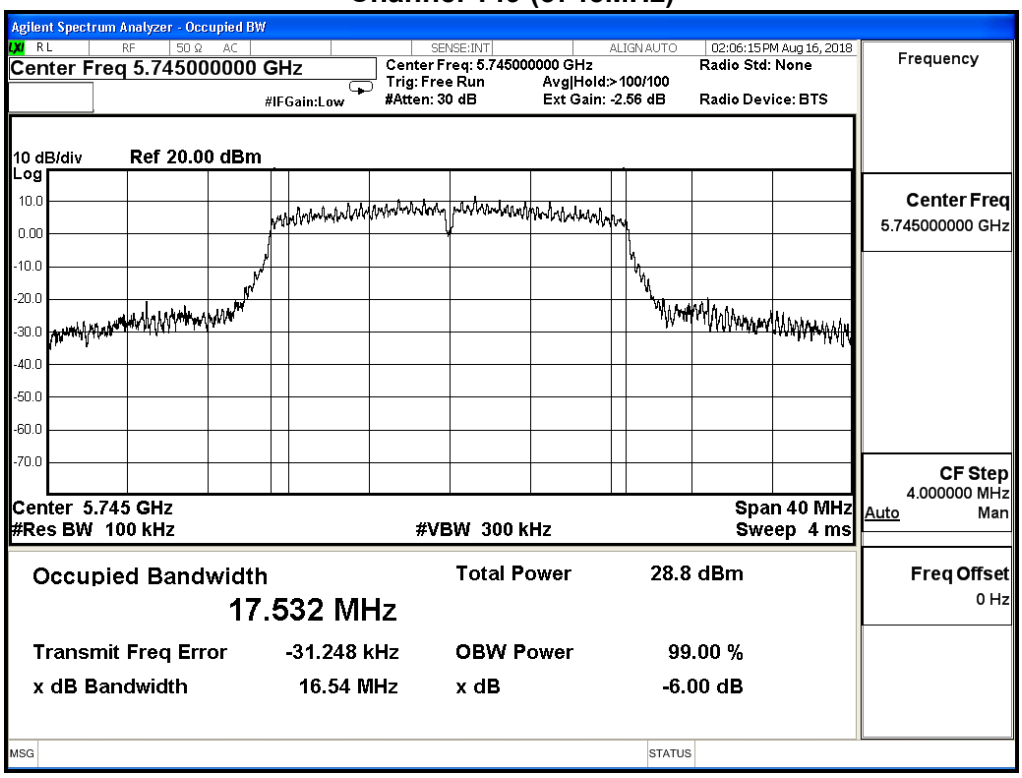

Channel 157 (5785MHz)

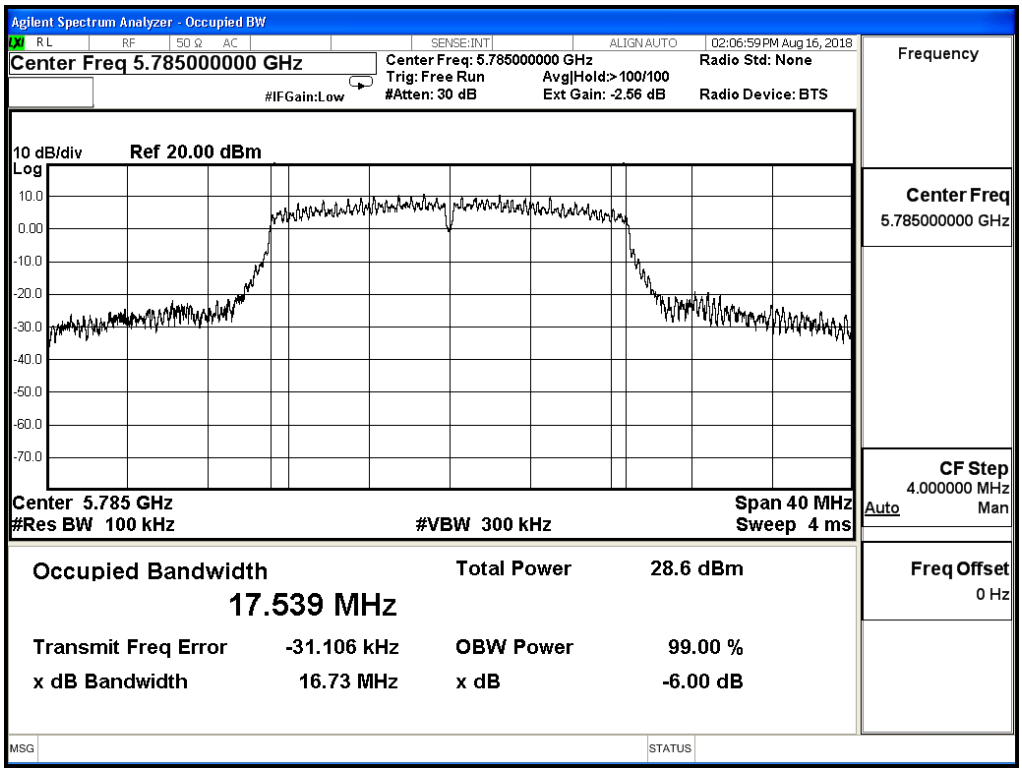

Channel 165 (5825MHz)

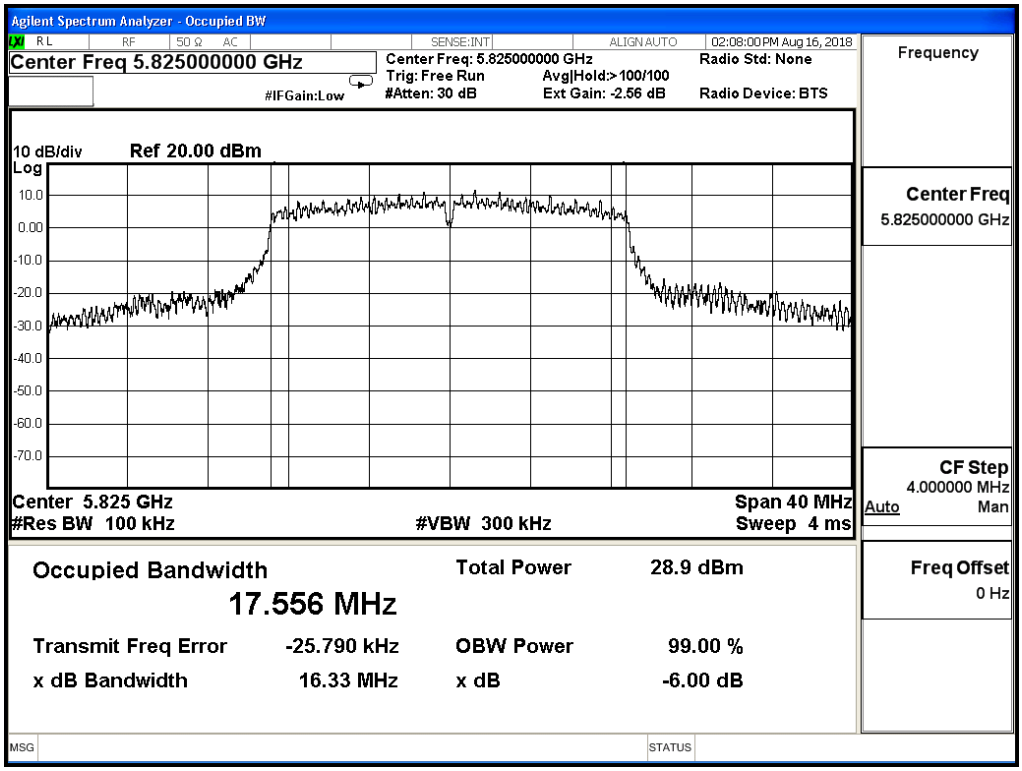

Product	Wireless-AC2400 Dual Band Gigabit Router Wireless-AC2600 Dual Band Gigabit Router		
Test Item	DTS Bandwidth		
Test Mode	Mode 1: Transmit Mode_CDD_WA-30P12FU		
Date of Test	2018/08/15	Test Site	SR10-H

IEEE 802.11n_20M(ANT 2)				
Channel No.	Frequency (MHz)	Measure Level (MHz)	Limit (MHz)	Result
149	5745	16.300	≧0.5	Pass
157	5785	16.280	≧0.5	Pass
165	5825	16.310	≧0.5	Pass

Channel 149 (5745MHz)

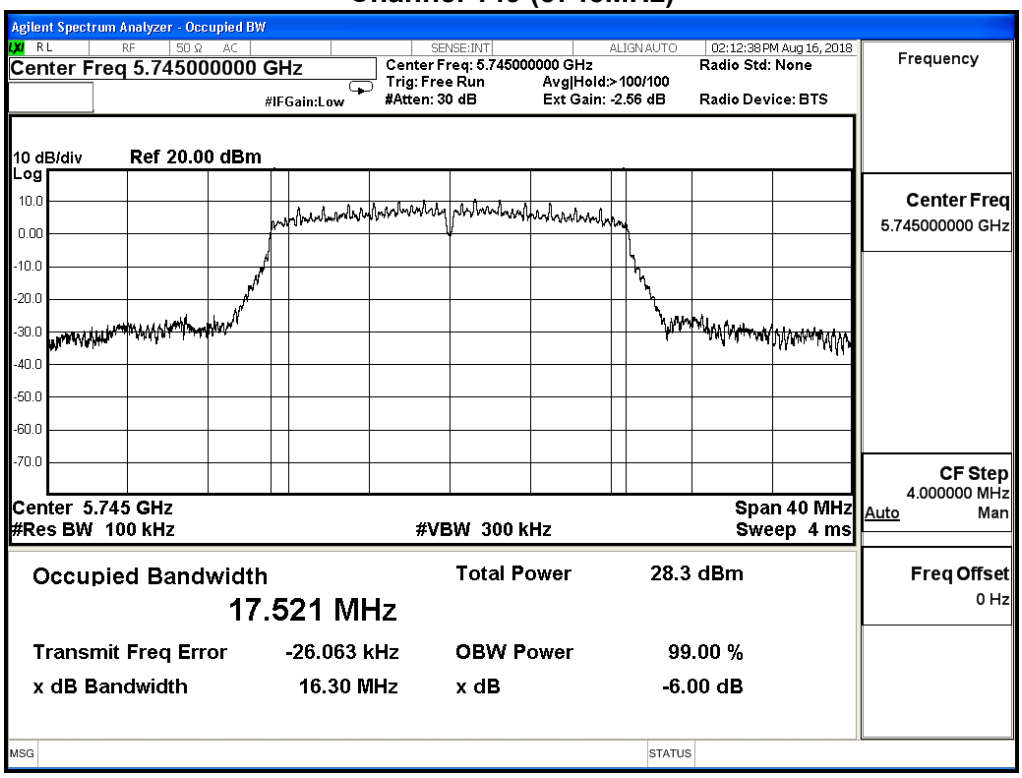

Channel 157 (5785MHz)

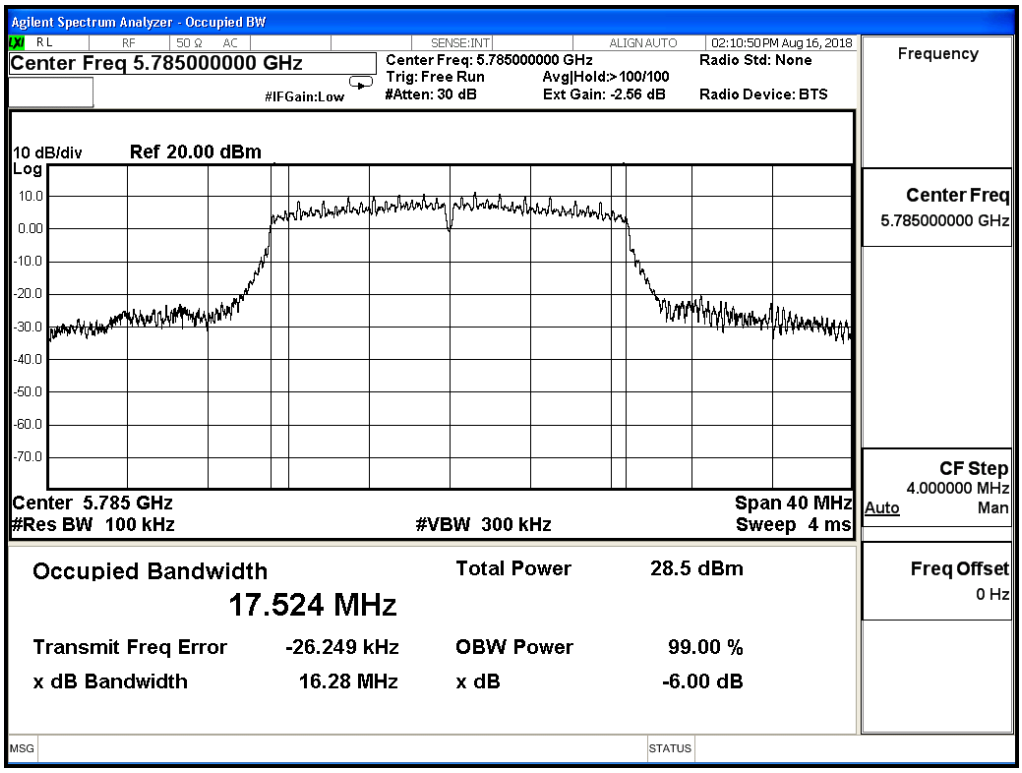

Channel 165 (5825MHz)

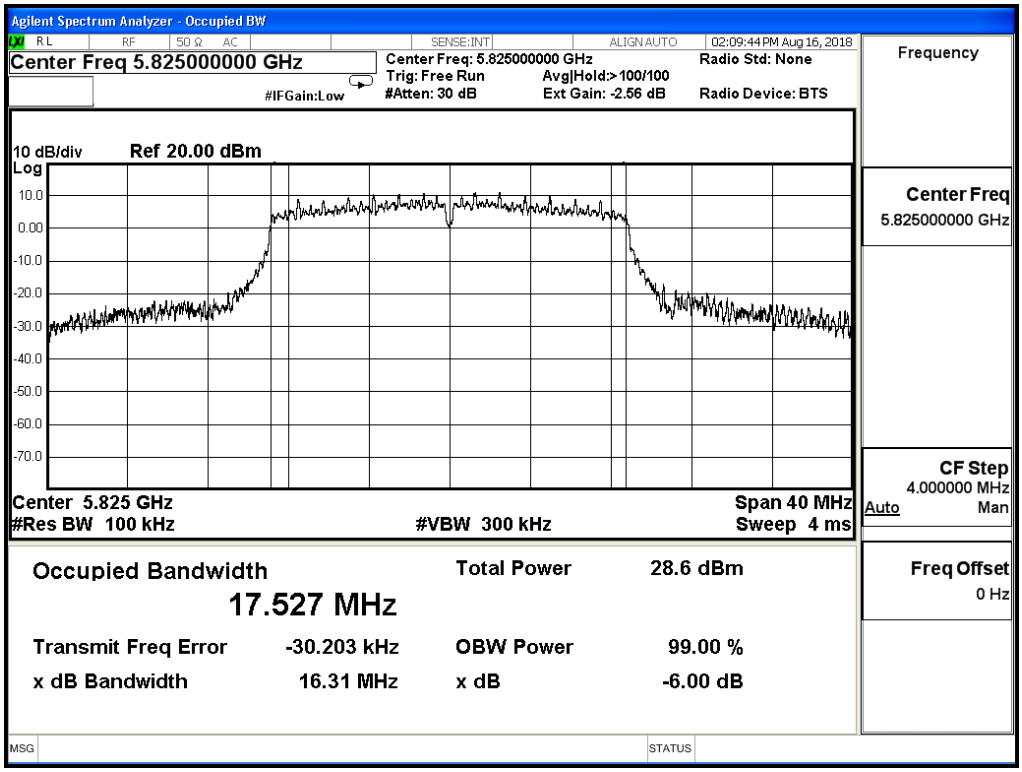

Product	Wireless-AC2400 Dual Band Gigabit Router Wireless-AC2600 Dual Band Gigabit Router		
Test Item	DTS Bandwidth		
Test Mode	Mode 1: Transmit Mode_CDD_WA-30P12FU		
Date of Test	2018/08/15	Test Site	SR10-H

IEEE 802.11n_20M(ANT 3)				
Channel No.	Frequency (MHz)	Measure Level (MHz)	Limit (MHz)	Result
149	5745	15.920	≧0.5	Pass
157	5785	15.710	≧0.5	Pass
165	5825	16.270	≧0.5	Pass

Channel 149 (5745MHz)

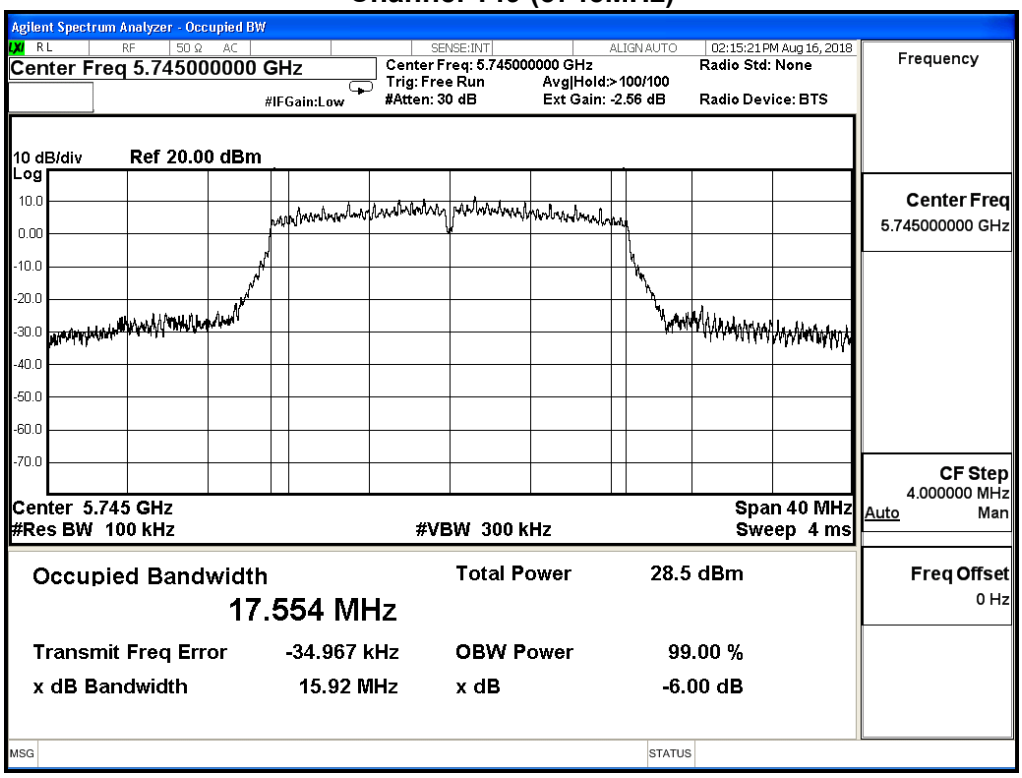

Channel 157 (5785MHz)

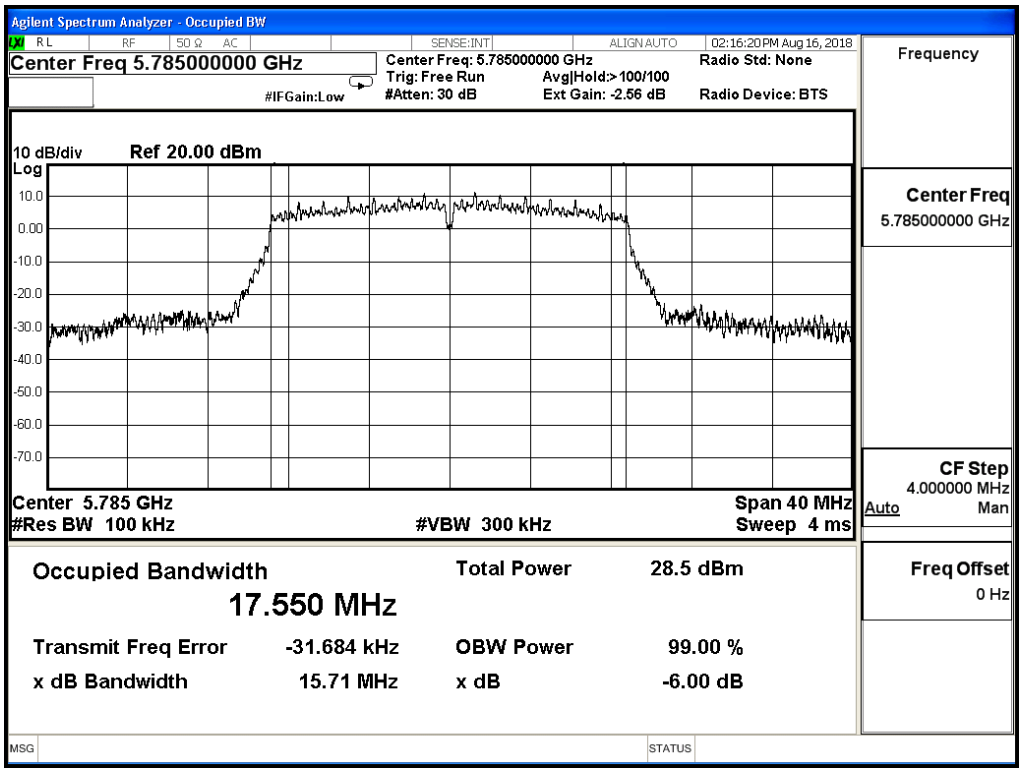

Channel 165 (5825MHz)

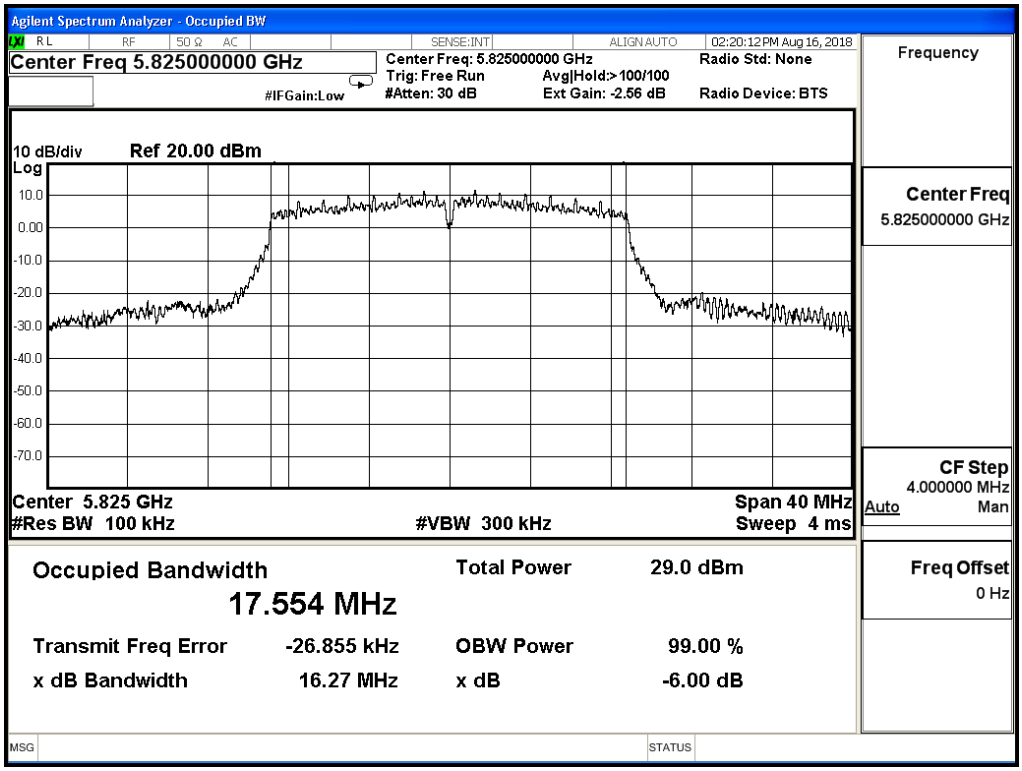

Product	Wireless-AC2400 Dual Band Gigabit Router Wireless-AC2600 Dual Band Gigabit Router		
Test Item	DTS Bandwidth		
Test Mode	Mode 1: Transmit Mode_CDD_WA-30P12FU		
Date of Test	2018/08/15	Test Site	SR10-H

IEEE 802.11n_40M(ANT 0)				
Channel No.	Frequency (MHz)	Measure Level (MHz)	Limit (MHz)	Result
151	5755	35.120	≧0.5	Pass
159	5795	35.110	≧0.5	Pass

Channel 151 (5755MHz)

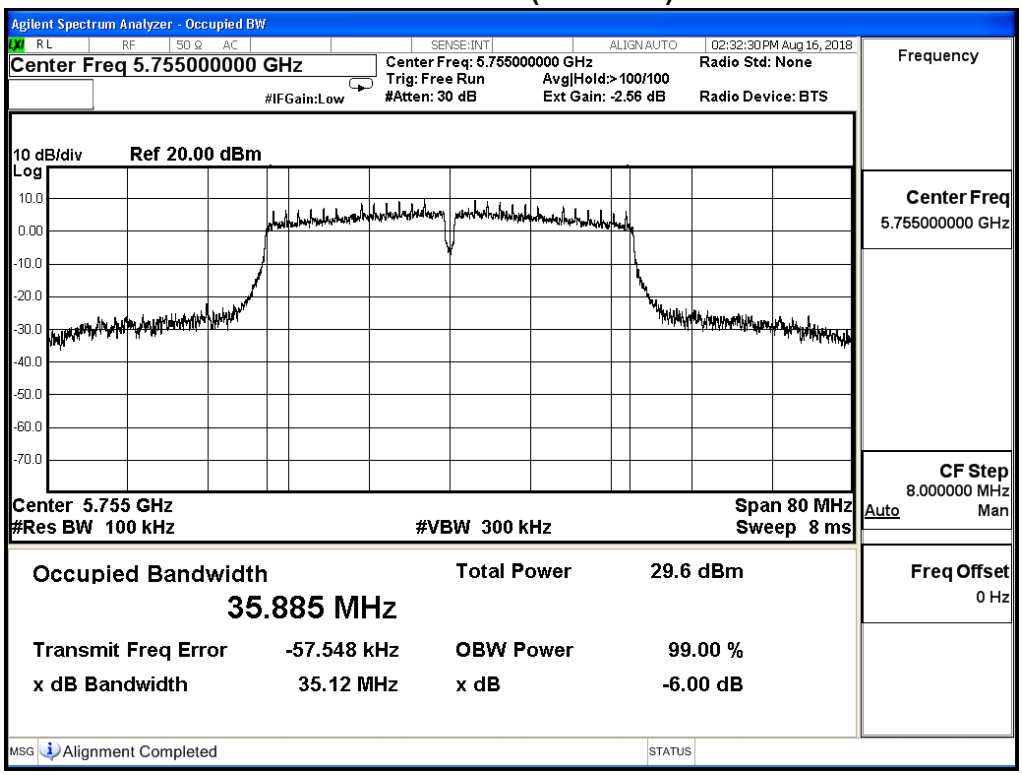

Channel 159 (5795MHz)

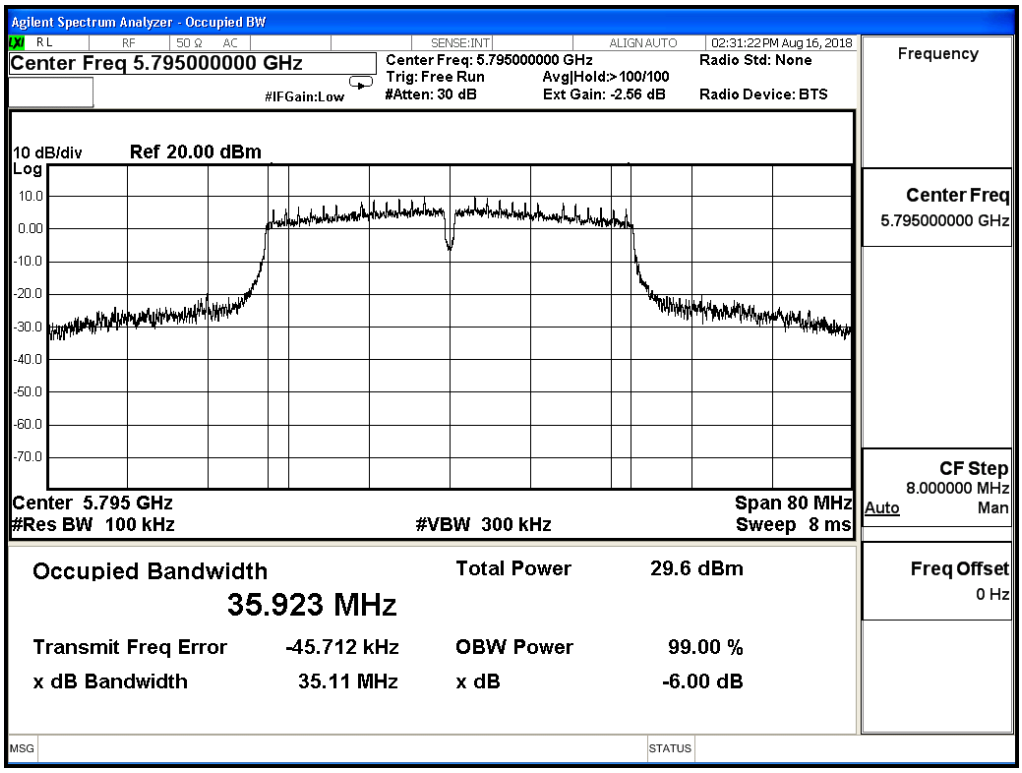

Product	Wireless-AC2400 Dual Band Gigabit Router Wireless-AC2600 Dual Band Gigabit Router		
Test Item	DTS Bandwidth		
Test Mode	Mode 1: Transmit Mode_CDD_WA-30P12FU		
Date of Test	2018/08/15	Test Site	SR10-H

IEEE 802.11n_40M(ANT 1)				
Channel No.	Frequency (MHz)	Measure Level (MHz)	Limit (MHz)	Result
151	5755	35.110	≧0.5	Pass
159	5795	35.120	≧0.5	Pass

Channel 151 (5755MHz)

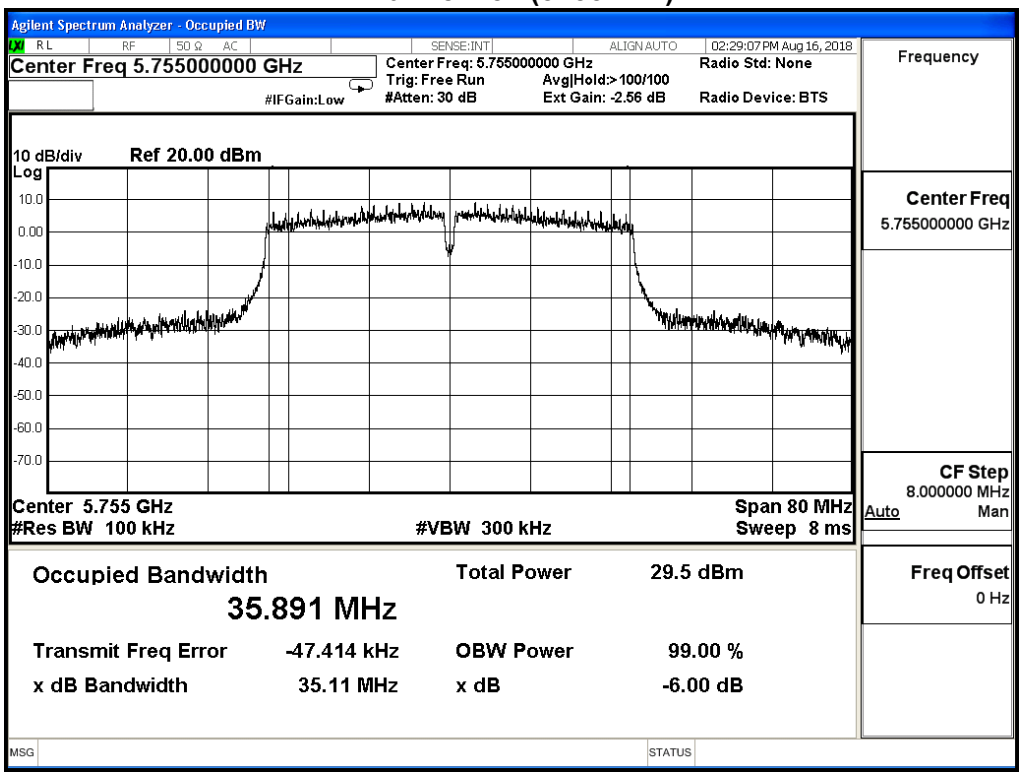

Channel 159 (5795MHz)

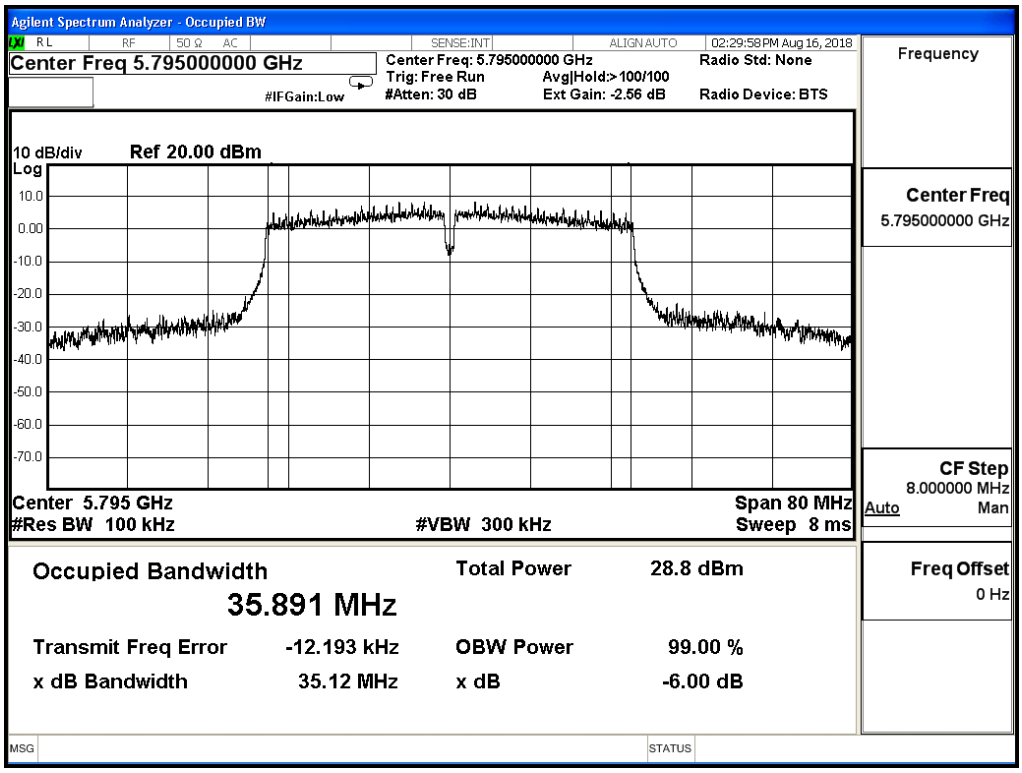

Product	Wireless-AC2400 Dual Band Gigabit Router Wireless-AC2600 Dual Band Gigabit Router		
Test Item	DTS Bandwidth		
Test Mode	Mode 1: Transmit Mode_CDD_WA-30P12FU		
Date of Test	2018/08/15	Test Site	SR10-H

IEEE 802.11n_40M(ANT 2)				
Channel No.	Frequency (MHz)	Measure Level (MHz)	Limit (MHz)	Result
151	5755	35.120	≧0.5	Pass
159	5795	35.110	≧0.5	Pass

Channel 151 (5755MHz)

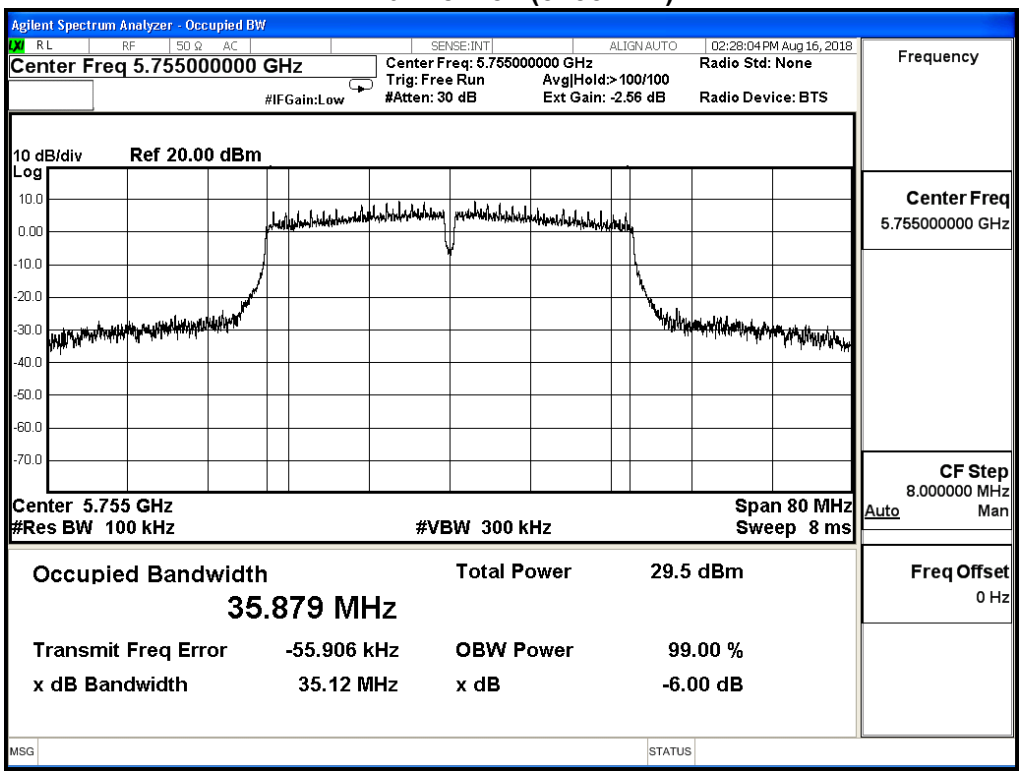

Channel 159 (5795MHz)

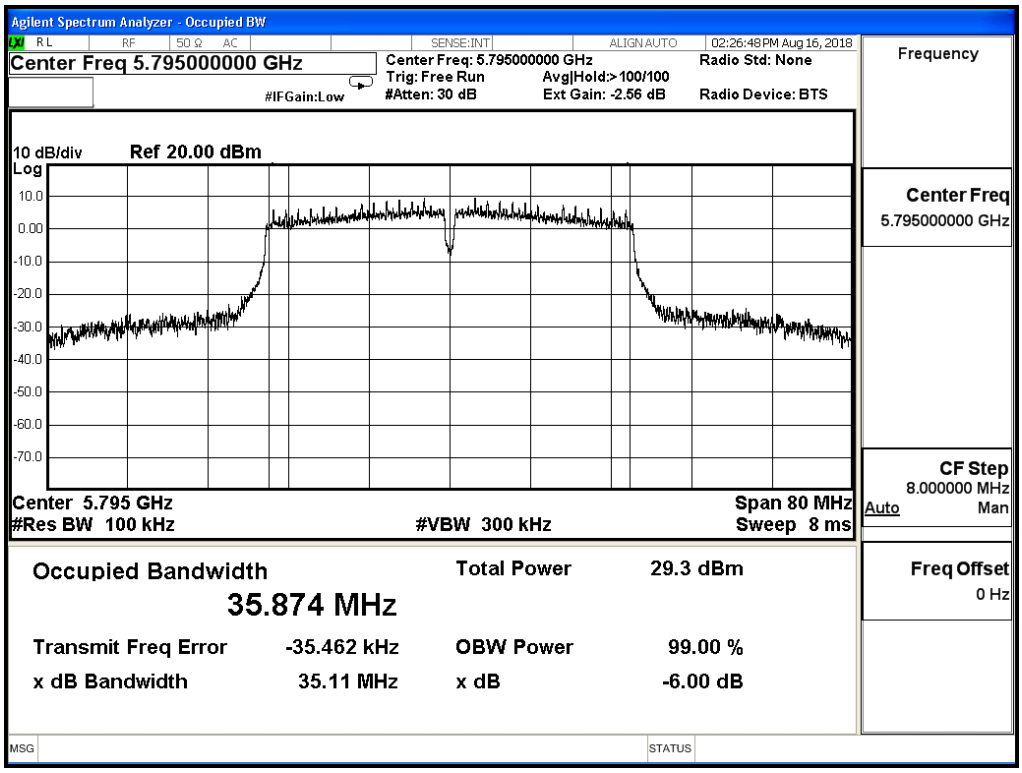

Product	Wireless-AC2400 Dual Band Gigabit Router Wireless-AC2600 Dual Band Gigabit Router		
Test Item	DTS Bandwidth		
Test Mode	Mode 1: Transmit Mode_CDD_WA-30P12FU		
Date of Test	2018/08/15	Test Site	SR10-H

IEEE 802.11n_40M(ANT 3)				
Channel No.	Frequency (MHz)	Measure Level (MHz)	Limit (MHz)	Result
151	5755	35.120	≧0.5	Pass
159	5795	35.110	≧0.5	Pass

Channel 151 (5755MHz)

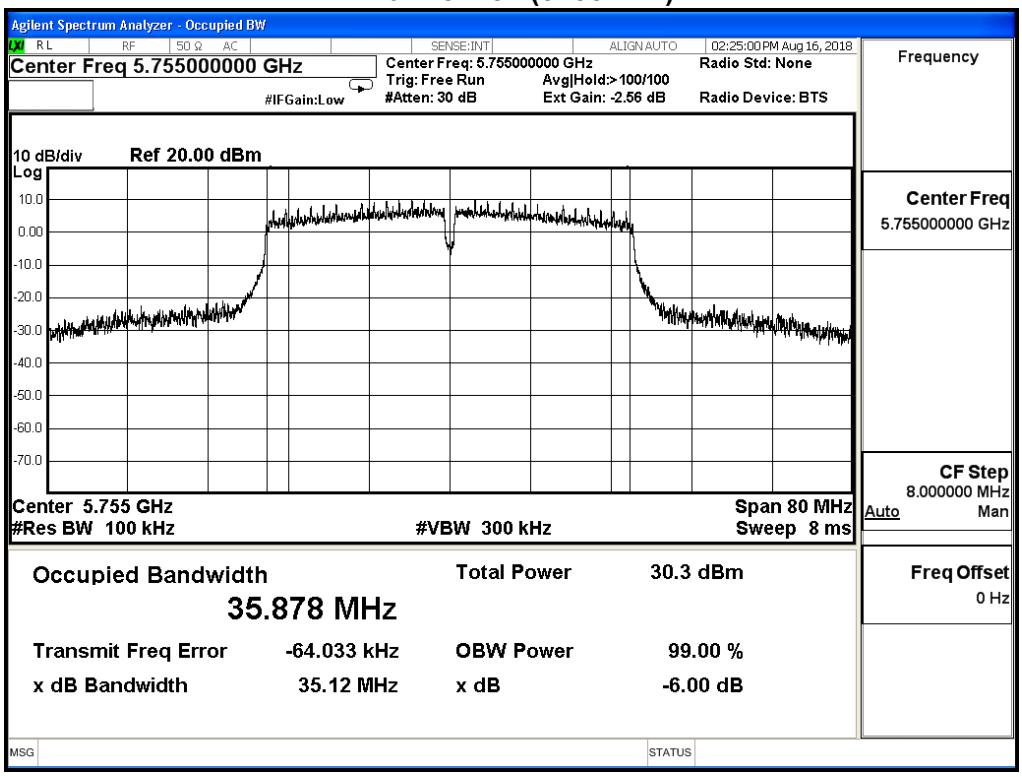

Channel 159 (5795MHz)

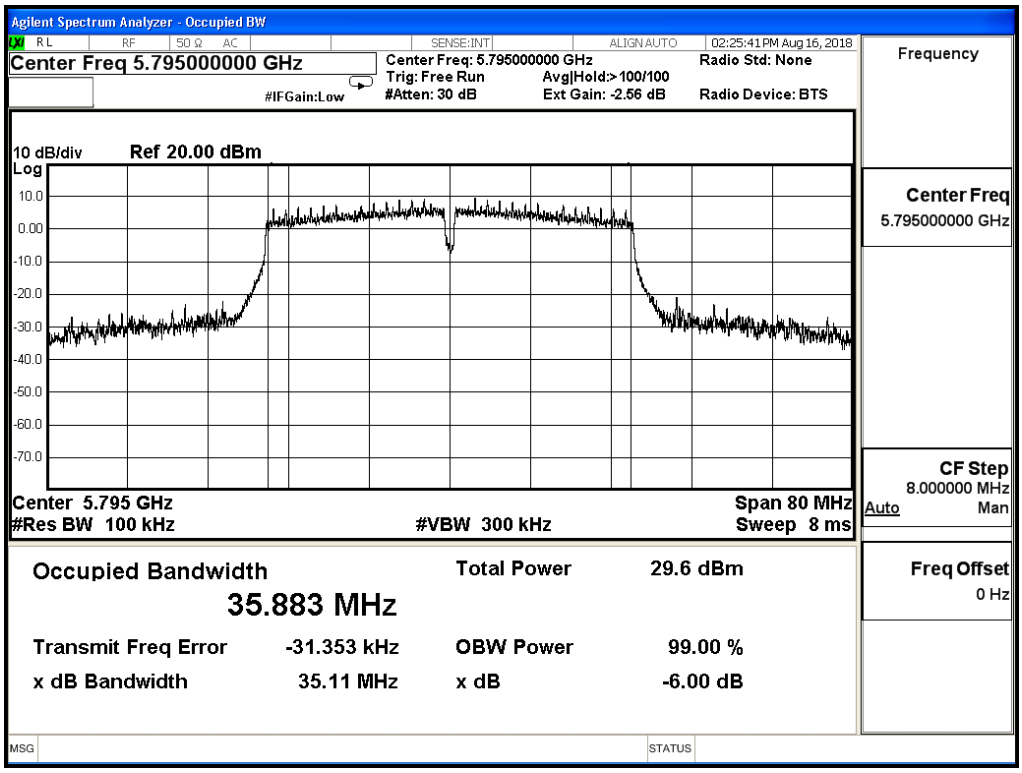

Product	Wireless-AC2400 Dual Band Gigabit Router Wireless-AC2600 Dual Band Gigabit Router		
Test Item	DTS Bandwidth		
Test Mode	Mode 1: Transmit Mode_CDD_WA-30P12FU		
Date of Test	2018/08/15	Test Site	SR10-H

IEEE 802.11ac_80M(ANT 0)				
Channel No.	Frequency (MHz)	Measure Level (MHz)	Limit (MHz)	Result
155	5775	75.130	≧0.5	Pass

Channel 155 (5775MHz)

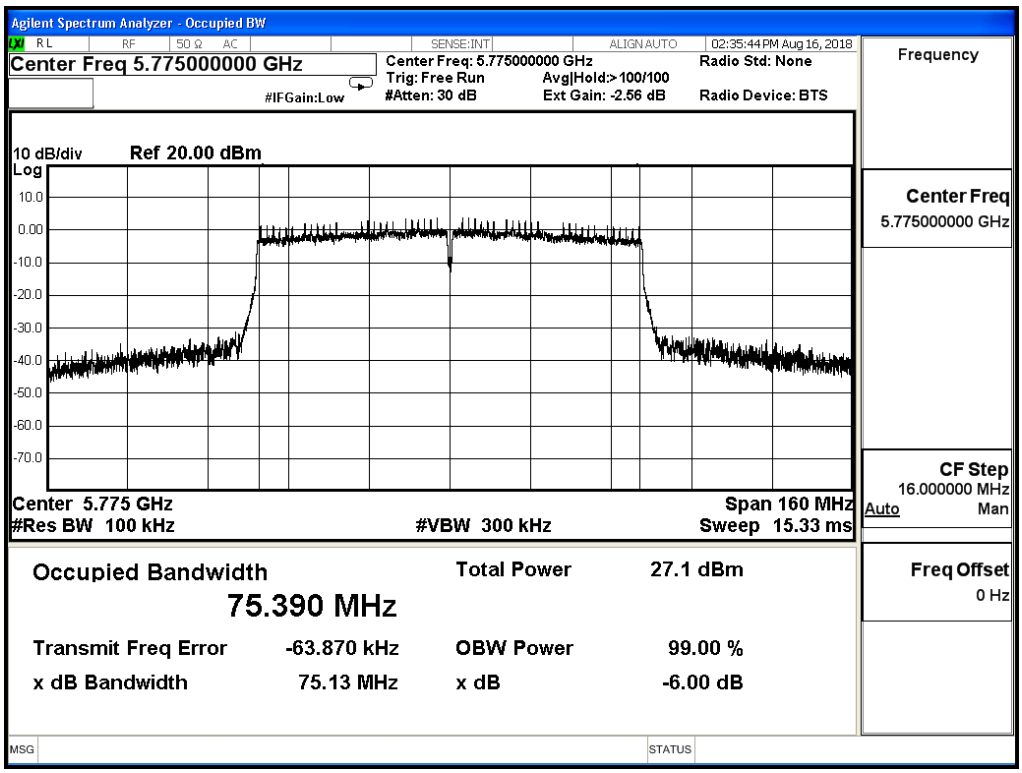

Product	Wireless-AC2400 Dual Band Gigabit Router Wireless-AC2600 Dual Band Gigabit Router		
Test Item	DTS Bandwidth		
Test Mode	Mode 1: Transmit Mode_CDD_WA-30P12FU		
Date of Test	2018/08/15	Test Site	SR10-H

IEEE 802.11ac_80M(ANT 1)				
Channel No.	Frequency (MHz)	Measure Level (MHz)	Limit (MHz)	Result
155	5775	75.700	≧0.5	Pass

Channel 155 (5775MHz)

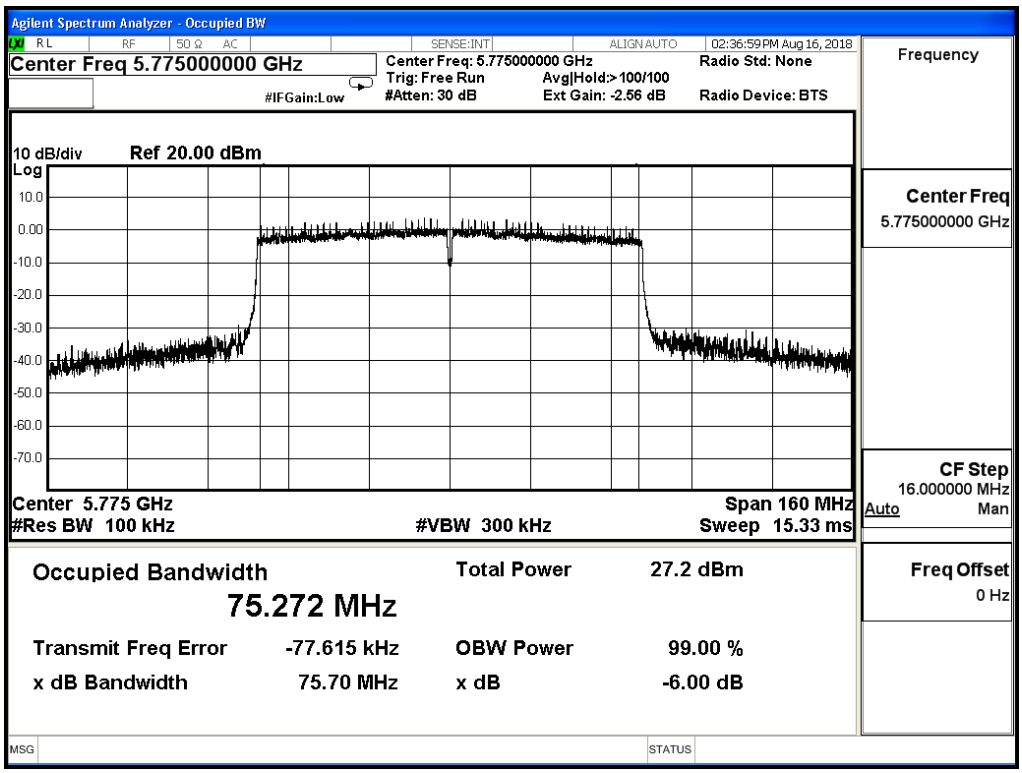

Product	Wireless-AC2400 Dual Band Gigabit Router Wireless-AC2600 Dual Band Gigabit Router		
Test Item	DTS Bandwidth		
Test Mode	Mode 1: Transmit Mode_CDD_WA-30P12FU		
Date of Test	2018/08/15	Test Site	SR10-H

IEEE 802.11ac_80M(ANT 2)				
Channel No.	Frequency (MHz)	Measure Level (MHz)	Limit (MHz)	Result
155	5775	75.140	≧0.5	Pass

Channel 155 (5775MHz)

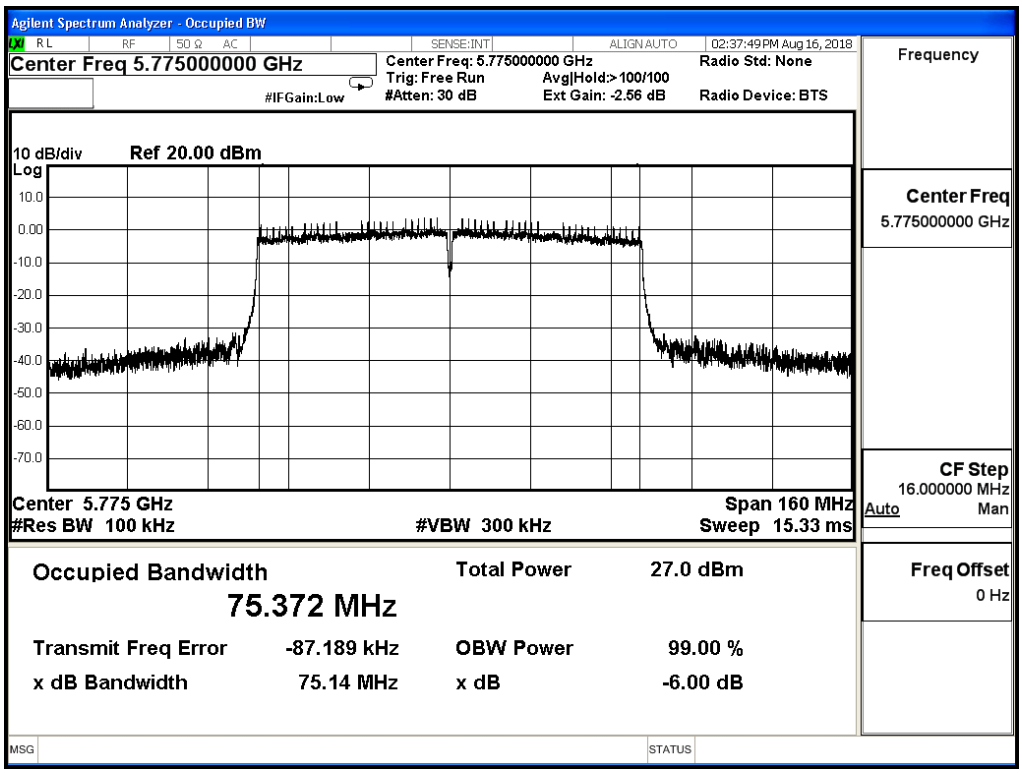

Product	Wireless-AC2400 Dual Band Gigabit Router Wireless-AC2600 Dual Band Gigabit Router		
Test Item	DTS Bandwidth		
Test Mode	Mode 1: Transmit Mode_CDD_WA-30P12FU		
Date of Test	2018/08/15	Test Site	SR10-H

IEEE 802.11ac_80M(ANT 3)				
Channel No.	Frequency (MHz)	Measure Level (MHz)	Limit (MHz)	Result
155	5775	75.690	≧0.5	Pass
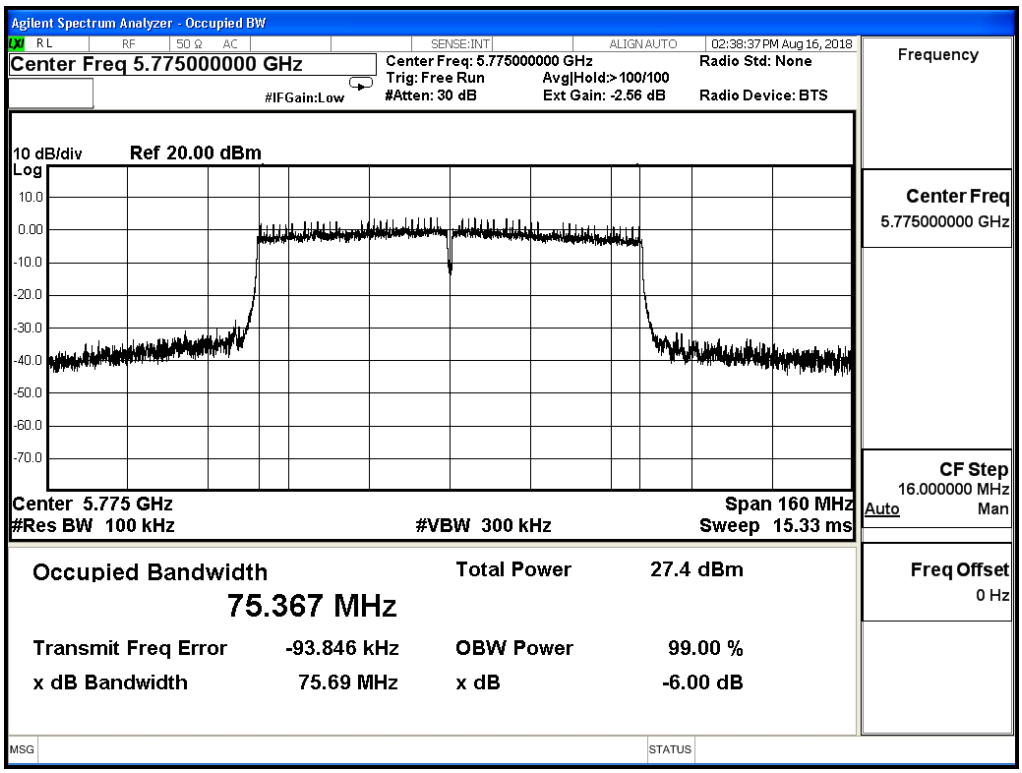
Channel 155 (5775MHz)