4. Maximum conducted output power

4.1. Test Setup

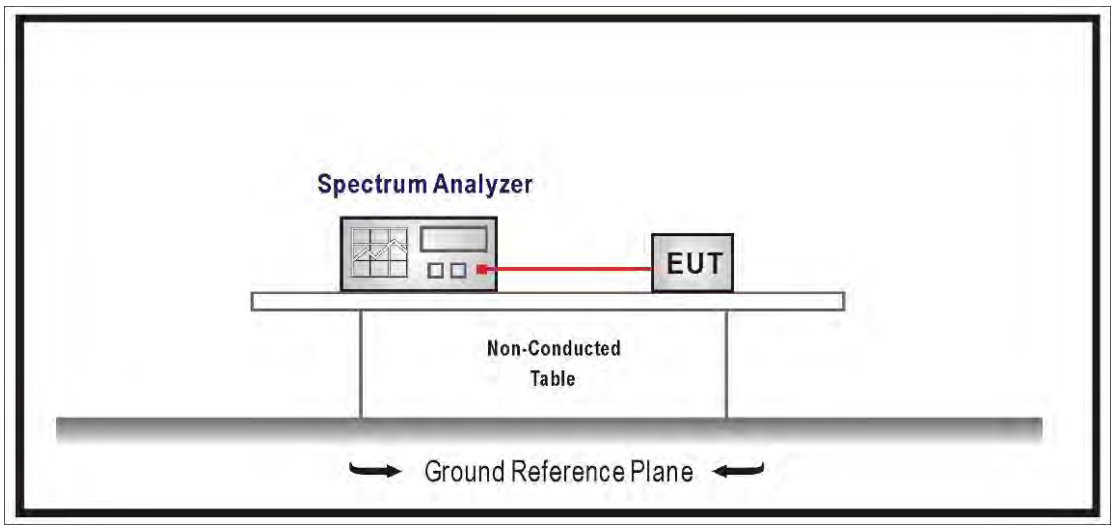

4.2. Limits

1. For the band 5.15-5.25 GHz, the Maximum conducted output power over the frequency band of operation shall not exceed the lesser of 1W. If transmitting antenna of directional gain greater than 6 dBi are used, the Maximum conducted output power shall be reduced by the amount in dB that directional gain of the antenna exceeds 6 dBi.

2. For client devices in the 5.15-5.25 GHz band, the maximum conducted output power over the frequency band of operation shall not exceed 250 mW provided the maximum antenna gain does not exceed 6 dBi. The maximum conducted output power and the maximum power spectral density shall be reduced by the amount in dB that the directional gain of the antenna exceeds 6 dBi.
3. For the band 5.25-5.35 GHz, the Maximum conducted output power over the frequency band of operation shall not exceed the lesser of 250 mW. If transmitting antenna of directional gain greater than 6 dBi are used, the Maximum conducted output power shall be reduced by the amount in dB that directional gain of the antenna exceeds 6 dBi.

4. For the band 5.725-5.850 GHz, the Maximum conducted output power over the frequency band of operation shall not exceed the lesser of 1W. If transmitting antenna of directional gain greater than 6 dBi are used, the Maximum conducted output power shall be reduced by the amount in dB that directional gain of the antenna exceeds 6 dBi.

4.3. Test Procedure

The EUT was setup to ANSI C63.10: 2013; tested to U-NII test procedure of 789033 D01 V01R02 for compliance to FCC 47CFR Subpart E requirements. The Method SA-1 of the Maximum conducted output power was used.

Set RBW=1MHz, VBW=3MHz with RMS detector and trace average 100 traces in power averaging mode. Set span to encompass the entire emission bandwidth (EBW) of the signal. Compute power by integrating the spectrum across the 26 dB EBW of the signal.

4.4. Test Result

Product	Wireless-AC2400 Dual Band Gigabit Router Wireless-AC2600 Dual Band Gigabit Router		
Test Item	Maximum conducted output power		
Test Mode	Mode 1: Transmit Mode_CDD_WA-30P12FU		
Date of Test	2018/08/15	Test Site	SR10-H

IEEE 802.11a (ANT 0)

Channel No.	Frequency (MHz)	Output Power (dBm)	Required Limit (dBm)
36	5180	19.20	≦30
44	5220	20.27	≦30
48	5240	20.27	≦30

The worst emission of data rate is 6 Mbps.

Maximum conducted output power (dBm)									
Channel No	Frequency (MHz)	Data Rate							Required Limit
		6	12	18	24	36	48	54	
36	5180	19.200	--	--	--	--	--	--	≦30
44	5220	20.270	20.130	20.000	19.850	19.720	19.580	19.440	
48	5240	20.270	--	--	--	--	--	--	

Channel 36

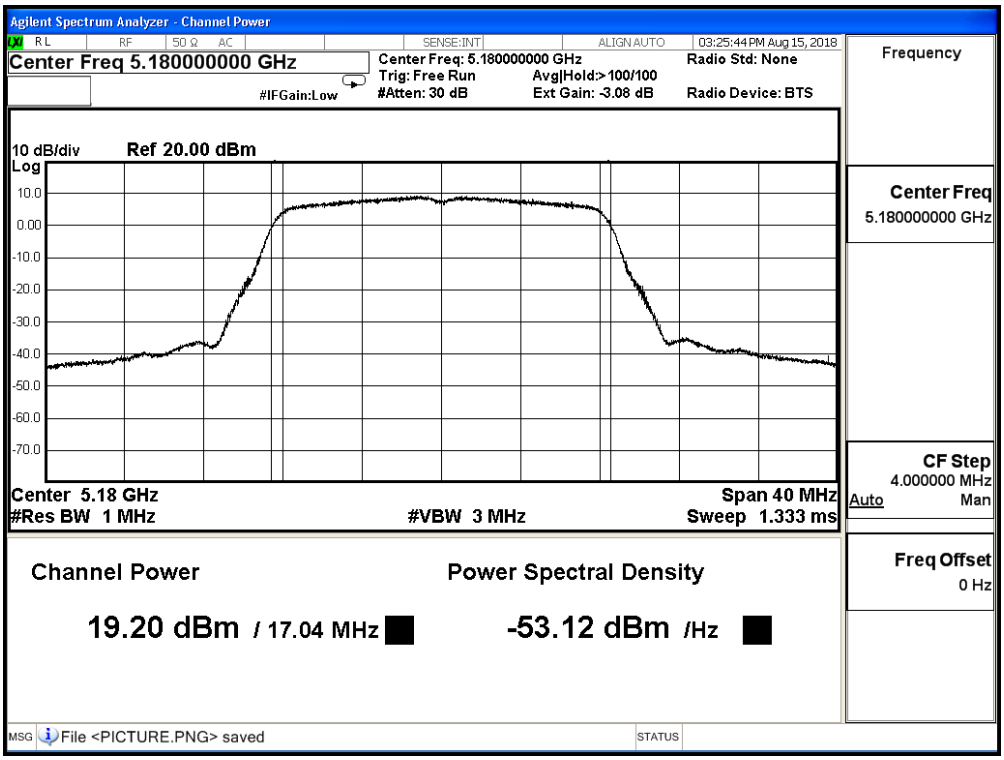

Channel 44

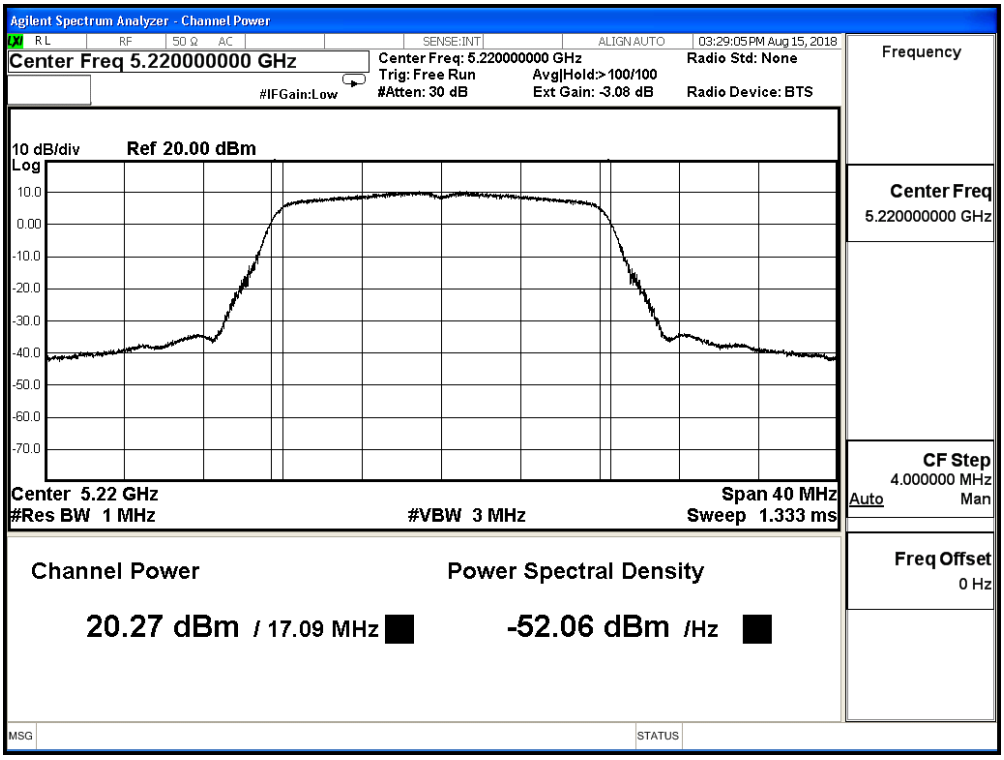

Channel 48

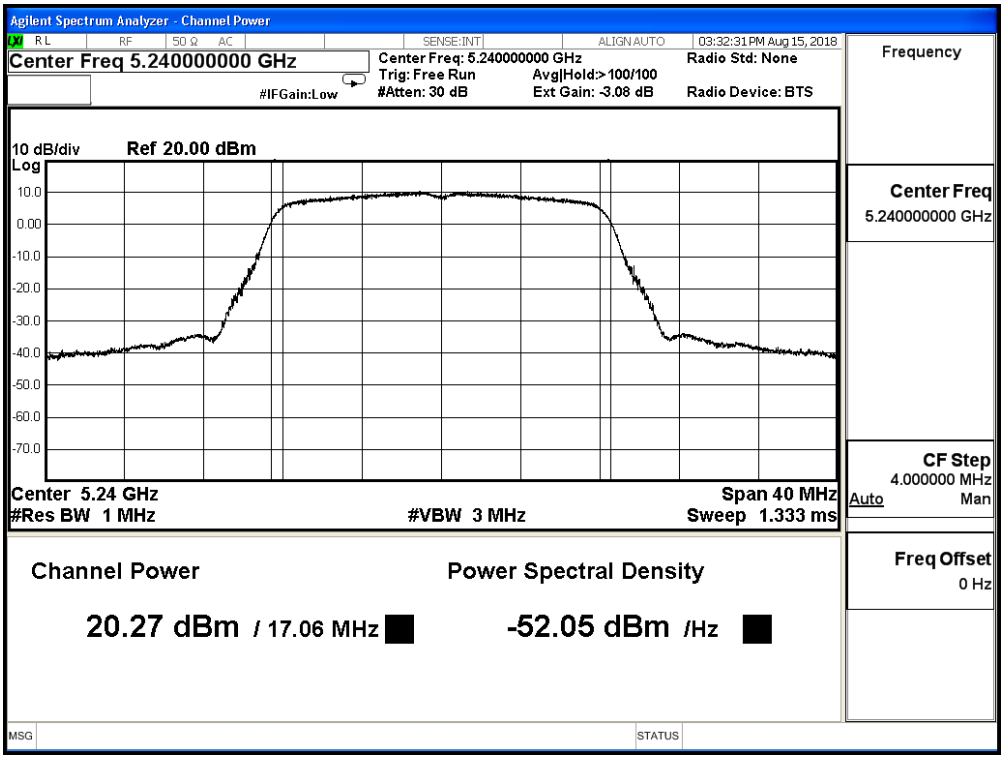

Product	Wireless-AC2400 Dual Band Gigabit Router Wireless-AC2600 Dual Band Gigabit Router		
Test Item	Maximum conducted output power		
Test Mode	Mode 1: Transmit Mode_CDD_WA-30P12FU		
Date of Test	2018/08/15	Test Site	SR10-H

IEEE 802.11a (ANT 1)

Channel No.	Frequency (MHz)	Output Power (dBm)	Required Limit (dBm)
36	5180	18.64	≦30
44	5220	19.49	≦30
48	5240	19.27	≦30

The worst emission of data rate is 6 Mbps.

Maximum conducted output power (dBm)									
Channel No	Frequency (MHz)	Data Rate							Required Limit
		6	12	18	24	36	48	54	
36	5180	18.640	--	--	--	--	--	--	≦30
44	5220	19.490	19.360	19.220	19.080	18.930	18.780	18.630	
48	5240	19.270	--	--	--	--	--	--	

Channel 36

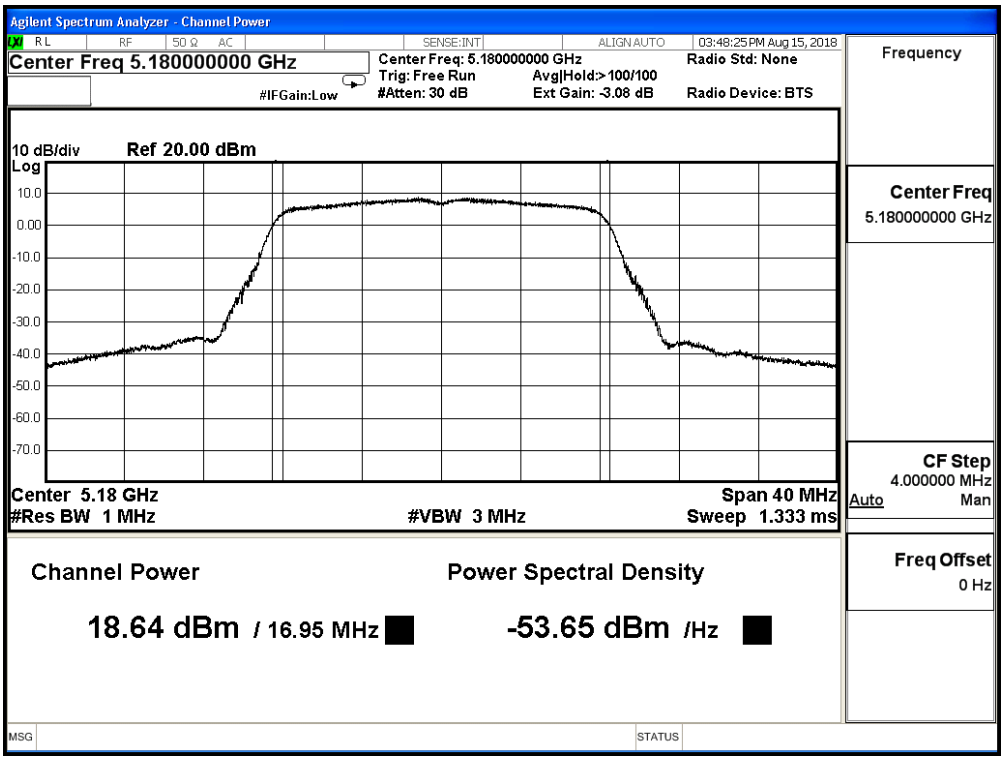

Channel 44

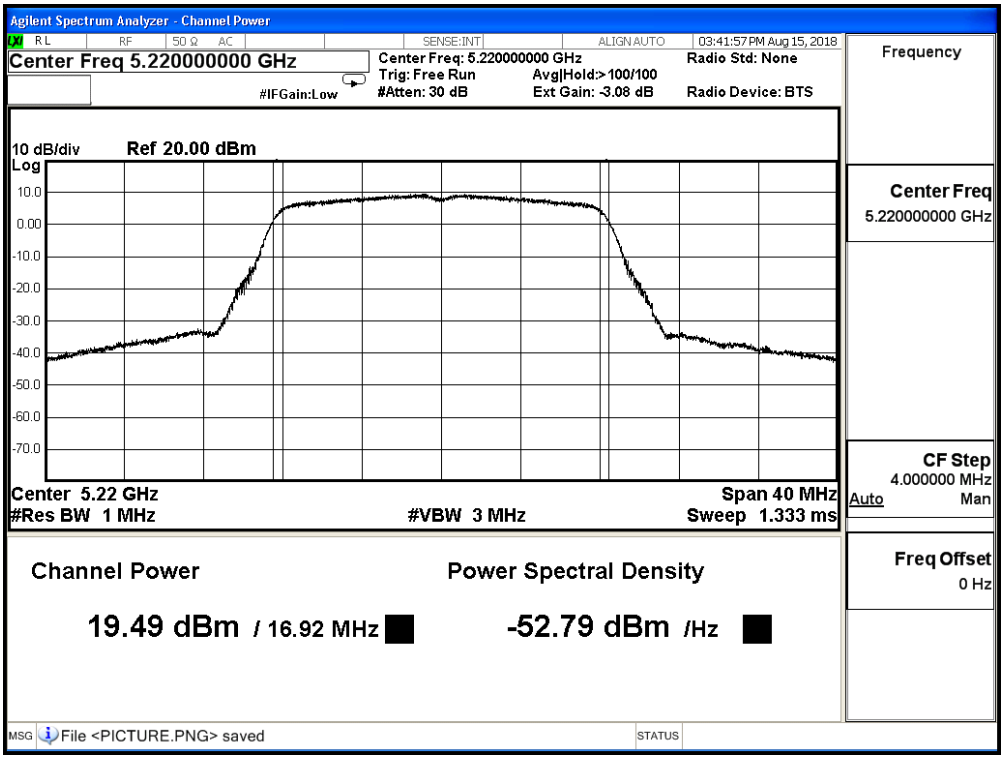

Channel 48

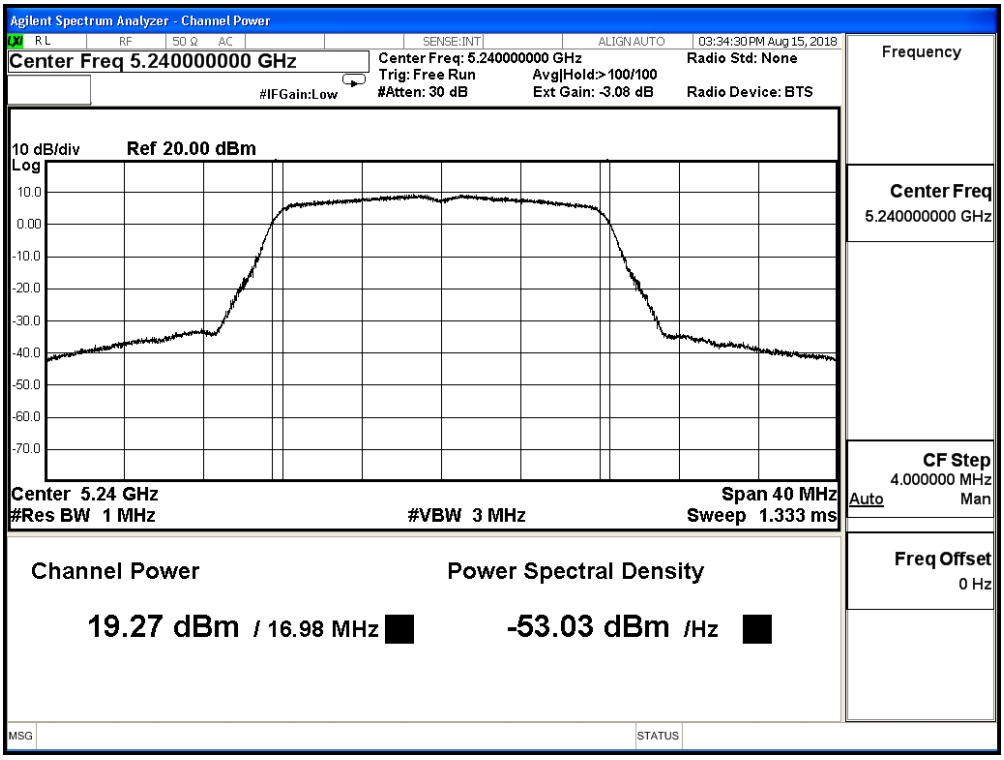

Product	Wireless-AC2400 Dual Band Gigabit Router Wireless-AC2600 Dual Band Gigabit Router		
Test Item	Maximum conducted output power		
Test Mode	Mode 1: Transmit Mode_CDD_WA-30P12FU		
Date of Test	2018/08/15	Test Site	SR10-H

IEEE 802.11a (ANT 2)

Channel No.	Frequency (MHz)	Output Power (dBm)	Required Limit (dBm)
36	5180	19.19	≦30
44	5220	19.59	≦30
48	5240	19.83	≦30

The worst emission of data rate is 6 Mbps.

Maximum conducted output power (dBm)									
Channel No	Frequency (MHz)	Data Rate							Required Limit
		6	12	18	24	36	48	54	
36	5180	19.190	--	--	--	--	--	--	≦30
44	5220	19.590	19.450	19.300	19.150	19.000	18.860	18.720	
48	5240	19.830	--	--	--	--	--	--	

Channel 36

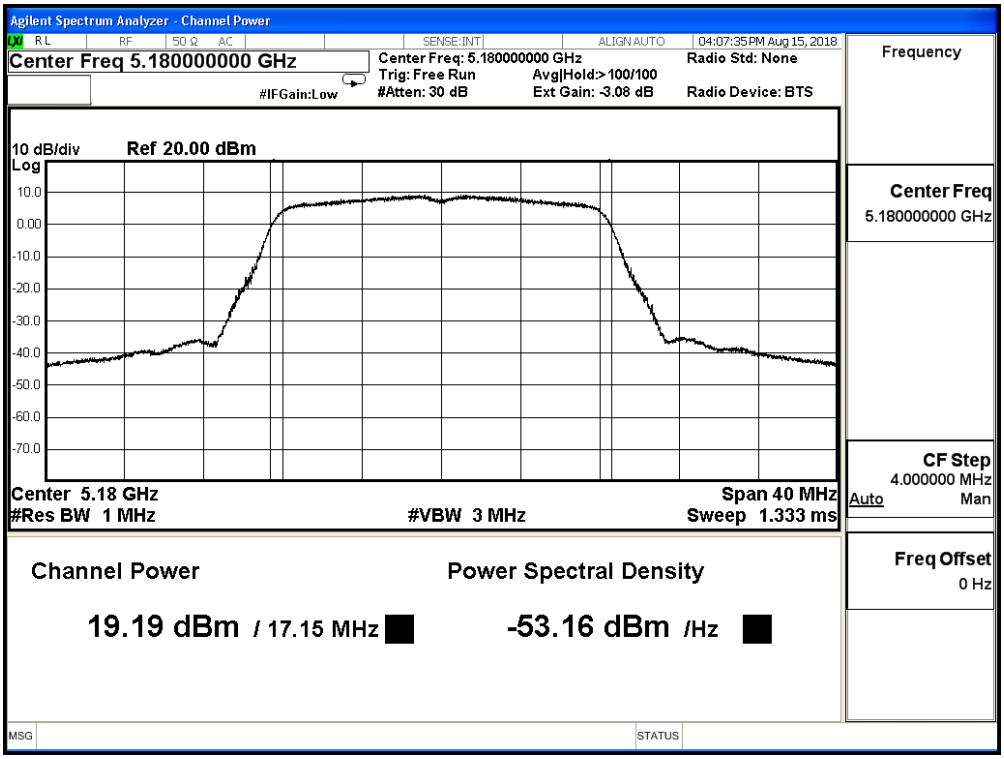

Channel 44

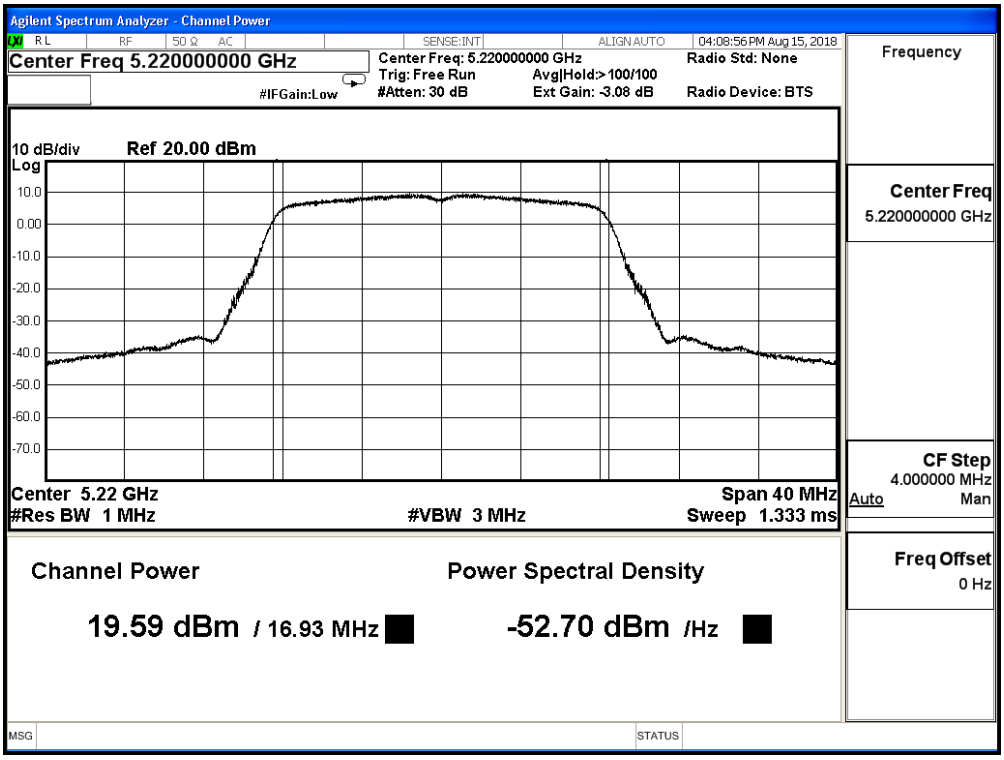

Channel 48

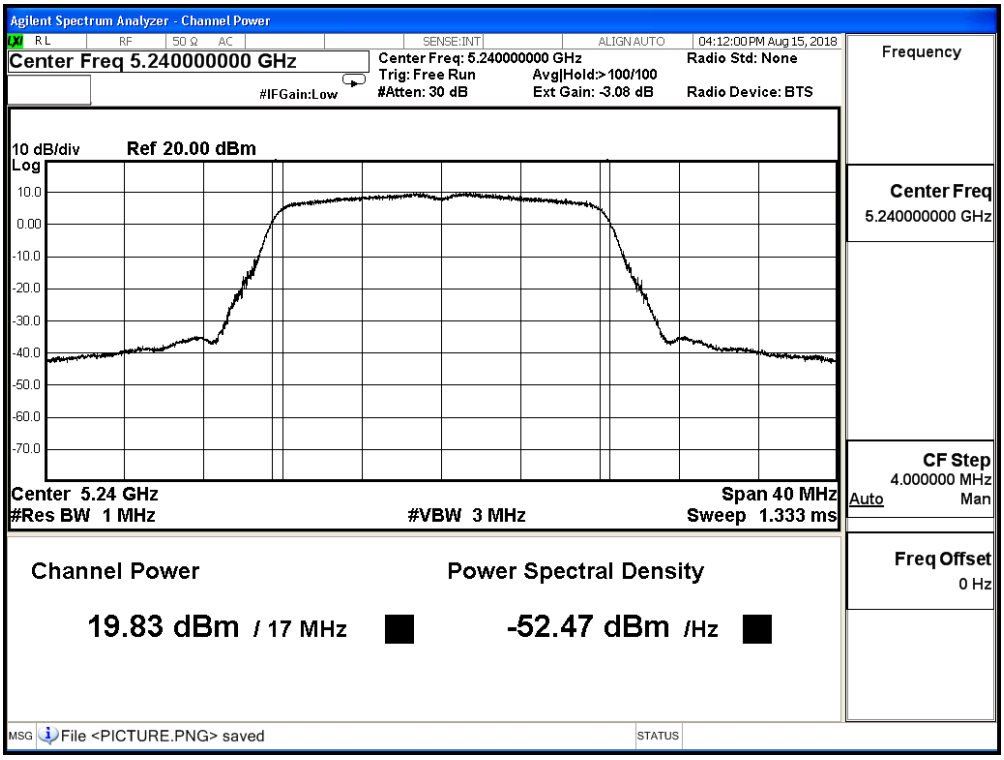

Product	Wireless-AC2400 Dual Band Gigabit Router Wireless-AC2600 Dual Band Gigabit Router		
Test Item	Maximum conducted output power		
Test Mode	Mode 1: Transmit Mode_CDD_WA-30P12FU		
Date of Test	2018/08/15	Test Site	SR10-H

IEEE 802.11a (ANT 3)

Channel No.	Frequency (MHz)	Output Power (dBm)	Required Limit (dBm)
36	5180	20.14	≦30
44	5220	20.83	≦30
48	5240	20.34	≦30

The worst emission of data rate is 6 Mbps.

Maximum conducted output power (dBm)									
Channel No	Frequency (MHz)	Data Rate							Required Limit
		6	12	18	24	36	48	54	
36	5180	20.140	--	--	--	--	--	--	≦30
44	5220	20.830	20.680	20.540	20.410	20.280	20.150	20.000	
48	5240	20.340	--	--	--	--	--	--	

Channel 36

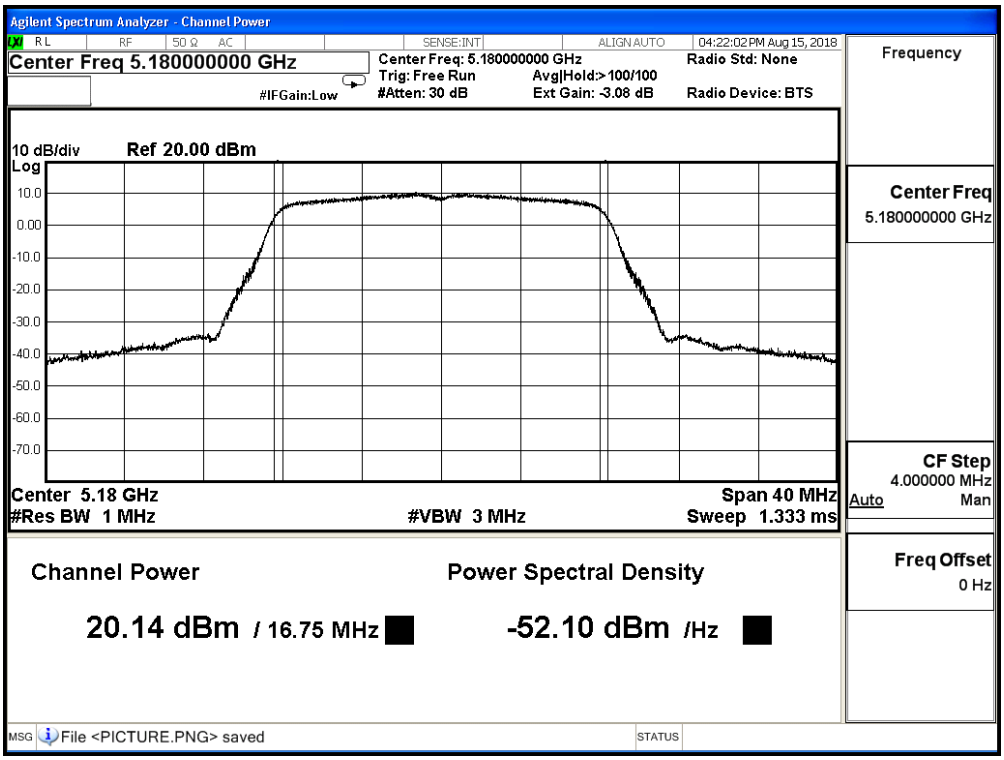

Channel 44

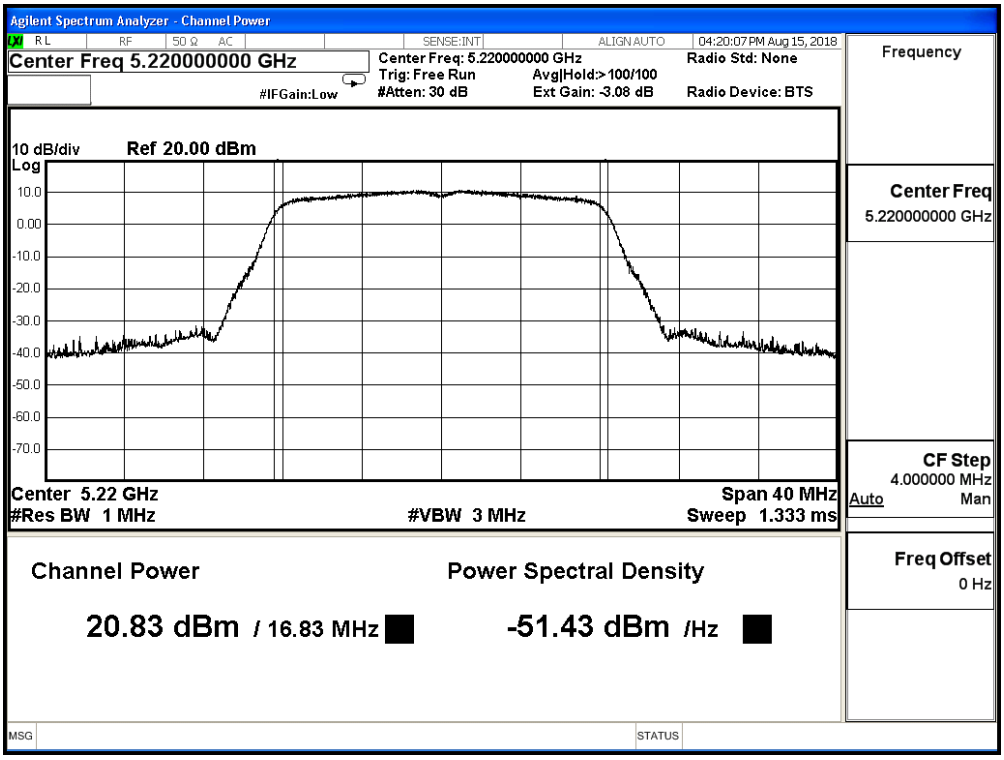

Channel 48

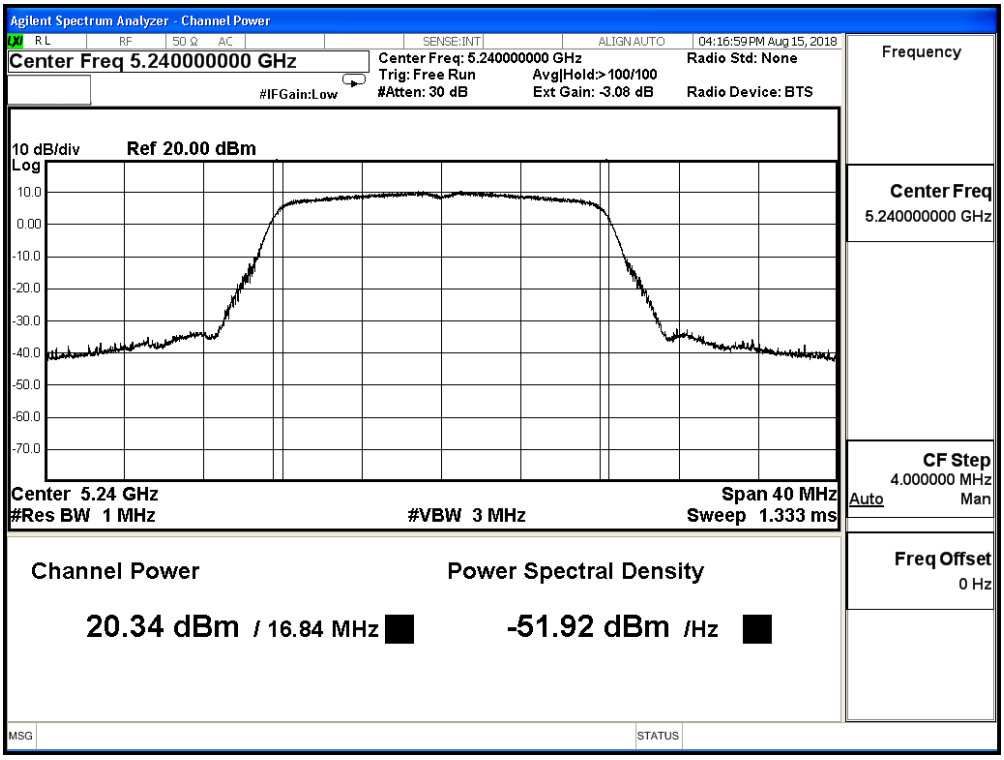

Product	Wireless-AC2400 Dual Band Gigabit Router Wireless-AC2600 Dual Band Gigabit Router		
Test Item	Maximum conducted output power		
Test Mode	Mode 1: Transmit Mode_CDD_WA-30P12FU		
Date of Test	2018/08/15	Test Site	SR10-H

IEEE 802.11a (ANT 0+1+2+3)

Channel No.	Frequency (MHz)	Output Power (dBm)	Required Limit (dBm)
36	5180	25.347	≦30
44	5220	26.100	≦30
48	5240	25.969	≦30

Product	Wireless-AC2400 Dual Band Gigabit Router Wireless-AC2600 Dual Band Gigabit Router		
Test Item	Maximum conducted output power		
Test Mode	Mode 1: Transmit Mode_CDD_WA-30P12FU		
Date of Test	2018/08/15	Test Site	SR10-H

IEEE 802.11n(20MHz)(ANT 0)

Channel No.	Frequency (MHz)	Output Power (dBm)	Required Limit (dBm)
36	5180	19.97	≦30
44	5220	20.32	≦30
48	5240	19.61	≦30

The worst emission of data rate is MCS0

Channel No	Frequency (MHz)	MCS Index								Required Limit
		0	1	2	3	4	5	6	7	
36	5180	19.970	--	--	--	--	--	--	--	≦30
44	5220	20.320	20.180	20.040	19.910	19.760	19.610	19.470	19.320	
48	5240	19.610	--	--	--	--	--	--	--	

Channel 36

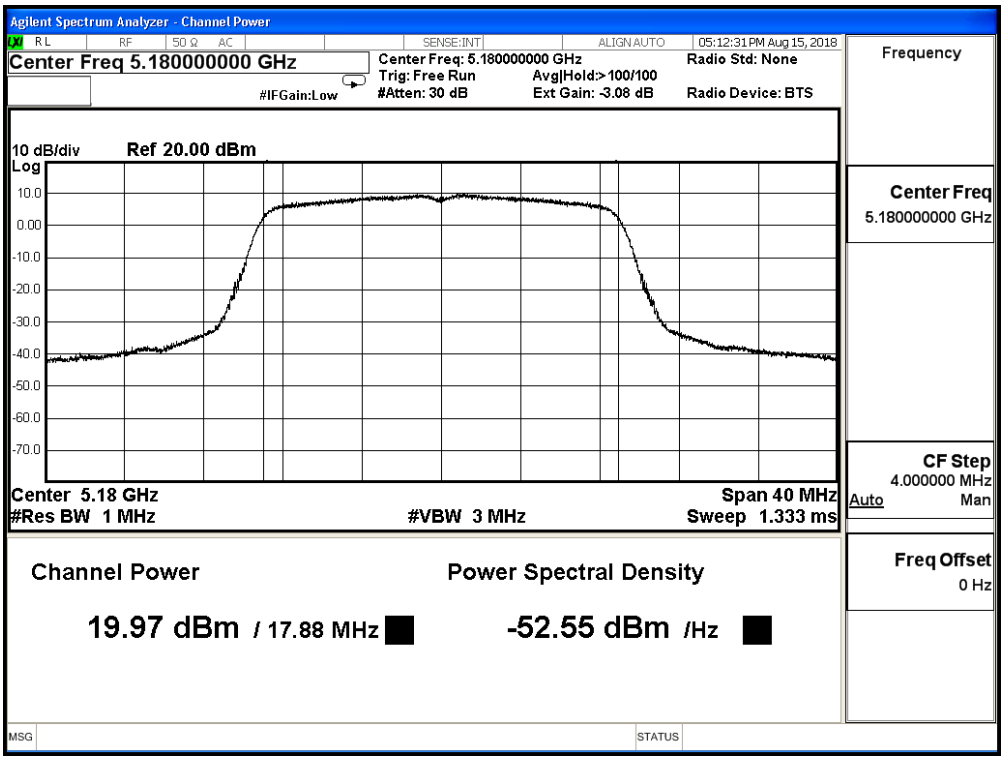

Channel 44

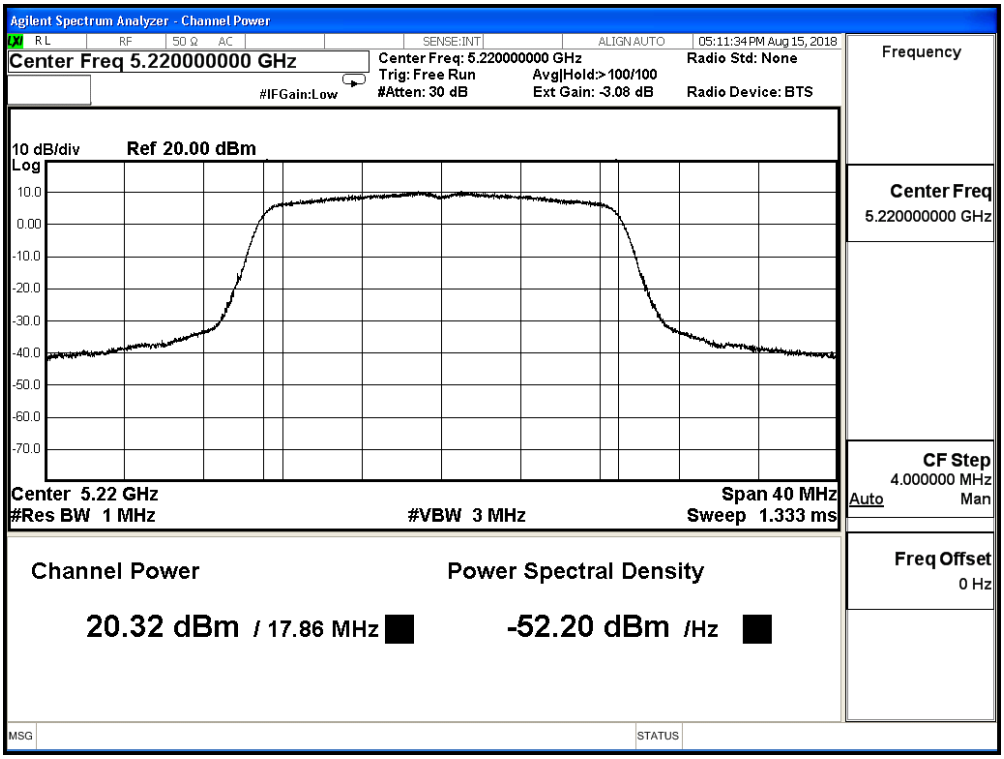

Channel 48

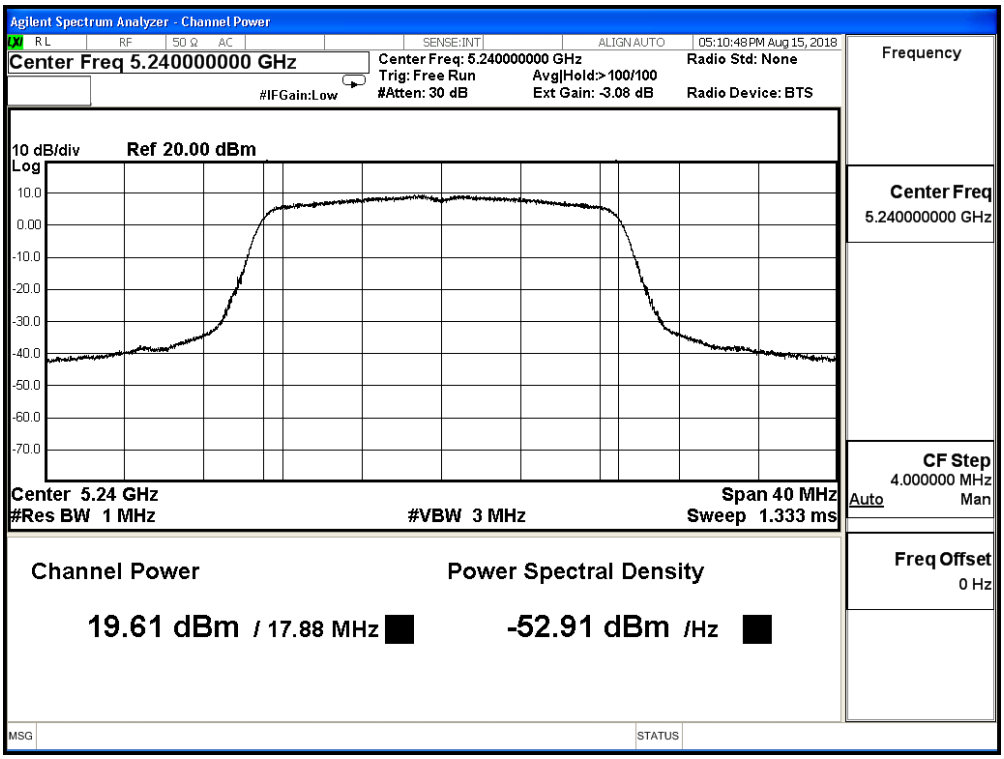

Product	Wireless-AC2400 Dual Band Gigabit Router Wireless-AC2600 Dual Band Gigabit Router		
Test Item	Maximum conducted output power		
Test Mode	Mode 1: Transmit Mode_CDD_WA-30P12FU		
Date of Test	2018/08/15	Test Site	SR10-H

IEEE 802.11n(20MHz)(ANT 1)

Channel No.	Frequency (MHz)	Output Power (dBm)	Required Limit (dBm)
36	5180	19.60	≦30
44	5220	19.09	≦30
48	5240	18.98	≦30

The worst emission of data rate is MCS0

Channel No	Frequency (MHz)	MCS Index								Required Limit
		0	1	2	3	4	5	6	7	
36	5180	19.600	--	--	--	--	--	--	--	≦30
44	5220	19.090	18.950	18.800	18.660	18.530	18.380	18.230	18.090	
48	5240	18.980	--	--	--	--	--	--	--	

Channel 36

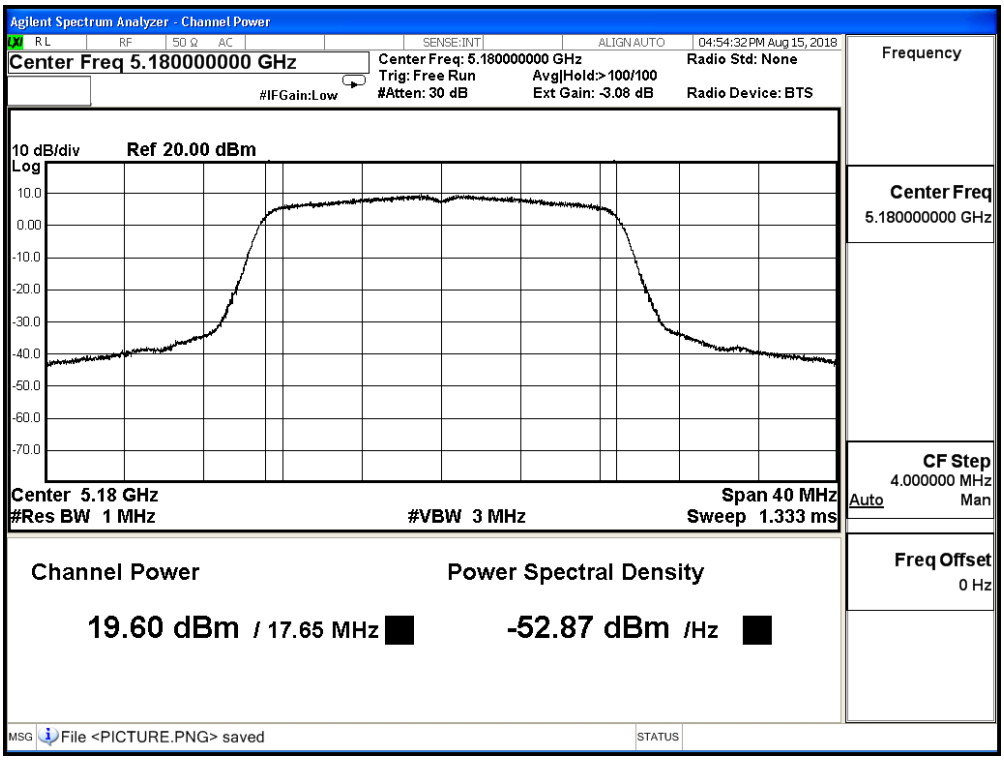

Channel 44

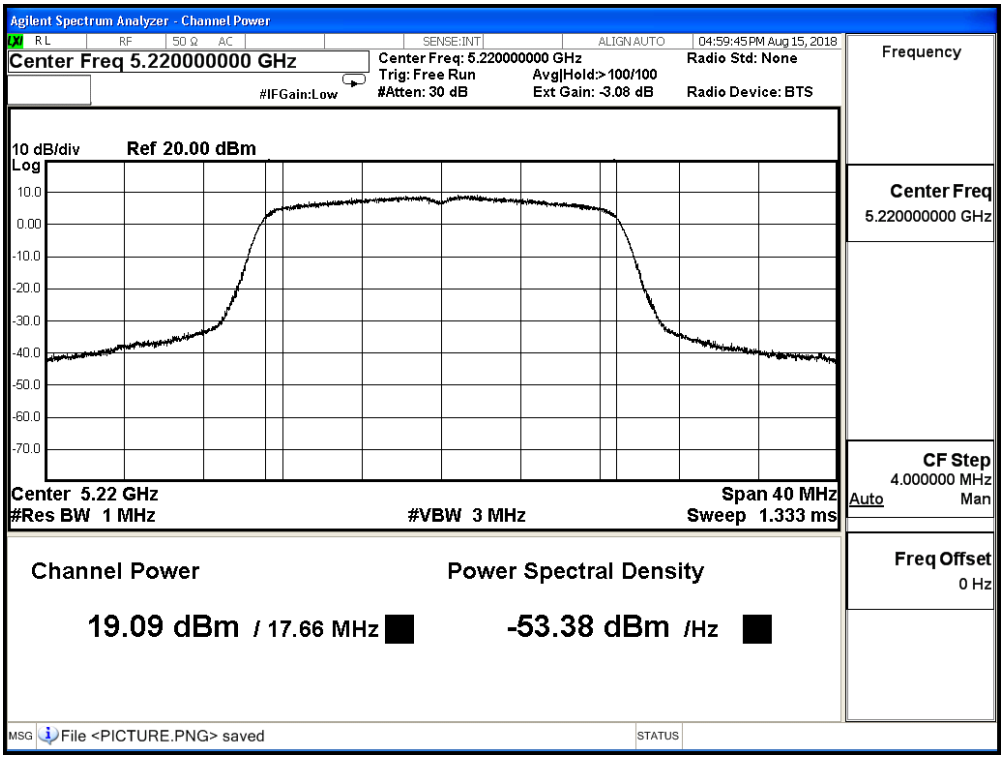

Channel 48

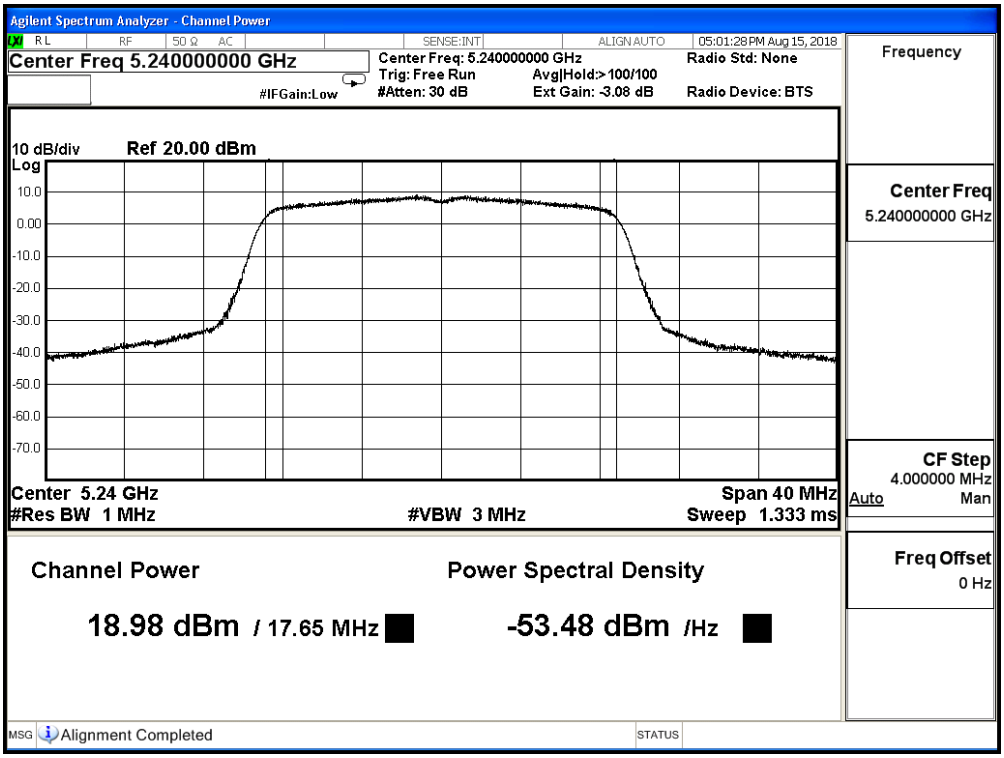

Product	Wireless-AC2400 Dual Band Gigabit Router Wireless-AC2600 Dual Band Gigabit Router		
Test Item	Maximum conducted output power		
Test Mode	Mode 1: Transmit Mode_CDD_WA-30P12FU		
Date of Test	2018/08/15	Test Site	SR10-H

IEEE 802.11n(20MHz)(ANT 2)

Channel No.	Frequency (MHz)	Output Power (dBm)	Required Limit (dBm)
36	5180	19.25	≦30
44	5220	19.44	≦30
48	5240	19.23	≦30

The worst emission of data rate is MCS0

Channel No	Frequency (MHz)	MCS Index								Required Limit
		0	1	2	3	4	5	6	7	
36	5180	19.250	--	--	--	--	--	--	--	≦30
44	5220	19.440	19.300	19.170	19.030	18.890	18.750	18.610	18.480	
48	5240	19.230	--	--	--	--	--	--	--	

Channel 36

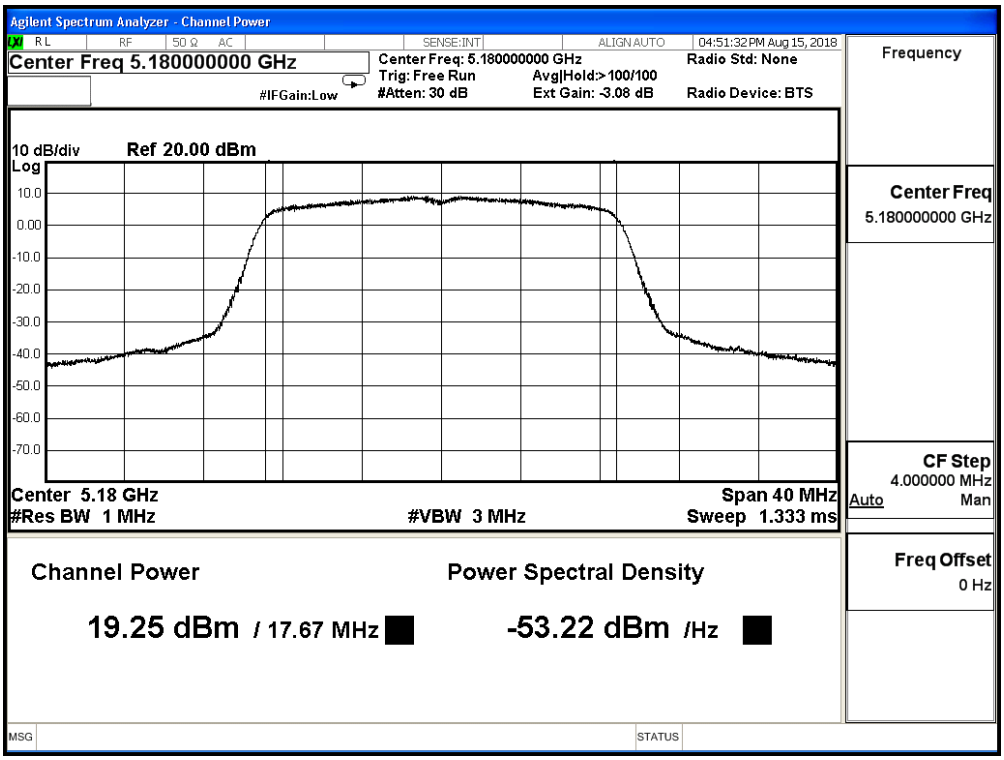

Channel 44

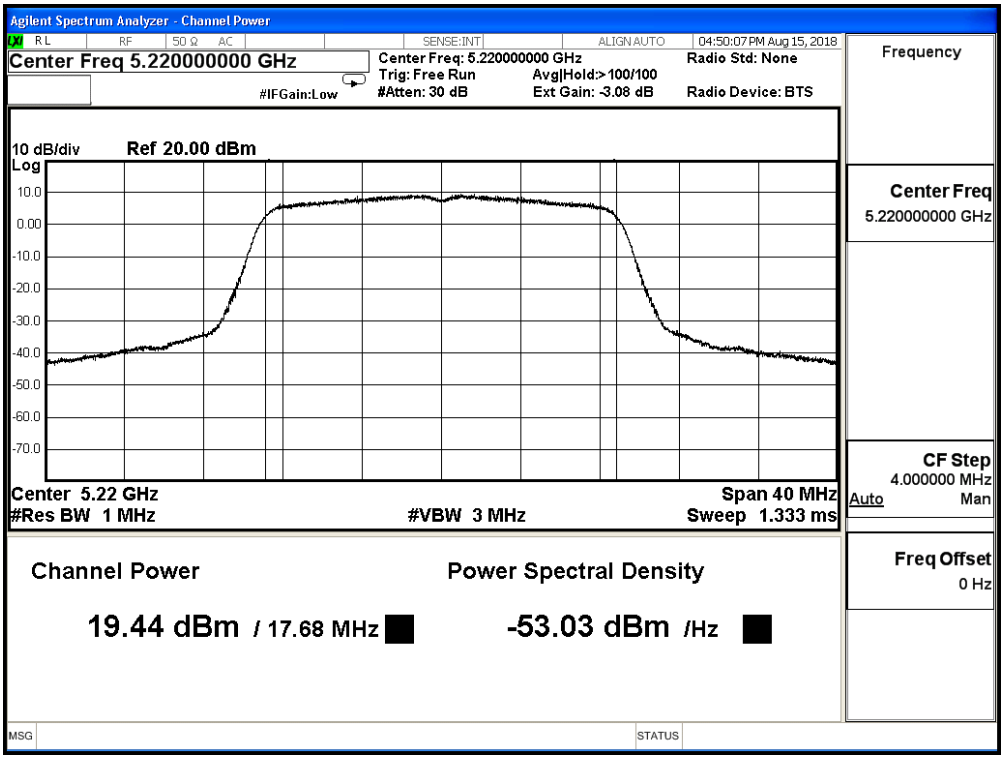

Channel 48

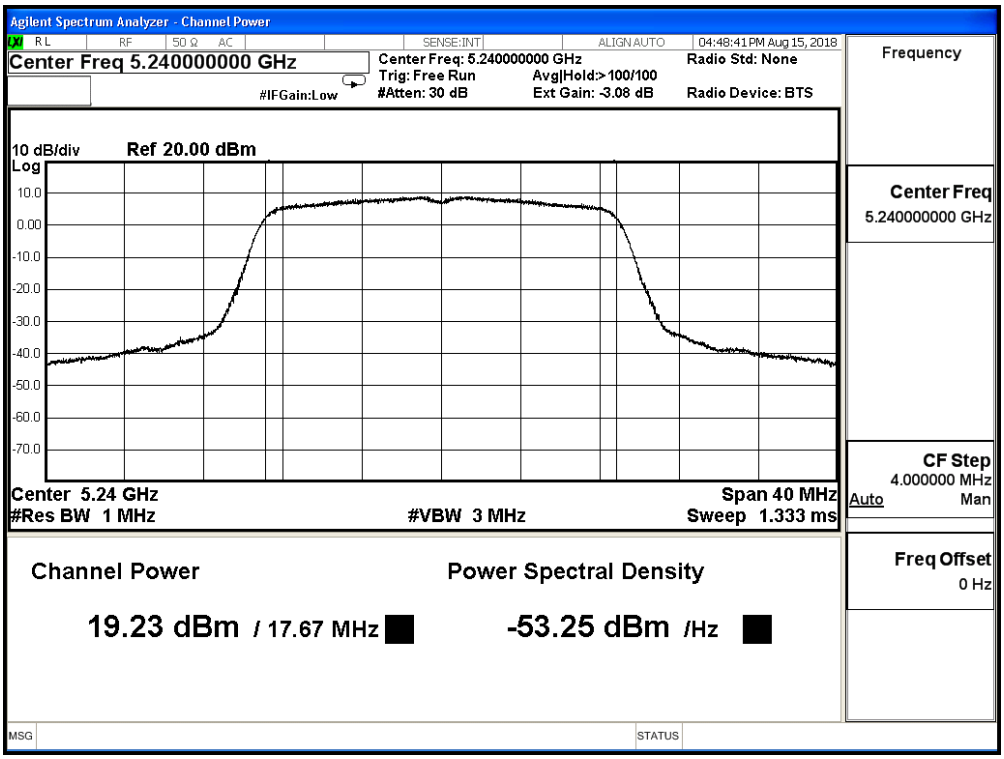

Product	Wireless-AC2400 Dual Band Gigabit Router Wireless-AC2600 Dual Band Gigabit Router		
Test Item	Maximum conducted output power		
Test Mode	Mode 1: Transmit Mode_CDD_WA-30P12FU		
Date of Test	2018/08/15	Test Site	SR10-H

IEEE 802.11n(20MHz)(ANT 3)

Channel No.	Frequency (MHz)	Output Power (dBm)	Required Limit (dBm)
36	5180	19.68	≦30
44	5220	19.99	≦30
48	5240	19.87	≦30

The worst emission of data rate is MCS0

Channel No	Frequency (MHz)	MCS Index								Required Limit
		0	1	2	3	4	5	6	7	
36	5180	19.680	--	--	--	--	--	--	--	≦30
44	5220	19.990	19.840	19.700	19.560	19.420	19.270	19.140	19.010	
48	5240	19.870	--	--	--	--	--	--	--	

Channel 36

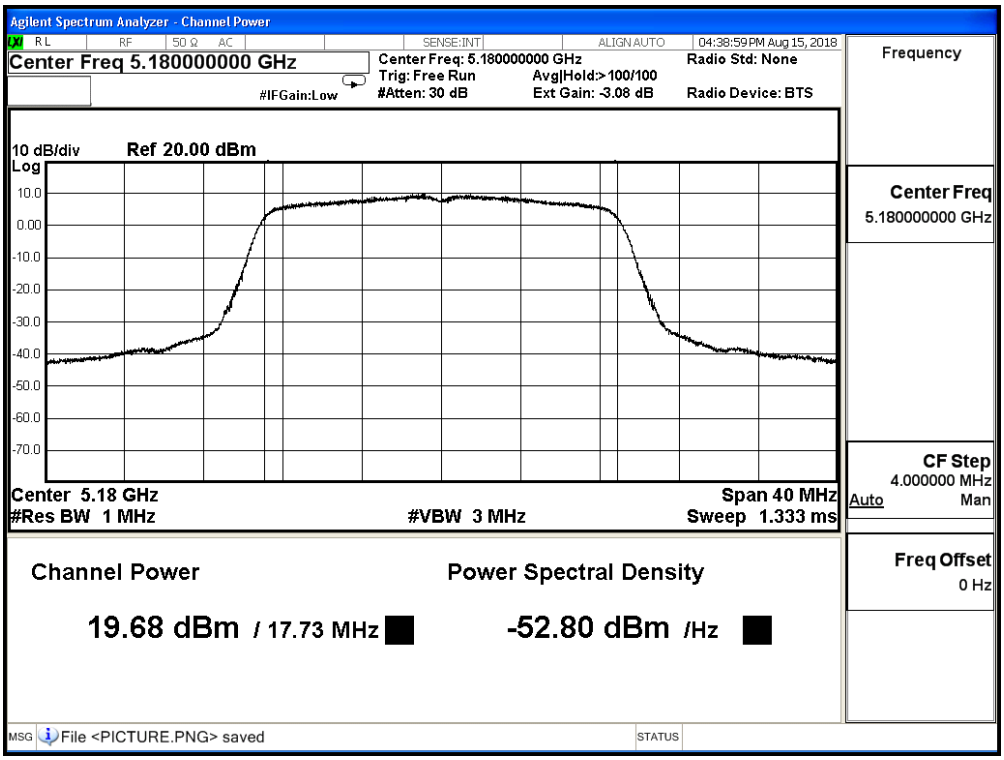

Channel 44

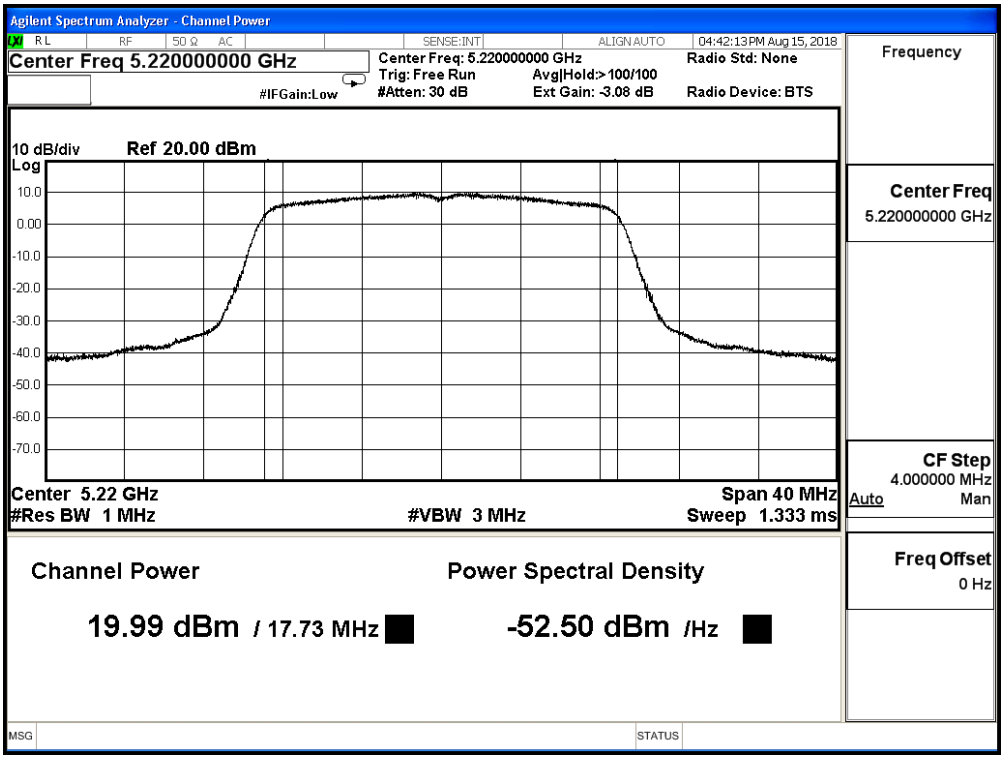

Channel 48

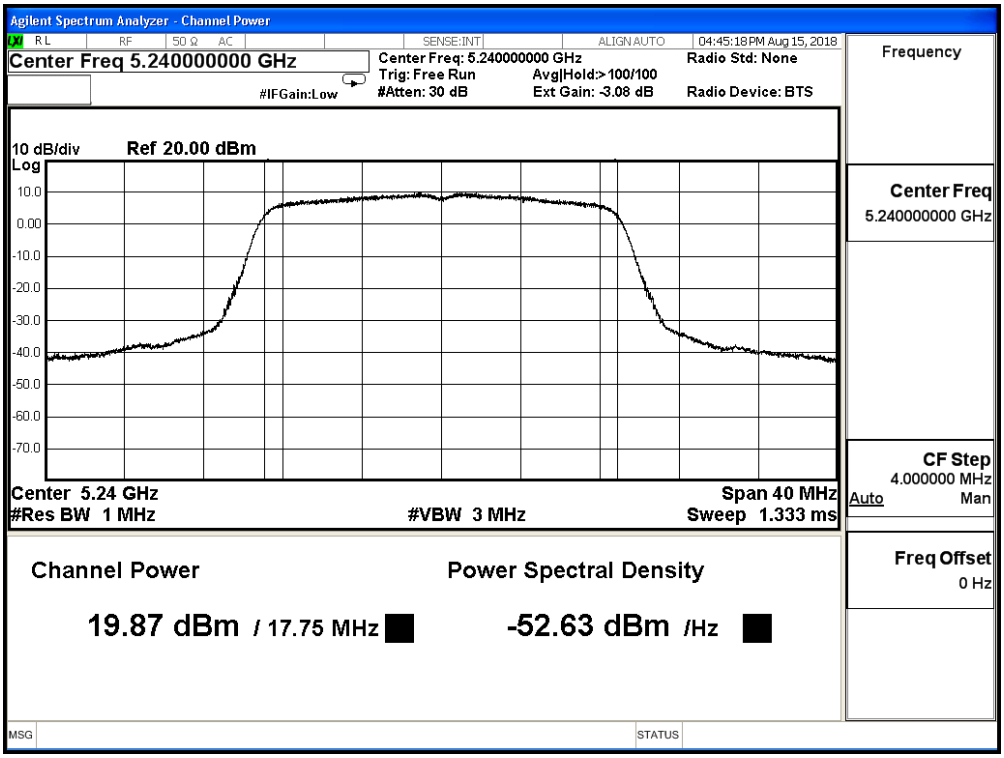

Product	Wireless-AC2400 Dual Band Gigabit Router Wireless-AC2600 Dual Band Gigabit Router		
Test Item	Maximum conducted output power		
Test Mode	Mode 1: Transmit Mode_CDD_WA-30P12FU		
Date of Test	2018/08/15	Test Site	SR10-H

IEEE 802.11n(20MHz)(ANT 0+1+2+3)

Channel No.	Frequency (MHz)	Output Power (dBm)	Required Limit (dBm)
36	5180	25.653	≦30
44	5220	25.757	≦30
48	5240	25.457	≦30

Product	Wireless-AC2400 Dual Band Gigabit Router Wireless-AC2600 Dual Band Gigabit Router		
Test Item	Maximum conducted output power		
Test Mode	Mode 1: Transmit Mode_CDD_WA-30P12FU		
Date of Test	2018/08/15	Test Site	SR10-H

IEEE 802.11n(40MHz)(ANT 0)

Channel No.	Frequency (MHz)	Output Power (dBm)	Required Limit (dBm)
38	5190	18.39	≦30
46	5230	19.39	≦30

The worst emission of data rate is MCS 0

Channel No	Frequency (MHz)	MCS Index								Required Limit
		0	1	2	3	4	5	6	7	
38	5190	18.390	--	--	--	--	--	--	--	≦30
46	5230	19.390	19.250	19.110	18.960	18.830	18.690	18.560	18.420	

Channel 38

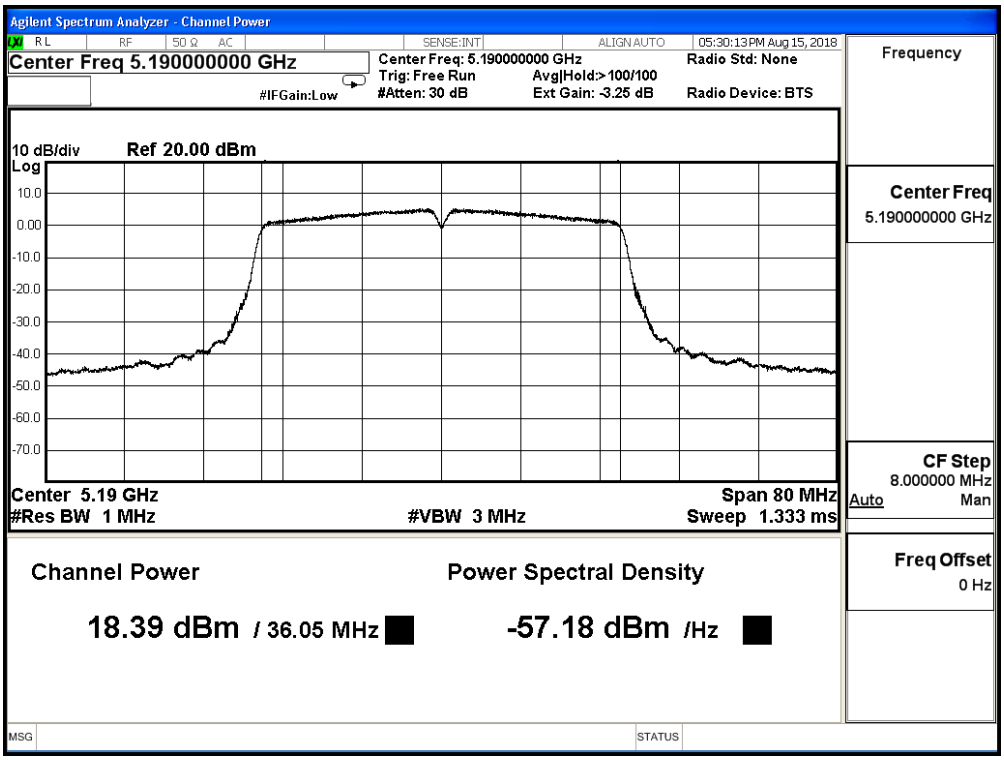

Channel 46

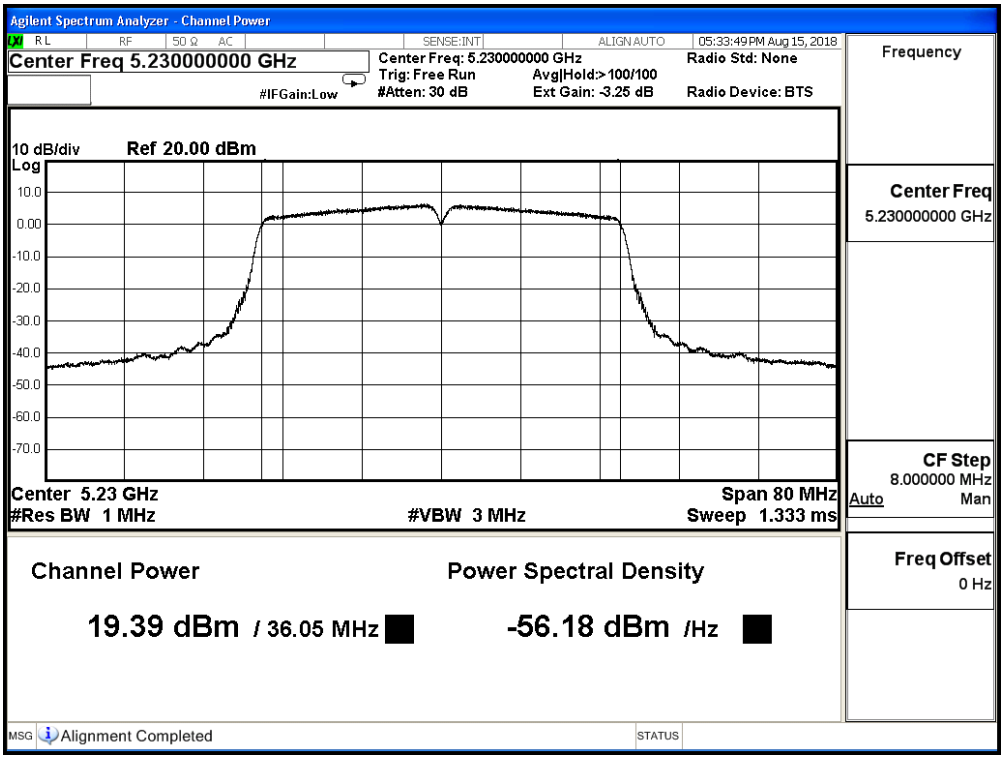
Agilent Spectrum Analyzer - Channel Power
RL
RF
50 Ω AC
SENSE:INT
ALIGN AUTO
05:33:49 PM Aug 15, 2018
Center Freq 5.230000000 GHz
#IFGain:Low
Center Freq: 5.230000000 GHz
Trig: Free Run
#Atten: 30 dB
Avg|Hold:>100/100
Ext Gain: -3.25 dB
Radio Std: None
Radio Device: BTS
Frequency
10 dB/div
Ref 20.00 dBm
Log
10.0
0.00
-10.0
-20.0
-30.0
-40.0
-50.0
-60.0
-70.0
Center Freq
5.230000000 GHz
Center 5.23 GHz
#Res BW 1 MHz
#VBW 3 MHz
Span 80 MHz
Sweep 1.333 ms
CF Step
8.000000 MHz
Auto
Man
Channel Power
19.39 dBm / 36.05 MHz
Power Spectral Density
-56.18 dBm /Hz
Freq Offset
0 Hz
MSG
Alignment Completed
STATUS

Product	Wireless-AC2400 Dual Band Gigabit Router Wireless-AC2600 Dual Band Gigabit Router		
Test Item	Maximum conducted output power		
Test Mode	Mode 1: Transmit Mode_CDD_WA-30P12FU		
Date of Test	2018/08/15	Test Site	SR10-H

IEEE 802.11n(40MHz)(ANT 1)

Channel No.	Frequency (MHz)	Output Power (dBm)	Required Limit (dBm)
38	5190	18.09	≦30
46	5230	18.45	≦30

The worst emission of data rate is MCS 0

Channel No	Frequency (MHz)	MCS Index								Required Limit
		0	1	2	3	4	5	6	7	
38	5190	18.090	--	--	--	--	--	--	--	≦30
46	5230	18.450	18.320	18.180	18.040	17.900	17.760	17.620	17.470	

Channel 38

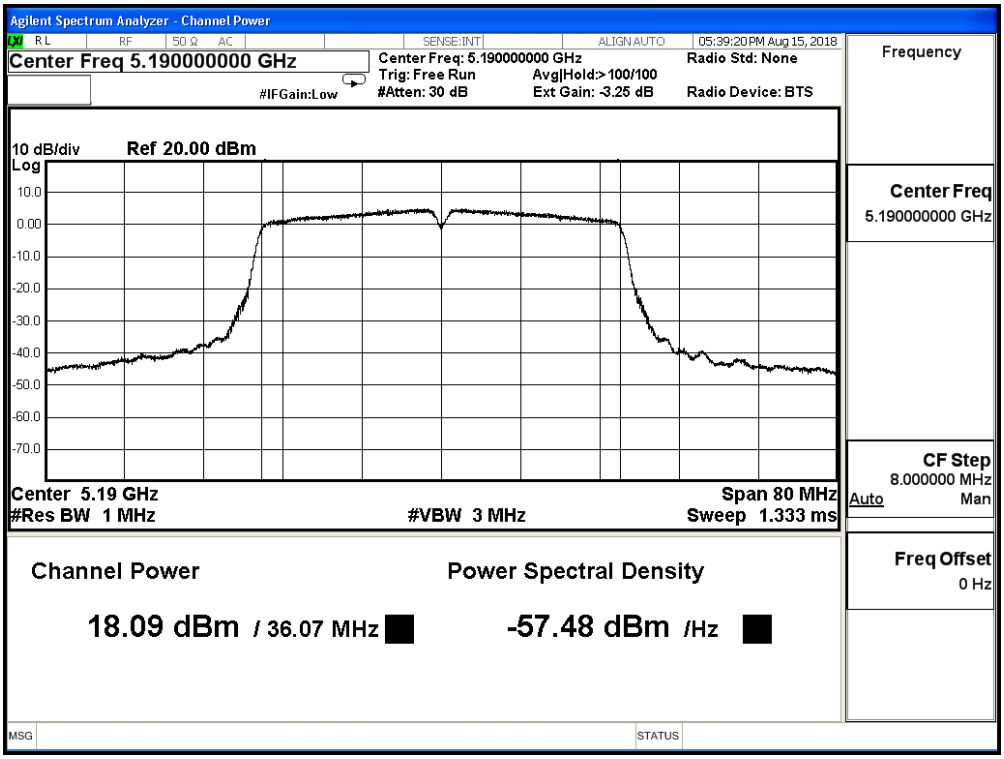

Channel 46

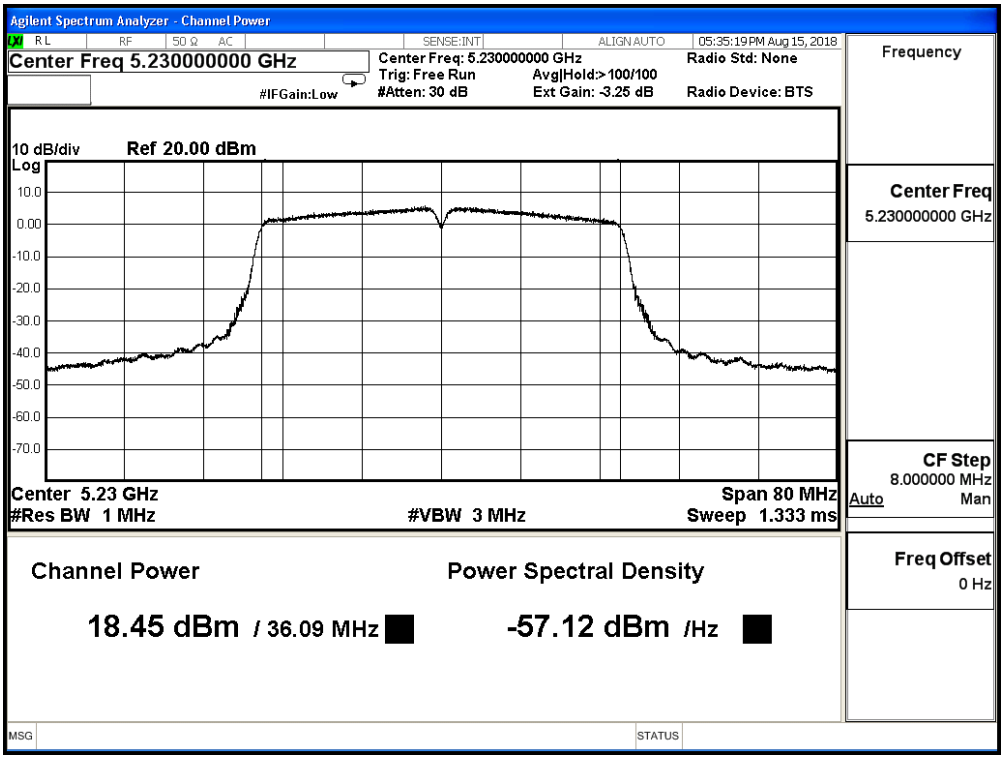
Agilent Spectrum Analyzer - Channel Power
RL
RF
50 Ω AC
SENSE:INT
ALIGN AUTO
05:35:19 PM Aug 15, 2018
Center Freq 5.230000000 GHz
#IFGain:Low
Center Freq: 5.230000000 GHz
Trig: Free Run
#Atten: 30 dB
Avg|Hold:>100/100
Ext Gain: -3.25 dB
Radio Std: None
Radio Device: BTS
Frequency
10 dB/div
Ref 20.00 dBm
Log
10.0
0.00
-10.0
-20.0
-30.0
-40.0
-50.0
-60.0
-70.0
Center Freq
5.230000000 GHz
Center 5.23 GHz
#Res BW 1 MHz
#VBW 3 MHz
Span 80 MHz
Sweep 1.333 ms
CF Step
8.000000 MHz
Auto
Man
Channel Power
18.45 dBm / 36.09 MHz
Power Spectral Density
-57.12 dBm /Hz
Freq Offset
0 Hz
MSG
STATUS

Product	Wireless-AC2400 Dual Band Gigabit Router Wireless-AC2600 Dual Band Gigabit Router		
Test Item	Maximum conducted output power		
Test Mode	Mode 1: Transmit Mode_CDD_WA-30P12FU		
Date of Test	2018/08/15	Test Site	SR10-H

IEEE 802.11n(40MHz)(ANT 2)

Channel No.	Frequency (MHz)	Output Power (dBm)	Required Limit (dBm)
38	5190	18.12	≦30
46	5230	19.13	≦30

The worst emission of data rate is MCS 0

Channel No	Frequency (MHz)	MCS Index								Required Limit
		0	1	2	3	4	5	6	7	
38	5190	18.120	--	--	--	--	--	--	--	≦30
46	5230	19.130	19.000	18.850	18.710	18.580	18.440	18.300	18.170	

Channel 38

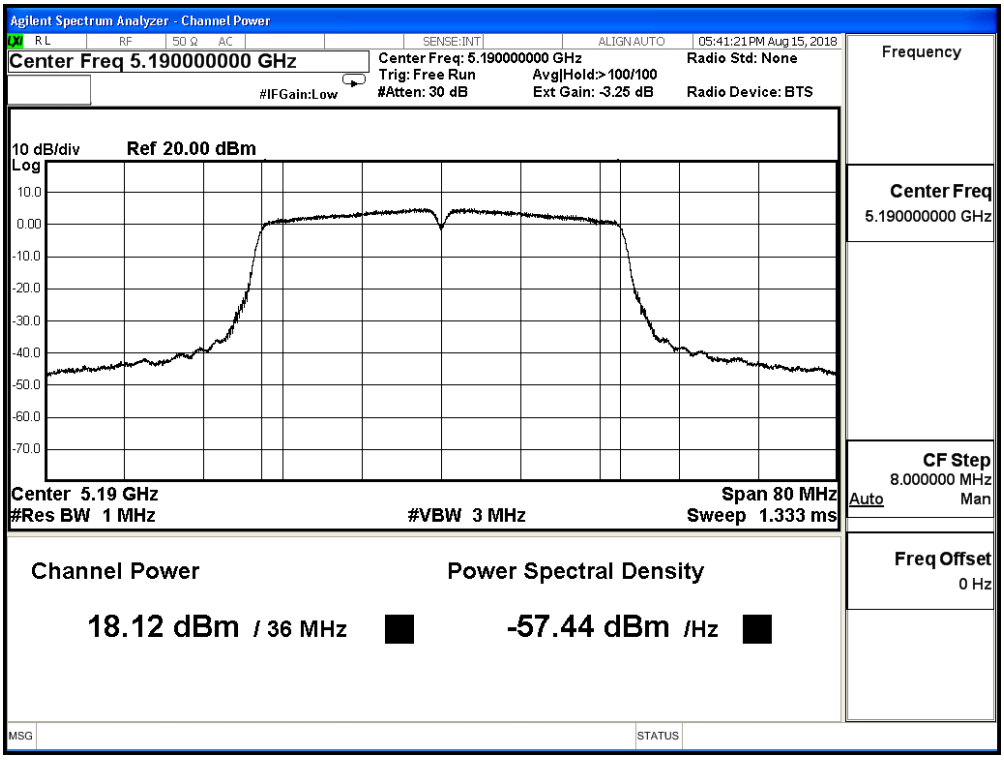

Channel 46

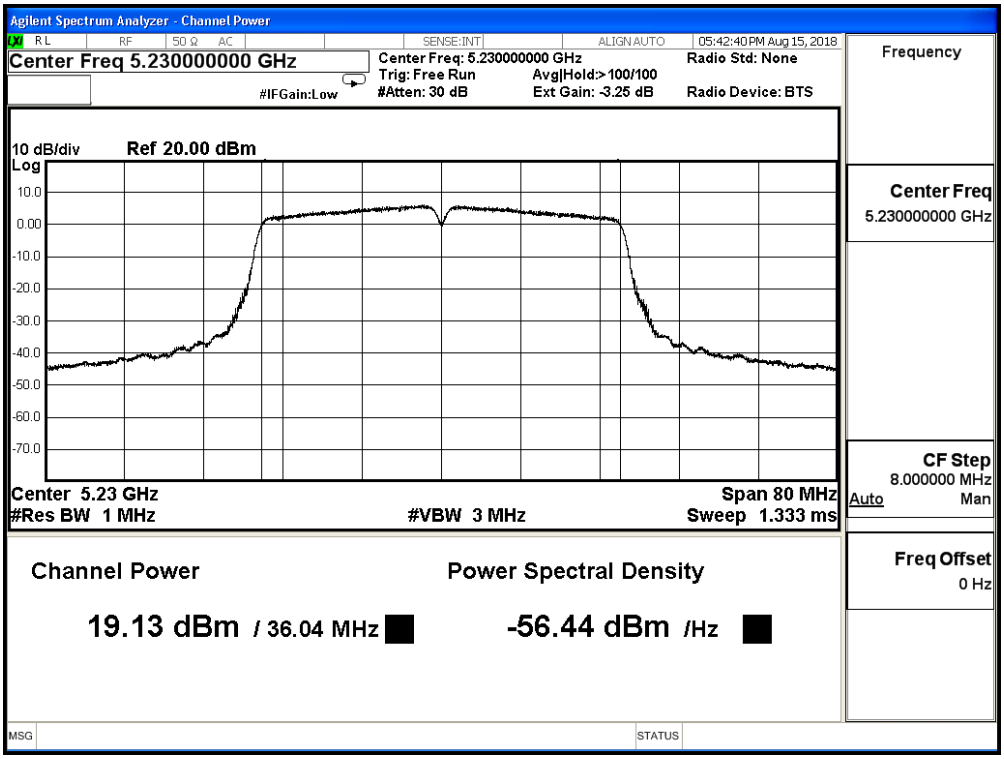
Agilent Spectrum Analyzer - Channel Power
RL
RF
50 Ω AC
SENSE:INT
ALIGN AUTO
05:42:40 PM Aug 15, 2018
Center Freq 5.230000000 GHz
#IFGain:Low
Center Freq: 5.230000000 GHz
Trig: Free Run
#Atten: 30 dB
Avg|Hold:>100/100
Ext Gain: -3.25 dB
Radio Std: None
Radio Device: BTS
Frequency
10 dB/div
Ref 20.00 dBm
Log
10.0
0.00
-10.0
-20.0
-30.0
-40.0
-50.0
-60.0
-70.0
Center Freq
5.230000000 GHz
Center 5.23 GHz
#Res BW 1 MHz
#VBW 3 MHz
Span 80 MHz
Sweep 1.333 ms
CF Step
8.000000 MHz
Auto
Man
Channel Power
19.13 dBm / 36.04 MHz
Power Spectral Density
-56.44 dBm /Hz
Freq Offset
0 Hz
MSG
STATUS

Product	Wireless-AC2400 Dual Band Gigabit Router Wireless-AC2600 Dual Band Gigabit Router		
Test Item	Maximum conducted output power		
Test Mode	Mode 1: Transmit Mode_CDD_WA-30P12FU		
Date of Test	2018/08/15	Test Site	SR10-H

IEEE 802.11n(40MHz)(ANT 3)

Channel No.	Frequency (MHz)	Output Power (dBm)	Required Limit (dBm)
38	5190	19.17	≦30
46	5230	19.28	≦30

The worst emission of data rate is MCS 0

Channel No	Frequency (MHz)	MCS Index								Required Limit
		0	1	2	3	4	5	6	7	
38	5190	19.170	--	--	--	--	--	--	--	≦30
46	5230	19.280	19.140	19.000	18.860	18.720	18.570	18.420	18.270	

Channel 38

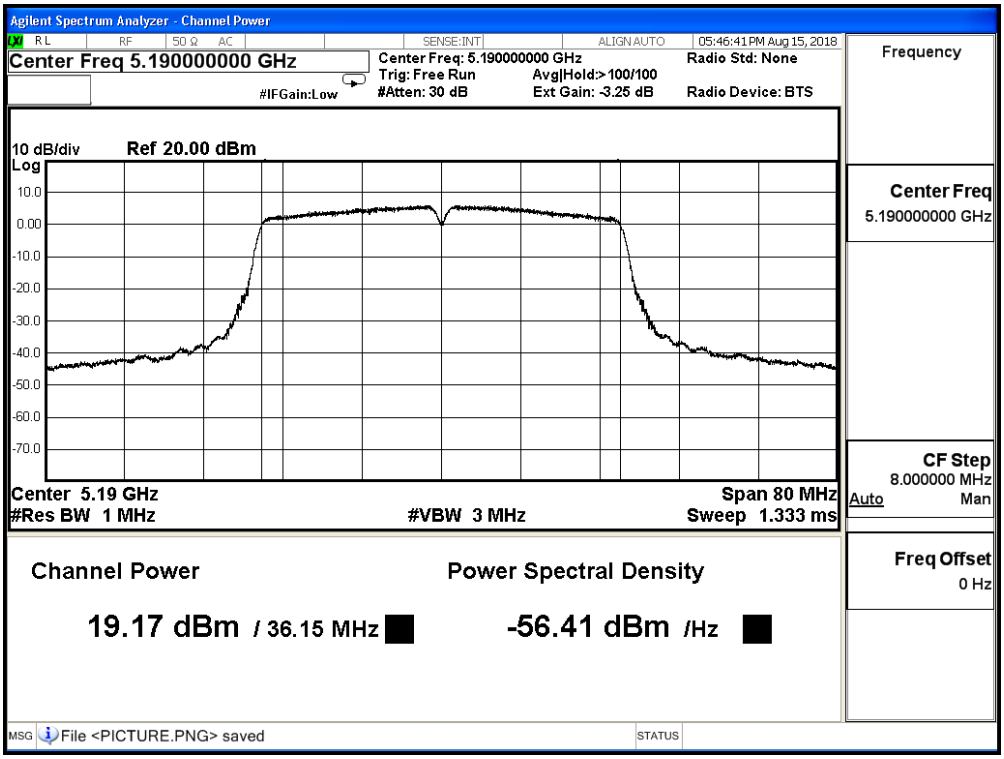

Channel 46

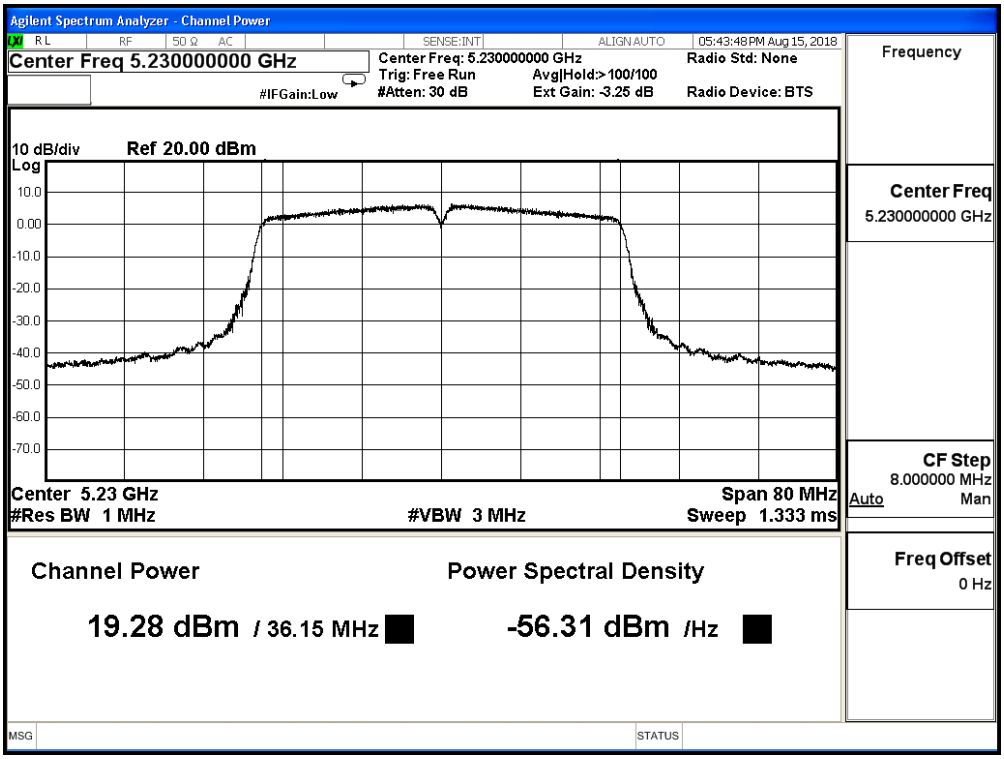
Agilent Spectrum Analyzer - Channel Power
RL
RF
50 Ω AC
SENSE:INT
ALIGN AUTO
05:43:48 PM Aug 15, 2018
Center Freq 5.230000000 GHz
#IFGain:Low
Center Freq: 5.230000000 GHz
Trig: Free Run
#Atten: 30 dB
Avg|Hold:>100/100
Ext Gain: -3.25 dB
Radio Std: None
Radio Device: BTS
Frequency
10 dB/div
Ref 20.00 dBm
Log
10.0
0.00
-10.0
-20.0
-30.0
-40.0
-50.0
-60.0
-70.0
Center Freq
5.230000000 GHz
Center 5.23 GHz
#Res BW 1 MHz
#VBW 3 MHz
Span 80 MHz
Sweep 1.333 ms
CF Step
8.000000 MHz
Auto
Man
Channel Power
19.28 dBm / 36.15 MHz
Power Spectral Density
-56.31 dBm /Hz
Freq Offset
0 Hz
MSG
STATUS

Product	Wireless-AC2400 Dual Band Gigabit Router Wireless-AC2600 Dual Band Gigabit Router		
Test Item	Maximum conducted output power		
Test Mode	Mode 1: Transmit Mode_CDD_WA-30P12FU		
Date of Test	2018/08/15	Test Site	SR10-H

IEEE 802.11n(40MHz)(ANT 0+1+2+3)

Channel No.	Frequency (MHz)	Output Power (dBm)	Required Limit (dBm)
38	5190	24.486	≦30
46	5230	25.098	≦30

Product	Wireless-AC2400 Dual Band Gigabit Router Wireless-AC2600 Dual Band Gigabit Router		
Test Item	Maximum conducted output power		
Test Mode	Mode 1: Transmit Mode_CDD_WA-30P12FU		
Date of Test	2018/08/15	Test Site	SR10-H

IEEE 802.11ac(80MHz) (ANT 0)

Channel No.	Frequency (MHz)	Output Power (dBm)	Required Limit (dBm)
42	5210	15.67	≦30

The worst emission of data rate is MCS0

Channel No	Frequency (MHz)	MCS Index										Required Limit
		0	1	2	3	4	5	6	7	8	9	
42	5210	15.670	15.530	15.380	15.240	15.110	14.980	14.850	14.700	14.560	14.420	≦30

Channel 42

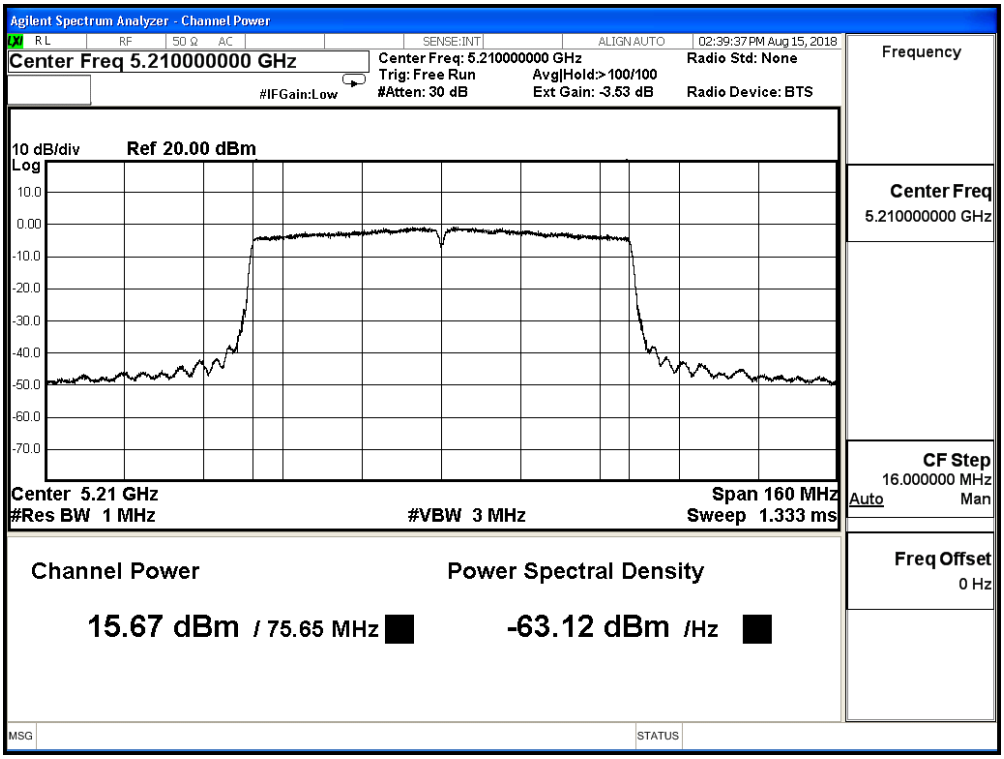

Product	Wireless-AC2400 Dual Band Gigabit Router Wireless-AC2600 Dual Band Gigabit Router		
Test Item	Maximum conducted output power		
Test Mode	Mode 1: Transmit Mode_CDD_WA-30P12FU		
Date of Test	2018/08/15	Test Site	SR10-H

IEEE 802.11ac(80MHz) (ANT 1)

Channel No.	Frequency (MHz)	Output Power (dBm)	Required Limit (dBm)
42	5210	14.71	≦30

The worst emission of data rate is MCS0

Channel No	Frequency (MHz)	MCS Index										Required Limit
		0	1	2	3	4	5	6	7	8	9	
42	5210	14.710	14.560	14.420	14.270	14.130	13.990	13.860	13.720	13.590	13.460	≦30

Channel 42

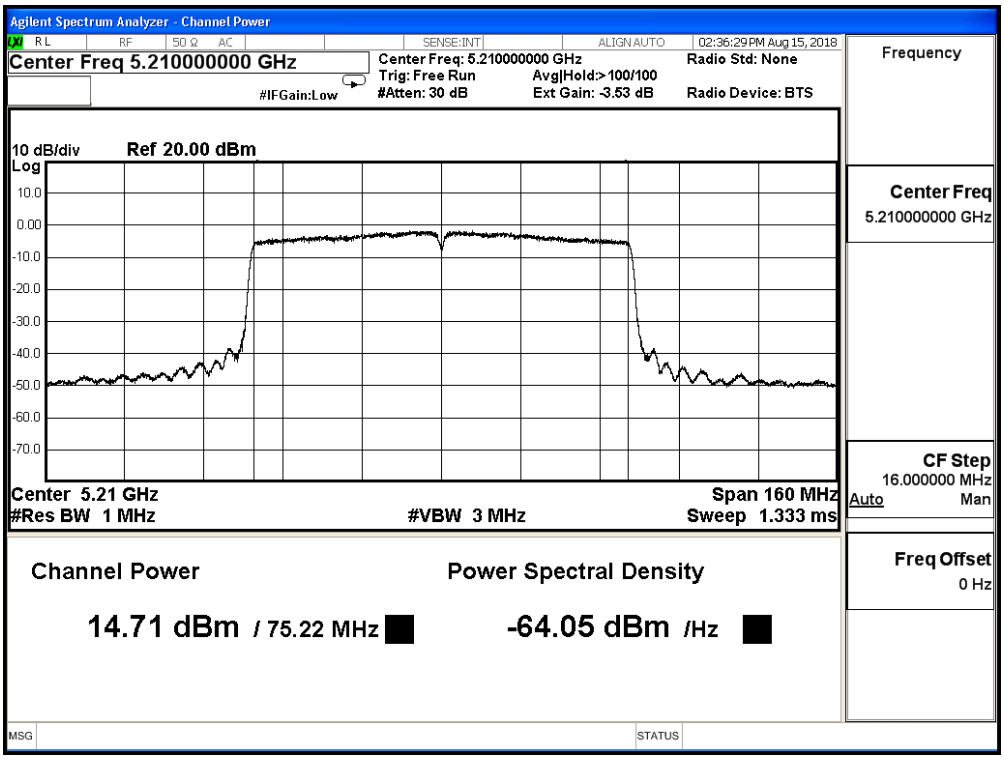

Product	Wireless-AC2400 Dual Band Gigabit Router Wireless-AC2600 Dual Band Gigabit Router		
Test Item	Maximum conducted output power		
Test Mode	Mode 1: Transmit Mode_CDD_WA-30P12FU		
Date of Test	2018/08/15	Test Site	SR10-H

IEEE 802.11ac(80MHz) (ANT 2)

Channel No.	Frequency (MHz)	Output Power (dBm)	Required Limit (dBm)
42	5210	14.94	≦30

The worst emission of data rate is MCS0

Channel No	Frequency (MHz)	MCS Index										Required Limit
		0	1	2	3	4	5	6	7	8	9	≦30
42	5210	14.940	14.800	14.670	14.520	14.380	14.250	14.110	13.970	13.840	13.710	

Channel 42

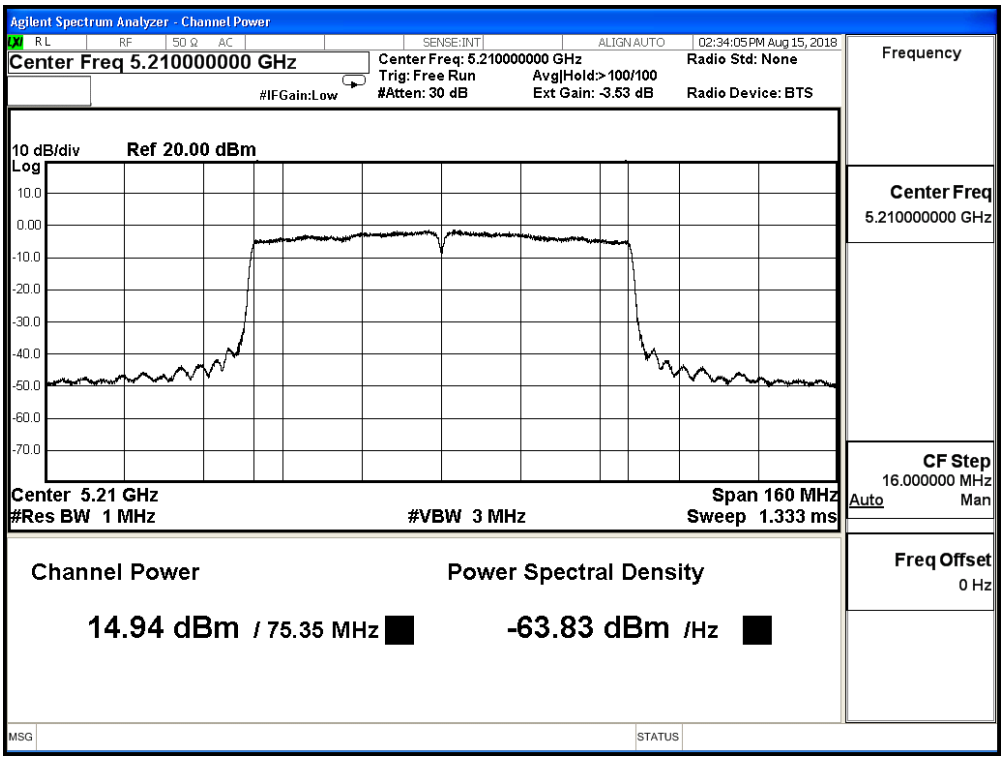

Product	Wireless-AC2400 Dual Band Gigabit Router Wireless-AC2600 Dual Band Gigabit Router		
Test Item	Maximum conducted output power		
Test Mode	Mode 1: Transmit Mode_CDD_WA-30P12FU		
Date of Test	2018/08/15	Test Site	SR10-H

IEEE 802.11ac(80MHz) (ANT 3)

Channel No.	Frequency (MHz)	Output Power (dBm)	Required Limit (dBm)
42	5210	15.85	≦30

The worst emission of data rate is MCS0

Channel No	Frequency (MHz)	MCS Index										Required Limit
		0	1	2	3	4	5	6	7	8	9	
42	5210	15.850	15.720	15.570	15.430	15.290	15.140	14.990	14.850	14.720	14.580	≦30

Channel 42

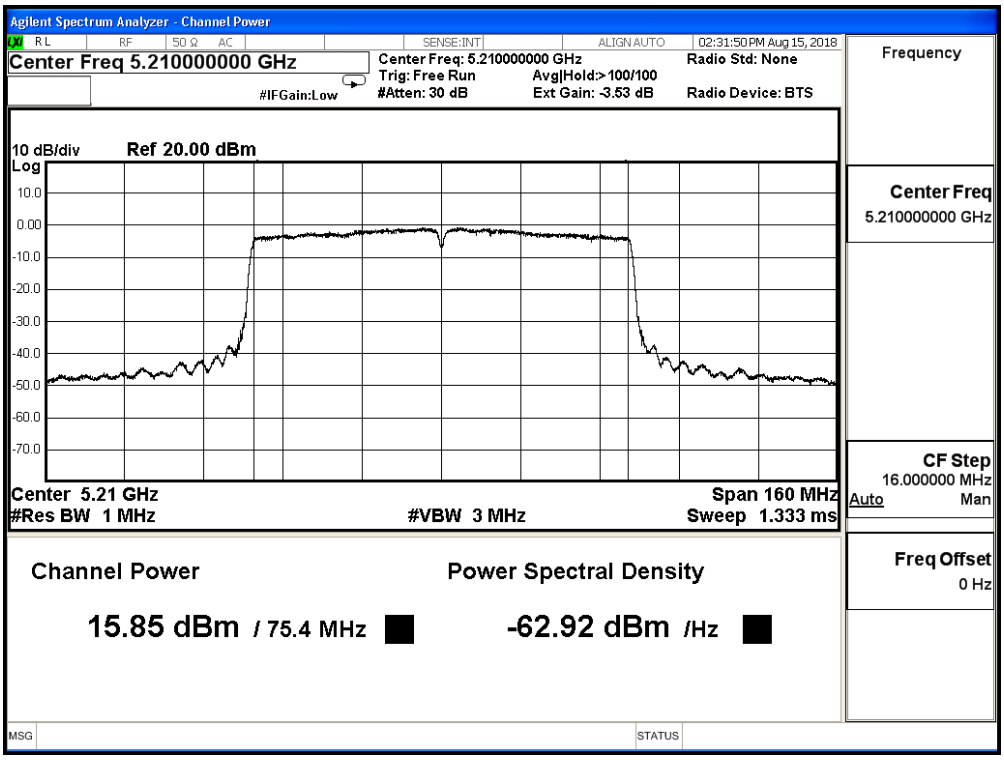

Product	Wireless-AC2400 Dual Band Gigabit Router Wireless-AC2600 Dual Band Gigabit Router		
Test Item	Maximum conducted output power		
Test Mode	Mode 1: Transmit Mode_CDD_WA-30P12FU		
Date of Test	2018/08/15	Test Site	SR10-H

IEEE 802.11ac(80MHz)(ANT 0+1+2+3)

Channel No.	Frequency (MHz)	Output Power (dBm)	Required Limit (dBm)
42	5210	21.339	≦30

Product	Wireless-AC2400 Dual Band Gigabit Router Wireless-AC2600 Dual Band Gigabit Router		
Test Item	Maximum conducted output power		
Test Mode	Mode 1: Transmit Mode_CDD_WA-30P12FU		
Date of Test	2018/08/15	Test Site	SR10-H

IEEE 802.11a (ANT 0)

Channel No.	Frequency (MHz)	Output Power (dBm)	Required Limit (dBm)
149	5745	22.27	≦30
157	5785	22.69	≦30
165	5825	23.28	≦30

The worst emission of data rate is 6 Mbps.

Maximum conducted output power (dBm)									
Channel No	Frequency (MHz)	Data Rate							Required Limit
		6	12	18	24	36	48	54	
149	5745	22.270	--	--	--	--	--	--	≦30
157	5785	22.690	22.550	22.410	22.270	22.130	22.000	21.870	
165	5825	23.280	--	--	--	--	--	--	

Channel 149

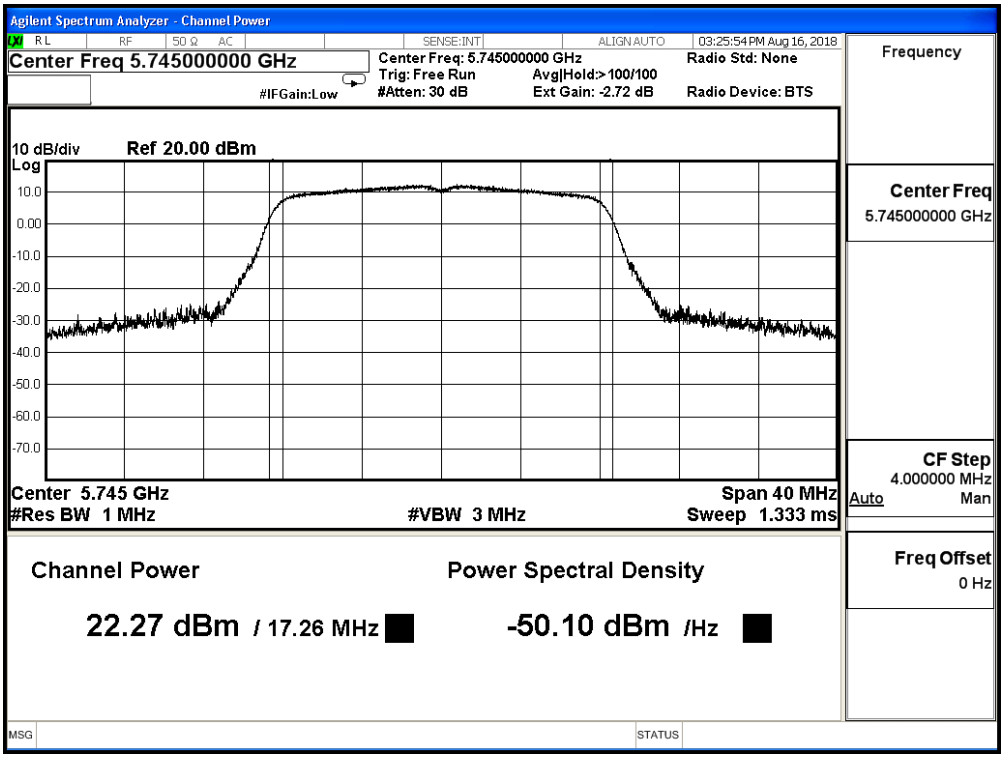

Channel 157 (5785MHz)

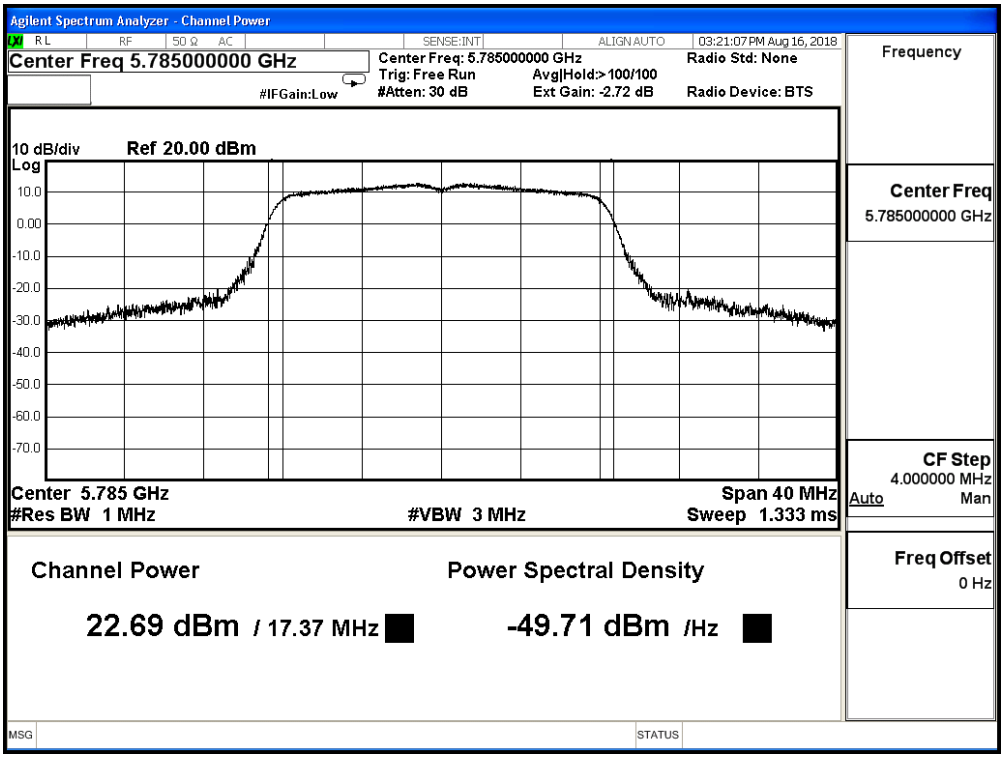

Channel 165 (5825MHz)

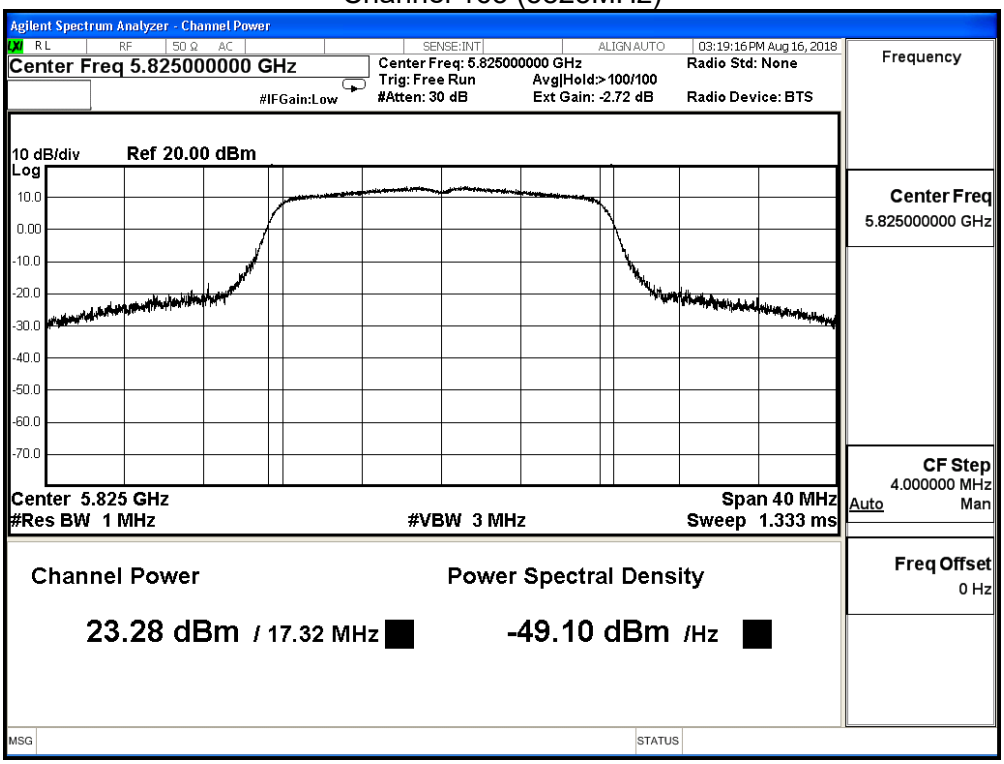

Product	Wireless-AC2400 Dual Band Gigabit Router Wireless-AC2600 Dual Band Gigabit Router		
Test Item	Maximum conducted output power		
Test Mode	Mode 1: Transmit Mode_CDD_WA-30P12FU		
Date of Test	2018/08/15	Test Site	SR10-H

IEEE 802.11a (ANT 1)

Channel No.	Frequency (MHz)	Output Power (dBm)	Required Limit (dBm)
149	5745	21.64	≦30
157	5785	22.41	≦30
165	5825	23.14	≦30

The worst emission of data rate is 6 Mbps.

Maximum conducted output power (dBm)									
Channel No	Frequency (MHz)	Data Rate							Required Limit
		6	12	18	24	36	48	54	
149	5745	21.640	--	--	--	--	--	--	≦30
157	5785	22.410	22.270	22.130	21.980	21.840	21.690	21.550	
165	5825	23.140	--	--	--	--	--	--	

Channel 149 (5745MHz)

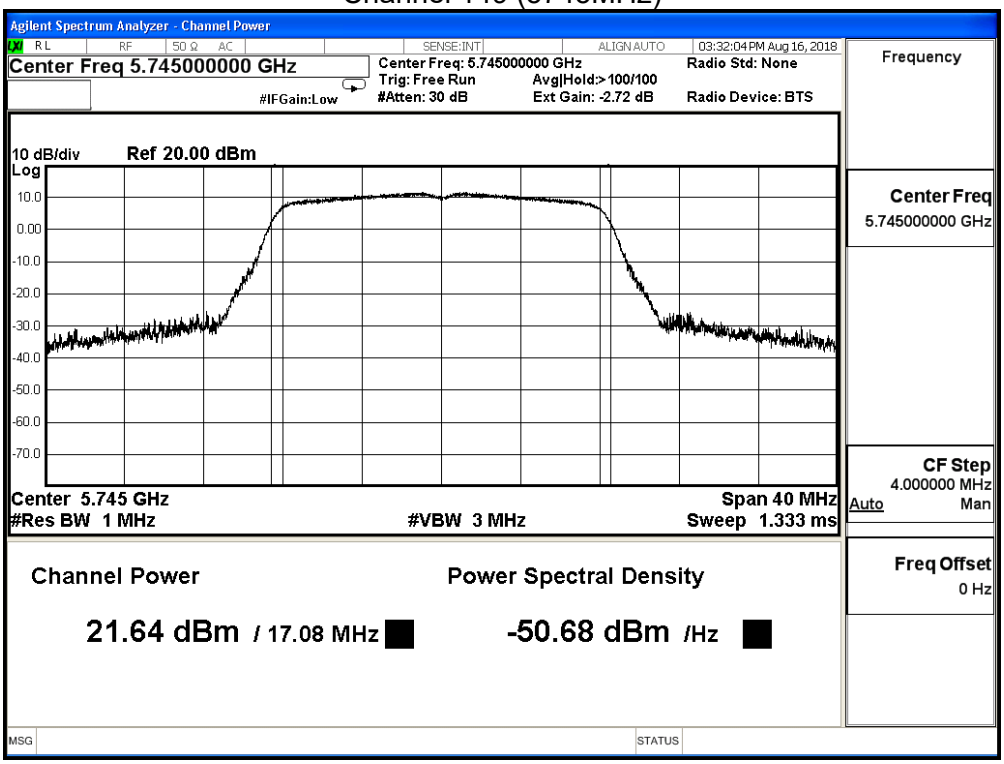

Channel 157 (5785MHz)

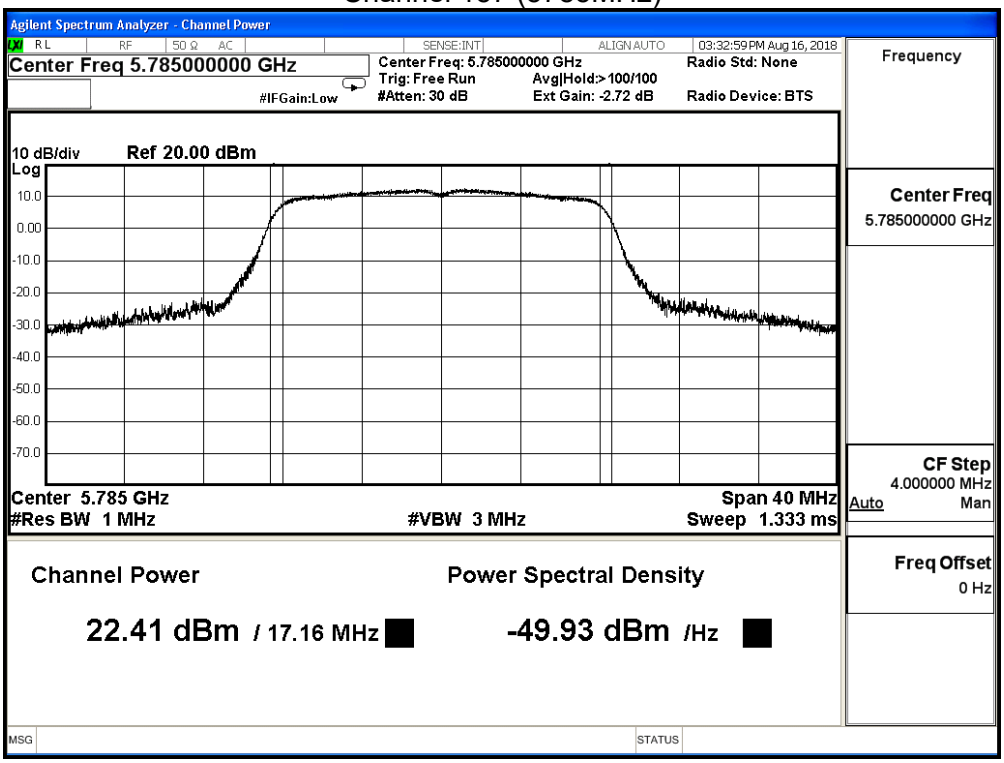

Channel 165 (5825MHz)

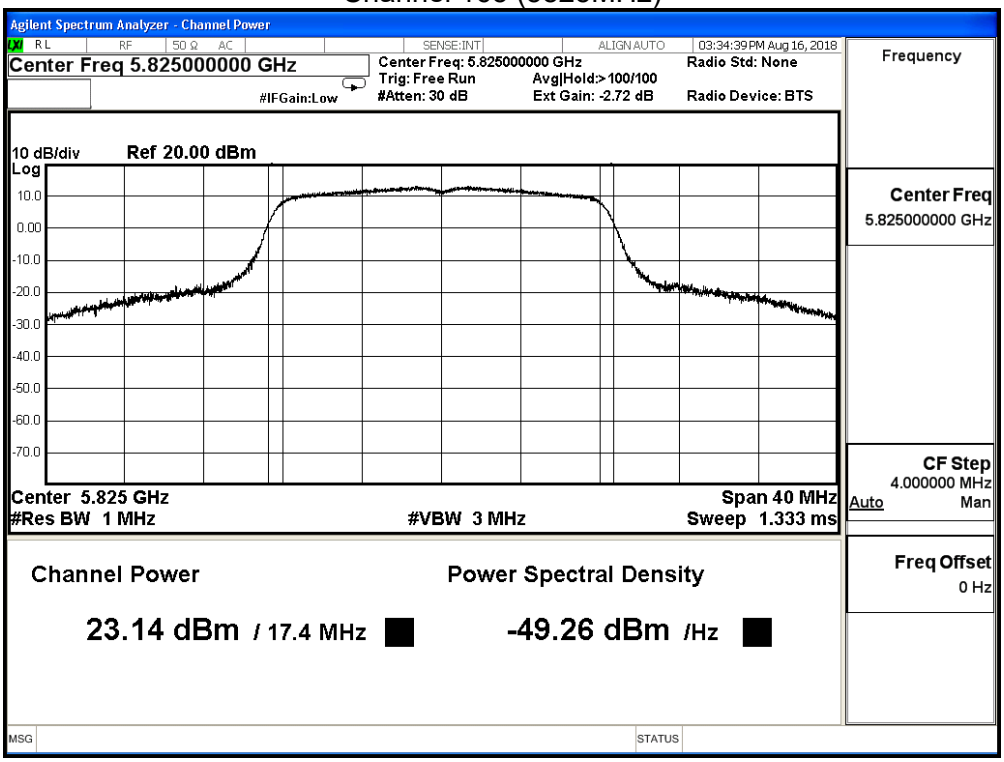

Product	Wireless-AC2400 Dual Band Gigabit Router Wireless-AC2600 Dual Band Gigabit Router		
Test Item	Maximum conducted output power		
Test Mode	Mode 1: Transmit Mode_CDD_WA-30P12FU		
Date of Test	2018/08/15	Test Site	SR10-H

IEEE 802.11a (ANT 2)

Channel No.	Frequency (MHz)	Output Power (dBm)	Required Limit (dBm)
149	5745	21.91	≦30
157	5785	22.78	≦30
165	5825	23.46	≦30

The worst emission of data rate is 6 Mbps.

Maximum conducted output power (dBm)									
Channel No	Frequency (MHz)	Data Rate							Required Limit
		6	12	18	24	36	48	54	
149	5745	21.910	--	--	--	--	--	--	≦30
157	5785	22.780	22.640	22.500	22.350	22.220	22.070	21.940	
165	5825	23.460	--	--	--	--	--	--	

Channel 149

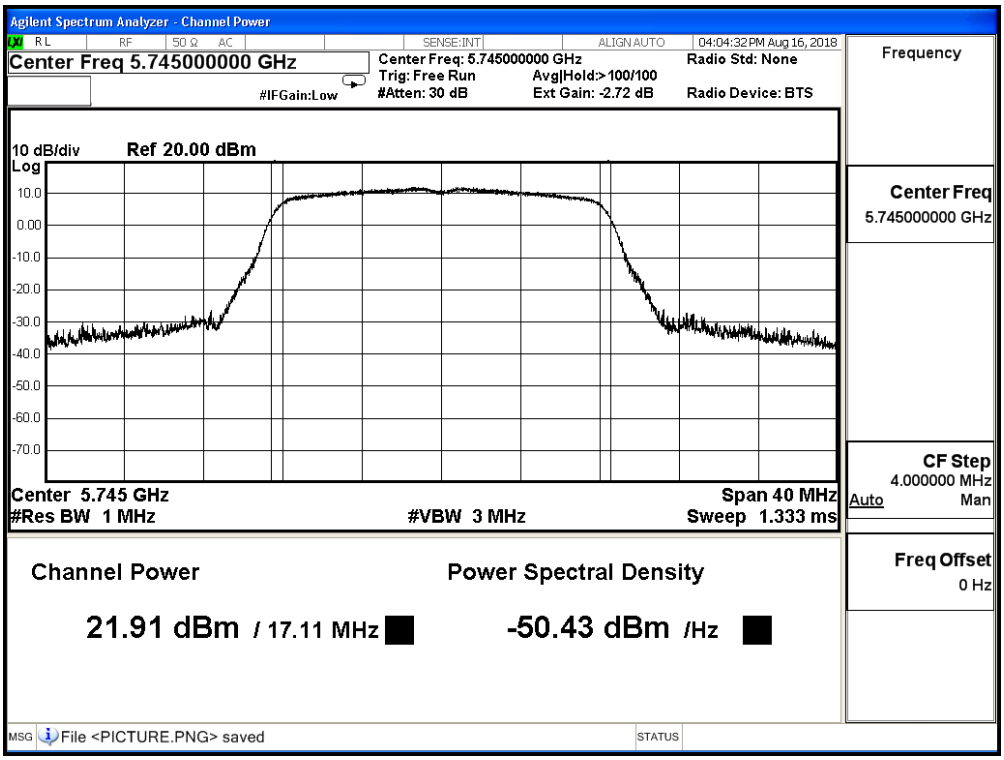

Channel 157 (5785MHz)

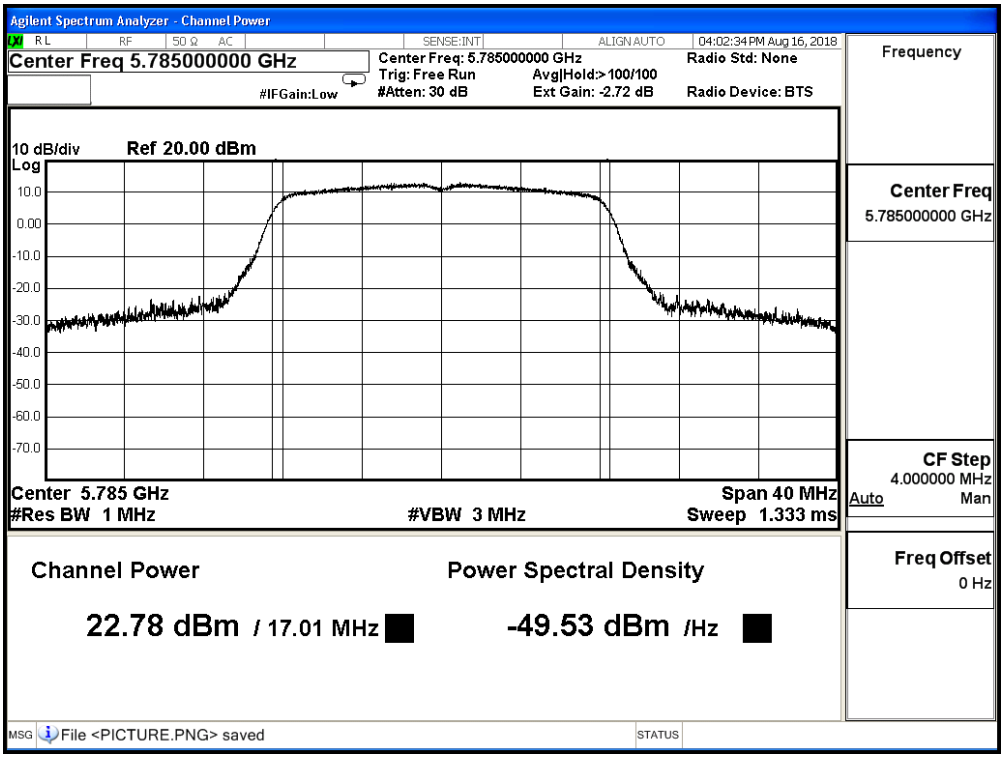

Channel 165 (5825MHz)

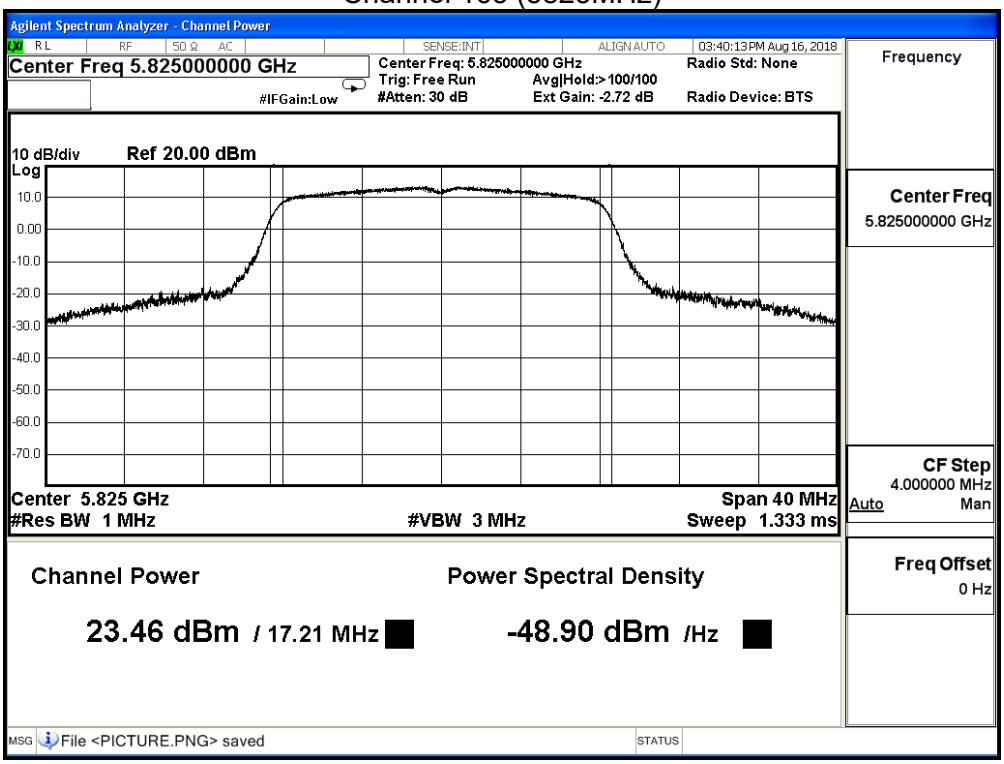

Product	Wireless-AC2400 Dual Band Gigabit Router Wireless-AC2600 Dual Band Gigabit Router		
Test Item	Maximum conducted output power		
Test Mode	Mode 1: Transmit Mode_CDD_WA-30P12FU		
Date of Test	2018/08/15	Test Site	SR10-H

IEEE 802.11a (ANT 3)

Channel No.	Frequency (MHz)	Output Power (dBm)	Required Limit (dBm)
149	5745	22.89	≦30
157	5785	23.37	≦30
165	5825	24.09	≦30

The worst emission of data rate is 6 Mbps.

Maximum conducted output power (dBm)									
Channel No	Frequency (MHz)	Data Rate							Required Limit
		6	12	18	24	36	48	54	
149	5745	22.890	--	--	--	--	--	--	≦30
157	5785	23.370	23.230	23.090	22.950	22.800	22.650	22.510	
165	5825	24.090	--	--	--	--	--	--	

Channel 149 (5745MHz)

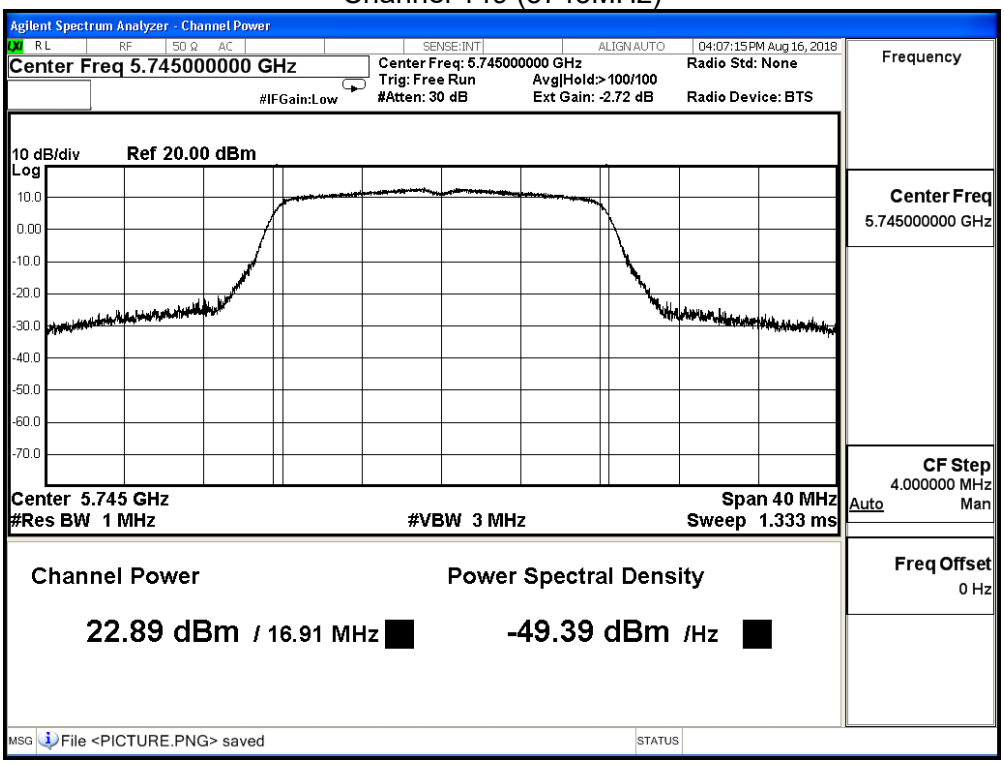

Channel 157 (5785MHz)

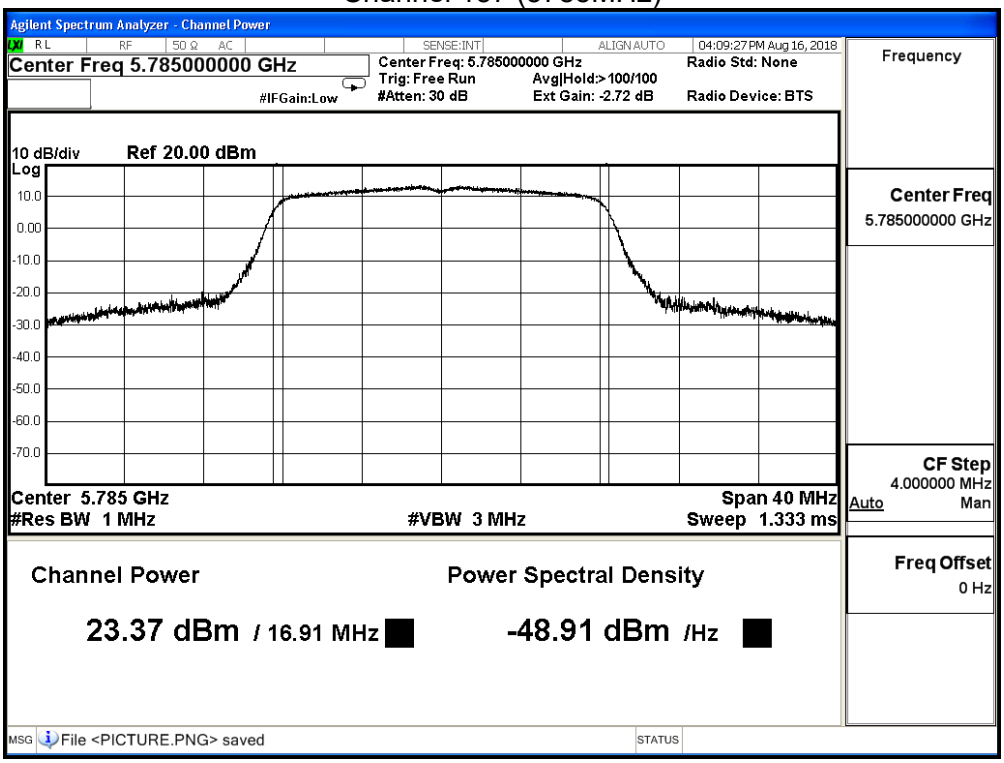

Channel 165 (5825MHz)

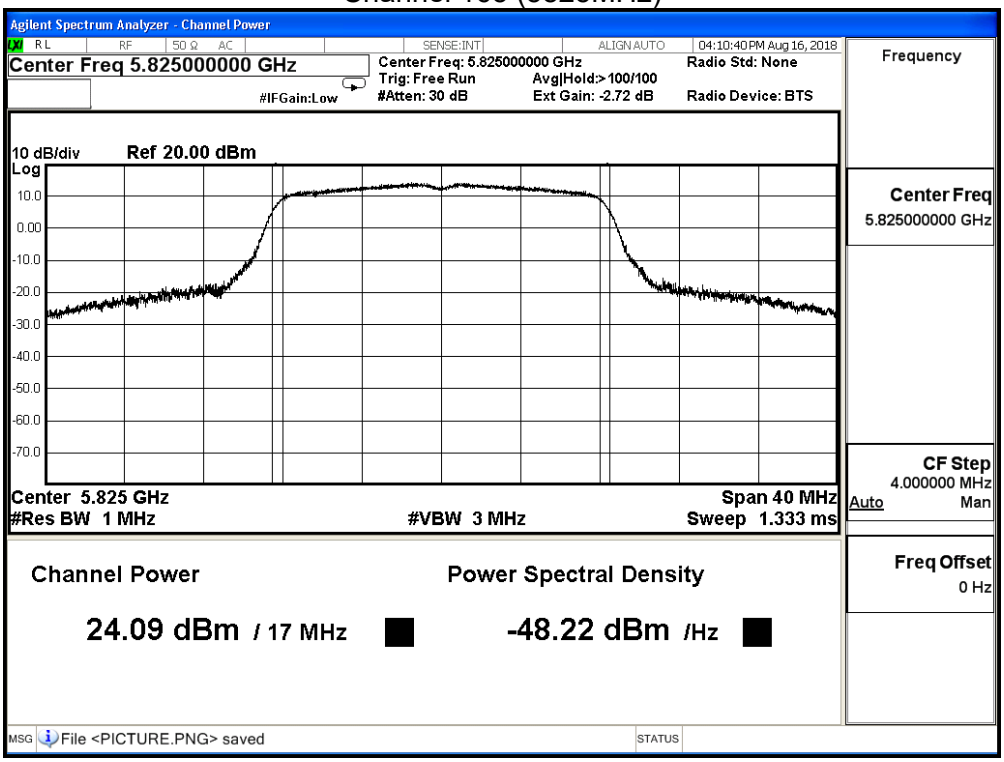

Product	Wireless-AC2400 Dual Band Gigabit Router Wireless-AC2600 Dual Band Gigabit Router		
Test Item	Maximum conducted output power		
Test Mode	Mode 1: Transmit Mode_CDD_WA-30P12FU		
Date of Test	2018/08/15	Test Site	SR10-H

IEEE 802.11a (ANT 0+1+2+3)

Channel No.	Frequency (MHz)	Output Power (dBm)	Required Limit (dBm)
149	5745	28.224	≦30
157	5785	28.847	≦30
165	5825	29.529	≦30

Product	Wireless-AC2400 Dual Band Gigabit Router Wireless-AC2600 Dual Band Gigabit Router		
Test Item	Maximum conducted output power		
Test Mode	Mode 1: Transmit Mode_CDD_WA-30P12FU		
Date of Test	2018/08/15	Test Site	SR10-H

IEEE 802.11n_20MHz (ANT 0)

Channel No.	Frequency (MHz)	Output Power (dBm)	Required Limit (dBm)
149	5745	22.73	≦30
157	5785	22.82	≦30
165	5825	22.87	≦30

The worst emission of data rate is MCS 0

Channel No	Frequency (MHz)	MCS Index								Required Limit
		0	1	2	3	4	5	6	7	
149	5745	22.730	--	--	--	--	--	--	--	≦30
157	5785	22.820	22.670	22.540	22.400	22.260	22.120	21.980	21.840	
165	5825	22.870	--	--	--	--	--	--	--	

Channel 149 (5745MHz)

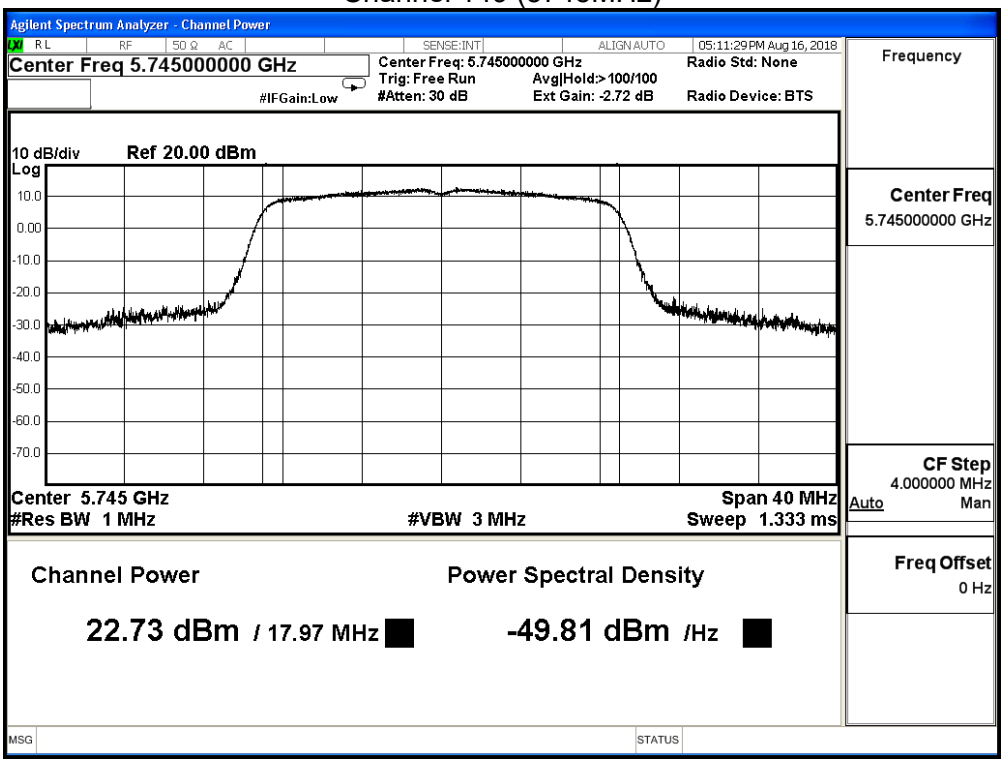

Channel 157 (5785MHz)

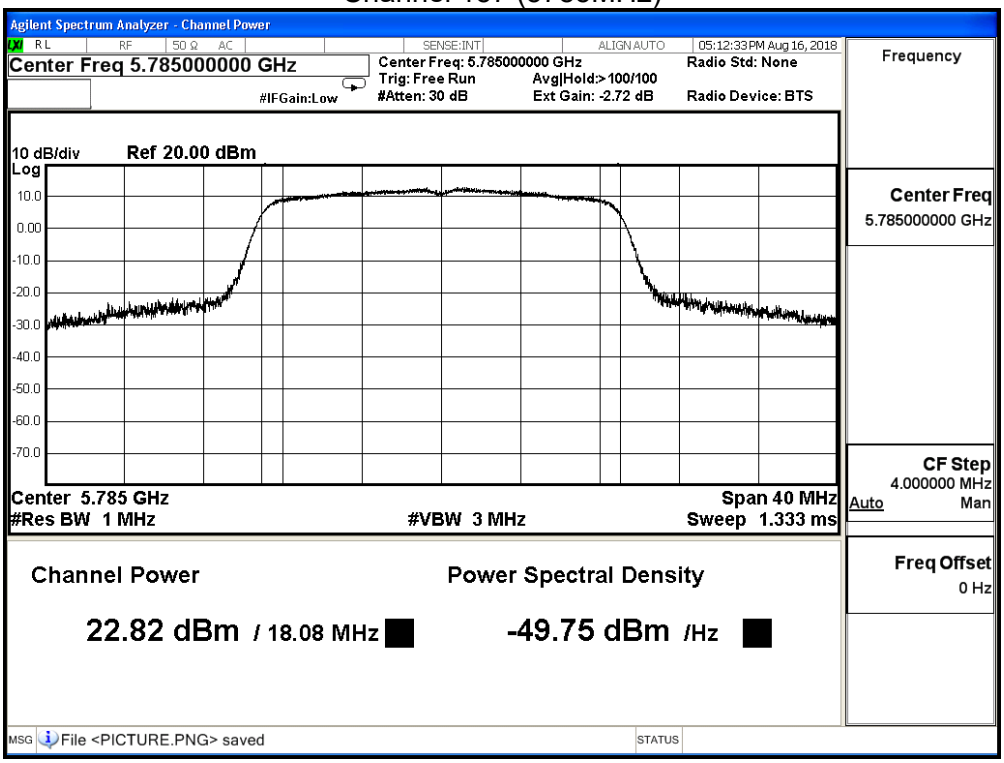

Channel 165 (5825MHz)

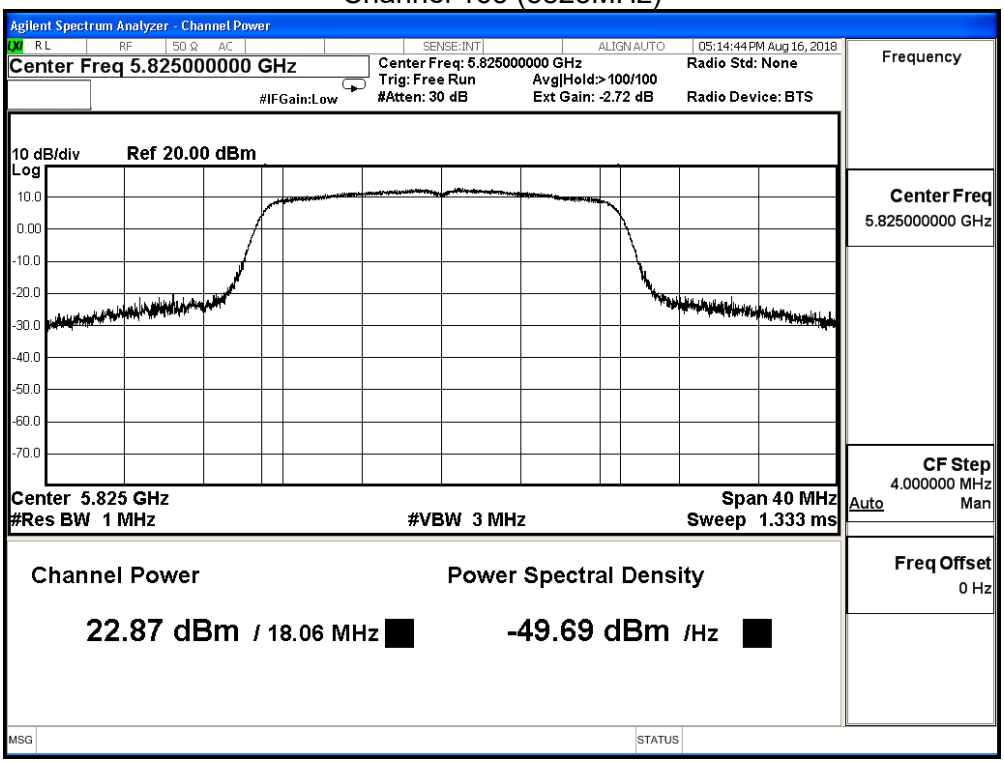

Product	Wireless-AC2400 Dual Band Gigabit Router Wireless-AC2600 Dual Band Gigabit Router		
Test Item	Maximum conducted output power		
Test Mode	Mode 1: Transmit Mode_CDD_WA-30P12FU		
Date of Test	2018/08/15	Test Site	SR10-H

IEEE 802.11n_20MHz (ANT 1)

Channel No.	Frequency (MHz)	Output Power (dBm)	Required Limit (dBm)
149	5745	22.07	≦30
157	5785	22.62	≦30
165	5825	22.80	≦30

The worst emission of data rate is MCS 0

Channel No	Frequency (MHz)	MCS Index								Required Limit
		0	1	2	3	4	5	6	7	
149	5745	22.070	--	--	--	--	--	--	--	≦30
157	5785	22.620	22.480	22.350	22.210	22.060	21.920	21.770	21.630	
165	5825	22.800	--	--	--	--	--	--	--	

Channel 149 (5745MHz)

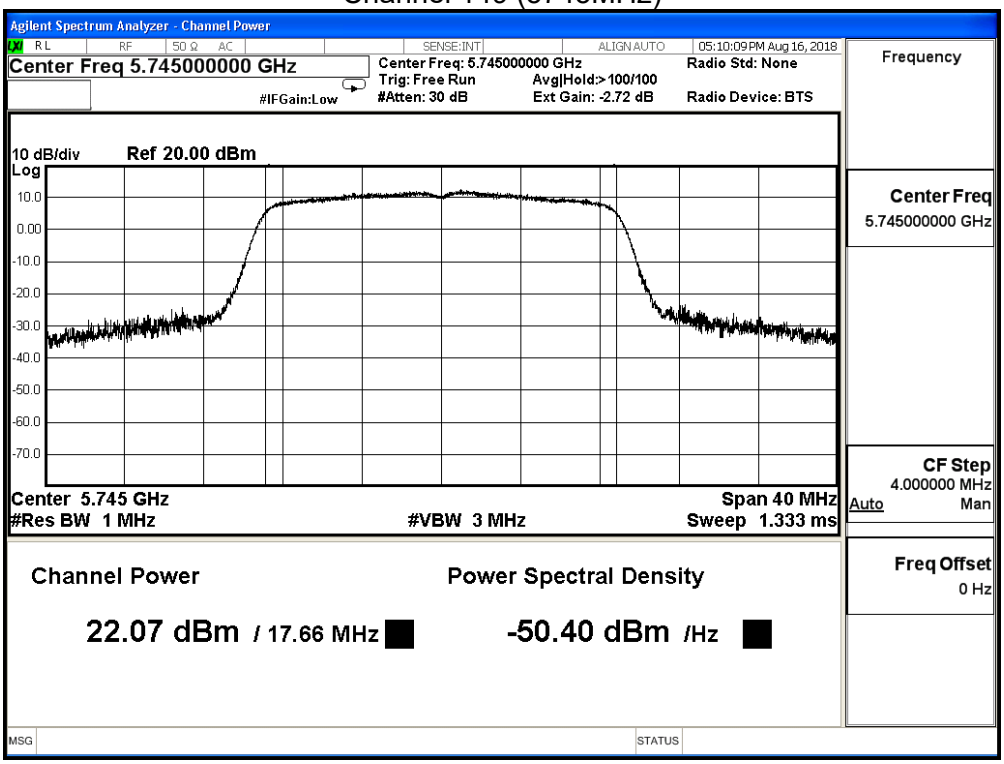

Channel 157 (5785MHz)

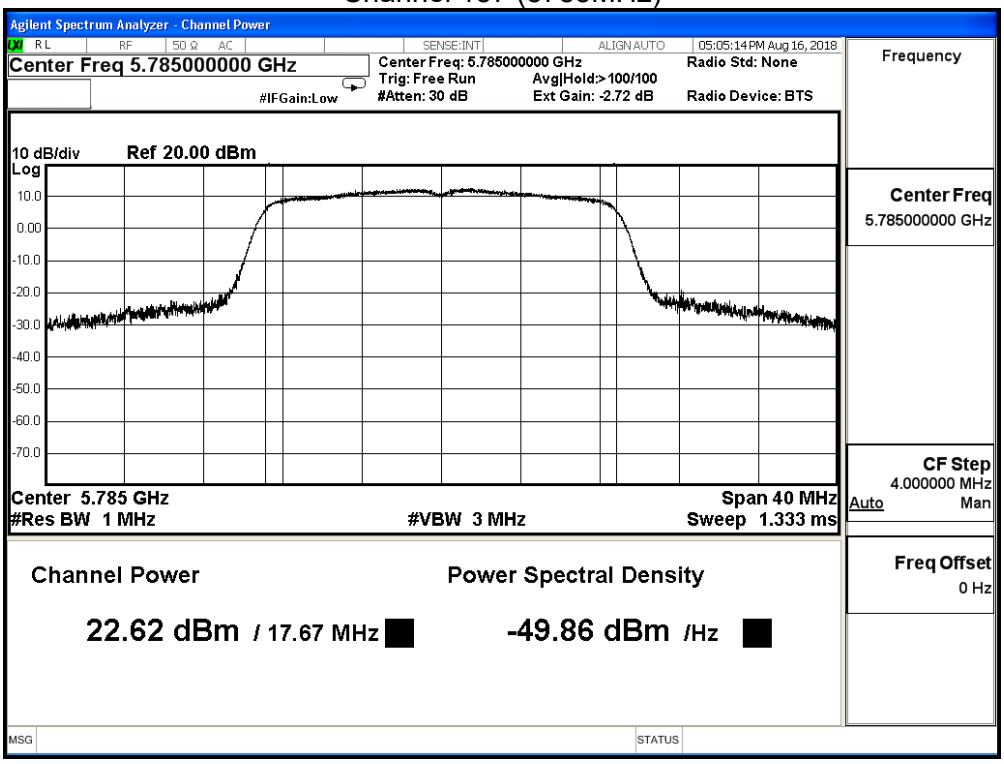

Channel 165 (5825MHz)

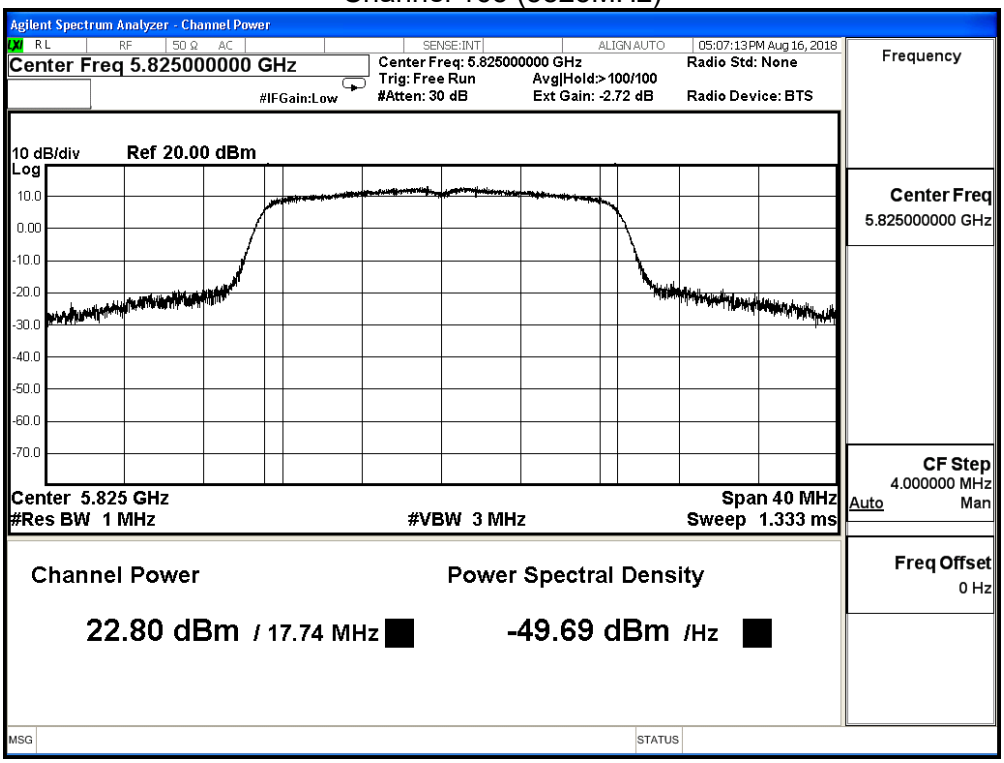

Product	Wireless-AC2400 Dual Band Gigabit Router Wireless-AC2600 Dual Band Gigabit Router		
Test Item	Maximum conducted output power		
Test Mode	Mode 1: Transmit Mode_CDD_WA-30P12FU		
Date of Test	2018/08/15	Test Site	SR10-H

IEEE 802.11n_20MHz (ANT 2)

Channel No.	Frequency (MHz)	Output Power (dBm)	Required Limit (dBm)
149	5745	22.53	≦30
157	5785	22.60	≦30
165	5825	22.39	≦30

The worst emission of data rate is MCS 0

Channel No	Frequency (MHz)	MCS Index								Required Limit
		0	1	2	3	4	5	6	7	
149	5745	22.530	--	--	--	--	--	--	--	≦30
157	5785	22.600	22.450	22.320	22.180	22.040	21.900	21.760	21.630	
165	5825	22.390	--	--	--	--	--	--	--	

Channel 149 (5745MHz)

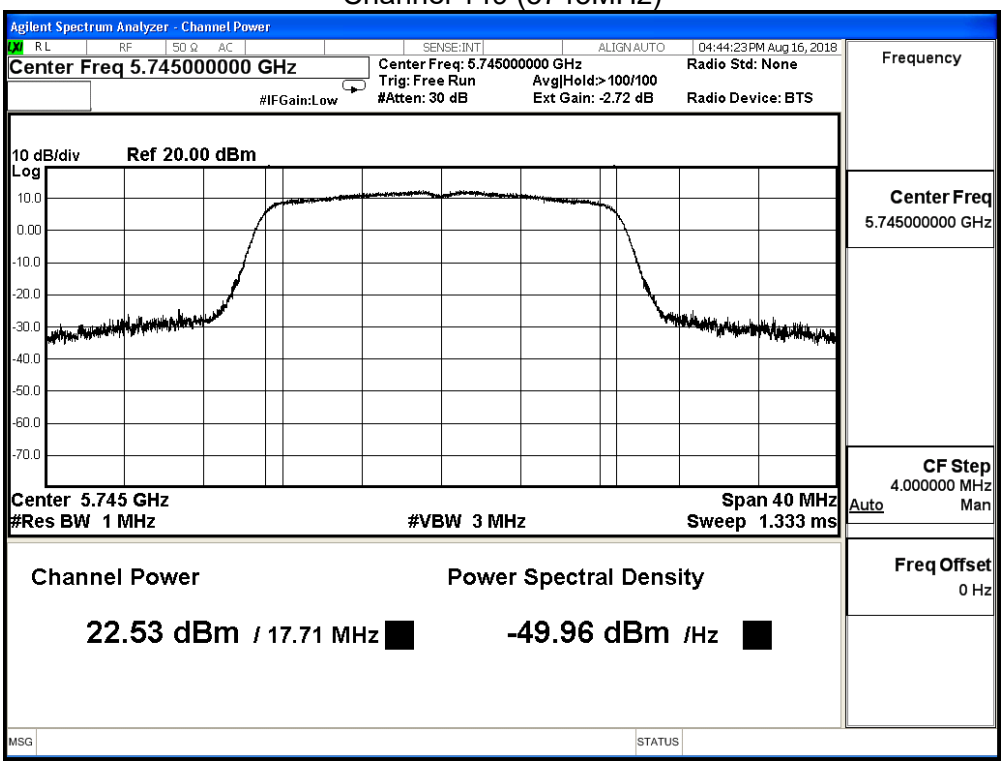

Channel 157 (5785MHz)

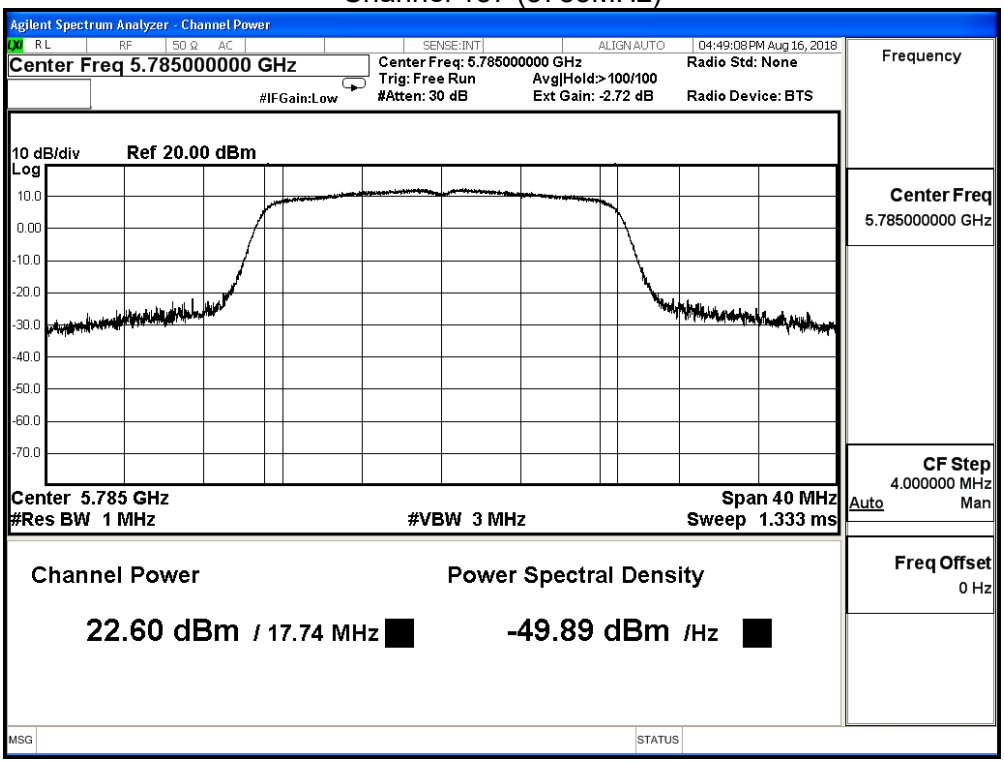

Channel 165 (5825MHz)

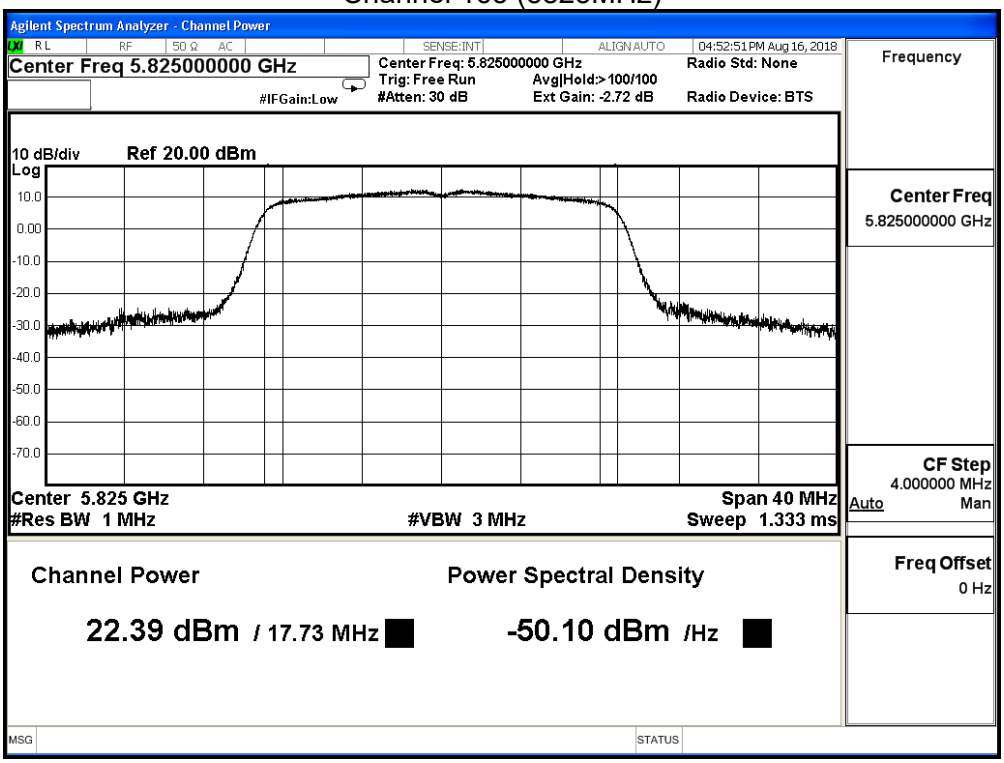

Product	Wireless-AC2400 Dual Band Gigabit Router Wireless-AC2600 Dual Band Gigabit Router		
Test Item	Maximum conducted output power		
Test Mode	Mode 1: Transmit Mode_CDD_WA-30P12FU		
Date of Test	2018/08/15	Test Site	SR10-H

IEEE 802.11n_20MHz (ANT 3)

Channel No.	Frequency (MHz)	Output Power (dBm)	Required Limit (dBm)
149	5745	23.21	≦30
157	5785	23.14	≦30
165	5825	23.10	≦30

The worst emission of data rate is MCS 0

Channel No	Frequency (MHz)	MCS Index								Required Limit
		0	1	2	3	4	5	6	7	
149	5745	23.210	--	--	--	--	--	--	--	≦30
157	5785	23.140	23.000	22.850	22.710	22.560	22.420	22.280	22.130	
165	5825	23.100	--	--	--	--	--	--	--	

Channel 149 (5745MHz)

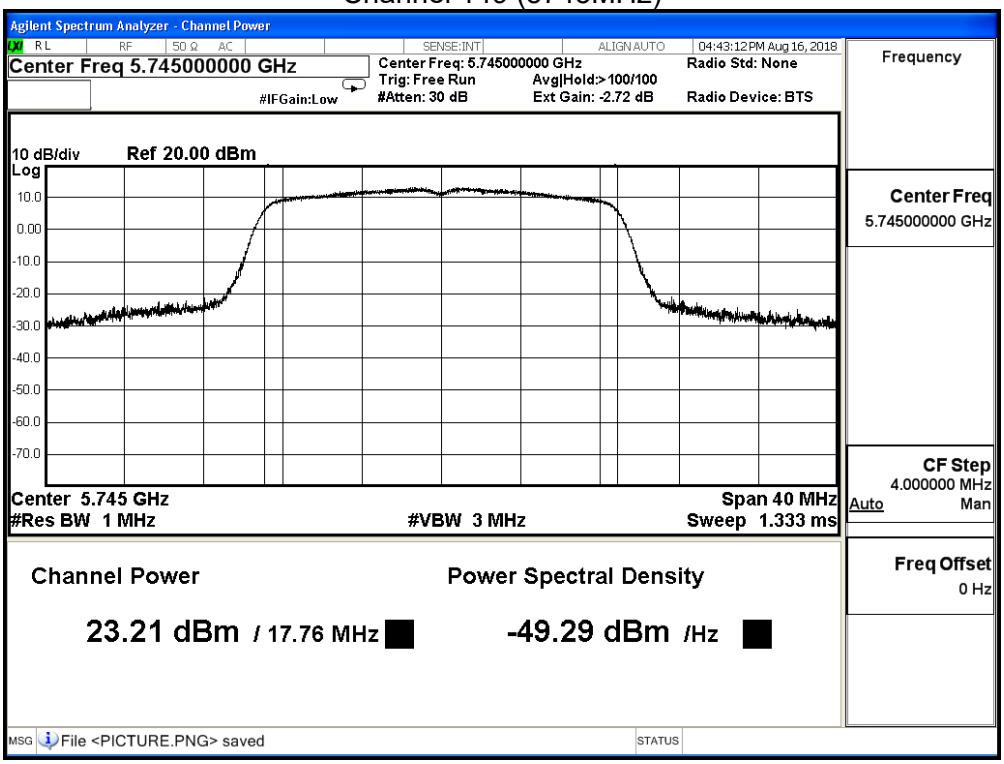

Channel 157 (5785MHz)

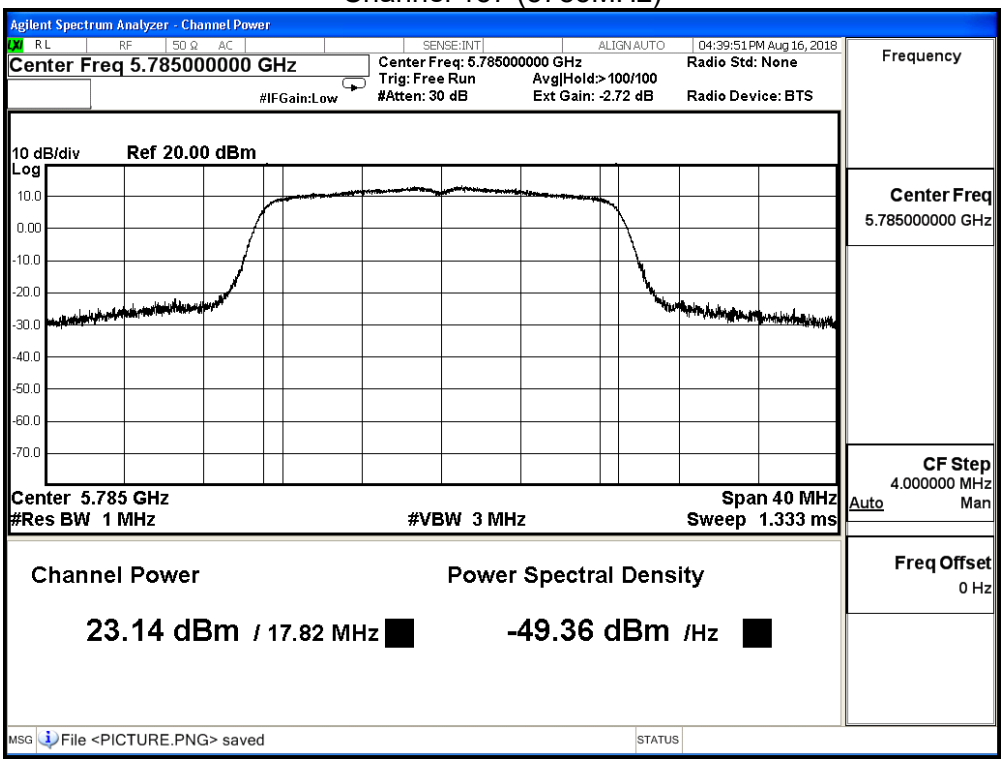

Channel 165 (5825MHz)

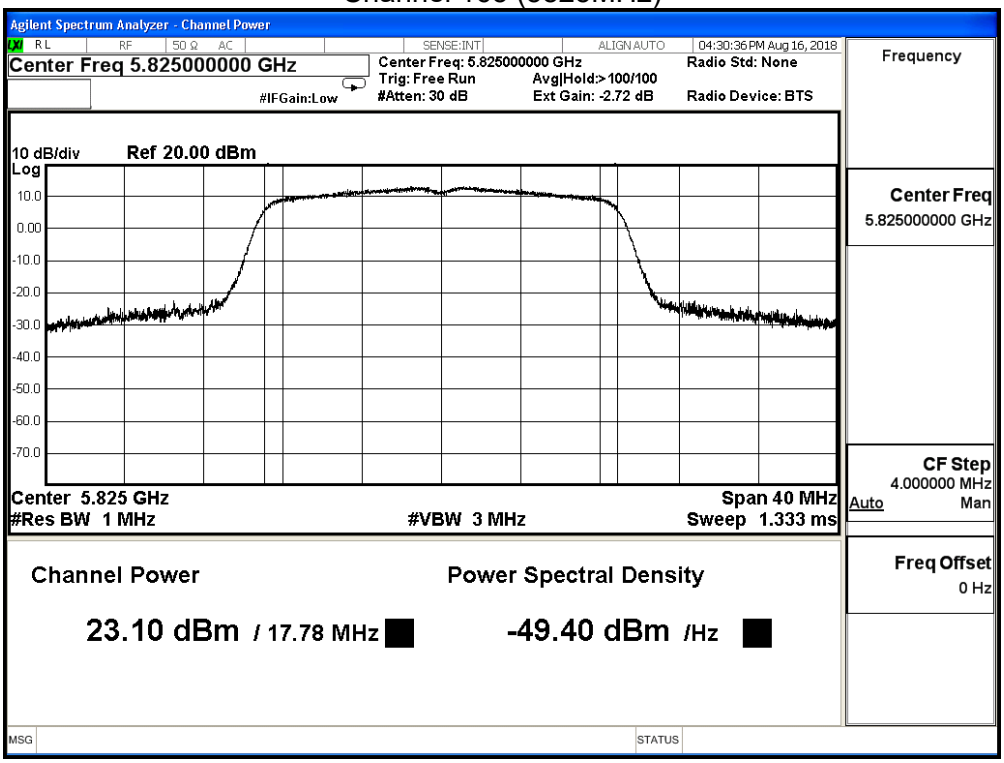

Product	Wireless-AC2400 Dual Band Gigabit Router Wireless-AC2600 Dual Band Gigabit Router		
Test Item	Maximum conducted output power		
Test Mode	Mode 1: Transmit Mode_CDD_WA-30P12FU		
Date of Test	2018/08/15	Test Site	SR10-H

IEEE 802.11n_20MHz (ANT 0+1+2+3)

Channel No.	Frequency (MHz)	Output Power (dBm)	Required Limit (dBm)
149	5745	28.675	≦30
157	5785	28.821	≦30
165	5825	28.818	≦30

Product	Wireless-AC2400 Dual Band Gigabit Router Wireless-AC2600 Dual Band Gigabit Router		
Test Item	Maximum conducted output power		
Test Mode	Mode 1: Transmit Mode_CDD_WA-30P12FU		
Date of Test	2018/08/15	Test Site	SR10-H

IEEE802.11n_40MHz(ANT 0)

Channel No.	Frequency (MHz)	Output Power (dBm)	Required Limit (dBm)
151	5755	23.97	≦30
159	5795	23.63	≦30

The worst emission of data rate is MCS 0

Channel No	Frequency (MHz)	MCS Index								Required Limit
		0	1	2	3	4	5	6	7	
151	5755	23.970	--	--	--	--	--	--	--	≦30
159	5795	23.630	23.480	23.340	23.210	23.070	22.940	22.790	22.650	

Channel 151 (5755MHz)

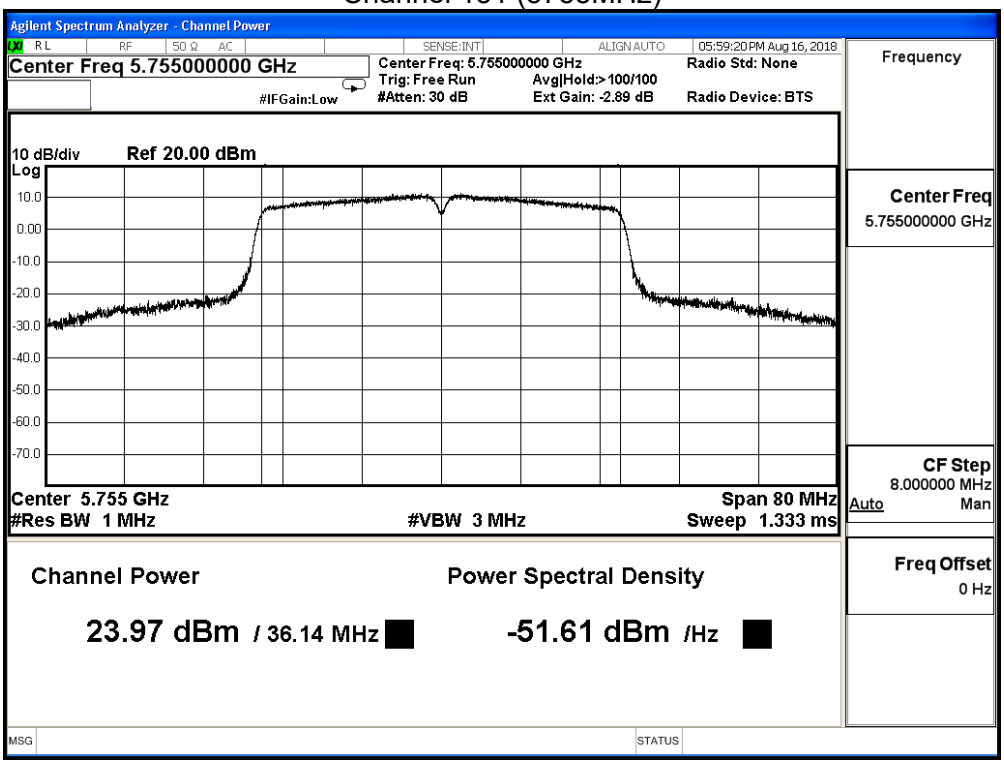

Channel 159 (5795MHz)

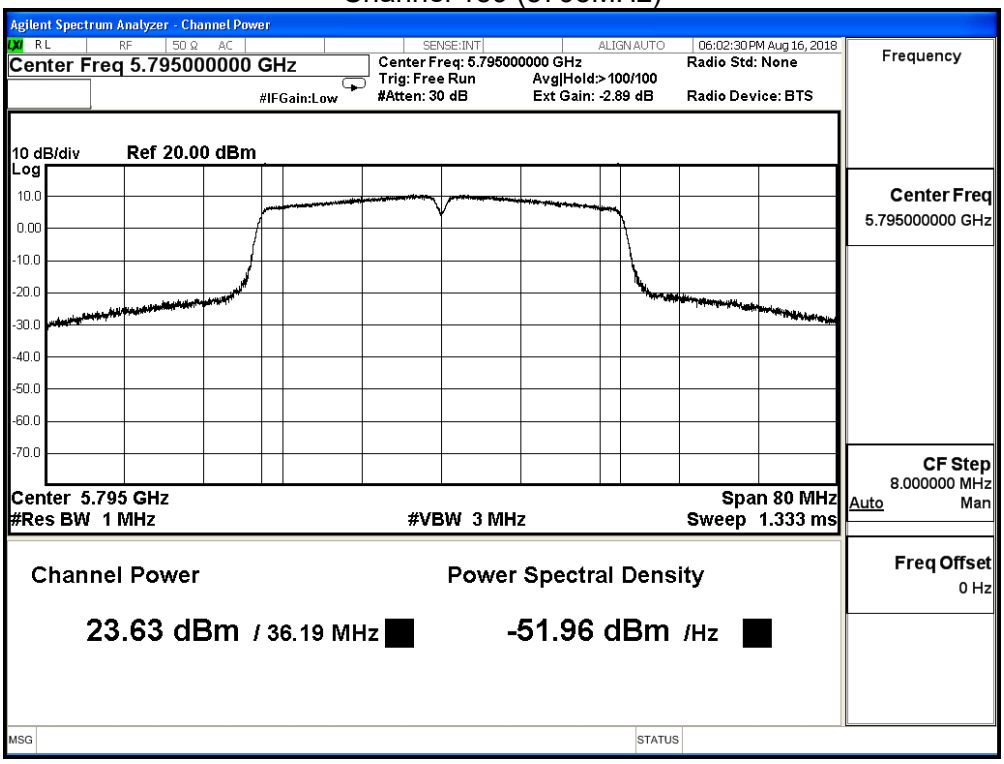

Product	Wireless-AC2400 Dual Band Gigabit Router Wireless-AC2600 Dual Band Gigabit Router		
Test Item	Maximum conducted output power		
Test Mode	Mode 1: Transmit Mode_CDD_WA-30P12FU		
Date of Test	2018/08/15	Test Site	SR10-H

IEEE802.11n_40MHz(ANT 1)

Channel No.	Frequency (MHz)	Output Power (dBm)	Required Limit (dBm)
151	5755	23.29	≦30
159	5795	23.18	≦30

The worst emission of data rate is MCS 0

Channel No	Frequency (MHz)	MCS Index								Required Limit
		0	1	2	3	4	5	6	7	
151	5755	23.290	--	--	--	--	--	--	--	≦30
159	5795	23.180	23.040	22.890	22.750	22.600	22.460	22.310	22.170	

Channel 151 (5755MHz)

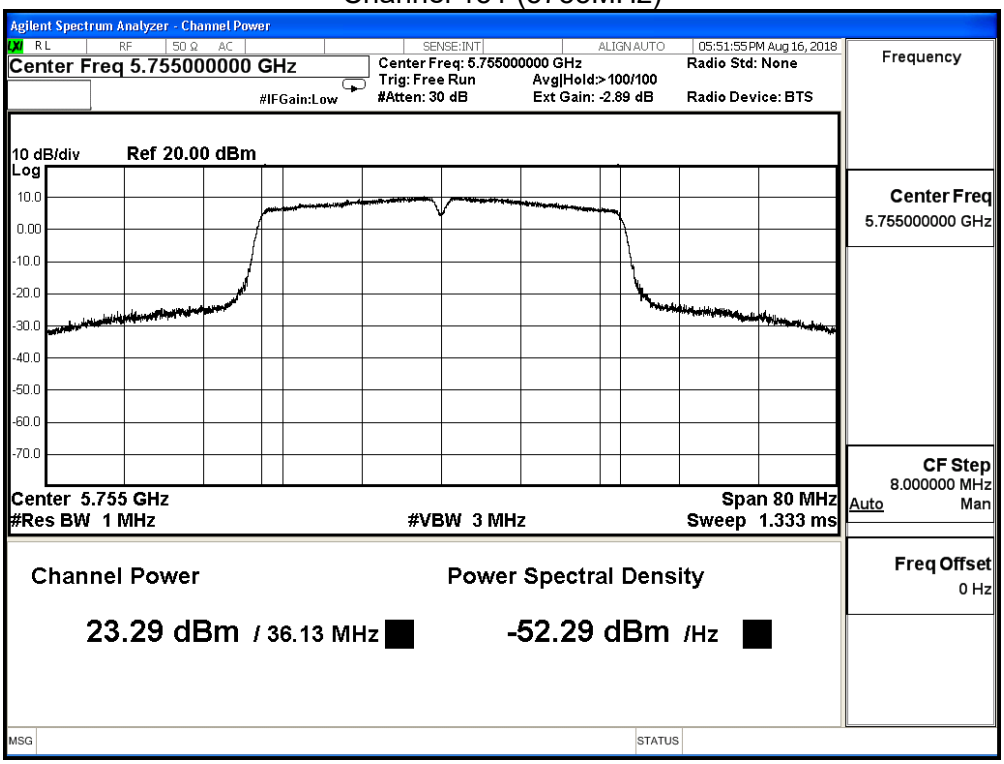

Channel 159 (5795MHz)

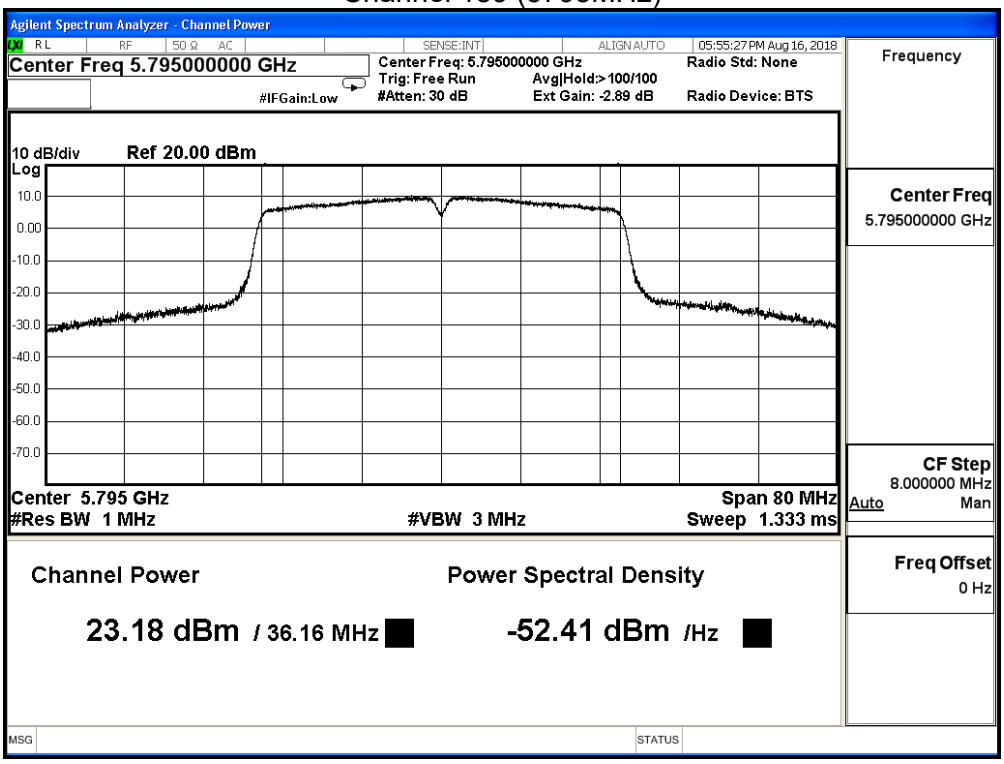

Product	Wireless-AC2400 Dual Band Gigabit Router Wireless-AC2600 Dual Band Gigabit Router		
Test Item	Maximum conducted output power		
Test Mode	Mode 1: Transmit Mode_CDD_WA-30P12FU		
Date of Test	2018/08/15	Test Site	SR10-H

IEEE802.11n_40MHz(ANT 2)

Channel No.	Frequency (MHz)	Output Power (dBm)	Required Limit (dBm)
151	5755	23.11	≦30
159	5795	23.40	≦30

The worst emission of data rate is MCS 0

Channel No	Frequency (MHz)	MCS Index								Required Limit
		0	1	2	3	4	5	6	7	
151	5755	23.110	--	--	--	--	--	--	--	≦30
159	5795	23.400	23.260	23.110	22.970	22.830	22.690	22.550	22.410	

Channel 151 (5755MHz)

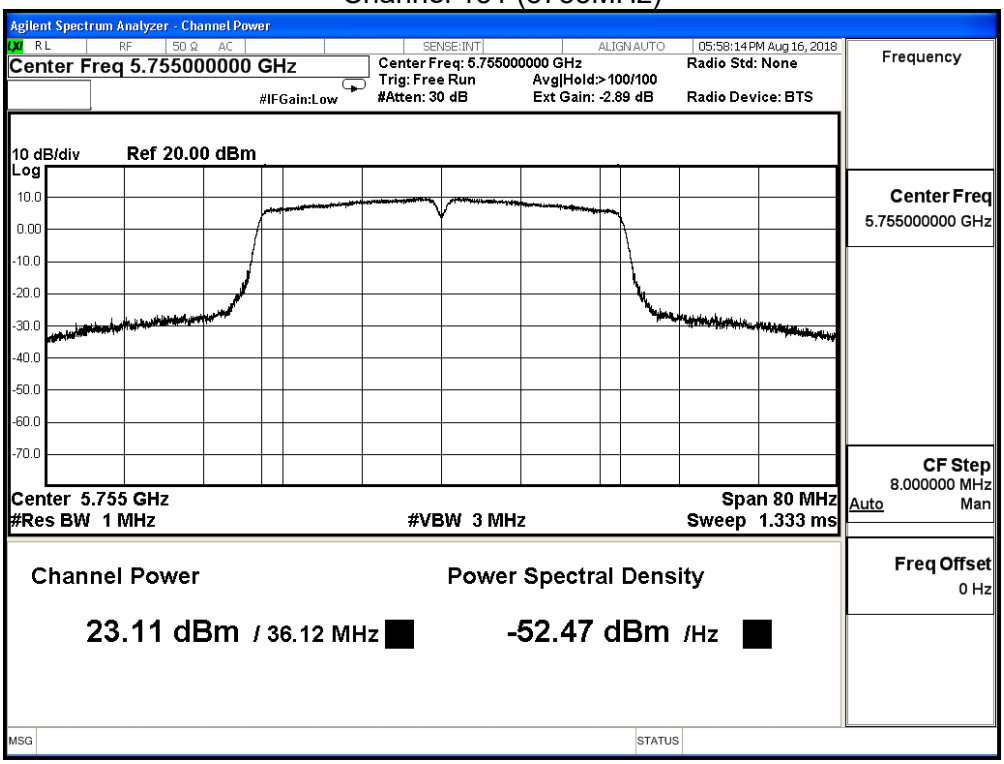

Channel 159 (5795MHz)

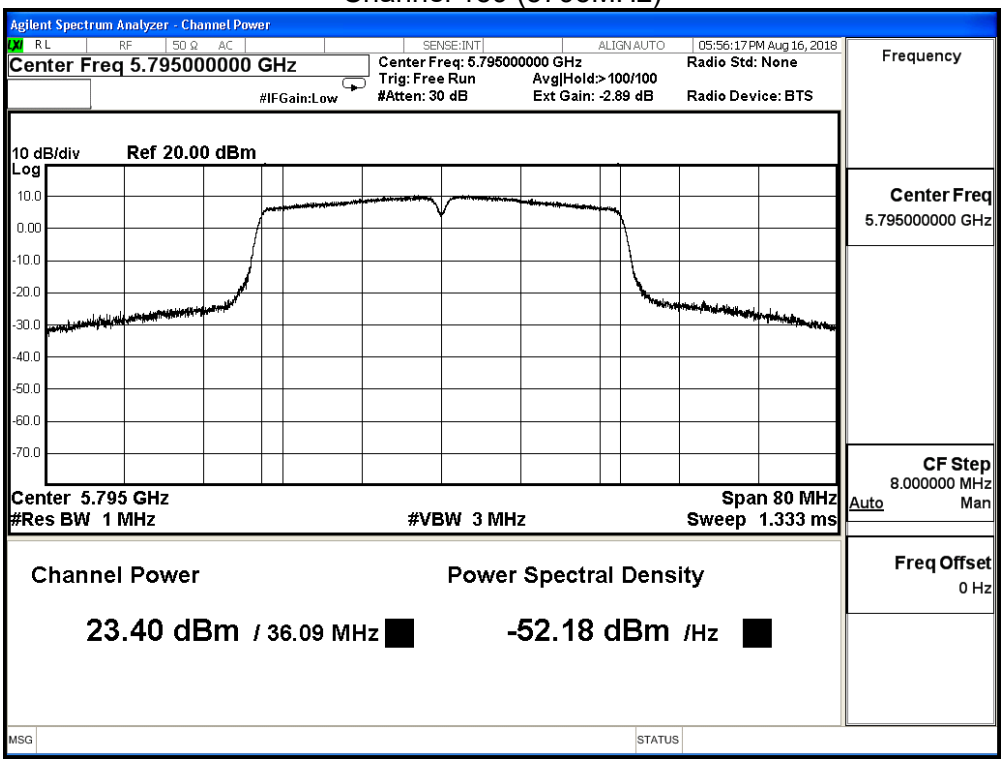

Product	Wireless-AC2400 Dual Band Gigabit Router Wireless-AC2600 Dual Band Gigabit Router		
Test Item	Maximum conducted output power		
Test Mode	Mode 1: Transmit Mode_CDD_WA-30P12FU		
Date of Test	2018/08/15	Test Site	SR10-H

IEEE802.11n_40MHz(ANT 3)

Channel No.	Frequency (MHz)	Output Power (dBm)	Required Limit (dBm)
151	5755	23.82	≦30
159	5795	23.62	≦30

The worst emission of data rate is MCS 0

Channel No	Frequency (MHz)	MCS Index								Required Limit
		0	1	2	3	4	5	6	7	
151	5755	23.820	--	--	--	--	--	--	--	≦30
159	5795	23.620	23.480	23.350	23.200	23.060	22.920	22.780	22.640	

Channel 151 (5755MHz)

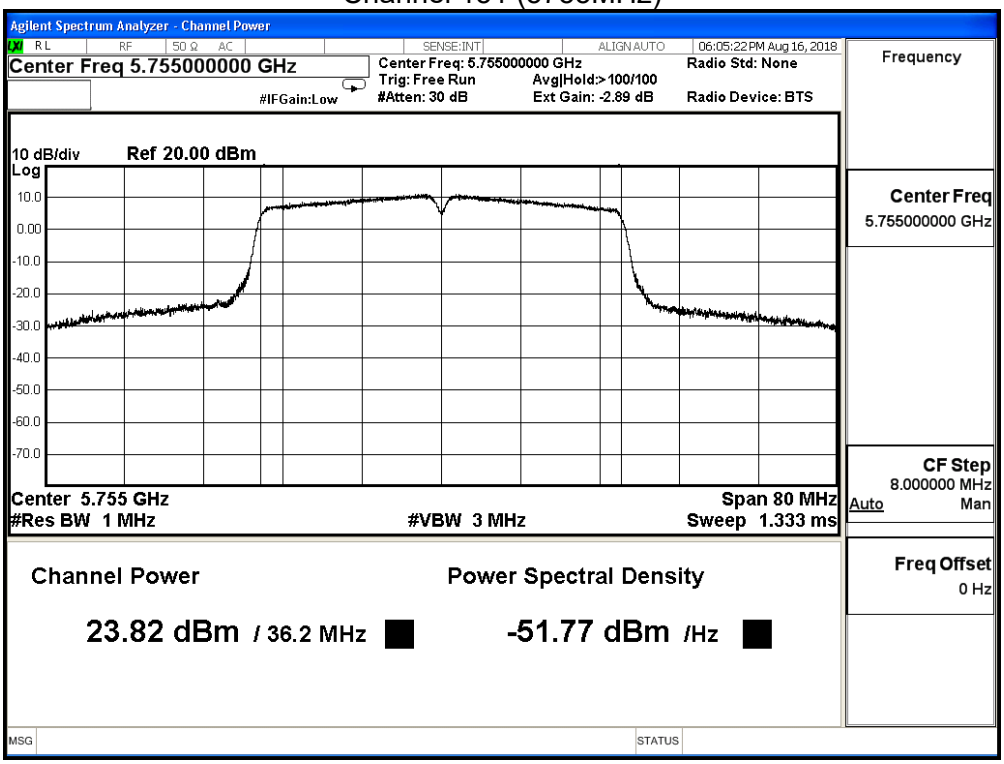

Channel 159 (5795MHz)

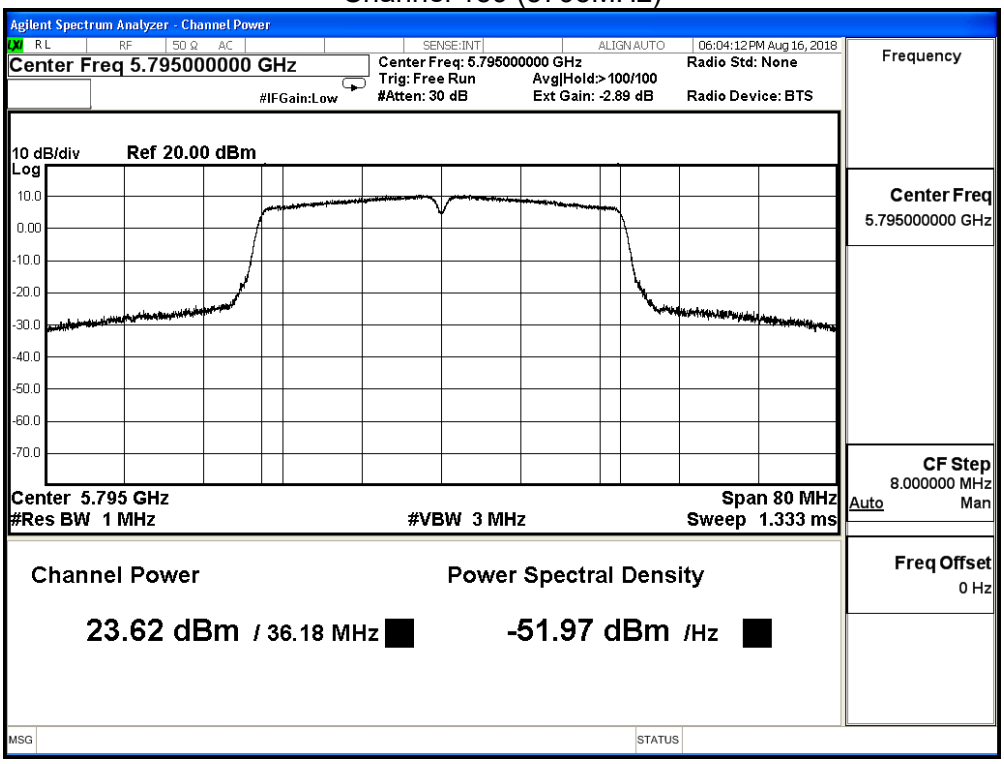

Product	Wireless-AC2400 Dual Band Gigabit Router Wireless-AC2600 Dual Band Gigabit Router		
Test Item	Maximum conducted output power		
Test Mode	Mode 1: Transmit Mode_CDD_WA-30P12FU		
Date of Test	2018/08/15	Test Site	SR10-H

IEEE802.11n_40MHz(ANT 0+1+2+3)

Channel No.	Frequency (MHz)	Output Power (dBm)	Required Limit (dBm)
151	5755	29.583	≦30
159	5795	29.482	≦30

Product	Wireless-AC2400 Dual Band Gigabit Router Wireless-AC2600 Dual Band Gigabit Router		
Test Item	Maximum conducted output power		
Test Mode	Mode 1: Transmit Mode_CDD_WA-30P12FU		
Date of Test	2018/08/15	Test Site	SR10-H

IEEE802.11ac_80MHz (ANT 0)

Channel No.	Frequency (MHz)	Output Power (dBm)	Required Limit (dBm)
155	5775	20.69	≦30

The worst emission of data rate is MCS0

Channel No	Frequency (MHz)	MCS Index										Required Limit
		0	1	2	3	4	5	6	7	8	9	
155	5775	20.690	20.540	20.390	20.240	20.100	19.960	19.830	19.690	19.550	19.420	≦30

Channel 155 (5775MHz)

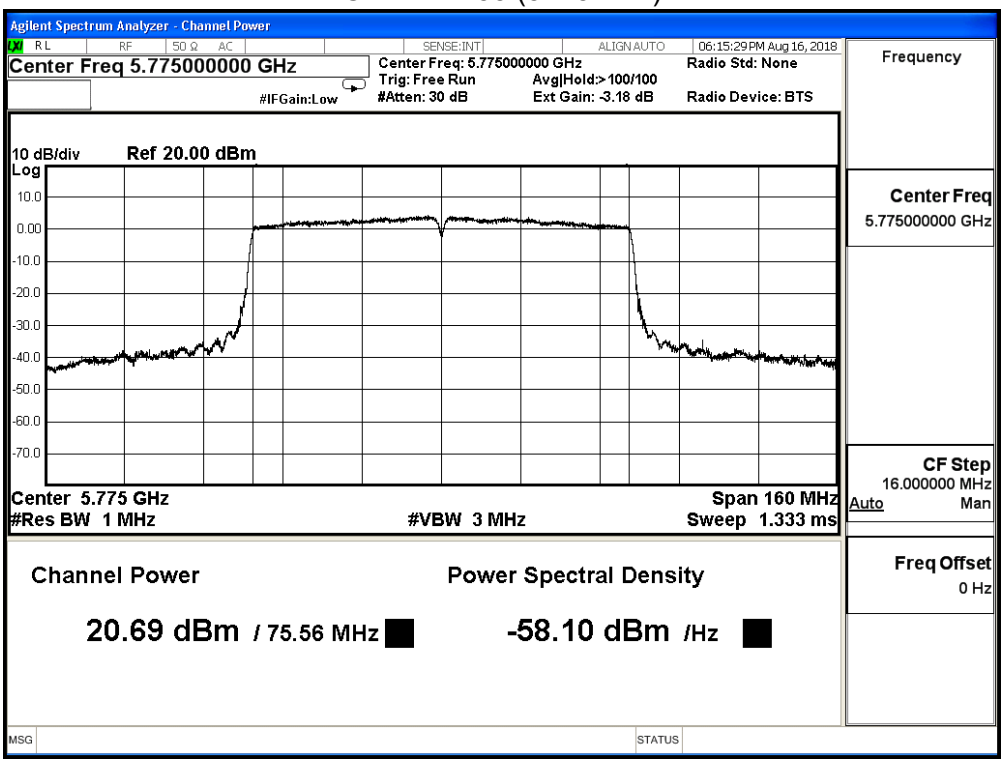

Product	Wireless-AC2400 Dual Band Gigabit Router Wireless-AC2600 Dual Band Gigabit Router		
Test Item	Maximum conducted output power		
Test Mode	Mode 1: Transmit Mode_CDD_WA-30P12FU		
Date of Test	2018/08/15	Test Site	SR10-H

IEEE802.11ac_80MHz (ANT 1)

Channel No.	Frequency (MHz)	Output Power (dBm)	Required Limit (dBm)
155	5775	20.48	≦30

The worst emission of data rate is MCS0

Channel No	Frequency (MHz)	MCS Index										Required Limit
		0	1	2	3	4	5	6	7	8	9	
155	5775	20.480	20.350	20.210	20.060	19.920	19.790	19.660	19.520	19.370	19.230	≦30

Channel 155 (5775MHz)

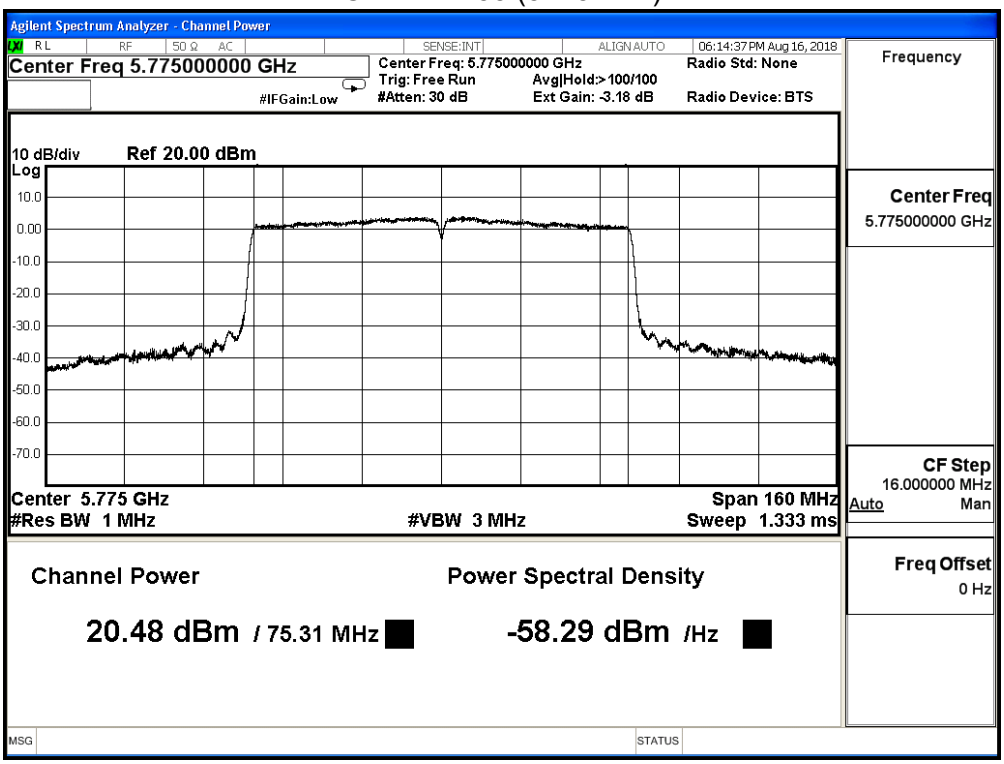

Product	Wireless-AC2400 Dual Band Gigabit Router Wireless-AC2600 Dual Band Gigabit Router		
Test Item	Maximum conducted output power		
Test Mode	Mode 1: Transmit Mode_CDD_WA-30P12FU		
Date of Test	2018/08/15	Test Site	SR10-H

IEEE802.11ac_80MHz (ANT 2)

Channel No.	Frequency (MHz)	Output Power (dBm)	Required Limit (dBm)
155	5775	20.38	≦30

The worst emission of data rate is MCS0

Channel No	Frequency (MHz)	MCS Index										Required Limit
		0	1	2	3	4	5	6	7	8	9	
155	5775	20.380	20.230	20.080	19.940	19.800	19.660	19.510	19.370	19.230	19.080	≦30

Channel 155 (5775MHz)

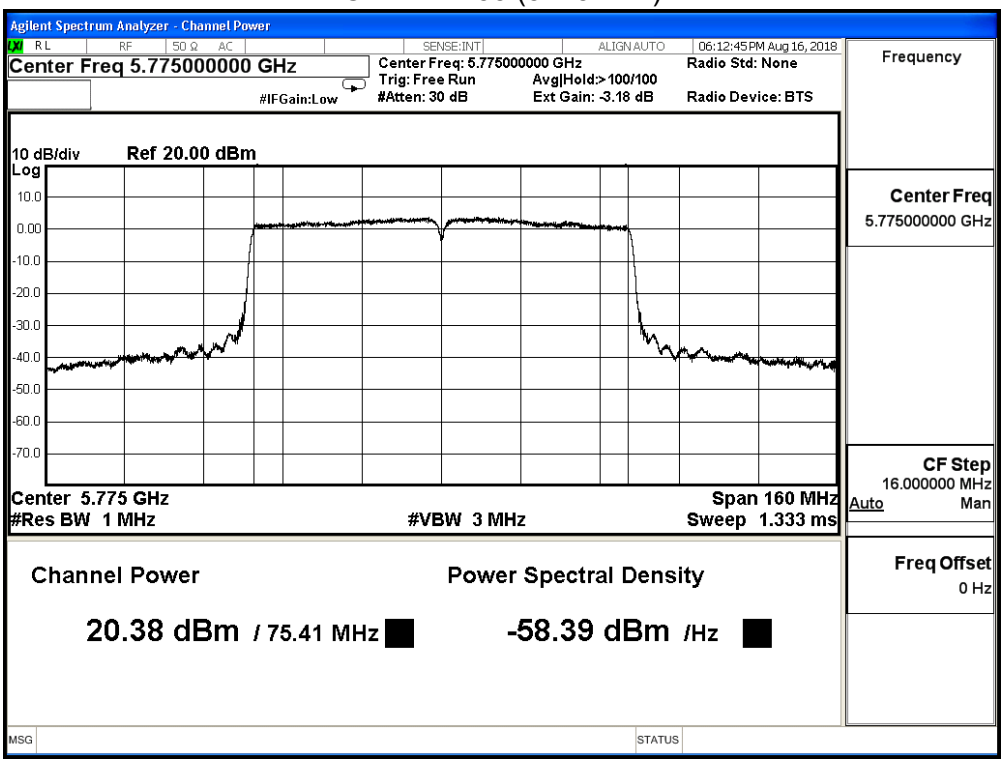

Product	Wireless-AC2400 Dual Band Gigabit Router Wireless-AC2600 Dual Band Gigabit Router		
Test Item	Maximum conducted output power		
Test Mode	Mode 1: Transmit Mode_CDD_WA-30P12FU		
Date of Test	2018/08/15	Test Site	SR10-H

IEEE802.11ac_80MHz (ANT 3)

Channel No.	Frequency (MHz)	Output Power (dBm)	Required Limit (dBm)
155	5775	20.97	≦30

The worst emission of data rate is MCS0

Channel No	Frequency (MHz)	MCS Index										Required Limit
		0	1	2	3	4	5	6	7	8	9	
155	5775	20.970	20.840	20.710	20.570	20.430	20.280	20.140	20.000	19.860	19.730	≦30

Channel 155 (5775MHz)

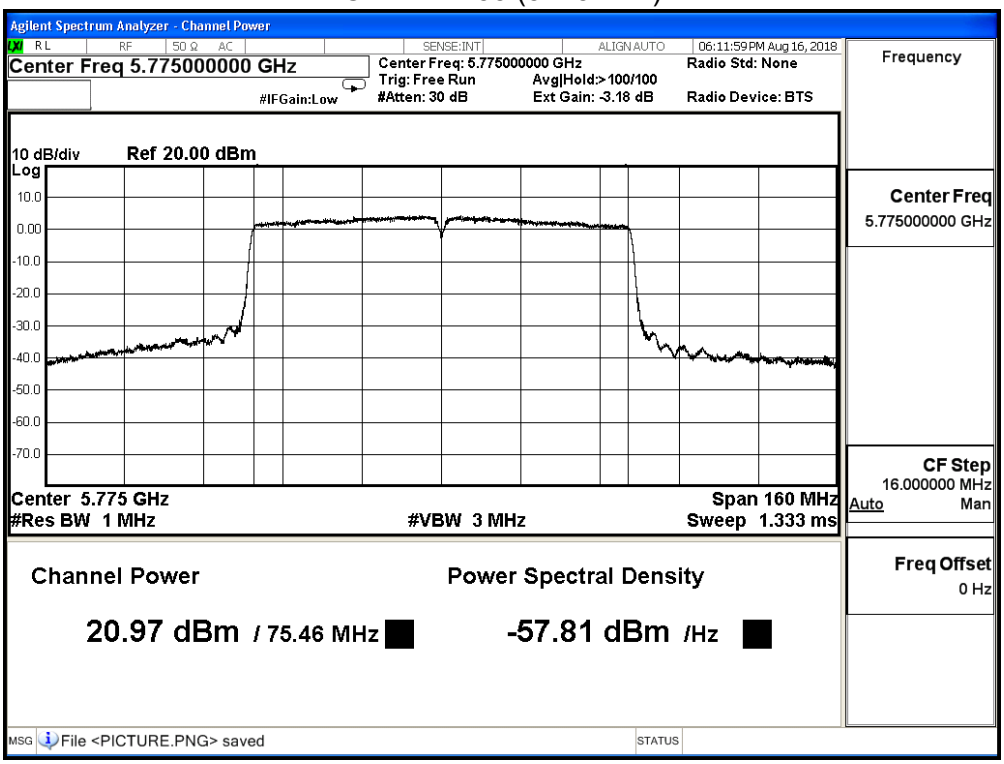

Product	Wireless-AC2400 Dual Band Gigabit Router Wireless-AC2600 Dual Band Gigabit Router		
Test Item	Maximum conducted output power		
Test Mode	Mode 1: Transmit Mode_CDD_WA-30P12FU		
Date of Test	2018/08/15	Test Site	SR10-H

IEEE802.11ac_80MHz (ANT 0+1+2+3)

Channel No.	Frequency (MHz)	Output Power (dBm)	Required Limit (dBm)
155	5775	26.657	≦30

Product	Wireless-AC2400 Dual Band Gigabit Router Wireless-AC2600 Dual Band Gigabit Router		
Test Item	Maximum conducted output power		
Test Mode	Mode 2: Transmit Mode_BF_WA-30P12FU		
Date of Test	2018/10/23	Test Site	SR10-H

IEEE 802.11n(20MHz)(ANT 0)

Channel No.	Frequency (MHz)	Output Power (dBm)	Required Limit (dBm)
36	5180	18.33	≦27.749
44	5220	18.54	≦27.749
48	5240	18.32	≦27.749

Directional gain=10log(ANT N)+Gain=4.77+3.481=8.251

Limit =30dBm-(8.251dBi-6dBi)=27.749dBm

Channel 36

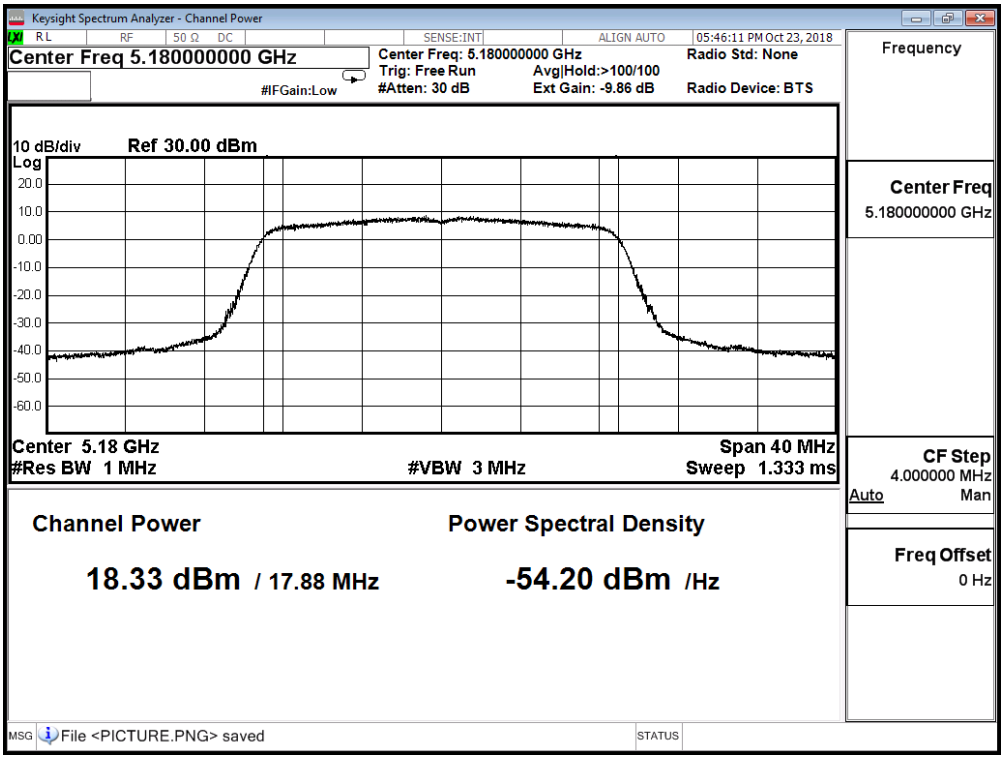

Channel 44

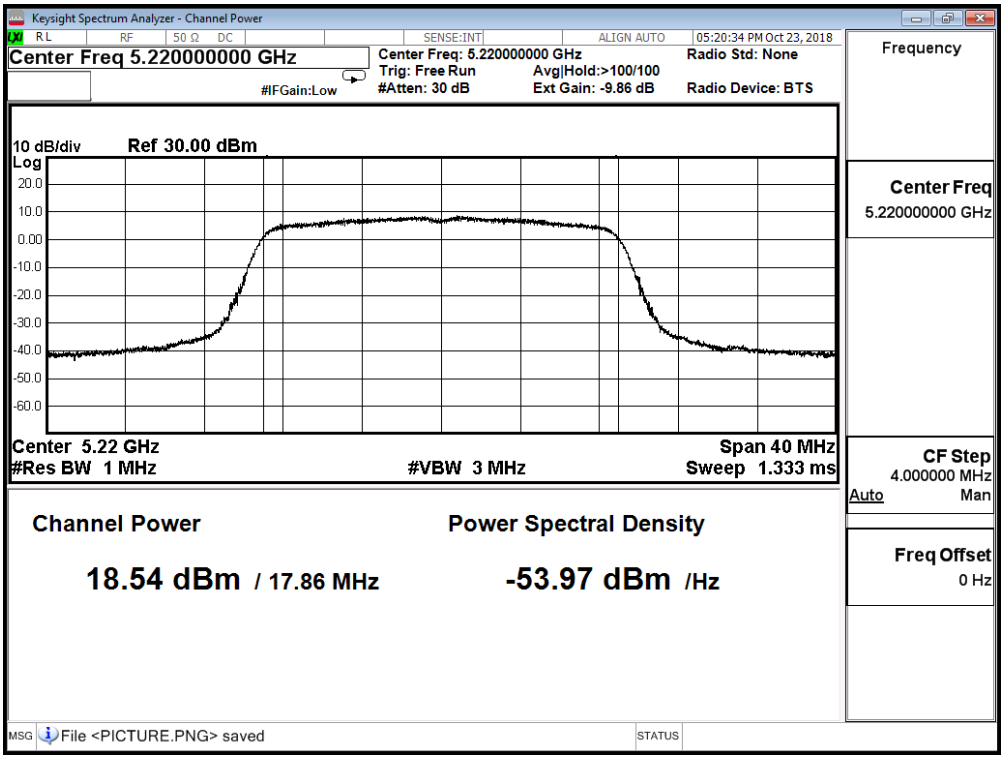

Channel 48

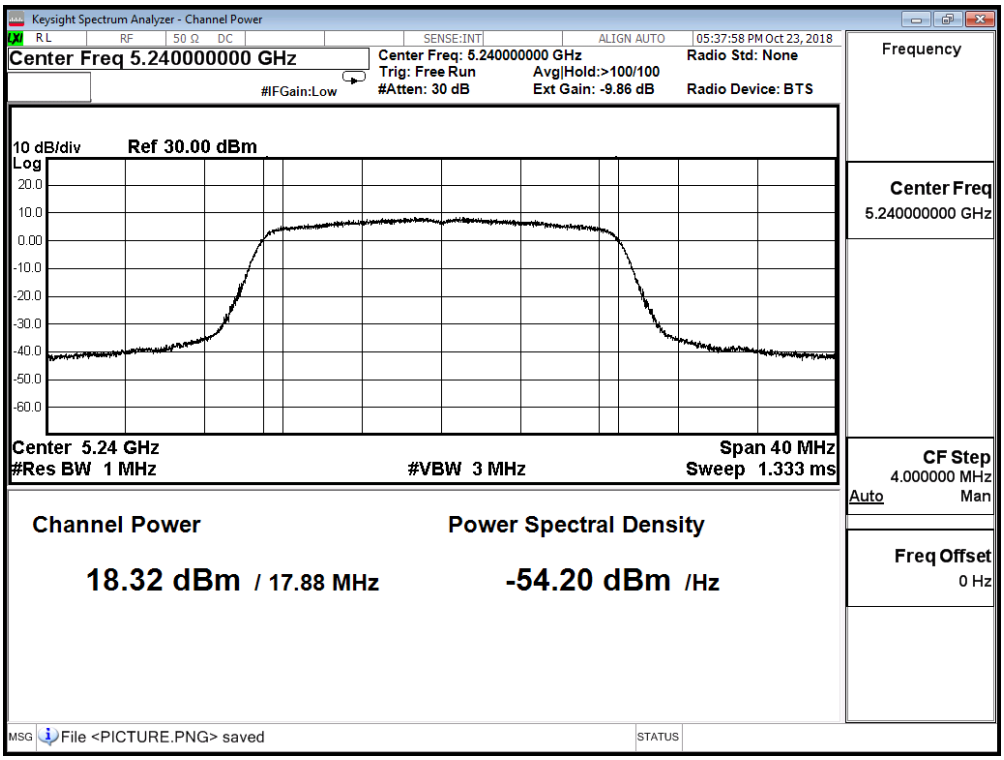

Product	Wireless-AC2400 Dual Band Gigabit Router Wireless-AC2600 Dual Band Gigabit Router		
Test Item	Maximum conducted output power		
Test Mode	Mode 2: Transmit Mode_BF_WA-30P12FU		
Date of Test	2018/10/23	Test Site	SR10-H

IEEE 802.11n(20MHz)(ANT 1)

Channel No.	Frequency (MHz)	Output Power (dBm)	Required Limit (dBm)
36	5180	18.57	≦27.749
44	5220	18.89	≦27.749
48	5240	18.86	≦27.749

Directional gain=10log(ANT N)+Gain=4.77+3.481=8.251

Limit =30dBm-(8.251dBi-6dBi)=27.749dBm

Channel 36

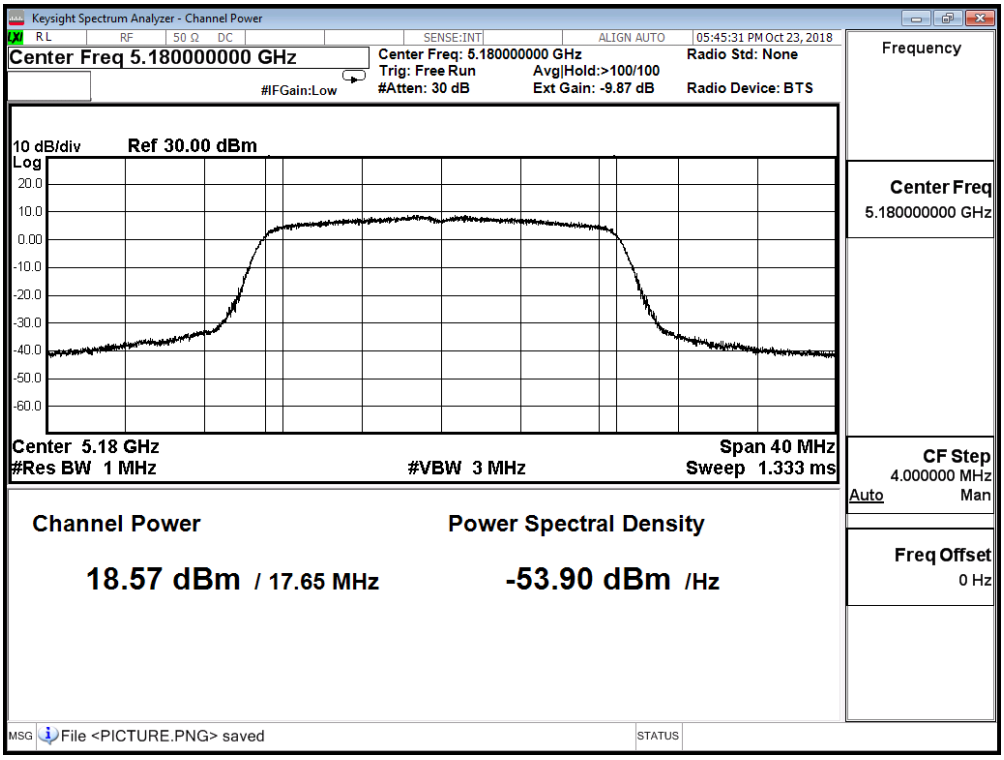

Channel 44

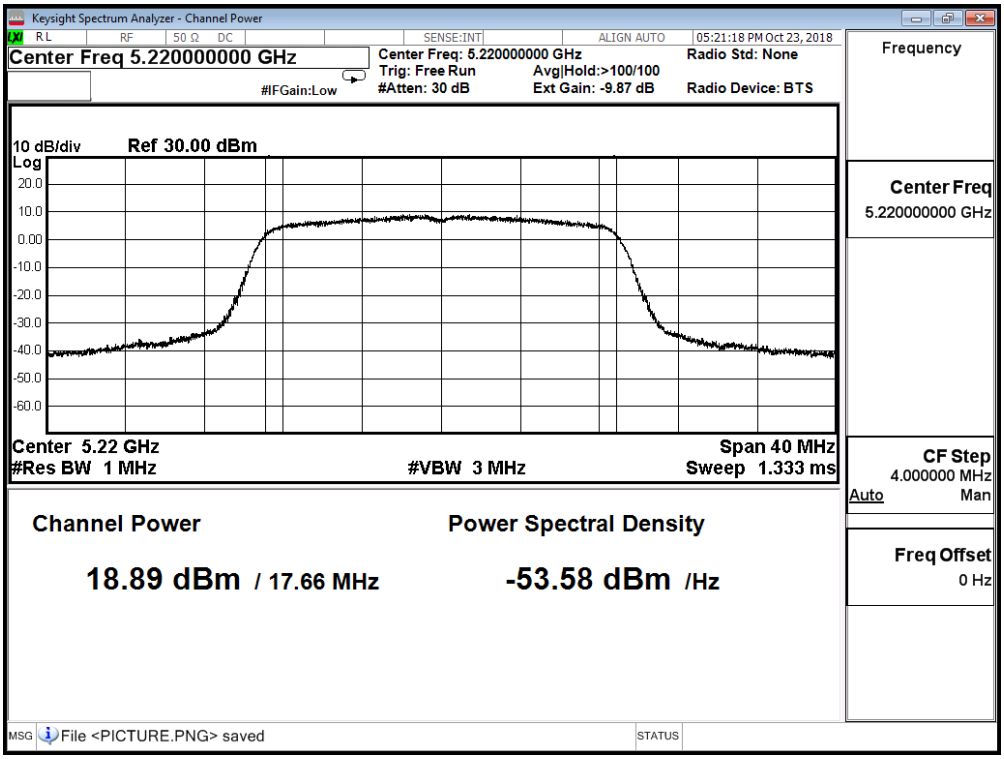

Channel 48

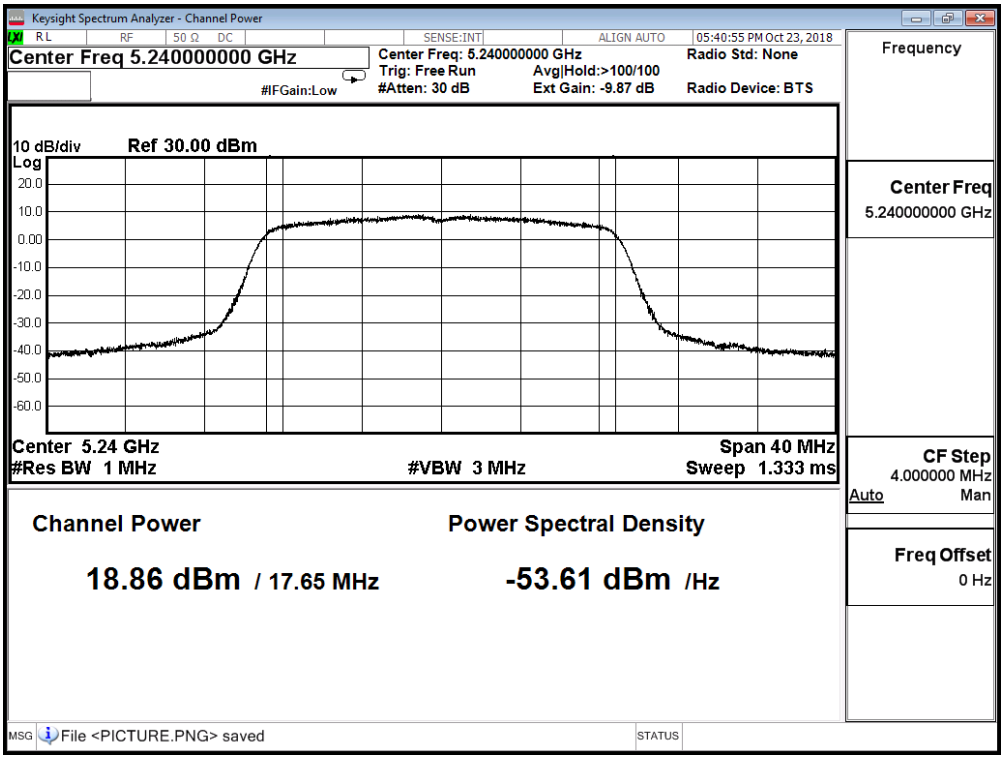

Product	Wireless-AC2400 Dual Band Gigabit Router Wireless-AC2600 Dual Band Gigabit Router		
Test Item	Maximum conducted output power		
Test Mode	Mode 2: Transmit Mode_BF_WA-30P12FU		
Date of Test	2018/10/23	Test Site	SR10-H

IEEE 802.11n(20MHz)(ANT 2)

Channel No.	Frequency (MHz)	Output Power (dBm)	Required Limit (dBm)
36	5180	20.23	≦27.749
44	5220	20.62	≦27.749
48	5240	20.65	≦27.749

Directional gain=10log(ANT N)+Gain=4.77+3.481=8.251

Limit =30dBm-(8.251dBi-6dBi)=27.749dBm

Channel 36

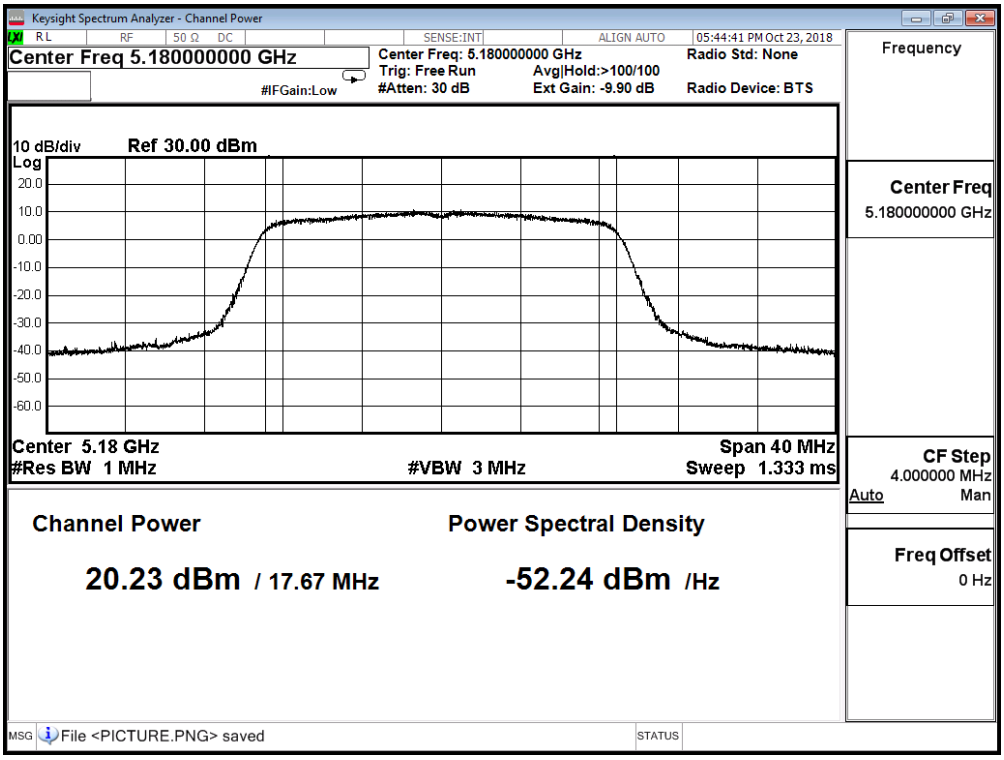

Channel 44

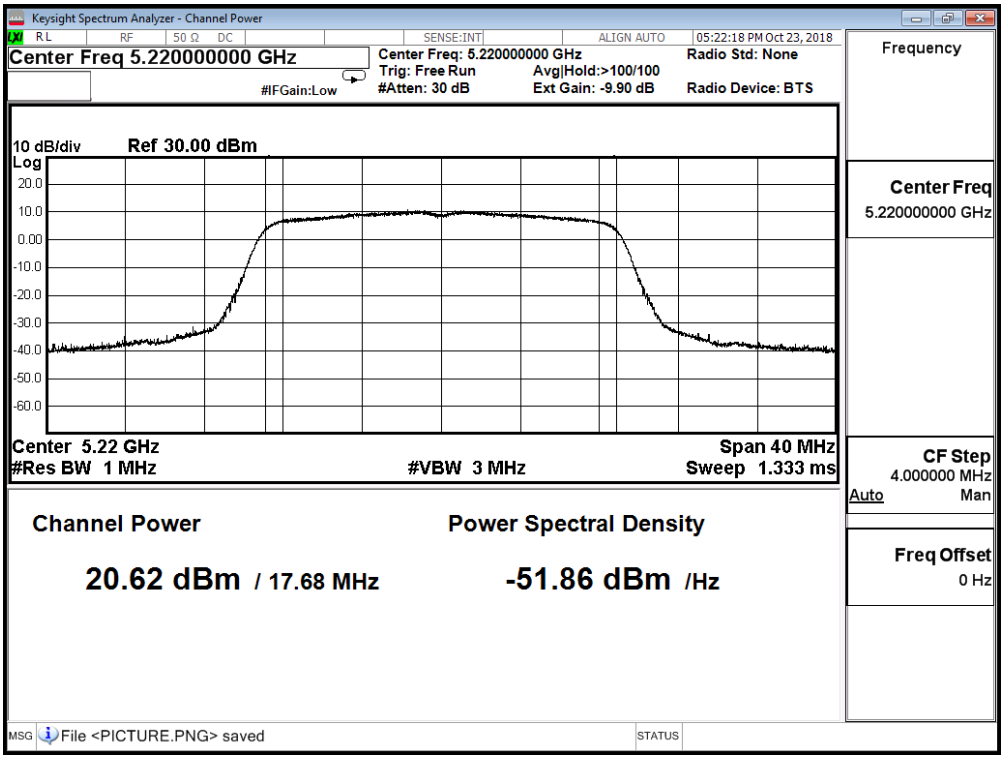

Channel 48

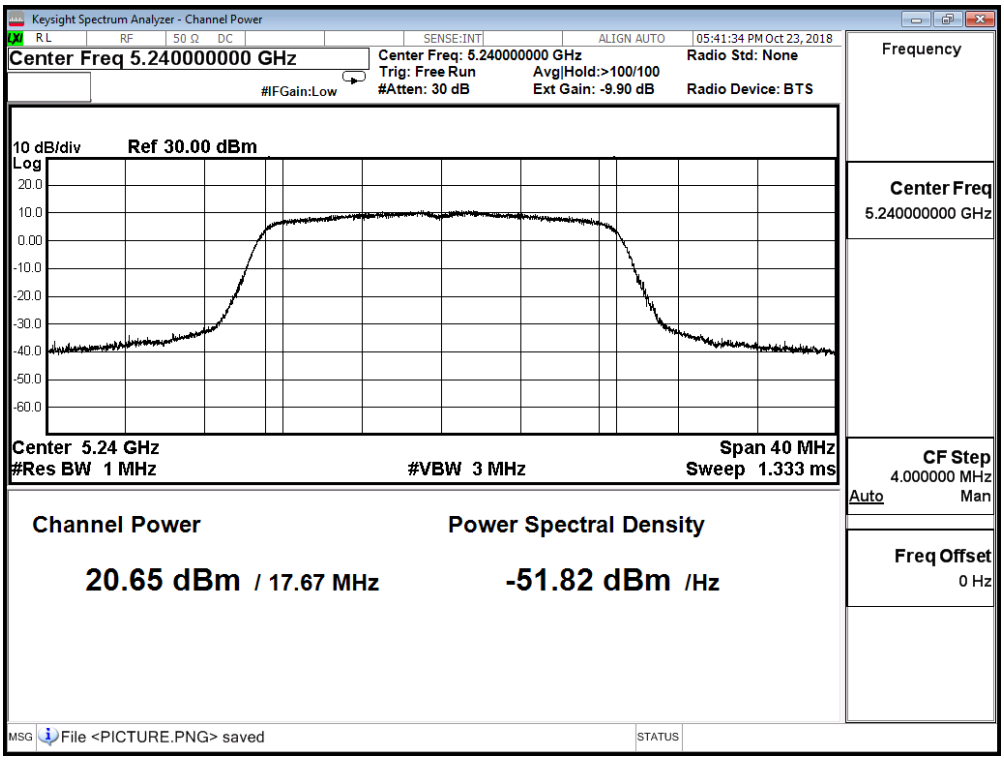

Product	Wireless-AC2400 Dual Band Gigabit Router Wireless-AC2600 Dual Band Gigabit Router		
Test Item	Maximum conducted output power		
Test Mode	Mode 2: Transmit Mode_BF_WA-30P12FU		
Date of Test	2018/10/23	Test Site	SR10-H

IEEE 802.11n(20MHz)(ANT 3)

Channel No.	Frequency (MHz)	Output Power (dBm)	Required Limit (dBm)
36	5180	19.67	≦27.749
44	5220	19.55	≦27.749
48	5240	19.64	≦27.749

Directional gain=10log(ANT N)+Gain=4.77+3.481=8.251

Limit =30dBm-(8.251dBi-6dBi)=27.749dBm

Channel 36

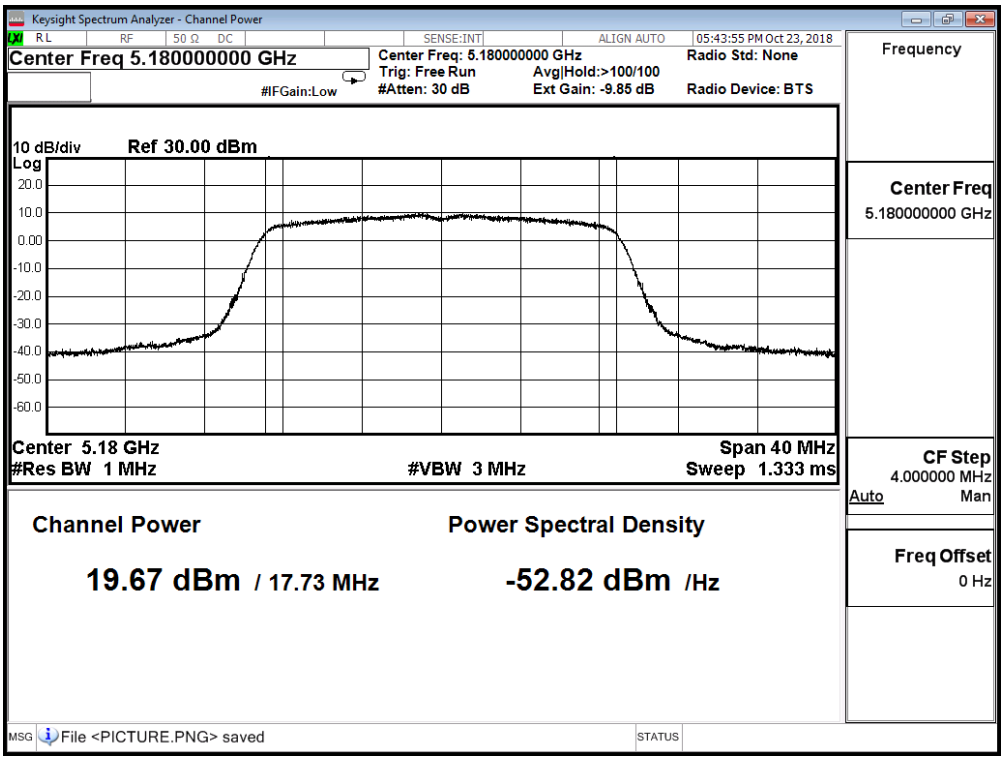

Channel 44

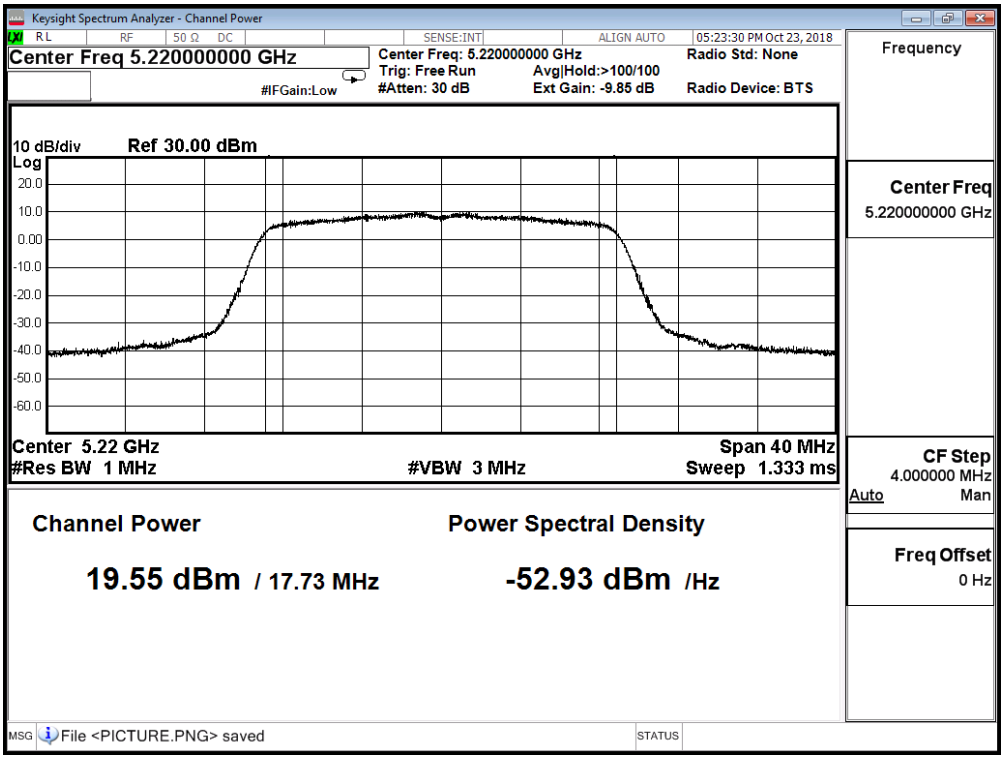

Channel 48

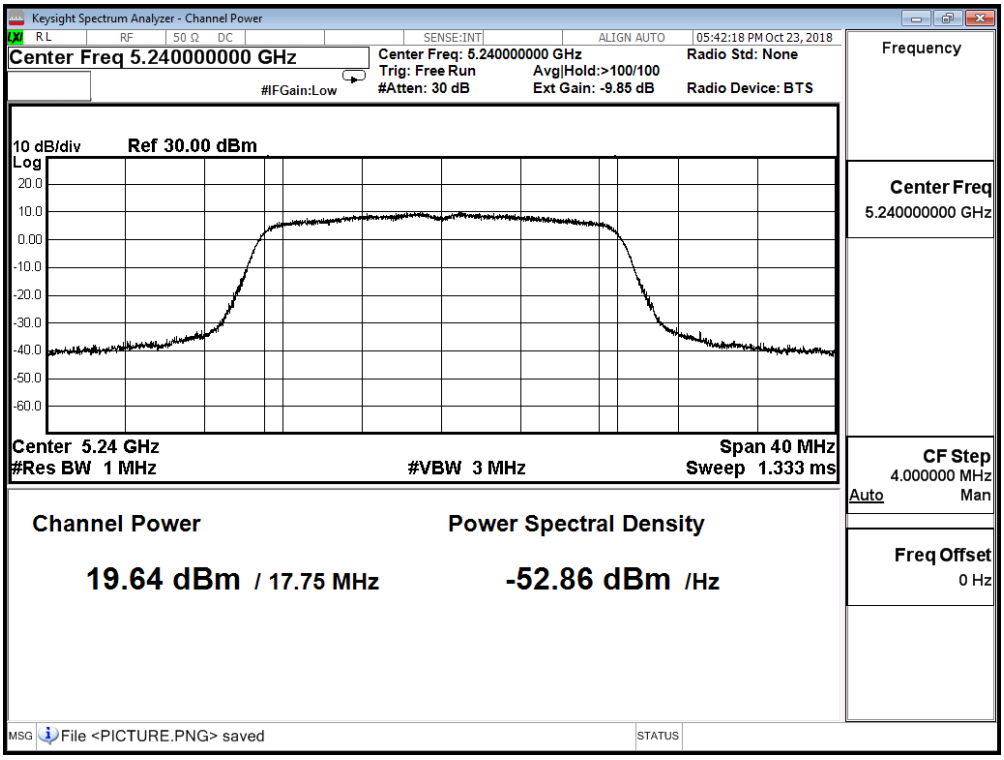

Product	Wireless-AC2400 Dual Band Gigabit Router Wireless-AC2600 Dual Band Gigabit Router		
Test Item	Maximum conducted output power		
Test Mode	Mode 2: Transmit Mode_BF_WA-30P12FU		
Date of Test	2018/10/23	Test Site	SR10-H

IEEE 802.11n(20MHz)(ANT 0+1+2+3)

Channel No.	Frequency (MHz)	Output Power (dBm)	Required Limit (dBm)
36	5180	25.291	≦27.749
44	5220	25.495	≦27.749
48	5240	25.478	≦27.749

Directional gain=10log(ANT N)+Gain=4.77+3.481=8.251

Limit =30dBm-(8.251dBi-6dBi)=27.749dBm

Product	Wireless-AC2400 Dual Band Gigabit Router Wireless-AC2600 Dual Band Gigabit Router		
Test Item	Maximum conducted output power		
Test Mode	Mode 2: Transmit Mode_BF_WA-30P12FU		
Date of Test	2018/10/23	Test Site	SR10-H

IEEE 802.11n(40MHz)(ANT 0)

Channel No.	Frequency (MHz)	Output Power (dBm)	Required Limit (dBm)
38	5190	18.02	≦27.749
46	5230	20.13	≦27.749

Directional gain=10log(ANT N)+Gain=4.77+3.481=8.251

Limit =30dBm-(8.251dBi-6dBi)=27.749dBm

Channel 38

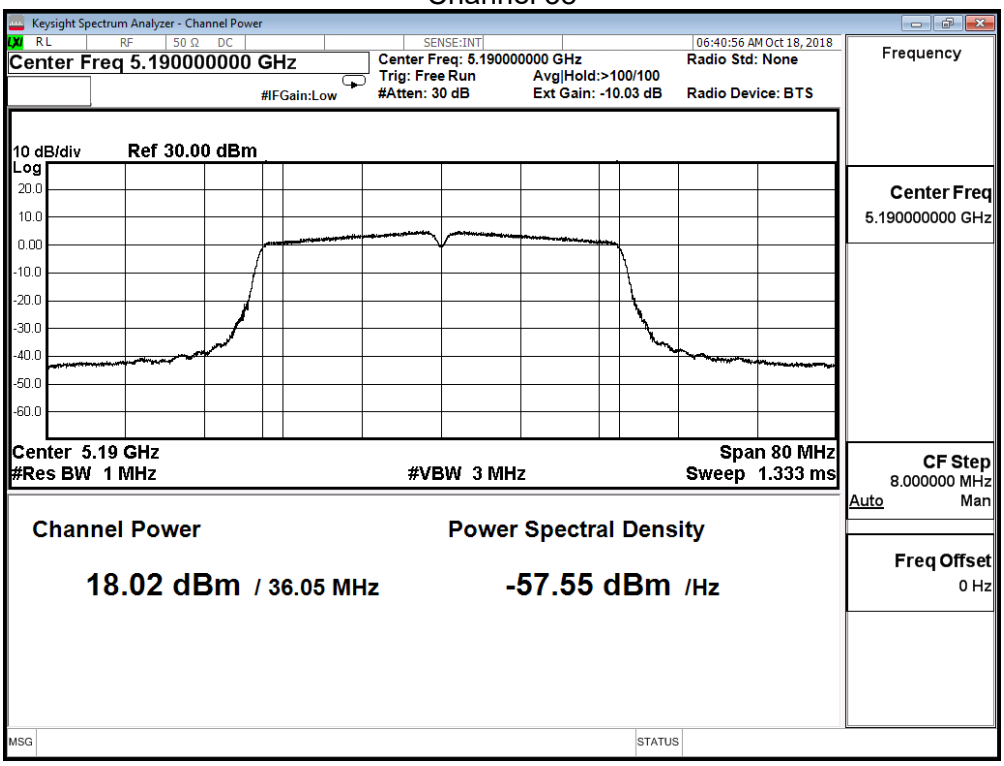

Channel 46

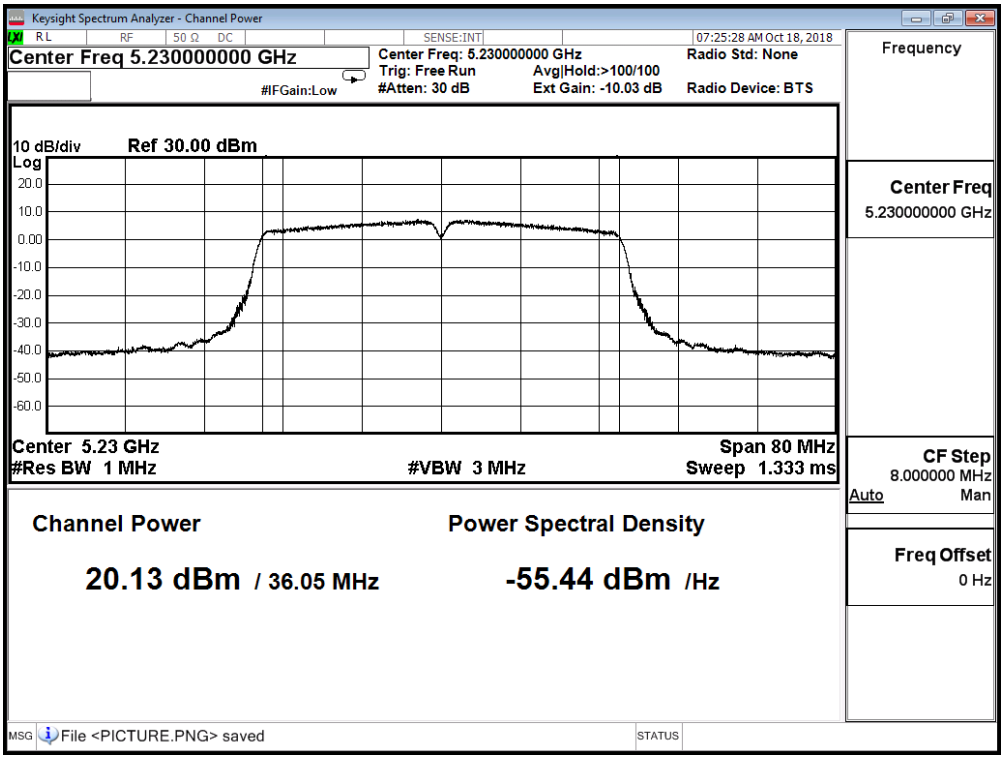
Keysight Spectrum Analyzer - Channel Power
RL
RF
50 Ω DC
SENSE:INT
07:25:28 AM Oct 18, 2018
Center Freq 5.230000000 GHz
#IFGain:Low
Center Freq: 5.230000000 GHz
Trig: Free Run
Avg|Hold:>100/100
#Atten: 30 dB
Ext Gain: -10.03 dB
Radio Std: None
Radio Device: BTS
Frequency
10 dB/div
Ref 30.00 dBm
Log
20.0
10.0
0.00
-10.0
-20.0
-30.0
-40.0
-50.0
-60.0
Center Freq
5.230000000 GHz
Center 5.23 GHz
#Res BW 1 MHz
#VBW 3 MHz
Span 80 MHz
Sweep 1.333 ms
CF Step
8.000000 MHz
Auto
Man
Channel Power
20.13 dBm / 36.05 MHz
Power Spectral Density
-55.44 dBm /Hz
Freq Offset
0 Hz
MSG
File <PICTURE.PNG> saved
STATUS

Product	Wireless-AC2400 Dual Band Gigabit Router Wireless-AC2600 Dual Band Gigabit Router		
Test Item	Maximum conducted output power		
Test Mode	Mode 2: Transmit Mode_BF_WA-30P12FU		
Date of Test	2018/10/23	Test Site	SR10-H

IEEE 802.11n(40MHz)(ANT 1)

Channel No.	Frequency (MHz)	Output Power (dBm)	Required Limit (dBm)
38	5190	17.77	≦27.749
46	5230	19.52	≦27.749

Directional gain=10log(ANT N)+Gain=4.77+3.481=8.251

Limit =30dBm-(8.251dBi-6dBi)=27.749dBm

Channel 38

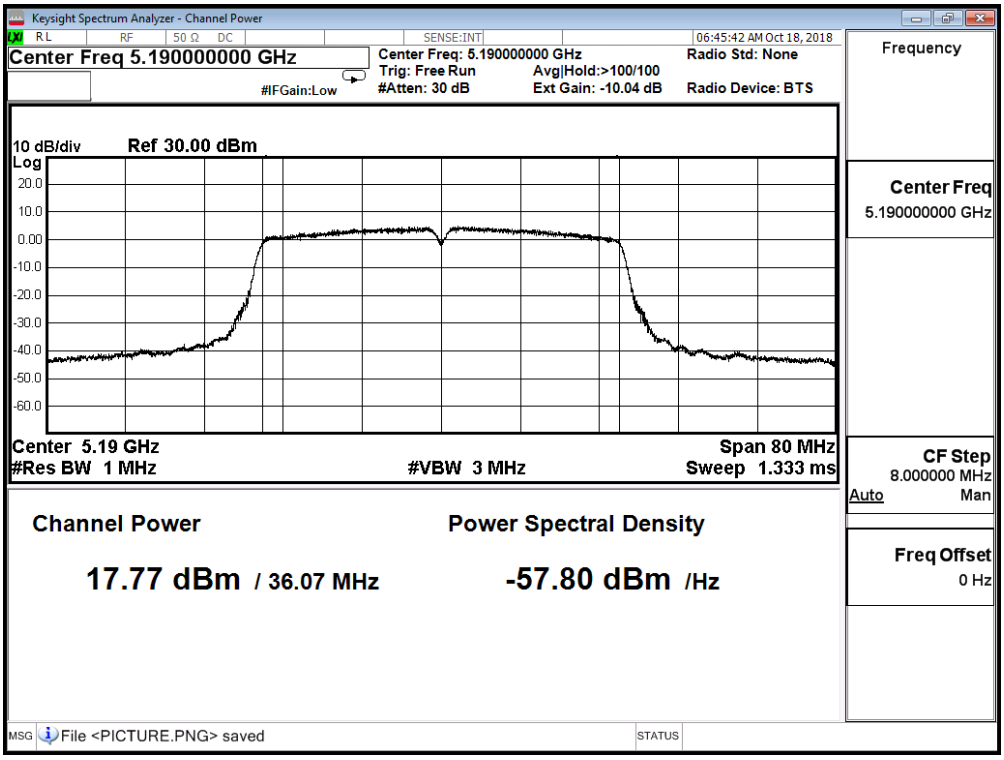

Channel 46

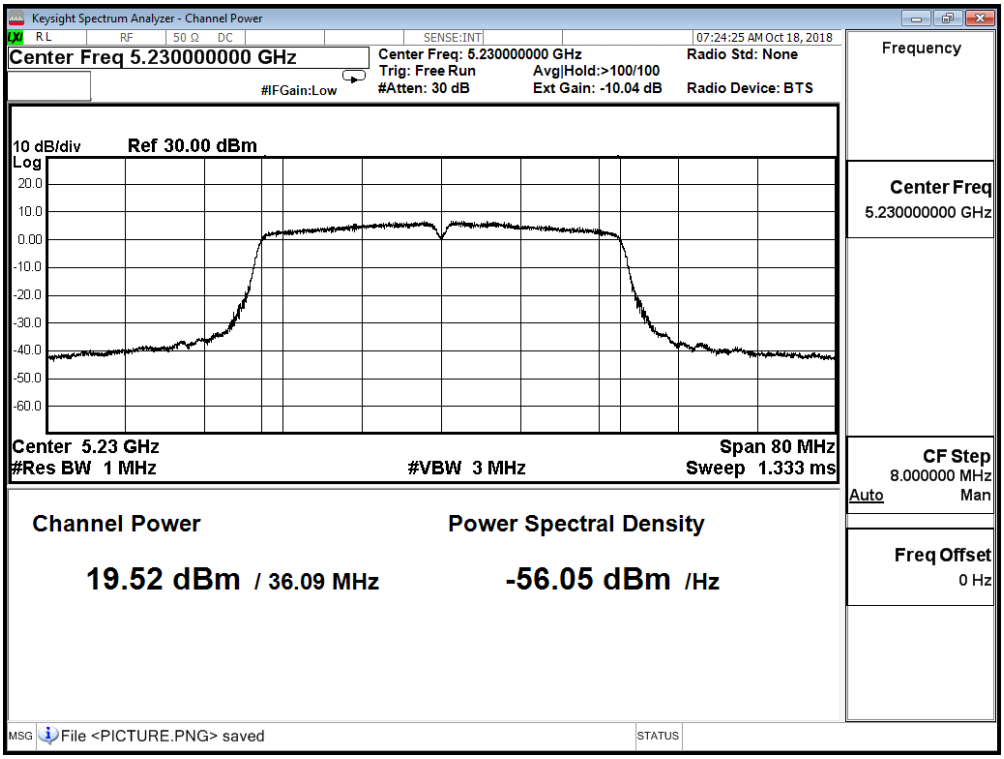
Keysight Spectrum Analyzer - Channel Power
RL
RF
50 Ω DC
SENSE:INT
07:24:25 AM Oct 18, 2018
Center Freq 5.230000000 GHz
#IFGain:Low
Center Freq: 5.230000000 GHz
Trig: Free Run
Avg|Hold:>100/100
#Atten: 30 dB
Ext Gain: -10.04 dB
Radio Std: None
Radio Device: BTS
Frequency
10 dB/div
Ref 30.00 dBm
Log
20.0
10.0
0.00
-10.0
-20.0
-30.0
-40.0
-50.0
-60.0
Center Freq
5.230000000 GHz
Center 5.23 GHz
#Res BW 1 MHz
#VBW 3 MHz
Span 80 MHz
Sweep 1.333 ms
CF Step
8.000000 MHz
Auto
Man
Channel Power
19.52 dBm / 36.09 MHz
Power Spectral Density
-56.05 dBm /Hz
Freq Offset
0 Hz
MSG
File <PICTURE.PNG> saved
STATUS

Product	Wireless-AC2400 Dual Band Gigabit Router Wireless-AC2600 Dual Band Gigabit Router		
Test Item	Maximum conducted output power		
Test Mode	Mode 2: Transmit Mode_BF_WA-30P12FU		
Date of Test	2018/10/23	Test Site	SR10-H

IEEE 802.11n(40MHz)(ANT 2)

Channel No.	Frequency (MHz)	Output Power (dBm)	Required Limit (dBm)
38	5190	19.42	≦27.749
46	5230	21.50	≦27.749

Directional gain=10log(ANT N)+Gain=4.77+3.481=8.251

Limit =30dBm-(8.251dBi-6dBi)=27.749dBm

Channel 38

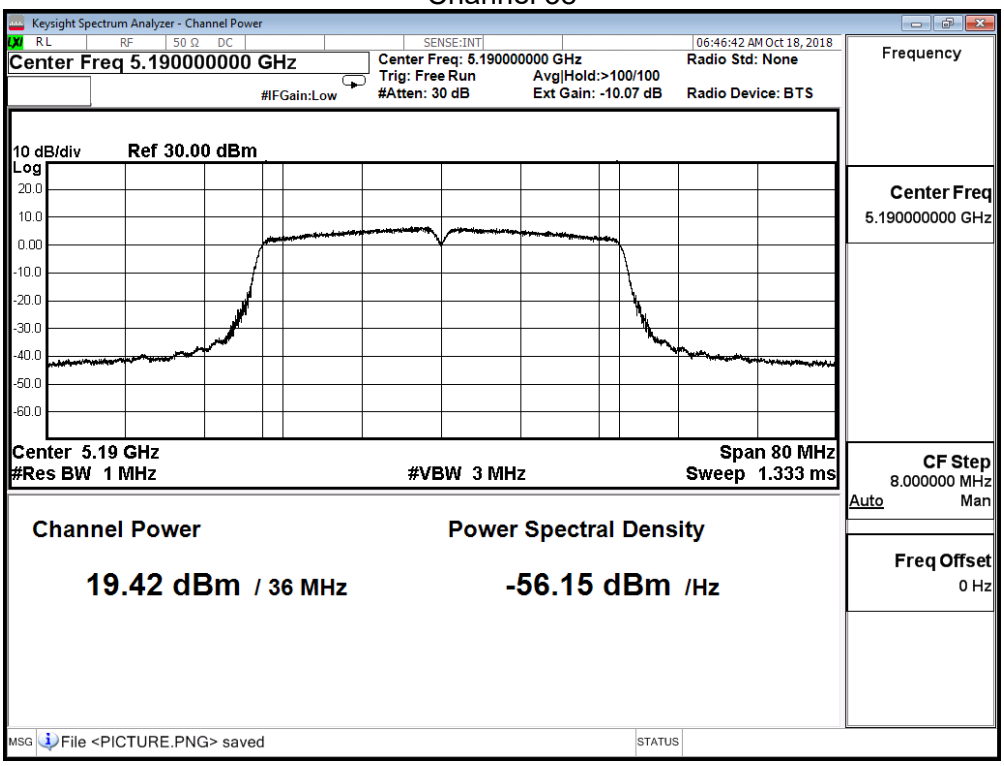

Channel 46

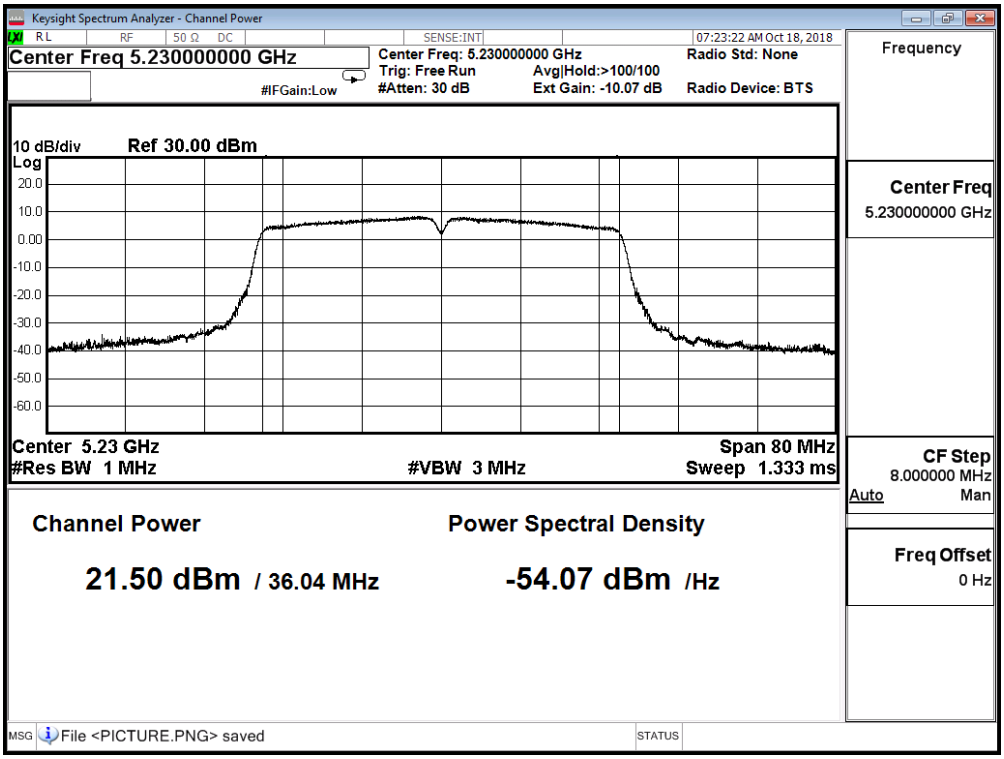
Keysight Spectrum Analyzer - Channel Power
RL
RF
50 Ω DC
SENSE:INT
07:23:22 AM Oct 18, 2018
Center Freq 5.230000000 GHz
#IFGain:Low
Center Freq: 5.230000000 GHz
Trig: Free Run
Avg|Hold:>100/100
#Atten: 30 dB
Ext Gain: -10.07 dB
Radio Std: None
Radio Device: BTS
Frequency
10 dB/div
Ref 30.00 dBm
Log
20.0
10.0
0.00
-10.0
-20.0
-30.0
-40.0
-50.0
-60.0
Center Freq
5.230000000 GHz
Center 5.23 GHz
#Res BW 1 MHz
#VBW 3 MHz
Span 80 MHz
Sweep 1.333 ms
CF Step
8.000000 MHz
Auto
Man
Channel Power
21.50 dBm / 36.04 MHz
Power Spectral Density
-54.07 dBm /Hz
Freq Offset
0 Hz
MSG
File <PICTURE.PNG> saved
STATUS

Product	Wireless-AC2400 Dual Band Gigabit Router Wireless-AC2600 Dual Band Gigabit Router		
Test Item	Maximum conducted output power		
Test Mode	Mode 2: Transmit Mode_BF_WA-30P12FU		
Date of Test	2018/10/23	Test Site	SR10-H

IEEE 802.11n(40MHz)(ANT 3)

Channel No.	Frequency (MHz)	Output Power (dBm)	Required Limit (dBm)
38	5190	18.83	≦27.749
46	5230	20.57	≦27.749

Directional gain=10log(ANT N)+Gain=4.77+3.481=8.251

Limit =30dBm-(8.251dBi-6dBi)=27.749dBm

Channel 38

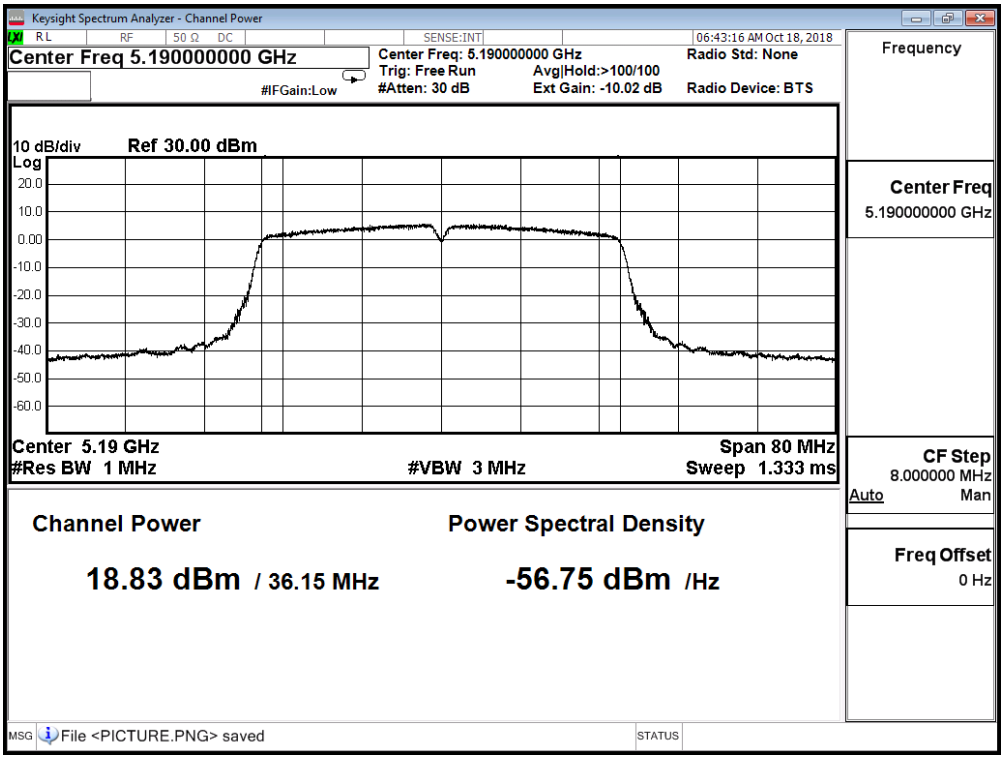

Channel 46

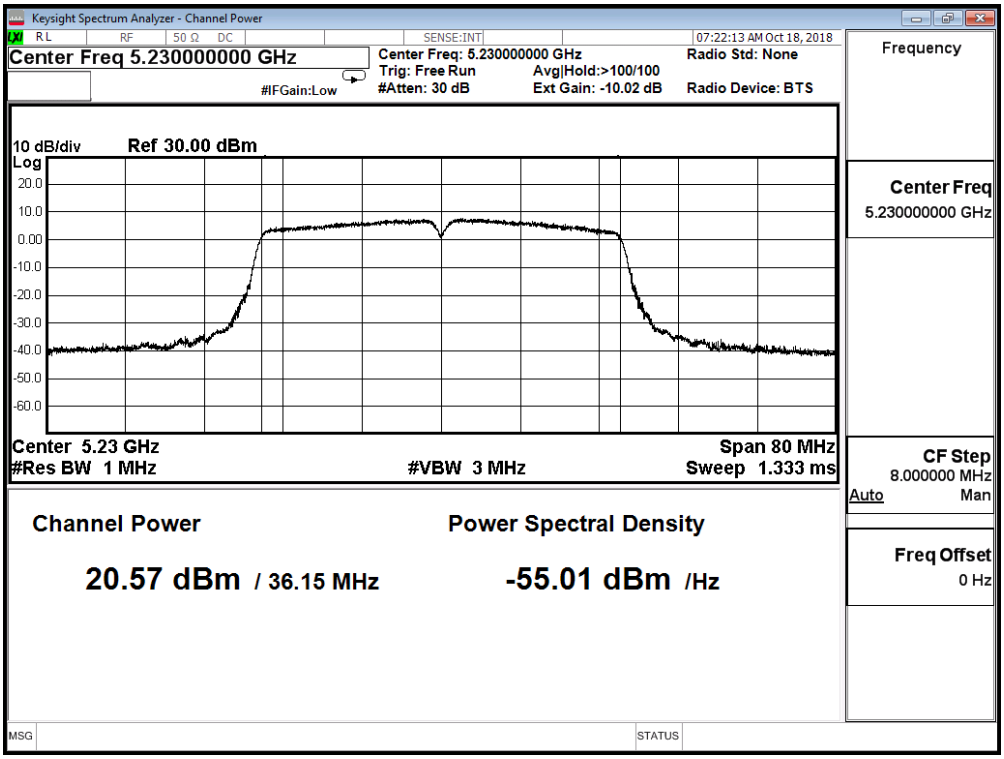
Keysight Spectrum Analyzer - Channel Power
RL
RF
50 Ω DC
SENSE:INT
07:22:13 AM Oct 18, 2018
Center Freq 5.230000000 GHz
#IFGain:Low
Center Freq: 5.230000000 GHz
Trig: Free Run
Avg|Hold:>100/100
#Atten: 30 dB
Ext Gain: -10.02 dB
Radio Std: None
Radio Device: BTS
Frequency
10 dB/div
Ref 30.00 dBm
Log
20.0
10.0
0.00
-10.0
-20.0
-30.0
-40.0
-50.0
-60.0
Center Freq
5.230000000 GHz
Center 5.23 GHz
#Res BW 1 MHz
#VBW 3 MHz
Span 80 MHz
Sweep 1.333 ms
CF Step
8.000000 MHz
Auto
Man
Channel Power
20.57 dBm / 36.15 MHz
Power Spectral Density
-55.01 dBm /Hz
Freq Offset
0 Hz
MSG
STATUS

Product	Wireless-AC2400 Dual Band Gigabit Router Wireless-AC2600 Dual Band Gigabit Router		
Test Item	Maximum conducted output power		
Test Mode	Mode 2: Transmit Mode_BF_WA-30P12FU		
Date of Test	2018/10/23	Test Site	SR10-H

IEEE 802.11n(40MHz)(ANT 0+1+2+3)

Channel No.	Frequency (MHz)	Output Power (dBm)	Required Limit (dBm)
38	5190	24.580	≦27.749
46	5230	26.511	≦27.749

Directional gain=10log(ANT N)+Gain=4.77+3.481=8.251

Limit =30dBm-(8.251dBi-6dBi)=27.749dBm

Product	Wireless-AC2400 Dual Band Gigabit Router Wireless-AC2600 Dual Band Gigabit Router		
Test Item	Maximum conducted output power		
Test Mode	Mode 2: Transmit Mode_BF_WA-30P12FU		
Date of Test	2018/10/23	Test Site	SR10-H

IEEE 802.11ac(80MHz) (ANT 0)

Channel No.	Frequency (MHz)	Output Power (dBm)	Required Limit (dBm)
42	5210	15.56	≦27.749

Directional gain=10log(ANT N)+Gain=4.77+3.481=8.251

Limit =30dBm-(8.251dBi-6dBi)=27.749dBm

Channel 42

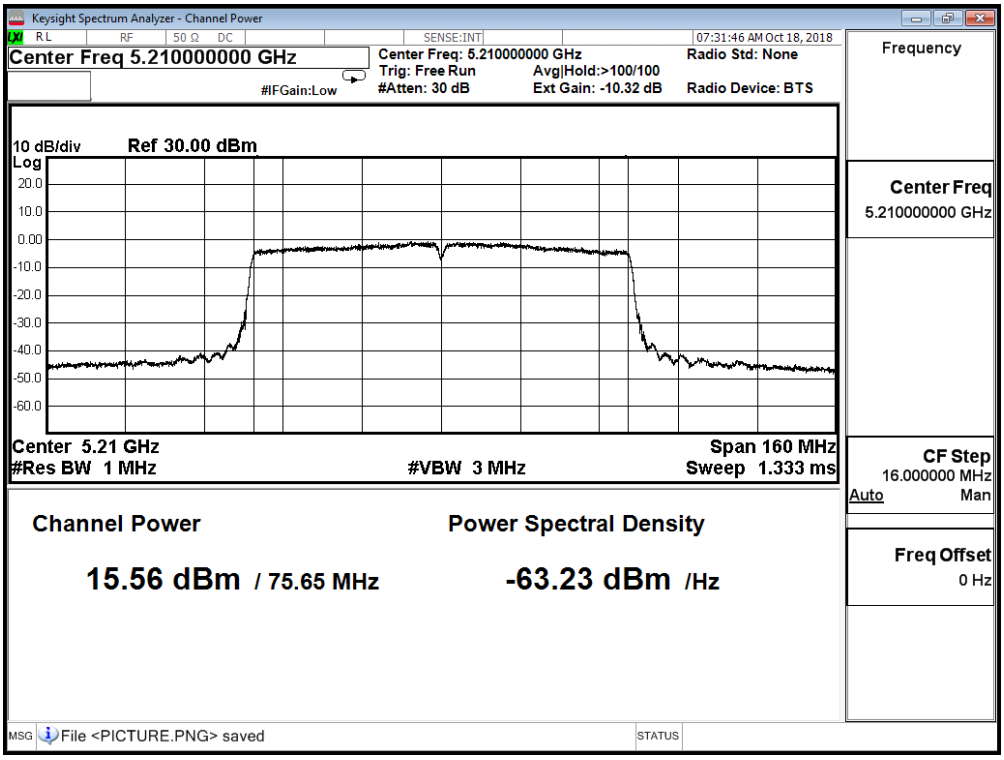

Product	Wireless-AC2400 Dual Band Gigabit Router Wireless-AC2600 Dual Band Gigabit Router		
Test Item	Maximum conducted output power		
Test Mode	Mode 2: Transmit Mode_BF_WA-30P12FU		
Date of Test	2018/10/23	Test Site	SR10-H

IEEE 802.11ac(80MHz) (ANT 1)

Channel No.	Frequency (MHz)	Output Power (dBm)	Required Limit (dBm)
42	5210	14.98	≦27.749

Directional gain=10log(ANT N)+Gain=4.77+3.481=8.251

Limit =30dBm-(8.251dBi-6dBi)=27.749dBm

Channel 42

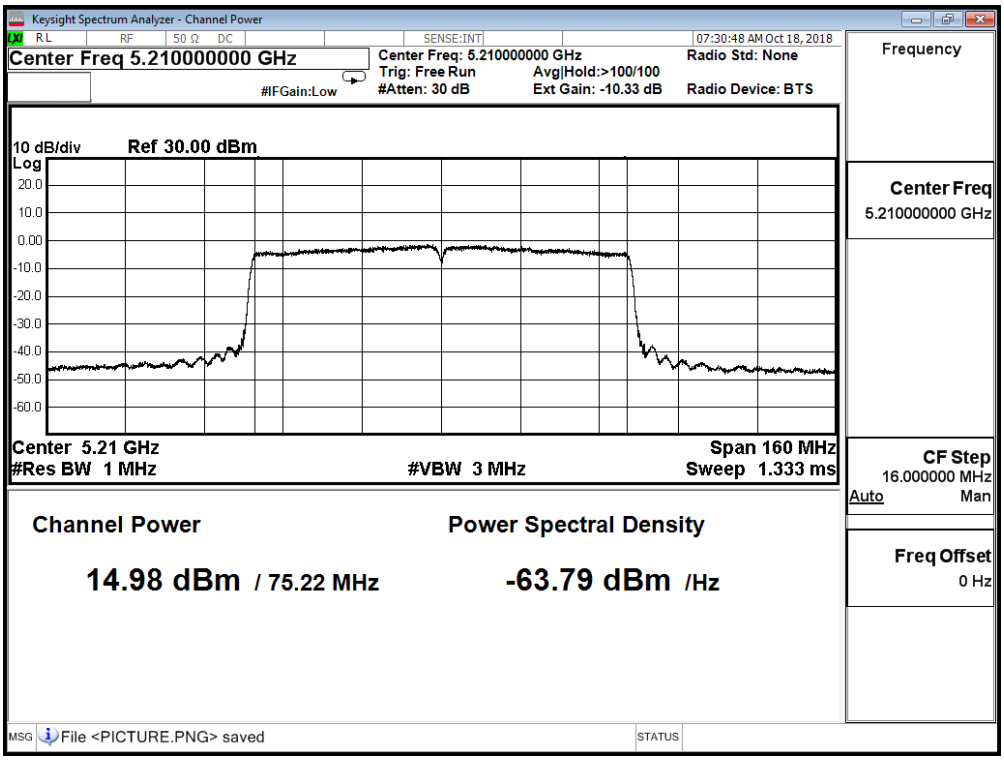

Product	Wireless-AC2400 Dual Band Gigabit Router Wireless-AC2600 Dual Band Gigabit Router		
Test Item	Maximum conducted output power		
Test Mode	Mode 2: Transmit Mode_BF_WA-30P12FU		
Date of Test	2018/10/23	Test Site	SR10-H

IEEE 802.11ac(80MHz) (ANT 2)

Channel No.	Frequency (MHz)	Output Power (dBm)	Required Limit (dBm)
42	5210	17.02	≦27.749

Directional gain=10log(ANT N)+Gain=4.77+3.481=8.251

Limit =30dBm-(8.251dBi-6dBi)=27.749dBm

Channel 42

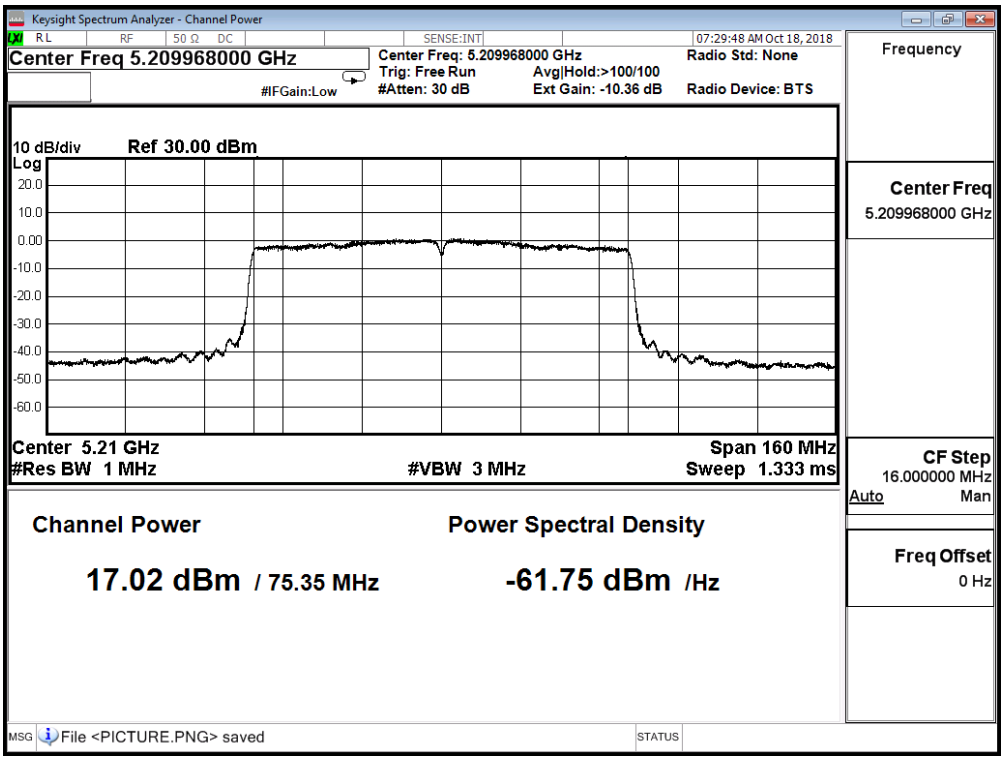

Product	Wireless-AC2400 Dual Band Gigabit Router Wireless-AC2600 Dual Band Gigabit Router		
Test Item	Maximum conducted output power		
Test Mode	Mode 2: Transmit Mode_BF_WA-30P12FU		
Date of Test	2018/10/23	Test Site	SR10-H

IEEE 802.11ac(80MHz) (ANT 3)

Channel No.	Frequency (MHz)	Output Power (dBm)	Required Limit (dBm)
42	5210	16.07	≦27.749

Directional gain=10log(ANT N)+Gain=4.77+3.481=8.251

Limit =30dBm-(8.251dBi-6dBi)=27.749dBm

Channel 42

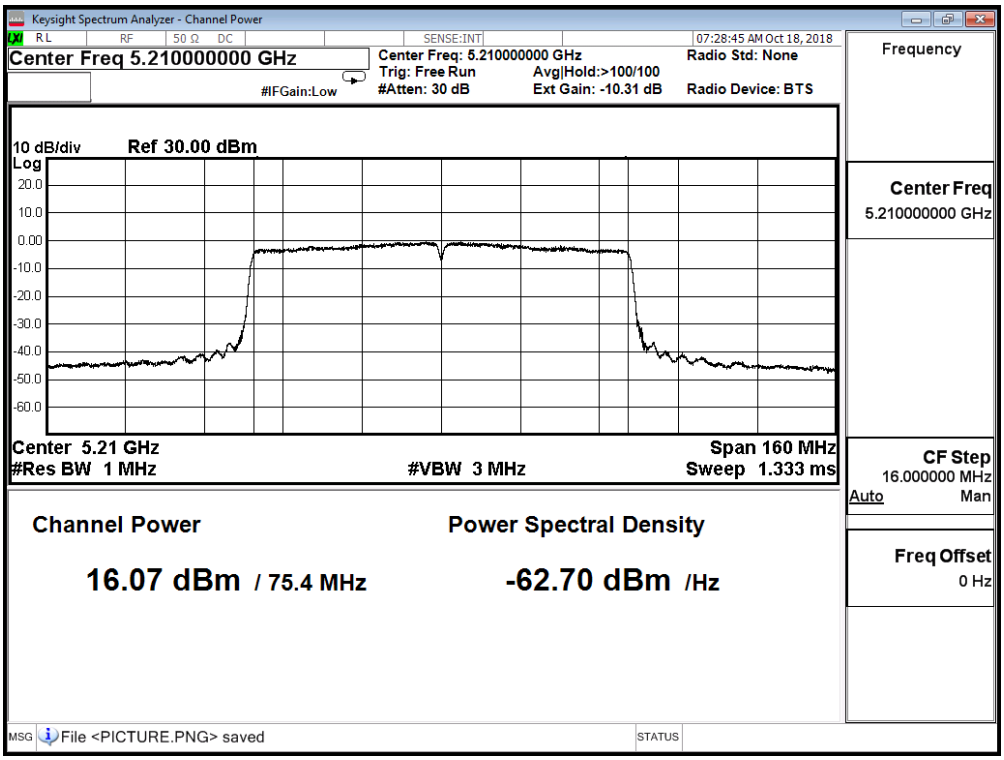

Product	Wireless-AC2400 Dual Band Gigabit Router Wireless-AC2600 Dual Band Gigabit Router		
Test Item	Maximum conducted output power		
Test Mode	Mode 2: Transmit Mode_BF_WA-30P12FU		
Date of Test	2018/10/23	Test Site	SR10-H

IEEE 802.11ac(80MHz)(ANT 0+1+2+3)

Channel No.	Frequency (MHz)	Output Power (dBm)	Required Limit (dBm)
42	5210	21.994	≦27.749

Directional gain=10log(ANT N)+Gain=4.77+3.481=8.251

Limit =30dBm-(8.251dBi-6dBi)=27.749dBm

Product	Wireless-AC2400 Dual Band Gigabit Router Wireless-AC2600 Dual Band Gigabit Router		
Test Item	Maximum conducted output power		
Test Mode	Mode 2: Transmit Mode_BF_WA-30P12FU		
Date of Test	2018/10/23	Test Site	SR10-H

IEEE 802.11n_20MHz (ANT 0)

Channel No.	Frequency (MHz)	Output Power (dBm)	Required Limit (dBm)
149	5745	17.79	≦27.749
157	5785	20.26	≦27.749
165	5825	20.48	≦27.749

TDirectional gain=10log(ANT N)+Gain=4.77+3.481=8.251

Limit =30dBm-(8.251dBi-6dBi)=27.749dBm

Channel 149 (5745MHz)

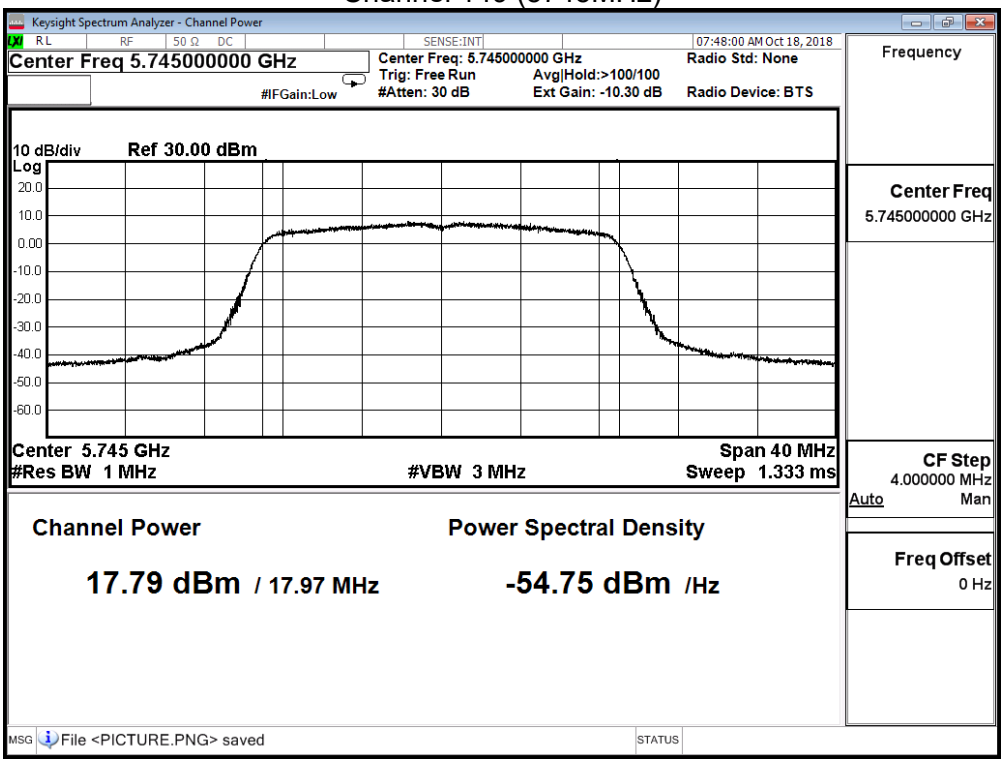

Channel 157 (5785MHz)

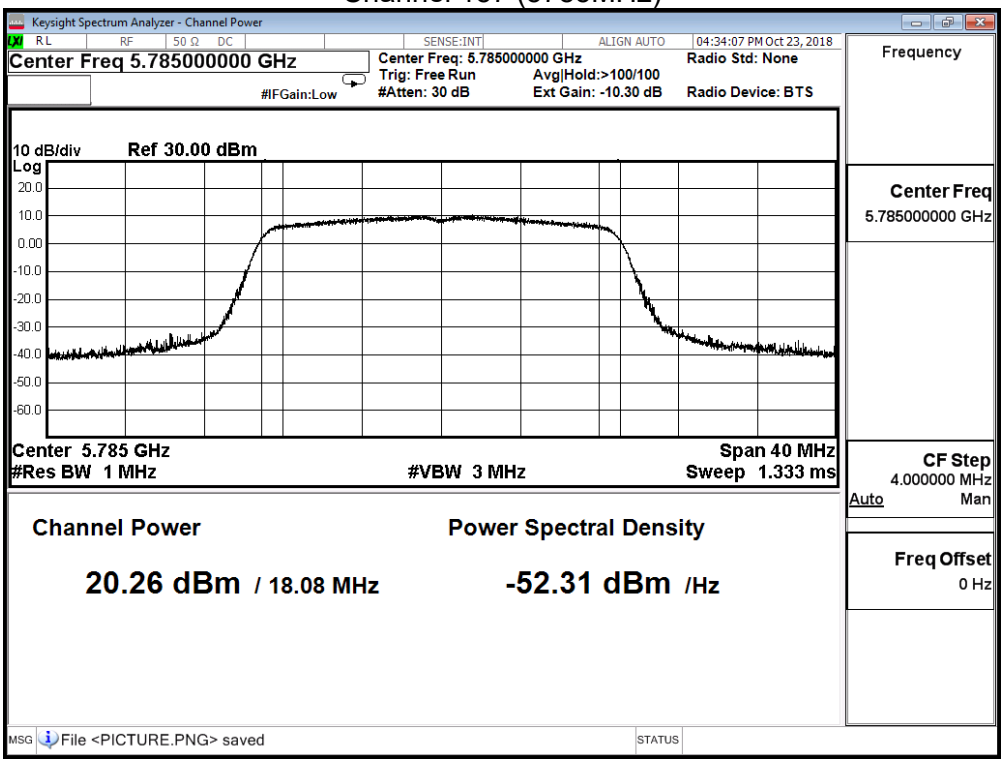

Channel 165 (5825MHz)

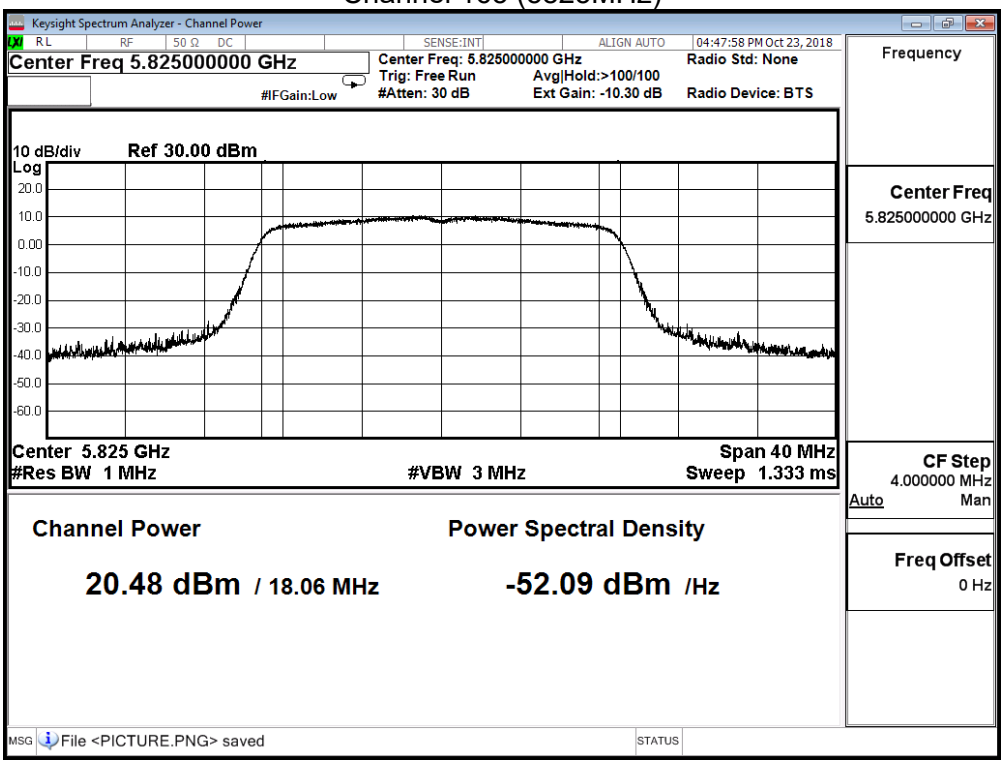

Product	Wireless-AC2400 Dual Band Gigabit Router Wireless-AC2600 Dual Band Gigabit Router		
Test Item	Maximum conducted output power		
Test Mode	Mode 2: Transmit Mode_BF_WA-30P12FU		
Date of Test	2018/10/23	Test Site	SR10-H

IEEE 802.11n_20MHz (ANT 1)

Channel No.	Frequency (MHz)	Output Power (dBm)	Required Limit (dBm)
149	5745	18.89	≦27.749
157	5785	21.53	≦27.749
165	5825	21.27	≦27.749

Directional gain=10log(ANT N)+Gain=4.77+3.481=8.251

Limit =30dBm-(8.251dBi-6dBi)=27.749dBm

Channel 149 (5745MHz)

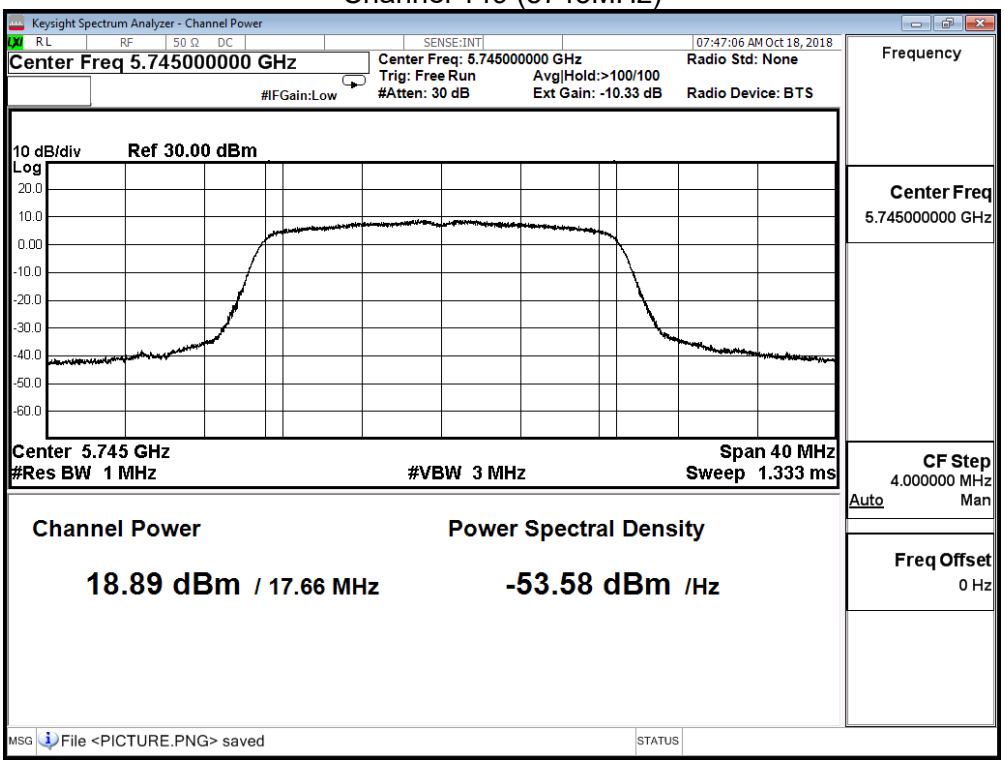

Channel 157 (5785MHz)

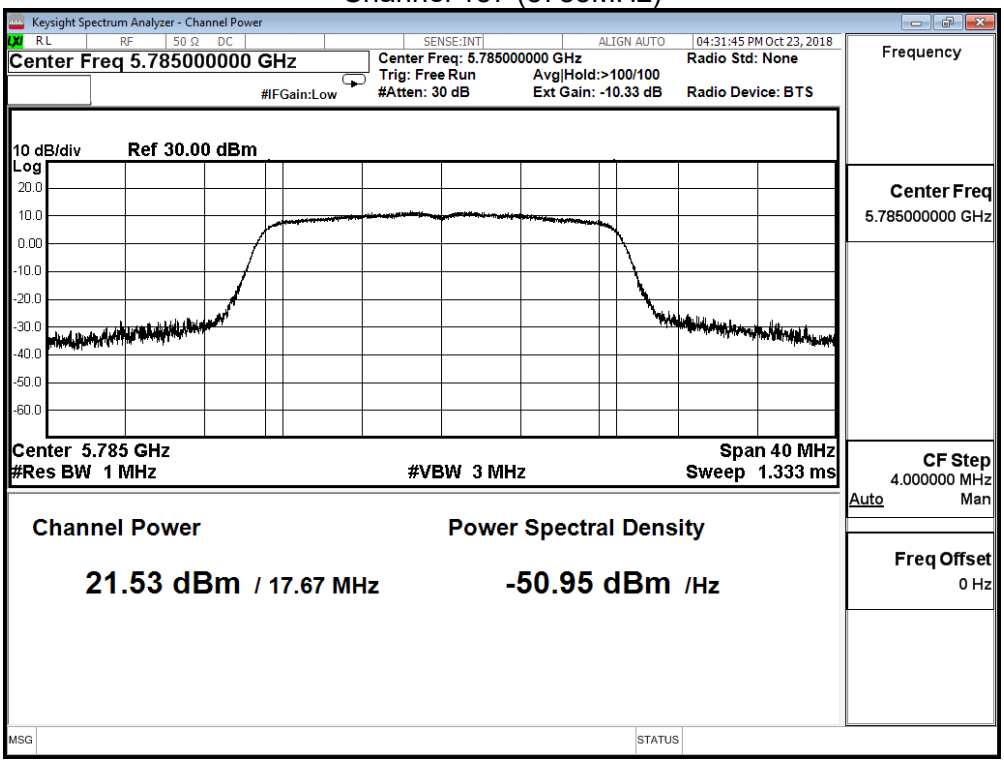

Channel 165 (5825MHz)

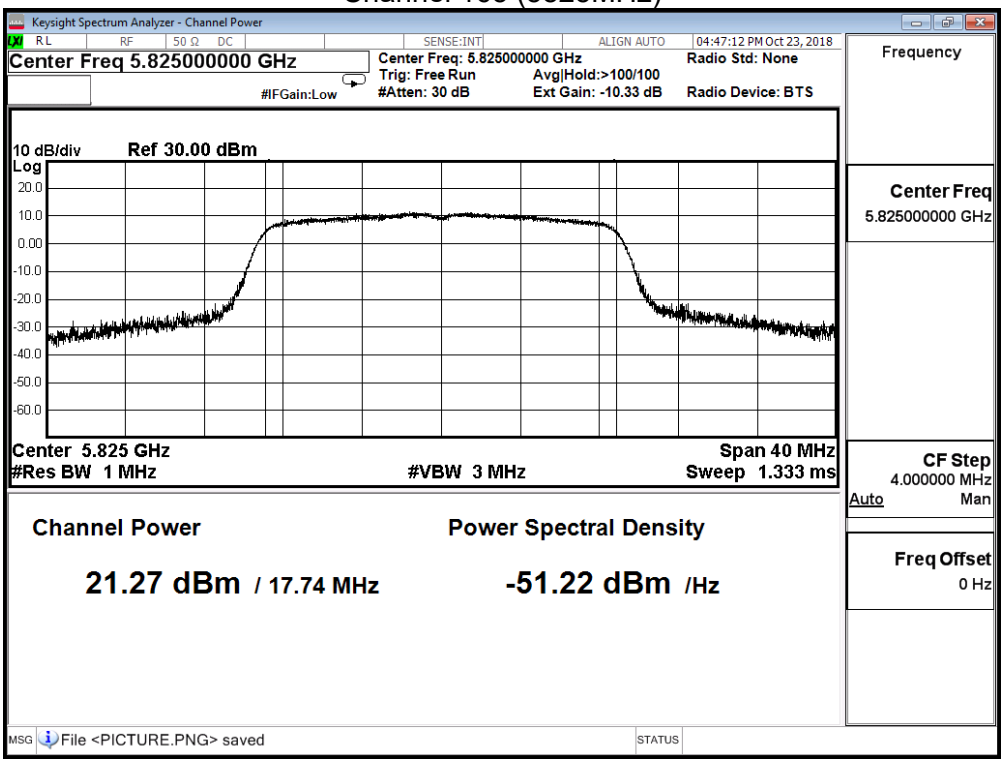

Product	Wireless-AC2400 Dual Band Gigabit Router Wireless-AC2600 Dual Band Gigabit Router		
Test Item	Maximum conducted output power		
Test Mode	Mode 2: Transmit Mode_BF_WA-30P12FU		
Date of Test	2018/10/23	Test Site	SR10-H

IEEE 802.11n_20MHz (ANT 2)

Channel No.	Frequency (MHz)	Output Power (dBm)	Required Limit (dBm)
149	5745	19.96	≦27.749
157	5785	22.28	≦27.749
165	5825	22.18	≦27.749

Directional gain=10log(ANT N)+Gain=4.77+3.481=8.251

Limit =30dBm-(8.251dBi-6dBi)=27.749dBm

Channel 149 (5745MHz)

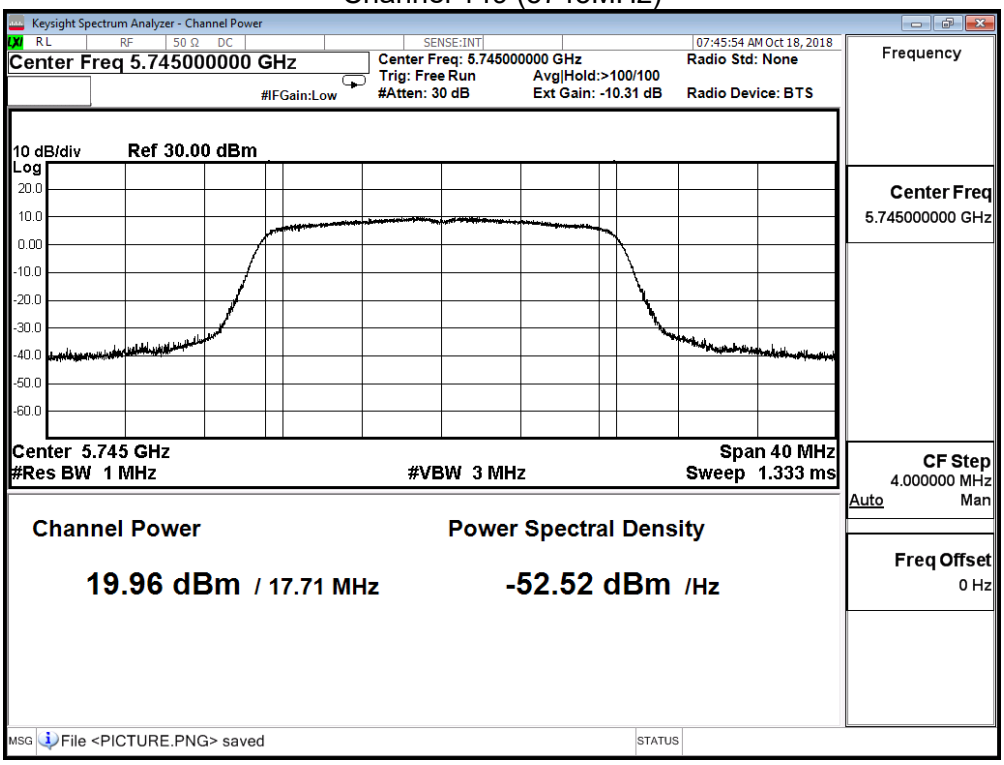

Channel 157 (5785MHz)

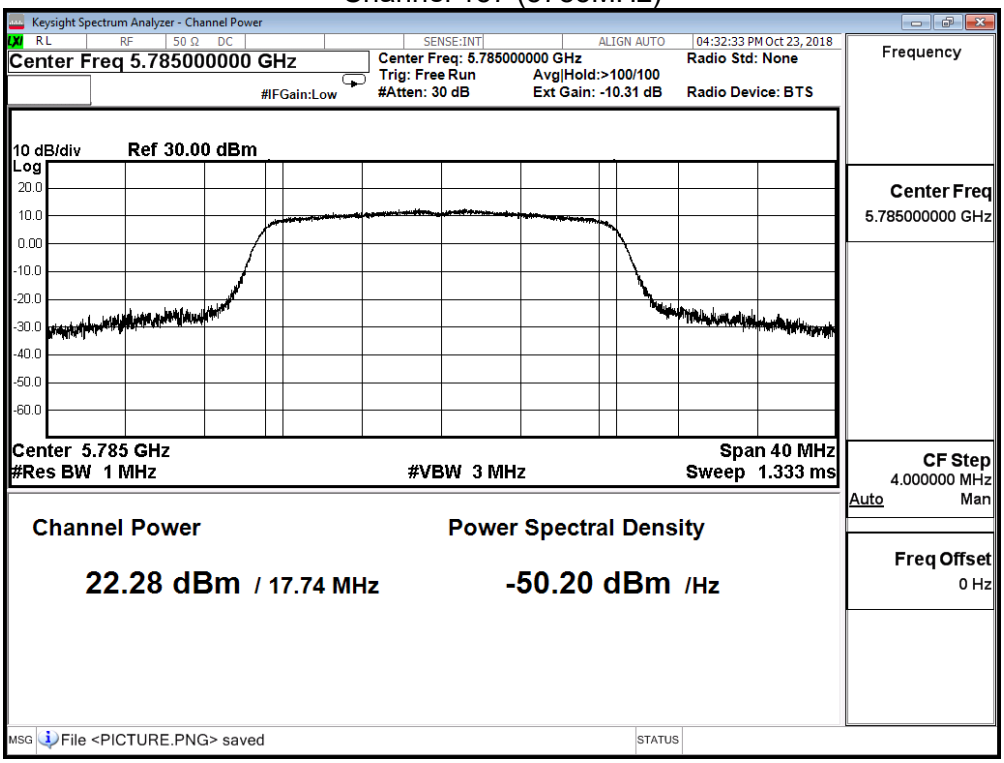

Channel 165 (5825MHz)

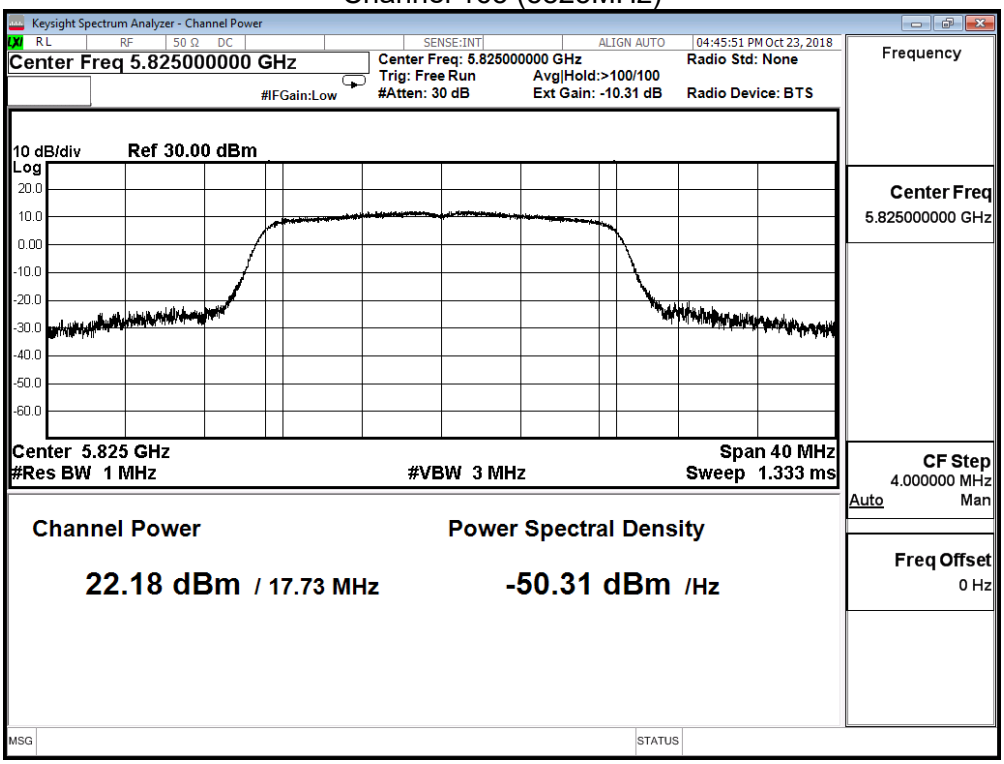

Product	Wireless-AC2400 Dual Band Gigabit Router Wireless-AC2600 Dual Band Gigabit Router		
Test Item	Maximum conducted output power		
Test Mode	Mode 2: Transmit Mode_BF_WA-30P12FU		
Date of Test	2018/10/23	Test Site	SR10-H

IEEE 802.11n_20MHz (ANT 3)

Channel No.	Frequency (MHz)	Output Power (dBm)	Required Limit (dBm)
149	5745	19.04	≦27.749
157	5785	20.83	≦27.749
165	5825	20.81	≦27.749

Directional gain=10log(ANT N)+Gain=4.77+3.481=8.251

Limit =30dBm-(8.251dBi-6dBi)=27.749dBm

Channel 149 (5745MHz)

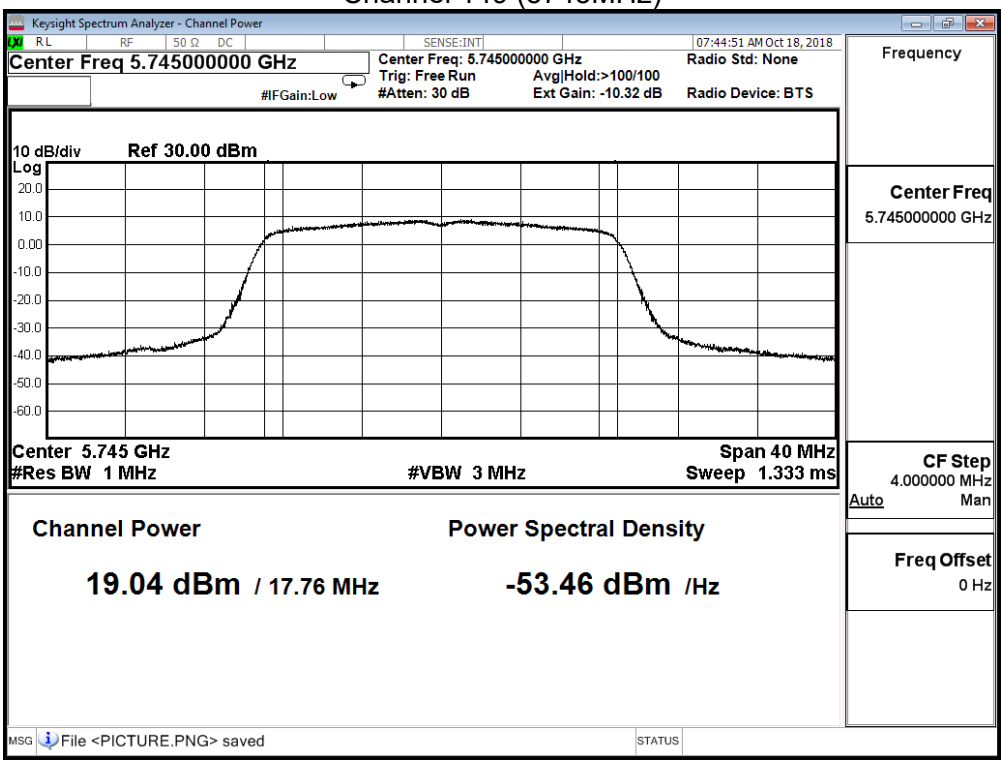

Channel 157 (5785MHz)

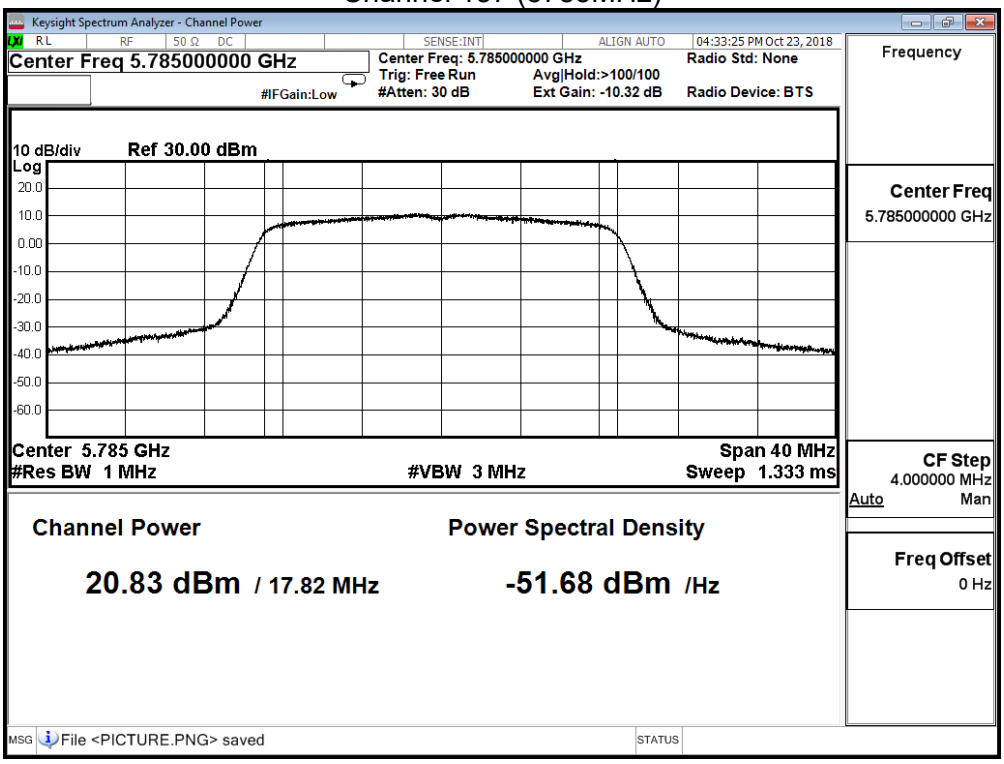

Channel 165 (5825MHz)

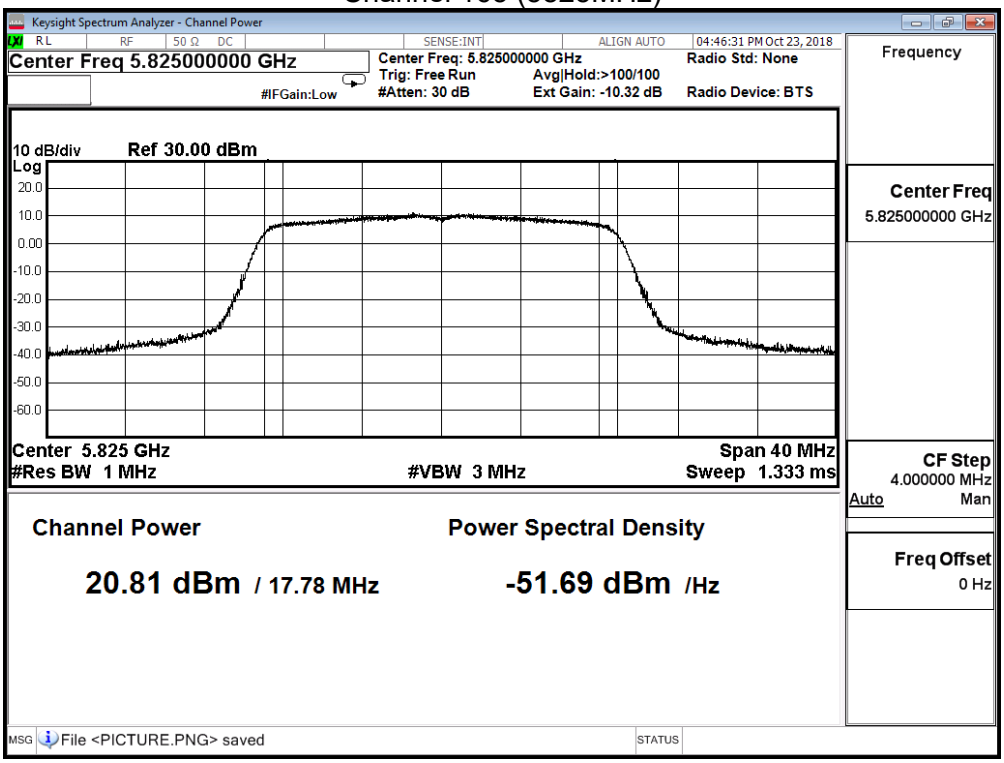

Product	Wireless-AC2400 Dual Band Gigabit Router Wireless-AC2600 Dual Band Gigabit Router		
Test Item	Maximum conducted output power		
Test Mode	Mode 2: Transmit Mode_BF_WA-30P12FU		
Date of Test	2018/10/23	Test Site	SR10-H

IEEE 802.11n_20MHz (ANT 0+1+2+3)

Channel No.	Frequency (MHz)	Output Power (dBm)	Required Limit (dBm)
149	5745	25.008	≦27.749
157	5785	27.312	≦27.749
165	5825	27.254	≦27.749

Directional gain=10log(ANT N)+Gain=4.77+3.481=8.251

Limit =30dBm-(8.251dBi-6dBi)=27.749dBm

Product	Wireless-AC2400 Dual Band Gigabit Router Wireless-AC2600 Dual Band Gigabit Router		
Test Item	Maximum conducted output power		
Test Mode	Mode 2: Transmit Mode_BF_WA-30P12FU		
Date of Test	2018/10/23	Test Site	SR10-H

IEEE802.11n_40MHz(ANT 0)

Channel No.	Frequency (MHz)	Output Power (dBm)	Required Limit (dBm)
151	5755	20.18	≦27.749
159	5795	20.41	≦27.749

Directional gain=10log(ANT N)+Gain=4.77+3.481=8.251

Limit =30dBm-(8.251dBi-6dBi)=27.749dBm

Channel 151 (5755MHz)

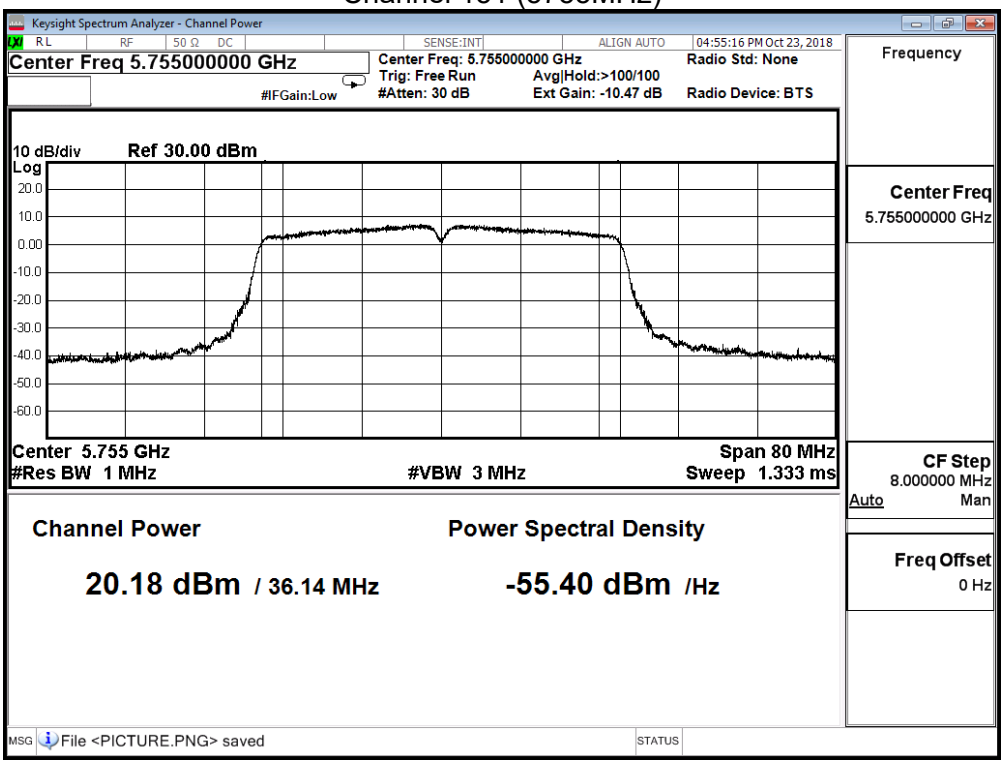

Channel 159 (5795MHz)

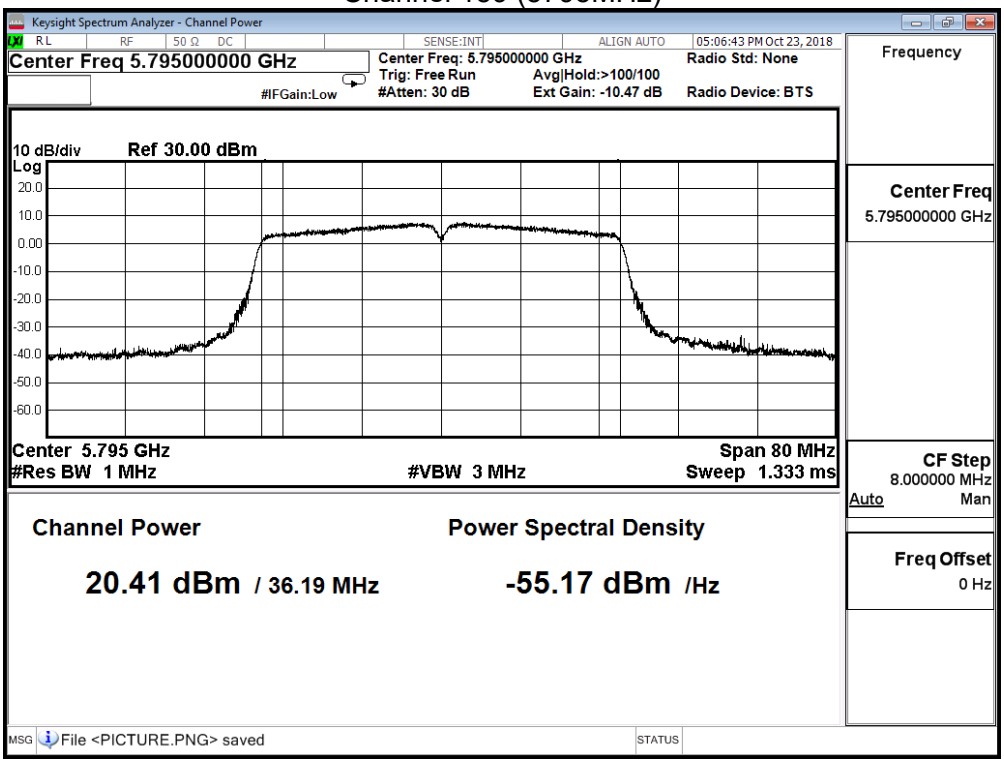

Product	Wireless-AC2400 Dual Band Gigabit Router Wireless-AC2600 Dual Band Gigabit Router		
Test Item	Maximum conducted output power		
Test Mode	Mode 2: Transmit Mode_BF_WA-30P12FU		
Date of Test	2018/10/23	Test Site	SR10-H

IEEE802.11n_40MHz(ANT 1)

Channel No.	Frequency (MHz)	Output Power (dBm)	Required Limit (dBm)
151	5755	21.79	≦27.749
159	5795	21.39	≦27.749

Directional gain=10log(ANT N)+Gain=4.77+3.481=8.251

Limit =30dBm-(8.251dBi-6dBi)=27.749dBm

Channel 151 (5755MHz)

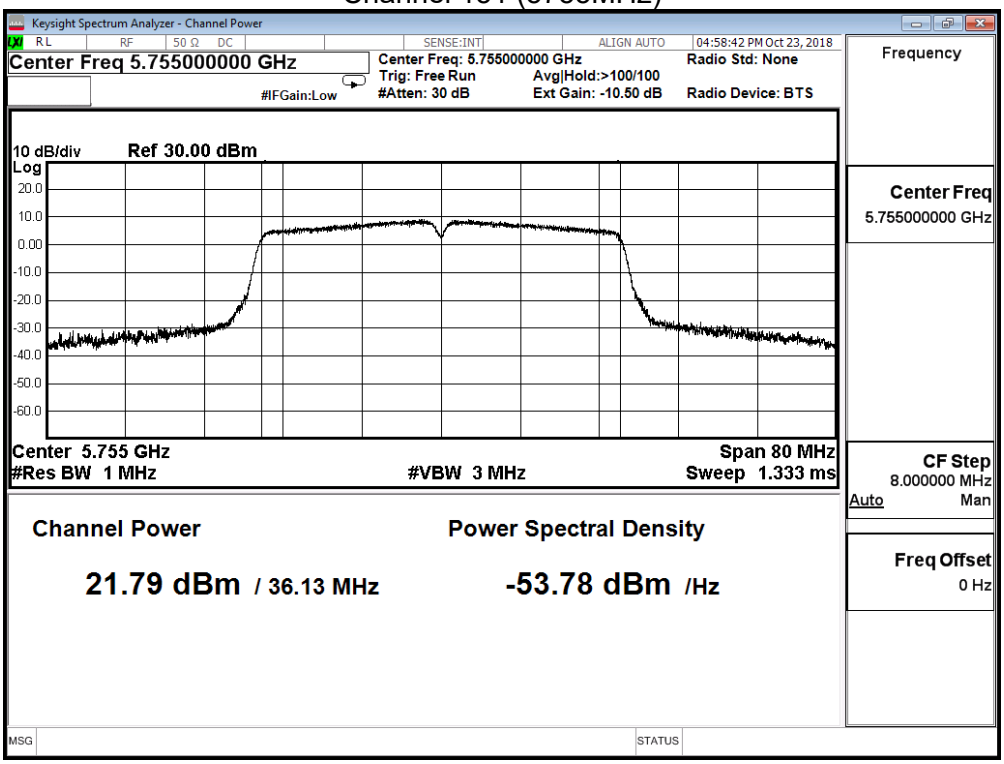

Channel 159 (5795MHz)

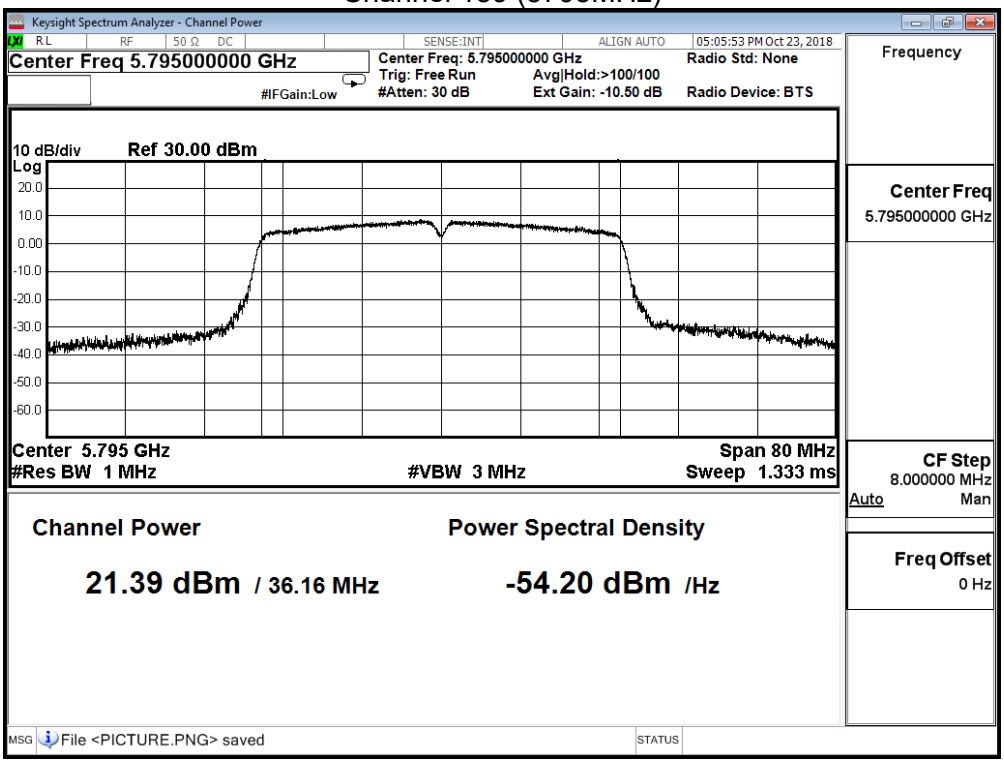

Product	Wireless-AC2400 Dual Band Gigabit Router Wireless-AC2600 Dual Band Gigabit Router		
Test Item	Maximum conducted output power		
Test Mode	Mode 2: Transmit Mode_BF_WA-30P12FU		
Date of Test	2018/10/23	Test Site	SR10-H

IEEE802.11n_40MHz(ANT 2)

Channel No.	Frequency (MHz)	Output Power (dBm)	Required Limit (dBm)
151	5755	22.23	≦27.749
159	5795	22.32	≦27.749

Directional gain=10log(ANT N)+Gain=4.77+3.481=8.251

Limit =30dBm-(8.251dBi-6dBi)=27.749dBm

Channel 151 (5755MHz)

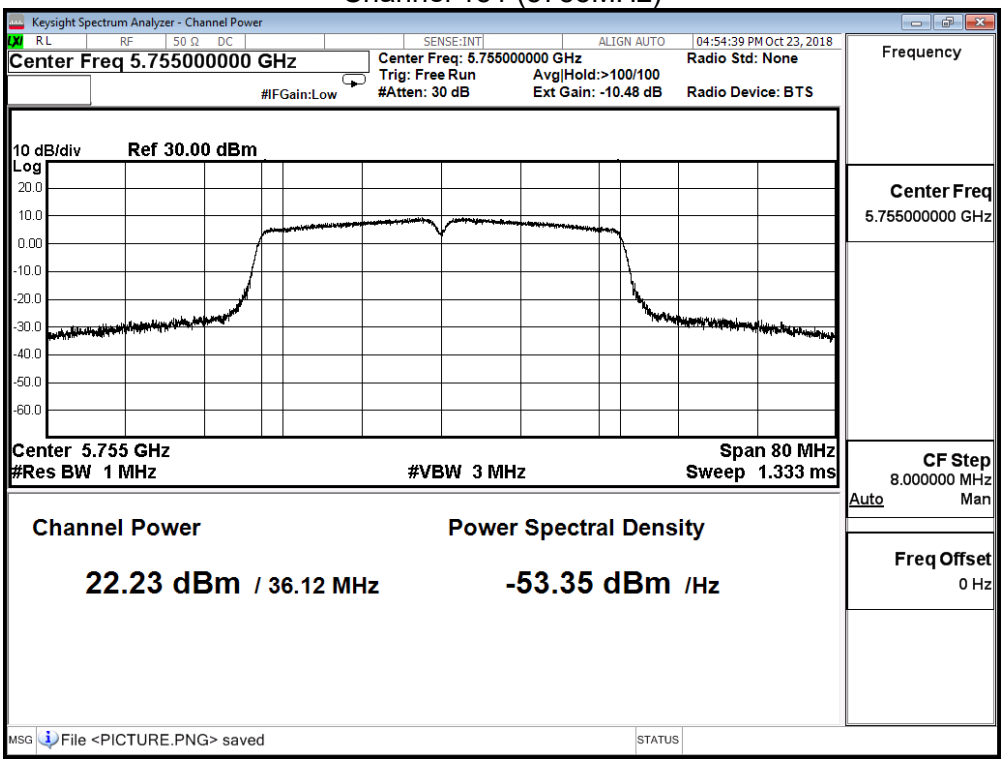

Channel 159 (5795MHz)

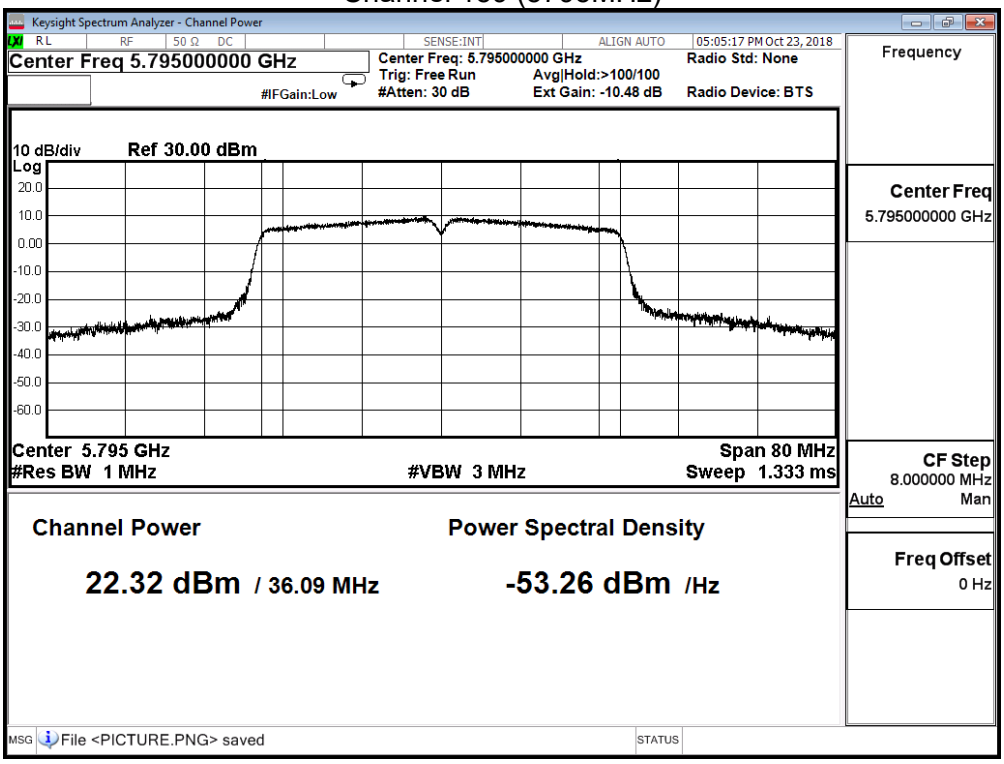

Product	Wireless-AC2400 Dual Band Gigabit Router Wireless-AC2600 Dual Band Gigabit Router		
Test Item	Maximum conducted output power		
Test Mode	Mode 2: Transmit Mode_BF_WA-30P12FU		
Date of Test	2018/10/23	Test Site	SR10-H

IEEE802.11n_40MHz(ANT 3)

Channel No.	Frequency (MHz)	Output Power (dBm)	Required Limit (dBm)
151	5755	20.83	≦27.749
159	5795	20.87	≦27.749

Directional gain=10log(ANT N)+Gain=4.77+3.481=8.251

Limit =30dBm-(8.251dBi-6dBi)=27.749dBm

Channel 151 (5755MHz)

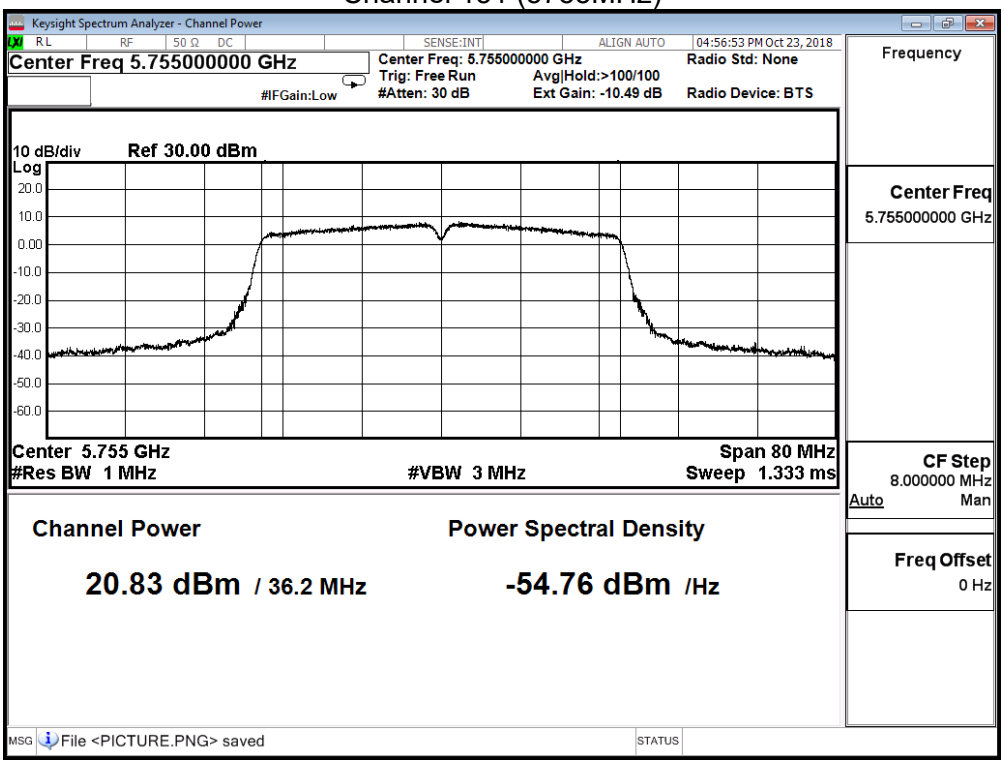

Channel 159 (5795MHz)

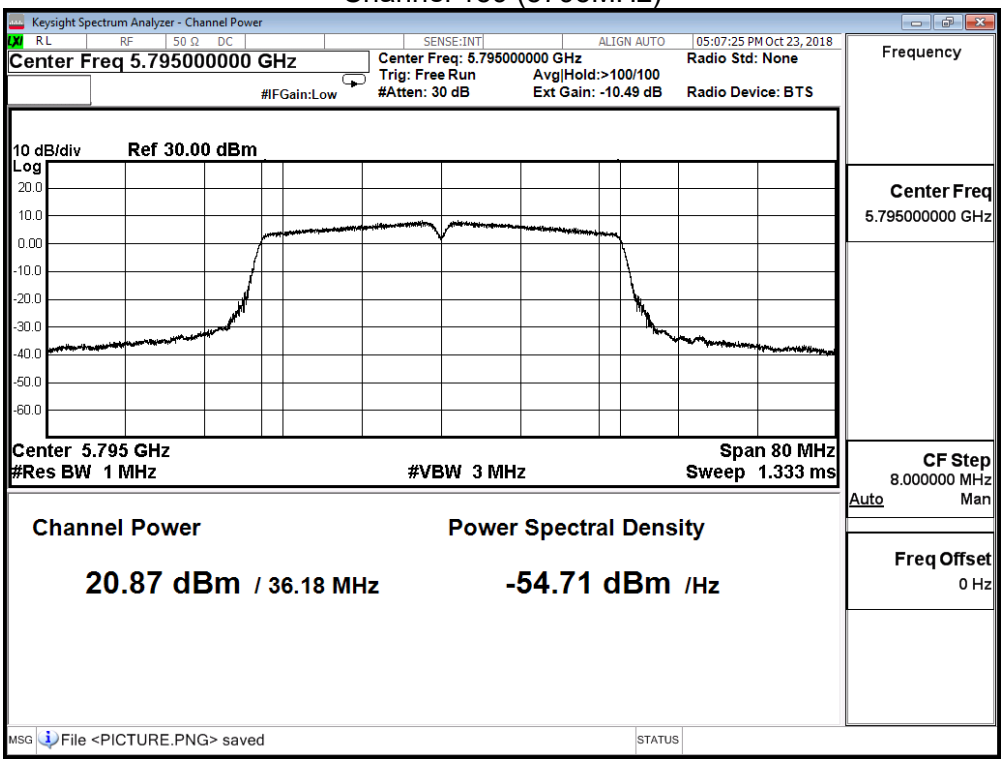

Product	Wireless-AC2400 Dual Band Gigabit Router Wireless-AC2600 Dual Band Gigabit Router		
Test Item	Maximum conducted output power		
Test Mode	Mode 2: Transmit Mode_BF_WA-30P12FU		
Date of Test	2018/10/23	Test Site	SR10-H

IEEE802.11n_40MHz(ANT 0+1+2+3)

Channel No.	Frequency (MHz)	Output Power (dBm)	Required Limit (dBm)
151	5755	27.351	≦27.749
159	5795	27.327	≦27.749

Directional gain=10log(ANT N)+Gain=4.77+3.481=8.251

Limit =30dBm-(8.251dBi-6dBi)=27.749dBm

Product	Wireless-AC2400 Dual Band Gigabit Router Wireless-AC2600 Dual Band Gigabit Router		
Test Item	Maximum conducted output power		
Test Mode	Mode 2: Transmit Mode_BF_WA-30P12FU		
Date of Test	2018/10/23	Test Site	SR10-H

IEEE802.11ac_80MHz (ANT 0)

Channel No.	Frequency (MHz)	Output Power (dBm)	Required Limit (dBm)
155	5775	19.62	≦27.749

Directional gain=10log(ANT N)+Gain=4.77+3.481=8.251

Limit =30dBm-(8.251dBi-6dBi)=27.749dBm

Channel 155 (5775MHz)

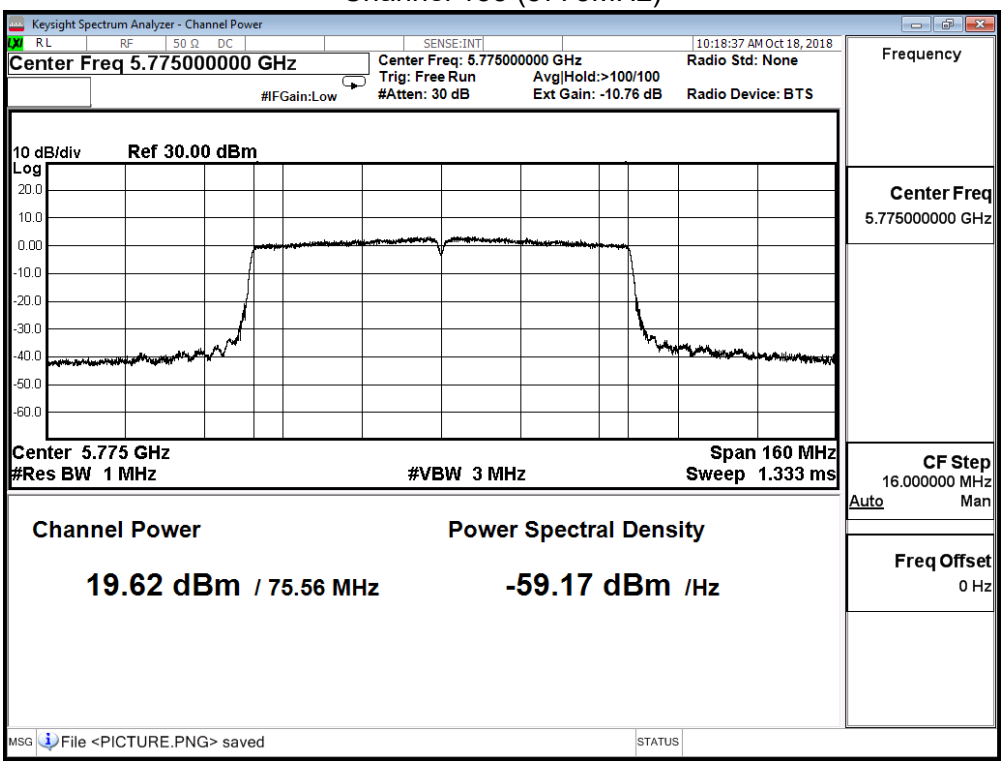

Product	Wireless-AC2400 Dual Band Gigabit Router Wireless-AC2600 Dual Band Gigabit Router		
Test Item	Maximum conducted output power		
Test Mode	Mode 2: Transmit Mode_BF_WA-30P12FU		
Date of Test	2018/10/23	Test Site	SR10-H

IEEE802.11ac_80MHz (ANT 1)

Channel No.	Frequency (MHz)	Output Power (dBm)	Required Limit (dBm)
155	5775	20.42	≦27.749

Directional gain=10log(ANT N)+Gain=4.77+3.481=8.251

Limit =30dBm-(8.251dBi-6dBi)=27.749dBm

Channel 155 (5775MHz)

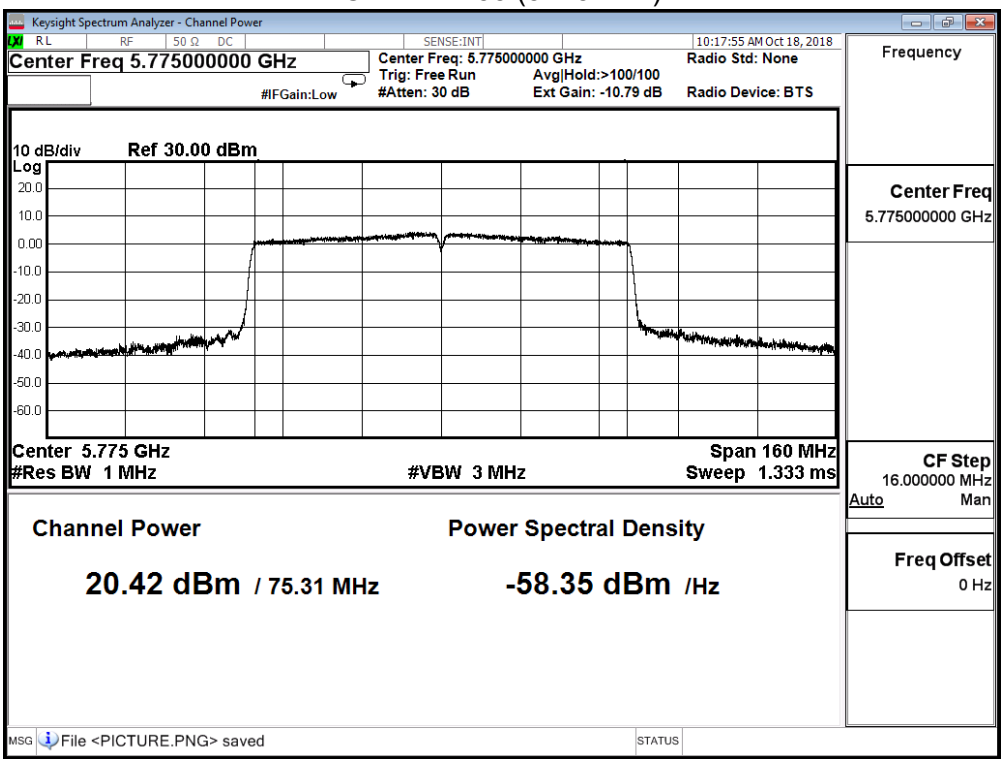

Product	Wireless-AC2400 Dual Band Gigabit Router Wireless-AC2600 Dual Band Gigabit Router		
Test Item	Maximum conducted output power		
Test Mode	Mode 2: Transmit Mode_BF_WA-30P12FU		
Date of Test	2018/10/23	Test Site	SR10-H

IEEE802.11ac_80MHz (ANT 2)

Channel No.	Frequency (MHz)	Output Power (dBm)	Required Limit (dBm)
155	5775	21.58	≦27.749

Directional gain=10log(ANT N)+Gain=4.77+3.481=8.251

Limit =30dBm-(8.251dBi-6dBi)=27.749dBm

Channel 155 (5775MHz)

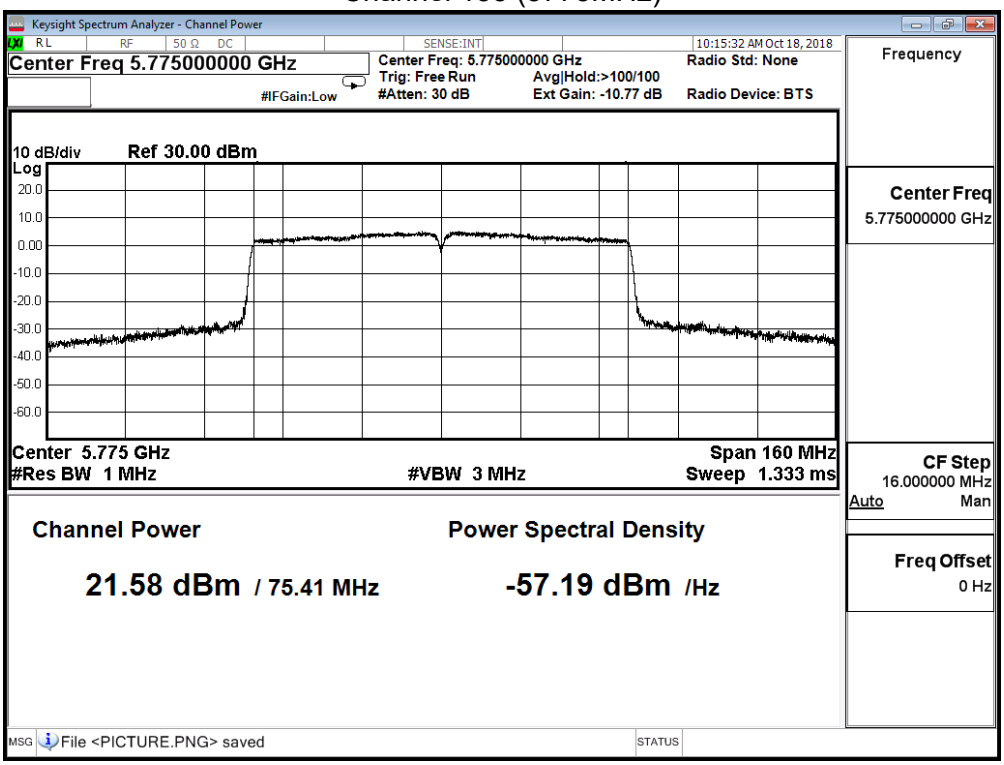

Product	Wireless-AC2400 Dual Band Gigabit Router Wireless-AC2600 Dual Band Gigabit Router		
Test Item	Maximum conducted output power		
Test Mode	Mode 2: Transmit Mode_BF_WA-30P12FU		
Date of Test	2018/10/23	Test Site	SR10-H

IEEE802.11ac_80MHz (ANT 3)

Channel No.	Frequency (MHz)	Output Power (dBm)	Required Limit (dBm)
155	5775	20.37	≦27.749

Directional gain=10log(ANT N)+Gain=4.77+3.481=8.251

Limit =30dBm-(8.251dBi-6dBi)=27.749dBm

Channel 155 (5775MHz)

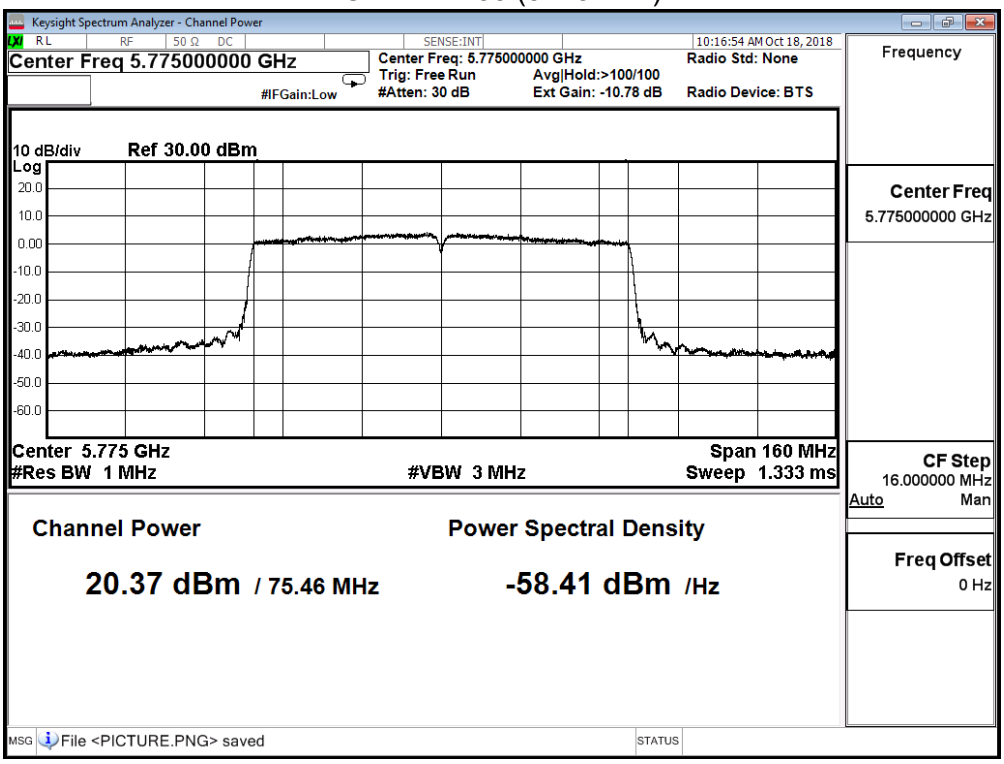

Product	Wireless-AC2400 Dual Band Gigabit Router Wireless-AC2600 Dual Band Gigabit Router		
Test Item	Maximum conducted output power		
Test Mode	Mode 2: Transmit Mode_BF_WA-30P12FU		
Date of Test	2018/10/23	Test Site	SR10-H

IEEE802.11ac_80MHz (ANT 0+1+2+3)

Channel No.	Frequency (MHz)	Output Power (dBm)	Required Limit (dBm)
155	5775	26.576	≦27.749

Directional gain=10log(ANT N)+Gain=4.77+3.481=8.251

Limit =30dBm-(8.251dBi-6dBi)=27.749dBm

5. Maximum power spectral density

5.1. Test Setup

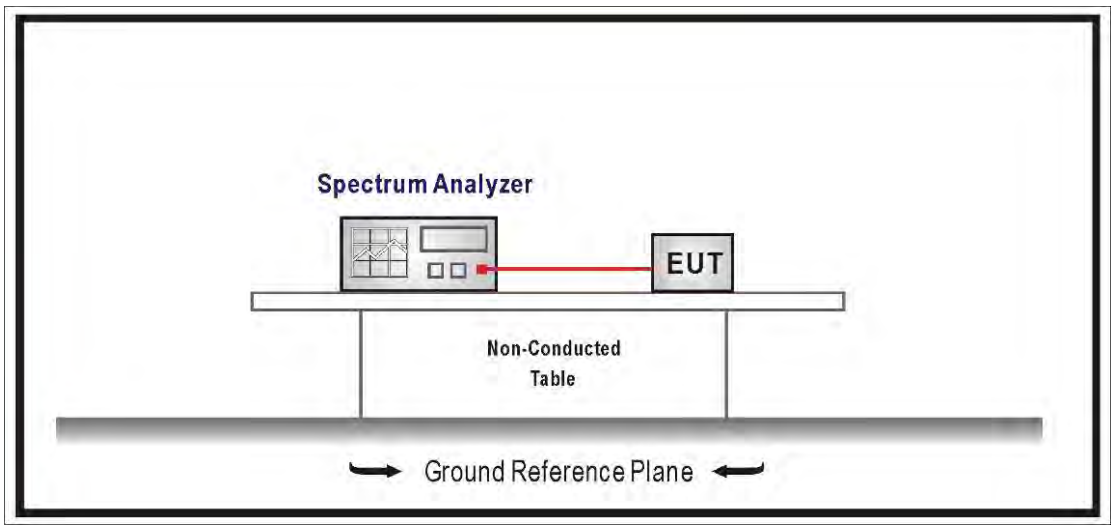

5.2. Limits

1. For the band 5.15-5.25 GHz, the Maximum power spectral density shall not exceed 17 dBm in any 1MHz band. If transmitting antenna of directional gain greater than 6 dBi are used, the Maximum power spectral density shall be reduced by the amount in dB that directional gain of the antenna exceeds 6 dBi.
2. For client devices in the 5.15-5.25 GHz band, the maximum power spectral density shall not exceed 11 dBm in any 1 megahertz band. If transmitting antennas of directional gain greater than 6 dBi are used, both the maximum conducted output power and the maximum power spectral density shall be reduced by the amount in dB that the directional gain of the antenna exceeds 6 dBi
3. For the band 5.25-5.35 GHz, the Maximum power spectral density shall not exceed 11 dBm in any 1-MHz band. If transmitting antenna of directional gain greater than 6 dBi are used, the Maximum power spectral density shall be reduced by the amount in dB that directional gain of the antenna exceeds 6 dBi.
4. For the band 5.725-5.850 GHz, the Maximum power spectral density shall not exceed 30 dBm in any 500KHz band. If transmitting antenna of directional gain greater than 6 dBi are used, the Maximum power spectral density shall be reduced by the amount in dB that directional gain of the antenna exceeds 6 dBi..

5.3. Test Procedure

The EUT was setup to ANSI C63.10: 2013; tested to U-NII test procedure of KDB 789033.v01r02 for compliance to FCC 47CFR Subpart E requirements.
For Band1 : Set RBW=1MHz, VBW=3MHz with RMS detector. The PPSD is the highest level found across the emission in any 1-MHz band after 100 sweeps of averaging.
For Band4 : Set RBW=500KHz, VBW=1.5MHz with RMS detector. The PPSD is the highest level found across the emission in any 500KHz band after 100 sweeps of averaging.

5.4. Test Result

Product	Wireless-AC2400 Dual Band Gigabit Router Wireless-AC2600 Dual Band Gigabit Router		
Test Item	Maximum power spectral density		
Test Mode	Mode 1: Transmit Mode_CDD_WA-30P12FU		
Date of Test	2018/08/15	Test Site	SR10-H

IEEE 802.11a (ANT0+1+2+3)				
Channel No.	Frequency (MHz)	Measure Level (dBm)	Limit (dBm)	Result
36	5180	14.224	≦14.749	Pass
44	5220	14.424	≦14.749	Pass
48	5240	14.674	≦14.749	Pass

Directional gain=10log(ANT N)+Gain=4.77+3.481=8.251

Limit =17dBm-(8.251dBi-6dBi)=14.749dBm

Channel 36

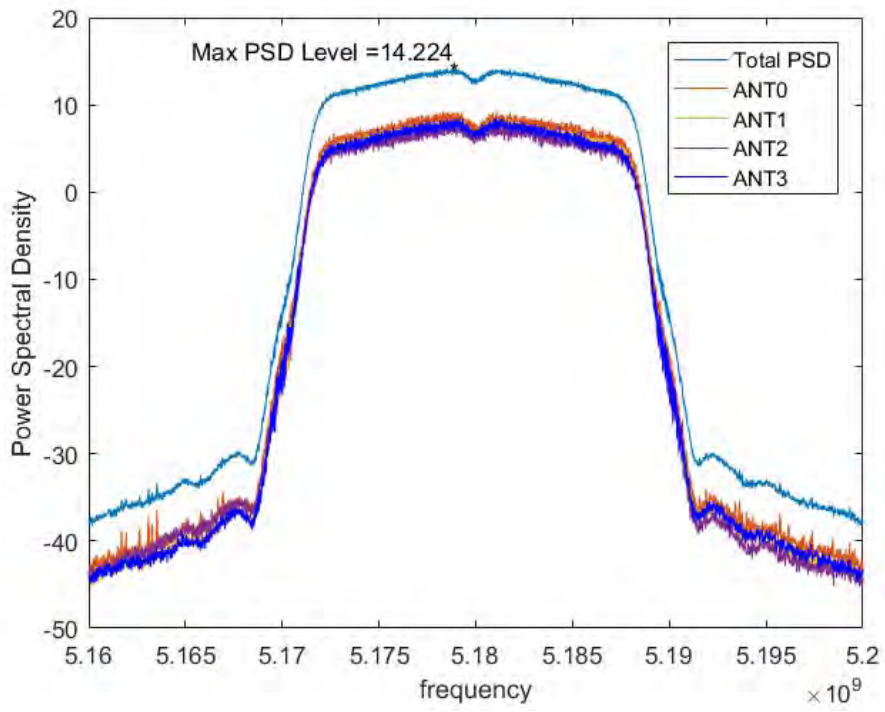

Channel 44

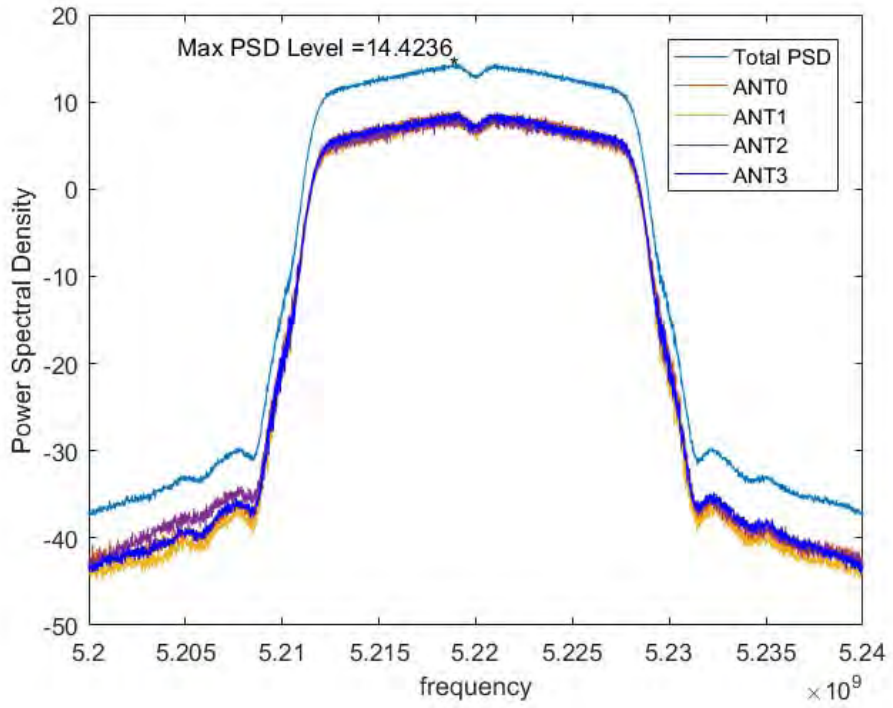

Channel 48

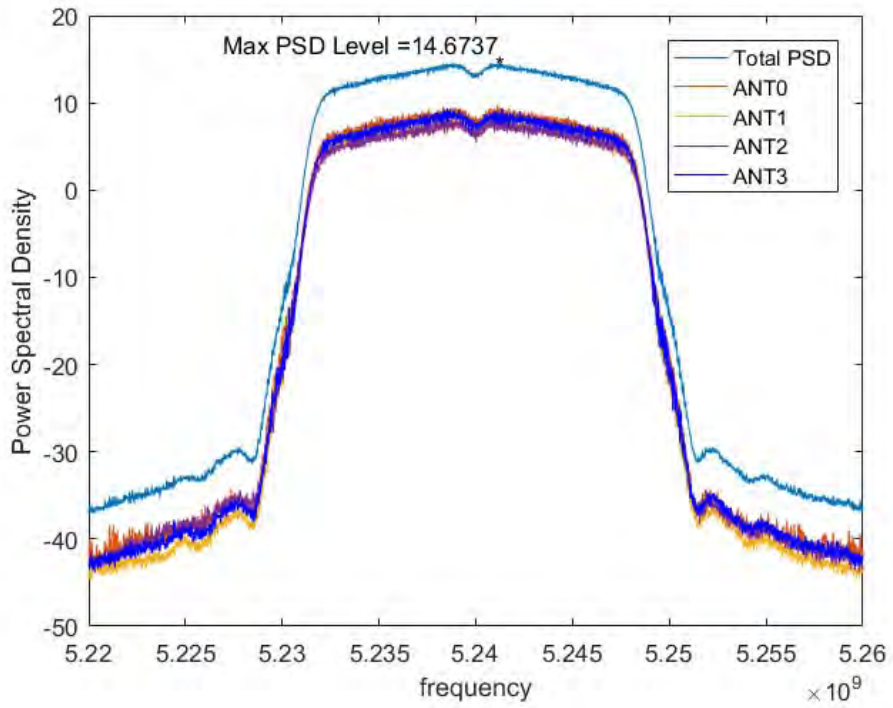

Product	Wireless-AC2400 Dual Band Gigabit Router Wireless-AC2600 Dual Band Gigabit Router		
Test Item	Maximum power spectral density		
Test Mode	Mode 1: Transmit Mode_CDD_WA-30P12FU		
Date of Test	2018/08/15	Test Site	SR10-H

IEEE 802.11n(20MHz)(ANT0+1+2+3)				
Channel No.	Frequency (MHz)	Measure Level (dBm)	Limit (dBm)	Result
36	5180	14.472	≦14.749	Pass
44	5220	14.711	≦14.749	Pass
48	5240	14.624	≦14.749	Pass

Directional gain=10log(ANT N)+Gain=4.77+3.481=8.251

Limit =17dBm-(8.251dBi-6dBi)=14.749dBm

Channel 36

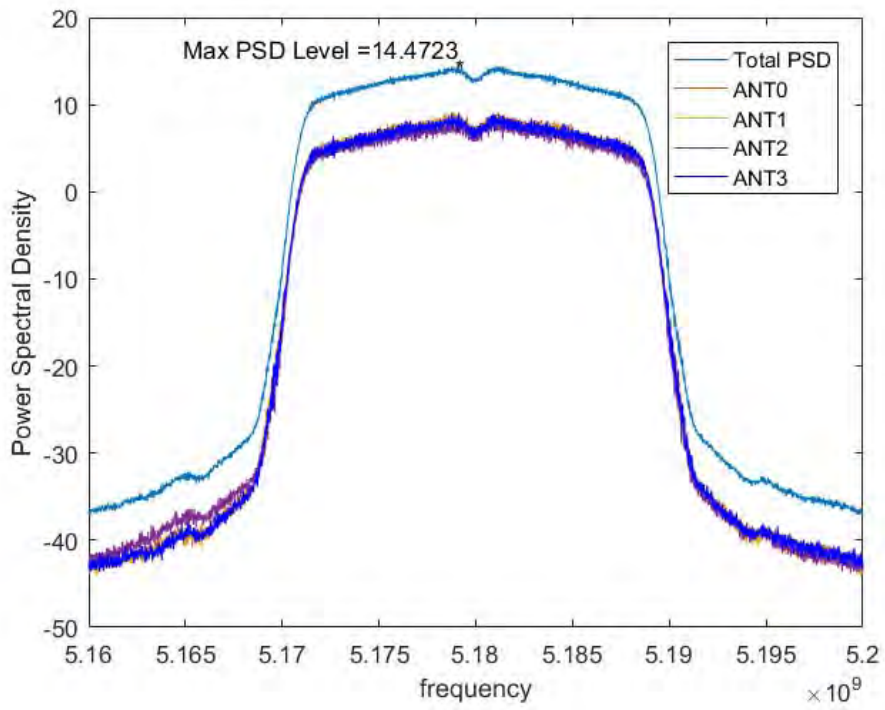

Channel 44

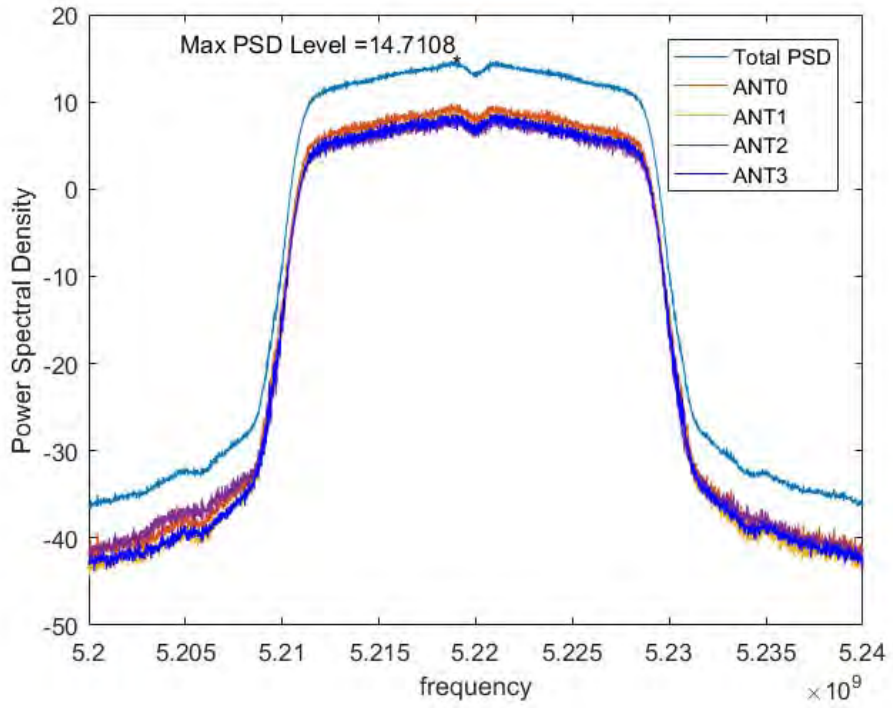

Channel 48

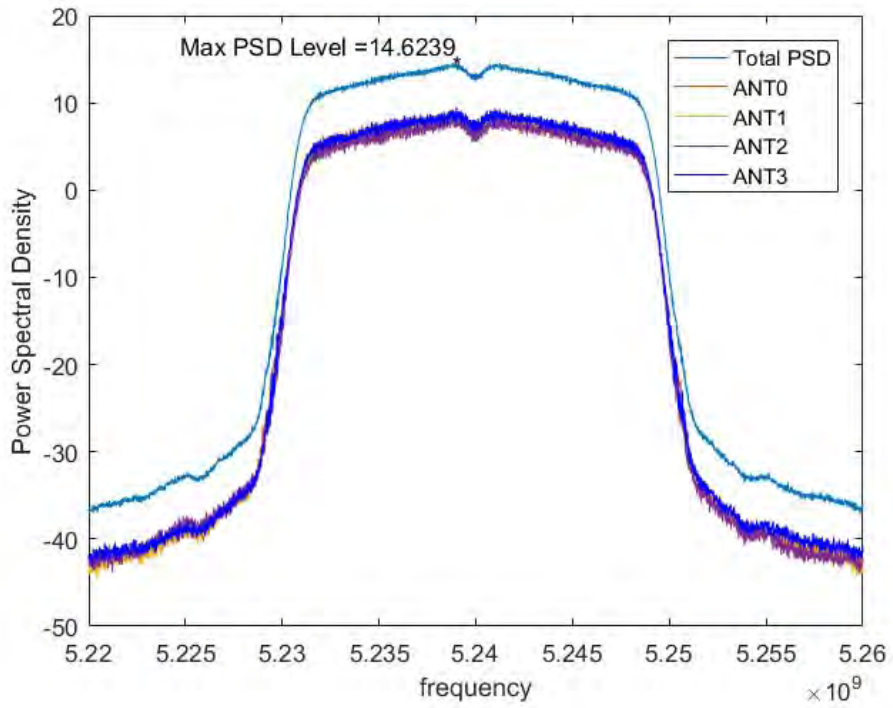

Product	Wireless-AC2400 Dual Band Gigabit Router Wireless-AC2600 Dual Band Gigabit Router		
Test Item	Maximum power spectral density		
Test Mode	Mode 1: Transmit Mode_CDD_WA-30P12FU		
Date of Test	2018/08/15	Test Site	SR10-H

IEEE 802.11n(40MHz)(ANT0+1+2+3)				
Channel No.	Frequency (MHz)	Measure Level (dBm)	Limit (dBm)	Result
38	5190	10.590	≦14.749	Pass
46	5230	10.892	≦14.749	Pass

Directional gain=10log(ANT N)+Gain=4.77+3.481=8.251

Limit =17dBm-(8.251dBi-6dBi)=14.749dBm

Channel 38

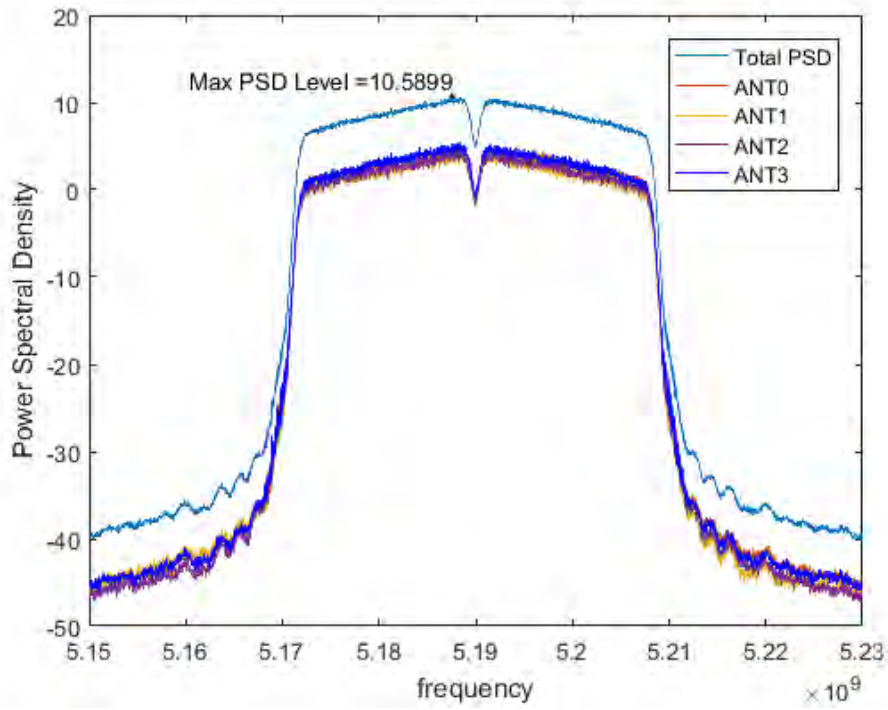

Channel 46

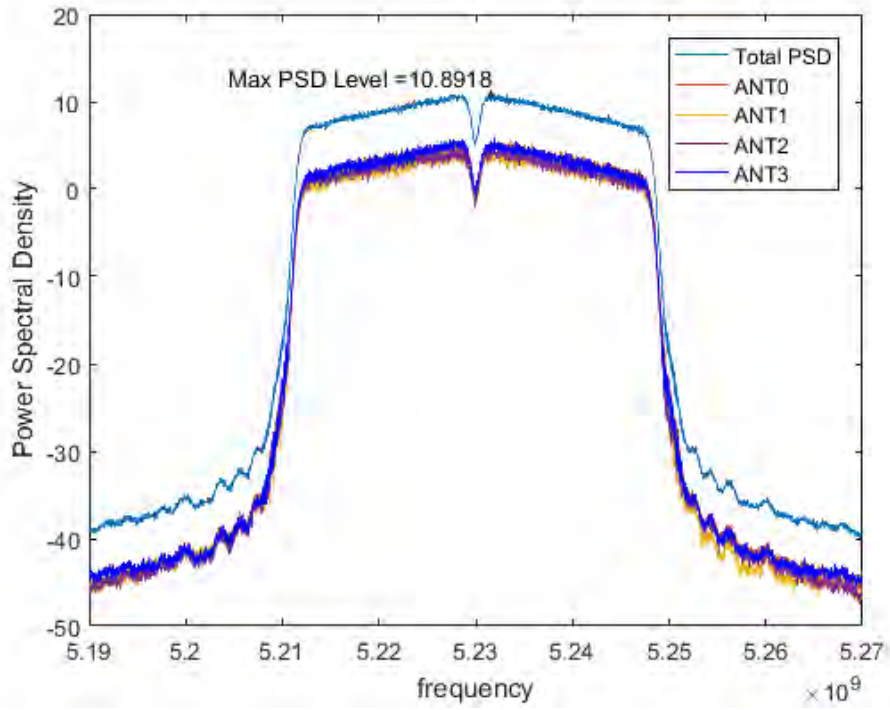
Max PSD Level =10.8918
Total PSD
ANT0
ANT1
ANT2
ANT3
Power Spectral Density
frequency
×10^9
20
10
0
-10
-20
-30
-40
-50
5.19
5.2
5.21
5.22
5.23
5.24
5.25
5.26
5.27

Product	Wireless-AC2400 Dual Band Gigabit Router Wireless-AC2600 Dual Band Gigabit Router		
Test Item	Maximum power spectral density		
Test Mode	Mode 1: Transmit Mode_CDD_WA-30P12FU		
Date of Test	2018/08/15	Test Site	SR10-H

IEEE 802.11ac(80MHz)(ANT0+1+2+3)				
Channel No.	Frequency (MHz)	Measure Level (dBm)	Limit (dBm)	Result
42	5210	4.281	≦14.749	Pass

Directional gain=10log(ANT N)+Gain=4.77+3.481=8.251

Limit =17dBm-(8.251dBi-6dBi)=14.749dBm

Channel 42

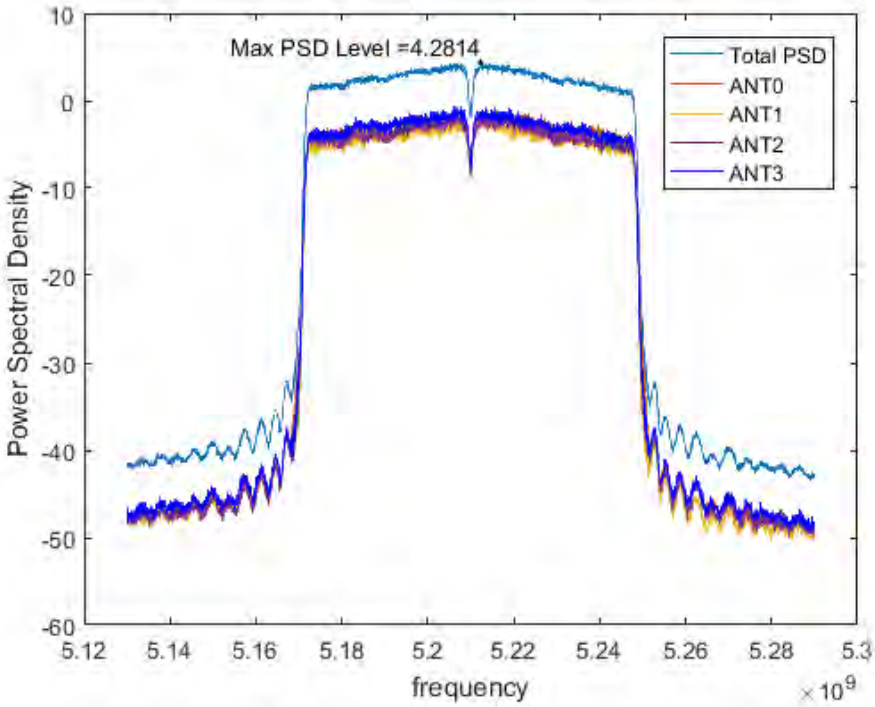

Product	Wireless-AC2400 Dual Band Gigabit Router Wireless-AC2600 Dual Band Gigabit Router		
Test Item	Maximum power spectral density		
Test Mode	Mode 1: Transmit Mode_CDD_WA-30P12FU		
Date of Test	2018/08/15	Test Site	SR10-H

IEEE 802.11a (ANT0+1+2+3)				
Channel No.	Frequency (MHz)	Measure Level (dBm)	Limit (dBm)	Result
149	5745	16.069	≦27.75	Pass
157	5785	16.876	≦27.75	Pass
165	5825	17.174	≦27.75	Pass

Directional gain=10log(ANT N)+Gain=4.77+3.481=8.251

Limit =17dBm-(8.251dBi-6dBi)=14.749dBm

Channel 149

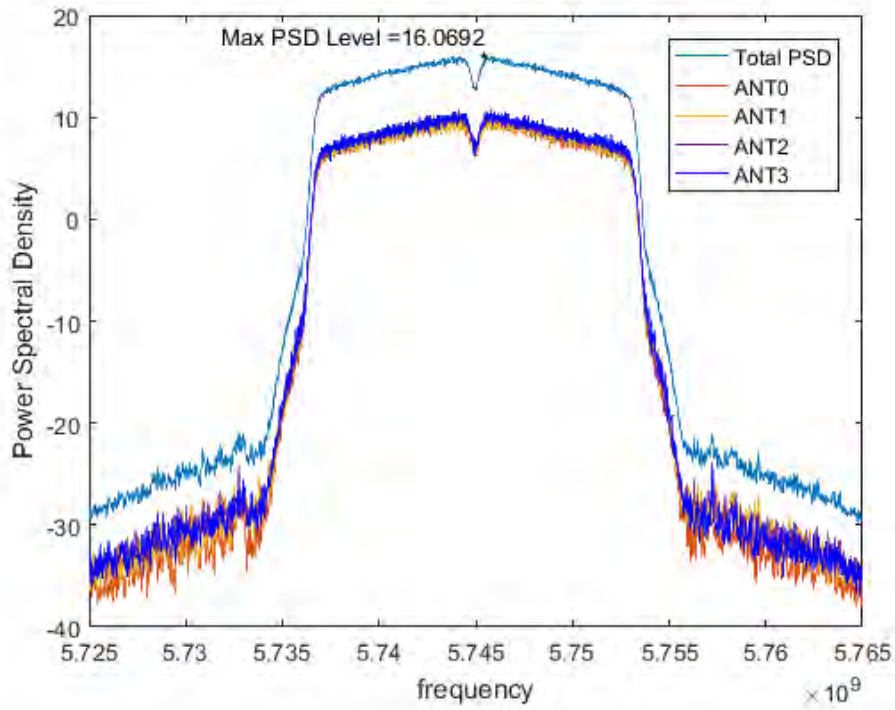

Channel 157

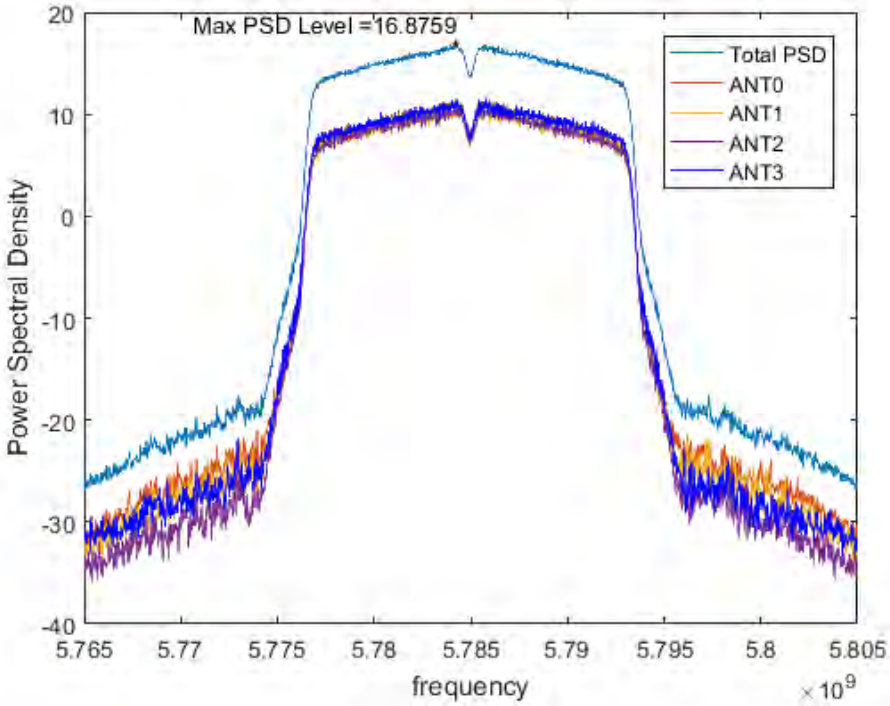

Channel 165

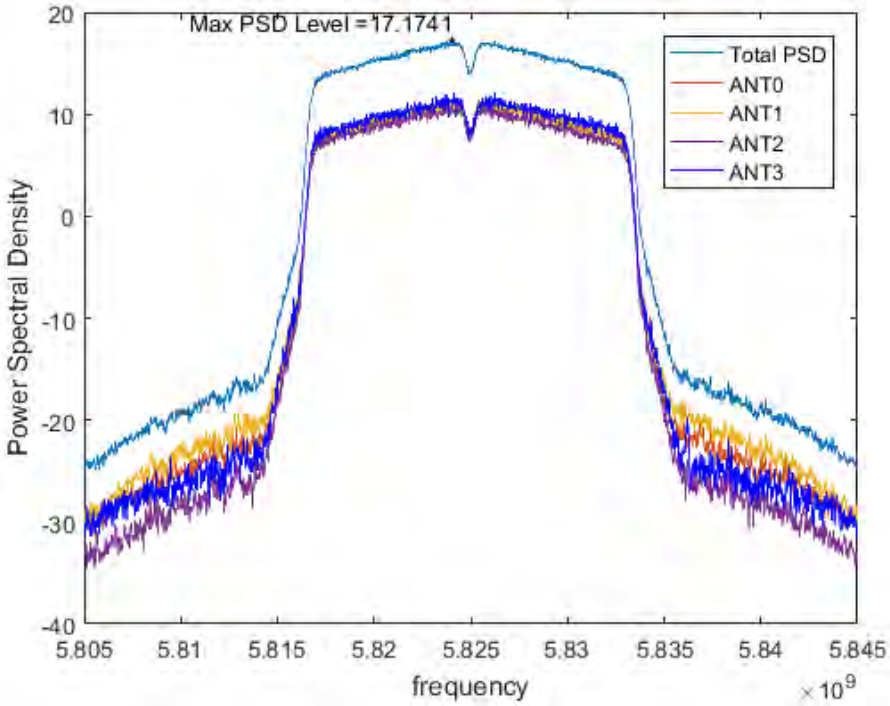

Product	Wireless-AC2400 Dual Band Gigabit Router Wireless-AC2600 Dual Band Gigabit Router		
Test Item	Maximum power spectral density		
Test Mode	Mode 1: Transmit Mode_CDD_WA-30P12FU		
Date of Test	2018/08/15	Test Site	SR10-H

IEEE 802.11n(20MHz)(ANT0+1+2+3)				
Channel No.	Frequency (MHz)	Measure Level (dBm)	Limit (dBm)	Result
149	5745	16.043	≦27.75	Pass
157	5785	16.416	≦27.75	Pass
165	5825	16.687	≦27.75	Pass

Directional gain=10log(ANT N)+Gain=4.77+3.481=8.251

Limit =17dBm-(8.251dBi-6dBi)=14.749dBm

Channel 149

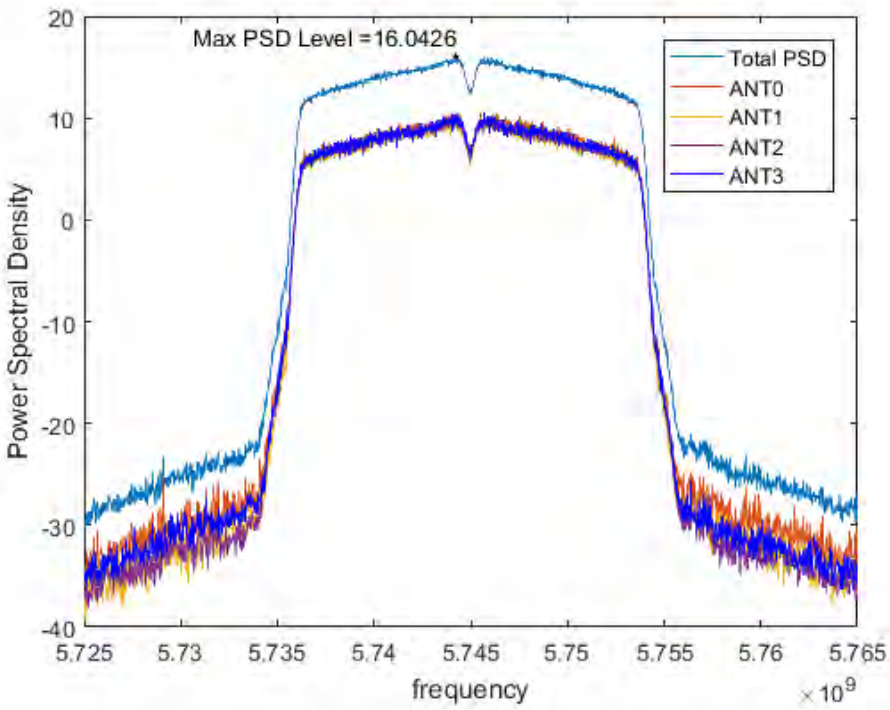

Channel 157

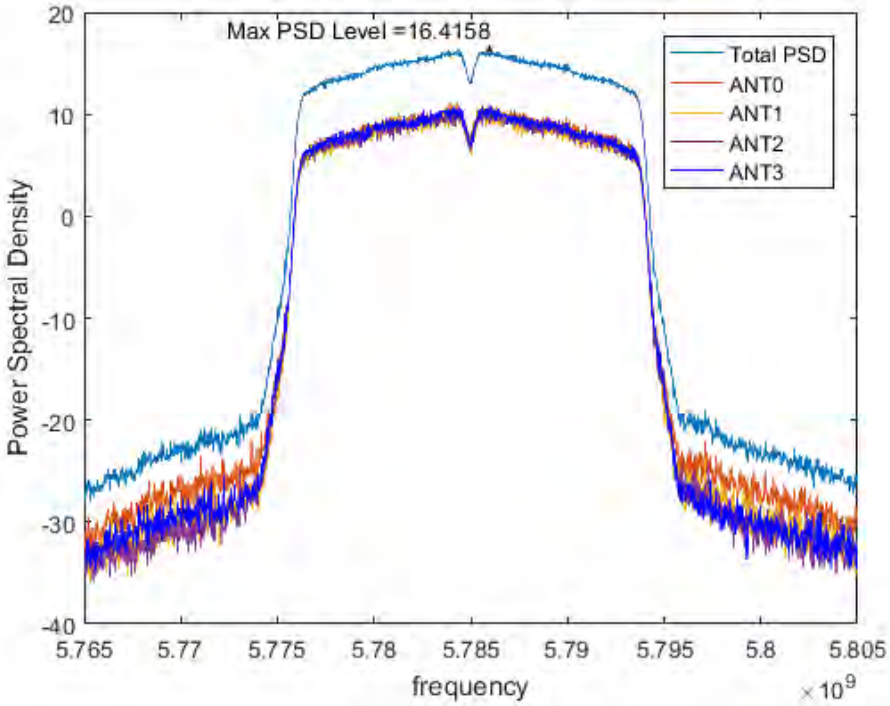

Channel 165

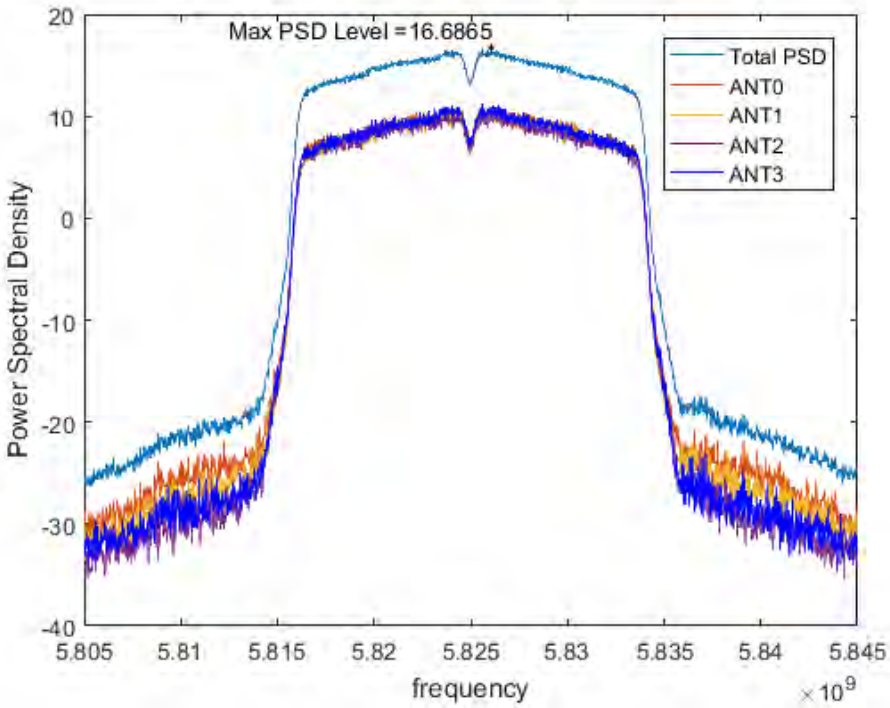

Product	Wireless-AC2400 Dual Band Gigabit Router Wireless-AC2600 Dual Band Gigabit Router		
Test Item	Maximum power spectral density		
Test Mode	Mode 1: Transmit Mode_CDD_WA-30P12FU		
Date of Test	2018/08/15	Test Site	SR10-H

IEEE 802.11n(40MHz)(ANT0+1+2+3)				
Channel No.	Frequency (MHz)	Measure Level (dBm)	Limit (dBm)	Result
151	5755	13.352	≦27.75	Pass
159	5795	13.301	≦27.75	Pass

Directional gain=10log(ANT N)+Gain=4.77+3.481=8.251

Limit =17dBm-(8.251dBi-6dBi)=14.749dBm

Channel 151

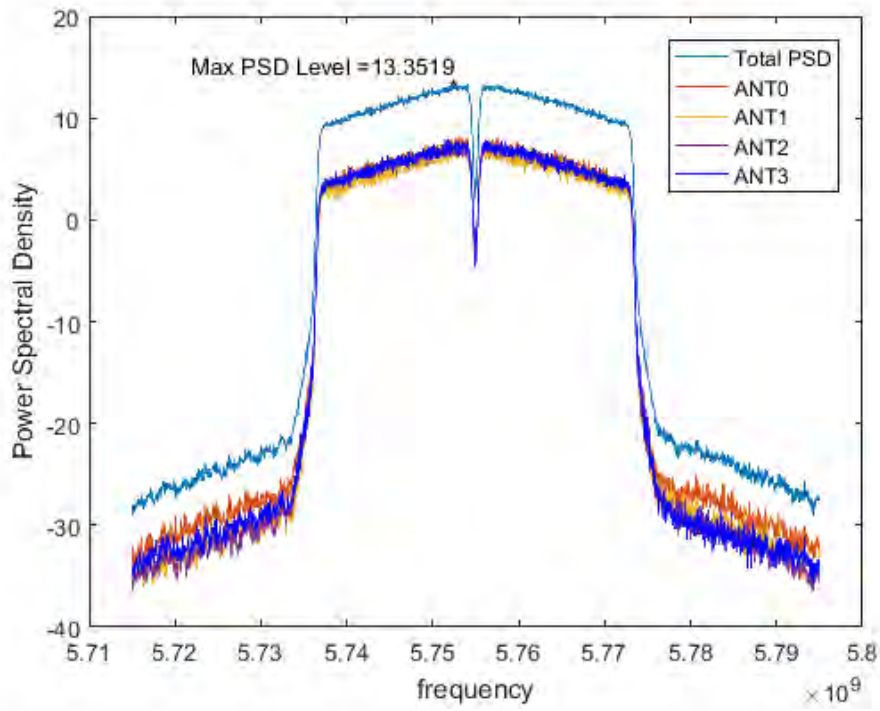

Channel 159

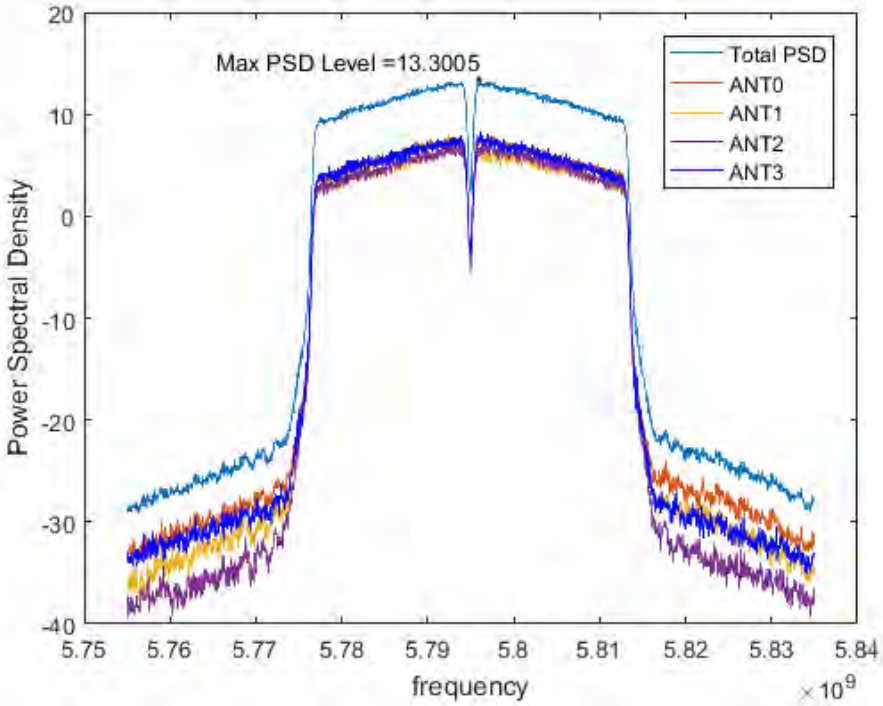
Max PSD Level =13.3005
Total PSD
ANT0
ANT1
ANT2
ANT3
Power Spectral Density
frequency
×10^9
20
10
0
-10
-20
-30
-40
5.75
5.76
5.77
5.78
5.79
5.8
5.81
5.82
5.83
5.84

Product	Wireless-AC2400 Dual Band Gigabit Router Wireless-AC2600 Dual Band Gigabit Router		
Test Item	Maximum power spectral density		
Test Mode	Mode 1: Transmit Mode_CDD_WA-30P12FU		
Date of Test	2018/08/15	Test Site	SR10-H

IEEE 802.11ac(80MHz)(ANT0+1+2+3)				
Channel No.	Frequency (MHz)	Measure Level (dBm)	Limit (dBm)	Result
155	5775	6.969	≦27.75	Pass

Directional gain=10log(ANT N)+Gain=4.77+3.481=8.251

Limit =17dBm-(8.251dBi-6dBi)=14.749dBm

Channel 155

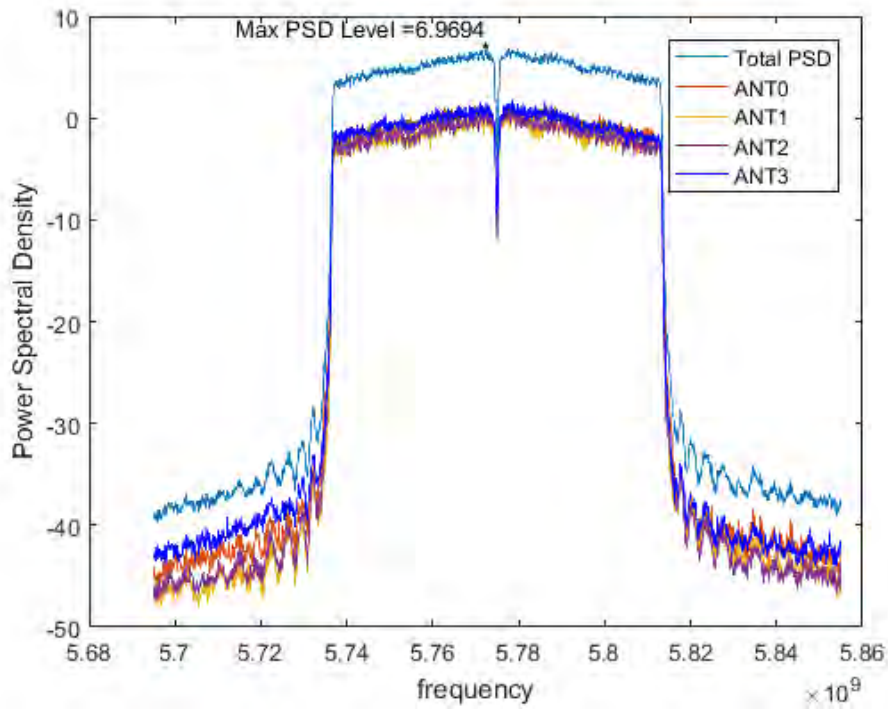

Product	Wireless-AC2400 Dual Band Gigabit Router Wireless-AC2600 Dual Band Gigabit Router		
Test Item	Maximum power spectral density		
Test Mode	Mode 2: Transmit Mode_BF_WA-30P12FU		
Date of Test	2018/10/23	Test Site	SR10-H

IEEE 802.11n(20MHz)(ANT0+1+2+3)				
Channel No.	Frequency (MHz)	Measure Level (dBm)	Limit (dBm)	Result
36	5180	14.250	≦14.749	Pass
44	5220	14.530	≦14.749	Pass
48	5240	14.430	≦14.749	Pass

Directional gain=10log(ANT N)+Gain=4.77+3.481=8.251

Limit =17dBm-(8.251dBi-6dBi)=14.749dBm

Channel 36

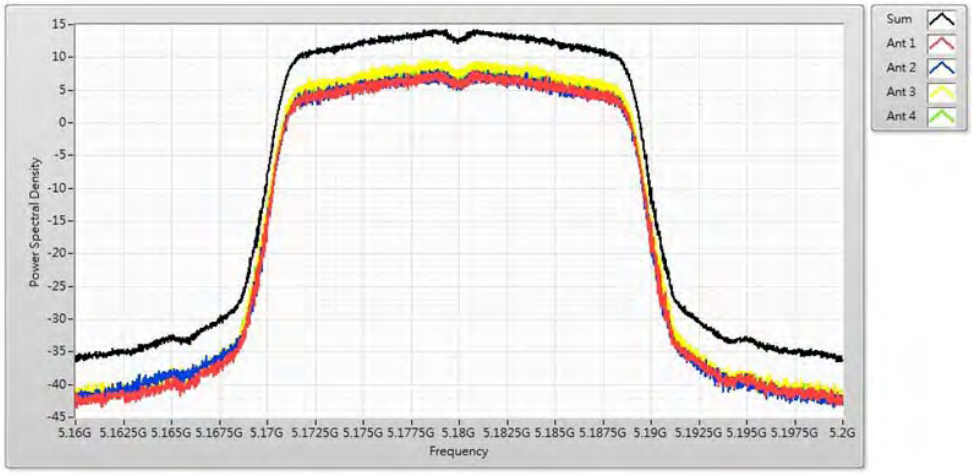

Channel 44

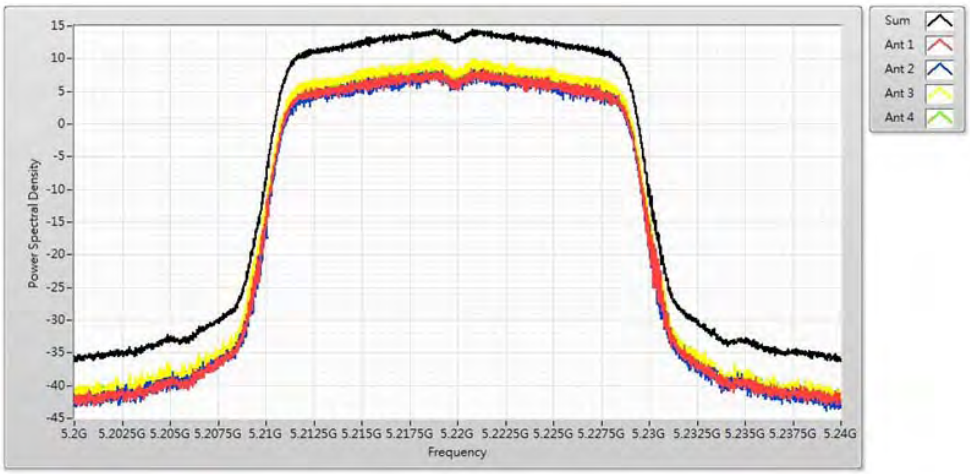

Channel 48

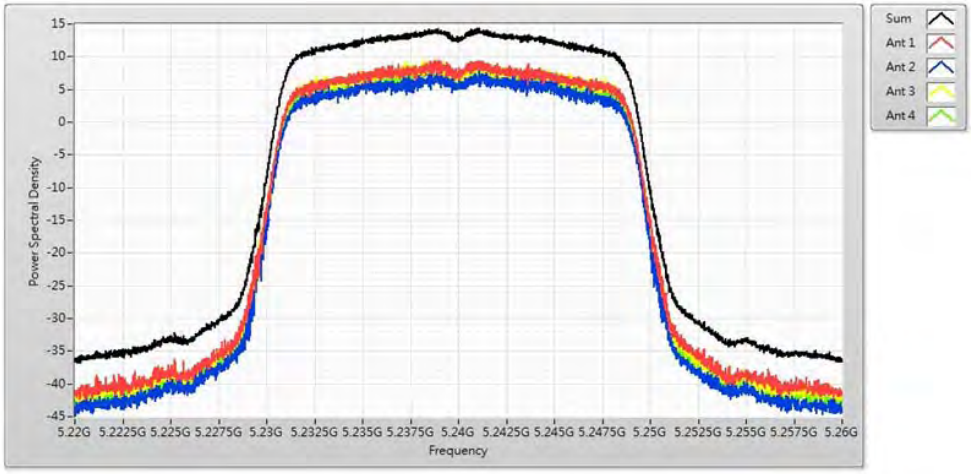

Product	Wireless-AC2400 Dual Band Gigabit Router Wireless-AC2600 Dual Band Gigabit Router		
Test Item	Maximum power spectral density		
Test Mode	Mode 2: Transmit Mode_BF_WA-30P12FU		
Date of Test	2018/10/23	Test Site	SR10-H

IEEE 802.11n(40MHz)(ANT0+1+2+3)				
Channel No.	Frequency (MHz)	Measure Level (dBm)	Limit (dBm)	Result
38	5190	12.360	≦14.749	Pass
46	5230	13.230	≦14.749	Pass

Directional gain=10log(ANT N)+Gain=4.77+3.481=8.251

Limit =17dBm-(8.251dBi-6dBi)=14.749dBm

Channel 38

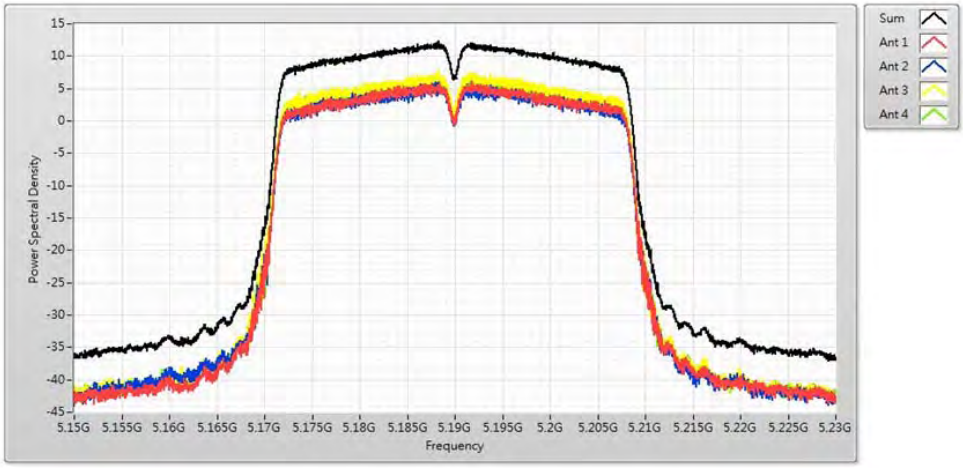

Channel 46

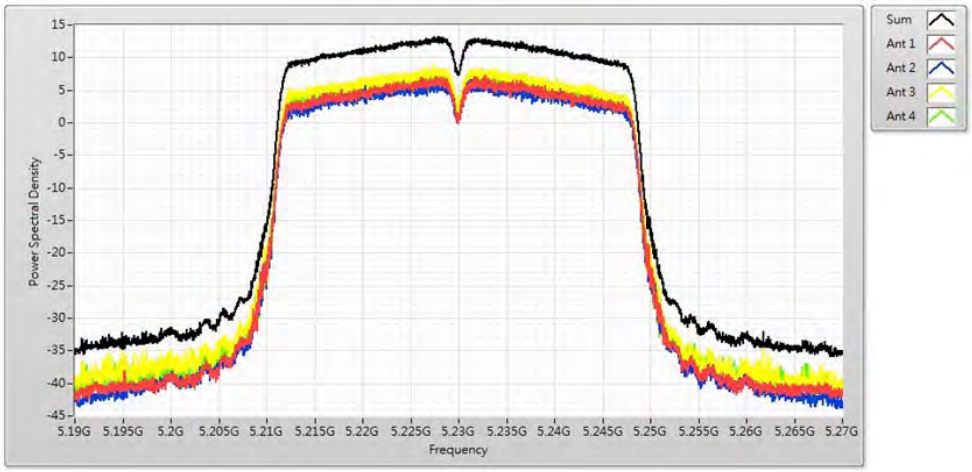
Sum
Ant 1
Ant 2
Ant 3
Ant 4
Power Spectral Density
15
10
5
0
-5
-10
-15
-20
-25
-30
-35
-40
-45
5.19G
5.195G
5.2G
5.205G
5.21G
5.215G
5.22G
5.225G
5.23G
5.235G
5.24G
5.245G
5.25G
5.255G
5.26G
5.265G
5.27G
Frequency

Product	Wireless-AC2400 Dual Band Gigabit Router Wireless-AC2600 Dual Band Gigabit Router		
Test Item	Maximum power spectral density		
Test Mode	Mode 2: Transmit Mode_BF_WA-30P12FU		
Date of Test	2018/10/23	Test Site	SR10-H

IEEE 802.11ac(80MHz)(ANT0+1+2+3)				
Channel No.	Frequency (MHz)	Measure Level (dBm)	Limit (dBm)	Result
42	5210	5.790	≦14.749	Pass

Directional gain=10log(ANT N)+Gain=4.77+3.481=8.251

Limit =17dBm-(8.251dBi-6dBi)=14.749dBm

Channel 42

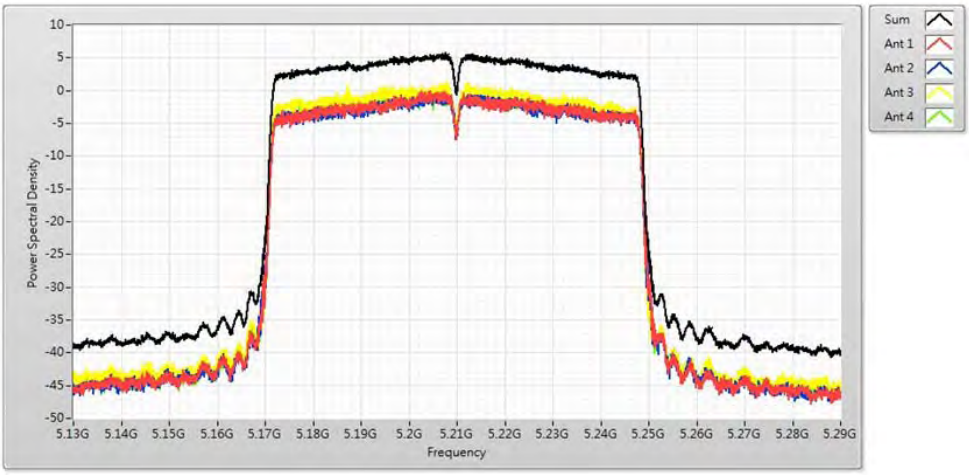

Product	Wireless-AC2400 Dual Band Gigabit Router Wireless-AC2600 Dual Band Gigabit Router		
Test Item	Maximum power spectral density		
Test Mode	Mode 2: Transmit Mode_BF_WA-30P12FU		
Date of Test	2018/10/23	Test Site	SR10-H

IEEE 802.11n(20MHz)(ANT0+1+2+3)				
Channel No.	Frequency (MHz)	Measure Level (dBm)	Limit (dBm)	Result
149	5745	12.910	≦27.75	Pass
157	5785	14.740	≦27.75	Pass
165	5825	14.800	≦27.75	Pass

Directional gain=10log(ANT N)+Gain=4.77+3.481=8.251

Limit =17dBm-(8.251dBi-6dBi)=14.749dBm

Channel 149

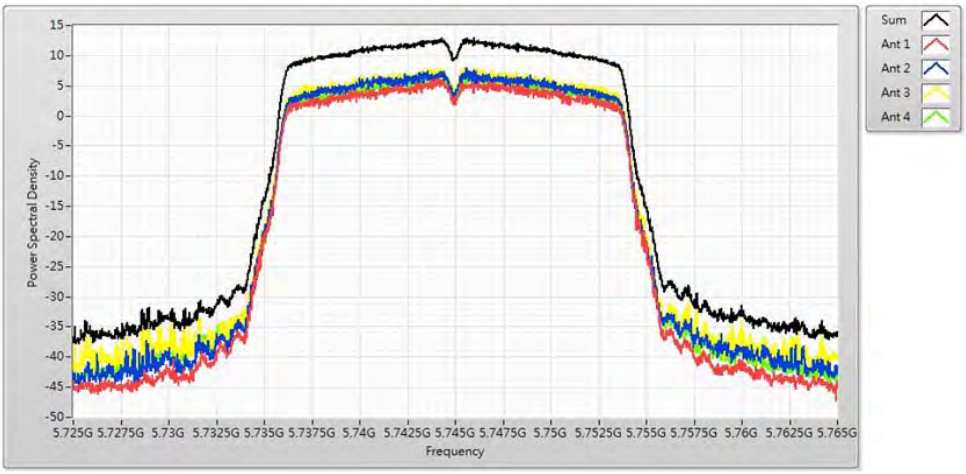

Channel 157

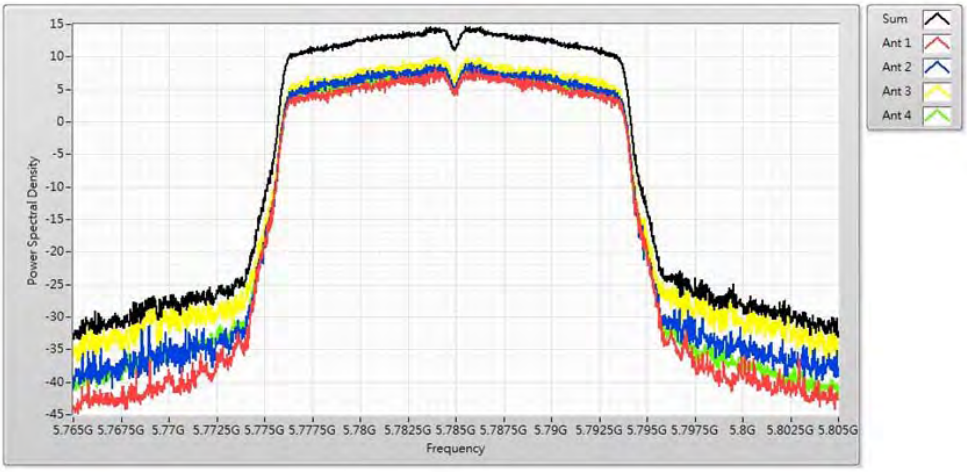

Channel 165

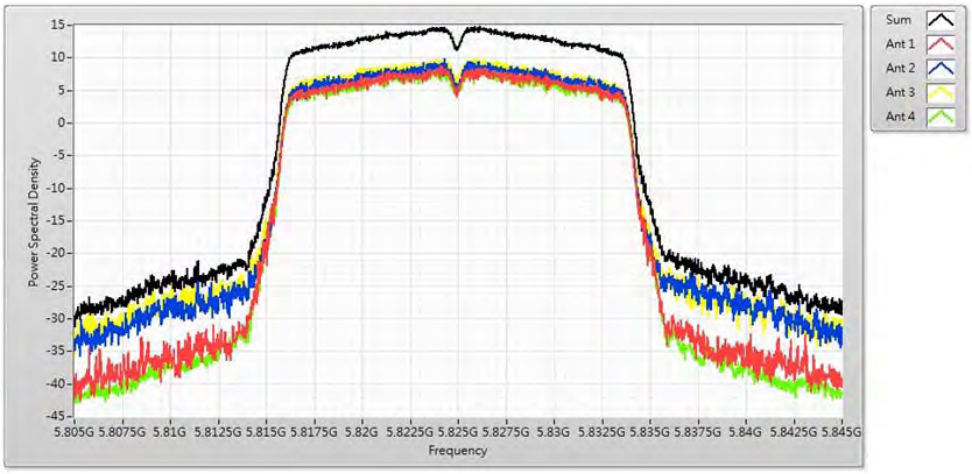

Product	Wireless-AC2400 Dual Band Gigabit Router Wireless-AC2600 Dual Band Gigabit Router		
Test Item	Maximum power spectral density		
Test Mode	Mode 2: Transmit Mode_BF_WA-30P12FU		
Date of Test	2018/10/23	Test Site	SR10-H

IEEE 802.11n(40MHz)(ANT0+1+2+3)				
Channel No.	Frequency (MHz)	Measure Level (dBm)	Limit (dBm)	Result
151	5755	11.430	≦27.75	Pass
159	5795	11.420	≦27.75	Pass

Directional gain=10log(ANT N)+Gain=4.77+3.481=8.251

Limit =17dBm-(8.251dBi-6dBi)=14.749dBm

Channel 151

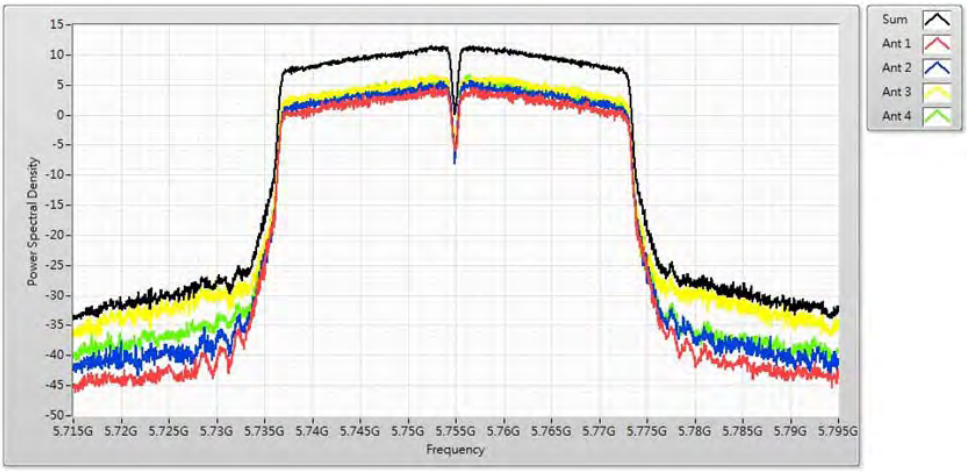

Channel 159

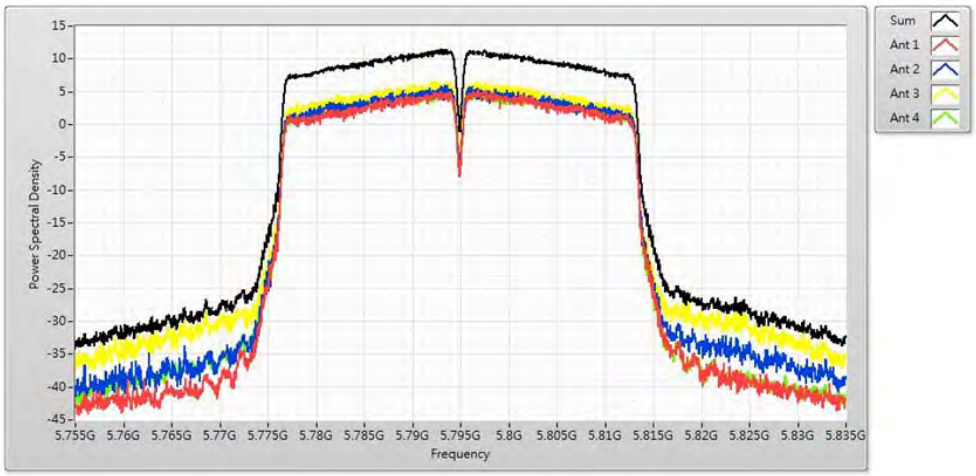
Sum
Ant 1
Ant 2
Ant 3
Ant 4
Power Spectral Density
15
10
5
0
-5
-10
-15
-20
-25
-30
-35
-40
-45
5.755G 5.76G 5.765G 5.77G 5.775G 5.78G 5.785G 5.79G 5.795G 5.8G 5.805G 5.81G 5.815G 5.82G 5.825G 5.83G 5.835G
Frequency

Product	Wireless-AC2400 Dual Band Gigabit Router Wireless-AC2600 Dual Band Gigabit Router		
Test Item	Maximum power spectral density		
Test Mode	Mode 2: Transmit Mode_BF_WA-30P12FU		
Date of Test	2018/10/23	Test Site	SR10-H

IEEE 802.11ac(80MHz)(ANT0+1+2+3)				
Channel No.	Frequency (MHz)	Measure Level (dBm)	Limit (dBm)	Result
155	5775	7.080	≦27.75	Pass

Directional gain=10log(ANT N)+Gain=4.77+3.481=8.251

Limit =17dBm-(8.251dBi-6dBi)=14.749dBm
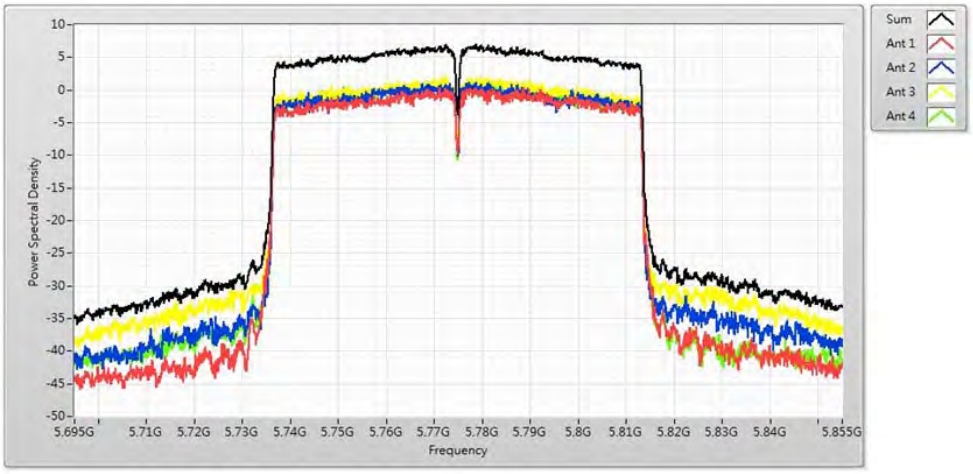
Channel 155