FCC Test Report

Product Name ： Wireless-AC1900 Dual Band Gigabit Router

Trade Name ： ASUS

Model No. ： RT-AC68U V3

FCC ID ： MSQ-RTACIB00

Applicant ： ASUSTeK COMPUTER INC.

Address ： 1F., No. 15, Lide Rd., Beitou Dist., Taipei City 112, Taiwan

Date of Receipt ： Mar. 30, 2020

Issued Date ： Jun. 04, 2020

Report No. ： 2030813R-RFUSP57V00

Report Version ： V1.0

Testing Laboratory

3024

The test results relate only to the samples tested.
The test report shall not be reproduced except in full without the written approval of DEKRA Testing and Certification Co., Ltd..

Test Report Certification

Issued Date : Jun. 04, 2020
Report No. : 2030813R-RFUSP57V00

Product Name	:	Wireless-AC1900 Dual Band Gigabit Router
Applicant	:	ASUSTeK COMPUTER INC.
Address	:	1F., No. 15, Lide Rd., Beitou Dist., Taipei City 112, Taiwan
Manufacturer	:	ASUSTeK COMPUTER INC.
Model No.	:	RT-AC68U V3
Trade Name	:	ASUS
FCC ID	:	MSQ-RTACIB00
EUT Voltage	:	AC 100-240V, 50-60Hz
Testing Voltage	:	AC 120V/60Hz
Applicable Standard	:	FCC CFR Title 47 Part 15 Subpart E Section 15.407: 2019 ANSI C63.10: 2013
Laboratory Name	:	Hsin Chu Laboratory
Address	:	No.372-2, Sec. 4, Zhongxing Rd., Zhudong Township, Hsinchu County 310, Taiwan, R.O.C. TEL: +886-3-582-8001 / FAX: +886-3-582-8958
Test Result	:	Complied

Documented By :

(Demi Chang / Senior Engineering Adm. Specialist)

Tested By :

(Scott Chang / Engineer)

Approved By :

(Louis Hsu / Deputy Manager)

Revision History

Version	Description	Issued Date
V1.0	Initial issue of report	Jun. 04, 2020

TABLE OF CONTENTS

Description	Page
1. General Information	6
1.1. EUT Description	6
1.2. Test Mode	13
1.3. Tested System Details	15
1.4. Configuration of tested System	15
1.5. EUT Exercise Software	15
1.6. Test Facility	16
1.7. List of Test Equipment	17
1.8. Duty Cycle	20
1.9. Uncertainty	26
2. Conducted Emission	27
2.1. Test Setup	27
2.2. Limits	27
2.3. Test Procedure	28
2.4. Test Specification	28
2.5. Test Result	29
3. 26dB & 99% & DTS Bandwidth	49
3.1. Test Setup	49
3.2. Limits	49
3.3. Test Procedure	49
3.4. Test Result	50
4. Maximum conducted output power	110
4.1. Test Setup	110
4.2. Limits	110
4.3. Test Procedure	111
4.4. Test Result	112
5. Maximum power spectral density	140
5.1. Test Setup	140
5.2. Limits	140
5.3. Test Procedure	141
5.4. Test Result	142

6. Radiated Emission 185
6.1. Test Setup 185
6.2. Limits 186
6.3. Test Procedure 187
6.4. Test Result 188
7. Band Edge 244
7.1. Test Setup 244
7.2. Limits 244
7.3. Test Procedure 246
7.4. Test Result 247
Attachment 1 337
Test Setup Photograph 337
Attachment 2 342
EUT External Photograph 342
Attachment 3 352
EUT Internal Photograph 352

1. General Information

1.1. EUT Description

Product Name	Wireless-AC1900 Dual Band Gigabit Router	
Trade Name	ASUS	
Model No.	RT-AC68U V3	
Frequency Range/ Channel Number	IEEE 802.11a/n/ac (20MHz)	5180~5240MHz / 4 Channels 5745~5825MHz / 5 Channels
	IEEE 802.11n/ac (40MHz)	5190~5230MHz / 2 Channels 5755~5795MHz / 2 Channels
	IEEE 802.11ac (80MHz)	5210~5210MHz / 1 Channel 5775~5775MHz / 1 Channel
Type of Modulation	IEEE 802.11a/n/ac	Orthogonal Frequency Division Multiplexing
Data Speed	IEEE 802.11a	6, 9, 18, 24, 36, 48, 54Mbps
	IEEE 802.11n	Support a subset of the combination of GI, MCS 0~MCS 23 and bandwidth defined in 802.11n
	IEEE 802.11ac	Support a subset of the combination of GI, MCS 0~MCS 9 and bandwidth defined in 802.11ac

Antenna Information				
Ant. No.	Model No.	Brand	Ant. Type	Ant. Gain
Antenna 1 (3pcs) (Main Source)	C660-510389-A	WHA YU	Dipole Antenna	2.4GHz: 1.33 dBi 5GHz B1: 1.57 dBi 5GHz B4: 1.85 dBi
Antenna 2 (3pcs) (Second Source)	RFDPA161300SBLB804	Walsin	Dipole Antenna	2.4GHz: 1.32dBi 5GHz B1: 1.00dBi 5GHz B4: 1.73dBi
Antenna 3 (3pcs)	RFDPA141000SBLB827	Walsin	Dipole Antenna	2.4GHz: 1.33dBi 5GHz B1: 1.57dBi 5GHz B4: 1.85dBi
Antenna 4 (3pcs)	C660-510509-A	WHA YU	Dipole Antenna	2.4GHz: 1.22 dBi 5GHz B1: 1.08 dBi 5GHz B4: 1.49 dBi

Accessories Information	
LAN Cable	Shielded, 1.4m
Power Adapter 1 (ADP 1)	LEI / MU30B1120250-A1 I/P: 100-240V~50/60Hz 0.8A O/P: 12V ⎓ 2.5A Cable Out: Non-Shielded, 1.5m
Power Adapter 2 (ADP 2)	APD / WA-30P12FU I/P: 100-240V~50/60Hz 0.9A Max O/P: 12V ⎓ 2.5A Cable Out: Non-Shielded, 1.5m

ANT-TX / RX & Bandwidth

ANT-TX / RX	TX			RX		
Mode/ Channel Bandwidth	20MHz	40MHz	80MHz	20MHz	40MHz	80MHz
IEEE802.11a	✓			✓		
IEEE802.11n	✓	✓		✓	✓	
IEEE802.11ac	✓	✓	✓	✓	✓	✓

Frequency	Modulation	Support Mode	ANT-TX
5GHz	802.11a	CDD	3TX
	802.11n(HT20)	CDD/BF	3TX
	802.11n(HT40)	CDD/BF	3TX
	802.11ac(VHT20)	CDD/BF	3TX
	802.11ac(VHT40)	CDD/BF	3TX
	802.11ac(VHT80)	CDD/BF	3TX

IEEE 802.11n

MCS Index	Modulation	R	N_{BPSCS}	N_{CBPS}		N_{DBPS}		Data Rate(Mb/s)			
								800ns GI		400ns GI	
				20MHz	40MHz	20MHz	40MHz	20MHz	40MHz	20MHz	40MHz
0	BPSK	1/2	1	52	108	26	54	6.5	13.5	7.2	15.0
1	QPSK	1/2	2	104	216	52	108	13.0	27.0	14.4	30.0
2	QPSK	3/4	2	104	216	78	162	19.5	40.5	21.7	45.0
3	16-QAM	1/2	4	208	432	104	216	26.0	54.0	28.9	60.0
4	16-QAM	3/4	4	208	432	156	324	39.0	81.0	43.3	90.0
5	64-QAM	2/3	6	312	648	208	432	52.0	108.0	57.8	120.0
6	64-QAM	3/4	6	312	648	234	486	58.5	121.5	65.0	135.0
7	64-QAM	5/6	6	312	648	260	540	65.0	135.0	72.2	150.0
Note 1: Support of 400ns GI is optional on transmit and receive.											

Table 1 – MCS parameters for TX Antenna number = 1

MCS Index	Modulation	R	N_{BPSCS}	N_{CBPS}		N_{DBPS}		Data Rate(Mb/s)			
								800ns GI		400ns GI	
				20MHz	40MHz	20MHz	40MHz	20MHz	40MHz	20MHz	40MHz
8	BPSK	1/2	1	104	216	52	108	13.0	27.0	14.4	30.0
9	QPSK	1/2	2	208	432	104	216	26.0	54.0	28.9	60.0
10	QPSK	3/4	2	208	432	156	324	39.0	81.0	43.3	90.0
11	16-QAM	1/2	4	416	864	208	432	52.0	108.0	57.8	120.0
12	16-QAM	3/4	4	416	864	312	648	78.0	162.0	86.7	180.0
13	64-QAM	2/3	6	624	1296	416	864	104.0	216.0	115.6	240.0
14	64-QAM	3/4	6	624	1296	468	972	117.0	243.0	130.0	270.0
15	64-QAM	5/6	6	624	1296	520	1080	130.0	270.0	144.4	300.0
Note 1: Support of 400ns GI is optional on transmit and receive.											

Table 2 – MCS parameters for TX Antenna number = 2

MCS Index	Modulation	R	N_{BPSCS}	N_{CBPS}		N_{DBPS}		Data Rate(Mb/s)			
								800ns GI		400ns GI	
				20MHz	40MHz	20MHz	40MHz	20MHz	40MHz	20MHz	40MHz
16	BPSK	1/2	1	156	324	78	162	19.5	40.5	21.7	45.0
17	QPSK	1/2	2	312	648	156	324	39.0	81.0	43.3	90.0
18	QPSK	3/4	2	312	648	234	486	58.5	121.5	65.0	135.0
19	16-QAM	1/2	4	624	1296	312	648	78.0	162.0	86.7	180.0
20	16-QAM	3/4	4	624	1296	468	972	117.0	243.0	130.0	270.0
21	64-QAM	2/3	6	936	1944	624	1296	156.0	324.0	173.3	360.0
22	64-QAM	3/4	6	936	1944	702	1458	175.5	364.5	195.0	405.0
23	64-QAM	5/6	6	936	1944	780	1620	195.0	405.0	216.7	450.0
Note 1: Support of 400ns GI is optional on transmit and receive.											

Table 3 – MCS parameters for TX Antenna number = 3

Symbol	Explanation
R	Code rate
N_{BPSC}	Number of coded bits per single carrier
N_{CBPS}	Number of coded bits per symbol
N_{DBPS}	Number of data bits per symbol
GI	guard interval

IEEE 802.11ac Data Rate

Spatial Streams (Note1)	MCS Index	Modulation type	Coding rate	Data Rate(Mb/s)					
				20 MHz		40 MHz		80 MHz	
				Guard Interval		Guard Interval		Guard Interval	
				800ns	400ns	800ns	400ns	800ns	400ns
1	0	BPSK	1/2	6.5	7.2	13.5	15	29.3	32.5
	1	QPSK	1/2	13	14.4	27	30	58.5	65
	2	QPSK	3/4	19.5	21.7	40.5	45	87.8	97.5
	3	16-QAM	1/2	26	28.9	54	60	117	130
	4	16-QAM	3/4	39	43.3	81	90	175.5	195
	5	64-QAM	2/3	52	57.8	108	120	234	260
	6	64-QAM	3/4	58.5	65	121.5	135	263.3	292.5
	7	64-QAM	5/6	65	72.2	135	150	292.5	325
	8	256-QAM	3/4	78	86.7	162	180	351	390
	9	256-QAM	5/6	N/A	N/A	180	200	390	433.3
2	0	BPSK	1/2	13	14.4	27	30	58.6	65
	1	QPSK	1/2	26	28.8	54	60	117	130
	2	QPSK	3/4	39	43.4	81	90	175.6	195
	3	16-QAM	1/2	52	57.8	108	120	234	260
	4	16-QAM	3/4	78	86.6	162	180	351	390
	5	64-QAM	2/3	104	115.6	216	240	468	520
	6	64-QAM	3/4	117	130	243	270	526.6	585
	7	64-QAM	5/6	130	144.4	270	300	585	650
	8	256-QAM	3/4	156	173.4	324	360	702	780
	9	256-QAM	5/6	N/A	N/A	360	400	780	866.6
3	0	BPSK	1/2	19.5	21.6	40.5	45	87.9	97.5
	1	QPSK	1/2	39	43.2	81	90	175.5	195
	2	QPSK	3/4	58.5	65.1	121.5	135	263.4	292.5
	3	16-QAM	1/2	78	86.7	162	180	351	390
	4	16-QAM	3/4	117	129.9	243	270	526.5	585
	5	64-QAM	2/3	156	173.4	324	360	702	780
	6	64-QAM	3/4	175.5	195	364.5	405	789.9	877.5
	7	64-QAM	5/6	195	216.6	405	450	877.5	975
	8	256-QAM	3/4	234	260.1	486	540	1053	1170
	9	256-QAM	5/6	N/A	N/A	540	600	1170	1299.9

IEEE 802.11a & IEEE 802.11n (20MHz) & IEEE 802.11ac (20MHz)

Working Frequency of Each Channel							
Channel	Frequency	Channel	Frequency	Channel	Frequency	Channel	Frequency
36	5180 MHz	40	5200 MHz	44	5220 MHz	48	5240 MHz
149	5745 MHz	153	5765 MHz	157	5785 MHz	161	5805 MHz
165	5825 MHz						

IEEE 802.11n (40MHz) & IEEE 802.11ac (40MHz)

Working Frequency of Each Channel							
Channel	Frequency	Channel	Frequency	Channel	Frequency	Channel	Frequency
38	5190 MHz	46	5230 MHz	151	5755 MHz	159	5795 MHz

IEEE 802.11ac (80MHz)

Working Frequency of Each Channel			
Channel	Frequency	Channel	Frequency
42	5210 MHz	155	5775 MHz

Note:

1. This device including 2.4GHz b/g/n and 5GHz a/n/ac transmitting and receiving functions.
2. Regards to the frequency band operation; the lowest, middle and highest frequency of channel were selected to perform the test, and then shown on this report.
3. The EUT description is from the customer declaration.

1.2. Test Mode

DEKRA has verified the construction and function in typical operation. The preliminary tests were performed in different data rate, and to find the worst condition, which was shown in this test report. The following table is the final test mode.

Test Mode	Mode 1: Transmit mode_CDD_ADP 1 Mode 2: Transmit mode_CDD_ADP 2 Mode 3: Transmit mode_BF_ADP 1 Mode 4: Transmit mode_BF_ADP 2

Test Items	Modulation	Channel	Result
Conducted Emission	11ac(80MHz)	42/155	Complies
26dB & 99% & DTS Bandwidth Maximum conducted output power	a	36/44/48/149/157/165	Complies
	11ac(20MHz)	36/44/48/149/157/165	Complies
	11ac(40MHz)	38/46/151/159	Complies
	11ac(80MHz)	42/155	Complies
Maximum conducted output power	a	36/44/48/149/157/165	Complies
	11ac(20MHz)	36/44/48/149/157/165	Complies
	11ac(40MHz)	38/46/151/159	Complies
	11ac(80MHz)	42/155	Complies
Maximum power spectral density	a	36/44/48/149/157/165	Complies
	11ac(20MHz)	36/44/48/149/157/165	Complies
	11ac(40MHz)	38/46/151/159	Complies
	11ac(80MHz)	42/155	Complies
Radiated Emission	a	36/44/48/149/157/165	Complies
	11ac(20MHz)	36/44/48/149/157/165	Complies
	11ac(40MHz)	38/46/151/159	Complies
	11ac(80MHz)	42/155	Complies
Band Edge	a	36/44/48/149/157/165	Complies
	11ac(20MHz)	36/44/48/149/157/165	Complies
	11ac(40MHz)	38/46/151/159	Complies
	11ac(80MHz)	42/155	Complies

Determining compliance shall be based on the results of the compliance measurement, not taking into account measurement instrumentation uncertainty.

1.3. Tested System Details

The types for all equipments, plus descriptions of all cables used in the tested system (including inserted cards) are:

Product		Manufacturer	Model No.	Serial No.	FCC ID	Power Cord
1	Notebook PC	DELL	PP04X	DR598 A00	DoC	Non-Shielded, 1.8m

1.4. Configuration of tested System

Connection Diagram

Signal Cable Type		Signal cable Description
A	LAN Cable	Shielded, 1.4m

1.5. EUT Exercise Software

1	Setup the EUT as shown in Section 1.4.
2	Execute the Control program “MTool” on the laptop.
3	Configure the test mode, the test channel, and the data rate.
4	Press “Start TX” to start the continuous Transmit.
5	Verify that the EUT works properly.

1.6. Test Facility

Ambient conditions in the laboratory:

Items	Test Item	Required	Test Site
Temperature (°C)	FCC PART 15E 15.407	15 - 35	3
Humidity (%RH)	Conducted Emission	25 - 75	
Temperature (°C)	FCC PART 15E 15.407	15 - 35	3
Humidity (%RH)	26dB & 99% & DTS Bandwidth	25 - 75	
Temperature (°C)	FCC PART 15E 15.407	15 - 35	3
Humidity (%RH)	Maximum conducted output power	25 - 75	
Temperature (°C)	FCC PART 15E 15.407	15 - 35	3
Humidity (%RH)	Maximum power spectral density	25 - 75	
Temperature (°C)	FCC PART 15E 15.407	15 - 35	2
Humidity (%RH)	Radiated Emission	25 - 75	
Temperature (°C)	FCC PART 15E 15.407	15 - 35	2
Humidity (%RH)	Band Edge	25 - 75	

Note: Test site information refers to Laboratory Information.

Laboratory Information

USA	:	**FCC Registration Number: TW3024**
Canada	:	**IC Registration Number: 22397-1 / 22397-2 / 22397-3**

The address and introduction of DEKRA Testing and Certification Co., Ltd. laboratories can be founded in our Web site: http://www.dekra.com.tw

If you have any comments, please don't hesitate to contact us. Our test sites as below:

Test Laboratory	DEKRA Testing and Certification Co., Ltd.
Address	1. No. 75-2, 3rd Lin, WangYe Keng, Yonghxing Tsuen, Qionglin Shiang, Hsinchu County 307, Taiwan, R.O.C. 2. No.372, Sec. 4, Zhongxing Rd., Zhudong Township, Hsinchu County 31061, Taiwan, R.O.C. 3. No.372-2, Sec. 4, Zhongxing Rd., Zhudong Township, Hsinchu County 31061, Taiwan, R.O.C.
Phone number	1. +886-3-592-8858 2. +886-3-582-8001 3. +886-3-582-8001
Fax number	1. +886-3-592-8859 2. +886-3-582-8958 3. +886-3-582-8958
Email address	info.tw@dekra.com
Website	http://www.dekra.com.tw

1.7. List of Test Equipment

Conducted Emission / SR2-H

Instrument	Manufacturer	Model No.	Serial No.	Cal. Date	Next Cal. Date
Artificial Mains Network	R&S	ENV4200	848411/010	2020/01/08	2021/01/07
Test Receiver	R&S	ESCS 30	836858/022	2020/02/25	2021/02/24
LISN	R&S	ENV216	100092	2019/07/09	2020/07/08

Occupied Bandwidth / SR12-H

Instrument	Manufacturer	Model No.	Serial No.	Cal. Date	Next Cal. Date
Spectrum Analyzer	Keysight	N9030B	MY57140404	2019/06/18	2020/06/17
Spectrum Analyzer	Keysight	N9010B	MY57110159	2020/04/15	2021/04/14
Spectrum Analyzer	Agilent	N9010A	US47140172	2019/06/28	2020/06/27
Signal & Spectrum Analyzer	R&S	FSV40	101049	2020/03/30	2021/03/29

Maximum conducted output power / SR12-H

Instrument	Manufacturer	Model No.	Serial No.	Cal. Date	Next Cal. Date
High Speed Peak Power Meter Dual Input	Anritsu	ML2496A	1602004	2019/12/02	2020/12/01
Pulse Power Sensor	Anritsu	MA2411B	1531043	2019/12/02	2020/12/01
Pulse Power Sensor	Anritsu	MA2411B	1531044	2019/12/02	2020/12/01
Power Meter	Keysight	8990B	MY51000248	2019/05/21	2020/05/20
Power Sensor	Keysight	N1923A	MY57240005	2019/05/21	2020/05/20

Maximum power spectral density / SR12-H

Instrument	Manufacturer	Model No.	Serial No.	Cal. Date	Next Cal. Date
Spectrum Analyzer	Keysight	N9030B	MY57140404	2019/06/18	2020/06/17
Spectrum Analyzer	Keysight	N9010B	MY57110159	2020/04/15	2021/04/14
Spectrum Analyzer	Agilent	N9010A	US47140172	2019/06/28	2020/06/27
Signal & Spectrum Analyzer	R&S	FSV40	101049	2020/03/30	2021/03/29

Radiated Emission / CB2-H

Instrument	Manufacturer	Model No.	Serial No.	Cal. Date	Next Cal. Date
Signal Analyzer	R&S	FSVA40	101455	2019/10/21	2020/10/20
Signal & Spectrum Analyzer	R&S	FSV40	101049	2020/03/30	2021/03/29
EXA Signal Analyzer	Keysight	N9010A	MY51440132	2020/02/21	2021/02/20
Bilog Antenna	Teseq	CBL6112D	23191	2019/06/17	2020/06/16
Horn Antenna	Schwarzbeck	BBHA 9120D	639	2019/05/28	2020/05/27
Horn Antenna	Schwarzbeck	BBHA 9170	202	2019/12/27	2020/12/26
Pre-Amplifier	DEKRA	AP-025C	12183122	2019/09/24	2020/09/23
Pre-Amplifier	EMCI	EMC11830I	980366	2019/12/03	2020/12/02
Pre-Amplifier	DEKRA	AP-400C	201801231	2019/12/03	2020/12/02
Horn Antenna	Schwarzbeck	BBHA 9120D	01656	2019/10/25	2020/10/24
Band Reject Filter	Micro-Tronics	BRM50702	G192	2020/03/09	2021/03/08
Signal Analyzer	R&S	FSV40	101435	2019/07/08	2020/07/07
Coaxial Cable(16m)	Huber+Suhner	SF104	CB2-H	2019/07/25	2020/07/24
EMI system	DEKRA	Version 1.0	CB2-H	NA	NA

Band Edge / CB2-H

Instrument	Manufacturer	Model No.	Serial No.	Cal. Date	Next Cal. Date
Signal Analyzer	R&S	FSVA40	101455	2019/10/21	2020/10/20
Signal & Spectrum Analyzer	R&S	FSV40	101049	2020/03/30	2021/03/29
EXA Signal Analyzer	Keysight	N9010A	MY51440132	2020/02/21	2021/02/20
Bilog Antenna	Teseq	CBL6112D	23191	2019/06/17	2020/06/16
Horn Antenna	Schwarzbeck	BBHA 9120D	639	2019/05/28	2020/05/27
Horn Antenna	Schwarzbeck	BBHA 9170	202	2019/12/27	2020/12/26
Pre-Amplifier	DEKRA	AP-025C	12183122	2019/09/24	2020/09/23
Pre-Amplifier	EMCI	EMC11830I	980366	2019/12/03	2020/12/02
Pre-Amplifier	DEKRA	AP-400C	201801231	2019/12/03	2020/12/02
Horn Antenna	Schwarzbeck	BBHA 9120D	01656	2019/10/25	2020/10/24
Band Reject Filter	Micro-Tronics	BRM50702	G192	2020/03/09	2021/03/08
Signal Analyzer	R&S	FSV40	101435	2019/07/08	2020/07/07
Coaxial Cable(16m)	Huber+Suhner	SF104	CB2-H	2019/07/25	2020/07/24
EMI system	DEKRA	Version 1.0	CB2-H	NA	NA

Note: All equipment upon which need to calibrated are with calibration period of 1 year.

1.8. Duty Cycle

Mode 1: Transmit mode_CDD_ADP 1

Mode	On Time(ms)	On+Off Time(ms)	Duty Cycle(%)	Duty Factor(dB) linear voltage	Duty Factor(dB) Power	1/T Minimum VBW (kHz)
11A	2.055	2.100	97.86%	0.188149	0.09	0.487
VHT20	1.909	1.963	97.26%	0.241212	0.12	0.524
VHT40	0.951	0.983	96.76%	0.286244	0.14	1.051
VHT80	0.461	0.490	94.16%	0.522810	0.26	2.169

Note:

Offset = 20 log(1/duty cycle)

Accotding to KDB 789033

If power averaging (rms) mode was used in step (iv) above, the correction factor is 10 log (1/x), where x is the duty cycle. For example, if the transmit duty cycle was 50%, then 3 dB must be added to the measured emission levels.

If linear voltage averaging mode was used in step (iv) above, the correction factor is 20 log (1/x), where x is the duty cycle. For example, if the transmit duty cycle was 50%, then 6 dB must be added to the measured emission levels.

802.11a

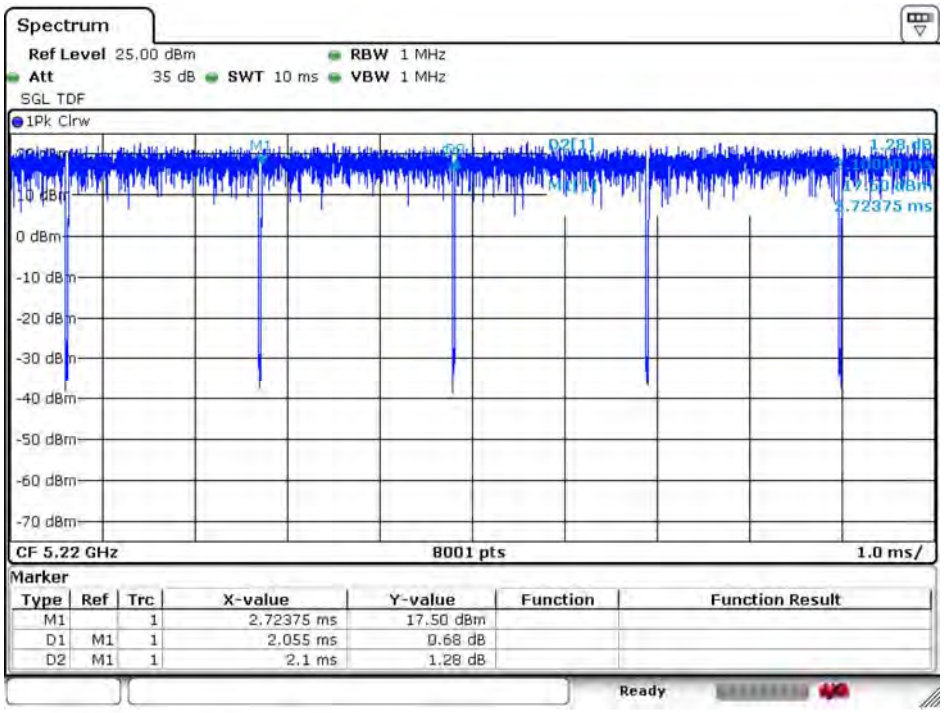

802.11ac(20M)

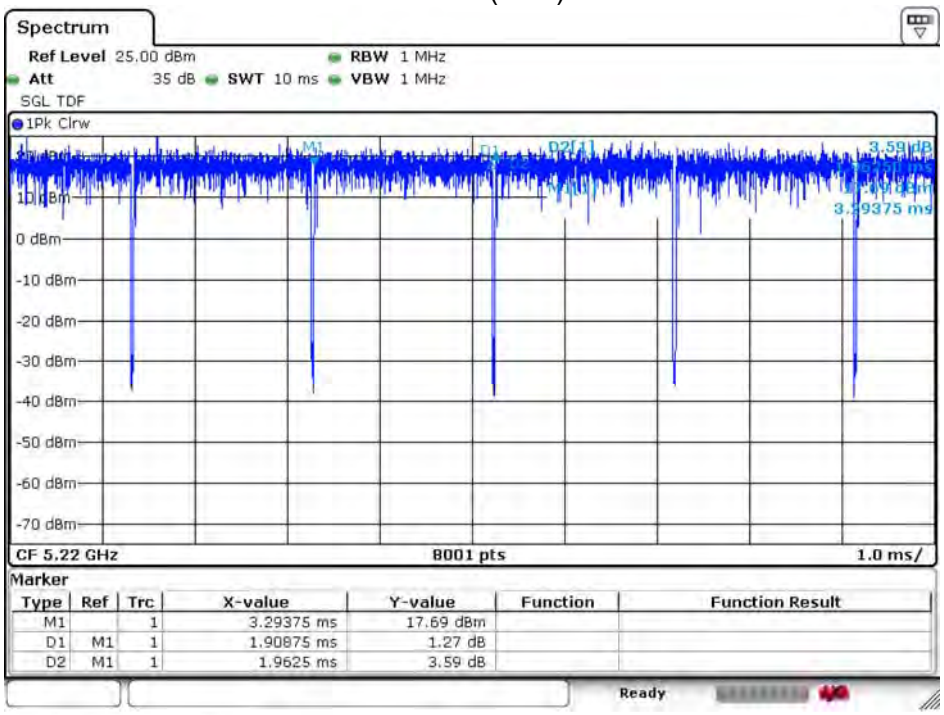

802.11ac(40M)

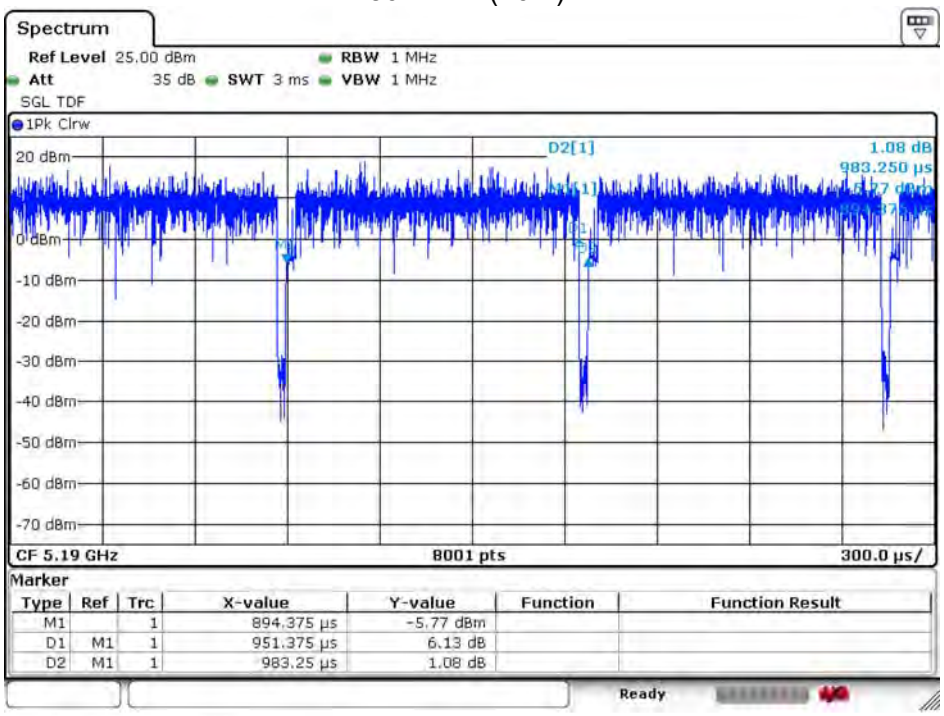

802.11ac(80M)

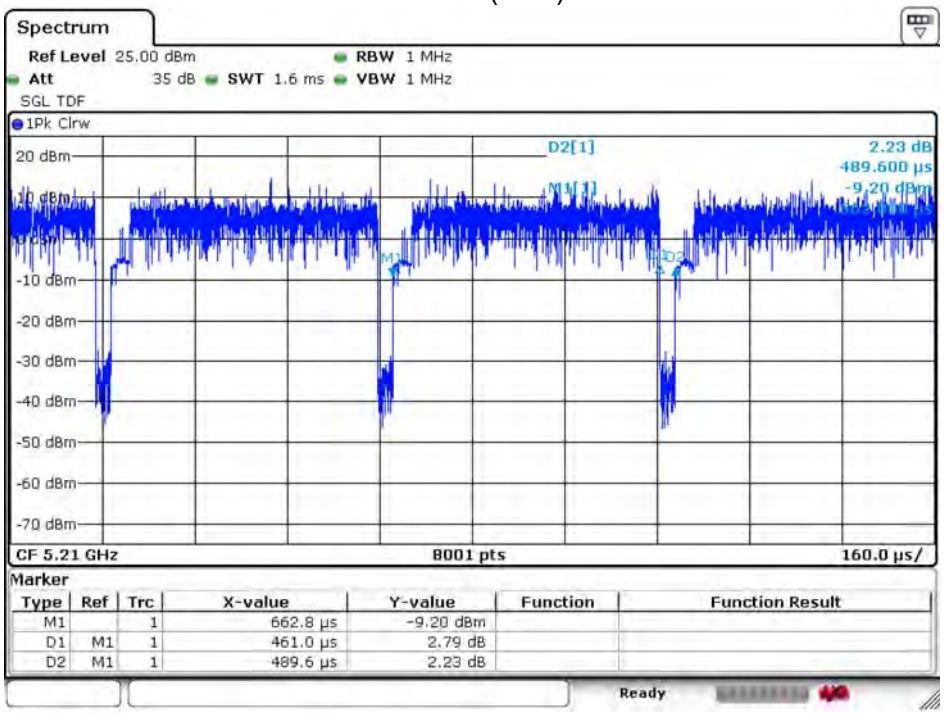

Mode 3: Transmit mode_BF_ADP 1

Mode	On Time(ms)	On+Off Time(ms)	Duty Cycle(%)	Duty Factor(dB) linear voltage	Duty Factor(dB) Power	1/T Minimum VBW (kHz)
VHT20	0.131	0.161	81.44%	1.783324	0.89	7.608
VHT40	0.128	0.157	81.44%	1.783738	0.89	7.820
VHT80	0.089	0.116	76.63%	2.311608	1.16	11.235

Note:

Offset = 20 log(1/duty cycle)

Accotding to KDB 789033

If power averaging (rms) mode was used in step (iv) above, the correction factor is 10 log (1/x), where x is the duty cycle. For example, if the transmit duty cycle was 50%, then 3 dB must be added to the measured emission levels.

If linear voltage averaging mode was used in step (iv) above, the correction factor is 20 log (1/x), where x is the duty cycle. For example, if the transmit duty cycle was 50%, then 6 dB must be added to the measured emission levels.

802.11ac(20M)

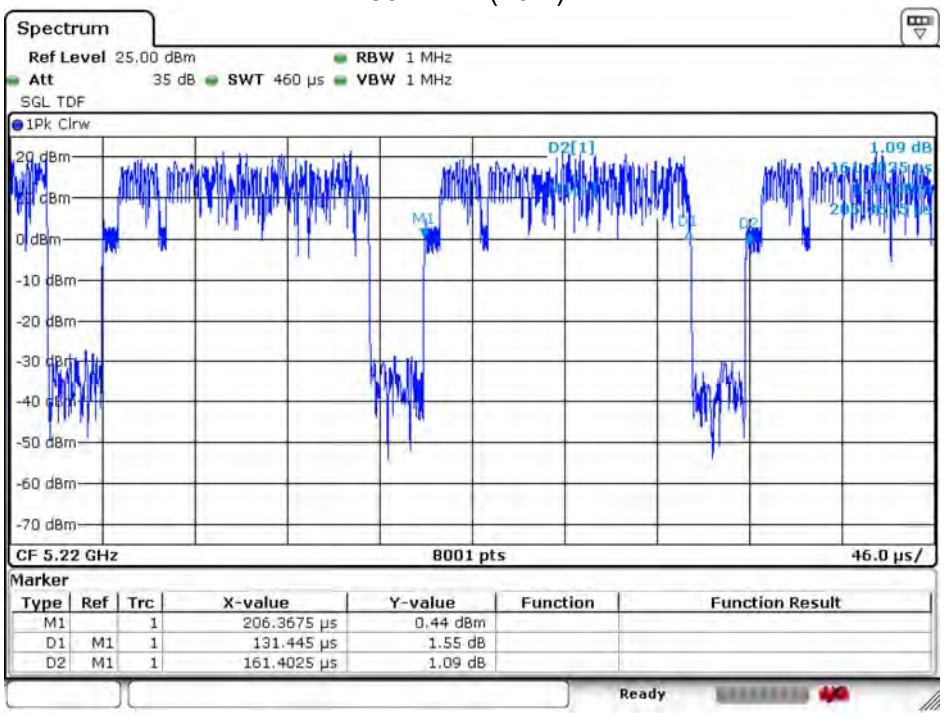

Date: 25.FEB.2020 14:49:17

802.11ac(40M)

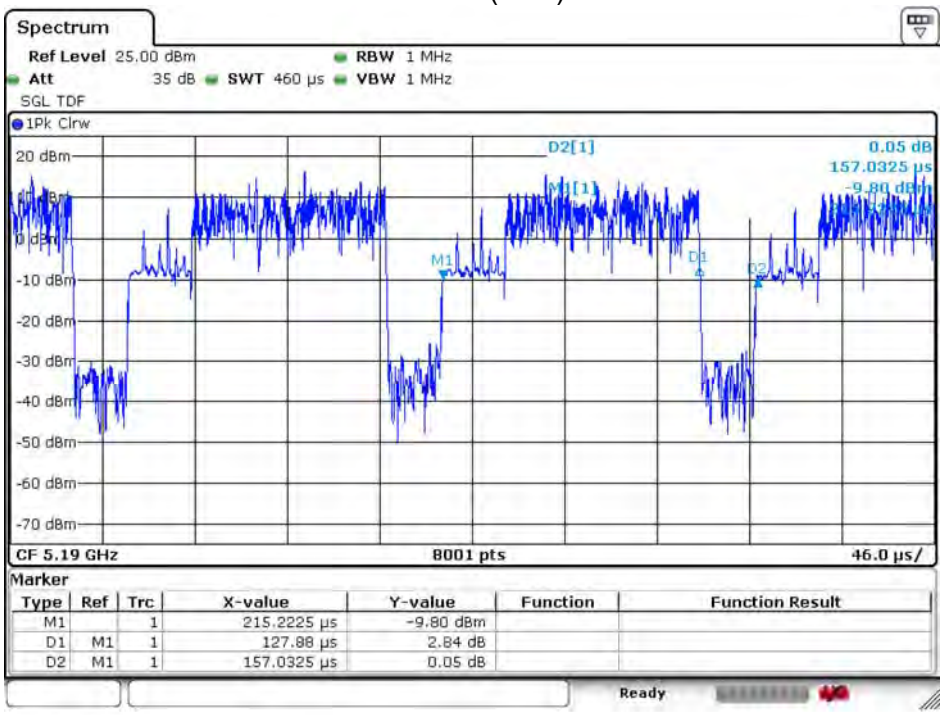

Date: 25.FEB.2020 14:49:40

802.11ac(80M)

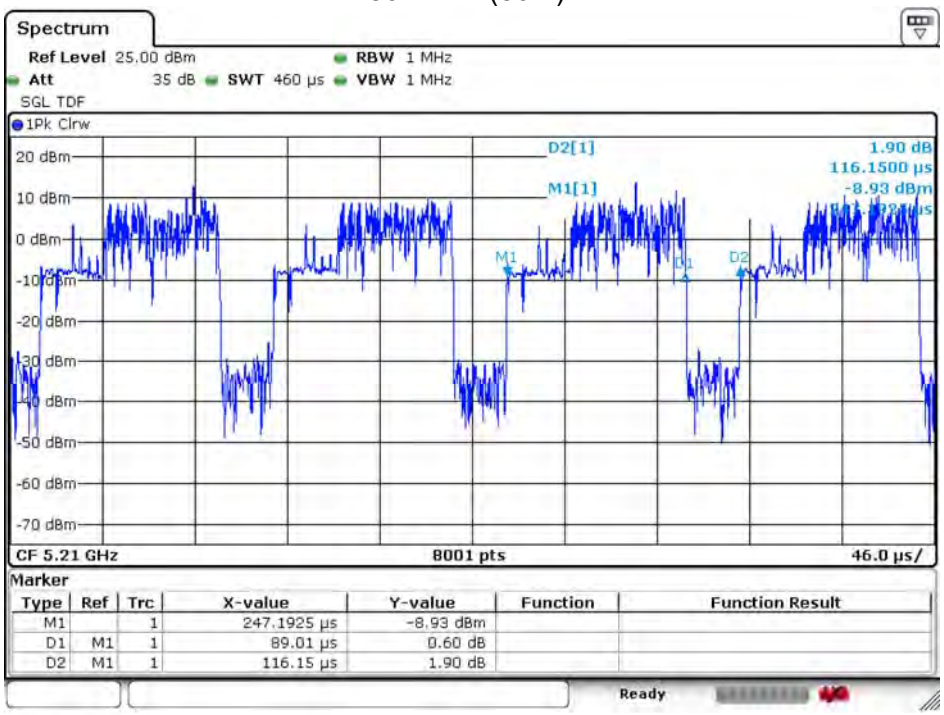

Date: 25.FEB.2020 14:32:39

1.9. Uncertainty

Test item	Uncertainty
Conducted Emission	± 2.26 dB
26dB & 99% & DTS Bandwidth	± 50 Hz
Maximum conducted output power	± 1.27 dB
Maximum power spectral density	± 1.27 dB
Radiated Emission	30MHz~1GHz as ± 3.43 dB 1GHz~26.5GHz as ± 3.65 dB
Band Edge	± 3.65 dB

2. Conducted Emission

2.1. Test Setup

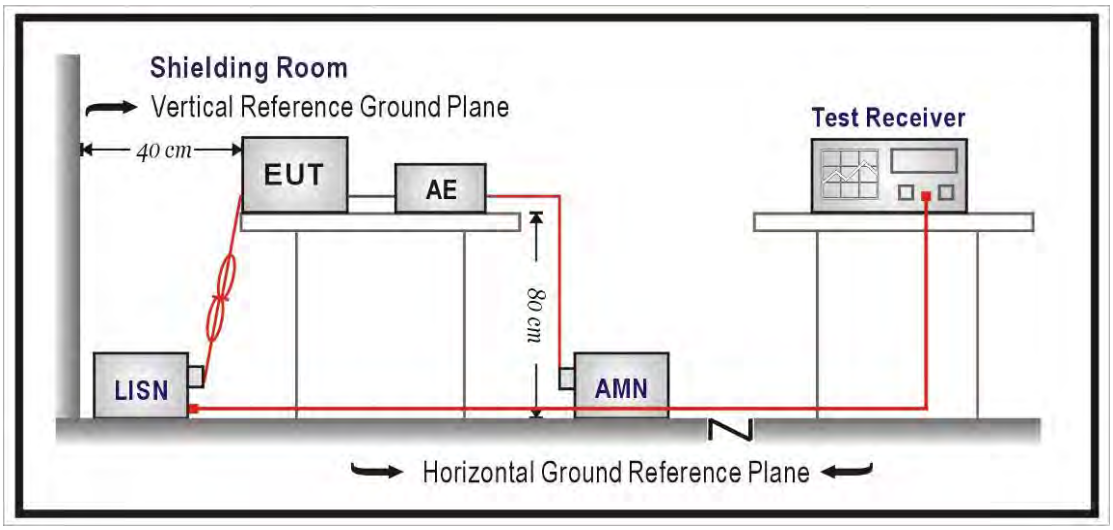

2.2. Limits

FCC Part 15 Subpart C Paragraph 15.207 Limits (dBuV)		
Frequency MHz	QP	AV
0.15 - 0.50	66 - 56	56 - 46
0.50 - 5.0	56	46
5.0 - 30	60	50

Remark: In the above table, the tighter limit applies at the band edges.

2.3. Test Procedure

The EUT was setup according to ANSI C63.10: 2013. The EUT was placed on a platform of nominal size, 1 m by 1.5 m, raised 80 cm above the conducting ground plane. The vertical conducting plane was located 40 cm to the rear of the EUT. All other surfaces of EUT were at least 80 cm from any other grounded conducting surface. The EUT and simulators are connected to the main power through a line impedance stabilization network (LISN). The LISN provides a 50 ohm /50uH coupling impedance for the measuring equipment. The peripheral devices are also connected to the main power through a LISN. (Please refer to the block diagram of the test setup and photographs.)
Each current-carrying conductor of the EUT power cord, except the ground (safety) conductor, was individually connected through a LISN to the input power source.
The excess length of the power cord between the EUT and the LISN receptacle were folded back and forth at the center of the lead to form a bundle not exceeding 40 cm in length.
Conducted emissions were investigated over the frequency range from 0.15MHz to 30MHz using a receiver bandwidth of 9 kHz.

2.4. Test Specification

According to FCC Part 15 Subpart C Paragraph 15.407: 2019

2.5. Test Result

Model No	RT-AC68U V3	Site	SR2-H
Test Voltage	AC 120V/60Hz	Test Date	2020/5/7
Test Mode	Mode 1: Transmit mode_CDD_ADP 1	Engineer	Scott
Phase	L1	Temperature (℃)	25
Test Condition	802.11a_5220MHz	Humidity (%RH)	61

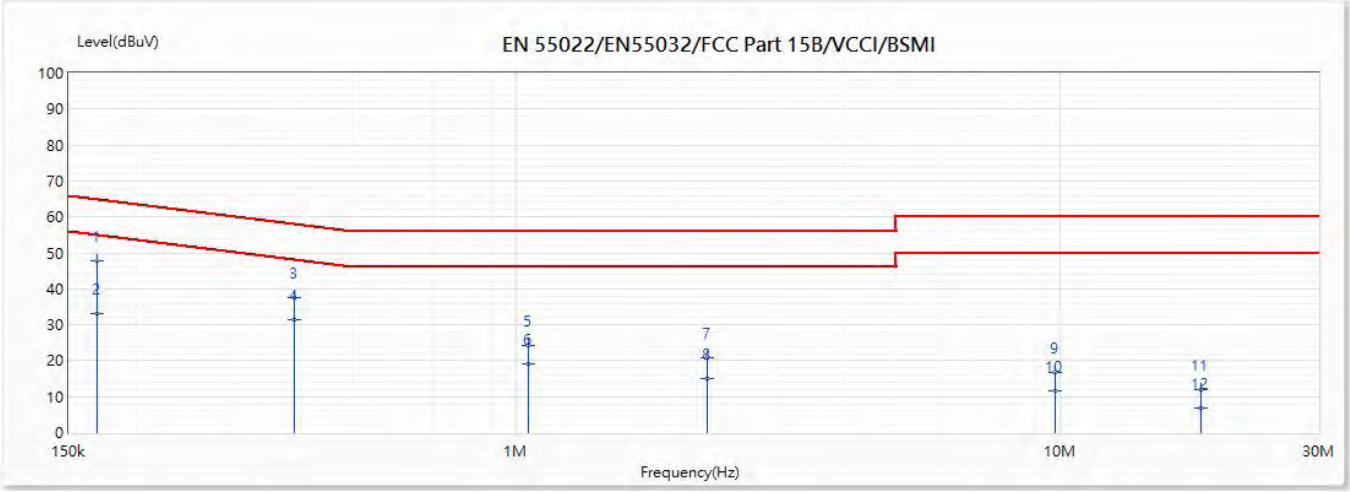

No	Frequency (MHz)	Emission Level (dBuV)	Limit (dBuV)	Margin (dB)	Reading Level (dBuV)	Correct Factor (dB)	Detector Type
*1	0.169	47.76	65.45	-17.69	38.10	9.66	QP
2	0.169	32.96	55.45	-22.49	23.30	9.66	AV
3	0.389	37.55	59.17	-21.62	27.84	9.71	QP
4	0.389	31.32	49.17	-17.85	21.61	9.71	AV
5	1.053	24.36	56.00	-31.64	14.54	9.82	QP
6	1.053	19.15	46.00	-26.85	9.33	9.82	AV
7	2.251	20.78	56.00	-35.22	10.94	9.84	QP
8	2.251	15.04	46.00	-30.96	5.19	9.84	AV
9	9.832	16.85	60.00	-43.15	6.76	10.10	QP
10	9.832	11.76	50.00	-38.24	1.66	10.10	AV
11	18.22	12.10	60.00	-47.90	1.85	10.25	QP
12	18.22	6.95	50.00	-43.05	-3.29	10.25	AV

Remark:

1. "*" means this data is the worst emission level.
2. Emission Level = Reading Level + Correct Factor (Correct Factor = LISN Insertion Loss + Cable Loss).
3. Margin = Emission Level - Limit.

Model No	RT-AC68U V3	Site	SR2-H
Test Voltage	AC 120V/60Hz	Test Date	2020/5/7
Test Mode	Mode 1: Transmit mode_CDD_ADP 1	Engineer	Scott
Phase	L2	Temperature (℃)	25
Test Condition	802.11a_5220MHz	Humidity (%RH)	61

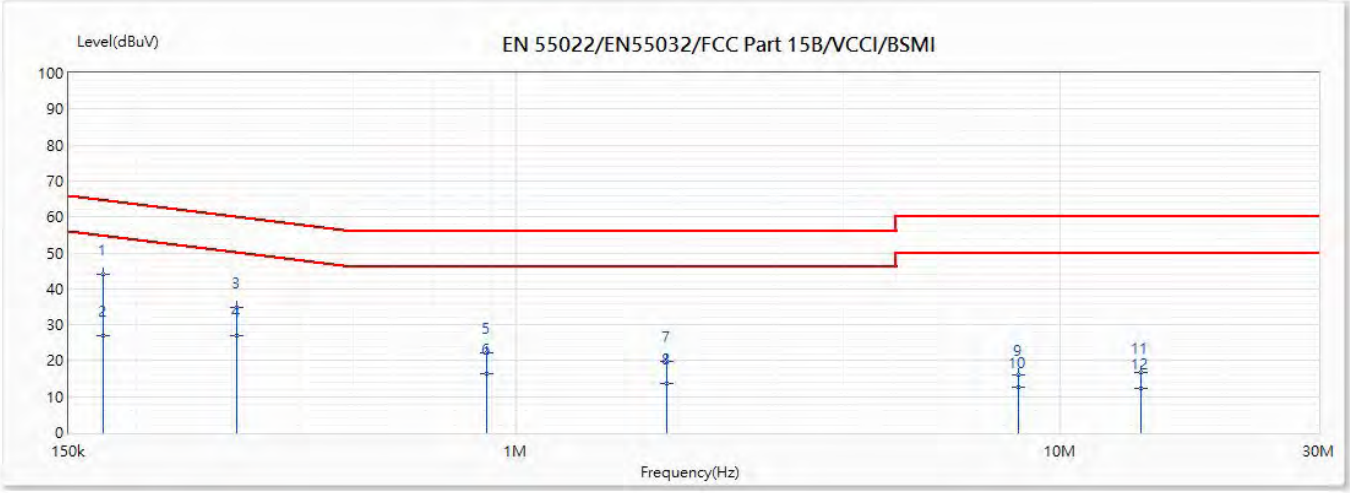

No	Frequency (MHz)	Emission Level (dBuV)	Limit (dBuV)	Margin (dB)	Reading Level (dBuV)	Correct Factor (dB)	Detector Type
*1	0.174	43.97	65.32	-21.35	34.29	9.68	QP
2	0.174	27.09	55.32	-28.23	17.41	9.68	AV
3	0.306	34.75	61.55	-26.80	25.05	9.70	QP
4	0.306	26.99	51.55	-24.56	17.29	9.70	AV
5	0.88	22.33	56.00	-33.67	12.53	9.80	QP
6	0.88	16.50	46.00	-29.50	6.70	9.80	AV
7	1.896	19.71	56.00	-36.29	9.86	9.85	QP
8	1.896	13.55	46.00	-32.45	3.71	9.85	AV
9	8.397	16.13	60.00	-43.87	6.05	10.08	QP
10	8.397	12.55	50.00	-37.45	2.47	10.08	AV
11	14.112	16.85	60.00	-43.15	6.58	10.28	QP
12	14.112	12.25	50.00	-37.75	1.97	10.28	AV

Remark:

1. "*" means this data is the worst emission level.
2. Emission Level = Reading Level + Correct Factor (Correct Factor = LISN Insertion Loss + Cable Loss).
3. Margin = Emission Level - Limit.

Model No	RT-AC68U V3	Site	SR2-H
Test Voltage	AC 120V/60Hz	Test Date	2020/5/7
Test Mode	Mode 1: Transmit mode_CDD_ADP 1	Engineer	Scott
Phase	L1	Temperature (℃)	25
Test Condition	802.11ac(20M)_5220MHz	Humidity (%RH)	61

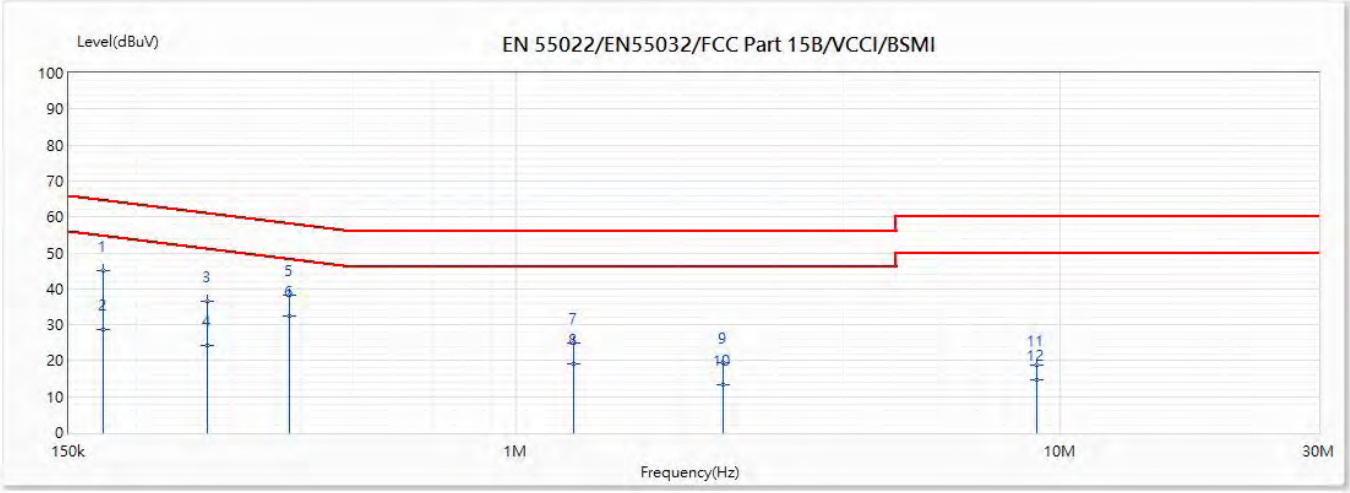

No	Frequency (MHz)	Emission Level (dBuV)	Limit (dBuV)	Margin (dB)	Reading Level (dBuV)	Correct Factor (dB)	Detector Type
1	0.174	44.98	65.32	-20.34	35.32	9.66	QP
2	0.174	28.59	55.32	-26.73	18.92	9.66	AV
3	0.269	36.52	62.59	-26.07	26.84	9.68	QP
4	0.269	24.39	52.59	-28.20	14.71	9.68	AV
5	0.382	38.35	59.38	-21.03	28.64	9.71	QP
*6	0.382	32.37	49.38	-17.01	22.67	9.71	AV
7	1.276	25.01	56.00	-30.99	15.18	9.83	QP
8	1.276	19.02	46.00	-26.98	9.19	9.83	AV
9	2.4	19.35	56.00	-36.65	9.50	9.85	QP
10	2.4	13.29	46.00	-32.71	3.44	9.85	AV
11	9.068	18.91	60.00	-41.09	8.84	10.07	QP
12	9.068	14.75	50.00	-35.25	4.69	10.07	AV

Remark:

1. "*" means this data is the worst emission level.
2. Emission Level = Reading Level + Correct Factor (Correct Factor = LISN Insertion Loss + Cable Loss).
3. Margin = Emission Level - Limit.

Model No	RT-AC68U V3	Site	SR2-H
Test Voltage	AC 120V/60Hz	Test Date	2020/5/7
Test Mode	Mode 1: Transmit mode_CDD_ADP 1	Engineer	Scott
Phase	L2	Temperature (℃)	25
Test Condition	802.11ac(20M)_5220MHz	Humidity (%RH)	61

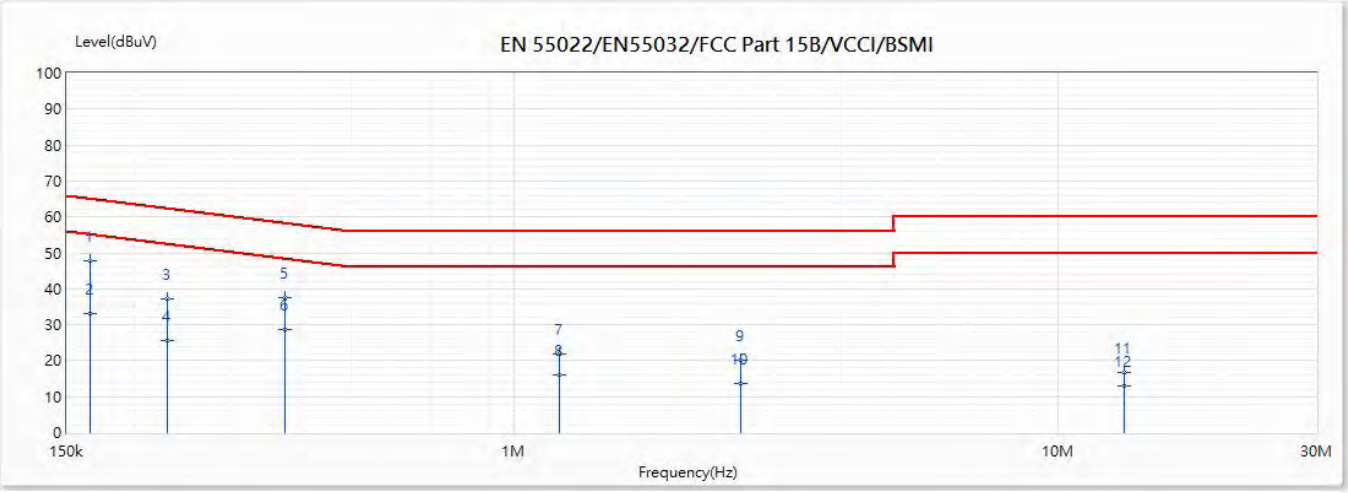

No	Frequency (MHz)	Emission Level (dBuV)	Limit (dBuV)	Margin (dB)	Reading Level (dBuV)	Correct Factor (dB)	Detector Type
*1	0.165	47.95	65.56	-17.61	38.27	9.68	QP
2	0.165	32.95	55.56	-22.61	23.27	9.68	AV
3	0.229	37.11	63.73	-26.63	27.42	9.69	QP
4	0.229	25.76	53.73	-27.97	16.08	9.69	AV
5	0.378	37.47	59.50	-22.02	27.76	9.72	QP
6	0.378	28.54	49.50	-20.95	18.83	9.72	AV
7	1.209	21.87	56.00	-34.13	12.05	9.82	QP
8	1.209	16.10	46.00	-29.90	6.27	9.82	AV
9	2.615	19.98	56.00	-36.02	10.11	9.87	QP
10	2.615	13.50	46.00	-32.50	3.63	9.87	AV
11	13.288	16.81	60.00	-43.19	6.56	10.25	QP
12	13.288	12.87	50.00	-37.13	2.61	10.25	AV

Remark:

1. "*" means this data is the worst emission level.
2. Emission Level = Reading Level + Correct Factor (Correct Factor = LISN Insertion Loss + Cable Loss).
3. Margin = Emission Level - Limit.

Model No	RT-AC68U V3	Site	SR2-H
Test Voltage	AC 120V/60Hz	Test Date	2020/5/7
Test Mode	Mode 1: Transmit mode_CDD_ADP 1	Engineer	Scott
Phase	L1	Temperature (℃)	25
Test Condition	802.11ac(40M)_5190MHz	Humidity (%RH)	61

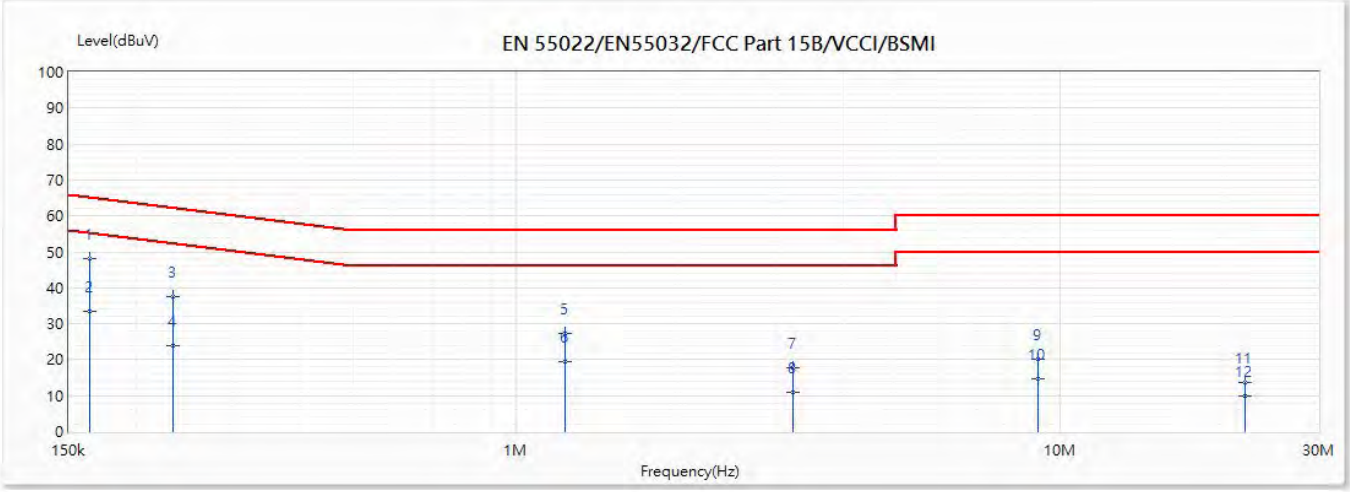

No	Frequency (MHz)	Emission Level (dBuV)	Limit (dBuV)	Margin (dB)	Reading Level (dBuV)	Correct Factor (dB)	Detector Type
*1	0.164	48.07	65.60	-17.53	38.41	9.66	QP
2	0.164	33.61	55.60	-21.99	23.95	9.66	AV
3	0.233	37.50	63.63	-26.14	27.82	9.68	QP
4	0.233	23.91	53.63	-29.72	14.23	9.68	AV
5	1.227	27.32	56.00	-28.68	17.49	9.82	QP
6	1.227	19.39	46.00	-26.61	9.57	9.82	AV
7	3.226	17.66	56.00	-38.34	7.79	9.87	QP
8	3.226	11.00	46.00	-35.00	1.12	9.87	AV
9	9.142	20.24	60.00	-39.76	10.17	10.07	QP
10	9.142	14.72	50.00	-35.28	4.66	10.07	AV
11	21.986	13.79	60.00	-46.21	3.51	10.29	QP
12	21.986	9.94	50.00	-40.06	-0.35	10.29	AV

Remark:

1. "*" means this data is the worst emission level.
2. Emission Level = Reading Level + Correct Factor (Correct Factor = LISN Insertion Loss + Cable Loss).
3. Margin = Emission Level - Limit.

Model No	RT-AC68U V3	Site	SR2-H
Test Voltage	AC 120V/60Hz	Test Date	2020/5/7
Test Mode	Mode 1: Transmit mode_CDD_ADP 1	Engineer	Scott
Phase	L2	Temperature (℃)	25
Test Condition	802.11ac(40M)_5190MHz	Humidity (%RH)	61

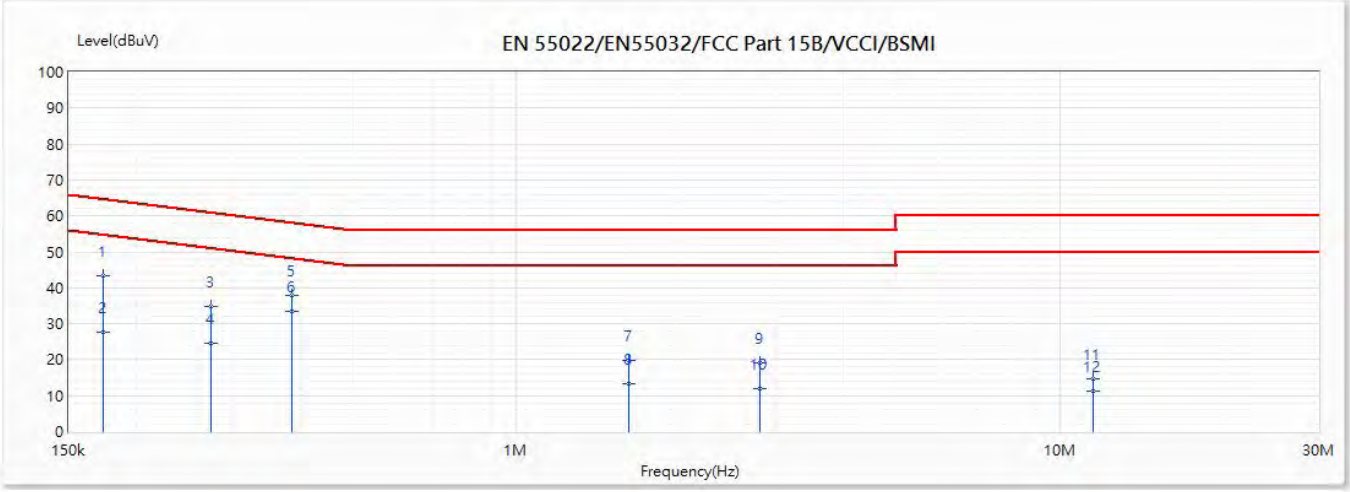

No	Frequency (MHz)	Emission Level (dBuV)	Limit (dBuV)	Margin (dB)	Reading Level (dBuV)	Correct Factor (dB)	Detector Type
1	0.174	43.44	65.32	-21.88	33.76	9.68	QP
2	0.174	27.69	55.32	-27.63	18.01	9.68	AV
3	0.274	34.77	62.45	-27.68	25.08	9.69	QP
4	0.274	24.64	52.45	-27.81	14.95	9.69	AV
5	0.386	37.97	59.27	-21.30	28.25	9.72	QP
*6	0.386	33.57	49.27	-15.70	23.85	9.72	AV
7	1.609	19.87	56.00	-36.13	10.03	9.84	QP
8	1.609	13.18	46.00	-32.82	3.34	9.84	AV
9	2.812	19.27	56.00	-36.73	9.40	9.87	QP
10	2.812	12.00	46.00	-34.00	2.13	9.87	AV
11	11.561	14.77	60.00	-45.23	4.57	10.20	QP
12	11.561	11.39	50.00	-38.61	1.19	10.20	AV

Remark:

1. "*" means this data is the worst emission level.
2. Emission Level = Reading Level + Correct Factor (Correct Factor = LISN Insertion Loss + Cable Loss).
3. Margin = Emission Level - Limit.

Model No	RT-AC68U V3	Site	SR2-H
Test Voltage	AC 120V/60Hz	Test Date	2020/5/7
Test Mode	Mode 1: Transmit mode_CDD_ADP 1	Engineer	Scott
Phase	L1	Temperature (℃)	25
Test Condition	802.11ac(80M)_5210MHz	Humidity (%RH)	61

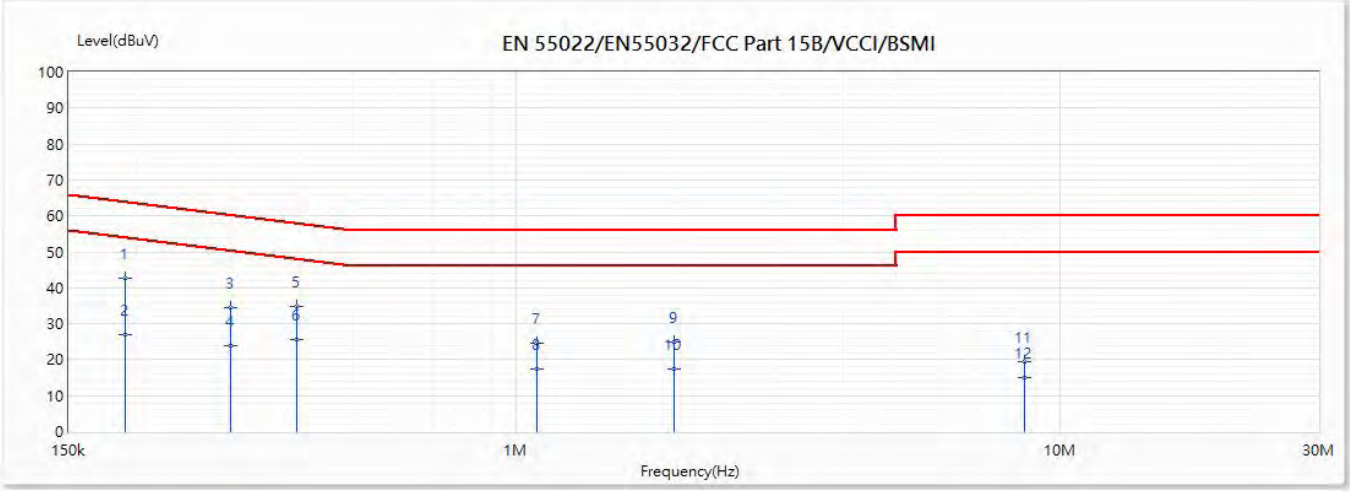

No	Frequency (MHz)	Emission Level (dBuV)	Limit (dBuV)	Margin (dB)	Reading Level (dBuV)	Correct Factor (dB)	Detector Type
*1	0.19	42.59	64.84	-22.26	32.92	9.67	QP
2	0.19	27.00	54.84	-27.85	17.33	9.67	AV
3	0.298	34.51	61.77	-27.26	24.82	9.69	QP
4	0.298	23.87	51.77	-27.90	14.18	9.69	AV
5	0.393	34.93	59.04	-24.12	25.22	9.71	QP
6	0.393	25.54	49.04	-23.50	15.83	9.71	AV
7	1.092	24.61	56.00	-31.39	14.79	9.82	QP
8	1.092	17.51	46.00	-28.49	7.68	9.82	AV
9	1.952	24.96	56.00	-31.04	15.12	9.84	QP
10	1.952	17.30	46.00	-28.70	7.46	9.84	AV
11	8.628	19.30	60.00	-40.70	9.25	10.05	QP
12	8.628	14.97	50.00	-35.03	4.92	10.05	AV

Remark:

1. "*" means this data is the worst emission level.
2. Emission Level = Reading Level + Correct Factor (Correct Factor = LISN Insertion Loss + Cable Loss).
3. Margin = Emission Level - Limit.

Model No	RT-AC68U V3	Site	SR2-H
Test Voltage	AC 120V/60Hz	Test Date	2020/5/7
Test Mode	Mode 1: Transmit mode_CDD_ADP 1	Engineer	Scott
Phase	L2	Temperature (℃)	25
Test Condition	802.11ac(80M)_5210MHz	Humidity (%RH)	61

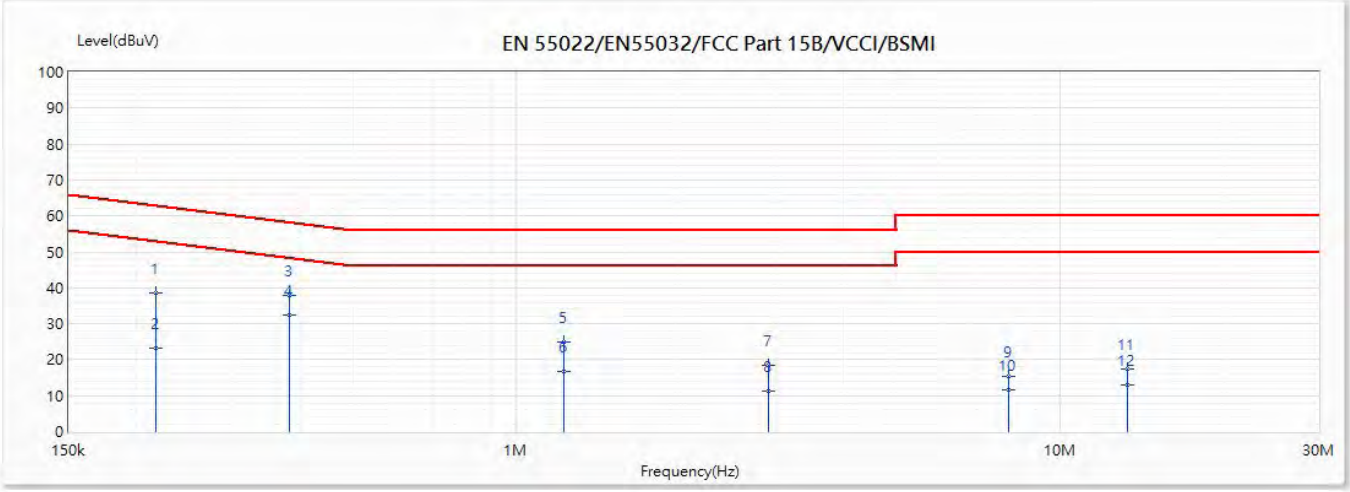

No	Frequency (MHz)	Emission Level (dBuV)	Limit (dBuV)	Margin (dB)	Reading Level (dBuV)	Correct Factor (dB)	Detector Type
1	0.217	38.52	64.08	-25.56	28.84	9.68	QP
2	0.217	23.35	54.08	-30.73	13.67	9.68	AV
3	0.382	37.89	59.38	-21.49	28.17	9.72	QP
*4	0.382	32.52	49.38	-16.87	22.80	9.72	AV
5	1.224	25.07	56.00	-30.93	15.25	9.82	QP
6	1.224	16.59	46.00	-29.41	6.76	9.82	AV
7	2.911	18.39	56.00	-37.61	8.51	9.88	QP
8	2.911	11.21	46.00	-34.79	1.33	9.88	AV
9	8.048	15.22	60.00	-44.78	5.15	10.07	QP
10	8.048	11.69	50.00	-38.31	1.62	10.07	AV
11	13.311	17.32	60.00	-42.68	7.07	10.25	QP
12	13.311	13.07	50.00	-36.93	2.81	10.25	AV

Remark:

1. "*" means this data is the worst emission level.
2. Emission Level = Reading Level + Correct Factor (Correct Factor = LISN Insertion Loss + Cable Loss).
3. Margin = Emission Level - Limit.

Model No	RT-AC68U V3	Site	SR2-H
Test Voltage	AC 120V/60Hz	Test Date	2020/5/7
Test Mode	Mode 1: Transmit mode_CDD_ADP 1	Engineer	Scott
Phase	L1	Temperature (℃)	25
Test Condition	802.11a_5785MHz	Humidity (%RH)	61

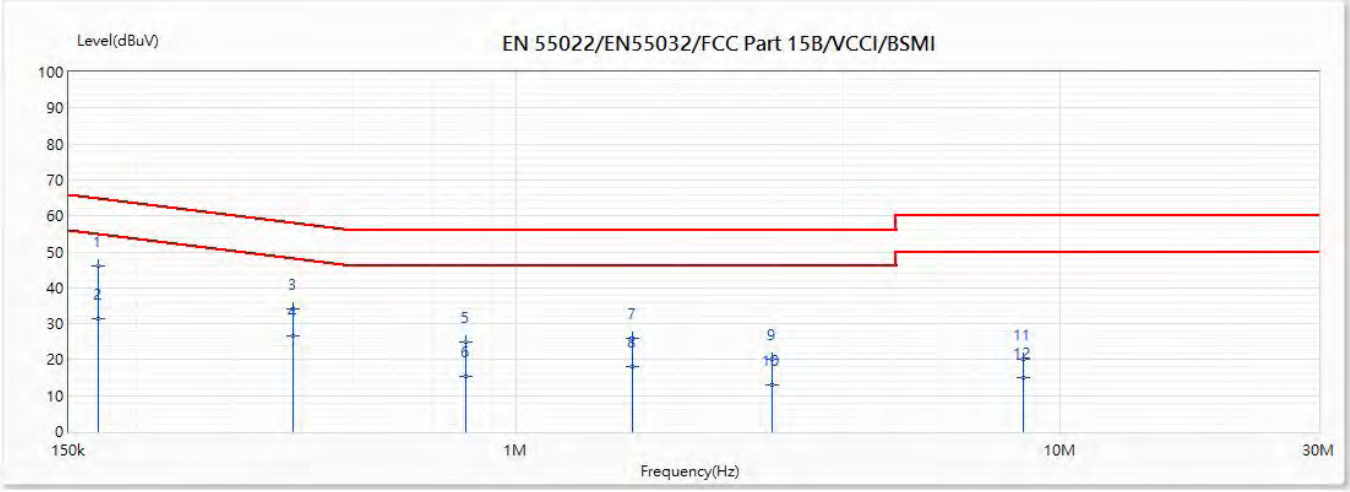

No	Frequency (MHz)	Emission Level (dBuV)	Limit (dBuV)	Margin (dB)	Reading Level (dBuV)	Correct Factor (dB)	Detector Type
*1	0.17	46.12	65.42	-19.30	36.45	9.66	QP
2	0.17	31.56	55.42	-23.87	21.89	9.66	AV
3	0.389	34.09	59.17	-25.08	24.38	9.71	QP
4	0.389	26.61	49.17	-22.56	16.90	9.71	AV
5	0.809	24.79	56.00	-31.21	15.00	9.78	QP
6	0.809	15.37	46.00	-30.63	5.58	9.78	AV
7	1.632	25.91	56.00	-30.09	16.07	9.83	QP
8	1.632	18.17	46.00	-27.83	8.34	9.83	AV
9	2.953	20.19	56.00	-35.81	10.33	9.87	QP
10	2.953	12.88	46.00	-33.12	3.02	9.87	AV
11	8.597	20.09	60.00	-39.91	10.04	10.05	QP
12	8.597	15.15	50.00	-34.85	5.10	10.05	AV

Remark:

1. "*" means this data is the worst emission level.
2. Emission Level = Reading Level + Correct Factor (Correct Factor = LISN Insertion Loss + Cable Loss).
3. Margin = Emission Level - Limit.

Model No	RT-AC68U V3	Site	SR2-H
Test Voltage	AC 120V/60Hz	Test Date	2020/5/7
Test Mode	Mode 1: Transmit mode_CDD_ADP 1	Engineer	Scott
Phase	L2	Temperature (℃)	25
Test Condition	802.11a_5785MHz	Humidity (%RH)	61

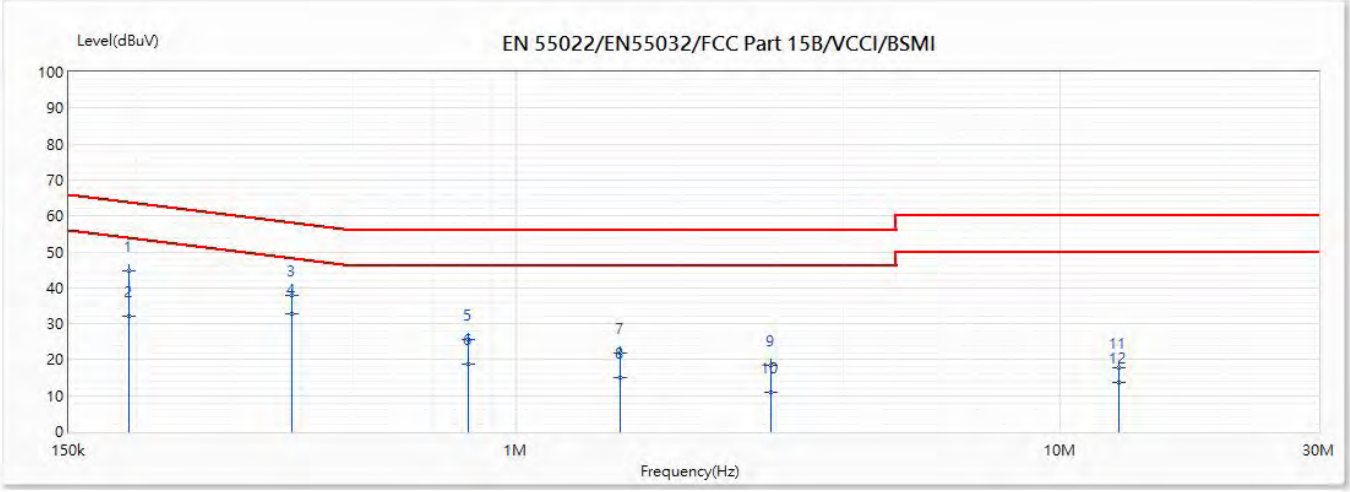

No	Frequency (MHz)	Emission Level (dBuV)	Limit (dBuV)	Margin (dB)	Reading Level (dBuV)	Correct Factor (dB)	Detector Type
1	0.193	44.67	64.76	-20.09	34.99	9.68	QP
2	0.193	32.06	54.76	-22.70	22.38	9.68	AV
3	0.386	37.73	59.27	-21.53	28.01	9.72	QP
*4	0.386	32.92	49.27	-16.35	23.20	9.72	AV
5	0.816	25.45	56.00	-30.55	15.66	9.79	QP
6	0.816	18.70	46.00	-27.30	8.91	9.79	AV
7	1.552	22.00	56.00	-34.00	12.16	9.84	QP
8	1.552	14.86	46.00	-31.14	5.03	9.84	AV
9	2.944	18.47	56.00	-37.53	8.59	9.88	QP
10	2.944	11.09	46.00	-34.91	1.22	9.88	AV
11	12.865	17.83	60.00	-42.17	7.59	10.24	QP
12	12.865	13.63	50.00	-36.37	3.39	10.24	AV

Remark:

1. "*" means this data is the worst emission level.
2. Emission Level = Reading Level + Correct Factor (Correct Factor = LISN Insertion Loss + Cable Loss).
3. Margin = Emission Level - Limit.

Model No	RT-AC68U V3	Site	SR2-H
Test Voltage	AC 120V/60Hz	Test Date	2020/5/7
Test Mode	Mode 1: Transmit mode_CDD_ADP 1	Engineer	Scott
Phase	L1	Temperature (℃)	25
Test Condition	802.11ac(20M)_5785MHz	Humidity (%RH)	61

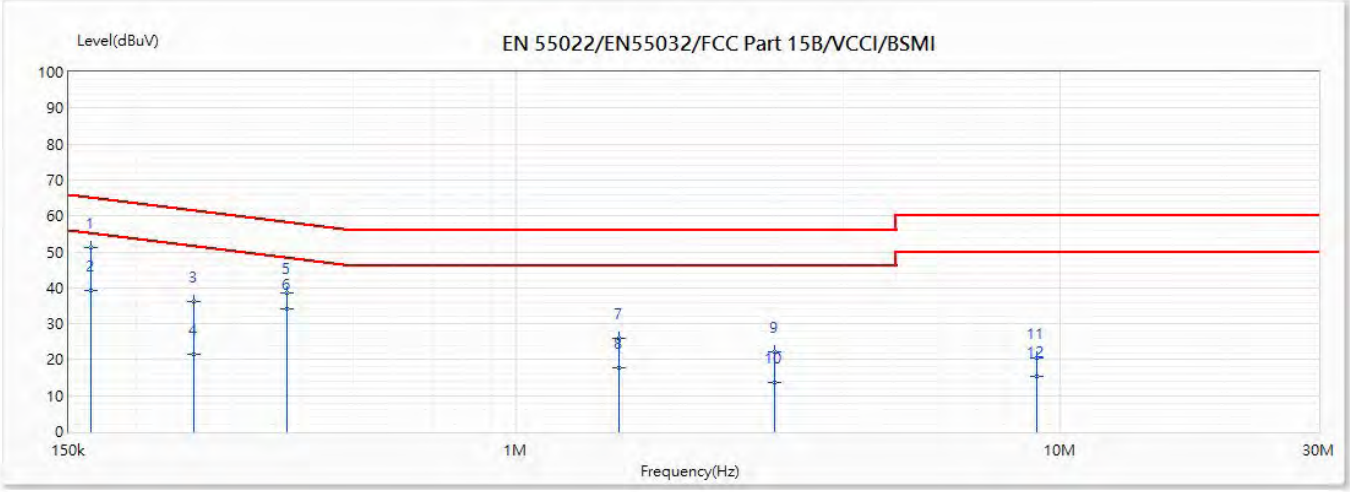

No	Frequency (MHz)	Emission Level (dBuV)	Limit (dBuV)	Margin (dB)	Reading Level (dBuV)	Correct Factor (dB)	Detector Type
*1	0.165	51.15	65.57	-14.42	41.49	9.66	QP
2	0.165	39.28	55.57	-16.29	29.62	9.66	AV
3	0.254	36.05	63.02	-26.98	26.36	9.68	QP
4	0.254	21.44	53.02	-31.58	11.76	9.68	AV
5	0.379	38.48	59.46	-20.97	28.78	9.71	QP
6	0.379	34.22	49.46	-15.24	24.51	9.71	AV
7	1.545	26.08	56.00	-29.92	16.25	9.83	QP
8	1.545	17.76	46.00	-28.24	7.93	9.83	AV
9	2.984	22.31	56.00	-33.69	12.45	9.87	QP
10	2.984	13.63	46.00	-32.37	3.76	9.87	AV
11	9.072	20.58	60.00	-39.42	10.51	10.07	QP
12	9.072	15.19	50.00	-34.81	5.12	10.07	AV

Remark:

1. "*" means this data is the worst emission level.
2. Emission Level = Reading Level + Correct Factor (Correct Factor = LISN Insertion Loss + Cable Loss).
3. Margin = Emission Level - Limit.

Model No	RT-AC68U V3	Site	SR2-H
Test Voltage	AC 120V/60Hz	Test Date	2020/5/7
Test Mode	Mode 1: Transmit mode_CDD_ADP 1	Engineer	Scott
Phase	L2	Temperature (℃)	25
Test Condition	802.11ac(20M)_5785MHz	Humidity (%RH)	61

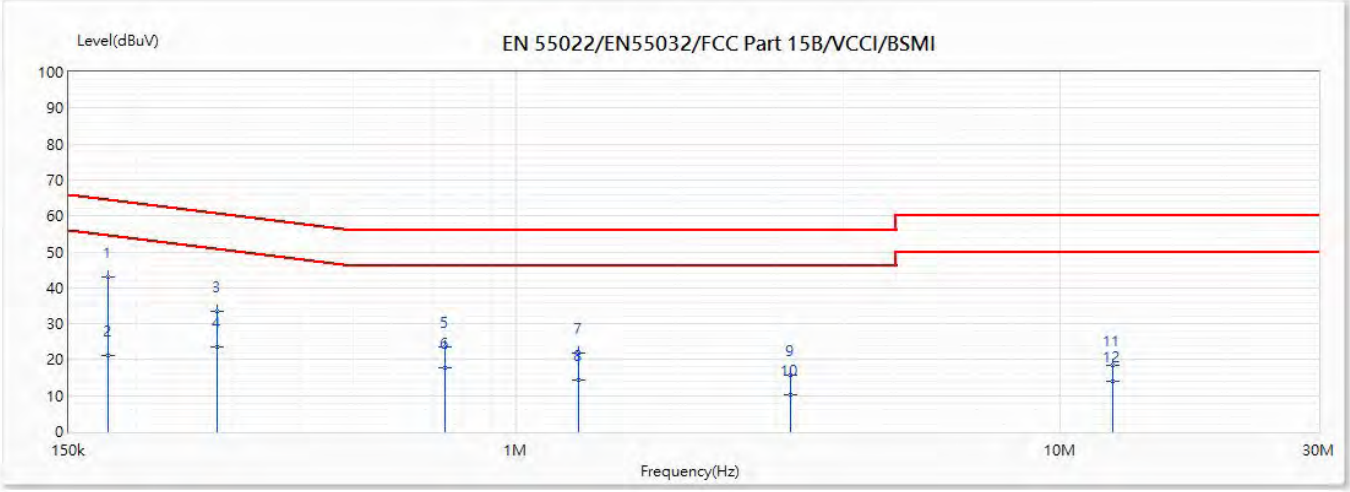

No	Frequency (MHz)	Emission Level (dBuV)	Limit (dBuV)	Margin (dB)	Reading Level (dBuV)	Correct Factor (dB)	Detector Type
*1	0.178	43.08	65.21	-22.13	33.40	9.68	QP
2	0.178	21.28	55.21	-33.93	11.60	9.68	AV
3	0.282	33.36	62.24	-28.87	23.67	9.70	QP
4	0.282	23.72	52.24	-28.51	14.03	9.70	AV
5	0.739	23.64	56.00	-32.36	13.86	9.78	QP
6	0.739	17.80	46.00	-28.20	8.02	9.78	AV
7	1.303	21.73	56.00	-34.27	11.90	9.83	QP
8	1.303	14.40	46.00	-31.60	4.57	9.83	AV
9	3.205	15.81	56.00	-40.19	5.93	9.88	QP
10	3.205	10.28	46.00	-35.72	0.40	9.88	AV
11	12.519	18.33	60.00	-41.67	8.11	10.23	QP
12	12.519	13.88	50.00	-36.12	3.65	10.23	AV

Remark:

1. "*" means this data is the worst emission level.
2. Emission Level = Reading Level + Correct Factor (Correct Factor = LISN Insertion Loss + Cable Loss).
3. Margin = Emission Level - Limit.

Model No	RT-AC68U V3	Site	SR2-H
Test Voltage	AC 120V/60Hz	Test Date	2020/5/7
Test Mode	Mode 1: Transmit mode_CDD_ADP 1	Engineer	Scott
Phase	L1	Temperature (℃)	25
Test Condition	802.11ac(40M)_5785MHz	Humidity (%RH)	61

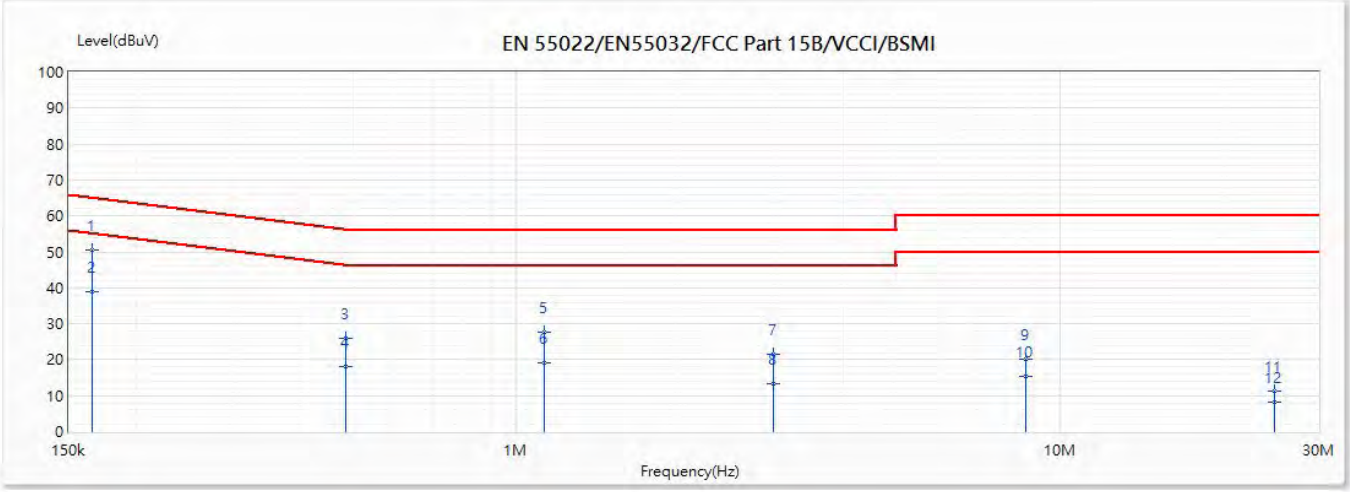

No	Frequency (MHz)	Emission Level (dBuV)	Limit (dBuV)	Margin (dB)	Reading Level (dBuV)	Correct Factor (dB)	Detector Type
*1	0.165	50.62	65.56	-14.94	40.96	9.66	QP
2	0.165	38.87	55.56	-16.69	29.21	9.66	AV
3	0.486	26.00	56.39	-30.39	16.27	9.73	QP
4	0.486	17.99	46.39	-28.40	8.26	9.73	AV
5	1.128	27.72	56.00	-28.28	17.90	9.82	QP
6	1.128	19.05	46.00	-26.95	9.23	9.82	AV
7	2.977	21.57	56.00	-34.43	11.70	9.87	QP
8	2.977	13.45	46.00	-32.55	3.58	9.87	AV
9	8.66	20.12	60.00	-39.88	10.07	10.06	QP
10	8.66	15.42	50.00	-34.58	5.37	10.06	AV
11	24.819	11.14	60.00	-48.86	0.83	10.31	QP
12	24.819	8.27	50.00	-41.73	-2.04	10.31	AV

Remark:

1. "*" means this data is the worst emission level.
2. Emission Level = Reading Level + Correct Factor (Correct Factor = LISN Insertion Loss + Cable Loss).
3. Margin = Emission Level - Limit.

Model No	RT-AC68U V3	Site	SR2-H
Test Voltage	AC 120V/60Hz	Test Date	2020/5/7
Test Mode	Mode 1: Transmit mode_CDD_ADP 1	Engineer	Scott
Phase	L2	Temperature (℃)	25
Test Condition	802.11ac(40M)_5785MHz	Humidity (%RH)	61

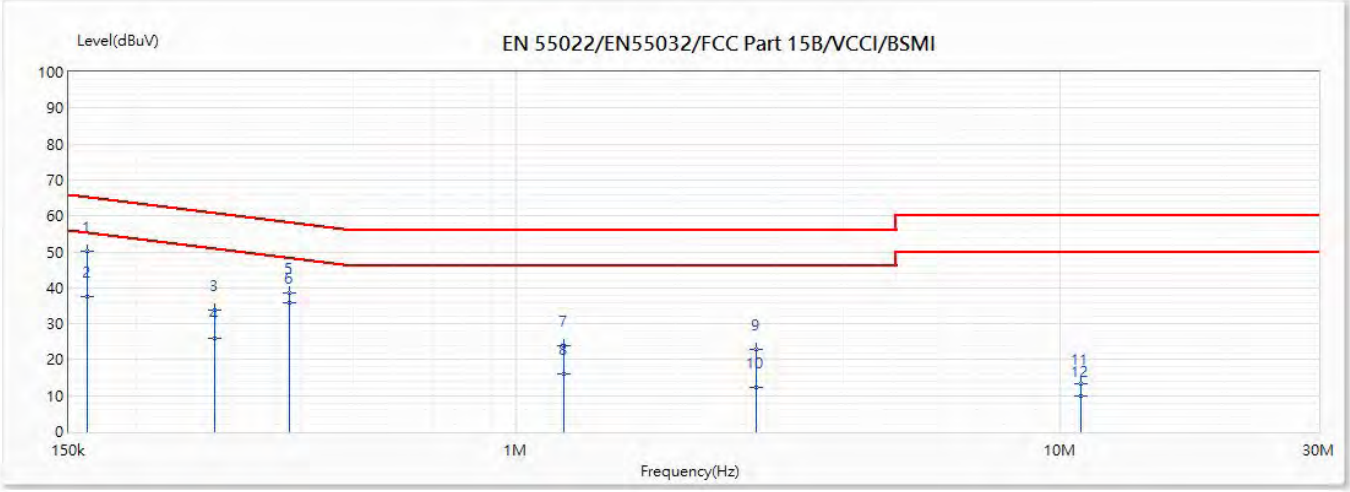

No	Frequency (MHz)	Emission Level (dBuV)	Limit (dBuV)	Margin (dB)	Reading Level (dBuV)	Correct Factor (dB)	Detector Type
1	0.162	50.01	65.64	-15.64	40.33	9.68	QP
2	0.162	37.58	55.64	-18.07	27.90	9.68	AV
3	0.279	33.87	62.33	-28.45	24.18	9.70	QP
4	0.279	25.77	52.33	-26.56	16.07	9.70	AV
5	0.383	38.65	59.34	-20.70	28.93	9.72	QP
*6	0.383	35.68	49.34	-13.66	25.97	9.72	AV
7	1.225	23.75	56.00	-32.25	13.93	9.82	QP
8	1.225	16.10	46.00	-29.90	6.27	9.82	AV
9	2.763	22.91	56.00	-33.09	13.04	9.87	QP
10	2.763	12.29	46.00	-33.71	2.42	9.87	AV
11	10.956	13.14	60.00	-46.86	2.96	10.18	QP
12	10.956	9.79	50.00	-40.21	-0.39	10.18	AV

Remark:

1. "*" means this data is the worst emission level.
2. Emission Level = Reading Level + Correct Factor (Correct Factor = LISN Insertion Loss + Cable Loss).
3. Margin = Emission Level - Limit.

Model No	RT-AC68U V3	Site	SR2-H
Test Voltage	AC 120V/60Hz	Test Date	2020/5/7
Test Mode	Mode 1: Transmit mode_CDD_ADP 1	Engineer	Scott
Phase	L1	Temperature (℃)	25
Test Condition	802.11ac(80M)_5775MHz	Humidity (%RH)	61

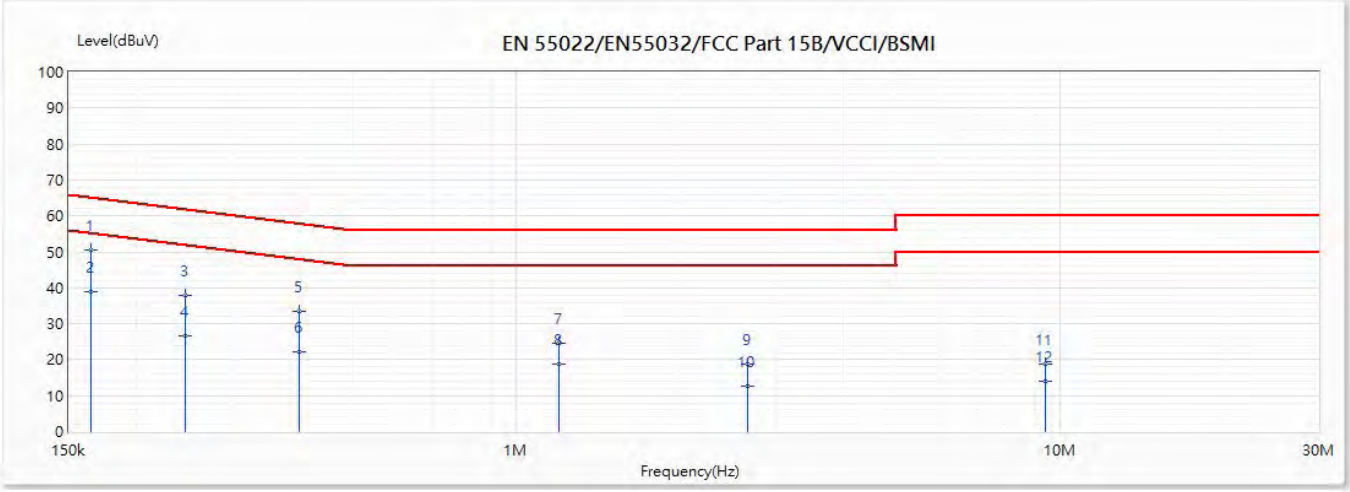

No	Frequency (MHz)	Emission Level (dBuV)	Limit (dBuV)	Margin (dB)	Reading Level (dBuV)	Correct Factor (dB)	Detector Type
*1	0.165	50.61	65.57	-14.96	40.94	9.66	QP
2	0.165	38.85	55.57	-16.72	29.19	9.66	AV
3	0.246	38.04	63.26	-25.23	28.36	9.68	QP
4	0.246	26.56	53.26	-26.71	16.88	9.68	AV
5	0.399	33.58	58.89	-25.31	23.87	9.71	QP
6	0.399	22.21	48.89	-26.68	12.50	9.71	AV
7	1.201	24.73	56.00	-31.27	14.91	9.82	QP
8	1.201	18.61	46.00	-27.39	8.78	9.82	AV
9	2.669	18.61	56.00	-37.39	8.75	9.86	QP
10	2.669	12.65	46.00	-33.35	2.79	9.86	AV
11	9.42	18.78	60.00	-41.22	8.70	10.07	QP
12	9.42	14.08	50.00	-35.92	4.00	10.07	AV

Remark:

1. "*" means this data is the worst emission level.
2. Emission Level = Reading Level + Correct Factor (Correct Factor = LISN Insertion Loss + Cable Loss).
3. Margin = Emission Level - Limit.

Model No	RT-AC68U V3	Site	SR2-H
Test Voltage	AC 120V/60Hz	Test Date	2020/5/7
Test Mode	Mode 1: Transmit mode_CDD_ADP 1	Engineer	Scott
Phase	L2	Temperature (℃)	25
Test Condition	802.11ac(80M)_5775MHz	Humidity (%RH)	61

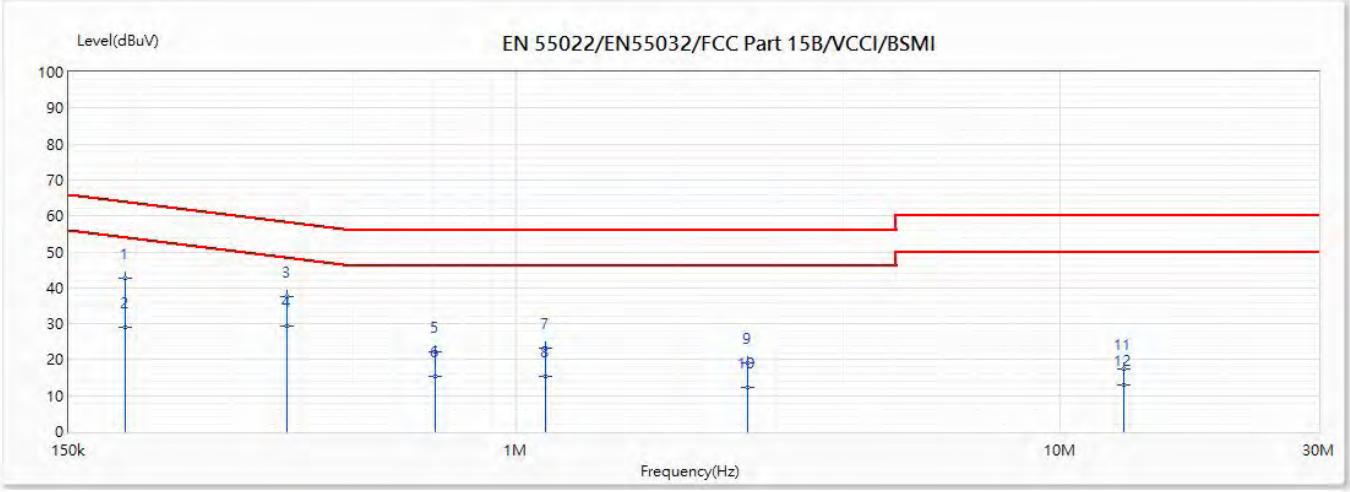

No	Frequency (MHz)	Emission Level (dBuV)	Limit (dBuV)	Margin (dB)	Reading Level (dBuV)	Correct Factor (dB)	Detector Type
1	0.191	42.82	64.84	-22.02	33.14	9.68	QP
2	0.191	28.97	54.84	-25.87	19.29	9.68	AV
3	0.378	37.53	59.47	-21.95	27.81	9.72	QP
*4	0.378	29.41	49.47	-20.06	19.70	9.72	AV
5	0.708	22.06	56.00	-33.94	12.28	9.78	QP
6	0.708	15.36	46.00	-30.64	5.59	9.78	AV
7	1.131	23.19	56.00	-32.81	13.36	9.82	QP
8	1.131	15.24	46.00	-30.76	5.42	9.82	AV
9	2.672	19.06	56.00	-36.94	9.19	9.87	QP
10	2.672	12.38	46.00	-33.62	2.51	9.87	AV
11	13.163	17.43	60.00	-42.57	7.18	10.25	QP
12	13.163	13.09	50.00	-36.91	2.84	10.25	AV

Remark:

1. "*" means this data is the worst emission level.
2. Emission Level = Reading Level + Correct Factor (Correct Factor = LISN Insertion Loss + Cable Loss).
3. Margin = Emission Level - Limit.

Model No	RT-AC68U V3	Site	SR2-H
Test Voltage	AC 120V/60Hz	Test Date	2020/5/7
Test Mode	Mode 2:Transmit mode_CDD_ADP 2	Engineer	Scott
Phase	L1	Temperature (℃)	25
Test Condition	802.11ac(80M)_5210MHz	Humidity (%RH)	61

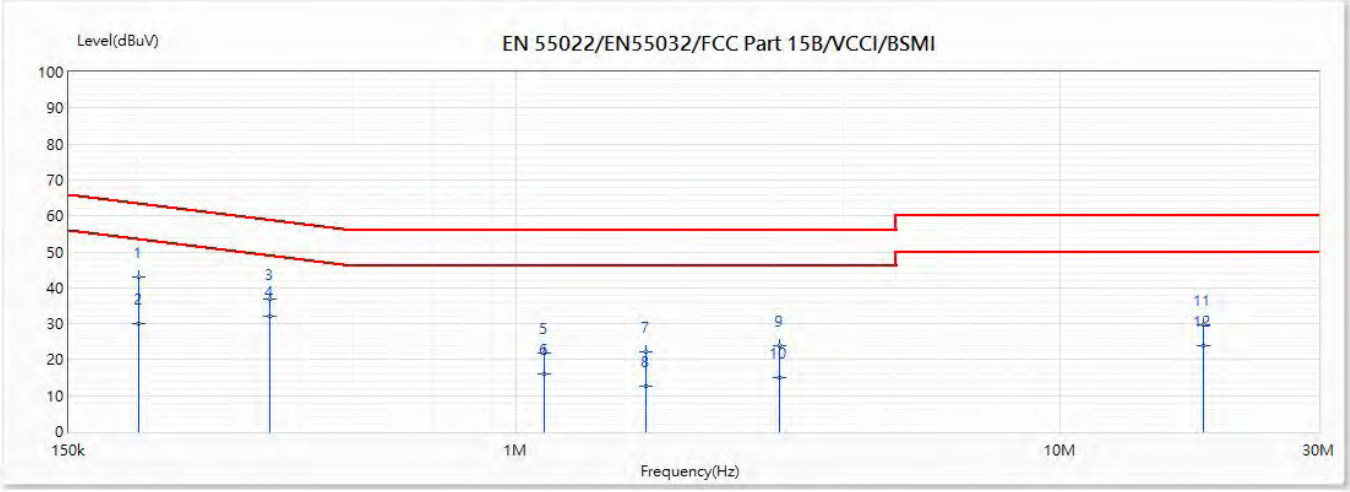

No	Frequency (MHz)	Emission Level (dBuV)	Limit (dBuV)	Margin (dB)	Reading Level (dBuV)	Correct Factor (dB)	Detector Type
1	0.201	42.97	64.54	-21.57	33.30	9.67	QP
2	0.201	30.20	54.54	-24.34	20.53	9.67	AV
3	0.351	37.01	60.26	-23.25	27.31	9.70	QP
*4	0.351	32.10	50.26	-18.16	22.40	9.70	AV
5	1.124	21.95	56.00	-34.05	12.13	9.82	QP
6	1.124	15.90	46.00	-30.10	6.08	9.82	AV
7	1.731	22.12	56.00	-33.88	12.29	9.83	QP
8	1.731	12.69	46.00	-33.31	2.85	9.83	AV
9	3.044	23.79	56.00	-32.21	13.92	9.87	QP
10	3.044	15.06	46.00	-30.94	5.19	9.87	AV
11	18.455	29.61	60.00	-30.39	19.36	10.25	QP
12	18.455	23.95	50.00	-26.05	13.70	10.25	AV

Remark:

1. "*" means this data is the worst emission level.
2. Emission Level = Reading Level + Correct Factor (Correct Factor = LISN Insertion Loss + Cable Loss).
3. Margin = Emission Level - Limit.

Model No	RT-AC68U V3	Site	SR2-H
Test Voltage	AC 120V/60Hz	Test Date	2020/5/7
Test Mode	Mode 2:Transmit mode_CDD_ADP 2	Engineer	Scott
Phase	L2	Temperature (℃)	25
Test Condition	802.11ac(80M)_5210MHz	Humidity (%RH)	61

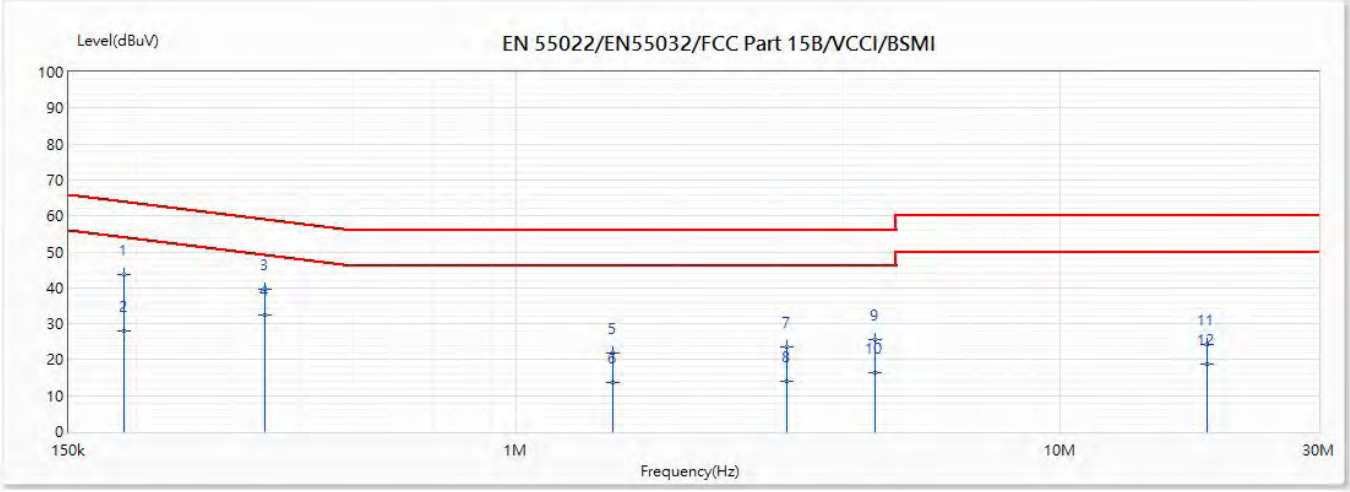

No	Frequency (MHz)	Emission Level (dBuV)	Limit (dBuV)	Margin (dB)	Reading Level (dBuV)	Correct Factor (dB)	Detector Type
1	0.19	43.59	64.86	-21.28	33.91	9.68	QP
2	0.19	28.14	54.86	-26.72	18.46	9.68	AV
3	0.345	39.59	60.42	-20.83	29.88	9.71	QP
*4	0.345	32.39	50.42	-18.03	22.68	9.71	AV
5	1.509	21.94	56.00	-34.06	12.10	9.84	QP
6	1.509	13.76	46.00	-32.24	3.92	9.84	AV
7	3.155	23.70	56.00	-32.30	13.82	9.88	QP
8	3.155	14.12	46.00	-31.88	4.24	9.88	AV
9	4.569	25.54	56.00	-30.46	15.62	9.92	QP
10	4.569	16.50	46.00	-29.50	6.58	9.92	AV
11	18.669	24.30	60.00	-35.70	13.88	10.41	QP
12	18.669	18.84	50.00	-31.16	8.43	10.41	AV

Remark:

1. "*" means this data is the worst emission level.
2. Emission Level = Reading Level + Correct Factor (Correct Factor = LISN Insertion Loss + Cable Loss).
3. Margin = Emission Level - Limit.

Model No	RT-AC68U V3	Site	SR2-H
Test Voltage	AC 120V/60Hz	Test Date	2020/5/7
Test Mode	Mode 2:Transmit mode_CDD_ADP 2	Engineer	Scott
Phase	L1	Temperature (℃)	25
Test Condition	802.11ac(80M)_5775MHz	Humidity (%RH)	61

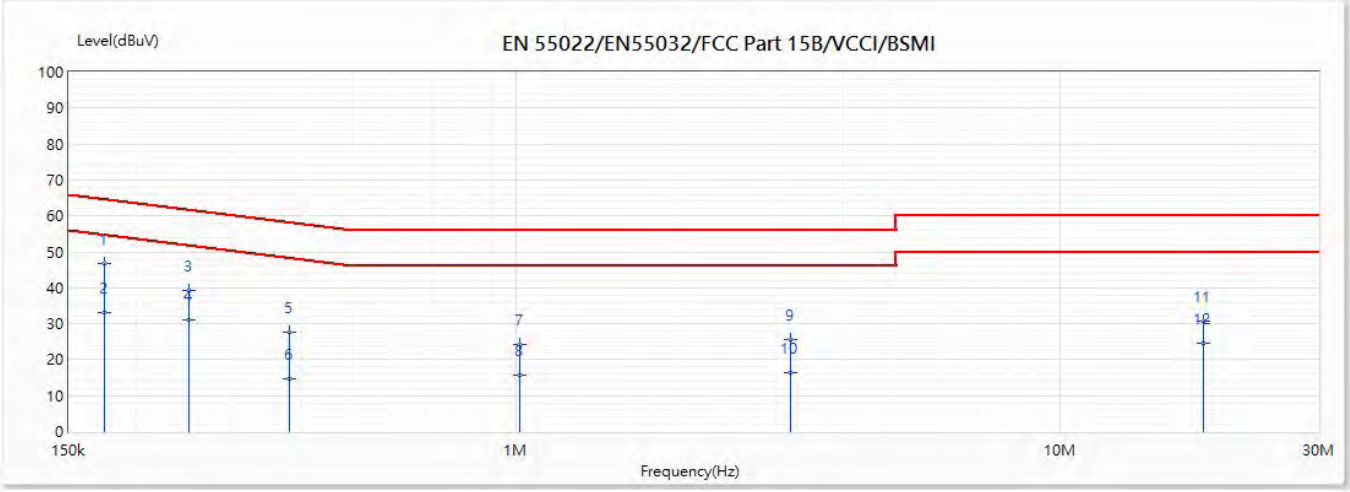

No	Frequency (MHz)	Emission Level (dBuV)	Limit (dBuV)	Margin (dB)	Reading Level (dBuV)	Correct Factor (dB)	Detector Type
*1	0.174	46.91	65.30	-18.39	37.25	9.66	QP
2	0.174	32.97	55.30	-22.33	23.30	9.66	AV
3	0.25	39.40	63.14	-23.74	29.72	9.68	QP
4	0.25	31.02	53.14	-22.13	21.34	9.68	AV
5	0.382	27.56	59.37	-31.81	17.86	9.71	QP
6	0.382	14.82	49.37	-34.56	5.11	9.71	AV
7	1.015	24.28	56.00	-31.72	14.46	9.82	QP
8	1.015	15.75	46.00	-30.25	5.93	9.82	AV
9	3.196	25.59	56.00	-30.41	15.72	9.87	QP
10	3.196	16.40	46.00	-29.60	6.53	9.87	AV
11	18.372	30.75	60.00	-29.25	20.51	10.25	QP
12	18.372	24.72	50.00	-25.28	14.47	10.25	AV

Remark:

1. "*" means this data is the worst emission level.
2. Emission Level = Reading Level + Correct Factor (Correct Factor = LISN Insertion Loss + Cable Loss).
3. Margin = Emission Level - Limit.

Model No	RT-AC68U V3	Site	SR2-H
Test Voltage	AC 120V/60Hz	Test Date	2020/5/7
Test Mode	Mode 2:Transmit mode_CDD_ADP 2	Engineer	Scott
Phase	L2	Temperature (℃)	25
Test Condition	802.11ac(80M)_5775MHz	Humidity (%RH)	61

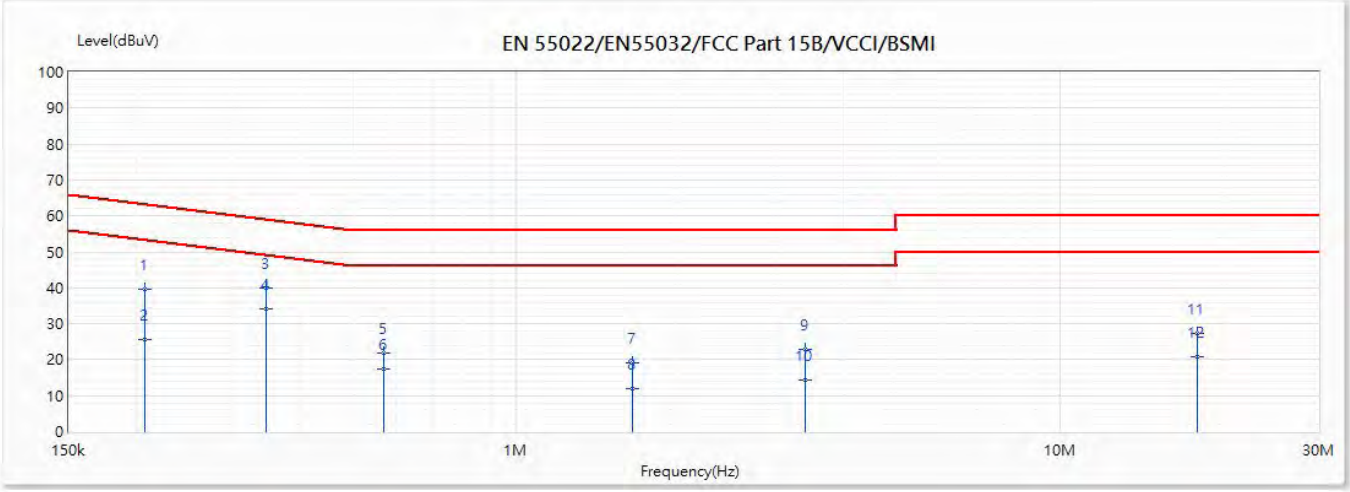

No	Frequency (MHz)	Emission Level (dBuV)	Limit (dBuV)	Margin (dB)	Reading Level (dBuV)	Correct Factor (dB)	Detector Type
1	0.207	39.68	64.38	-24.70	30.00	9.68	QP
2	0.207	25.44	54.38	-28.94	15.76	9.68	AV
3	0.346	39.77	60.40	-20.63	30.06	9.71	QP
*4	0.346	34.27	50.40	-16.13	24.56	9.71	AV
5	0.571	21.96	56.00	-34.04	12.21	9.75	QP
6	0.571	17.43	46.00	-28.57	7.68	9.75	AV
7	1.636	19.01	56.00	-36.99	9.17	9.84	QP
8	1.636	11.83	46.00	-34.17	1.99	9.84	AV
9	3.396	22.92	56.00	-33.08	13.04	9.88	QP
10	3.396	14.43	46.00	-31.57	4.55	9.88	AV
11	17.897	27.32	60.00	-32.68	16.93	10.39	QP
12	17.897	20.81	50.00	-29.19	10.42	10.39	AV

Remark:

1. "*" means this data is the worst emission level.
2. Emission Level = Reading Level + Correct Factor (Correct Factor = LISN Insertion Loss + Cable Loss).
3. Margin = Emission Level - Limit.

3. 26dB & 99% & DTS Bandwidth

3.1. Test Setup

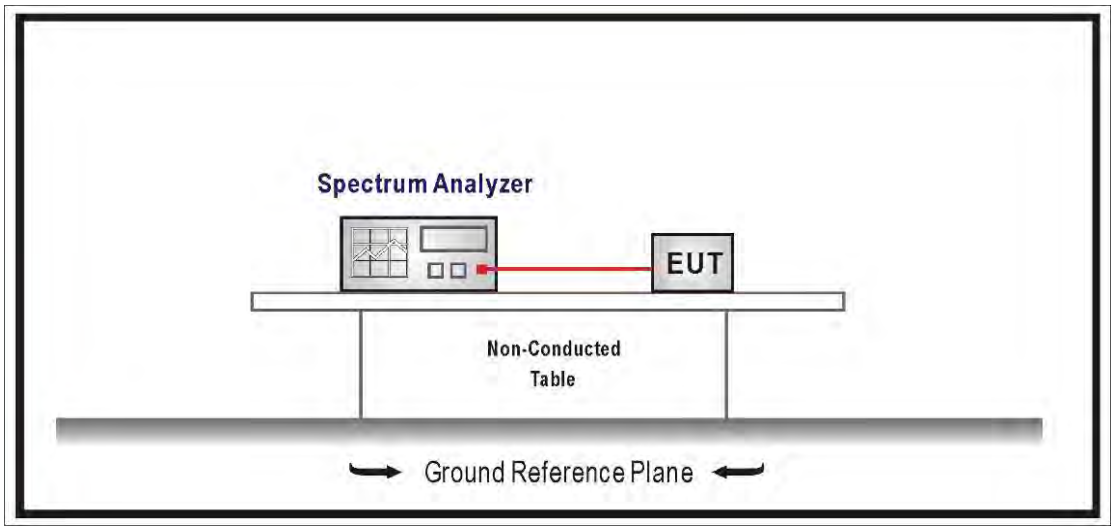

3.2. Limits

99% & 26dB Bandwidth : No Required

6dB Bandwidth ≧ 500KHz

3.3. Test Procedure

99% & 26dB Bandwidth :

The EUT was tested according to U-NII test procedure of KDB 789033 D02 v02r01

Set RBW 1% of the emission bandwidth, VBW equal to 3 times the RBW.

DTS Bandwidth :

Set RBW = 100KHz, VBW≧3xRBW, Sweep time=Auto, Set Peak detector.

3.4. Test Result

Product	Wireless-AC1900 Dual Band Gigabit Router		
Test Item	26dB & 99% Bandwidth		
Test Mode	Mode 1: Transmit mode_CDD_ADP 1		
Date of Test	2020/04/14	Test Site	SR12-H
Test Temperature	24.5℃	Test Humidity	57.0%

IEEE 802.11a (ANT 0)					
Channel No.	Frequency (MHz)	Measure Value		Limit (MHz)	Result
		99% Bandwidth (MHz)	26dB Bandwidth (MHz)		
36	5180	17.208	20.940	--	Pass
44	5220	17.160	20.670	--	Pass
48	5240	17.145	20.620	--	Pass
149	5745	23.819	N/A	--	Pass
157	5785	23.416		--	Pass
165	5825	18.760		--	Pass

Channel 36 (5180MHz)

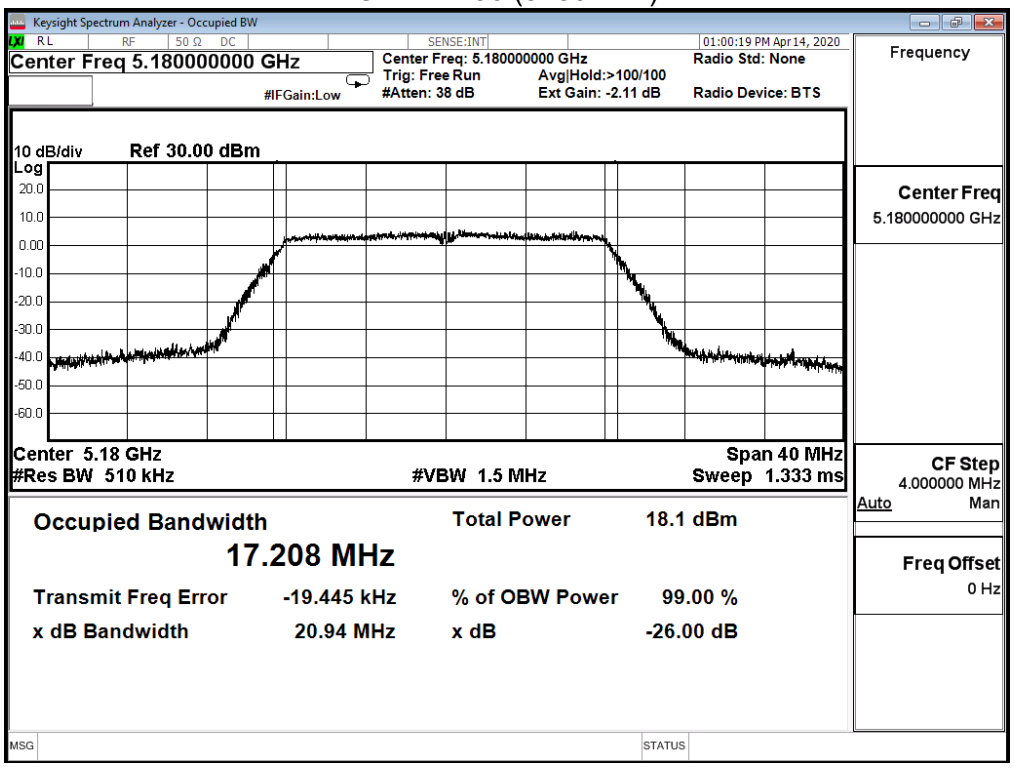

Channel 44 (5220MHz)

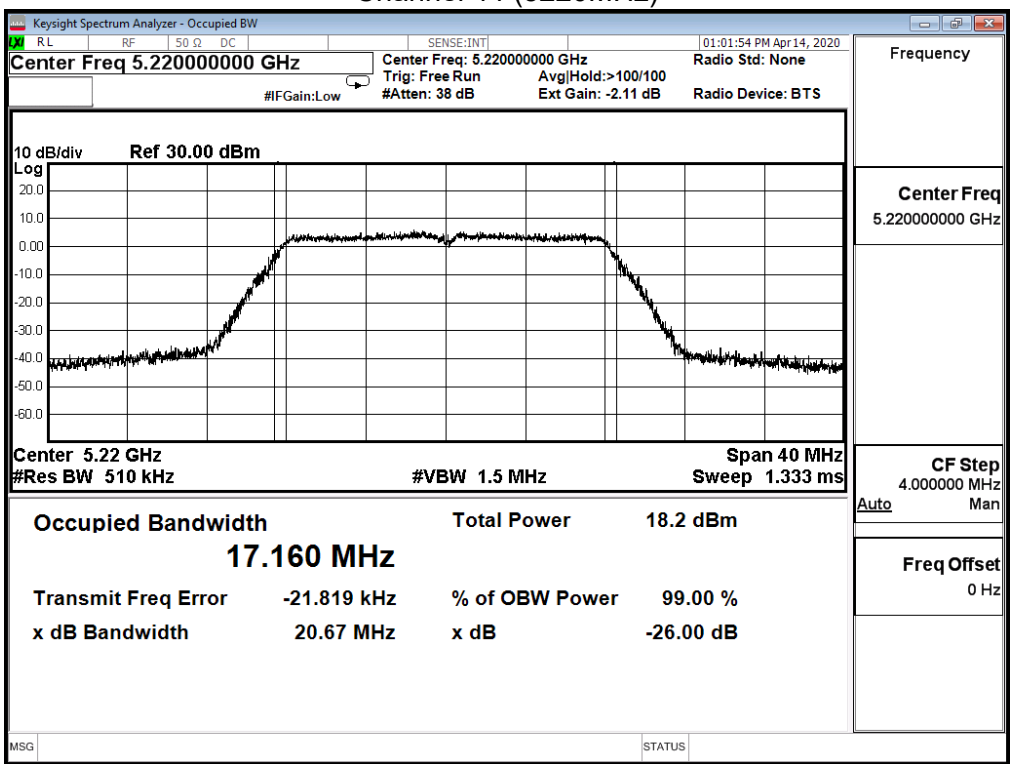

Channel 48 (5240MHz)

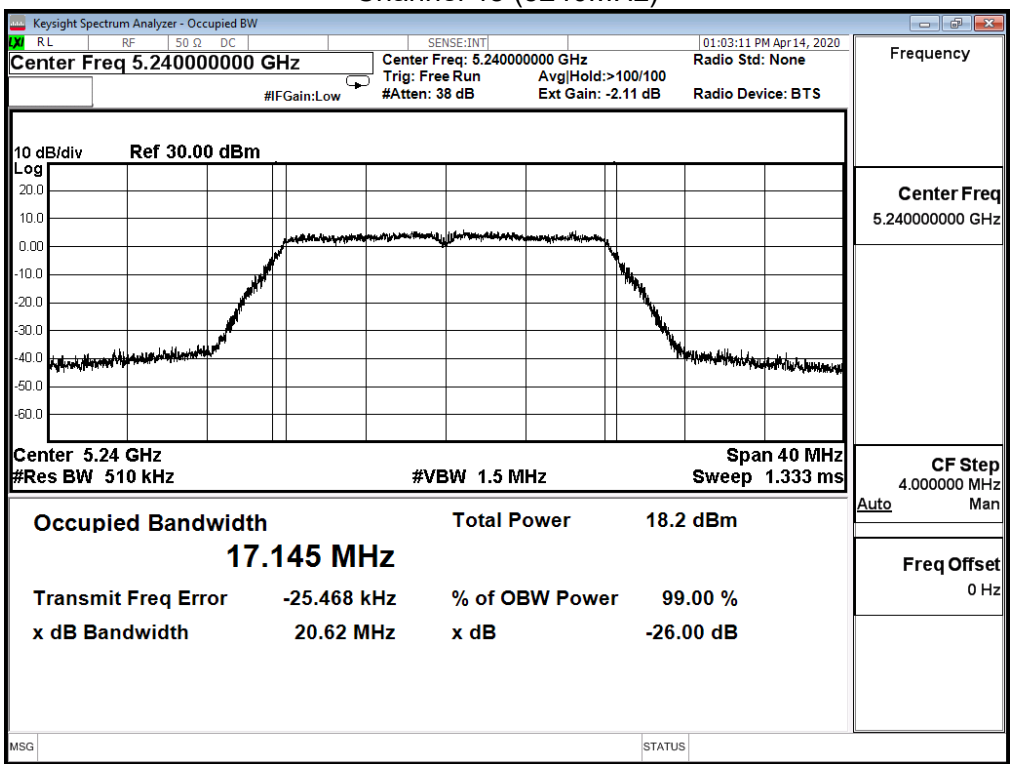

Channel 149 (5745MHz)

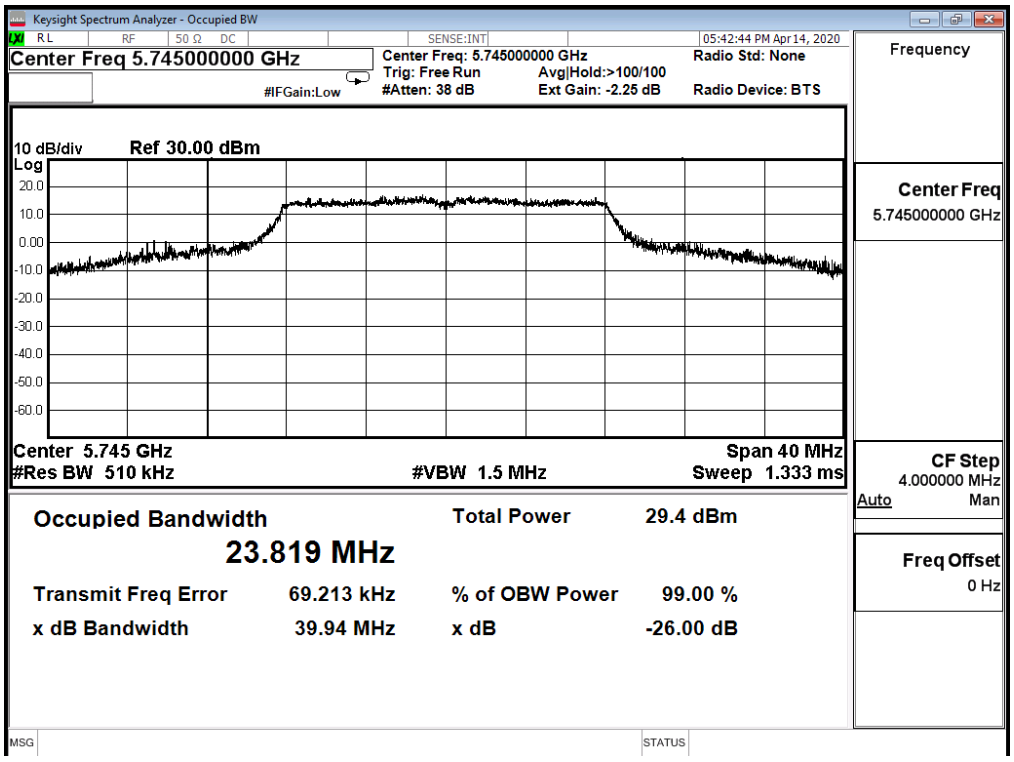

Channel 157 (5785MHz)

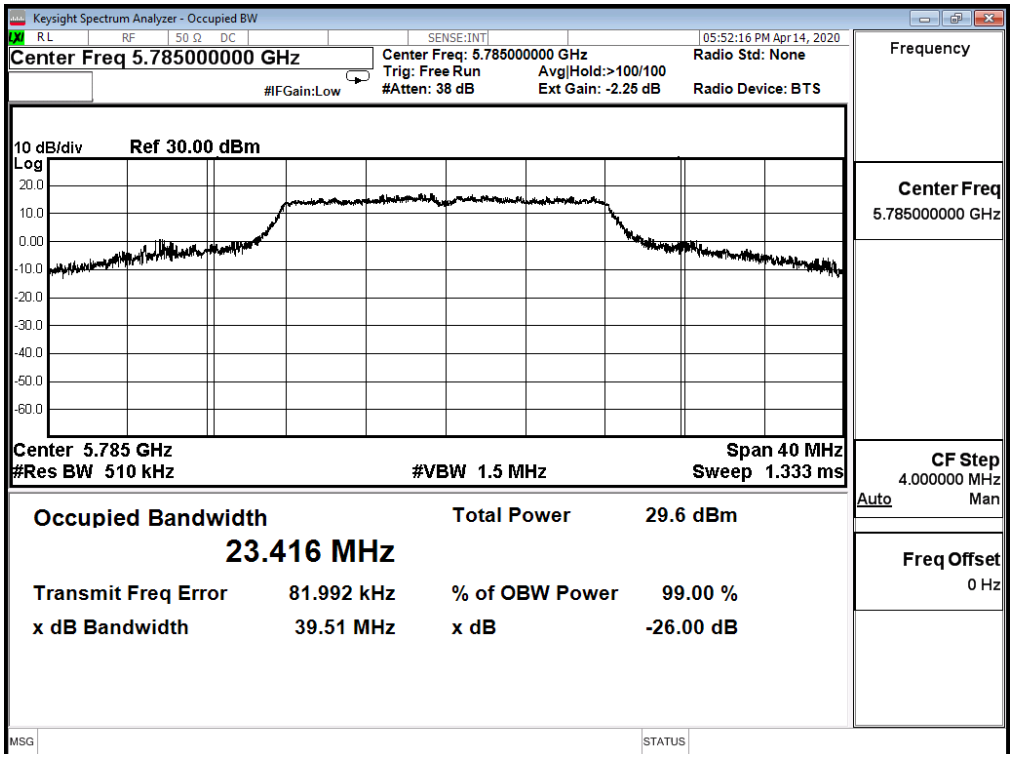

Channel 165 (5825MHz)

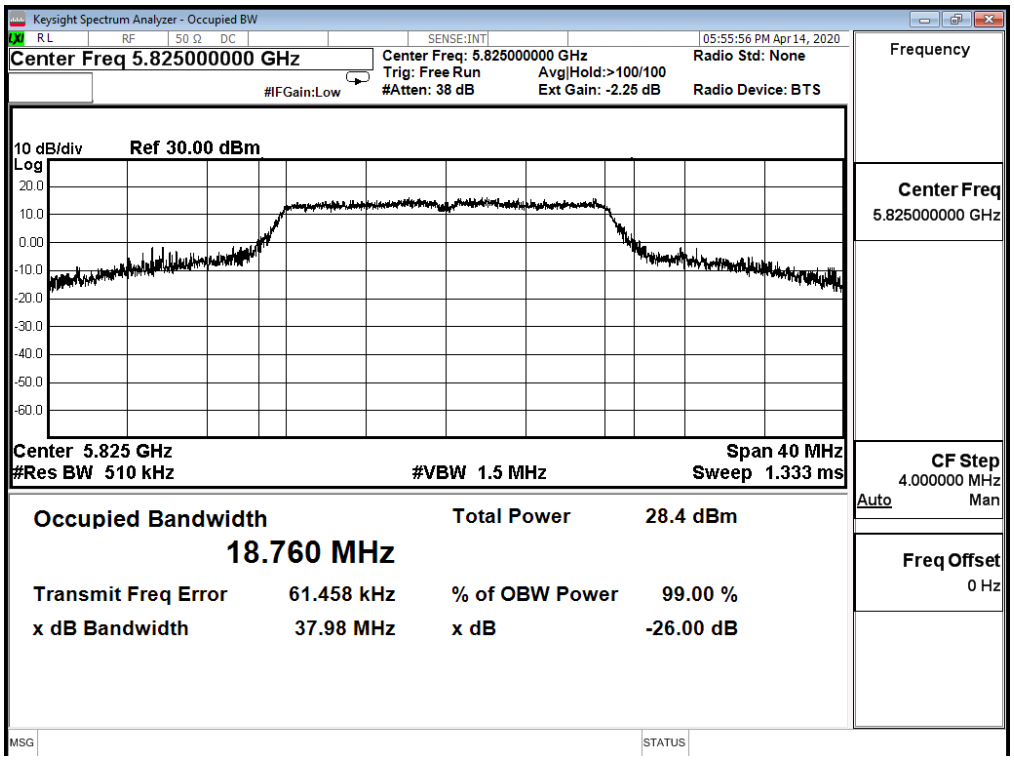

Product	Wireless-AC1900 Dual Band Gigabit Router		
Test Item	26dB & 99% Bandwidth		
Test Mode	Mode 1: Transmit mode_CDD_ADP 1		
Date of Test	2020/04/14	Test Site	SR12-H
Test Temperature	24.5℃	Test Humidity	57.0%

IEEE 802.11a (ANT 1)

Channel No.	Frequency (MHz)	Measure Value		Limit (MHz)	Result
		99% Bandwidth (MHz)	26dB Bandwidth (MHz)		
36	5180	17.046	20.550	--	Pass
44	5220	17.093	20.600	--	Pass
48	5240	17.090	20.590	--	Pass
149	5745	23.235	N/A	--	Pass
157	5785	23.051		--	Pass
165	5825	19.796		--	Pass

Channel 36 (5180MHz)

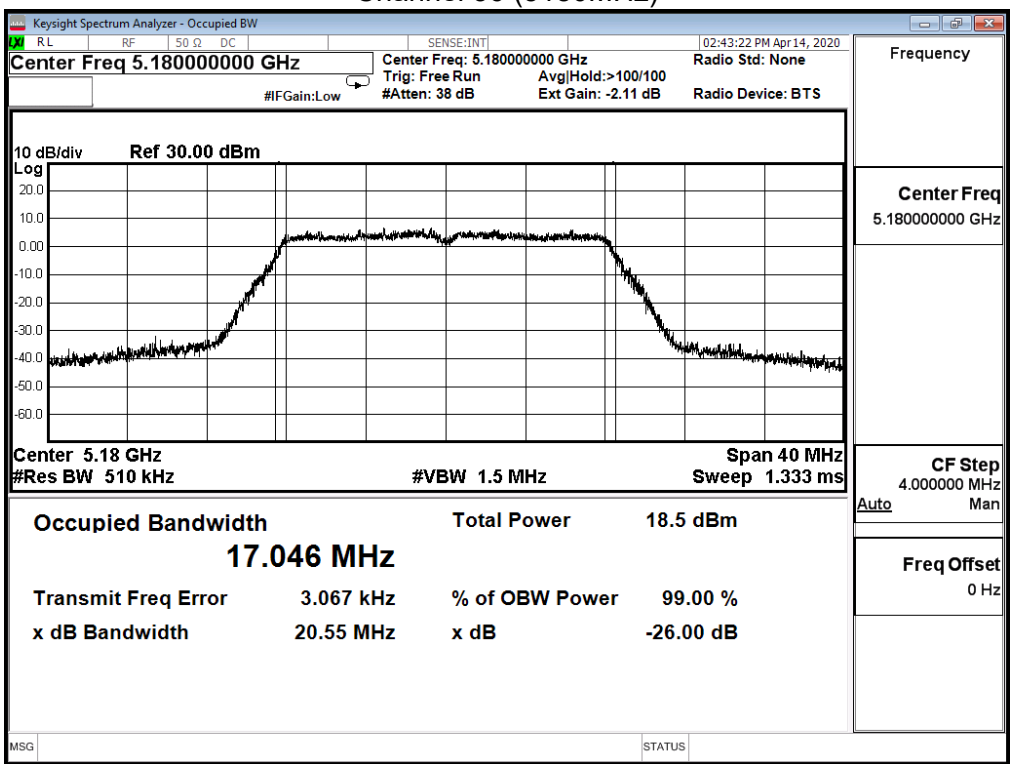

Channel 44 (5220MHz)

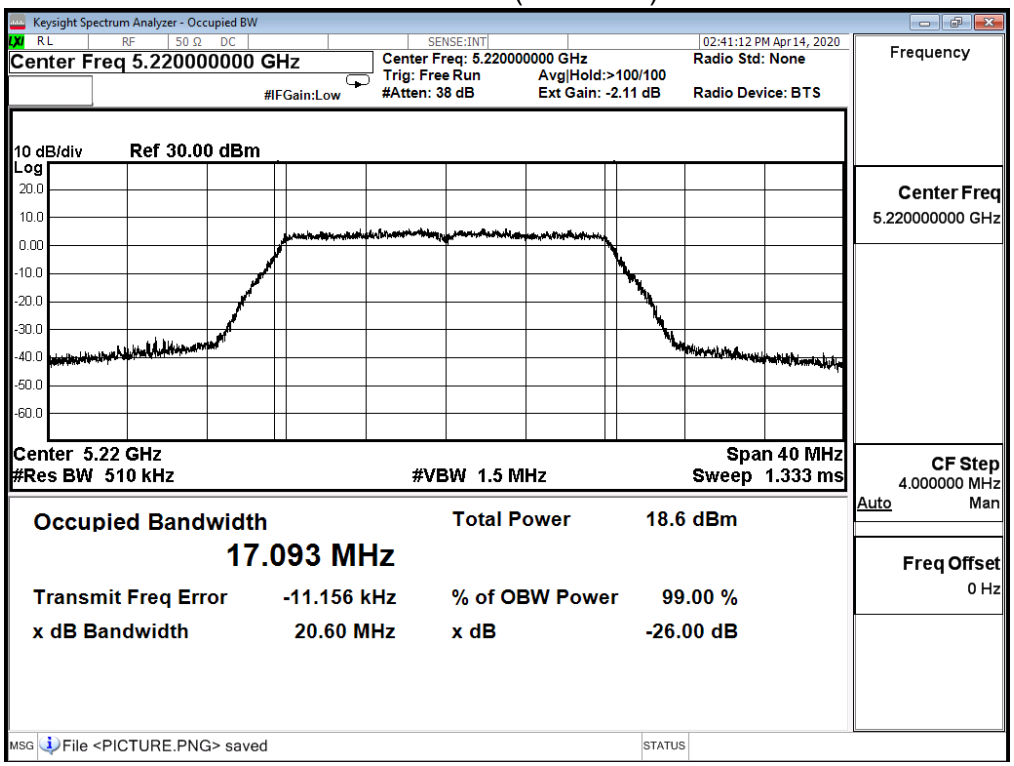

Channel 48 (5240MHz)

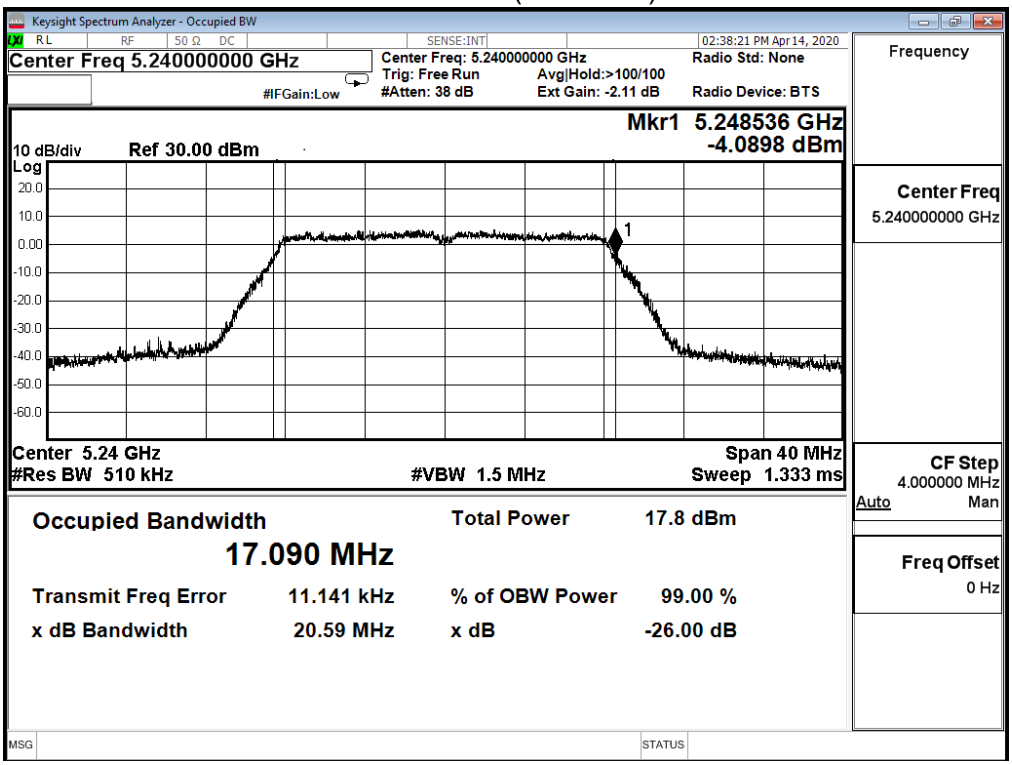

Channel 149 (5745MHz)

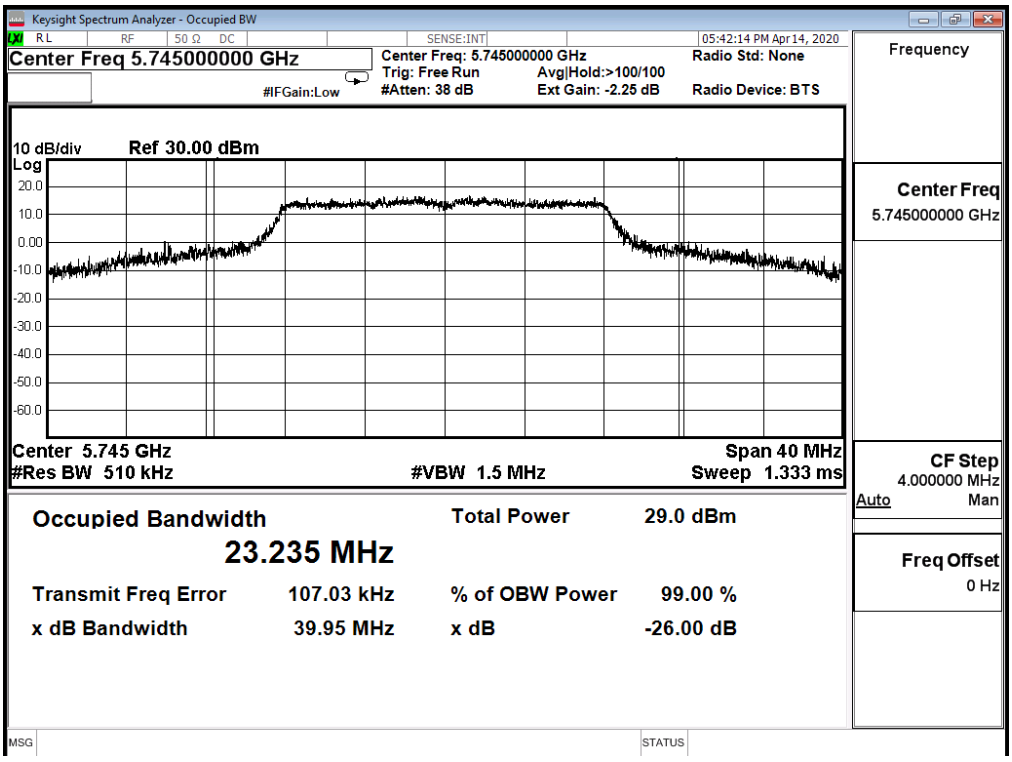

Channel 157 (5785MHz)

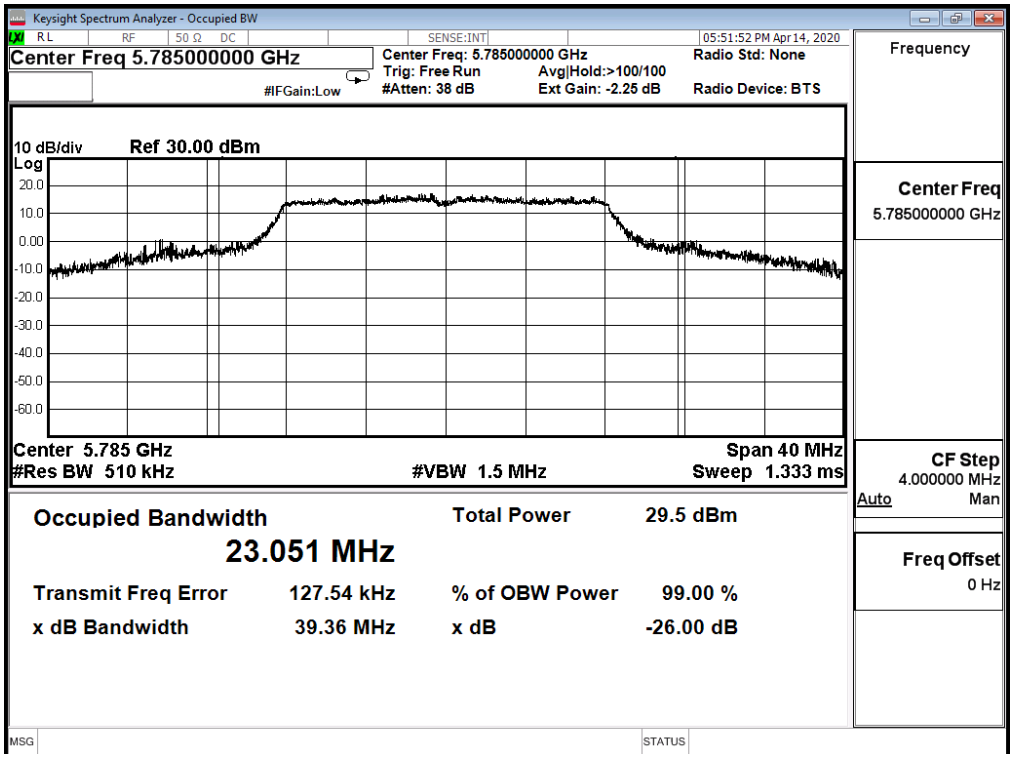

Channel 165 (5825MHz)

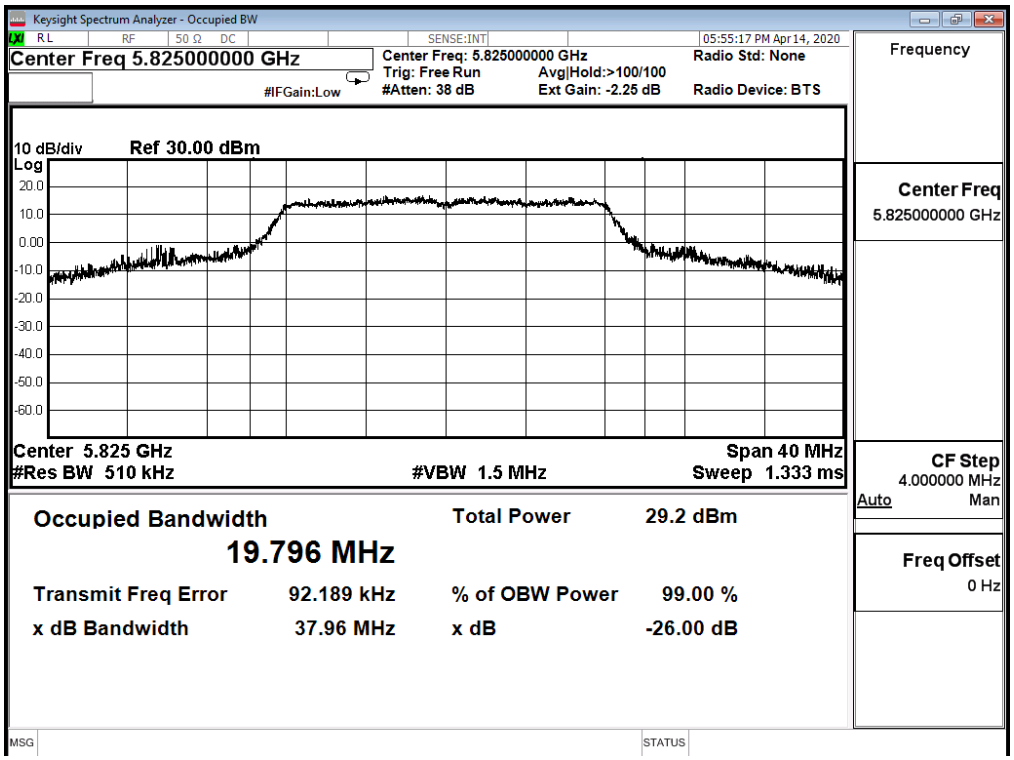

Product	Wireless-AC1900 Dual Band Gigabit Router		
Test Item	26dB & 99% Bandwidth		
Test Mode	Mode 1: Transmit mode_CDD_ADP 1		
Date of Test	2020/04/14	Test Site	SR12-H
Test Temperature	24.5℃	Test Humidity	57.0%

IEEE 802.11a (ANT 2)					
Channel No.	Frequency (MHz)	Measure Value		Limit (MHz)	Result
		99% Bandwidth (MHz)	26dB Bandwidth (MHz)		
36	5180	17.047	20.700	--	Pass
44	5220	17.076	20.420	--	Pass
48	5240	17.009	20.500	--	Pass
149	5745	24.300	N/A	--	Pass
157	5785	23.030		--	Pass
165	5825	18.042		--	Pass

Channel 36 (5180MHz)

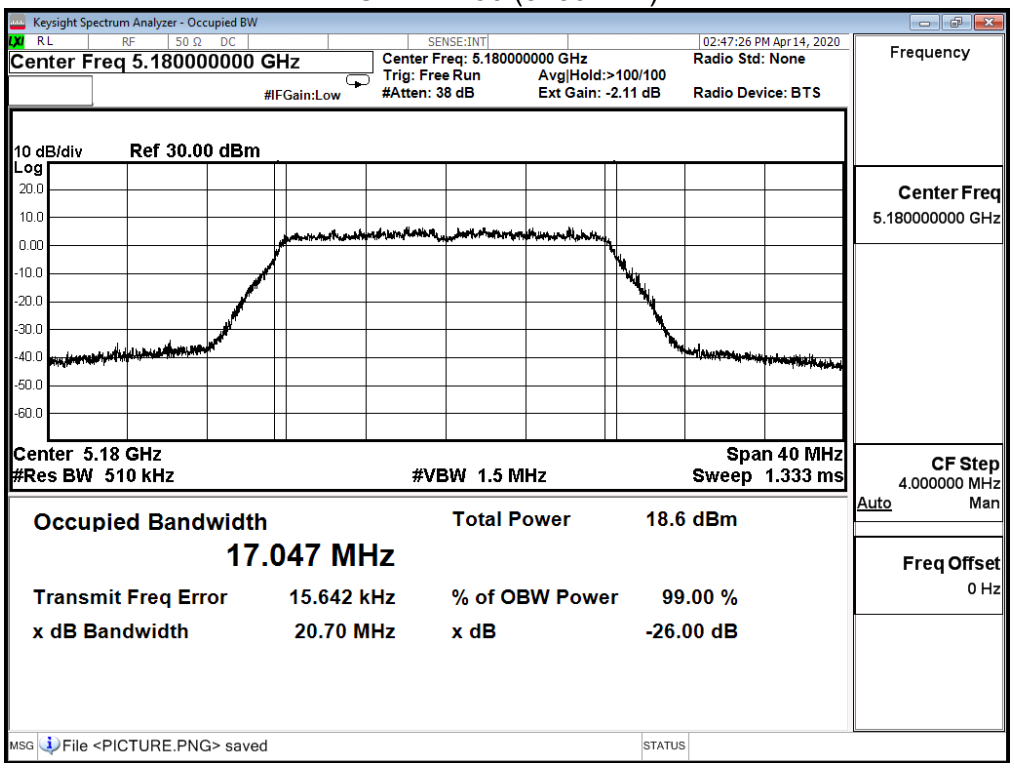

Channel 44 (5220MHz)

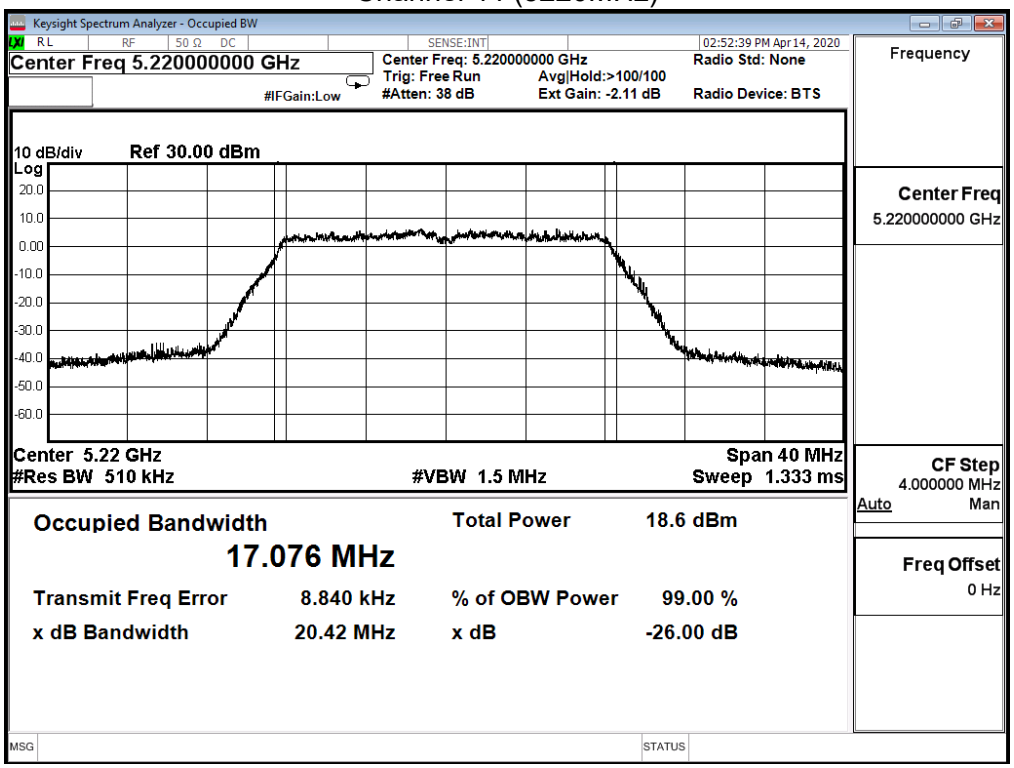

Channel 48 (5240MHz)

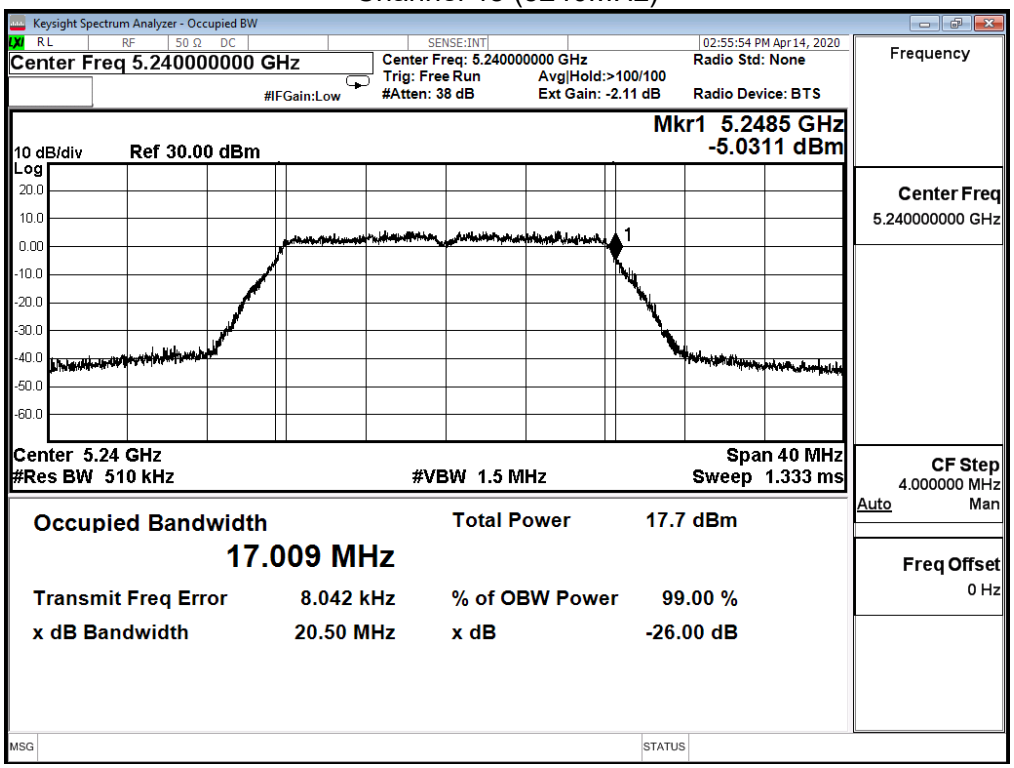

Channel 149 (5745MHz)

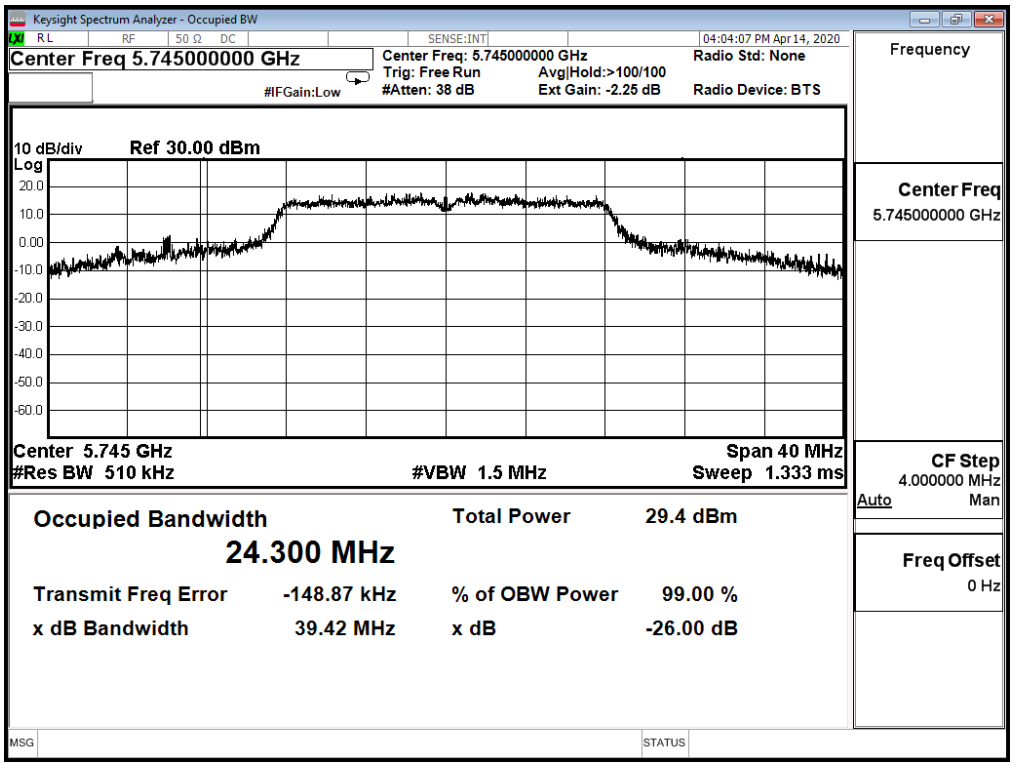

Channel 157 (5785MHz)

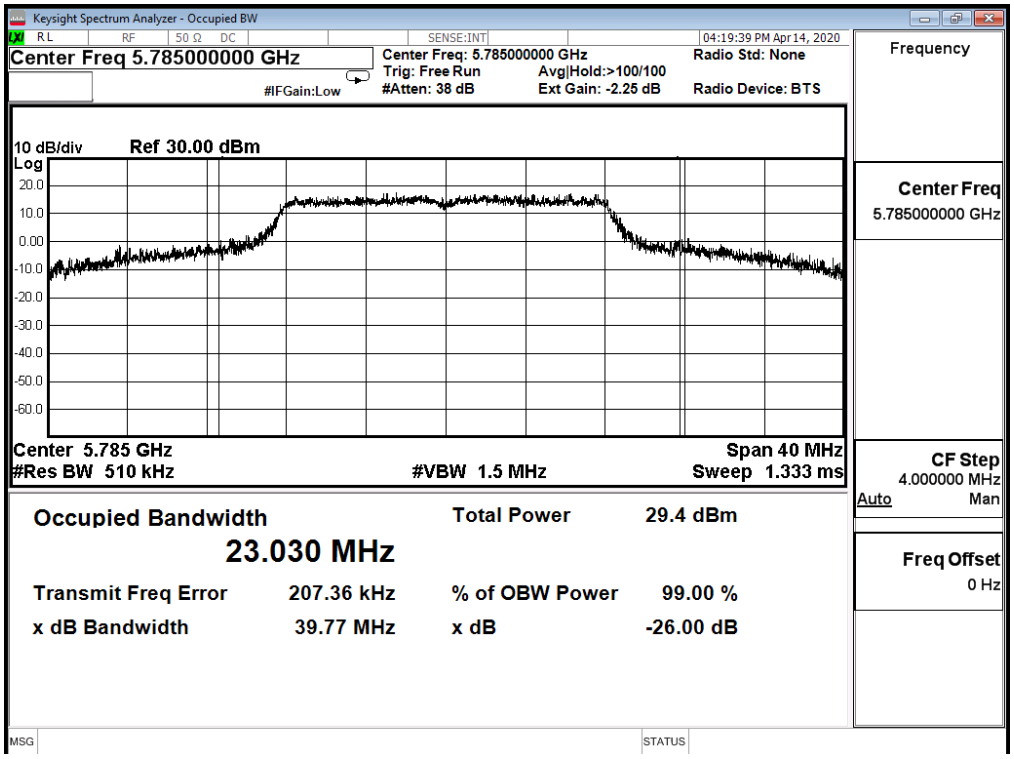

Channel 165 (5825MHz)

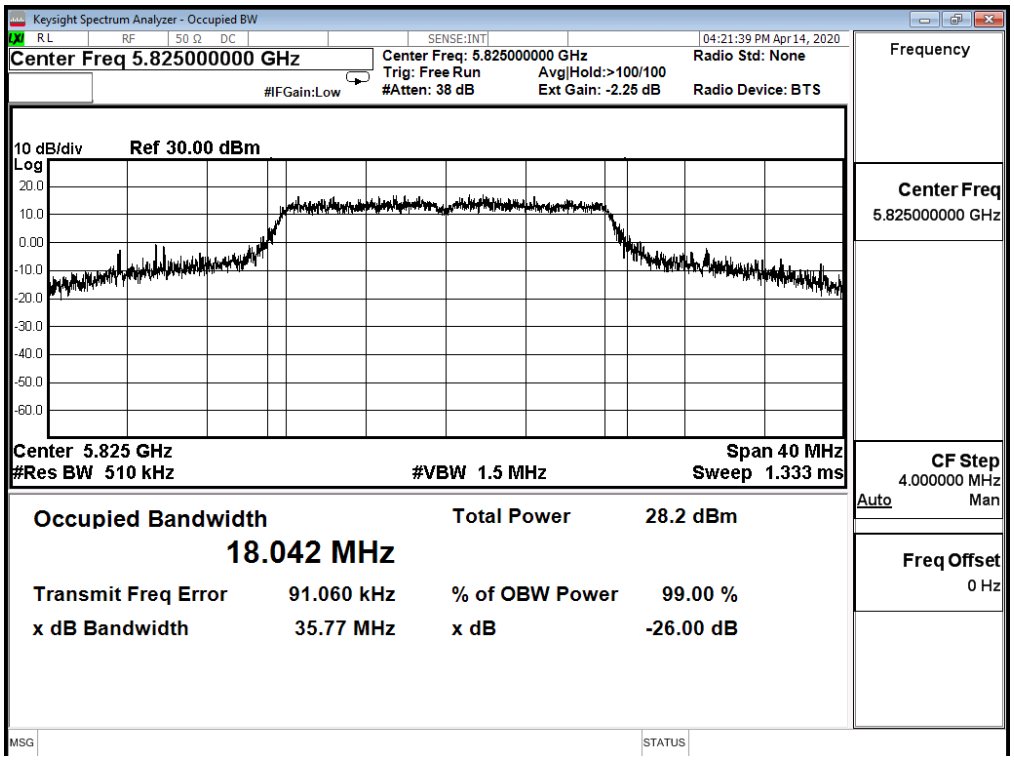

Product	Wireless-AC1900 Dual Band Gigabit Router		
Test Item	26dB & 99% Bandwidth		
Test Mode	Mode 1: Transmit mode_CDD_ADP 1		
Date of Test	2020/04/14	Test Site	SR12-H
Test Temperature	24.5℃	Test Humidity	57.0%

IEEE 802.11ac_20M(ANT 0)

Channel No.	Frequency (MHz)	Measure Value		Limit (MHz)	Result
		99% Bandwidth (MHz)	26dB Bandwidth (MHz)		
36	5180	18.151	20.990	--	Pass
44	5220	17.948	20.720	--	Pass
48	5240	18.200	20.900	--	Pass
149	5745	19.094	N/A	--	Pass
157	5785	24.506		--	Pass
165	5825	22.517		--	Pass

Channel 36 (5180MHz)

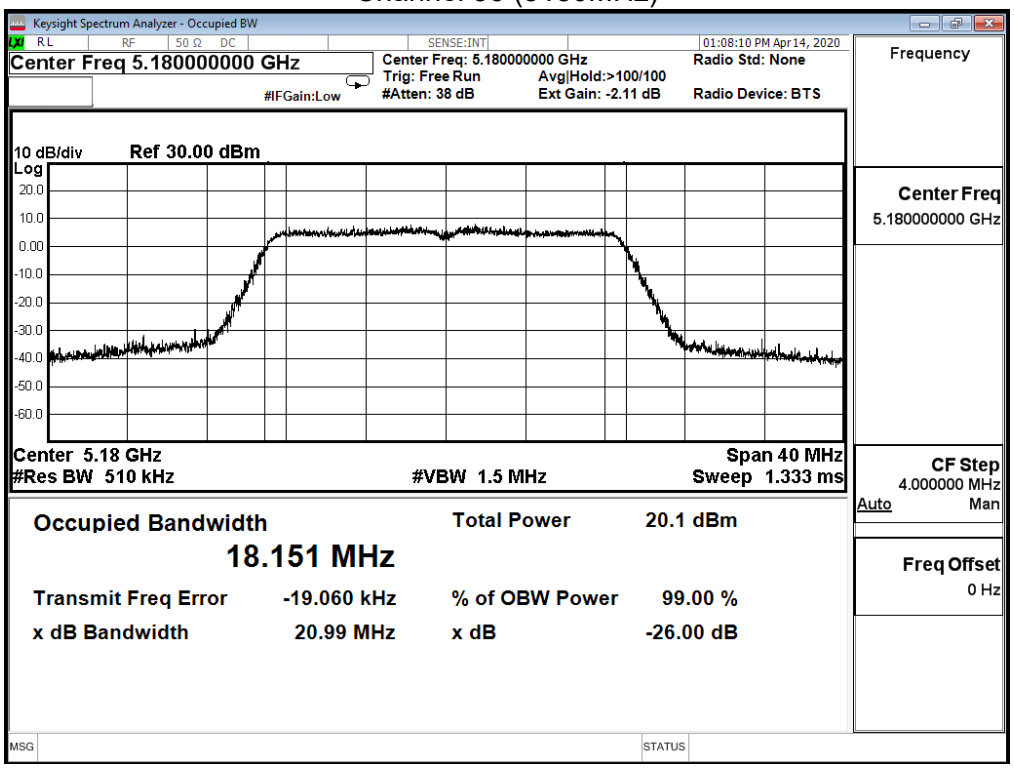

Channel 44 (5220MHz)

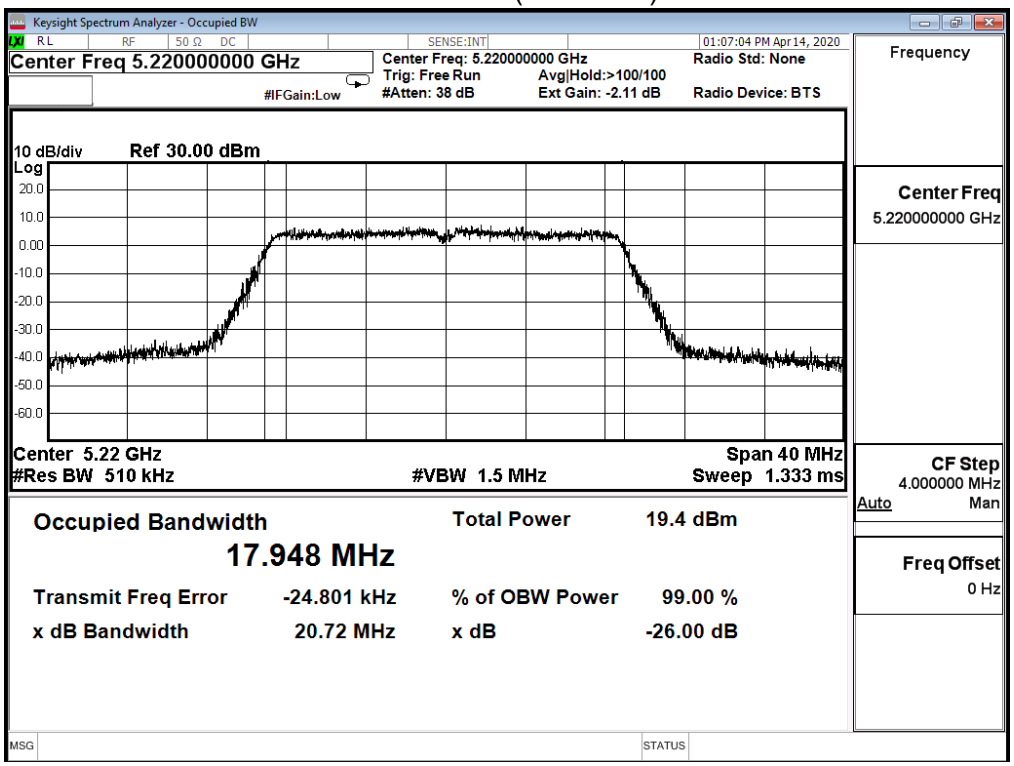

Channel 48 (5240MHz)

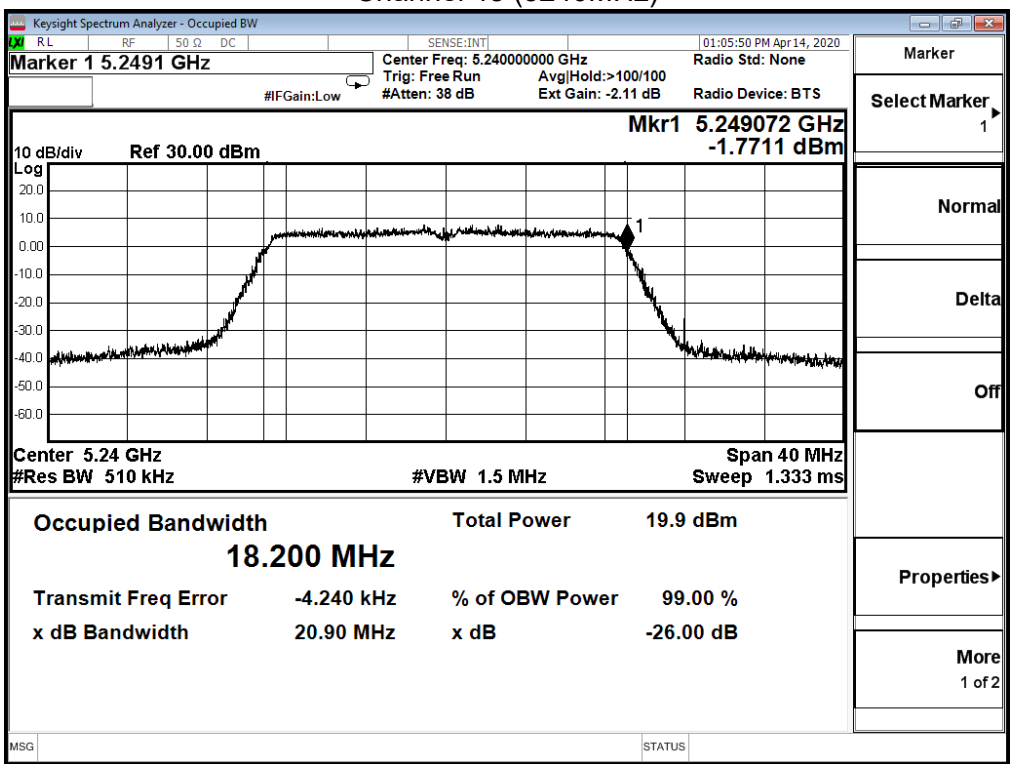

Channel 149 (5745MHz)

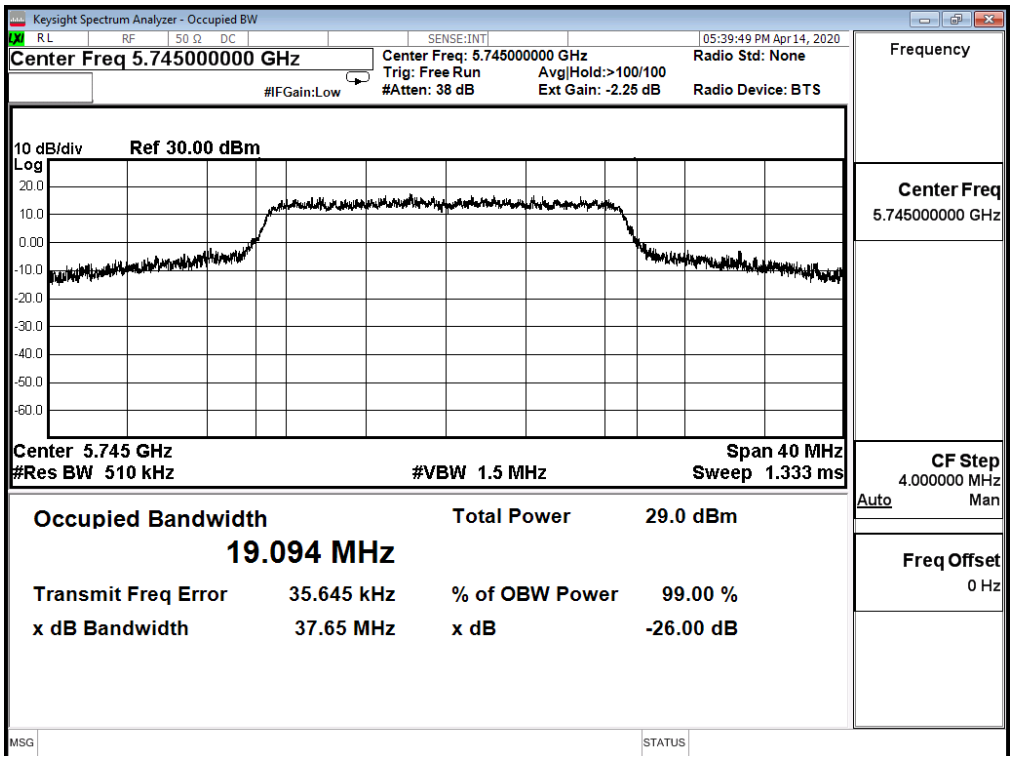

Channel 157 (5785MHz)

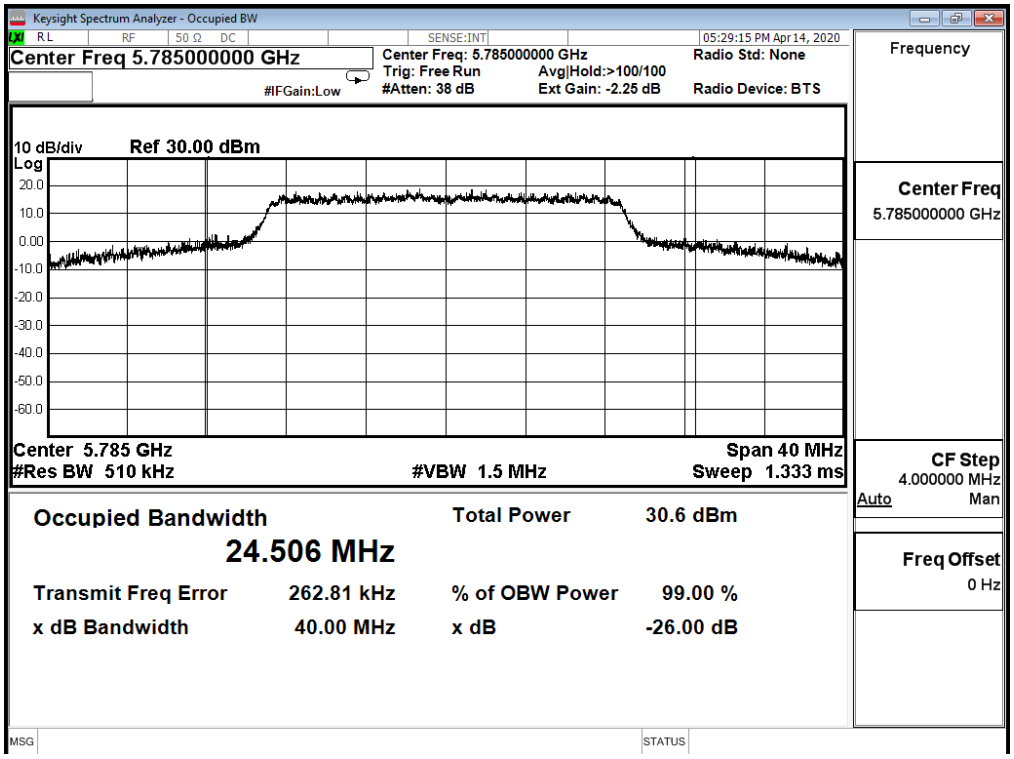

Channel 165 (5825MHz)

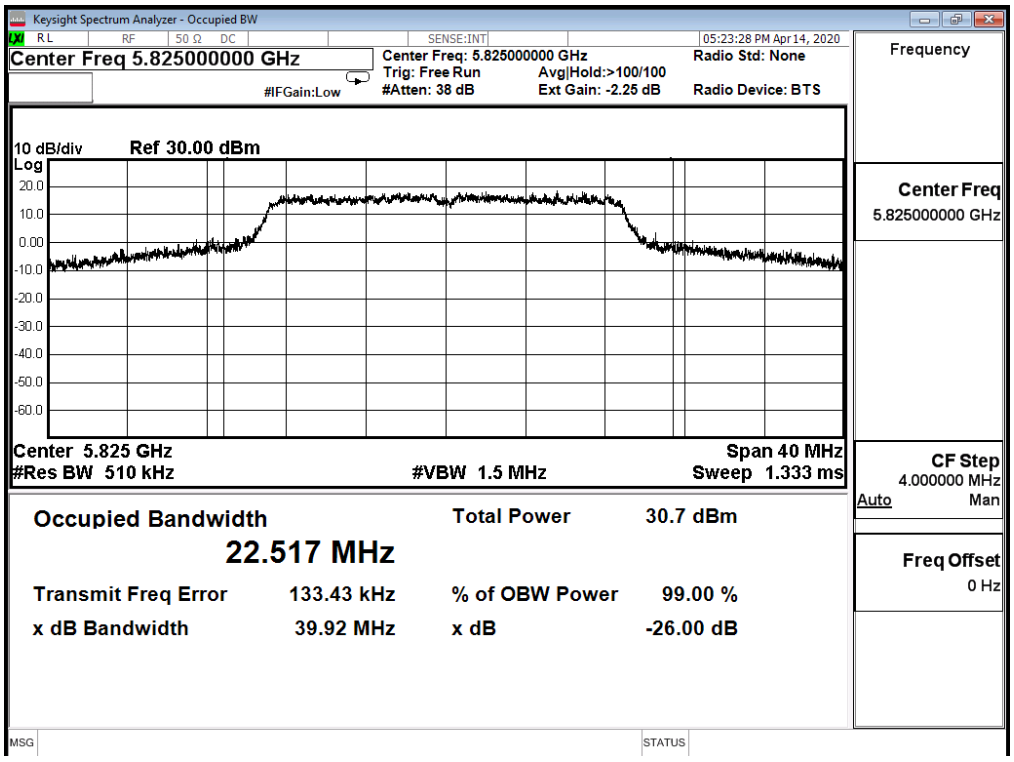

Product	Wireless-AC1900 Dual Band Gigabit Router		
Test Item	26dB & 99% Bandwidth		
Test Mode	Mode 1: Transmit mode_CDD_ADP 1		
Date of Test	2020/04/14	Test Site	SR12-H
Test Temperature	24.5℃	Test Humidity	57.0%

IEEE 802.11ac_20M(ANT 1)

Channel No.	Frequency (MHz)	Measure Value		Limit (MHz)	Result
		99% Bandwidth (MHz)	26dB Bandwidth (MHz)		
36	5180	17.937	20.750	--	Pass
44	5220	17.967	20.580	--	Pass
48	5240	17.968	20.500	--	Pass
149	5745	18.962	N/A	--	Pass
157	5785	24.008		--	Pass
165	5825	22.431		--	Pass

Channel 36 (5180MHz)

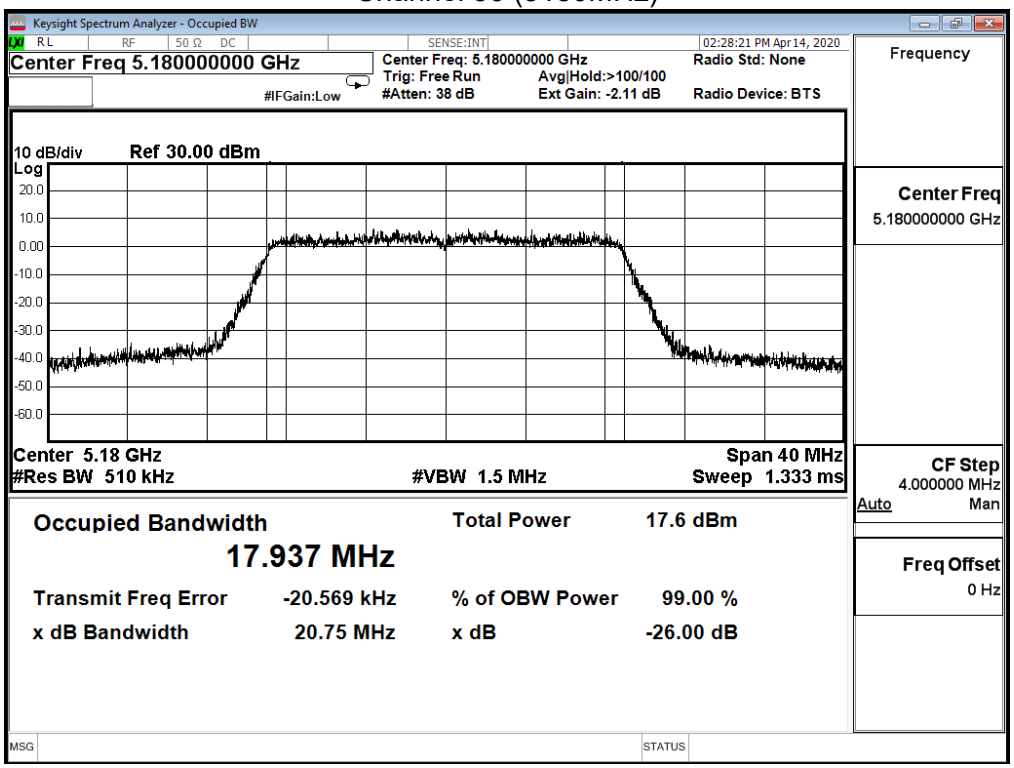

Channel 44 (5220MHz)

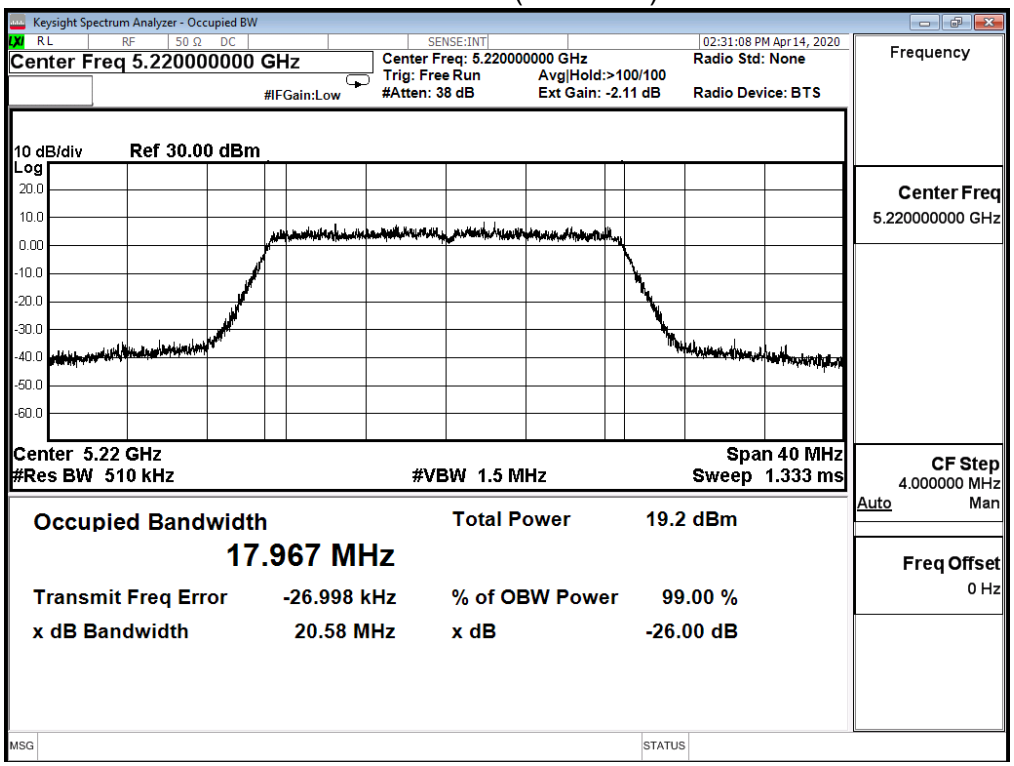

Channel 48 (5240MHz)

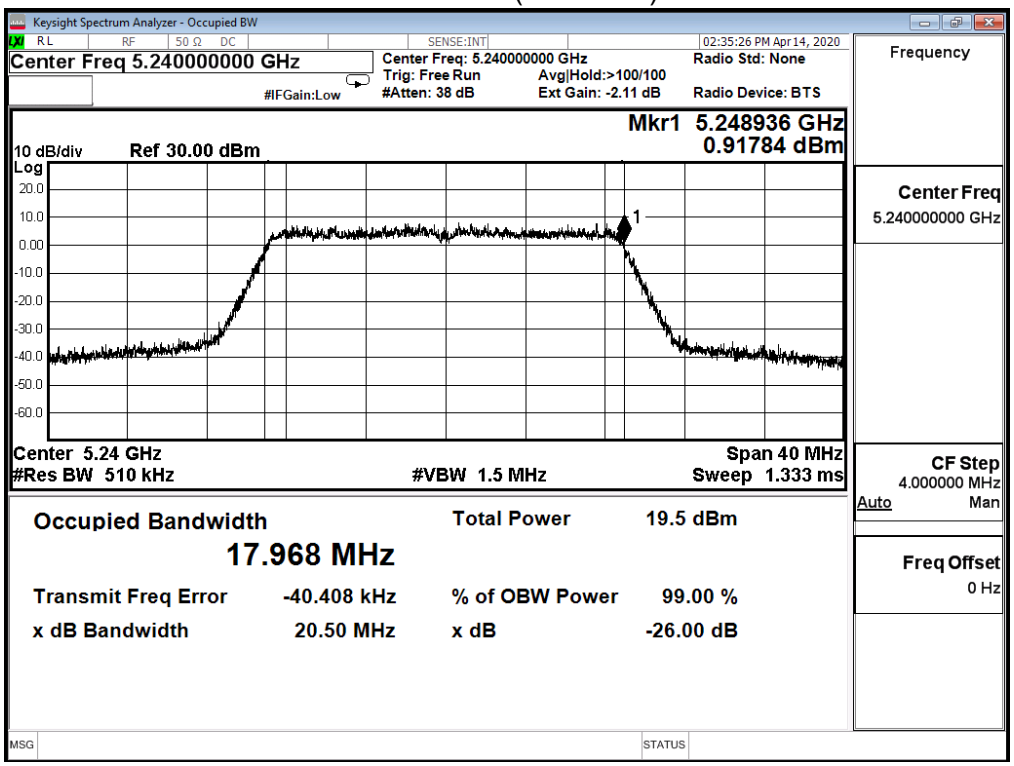

Channel 149 (5745MHz)

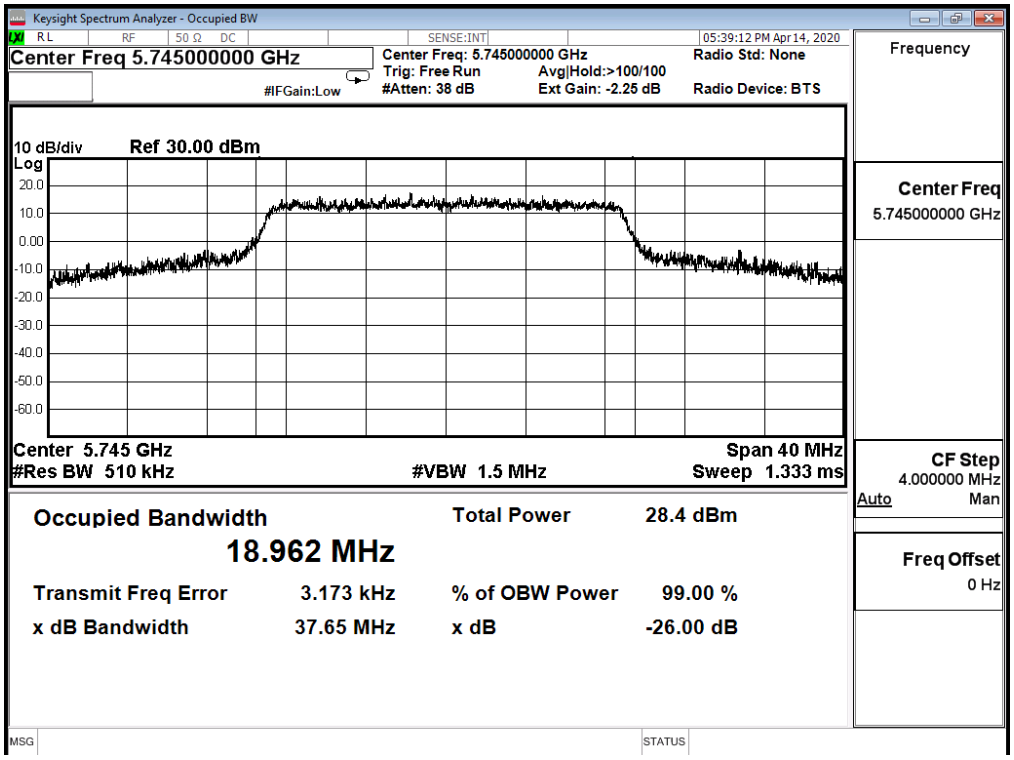

Channel 157 (5785MHz)

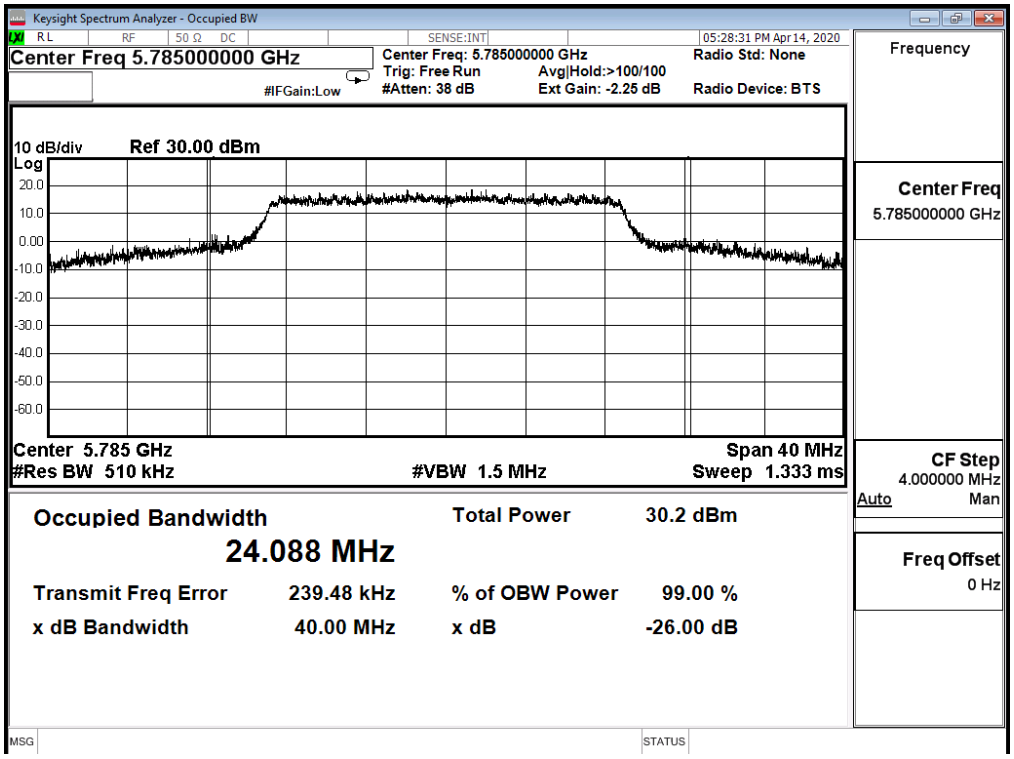

Channel 165 (5825MHz)

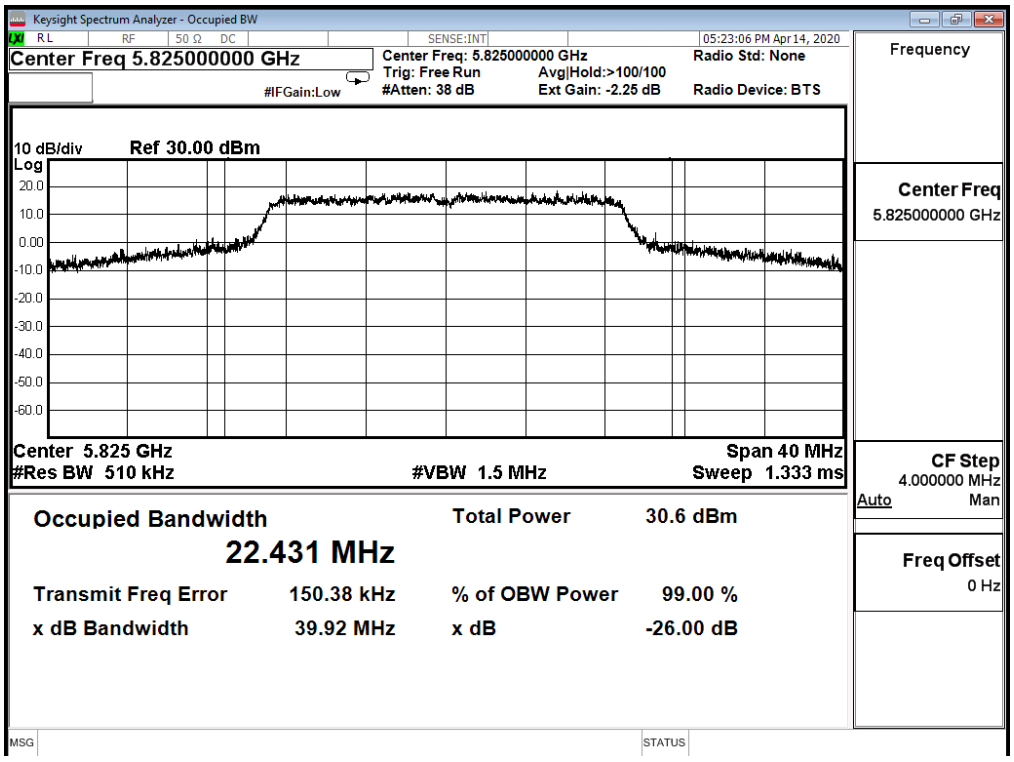

Product	Wireless-AC1900 Dual Band Gigabit Router		
Test Item	26dB & 99% Bandwidth		
Test Mode	Mode 1: Transmit mode_CDD_ADP 1		
Date of Test	2020/04/14	Test Site	SR12-H
Test Temperature	24.5℃	Test Humidity	57.0%

IEEE 802.11ac_20M(ANT 2)

Channel No.	Frequency (MHz)	Measure Value		Limit (MHz)	Result
		99% Bandwidth (MHz)	26dB Bandwidth (MHz)		
36	5180	17.951	20.690	--	Pass
44	5220	17.966	20.790	--	Pass
48	5240	17.946	20.520	--	Pass
149	5745	20.062	N/A	--	Pass
157	5785	25.811		--	Pass
165	5825	21.677		--	Pass

Channel 36 (5180MHz)

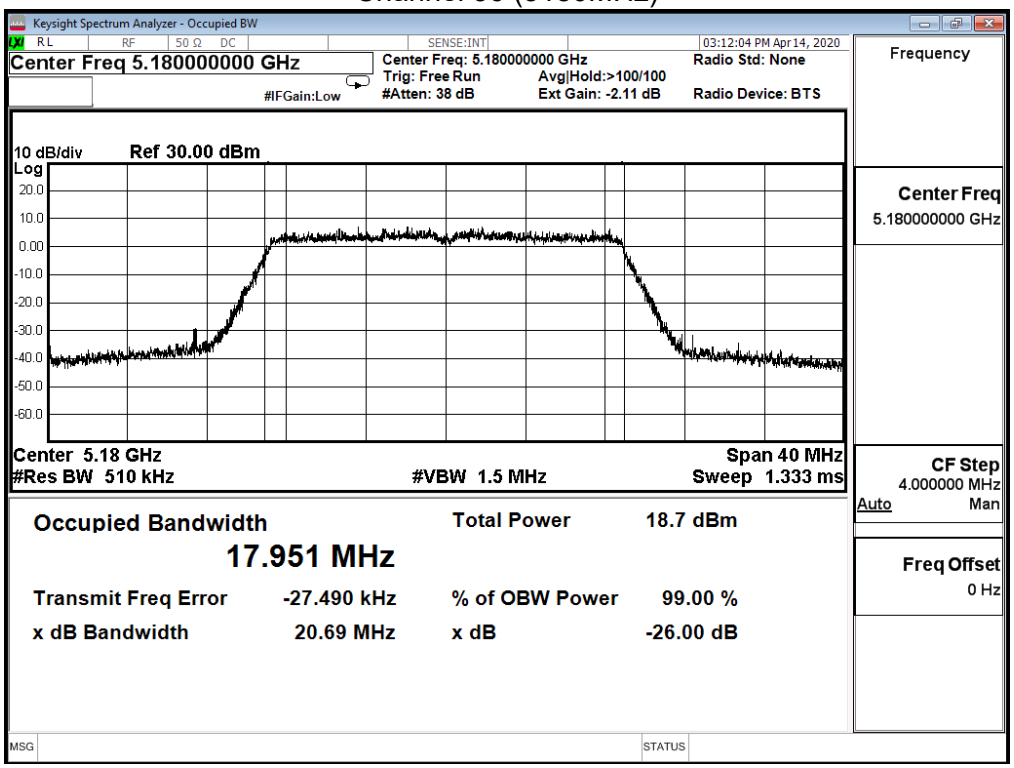

Channel 44 (5220MHz)

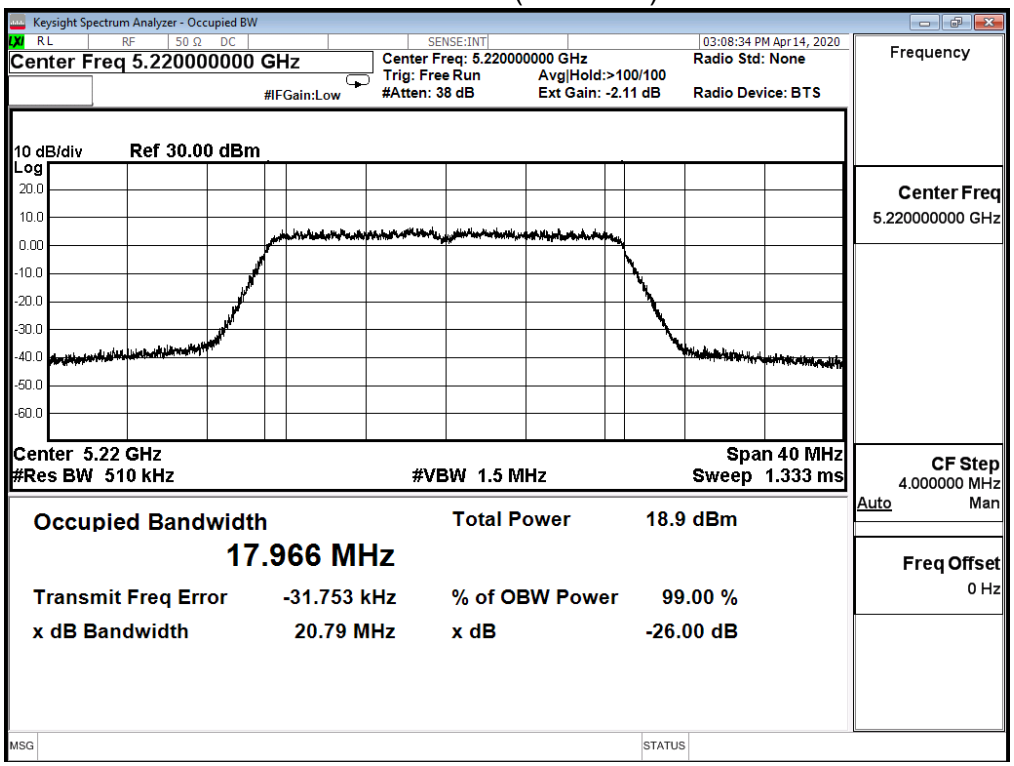

Channel 48 (5240MHz)

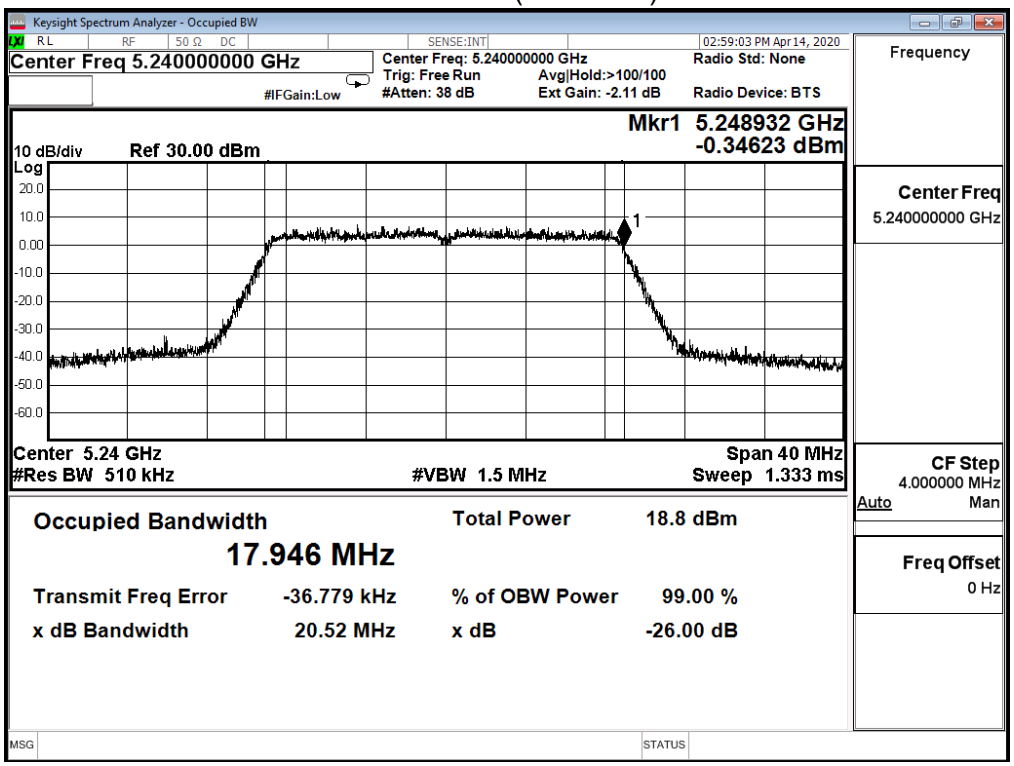

Channel 149 (5745MHz)

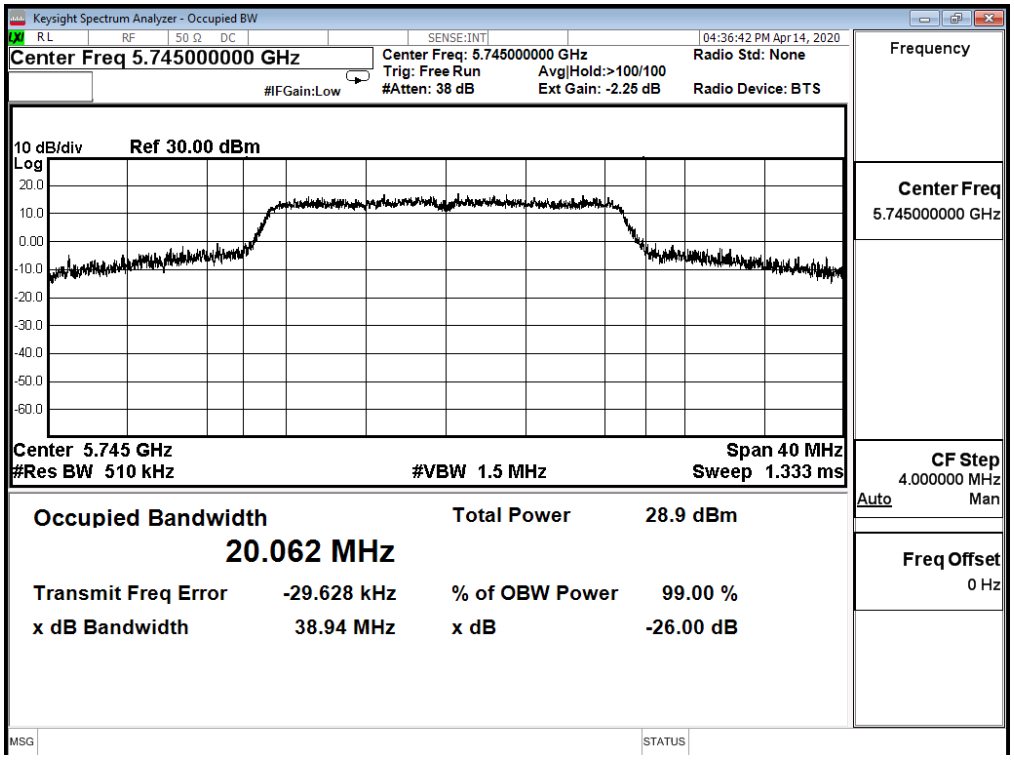

Channel 157 (5785MHz)

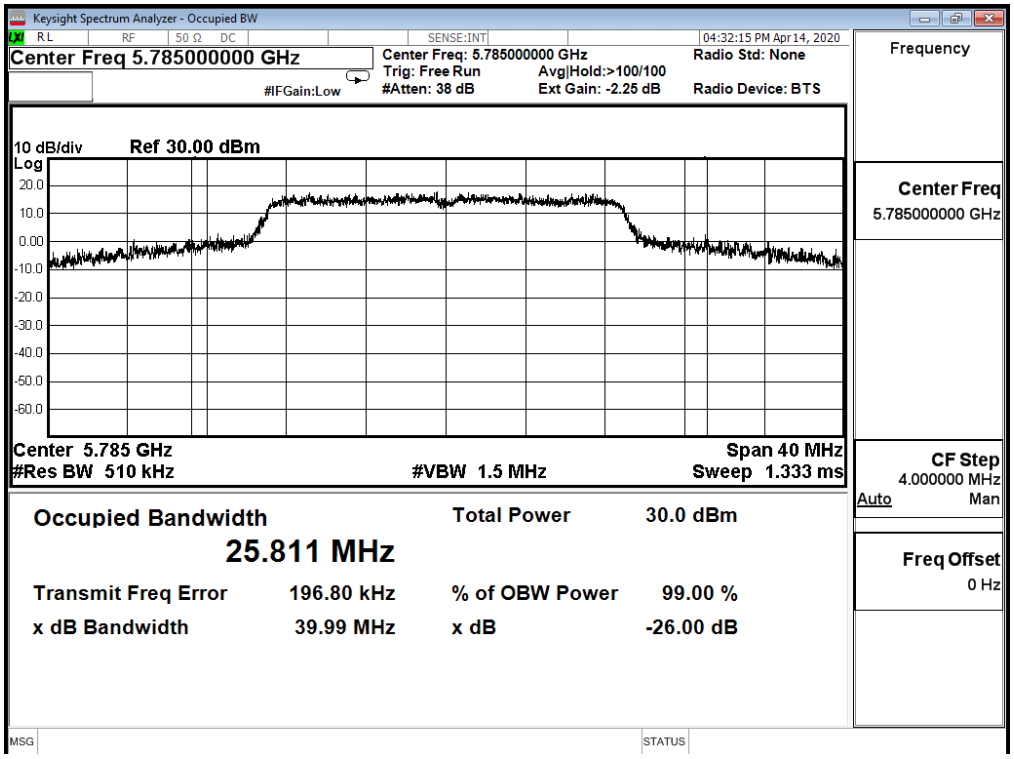

Channel165 (5825MHz)

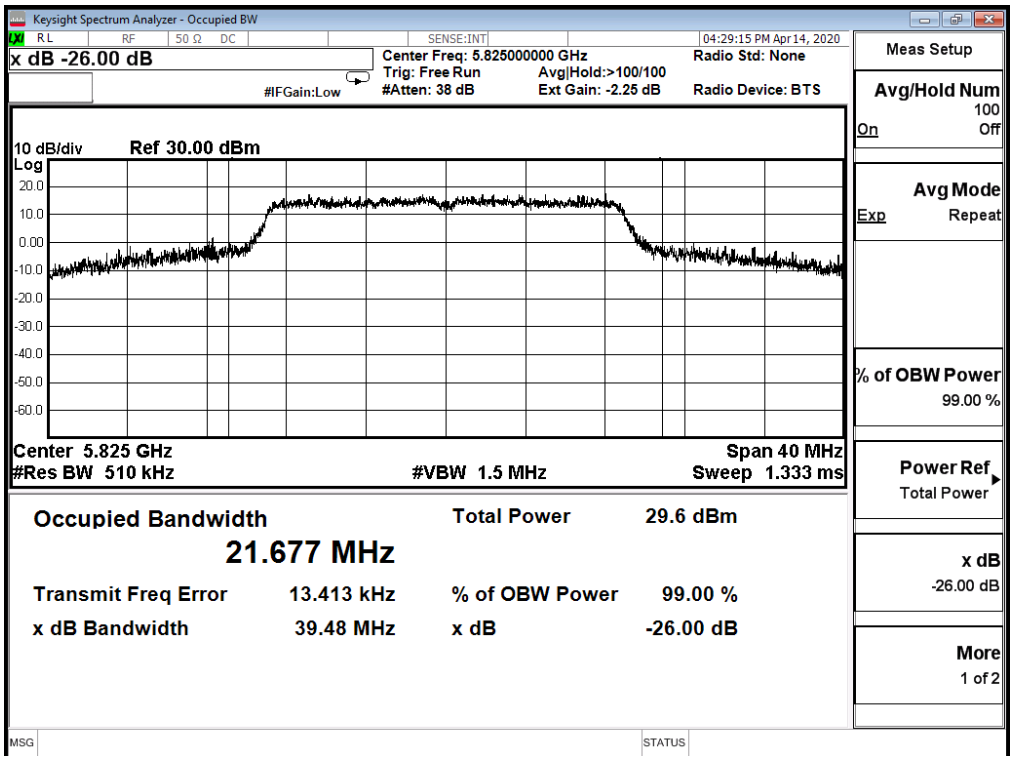

Product	Wireless-AC1900 Dual Band Gigabit Router		
Test Item	26dB & 99% Bandwidth		
Test Mode	Mode 1: Transmit mode_CDD_ADP 1		
Date of Test	2020/04/14	Test Site	SR12-H
Test Temperature	24.5℃	Test Humidity	57.0%

IEEE 802.11ac_40M(ANT 0)

Channel No.	Frequency (MHz)	Measure Value		Limit (MHz)	Result
		99% Bandwidth (MHz)	26dB Bandwidth (MHz)		
38	5190	36.337	40.010	--	Pass
46	5230	36.331	39.830	--	Pass
151	5755	36.600	N/A	--	Pass
159	5795	37.249		--	Pass

Channel 38 (5190MHz)

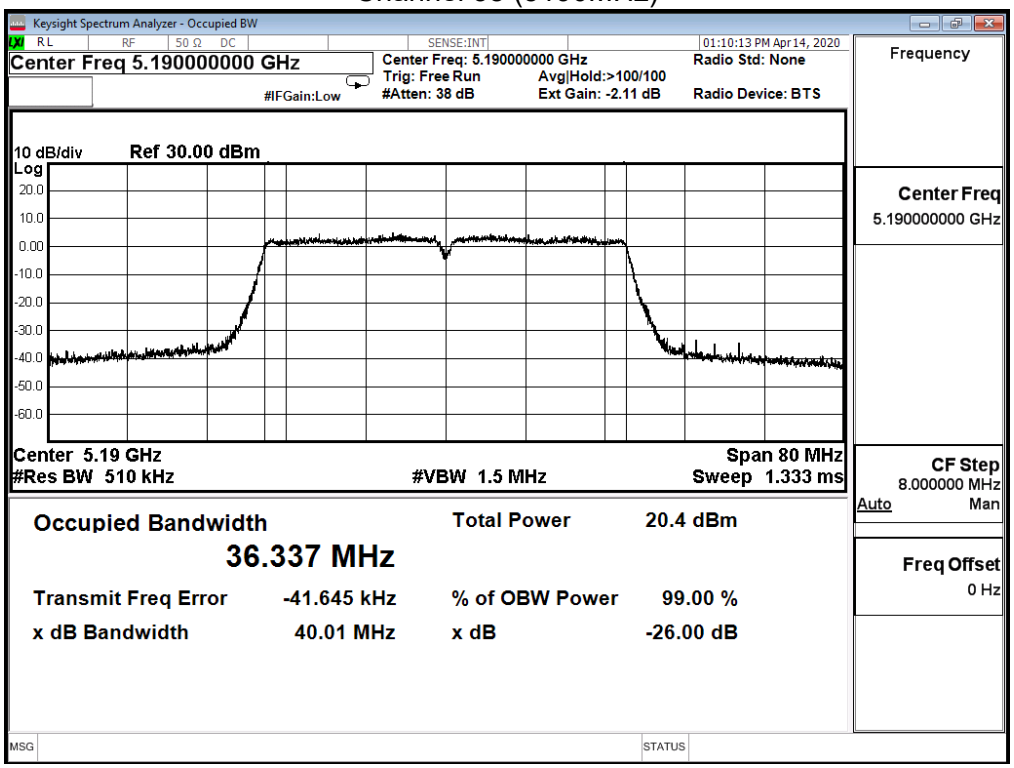

Channel 46 (5230MHz)

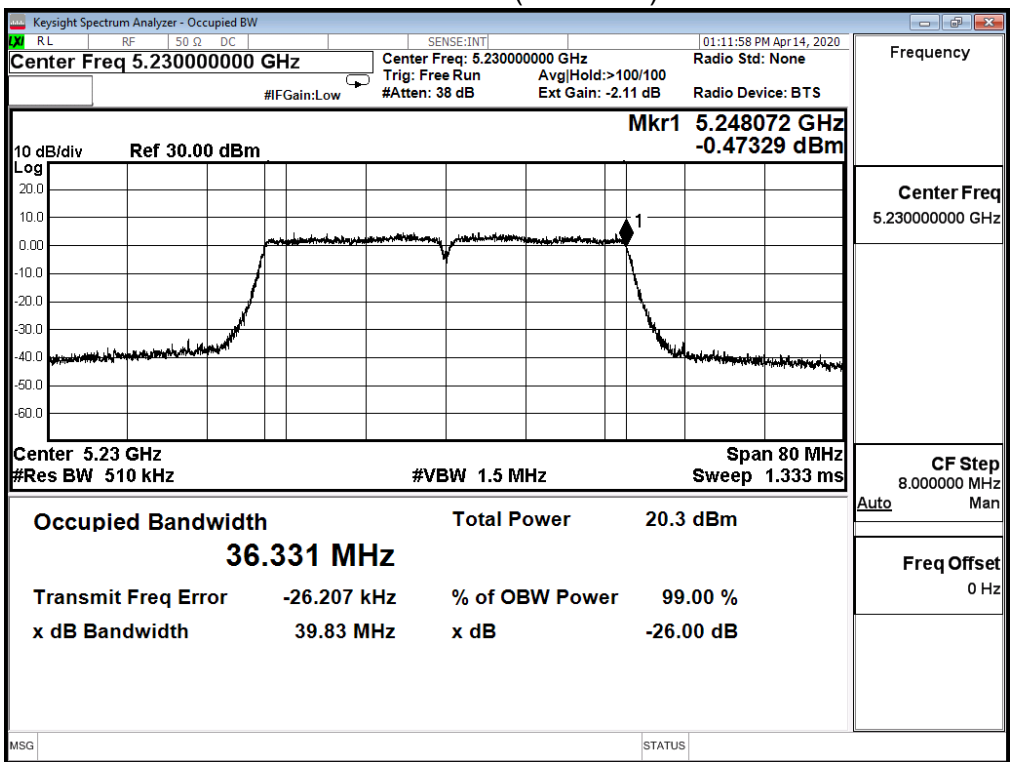

Channel 151 (5755MHz)

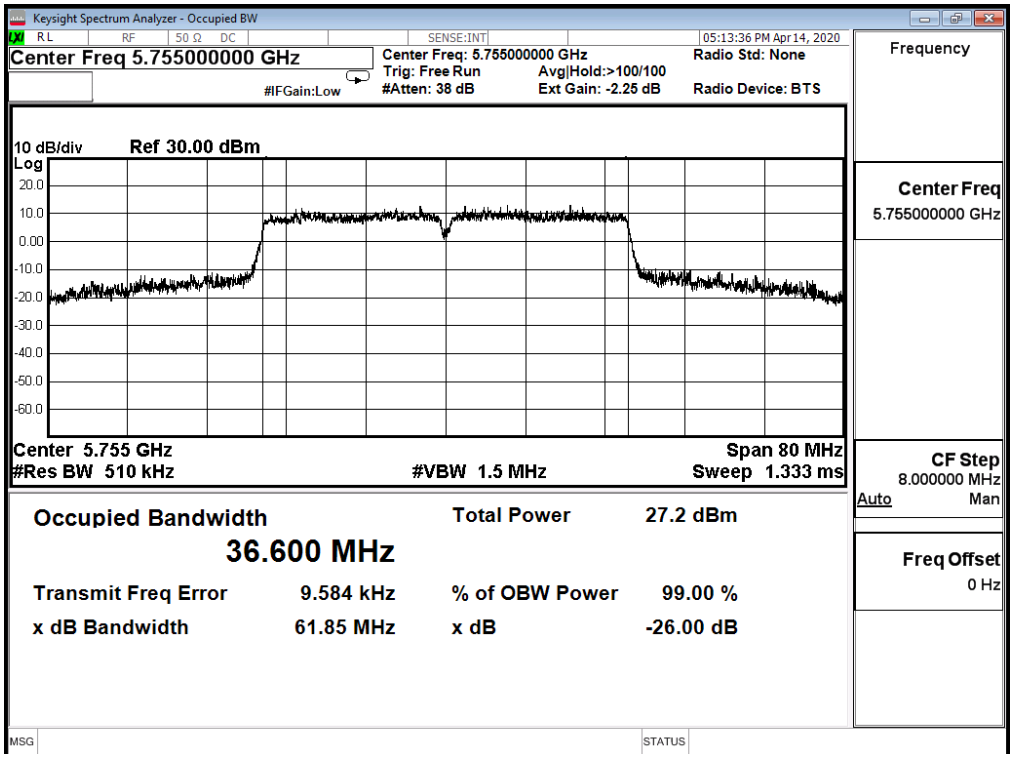

Channel 159 (5795MHz)

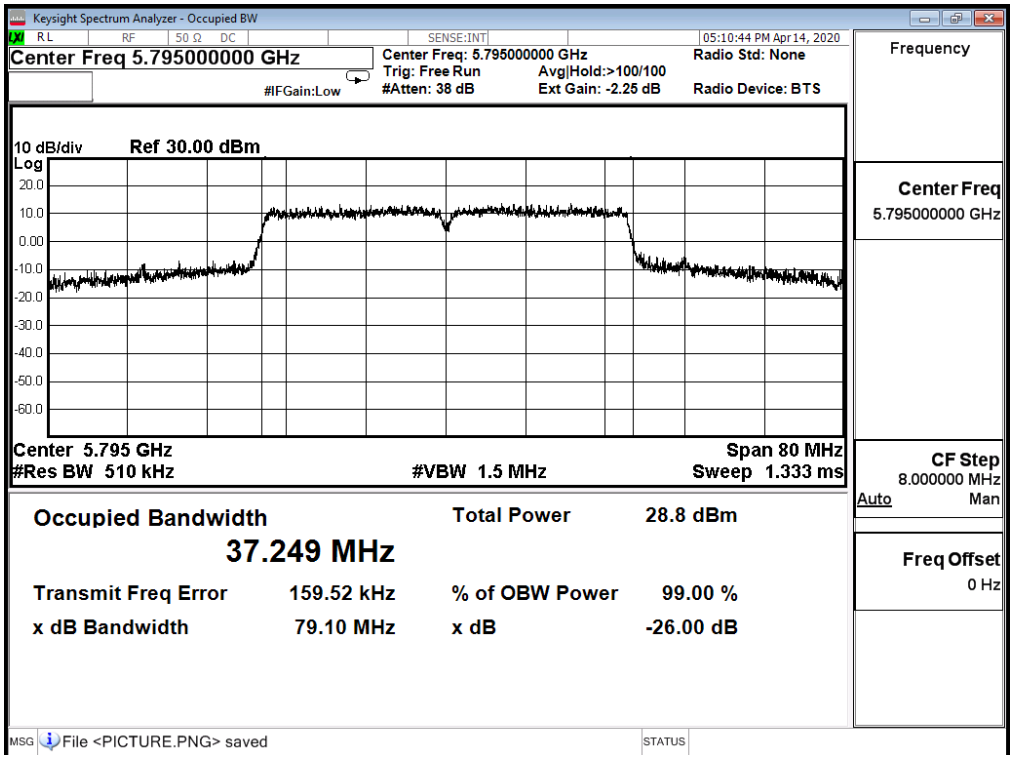

Product	Wireless-AC1900 Dual Band Gigabit Router		
Test Item	26dB & 99% Bandwidth		
Test Mode	Mode 1: Transmit mode_CDD_ADP 1		
Date of Test	2020/04/14	Test Site	SR12-H
Test Temperature	24.5℃	Test Humidity	57.0%

IEEE 802.11ac_40M(ANT 1)					
Channel No.	Frequency (MHz)	Measure Value		Limit (MHz)	Result
		99% Bandwidth (MHz)	26dB Bandwidth (MHz)		
38	5190	36.276	39.150	--	Pass
46	5230	36.263	39.040	--	Pass
151	5755	36.583	N/A	--	Pass
159	5795	37.042		--	Pass

Channel 38 (5190MHz)

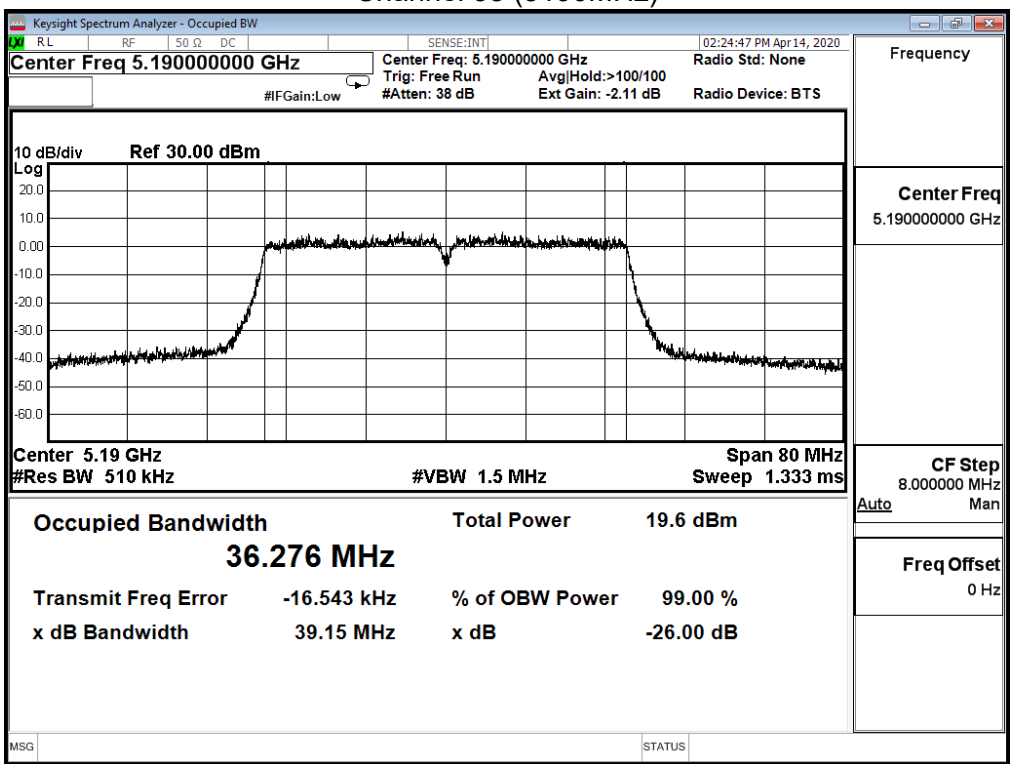

Channel 46 (5230MHz)

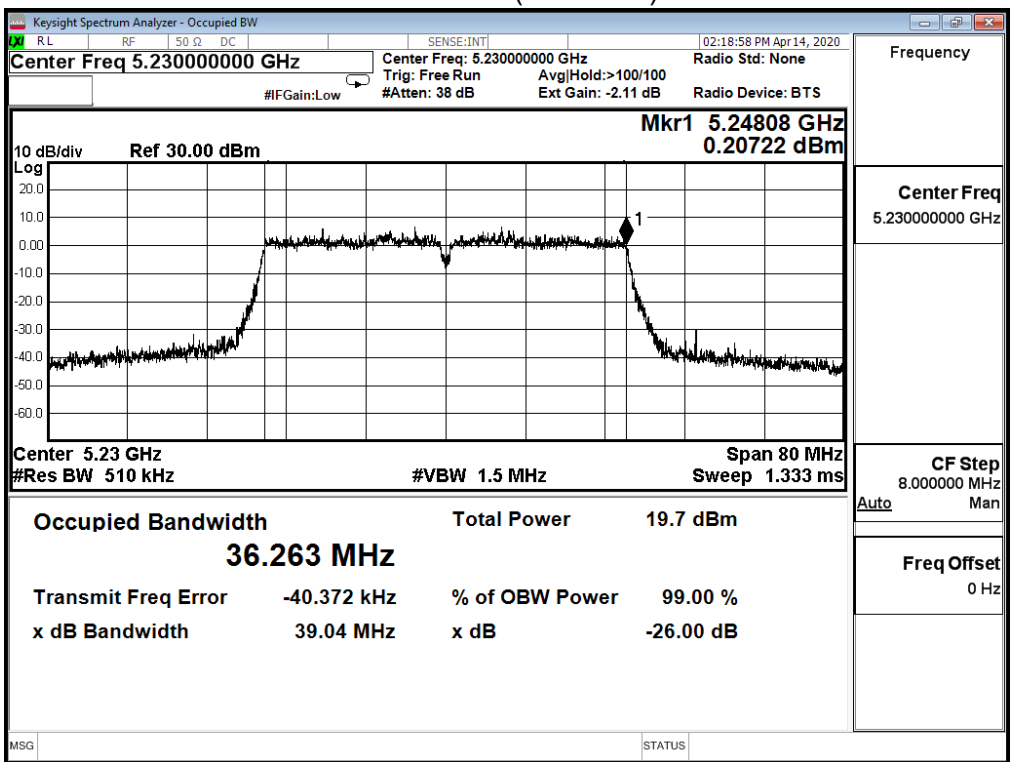

Channel 151 (5755MHz)

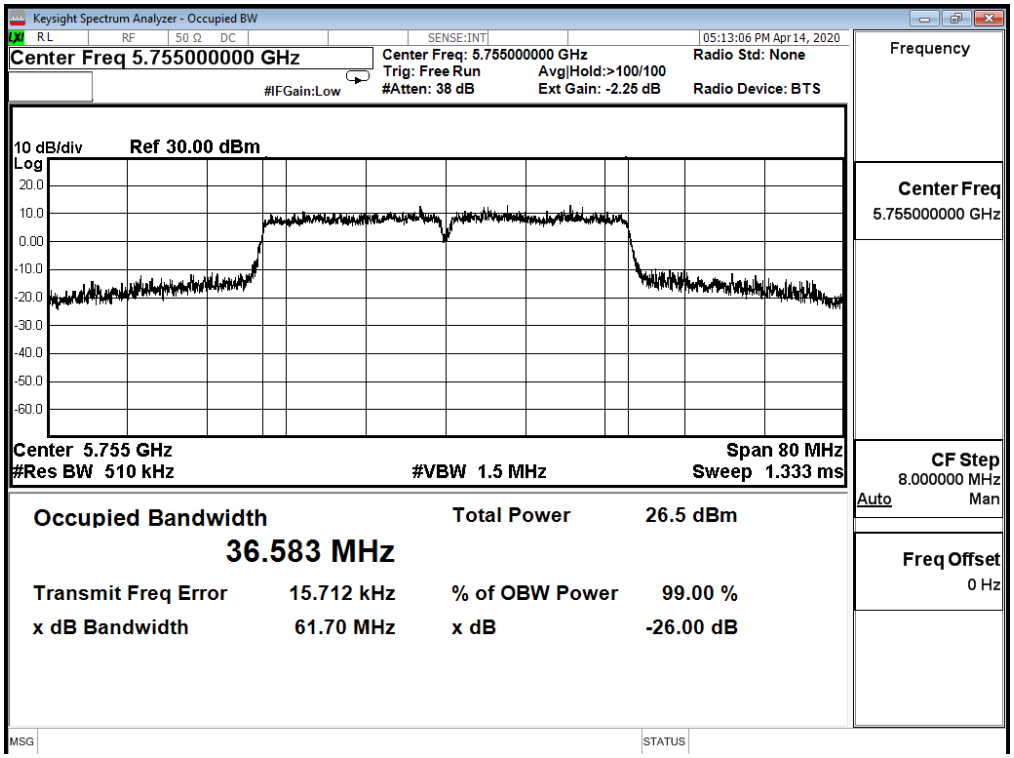

Channel 159 (5795MHz)

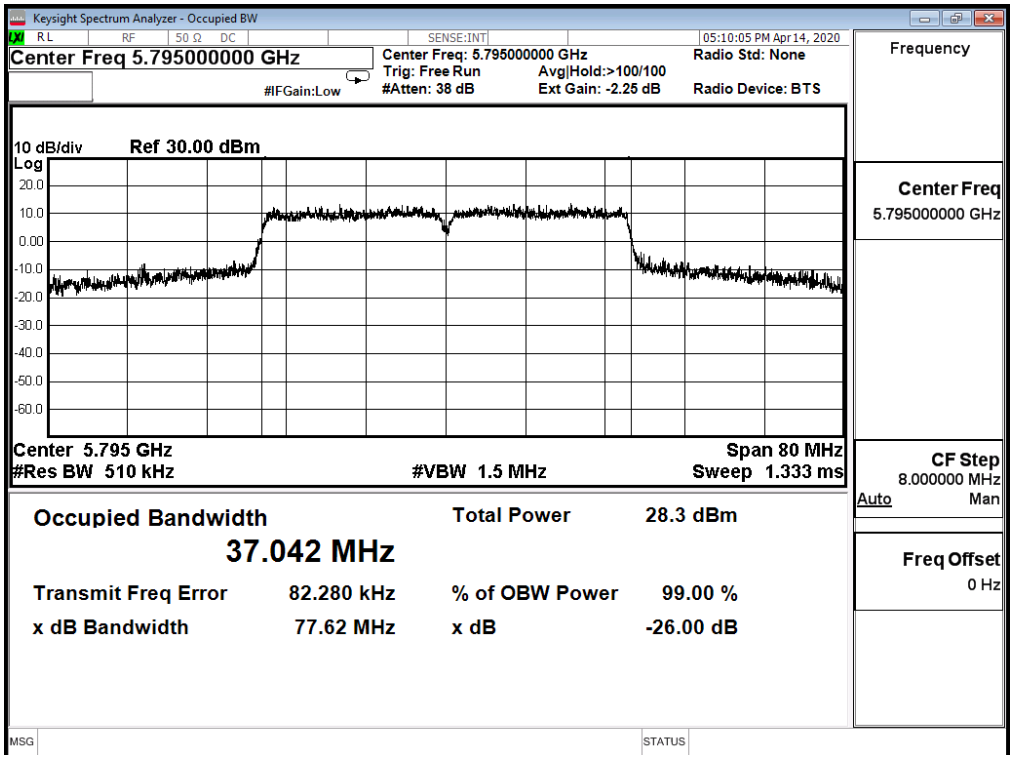

Product	Wireless-AC1900 Dual Band Gigabit Router		
Test Item	26dB & 99% Bandwidth		
Test Mode	Mode 1: Transmit mode_CDD_ADP 1		
Date of Test	2020/04/14	Test Site	SR12-H
Test Temperature	24.5℃	Test Humidity	57.0%

IEEE 802.11ac_40M(ANT 2)

Channel No.	Frequency (MHz)	Measure Value		Limit (MHz)	Result
		99% Bandwidth (MHz)	26dB Bandwidth (MHz)		
38	5190	36.305	39.340	--	Pass
46	5230	36.263	39.220	--	Pass
151	5755	36.675	N/A	--	Pass
159	5795	37.735		--	Pass

Channel 38 (5190MHz)

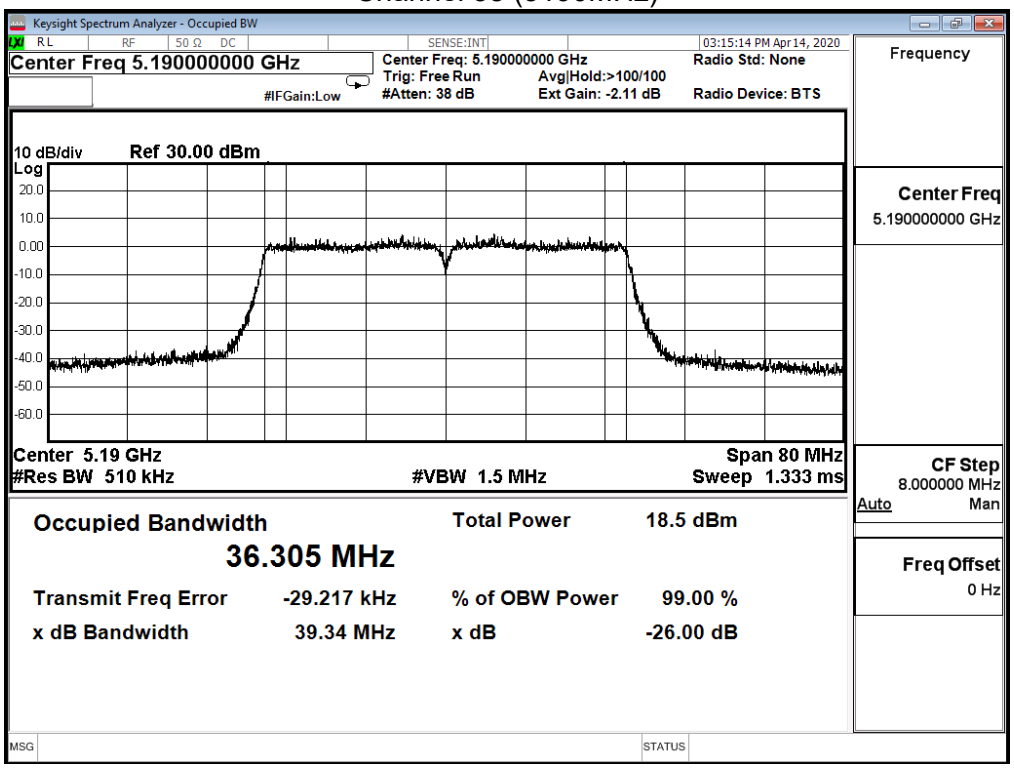

Channel 46 (5230MHz)

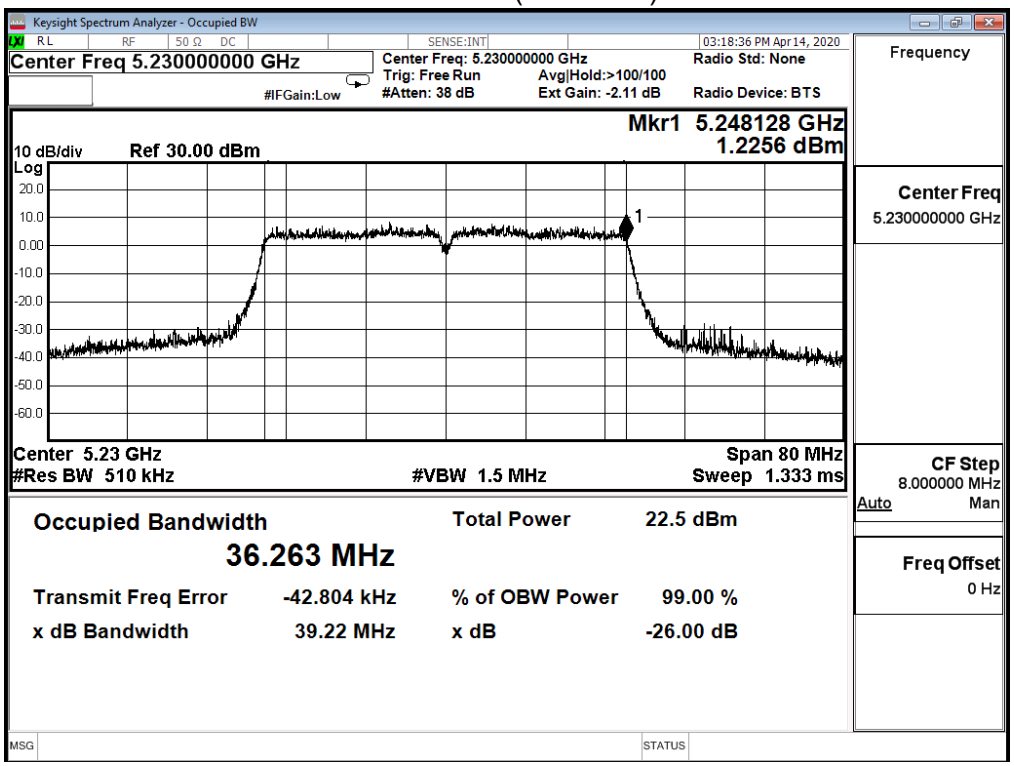

Channel 151 (5755MHz)

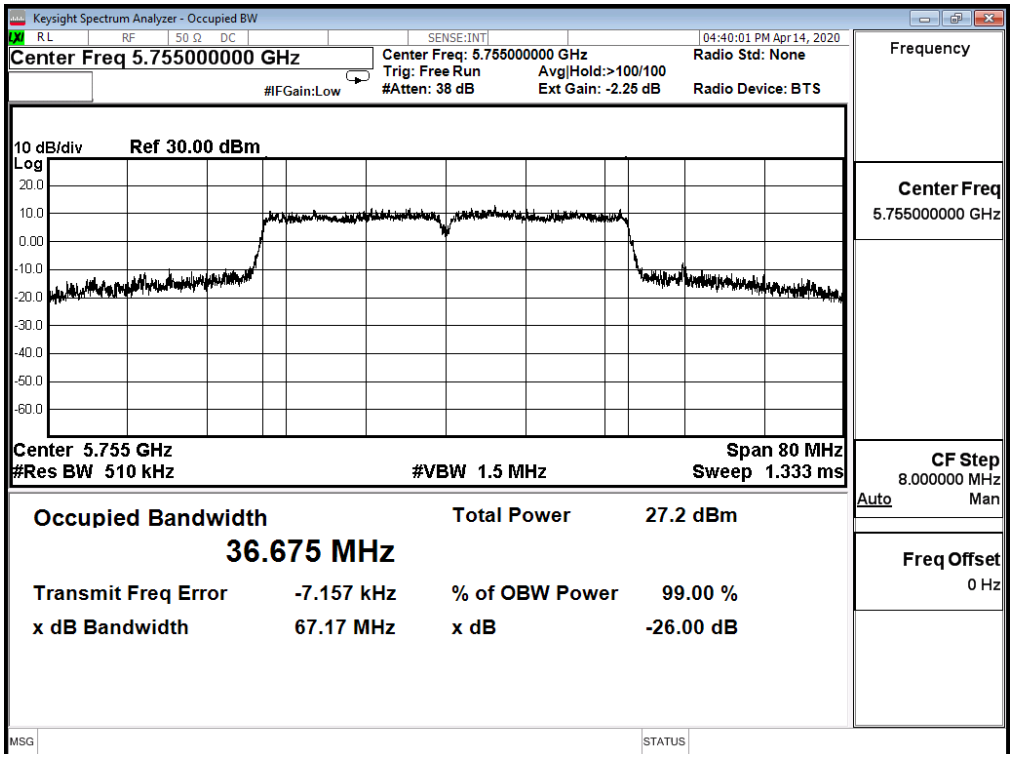

Channel 159 (5795MHz)

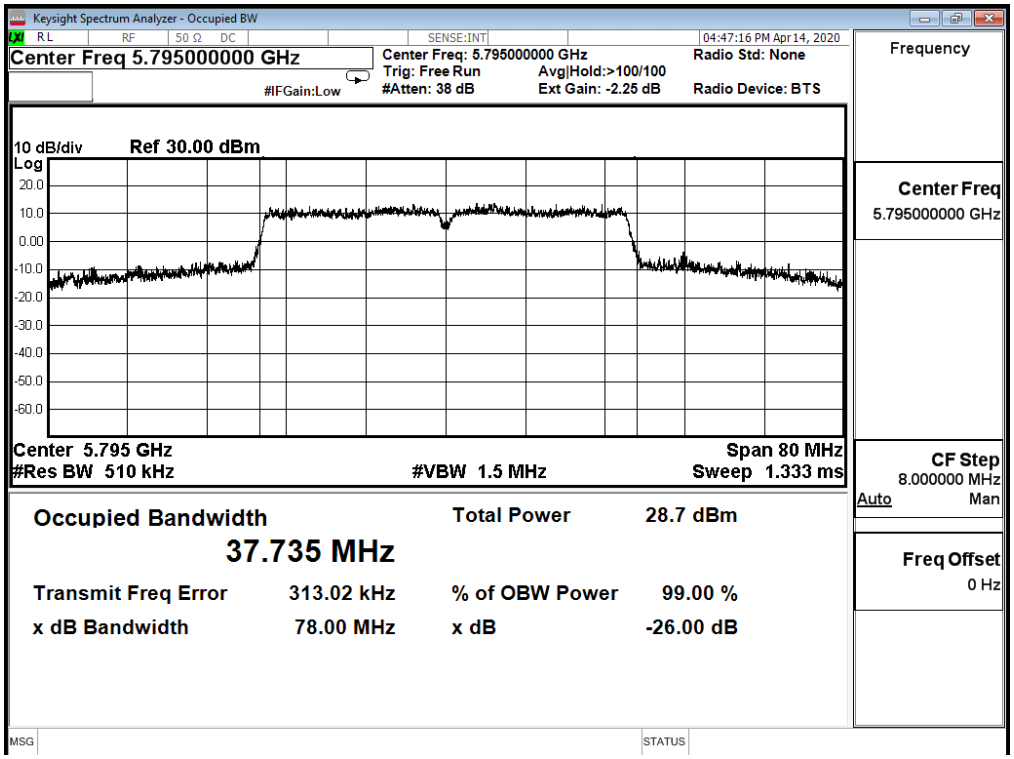

Product	Wireless-AC1900 Dual Band Gigabit Router		
Test Item	26dB & 99% Bandwidth		
Test Mode	Mode 1: Transmit mode_CDD_ADP 1		
Date of Test	2020/04/14	Test Site	SR12-H
Test Temperature	24.5℃	Test Humidity	57.0%

IEEE 802.11ac_80M(ANT 0)					
Channel No.	Frequency (MHz)	Measure Value		Limit (MHz)	Result
		99% Bandwidth (MHz)	26dB Bandwidth (MHz)		
42	5210	75.641	81.850	--	Pass
155	5775	75.801	N/A	--	Pass

Channel 42 (5210MHz)

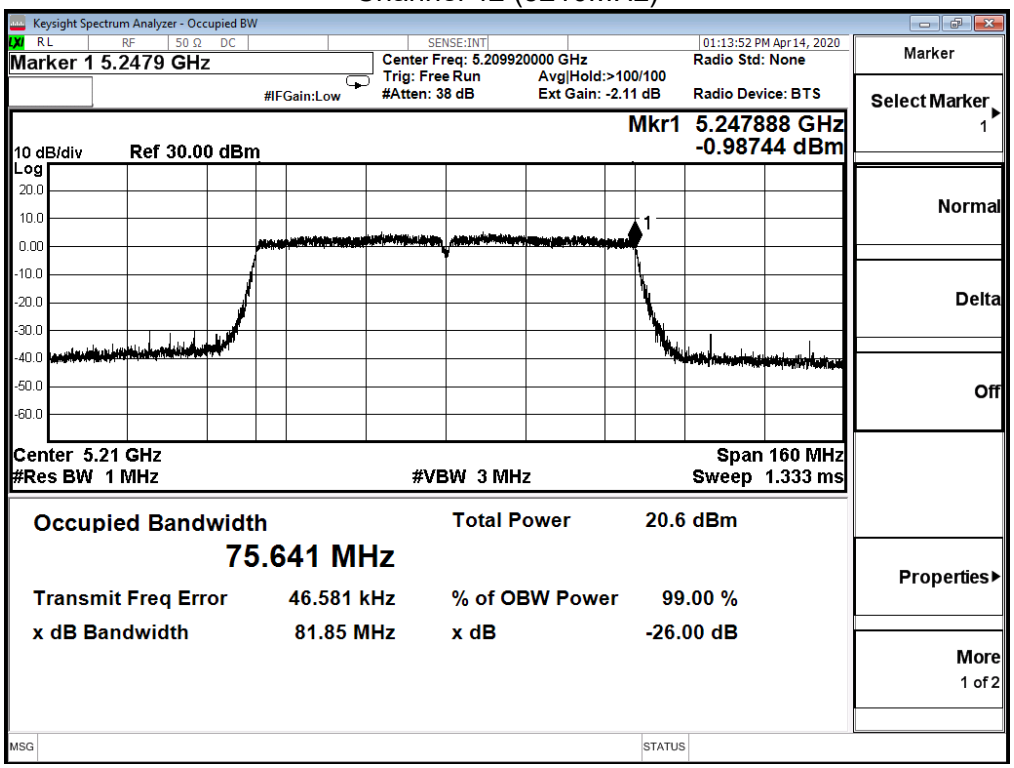

Channel 155 (5775MHz)

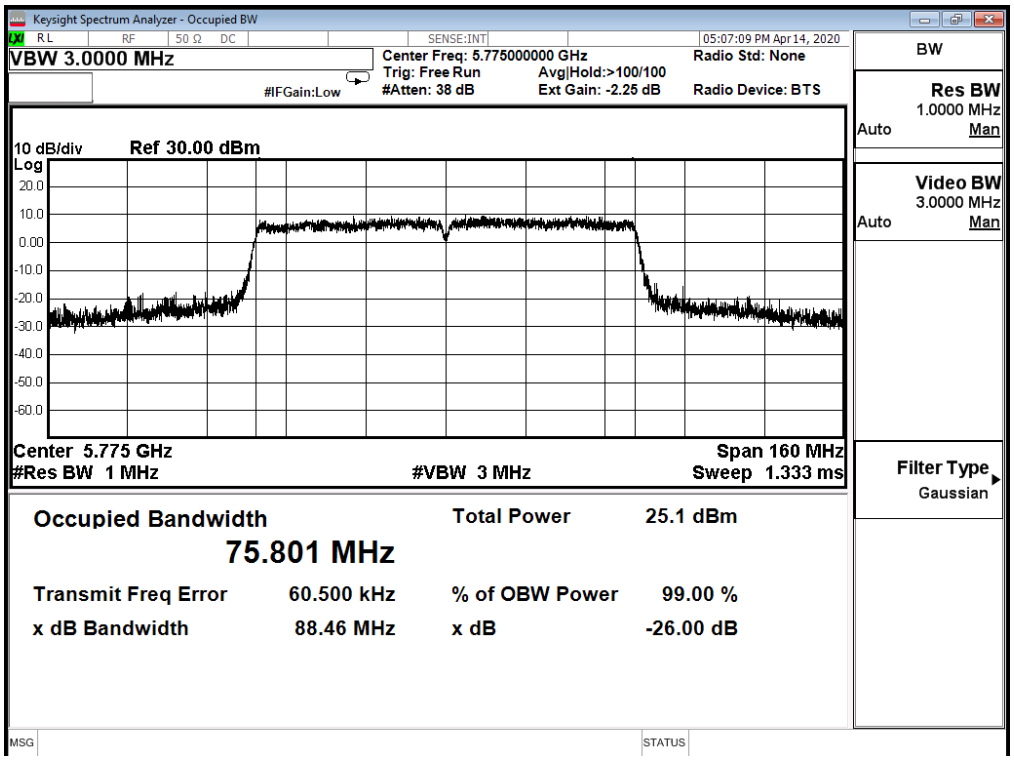

Product	Wireless-AC1900 Dual Band Gigabit Router		
Test Item	26dB & 99% Bandwidth		
Test Mode	Mode 1: Transmit mode_CDD_ADP 1		
Date of Test	2020/04/14	Test Site	SR12-H
Test Temperature	24.5℃	Test Humidity	57.0%

IEEE 802.11ac_80M(ANT 1)					
Channel No.	Frequency (MHz)	Measure Value		Limit (MHz)	Result
		99% Bandwidth (MHz)	26dB Bandwidth (MHz)		
42	5210	75.598	81.690	--	Pass
155	5775	75.781	N/A	--	Pass

Channel 42 (5210MHz)

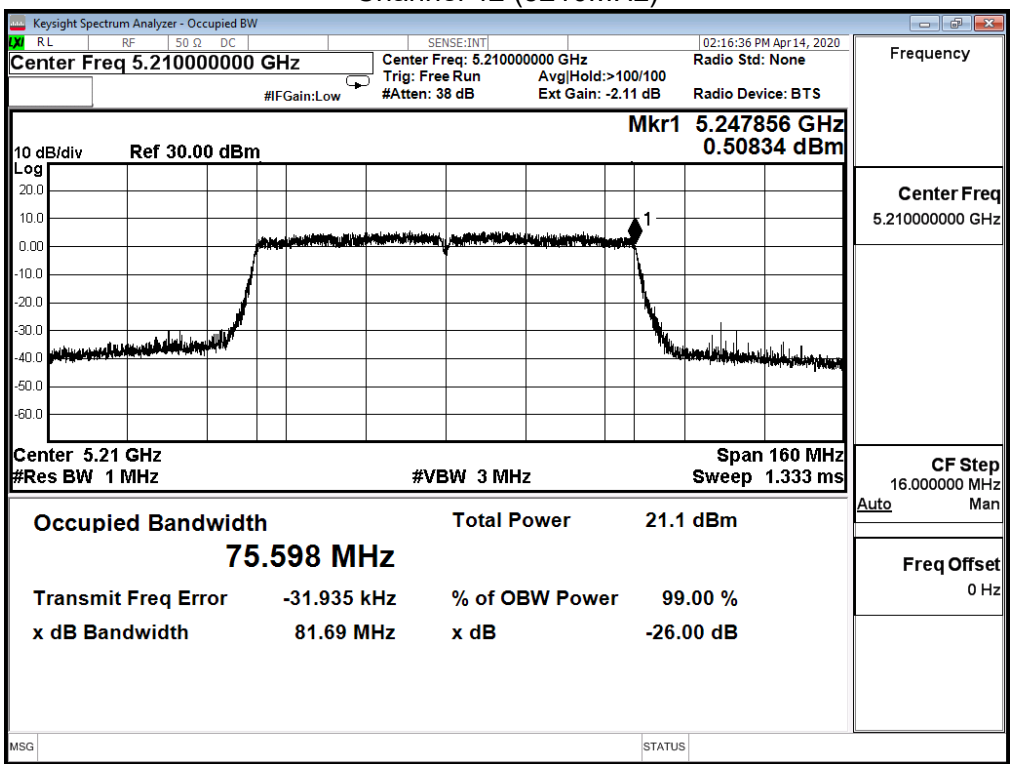

Channel 155 (5775MHz)

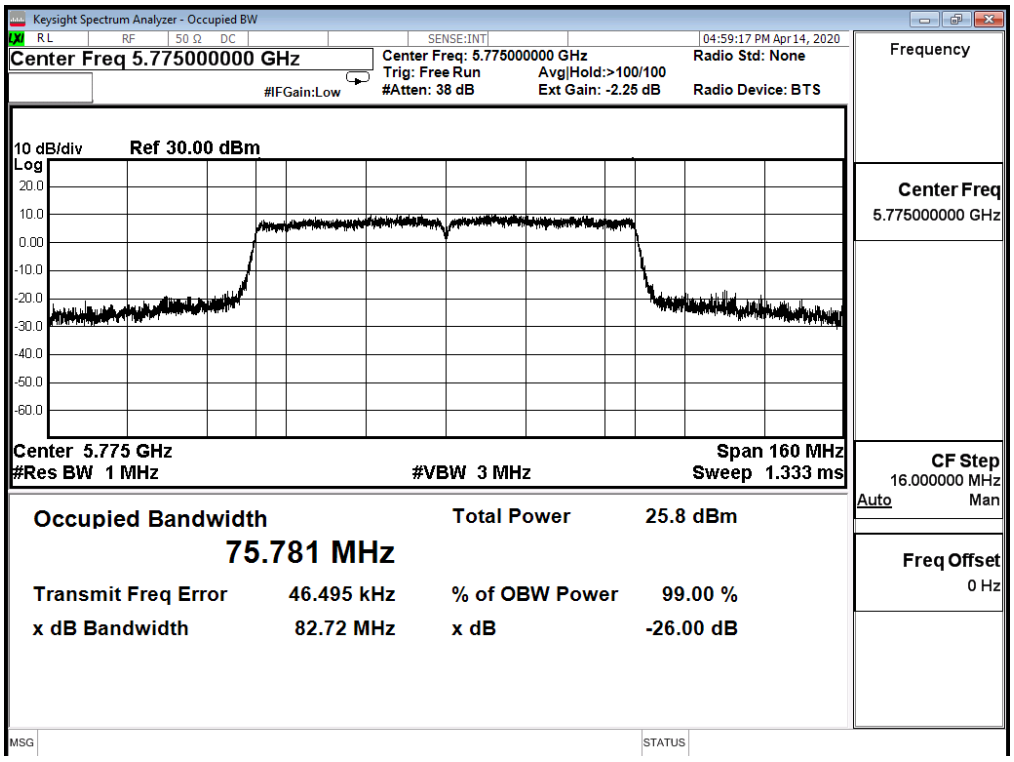

Product	Wireless-AC1900 Dual Band Gigabit Router		
Test Item	26dB & 99% Bandwidth		
Test Mode	Mode 1: Transmit mode_CDD_ADP 1		
Date of Test	2020/04/14	Test Site	SR12-H
Test Temperature	24.5℃	Test Humidity	57.0%

IEEE 802.11ac_80M(ANT 2)					
Channel No.	Frequency (MHz)	Measure Value		Limit (MHz)	Result
		99% Bandwidth (MHz)	26dB Bandwidth (MHz)		
42	5210	75.583	81.350	--	Pass
155	5775	75.809	N/A	--	Pass

Channel 42 (5210MHz)

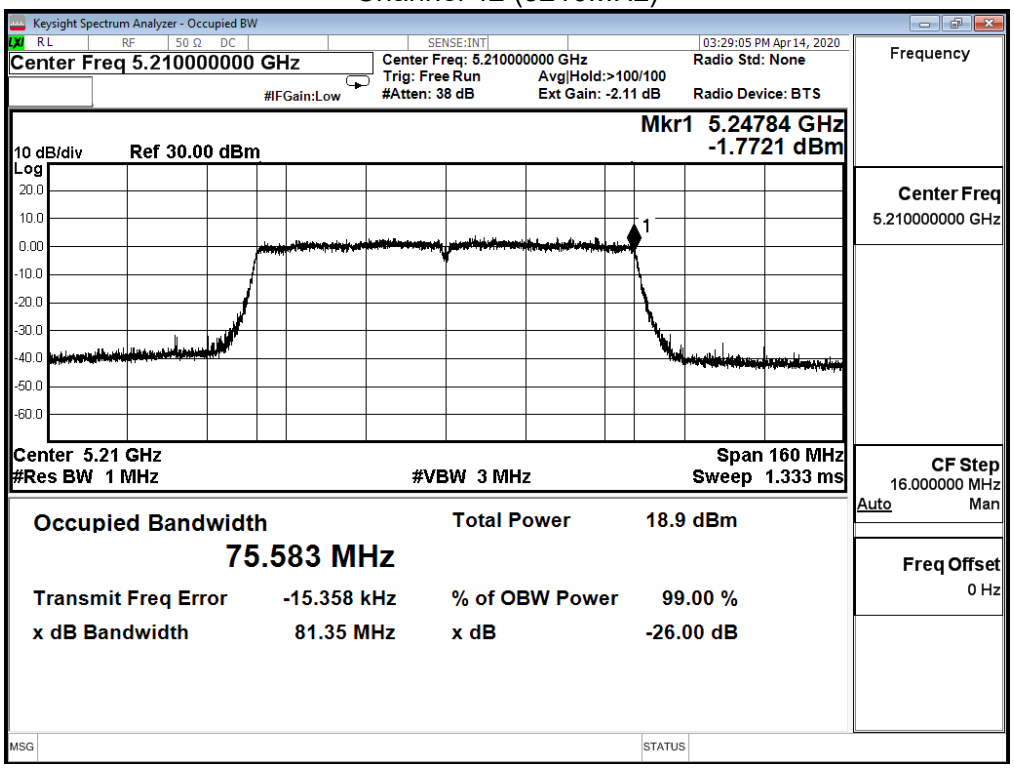

Channel 155 (5775MHz)

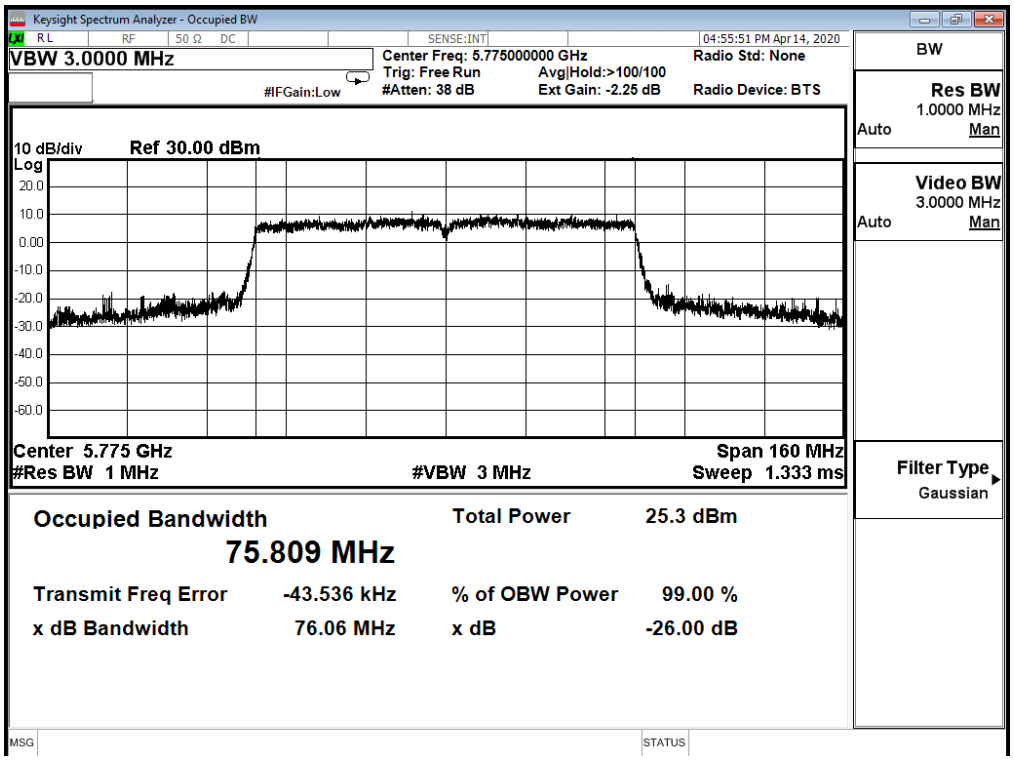

Product	Wireless-AC1900 Dual Band Gigabit Router		
Test Item	DTS Bandwidth		
Test Mode	Mode 1: Transmit mode_CDD_ADP 1		
Date of Test	2020/04/14	Test Site	SR12-H
Test Temperature	24.5℃	Test Humidity	57.0%

IEEE 802.11a (ANT 0)				
Channel No.	Frequency (MHz)	Measure Value (MHz)	Limit (MHz)	Result
149	5745	16.300	>0.5	Pass
157	5785	16.330	>0.5	Pass
165	5825	16.320	>0.5	Pass

Channel 36 (5180MHz)

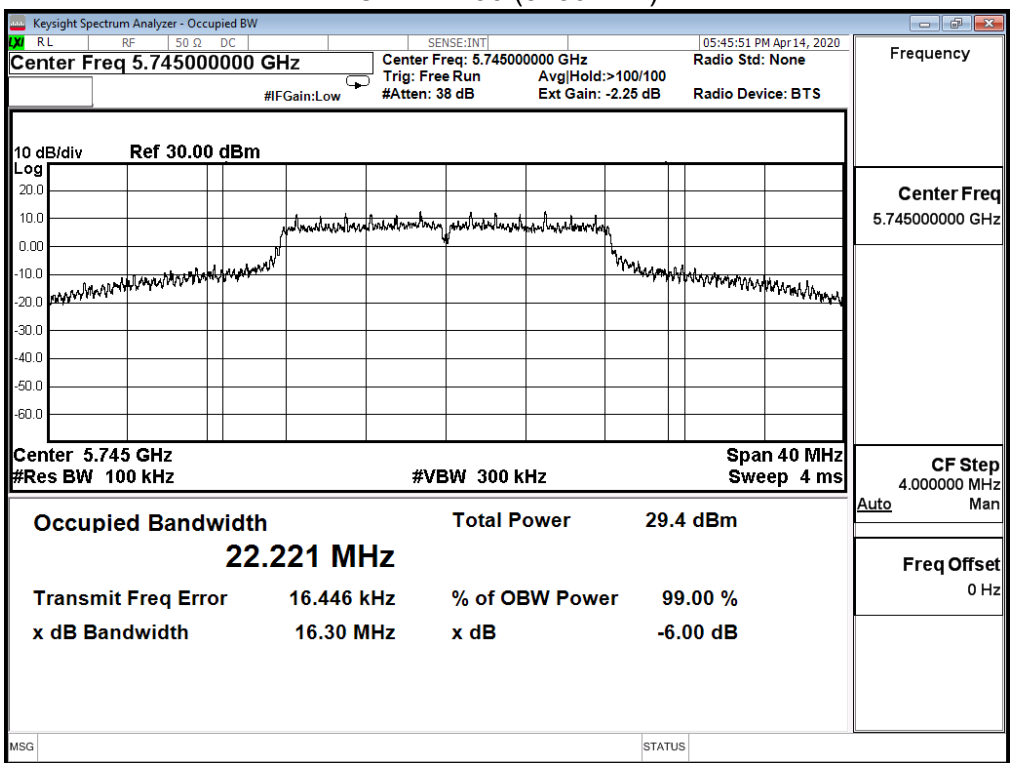

Channel 157 (5785MHz)

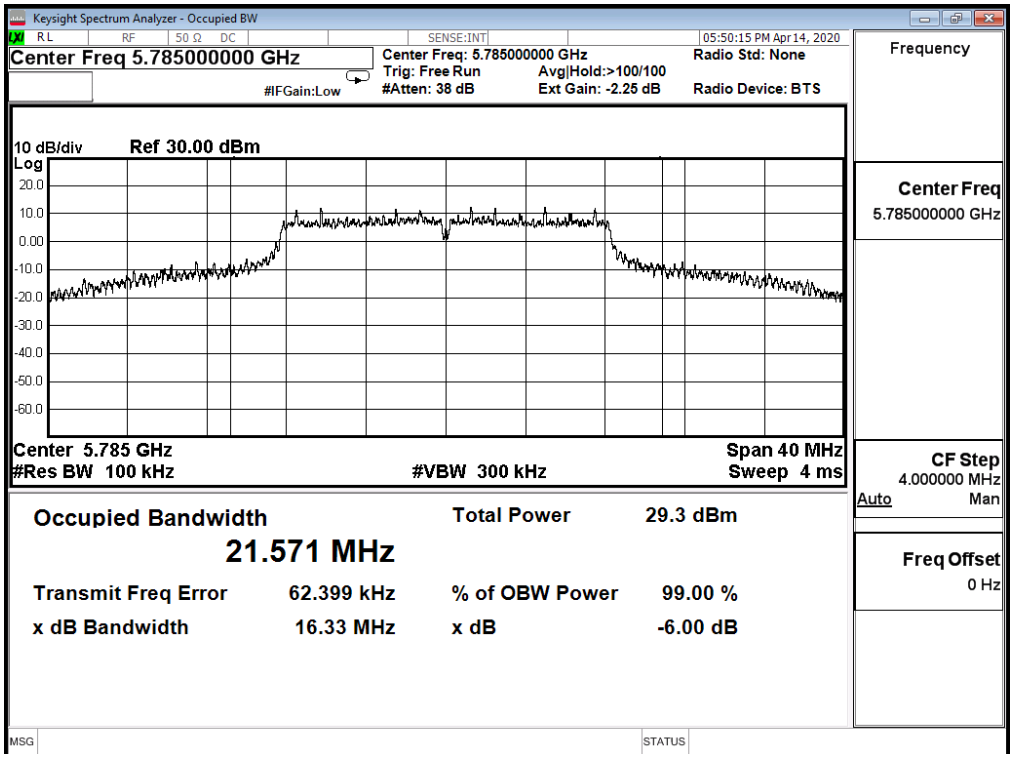

Channel 165 (5825MHz)

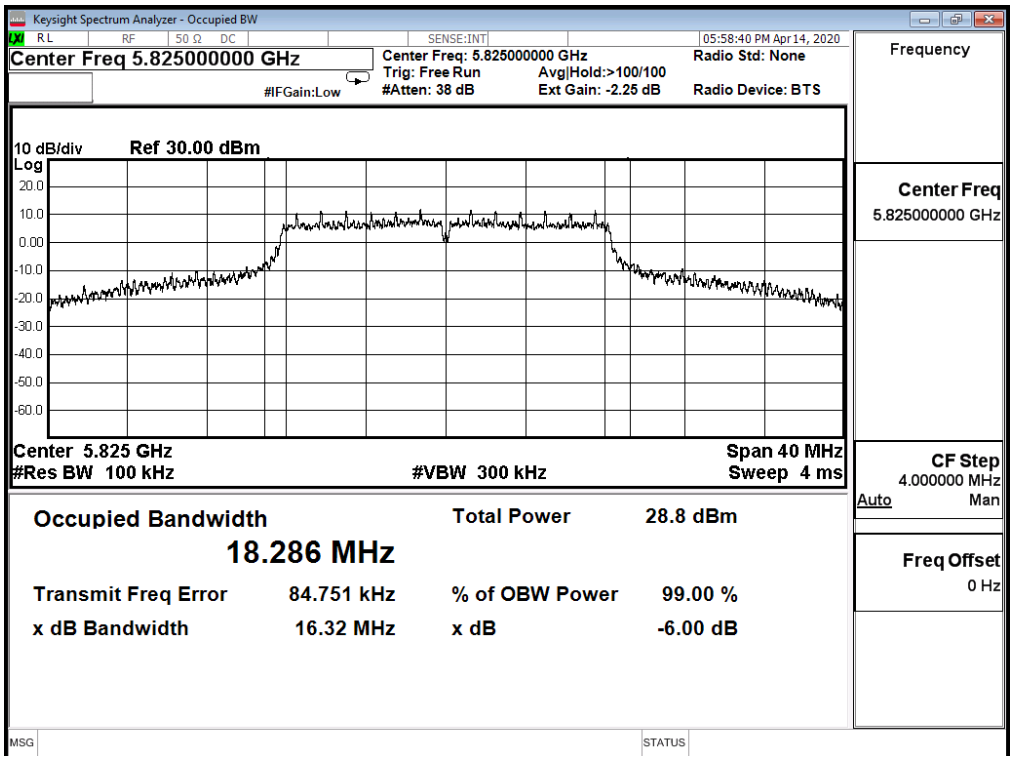

Product	Wireless-AC1900 Dual Band Gigabit Router		
Test Item	DTS Bandwidth		
Test Mode	Mode 1: Transmit mode_CDD_ADP 1		
Date of Test	2020/04/14	Test Site	SR12-H
Test Temperature	24.5℃	Test Humidity	57.0%

IEEE 802.11a (ANT 1)				
Channel No.	Frequency (MHz)	Measure Value (MHz)	Limit (MHz)	Result
149	5745	16.310	>0.5	Pass
157	5785	16.320	>0.5	Pass
165	5825	16.320	>0.5	Pass

Channel 36 (5180MHz)

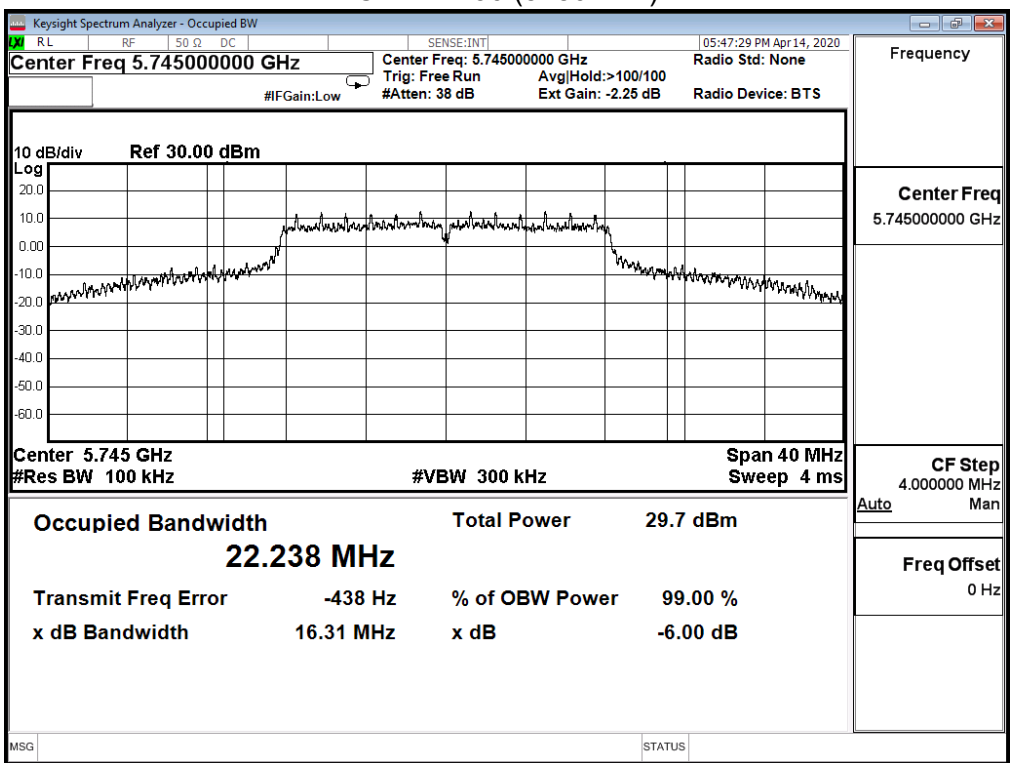

Channel 157 (5785MHz)

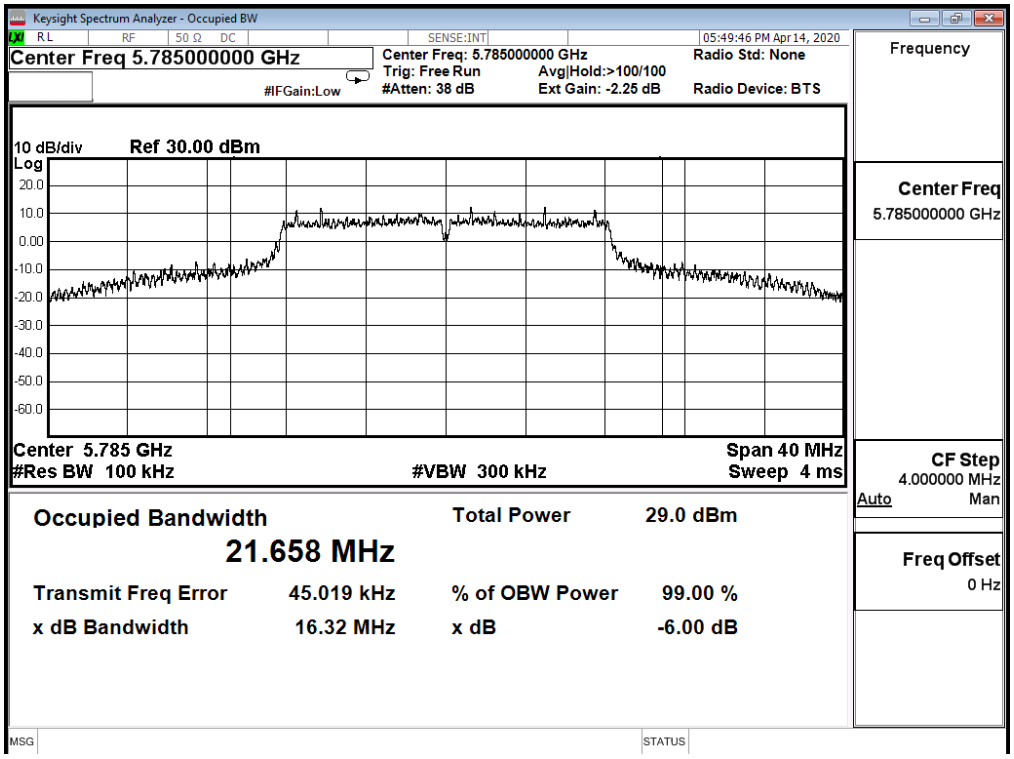

Channel 165 (5825MHz)

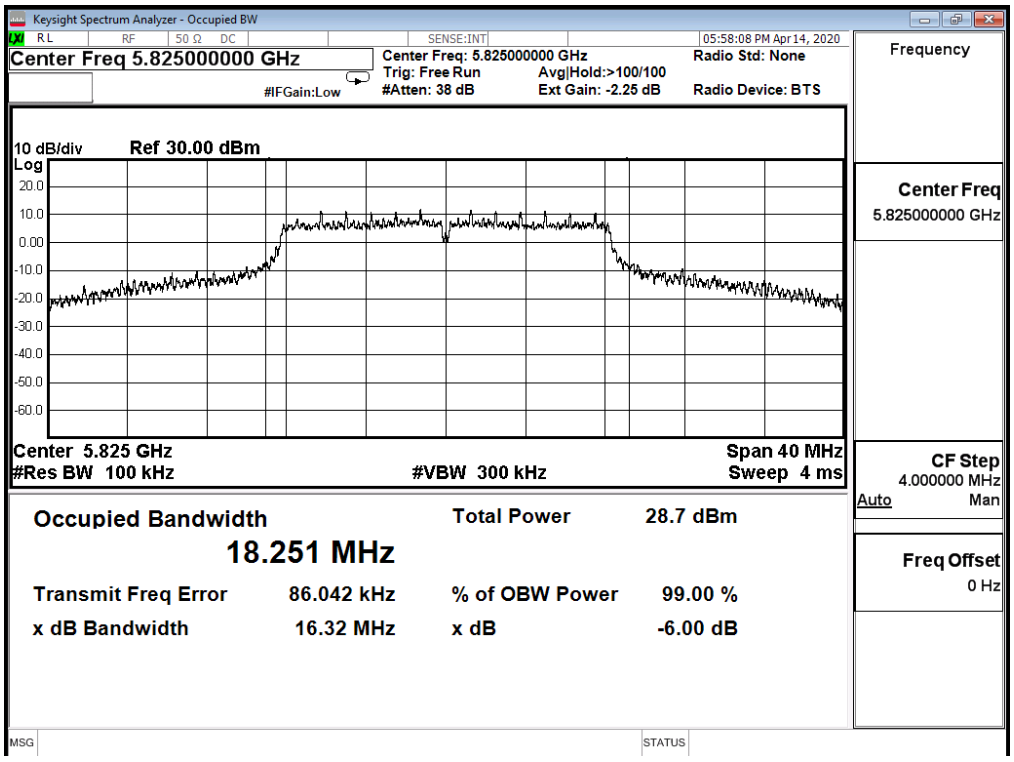

Product	Wireless-AC1900 Dual Band Gigabit Router		
Test Item	DTS Bandwidth		
Test Mode	Mode 1: Transmit mode_CDD_ADP 1		
Date of Test	2020/04/14	Test Site	SR12-H
Test Temperature	24.5℃	Test Humidity	57.0%

IEEE 802.11a (ANT 2)				
Channel No.	Frequency (MHz)	Measure Value (MHz)	Limit (MHz)	Result
149	5745	16.300	>0.5	Pass
157	5785	16.310	>0.5	Pass
165	5825	16.340	>0.5	Pass

Channel 36 (5180MHz)

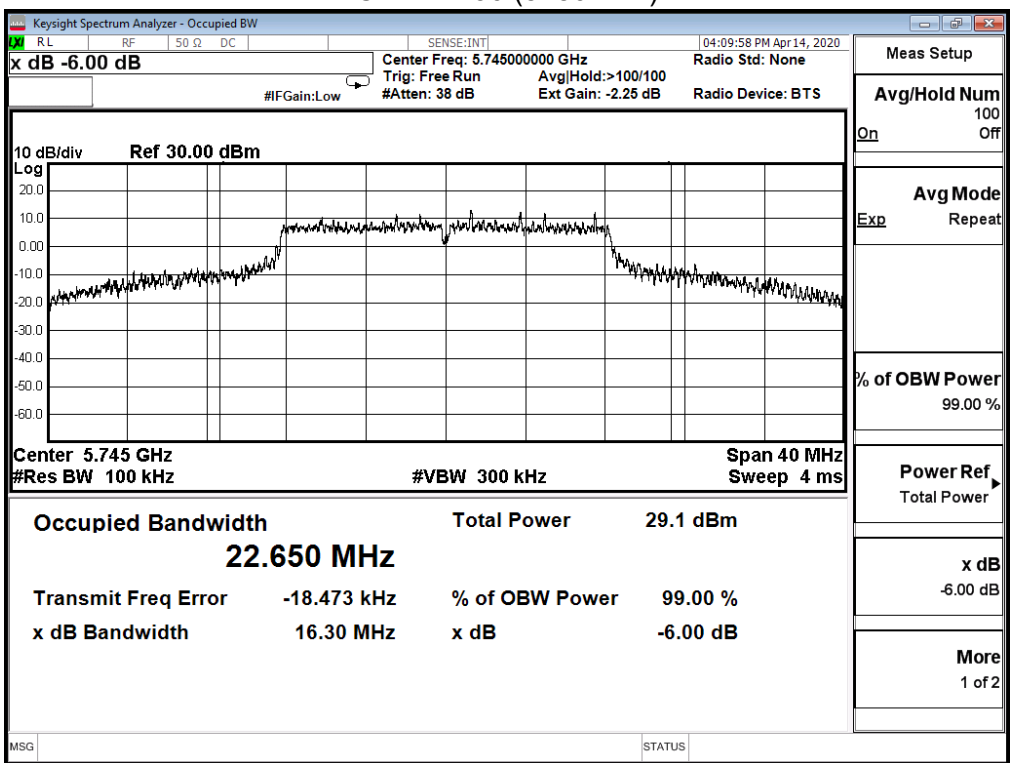

Channel 157 (5785MHz)

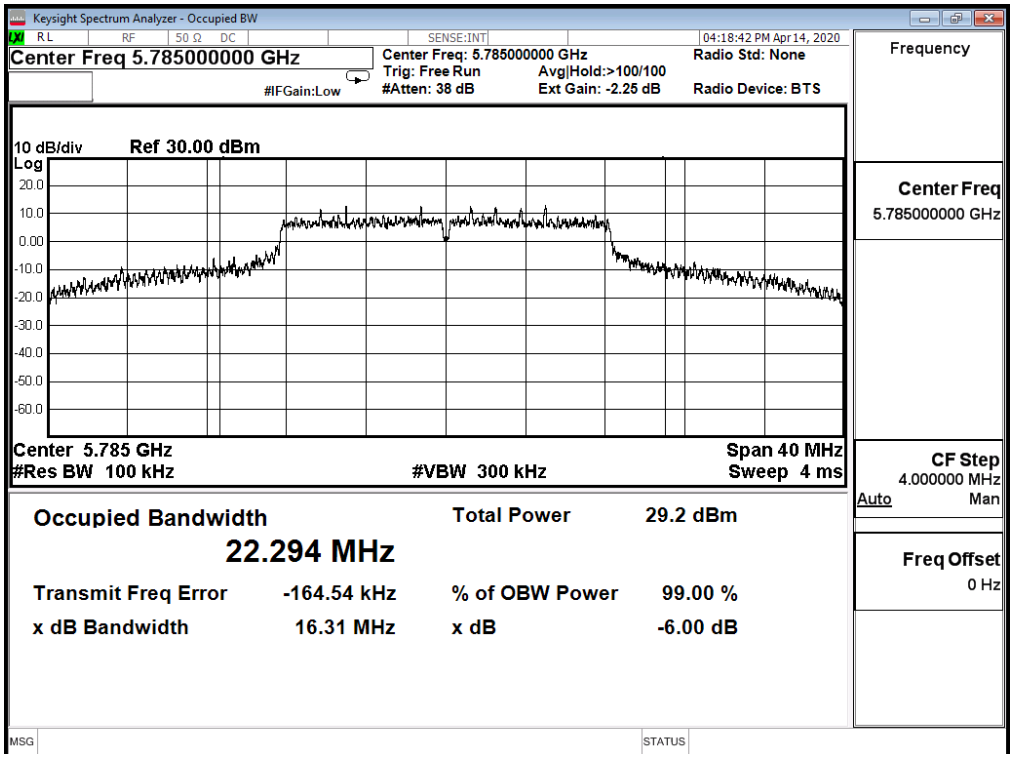

Channel 165 (5825MHz)

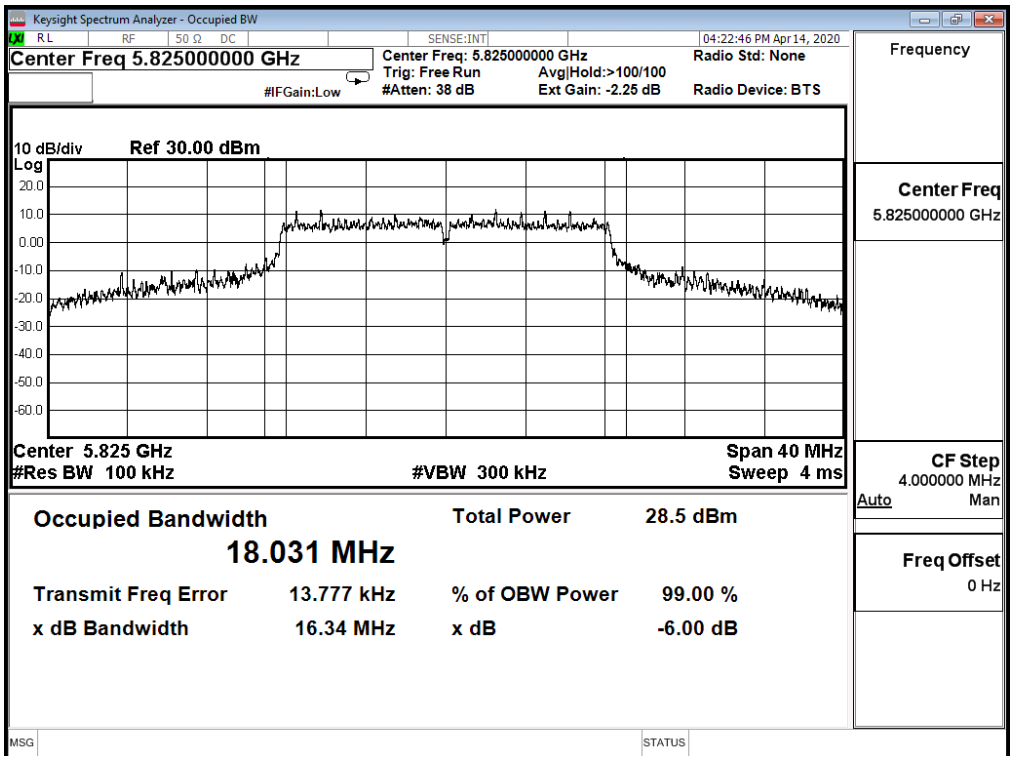

Product	Wireless-AC1900 Dual Band Gigabit Router		
Test Item	DTS Bandwidth		
Test Mode	Mode 1: Transmit mode_CDD_ADP 1		
Date of Test	2020/04/14	Test Site	SR12-H
Test Temperature	24.5℃	Test Humidity	57.0%

IEEE 802.11ac_20M(ANT 0)				
Channel No.	Frequency (MHz)	Measure Value (MHz)	Limit (MHz)	Result
149	5745	17.580	>0.5	Pass
157	5785	17.570	>0.5	Pass
165	5825	17.580	>0.5	Pass

Channel 36 (5180MHz)

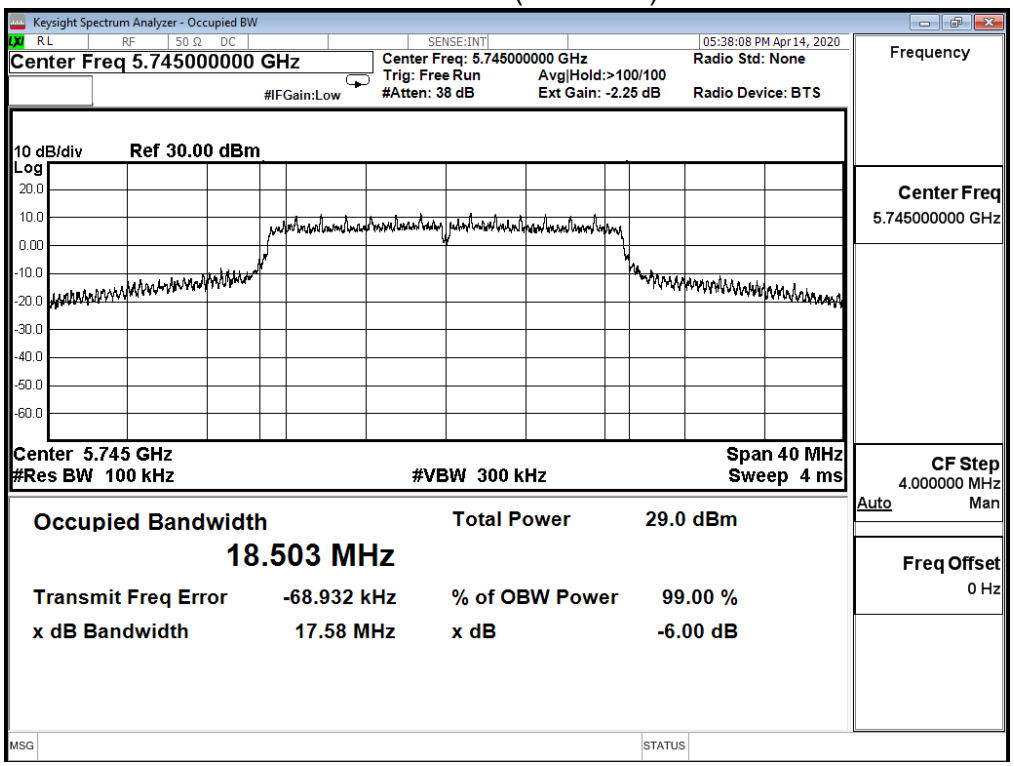

Channel 157 (5785MHz)

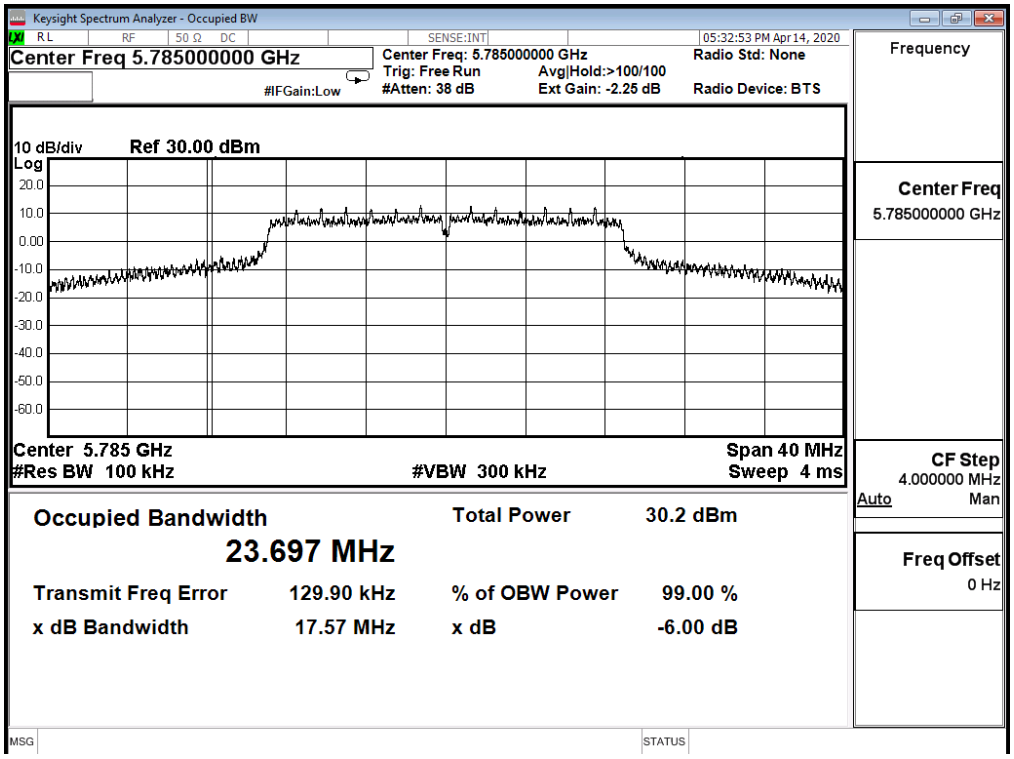

Channel 165 (5825MHz)

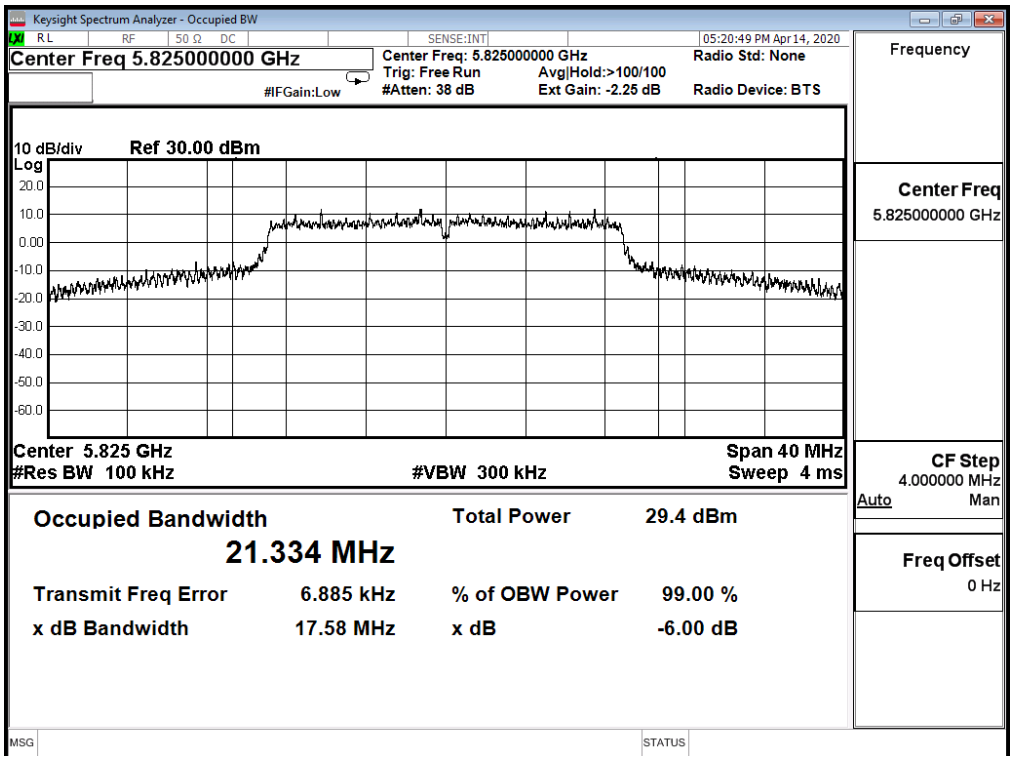

Product	Wireless-AC1900 Dual Band Gigabit Router		
Test Item	DTS Bandwidth		
Test Mode	Mode 1: Transmit mode_CDD_ADP 1		
Date of Test	2020/04/14	Test Site	SR12-H
Test Temperature	24.5℃	Test Humidity	57.0%

IEEE 802.11ac_20M(ANT 1)				
Channel No.	Frequency (MHz)	Measure Value (MHz)	Limit (MHz)	Result
149	5745	17.580	>0.5	Pass
157	5785	17.580	>0.5	Pass
165	5825	17.720	>0.5	Pass

Channel 36 (5180MHz)

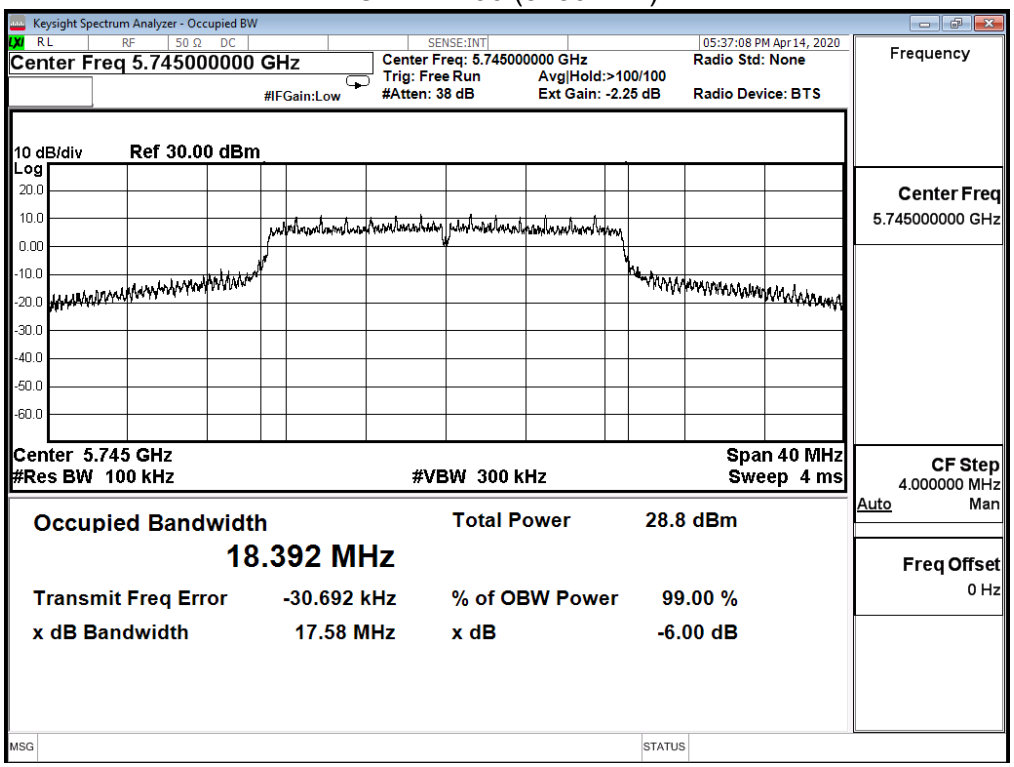

Channel 157 (5785MHz)

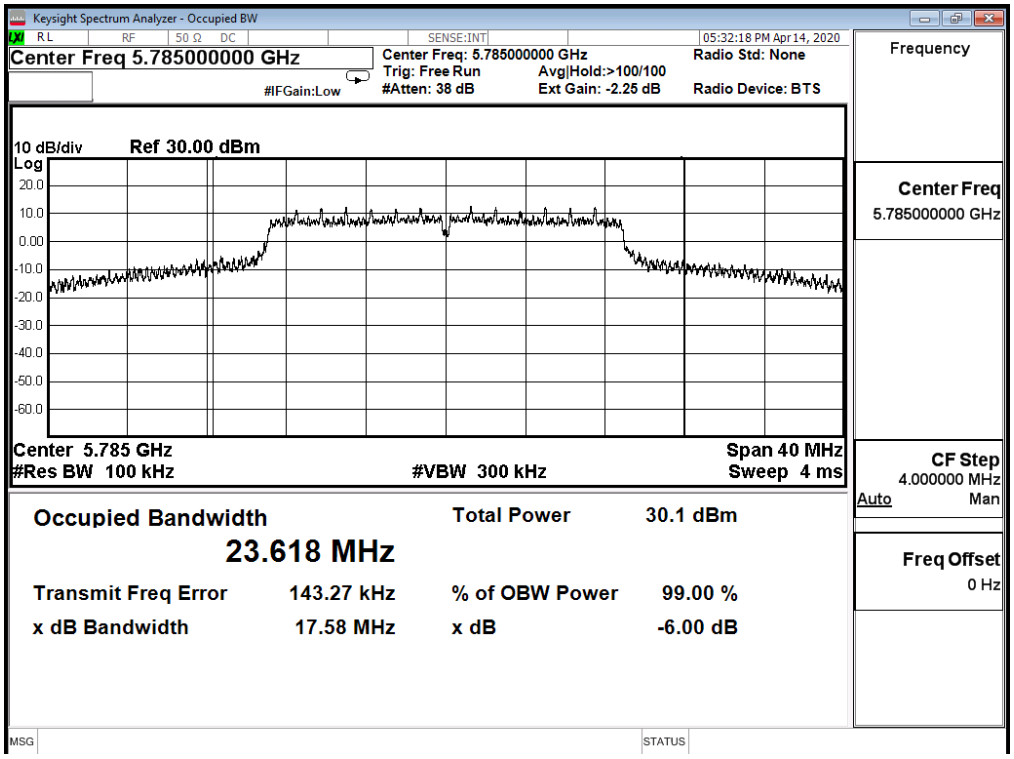

Channel 165 (5825MHz)

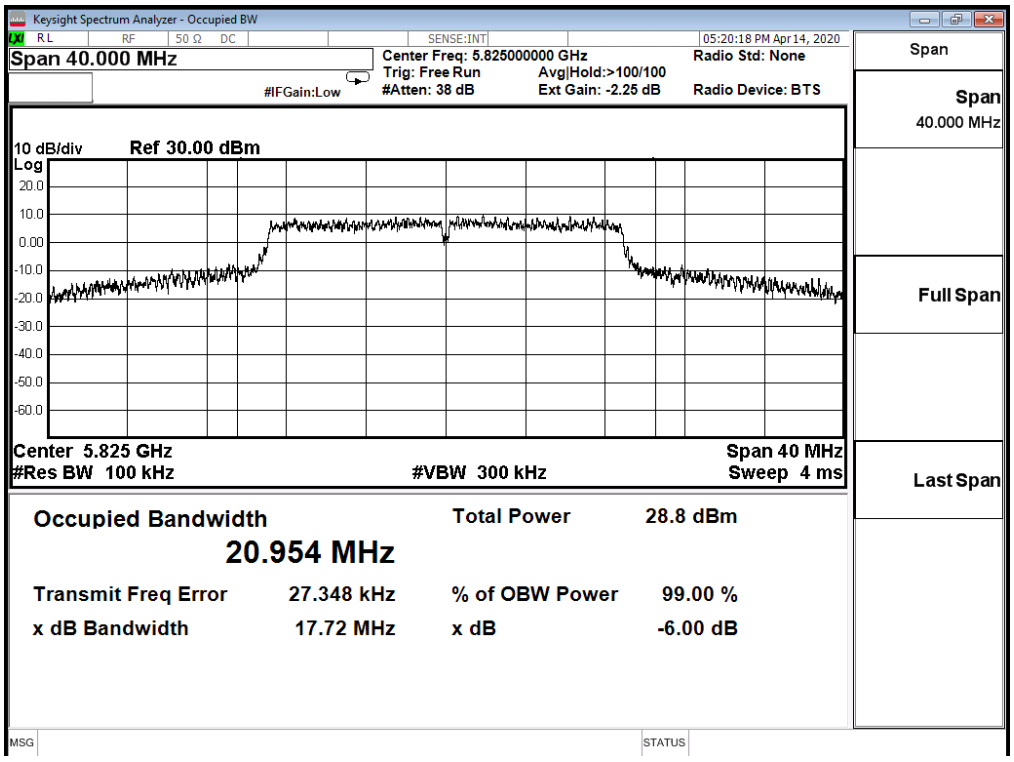

Product	Wireless-AC1900 Dual Band Gigabit Router		
Test Item	DTS Bandwidth		
Test Mode	Mode 1: Transmit mode_CDD_ADP 1		
Date of Test	2020/04/14	Test Site	SR12-H
Test Temperature	24.5℃	Test Humidity	57.0%

IEEE 802.11ac_20M(ANT 2)				
Channel No.	Frequency (MHz)	Measure Value (MHz)	Limit (MHz)	Result
149	5745	17.560	>0.5	Pass
157	5785	17.540	>0.5	Pass
165	5825	17.570	>0.5	Pass

Channel 36 (5180MHz)

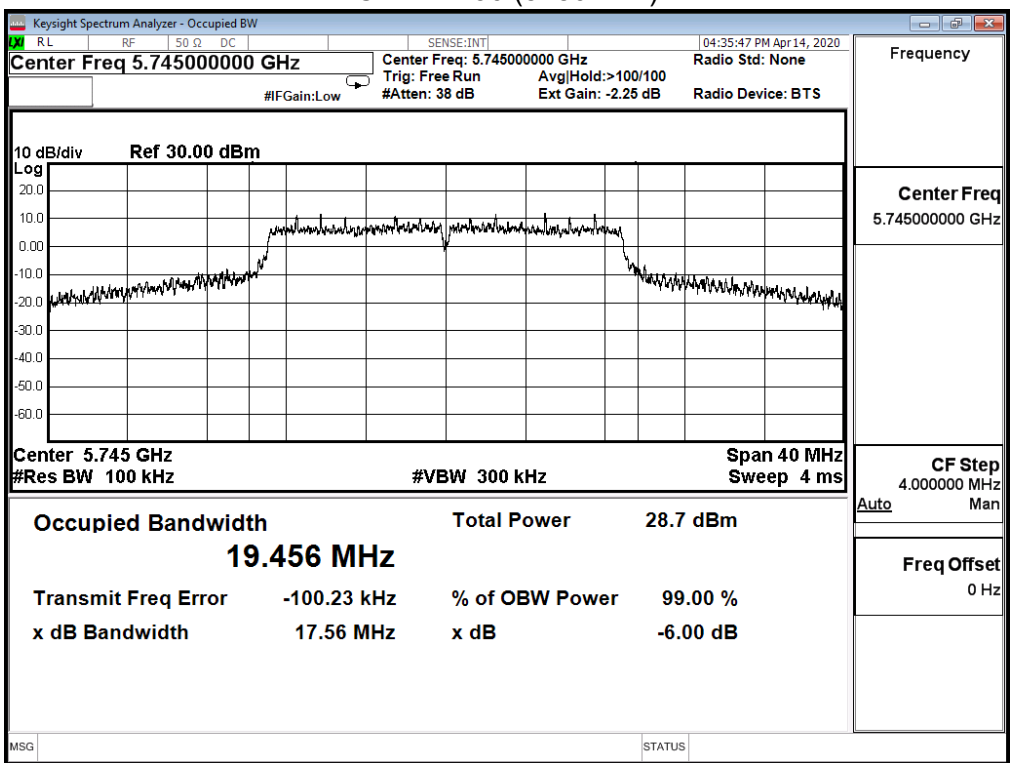

Channel 157 (5785MHz)

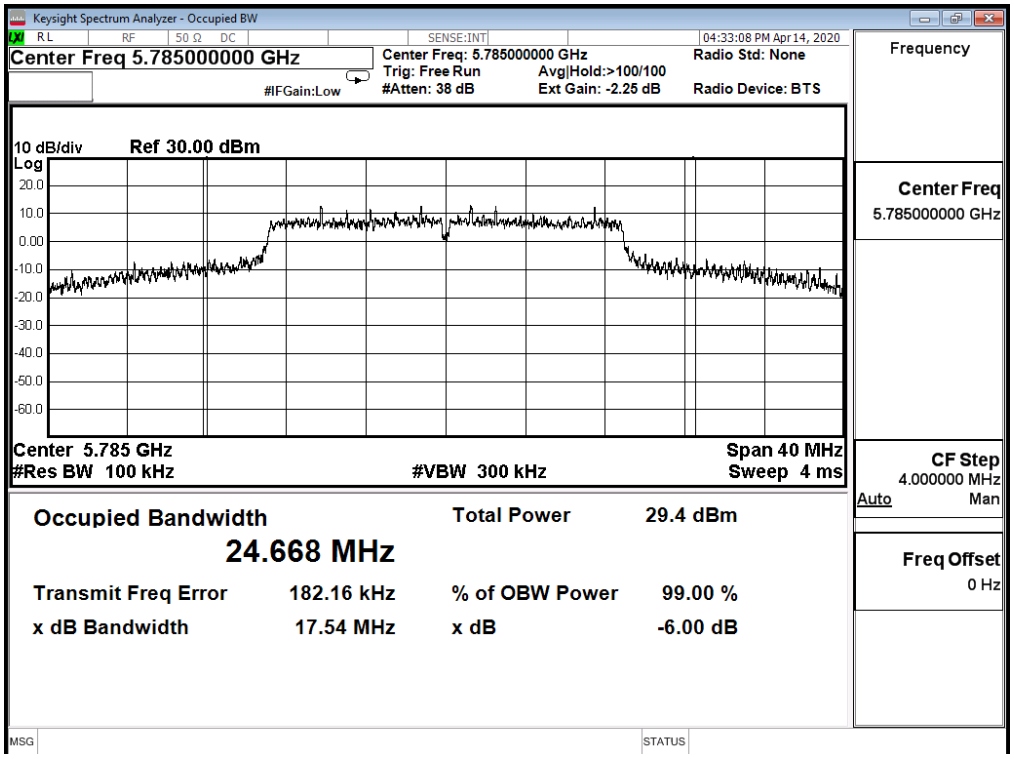

Channel 165 (5825MHz)

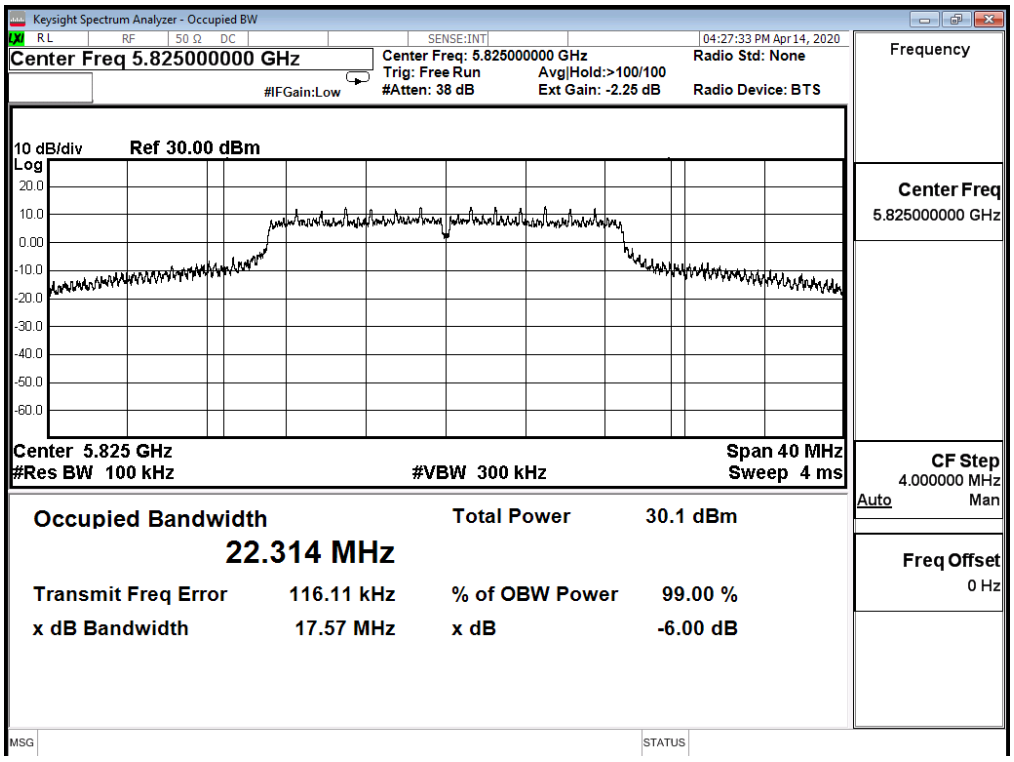

Product	Wireless-AC1900 Dual Band Gigabit Router		
Test Item	DTS Bandwidth		
Test Mode	Mode 1: Transmit mode_CDD_ADP 1		
Date of Test	2020/04/14	Test Site	SR12-H
Test Temperature	24.5℃	Test Humidity	57.0%

IEEE 802.11ac_40M(ANT 0)				
Channel No.	Frequency (MHz)	Measure Value (MHz)	Limit (MHz)	Result
151	5755	36.300	>0.5	Pass
159	5795	36.310	>0.5	Pass

Channel 151 (5755MHz)

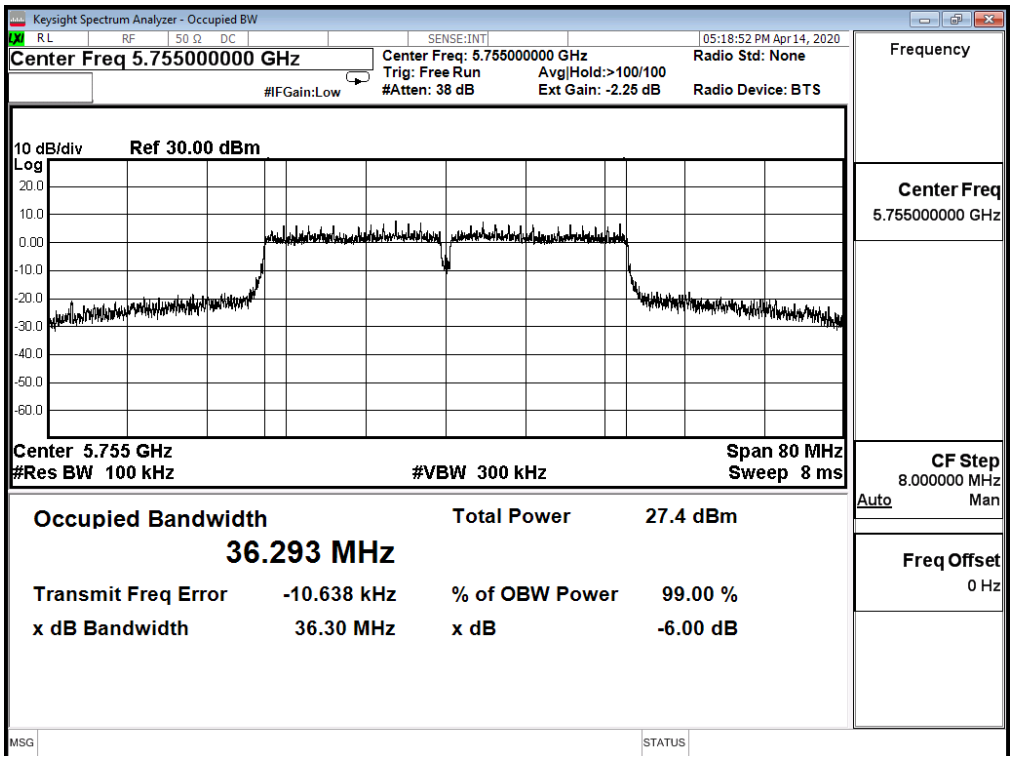

Channel 159 (5795MHz)

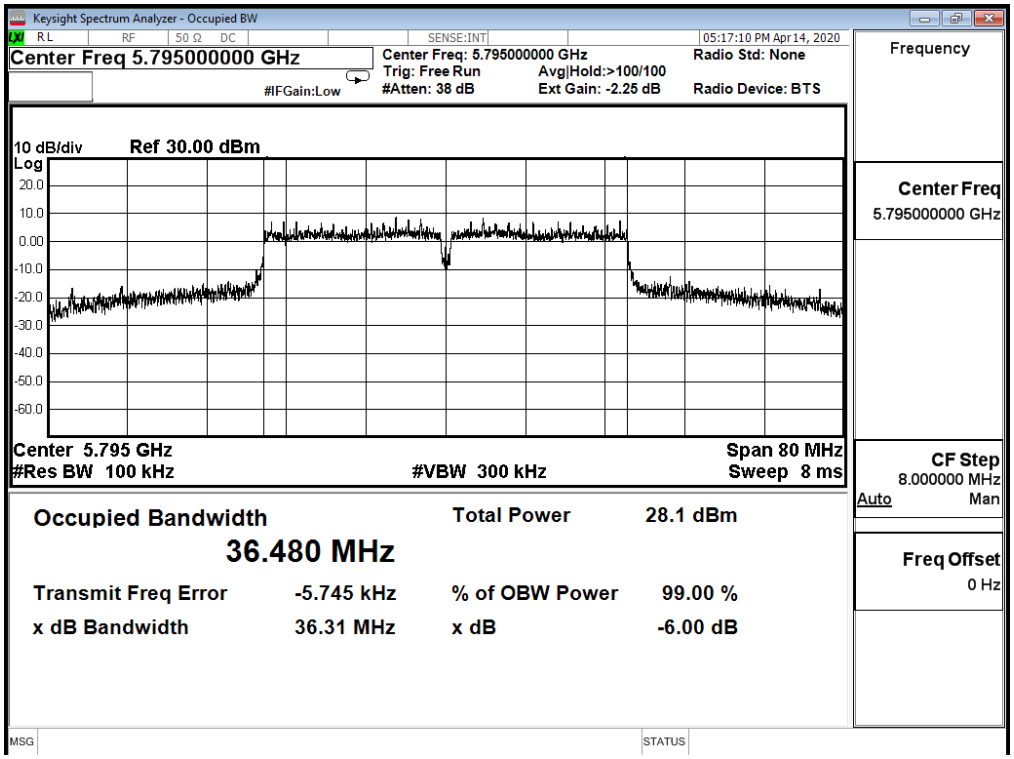

Product	Wireless-AC1900 Dual Band Gigabit Router		
Test Item	DTS Bandwidth		
Test Mode	Mode 1: Transmit mode_CDD_ADP 1		
Date of Test	2020/04/14	Test Site	SR12-H
Test Temperature	24.5℃	Test Humidity	57.0%

IEEE 802.11ac_40M(ANT 1)				
Channel No.	Frequency (MHz)	Measure Value (MHz)	Limit (MHz)	Result
151	5755	36.280	>0.5	Pass
159	5795	36.320	>0.5	Pass

Channel 151 (5755MHz)

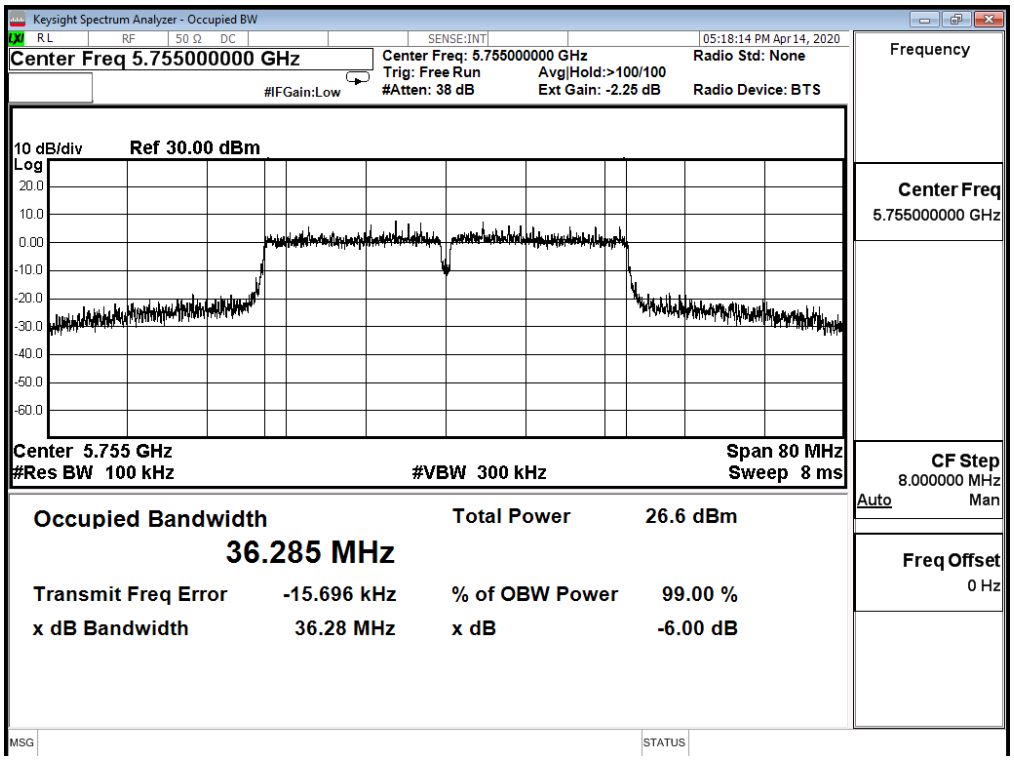

Channel 159 (5795MHz)

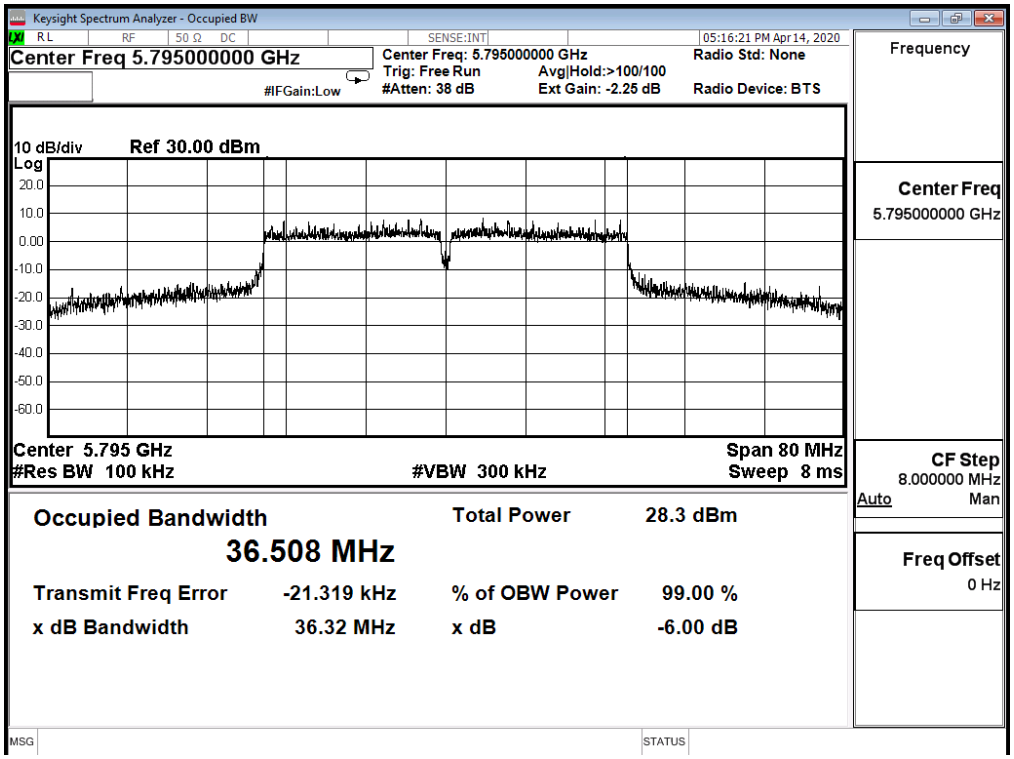

Product	Wireless-AC1900 Dual Band Gigabit Router		
Test Item	DTS Bandwidth		
Test Mode	Mode 1: Transmit mode_CDD_ADP 1		
Date of Test	2020/04/14	Test Site	SR12-H
Test Temperature	24.5℃	Test Humidity	57.0%

IEEE 802.11ac_40M(ANT 2)				
Channel No.	Frequency (MHz)	Measure Value (MHz)	Limit (MHz)	Result
151	5755	36.290	>0.5	Pass
159	5795	36.310	>0.5	Pass

Channel 151 (5755MHz)

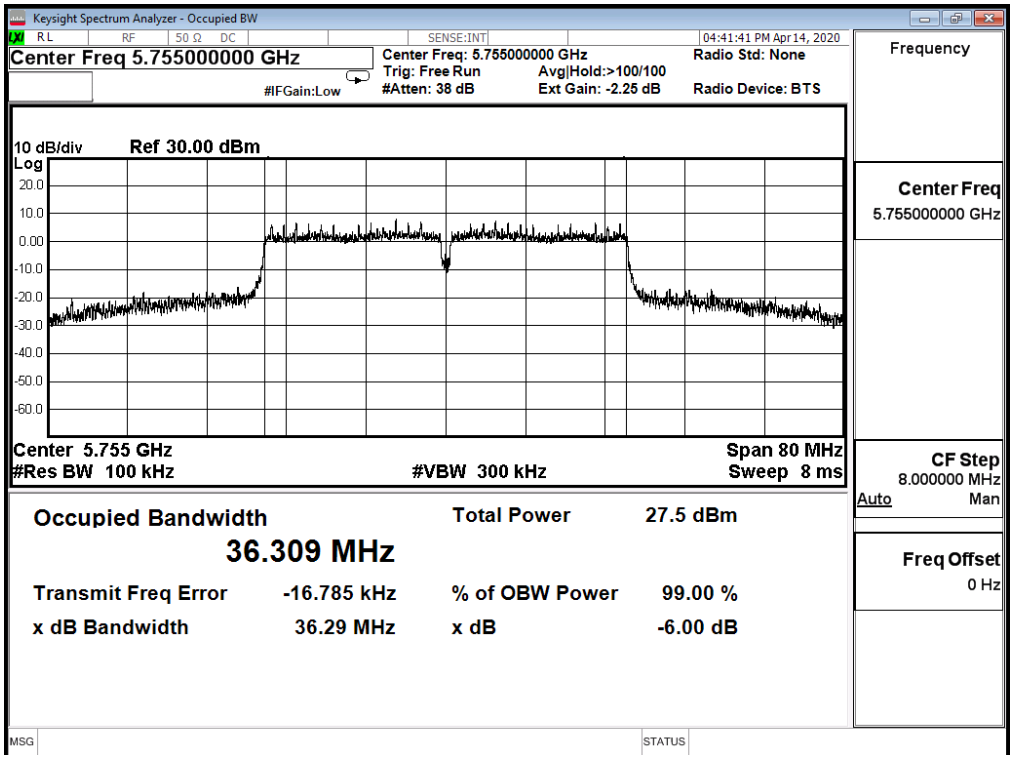

Channel 159 (5795MHz)

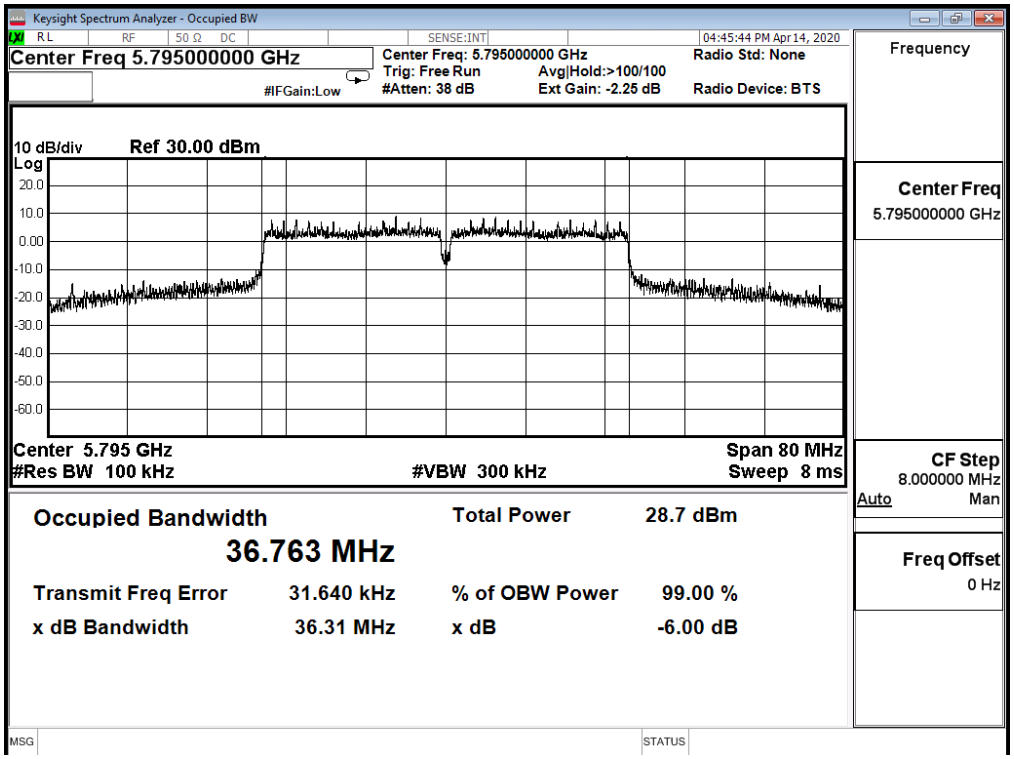

Product	Wireless-AC1900 Dual Band Gigabit Router		
Test Item	DTS Bandwidth		
Test Mode	Mode 1: Transmit mode_CDD_ADP 1		
Date of Test	2020/04/14	Test Site	SR12-H
Test Temperature	24.5℃	Test Humidity	57.0%

IEEE 802.11ac_80M(ANT 0)				
Channel No.	Frequency (MHz)	Measure Value (MHz)	Limit (MHz)	Result
155	5775	75.920	>0.5	Pass

Channel 155 (5775MHz)

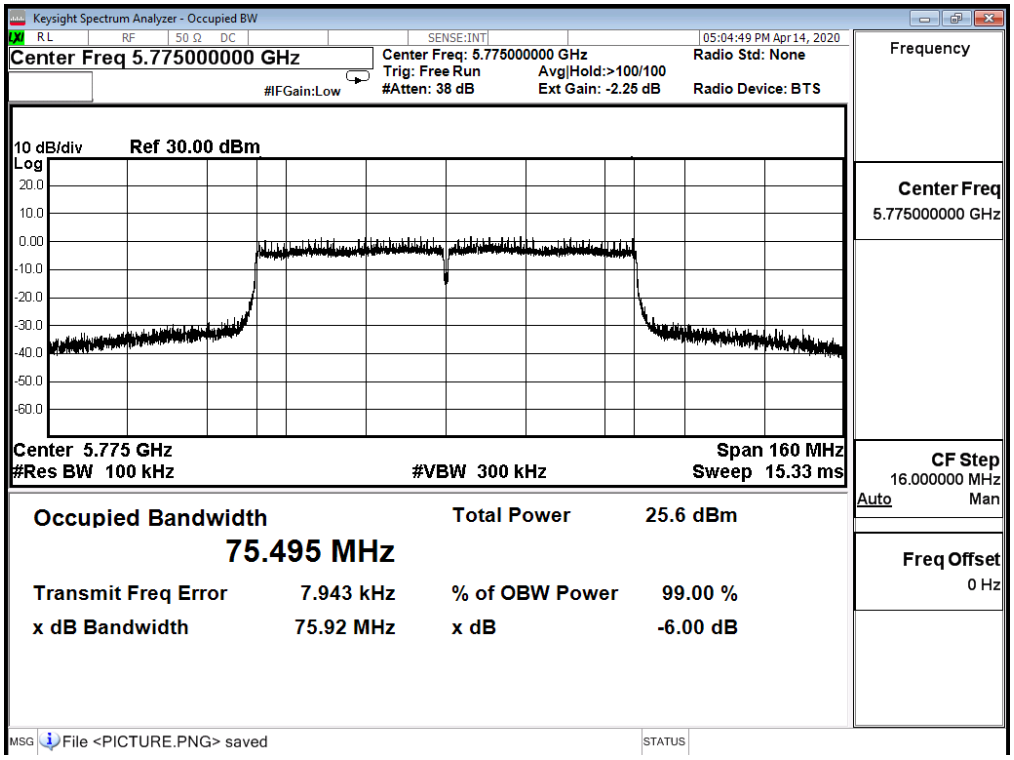

Product	Wireless-AC1900 Dual Band Gigabit Router		
Test Item	DTS Bandwidth		
Test Mode	Mode 1: Transmit mode_CDD_ADP 1		
Date of Test	2020/04/14	Test Site	SR12-H
Test Temperature	24.5℃	Test Humidity	57.0%

IEEE 802.11ac_80M(ANT 1)				
Channel No.	Frequency (MHz)	Measure Value (MHz)	Limit (MHz)	Result
155	5775	75.430	>0.5	Pass

Channel 155 (5775MHz)

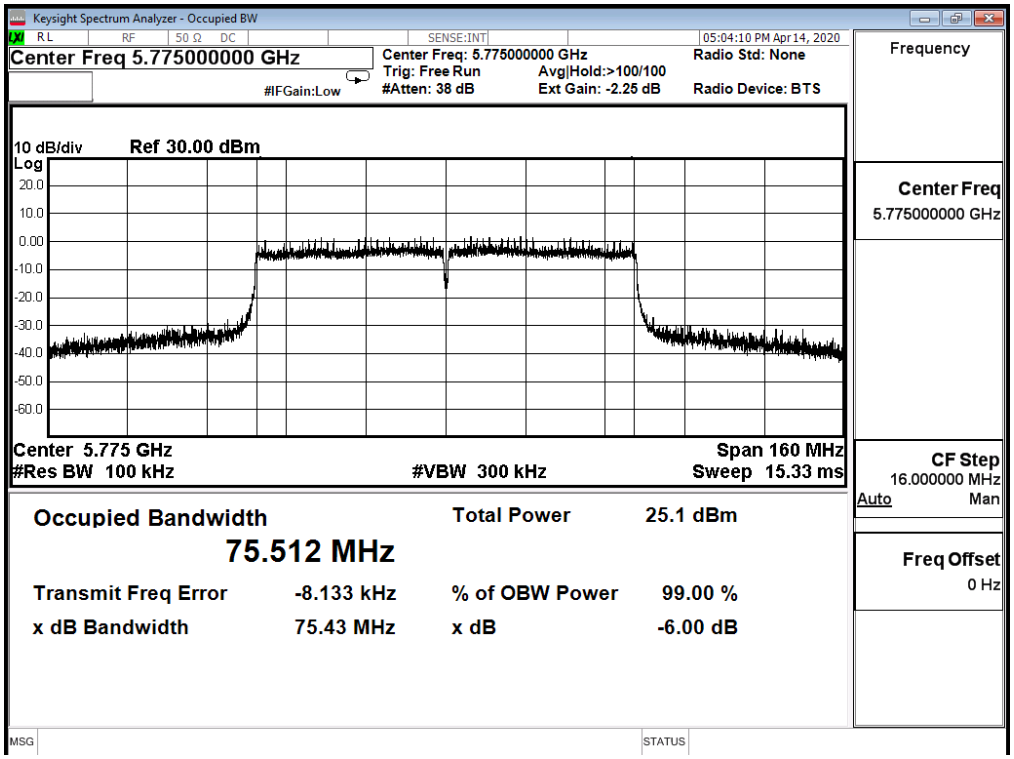

Product	Wireless-AC1900 Dual Band Gigabit Router		
Test Item	DTS Bandwidth		
Test Mode	Mode 1: Transmit mode_CDD_ADP 1		
Date of Test	2020/04/14	Test Site	SR12-H
Test Temperature	24.5℃	Test Humidity	57.0%

IEEE 802.11ac_80M(ANT 2)				
Channel No.	Frequency (MHz)	Measure Value (MHz)	Limit (MHz)	Result
155	5775	75.350	>0.5	Pass

Channel 155 (5775MHz)

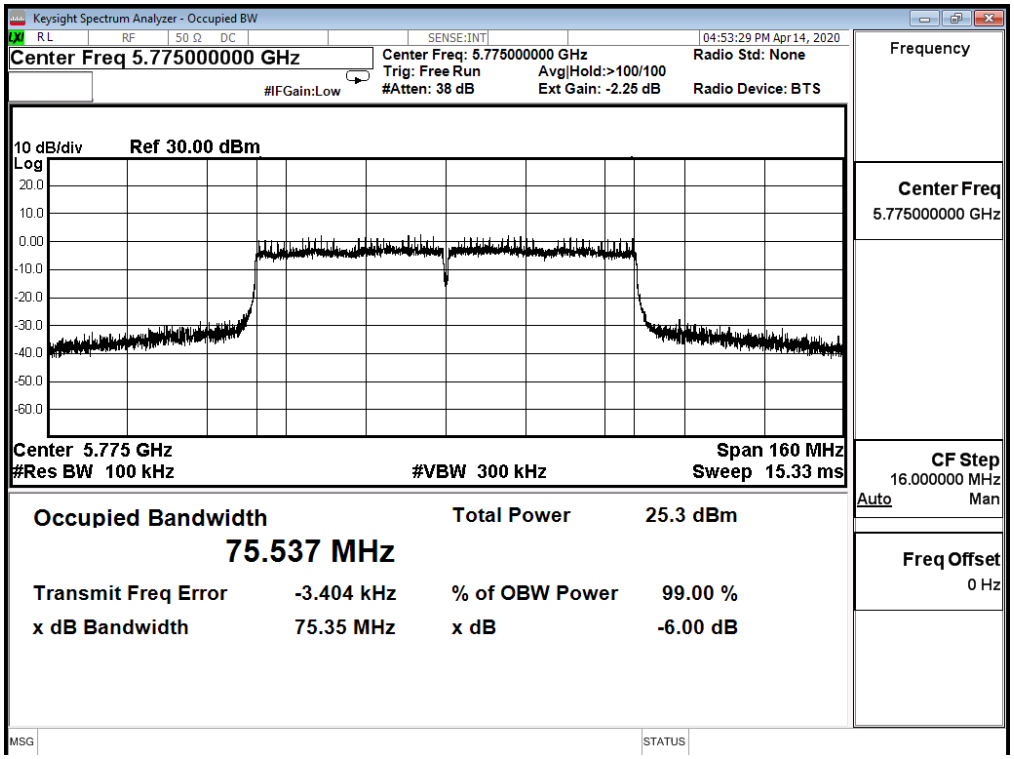

4. Maximum conducted output power

4.1. Test Setup

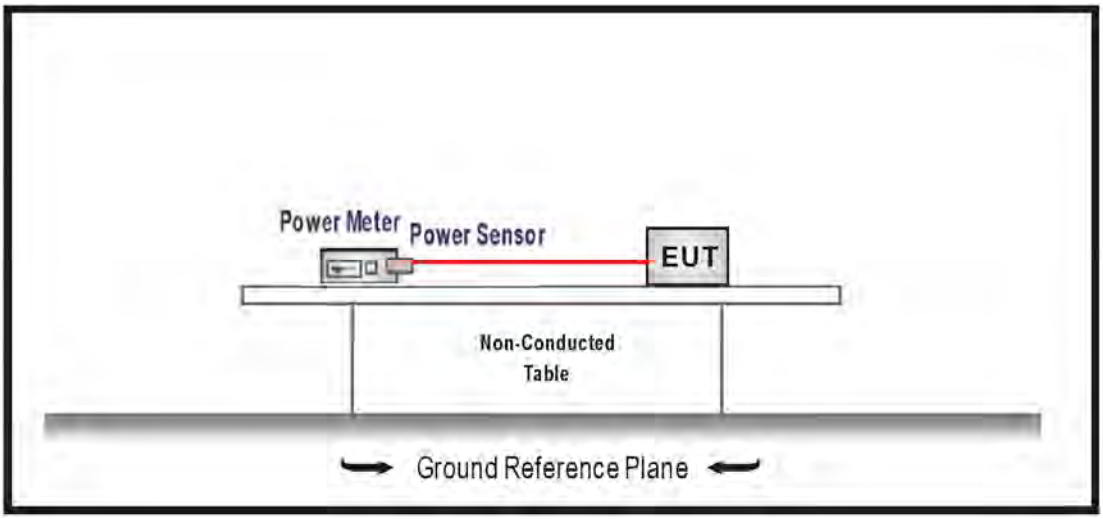

4.2. Limits

1. For the band 5.15-5.25 GHz, the Maximum conducted output power over the frequency band of operation shall not exceed the lesser of 1W. If transmitting antenna of directional gain greater than 6 dBi are used, the Maximum conducted output power shall be reduced by the amount in dB that directional gain of the antenna exceeds 6 dBi.

2. For client devices in the 5.15-5.25 GHz band, the maximum conducted output power over the frequency band of operation shall not exceed 250 mW provided the maximum antenna gain does not exceed 6 dBi. The maximum conducted output power and the maximum power spectral density shall be reduced by the amount in dB that the directional gain of the antenna exceeds 6 dBi.

3. For the band 5.25-5.35 GHz, the Maximum conducted output power over the frequency band of operation shall not exceed the lesser of 250 mW. If transmitting antenna of directional gain greater than 6 dBi are used, the Maximum conducted output power shall be reduced by the amount in dB that directional gain of the antenna exceeds 6 dBi.

4. For the band 5.725-5.850 GHz, the Maximum conducted output power over the frequency band of operation shall not exceed the lesser of 1W. If transmitting antenna of directional gain greater than 6 dBi are used, the Maximum conducted output power shall be reduced by the amount in dB that directional gain of the antenna exceeds 6 dBi.

4.3. Test Procedure

The EUT was setup to ANSI C63.10: 2013; tested to U-NII test procedure of KDB 789033 D02 v02r01 for compliance to FCC 47CFR Subpart E requirements. The Method PM-G of the Maximum conducted output power was used.

Measurements may be performed using a wideband gated RF power meter provided that the gate parameters are adjusted such that the power is measured only when the EUT is transmitting at its maximum power control level. Since the measurement is made only during the ON time of the transmitter, no duty cycle correction factor is required.

4.4. Test Result

Product	Wireless-AC1900 Dual Band Gigabit Router		
Test Item	Maximum conducted output power		
Test Mode	Mode 1:Transmit mode_CDD_ADP 1		
Date of Test	2020/04/14	Test Site	SR12-H
Test Temperature	24.5℃	Test Humidity	57.0%

IEEE 802.11a (ANT 0)

Channel No.	Frequency (MHz)	Measure Value (dBm)	Limit (dBm)
36	5180	13.110	≦30.000
44	5220	12.660	≦30.000
48	5240	12.330	≦30.000
149	5745	24.880	≦30.000
157	5785	25.110	≦30.000
165	5825	25.350	≦30.000

The worst emission of data rate is 6 Mbps.

Channel No	Frequency (MHz)	Data Rate							
		6	9	12	18	24	36	48	54
36	5180	13.110	--	--	--	--	--	--	--
44	5220	12.660	12.590	12.510	12.450	12.390	12.320	12.230	12.160
48	5240	12.330	--	--	--	--	--	--	--
149	5745	24.880	--	--	--	--	--	--	--
157	5785	25.110	25.040	24.960	24.900	24.820	24.730	24.670	24.580
165	5825	25.350	--	--	--	--	--	--	--

Product	Wireless-AC1900 Dual Band Gigabit Router		
Test Item	Maximum conducted output power		
Test Mode	Mode 1:Transmit mode_CDD_ADP 1		
Date of Test	2020/04/14	Test Site	SR12-H
Test Temperature	24.5℃	Test Humidity	57.0%

IEEE 802.11a (ANT 1)

Channel No.	Frequency (MHz)	Measure Value (dBm)	Limit (dBm)
36	5180	12.550	≦30.000
44	5220	12.410	≦30.000
48	5240	12.080	≦30.000
149	5745	23.880	≦30.000
157	5785	24.010	≦30.000
165	5825	23.770	≦30.000

The worst emission of data rate is 6 Mbps.

Channel No	Frequency (MHz)	Data Rate							
		6	9	12	18	24	36	48	54
36	5180	12.550	--	--	--	--	--	--	--
44	5220	12.410	12.340	12.270	12.190	12.110	12.030	11.960	11.870
48	5240	12.080	--	--	--	--	--	--	--
149	5745	23.880	--	--	--	--	--	--	--
157	5785	24.010	24.930	24.860	24.790	24.700	24.620	24.550	24.460
165	5825	23.770	--	--	--	--	--	--	--

Product	Wireless-AC1900 Dual Band Gigabit Router		
Test Item	Maximum conducted output power		
Test Mode	Mode 1:Transmit mode_CDD_ADP 1		
Date of Test	2020/04/14	Test Site	SR12-H
Test Temperature	24.5℃	Test Humidity	57.0%

IEEE 802.11a (ANT 2)

Channel No.	Frequency (MHz)	Measure Value (dBm)	Limit (dBm)
36	5180	12.510	≦30.000
44	5220	12.010	≦30.000
48	5240	11.610	≦30.000
149	5745	23.900	≦30.000
157	5785	23.650	≦30.000
165	5825	23.320	≦30.000

The worst emission of data rate is 6 Mbps.

Channel No	Frequency (MHz)	Data Rate							
		6	9	12	18	24	36	48	54
36	5180	12.510	--	--	--	--	--	--	--
44	5220	12.010	11.950	11.870	11.800	11.730	11.640	11.560	11.470
48	5240	11.610	--	--	--	--	--	--	--
149	5745	23.900	--	--	--	--	--	--	--
157	5785	23.650	23.580	23.510	23.430	23.360	23.290	23.210	23.120
165	5825	23.320	--	--	--	--	--	--	--

Product	Wireless-AC1900 Dual Band Gigabit Router		
Test Item	Maximum conducted output power		
Test Mode	Mode 1:Transmit mode_CDD_ADP 1		
Date of Test	2020/04/14	Test Site	SR12-H
Test Temperature	24.5℃	Test Humidity	57.0%

IEEE 802.11a (ANT 0+1+2)

Channel No.	Frequency (MHz)	Measure Value (dBm)	Limit (dBm)
36	5180	17.503	≦30.000
44	5220	17.139	≦30.000
48	5240	16.788	≦30.000
149	5745	29.017	≦30.000
157	5785	29.073	≦30.000
165	5825	29.008	≦30.000

The worst emission of data rate is 6 Mbps.

Product	Wireless-AC1900 Dual Band Gigabit Router		
Test Item	Maximum conducted output power		
Test Mode	Mode 1:Transmit mode_CDD_ADP 1		
Date of Test	2020/04/14	Test Site	SR12-H
Test Temperature	24.5℃	Test Humidity	57.0%

IEEE 802.11ac(20MHz)(ANT 0)

Channel No.	Frequency (MHz)	Measure Value (dBm)	Limit (dBm)
36	5180	13.770	≦30.000
44	5220	13.540	≦30.000
48	5240	13.790	≦30.000
149	5745	24.790	≦30.000
157	5785	25.130	≦30.000
165	5825	25.450	≦30.000

The worst emission of data rate is MCS0

Channel No	Frequency (MHz)	MCS Index									
		0	1	2	3	4	5	6	7	8	9
36	5180	13.770	--	--	--	--	--	--	--	--	--
44	5220	13.540	13.470	13.390	13.320	13.230	13.150	13.080	13.000	12.920	12.840
48	5240	13.790	--	--	--	--	--	--	--	--	--
149	5745	24.790	--	--	--	--	--	--	--	--	--
157	5785	25.130	25.060	24.970	24.910	24.840	24.750	24.670	24.590	24.510	24.450
165	5825	25.450	--	--	--	--	--	--	--	--	--

Product	Wireless-AC1900 Dual Band Gigabit Router		
Test Item	Maximum conducted output power		
Test Mode	Mode 1:Transmit mode_CDD_ADP 1		
Date of Test	2020/04/14	Test Site	SR12-H
Test Temperature	24.5℃	Test Humidity	57.0%

IEEE 802.11ac(20MHz)(ANT 1)

Channel No.	Frequency (MHz)	Measure Value (dBm)	Limit (dBm)
36	5180	13.330	≦30.000
44	5220	13.150	≦30.000
48	5240	13.550	≦30.000
149	5745	23.190	≦30.000
157	5785	24.050	≦30.000
165	5825	24.260	≦30.000

The worst emission of data rate is MCS0

Channel No	Frequency (MHz)	MCS Index									
		0	1	2	3	4	5	6	7	8	9
36	5180	13.330	--	--	--	--	--	--	--	--	--
44	5220	13.150	13.070	12.980	12.900	12.830	12.750	12.680	12.600	12.520	12.450
48	5240	13.550	--	--	--	--	--	--	--	--	--
149	5745	23.190	--	--	--	--	--	--	--	--	--
157	5785	24.050	24.970	24.890	24.810	24.750	24.670	24.590	24.520	24.440	24.360
165	5825	24.260	--	--	--	--	--	--	--	--	--

Product	Wireless-AC1900 Dual Band Gigabit Router		
Test Item	Maximum conducted output power		
Test Mode	Mode 1:Transmit mode_CDD_ADP 1		
Date of Test	2020/04/14	Test Site	SR12-H
Test Temperature	24.5℃	Test Humidity	57.0%

IEEE 802.11ac(20MHz)(ANT 2)

Channel No.	Frequency (MHz)	Measure Value (dBm)	Limit (dBm)
36	5180	13.010	≦30.000
44	5220	13.010	≦30.000
48	5240	13.110	≦30.000
149	5745	23.440	≦30.000
157	5785	24.030	≦30.000
165	5825	24.380	≦30.000

The worst emission of data rate is MCS0

Channel No	Frequency (MHz)	MCS Index									
		0	1	2	3	4	5	6	7	8	9
36	5180	13.010	--	--	--	--	--	--	--	--	--
44	5220	13.010	12.940	12.860	12.790	12.710	12.640	12.570	12.490	12.410	12.330
48	5240	13.110	--	--	--	--	--	--	--	--	--
149	5745	23.440	--	--	--	--	--	--	--	--	--
157	5785	24.030	23.950	23.870	23.800	23.720	23.660	23.580	23.500	23.430	23.370
165	5825	24.380	--	--	--	--	--	--	--	--	--

Product	Wireless-AC1900 Dual Band Gigabit Router		
Test Item	Maximum conducted output power		
Test Mode	Mode 1:Transmit mode_CDD_ADP 1		
Date of Test	2020/04/14	Test Site	SR12-H
Test Temperature	24.5℃	Test Humidity	57.0%

IEEE 802.11ac(20MHz)(ANT 0+1+2)

Channel No.	Frequency (MHz)	Measure Value (dBm)	Limit (dBm)
36	5180	18.152	≦30.000
44	5220	18.010	≦30.000
48	5240	18.264	≦30.000
149	5745	28.637	≦30.000
157	5785	29.206	≦30.000
165	5825	29.502	≦30.000

The worst emission of data rate is MCS0

Product	Wireless-AC1900 Dual Band Gigabit Router		
Test Item	Maximum conducted output power		
Test Mode	Mode 1:Transmit mode_CDD_ADP 1		
Date of Test	2020/04/14	Test Site	SR12-H
Test Temperature	24.5℃	Test Humidity	57.0%

IEEE 802.11ac(40MHz)(ANT 0)

Channel No.	Frequency (MHz)	Measure Value (dBm)	Limit (dBm)
38	5190	13.110	≦30.000
46	5230	17.560	≦30.000
151	5755	22.680	≦30.000
159	5795	24.150	≦30.000

The worst emission of data rate is MCS0

Channel No	Frequency (MHz)	MCS Index									
		0	1	2	3	4	5	6	7	8	9
38	5190	13.110	--	--	--	--	--	--	--	--	--
46	5230	17.560	17.490	17.420	17.340	17.280	17.210	17.130	17.070	17.000	16.920
151	5755	22.680	22.590	22.500	22.420	22.370	22.300	22.230	22.170	22.100	22.020
159	5795	24.150	--	--	--	--	--	--	--	--	--

Product	Wireless-AC1900 Dual Band Gigabit Router		
Test Item	Maximum conducted output power		
Test Mode	Mode 1:Transmit mode_CDD_ADP 1		
Date of Test	2020/04/14	Test Site	SR12-H
Test Temperature	24.5℃	Test Humidity	57.0%

IEEE 802.11ac(40MHz)(ANT 1)

Channel No.	Frequency (MHz)	Measure Value (dBm)	Limit (dBm)
38	5190	13.080	≦30.000
46	5230	16.880	≦30.000
151	5755	21.150	≦30.000
159	5795	22.610	≦30.000

The worst emission of data rate is MCS0

Channel No	Frequency (MHz)	MCS Index									
		0	1	2	3	4	5	6	7	8	9
38	5190	13.080	--	--	--	--	--	--	--	--	--
46	5230	16.880	16.810	16.730	16.670	16.590	16.510	16.430	16.380	16.300	16.210
151	5755	21.150	21.080	21.000	20.920	20.840	20.770	20.700	20.620	20.550	20.460
159	5795	22.610	--	--	--	--	--	--	--	--	--

Product	Wireless-AC1900 Dual Band Gigabit Router		
Test Item	Maximum conducted output power		
Test Mode	Mode 1:Transmit mode_CDD_ADP 1		
Date of Test	2020/04/14	Test Site	SR12-H
Test Temperature	24.5℃	Test Humidity	57.0%

IEEE 802.11ac(40MHz)(ANT 2)

Channel No.	Frequency (MHz)	Measure Value (dBm)	Limit (dBm)
38	5190	12.660	≦30.000
46	5230	16.230	≦30.000
151	5755	21.050	≦30.000
159	5795	22.150	≦30.000

The worst emission of data rate is MCS0

Channel No	Frequency (MHz)	MCS Index									
		0	1	2	3	4	5	6	7	8	9
38	5190	12.660	--	--	--	--	--	--	--	--	--
46	5230	16.230	16.170	16.100	16.030	15.950	15.870	15.790	15.720	15.650	15.580
151	5755	21.050	20.910	20.830	20.720	20.650	20.580	20.490	20.410	20.320	20.240
159	5795	22.150	--	--	--	--	--	--	--	--	--

Product	Wireless-AC1900 Dual Band Gigabit Router		
Test Item	Maximum conducted output power		
Test Mode	Mode 1:Transmit mode_CDD_ADP 1		
Date of Test	2020/04/14	Test Site	SR12-H
Test Temperature	24.5℃	Test Humidity	57.0%

IEEE 802.11ac(40MHz)(ANT 0+1+2)

Channel No.	Frequency (MHz)	Measure Value (dBm)	Limit (dBm)
38	5190	17.726	≦30.000
46	5230	21.695	≦30.000
151	5755	26.464	≦30.000
159	5795	27.828	≦30.000

The worst emission of data rate is MCS0

Product	Wireless-AC1900 Dual Band Gigabit Router		
Test Item	Maximum conducted output power		
Test Mode	Mode 1:Transmit mode_CDD_ADP 1		
Date of Test	2020/04/14	Test Site	SR12-H
Test Temperature	24.5℃	Test Humidity	57.0%

IEEE 802.11ac(80MHz) (ANT 0)

Channel No.	Frequency (MHz)	Measure Value (dBm)	Limit (dBm)
42	5210	12.220	≦30.000
155	5775	19.810	≦30.000

The worst emission of data rate is MCS0

Channel No	Frequency (MHz)	MCS Index									
		0	1	2	3	4	5	6	7	8	9
42	5210	12.220	12.180	12.100	12.030	11.970	11.900	11.820	11.750	11.690	11.620
155	5775	19.810	19.740	19.670	19.590	19.520	19.460	19.380	19.310	19.240	19.180

Product	Wireless-AC1900 Dual Band Gigabit Router		
Test Item	Maximum conducted output power		
Test Mode	Mode 1:Transmit mode_CDD_ADP 1		
Date of Test	2020/04/14	Test Site	SR12-H
Test Temperature	24.5℃	Test Humidity	57.0%

IEEE 802.11ac(80MHz) (ANT 1)

Channel No.	Frequency (MHz)	Measure Value (dBm)	Limit (dBm)
42	5210	12.250	≦30.000
155	5775	19.250	≦30.000

The worst emission of data rate is MCS0

Channel No	Frequency (MHz)	MCS Index									
		0	1	2	3	4	5	6	7	8	9
42	5210	12.250	12.200	12.140	12.080	12.020	11.540	11.410	11.260	11.120	10.990
155	5775	19.250	19.170	19.120	19.050	19.000	18.940	18.870	18.800	18.720	18.650

Product	Wireless-AC1900 Dual Band Gigabit Router		
Test Item	Maximum conducted output power		
Test Mode	Mode 1:Transmit mode_CDD_ADP 1		
Date of Test	2020/04/14	Test Site	SR12-H
Test Temperature	24.5℃	Test Humidity	57.0%

IEEE 802.11ac(80MHz) (ANT 2)

Channel No.	Frequency (MHz)	Measure Value (dBm)	Limit (dBm)
42	5210	12.010	≦30.000
155	5775	18.880	≦30.000

The worst emission of data rate is MCS0

Channel No	Frequency (MHz)	MCS Index									
		0	1	2	3	4	5	6	7	8	9
42	5210	12.010	11.880	11.740	11.590	11.450	11.320	11.190	11.050	10.910	10.780
155	5775	18.880	18.730	18.590	18.450	18.320	18.180	18.040	17.890	17.750	17.620

Product	Wireless-AC1900 Dual Band Gigabit Router		
Test Item	Maximum conducted output power		
Test Mode	Mode 1:Transmit mode_CDD_ADP 1		
Date of Test	2020/04/14	Test Site	SR12-H
Test Temperature	24.5℃	Test Humidity	57.0%

IEEE 802.11ac(80MHz) (ANT 0+1+2)

Channel No.	Frequency (MHz)	Measure Value (dBm)	Limit (dBm)
42	5210	16.933	≦30.000
155	5775	24.101	≦30.000

The worst emission of data rate is MCS0

Product	Wireless-AC1900 Dual Band Gigabit Router		
Test Item	Maximum conducted output power		
Test Mode	Mode 3: Transmit mode_BF_ADP 1		
Date of Test	2020/04/16	Test Site	SR12-H
Test Temperature	24.5℃	Test Humidity	57.0%

IEEE 802.11ac(20MHz)(ANT 0)

Channel No.	Frequency (MHz)	Measure Value (dBm)	Limit (dBm)
36	5180	12.110	≦30.000
44	5220	13.150	≦30.000
48	5240	12.810	≦30.000
149	5745	23.450	≦30.000
157	5785	20.670	≦30.000
165	5825	20.170	≦30.000

The worst emission of data rate is MCS0

Channel No	Frequency (MHz)	MCS Index									
		0	1	2	3	4	5	6	7	8	9
36	5180	12.110	--	--	--	--	--	--	--	--	--
44	5220	13.150	13.100	13.020	12.950	12.890	12.820	12.760	12.700	12.630	12.570
48	5240	12.810	--	--	--	--	--	--	--	--	--
149	5745	23.450	--	--	--	--	--	--	--	--	--
157	5785	20.670	20.610	20.540	20.480	20.410	20.340	20.270	20.220	20.160	21.000
165	5825	20.170	--	--	--	--	--	--	--	--	--

Product	Wireless-AC1900 Dual Band Gigabit Router		
Test Item	Maximum conducted output power		
Test Mode	Mode 3: Transmit mode_BF_ADP 1		
Date of Test	2020/04/16	Test Site	SR12-H
Test Temperature	24.5℃	Test Humidity	57.0%

IEEE 802.11ac(20MHz)(ANT 1)

Channel No.	Frequency (MHz)	Measure Value (dBm)	Limit (dBm)
36	5180	11.680	≦30.000
44	5220	13.020	≦30.000
48	5240	12.880	≦30.000
149	5745	21.780	≦30.000
157	5785	20.010	≦30.000
165	5825	19.870	≦30.000

The worst emission of data rate is MCS0

Channel No	Frequency (MHz)	MCS Index									
		0	1	2	3	4	5	6	7	8	9
36	5180	11.680	--	--	--	--	--	--	--	--	--
44	5220	13.020	12.950	12.880	12.820	12.750	12.680	12.620	12.540	12.480	12.420
48	5240	12.880	--	--	--	--	--	--	--	--	--
149	5745	21.780	--	--	--	--	--	--	--	--	--
157	5785	20.010	19.960	19.900	19.840	19.770	19.710	19.650	19.580	19.520	19.470
165	5825	19.870	--	--	--	--	--	--	--	--	--

Product	Wireless-AC1900 Dual Band Gigabit Router		
Test Item	Maximum conducted output power		
Test Mode	Mode 3: Transmit mode_BF_ADP 1		
Date of Test	2020/04/16	Test Site	SR12-H
Test Temperature	24.5℃	Test Humidity	57.0%

IEEE 802.11ac(20MHz)(ANT 2)

Channel No.	Frequency (MHz)	Measure Value (dBm)	Limit (dBm)
36	5180	11.450	≦30.000
44	5220	12.810	≦30.000
48	5240	12.830	≦30.000
149	5745	22.470	≦30.000
157	5785	20.110	≦30.000
165	5825	19.410	≦30.000

The worst emission of data rate is MCS0

Channel No	Frequency (MHz)	MCS Index									
		0	1	2	3	4	5	6	7	8	9
36	5180	11.450	--	--	--	--	--	--	--	--	--
44	5220	12.810	12.740	12.680	12.620	12.560	12.500	12.440	12.370	12.310	12.260
48	5240	12.830	--	--	--	--	--	--	--	--	--
149	5745	22.470	--	--	--	--	--	--	--	--	--
157	5785	20.110	20.050	19.990	19.930	19.860	19.800	19.730	19.670	19.600	19.540
165	5825	19.410	--	--	--	--	--	--	--	--	--

Product	Wireless-AC1900 Dual Band Gigabit Router		
Test Item	Maximum conducted output power		
Test Mode	Mode 3: Transmit mode_BF_ADP 1		
Date of Test	2020/04/16	Test Site	SR12-H
Test Temperature	24.5℃	Test Humidity	57.0%

IEEE 802.11ac(20MHz)(ANT 0+1+2)

Channel No.	Frequency (MHz)	Measure Value (dBm)	Limit (dBm)
36	5180	16.527	≦30.000
44	5220	17.767	≦30.000
48	5240	17.611	≦30.000
149	5745	27.392	≦30.000
157	5785	25.044	≦30.000
165	5825	24.599	≦30.000

The worst emission of data rate is MCS0

Product	Wireless-AC1900 Dual Band Gigabit Router		
Test Item	Maximum conducted output power		
Test Mode	Mode 3: Transmit mode_BF_ADP 1		
Date of Test	2020/04/16	Test Site	SR12-H
Test Temperature	24.5℃	Test Humidity	57.0%

IEEE 802.11ac(40MHz)(ANT 0)

Channel No.	Frequency (MHz)	Measure Value (dBm)	Limit (dBm)
38	5190	12.820	≦30.000
46	5230	16.871	≦30.000
151	5755	21.460	≦30.000
159	5795	22.130	≦30.000

The worst emission of data rate is MCS0

Channel No	Frequency (MHz)	MCS Index									
		0	1	2	3	4	5	6	7	8	9
38	5190	12.820	--	--	--	--	--	--	--	--	--
46	5230	16.871	16.810	16.730	16.680	16.620	16.550	16.490	16.420	16.360	16.300
151	5755	21.460	21.400	21.380	21.320	21.270	21.210	21.150	21.080	21.000	20.940
159	5795	22.130	--	--	--	--	--	--	--	--	--

Product	Wireless-AC1900 Dual Band Gigabit Router		
Test Item	Maximum conducted output power		
Test Mode	Mode 3: Transmit mode_BF_ADP 1		
Date of Test	2020/04/16	Test Site	SR12-H
Test Temperature	24.5℃	Test Humidity	57.0%

IEEE 802.11ac(40MHz)(ANT 1)

Channel No.	Frequency (MHz)	Measure Value (dBm)	Limit (dBm)
38	5190	11.880	≦30.000
46	5230	16.450	≦30.000
151	5755	20.230	≦30.000
159	5795	20.890	≦30.000

The worst emission of data rate is MCS0

Channel No	Frequency (MHz)	MCS Index									
		0	1	2	3	4	5	6	7	8	9
38	5190	11.880	--	--	--	--	--	--	--	--	--
46	5230	16.450	16.380	16.320	16.250	16.200	16.140	16.060	16.000	15.930	15.860
151	5755	20.230	20.180	20.120	20.060	19.990	19.920	19.860	19.800	19.730	19.660
159	5795	20.890	--	--	--	--	--	--	--	--	--

Product	Wireless-AC1900 Dual Band Gigabit Router		
Test Item	Maximum conducted output power		
Test Mode	Mode 3: Transmit mode_BF_ADP 1		
Date of Test	2020/04/16	Test Site	SR12-H
Test Temperature	24.5℃	Test Humidity	57.0%

IEEE 802.11ac(40MHz)(ANT 2)

Channel No.	Frequency (MHz)	Measure Value (dBm)	Limit (dBm)
38	5190	12.390	≦30.000
46	5230	16.190	≦30.000
151	5755	20.560	≦30.000
159	5795	20.930	≦30.000

The worst emission of data rate is MCS0

Channel No	Frequency (MHz)	MCS Index									
		0	1	2	3	4	5	6	7	8	9
38	5190	12.390	--	--	--	--	--	--	--	--	--
46	5230	16.190	16.120	16.060	15.990	15.920	15.860	15.800	15.730	15.660	15.600
151	5755	20.560	20.480	20.410	20.350	20.300	20.230	20.170	20.110	20.050	20.000
159	5795	20.930	--	--	--	--	--	--	--	--	--

Product	Wireless-AC1900 Dual Band Gigabit Router		
Test Item	Maximum conducted output power		
Test Mode	Mode 3: Transmit mode_BF_ADP 1		
Date of Test	2020/04/16	Test Site	SR12-H
Test Temperature	24.5℃	Test Humidity	57.0%

IEEE 802.11ac(40MHz)(ANT 0+1+2)

Channel No.	Frequency (MHz)	Measure Value (dBm)	Limit (dBm)
38	5190	17.151	≦30.000
46	5230	21.284	≦30.000
151	5755	25.553	≦30.000
159	5795	26.127	≦30.000

The worst emission of data rate is MCS0

Product	Wireless-AC1900 Dual Band Gigabit Router		
Test Item	Maximum conducted output power		
Test Mode	Mode 3: Transmit mode_BF_ADP 1		
Date of Test	2020/04/16	Test Site	SR12-H
Test Temperature	24.5℃	Test Humidity	57.0%

IEEE 802.11ac(80MHz) (ANT 0)

Channel No.	Frequency (MHz)	Measure Value (dBm)	Limit (dBm)
42	5210	14.770	≦30.000
155	5775	20.450	≦30.000

The worst emission of data rate is MCS0

Channel No	Frequency (MHz)	MCS Index									
		0	1	2	3	4	5	6	7	8	9
42	5210	14.770	14.710	14.640	14.580	14.510	14.460	14.400	14.330	14.270	14.210
155	5775	20.450	20.390	20.330	20.270	20.210	20.140	20.080	20.020	19.950	19.880

Product	Wireless-AC1900 Dual Band Gigabit Router		
Test Item	Maximum conducted output power		
Test Mode	Mode 3: Transmit mode_BF_ADP 1		
Date of Test	2020/04/16	Test Site	SR12-H
Test Temperature	24.5℃	Test Humidity	57.0%

IEEE 802.11ac(80MHz) (ANT 1)

Channel No.	Frequency (MHz)	Measure Value (dBm)	Limit (dBm)
42	5210	14.710	≦30.000
155	5775	19.780	≦30.000

The worst emission of data rate is MCS0

Channel No	Frequency (MHz)	MCS Index									
		0	1	2	3	4	5	6	7	8	9
42	5210	14.710	14.650	14.600	14.530	14.460	14.400	14.330	14.270	14.210	14.140
155	5775	19.780	19.710	19.640	19.580	19.520	19.450	19.400	19.340	19.280	19.220

Product	Wireless-AC1900 Dual Band Gigabit Router		
Test Item	Maximum conducted output power		
Test Mode	Mode 3: Transmit mode_BF_ADP 1		
Date of Test	2020/04/16	Test Site	SR12-H
Test Temperature	24.5℃	Test Humidity	57.0%

IEEE 802.11ac(80MHz) (ANT 2)

Channel No.	Frequency (MHz)	Measure Value (dBm)	Limit (dBm)
42	5210	14.850	≦30.000
155	5775	20.220	≦30.000

The worst emission of data rate is MCS0

Channel No	Frequency (MHz)	MCS Index									
		0	1	2	3	4	5	6	7	8	9
42	5210	14.850	14.790	14.720	14.660	14.600	14.540	14.470	14.390	14.330	14.280
155	5775	20.220	20.150	20.070	20.000	19.940	19.860	19.810	19.730	19.660	19.600

Product	Wireless-AC1900 Dual Band Gigabit Router		
Test Item	Maximum conducted output power		
Test Mode	Mode 3: Transmit mode_BF_ADP 1		
Date of Test	2020/04/16	Test Site	SR12-H
Test Temperature	24.5℃	Test Humidity	57.0%

IEEE 802.11ac(80MHz) (ANT 0+1+2)

Channel No.	Frequency (MHz)	Measure Value (dBm)	Limit (dBm)
42	5210	19.548	≦30.000
155	5775	24.930	≦30.000

The worst emission of data rate is MCS0

5. Maximum power spectral density

5.1. Test Setup

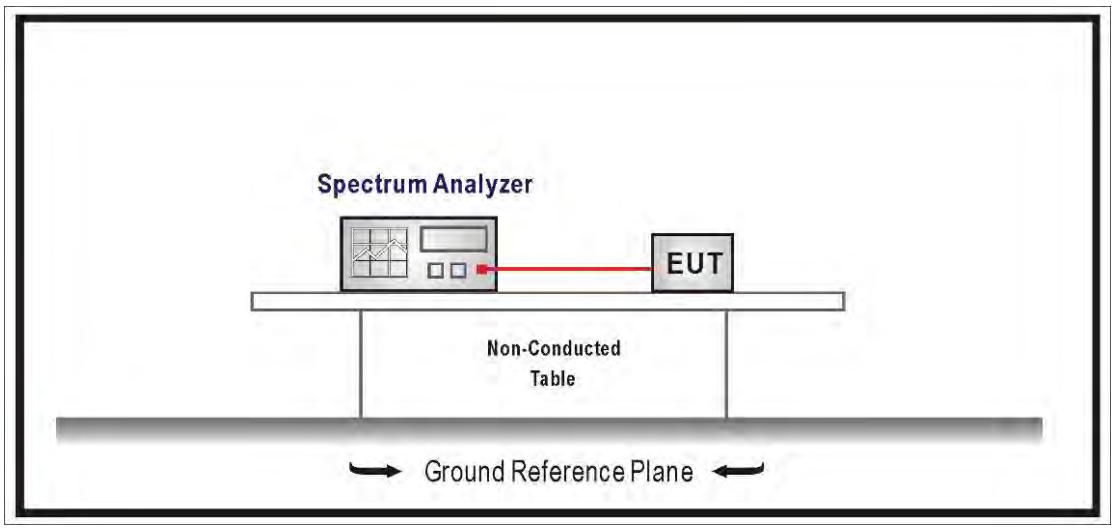

5.2. Limits

1. For the band 5.15-5.25 GHz, the Maximum power spectral density shall not exceed 17 dBm in any 1MHz band. If transmitting antenna of directional gain greater than 6 dBi are used, the Maximum power spectral density shall be reduced by the amount in dB that directional gain of the antenna exceeds 6 dBi.
2. For client devices in the 5.15-5.25 GHz band, the maximum power spectral density shall not exceed 11 dBm in any 1 megahertz band. If transmitting antennas of directional gain greater than 6 dBi are used, both the maximum conducted output power and the maximum power spectral density shall be reduced by the amount in dB that the directional gain of the antenna exceeds 6 dBi
3. For the band 5.25-5.35 GHz, the Maximum power spectral density shall not exceed 11 dBm in any 1-MHz band. If transmitting antenna of directional gain greater than 6 dBi are used, the Maximum power spectral density shall be reduced by the amount in dB that directional gain of the antenna exceeds 6 dBi.
4. For the band 5.725-5.850 GHz, the Maximum power spectral density shall not exceed 30 dBm in any 500KHz band. If transmitting antenna of directional gain greater than 6 dBi are used, the Maximum power spectral density shall be reduced by the amount in dB that directional gain of the antenna exceeds 6 dBi..

5.3. Test Procedure

The EUT was setup to ANSI C63.10: 2013; tested to U-NII test procedure of KDB 789033 D02 v02r01 for compliance to FCC 47CFR Subpart E requirements.
For Band1 : Set RBW=1MHz, VBW=3MHz with RMS detector. The PPSD is the highest level found across the emission in any 1-MHz band after 100 sweeps of averaging.
For Band4 : Set RBW=500KHz, VBW=1.5MHz with RMS detector. The PPSD is the highest level found across the emission in any 500KHz band after 100 sweeps of averaging.

5.4. Test Result

Product	Wireless-AC1900 Dual Band Gigabit Router		
Test Item	Maximum power spectral density		
Test Mode	Mode 1: Transmit mode_CDD_ADP 1		
Date of Test	2020/04/15	Test Site	SR12-H
Test Temperature	23.5℃	Test Humidity	55.0%

IEEE 802.11a (ANT0)				
Channel No.	Frequency (MHz)	Measure Level (dBm)	Limit (dBm)	Result
36	5180	1.420	≦17.000	Pass
44	5220	1.280	≦17.000	Pass
48	5240	0.390	≦17.000	Pass
149	5745	10.280	≦30.000	Pass
157	5785	9.860	≦30.000	Pass
165	5825	10.500	≦30.000	Pass

Product	Wireless-AC1900 Dual Band Gigabit Router		
Test Item	Maximum power spectral density		
Test Mode	Mode 1: Transmit mode_CDD_ADP 1		
Date of Test	2020/04/15	Test Site	SR12-H
Test Temperature	23.5℃	Test Humidity	55.0%

IEEE 802.11a (ANT1)				
Channel No.	Frequency (MHz)	Measure Level (dBm)	Limit (dBm)	Result
36	5180	1.910	≦17.000	Pass
44	5220	1.540	≦17.000	Pass
48	5240	0.920	≦17.000	Pass
149	5745	8.650	≦30.000	Pass
157	5785	8.820	≦30.000	Pass
165	5825	9.460	≦30.000	Pass

Product	Wireless-AC1900 Dual Band Gigabit Router		
Test Item	Maximum power spectral density		
Test Mode	Mode 1: Transmit mode_CDD_ADP 1		
Date of Test	2020/04/15	Test Site	SR12-H
Test Temperature	23.5℃	Test Humidity	55.0%

IEEE 802.11a (ANT2)				
Channel No.	Frequency (MHz)	Measure Level (dBm)	Limit (dBm)	Result
36	5180	1.650	≦17.000	Pass
44	5220	0.770	≦17.000	Pass
48	5240	0.730	≦17.000	Pass
149	5745	9.150	≦30.000	Pass
157	5785	9.550	≦30.000	Pass
165	5825	9.460	≦30.000	Pass

Product	Wireless-AC1900 Dual Band Gigabit Router		
Test Item	Maximum power spectral density		
Test Mode	Mode 1: Transmit mode_CDD_ADP 1		
Date of Test	2020/04/15	Test Site	SR12-H
Test Temperature	23.5℃	Test Humidity	55.0%

IEEE 802.11a (ANT0+1+2)				
Channel No.	Frequency (MHz)	Measure Level (dBm)	Limit (dBm)	Result
36	5180	5.870	≦17.000	Pass
44	5220	5.610	≦17.000	Pass
48	5240	4.980	≦17.000	Pass
149	5745	13.770	≦30.000	Pass
157	5785	13.950	≦30.000	Pass
165	5825	14.190	≦30.000	Pass

Channel 36 (5180MHz)

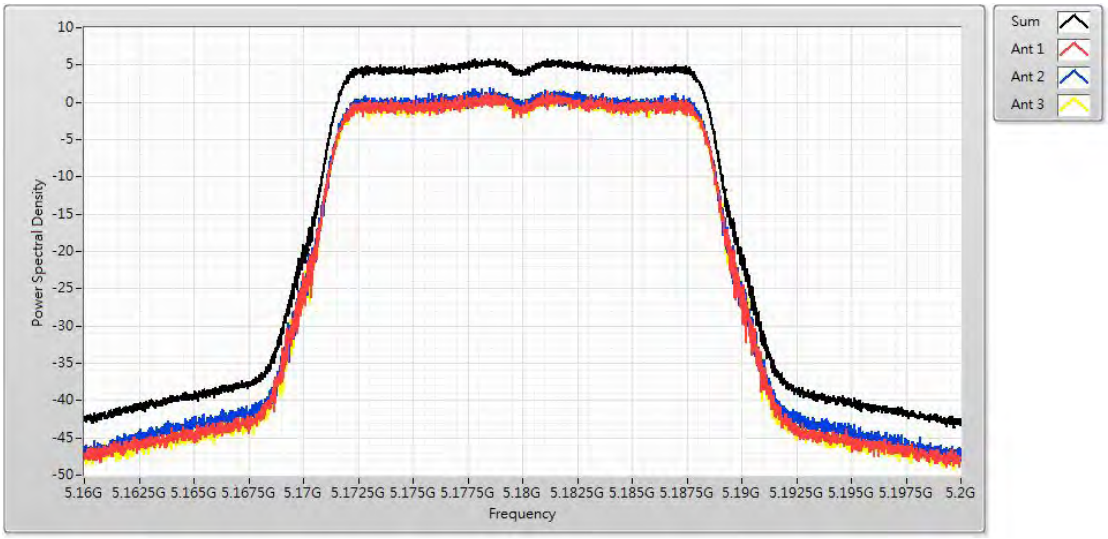

Channel 44 (5220MHz)

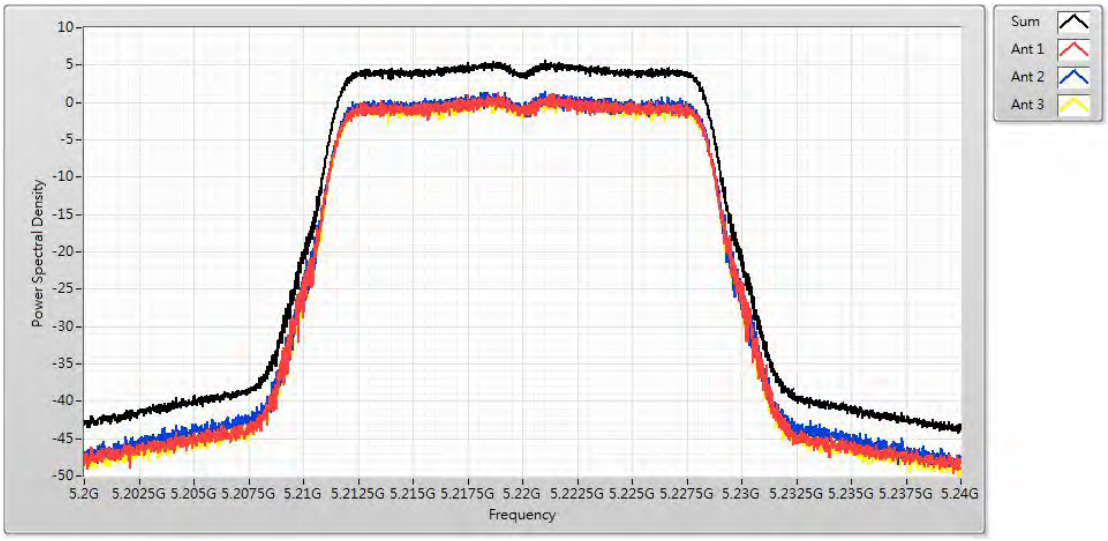

Channel 48 (5240MHz)

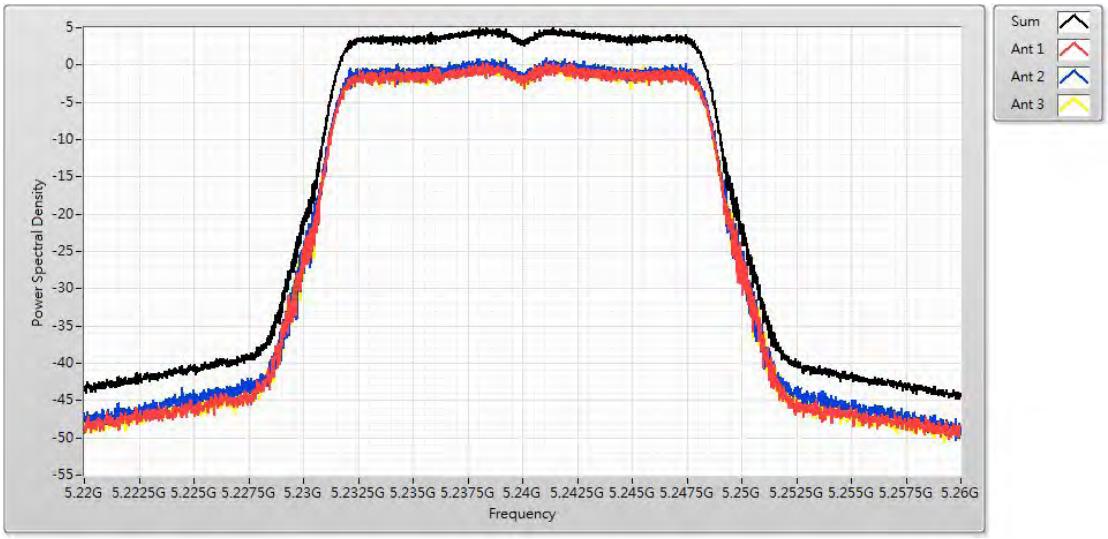

Channel 149 (5745MHz)

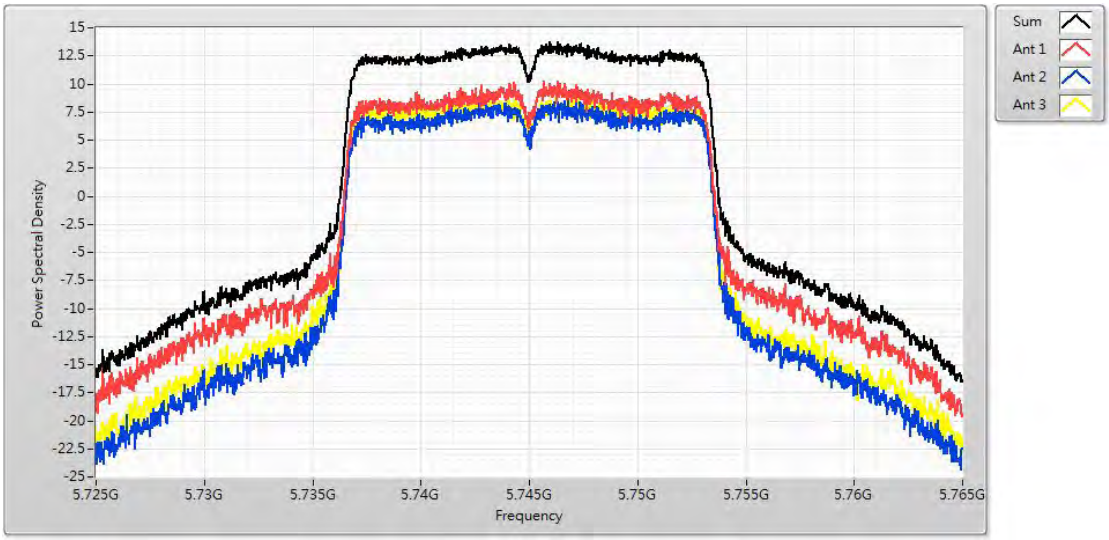

Channel 157 (5785MHz)

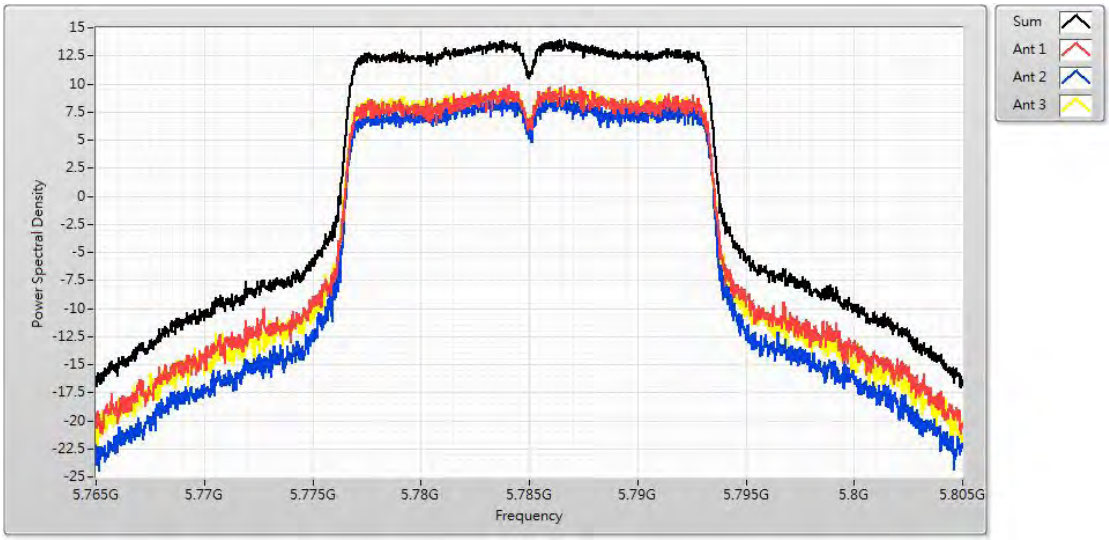

Channel 165 (5825MHz)

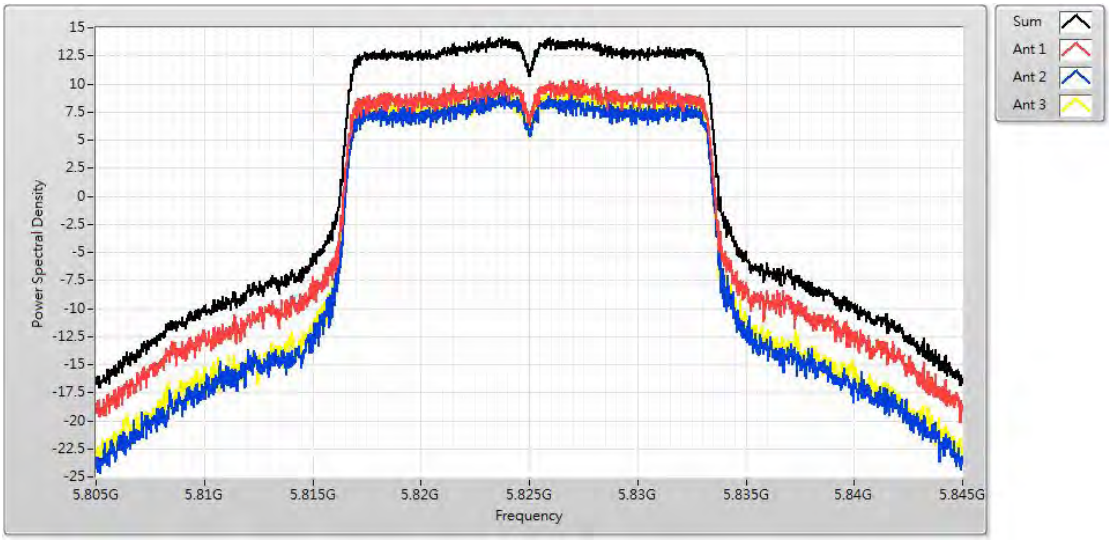

Product	Wireless-AC1900 Dual Band Gigabit Router		
Test Item	Maximum power spectral density		
Test Mode	Mode 1: Transmit mode_CDD_ADP 1		
Date of Test	2020/04/15	Test Site	SR12-H
Test Temperature	23.5℃	Test Humidity	55.0%

IEEE 802.11ac(20MHz)(ANT0)				
Channel No.	Frequency (MHz)	Measure Level (dBm)	Limit (dBm)	Result
36	5180	2.070	≦17.000	Pass
44	5220	1.290	≦17.000	Pass
48	5240	1.530	≦17.000	Pass
149	5745	9.660	≦30.000	Pass
157	5785	10.690	≦30.000	Pass
165	5825	10.110	≦30.000	Pass

Product	Wireless-AC1900 Dual Band Gigabit Router		
Test Item	Maximum power spectral density		
Test Mode	Mode 1: Transmit mode_CDD_ADP 1		
Date of Test	2020/04/15	Test Site	SR12-H
Test Temperature	23.5℃	Test Humidity	55.0%

IEEE 802.11ac(20MHz)(ANT1)				
Channel No.	Frequency (MHz)	Measure Level (dBm)	Limit (dBm)	Result
36	5180	2.470	≦17.000	Pass
44	5220	1.670	≦17.000	Pass
48	5240	1.970	≦17.000	Pass
149	5745	8.010	≦30.000	Pass
157	5785	9.670	≦30.000	Pass
165	5825	9.420	≦30.000	Pass

Product	Wireless-AC1900 Dual Band Gigabit Router		
Test Item	Maximum power spectral density		
Test Mode	Mode 1: Transmit mode_CDD_ADP 1		
Date of Test	2020/04/15	Test Site	SR12-H
Test Temperature	23.5℃	Test Humidity	55.0%

IEEE 802.11ac(20MHz)(ANT2)				
Channel No.	Frequency (MHz)	Measure Level (dBm)	Limit (dBm)	Result
36	5180	1.450	≦17.000	Pass
44	5220	1.600	≦17.000	Pass
48	5240	1.600	≦17.000	Pass
149	5745	8.880	≦30.000	Pass
157	5785	9.580	≦30.000	Pass
165	5825	9.580	≦30.000	Pass

Product	Wireless-AC1900 Dual Band Gigabit Router		
Test Item	Maximum power spectral density		
Test Mode	Mode 1: Transmit mode_CDD_ADP 1		
Date of Test	2020/04/15	Test Site	SR12-H
Test Temperature	23.5℃	Test Humidity	55.0%

IEEE 802.11ac(20MHz)(ANT0+1+2)				
Channel No.	Frequency (MHz)	Measure Level (dBm)	Limit (dBm)	Result
36	5180	6.370	≦17.000	Pass
44	5220	5.960	≦17.000	Pass
48	5240	5.950	≦17.000	Pass
149	5745	13.330	≦30.000	Pass
157	5785	14.520	≦30.000	Pass
165	5825	14.150	≦30.000	Pass

Channel 36 (5180MHz)

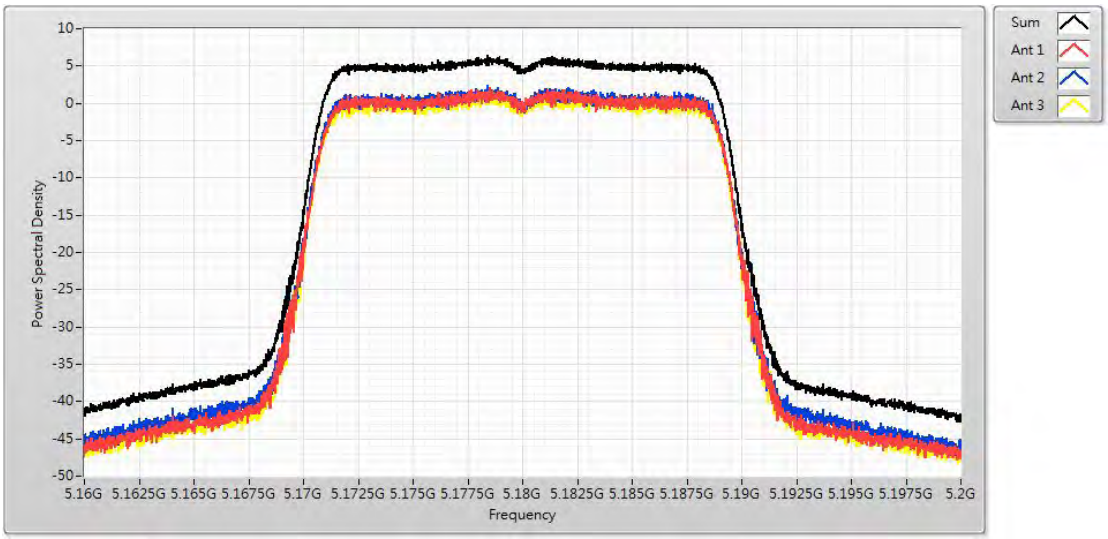

Channel 44 (5220MHz)

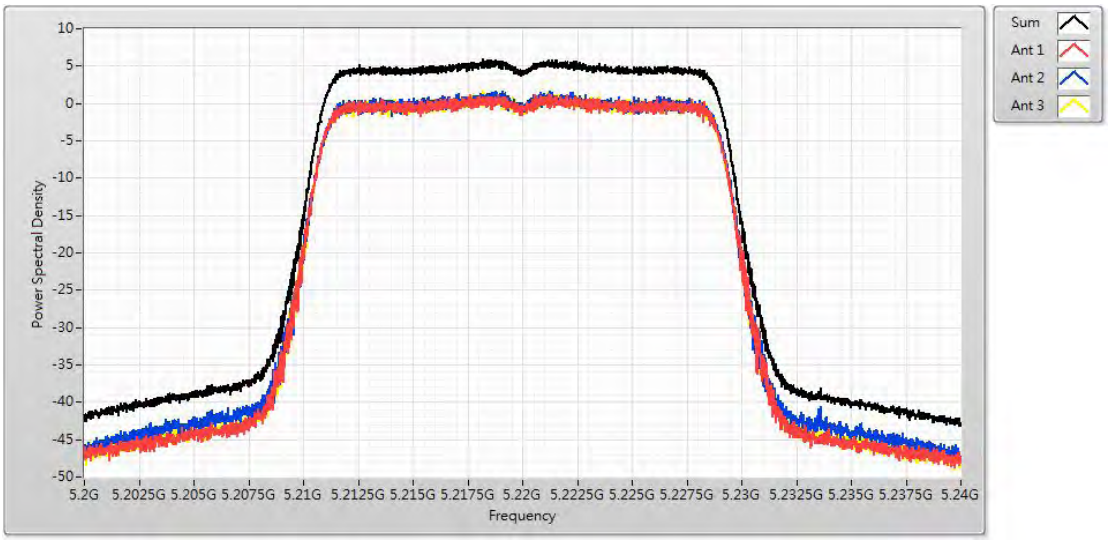

Channel 48 (5240MHz)

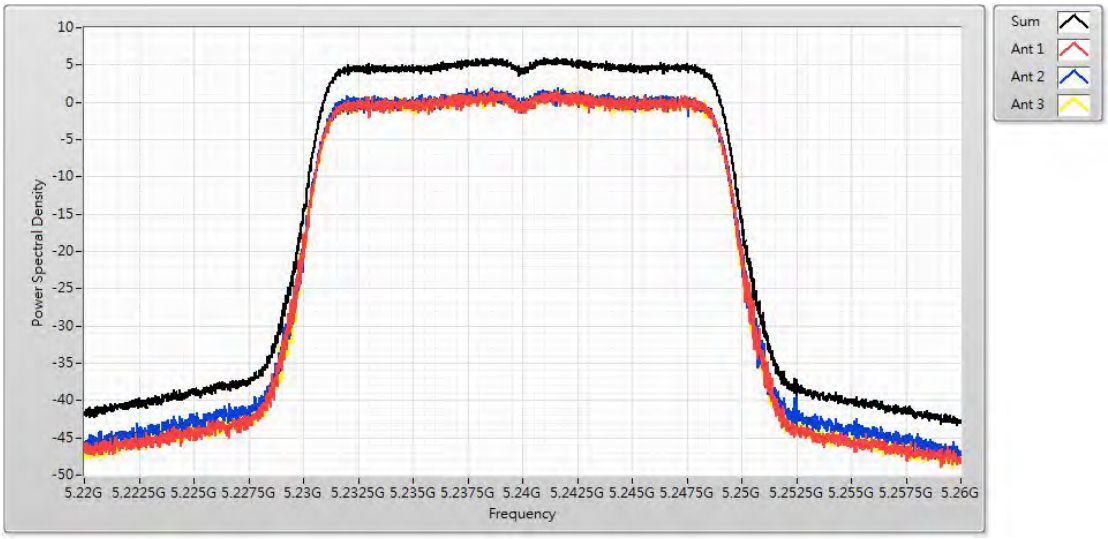

Channel 149 (5745MHz)

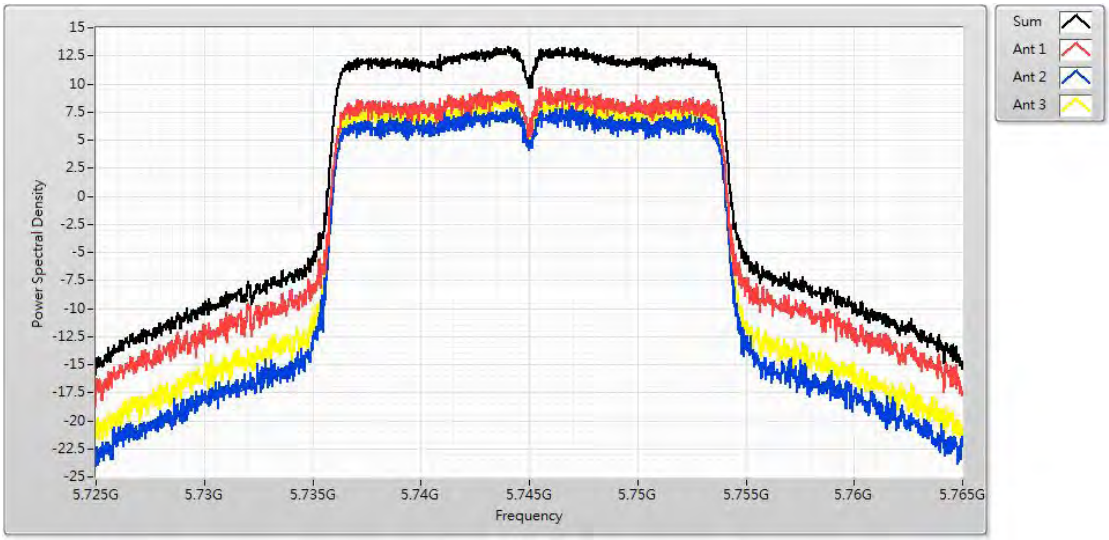

Channel 157 (5785MHz)

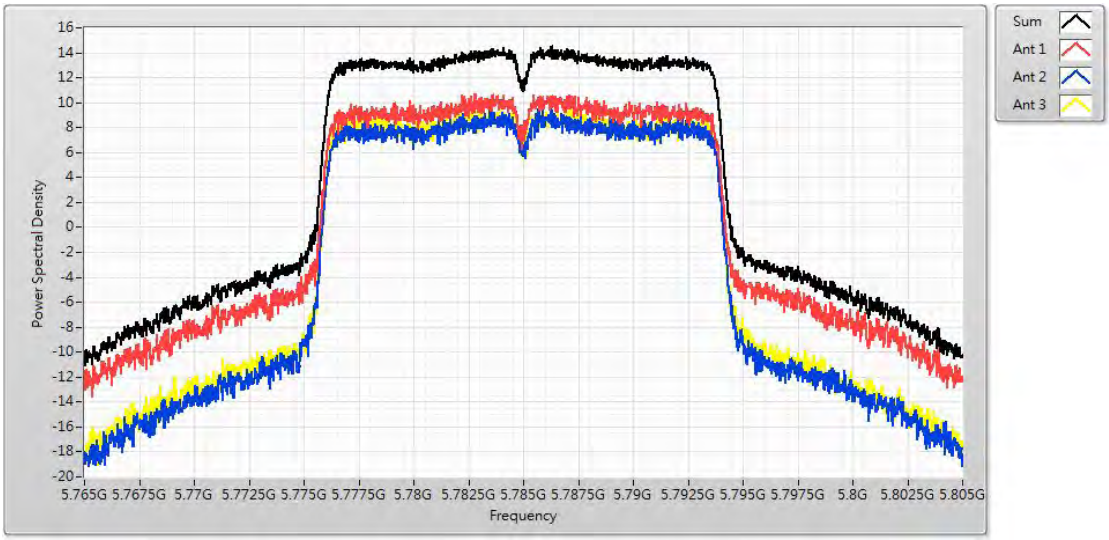

Channel165 (5825MHz)

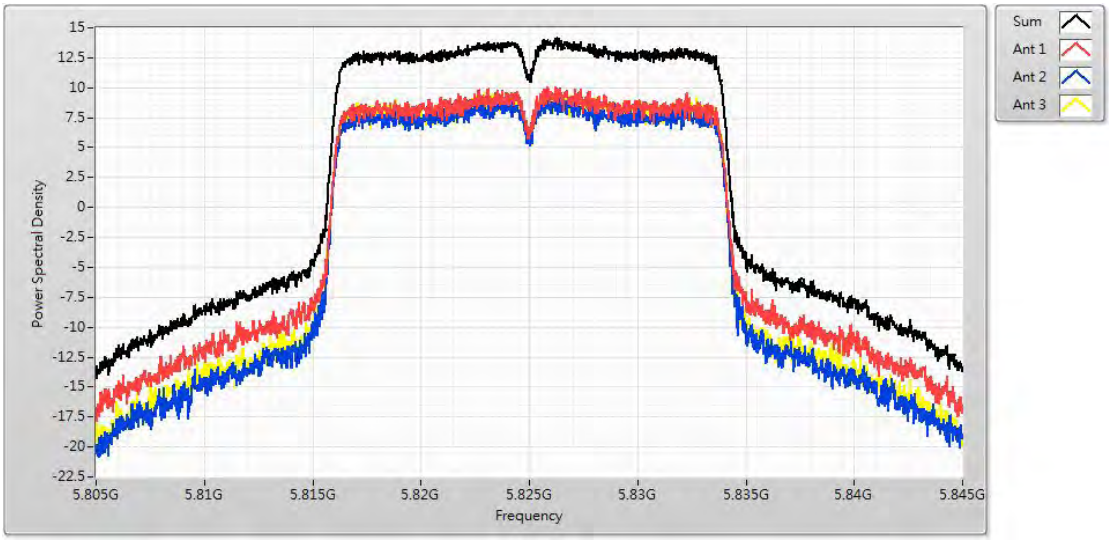

Product	Wireless-AC1900 Dual Band Gigabit Router		
Test Item	Maximum power spectral density		
Test Mode	Mode 1: Transmit mode_CDD_ADP 1		
Date of Test	2020/04/15	Test Site	SR12-H
Test Temperature	23.5℃	Test Humidity	55.0%

IEEE 802.11ac(40MHz)(ANT0)				
Channel No.	Frequency (MHz)	Measure Level (dBm)	Limit (dBm)	Result
38	5190	-1.900	≦17.000	Pass
46	5230	2.760	≦17.000	Pass
151	5755	4.970	≦30.000	Pass
159	5795	6.440	≦30.000	Pass

Product	Wireless-AC1900 Dual Band Gigabit Router		
Test Item	Maximum power spectral density		
Test Mode	Mode 1: Transmit mode_CDD_ADP 1		
Date of Test	2020/04/15	Test Site	SR12-H
Test Temperature	23.5℃	Test Humidity	55.0%

IEEE 802.11ac(40MHz)(ANT1)				
Channel No.	Frequency (MHz)	Measure Level (dBm)	Limit (dBm)	Result
38	5190	-1.520	≦17.000	Pass
46	5230	2.730	≦17.000	Pass
151	5755	3.120	≦30.000	Pass
159	5795	4.410	≦30.000	Pass

Product	Wireless-AC1900 Dual Band Gigabit Router		
Test Item	Maximum power spectral density		
Test Mode	Mode 1: Transmit mode_CDD_ADP 1		
Date of Test	2020/04/15	Test Site	SR12-H
Test Temperature	23.5℃	Test Humidity	55.0%

IEEE 802.11ac(40MHz)(ANT2)				
Channel No.	Frequency (MHz)	Measure Level (dBm)	Limit (dBm)	Result
38	5190	-1.350	≦17.000	Pass
46	5230	2.530	≦17.000	Pass
151	5755	3.440	≦30.000	Pass
159	5795	4.990	≦30.000	Pass

Product	Wireless-AC1900 Dual Band Gigabit Router		
Test Item	Maximum power spectral density		
Test Mode	Mode 1: Transmit mode_CDD_ADP 1		
Date of Test	2020/04/15	Test Site	SR12-H
Test Temperature	23.5℃	Test Humidity	55.0%

IEEE 802.11ac(40MHz)(ANT0+1+2)				
Channel No.	Frequency (MHz)	Measure Level (dBm)	Limit (dBm)	Result
38	5190	2.800	≦17.000	Pass
46	5230	6.910	≦17.000	Pass
151	5755	8.380	≦30.000	Pass
159	5795	9.690	≦30.000	Pass

Channel 38 (5190MHz)

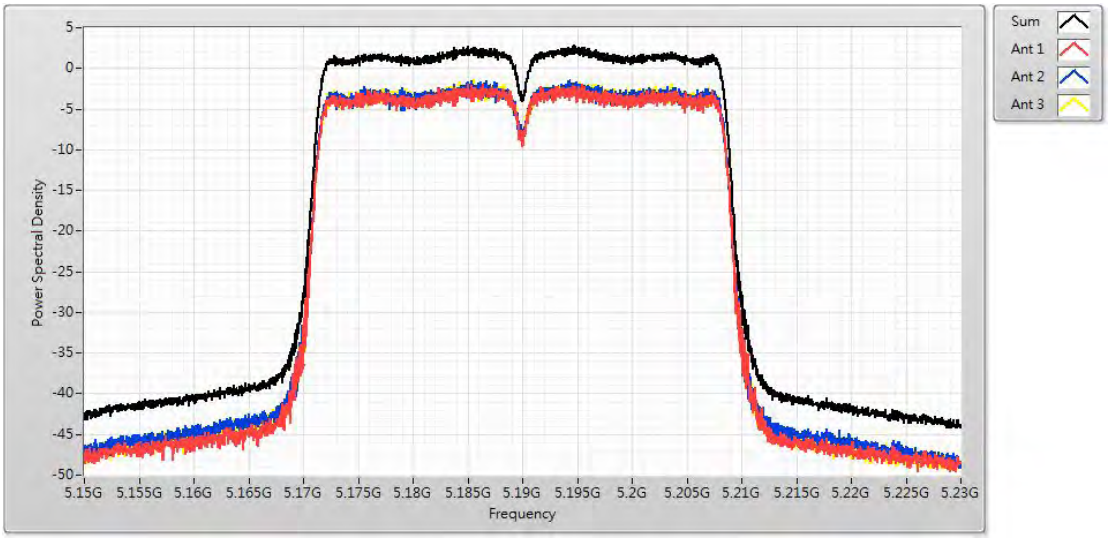

Channel 46 (5230MHz)

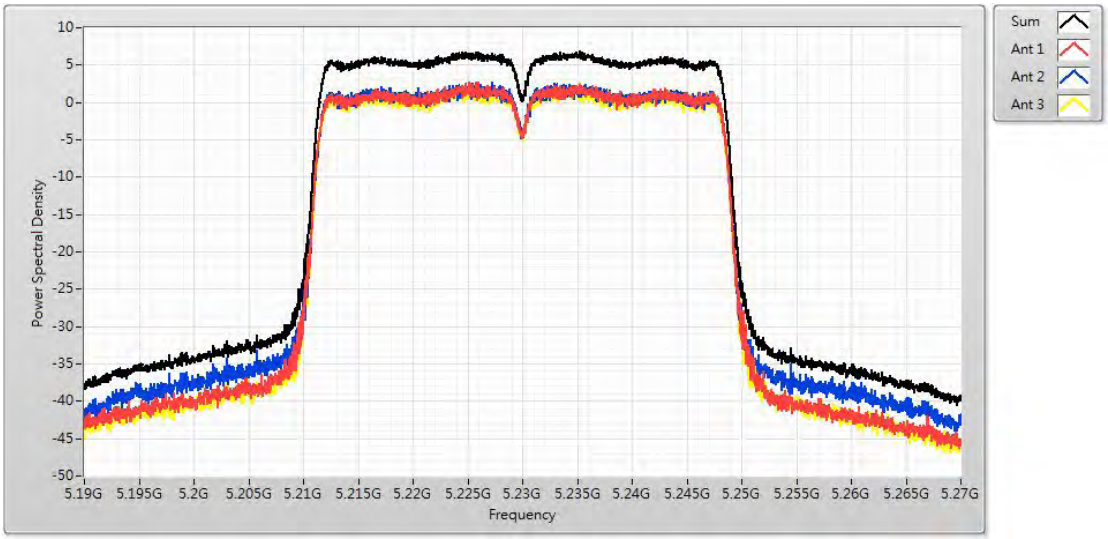

Channel 151 (5755MHz)

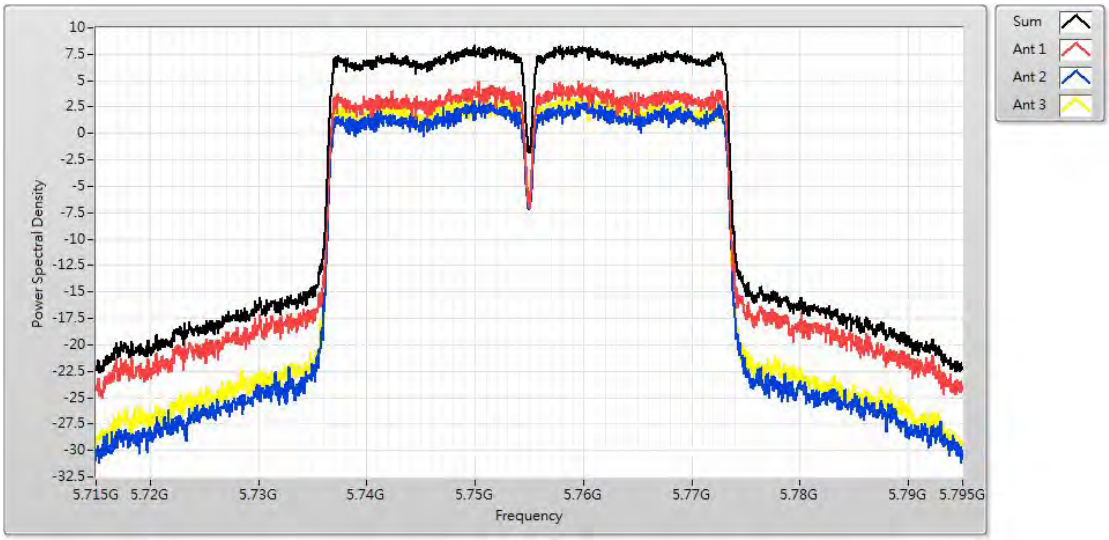

Channel 159 (5795MHz)

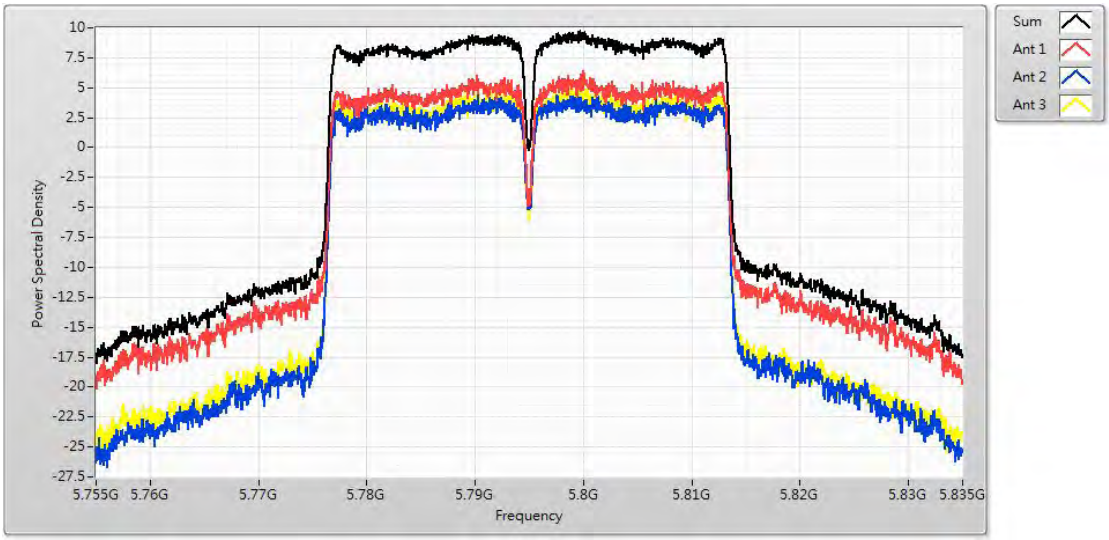

Product	Wireless-AC1900 Dual Band Gigabit Router		
Test Item	Maximum power spectral density		
Test Mode	Mode 1: Transmit mode_CDD_ADP 1		
Date of Test	2020/04/15	Test Site	SR12-H
Test Temperature	23.5℃	Test Humidity	55.0%

IEEE 802.11ac(80MHz)(ANT0)				
Channel No.	Frequency (MHz)	Measure Level (dBm)	Limit (dBm)	Result
42	5210	-6.340	≦17.000	Pass
155	5775	-1.490	≦30.000	Pass

Product	Wireless-AC1900 Dual Band Gigabit Router		
Test Item	Maximum power spectral density		
Test Mode	Mode 1: Transmit mode_CDD_ADP 1		
Date of Test	2020/04/15	Test Site	SR12-H
Test Temperature	23.5℃	Test Humidity	55.0%

IEEE 802.11ac(80MHz)(ANT1)				
Channel No.	Frequency (MHz)	Measure Level (dBm)	Limit (dBm)	Result
42	5210	-5.500	≦17.000	Pass
155	5775	-2.040	≦30.000	Pass

Product	Wireless-AC1900 Dual Band Gigabit Router		
Test Item	Maximum power spectral density		
Test Mode	Mode 1: Transmit mode_CDD_ADP 1		
Date of Test	2020/04/15	Test Site	SR12-H
Test Temperature	23.5℃	Test Humidity	55.0%

IEEE 802.11ac(80MHz)(ANT2)				
Channel No.	Frequency (MHz)	Measure Level (dBm)	Limit (dBm)	Result
42	5210	-5.230	≦17.000	Pass
155	5775	-1.270	≦30.000	Pass

Product	Wireless-AC1900 Dual Band Gigabit Router		
Test Item	Maximum power spectral density		
Test Mode	Mode 1: Transmit mode_CDD_ADP 1		
Date of Test	2020/04/15	Test Site	SR12-H
Test Temperature	23.5℃	Test Humidity	55.0%

IEEE 802.11ac(80MHz)(ANT0+1+2)				
Channel No.	Frequency (MHz)	Measure Level (dBm)	Limit (dBm)	Result
42	5210	-1.500	≦17.000	Pass
155	5775	2.860	≦30.000	Pass

Channel 42 (5210MHz)

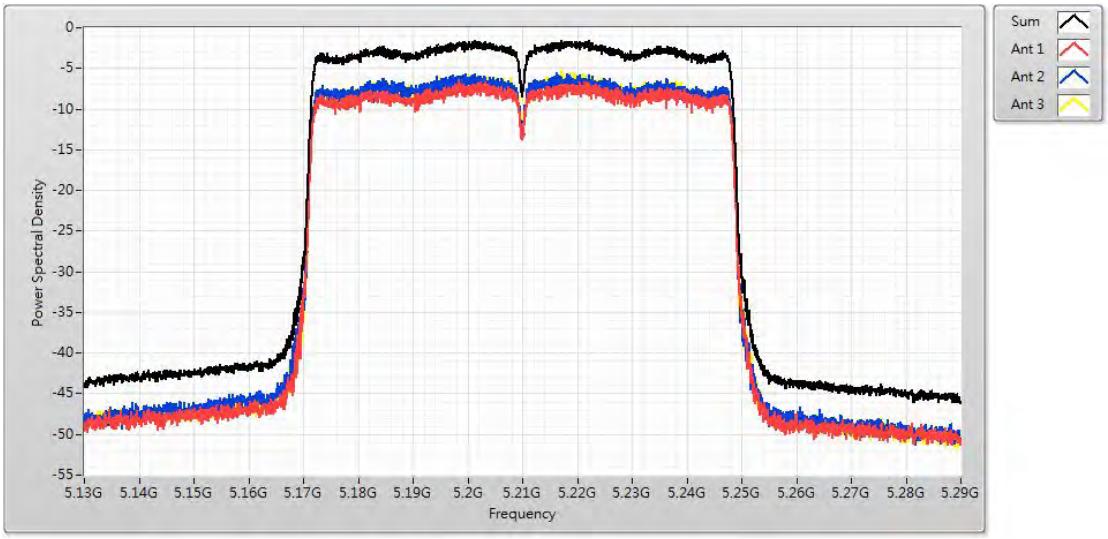

Channel 155 (5775MHz)

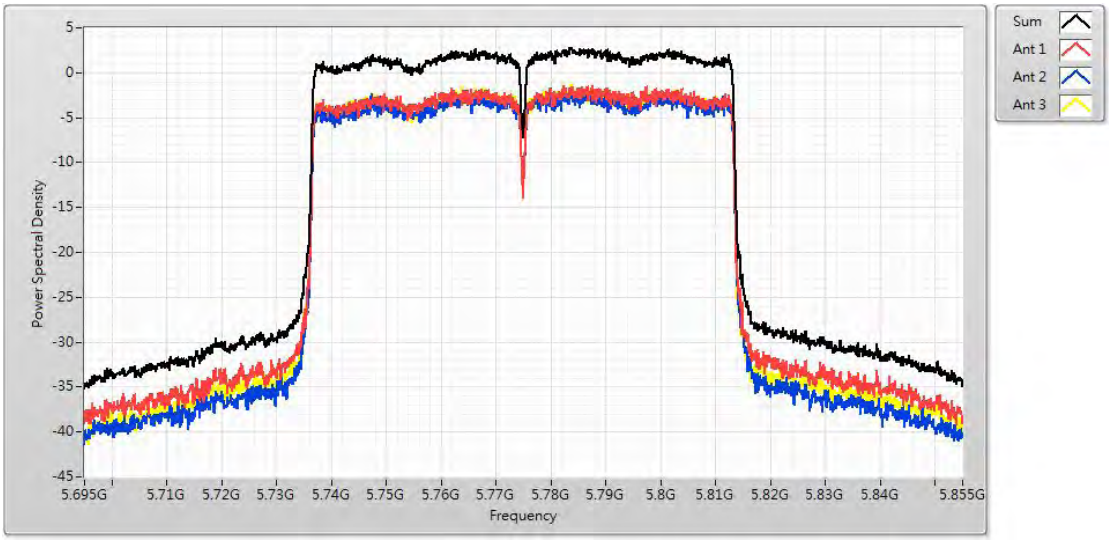

Product	Wireless-AC1900 Dual Band Gigabit Router		
Test Item	Maximum power spectral density		
Test Mode	Mode 3: Transmit mode_BF_ADP 1		
Date of Test	2020/04/15	Test Site	SR12-H
Test Temperature	23.5℃	Test Humidity	55.0%

IEEE 802.11ac(20MHz)(ANT0)				
Channel No.	Frequency (MHz)	Measure Level (dBm)	Limit (dBm)	Result
36	5180	-3.190	≦16.380	Pass
44	5220	0.840	≦16.380	Pass
48	5240	0.930	≦16.380	Pass
149	5745	9.370	≦29.380	Pass
157	5785	6.420	≦29.380	Pass
165	5825	5.880	≦29.380	Pass

Product	Wireless-AC1900 Dual Band Gigabit Router		
Test Item	Maximum power spectral density		
Test Mode	Mode 3: Transmit mode_BF_ADP 1		
Date of Test	2020/04/15	Test Site	SR12-H
Test Temperature	23.5℃	Test Humidity	55.0%

IEEE 802.11ac(20MHz)(ANT1)				
Channel No.	Frequency (MHz)	Measure Level (dBm)	Limit (dBm)	Result
36	5180	-2.630	≦16.380	Pass
44	5220	1.430	≦16.380	Pass
48	5240	1.810	≦16.380	Pass
149	5745	7.300	≦29.380	Pass
157	5785	5.480	≦29.380	Pass
165	5825	5.390	≦29.380	Pass

Product	Wireless-AC1900 Dual Band Gigabit Router		
Test Item	Maximum power spectral density		
Test Mode	Mode 3: Transmit mode_BF_ADP 1		
Date of Test	2020/04/15	Test Site	SR12-H
Test Temperature	23.5℃	Test Humidity	55.0%

IEEE 802.11ac(20MHz)(ANT2)				
Channel No.	Frequency (MHz)	Measure Level (dBm)	Limit (dBm)	Result
36	5180	-2.690	≦16.380	Pass
44	5220	1.340	≦16.380	Pass
48	5240	1.300	≦16.380	Pass
149	5745	8.580	≦29.380	Pass
157	5785	5.550	≦29.380	Pass
165	5825	5.140	≦29.380	Pass

Product	Wireless-AC1900 Dual Band Gigabit Router		
Test Item	Maximum power spectral density		
Test Mode	Mode 3: Transmit mode_BF_ADP 1		
Date of Test	2020/04/15	Test Site	SR12-H
Test Temperature	23.5℃	Test Humidity	55.0%

IEEE 802.11ac(20MHz)(ANT0+1+2)				
Channel No.	Frequency (MHz)	Measure Level (dBm)	Limit (dBm)	Result
36	5180	1.510	≦16.380	Pass
44	5220	5.630	≦16.380	Pass
48	5240	5.460	≦16.380	Pass
149	5745	12.660	≦29.380	Pass
157	5785	10.180	≦29.380	Pass
165	5825	9.810	≦29.380	Pass

Channel 36 (5180MHz)

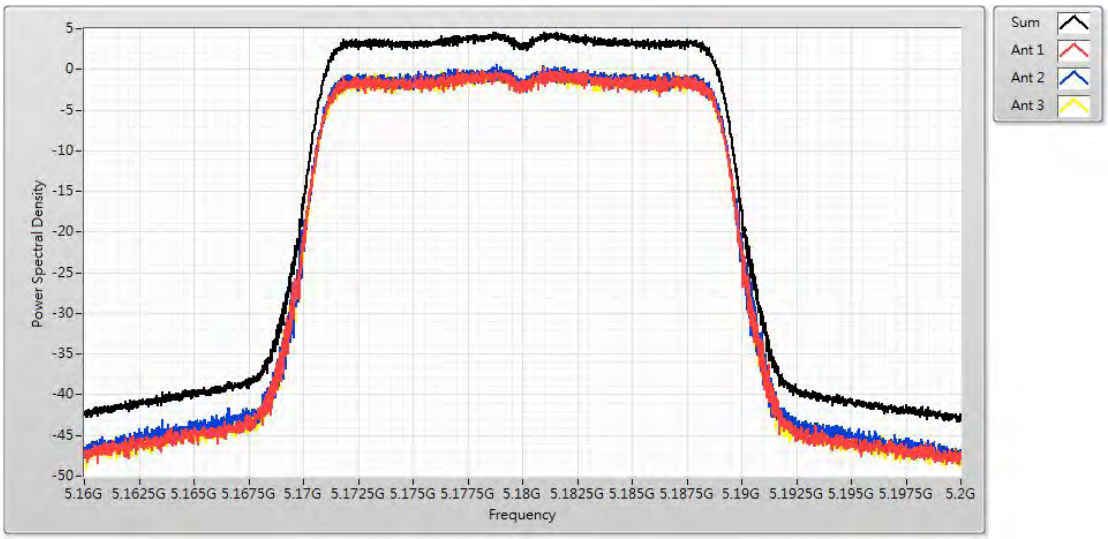

Channel 44 (5220MHz)

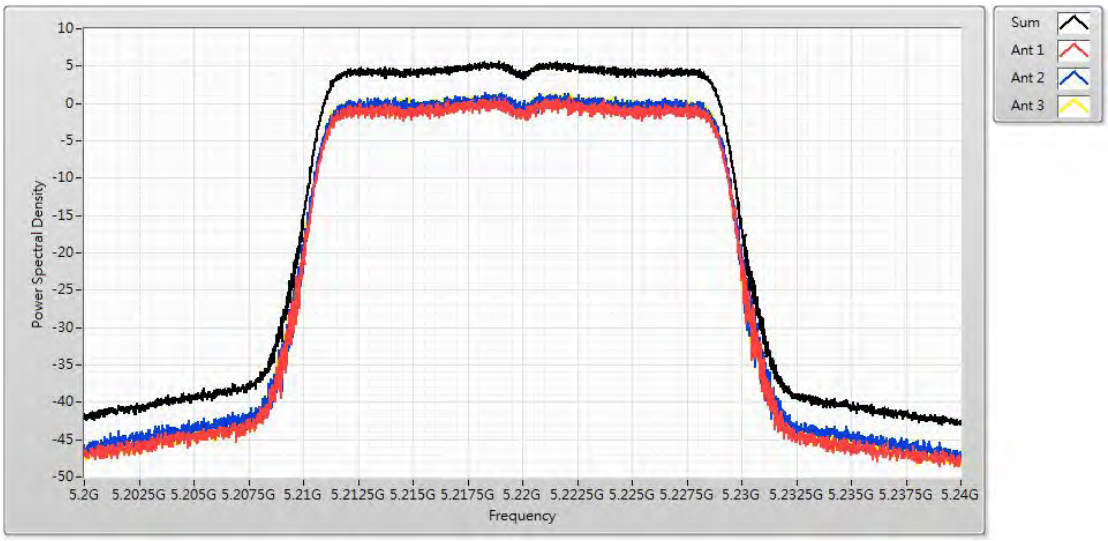

Channel 48 (5240MHz)

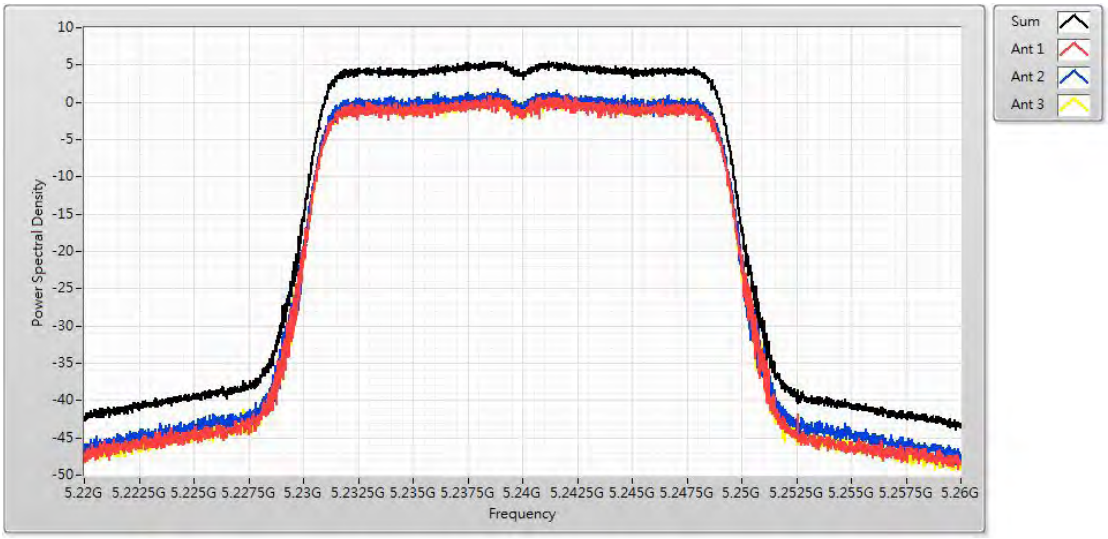

Channel 149 (5745MHz)

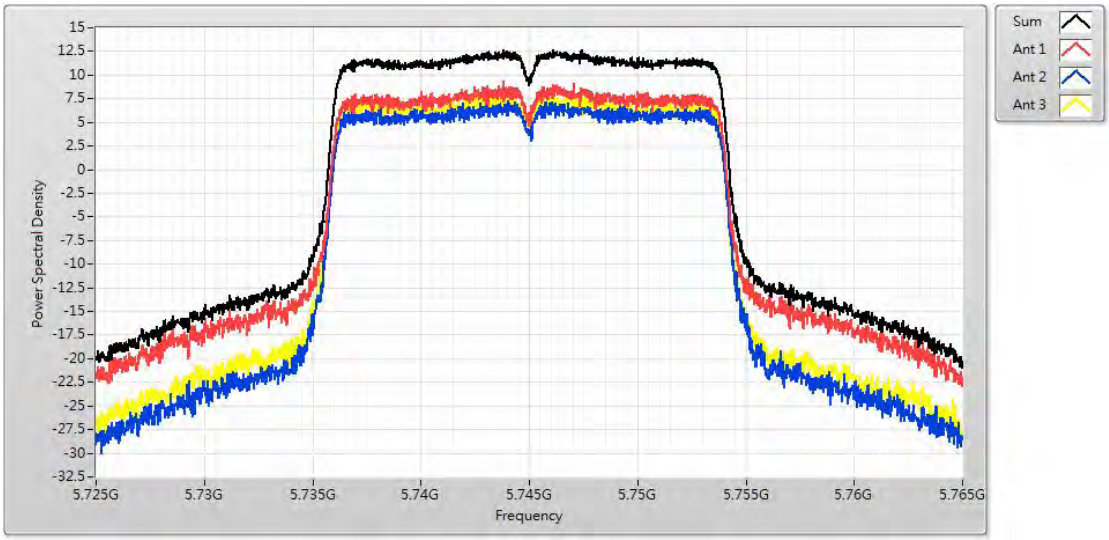

Channel 157 (5785MHz)

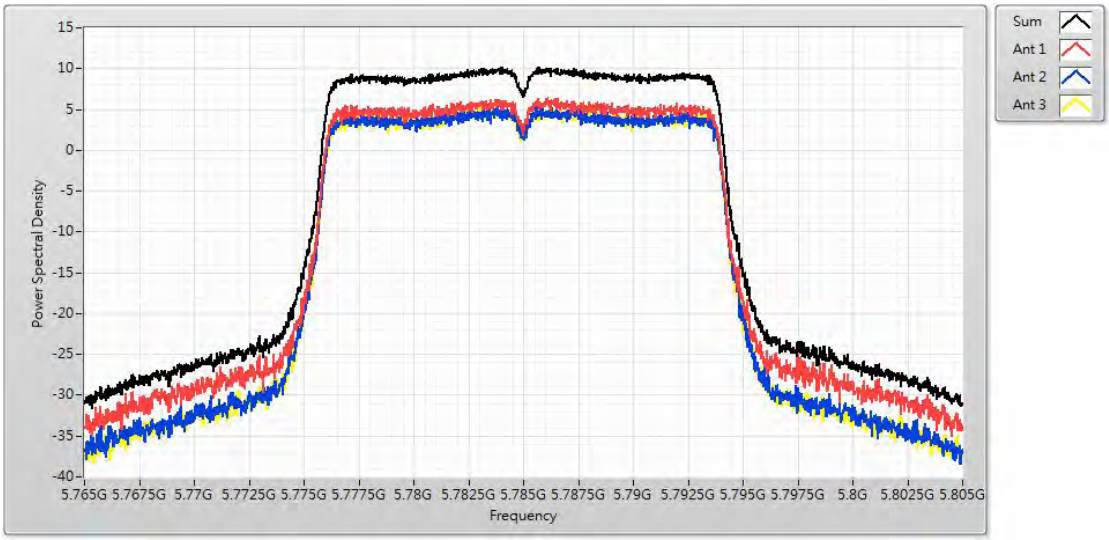

Channel 165 (5825MHz)

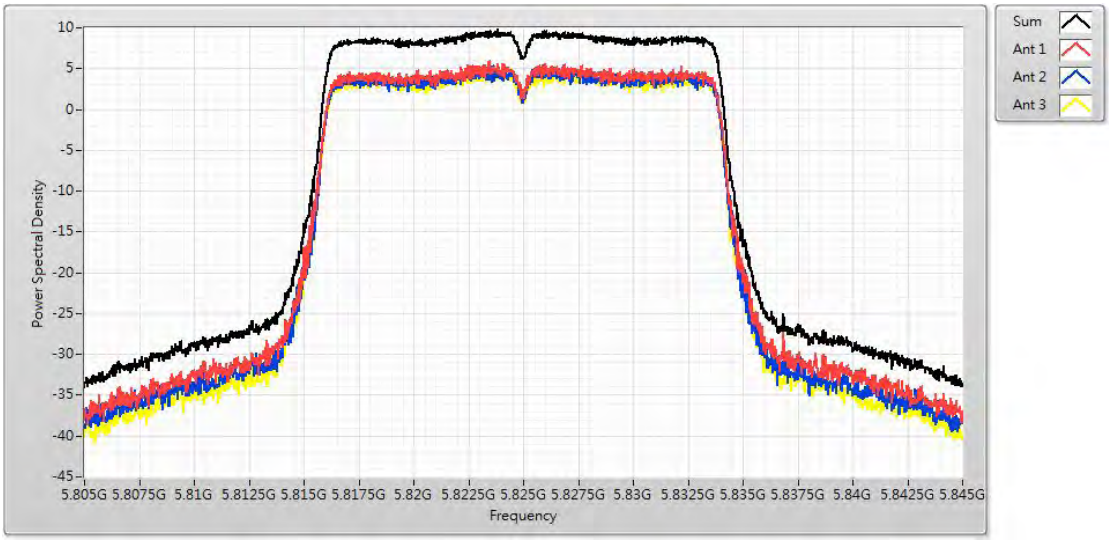

Product	Wireless-AC1900 Dual Band Gigabit Router		
Test Item	Maximum power spectral density		
Test Mode	Mode 3: Transmit mode_BF_ADP 1		
Date of Test	2020/04/15	Test Site	SR12-H
Test Temperature	23.5℃	Test Humidity	55.0%

IEEE 802.11ac(40MHz)(ANT0)				
Channel No.	Frequency (MHz)	Measure Level (dBm)	Limit (dBm)	Result
38	5190	-2.430	≦17.000	Pass
46	5230	1.550	≦17.000	Pass
151	5755	4.400	≦29.380	Pass
159	5795	4.740	≦29.380	Pass

Product	Wireless-AC1900 Dual Band Gigabit Router		
Test Item	Maximum power spectral density		
Test Mode	Mode 3: Transmit mode_BF_ADP 1		
Date of Test	2020/04/15	Test Site	SR12-H
Test Temperature	23.5℃	Test Humidity	55.0%

IEEE 802.11ac(40MHz)(ANT1)				
Channel No.	Frequency (MHz)	Measure Level (dBm)	Limit (dBm)	Result
38	5190	-1.500	≦17.000	Pass
46	5230	2.680	≦17.000	Pass
151	5755	3.020	≦29.380	Pass
159	5795	3.600	≦29.380	Pass

Product	Wireless-AC1900 Dual Band Gigabit Router		
Test Item	Maximum power spectral density		
Test Mode	Mode 3: Transmit mode_BF_ADP 1		
Date of Test	2020/04/15	Test Site	SR12-H
Test Temperature	23.5℃	Test Humidity	55.0%

IEEE 802.11ac(40MHz)(ANT2)				
Channel No.	Frequency (MHz)	Measure Level (dBm)	Limit (dBm)	Result
38	5190	-1.710	≦17.000	Pass
46	5230	1.630	≦17.000	Pass
151	5755	3.290	≦29.380	Pass
159	5795	3.650	≦29.380	Pass

Product	Wireless-AC1900 Dual Band Gigabit Router		
Test Item	Maximum power spectral density		
Test Mode	Mode 3: Transmit mode_BF_ADP 1		
Date of Test	2020/04/15	Test Site	SR12-H
Test Temperature	23.5℃	Test Humidity	55.0%

IEEE 802.11ac(40MHz)(ANT0+1+2)				
Channel No.	Frequency (MHz)	Measure Level (dBm)	Limit (dBm)	Result
38	5190	2.540	≦17.000	Pass
46	5230	6.756	≦17.000	Pass
151	5755	7.870	≦29.380	Pass
159	5795	8.380	≦29.380	Pass

Channel 38 (5190MHz)

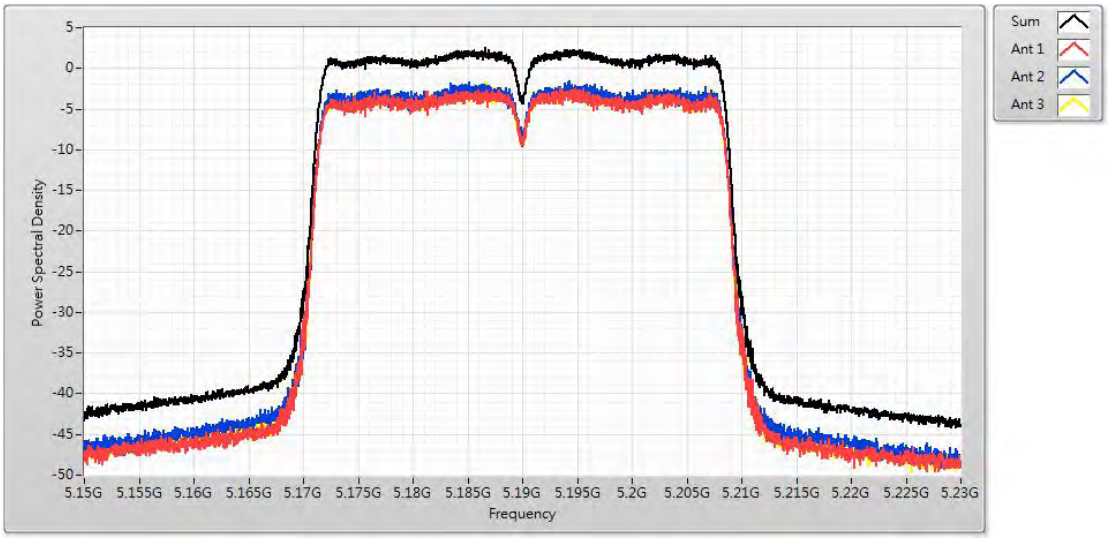

Channel 46 (5230MHz)

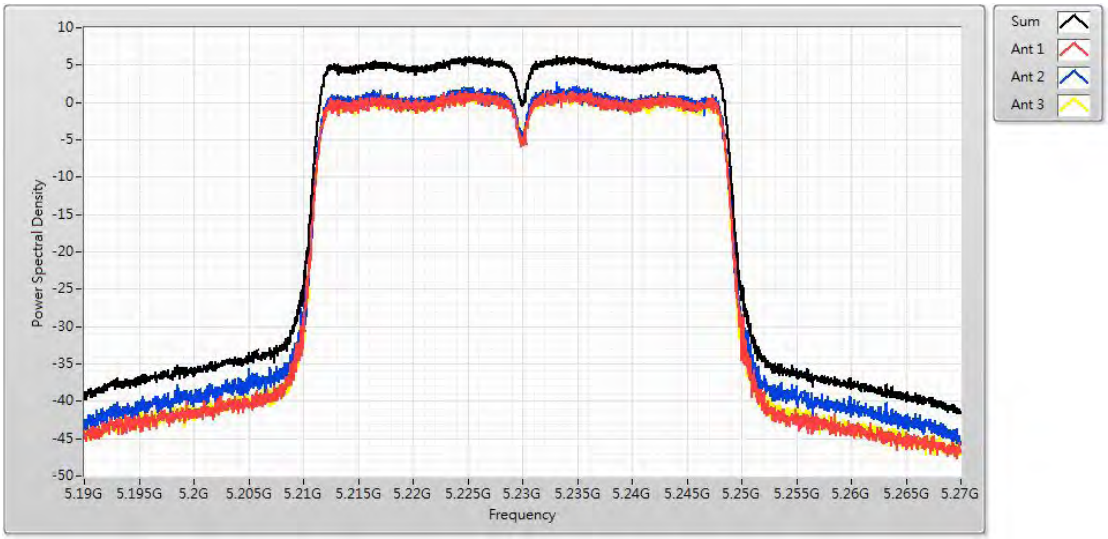

Channel 151 (5755MHz)

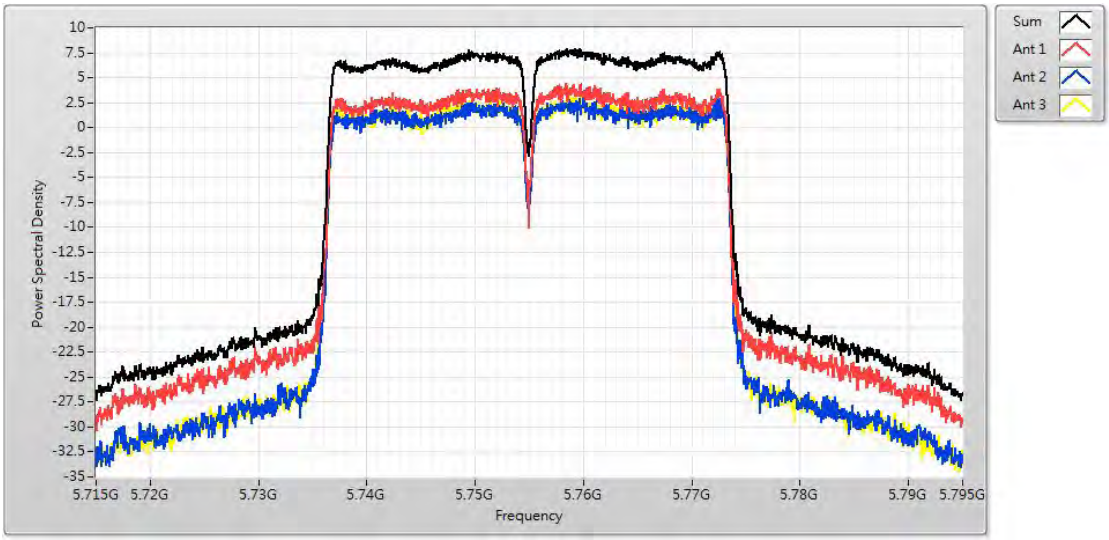

Channel 159 (5795MHz)

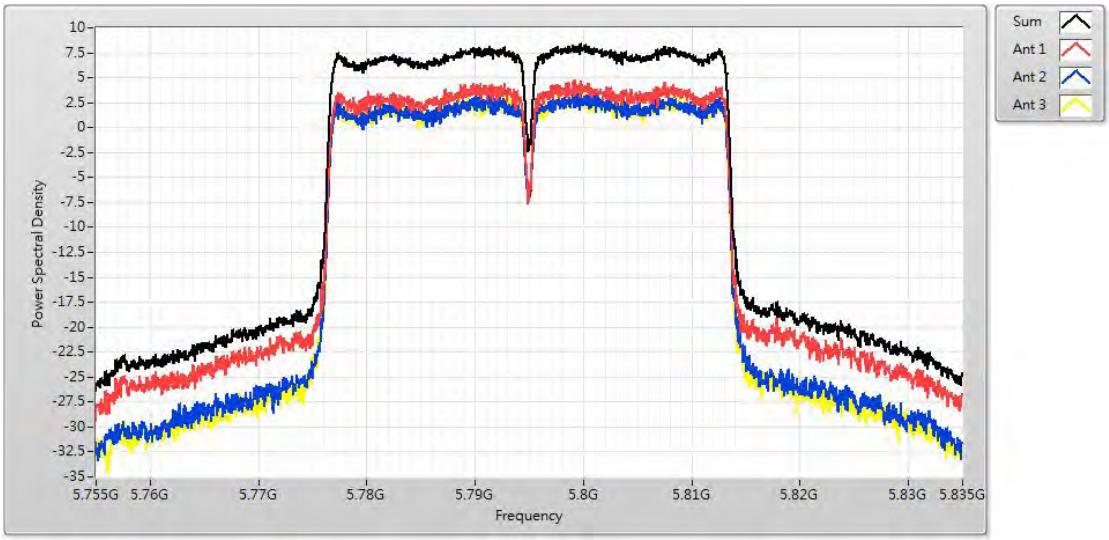

Product	Wireless-AC1900 Dual Band Gigabit Router		
Test Item	Maximum power spectral density		
Test Mode	Mode 3: Transmit mode_BF_ADP 1		
Date of Test	2020/04/15	Test Site	SR12-H
Test Temperature	23.5℃	Test Humidity	55.0%

IEEE 802.11ac(80MHz)(ANT0)				
Channel No.	Frequency (MHz)	Measure Level (dBm)	Limit (dBm)	Result
42	5210	-3.190	≦17.000	Pass
155	5775	0.580	≦29.380	Pass

Product	Wireless-AC1900 Dual Band Gigabit Router		
Test Item	Maximum power spectral density		
Test Mode	Mode 3: Transmit mode_BF_ADP 1		
Date of Test	2020/04/15	Test Site	SR12-H
Test Temperature	23.5℃	Test Humidity	55.0%

IEEE 802.11ac(80MHz)(ANT1)				
Channel No.	Frequency (MHz)	Measure Level (dBm)	Limit (dBm)	Result
42	5210	-2.630	≦17.000	Pass
155	5775	-0.880	≦29.380	Pass

Product	Wireless-AC1900 Dual Band Gigabit Router		
Test Item	Maximum power spectral density		
Test Mode	Mode 3: Transmit mode_BF_ADP 1		
Date of Test	2020/04/15	Test Site	SR12-H
Test Temperature	23.5℃	Test Humidity	55.0%

IEEE 802.11ac(80MHz)(ANT2)				
Channel No.	Frequency (MHz)	Measure Level (dBm)	Limit (dBm)	Result
42	5210	-2.690	≦17.000	Pass
155	5775	-0.260	≦29.380	Pass

Product	Wireless-AC1900 Dual Band Gigabit Router		
Test Item	Maximum power spectral density		
Test Mode	Mode 3: Transmit mode_BF_ADP 1		
Date of Test	2020/04/15	Test Site	SR12-H
Test Temperature	23.5℃	Test Humidity	55.0%

IEEE 802.11ac(80MHz)(ANT0+1+2)				
Channel No.	Frequency (MHz)	Measure Level (dBm)	Limit (dBm)	Result
42	5210	1.510	≦17.000	Pass
155	5775	4.390	≦29.380	Pass

Channel 42 (5210MHz)

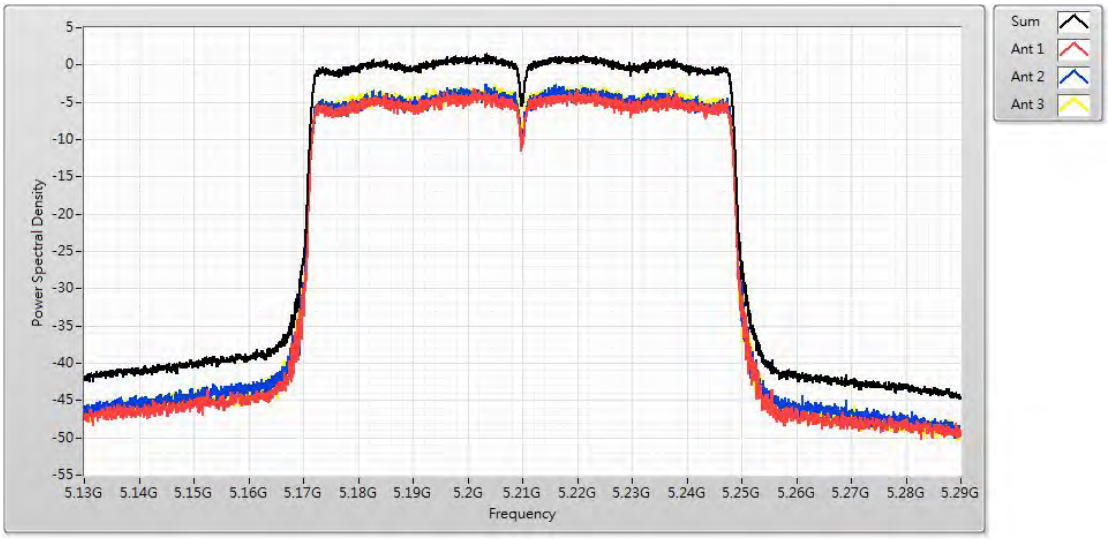
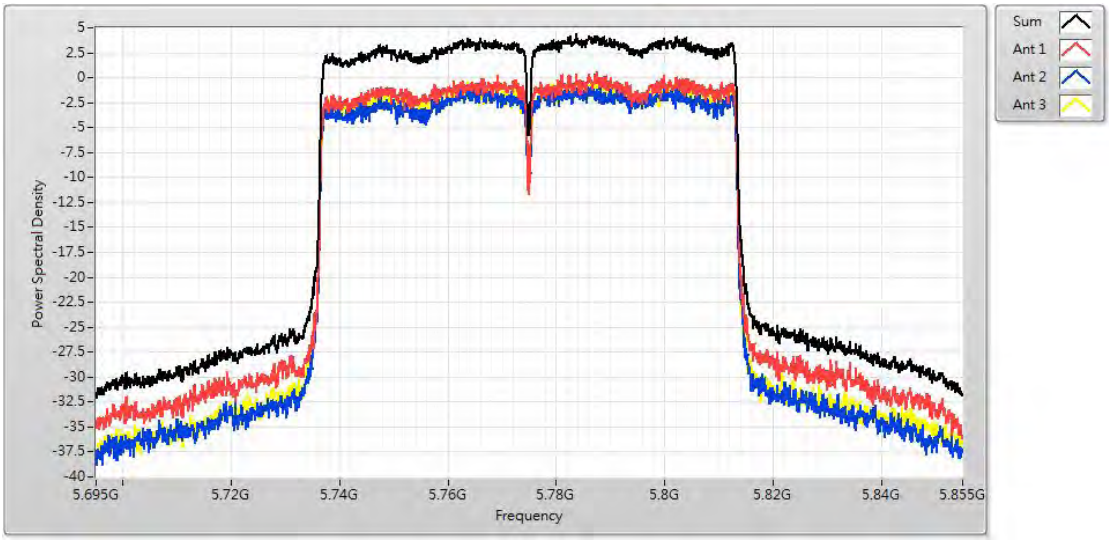
Channel 155 (5775MHz)