6. Radiated Emission Band Edge

6.1. Test Setup

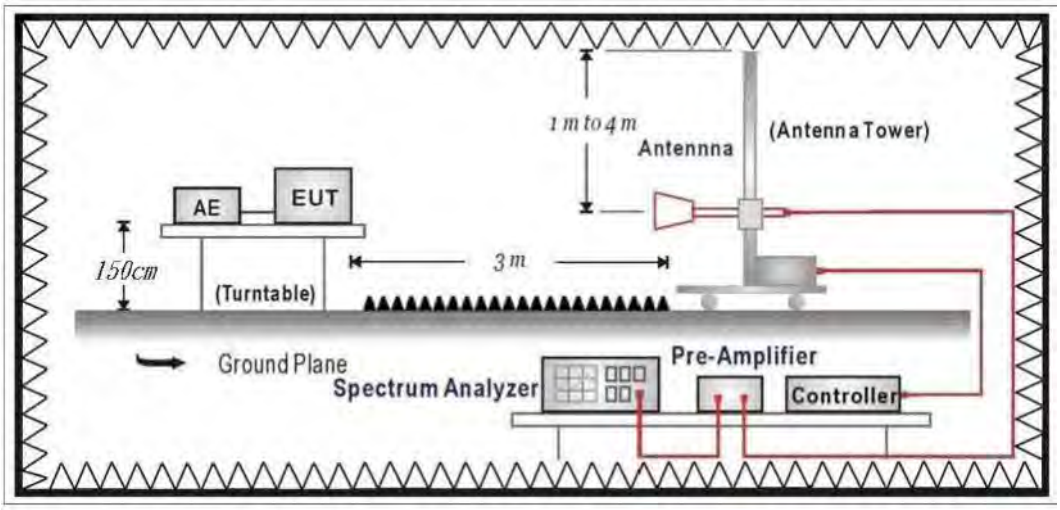

6.2. Limits

Emissions radiated outside of the specified frequency bands, except for harmonics, shall be attenuated by at least 20dB below the level of the fundamental or to the general radiated emission limits in paragraph 15.209, whichever is the lesser attenuation.

6.3. Test Procedure

The EUT was setup according to ANSI C63.10: 2013 and tested according to DTS test procedure of KDB 558074 D01 v05r02 for compliance to FCC 47CFR 15.247 requirements. The EUT and its simulators are placed on a turn table which is 1.5 meter above ground. The turn table can rotate 360 degrees to determine the position of the maximum emission level. The EUT was positioned such that the distance from antenna to the EUT was 3 meters. The antenna can move up and down between 1 meter and 4 meters to find out the maximum emission level.

Both horizontal and vertical polarization of the antenna are set on measurement. In order to find the maximum emission, all of the interface cables must be manipulated according to ANSI C63.10: 2013 on radiated measurement.

6.4. Test Specification

According to FCC Part 15 Subpart C Paragraph 15.247: 2019

6.5. Test Result

Model No	RT-AC68U V3	Site	CB2-H
Test Voltage	AC 120V/60Hz	Test Date	2020/3/25
Test Mode	Mode 1: Transmit mode_CDD_ADP 1	Engineer	Scott
Polarity	Horizontal	Temperature (℃)	23.5
Test Condition	802.11b_2412MHz	Humidity (%RH)	57.0

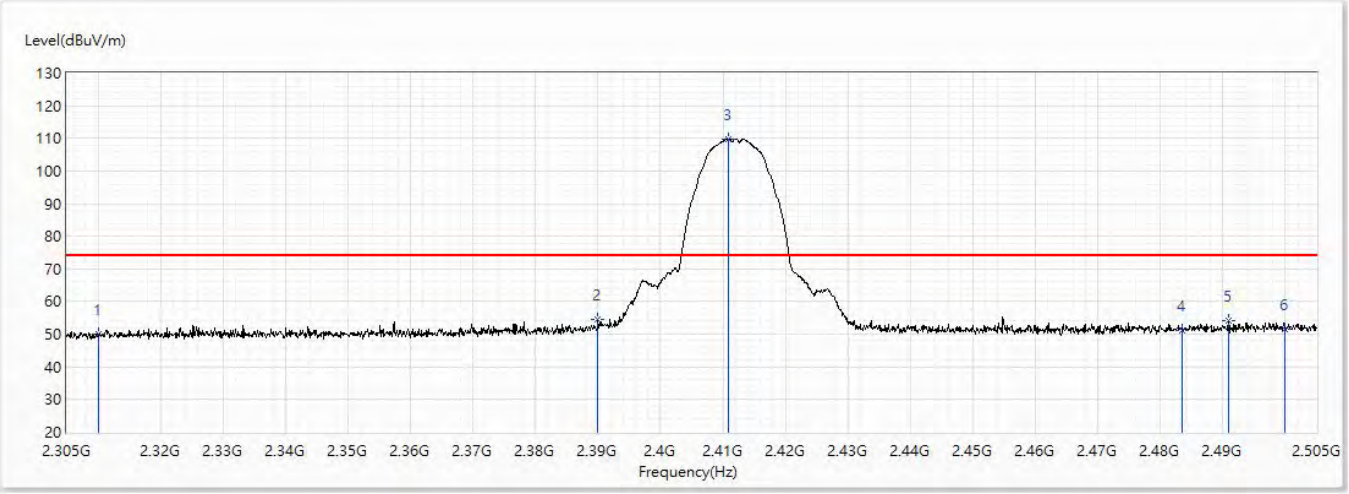

No	Frequency (MHz)	Emission Level (dBuV/m)	Limit (dBuV/m)	Margin (dB)	Reading Level (dBuV)	Correct Factor (dB/m)	Detector Type
1	2310	49.88	74.00	-24.12	36.90	12.98	PK
2	2390	54.40	74.00	-19.60	40.88	13.52	PK
! 3	2410.9	109.86	74.00	35.86	96.18	13.68	PK
4	2483.5	51.20	74.00	-22.80	36.99	14.21	PK
5	2490.9	54.18	74.00	-19.82	39.92	14.26	PK
6	2500	51.64	74.00	-22.36	37.31	14.33	PK

Note:

1. All reading above 1GHz is performed with peak and/or average measurements as necessary.
2. Emission Level = Reading Level + Correct Factor.
3. The average measurement was not performed when the peak measured data under the limit of average detection. If the readings given are average, peak measurement should also be supplied.
4. The fundamental for reference only, it’s not restricted by unwanted emission limit.

Model No	RT-AC68U V3	Site	CB2-H
Test Voltage	AC 120V/60Hz	Test Date	2020/3/25
Test Mode	Mode 1: Transmit mode_CDD_ADP 1	Engineer	Scott
Polarity	Horizontal	Temperature (℃)	23.5
Test Condition	802.11b_2412MHz	Humidity (%RH)	57.0

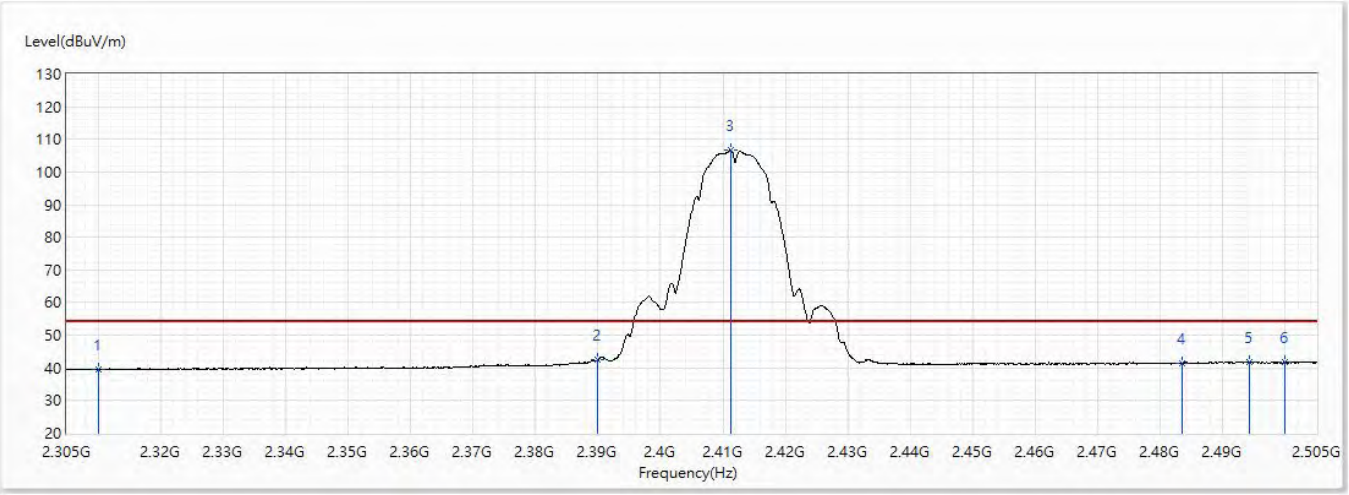

No	Frequency (MHz)	Emission Level (dBuV/m)	Limit (dBuV/m)	Margin (dB)	Reading Level (dBuV)	Correct Factor (dB/m)	Detector Type
1	2310	39.56	54.00	-14.44	26.58	12.98	AV
2	2390	42.42	54.00	-11.58	28.90	13.52	AV
! 3	2411.3	106.74	54.00	52.74	93.06	13.68	AV
4	2483.5	41.35	54.00	-12.65	27.14	14.21	AV
5	2494.3	41.68	54.00	-12.32	27.39	14.29	AV
6	2500	41.63	54.00	-12.37	27.30	14.33	AV

Note:

1. All reading above 1GHz is performed with peak and/or average measurements as necessary.
2. Emission Level = Reading Level + Correct Factor.
3. The average measurement was not performed when the peak measured data under the limit of average detection. If the readings given are average, peak measurement should also be supplied.
4. The fundamental for reference only, it’s not restricted by unwanted emission limit.

Model No	RT-AC68U V3	Site	CB2-H
Test Voltage	AC 120V/60Hz	Test Date	2020/3/24
Test Mode	Mode 1: Transmit mode_CDD_ADP 1	Engineer	Scott
Polarity	Vertical	Temperature (℃)	23.5
Test Condition	802.11b_2412MHz	Humidity (%RH)	57.0

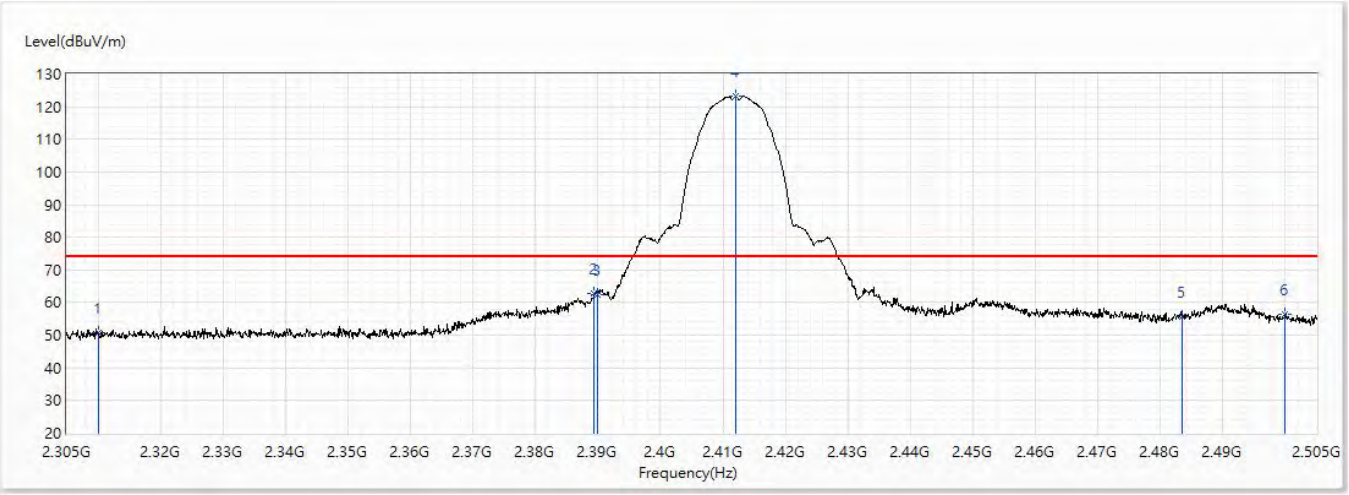

No	Frequency (MHz)	Emission Level (dBuV/m)	Limit (dBuV/m)	Margin (dB)	Reading Level (dBuV)	Correct Factor (dB/m)	Detector Type
1	2310	50.95	74.00	-23.05	37.97	12.98	PK
2	2389.4	62.63	74.00	-11.37	49.11	13.52	PK
3	2390	62.59	74.00	-11.41	49.07	13.52	PK
! 4	2412.1	123.09	74.00	49.09	109.41	13.68	PK
5	2483.5	55.77	74.00	-18.23	41.56	14.21	PK
6	2500	56.55	74.00	-17.45	42.22	14.33	PK

Note:

1. All reading above 1GHz is performed with peak and/or average measurements as necessary.
2. Emission Level = Reading Level + Correct Factor.
3. The average measurement was not performed when the peak measured data under the limit of average detection. If the readings given are average, peak measurement should also be supplied.
4. The fundamental for reference only, it’s not restricted by unwanted emission limit.

Model No	RT-AC68U V3	Site	CB2-H
Test Voltage	AC 120V/60Hz	Test Date	2020/3/24
Test Mode	Mode 1: Transmit mode_CDD_ADP 1	Engineer	Scott
Polarity	Vertical	Temperature (℃)	23.5
Test Condition	802.11b_2412MHz	Humidity (%RH)	57.0

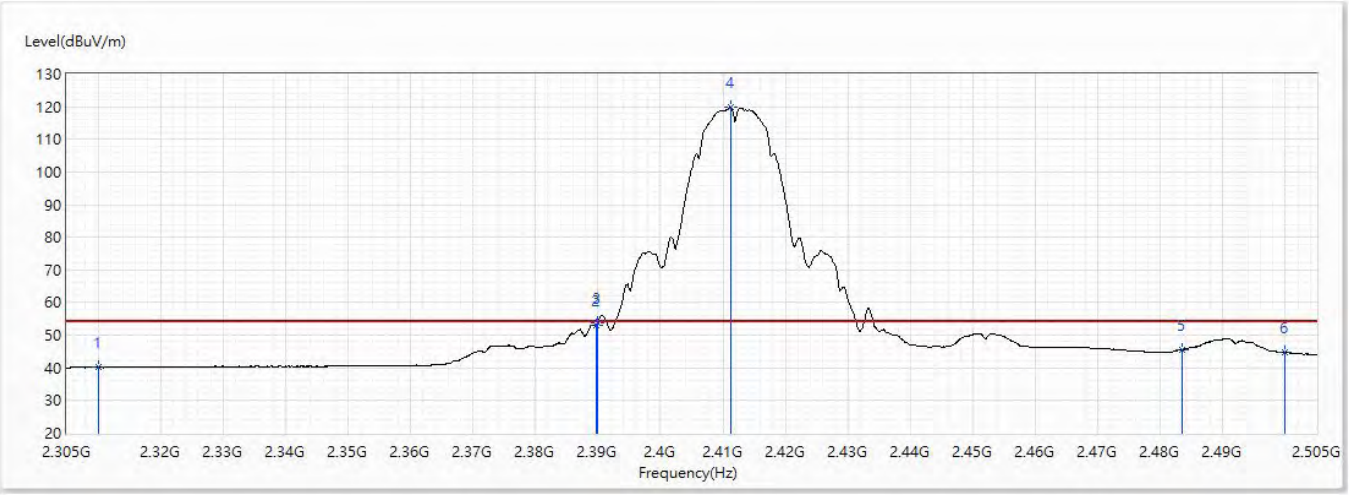

No	Frequency (MHz)	Emission Level (dBuV/m)	Limit (dBuV/m)	Margin (dB)	Reading Level (dBuV)	Correct Factor (dB/m)	Detector Type
1	2310	40.11	54.00	-13.89	27.13	12.98	AV
2	2389.7	53.14	54.00	-0.86	39.62	13.52	AV
3	2390	53.82	54.00	-0.18	40.30	13.52	AV
! 4	2411.2	119.79	54.00	65.79	106.11	13.68	AV
5	2483.5	45.57	54.00	-8.43	31.36	14.21	AV
6	2500	44.84	54.00	-9.16	30.51	14.33	AV

Note:

1. All reading above 1GHz is performed with peak and/or average measurements as necessary.
2. Emission Level = Reading Level + Correct Factor.
3. The average measurement was not performed when the peak measured data under the limit of average detection. If the readings given are average, peak measurement should also be supplied.
4. The fundamental for reference only, it’s not restricted by unwanted emission limit.

Model No	RT-AC68U V3	Site	CB2-H
Test Voltage	AC 120V/60Hz	Test Date	2020/3/25
Test Mode	Mode 1: Transmit mode_CDD_ADP 1	Engineer	Scott
Polarity	Horizontal	Temperature (℃)	23.5
Test Condition	802.11b_2437MHz	Humidity (%RH)	57.0

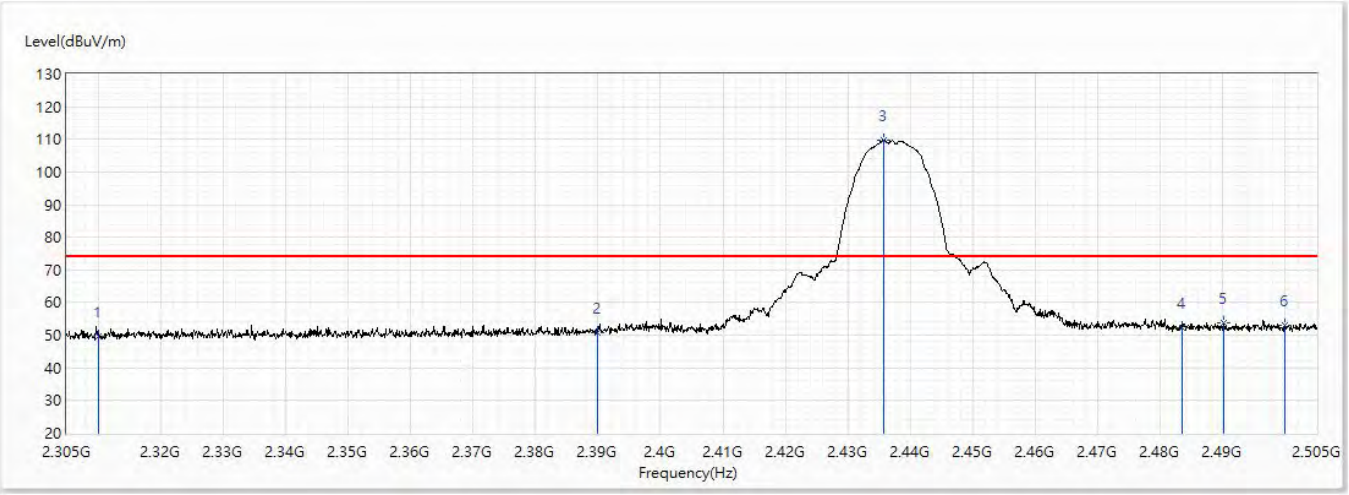

No	Frequency (MHz)	Emission Level (dBuV/m)	Limit (dBuV/m)	Margin (dB)	Reading Level (dBuV)	Correct Factor (dB/m)	Detector Type
1	2310	49.54	74.00	-24.46	36.56	12.98	PK
2	2390	50.86	74.00	-23.14	37.34	13.52	PK
! 3	2435.8	109.63	74.00	35.63	95.77	13.86	PK
4	2483.5	52.47	74.00	-21.53	38.26	14.21	PK
5	2490.1	53.66	74.00	-20.34	39.41	14.25	PK
6	2500	53.08	74.00	-20.92	38.75	14.33	PK

Note:

1. All reading above 1GHz is performed with peak and/or average measurements as necessary.
2. Emission Level = Reading Level + Correct Factor.
3. The average measurement was not performed when the peak measured data under the limit of average detection. If the readings given are average, peak measurement should also be supplied.
4. The fundamental for reference only, it’s not restricted by unwanted emission limit.

Model No	RT-AC68U V3	Site	CB2-H
Test Voltage	AC 120V/60Hz	Test Date	2020/3/25
Test Mode	Mode 1: Transmit mode_CDD_ADP 1	Engineer	Scott
Polarity	Horizontal	Temperature (℃)	23.5
Test Condition	802.11b_2437MHz	Humidity (%RH)	57.0

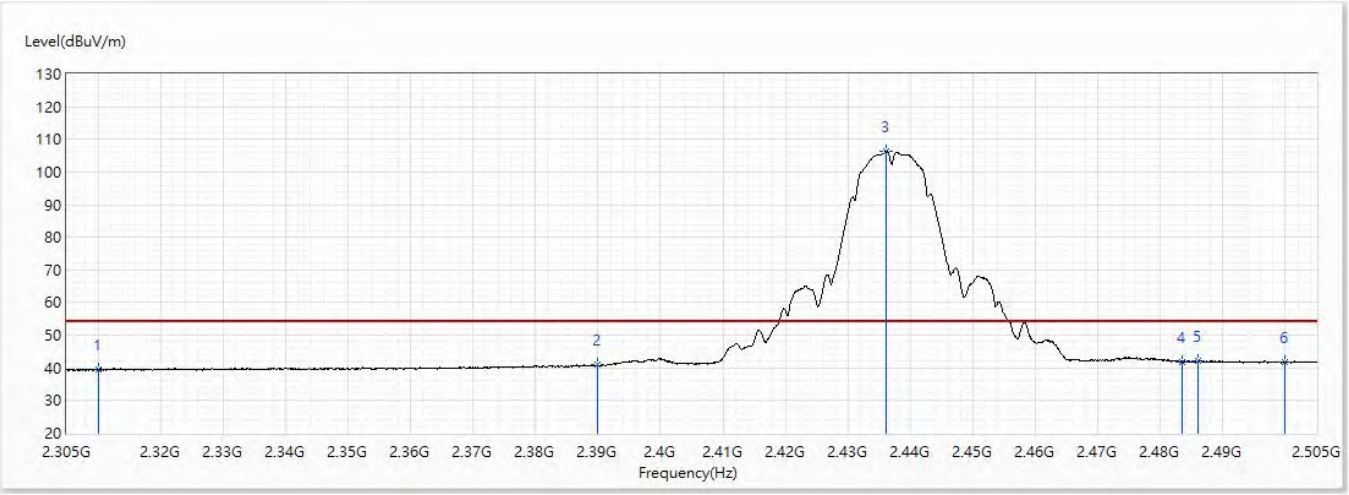

No	Frequency (MHz)	Emission Level (dBuV/m)	Limit (dBuV/m)	Margin (dB)	Reading Level (dBuV)	Correct Factor (dB/m)	Detector Type
1	2310	39.38	54.00	-14.62	26.40	12.98	AV
2	2390	40.96	54.00	-13.04	27.44	13.52	AV
! 3	2436.2	106.42	54.00	52.42	92.55	13.87	AV
4	2483.5	41.89	54.00	-12.11	27.68	14.21	AV
5	2486	42.18	54.00	-11.82	27.96	14.22	AV
6	2500	41.92	54.00	-12.08	27.59	14.33	AV

Note:

1. All reading above 1GHz is performed with peak and/or average measurements as necessary.
2. Emission Level = Reading Level + Correct Factor.
3. The average measurement was not performed when the peak measured data under the limit of average detection. If the readings given are average, peak measurement should also be supplied.
4. The fundamental for reference only, it’s not restricted by unwanted emission limit.

Model No	RT-AC68U V3	Site	CB2-H
Test Voltage	AC 120V/60Hz	Test Date	2020/3/24
Test Mode	Mode 1: Transmit mode_CDD_ADP 1	Engineer	Scott
Polarity	Vertical	Temperature (℃)	23.5
Test Condition	802.11b_2437MHz	Humidity (%RH)	57.0

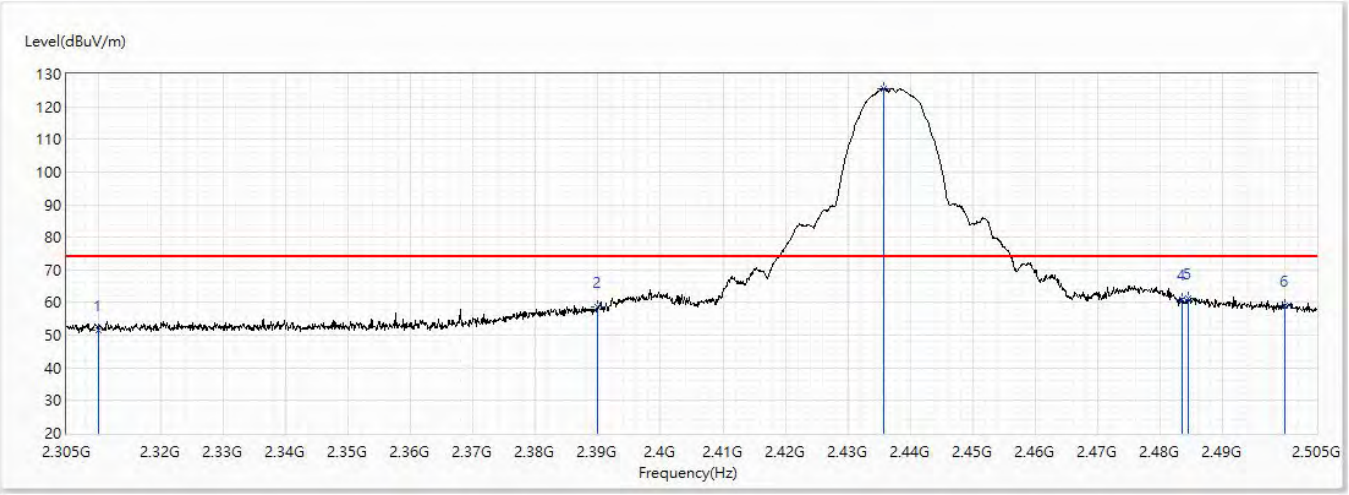

No	Frequency (MHz)	Emission Level (dBuV/m)	Limit (dBuV/m)	Margin (dB)	Reading Level (dBuV)	Correct Factor (dB/m)	Detector Type
1	2310	51.53	74.00	-22.47	38.55	12.98	PK
2	2390	58.64	74.00	-15.36	45.12	13.52	PK
! 3	2435.8	125.51	74.00	51.51	111.65	13.86	PK
4	2483.5	60.85	74.00	-13.15	46.64	14.21	PK
5	2484.5	61.39	74.00	-12.61	47.18	14.21	PK
6	2500	58.96	74.00	-15.04	44.63	14.33	PK

Note:

1. All reading above 1GHz is performed with peak and/or average measurements as necessary.
2. Emission Level = Reading Level + Correct Factor.
3. The average measurement was not performed when the peak measured data under the limit of average detection. If the readings given are average, peak measurement should also be supplied.
4. The fundamental for reference only, it’s not restricted by unwanted emission limit.

Model No	RT-AC68U V3	Site	CB2-H
Test Voltage	AC 120V/60Hz	Test Date	2020/3/24
Test Mode	Mode 1: Transmit mode_CDD_ADP 1	Engineer	Scott
Polarity	Vertical	Temperature (℃)	23.5
Test Condition	802.11b_2437MHz	Humidity (%RH)	57.0

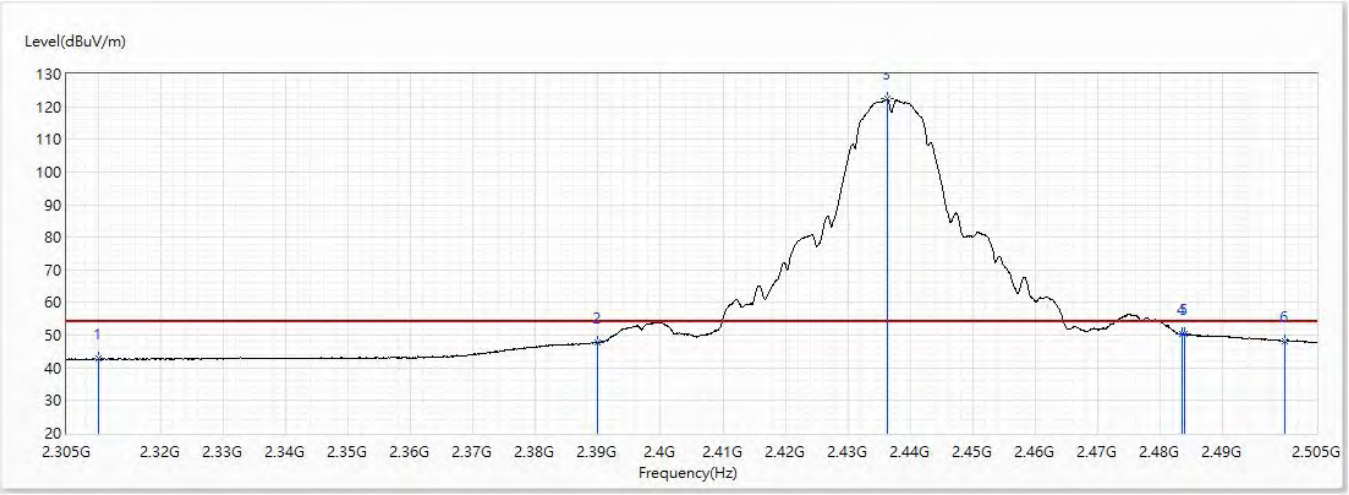

No	Frequency (MHz)	Emission Level (dBuV/m)	Limit (dBuV/m)	Margin (dB)	Reading Level (dBuV)	Correct Factor (dB/m)	Detector Type
1	2310	42.74	54.00	-11.26	29.76	12.98	AV
2	2390	47.72	54.00	-6.28	34.20	13.52	AV
! 3	2436.3	122.31	54.00	68.31	108.44	13.87	AV
4	2483.5	50.50	54.00	-3.50	36.29	14.21	AV
5	2483.8	50.54	54.00	-3.46	36.33	14.21	AV
6	2500	48.25	54.00	-5.75	33.92	14.33	AV

Note:

1. All reading above 1GHz is performed with peak and/or average measurements as necessary.
2. Emission Level = Reading Level + Correct Factor.
3. The average measurement was not performed when the peak measured data under the limit of average detection. If the readings given are average, peak measurement should also be supplied.
4. The fundamental for reference only, it’s not restricted by unwanted emission limit.

Model No	RT-AC68U V3	Site	CB2-H
Test Voltage	AC 120V/60Hz	Test Date	2020/3/25
Test Mode	Mode 1: Transmit mode_CDD_ADP 1	Engineer	Scott
Polarity	Horizontal	Temperature (℃)	23.5
Test Condition	802.11b_2462MHz	Humidity (%RH)	57.0

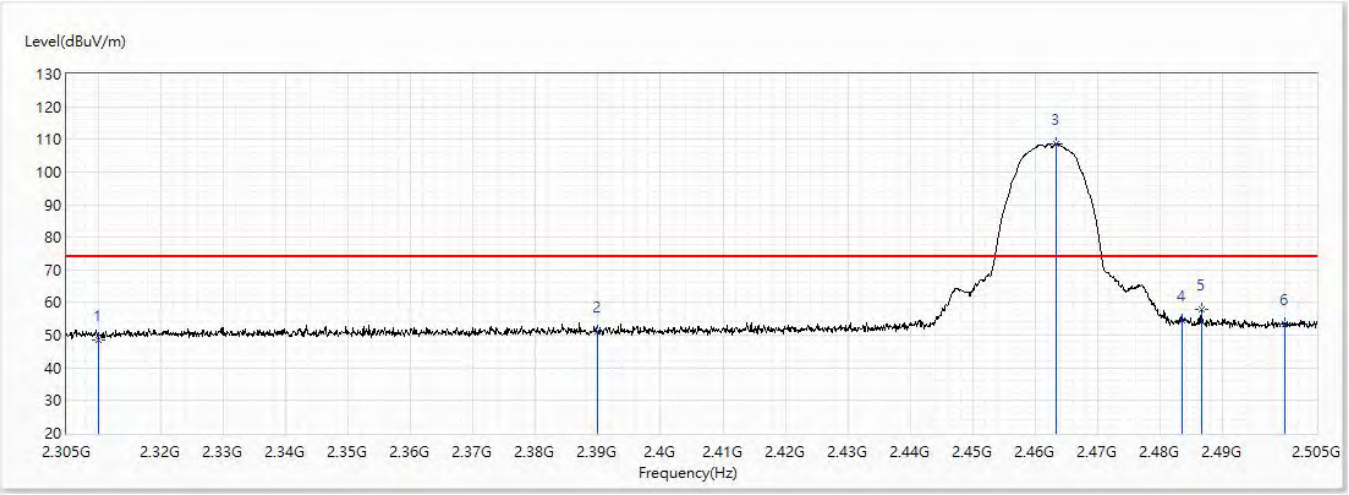

No	Frequency (MHz)	Emission Level (dBuV/m)	Limit (dBuV/m)	Margin (dB)	Reading Level (dBuV)	Correct Factor (dB/m)	Detector Type
1	2310	48.67	74.00	-25.33	35.69	12.98	PK
2	2390	51.27	74.00	-22.73	37.75	13.52	PK
! 3	2463.4	108.60	74.00	34.60	94.54	14.06	PK
4	2483.5	54.45	74.00	-19.55	40.24	14.21	PK
5	2486.6	57.80	74.00	-16.20	43.57	14.23	PK
6	2500	53.48	74.00	-20.52	39.15	14.33	PK

Note:

1. All reading above 1GHz is performed with peak and/or average measurements as necessary.
2. Emission Level = Reading Level + Correct Factor.
3. The average measurement was not performed when the peak measured data under the limit of average detection. If the readings given are average, peak measurement should also be supplied.
4. The fundamental for reference only, it’s not restricted by unwanted emission limit.

Model No	RT-AC68U V3	Site	CB2-H
Test Voltage	AC 120V/60Hz	Test Date	2020/3/25
Test Mode	Mode 1: Transmit mode_CDD_ADP 1	Engineer	Scott
Polarity	Horizontal	Temperature (℃)	23.5
Test Condition	802.11b_2462MHz	Humidity (%RH)	57.0

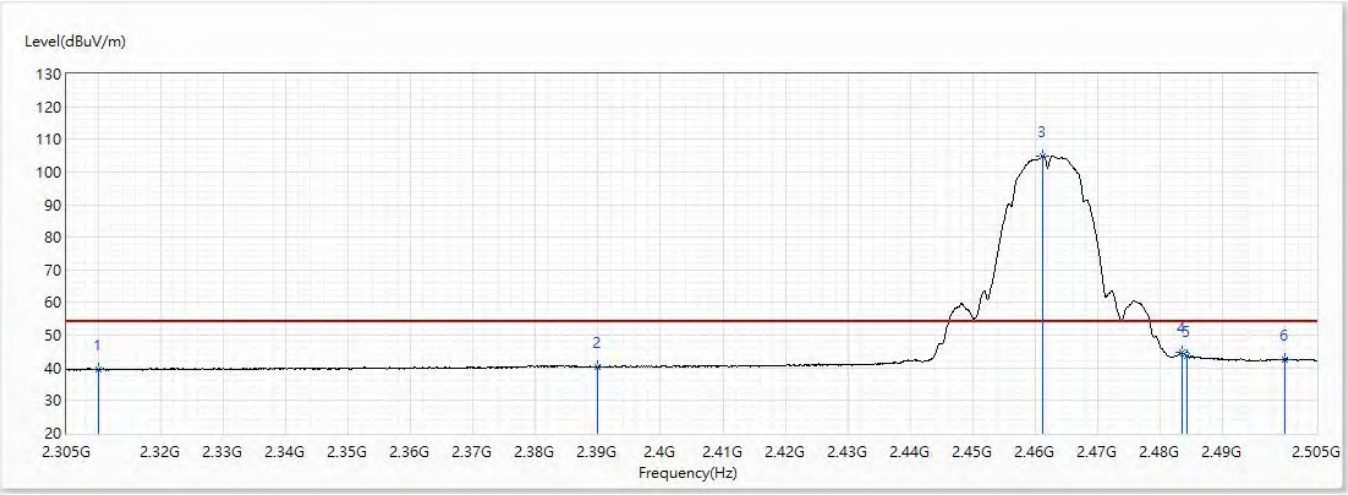

No	Frequency (MHz)	Emission Level (dBuV/m)	Limit (dBuV/m)	Margin (dB)	Reading Level (dBuV)	Correct Factor (dB/m)	Detector Type
1	2310	39.39	54.00	-14.61	26.41	12.98	AV
2	2390	40.39	54.00	-13.61	26.87	13.52	AV
! 3	2461.2	104.98	54.00	50.98	90.93	14.05	AV
4	2483.5	44.60	54.00	-9.40	30.39	14.21	AV
5	2484.3	43.71	54.00	-10.29	29.50	14.21	AV
6	2500	42.61	54.00	-11.39	28.28	14.33	AV

Note:

1. All reading above 1GHz is performed with peak and/or average measurements as necessary.
2. Emission Level = Reading Level + Correct Factor.
3. The average measurement was not performed when the peak measured data under the limit of average detection. If the readings given are average, peak measurement should also be supplied.
4. The fundamental for reference only, it’s not restricted by unwanted emission limit.

Model No	RT-AC68U V3	Site	CB2-H
Test Voltage	AC 120V/60Hz	Test Date	2020/3/24
Test Mode	Mode 1: Transmit mode_CDD_ADP 1	Engineer	Scott
Polarity	Vertical	Temperature (℃)	23.5
Test Condition	802.11b_2462MHz	Humidity (%RH)	57.0

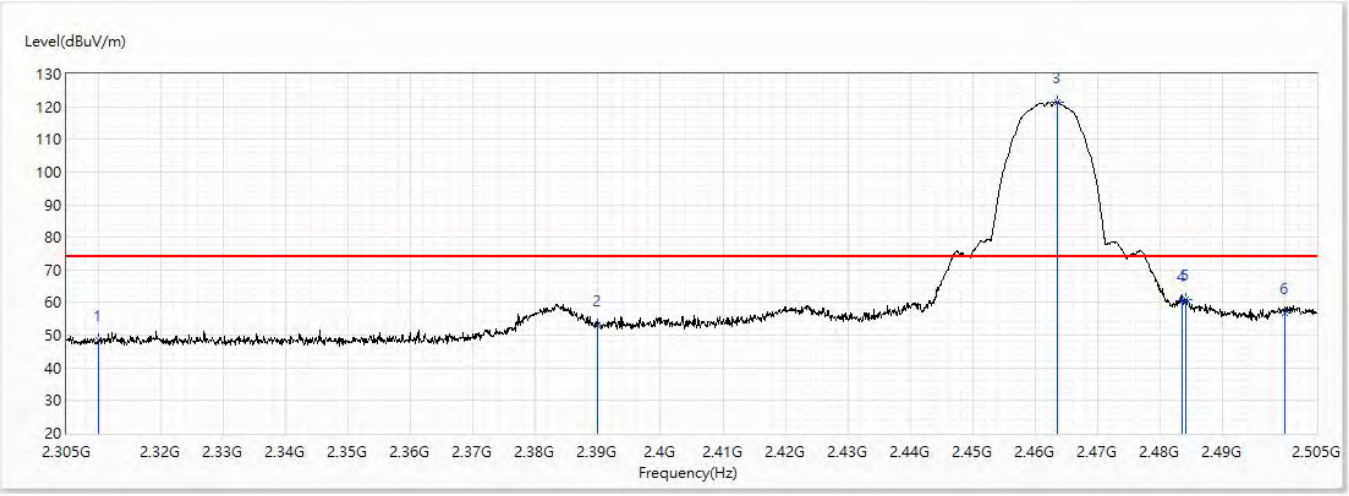

No	Frequency (MHz)	Emission Level (dBuV/m)	Limit (dBuV/m)	Margin (dB)	Reading Level (dBuV)	Correct Factor (dB/m)	Detector Type
1	2310	48.59	74.00	-25.41	35.61	12.98	PK
2	2390	52.98	74.00	-21.02	39.46	13.52	PK
! 3	2463.5	121.26	74.00	47.26	107.20	14.06	PK
4	2483.5	60.52	74.00	-13.48	46.31	14.21	PK
5	2484.1	60.83	74.00	-13.17	46.62	14.21	PK
6	2500	56.79	74.00	-17.21	42.46	14.33	PK

Note:

1. All reading above 1GHz is performed with peak and/or average measurements as necessary.
2. Emission Level = Reading Level + Correct Factor.
3. The average measurement was not performed when the peak measured data under the limit of average detection. If the readings given are average, peak measurement should also be supplied.
4. The fundamental for reference only, it’s not restricted by unwanted emission limit.

Model No	RT-AC68U V3	Site	CB2-H
Test Voltage	AC 120V/60Hz	Test Date	2020/3/24
Test Mode	Mode 1: Transmit mode_CDD_ADP 1	Engineer	Scott
Polarity	Vertical	Temperature (℃)	23.5
Test Condition	802.11b_2462MHz	Humidity (%RH)	57.0

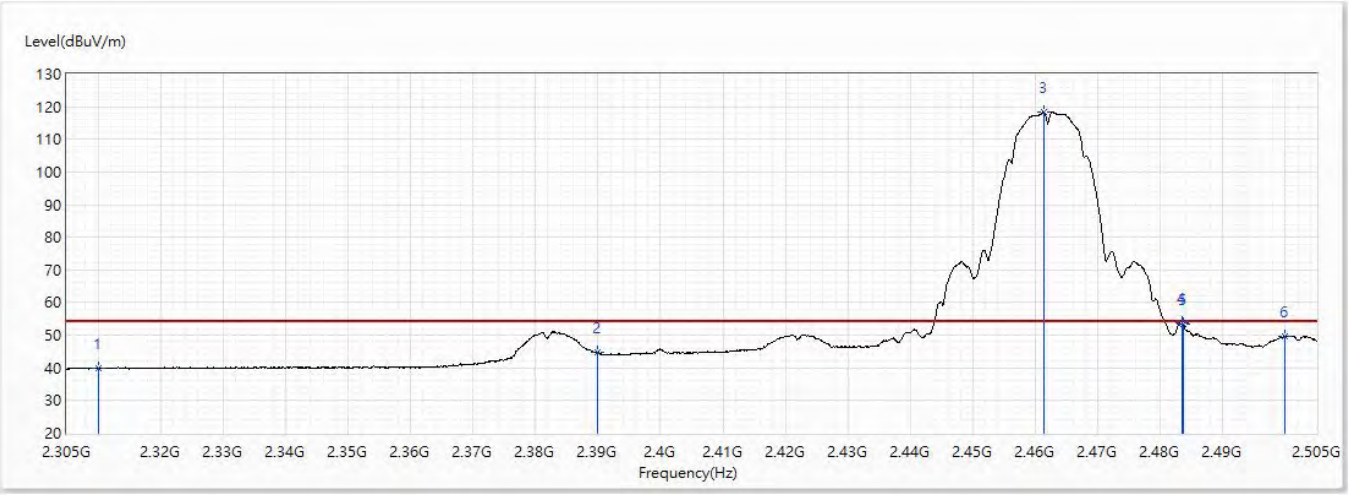

No	Frequency (MHz)	Emission Level (dBuV/m)	Limit (dBuV/m)	Margin (dB)	Reading Level (dBuV)	Correct Factor (dB/m)	Detector Type
1	2310	39.80	54.00	-14.20	26.82	12.98	AV
2	2390	44.61	54.00	-9.39	31.09	13.52	AV
! 3	2461.3	118.46	54.00	64.46	104.41	14.05	AV
4	2483.5	53.81	54.00	-0.19	39.60	14.21	AV
5	2483.6	53.43	54.00	-0.57	39.22	14.21	AV
6	2500	49.64	54.00	-4.36	35.31	14.33	AV

Note:

1. All reading above 1GHz is performed with peak and/or average measurements as necessary.
2. Emission Level = Reading Level + Correct Factor.
3. The average measurement was not performed when the peak measured data under the limit of average detection. If the readings given are average, peak measurement should also be supplied.
4. The fundamental for reference only, it’s not restricted by unwanted emission limit.

Model No	RT-AC68U V3	Site	CB2-H
Test Voltage	AC 120V/60Hz	Test Date	2020/3/25
Test Mode	Mode 1: Transmit mode_CDD_ADP 1	Engineer	Scott
Polarity	Horizontal	Temperature (℃)	23.5
Test Condition	802.11g_2412MHz	Humidity (%RH)	57.0

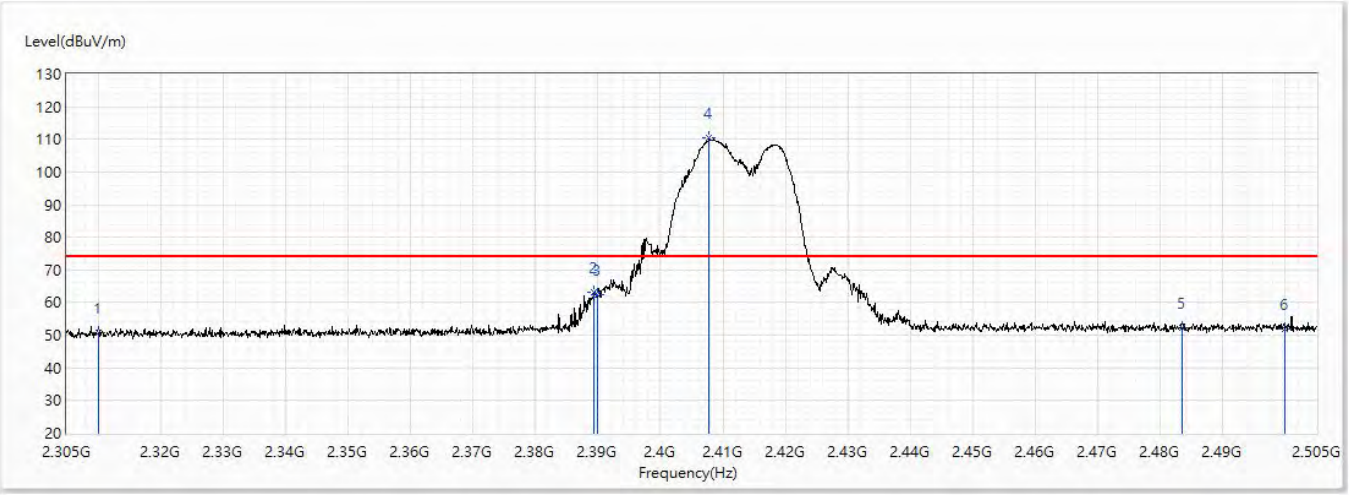

No	Frequency (MHz)	Emission Level (dBuV/m)	Limit (dBuV/m)	Margin (dB)	Reading Level (dBuV)	Correct Factor (dB/m)	Detector Type
1	2310	50.67	74.00	-23.33	37.69	12.98	PK
2	2389.4	63.34	74.00	-10.66	49.82	13.52	PK
3	2390	62.33	74.00	-11.67	48.81	13.52	PK
! 4	2407.8	110.55	74.00	36.55	96.90	13.65	PK
5	2483.5	52.40	74.00	-21.60	38.19	14.21	PK
6	2500	51.84	74.00	-22.16	37.51	14.33	PK

Note:

1. All reading above 1GHz is performed with peak and/or average measurements as necessary.
2. Emission Level = Reading Level + Correct Factor.
3. The average measurement was not performed when the peak measured data under the limit of average detection. If the readings given are average, peak measurement should also be supplied.
4. The fundamental for reference only, it’s not restricted by unwanted emission limit.

Model No	RT-AC68U V3	Site	CB2-H
Test Voltage	AC 120V/60Hz	Test Date	2020/3/25
Test Mode	Mode 1: Transmit mode_CDD_ADP 1	Engineer	Scott
Polarity	Horizontal	Temperature (℃)	23.5
Test Condition	802.11g_2412MHz	Humidity (%RH)	57.0

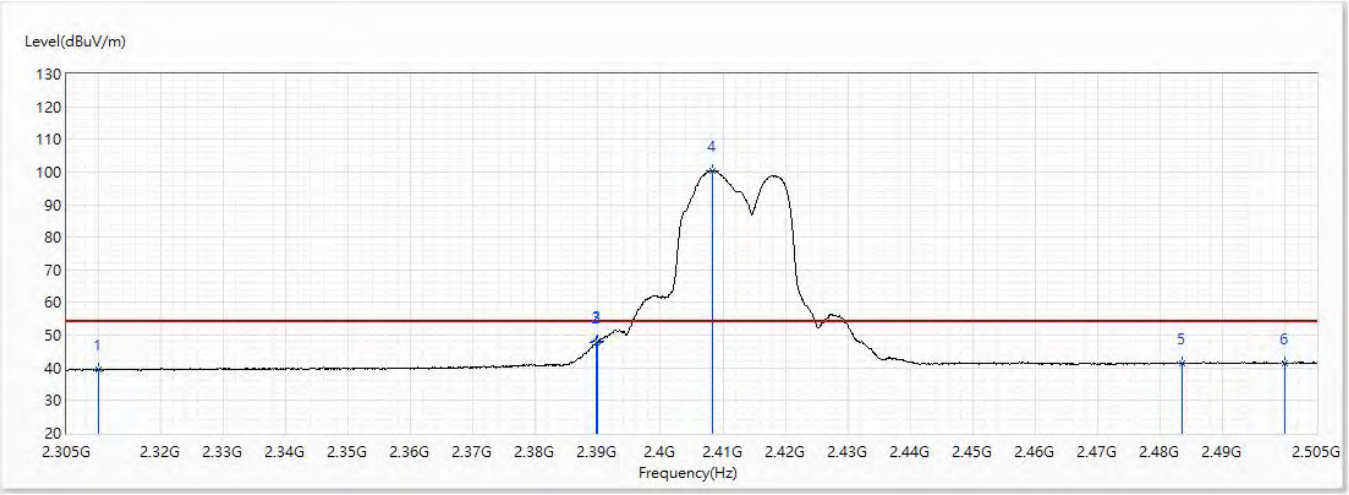

No	Frequency (MHz)	Emission Level (dBuV/m)	Limit (dBuV/m)	Margin (dB)	Reading Level (dBuV)	Correct Factor (dB/m)	Detector Type
1	2310	39.63	54.00	-14.37	26.65	12.98	AV
2	2389.8	47.81	54.00	-6.19	34.29	13.52	AV
3	2390	47.98	54.00	-6.02	34.46	13.52	AV
! 4	2408.3	100.44	54.00	46.44	86.78	13.66	AV
5	2483.5	41.39	54.00	-12.61	27.18	14.21	AV
6	2500	41.54	54.00	-12.46	27.21	14.33	AV

Note:

1. All reading above 1GHz is performed with peak and/or average measurements as necessary.
2. Emission Level = Reading Level + Correct Factor.
3. The average measurement was not performed when the peak measured data under the limit of average detection. If the readings given are average, peak measurement should also be supplied.
4. The fundamental for reference only, it’s not restricted by unwanted emission limit.

Model No	RT-AC68U V3	Site	CB2-H
Test Voltage	AC 120V/60Hz	Test Date	2020/3/24
Test Mode	Mode 1: Transmit mode_CDD_ADP 1	Engineer	Scott
Polarity	Vertical	Temperature (℃)	23.5
Test Condition	802.11g_2412MHz	Humidity (%RH)	57.0

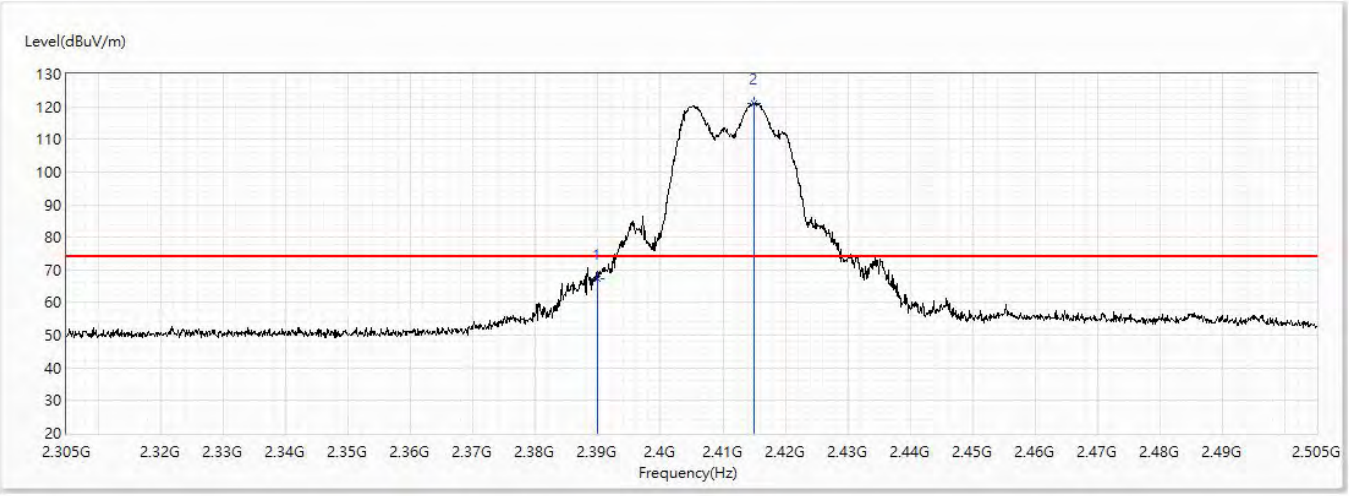

No	Frequency (MHz)	Emission Level (dBuV/m)	Limit (dBuV/m)	Margin (dB)	Reading Level (dBuV)	Correct Factor (dB/m)	Detector Type
1	2390	67.24	74.00	-6.76	53.72	13.52	PK
! 2	2415	121.10	74.00	47.10	107.39	13.71	PK

Note:

1. All reading above 1GHz is performed with peak and/or average measurements as necessary.
2. Emission Level = Reading Level + Correct Factor.
3. The average measurement was not performed when the peak measured data under the limit of average detection. If the readings given are average, peak measurement should also be supplied.
4. The fundamental for reference only, it’s not restricted by unwanted emission limit.

Model No	RT-AC68U V3	Site	CB2-H
Test Voltage	AC 120V/60Hz	Test Date	2020/3/24
Test Mode	Mode 1: Transmit mode_CDD_ADP 1	Engineer	Scott
Polarity	Vertical	Temperature (℃)	23.5
Test Condition	802.11g_2412MHz	Humidity (%RH)	57.0

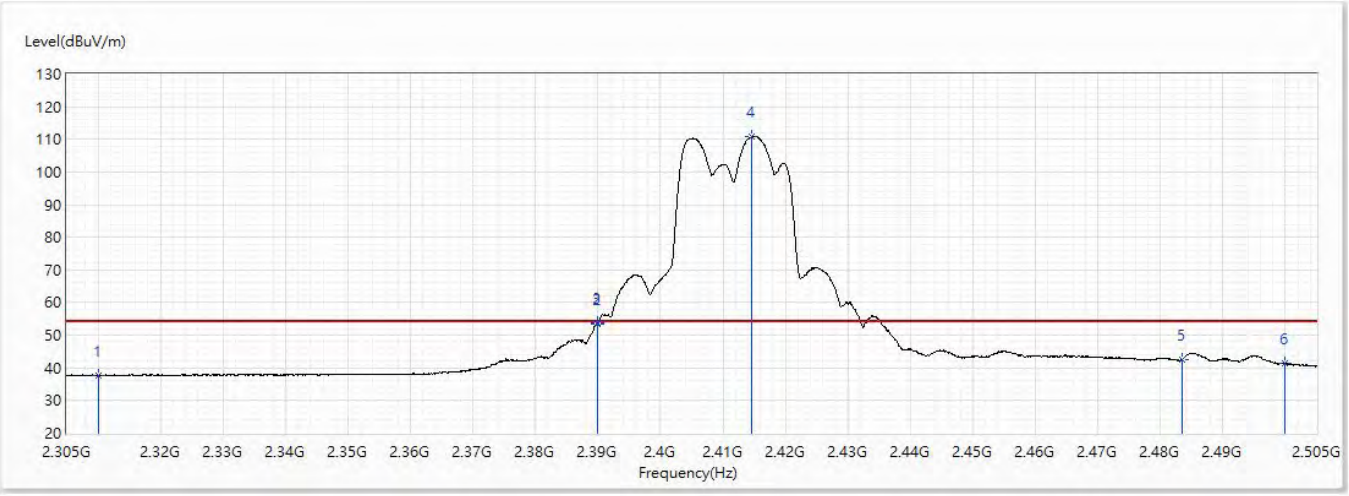

No	Frequency (MHz)	Emission Level (dBuV/m)	Limit (dBuV/m)	Margin (dB)	Reading Level (dBuV)	Correct Factor (dB/m)	Detector Type
1	2310	37.60	54.00	-16.40	24.62	12.98	AV
2	2389.9	53.40	54.00	-0.60	39.88	13.52	AV
3	2390	53.78	54.00	-0.22	40.26	13.52	AV
! 4	2414.6	110.95	54.00	56.95	97.24	13.71	AV
5	2483.5	42.65	54.00	-11.35	28.44	14.21	AV
6	2500	41.35	54.00	-12.65	27.02	14.33	AV

Note:

1. All reading above 1GHz is performed with peak and/or average measurements as necessary.
2. Emission Level = Reading Level + Correct Factor.
3. The average measurement was not performed when the peak measured data under the limit of average detection. If the readings given are average, peak measurement should also be supplied.
4. The fundamental for reference only, it’s not restricted by unwanted emission limit.

Model No	RT-AC68U V3	Site	CB2-H
Test Voltage	AC 120V/60Hz	Test Date	2020/3/25
Test Mode	Mode 1: Transmit mode_CDD_ADP 1	Engineer	Scott
Polarity	Horizontal	Temperature (℃)	23.5
Test Condition	802.11g_2437MHz	Humidity (%RH)	57.0

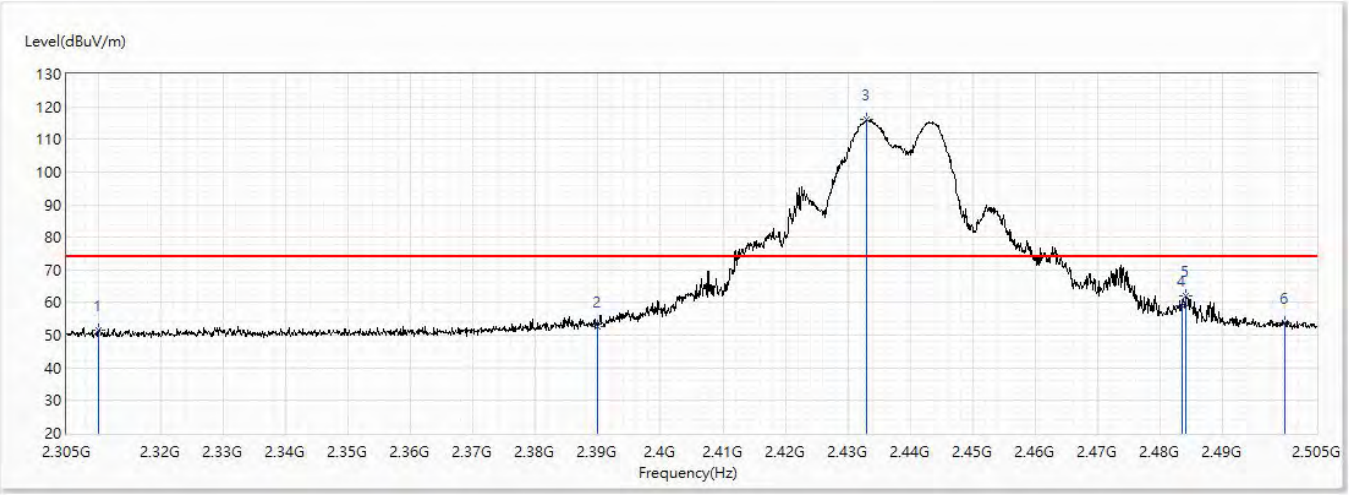

No	Frequency (MHz)	Emission Level (dBuV/m)	Limit (dBuV/m)	Margin (dB)	Reading Level (dBuV)	Correct Factor (dB/m)	Detector Type
1	2310	51.68	74.00	-22.32	38.70	12.98	PK
2	2390	52.58	74.00	-21.42	39.06	13.52	PK
! 3	2433	116.09	74.00	42.09	102.25	13.84	PK
4	2483.5	59.19	74.00	-14.81	44.98	14.21	PK
5	2484.1	61.98	74.00	-12.02	47.77	14.21	PK
6	2500	53.71	74.00	-20.29	39.38	14.33	PK

Note:

1. All reading above 1GHz is performed with peak and/or average measurements as necessary.
2. Emission Level = Reading Level + Correct Factor.
3. The average measurement was not performed when the peak measured data under the limit of average detection. If the readings given are average, peak measurement should also be supplied.
4. The fundamental for reference only, it’s not restricted by unwanted emission limit.

Model No	RT-AC68U V3	Site	CB2-H
Test Voltage	AC 120V/60Hz	Test Date	2020/3/25
Test Mode	Mode 1: Transmit mode_CDD_ADP 1	Engineer	Scott
Polarity	Horizontal	Temperature (℃)	23.5
Test Condition	802.11g_2437MHz	Humidity (%RH)	57.0

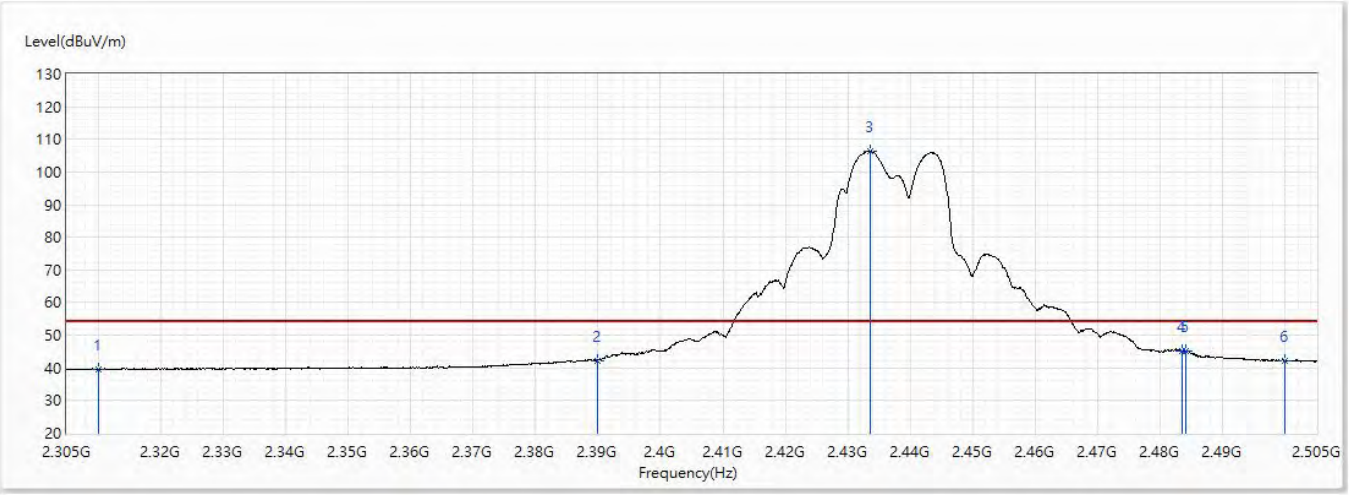

No	Frequency (MHz)	Emission Level (dBuV/m)	Limit (dBuV/m)	Margin (dB)	Reading Level (dBuV)	Correct Factor (dB/m)	Detector Type
1	2310	39.65	54.00	-14.35	26.67	12.98	AV
2	2390	42.30	54.00	-11.70	28.78	13.52	AV
! 3	2433.5	106.50	54.00	52.50	92.66	13.84	AV
4	2483.5	45.26	54.00	-8.74	31.05	14.21	AV
5	2484	45.05	54.00	-8.95	30.84	14.21	AV
6	2500	42.16	54.00	-11.84	27.83	14.33	AV

Note:

1. All reading above 1GHz is performed with peak and/or average measurements as necessary.
2. Emission Level = Reading Level + Correct Factor.
3. The average measurement was not performed when the peak measured data under the limit of average detection. If the readings given are average, peak measurement should also be supplied.
4. The fundamental for reference only, it’s not restricted by unwanted emission limit.

Model No	RT-AC68U V3	Site	CB2-H
Test Voltage	AC 120V/60Hz	Test Date	2020/3/24
Test Mode	Mode 1: Transmit mode_CDD_ADP 1	Engineer	Scott
Polarity	Vertical	Temperature (℃)	23.5
Test Condition	802.11g_2437MHz	Humidity (%RH)	57.0

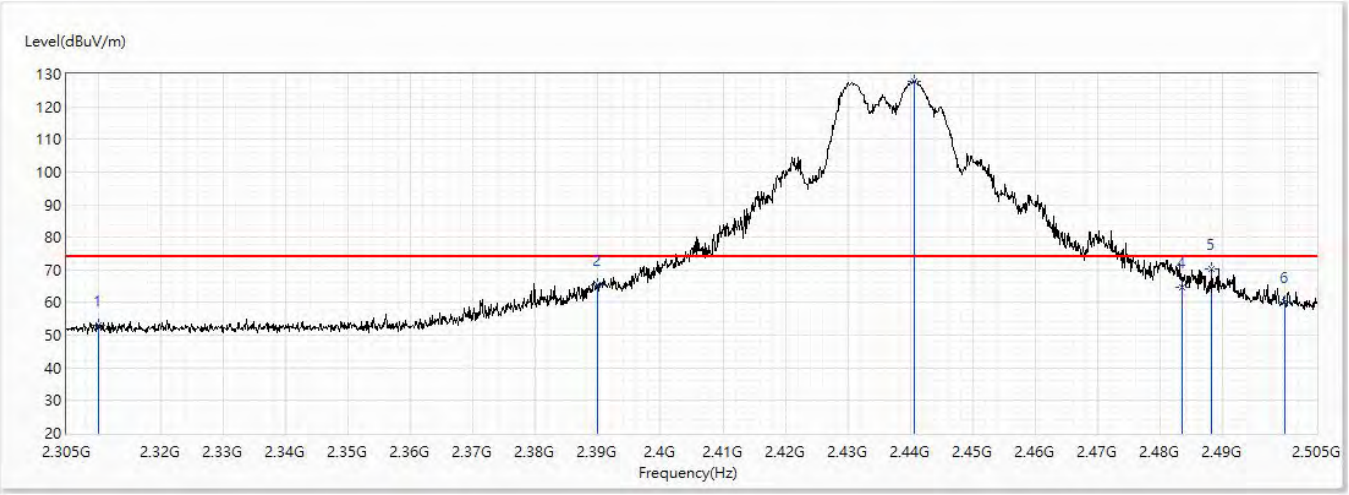

No	Frequency (MHz)	Emission Level (dBuV/m)	Limit (dBuV/m)	Margin (dB)	Reading Level (dBuV)	Correct Factor (dB/m)	Detector Type
1	2310	52.85	74.00	-21.15	39.87	12.98	PK
2	2390	65.52	74.00	-8.48	52.00	13.52	PK
! 3	2440.7	127.83	74.00	53.83	113.93	13.90	PK
4	2483.5	64.61	74.00	-9.39	50.40	14.21	PK
5	2488.2	70.47	74.00	-3.53	56.22	14.25	PK
6	2500	60.02	74.00	-13.98	45.69	14.33	PK

Note:

1. All reading above 1GHz is performed with peak and/or average measurements as necessary.
2. Emission Level = Reading Level + Correct Factor.
3. The average measurement was not performed when the peak measured data under the limit of average detection. If the readings given are average, peak measurement should also be supplied.
4. The fundamental for reference only, it’s not restricted by unwanted emission limit.

Model No	RT-AC68U V3	Site	CB2-H
Test Voltage	AC 120V/60Hz	Test Date	2020/3/24
Test Mode	Mode 1: Transmit mode_CDD_ADP 1	Engineer	Scott
Polarity	Vertical	Temperature (℃)	23.5
Test Condition	802.11g_2437MHz	Humidity (%RH)	57.0

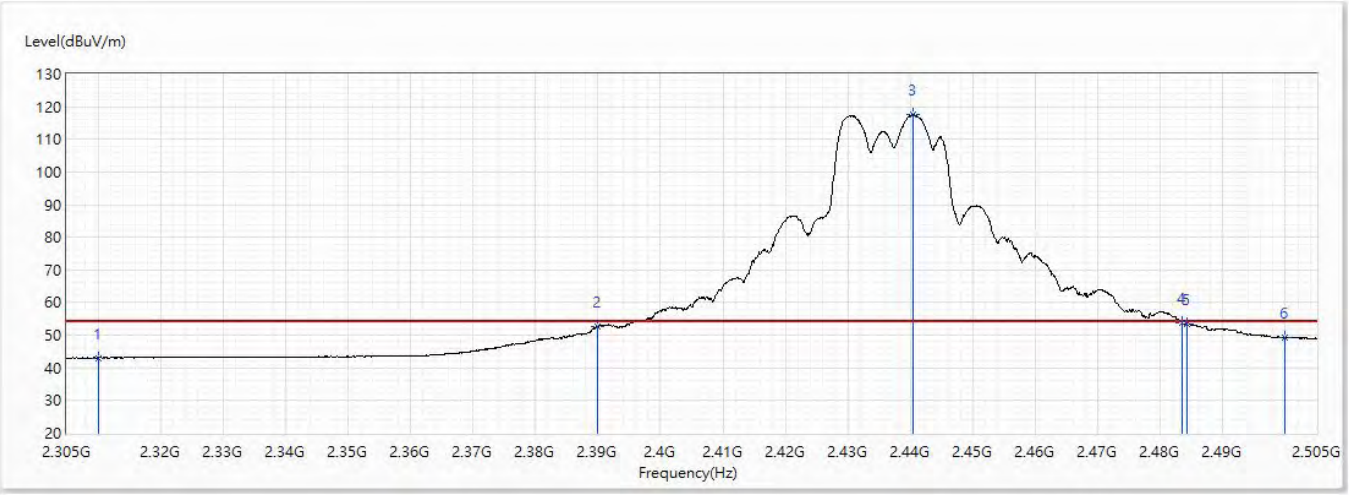

No	Frequency (MHz)	Emission Level (dBuV/m)	Limit (dBuV/m)	Margin (dB)	Reading Level (dBuV)	Correct Factor (dB/m)	Detector Type
1	2310	43.08	54.00	-10.92	30.10	12.98	AV
2	2390	52.55	54.00	-1.45	39.03	13.52	AV
! 3	2440.5	117.51	54.00	63.51	103.61	13.90	AV
4	2483.5	53.83	54.00	-0.17	39.62	14.21	AV
5	2484.3	53.43	54.00	-0.57	39.22	14.21	AV
6	2500	49.34	54.00	-4.66	35.01	14.33	AV

Note:

1. All reading above 1GHz is performed with peak and/or average measurements as necessary.
2. Emission Level = Reading Level + Correct Factor.
3. The average measurement was not performed when the peak measured data under the limit of average detection. If the readings given are average, peak measurement should also be supplied.
4. The fundamental for reference only, it’s not restricted by unwanted emission limit.

Model No	RT-AC68U V3	Site	CB2-H
Test Voltage	AC 120V/60Hz	Test Date	2020/3/25
Test Mode	Mode 1: Transmit mode_CDD_ADP 1	Engineer	Scott
Polarity	Horizontal	Temperature (℃)	23.5
Test Condition	802.11g_2462MHz	Humidity (%RH)	57.0

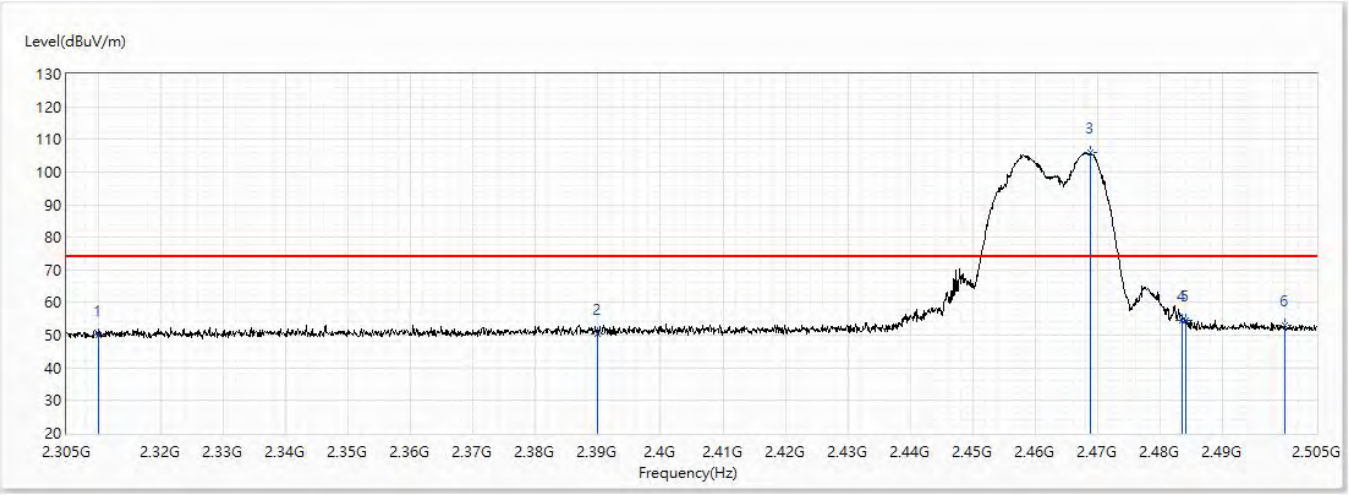

No	Frequency (MHz)	Emission Level (dBuV/m)	Limit (dBuV/m)	Margin (dB)	Reading Level (dBuV)	Correct Factor (dB/m)	Detector Type
1	2310	49.94	74.00	-24.06	36.96	12.98	PK
2	2390	50.41	74.00	-23.59	36.89	13.52	PK
! 3	2468.8	105.92	74.00	31.92	91.82	14.10	PK
4	2483.5	54.36	74.00	-19.64	40.15	14.21	PK
5	2484	54.53	74.00	-19.47	40.32	14.21	PK
6	2500	52.99	74.00	-21.01	38.66	14.33	PK

Note:

1. All reading above 1GHz is performed with peak and/or average measurements as necessary.
2. Emission Level = Reading Level + Correct Factor.
3. The average measurement was not performed when the peak measured data under the limit of average detection. If the readings given are average, peak measurement should also be supplied.
4. The fundamental for reference only, it’s not restricted by unwanted emission limit.

Model No	RT-AC68U V3	Site	CB2-H
Test Voltage	AC 120V/60Hz	Test Date	2020/3/25
Test Mode	Mode 1: Transmit mode_CDD_ADP 1	Engineer	Scott
Polarity	Horizontal	Temperature (℃)	23.5
Test Condition	802.11g_2462MHz	Humidity (%RH)	57.0

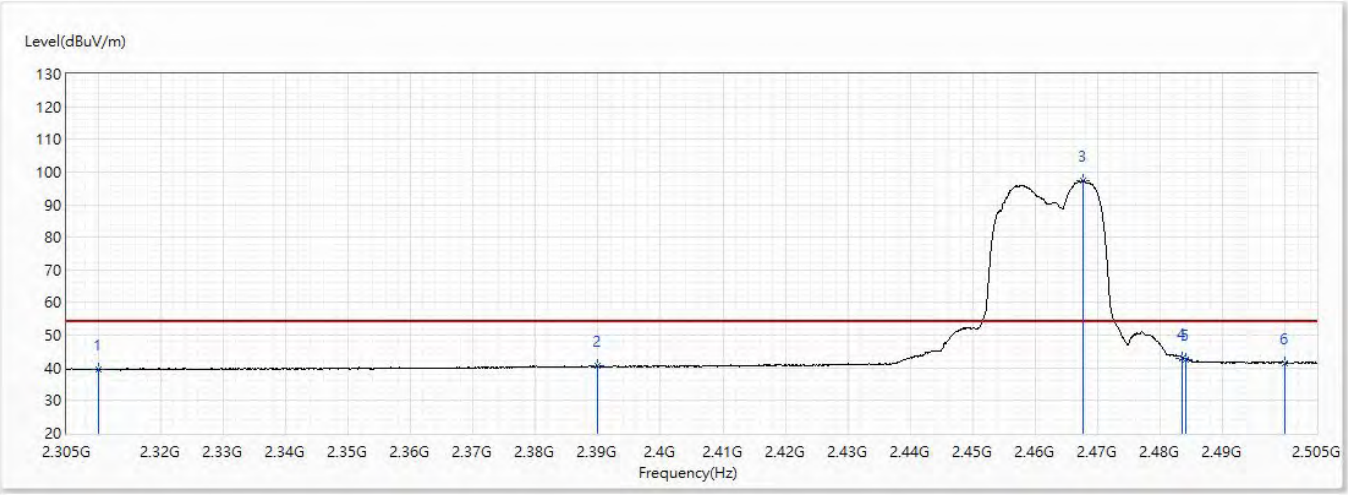

No	Frequency (MHz)	Emission Level (dBuV/m)	Limit (dBuV/m)	Margin (dB)	Reading Level (dBuV)	Correct Factor (dB/m)	Detector Type
1	2310	39.46	54.00	-14.54	26.48	12.98	AV
2	2390	40.49	54.00	-13.51	26.97	13.52	AV
! 3	2467.6	97.34	54.00	43.34	83.25	14.09	AV
4	2483.5	43.06	54.00	-10.94	28.85	14.21	AV
5	2484.1	42.66	54.00	-11.34	28.45	14.21	AV
6	2500	41.56	54.00	-12.44	27.23	14.33	AV

Note:

1. All reading above 1GHz is performed with peak and/or average measurements as necessary.
2. Emission Level = Reading Level + Correct Factor.
3. The average measurement was not performed when the peak measured data under the limit of average detection. If the readings given are average, peak measurement should also be supplied.
4. The fundamental for reference only, it’s not restricted by unwanted emission limit.

Model No	RT-AC68U V3	Site	CB2-H
Test Voltage	AC 120V/60Hz	Test Date	2020/3/24
Test Mode	Mode 1: Transmit mode_CDD_ADP 1	Engineer	Scott
Polarity	Vertical	Temperature (℃)	23.5
Test Condition	802.11g_2462MHz	Humidity (%RH)	57.0

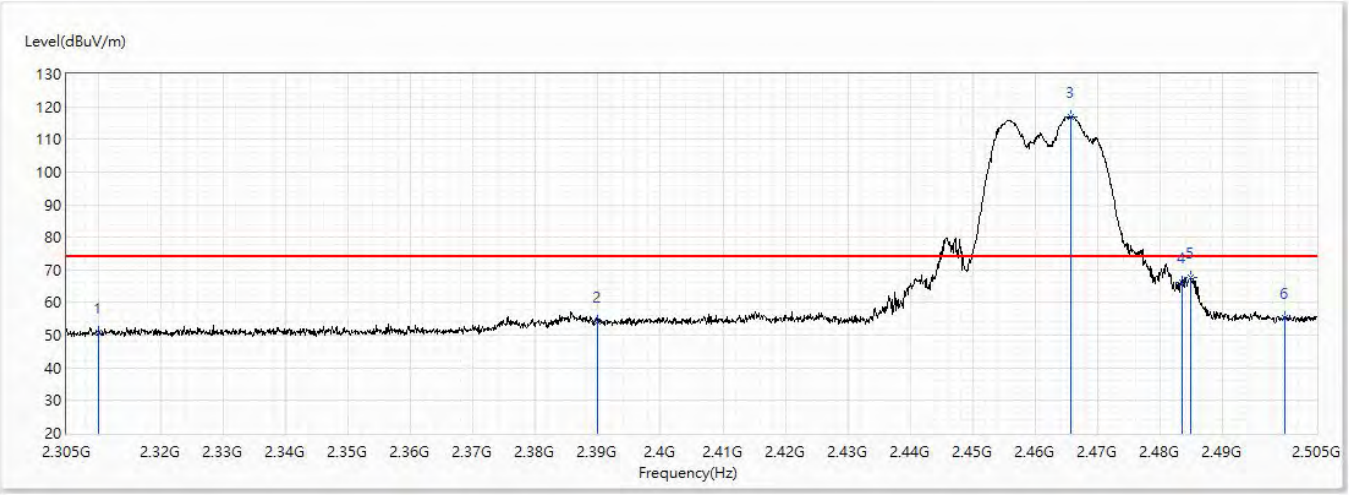

No	Frequency (MHz)	Emission Level (dBuV/m)	Limit (dBuV/m)	Margin (dB)	Reading Level (dBuV)	Correct Factor (dB/m)	Detector Type
1	2310	50.61	74.00	-23.39	37.63	12.98	PK
2	2390	54.28	74.00	-19.72	40.76	13.52	PK
! 3	2465.6	116.95	74.00	42.95	102.87	14.08	PK
4	2483.5	66.26	74.00	-7.74	52.05	14.21	PK
5	2484.8	67.78	74.00	-6.22	53.56	14.22	PK
6	2500	55.24	74.00	-18.76	40.91	14.33	PK

Note:

1. All reading above 1GHz is performed with peak and/or average measurements as necessary.
2. Emission Level = Reading Level + Correct Factor.
3. The average measurement was not performed when the peak measured data under the limit of average detection. If the readings given are average, peak measurement should also be supplied.
4. The fundamental for reference only, it’s not restricted by unwanted emission limit.

Model No	RT-AC68U V3	Site	CB2-H
Test Voltage	AC 120V/60Hz	Test Date	2020/3/24
Test Mode	Mode 1: Transmit mode_CDD_ADP 1	Engineer	Scott
Polarity	Vertical	Temperature (℃)	23.5
Test Condition	802.11g_2462MHz	Humidity (%RH)	57.0

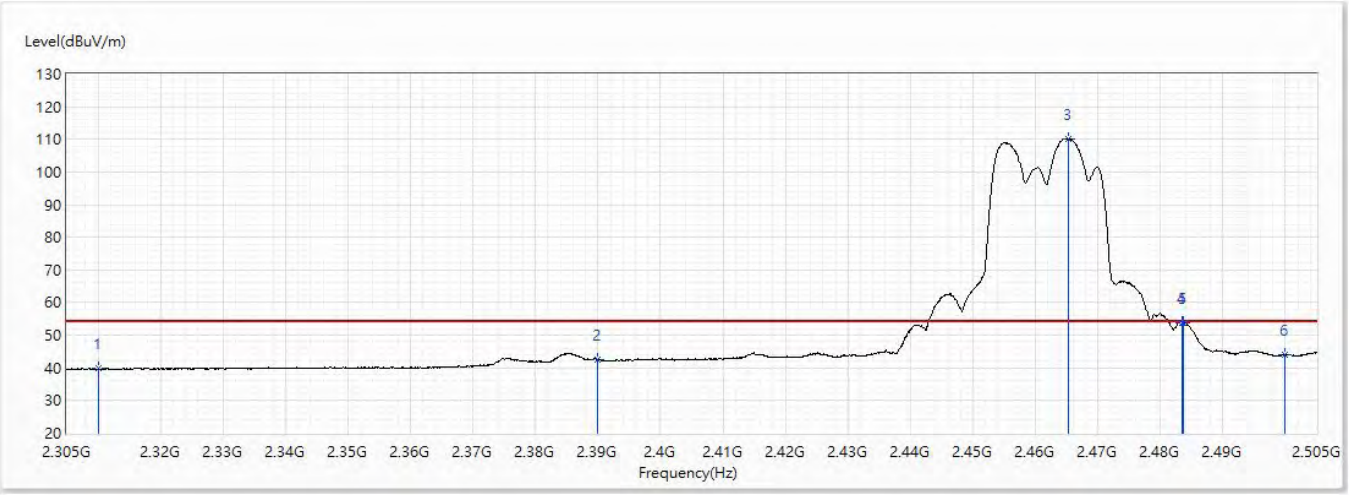

No	Frequency (MHz)	Emission Level (dBuV/m)	Limit (dBuV/m)	Margin (dB)	Reading Level (dBuV)	Correct Factor (dB/m)	Detector Type
1	2310	39.73	54.00	-14.27	26.75	12.98	AV
2	2390	42.55	54.00	-11.45	29.03	13.52	AV
! 3	2465.2	110.25	54.00	56.25	96.18	14.07	AV
4	2483.5	53.83	54.00	-0.17	39.62	14.21	AV
5	2483.6	53.86	54.00	-0.14	39.65	14.21	AV
6	2500	44.07	54.00	-9.93	29.74	14.33	AV

Note:

1. All reading above 1GHz is performed with peak and/or average measurements as necessary.
2. Emission Level = Reading Level + Correct Factor.
3. The average measurement was not performed when the peak measured data under the limit of average detection. If the readings given are average, peak measurement should also be supplied.
4. The fundamental for reference only, it’s not restricted by unwanted emission limit.

Model No	RT-AC68U V3	Site	CB2-H
Test Voltage	AC 120V/60Hz	Test Date	2020/3/25
Test Mode	Mode 1: Transmit mode_CDD_ADP 1	Engineer	Scott
Polarity	Horizontal	Temperature (℃)	23.5
Test Condition	802.11n(20M)_2412MHz	Humidity (%RH)	57.0

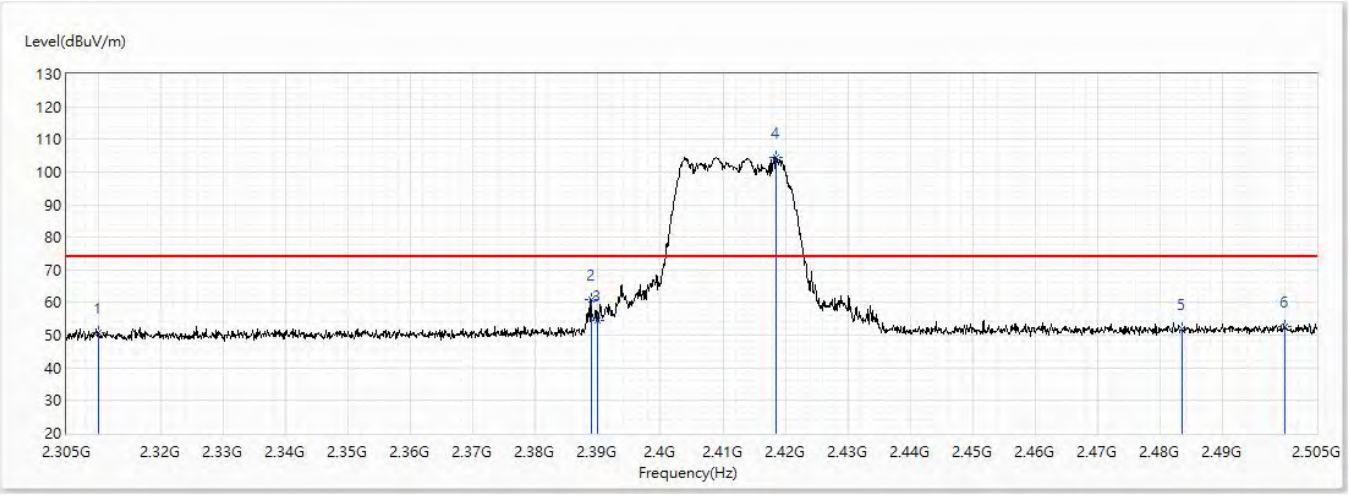

No	Frequency (MHz)	Emission Level (dBuV/m)	Limit (dBuV/m)	Margin (dB)	Reading Level (dBuV)	Correct Factor (dB/m)	Detector Type
1	2310	50.67	74.00	-23.33	37.69	12.98	PK
2	2388.9	61.07	74.00	-12.93	47.55	13.52	PK
3	2390	54.50	74.00	-19.50	40.98	13.52	PK
! 4	2418.5	104.55	74.00	30.55	90.81	13.74	PK
5	2483.5	52.07	74.00	-21.93	37.86	14.21	PK
6	2500	52.63	74.00	-21.37	38.30	14.33	PK

Note:

1. All reading above 1GHz is performed with peak and/or average measurements as necessary.
2. Emission Level = Reading Level + Correct Factor.
3. The average measurement was not performed when the peak measured data under the limit of average detection. If the readings given are average, peak measurement should also be supplied.
4. The fundamental for reference only, it’s not restricted by unwanted emission limit.

Model No	RT-AC68U V3	Site	CB2-H
Test Voltage	AC 120V/60Hz	Test Date	2020/3/25
Test Mode	Mode 1: Transmit mode_CDD_ADP 1	Engineer	Scott
Polarity	Horizontal	Temperature (℃)	23.5
Test Condition	802.11n(20M)_2412MHz	Humidity (%RH)	57.0

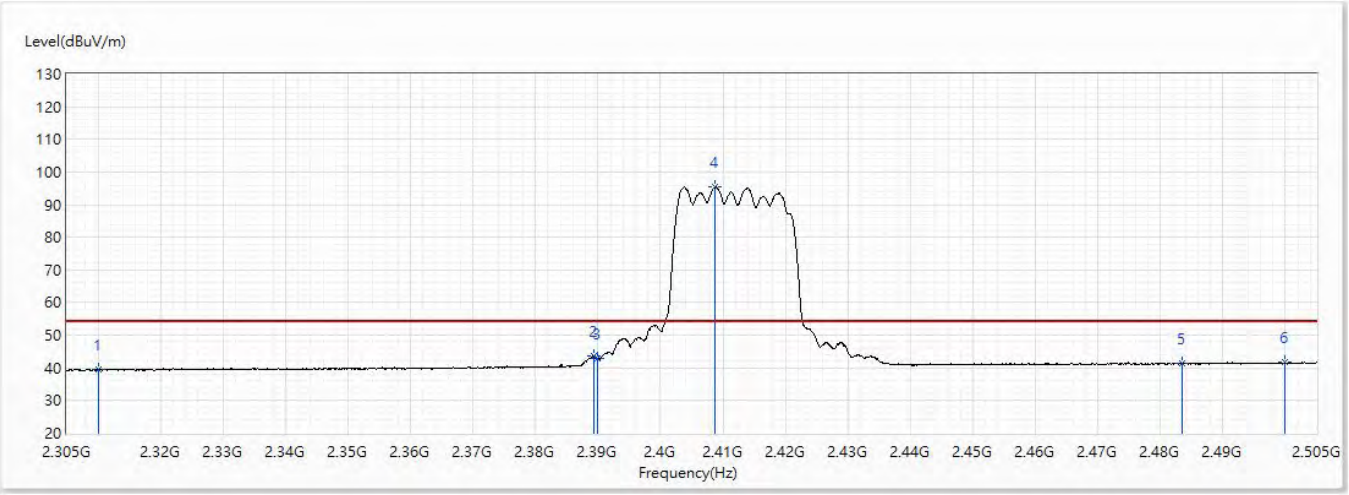

No	Frequency (MHz)	Emission Level (dBuV/m)	Limit (dBuV/m)	Margin (dB)	Reading Level (dBuV)	Correct Factor (dB/m)	Detector Type
1	2310	39.41	54.00	-14.59	26.43	12.98	AV
2	2389.3	43.68	54.00	-10.32	30.16	13.52	AV
3	2390	42.75	54.00	-11.25	29.23	13.52	AV
! 4	2408.8	95.41	54.00	41.41	81.74	13.67	AV
5	2483.5	41.33	54.00	-12.67	27.12	14.21	AV
6	2500	41.61	54.00	-12.39	27.28	14.33	AV

Note:

1. All reading above 1GHz is performed with peak and/or average measurements as necessary.
2. Emission Level = Reading Level + Correct Factor.
3. The average measurement was not performed when the peak measured data under the limit of average detection. If the readings given are average, peak measurement should also be supplied.
4. The fundamental for reference only, it’s not restricted by unwanted emission limit.

Model No	RT-AC68U V3	Site	CB2-H
Test Voltage	AC 120V/60Hz	Test Date	2020/3/24
Test Mode	Mode 1: Transmit mode_CDD_ADP 1	Engineer	Scott
Polarity	Vertical	Temperature (℃)	23.5
Test Condition	802.11n(20M)_2412MHz	Humidity (%RH)	57.0

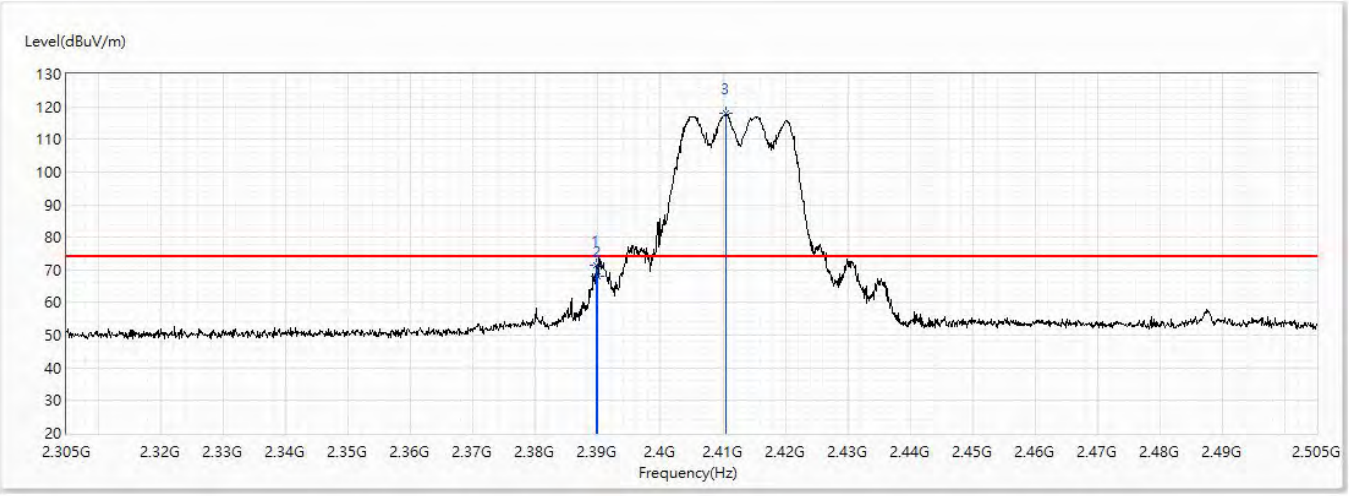

No	Frequency (MHz)	Emission Level (dBuV/m)	Limit (dBuV/m)	Margin (dB)	Reading Level (dBuV)	Correct Factor (dB/m)	Detector Type
1	2389.8	71.49	74.00	-2.51	57.97	13.52	PK
2	2390	67.88	74.00	-6.12	54.36	13.52	PK
! 3	2410.4	118.06	74.00	44.06	104.38	13.68	PK

Note:

1. All reading above 1GHz is performed with peak and/or average measurements as necessary.
2. Emission Level = Reading Level + Correct Factor.
3. The average measurement was not performed when the peak measured data under the limit of average detection. If the readings given are average, peak measurement should also be supplied.
4. The fundamental for reference only, it’s not restricted by unwanted emission limit.

Model No	RT-AC68U V3	Site	CB2-H
Test Voltage	AC 120V/60Hz	Test Date	2020/3/24
Test Mode	Mode 1: Transmit mode_CDD_ADP 1	Engineer	Scott
Polarity	Vertical	Temperature (℃)	23.5
Test Condition	802.11n(20M)_2412MHz	Humidity (%RH)	57.0

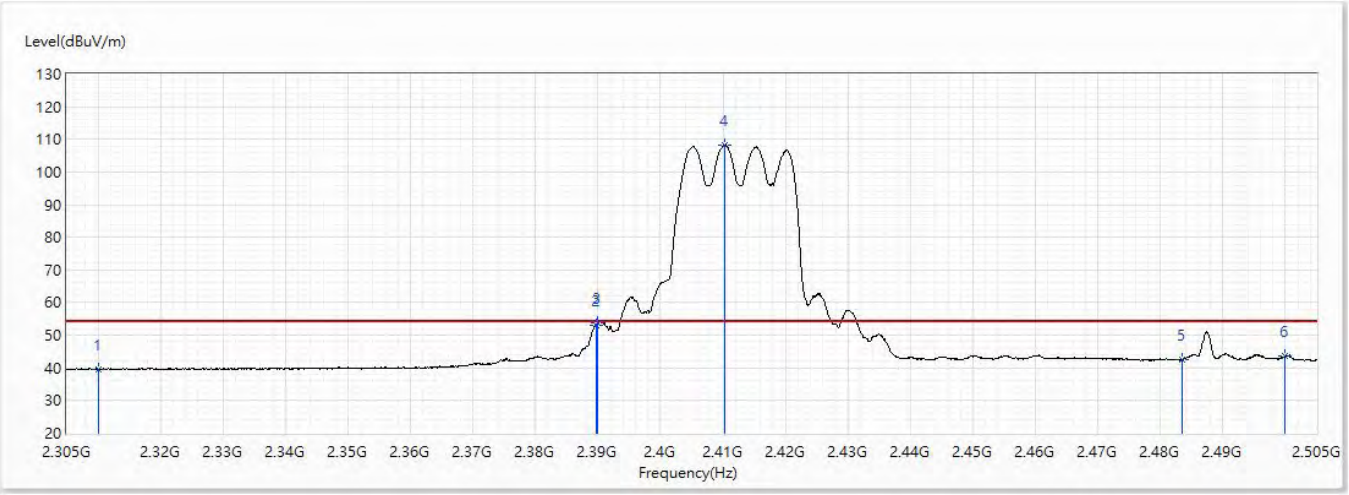

No	Frequency (MHz)	Emission Level (dBuV/m)	Limit (dBuV/m)	Margin (dB)	Reading Level (dBuV)	Correct Factor (dB/m)	Detector Type
1	2310	39.51	54.00	-14.49	26.53	12.98	AV
2	2389.7	53.22	54.00	-0.78	39.70	13.52	AV
3	2390	53.80	54.00	-0.20	40.28	13.52	AV
! 4	2410.2	108.19	54.00	54.19	94.51	13.68	AV
5	2483.5	42.43	54.00	-11.57	28.22	14.21	AV
6	2500	43.47	54.00	-10.53	29.14	14.33	AV

Note:

1. All reading above 1GHz is performed with peak and/or average measurements as necessary.
2. Emission Level = Reading Level + Correct Factor.
3. The average measurement was not performed when the peak measured data under the limit of average detection. If the readings given are average, peak measurement should also be supplied.
4. The fundamental for reference only, it’s not restricted by unwanted emission limit.

Model No	RT-AC68U V3	Site	CB2-H
Test Voltage	AC 120V/60Hz	Test Date	2020/3/25
Test Mode	Mode 1: Transmit mode_CDD_ADP 1	Engineer	Scott
Polarity	Horizontal	Temperature (℃)	23.5
Test Condition	802.11n(20M)_2437MHz	Humidity (%RH)	57.0

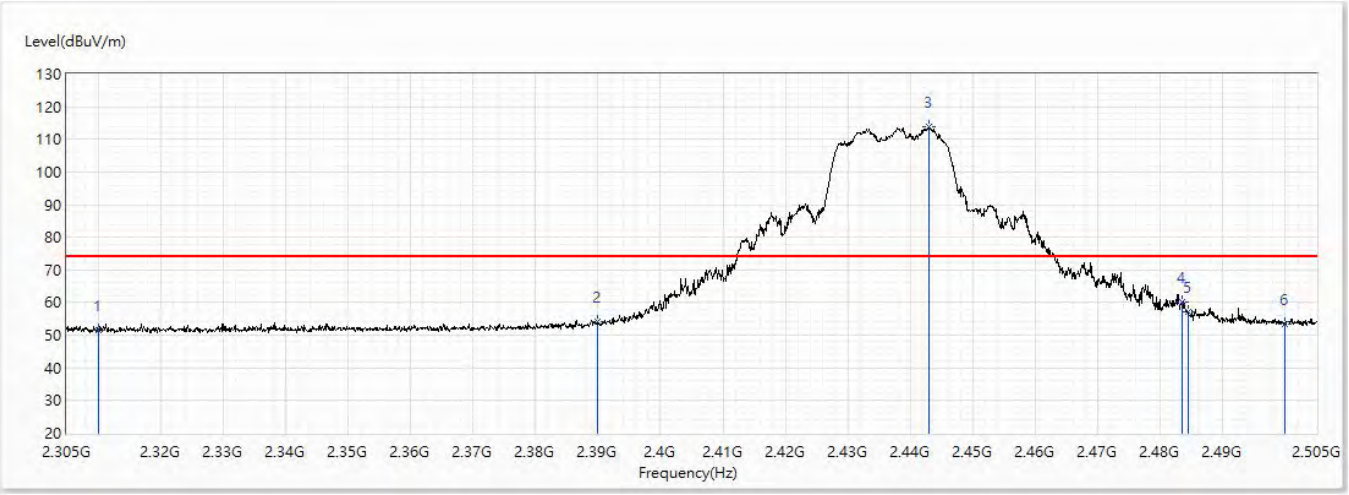

No	Frequency (MHz)	Emission Level (dBuV/m)	Limit (dBuV/m)	Margin (dB)	Reading Level (dBuV)	Correct Factor (dB/m)	Detector Type
1	2310	51.37	74.00	-22.63	38.39	12.98	PK
2	2390	54.30	74.00	-19.70	40.78	13.52	PK
! 3	2442.9	113.83	74.00	39.83	99.92	13.91	PK
4	2483.5	60.17	74.00	-13.83	45.96	14.21	PK
5	2484.4	57.18	74.00	-16.82	42.97	14.21	PK
6	2500	53.27	74.00	-20.73	38.94	14.33	PK

Note:

1. All reading above 1GHz is performed with peak and/or average measurements as necessary.
2. Emission Level = Reading Level + Correct Factor.
3. The average measurement was not performed when the peak measured data under the limit of average detection. If the readings given are average, peak measurement should also be supplied.
4. The fundamental for reference only, it’s not restricted by unwanted emission limit.

Model No	RT-AC68U V3	Site	CB2-H
Test Voltage	AC 120V/60Hz	Test Date	2020/3/25
Test Mode	Mode 1: Transmit mode_CDD_ADP 1	Engineer	Scott
Polarity	Horizontal	Temperature (℃)	23.5
Test Condition	802.11n(20M)_2437MHz	Humidity (%RH)	57.0

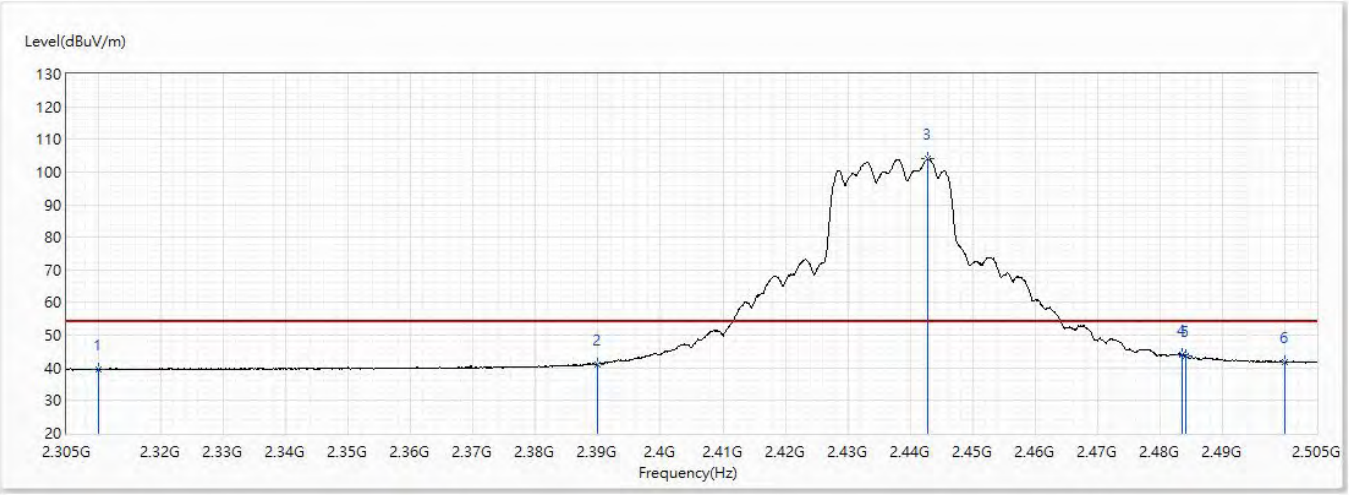

No	Frequency (MHz)	Emission Level (dBuV/m)	Limit (dBuV/m)	Margin (dB)	Reading Level (dBuV)	Correct Factor (dB/m)	Detector Type
1	2310	39.61	54.00	-14.39	26.63	12.98	AV
2	2390	41.19	54.00	-12.81	27.67	13.52	AV
! 3	2442.7	104.05	54.00	50.05	90.14	13.91	AV
4	2483.5	43.94	54.00	-10.06	29.73	14.21	AV
5	2484	43.58	54.00	-10.42	29.37	14.21	AV
6	2500	41.87	54.00	-12.13	27.54	14.33	AV

Note:

1. All reading above 1GHz is performed with peak and/or average measurements as necessary.
2. Emission Level = Reading Level + Correct Factor.
3. The average measurement was not performed when the peak measured data under the limit of average detection. If the readings given are average, peak measurement should also be supplied.
4. The fundamental for reference only, it’s not restricted by unwanted emission limit.

Model No	RT-AC68U V3	Site	CB2-H
Test Voltage	AC 120V/60Hz	Test Date	2020/3/24
Test Mode	Mode 1: Transmit mode_CDD_ADP 1	Engineer	Scott
Polarity	Vertical	Temperature (℃)	23.5
Test Condition	802.11n(20M)_2437MHz	Humidity (%RH)	57.0

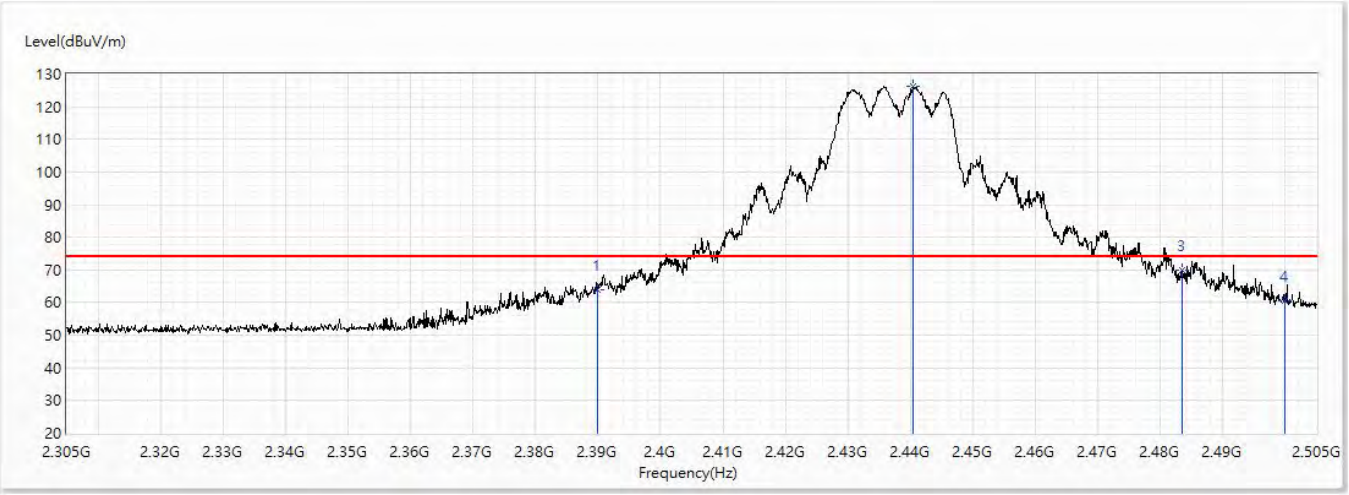

No	Frequency (MHz)	Emission Level (dBuV/m)	Limit (dBuV/m)	Margin (dB)	Reading Level (dBuV)	Correct Factor (dB/m)	Detector Type
1	2390	63.80	74.00	-10.20	50.28	13.52	PK
! 2	2440.5	126.20	74.00	52.20	112.30	13.90	PK
3	2483.5	69.92	74.00	-4.08	55.71	14.21	PK
4	2500	60.47	74.00	-13.53	46.14	14.33	PK

Note:

1. All reading above 1GHz is performed with peak and/or average measurements as necessary.
2. Emission Level = Reading Level + Correct Factor.
3. The average measurement was not performed when the peak measured data under the limit of average detection. If the readings given are average, peak measurement should also be supplied.
4. The fundamental for reference only, it’s not restricted by unwanted emission limit.

Model No	RT-AC68U V3	Site	CB2-H
Test Voltage	AC 120V/60Hz	Test Date	2020/3/24
Test Mode	Mode 1: Transmit mode_CDD_ADP 1	Engineer	Scott
Polarity	Vertical	Temperature (℃)	23.5
Test Condition	802.11n(20M)_2437MHz	Humidity (%RH)	57.0

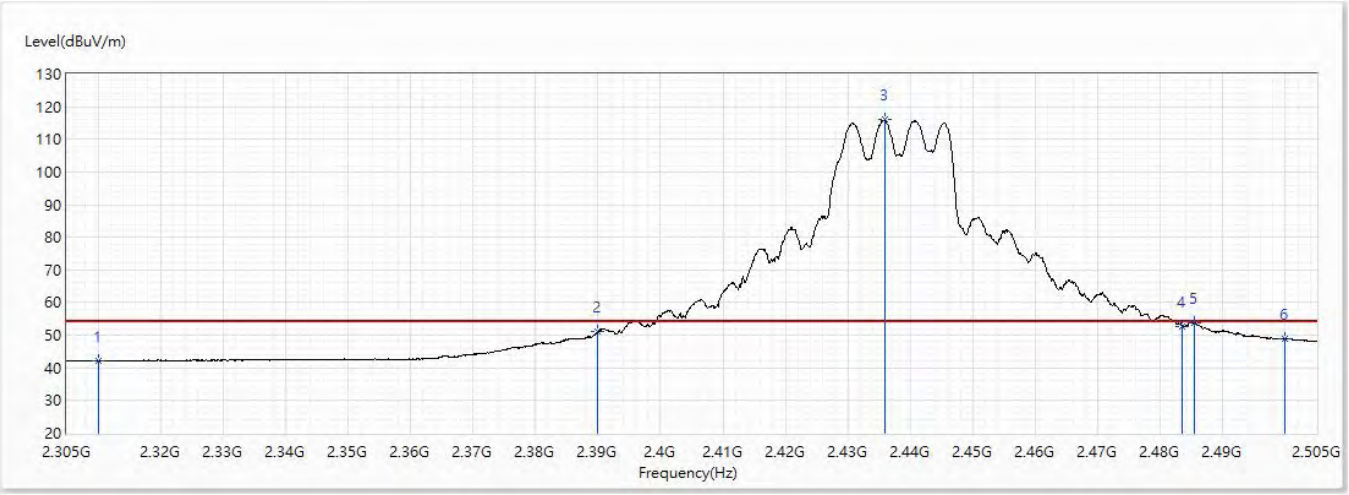

No	Frequency (MHz)	Emission Level (dBuV/m)	Limit (dBuV/m)	Margin (dB)	Reading Level (dBuV)	Correct Factor (dB/m)	Detector Type
1	2310	42.18	54.00	-11.82	29.20	12.98	AV
2	2390	51.04	54.00	-2.96	37.52	13.52	AV
! 3	2435.9	115.95	54.00	61.95	102.09	13.86	AV
4	2483.5	52.79	54.00	-1.21	38.58	14.21	AV
5	2485.4	53.77	54.00	-0.23	39.55	14.22	AV
6	2500	48.91	54.00	-5.09	34.58	14.33	AV

Note:

1. All reading above 1GHz is performed with peak and/or average measurements as necessary.
2. Emission Level = Reading Level + Correct Factor.
3. The average measurement was not performed when the peak measured data under the limit of average detection. If the readings given are average, peak measurement should also be supplied.
4. The fundamental for reference only, it’s not restricted by unwanted emission limit.

Model No	RT-AC68U V3	Site	CB2-H
Test Voltage	AC 120V/60Hz	Test Date	2020/3/25
Test Mode	Mode 1: Transmit mode_CDD_ADP 1	Engineer	Scott
Polarity	Horizontal	Temperature (℃)	23.5
Test Condition	802.11n(20M)_2462MHz	Humidity (%RH)	57.0

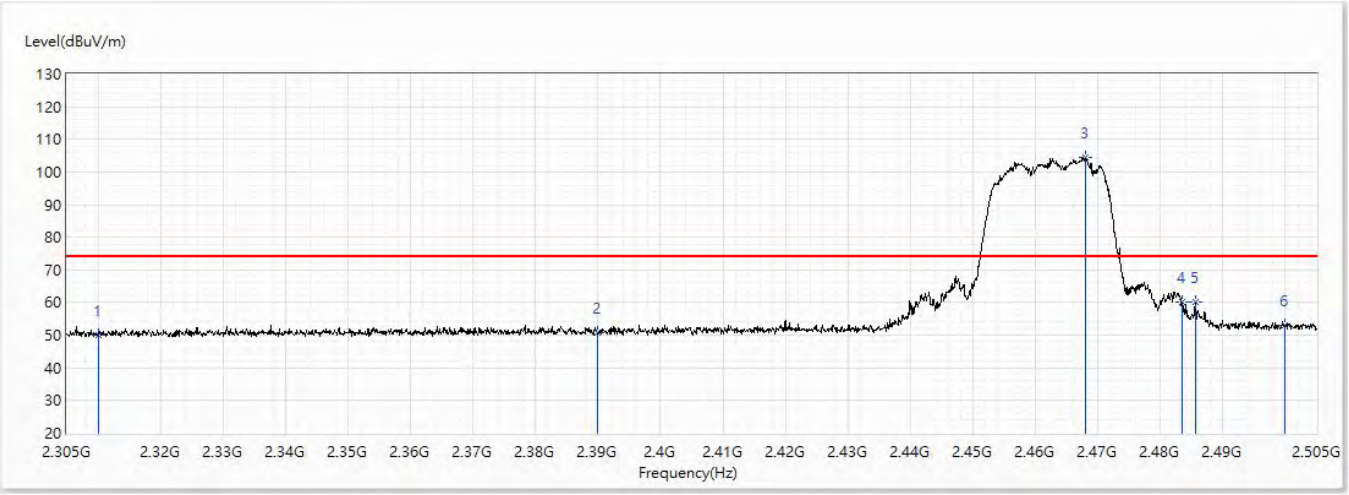

No	Frequency (MHz)	Emission Level (dBuV/m)	Limit (dBuV/m)	Margin (dB)	Reading Level (dBuV)	Correct Factor (dB/m)	Detector Type
1	2310	50.15	74.00	-23.85	37.17	12.98	PK
2	2390	50.80	74.00	-23.20	37.28	13.52	PK
! 3	2468	104.49	74.00	30.49	90.40	14.09	PK
4	2483.5	60.15	74.00	-13.85	45.94	14.21	PK
5	2485.6	60.20	74.00	-13.80	45.98	14.22	PK
6	2500	52.93	74.00	-21.07	38.60	14.33	PK

Note:

1. All reading above 1GHz is performed with peak and/or average measurements as necessary.
2. Emission Level = Reading Level + Correct Factor.
3. The average measurement was not performed when the peak measured data under the limit of average detection. If the readings given are average, peak measurement should also be supplied.
4. The fundamental for reference only, it’s not restricted by unwanted emission limit.

Model No	RT-AC68U V3	Site	CB2-H
Test Voltage	AC 120V/60Hz	Test Date	2020/3/25
Test Mode	Mode 1: Transmit mode_CDD_ADP 1	Engineer	Scott
Polarity	Horizontal	Temperature (℃)	23.5
Test Condition	802.11n(20M)_2462MHz	Humidity (%RH)	57.0

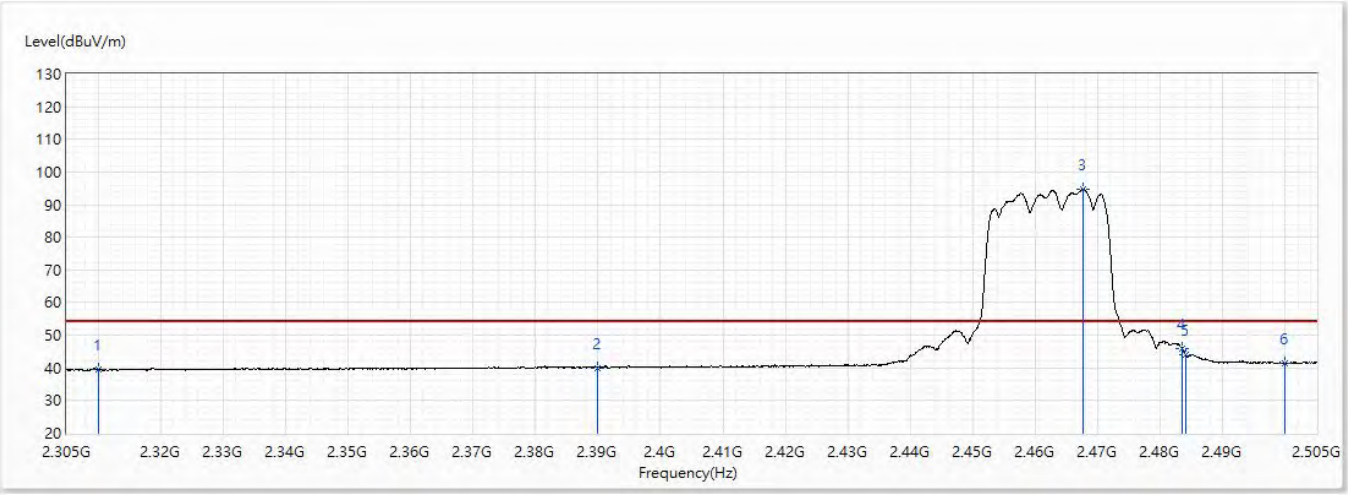

No	Frequency (MHz)	Emission Level (dBuV/m)	Limit (dBuV/m)	Margin (dB)	Reading Level (dBuV)	Correct Factor (dB/m)	Detector Type
1	2310	39.42	54.00	-14.58	26.44	12.98	AV
2	2390	40.07	54.00	-13.93	26.55	13.52	AV
! 3	2467.7	94.83	54.00	40.83	80.74	14.09	AV
4	2483.5	45.83	54.00	-8.17	31.62	14.21	AV
5	2484	43.99	54.00	-10.01	29.78	14.21	AV
6	2500	41.58	54.00	-12.42	27.25	14.33	AV

Note:

1. All reading above 1GHz is performed with peak and/or average measurements as necessary.
2. Emission Level = Reading Level + Correct Factor.
3. The average measurement was not performed when the peak measured data under the limit of average detection. If the readings given are average, peak measurement should also be supplied.
4. The fundamental for reference only, it’s not restricted by unwanted emission limit.

Model No	RT-AC68U V3	Site	CB2-H
Test Voltage	AC 120V/60Hz	Test Date	2020/3/24
Test Mode	Mode 1: Transmit mode_CDD_ADP 1	Engineer	Scott
Polarity	Vertical	Temperature (℃)	23.5
Test Condition	802.11n(20M)_2462MHz	Humidity (%RH)	57.0

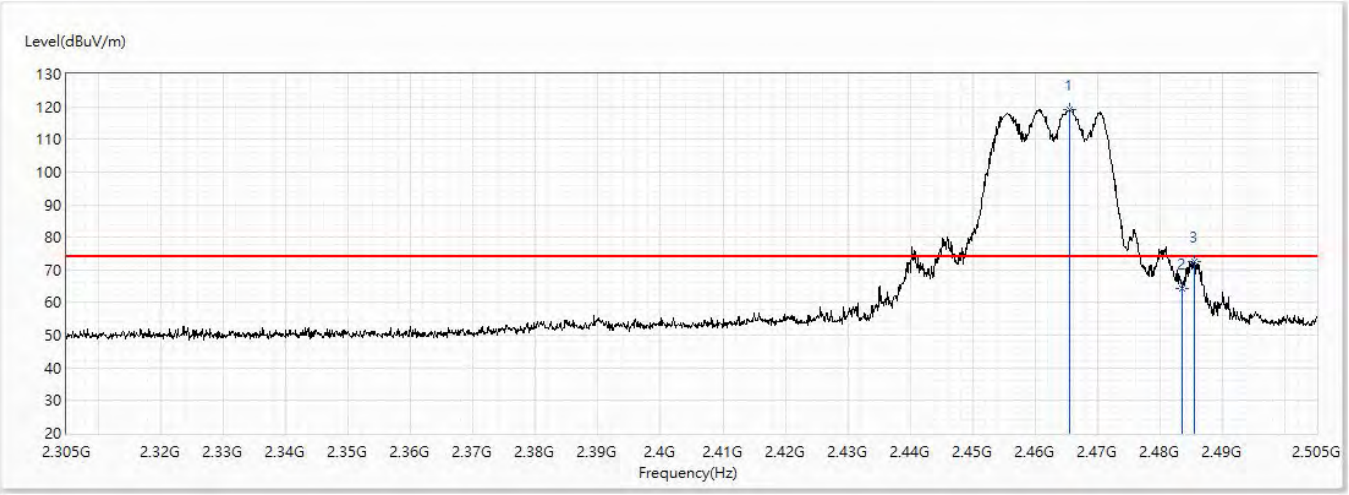

No	Frequency (MHz)	Emission Level (dBuV/m)	Limit (dBuV/m)	Margin (dB)	Reading Level (dBuV)	Correct Factor (dB/m)	Detector Type
! 1	2465.5	119.09	74.00	45.09	105.01	14.08	PK
2	2483.5	64.12	74.00	-9.88	49.91	14.21	PK
3	2485.4	72.66	74.00	-1.34	58.44	14.22	PK

Note:

1. All reading above 1GHz is performed with peak and/or average measurements as necessary.
2. Emission Level = Reading Level + Correct Factor.
3. The average measurement was not performed when the peak measured data under the limit of average detection. If the readings given are average, peak measurement should also be supplied.
4. The fundamental for reference only, it’s not restricted by unwanted emission limit.

Model No	RT-AC68U V3	Site	CB2-H
Test Voltage	AC 120V/60Hz	Test Date	2020/3/24
Test Mode	Mode 1: Transmit mode_CDD_ADP 1	Engineer	Scott
Polarity	Vertical	Temperature (℃)	23.5
Test Condition	802.11n(20M)_2462MHz	Humidity (%RH)	57.0

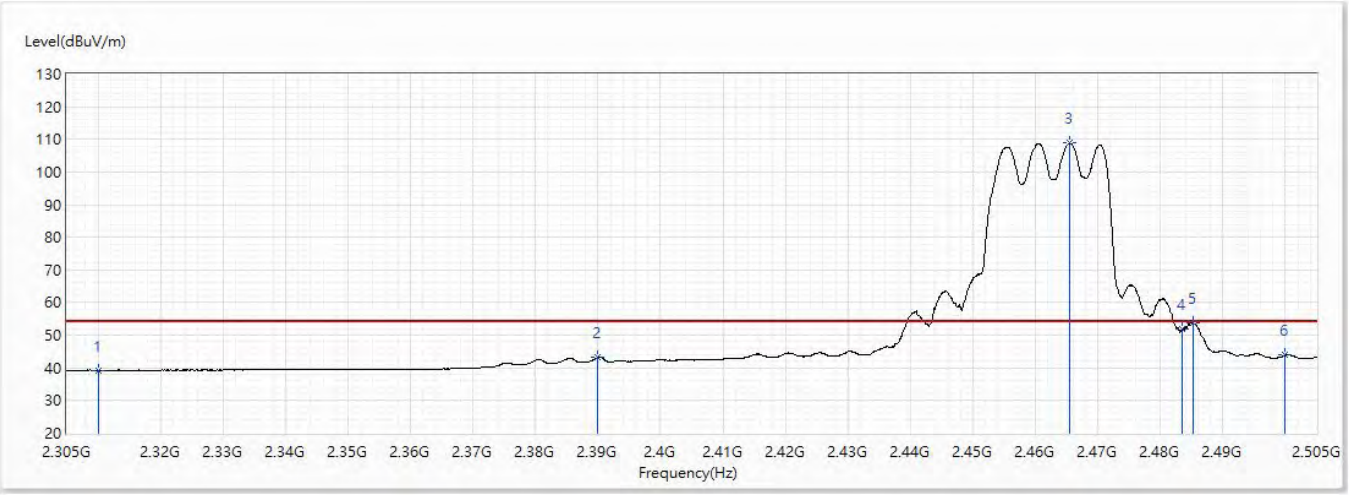

No	Frequency (MHz)	Emission Level (dBuV/m)	Limit (dBuV/m)	Margin (dB)	Reading Level (dBuV)	Correct Factor (dB/m)	Detector Type
1	2310	39.26	54.00	-14.74	26.28	12.98	AV
2	2390	43.25	54.00	-10.75	29.73	13.52	AV
! 3	2465.5	108.90	54.00	54.90	94.82	14.08	AV
4	2483.5	51.97	54.00	-2.03	37.76	14.21	AV
5	2485.2	53.89	54.00	-0.11	39.67	14.22	AV
6	2500	43.87	54.00	-10.13	29.54	14.33	AV

Note:

1. All reading above 1GHz is performed with peak and/or average measurements as necessary.
2. Emission Level = Reading Level + Correct Factor.
3. The average measurement was not performed when the peak measured data under the limit of average detection. If the readings given are average, peak measurement should also be supplied.
4. The fundamental for reference only, it’s not restricted by unwanted emission limit.

Model No	RT-AC68U V3	Site	CB2-H
Test Voltage	AC 120V/60Hz	Test Date	2020/3/25
Test Mode	Mode 1: Transmit mode_CDD_ADP 1	Engineer	Scott
Polarity	Horizontal	Temperature (℃)	23.5
Test Condition	802.11n(40M)_2422MHz	Humidity (%RH)	57.0

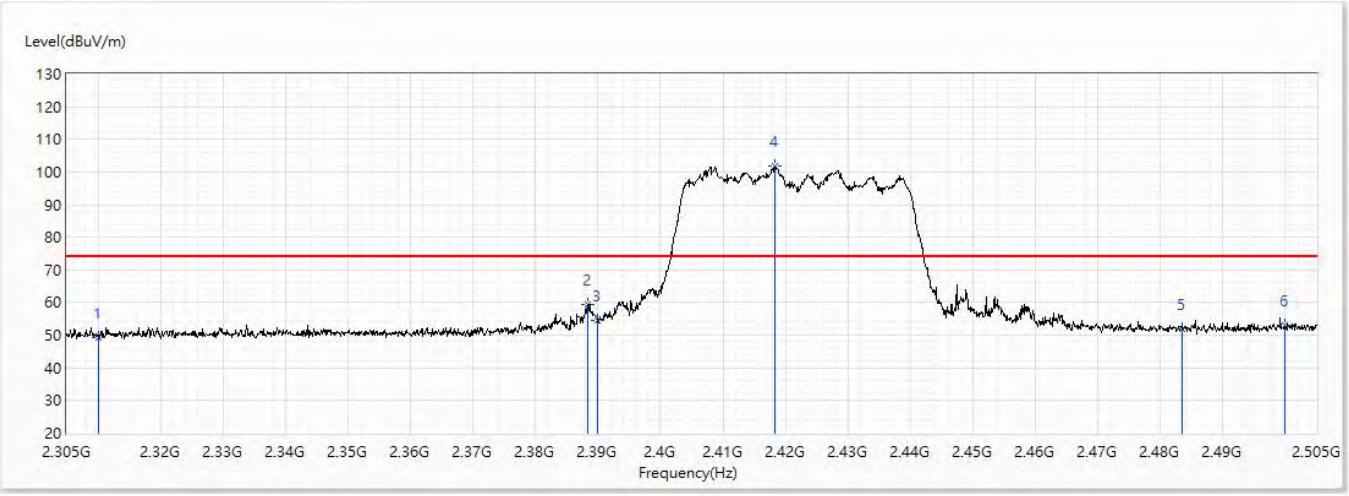

No	Frequency (MHz)	Emission Level (dBuV/m)	Limit (dBuV/m)	Margin (dB)	Reading Level (dBuV)	Correct Factor (dB/m)	Detector Type
1	2310	49.37	74.00	-24.63	36.39	12.98	PK
2	2388.4	59.55	74.00	-14.45	46.03	13.52	PK
3	2390	54.45	74.00	-19.55	40.93	13.52	PK
! 4	2418.4	101.66	74.00	27.66	87.93	13.73	PK
5	2483.5	52.03	74.00	-21.97	37.82	14.21	PK
6	2500	53.02	74.00	-20.98	38.69	14.33	PK

Note:

1. All reading above 1GHz is performed with peak and/or average measurements as necessary.
2. Emission Level = Reading Level + Correct Factor.
3. The average measurement was not performed when the peak measured data under the limit of average detection. If the readings given are average, peak measurement should also be supplied.
4. The fundamental for reference only, it’s not restricted by unwanted emission limit.

Model No	RT-AC68U V3	Site	CB2-H
Test Voltage	AC 120V/60Hz	Test Date	2020/3/25
Test Mode	Mode 1: Transmit mode_CDD_ADP 1	Engineer	Scott
Polarity	Horizontal	Temperature (℃)	23.5
Test Condition	802.11n(40M)_2422MHz	Humidity (%RH)	57.0

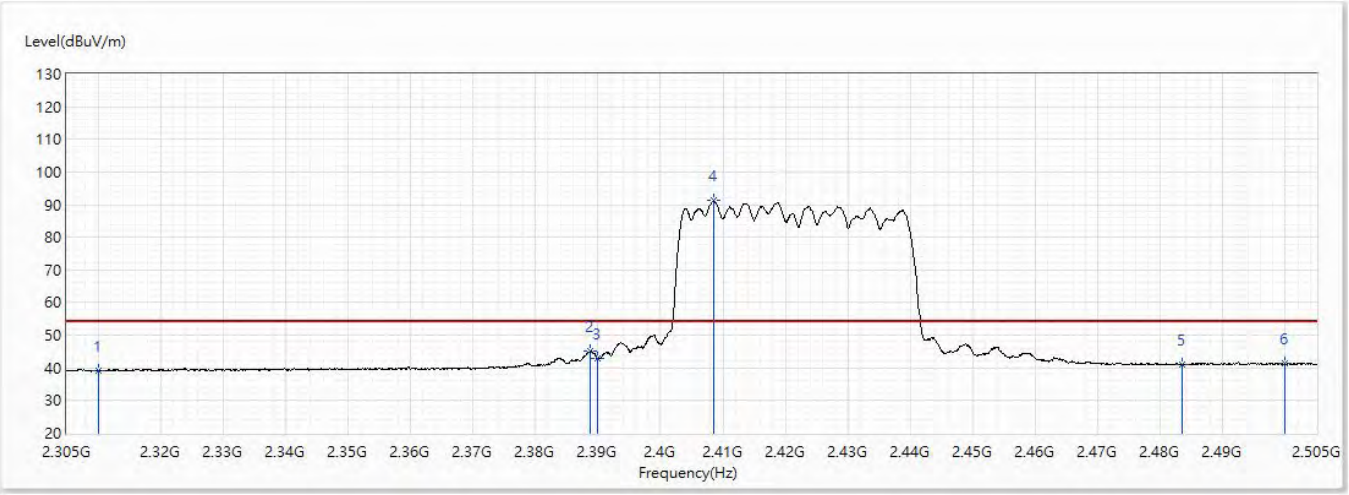

No	Frequency (MHz)	Emission Level (dBuV/m)	Limit (dBuV/m)	Margin (dB)	Reading Level (dBuV)	Correct Factor (dB/m)	Detector Type
1	2310	39.10	54.00	-14.90	26.12	12.98	AV
2	2388.8	45.07	54.00	-8.93	31.55	13.52	AV
3	2390	42.91	54.00	-11.09	29.39	13.52	AV
! 4	2408.5	91.27	54.00	37.27	77.60	13.67	AV
5	2483.5	41.08	54.00	-12.92	26.87	14.21	AV
6	2500	41.24	54.00	-12.76	26.91	14.33	AV

Note:

1. All reading above 1GHz is performed with peak and/or average measurements as necessary.
2. Emission Level = Reading Level + Correct Factor.
3. The average measurement was not performed when the peak measured data under the limit of average detection. If the readings given are average, peak measurement should also be supplied.
4. The fundamental for reference only, it’s not restricted by unwanted emission limit.

Model No	RT-AC68U V3	Site	CB2-H
Test Voltage	AC 120V/60Hz	Test Date	2020/3/24
Test Mode	Mode 1: Transmit mode_CDD_ADP 1	Engineer	Scott
Polarity	Vertical	Temperature (℃)	23.5
Test Condition	802.11n(40M)_2422MHz	Humidity (%RH)	57.0

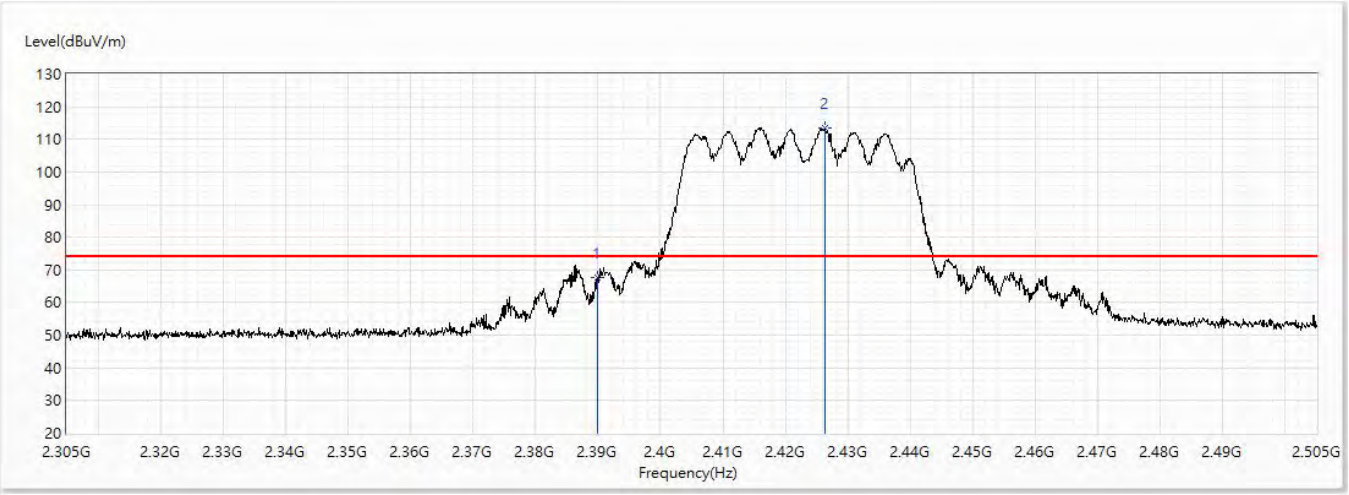

No	Frequency (MHz)	Emission Level (dBuV/m)	Limit (dBuV/m)	Margin (dB)	Reading Level (dBuV)	Correct Factor (dB/m)	Detector Type
1	2390	67.72	74.00	-6.28	54.20	13.52	PK
! 2	2426.4	113.60	74.00	39.60	99.80	13.80	PK

Note:

1. All reading above 1GHz is performed with peak and/or average measurements as necessary.
2. Emission Level = Reading Level + Correct Factor.
3. The average measurement was not performed when the peak measured data under the limit of average detection. If the readings given are average, peak measurement should also be supplied.
4. The fundamental for reference only, it’s not restricted by unwanted emission limit.

Model No	RT-AC68U V3	Site	CB2-H
Test Voltage	AC 120V/60Hz	Test Date	2020/3/24
Test Mode	Mode 1: Transmit mode_CDD_ADP 1	Engineer	Scott
Polarity	Vertical	Temperature (℃)	23.5
Test Condition	802.11n(40M)_2422MHz	Humidity (%RH)	57.0

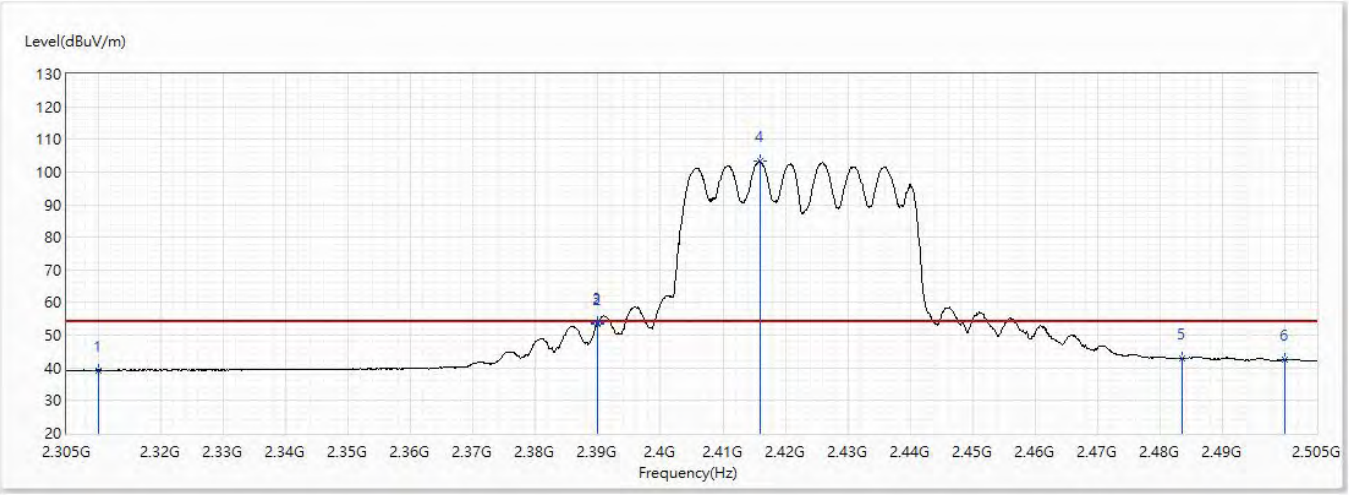

No	Frequency (MHz)	Emission Level (dBuV/m)	Limit (dBuV/m)	Margin (dB)	Reading Level (dBuV)	Correct Factor (dB/m)	Detector Type
1	2310	39.30	54.00	-14.70	26.32	12.98	AV
2	2389.9	53.50	54.00	-0.50	39.98	13.52	AV
3	2390	53.88	54.00	-0.12	40.36	13.52	AV
! 4	2415.9	103.21	54.00	49.21	89.49	13.72	AV
5	2483.5	42.84	54.00	-11.16	28.63	14.21	AV
6	2500	42.51	54.00	-11.49	28.18	14.33	AV

Note:

1. All reading above 1GHz is performed with peak and/or average measurements as necessary.
2. Emission Level = Reading Level + Correct Factor.
3. The average measurement was not performed when the peak measured data under the limit of average detection. If the readings given are average, peak measurement should also be supplied.
4. The fundamental for reference only, it’s not restricted by unwanted emission limit.

Model No	RT-AC68U V3	Site	CB2-H
Test Voltage	AC 120V/60Hz	Test Date	2020/3/25
Test Mode	Mode 1: Transmit mode_CDD_ADP 1	Engineer	Scott
Polarity	Horizontal	Temperature (℃)	23.5
Test Condition	802.11n(40M)_2437MHz	Humidity (%RH)	57.0

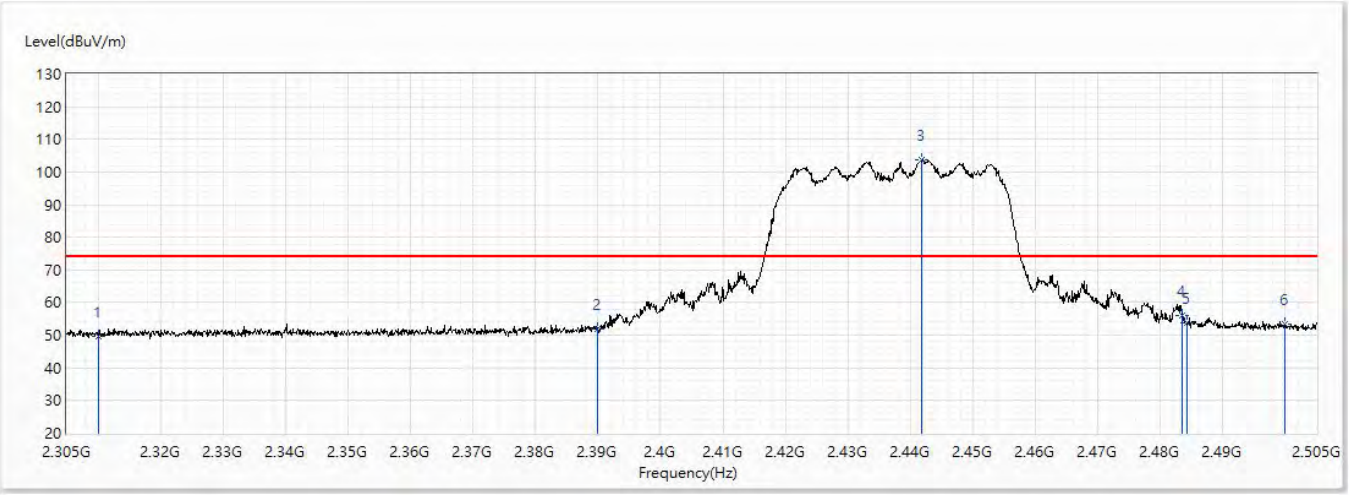

No	Frequency (MHz)	Emission Level (dBuV/m)	Limit (dBuV/m)	Margin (dB)	Reading Level (dBuV)	Correct Factor (dB/m)	Detector Type
1	2310	49.84	74.00	-24.16	36.86	12.98	PK
2	2390	51.73	74.00	-22.27	38.21	13.52	PK
! 3	2441.7	103.77	74.00	29.77	89.86	13.91	PK
4	2483.5	56.13	74.00	-17.87	41.92	14.21	PK
5	2484.3	53.80	74.00	-20.20	39.59	14.21	PK
6	2500	53.39	74.00	-20.61	39.06	14.33	PK

Note:

1. All reading above 1GHz is performed with peak and/or average measurements as necessary.
2. Emission Level = Reading Level + Correct Factor.
3. The average measurement was not performed when the peak measured data under the limit of average detection. If the readings given are average, peak measurement should also be supplied.
4. The fundamental for reference only, it’s not restricted by unwanted emission limit.

Model No	RT-AC68U V3	Site	CB2-H
Test Voltage	AC 120V/60Hz	Test Date	2020/3/25
Test Mode	Mode 1: Transmit mode_CDD_ADP 1	Engineer	Scott
Polarity	Horizontal	Temperature (℃)	23.5
Test Condition	802.11n(40M)_2437MHz	Humidity (%RH)	57.0

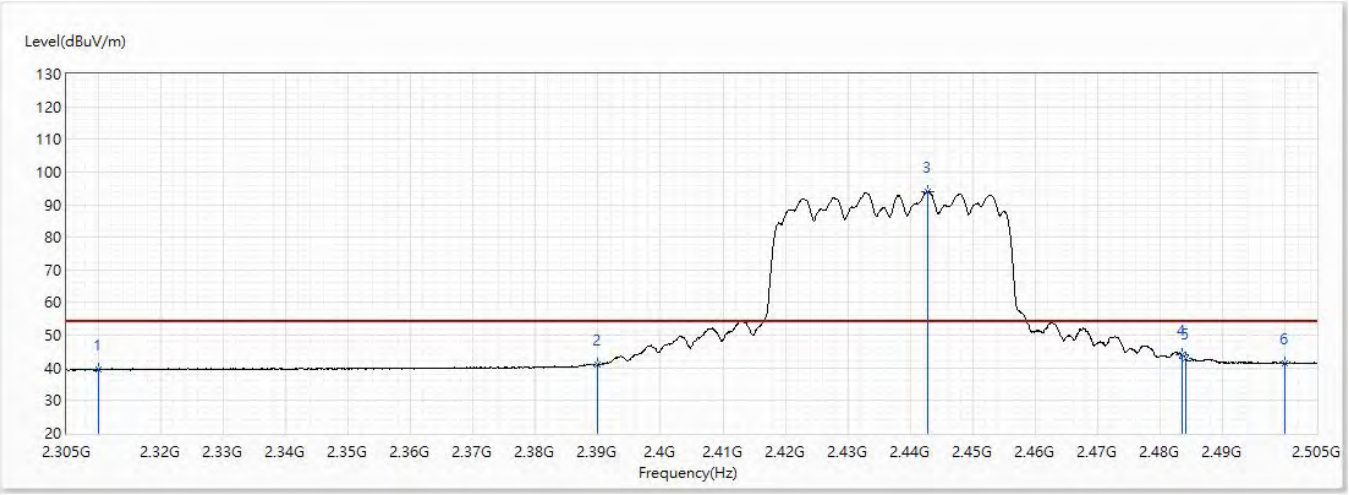

No	Frequency (MHz)	Emission Level (dBuV/m)	Limit (dBuV/m)	Margin (dB)	Reading Level (dBuV)	Correct Factor (dB/m)	Detector Type
1	2310	39.57	54.00	-14.43	26.59	12.98	AV
2	2390	40.85	54.00	-13.15	27.33	13.52	AV
! 3	2442.8	94.10	54.00	40.10	80.19	13.91	AV
4	2483.5	43.87	54.00	-10.13	29.66	14.21	AV
5	2484	43.08	54.00	-10.92	28.87	14.21	AV
6	2500	41.50	54.00	-12.50	27.17	14.33	AV

Note:

1. All reading above 1GHz is performed with peak and/or average measurements as necessary.
2. Emission Level = Reading Level + Correct Factor.
3. The average measurement was not performed when the peak measured data under the limit of average detection. If the readings given are average, peak measurement should also be supplied.
4. The fundamental for reference only, it’s not restricted by unwanted emission limit.

Model No	RT-AC68U V3	Site	CB2-H
Test Voltage	AC 120V/60Hz	Test Date	2020/3/24
Test Mode	Mode 1: Transmit mode_CDD_ADP 1	Engineer	Scott
Polarity	Vertical	Temperature (℃)	23.5
Test Condition	802.11n(40M)_2437MHz	Humidity (%RH)	57.0

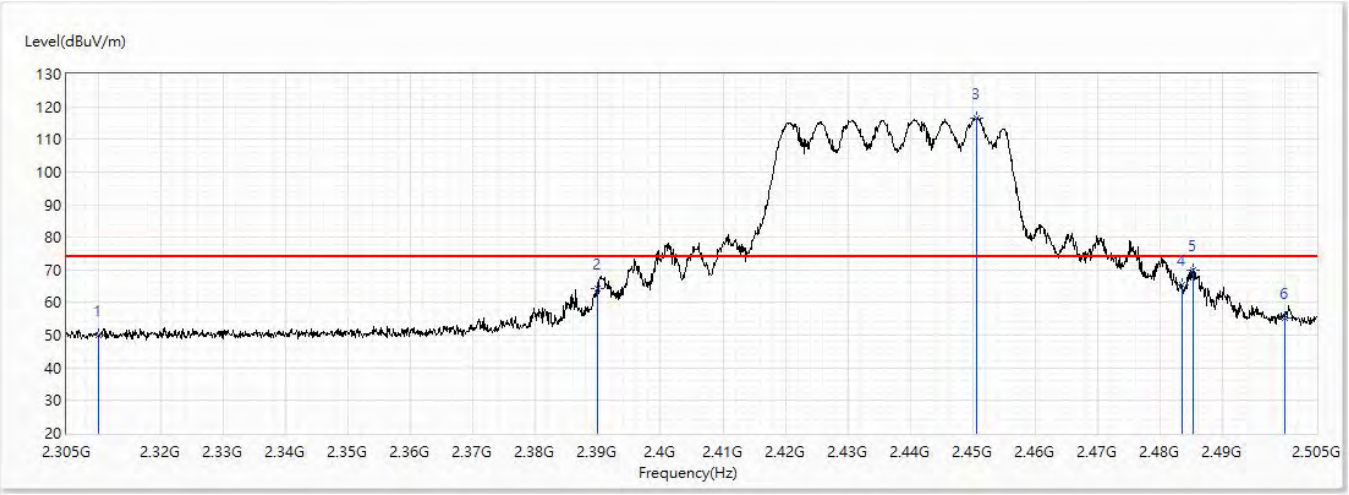

No	Frequency (MHz)	Emission Level (dBuV/m)	Limit (dBuV/m)	Margin (dB)	Reading Level (dBuV)	Correct Factor (dB/m)	Detector Type
1	2310	49.97	74.00	-24.03	36.99	12.98	PK
2	2390	64.12	74.00	-9.88	50.60	13.52	PK
! 3	2450.5	116.52	74.00	42.52	102.55	13.97	PK
4	2483.5	65.34	74.00	-8.66	51.13	14.21	PK
5	2485.2	69.99	74.00	-4.01	55.77	14.22	PK
6	2500	55.31	74.00	-18.69	40.98	14.33	PK

Note:

1. All reading above 1GHz is performed with peak and/or average measurements as necessary.
2. Emission Level = Reading Level + Correct Factor.
3. The average measurement was not performed when the peak measured data under the limit of average detection. If the readings given are average, peak measurement should also be supplied.
4. The fundamental for reference only, it’s not restricted by unwanted emission limit.

Model No	RT-AC68U V3	Site	CB2-H
Test Voltage	AC 120V/60Hz	Test Date	2020/3/24
Test Mode	Mode 1: Transmit mode_CDD_ADP 1	Engineer	Scott
Polarity	Vertical	Temperature (℃)	23.5
Test Condition	802.11n(40M)_2437MHz	Humidity (%RH)	57.0

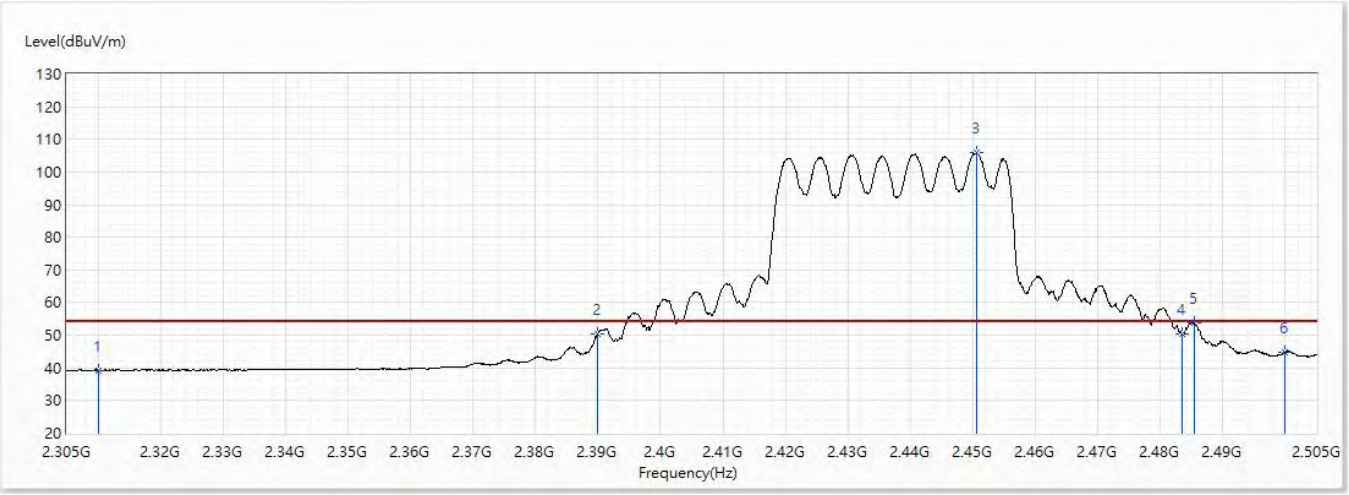

No	Frequency (MHz)	Emission Level (dBuV/m)	Limit (dBuV/m)	Margin (dB)	Reading Level (dBuV)	Correct Factor (dB/m)	Detector Type
1	2310	39.22	54.00	-14.78	26.24	12.98	AV
2	2390	50.54	54.00	-3.46	37.02	13.52	AV
! 3	2450.6	105.92	54.00	51.92	91.95	13.97	AV
4	2483.5	50.46	54.00	-3.54	36.25	14.21	AV
5	2485.4	53.87	54.00	-0.13	39.65	14.22	AV
6	2500	44.83	54.00	-9.17	30.50	14.33	AV

Note:

1. All reading above 1GHz is performed with peak and/or average measurements as necessary.
2. Emission Level = Reading Level + Correct Factor.
3. The average measurement was not performed when the peak measured data under the limit of average detection. If the readings given are average, peak measurement should also be supplied.
4. The fundamental for reference only, it’s not restricted by unwanted emission limit.

Model No	RT-AC68U V3	Site	CB2-H
Test Voltage	AC 120V/60Hz	Test Date	2020/3/25
Test Mode	Mode 1: Transmit mode_CDD_ADP 1	Engineer	Scott
Polarity	Horizontal	Temperature (℃)	23.5
Test Condition	802.11n(40M)_2452MHz	Humidity (%RH)	57.0

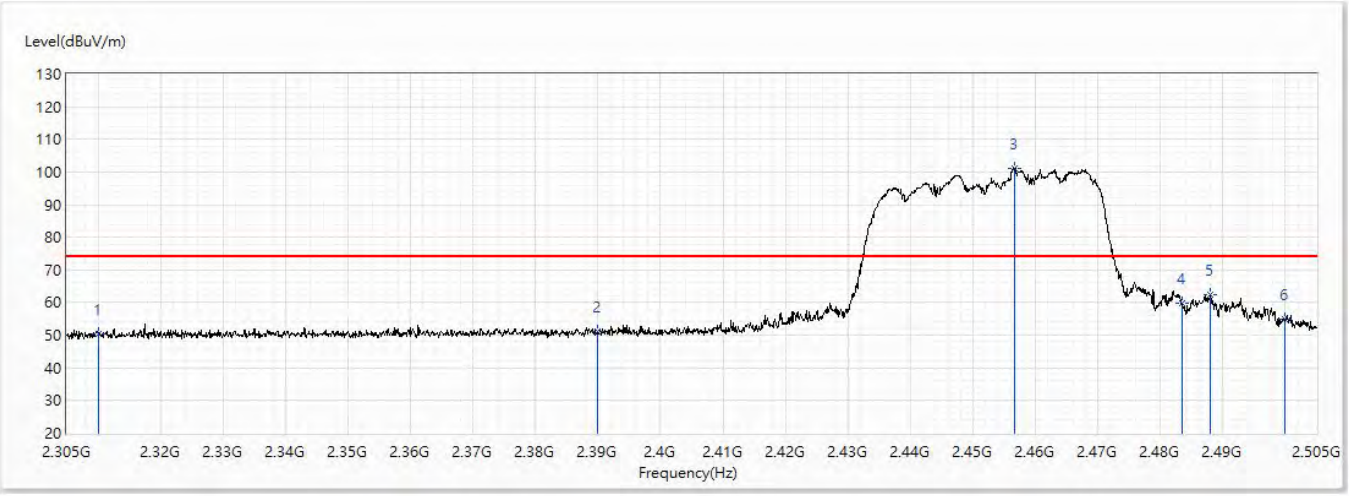

No	Frequency (MHz)	Emission Level (dBuV/m)	Limit (dBuV/m)	Margin (dB)	Reading Level (dBuV)	Correct Factor (dB/m)	Detector Type
1	2310	50.38	74.00	-23.62	37.40	12.98	PK
2	2390	51.15	74.00	-22.85	37.63	13.52	PK
! 3	2456.6	101.20	74.00	27.20	87.19	14.01	PK
4	2483.5	59.88	74.00	-14.12	45.67	14.21	PK
5	2488	62.31	74.00	-11.69	48.06	14.25	PK
6	2500	54.87	74.00	-19.13	40.54	14.33	PK

Note:

1. All reading above 1GHz is performed with peak and/or average measurements as necessary.
2. Emission Level = Reading Level + Correct Factor.
3. The average measurement was not performed when the peak measured data under the limit of average detection. If the readings given are average, peak measurement should also be supplied.
4. The fundamental for reference only, it’s not restricted by unwanted emission limit.

Model No	RT-AC68U V3	Site	CB2-H
Test Voltage	AC 120V/60Hz	Test Date	2020/3/25
Test Mode	Mode 1: Transmit mode_CDD_ADP 1	Engineer	Scott
Polarity	Horizontal	Temperature (℃)	23.5
Test Condition	802.11n(40M)_2452MHz	Humidity (%RH)	57.0

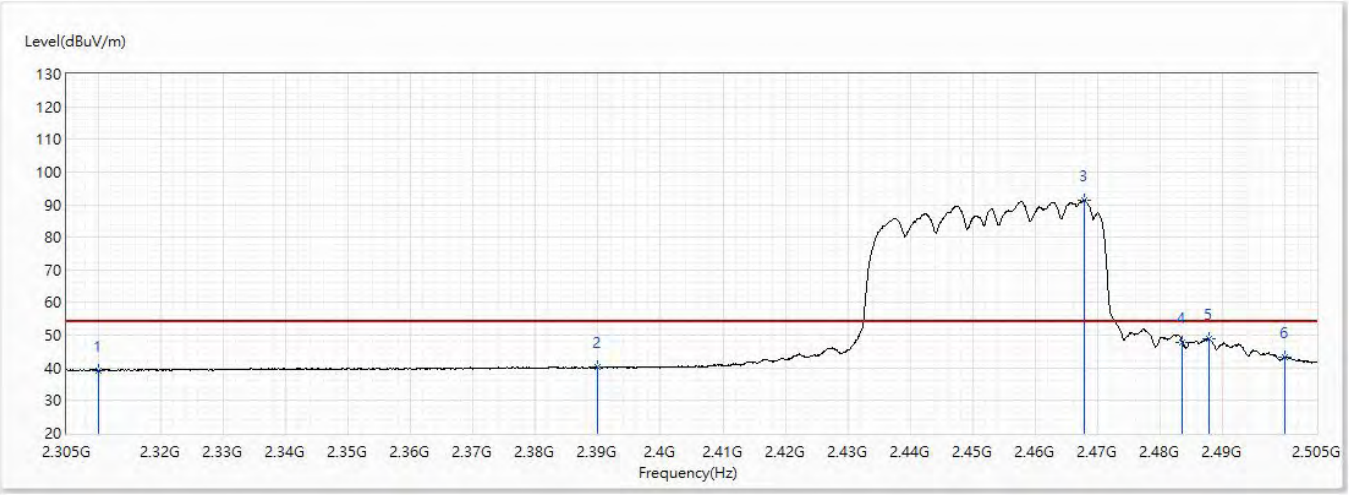

No	Frequency (MHz)	Emission Level (dBuV/m)	Limit (dBuV/m)	Margin (dB)	Reading Level (dBuV)	Correct Factor (dB/m)	Detector Type
1	2310	39.31	54.00	-14.69	26.33	12.98	AV
2	2390	40.16	54.00	-13.84	26.64	13.52	AV
! 3	2467.8	91.42	54.00	37.42	77.33	14.09	AV
4	2483.5	47.96	54.00	-6.04	33.75	14.21	AV
5	2487.7	49.06	54.00	-4.94	34.81	14.25	AV
6	2500	43.19	54.00	-10.81	28.86	14.33	AV

Note:

1. All reading above 1GHz is performed with peak and/or average measurements as necessary.
2. Emission Level = Reading Level + Correct Factor.
3. The average measurement was not performed when the peak measured data under the limit of average detection. If the readings given are average, peak measurement should also be supplied.
4. The fundamental for reference only, it’s not restricted by unwanted emission limit.

Model No	RT-AC68U V3	Site	CB2-H
Test Voltage	AC 120V/60Hz	Test Date	2020/3/24
Test Mode	Mode 1: Transmit mode_CDD_ADP 1	Engineer	Scott
Polarity	Vertical	Temperature (℃)	23.5
Test Condition	802.11n(40M)_2452MHz	Humidity (%RH)	57.0

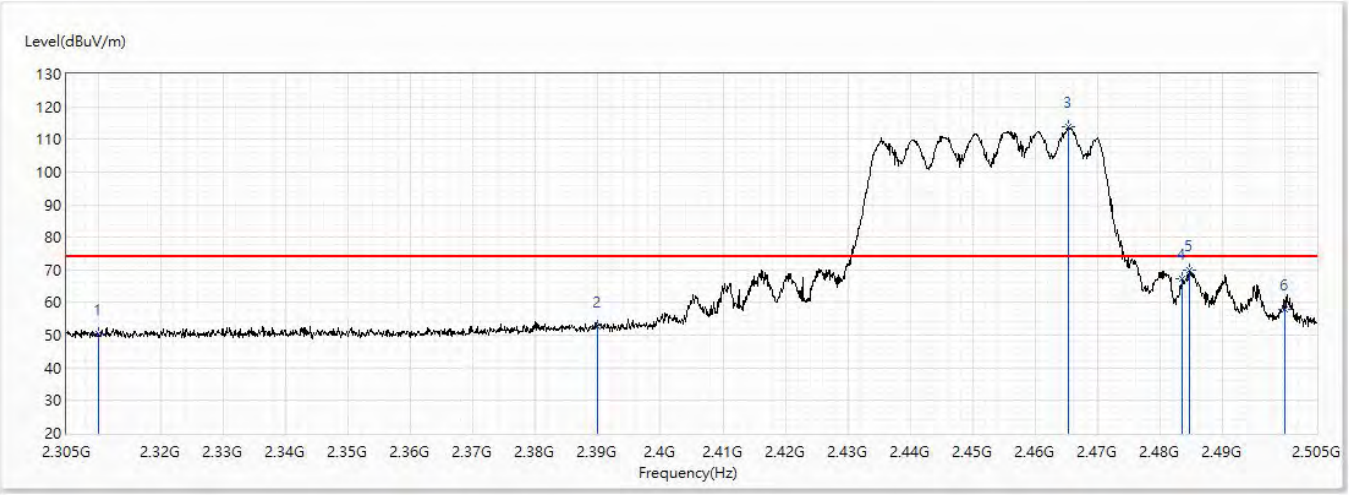

No	Frequency (MHz)	Emission Level (dBuV/m)	Limit (dBuV/m)	Margin (dB)	Reading Level (dBuV)	Correct Factor (dB/m)	Detector Type
1	2310	50.33	74.00	-23.67	37.35	12.98	PK
2	2390	52.56	74.00	-21.44	39.04	13.52	PK
! 3	2465.3	113.67	74.00	39.67	99.59	14.08	PK
4	2483.5	67.12	74.00	-6.88	52.91	14.21	PK
5	2484.6	70.01	74.00	-3.99	55.80	14.21	PK
6	2500	58.09	74.00	-15.91	43.76	14.33	PK

Note:

1. All reading above 1GHz is performed with peak and/or average measurements as necessary.
2. Emission Level = Reading Level + Correct Factor.
3. The average measurement was not performed when the peak measured data under the limit of average detection. If the readings given are average, peak measurement should also be supplied.
4. The fundamental for reference only, it’s not restricted by unwanted emission limit.

Model No	RT-AC68U V3	Site	CB2-H
Test Voltage	AC 120V/60Hz	Test Date	2020/3/24
Test Mode	Mode 1: Transmit mode_CDD_ADP 1	Engineer	Scott
Polarity	Vertical	Temperature (℃)	23.5
Test Condition	802.11n(40M)_2452MHz	Humidity (%RH)	57.0

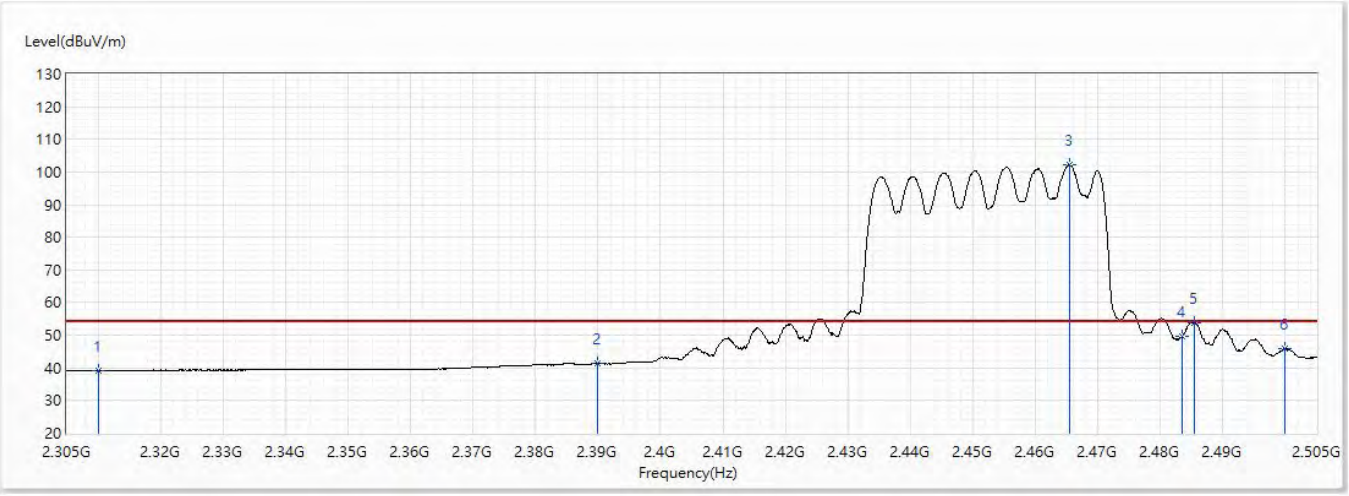

No	Frequency (MHz)	Emission Level (dBuV/m)	Limit (dBuV/m)	Margin (dB)	Reading Level (dBuV)	Correct Factor (dB/m)	Detector Type
1	2310	39.22	54.00	-14.78	26.24	12.98	AV
2	2390	41.44	54.00	-12.56	27.92	13.52	AV
! 3	2465.5	102.18	54.00	48.18	88.10	14.08	AV
4	2483.5	49.67	54.00	-4.33	35.46	14.21	AV
5	2485.4	53.86	54.00	-0.14	39.64	14.22	AV
6	2500	45.83	54.00	-8.17	31.50	14.33	AV

Note:

1. All reading above 1GHz is performed with peak and/or average measurements as necessary.
2. Emission Level = Reading Level + Correct Factor.
3. The average measurement was not performed when the peak measured data under the limit of average detection. If the readings given are average, peak measurement should also be supplied.
4. The fundamental for reference only, it’s not restricted by unwanted emission limit.

Model No	RT-AC68U V3	Site	CB2-H
Test Voltage	AC 120V/60Hz	Test Date	2020/4/17
Test Mode	Mode 3: Transmit mode_BF_ADP 1	Engineer	Scott
Polarity	Horizontal	Temperature (℃)	23.5
Test Condition	802.11n(20M)_2412MHz	Humidity (%RH)	55.0

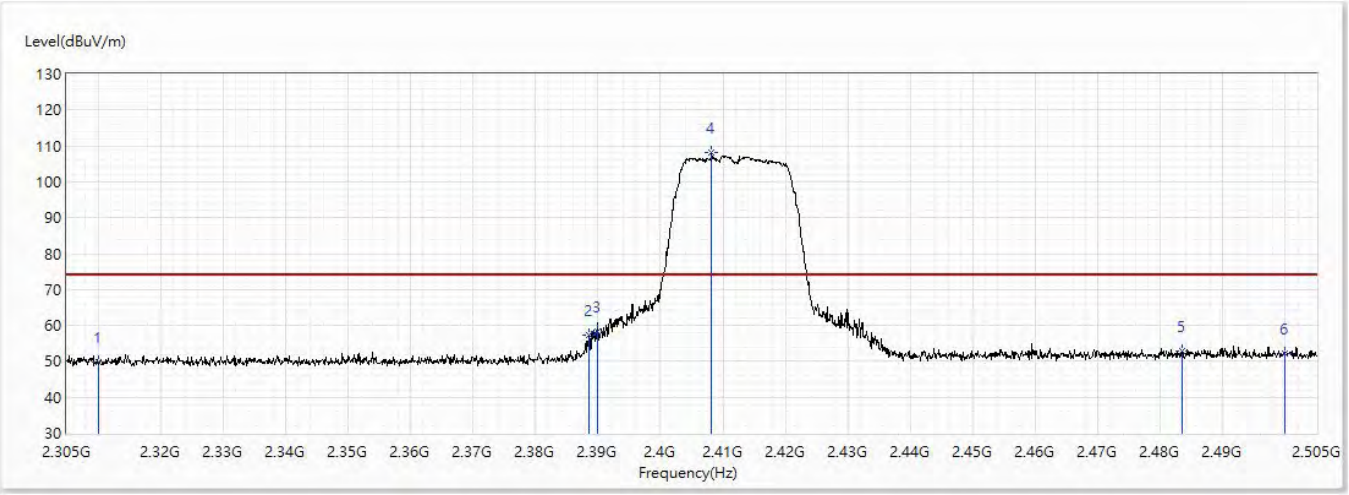

No	Frequency (MHz)	Emission Level (dBuV/m)	Limit (dBuV/m)	Margin (dB)	Reading Level (dBuV)	Correct Factor (dB/m)	Detector Type
1	2310	49.85	74.00	-24.15	36.87	12.98	PK
2	2388.6	57.17	74.00	-16.83	43.65	13.52	PK
3	2390	58.19	74.00	-15.81	44.67	13.52	PK
! 4	2408.2	108.16	74.00	34.16	94.50	13.66	PK
5	2483.5	52.91	74.00	-21.09	38.70	14.21	PK
6	2500	52.31	74.00	-21.69	37.98	14.33	PK

Note:

1. All reading above 1GHz is performed with peak and/or average measurements as necessary.
2. Emission Level = Reading Level + Correct Factor.
3. The average measurement was not performed when the peak measured data under the limit of average detection. If the readings given are average, peak measurement should also be supplied.
4. The fundamental for reference only, it’s not restricted by unwanted emission limit.

Model No	RT-AC68U V3	Site	CB2-H
Test Voltage	AC 120V/60Hz	Test Date	2020/4/17
Test Mode	Mode 3: Transmit mode_BF_ADP 1	Engineer	Scott
Polarity	Horizontal	Temperature (℃)	23.5
Test Condition	802.11n(20M)_2412MHz	Humidity (%RH)	55.0

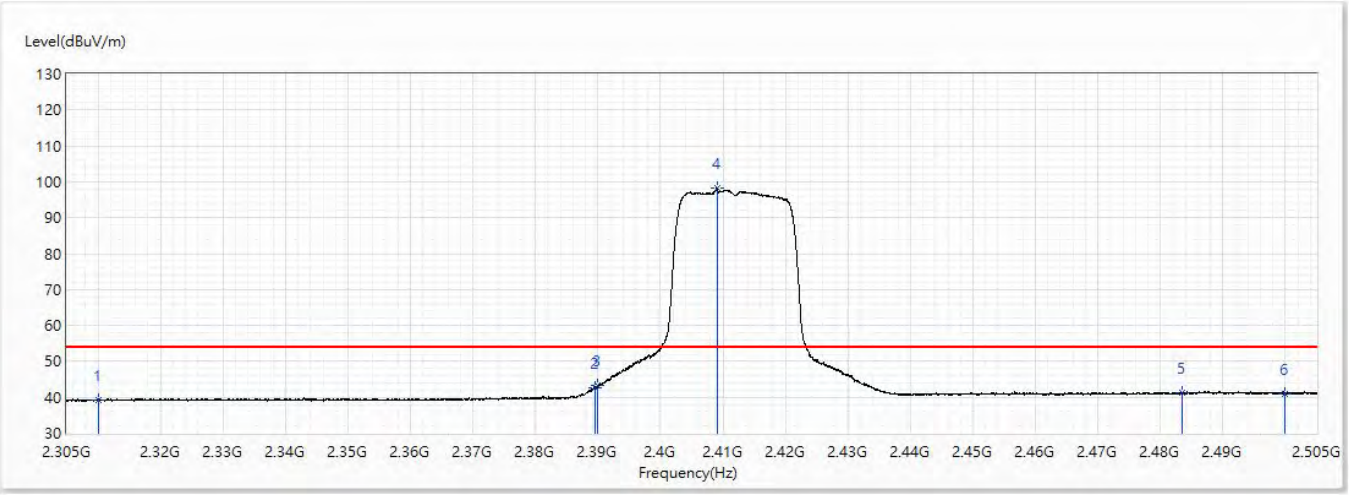

No	Frequency (MHz)	Emission Level (dBuV/m)	Limit (dBuV/m)	Margin (dB)	Reading Level (dBuV)	Correct Factor (dB/m)	Detector Type
1	2310	39.24	54.00	-14.76	26.26	12.98	AV
2	2389.55	42.75	54.00	-11.25	29.23	13.52	AV
3	2390	43.35	54.00	-10.65	29.83	13.52	AV
! 4	2409.1	98.40	54.00	44.40	84.73	13.67	AV
5	2483.5	41.20	54.00	-12.80	26.99	14.21	AV
6	2500	41.08	54.00	-12.92	26.75	14.33	AV

Note:

1. All reading above 1GHz is performed with peak and/or average measurements as necessary.
2. Emission Level = Reading Level + Correct Factor.
3. The average measurement was not performed when the peak measured data under the limit of average detection. If the readings given are average, peak measurement should also be supplied.
4. The fundamental for reference only, it’s not restricted by unwanted emission limit.

Model No	RT-AC68U V3	Site	CB2-H
Test Voltage	AC 120V/60Hz	Test Date	2020/4/17
Test Mode	Mode 3: Transmit mode_BF_ADP 1	Engineer	Scott
Polarity	Vertical	Temperature (℃)	23.5
Test Condition	802.11n(20M)_2412MHz	Humidity (%RH)	55.0

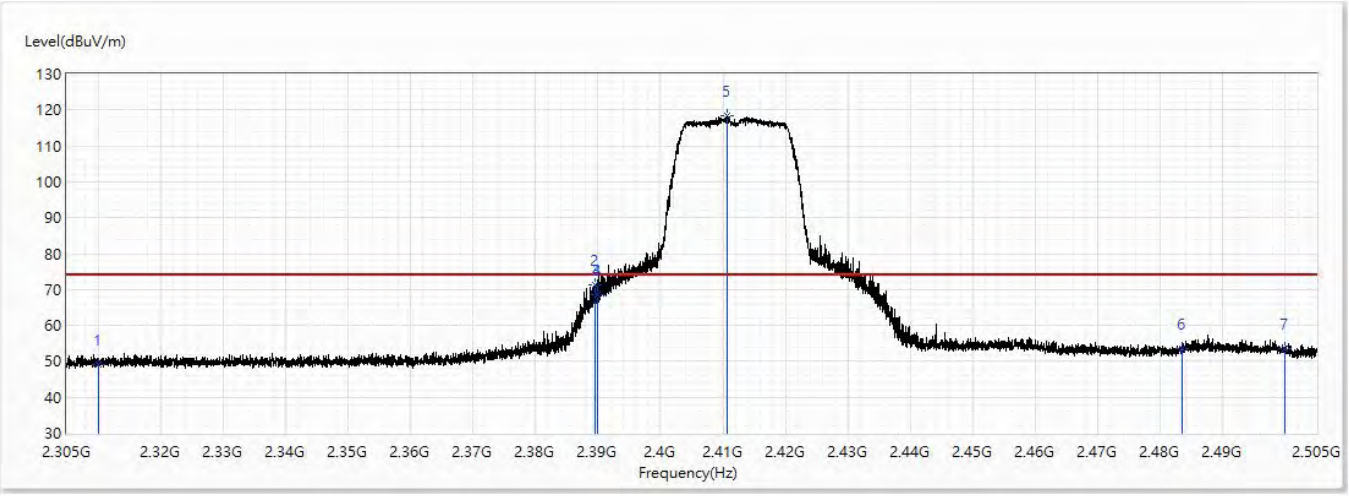

No	Frequency (MHz)	Emission Level (dBuV/m)	Limit (dBuV/m)	Margin (dB)	Reading Level (dBuV)	Correct Factor (dB/m)	Detector Type
1	2310	49.27	74.00	-24.73	36.29	12.98	PK
2	2389.525	71.15	74.00	-2.85	57.63	13.52	PK
3	2390	68.57	74.00	-5.43	55.05	13.52	PK
4	2390	68.57	74.00	-5.43	55.05	13.52	PK
! 5	2410.675	118.33	74.00	44.33	104.65	13.68	PK
6	2483.5	53.70	74.00	-20.30	39.49	14.21	PK
7	2500	53.63	74.00	-20.37	39.30	14.33	PK

Note:

1. All reading above 1GHz is performed with peak and/or average measurements as necessary.
2. Emission Level = Reading Level + Correct Factor.
3. The average measurement was not performed when the peak measured data under the limit of average detection. If the readings given are average, peak measurement should also be supplied.
4. The fundamental for reference only, it’s not restricted by unwanted emission limit.

Model No	RT-AC68U V3	Site	CB2-H
Test Voltage	AC 120V/60Hz	Test Date	2020/4/17
Test Mode	Mode 3: Transmit mode_BF_ADP 1	Engineer	Scott
Polarity	Vertical	Temperature (℃)	23.5
Test Condition	802.11n(20M)_2412MHz	Humidity (%RH)	55.0

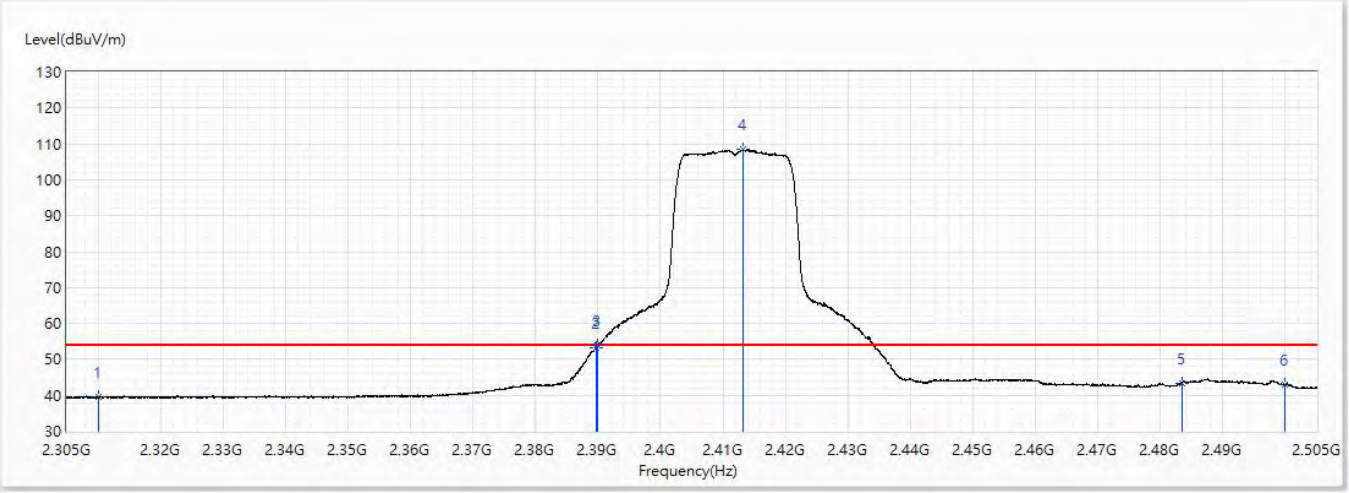

No	Frequency (MHz)	Emission Level (dBuV/m)	Limit (dBuV/m)	Margin (dB)	Reading Level (dBuV)	Correct Factor (dB/m)	Detector Type
1	2310	39.45	54.00	-14.55	26.47	12.98	AV
2	2389.825	53.33	54.00	-0.67	39.81	13.52	AV
3	2390	53.80	54.00	-0.20	40.28	13.52	AV
! 4	2413.25	108.38	54.00	54.38	94.68	13.70	AV
5	2483.5	43.48	54.00	-10.52	29.27	14.21	AV
6	2500	43.02	54.00	-10.98	28.69	14.33	AV

Note:

1. All reading above 1GHz is performed with peak and/or average measurements as necessary.
2. Emission Level = Reading Level + Correct Factor.
3. The average measurement was not performed when the peak measured data under the limit of average detection. If the readings given are average, peak measurement should also be supplied.
4. The fundamental for reference only, it’s not restricted by unwanted emission limit.

Model No	RT-AC68U V3	Site	CB2-H
Test Voltage	AC 120V/60Hz	Test Date	2020/4/17
Test Mode	Mode 3: Transmit mode_BF_ADP 1	Engineer	Scott
Polarity	Horizontal	Temperature (℃)	23.5
Test Condition	802.11n(20M)_2437MHz	Humidity (%RH)	55.0

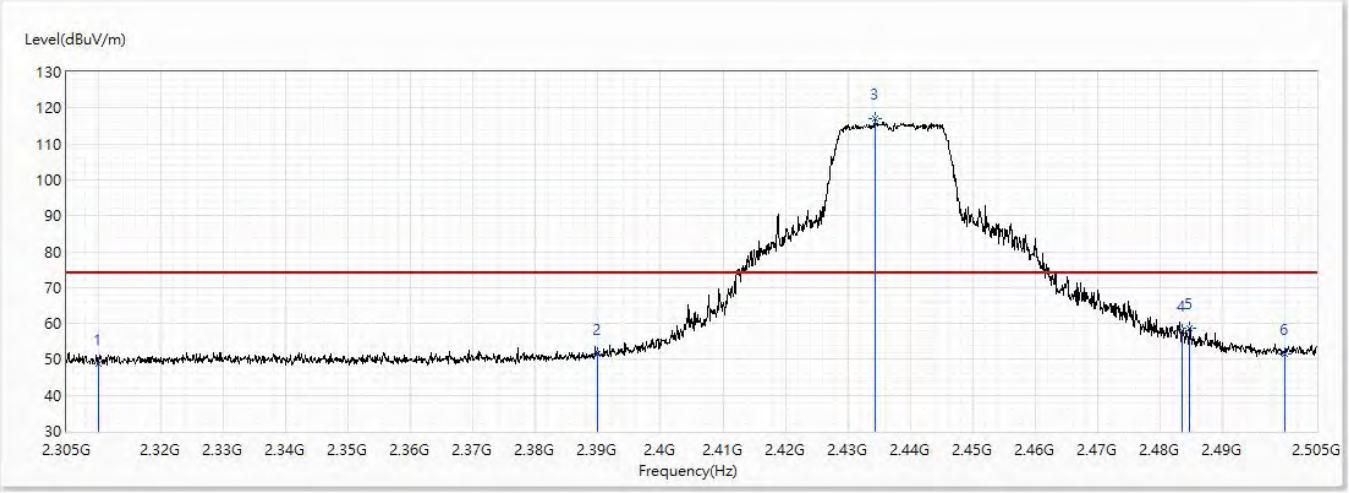

No	Frequency (MHz)	Emission Level (dBuV/m)	Limit (dBuV/m)	Margin (dB)	Reading Level (dBuV)	Correct Factor (dB/m)	Detector Type
1	2310	48.84	74.00	-25.16	35.86	12.98	PK
2	2390	51.51	74.00	-22.49	37.99	13.52	PK
! 3	2434.3	116.95	74.00	42.95	103.10	13.85	PK
4	2483.5	58.00	74.00	-16.00	43.79	14.21	PK
5	2484.7	58.72	74.00	-15.28	44.51	14.21	PK
6	2500	51.64	74.00	-22.36	37.31	14.33	PK

Note:

1. All reading above 1GHz is performed with peak and/or average measurements as necessary.
2. Emission Level = Reading Level + Correct Factor.
3. The average measurement was not performed when the peak measured data under the limit of average detection. If the readings given are average, peak measurement should also be supplied.
4. The fundamental for reference only, it’s not restricted by unwanted emission limit.

Model No	RT-AC68U V3	Site	CB2-H
Test Voltage	AC 120V/60Hz	Test Date	2020/4/17
Test Mode	Mode 3: Transmit mode_BF_ADP 1	Engineer	Scott
Polarity	Horizontal	Temperature (℃)	23.5
Test Condition	802.11n(20M)_2437MHz	Humidity (%RH)	55.0

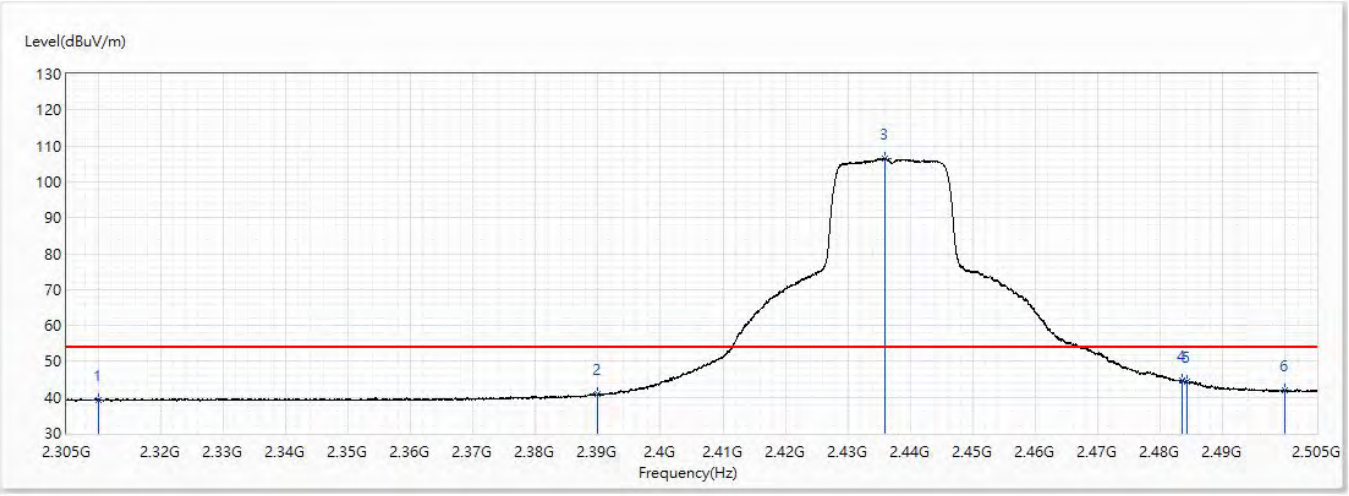

No	Frequency (MHz)	Emission Level (dBuV/m)	Limit (dBuV/m)	Margin (dB)	Reading Level (dBuV)	Correct Factor (dB/m)	Detector Type
1	2310	39.26	54.00	-14.74	26.28	12.98	AV
2	2390	40.88	54.00	-13.12	27.36	13.52	AV
! 3	2435.85	106.40	54.00	52.40	92.54	13.86	AV
4	2483.5	44.75	54.00	-9.25	30.54	14.21	AV
5	2484.3	44.18	54.00	-9.82	29.97	14.21	AV
6	2500	41.79	54.00	-12.21	27.46	14.33	AV

Note:

1. All reading above 1GHz is performed with peak and/or average measurements as necessary.
2. Emission Level = Reading Level + Correct Factor.
3. The average measurement was not performed when the peak measured data under the limit of average detection. If the readings given are average, peak measurement should also be supplied.
4. The fundamental for reference only, it’s not restricted by unwanted emission limit.

Model No	RT-AC68U V3	Site	CB2-H
Test Voltage	AC 120V/60Hz	Test Date	2020/4/17
Test Mode	Mode 3: Transmit mode_BF_ADP 1	Engineer	Scott
Polarity	Vertical	Temperature (℃)	23.5
Test Condition	802.11n(20M)_2437MHz	Humidity (%RH)	55.0

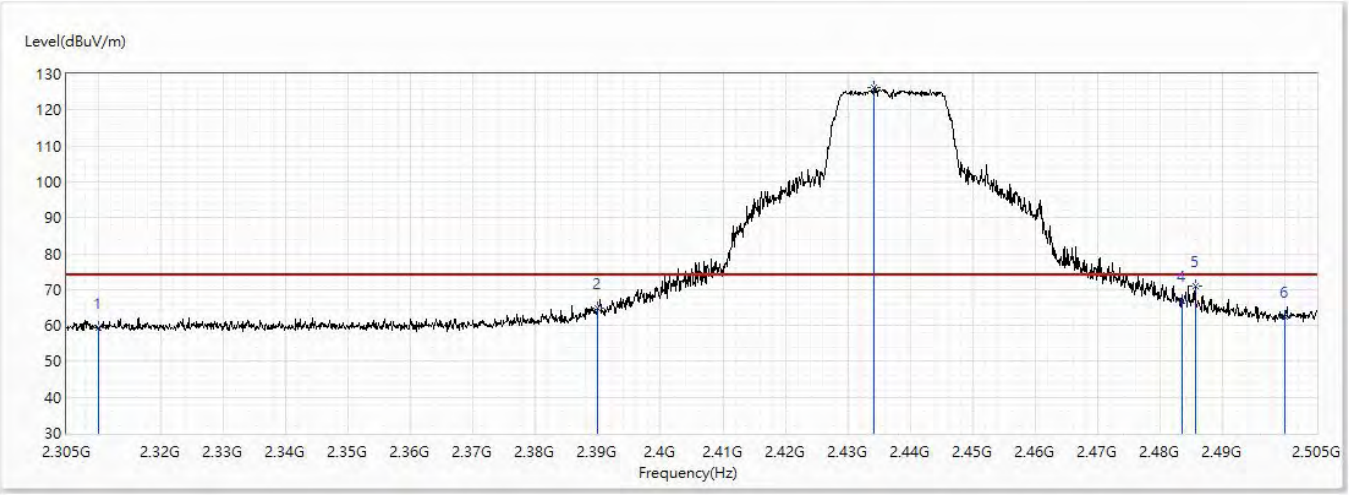

No	Frequency (MHz)	Emission Level (dBuV/m)	Limit (dBuV/m)	Margin (dB)	Reading Level (dBuV)	Correct Factor (dB/m)	Detector Type
1	2310	59.26	74.00	-14.74	46.28	12.98	PK
2	2390	64.72	74.00	-9.28	51.20	13.52	PK
! 3	2434.2	126.17	74.00	52.17	112.33	13.84	PK
4	2483.5	66.83	74.00	-7.17	52.62	14.21	PK
5	2485.6	71.05	74.00	-2.95	56.83	14.22	PK
6	2500	62.59	74.00	-11.41	48.26	14.33	PK

Note:

1. All reading above 1GHz is performed with peak and/or average measurements as necessary.
2. Emission Level = Reading Level + Correct Factor.
3. The average measurement was not performed when the peak measured data under the limit of average detection. If the readings given are average, peak measurement should also be supplied.
4. The fundamental for reference only, it’s not restricted by unwanted emission limit.

Model No	RT-AC68U V3	Site	CB2-H
Test Voltage	AC 120V/60Hz	Test Date	2020/4/17
Test Mode	Mode 3: Transmit mode_BF_ADP 1	Engineer	Scott
Polarity	Vertical	Temperature (℃)	23.5
Test Condition	802.11n(20M)_2437MHz	Humidity (%RH)	55.0

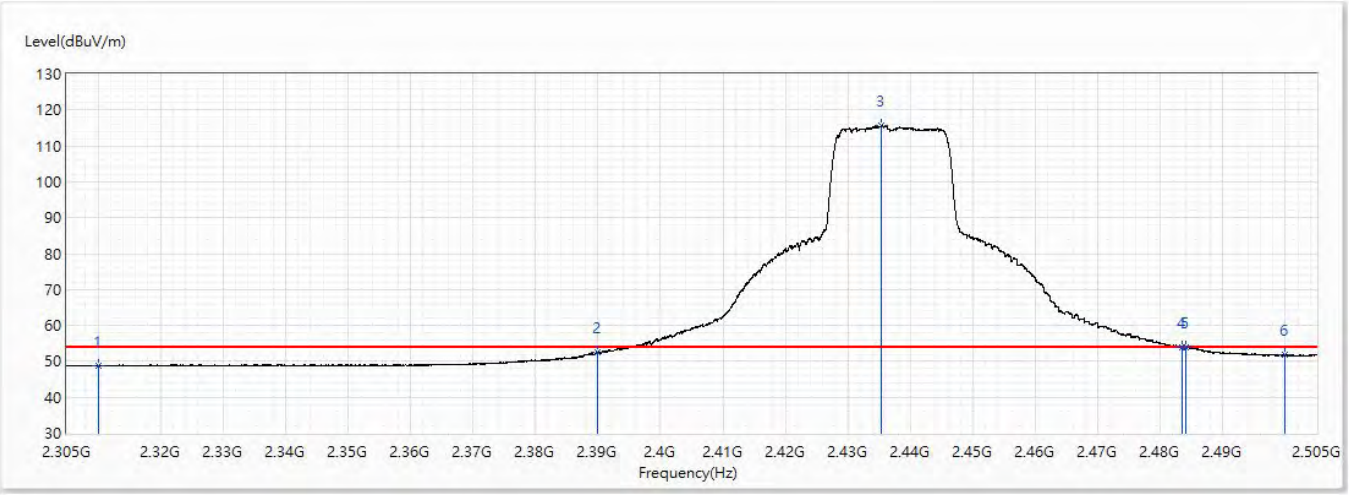

No	Frequency (MHz)	Emission Level (dBuV/m)	Limit (dBuV/m)	Margin (dB)	Reading Level (dBuV)	Correct Factor (dB/m)	Detector Type
1	2310	48.81	54.00	-5.19	35.83	12.98	AV
2	2390	52.62	54.00	-1.38	39.10	13.52	AV
! 3	2435.4	115.54	54.00	61.54	101.68	13.86	AV
4	2483.5	53.89	54.00	-0.11	39.68	14.21	AV
5	2484.1	53.90	54.00	-0.10	39.69	14.21	AV
6	2500	51.78	54.00	-2.22	37.45	14.33	AV

Note:

1. All reading above 1GHz is performed with peak and/or average measurements as necessary.
2. Emission Level = Reading Level + Correct Factor.
3. The average measurement was not performed when the peak measured data under the limit of average detection. If the readings given are average, peak measurement should also be supplied.
4. The fundamental for reference only, it’s not restricted by unwanted emission limit.

Model No	RT-AC68U V3	Site	CB2-H
Test Voltage	AC 120V/60Hz	Test Date	2020/4/17
Test Mode	Mode 3: Transmit mode_BF_ADP 1	Engineer	Scott
Polarity	Horizontal	Temperature (℃)	23.5
Test Condition	802.11n(20M)_2462MHz	Humidity (%RH)	55.0

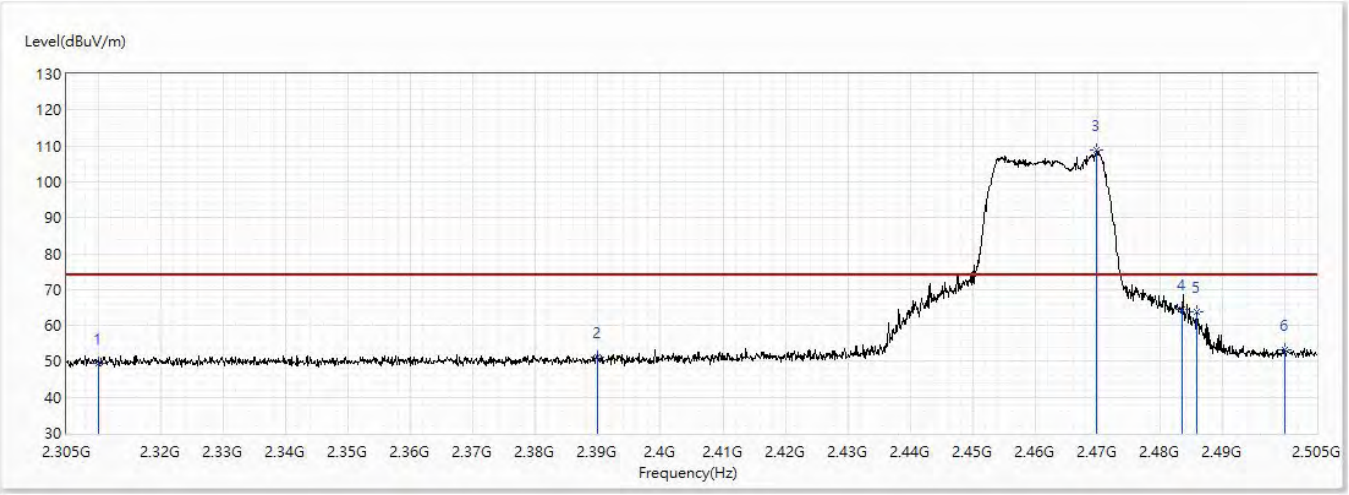

No	Frequency (MHz)	Emission Level (dBuV/m)	Limit (dBuV/m)	Margin (dB)	Reading Level (dBuV)	Correct Factor (dB/m)	Detector Type
1	2310	49.43	74.00	-24.57	36.45	12.98	PK
2	2390	51.31	74.00	-22.69	37.79	13.52	PK
! 3	2469.8	108.77	74.00	34.77	94.66	14.11	PK
4	2483.5	64.49	74.00	-9.51	50.28	14.21	PK
5	2485.9	63.81	74.00	-10.19	49.59	14.22	PK
6	2500	53.22	74.00	-20.78	38.89	14.33	PK

Note:

1. All reading above 1GHz is performed with peak and/or average measurements as necessary.
2. Emission Level = Reading Level + Correct Factor.
3. The average measurement was not performed when the peak measured data under the limit of average detection. If the readings given are average, peak measurement should also be supplied.
4. The fundamental for reference only, it’s not restricted by unwanted emission limit.

Model No	RT-AC68U V3	Site	CB2-H
Test Voltage	AC 120V/60Hz	Test Date	2020/4/17
Test Mode	Mode 3: Transmit mode_BF_ADP 1	Engineer	Scott
Polarity	Horizontal	Temperature (℃)	23.5
Test Condition	802.11n(20M)_2462MHz	Humidity (%RH)	55.0

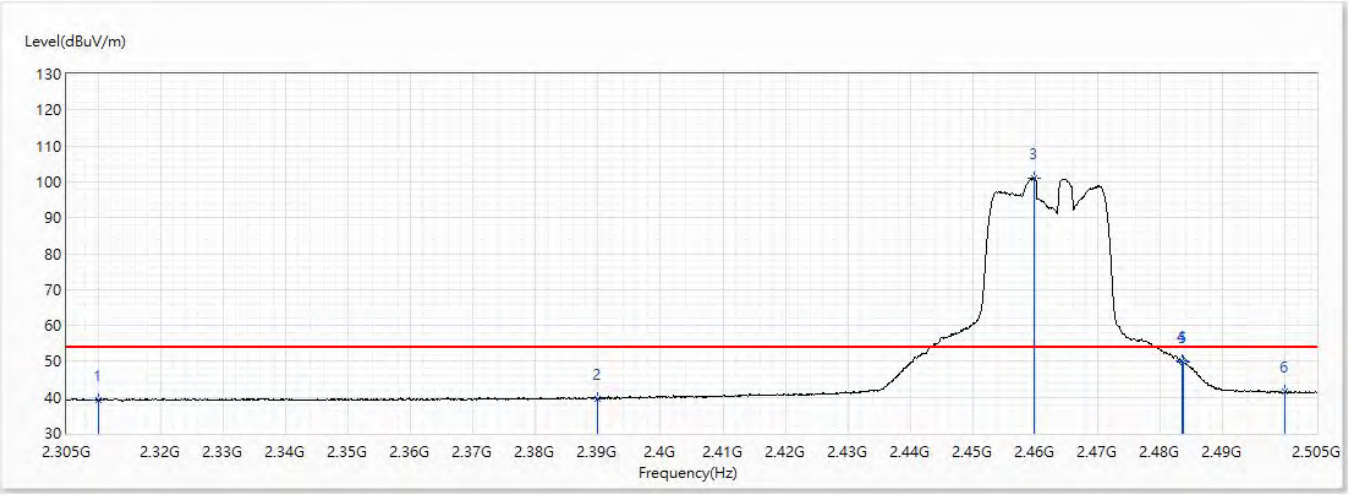

No	Frequency (MHz)	Emission Level (dBuV/m)	Limit (dBuV/m)	Margin (dB)	Reading Level (dBuV)	Correct Factor (dB/m)	Detector Type
1	2310	39.24	54.00	-14.76	26.26	12.98	AV
2	2390	39.72	54.00	-14.28	26.20	13.52	AV
! 3	2459.7	100.98	54.00	46.98	86.95	14.03	AV
4	2483.5	49.97	54.00	-4.03	35.76	14.21	AV
5	2483.6	49.91	54.00	-4.09	35.70	14.21	AV
6	2500	41.49	54.00	-12.51	27.16	14.33	AV

Note:

1. All reading above 1GHz is performed with peak and/or average measurements as necessary.
2. Emission Level = Reading Level + Correct Factor.
3. The average measurement was not performed when the peak measured data under the limit of average detection. If the readings given are average, peak measurement should also be supplied.
4. The fundamental for reference only, it’s not restricted by unwanted emission limit.

Model No	RT-AC68U V3	Site	CB2-H
Test Voltage	AC 120V/60Hz	Test Date	2020/4/17
Test Mode	Mode 3: Transmit mode_BF_ADP 1	Engineer	Scott
Polarity	Vertical	Temperature (℃)	23.5
Test Condition	802.11n(20M)_2462MHz	Humidity (%RH)	55.0

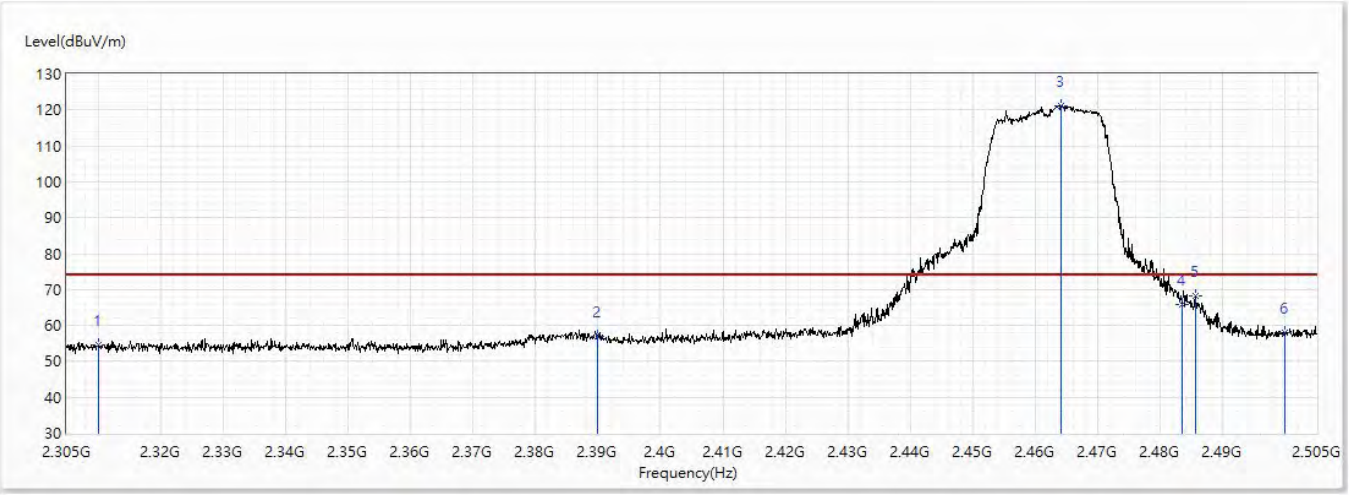

No	Frequency (MHz)	Emission Level (dBuV/m)	Limit (dBuV/m)	Margin (dB)	Reading Level (dBuV)	Correct Factor (dB/m)	Detector Type
1	2310	54.66	74.00	-19.34	41.68	12.98	PK
2	2390	56.94	74.00	-17.06	43.42	13.52	PK
! 3	2464.1	121.21	74.00	47.21	107.14	14.07	PK
4	2483.5	65.81	74.00	-8.19	51.60	14.21	PK
5	2485.7	68.23	74.00	-5.77	54.01	14.22	PK
6	2500	57.95	74.00	-16.05	43.62	14.33	PK

Note:

1. All reading above 1GHz is performed with peak and/or average measurements as necessary.
2. Emission Level = Reading Level + Correct Factor.
3. The average measurement was not performed when the peak measured data under the limit of average detection. If the readings given are average, peak measurement should also be supplied.
4. The fundamental for reference only, it’s not restricted by unwanted emission limit.

Model No	RT-AC68U V3	Site	CB2-H
Test Voltage	AC 120V/60Hz	Test Date	2020/4/17
Test Mode	Mode 3: Transmit mode_BF_ADP 1	Engineer	Scott
Polarity	Vertical	Temperature (℃)	23.5
Test Condition	802.11n(20M)_2462MHz	Humidity (%RH)	55.0

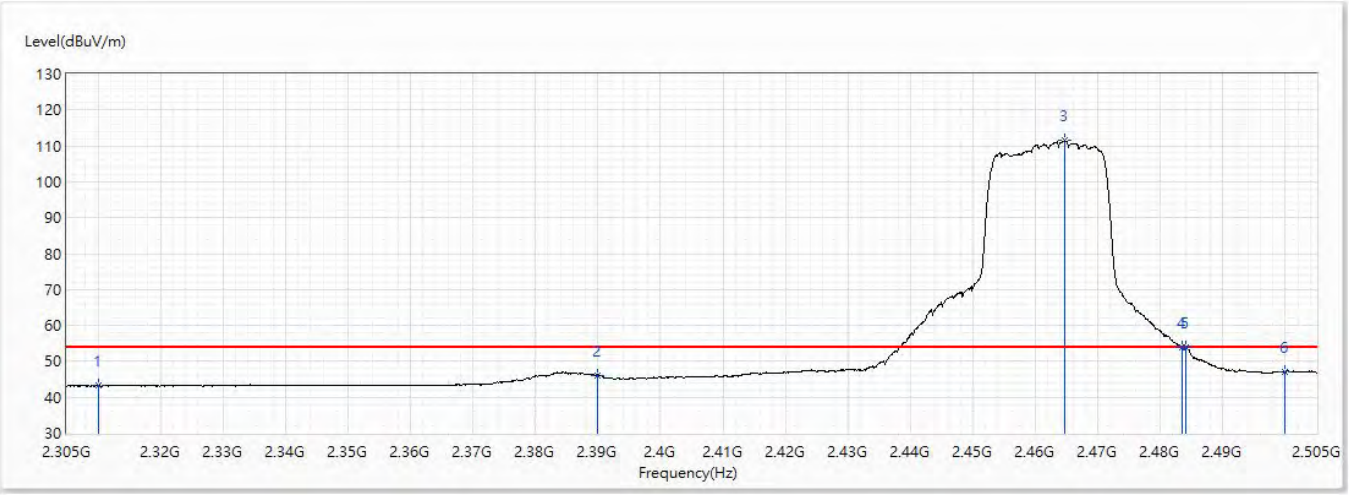

No	Frequency (MHz)	Emission Level (dBuV/m)	Limit (dBuV/m)	Margin (dB)	Reading Level (dBuV)	Correct Factor (dB/m)	Detector Type
1	2310	43.22	54.00	-10.78	30.24	12.98	AV
2	2390	46.07	54.00	-7.93	32.55	13.52	AV
! 3	2464.6	111.42	54.00	57.42	97.35	14.07	AV
4	2483.5	53.81	54.00	-0.19	39.60	14.21	AV
5	2484.1	53.80	54.00	-0.20	39.59	14.21	AV
6	2500	47.23	54.00	-6.77	32.90	14.33	AV

Note:

1. All reading above 1GHz is performed with peak and/or average measurements as necessary.
2. Emission Level = Reading Level + Correct Factor.
3. The average measurement was not performed when the peak measured data under the limit of average detection. If the readings given are average, peak measurement should also be supplied.
4. The fundamental for reference only, it’s not restricted by unwanted emission limit.

Model No	RT-AC68U V3	Site	CB2-H
Test Voltage	AC 120V/60Hz	Test Date	2020/4/17
Test Mode	Mode 3: Transmit mode_BF_ADP 1	Engineer	Scott
Polarity	Horizontal	Temperature (℃)	23.5
Test Condition	802.11n(40M)_2422MHz	Humidity (%RH)	55.0

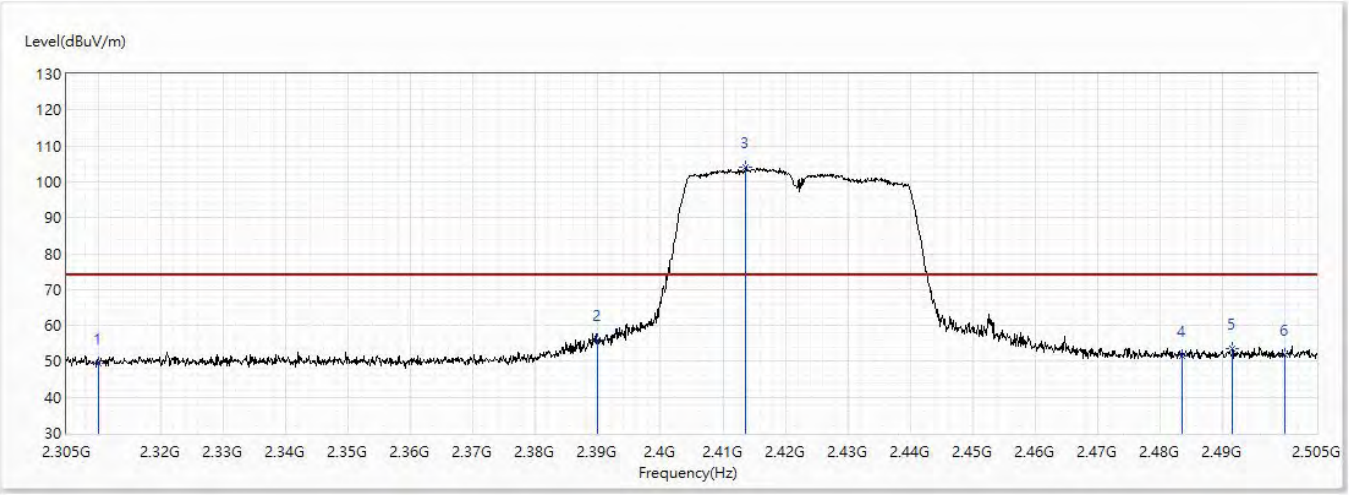

No	Frequency (MHz)	Emission Level (dBuV/m)	Limit (dBuV/m)	Margin (dB)	Reading Level (dBuV)	Correct Factor (dB/m)	Detector Type
1	2310	49.35	74.00	-24.65	36.37	12.98	PK
2	2390	55.93	74.00	-18.07	42.41	13.52	PK
! 3	2413.7	104.18	74.00	30.18	90.48	13.70	PK
4	2483.5	51.58	74.00	-22.42	37.37	14.21	PK
5	2491.5	53.70	74.00	-20.30	39.44	14.26	PK
6	2500	51.74	74.00	-22.26	37.41	14.33	PK

Note:

1. All reading above 1GHz is performed with peak and/or average measurements as necessary.
2. Emission Level = Reading Level + Correct Factor.
3. The average measurement was not performed when the peak measured data under the limit of average detection. If the readings given are average, peak measurement should also be supplied.
4. The fundamental for reference only, it’s not restricted by unwanted emission limit.

Model No	RT-AC68U V3	Site	CB2-H
Test Voltage	AC 120V/60Hz	Test Date	2020/4/17
Test Mode	Mode 3: Transmit mode_BF_ADP 1	Engineer	Scott
Polarity	Horizontal	Temperature (℃)	23.5
Test Condition	802.11n(40M)_2422MHz	Humidity (%RH)	55.0

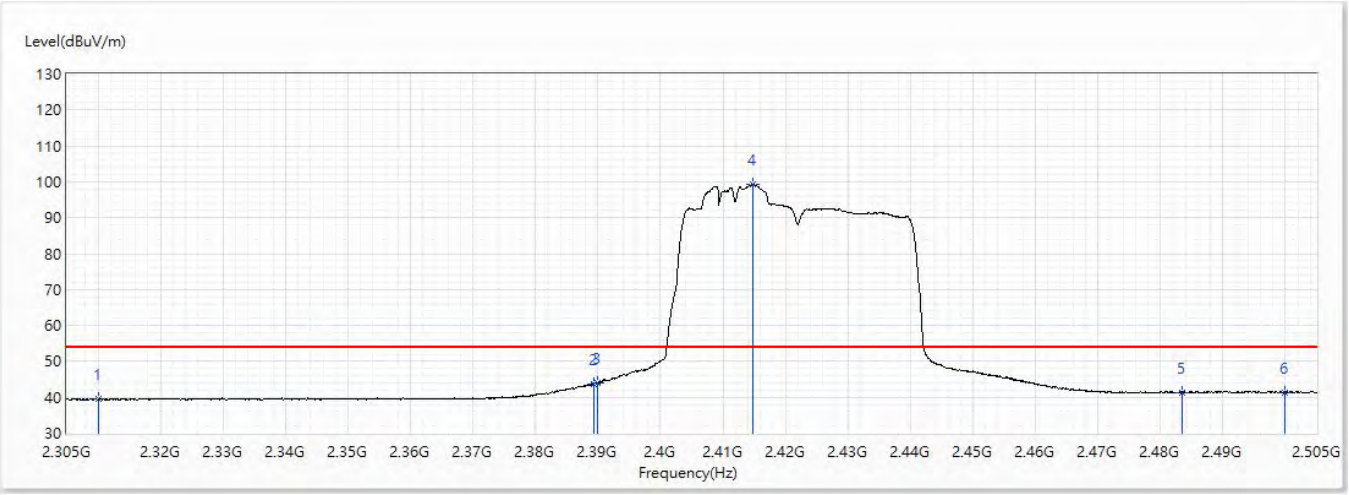

No	Frequency (MHz)	Emission Level (dBuV/m)	Limit (dBuV/m)	Margin (dB)	Reading Level (dBuV)	Correct Factor (dB/m)	Detector Type
1	2310	39.40	54.00	-14.60	26.42	12.98	AV
2	2389.4	43.81	54.00	-10.19	30.29	13.52	AV
3	2390	44.03	54.00	-9.97	30.51	13.52	AV
! 4	2414.7	99.36	54.00	45.36	85.65	13.71	AV
5	2483.5	41.33	54.00	-12.67	27.12	14.21	AV
6	2500	41.36	54.00	-12.64	27.03	14.33	AV

Note:

1. All reading above 1GHz is performed with peak and/or average measurements as necessary.
2. Emission Level = Reading Level + Correct Factor.
3. The average measurement was not performed when the peak measured data under the limit of average detection. If the readings given are average, peak measurement should also be supplied.
4. The fundamental for reference only, it’s not restricted by unwanted emission limit.

Model No	RT-AC68U V3	Site	CB2-H
Test Voltage	AC 120V/60Hz	Test Date	2020/4/17
Test Mode	Mode 3: Transmit mode_BF_ADP 1	Engineer	Scott
Polarity	Vertical	Temperature (℃)	23.5
Test Condition	802.11n(40M)_2422MHz	Humidity (%RH)	55.0

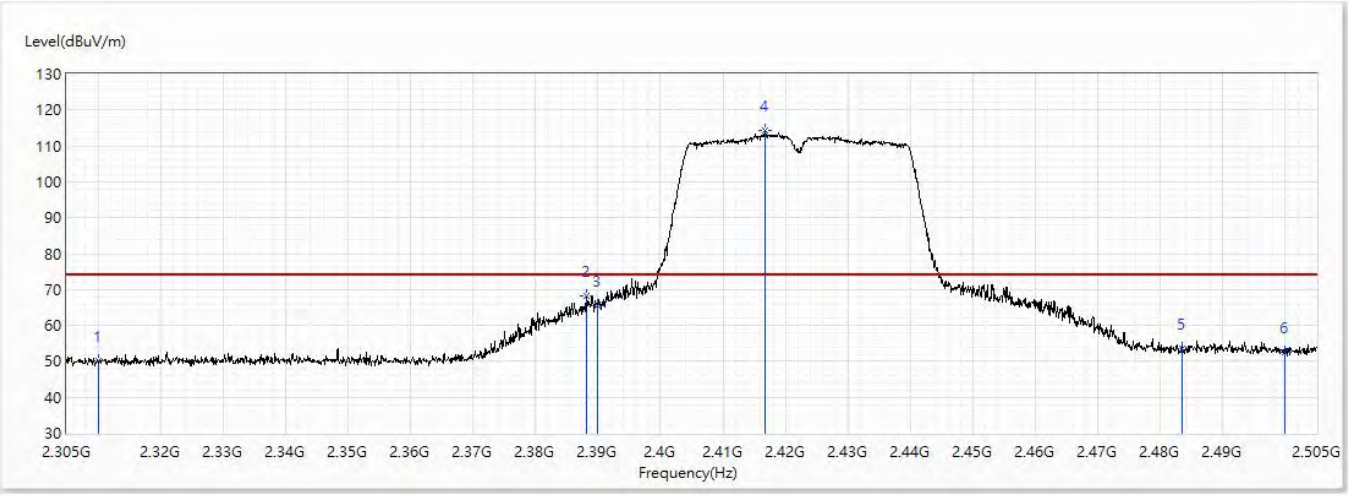

No	Frequency (MHz)	Emission Level (dBuV/m)	Limit (dBuV/m)	Margin (dB)	Reading Level (dBuV)	Correct Factor (dB/m)	Detector Type
1	2310	50.05	74.00	-23.95	37.07	12.98	PK
2	2388.1	68.09	74.00	-5.91	54.57	13.52	PK
3	2390	65.54	74.00	-8.46	52.02	13.52	PK
! 4	2416.8	114.19	74.00	40.19	100.47	13.72	PK
5	2483.5	53.70	74.00	-20.30	39.49	14.21	PK
6	2500	52.40	74.00	-21.60	38.07	14.33	PK

Note:

1. All reading above 1GHz is performed with peak and/or average measurements as necessary.
2. Emission Level = Reading Level + Correct Factor.
3. The average measurement was not performed when the peak measured data under the limit of average detection. If the readings given are average, peak measurement should also be supplied.
4. The fundamental for reference only, it’s not restricted by unwanted emission limit.

Model No	RT-AC68U V3	Site	CB2-H
Test Voltage	AC 120V/60Hz	Test Date	2020/4/17
Test Mode	Mode 3: Transmit mode_BF_ADP 1	Engineer	Scott
Polarity	Vertical	Temperature (℃)	23.5
Test Condition	802.11n(40M)_2422MHz	Humidity (%RH)	55.0

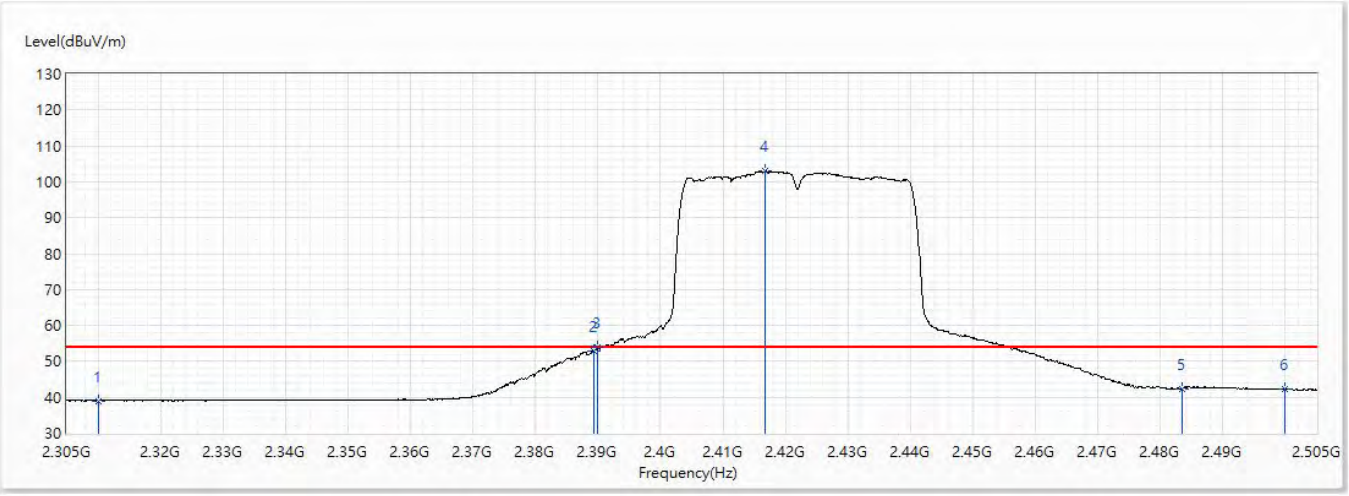

No	Frequency (MHz)	Emission Level (dBuV/m)	Limit (dBuV/m)	Margin (dB)	Reading Level (dBuV)	Correct Factor (dB/m)	Detector Type
1	2310	38.95	54.00	-15.05	25.97	12.98	AV
2	2389.4	53.02	54.00	-0.98	39.50	13.52	AV
3	2390	53.74	54.00	-0.26	40.22	13.52	AV
! 4	2416.8	103.07	54.00	49.07	89.35	13.72	AV
5	2483.5	42.37	54.00	-11.63	28.16	14.21	AV
6	2500	42.24	54.00	-11.76	27.91	14.33	AV

Note:

1. All reading above 1GHz is performed with peak and/or average measurements as necessary.
2. Emission Level = Reading Level + Correct Factor.
3. The average measurement was not performed when the peak measured data under the limit of average detection. If the readings given are average, peak measurement should also be supplied.
4. The fundamental for reference only, it’s not restricted by unwanted emission limit.

Model No	RT-AC68U V3	Site	CB2-H
Test Voltage	AC 120V/60Hz	Test Date	2020/4/17
Test Mode	Mode 3: Transmit mode_BF_ADP 1	Engineer	Scott
Polarity	Horizontal	Temperature (℃)	23.5
Test Condition	802.11n(40M)_2437MHz	Humidity (%RH)	55.0

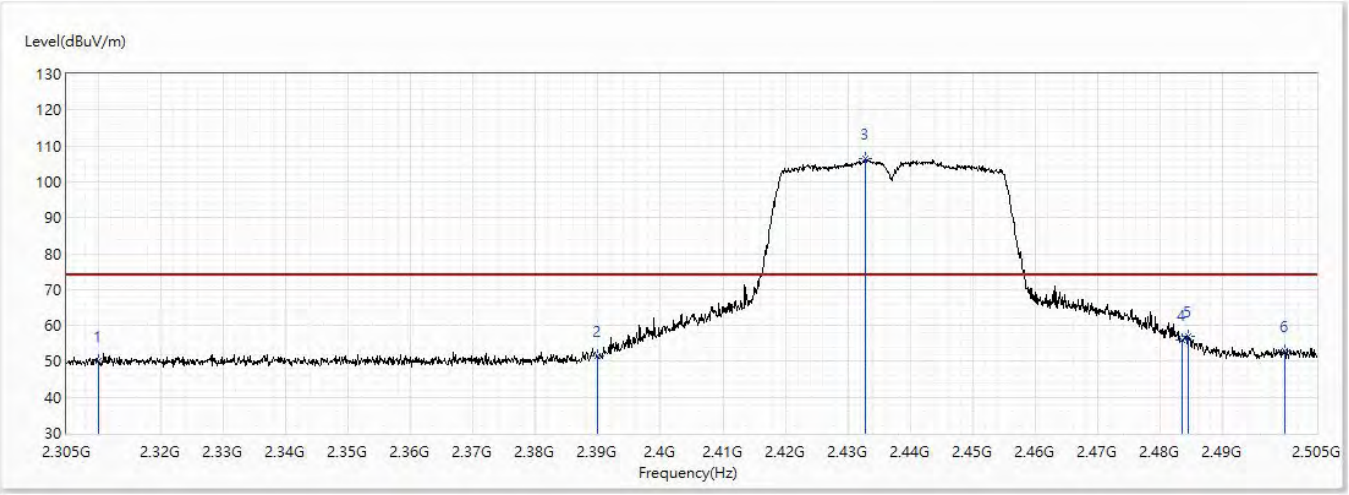

No	Frequency (MHz)	Emission Level (dBuV/m)	Limit (dBuV/m)	Margin (dB)	Reading Level (dBuV)	Correct Factor (dB/m)	Detector Type
1	2310	50.11	74.00	-23.89	37.13	12.98	PK
2	2390	51.41	74.00	-22.59	37.89	13.52	PK
! 3	2432.8	106.58	74.00	32.58	92.74	13.84	PK
4	2483.5	55.88	74.00	-18.12	41.67	14.21	PK
5	2484.5	57.06	74.00	-16.94	42.85	14.21	PK
6	2500	52.74	74.00	-21.26	38.41	14.33	PK

Note:

1. All reading above 1GHz is performed with peak and/or average measurements as necessary.
2. Emission Level = Reading Level + Correct Factor.
3. The average measurement was not performed when the peak measured data under the limit of average detection. If the readings given are average, peak measurement should also be supplied.
4. The fundamental for reference only, it’s not restricted by unwanted emission limit.

Model No	RT-AC68U V3	Site	CB2-H
Test Voltage	AC 120V/60Hz	Test Date	2020/4/17
Test Mode	Mode 3: Transmit mode_BF_ADP 1	Engineer	Scott
Polarity	Horizontal	Temperature (℃)	23.5
Test Condition	802.11n(40M)_2437MHz	Humidity (%RH)	55.0

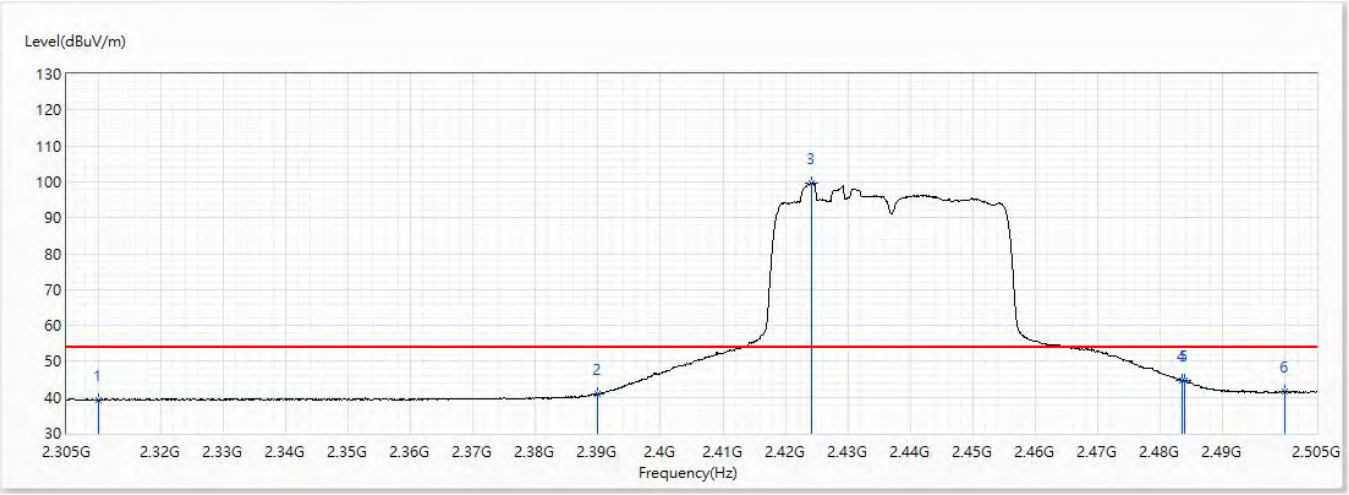

No	Frequency (MHz)	Emission Level (dBuV/m)	Limit (dBuV/m)	Margin (dB)	Reading Level (dBuV)	Correct Factor (dB/m)	Detector Type
1	2310	39.31	54.00	-14.69	26.33	12.98	AV
2	2390	40.89	54.00	-13.11	27.37	13.52	AV
! 3	2424.2	99.76	54.00	45.76	85.98	13.78	AV
4	2483.5	44.59	54.00	-9.41	30.38	14.21	AV
5	2483.9	44.70	54.00	-9.30	30.49	14.21	AV
6	2500	41.50	54.00	-12.50	27.17	14.33	AV

Note:

1. All reading above 1GHz is performed with peak and/or average measurements as necessary.
2. Emission Level = Reading Level + Correct Factor.
3. The average measurement was not performed when the peak measured data under the limit of average detection. If the readings given are average, peak measurement should also be supplied.
4. The fundamental for reference only, it’s not restricted by unwanted emission limit.

Model No	RT-AC68U V3	Site	CB2-H
Test Voltage	AC 120V/60Hz	Test Date	2020/4/17
Test Mode	Mode 3: Transmit mode_BF_ADP 1	Engineer	Scott
Polarity	Vertical	Temperature (℃)	23.5
Test Condition	802.11n(40M)_2437MHz	Humidity (%RH)	55.0

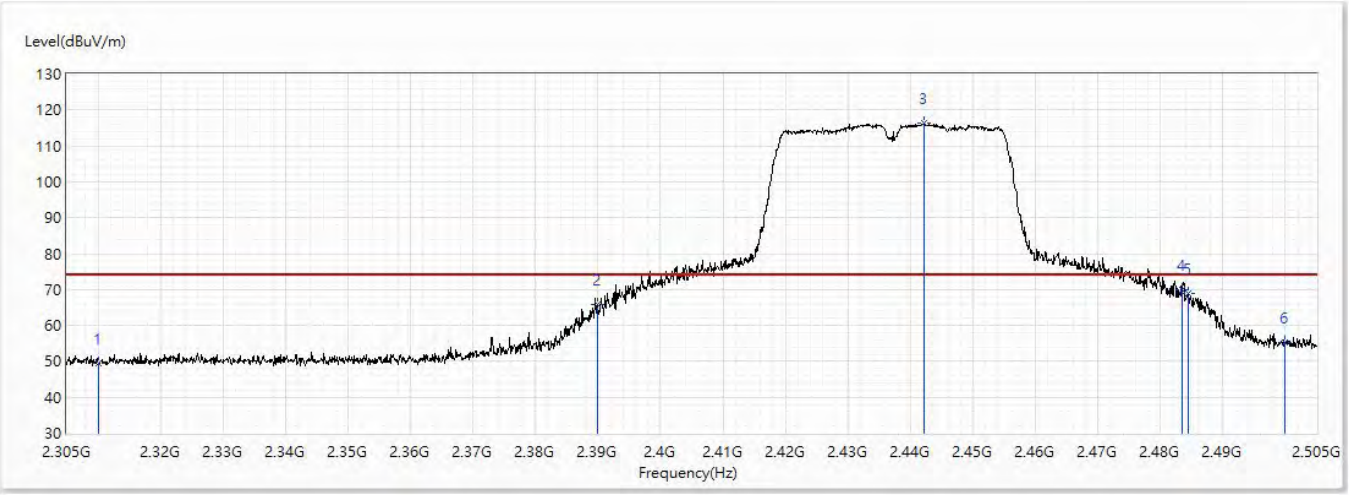

No	Frequency (MHz)	Emission Level (dBuV/m)	Limit (dBuV/m)	Margin (dB)	Reading Level (dBuV)	Correct Factor (dB/m)	Detector Type
1	2310	49.47	74.00	-24.53	36.49	12.98	PK
2	2390	65.74	74.00	-8.26	52.22	13.52	PK
! 3	2442.1	116.30	74.00	42.30	102.39	13.91	PK
4	2483.5	70.10	74.00	-3.90	55.89	14.21	PK
5	2484.4	68.81	74.00	-5.19	54.60	14.21	PK
6	2500	55.37	74.00	-18.63	41.04	14.33	PK

Note:

1. All reading above 1GHz is performed with peak and/or average measurements as necessary.
2. Emission Level = Reading Level + Correct Factor.
3. The average measurement was not performed when the peak measured data under the limit of average detection. If the readings given are average, peak measurement should also be supplied.
4. The fundamental for reference only, it’s not restricted by unwanted emission limit.

Model No	RT-AC68U V3	Site	CB2-H
Test Voltage	AC 120V/60Hz	Test Date	2020/4/17
Test Mode	Mode 3: Transmit mode_BF_ADP 1	Engineer	Scott
Polarity	Vertical	Temperature (℃)	23.5
Test Condition	802.11n(40M)_2437MHz	Humidity (%RH)	55.0

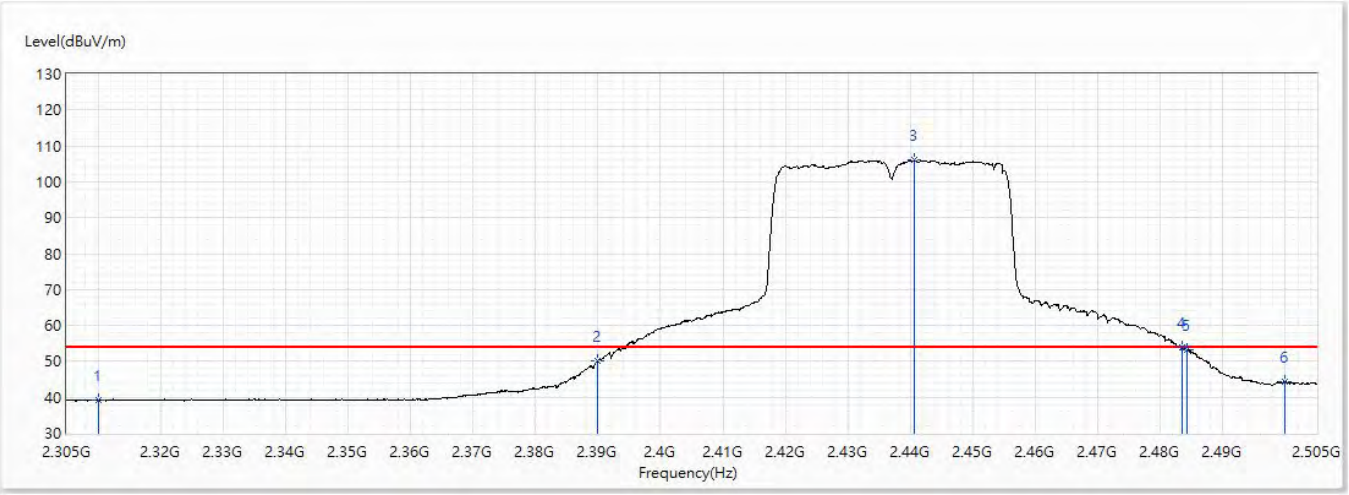

No	Frequency (MHz)	Emission Level (dBuV/m)	Limit (dBuV/m)	Margin (dB)	Reading Level (dBuV)	Correct Factor (dB/m)	Detector Type
1	2310	39.27	54.00	-14.73	26.29	12.98	AV
2	2390	50.13	54.00	-3.87	36.61	13.52	AV
! 3	2440.7	105.99	54.00	51.99	92.09	13.90	AV
4	2483.5	53.96	54.00	-0.04	39.75	14.21	AV
5	2484.2	53.13	54.00	-0.87	38.92	14.21	AV
6	2500	44.31	54.00	-9.69	29.98	14.33	AV

Note:

1. All reading above 1GHz is performed with peak and/or average measurements as necessary.
2. Emission Level = Reading Level + Correct Factor.
3. The average measurement was not performed when the peak measured data under the limit of average detection. If the readings given are average, peak measurement should also be supplied.
4. The fundamental for reference only, it’s not restricted by unwanted emission limit.

Model No	RT-AC68U V3	Site	CB2-H
Test Voltage	AC 120V/60Hz	Test Date	2020/4/17
Test Mode	Mode 3: Transmit mode_BF_ADP 1	Engineer	Scott
Polarity	Horizontal	Temperature (℃)	23.5
Test Condition	802.11n(40M)_2452MHz	Humidity (%RH)	55.0

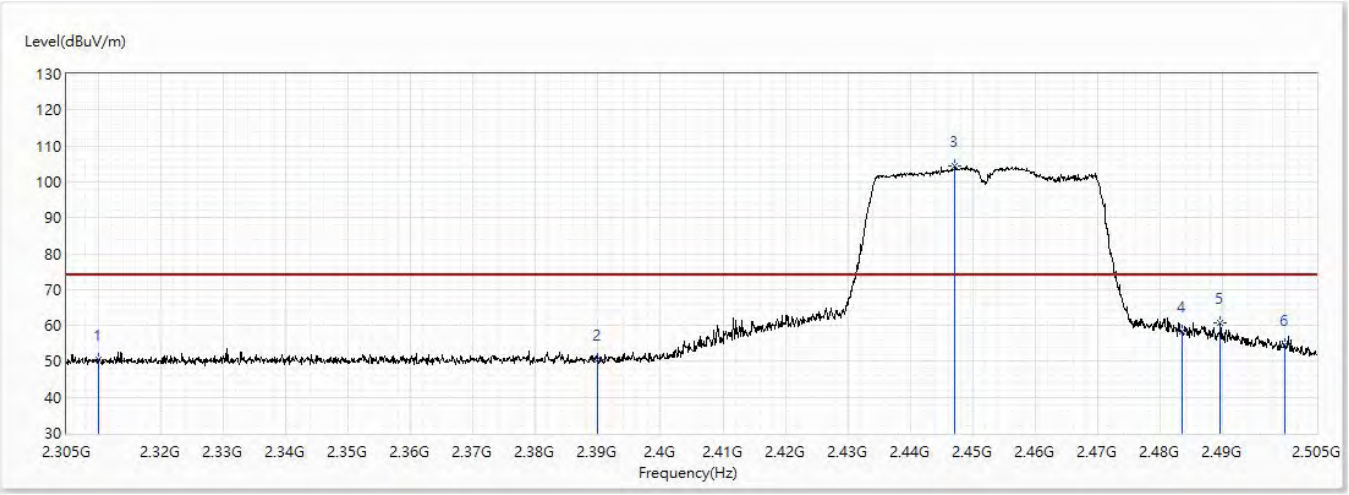

No	Frequency (MHz)	Emission Level (dBuV/m)	Limit (dBuV/m)	Margin (dB)	Reading Level (dBuV)	Correct Factor (dB/m)	Detector Type
1	2310	50.44	74.00	-23.56	37.46	12.98	PK
2	2390	50.31	74.00	-23.69	36.79	13.52	PK
! 3	2447.1	104.50	74.00	30.50	90.56	13.94	PK
4	2483.5	58.29	74.00	-15.71	44.08	14.21	PK
5	2489.6	60.62	74.00	-13.38	46.37	14.25	PK
6	2500	54.48	74.00	-19.52	40.15	14.33	PK

Note:

1. All reading above 1GHz is performed with peak and/or average measurements as necessary.
2. Emission Level = Reading Level + Correct Factor.
3. The average measurement was not performed when the peak measured data under the limit of average detection. If the readings given are average, peak measurement should also be supplied.
4. The fundamental for reference only, it’s not restricted by unwanted emission limit.

Model No	RT-AC68U V3	Site	CB2-H
Test Voltage	AC 120V/60Hz	Test Date	2020/4/17
Test Mode	Mode 3: Transmit mode_BF_ADP 1	Engineer	Scott
Polarity	Horizontal	Temperature (℃)	23.5
Test Condition	802.11n(40M)_2452MHz	Humidity (%RH)	55.0

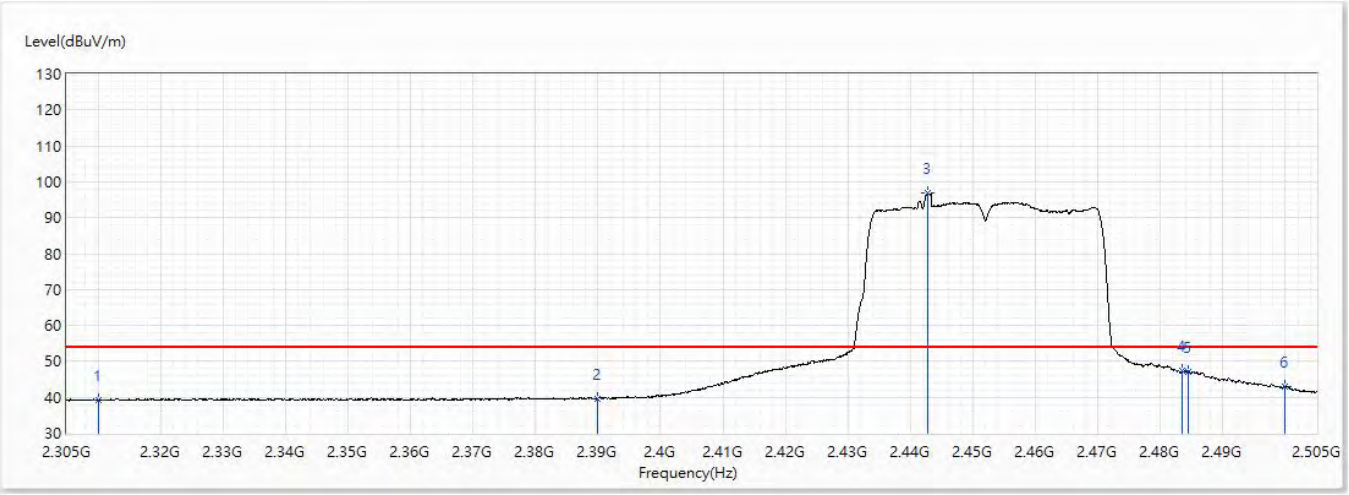

No	Frequency (MHz)	Emission Level (dBuV/m)	Limit (dBuV/m)	Margin (dB)	Reading Level (dBuV)	Correct Factor (dB/m)	Detector Type
1	2310	39.24	54.00	-14.76	26.26	12.98	AV
2	2390	39.66	54.00	-14.34	26.14	13.52	AV
! 3	2442.8	96.78	54.00	42.78	82.87	13.91	AV
4	2483.5	47.43	54.00	-6.57	33.22	14.21	AV
5	2484.5	47.16	54.00	-6.84	32.95	14.21	AV
6	2500	42.91	54.00	-11.09	28.58	14.33	AV

Note:

1. All reading above 1GHz is performed with peak and/or average measurements as necessary.
2. Emission Level = Reading Level + Correct Factor.
3. The average measurement was not performed when the peak measured data under the limit of average detection. If the readings given are average, peak measurement should also be supplied.
4. The fundamental for reference only, it’s not restricted by unwanted emission limit.

Model No	RT-AC68U V3	Site	CB2-H
Test Voltage	AC 120V/60Hz	Test Date	2020/4/17
Test Mode	Mode 3: Transmit mode_BF_ADP 1	Engineer	Scott
Polarity	Vertical	Temperature (℃)	23.5
Test Condition	802.11n(40M)_2452MHz	Humidity (%RH)	55.0

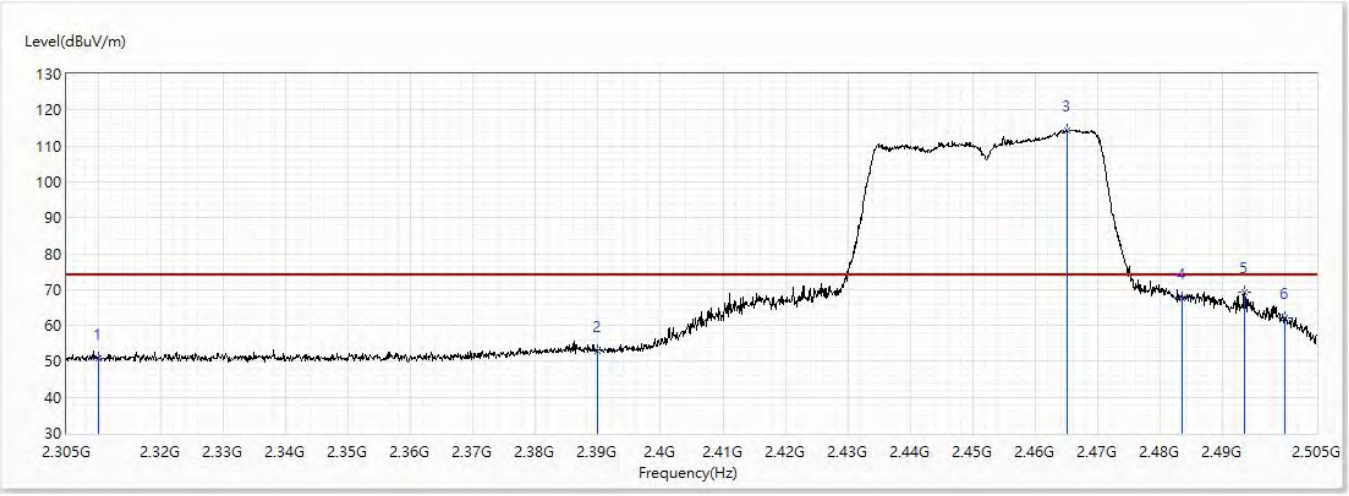

No	Frequency (MHz)	Emission Level (dBuV/m)	Limit (dBuV/m)	Margin (dB)	Reading Level (dBuV)	Correct Factor (dB/m)	Detector Type
1	2310	50.88	74.00	-23.12	37.90	12.98	PK
2	2390	52.94	74.00	-21.06	39.42	13.52	PK
! 3	2465.1	114.45	74.00	40.45	100.38	14.07	PK
4	2483.5	67.45	74.00	-6.55	53.24	14.21	PK
5	2493.5	69.25	74.00	-4.75	54.96	14.29	PK
6	2500	61.99	74.00	-12.01	47.66	14.33	PK

Note:

1. All reading above 1GHz is performed with peak and/or average measurements as necessary.
2. Emission Level = Reading Level + Correct Factor.
3. The average measurement was not performed when the peak measured data under the limit of average detection. If the readings given are average, peak measurement should also be supplied.
4. The fundamental for reference only, it’s not restricted by unwanted emission limit.

Model No	RT-AC68U V3	Site	CB2-H
Test Voltage	AC 120V/60Hz	Test Date	2020/4/17
Test Mode	Mode 3: Transmit mode_BF_ADP 1	Engineer	Scott
Polarity	Vertical	Temperature (℃)	23.5
Test Condition	802.11n(40M)_2452MHz	Humidity (%RH)	55.0

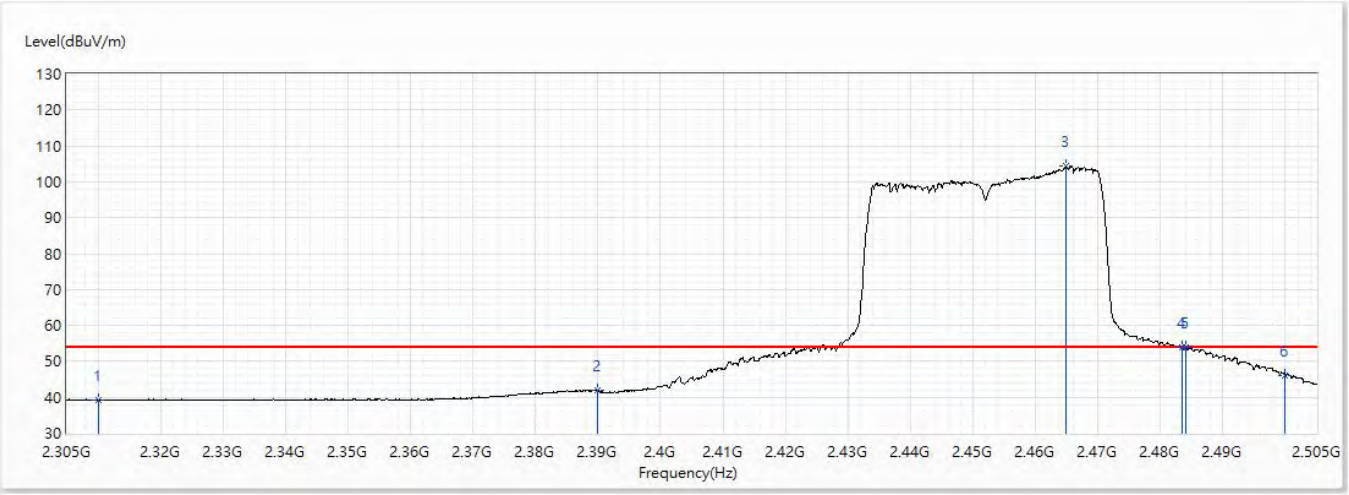

No	Frequency (MHz)	Emission Level (dBuV/m)	Limit (dBuV/m)	Margin (dB)	Reading Level (dBuV)	Correct Factor (dB/m)	Detector Type
1	2310	39.20	54.00	-14.80	26.22	12.98	AV
2	2390	41.78	54.00	-12.22	28.26	13.52	AV
! 3	2464.9	104.33	54.00	50.33	90.26	14.07	AV
4	2483.5	53.73	54.00	-0.27	39.52	14.21	AV
5	2484	53.92	54.00	-0.08	39.71	14.21	AV
6	2500	46.16	54.00	-7.84	31.83	14.33	AV

Note:

1. All reading above 1GHz is performed with peak and/or average measurements as necessary.
2. Emission Level = Reading Level + Correct Factor.
3. The average measurement was not performed when the peak measured data under the limit of average detection. If the readings given are average, peak measurement should also be supplied.
4. The fundamental for reference only, it’s not restricted by unwanted emission limit.

7. DTS Bandwidth

7.1. Test Setup

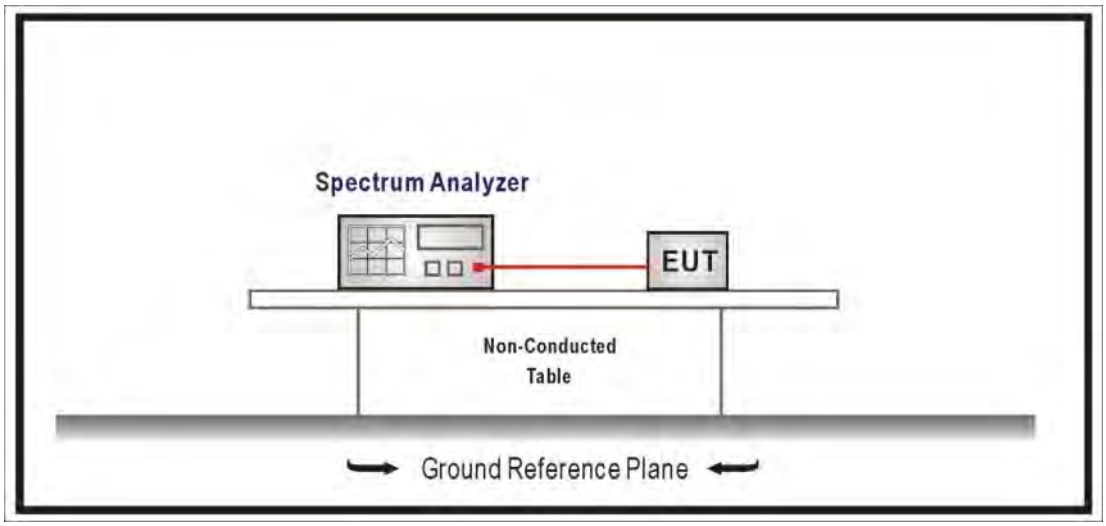

7.2. Test Procedures

The EUT was setup according to ANSI C63.10: 2013; tested procedure section 8.1 of KDB 558074 D01 v05r02 for compliance to FCC 47CFR 15.247 requirements. Set RBW = 100KHz, Set the VBW≧3xRBW, Sweep Time=Auto, Set Peak Detector.

7.3. Limits

The 6 dB bandwidth must be greater than 500 kHz.

7.4. Test Specification

According to FCC Part 15 Subpart C Paragraph 15.247: 2019

7.5. Test Result

Product	Wireless-AC1900 Dual Band Gigabit Router		
Test Item	DTS Bandwidth		
Test Mode	Mode 1: Transmit mode_CDD_ADP 1		
Date of Test	2020/04/07	Test Site	SR12-H
Test Temperature	22.5℃	Test Humidity	57.0%

802.11b (ANT 0)				
Channel No.	Frequency (MHz)	Measure Level (MHz)	Limit (MHz)	Result
1	2412	9.023	≧0.5	Pass
6	2437	8.572	≧0.5	Pass
11	2462	9.048	≧0.5	Pass

Channel 1 (2412MHz)

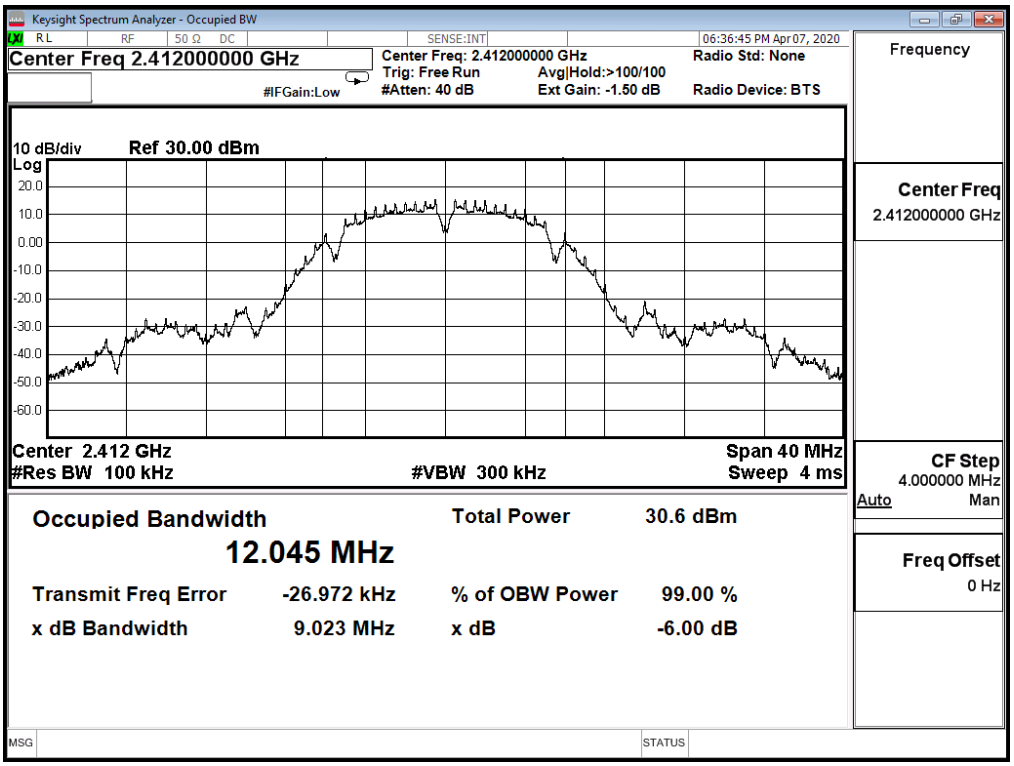

Channel 6 (2437MHz)

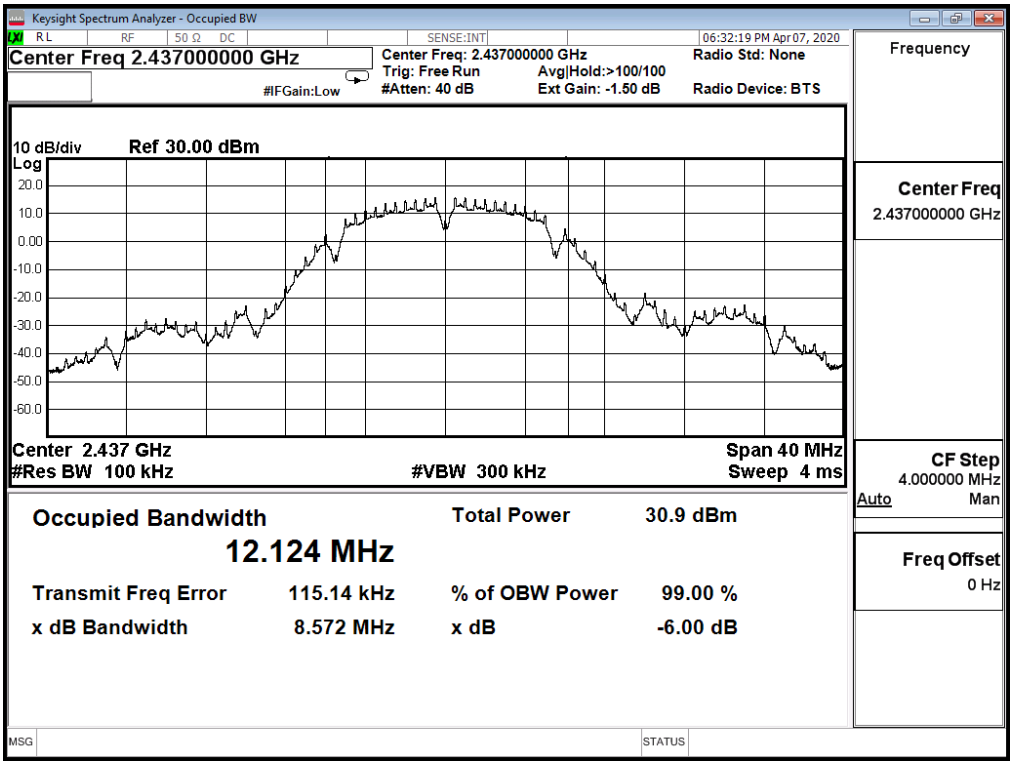

Channel 11 (2462MHz)

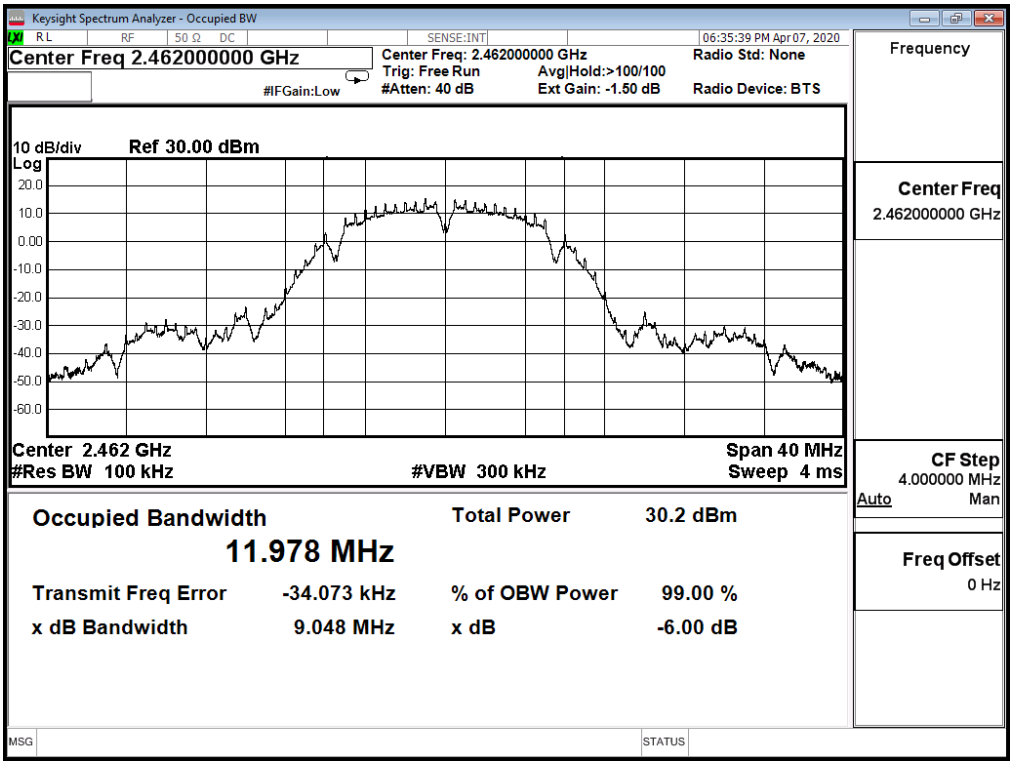

Product	Wireless-AC1900 Dual Band Gigabit Router		
Test Item	DTS Bandwidth		
Test Mode	Mode 1: Transmit mode_CDD_ADP 1		
Date of Test	2020/04/07	Test Site	SR12-H
Test Temperature	22.5℃	Test Humidity	57.0%

802.11b (ANT 1)				
Channel No.	Frequency (MHz)	Measure Level (MHz)	Limit (MHz)	Result
1	2412	9.001	≧0.5	Pass
6	2437	8.541	≧0.5	Pass
11	2462	8.570	≧0.5	Pass

Channel 1 (2412MHz)

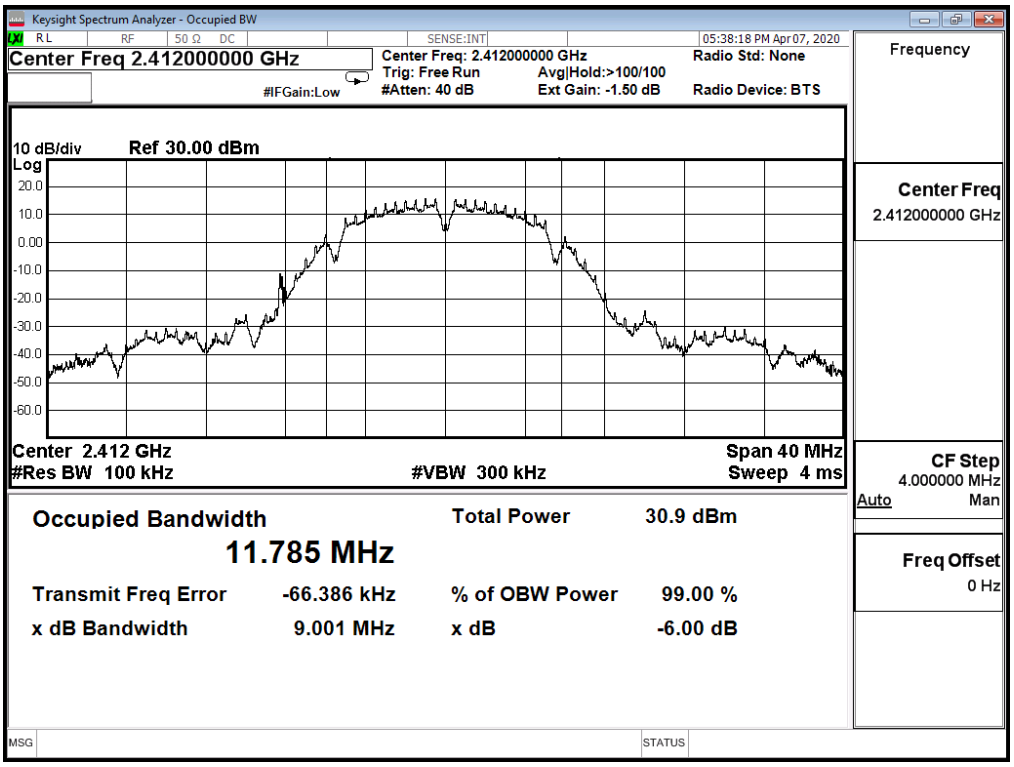

Channel 6 (2437MHz)

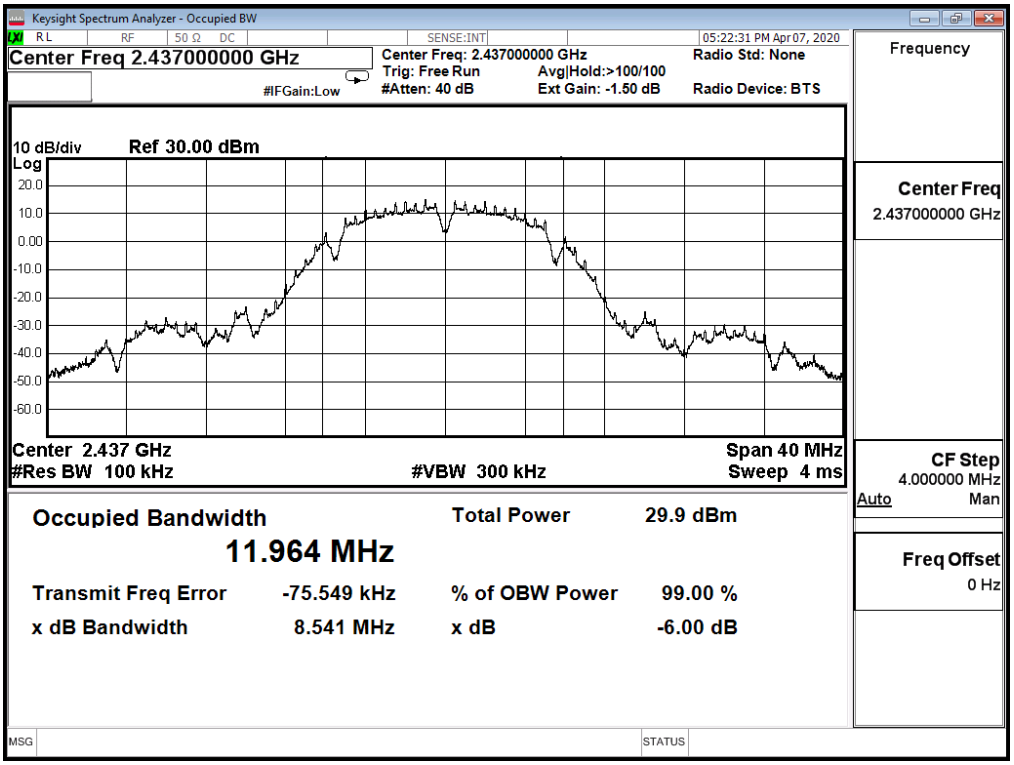

Channel 11 (2462MHz)

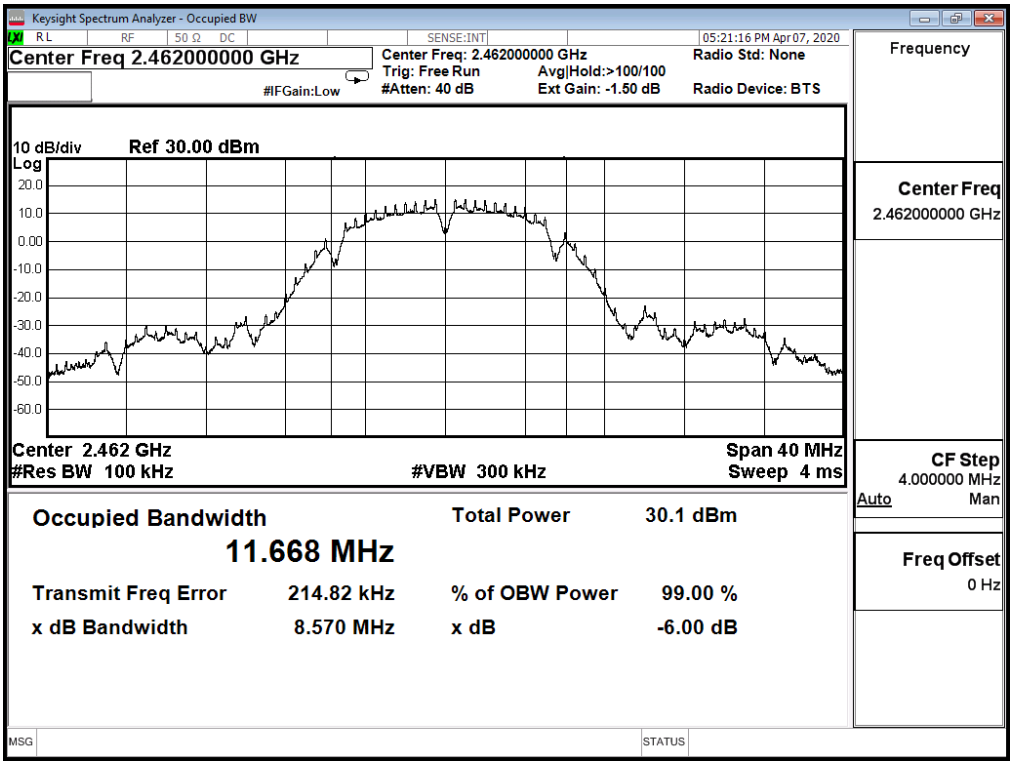

Product	Wireless-AC1900 Dual Band Gigabit Router		
Test Item	DTS Bandwidth		
Test Mode	Mode 1: Transmit mode_CDD_ADP 1		
Date of Test	2020/04/07	Test Site	SR12-H
Test Temperature	22.5℃	Test Humidity	57.0%

802.11b (ANT 2)				
Channel No.	Frequency (MHz)	Measure Level (MHz)	Limit (MHz)	Result
1	2412	9.039	≧0.5	Pass
6	2437	8.081	≧0.5	Pass
11	2462	8.560	≧0.5	Pass

Channel 1 (2412MHz)

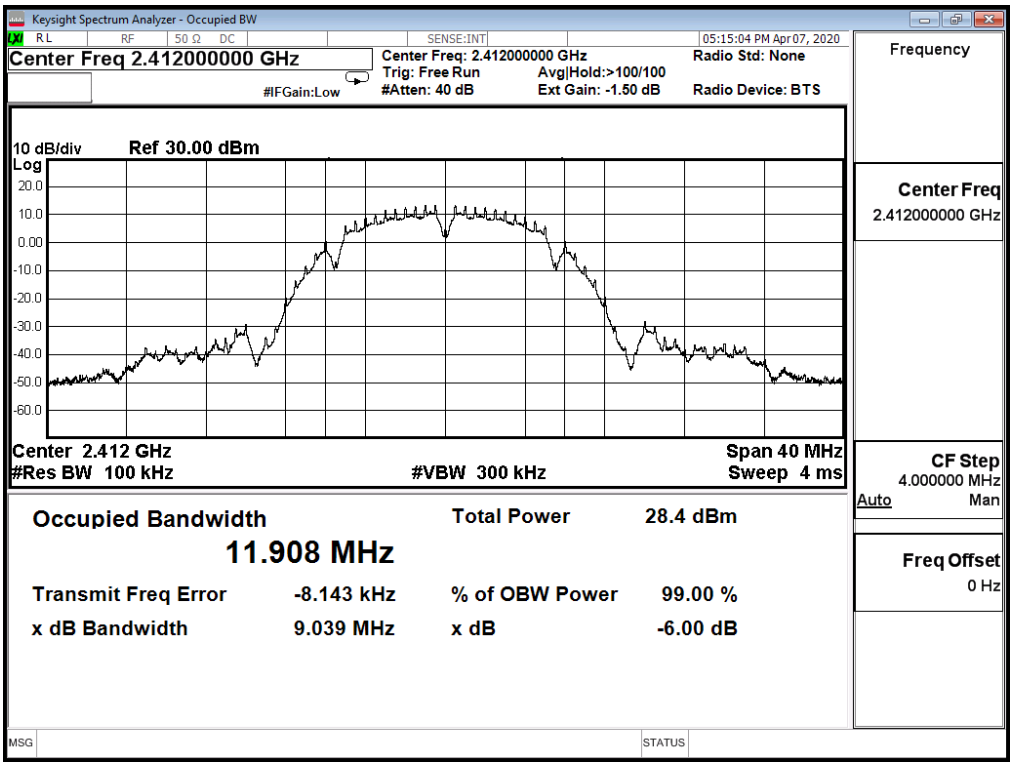

Channel 6 (2437MHz)

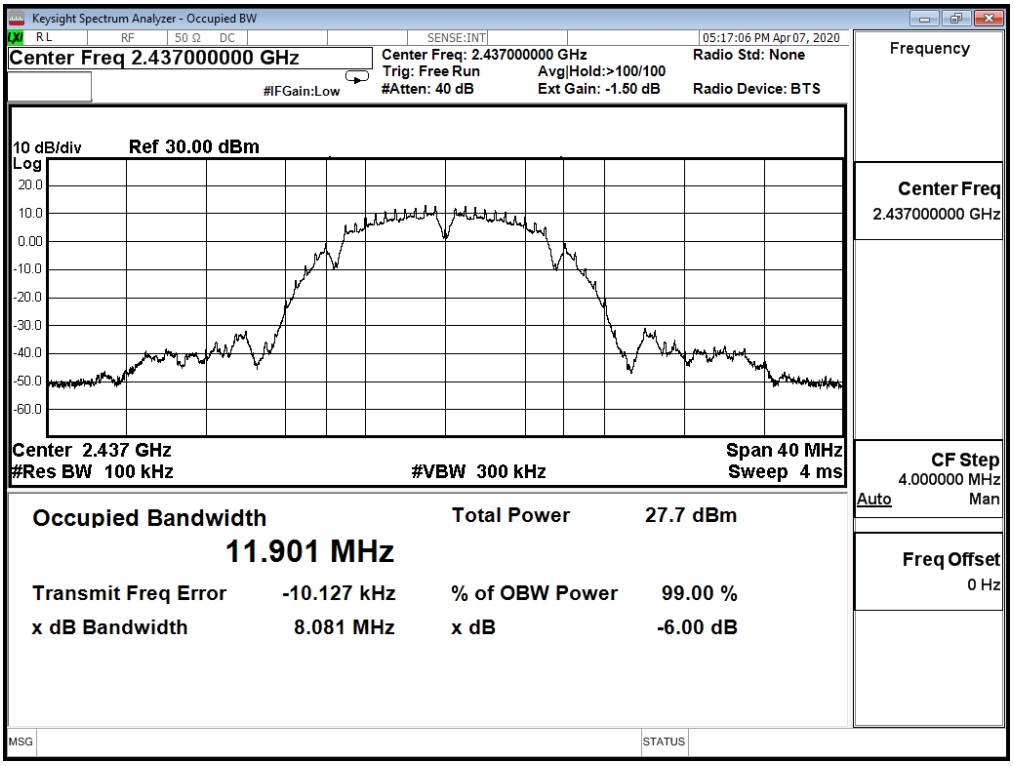

Channel 11 (2462MHz)

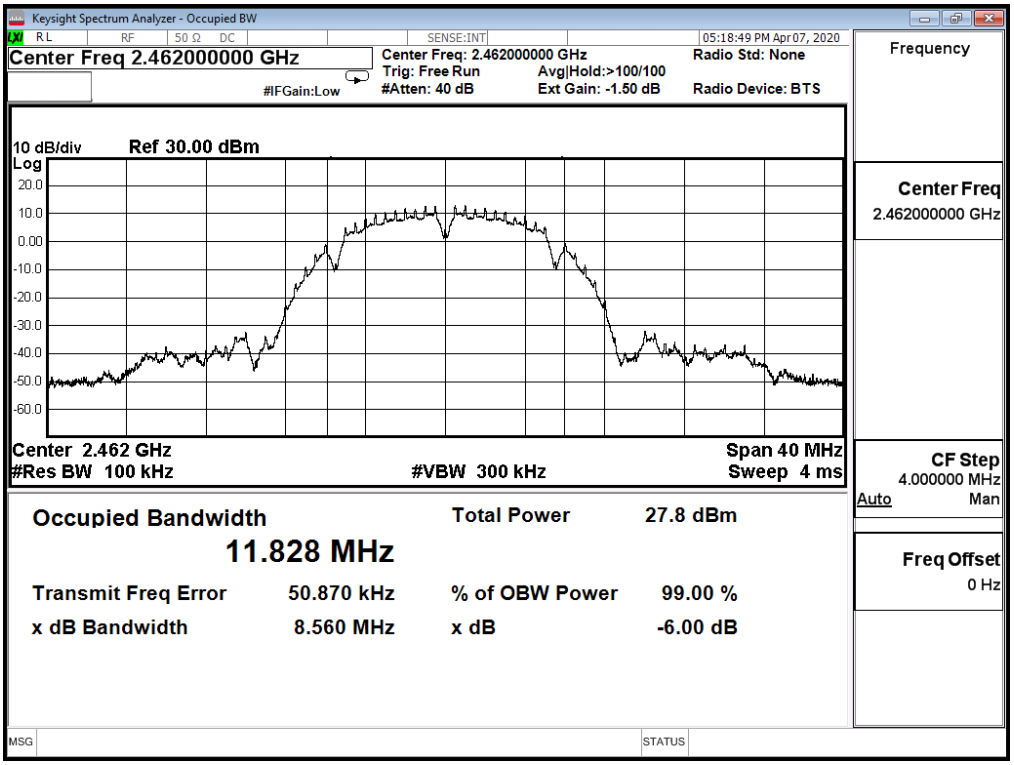

Product	Wireless-AC1900 Dual Band Gigabit Router		
Test Item	DTS Bandwidth		
Test Mode	Mode 1: Transmit mode_CDD_ADP 1		
Date of Test	2020/04/07	Test Site	SR12-H
Test Temperature	22.5℃	Test Humidity	57.0%

802.11g (ANT 0)

Channel No.	Frequency (MHz)	Measure Level (MHz)	Limit (MHz)	Result
1	2412	16.350	≧0.5	Pass
6	2437	15.740	≧0.5	Pass
11	2462	16.340	≧0.5	Pass

Channel 1 (2412MHz)

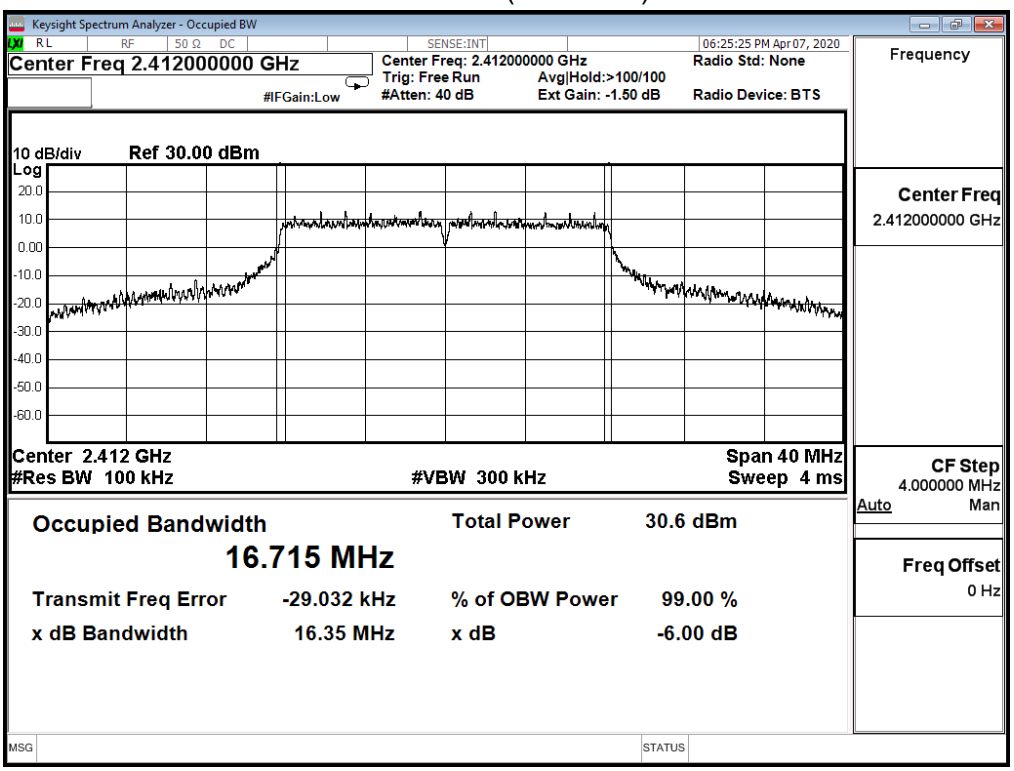

Channel 6 (2437MHz)

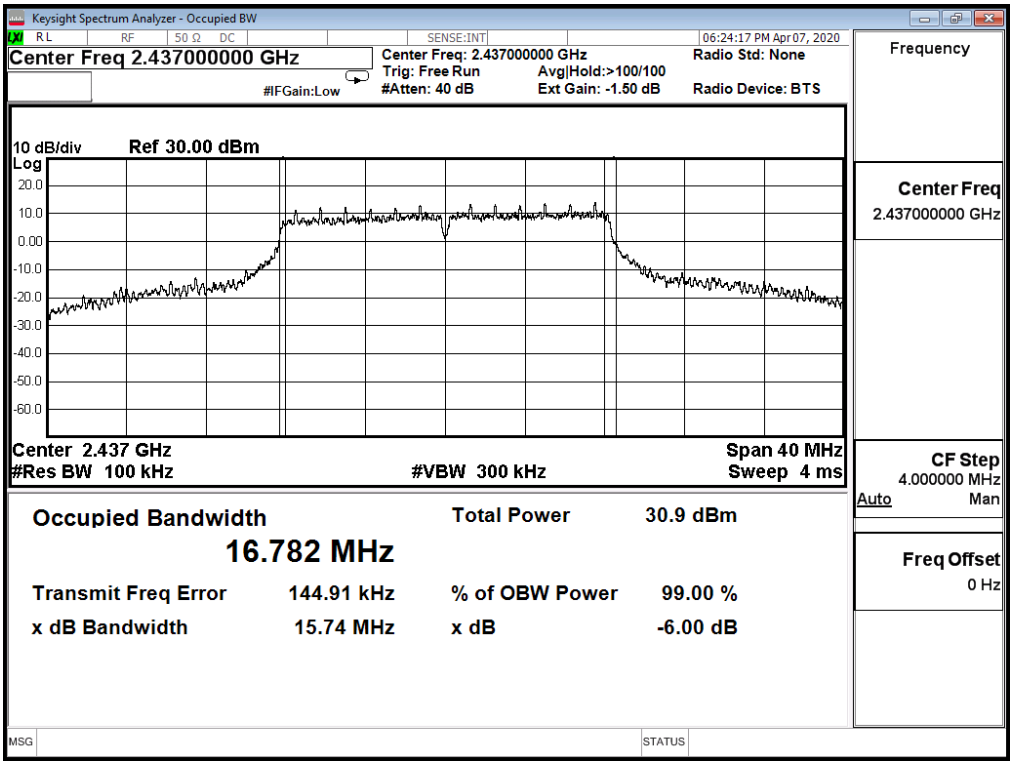

Channel 11 (2462MHz)

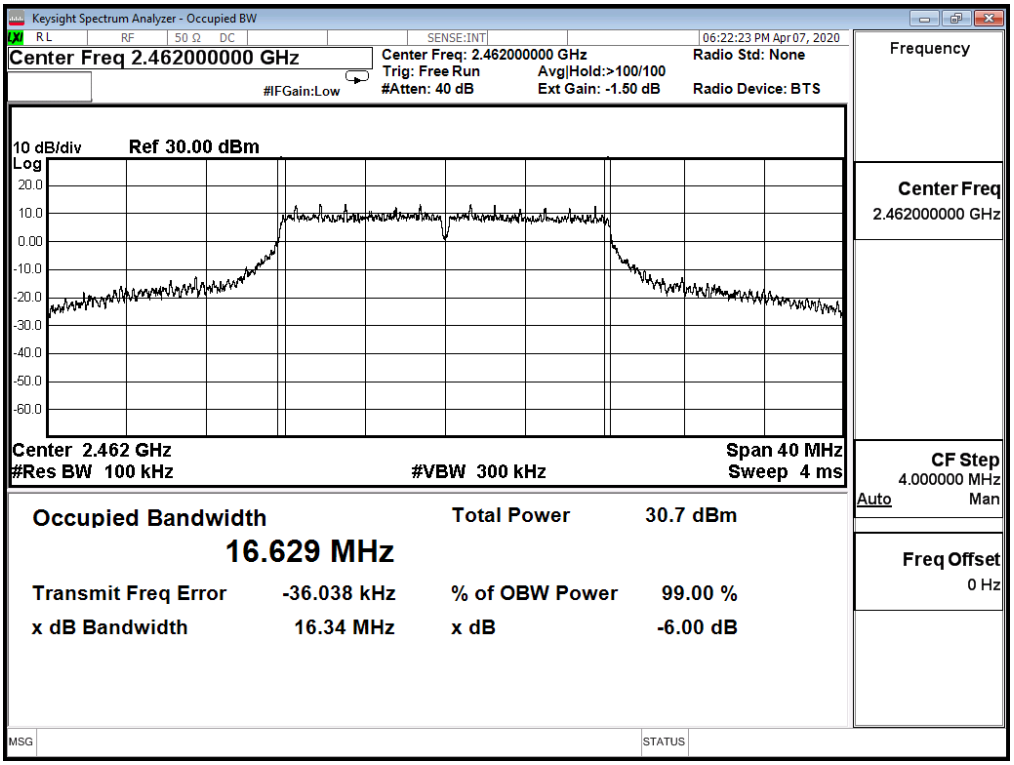

Product	Wireless-AC1900 Dual Band Gigabit Router		
Test Item	DTS Bandwidth		
Test Mode	Mode 1: Transmit mode_CDD_ADP 1		
Date of Test	2020/04/07	Test Site	SR12-H
Test Temperature	22.5℃	Test Humidity	57.0%

802.11g (ANT 1)				
Channel No.	Frequency (MHz)	Measure Level (MHz)	Limit (MHz)	Result
1	2412	15.120	≧0.5	Pass
6	2437	16.340	≧0.5	Pass
11	2462	15.730	≧0.5	Pass

Channel 1 (2412MHz)

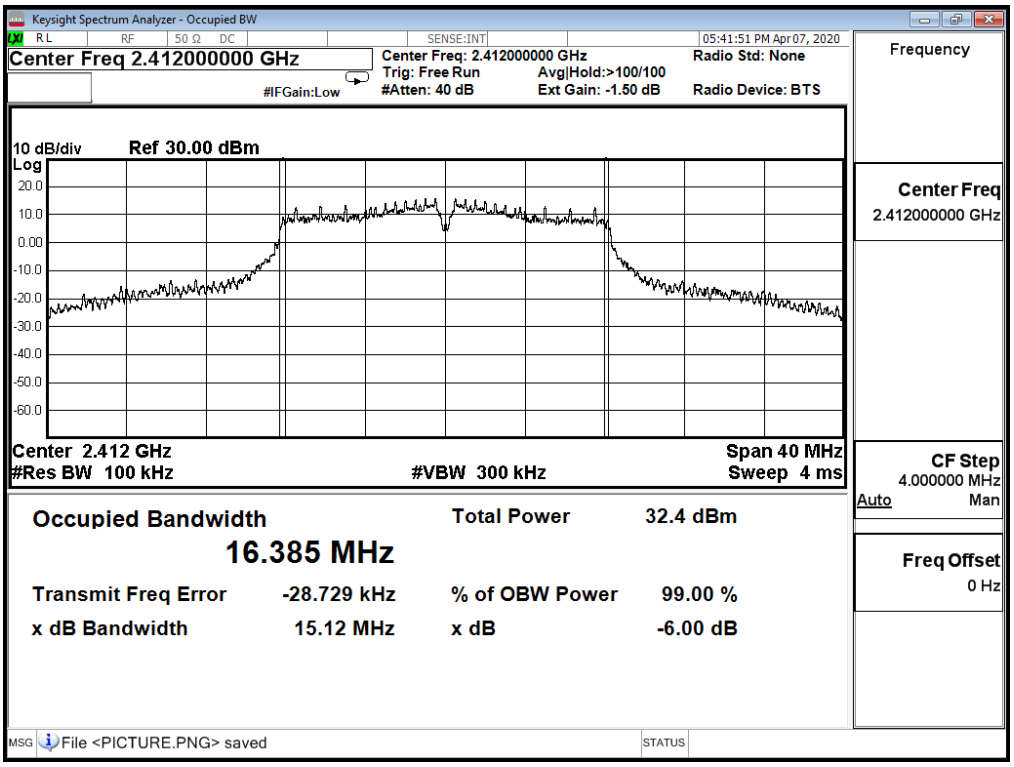

Channel 6 (2437MHz)

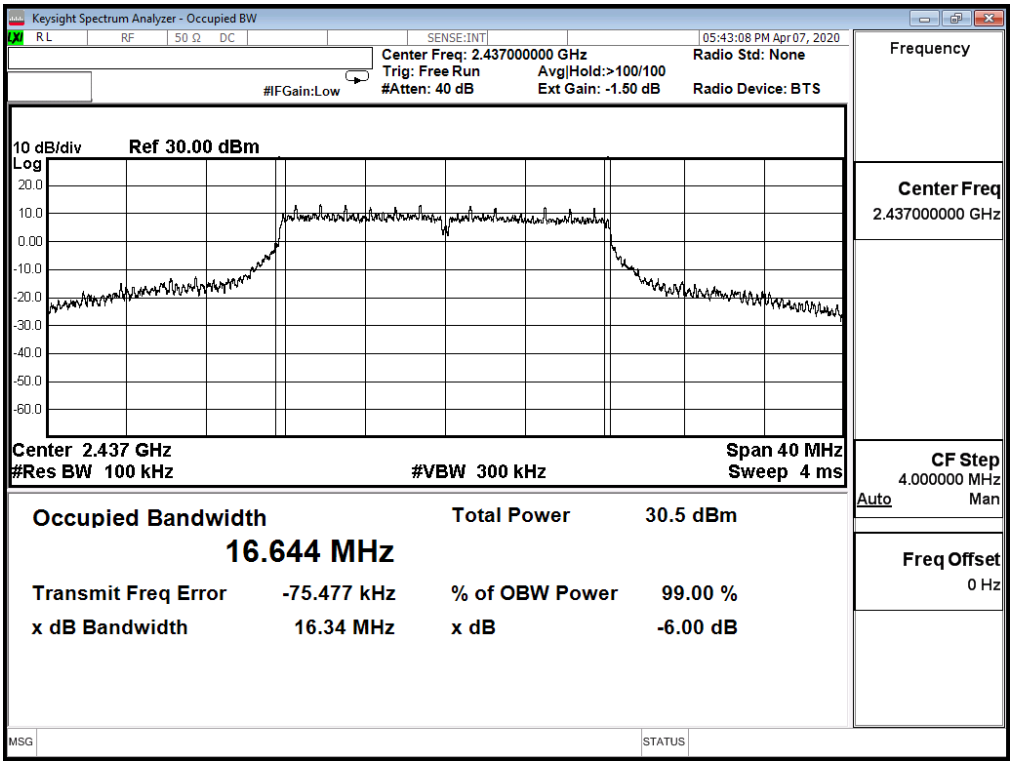

Channel 11 (2462MHz)

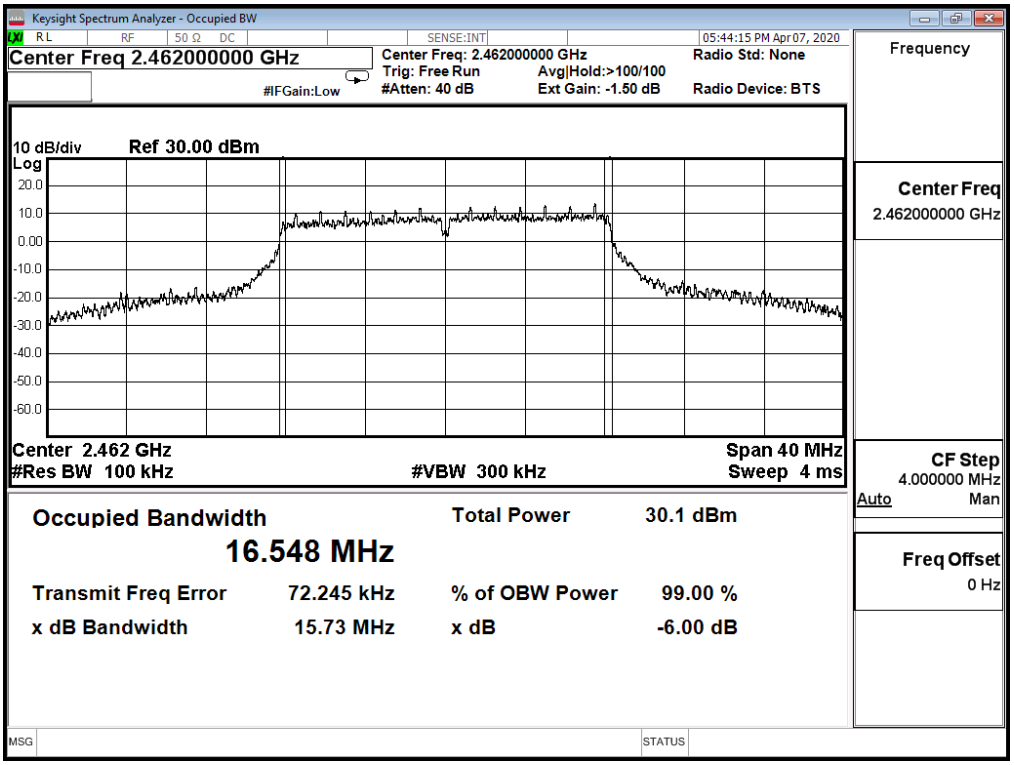

Product	Wireless-AC1900 Dual Band Gigabit Router		
Test Item	DTS Bandwidth		
Test Mode	Mode 1: Transmit mode_CDD_ADP 1		
Date of Test	2020/04/07	Test Site	SR12-H
Test Temperature	22.5℃	Test Humidity	57.0%

802.11g (ANT 2)				
Channel No.	Frequency (MHz)	Measure Level (MHz)	Limit (MHz)	Result
1	2412	16.340	≧0.5	Pass
6	2437	16.350	≧0.5	Pass
11	2462	16.350	≧0.5	Pass

Channel 1 (2412MHz)

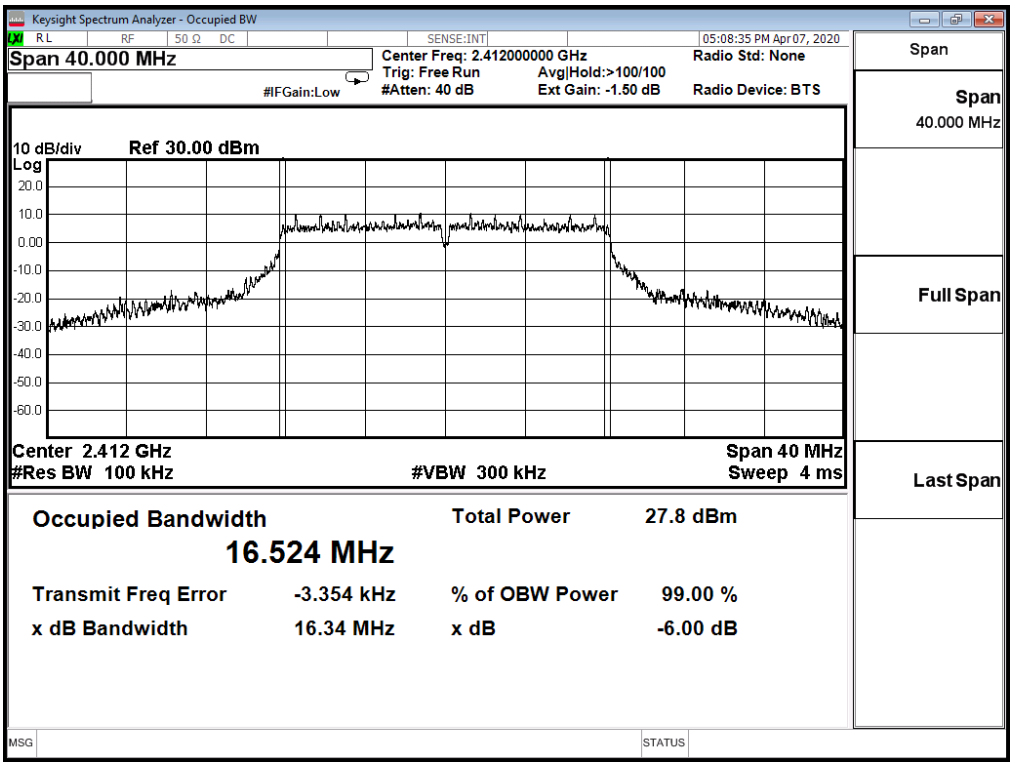

Channel 6 (2437MHz)

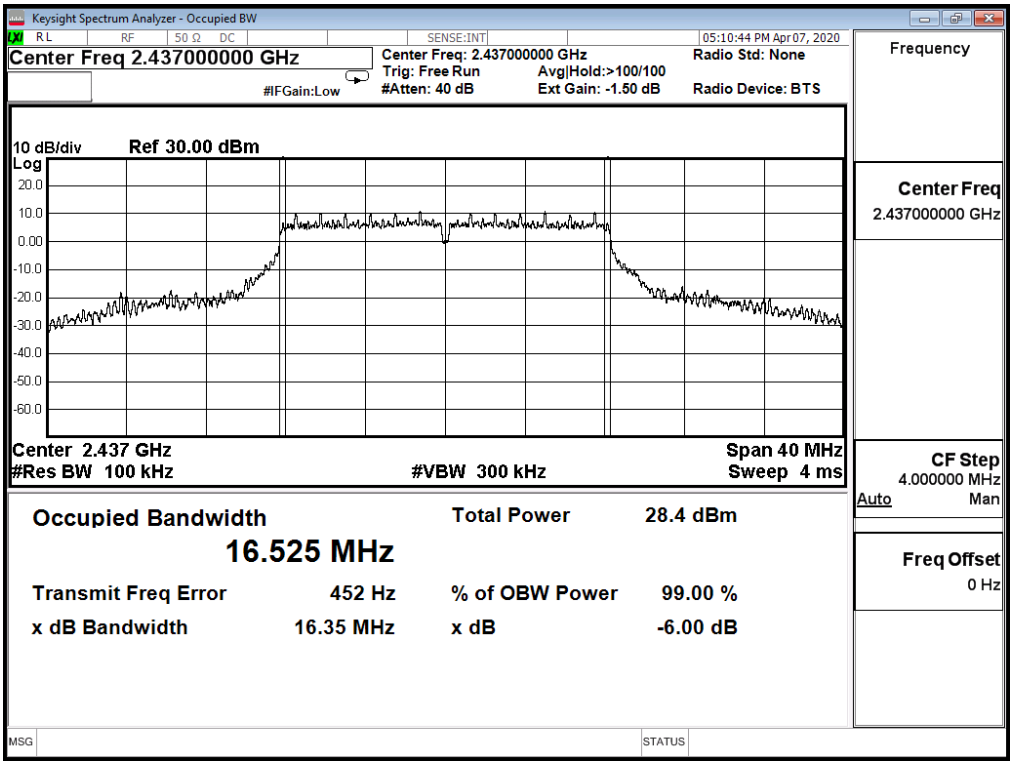

Channel 11 (2462MHz)

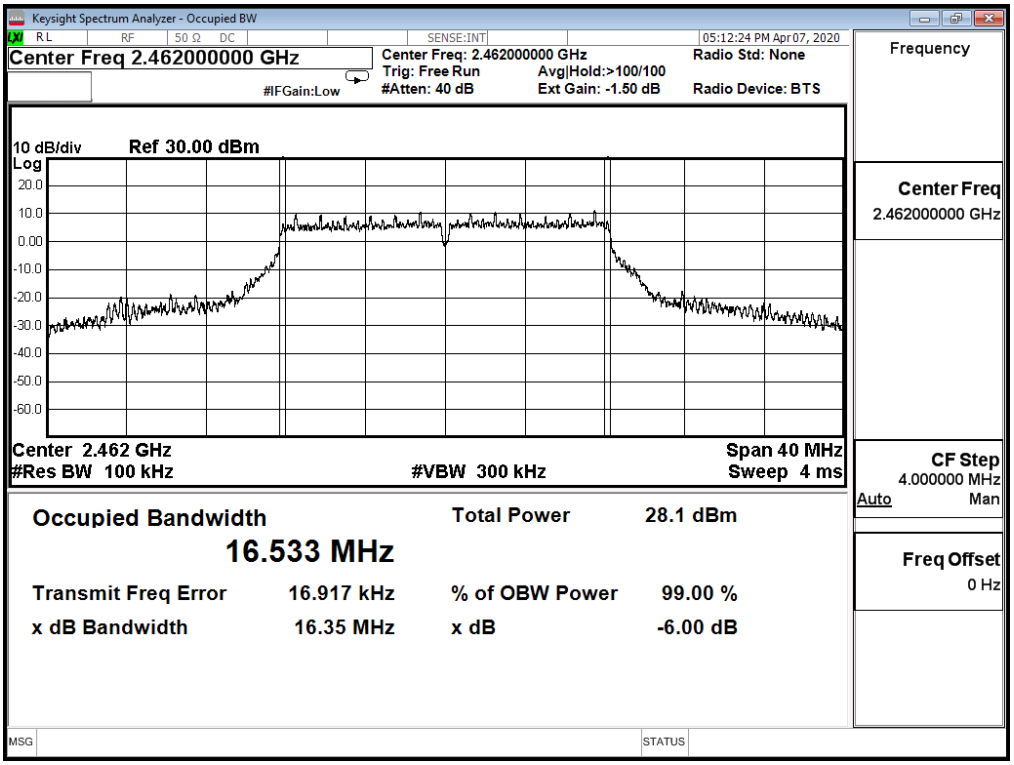

Product	Wireless-AC1900 Dual Band Gigabit Router		
Test Item	DTS Bandwidth		
Test Mode	Mode 1: Transmit mode_CDD_ADP 1		
Date of Test	2020/04/07	Test Site	SR12-H
Test Temperature	22.5℃	Test Humidity	57.0%

IEEE 802.11n 20M (ANT 0)				
Channel No.	Frequency (MHz)	Measure Level (MHz)	Limit (MHz)	Result
1	2412	17.580	≧0.5	Pass
6	2437	17.210	≧0.5	Pass
11	2462	17.590	≧0.5	Pass

Channel 1 (2412MHz)

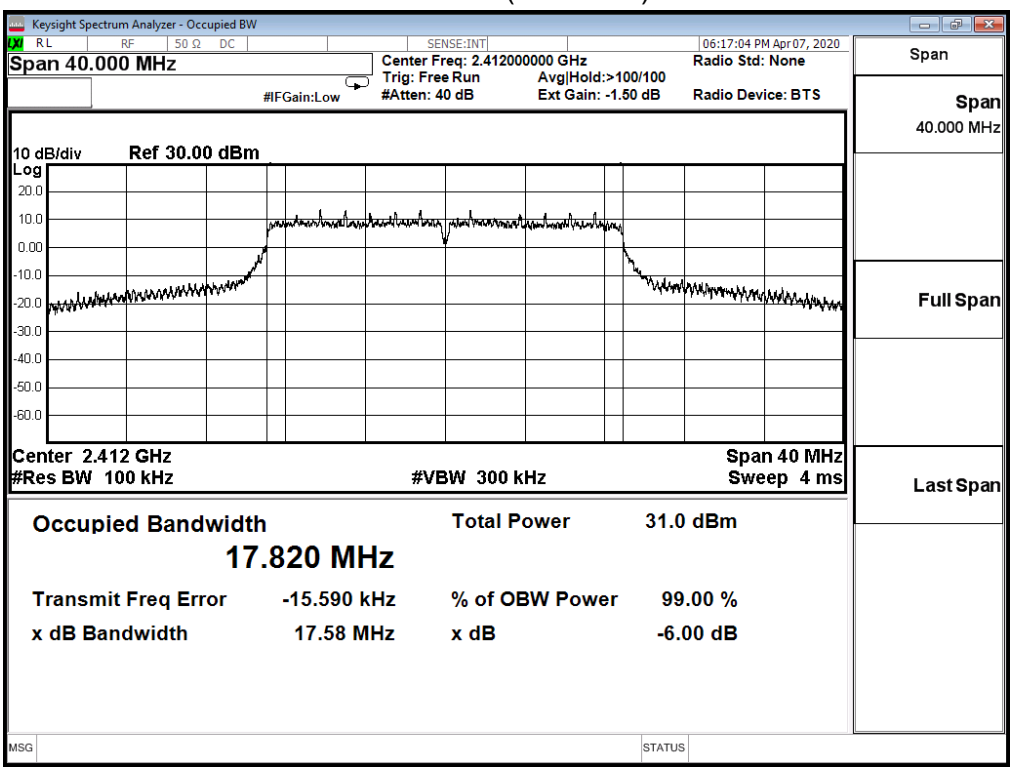

Channel 6 (2437MHz)

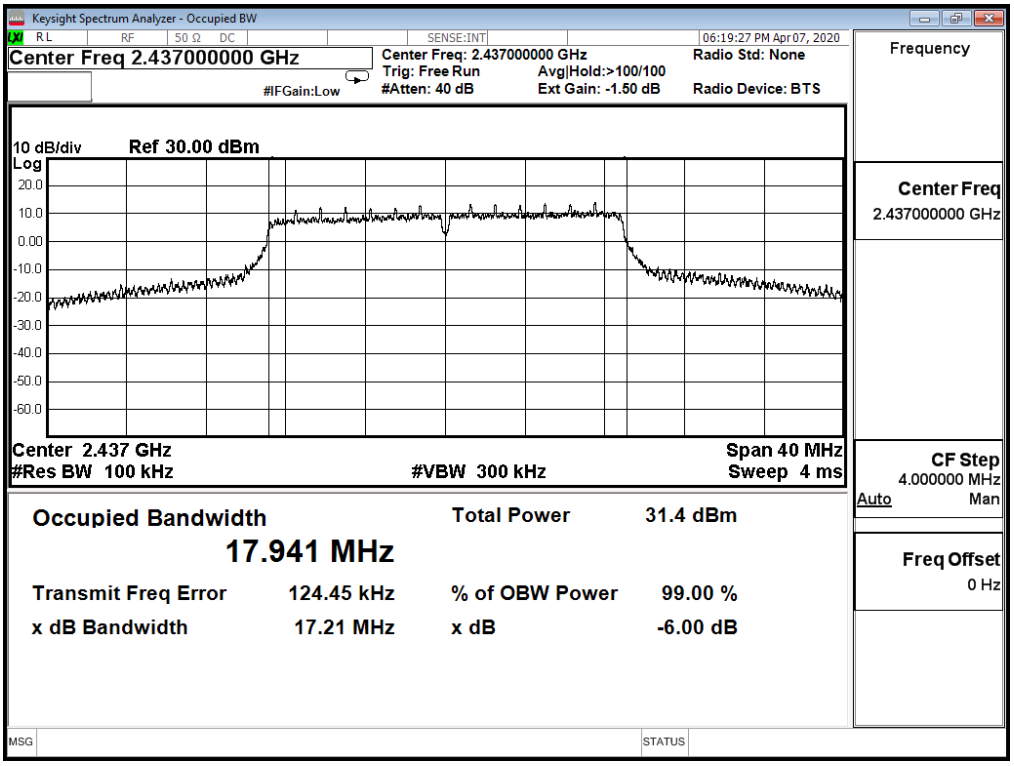

Channel 11 (2462MHz)

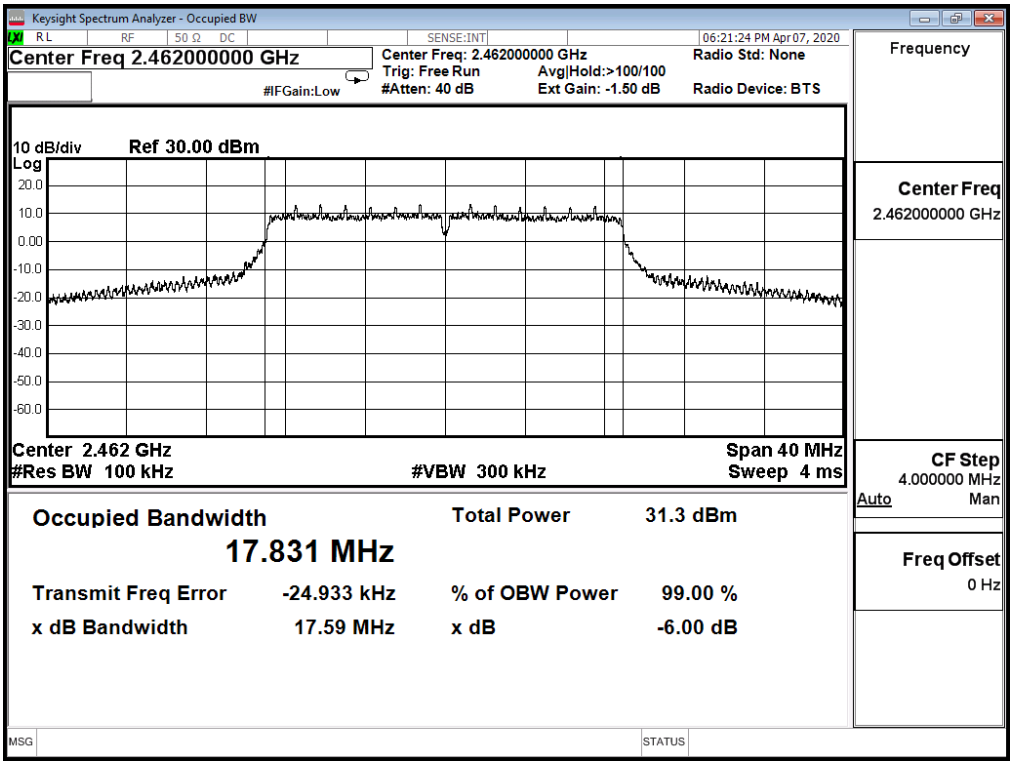

Product	Wireless-AC1900 Dual Band Gigabit Router		
Test Item	DTS Bandwidth		
Test Mode	Mode 1: Transmit mode_CDD_ADP 1		
Date of Test	2020/04/07	Test Site	SR12-H
Test Temperature	22.5℃	Test Humidity	57.0%

IEEE 802.11n 20M (ANT 1)				
Channel No.	Frequency (MHz)	Measure Level (MHz)	Limit (MHz)	Result
1	2412	17.580	≧0.5	Pass
6	2437	17.744	≧0.5	Pass
11	2462	16.970	≧0.5	Pass

Channel 1 (2412MHz)

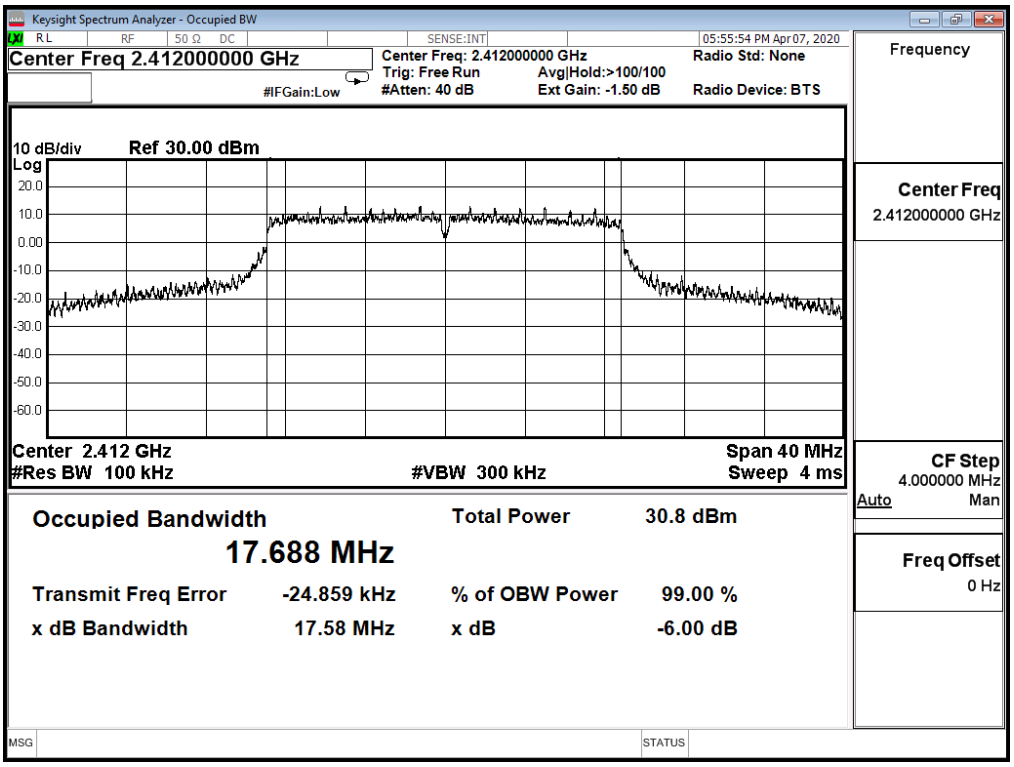

Channel 6 (2437MHz)

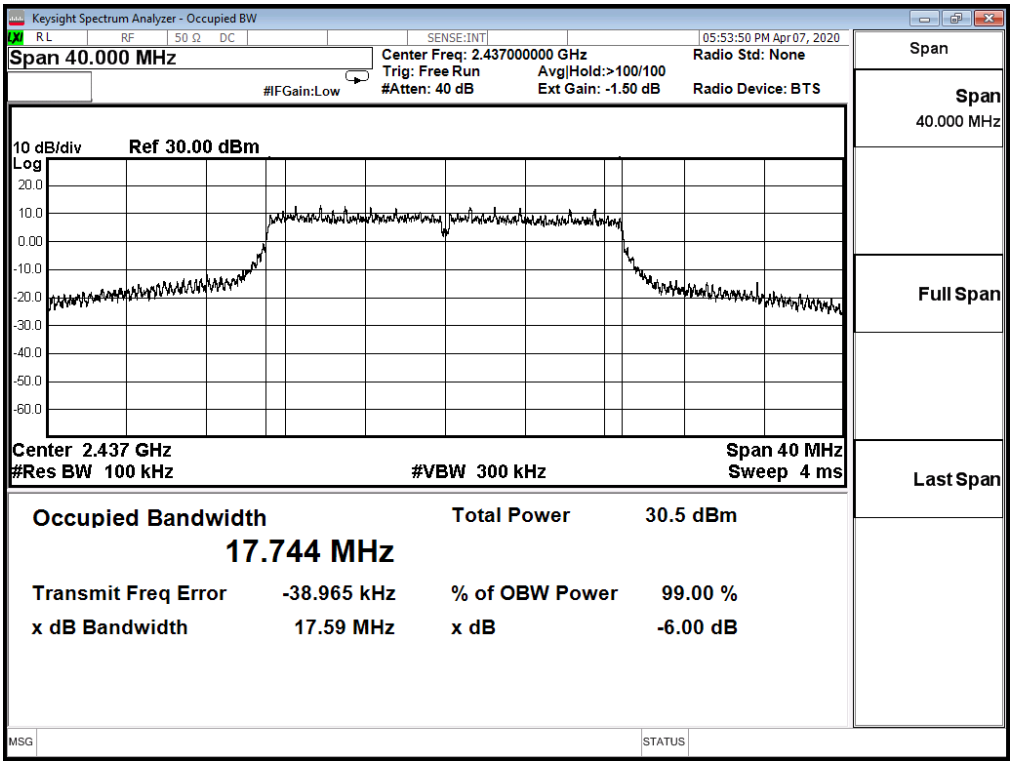

Channel 11 (2462MHz)

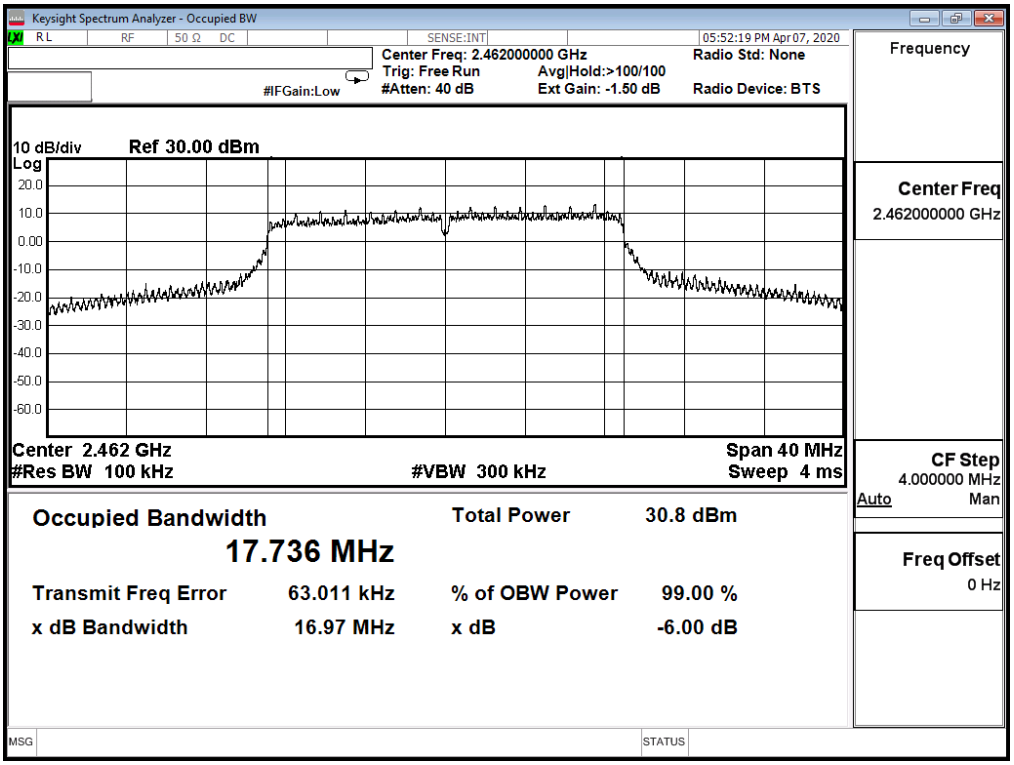

Product	Wireless-AC1900 Dual Band Gigabit Router		
Test Item	DTS Bandwidth		
Test Mode	Mode 1: Transmit mode_CDD_ADP 1		
Date of Test	2020/04/07	Test Site	SR12-H
Test Temperature	22.5℃	Test Humidity	57.0%

IEEE 802.11n 20M (ANT 2)				
Channel No.	Frequency (MHz)	Measure Level (MHz)	Limit (MHz)	Result
1	2412	17.590	≧0.5	Pass
6	2437	17.570	≧0.5	Pass
11	2462	17.590	≧0.5	Pass

Channel 1 (2412MHz)

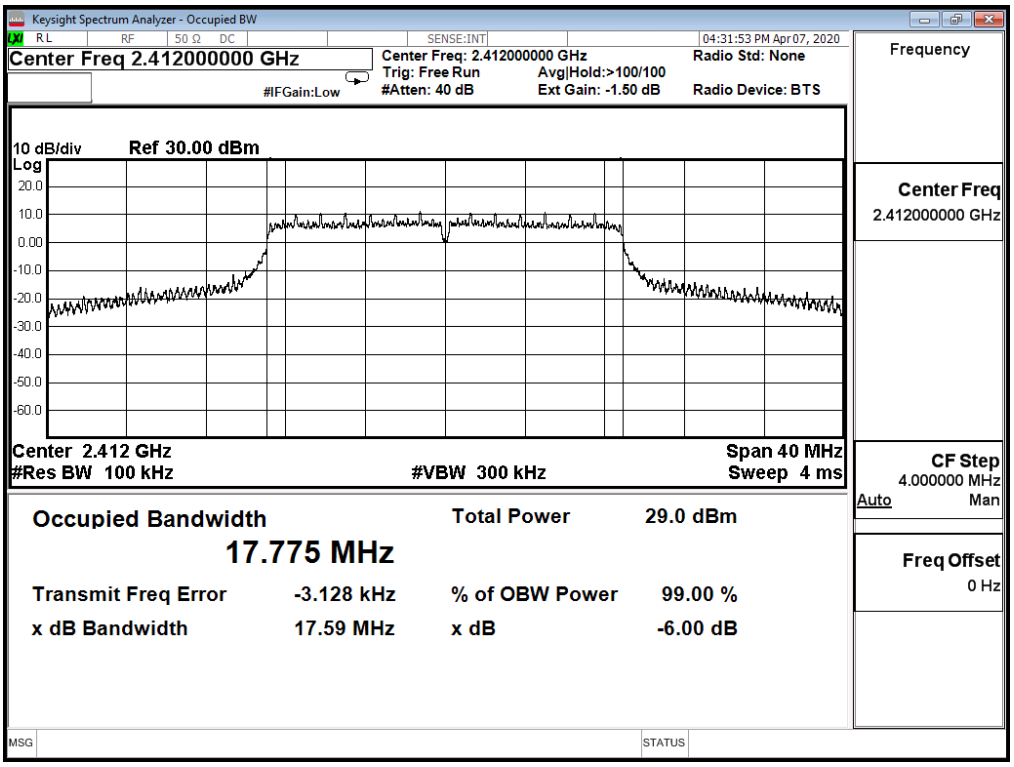

Channel 6 (2437MHz)

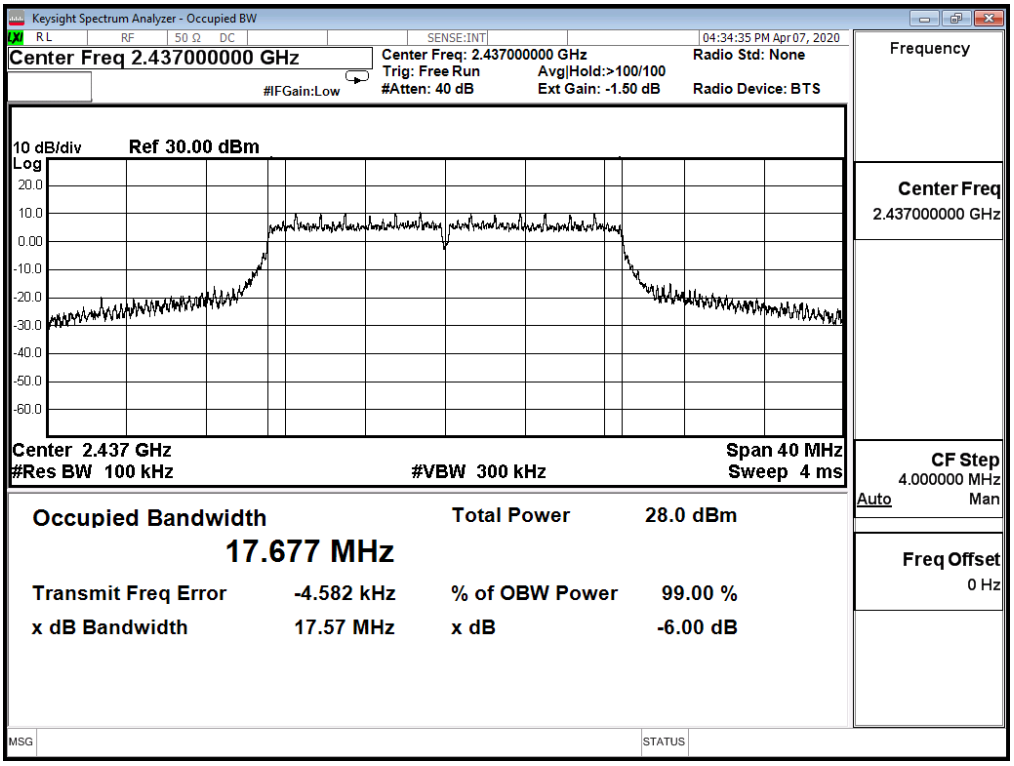

Channel 11 (2462MHz)

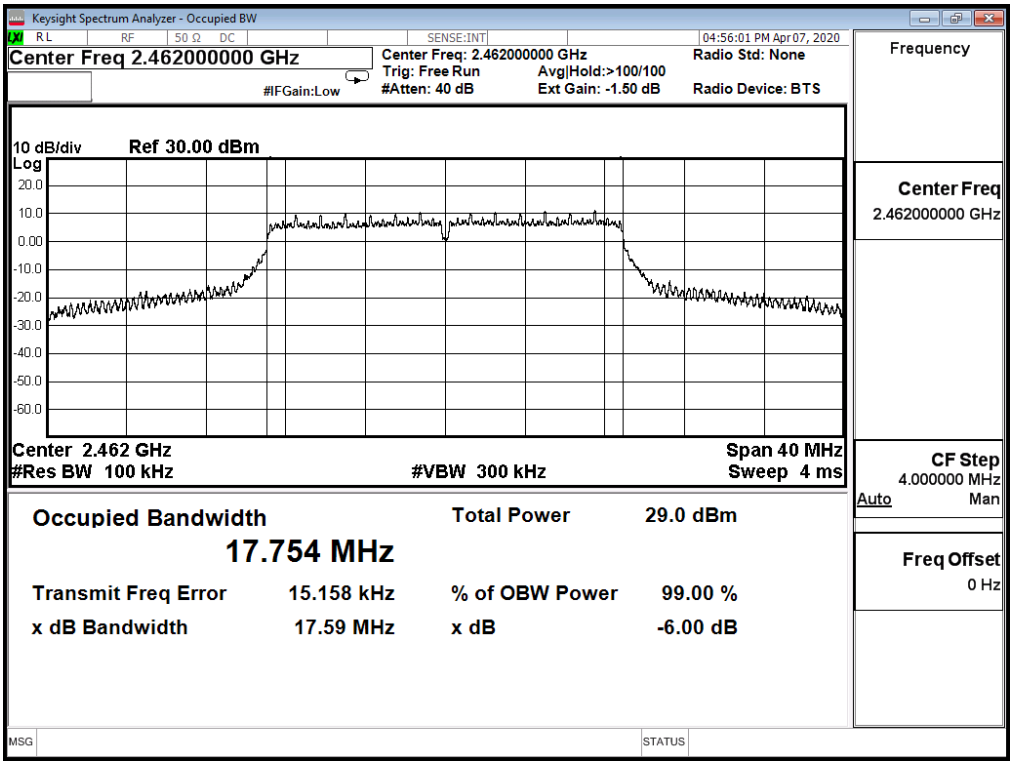

Product	Wireless-AC1900 Dual Band Gigabit Router		
Test Item	DTS Bandwidth		
Test Mode	Mode 1: Transmit mode_CDD_ADP 1		
Date of Test	2020/04/07	Test Site	SR12-H
Test Temperature	22.5℃	Test Humidity	57.0%

IEEE 802.11n 40M (ANT 0)				
Channel No.	Frequency (MHz)	Measure Level (MHz)	Limit (MHz)	Result
3	2422	36.330	≧0.5	Pass
6	2437	35.710	≧0.5	Pass
9	2452	35.660	≧0.5	Pass

Channel 3 (2422MHz)

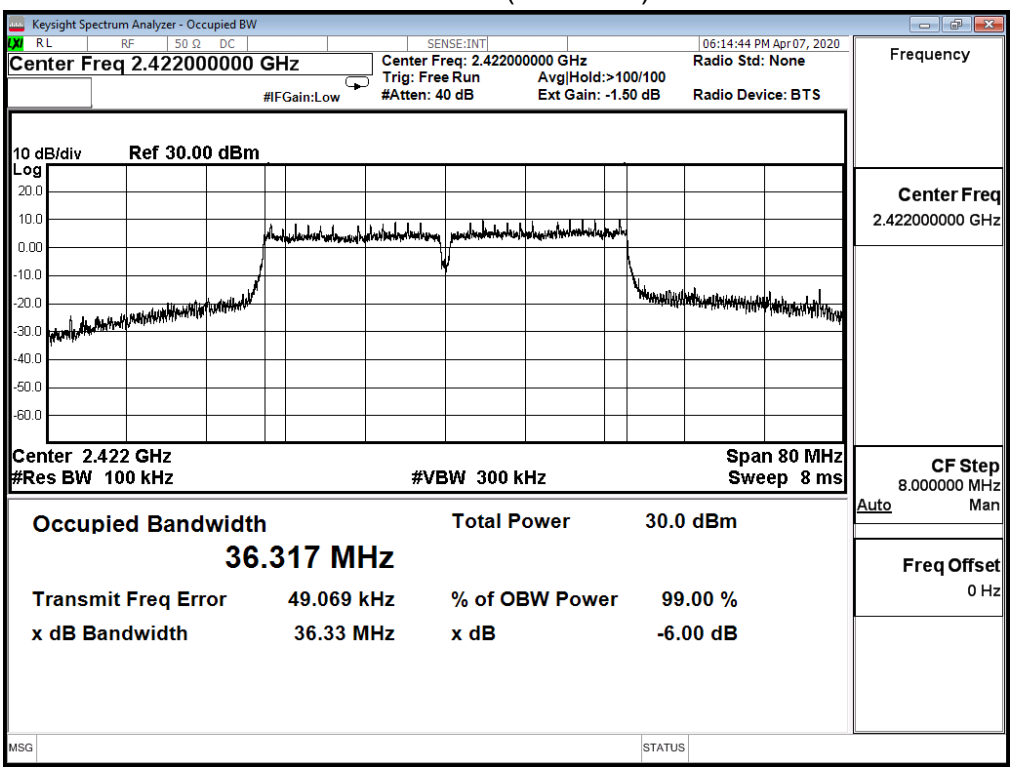

Channel 6 (2437MHz)

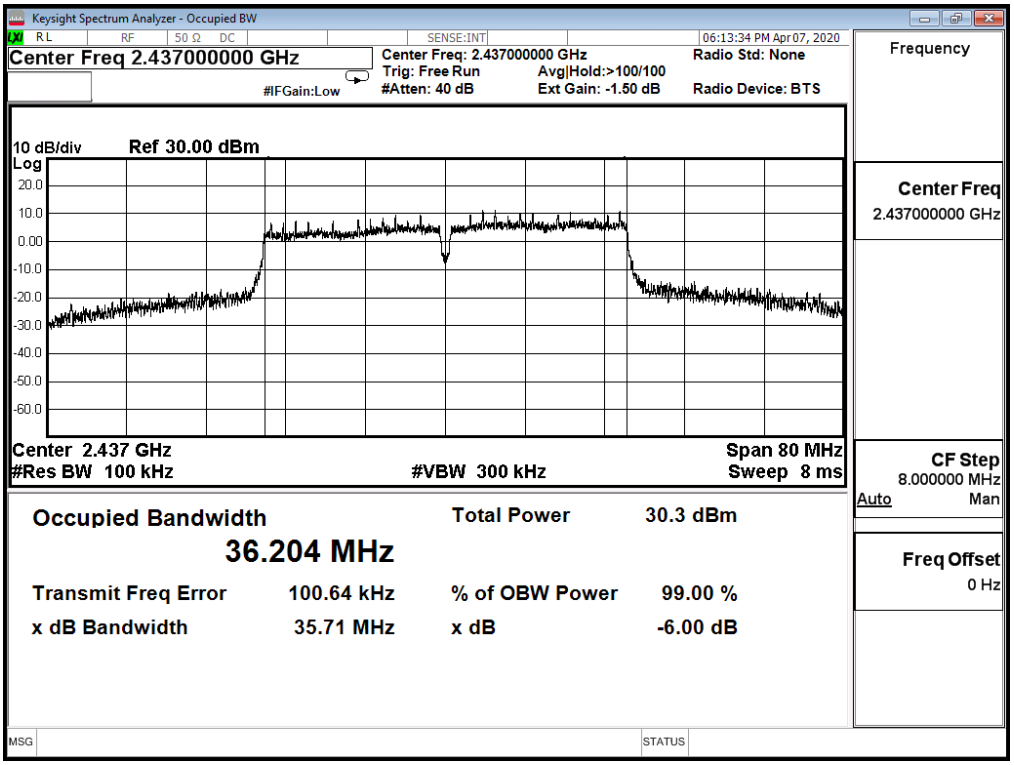

Channel 9 (2452MHz)

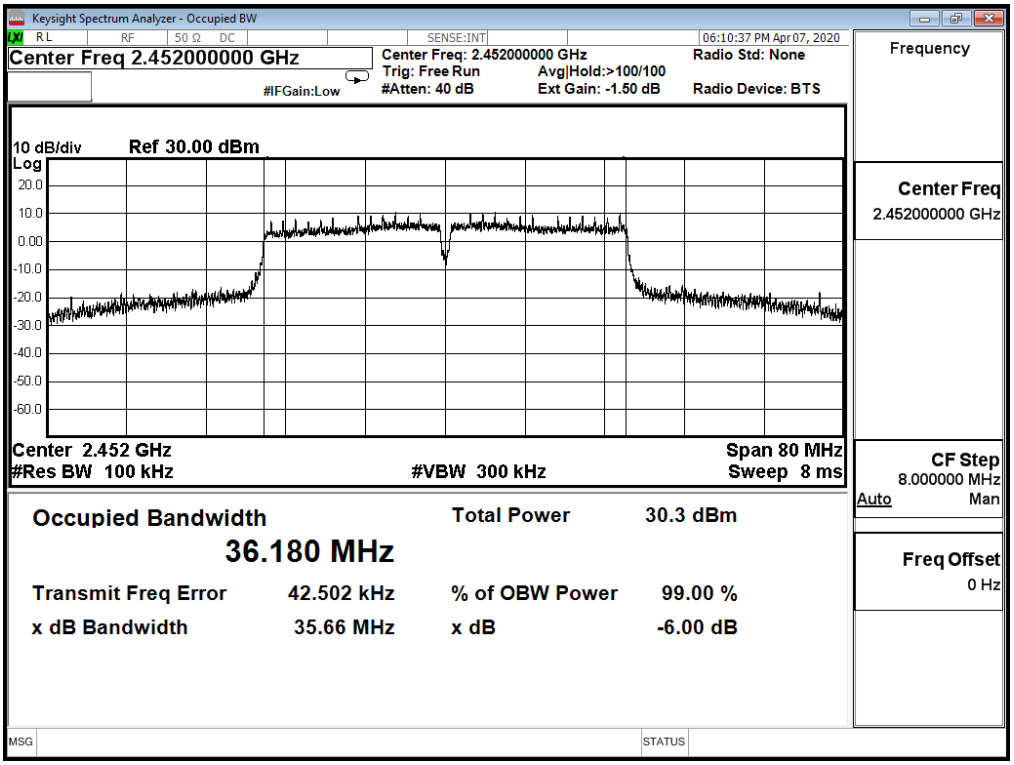

Product	Wireless-AC1900 Dual Band Gigabit Router		
Test Item	DTS Bandwidth		
Test Mode	Mode 1: Transmit mode_CDD_ADP 1		
Date of Test	2020/04/07	Test Site	SR12-H
Test Temperature	22.5℃	Test Humidity	57.0%

IEEE 802.11n 40M (ANT 1)				
Channel No.	Frequency (MHz)	Measure Level (MHz)	Limit (MHz)	Result
3	2422	35.710	≧0.5	Pass
6	2437	36.340	≧0.5	Pass
9	2452	35.740	≧0.5	Pass

Channel 3 (2422MHz)

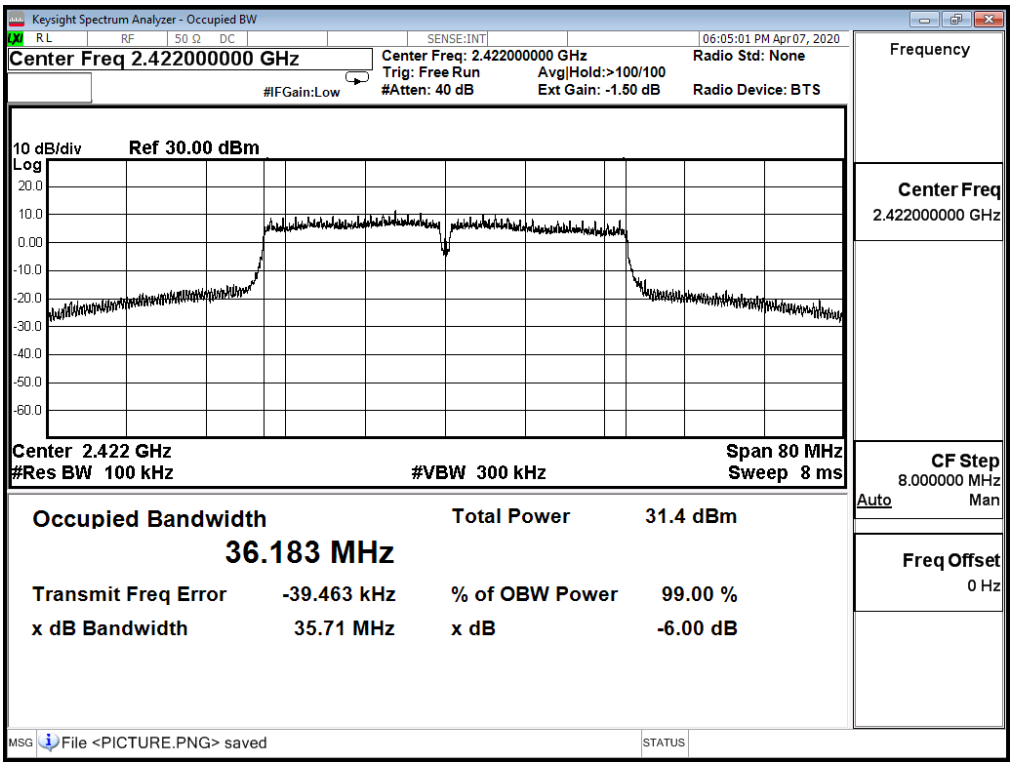

Channel 6 (2437MHz)

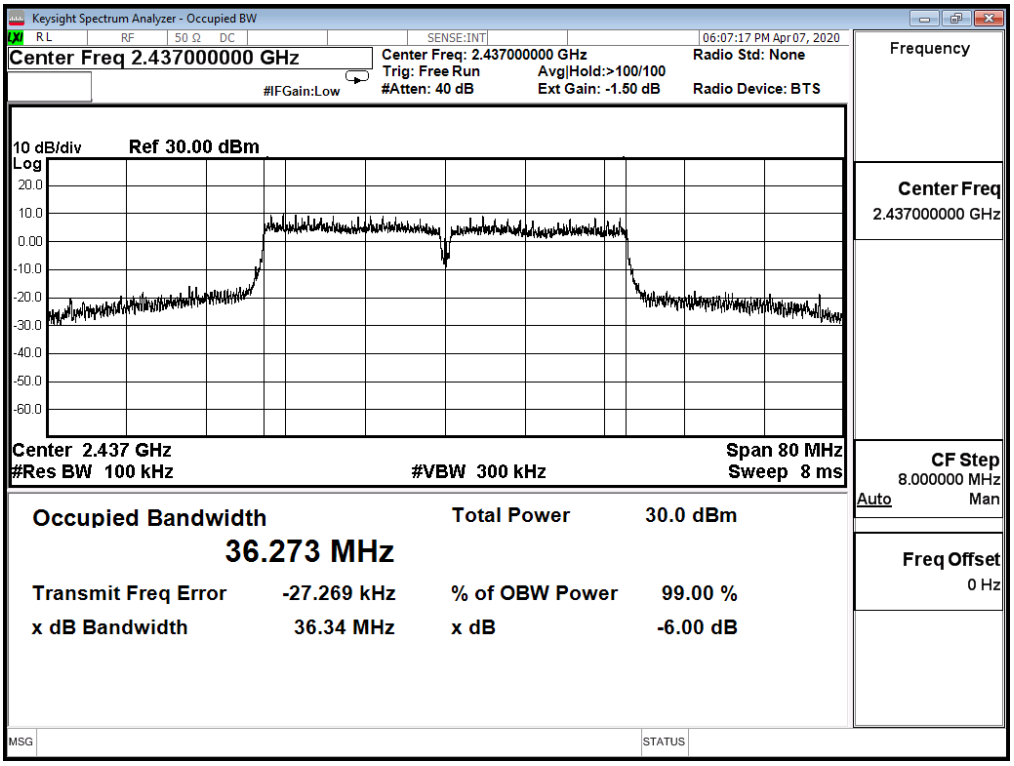

Channel 9 (2452MHz)

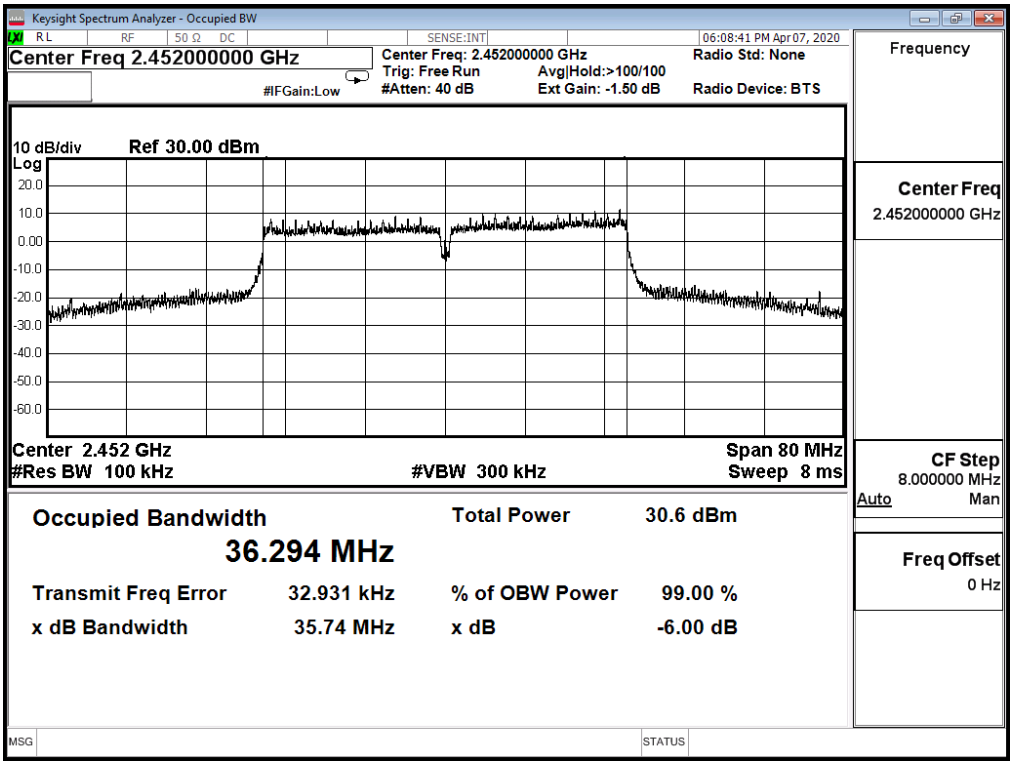

Product	Wireless-AC1900 Dual Band Gigabit Router		
Test Item	DTS Bandwidth		
Test Mode	Mode 1: Transmit mode_CDD_ADP 1		
Date of Test	2020/04/07	Test Site	SR12-H
Test Temperature	22.5℃	Test Humidity	57.0%

IEEE 802.11n 40M (ANT 2)				
Channel No.	Frequency (MHz)	Measure Level (MHz)	Limit (MHz)	Result
3	2422	36.310	≧0.5	Pass
6	2437	36.280	≧0.5	Pass
9	2452	36.320	≧0.5	Pass

Channel 3 (2422MHz)

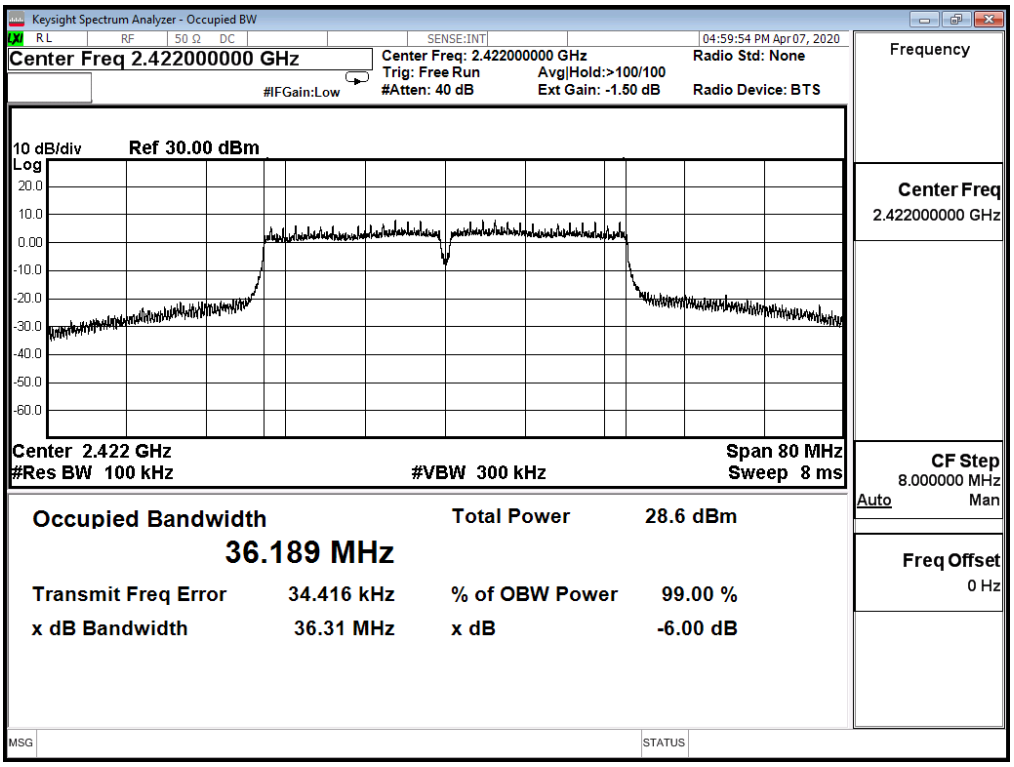

Channel 6 (2437MHz)

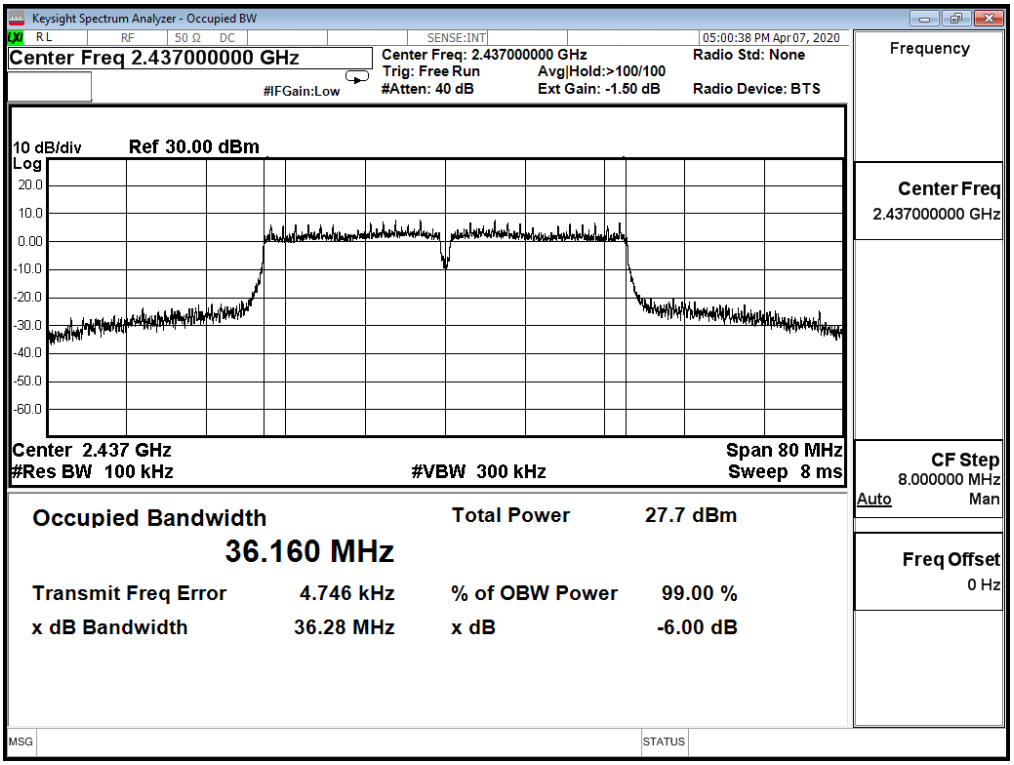
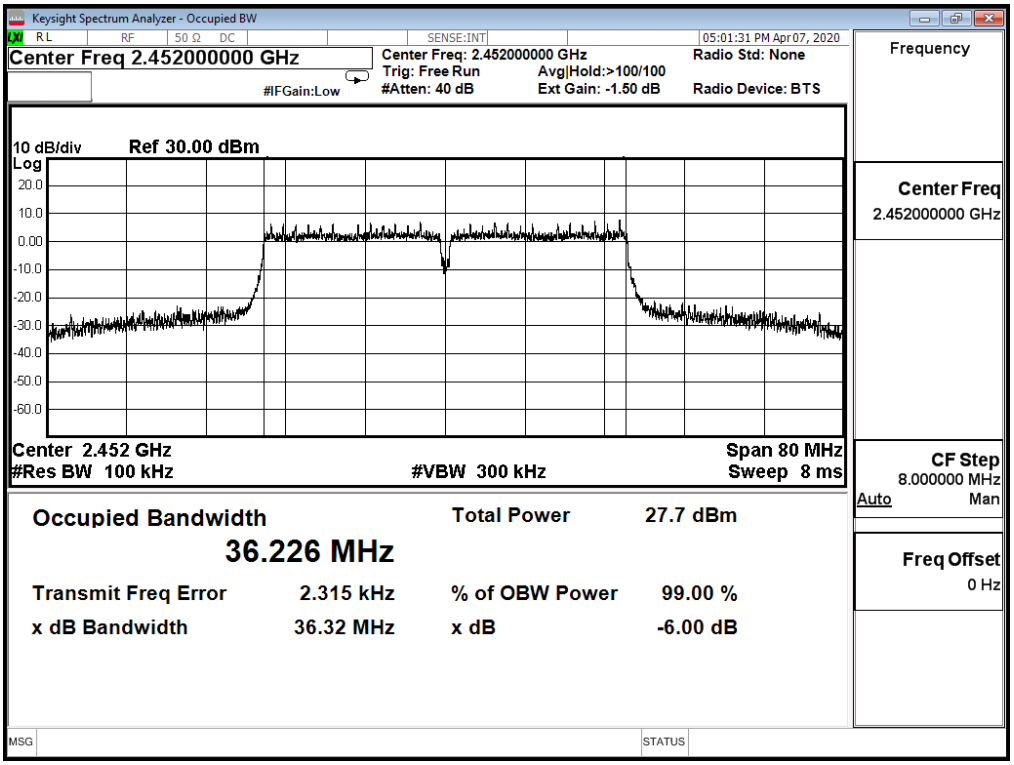
Channel 9 (2452MHz)