6. Radiated Emission

6.1. Test Setup

Under 30MHz Test Setup:

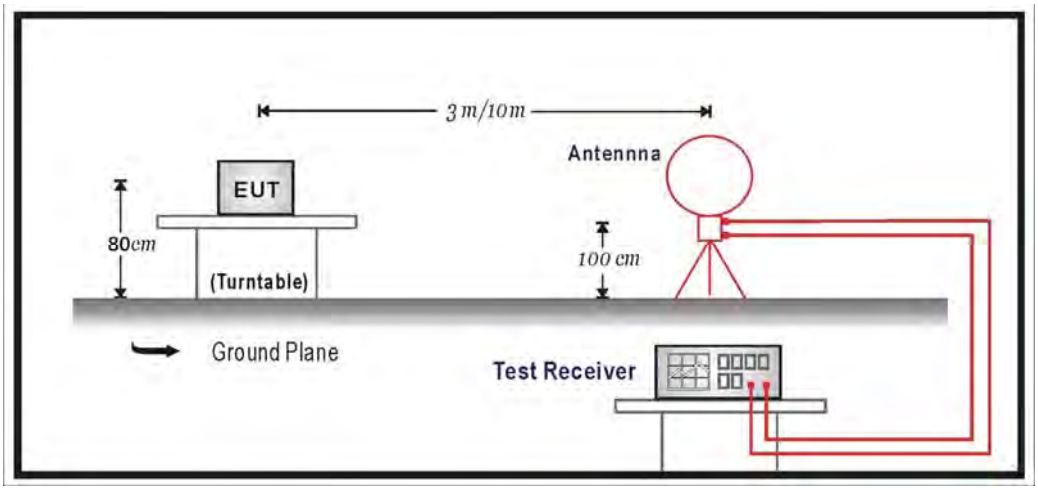

Under 1GHz Test Setup:

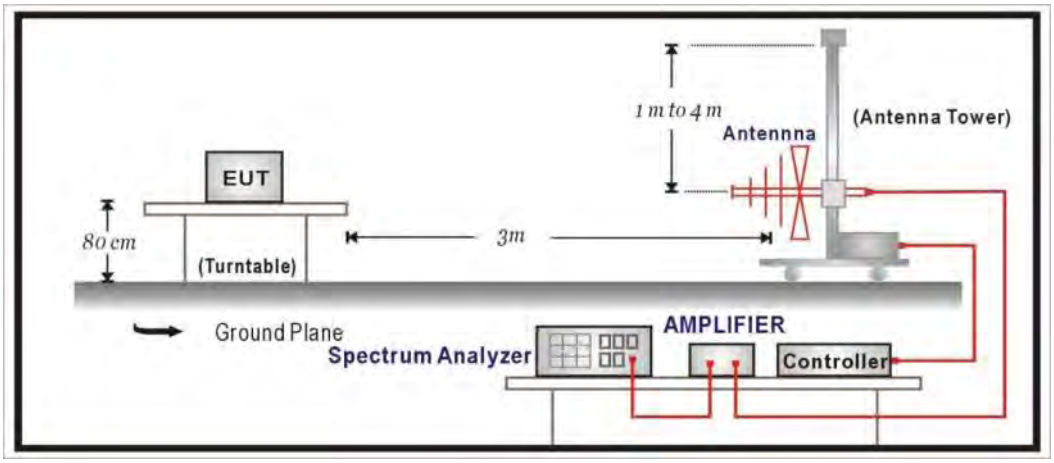

Above 1GHz Test Setup:

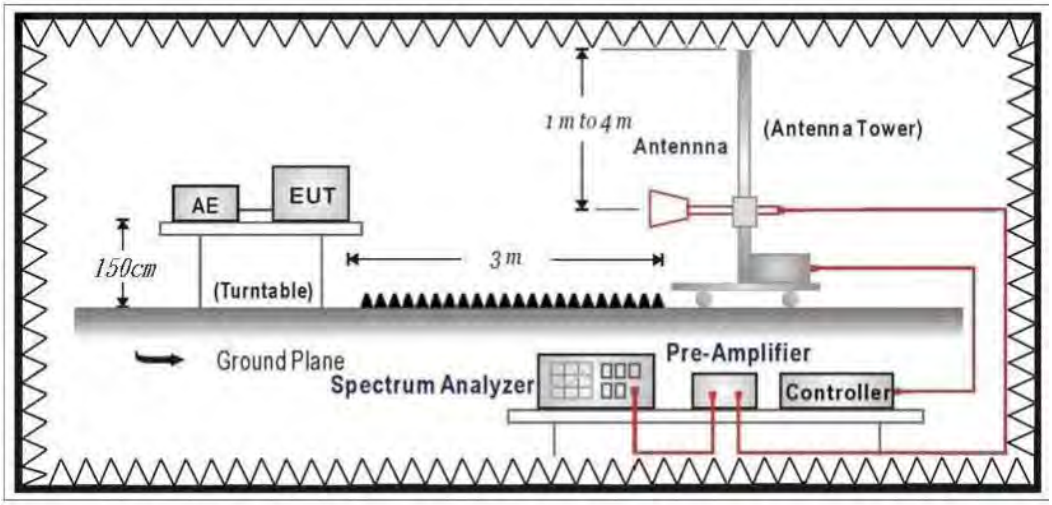

6.2. Limits

➢ General Radiated Emission Limits

The provisions of Section 15.205 of this part apply to intentional radiators operating under this section. Radiated emissions which fall in the restricted bands, as defined in Section 15.205, must also comply with the radiated emission limits specified in Section 15.209:

FCC Part 15 Subpart C Paragraph 15.209 Limits		
Frequency MHz	uV/m @3m	dBuV/m@3m
30 - 88	100	40
88 - 216	150	43.5
216 - 960	200	46
Above 960	500	54

Remark:
1. RF Voltage (dBuV) = 20 log RF Voltage (uV)
2. In the Above Table, the tighter limit applies at the band edges.
3. Distance refers to the distance in meters between the measuring instrument antenna and the closed point of any part of the device or system.

➢ Unwanted Emission out of the restricted bands Limits

FCC Part 15 Subpart C Paragraph 15.407(b) Limits		
Frequency (MHz)	EIRP Limit (dBm)	Equivalent Field Strength (dBuV/m@3m)
5150 - 5250	-27	68.3
5250 - 5350	-27	68.3
5470 - 5725	-27	68.3
5725 - 5850	-27 (Note1)	68.3
	-17 (Note2)	78.3

Remark:
1. For frequencies more than 10 MHz above or below the band edges.
2. For frequency range from the band edges to 10 MHz above or below the band edges.
3. uV/m = $\frac{1000000\sqrt{30\times EIRP}}{3}$, RF Voltage (dBuV/m) = 20 log RF Voltage (uV/m)

6.3. Test Procedure

The EUT and its simulators are placed on a turn table which is 1.5 meter above ground. The turn table can rotate 360 degrees to determine the position of the maximum emission level. The EUT was positioned such that the distance from antenna to the EUT was 3 meters.
The antenna can move up and down between 1 meter and 4 meters to find out the maximum emission level.
Both horizontal and vertical polarization of the antenna are set on measurement. In order to find the maximum emission, all of the interface cables must be manipulated according to ANSI C63.10: 2013 on radiated measurement.
The additional latch filter below 1GHz was used to measure the level of harmonics radiated emission during field dtrength of harmonics measurement.
The bandwidth below 1GHz setting on the field strength meter is 120 KHz, above 1GHz are 1 MHz.
The frequency range from 30MHz to 10th harminics is checked.

6.4. Test Result

30MHz-1GHz Spurious

Model No	RT-AC68U V3	Site	CB2-H
Test Voltage	AC 120V/60Hz	Test Date	2020/4/26
Test Mode	Mode 1: Transmit mode_CDD_ADP 1	Engineer	Max
Polarity	Horizontal	Temperature (℃)	23.5
Test Condition	802.11a_5220MHz	Humidity (%RH)	55.0

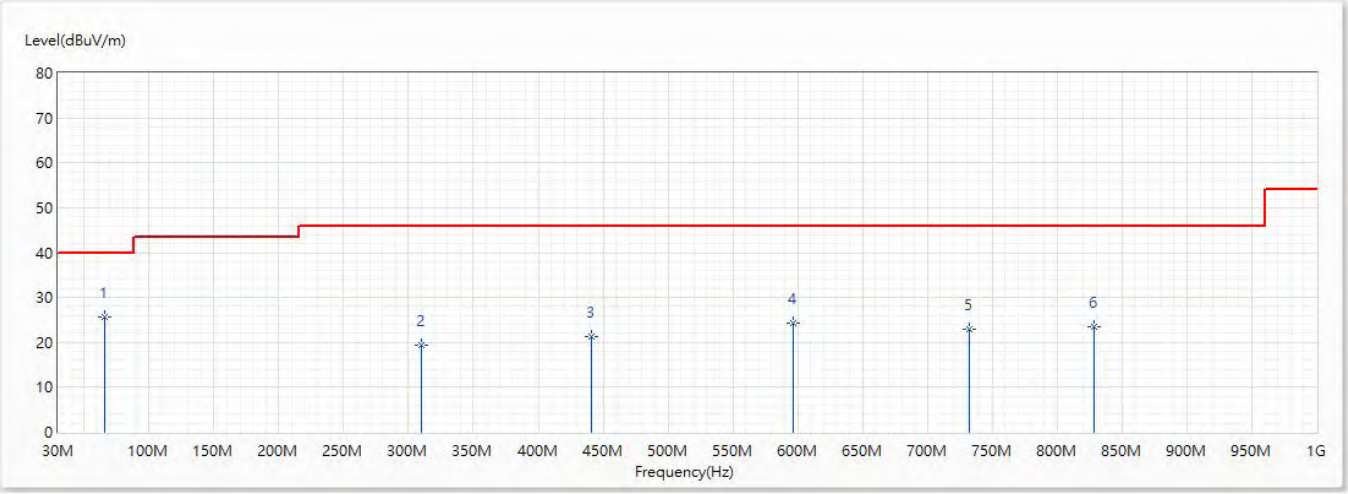

No	Frequency (MHz)	Emission Level (dBuV/m)	Limit (dBuV/m)	Margin (dB)	Reading Level (dBuV)	Correct Factor (dB/m)	Detector Type
* 1	66.133	25.67	40.00	-14.33	52.91	-27.24	QP
2	310.088	19.44	46.00	-26.56	38.18	-18.74	QP
3	441.28	21.29	46.00	-24.71	36.39	-15.10	QP
4	596.965	24.29	46.00	-21.71	37.28	-12.99	QP
5	732.523	22.80	46.00	-23.20	34.57	-11.77	QP
6	828.795	23.42	46.00	-22.58	34.08	-10.66	QP

Note:

1. All reading levels is Quasi-Peak value.
2. “ * ”, means this data is the worst value.
3. Emission Level = Reading Level + Correct Factor.
4. The emission under 30MHz were not included is because their levels are lower than 20dB from limit.

Model No	RT-AC68U V3	Site	CB2-H
Test Voltage	AC 120V/60Hz	Test Date	2020/4/26
Test Mode	Mode 1: Transmit mode_CDD_ADP 1	Engineer	Max
Polarity	Vertical	Temperature (℃)	23.5
Test Condition	802.11a_5220MHz	Humidity (%RH)	55.0

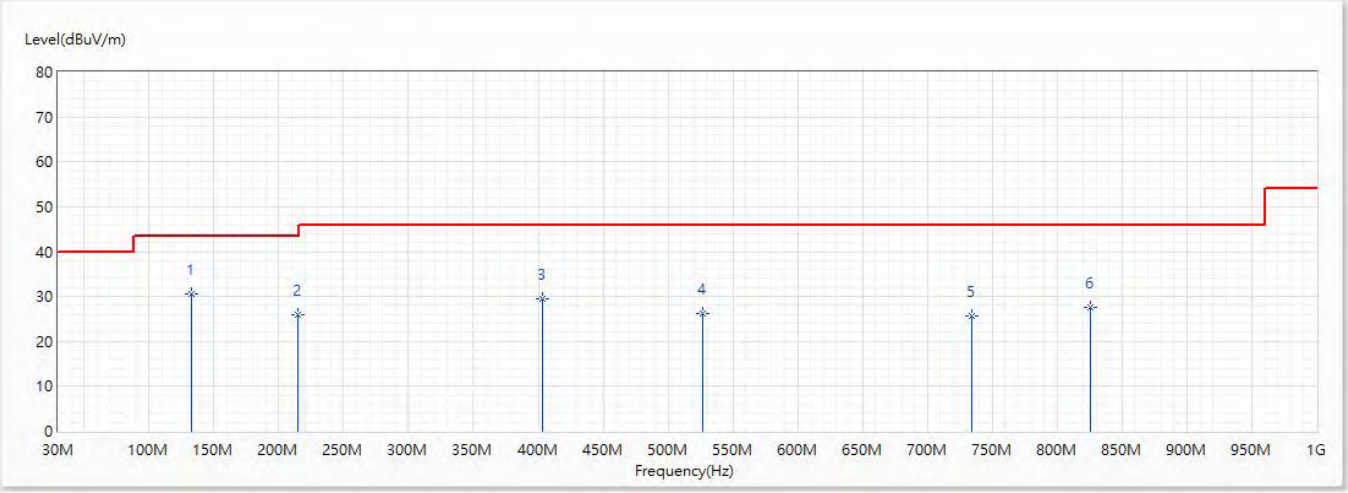

No	Frequency (MHz)	Emission Level (dBuV/m)	Limit (dBuV/m)	Margin (dB)	Reading Level (dBuV)	Correct Factor (dB/m)	Detector Type
* 1	132.335	30.49	43.50	-13.01	51.40	-20.91	QP
2	215.028	25.96	43.50	-17.54	48.00	-22.04	QP
3	403.693	29.45	46.00	-16.55	45.22	-15.77	QP
4	526.883	26.25	46.00	-19.75	40.03	-13.78	QP
5	733.735	25.67	46.00	-20.33	37.43	-11.76	QP
6	825.643	27.56	46.00	-18.44	38.26	-10.70	QP

Note:

1. All reading levels is Quasi-Peak value.
2. “ * ”, means this data is the worst value.
3. Emission Level = Reading Level + Correct Factor.
4. The emission under 30MHz were not included is because their levels are lower than 20dB from limit.

Model No	RT-AC68U V3	Site	CB2-H
Test Voltage	AC 120V/60Hz	Test Date	2020/4/26
Test Mode	Mode 1: Transmit mode_CDD_ADP 1	Engineer	Max
Polarity	Horizontal	Temperature (℃)	23.5
Test Condition	802.11ac(20M)_5220MHz	Humidity (%RH)	55.0

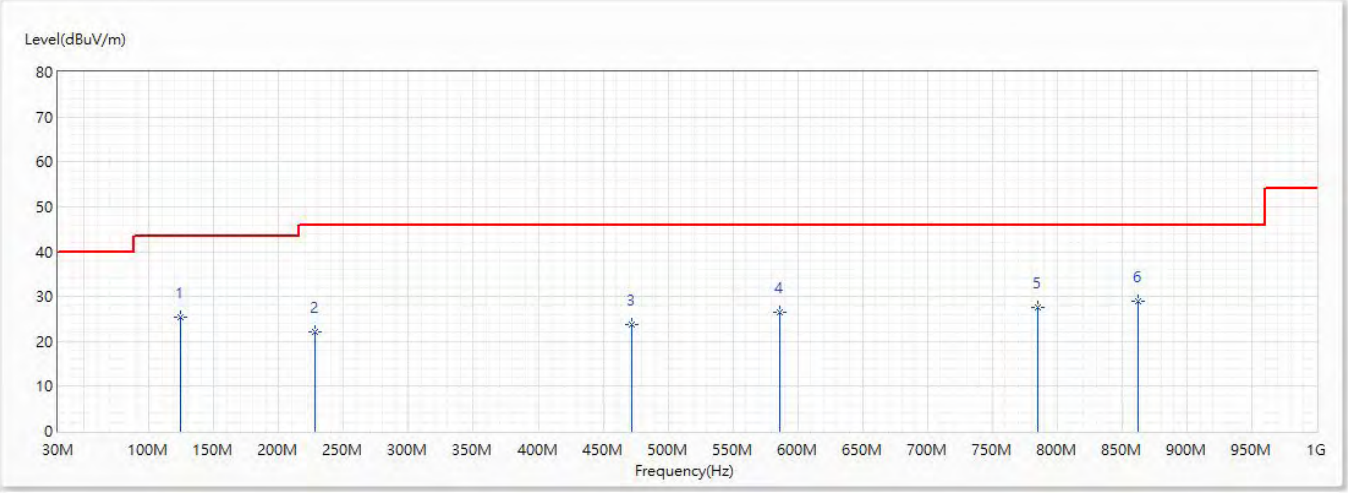

No	Frequency (MHz)	Emission Level (dBuV/m)	Limit (dBuV/m)	Margin (dB)	Reading Level (dBuV)	Correct Factor (dB/m)	Detector Type
1	123.848	25.48	43.50	-18.02	46.18	-20.70	QP
2	227.88	22.23	46.00	-23.77	43.54	-21.31	QP
3	471.835	23.83	46.00	-22.17	38.41	-14.58	QP
4	586.053	26.48	46.00	-19.52	39.58	-13.10	QP
5	785.388	27.45	46.00	-18.55	38.60	-11.15	QP
* 6	862.745	28.82	46.00	-17.18	39.09	-10.27	QP

Note:

1. All reading levels is Quasi-Peak value.
2. “ * ”, means this data is the worst value.
3. Emission Level = Reading Level + Correct Factor.
4. The emission under 30MHz were not included is because their levels are lower than 20dB from limit.

Model No	RT-AC68U V3	Site	CB2-H
Test Voltage	AC 120V/60Hz	Test Date	2020/4/26
Test Mode	Mode 1: Transmit mode_CDD_ADP 1	Engineer	Max
Polarity	Vertical	Temperature (℃)	23.5
Test Condition	802.11ac(20M)_5220MHz	Humidity (%RH)	55.0

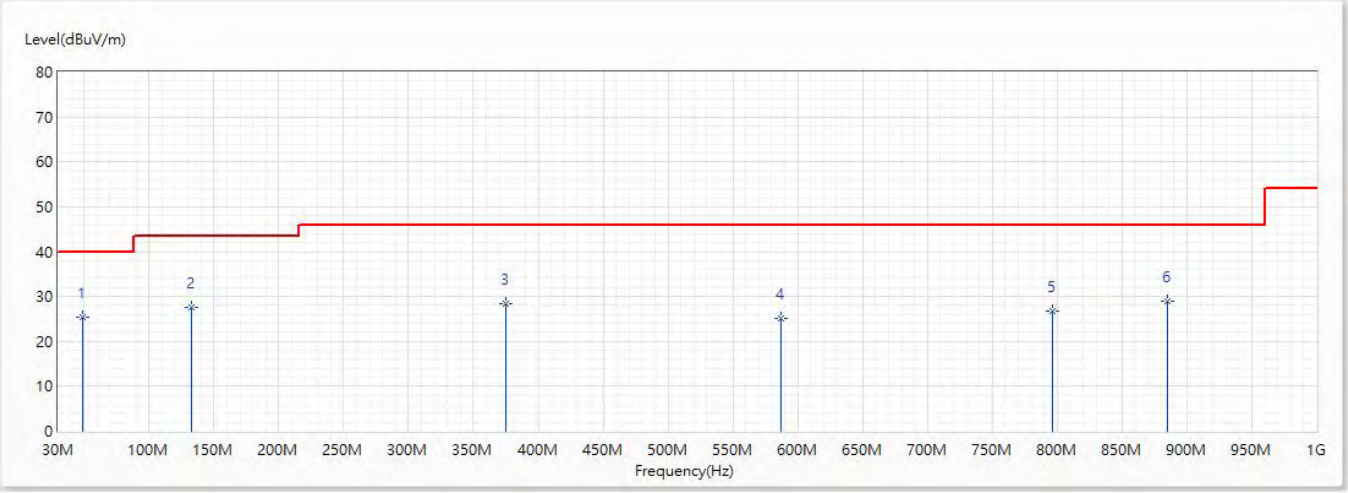

No	Frequency (MHz)	Emission Level (dBuV/m)	Limit (dBuV/m)	Margin (dB)	Reading Level (dBuV)	Correct Factor (dB/m)	Detector Type
* 1	49.158	25.40	40.00	-14.60	49.44	-24.04	QP
2	133.063	27.67	43.50	-15.83	48.59	-20.92	QP
3	375.078	28.50	46.00	-17.50	45.13	-16.63	QP
4	587.023	25.19	46.00	-20.81	38.28	-13.09	QP
5	796.3	26.79	46.00	-19.21	37.82	-11.03	QP
6	885.298	28.85	46.00	-17.15	38.83	-9.98	QP

Note:

1. All reading levels is Quasi-Peak value.
2. “ * ”, means this data is the worst value.
3. Emission Level = Reading Level + Correct Factor.
4. The emission under 30MHz were not included is because their levels are lower than 20dB from limit.

Model No	RT-AC68U V3	Site	CB2-H
Test Voltage	AC 120V/60Hz	Test Date	2020/4/26
Test Mode	Mode 1: Transmit mode_CDD_ADP 1	Engineer	Max
Polarity	Horizontal	Temperature (℃)	23.5
Test Condition	802.11ac(40M)_5190MHz	Humidity (%RH)	55.0

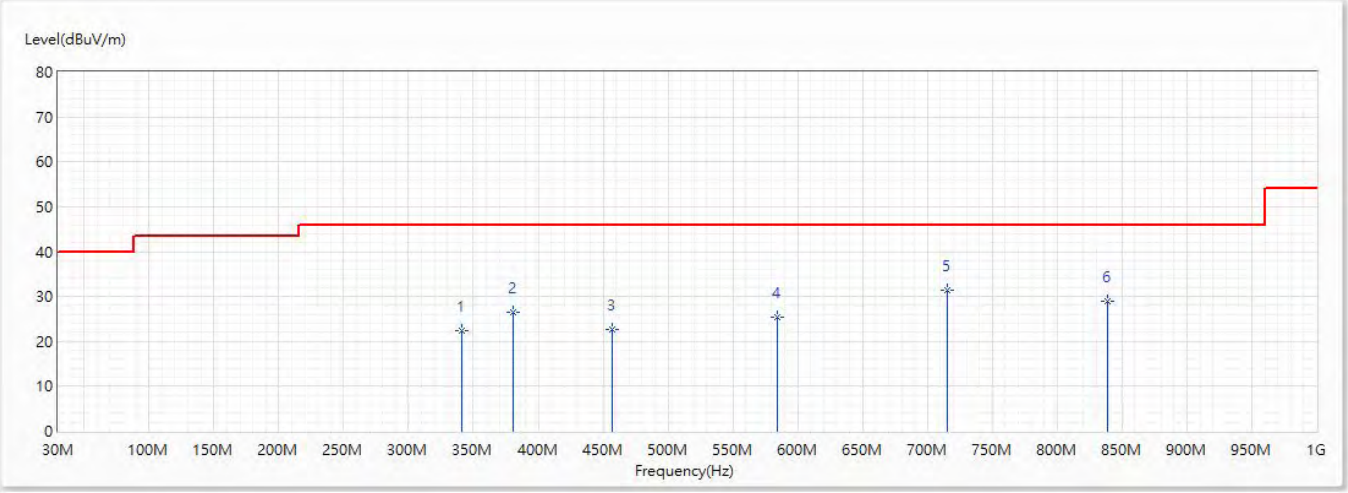

No	Frequency (MHz)	Emission Level (dBuV/m)	Limit (dBuV/m)	Margin (dB)	Reading Level (dBuV)	Correct Factor (dB/m)	Detector Type
1	341.37	22.44	46.00	-23.56	40.15	-17.71	QP
2	381.14	26.62	46.00	-19.38	43.06	-16.44	QP
3	457.043	22.79	46.00	-23.21	37.61	-14.82	QP
4	584.355	25.44	46.00	-20.56	38.56	-13.12	QP
* 5	715.548	31.53	46.00	-14.47	43.52	-11.99	QP
6	838.98	29.01	46.00	-16.99	39.55	-10.54	QP

Note:

1. All reading levels is Quasi-Peak value.
2. “ * ”, means this data is the worst value.
3. Emission Level = Reading Level + Correct Factor.
4. The emission under 30MHz were not included is because their levels are lower than 20dB from limit.

Model No	RT-AC68U V3	Site	CB2-H
Test Voltage	AC 120V/60Hz	Test Date	2020/4/26
Test Mode	Mode 1: Transmit mode_CDD_ADP 1	Engineer	Max
Polarity	Vertical	Temperature (℃)	23.5
Test Condition	802.11ac(40M)_5190MHz	Humidity (%RH)	55.0

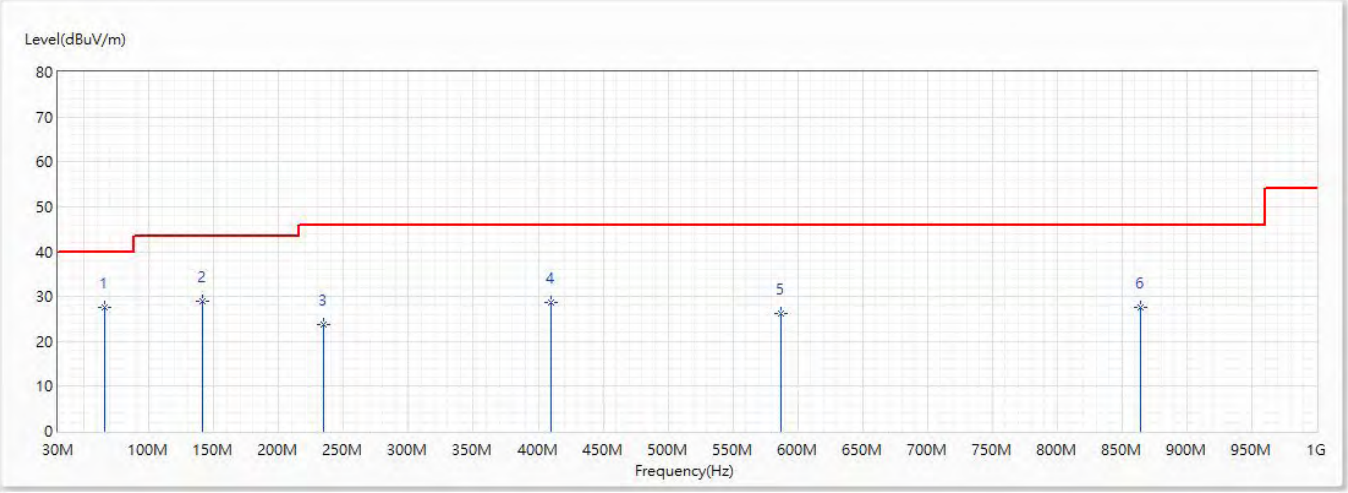

No	Frequency (MHz)	Emission Level (dBuV/m)	Limit (dBuV/m)	Margin (dB)	Reading Level (dBuV)	Correct Factor (dB/m)	Detector Type
* 1	65.648	27.67	40.00	-12.33	54.92	-27.25	QP
2	141.065	28.89	43.50	-14.61	50.05	-21.16	QP
3	234.428	23.80	46.00	-22.20	44.73	-20.93	QP
4	410.24	28.61	46.00	-17.39	44.26	-15.65	QP
5	587.508	26.13	46.00	-19.87	39.21	-13.08	QP
6	864.443	27.62	46.00	-18.38	37.87	-10.25	QP

Note:

1. All reading levels is Quasi-Peak value.
2. “ * ”, means this data is the worst value.
3. Emission Level = Reading Level + Correct Factor.
4. The emission under 30MHz were not included is because their levels are lower than 20dB from limit.

Model No	RT-AC68U V3	Site	CB2-H
Test Voltage	AC 120V/60Hz	Test Date	2020/4/26
Test Mode	Mode 1: Transmit mode_CDD_ADP 1	Engineer	Max
Polarity	Horizontal	Temperature (℃)	23.5
Test Condition	802.11ac(80M)_5210MHz	Humidity (%RH)	55.0

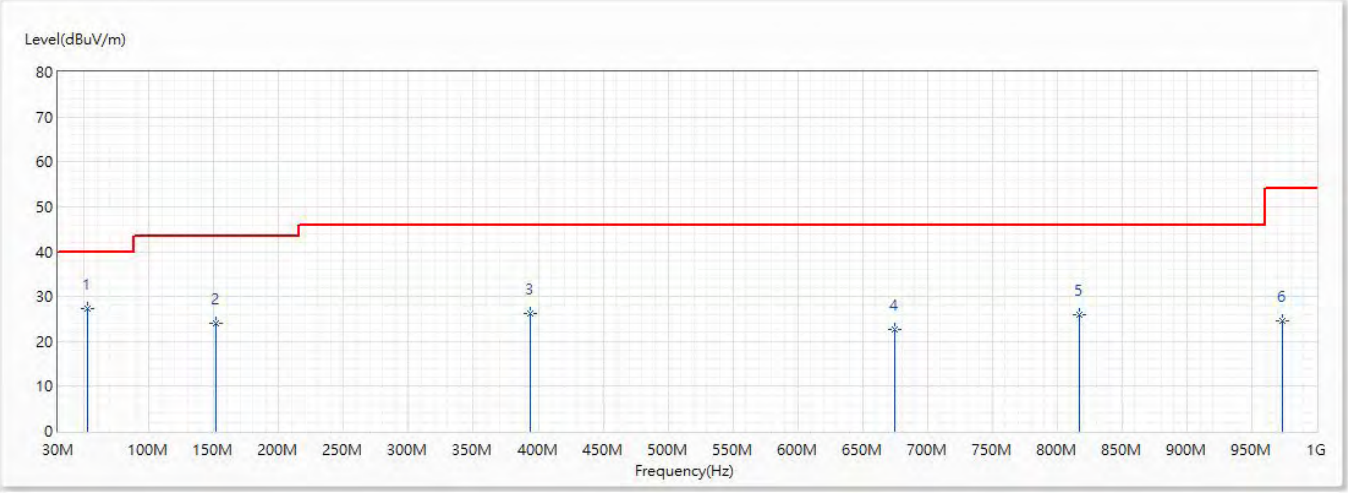

No	Frequency (MHz)	Emission Level (dBuV/m)	Limit (dBuV/m)	Margin (dB)	Reading Level (dBuV)	Correct Factor (dB/m)	Detector Type
* 1	52.31	27.31	40.00	-12.69	52.41	-25.10	QP
2	151.493	23.92	43.50	-19.58	45.69	-21.77	QP
3	393.75	26.21	46.00	-19.79	42.23	-16.02	QP
4	674.808	22.77	46.00	-23.23	35.13	-12.36	QP
5	816.913	26.07	46.00	-19.93	36.87	-10.80	QP
6	973.81	24.54	54.00	-29.46	33.33	-8.79	QP

Note:

1. All reading levels is Quasi-Peak value.
2. “ * ”, means this data is the worst value.
3. Emission Level = Reading Level + Correct Factor.
4. The emission under 30MHz were not included is because their levels are lower than 20dB from limit.

Model No	RT-AC68U V3	Site	CB2-H
Test Voltage	AC 120V/60Hz	Test Date	2020/4/26
Test Mode	Mode 1: Transmit mode_CDD_ADP 1	Engineer	Max
Polarity	Vertical	Temperature (℃)	23.5
Test Condition	802.11ac(80M)_5210MHz	Humidity (%RH)	55.0

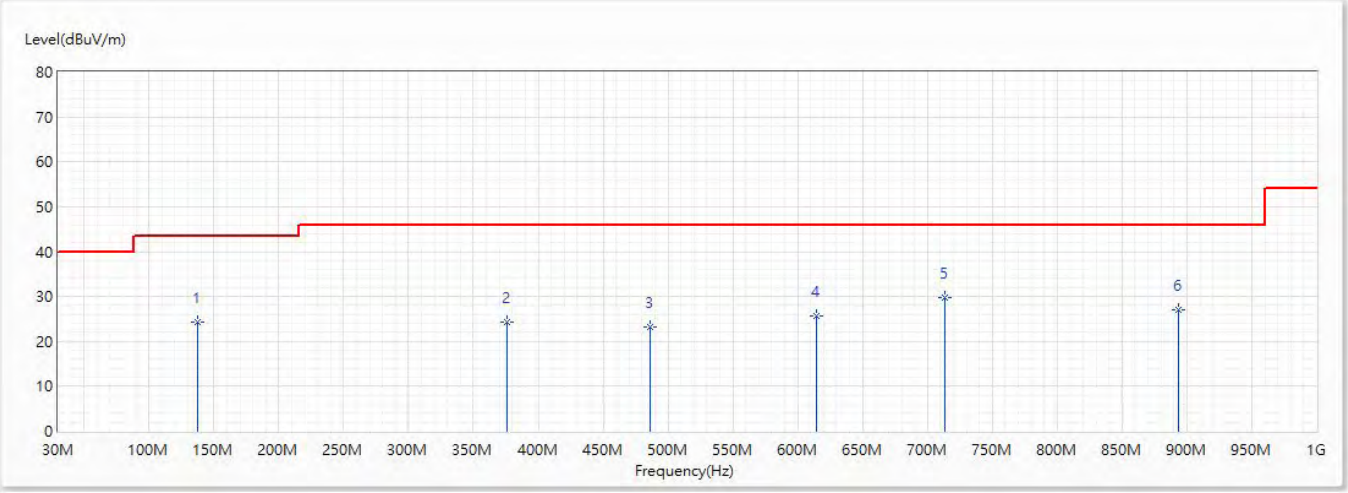

No	Frequency (MHz)	Emission Level (dBuV/m)	Limit (dBuV/m)	Margin (dB)	Reading Level (dBuV)	Correct Factor (dB/m)	Detector Type
1	137.67	24.19	43.50	-19.31	45.23	-21.04	QP
2	375.805	24.20	46.00	-21.80	40.81	-16.61	QP
3	485.9	23.10	46.00	-22.90	37.44	-14.34	QP
4	614.183	25.63	46.00	-20.37	38.46	-12.83	QP
* 5	713.608	29.81	46.00	-16.19	41.82	-12.01	QP
6	893.058	27.15	46.00	-18.85	37.04	-9.89	QP

Note:

1. All reading levels is Quasi-Peak value.
2. “ * ”, means this data is the worst value.
3. Emission Level = Reading Level + Correct Factor.
4. The emission under 30MHz were not included is because their levels are lower than 20dB from limit.

Model No	RT-AC68U V3	Site	CB2-H
Test Voltage	AC 120V/60Hz	Test Date	2020/4/26
Test Mode	Mode 1: Transmit mode_CDD_ADP 1	Engineer	Max
Polarity	Horizontal	Temperature (℃)	23.5
Test Condition	802.11a_5785MHz	Humidity (%RH)	55.0

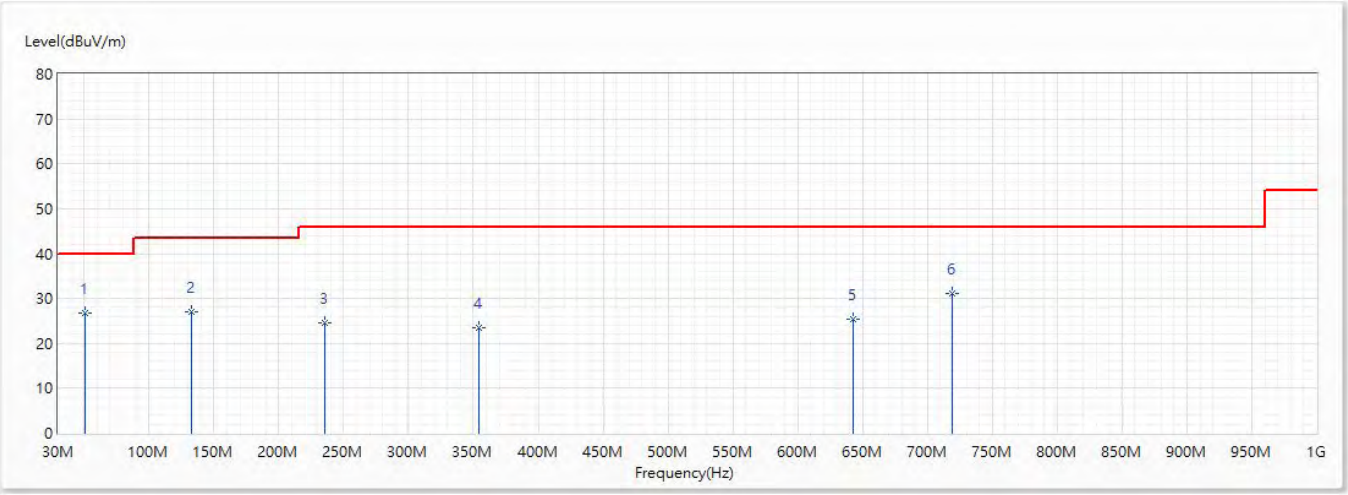

No	Frequency (MHz)	Emission Level (dBuV/m)	Limit (dBuV/m)	Margin (dB)	Reading Level (dBuV)	Correct Factor (dB/m)	Detector Type
* 1	51.098	26.76	40.00	-13.24	51.49	-24.73	QP
2	133.063	27.10	43.50	-16.40	48.02	-20.92	QP
3	235.64	24.45	46.00	-21.55	45.31	-20.86	QP
4	354.223	23.40	46.00	-22.60	40.70	-17.30	QP
5	642.798	25.27	46.00	-20.73	37.89	-12.62	QP
6	718.943	31.18	46.00	-14.82	43.13	-11.95	QP

Note:

1. All reading levels is Quasi-Peak value.
2. “ * ”, means this data is the worst value.
3. Emission Level = Reading Level + Correct Factor.
4. The emission under 30MHz were not included is because their levels are lower than 20dB from limit.

Model No	RT-AC68U V3	Site	CB2-H
Test Voltage	AC 120V/60Hz	Test Date	2020/4/26
Test Mode	Mode 1: Transmit mode_CDD_ADP 1	Engineer	Max
Polarity	Horizontal	Temperature (℃)	23.5
Test Condition	802.11a_5785MHz	Humidity (%RH)	55.0

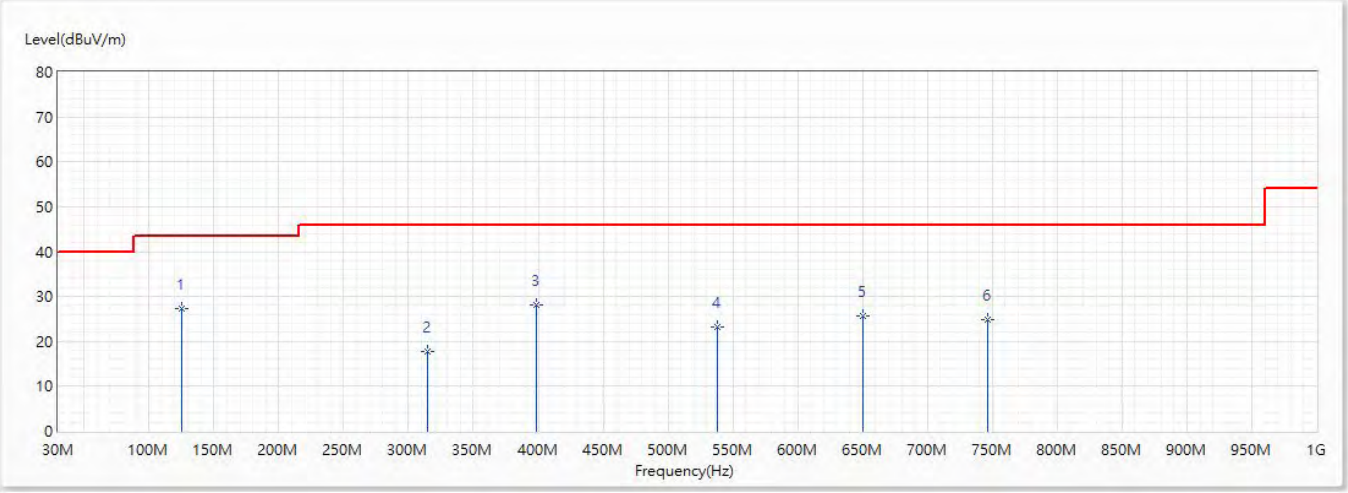

No	Frequency (MHz)	Emission Level (dBuV/m)	Limit (dBuV/m)	Margin (dB)	Reading Level (dBuV)	Correct Factor (dB/m)	Detector Type
* 1	125.303	27.36	43.50	-16.14	48.10	-20.74	QP
2	314.695	17.63	46.00	-28.37	36.23	-18.60	QP
3	398.843	28.10	46.00	-17.90	43.96	-15.86	QP
4	538.523	23.10	46.00	-22.90	36.74	-13.64	QP
5	650.315	25.54	46.00	-20.46	38.11	-12.57	QP
6	746.83	24.88	46.00	-21.12	36.49	-11.61	QP

Note:

1. All reading levels is Quasi-Peak value.
2. “ * ”, means this data is the worst value.
3. Emission Level = Reading Level + Correct Factor.
4. The emission under 30MHz were not included is because their levels are lower than 20dB from limit.

Model No	RT-AC68U V3	Site	CB2-H
Test Voltage	AC 120V/60Hz	Test Date	2020/4/26
Test Mode	Mode 1: Transmit mode_CDD_ADP 1	Engineer	Max
Polarity	Horizontal	Temperature (℃)	23.5
Test Condition	802.11ac(20M)_5785MHz	Humidity (%RH)	55.0

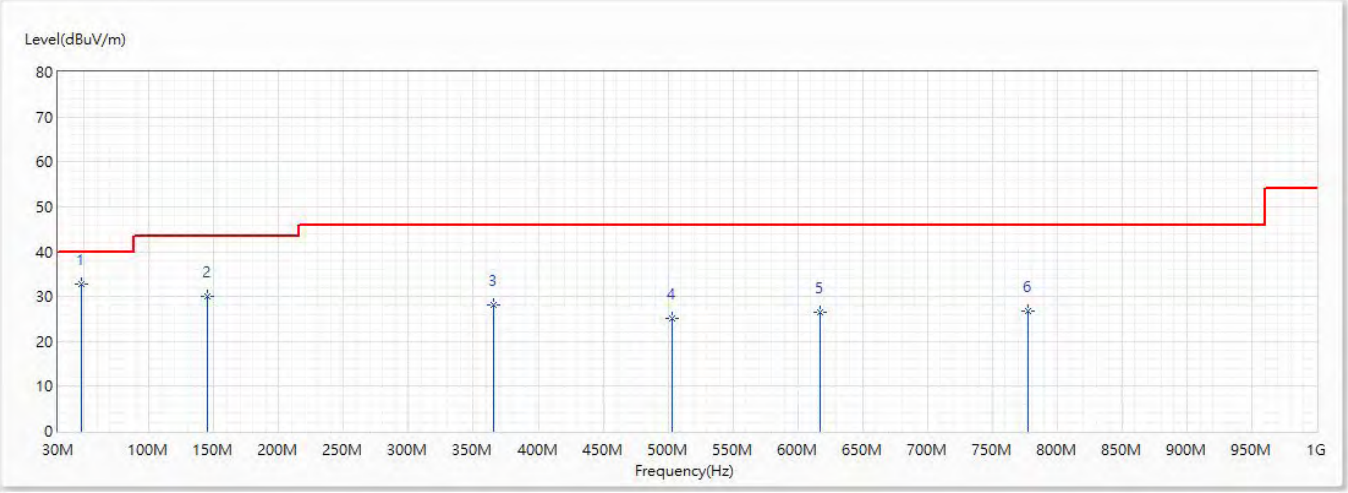

No	Frequency (MHz)	Emission Level (dBuV/m)	Limit (dBuV/m)	Margin (dB)	Reading Level (dBuV)	Correct Factor (dB/m)	Detector Type
* 1	47.46	32.82	40.00	-7.18	55.73	-22.91	QP
2	144.703	29.99	43.50	-13.51	51.37	-21.38	QP
3	365.863	28.03	46.00	-17.97	44.96	-16.93	QP
4	502.875	25.08	46.00	-20.92	39.12	-14.04	QP
5	616.85	26.52	46.00	-19.48	39.33	-12.81	QP
6	777.87	26.89	46.00	-19.11	38.13	-11.24	QP

Note:

1. All reading levels is Quasi-Peak value.
2. “ * ”, means this data is the worst value.
3. Emission Level = Reading Level + Correct Factor.
4. The emission under 30MHz were not included is because their levels are lower than 20dB from limit.

Model No	RT-AC68U V3	Site	CB2-H
Test Voltage	AC 120V/60Hz	Test Date	2020/4/26
Test Mode	Mode 1: Transmit mode_CDD_ADP 1	Engineer	Max
Polarity	Vertical	Temperature (℃)	23.5
Test Condition	802.11ac(20M)_5785MHz	Humidity (%RH)	55.0

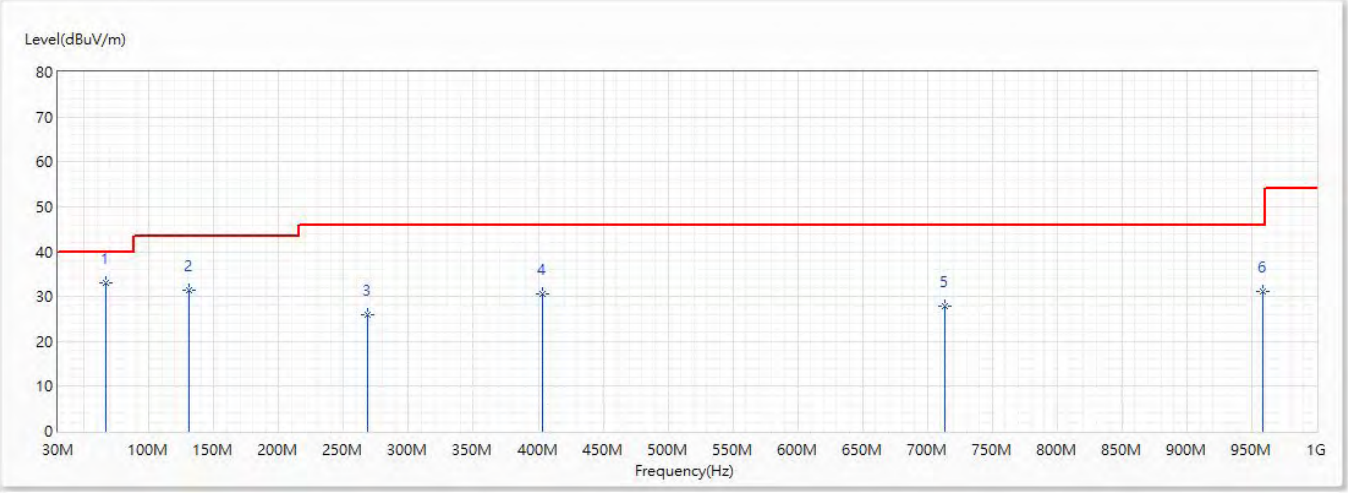

No	Frequency (MHz)	Emission Level (dBuV/m)	Limit (dBuV/m)	Margin (dB)	Reading Level (dBuV)	Correct Factor (dB/m)	Detector Type
* 1	67.103	33.09	40.00	-6.91	60.34	-27.25	QP
2	130.395	31.28	43.50	-12.22	52.14	-20.86	QP
3	268.62	25.97	46.00	-20.03	45.63	-19.66	QP
4	403.693	30.48	46.00	-15.52	46.25	-15.77	QP
5	713.365	27.89	46.00	-18.11	39.90	-12.01	QP
6	958.775	31.02	46.00	-14.98	40.03	-9.01	QP

Note:

1. All reading levels is Quasi-Peak value.
2. “ * ”, means this data is the worst value.
3. Emission Level = Reading Level + Correct Factor.
4. The emission under 30MHz were not included is because their levels are lower than 20dB from limit.

Model No	RT-AC68U V3	Site	CB2-H
Test Voltage	AC 120V/60Hz	Test Date	2020/4/26
Test Mode	Mode 1: Transmit mode_CDD_ADP 1	Engineer	Max
Polarity	Horizontal	Temperature (℃)	23.5
Test Condition	802.11ac(40M)_5755MHz	Humidity (%RH)	55.0

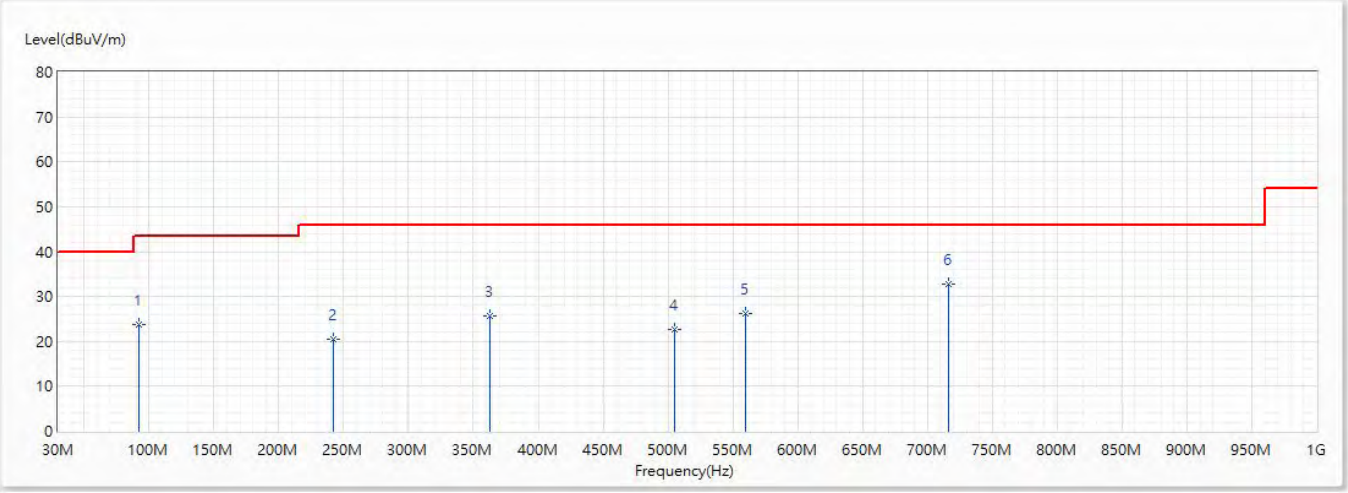

No	Frequency (MHz)	Emission Level (dBuV/m)	Limit (dBuV/m)	Margin (dB)	Reading Level (dBuV)	Correct Factor (dB/m)	Detector Type
1	92.323	23.66	43.50	-19.84	47.98	-24.32	QP
2	242.43	20.44	46.00	-25.56	40.91	-20.47	QP
3	363.195	25.64	46.00	-20.36	42.66	-17.02	QP
4	505.058	22.60	46.00	-23.40	36.61	-14.01	QP
5	560.105	26.13	46.00	-19.87	39.54	-13.41	QP
* 6	716.518	32.66	46.00	-13.34	44.64	-11.98	QP

Note:

1. All reading levels is Quasi-Peak value.
2. “ * ”, means this data is the worst value.
3. Emission Level = Reading Level + Correct Factor.
4. The emission under 30MHz were not included is because their levels are lower than 20dB from limit.

Model No	RT-AC68U V3	Site	CB2-H
Test Voltage	AC 120V/60Hz	Test Date	2020/4/26
Test Mode	Mode 1: Transmit mode_CDD_ADP 1	Engineer	Max
Polarity	Vertical	Temperature (℃)	23.5
Test Condition	802.11ac(40M)_5755MHz	Humidity (%RH)	55.0

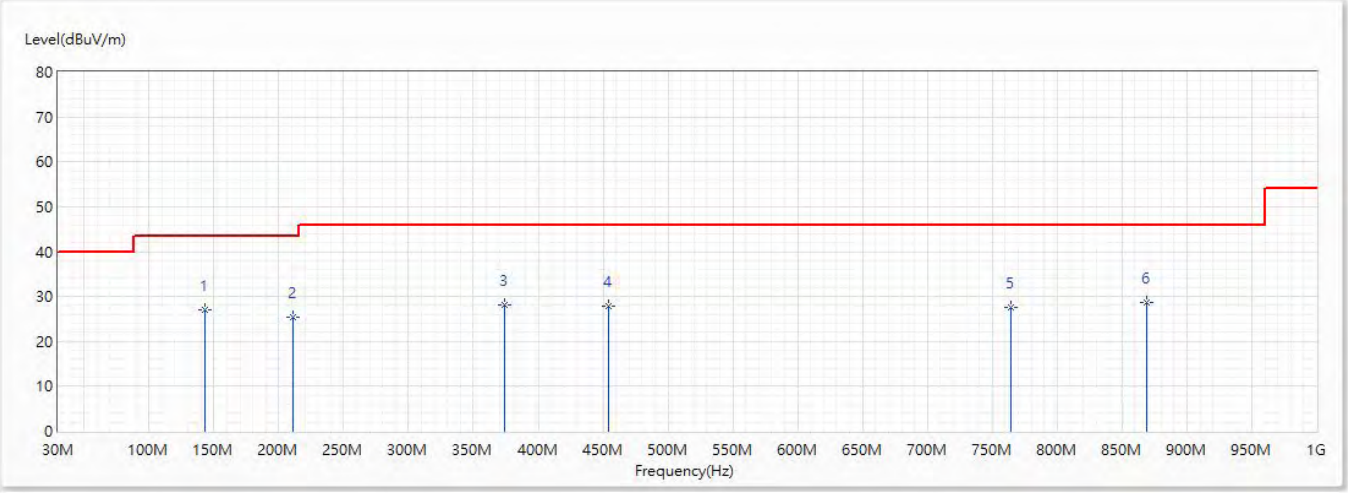

No	Frequency (MHz)	Emission Level (dBuV/m)	Limit (dBuV/m)	Margin (dB)	Reading Level (dBuV)	Correct Factor (dB/m)	Detector Type
* 1	143.005	26.95	43.50	-16.55	48.23	-21.28	QP
2	211.39	25.50	43.50	-18.00	47.74	-22.24	QP
3	373.865	27.99	46.00	-18.01	44.66	-16.67	QP
4	453.89	27.79	46.00	-18.21	42.68	-14.89	QP
5	764.048	27.47	46.00	-18.53	38.88	-11.41	QP
6	869.293	28.57	46.00	-17.43	38.77	-10.20	QP

Note:

1. All reading levels is Quasi-Peak value.
2. “ * ”, means this data is the worst value.
3. Emission Level = Reading Level + Correct Factor.
4. The emission under 30MHz were not included is because their levels are lower than 20dB from limit.

Model No	RT-AC68U V3	Site	CB2-H
Test Voltage	AC 120V/60Hz	Test Date	2020/4/26
Test Mode	Mode 1: Transmit mode_CDD_ADP 1	Engineer	Max
Polarity	Horizontal	Temperature (℃)	23.5
Test Condition	802.11ac(80M)_5775MHz	Humidity (%RH)	55.0

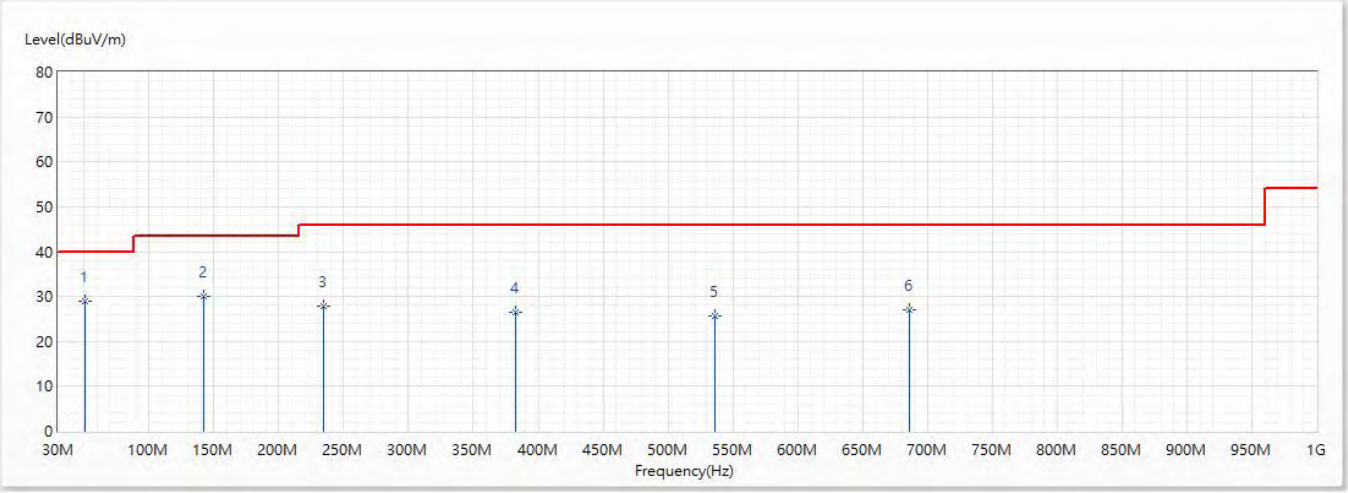

No	Frequency (MHz)	Emission Level (dBuV/m)	Limit (dBuV/m)	Margin (dB)	Reading Level (dBuV)	Correct Factor (dB/m)	Detector Type
* 1	50.613	29.05	40.00	-10.95	53.63	-24.58	QP
2	142.52	30.11	43.50	-13.39	51.35	-21.24	QP
3	234.67	27.96	46.00	-18.04	48.88	-20.92	QP
4	382.11	26.50	46.00	-19.50	42.90	-16.40	QP
5	536.34	25.75	46.00	-20.25	39.42	-13.67	QP
6	686.205	27.08	46.00	-18.92	39.34	-12.26	QP

Note:

1. All reading levels is Quasi-Peak value.
2. “ * ”, means this data is the worst value.
3. Emission Level = Reading Level + Correct Factor.
4. The emission under 30MHz were not included is because their levels are lower than 20dB from limit.

Model No	RT-AC68U V3	Site	CB2-H
Test Voltage	AC 120V/60Hz	Test Date	2020/4/26
Test Mode	Mode 1: Transmit mode_CDD_ADP 1	Engineer	Max
Polarity	Vertical	Temperature (℃)	23.5
Test Condition	802.11ac(80M)_5775MHz	Humidity (%RH)	55.0

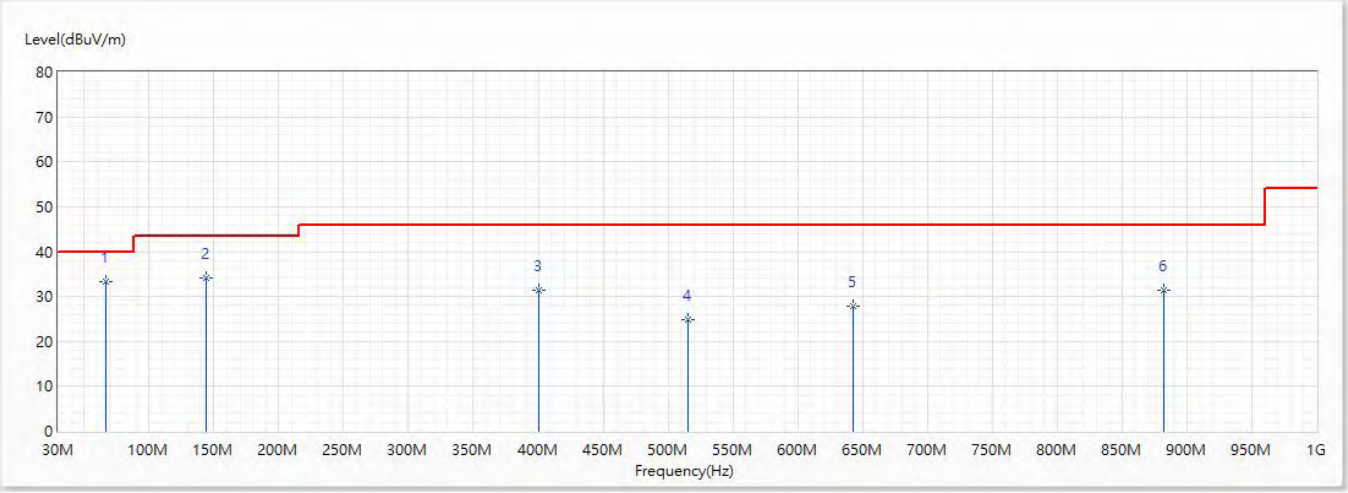

No	Frequency (MHz)	Emission Level (dBuV/m)	Limit (dBuV/m)	Margin (dB)	Reading Level (dBuV)	Correct Factor (dB/m)	Detector Type
* 1	66.375	33.24	40.00	-6.76	60.48	-27.24	QP
2	144.218	34.17	43.50	-9.33	55.51	-21.34	QP
3	400.54	31.35	46.00	-14.65	47.18	-15.83	QP
4	515	24.83	46.00	-21.17	38.75	-13.92	QP
5	643.04	27.74	46.00	-18.26	40.36	-12.62	QP
6	882.63	31.50	46.00	-14.50	41.53	-10.03	QP

Note:

1. All reading levels is Quasi-Peak value.
2. “ * ”, means this data is the worst value.
3. Emission Level = Reading Level + Correct Factor.
4. The emission under 30MHz were not included is because their levels are lower than 20dB from limit.

Model No	RT-AC68U V3	Site	CB2-H
Test Voltage	AC 120V/60Hz	Test Date	2020/4/30
Test Mode	Mode 2: Transmit mode_CDD_ADP 2	Engineer	Scott
Polarity	Horizontal	Temperature (℃)	23.5
Test Condition	802.11ac(80M)_5210MHz	Humidity (%RH)	55.0

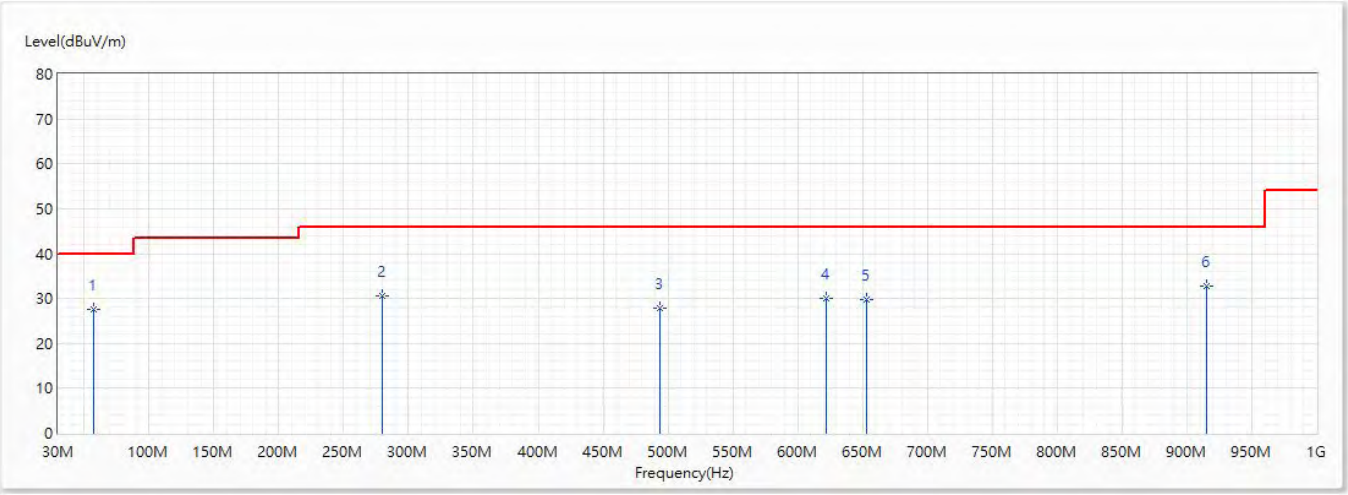

No	Frequency (MHz)	Emission Level (dBuV/m)	Limit (dBuV/m)	Margin (dB)	Reading Level (dBuV)	Correct Factor (dB/m)	Detector Type
* 1	56.918	27.47	40.00	-12.53	34.68	-7.21	QP
2	280.018	30.48	46.00	-15.52	31.27	-0.79	QP
3	493.781	27.74	46.00	-18.26	23.18	4.56	QP
4	621.943	29.96	46.00	-16.04	23.74	6.22	QP
5	653.225	29.71	46.00	-16.29	23.17	6.54	QP
6	915.004	32.69	46.00	-13.31	22.91	9.78	QP

Note:

1. All reading levels is Quasi-Peak value.
2. “ * ”, means this data is the worst value.
3. Emission Level = Reading Level + Correct Factor
4. The emission under 30MHz were not included is because their levels are lower than 20dB from limit.

Model No	RT-AC68U V3	Site	CB2-H
Test Voltage	AC 120V/60Hz	Test Date	2020/4/30
Test Mode	Mode 2: Transmit mode_CDD_ADP 2	Engineer	Scott
Polarity	Vertical	Temperature (℃)	23.5
Test Condition	802.11ac(80M)_5210MHz	Humidity (%RH)	55.0

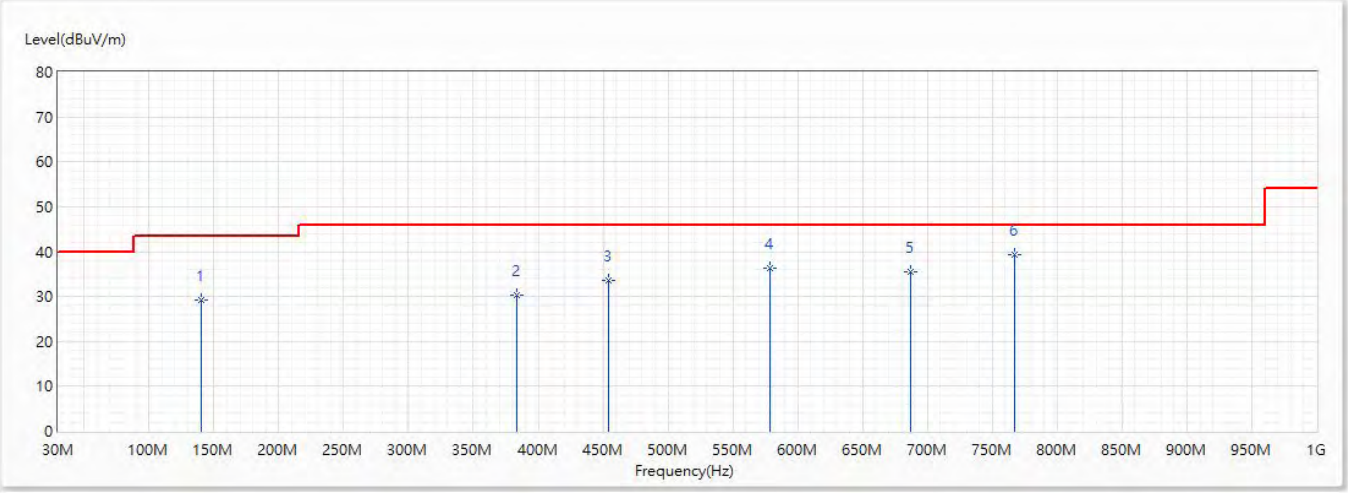

No	Frequency (MHz)	Emission Level (dBuV/m)	Limit (dBuV/m)	Margin (dB)	Reading Level (dBuV)	Correct Factor (dB/m)	Detector Type
1	140.459	29.25	43.50	-14.25	31.59	-2.34	QP
2	383.929	30.19	46.00	-15.81	27.86	2.33	QP
3	454.496	33.50	46.00	-12.50	29.66	3.84	QP
4	578.899	36.41	46.00	-9.59	30.69	5.72	QP
5	686.569	35.48	46.00	-10.52	28.57	6.91	QP
* 6	766.958	39.37	46.00	-6.63	31.48	7.89	QP

Note:

1. All reading levels is Quasi-Peak value.
2. “ * ”, means this data is the worst value.
3. Emission Level = Reading Level + Correct Factor
4. The emission under 30MHz were not included is because their levels are lower than 20dB from limit.

Model No	RT-AC68U V3	Site	CB2-H
Test Voltage	AC 120V/60Hz	Test Date	2020/4/30
Test Mode	Mode 2: Transmit mode_CDD_ADP 2	Engineer	Scott
Polarity	Horizontal	Temperature (℃)	23.5
Test Condition	802.11ac(80M)_5775MHz	Humidity (%RH)	55.0

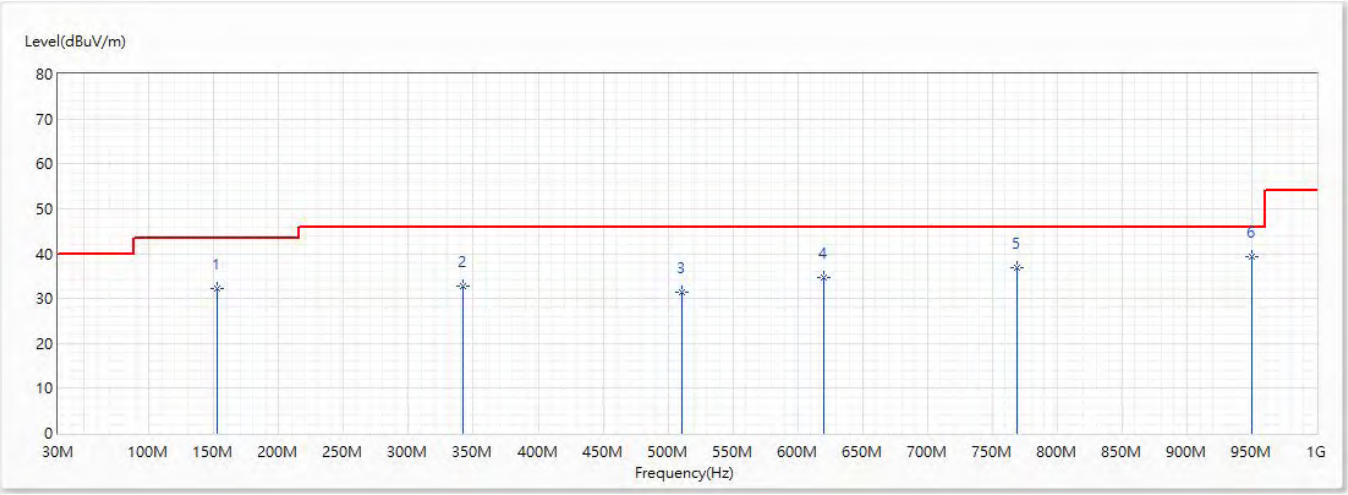

No	Frequency (MHz)	Emission Level (dBuV/m)	Limit (dBuV/m)	Margin (dB)	Reading Level (dBuV)	Correct Factor (dB/m)	Detector Type
1	152.22	32.11	43.50	-11.39	35.12	-3.01	QP
2	341.855	32.80	46.00	-13.20	31.84	0.96	QP
3	510.756	31.39	46.00	-14.61	26.57	4.82	QP
4	620.245	34.79	46.00	-11.21	28.58	6.21	QP
5	768.776	36.74	46.00	-9.26	28.82	7.92	QP
* 6	950.166	39.43	46.00	-6.57	29.09	10.34	QP

Note:

1. All reading levels is Quasi-Peak value.
2. “ * ”, means this data is the worst value.
3. Emission Level = Reading Level + Correct Factor
4. The emission under 30MHz were not included is because their levels are lower than 20dB from limit.

Model No	RT-AC68U V3	Site	CB2-H
Test Voltage	AC 120V/60Hz	Test Date	2020/4/30
Test Mode	Mode 2: Transmit mode_CDD_ADP 2	Engineer	Scott
Polarity	Vertical	Temperature (℃)	23.5
Test Condition	802.11ac(80M)_5775MHz	Humidity (%RH)	55.0

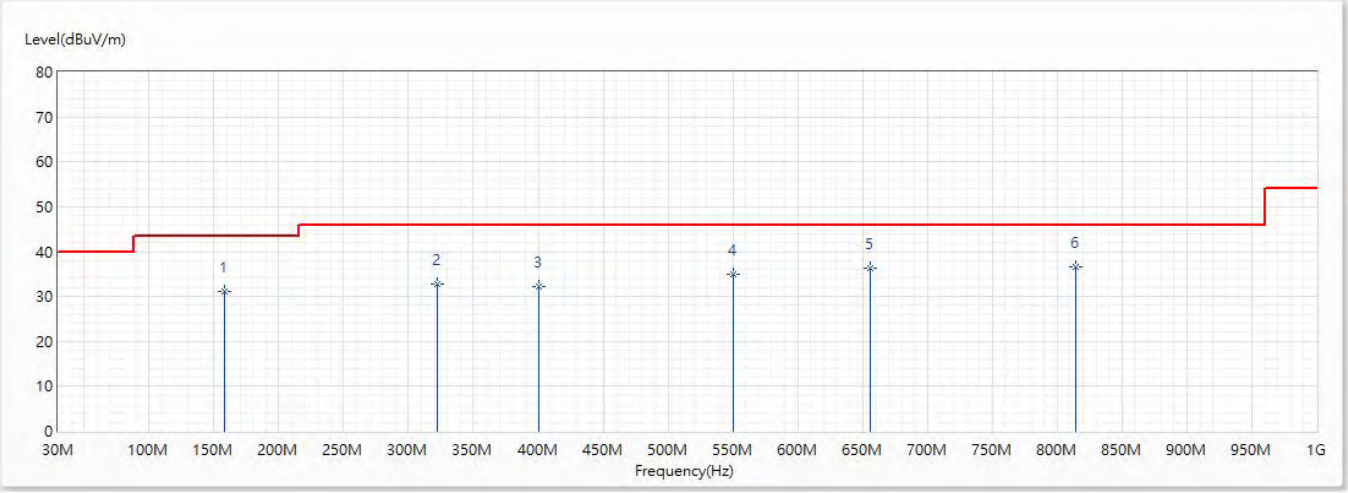

No	Frequency (MHz)	Emission Level (dBuV/m)	Limit (dBuV/m)	Margin (dB)	Reading Level (dBuV)	Correct Factor (dB/m)	Detector Type
1	158.04	31.18	43.50	-12.32	34.57	-3.39	QP
2	322.213	32.80	46.00	-13.20	32.51	0.29	QP
3	400.661	32.21	46.00	-13.79	29.36	2.85	QP
4	550.284	34.97	46.00	-11.03	29.65	5.32	QP
5	655.893	36.40	46.00	-9.60	29.83	6.57	QP
* 6	814.124	36.51	46.00	-9.49	28.04	8.47	QP

Note:

1. All reading levels is Quasi-Peak value.
2. “ * ”, means this data is the worst value.
3. Emission Level = Reading Level + Correct Factor
4. The emission under 30MHz were not included is because their levels are lower than 20dB from limit.

Harmonic & Spurious:

Model No	RT-AC68U V3	Site	CB2-H
Test Voltage	AC 120V/60Hz	Test Date	2020/3/31
Test Mode	Mode 1: Transmit mode_CDD_ADP 1	Engineer	Scott
Polarity	Horizontal	Temperature (℃)	22.6
Test Condition	802.11a_5180MHz	Humidity (%RH)	57.0

No	Frequency (MHz)	Emission Level (dBuV/m)	Limit (dBuV/m)	Margin (dB)	Reading Level (dBuV)	Correct Factor (dB/m)	Detector Type
1	6907.8	51.52	68.20	-16.68	55.91	-4.39	PK
2	10360	58.50	68.20	-9.70	55.72	2.78	PK
3	15540	59.60	74.00	-14.40	52.45	7.15	PK
* 4	15540	45.79	54.00	-8.21	38.64	7.15	AV

Note:

1. All reading above 1GHz is performed with peak and/or average measurements as necessary.
2. “ * ”, means this data is the worst value.
3. Emission Level = Reading Level + Correct Factor.
4. The average measurement was not performed when the peak measured data under the limit of average detection.
5. The emission above 18GHz were not included is because their levels are lower than 20dB from limit.

Model No	RT-AC68U V3	Site	CB2-H
Test Voltage	AC 120V/60Hz	Test Date	2020/3/31
Test Mode	Mode 1: Transmit mode_CDD_ADP 1	Engineer	Scott
Polarity	Vertical	Temperature (℃)	22.6
Test Condition	802.11a_5180MHz	Humidity (%RH)	57.0

No	Frequency (MHz)	Emission Level (dBuV/m)	Limit (dBuV/m)	Margin (dB)	Reading Level (dBuV)	Correct Factor (dB/m)	Detector Type
1	6907.8	58.63	68.20	-9.57	63.02	-4.39	PK
2	10360	58.19	68.20	-10.01	55.41	2.78	PK
* 3	15540	46.02	54.00	-7.98	38.87	7.15	AV
4	15540	58.96	74.00	-15.04	51.81	7.15	PK

Note:

1. All reading above 1GHz is performed with peak and/or average measurements as necessary.
2. “ * ”, means this data is the worst value.
3. Emission Level = Reading Level + Correct Factor.
4. The average measurement was not performed when the peak measured data under the limit of average detection.
5. The emission above 18GHz were not included is because their levels are lower than 20dB from limit.

Model No	RT-AC68U V3	Site	CB2-H
Test Voltage	AC 120V/60Hz	Test Date	2020/3/31
Test Mode	Mode 1: Transmit mode_CDD_ADP 1	Engineer	Scott
Polarity	Horizontal	Temperature (℃)	22.6
Test Condition	802.11a_5220MHz	Humidity (%RH)	57.0

No	Frequency (MHz)	Emission Level (dBuV/m)	Limit (dBuV/m)	Margin (dB)	Reading Level (dBuV)	Correct Factor (dB/m)	Detector Type
1	7236	54.32	68.20	-13.88	57.45	-3.13	PK
2	10440	58.03	68.20	-10.17	54.96	3.07	PK
* 3	15660	45.29	54.00	-8.71	38.44	6.85	AV
4	15660	58.79	74.00	-15.21	51.94	6.85	PK

Note:

1. All reading above 1GHz is performed with peak and/or average measurements as necessary.
2. “ * ”, means this data is the worst value.
3. Emission Level = Reading Level + Correct Factor.
4. The average measurement was not performed when the peak measured data under the limit of average detection.
5. The emission above 18GHz were not included is because their levels are lower than 20dB from limit.

Model No	RT-AC68U V3	Site	CB2-H
Test Voltage	AC 120V/60Hz	Test Date	2020/3/31
Test Mode	Mode 1: Transmit mode_CDD_ADP 1	Engineer	Scott
Polarity	Vertical	Temperature (℃)	22.6
Test Condition	802.11a_5220MHz	Humidity (%RH)	57.0

No	Frequency (MHz)	Emission Level (dBuV/m)	Limit (dBuV/m)	Margin (dB)	Reading Level (dBuV)	Correct Factor (dB/m)	Detector Type
1	6961.8	58.39	68.20	-9.81	62.57	-4.18	PK
2	10440	59.08	68.20	-9.12	56.01	3.07	PK
3	15660	58.74	74.00	-15.26	51.89	6.85	PK
* 4	15660	45.07	54.00	-8.93	38.22	6.85	AV

Note:

1. All reading above 1GHz is performed with peak and/or average measurements as necessary.
2. “ * ”, means this data is the worst value.
3. Emission Level = Reading Level + Correct Factor.
4. The average measurement was not performed when the peak measured data under the limit of average detection.
5. The emission above 18GHz were not included is because their levels are lower than 20dB from limit.

Model No	RT-AC68U V3	Site	CB2-H
Test Voltage	AC 120V/60Hz	Test Date	2020/3/31
Test Mode	Mode 1: Transmit mode_CDD_ADP 1	Engineer	Scott
Polarity	Horizontal	Temperature (℃)	22.6
Test Condition	802.11a_5240MHz	Humidity (%RH)	57.0

No	Frequency (MHz)	Emission Level (dBuV/m)	Limit (dBuV/m)	Margin (dB)	Reading Level (dBuV)	Correct Factor (dB/m)	Detector Type
1	6988.8	51.22	68.20	-16.98	55.30	-4.08	PK
2	10480	58.34	68.20	-9.86	55.06	3.28	PK
3	15720	58.01	74.00	-15.99	51.27	6.74	PK
* 4	15720	45.50	54.00	-8.50	38.76	6.74	AV

Note:

1. All reading above 1GHz is performed with peak and/or average measurements as necessary.
2. “ * ”, means this data is the worst value.
3. Emission Level = Reading Level + Correct Factor.
4. The average measurement was not performed when the peak measured data under the limit of average detection.
5. The emission above 18GHz were not included is because their levels are lower than 20dB from limit.

Model No	RT-AC68U V3	Site	CB2-H
Test Voltage	AC 120V/60Hz	Test Date	2020/3/31
Test Mode	Mode 1: Transmit mode_CDD_ADP 1	Engineer	Scott
Polarity	Vertical	Temperature (℃)	22.6
Test Condition	802.11a_5240MHz	Humidity (%RH)	57.0

No	Frequency (MHz)	Emission Level (dBuV/m)	Limit (dBuV/m)	Margin (dB)	Reading Level (dBuV)	Correct Factor (dB/m)	Detector Type
1	6988.8	57.65	68.20	-10.55	61.73	-4.08	PK
2	10480	57.91	68.20	-10.29	54.63	3.28	PK
* 3	15720	46.29	54.00	-7.71	39.55	6.74	AV
4	15720	58.27	74.00	-15.73	51.53	6.74	PK

Note:

1. All reading above 1GHz is performed with peak and/or average measurements as necessary.
2. “ * ”, means this data is the worst value.
3. Emission Level = Reading Level + Correct Factor.
4. The average measurement was not performed when the peak measured data under the limit of average detection.
5. The emission above 18GHz were not included is because their levels are lower than 20dB from limit.

Model No	RT-AC68U V3	Site	CB2-H
Test Voltage	AC 120V/60Hz	Test Date	2020/3/31
Test Mode	Mode 1: Transmit mode_CDD_ADP 1	Engineer	Scott
Polarity	Horizontal	Temperature (℃)	22.6
Test Condition	802.11ac(20M)_5180MHz	Humidity (%RH)	57.0

No	Frequency (MHz)	Emission Level (dBuV/m)	Limit (dBuV/m)	Margin (dB)	Reading Level (dBuV)	Correct Factor (dB/m)	Detector Type
1	8509	55.44	68.20	-12.76	56.11	-0.67	PK
2	10360	58.70	68.20	-9.50	55.92	2.78	PK
* 3	15540	45.83	54.00	-8.17	38.68	7.15	AV
4	15540	59.69	74.00	-14.31	52.54	7.15	PK

Note:

1. All reading above 1GHz is performed with peak and/or average measurements as necessary.
2. “ * ”, means this data is the worst value.
3. Emission Level = Reading Level + Correct Factor.
4. The average measurement was not performed when the peak measured data under the limit of average detection.
5. The emission above 18GHz were not included is because their levels are lower than 20dB from limit.

Model No	RT-AC68U V3	Site	CB2-H
Test Voltage	AC 120V/60Hz	Test Date	2020/3/31
Test Mode	Mode 1: Transmit mode_CDD_ADP 1	Engineer	Scott
Polarity	Vertical	Temperature (℃)	22.6
Test Condition	802.11ac(20M)_5180MHz	Humidity (%RH)	57.0

No	Frequency (MHz)	Emission Level (dBuV/m)	Limit (dBuV/m)	Margin (dB)	Reading Level (dBuV)	Correct Factor (dB/m)	Detector Type
1	6907.8	58.80	68.20	-9.40	63.19	-4.39	PK
2	10360	59.08	68.20	-9.12	56.30	2.78	PK
3	15540	59.61	74.00	-14.39	52.46	7.15	PK
* 4	15540	46.81	54.00	-7.19	39.66	7.15	AV

Note:

1. All reading above 1GHz is performed with peak and/or average measurements as necessary.
2. “ * ”, means this data is the worst value.
3. Emission Level = Reading Level + Correct Factor.
4. The average measurement was not performed when the peak measured data under the limit of average detection.
5. The emission above 18GHz were not included is because their levels are lower than 20dB from limit.

Model No	RT-AC68U V3	Site	CB2-H
Test Voltage	AC 120V/60Hz	Test Date	2020/3/31
Test Mode	Mode 1: Transmit mode_CDD_ADP 1	Engineer	Scott
Polarity	Horizontal	Temperature (℃)	22.6
Test Condition	802.11ac(20M)_5220MHz	Humidity (%RH)	57.0

No	Frequency (MHz)	Emission Level (dBuV/m)	Limit (dBuV/m)	Margin (dB)	Reading Level (dBuV)	Correct Factor (dB/m)	Detector Type
1	6959.5	51.56	68.20	-16.64	55.75	-4.19	PK
2	10440	59.23	68.20	-8.97	56.16	3.07	PK
3	15660	59.26	74.00	-14.74	52.41	6.85	PK
* 4	15660	45.35	54.00	-8.65	38.50	6.85	AV

Note:

1. All reading above 1GHz is performed with peak and/or average measurements as necessary.
2. “ * ”, means this data is the worst value.
3. Emission Level = Reading Level + Correct Factor.
4. The average measurement was not performed when the peak measured data under the limit of average detection.
5. The emission above 18GHz were not included is because their levels are lower than 20dB from limit.

Model No	RT-AC68U V3	Site	CB2-H
Test Voltage	AC 120V/60Hz	Test Date	2020/3/31
Test Mode	Mode 1: Transmit mode_CDD_ADP 1	Engineer	Scott
Polarity	Vertical	Temperature (℃)	22.6
Test Condition	802.11ac(20M)_5220MHz	Humidity (%RH)	57.0

No	Frequency (MHz)	Emission Level (dBuV/m)	Limit (dBuV/m)	Margin (dB)	Reading Level (dBuV)	Correct Factor (dB/m)	Detector Type
1	6959.5	58.61	68.20	-9.59	62.80	-4.19	PK
2	10440	58.25	68.20	-9.95	55.18	3.07	PK
* 3	15540	45.05	54.00	-8.95	37.90	7.15	AV
4	15540	59.16	74.00	-14.84	52.01	7.15	PK

Note:

1. All reading above 1GHz is performed with peak and/or average measurements as necessary.
2. “ * ”, means this data is the worst value.
3. Emission Level = Reading Level + Correct Factor.
4. The average measurement was not performed when the peak measured data under the limit of average detection.
5. The emission above 18GHz were not included is because their levels are lower than 20dB from limit.

Model No	RT-AC68U V3	Site	CB2-H
Test Voltage	AC 120V/60Hz	Test Date	2020/3/31
Test Mode	Mode 1: Transmit mode_CDD_ADP 1	Engineer	Scott
Polarity	Horizontal	Temperature (℃)	22.6
Test Condition	802.11ac(20M)_5240MHz	Humidity (%RH)	57.0

No	Frequency (MHz)	Emission Level (dBuV/m)	Limit (dBuV/m)	Margin (dB)	Reading Level (dBuV)	Correct Factor (dB/m)	Detector Type
1	6987.5	52.80	68.20	-15.40	56.88	-4.08	PK
2	10440	58.93	68.20	-9.27	55.86	3.07	PK
* 3	15660	45.43	54.00	-8.57	38.58	6.85	AV
4	15660	59.07	74.00	-14.93	52.22	6.85	PK

Note:

1. All reading above 1GHz is performed with peak and/or average measurements as necessary.
2. “ * ”, means this data is the worst value.
3. Emission Level = Reading Level + Correct Factor.
4. The average measurement was not performed when the peak measured data under the limit of average detection.
5. The emission above 18GHz were not included is because their levels are lower than 20dB from limit.

Model No	RT-AC68U V3	Site	CB2-H
Test Voltage	AC 120V/60Hz	Test Date	2020/3/31
Test Mode	Mode 1: Transmit mode_CDD_ADP 1	Engineer	Scott
Polarity	Vertical	Temperature (℃)	22.6
Test Condition	802.11ac(20M)_5240MHz	Humidity (%RH)	57.0

No	Frequency (MHz)	Emission Level (dBuV/m)	Limit (dBuV/m)	Margin (dB)	Reading Level (dBuV)	Correct Factor (dB/m)	Detector Type
1	6987.5	58.38	68.20	-9.82	62.46	-4.08	PK
2	10480	58.65	68.20	-9.55	55.37	3.28	PK
3	15720	58.63	74.00	-15.37	51.89	6.74	PK
* 4	15720	45.91	54.00	-8.09	39.17	6.74	AV

Note:

1. All reading above 1GHz is performed with peak and/or average measurements as necessary.
2. “ * ”, means this data is the worst value.
3. Emission Level = Reading Level + Correct Factor.
4. The average measurement was not performed when the peak measured data under the limit of average detection.
5. The emission above 18GHz were not included is because their levels are lower than 20dB from limit.

Model No	RT-AC68U V3	Site	CB2-H
Test Voltage	AC 120V/60Hz	Test Date	2020/4/5
Test Mode	Mode 1: Transmit mode_CDD_ADP 1	Engineer	Scott
Polarity	Horizontal	Temperature (℃)	22.6
Test Condition	802.11ac(40M)_5190MHz	Humidity (%RH)	57.0

No	Frequency (MHz)	Emission Level (dBuV/m)	Limit (dBuV/m)	Margin (dB)	Reading Level (dBuV)	Correct Factor (dB/m)	Detector Type
1	6730.4	50.96	68.20	-17.24	56.02	-5.06	PK
2	10392	58.87	68.20	-9.33	56.03	2.84	PK
3	15588.2	59.00	74.00	-15.00	52.12	6.88	PK
* 4	15588.2	45.33	54.00	-8.67	38.45	6.88	AV

Note:

1. All reading above 1GHz is performed with peak and/or average measurements as necessary.
2. “ * ”, means this data is the worst value.
3. Emission Level = Reading Level + Correct Factor.
4. The average measurement was not performed when the peak measured data under the limit of average detection.
5. The emission above 18GHz were not included is because their levels are lower than 20dB from limit.

Model No	RT-AC68U V3	Site	CB2-H
Test Voltage	AC 120V/60Hz	Test Date	2020/4/5
Test Mode	Mode 1: Transmit mode_CDD_ADP 1	Engineer	Scott
Polarity	Vertical	Temperature (℃)	22.6
Test Condition	802.11ac(40M)_5190MHz	Humidity (%RH)	57.0

No	Frequency (MHz)	Emission Level (dBuV/m)	Limit (dBuV/m)	Margin (dB)	Reading Level (dBuV)	Correct Factor (dB/m)	Detector Type
1	6917.3	55.86	68.20	-12.34	60.21	-4.35	PK
2	10380	59.11	68.20	-9.09	56.29	2.82	PK
* 3	15570	45.93	54.00	-8.07	38.94	6.99	AV
4	15570	58.82	74.00	-15.18	51.83	6.99	PK

Note:

1. All reading above 1GHz is performed with peak and/or average measurements as necessary.
2. “ * ”, means this data is the worst value.
3. Emission Level = Reading Level + Correct Factor.
4. The average measurement was not performed when the peak measured data under the limit of average detection.
5. The emission above 18GHz were not included is because their levels are lower than 20dB from limit.

Model No	RT-AC68U V3	Site	CB2-H
Test Voltage	AC 120V/60Hz	Test Date	2020/4/5
Test Mode	Mode 1: Transmit mode_CDD_ADP 1	Engineer	Scott
Polarity	Horizontal	Temperature (℃)	22.6
Test Condition	802.11ac(40M)_5230MHz	Humidity (%RH)	57.0

No	Frequency (MHz)	Emission Level (dBuV/m)	Limit (dBuV/m)	Margin (dB)	Reading Level (dBuV)	Correct Factor (dB/m)	Detector Type
* 1	6709.6	51.30	54.00	-2.70	56.45	-5.15	AV
2	10460	58.78	68.20	-9.42	55.62	3.16	PK
3	15690	58.99	74.00	-15.01	52.13	6.86	PK
4	15690	45.65	54.00	-8.35	38.79	6.86	AV

Note:

1. All reading above 1GHz is performed with peak and/or average measurements as necessary.
2. “ * ”, means this data is the worst value.
3. Emission Level = Reading Level + Correct Factor.
4. The average measurement was not performed when the peak measured data under the limit of average detection.
5. The emission above 18GHz were not included is because their levels are lower than 20dB from limit.

Model No	RT-AC68U V3	Site	CB2-H
Test Voltage	AC 120V/60Hz	Test Date	2020/4/5
Test Mode	Mode 1: Transmit mode_CDD_ADP 1	Engineer	Scott
Polarity	Vertical	Temperature (℃)	22.6
Test Condition	802.11ac(40M)_5230MHz	Humidity (%RH)	57.0

No	Frequency (MHz)	Emission Level (dBuV/m)	Limit (dBuV/m)	Margin (dB)	Reading Level (dBuV)	Correct Factor (dB/m)	Detector Type
1	6974.5	56.07	68.20	-12.13	60.20	-4.13	PK
2	10460	58.81	68.20	-9.39	55.65	3.16	PK
3	15690	58.88	74.00	-15.12	52.02	6.86	PK
* 4	15690	45.73	54.00	-8.27	38.87	6.86	AV

Note:

1. All reading above 1GHz is performed with peak and/or average measurements as necessary.
2. “ * ”, means this data is the worst value.
3. Emission Level = Reading Level + Correct Factor.
4. The average measurement was not performed when the peak measured data under the limit of average detection.
5. The emission above 18GHz were not included is because their levels are lower than 20dB from limit.

Model No	RT-AC68U V3	Site	CB2-H
Test Voltage	AC 120V/60Hz	Test Date	2020/4/5
Test Mode	Mode 1: Transmit mode_CDD_ADP 1	Engineer	Scott
Polarity	Horizontal	Temperature (℃)	22.6
Test Condition	802.11ac(80M)_5210MHz	Humidity (%RH)	57.0

No	Frequency (MHz)	Emission Level (dBuV/m)	Limit (dBuV/m)	Margin (dB)	Reading Level (dBuV)	Correct Factor (dB/m)	Detector Type
1	6329	50.77	68.20	-17.43	57.62	-6.85	PK
2	10420	59.27	68.20	-8.93	56.31	2.96	PK
3	15630	58.33	74.00	-15.67	51.50	6.83	PK
* 4	15630	45.35	54.00	-8.65	38.52	6.83	AV

Note:

1. All reading above 1GHz is performed with peak and/or average measurements as necessary.
2. “ * ”, means this data is the worst value.
3. Emission Level = Reading Level + Correct Factor.
4. The average measurement was not performed when the peak measured data under the limit of average detection.
5. The emission above 18GHz were not included is because their levels are lower than 20dB from limit.

Model No	RT-AC68U V3	Site	CB2-H
Test Voltage	AC 120V/60Hz	Test Date	2020/4/5
Test Mode	Mode 1: Transmit mode_CDD_ADP 1	Engineer	Scott
Polarity	Vertical	Temperature (℃)	22.6
Test Condition	802.11ac(80M)_5210MHz	Humidity (%RH)	57.0

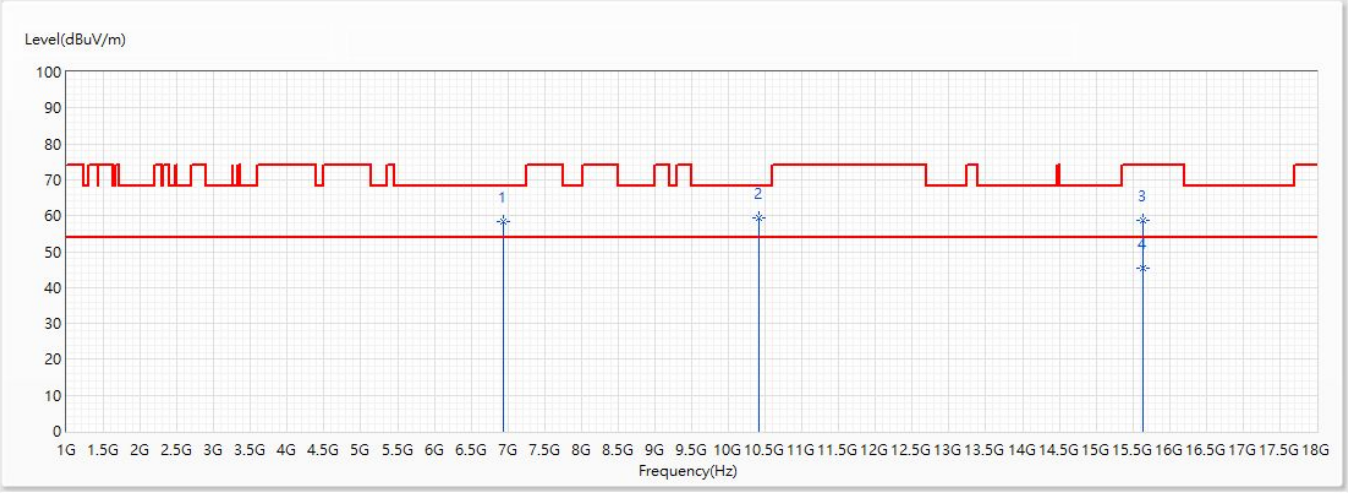

No	Frequency (MHz)	Emission Level (dBuV/m)	Limit (dBuV/m)	Margin (dB)	Reading Level (dBuV)	Correct Factor (dB/m)	Detector Type
! 1	6944.5	58.50	68.20	-5.45	62.75	-4.25	PK
2	10420	59.36	68.20	-8.84	56.40	2.96	PK
3	15630	58.72	74.00	-15.28	51.89	6.83	PK
4	15630	45.42	54.00	-8.58	38.59	6.83	AV

Note:

1. All reading above 1GHz is performed with peak and/or average measurements as necessary.
2. “ * ”, means this data is the worst value.
3. Emission Level = Reading Level + Correct Factor.
4. The average measurement was not performed when the peak measured data under the limit of average detection.
5. The emission above 18GHz were not included is because their levels are lower than 20dB from limit.

Model No	RT-AC68U V3	Site	CB2-H
Test Voltage	AC 120V/60Hz	Test Date	2020/4/6
Test Mode	Mode 1: Transmit mode_CDD_ADP 1	Engineer	Scott
Polarity	Horizontal	Temperature (℃)	23.5
Test Condition	802.11a_5745MHz	Humidity (%RH)	55.0

No	Frequency (MHz)	Emission Level (dBuV/m)	Limit (dBuV/m)	Margin (dB)	Reading Level (dBuV)	Correct Factor (dB/m)	Detector Type
1	6221.2	56.92	68.20	-11.28	64.48	-7.56	PK
2	11490	42.55	54.00	-11.45	37.50	5.05	AV
3	11490	56.70	74.00	-17.30	51.65	5.05	PK
* 4	17235	61.25	68.20	-6.95	52.53	8.72	PK

Note:

1. All reading above 1GHz is performed with peak and/or average measurements as necessary.
2. “ * ”, means this data is the worst value.
3. Emission Level = Reading Level + Correct Factor.
4. The average measurement was not performed when the peak measured data under the limit of average detection.
5. The emission above 18GHz were not included is because their levels are lower than 20dB from limit.

Model No	RT-AC68U V3	Site	CB2-H
Test Voltage	AC 120V/60Hz	Test Date	2020/4/6
Test Mode	Mode 1: Transmit mode_CDD_ADP 1	Engineer	Scott
Polarity	Vertical	Temperature (℃)	23.5
Test Condition	802.11a_5745MHz	Humidity (%RH)	55.0

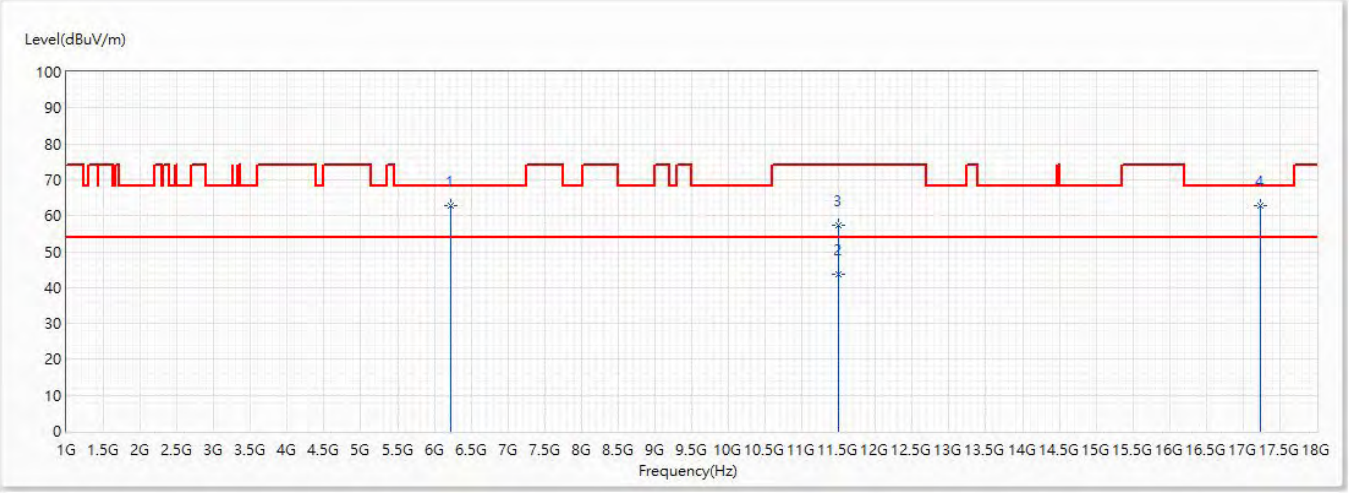

No	Frequency (MHz)	Emission Level (dBuV/m)	Limit (dBuV/m)	Margin (dB)	Reading Level (dBuV)	Correct Factor (dB/m)	Detector Type
* 1	6221.2	62.89	68.20	-5.31	70.45	-7.56	PK
2	11490	43.69	54.00	-10.31	38.64	5.05	AV
3	11490	57.39	74.00	-16.61	52.34	5.05	PK
4	17235	62.85	68.20	-5.35	54.13	8.72	PK

Note:

1. All reading above 1GHz is performed with peak and/or average measurements as necessary.
2. “ * ”, means this data is the worst value.
3. Emission Level = Reading Level + Correct Factor.
4. The average measurement was not performed when the peak measured data under the limit of average detection.
5. The emission above 18GHz were not included is because their levels are lower than 20dB from limit.

Model No	RT-AC68U V3	Site	CB2-H
Test Voltage	AC 120V/60Hz	Test Date	2020/4/6
Test Mode	Mode 1: Transmit mode_CDD_ADP 1	Engineer	Scott
Polarity	Horizontal	Temperature (℃)	23.5
Test Condition	802.11a_5785MHz	Humidity (%RH)	55.0

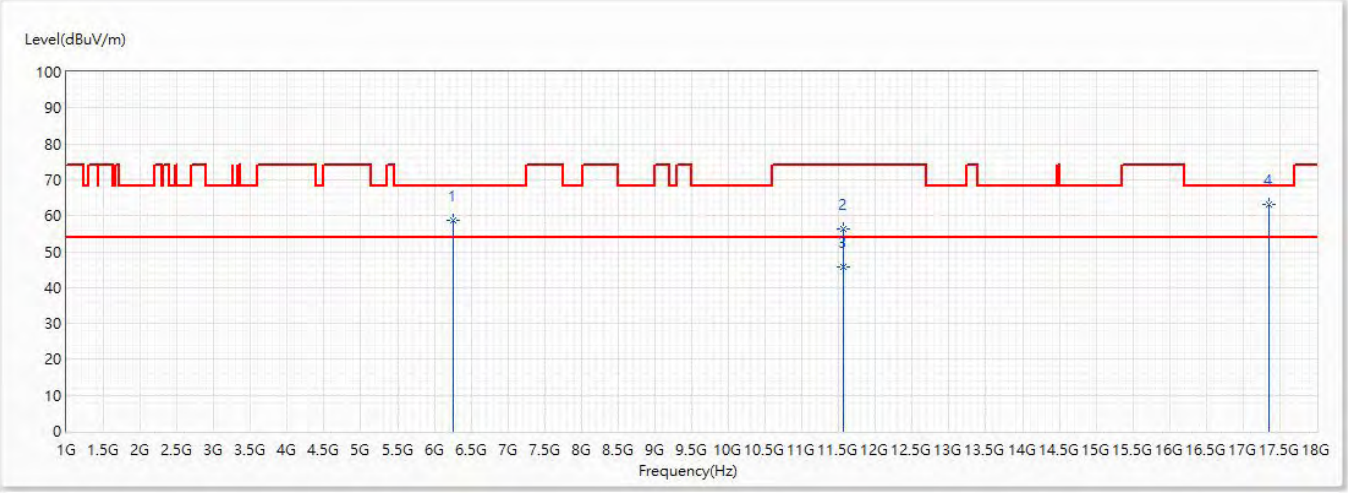

No	Frequency (MHz)	Emission Level (dBuV/m)	Limit (dBuV/m)	Margin (dB)	Reading Level (dBuV)	Correct Factor (dB/m)	Detector Type
1	6263.7	58.84	68.20	-9.36	66.12	-7.28	PK
2	11570	56.34	74.00	-17.66	51.26	5.08	PK
3	11570	45.68	54.00	-8.32	40.60	5.08	AV
* 4	17355	63.14	68.20	-5.06	53.90	9.24	PK

Note:

1. All reading above 1GHz is performed with peak and/or average measurements as necessary.
2. “ * ”, means this data is the worst value.
3. Emission Level = Reading Level + Correct Factor.
4. The average measurement was not performed when the peak measured data under the limit of average detection.
5. The emission above 18GHz were not included is because their levels are lower than 20dB from limit.

Model No	RT-AC68U V3	Site	CB2-H
Test Voltage	AC 120V/60Hz	Test Date	2020/4/6
Test Mode	Mode 1: Transmit mode_CDD_ADP 1	Engineer	Scott
Polarity	Vertical	Temperature (℃)	23.5
Test Condition	802.11a_5785MHz	Humidity (%RH)	55.0

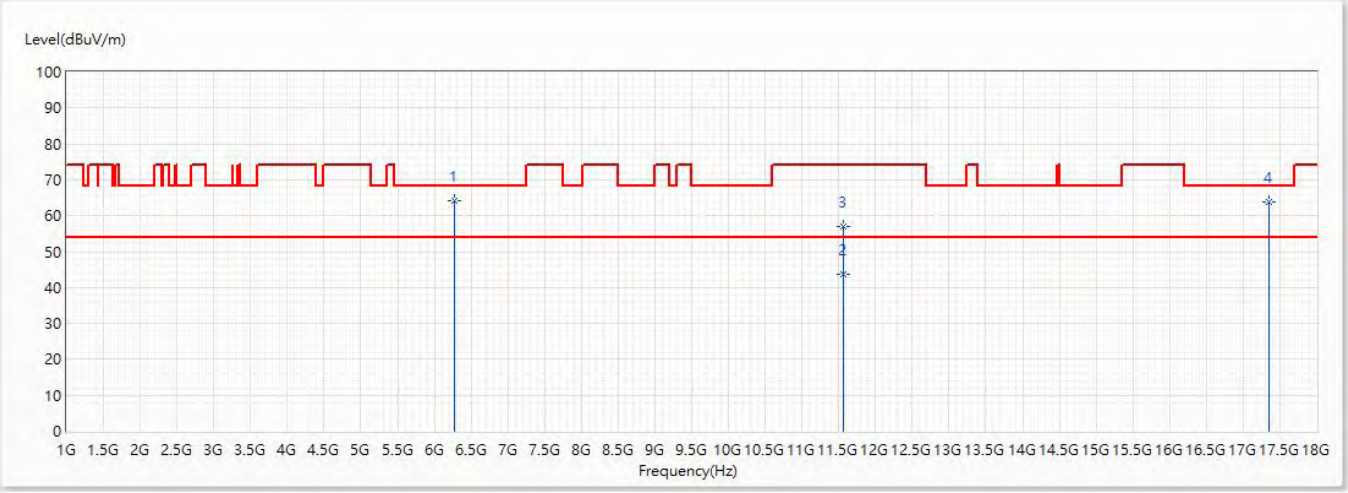

No	Frequency (MHz)	Emission Level (dBuV/m)	Limit (dBuV/m)	Margin (dB)	Reading Level (dBuV)	Correct Factor (dB/m)	Detector Type
* 1	6266.2	64.30	68.20	-3.90	71.57	-7.27	PK
2	11570	43.60	54.00	-10.40	38.52	5.08	AV
3	11570	56.85	74.00	-17.15	51.77	5.08	PK
4	17355	63.74	68.20	-4.46	54.50	9.24	PK

Note:

1. All reading above 1GHz is performed with peak and/or average measurements as necessary.
2. “ * ”, means this data is the worst value.
3. Emission Level = Reading Level + Correct Factor.
4. The average measurement was not performed when the peak measured data under the limit of average detection.
5. The emission above 18GHz were not included is because their levels are lower than 20dB from limit.

Model No	RT-AC68U V3	Site	CB2-H
Test Voltage	AC 120V/60Hz	Test Date	2020/4/6
Test Mode	Mode 1: Transmit mode_CDD_ADP 1	Engineer	Scott
Polarity	Horizontal	Temperature (℃)	23.5
Test Condition	802.11a_5825MHz	Humidity (%RH)	55.0

No	Frequency (MHz)	Emission Level (dBuV/m)	Limit (dBuV/m)	Margin (dB)	Reading Level (dBuV)	Correct Factor (dB/m)	Detector Type
1	6308.7	60.01	68.20	-8.19	66.99	-6.98	PK
2	11650	42.47	54.00	-11.53	37.36	5.11	AV
3	11650	57.11	74.00	-16.89	52.00	5.11	PK
* 4	17475	64.11	68.20	-4.09	54.42	9.69	PK

Note:

1. All reading above 1GHz is performed with peak and/or average measurements as necessary.
2. “ * ”, means this data is the worst value.
3. Emission Level = Reading Level + Correct Factor.
4. The average measurement was not performed when the peak measured data under the limit of average detection.
5. The emission above 18GHz were not included is because their levels are lower than 20dB from limit.

Model No	RT-AC68U V3	Site	CB2-H
Test Voltage	AC 120V/60Hz	Test Date	2020/4/6
Test Mode	Mode 1: Transmit mode_CDD_ADP 1	Engineer	Scott
Polarity	Vertical	Temperature (℃)	23.5
Test Condition	802.11a_5825MHz	Humidity (%RH)	55.0

No	Frequency (MHz)	Emission Level (dBuV/m)	Limit (dBuV/m)	Margin (dB)	Reading Level (dBuV)	Correct Factor (dB/m)	Detector Type
* 1	6312.5	65.15	68.20	-3.05	72.10	-6.95	PK
2	11650	56.87	74.00	-17.13	51.76	5.11	PK
3	11650	43.57	54.00	-10.43	38.46	5.11	AV
4	17475	64.79	68.20	-3.41	55.10	9.69	PK

Note:

1. All reading above 1GHz is performed with peak and/or average measurements as necessary.
2. “ * ”, means this data is the worst value.
3. Emission Level = Reading Level + Correct Factor.
4. The average measurement was not performed when the peak measured data under the limit of average detection.
5. The emission above 18GHz were not included is because their levels are lower than 20dB from limit.

Model No	RT-AC68U V3	Site	CB2-H
Test Voltage	AC 120V/60Hz	Test Date	2020/4/6
Test Mode	Mode 1: Transmit mode_CDD_ADP 1	Engineer	Scott
Polarity	Horizontal	Temperature (℃)	23.5
Test Condition	802.11ac(20M)_5745MHz	Humidity (%RH)	55.0

No	Frequency (MHz)	Emission Level (dBuV/m)	Limit (dBuV/m)	Margin (dB)	Reading Level (dBuV)	Correct Factor (dB/m)	Detector Type
1	6225	54.11	68.20	-14.09	61.65	-7.54	PK
2	11490	42.23	54.00	-11.77	37.18	5.05	AV
3	11490	56.46	74.00	-17.54	51.41	5.05	PK
* 4	17235	62.67	68.20	-5.53	53.95	8.72	PK

Note:

1. All reading above 1GHz is performed with peak and/or average measurements as necessary.
2. “ * ”, means this data is the worst value.
3. Emission Level = Reading Level + Correct Factor.
4. The average measurement was not performed when the peak measured data under the limit of average detection.
5. The emission above 18GHz were not included is because their levels are lower than 20dB from limit.

Model No	RT-AC68U V3	Site	CB2-H
Test Voltage	AC 120V/60Hz	Test Date	2020/4/6
Test Mode	Mode 1: Transmit mode_CDD_ADP 1	Engineer	Scott
Polarity	Vertical	Temperature (℃)	23.5
Test Condition	802.11ac(20M)_5745MHz	Humidity (%RH)	55.0

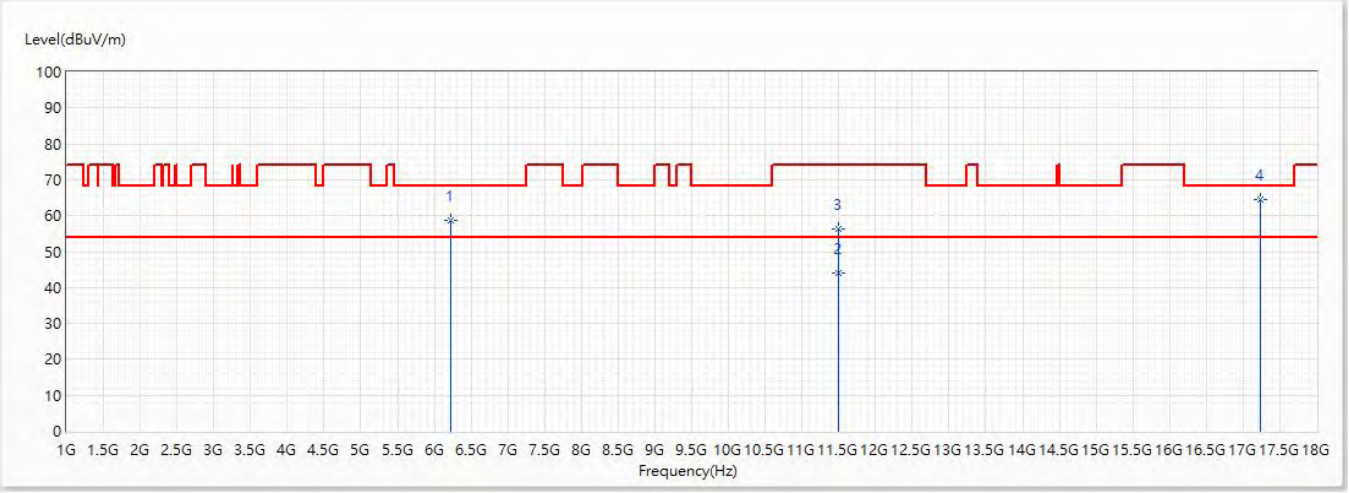

No	Frequency (MHz)	Emission Level (dBuV/m)	Limit (dBuV/m)	Margin (dB)	Reading Level (dBuV)	Correct Factor (dB/m)	Detector Type
1	6225	58.60	68.20	-9.60	66.14	-7.54	PK
2	11490	43.87	54.00	-10.13	38.82	5.05	AV
3	11490	56.46	74.00	-17.54	51.41	5.05	PK
* 4	17235	64.67	68.20	-3.53	55.95	8.72	PK

Note:

1. All reading above 1GHz is performed with peak and/or average measurements as necessary.
2. “ * ”, means this data is the worst value.
3. Emission Level = Reading Level + Correct Factor.
4. The average measurement was not performed when the peak measured data under the limit of average detection.
5. The emission above 18GHz were not included is because their levels are lower than 20dB from limit.

Model No	RT-AC68U V3	Site	CB2-H
Test Voltage	AC 120V/60Hz	Test Date	2020/4/6
Test Mode	Mode 1: Transmit mode_CDD_ADP 1	Engineer	Scott
Polarity	Horizontal	Temperature (℃)	23.5
Test Condition	802.11ac(20M)_5785MHz	Humidity (%RH)	55.0

No	Frequency (MHz)	Emission Level (dBuV/m)	Limit (dBuV/m)	Margin (dB)	Reading Level (dBuV)	Correct Factor (dB/m)	Detector Type
1	6267.5	56.48	68.20	-11.72	63.73	-7.25	PK
2	11570	55.07	74.00	-18.93	49.99	5.08	PK
3	11570	41.33	54.00	-12.67	36.25	5.08	AV
* 4	17355	62.35	68.20	-5.85	53.11	9.24	PK

Note:

1. All reading above 1GHz is performed with peak and/or average measurements as necessary.
2. “ * ”, means this data is the worst value.
3. Emission Level = Reading Level + Correct Factor.
4. The average measurement was not performed when the peak measured data under the limit of average detection.
5. The emission above 18GHz were not included is because their levels are lower than 20dB from limit.

Model No	RT-AC68U V3	Site	CB2-H
Test Voltage	AC 120V/60Hz	Test Date	2020/4/6
Test Mode	Mode 1: Transmit mode_CDD_ADP 1	Engineer	Scott
Polarity	Vertical	Temperature (℃)	23.5
Test Condition	802.11ac(20M)_5785MHz	Humidity (%RH)	55.0

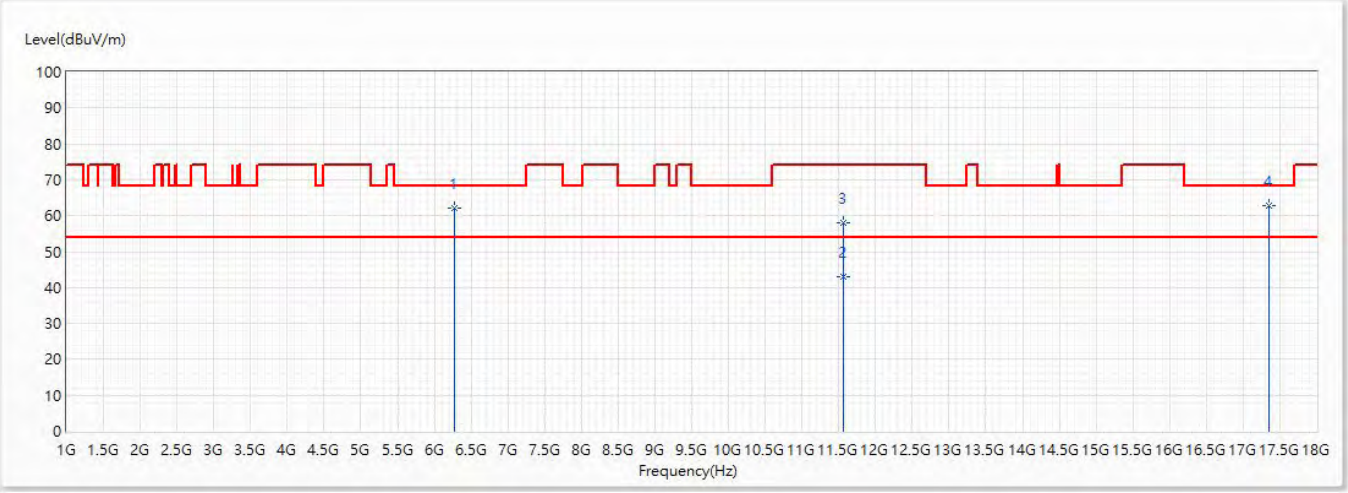

No	Frequency (MHz)	Emission Level (dBuV/m)	Limit (dBuV/m)	Margin (dB)	Reading Level (dBuV)	Correct Factor (dB/m)	Detector Type
1	6267.5	62.13	68.20	-6.07	69.38	-7.25	PK
2	11570	43.11	54.00	-10.89	38.03	5.08	AV
3	11570	57.89	74.00	-16.11	52.81	5.08	PK
* 4	17355	62.95	68.20	-5.25	53.71	9.24	PK

Note:

1. All reading above 1GHz is performed with peak and/or average measurements as necessary.
2. “ * ”, means this data is the worst value.
3. Emission Level = Reading Level + Correct Factor.
4. The average measurement was not performed when the peak measured data under the limit of average detection.
5. The emission above 18GHz were not included is because their levels are lower than 20dB from limit.

Model No	RT-AC68U V3	Site	CB2-H
Test Voltage	AC 120V/60Hz	Test Date	2020/4/6
Test Mode	Mode 1: Transmit mode_CDD_ADP 1	Engineer	Scott
Polarity	Horizontal	Temperature (℃)	23.5
Test Condition	802.11ac(20M)_5825MHz	Humidity (%RH)	55.0

No	Frequency (MHz)	Emission Level (dBuV/m)	Limit (dBuV/m)	Margin (dB)	Reading Level (dBuV)	Correct Factor (dB/m)	Detector Type
1	6302.5	59.44	68.20	-8.76	66.47	-7.03	PK
2	11650	41.85	54.00	-12.15	36.74	5.11	AV
3	11650	55.15	74.00	-18.85	50.04	5.11	PK
* 4	17475	63.66	68.20	-4.54	53.97	9.69	PK

Note:

1. All reading above 1GHz is performed with peak and/or average measurements as necessary.
2. “ * ”, means this data is the worst value.
3. Emission Level = Reading Level + Correct Factor.
4. The average measurement was not performed when the peak measured data under the limit of average detection.
5. The emission above 18GHz were not included is because their levels are lower than 20dB from limit.

Model No	RT-AC68U V3	Site	CB2-H
Test Voltage	AC 120V/60Hz	Test Date	2020/4/6
Test Mode	Mode 1: Transmit mode_CDD_ADP 1	Engineer	Scott
Polarity	Vertical	Temperature (℃)	23.5
Test Condition	802.11ac(20M)_5825MHz	Humidity (%RH)	55.0

No	Frequency (MHz)	Emission Level (dBuV/m)	Limit (dBuV/m)	Margin (dB)	Reading Level (dBuV)	Correct Factor (dB/m)	Detector Type
1	6302.5	61.42	68.20	-6.78	68.45	-7.03	PK
2	11650	55.82	74.00	-18.18	50.71	5.11	PK
3	11650	42.79	54.00	-11.21	37.68	5.11	AV
* 4	17475	63.82	68.20	-4.38	54.13	9.69	PK

Note:

1. All reading above 1GHz is performed with peak and/or average measurements as necessary.
2. “ * ”, means this data is the worst value.
3. Emission Level = Reading Level + Correct Factor.
4. The average measurement was not performed when the peak measured data under the limit of average detection.
5. The emission above 18GHz were not included is because their levels are lower than 20dB from limit.

Model No	RT-AC68U V3	Site	CB2-H
Test Voltage	AC 120V/60Hz	Test Date	2020/4/6
Test Mode	Mode 1: Transmit mode_CDD_ADP 1	Engineer	Scott
Polarity	Horizontal	Temperature (℃)	23.5
Test Condition	802.11ac(40M)_5755MHz	Humidity (%RH)	55.0

No	Frequency (MHz)	Emission Level (dBuV/m)	Limit (dBuV/m)	Margin (dB)	Reading Level (dBuV)	Correct Factor (dB/m)	Detector Type
1	6433.7	50.64	68.20	-17.56	56.89	-6.25	PK
2	11510	55.35	74.00	-18.65	50.28	5.07	PK
3	11510	42.33	54.00	-11.67	37.26	5.07	AV
* 4	17265	62.13	68.20	-6.07	53.28	8.85	PK

Note:

1. All reading above 1GHz is performed with peak and/or average measurements as necessary.
2. “ * ”, means this data is the worst value.
3. Emission Level = Reading Level + Correct Factor.
4. The average measurement was not performed when the peak measured data under the limit of average detection.
5. The emission above 18GHz were not included is because their levels are lower than 20dB from limit.

Model No	RT-AC68U V3	Site	CB2-H
Test Voltage	AC 120V/60Hz	Test Date	2020/4/6
Test Mode	Mode 1: Transmit mode_CDD_ADP 1	Engineer	Scott
Polarity	Vertical	Temperature (℃)	23.5
Test Condition	802.11ac(40M)_5755MHz	Humidity (%RH)	55.0

No	Frequency (MHz)	Emission Level (dBuV/m)	Limit (dBuV/m)	Margin (dB)	Reading Level (dBuV)	Correct Factor (dB/m)	Detector Type
1	6714.9	54.12	68.20	-14.08	59.24	-5.12	PK
2	11510	42.33	54.00	-11.67	37.26	5.07	AV
3	11510	55.11	74.00	-18.89	50.04	5.07	PK
* 4	17265	62.71	68.20	-5.49	53.86	8.85	PK

Note:

1. All reading above 1GHz is performed with peak and/or average measurements as necessary.
2. “ * ”, means this data is the worst value.
3. Emission Level = Reading Level + Correct Factor.
4. The average measurement was not performed when the peak measured data under the limit of average detection.
5. The emission above 18GHz were not included is because their levels are lower than 20dB from limit.

Model No	RT-AC68U V3	Site	CB2-H
Test Voltage	AC 120V/60Hz	Test Date	2020/4/6
Test Mode	Mode 1: Transmit mode_CDD_ADP 1	Engineer	Scott
Polarity	Horizontal	Temperature (℃)	23.5
Test Condition	802.11ac(40M)_5795MHz	Humidity (%RH)	55.0

No	Frequency (MHz)	Emission Level (dBuV/m)	Limit (dBuV/m)	Margin (dB)	Reading Level (dBuV)	Correct Factor (dB/m)	Detector Type
1	6523.7	50.81	68.20	-17.39	56.76	-5.95	PK
2	11590	41.77	54.00	-12.23	36.69	5.08	AV
3	11590	55.08	74.00	-18.92	50.00	5.08	PK
* 4	17385	62.57	68.20	-5.63	53.22	9.35	PK

Note:

1. All reading above 1GHz is performed with peak and/or average measurements as necessary.
2. “ * ”, means this data is the worst value.
3. Emission Level = Reading Level + Correct Factor.
4. The average measurement was not performed when the peak measured data under the limit of average detection.
5. The emission above 18GHz were not included is because their levels are lower than 20dB from limit.

Model No	RT-AC68U V3	Site	CB2-H
Test Voltage	AC 120V/60Hz	Test Date	2020/4/6
Test Mode	Mode 1: Transmit mode_CDD_ADP 1	Engineer	Scott
Polarity	Vertical	Temperature (℃)	23.5
Test Condition	802.11ac(40M)_5795MHz	Humidity (%RH)	55.0

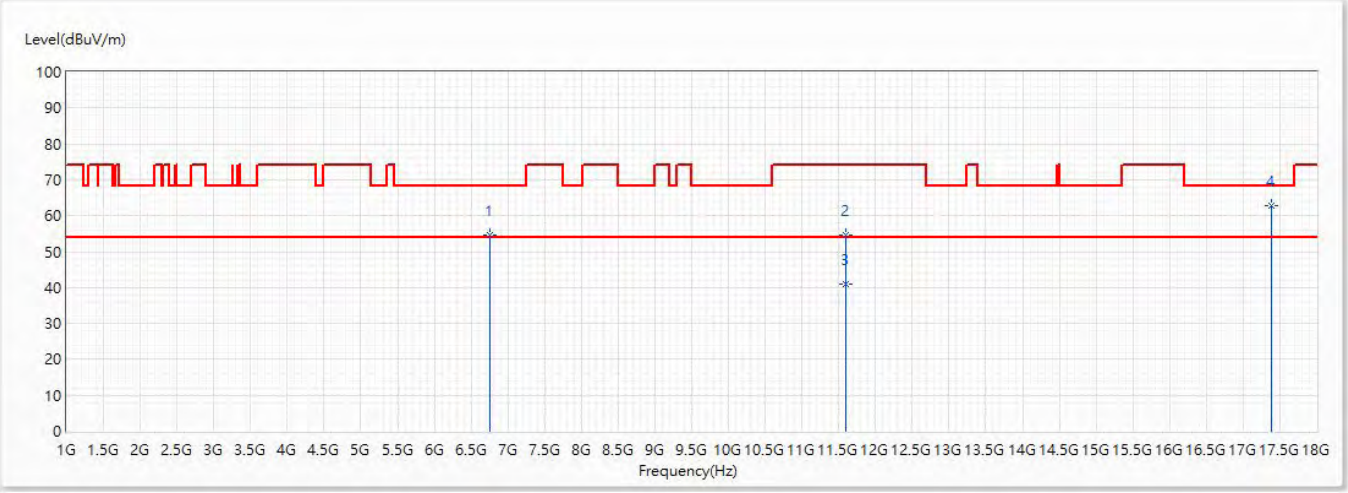

No	Frequency (MHz)	Emission Level (dBuV/m)	Limit (dBuV/m)	Margin (dB)	Reading Level (dBuV)	Correct Factor (dB/m)	Detector Type
1	6761	54.68	68.20	-13.52	59.63	-4.95	PK
2	11590	54.71	74.00	-19.29	49.63	5.08	PK
3	11590	40.93	54.00	-13.07	35.85	5.08	AV
* 4	17385	62.69	68.20	-5.51	53.34	9.35	PK

Note:

1. All reading above 1GHz is performed with peak and/or average measurements as necessary.
2. “ * ”, means this data is the worst value.
3. Emission Level = Reading Level + Correct Factor.
4. The average measurement was not performed when the peak measured data under the limit of average detection.
5. The emission above 18GHz were not included is because their levels are lower than 20dB from limit.

Model No	RT-AC68U V3	Site	CB2-H
Test Voltage	AC 120V/60Hz	Test Date	2020/4/6
Test Mode	Mode 1: Transmit mode_CDD_ADP 1	Engineer	Scott
Polarity	Horizontal	Temperature (℃)	23.5
Test Condition	802.11ac(80M)_5775MHz	Humidity (%RH)	55.0

No	Frequency (MHz)	Emission Level (dBuV/m)	Limit (dBuV/m)	Margin (dB)	Reading Level (dBuV)	Correct Factor (dB/m)	Detector Type
1	6416.2	51.82	68.20	-16.38	58.12	-6.30	PK
2	11550	55.06	74.00	-18.94	49.99	5.07	PK
3	11550	40.26	54.00	-13.74	35.19	5.07	AV
* 4	17325	57.48	68.20	-10.72	48.35	9.13	PK

Note:

1. All reading above 1GHz is performed with peak and/or average measurements as necessary.
2. “ * ”, means this data is the worst value.
3. Emission Level = Reading Level + Correct Factor.
4. The average measurement was not performed when the peak measured data under the limit of average detection.
5. The emission above 18GHz were not included is because their levels are lower than 20dB from limit.

Model No	RT-AC68U V3	Site	CB2-H
Test Voltage	AC 120V/60Hz	Test Date	2020/4/6
Test Mode	Mode 1: Transmit mode_CDD_ADP 1	Engineer	Scott
Polarity	Vertical	Temperature (℃)	23.5
Test Condition	802.11ac(80M)_5775MHz	Humidity (%RH)	55.0

No	Frequency (MHz)	Emission Level (dBuV/m)	Limit (dBuV/m)	Margin (dB)	Reading Level (dBuV)	Correct Factor (dB/m)	Detector Type
1	6416.2	57.72	68.20	-10.48	64.02	-6.30	PK
2	11550	42.33	54.00	-11.67	37.26	5.07	AV
3	11550	55.66	74.00	-18.34	50.59	5.07	PK
* 4	17325	62.03	68.20	-6.17	52.90	9.13	PK

Note:

1. All reading above 1GHz is performed with peak and/or average measurements as necessary.
2. “ * ”, means this data is the worst value.
3. Emission Level = Reading Level + Correct Factor.
4. The average measurement was not performed when the peak measured data under the limit of average detection.
5. The emission above 18GHz were not included is because their levels are lower than 20dB from limit.

7. Band Edge

7.1. Test Setup

RF Radiated Measurement:

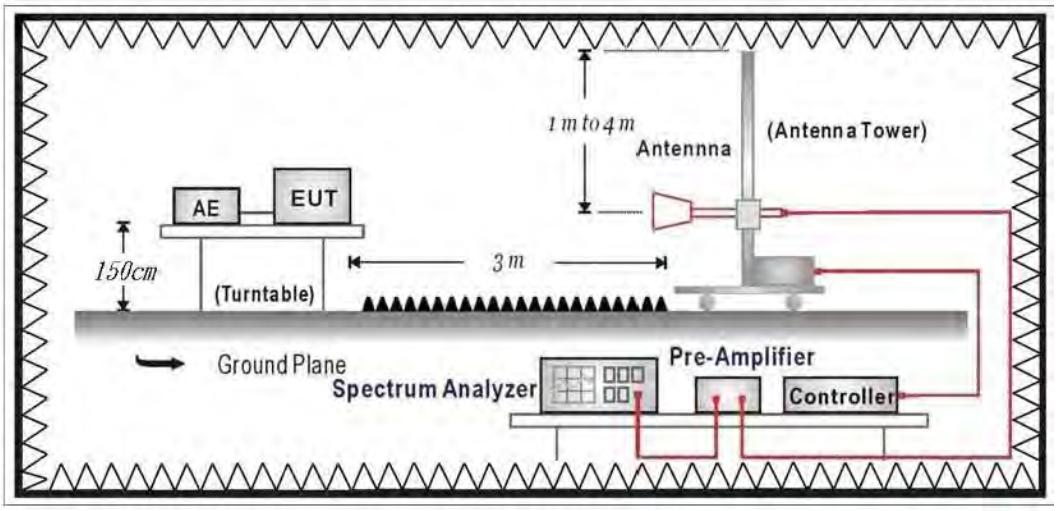

7.2. Limits

➢ **General Radiated Emission Limits**

The provisions of Section 15.205 of this part apply to intentional radiators operating under this section. Radiated emissions which fall in the restricted bands, as defined in Section 15.205, must also comply with the radiated emission limits specified in Section 15.209:

FCC Part 15 Subpart C Paragraph 15.209 Limits		
Frequency MHz	uV/m @3m	dBuV/m@3m
30 - 88	100	40
88 - 216	150	43.5
216 - 960	200	46
Above 960	500	54

Remark:
1. RF Voltage (dBuV) = 20 log RF Voltage (uV)
2. In the Above Table, the tighter limit applies at the band edges.
3. Distance refers to the distance in meters between the measuring instrument antenna and the closed point of any part of the device or system.

➢ **Unwanted Emission out of the restricted bands Limits**

FCC Part 15 Subpart E Paragraph 15.407(b) Limits		
Frequency (MHz)	EIRP Limit (dBm)	Equivalent Field Strength (dBuV/m@3m)
5150 - 5250	-27	68.3
5250 - 5350	-27	68.3
5470 - 5725	-27	68.3
5725 - 5850	-27 (Note1)	68.3
	-17 (Note2)	78.3

4. For transmitters operating in the 5.725-5.85 GHz band

(i) All emissions shall be limited to a level of -27 dBm/MHz at 75 MHz or more above or below the band edge increasing linearly to 10 dBm/MHz at 25 MHz above or below the band edge, and from 25 MHz above or below the band edge increasing linearly to a level of 15.6 dBm/MHz at 5 MHz above or below the band edge, and from 5 MHz above or below the band edge increasing linearly to a level of 27dBm/MHz at the band edge.

(ii) Devices certified before March 2, 2019 with antenna gain greater than 10 dBi may demonstrate compliance with the emission limits in Section 15.247(d), but manufacturing, marketing and importing of devices certified under this alternative must cease by March 2, 2018. Devices certified before March 2, 2018 with antenna gain of 10 dBi or less may demonstrate compliance with the emission limits in Section 15.247(d), but manufacturing, marketing and importing of devices certified under this alternative must cease before March 2, 2020.

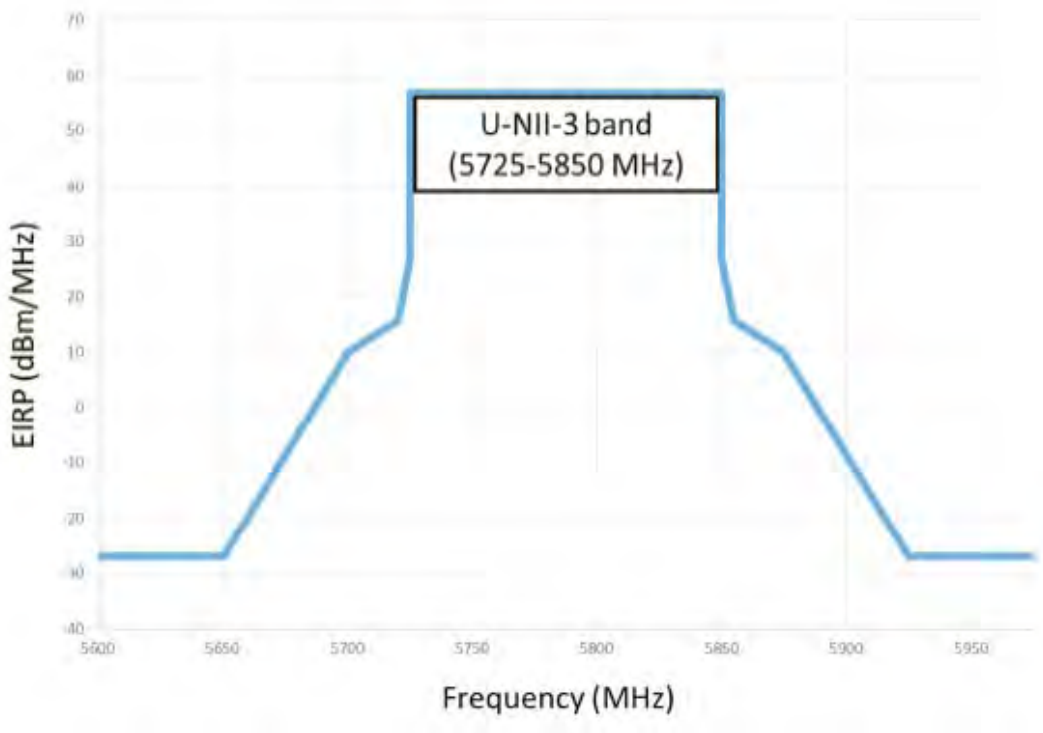

Remark:

1. For frequencies more than 10 MHz above or below the band edges.
2. For frequency range from the band edges to 10 MHz above or below the band edges.
3. uV/m = $\frac{1000000\sqrt{30 \times EIRP}}{3}$, RF Voltage (dBuV/m) = 20 log RF Voltage (uV/m)

7.3. Test Procedure

The EUT and its simulators are placed on a turn table which is 0.8 meter above ground. The turn table can rotate 360 degrees to determine the position of the maximum emission level. The EUT was positioned such that the distance from antenna to the EUT was 3 meters.

The antenna can move up and down between 1 meter and 4 meters to find out the maximum emission level.

Both horizontal and vertical polarization of the antenna are set on measurement. In order to find the maximum emission, all of the interface cables must be manipulated according to ANSI C63.10: 2013on radiated measurement.

The bandwidth below 1GHz setting on the field strength meter is 120 KHz, above 1GHz are 1 MHz.

7.4. Test Result

Model No	RT-AC68U V3	Site	CB2-H
Test Voltage	AC 120V/60Hz	Test Date	2020/3/25
Test Mode	Mode 1: Transmit mode_CDD_ADP 1	Engineer	Scott
Polarity	Horizontal	Temperature (℃)	22.6
Test Condition	802.11a_5180MHz	Humidity (%RH)	57.0

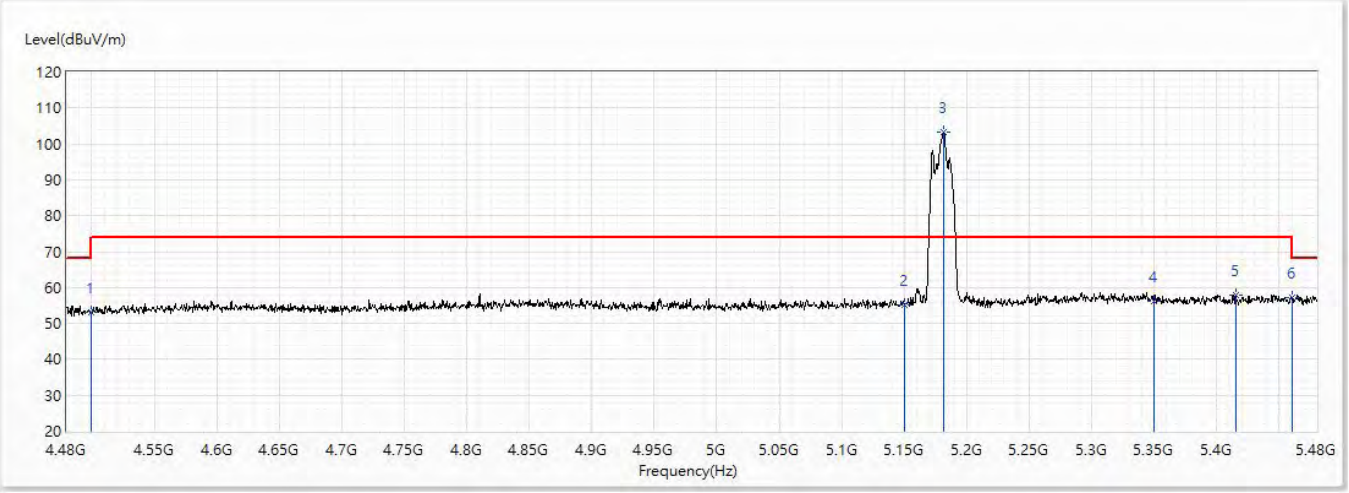

No	Frequency (MHz)	Emission Level (dBuV/m)	Limit (dBuV/m)	Margin (dB)	Reading Level (dBuV)	Correct Factor (dB/m)	Detector Type
1	4500	52.94	74.00	-21.06	28.92	24.02	PK
2	5150	55.14	74.00	-18.86	30.21	24.93	PK
! 3	5181.5	103.44	74.00	29.44	78.41	25.03	PK
4	5350	56.31	74.00	-17.69	30.80	25.51	PK
5	5415	57.86	74.00	-16.14	32.12	25.74	PK
6	5460	57.22	74.00	-16.78	31.43	25.79	PK

Note:

1. All reading above 1GHz is performed with peak and/or average measurements as necessary.
2. Emission Level = Reading Level + Correct Factor.
3. The average measurement was not performed when the peak measured data under the limit of average detection. If the readings given are average, peak measurement should also be supplied.
4. The fundamental for reference only, it’s not restricted by unwanted emission limit.

Model No	RT-AC68U V3	Site	CB2-H
Test Voltage	AC 120V/60Hz	Test Date	2020/3/25
Test Mode	Mode 1: Transmit mode_CDD_ADP 1	Engineer	Scott
Polarity	Horizontal	Temperature (℃)	22.6
Test Condition	802.11a_5180MHz	Humidity (%RH)	57.0

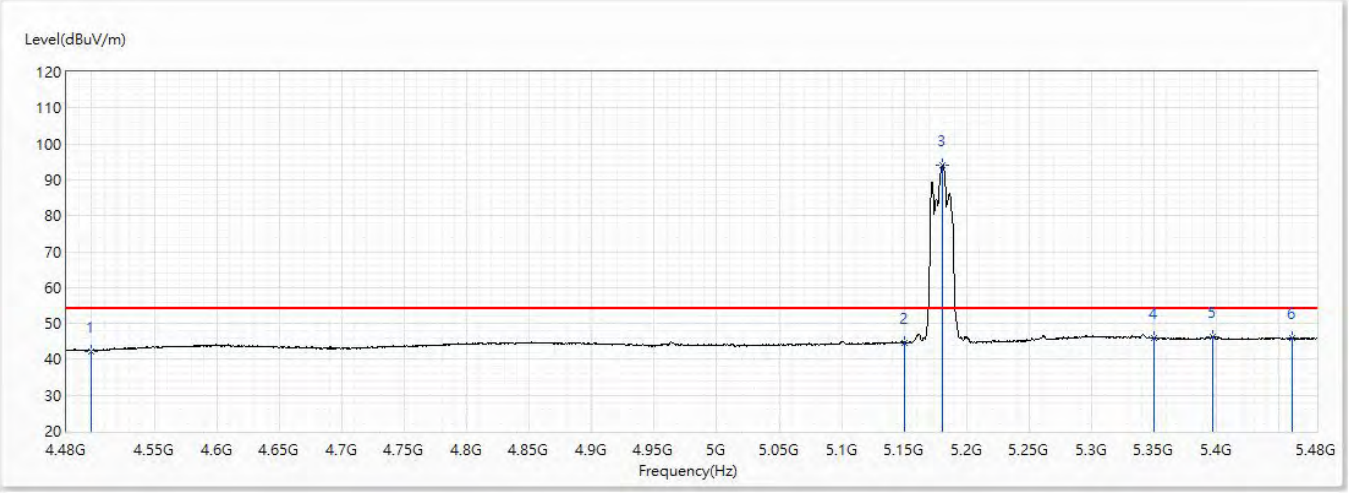

No	Frequency (MHz)	Emission Level (dBuV/m)	Limit (dBuV/m)	Margin (dB)	Reading Level (dBuV)	Correct Factor (dB/m)	Detector Type
1	4500	42.32	54.00	-11.68	18.30	24.02	AV
2	5150	44.72	54.00	-9.28	19.79	24.93	AV
! 3	5181	94.21	54.00	40.21	69.18	25.03	AV
4	5350	45.95	54.00	-8.05	20.44	25.51	AV
5	5397	46.44	54.00	-7.56	20.72	25.72	AV
6	5460	45.83	54.00	-8.17	20.04	25.79	AV

Note:

1. All reading above 1GHz is performed with peak and/or average measurements as necessary.
2. Emission Level = Reading Level + Correct Factor.
3. The average measurement was not performed when the peak measured data under the limit of average detection. If the readings given are average, peak measurement should also be supplied.
4. The fundamental for reference only, it’s not restricted by unwanted emission limit.

Model No	RT-AC68U V3	Site	CB2-H
Test Voltage	AC 120V/60Hz	Test Date	2020/3/20
Test Mode	Mode 1: Transmit mode_CDD_ADP 1	Engineer	Scott
Polarity	Vertical	Temperature (℃)	22.6
Test Condition	802.11a_5180MHz	Humidity (%RH)	57.0

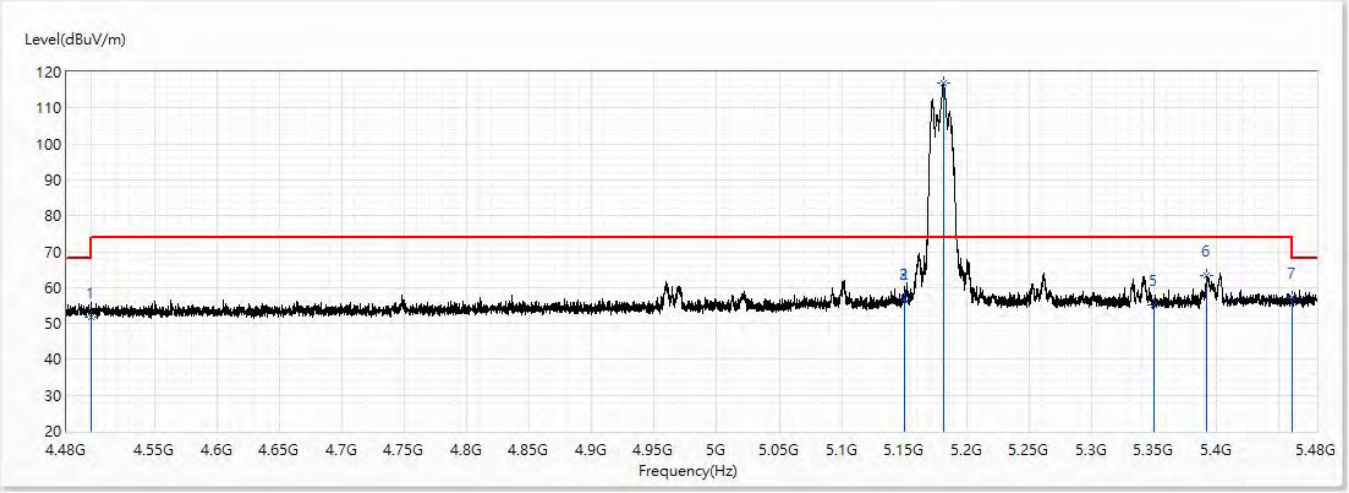

No	Frequency (MHz)	Emission Level (dBuV/m)	Limit (dBuV/m)	Margin (dB)	Reading Level (dBuV)	Correct Factor (dB/m)	Detector Type
1	4500	51.90	74.00	-22.10	27.88	24.02	PK
2	5150	56.80	74.00	-17.20	31.87	24.93	PK
3	5150	56.80	74.00	-17.20	31.87	24.93	PK
! 4	5181.75	116.90	74.00	42.90	91.86	25.04	PK
5	5350	55.15	74.00	-18.85	29.64	25.51	PK
6	5392	63.28	74.00	-10.72	37.58	25.70	PK
7	5460	57.14	74.00	-16.86	31.35	25.79	PK

Note:

1. All reading above 1GHz is performed with peak and/or average measurements as necessary.
2. Emission Level = Reading Level + Correct Factor.
3. The average measurement was not performed when the peak measured data under the limit of average detection. If the readings given are average, peak measurement should also be supplied.
4. The fundamental for reference only, it’s not restricted by unwanted emission limit.

Model No	RT-AC68U V3	Site	CB2-H
Test Voltage	AC 120V/60Hz	Test Date	2020/3/20
Test Mode	Mode 1: Transmit mode_CDD_ADP 1	Engineer	Scott
Polarity	Vertical	Temperature (℃)	22.6
Test Condition	802.11a_5180MHz	Humidity (%RH)	57.0

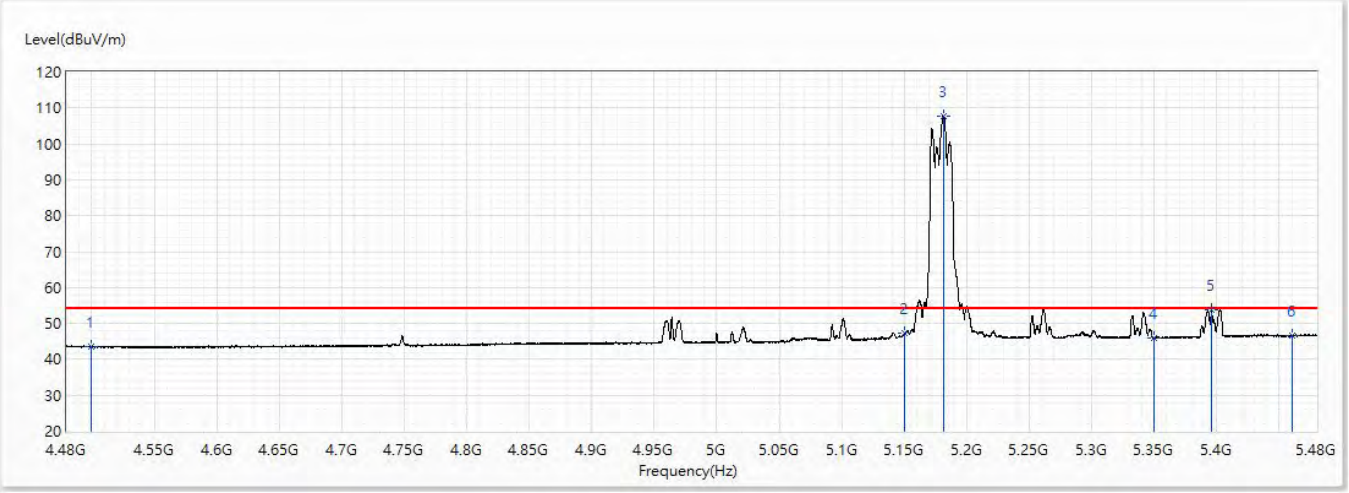

No	Frequency (MHz)	Emission Level (dBuV/m)	Limit (dBuV/m)	Margin (dB)	Reading Level (dBuV)	Correct Factor (dB/m)	Detector Type
1	4500	43.65	54.00	-10.35	19.63	24.02	AV
2	5150	47.30	54.00	-6.70	22.37	24.93	AV
! 3	5181.25	107.76	54.00	53.76	82.73	25.03	AV
4	5350	45.87	54.00	-8.13	20.36	25.51	AV
5	5395.75	53.91	54.00	-0.09	28.19	25.72	AV
6	5460	46.55	54.00	-7.45	20.76	25.79	AV

Note:

1. All reading above 1GHz is performed with peak and/or average measurements as necessary.
2. Emission Level = Reading Level + Correct Factor.
3. The average measurement was not performed when the peak measured data under the limit of average detection. If the readings given are average, peak measurement should also be supplied.
4. The fundamental for reference only, it’s not restricted by unwanted emission limit.

Model No	RT-AC68U V3	Site	CB2-H
Test Voltage	AC 120V/60Hz	Test Date	2020/3/25
Test Mode	Mode 1: Transmit mode_CDD_ADP 1	Engineer	Scott
Polarity	Horizontal	Temperature (℃)	22.6
Test Condition	802.11a_5220MHz	Humidity (%RH)	57.0

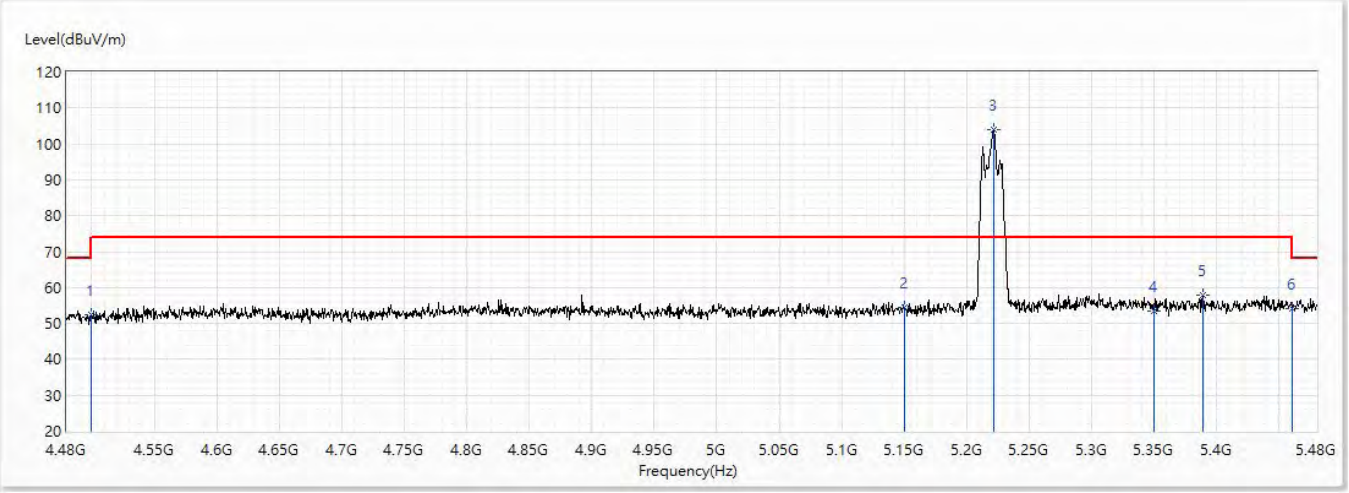

No	Frequency (MHz)	Emission Level (dBuV/m)	Limit (dBuV/m)	Margin (dB)	Reading Level (dBuV)	Correct Factor (dB/m)	Detector Type
1	4500	52.48	74.00	-21.52	28.46	24.02	PK
2	5150	54.41	74.00	-19.59	29.48	24.93	PK
! 3	5221.5	103.79	74.00	29.79	78.66	25.13	PK
4	5350	53.40	74.00	-20.60	27.89	25.51	PK
5	5389	57.73	74.00	-16.27	32.04	25.69	PK
6	5460	54.15	74.00	-19.85	28.36	25.79	PK

Note:

1. All reading above 1GHz is performed with peak and/or average measurements as necessary.
2. Emission Level = Reading Level + Correct Factor.
3. The average measurement was not performed when the peak measured data under the limit of average detection. If the readings given are average, peak measurement should also be supplied.
4. The fundamental for reference only, it’s not restricted by unwanted emission limit.

Model No	RT-AC68U V3	Site	CB2-H
Test Voltage	AC 120V/60Hz	Test Date	2020/3/25
Test Mode	Mode 1: Transmit mode_CDD_ADP 1	Engineer	Scott
Polarity	Horizontal	Temperature (℃)	22.6
Test Condition	802.11a_5220MHz	Humidity (%RH)	57.0

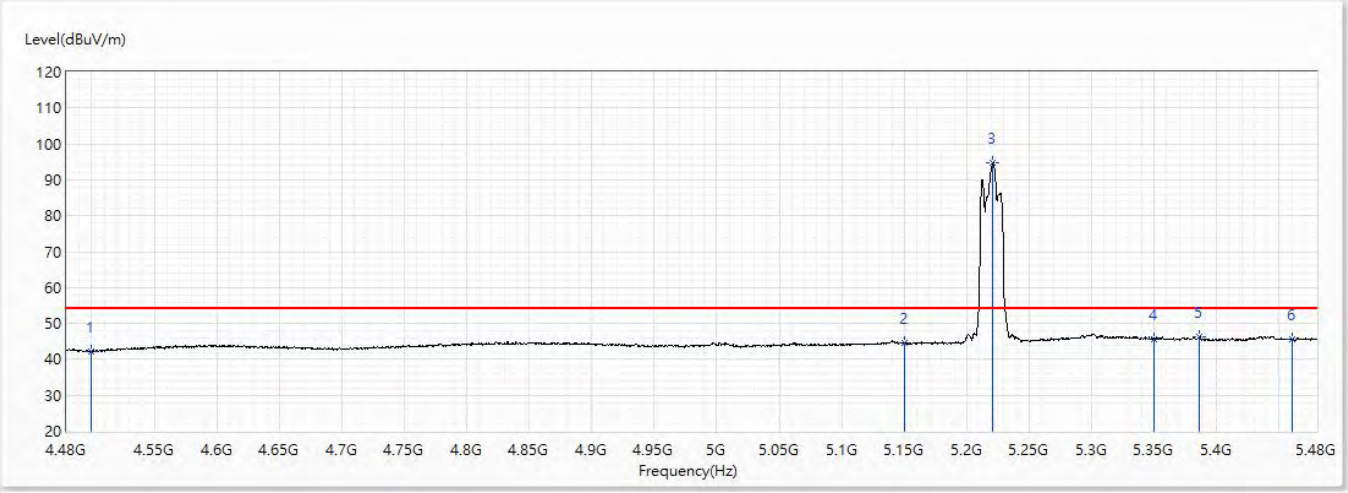

No	Frequency (MHz)	Emission Level (dBuV/m)	Limit (dBuV/m)	Margin (dB)	Reading Level (dBuV)	Correct Factor (dB/m)	Detector Type
1	4500	42.26	54.00	-11.74	18.24	24.02	AV
2	5150	44.57	54.00	-9.43	19.64	24.93	AV
! 3	5221	94.88	54.00	40.88	69.75	25.13	AV
4	5350	45.67	54.00	-8.33	20.16	25.51	AV
5	5386.5	46.24	54.00	-7.76	20.56	25.68	AV
6	5460	45.45	54.00	-8.55	19.66	25.79	AV

Note:

1. All reading above 1GHz is performed with peak and/or average measurements as necessary.
2. Emission Level = Reading Level + Correct Factor.
3. The average measurement was not performed when the peak measured data under the limit of average detection. If the readings given are average, peak measurement should also be supplied.
4. The fundamental for reference only, it’s not restricted by unwanted emission limit.

Model No	RT-AC68U V3	Site	CB2-H
Test Voltage	AC 120V/60Hz	Test Date	2020/3/20
Test Mode	Mode 1: Transmit mode_CDD_ADP 1	Engineer	Scott
Polarity	Vertical	Temperature (℃)	22.6
Test Condition	802.11a_5220MHz	Humidity (%RH)	57.0

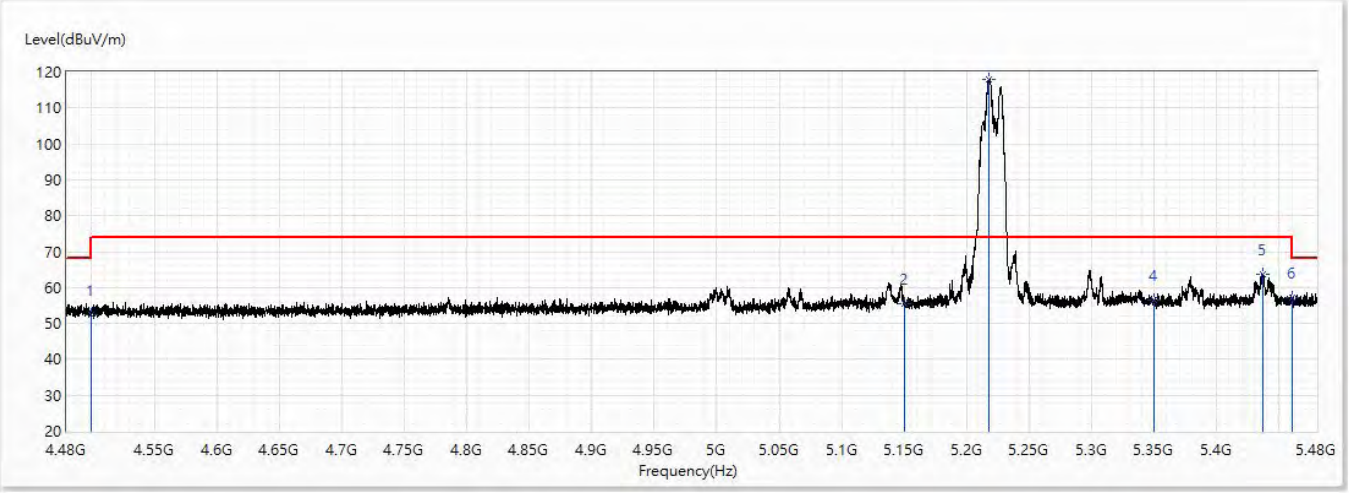

No	Frequency (MHz)	Emission Level (dBuV/m)	Limit (dBuV/m)	Margin (dB)	Reading Level (dBuV)	Correct Factor (dB/m)	Detector Type
1	4500	52.58	74.00	-21.42	28.56	24.02	PK
2	5150	55.49	74.00	-18.51	30.56	24.93	PK
! 3	5217.875	118.00	74.00	44.00	92.87	25.13	PK
4	5350	56.51	74.00	-17.49	31.00	25.51	PK
5	5436.75	63.84	74.00	-10.16	38.06	25.78	PK
6	5460	57.10	74.00	-16.90	31.31	25.79	PK

Note:

1. All reading above 1GHz is performed with peak and/or average measurements as necessary.
2. Emission Level = Reading Level + Correct Factor.
3. The average measurement was not performed when the peak measured data under the limit of average detection. If the readings given are average, peak measurement should also be supplied.
4. The fundamental for reference only, it’s not restricted by unwanted emission limit.

Model No	RT-AC68U V3	Site	CB2-H
Test Voltage	AC 120V/60Hz	Test Date	2020/3/20
Test Mode	Mode 1: Transmit mode_CDD_ADP 1	Engineer	Scott
Polarity	Vertical	Temperature (℃)	22.6
Test Condition	802.11a_5220MHz	Humidity (%RH)	57.0

No	Frequency (MHz)	Emission Level (dBuV/m)	Limit (dBuV/m)	Margin (dB)	Reading Level (dBuV)	Correct Factor (dB/m)	Detector Type
1	4500	43.42	54.00	-10.58	19.40	24.02	AV
2	5150	45.65	54.00	-8.35	20.72	24.93	AV
! 3	5218.125	108.33	54.00	54.33	83.20	25.13	AV
4	5350	45.81	54.00	-8.19	20.30	25.51	AV
5	5437.07	53.93	54.00	-0.07	28.15	25.78	AV
6	5460	46.37	54.00	-7.63	20.58	25.79	AV

Note:

1. All reading above 1GHz is performed with peak and/or average measurements as necessary.
2. Emission Level = Reading Level + Correct Factor.
3. The average measurement was not performed when the peak measured data under the limit of average detection. If the readings given are average, peak measurement should also be supplied.
4. The fundamental for reference only, it’s not restricted by unwanted emission limit.

Model No	RT-AC68U V3	Site	CB2-H
Test Voltage	AC 120V/60Hz	Test Date	2020/3/25
Test Mode	Mode 1: Transmit mode_CDD_ADP 1	Engineer	Scott
Polarity	Horizontal	Temperature (℃)	22.6
Test Condition	802.11a_5240MHz	Humidity (%RH)	57.0

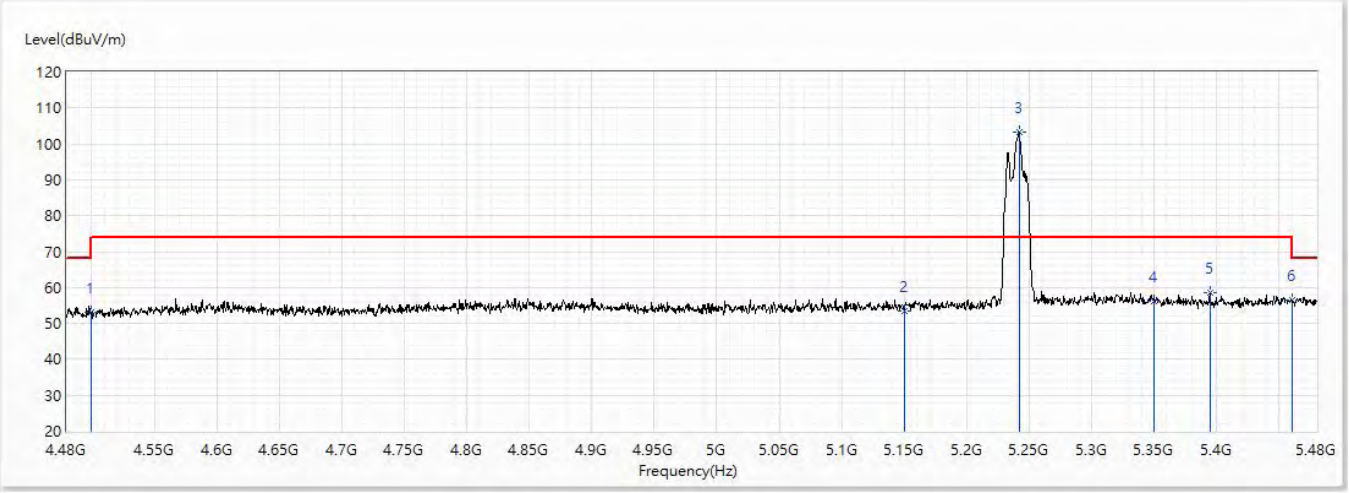

No	Frequency (MHz)	Emission Level (dBuV/m)	Limit (dBuV/m)	Margin (dB)	Reading Level (dBuV)	Correct Factor (dB/m)	Detector Type
1	4500	53.05	74.00	-20.95	29.03	24.02	PK
2	5150	53.31	74.00	-20.69	28.38	24.93	PK
! 3	5242	103.30	74.00	29.30	78.12	25.18	PK
4	5350	56.19	74.00	-17.81	30.68	25.51	PK
5	5394.5	58.70	74.00	-15.30	33.00	25.70	PK
6	5460	56.41	74.00	-17.59	30.62	25.79	PK

Note:

1. All reading above 1GHz is performed with peak and/or average measurements as necessary.
2. Emission Level = Reading Level + Correct Factor.
3. The average measurement was not performed when the peak measured data under the limit of average detection. If the readings given are average, peak measurement should also be supplied.
4. The fundamental for reference only, it’s not restricted by unwanted emission limit.

Model No	RT-AC68U V3	Site	CB2-H
Test Voltage	AC 120V/60Hz	Test Date	2020/3/25
Test Mode	Mode 1: Transmit mode_CDD_ADP 1	Engineer	Scott
Polarity	Horizontal	Temperature (℃)	22.6
Test Condition	802.11a_5240MHz	Humidity (%RH)	57.0

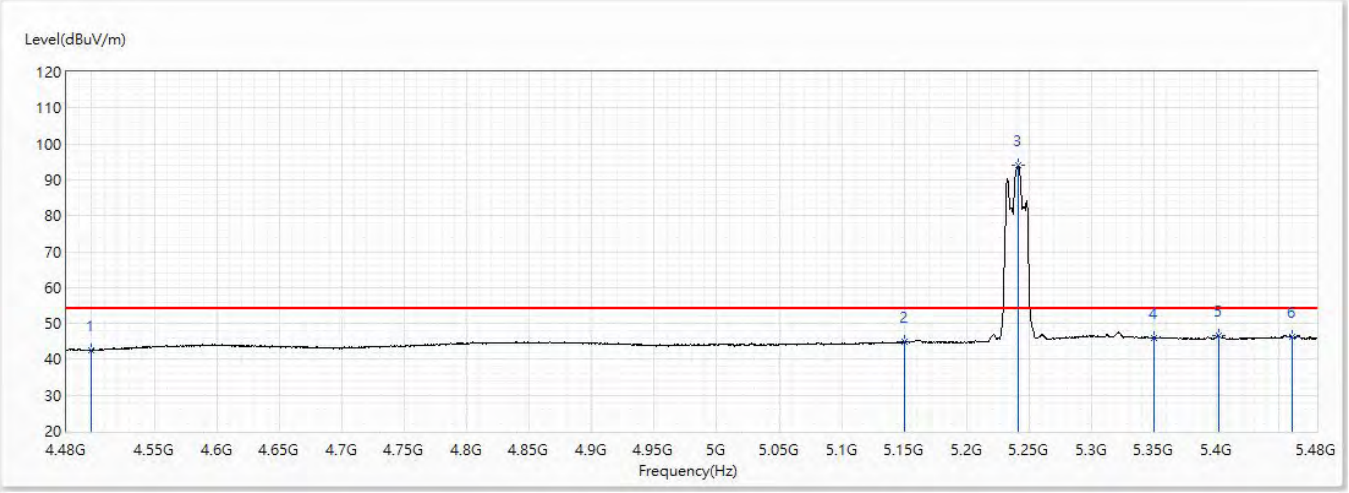

No	Frequency (MHz)	Emission Level (dBuV/m)	Limit (dBuV/m)	Margin (dB)	Reading Level (dBuV)	Correct Factor (dB/m)	Detector Type
1	4500	42.55	54.00	-11.45	18.53	24.02	AV
2	5150	44.79	54.00	-9.21	19.86	24.93	AV
! 3	5241	93.99	54.00	39.99	68.81	25.18	AV
4	5350	46.08	54.00	-7.92	20.57	25.51	AV
5	5402	46.55	54.00	-7.45	20.82	25.73	AV
6	5460	46.15	54.00	-7.85	20.36	25.79	AV

Note:

1. All reading above 1GHz is performed with peak and/or average measurements as necessary.
2. Emission Level = Reading Level + Correct Factor.
3. The average measurement was not performed when the peak measured data under the limit of average detection. If the readings given are average, peak measurement should also be supplied.
4. The fundamental for reference only, it’s not restricted by unwanted emission limit.

Model No	RT-AC68U V3	Site	CB2-H
Test Voltage	AC 120V/60Hz	Test Date	2020/3/20
Test Mode	Mode 1: Transmit mode_CDD_ADP 1	Engineer	Scott
Polarity	Vertical	Temperature (℃)	22.6
Test Condition	802.11a_5240MHz	Humidity (%RH)	57.0

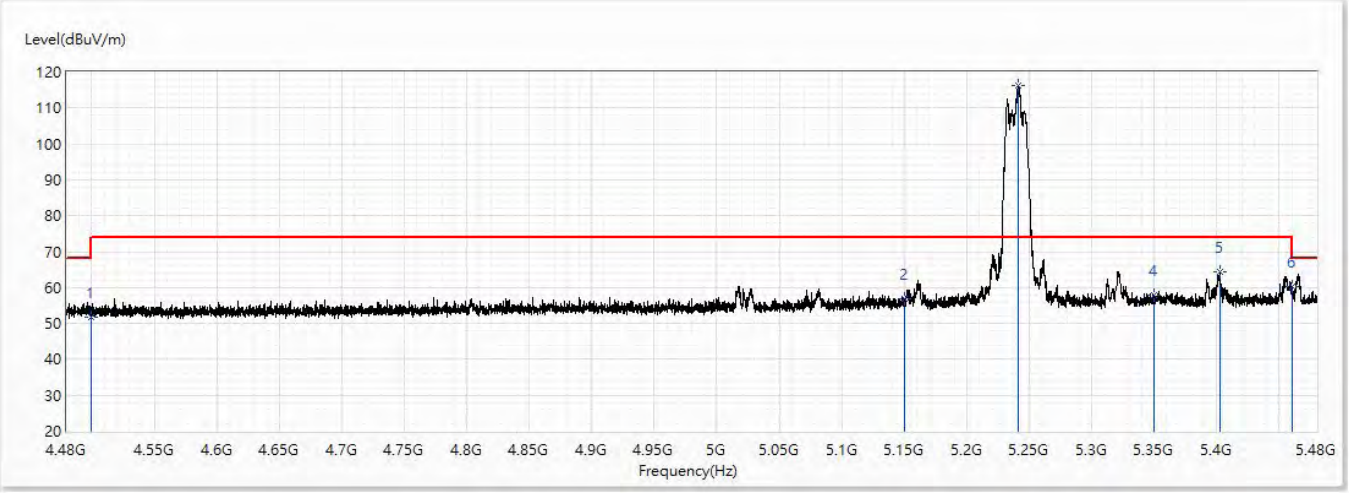

No	Frequency (MHz)	Emission Level (dBuV/m)	Limit (dBuV/m)	Margin (dB)	Reading Level (dBuV)	Correct Factor (dB/m)	Detector Type
1	4500	51.84	74.00	-22.16	27.82	24.02	PK
2	5150	56.78	74.00	-17.22	31.85	24.93	PK
! 3	5241.25	116.30	74.00	42.30	91.12	25.18	PK
4	5350	57.80	74.00	-16.20	32.29	25.51	PK
5	5402.625	64.21	74.00	-9.79	38.48	25.73	PK
6	5460	60.36	74.00	-13.64	34.57	25.79	PK

Note:

1. All reading above 1GHz is performed with peak and/or average measurements as necessary.
2. Emission Level = Reading Level + Correct Factor.
3. The average measurement was not performed when the peak measured data under the limit of average detection. If the readings given are average, peak measurement should also be supplied.
4. The fundamental for reference only, it’s not restricted by unwanted emission limit.

Model No	RT-AC68U V3	Site	CB2-H
Test Voltage	AC 120V/60Hz	Test Date	2020/3/20
Test Mode	Mode 1: Transmit mode_CDD_ADP 1	Engineer	Scott
Polarity	Vertical	Temperature (℃)	22.6
Test Condition	802.11a_5240MHz	Humidity (%RH)	57.0

No	Frequency (MHz)	Emission Level (dBuV/m)	Limit (dBuV/m)	Margin (dB)	Reading Level (dBuV)	Correct Factor (dB/m)	Detector Type
1	4500	43.34	54.00	-10.66	19.32	24.02	AV
2	5150	45.55	54.00	-8.45	20.62	24.93	AV
! 3	5241	106.96	54.00	52.96	81.78	25.18	AV
4	5350	46.45	54.00	-7.55	20.94	25.51	AV
5	5401.125	53.76	54.00	-0.24	28.03	25.73	AV
6	5460	50.01	54.00	-3.99	24.22	25.79	AV
7	5460	50.01	54.00	-3.99	24.22	25.79	AV

Note:

1. All reading above 1GHz is performed with peak and/or average measurements as necessary.
2. Emission Level = Reading Level + Correct Factor.
3. The average measurement was not performed when the peak measured data under the limit of average detection. If the readings given are average, peak measurement should also be supplied.
4. The fundamental for reference only, it’s not restricted by unwanted emission limit.

Model No	RT-AC68U V3	Site	CB2-H
Test Voltage	AC 120V/60Hz	Test Date	2020/3/25
Test Mode	Mode 1: Transmit mode_CDD_ADP 1	Engineer	Scott
Polarity	Horizontal	Temperature (℃)	22.6
Test Condition	802.11ac(20M)_5180MHz	Humidity (%RH)	57.0

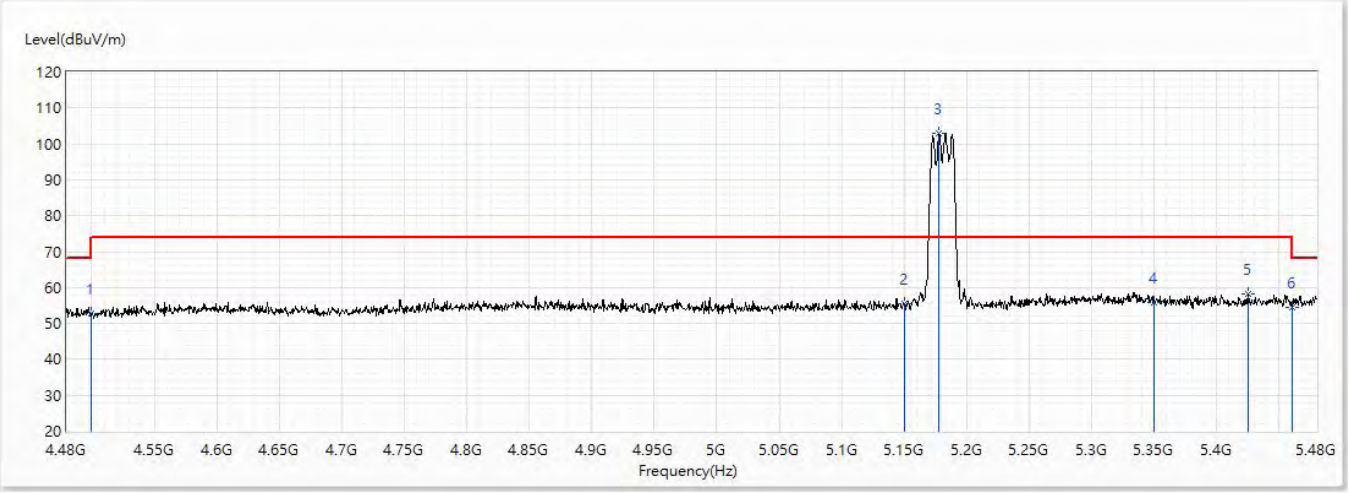

No	Frequency (MHz)	Emission Level (dBuV/m)	Limit (dBuV/m)	Margin (dB)	Reading Level (dBuV)	Correct Factor (dB/m)	Detector Type
1	4500	52.61	74.00	-21.39	28.59	24.02	PK
2	5150	55.42	74.00	-18.58	30.49	24.93	PK
! 3	5178	102.89	74.00	28.89	77.86	25.03	PK
4	5350	55.98	74.00	-18.02	30.47	25.51	PK
5	5425.5	58.36	74.00	-15.64	32.59	25.77	PK
6	5460	54.57	74.00	-19.43	28.78	25.79	PK

Note:

1. All reading above 1GHz is performed with peak and/or average measurements as necessary.
2. Emission Level = Reading Level + Correct Factor.
3. The average measurement was not performed when the peak measured data under the limit of average detection. If the readings given are average, peak measurement should also be supplied.
4. The fundamental for reference only, it’s not restricted by unwanted emission limit.

Model No	RT-AC68U V3	Site	CB2-H
Test Voltage	AC 120V/60Hz	Test Date	2020/3/25
Test Mode	Mode 1: Transmit mode_CDD_ADP 1	Engineer	Scott
Polarity	Horizontal	Temperature (℃)	22.6
Test Condition	802.11ac(20M)_5180MHz	Humidity (%RH)	57.0

No	Frequency (MHz)	Emission Level (dBuV/m)	Limit (dBuV/m)	Margin (dB)	Reading Level (dBuV)	Correct Factor (dB/m)	Detector Type
1	4500	42.77	54.00	-11.23	18.75	24.02	AV
2	5150	45.14	54.00	-8.86	20.21	24.93	AV
! 3	5182.5	94.14	54.00	40.14	69.10	25.04	AV
4	5350	46.08	54.00	-7.92	20.57	25.51	AV
5	5399.5	46.64	54.00	-7.36	20.91	25.73	AV
6	5460	46.01	54.00	-7.99	20.22	25.79	AV

Note:

1. All reading above 1GHz is performed with peak and/or average measurements as necessary.
2. Emission Level = Reading Level + Correct Factor.
3. The average measurement was not performed when the peak measured data under the limit of average detection. If the readings given are average, peak measurement should also be supplied.
4. The fundamental for reference only, it’s not restricted by unwanted emission limit.

Model No	RT-AC68U V3	Site	CB2-H
Test Voltage	AC 120V/60Hz	Test Date	2020/3/20
Test Mode	Mode 1: Transmit mode_CDD_ADP 1	Engineer	Scott
Polarity	Vertical	Temperature (℃)	22.6
Test Condition	802.11ac(20M)_5180MHz	Humidity (%RH)	57.0

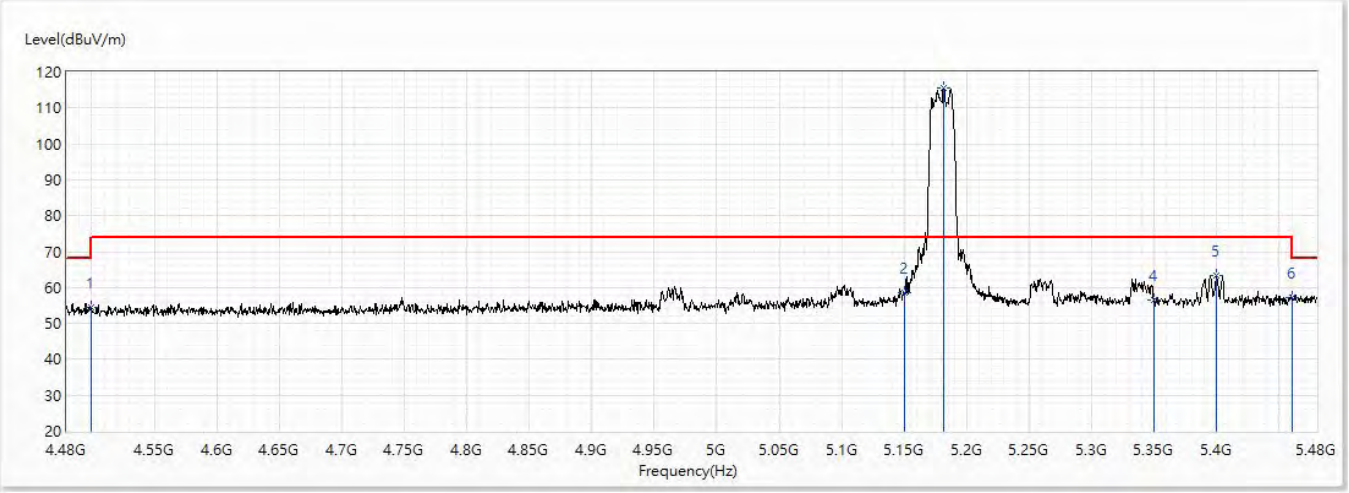

No	Frequency (MHz)	Emission Level (dBuV/m)	Limit (dBuV/m)	Margin (dB)	Reading Level (dBuV)	Correct Factor (dB/m)	Detector Type
1	4500	54.32	74.00	-19.68	30.30	24.02	PK
2	5150	58.51	74.00	-15.49	33.58	24.93	PK
! 3	5181.5	115.60	74.00	41.60	90.57	25.03	PK
4	5350	56.52	74.00	-17.48	31.01	25.51	PK
5	5400	63.33	74.00	-10.67	37.60	25.73	PK
6	5460	57.18	74.00	-16.82	31.39	25.79	PK

Note:

1. All reading above 1GHz is performed with peak and/or average measurements as necessary.
2. Emission Level = Reading Level + Correct Factor.
3. The average measurement was not performed when the peak measured data under the limit of average detection. If the readings given are average, peak measurement should also be supplied.
4. The fundamental for reference only, it’s not restricted by unwanted emission limit.

Model No	RT-AC68U V3	Site	CB2-H
Test Voltage	AC 120V/60Hz	Test Date	2020/3/20
Test Mode	Mode 1: Transmit mode_CDD_ADP 1	Engineer	Scott
Polarity	Vertical	Temperature (℃)	22.6
Test Condition	802.11ac(20M)_5180MHz	Humidity (%RH)	57.0

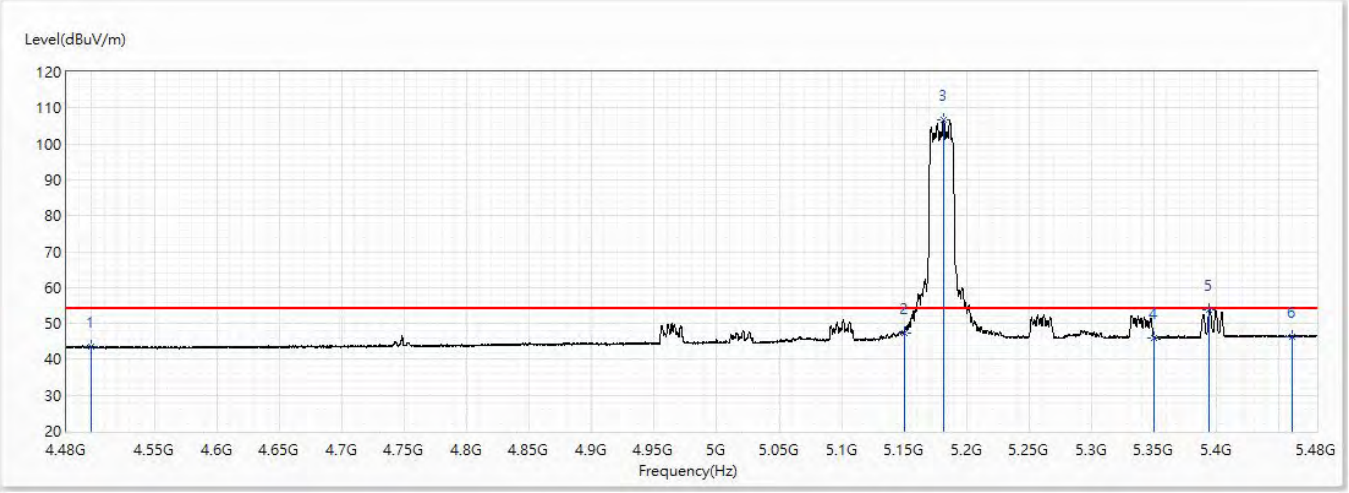

No	Frequency (MHz)	Emission Level (dBuV/m)	Limit (dBuV/m)	Margin (dB)	Reading Level (dBuV)	Correct Factor (dB/m)	Detector Type
1	4500	43.44	54.00	-10.56	19.42	24.02	AV
2	5150	47.17	54.00	-6.83	22.24	24.93	AV
! 3	5181.625	106.71	54.00	52.71	81.67	25.04	AV
4	5350	45.93	54.00	-8.07	20.42	25.51	AV
5	5394.32	53.80	54.00	-0.20	28.10	25.70	AV
6	5460	46.39	54.00	-7.61	20.60	25.79	AV

Note:

1. All reading above 1GHz is performed with peak and/or average measurements as necessary.
2. Emission Level = Reading Level + Correct Factor.
3. The average measurement was not performed when the peak measured data under the limit of average detection. If the readings given are average, peak measurement should also be supplied.
4. The fundamental for reference only, it’s not restricted by unwanted emission limit.

Model No	RT-AC68U V3	Site	CB2-H
Test Voltage	AC 120V/60Hz	Test Date	2020/3/25
Test Mode	Mode 1: Transmit mode_CDD_ADP 1	Engineer	Scott
Polarity	Horizontal	Temperature (℃)	22.6
Test Condition	802.11ac(20M)_5220MHz	Humidity (%RH)	57.0

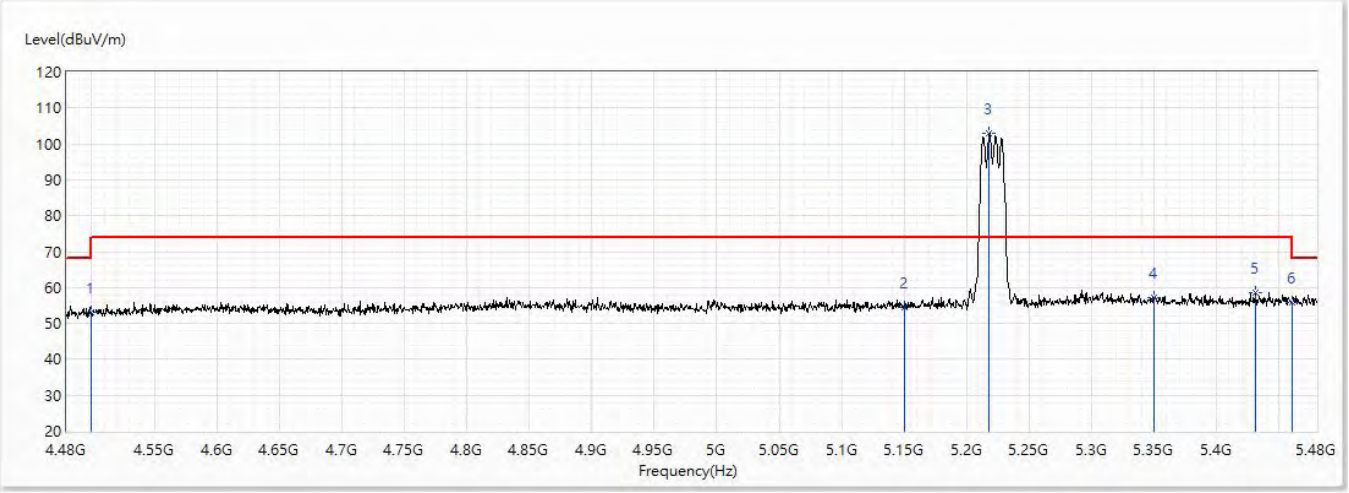

No	Frequency (MHz)	Emission Level (dBuV/m)	Limit (dBuV/m)	Margin (dB)	Reading Level (dBuV)	Correct Factor (dB/m)	Detector Type
1	4500	53.24	74.00	-20.76	29.22	24.02	PK
2	5150	54.63	74.00	-19.37	29.70	24.93	PK
! 3	5218	102.81	74.00	28.81	77.68	25.13	PK
4	5350	57.18	74.00	-16.82	31.67	25.51	PK
5	5431.5	58.62	74.00	-15.38	32.85	25.77	PK
6	5460	55.93	74.00	-18.07	30.14	25.79	PK

Note:

1. All reading above 1GHz is performed with peak and/or average measurements as necessary.
2. Emission Level = Reading Level + Correct Factor.
3. The average measurement was not performed when the peak measured data under the limit of average detection. If the readings given are average, peak measurement should also be supplied.
4. The fundamental for reference only, it’s not restricted by unwanted emission limit.

Model No	RT-AC68U V3	Site	CB2-H
Test Voltage	AC 120V/60Hz	Test Date	2020/3/25
Test Mode	Mode 1: Transmit mode_CDD_ADP 1	Engineer	Scott
Polarity	Horizontal	Temperature (℃)	22.6
Test Condition	802.11ac(20M)_5220MHz	Humidity (%RH)	57.0

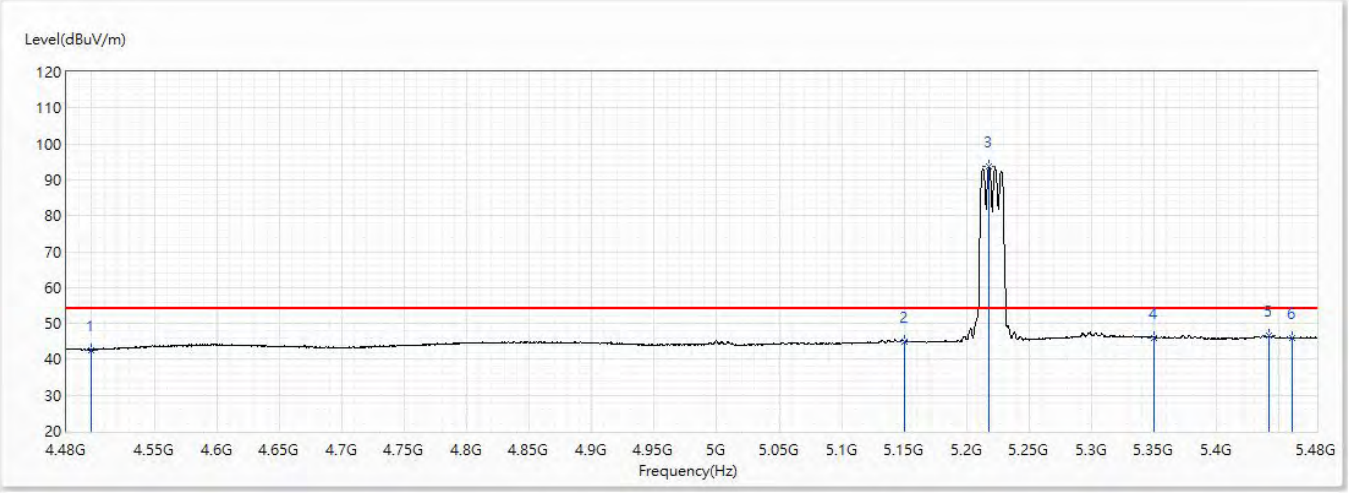

No	Frequency (MHz)	Emission Level (dBuV/m)	Limit (dBuV/m)	Margin (dB)	Reading Level (dBuV)	Correct Factor (dB/m)	Detector Type
1	4500	42.60	54.00	-11.40	18.58	24.02	AV
2	5150	44.95	54.00	-9.05	20.02	24.93	AV
! 3	5218	93.56	54.00	39.56	68.43	25.13	AV
4	5350	46.09	54.00	-7.91	20.58	25.51	AV
5	5442	46.57	54.00	-7.43	20.79	25.78	AV
6	5460	46.03	54.00	-7.97	20.24	25.79	AV

Note:

1. All reading above 1GHz is performed with peak and/or average measurements as necessary.
2. Emission Level = Reading Level + Correct Factor.
3. The average measurement was not performed when the peak measured data under the limit of average detection. If the readings given are average, peak measurement should also be supplied.
4. The fundamental for reference only, it’s not restricted by unwanted emission limit.

Model No	RT-AC68U V3	Site	CB2-H
Test Voltage	AC 120V/60Hz	Test Date	2020/3/20
Test Mode	Mode 1: Transmit mode_CDD_ADP 1	Engineer	Scott
Polarity	Vertical	Temperature (℃)	22.6
Test Condition	802.11ac(20M)_5220MHz	Humidity (%RH)	57.0

No	Frequency (MHz)	Emission Level (dBuV/m)	Limit (dBuV/m)	Margin (dB)	Reading Level (dBuV)	Correct Factor (dB/m)	Detector Type
1	4500	53.48	74.00	-20.52	29.46	24.02	PK
2	5150	56.43	74.00	-17.57	31.50	24.93	PK
! 3	5222	115.00	74.00	41.00	89.87	25.13	PK
4	5350	55.76	74.00	-18.24	30.25	25.51	PK
5	5441.5	64.06	74.00	-9.94	38.28	25.78	PK
6	5460	56.78	74.00	-17.22	30.99	25.79	PK

Note:

1. All reading above 1GHz is performed with peak and/or average measurements as necessary.
2. Emission Level = Reading Level + Correct Factor.
3. The average measurement was not performed when the peak measured data under the limit of average detection. If the readings given are average, peak measurement should also be supplied.
4. The fundamental for reference only, it’s not restricted by unwanted emission limit.

Model No	RT-AC68U V3	Site	CB2-H
Test Voltage	AC 120V/60Hz	Test Date	2020/3/20
Test Mode	Mode 1: Transmit mode_CDD_ADP 1	Engineer	Scott
Polarity	Vertical	Temperature (℃)	22.6
Test Condition	802.11ac(20M)_5220MHz	Humidity (%RH)	57.0

No	Frequency (MHz)	Emission Level (dBuV/m)	Limit (dBuV/m)	Margin (dB)	Reading Level (dBuV)	Correct Factor (dB/m)	Detector Type
1	4500	43.43	54.00	-10.57	19.41	24.02	AV
2	5150	45.93	54.00	-8.07	21.00	24.93	AV
! 3	5221.5	106.34	54.00	52.34	81.21	25.13	AV
4	5350	45.96	54.00	-8.04	20.45	25.51	AV
5	5436	53.89	54.00	-0.11	28.11	25.78	AV
6	5460	46.43	54.00	-7.57	20.64	25.79	AV

Note:

1. All reading above 1GHz is performed with peak and/or average measurements as necessary.
2. Emission Level = Reading Level + Correct Factor.
3. The average measurement was not performed when the peak measured data under the limit of average detection. If the readings given are average, peak measurement should also be supplied.
4. The fundamental for reference only, it’s not restricted by unwanted emission limit.

Model No	RT-AC68U V3	Site	CB2-H
Test Voltage	AC 120V/60Hz	Test Date	2020/3/25
Test Mode	Mode 1: Transmit mode_CDD_ADP 1	Engineer	Scott
Polarity	Horizontal	Temperature (℃)	22.6
Test Condition	802.11ac(20M)_5240MHz	Humidity (%RH)	57.0

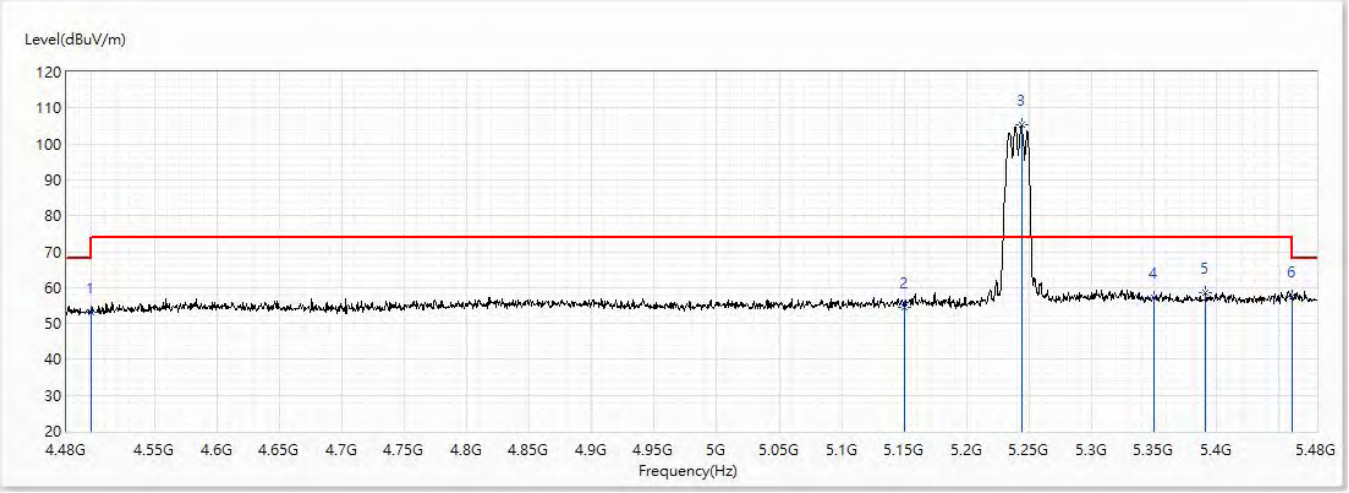

No	Frequency (MHz)	Emission Level (dBuV/m)	Limit (dBuV/m)	Margin (dB)	Reading Level (dBuV)	Correct Factor (dB/m)	Detector Type
1	4500	53.08	74.00	-20.92	29.06	24.02	PK
2	5150	54.49	74.00	-19.51	29.56	24.93	PK
! 3	5244	105.28	74.00	31.28	80.10	25.18	PK
4	5350	57.35	74.00	-16.65	31.84	25.51	PK
5	5391	58.66	74.00	-15.34	32.97	25.69	PK
6	5460	57.69	74.00	-16.31	31.90	25.79	PK

Note:

1. All reading above 1GHz is performed with peak and/or average measurements as necessary.
2. Emission Level = Reading Level + Correct Factor.
3. The average measurement was not performed when the peak measured data under the limit of average detection. If the readings given are average, peak measurement should also be supplied.
4. The fundamental for reference only, it’s not restricted by unwanted emission limit.

Model No	RT-AC68U V3	Site	CB2-H
Test Voltage	AC 120V/60Hz	Test Date	2020/3/25
Test Mode	Mode 1: Transmit mode_CDD_ADP 1	Engineer	Scott
Polarity	Horizontal	Temperature (℃)	22.6
Test Condition	802.11ac(20M)_5240MHz	Humidity (%RH)	57.0

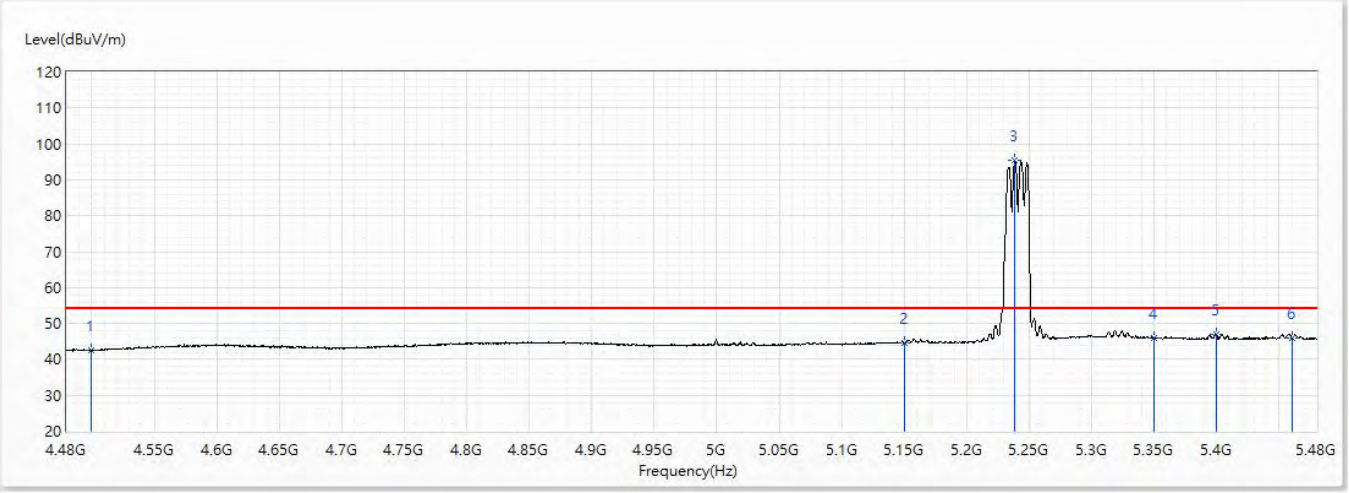

No	Frequency (MHz)	Emission Level (dBuV/m)	Limit (dBuV/m)	Margin (dB)	Reading Level (dBuV)	Correct Factor (dB/m)	Detector Type
1	4500	42.60	54.00	-11.40	18.58	24.02	AV
2	5150	44.67	54.00	-9.33	19.74	24.93	AV
! 3	5238.5	95.29	54.00	41.29	70.12	25.17	AV
4	5350	45.97	54.00	-8.03	20.46	25.51	AV
5	5399.5	46.94	54.00	-7.06	21.21	25.73	AV
6	5460	45.77	54.00	-8.23	19.98	25.79	AV

Note:

1. All reading above 1GHz is performed with peak and/or average measurements as necessary.
2. Emission Level = Reading Level + Correct Factor.
3. The average measurement was not performed when the peak measured data under the limit of average detection. If the readings given are average, peak measurement should also be supplied.
4. The fundamental for reference only, it’s not restricted by unwanted emission limit.

Model No	RT-AC68U V3	Site	CB2-H
Test Voltage	AC 120V/60Hz	Test Date	2020/3/20
Test Mode	Mode 1: Transmit mode_CDD_ADP 1	Engineer	Scott
Polarity	Vertical	Temperature (℃)	22.6
Test Condition	802.11ac(20M)_5240MHz	Humidity (%RH)	57.0

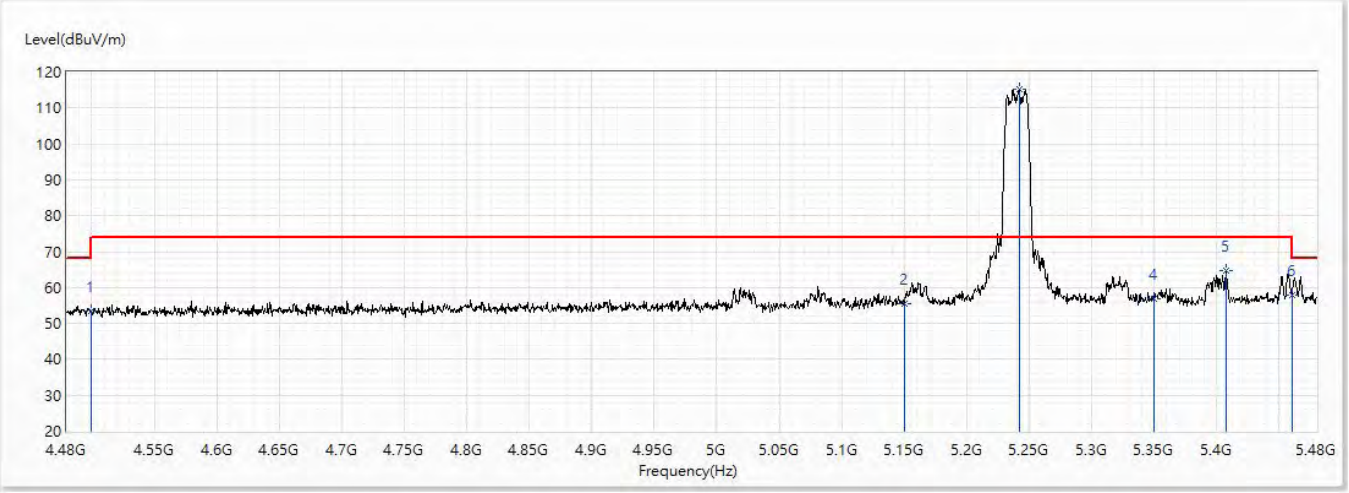

No	Frequency (MHz)	Emission Level (dBuV/m)	Limit (dBuV/m)	Margin (dB)	Reading Level (dBuV)	Correct Factor (dB/m)	Detector Type
1	4500	53.42	74.00	-20.58	29.40	24.02	PK
2	5150	55.37	74.00	-18.63	30.44	24.93	PK
! 3	5242	115.39	74.00	41.39	90.21	25.18	PK
4	5350	56.80	74.00	-17.20	31.29	25.51	PK
5	5408	64.84	74.00	-9.16	39.10	25.74	PK
6	5460	57.86	74.00	-16.14	32.07	25.79	PK

Note:

1. All reading above 1GHz is performed with peak and/or average measurements as necessary.
2. Emission Level = Reading Level + Correct Factor.
3. The average measurement was not performed when the peak measured data under the limit of average detection. If the readings given are average, peak measurement should also be supplied.
4. The fundamental for reference only, it’s not restricted by unwanted emission limit.

Model No	RT-AC68U V3	Site	CB2-H
Test Voltage	AC 120V/60Hz	Test Date	2020/3/20
Test Mode	Mode 1: Transmit mode_CDD_ADP 1	Engineer	Scott
Polarity	Vertical	Temperature (℃)	22.6
Test Condition	802.11ac(20M)_5240MHz	Humidity (%RH)	57.0

No	Frequency (MHz)	Emission Level (dBuV/m)	Limit (dBuV/m)	Margin (dB)	Reading Level (dBuV)	Correct Factor (dB/m)	Detector Type
1	4500	43.52	54.00	-10.48	19.50	24.02	AV
2	5150	46.00	54.00	-8.00	21.07	24.93	AV
! 3	5246.5	106.46	54.00	52.46	81.27	25.19	AV
4	5350	47.33	54.00	-6.67	21.82	25.51	AV
5	5457	53.73	54.00	-0.27	27.94	25.79	AV
6	5460	48.15	54.00	-5.85	22.36	25.79	AV

Note:

1. All reading above 1GHz is performed with peak and/or average measurements as necessary.
2. Emission Level = Reading Level + Correct Factor.
3. The average measurement was not performed when the peak measured data under the limit of average detection. If the readings given are average, peak measurement should also be supplied.
4. The fundamental for reference only, it’s not restricted by unwanted emission limit.

Model No	RT-AC68U V3	Site	CB2-H
Test Voltage	AC 120V/60Hz	Test Date	2020/3/25
Test Mode	Mode 1: Transmit mode_CDD_ADP 1	Engineer	Scott
Polarity	Horizontal	Temperature (℃)	22.6
Test Condition	802.11ac(40M)_5190MHz	Humidity (%RH)	57.0

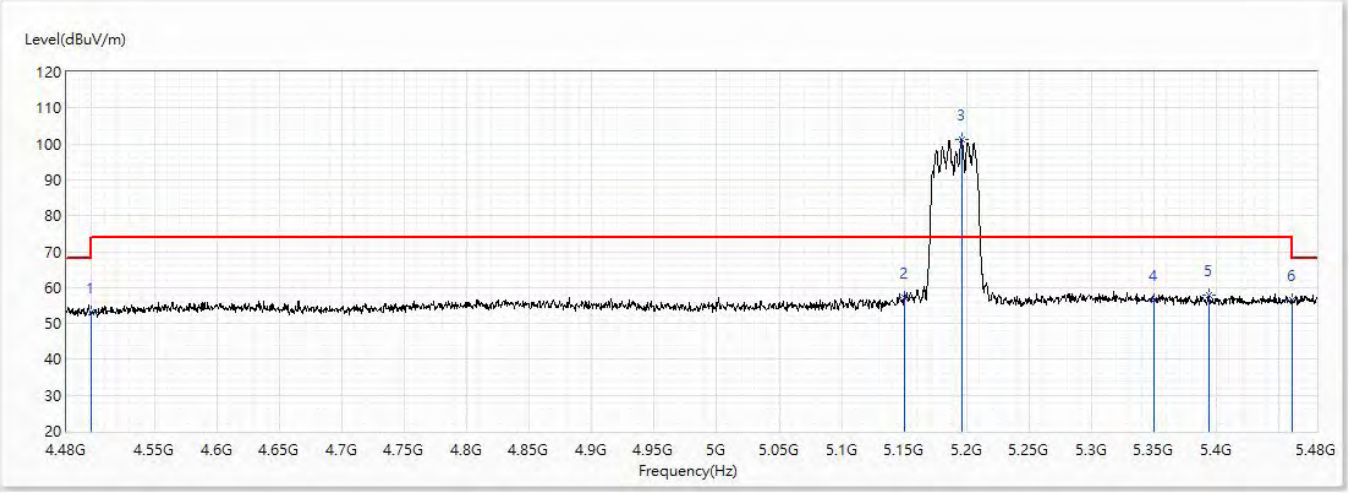

No	Frequency (MHz)	Emission Level (dBuV/m)	Limit (dBuV/m)	Margin (dB)	Reading Level (dBuV)	Correct Factor (dB/m)	Detector Type
1	4500	53.16	74.00	-20.84	29.14	24.02	PK
2	5150	57.07	74.00	-16.93	32.14	24.93	PK
! 3	5196	101.34	74.00	27.34	76.26	25.08	PK
4	5350	56.42	74.00	-17.58	30.91	25.51	PK
5	5393.5	57.87	74.00	-16.13	32.17	25.70	PK
6	5460	56.47	74.00	-17.53	30.68	25.79	PK

Note:

1. All reading above 1GHz is performed with peak and/or average measurements as necessary.
2. Emission Level = Reading Level + Correct Factor.
3. The average measurement was not performed when the peak measured data under the limit of average detection. If the readings given are average, peak measurement should also be supplied.
4. The fundamental for reference only, it’s not restricted by unwanted emission limit.

Model No	RT-AC68U V3	Site	CB2-H
Test Voltage	AC 120V/60Hz	Test Date	2020/3/25
Test Mode	Mode 1: Transmit mode_CDD_ADP 1	Engineer	Scott
Polarity	Horizontal	Temperature (℃)	22.6
Test Condition	802.11ac(40M)_5190MHz	Humidity (%RH)	57.0

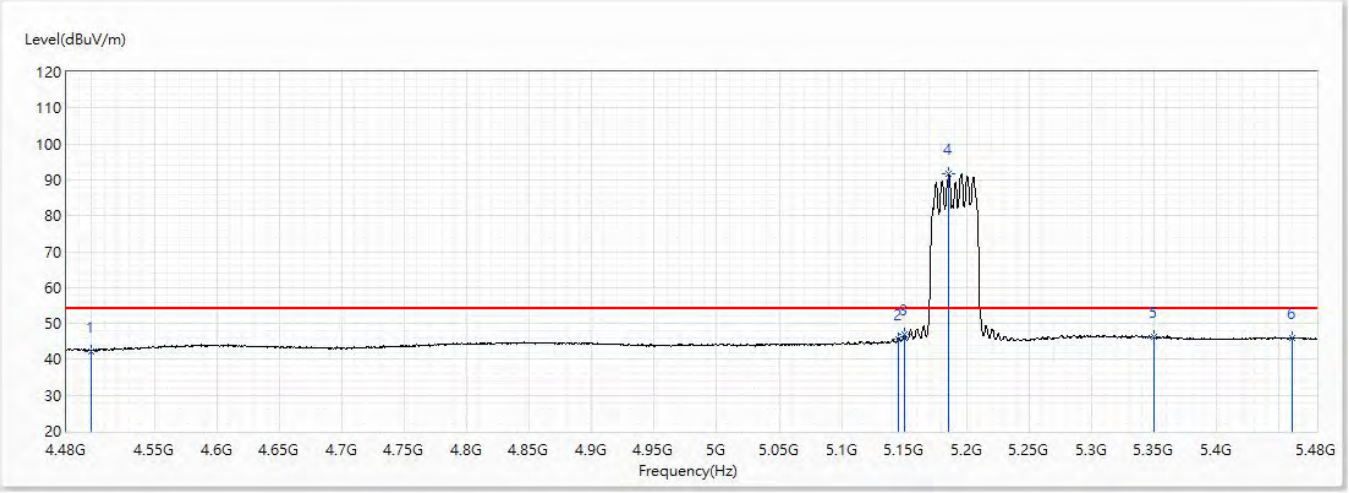

No	Frequency (MHz)	Emission Level (dBuV/m)	Limit (dBuV/m)	Margin (dB)	Reading Level (dBuV)	Correct Factor (dB/m)	Detector Type
1	4500	42.34	54.00	-11.66	18.32	24.02	AV
2	5145	45.67	54.00	-8.33	20.75	24.92	AV
3	5150	46.90	54.00	-7.10	21.97	24.93	AV
! 4	5185.5	91.70	54.00	37.70	66.65	25.05	AV
5	5350	46.11	54.00	-7.89	20.60	25.51	AV
6	5460	45.79	54.00	-8.21	20.00	25.79	AV

Note:

1. All reading above 1GHz is performed with peak and/or average measurements as necessary.
2. Emission Level = Reading Level + Correct Factor.
3. The average measurement was not performed when the peak measured data under the limit of average detection. If the readings given are average, peak measurement should also be supplied.
4. The fundamental for reference only, it’s not restricted by unwanted emission limit.

Model No	RT-AC68U V3	Site	CB2-H
Test Voltage	AC 120V/60Hz	Test Date	2020/3/20
Test Mode	Mode 1: Transmit mode_CDD_ADP 1	Engineer	Scott
Polarity	Vertical	Temperature (℃)	22.6
Test Condition	802.11ac(40M)_5190MHz	Humidity (%RH)	57.0

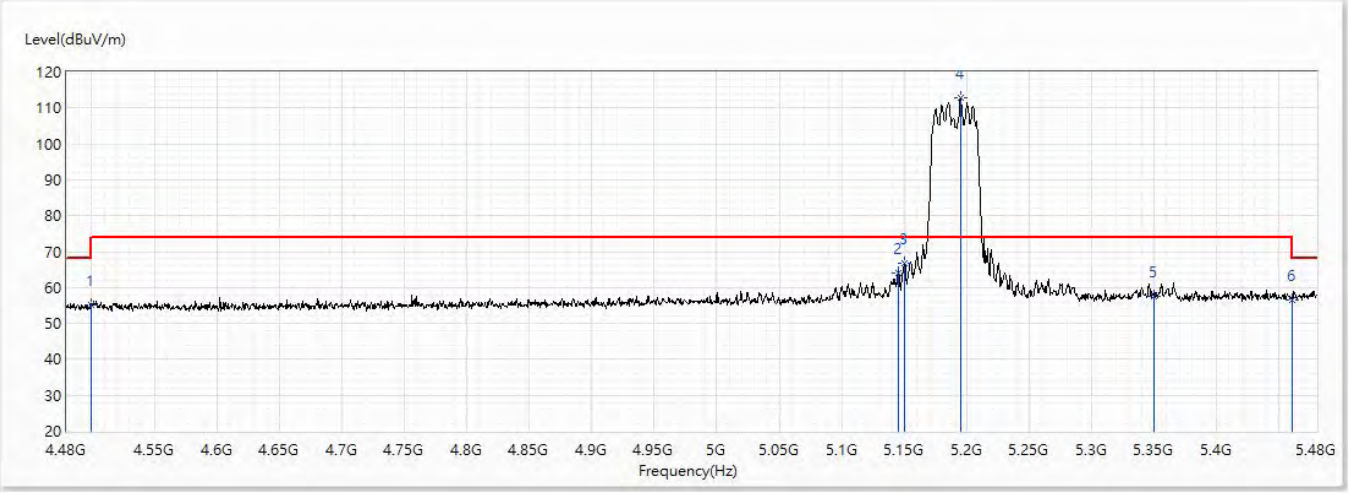

No	Frequency (MHz)	Emission Level (dBuV/m)	Limit (dBuV/m)	Margin (dB)	Reading Level (dBuV)	Correct Factor (dB/m)	Detector Type
1	4500	55.10	74.00	-18.90	31.08	24.02	PK
2	5145.5	64.15	74.00	-9.85	39.22	24.93	PK
3	5150	66.67	74.00	-7.33	41.74	24.93	PK
! 4	5195	112.90	74.00	38.90	87.82	25.08	PK
5	5350	57.42	74.00	-16.58	31.91	25.51	PK
6	5460	56.62	74.00	-17.38	30.83	25.79	PK

Note:

1. All reading above 1GHz is performed with peak and/or average measurements as necessary.
2. Emission Level = Reading Level + Correct Factor.
3. The average measurement was not performed when the peak measured data under the limit of average detection. If the readings given are average, peak measurement should also be supplied.
4. The fundamental for reference only, it’s not restricted by unwanted emission limit.

Model No	RT-AC68U V3	Site	CB2-H
Test Voltage	AC 120V/60Hz	Test Date	2020/3/20
Test Mode	Mode 1: Transmit mode_CDD_ADP 1	Engineer	Scott
Polarity	Vertical	Temperature (℃)	22.6
Test Condition	802.11ac(40M)_5190MHz	Humidity (%RH)	57.0

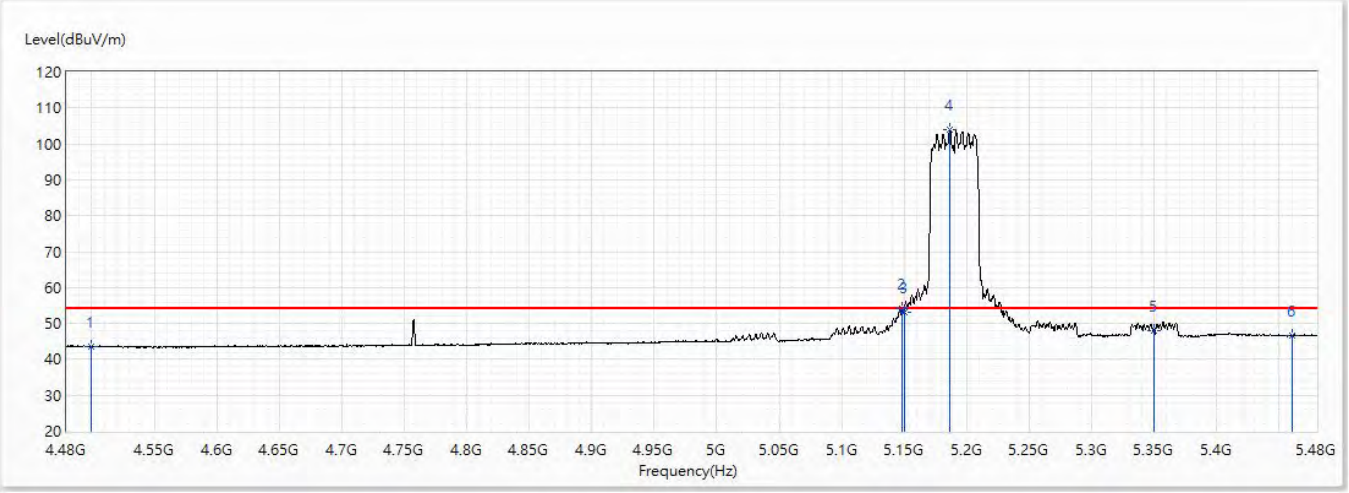

No	Frequency (MHz)	Emission Level (dBuV/m)	Limit (dBuV/m)	Margin (dB)	Reading Level (dBuV)	Correct Factor (dB/m)	Detector Type
1	4500	43.44	54.00	-10.56	19.42	24.02	AV
2	5148.5	53.97	54.00	-0.03	29.04	24.93	AV
3	5150	52.95	54.00	-1.05	28.02	24.93	AV
! 4	5186.5	103.82	54.00	49.82	78.77	25.05	AV
5	5350	47.94	54.00	-6.06	22.43	25.51	AV
6	5460	46.64	54.00	-7.36	20.85	25.79	AV

Note:

1. All reading above 1GHz is performed with peak and/or average measurements as necessary.
2. Emission Level = Reading Level + Correct Factor.
3. The average measurement was not performed when the peak measured data under the limit of average detection. If the readings given are average, peak measurement should also be supplied.
4. The fundamental for reference only, it’s not restricted by unwanted emission limit.

Model No	RT-AC68U V3	Site	CB2-H
Test Voltage	AC 120V/60Hz	Test Date	2020/3/25
Test Mode	Mode 1: Transmit mode_CDD_ADP 1	Engineer	Scott
Polarity	Horizontal	Temperature (℃)	22.6
Test Condition	802.11ac(40M)_5230MHz	Humidity (%RH)	57.0

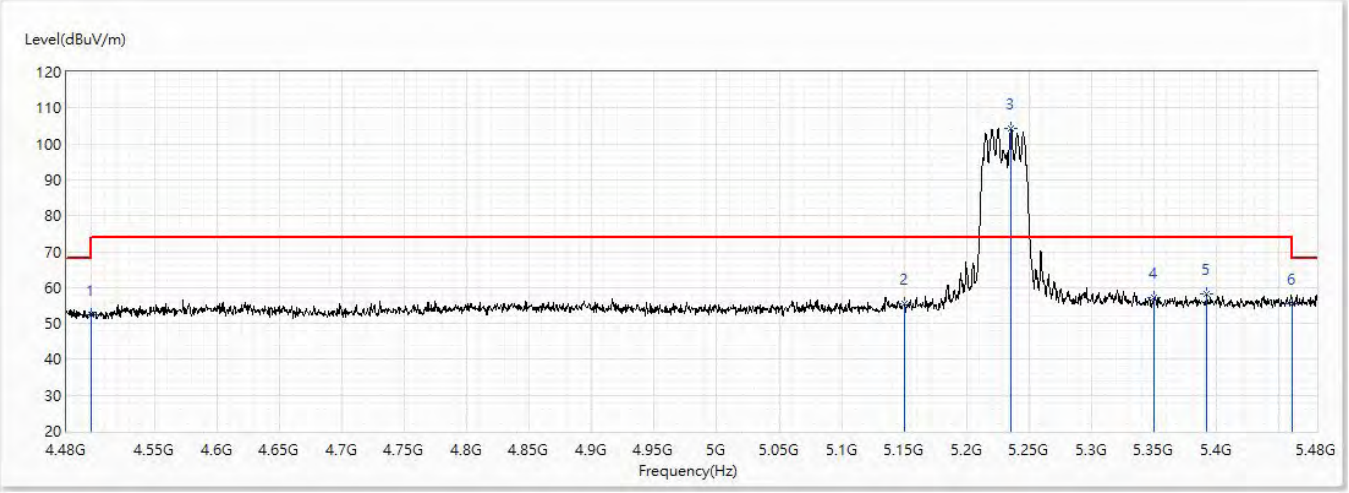

No	Frequency (MHz)	Emission Level (dBuV/m)	Limit (dBuV/m)	Margin (dB)	Reading Level (dBuV)	Correct Factor (dB/m)	Detector Type
1	4500	52.29	74.00	-21.71	28.27	24.02	PK
2	5150	55.43	74.00	-18.57	30.50	24.93	PK
! 3	5235.5	104.39	74.00	30.39	79.22	25.17	PK
4	5350	57.09	74.00	-16.91	31.58	25.51	PK
5	5392	58.17	74.00	-15.83	32.47	25.70	PK
6	5460	55.36	74.00	-18.64	29.57	25.79	PK

Note:

1. All reading above 1GHz is performed with peak and/or average measurements as necessary.
2. Emission Level = Reading Level + Correct Factor.
3. The average measurement was not performed when the peak measured data under the limit of average detection. If the readings given are average, peak measurement should also be supplied.
4. The fundamental for reference only, it’s not restricted by unwanted emission limit.

Model No	RT-AC68U V3	Site	CB2-H
Test Voltage	AC 120V/60Hz	Test Date	2020/3/25
Test Mode	Mode 1: Transmit mode_CDD_ADP 1	Engineer	Scott
Polarity	Horizontal	Temperature (℃)	22.6
Test Condition	802.11ac(40M)_5230MHz	Humidity (%RH)	57.0

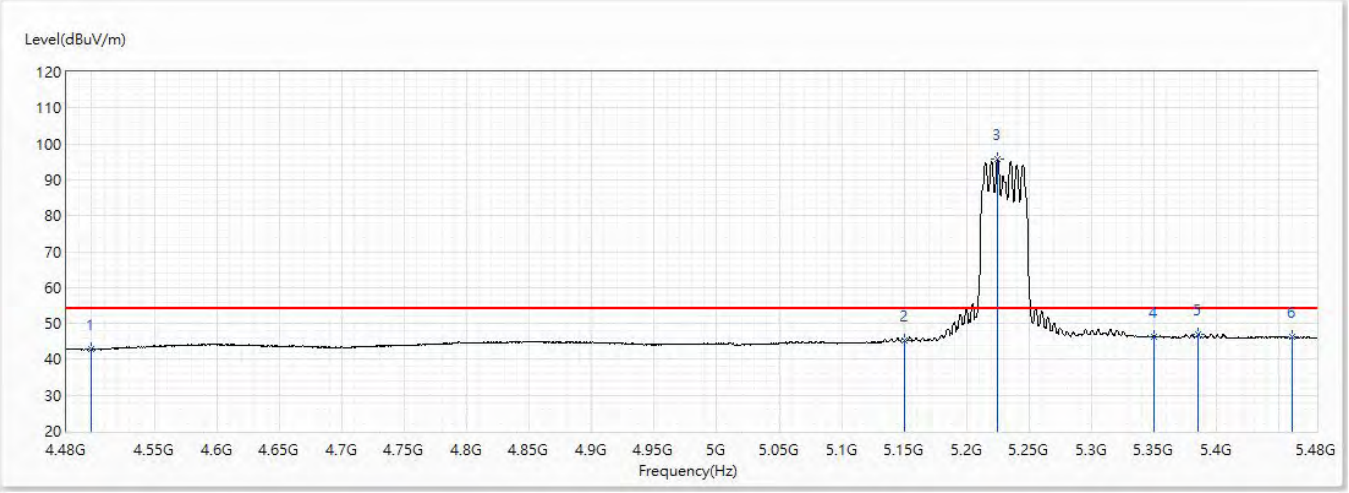

No	Frequency (MHz)	Emission Level (dBuV/m)	Limit (dBuV/m)	Margin (dB)	Reading Level (dBuV)	Correct Factor (dB/m)	Detector Type
1	4500	42.78	54.00	-11.22	18.76	24.02	AV
2	5150	45.40	54.00	-8.60	20.47	24.93	AV
! 3	5225	95.76	54.00	41.76	70.61	25.15	AV
4	5350	46.27	54.00	-7.73	20.76	25.51	AV
5	5385.5	46.89	54.00	-7.11	21.21	25.68	AV
6	5460	46.28	54.00	-7.72	20.49	25.79	AV

Note:

1. All reading above 1GHz is performed with peak and/or average measurements as necessary.
2. Emission Level = Reading Level + Correct Factor.
3. The average measurement was not performed when the peak measured data under the limit of average detection. If the readings given are average, peak measurement should also be supplied.
4. The fundamental for reference only, it’s not restricted by unwanted emission limit.

Model No	RT-AC68U V3	Site	CB2-H
Test Voltage	AC 120V/60Hz	Test Date	2020/3/20
Test Mode	Mode 1: Transmit mode_CDD_ADP 1	Engineer	Scott
Polarity	Vertical	Temperature (℃)	22.6
Test Condition	802.11ac(40M)_5230MHz	Humidity (%RH)	57.0

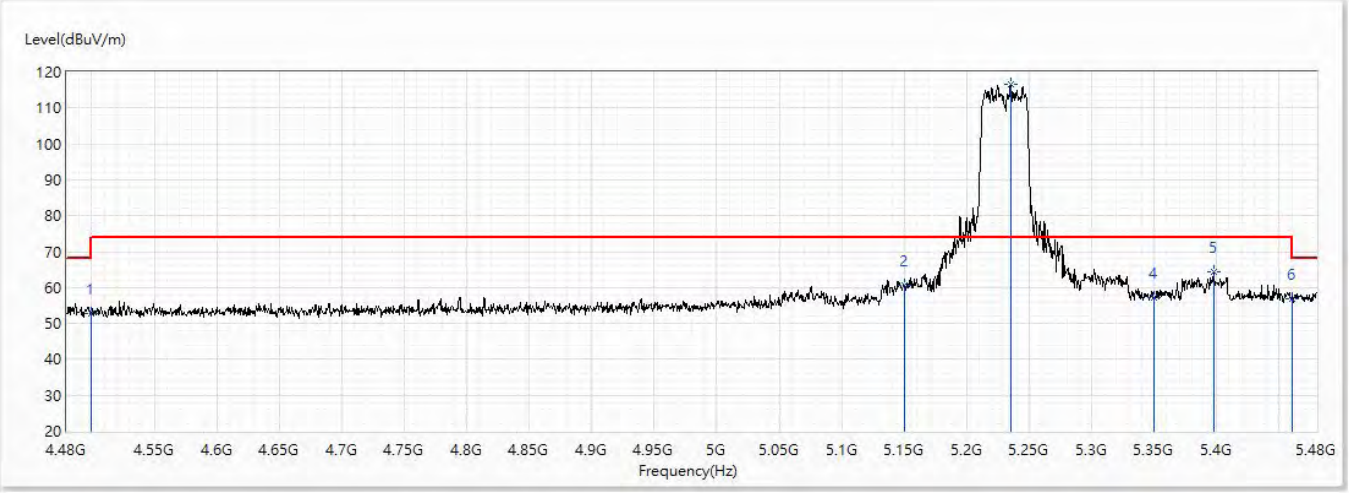

No	Frequency (MHz)	Emission Level (dBuV/m)	Limit (dBuV/m)	Margin (dB)	Reading Level (dBuV)	Correct Factor (dB/m)	Detector Type
1	4500	52.69	74.00	-21.31	28.67	24.02	PK
2	5150	60.48	74.00	-13.52	35.55	24.93	PK
! 3	5235	116.53	74.00	42.53	91.37	25.16	PK
4	5350	57.16	74.00	-16.84	31.65	25.51	PK
5	5397.5	64.31	74.00	-9.69	38.59	25.72	PK
6	5460	56.84	74.00	-17.16	31.05	25.79	PK

Note:

1. All reading above 1GHz is performed with peak and/or average measurements as necessary.
2. Emission Level = Reading Level + Correct Factor.
3. The average measurement was not performed when the peak measured data under the limit of average detection. If the readings given are average, peak measurement should also be supplied.
4. The fundamental for reference only, it’s not restricted by unwanted emission limit.

Model No	RT-AC68U V3	Site	CB2-H
Test Voltage	AC 120V/60Hz	Test Date	2020/3/20
Test Mode	Mode 1: Transmit mode_CDD_ADP 1	Engineer	Scott
Polarity	Vertical	Temperature (℃)	22.6
Test Condition	802.11ac(40M)_5230MHz	Humidity (%RH)	57.0

No	Frequency (MHz)	Emission Level (dBuV/m)	Limit (dBuV/m)	Margin (dB)	Reading Level (dBuV)	Correct Factor (dB/m)	Detector Type
1	4500	43.62	54.00	-10.38	19.60	24.02	AV
2	5150	50.37	54.00	-3.63	25.44	24.93	AV
! 3	5244.5	107.49	54.00	53.49	82.31	25.18	AV
4	5350	47.80	54.00	-6.20	22.29	25.51	AV
5	5407.5	53.72	54.00	-0.28	27.98	25.74	AV
6	5460	47.90	54.00	-6.10	22.11	25.79	AV

Note:

1. All reading above 1GHz is performed with peak and/or average measurements as necessary.
2. Emission Level = Reading Level + Correct Factor.
3. The average measurement was not performed when the peak measured data under the limit of average detection. If the readings given are average, peak measurement should also be supplied.
4. The fundamental for reference only, it’s not restricted by unwanted emission limit.

Model No	RT-AC68U V3	Site	CB2-H
Test Voltage	AC 120V/60Hz	Test Date	2020/3/25
Test Mode	Mode 1: Transmit mode_CDD_ADP 1	Engineer	Scott
Polarity	Horizontal	Temperature (℃)	22.6
Test Condition	802.11ac(80M)_5210MHz	Humidity (%RH)	57.0

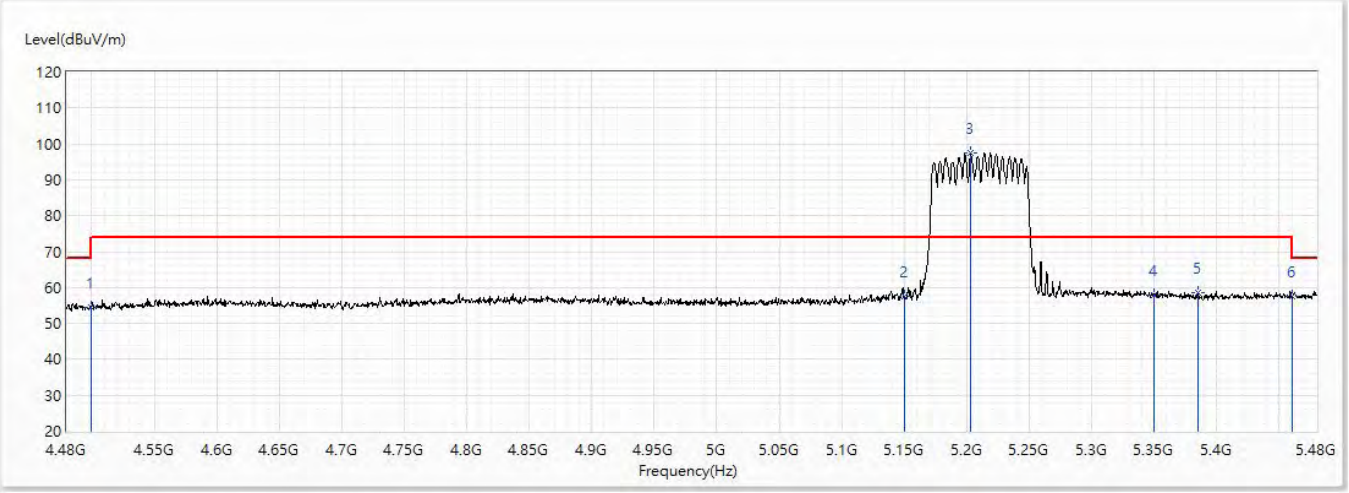

No	Frequency (MHz)	Emission Level (dBuV/m)	Limit (dBuV/m)	Margin (dB)	Reading Level (dBuV)	Correct Factor (dB/m)	Detector Type
1	4500	54.49	74.00	-19.51	30.47	24.02	PK
2	5150	57.65	74.00	-16.35	32.72	24.93	PK
! 3	5203.5	97.42	74.00	23.42	72.33	25.09	PK
4	5350	57.96	74.00	-16.04	32.45	25.51	PK
5	5385.5	58.57	74.00	-15.43	32.89	25.68	PK
6	5460	57.52	74.00	-16.48	31.73	25.79	PK

Note:

1. All reading above 1GHz is performed with peak and/or average measurements as necessary.
2. Emission Level = Reading Level + Correct Factor.
3. The average measurement was not performed when the peak measured data under the limit of average detection. If the readings given are average, peak measurement should also be supplied.
4. The fundamental for reference only, it’s not restricted by unwanted emission limit.

Model No	RT-AC68U V3	Site	CB2-H
Test Voltage	AC 120V/60Hz	Test Date	2020/3/25
Test Mode	Mode 1: Transmit mode_CDD_ADP 1	Engineer	Scott
Polarity	Horizontal	Temperature (℃)	22.6
Test Condition	802.11ac(80M)_5210MHz	Humidity (%RH)	57.0

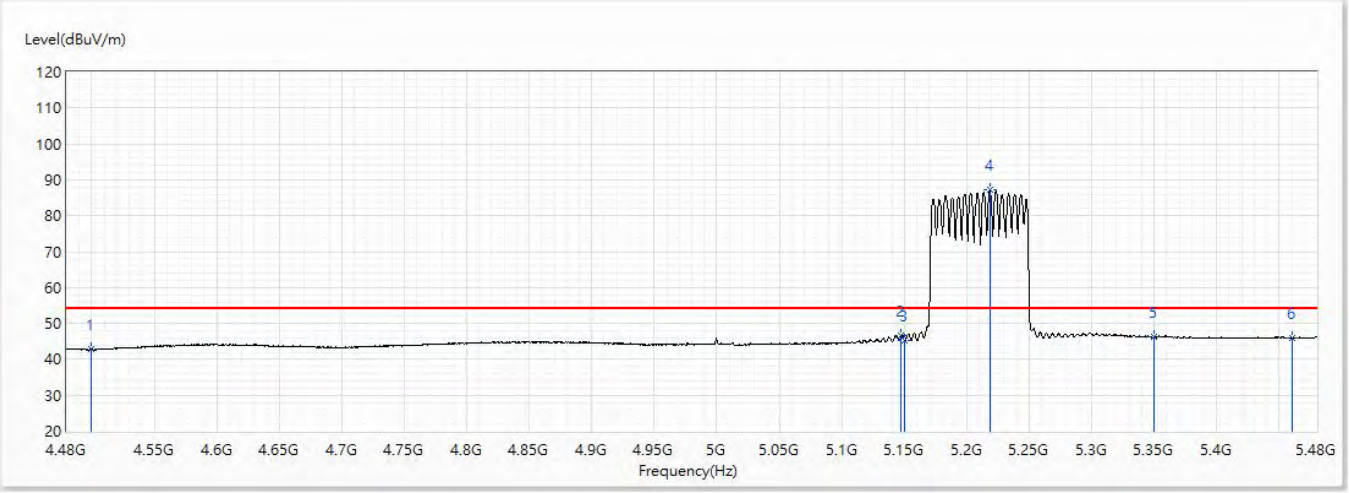

No	Frequency (MHz)	Emission Level (dBuV/m)	Limit (dBuV/m)	Margin (dB)	Reading Level (dBuV)	Correct Factor (dB/m)	Detector Type
1	4500	42.70	54.00	-11.30	18.68	24.02	AV
2	5147.5	46.58	54.00	-7.42	21.65	24.93	AV
3	5150	45.37	54.00	-8.63	20.44	24.93	AV
! 4	5218.5	87.15	54.00	33.15	62.02	25.13	AV
5	5350	46.35	54.00	-7.65	20.84	25.51	AV
6	5460	46.03	54.00	-7.97	20.24	25.79	AV

Note:

1. All reading above 1GHz is performed with peak and/or average measurements as necessary.
2. Emission Level = Reading Level + Correct Factor.
3. The average measurement was not performed when the peak measured data under the limit of average detection. If the readings given are average, peak measurement should also be supplied.
4. The fundamental for reference only, it’s not restricted by unwanted emission limit.

Model No	RT-AC68U V3	Site	CB2-H
Test Voltage	AC 120V/60Hz	Test Date	2020/3/20
Test Mode	Mode 1: Transmit mode_CDD_ADP 1	Engineer	Scott
Polarity	Vertical	Temperature (℃)	22.6
Test Condition	802.11ac(80M)_5210MHz	Humidity (%RH)	57.0

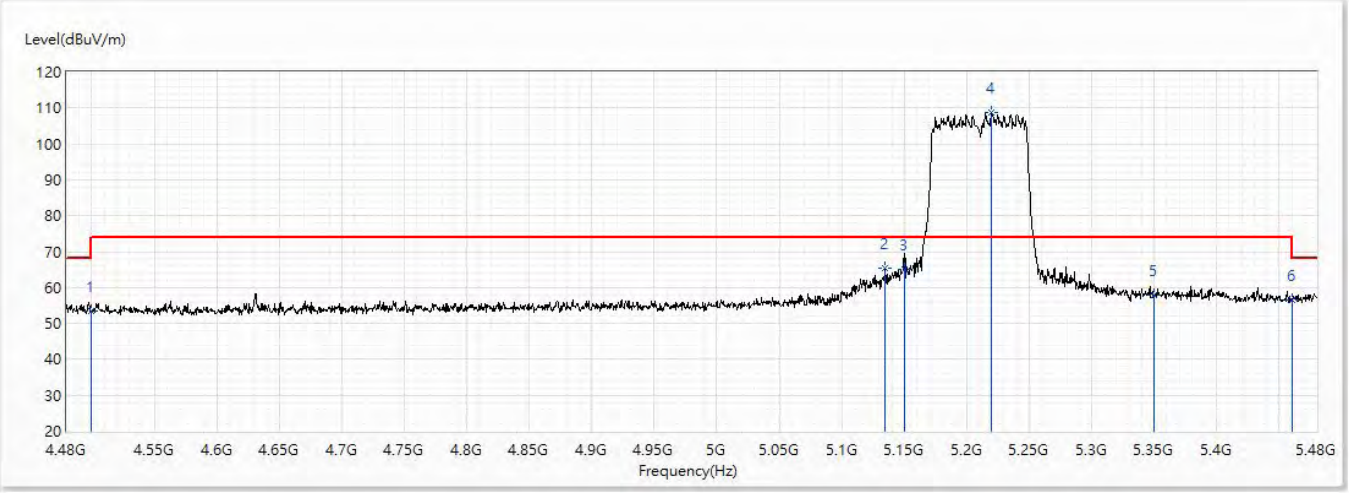

No	Frequency (MHz)	Emission Level (dBuV/m)	Limit (dBuV/m)	Margin (dB)	Reading Level (dBuV)	Correct Factor (dB/m)	Detector Type
1	4500	53.35	74.00	-20.65	29.33	24.02	PK
2	5135	65.46	74.00	-8.54	40.57	24.89	PK
3	5150	65.10	74.00	-8.90	40.17	24.93	PK
! 4	5220	108.82	74.00	34.82	83.69	25.13	PK
5	5350	57.85	74.00	-16.15	32.34	25.51	PK
6	5460	56.67	74.00	-17.33	30.88	25.79	PK

Note:

1. All reading above 1GHz is performed with peak and/or average measurements as necessary.
2. Emission Level = Reading Level + Correct Factor.
3. The average measurement was not performed when the peak measured data under the limit of average detection. If the readings given are average, peak measurement should also be supplied.
4. The fundamental for reference only, it’s not restricted by unwanted emission limit.

Model No	RT-AC68U V3	Site	CB2-H
Test Voltage	AC 120V/60Hz	Test Date	2020/3/20
Test Mode	Mode 1: Transmit mode_CDD_ADP 1	Engineer	Scott
Polarity	Vertical	Temperature (℃)	22.6
Test Condition	802.11ac(80M)_5210MHz	Humidity (%RH)	57.0

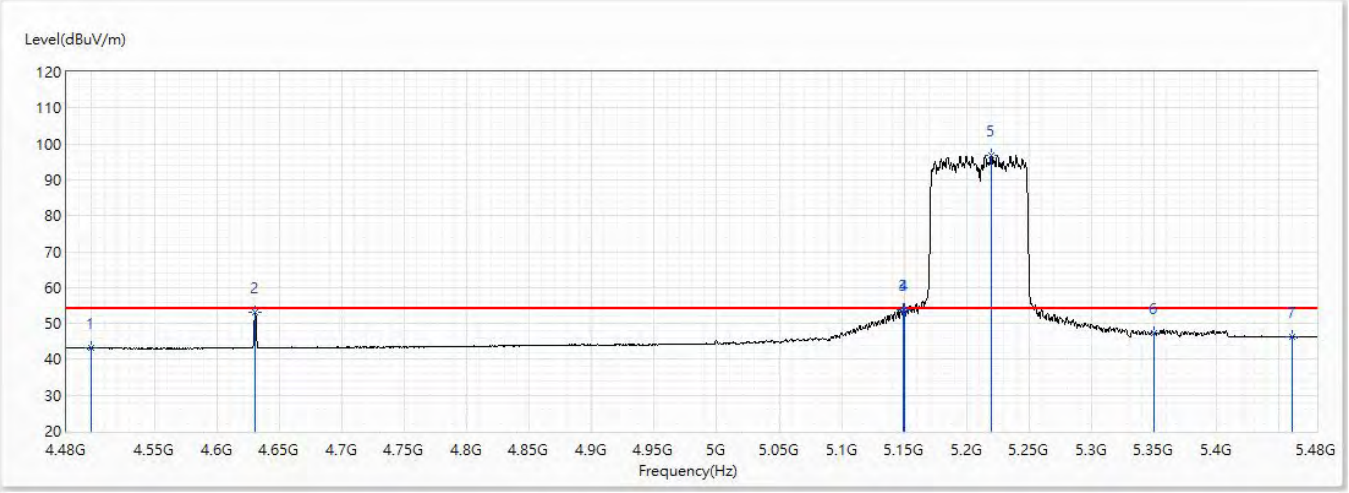

No	Frequency (MHz)	Emission Level (dBuV/m)	Limit (dBuV/m)	Margin (dB)	Reading Level (dBuV)	Correct Factor (dB/m)	Detector Type
1	4500	43.11	54.00	-10.89	19.09	24.02	AV
2	4631	53.23	54.00	-0.77	28.98	24.25	AV
3	5149	53.75	54.00	-0.25	28.82	24.93	AV
4	5150	53.90	54.00	-0.10	28.97	24.93	AV
! 5	5219.5	96.93	54.00	42.93	71.80	25.13	AV
6	5350	47.28	54.00	-6.72	21.77	25.51	AV
7	5460	46.15	54.00	-7.85	20.36	25.79	AV

Note:

1. All reading above 1GHz is performed with peak and/or average measurements as necessary.
2. Emission Level = Reading Level + Correct Factor.
3. The average measurement was not performed when the peak measured data under the limit of average detection. If the readings given are average, peak measurement should also be supplied.
4. The fundamental for reference only, it’s not restricted by unwanted emission limit.

Model No	RT-AC68U V3	Site	CB2-H
Test Voltage	AC 120V/60Hz	Test Date	2020/3/27
Test Mode	Mode 1: Transmit mode_CDD_ADP 1	Engineer	Scott
Polarity	Horizontal	Temperature (℃)	22.6
Test Condition	802.11a_5745MHz	Humidity (%RH)	57.0

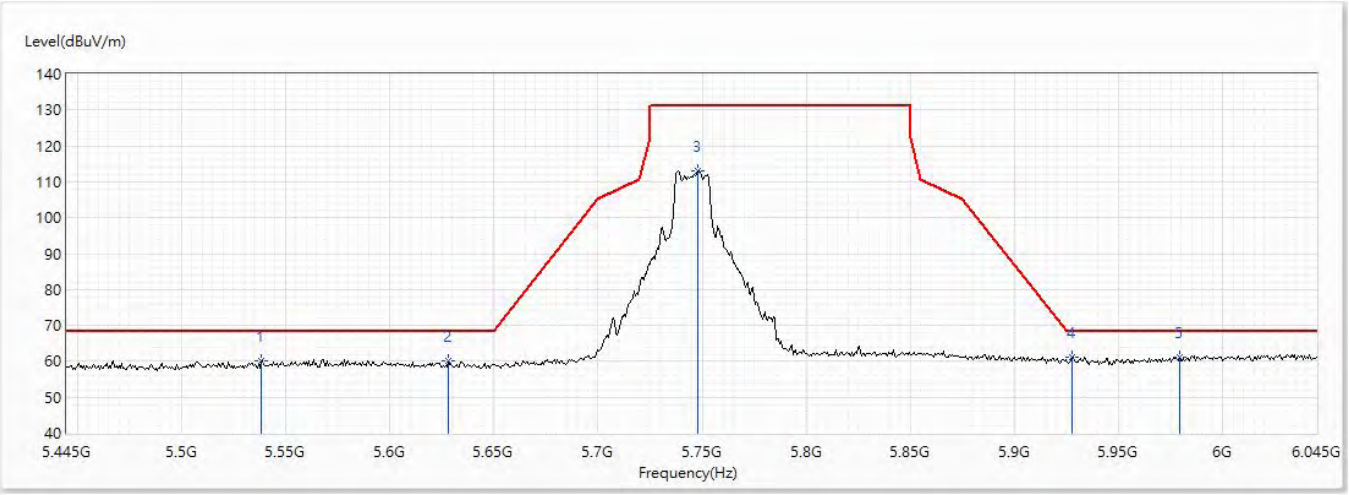

No	Frequency (MHz)	Emission Level (dBuV/m)	Limit (dBuV/m)	Margin (dB)	Reading Level (dBuV)	Correct Factor (dB/m)	Detector Type
1	5538.6	59.98	68.20	-8.22	33.94	26.04	PK
2	5628	60.10	68.20	-8.10	33.71	26.39	PK
3	5748	113.07	131.20	-18.13	86.37	26.70	PK
4	5927.4	61.25	68.20	-6.95	34.06	27.19	PK
* 5	5979	61.27	68.20	-6.93	33.95	27.32	PK

Note:

1. All reading above 1GHz is performed with peak and/or average measurements as necessary.
2. Emission Level = Reading Level + Correct Factor.
3. The average measurement was not performed when the peak measured data under the limit of average detection. If the readings given are average, peak measurement should also be supplied.
4. The fundamental for reference only, it’s not restricted by unwanted emission limit.

Model No	RT-AC68U V3	Site	CB2-H
Test Voltage	AC 120V/60Hz	Test Date	2020/3/27
Test Mode	Mode 1: Transmit mode_CDD_ADP 1	Engineer	Scott
Polarity	Vertical	Temperature (℃)	22.6
Test Condition	802.11a_5745MHz	Humidity (%RH)	57.0

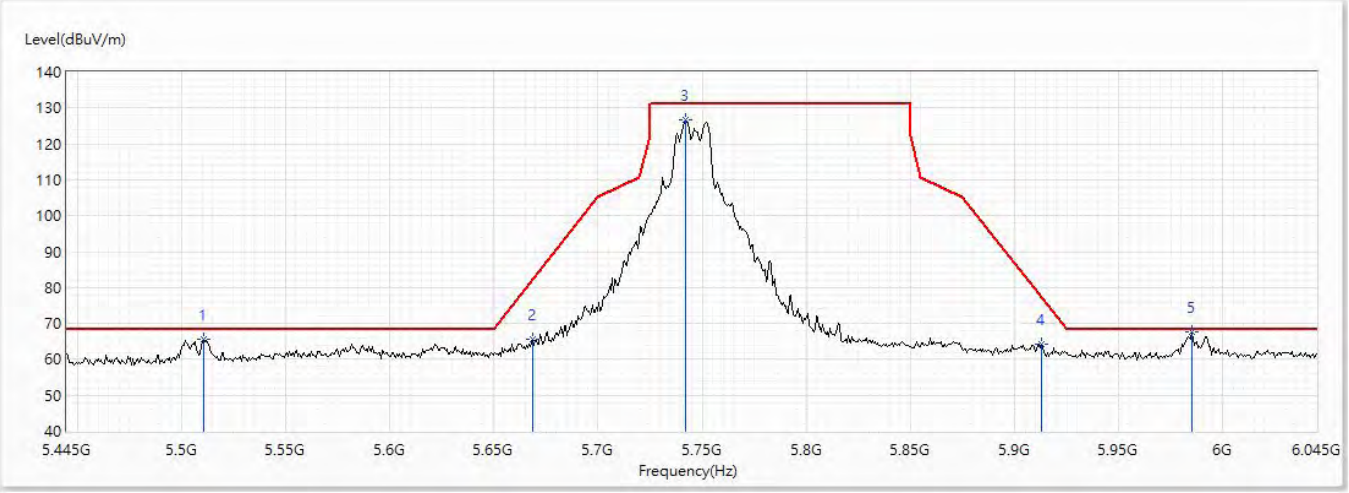

No	Frequency (MHz)	Emission Level (dBuV/m)	Limit (dBuV/m)	Margin (dB)	Reading Level (dBuV)	Correct Factor (dB/m)	Detector Type
1	5511	65.50	68.20	-2.70	39.60	25.90	PK
2	5668.8	65.56	82.15	-16.55	39.13	26.43	PK
3	5742	126.82	131.20	-4.38	100.15	26.67	PK
4	5913	64.08	77.05	-13.00	36.94	27.14	PK
* 5	5985	67.48	68.20	-0.72	40.14	27.34	PK

Note:

1. All reading above 1GHz is performed with peak and/or average measurements as necessary.
2. Emission Level = Reading Level + Correct Factor.
3. The average measurement was not performed when the peak measured data under the limit of average detection. If the readings given are average, peak measurement should also be supplied.
4. The fundamental for reference only, it’s not restricted by unwanted emission limit.

Model No	RT-AC68U V3	Site	CB2-H
Test Voltage	AC 120V/60Hz	Test Date	2020/3/27
Test Mode	Mode 1: Transmit mode_CDD_ADP 1	Engineer	Scott
Polarity	Horizontal	Temperature (℃)	22.6
Test Condition	802.11a_5785MHz	Humidity (%RH)	57.0

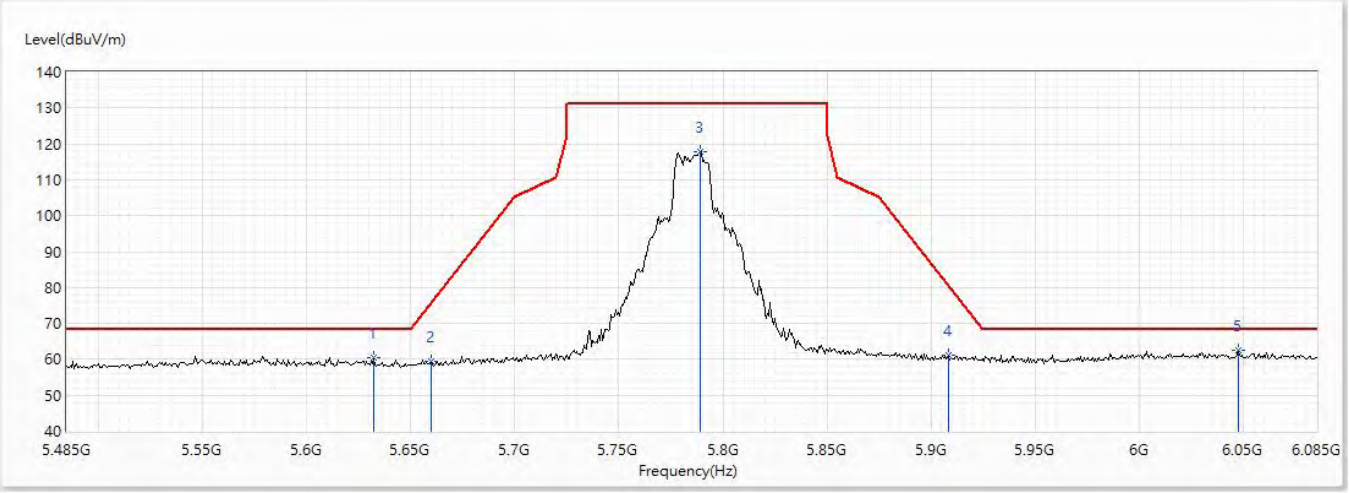

No	Frequency (MHz)	Emission Level (dBuV/m)	Limit (dBuV/m)	Margin (dB)	Reading Level (dBuV)	Correct Factor (dB/m)	Detector Type
1	5632.6	60.48	68.20	-7.72	34.08	26.40	PK
2	5660.2	59.54	75.77	-16.24	33.11	26.43	PK
3	5789.2	117.97	131.20	-13.23	91.09	26.88	PK
4	5908	61.21	80.74	-19.53	34.09	27.12	PK
* 5	6047.2	62.46	68.20	-5.74	34.84	27.62	PK

Note:

1. All reading above 1GHz is performed with peak and/or average measurements as necessary.
2. Emission Level = Reading Level + Correct Factor.
3. The average measurement was not performed when the peak measured data under the limit of average detection. If the readings given are average, peak measurement should also be supplied.
4. The fundamental for reference only, it’s not restricted by unwanted emission limit.

Model No	RT-AC68U V3	Site	CB2-H
Test Voltage	AC 120V/60Hz	Test Date	2020/3/27
Test Mode	Mode 1: Transmit mode_CDD_ADP 1	Engineer	Scott
Polarity	Vertical	Temperature (℃)	22.6
Test Condition	802.11a_5785MHz	Humidity (%RH)	57.0

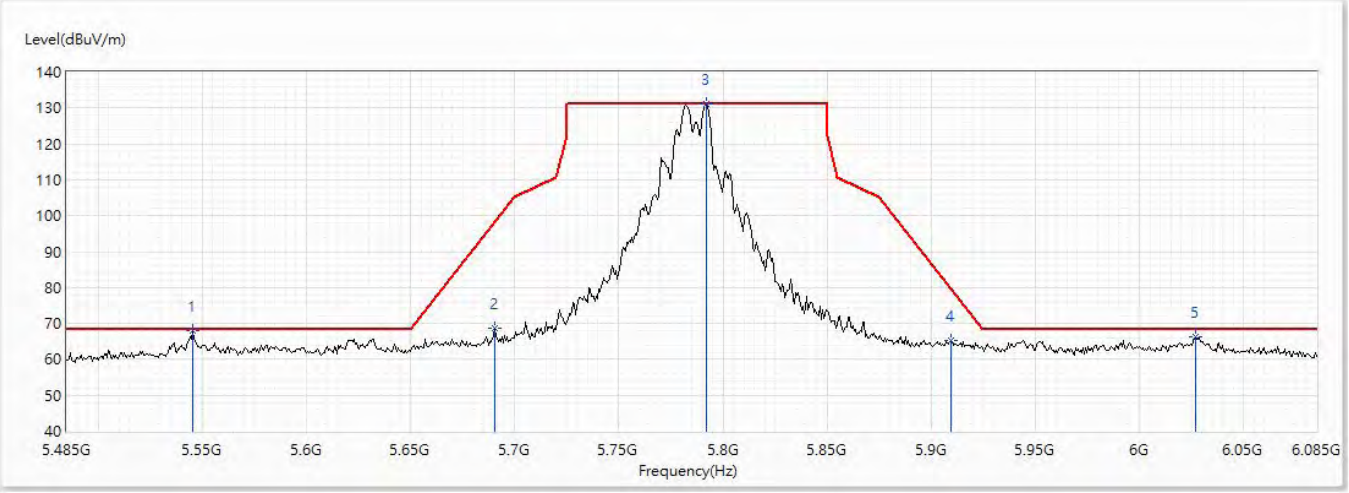

No	Frequency (MHz)	Emission Level (dBuV/m)	Limit (dBuV/m)	Margin (dB)	Reading Level (dBuV)	Correct Factor (dB/m)	Detector Type
1	5545.6	68.04	68.20	-0.16	41.96	26.08	PK
2	5690.2	68.60	97.97	-29.35	42.15	26.45	PK
* 3	5792.2	131.07	131.20	-0.13	104.17	26.90	PK
4	5909.2	65.23	79.86	-14.67	38.09	27.14	PK
5	6026.8	66.21	68.20	-1.99	38.69	27.52	PK

Note:

1. All reading above 1GHz is performed with peak and/or average measurements as necessary.
2. Emission Level = Reading Level + Correct Factor.
3. The average measurement was not performed when the peak measured data under the limit of average detection. If the readings given are average, peak measurement should also be supplied.
4. The fundamental for reference only, it’s not restricted by unwanted emission limit.

Model No	RT-AC68U V3	Site	CB2-H
Test Voltage	AC 120V/60Hz	Test Date	2020/3/27
Test Mode	Mode 1: Transmit mode_CDD_ADP 1	Engineer	Scott
Polarity	Horizontal	Temperature (℃)	22.6
Test Condition	802.11a_5825MHz	Humidity (%RH)	57.0

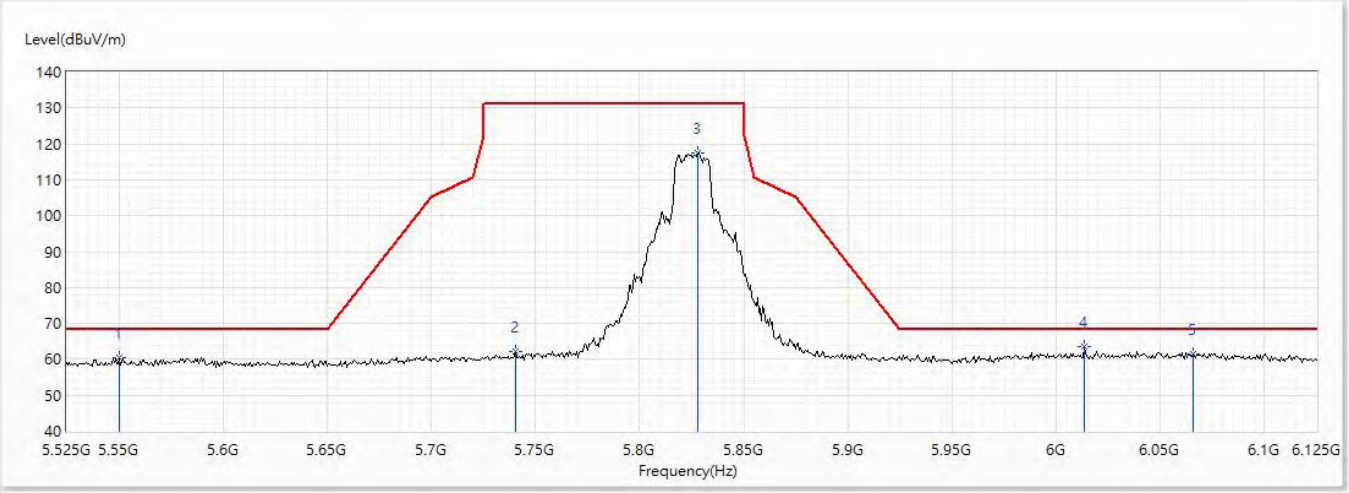

No	Frequency (MHz)	Emission Level (dBuV/m)	Limit (dBuV/m)	Margin (dB)	Reading Level (dBuV)	Correct Factor (dB/m)	Detector Type
1	5550.2	60.34	68.20	-7.86	34.24	26.10	PK
2	5740.4	62.24	131.20	-68.96	35.59	26.65	PK
3	5828	117.60	131.20	-13.60	90.62	26.98	PK
* 4	6013.4	63.66	68.20	-4.54	36.22	27.44	PK
5	6065.6	61.54	68.20	-6.66	33.83	27.71	PK

Note:

1. All reading above 1GHz is performed with peak and/or average measurements as necessary.
2. Emission Level = Reading Level + Correct Factor.
3. The average measurement was not performed when the peak measured data under the limit of average detection. If the readings given are average, peak measurement should also be supplied.
4. The fundamental for reference only, it’s not restricted by unwanted emission limit.

Model No	RT-AC68U V3	Site	CB2-H
Test Voltage	AC 120V/60Hz	Test Date	2020/3/27
Test Mode	Mode 1: Transmit mode_CDD_ADP 1	Engineer	Scott
Polarity	Vertical	Temperature (℃)	22.6
Test Condition	802.11a_5825MHz	Humidity (%RH)	57.0

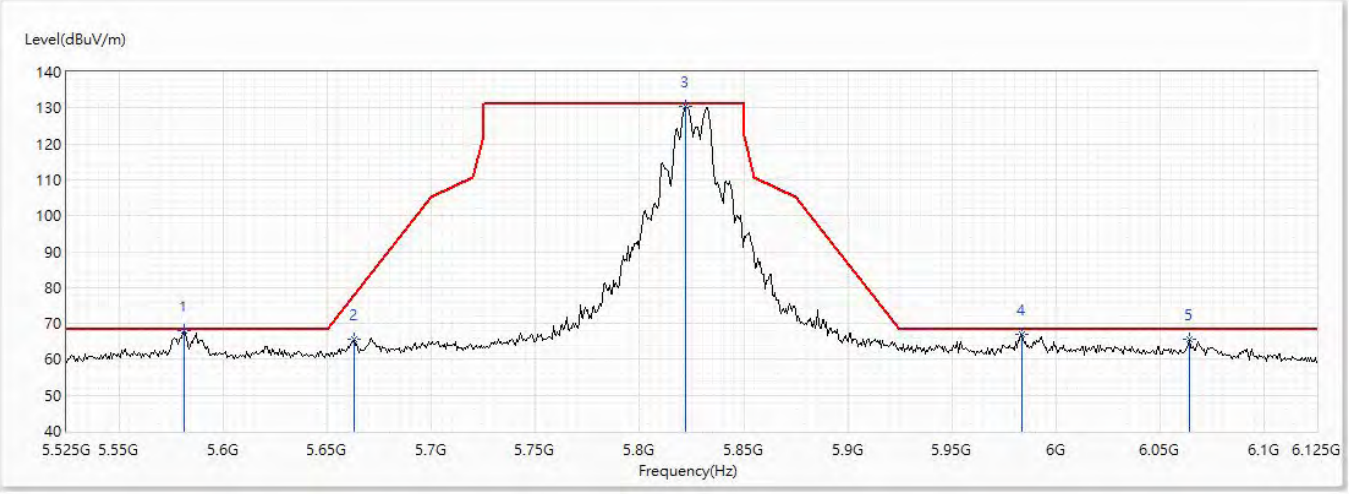

No	Frequency (MHz)	Emission Level (dBuV/m)	Limit (dBuV/m)	Margin (dB)	Reading Level (dBuV)	Correct Factor (dB/m)	Detector Type
* 1	5581.4	68.10	68.20	-0.10	41.83	26.27	PK
2	5663	65.55	77.85	-12.31	39.12	26.43	PK
3	5822	130.28	131.20	-0.92	103.31	26.97	PK
4	5983.4	66.98	68.20	-1.22	39.64	27.34	PK
5	6063.8	65.52	68.20	-2.68	37.82	27.70	PK

Note:

1. All reading above 1GHz is performed with peak and/or average measurements as necessary.
2. Emission Level = Reading Level + Correct Factor.
3. The average measurement was not performed when the peak measured data under the limit of average detection. If the readings given are average, peak measurement should also be supplied.
4. The fundamental for reference only, it’s not restricted by unwanted emission limit.

Model No	RT-AC68U V3	Site	CB2-H
Test Voltage	AC 120V/60Hz	Test Date	2020/3/27
Test Mode	Mode 1: Transmit mode_CDD_ADP 1	Engineer	Scott
Polarity	Horizontal	Temperature (℃)	22.6
Test Condition	802.11ac(20M)_5745MHz	Humidity (%RH)	57.0

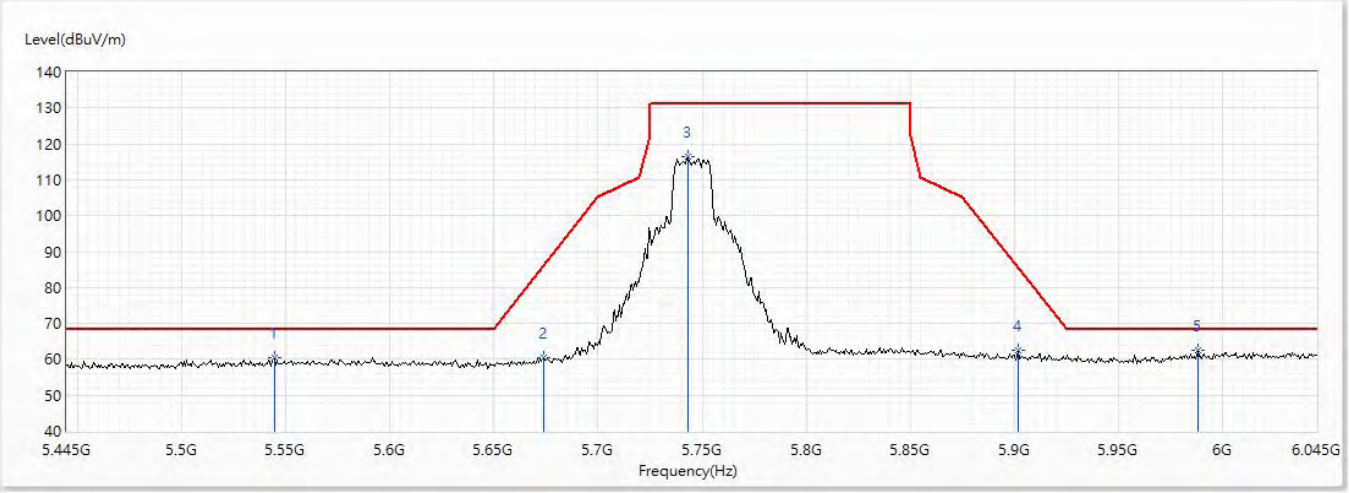

No	Frequency (MHz)	Emission Level (dBuV/m)	Limit (dBuV/m)	Margin (dB)	Reading Level (dBuV)	Correct Factor (dB/m)	Detector Type
1	5544.6	60.41	68.20	-7.79	34.34	26.07	PK
2	5674.2	60.47	86.15	-25.68	34.04	26.43	PK
3	5743.2	116.37	131.20	-14.83	89.69	26.68	PK
4	5901.6	62.56	85.48	-22.92	35.45	27.11	PK
* 5	5988	62.63	68.20	-5.57	35.28	27.35	PK

Note:

1. All reading above 1GHz is performed with peak and/or average measurements as necessary.
2. Emission Level = Reading Level + Correct Factor.
3. The average measurement was not performed when the peak measured data under the limit of average detection. If the readings given are average, peak measurement should also be supplied.
4. The fundamental for reference only, it’s not restricted by unwanted emission limit.

Model No	RT-AC68U V3	Site	CB2-H
Test Voltage	AC 120V/60Hz	Test Date	2020/3/26
Test Mode	Mode 1: Transmit mode_CDD_ADP 1	Engineer	Scott
Polarity	Vertical	Temperature (℃)	22.6
Test Condition	802.11ac(20M)_5745MHz	Humidity (%RH)	57.0

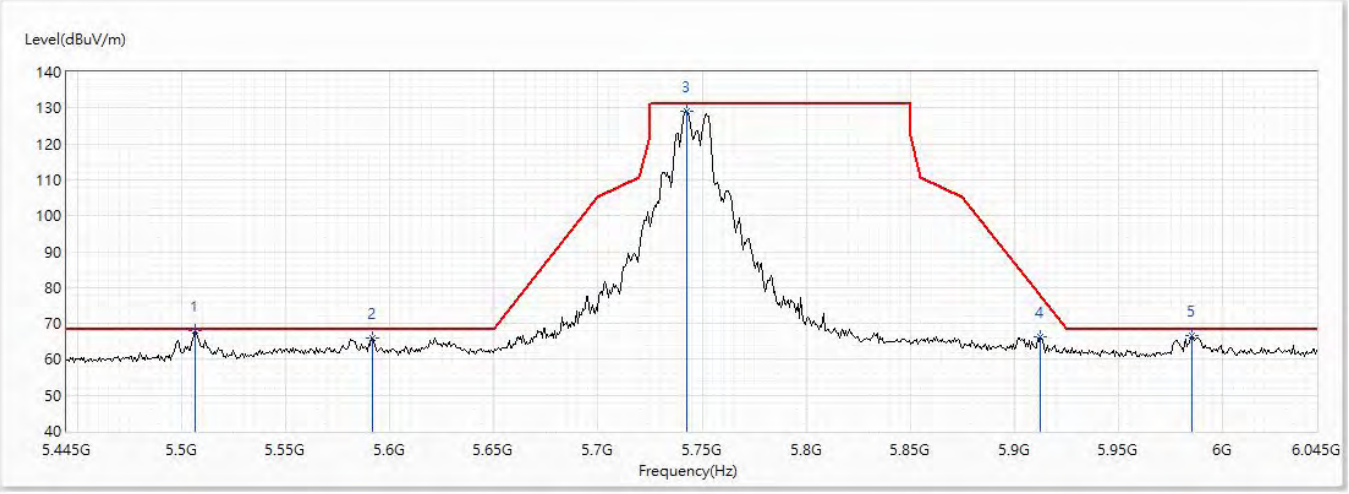

No	Frequency (MHz)	Emission Level (dBuV/m)	Limit (dBuV/m)	Margin (dB)	Reading Level (dBuV)	Correct Factor (dB/m)	Detector Type
* 1	5506.8	67.84	68.20	-0.36	41.97	25.87	PK
2	5592	65.99	68.20	-2.21	39.66	26.33	PK
3	5742.6	129.20	131.20	-2.00	102.53	26.67	PK
4	5912.4	66.22	77.49	-11.27	39.08	27.14	PK
5	5985	66.67	68.20	-1.53	39.33	27.34	PK

Note:

1. All reading above 1GHz is performed with peak and/or average measurements as necessary.
2. Emission Level = Reading Level + Correct Factor.
3. The average measurement was not performed when the peak measured data under the limit of average detection. If the readings given are average, peak measurement should also be supplied.
4. The fundamental for reference only, it’s not restricted by unwanted emission limit.

Model No	RT-AC68U V3	Site	CB2-H
Test Voltage	AC 120V/60Hz	Test Date	2020/3/27
Test Mode	Mode 1: Transmit mode_CDD_ADP 1	Engineer	Scott
Polarity	Horizontal	Temperature (℃)	22.6
Test Condition	802.11ac(20M)_5785MHz	Humidity (%RH)	57.0

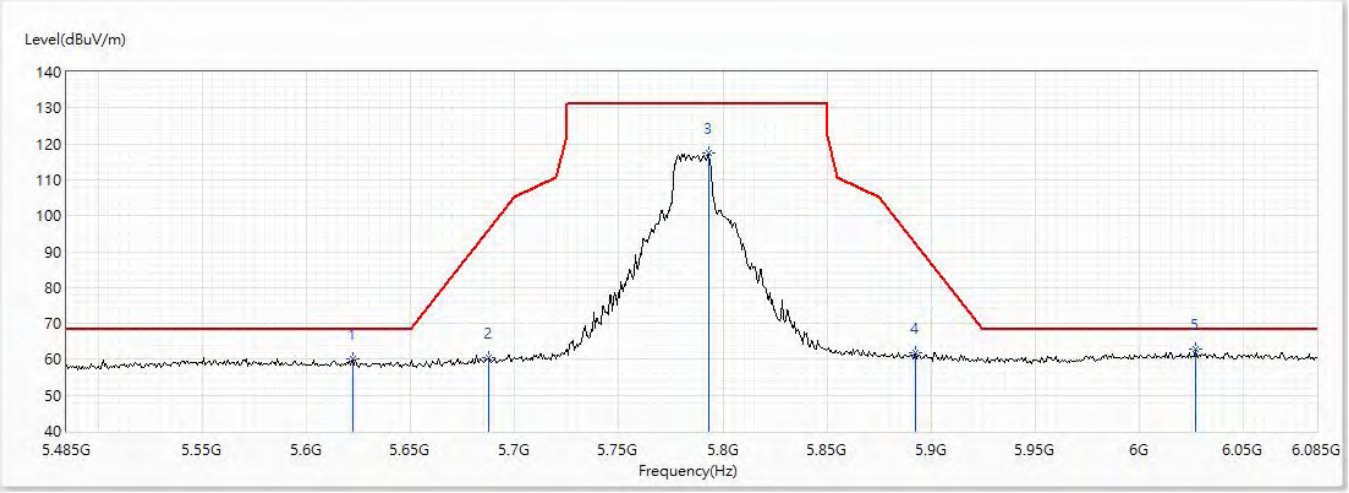

No	Frequency (MHz)	Emission Level (dBuV/m)	Limit (dBuV/m)	Margin (dB)	Reading Level (dBuV)	Correct Factor (dB/m)	Detector Type
1	5622.4	60.23	68.20	-7.97	33.85	26.38	PK
2	5687.8	60.45	96.20	-35.75	33.99	26.46	PK
3	5793.4	117.49	131.20	-13.71	90.58	26.91	PK
4	5892.4	61.79	92.29	-30.50	34.69	27.10	PK
* 5	6026.8	62.73	68.20	-5.47	35.21	27.52	PK

Note:

1. All reading above 1GHz is performed with peak and/or average measurements as necessary.
2. Emission Level = Reading Level + Correct Factor.
3. The average measurement was not performed when the peak measured data under the limit of average detection. If the readings given are average, peak measurement should also be supplied.
4. The fundamental for reference only, it’s not restricted by unwanted emission limit.

Model No	RT-AC68U V3	Site	CB2-H
Test Voltage	AC 120V/60Hz	Test Date	2020/3/26
Test Mode	Mode 1: Transmit mode_CDD_ADP 1	Engineer	Scott
Polarity	Vertical	Temperature (℃)	22.6
Test Condition	802.11ac(20M)_5785MHz	Humidity (%RH)	57.0

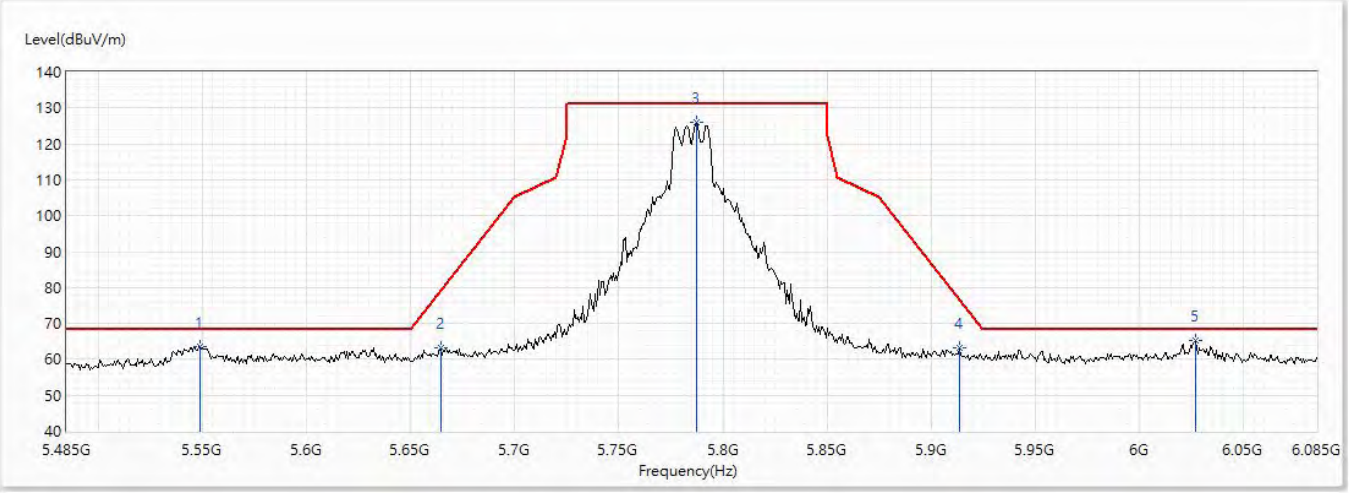

No	Frequency (MHz)	Emission Level (dBuV/m)	Limit (dBuV/m)	Margin (dB)	Reading Level (dBuV)	Correct Factor (dB/m)	Detector Type
1	5549.2	63.57	68.20	-4.63	37.47	26.10	PK
2	5664.4	63.12	78.89	-15.77	36.68	26.44	PK
3	5787.4	126.00	131.20	-5.20	99.13	26.87	PK
4	5913.4	63.34	76.76	-13.42	36.20	27.14	PK
* 5	6026.8	65.19	68.20	-3.01	37.67	27.52	PK

Note:

1. All reading above 1GHz is performed with peak and/or average measurements as necessary.
2. Emission Level = Reading Level + Correct Factor.
3. The average measurement was not performed when the peak measured data under the limit of average detection. If the readings given are average, peak measurement should also be supplied.
4. The fundamental for reference only, it’s not restricted by unwanted emission limit.

Model No	RT-AC68U V3	Site	CB2-H
Test Voltage	AC 120V/60Hz	Test Date	2020/3/27
Test Mode	Mode 1: Transmit mode_CDD_ADP 1	Engineer	Scott
Polarity	Horizontal	Temperature (℃)	22.6
Test Condition	802.11ac(20M)_5825MHz	Humidity (%RH)	57.0

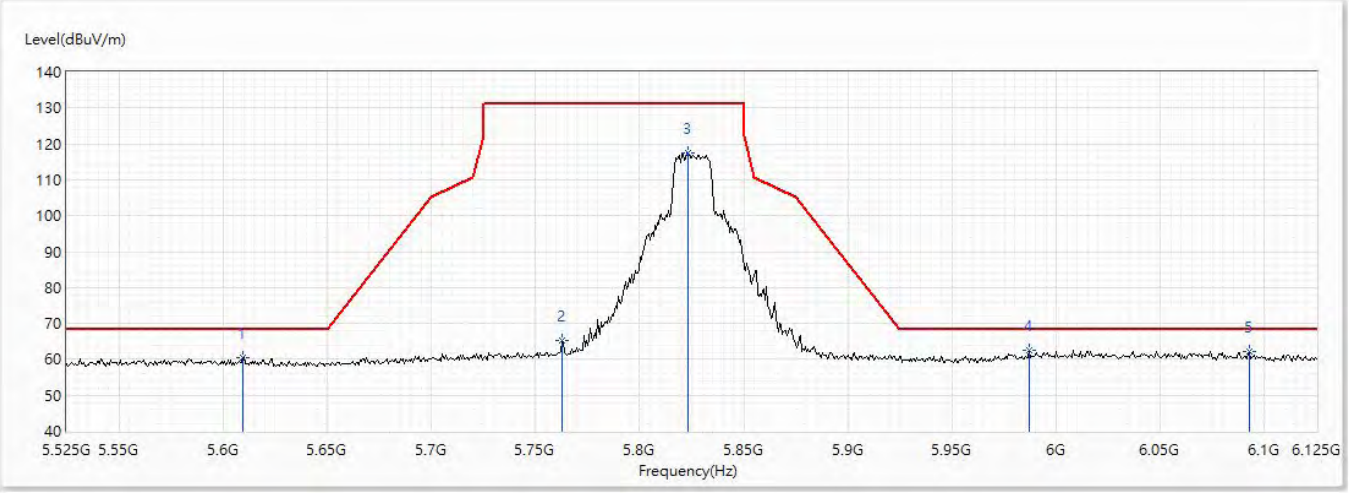

No	Frequency (MHz)	Emission Level (dBuV/m)	Limit (dBuV/m)	Margin (dB)	Reading Level (dBuV)	Correct Factor (dB/m)	Detector Type
1	5609.6	60.56	68.20	-7.64	34.18	26.38	PK
2	5762.6	65.27	131.20	-65.93	38.51	26.76	PK
3	5823.2	117.63	131.20	-13.57	90.66	26.97	PK
* 4	5987	62.39	68.20	-5.81	35.04	27.35	PK
5	6092.6	62.18	68.20	-6.02	34.33	27.85	PK

Note:

1. All reading above 1GHz is performed with peak and/or average measurements as necessary.
2. Emission Level = Reading Level + Correct Factor.
3. The average measurement was not performed when the peak measured data under the limit of average detection. If the readings given are average, peak measurement should also be supplied.
4. The fundamental for reference only, it’s not restricted by unwanted emission limit.

Model No	RT-AC68U V3	Site	CB2-H
Test Voltage	AC 120V/60Hz	Test Date	2020/3/26
Test Mode	Mode 1: Transmit mode_CDD_ADP 1	Engineer	Scott
Polarity	Vertical	Temperature (℃)	22.6
Test Condition	802.11ac(20M)_5825MHz	Humidity (%RH)	57.0

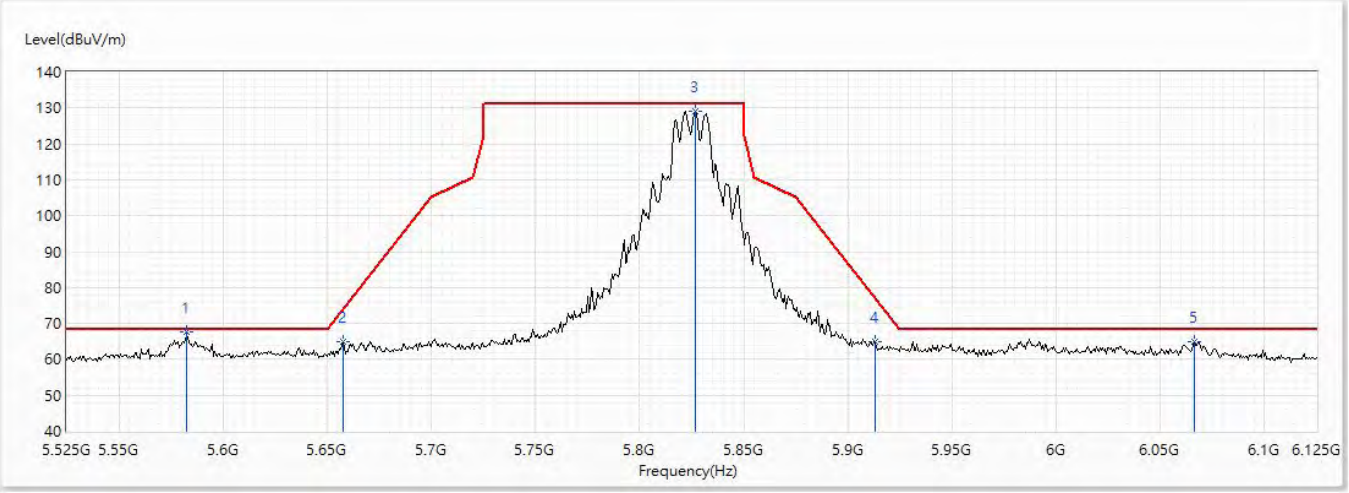

No	Frequency (MHz)	Emission Level (dBuV/m)	Limit (dBuV/m)	Margin (dB)	Reading Level (dBuV)	Correct Factor (dB/m)	Detector Type
* 1	5582.6	67.69	68.20	-0.51	41.42	26.27	PK
2	5657.6	64.82	73.85	-9.03	38.40	26.42	PK
3	5826.8	129.09	131.20	-2.11	102.11	26.98	PK
4	5913.2	64.91	76.90	-12.00	37.77	27.14	PK
5	6066.2	65.02	68.20	-3.18	37.31	27.71	PK

Note:

1. All reading above 1GHz is performed with peak and/or average measurements as necessary.
2. Emission Level = Reading Level + Correct Factor.
3. The average measurement was not performed when the peak measured data under the limit of average detection. If the readings given are average, peak measurement should also be supplied.
4. The fundamental for reference only, it’s not restricted by unwanted emission limit.

Model No	RT-AC68U V3	Site	CB2-H
Test Voltage	AC 120V/60Hz	Test Date	2020/3/27
Test Mode	Mode 1: Transmit mode_CDD_ADP 1	Engineer	Scott
Polarity	Horizontal	Temperature (℃)	22.6
Test Condition	802.11ac(40M)_5755MHz	Humidity (%RH)	57.0

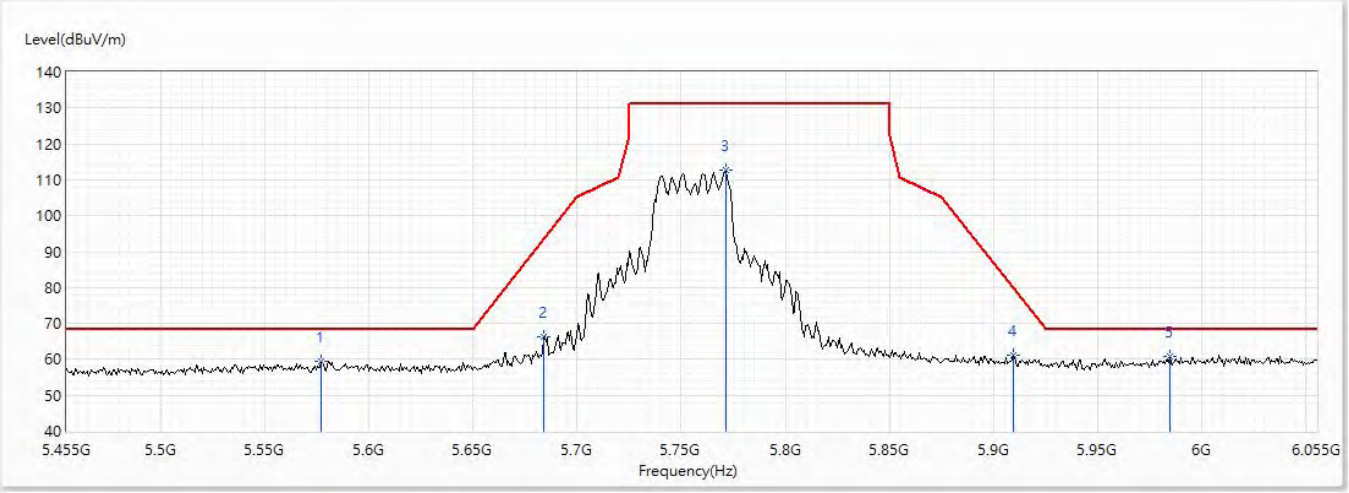

No	Frequency (MHz)	Emission Level (dBuV/m)	Limit (dBuV/m)	Margin (dB)	Reading Level (dBuV)	Correct Factor (dB/m)	Detector Type
1	5577.4	59.51	68.20	-8.69	33.26	26.25	PK
2	5684.2	66.22	93.54	-27.33	39.77	26.45	PK
3	5771.2	112.53	131.20	-18.67	85.73	26.80	PK
4	5909.2	61.09	79.86	-18.76	33.95	27.14	PK
* 5	5984.8	60.85	68.20	-7.35	33.51	27.34	PK

Note:

1. All reading above 1GHz is performed with peak and/or average measurements as necessary.
2. Emission Level = Reading Level + Correct Factor.
3. The average measurement was not performed when the peak measured data under the limit of average detection. If the readings given are average, peak measurement should also be supplied.
4. The fundamental for reference only, it’s not restricted by unwanted emission limit.

Model No	RT-AC68U V3	Site	CB2-H
Test Voltage	AC 120V/60Hz	Test Date	2020/3/27
Test Mode	Mode 1: Transmit mode_CDD_ADP 1	Engineer	Scott
Polarity	Vertical	Temperature (℃)	22.6
Test Condition	802.11ac(40M)_5755MHz	Humidity (%RH)	57.0

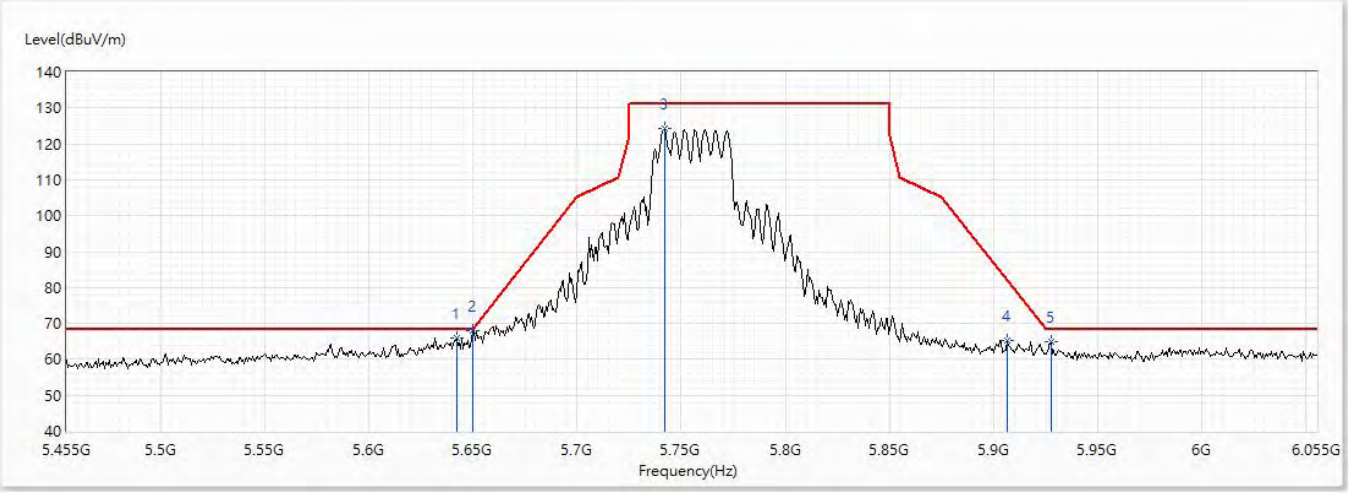

No	Frequency (MHz)	Emission Level (dBuV/m)	Limit (dBuV/m)	Margin (dB)	Reading Level (dBuV)	Correct Factor (dB/m)	Detector Type
1	5642.2	66.05	68.20	-2.15	39.63	26.42	PK
* 2	5650	67.96	68.20	-0.24	41.55	26.41	PK
3	5741.8	124.25	131.20	-6.95	97.58	26.67	PK
4	5906.2	65.31	82.08	-16.77	38.19	27.12	PK
5	5927.8	65.00	68.20	-3.20	37.81	27.19	PK

Note:

1. All reading above 1GHz is performed with peak and/or average measurements as necessary.
2. Emission Level = Reading Level + Correct Factor.
3. The average measurement was not performed when the peak measured data under the limit of average detection. If the readings given are average, peak measurement should also be supplied.
4. The fundamental for reference only, it’s not restricted by unwanted emission limit.

Model No	RT-AC68U V3	Site	CB2-H
Test Voltage	AC 120V/60Hz	Test Date	2020/3/27
Test Mode	Mode 1: Transmit mode_CDD_ADP 1	Engineer	Scott
Polarity	Horizontal	Temperature (℃)	22.6
Test Condition	802.11ac(40M)_5795MHz	Humidity (%RH)	57.0

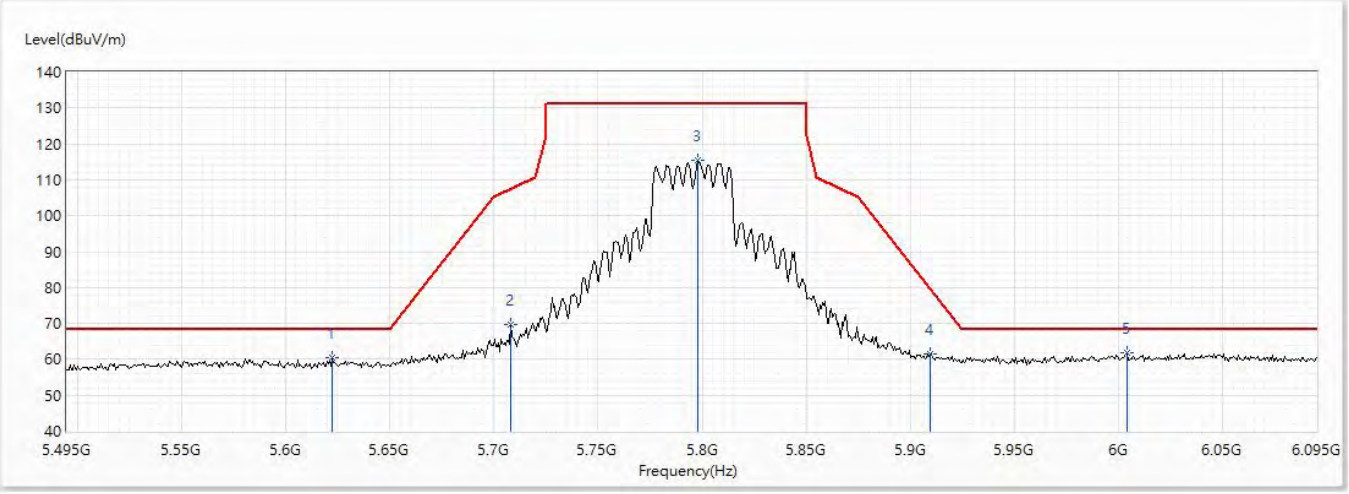

No	Frequency (MHz)	Emission Level (dBuV/m)	Limit (dBuV/m)	Margin (dB)	Reading Level (dBuV)	Correct Factor (dB/m)	Detector Type
1	5622.2	60.31	68.20	-7.89	33.93	26.38	PK
2	5708	69.85	107.44	-37.60	43.35	26.50	PK
3	5798	115.27	131.20	-15.93	88.34	26.93	PK
4	5909.6	61.44	79.56	-18.13	34.30	27.14	PK
* 5	6003.8	61.80	68.20	-6.40	34.41	27.39	PK

Note:

1. All reading above 1GHz is performed with peak and/or average measurements as necessary.
2. Emission Level = Reading Level + Correct Factor.
3. The average measurement was not performed when the peak measured data under the limit of average detection. If the readings given are average, peak measurement should also be supplied.
4. The fundamental for reference only, it’s not restricted by unwanted emission limit.

Model No	RT-AC68U V3	Site	CB2-H
Test Voltage	AC 120V/60Hz	Test Date	2020/3/27
Test Mode	Mode 1: Transmit mode_CDD_ADP 1	Engineer	Scott
Polarity	Vertical	Temperature (℃)	22.6
Test Condition	802.11ac(40M)_5795MHz	Humidity (%RH)	57.0

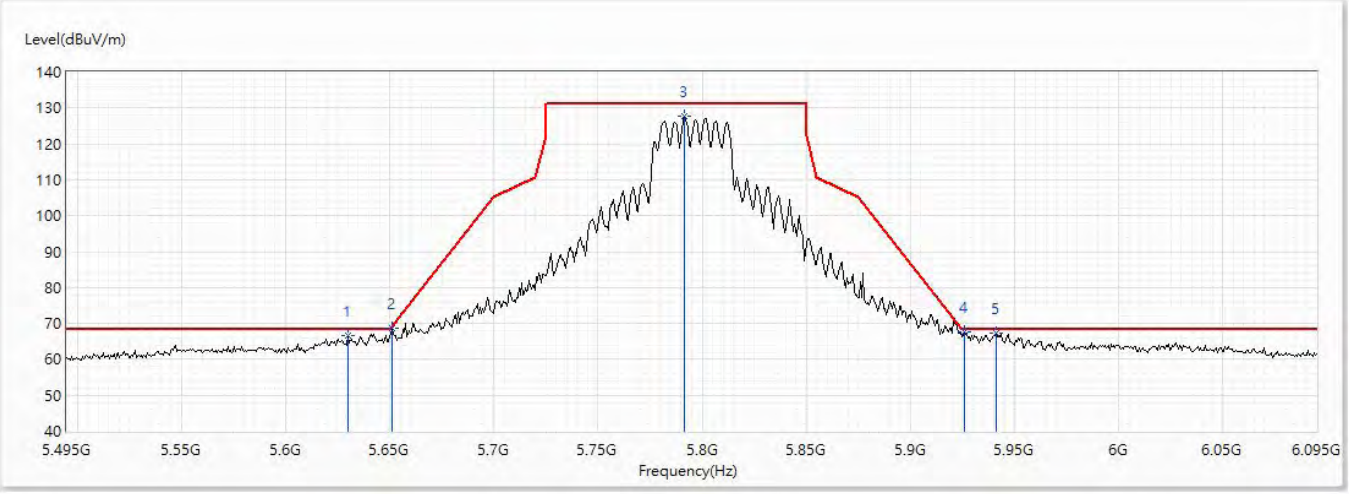

No	Frequency (MHz)	Emission Level (dBuV/m)	Limit (dBuV/m)	Margin (dB)	Reading Level (dBuV)	Correct Factor (dB/m)	Detector Type
1	5630	66.71	68.20	-1.49	40.32	26.39	PK
* 2	5651	68.65	68.94	-0.29	42.24	26.41	PK
3	5791.4	127.64	131.20	-3.56	100.76	26.88	PK
4	5925.8	67.68	68.20	-0.52	40.49	27.19	PK
5	5941.4	67.30	68.20	-0.90	40.09	27.21	PK

Note:

1. All reading above 1GHz is performed with peak and/or average measurements as necessary.
2. Emission Level = Reading Level + Correct Factor.
3. The average measurement was not performed when the peak measured data under the limit of average detection. If the readings given are average, peak measurement should also be supplied.
4. The fundamental for reference only, it’s not restricted by unwanted emission limit.

Model No	RT-AC68U V3	Site	CB2-H
Test Voltage	AC 120V/60Hz	Test Date	2020/3/27
Test Mode	Mode 1: Transmit mode_CDD_ADP 1	Engineer	Scott
Polarity	Horizontal	Temperature (℃)	22.6
Test Condition	802.11ac(80M)_5775MHz	Humidity (%RH)	57.0

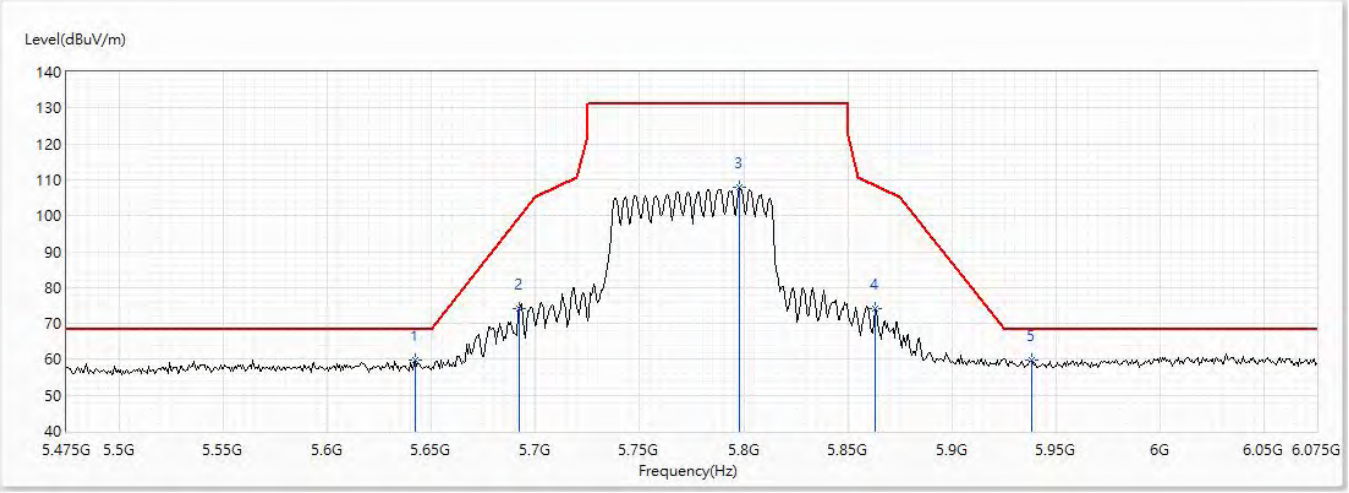

No	Frequency (MHz)	Emission Level (dBuV/m)	Limit (dBuV/m)	Margin (dB)	Reading Level (dBuV)	Correct Factor (dB/m)	Detector Type
1	5642.4	59.79	68.20	-8.41	33.38	26.41	PK
2	5692.2	74.11	99.45	-25.34	47.64	26.47	PK
3	5797.8	107.75	131.20	-23.45	80.82	26.93	PK
4	5863.2	74.25	108.50	-34.25	47.21	27.04	PK
* 5	5938.2	59.82	68.20	-8.38	32.61	27.21	PK

Note:

1. All reading above 1GHz is performed with peak and/or average measurements as necessary.
2. Emission Level = Reading Level + Correct Factor.
3. The average measurement was not performed when the peak measured data under the limit of average detection. If the readings given are average, peak measurement should also be supplied.
4. The fundamental for reference only, it’s not restricted by unwanted emission limit.

Model No	RT-AC68U V3	Site	CB2-H
Test Voltage	AC 120V/60Hz	Test Date	2020/3/27
Test Mode	Mode 1: Transmit mode_CDD_ADP 1	Engineer	Scott
Polarity	Vertical	Temperature (℃)	22.6
Test Condition	802.11ac(80M)_5775MHz	Humidity (%RH)	57.0

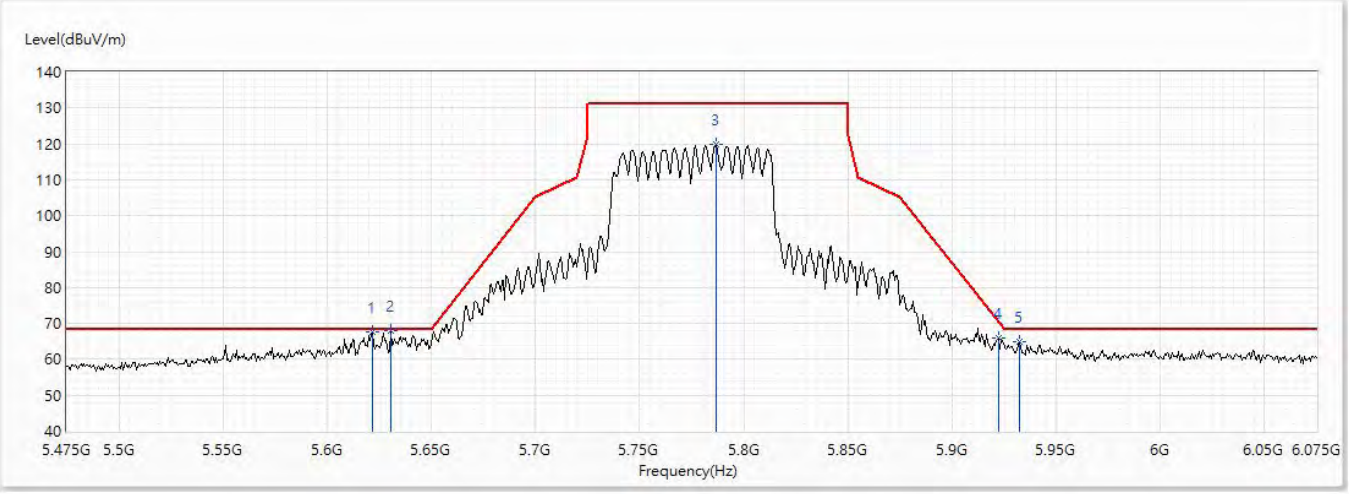

No	Frequency (MHz)	Emission Level (dBuV/m)	Limit (dBuV/m)	Margin (dB)	Reading Level (dBuV)	Correct Factor (dB/m)	Detector Type
1	5622	67.79	68.20	-0.41	41.41	26.38	PK
* 2	5630.4	67.92	68.20	-0.28	41.53	26.39	PK
3	5787	119.82	131.20	-11.38	92.95	26.87	PK
4	5922.6	66.01	69.97	-3.96	38.84	27.17	PK
5	5932.2	65.00	68.20	-3.20	37.80	27.20	PK

Note:

1. All reading above 1GHz is performed with peak and/or average measurements as necessary.
2. Emission Level = Reading Level + Correct Factor.
3. The average measurement was not performed when the peak measured data under the limit of average detection. If the readings given are average, peak measurement should also be supplied.
4. The fundamental for reference only, it’s not restricted by unwanted emission limit.

Model No	RT-AC68U V3	Site	CB2-H
Test Voltage	AC 120V/60Hz	Test Date	2020/4/13
Test Mode	Mode 3: Transmit mode_BF_ADP 1	Engineer	Scott
Polarity	Horizontal	Temperature (℃)	22.6
Test Condition	802.11ac(20M)_5180MHz	Humidity (%RH)	57.0

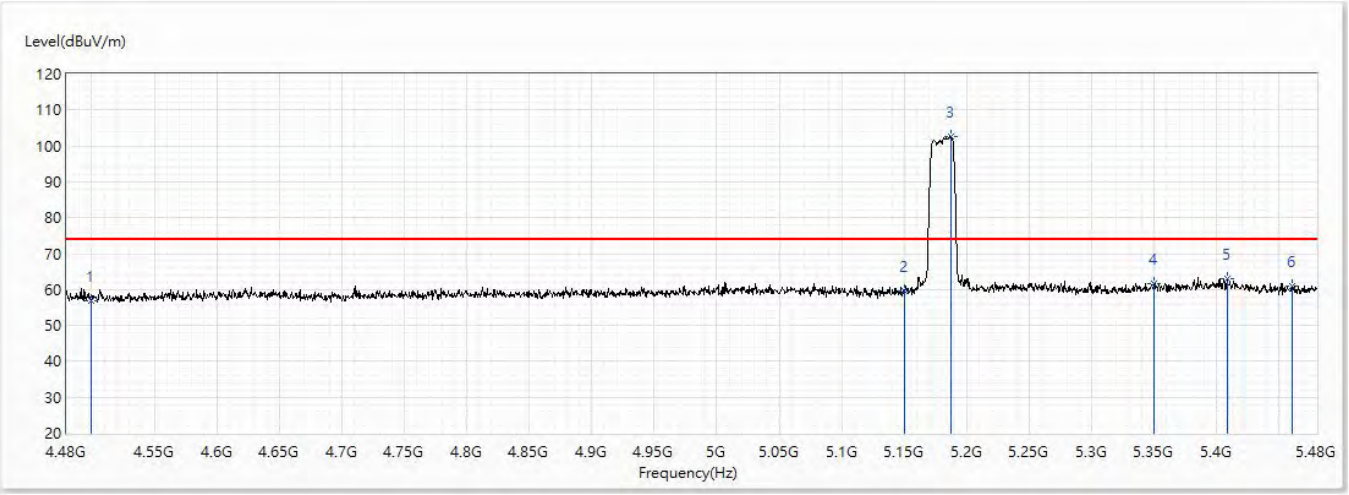

No	Frequency (MHz)	Emission Level (dBuV/m)	Limit (dBuV/m)	Margin (dB)	Reading Level (dBuV)	Correct Factor (dB/m)	Detector Type
1	4500	57.01	74.00	-16.99	32.99	24.02	PK
2	5150	59.71	74.00	-14.29	34.78	24.93	PK
! 3	5187.5	102.74	74.00	28.74	77.68	25.06	PK
4	5350	61.53	74.00	-12.47	36.02	25.51	PK
5	5408.5	62.98	74.00	-11.02	37.24	25.74	PK
6	5460	60.85	74.00	-13.15	35.06	25.79	PK

Note:

1. All reading above 1GHz is performed with peak and/or average measurements as necessary.
2. Emission Level = Reading Level + Correct Factor.
3. The average measurement was not performed when the peak measured data under the limit of average detection. If the readings given are average, peak measurement should also be supplied.
4. The fundamental for reference only, it’s not restricted by unwanted emission limit.

Model No	RT-AC68U V3	Site	CB2-H
Test Voltage	AC 120V/60Hz	Test Date	2020/4/13
Test Mode	Mode 3: Transmit mode_BF_ADP 1	Engineer	Scott
Polarity	Horizontal	Temperature (℃)	22.6
Test Condition	802.11ac(20M)_5180MHz	Humidity (%RH)	57.0

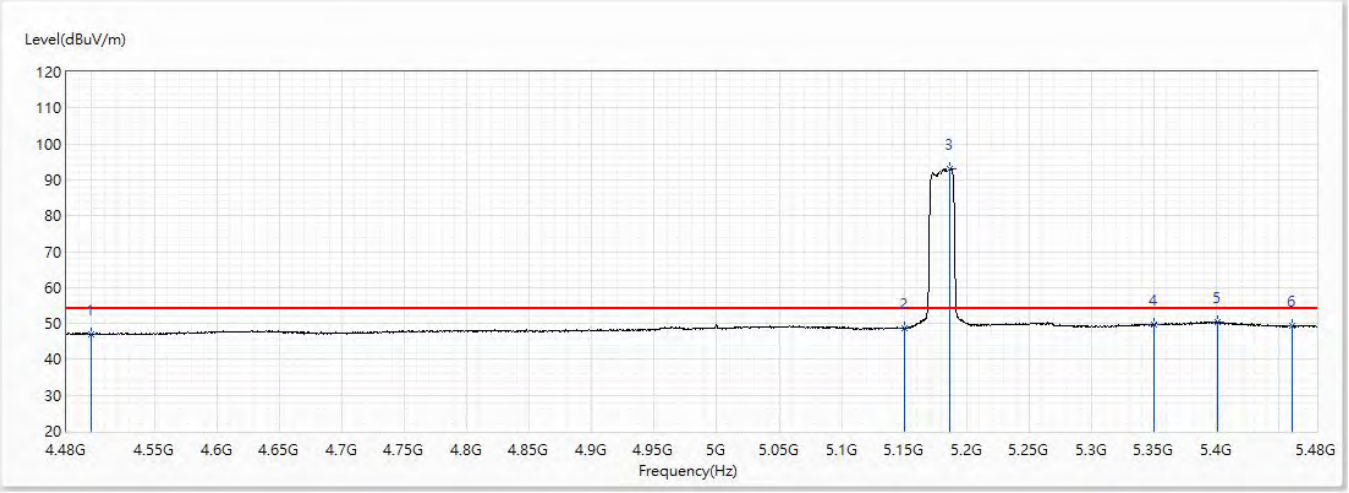

No	Frequency (MHz)	Emission Level (dBuV/m)	Limit (dBuV/m)	Margin (dB)	Reading Level (dBuV)	Correct Factor (dB/m)	Detector Type
1	4500	47.00	54.00	-7.00	22.98	24.02	AV
2	5150	48.79	54.00	-5.21	23.86	24.93	AV
! 3	5186.5	93.14	54.00	39.14	68.09	25.05	AV
4	5350	49.80	54.00	-4.20	24.29	25.51	AV
5	5401	50.46	54.00	-3.54	24.73	25.73	AV
6	5460	49.21	54.00	-4.79	23.42	25.79	AV

Note:

1. All reading above 1GHz is performed with peak and/or average measurements as necessary.
2. Emission Level = Reading Level + Correct Factor.
3. The average measurement was not performed when the peak measured data under the limit of average detection. If the readings given are average, peak measurement should also be supplied.
4. The fundamental for reference only, it’s not restricted by unwanted emission limit.

Model No	RT-AC68U V3	Site	CB2-H
Test Voltage	AC 120V/60Hz	Test Date	2020/4/13
Test Mode	Mode 3: Transmit mode_BF_ADP 1	Engineer	Scott
Polarity	Vertical	Temperature (℃)	22.6
Test Condition	802.11ac(20M)_5180MHz	Humidity (%RH)	57.0

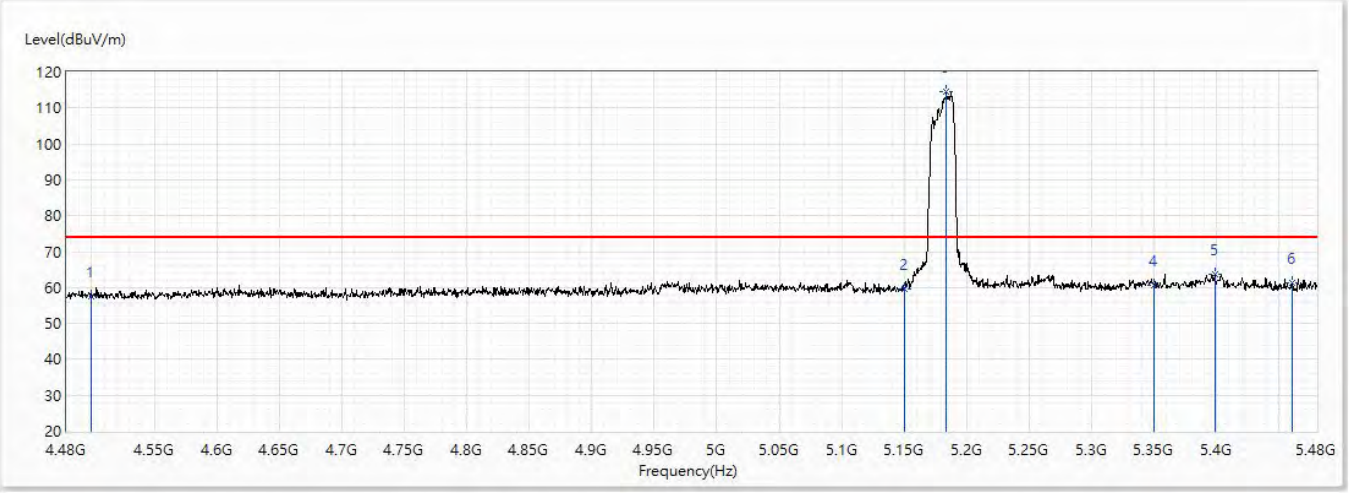

No	Frequency (MHz)	Emission Level (dBuV/m)	Limit (dBuV/m)	Margin (dB)	Reading Level (dBuV)	Correct Factor (dB/m)	Detector Type
1	4500	57.61	74.00	-16.39	33.59	24.02	PK
2	5150	59.47	74.00	-14.53	34.54	24.93	PK
! 3	5184	114.68	74.00	40.68	89.64	25.04	PK
4	5350	60.74	74.00	-13.26	35.23	25.51	PK
5	5398.5	63.77	74.00	-10.23	38.04	25.73	PK
6	5460	61.13	74.00	-12.87	35.34	25.79	PK

Note:

1. All reading above 1GHz is performed with peak and/or average measurements as necessary.
2. Emission Level = Reading Level + Correct Factor.
3. The average measurement was not performed when the peak measured data under the limit of average detection. If the readings given are average, peak measurement should also be supplied.
4. The fundamental for reference only, it’s not restricted by unwanted emission limit.

Model No	RT-AC68U V3	Site	CB2-H
Test Voltage	AC 120V/60Hz	Test Date	2020/4/13
Test Mode	Mode 3: Transmit mode_BF_ADP 1	Engineer	Scott
Polarity	Vertical	Temperature (℃)	22.6
Test Condition	802.11ac(20M)_5180MHz	Humidity (%RH)	57.0

No	Frequency (MHz)	Emission Level (dBuV/m)	Limit (dBuV/m)	Margin (dB)	Reading Level (dBuV)	Correct Factor (dB/m)	Detector Type
1	4500	47.01	54.00	-6.99	22.99	24.02	AV
2	5150	49.28	54.00	-4.72	24.35	24.93	AV
! 3	5188.5	101.77	54.00	47.77	76.71	25.06	AV
4	5350	49.73	54.00	-4.27	24.22	25.51	AV
5	5396	53.83	54.00	-0.17	28.11	25.72	AV
6	5460	49.02	54.00	-4.98	23.23	25.79	AV

Note:

1. All reading above 1GHz is performed with peak and/or average measurements as necessary.
2. Emission Level = Reading Level + Correct Factor.
3. The average measurement was not performed when the peak measured data under the limit of average detection. If the readings given are average, peak measurement should also be supplied.
4. The fundamental for reference only, it’s not restricted by unwanted emission limit.

Model No	RT-AC68U V3	Site	CB2-H
Test Voltage	AC 120V/60Hz	Test Date	2020/4/13
Test Mode	Mode 3: Transmit mode_BF_ADP 1	Engineer	Scott
Polarity	Horizontal	Temperature (℃)	22.6
Test Condition	802.11ac(20M)_5220MHz	Humidity (%RH)	57.0

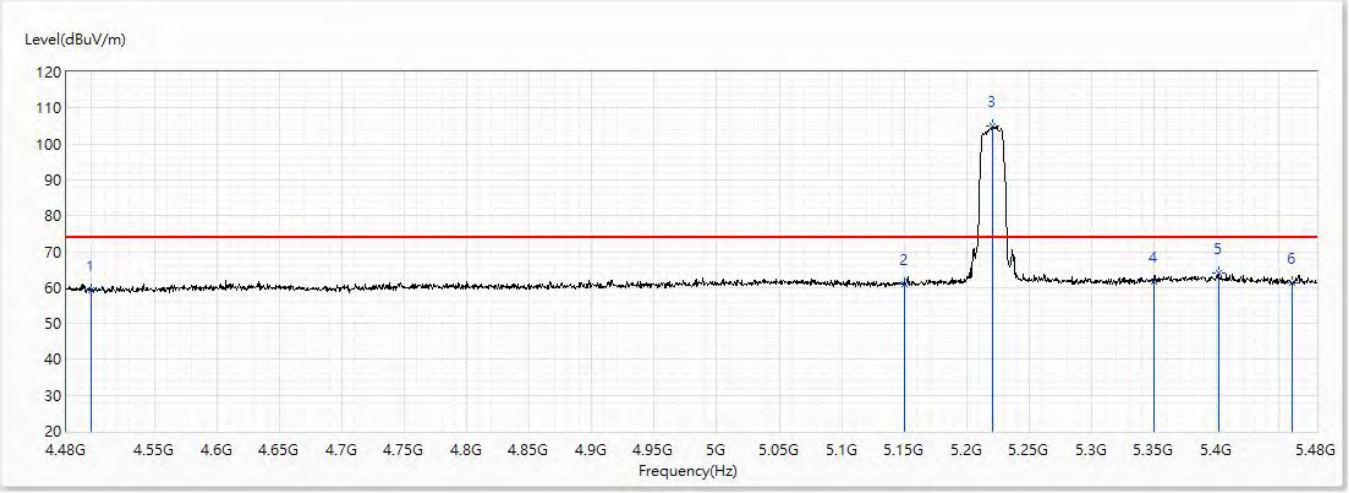

No	Frequency (MHz)	Emission Level (dBuV/m)	Limit (dBuV/m)	Margin (dB)	Reading Level (dBuV)	Correct Factor (dB/m)	Detector Type
1	4500	59.25	74.00	-14.75	35.23	24.02	PK
2	5150	60.91	74.00	-13.09	35.98	24.93	PK
! 3	5221	104.85	74.00	30.85	79.72	25.13	PK
4	5350	61.80	74.00	-12.20	36.29	25.51	PK
5	5401.5	63.87	74.00	-10.13	38.14	25.73	PK
6	5460	61.28	74.00	-12.72	35.49	25.79	PK

Note:

1. All reading above 1GHz is performed with peak and/or average measurements as necessary.
2. Emission Level = Reading Level + Correct Factor.
3. The average measurement was not performed when the peak measured data under the limit of average detection. If the readings given are average, peak measurement should also be supplied.
4. The fundamental for reference only, it’s not restricted by unwanted emission limit.

Model No	RT-AC68U V3	Site	CB2-H
Test Voltage	AC 120V/60Hz	Test Date	2020/4/13
Test Mode	Mode 3: Transmit mode_BF_ADP 1	Engineer	Scott
Polarity	Horizontal	Temperature (℃)	22.6
Test Condition	802.11ac(20M)_5220MHz	Humidity (%RH)	57.0

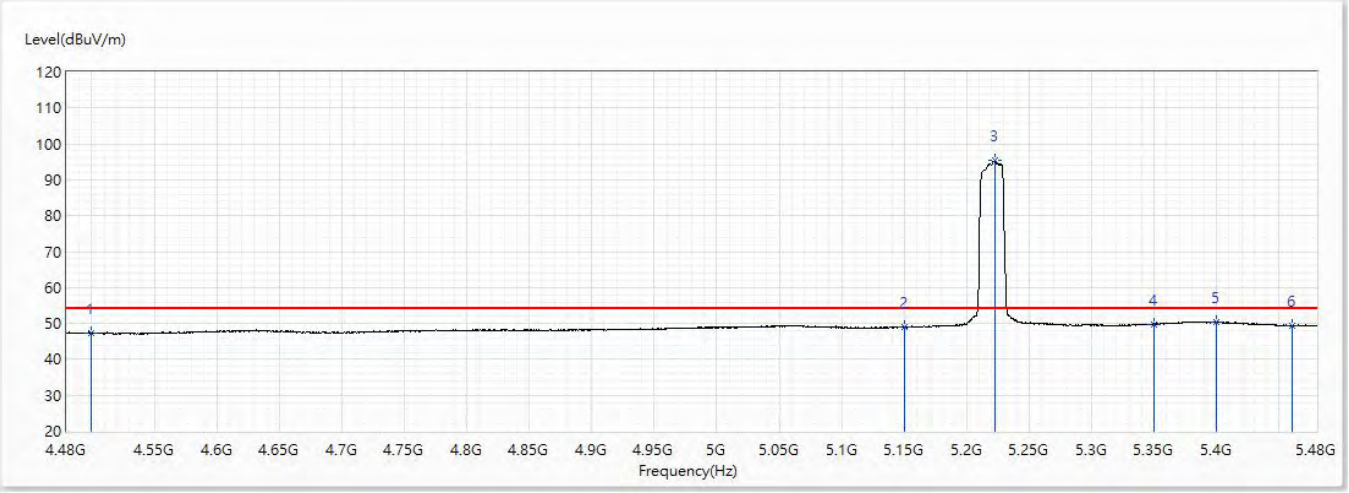

No	Frequency (MHz)	Emission Level (dBuV/m)	Limit (dBuV/m)	Margin (dB)	Reading Level (dBuV)	Correct Factor (dB/m)	Detector Type
1	4500	47.17	54.00	-6.83	23.15	24.02	AV
2	5150	48.97	54.00	-5.03	24.04	24.93	AV
! 3	5222.5	95.26	54.00	41.26	70.13	25.13	AV
4	5350	49.80	54.00	-4.20	24.29	25.51	AV
5	5399.5	50.43	54.00	-3.57	24.70	25.73	AV
6	5460	49.30	54.00	-4.70	23.51	25.79	AV

Note:

1. All reading above 1GHz is performed with peak and/or average measurements as necessary.
2. Emission Level = Reading Level + Correct Factor.
3. The average measurement was not performed when the peak measured data under the limit of average detection. If the readings given are average, peak measurement should also be supplied.
4. The fundamental for reference only, it’s not restricted by unwanted emission limit.

Model No	RT-AC68U V3	Site	CB2-H
Test Voltage	AC 120V/60Hz	Test Date	2020/4/13
Test Mode	Mode 3: Transmit mode_BF_ADP 1	Engineer	Scott
Polarity	Vertical	Temperature (℃)	22.6
Test Condition	802.11ac(20M)_5220MHz	Humidity (%RH)	57.0

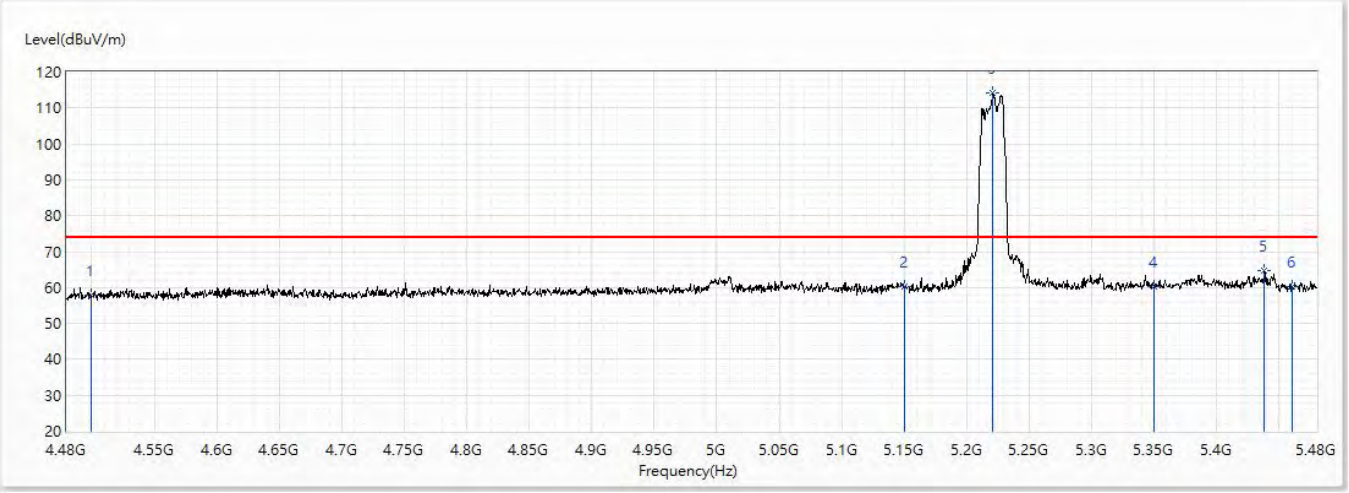

No	Frequency (MHz)	Emission Level (dBuV/m)	Limit (dBuV/m)	Margin (dB)	Reading Level (dBuV)	Correct Factor (dB/m)	Detector Type
1	4500	57.88	74.00	-16.12	33.86	24.02	PK
2	5150	60.25	74.00	-13.75	35.32	24.93	PK
! 3	5221	114.35	74.00	40.35	89.22	25.13	PK
4	5350	60.41	74.00	-13.59	34.90	25.51	PK
5	5438	64.57	74.00	-9.43	38.79	25.78	PK
6	5460	60.17	74.00	-13.83	34.38	25.79	PK

Note:

1. All reading above 1GHz is performed with peak and/or average measurements as necessary.
2. Emission Level = Reading Level + Correct Factor.
3. The average measurement was not performed when the peak measured data under the limit of average detection. If the readings given are average, peak measurement should also be supplied.
4. The fundamental for reference only, it’s not restricted by unwanted emission limit.

Model No	RT-AC68U V3	Site	CB2-H
Test Voltage	AC 120V/60Hz	Test Date	2020/4/13
Test Mode	Mode 3: Transmit mode_BF_ADP 1	Engineer	Scott
Polarity	Vertical	Temperature (℃)	22.6
Test Condition	802.11ac(20M)_5220MHz	Humidity (%RH)	57.0

No	Frequency (MHz)	Emission Level (dBuV/m)	Limit (dBuV/m)	Margin (dB)	Reading Level (dBuV)	Correct Factor (dB/m)	Detector Type
1	4500	46.83	54.00	-7.17	22.81	24.02	AV
2	5150	48.83	54.00	-5.17	23.90	24.93	AV
! 3	5227	104.06	54.00	50.06	78.91	25.15	AV
4	5350	49.57	54.00	-4.43	24.06	25.51	AV
5	5445	53.82	54.00	-0.18	28.03	25.79	AV
6	5460	49.06	54.00	-4.94	23.27	25.79	AV

Note:

1. All reading above 1GHz is performed with peak and/or average measurements as necessary.
2. Emission Level = Reading Level + Correct Factor.
3. The average measurement was not performed when the peak measured data under the limit of average detection. If the readings given are average, peak measurement should also be supplied.
4. The fundamental for reference only, it’s not restricted by unwanted emission limit.

Model No	RT-AC68U V3	Site	CB2-H
Test Voltage	AC 120V/60Hz	Test Date	2020/4/13
Test Mode	Mode 3: Transmit mode_BF_ADP 1	Engineer	Scott
Polarity	Horizontal	Temperature (℃)	22.6
Test Condition	802.11ac(20M)_5240MHz	Humidity (%RH)	57.0

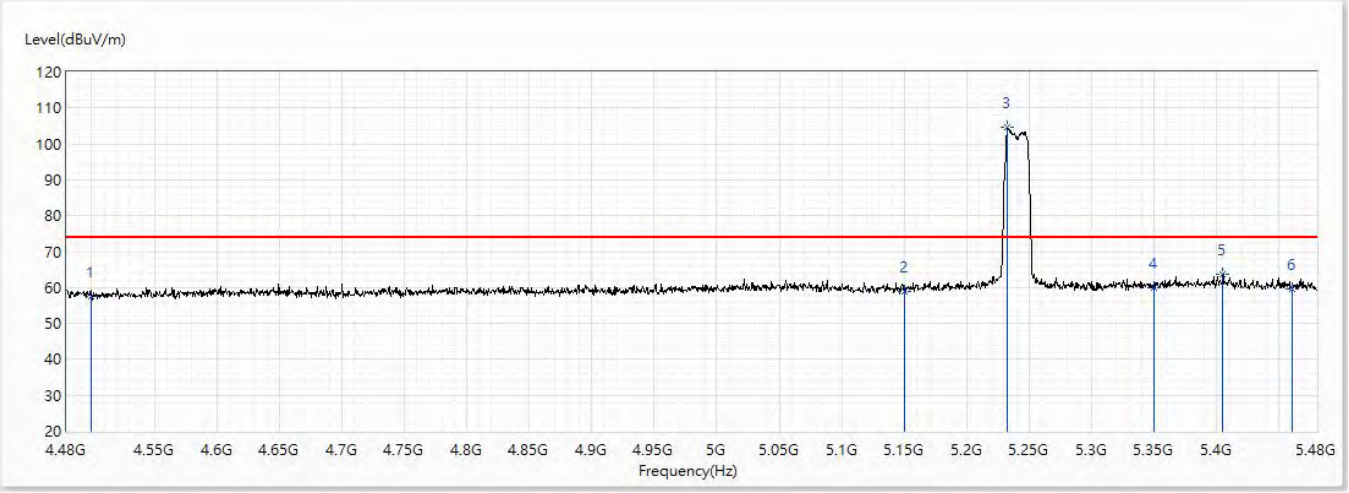

No	Frequency (MHz)	Emission Level (dBuV/m)	Limit (dBuV/m)	Margin (dB)	Reading Level (dBuV)	Correct Factor (dB/m)	Detector Type
1	4500	57.64	74.00	-16.36	33.62	24.02	PK
2	5150	59.06	74.00	-14.94	34.13	24.93	PK
! 3	5232.5	104.65	74.00	30.65	79.49	25.16	PK
4	5350	59.89	74.00	-14.11	34.38	25.51	PK
5	5405	63.66	74.00	-10.34	37.92	25.74	PK
6	5460	59.49	74.00	-14.51	33.70	25.79	PK

Note:

1. All reading above 1GHz is performed with peak and/or average measurements as necessary.
2. Emission Level = Reading Level + Correct Factor.
3. The average measurement was not performed when the peak measured data under the limit of average detection. If the readings given are average, peak measurement should also be supplied.
4. The fundamental for reference only, it’s not restricted by unwanted emission limit.

Model No	RT-AC68U V3	Site	CB2-H
Test Voltage	AC 120V/60Hz	Test Date	2020/4/13
Test Mode	Mode 3: Transmit mode_BF_ADP 1	Engineer	Scott
Polarity	Horizontal	Temperature (℃)	22.6
Test Condition	802.11ac(20M)_5240MHz	Humidity (%RH)	57.0

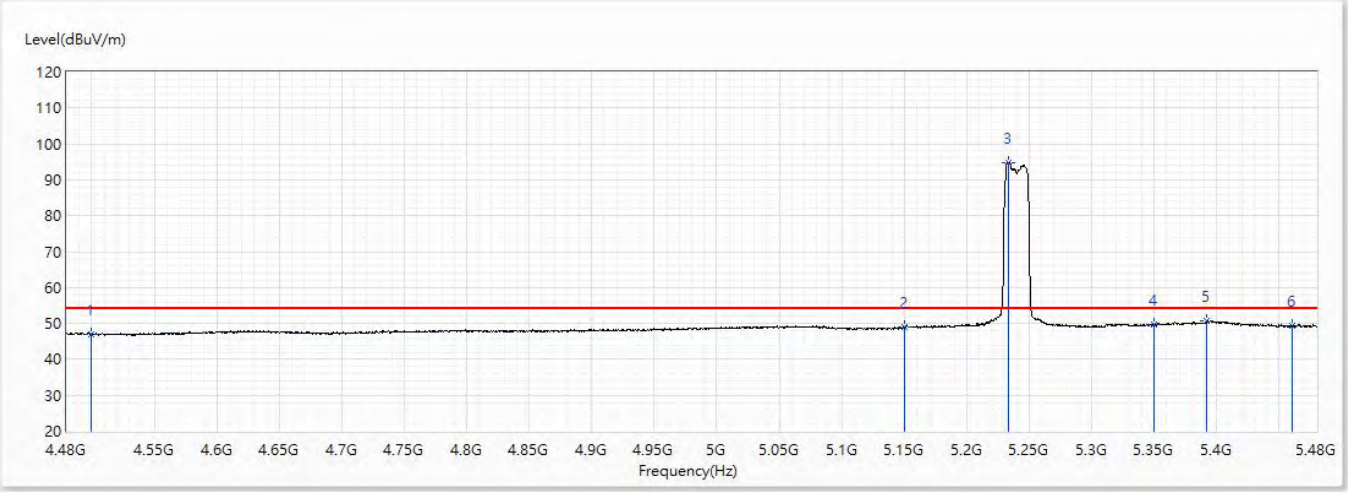

No	Frequency (MHz)	Emission Level (dBuV/m)	Limit (dBuV/m)	Margin (dB)	Reading Level (dBuV)	Correct Factor (dB/m)	Detector Type
1	4500	47.02	54.00	-6.98	23.00	24.02	AV
2	5150	48.88	54.00	-5.12	23.95	24.93	AV
! 3	5233.5	94.88	54.00	40.88	69.72	25.16	AV
4	5350	49.76	54.00	-4.24	24.25	25.51	AV
5	5392	50.72	54.00	-3.28	25.02	25.70	AV
6	5460	49.32	54.00	-4.68	23.53	25.79	AV

Note:

1. All reading above 1GHz is performed with peak and/or average measurements as necessary.
2. Emission Level = Reading Level + Correct Factor.
3. The average measurement was not performed when the peak measured data under the limit of average detection. If the readings given are average, peak measurement should also be supplied.
4. The fundamental for reference only, it’s not restricted by unwanted emission limit.

Model No	RT-AC68U V3	Site	CB2-H
Test Voltage	AC 120V/60Hz	Test Date	2020/4/13
Test Mode	Mode 3: Transmit mode_BF_ADP 1	Engineer	Scott
Polarity	Vertical	Temperature (℃)	22.6
Test Condition	802.11ac(20M)_5240MHz	Humidity (%RH)	57.0

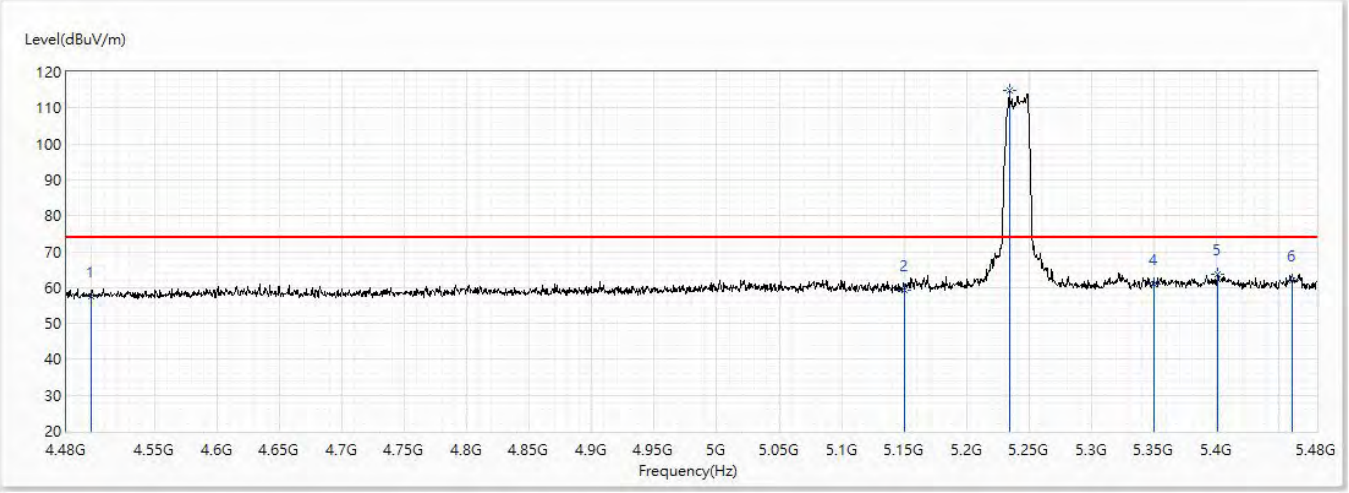

No	Frequency (MHz)	Emission Level (dBuV/m)	Limit (dBuV/m)	Margin (dB)	Reading Level (dBuV)	Correct Factor (dB/m)	Detector Type
1	4500	57.39	74.00	-16.61	33.37	24.02	PK
2	5150	59.24	74.00	-14.76	34.31	24.93	PK
! 3	5234	114.83	74.00	40.83	89.67	25.16	PK
4	5350	60.88	74.00	-13.12	35.37	25.51	PK
5	5401	63.84	74.00	-10.16	38.11	25.73	PK
6	5460	61.83	74.00	-12.17	36.04	25.79	PK

Note:

1. All reading above 1GHz is performed with peak and/or average measurements as necessary.
2. Emission Level = Reading Level + Correct Factor.
3. The average measurement was not performed when the peak measured data under the limit of average detection. If the readings given are average, peak measurement should also be supplied.
4. The fundamental for reference only, it’s not restricted by unwanted emission limit.

Model No	RT-AC68U V3	Site	CB2-H
Test Voltage	AC 120V/60Hz	Test Date	2020/4/13
Test Mode	Mode 3: Transmit mode_BF_ADP 1	Engineer	Scott
Polarity	Vertical	Temperature (℃)	22.6
Test Condition	802.11ac(20M)_5240MHz	Humidity (%RH)	57.0

No	Frequency (MHz)	Emission Level (dBuV/m)	Limit (dBuV/m)	Margin (dB)	Reading Level (dBuV)	Correct Factor (dB/m)	Detector Type
1	4500	46.89	54.00	-7.11	22.87	24.02	AV
2	5150	49.01	54.00	-4.99	24.08	24.93	AV
! 3	5247.5	104.29	54.00	50.29	79.10	25.19	AV
4	5350	50.18	54.00	-3.82	24.67	25.51	AV
5	5458.5	53.83	54.00	-0.17	28.04	25.79	AV
6	5460	50.54	54.00	-3.46	24.75	25.79	AV

Note:

1. All reading above 1GHz is performed with peak and/or average measurements as necessary.
2. Emission Level = Reading Level + Correct Factor.
3. The average measurement was not performed when the peak measured data under the limit of average detection. If the readings given are average, peak measurement should also be supplied.
4. The fundamental for reference only, it’s not restricted by unwanted emission limit.

Model No	RT-AC68U V3	Site	CB2-H
Test Voltage	AC 120V/60Hz	Test Date	2020/4/13
Test Mode	Mode 3: Transmit mode_BF_ADP 1	Engineer	Scott
Polarity	Horizontal	Temperature (℃)	22.6
Test Condition	802.11ac(40M)_5190MHz	Humidity (%RH)	57.0

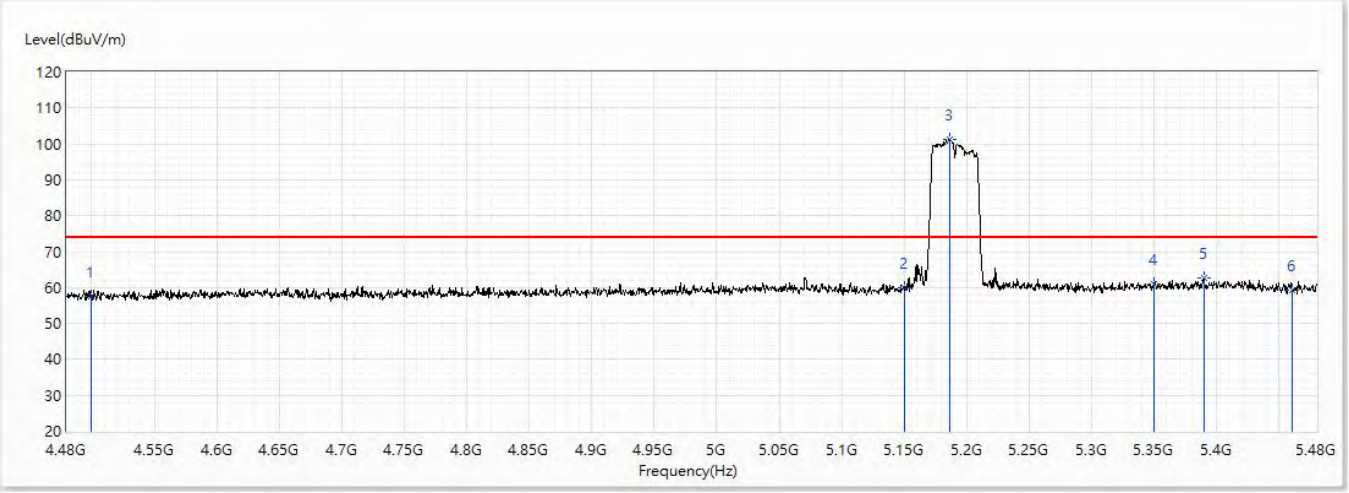

No	Frequency (MHz)	Emission Level (dBuV/m)	Limit (dBuV/m)	Margin (dB)	Reading Level (dBuV)	Correct Factor (dB/m)	Detector Type
1	4500	57.44	74.00	-16.56	33.42	24.02	PK
2	5150	60.10	74.00	-13.90	35.17	24.93	PK
! 3	5186	101.12	74.00	27.12	76.07	25.05	PK
4	5350	61.01	74.00	-12.99	35.50	25.51	PK
5	5389.5	62.71	74.00	-11.29	37.02	25.69	PK
6	5460	59.28	74.00	-14.72	33.49	25.79	PK

Note:

1. All reading above 1GHz is performed with peak and/or average measurements as necessary.
2. Emission Level = Reading Level + Correct Factor.
3. The average measurement was not performed when the peak measured data under the limit of average detection. If the readings given are average, peak measurement should also be supplied.
4. The fundamental for reference only, it’s not restricted by unwanted emission limit.

Model No	RT-AC68U V3	Site	CB2-H
Test Voltage	AC 120V/60Hz	Test Date	2020/4/13
Test Mode	Mode 3: Transmit mode_BF_ADP 1	Engineer	Scott
Polarity	Horizontal	Temperature (℃)	22.6
Test Condition	802.11ac(40M)_5190MHz	Humidity (%RH)	57.0

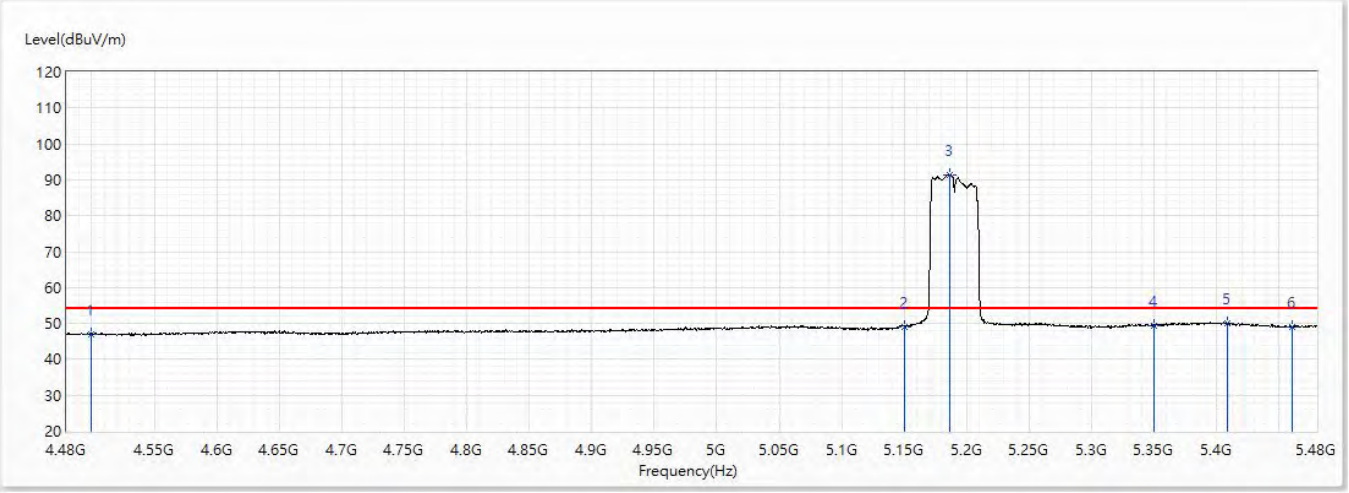

No	Frequency (MHz)	Emission Level (dBuV/m)	Limit (dBuV/m)	Margin (dB)	Reading Level (dBuV)	Correct Factor (dB/m)	Detector Type
1	4500	47.11	54.00	-6.89	23.09	24.02	AV
2	5150	48.89	54.00	-5.11	23.96	24.93	AV
! 3	5186.5	91.40	54.00	37.40	66.35	25.05	AV
4	5350	49.27	54.00	-4.73	23.76	25.51	AV
5	5408.5	50.19	54.00	-3.81	24.45	25.74	AV
6	5460	49.04	54.00	-4.96	23.25	25.79	AV

Note:

1. All reading above 1GHz is performed with peak and/or average measurements as necessary.
2. Emission Level = Reading Level + Correct Factor.
3. The average measurement was not performed when the peak measured data under the limit of average detection. If the readings given are average, peak measurement should also be supplied.
4. The fundamental for reference only, it’s not restricted by unwanted emission limit.

Model No	RT-AC68U V3	Site	CB2-H
Test Voltage	AC 120V/60Hz	Test Date	2020/4/13
Test Mode	Mode 3: Transmit mode_BF_ADP 1	Engineer	Scott
Polarity	Vertical	Temperature (℃)	22.6
Test Condition	802.11ac(40M)_5190MHz	Humidity (%RH)	57.0

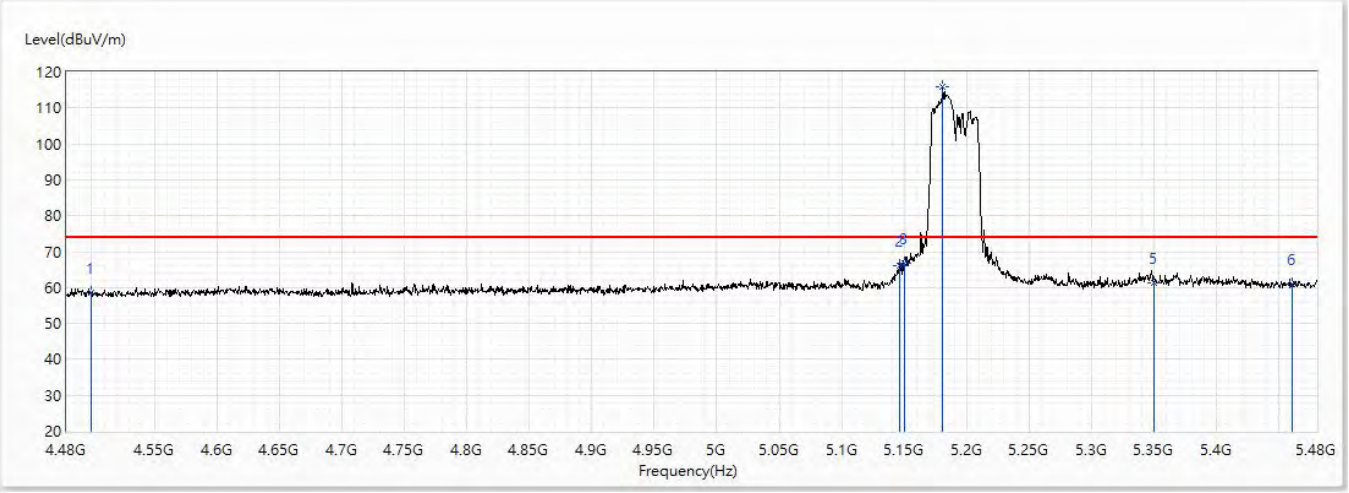

No	Frequency (MHz)	Emission Level (dBuV/m)	Limit (dBuV/m)	Margin (dB)	Reading Level (dBuV)	Correct Factor (dB/m)	Detector Type
1	4500	58.56	74.00	-15.44	34.54	24.02	PK
2	5146	66.16	74.00	-7.84	41.23	24.93	PK
3	5150	66.85	74.00	-7.15	41.92	24.93	PK
! 4	5181	116.02	74.00	42.02	90.99	25.03	PK
5	5350	61.15	74.00	-12.85	35.64	25.51	PK
6	5460	60.83	74.00	-13.17	35.04	25.79	PK

Note:

1. All reading above 1GHz is performed with peak and/or average measurements as necessary.
2. Emission Level = Reading Level + Correct Factor.
3. The average measurement was not performed when the peak measured data under the limit of average detection. If the readings given are average, peak measurement should also be supplied.
4. The fundamental for reference only, it’s not restricted by unwanted emission limit.

Model No	RT-AC68U V3	Site	CB2-H
Test Voltage	AC 120V/60Hz	Test Date	2020/4/13
Test Mode	Mode 3: Transmit mode_BF_ADP 1	Engineer	Scott
Polarity	Vertical	Temperature (℃)	22.6
Test Condition	802.11ac(40M)_5190MHz	Humidity (%RH)	57.0

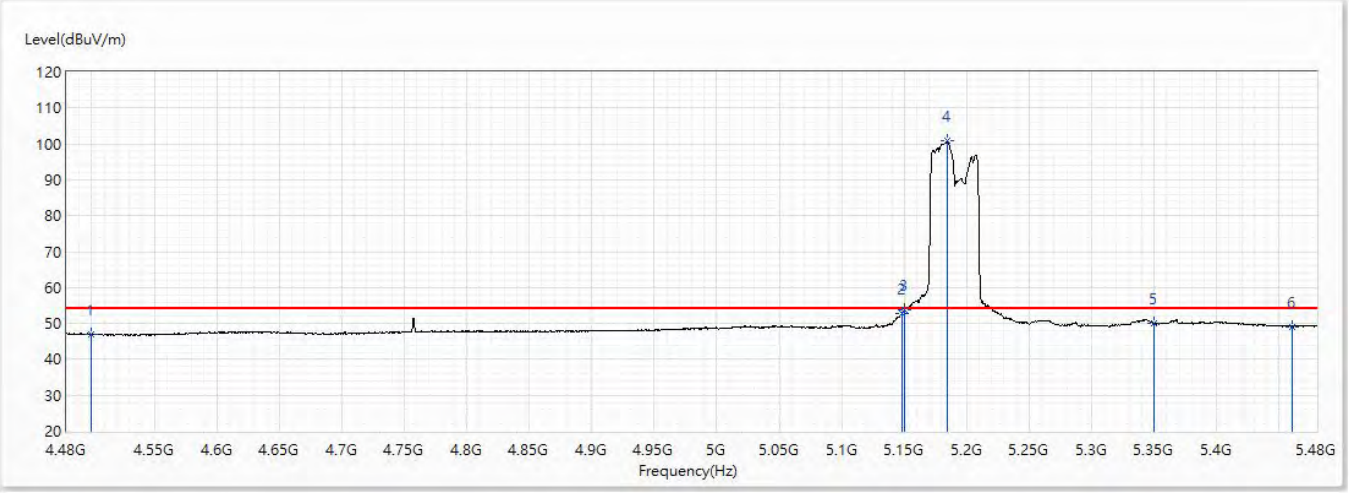

No	Frequency (MHz)	Emission Level (dBuV/m)	Limit (dBuV/m)	Margin (dB)	Reading Level (dBuV)	Correct Factor (dB/m)	Detector Type
1	4500	46.88	54.00	-7.12	22.86	24.02	AV
2	5148	52.88	54.00	-1.12	27.95	24.93	AV
3	5150	53.82	54.00	-0.18	28.89	24.93	AV
! 4	5184.5	100.72	54.00	46.72	75.68	25.04	AV
5	5350	49.90	54.00	-4.10	24.39	25.51	AV
6	5460	49.06	54.00	-4.94	23.27	25.79	AV

Note:

1. All reading above 1GHz is performed with peak and/or average measurements as necessary.
2. Emission Level = Reading Level + Correct Factor.
3. The average measurement was not performed when the peak measured data under the limit of average detection. If the readings given are average, peak measurement should also be supplied.
4. The fundamental for reference only, it’s not restricted by unwanted emission limit.

Model No	RT-AC68U V3	Site	CB2-H
Test Voltage	AC 120V/60Hz	Test Date	2020/4/13
Test Mode	Mode 3: Transmit mode_BF_ADP 1	Engineer	Scott
Polarity	Horizontal	Temperature (℃)	22.6
Test Condition	802.11ac(40M)_5230MHz	Humidity (%RH)	57.0

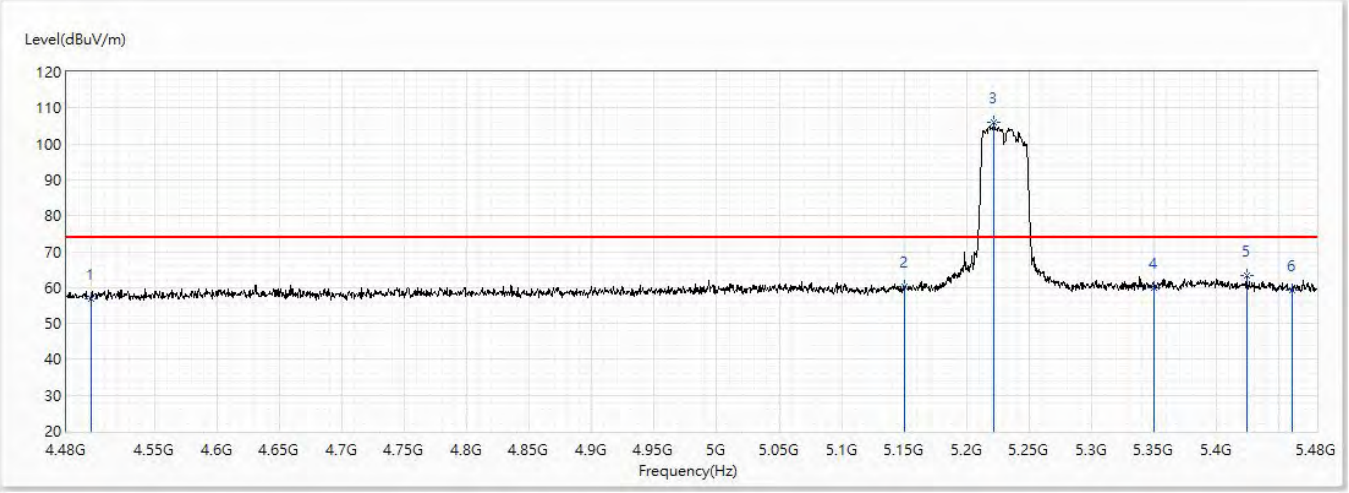

No	Frequency (MHz)	Emission Level (dBuV/m)	Limit (dBuV/m)	Margin (dB)	Reading Level (dBuV)	Correct Factor (dB/m)	Detector Type
1	4500	56.86	74.00	-17.14	32.84	24.02	PK
2	5150	60.29	74.00	-13.71	35.36	24.93	PK
! 3	5222	105.84	74.00	31.84	80.71	25.13	PK
4	5350	60.07	74.00	-13.93	34.56	25.51	PK
5	5424	63.47	74.00	-10.53	37.72	25.75	PK
6	5460	59.38	74.00	-14.62	33.59	25.79	PK

Note:

1. All reading above 1GHz is performed with peak and/or average measurements as necessary.
2. Emission Level = Reading Level + Correct Factor.
3. The average measurement was not performed when the peak measured data under the limit of average detection. If the readings given are average, peak measurement should also be supplied.
4. The fundamental for reference only, it’s not restricted by unwanted emission limit.

Model No	RT-AC68U V3	Site	CB2-H
Test Voltage	AC 120V/60Hz	Test Date	2020/4/13
Test Mode	Mode 3: Transmit mode_BF_ADP 1	Engineer	Scott
Polarity	Horizontal	Temperature (℃)	22.6
Test Condition	802.11ac(40M)_5230MHz	Humidity (%RH)	57.0

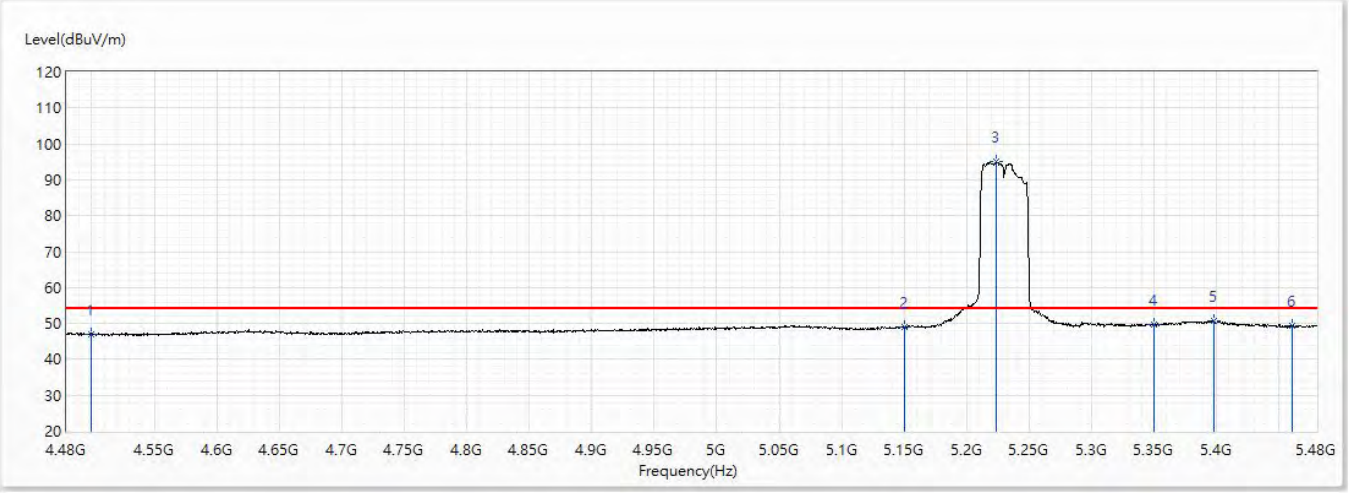

No	Frequency (MHz)	Emission Level (dBuV/m)	Limit (dBuV/m)	Margin (dB)	Reading Level (dBuV)	Correct Factor (dB/m)	Detector Type
1	4500	47.07	54.00	-6.93	23.05	24.02	AV
2	5150	49.01	54.00	-4.99	24.08	24.93	AV
! 3	5224	94.92	54.00	40.92	69.79	25.13	AV
4	5350	49.72	54.00	-4.28	24.21	25.51	AV
5	5397.5	50.74	54.00	-3.26	25.02	25.72	AV
6	5460	49.20	54.00	-4.80	23.41	25.79	AV

Note:

1. All reading above 1GHz is performed with peak and/or average measurements as necessary.
2. Emission Level = Reading Level + Correct Factor.
3. The average measurement was not performed when the peak measured data under the limit of average detection. If the readings given are average, peak measurement should also be supplied.
4. The fundamental for reference only, it’s not restricted by unwanted emission limit.

Model No	RT-AC68U V3	Site	CB2-H
Test Voltage	AC 120V/60Hz	Test Date	2020/4/13
Test Mode	Mode 3: Transmit mode_BF_ADP 1	Engineer	Scott
Polarity	Vertical	Temperature (℃)	22.6
Test Condition	802.11ac(40M)_5230MHz	Humidity (%RH)	57.0

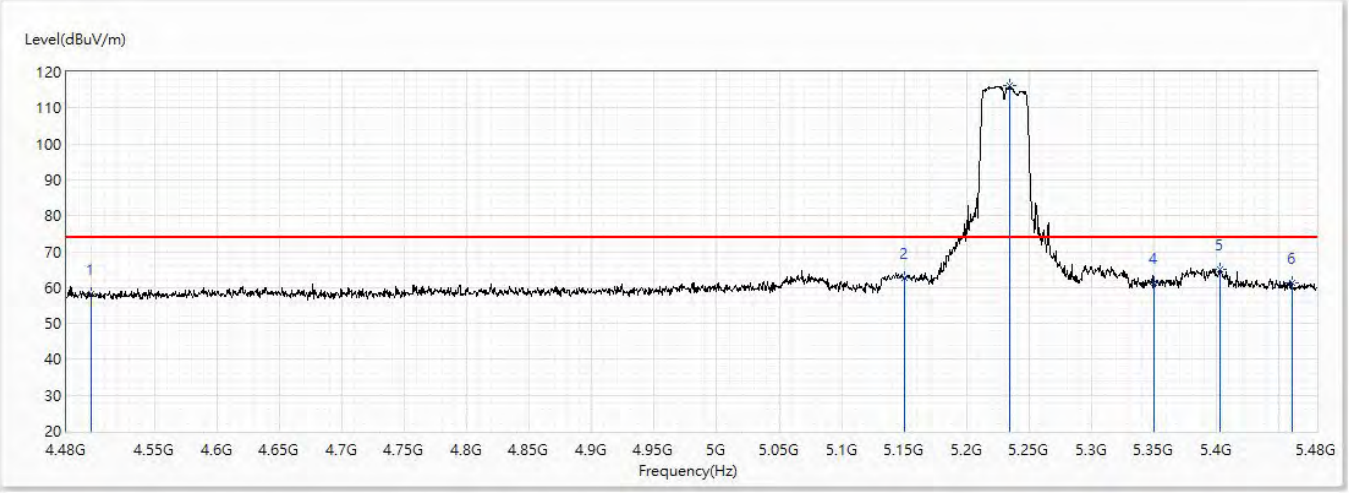

No	Frequency (MHz)	Emission Level (dBuV/m)	Limit (dBuV/m)	Margin (dB)	Reading Level (dBuV)	Correct Factor (dB/m)	Detector Type
1	4500	58.25	74.00	-15.75	34.23	24.02	PK
2	5150	62.61	74.00	-11.39	37.68	24.93	PK
! 3	5234	116.16	74.00	42.16	91.00	25.16	PK
4	5350	61.37	74.00	-12.63	35.86	25.51	PK
5	5402.5	64.91	74.00	-9.09	39.18	25.73	PK
6	5460	61.34	74.00	-12.66	35.55	25.79	PK

Note:

1. All reading above 1GHz is performed with peak and/or average measurements as necessary.
2. Emission Level = Reading Level + Correct Factor.
3. The average measurement was not performed when the peak measured data under the limit of average detection. If the readings given are average, peak measurement should also be supplied.
4. The fundamental for reference only, it’s not restricted by unwanted emission limit.

Model No	RT-AC68U V3	Site	CB2-H
Test Voltage	AC 120V/60Hz	Test Date	2020/4/13
Test Mode	Mode 3: Transmit mode_BF_ADP 1	Engineer	Scott
Polarity	Vertical	Temperature (℃)	22.6
Test Condition	802.11ac(40M)_5230MHz	Humidity (%RH)	57.0

No	Frequency (MHz)	Emission Level (dBuV/m)	Limit (dBuV/m)	Margin (dB)	Reading Level (dBuV)	Correct Factor (dB/m)	Detector Type
1	4500	46.91	54.00	-7.09	22.89	24.02	AV
2	5150	50.65	54.00	-3.35	25.72	24.93	AV
! 3	5225	107.38	54.00	53.38	82.23	25.15	AV
4	5350	50.07	54.00	-3.93	24.56	25.51	AV
5	5377	53.82	54.00	-0.18	28.18	25.64	AV
6	5460	49.36	54.00	-4.64	23.57	25.79	AV

Note:

1. All reading above 1GHz is performed with peak and/or average measurements as necessary.
2. Emission Level = Reading Level + Correct Factor.
3. The average measurement was not performed when the peak measured data under the limit of average detection. If the readings given are average, peak measurement should also be supplied.
4. The fundamental for reference only, it’s not restricted by unwanted emission limit.

Model No	RT-AC68U V3	Site	CB2-H
Test Voltage	AC 120V/60Hz	Test Date	2020/3/27
Test Mode	Mode 3: Transmit mode_BF_ADP 1	Engineer	Scott
Polarity	Horizontal	Temperature (℃)	22.6
Test Condition	802.11ac(80M)_5210MHz	Humidity (%RH)	57.0

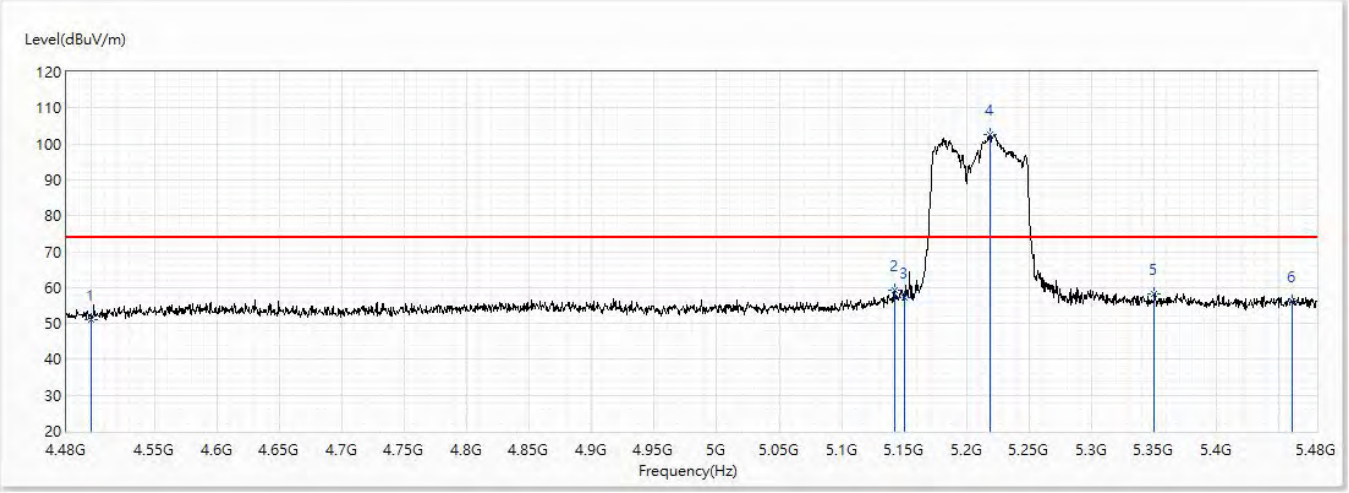

No	Frequency (MHz)	Emission Level (dBuV/m)	Limit (dBuV/m)	Margin (dB)	Reading Level (dBuV)	Correct Factor (dB/m)	Detector Type
1	4500	50.99	74.00	-23.01	26.97	24.02	PK
2	5142	59.31	74.00	-14.69	34.40	24.91	PK
3	5150	57.37	74.00	-16.63	32.44	24.93	PK
! 4	5219	102.44	74.00	28.44	77.31	25.13	PK
5	5350	58.07	74.00	-15.93	32.56	25.51	PK
6	5460	56.04	74.00	-17.96	30.25	25.79	PK

Note:

1. All reading above 1GHz is performed with peak and/or average measurements as necessary.
2. Emission Level = Reading Level + Correct Factor.
3. The average measurement was not performed when the peak measured data under the limit of average detection. If the readings given are average, peak measurement should also be supplied.
4. The fundamental for reference only, it’s not restricted by unwanted emission limit.

Model No	RT-AC68U V3	Site	CB2-H
Test Voltage	AC 120V/60Hz	Test Date	2020/3/27
Test Mode	Mode 3: Transmit mode_BF_ADP 1	Engineer	Scott
Polarity	Horizontal	Temperature (℃)	22.6
Test Condition	802.11ac(80M)_5210MHz	Humidity (%RH)	57.0

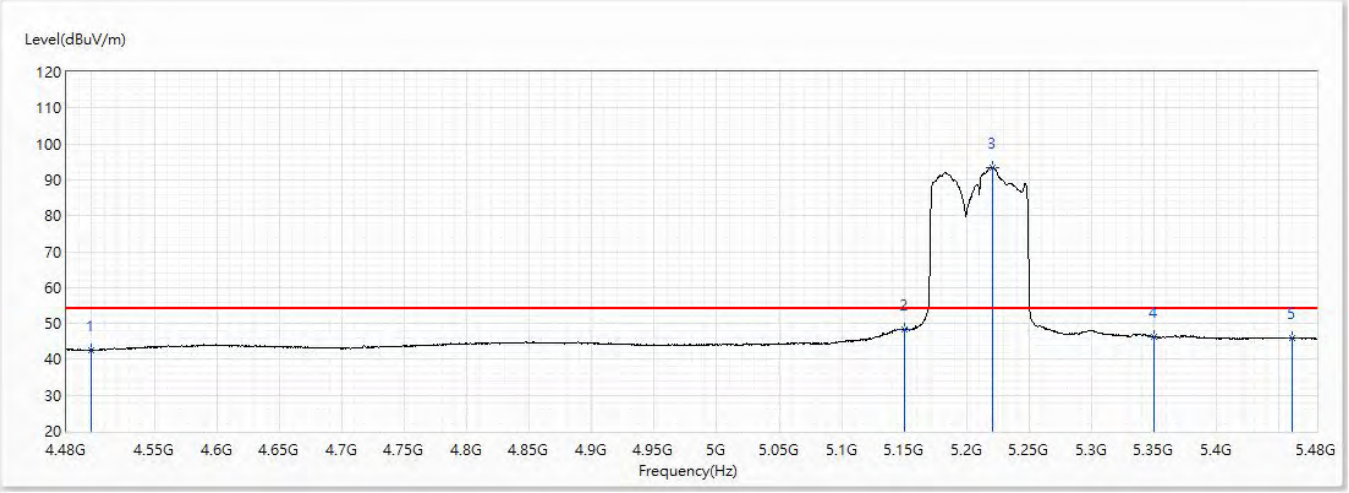

No	Frequency (MHz)	Emission Level (dBuV/m)	Limit (dBuV/m)	Margin (dB)	Reading Level (dBuV)	Correct Factor (dB/m)	Detector Type
1	4500	42.54	54.00	-11.46	18.52	24.02	AV
2	5150	48.19	54.00	-5.81	23.26	24.93	AV
! 3	5221	93.46	54.00	39.46	68.33	25.13	AV
4	5350	46.36	54.00	-7.64	20.85	25.51	AV
5	5460	45.86	54.00	-8.14	20.07	25.79	AV

Note:

1. All reading above 1GHz is performed with peak and/or average measurements as necessary.
2. Emission Level = Reading Level + Correct Factor.
3. The average measurement was not performed when the peak measured data under the limit of average detection. If the readings given are average, peak measurement should also be supplied.
4. The fundamental for reference only, it’s not restricted by unwanted emission limit.

Model No	RT-AC68U V3	Site	CB2-H
Test Voltage	AC 120V/60Hz	Test Date	2020/4/13
Test Mode	Mode 3: Transmit mode_BF_ADP 1	Engineer	Scott
Polarity	Vertical	Temperature (℃)	22.6
Test Condition	802.11ac(80M)_5210MHz	Humidity (%RH)	57.0

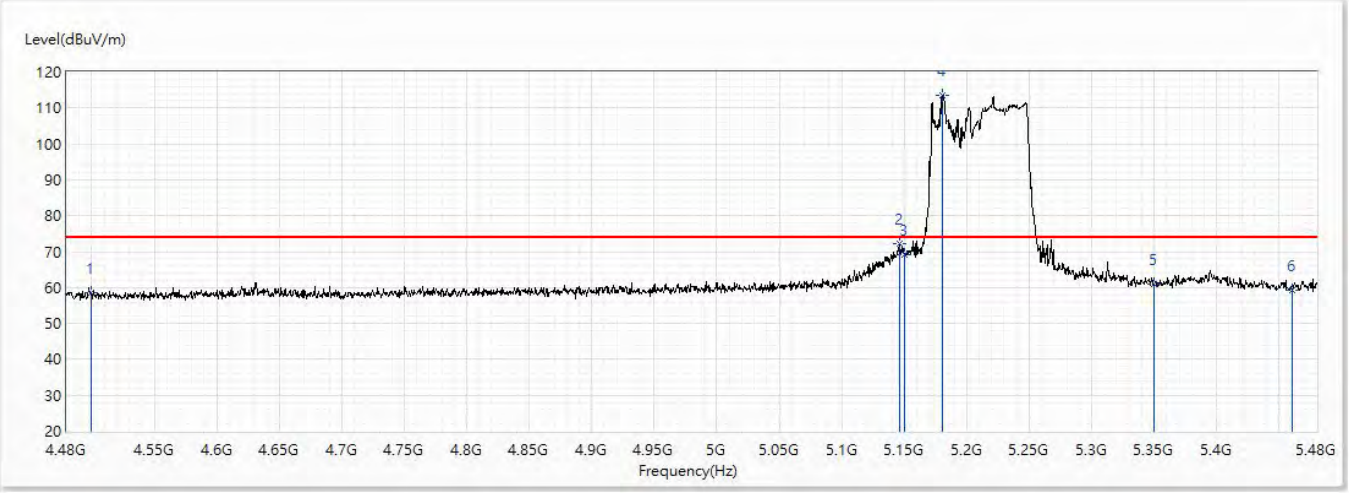

No	Frequency (MHz)	Emission Level (dBuV/m)	Limit (dBuV/m)	Margin (dB)	Reading Level (dBuV)	Correct Factor (dB/m)	Detector Type
1	4500	58.58	74.00	-15.42	34.56	24.02	PK
2	5146	72.20	74.00	-1.80	47.27	24.93	PK
3	5150	69.11	74.00	-4.89	44.18	24.93	PK
! 4	5181	113.66	74.00	39.66	88.63	25.03	PK
5	5350	60.86	74.00	-13.14	35.35	25.51	PK
6	5460	59.26	74.00	-14.74	33.47	25.79	PK

Note:

1. All reading above 1GHz is performed with peak and/or average measurements as necessary.
2. Emission Level = Reading Level + Correct Factor.
3. The average measurement was not performed when the peak measured data under the limit of average detection. If the readings given are average, peak measurement should also be supplied.
4. The fundamental for reference only, it’s not restricted by unwanted emission limit.

Model No	RT-AC68U V3	Site	CB2-H
Test Voltage	AC 120V/60Hz	Test Date	2020/3/27
Test Mode	Mode 3: Transmit mode_BF_ADP 1	Engineer	Scott
Polarity	Vertical	Temperature (℃)	22.6
Test Condition	802.11ac(80M)_5210MHz	Humidity (%RH)	57.0

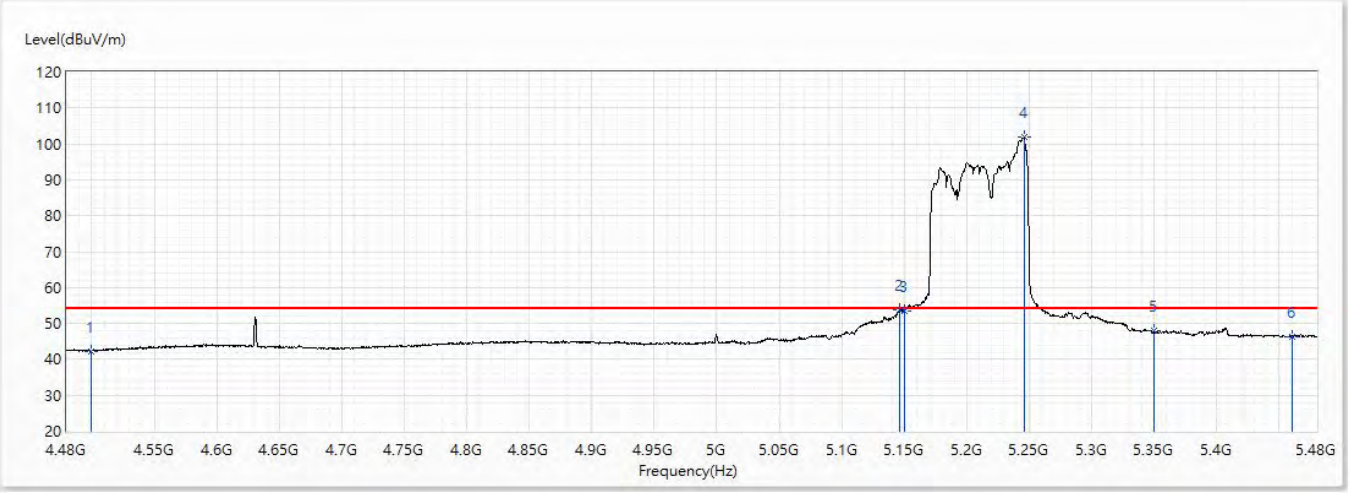

No	Frequency (MHz)	Emission Level (dBuV/m)	Limit (dBuV/m)	Margin (dB)	Reading Level (dBuV)	Correct Factor (dB/m)	Detector Type
1	4500	42.29	54.00	-11.71	18.27	24.02	AV
2	5146.5	53.82	54.00	-0.18	28.89	24.93	AV
3	5150	53.36	54.00	-0.64	28.43	24.93	AV
! 4	5246	101.86	54.00	47.86	76.67	25.19	AV
5	5350	47.90	54.00	-6.10	22.39	25.51	AV
6	5460	46.36	54.00	-7.64	20.57	25.79	AV

Note:

1. All reading above 1GHz is performed with peak and/or average measurements as necessary.
2. Emission Level = Reading Level + Correct Factor.
3. The average measurement was not performed when the peak measured data under the limit of average detection. If the readings given are average, peak measurement should also be supplied.
4. The fundamental for reference only, it’s not restricted by unwanted emission limit.

Model No	RT-AC68U V3	Site	CB2-H
Test Voltage	AC 120V/60Hz	Test Date	2020/4/13
Test Mode	Mode 3: Transmit mode_BF_ADP 1	Engineer	Scott
Polarity	Horizontal	Temperature (℃)	22.6
Test Condition	802.11ac(20M)_5745MHz	Humidity (%RH)	57.0

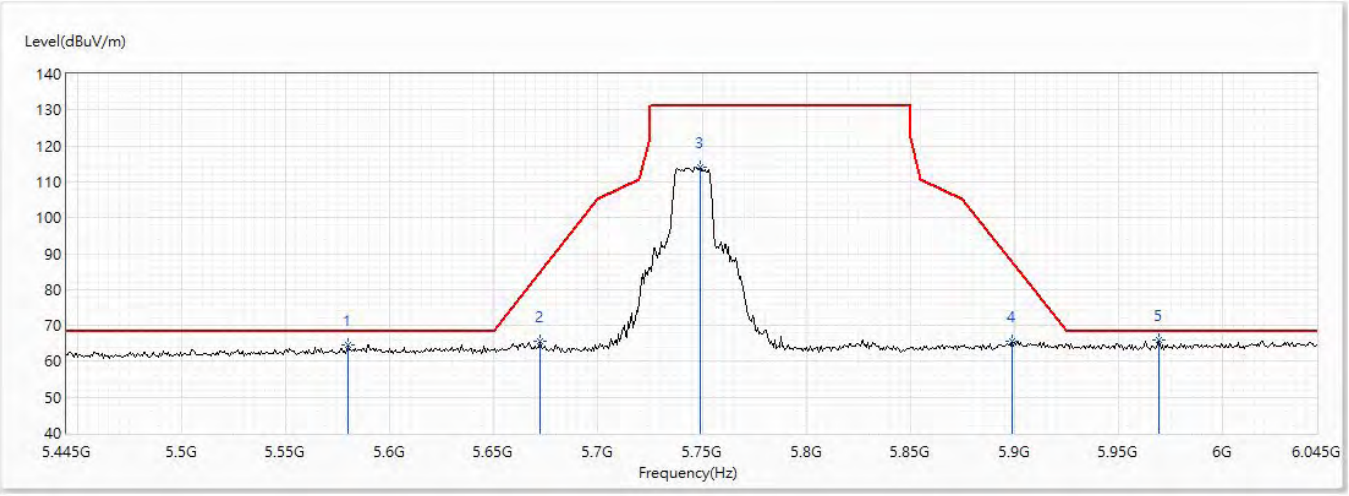

No	Frequency (MHz)	Emission Level (dBuV/m)	Limit (dBuV/m)	Margin (dB)	Reading Level (dBuV)	Correct Factor (dB/m)	Detector Type
1	5580	64.45	68.20	-3.75	38.20	26.25	PK
2	5672.4	65.60	84.82	-19.22	39.16	26.44	PK
3	5749.2	113.99	131.20	-17.21	87.29	26.70	PK
4	5898.6	65.66	87.70	-22.04	38.55	27.11	PK
* 5	5969.4	65.85	68.20	-2.35	38.56	27.29	PK

Note:

1. All reading above 1GHz is performed with peak and/or average measurements as necessary.
2. Emission Level = Reading Level + Correct Factor.
3. The average measurement was not performed when the peak measured data under the limit of average detection. If the readings given are average, peak measurement should also be supplied.
4. The fundamental for reference only, it’s not restricted by unwanted emission limit.

Model No	RT-AC68U V3	Site	CB2-H
Test Voltage	AC 120V/60Hz	Test Date	2020/3/31
Test Mode	Mode 3: Transmit mode_BF_ADP 1	Engineer	Scott
Polarity	Vertical	Temperature (℃)	22.6
Test Condition	802.11ac(20M)_5745MHz	Humidity (%RH)	57.0

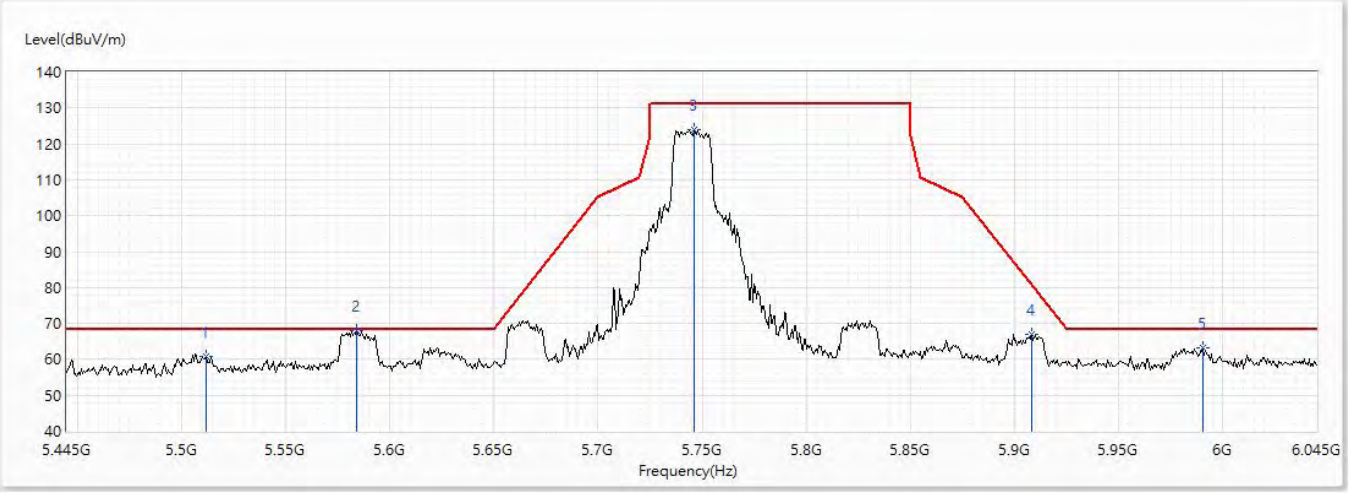

No	Frequency (MHz)	Emission Level (dBuV/m)	Limit (dBuV/m)	Margin (dB)	Reading Level (dBuV)	Correct Factor (dB/m)	Detector Type
1	5512.2	60.83	68.20	-7.37	34.93	25.90	PK
* 2	5584.2	68.13	68.20	-0.07	41.85	26.28	PK
3	5746.2	123.87	131.20	-7.33	97.19	26.68	PK
4	5908.2	66.91	80.60	-13.69	39.79	27.12	PK
5	5990.4	63.33	68.20	-4.87	35.98	27.35	PK

Note:

1. All reading above 1GHz is performed with peak and/or average measurements as necessary.
2. Emission Level = Reading Level + Correct Factor.
3. The average measurement was not performed when the peak measured data under the limit of average detection. If the readings given are average, peak measurement should also be supplied.
4. The fundamental for reference only, it’s not restricted by unwanted emission limit.

Model No	RT-AC68U V3	Site	CB2-H
Test Voltage	AC 120V/60Hz	Test Date	2020/4/13
Test Mode	Mode 3: Transmit mode_BF_ADP 1	Engineer	Scott
Polarity	Horizontal	Temperature (℃)	22.6
Test Condition	802.11ac(20M)_5785MHz	Humidity (%RH)	57.0

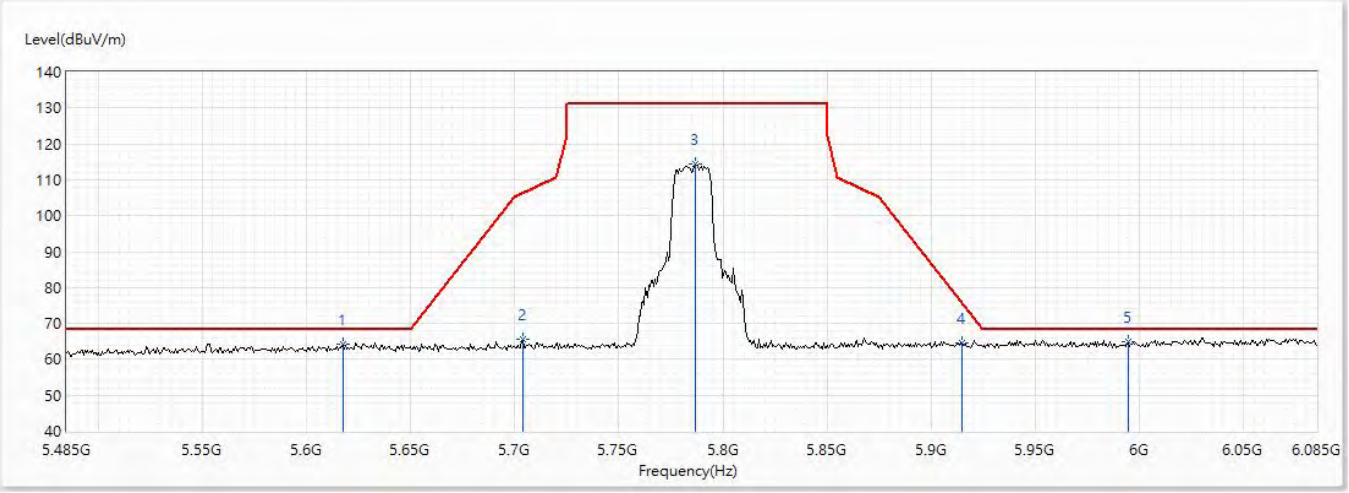

No	Frequency (MHz)	Emission Level (dBuV/m)	Limit (dBuV/m)	Margin (dB)	Reading Level (dBuV)	Correct Factor (dB/m)	Detector Type
1	5617.6	64.24	68.20	-3.96	37.86	26.38	PK
2	5704	65.58	106.32	-40.74	39.09	26.49	PK
3	5786.8	114.31	131.20	-16.89	87.44	26.87	PK
4	5914.6	64.68	75.87	-11.19	37.53	27.15	PK
* 5	5994.4	64.76	68.20	-3.44	37.39	27.37	PK

Note:

1. All reading above 1GHz is performed with peak and/or average measurements as necessary.
2. Emission Level = Reading Level + Correct Factor.
3. The average measurement was not performed when the peak measured data under the limit of average detection. If the readings given are average, peak measurement should also be supplied.
4. The fundamental for reference only, it’s not restricted by unwanted emission limit.

Model No	RT-AC68U V3	Site	CB2-H
Test Voltage	AC 120V/60Hz	Test Date	2020/3/31
Test Mode	Mode 3: Transmit mode_BF_ADP 1	Engineer	Scott
Polarity	Vertical	Temperature (℃)	22.6
Test Condition	802.11ac(20M)_5785MHz	Humidity (%RH)	57.0

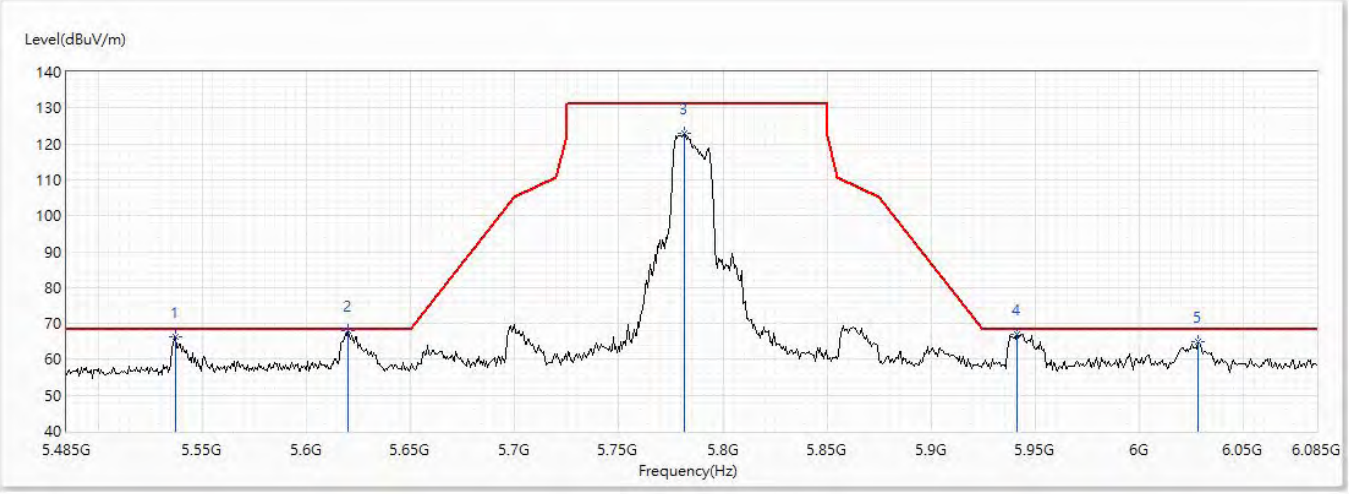

No	Frequency (MHz)	Emission Level (dBuV/m)	Limit (dBuV/m)	Margin (dB)	Reading Level (dBuV)	Correct Factor (dB/m)	Detector Type
1	5537.2	66.12	68.20	-2.08	40.09	26.03	PK
* 2	5620	68.07	68.20	-0.13	41.69	26.38	PK
3	5781.4	123.07	131.20	-8.13	96.22	26.85	PK
4	5941	66.97	68.20	-1.23	39.76	27.21	PK
5	6028	65.07	68.20	-3.13	37.54	27.53	PK

Note:

1. All reading above 1GHz is performed with peak and/or average measurements as necessary.
2. Emission Level = Reading Level + Correct Factor.
3. The average measurement was not performed when the peak measured data under the limit of average detection. If the readings given are average, peak measurement should also be supplied.
4. The fundamental for reference only, it’s not restricted by unwanted emission limit.

Model No	RT-AC68U V3	Site	CB2-H
Test Voltage	AC 120V/60Hz	Test Date	2020/4/13
Test Mode	Mode 3: Transmit mode_BF_ADP 1	Engineer	Scott
Polarity	Horizontal	Temperature (℃)	22.6
Test Condition	802.11ac(20M)_5825MHz	Humidity (%RH)	57.0

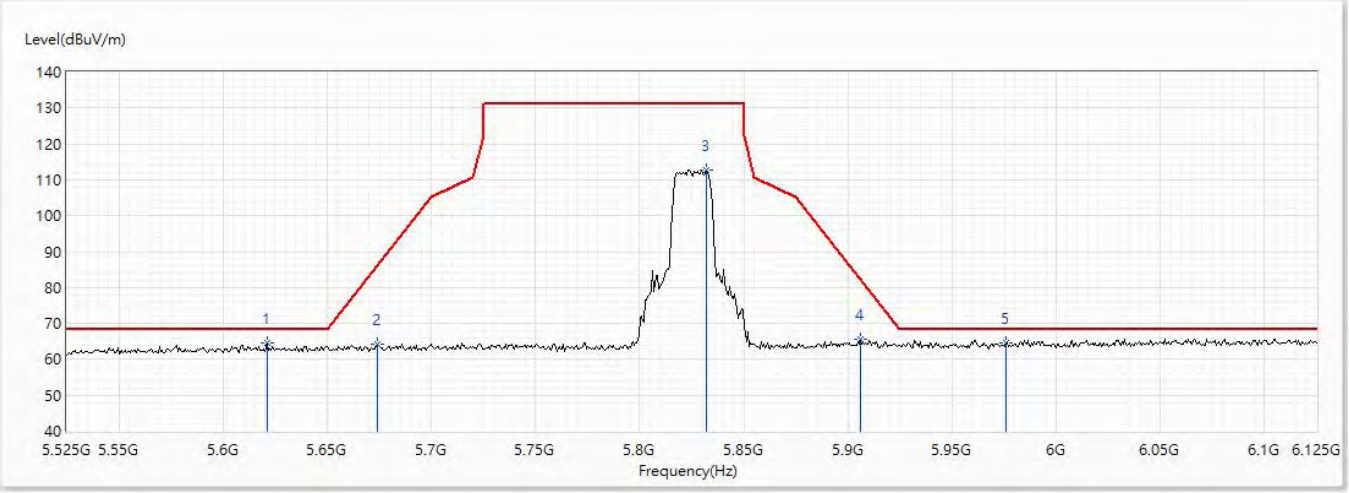

No	Frequency (MHz)	Emission Level (dBuV/m)	Limit (dBuV/m)	Margin (dB)	Reading Level (dBuV)	Correct Factor (dB/m)	Detector Type
1	5621	64.63	68.20	-3.57	38.25	26.38	PK
2	5674.4	64.23	86.30	-22.06	37.80	26.43	PK
3	5832.2	112.69	131.20	-18.51	85.70	26.99	PK
4	5906	65.45	82.22	-16.77	38.33	27.12	PK
* 5	5975.6	64.71	68.20	-3.49	37.39	27.32	PK

Note:

1. All reading above 1GHz is performed with peak and/or average measurements as necessary.
2. Emission Level = Reading Level + Correct Factor.
3. The average measurement was not performed when the peak measured data under the limit of average detection. If the readings given are average, peak measurement should also be supplied.
4. The fundamental for reference only, it’s not restricted by unwanted emission limit.

Model No	RT-AC68U V3	Site	CB2-H
Test Voltage	AC 120V/60Hz	Test Date	2020/3/27
Test Mode	Mode 3: Transmit mode_BF_ADP 1	Engineer	Scott
Polarity	Vertical	Temperature (℃)	22.6
Test Condition	802.11ac(20M)_5825MHz	Humidity (%RH)	57.0

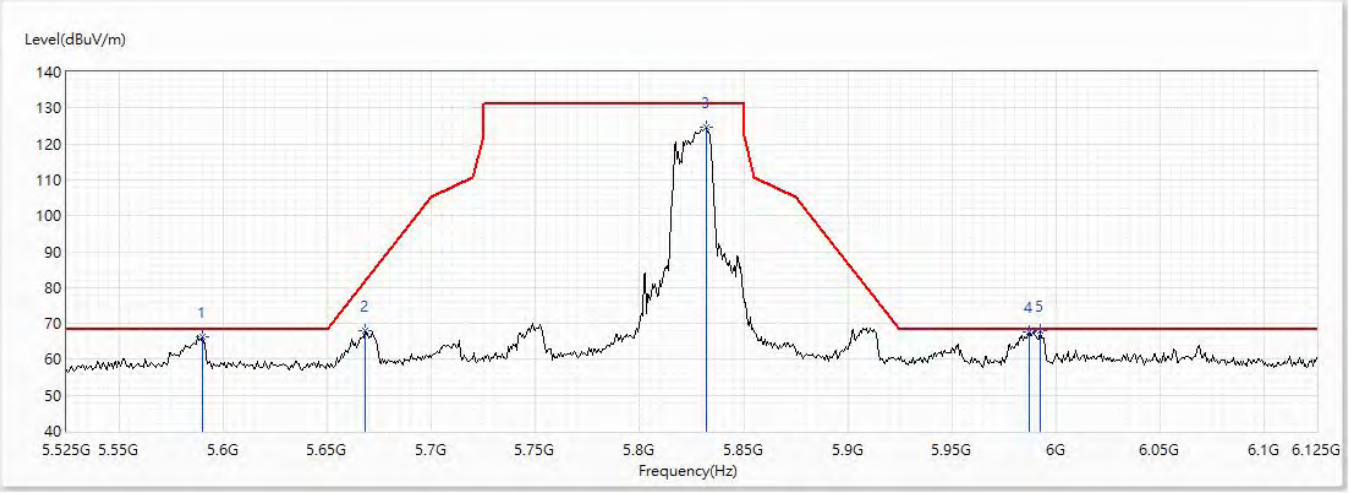

No	Frequency (MHz)	Emission Level (dBuV/m)	Limit (dBuV/m)	Margin (dB)	Reading Level (dBuV)	Correct Factor (dB/m)	Detector Type
1	5590.4	66.39	68.20	-1.81	40.09	26.30	PK
2	5668.4	67.98	81.85	-13.87	41.55	26.43	PK
3	5832.2	124.53	131.20	-6.67	97.54	26.99	PK
4	5987	67.70	68.20	-0.50	40.35	27.35	PK
* 5	5992.4	67.82	68.20	-0.38	40.45	27.37	PK

Note:

1. All reading above 1GHz is performed with peak and/or average measurements as necessary.
2. Emission Level = Reading Level + Correct Factor.
3. The average measurement was not performed when the peak measured data under the limit of average detection. If the readings given are average, peak measurement should also be supplied.
4. The fundamental for reference only, it’s not restricted by unwanted emission limit.

Model No	RT-AC68U V3	Site	CB2-H
Test Voltage	AC 120V/60Hz	Test Date	2020/4/13
Test Mode	Mode 3: Transmit mode_BF_ADP 1	Engineer	Scott
Polarity	Horizontal	Temperature (℃)	22.6
Test Condition	802.11ac(40M)_5755MHz	Humidity (%RH)	57.0

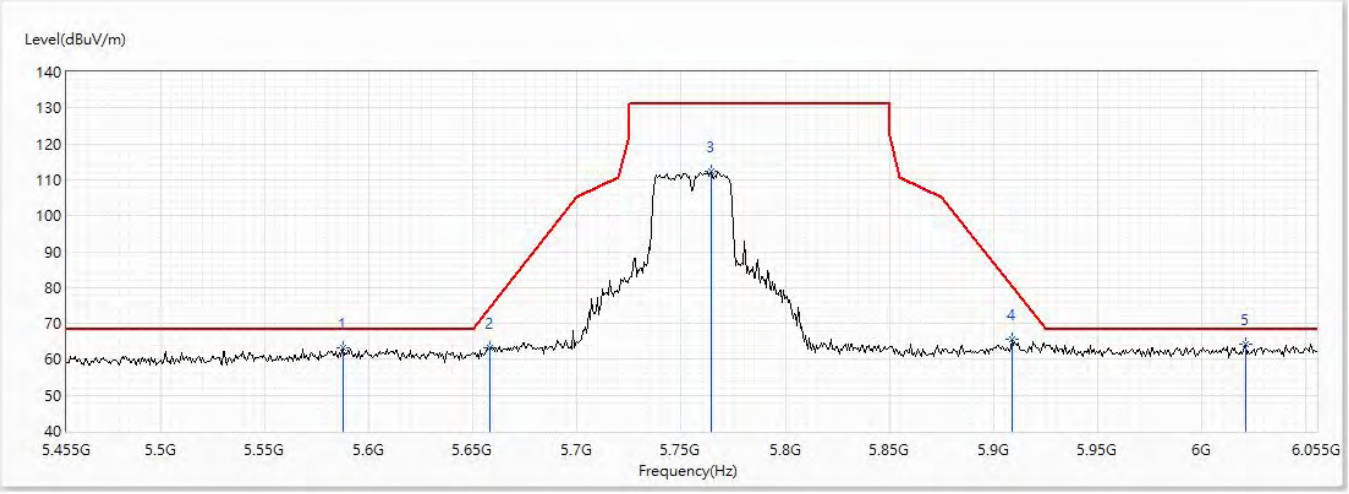

No	Frequency (MHz)	Emission Level (dBuV/m)	Limit (dBuV/m)	Margin (dB)	Reading Level (dBuV)	Correct Factor (dB/m)	Detector Type
1	5587.6	63.16	68.20	-5.04	36.86	26.30	PK
2	5658.4	63.35	74.44	-11.09	36.92	26.43	PK
3	5764.6	112.19	131.20	-19.01	85.42	26.77	PK
4	5908.6	65.65	80.30	-14.66	38.51	27.14	PK
* 5	6020.8	64.36	68.20	-3.84	36.88	27.48	PK

Note:

1. All reading above 1GHz is performed with peak and/or average measurements as necessary.
2. Emission Level = Reading Level + Correct Factor.
3. The average measurement was not performed when the peak measured data under the limit of average detection. If the readings given are average, peak measurement should also be supplied.
4. The fundamental for reference only, it’s not restricted by unwanted emission limit.

Model No	RT-AC68U V3	Site	CB2-H
Test Voltage	AC 120V/60Hz	Test Date	2020/3/31
Test Mode	Mode 3: Transmit mode_BF_ADP 1	Engineer	Scott
Polarity	Vertical	Temperature (℃)	22.6
Test Condition	802.11ac(40M)_5755MHz	Humidity (%RH)	57.0

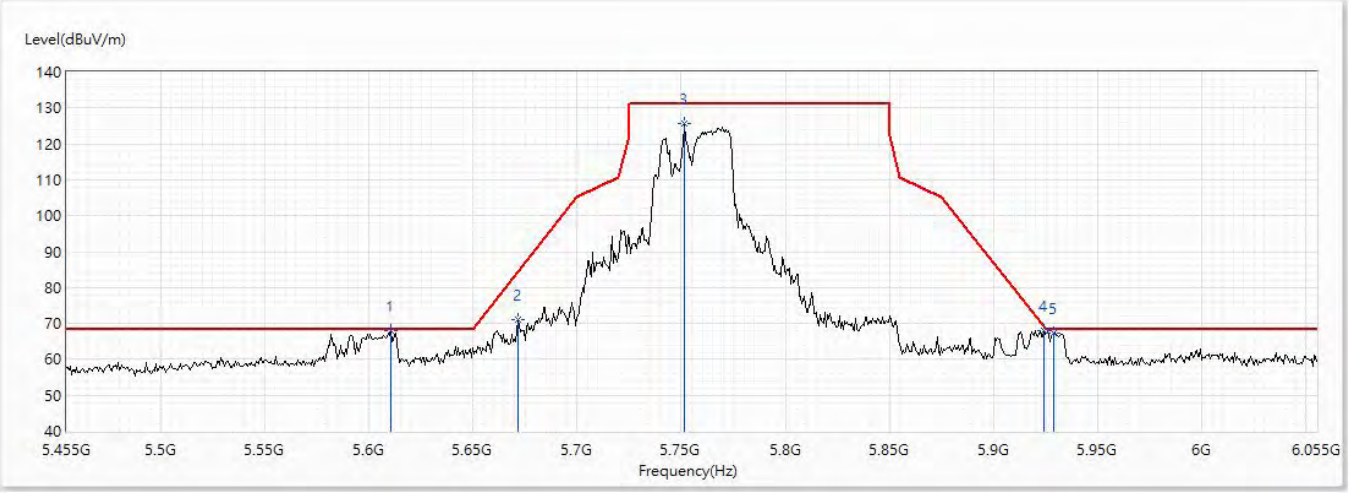

No	Frequency (MHz)	Emission Level (dBuV/m)	Limit (dBuV/m)	Margin (dB)	Reading Level (dBuV)	Correct Factor (dB/m)	Detector Type
* 1	5610.4	67.86	68.20	-0.34	41.48	26.38	PK
2	5671.6	71.04	84.22	-13.18	44.60	26.44	PK
3	5751.4	125.67	131.20	-5.53	98.97	26.70	PK
4	5924.2	67.95	68.79	-0.84	40.78	27.17	PK
5	5929	67.43	68.20	-0.77	40.24	27.19	PK

Note:

1. All reading above 1GHz is performed with peak and/or average measurements as necessary.
2. Emission Level = Reading Level + Correct Factor.
3. The average measurement was not performed when the peak measured data under the limit of average detection. If the readings given are average, peak measurement should also be supplied.
4. The fundamental for reference only, it’s not restricted by unwanted emission limit.

Model No	RT-AC68U V3	Site	CB2-H
Test Voltage	AC 120V/60Hz	Test Date	2020/4/13
Test Mode	Mode 3: Transmit mode_BF_ADP 1	Engineer	Scott
Polarity	Horizontal	Temperature (℃)	22.6
Test Condition	802.11ac(40M)_5795MHz	Humidity (%RH)	57.0

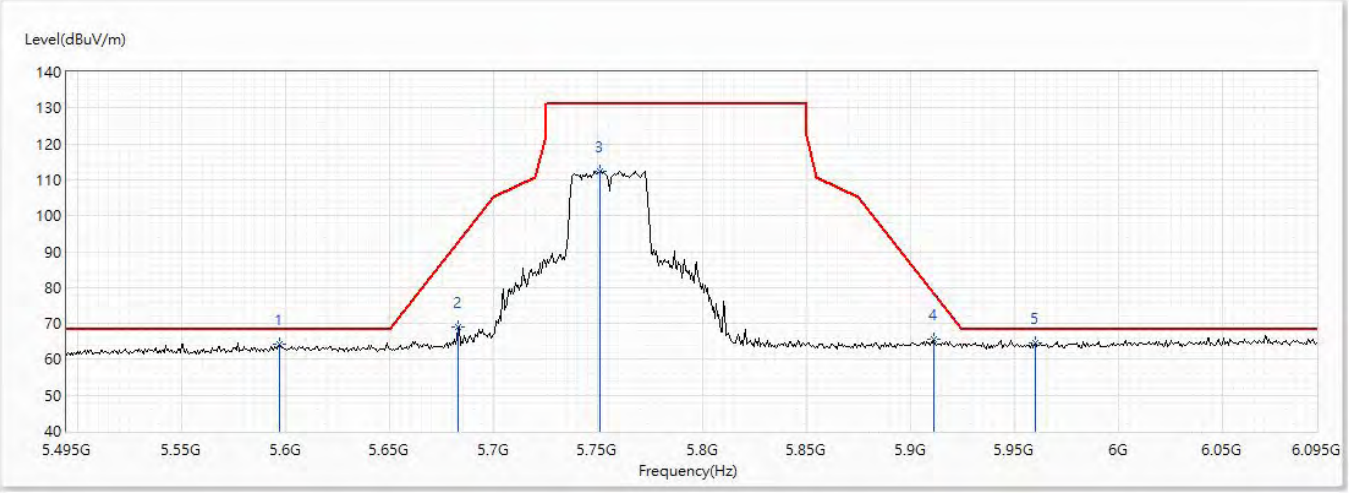

No	Frequency (MHz)	Emission Level (dBuV/m)	Limit (dBuV/m)	Margin (dB)	Reading Level (dBuV)	Correct Factor (dB/m)	Detector Type
1	5597	64.19	68.20	-4.01	37.85	26.34	PK
2	5682.8	68.85	92.51	-23.66	42.40	26.45	PK
3	5751.2	112.48	131.20	-18.72	85.78	26.70	PK
4	5911.4	65.64	78.23	-12.59	38.50	27.14	PK
* 5	5960	64.67	68.20	-3.53	37.39	27.28	PK

Note:

1. All reading above 1GHz is performed with peak and/or average measurements as necessary.
2. Emission Level = Reading Level + Correct Factor.
3. The average measurement was not performed when the peak measured data under the limit of average detection. If the readings given are average, peak measurement should also be supplied.
4. The fundamental for reference only, it’s not restricted by unwanted emission limit.

Model No	RT-AC68U V3	Site	CB2-H
Test Voltage	AC 120V/60Hz	Test Date	2020/3/31
Test Mode	Mode 3: Transmit mode_BF_ADP 1	Engineer	Scott
Polarity	Vertical	Temperature (℃)	22.6
Test Condition	802.11ac(40M)_5795MHz	Humidity (%RH)	57.0

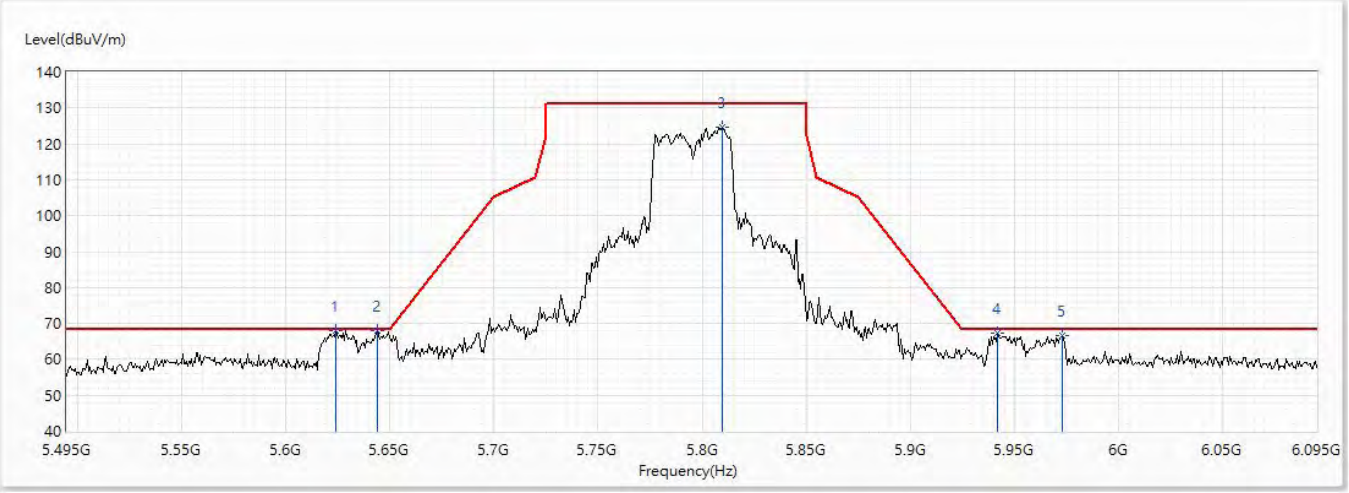

No	Frequency (MHz)	Emission Level (dBuV/m)	Limit (dBuV/m)	Margin (dB)	Reading Level (dBuV)	Correct Factor (dB/m)	Detector Type
* 1	5624	67.95	68.20	-0.25	41.57	26.38	PK
2	5644.4	67.92	68.20	-0.28	41.51	26.41	PK
3	5809.4	124.52	131.20	-6.68	97.57	26.95	PK
4	5942	67.18	68.20	-1.02	39.95	27.23	PK
5	5972.6	66.50	68.20	-1.70	39.20	27.30	PK

Note:

1. All reading above 1GHz is performed with peak and/or average measurements as necessary.
2. Emission Level = Reading Level + Correct Factor.
3. The average measurement was not performed when the peak measured data under the limit of average detection. If the readings given are average, peak measurement should also be supplied.
4. The fundamental for reference only, it’s not restricted by unwanted emission limit.

Model No	RT-AC68U V3	Site	CB2-H
Test Voltage	AC 120V/60Hz	Test Date	2020/4/13
Test Mode	Mode 3: Transmit mode_BF_ADP 1	Engineer	Scott
Polarity	Horizontal	Temperature (℃)	22.6
Test Condition	802.11ac(80M)_5775MHz	Humidity (%RH)	57.0

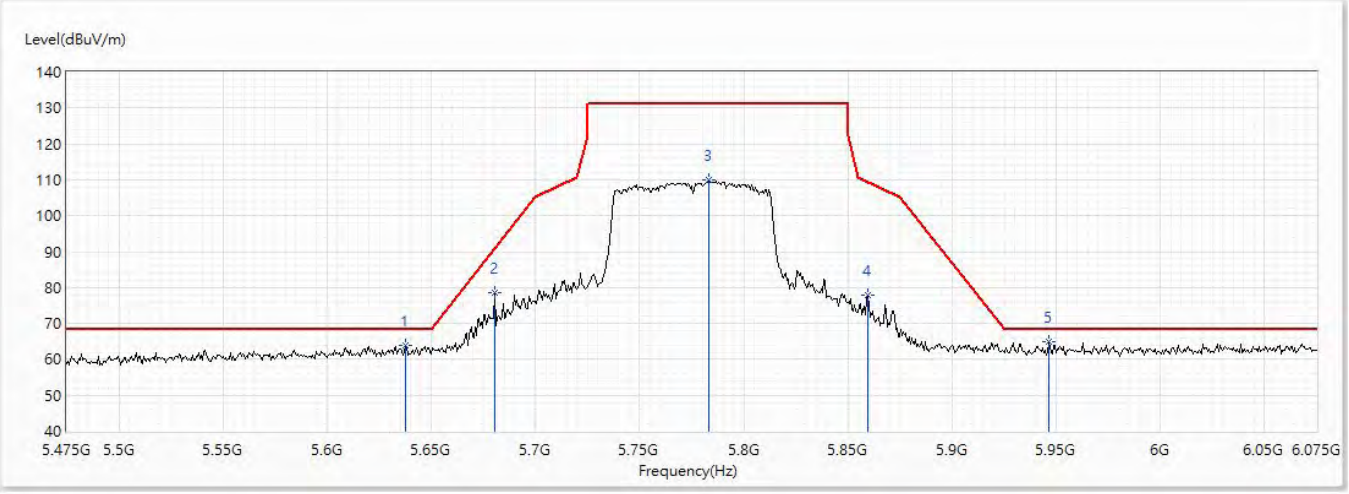

No	Frequency (MHz)	Emission Level (dBuV/m)	Limit (dBuV/m)	Margin (dB)	Reading Level (dBuV)	Correct Factor (dB/m)	Detector Type
1	5637.6	63.94	68.20	-4.26	37.54	26.40	PK
2	5680.2	78.70	90.59	-11.88	52.25	26.45	PK
3	5783.4	109.81	131.20	-21.39	82.96	26.85	PK
4	5859.6	77.83	109.51	-31.68	50.79	27.04	PK
* 5	5946.6	65.07	68.20	-3.13	37.84	27.23	PK

Note:

1. All reading above 1GHz is performed with peak and/or average measurements as necessary.
2. Emission Level = Reading Level + Correct Factor.
3. The average measurement was not performed when the peak measured data under the limit of average detection. If the readings given are average, peak measurement should also be supplied.
4. The fundamental for reference only, it’s not restricted by unwanted emission limit.

Model No	RT-AC68U V3	Site	CB2-H
Test Voltage	AC 120V/60Hz	Test Date	2020/3/31
Test Mode	Mode 3: Transmit mode_BF_ADP 1	Engineer	Scott
Polarity	Vertical	Temperature (℃)	22.6
Test Condition	802.11ac(80M)_5775MHz	Humidity (%RH)	57.0

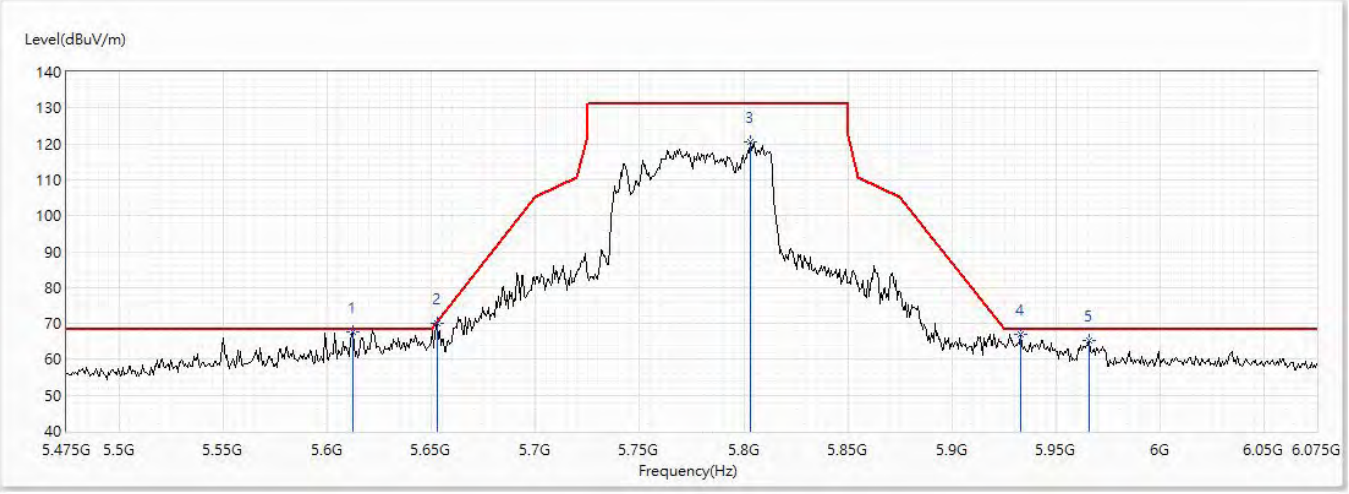

No	Frequency (MHz)	Emission Level (dBuV/m)	Limit (dBuV/m)	Margin (dB)	Reading Level (dBuV)	Correct Factor (dB/m)	Detector Type
1	5612.4	67.69	68.20	-0.51	41.32	26.37	PK
* 2	5652.6	69.97	70.13	-0.16	43.56	26.41	PK
3	5803.2	120.48	131.20	-10.72	93.54	26.94	PK
4	5932.8	66.91	68.20	-1.29	39.71	27.20	PK
5	5965.8	65.10	68.20	-3.10	37.81	27.29	PK

Note:

1. All reading above 1GHz is performed with peak and/or average measurements as necessary.
2. Emission Level = Reading Level + Correct Factor.
3. The average measurement was not performed when the peak measured data under the limit of average detection. If the readings given are average, peak measurement should also be supplied.
4. The fundamental for reference only, it’s not restricted by unwanted emission limit.