| | | | |
|---|---|---|---|
| Product | ROG Rapture GT-AX6000 Dual-band Gaming Router/<br>ROG Rapture GT-AC5400 Dual-band Gaming Router | | |
| Test Item | Maximum power spectral density | | |
| Test Mode | Mode 14:TX_Non Beamforming_NSS1_ADP-65DW Y | | |
| Date of Test | 2018/11/26 | Test Site | SR10-H |

| IEEE 802.11ax(40MHz)(ANT0+1+2+3+4+5+6+8) | | | | |
|---|---|---|---|---|
| Channel No. | Frequency (MHz) | Measure Level (dBm) | Limit (dBm) | Result |
| 102 | 5510 | 5.77 | 5.849 | Pass |
| 118 | 5590 | 5.82 | 5.849 | Pass |
| 134 | 5670 | 5.76 | 5.849 | Pass |
| 142(Band 3) | 5710 | 5.71 | 5.849 | Pass |
| 142(Band 4) | 5710 | 2.37 | 24.849 | Pass |

Channel 102

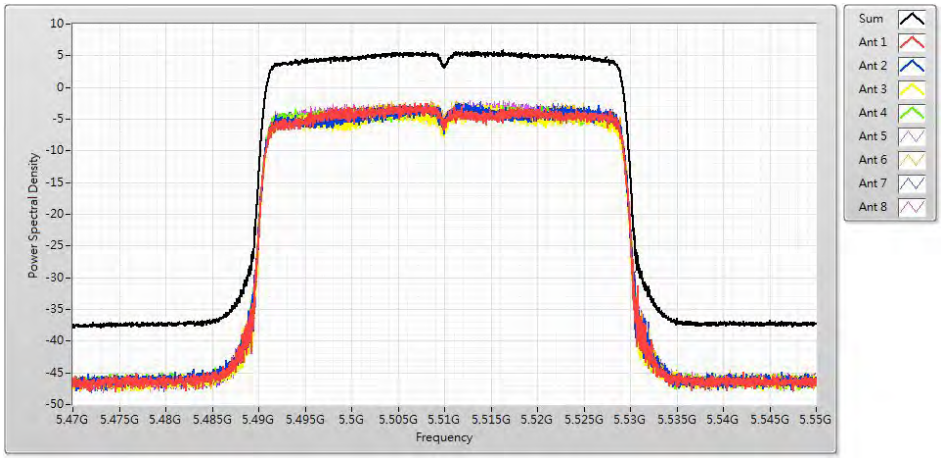

Channel 118

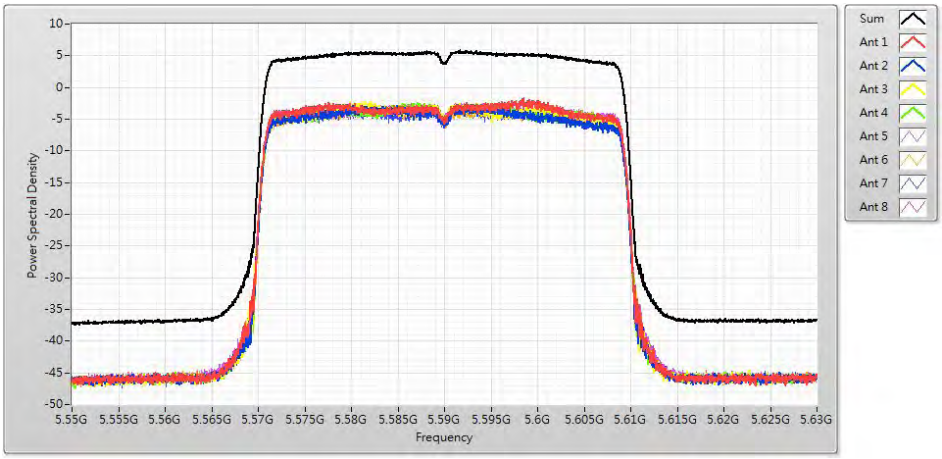


Channel 134

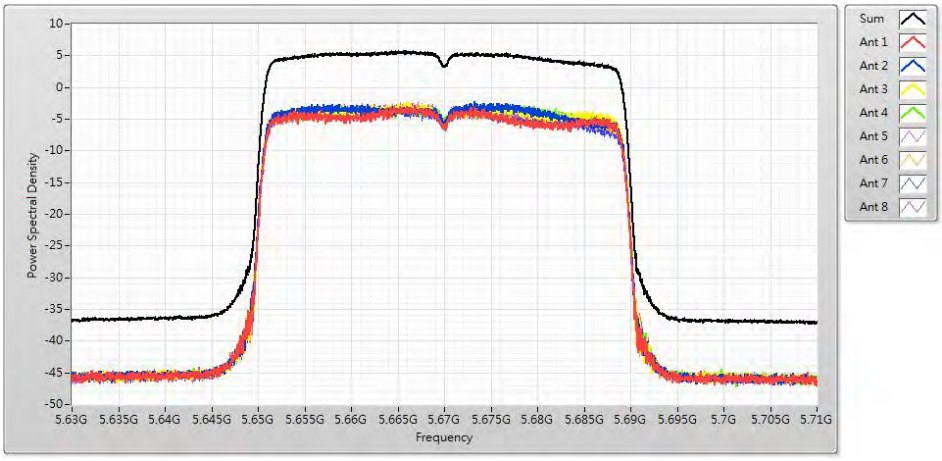

Channel 142(Band 3)

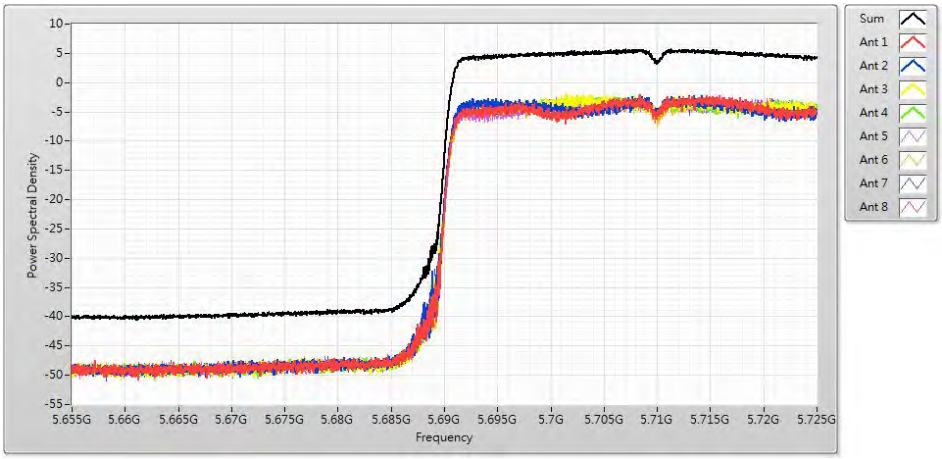


142(Band 4)

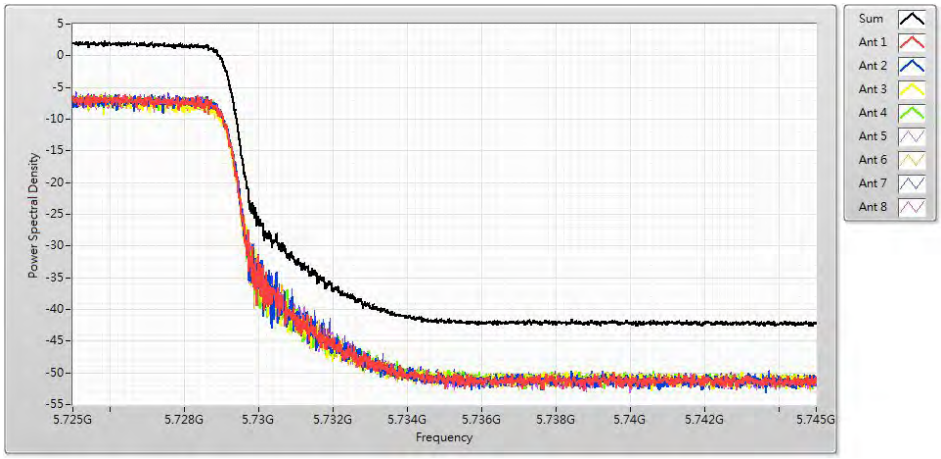

| | | | |
|---|---|---|---|
| Product | ROG Rapture GT-AX6000 Dual-band Gaming Router/<br>ROG Rapture GT-AC5400 Dual-band Gaming Router | | |
| Test Item | Maximum power spectral density | | |
| Test Mode | Mode 14:TX_Non Beamforming_NSS1_ADP-65DW Y | | |
| Date of Test | 2018/11/26 | Test Site | SR10-H |

| IEEE 802.11ax(80MHz)(ANT0+1+2+3+4+5+6+8) | | | | |
|---|---|---|---|---|
| Channel No. | Frequency (MHz) | Measure Level (dBm) | Limit (dBm) | Result |
| 106 | 5530 | 5.71 | 5.849 | Pass |
| 122 | 5610 | 5.74 | 5.849 | Pass |
| 138(Bnad 3) | 5690 | 5.61 | 5.849 | Pass |
| 138(Bnad 4) | 5690 | 0.56 | 24.849 | Pass |

Channel 106

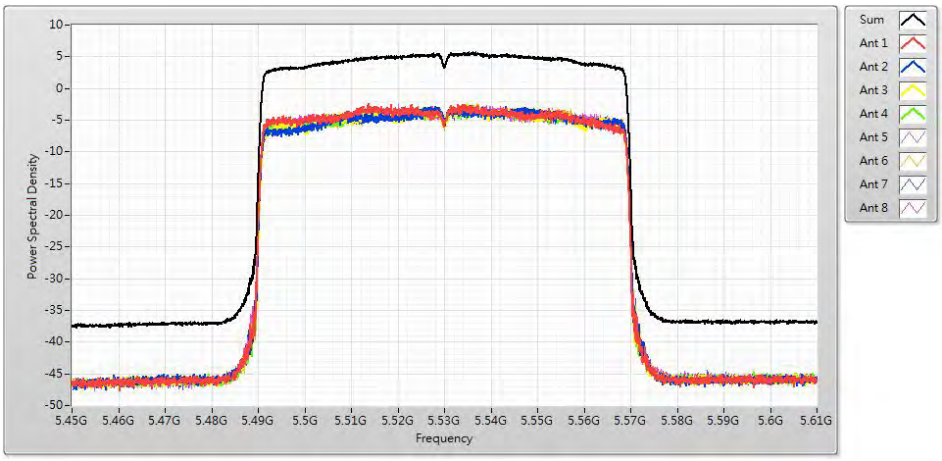

Channel 122

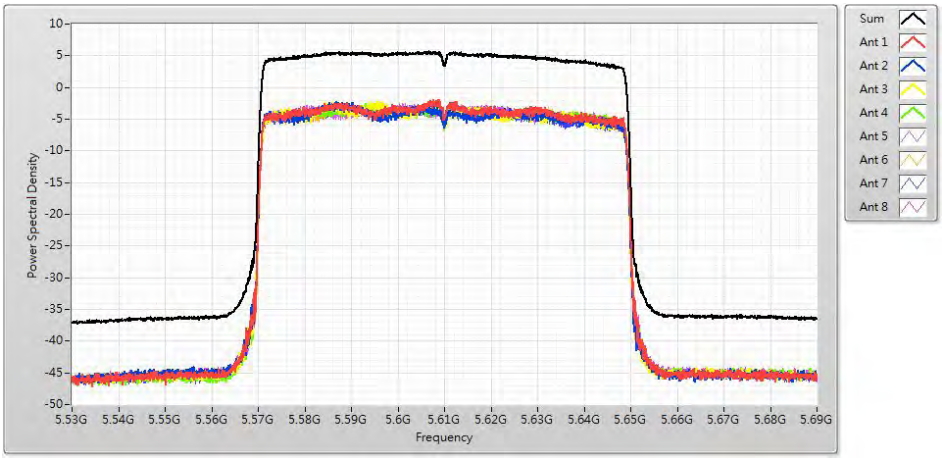


Channel 138(Bnad 3)

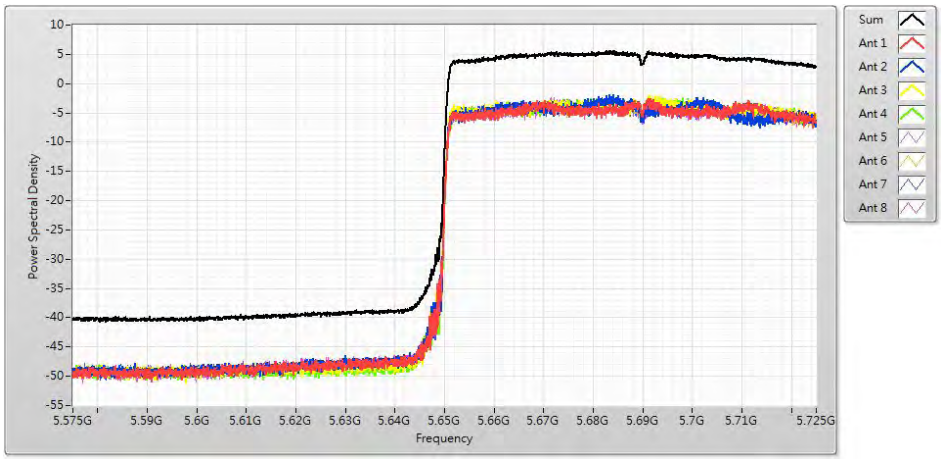

Channel 138(Bnad 4)

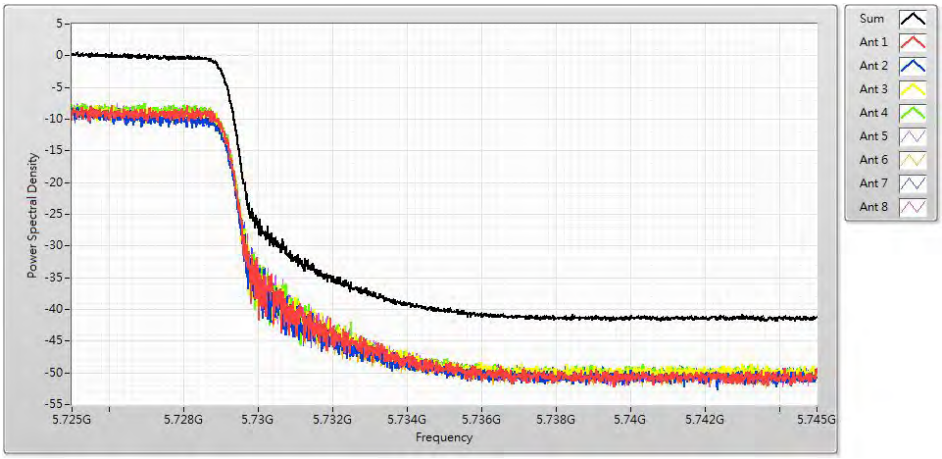

| | | | |
|---|---|---|---|
| Product | ROG Rapture GT-AX6000 Dual-band Gaming Router/<br>ROG Rapture GT-AC5400 Dual-band Gaming Router | | |
| Test Item | Maximum power spectral density | | |
| Test Mode | Mode 14:TX_Non Beamforming_NSS1_ADP-65DW Y | | |
| Date of Test | 2018/11/26 | Test Site | SR10-H |

| IEEE 802.11ax(160MHz)(ANT0+1+2+3+4+5+6+8) | | | | |
|---|---|---|---|---|
| Channel No. | Frequency (MHz) | Measure Level (dBm) | Limit (dBm) | Result |
| 114 | 5570_(5530) | 3.90 | 5.849 | Pass |
| 114 | 5570_(5610) | 4.01 | 5.849 | Pass |

Channel 114_(5530)

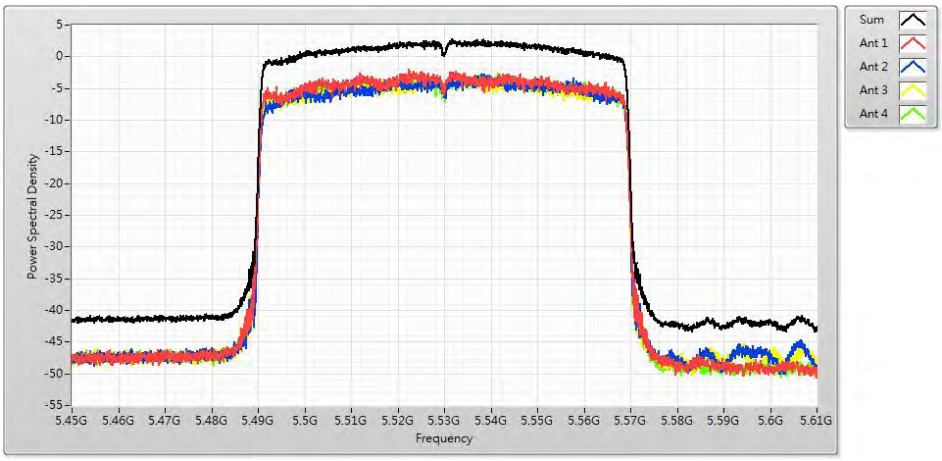

Channel 114_(5610)

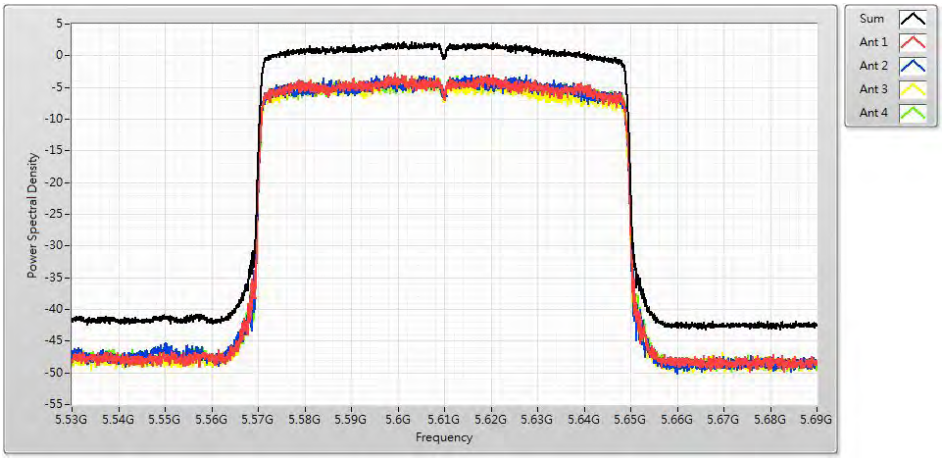

| | | | |
|---|---|---|---|
| Product | ROG Rapture GT-AX6000 Dual-band Gaming Router/<br>ROG Rapture GT-AC5400 Dual-band Gaming Router | | |
| Test Item | Macimum power spectral density | | |
| Test Mode | Mode 15:TX_Non Beamforming_NSS2_ADP-65DW Y | | |
| Date of Test | 2018/10/29 | Test Site | SR10-H |

| IEEE 802.11ac(40MHz) (ANT0+1+2+3+4+5+6+8) | | | | |
|---|---|---|---|---|
| Channel No. | Frequency (MHz) | Measure Level (dBm) | Limit (dBm) | Result |
| 42 | 5210 | 12.000 | 11.850 | Pass |

Channel 42

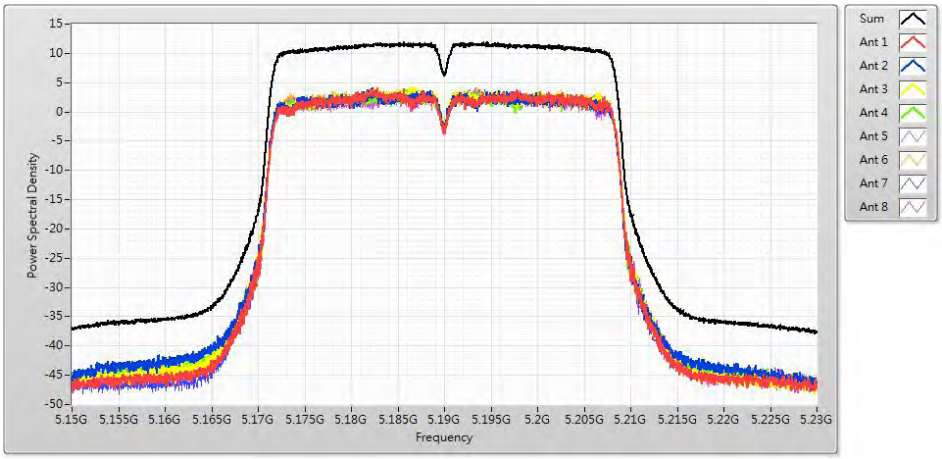

| | | | |
|---|---|---|---|
| Product | ROG Rapture GT-AX6000 Dual-band Gaming Router/<br>ROG Rapture GT-AC5400 Dual-band Gaming Router | | |
| Test Item | Maximum power spectral density | | |
| Test Mode | Mode 15:TX_Non Beamforming_NSS2_ADP-65DW Y | | |
| Date of Test | 2018/10/29 | Test Site | SR10-H |

| IEEE 802.11ac(80MHz) (ANT0+1+2+3+4+5+6+8) | | | | |
|---|---|---|---|---|
| Channel No. | Frequency (MHz) | Measure Level (dBm) | Limit (dBm) | Result |
| 38 | 5190 | 8.870 | 11.850 | Pass |

Channel 38

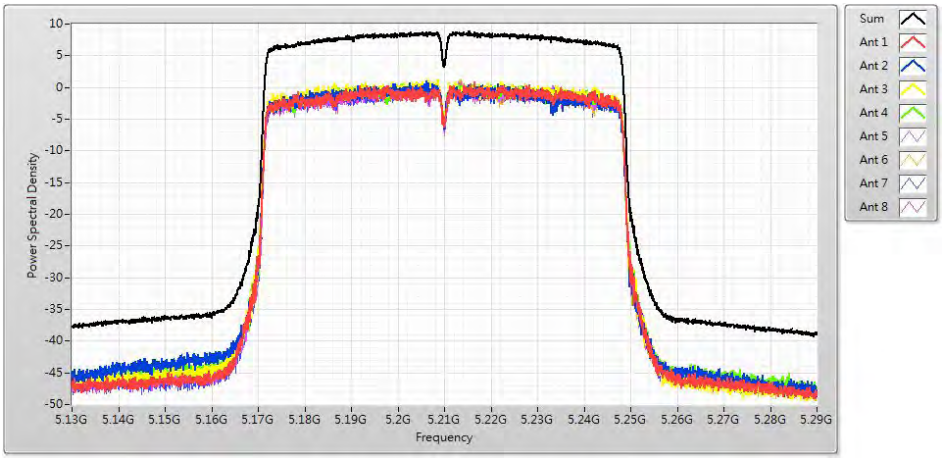

| | | | |
|---|---|---|---|
| Product | ROG Rapture GT-AX6000 Dual-band Gaming Router/<br>ROG Rapture GT-AC5400 Dual-band Gaming Router | | |
| Test Item | Macimum power spectral density | | |
| Test Mode | Mode 15:TX_Non Beamforming_NSS2_ADP-65DW Y | | |
| Date of Test | 2018/10/29 | Test Site | SR10-H |

| IEEE 802.11ax(40MHz) (ANT0+1+2+3+4+5+6+8) | | | | |
|---|---|---|---|---|
| Channel No. | Frequency (MHz) | Measure Level (dBm) | Limit (dBm) | Result |
| 42 | 5210 | 11.690 | 11.850 | Pass |

Channel 42

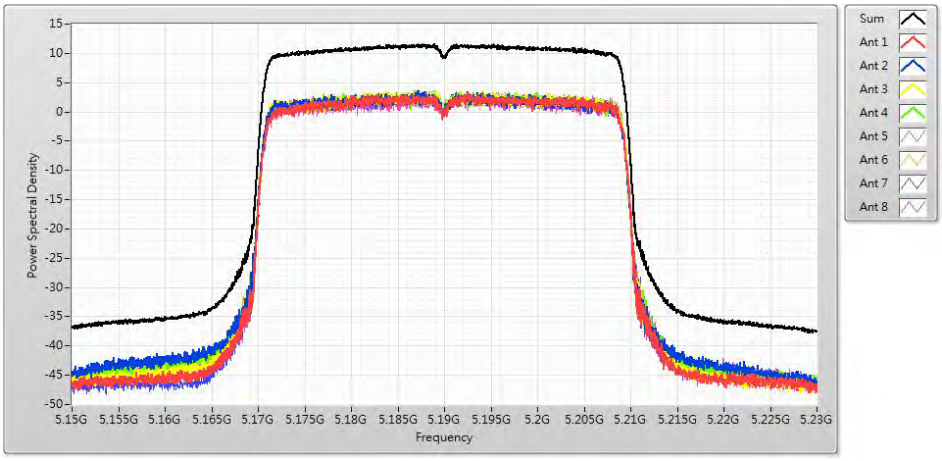

| | | | |
|---|---|---|---|
| Product | ROG Rapture GT-AX6000 Dual-band Gaming Router/<br>ROG Rapture GT-AC5400 Dual-band Gaming Router | | |
| Test Item | Maximum power spectral density | | |
| Test Mode | Mode 15:TX_Non Beamforming_NSS2_ADP-65DW Y | | |
| Date of Test | 2018/10/29 | Test Site | SR10-H |

| IEEE 802.11ax(80MHz) (ANT0+1+2+3+4+5+6+8) | | | | |
|---|---|---|---|---|
| Channel No. | Frequency (MHz) | Measure Level (dBm) | Limit (dBm) | Result |
| 38 | 5190 | 8.860 | 11.850 | Pass |

Channel 38

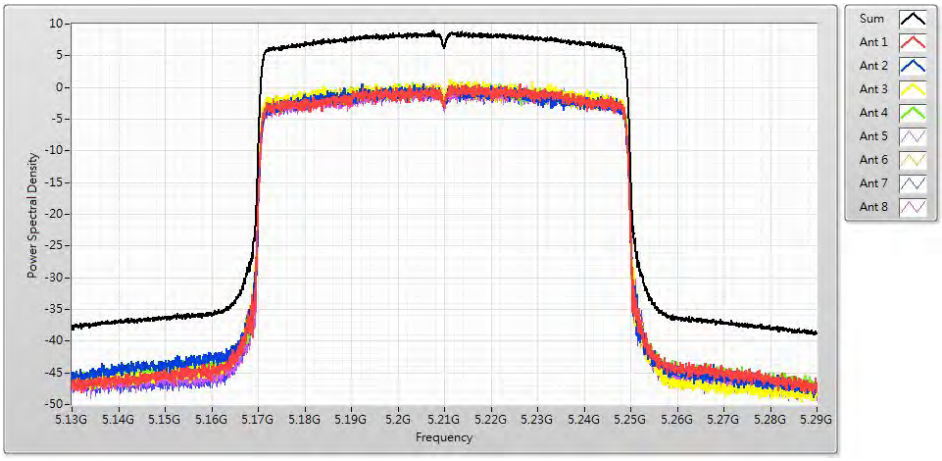

| | | | |
|---|---|---|---|
| Product | ROG Rapture GT-AX6000 Dual-band Gaming Router/<br>ROG Rapture GT-AC5400 Dual-band Gaming Router | | |
| Test Item | Maximum power spectral density | | |
| Test Mode | Mode 15:TX_Non Beamforming_NSS2_ADP-65DW Y | | |
| Date of Test | 2018/11/26 | Test Site | SR10-H |

| IEEE 802.11ac(20MHz)(ANT0+1+2+3+4+5+6+8) | | | | |
|---|---|---|---|---|
| Channel No. | Frequency (MHz) | Measure Level (dBm) | Limit (dBm) | Result |
| 52 | 5260 | 8.83 | 8.859 | Pass |
| 60 | 5300 | 8.49 | 8.859 | Pass |
| 64 | 5320 | 8.66 | 8.859 | Pass |

Channel 52

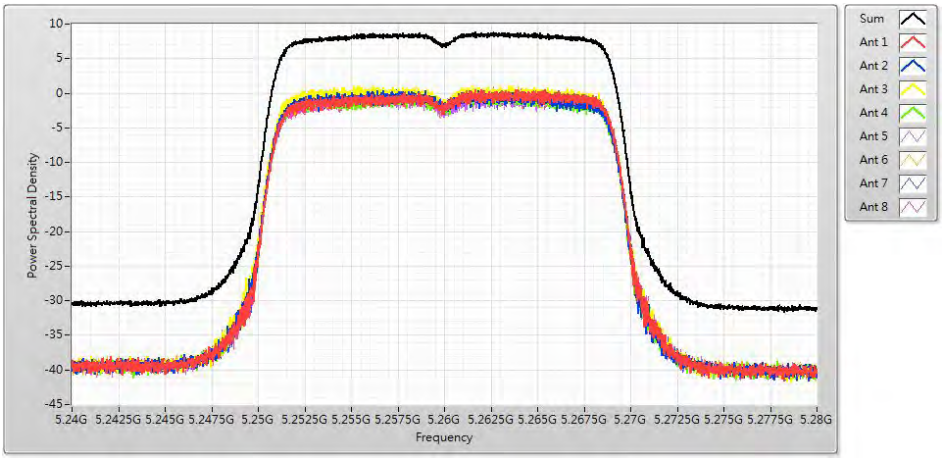

Channel 60

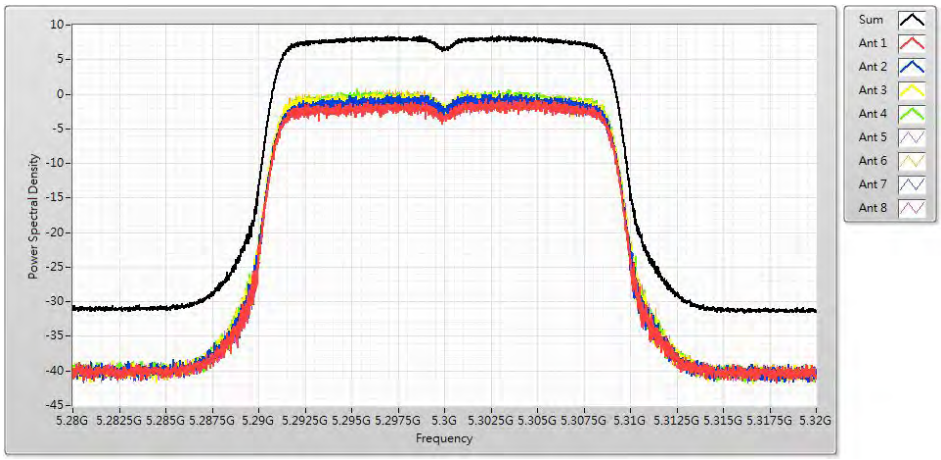


Channel 64

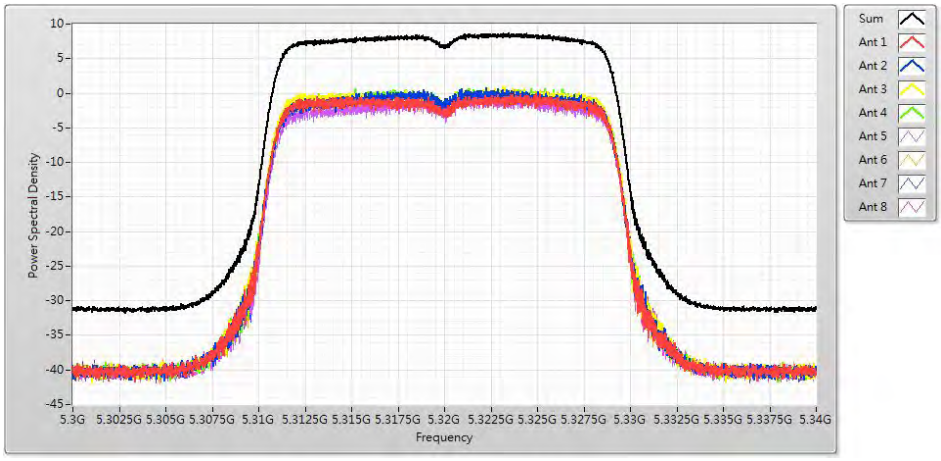

| | | | |
|---|---|---|---|
| Product | ROG Rapture GT-AX6000 Dual-band Gaming Router/<br>ROG Rapture GT-AC5400 Dual-band Gaming Router | | |
| Test Item | Maximum power spectral density | | |
| Test Mode | Mode 15:TX_Non Beamforming_NSS2_ADP-65DW Y | | |
| Date of Test | 2018/11/26 | Test Site | SR10-H |

| IEEE 802.11ac(40MHz)(ANT0+1+2+3+4+5+6+8) | | | | |
|---|---|---|---|---|
| Channel No. | Frequency (MHz) | Measure Level (dBm) | Limit (dBm) | Result |
| 54 | 5270 | 8.80 | 8.859 | Pass |
| 62 | 5310 | 8.48 | 8.859 | Pass |

Channel 54

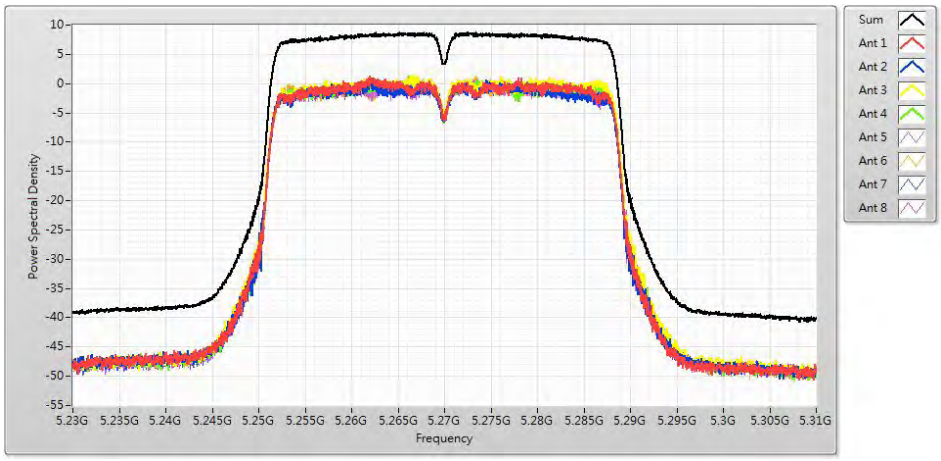

Channel 62

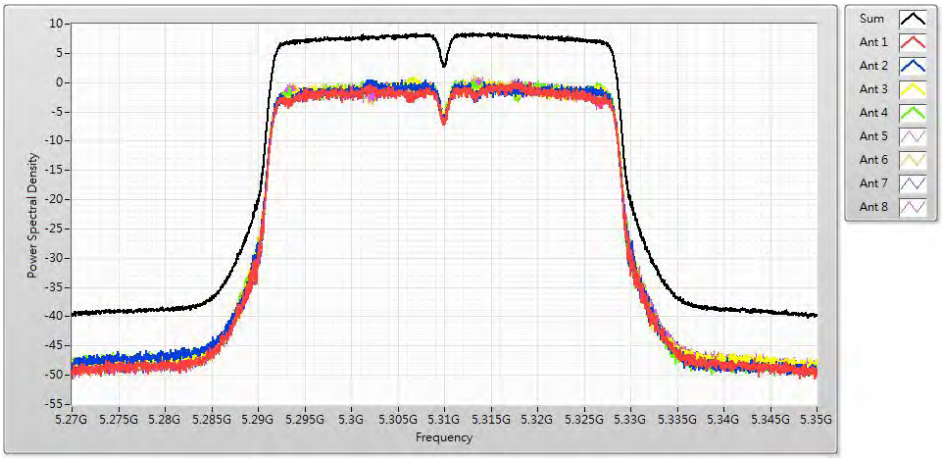
Sum
Ant 1
Ant 2
Ant 3
Ant 4
Ant 5
Ant 6
Ant 7
Ant 8
Power Spectral Density
10
5
0
-5
-10
-15
-20
-25
-30
-35
-40
-45
-50
-55
5.27G
5.275G
5.28G
5.285G
5.29G
5.295G
5.3G
5.305G
5.31G
5.315G
5.32G
5.325G
5.33G
5.335G
5.34G
5.345G
5.35G
Frequency

| | | | |
|---|---|---|---|
| Product | ROG Rapture GT-AX6000 Dual-band Gaming Router/<br>ROG Rapture GT-AC5400 Dual-band Gaming Router | | |
| Test Item | Maximum power spectral density | | |
| Test Mode | Mode 15:TX_Non Beamforming_NSS2_ADP-65DW Y | | |
| Date of Test | 2018/11/26 | Test Site | SR10-H |

| IEEE 802.11ac(80MHz)(ANT0+1+2+3+4+5+6+8) | | | | |
|---|---|---|---|---|
| Channel No. | Frequency (MHz) | Measure Level (dBm) | Limit (dBm) | Result |
| 58 | 5290 | 6.26 | 8.859 | Pass |

Channel 58

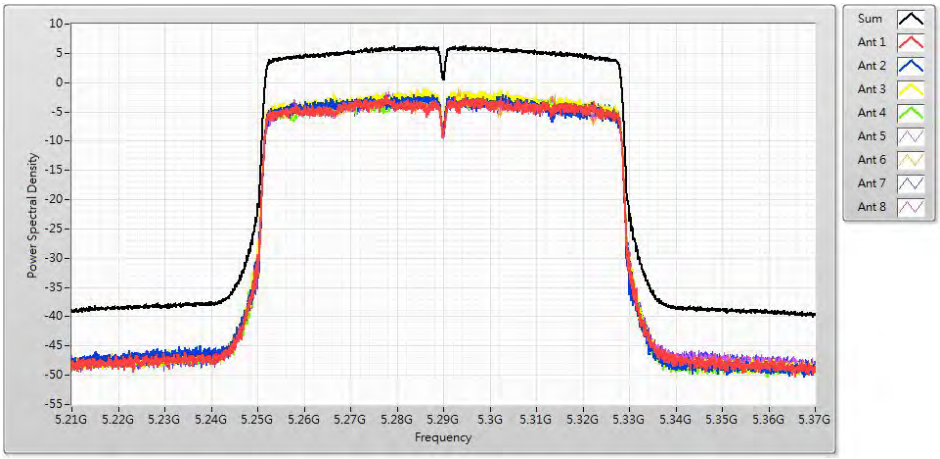

| | | | |
|---|---|---|---|
| Product | ROG Rapture GT-AX6000 Dual-band Gaming Router/<br>ROG Rapture GT-AC5400 Dual-band Gaming Router | | |
| Test Item | Maximum power spectral density | | |
| Test Mode | Mode 15:TX_Non Beamforming_NSS2_ADP-65DW Y | | |
| Date of Test | 2018/11/26 | Test Site | SR10-H |

| IEEE 802.11ac(160MHz)(ANT0+1+2+3+4+5+6+8) | | | | |
|---|---|---|---|---|
| Channel No. | Frequency (MHz) | Measure Level (dBm) | Limit (dBm) | Result |
| 50 | 5250_(5210) | 6.78 | 17.000 | Pass |
| 50 | 5250_(5290) | 6.50 | 11.000 | Pass |

Channel 50_(5210)

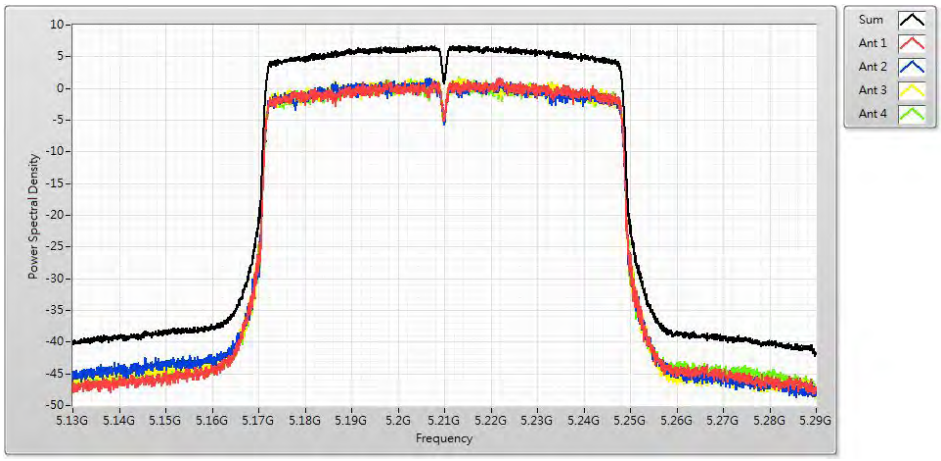

Channel 50_(5290)

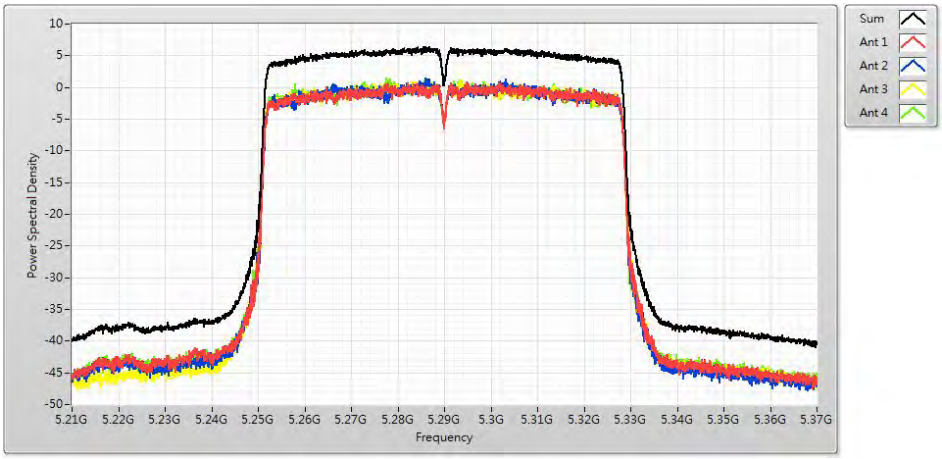

| | | | |
|---|---|---|---|
| Product | ROG Rapture GT-AX6000 Dual-band Gaming Router/<br>ROG Rapture GT-AC5400 Dual-band Gaming Router | | |
| Test Item | Maximum power spectral density | | |
| Test Mode | Mode 15:TX_Non Beamforming_NSS2_ADP-65DW Y | | |
| Date of Test | 2018/11/26 | Test Site | SR10-H |

| IEEE 802.11ax(20MHz)(ANT0+1+2+3+4+5+6+8) | | | | |
|---|---|---|---|---|
| Channel No. | Frequency (MHz) | Measure Level (dBm) | Limit (dBm) | Result |
| 52 | 5260 | 8.60 | 8.859 | Pass |
| 60 | 5300 | 8.64 | 8.859 | Pass |
| 64 | 5320 | 8.70 | 8.859 | Pass |

Channel 52

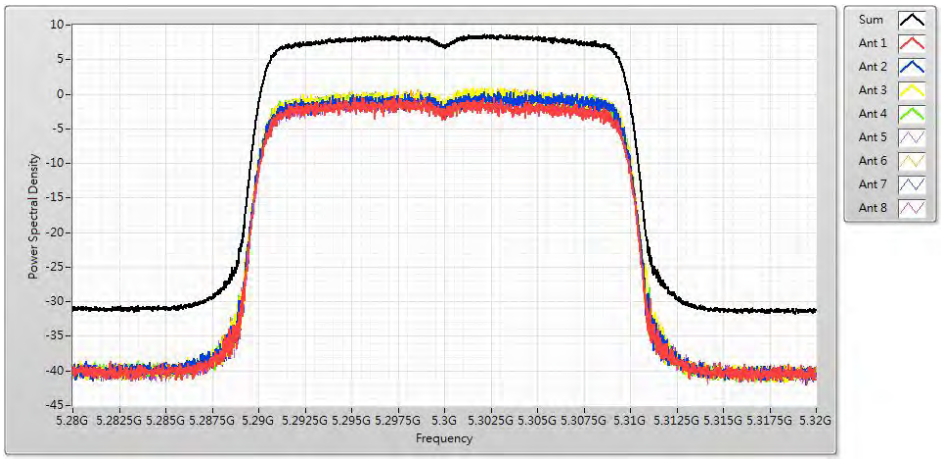

Channel 60

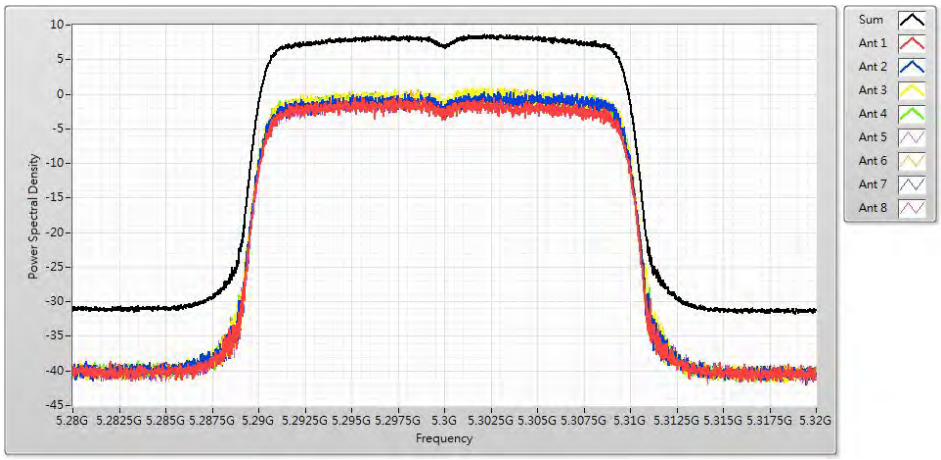


Channel 64

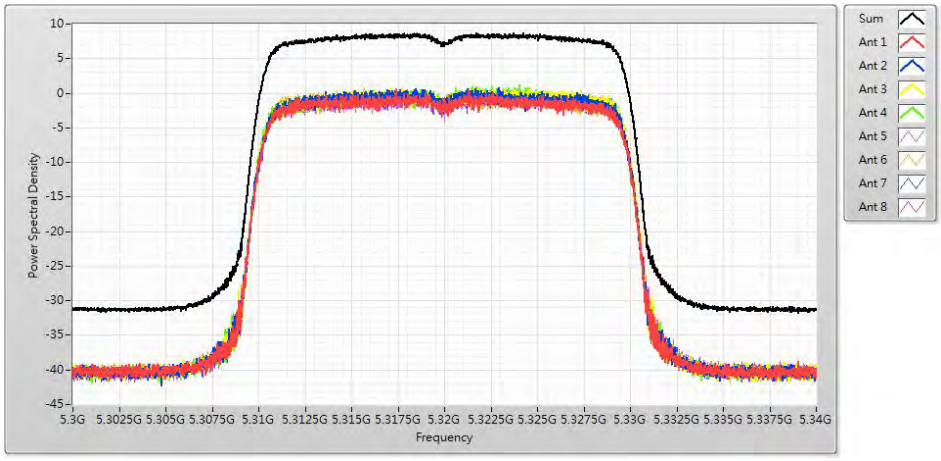

| | | | |
|---|---|---|---|
| Product | ROG Rapture GT-AX6000 Dual-band Gaming Router/<br>ROG Rapture GT-AC5400 Dual-band Gaming Router | | |
| Test Item | Maximum power spectral density | | |
| Test Mode | Mode 15:TX_Non Beamforming_NSS2_ADP-65DW Y | | |
| Date of Test | 2018/11/26 | Test Site | SR10-H |

| IEEE 802.11ax(40MHz)(ANT0+1+2+3+4+5+6+8) | | | | |
|---|---|---|---|---|
| Channel No. | Frequency (MHz) | Measure Level (dBm) | Limit (dBm) | Result |
| 54 | 5270 | 8.64 | 8.859 | Pass |
| 62 | 5310 | 8.75 | 8.859 | Pass |

Channel 54

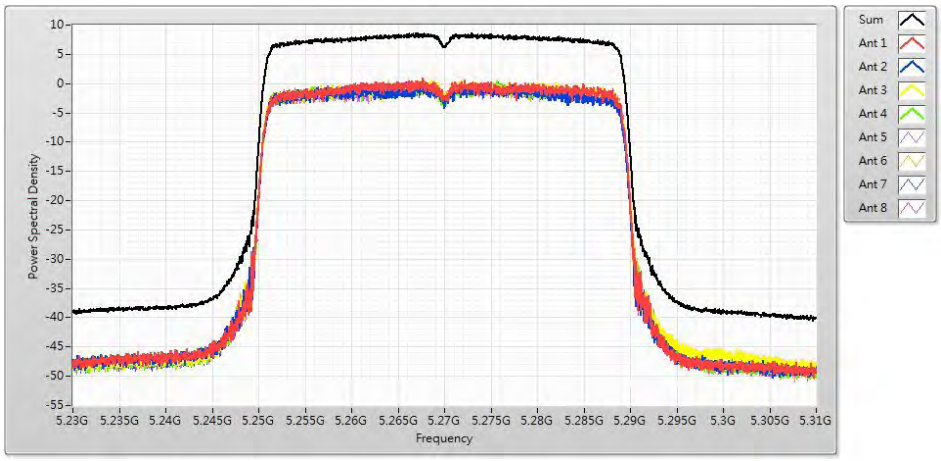

Channel 62

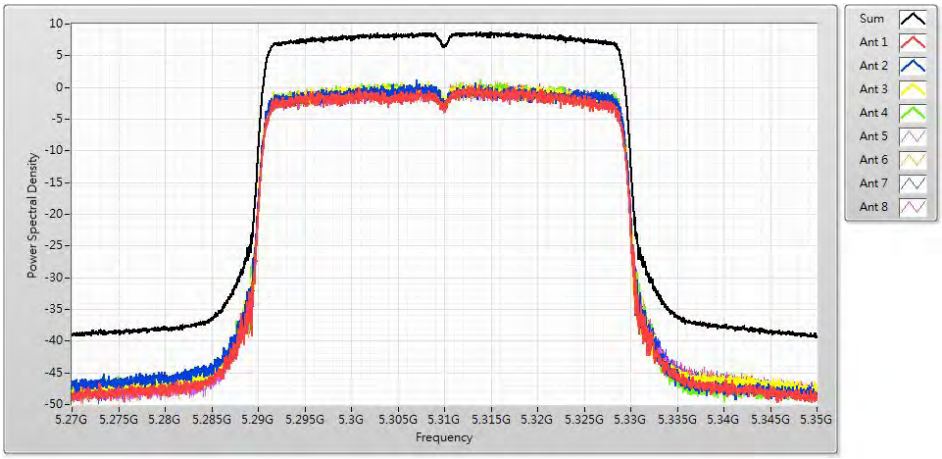
Power Spectral Density
10
5
0
-5
-10
-15
-20
-25
-30
-35
-40
-45
-50
5.27G
5.275G
5.28G
5.285G
5.29G
5.295G
5.3G
5.305G
5.31G
5.315G
5.32G
5.325G
5.33G
5.335G
5.34G
5.345G
5.35G
Frequency
Sum
Ant 1
Ant 2
Ant 3
Ant 4
Ant 5
Ant 6
Ant 7
Ant 8

| | | | |
|---|---|---|---|
| Product | ROG Rapture GT-AX6000 Dual-band Gaming Router/<br>ROG Rapture GT-AC5400 Dual-band Gaming Router | | |
| Test Item | Maximum power spectral density | | |
| Test Mode | Mode 15:TX_Non Beamforming_NSS2_ADP-65DW Y | | |
| Date of Test | 2018/11/26 | Test Site | SR10-H |

| IEEE 802.11ax(80MHz)(ANT0+1+2+3+4+5+6+8) | | | | |
|---|---|---|---|---|
| Channel No. | Frequency (MHz) | Measure Level (dBm) | Limit (dBm) | Result |
| 58 | 5290 | 6.17 | 8.859 | Pass |

Channel 58

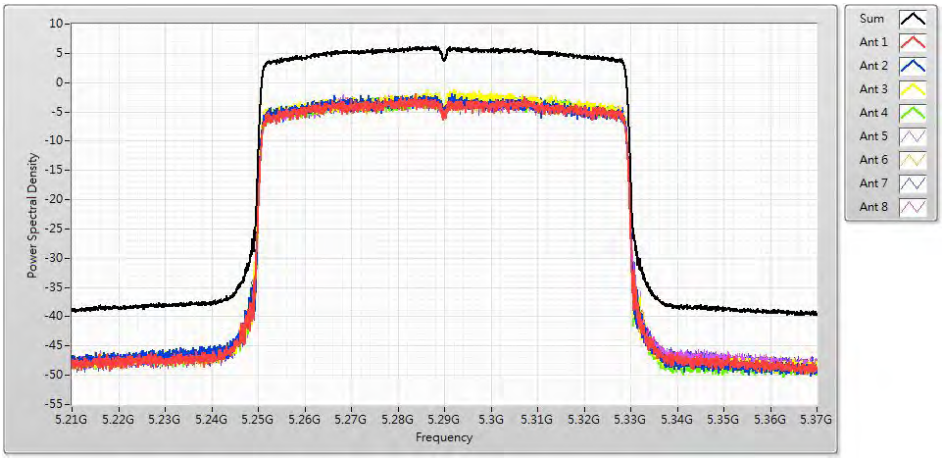

| | | | |
|---|---|---|---|
| Product | ROG Rapture GT-AX6000 Dual-band Gaming Router/<br>ROG Rapture GT-AC5400 Dual-band Gaming Router | | |
| Test Item | Maximum power spectral density | | |
| Test Mode | Mode 15:TX_Non Beamforming_NSS2_ADP-65DW Y | | |
| Date of Test | 2018/11/26 | Test Site | SR10-H |

| IEEE 802.11ax(160MHz)(ANT0+1+2+3+4+5+6+8) | | | | |
|---|---|---|---|---|
| Channel No. | Frequency (MHz) | Measure Level (dBm) | Limit (dBm) | Result |
| 50 | 5250_(5210) | 6.73 | 17.000 | Pass |
| 50 | 5250_(5290) | 5.86 | 11.000 | Pass |

Channel 50_(5210)

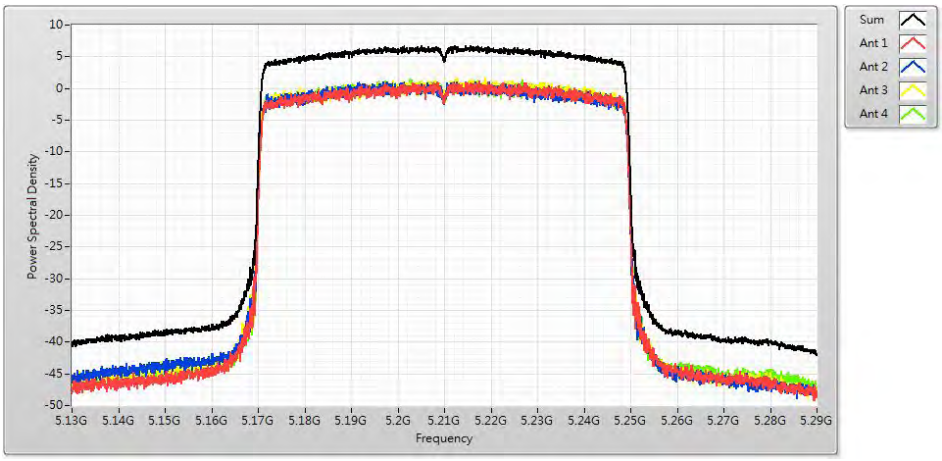

Channel 50_(5290)

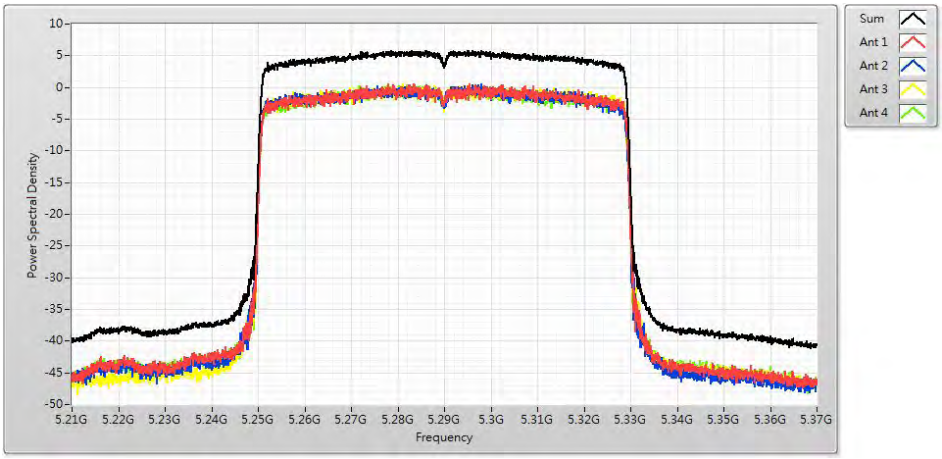

| | | | |
|---|---|---|---|
| Product | ROG Rapture GT-AX6000 Dual-band Gaming Router/<br>ROG Rapture GT-AC5400 Dual-band Gaming Router | | |
| Test Item | Maximum power spectral density | | |
| Test Mode | Mode 15:TX_Non Beamforming_NSS2_ADP-65DW Y | | |
| Date of Test | 2018/11/26 | Test Site | SR10-H |

| IEEE 802.11ac(20MHz)(ANT0+1+2+3+4+5+6+8) | | | | |
|---|---|---|---|---|
| Channel No. | Frequency (MHz) | Measure Level (dBm) | Limit (dBm) | Result |
| 100 | 5500 | 8.63 | 8.859 | Pass |
| 116 | 5580 | 8.50 | 8.859 | Pass |
| 140 | 5700 | 8.66 | 8.859 | Pass |
| 144(Band 3) | 5720 | 8.51 | 8.859 | Pass |
| 144(Band 4) | 5720 | 5.34 | 27.859 | Pass |

Channel 100

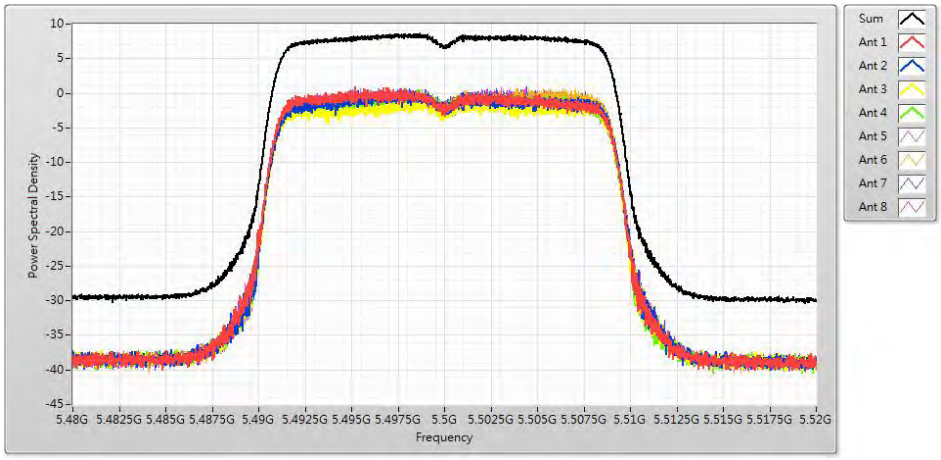

Channel 116

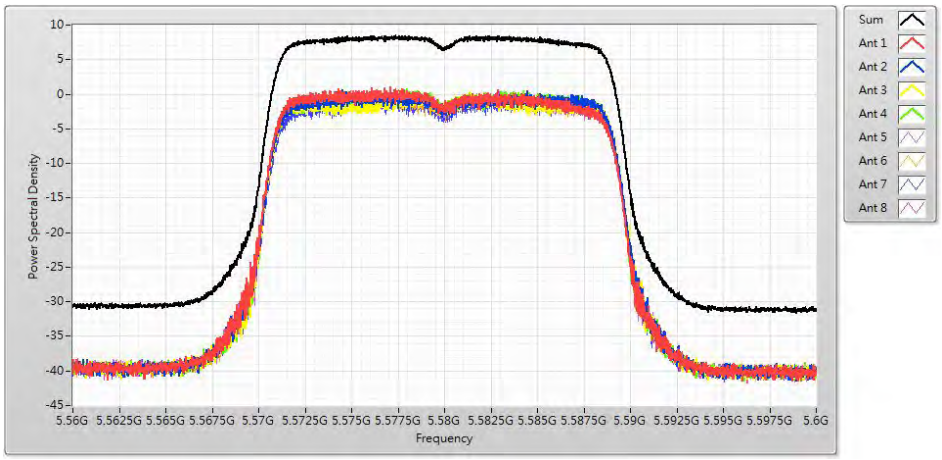


Channel 140

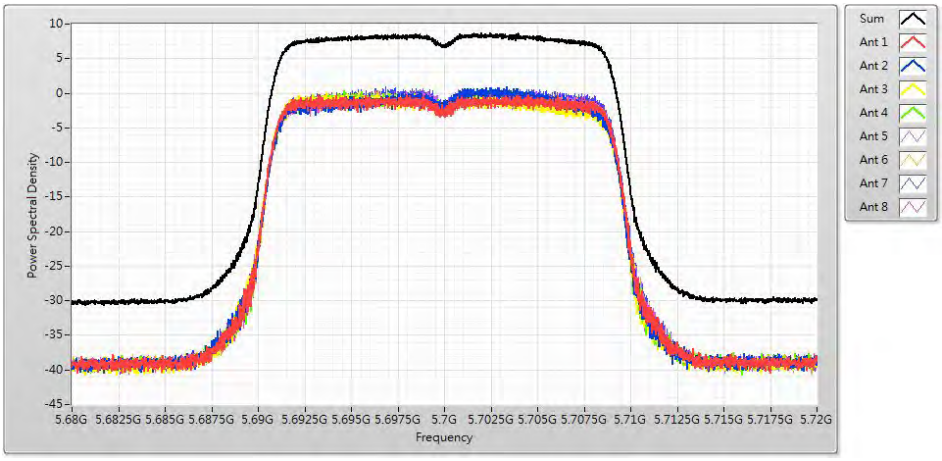

Channel 144(Band 3)

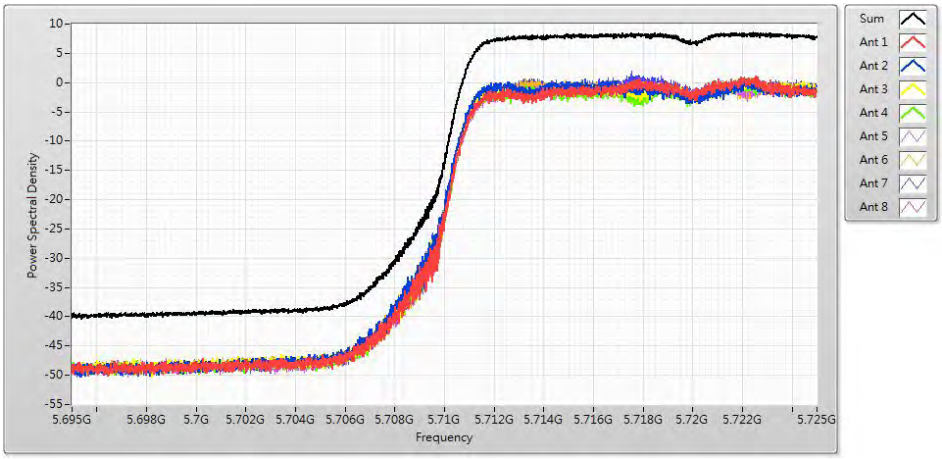


Channel 144(Band 4)

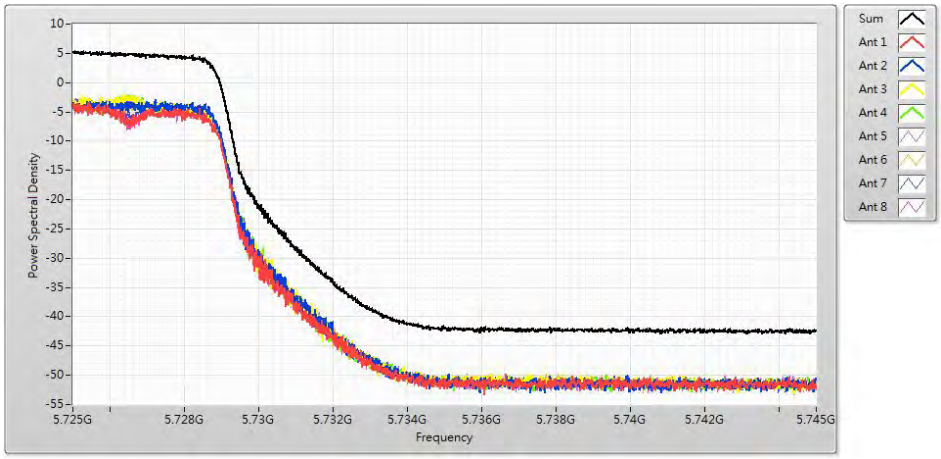

| | | | |
|---|---|---|---|
| Product | ROG Rapture GT-AX6000 Dual-band Gaming Router/<br>ROG Rapture GT-AC5400 Dual-band Gaming Router | | |
| Test Item | Maximum power spectral density | | |
| Test Mode | Mode 15:TX_Non Beamforming_NSS2_ADP-65DW Y | | |
| Date of Test | 2018/11/26 | Test Site | SR10-H |

| IEEE 802.11ac(40MHz)(ANT0+1+2+3+4+5+6+8) | | | | |
|---|---|---|---|---|
| Channel No. | Frequency (MHz) | Measure Level (dBm) | Limit (dBm) | Result |
| 102 | 5510 | 8.69 | 8.859 | Pass |
| 118 | 5590 | 8.54 | 8.859 | Pass |
| 134 | 5670 | 8.82 | 8.859 | Pass |
| 142(Band 3) | 5710 | 8.53 | 8.859 | Pass |
| 142(Band 4) | 5710 | 5.14 | 27.859 | Pass |

Channel 102

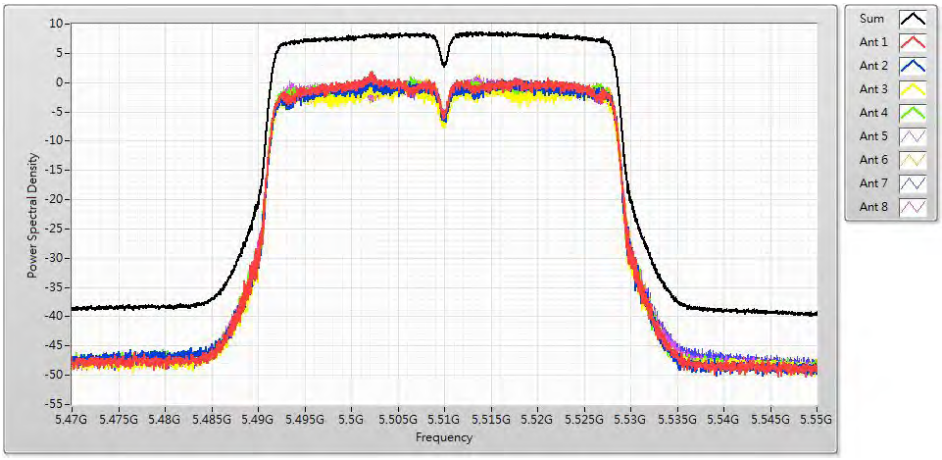


Channel 118

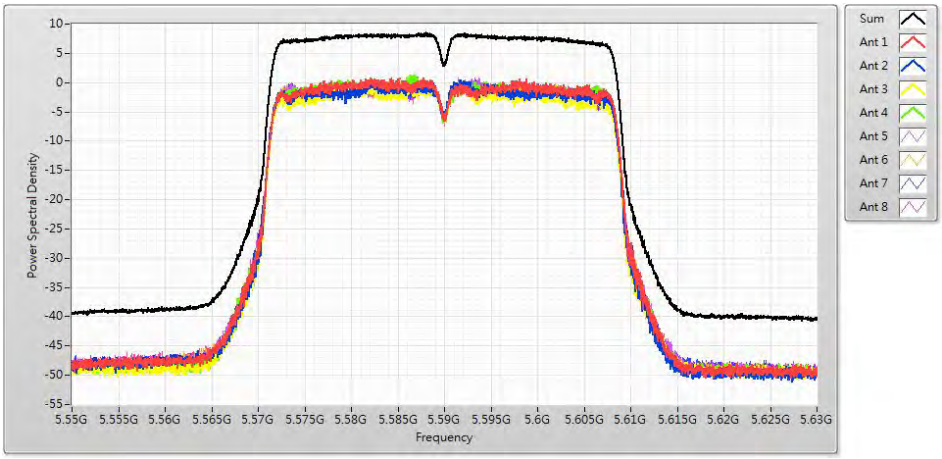
Power Spectral Density
10
5
0
-5
-10
-15
-20
-25
-30
-35
-40
-45
-50
-55
5.55G 5.555G 5.56G 5.565G 5.57G 5.575G 5.58G 5.585G 5.59G 5.595G 5.6G 5.605G 5.61G 5.615G 5.62G 5.625G 5.63G
Frequency
Sum
Ant 1
Ant 2
Ant 3
Ant 4
Ant 5
Ant 6
Ant 7
Ant 8

Channel 134

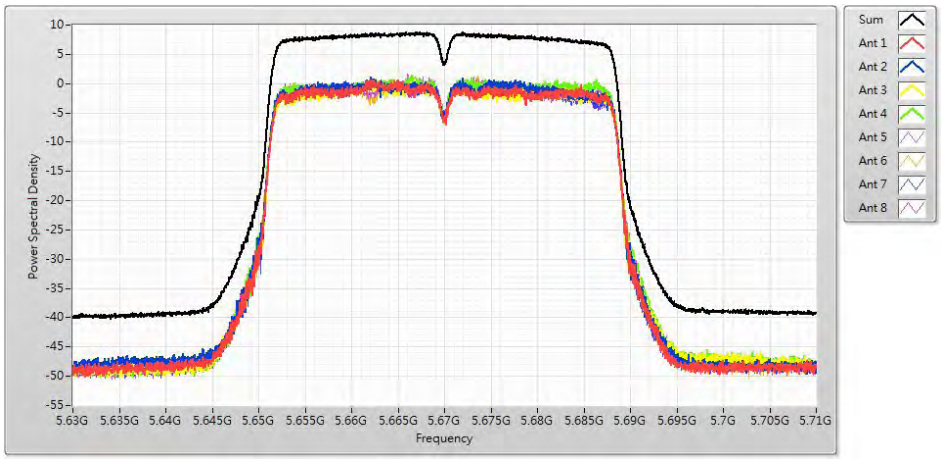
Power Spectral Density
10
5
0
-5
-10
-15
-20
-25
-30
-35
-40
-45
-50
-55
5.63G 5.635G 5.64G 5.645G 5.65G 5.655G 5.66G 5.665G 5.67G 5.675G 5.68G 5.685G 5.69G 5.695G 5.7G 5.705G 5.71G
Frequency
Sum
Ant 1
Ant 2
Ant 3
Ant 4
Ant 5
Ant 6
Ant 7
Ant 8

Channel 142(Band 3)

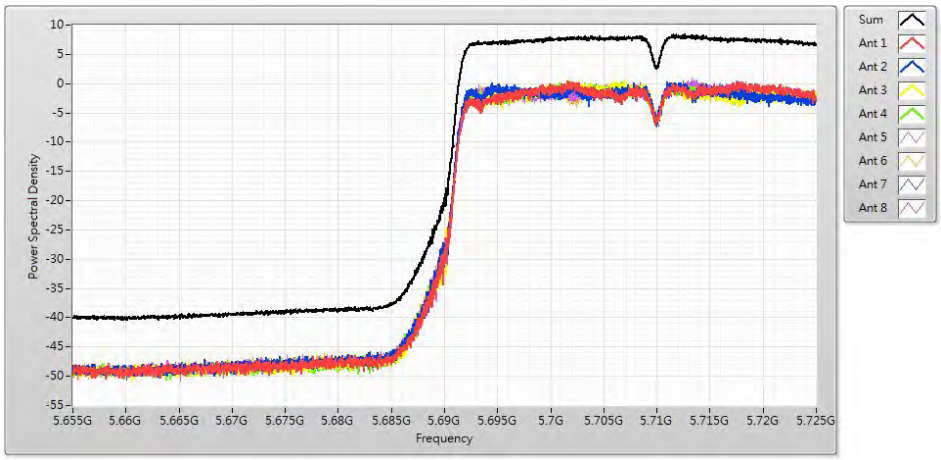


142(Band 4)

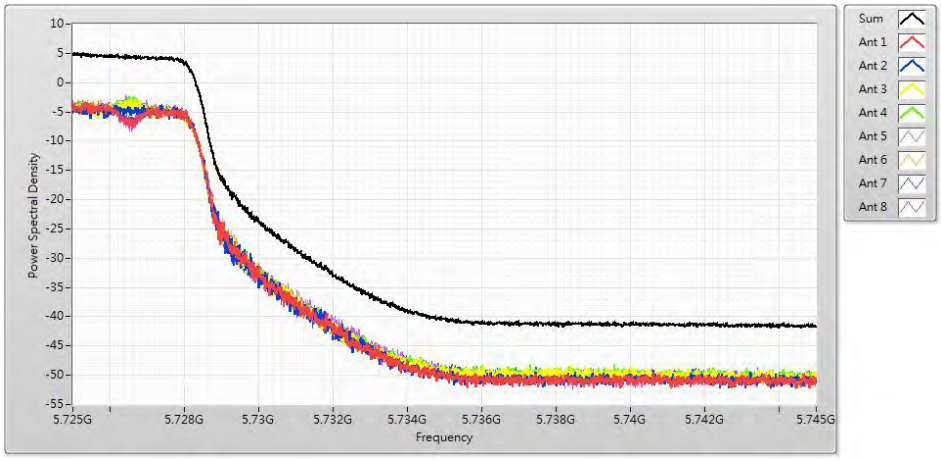

| | | | |
|---|---|---|---|
| Product | ROG Rapture GT-AX6000 Dual-band Gaming Router/<br>ROG Rapture GT-AC5400 Dual-band Gaming Router | | |
| Test Item | Maximum power spectral density | | |
| Test Mode | Mode 15:TX_Non Beamforming_NSS2_ADP-65DW Y | | |
| Date of Test | 2018/11/26 | Test Site | SR10-H |

| IEEE 802.11ac(80MHz)(ANT0+1+2+3+4+5+6+8) | | | | |
|---|---|---|---|---|
| Channel No. | Frequency (MHz) | Measure Level (dBm) | Limit (dBm) | Result |
| 106 | 5530 | 6.35 | 8.859 | Pass |
| 122 | 5610 | 6.18 | 8.859 | Pass |
| 138(Bnad 3) | 5690 | 6.17 | 8.859 | Pass |
| 138(Bnad 4) | 5690 | 1.44 | 27.859 | Pass |

Channel 106

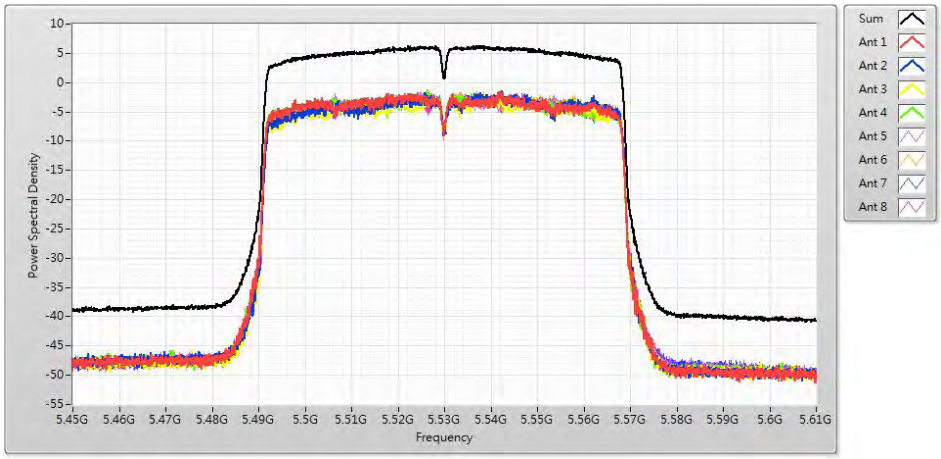

Channel 122

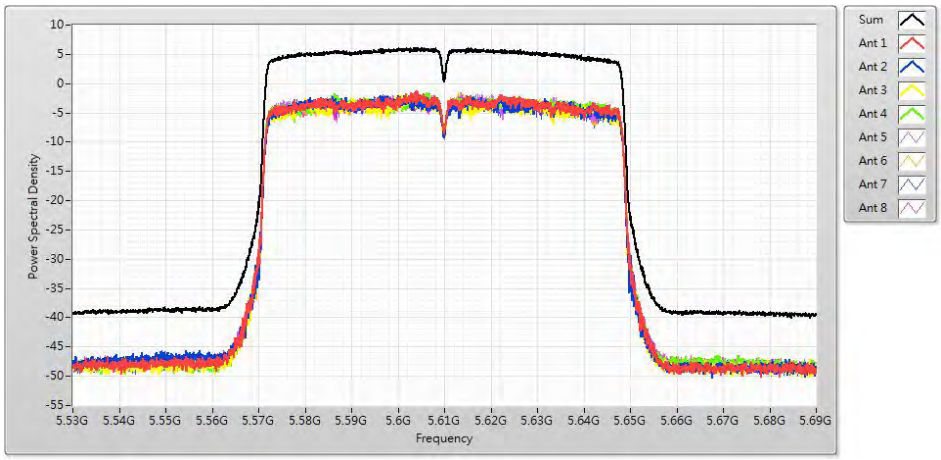


Channel 138(Bnad 3)

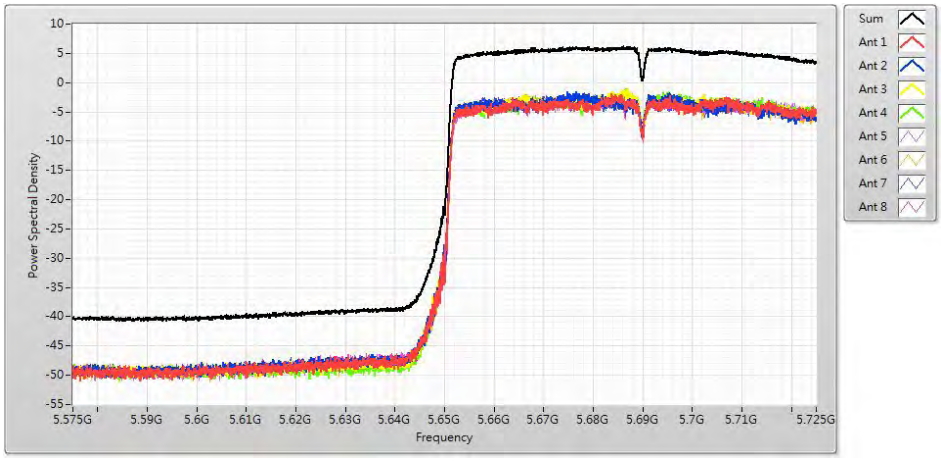

Channel 138(Bnad 4)

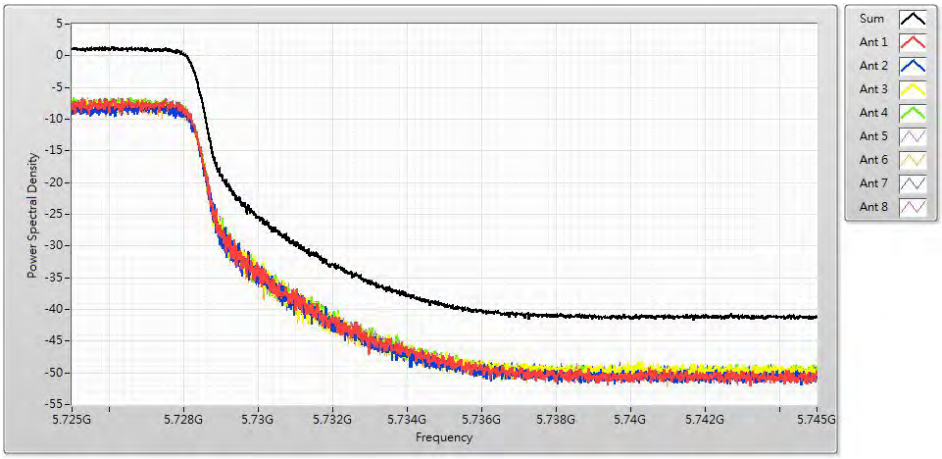

| | | | |
|---|---|---|---|
| Product | ROG Rapture GT-AX6000 Dual-band Gaming Router/<br>ROG Rapture GT-AC5400 Dual-band Gaming Router | | |
| Test Item | Maximum power spectral density | | |
| Test Mode | Mode 15:TX_Non Beamforming_NSS2_ADP-65DW Y | | |
| Date of Test | 2018/11/26 | Test Site | SR10-H |

| IEEE 802.11ac(160MHz)(ANT0+1+2+3+4+5+6+8) | | | | |
|---|---|---|---|---|
| Channel No. | Frequency (MHz) | Measure Level (dBm) | Limit (dBm) | Result |
| 114 | 5570 | 3.690 | 8.859 | Pass |

Channel 114_(5530)

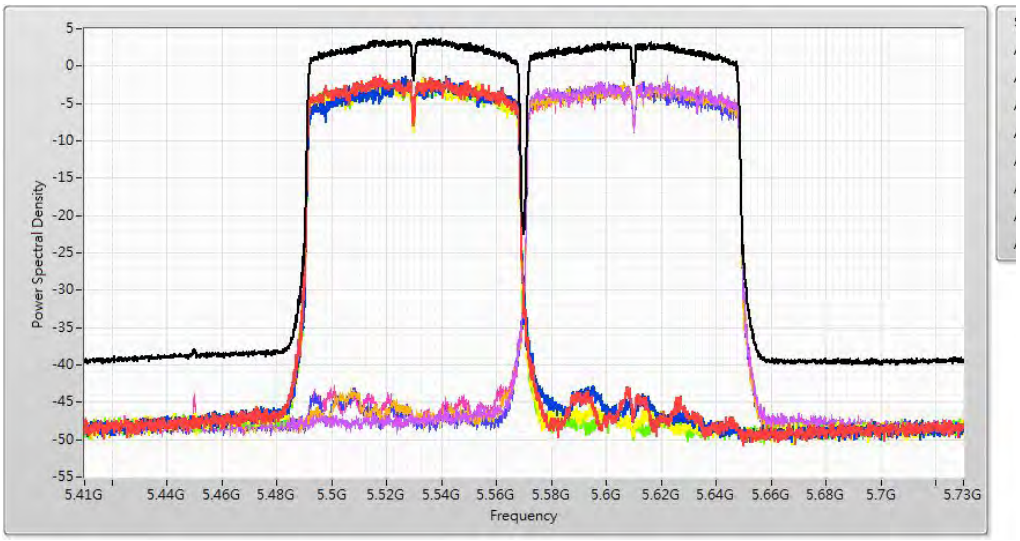

| | | | |
|---|---|---|---|
| Product | ROG Rapture GT-AX6000 Dual-band Gaming Router/<br>ROG Rapture GT-AC5400 Dual-band Gaming Router | | |
| Test Item | Maximum power spectral density | | |
| Test Mode | Mode 15:TX_Non Beamforming_NSS2_ADP-65DW Y | | |
| Date of Test | 2018/11/26 | Test Site | SR10-H |

| IEEE 802.11ax(20MHz)(ANT0+1+2+3+4+5+6+8) | | | | |
|---|---|---|---|---|
| Channel No. | Frequency (MHz) | Measure Level (dBm) | Limit (dBm) | Result |
| 100 | 5500 | 8.84 | 8.859 | Pass |
| 116 | 5580 | 8.74 | 8.859 | Pass |
| 140 | 5700 | 8.57 | 8.859 | Pass |
| 144(Band 3) | 5720 | 8.79 | 8.859 | Pass |
| 144(Band 4) | 5720 | 5.79 | 27.859 | Pass |

Channel 100

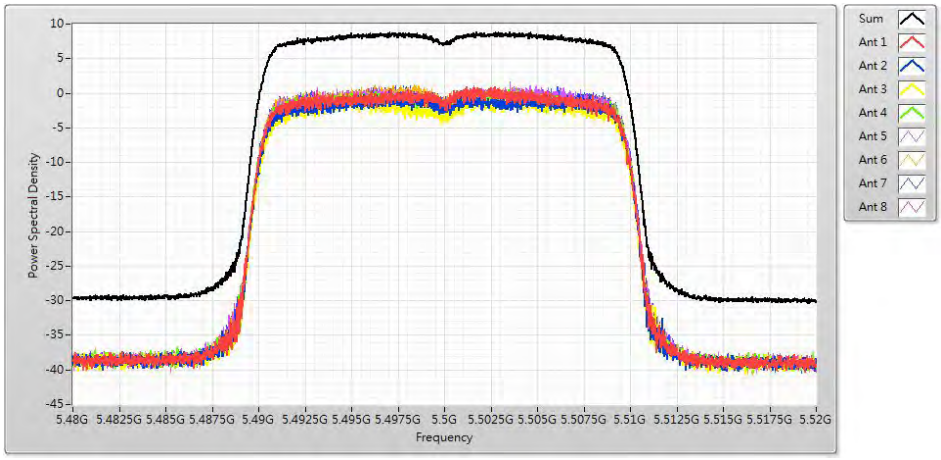

Channel 116

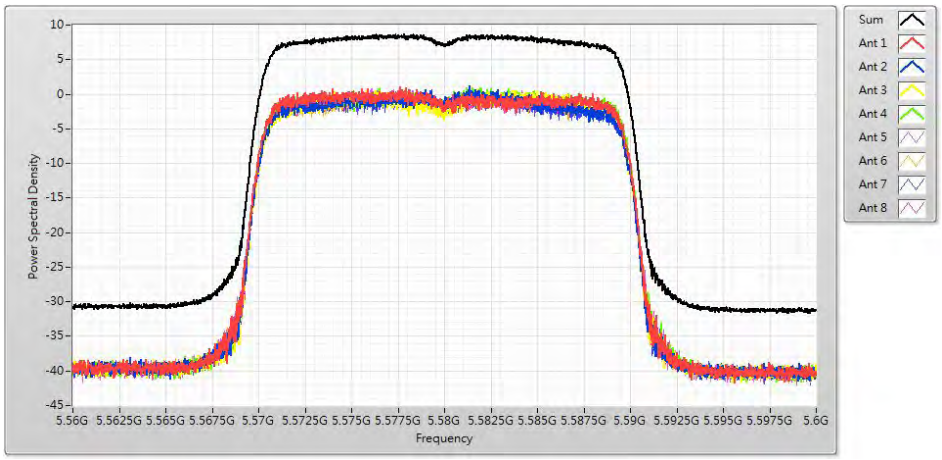


Channel 140

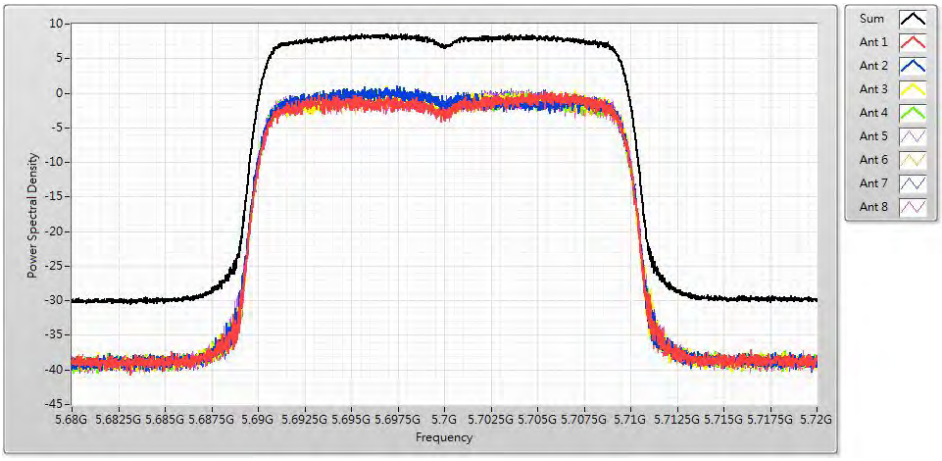

Channel 144(Band 3)

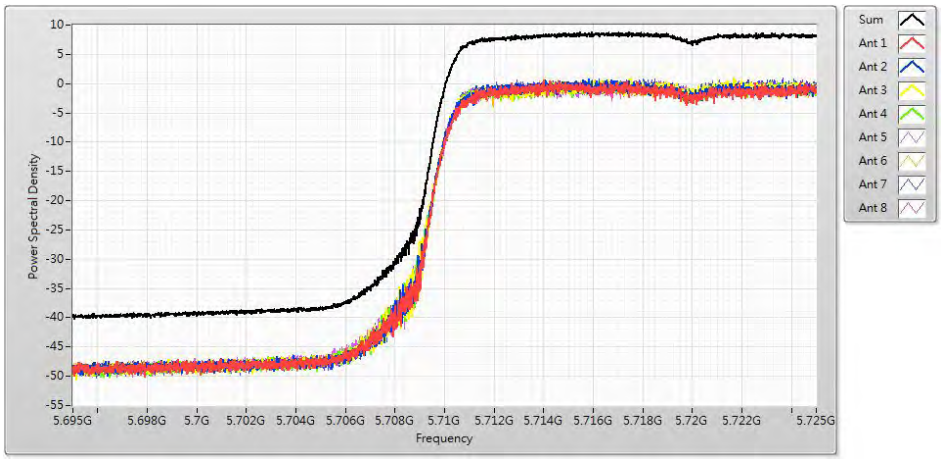


Channel 144(Band 4)

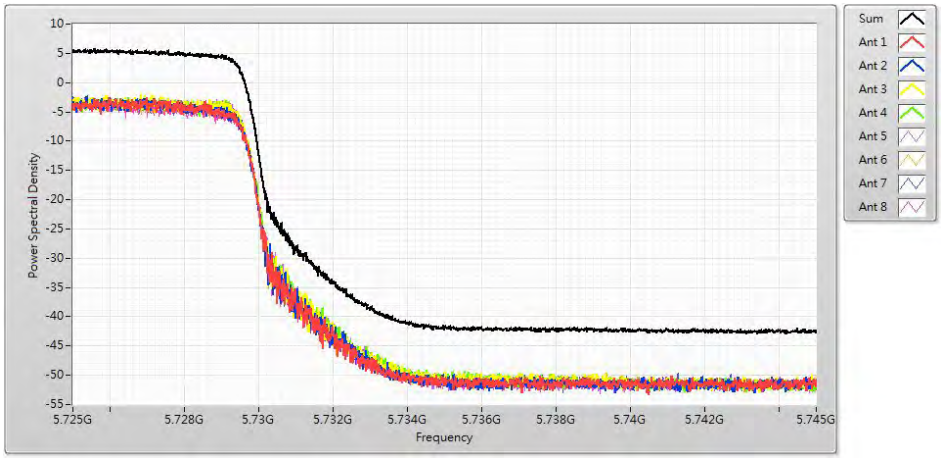

| | | | |
|---|---|---|---|
| Product | ROG Rapture GT-AX6000 Dual-band Gaming Router/<br>ROG Rapture GT-AC5400 Dual-band Gaming Router | | |
| Test Item | Maximum power spectral density | | |
| Test Mode | Mode 15:TX_Non Beamforming_NSS2_ADP-65DW Y | | |
| Date of Test | 2018/11/26 | Test Site | SR10-H |

| IEEE 802.11ax(40MHz)(ANT0+1+2+3+4+5+6+8) | | | | |
|---|---|---|---|---|
| Channel No. | Frequency (MHz) | Measure Level (dBm) | Limit (dBm) | Result |
| 102 | 5510 | 8.45 | 8.859 | Pass |
| 118 | 5590 | 8.77 | 8.859 | Pass |
| 134 | 5670 | 8.45 | 8.859 | Pass |
| 142(Band 3) | 5710 | 8.56 | 8.859 | Pass |
| 142(Band 4) | 5710 | 5.57 | 27.859 | Pass |

Channel 102

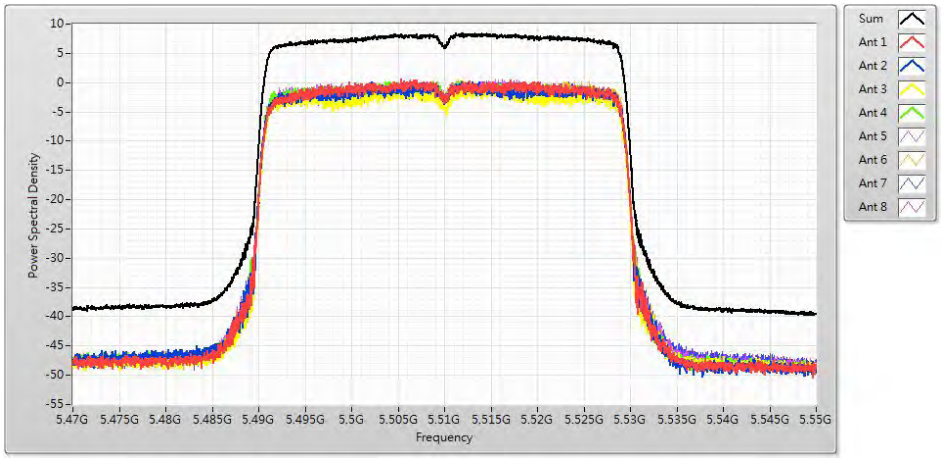

Channel 118

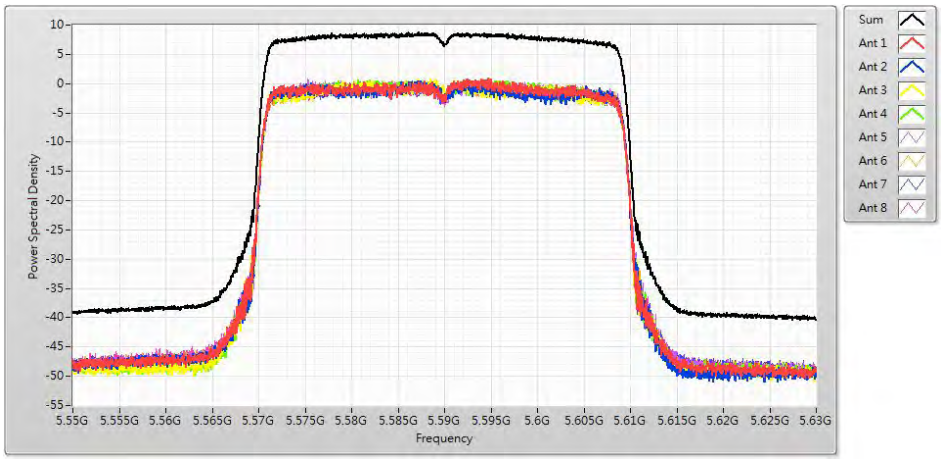


Channel 134

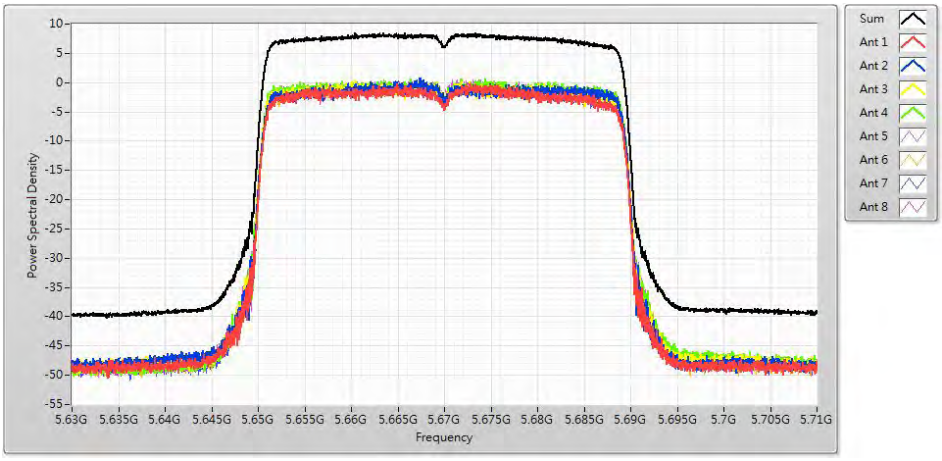

Channel 142(Band 3)

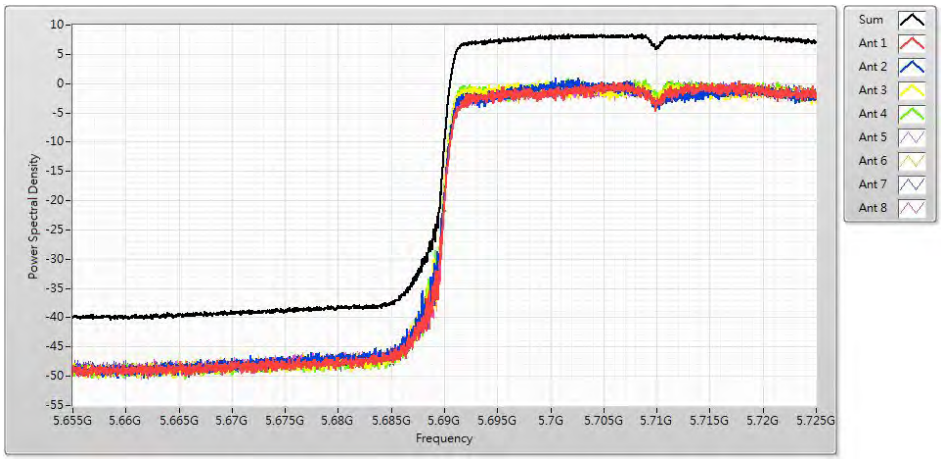


142(Band 4)

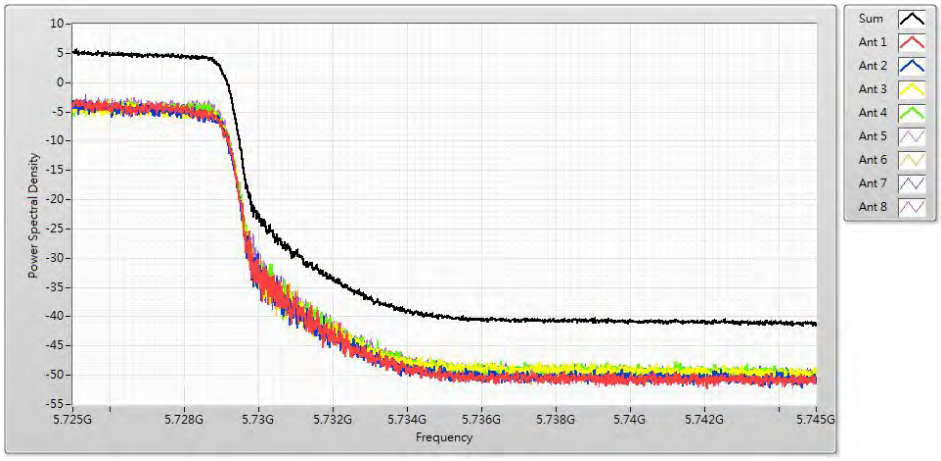

| | | | |
|---|---|---|---|
| Product | ROG Rapture GT-AX6000 Dual-band Gaming Router/<br>ROG Rapture GT-AC5400 Dual-band Gaming Router | | |
| Test Item | Maximum power spectral density | | |
| Test Mode | Mode 15:TX_Non Beamforming_NSS2_ADP-65DW Y | | |
| Date of Test | 2018/11/26 | Test Site | SR10-H |

| IEEE 802.11ax(80MHz)(ANT0+1+2+3+4+5+6+8) | | | | |
|---|---|---|---|---|
| Channel No. | Frequency (MHz) | Measure Level (dBm) | Limit (dBm) | Result |
| 106 | 5530 | 6.35 | 8.859 | Pass |
| 122 | 5610 | 6.13 | 8.859 | Pass |
| 138(Bnad 3) | 5690 | 6.52 | 8.859 | Pass |
| 138(Bnad 4) | 5690 | 1.74 | 27.859 | Pass |

Channel 106

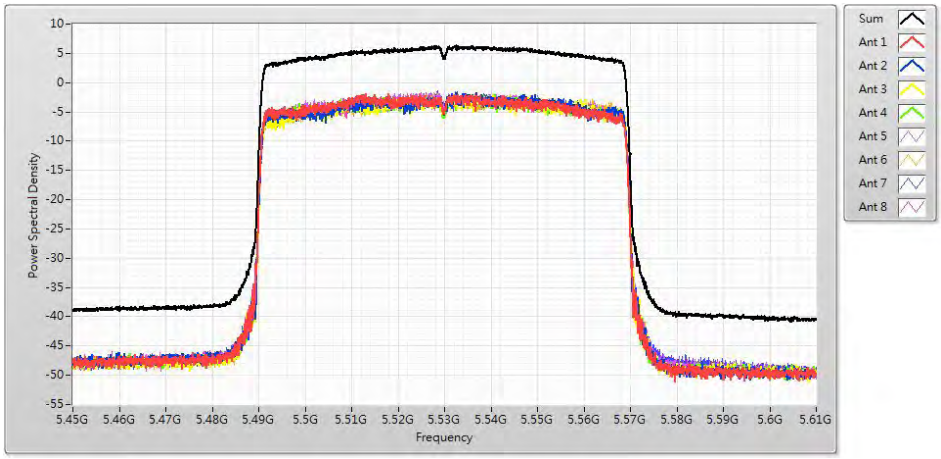

Channel 122

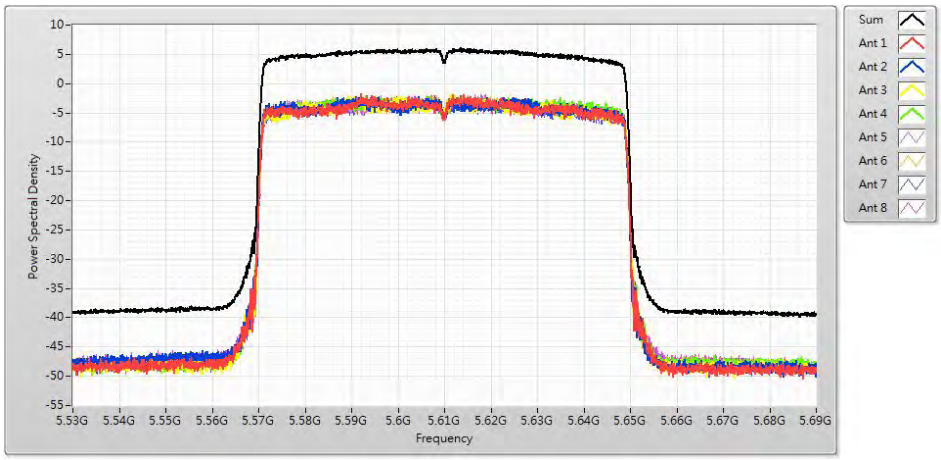


Channel 138(Bnad 3)

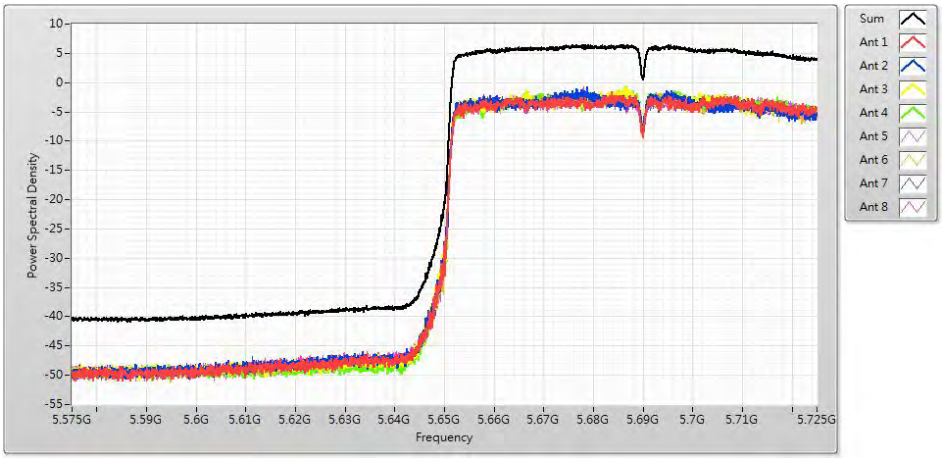

Channel 138(Bnad 4)

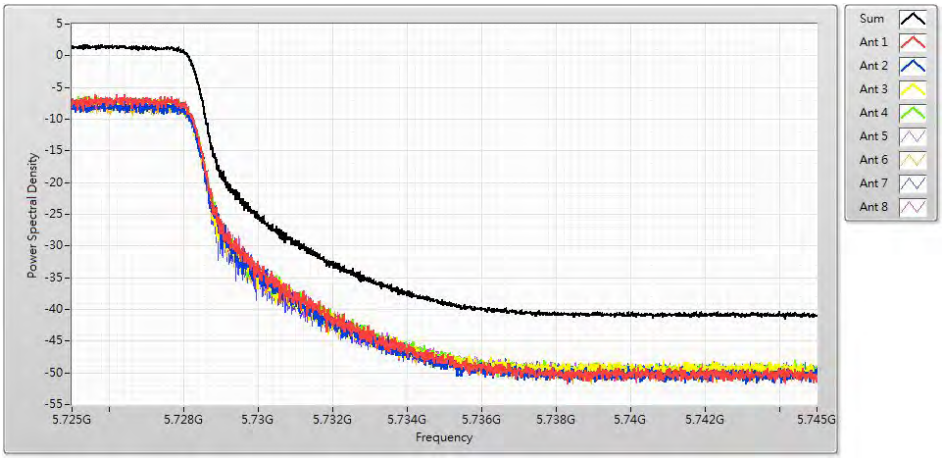

| | | | |
|---|---|---|---|
| Product | ROG Rapture GT-AX6000 Dual-band Gaming Router/<br>ROG Rapture GT-AC5400 Dual-band Gaming Router | | |
| Test Item | Maximum power spectral density | | |
| Test Mode | Mode 15:TX_Non Beamforming_NSS2_ADP-65DW Y | | |
| Date of Test | 2018/11/26 | Test Site | SR10-H |

| IEEE 802.11ax(160MHz)(ANT0+1+2+3+4+5+6+8) | | | | |
|---|---|---|---|---|
| Channel No. | Frequency (MHz) | Measure Level (dBm) | Limit (dBm) | Result |
| 114 | 5570 | 4.350 | 8.859 | Pass |

Channel 114

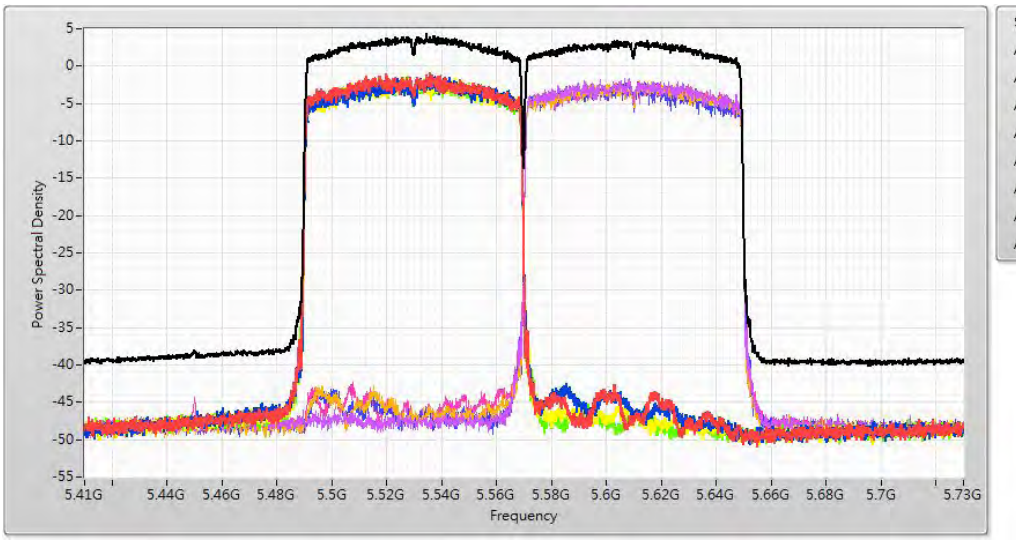

| | | | |
|---|---|---|---|
| Product | ROG Rapture GT-AX6000 Dual-band Gaming Router/<br>ROG Rapture GT-AC5400 Dual-band Gaming Router | | |
| Test Item | Macimum power spectral density | | |
| Test Mode | Mode 16:TX_Non Beamforming_NSS4_ADP-65DW Y | | |
| Date of Test | 2018/10/29 | Test Site | SR10-H |

| IEEE 802.11ac(40MHz) (ANT0+1+2+3+4+5+6+8) | | | | |
|---|---|---|---|---|
| Channel No. | Frequency (MHz) | Measure Level (dBm) | Limit (dBm) | Result |
| 42 | 5210 | 12.230 | 11.850 | Pass |

Channel 42

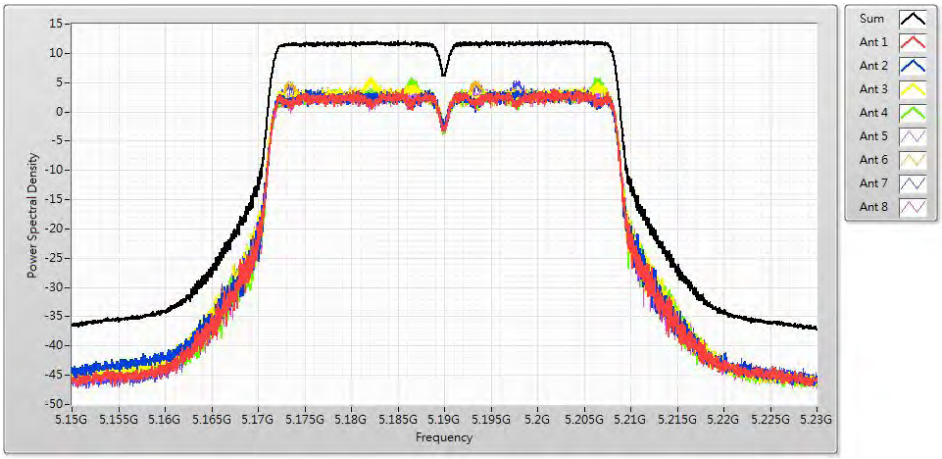

| | | | |
|---|---|---|---|
| Product | ROG Rapture GT-AX6000 Dual-band Gaming Router/<br>ROG Rapture GT-AC5400 Dual-band Gaming Router | | |
| Test Item | Maximum power spectral density | | |
| Test Mode | Mode 16:TX_Non Beamforming_NSS4_ADP-65DW Y | | |
| Date of Test | 2018/10/29 | Test Site | SR10-H |

| IEEE 802.11ac(80MHz) (ANT0+1+2+3+4+5+6+8) | | | | |
|---|---|---|---|---|
| Channel No. | Frequency (MHz) | Measure Level (dBm) | Limit (dBm) | Result |
| 38 | 5190 | 8.730 | 11.850 | Pass |

Channel 38

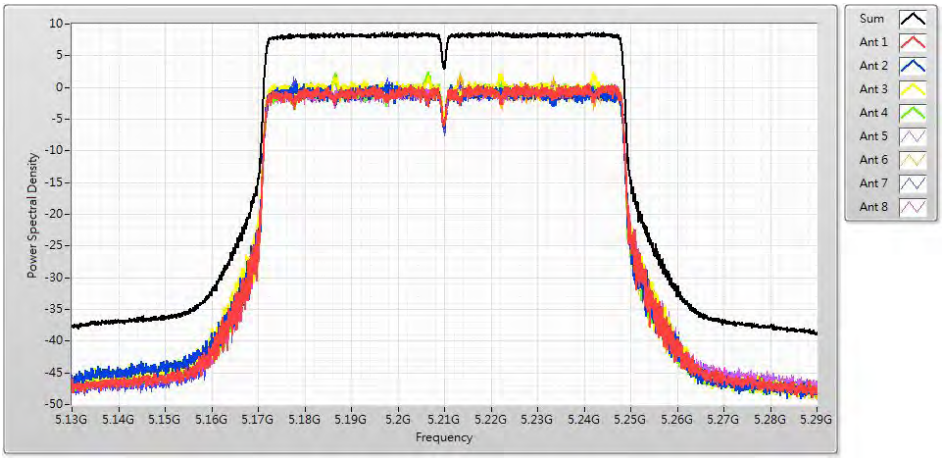

| | | | |
|---|---|---|---|
| Product | ROG Rapture GT-AX6000 Dual-band Gaming Router/<br>ROG Rapture GT-AC5400 Dual-band Gaming Router | | |
| Test Item | Macimum power spectral density | | |
| Test Mode | Mode 16:TX_Non Beamforming_NSS4_ADP-65DW Y | | |
| Date of Test | 2018/10/29 | Test Site | SR10-H |

| IEEE 802.11ax(40MHz) (ANT0+1+2+3+4+5+6+8) | | | | |
|---|---|---|---|---|
| Channel No. | Frequency (MHz) | Measure Level (dBm) | Limit (dBm) | Result |
| 42 | 5210 | 11.870 | 11.850 | Pass |

Channel 42

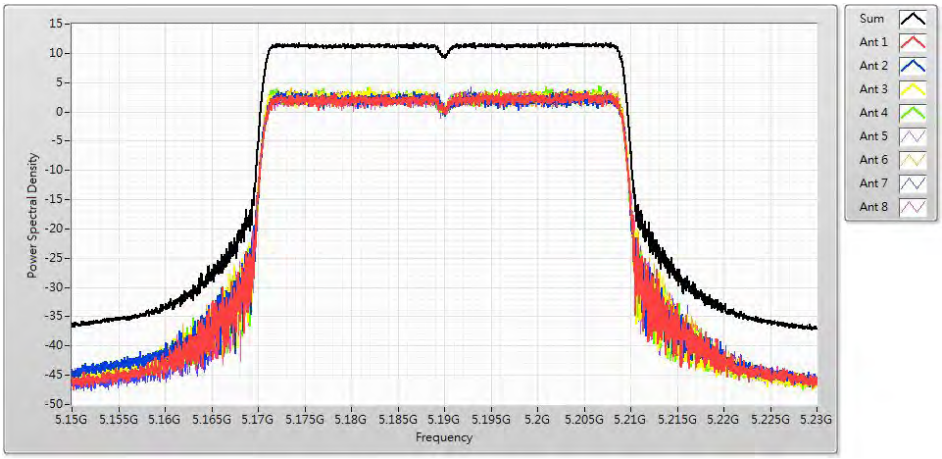

| | | | |
|---|---|---|---|
| Product | ROG Rapture GT-AX6000 Dual-band Gaming Router/<br>ROG Rapture GT-AC5400 Dual-band Gaming Router | | |
| Test Item | Maximum power spectral density | | |
| Test Mode | Mode 16:TX_Non Beamforming_NSS4_ADP-65DW Y | | |
| Date of Test | 2018/10/29 | Test Site | SR10-H |

| IEEE 802.11ax(80MHz) (ANT0+1+2+3+4+5+6+8) | | | | |
|---|---|---|---|---|
| Channel No. | Frequency (MHz) | Measure Level (dBm) | Limit (dBm) | Result |
| 38 | 5190 | 8.580 | 11.850 | Pass |

Channel 38

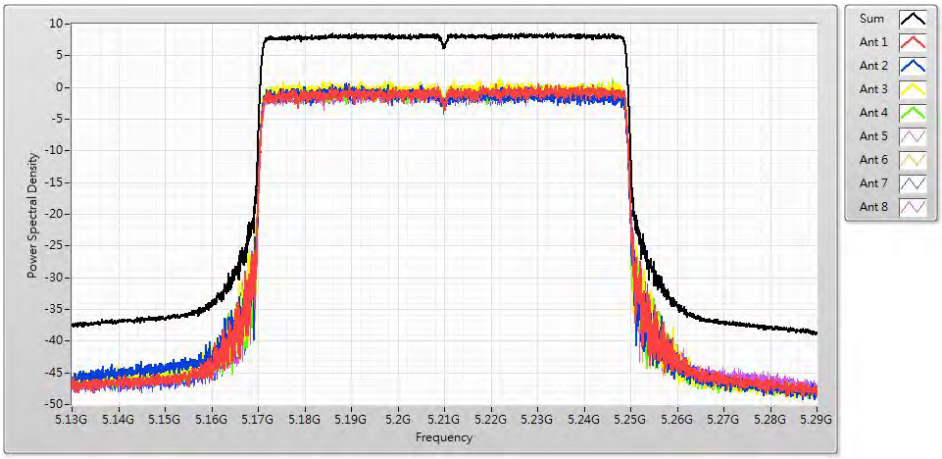

# 6. Radiated Emission

## 6.1. Test Setup

Under 1GHz Test Setup:

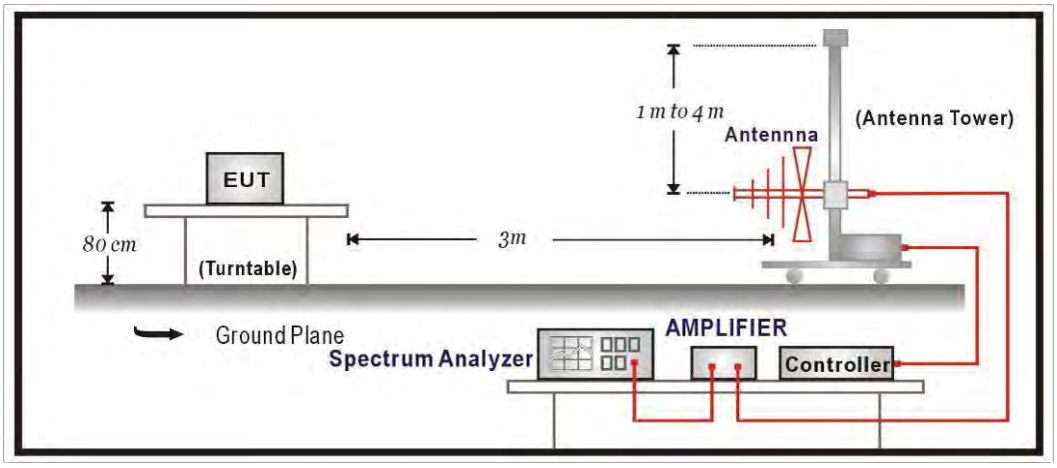


Above 1GHz Test Setup:

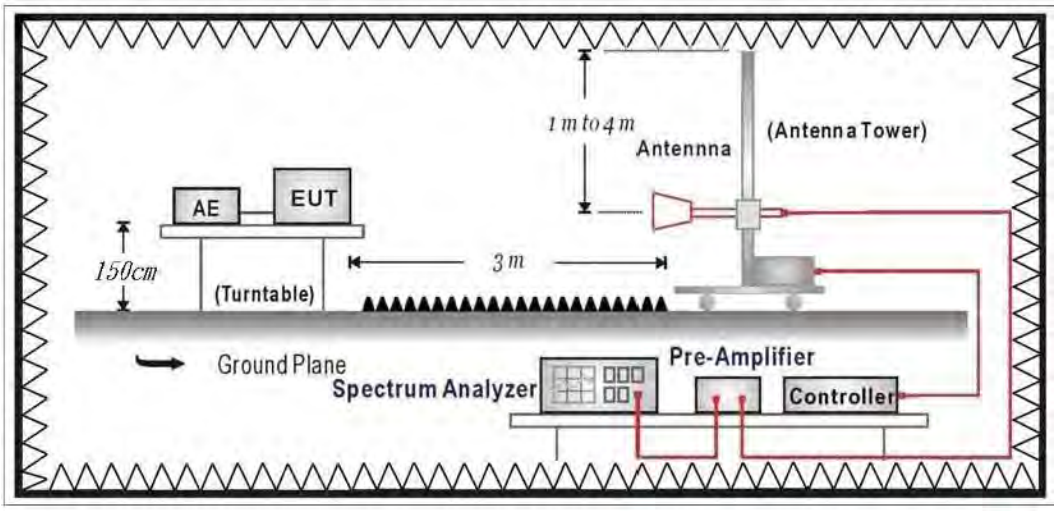

## 6.2. Limits

### ➢ General Radiated Emission Limits

The provisions of Section 15.205 of this part apply to intentional radiators operating under this section. Radiated emissions which fall in the restricted bands, as defined in Section 15.205, must also comply with the radiated emission limits specified in Section 15.209:

| FCC Part 15 Subpart C Paragraph 15.209 Limits | | |
|---|---|---|
| Frequency MHz | uV/m @3m | dBuV/m@3m |
| 30 - 88 | 100 | 40 |
| 88 - 216 | 150 | 43.5 |
| 216 - 960 | 200 | 46 |
| Above 960 | 500 | 54 |

Remark:
1. RF Voltage (dBuV) = 20 log RF Voltage (uV)
2. In the Above Table, the tighter limit applies at the band edges.
3. Distance refers to the distance in meters between the measuring instrument antenna and the closed point of any part of the device or system.

### ➢ Unwanted Emission out of the restricted bands Limits

| FCC Part 15 Subpart C Paragraph 15.407(b) Limits | | |
|---|---|---|
| Frequency (MHz) | EIRP Limit (dBm) | Equivalent Field Strength (dBuV/m@3m) |
| 5150 - 5250 | -27 | 68.3 |
| 5250 - 5350 | -27 | 68.3 |
| 5470 - 5725 | -27 | 68.3 |
| 5725 - 5850 | -27 (Note1) | 68.3 |
| | -17 (Note2) | 78.3 |

Remark:
1. For frequencies more than 10 MHz above or below the band edges.
2. For frequency range from the band edges to 10 MHz above or below the band edges.
3. uV/m = $\frac{1000000\sqrt{30\times EIRP}}{3}$, RF Voltage (dBuV/m) = 20 log RF Voltage (uV/m)

## 6.3. Test Procedure

The EUT and its simulators are placed on a turn table which is 1.5 meter above ground. The turn table can rotate 360 degrees to determine the position of the maximum emission level. The EUT was positioned such that the distance from antenna to the EUT was 3 meters.
The antenna can move up and down between 1 meter and 4 meters to find out the maximum emission level.
Both horizontal and vertical polarization of the antenna are set on measurement. In order to find the maximum emission, all of the interface cables must be manipulated according to ANSI C63.10: 2013 on radiated measurement.
The additional latch filter below 1GHz was used to measure the level of harmonics radiated emission during field dtrength of harmonics measurement.
The bandwidth below 1GHz setting on the field strength meter is 120 KHz, above 1GHz are 1 MHz.
The frequency range from 30MHz to 10th harminics is checked.

## 6.4. Test Result

### 30MHz-1GHz Spurious

| | | | |
|---|---|---|---|
| Site : | CB4-H | Engineer : | Carter |
| Model No : | GT-AC5400, | Test Date : | 2018/10/1 |
| Test Voltage : | AC 120V/60Hz | Polarity : | Horizontal |
| Test Mode : | Mode 4:TX_AC5400_Tranformer 1_AD2087320 | | |
| Note : | 802.11ax(80M)_5210MHz | | |

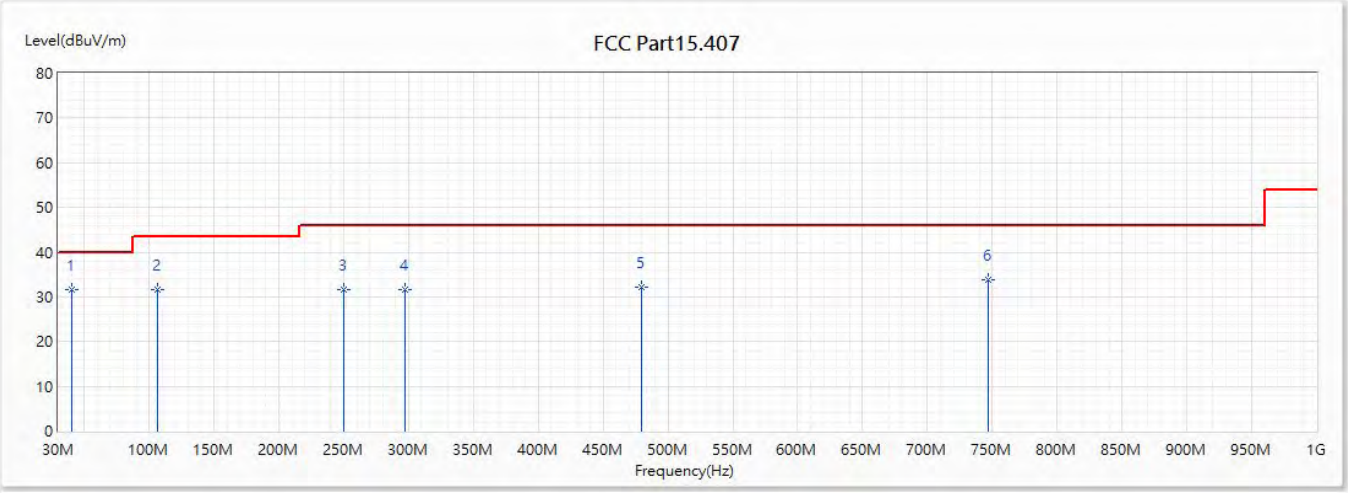


| No | Frequency (MHz) | Emission Level (dBuV/m) | Limit (dBuV/m) | Margin (dB) | Reading Level (dBuV) | Correct Factor (dB) | Detector Type |
|---|---|---|---|---|---|---|---|
| * 1 | 39.943 | 31.49 | 40.00 | -8.51 | 47.75 | -16.26 | QUASIPEAK |
| 2 | 106.873 | 31.73 | 43.50 | -11.77 | 53.25 | -21.52 | QUASIPEAK |
| 3 | 249.948 | 31.63 | 46.00 | -14.37 | 52.48 | -20.85 | QUASIPEAK |
| 4 | 296.993 | 31.75 | 46.00 | -14.25 | 51.05 | -19.30 | QUASIPEAK |
| 5 | 479.959 | 32.22 | 46.00 | -13.78 | 46.15 | -13.93 | QUASIPEAK |
| 6 | 746.83 | 33.93 | 46.00 | -12.07 | 45.16 | -11.23 | QUASIPEAK |

Note:

1. All Reading Levels is Quasi-Peak value.
2. “ * ”, means this data is the worst emission level.
3. Emission Level = Reading Level + Correct Factor
4. The Emission under 30MHz were not included is because their levels are lower than 20dB away from limit.

| | | | |
|---|---|---|---|
| Site : | CB4-H | Engineer : | Carter |
| Model No : | GT-AC5400, | Test Date : | 2018/10/1 |
| Test Voltage : | AC 120V/60Hz | Polarity : | Vertical |
| Test Mode : | Mode 4:TX_AC5400_Tranformer 1_AD2087320 | | |
| Note : | 802.11ax(80M)_5210MHz | | |

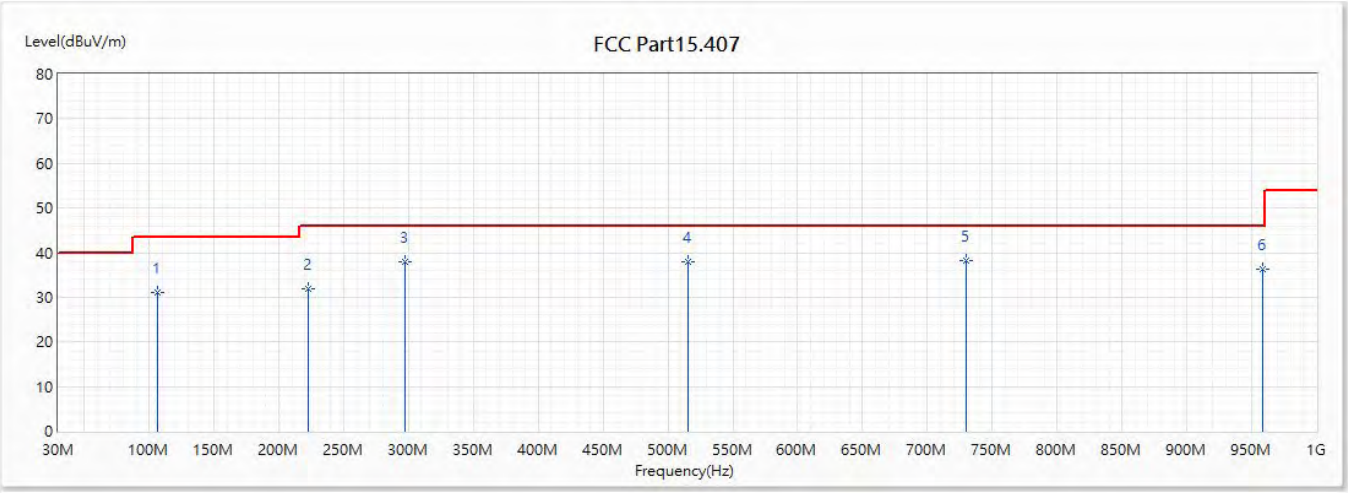


| No | Frequency (MHz) | Emission Level (dBuV/m) | Limit (dBuV/m) | Margin (dB) | Reading Level (dBuV) | Correct Factor (dB) | Detector Type |
|---|---|---|---|---|---|---|---|
| 1 | 106.873 | 30.98 | 43.50 | -12.52 | 52.50 | -21.52 | QUASIPEAK |
| 2 | 222.788 | 31.87 | 46.00 | -14.13 | 53.70 | -21.83 | QUASIPEAK |
| 3 | 296.993 | 38.03 | 46.00 | -7.97 | 57.33 | -19.30 | QUASIPEAK |
| 4 | 515.121 | 37.89 | 46.00 | -8.11 | 51.57 | -13.68 | QUASIPEAK |
| * 5 | 729.613 | 38.33 | 46.00 | -7.67 | 49.51 | -11.18 | QUASIPEAK |
| 6 | 958.411 | 36.36 | 46.00 | -9.64 | 45.08 | -8.72 | QUASIPEAK |

Note:

1. All Reading Levels is Quasi-Peak value.
2. “ * ”, means this data is the worst emission level.
3. Emission Level = Reading Level + Correct Factor
4. The Emission under 30MHz were not included is because their levels are lower than 20dB away from limit.

| | | | |
|---|---|---|---|
| Site : | CB4-H | Engineer : | Carter |
| Model No : | GT-AC5400, | Test Date : | 2018/10/1 |
| Test Voltage : | AC 120V/60Hz | Polarity : | Horizontal |
| Test Mode : | Mode 4:TX_AC5400_Tranformer 1_AD2087320 | | |
| Note : | 802.11ax(80M)_5775MHz | | |

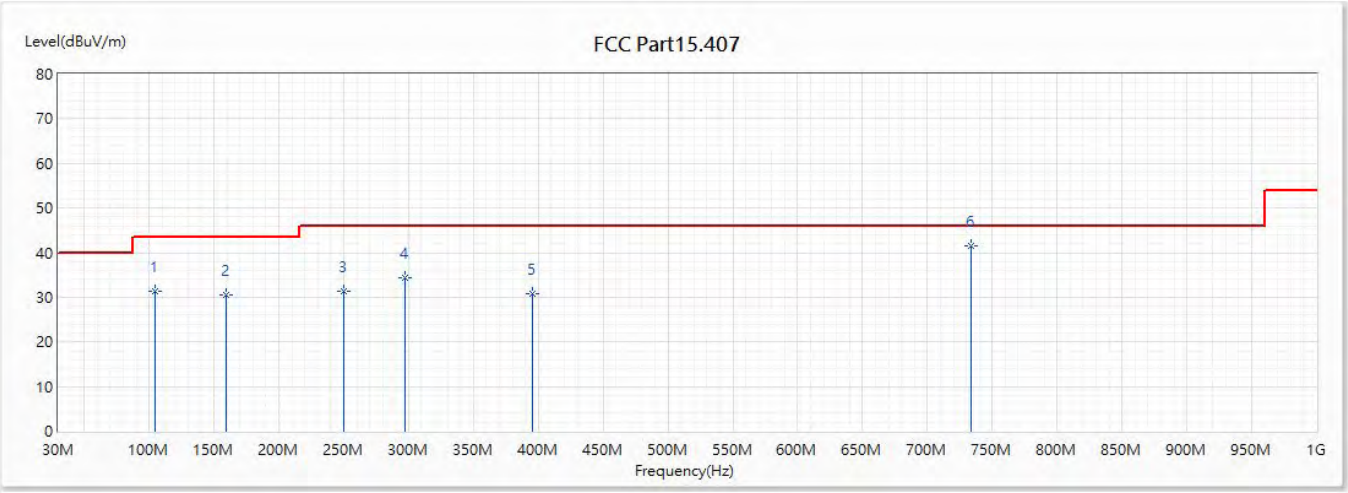


| No | Frequency (MHz) | Emission Level (dBuV/m) | Limit (dBuV/m) | Margin (dB) | Reading Level (dBuV) | Correct Factor (dB) | Detector Type |
|---|---|---|---|---|---|---|---|
| 1 | 105.054 | 31.47 | 43.50 | -12.03 | 52.88 | -21.41 | QUASIPEAK |
| 2 | 159.738 | 30.53 | 43.50 | -12.97 | 52.97 | -22.44 | QUASIPEAK |
| 3 | 249.948 | 31.28 | 46.00 | -14.72 | 52.13 | -20.85 | QUASIPEAK |
| 4 | 296.993 | 34.45 | 46.00 | -11.55 | 53.75 | -19.30 | QUASIPEAK |
| 5 | 395.084 | 30.91 | 46.00 | -15.09 | 47.16 | -16.25 | QUASIPEAK |
| * 6 | 733.856 | 41.44 | 46.00 | -4.56 | 52.01 | -10.57 | QUASIPEAK |

Note:

1. All Reading Levels is Quasi-Peak value.
2. “ * ”, means this data is the worst emission level.
3. Emission Level = Reading Level + Correct Factor
4. The Emission under 30MHz were not included is because their levels are lower than 20dB away from limit.

| | | | |
|---|---|---|---|
| Site : | CB4-H | Engineer : | Carter |
| Model No : | GT-AC5400, | Test Date : | 2018/10/1 |
| Test Voltage : | AC 120V/60Hz | Polarity : | Vertical |
| Test Mode : | Mode 4:TX_AC5400_Tranformer 1_AD2087320 | | |
| Note : | 802.11ax(80M)_5775MHz | | |

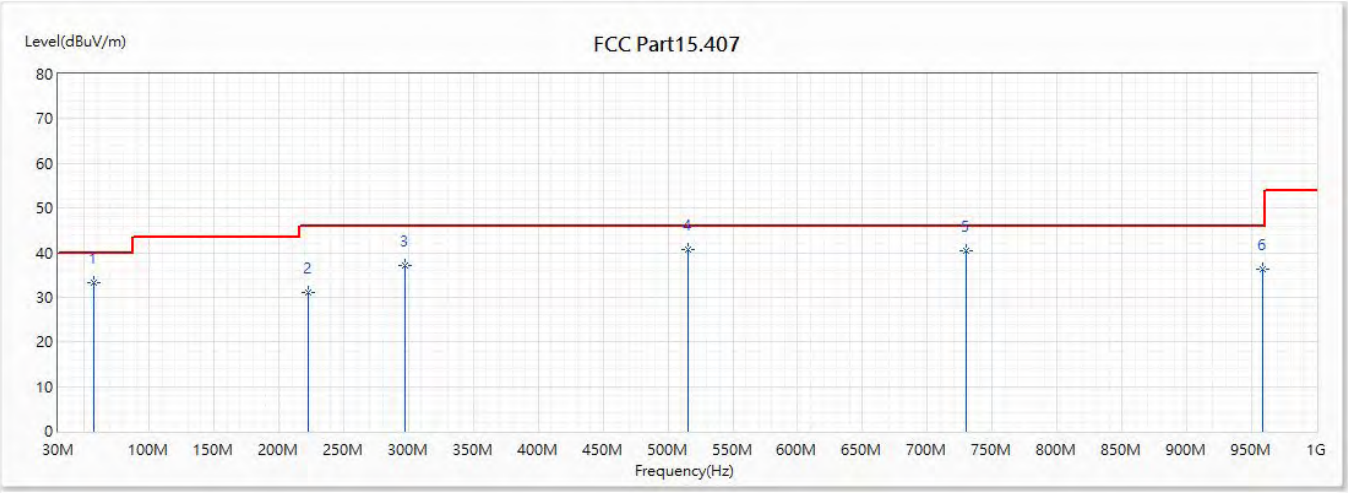


| No | Frequency (MHz) | Emission Level (dBuV/m) | Limit (dBuV/m) | Margin (dB) | Reading Level (dBuV) | Correct Factor (dB) | Detector Type |
|---|---|---|---|---|---|---|---|
| 1 | 57.16 | 33.28 | 40.00 | -6.72 | 58.00 | -24.72 | QUASIPEAK |
| 2 | 222.788 | 31.09 | 46.00 | -14.91 | 52.92 | -21.83 | QUASIPEAK |
| 3 | 296.993 | 37.09 | 46.00 | -8.91 | 56.39 | -19.30 | QUASIPEAK |
| * 4 | 515 | 40.62 | 46.00 | -5.38 | 54.32 | -13.70 | QUASIPEAK |
| 5 | 729.976 | 40.48 | 46.00 | -5.52 | 51.59 | -11.11 | QUASIPEAK |
| 6 | 958.411 | 36.29 | 46.00 | -9.71 | 45.01 | -8.72 | QUASIPEAK |

Note:

1. All Reading Levels is Quasi-Peak value.
2. “ * ”, means this data is the worst emission level.
3. Emission Level = Reading Level + Correct Factor
4. The Emission under 30MHz were not included is because their levels are lower than 20dB away from limit.

| | | | |
|---|---|---|---|
| Site : | CB4-H | Engineer : | Carter |
| Model No : | GT-AC5400, | Test Date : | 2018/10/1 |
| Test Voltage : | AC 120V/60Hz | Polarity : | Horizontal |
| Test Mode : | Mode 5:TX_AC5400_Tranformer 2_ADP-65DW Y | | |
| Note : | 802.11ax(80M)_5210MHz | | |

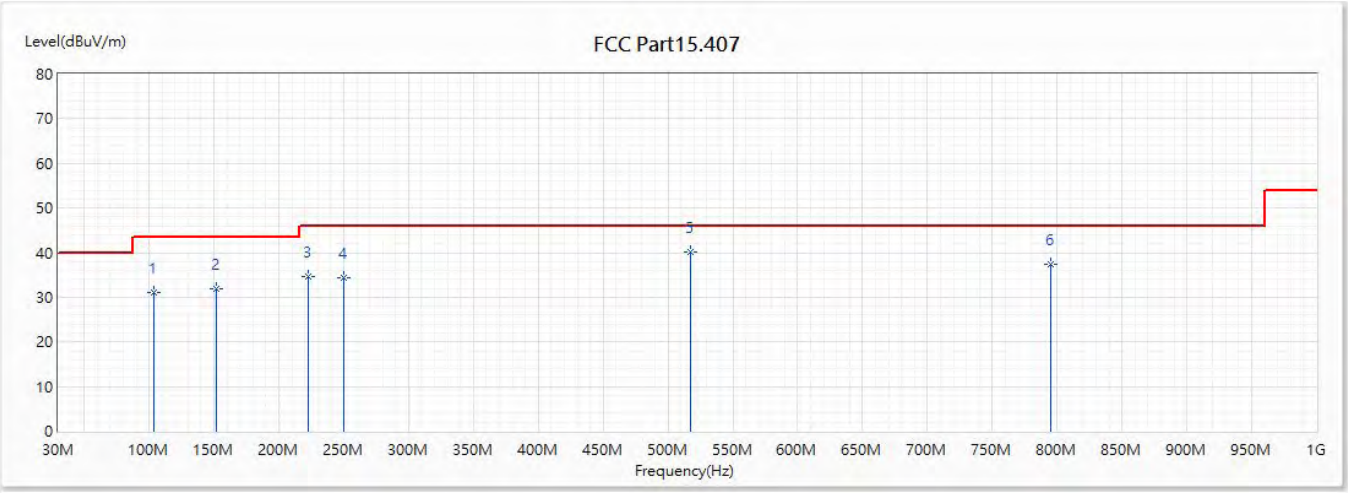


| No | Frequency (MHz) | Emission Level (dBuV/m) | Limit (dBuV/m) | Margin (dB) | Reading Level (dBuV) | Correct Factor (dB) | Detector Type |
|---|---|---|---|---|---|---|---|
| 1 | 103.235 | 31.11 | 43.50 | -12.39 | 52.57 | -21.46 | QUASIPEAK |
| 2 | 151.614 | 31.81 | 43.50 | -11.69 | 54.18 | -22.37 | QUASIPEAK |
| 3 | 222.788 | 34.51 | 46.00 | -11.49 | 56.34 | -21.83 | QUASIPEAK |
| 4 | 249.948 | 34.24 | 46.00 | -11.76 | 55.09 | -20.85 | QUASIPEAK |
| * 5 | 517.183 | 40.27 | 46.00 | -5.73 | 53.80 | -13.53 | QUASIPEAK |
| 6 | 795.451 | 37.40 | 46.00 | -8.60 | 47.86 | -10.46 | QUASIPEAK |

Note:

1. All Reading Levels is Quasi-Peak value.
2. “ * ”, means this data is the worst emission level.
3. Emission Level = Reading Level + Correct Factor
4. The Emission under 30MHz were not included is because their levels are lower than 20dB away from limit.

| | | | |
|---|---|---|---|
| Site : | CB4-H | Engineer : | Carter |
| Model No : | GT-AC5400, | Test Date : | 2018/10/1 |
| Test Voltage : | AC 120V/60Hz | Polarity : | Vertical |
| Test Mode : | Mode 5:TX_AC5400_Tranformer 2_ADP-65DW Y | | |
| Note : | 802.11ax(80M)_5210MHz | | |

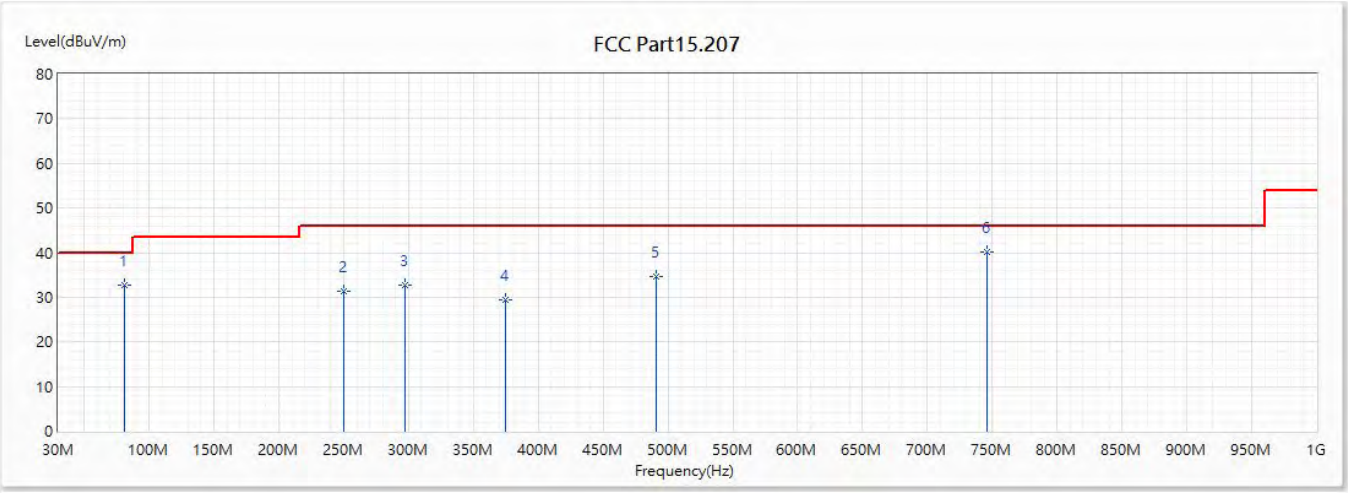


| No | Frequency (MHz) | Emission Level (dBuV/m) | Limit (dBuV/m) | Margin (dB) | Reading Level (dBuV) | Correct Factor (dB) | Detector Type |
|---|---|---|---|---|---|---|---|
| 1 | 81.168 | 32.69 | 40.00 | -7.31 | 58.78 | -26.09 | QUASIPEAK |
| 2 | 249.948 | 31.39 | 46.00 | -14.61 | 52.24 | -20.85 | QUASIPEAK |
| 3 | 296.993 | 32.68 | 46.00 | -13.32 | 51.98 | -19.30 | QUASIPEAK |
| 4 | 375.078 | 29.35 | 46.00 | -16.65 | 46.46 | -17.11 | QUASIPEAK |
| 5 | 491.356 | 34.70 | 46.00 | -11.30 | 48.91 | -14.21 | QUASIPEAK |
| * 6 | 745.739 | 40.10 | 46.00 | -5.90 | 51.37 | -11.27 | QUASIPEAK |

Note:

1. All Reading Levels is Quasi-Peak value.
2. “ * ”, means this data is the worst emission level.
3. Emission Level = Reading Level + Correct Factor
4. The Emission under 30MHz were not included is because their levels are lower than 20dB away from limit.

| | | | |
|---|---|---|---|
| Site : | CB4-H | Engineer : | Carter |
| Model No : | GT-AC5400, | Test Date : | 2018/10/1 |
| Test Voltage : | AC 120V/60Hz | Polarity : | Horizontal |
| Test Mode : | Mode 5:TX_AC5400_Tranformer 2_ADP-65DW Y | | |
| Note : | 802.11ax(80M)_5775MHz | | |

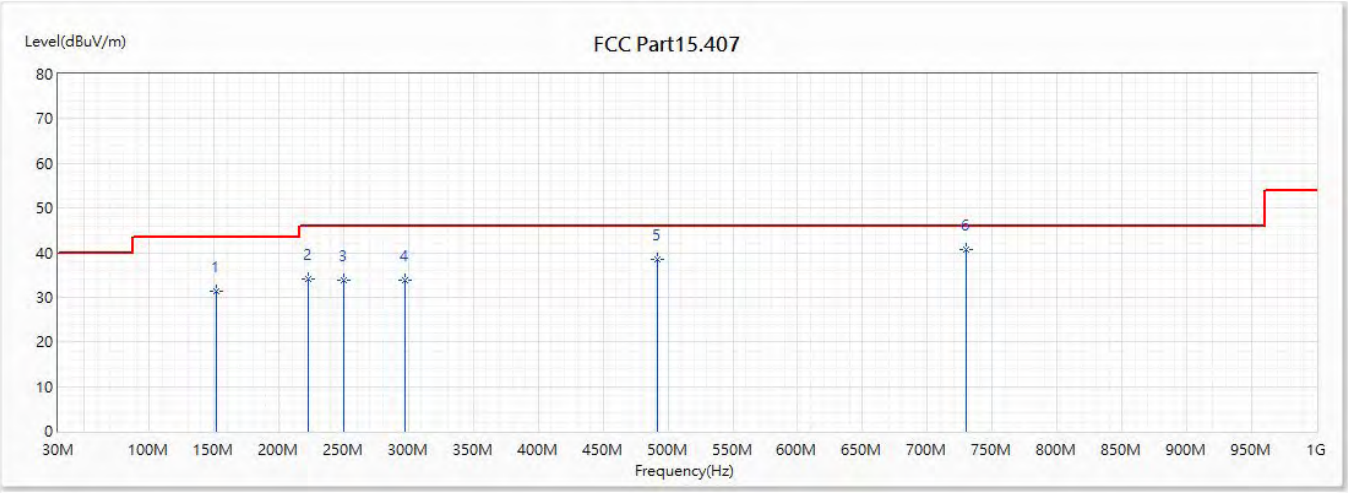


| No | Frequency (MHz) | Emission Level (dBuV/m) | Limit (dBuV/m) | Margin (dB) | Reading Level (dBuV) | Correct Factor (dB) | Detector Type |
|---|---|---|---|---|---|---|---|
| 1 | 151.493 | 31.41 | 43.50 | -12.09 | 53.77 | -22.36 | QUASIPEAK |
| 2 | 222.788 | 34.04 | 46.00 | -11.96 | 55.87 | -21.83 | QUASIPEAK |
| 3 | 249.948 | 33.78 | 46.00 | -12.22 | 54.63 | -20.85 | QUASIPEAK |
| 4 | 296.993 | 33.89 | 46.00 | -12.11 | 53.19 | -19.30 | QUASIPEAK |
| 5 | 491.963 | 38.45 | 46.00 | -7.55 | 52.76 | -14.31 | QUASIPEAK |
| * 6 | 729.734 | 40.77 | 46.00 | -5.23 | 51.93 | -11.16 | QUASIPEAK |

Note:

1. All Reading Levels is Quasi-Peak value.
2. “ * ”, means this data is the worst emission level.
3. Emission Level = Reading Level + Correct Factor
4. The Emission under 30MHz were not included is because their levels are lower than 20dB away from limit.

| | | | |
|---|---|---|---|
| Site : | CB4-H | Engineer : | Carter |
| Model No : | GT-AC5400, | Test Date : | 2018/10/1 |
| Test Voltage : | AC 120V/60Hz | Polarity : | Vertical |
| Test Mode : | Mode 5:TX_AC5400_Tranformer 2_ADP-65DW Y | | |
| Note : | 802.11ax(80M)_5775MHz_ | | |

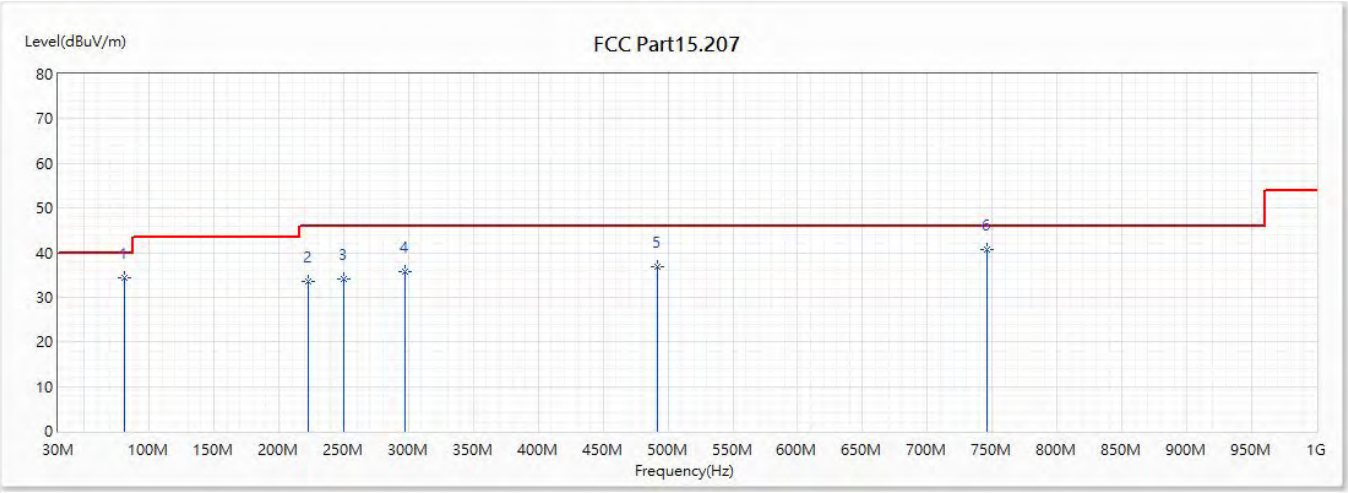


| No | Frequency (MHz) | Emission Level (dBuV/m) | Limit (dBuV/m) | Margin (dB) | Reading Level (dBuV) | Correct Factor (dB) | Detector Type |
|---|---|---|---|---|---|---|---|
| 1 | 81.168 | 34.25 | 40.00 | -5.75 | 60.34 | -26.09 | QUASIPEAK |
| 2 | 222.788 | 33.53 | 46.00 | -12.47 | 55.36 | -21.83 | QUASIPEAK |
| 3 | 249.948 | 34.17 | 46.00 | -11.83 | 55.02 | -20.85 | QUASIPEAK |
| 4 | 296.993 | 35.78 | 46.00 | -10.22 | 55.08 | -19.30 | QUASIPEAK |
| 5 | 492.084 | 36.80 | 46.00 | -9.20 | 51.13 | -14.33 | QUASIPEAK |
| * 6 | 745.86 | 40.69 | 46.00 | -5.31 | 51.96 | -11.27 | QUASIPEAK |

Note:

1. All Reading Levels is Quasi-Peak value.
2. “ * ”, means this data is the worst emission level.
3. Emission Level = Reading Level + Correct Factor
4. The Emission under 30MHz were not included is because their levels are lower than 20dB away from limit.

| | | | |
|---|---|---|---|
| Site : | CB4-H | Engineer : | Carter |
| Model No : | GT-AC5400, | Test Date : | 2018/10/1 |
| Test Voltage : | AC 120V/60Hz | Polarity : | Horizontal |
| Test Mode : | Mode 6:TX_AC5400_Tranformer 2_ ADP-65DW B | | |
| Note : | 802.11ax(80M)_5210MHz | | |

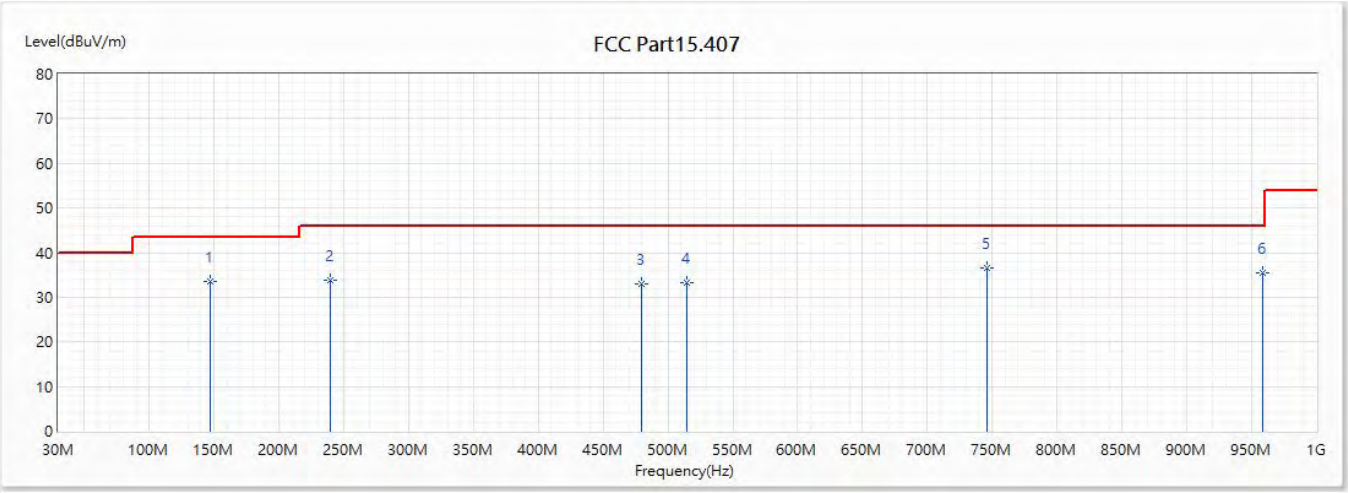


| No | Frequency (MHz) | Emission Level (dBuV/m) | Limit (dBuV/m) | Margin (dB) | Reading Level (dBuV) | Correct Factor (dB) | Detector Type |
|---|---|---|---|---|---|---|---|
| 1 | 147.491 | 33.41 | 43.50 | -10.09 | 55.11 | -21.70 | QUASIPEAK |
| 2 | 240.126 | 33.89 | 46.00 | -12.11 | 55.00 | -21.11 | QUASIPEAK |
| 3 | 479.959 | 32.97 | 46.00 | -13.03 | 46.90 | -13.93 | QUASIPEAK |
| 4 | 514.151 | 33.14 | 46.00 | -12.86 | 46.99 | -13.85 | QUASIPEAK |
| * 5 | 746.224 | 36.66 | 46.00 | -9.34 | 47.91 | -11.25 | QUASIPEAK |
| 6 | 958.411 | 35.43 | 46.00 | -10.57 | 44.15 | -8.72 | QUASIPEAK |

Note:

1. All Reading Levels is Quasi-Peak value.
2. “ * ”, means this data is the worst emission level.
3. Emission Level = Reading Level + Correct Factor
4. The Emission under 30MHz were not included is because their levels are lower than 20dB away from limit.

| | | | |
|---|---|---|---|
| Site : | CB4-H | Engineer : | Carter |
| Model No : | GT-AC5400, | Test Date : | 2018/10/1 |
| Test Voltage : | AC 120V/60Hz | Polarity : | Vertical |
| Test Mode : | Mode 6:TX_AC5400_Tranformer 2_ ADP-65DW B | | |
| Note : | 802.11ax(80M)_5210MHz | | |

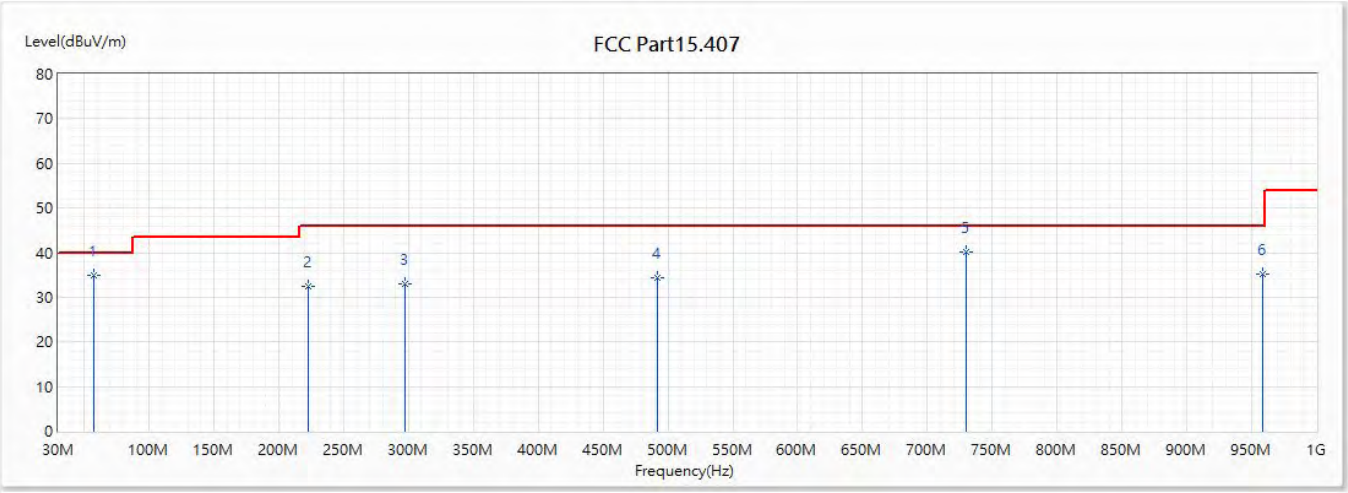


| No | Frequency (MHz) | Emission Level (dBuV/m) | Limit (dBuV/m) | Margin (dB) | Reading Level (dBuV) | Correct Factor (dB) | Detector Type |
|---|---|---|---|---|---|---|---|
| * 1 | 57.16 | 34.84 | 40.00 | -5.16 | 59.56 | -24.72 | QUASIPEAK |
| 2 | 222.788 | 32.31 | 46.00 | -13.69 | 54.14 | -21.83 | QUASIPEAK |
| 3 | 296.993 | 32.89 | 46.00 | -13.11 | 52.19 | -19.30 | QUASIPEAK |
| 4 | 492.326 | 34.36 | 46.00 | -11.64 | 48.73 | -14.37 | QUASIPEAK |
| 5 | 729.734 | 40.20 | 46.00 | -5.80 | 51.36 | -11.16 | QUASIPEAK |
| 6 | 958.533 | 35.17 | 46.00 | -10.83 | 43.89 | -8.72 | QUASIPEAK |

Note:

1. All Reading Levels is Quasi-Peak value.
2. “ * ”, means this data is the worst emission level.
3. Emission Level = Reading Level + Correct Factor
4. The Emission under 30MHz were not included is because their levels are lower than 20dB away from limit.

| | | | |
|---|---|---|---|
| Site : | CB4-H | Engineer : | Carter |
| Model No : | GT-AC5400, | Test Date : | 2018/10/1 |
| Test Voltage : | AC 120V/60Hz | Polarity : | Horizontal |
| Test Mode : | Mode 6:TX_AC5400_Tranformer 2_ ADP-65DW B | | |
| Note : | 802.11ax(80M)_5775MHz | | |

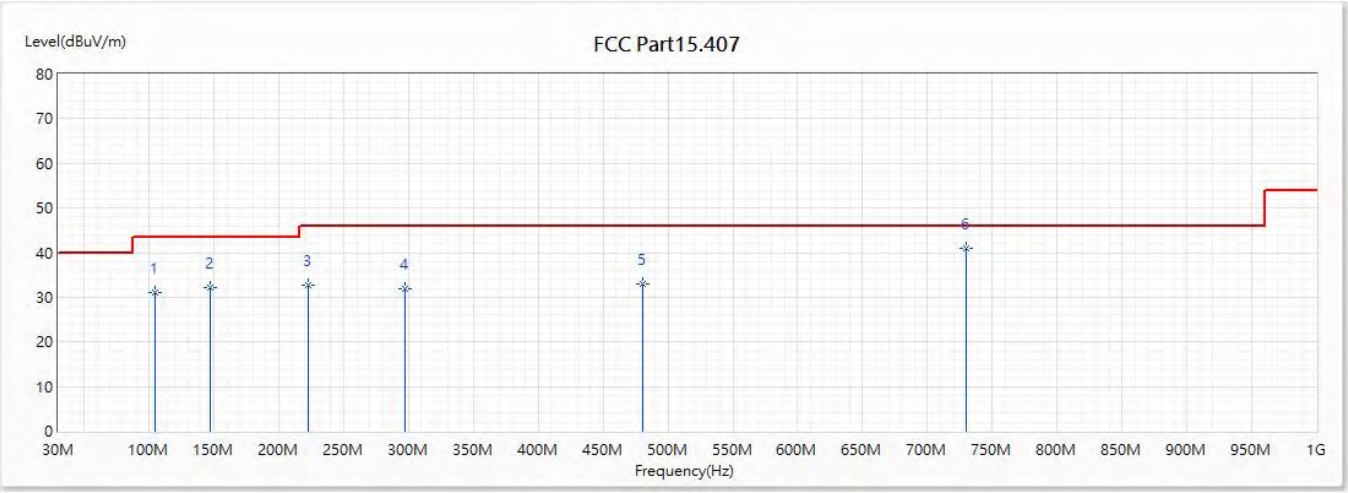


| No | Frequency (MHz) | Emission Level (dBuV/m) | Limit (dBuV/m) | Margin (dB) | Reading Level (dBuV) | Correct Factor (dB) | Detector Type |
|---|---|---|---|---|---|---|---|
| 1 | 104.205 | 31.18 | 43.50 | -12.32 | 52.53 | -21.35 | QUASIPEAK |
| 2 | 147.37 | 32.23 | 43.50 | -11.27 | 53.91 | -21.68 | QUASIPEAK |
| 3 | 222.788 | 32.59 | 46.00 | -13.41 | 54.42 | -21.83 | QUASIPEAK |
| 4 | 296.993 | 31.94 | 46.00 | -14.06 | 51.24 | -19.30 | QUASIPEAK |
| 5 | 480.08 | 33.01 | 46.00 | -12.99 | 46.93 | -13.92 | QUASIPEAK |
| * 6 | 729.613 | 40.89 | 46.00 | -5.11 | 52.07 | -11.18 | QUASIPEAK |

Note:

1. All Reading Levels is Quasi-Peak value.
2. “ * ”, means this data is the worst emission level.
3. Emission Level = Reading Level + Correct Factor
4. The Emission under 30MHz were not included is because their levels are lower than 20dB away from limit.

| | | | |
|---|---|---|---|
| Site : | CB4-H | Engineer : | Carter |
| Model No : | GT-AC5400, | Test Date : | 2018/10/1 |
| Test Voltage : | AC 120V/60Hz | Polarity : | Vertical |
| Test Mode : | Mode 6:TX_AC5400_Tranformer 2_ ADP-65DW B | | |
| Note : | 802.11ax(80M)_5775MHz | | |

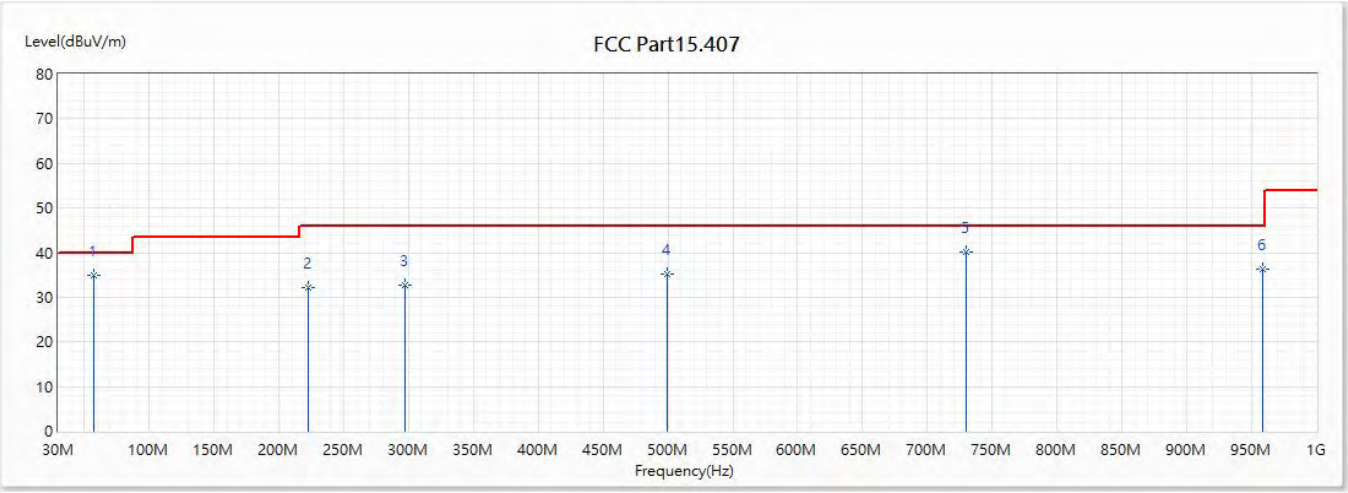


| No | Frequency (MHz) | Emission Level (dBuV/m) | Limit (dBuV/m) | Margin (dB) | Reading Level (dBuV) | Correct Factor (dB) | Detector Type |
|---|---|---|---|---|---|---|---|
| * 1 | 57.16 | 34.96 | 40.00 | -5.04 | 59.68 | -24.72 | QUASIPEAK |
| 2 | 222.788 | 32.17 | 46.00 | -13.83 | 54.00 | -21.83 | QUASIPEAK |
| 3 | 296.993 | 32.83 | 46.00 | -13.17 | 52.13 | -19.30 | QUASIPEAK |
| 4 | 499.359 | 35.15 | 46.00 | -10.85 | 49.82 | -14.67 | QUASIPEAK |
| 5 | 729.976 | 40.10 | 46.00 | -5.90 | 51.21 | -11.11 | QUASIPEAK |
| 6 | 958.411 | 36.39 | 46.00 | -9.61 | 45.11 | -8.72 | QUASIPEAK |

Note:

1. All Reading Levels is Quasi-Peak value.
2. “ * ”, means this data is the worst emission level.
3. Emission Level = Reading Level + Correct Factor
4. The Emission under 30MHz were not included is because their levels are lower than 20dB away from limit.

| | | | |
|---|---|---|---|
| Site : | CB4-H | Engineer : | Carter |
| Model No : | GT-AC5400, | Test Date : | 2018/10/1 |
| Test Voltage : | AC 120V/60Hz | Polarity : | Horizontal |
| Test Mode : | Mode 7:TX_AC5400_Tranformer 2_AD2087320 | | |
| Note : | 802.11ax(80M)_5210MHz | | |

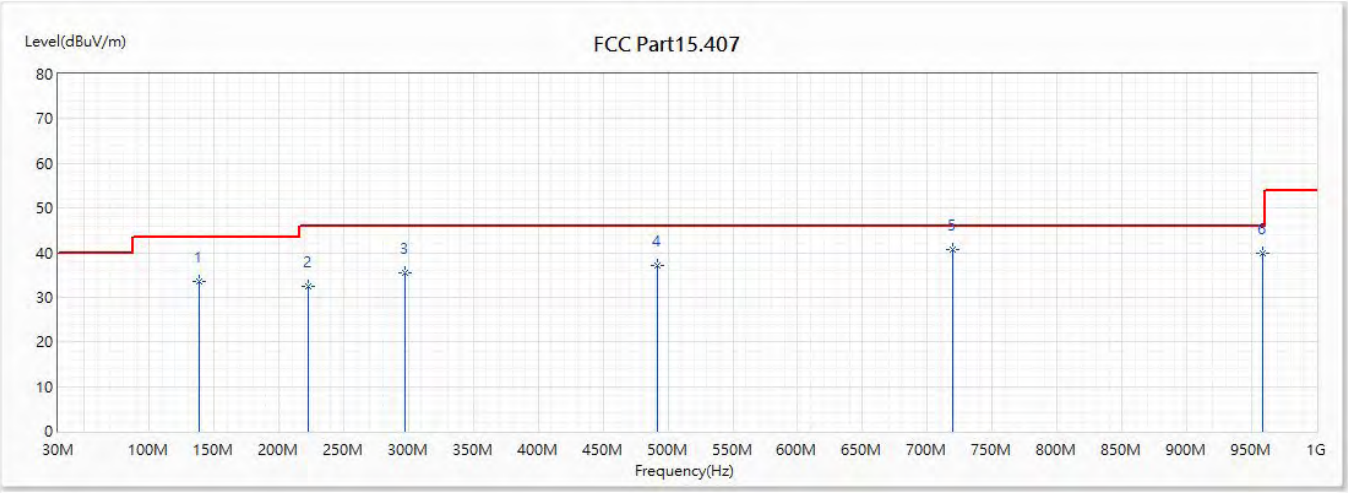


| No | Frequency (MHz) | Emission Level (dBuV/m) | Limit (dBuV/m) | Margin (dB) | Reading Level (dBuV) | Correct Factor (dB) | Detector Type |
|---|---|---|---|---|---|---|---|
| 1 | 138.398 | 33.56 | 43.50 | -9.94 | 54.96 | -21.40 | QUASIPEAK |
| 2 | 222.788 | 32.36 | 46.00 | -13.64 | 54.19 | -21.83 | QUASIPEAK |
| 3 | 296.993 | 35.45 | 46.00 | -10.55 | 54.75 | -19.30 | QUASIPEAK |
| 4 | 492.326 | 37.00 | 46.00 | -9.00 | 51.37 | -14.37 | QUASIPEAK |
| * 5 | 719.791 | 40.78 | 46.00 | -5.22 | 52.84 | -12.06 | QUASIPEAK |
| 6 | 958.533 | 39.85 | 46.00 | -6.15 | 48.57 | -8.72 | QUASIPEAK |

Note:

1. All Reading Levels is Quasi-Peak value.
2. “ * ”, means this data is the worst emission level.
3. Emission Level = Reading Level + Correct Factor
4. The Emission under 30MHz were not included is because their levels are lower than 20dB away from limit.

| | | | |
|---|---|---|---|
| Site : | CB4-H | Engineer : | Carter |
| Model No : | GT-AC5400, | Test Date : | 2018/10/1 |
| Test Voltage : | AC 120V/60Hz | Polarity : | Vertical |
| Test Mode : | Mode 7:TX_AC5400_Tranformer 2_AD2087320 | | |
| Note : | 802.11ax(80M)_5210MHz | | |

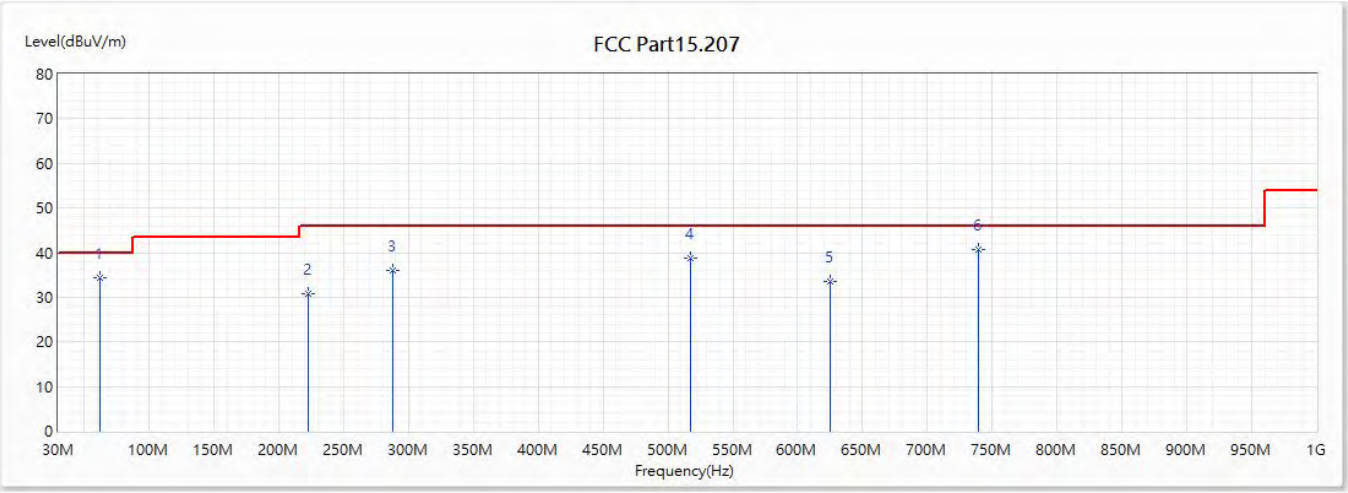


| No | Frequency (MHz) | Emission Level (dBuV/m) | Limit (dBuV/m) | Margin (dB) | Reading Level (dBuV) | Correct Factor (dB) | Detector Type |
|---|---|---|---|---|---|---|---|
| 1 | 61.889 | 34.24 | 40.00 | -5.76 | 60.35 | -26.11 | QUASIPEAK |
| 2 | 222.788 | 30.79 | 46.00 | -15.21 | 52.62 | -21.83 | QUASIPEAK |
| 3 | 288.02 | 36.04 | 46.00 | -9.96 | 55.42 | -19.38 | QUASIPEAK |
| 4 | 517.546 | 38.72 | 46.00 | -7.28 | 52.21 | -13.49 | QUASIPEAK |
| 5 | 625.095 | 33.58 | 46.00 | -12.42 | 46.94 | -13.36 | QUASIPEAK |
| * 6 | 739.434 | 40.56 | 46.00 | -5.44 | 51.56 | -11.00 | QUASIPEAK |

Note:

1. All Reading Levels is Quasi-Peak value.
2. “ * ”, means this data is the worst emission level.
3. Emission Level = Reading Level + Correct Factor
4. The Emission under 30MHz were not included is because their levels are lower than 20dB away from limit.

| | | | |
|---|---|---|---|
| Site : | CB4-H | Engineer : | Carter |
| Model No : | GT-AC5400, | Test Date : | 2018/10/1 |
| Test Voltage : | AC 120V/60Hz | Polarity : | Horizontal |
| Test Mode : | Mode 7:TX_AC5400_Tranformer 2_AD2087320 | | |
| Note : | 802.11ax(80M)_5775MHz | | |

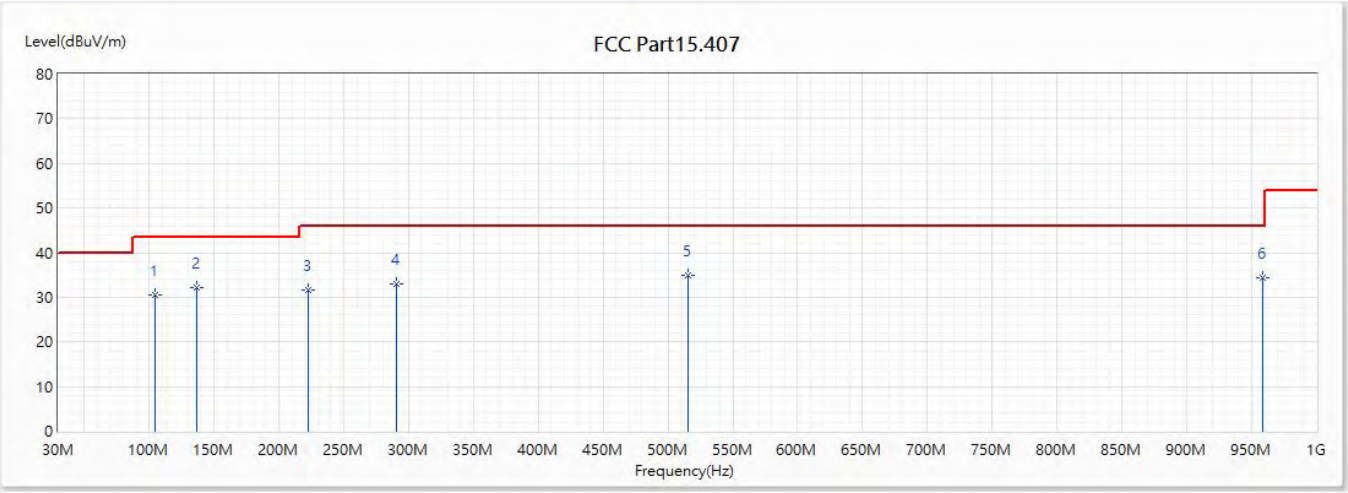


| No | Frequency (MHz) | Emission Level (dBuV/m) | Limit (dBuV/m) | Margin (dB) | Reading Level (dBuV) | Correct Factor (dB) | Detector Type |
|---|---|---|---|---|---|---|---|
| 1 | 104.69 | 30.53 | 43.50 | -12.97 | 51.92 | -21.39 | QUASIPEAK |
| 2 | 136.821 | 32.20 | 43.50 | -11.30 | 53.68 | -21.48 | QUASIPEAK |
| 3 | 222.788 | 31.64 | 46.00 | -14.36 | 53.47 | -21.83 | QUASIPEAK |
| 4 | 290.93 | 32.97 | 46.00 | -13.03 | 52.19 | -19.22 | QUASIPEAK |
| * 5 | 515.243 | 34.95 | 46.00 | -11.05 | 48.63 | -13.68 | QUASIPEAK |
| 6 | 958.533 | 34.28 | 46.00 | -11.72 | 43.00 | -8.72 | QUASIPEAK |

Note:

1. All Reading Levels is Quasi-Peak value.
2. “ * ”, means this data is the worst emission level.
3. Emission Level = Reading Level + Correct Factor
4. The Emission under 30MHz were not included is because their levels are lower than 20dB away from limit.

| | | | |
|---|---|---|---|
| Site : | CB4-H | Engineer : | Carter |
| Model No : | GT-AC5400, | Test Date : | 2018/10/1 |
| Test Voltage : | AC 120V/60Hz | Polarity : | Vertical |
| Test Mode : | Mode 7:TX_AC5400_Tranformer 2_AD2087320 | | |
| Note : | 802.11ax(80M)_5775MHz | | |

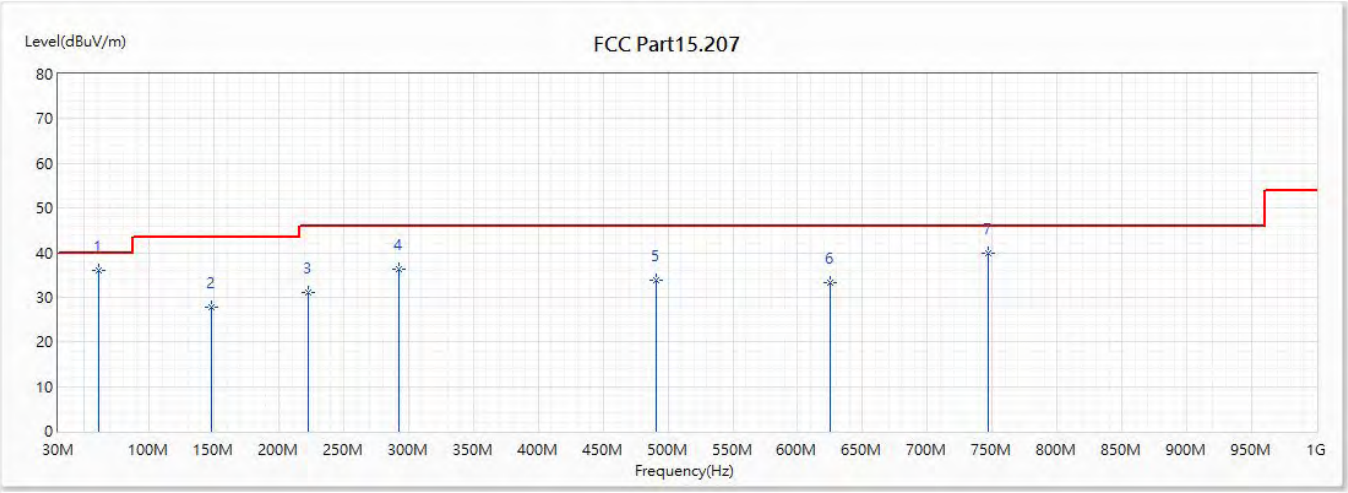


| No | Frequency (MHz) | Emission Level (dBuV/m) | Limit (dBuV/m) | Margin (dB) | Reading Level (dBuV) | Correct Factor (dB) | Detector Type |
|---|---|---|---|---|---|---|---|
| * 1 | 60.798 | 36.00 | 40.00 | -4.00 | 62.00 | -26.00 | QUASIPEAK |
| 2 | 148.098 | 27.81 | 43.50 | -15.69 | 49.60 | -21.79 | QUASIPEAK |
| 3 | 222.788 | 31.02 | 46.00 | -14.98 | 52.85 | -21.83 | QUASIPEAK |
| 4 | 292.628 | 36.40 | 46.00 | -9.60 | 55.58 | -19.18 | QUASIPEAK |
| 5 | 491.356 | 33.69 | 46.00 | -12.31 | 47.90 | -14.21 | QUASIPEAK |
| 6 | 625.095 | 33.34 | 46.00 | -12.66 | 46.70 | -13.36 | QUASIPEAK |
| 7 | 746.709 | 39.86 | 46.00 | -6.14 | 51.09 | -11.23 | QUASIPEAK |

Note:

1. All Reading Levels is Quasi-Peak value.
2. “ * ”, means this data is the worst emission level.
3. Emission Level = Reading Level + Correct Factor
4. The Emission under 30MHz were not included is because their levels are lower than 20dB away from limit.

| | | | |
|---|---|---|---|
| Site : | CB4-H | Engineer : | Carter |
| Model No : | GT-AX6000, | Test Date : | 2018/10/5 |
| Test Voltage : | AC 120V/60Hz | Polarity : | Horizontal |
| Test Mode : | Mode 8:TX_AX6000_add fan _Transformer 1_ADP-65DW Y | | |
| Note : | 802.11ax(80M)_5210MHz | | |

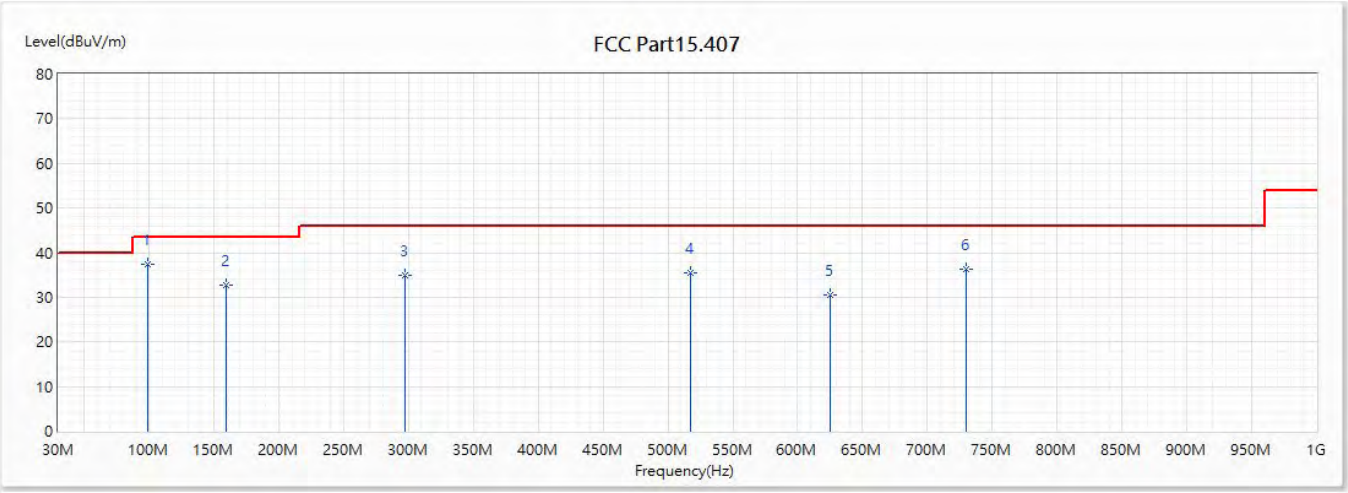


| No | Frequency (MHz) | Emission Level (dBuV/m) | Limit (dBuV/m) | Margin (dB) | Reading Level (dBuV) | Correct Factor (dB) | Detector Type |
|---|---|---|---|---|---|---|---|
| * 1 | 99.234 | 37.33 | 43.50 | -6.17 | 59.38 | -22.05 | QUASIPEAK |
| 2 | 159.738 | 32.78 | 43.50 | -10.72 | 55.22 | -22.44 | QUASIPEAK |
| 3 | 296.993 | 34.95 | 46.00 | -11.05 | 54.25 | -19.30 | QUASIPEAK |
| 4 | 517.546 | 35.35 | 46.00 | -10.65 | 48.84 | -13.49 | QUASIPEAK |
| 5 | 625.095 | 30.64 | 46.00 | -15.36 | 44.00 | -13.36 | QUASIPEAK |
| 6 | 729.855 | 36.17 | 46.00 | -9.83 | 47.30 | -11.13 | QUASIPEAK |

Note:

1. All Reading Levels is Quasi-Peak value.
2. “ * ”, means this data is the worst emission level.
3. Emission Level = Reading Level + Correct Factor
4. The Emission under 30MHz were not included is because their levels are lower than 20dB away from limit.

| | | | |
|---|---|---|---|
| Site : | CB4-H | Engineer : | Carter |
| Model No : | GT-AX6000, | Test Date : | 2018/10/5 |
| Test Voltage : | AC 120V/60Hz | Polarity : | Vertical |
| Test Mode : | Mode 8:TX_AX6000_add fan _Transformer 1_ADP-65DW Y | | |
| Note : | 802.11ax(80M)_5210MHz | | |

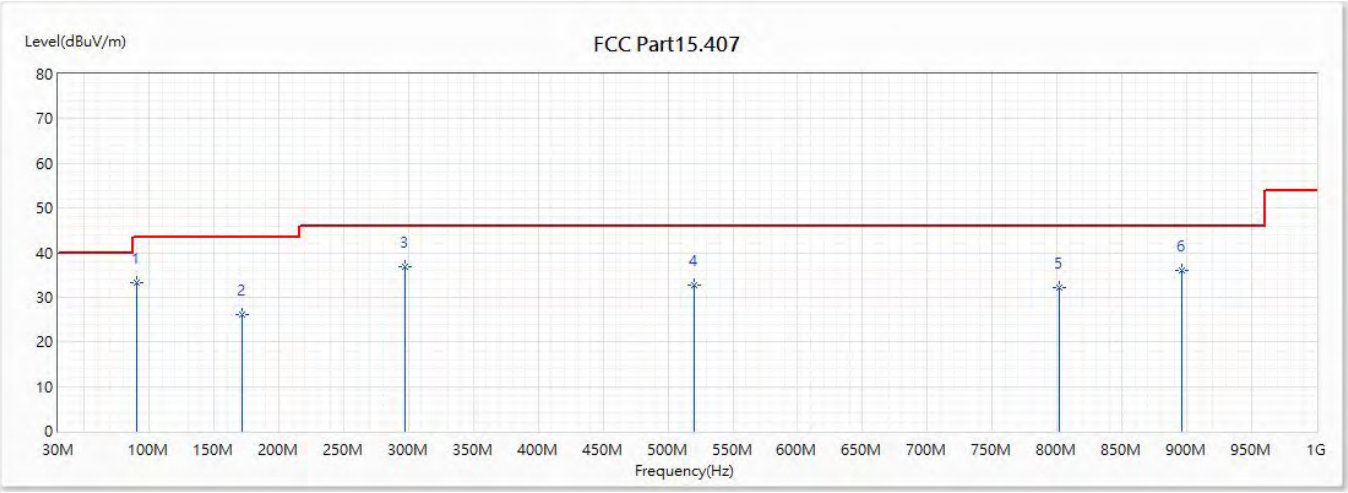


| No | Frequency (MHz) | Emission Level (dBuV/m) | Limit (dBuV/m) | Margin (dB) | Reading Level (dBuV) | Correct Factor (dB) | Detector Type |
|---|---|---|---|---|---|---|---|
| 1 | 90.261 | 33.23 | 43.50 | -10.27 | 58.12 | -24.89 | QUASIPEAK |
| 2 | 172.105 | 26.02 | 43.50 | -17.48 | 47.73 | -21.71 | QUASIPEAK |
| * 3 | 296.993 | 36.96 | 46.00 | -9.04 | 56.26 | -19.30 | QUASIPEAK |
| 4 | 520.578 | 32.82 | 46.00 | -13.18 | 46.30 | -13.48 | QUASIPEAK |
| 5 | 801.271 | 32.03 | 46.00 | -13.97 | 42.53 | -10.50 | QUASIPEAK |
| 6 | 896.574 | 36.10 | 46.00 | -9.90 | 45.58 | -9.48 | QUASIPEAK |

Note:

1. All Reading Levels is Quasi-Peak value.
2. “ * ”, means this data is the worst emission level.
3. Emission Level = Reading Level + Correct Factor
4. The Emission under 30MHz were not included is because their levels are lower than 20dB away from limit.

| | | | |
|---|---|---|---|
| Site : | CB4-H | Engineer : | Carter |
| Model No : | GT-AX6000, | Test Date : | 2018/10/5 |
| Test Voltage : | AC 120V/60Hz | Polarity : | Horizontal |
| Test Mode : | Mode 8:TX_AX6000_add fan _Transformer 1_ADP-65DW Y | | |
| Note : | 802.11ax(80M)_5775MHz | | |

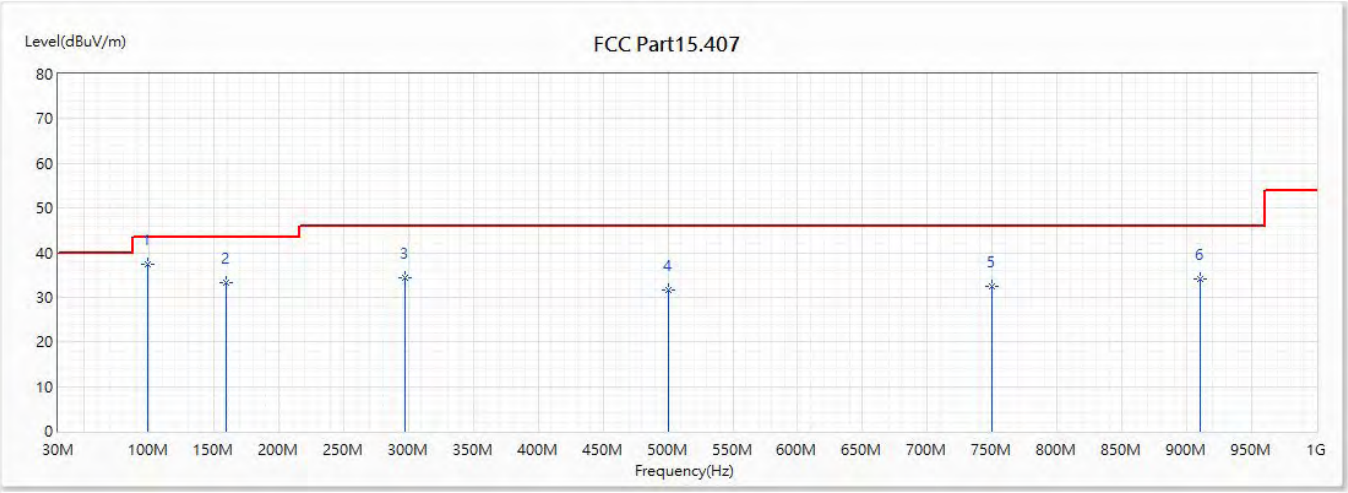


| No | Frequency (MHz) | Emission Level (dBuV/m) | Limit (dBuV/m) | Margin (dB) | Reading Level (dBuV) | Correct Factor (dB) | Detector Type |
|---|---|---|---|---|---|---|---|
| * 1 | 99.234 | 37.34 | 43.50 | -6.16 | 59.39 | -22.05 | QUASIPEAK |
| 2 | 159.616 | 33.22 | 43.50 | -10.28 | 55.66 | -22.44 | QUASIPEAK |
| 3 | 296.993 | 34.33 | 46.00 | -11.67 | 53.63 | -19.30 | QUASIPEAK |
| 4 | 499.965 | 31.56 | 46.00 | -14.44 | 46.21 | -14.65 | QUASIPEAK |
| 5 | 750.104 | 32.36 | 46.00 | -13.64 | 43.56 | -11.20 | QUASIPEAK |
| 6 | 909.911 | 33.98 | 46.00 | -12.02 | 44.40 | -10.42 | QUASIPEAK |

Note:

1. All Reading Levels is Quasi-Peak value.
2. “ * ”, means this data is the worst emission level.
3. Emission Level = Reading Level + Correct Factor
4. The Emission under 30MHz were not included is because their levels are lower than 20dB away from limit.

| | | | |
|---|---|---|---|
| Site : | CB4-H | Engineer : | Carter |
| Model No : | GT-AX6000, | Test Date : | 2018/10/5 |
| Test Voltage : | AC 120V/60Hz | Polarity : | Vertical |
| Test Mode : | Mode 8:TX_AX6000_add fan _Transformer 1_ADP-65DW Y | | |
| Note : | 802.11ax(80M)_5775MHz | | |

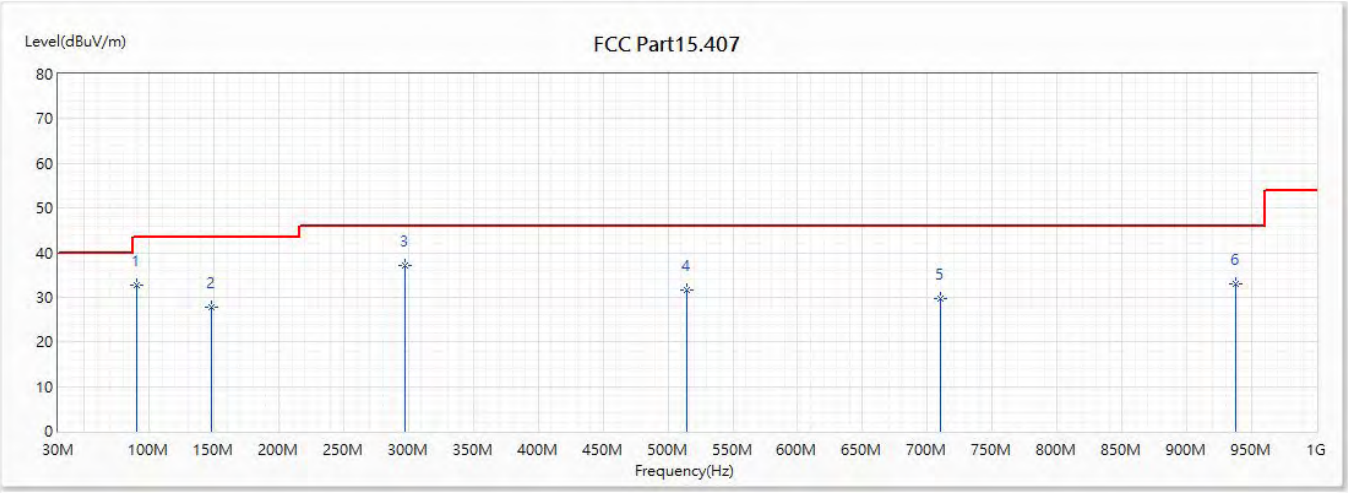


| No | Frequency (MHz) | Emission Level (dBuV/m) | Limit (dBuV/m) | Margin (dB) | Reading Level (dBuV) | Correct Factor (dB) | Detector Type |
|---|---|---|---|---|---|---|---|
| 1 | 90.261 | 32.70 | 43.50 | -10.80 | 57.59 | -24.89 | QUASIPEAK |
| 2 | 148.461 | 27.88 | 43.50 | -15.62 | 49.74 | -21.86 | QUASIPEAK |
| * 3 | 296.993 | 37.10 | 46.00 | -8.90 | 56.40 | -19.30 | QUASIPEAK |
| 4 | 514.758 | 31.61 | 46.00 | -14.39 | 45.36 | -13.75 | QUASIPEAK |
| 5 | 710.455 | 29.67 | 46.00 | -16.33 | 42.30 | -12.63 | QUASIPEAK |
| 6 | 937.678 | 32.97 | 46.00 | -13.03 | 41.89 | -8.92 | QUASIPEAK |

Note:

1. All Reading Levels is Quasi-Peak value.
2. “ * ”, means this data is the worst emission level.
3. Emission Level = Reading Level + Correct Factor
4. The Emission under 30MHz were not included is because their levels are lower than 20dB away from limit.

| | | | |
|---|---|---|---|
| Site : | CB4-H | Engineer : | Carter |
| Model No : | GT-AX6000, | Test Date : | 2018/10/5 |
| Test Voltage : | AC 120V/60Hz | Polarity : | Horizontal |
| Test Mode : | Mode 9:TX_AX6000_add fan _Transformer 1_ADP-65DW B | | |
| Note : | 802.11ax(80M)_5210MHz | | |

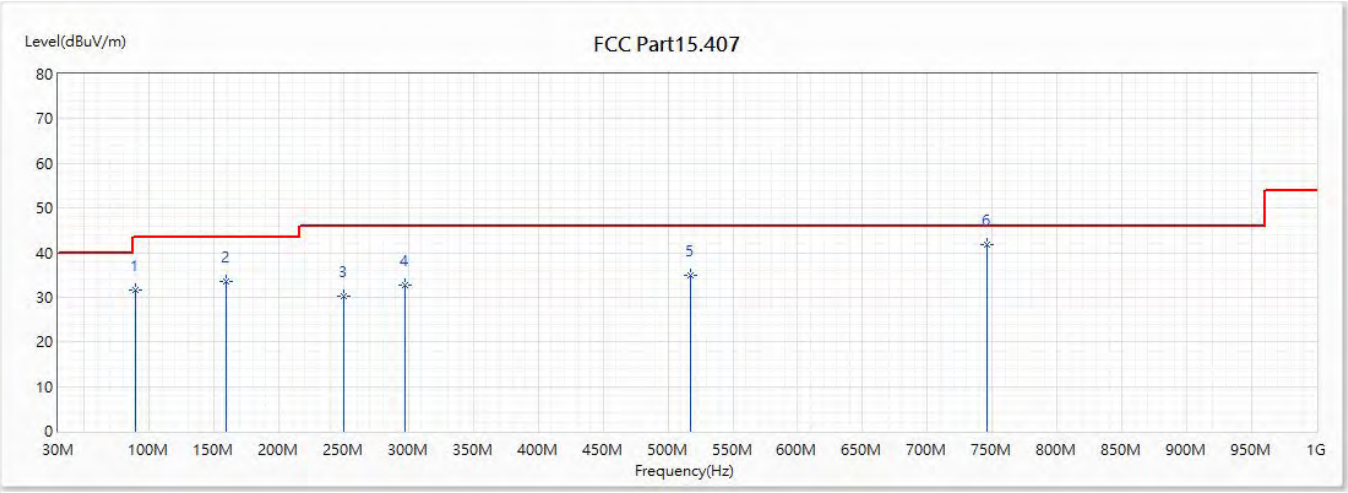


| No | Frequency (MHz) | Emission Level (dBuV/m) | Limit (dBuV/m) | Margin (dB) | Reading Level (dBuV) | Correct Factor (dB) | Detector Type |
|---|---|---|---|---|---|---|---|
| 1 | 89.049 | 31.53 | 43.50 | -11.97 | 56.59 | -25.06 | QUASIPEAK |
| 2 | 159.616 | 33.62 | 43.50 | -9.88 | 56.06 | -22.44 | QUASIPEAK |
| 3 | 249.948 | 30.18 | 46.00 | -15.82 | 51.03 | -20.85 | QUASIPEAK |
| 4 | 296.993 | 32.67 | 46.00 | -13.33 | 51.97 | -19.30 | QUASIPEAK |
| 5 | 517.546 | 34.78 | 46.00 | -11.22 | 48.27 | -13.49 | QUASIPEAK |
| * 6 | 746.224 | 41.70 | 46.00 | -4.30 | 52.95 | -11.25 | QUASIPEAK |

Note:

1. All Reading Levels is Quasi-Peak value.
2. “ * ”, means this data is the worst emission level.
3. Emission Level = Reading Level + Correct Factor
4. The Emission under 30MHz were not included is because their levels are lower than 20dB away from limit.

| | | | |
|---|---|---|---|
| Site : | CB4-H | Engineer : | Carter |
| Model No : | GT-AX6000, | Test Date : | 2018/10/5 |
| Test Voltage : | AC 120V/60Hz | Polarity : | Vertical |
| Test Mode : | Mode 9:TX_AX6000_add fan _Transformer 1_ADP-65DW B | | |
| Note : | 802.11ax(80M)_5210MHz | | |

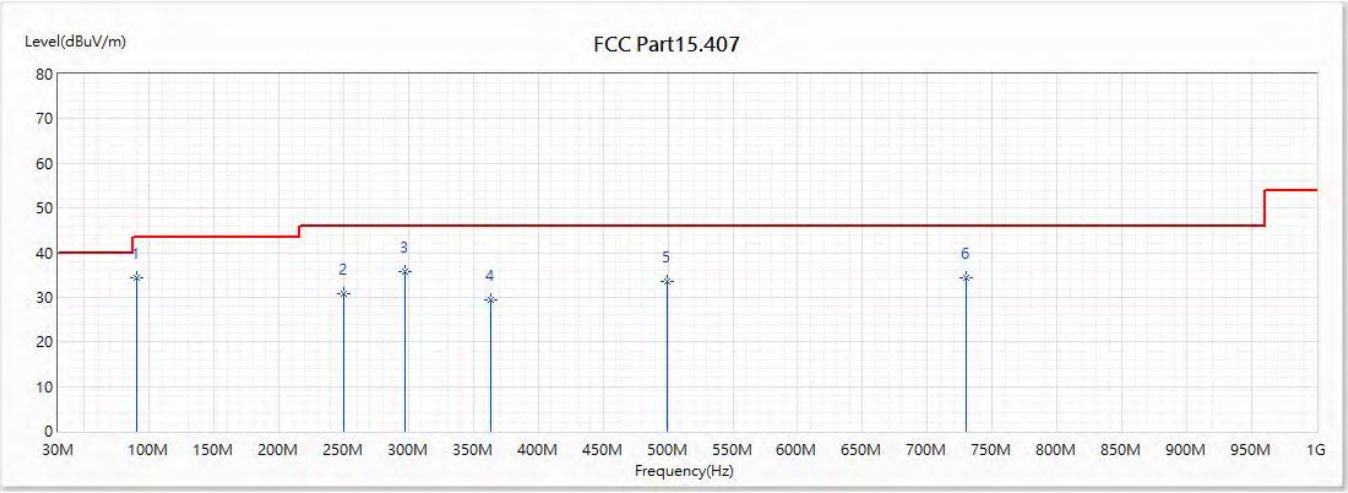


| No | Frequency (MHz) | Emission Level (dBuV/m) | Limit (dBuV/m) | Margin (dB) | Reading Level (dBuV) | Correct Factor (dB) | Detector Type |
|---|---|---|---|---|---|---|---|
| * 1 | 90.14 | 34.42 | 43.50 | -9.08 | 59.34 | -24.92 | QUASIPEAK |
| 2 | 249.948 | 30.74 | 46.00 | -15.26 | 51.59 | -20.85 | QUASIPEAK |
| 3 | 296.993 | 35.85 | 46.00 | -10.15 | 55.15 | -19.30 | QUASIPEAK |
| 4 | 363.195 | 29.54 | 46.00 | -16.46 | 46.34 | -16.80 | QUASIPEAK |
| 5 | 499.48 | 33.53 | 46.00 | -12.47 | 48.20 | -14.67 | QUASIPEAK |
| 6 | 730.219 | 34.34 | 46.00 | -11.66 | 45.41 | -11.07 | QUASIPEAK |

Note:

1. All Reading Levels is Quasi-Peak value.
2. “ * ”, means this data is the worst emission level.
3. Emission Level = Reading Level + Correct Factor
4. The Emission under 30MHz were not included is because their levels are lower than 20dB away from limit.

| | | | |
|---|---|---|---|
| Site : | CB4-H | Engineer : | Carter |
| Model No : | GT-AX6000, | Test Date : | 2018/10/5 |
| Test Voltage : | AC 120V/60Hz | Polarity : | Horizontal |
| Test Mode : | Mode 9:TX_AX6000_add fan _Transformer 1_ADP-65DW B | | |
| Note : | 802.11ax(80M)_5775MHz | | |

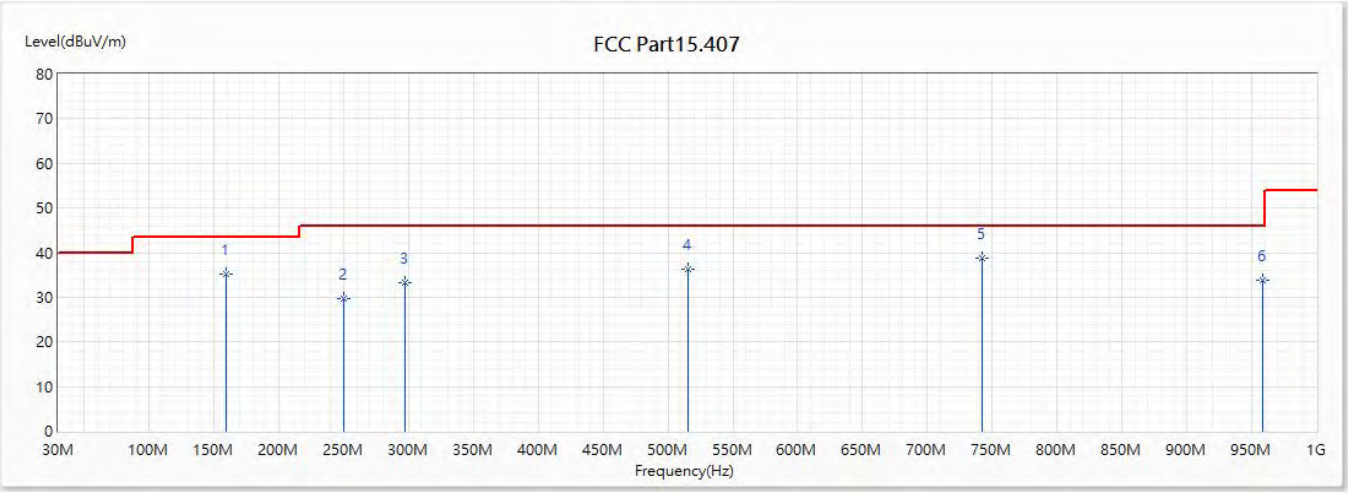


| No | Frequency (MHz) | Emission Level (dBuV/m) | Limit (dBuV/m) | Margin (dB) | Reading Level (dBuV) | Correct Factor (dB) | Detector Type |
|---|---|---|---|---|---|---|---|
| 1 | 159.616 | 35.26 | 43.50 | -8.24 | 57.70 | -22.44 | QUASIPEAK |
| 2 | 249.948 | 29.57 | 46.00 | -16.43 | 50.42 | -20.85 | QUASIPEAK |
| 3 | 296.993 | 33.18 | 46.00 | -12.82 | 52.48 | -19.30 | QUASIPEAK |
| 4 | 515.728 | 36.38 | 46.00 | -9.62 | 50.03 | -13.65 | QUASIPEAK |
| * 5 | 742.101 | 38.80 | 46.00 | -7.20 | 50.09 | -11.29 | QUASIPEAK |
| 6 | 958.411 | 33.79 | 46.00 | -12.21 | 42.51 | -8.72 | QUASIPEAK |

Note:

1. All Reading Levels is Quasi-Peak value.
2. “ * ”, means this data is the worst emission level.
3. Emission Level = Reading Level + Correct Factor
4. The Emission under 30MHz were not included is because their levels are lower than 20dB away from limit.

| | | | |
|---|---|---|---|
| Site : | CB4-H | Engineer : | Carter |
| Model No : | GT-AX6000, | Test Date : | 2018/10/5 |
| Test Voltage : | AC 120V/60Hz | Polarity : | Vertical |
| Test Mode : | Mode 9:TX_AX6000_add fan _Transformer 1_ADP-65DW B | | |
| Note : | 802.11ax(80M)_5775MHz | | |

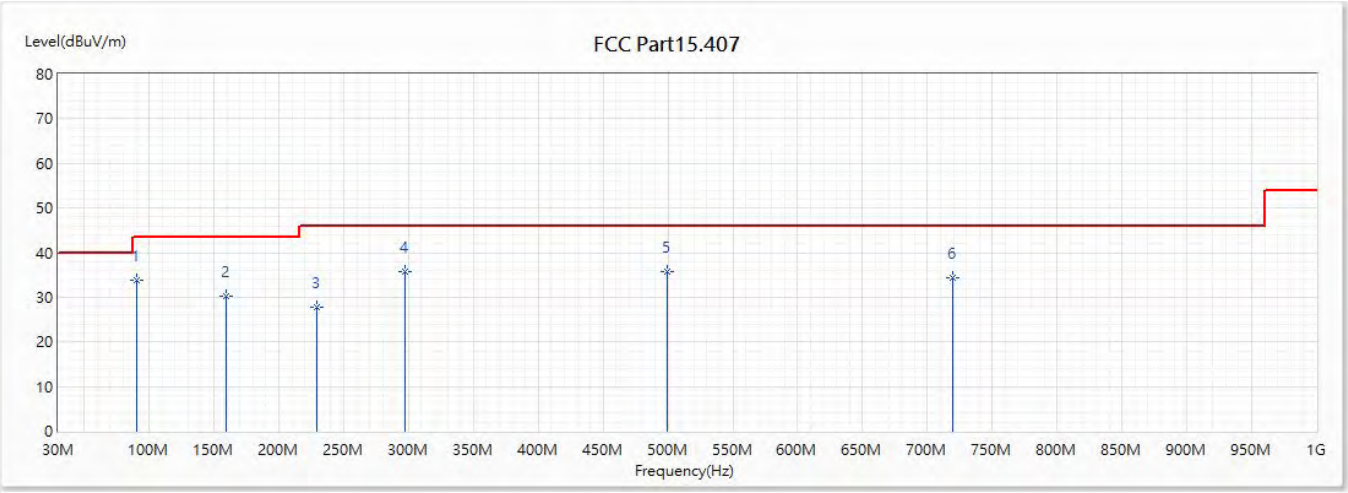


| No | Frequency (MHz) | Emission Level (dBuV/m) | Limit (dBuV/m) | Margin (dB) | Reading Level (dBuV) | Correct Factor (dB) | Detector Type |
|---|---|---|---|---|---|---|---|
| * 1 | 90.14 | 33.91 | 43.50 | -9.59 | 58.83 | -24.92 | QUASIPEAK |
| 2 | 159.616 | 30.25 | 43.50 | -13.25 | 52.69 | -22.44 | QUASIPEAK |
| 3 | 229.093 | 27.66 | 46.00 | -18.34 | 48.14 | -20.48 | QUASIPEAK |
| 4 | 296.993 | 35.73 | 46.00 | -10.27 | 55.03 | -19.30 | QUASIPEAK |
| 5 | 499.359 | 35.74 | 46.00 | -10.26 | 50.41 | -14.67 | QUASIPEAK |
| 6 | 719.428 | 34.43 | 46.00 | -11.57 | 46.52 | -12.09 | QUASIPEAK |

Note:

1. All Reading Levels is Quasi-Peak value.
2. “ * ”, means this data is the worst emission level.
3. Emission Level = Reading Level + Correct Factor
4. The Emission under 30MHz were not included is because their levels are lower than 20dB away from limit.

| | | | |
|---|---|---|---|
| Site : | CB4-H | Engineer : | Carter |
| Model No : | GT-AX6000, | Test Date : | 2018/10/5 |
| Test Voltage : | AC 120V/60Hz | Polarity : | Horizontal |
| Test Mode : | Mode 10:TX_AX6000_add fan _Transformer 1_AD2087320 | | |
| Note : | 802.11ax(80M)_5210MHz | | |

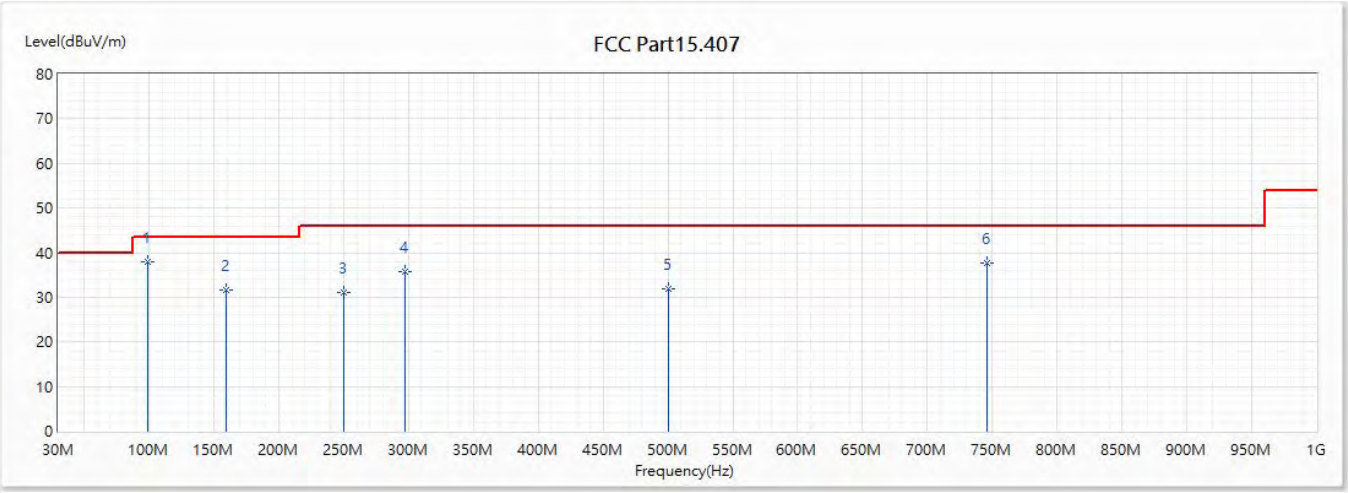


| No | Frequency (MHz) | Emission Level (dBuV/m) | Limit (dBuV/m) | Margin (dB) | Reading Level (dBuV) | Correct Factor (dB) | Detector Type |
|---|---|---|---|---|---|---|---|
| * 1 | 99.234 | 38.00 | 43.50 | -5.50 | 60.05 | -22.05 | QUASIPEAK |
| 2 | 159.616 | 31.65 | 43.50 | -11.85 | 54.09 | -22.44 | QUASIPEAK |
| 3 | 249.948 | 31.13 | 46.00 | -14.87 | 51.98 | -20.85 | QUASIPEAK |
| 4 | 296.993 | 35.73 | 46.00 | -10.27 | 55.03 | -19.30 | QUASIPEAK |
| 5 | 499.965 | 31.87 | 46.00 | -14.13 | 46.52 | -14.65 | QUASIPEAK |
| 6 | 745.981 | 37.68 | 46.00 | -8.32 | 48.94 | -11.26 | QUASIPEAK |

Note:

1. All Reading Levels is Quasi-Peak value.
2. “ * ”, means this data is the worst emission level.
3. Emission Level = Reading Level + Correct Factor
4. The Emission under 30MHz were not included is because their levels are lower than 20dB away from limit.

| | | | |
|---|---|---|---|
| Site : | CB4-H | Engineer : | Carter |
| Model No : | GT-AX6000, | Test Date : | 2018/10/5 |
| Test Voltage : | AC 120V/60Hz | Polarity : | Vertical |
| Test Mode : | Mode 10:TX_AX6000_add fan _Transformer 1_AD2087320 | | |
| Note : | 802.11ax(80M)_5210MHz | | |

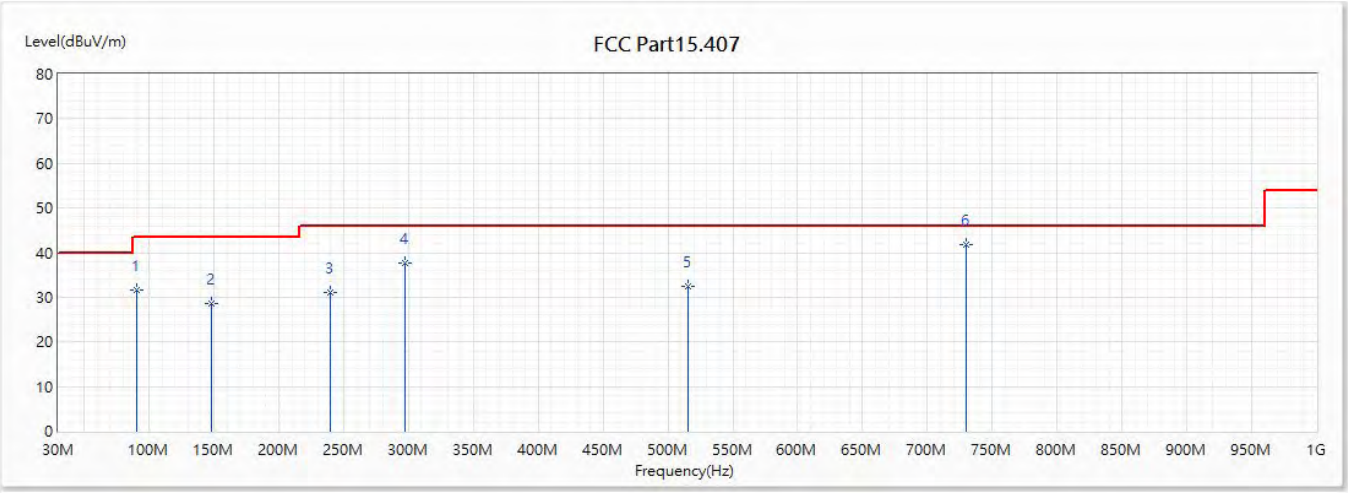


| No | Frequency (MHz) | Emission Level (dBuV/m) | Limit (dBuV/m) | Margin (dB) | Reading Level (dBuV) | Correct Factor (dB) | Detector Type |
|---|---|---|---|---|---|---|---|
| 1 | 90.14 | 31.69 | 43.50 | -11.81 | 56.61 | -24.92 | QUASIPEAK |
| 2 | 148.461 | 28.59 | 43.50 | -14.91 | 50.45 | -21.86 | QUASIPEAK |
| 3 | 240.005 | 31.19 | 46.00 | -14.81 | 52.30 | -21.11 | QUASIPEAK |
| 4 | 296.993 | 37.56 | 46.00 | -8.44 | 56.86 | -19.30 | QUASIPEAK |
| 5 | 515.243 | 32.51 | 46.00 | -13.49 | 46.19 | -13.68 | QUASIPEAK |
| * 6 | 730.098 | 41.89 | 46.00 | -4.11 | 52.98 | -11.09 | QUASIPEAK |

Note:

1. All Reading Levels is Quasi-Peak value.
2. “ * ”, means this data is the worst emission level.
3. Emission Level = Reading Level + Correct Factor
4. The Emission under 30MHz were not included is because their levels are lower than 20dB away from limit.

| | | | |
|---|---|---|---|
| Site : | CB4-H | Engineer : | Carter |
| Model No : | GT-AX6000, | Test Date : | 2018/10/5 |
| Test Voltage : | AC 120V/60Hz | Polarity : | Horizontal |
| Test Mode : | Mode 10:TX_AX6000_add fan _Transformer 1_AD2087320 | | |
| Note : | 802.11ax(80M)_5775MHz_RE_TX_(AD2087320) | | |

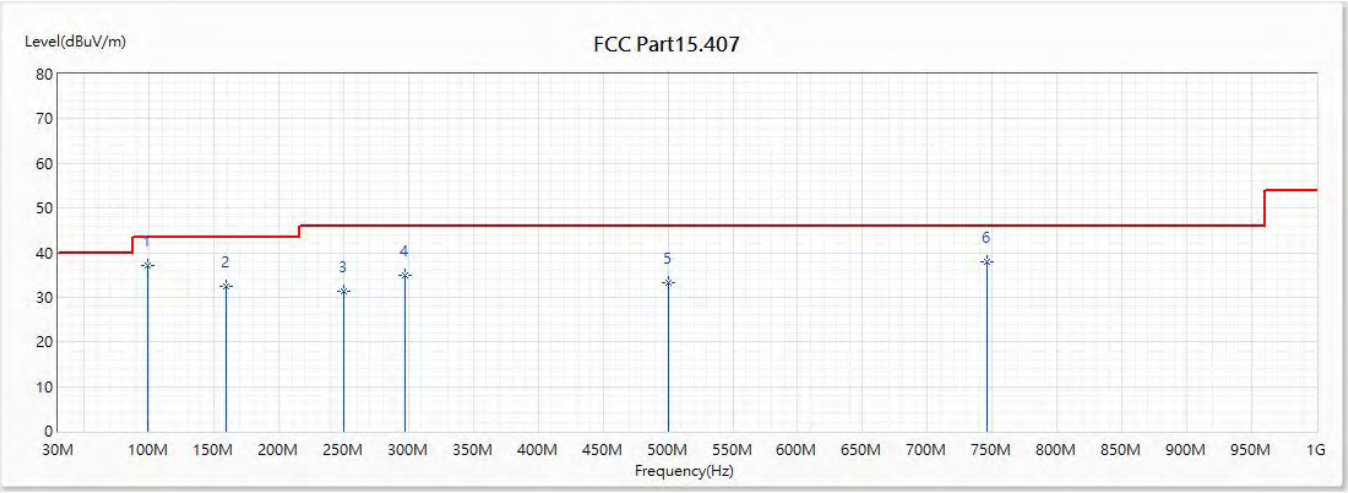


| No | Frequency (MHz) | Emission Level (dBuV/m) | Limit (dBuV/m) | Margin (dB) | Reading Level (dBuV) | Correct Factor (dB) | Detector Type |
|---|---|---|---|---|---|---|---|
| * 1 | 99.234 | 37.06 | 43.50 | -6.44 | 59.11 | -22.05 | QUASIPEAK |
| 2 | 159.616 | 32.43 | 43.50 | -11.07 | 54.87 | -22.44 | QUASIPEAK |
| 3 | 249.948 | 31.40 | 46.00 | -14.60 | 52.25 | -20.85 | QUASIPEAK |
| 4 | 296.993 | 34.87 | 46.00 | -11.13 | 54.17 | -19.30 | QUASIPEAK |
| 5 | 499.965 | 33.16 | 46.00 | -12.84 | 47.81 | -14.65 | QUASIPEAK |
| 6 | 746.224 | 37.85 | 46.00 | -8.15 | 49.10 | -11.25 | QUASIPEAK |

Note:

1. All Reading Levels is Quasi-Peak value.
2. “ * ”, means this data is the worst emission level.
3. Emission Level = Reading Level + Correct Factor
4. The Emission under 30MHz were not included is because their levels are lower than 20dB away from limit.

| | | | |
|---|---|---|---|
| Site : | CB4-H | Engineer : | Carter |
| Model No : | GT-AX6000, | Test Date : | 2018/10/5 |
| Test Voltage : | AC 120V/60Hz | Polarity : | Vertical |
| Test Mode : | Mode 10:TX_AX6000_add fan _Transformer 1_AD2087320 | | |
| Note : | 802.11ax(80M)_5775MHz | | |

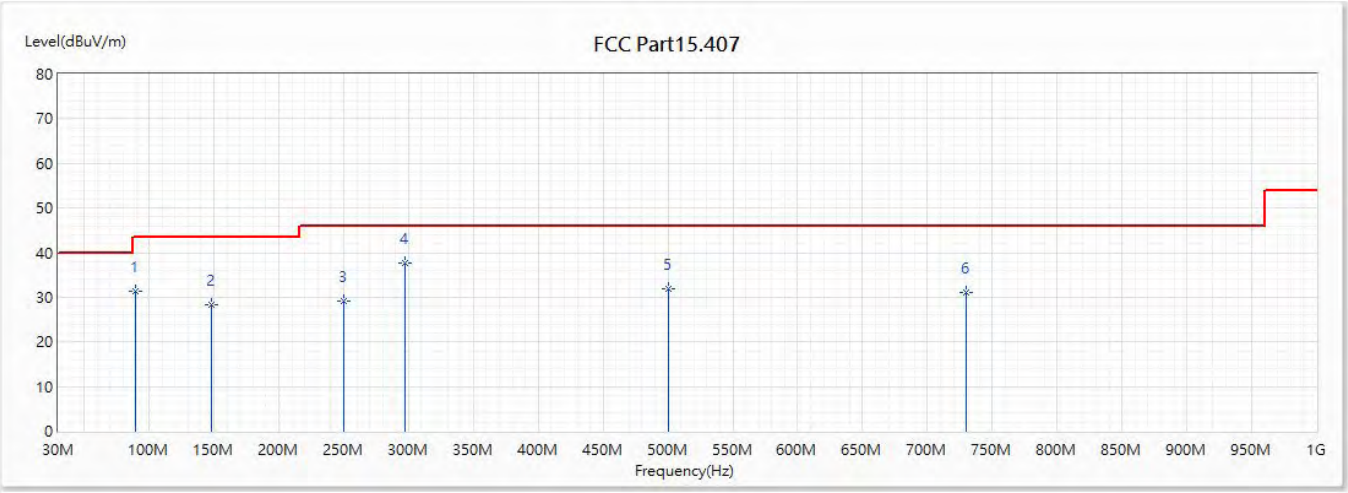


| No | Frequency (MHz) | Emission Level (dBuV/m) | Limit (dBuV/m) | Margin (dB) | Reading Level (dBuV) | Correct Factor (dB) | Detector Type |
|---|---|---|---|---|---|---|---|
| 1 | 89.049 | 31.30 | 43.50 | -12.20 | 56.36 | -25.06 | QUASIPEAK |
| 2 | 148.461 | 28.20 | 43.50 | -15.30 | 50.06 | -21.86 | QUASIPEAK |
| 3 | 250.069 | 29.08 | 46.00 | -16.92 | 49.91 | -20.83 | QUASIPEAK |
| * 4 | 296.993 | 37.66 | 46.00 | -8.34 | 56.96 | -19.30 | QUASIPEAK |
| 5 | 499.965 | 31.87 | 46.00 | -14.13 | 46.52 | -14.65 | QUASIPEAK |
| 6 | 729.491 | 31.06 | 46.00 | -14.94 | 42.26 | -11.20 | QUASIPEAK |

Note:

1. All Reading Levels is Quasi-Peak value.
2. “ * ”, means this data is the worst emission level.
3. Emission Level = Reading Level + Correct Factor
4. The Emission under 30MHz were not included is because their levels are lower than 20dB away from limit.

| | | | |
|---|---|---|---|
| Site : | CB4-H | Engineer : | Carter |
| Model No : | GT-AX6000, | Test Date : | 2018/10/4 |
| Test Voltage : | AC 120V/60Hz | Polarity : | Horizontal |
| Test Mode : | Mode 11:TX_AX6000_add fan _Transformer 2_ADP-65DW Y | | |
| Note : | 802.11ax(80M)_5210MHz | | |

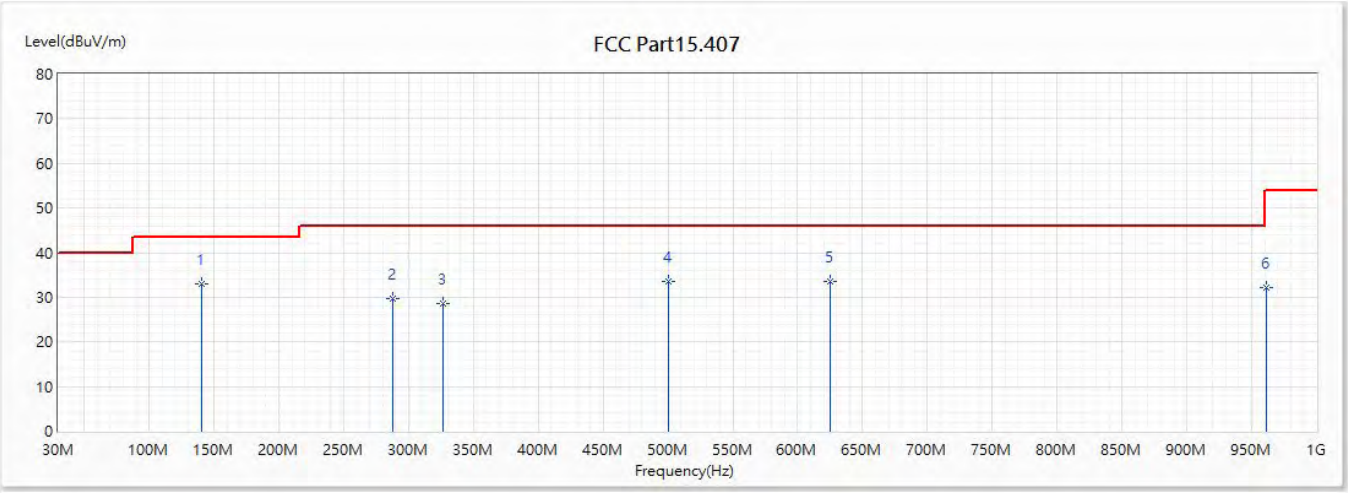


| No | Frequency (MHz) | Emission Level (dBuV/m) | Limit (dBuV/m) | Margin (dB) | Reading Level (dBuV) | Correct Factor (dB) | Detector Type |
|---|---|---|---|---|---|---|---|
| * 1 | 140.459 | 33.10 | 43.50 | -10.40 | 54.42 | -21.32 | QUASIPEAK |
| 2 | 288.02 | 29.59 | 46.00 | -16.41 | 48.97 | -19.38 | QUASIPEAK |
| 3 | 326.456 | 28.67 | 46.00 | -17.33 | 47.12 | -18.45 | QUASIPEAK |
| 4 | 499.965 | 33.61 | 46.00 | -12.39 | 48.26 | -14.65 | QUASIPEAK |
| 5 | 625.095 | 33.49 | 46.00 | -12.51 | 46.85 | -13.36 | QUASIPEAK |
| 6 | 960.958 | 32.19 | 54.00 | -21.81 | 40.89 | -8.70 | QUASIPEAK |

Note:

1. All Reading Levels is Quasi-Peak value.
2. “ * ”, means this data is the worst emission level.
3. Emission Level = Reading Level + Correct Factor
4. The Emission under 30MHz were not included is because their levels are lower than 20dB away from limit.

| | | | |
|---|---|---|---|
| Site : | CB4-H | Engineer : | Carter |
| Model No : | GT-AX6000, | Test Date : | 2018/10/4 |
| Test Voltage : | AC 120V/60Hz | Polarity : | Vertical |
| Test Mode : | Mode 11:TX_AX6000_add fan _Transformer 2_ADP-65DW Y | | |
| Note : | 802.11ax(80M)_5210MHz | | |

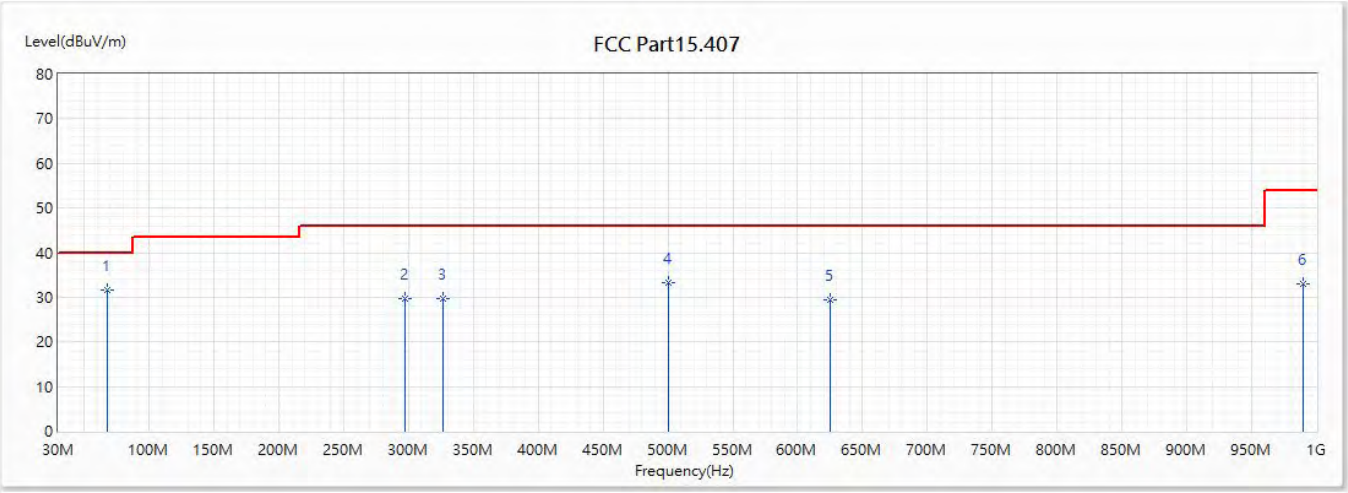


| No | Frequency (MHz) | Emission Level (dBuV/m) | Limit (dBuV/m) | Margin (dB) | Reading Level (dBuV) | Correct Factor (dB) | Detector Type |
|---|---|---|---|---|---|---|---|
| * 1 | 67.466 | 31.50 | 40.00 | -8.50 | 58.15 | -26.65 | QUASIPEAK |
| 2 | 296.993 | 29.81 | 46.00 | -16.19 | 49.11 | -19.30 | QUASIPEAK |
| 3 | 326.456 | 29.58 | 46.00 | -16.42 | 48.03 | -18.45 | QUASIPEAK |
| 4 | 499.965 | 33.20 | 46.00 | -12.80 | 47.85 | -14.65 | QUASIPEAK |
| 5 | 625.095 | 29.29 | 46.00 | -16.71 | 42.65 | -13.36 | QUASIPEAK |
| 6 | 989.815 | 33.05 | 54.00 | -20.95 | 40.87 | -7.82 | QUASIPEAK |

Note:

1. All Reading Levels is Quasi-Peak value.
2. “ * ”, means this data is the worst emission level.
3. Emission Level = Reading Level + Correct Factor
4. The Emission under 30MHz were not included is because their levels are lower than 20dB away from limit.

| | | | |
|---|---|---|---|
| Site : | CB4-H | Engineer : | Carter |
| Model No : | GT-AX6000, | Test Date : | 2018/10/4 |
| Test Voltage : | AC 120V/60Hz | Polarity : | Horizontal |
| Test Mode : | Mode 11:TX_AX6000_add fan _Transformer 2_ADP-65DW Y | | |
| Note : | 802.11ax(80M)_5775MHz_RE_TX_(ADP-65DW Y) | | |

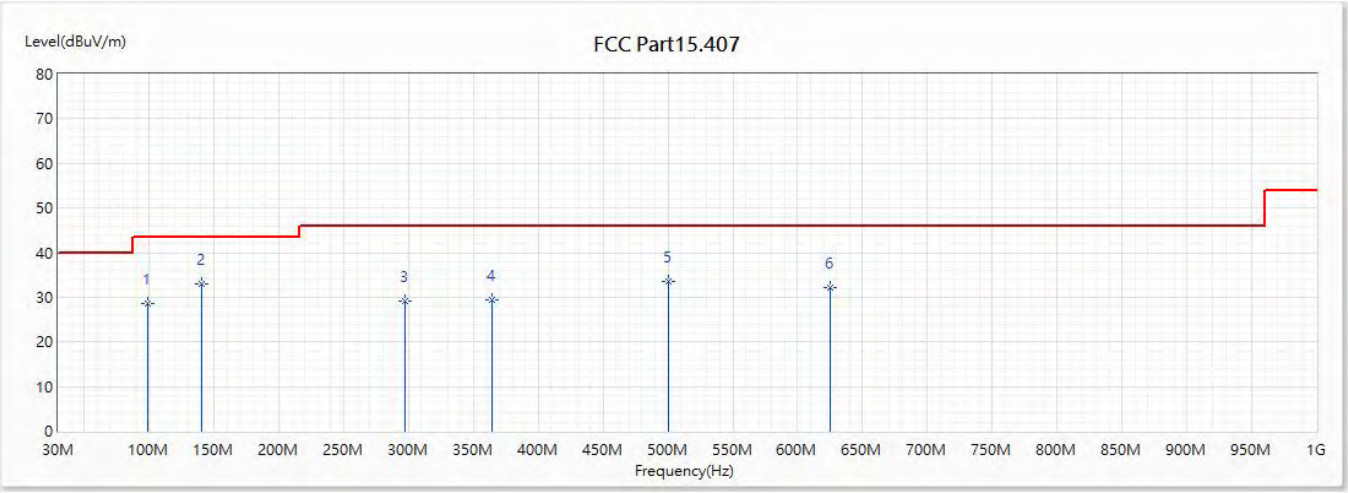


| No | Frequency (MHz) | Emission Level (dBuV/m) | Limit (dBuV/m) | Margin (dB) | Reading Level (dBuV) | Correct Factor (dB) | Detector Type |
|---|---|---|---|---|---|---|---|
| 1 | 99.234 | 28.52 | 43.50 | -14.98 | 50.57 | -22.05 | QUASIPEAK |
| * 2 | 140.58 | 33.04 | 43.50 | -10.46 | 54.36 | -21.32 | QUASIPEAK |
| 3 | 296.993 | 29.14 | 46.00 | -16.86 | 48.44 | -19.30 | QUASIPEAK |
| 4 | 364.771 | 29.45 | 46.00 | -16.55 | 46.25 | -16.80 | QUASIPEAK |
| 5 | 499.965 | 33.47 | 46.00 | -12.53 | 48.12 | -14.65 | QUASIPEAK |
| 6 | 625.095 | 32.26 | 46.00 | -13.74 | 45.62 | -13.36 | QUASIPEAK |

Note:

1. All Reading Levels is Quasi-Peak value.
2. “ * ”, means this data is the worst emission level.
3. Emission Level = Reading Level + Correct Factor
4. The Emission under 30MHz were not included is because their levels are lower than 20dB away from limit.

| | | | |
|---|---|---|---|
| Site : | CB4-H | Engineer : | Carter |
| Model No : | GT-AX6000, | Test Date : | 2018/10/4 |
| Test Voltage : | AC 120V/60Hz | Polarity : | Vertical |
| Test Mode : | Mode 11:TX_AX6000_add fan _Transformer 2_ADP-65DW Y | | |
| Note : | 802.11ax(80M)_5775MHz_RE_TX_(ADP-65DW Y) | | |

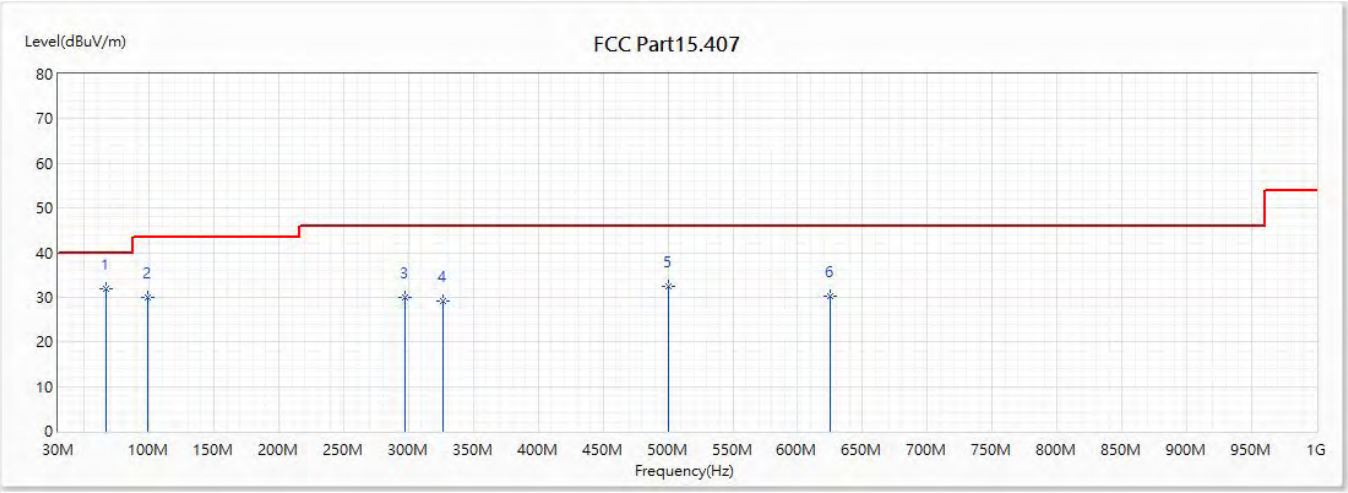


| No | Frequency (MHz) | Emission Level (dBuV/m) | Limit (dBuV/m) | Margin (dB) | Reading Level (dBuV) | Correct Factor (dB) | Detector Type |
|---|---|---|---|---|---|---|---|
| * 1 | 66.618 | 31.87 | 40.00 | -8.13 | 58.45 | -26.58 | QUASIPEAK |
| 2 | 99.355 | 30.00 | 43.50 | -13.50 | 52.03 | -22.03 | QUASIPEAK |
| 3 | 296.993 | 29.88 | 46.00 | -16.12 | 49.18 | -19.30 | QUASIPEAK |
| 4 | 326.456 | 29.24 | 46.00 | -16.76 | 47.69 | -18.45 | QUASIPEAK |
| 5 | 499.965 | 32.45 | 46.00 | -13.55 | 47.10 | -14.65 | QUASIPEAK |
| 6 | 625.095 | 30.13 | 46.00 | -15.87 | 43.49 | -13.36 | QUASIPEAK |

Note:

1. All Reading Levels is Quasi-Peak value.
2. “ * ”, means this data is the worst emission level.
3. Emission Level = Reading Level + Correct Factor
4. The Emission under 30MHz were not included is because their levels are lower than 20dB away from limit.

| | | | |
|---|---|---|---|
| Site : | CB4-H | Engineer : | Carter |
| Model No : | GT-AX6000, | Test Date : | 2018/10/4 |
| Test Voltage : | AC 120V/60Hz | Polarity : | Horizontal |
| Test Mode : | Mode 12:TX_AX6000_add fan _Transformer 2_ADP-65DW B | | |
| Note : | 802.11ax(80M)_5210MHz | | |

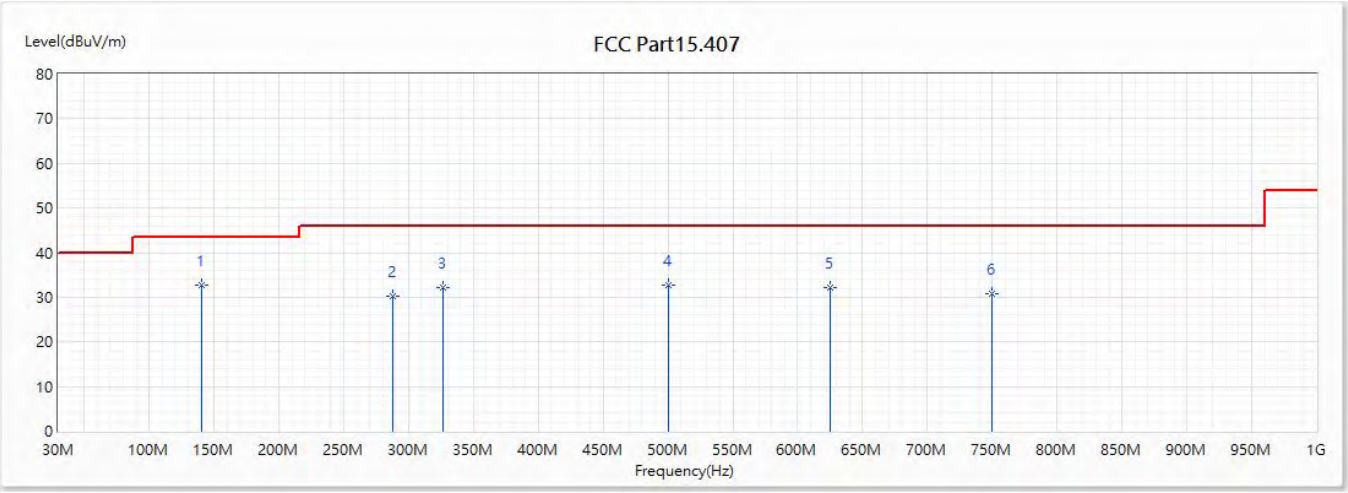


| No | Frequency (MHz) | Emission Level (dBuV/m) | Limit (dBuV/m) | Margin (dB) | Reading Level (dBuV) | Correct Factor (dB) | Detector Type |
|---|---|---|---|---|---|---|---|
| * 1 | 140.459 | 32.71 | 43.50 | -10.79 | 54.03 | -21.32 | QUASIPEAK |
| 2 | 288.02 | 30.28 | 46.00 | -15.72 | 49.66 | -19.38 | QUASIPEAK |
| 3 | 326.456 | 32.08 | 46.00 | -13.92 | 50.53 | -18.45 | QUASIPEAK |
| 4 | 499.965 | 32.84 | 46.00 | -13.16 | 47.49 | -14.65 | QUASIPEAK |
| 5 | 625.095 | 32.09 | 46.00 | -13.91 | 45.45 | -13.36 | QUASIPEAK |
| 6 | 750.104 | 30.91 | 46.00 | -15.09 | 42.11 | -11.20 | QUASIPEAK |

Note:

1. All Reading Levels is Quasi-Peak value.
2. “ * ”, means this data is the worst emission level.
3. Emission Level = Reading Level + Correct Factor
4. The Emission under 30MHz were not included is because their levels are lower than 20dB away from limit.

| | | | |
|---|---|---|---|
| Site : | CB4-H | Engineer : | Carter |
| Model No : | GT-AX6000, | Test Date : | 2018/10/4 |
| Test Voltage : | AC 120V/60Hz | Polarity : | Vertical |
| Test Mode : | Mode 12:TX_AX6000_add fan _Transformer 2_ADP-65DW B | | |
| Note : | 802.11ax(80M)_5210MHz | | |

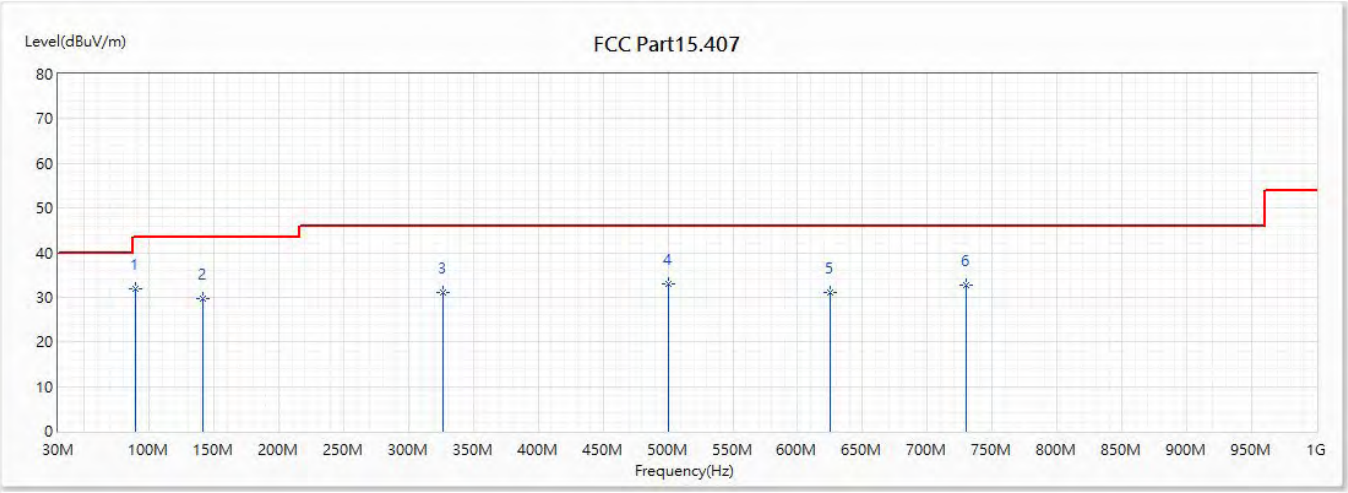


| No | Frequency (MHz) | Emission Level (dBuV/m) | Limit (dBuV/m) | Margin (dB) | Reading Level (dBuV) | Correct Factor (dB) | Detector Type |
|---|---|---|---|---|---|---|---|
| * 1 | 89.049 | 31.98 | 43.50 | -11.52 | 57.04 | -25.06 | QUASIPEAK |
| 2 | 141.793 | 29.69 | 43.50 | -13.81 | 51.04 | -21.35 | QUASIPEAK |
| 3 | 326.456 | 30.94 | 46.00 | -15.06 | 49.39 | -18.45 | QUASIPEAK |
| 4 | 499.965 | 33.08 | 46.00 | -12.92 | 47.73 | -14.65 | QUASIPEAK |
| 5 | 625.095 | 31.18 | 46.00 | -14.82 | 44.54 | -13.36 | QUASIPEAK |
| 6 | 729.491 | 32.58 | 46.00 | -13.42 | 43.78 | -11.20 | QUASIPEAK |

Note:

1. All Reading Levels is Quasi-Peak value.
2. “ * ”, means this data is the worst emission level.
3. Emission Level = Reading Level + Correct Factor
4. The Emission under 30MHz were not included is because their levels are lower than 20dB away from limit.

| | | | |
|---|---|---|---|
| Site : | CB4-H | Engineer : | Carter |
| Model No : | GT-AX6000, | Test Date : | 2018/10/4 |
| Test Voltage : | AC 120V/60Hz | Polarity : | Horizontal |
| Test Mode : | Mode 12:TX_AX6000_add fan _Transformer 2_ADP-65DW B | | |
| Note : | 802.11ax(80M)_5775MHz | | |

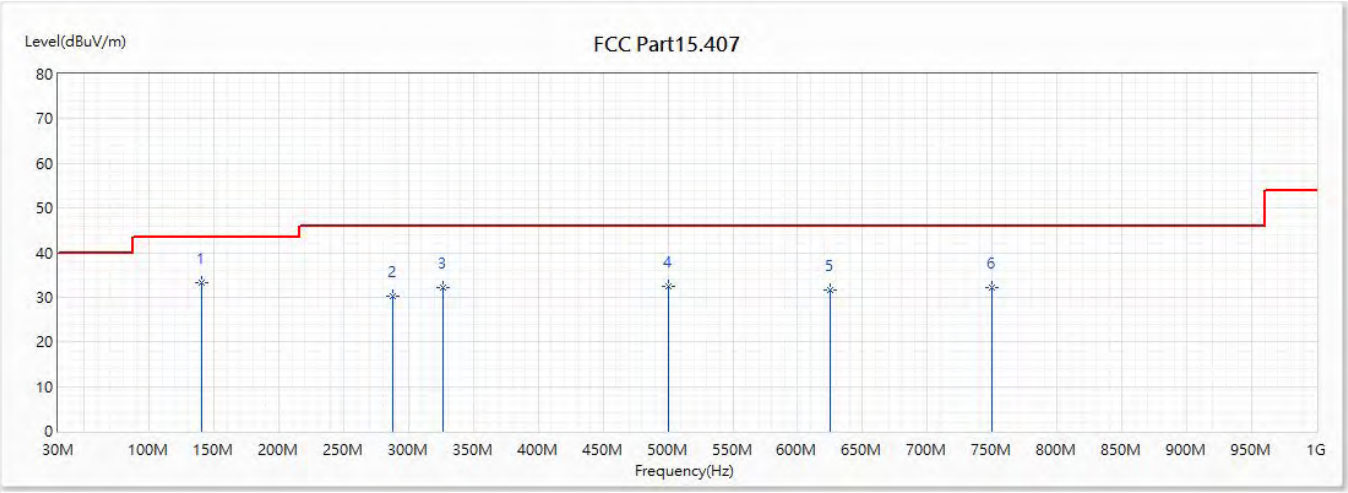


| No | Frequency (MHz) | Emission Level (dBuV/m) | Limit (dBuV/m) | Margin (dB) | Reading Level (dBuV) | Correct Factor (dB) | Detector Type |
|---|---|---|---|---|---|---|---|
| * 1 | 140.58 | 33.18 | 43.50 | -10.32 | 54.50 | -21.32 | QUASIPEAK |
| 2 | 288.02 | 30.35 | 46.00 | -15.65 | 49.73 | -19.38 | QUASIPEAK |
| 3 | 326.456 | 32.27 | 46.00 | -13.73 | 50.72 | -18.45 | QUASIPEAK |
| 4 | 499.965 | 32.50 | 46.00 | -13.50 | 47.15 | -14.65 | QUASIPEAK |
| 5 | 625.095 | 31.75 | 46.00 | -14.25 | 45.11 | -13.36 | QUASIPEAK |
| 6 | 750.104 | 32.27 | 46.00 | -13.73 | 43.47 | -11.20 | QUASIPEAK |

Note:

1. All Reading Levels is Quasi-Peak value.
2. “ * ”, means this data is the worst emission level.
3. Emission Level = Reading Level + Correct Factor
4. The Emission under 30MHz were not included is because their levels are lower than 20dB away from limit.

| | | | |
|---|---|---|---|
| Site : | CB4-H | Engineer : | Carter |
| Model No : | GT-AX6000, | Test Date : | 2018/10/4 |
| Test Voltage : | AC 120V/60Hz | Polarity : | Vertical |
| Test Mode : | Mode 12:TX_AX6000_add fan _Transformer 2_ADP-65DW B | | |
| Note : | 802.11ax(80M)_5775MHz | | |

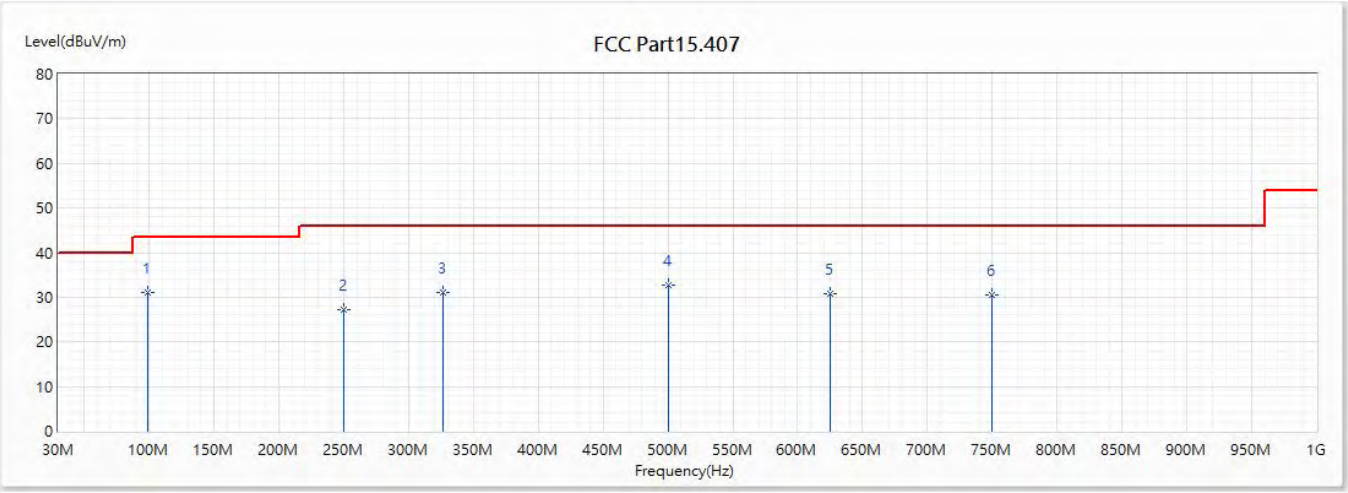


| No | Frequency (MHz) | Emission Level (dBuV/m) | Limit (dBuV/m) | Margin (dB) | Reading Level (dBuV) | Correct Factor (dB) | Detector Type |
|---|---|---|---|---|---|---|---|
| * 1 | 99.234 | 31.00 | 43.50 | -12.50 | 53.05 | -22.05 | QUASIPEAK |
| 2 | 249.948 | 27.10 | 46.00 | -18.90 | 47.95 | -20.85 | QUASIPEAK |
| 3 | 326.456 | 31.14 | 46.00 | -14.86 | 49.59 | -18.45 | QUASIPEAK |
| 4 | 499.965 | 32.61 | 46.00 | -13.39 | 47.26 | -14.65 | QUASIPEAK |
| 5 | 625.095 | 30.67 | 46.00 | -15.33 | 44.03 | -13.36 | QUASIPEAK |
| 6 | 750.104 | 30.44 | 46.00 | -15.56 | 41.64 | -11.20 | QUASIPEAK |

Note:

1. All Reading Levels is Quasi-Peak value.
2. “ * ”, means this data is the worst emission level.
3. Emission Level = Reading Level + Correct Factor
4. The Emission under 30MHz were not included is because their levels are lower than 20dB away from limit.

| | | | |
|---|---|---|---|
| Site : | CB4-H | Engineer : | Carter |
| Model No : | GT-AX6000, | Test Date : | 2018/10/4 |
| Test Voltage : | AC 120V/60Hz | Polarity : | Horizontal |
| Test Mode : | Mode 13:TX_AX6000_add fan _Transformer 2_AD2087320 | | |
| Note : | 802.11ax(80M)_5210MHz | | |

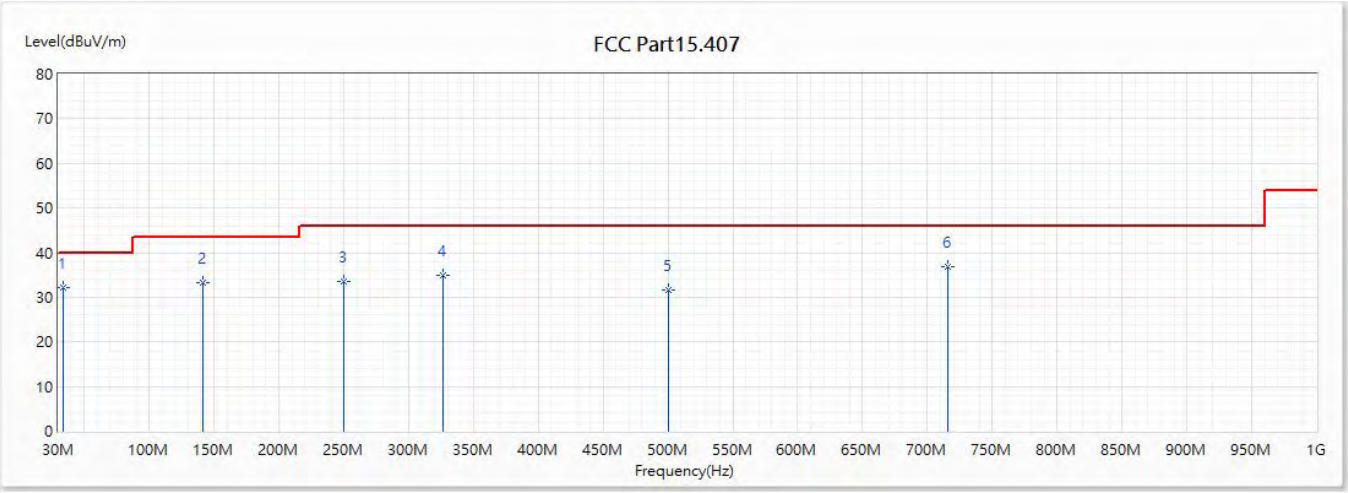


| No | Frequency (MHz) | Emission Level (dBuV/m) | Limit (dBuV/m) | Margin (dB) | Reading Level (dBuV) | Correct Factor (dB) | Detector Type |
|---|---|---|---|---|---|---|---|
| * 1 | 34.123 | 32.24 | 40.00 | -7.76 | 48.04 | -15.80 | QUASIPEAK |
| 2 | 141.793 | 33.14 | 43.50 | -10.36 | 54.49 | -21.35 | QUASIPEAK |
| 3 | 249.948 | 33.64 | 46.00 | -12.36 | 54.49 | -20.85 | QUASIPEAK |
| 4 | 326.456 | 34.98 | 46.00 | -11.02 | 53.43 | -18.45 | QUASIPEAK |
| 5 | 499.965 | 31.60 | 46.00 | -14.40 | 46.25 | -14.65 | QUASIPEAK |
| 6 | 715.911 | 36.76 | 46.00 | -9.24 | 49.06 | -12.30 | QUASIPEAK |

Note:

1. All Reading Levels is Quasi-Peak value.
2. “ * ”, means this data is the worst emission level.
3. Emission Level = Reading Level + Correct Factor
4. The Emission under 30MHz were not included is because their levels are lower than 20dB away from limit.

| | | | |
|---|---|---|---|
| Site : | CB4-H | Engineer : | Carter |
| Model No : | GT-AX6000, | Test Date : | 2018/10/4 |
| Test Voltage : | AC 120V/60Hz | Polarity : | Vertical |
| Test Mode : | Mode 13:TX_AX6000_add fan _Transformer 2_AD2087320 | | |
| Note : | 802.11ax(80M)_5210MHz | | |

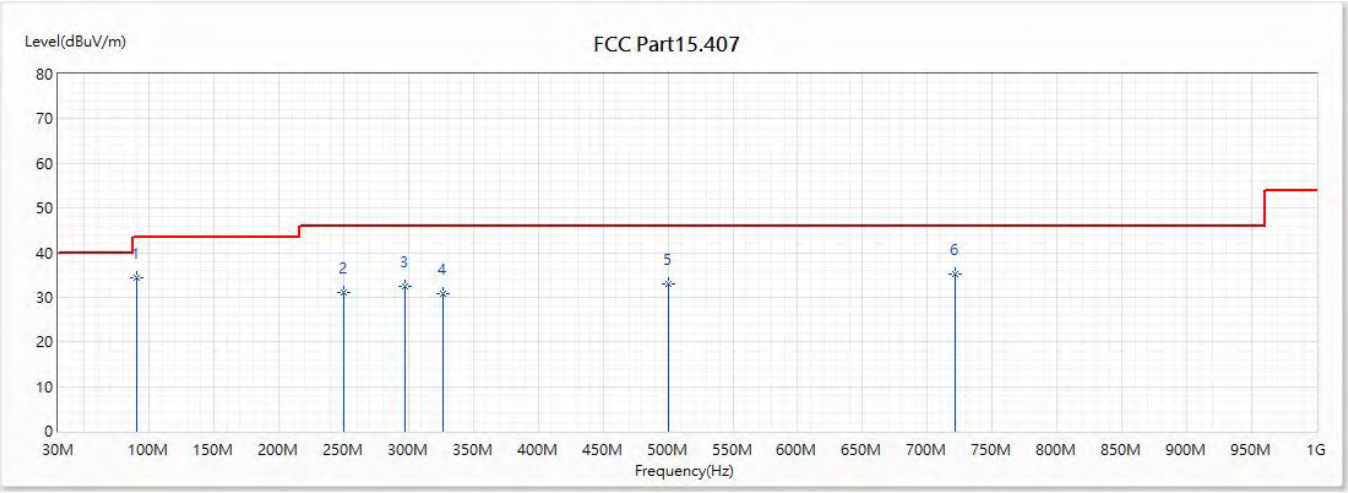


| No | Frequency (MHz) | Emission Level (dBuV/m) | Limit (dBuV/m) | Margin (dB) | Reading Level (dBuV) | Correct Factor (dB) | Detector Type |
|---|---|---|---|---|---|---|---|
| * 1 | 90.261 | 34.24 | 43.50 | -9.26 | 59.13 | -24.89 | QUASIPEAK |
| 2 | 249.948 | 31.16 | 46.00 | -14.84 | 52.01 | -20.85 | QUASIPEAK |
| 3 | 296.993 | 32.38 | 46.00 | -13.62 | 51.68 | -19.30 | QUASIPEAK |
| 4 | 326.456 | 30.85 | 46.00 | -15.15 | 49.30 | -18.45 | QUASIPEAK |
| 5 | 499.965 | 33.01 | 46.00 | -12.99 | 47.66 | -14.65 | QUASIPEAK |
| 6 | 721.731 | 35.28 | 46.00 | -10.72 | 47.21 | -11.93 | QUASIPEAK |

Note:

1. All Reading Levels is Quasi-Peak value.
2. “ * ”, means this data is the worst emission level.
3. Emission Level = Reading Level + Correct Factor
4. The Emission under 30MHz were not included is because their levels are lower than 20dB away from limit.

| | | | |
|---|---|---|---|
| Site : | CB4-H | Engineer : | Carter |
| Model No : | GT-AX6000, | Test Date : | 2018/10/4 |
| Test Voltage : | AC 120V/60Hz | Polarity : | Horizontal |
| Test Mode : | Mode 13:TX_AX6000_add fan _Transformer 2_AD2087320 | | |
| Note : | 802.11ax(80M)_5775MHz | | |

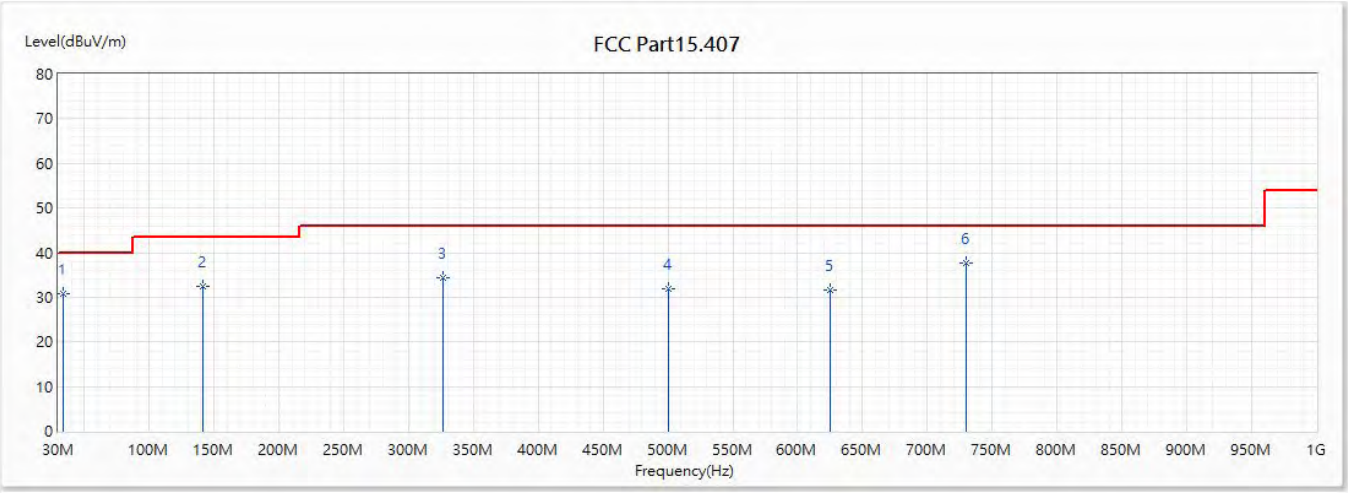


| No | Frequency (MHz) | Emission Level (dBuV/m) | Limit (dBuV/m) | Margin (dB) | Reading Level (dBuV) | Correct Factor (dB) | Detector Type |
|---|---|---|---|---|---|---|---|
| 1 | 34.001 | 30.85 | 40.00 | -9.15 | 46.63 | -15.78 | QUASIPEAK |
| 2 | 141.671 | 32.46 | 43.50 | -11.04 | 53.80 | -21.34 | QUASIPEAK |
| 3 | 326.456 | 34.47 | 46.00 | -11.53 | 52.92 | -18.45 | QUASIPEAK |
| 4 | 499.965 | 31.87 | 46.00 | -14.13 | 46.52 | -14.65 | QUASIPEAK |
| 5 | 625.095 | 31.74 | 46.00 | -14.26 | 45.10 | -13.36 | QUASIPEAK |
| * 6 | 729.734 | 37.76 | 46.00 | -8.24 | 48.92 | -11.16 | QUASIPEAK |

Note:

1. All Reading Levels is Quasi-Peak value.
2. “ * ”, means this data is the worst emission level.
3. Emission Level = Reading Level + Correct Factor
4. The Emission under 30MHz were not included is because their levels are lower than 20dB away from limit.

| | | | |
|---|---|---|---|
| Site : | CB4-H | Engineer : | Carter |
| Model No : | GT-AX6000, | Test Date : | 2018/10/4 |
| Test Voltage : | AC 120V/60Hz | Polarity : | Vertical |
| Test Mode : | Mode 13:TX_AX6000_add fan _Transformer 2_AD2087320 | | |
| Note : | 802.11ax(80M)_5775MHz | | |

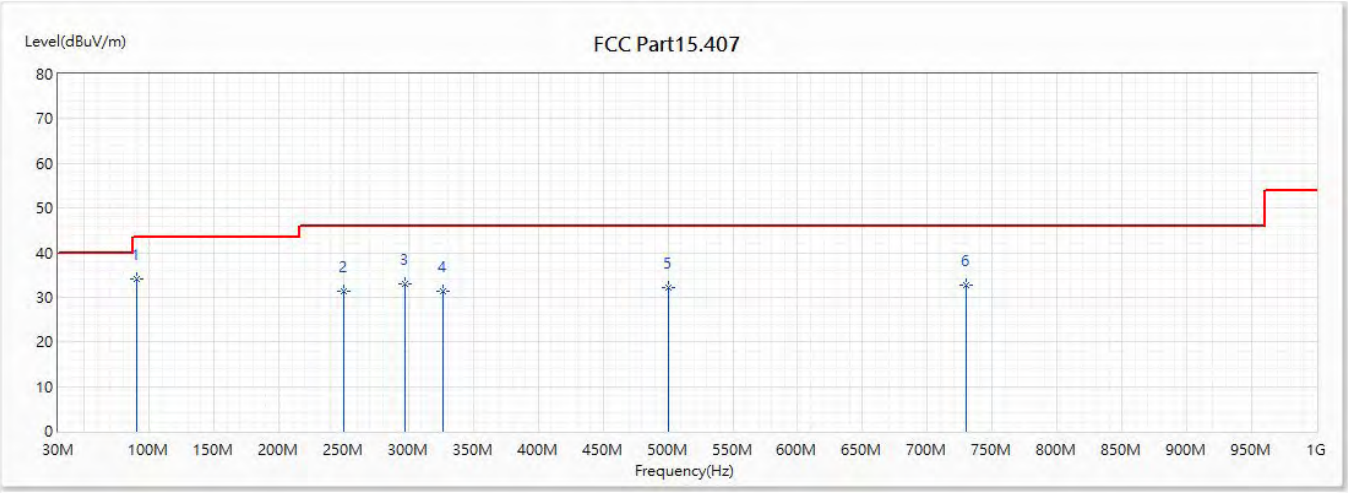


| No | Frequency (MHz) | Emission Level (dBuV/m) | Limit (dBuV/m) | Margin (dB) | Reading Level (dBuV) | Correct Factor (dB) | Detector Type |
|---|---|---|---|---|---|---|---|
| * 1 | 90.14 | 34.17 | 43.50 | -9.33 | 59.09 | -24.92 | QUASIPEAK |
| 2 | 249.948 | 31.22 | 46.00 | -14.78 | 52.07 | -20.85 | QUASIPEAK |
| 3 | 296.993 | 33.10 | 46.00 | -12.90 | 52.40 | -19.30 | QUASIPEAK |
| 4 | 326.456 | 31.44 | 46.00 | -14.56 | 49.89 | -18.45 | QUASIPEAK |
| 5 | 499.965 | 32.25 | 46.00 | -13.75 | 46.90 | -14.65 | QUASIPEAK |
| 6 | 730.219 | 32.67 | 46.00 | -13.33 | 43.74 | -11.07 | QUASIPEAK |

Note:

1. All Reading Levels is Quasi-Peak value.
2. “ * ”, means this data is the worst emission level.
3. Emission Level = Reading Level + Correct Factor
4. The Emission under 30MHz were not included is because their levels are lower than 20dB away from limit.

| | | | |
|---|---|---|---|
| Site : | CB4-H | Engineer : | Elwin |
| Model No : | GT-AX6000, | Test Date : | 2018/12/15 |
| Test Voltage : | AC 120V/60Hz | Polarity : | Horizontal |
| Test Mode : | Mode 14:TX_Non Beamforming_NSS1_ADP-65DW Y | | |
| Note : | 802.11ac(160M)_5250MHz_(5210+5290)_(ADP-65DW Y) | | |

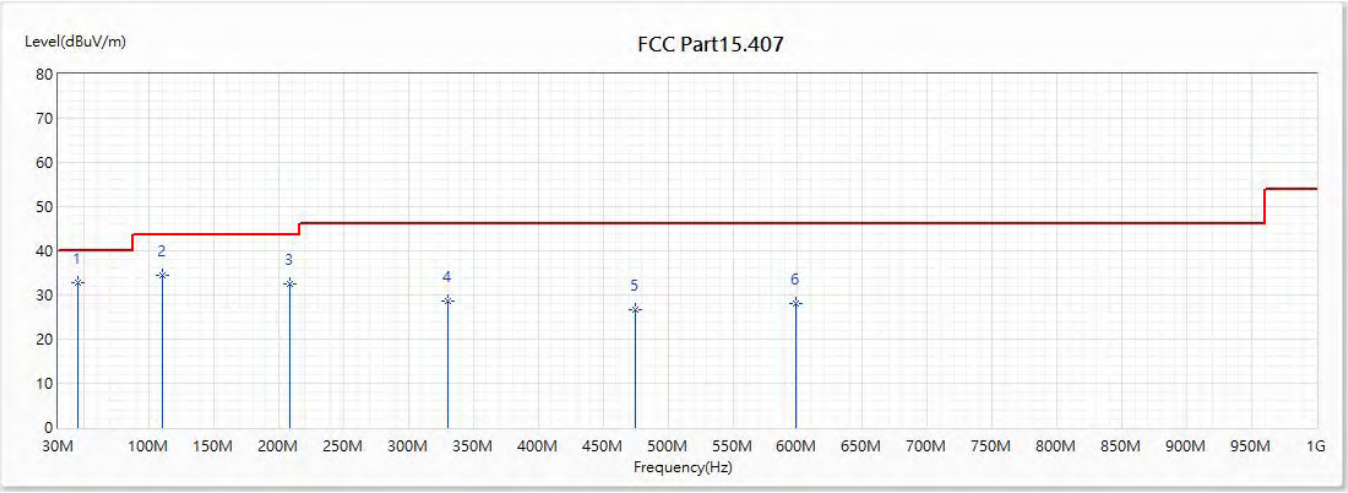


| No | Frequency (MHz) | Emission Level (dBuV/m) | Limit (dBuV/m) | Margin (dB) | Reading Level (dBuV) | Correct Factor (dB) | Detector Type |
|---|---|---|---|---|---|---|---|
| * 1 | 44.793 | 32.68 | 40.00 | -7.32 | 52.40 | -19.72 | QP |
| 2 | 110.025 | 34.55 | 43.50 | -8.95 | 56.74 | -22.19 | QP |
| 3 | 208.965 | 32.41 | 43.50 | -11.09 | 54.92 | -22.51 | QP |
| 4 | 330.7 | 28.71 | 46.00 | -17.29 | 46.91 | -18.20 | QP |
| 5 | 474.745 | 26.59 | 46.00 | -19.41 | 40.57 | -13.98 | QP |
| 6 | 598.299 | 28.16 | 46.00 | -17.84 | 40.54 | -12.38 | QP |

Note:

1. All Reading Levels is Quasi-Peak value.
2. “ * ”, means this data is the worst emission level.
3. Emission Level = Reading Level + Correct Factor
4. The Emission under 30MHz were not included is because their levels are lower than 20dB away from limit.

| | | | |
|---|---|---|---|
| Site : | CB4-H | Engineer : | Elwin |
| Model No : | GT-AX6000, | Test Date : | 2018/12/15 |
| Test Voltage : | AC 120V/60Hz | Polarity : | Vertical |
| Test Mode : | Mode 14:TX_Non Beamforming_NSS1_ADP-65DW Y | | |
| Note : | 802.11ac(160M)_5250MHz_(5210+5290)_(ADP-65DW Y) | | |

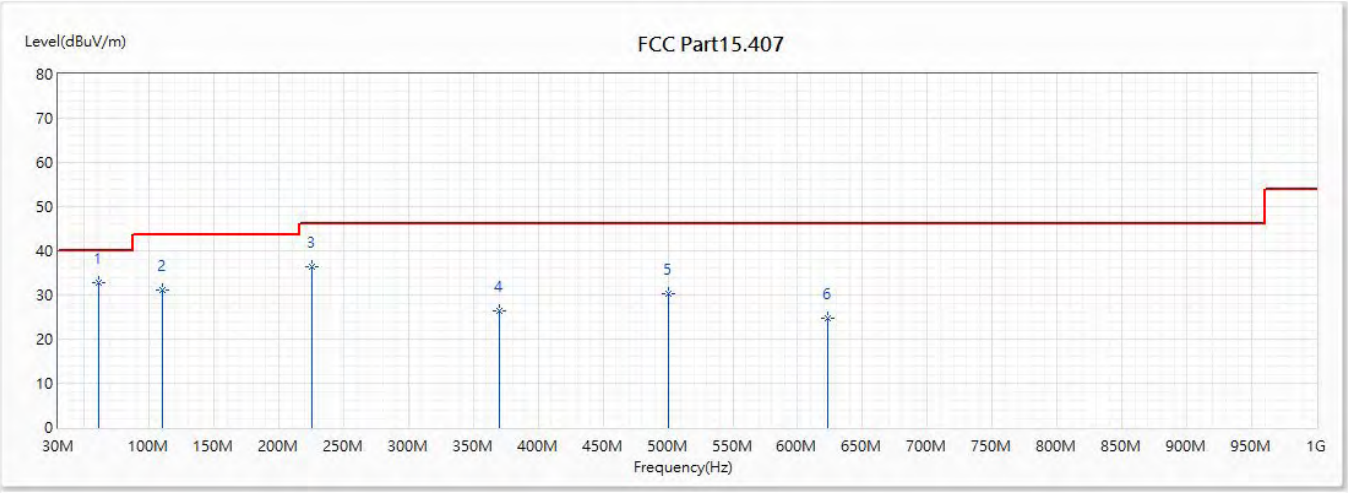


| No | Frequency (MHz) | Emission Level (dBuV/m) | Limit (dBuV/m) | Margin (dB) | Reading Level (dBuV) | Correct Factor (dB) | Detector Type |
|---|---|---|---|---|---|---|---|
| * 1 | 61.283 | 32.88 | 40.00 | -7.12 | 60.15 | -27.27 | QP |
| 2 | 110.146 | 31.10 | 43.50 | -12.40 | 53.29 | -22.19 | QP |
| 3 | 225.819 | 36.33 | 46.00 | -9.67 | 57.45 | -21.12 | QP |
| 4 | 370.47 | 26.41 | 46.00 | -19.59 | 43.35 | -16.94 | QP |
| 5 | 500.086 | 30.16 | 46.00 | -15.84 | 44.36 | -14.20 | QP |
| 6 | 623.034 | 24.63 | 46.00 | -21.37 | 37.79 | -13.16 | QP |

Note:

1. All Reading Levels is Quasi-Peak value.
2. “ * ”, means this data is the worst emission level.
3. Emission Level = Reading Level + Correct Factor
4. The Emission under 30MHz were not included is because their levels are lower than 20dB away from limit.

| | | | |
|---|---|---|---|
| Site : | CB4-H | Engineer : | Elwin |
| Model No : | GT-AX6000, | Test Date : | 2018/12/15 |
| Test Voltage : | AC 120V/60Hz | Polarity : | Horizontal |
| Test Mode : | Mode 14:TX_Non Beamforming_NSS1_ADP-65DW Y | | |
| Note : | 802.11ax(160M)_5250MHz_(5210+5290)_(ADP-65DW Y) | | |

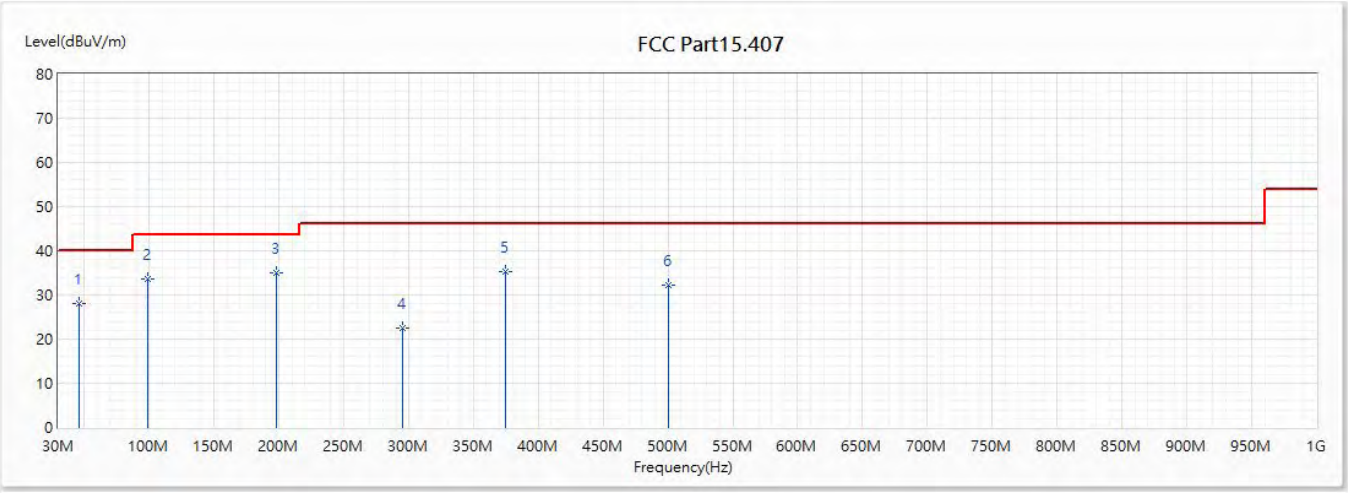


| No | Frequency (MHz) | Emission Level (dBuV/m) | Limit (dBuV/m) | Margin (dB) | Reading Level (dBuV) | Correct Factor (dB) | Detector Type |
|---|---|---|---|---|---|---|---|
| 1 | 45.763 | 28.15 | 40.00 | -11.85 | 48.74 | -20.59 | QP |
| 2 | 99.234 | 33.53 | 43.50 | -9.97 | 56.30 | -22.77 | QP |
| * 3 | 198.053 | 35.02 | 43.50 | -8.48 | 57.59 | -22.57 | QP |
| 4 | 295.659 | 22.53 | 46.00 | -23.47 | 41.27 | -18.74 | QP |
| 5 | 374.956 | 35.21 | 46.00 | -10.79 | 52.08 | -16.87 | QP |
| 6 | 500.086 | 32.28 | 46.00 | -13.72 | 46.48 | -14.20 | QP |

Note:

1. All Reading Levels is Quasi-Peak value.
2. “ * ”, means this data is the worst emission level.
3. Emission Level = Reading Level + Correct Factor
4. The Emission under 30MHz were not included is because their levels are lower than 20dB away from limit.

| | | | |
|---|---|---|---|
| Site : | CB4-H | Engineer : | Elwin |
| Model No : | GT-AX6000, | Test Date : | 2018/12/15 |
| Test Voltage : | AC 120V/60Hz | Polarity : | Vertical |
| Test Mode : | Mode 14:TX_Non Beamforming_NSS1_ADP-65DW Y | | |
| Note : | 802.11ax(160M)_5250MHz_(5210+5290)_(ADP-65DW Y) | | |

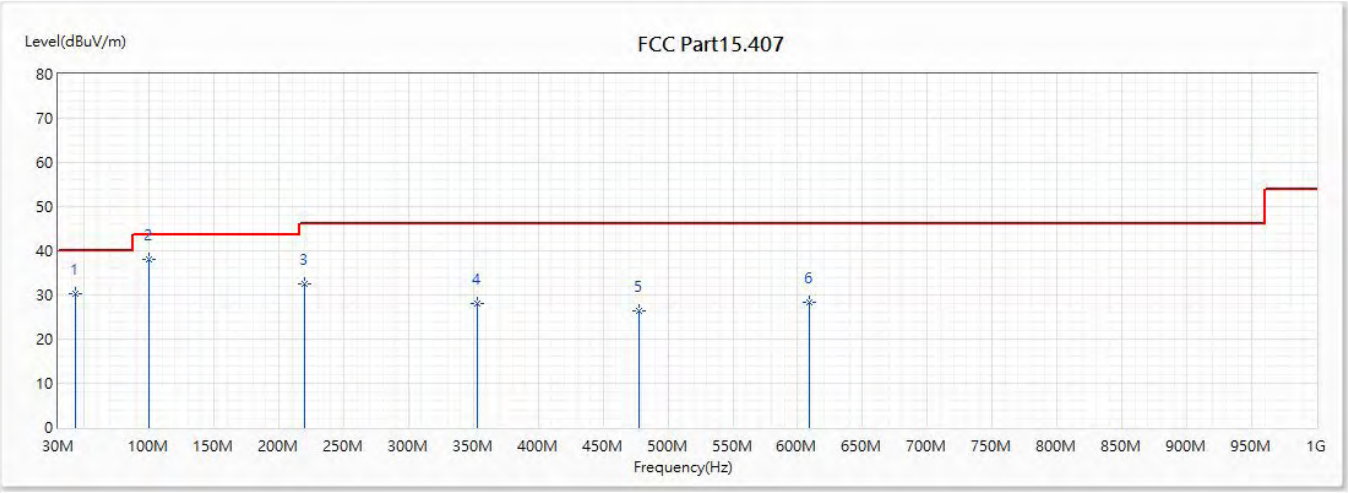


| No | Frequency (MHz) | Emission Level (dBuV/m) | Limit (dBuV/m) | Margin (dB) | Reading Level (dBuV) | Correct Factor (dB) | Detector Type |
|---|---|---|---|---|---|---|---|
| 1 | 43.58 | 30.38 | 40.00 | -9.62 | 49.10 | -18.72 | QP |
| * 2 | 100.083 | 38.14 | 43.50 | -5.36 | 60.75 | -22.61 | QP |
| 3 | 219.635 | 32.50 | 46.00 | -13.50 | 54.84 | -22.34 | QP |
| 4 | 353.01 | 28.03 | 46.00 | -17.97 | 44.84 | -16.81 | QP |
| 5 | 477.898 | 26.27 | 46.00 | -19.73 | 39.88 | -13.61 | QP |
| 6 | 608.605 | 28.21 | 46.00 | -17.79 | 39.75 | -11.54 | QP |

Note:

1. All Reading Levels is Quasi-Peak value.
2. “ * ”, means this data is the worst emission level.
3. Emission Level = Reading Level + Correct Factor
4. The Emission under 30MHz were not included is because their levels are lower than 20dB away from limit.

| | | | |
|---|---|---|---|
| Site : | CB4-H | Engineer : | Elwin |
| Model No : | GT-AX6000, | Test Date : | 2018/12/15 |
| Test Voltage : | AC 120V/60Hz | Polarity : | Horizontal |
| Test Mode : | Mode 17:TX_Non Beamforming_NSS1_ADP-65DW B | | |
| Note : | 802.11ac(160M)_5250MHz_(5210+5290)_(ADP-65DW B) | | |

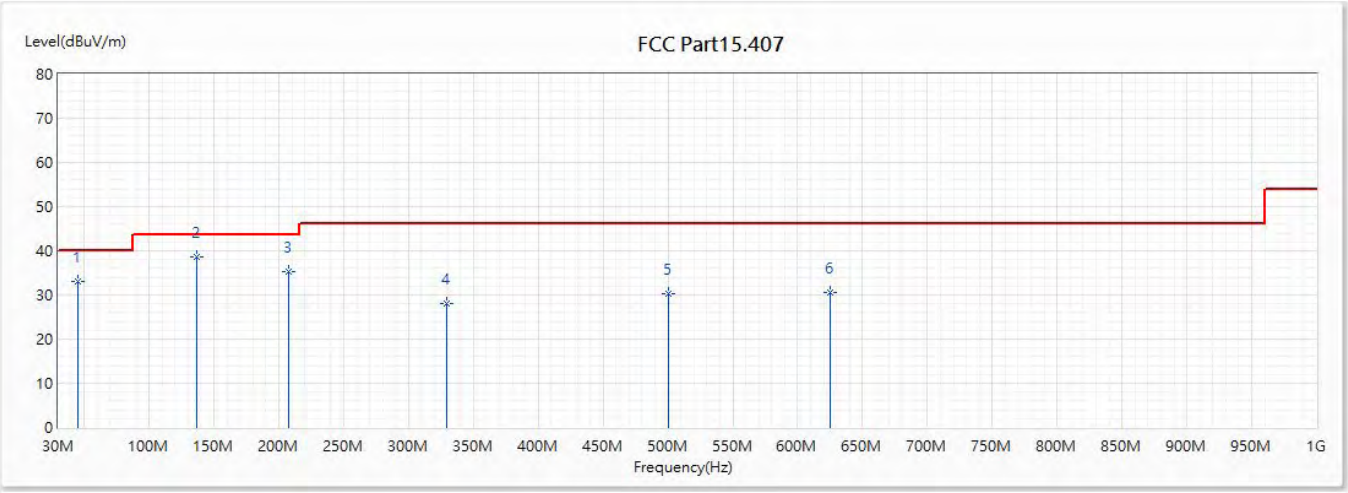


| No | Frequency (MHz) | Emission Level (dBuV/m) | Limit (dBuV/m) | Margin (dB) | Reading Level (dBuV) | Correct Factor (dB) | Detector Type |
|---|---|---|---|---|---|---|---|
| 1 | 44.914 | 33.09 | 40.00 | -6.91 | 52.92 | -19.83 | QP |
| * 2 | 136.943 | 38.58 | 43.50 | -4.92 | 60.29 | -21.71 | QP |
| 3 | 207.146 | 35.34 | 43.50 | -8.16 | 57.74 | -22.40 | QP |
| 4 | 329.245 | 27.92 | 46.00 | -18.08 | 46.04 | -18.12 | QP |
| 5 | 499.965 | 30.37 | 46.00 | -15.63 | 44.58 | -14.21 | QP |
| 6 | 625.095 | 30.45 | 46.00 | -15.55 | 43.58 | -13.13 | QP |

Note:

1. All Reading Levels is Quasi-Peak value.
2. “ * ”, means this data is the worst emission level.
3. Emission Level = Reading Level + Correct Factor
4. The Emission under 30MHz were not included is because their levels are lower than 20dB away from limit.

| | | | |
|---|---|---|---|
| Site : | CB4-H | Engineer : | Elwin |
| Model No : | GT-AX6000, | Test Date : | 2018/12/15 |
| Test Voltage : | AC 120V/60Hz | Polarity : | Vertical |
| Test Mode : | Mode 17:TX_Non Beamforming_NSS1_ADP-65DW B | | |
| Note : | 802.11ac(160M)_5250MHz_(5210+5290)_(ADP-65DW B) | | |

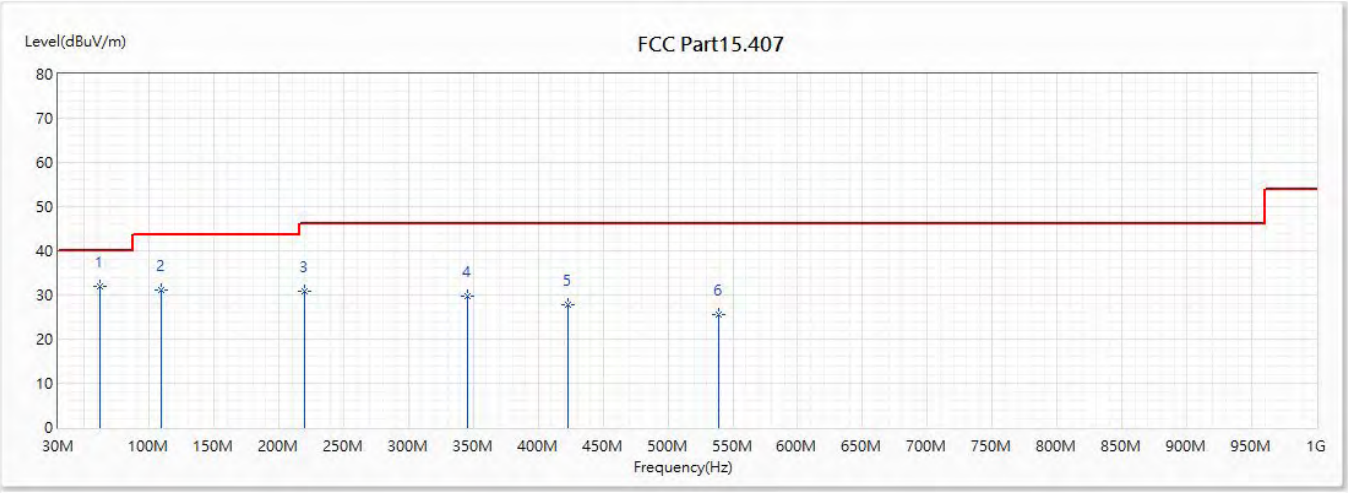


| No | Frequency (MHz) | Emission Level (dBuV/m) | Limit (dBuV/m) | Margin (dB) | Reading Level (dBuV) | Correct Factor (dB) | Detector Type |
|---|---|---|---|---|---|---|---|
| * 1 | 62.131 | 31.83 | 40.00 | -8.17 | 59.10 | -27.27 | QP |
| 2 | 109.176 | 30.99 | 43.50 | -12.51 | 53.16 | -22.17 | QP |
| 3 | 219.999 | 30.94 | 46.00 | -15.06 | 53.21 | -22.27 | QP |
| 4 | 345.735 | 29.60 | 46.00 | -16.40 | 47.06 | -17.46 | QP |
| 5 | 422.608 | 27.82 | 46.00 | -18.18 | 42.64 | -14.82 | QP |
| 6 | 539.371 | 25.62 | 46.00 | -20.38 | 38.40 | -12.78 | QP |

Note:

1. All Reading Levels is Quasi-Peak value.
2. “ * ”, means this data is the worst emission level.
3. Emission Level = Reading Level + Correct Factor
4. The Emission under 30MHz were not included is because their levels are lower than 20dB away from limit.

| | | | |
|---|---|---|---|
| Site : | CB4-H | Engineer : | Elwin |
| Model No : | GT-AX6000, | Test Date : | 2018/12/15 |
| Test Voltage : | AC 120V/60Hz | Polarity : | Horizontal |
| Test Mode : | Mode 17:TX_Non Beamforming_NSS1_ADP-65DW B | | |
| Note : | 802.11ax(160M)_5250MHz_(5210+5290)_(ADP-65DW B) | | |

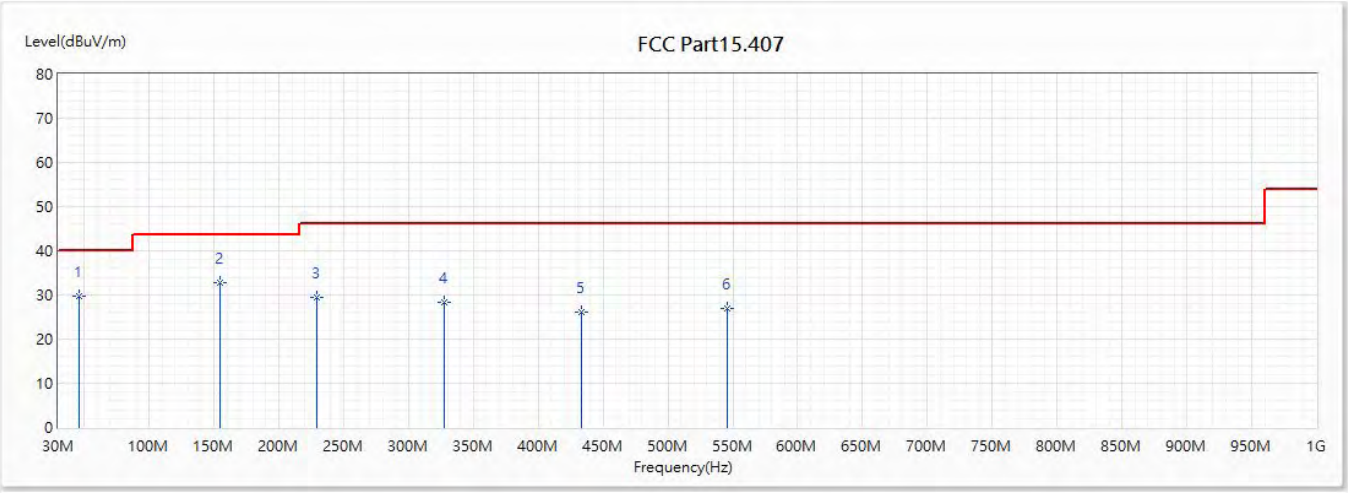


| No | Frequency (MHz) | Emission Level (dBuV/m) | Limit (dBuV/m) | Margin (dB) | Reading Level (dBuV) | Correct Factor (dB) | Detector Type |
|---|---|---|---|---|---|---|---|
| * 1 | 46.005 | 29.69 | 40.00 | -10.31 | 50.50 | -20.81 | QP |
| 2 | 154.281 | 32.68 | 43.50 | -10.82 | 54.80 | -22.12 | QP |
| 3 | 228.85 | 29.53 | 46.00 | -16.47 | 49.99 | -20.46 | QP |
| 4 | 327.79 | 28.22 | 46.00 | -17.78 | 46.26 | -18.04 | QP |
| 5 | 433.278 | 26.07 | 46.00 | -19.93 | 41.36 | -15.29 | QP |
| 6 | 545.919 | 27.03 | 46.00 | -18.97 | 39.31 | -12.28 | QP |

Note:

1. All Reading Levels is Quasi-Peak value.
2. “ * ”, means this data is the worst emission level.
3. Emission Level = Reading Level + Correct Factor
4. The Emission under 30MHz were not included is because their levels are lower than 20dB away from limit.

| | | | |
|---|---|---|---|
| Site : | CB4-H | Engineer : | Elwin |
| Model No : | GT-AX6000, | Test Date : | 2018/12/15 |
| Test Voltage : | AC 120V/60Hz | Polarity : | Vertical |
| Test Mode : | Mode 17:TX_Non Beamforming_NSS1_ADP-65DW B | | |
| Note : | 802.11ax(160M)_5250MHz_(5210+5290)_(ADP-65DW B) | | |

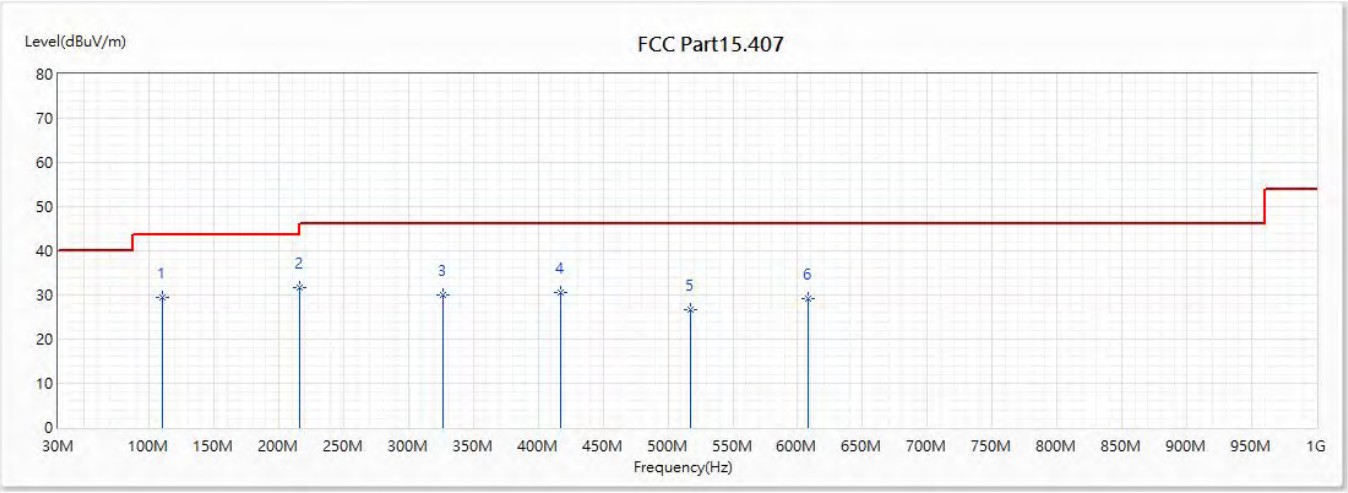


| No | Frequency (MHz) | Emission Level (dBuV/m) | Limit (dBuV/m) | Margin (dB) | Reading Level (dBuV) | Correct Factor (dB) | Detector Type |
|---|---|---|---|---|---|---|---|
| * 1 | 110.268 | 29.44 | 43.50 | -14.06 | 51.63 | -22.19 | QP |
| 2 | 216.24 | 31.55 | 46.00 | -14.45 | 54.06 | -22.51 | QP |
| 3 | 326.578 | 30.06 | 46.00 | -15.94 | 48.04 | -17.98 | QP |
| 4 | 417.273 | 30.46 | 46.00 | -15.54 | 45.22 | -14.76 | QP |
| 5 | 517.425 | 26.73 | 46.00 | -19.27 | 39.81 | -13.08 | QP |
| 6 | 608.484 | 29.25 | 46.00 | -16.75 | 40.76 | -11.51 | QP |

Note:

1. All Reading Levels is Quasi-Peak value.
2. “ * ”, means this data is the worst emission level.
3. Emission Level = Reading Level + Correct Factor
4. The Emission under 30MHz were not included is because their levels are lower than 20dB away from limit.

| | | | |
|---|---|---|---|
| Site : | CB4-H | Engineer : | Elwin |
| Model No : | GT-AX6000, | Test Date : | 2018/12/15 |
| Test Voltage : | AC 120V/60Hz | Polarity : | Horizontal |
| Test Mode : | Mode 18: TX_Non Beamforming_NSS1_AD2087320 | | |
| Note : | 802.11ac(160M)_5250MHz_(5210+5290)_(AD2087320) | | |

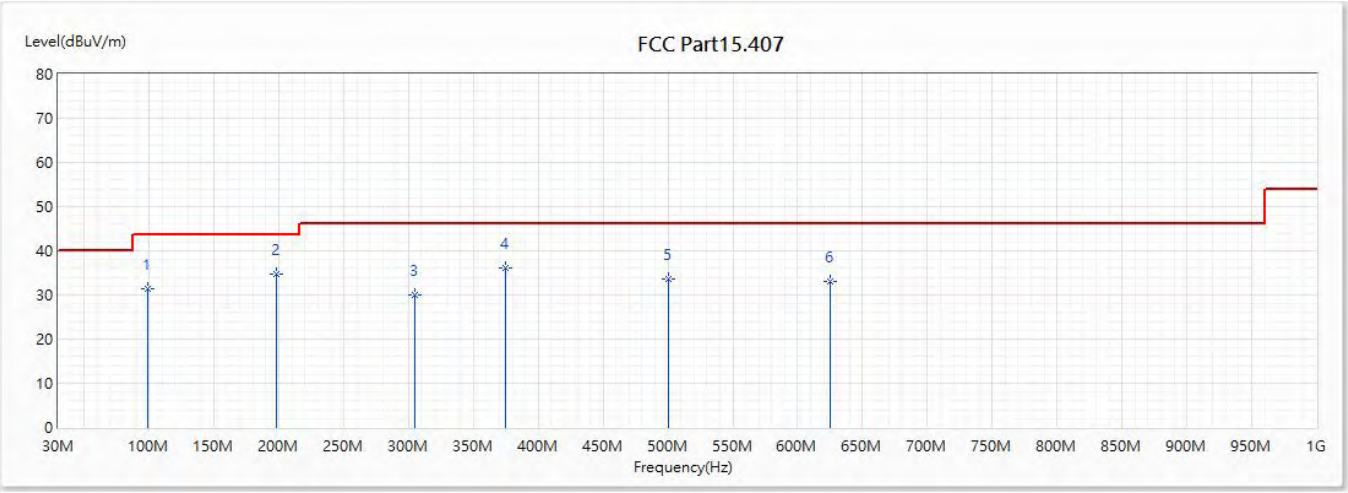


| No | Frequency (MHz) | Emission Level (dBuV/m) | Limit (dBuV/m) | Margin (dB) | Reading Level (dBuV) | Correct Factor (dB) | Detector Type |
|---|---|---|---|---|---|---|---|
| 1 | 99.355 | 31.46 | 43.50 | -12.04 | 54.21 | -22.75 | QP |
| * 2 | 198.295 | 34.84 | 43.50 | -8.66 | 57.41 | -22.57 | QP |
| 3 | 304.874 | 29.89 | 46.00 | -16.11 | 49.02 | -19.13 | QP |
| 4 | 375.078 | 36.09 | 46.00 | -9.91 | 52.94 | -16.85 | QP |
| 5 | 499.965 | 33.62 | 46.00 | -12.38 | 47.83 | -14.21 | QP |
| 6 | 624.974 | 33.12 | 46.00 | -12.88 | 46.24 | -13.12 | QP |

Note:

1. All Reading Levels is Quasi-Peak value.
2. “ * ”, means this data is the worst emission level.
3. Emission Level = Reading Level + Correct Factor
4. The Emission under 30MHz were not included is because their levels are lower than 20dB away from limit.

| | | | |
|---|---|---|---|
| Site : | CB4-H | Engineer : | Elwin |
| Model No : | GT-AX6000, | Test Date : | 2018/12/15 |
| Test Voltage : | AC 120V/60Hz | Polarity : | Vertical |
| Test Mode : | Mode 18: TX_Non Beamforming_NSS1_AD2087320 | | |
| Note : | 802.11ac(160M)_5250MHz_(5210+5290)_(AD2087320) | | |

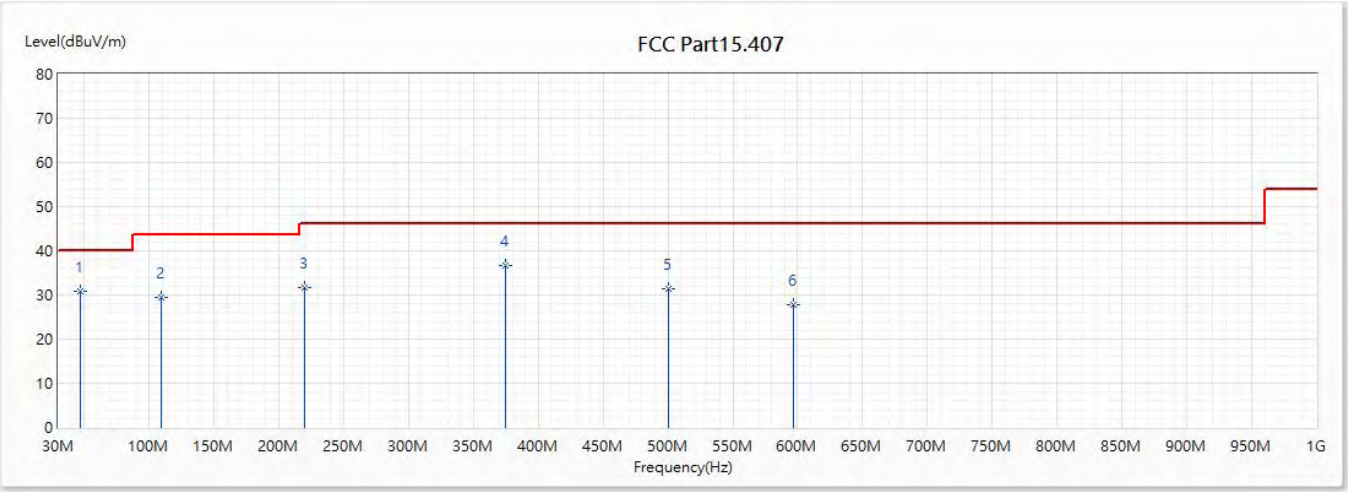


| No | Frequency (MHz) | Emission Level (dBuV/m) | Limit (dBuV/m) | Margin (dB) | Reading Level (dBuV) | Correct Factor (dB) | Detector Type |
|---|---|---|---|---|---|---|---|
| * 1 | 47.096 | 30.81 | 40.00 | -9.19 | 52.60 | -21.79 | QP |
| 2 | 109.783 | 29.36 | 43.50 | -14.14 | 51.54 | -22.18 | QP |
| 3 | 219.756 | 31.58 | 46.00 | -14.42 | 53.91 | -22.33 | QP |
| 4 | 375.078 | 36.71 | 46.00 | -9.29 | 53.56 | -16.85 | QP |
| 5 | 499.965 | 31.46 | 46.00 | -14.54 | 45.67 | -14.21 | QP |
| 6 | 596.723 | 27.72 | 46.00 | -18.28 | 40.48 | -12.76 | QP |

Note:

1. All Reading Levels is Quasi-Peak value.
2. “ * ”, means this data is the worst emission level.
3. Emission Level = Reading Level + Correct Factor
4. The Emission under 30MHz were not included is because their levels are lower than 20dB away from limit.

| | | | |
|---|---|---|---|
| Site : | CB4-H | Engineer : | Elwin |
| Model No : | GT-AX6000, | Test Date : | 2018/12/15 |
| Test Voltage : | AC 120V/60Hz | Polarity : | Horizontal |
| Test Mode : | Mode 18: TX_Non Beamforming_NSS1_AD2087320 | | |
| Note : | 802.11ax(160M)_5250MHz_(5210+5290)_(AD2087320) | | |

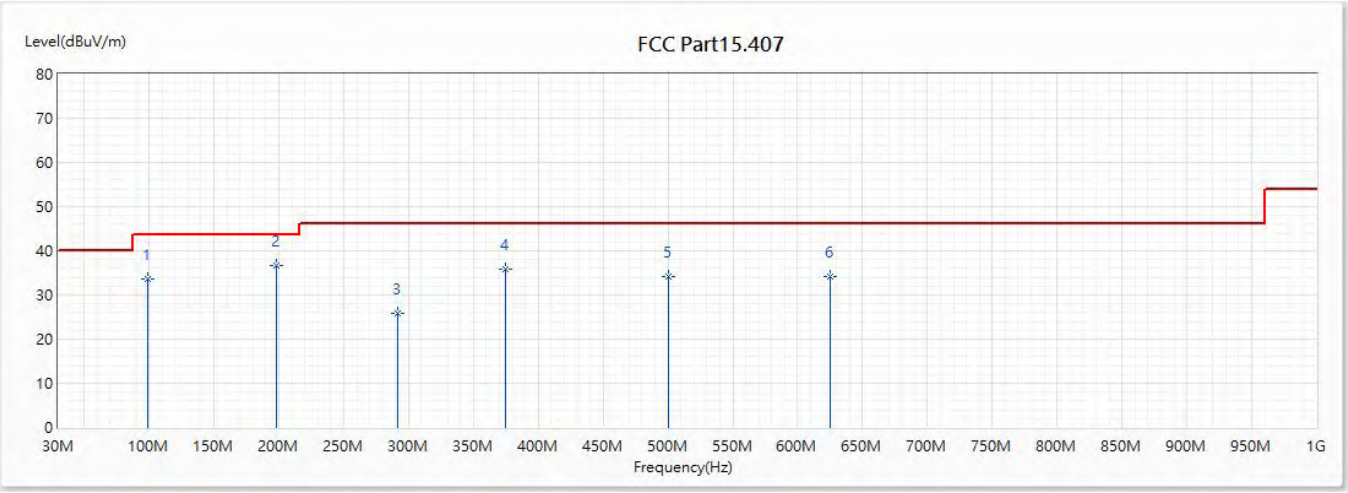


| No | Frequency (MHz) | Emission Level (dBuV/m) | Limit (dBuV/m) | Margin (dB) | Reading Level (dBuV) | Correct Factor (dB) | Detector Type |
|---|---|---|---|---|---|---|---|
| 1 | 99.234 | 33.53 | 43.50 | -9.97 | 56.30 | -22.77 | QP |
| * 2 | 198.174 | 36.79 | 43.50 | -6.71 | 59.35 | -22.56 | QP |
| 3 | 291.779 | 25.85 | 46.00 | -20.15 | 44.45 | -18.60 | QP |
| 4 | 374.956 | 35.87 | 46.00 | -10.13 | 52.74 | -16.87 | QP |
| 5 | 499.965 | 34.05 | 46.00 | -11.95 | 48.26 | -14.21 | QP |
| 6 | 625.095 | 34.24 | 46.00 | -11.76 | 47.37 | -13.13 | QP |

Note:

1. All Reading Levels is Quasi-Peak value.
2. “ * ”, means this data is the worst emission level.
3. Emission Level = Reading Level + Correct Factor
4. The Emission under 30MHz were not included is because their levels are lower than 20dB away from limit.

| | | | |
|---|---|---|---|
| Site : | CB4-H | Engineer : | Elwin |
| Model No : | GT-AX6000, | Test Date : | 2018/12/15 |
| Test Voltage : | AC 120V/60Hz | Polarity : | Vertical |
| Test Mode : | Mode 18: TX_Non Beamforming_NSS1_AD2087320 | | |
| Note : | 802.11ax(160M)_5250MHz_(5210+5290)_(AD2087320) | | |

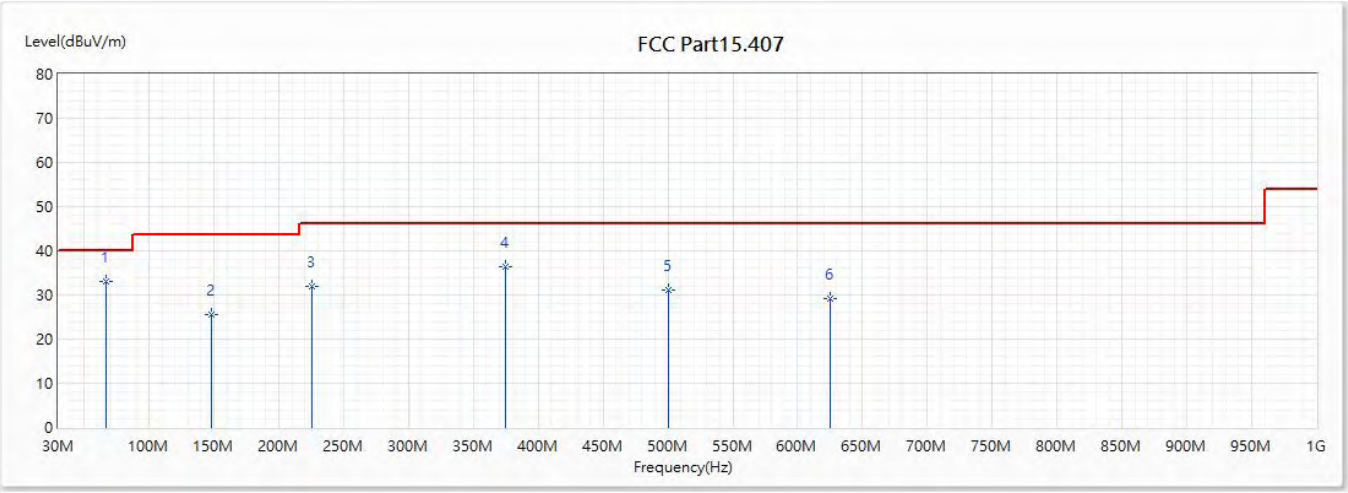


| No | Frequency (MHz) | Emission Level (dBuV/m) | Limit (dBuV/m) | Margin (dB) | Reading Level (dBuV) | Correct Factor (dB) | Detector Type |
|---|---|---|---|---|---|---|---|
| * 1 | 66.981 | 33.12 | 40.00 | -6.88 | 60.31 | -27.19 | QP |
| 2 | 148.461 | 25.57 | 43.50 | -17.93 | 47.50 | -21.93 | QP |
| 3 | 225.334 | 31.83 | 46.00 | -14.17 | 53.06 | -21.23 | QP |
| 4 | 374.956 | 36.30 | 46.00 | -9.70 | 53.17 | -16.87 | QP |
| 5 | 499.965 | 31.02 | 46.00 | -14.98 | 45.23 | -14.21 | QP |
| 6 | 624.853 | 29.24 | 46.00 | -16.76 | 42.36 | -13.12 | QP |

Note:

1. All Reading Levels is Quasi-Peak value.
2. “ * ”, means this data is the worst emission level.
3. Emission Level = Reading Level + Correct Factor
4. The Emission under 30MHz were not included is because their levels are lower than 20dB away from limit.

| | | | |
|---|---|---|---|
| Site : | CB4-H | Engineer : | Elwin |
| Model No : | GT-AX6000, | Test Date : | 2018/12/15 |
| Test Voltage : | AC 120V/60Hz | Polarity : | Horizontal |
| Test Mode : | Mode 14:TX_Non Beamforming_NSS1_ADP-65DW Y | | |
| Note : | 802.11ac(160M)_5570MHz_(5530+5610)_(ADP-65DW Y) | | |

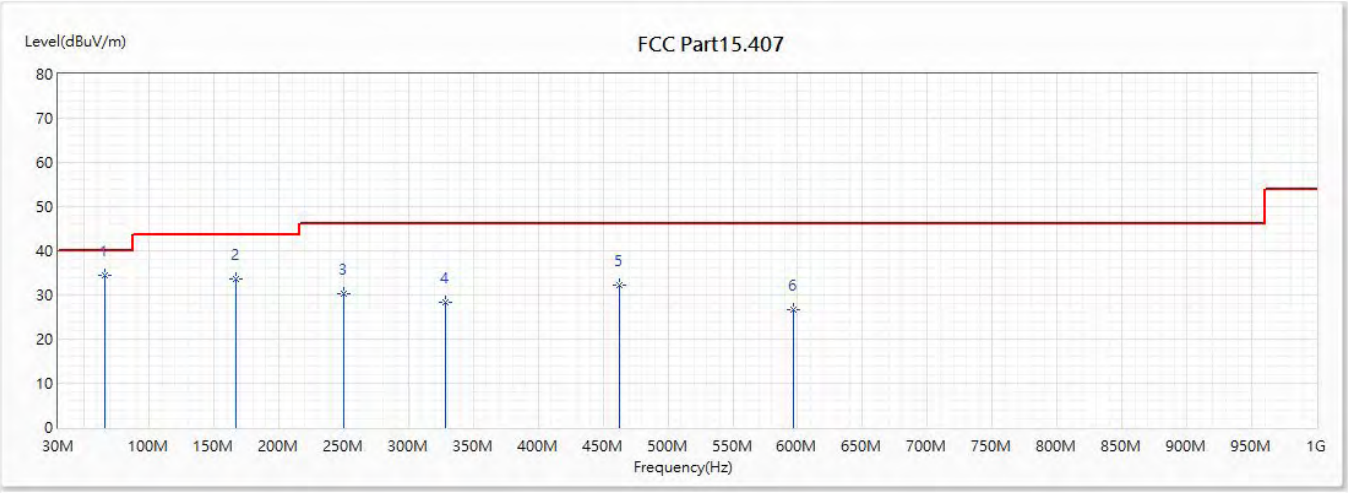


| No | Frequency (MHz) | Emission Level (dBuV/m) | Limit (dBuV/m) | Margin (dB) | Reading Level (dBuV) | Correct Factor (dB) | Detector Type |
|---|---|---|---|---|---|---|---|
| * 1 | 66.254 | 34.57 | 40.00 | -5.43 | 61.77 | -27.20 | QP |
| 2 | 166.649 | 33.52 | 43.50 | -9.98 | 55.13 | -21.61 | QP |
| 3 | 250.069 | 30.27 | 46.00 | -15.73 | 50.80 | -20.53 | QP |
| 4 | 328.396 | 28.42 | 46.00 | -17.58 | 46.49 | -18.07 | QP |
| 5 | 462.378 | 32.20 | 46.00 | -13.80 | 47.08 | -14.88 | QP |
| 6 | 596.359 | 26.59 | 46.00 | -19.41 | 39.41 | -12.82 | QP |

Note:

1. All Reading Levels is Quasi-Peak value.
2. “ * ”, means this data is the worst emission level.
3. Emission Level = Reading Level + Correct Factor
4. The Emission under 30MHz were not included is because their levels are lower than 20dB away from limit.

| | | | |
|---|---|---|---|
| Site : | CB4-H | Engineer : | Elwin |
| Model No : | GT-AX6000, | Test Date : | 2018/12/15 |
| Test Voltage : | AC 120V/60Hz | Polarity : | Vertical |
| Test Mode : | Mode 14:TX_Non Beamforming_NSS1_ADP-65DW Y | | |
| Note : | 802.11ac(160M)_5570MHz_(5530+5610)_(ADP-65DW Y) | | |

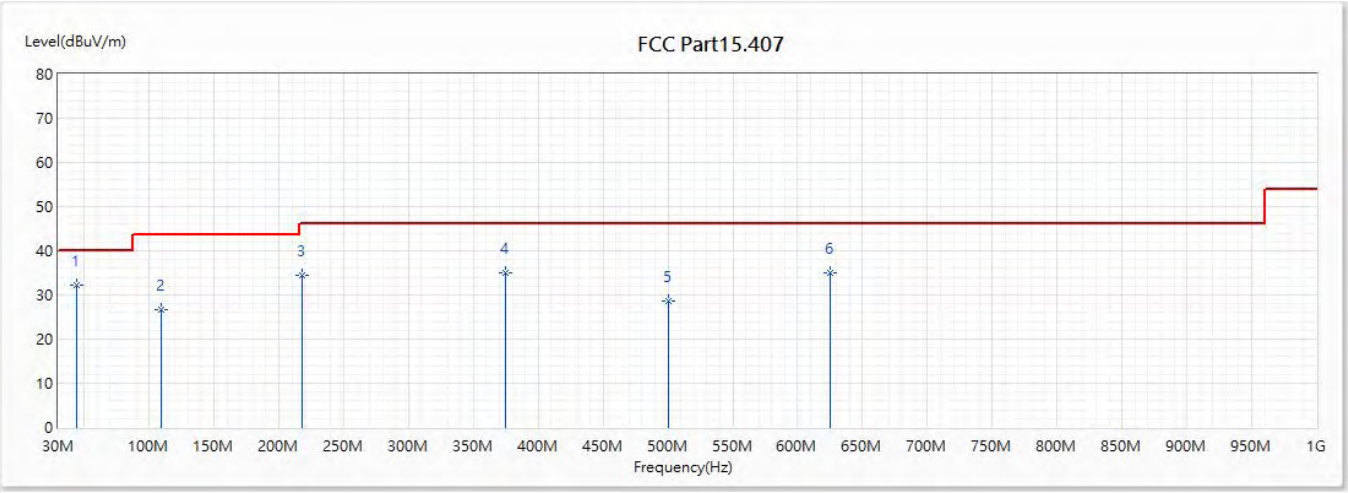


| No | Frequency (MHz) | Emission Level (dBuV/m) | Limit (dBuV/m) | Margin (dB) | Reading Level (dBuV) | Correct Factor (dB) | Detector Type |
|---|---|---|---|---|---|---|---|
| * 1 | 44.308 | 32.23 | 40.00 | -7.77 | 51.53 | -19.30 | QP |
| 2 | 109.661 | 26.68 | 43.50 | -16.82 | 48.86 | -22.18 | QP |
| 3 | 218.059 | 34.57 | 46.00 | -11.43 | 57.03 | -22.46 | QP |
| 4 | 375.078 | 34.98 | 46.00 | -11.02 | 51.83 | -16.85 | QP |
| 5 | 500.086 | 28.51 | 46.00 | -17.49 | 42.71 | -14.20 | QP |
| 6 | 624.974 | 34.91 | 46.00 | -11.09 | 48.03 | -13.12 | QP |

Note:

1. All Reading Levels is Quasi-Peak value.
2. “ * ”, means this data is the worst emission level.
3. Emission Level = Reading Level + Correct Factor
4. The Emission under 30MHz were not included is because their levels are lower than 20dB away from limit.

| | | | |
|---|---|---|---|
| Site : | CB4-H | Engineer : | Elwin |
| Model No : | GT-AX6000, | Test Date : | 2018/12/15 |
| Test Voltage : | AC 120V/60Hz | Polarity : | Horizontal |
| Test Mode : | Mode 14:TX_Non Beamforming_NSS1_ADP-65DW Y | | |
| Note : | 802.11ax(160M)_5570MHz_(5530+5610)_(ADP-65DW Y) | | |

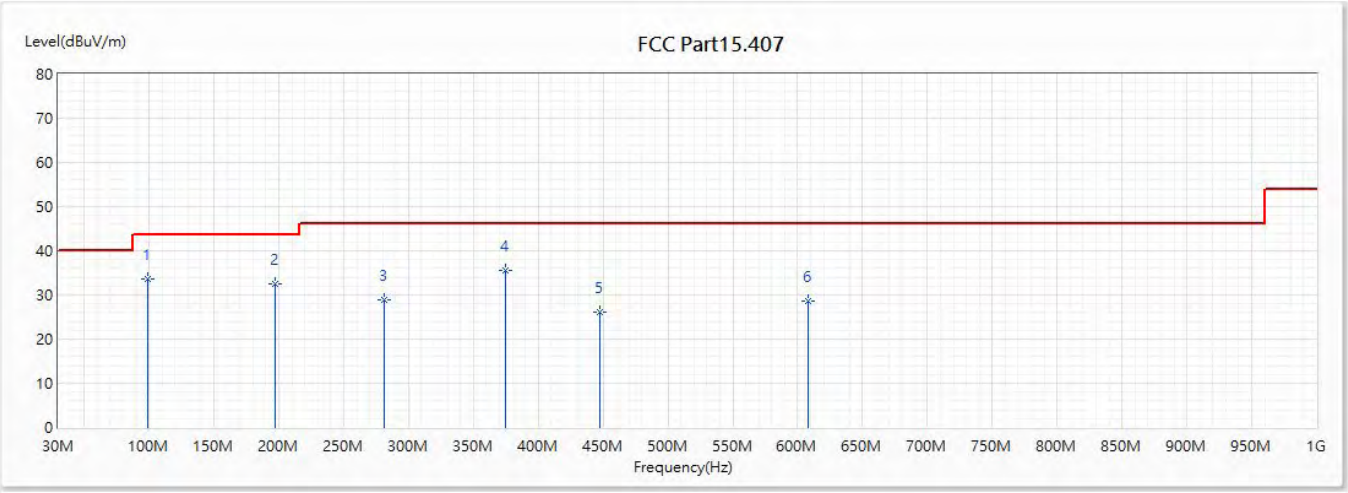


| No | Frequency (MHz) | Emission Level (dBuV/m) | Limit (dBuV/m) | Margin (dB) | Reading Level (dBuV) | Correct Factor (dB) | Detector Type |
|---|---|---|---|---|---|---|---|
| * 1 | 99.234 | 33.51 | 43.50 | -9.99 | 56.28 | -22.77 | QP |
| 2 | 196.961 | 32.50 | 43.50 | -11.00 | 55.06 | -22.56 | QP |
| 3 | 281.23 | 28.99 | 46.00 | -17.01 | 48.46 | -19.47 | QP |
| 4 | 375.078 | 35.45 | 46.00 | -10.55 | 52.30 | -16.85 | QP |
| 5 | 447.706 | 26.04 | 46.00 | -19.96 | 40.77 | -14.73 | QP |
| 6 | 607.999 | 28.50 | 46.00 | -17.50 | 39.90 | -11.40 | QP |

Note:

1. All Reading Levels is Quasi-Peak value.
2. “ * ”, means this data is the worst emission level.
3. Emission Level = Reading Level + Correct Factor
4. The Emission under 30MHz were not included is because their levels are lower than 20dB away from limit.

| | | | |
|---|---|---|---|
| Site : | CB4-H | Engineer : | Elwin |
| Model No : | GT-AX6000, | Test Date : | 2018/12/15 |
| Test Voltage : | AC 120V/60Hz | Polarity : | Vertical |
| Test Mode : | Mode 14:TX_Non Beamforming_NSS1_ADP-65DW Y | | |
| Note : | 802.11ax(160M)_5570MHz_(5530+5610)_(ADP-65DW Y) | | |

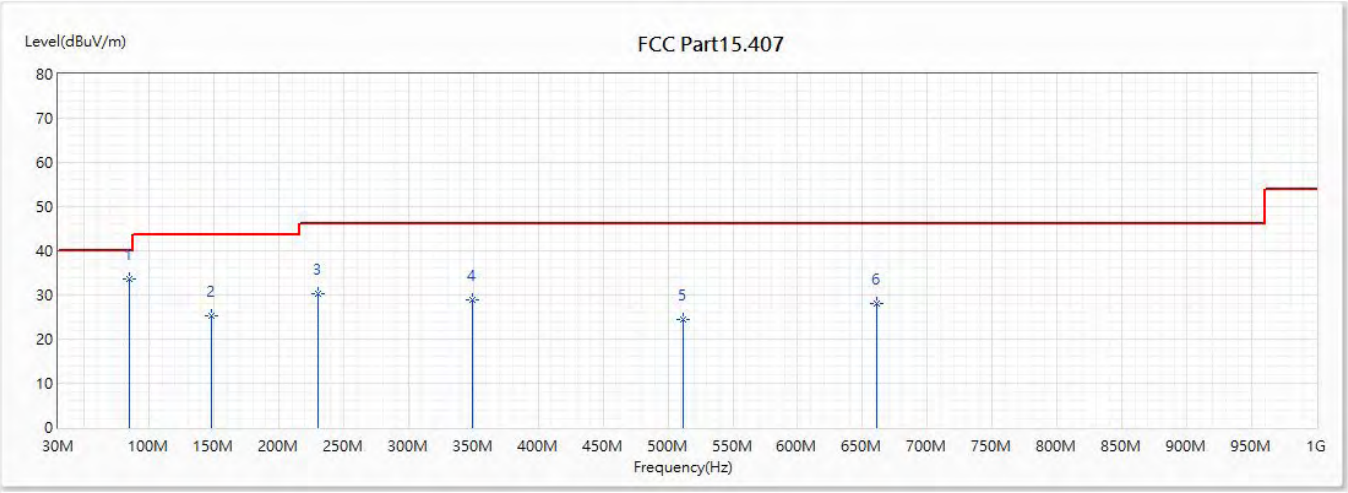


| No | Frequency (MHz) | Emission Level (dBuV/m) | Limit (dBuV/m) | Margin (dB) | Reading Level (dBuV) | Correct Factor (dB) | Detector Type |
|---|---|---|---|---|---|---|---|
| * 1 | 84.32 | 33.74 | 40.00 | -6.26 | 59.46 | -25.72 | QP |
| 2 | 148.461 | 25.17 | 43.50 | -18.33 | 47.10 | -21.93 | QP |
| 3 | 229.82 | 30.41 | 46.00 | -15.59 | 50.88 | -20.47 | QP |
| 4 | 349.494 | 28.94 | 46.00 | -17.06 | 46.04 | -17.10 | QP |
| 5 | 511.726 | 24.50 | 46.00 | -21.50 | 38.21 | -13.71 | QP |
| 6 | 660.621 | 28.07 | 46.00 | -17.93 | 39.91 | -11.84 | QP |

Note:

1. All Reading Levels is Quasi-Peak value.
2. “ * ”, means this data is the worst emission level.
3. Emission Level = Reading Level + Correct Factor
4. The Emission under 30MHz were not included is because their levels are lower than 20dB away from limit.

| | | | |
|---|---|---|---|
| Site : | CB4-H | Engineer : | Elwin |
| Model No : | GT-AX6000, | Test Date : | 2018/12/15 |
| Test Voltage : | AC 120V/60Hz | Polarity : | Horizontal |
| Test Mode : | Mode 17: TX_Non Beamforming_NSS1_ADP-65DW B | | |
| Note : | 802.11ac(160M)_5570MHz_(5530+5610)_(ADP-65DW B) | | |

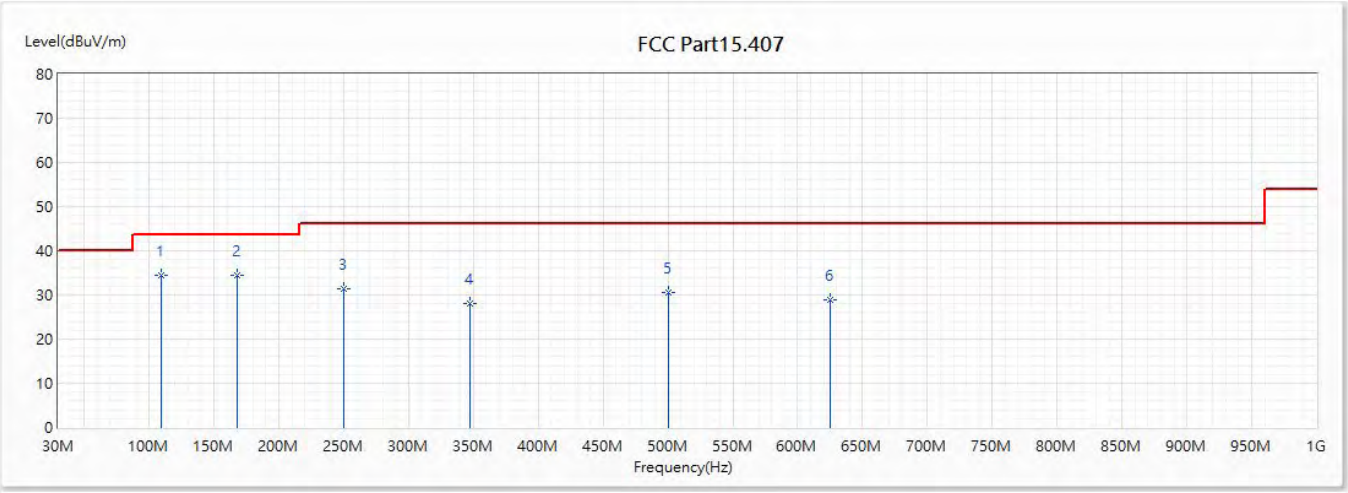


| No | Frequency (MHz) | Emission Level (dBuV/m) | Limit (dBuV/m) | Margin (dB) | Reading Level (dBuV) | Correct Factor (dB) | Detector Type |
|---|---|---|---|---|---|---|---|
| * 1 | 109.783 | 34.58 | 43.50 | -8.92 | 56.76 | -22.18 | QP |
| 2 | 167.619 | 34.35 | 43.50 | -9.15 | 55.96 | -21.61 | QP |
| 3 | 249.948 | 31.31 | 46.00 | -14.69 | 51.86 | -20.55 | QP |
| 4 | 347.796 | 28.06 | 46.00 | -17.94 | 45.32 | -17.26 | QP |
| 5 | 499.965 | 30.61 | 46.00 | -15.39 | 44.82 | -14.21 | QP |
| 6 | 625.095 | 28.96 | 46.00 | -17.04 | 42.09 | -13.13 | QP |

Note:

1. All Reading Levels is Quasi-Peak value.
2. “ * ”, means this data is the worst emission level.
3. Emission Level = Reading Level + Correct Factor
4. The Emission under 30MHz were not included is because their levels are lower than 20dB away from limit.

| | | | |
|---|---|---|---|
| Site : | CB4-H | Engineer : | Elwin |
| Model No : | GT-AX6000, | Test Date : | 2018/12/15 |
| Test Voltage : | AC 120V/60Hz | Polarity : | Vertical |
| Test Mode : | Mode 17: TX_Non Beamforming_NSS1_ADP-65DW B | | |
| Note : | 802.11ac(160M)_5570MHz_(5530+5610)_(ADP-65DW B) | | |

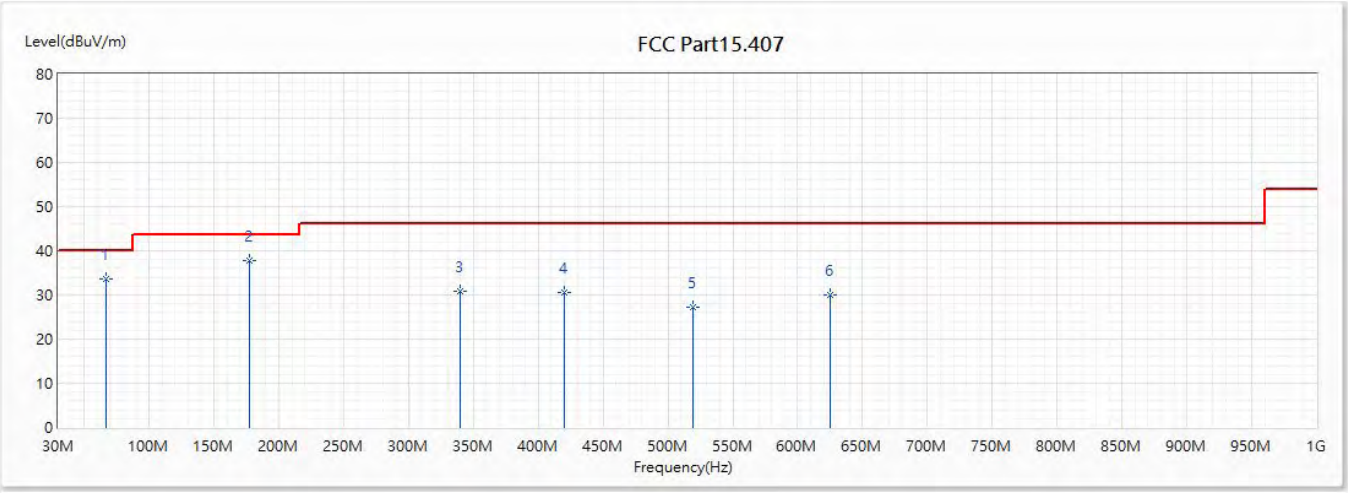


| No | Frequency (MHz) | Emission Level (dBuV/m) | Limit (dBuV/m) | Margin (dB) | Reading Level (dBuV) | Correct Factor (dB) | Detector Type |
|---|---|---|---|---|---|---|---|
| 1 | 66.618 | 33.63 | 40.00 | -6.37 | 60.82 | -27.19 | QP |
| * 2 | 177.804 | 37.76 | 43.50 | -5.74 | 60.02 | -22.26 | QP |
| 3 | 339.43 | 30.82 | 46.00 | -15.18 | 49.06 | -18.24 | QP |
| 4 | 420.425 | 30.65 | 46.00 | -15.35 | 45.41 | -14.76 | QP |
| 5 | 519.123 | 27.30 | 46.00 | -18.70 | 40.29 | -12.99 | QP |
| 6 | 625.095 | 29.98 | 46.00 | -16.02 | 43.11 | -13.13 | QP |

Note:

1. All Reading Levels is Quasi-Peak value.
2. “ * ”, means this data is the worst emission level.
3. Emission Level = Reading Level + Correct Factor
4. The Emission under 30MHz were not included is because their levels are lower than 20dB away from limit.

| | | | |
|---|---|---|---|
| Site : | CB4-H | Engineer : | Elwin |
| Model No : | GT-AX6000, | Test Date : | 2018/12/15 |
| Test Voltage : | AC 120V/60Hz | Polarity : | Horizontal |
| Test Mode : | Mode 17: TX_Non Beamforming_NSS1_ADP-65DW B | | |
| Note : | 802.11ax(160M)_5570MHz_(5530+5610)_(ADP-65DW B) | | |

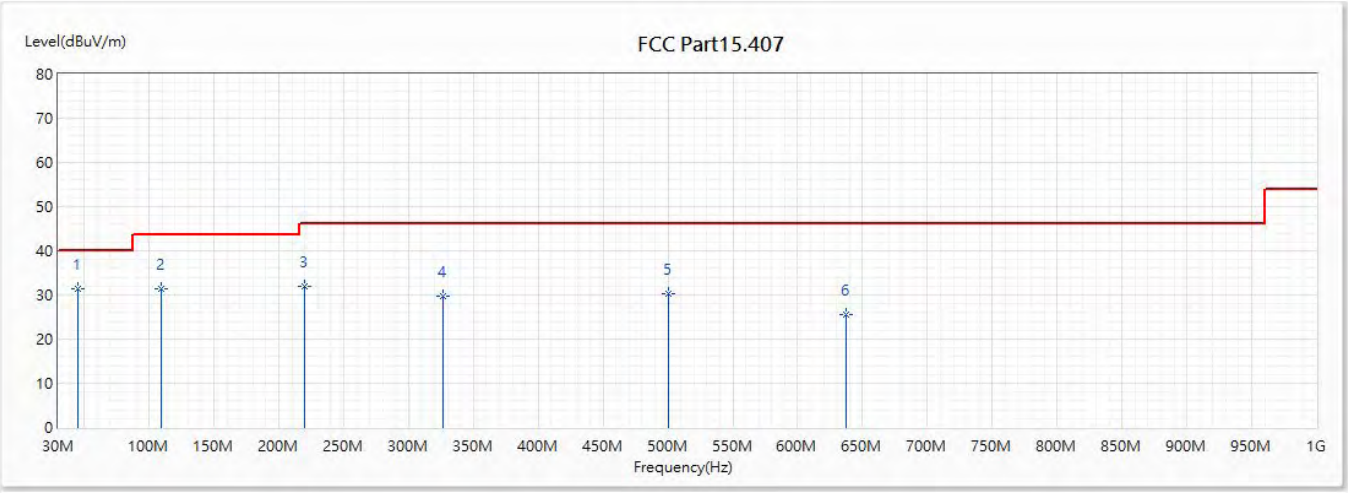


| No | Frequency (MHz) | Emission Level (dBuV/m) | Limit (dBuV/m) | Margin (dB) | Reading Level (dBuV) | Correct Factor (dB) | Detector Type |
|---|---|---|---|---|---|---|---|
| * 1 | 44.793 | 31.28 | 40.00 | -8.72 | 51.00 | -19.72 | QP |
| 2 | 109.783 | 31.38 | 43.50 | -12.12 | 53.56 | -22.18 | QP |
| 3 | 220.12 | 31.83 | 46.00 | -14.17 | 54.09 | -22.26 | QP |
| 4 | 326.456 | 29.85 | 46.00 | -16.15 | 47.82 | -17.97 | QP |
| 5 | 499.965 | 30.37 | 46.00 | -15.63 | 44.58 | -14.21 | QP |
| 6 | 637.705 | 25.63 | 46.00 | -20.37 | 38.00 | -12.37 | QP |

Note:

1. All Reading Levels is Quasi-Peak value.
2. “ * ”, means this data is the worst emission level.
3. Emission Level = Reading Level + Correct Factor
4. The Emission under 30MHz were not included is because their levels are lower than 20dB away from limit.

| | | | |
|---|---|---|---|
| Site : | CB4-H | Engineer : | Elwin |
| Model No : | GT-AX6000, | Test Date : | 2018/12/15 |
| Test Voltage : | AC 120V/60Hz | Polarity : | Vertical |
| Test Mode : | Mode 17: TX_Non Beamforming_NSS1_ADP-65DW B | | |
| Note : | 802.11ax(160M)_5570MHz_(5530+5610)_(ADP-65DW B) | | |

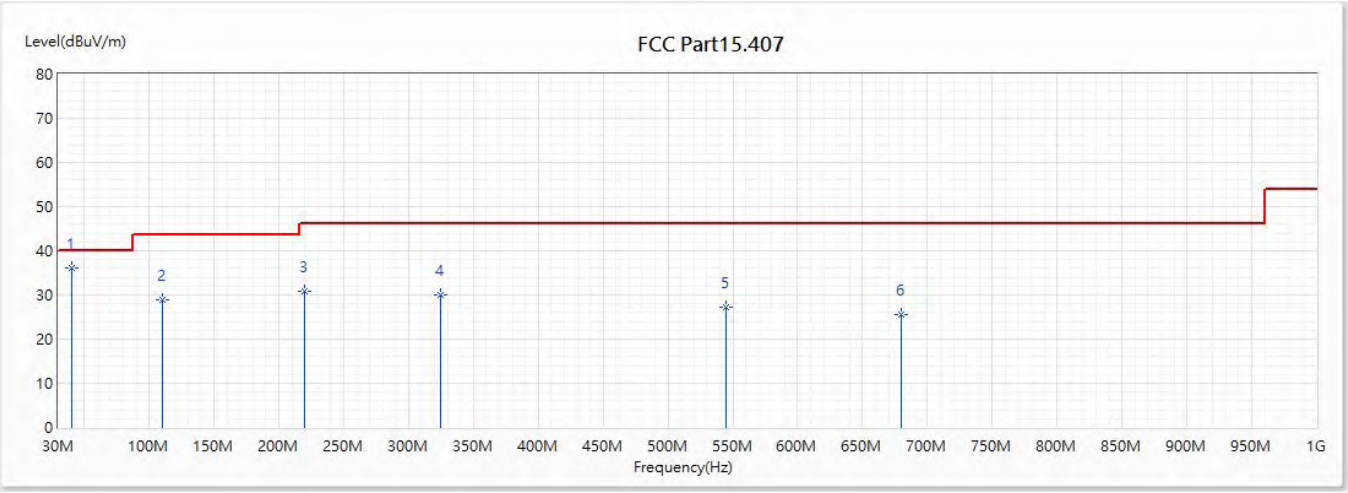


| No | Frequency (MHz) | Emission Level (dBuV/m) | Limit (dBuV/m) | Margin (dB) | Reading Level (dBuV) | Correct Factor (dB) | Detector Type |
|---|---|---|---|---|---|---|---|
| * 1 | 40.67 | 36.11 | 40.00 | -3.89 | 52.49 | -16.38 | QP |
| 2 | 109.904 | 28.81 | 43.50 | -14.69 | 50.99 | -22.18 | QP |
| 3 | 219.999 | 30.95 | 46.00 | -15.05 | 53.22 | -22.27 | QP |
| 4 | 324.759 | 29.89 | 46.00 | -16.11 | 47.92 | -18.03 | QP |
| 5 | 545.191 | 27.26 | 46.00 | -18.74 | 39.51 | -12.25 | QP |
| 6 | 679.9 | 25.63 | 46.00 | -20.37 | 37.78 | -12.15 | QP |

Note:

1. All Reading Levels is Quasi-Peak value.
2. “ * ”, means this data is the worst emission level.
3. Emission Level = Reading Level + Correct Factor
4. The Emission under 30MHz were not included is because their levels are lower than 20dB away from limit.

| | | | |
|---|---|---|---|
| Site : | CB4-H | Engineer : | Elwin |
| Model No : | GT-AX6000, | Test Date : | 2018/12/15 |
| Test Voltage : | AC 120V/60Hz | Polarity : | Horizontal |
| Test Mode : | Mode 18: TX_Non Beamforming_NSS1_AD2087320 | | |
| Note : | 802.11ac(160M)_5570MHz_(5530+5610)_(AD2087320) | | |

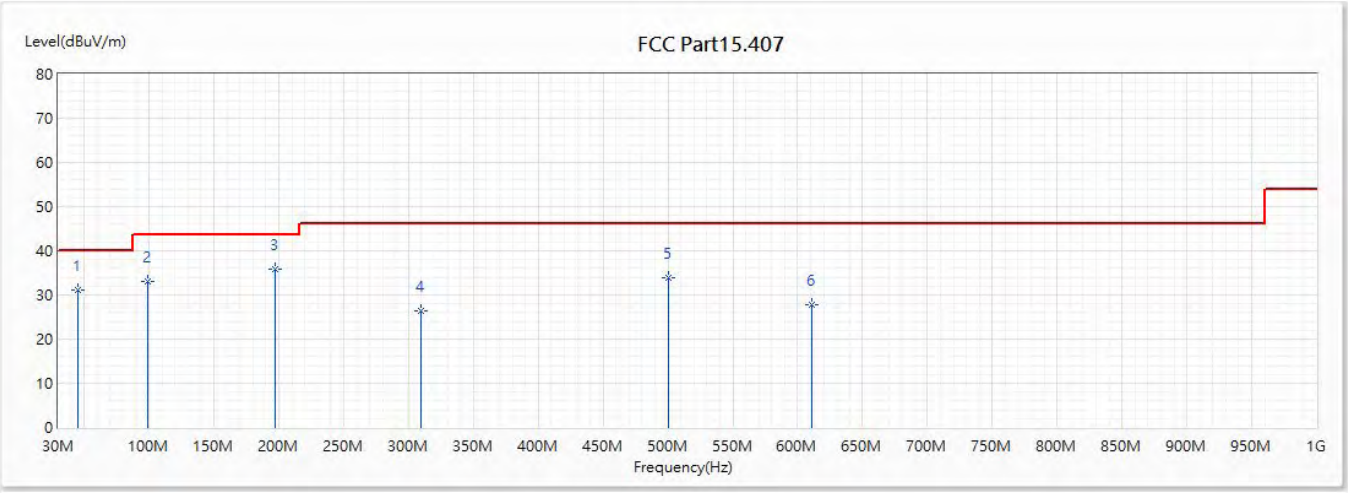


| No | Frequency (MHz) | Emission Level (dBuV/m) | Limit (dBuV/m) | Margin (dB) | Reading Level (dBuV) | Correct Factor (dB) | Detector Type |
|---|---|---|---|---|---|---|---|
| 1 | 45.035 | 31.13 | 40.00 | -8.87 | 51.06 | -19.93 | QP |
| 2 | 99.234 | 33.12 | 43.50 | -10.38 | 55.89 | -22.77 | QP |
| * 3 | 197.325 | 35.74 | 43.50 | -7.76 | 58.30 | -22.56 | QP |
| 4 | 309.845 | 26.47 | 46.00 | -19.53 | 45.63 | -19.16 | QP |
| 5 | 499.965 | 33.83 | 46.00 | -12.17 | 48.04 | -14.21 | QP |
| 6 | 610.909 | 27.71 | 46.00 | -18.29 | 39.75 | -12.04 | QP |

Note:

1. All Reading Levels is Quasi-Peak value.
2. “ * ”, means this data is the worst emission level.
3. Emission Level = Reading Level + Correct Factor
4. The Emission under 30MHz were not included is because their levels are lower than 20dB away from limit.

| | | | |
|---|---|---|---|
| Site : | CB4-H | Engineer : | Elwin |
| Model No : | GT-AX6000, | Test Date : | 2018/12/15 |
| Test Voltage : | AC 120V/60Hz | Polarity : | Vertical |
| Test Mode : | Mode 18: TX_Non Beamforming_NSS1_AD2087320 | | |
| Note : | 802.11ac(160M)_5570MHz_(5530+5610)_(AD2087320) | | |

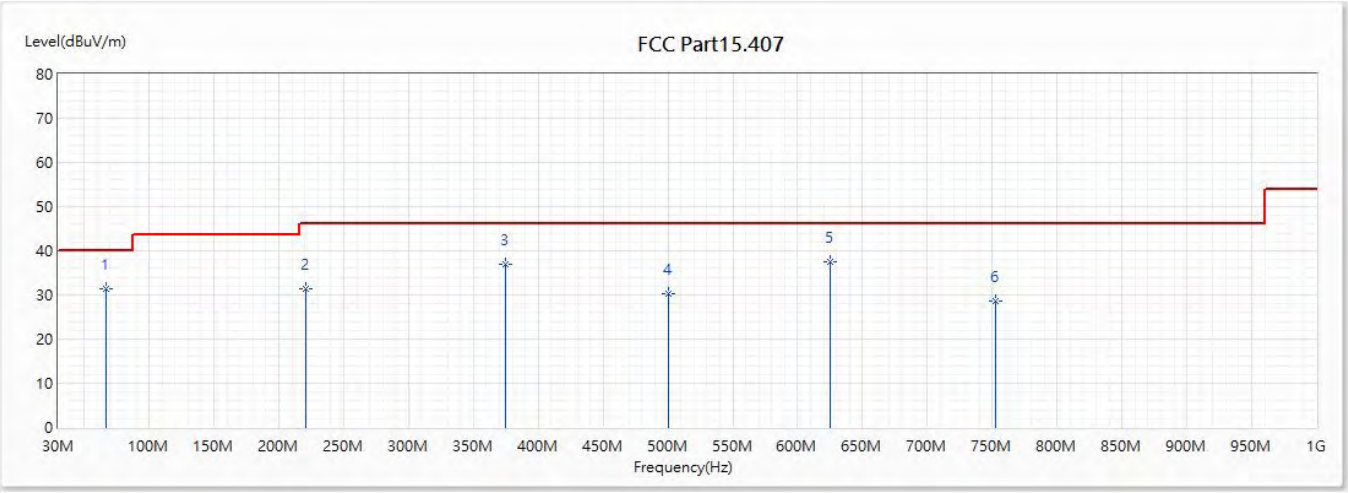


| No | Frequency (MHz) | Emission Level (dBuV/m) | Limit (dBuV/m) | Margin (dB) | Reading Level (dBuV) | Correct Factor (dB) | Detector Type |
|---|---|---|---|---|---|---|---|
| 1 | 67.224 | 31.36 | 40.00 | -8.64 | 58.54 | -27.18 | QP |
| 2 | 220.363 | 31.43 | 46.00 | -14.57 | 53.63 | -22.20 | QP |
| 3 | 375.078 | 36.93 | 46.00 | -9.07 | 53.78 | -16.85 | QP |
| 4 | 499.965 | 30.26 | 46.00 | -15.74 | 44.47 | -14.21 | QP |
| * 5 | 625.095 | 37.42 | 46.00 | -8.58 | 50.55 | -13.13 | QP |
| 6 | 752.286 | 28.54 | 46.00 | -17.46 | 39.65 | -11.11 | QP |

Note:

1. All Reading Levels is Quasi-Peak value.
2. “ * ”, means this data is the worst emission level.
3. Emission Level = Reading Level + Correct Factor
4. The Emission under 30MHz were not included is because their levels are lower than 20dB away from limit.

| | | | |
|---|---|---|---|
| Site : | CB4-H | Engineer : | Elwin |
| Model No : | GT-AX6000, | Test Date : | 2018/12/15 |
| Test Voltage : | AC 120V/60Hz | Polarity : | Horizontal |
| Test Mode : | Mode 18: TX_Non Beamforming_NSS1_AD2087320 | | |
| Note : | 802.11ax(160M)_5570MHz_(5530+5610)_(AD2087320) | | |

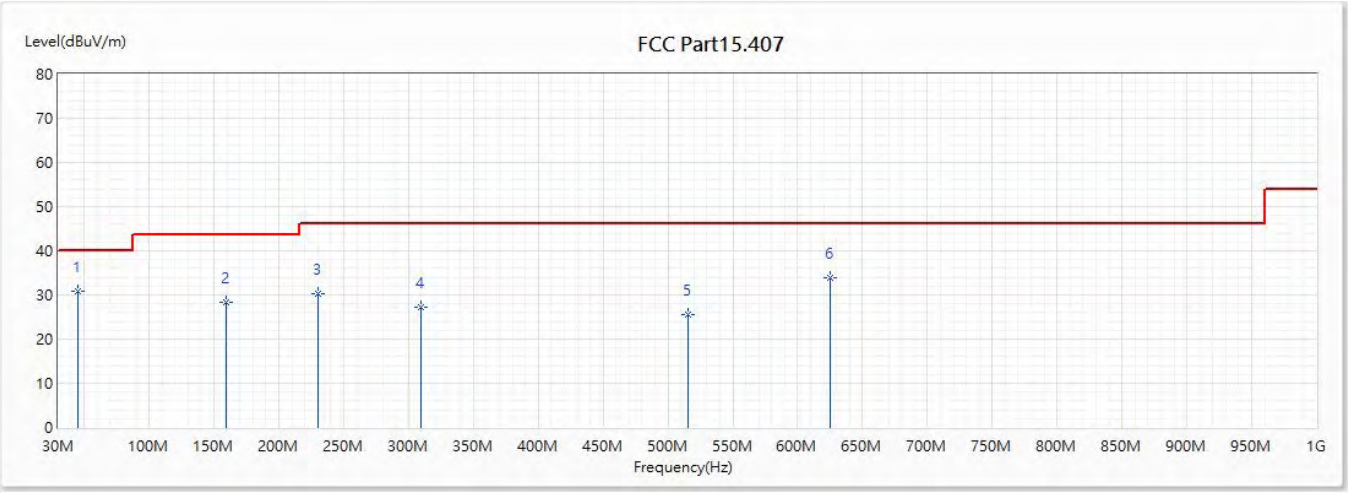


| No | Frequency (MHz) | Emission Level (dBuV/m) | Limit (dBuV/m) | Margin (dB) | Reading Level (dBuV) | Correct Factor (dB) | Detector Type |
|---|---|---|---|---|---|---|---|
| * 1 | 45.035 | 30.76 | 40.00 | -9.24 | 50.69 | -19.93 | QP |
| 2 | 159.859 | 28.38 | 43.50 | -15.12 | 50.40 | -22.02 | QP |
| 3 | 229.941 | 30.27 | 46.00 | -15.73 | 50.75 | -20.48 | QP |
| 4 | 309.603 | 27.15 | 46.00 | -18.85 | 46.30 | -19.15 | QP |
| 5 | 515.364 | 25.61 | 46.00 | -20.39 | 38.80 | -13.19 | QP |
| 6 | 625.095 | 33.84 | 46.00 | -12.16 | 46.97 | -13.13 | QP |

Note:

1. All Reading Levels is Quasi-Peak value.
2. “ * ”, means this data is the worst emission level.
3. Emission Level = Reading Level + Correct Factor
4. The Emission under 30MHz were not included is because their levels are lower than 20dB away from limit.

| | | | |
|---|---|---|---|
| Site : | CB4-H | Engineer : | Elwin |
| Model No : | GT-AX6000, | Test Date : | 2018/12/15 |
| Test Voltage : | AC 120V/60Hz | Polarity : | Vertical |
| Test Mode : | Mode 18: TX_Non Beamforming_NSS1_AD2087320 | | |
| Note : | 802.11ax(160M)_5570MHz_(5530+5610)_ (AD2087320) | | |

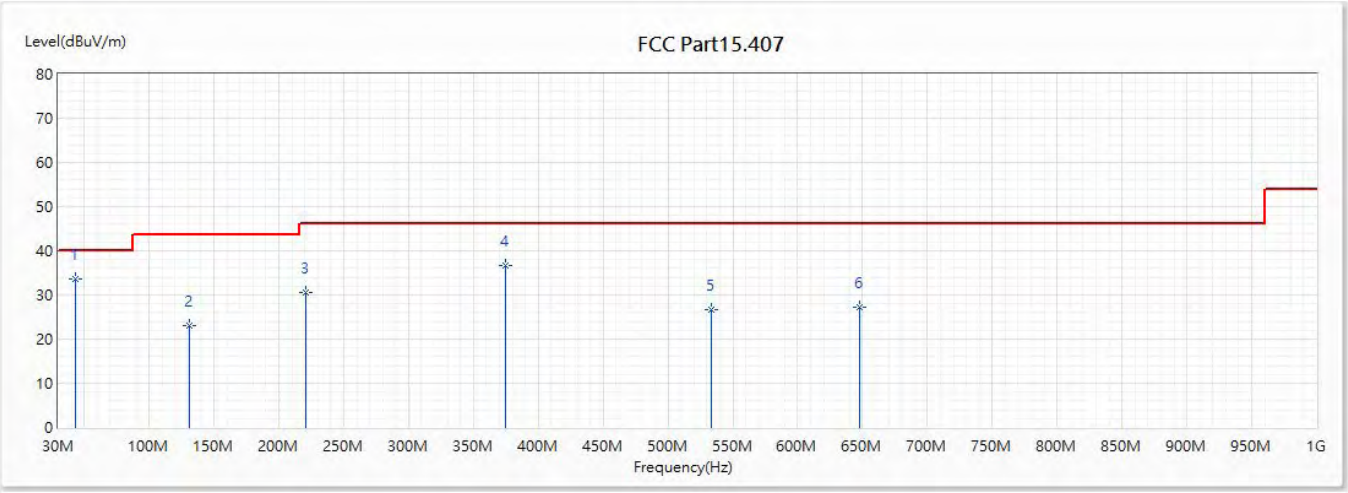


| No | Frequency (MHz) | Emission Level (dBuV/m) | Limit (dBuV/m) | Margin (dB) | Reading Level (dBuV) | Correct Factor (dB) | Detector Type |
|---|---|---|---|---|---|---|---|
| * 1 | 43.216 | 33.55 | 40.00 | -6.45 | 51.97 | -18.42 | QP |
| 2 | 131.123 | 23.09 | 43.50 | -20.41 | 45.45 | -22.36 | QP |
| 3 | 220.363 | 30.57 | 46.00 | -15.43 | 52.77 | -22.20 | QP |
| 4 | 374.956 | 36.62 | 46.00 | -9.38 | 53.49 | -16.87 | QP |
| 5 | 533.066 | 26.58 | 46.00 | -19.42 | 40.42 | -13.84 | QP |
| 6 | 647.405 | 27.29 | 46.00 | -18.71 | 40.15 | -12.86 | QP |

Note:

1. All Reading Levels is Quasi-Peak value.
2. “ * ”, means this data is the worst emission level.
3. Emission Level = Reading Level + Correct Factor
4. The Emission under 30MHz were not included is because their levels are lower than 20dB away from limit.