Harmonic & Spurious:

Site :	CB2-H	Engineer :	Rueyyan
Model No :	GT-AX6000,	Test Date :	2018/10/4
Test Voltage :	AC 120V/60Hz	Polarity :	Horizontal
Test Mode :	Mode 8:TX_AX6000_add fan_Transformer 1_ADP-65DW Y		
Note :	802.11ax(20M)_5220MHz		

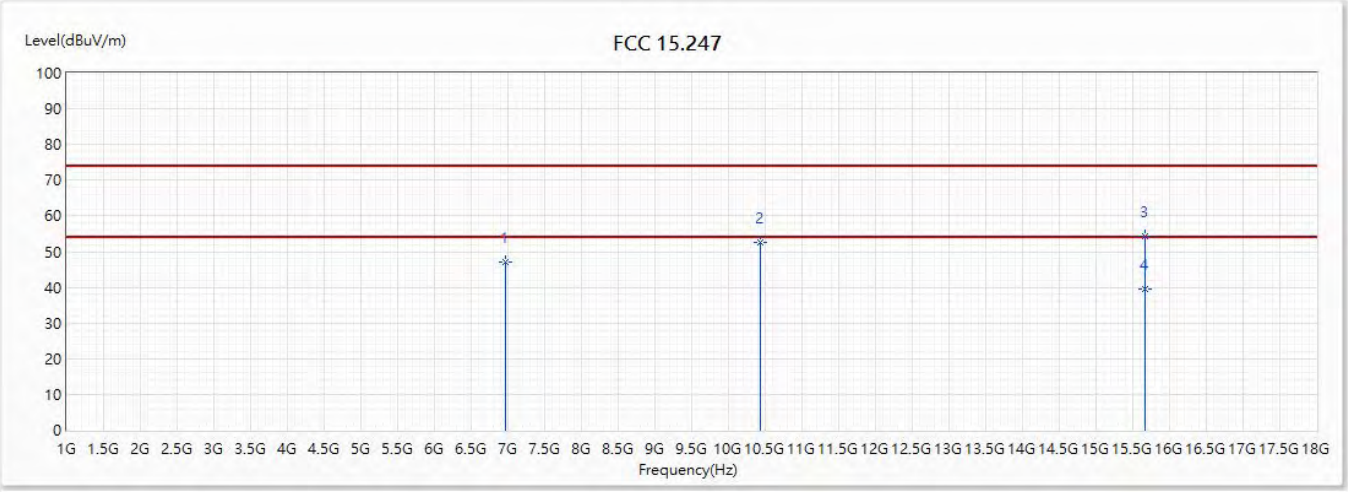

No	Frequency (MHz)	Emission Level (dBuV/m)	Limit (dBuV/m)	Margin (dB)	Reading Level (dBuV)	Correct Factor (dB)	Detector Type
1	6960	47.09	74.00	-26.91	40.93	6.16	PK
2	10440	52.50	74.00	-21.50	37.81	14.69	PK
3	15660	54.32	74.00	-19.68	40.15	14.17	PK
* 4	15660	39.41	54.00	-14.59	25.24	14.17	AV

Note:

1. All reading above 1GHz is performed with peak and/or average measurements as necessary.
2. “ * ”, means this data is the worst emission level.
3. Emission Level = Reading Level + Correct Factor.
4. The average measurement was not performed when the peak measured data under the limit of average detection.
5. The Emission above 18GHz were not included is because their levels are less than 20dBm form the limt, so as not reported.

Site :	CB2-H	Engineer :	Rueyyan
Model No :	GT-AX6000,	Test Date :	2018/10/4
Test Voltage :	AC 120V/60Hz	Polarity :	Vertical
Test Mode :	Mode 8:TX_AX6000_add fan _Transformer 1_ADP-65DW Y		
Note :	802.11ax(20M)_5220MHz		

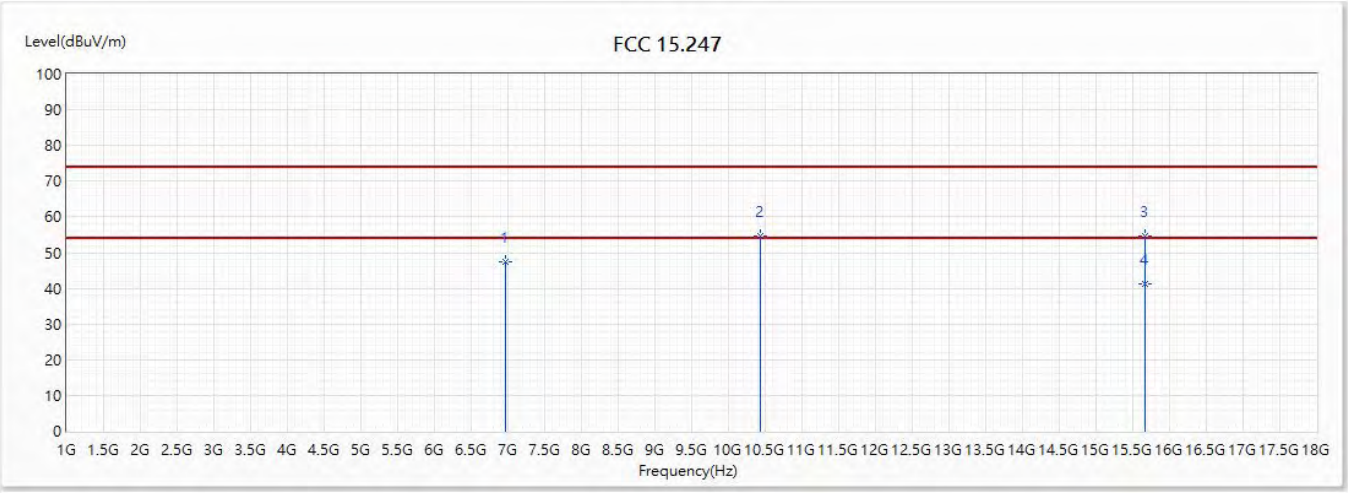

No	Frequency (MHz)	Emission Level (dBuV/m)	Limit (dBuV/m)	Margin (dB)	Reading Level (dBuV)	Correct Factor (dB)	Detector Type
1	6960	47.39	74.00	-26.61	41.23	6.16	PK
2	10440	54.53	74.00	-19.47	39.84	14.69	PK
3	15660	54.67	74.00	-19.33	40.50	14.17	PK
* 4	15660	41.12	54.00	-12.88	26.95	14.17	AV

Note:

1. All reading above 1GHz is performed with peak and/or average measurements as necessary.
2. “ * ”, means this data is the worst emission level.
3. Emission Level = Reading Level + Correct Factor.
4. The average measurement was not performed when the peak measured data under the limit of average detection.
5. The Emission above 18GHz were not included is because their levels are less than 20dBm form the limt, so as not reported.

Site :	CB2-H	Engineer :	Rueyyan
Model No :	GT-AX6000,	Test Date :	2018/10/4
Test Voltage :	AC 120V/60Hz	Polarity :	Horizontal
Test Mode :	Mode 8:TX_AX6000_add fan _Transformer 1_ADP-65DW Y		
Note :	802.11ax(80M)_5210MHz		

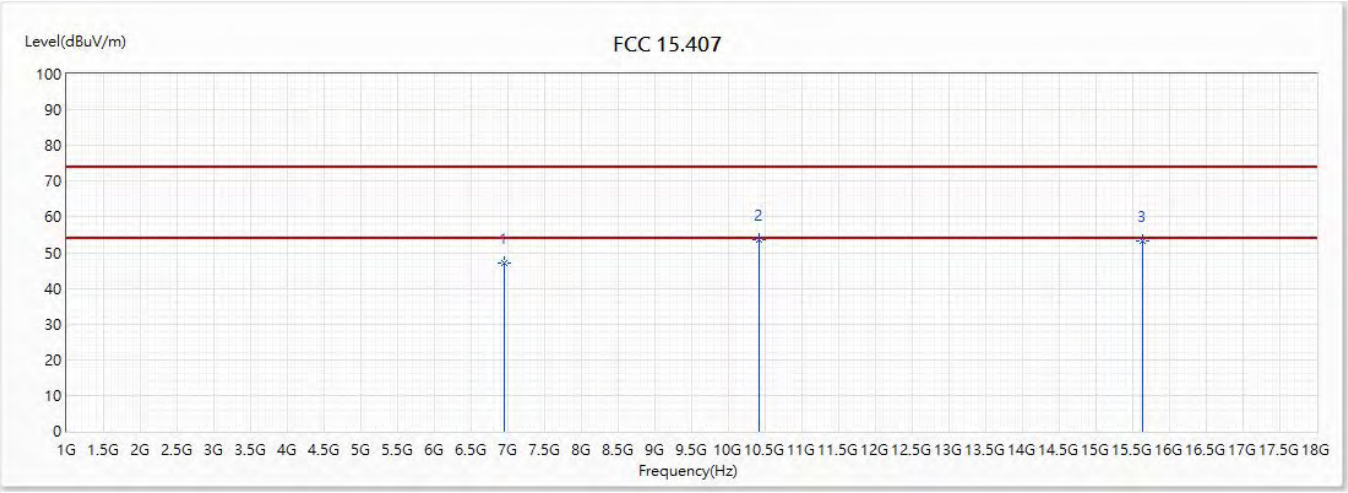

No	Frequency (MHz)	Emission Level (dBuV/m)	Limit (dBuV/m)	Margin (dB)	Reading Level (dBuV)	Correct Factor (dB)	Detector Type
1	6946	47.04	74.00	-26.96	40.93	6.11	PK
* 2	10420	53.67	74.00	-20.33	39.02	14.65	PK
3	15630	53.29	74.00	-20.71	38.87	14.42	PK

Note:

1. All reading above 1GHz is performed with peak and/or average measurements as necessary.
2. “ * ”, means this data is the worst emission level.
3. Emission Level = Reading Level + Correct Factor.
4. The average measurement was not performed when the peak measured data under the limit of average detection.
5. The Emission above 18GHz were not included is because their levels are less than 20dBm form the limt, so as not reported.

Site :	CB2-H	Engineer :	Rueyyan
Model No :	GT-AX6000,	Test Date :	2018/10/4
Test Voltage :	AC 120V/60Hz	Polarity :	Vertical
Test Mode :	Mode 8:TX_AX6000_add fan _Transformer 1_ADP-65DW Y		
Note :	802.11ax(80M)_5210MHz		

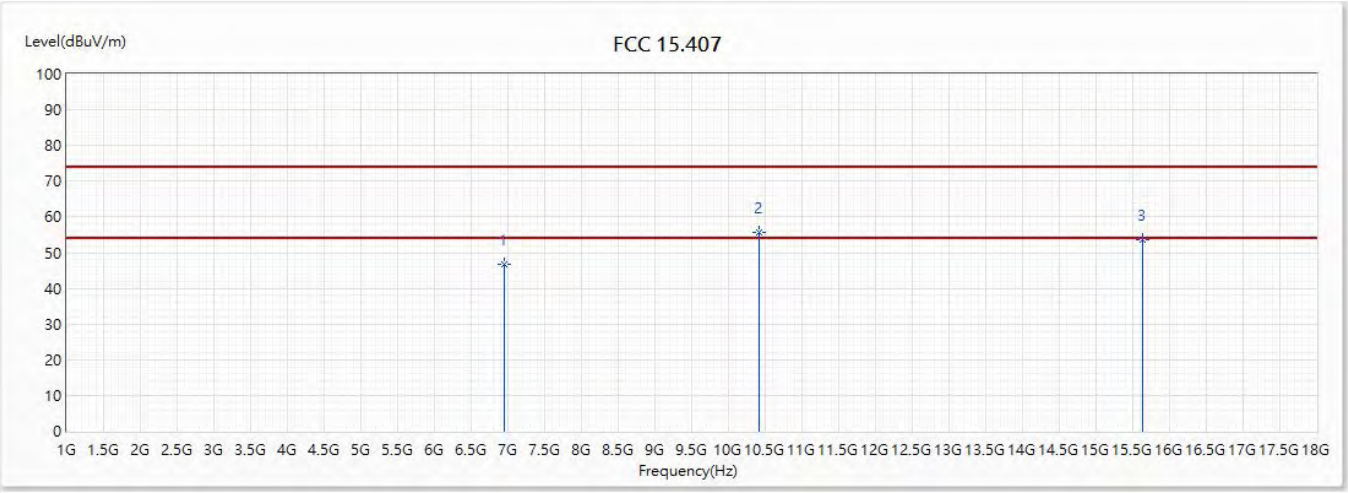

No	Frequency (MHz)	Emission Level (dBuV/m)	Limit (dBuV/m)	Margin (dB)	Reading Level (dBuV)	Correct Factor (dB)	Detector Type
1	6946	46.84	74.00	-27.16	40.73	6.11	PK
* 2	10420	55.67	74.00	-18.33	41.02	14.65	PK
3	15630	53.56	74.00	-20.44	39.14	14.42	PK

Note:

1. All reading above 1GHz is performed with peak and/or average measurements as necessary.
2. “ * ”, means this data is the worst emission level.
3. Emission Level = Reading Level + Correct Factor.
4. The average measurement was not performed when the peak measured data under the limit of average detection.
5. The Emission above 18GHz were not included is because their levels are less than 20dBm form the limt, so as not reported.

Site :	CB2-H	Engineer :	Rueyyan
Model No :	GT-AX6000,	Test Date :	2018/10/4
Test Voltage :	AC 120V/60Hz	Polarity :	Horizontal
Test Mode :	Mode 8:TX_AX6000_add fan_Transformer 1_ADP-65DW Y		
Note :	802.11ax(20M)_5785MHz		

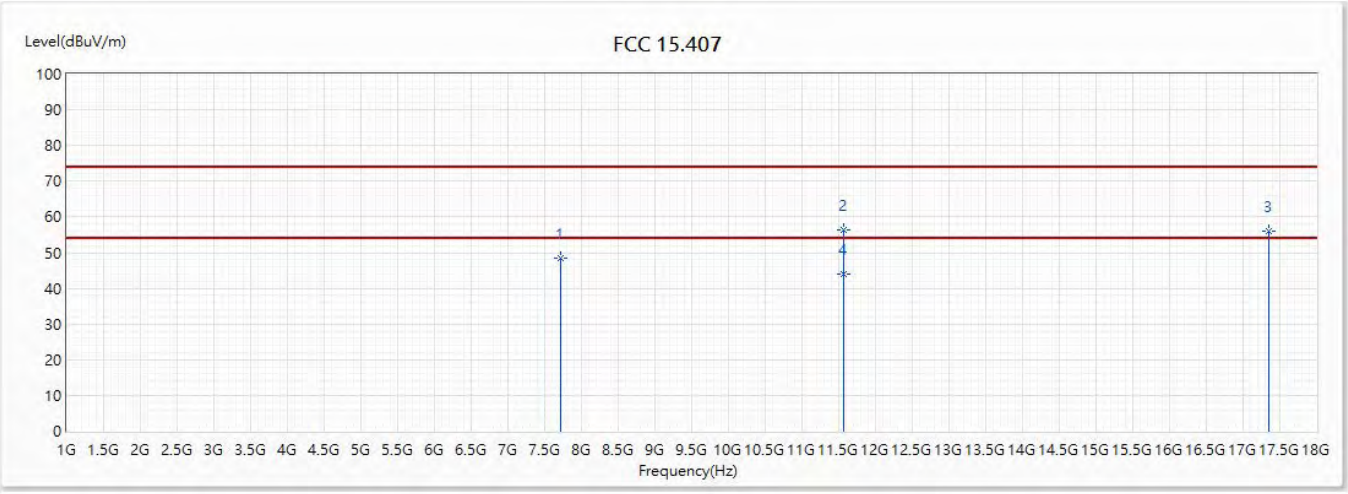

No	Frequency (MHz)	Emission Level (dBuV/m)	Limit (dBuV/m)	Margin (dB)	Reading Level (dBuV)	Correct Factor (dB)	Detector Type
1	7713	48.34	74.00	-25.66	39.57	8.77	PK
2	11570	56.48	74.00	-17.52	39.78	16.70	PK
3	17355	55.85	74.00	-18.15	38.67	17.18	PK
* 4	11570	43.97	54.00	-10.03	27.27	16.70	AV

Note:

1. All reading above 1GHz is performed with peak and/or average measurements as necessary.
2. “ * ”, means this data is the worst emission level.
3. Emission Level = Reading Level + Correct Factor.
4. The average measurement was not performed when the peak measured data under the limit of average detection.
5. The Emission above 18GHz were not included is because their levels are less than 20dBm form the limt, so as not reported.

Site :	CB2-H	Engineer :	Rueyyan
Model No :	GT-AX6000,	Test Date :	2018/10/4
Test Voltage :	AC 120V/60Hz	Polarity :	Vertical
Test Mode :	Mode 8:TX_AX6000_add fan _Transformer 1_ADP-65DW Y		
Note :	802.11ax(20M)_5785MHz		

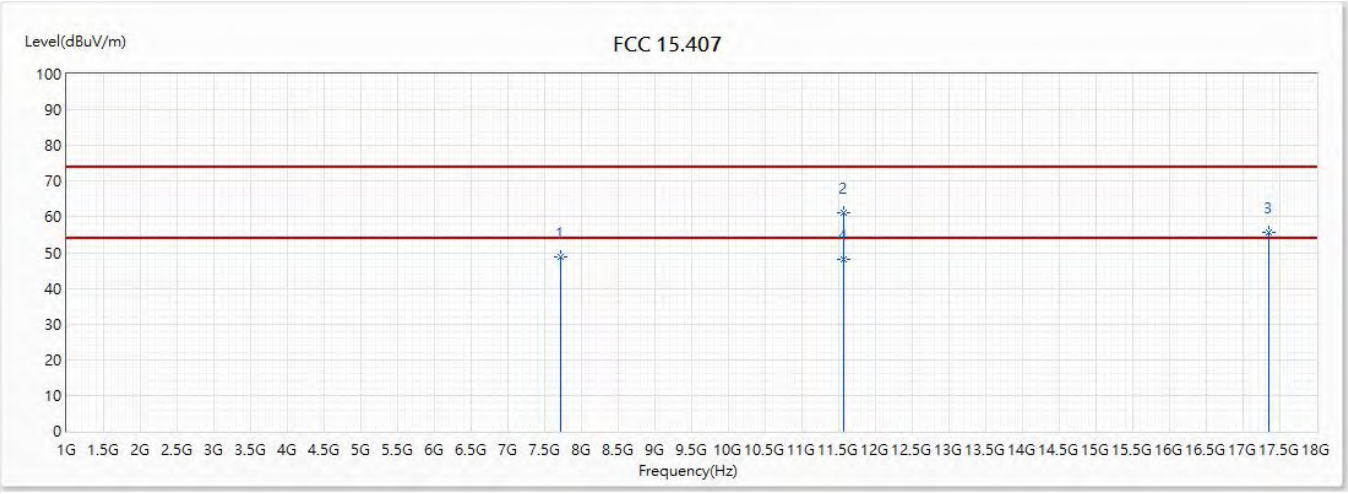

No	Frequency (MHz)	Emission Level (dBuV/m)	Limit (dBuV/m)	Margin (dB)	Reading Level (dBuV)	Correct Factor (dB)	Detector Type
1	7713	48.88	74.00	-25.12	40.11	8.77	PK
2	11570	61.17	74.00	-12.83	44.47	16.70	PK
3	17355	55.79	74.00	-18.21	38.61	17.18	PK
* 4	11570	48.22	54.00	-5.78	31.52	16.70	AV

Note:

1. All reading above 1GHz is performed with peak and/or average measurements as necessary.
2. “ * ”, means this data is the worst emission level.
3. Emission Level = Reading Level + Correct Factor.
4. The average measurement was not performed when the peak measured data under the limit of average detection.
5. The Emission above 18GHz were not included is because their levels are less than 20dBm form the limt, so as not reported.

Site :	CB2-H	Engineer :	Rueyyan
Model No :	GT-AX6000,	Test Date :	2018/10/4
Test Voltage :	AC 120V/60Hz	Polarity :	Horizontal
Test Mode :	Mode 8:TX_AX6000_add fan _Transformer 1_ADP-65DW Y		
Note :	802.11ax(80M)_5775MHz		

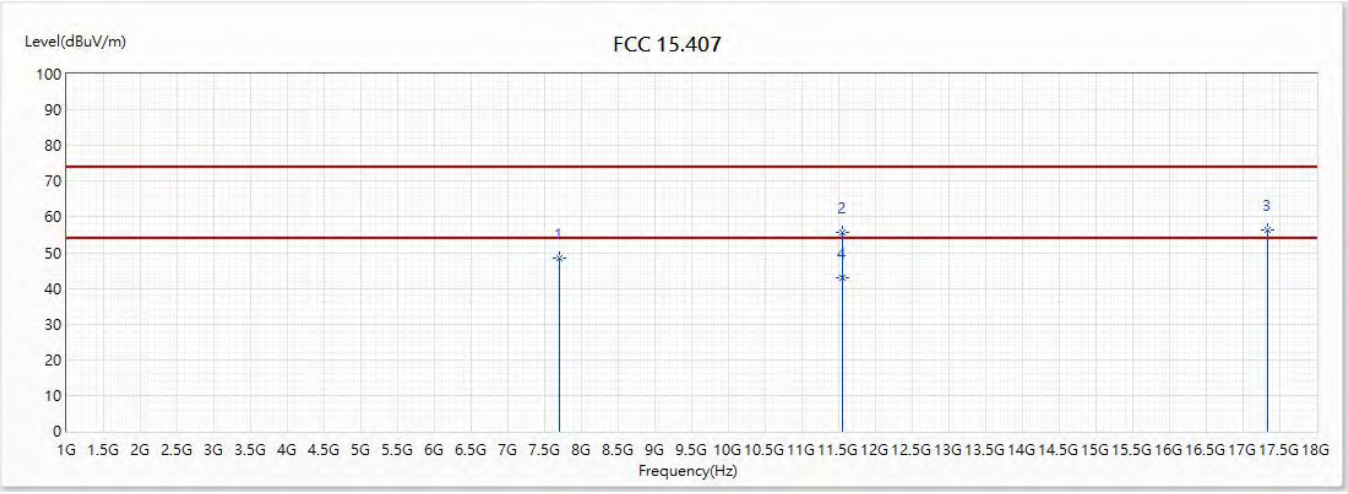

No	Frequency (MHz)	Emission Level (dBuV/m)	Limit (dBuV/m)	Margin (dB)	Reading Level (dBuV)	Correct Factor (dB)	Detector Type
1	7700	48.58	74.00	-25.42	39.86	8.72	PK
2	11550	55.63	74.00	-18.37	38.86	16.77	PK
3	17325	56.41	74.00	-17.59	39.35	17.06	PK
* 4	11550	42.89	54.00	-11.11	26.12	16.77	AV

Note:

1. All reading above 1GHz is performed with peak and/or average measurements as necessary.
2. “ * ”, means this data is the worst emission level.
3. Emission Level = Reading Level + Correct Factor.
4. The average measurement was not performed when the peak measured data under the limit of average detection.
5. The Emission above 18GHz were not included is because their levels are less than 20dBm form the limt, so as not reported.

Site :	CB2-H	Engineer :	Rueyyan
Model No :	GT-AX6000,	Test Date :	2018/10/4
Test Voltage :	AC 120V/60Hz	Polarity :	Vertical
Test Mode :	Mode 8:TX_AX6000_add fan _Transformer 1_ADP-65DW Y		
Note :	802.11ax(80M)_5775MHz		

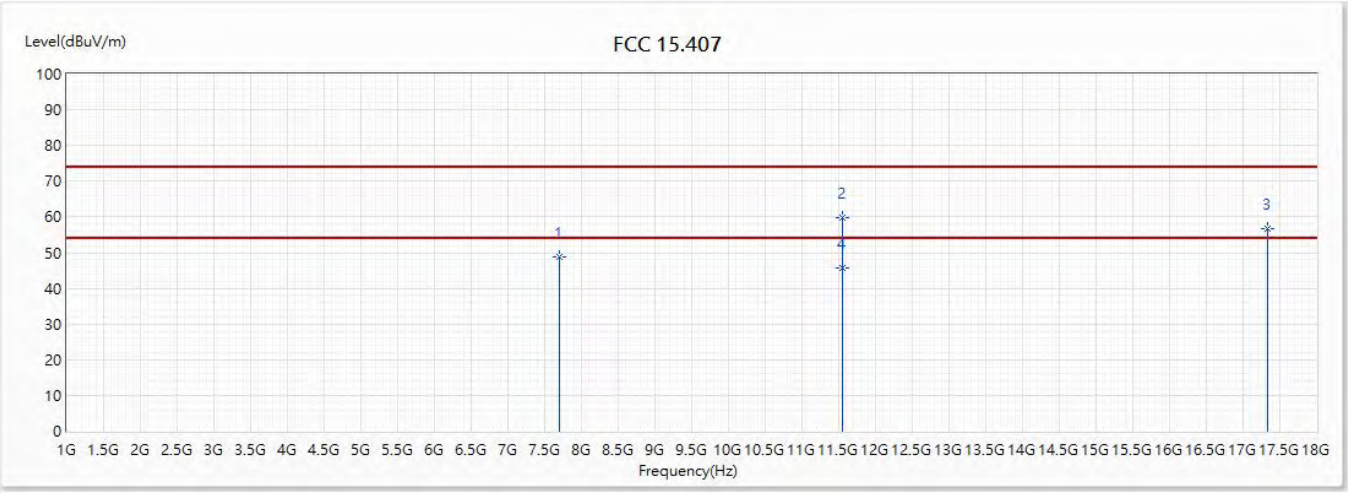

No	Frequency (MHz)	Emission Level (dBuV/m)	Limit (dBuV/m)	Margin (dB)	Reading Level (dBuV)	Correct Factor (dB)	Detector Type
1	7700	48.67	74.00	-25.33	39.95	8.72	PK
2	11550	59.67	74.00	-14.33	42.90	16.77	PK
3	17325	56.77	74.00	-17.23	39.71	17.06	PK
* 4	11550	45.79	54.00	-8.21	29.02	16.77	AV

Note:

1. All reading above 1GHz is performed with peak and/or average measurements as necessary.
2. “ * ”, means this data is the worst emission level.
3. Emission Level = Reading Level + Correct Factor.
4. The average measurement was not performed when the peak measured data under the limit of average detection.
5. The Emission above 18GHz were not included is because their levels are less than 20dBm form the limt, so as not reported.

Site :	CB2-H	Engineer :	Elwin
Model No :	GT-AX6000	Test Date :	2018/11/22
Test Voltage :	AC 120V / 60Hz	Polarity :	Horizontal
Test Mode :	Mode 14:TX_Non Beamforming_NSS1_ADP-65DW Y		
Note :	802.11a_5260MHz		

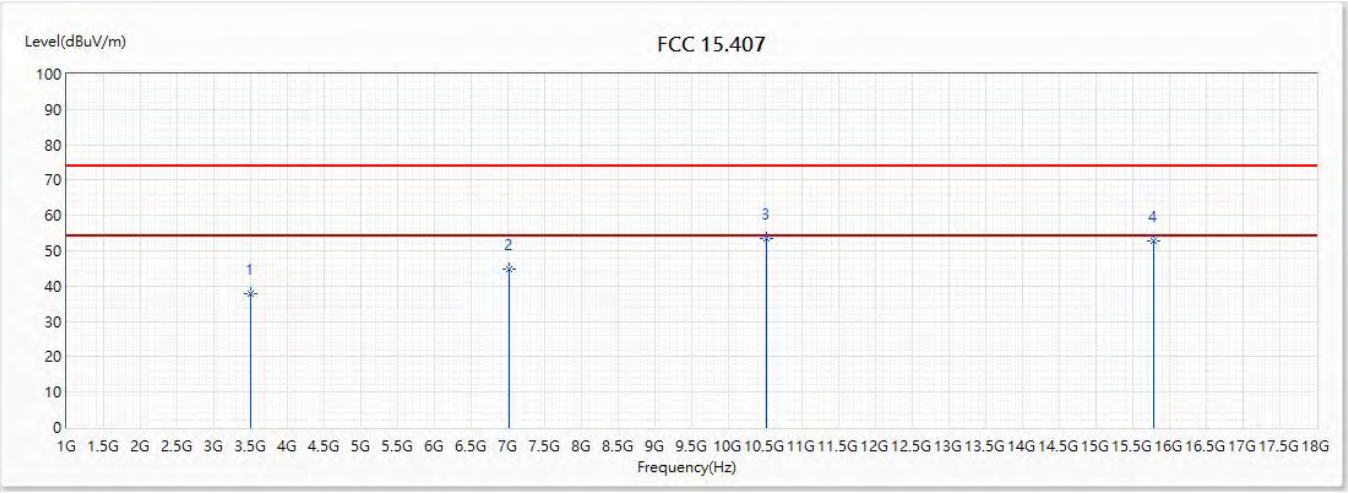

No	Frequency (MHz)	Emission Level (dBuV/m)	Limit (dBuV/m)	Margin (dB)	Reading Level (dBuV)	Correct Factor (dB)	Detector Type
1	3506	37.85	74.00	-36.15	44.01	-6.16	PK
2	7013	44.77	74.00	-29.23	38.38	6.39	PK
* 3	10520	53.61	74.00	-20.39	38.87	14.74	PK
4	15780	52.67	74.00	-21.33	39.17	13.50	PK

Note:

1. All reading above 1GHz is performed with peak and/or average measurements as necessary.
2. “ * ”, means this data is the worst emission level.
3. Emission Level = Reading Level + Correct Factor.
4. The average measurement was not performed when the peak measured data under the limit of average detection.
5. The Emission above 18GHz were not included is because their levels are less than 20dBm form the limt, so as not reported.

Site :	CB2-H	Engineer :	Elwin
Model No :	GT-AX6000	Test Date :	2018/11/22
Test Voltage :	AC 120V / 60Hz	Polarity :	Vertical
Test Mode :	Mode 14:TX_Non Beamforming_NSS1_ADP-65DW Y		
Note :	802.11a_5260MHz		

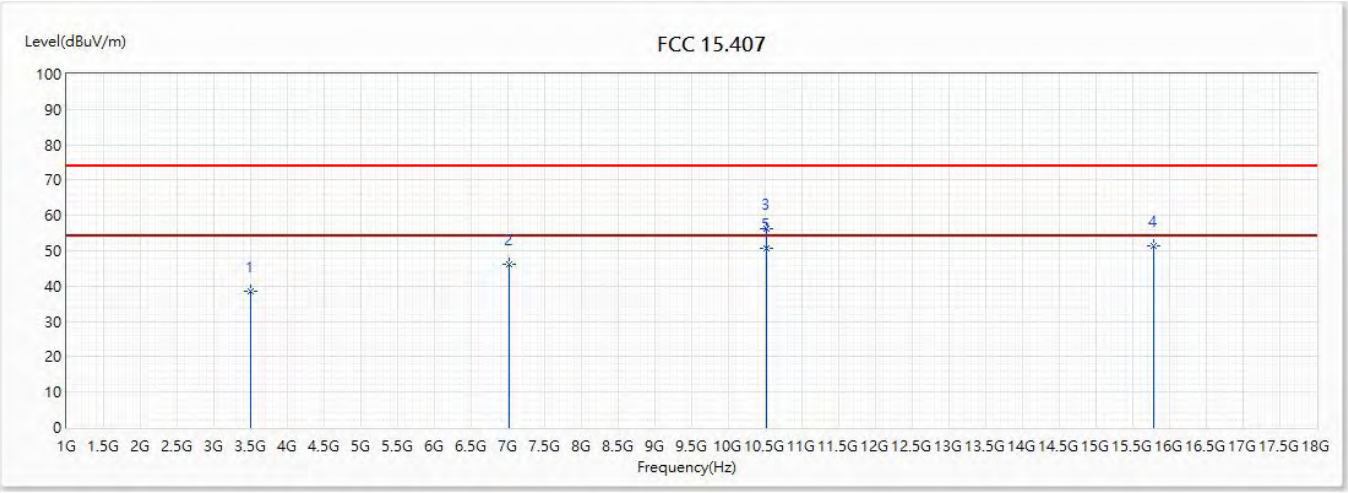

No	Frequency (MHz)	Emission Level (dBuV/m)	Limit (dBuV/m)	Margin (dB)	Reading Level (dBuV)	Correct Factor (dB)	Detector Type
1	3506	38.61	74.00	-35.39	44.77	-6.16	PK
2	7013	46.23	74.00	-27.77	39.84	6.39	PK
3	10520	56.32	74.00	-17.68	41.58	14.74	PK
4	15780	51.24	74.00	-22.76	37.74	13.50	PK
* 5	10520	50.55	54.00	-3.45	35.81	14.74	AV

Note:

1. All reading above 1GHz is performed with peak and/or average measurements as necessary.
2. “ * ”, means this data is the worst emission level.
3. Emission Level = Reading Level + Correct Factor.
4. The average measurement was not performed when the peak measured data under the limit of average detection.
5. The Emission above 18GHz were not included is because their levels are less than 20dBm form the limt, so as not reported.

Site :	CB2-H	Engineer :	Elwin
Model No :	GT-AX6000	Test Date :	2018/11/22
Test Voltage :	AC 120V / 60Hz	Polarity :	Horizontal
Test Mode :	Mode 14:TX_Non Beamforming_NSS1_ADP-65DW Y		
Note :	802.11a_5300MHz		

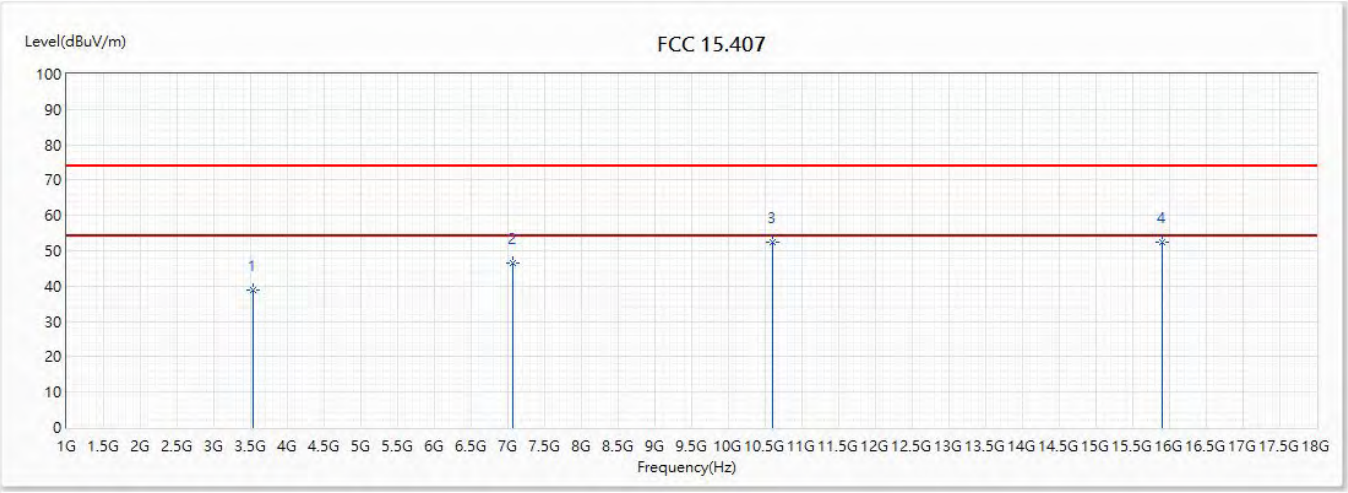

No	Frequency (MHz)	Emission Level (dBuV/m)	Limit (dBuV/m)	Margin (dB)	Reading Level (dBuV)	Correct Factor (dB)	Detector Type
1	3533	38.81	74.00	-35.19	44.88	-6.07	PK
2	7066	46.51	74.00	-27.49	39.95	6.56	PK
* 3	10600	52.45	74.00	-21.55	37.62	14.83	PK
4	15900	52.30	74.00	-21.70	38.89	13.41	PK

Note:

1. All reading above 1GHz is performed with peak and/or average measurements as necessary.
2. “ * ”, means this data is the worst emission level.
3. Emission Level = Reading Level + Correct Factor.
4. The average measurement was not performed when the peak measured data under the limit of average detection.
5. The Emission above 18GHz were not included is because their levels are less than 20dBm form the limt, so as not reported.

Site :	CB2-H	Engineer :	Elwin
Model No :	GT-AX6000	Test Date :	2018/11/22
Test Voltage :	AC 120V / 60Hz	Polarity :	Vertical
Test Mode :	Mode 14:TX_Non Beamforming_NSS1_ADP-65DW Y		
Note :	802.11a_5300MHz		

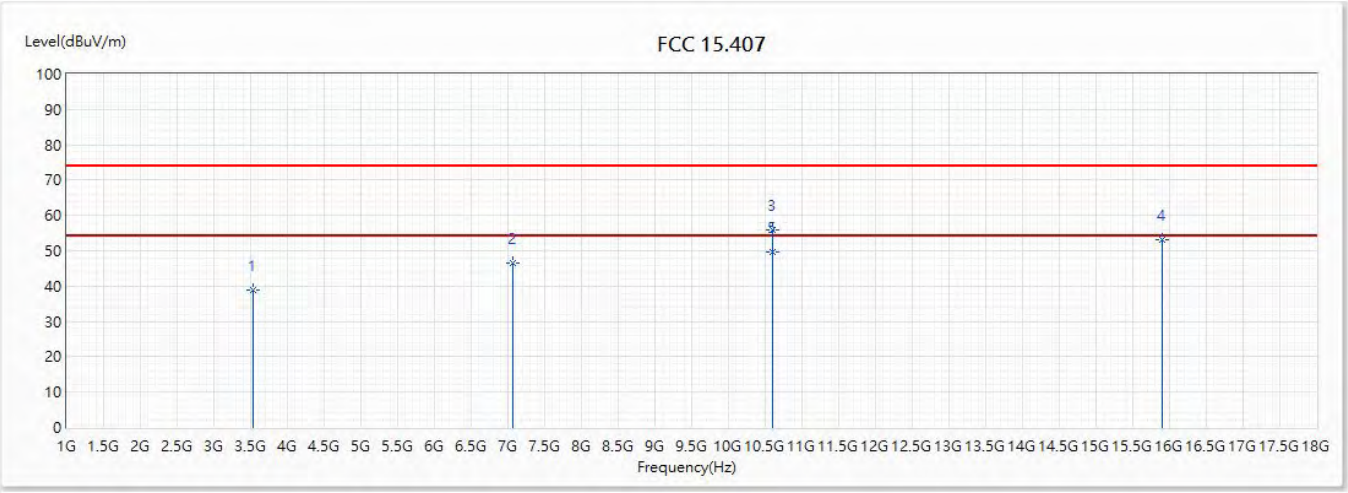

No	Frequency (MHz)	Emission Level (dBuV/m)	Limit (dBuV/m)	Margin (dB)	Reading Level (dBuV)	Correct Factor (dB)	Detector Type
1	3533	38.94	74.00	-35.06	45.01	-6.07	PK
2	7066	46.53	74.00	-27.47	39.97	6.56	PK
3	10600	56.02	74.00	-17.98	41.19	14.83	PK
4	15900	53.17	74.00	-20.83	39.76	13.41	PK
* 5	10600	49.65	54.00	-4.35	34.82	14.83	AV

Note:

1. All reading above 1GHz is performed with peak and/or average measurements as necessary.
2. “ * ”, means this data is the worst emission level.
3. Emission Level = Reading Level + Correct Factor.
4. The average measurement was not performed when the peak measured data under the limit of average detection.
5. The Emission above 18GHz were not included is because their levels are less than 20dBm form the limt, so as not reported.

Site :	CB2-H	Engineer :	Elwin
Model No :	GT-AX6000	Test Date :	2018/11/22
Test Voltage :	AC 120V / 60Hz	Polarity :	Horizontal
Test Mode :	Mode 14:TX_Non Beamforming_NSS1_ADP-65DW Y		
Note :	802.11a_5320MHz		

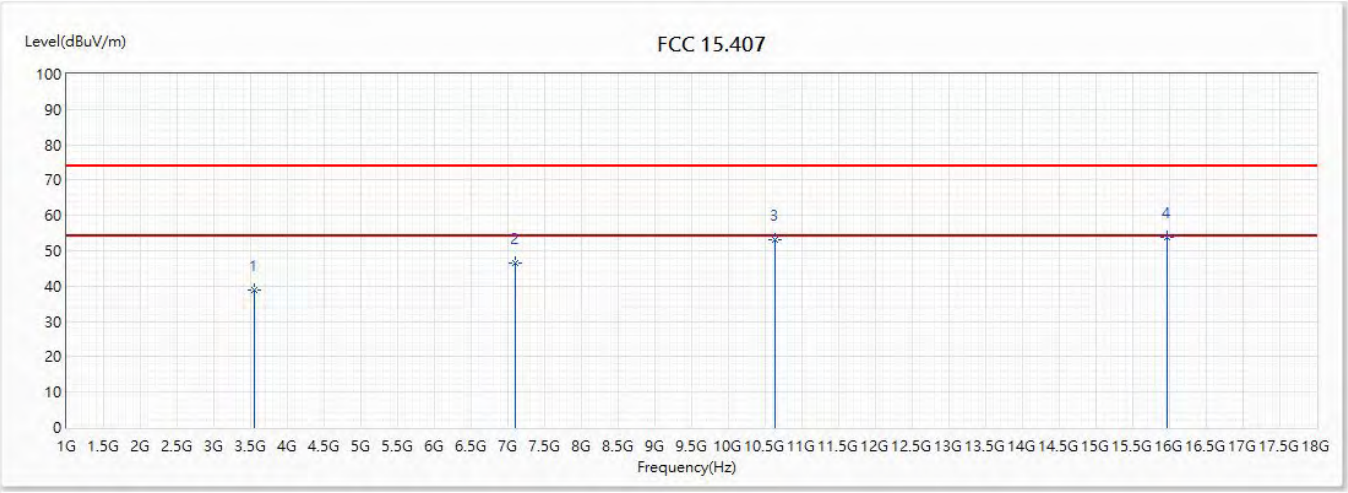

No	Frequency (MHz)	Emission Level (dBuV/m)	Limit (dBuV/m)	Margin (dB)	Reading Level (dBuV)	Correct Factor (dB)	Detector Type
1	3546	39.03	74.00	-34.97	45.07	-6.04	PK
2	7093	46.61	74.00	-27.39	39.97	6.64	PK
3	10640	53.21	74.00	-20.79	38.33	14.88	PK
* 4	15960	53.68	74.00	-20.32	40.29	13.39	PK

Note:

1. All reading above 1GHz is performed with peak and/or average measurements as necessary.
2. “ * ”, means this data is the worst emission level.
3. Emission Level = Reading Level + Correct Factor.
4. The average measurement was not performed when the peak measured data under the limit of average detection.
5. The Emission above 18GHz were not included is because their levels are less than 20dBm form the limt, so as not reported.

Site :	CB2-H	Engineer :	Elwin
Model No :	GT-AX6000	Test Date :	2018/11/22
Test Voltage :	AC 120V / 60Hz	Polarity :	Vertical
Test Mode :	Mode 14:TX_Non Beamforming_NSS1_ADP-65DW Y		
Note :	802.11a_5320MHz		

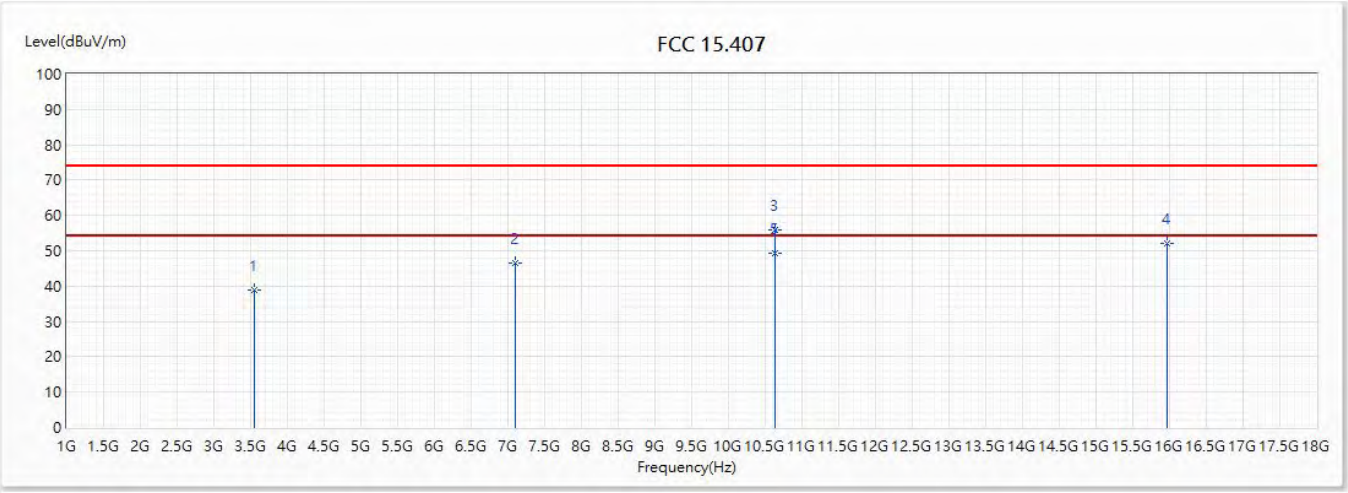

No	Frequency (MHz)	Emission Level (dBuV/m)	Limit (dBuV/m)	Margin (dB)	Reading Level (dBuV)	Correct Factor (dB)	Detector Type
1	3546	38.86	74.00	-35.14	44.90	-6.04	PK
2	7093	46.37	74.00	-27.63	39.73	6.64	PK
3	10640	55.78	74.00	-18.22	40.90	14.88	PK
4	15960	52.25	74.00	-21.75	38.86	13.39	PK
* 5	10640	49.26	54.00	-4.74	34.38	14.88	AV

Note:

1. All reading above 1GHz is performed with peak and/or average measurements as necessary.
2. “ * ”, means this data is the worst emission level.
3. Emission Level = Reading Level + Correct Factor.
4. The average measurement was not performed when the peak measured data under the limit of average detection.
5. The Emission above 18GHz were not included is because their levels are less than 20dBm form the limt, so as not reported.

Site :	CB2-H	Engineer :	Elwin
Model No :	GT-AX6000	Test Date :	2018/11/23
Test Voltage :	AC 120V / 60Hz	Polarity :	Horizontal
Test Mode :	Mode 14:TX_Non Beamforming_NSS1_ADP-65DW Y		
Note :	802.1ac(20M)_5260MHz		

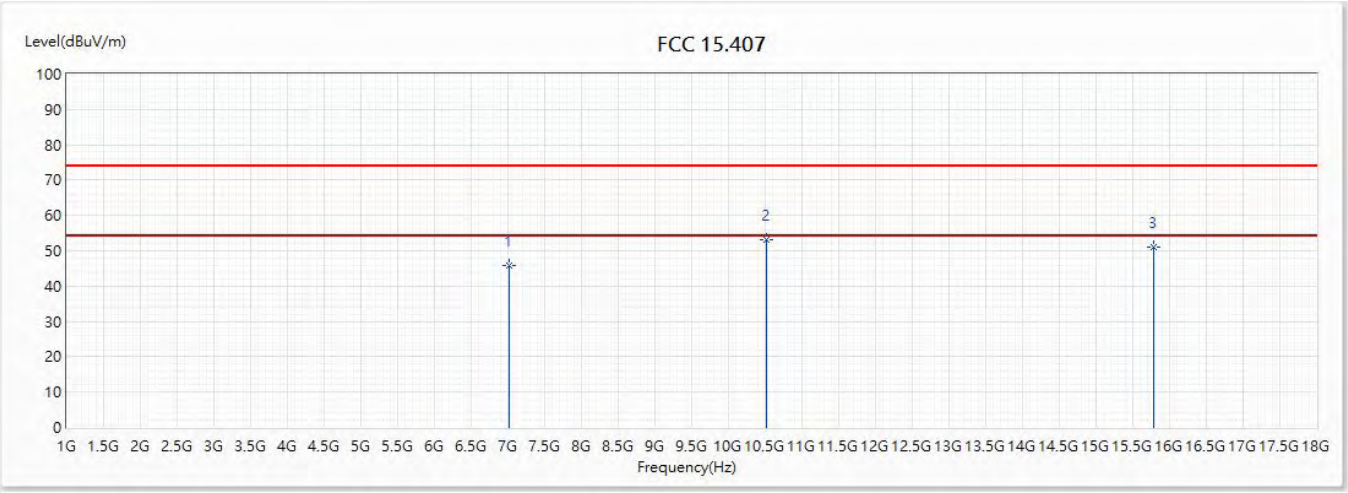

No	Frequency (MHz)	Emission Level (dBuV/m)	Limit (dBuV/m)	Margin (dB)	Reading Level (dBuV)	Correct Factor (dB)	Detector Type
1	7013	45.95	74.00	-28.05	39.56	6.39	PK
* 2	10520	53.16	74.00	-20.84	38.42	14.74	PK
3	15780	50.99	74.00	-23.01	37.49	13.50	PK

Note:

1. All reading above 1GHz is performed with peak and/or average measurements as necessary.
2. “ * ”, means this data is the worst emission level.
3. Emission Level = Reading Level + Correct Factor.
4. The average measurement was not performed when the peak measured data under the limit of average detection.
5. The Emission above 18GHz were not included is because their levels are less than 20dBm form the limt, so as not reported.

Site :	CB2-H	Engineer :	Elwin
Model No :	GT-AX6000	Test Date :	2018/11/23
Test Voltage :	AC 120V / 60Hz	Polarity :	Vertical
Test Mode :	Mode 14:TX_Non Beamforming_NSS1_ADP-65DW Y		
Note :	802.1ac(20M)_5260MHz		

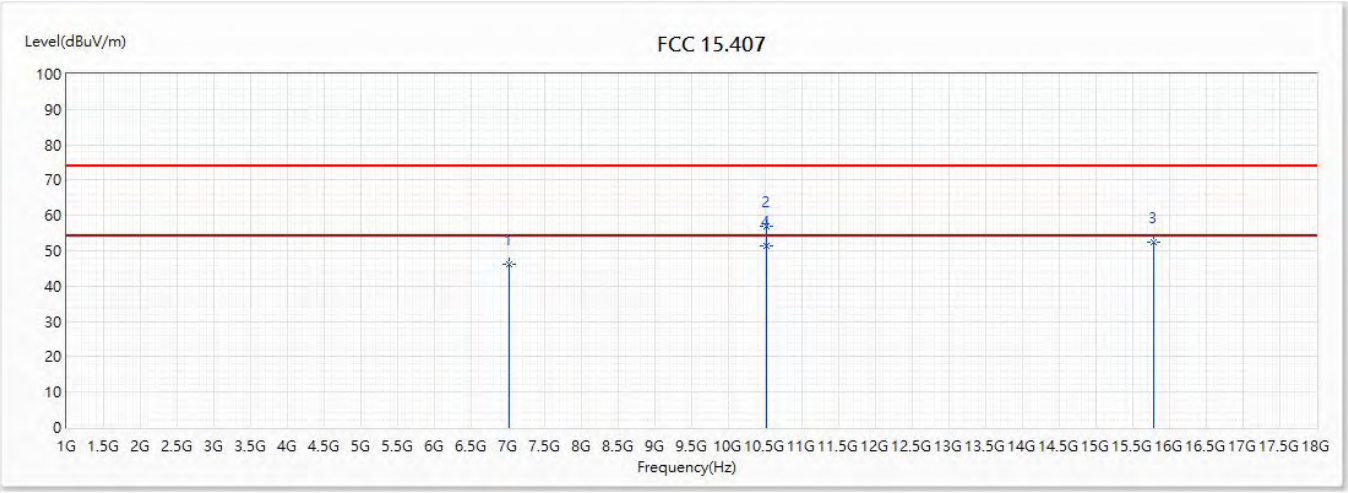

No	Frequency (MHz)	Emission Level (dBuV/m)	Limit (dBuV/m)	Margin (dB)	Reading Level (dBuV)	Correct Factor (dB)	Detector Type
1	7013	46.26	74.00	-27.74	39.87	6.39	PK
2	10520	56.84	74.00	-17.16	42.10	14.74	PK
3	15780	52.36	74.00	-21.64	38.86	13.50	PK
* 4	10520	51.35	54.00	-2.65	36.61	14.74	AV

Note:

1. All reading above 1GHz is performed with peak and/or average measurements as necessary.
2. “ * ”, means this data is the worst emission level.
3. Emission Level = Reading Level + Correct Factor.
4. The average measurement was not performed when the peak measured data under the limit of average detection.
5. The Emission above 18GHz were not included is because their levels are less than 20dBm form the limt, so as not reported.

Site :	CB2-H	Engineer :	Elwin
Model No :	GT-AX6000	Test Date :	2018/11/23
Test Voltage :	AC 120V / 60Hz	Polarity :	Horizontal
Test Mode :	Mode 14:TX_Non Beamforming_NSS1_ADP-65DW Y		
Note :	802.1ac(20M)_5300MHz		

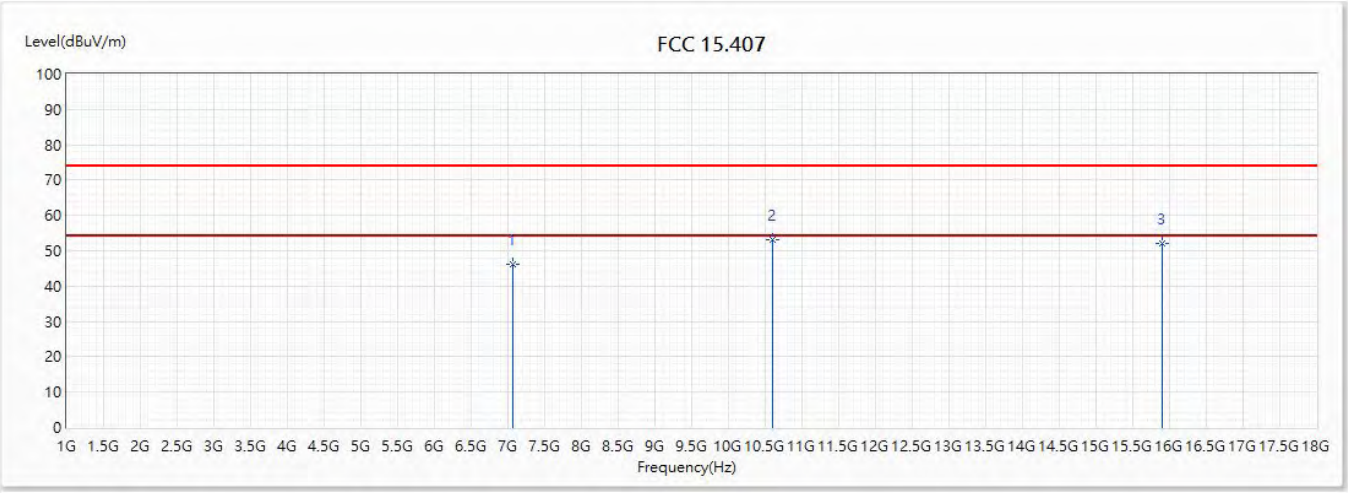

No	Frequency (MHz)	Emission Level (dBuV/m)	Limit (dBuV/m)	Margin (dB)	Reading Level (dBuV)	Correct Factor (dB)	Detector Type
1	7066	46.13	74.00	-27.87	39.57	6.56	PK
* 2	10600	53.24	74.00	-20.76	38.41	14.83	PK
3	15900	52.22	74.00	-21.78	38.81	13.41	PK

Note:

1. All reading above 1GHz is performed with peak and/or average measurements as necessary.
2. “ * ”, means this data is the worst emission level.
3. Emission Level = Reading Level + Correct Factor.
4. The average measurement was not performed when the peak measured data under the limit of average detection.
5. The Emission above 18GHz were not included is because their levels are less than 20dBm form the limt, so as not reported.

Site :	CB2-H	Engineer :	Elwin
Model No :	GT-AX6000	Test Date :	2018/11/23
Test Voltage :	AC 120V / 60Hz	Polarity :	Vertical
Test Mode :	Mode 14:TX_Non Beamforming_NSS1_ADP-65DW Y		
Note :	802.1ac(20M)_5300MHz		

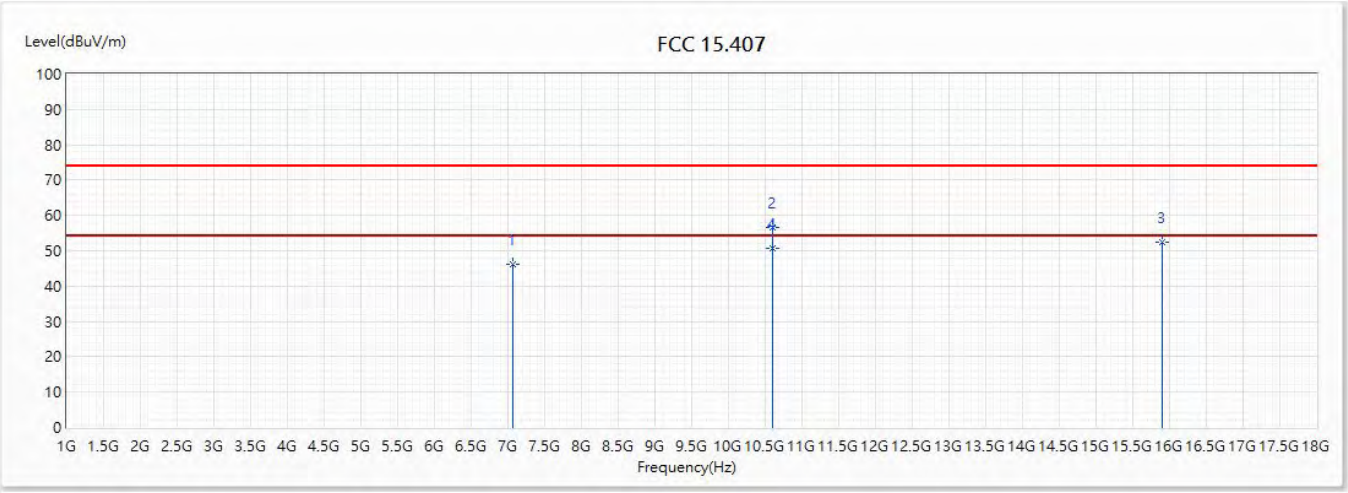

No	Frequency (MHz)	Emission Level (dBuV/m)	Limit (dBuV/m)	Margin (dB)	Reading Level (dBuV)	Correct Factor (dB)	Detector Type
1	7066	46.05	74.00	-27.95	39.49	6.56	PK
2	10600	56.45	74.00	-17.55	41.62	14.83	PK
3	15900	52.42	74.00	-21.58	39.01	13.41	PK
* 4	10600	50.84	54.00	-3.16	36.01	14.83	AV

Note:

1. All reading above 1GHz is performed with peak and/or average measurements as necessary.
2. “ * ”, means this data is the worst emission level.
3. Emission Level = Reading Level + Correct Factor.
4. The average measurement was not performed when the peak measured data under the limit of average detection.
5. The Emission above 18GHz were not included is because their levels are less than 20dBm form the limt, so as not reported.

Site :	CB2-H	Engineer :	Elwin
Model No :	GT-AX6000	Test Date :	2018/11/23
Test Voltage :	AC 120V / 60Hz	Polarity :	Horizontal
Test Mode :	Mode 14:TX_Non Beamforming_NSS1_ADP-65DW Y		
Note :	802.1ac(20M)_5320MHz		

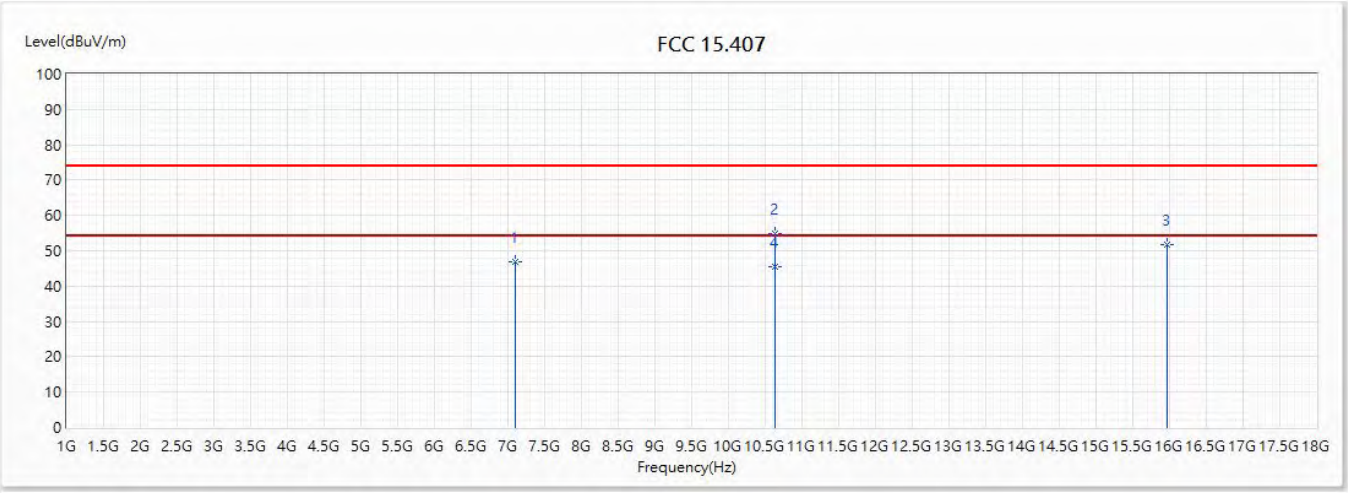

No	Frequency (MHz)	Emission Level (dBuV/m)	Limit (dBuV/m)	Margin (dB)	Reading Level (dBuV)	Correct Factor (dB)	Detector Type
1	7093	46.86	74.00	-27.14	40.22	6.64	PK
2	10640	54.76	74.00	-19.24	39.88	14.88	PK
3	15960	51.72	74.00	-22.28	38.33	13.39	PK
* 4	10640	45.42	54.00	-8.58	30.54	14.88	AV

Note:

1. All reading above 1GHz is performed with peak and/or average measurements as necessary.
2. “ * ”, means this data is the worst emission level.
3. Emission Level = Reading Level + Correct Factor.
4. The average measurement was not performed when the peak measured data under the limit of average detection.
5. The Emission above 18GHz were not included is because their levels are less than 20dBm form the limt, so as not reported.

Site :	CB2-H	Engineer :	Elwin
Model No :	GT-AX6000	Test Date :	2018/11/23
Test Voltage :	AC 120V / 60Hz	Polarity :	Vertical
Test Mode :	Mode 14:TX_Non Beamforming_NSS1_ADP-65DW Y		
Note :	802.1ac(20M)_5320MHz		

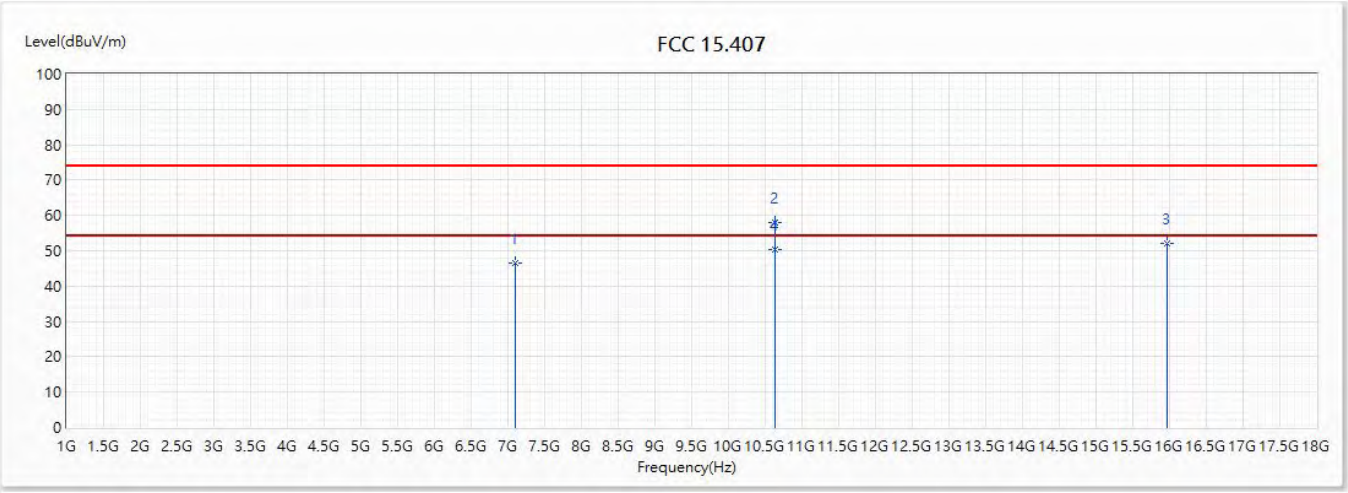

No	Frequency (MHz)	Emission Level (dBuV/m)	Limit (dBuV/m)	Margin (dB)	Reading Level (dBuV)	Correct Factor (dB)	Detector Type
1	7093	46.69	74.00	-27.31	40.05	6.64	PK
2	10640	57.91	74.00	-16.09	43.03	14.88	PK
3	15960	52.06	74.00	-21.94	38.67	13.39	PK
* 4	10640	50.46	54.00	-3.54	35.58	14.88	AV

Note:

1. All reading above 1GHz is performed with peak and/or average measurements as necessary.
2. “ * ”, means this data is the worst emission level.
3. Emission Level = Reading Level + Correct Factor.
4. The average measurement was not performed when the peak measured data under the limit of average detection.
5. The Emission above 18GHz were not included is because their levels are less than 20dBm form the limt, so as not reported.

Site :	CB2-H	Engineer :	Elwin
Model No :	GT-AX6000	Test Date :	2018/11/23
Test Voltage :	AC 120V / 60Hz	Polarity :	Horizontal
Test Mode :	Mode 14:TX_Non Beamforming_NSS1_ADP-65DW Y		
Note :	802.1ac(40M)_5270MHz		

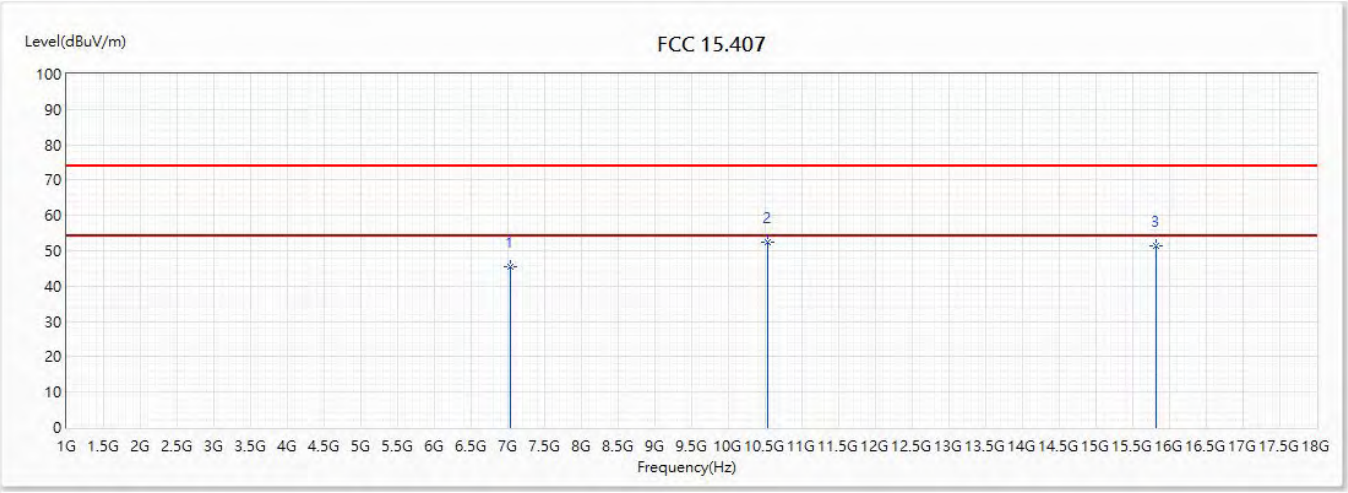

No	Frequency (MHz)	Emission Level (dBuV/m)	Limit (dBuV/m)	Margin (dB)	Reading Level (dBuV)	Correct Factor (dB)	Detector Type
1	7026	45.47	74.00	-28.53	39.03	6.44	PK
* 2	10540	52.43	74.00	-21.57	37.67	14.76	PK
3	15810	51.23	74.00	-22.77	37.78	13.45	PK

Note:

1. All reading above 1GHz is performed with peak and/or average measurements as necessary.
2. “ * ”, means this data is the worst emission level.
3. Emission Level = Reading Level + Correct Factor.
4. The average measurement was not performed when the peak measured data under the limit of average detection.
5. The Emission above 18GHz were not included is because their levels are less than 20dBm form the limt, so as not reported.

Site :	CB2-H	Engineer :	Elwin
Model No :	GT-AX6000	Test Date :	2018/11/23
Test Voltage :	AC 120V / 60Hz	Polarity :	Vertical
Test Mode :	Mode 14:TX_Non Beamforming_NSS1_ADP-65DW Y		
Note :	802.1ac(40M)_5270MHz		

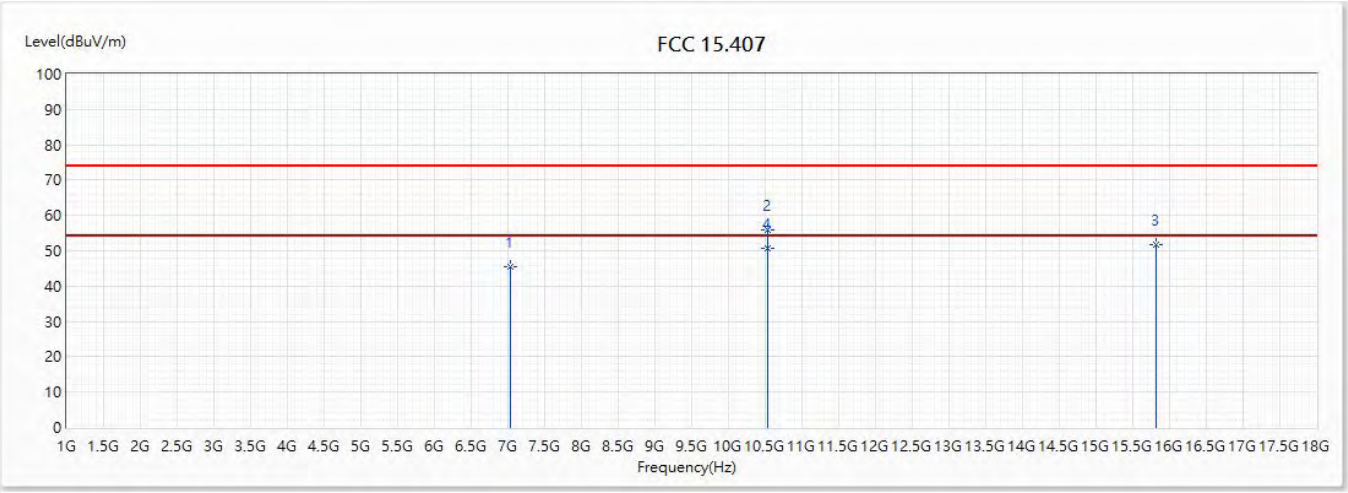

No	Frequency (MHz)	Emission Level (dBuV/m)	Limit (dBuV/m)	Margin (dB)	Reading Level (dBuV)	Correct Factor (dB)	Detector Type
1	7026	45.56	74.00	-28.44	39.12	6.44	PK
2	10540	55.77	74.00	-18.23	41.01	14.76	PK
3	15810	51.57	74.00	-22.43	38.12	13.45	PK
* 4	10540	50.63	54.00	-3.37	35.87	14.76	AV

Note:

1. All reading above 1GHz is performed with peak and/or average measurements as necessary.
2. “ * ”, means this data is the worst emission level.
3. Emission Level = Reading Level + Correct Factor.
4. The average measurement was not performed when the peak measured data under the limit of average detection.
5. The Emission above 18GHz were not included is because their levels are less than 20dBm form the limt, so as not reported.

Site :	CB2-H	Engineer :	Elwin
Model No :	GT-AX6000	Test Date :	2018/11/23
Test Voltage :	AC 120V / 60Hz	Polarity :	Horizontal
Test Mode :	Mode 14:TX_Non Beamforming_NSS1_ADP-65DW Y		
Note :	802.1ac(40M)_5310MHz		

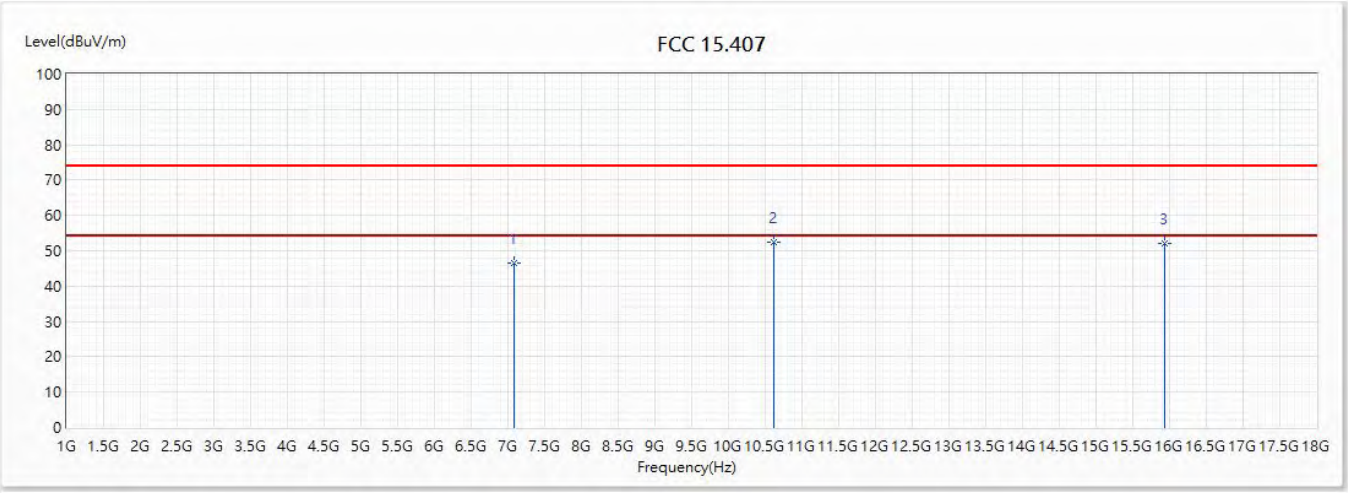

No	Frequency (MHz)	Emission Level (dBuV/m)	Limit (dBuV/m)	Margin (dB)	Reading Level (dBuV)	Correct Factor (dB)	Detector Type
1	7080	46.38	74.00	-27.62	39.78	6.60	PK
* 2	10620	52.52	74.00	-21.48	37.66	14.86	PK
3	15930	52.15	74.00	-21.85	38.75	13.40	PK

Note:

1. All reading above 1GHz is performed with peak and/or average measurements as necessary.
2. “ * ”, means this data is the worst emission level.
3. Emission Level = Reading Level + Correct Factor.
4. The average measurement was not performed when the peak measured data under the limit of average detection.
5. The Emission above 18GHz were not included is because their levels are less than 20dBm form the limt, so as not reported.

Site :	CB2-H	Engineer :	Elwin
Model No :	GT-AX6000	Test Date :	2018/11/23
Test Voltage :	AC 120V / 60Hz	Polarity :	Vertical
Test Mode :	Mode 14:TX_Non Beamforming_NSS1_ADP-65DW Y		
Note :	802.1ac(40M)_5310MHz		

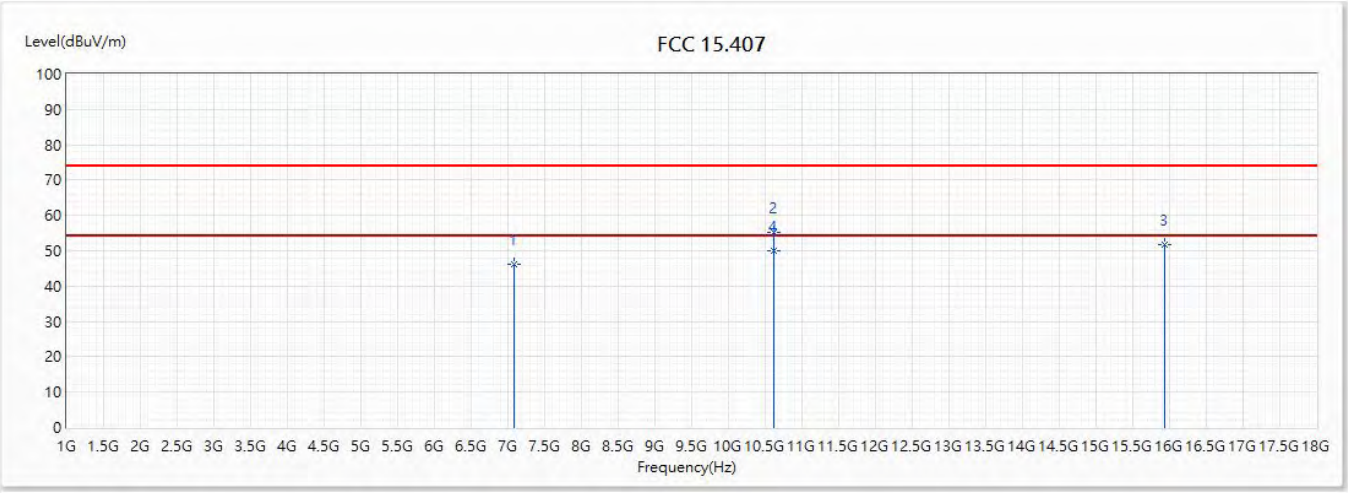

No	Frequency (MHz)	Emission Level (dBuV/m)	Limit (dBuV/m)	Margin (dB)	Reading Level (dBuV)	Correct Factor (dB)	Detector Type
1	7080	46.13	74.00	-27.87	39.53	6.60	PK
2	10620	55.34	74.00	-18.66	40.48	14.86	PK
3	15930	51.71	74.00	-22.29	38.31	13.40	PK
* 4	10620	50.06	54.00	-3.94	35.20	14.86	AV

Note:

1. All reading above 1GHz is performed with peak and/or average measurements as necessary.
2. “ * ”, means this data is the worst emission level.
3. Emission Level = Reading Level + Correct Factor.
4. The average measurement was not performed when the peak measured data under the limit of average detection.
5. The Emission above 18GHz were not included is because their levels are less than 20dBm form the limt, so as not reported.

Site :	CB2-H	Engineer :	Elwin
Model No :	GT-AX6000	Test Date :	2018/11/23
Test Voltage :	AC 120V / 60Hz	Polarity :	Horizontal
Test Mode :	Mode 14:TX_Non Beamforming_NSS1_ADP-65DW Y		
Note :	802.1ac(80M)_5290MHz		

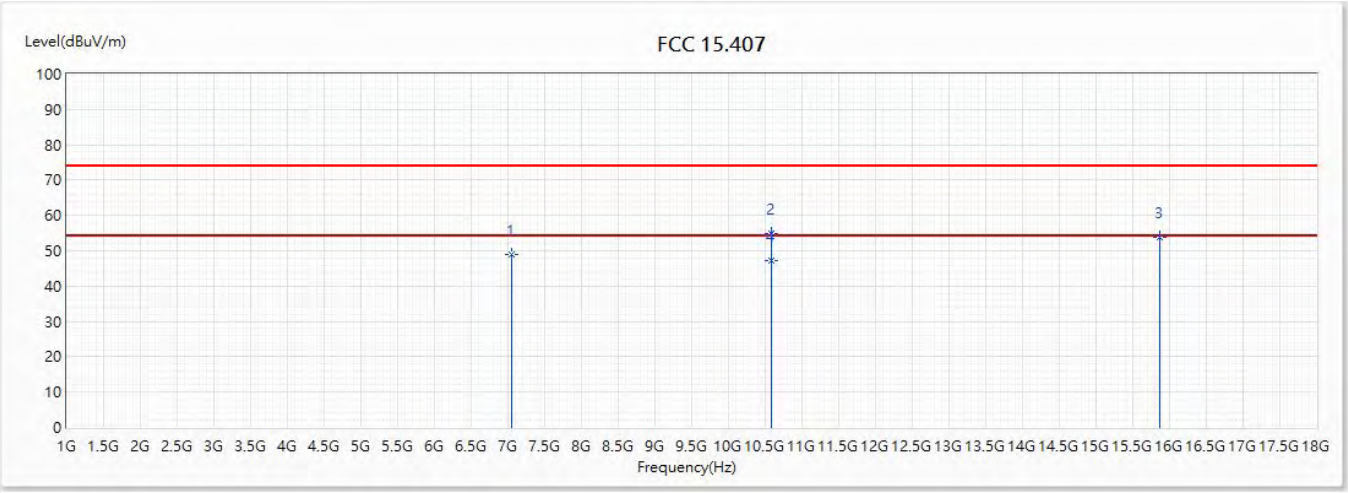

No	Frequency (MHz)	Emission Level (dBuV/m)	Limit (dBuV/m)	Margin (dB)	Reading Level (dBuV)	Correct Factor (dB)	Detector Type
1	7053	49.07	74.00	-24.93	42.55	6.52	PK
2	10580	54.86	74.00	-19.14	40.05	14.81	PK
3	15870	53.68	74.00	-20.32	40.26	13.42	PK
* 4	10580.39	47.08	54.00	-6.92	32.27	14.81	AV

Note:

1. All reading above 1GHz is performed with peak and/or average measurements as necessary.
2. “ * ”, means this data is the worst emission level.
3. Emission Level = Reading Level + Correct Factor.
4. The average measurement was not performed when the peak measured data under the limit of average detection.
5. The Emission above 18GHz were not included is because their levels are less than 20dBm form the limt, so as not reported.

Site :	CB2-H	Engineer :	Elwin
Model No :	GT-AX6000	Test Date :	2018/11/23
Test Voltage :	AC 120V / 60Hz	Polarity :	Vertical
Test Mode :	Mode 14:TX_Non Beamforming_NSS1_ADP-65DW Y		
Note :	802.1ac(80M)_5290MHz		

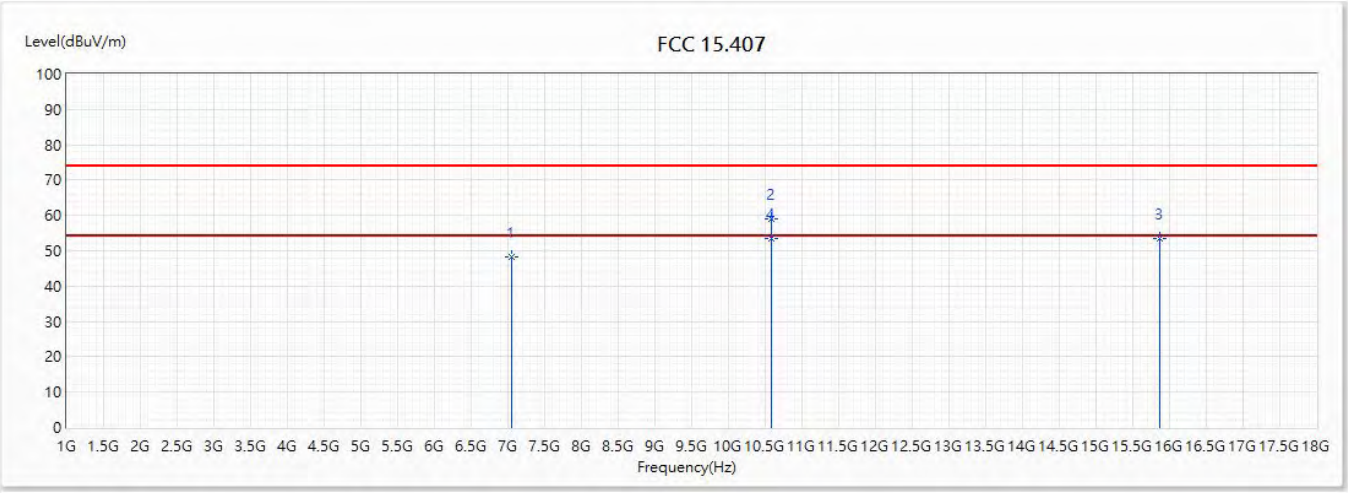

No	Frequency (MHz)	Emission Level (dBuV/m)	Limit (dBuV/m)	Margin (dB)	Reading Level (dBuV)	Correct Factor (dB)	Detector Type
1	7053	48.32	74.00	-25.68	41.80	6.52	PK
2	10580	59.01	74.00	-14.99	44.20	14.81	PK
3	15870	53.63	74.00	-20.37	40.21	13.42	PK
* 4	10580	53.48	54.00	-0.52	38.67	14.81	AV

Note:

1. All reading above 1GHz is performed with peak and/or average measurements as necessary.
2. “ * ”, means this data is the worst emission level.
3. Emission Level = Reading Level + Correct Factor.
4. The average measurement was not performed when the peak measured data under the limit of average detection.
5. The Emission above 18GHz were not included is because their levels are less than 20dBm form the limt, so as not reported.

Site :	CB2-H	Engineer :	Elwin
Model No :	GT-AX6000	Test Date :	2018/11/24
Test Voltage :	AC 120V / 60Hz	Polarity :	Horizontal
Test Mode :	Mode 14:TX_Non Beamforming_NSS1_ADP-65DW Y		
Note :	802.1ax(20M)_5260MHz		

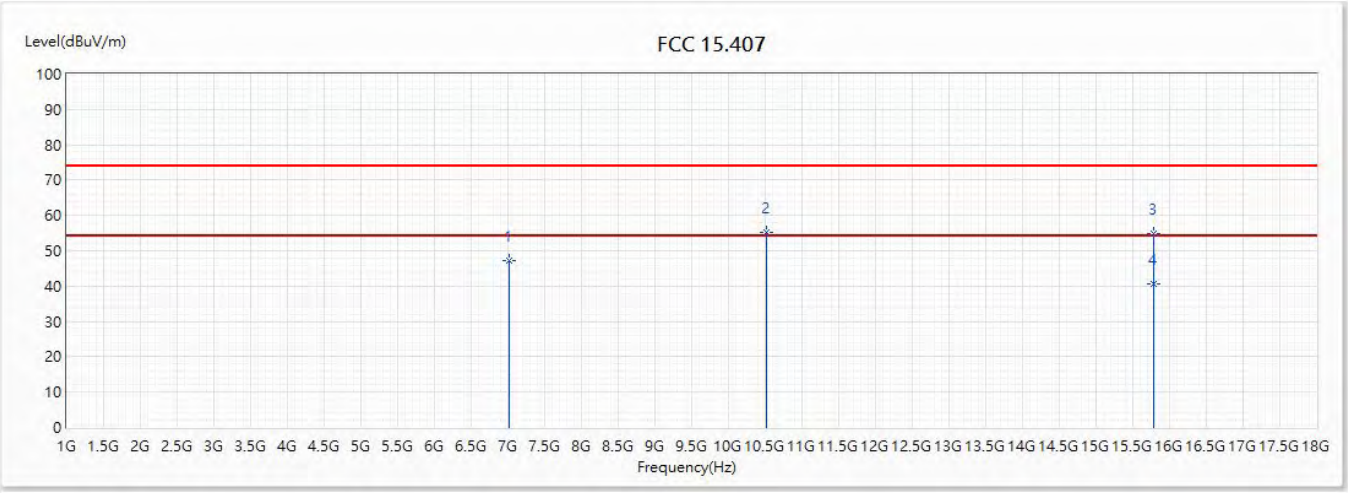

No	Frequency (MHz)	Emission Level (dBuV/m)	Limit (dBuV/m)	Margin (dB)	Reading Level (dBuV)	Correct Factor (dB)	Detector Type
1	7013	47.32	74.00	-26.68	40.93	6.39	PK
2	10520	55.25	74.00	-18.75	40.51	14.74	PK
3	15780	54.83	74.00	-19.17	41.33	13.50	PK
* 4	15780	40.56	54.00	-13.44	27.06	13.50	AV

Note:

1. All reading above 1GHz is performed with peak and/or average measurements as necessary.
2. “ * ”, means this data is the worst emission level.
3. Emission Level = Reading Level + Correct Factor.
4. The average measurement was not performed when the peak measured data under the limit of average detection.
5. The Emission above 18GHz were not included is because their levels are less than 20dBm form the limt, so as not reported.

Site :	CB2-H	Engineer :	Elwin
Model No :	GT-AX6000	Test Date :	2018/11/24
Test Voltage :	AC 120V / 60Hz	Polarity :	Vertical
Test Mode :	Mode 14:TX_Non Beamforming_NSS1_ADP-65DW Y		
Note :	802.1ax(20M)_5260MHz		

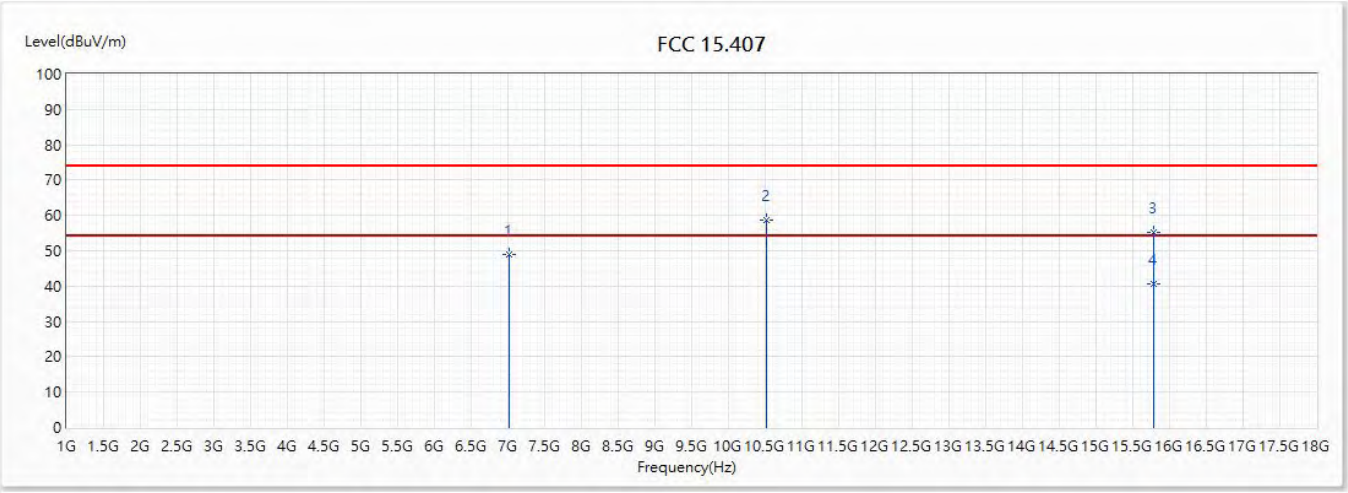

No	Frequency (MHz)	Emission Level (dBuV/m)	Limit (dBuV/m)	Margin (dB)	Reading Level (dBuV)	Correct Factor (dB)	Detector Type
1	7013	48.99	74.00	-25.01	42.60	6.39	PK
2	10520	58.67	74.00	-15.33	43.93	14.74	PK
3	15780	55.17	74.00	-18.83	41.67	13.50	PK
* 4	15780	40.62	54.00	-13.38	27.12	13.50	AV

Note:

1. All reading above 1GHz is performed with peak and/or average measurements as necessary.
2. “ * ”, means this data is the worst emission level.
3. Emission Level = Reading Level + Correct Factor.
4. The average measurement was not performed when the peak measured data under the limit of average detection.
5. The Emission above 18GHz were not included is because their levels are less than 20dBm form the limt, so as not reported.

Site :	CB2-H	Engineer :	Elwin
Model No :	GT-AX6000	Test Date :	2018/11/24
Test Voltage :	AC 120V / 60Hz	Polarity :	Horizontal
Test Mode :	Mode 14:TX_Non Beamforming_NSS1_ADP-65DW Y		
Note :	802.1ax(20M)_5300MHz		

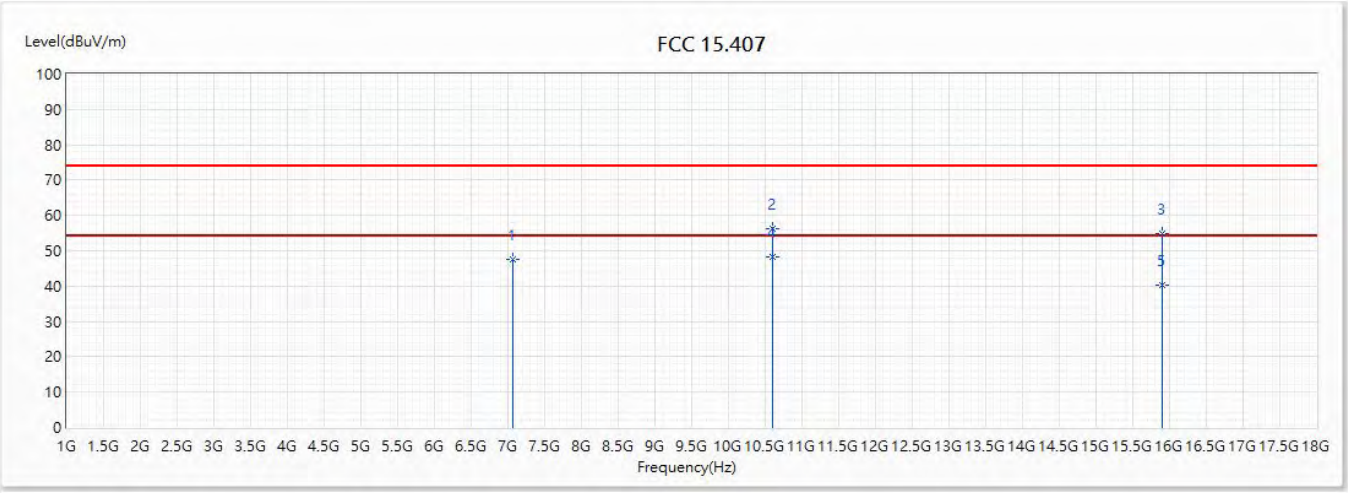

No	Frequency (MHz)	Emission Level (dBuV/m)	Limit (dBuV/m)	Margin (dB)	Reading Level (dBuV)	Correct Factor (dB)	Detector Type
1	7066	47.62	74.00	-26.38	41.06	6.56	PK
2	10600	56.09	74.00	-17.91	41.26	14.83	PK
3	15900	54.79	74.00	-19.21	41.38	13.41	PK
* 4	10600	48.34	54.00	-5.66	33.51	14.83	AV
5	15900	40.15	54.00	-13.85	26.74	13.41	AV

Note:

1. All reading above 1GHz is performed with peak and/or average measurements as necessary.
2. “ * ”, means this data is the worst emission level.
3. Emission Level = Reading Level + Correct Factor.
4. The average measurement was not performed when the peak measured data under the limit of average detection.
5. The Emission above 18GHz were not included is because their levels are less than 20dBm form the limt, so as not reported.

Site :	CB2-H	Engineer :	Elwin
Model No :	GT-AX6000	Test Date :	2018/11/24
Test Voltage :	AC 120V / 60Hz	Polarity :	Vertical
Test Mode :	Mode 14:TX_Non Beamforming_NSS1_ADP-65DW Y		
Note :	802.1ax(20M)_5300MHz		

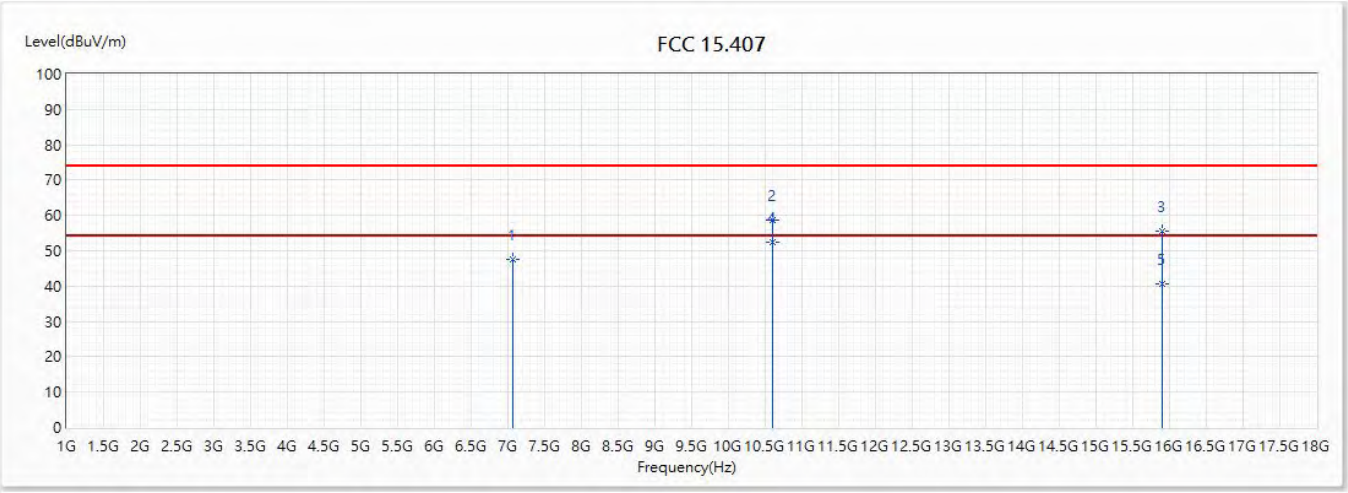

No	Frequency (MHz)	Emission Level (dBuV/m)	Limit (dBuV/m)	Margin (dB)	Reading Level (dBuV)	Correct Factor (dB)	Detector Type
1	7066	47.62	74.00	-26.38	41.06	6.56	PK
2	10600	58.55	74.00	-15.45	43.72	14.83	PK
3	15900	55.56	74.00	-18.44	42.15	13.41	PK
* 4	10600	52.50	54.00	-1.50	37.67	14.83	AV
5	15900	40.71	54.00	-13.29	27.30	13.41	AV

Note:

1. All reading above 1GHz is performed with peak and/or average measurements as necessary.
2. “ * ”, means this data is the worst emission level.
3. Emission Level = Reading Level + Correct Factor.
4. The average measurement was not performed when the peak measured data under the limit of average detection.
5. The Emission above 18GHz were not included is because their levels are less than 20dBm form the limt, so as not reported.

Site :	CB2-H	Engineer :	Elwin
Model No :	GT-AX6000	Test Date :	2018/11/24
Test Voltage :	AC 120V / 60Hz	Polarity :	Horizontal
Test Mode :	Mode 14:TX_Non Beamforming_NSS1_ADP-65DW Y		
Note :	802.1ax(20M)_5320MHz		

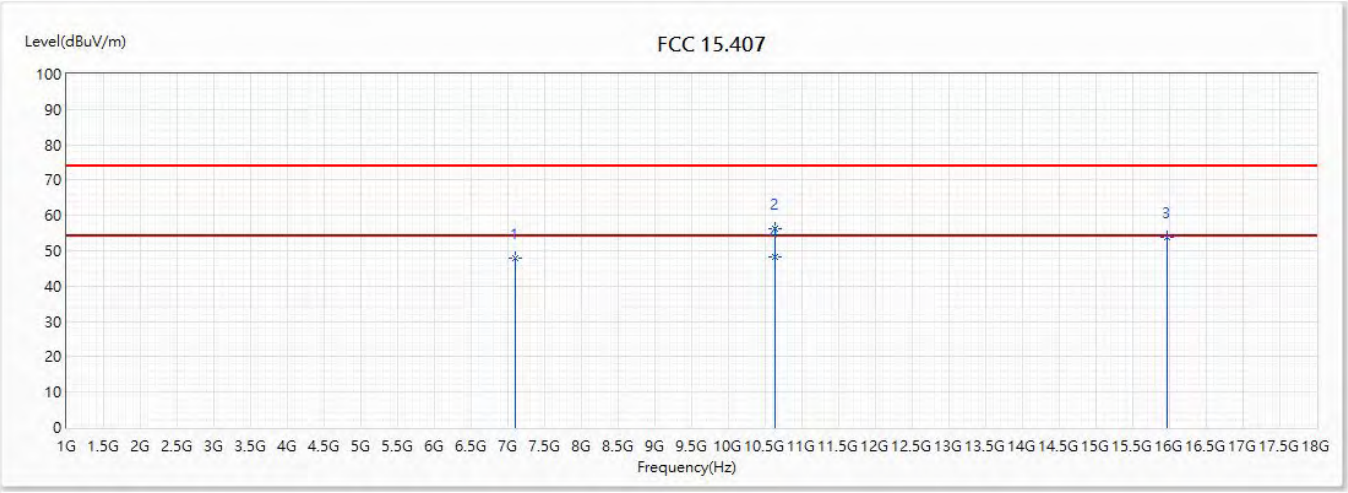

No	Frequency (MHz)	Emission Level (dBuV/m)	Limit (dBuV/m)	Margin (dB)	Reading Level (dBuV)	Correct Factor (dB)	Detector Type
1	7093	47.84	74.00	-26.16	41.20	6.64	PK
2	10640	56.18	74.00	-17.82	41.30	14.88	PK
3	15960	53.97	74.00	-20.03	40.58	13.39	PK
* 4	10640	48.38	54.00	-5.62	33.50	14.88	AV

Note:

1. All reading above 1GHz is performed with peak and/or average measurements as necessary.
2. “ * ”, means this data is the worst emission level.
3. Emission Level = Reading Level + Correct Factor.
4. The average measurement was not performed when the peak measured data under the limit of average detection.
5. The Emission above 18GHz were not included is because their levels are less than 20dBm form the limt, so as not reported.

Site :	CB2-H	Engineer :	Elwin
Model No :	GT-AX6000	Test Date :	2018/11/24
Test Voltage :	AC 120V / 60Hz	Polarity :	Vertical
Test Mode :	Mode 14:TX_Non Beamforming_NSS1_ADP-65DW Y		
Note :	802.1ax(20M)_5320MHz		

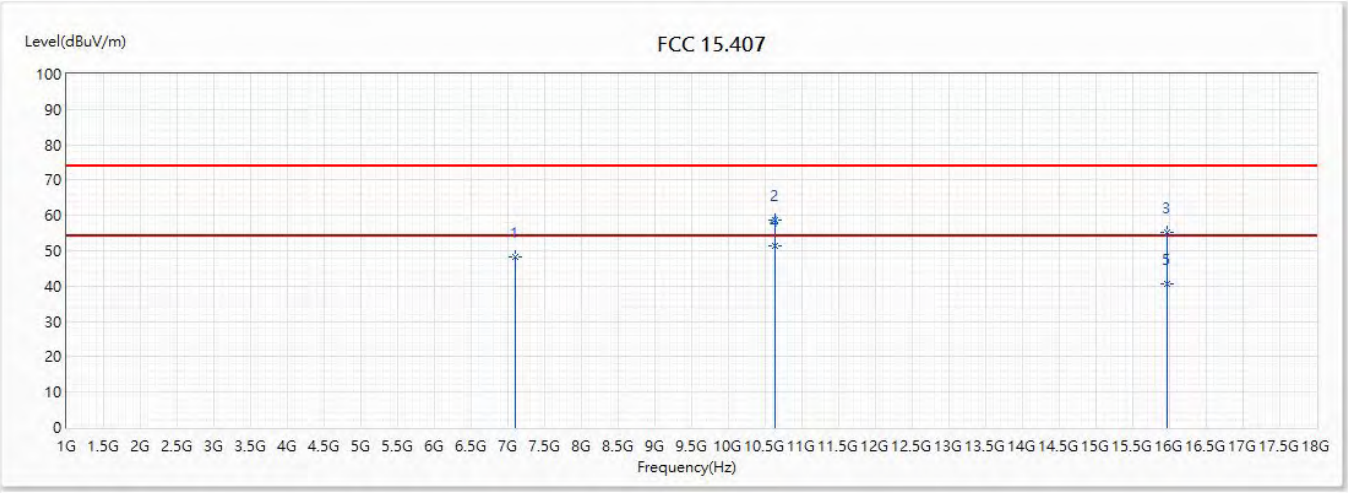

No	Frequency (MHz)	Emission Level (dBuV/m)	Limit (dBuV/m)	Margin (dB)	Reading Level (dBuV)	Correct Factor (dB)	Detector Type
1	7093	48.37	74.00	-25.63	41.73	6.64	PK
2	10640	58.61	74.00	-15.39	43.73	14.88	PK
3	15960	55.04	74.00	-18.96	41.65	13.39	PK
* 4	10640	51.42	54.00	-2.58	36.54	14.88	AV
5	15960	40.47	54.00	-13.53	27.08	13.39	AV

Note:

1. All reading above 1GHz is performed with peak and/or average measurements as necessary.
2. “ * ”, means this data is the worst emission level.
3. Emission Level = Reading Level + Correct Factor.
4. The average measurement was not performed when the peak measured data under the limit of average detection.
5. The Emission above 18GHz were not included is because their levels are less than 20dBm form the limt, so as not reported.

Site :	CB2-H	Engineer :	Elwin
Model No :	GT-AX6000	Test Date :	2018/11/24
Test Voltage :	AC 120V / 60Hz	Polarity :	Horizontal
Test Mode :	Mode 14:TX_Non Beamforming_NSS1_ADP-65DW Y		
Note :	802.1ax(40M)_5270MHz		

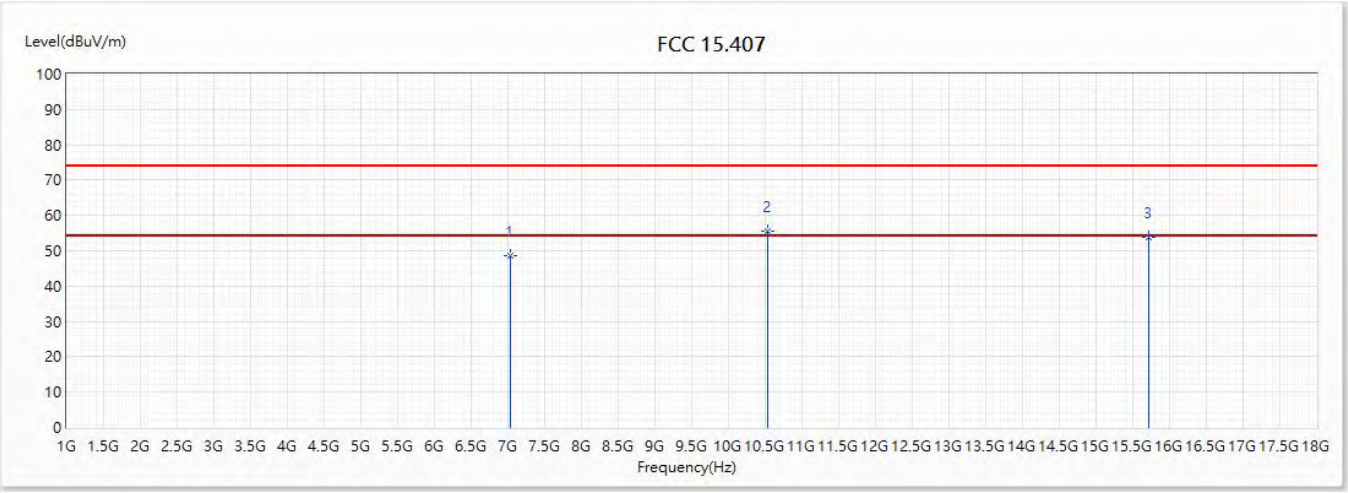

No	Frequency (MHz)	Emission Level (dBuV/m)	Limit (dBuV/m)	Margin (dB)	Reading Level (dBuV)	Correct Factor (dB)	Detector Type
1	7026	48.55	74.00	-25.45	42.11	6.44	PK
* 2	10540	55.48	74.00	-18.52	40.72	14.76	PK
3	15710	53.83	74.00	-20.17	40.06	13.77	PK

Note:

1. All reading above 1GHz is performed with peak and/or average measurements as necessary.
2. “ * ”, means this data is the worst emission level.
3. Emission Level = Reading Level + Correct Factor.
4. The average measurement was not performed when the peak measured data under the limit of average detection.
5. The Emission above 18GHz were not included is because their levels are less than 20dBm form the limt, so as not reported.

Site :	CB2-H	Engineer :	Elwin
Model No :	GT-AX6000	Test Date :	2018/11/24
Test Voltage :	AC 120V / 60Hz	Polarity :	Vertical
Test Mode :	Mode 14:TX_Non Beamforming_NSS1_ADP-65DW Y		
Note :	802.1ax(40M)_5270MHz		

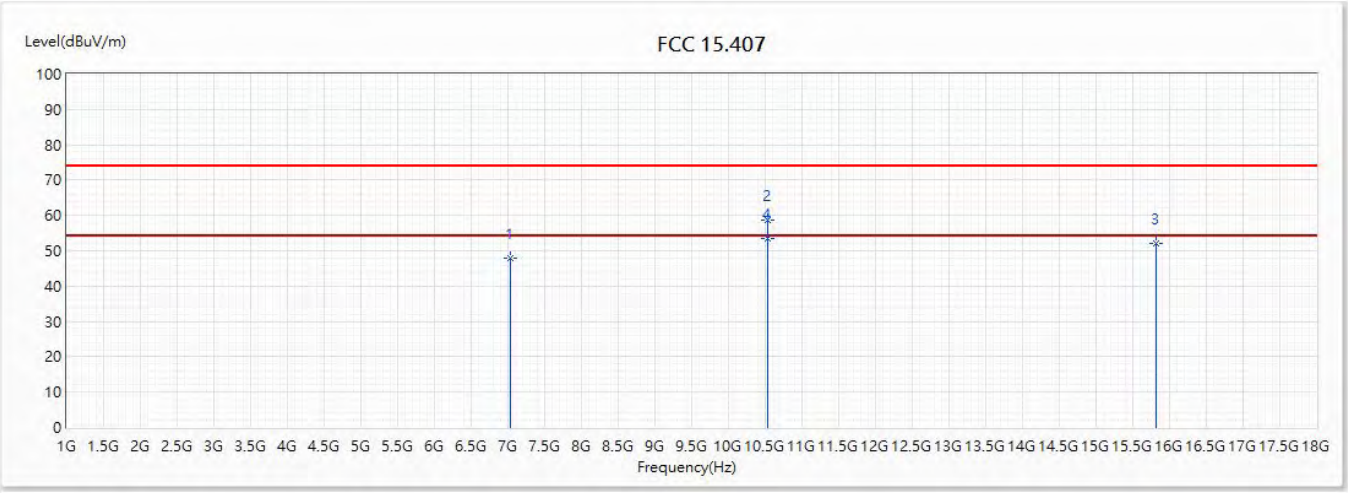

No	Frequency (MHz)	Emission Level (dBuV/m)	Limit (dBuV/m)	Margin (dB)	Reading Level (dBuV)	Correct Factor (dB)	Detector Type
1	7026	47.96	74.00	-26.04	41.52	6.44	PK
2	10540	58.73	74.00	-15.27	43.97	14.76	PK
3	15810	52.01	74.00	-21.99	38.56	13.45	PK
* 4	10540	53.51	54.00	-0.49	38.75	14.76	AV

Note:

1. All reading above 1GHz is performed with peak and/or average measurements as necessary.
2. “ * ”, means this data is the worst emission level.
3. Emission Level = Reading Level + Correct Factor.
4. The average measurement was not performed when the peak measured data under the limit of average detection.
5. The Emission above 18GHz were not included is because their levels are less than 20dBm form the limt, so as not reported.

Site :	CB2-H	Engineer :	Elwin
Model No :	GT-AX6000	Test Date :	2018/11/24
Test Voltage :	AC 120V / 60Hz	Polarity :	Horizontal
Test Mode :	Mode 14:TX_Non Beamforming_NSS1_ADP-65DW Y		
Note :	802.1ax(40M)_5310MHz		

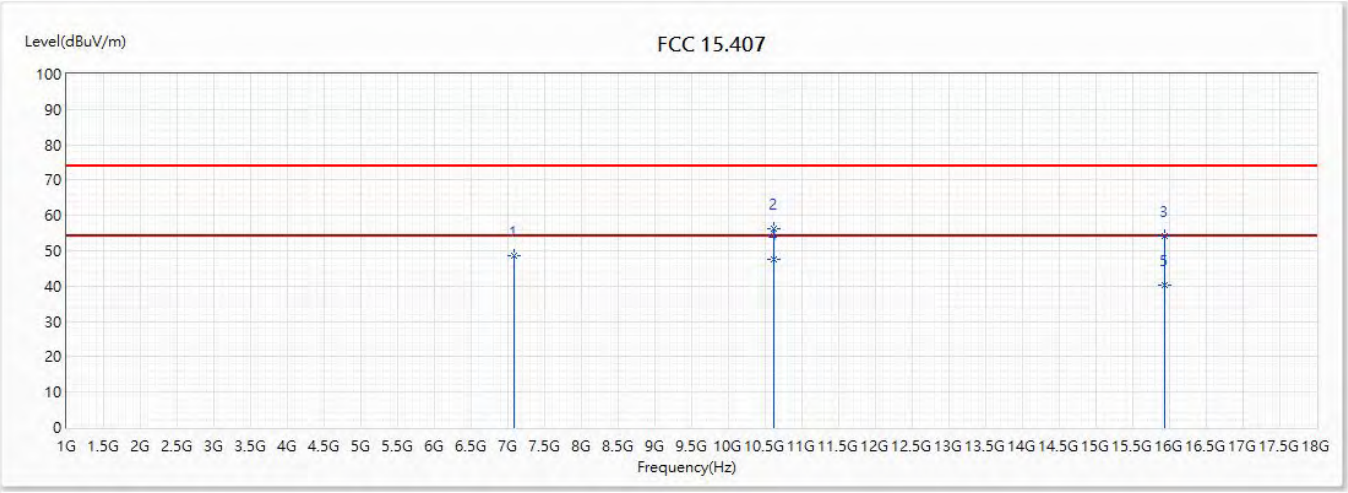

No	Frequency (MHz)	Emission Level (dBuV/m)	Limit (dBuV/m)	Margin (dB)	Reading Level (dBuV)	Correct Factor (dB)	Detector Type
1	7080	48.58	74.00	-25.42	41.98	6.60	PK
2	10620	56.17	74.00	-17.83	41.31	14.86	PK
3	15930	54.24	74.00	-19.76	40.84	13.40	PK
* 4	10620	47.62	54.00	-6.38	32.76	14.86	AV
5	15930	40.38	54.00	-13.62	26.98	13.40	AV

Note:

1. All reading above 1GHz is performed with peak and/or average measurements as necessary.
2. “ * ”, means this data is the worst emission level.
3. Emission Level = Reading Level + Correct Factor.
4. The average measurement was not performed when the peak measured data under the limit of average detection.
5. The Emission above 18GHz were not included is because their levels are less than 20dBm form the limt, so as not reported.

Site :	CB2-H	Engineer :	Elwin
Model No :	GT-AX6000	Test Date :	2018/11/24
Test Voltage :	AC 120V / 60Hz	Polarity :	Vertical
Test Mode :	Mode 14:TX_Non Beamforming_NSS1_ADP-65DW Y		
Note :	802.1ax(40M)_5310MHz		

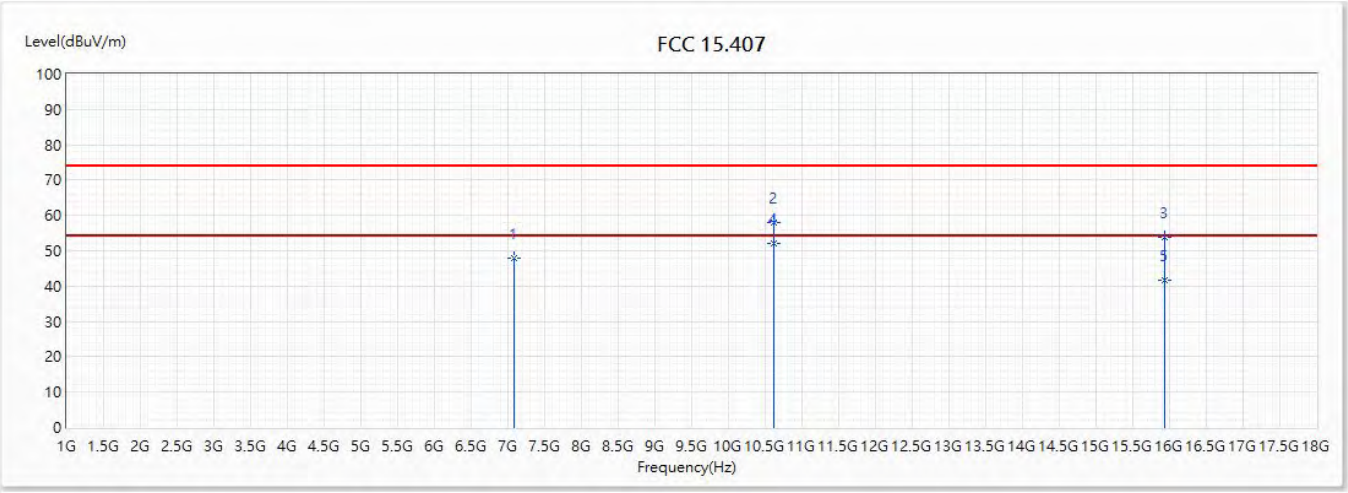

No	Frequency (MHz)	Emission Level (dBuV/m)	Limit (dBuV/m)	Margin (dB)	Reading Level (dBuV)	Correct Factor (dB)	Detector Type
1	7080	48.06	74.00	-25.94	41.46	6.60	PK
2	10620	58.03	74.00	-15.97	43.17	14.86	PK
3	15930	53.79	74.00	-20.21	40.39	13.40	PK
* 4	10620	52.12	54.00	-1.88	37.26	14.86	AV
5	15930	41.67	54.00	-12.33	28.27	13.40	AV

Note:

1. All reading above 1GHz is performed with peak and/or average measurements as necessary.
2. “ * ”, means this data is the worst emission level.
3. Emission Level = Reading Level + Correct Factor.
4. The average measurement was not performed when the peak measured data under the limit of average detection.
5. The Emission above 18GHz were not included is because their levels are less than 20dBm form the limt, so as not reported.

Site :	CB2-H	Engineer :	Elwin
Model No :	GT-AX6000	Test Date :	2018/11/24
Test Voltage :	AC 120V / 60Hz	Polarity :	Horizontal
Test Mode :	Mode 14:TX_Non Beamforming_NSS1_ADP-65DW Y		
Note :	802.1ax(80M)_5290MHz		

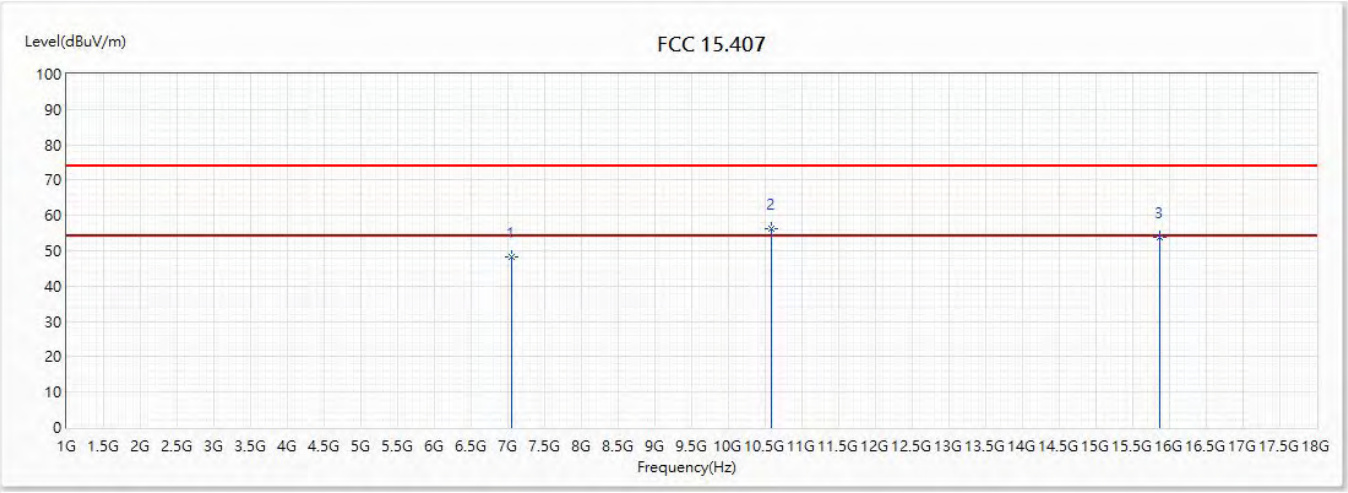

No	Frequency (MHz)	Emission Level (dBuV/m)	Limit (dBuV/m)	Margin (dB)	Reading Level (dBuV)	Correct Factor (dB)	Detector Type
1	7053	48.16	74.00	-25.84	41.64	6.52	PK
* 2	10580	56.28	74.00	-17.72	41.47	14.81	PK
3	15870	53.82	74.00	-20.18	40.40	13.42	PK

Note:

1. All reading above 1GHz is performed with peak and/or average measurements as necessary.
2. “ * ”, means this data is the worst emission level.
3. Emission Level = Reading Level + Correct Factor.
4. The average measurement was not performed when the peak measured data under the limit of average detection.
5. The Emission above 18GHz were not included is because their levels are less than 20dBm form the limt, so as not reported.

Site :	CB2-H	Engineer :	Elwin
Model No :	GT-AX6000	Test Date :	2018/11/24
Test Voltage :	AC 120V / 60Hz	Polarity :	Vertical
Test Mode :	Mode 14:TX_Non Beamforming_NSS1_ADP-65DW Y		
Note :	802.1ax(80M)_5290MHz		

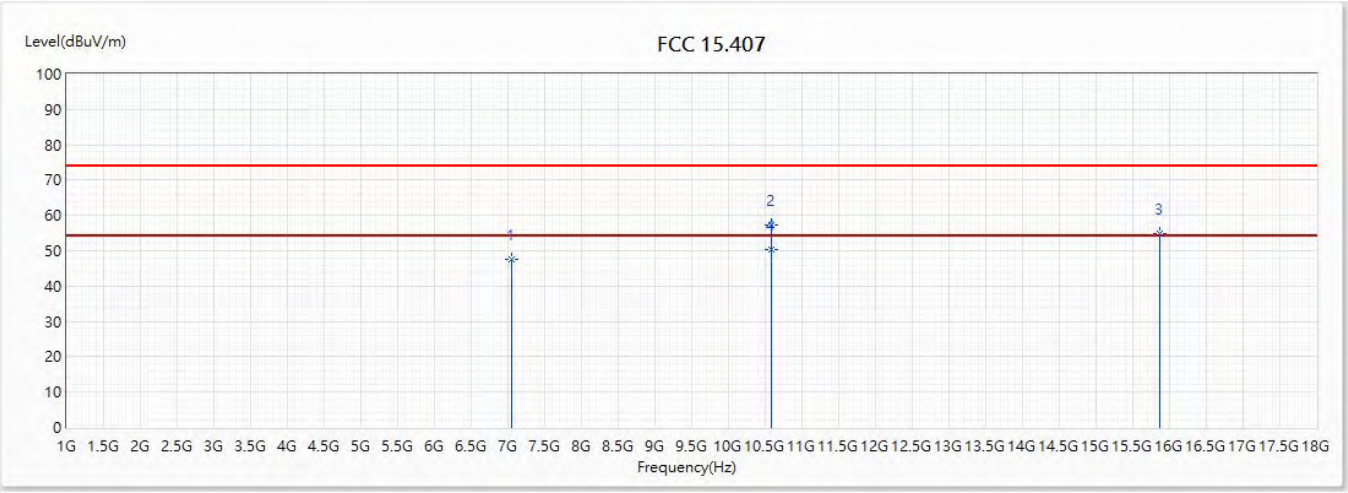

No	Frequency (MHz)	Emission Level (dBuV/m)	Limit (dBuV/m)	Margin (dB)	Reading Level (dBuV)	Correct Factor (dB)	Detector Type
1	7053	47.61	74.00	-26.39	41.09	6.52	PK
2	10580	57.22	74.00	-16.78	42.41	14.81	PK
3	15870	54.87	74.00	-19.13	41.45	13.42	PK
* 4	10580	50.33	54.00	-3.67	35.52	14.81	AV

Note:

1. All reading above 1GHz is performed with peak and/or average measurements as necessary.
2. “ * ”, means this data is the worst emission level.
3. Emission Level = Reading Level + Correct Factor.
4. The average measurement was not performed when the peak measured data under the limit of average detection.
5. The Emission above 18GHz were not included is because their levels are less than 20dBm form the limt, so as not reported.

Site :	CB2-H	Engineer :	Elwin
Model No :	GT-AX6000	Test Date :	2018/11/23
Test Voltage :	AC 120V / 60Hz	Polarity :	Horizontal
Test Mode :	Mode 14:TX_Non Beamforming_NSS1_ADP-65DW Y		
Note :	802.11a_5500MHz		

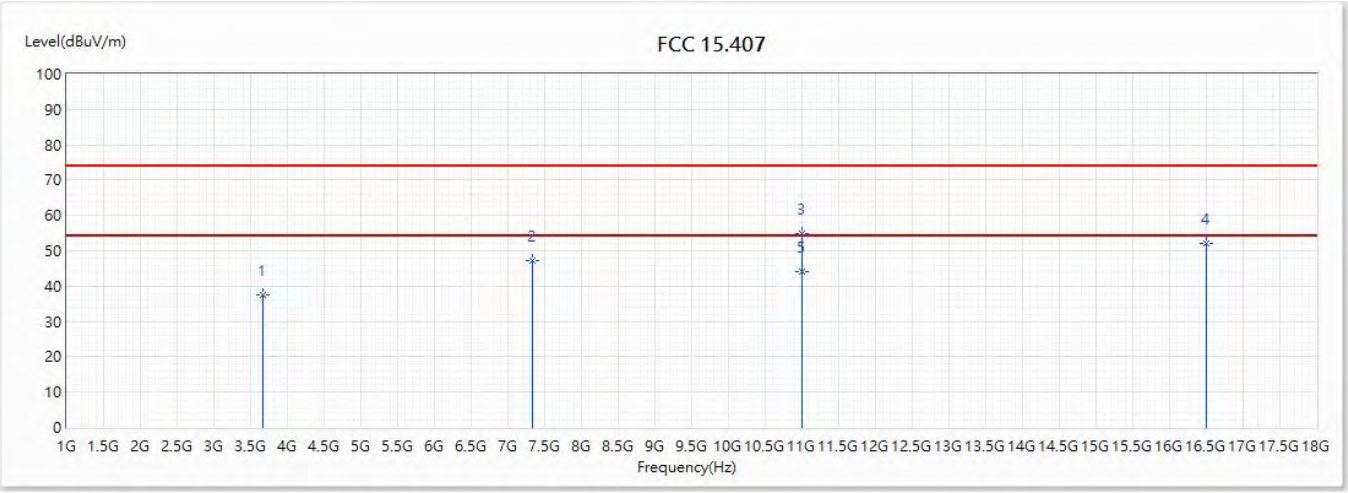

No	Frequency (MHz)	Emission Level (dBuV/m)	Limit (dBuV/m)	Margin (dB)	Reading Level (dBuV)	Correct Factor (dB)	Detector Type
1	3666	37.54	74.00	-36.46	43.09	-5.55	PK
2	7333	47.24	74.00	-26.76	39.74	7.50	PK
3	11000	54.71	74.00	-19.29	39.17	15.54	PK
4	16500	51.94	74.00	-22.06	38.44	13.50	PK
* 5	11000	44.09	54.00	-9.91	28.55	15.54	AV

Note:

1. All reading above 1GHz is performed with peak and/or average measurements as necessary.
2. “ * ”, means this data is the worst emission level.
3. Emission Level = Reading Level + Correct Factor.
4. The average measurement was not performed when the peak measured data under the limit of average detection.
5. The Emission above 18GHz were not included is because their levels are less than 20dBm form the limt, so as not reported.

Site :	CB2-H	Engineer :	Elwin
Model No :	GT-AX6000	Test Date :	2018/11/23
Test Voltage :	AC 120V / 60Hz	Polarity :	Vertical
Test Mode :	Mode 14:TX_Non Beamforming_NSS1_ADP-65DW Y		
Note :	802.11a_5500MHz		

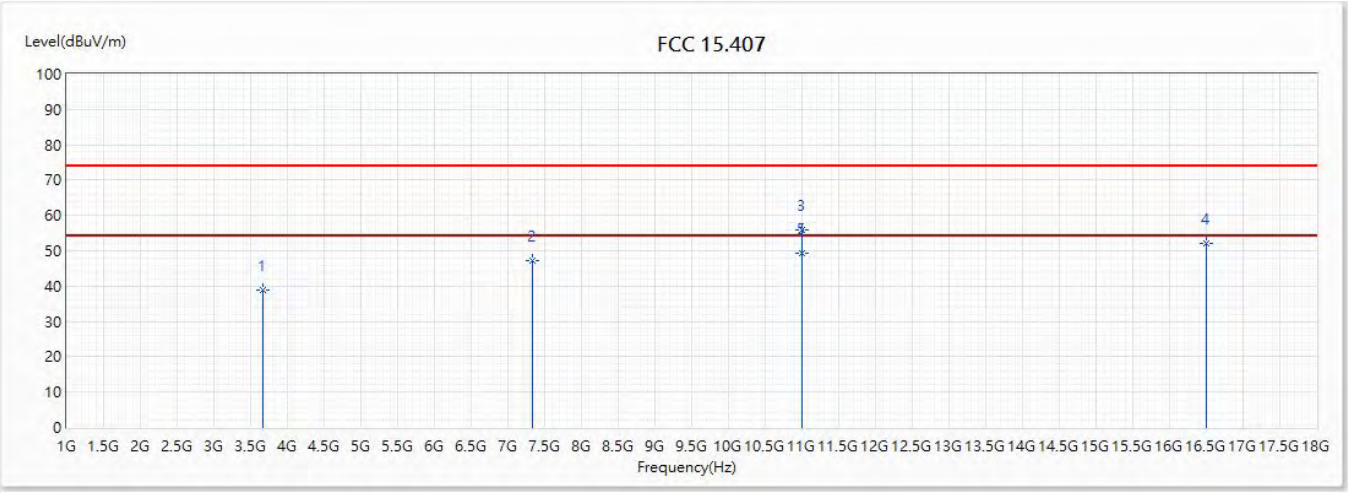

No	Frequency (MHz)	Emission Level (dBuV/m)	Limit (dBuV/m)	Margin (dB)	Reading Level (dBuV)	Correct Factor (dB)	Detector Type
1	3666	38.77	74.00	-35.23	44.32	-5.55	PK
2	7333	47.31	74.00	-26.69	39.81	7.50	PK
3	11000	55.82	74.00	-18.18	40.28	15.54	PK
4	16500	52.19	74.00	-21.81	38.69	13.50	PK
* 5	11000	49.32	54.00	-4.68	33.78	15.54	AV

Note:

1. All reading above 1GHz is performed with peak and/or average measurements as necessary.
2. “ * ”, means this data is the worst emission level.
3. Emission Level = Reading Level + Correct Factor.
4. The average measurement was not performed when the peak measured data under the limit of average detection.
5. The Emission above 18GHz were not included is because their levels are less than 20dBm form the limt, so as not reported.

Site :	CB2-H	Engineer :	Elwin
Model No :	GT-AX6000	Test Date :	2018/11/23
Test Voltage :	AC 120V / 60Hz	Polarity :	Horizontal
Test Mode :	Mode 14:TX_Non Beamforming_NSS1_ADP-65DW Y		
Note :	802.11a_5580MHz		

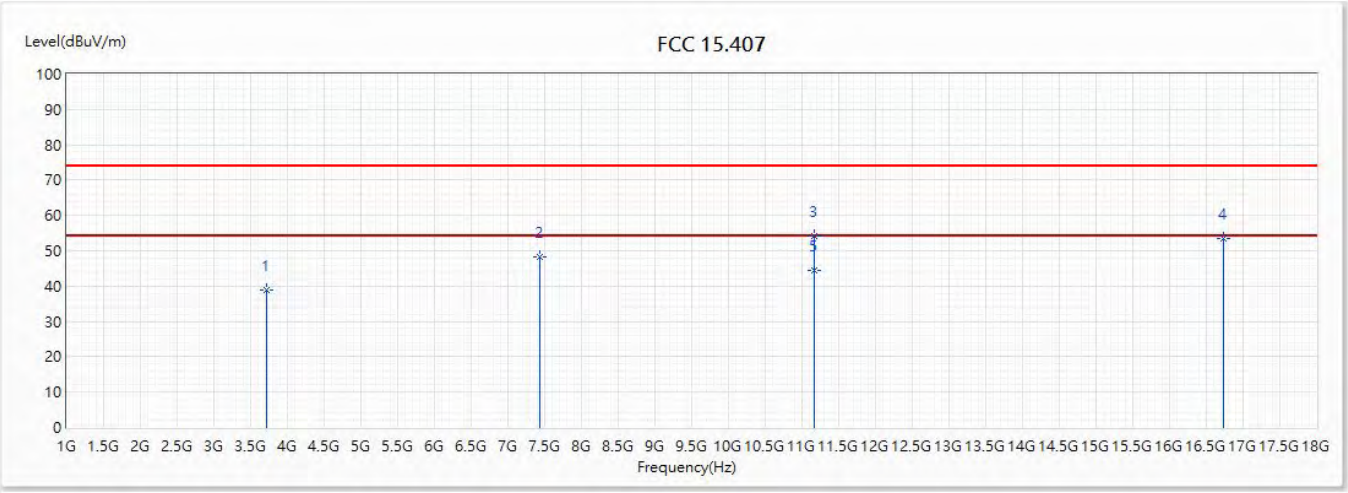

No	Frequency (MHz)	Emission Level (dBuV/m)	Limit (dBuV/m)	Margin (dB)	Reading Level (dBuV)	Correct Factor (dB)	Detector Type
1	3720	38.81	74.00	-35.19	44.16	-5.35	PK
2	7440	48.15	74.00	-25.85	40.28	7.87	PK
3	11160	54.11	74.00	-19.89	38.35	15.76	PK
4	16740	53.48	74.00	-20.52	39.00	14.48	PK
* 5	11160	44.43	54.00	-9.57	28.67	15.76	AV

Note:

1. All reading above 1GHz is performed with peak and/or average measurements as necessary.
2. “ * ”, means this data is the worst emission level.
3. Emission Level = Reading Level + Correct Factor.
4. The average measurement was not performed when the peak measured data under the limit of average detection.
5. The Emission above 18GHz were not included is because their levels are less than 20dBm form the limt, so as not reported.

Site :	CB2-H	Engineer :	Elwin
Model No :	GT-AX6000	Test Date :	2018/11/23
Test Voltage :	AC 120V / 60Hz	Polarity :	Vertical
Test Mode :	Mode 14:TX_Non Beamforming_NSS1_ADP-65DW Y		
Note :	802.11a_5580MHz		

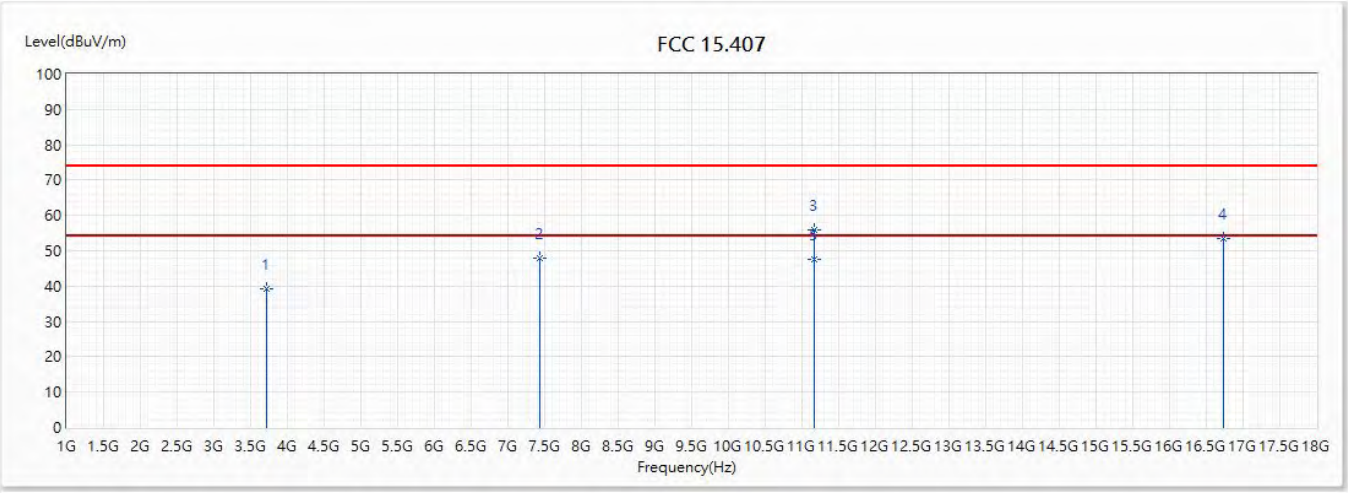

No	Frequency (MHz)	Emission Level (dBuV/m)	Limit (dBuV/m)	Margin (dB)	Reading Level (dBuV)	Correct Factor (dB)	Detector Type
1	3720	39.38	74.00	-34.62	44.73	-5.35	PK
2	7440	48.04	74.00	-25.96	40.17	7.87	PK
3	11160	55.98	74.00	-18.02	40.22	15.76	PK
4	16740	53.47	74.00	-20.53	38.99	14.48	PK
* 5	11160	47.62	54.00	-6.38	31.86	15.76	AV

Note:

1. All reading above 1GHz is performed with peak and/or average measurements as necessary.
2. “ * ”, means this data is the worst emission level.
3. Emission Level = Reading Level + Correct Factor.
4. The average measurement was not performed when the peak measured data under the limit of average detection.
5. The Emission above 18GHz were not included is because their levels are less than 20dBm form the limt, so as not reported.

Site :	CB2-H	Engineer :	Elwin
Model No :	GT-AX6000	Test Date :	2018/11/23
Test Voltage :	AC 120V / 60Hz	Polarity :	Horizontal
Test Mode :	Mode 14:TX_Non Beamforming_NSS1_ADP-65DW Y		
Note :	802.11a_5700MHz		

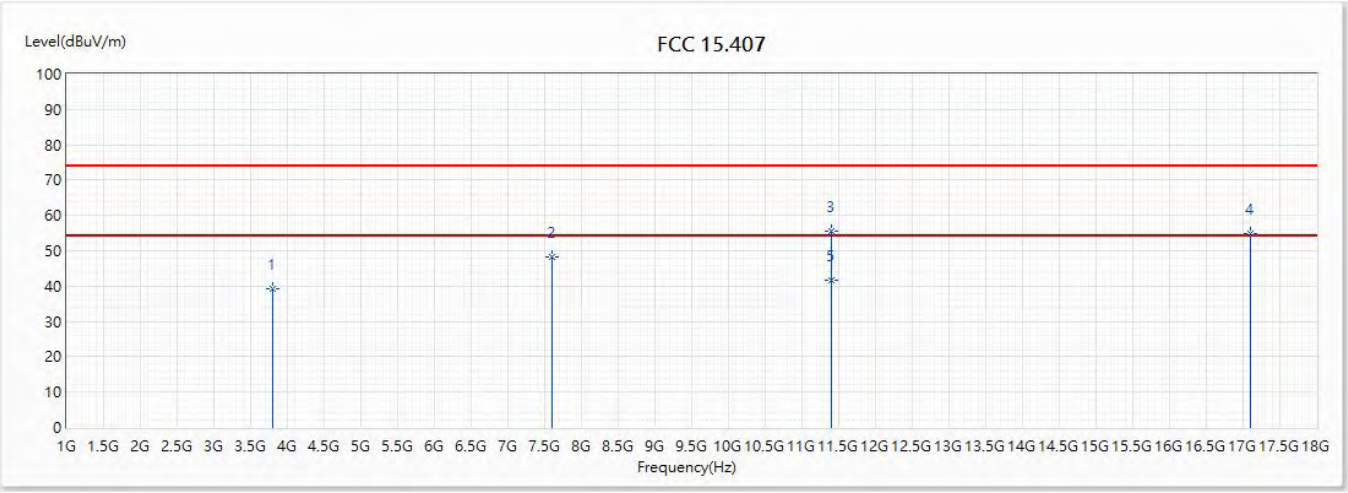

No	Frequency (MHz)	Emission Level (dBuV/m)	Limit (dBuV/m)	Margin (dB)	Reading Level (dBuV)	Correct Factor (dB)	Detector Type
1	3800	39.18	74.00	-34.82	44.20	-5.02	PK
2	7600	48.35	74.00	-25.65	39.94	8.41	PK
3	11400	55.53	74.00	-18.47	39.01	16.52	PK
4	17100	54.88	74.00	-19.12	38.90	15.98	PK
* 5	11400	41.75	54.00	-12.25	25.23	16.52	AV

Note:

1. All reading above 1GHz is performed with peak and/or average measurements as necessary.
2. “ * ”, means this data is the worst emission level.
3. Emission Level = Reading Level + Correct Factor.
4. The average measurement was not performed when the peak measured data under the limit of average detection.
5. The Emission above 18GHz were not included is because their levels are less than 20dBm form the limt, so as not reported.

Site :	CB2-H	Engineer :	Elwin
Model No :	GT-AX6000	Test Date :	2018/11/23
Test Voltage :	AC 120V / 60Hz	Polarity :	Vertical
Test Mode :	Mode 14:TX_Non Beamforming_NSS1_ADP-65DW Y		
Note :	802.11a_5700MHz		

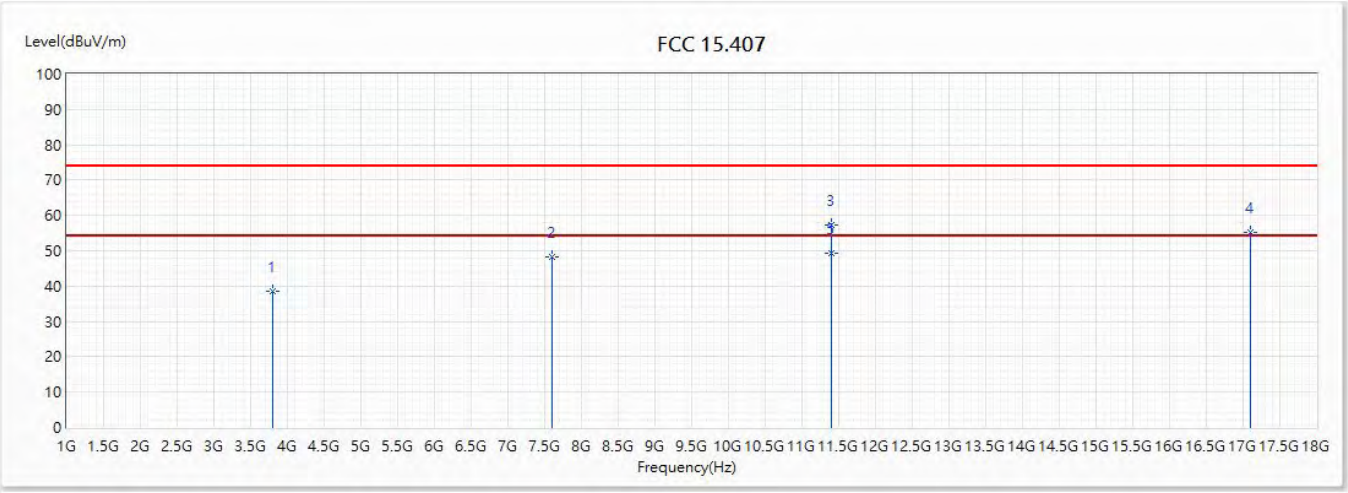

No	Frequency (MHz)	Emission Level (dBuV/m)	Limit (dBuV/m)	Margin (dB)	Reading Level (dBuV)	Correct Factor (dB)	Detector Type
1	3800	38.71	74.00	-35.29	43.73	-5.02	PK
2	7600	48.31	74.00	-25.69	39.90	8.41	PK
3	11400	57.22	74.00	-16.78	40.70	16.52	PK
4	17100	55.19	74.00	-18.81	39.21	15.98	PK
* 5	11400	49.14	54.00	-4.86	32.62	16.52	AV

Note:

1. All reading above 1GHz is performed with peak and/or average measurements as necessary.
2. “ * ”, means this data is the worst emission level.
3. Emission Level = Reading Level + Correct Factor.
4. The average measurement was not performed when the peak measured data under the limit of average detection.
5. The Emission above 18GHz were not included is because their levels are less than 20dBm form the limt, so as not reported.

Site :	CB2-H	Engineer :	Elwin
Model No :	GT-AX6000	Test Date :	2018/12/6
Test Voltage :	AC 120V / 60Hz	Polarity :	Horizontal
Test Mode :	Mode 14:TX_Non Beamforming_NSS1_ADP-65DW Y		
Note :	802.11a_5720MHz		

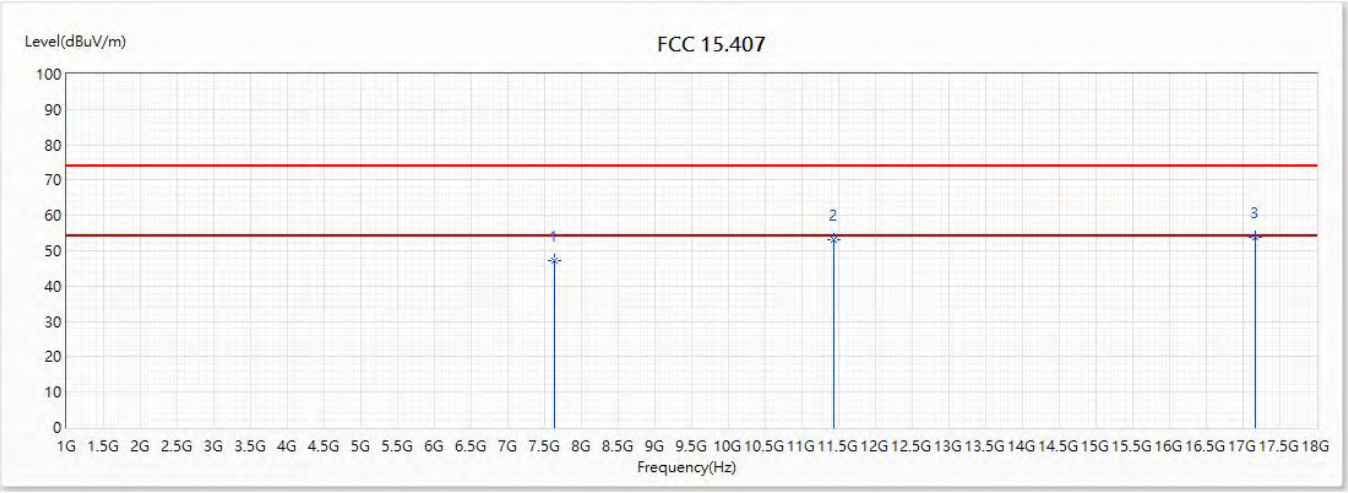

No	Frequency (MHz)	Emission Level (dBuV/m)	Limit (dBuV/m)	Margin (dB)	Reading Level (dBuV)	Correct Factor (dB)	Detector Type
1	7626	47.36	74.00	-26.64	38.88	8.48	PK
2	11440	53.09	74.00	-20.91	36.40	16.69	PK
* 3	17160	53.93	74.00	-20.07	37.73	16.20	PK

Note:

1. All reading above 1GHz is performed with peak and/or average measurements as necessary.
2. “ * ”, means this data is the worst emission level.
3. Emission Level = Reading Level + Correct Factor.
4. The average measurement was not performed when the peak measured data under the limit of average detection.
5. The Emission above 18GHz were not included is because their levels are less than 20dBm form the limt, so as not reported.

Site :	CB2-H	Engineer :	Elwin
Model No :	GT-AX6000	Test Date :	2018/12/6
Test Voltage :	AC 120V / 60Hz	Polarity :	Vertical
Test Mode :	Mode 14:TX_Non Beamforming_NSS1_ADP-65DW Y		
Note :	802.11a_5720MHz		

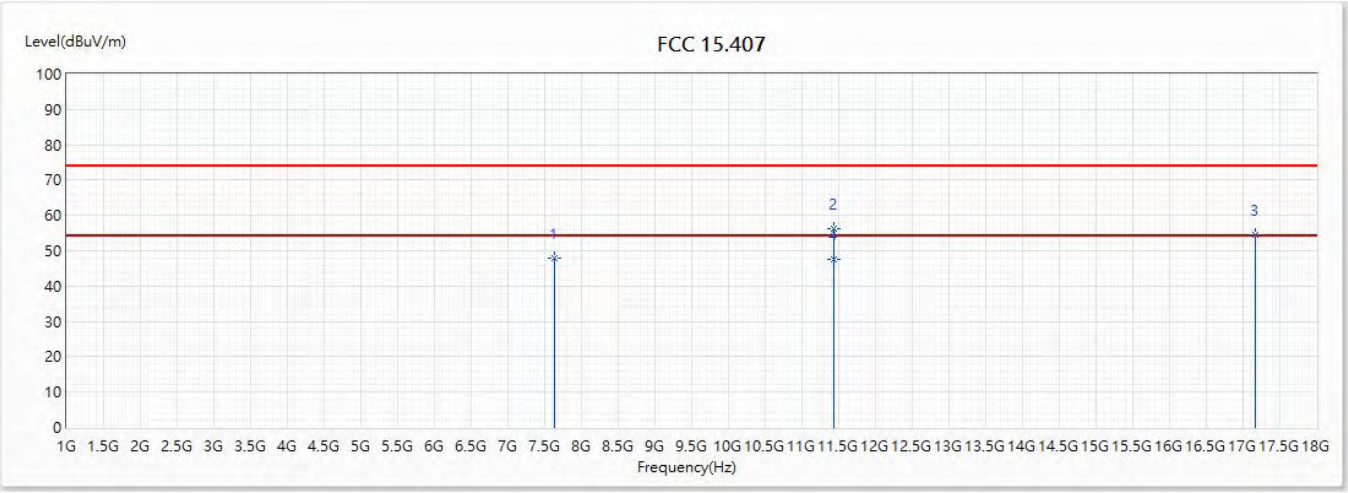

No	Frequency (MHz)	Emission Level (dBuV/m)	Limit (dBuV/m)	Margin (dB)	Reading Level (dBuV)	Correct Factor (dB)	Detector Type
1	7626	48.05	74.00	-25.95	39.57	8.48	PK
2	11440	56.36	74.00	-17.64	39.67	16.69	PK
3	17160	54.38	74.00	-19.62	38.18	16.20	PK
* 4	11440	47.70	54.00	-6.30	31.01	16.69	AV

Note:

1. All reading above 1GHz is performed with peak and/or average measurements as necessary.
2. “ * ”, means this data is the worst emission level.
3. Emission Level = Reading Level + Correct Factor.
4. The average measurement was not performed when the peak measured data under the limit of average detection.
5. The Emission above 18GHz were not included is because their levels are less than 20dBm form the limt, so as not reported.

Site :	CB2-H	Engineer :	Elwin
Model No :	GT-AX6000	Test Date :	2018/11/23
Test Voltage :	AC 120V / 60Hz	Polarity :	Horizontal
Test Mode :	Mode 14:TX_Non Beamforming_NSS1_ADP-65DW Y		
Note :	802.1ac(20M)_5500MHz		

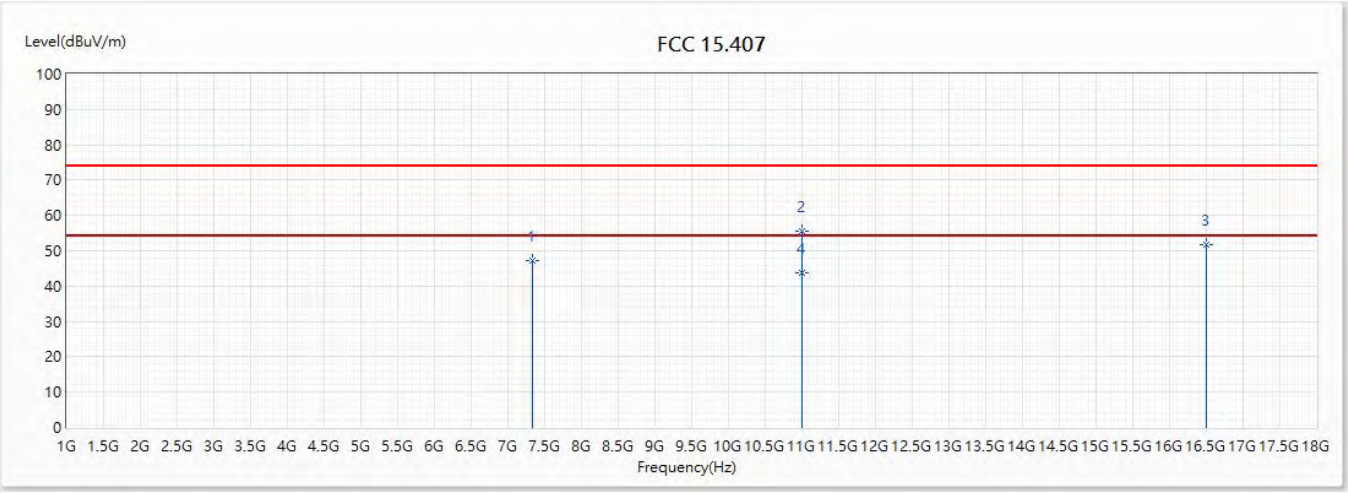

No	Frequency (MHz)	Emission Level (dBuV/m)	Limit (dBuV/m)	Margin (dB)	Reading Level (dBuV)	Correct Factor (dB)	Detector Type
1	7333	47.17	74.00	-26.83	39.67	7.50	PK
2	11000	55.44	74.00	-18.56	39.90	15.54	PK
3	16500	51.85	74.00	-22.15	38.35	13.50	PK
* 4	11000	43.67	54.00	-10.33	28.13	15.54	AV

Note:

1. All reading above 1GHz is performed with peak and/or average measurements as necessary.
2. “ * ”, means this data is the worst emission level.
3. Emission Level = Reading Level + Correct Factor.
4. The average measurement was not performed when the peak measured data under the limit of average detection.
5. The Emission above 18GHz were not included is because their levels are less than 20dBm form the limt, so as not reported.

Site :	CB2-H	Engineer :	Elwin
Model No :	GT-AX6000	Test Date :	2018/11/23
Test Voltage :	AC 120V / 60Hz	Polarity :	Vertical
Test Mode :	Mode 14:TX_Non Beamforming_NSS1_ADP-65DW Y		
Note :	802.1ac(20M)_5500MHz		

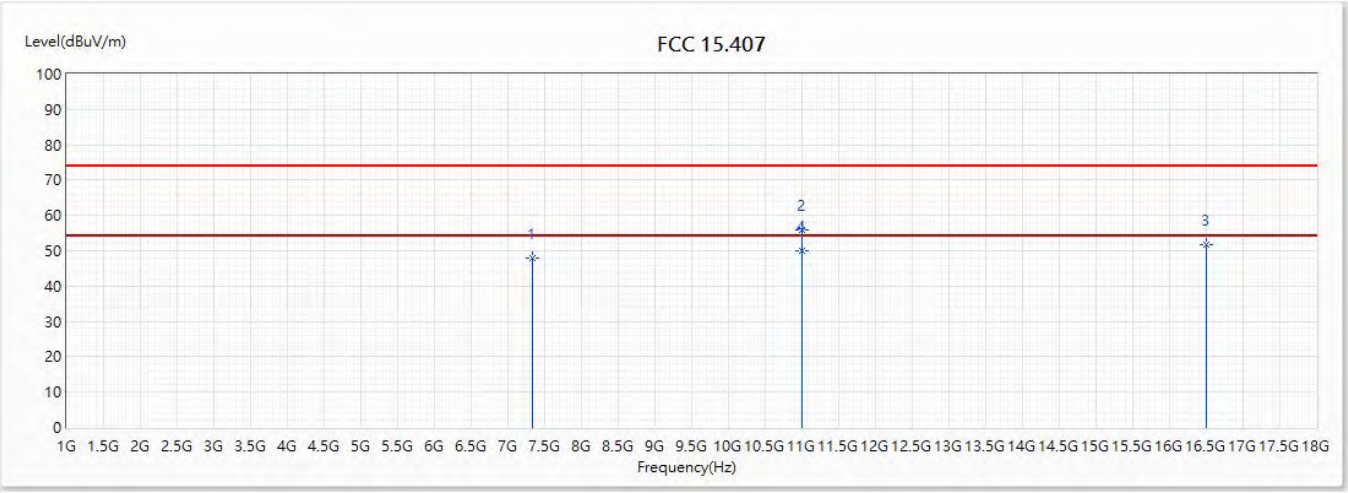

No	Frequency (MHz)	Emission Level (dBuV/m)	Limit (dBuV/m)	Margin (dB)	Reading Level (dBuV)	Correct Factor (dB)	Detector Type
1	7333	48.06	74.00	-25.94	40.56	7.50	PK
2	11000	55.93	74.00	-18.07	40.39	15.54	PK
3	16500	51.71	74.00	-22.29	38.21	13.50	PK
* 4	11000	50.06	54.00	-3.94	34.52	15.54	AV

Note:

1. All reading above 1GHz is performed with peak and/or average measurements as necessary.
2. “ * ”, means this data is the worst emission level.
3. Emission Level = Reading Level + Correct Factor.
4. The average measurement was not performed when the peak measured data under the limit of average detection.
5. The Emission above 18GHz were not included is because their levels are less than 20dBm form the limt, so as not reported.

Site :	CB2-H	Engineer :	Elwin
Model No :	GT-AX6000	Test Date :	2018/11/23
Test Voltage :	AC 120V / 60Hz	Polarity :	Horizontal
Test Mode :	Mode 14:TX_Non Beamforming_NSS1_ADP-65DW Y		
Note :	802.1ac(20M)_5580MHz		

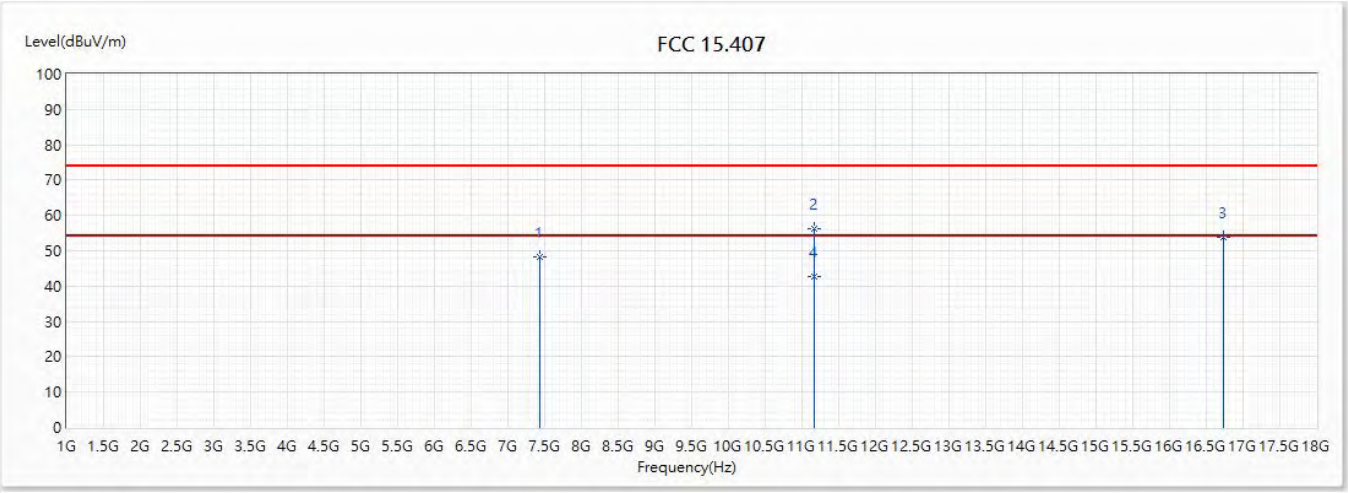

No	Frequency (MHz)	Emission Level (dBuV/m)	Limit (dBuV/m)	Margin (dB)	Reading Level (dBuV)	Correct Factor (dB)	Detector Type
1	7440	48.15	74.00	-25.85	40.28	7.87	PK
2	11160	56.35	74.00	-17.65	40.59	15.76	PK
3	16740	53.88	74.00	-20.12	39.40	14.48	PK
* 4	11160	42.67	54.00	-11.33	26.91	15.76	AV

Note:

1. All reading above 1GHz is performed with peak and/or average measurements as necessary.
2. “ * ”, means this data is the worst emission level.
3. Emission Level = Reading Level + Correct Factor.
4. The average measurement was not performed when the peak measured data under the limit of average detection.
5. The Emission above 18GHz were not included is because their levels are less than 20dBm form the limt, so as not reported.

Site :	CB2-H	Engineer :	Elwin
Model No :	GT-AX6000	Test Date :	2018/11/23
Test Voltage :	AC 120V / 60Hz	Polarity :	Vertical
Test Mode :	Mode 14:TX_Non Beamforming_NSS1_ADP-65DW Y		
Note :	802.1ac(20M)_5580MHz		

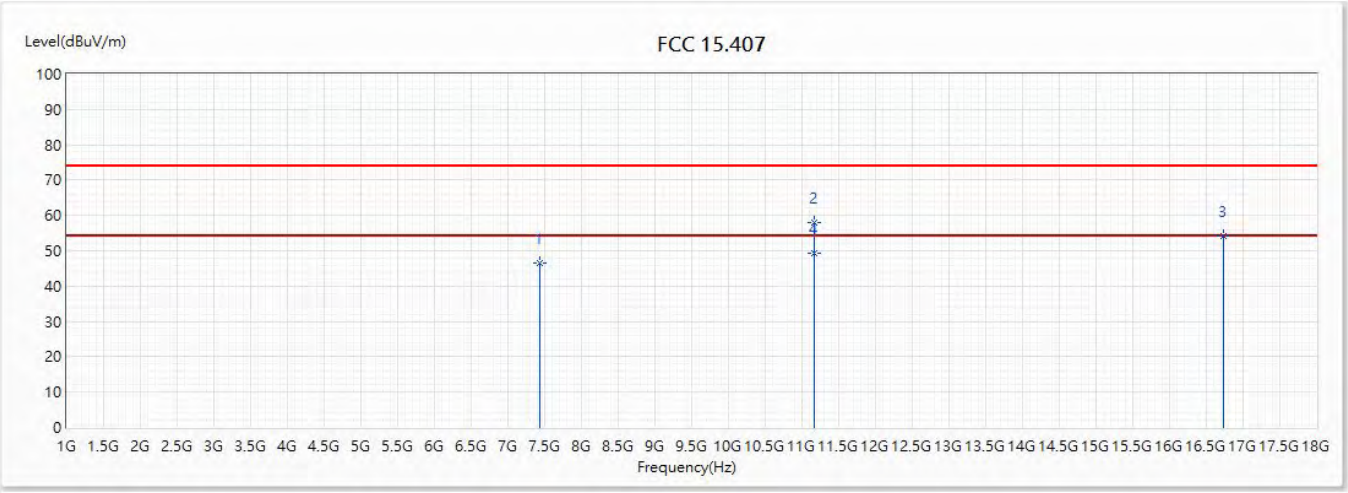

No	Frequency (MHz)	Emission Level (dBuV/m)	Limit (dBuV/m)	Margin (dB)	Reading Level (dBuV)	Correct Factor (dB)	Detector Type
1	7440	46.67	74.00	-27.33	38.80	7.87	PK
2	11160	58.02	74.00	-15.98	42.26	15.76	PK
3	16740	54.03	74.00	-19.97	39.55	14.48	PK
* 4	11160	49.19	54.00	-4.81	33.43	15.76	AV

Note:

1. All reading above 1GHz is performed with peak and/or average measurements as necessary.
2. “ * ”, means this data is the worst emission level.
3. Emission Level = Reading Level + Correct Factor.
4. The average measurement was not performed when the peak measured data under the limit of average detection.
5. The Emission above 18GHz were not included is because their levels are less than 20dBm form the limt, so as not reported.

Site :	CB2-H	Engineer :	Elwin
Model No :	GT-AX6000	Test Date :	2018/11/23
Test Voltage :	AC 120V / 60Hz	Polarity :	Horizontal
Test Mode :	Mode 14:TX_Non Beamforming_NSS1_ADP-65DW Y		
Note :	802.1ac(20M)_5700MHz		

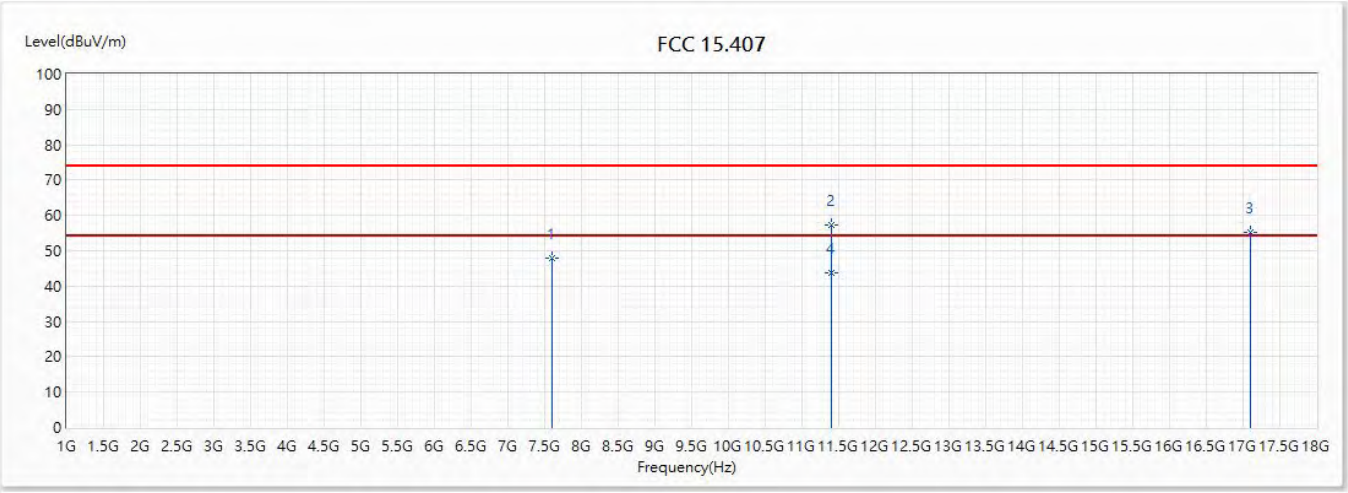

No	Frequency (MHz)	Emission Level (dBuV/m)	Limit (dBuV/m)	Margin (dB)	Reading Level (dBuV)	Correct Factor (dB)	Detector Type
1	7600	47.79	74.00	-26.21	39.38	8.41	PK
2	11400	57.29	74.00	-16.71	40.77	16.52	PK
3	17100	55.26	74.00	-18.74	39.28	15.98	PK
* 4	11400	43.88	54.00	-10.12	27.36	16.52	AV

Note:

1. All reading above 1GHz is performed with peak and/or average measurements as necessary.
2. “ * ”, means this data is the worst emission level.
3. Emission Level = Reading Level + Correct Factor.
4. The average measurement was not performed when the peak measured data under the limit of average detection.
5. The Emission above 18GHz were not included is because their levels are less than 20dBm form the limt, so as not reported.

Site :	CB2-H	Engineer :	Elwin
Model No :	GT-AX6000	Test Date :	2018/11/23
Test Voltage :	AC 120V / 60Hz	Polarity :	Vertical
Test Mode :	Mode 14:TX_Non Beamforming_NSS1_ADP-65DW Y		
Note :	802.1ac(20M)_5700MHz		

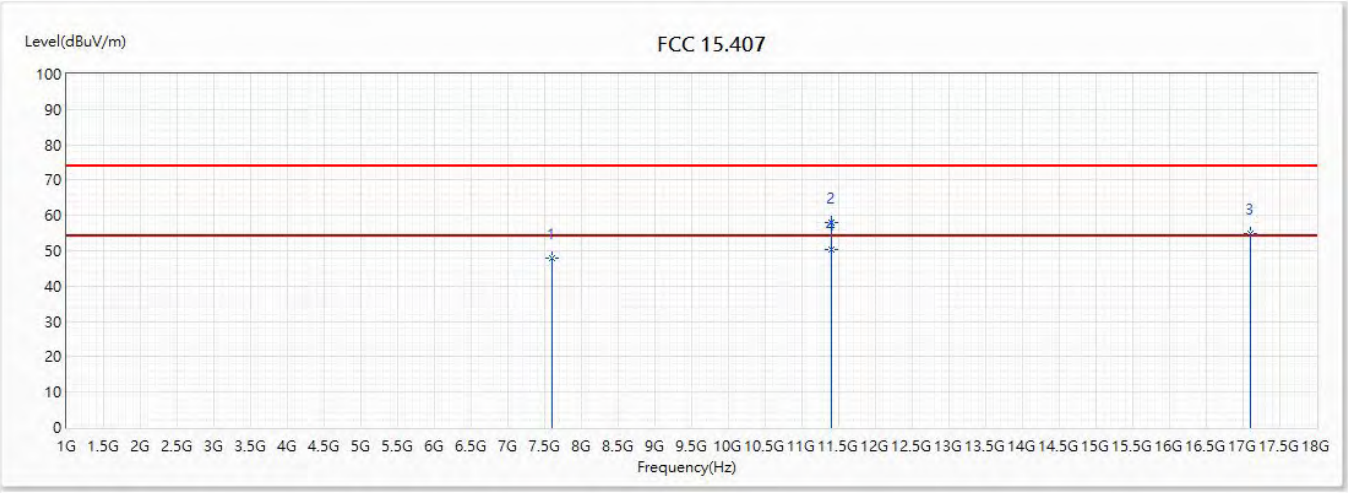

No	Frequency (MHz)	Emission Level (dBuV/m)	Limit (dBuV/m)	Margin (dB)	Reading Level (dBuV)	Correct Factor (dB)	Detector Type
1	7600	47.84	74.00	-26.16	39.43	8.41	PK
2	11400	57.83	74.00	-16.17	41.31	16.52	PK
3	17100	54.88	74.00	-19.12	38.90	15.98	PK
* 4	11400	50.34	54.00	-3.66	33.82	16.52	AV

Note:

1. All reading above 1GHz is performed with peak and/or average measurements as necessary.
2. “ * ”, means this data is the worst emission level.
3. Emission Level = Reading Level + Correct Factor.
4. The average measurement was not performed when the peak measured data under the limit of average detection.
5. The Emission above 18GHz were not included is because their levels are less than 20dBm form the limt, so as not reported.

Site :	CB2-H	Engineer :	Elwin
Model No :	GT-AX6000	Test Date :	2018/12/6
Test Voltage :	AC 120V / 60Hz	Polarity :	Horizontal
Test Mode :	Mode 14:TX_Non Beamforming_NSS1_ADP-65DW Y		
Note :	802.11ac(20M)_5720MHz		

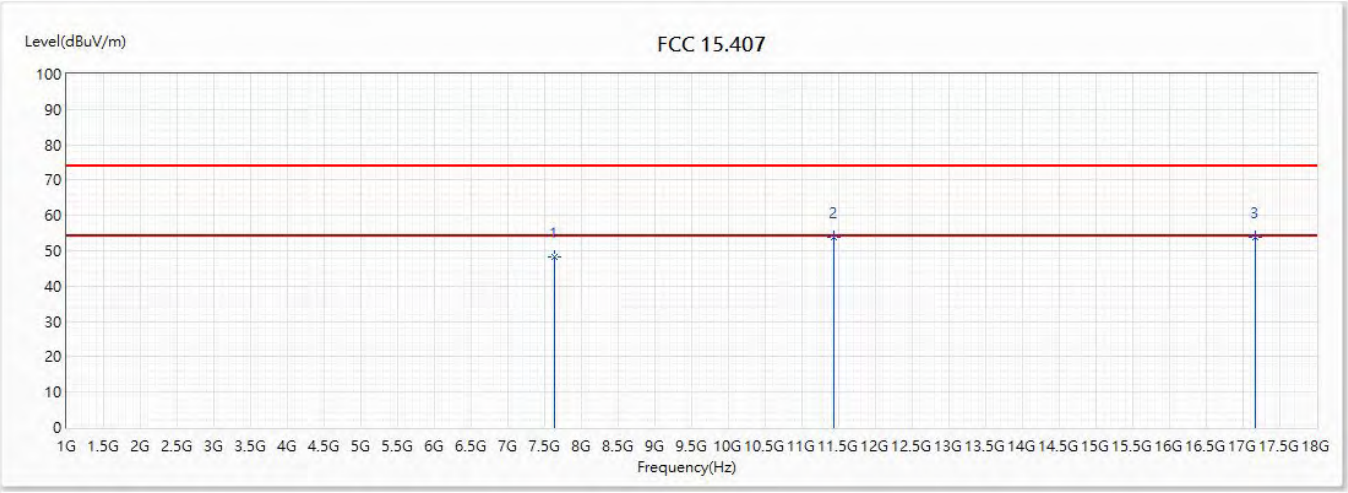

No	Frequency (MHz)	Emission Level (dBuV/m)	Limit (dBuV/m)	Margin (dB)	Reading Level (dBuV)	Correct Factor (dB)	Detector Type
1	7626	48.17	74.00	-25.83	39.69	8.48	PK
* 2	11440	53.85	74.00	-20.15	37.16	16.69	PK
3	17160	53.68	74.00	-20.32	37.48	16.20	PK

Note:

1. All reading above 1GHz is performed with peak and/or average measurements as necessary.
2. “ * ”, means this data is the worst emission level.
3. Emission Level = Reading Level + Correct Factor.
4. The average measurement was not performed when the peak measured data under the limit of average detection.
5. The Emission above 18GHz were not included is because their levels are less than 20dBm form the limt, so as not reported.

Site :	CB2-H	Engineer :	Elwin
Model No :	GT-AX6000	Test Date :	2018/12/6
Test Voltage :	AC 120V / 60Hz	Polarity :	Vertical
Test Mode :	Mode 14:TX_Non Beamforming_NSS1_ADP-65DW Y		
Note :	802.11ac(20M)_5720MHz		

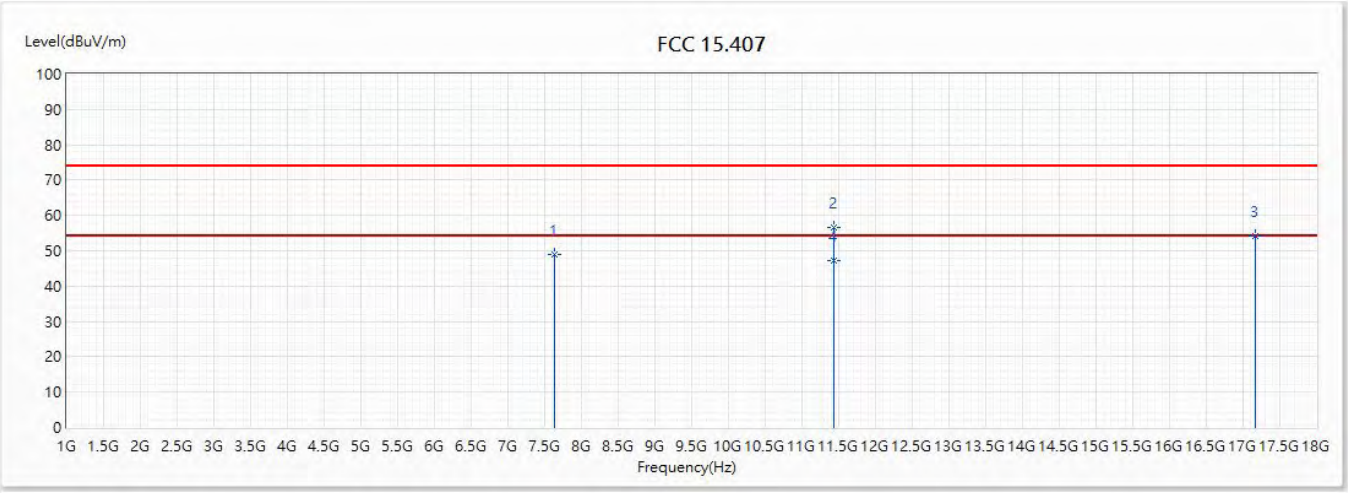

No	Frequency (MHz)	Emission Level (dBuV/m)	Limit (dBuV/m)	Margin (dB)	Reading Level (dBuV)	Correct Factor (dB)	Detector Type
1	7626	48.92	74.00	-25.08	40.44	8.48	PK
2	11440	56.54	74.00	-17.46	39.85	16.69	PK
3	17160	54.18	74.00	-19.82	37.98	16.20	PK
* 4	11440	47.36	54.00	-6.64	30.67	16.69	AV

Note:

1. All reading above 1GHz is performed with peak and/or average measurements as necessary.
2. “ * ”, means this data is the worst emission level.
3. Emission Level = Reading Level + Correct Factor.
4. The average measurement was not performed when the peak measured data under the limit of average detection.
5. The Emission above 18GHz were not included is because their levels are less than 20dBm form the limt, so as not reported.

Site :	CB2-H	Engineer :	Elwin
Model No :	GT-AX6000	Test Date :	2018/11/23
Test Voltage :	AC 120V / 60Hz	Polarity :	Horizontal
Test Mode :	Mode 14:TX_Non Beamforming_NSS1_ADP-65DW Y		
Note :	802.1ac(40M)_5510MHz		

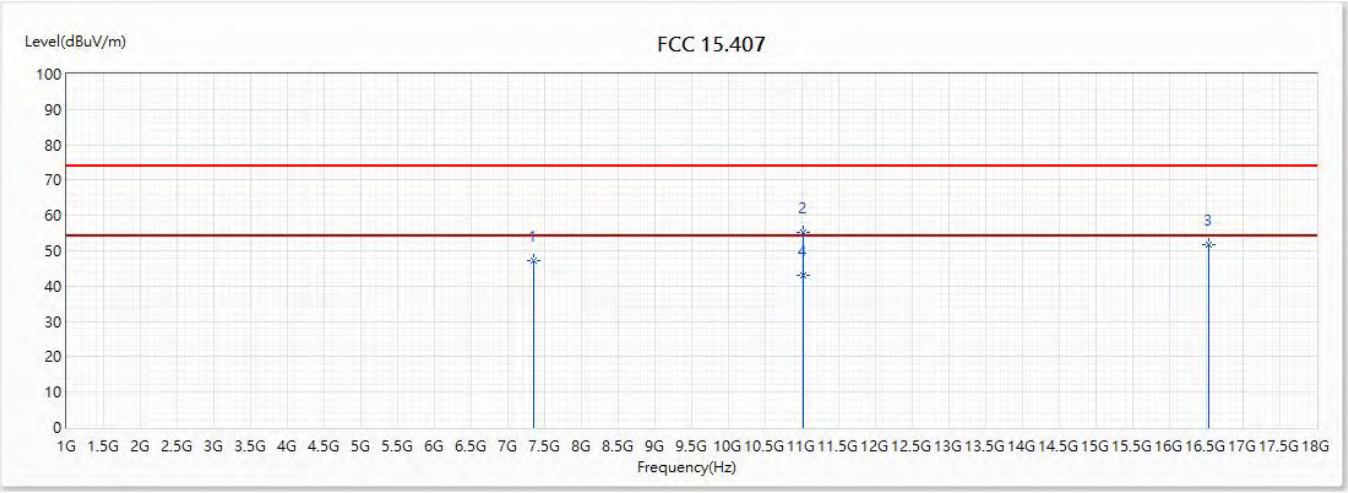

No	Frequency (MHz)	Emission Level (dBuV/m)	Limit (dBuV/m)	Margin (dB)	Reading Level (dBuV)	Correct Factor (dB)	Detector Type
1	7346	47.36	74.00	-26.64	39.82	7.54	PK
2	11020	55.15	74.00	-18.85	39.58	15.57	PK
3	16530	51.65	74.00	-22.35	38.06	13.59	PK
* 4	11020	43.02	54.00	-10.98	27.45	15.57	AV

Note:

1. All reading above 1GHz is performed with peak and/or average measurements as necessary.
2. “ * ”, means this data is the worst emission level.
3. Emission Level = Reading Level + Correct Factor.
4. The average measurement was not performed when the peak measured data under the limit of average detection.
5. The Emission above 18GHz were not included is because their levels are less than 20dBm form the limt, so as not reported.

Site :	CB2-H	Engineer :	Elwin
Model No :	GT-AX6000	Test Date :	2018/11/23
Test Voltage :	AC 120V / 60Hz	Polarity :	Vertical
Test Mode :	Mode 14:TX_Non Beamforming_NSS1_ADP-65DW Y		
Note :	802.1ac(40M)_5510MHz		

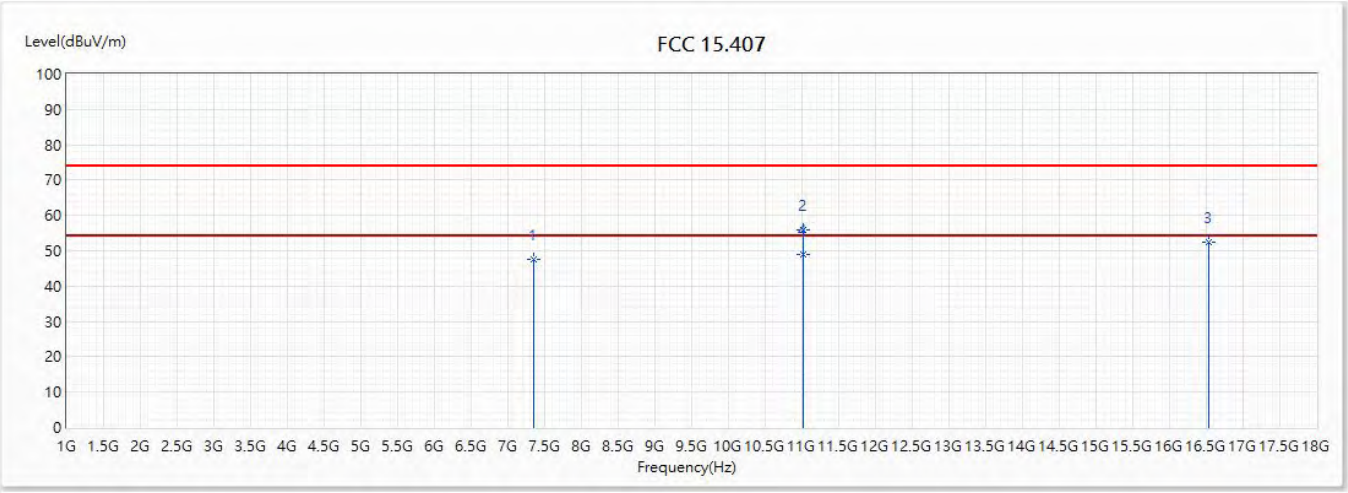

No	Frequency (MHz)	Emission Level (dBuV/m)	Limit (dBuV/m)	Margin (dB)	Reading Level (dBuV)	Correct Factor (dB)	Detector Type
1	7346	47.72	74.00	-26.28	40.18	7.54	PK
2	11020	55.99	74.00	-18.01	40.42	15.57	PK
3	16530	52.35	74.00	-21.65	38.76	13.59	PK
* 4	11020	49.04	54.00	-4.96	33.47	15.57	AV

Note:

1. All reading above 1GHz is performed with peak and/or average measurements as necessary.
2. “ * ”, means this data is the worst emission level.
3. Emission Level = Reading Level + Correct Factor.
4. The average measurement was not performed when the peak measured data under the limit of average detection.
5. The Emission above 18GHz were not included is because their levels are less than 20dBm form the limt, so as not reported.

Site :	CB2-H	Engineer :	Elwin
Model No :	GT-AX6000	Test Date :	2018/11/23
Test Voltage :	AC 120V / 60Hz	Polarity :	Horizontal
Test Mode :	Mode 14:TX_Non Beamforming_NSS1_ADP-65DW Y		
Note :	802.1ac(40M)_5590MHz		

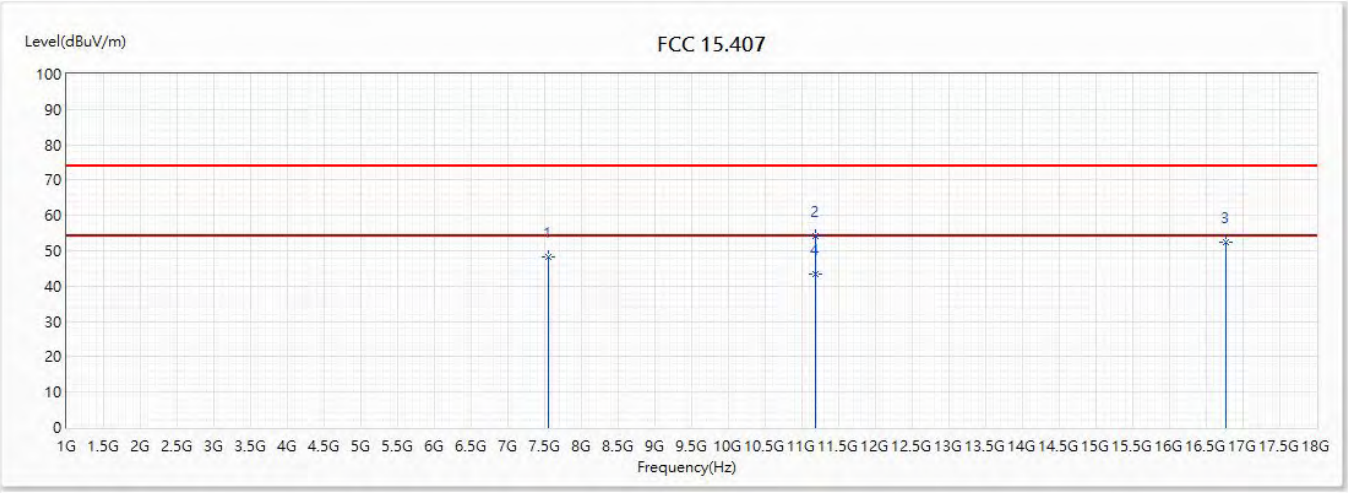

No	Frequency (MHz)	Emission Level (dBuV/m)	Limit (dBuV/m)	Margin (dB)	Reading Level (dBuV)	Correct Factor (dB)	Detector Type
1	7543	48.24	74.00	-25.76	40.02	8.22	PK
2	11180	54.22	74.00	-19.78	38.44	15.78	PK
3	16770	52.35	74.00	-21.65	37.73	14.62	PK
* 4	11180	43.50	54.00	-10.50	27.72	15.78	AV

Note:

1. All reading above 1GHz is performed with peak and/or average measurements as necessary.
2. “ * ”, means this data is the worst emission level.
3. Emission Level = Reading Level + Correct Factor.
4. The average measurement was not performed when the peak measured data under the limit of average detection.
5. The Emission above 18GHz were not included is because their levels are less than 20dBm form the limt, so as not reported.

Site :	CB2-H	Engineer :	Elwin
Model No :	GT-AX6000	Test Date :	2018/11/23
Test Voltage :	AC 120V / 60Hz	Polarity :	Vertical
Test Mode :	Mode 14:TX_Non Beamforming_NSS1_ADP-65DW Y		
Note :	802.1ac(40M)_5590MHz		

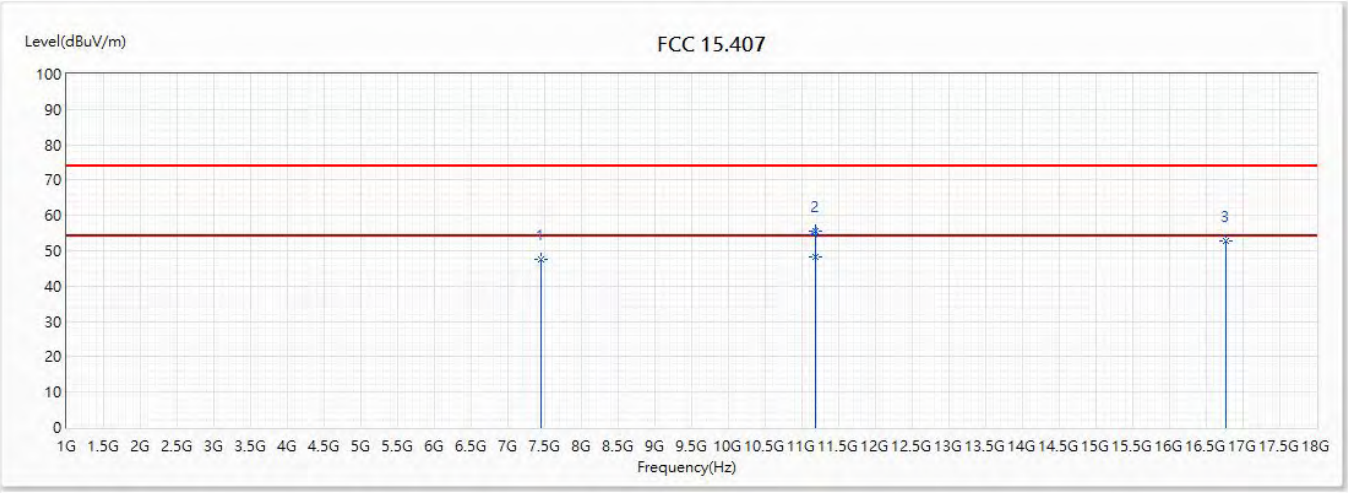

No	Frequency (MHz)	Emission Level (dBuV/m)	Limit (dBuV/m)	Margin (dB)	Reading Level (dBuV)	Correct Factor (dB)	Detector Type
1	7453	47.49	74.00	-26.51	39.56	7.93	PK
2	11180	55.59	74.00	-18.41	39.81	15.78	PK
3	16770	52.89	74.00	-21.11	38.27	14.62	PK
* 4	11180	48.25	54.00	-5.75	32.47	15.78	AV

Note:

1. All reading above 1GHz is performed with peak and/or average measurements as necessary.
2. “ * ”, means this data is the worst emission level.
3. Emission Level = Reading Level + Correct Factor.
4. The average measurement was not performed when the peak measured data under the limit of average detection.
5. The Emission above 18GHz were not included is because their levels are less than 20dBm form the limt, so as not reported.

Site :	CB2-H	Engineer :	Elwin
Model No :	GT-AX6000	Test Date :	2018/11/23
Test Voltage :	AC 120V / 60Hz	Polarity :	Horizontal
Test Mode :	Mode 14:TX_Non Beamforming_NSS1_ADP-65DW Y		
Note :	802.1ac(40M)_5670MHz		

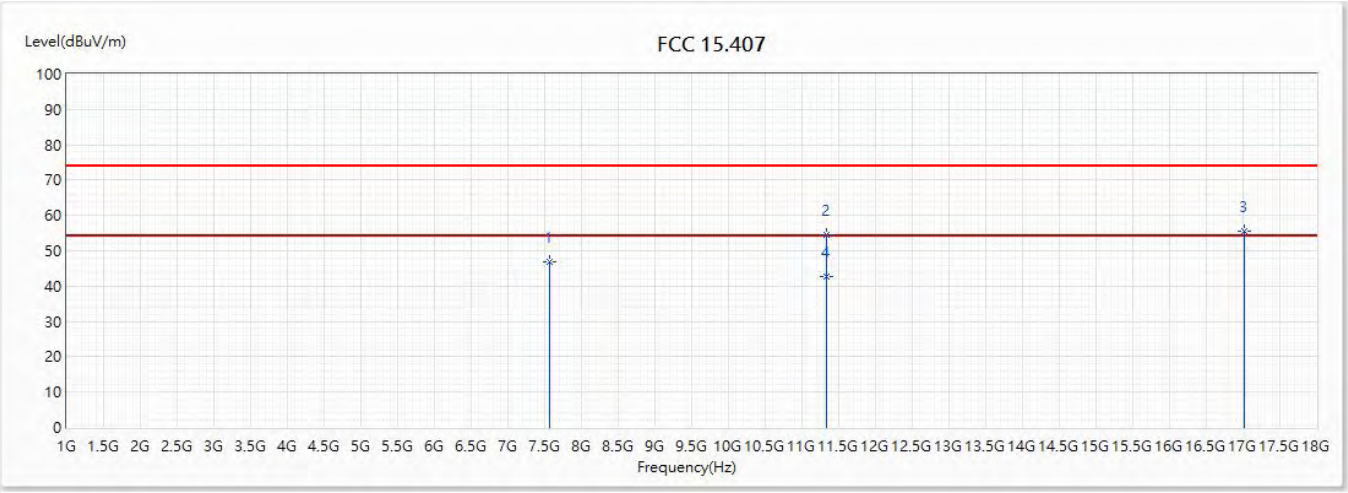

No	Frequency (MHz)	Emission Level (dBuV/m)	Limit (dBuV/m)	Margin (dB)	Reading Level (dBuV)	Correct Factor (dB)	Detector Type
1	7560	47.01	74.00	-26.99	38.73	8.28	PK
2	11340	54.49	74.00	-19.51	38.23	16.26	PK
3	17010	55.55	74.00	-18.45	39.88	15.67	PK
* 4	11340	42.59	54.00	-11.41	26.33	16.26	AV

Note:

1. All reading above 1GHz is performed with peak and/or average measurements as necessary.
2. “ * ”, means this data is the worst emission level.
3. Emission Level = Reading Level + Correct Factor.
4. The average measurement was not performed when the peak measured data under the limit of average detection.
5. The Emission above 18GHz were not included is because their levels are less than 20dBm form the limt, so as not reported.

Site :	CB2-H	Engineer :	Elwin
Model No :	GT-AX6000	Test Date :	2018/11/23
Test Voltage :	AC 120V / 60Hz	Polarity :	Vertical
Test Mode :	Mode 14:TX_Non Beamforming_NSS1_ADP-65DW Y		
Note :	802.1ac(40M)_5670MHz		

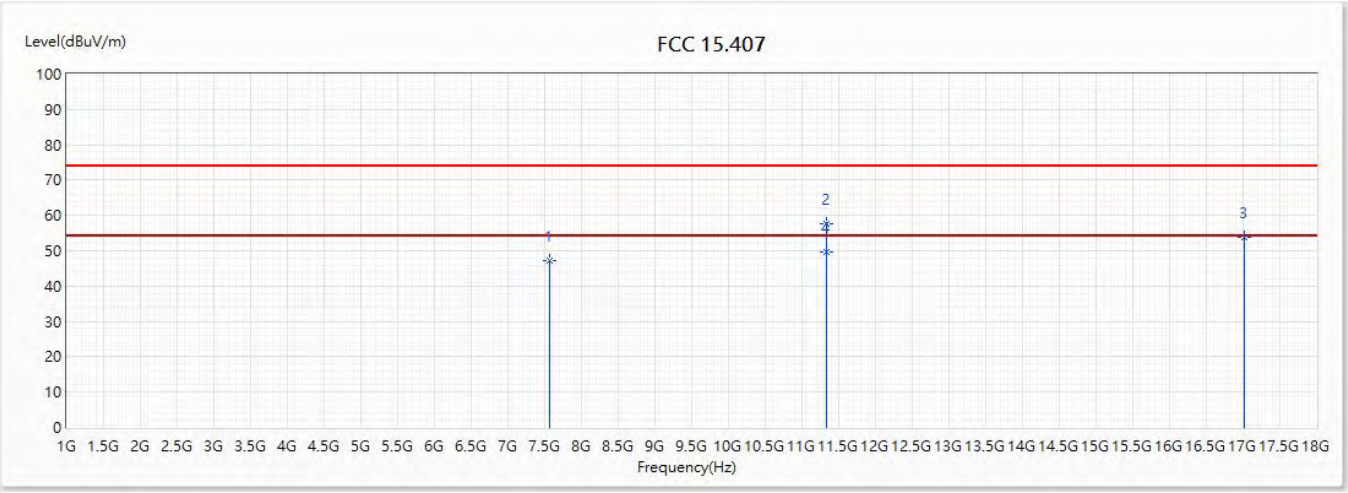

No	Frequency (MHz)	Emission Level (dBuV/m)	Limit (dBuV/m)	Margin (dB)	Reading Level (dBuV)	Correct Factor (dB)	Detector Type
1	7560	47.25	74.00	-26.75	38.97	8.28	PK
2	11340	57.67	74.00	-16.33	41.41	16.26	PK
3	17010	53.81	74.00	-20.19	38.14	15.67	PK
* 4	11340	49.70	54.00	-4.30	33.44	16.26	AV

Note:

1. All reading above 1GHz is performed with peak and/or average measurements as necessary.
2. “ * ”, means this data is the worst emission level.
3. Emission Level = Reading Level + Correct Factor.
4. The average measurement was not performed when the peak measured data under the limit of average detection.
5. The Emission above 18GHz were not included is because their levels are less than 20dBm form the limt, so as not reported.

Site :	CB2-H	Engineer :	Elwin
Model No :	GT-AX6000	Test Date :	2018/12/6
Test Voltage :	AC 120V / 60Hz	Polarity :	Horizontal
Test Mode :	Mode 14:TX_Non Beamforming_NSS1_ADP-65DW Y		
Note :	802.11ac(40M)_5710MHz		

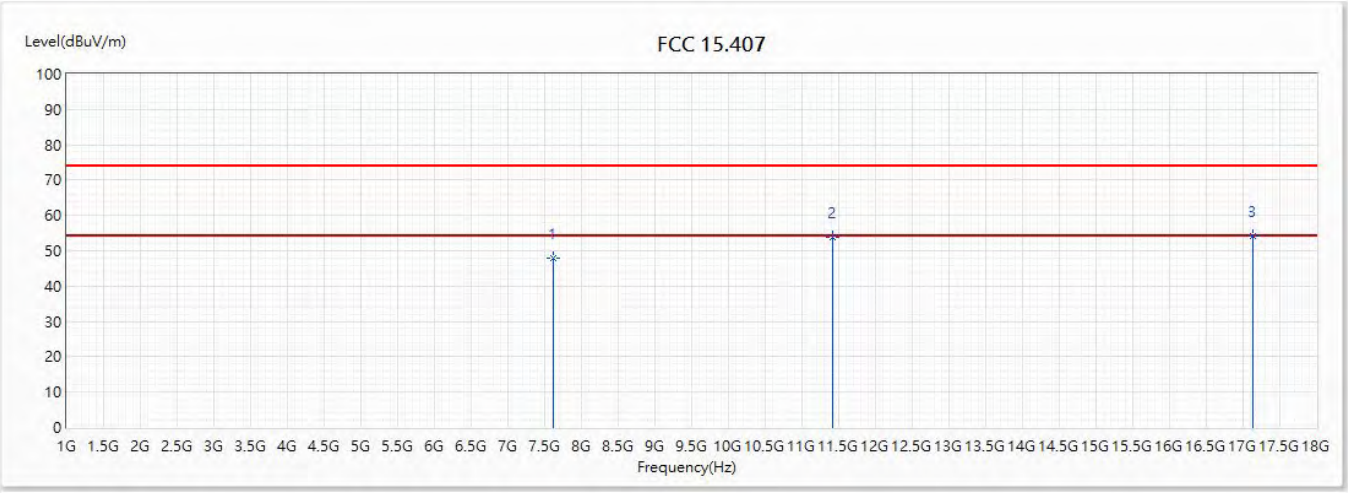

No	Frequency (MHz)	Emission Level (dBuV/m)	Limit (dBuV/m)	Margin (dB)	Reading Level (dBuV)	Correct Factor (dB)	Detector Type
1	7613	47.98	74.00	-26.02	39.53	8.45	PK
2	11420	53.72	74.00	-20.28	37.11	16.61	PK
* 3	17130	54.12	74.00	-19.88	38.03	16.09	PK

Note:

1. All reading above 1GHz is performed with peak and/or average measurements as necessary.
2. “ * ”, means this data is the worst emission level.
3. Emission Level = Reading Level + Correct Factor.
4. The average measurement was not performed when the peak measured data under the limit of average detection.
5. The Emission above 18GHz were not included is because their levels are less than 20dBm form the limt, so as not reported.

Site :	CB2-H	Engineer :	Elwin
Model No :	GT-AX6000	Test Date :	2018/12/6
Test Voltage :	AC 120V / 60Hz	Polarity :	Vertical
Test Mode :	Mode 14:TX_Non Beamforming_NSS1_ADP-65DW Y		
Note :	802.11ac(40M)_5710MHz		

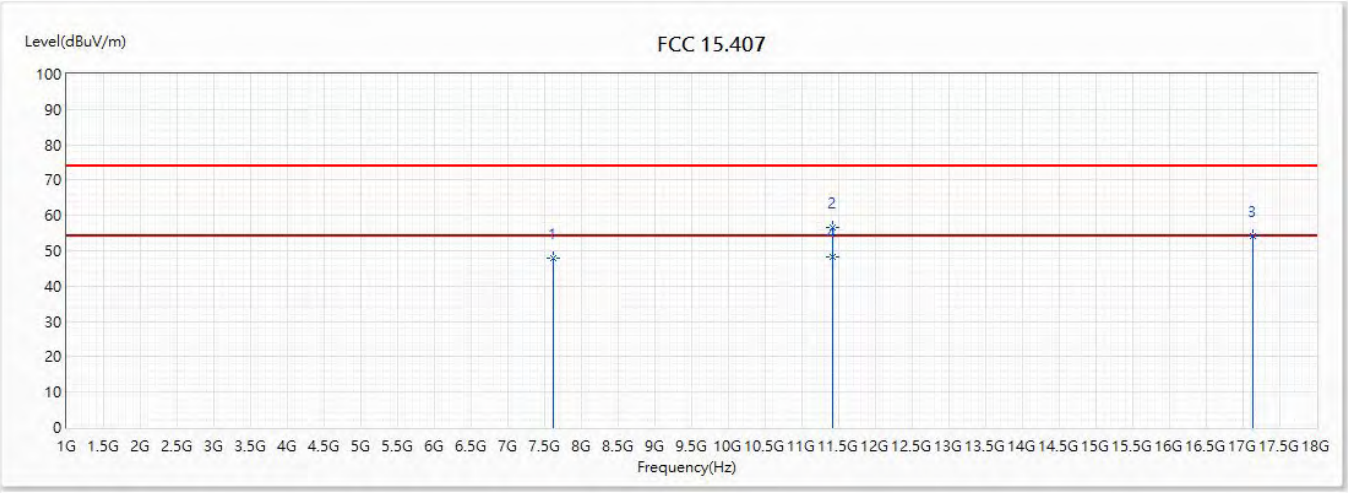

No	Frequency (MHz)	Emission Level (dBuV/m)	Limit (dBuV/m)	Margin (dB)	Reading Level (dBuV)	Correct Factor (dB)	Detector Type
1	7613	48.03	74.00	-25.97	39.58	8.45	PK
2	11420	56.49	74.00	-17.51	39.88	16.61	PK
3	17130	54.27	74.00	-19.73	38.18	16.09	PK
* 4	11420	48.38	54.00	-5.62	31.77	16.61	AV

Note:

1. All reading above 1GHz is performed with peak and/or average measurements as necessary.
2. “ * ”, means this data is the worst emission level.
3. Emission Level = Reading Level + Correct Factor.
4. The average measurement was not performed when the peak measured data under the limit of average detection.
5. The Emission above 18GHz were not included is because their levels are less than 20dBm form the limt, so as not reported.

Site :	CB2-H	Engineer :	Elwin
Model No :	GT-AX6000	Test Date :	2018/11/23
Test Voltage :	AC 120V / 60Hz	Polarity :	Horizontal
Test Mode :	Mode 14:TX_Non Beamforming_NSS1_ADP-65DW Y		
Note :	802.1ac(80M)_5530MHz		

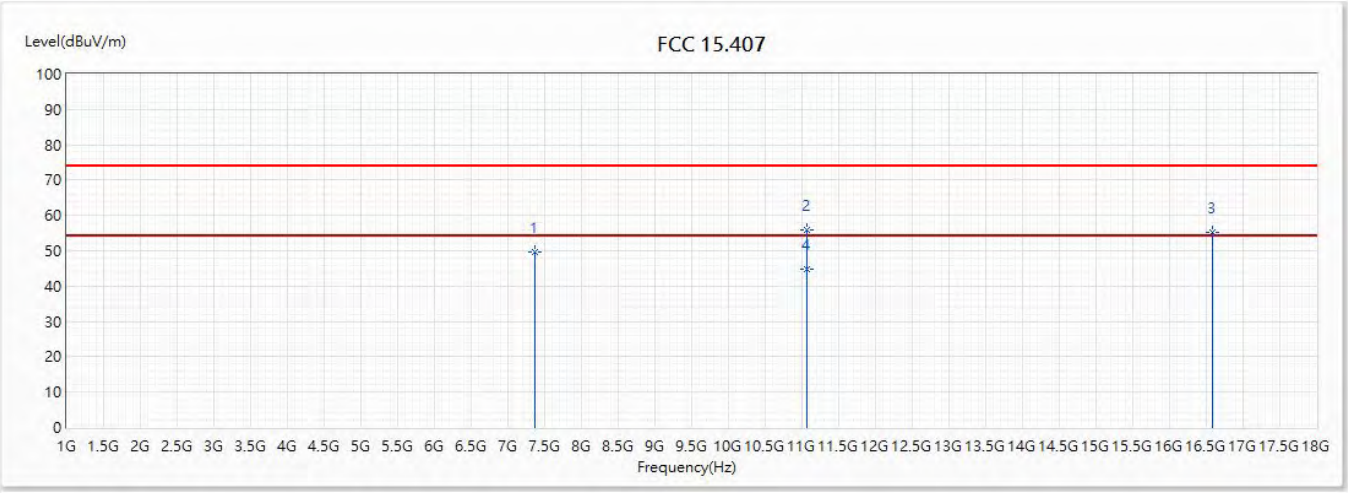

No	Frequency (MHz)	Emission Level (dBuV/m)	Limit (dBuV/m)	Margin (dB)	Reading Level (dBuV)	Correct Factor (dB)	Detector Type
1	7373	49.81	74.00	-24.19	42.17	7.64	PK
2	11060	56.01	74.00	-17.99	40.38	15.63	PK
3	16590	55.32	74.00	-18.68	41.50	13.82	PK
* 4	11060	44.92	54.00	-9.08	29.29	15.63	AV

Note:

1. All reading above 1GHz is performed with peak and/or average measurements as necessary.
2. “ * ”, means this data is the worst emission level.
3. Emission Level = Reading Level + Correct Factor.
4. The average measurement was not performed when the peak measured data under the limit of average detection.
5. The Emission above 18GHz were not included is because their levels are less than 20dBm form the limt, so as not reported.

Site :	CB2-H	Engineer :	Elwin
Model No :	GT-AX6000	Test Date :	2018/11/23
Test Voltage :	AC 120V / 60Hz	Polarity :	Vertical
Test Mode :	Mode 14:TX_Non Beamforming_NSS1_ADP-65DW Y		
Note :	802.1ac(80M)_5530MHz		

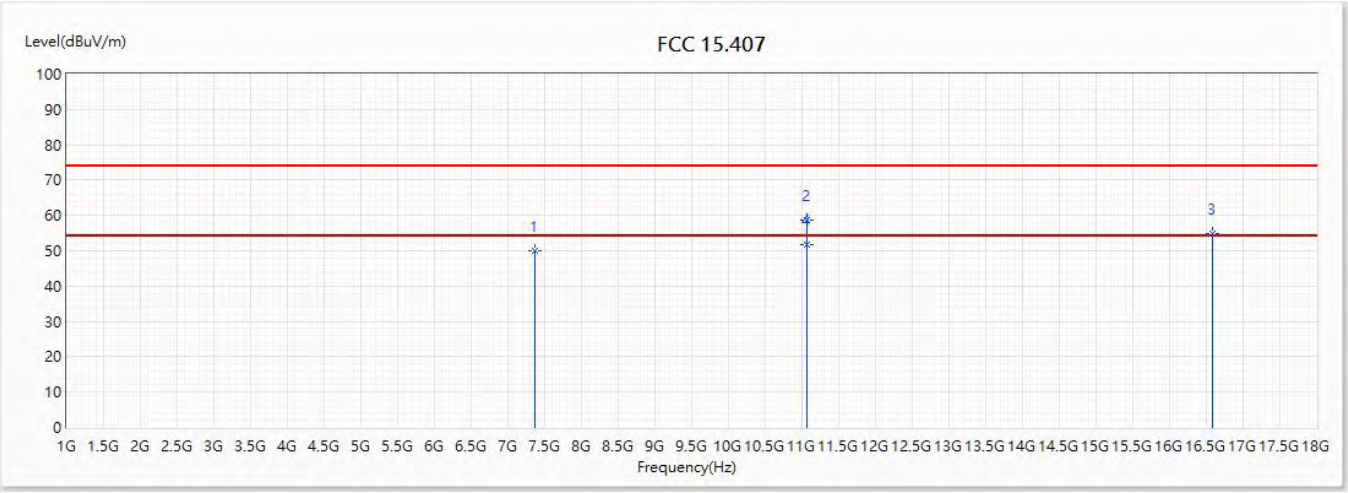

No	Frequency (MHz)	Emission Level (dBuV/m)	Limit (dBuV/m)	Margin (dB)	Reading Level (dBuV)	Correct Factor (dB)	Detector Type
1	7373	49.96	74.00	-24.04	42.32	7.64	PK
2	11060	58.53	74.00	-15.47	42.90	15.63	PK
3	16590	54.74	74.00	-19.26	40.92	13.82	PK
* 4	11060	51.89	54.00	-2.11	36.26	15.63	AV

Note:

1. All reading above 1GHz is performed with peak and/or average measurements as necessary.
2. “ * ”, means this data is the worst emission level.
3. Emission Level = Reading Level + Correct Factor.
4. The average measurement was not performed when the peak measured data under the limit of average detection.
5. The Emission above 18GHz were not included is because their levels are less than 20dBm form the limt, so as not reported.

Site :	CB2-H	Engineer :	Elwin
Model No :	GT-AX6000	Test Date :	2018/11/23
Test Voltage :	AC 120V / 60Hz	Polarity :	Horizontal
Test Mode :	Mode 14:TX_Non Beamforming_NSS1_ADP-65DW Y		
Note :	802.1ac(80M)_5610MHz		

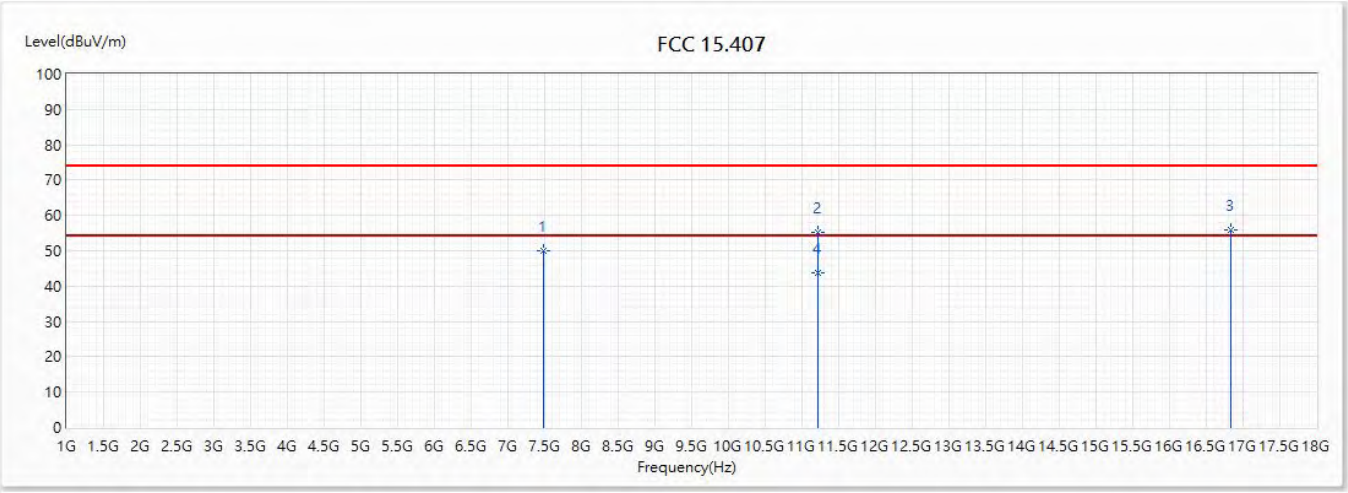

No	Frequency (MHz)	Emission Level (dBuV/m)	Limit (dBuV/m)	Margin (dB)	Reading Level (dBuV)	Correct Factor (dB)	Detector Type
1	7480	49.85	74.00	-24.15	41.84	8.01	PK
2	11220	55.30	74.00	-18.70	39.44	15.86	PK
3	16830	55.76	74.00	-18.24	40.88	14.88	PK
* 4	11220	43.71	54.00	-10.29	27.85	15.86	AV

Note:

1. All reading above 1GHz is performed with peak and/or average measurements as necessary.
2. “ * ”, means this data is the worst emission level.
3. Emission Level = Reading Level + Correct Factor.
4. The average measurement was not performed when the peak measured data under the limit of average detection.
5. The Emission above 18GHz were not included is because their levels are less than 20dBm form the limt, so as not reported.

Site :	CB2-H	Engineer :	Elwin
Model No :	GT-AX6000	Test Date :	2018/11/23
Test Voltage :	AC 120V / 60Hz	Polarity :	Vertical
Test Mode :	Mode 14:TX_Non Beamforming_NSS1_ADP-65DW Y		
Note :	802.1ac(80M)_5610MHz		

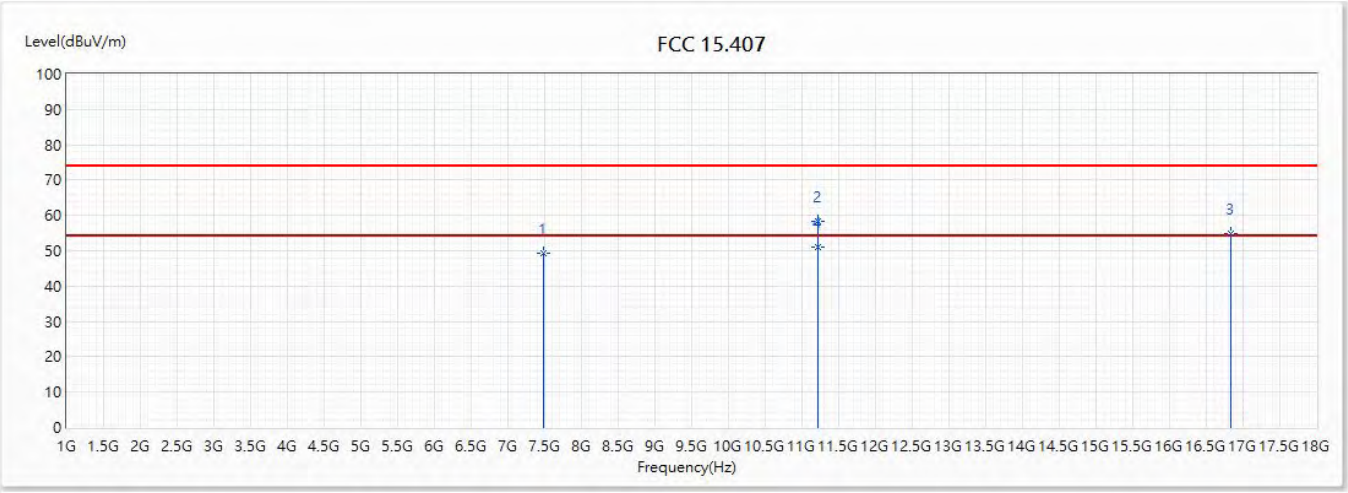

No	Frequency (MHz)	Emission Level (dBuV/m)	Limit (dBuV/m)	Margin (dB)	Reading Level (dBuV)	Correct Factor (dB)	Detector Type
1	7480	49.38	74.00	-24.62	41.37	8.01	PK
2	11220	58.39	74.00	-15.61	42.53	15.86	PK
3	16830	54.71	74.00	-19.29	39.83	14.88	PK
* 4	11220	51.08	54.00	-2.92	35.22	15.86	AV

Note:

1. All reading above 1GHz is performed with peak and/or average measurements as necessary.
2. “ * ”, means this data is the worst emission level.
3. Emission Level = Reading Level + Correct Factor.
4. The average measurement was not performed when the peak measured data under the limit of average detection.
5. The Emission above 18GHz were not included is because their levels are less than 20dBm form the limt, so as not reported.

Site :	CB2-H	Engineer :	Elwin
Model No :	GT-AX6000	Test Date :	2018/12/6
Test Voltage :	AC 120V / 60Hz	Polarity :	Horizontal
Test Mode :	Mode 14:TX_Non Beamforming_NSS1_ADP-65DW Y		
Note :	802.11ac(80M)_5690MHz		

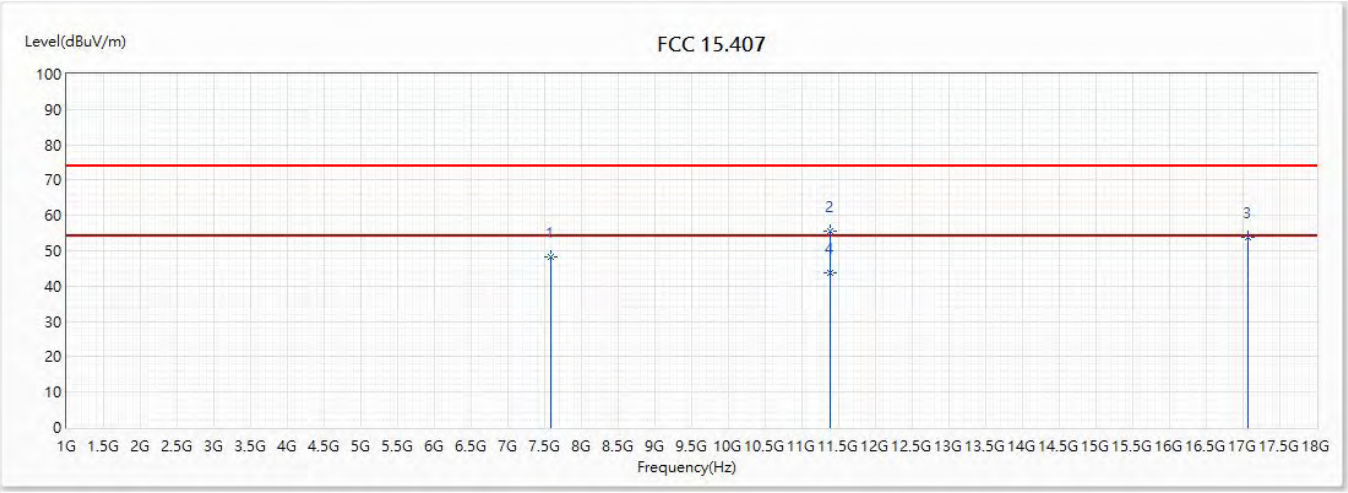

No	Frequency (MHz)	Emission Level (dBuV/m)	Limit (dBuV/m)	Margin (dB)	Reading Level (dBuV)	Correct Factor (dB)	Detector Type
1	7586	48.41	74.00	-25.59	40.05	8.36	PK
2	11380	55.46	74.00	-18.54	39.03	16.43	PK
3	17070	53.90	74.00	-20.10	38.02	15.88	PK
* 4	11380	43.71	54.00	-10.29	27.28	16.43	AV

Note:

1. All reading above 1GHz is performed with peak and/or average measurements as necessary.
2. “ * ”, means this data is the worst emission level.
3. Emission Level = Reading Level + Correct Factor.
4. The average measurement was not performed when the peak measured data under the limit of average detection.
5. The Emission above 18GHz were not included is because their levels are less than 20dBm form the limt, so as not reported.

Site :	CB2-H	Engineer :	Elwin
Model No :	GT-AX6000	Test Date :	2018/12/6
Test Voltage :	AC 120V / 60Hz	Polarity :	Vertical
Test Mode :	Mode 14:TX_Non Beamforming_NSS1_ADP-65DW Y		
Note :	802.11ac(80M)_5690MHz		

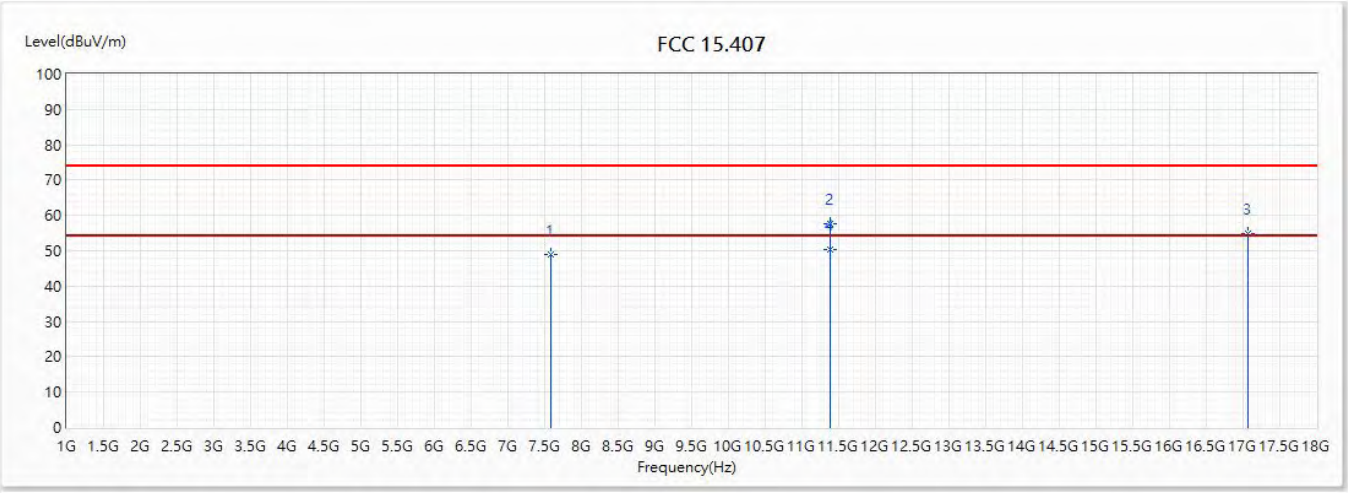

No	Frequency (MHz)	Emission Level (dBuV/m)	Limit (dBuV/m)	Margin (dB)	Reading Level (dBuV)	Correct Factor (dB)	Detector Type
1	7586	48.98	74.00	-25.02	40.62	8.36	PK
2	11380	57.63	74.00	-16.37	41.20	16.43	PK
3	17070	54.73	74.00	-19.27	38.85	15.88	PK
* 4	11380	50.23	54.00	-3.77	33.80	16.43	AV

Note:

1. All reading above 1GHz is performed with peak and/or average measurements as necessary.
2. “ * ”, means this data is the worst emission level.
3. Emission Level = Reading Level + Correct Factor.
4. The average measurement was not performed when the peak measured data under the limit of average detection.
5. The Emission above 18GHz were not included is because their levels are less than 20dBm form the limt, so as not reported.

Site :	CB2-H	Engineer :	Elwin
Model No :	GT-AX6000	Test Date :	2018/11/24
Test Voltage :	AC 120V / 60Hz	Polarity :	Horizontal
Test Mode :	Mode 14:TX_Non Beamforming_NSS1_ADP-65DW Y		
Note :	802.1ax(20M)_5500MHz		

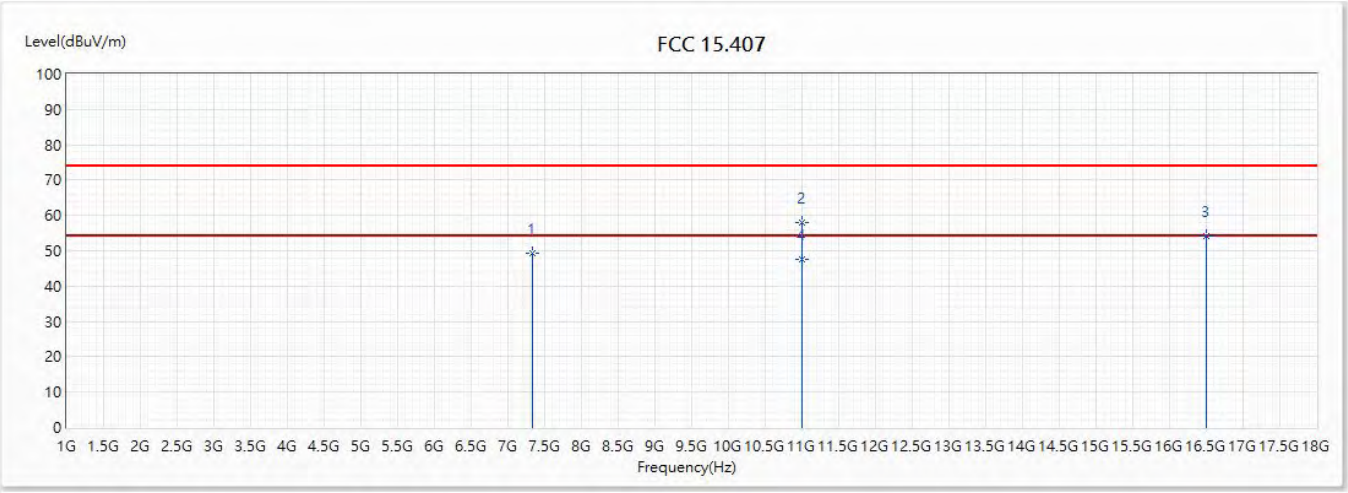

No	Frequency (MHz)	Emission Level (dBuV/m)	Limit (dBuV/m)	Margin (dB)	Reading Level (dBuV)	Correct Factor (dB)	Detector Type
1	7333	49.21	74.00	-24.79	41.71	7.50	PK
2	11000	58.11	74.00	-15.89	42.57	15.54	PK
3	16500	54.13	74.00	-19.87	40.63	13.50	PK
* 4	11000	47.41	54.00	-6.59	31.87	15.54	AV

Note:

1. All reading above 1GHz is performed with peak and/or average measurements as necessary.
2. “ * ”, means this data is the worst emission level.
3. Emission Level = Reading Level + Correct Factor.
4. The average measurement was not performed when the peak measured data under the limit of average detection.
5. The Emission above 18GHz were not included is because their levels are less than 20dBm form the limt, so as not reported.

Site :	CB2-H	Engineer :	Elwin
Model No :	GT-AX6000	Test Date :	2018/11/24
Test Voltage :	AC 120V / 60Hz	Polarity :	Vertical
Test Mode :	Mode 14:TX_Non Beamforming_NSS1_ADP-65DW Y		
Note :	802.1ax(20M)_5500MHz		

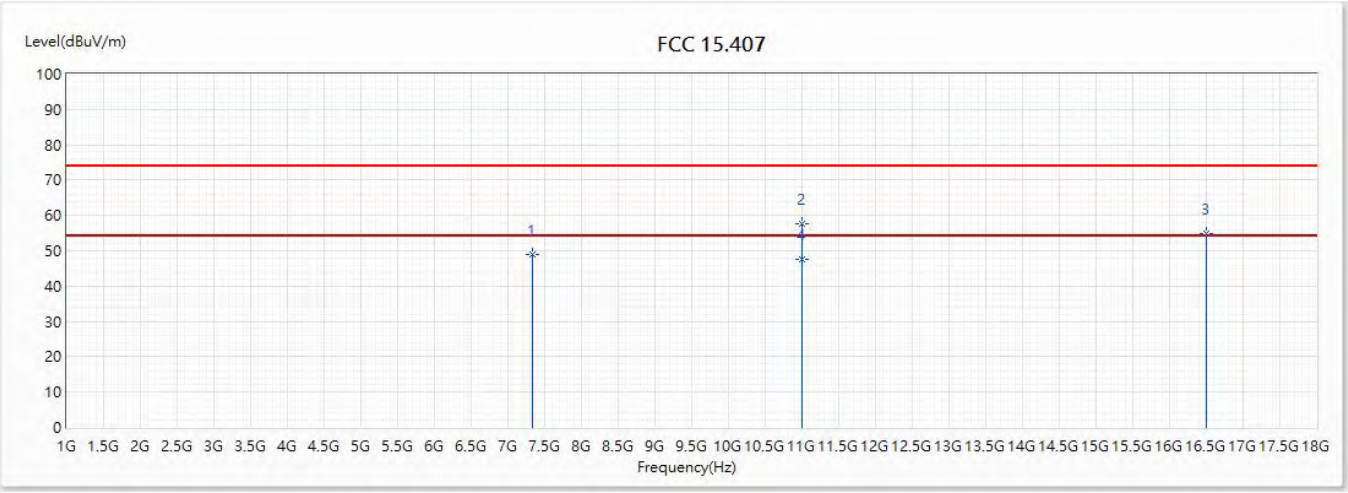

No	Frequency (MHz)	Emission Level (dBuV/m)	Limit (dBuV/m)	Margin (dB)	Reading Level (dBuV)	Correct Factor (dB)	Detector Type
1	7333	49.04	74.00	-24.96	41.54	7.50	PK
2	11000	57.62	74.00	-16.38	42.08	15.54	PK
3	16500	54.72	74.00	-19.28	41.22	13.50	PK
* 4	11000	47.67	54.00	-6.33	32.13	15.54	AV

Note:

1. All reading above 1GHz is performed with peak and/or average measurements as necessary.
2. “ * ”, means this data is the worst emission level.
3. Emission Level = Reading Level + Correct Factor.
4. The average measurement was not performed when the peak measured data under the limit of average detection.
5. The Emission above 18GHz were not included is because their levels are less than 20dBm form the limt, so as not reported.

Site :	CB2-H	Engineer :	Elwin
Model No :	GT-AX6000	Test Date :	2018/11/24
Test Voltage :	AC 120V / 60Hz	Polarity :	Horizontal
Test Mode :	Mode 14:TX_Non Beamforming_NSS1_ADP-65DW Y		
Note :	802.1ax(20M)_5580MHz		

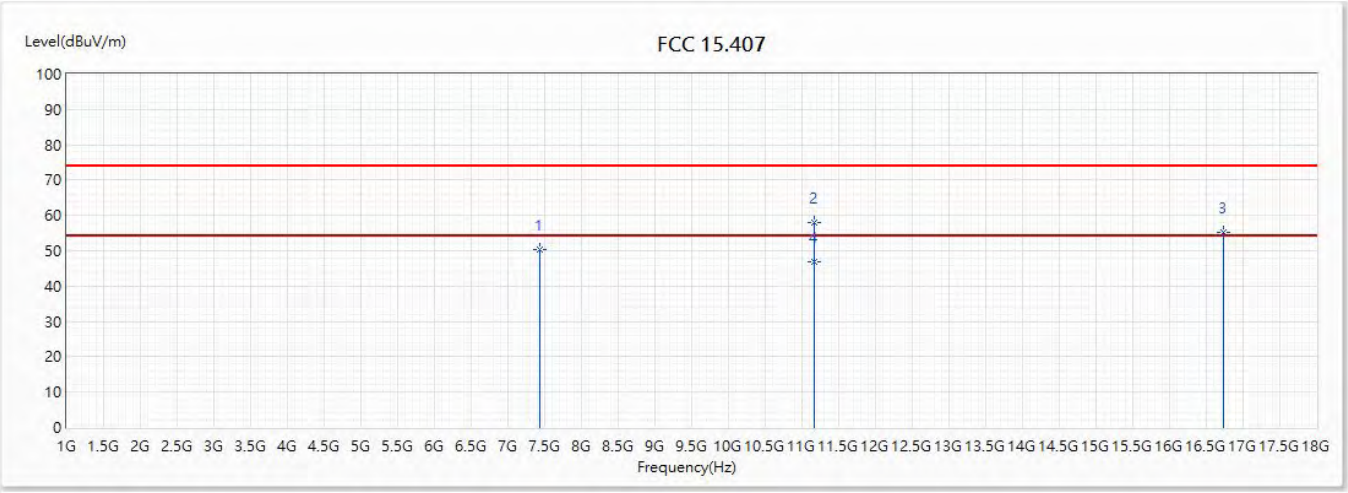

No	Frequency (MHz)	Emission Level (dBuV/m)	Limit (dBuV/m)	Margin (dB)	Reading Level (dBuV)	Correct Factor (dB)	Detector Type
1	7440	50.49	74.00	-23.51	42.62	7.87	PK
2	11160	57.89	74.00	-16.11	42.13	15.76	PK
3	16740	55.15	74.00	-18.85	40.67	14.48	PK
* 4	11160	46.91	54.00	-7.09	31.15	15.76	AV

Note:

1. All reading above 1GHz is performed with peak and/or average measurements as necessary.
2. “ * ”, means this data is the worst emission level.
3. Emission Level = Reading Level + Correct Factor.
4. The average measurement was not performed when the peak measured data under the limit of average detection.
5. The Emission above 18GHz were not included is because their levels are less than 20dBm form the limt, so as not reported.

Site :	CB2-H	Engineer :	Elwin
Model No :	GT-AX6000	Test Date :	2018/11/24
Test Voltage :	AC 120V / 60Hz	Polarity :	Vertical
Test Mode :	Mode 14:TX_Non Beamforming_NSS1_ADP-65DW Y		
Note :	802.1ax(20M)_5580MHz		

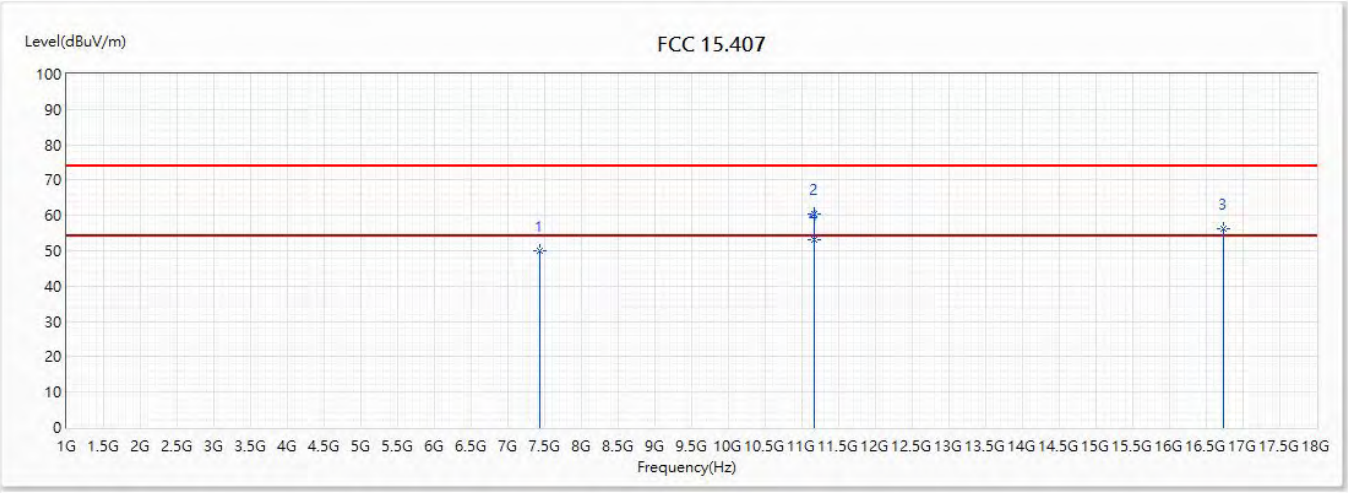

No	Frequency (MHz)	Emission Level (dBuV/m)	Limit (dBuV/m)	Margin (dB)	Reading Level (dBuV)	Correct Factor (dB)	Detector Type
1	7440	50.12	74.00	-23.88	42.25	7.87	PK
2	11160	60.51	74.00	-13.49	44.75	15.76	PK
3	16740	56.11	74.00	-17.89	41.63	14.48	PK
* 4	11160	53.00	54.00	-1.00	37.24	15.76	AV

Note:

1. All reading above 1GHz is performed with peak and/or average measurements as necessary.
2. “ * ”, means this data is the worst emission level.
3. Emission Level = Reading Level + Correct Factor.
4. The average measurement was not performed when the peak measured data under the limit of average detection.
5. The Emission above 18GHz were not included is because their levels are less than 20dBm form the limt, so as not reported.

Site :	CB2-H	Engineer :	Elwin
Model No :	GT-AX6000	Test Date :	2018/11/24
Test Voltage :	AC 120V / 60Hz	Polarity :	Horizontal
Test Mode :	Mode 14:TX_Non Beamforming_NSS1_ADP-65DW Y		
Note :	802.1ax(20M)_5700MHz		

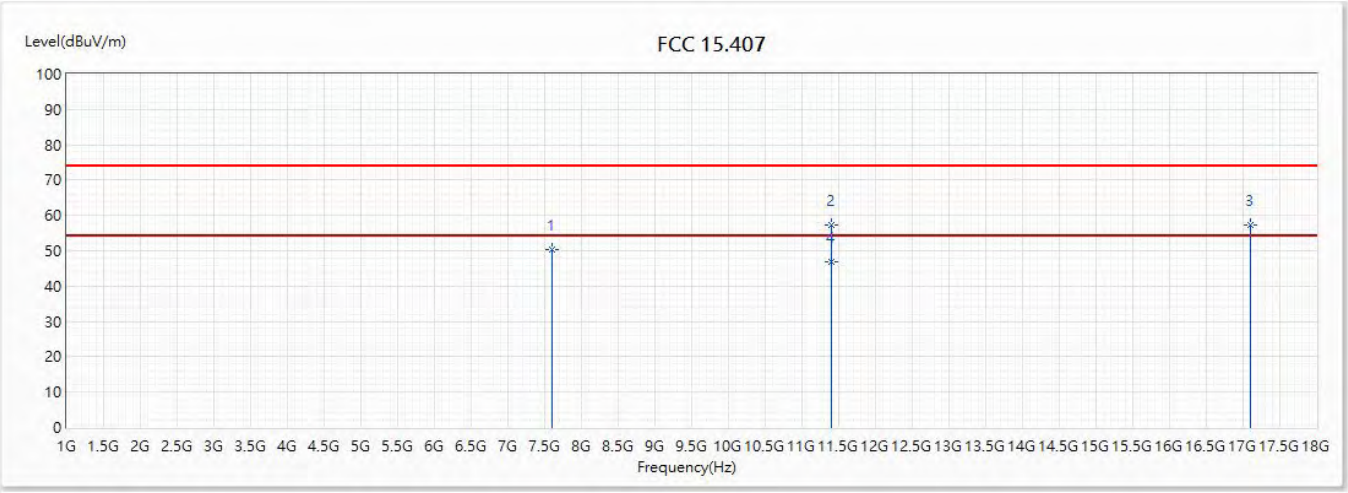

No	Frequency (MHz)	Emission Level (dBuV/m)	Limit (dBuV/m)	Margin (dB)	Reading Level (dBuV)	Correct Factor (dB)	Detector Type
1	7600	50.52	74.00	-23.48	42.11	8.41	PK
2	11400	57.42	74.00	-16.58	40.90	16.52	PK
3	17100	57.28	74.00	-16.72	41.30	15.98	PK
* 4	11400	46.76	54.00	-7.24	30.24	16.52	AV

Note:

1. All reading above 1GHz is performed with peak and/or average measurements as necessary.
2. “ * ”, means this data is the worst emission level.
3. Emission Level = Reading Level + Correct Factor.
4. The average measurement was not performed when the peak measured data under the limit of average detection.
5. The Emission above 18GHz were not included is because their levels are less than 20dBm form the limt, so as not reported.

Site :	CB2-H	Engineer :	Elwin
Model No :	GT-AX6000	Test Date :	2018/11/24
Test Voltage :	AC 120V / 60Hz	Polarity :	Vertical
Test Mode :	Mode 14:TX_Non Beamforming_NSS1_ADP-65DW Y		
Note :	802.1ax(20M)_5700MHz		

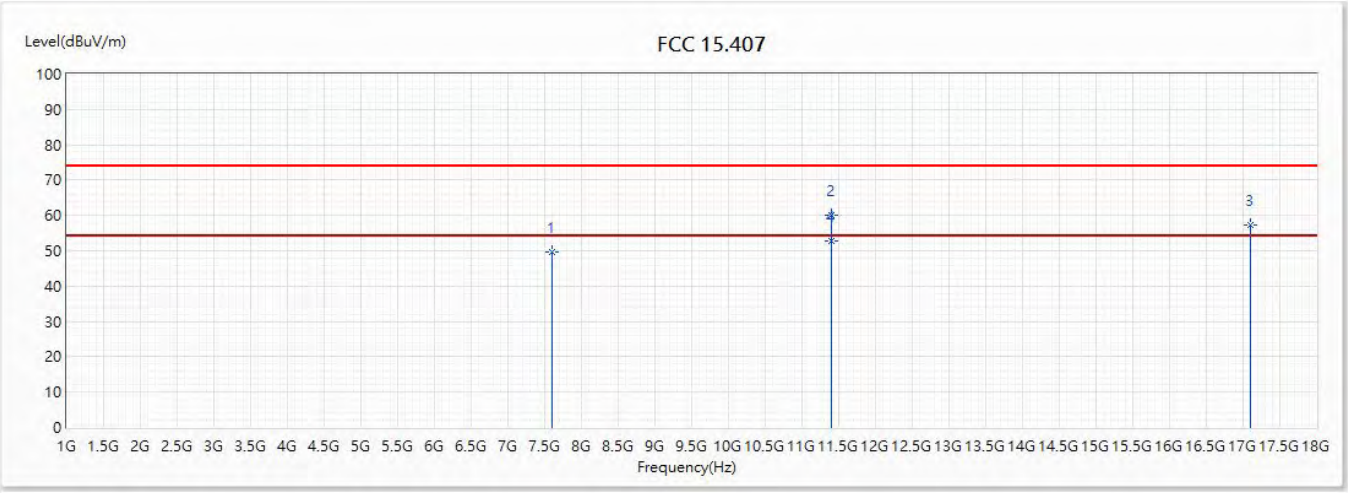

No	Frequency (MHz)	Emission Level (dBuV/m)	Limit (dBuV/m)	Margin (dB)	Reading Level (dBuV)	Correct Factor (dB)	Detector Type
1	7600	49.76	74.00	-24.24	41.35	8.41	PK
2	11400	60.02	74.00	-13.98	43.50	16.52	PK
3	17100	57.17	74.00	-16.83	41.19	15.98	PK
* 4	11400	52.64	54.00	-1.36	36.12	16.52	AV

Note:

1. All reading above 1GHz is performed with peak and/or average measurements as necessary.
2. “ * ”, means this data is the worst emission level.
3. Emission Level = Reading Level + Correct Factor.
4. The average measurement was not performed when the peak measured data under the limit of average detection.
5. The Emission above 18GHz were not included is because their levels are less than 20dBm form the limt, so as not reported.

Site :	CB2-H	Engineer :	Elwin
Model No :	GT-AX6000	Test Date :	2018/12/6
Test Voltage :	AC 120V / 60Hz	Polarity :	Horizontal
Test Mode :	Mode 14:TX_Non Beamforming_NSS1_ADP-65DW Y		
Note :	802.11ax(20M)_5720MHz		

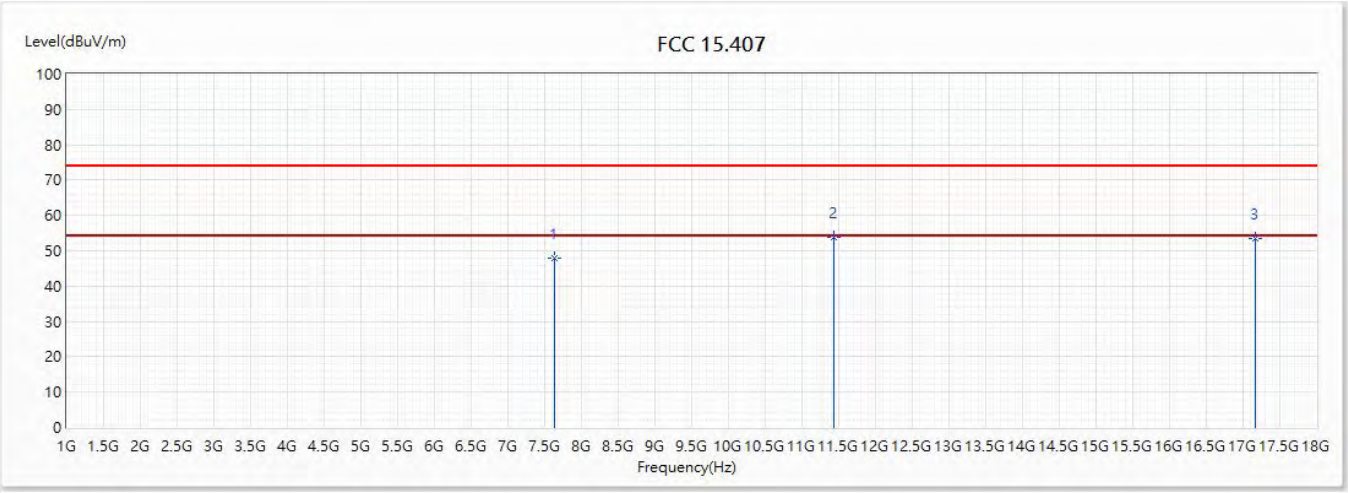

No	Frequency (MHz)	Emission Level (dBuV/m)	Limit (dBuV/m)	Margin (dB)	Reading Level (dBuV)	Correct Factor (dB)	Detector Type
1	7626	47.84	74.00	-26.16	39.36	8.48	PK
* 2	11440	53.77	74.00	-20.23	37.08	16.69	PK
3	17160	53.58	74.00	-20.42	37.38	16.20	PK

Note:

1. All reading above 1GHz is performed with peak and/or average measurements as necessary.
2. “ * ”, means this data is the worst emission level.
3. Emission Level = Reading Level + Correct Factor.
4. The average measurement was not performed when the peak measured data under the limit of average detection.
5. The Emission above 18GHz were not included is because their levels are less than 20dBm form the limt, so as not reported.

Site :	CB2-H	Engineer :	Elwin
Model No :	GT-AX6000	Test Date :	2018/12/6
Test Voltage :	AC 120V / 60Hz	Polarity :	Vertical
Test Mode :	Mode 14:TX_Non Beamforming_NSS1_ADP-65DW Y		
Note :	802.11ax(20M)_5720MHz		

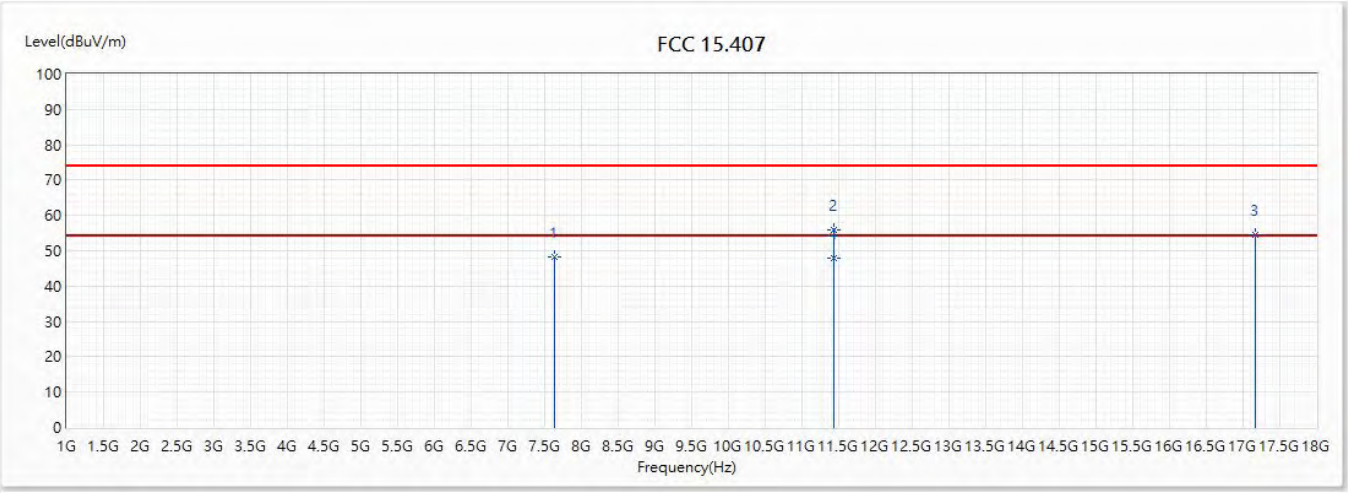

No	Frequency (MHz)	Emission Level (dBuV/m)	Limit (dBuV/m)	Margin (dB)	Reading Level (dBuV)	Correct Factor (dB)	Detector Type
1	7626	48.27	74.00	-25.73	39.79	8.48	PK
2	11440	55.88	74.00	-18.12	39.19	16.69	PK
3	17160	54.58	74.00	-19.42	38.38	16.20	PK
* 4	11440	47.81	54.00	-6.19	31.12	16.69	AV

Note:

1. All reading above 1GHz is performed with peak and/or average measurements as necessary.
2. “ * ”, means this data is the worst emission level.
3. Emission Level = Reading Level + Correct Factor.
4. The average measurement was not performed when the peak measured data under the limit of average detection.
5. The Emission above 18GHz were not included is because their levels are less than 20dBm form the limt, so as not reported.

Site :	CB2-H	Engineer :	Elwin
Model No :	GT-AX6000	Test Date :	2018/11/24
Test Voltage :	AC 120V / 60Hz	Polarity :	Horizontal
Test Mode :	Mode 14:TX_Non Beamforming_NSS1_ADP-65DW Y		
Note :	802.1ax(40M)_5510MHz		

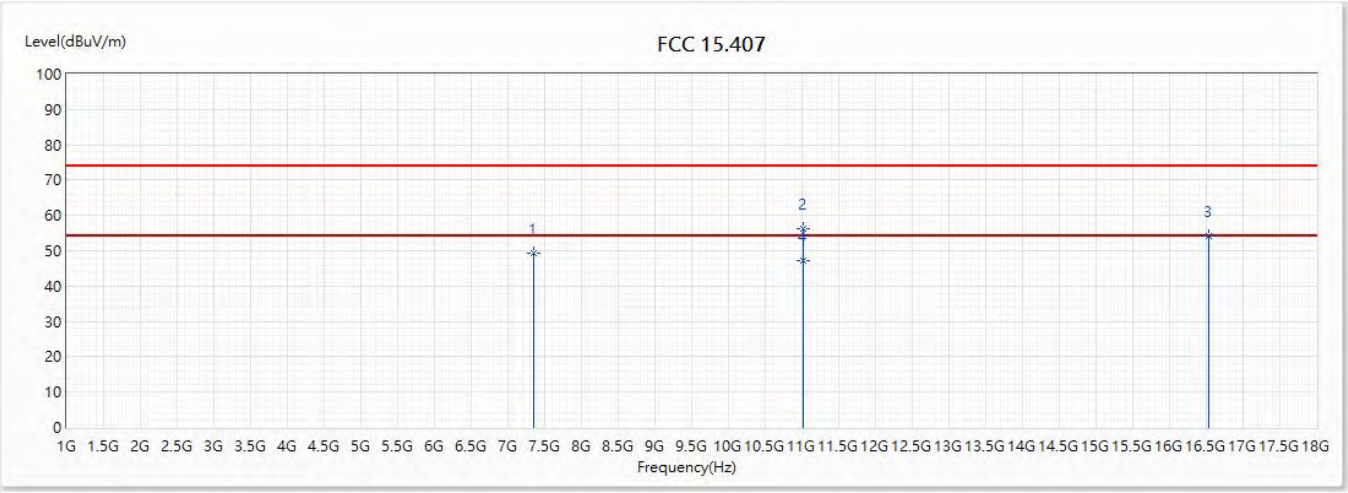

No	Frequency (MHz)	Emission Level (dBuV/m)	Limit (dBuV/m)	Margin (dB)	Reading Level (dBuV)	Correct Factor (dB)	Detector Type
1	7346	49.47	74.00	-24.53	41.93	7.54	PK
2	11020	56.25	74.00	-17.75	40.68	15.57	PK
3	16530	54.31	74.00	-19.69	40.72	13.59	PK
* 4	11020	47.12	54.00	-6.88	31.55	15.57	AV

Note:

1. All reading above 1GHz is performed with peak and/or average measurements as necessary.
2. “ * ”, means this data is the worst emission level.
3. Emission Level = Reading Level + Correct Factor.
4. The average measurement was not performed when the peak measured data under the limit of average detection.
5. The Emission above 18GHz were not included is because their levels are less than 20dBm form the limt, so as not reported.

Site :	CB2-H	Engineer :	Elwin
Model No :	GT-AX6000	Test Date :	2018/11/24
Test Voltage :	AC 120V / 60Hz	Polarity :	Vertical
Test Mode :	Mode 14:TX_Non Beamforming_NSS1_ADP-65DW Y		
Note :	802.1ax(40M)_5510MHz		

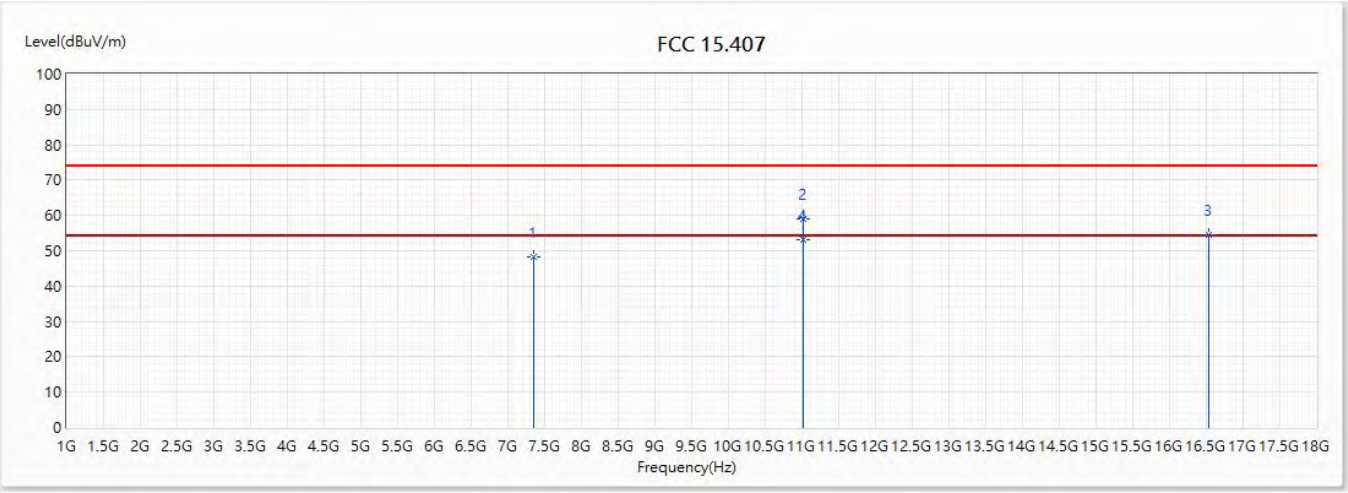

No	Frequency (MHz)	Emission Level (dBuV/m)	Limit (dBuV/m)	Margin (dB)	Reading Level (dBuV)	Correct Factor (dB)	Detector Type
1	7346	48.22	74.00	-25.78	40.68	7.54	PK
2	11020	58.86	74.00	-15.14	43.29	15.57	PK
3	16530	54.63	74.00	-19.37	41.04	13.59	PK
* 4	11020	53.23	54.00	-0.77	37.66	15.57	AV

Note:

1. All reading above 1GHz is performed with peak and/or average measurements as necessary.
2. “ * ”, means this data is the worst emission level.
3. Emission Level = Reading Level + Correct Factor.
4. The average measurement was not performed when the peak measured data under the limit of average detection.
5. The Emission above 18GHz were not included is because their levels are less than 20dBm form the limt, so as not reported.

Site :	CB2-H	Engineer :	Elwin
Model No :	GT-AX6000	Test Date :	2018/11/24
Test Voltage :	AC 120V / 60Hz	Polarity :	Horizontal
Test Mode :	Mode 14:TX_Non Beamforming_NSS1_ADP-65DW Y		
Note :	802.1ax(40M)_5590MHz		

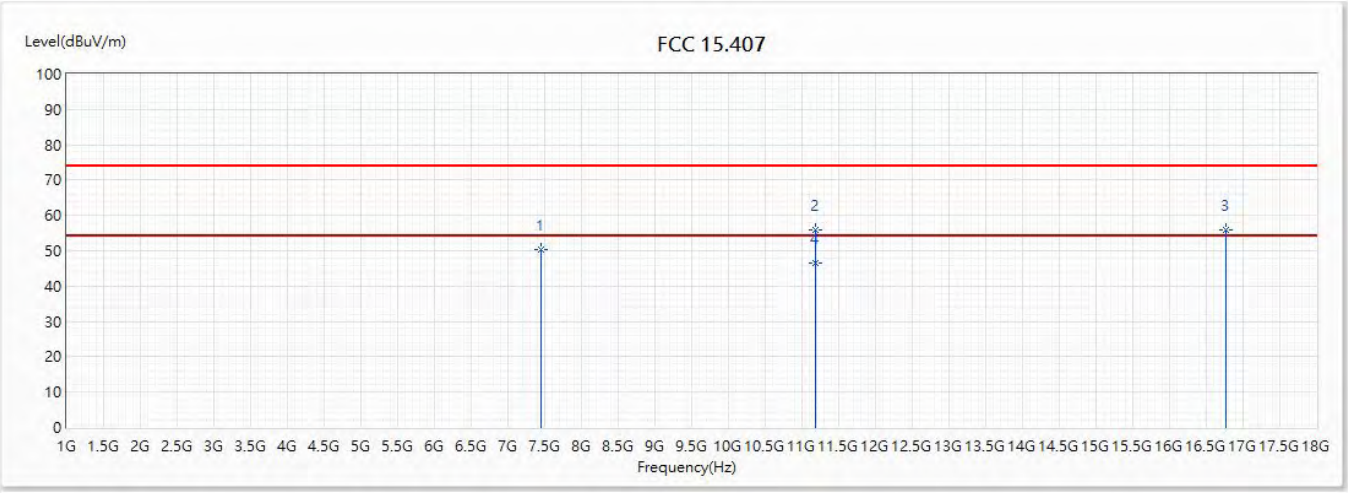

No	Frequency (MHz)	Emission Level (dBuV/m)	Limit (dBuV/m)	Margin (dB)	Reading Level (dBuV)	Correct Factor (dB)	Detector Type
1	7453	50.22	74.00	-23.78	42.29	7.93	PK
2	11180	55.99	74.00	-18.01	40.21	15.78	PK
3	16770	55.83	74.00	-18.17	41.21	14.62	PK
* 4	11180	46.50	54.00	-7.50	30.72	15.78	AV

Note:

1. All reading above 1GHz is performed with peak and/or average measurements as necessary.
2. “ * ”, means this data is the worst emission level.
3. Emission Level = Reading Level + Correct Factor.
4. The average measurement was not performed when the peak measured data under the limit of average detection.
5. The Emission above 18GHz were not included is because their levels are less than 20dBm form the limt, so as not reported.

Site :	CB2-H	Engineer :	Elwin
Model No :	GT-AX6000	Test Date :	2018/11/24
Test Voltage :	AC 120V / 60Hz	Polarity :	Vertical
Test Mode :	Mode 14:TX_Non Beamforming_NSS1_ADP-65DW Y		
Note :	802.1ax(40M)_5590MHz		

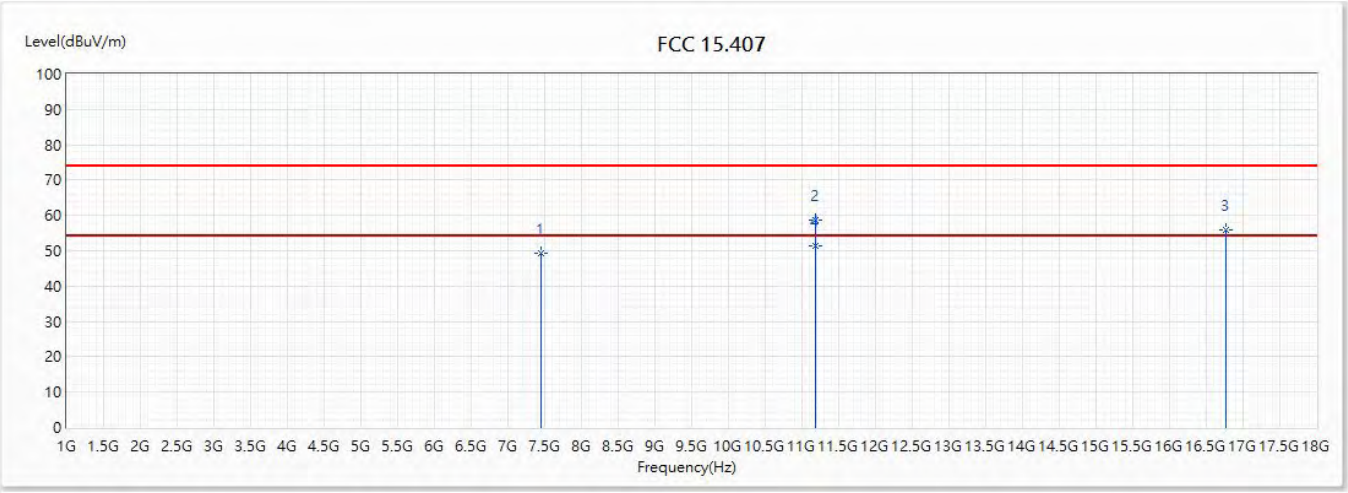

No	Frequency (MHz)	Emission Level (dBuV/m)	Limit (dBuV/m)	Margin (dB)	Reading Level (dBuV)	Correct Factor (dB)	Detector Type
1	7453	49.41	74.00	-24.59	41.48	7.93	PK
2	11180	58.78	74.00	-15.22	43.00	15.78	PK
3	16770	55.85	74.00	-18.15	41.23	14.62	PK
* 4	11180	51.48	54.00	-2.52	35.70	15.78	AV

Note:

1. All reading above 1GHz is performed with peak and/or average measurements as necessary.
2. “ * ”, means this data is the worst emission level.
3. Emission Level = Reading Level + Correct Factor.
4. The average measurement was not performed when the peak measured data under the limit of average detection.
5. The Emission above 18GHz were not included is because their levels are less than 20dBm form the limt, so as not reported.

Site :	CB2-H	Engineer :	Elwin
Model No :	GT-AX6000	Test Date :	2018/11/24
Test Voltage :	AC 120V / 60Hz	Polarity :	Horizontal
Test Mode :	Mode 14:TX_Non Beamforming_NSS1_ADP-65DW Y		
Note :	802.1ax(40M)_5670MHz		

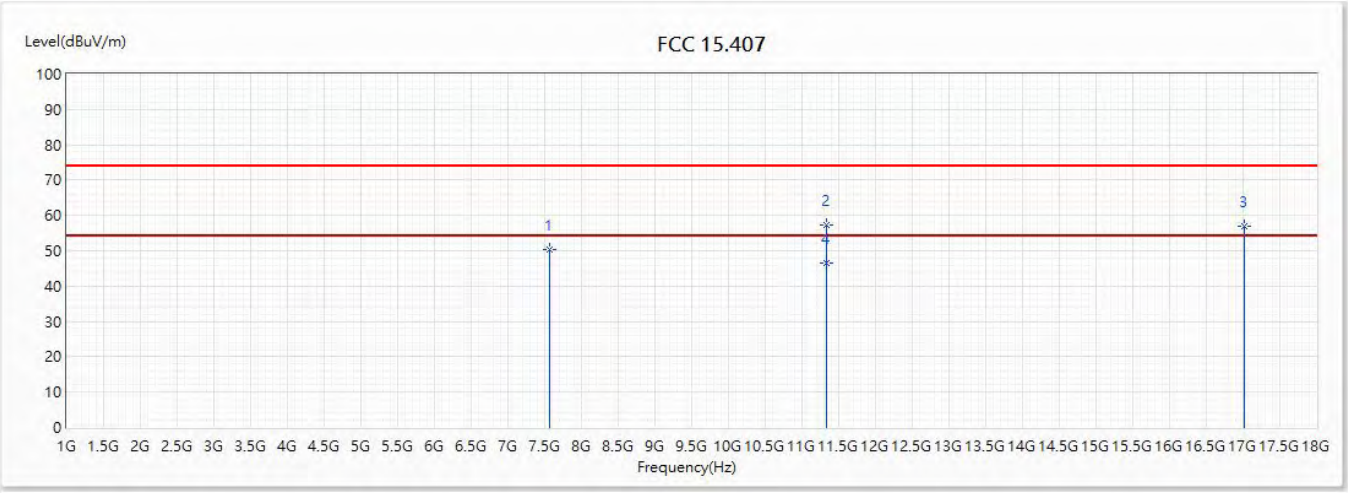

No	Frequency (MHz)	Emission Level (dBuV/m)	Limit (dBuV/m)	Margin (dB)	Reading Level (dBuV)	Correct Factor (dB)	Detector Type
1	7560	50.31	74.00	-23.69	42.03	8.28	PK
2	11340	57.24	74.00	-16.76	40.98	16.26	PK
3	17010	56.94	74.00	-17.06	41.27	15.67	PK
* 4	11340	46.41	54.00	-7.59	30.15	16.26	AV

Note:

1. All reading above 1GHz is performed with peak and/or average measurements as necessary.
2. “ * ”, means this data is the worst emission level.
3. Emission Level = Reading Level + Correct Factor.
4. The average measurement was not performed when the peak measured data under the limit of average detection.
5. The Emission above 18GHz were not included is because their levels are less than 20dBm form the limt, so as not reported.

Site :	CB2-H	Engineer :	Elwin
Model No :	GT-AX6000	Test Date :	2018/11/24
Test Voltage :	AC 120V / 60Hz	Polarity :	Vertical
Test Mode :	Mode 14:TX_Non Beamforming_NSS1_ADP-65DW Y		
Note :	802.1ax(40M)_5670MHz		

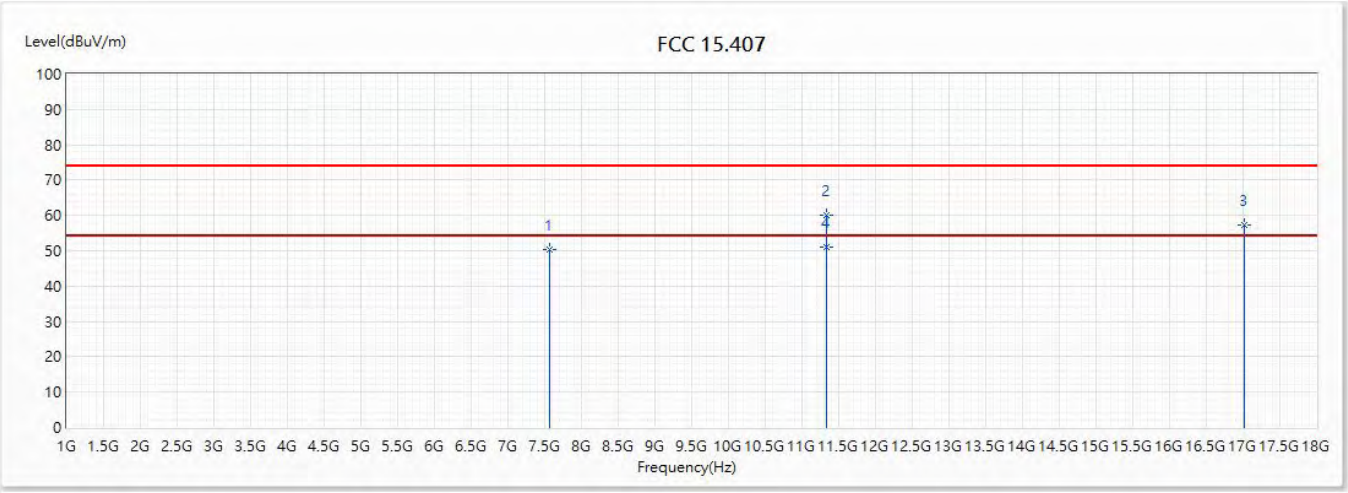

No	Frequency (MHz)	Emission Level (dBuV/m)	Limit (dBuV/m)	Margin (dB)	Reading Level (dBuV)	Correct Factor (dB)	Detector Type
1	7560	50.45	74.00	-23.55	42.17	8.28	PK
2	11340	60.19	74.00	-13.81	43.93	16.26	PK
3	17010	57.18	74.00	-16.82	41.51	15.67	PK
* 4	11340	51.05	54.00	-2.95	34.79	16.26	AV

Note:

1. All reading above 1GHz is performed with peak and/or average measurements as necessary.
2. “ * ”, means this data is the worst emission level.
3. Emission Level = Reading Level + Correct Factor.
4. The average measurement was not performed when the peak measured data under the limit of average detection.
5. The Emission above 18GHz were not included is because their levels are less than 20dBm form the limt, so as not reported.

Site :	CB2-H	Engineer :	Elwin
Model No :	GT-AX6000	Test Date :	2018/12/6
Test Voltage :	AC 120V / 60Hz	Polarity :	Horizontal
Test Mode :	Mode 14:TX_Non Beamforming_NSS1_ADP-65DW Y		
Note :	802.11ax(40M)_5710MHz		

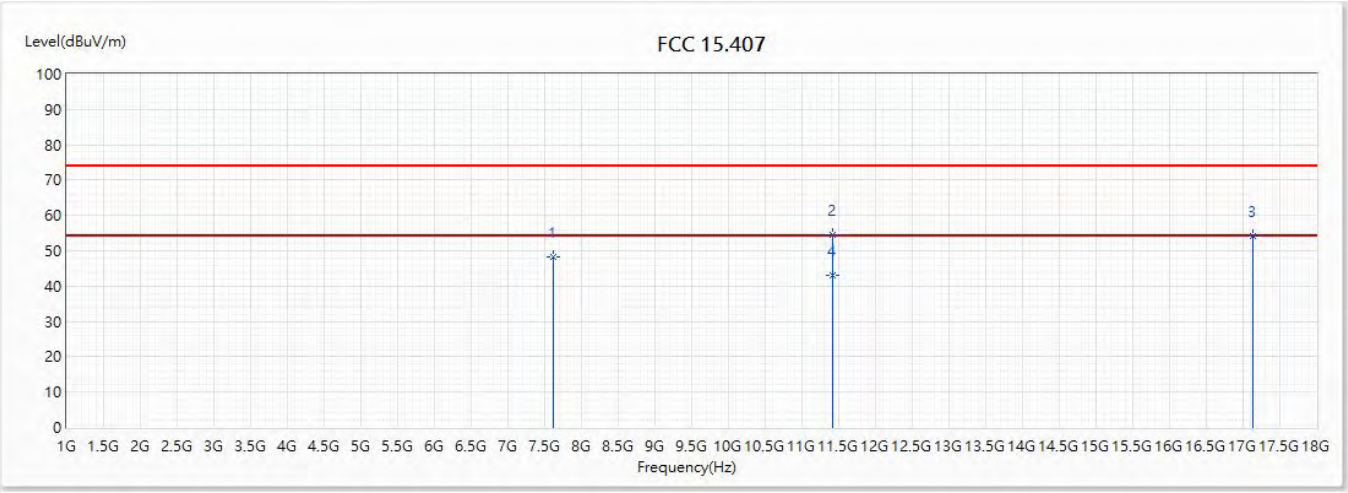

No	Frequency (MHz)	Emission Level (dBuV/m)	Limit (dBuV/m)	Margin (dB)	Reading Level (dBuV)	Correct Factor (dB)	Detector Type
1	7613	48.11	74.00	-25.89	39.66	8.45	PK
2	11420	54.58	74.00	-19.42	37.97	16.61	PK
3	17130	54.17	74.00	-19.83	38.08	16.09	PK
* 4	11420	43.11	54.00	-10.89	26.50	16.61	AV

Note:

1. All reading above 1GHz is performed with peak and/or average measurements as necessary.
2. “ * ”, means this data is the worst emission level.
3. Emission Level = Reading Level + Correct Factor.
4. The average measurement was not performed when the peak measured data under the limit of average detection.
5. The Emission above 18GHz were not included is because their levels are less than 20dBm form the limt, so as not reported.

Site :	CB2-H	Engineer :	Elwin
Model No :	GT-AX6000	Test Date :	2018/12/6
Test Voltage :	AC 120V / 60Hz	Polarity :	Vertical
Test Mode :	Mode 14:TX_Non Beamforming_NSS1_ADP-65DW Y		
Note :	802.11ax(40M)_5710MHz		

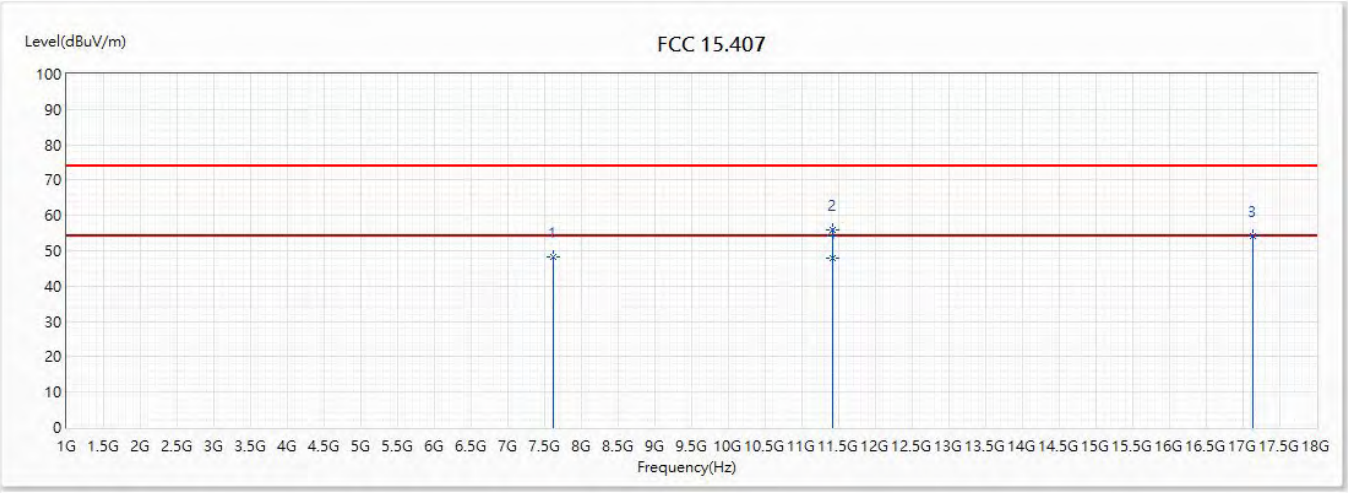

No	Frequency (MHz)	Emission Level (dBuV/m)	Limit (dBuV/m)	Margin (dB)	Reading Level (dBuV)	Correct Factor (dB)	Detector Type
1	7613	48.38	74.00	-25.62	39.93	8.45	PK
2	11420	55.94	74.00	-18.06	39.33	16.61	PK
3	17130	54.29	74.00	-19.71	38.20	16.09	PK
* 4	11420	47.94	54.00	-6.06	31.33	16.61	AV

Note:

1. All reading above 1GHz is performed with peak and/or average measurements as necessary.
2. “ * ”, means this data is the worst emission level.
3. Emission Level = Reading Level + Correct Factor.
4. The average measurement was not performed when the peak measured data under the limit of average detection.
5. The Emission above 18GHz were not included is because their levels are less than 20dBm form the limt, so as not reported.

Site :	CB2-H	Engineer :	Elwin
Model No :	GT-AX6000	Test Date :	2018/11/24
Test Voltage :	AC 120V / 60Hz	Polarity :	Horizontal
Test Mode :	Mode 14:TX_Non Beamforming_NSS1_ADP-65DW Y		
Note :	802.1ax(80M)_5530MHz		

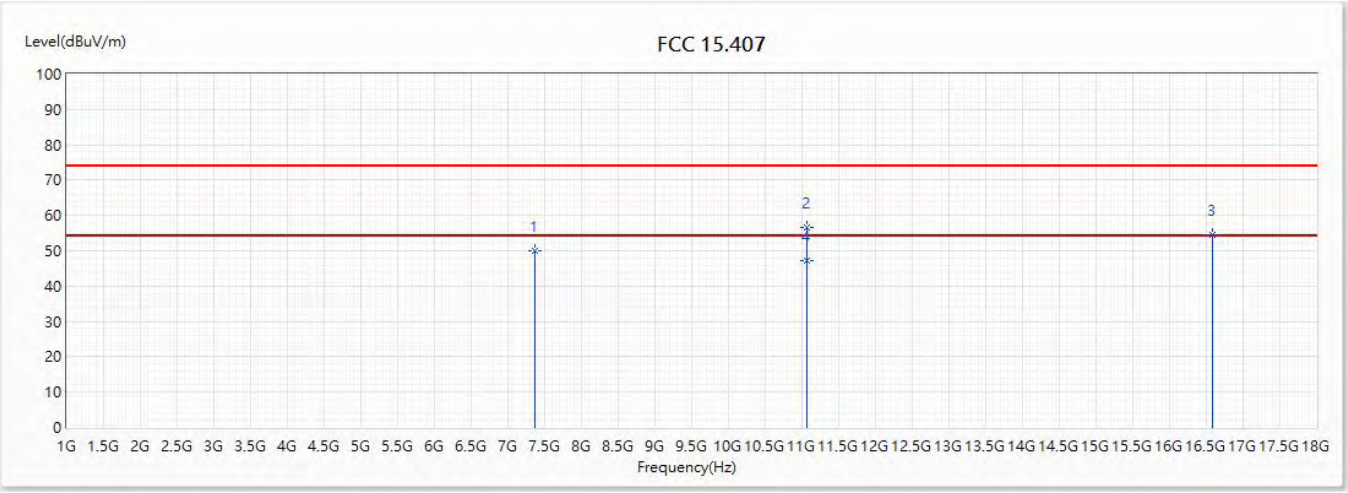

No	Frequency (MHz)	Emission Level (dBuV/m)	Limit (dBuV/m)	Margin (dB)	Reading Level (dBuV)	Correct Factor (dB)	Detector Type
1	7373	49.92	74.00	-24.08	42.28	7.64	PK
2	11060	56.53	74.00	-17.47	40.90	15.63	PK
3	16590	54.59	74.00	-19.41	40.77	13.82	PK
* 4	11060	47.12	54.00	-6.88	31.49	15.63	AV

Note:

1. All reading above 1GHz is performed with peak and/or average measurements as necessary.
2. “ * ”, means this data is the worst emission level.
3. Emission Level = Reading Level + Correct Factor.
4. The average measurement was not performed when the peak measured data under the limit of average detection.
5. The Emission above 18GHz were not included is because their levels are less than 20dBm form the limt, so as not reported.

Site :	CB2-H	Engineer :	Elwin
Model No :	GT-AX6000	Test Date :	2018/11/24
Test Voltage :	AC 120V / 60Hz	Polarity :	Vertical
Test Mode :	Mode 14:TX_Non Beamforming_NSS1_ADP-65DW Y		
Note :	802.1ax(80M)_5530MHz		

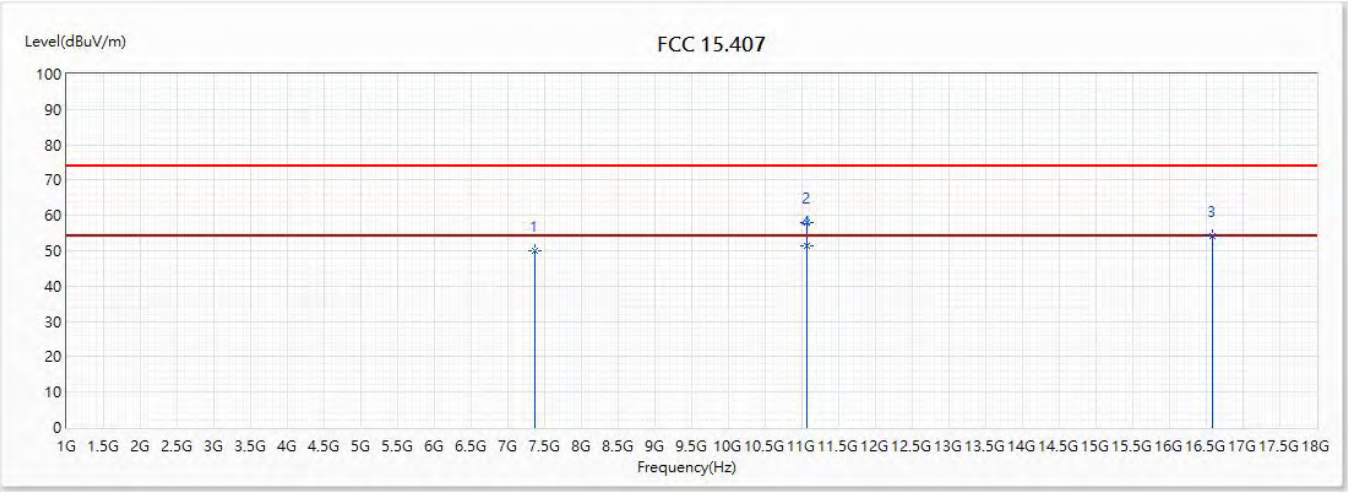

No	Frequency (MHz)	Emission Level (dBuV/m)	Limit (dBuV/m)	Margin (dB)	Reading Level (dBuV)	Correct Factor (dB)	Detector Type
1	7373	50.12	74.00	-23.88	42.48	7.64	PK
2	11060	57.93	74.00	-16.07	42.30	15.63	PK
3	16590	54.10	74.00	-19.90	40.28	13.82	PK
* 4	11060	51.41	54.00	-2.59	35.78	15.63	AV

Note:

1. All reading above 1GHz is performed with peak and/or average measurements as necessary.
2. “ * ”, means this data is the worst emission level.
3. Emission Level = Reading Level + Correct Factor.
4. The average measurement was not performed when the peak measured data under the limit of average detection.
5. The Emission above 18GHz were not included is because their levels are less than 20dBm form the limt, so as not reported.

Site :	CB2-H	Engineer :	Elwin
Model No :	GT-AX6000	Test Date :	2018/11/24
Test Voltage :	AC 120V / 60Hz	Polarity :	Horizontal
Test Mode :	Mode 14:TX_Non Beamforming_NSS1_ADP-65DW Y		
Note :	802.1ax(80M)_5610MHz		

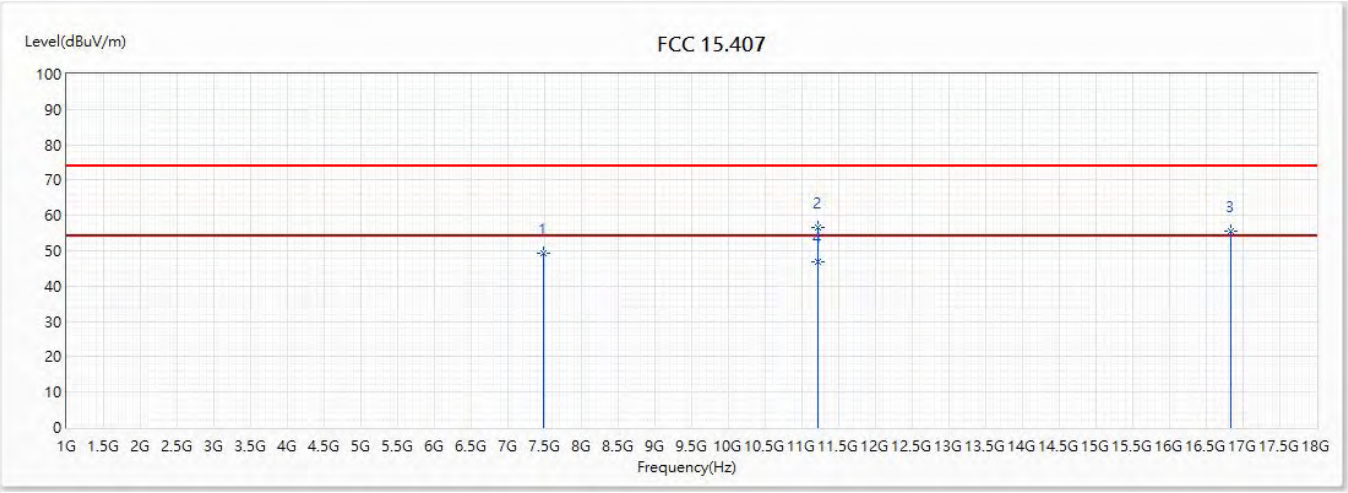

No	Frequency (MHz)	Emission Level (dBuV/m)	Limit (dBuV/m)	Margin (dB)	Reading Level (dBuV)	Correct Factor (dB)	Detector Type
1	7480	49.15	74.00	-24.85	41.14	8.01	PK
2	11220	56.51	74.00	-17.49	40.65	15.86	PK
3	16830	55.71	74.00	-18.29	40.83	14.88	PK
* 4	11220	46.91	54.00	-7.09	31.05	15.86	AV

Note:

1. All reading above 1GHz is performed with peak and/or average measurements as necessary.
2. “ * ”, means this data is the worst emission level.
3. Emission Level = Reading Level + Correct Factor.
4. The average measurement was not performed when the peak measured data under the limit of average detection.
5. The Emission above 18GHz were not included is because their levels are less than 20dBm form the limt, so as not reported.

Site :	CB2-H	Engineer :	Elwin
Model No :	GT-AX6000	Test Date :	2018/11/24
Test Voltage :	AC 120V / 60Hz	Polarity :	Vertical
Test Mode :	Mode 14:TX_Non Beamforming_NSS1_ADP-65DW Y		
Note :	802.1ax(80M)_5610MHz		

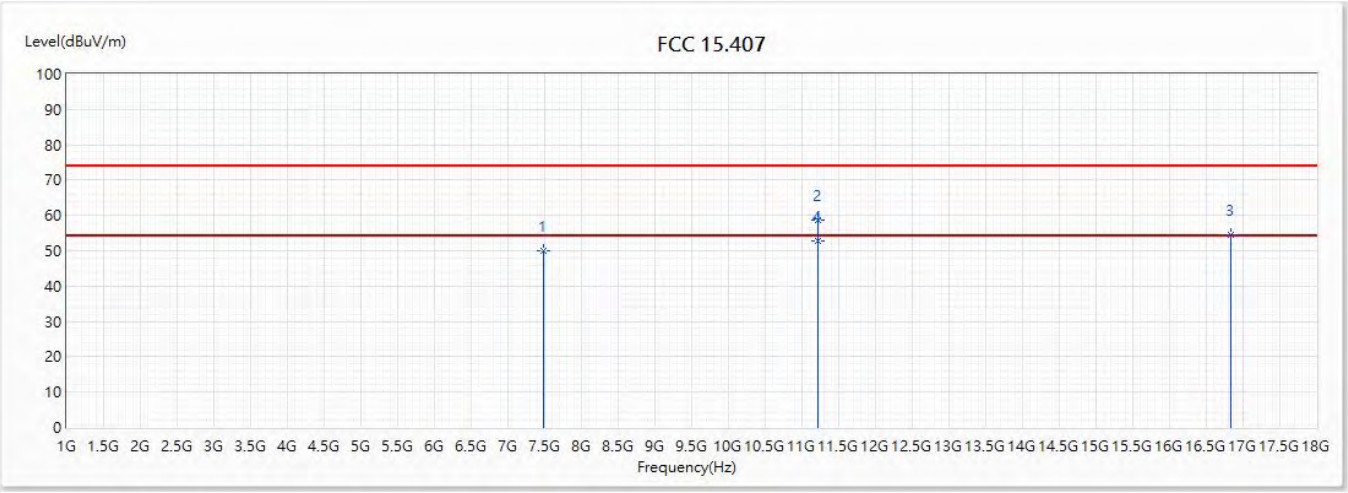

No	Frequency (MHz)	Emission Level (dBuV/m)	Limit (dBuV/m)	Margin (dB)	Reading Level (dBuV)	Correct Factor (dB)	Detector Type
1	7480	49.97	74.00	-24.03	41.96	8.01	PK
2	11220	58.71	74.00	-15.29	42.85	15.86	PK
3	16830	54.55	74.00	-19.45	39.67	14.88	PK
* 4	11220	52.68	54.00	-1.32	36.82	15.86	AV

Note:

1. All reading above 1GHz is performed with peak and/or average measurements as necessary.
2. “ * ”, means this data is the worst emission level.
3. Emission Level = Reading Level + Correct Factor.
4. The average measurement was not performed when the peak measured data under the limit of average detection.
5. The Emission above 18GHz were not included is because their levels are less than 20dBm form the limt, so as not reported.

Site :	CB2-H	Engineer :	Elwin
Model No :	GT-AX6000	Test Date :	2018/12/6
Test Voltage :	AC 120V / 60Hz	Polarity :	Horizontal
Test Mode :	Mode 14:TX_Non Beamforming_NSS1_ADP-65DW Y		
Note :	802.11ax(80M)_5690MHz		

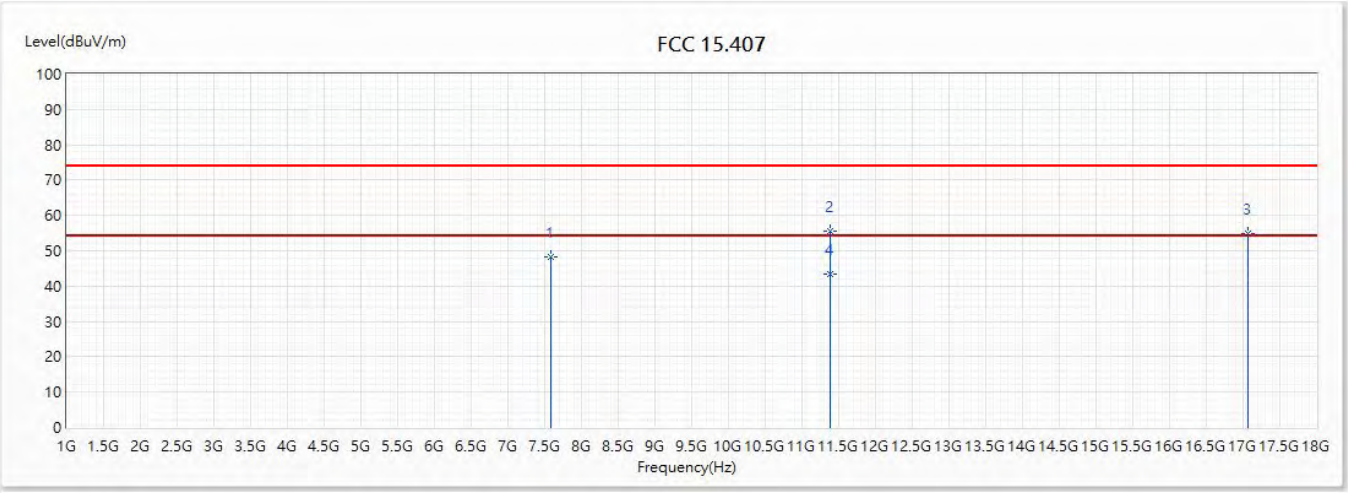

No	Frequency (MHz)	Emission Level (dBuV/m)	Limit (dBuV/m)	Margin (dB)	Reading Level (dBuV)	Correct Factor (dB)	Detector Type
1	7586	48.39	74.00	-25.61	40.03	8.36	PK
2	11380	55.44	74.00	-18.56	39.01	16.43	PK
3	17070	54.73	74.00	-19.27	38.85	15.88	PK
* 4	11380	43.48	54.00	-10.52	27.05	16.43	AV

Note:

1. All reading above 1GHz is performed with peak and/or average measurements as necessary.
2. “ * ”, means this data is the worst emission level.
3. Emission Level = Reading Level + Correct Factor.
4. The average measurement was not performed when the peak measured data under the limit of average detection.
5. The Emission above 18GHz were not included is because their levels are less than 20dBm form the limt, so as not reported.

Site :	CB2-H	Engineer :	Elwin
Model No :	GT-AX6000	Test Date :	2018/12/6
Test Voltage :	AC 120V / 60Hz	Polarity :	Vertical
Test Mode :	Mode 14:TX_Non Beamforming_NSS1_ADP-65DW Y		
Note :	802.11ax(80M)_5690MHz		

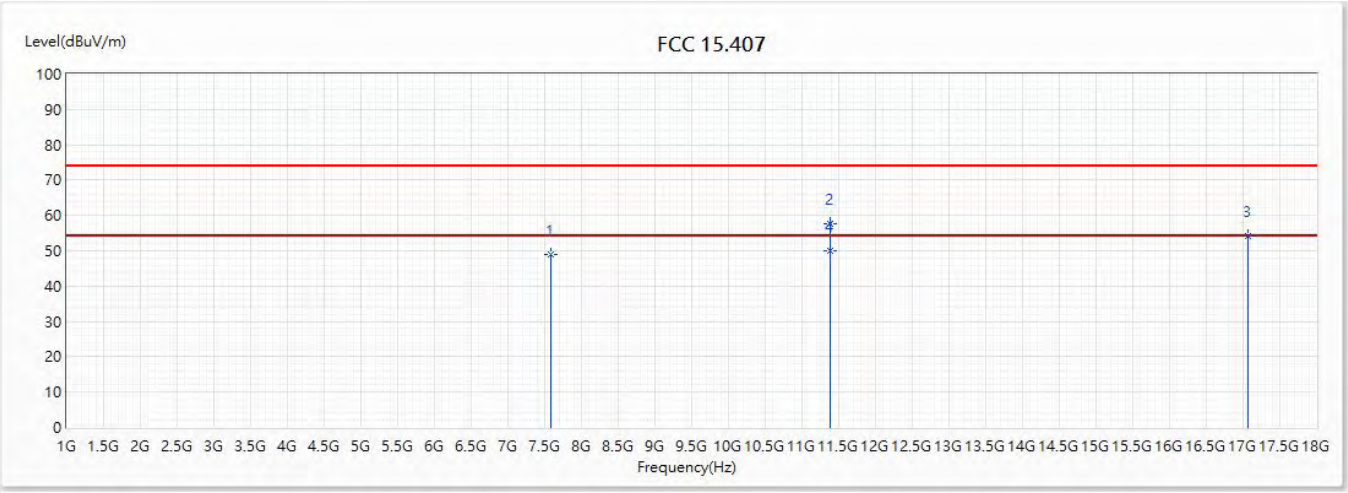

No	Frequency (MHz)	Emission Level (dBuV/m)	Limit (dBuV/m)	Margin (dB)	Reading Level (dBuV)	Correct Factor (dB)	Detector Type
1	7586	48.98	74.00	-25.02	40.62	8.36	PK
2	11380	57.80	74.00	-16.20	41.37	16.43	PK
3	17070	54.19	74.00	-19.81	38.31	15.88	PK
* 4	11380	49.89	54.00	-4.11	33.46	16.43	AV

Note:

1. All reading above 1GHz is performed with peak and/or average measurements as necessary.
2. “ * ”, means this data is the worst emission level.
3. Emission Level = Reading Level + Correct Factor.
4. The average measurement was not performed when the peak measured data under the limit of average detection.
5. The Emission above 18GHz were not included is because their levels are less than 20dBm form the limt, so as not reported.

Site :	CB2-H	Engineer :	Elwin
Model No :	GT-AX6000	Test Date :	2018/12/6
Test Voltage :	AC 120V / 60Hz	Polarity :	Horizontal
Test Mode :	Mode 14:TX_Non Beamforming_NSS1_ADP-65DW Y		
Note :	802.11ac(160M)_5250MHz(5210+5290)		

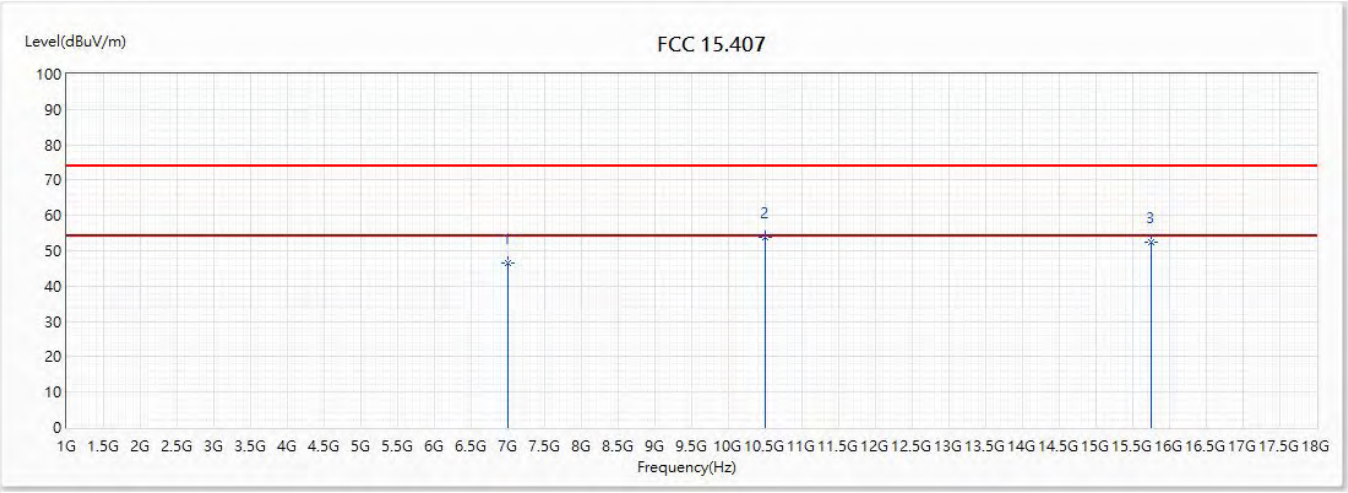

No	Frequency (MHz)	Emission Level (dBuV/m)	Limit (dBuV/m)	Margin (dB)	Reading Level (dBuV)	Correct Factor (dB)	Detector Type
1	7000	46.48	74.00	-27.52	40.15	6.33	PK
* 2	10500	53.77	74.00	-20.23	39.04	14.73	PK
3	15750	52.43	74.00	-21.57	38.82	13.61	PK

Note:

1. All reading above 1GHz is performed with peak and/or average measurements as necessary.
2. “ * ”, means this data is the worst emission level.
3. Emission Level = Reading Level + Correct Factor.
4. The average measurement was not performed when the peak measured data under the limit of average detection.
5. The Emission above 18GHz were not included is because their levels are less than 20dBm form the limt, so as not reported.

Site :	CB2-H	Engineer :	Elwin
Model No :	GT-AX6000	Test Date :	2018/12/6
Test Voltage :	AC 120V / 60Hz	Polarity :	Vertical
Test Mode :	Mode 14:TX_Non Beamforming_NSS1_ADP-65DW Y		
Note :	802.11ac(160M)_5250MHz(5210+5290)		

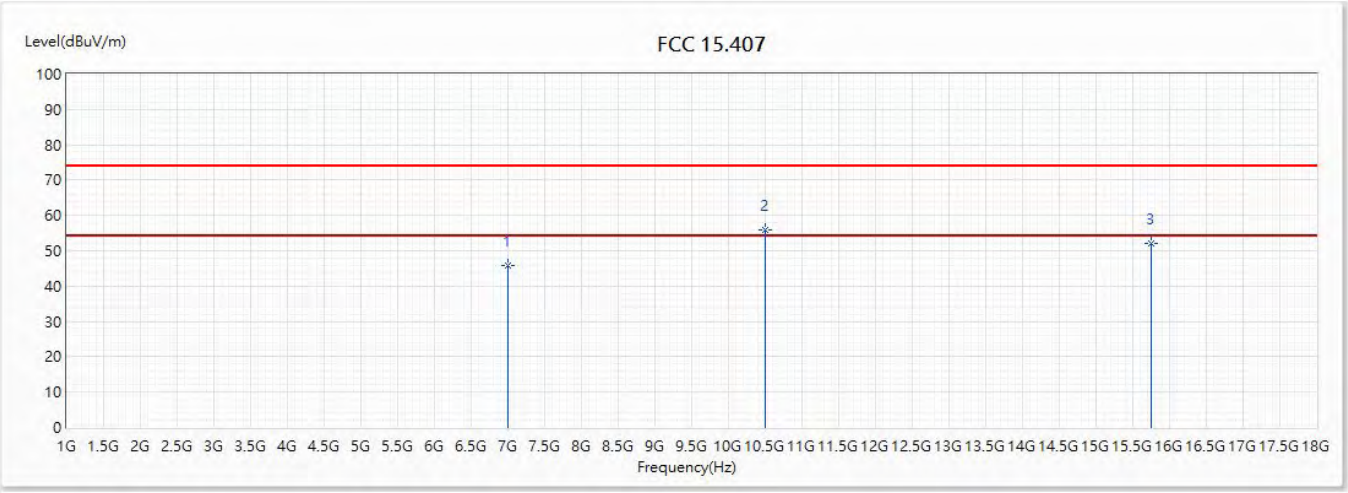

No	Frequency (MHz)	Emission Level (dBuV/m)	Limit (dBuV/m)	Margin (dB)	Reading Level (dBuV)	Correct Factor (dB)	Detector Type
1	7000	45.67	74.00	-28.33	39.34	6.33	PK
* 2	10500	55.89	74.00	-18.11	41.16	14.73	PK
3	15750	52.24	74.00	-21.76	38.63	13.61	PK

Note:

1. All reading above 1GHz is performed with peak and/or average measurements as necessary.
2. “ * ”, means this data is the worst emission level.
3. Emission Level = Reading Level + Correct Factor.
4. The average measurement was not performed when the peak measured data under the limit of average detection.
5. The Emission above 18GHz were not included is because their levels are less than 20dBm form the limt, so as not reported.

Site :	CB2-H	Engineer :	Elwin
Model No :	GT-AX6000	Test Date :	2018/12/6
Test Voltage :	AC 120V / 60Hz	Polarity :	Horizontal
Test Mode :	Mode 14:TX_Non Beamforming_NSS1_ADP-65DW Y		
Note :	802.11ac(160M)_5250MHz(5290+5210)		

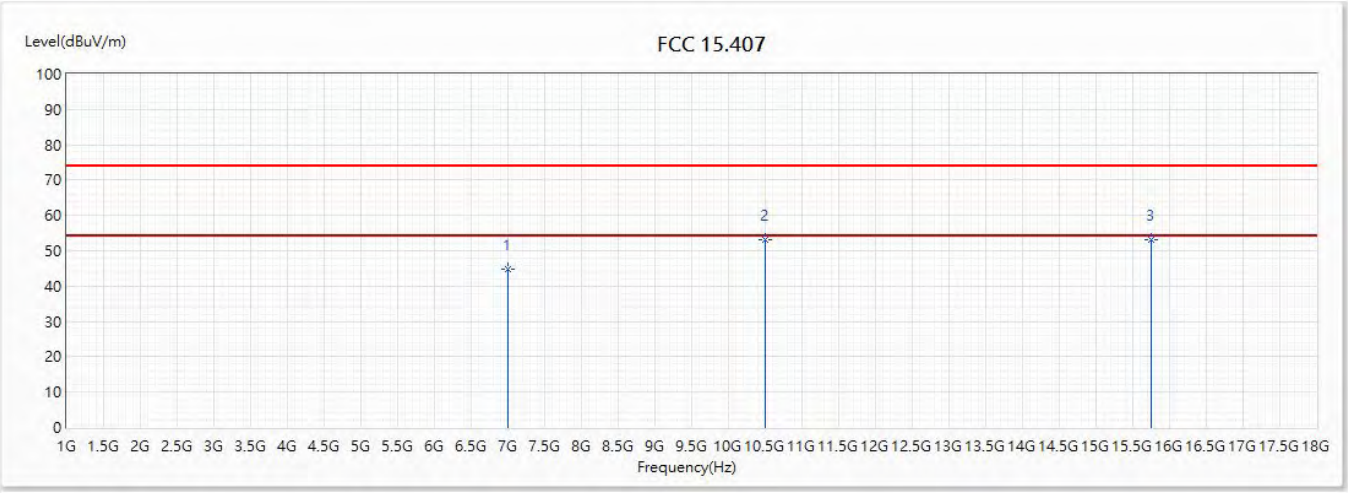

No	Frequency (MHz)	Emission Level (dBuV/m)	Limit (dBuV/m)	Margin (dB)	Reading Level (dBuV)	Correct Factor (dB)	Detector Type
1	7000	44.65	74.00	-29.35	38.32	6.33	PK
2	10500	53.08	74.00	-20.92	38.35	14.73	PK
* 3	15750	53.15	74.00	-20.85	39.54	13.61	PK

Note:

1. All reading above 1GHz is performed with peak and/or average measurements as necessary.
2. “ * ”, means this data is the worst emission level.
3. Emission Level = Reading Level + Correct Factor.
4. The average measurement was not performed when the peak measured data under the limit of average detection.
5. The Emission above 18GHz were not included is because their levels are less than 20dBm form the limt, so as not reported.

Site :	CB2-H	Engineer :	Elwin
Model No :	GT-AX6000	Test Date :	2018/12/6
Test Voltage :	AC 120V / 60Hz	Polarity :	Vertical
Test Mode :	Mode 14:TX_Non Beamforming_NSS1_ADP-65DW Y		
Note :	802.11ac(160M)_5250MHz(5290+5210)		

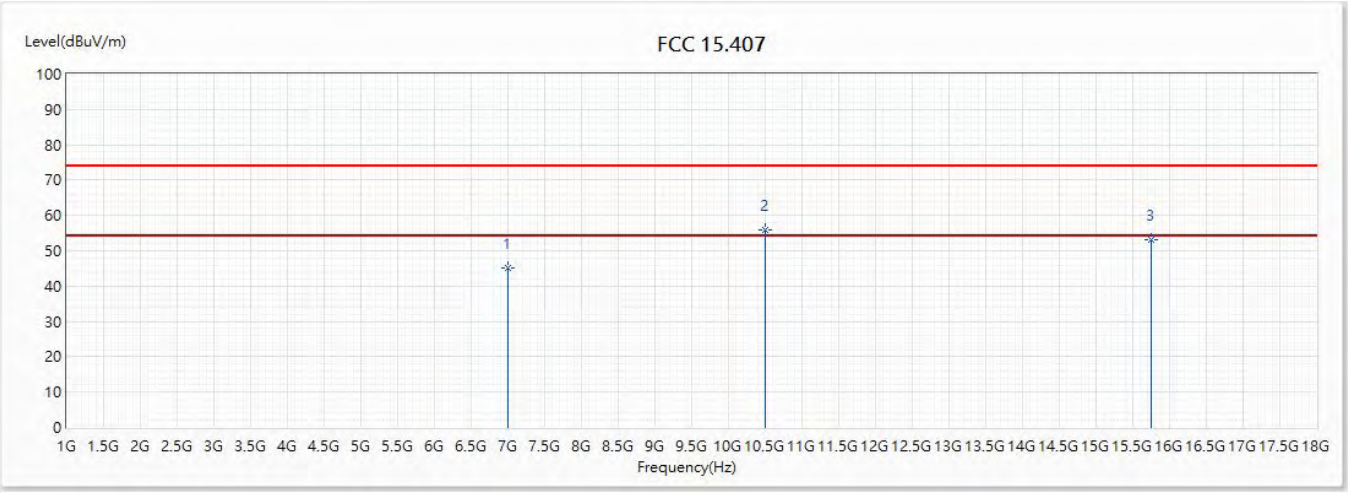

No	Frequency (MHz)	Emission Level (dBuV/m)	Limit (dBuV/m)	Margin (dB)	Reading Level (dBuV)	Correct Factor (dB)	Detector Type
1	7000	45.29	74.00	-28.71	38.96	6.33	PK
* 2	10500	55.82	74.00	-18.18	41.09	14.73	PK
3	15750	53.11	74.00	-20.89	39.50	13.61	PK

Note:

1. All reading above 1GHz is performed with peak and/or average measurements as necessary.
2. “ * ”, means this data is the worst emission level.
3. Emission Level = Reading Level + Correct Factor.
4. The average measurement was not performed when the peak measured data under the limit of average detection.
5. The Emission above 18GHz were not included is because their levels are less than 20dBm form the limt, so as not reported.

Site :	CB2-H	Engineer :	Elwin
Model No :	GT-AX6000	Test Date :	2018/12/6
Test Voltage :	AC 120V / 60Hz	Polarity :	Horizontal
Test Mode :	Mode 14:TX_Non Beamforming_NSS1_ADP-65DW Y		
Note :	802.11ax(160M)_5250MHz(5210+5290)		

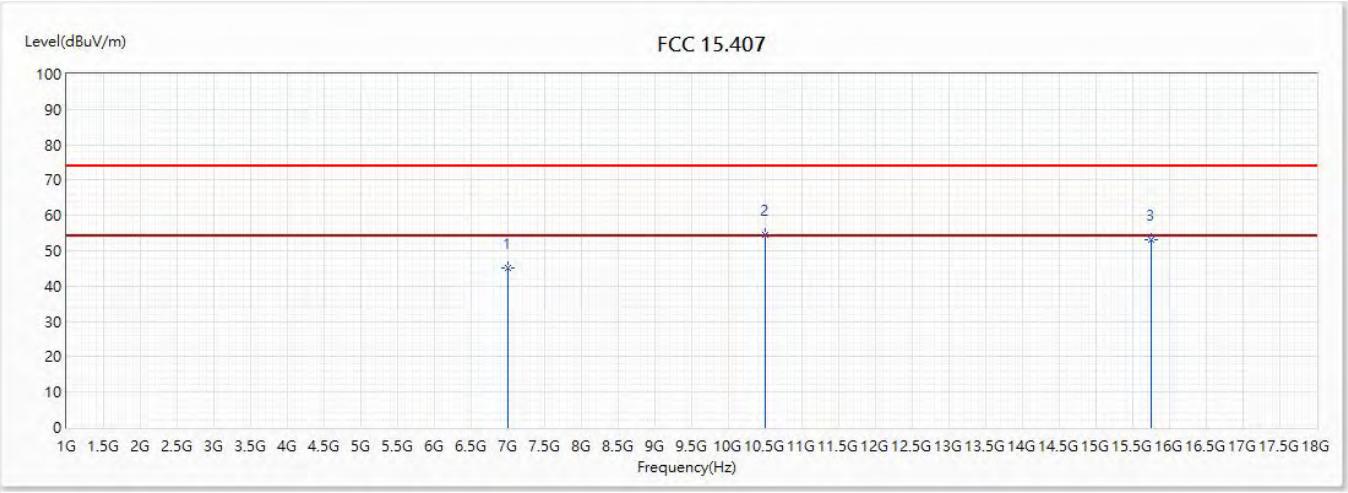

No	Frequency (MHz)	Emission Level (dBuV/m)	Limit (dBuV/m)	Margin (dB)	Reading Level (dBuV)	Correct Factor (dB)	Detector Type
1	7000	45.14	74.00	-28.86	38.81	6.33	PK
* 2	10500	54.42	74.00	-19.58	39.69	14.73	PK
3	15750	53.05	74.00	-20.95	39.44	13.61	PK

Note:

1. All reading above 1GHz is performed with peak and/or average measurements as necessary.
2. “ * ”, means this data is the worst emission level.
3. Emission Level = Reading Level + Correct Factor.
4. The average measurement was not performed when the peak measured data under the limit of average detection.
5. The Emission above 18GHz were not included is because their levels are less than 20dBm form the limt, so as not reported.

Site :	CB2-H	Engineer :	Elwin
Model No :	GT-AX6000	Test Date :	2018/12/6
Test Voltage :	AC 120V / 60Hz	Polarity :	Vertical
Test Mode :	Mode 14:TX_Non Beamforming_NSS1_ADP-65DW Y		
Note :	802.11ax(160M)_5250MHz(5210+5290)		

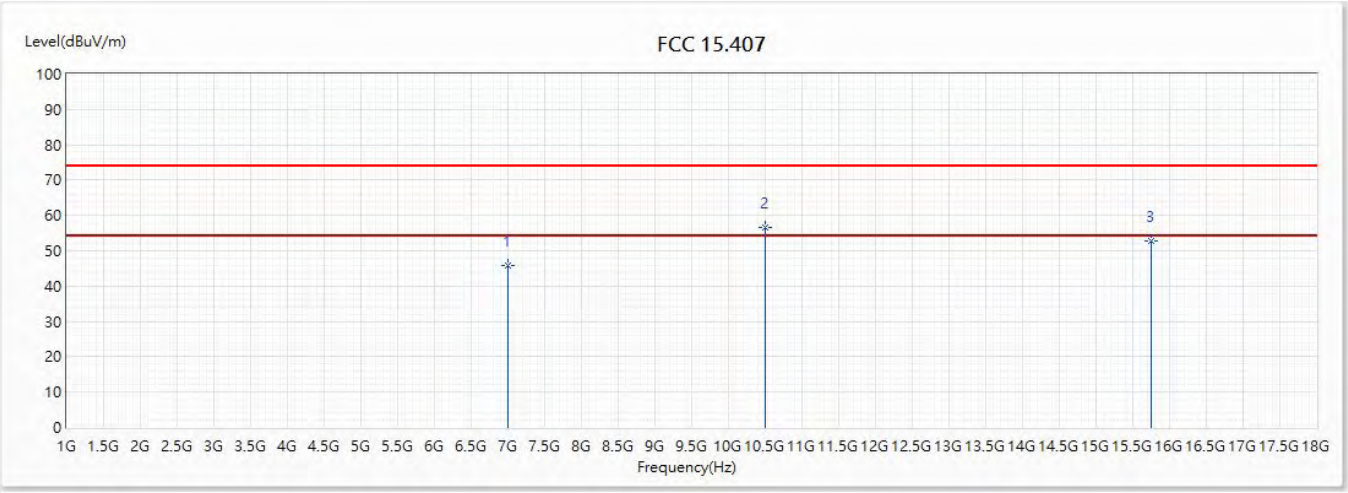

No	Frequency (MHz)	Emission Level (dBuV/m)	Limit (dBuV/m)	Margin (dB)	Reading Level (dBuV)	Correct Factor (dB)	Detector Type
1	7000	45.77	74.00	-28.23	39.44	6.33	PK
* 2	10500	56.48	74.00	-17.52	41.75	14.73	PK
3	15750	52.93	74.00	-21.07	39.32	13.61	PK

Note:

1. All reading above 1GHz is performed with peak and/or average measurements as necessary.
2. “ * ”, means this data is the worst emission level.
3. Emission Level = Reading Level + Correct Factor.
4. The average measurement was not performed when the peak measured data under the limit of average detection.
5. The Emission above 18GHz were not included is because their levels are less than 20dBm form the limt, so as not reported.

Site :	CB2-H	Engineer :	Elwin
Model No :	GT-AX6000	Test Date :	2018/12/6
Test Voltage :	AC 120V / 60Hz	Polarity :	Horizontal
Test Mode :	Mode 14:TX_Non Beamforming_NSS1_ADP-65DW Y		
Note :	802.11ax(160M)_5250MHz(52900+5210)		

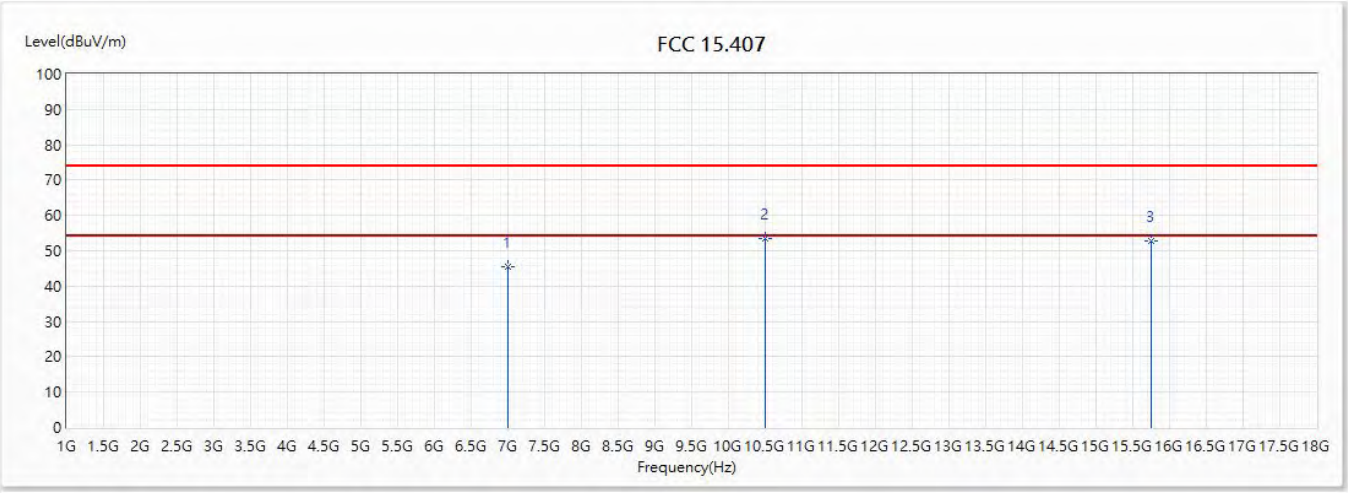

No	Frequency (MHz)	Emission Level (dBuV/m)	Limit (dBuV/m)	Margin (dB)	Reading Level (dBuV)	Correct Factor (dB)	Detector Type
1	7000	45.33	74.00	-28.67	39.00	6.33	PK
* 2	10500	53.36	74.00	-20.64	38.63	14.73	PK
3	15750	52.75	74.00	-21.25	39.14	13.61	PK

Note:

1. All reading above 1GHz is performed with peak and/or average measurements as necessary.
2. “ * ”, means this data is the worst emission level.
3. Emission Level = Reading Level + Correct Factor.
4. The average measurement was not performed when the peak measured data under the limit of average detection.
5. The Emission above 18GHz were not included is because their levels are less than 20dBm form the limt, so as not reported.

Site :	CB2-H	Engineer :	Elwin
Model No :	GT-AX6000	Test Date :	2018/12/6
Test Voltage :	AC 120V / 60Hz	Polarity :	Vertical
Test Mode :	Mode 14:TX_Non Beamforming_NSS1_ADP-65DW Y		
Note :	802.11ax(160M)_5250MHz(5290+5210)		

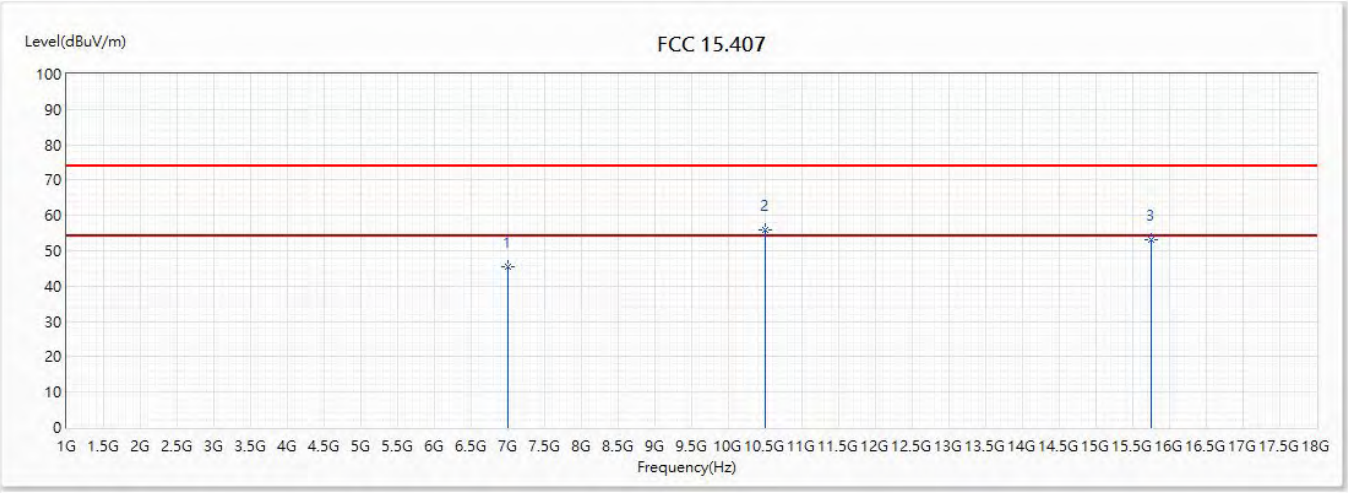

No	Frequency (MHz)	Emission Level (dBuV/m)	Limit (dBuV/m)	Margin (dB)	Reading Level (dBuV)	Correct Factor (dB)	Detector Type
1	7000	45.63	74.00	-28.37	39.30	6.33	PK
* 2	10500	55.74	74.00	-18.26	41.01	14.73	PK
3	15750	53.28	74.00	-20.72	39.67	13.61	PK

Note:

1. All reading above 1GHz is performed with peak and/or average measurements as necessary.
2. “ * ”, means this data is the worst emission level.
3. Emission Level = Reading Level + Correct Factor.
4. The average measurement was not performed when the peak measured data under the limit of average detection.
5. The Emission above 18GHz were not included is because their levels are less than 20dBm form the limt, so as not reported.

Site :	CB2-H	Engineer :	Elwin
Model No :	GT-AX6000	Test Date :	2018/12/6
Test Voltage :	AC 120V / 60Hz	Polarity :	Horizontal
Test Mode :	Mode 14:TX_Non Beamforming_NSS1_ADP-65DW Y		
Note :	802.11ac(160M)_5570MHz(5530+5610)		

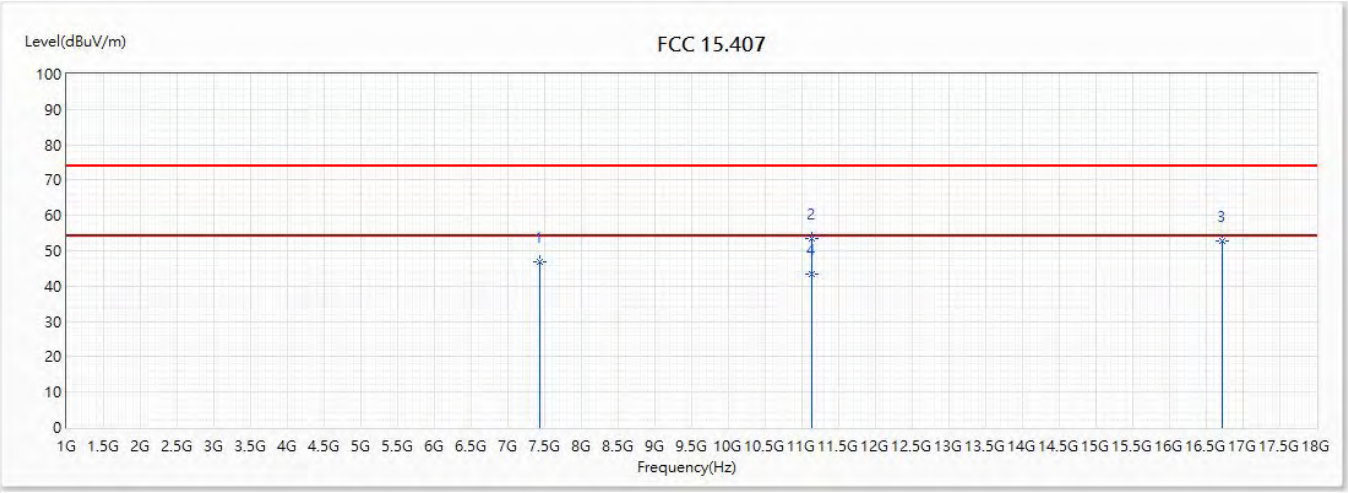

No	Frequency (MHz)	Emission Level (dBuV/m)	Limit (dBuV/m)	Margin (dB)	Reading Level (dBuV)	Correct Factor (dB)	Detector Type
1	7426	46.71	74.00	-27.29	38.88	7.83	PK
2	11140	53.59	74.00	-20.41	37.86	15.73	PK
3	16710	52.64	74.00	-21.36	38.29	14.35	PK
* 4	11140	43.24	54.00	-10.76	27.51	15.73	AV

Note:

1. All reading above 1GHz is performed with peak and/or average measurements as necessary.
2. “ * ”, means this data is the worst emission level.
3. Emission Level = Reading Level + Correct Factor.
4. The average measurement was not performed when the peak measured data under the limit of average detection.
5. The Emission above 18GHz were not included is because their levels are less than 20dBm form the limt, so as not reported.

Site :	CB2-H	Engineer :	Elwin
Model No :	GT-AX6000	Test Date :	2018/12/6
Test Voltage :	AC 120V / 60Hz	Polarity :	Vertical
Test Mode :	Mode 14:TX_Non Beamforming_NSS1_ADP-65DW Y		
Note :	802.11ac(160M)_5570MHz(5530+5610)		

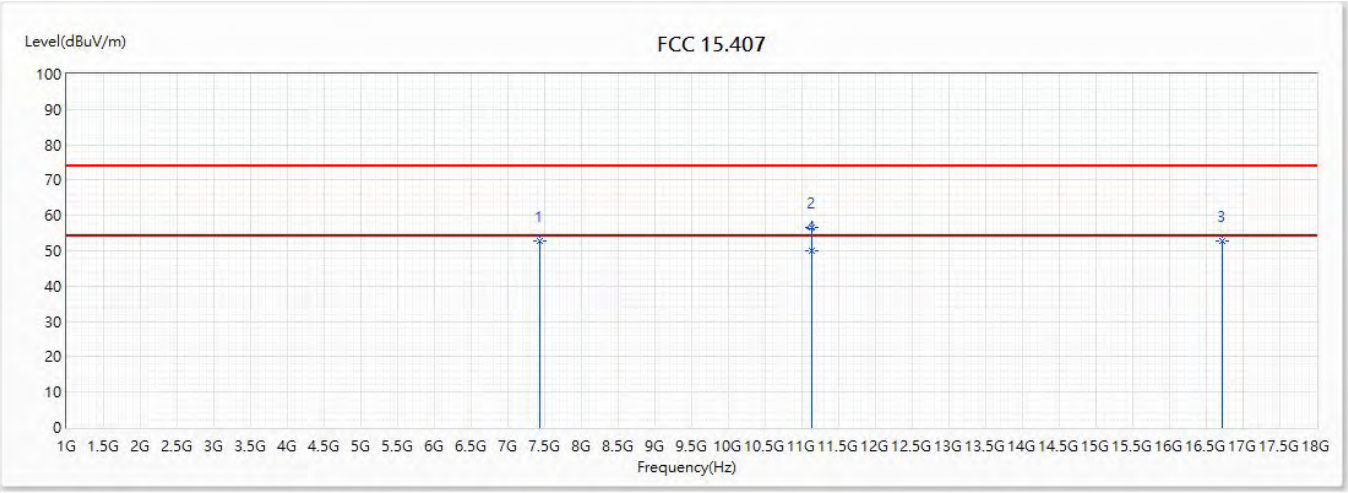

No	Frequency (MHz)	Emission Level (dBuV/m)	Limit (dBuV/m)	Margin (dB)	Reading Level (dBuV)	Correct Factor (dB)	Detector Type
1	7426	52.84	74.00	-21.16	45.01	7.83	PK
2	11140	56.47	74.00	-17.53	40.74	15.73	PK
3	16710	52.84	74.00	-21.16	38.49	14.35	PK
* 4	11140	49.89	54.00	-4.11	34.16	15.73	AV

Note:

1. All reading above 1GHz is performed with peak and/or average measurements as necessary.
2. “ * ”, means this data is the worst emission level.
3. Emission Level = Reading Level + Correct Factor.
4. The average measurement was not performed when the peak measured data under the limit of average detection.
5. The Emission above 18GHz were not included is because their levels are less than 20dBm form the limt, so as not reported.

Site :	CB2-H	Engineer :	Elwin
Model No :	GT-AX6000	Test Date :	2018/12/6
Test Voltage :	AC 120V / 60Hz	Polarity :	Horizontal
Test Mode :	Mode 14:TX_Non Beamforming_NSS1_ADP-65DW Y		
Note :	802.11ac(160M)_5570MHz(5610+5530)		

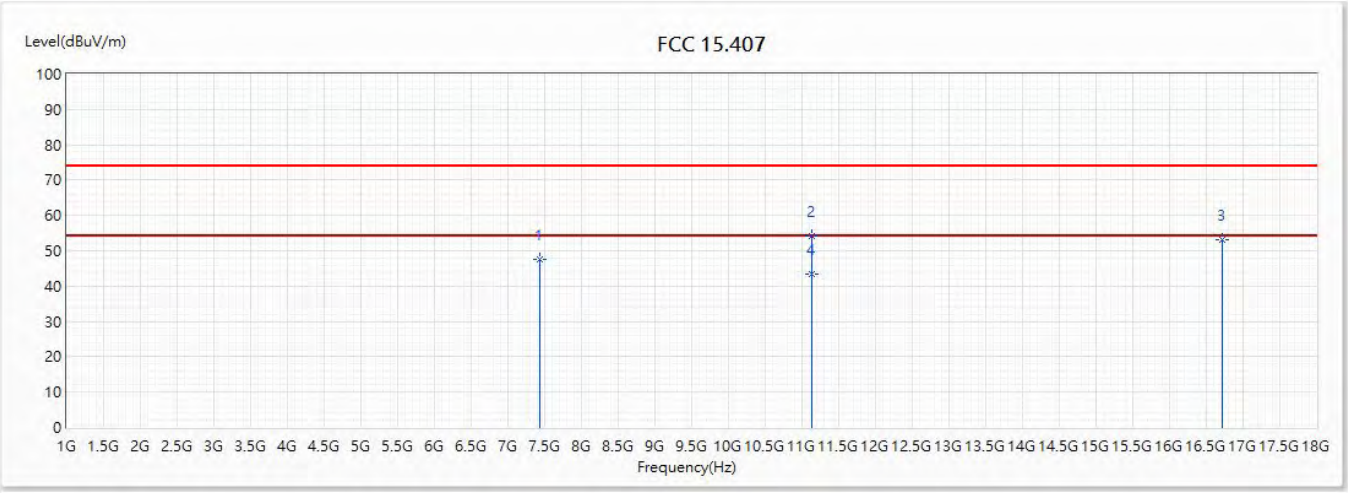

No	Frequency (MHz)	Emission Level (dBuV/m)	Limit (dBuV/m)	Margin (dB)	Reading Level (dBuV)	Correct Factor (dB)	Detector Type
1	7426	47.45	74.00	-26.55	39.62	7.83	PK
2	11140	54.34	74.00	-19.66	38.61	15.73	PK
3	16710	53.03	74.00	-20.97	38.68	14.35	PK
* 4	11140	43.28	54.00	-10.72	27.55	15.73	AV

Note:

1. All reading above 1GHz is performed with peak and/or average measurements as necessary.
2. “ * ”, means this data is the worst emission level.
3. Emission Level = Reading Level + Correct Factor.
4. The average measurement was not performed when the peak measured data under the limit of average detection.
5. The Emission above 18GHz were not included is because their levels are less than 20dBm form the limt, so as not reported.

Site :	CB2-H	Engineer :	Elwin
Model No :	GT-AX6000	Test Date :	2018/12/6
Test Voltage :	AC 120V / 60Hz	Polarity :	Vertical
Test Mode :	Mode 14:TX_Non Beamforming_NSS1_ADP-65DW Y		
Note :	802.11ac(160M)_5570MHz(5610+5530)		

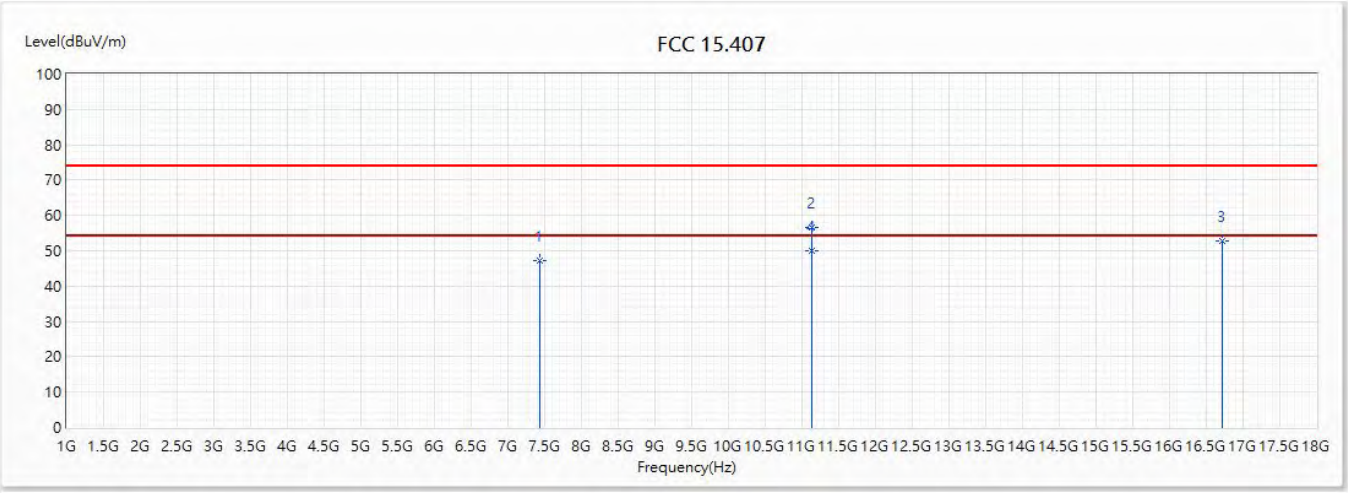

No	Frequency (MHz)	Emission Level (dBuV/m)	Limit (dBuV/m)	Margin (dB)	Reading Level (dBuV)	Correct Factor (dB)	Detector Type
1	7426	47.23	74.00	-26.77	39.40	7.83	PK
2	11140	56.46	74.00	-17.54	40.73	15.73	PK
3	16710	52.73	74.00	-21.27	38.38	14.35	PK
* 4	11140	50.13	54.00	-3.87	34.40	15.73	AV

Note:

1. All reading above 1GHz is performed with peak and/or average measurements as necessary.
2. “ * ”, means this data is the worst emission level.
3. Emission Level = Reading Level + Correct Factor.
4. The average measurement was not performed when the peak measured data under the limit of average detection.
5. The Emission above 18GHz were not included is because their levels are less than 20dBm form the limt, so as not reported.

Site :	CB2-H	Engineer :	Elwin
Model No :	GT-AX6000	Test Date :	2018/12/6
Test Voltage :	AC 120V / 60Hz	Polarity :	Horizontal
Test Mode :	Mode 14:TX_Non Beamforming_NSS1_ADP-65DW Y		
Note :	802.11ax(160M)_5570MHz(5530+5610)		

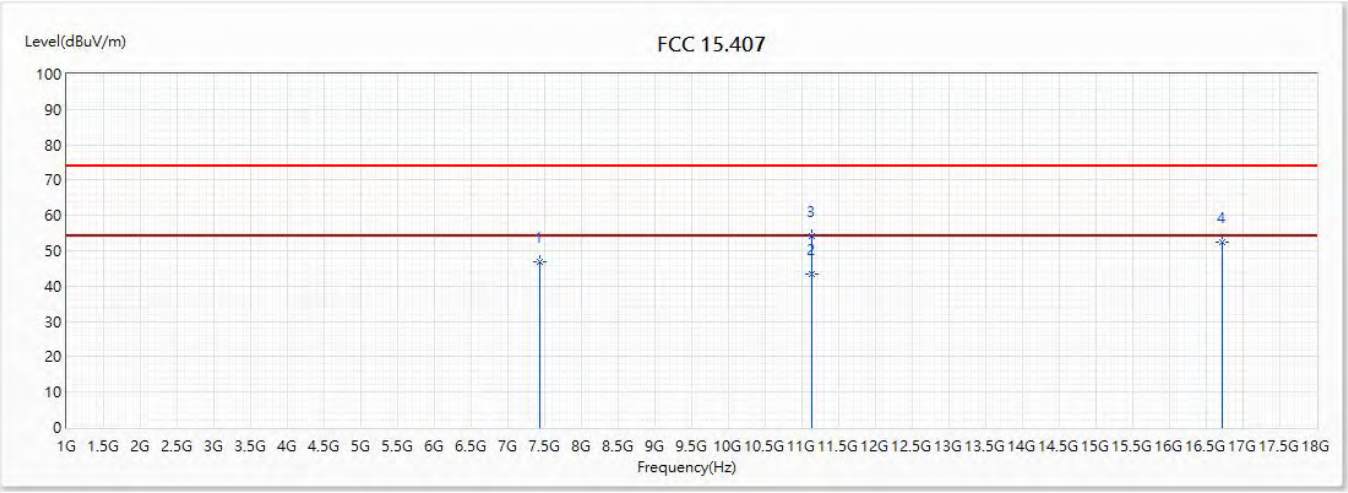

No	Frequency (MHz)	Emission Level (dBuV/m)	Limit (dBuV/m)	Margin (dB)	Reading Level (dBuV)	Correct Factor (dB)	Detector Type
1	7426	46.97	74.00	-27.03	39.14	7.83	PK
* 2	11140	43.41	54.00	-10.59	27.68	15.73	AV
3	11140	54.29	74.00	-19.71	38.56	15.73	PK
4	16710	52.56	74.00	-21.44	38.21	14.35	PK

Note:

1. All reading above 1GHz is performed with peak and/or average measurements as necessary.
2. “ * ”, means this data is the worst emission level.
3. Emission Level = Reading Level + Correct Factor.
4. The average measurement was not performed when the peak measured data under the limit of average detection.
5. The Emission above 18GHz were not included is because their levels are less than 20dBm form the limt, so as not reported.

Site :	CB2-H	Engineer :	Elwin
Model No :	GT-AX6000	Test Date :	2018/12/6
Test Voltage :	AC 120V / 60Hz	Polarity :	Vertical
Test Mode :	Mode 14:TX_Non Beamforming_NSS1_ADP-65DW Y		
Note :	802.11ax(160M)_5570MHz(5530+5610)		

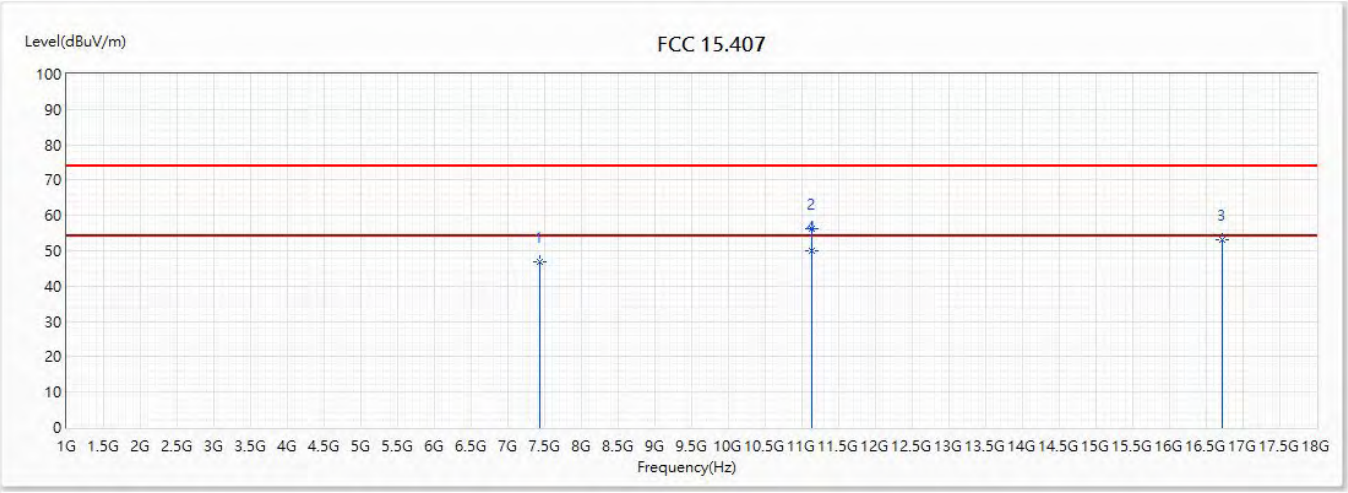

No	Frequency (MHz)	Emission Level (dBuV/m)	Limit (dBuV/m)	Margin (dB)	Reading Level (dBuV)	Correct Factor (dB)	Detector Type
1	7426	46.98	74.00	-27.02	39.15	7.83	PK
2	11140	56.11	74.00	-17.89	40.38	15.73	PK
3	16710	53.26	74.00	-20.74	38.91	14.35	PK
* 4	11140	50.02	54.00	-3.98	34.29	15.73	AV

Note:

1. All reading above 1GHz is performed with peak and/or average measurements as necessary.
2. “ * ”, means this data is the worst emission level.
3. Emission Level = Reading Level + Correct Factor.
4. The average measurement was not performed when the peak measured data under the limit of average detection.
5. The Emission above 18GHz were not included is because their levels are less than 20dBm form the limt, so as not reported.

Site :	CB2-H	Engineer :	Elwin
Model No :	GT-AX6000	Test Date :	2018/12/6
Test Voltage :	AC 120V / 60Hz	Polarity :	Horizontal
Test Mode :	Mode 14:TX_Non Beamforming_NSS1_ADP-65DW Y		
Note :	802.11ax(160M)_5570MHz(5610+5530)		

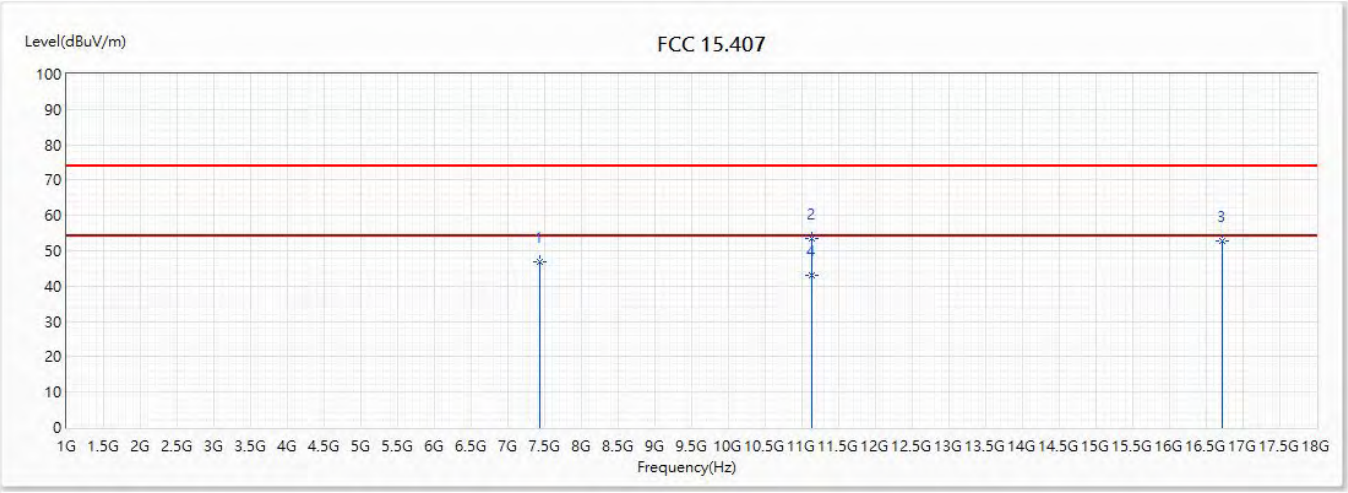

No	Frequency (MHz)	Emission Level (dBuV/m)	Limit (dBuV/m)	Margin (dB)	Reading Level (dBuV)	Correct Factor (dB)	Detector Type
1	7426	46.98	74.00	-27.02	39.15	7.83	PK
2	11140	53.53	74.00	-20.47	37.80	15.73	PK
3	16710	52.94	74.00	-21.06	38.59	14.35	PK
* 4	11140	43.16	54.00	-10.84	27.43	15.73	AV

Note:

1. All reading above 1GHz is performed with peak and/or average measurements as necessary.
2. “ * ”, means this data is the worst emission level.
3. Emission Level = Reading Level + Correct Factor.
4. The average measurement was not performed when the peak measured data under the limit of average detection.
5. The Emission above 18GHz were not included is because their levels are less than 20dBm form the limt, so as not reported.

Site :	CB2-H	Engineer :	Elwin
Model No :	GT-AX6000	Test Date :	2018/12/6
Test Voltage :	AC 120V / 60Hz	Polarity :	Vertical
Test Mode :	Mode 14:TX_Non Beamforming_NSS1_ADP-65DW Y		
Note :	802.11ax(160M)_5570MHz(5610+5530)		

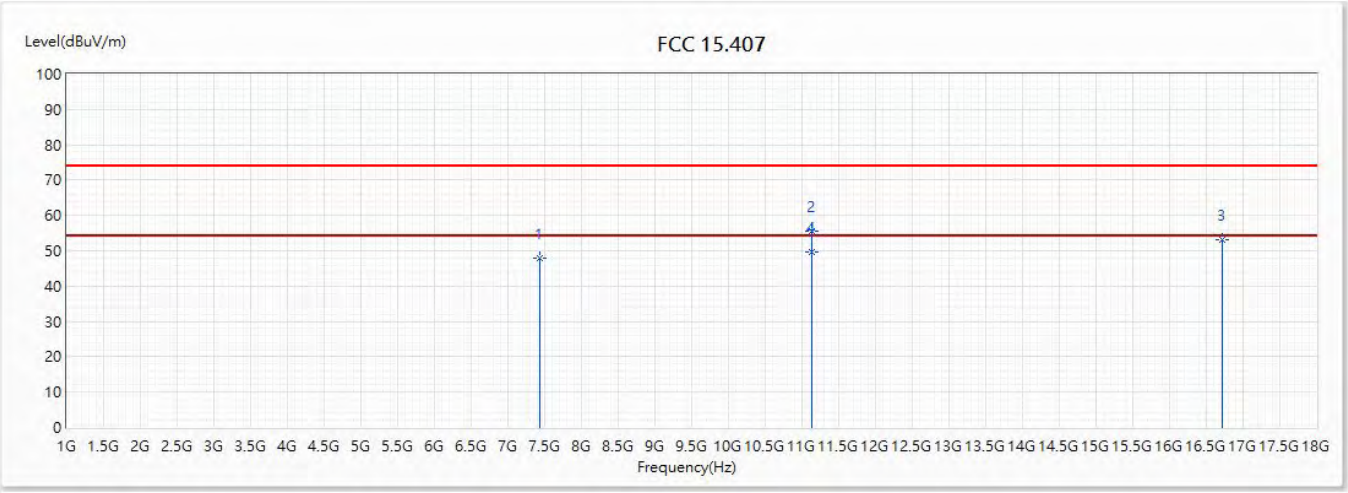

No	Frequency (MHz)	Emission Level (dBuV/m)	Limit (dBuV/m)	Margin (dB)	Reading Level (dBuV)	Correct Factor (dB)	Detector Type
1	7426	47.79	74.00	-26.21	39.96	7.83	PK
2	11140	55.68	74.00	-18.32	39.95	15.73	PK
3	16710	52.97	74.00	-21.03	38.62	14.35	PK
* 4	11140	49.66	54.00	-4.34	33.93	15.73	AV

Note:

1. All reading above 1GHz is performed with peak and/or average measurements as necessary.
2. “ * ”, means this data is the worst emission level.
3. Emission Level = Reading Level + Correct Factor.
4. The average measurement was not performed when the peak measured data under the limit of average detection.
5. The Emission above 18GHz were not included is because their levels are less than 20dBm form the limt, so as not reported.

7. Band Edge

7.1. Test Setup

RF Radiated Measurement:

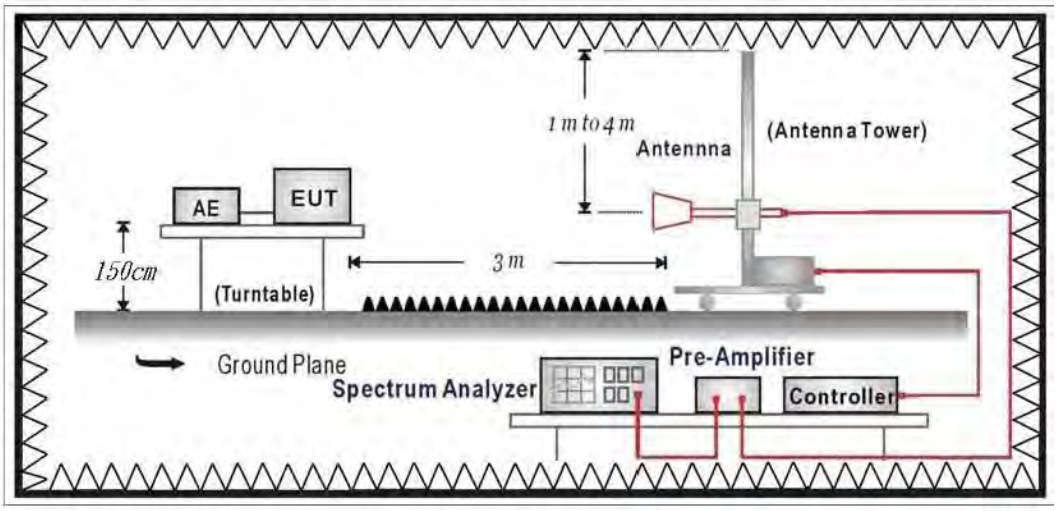

7.2. Limits

➢ General Radiated Emission Limits

The provisions of Section 15.205 of this part apply to intentional radiators operating under this section. Radiated emissions which fall in the restricted bands, as defined in Section 15.205, must also comply with the radiated emission limits specified in Section 15.209:

FCC Part 15 Subpart C Paragraph 15.209 Limits		
Frequency MHz	uV/m @3m	dBuV/m@3m
30 - 88	100	40
88 - 216	150	43.5
216 - 960	200	46
Above 960	500	54

Remark:
1. RF Voltage (dBuV) = 20 log RF Voltage (uV)
2. In the Above Table, the tighter limit applies at the band edges.
3. Distance refers to the distance in meters between the measuring instrument antenna and the closed point of any part of the device or system.

➢ **Unwanted Emission out of the restricted bands Limits**

FCC Part 15 Subpart E Paragraph 15.407(b) Limits		
Frequency (MHz)	EIRP Limit (dBm)	Equivalent Field Strength (dBuV/m@3m)
5150 - 5250	-27	68.3
5250 - 5350	-27	68.3
5470 - 5725	-27	68.3
5725 - 5850	-27 (Note1)	68.3
	-17 (Note2)	78.3

4. For transmitters operating in the 5.725-5.85 GHz band

(i) All emissions shall be limited to a level of -27 dBm/MHz at 75 MHz or more above or below the band edge increasing linearly to 10 dBm/MHz at 25 MHz above or below the band edge, and from 25 MHz above or below the band edge increasing linearly to a level of 15.6 dBm/MHz at 5 MHz above or below the band edge, and from 5 MHz above or below the band edge increasing linearly to a level of 27dBm/MHz at the band edge.

(ii) Devices certified before March 2, 2017 with antenna gain greater than 10 dBi may demonstrate compliance with the emission limits in Section 15.247(d), but manufacturing, marketing and importing of devices certified under this alternative must cease by March 2, 2018. Devices certified before March 2, 2018 with antenna gain of 10 dBi or less may demonstrate compliance with the emission limits in Section 15.247(d), but manufacturing, marketing and importing of devices certified under this alternative must cease before March 2, 2020.

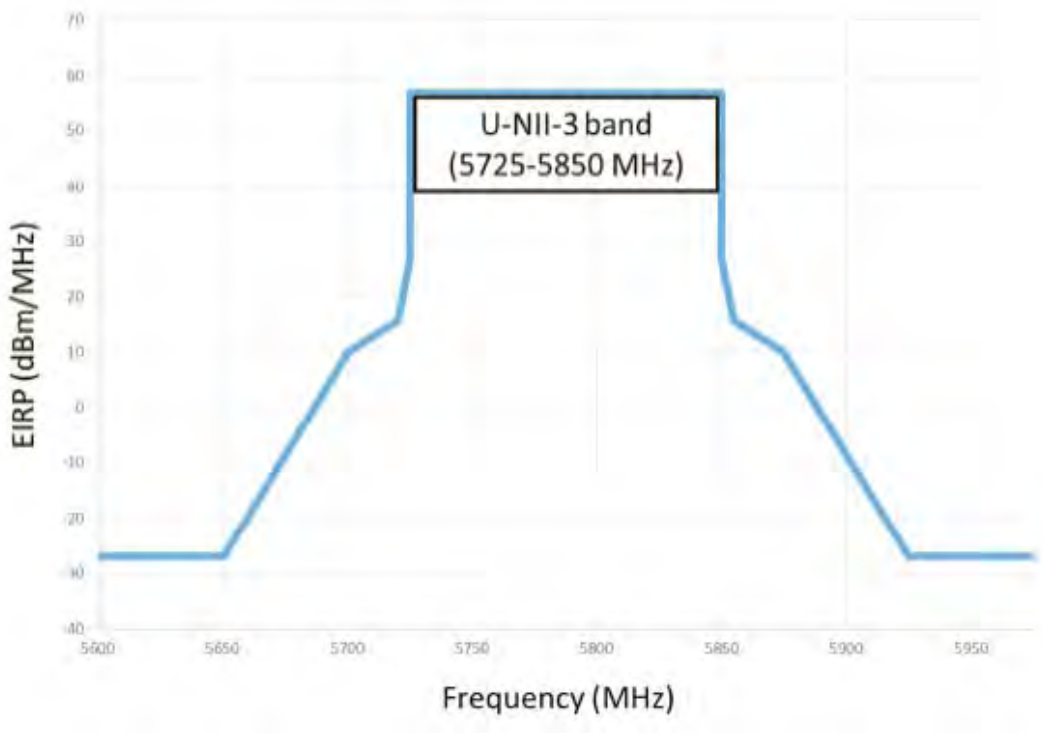

Remark:

1. For frequencies more than 10 MHz above or below the band edges.
2. For frequency range from the band edges to 10 MHz above or below the band edges.
3. uV/m = $\frac{1000000\sqrt{30 \times EIRP}}{3}$, RF Voltage (dBuV/m) = 20 log RF Voltage (uV/m)

7.3. Test Procedure

The EUT and its simulators are placed on a turn table which is 0.8 meter above ground. The turn table can rotate 360 degrees to determine the position of the maximum emission level. The EUT was positioned such that the distance from antenna to the EUT was 3 meters.

The antenna can move up and down between 1 meter and 4 meters to find out the maximum emission level.

Both horizontal and vertical polarization of the antenna are set on measurement. In order to find the maximum emission, all of the interface cables must be manipulated according to ANSI C63.10: 2013on radiated measurement.

The bandwidth below 1GHz setting on the field strength meter is 120 KHz, above 1GHz are 1 MHz.

7.4. Test Result

Site :	CB2-H	Engineer :	Rueyyan
Model No :	GT-AX6000,	Test Date :	2018/10/27
Test Voltage :	AC 120V/60Hz	Polarity :	Horizontal
Test Mode :	Mode 1:TX_AX Beamforming_NSS1_ADP-65DW Y		
Note :	802.11ac(40M)_5190MHz		

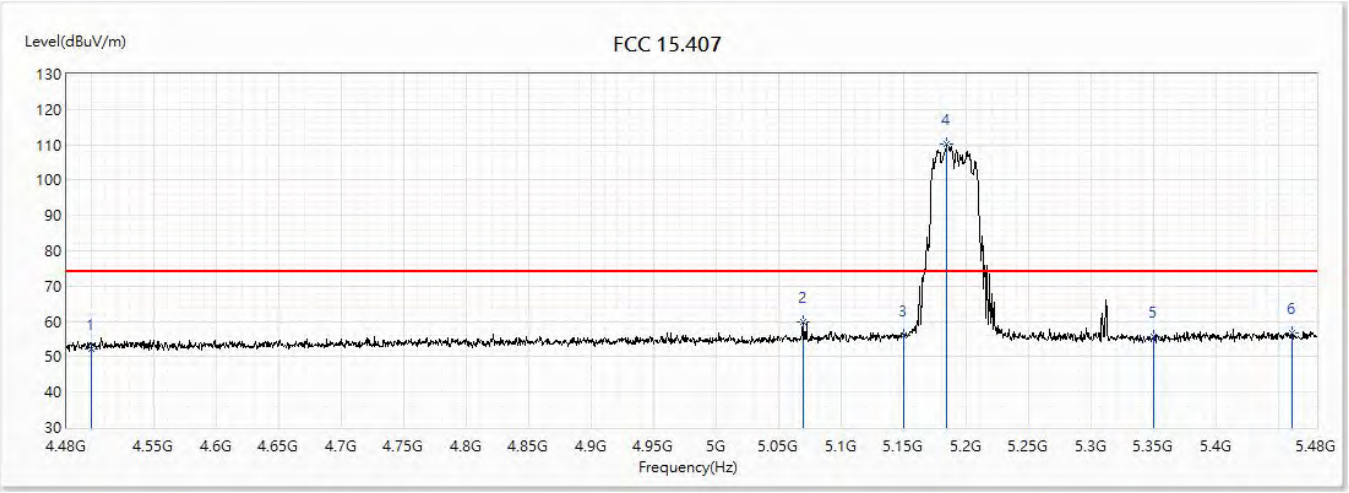

No	Frequency (MHz)	Emission Level (dBuV/m)	Limit (dBuV/m)	Margin (dB)	Reading Level (dBuV)	Correct Factor (dB)	Detector Type
1	4500	52.33	74.00	-21.67	30.12	22.21	PK
2	5069.5	59.69	74.00	-14.31	36.01	23.68	PK
3	5150	56.05	74.00	-17.95	32.29	23.76	PK
! 4	5184	110.21	74.00	36.21	86.42	23.79	PK
5	5350	55.62	74.00	-18.38	31.66	23.96	PK
6	5460	56.72	74.00	-17.28	32.65	24.07	PK

Note:

1. All reading above 1GHz is performed with peak and/or average measurements as necessary.
2. “ * ”, means this data is the worst emission level.
3. Emission Level = Reading Level + Correct Factor.
4. The average measurement was not performed when the peak measured data under the limit of average detection. If the readings given are average, peak measurement should also be supplied.
5. The fundamental for reference only, it’s not restricted by unwanted emission limit.

Site :	CB2-H	Engineer :	Rueyyan
Model No :	GT-AX6000,	Test Date :	2018/10/27
Test Voltage :	AC 120V/60Hz	Polarity :	Horizontal
Test Mode :	Mode 1:TX_AX Beamforming_NSS1_ADP-65DW Y		
Note :	802.11ac(40M)_5190MHz		

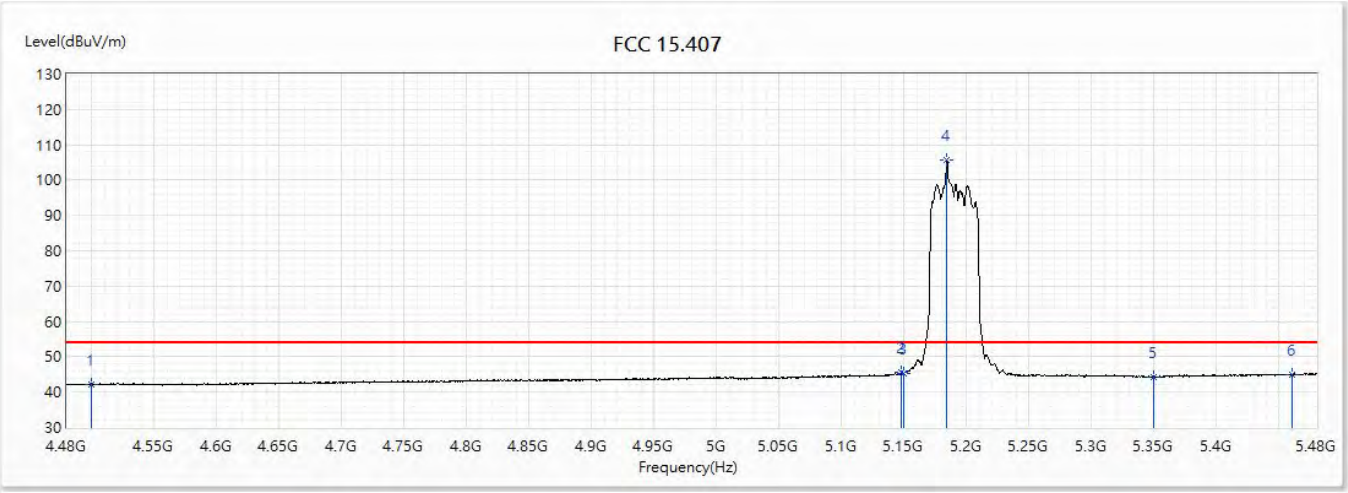

No	Frequency (MHz)	Emission Level (dBuV/m)	Limit (dBuV/m)	Margin (dB)	Reading Level (dBuV)	Correct Factor (dB)	Detector Type
1	4500	42.03	54.00	-11.97	19.82	22.21	AV
2	5147.5	45.49	54.00	-8.51	21.73	23.76	AV
3	5150	45.36	54.00	-8.64	21.60	23.76	AV
! 4	5184	105.61	54.00	51.61	81.82	23.79	AV
5	5350	44.27	54.00	-9.73	20.31	23.96	AV
6	5460	44.95	54.00	-9.05	20.88	24.07	AV

Note:

1. All reading above 1GHz is performed with peak and/or average measurements as necessary.
2. “ * ”, means this data is the worst emission level.
3. Emission Level = Reading Level + Correct Factor.
4. The average measurement was not performed when the peak measured data under the limit of average detection. If the readings given are average, peak measurement should also be supplied.
5. The fundamental for reference only, it’s not restricted by unwanted emission limit.

Site :	CB2-H	Engineer :	Rueyyan
Model No :	GT-AX6000,	Test Date :	2018/10/27
Test Voltage :	AC 120V/60Hz	Polarity :	Vertical
Test Mode :	Mode 1:TX_AX Beamforming_NSS1_ADP-65DW Y		
Note :	802.11ac(40M)_5190MHz		

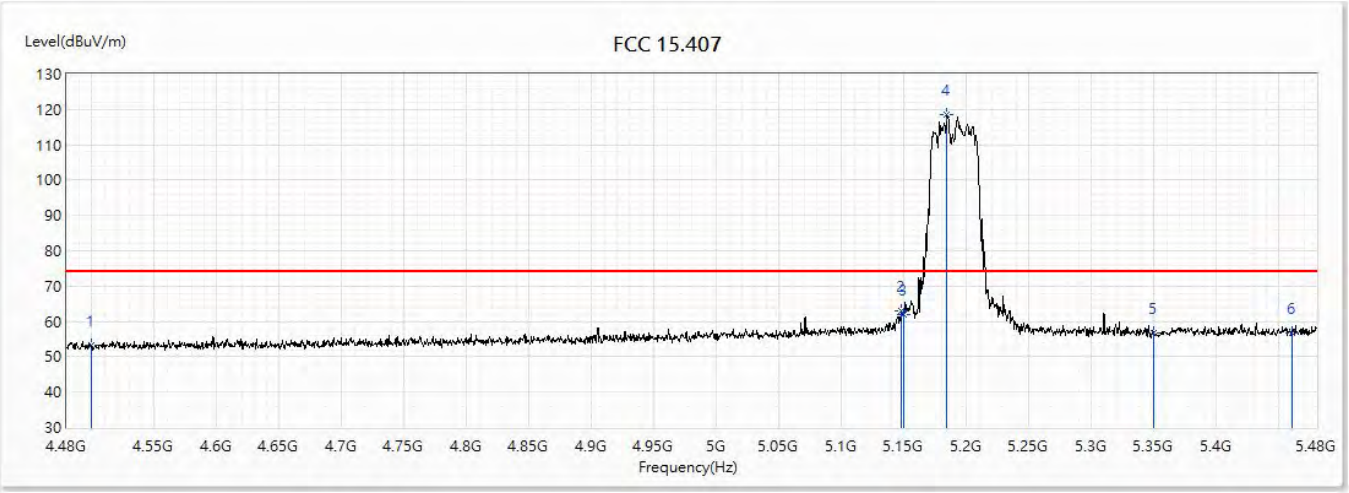

No	Frequency (MHz)	Emission Level (dBuV/m)	Limit (dBuV/m)	Margin (dB)	Reading Level (dBuV)	Correct Factor (dB)	Detector Type
1	4500	53.33	74.00	-20.67	31.12	22.21	PK
2	5148	62.89	74.00	-11.11	39.13	23.76	PK
3	5150	62.07	74.00	-11.93	38.31	23.76	PK
! 4	5184	118.42	74.00	44.42	94.63	23.79	PK
5	5350	56.68	74.00	-17.32	32.72	23.96	PK
6	5460	56.84	74.00	-17.16	32.77	24.07	PK

Note:

1. All reading above 1GHz is performed with peak and/or average measurements as necessary.
2. “ * ”, means this data is the worst emission level.
3. Emission Level = Reading Level + Correct Factor.
4. The average measurement was not performed when the peak measured data under the limit of average detection. If the readings given are average, peak measurement should also be supplied.
5. The fundamental for reference only, it’s not restricted by unwanted emission limit.

Site :	CB2-H	Engineer :	Rueyyan
Model No :	GT-AX6000,	Test Date :	2018/10/27
Test Voltage :	AC 120V/60Hz	Polarity :	Vertical
Test Mode :	Mode 1:TX_AX Beamforming_NSS1_ADP-65DW Y		
Note :	802.11ac(40M)_5190MHz		

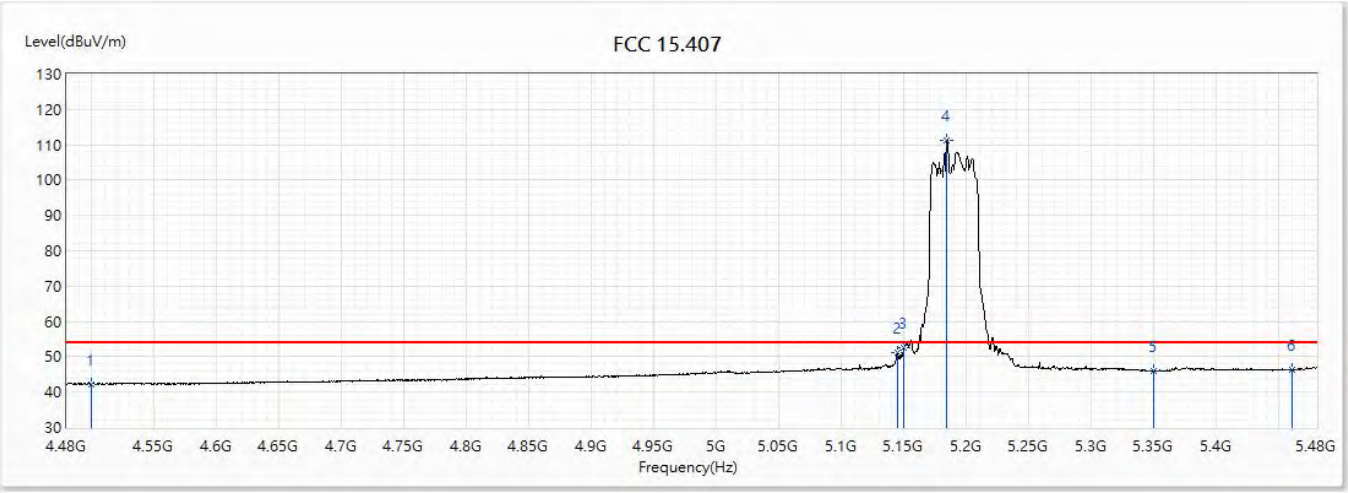

No	Frequency (MHz)	Emission Level (dBuV/m)	Limit (dBuV/m)	Margin (dB)	Reading Level (dBuV)	Correct Factor (dB)	Detector Type
1	4500	42.19	54.00	-11.81	19.98	22.21	AV
2	5144.5	51.08	54.00	-2.92	27.32	23.76	AV
3	5150	52.51	54.00	-1.49	28.75	23.76	AV
! 4	5184	111.41	54.00	57.41	87.62	23.79	AV
5	5350	45.98	54.00	-8.02	22.02	23.96	AV
6	5460	46.44	54.00	-7.56	22.37	24.07	AV

Note:

1. All reading above 1GHz is performed with peak and/or average measurements as necessary.
2. “ * ”, means this data is the worst emission level.
3. Emission Level = Reading Level + Correct Factor.
4. The average measurement was not performed when the peak measured data under the limit of average detection. If the readings given are average, peak measurement should also be supplied.
5. The fundamental for reference only, it’s not restricted by unwanted emission limit.

Site :	CB2-H	Engineer :	Rueyyan
Model No :	GT-AX6000,	Test Date :	2018/10/27
Test Voltage :	AC 120V/60Hz	Polarity :	Horizontal
Test Mode :	Mode 1:TX_AX Beamforming_NSS1_ADP-65DW Y		
Note :	802.11ac(80M)_5210MHz		

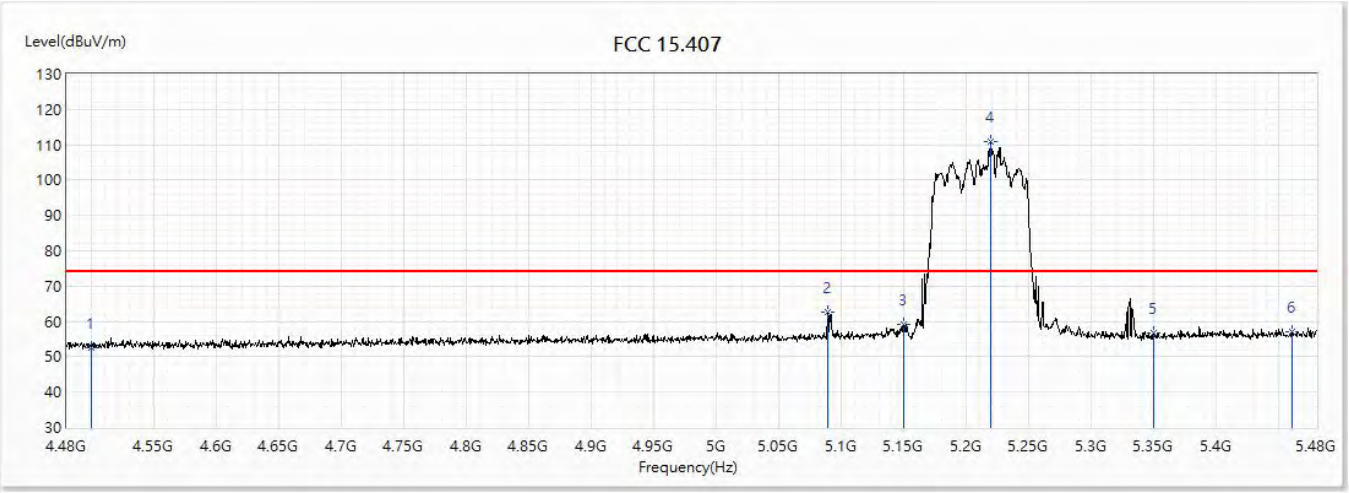

No	Frequency (MHz)	Emission Level (dBuV/m)	Limit (dBuV/m)	Margin (dB)	Reading Level (dBuV)	Correct Factor (dB)	Detector Type
1	4500	52.66	74.00	-21.34	30.45	22.21	PK
2	5089	62.53	74.00	-11.47	38.83	23.70	PK
3	5150	59.06	74.00	-14.94	35.30	23.76	PK
! 4	5219	110.98	74.00	36.98	87.15	23.83	PK
5	5350	56.90	74.00	-17.10	32.94	23.96	PK
6	5460	56.94	74.00	-17.06	32.87	24.07	PK

Note:

1. All reading above 1GHz is performed with peak and/or average measurements as necessary.
2. “ * ”, means this data is the worst emission level.
3. Emission Level = Reading Level + Correct Factor.
4. The average measurement was not performed when the peak measured data under the limit of average detection. If the readings given are average, peak measurement should also be supplied.
5. The fundamental for reference only, it’s not restricted by unwanted emission limit.

Site :	CB2-H	Engineer :	Rueyyan
Model No :	GT-AX6000,	Test Date :	2018/10/27
Test Voltage :	AC 120V/60Hz	Polarity :	Horizontal
Test Mode :	Mode 1:TX_AX Beamforming_NSS1_ADP-65DW Y		
Note :	802.11ac(80M)_5210MHz		

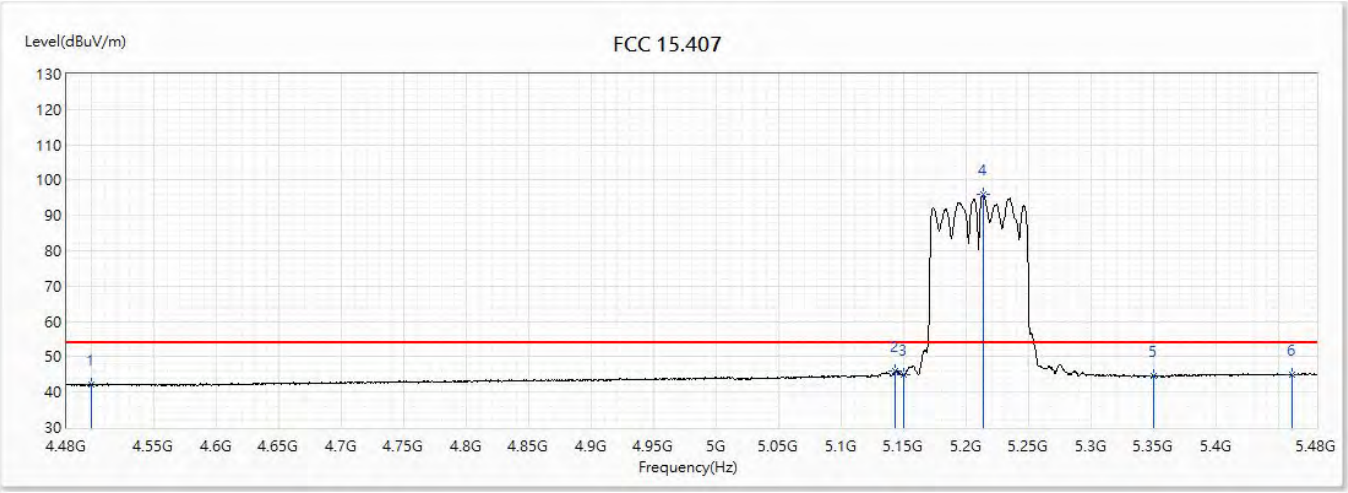

No	Frequency (MHz)	Emission Level (dBuV/m)	Limit (dBuV/m)	Margin (dB)	Reading Level (dBuV)	Correct Factor (dB)	Detector Type
1	4500	41.98	54.00	-12.02	19.77	22.21	AV
2	5143	45.82	54.00	-8.18	22.06	23.76	AV
3	5150	44.91	54.00	-9.09	21.15	23.76	AV
! 4	5213	95.90	54.00	41.90	72.07	23.83	AV
5	5350	44.46	54.00	-9.54	20.50	23.96	AV
6	5460	44.97	54.00	-9.03	20.90	24.07	AV

Note:

1. All reading above 1GHz is performed with peak and/or average measurements as necessary.
2. “ * ”, means this data is the worst emission level.
3. Emission Level = Reading Level + Correct Factor.
4. The average measurement was not performed when the peak measured data under the limit of average detection. If the readings given are average, peak measurement should also be supplied.
5. The fundamental for reference only, it’s not restricted by unwanted emission limit.

Site :	CB2-H	Engineer :	Rueyyan
Model No :	GT-AX6000,	Test Date :	2018/10/27
Test Voltage :	AC 120V/60Hz	Polarity :	Vertical
Test Mode :	Mode 1:TX_AX Beamforming_NSS1_ADP-65DW Y		
Note :	802.11ac(80M)_5210MHz		

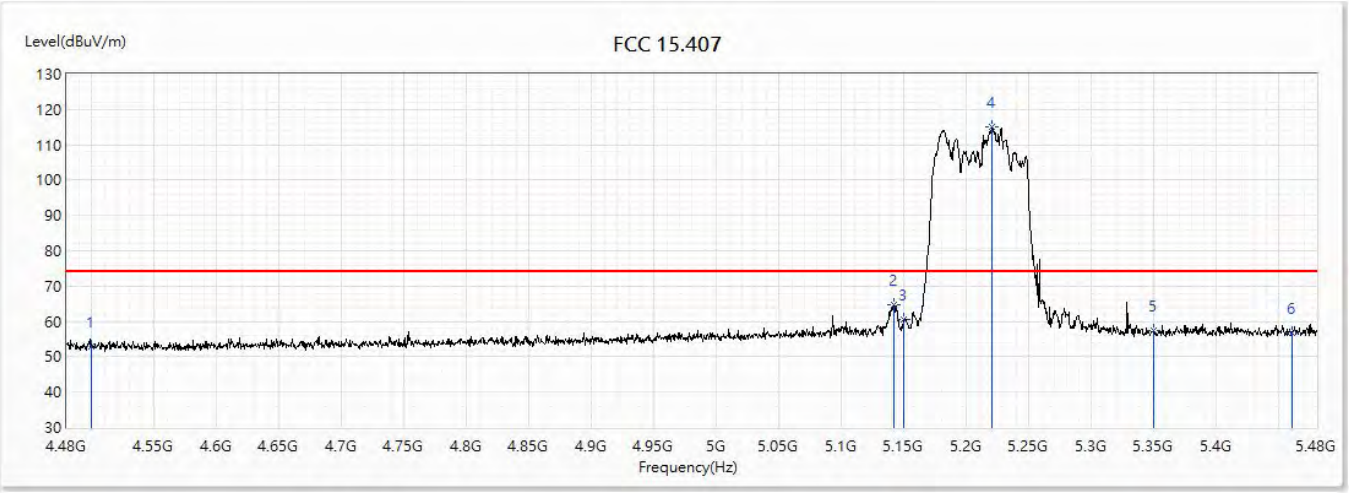

No	Frequency (MHz)	Emission Level (dBuV/m)	Limit (dBuV/m)	Margin (dB)	Reading Level (dBuV)	Correct Factor (dB)	Detector Type
1	4500	52.89	74.00	-21.11	30.68	22.21	PK
2	5141.5	64.72	74.00	-9.28	40.97	23.75	PK
3	5150	60.58	74.00	-13.42	36.82	23.76	PK
! 4	5220.5	114.90	74.00	40.90	91.07	23.83	PK
5	5350	57.42	74.00	-16.58	33.46	23.96	PK
6	5460	56.71	74.00	-17.29	32.64	24.07	PK

Note:

1. All reading above 1GHz is performed with peak and/or average measurements as necessary.
2. “ * ”, means this data is the worst emission level.
3. Emission Level = Reading Level + Correct Factor.
4. The average measurement was not performed when the peak measured data under the limit of average detection. If the readings given are average, peak measurement should also be supplied.
5. The fundamental for reference only, it’s not restricted by unwanted emission limit.

Site :	CB2-H	Engineer :	Rueyyan
Model No :	GT-AX6000,	Test Date :	2018/10/27
Test Voltage :	AC 120V/60Hz	Polarity :	Vertical
Test Mode :	Mode 1:TX_AX Beamforming_NSS1_ADP-65DW Y		
Note :	802.11ac(80M)_5210MHz		

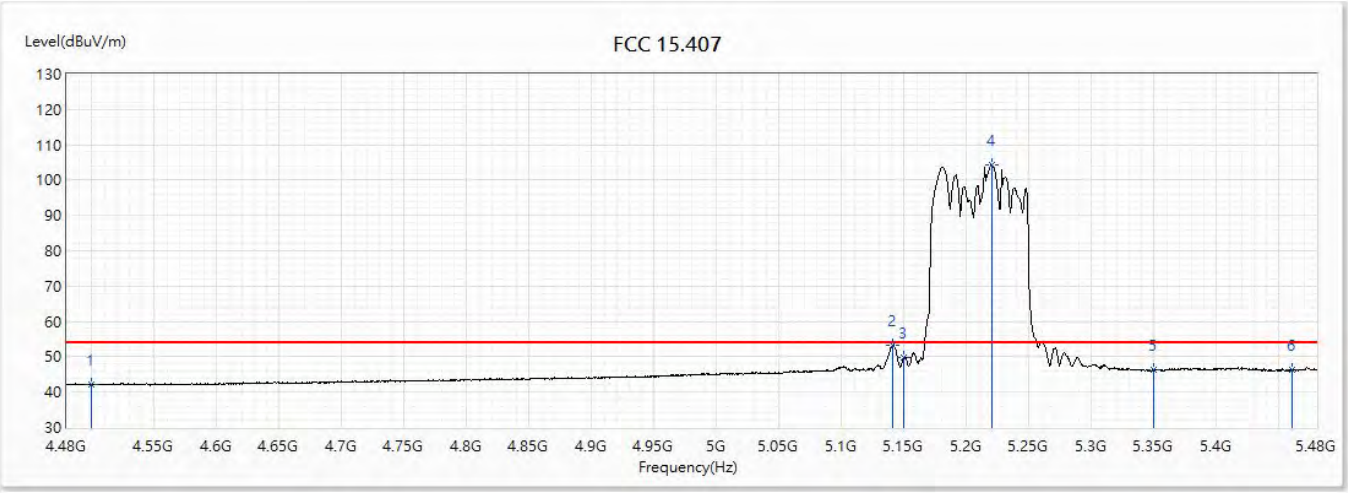

No	Frequency (MHz)	Emission Level (dBuV/m)	Limit (dBuV/m)	Margin (dB)	Reading Level (dBuV)	Correct Factor (dB)	Detector Type
1	4500	42.23	54.00	-11.77	20.02	22.21	AV
2	5140.5	53.29	54.00	-0.71	29.54	23.75	AV
3	5150	49.81	54.00	-4.19	26.05	23.76	AV
! 4	5220	104.25	54.00	50.25	80.42	23.83	AV
5	5350	46.32	54.00	-7.68	22.36	23.96	AV
6	5460	46.27	54.00	-7.73	22.20	24.07	AV

Note:

1. All reading above 1GHz is performed with peak and/or average measurements as necessary.
2. “ * ”, means this data is the worst emission level.
3. Emission Level = Reading Level + Correct Factor.
4. The average measurement was not performed when the peak measured data under the limit of average detection. If the readings given are average, peak measurement should also be supplied.
5. The fundamental for reference only, it’s not restricted by unwanted emission limit.

Site :	CB2-H	Engineer :	Rueyyan
Model No :	GT-AX6000,	Test Date :	2018/9/12
Test Voltage :	AC 120V/60Hz	Polarity :	Horizontal
Test Mode :	Mode 1:TX_Beamforming_NSS1_ADP-65DW Y		
Note :	802.11ax(20M)_5180MHz		

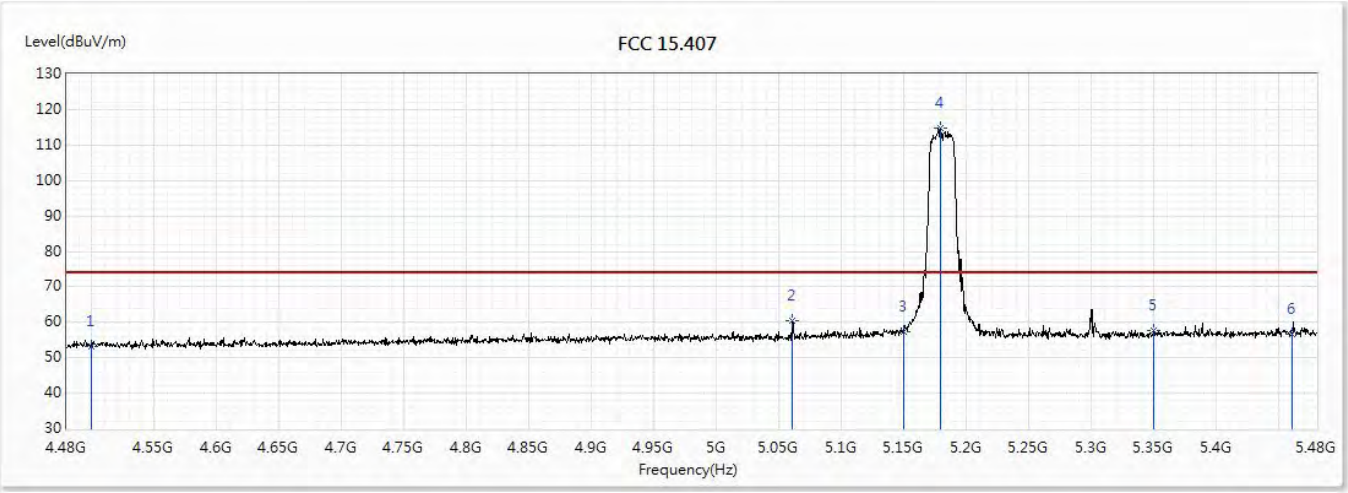

No	Frequency (MHz)	Emission Level (dBuV/m)	Limit (dBuV/m)	Margin (dB)	Reading Level (dBuV)	Correct Factor (dB)	Detector Type
1	4500	53.31	74.00	-20.69	31.57	21.74	PK
2	5060.5	60.61	74.00	-13.39	37.05	23.56	PK
3	5150	57.38	74.00	-16.62	33.73	23.65	PK
! 4	5179	114.86	74.00	40.86	91.18	23.68	PK
5	5350	57.71	74.00	-16.29	33.82	23.89	PK
6	5460	56.79	74.00	-17.21	32.81	23.98	PK

Note:

1. All reading above 1GHz is performed with peak and/or average measurements as necessary.
2. “ * ”, means this data is the worst emission level.
3. Emission Level = Reading Level + Correct Factor.
4. The average measurement was not performed when the peak measured data under the limit of average detection. If the readings given are average, peak measurement should also be supplied.
5. The fundamental for reference only, it’s not restricted by unwanted emission limit.

Site :	CB2-H	Engineer :	Rueyyan
Model No :	GT-AX6000,	Test Date :	2018/9/11
Test Voltage :	AC 120V/60Hz	Polarity :	Horizontal
Test Mode :	Mode 1:TX_Beamforming_NSS1_ADP-65DW Y		
Note :	802.11ax(20M)_5180MHz		

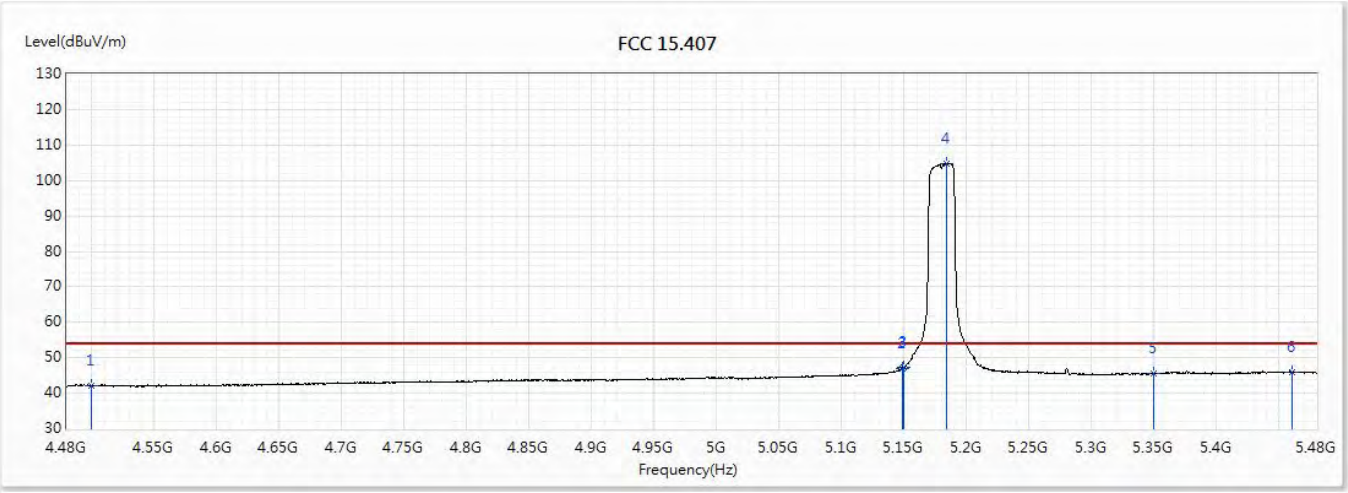

No	Frequency (MHz)	Emission Level (dBuV/m)	Limit (dBuV/m)	Margin (dB)	Reading Level (dBuV)	Correct Factor (dB)	Detector Type
1	4500	42.16	54.00	-11.84	20.42	21.74	AV
2	5149	46.99	54.00	-7.01	23.34	23.65	AV
3	5150	47.27	54.00	-6.73	23.62	23.65	AV
! 4	5184	104.68	54.00	50.68	81.00	23.68	AV
5	5350	45.68	54.00	-8.32	21.79	23.89	AV
6	5460	45.91	54.00	-8.09	21.93	23.98	AV

Note:

1. All reading above 1GHz is performed with peak and/or average measurements as necessary.
2. “ * ”, means this data is the worst emission level.
3. Emission Level = Reading Level + Correct Factor.
4. The average measurement was not performed when the peak measured data under the limit of average detection. If the readings given are average, peak measurement should also be supplied.
5. The fundamental for reference only, it’s not restricted by unwanted emission limit.

Site :	CB2-H	Engineer :	Rueyyan
Model No :	GT-AX6000,	Test Date :	2018/9/10
Test Voltage :	AC 120V/60Hz	Polarity :	Vertical
Test Mode :	Mode 1:TX_Beamforming_NSS1_ADP-65DW Y		
Note :	802.11ax(20M)_5180MHz		

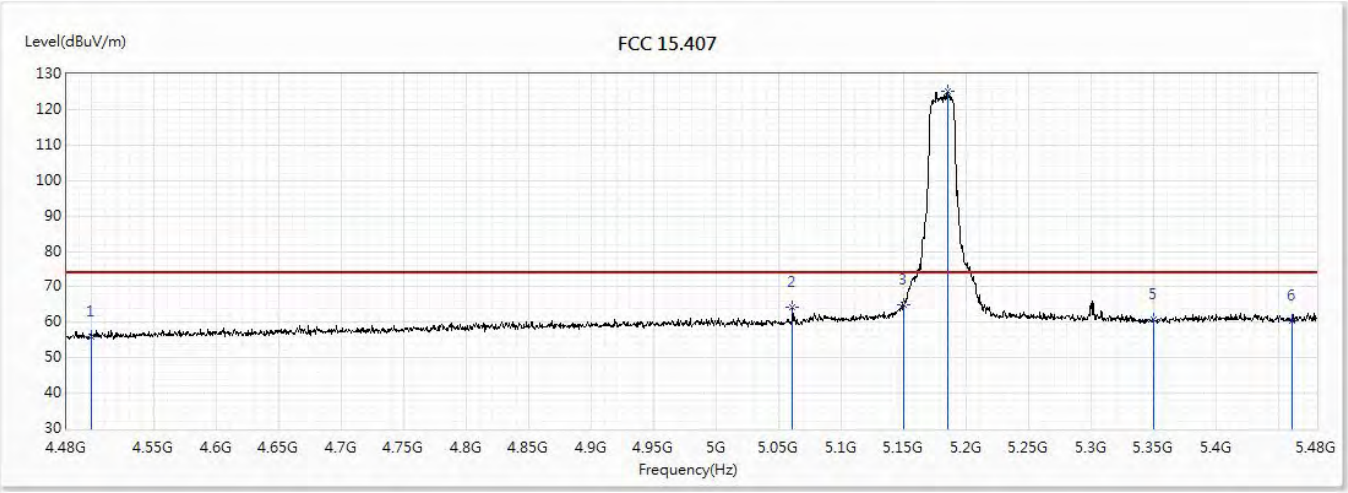

No	Frequency (MHz)	Emission Level (dBuV/m)	Limit (dBuV/m)	Margin (dB)	Reading Level (dBuV)	Correct Factor (dB)	Detector Type
1	4500	55.81	74.00	-18.19	34.07	21.74	PK
2	5060.5	64.23	74.00	-9.77	40.67	23.56	PK
3	5150	64.90	74.00	-9.10	41.25	23.65	PK
! 4	5184.5	125.00	74.00	51.00	101.32	23.68	PK
5	5350	60.73	74.00	-13.27	36.84	23.89	PK
6	5460	60.40	74.00	-13.60	36.42	23.98	PK

Note:

1. All reading above 1GHz is performed with peak and/or average measurements as necessary.
2. “ * ”, means this data is the worst emission level.
3. Emission Level = Reading Level + Correct Factor.
4. The average measurement was not performed when the peak measured data under the limit of average detection. If the readings given are average, peak measurement should also be supplied.
5. The fundamental for reference only, it’s not restricted by unwanted emission limit.

Site :	CB2-H	Engineer :	Rueyyan
Model No :	GT-AX6000,	Test Date :	2018/9/10
Test Voltage :	AC 120V/60Hz	Polarity :	Vertical
Test Mode :	Mode 1:TX_Beamforming_NSS1_ADP-65DW Y		
Note :	802.11ax(20M)_5180MHz		

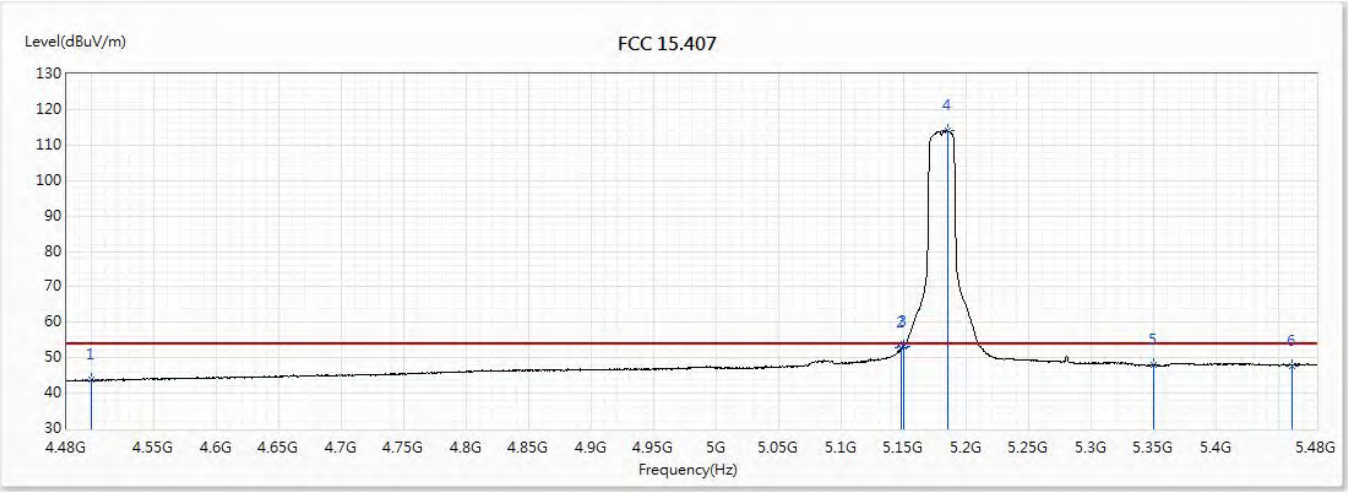

No	Frequency (MHz)	Emission Level (dBuV/m)	Limit (dBuV/m)	Margin (dB)	Reading Level (dBuV)	Correct Factor (dB)	Detector Type
1	4500	43.72	54.00	-10.28	21.98	21.74	AV
2	5147.5	52.69	54.00	-1.31	29.04	23.65	AV
3	5150	53.15	54.00	-0.85	29.50	23.65	AV
! 4	5184.5	114.10	54.00	60.10	90.42	23.68	AV
5	5350	47.86	54.00	-6.14	23.97	23.89	AV
6	5460	47.82	54.00	-6.18	23.84	23.98	AV

Note:

1. All reading above 1GHz is performed with peak and/or average measurements as necessary.
2. “ * ”, means this data is the worst emission level.
3. Emission Level = Reading Level + Correct Factor.
4. The average measurement was not performed when the peak measured data under the limit of average detection. If the readings given are average, peak measurement should also be supplied.
5. The fundamental for reference only, it’s not restricted by unwanted emission limit.

Site :	CB2-H	Engineer :	Rueyyan
Model No :	GT-AX6000,	Test Date :	2018/9/12
Test Voltage :	AC 120V/60Hz	Polarity :	Horizontal
Test Mode :	Mode 1:TX_Beamforming_NSS1_ADP-65DW Y		
Note :	802.11ax(20M)_5220MHz		

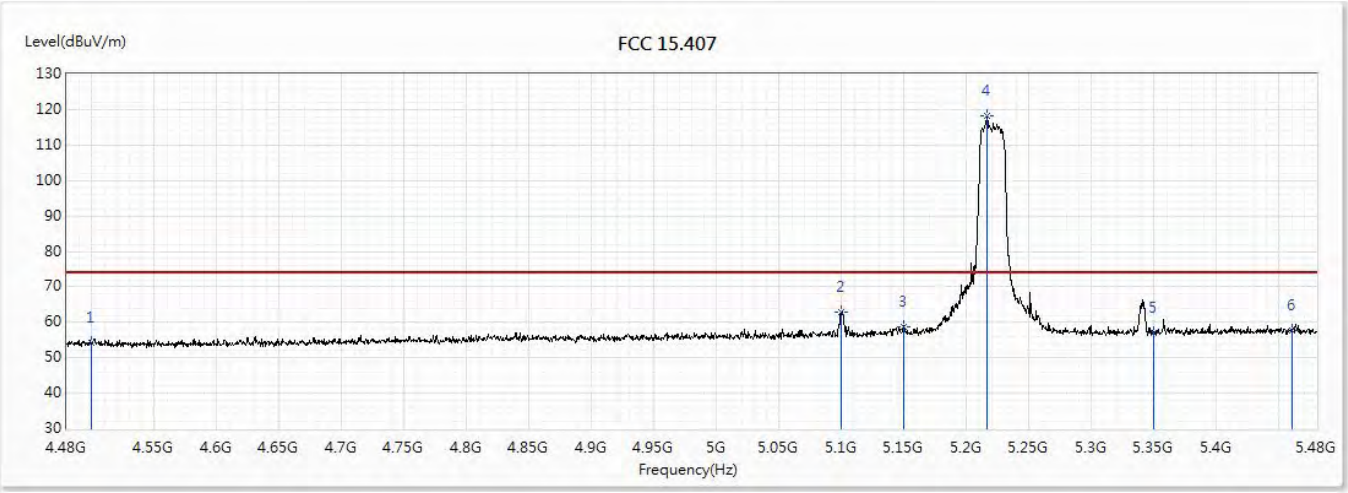

No	Frequency (MHz)	Emission Level (dBuV/m)	Limit (dBuV/m)	Margin (dB)	Reading Level (dBuV)	Correct Factor (dB)	Detector Type
1	4500	54.31	74.00	-19.69	32.57	21.74	PK
2	5099.5	62.83	74.00	-11.17	39.23	23.60	PK
3	5150	58.85	74.00	-15.15	35.20	23.65	PK
! 4	5216.5	118.25	74.00	44.25	94.52	23.73	PK
5	5350	56.86	74.00	-17.14	32.97	23.89	PK
6	5460	57.51	74.00	-16.49	33.53	23.98	PK

Note:

1. All reading above 1GHz is performed with peak and/or average measurements as necessary.
2. “ * ”, means this data is the worst emission level.
3. Emission Level = Reading Level + Correct Factor.
4. The average measurement was not performed when the peak measured data under the limit of average detection. If the readings given are average, peak measurement should also be supplied.
5. The fundamental for reference only, it’s not restricted by unwanted emission limit.

Site :	CB2-H	Engineer :	Rueyyan
Model No :	GT-AX6000,	Test Date :	2018/9/12
Test Voltage :	AC 120V/60Hz	Polarity :	Horizontal
Test Mode :	Mode 1:TX_Beamforming_NSS1_ADP-65DW Y		
Note :	802.11ax(20M)_5220MHz		

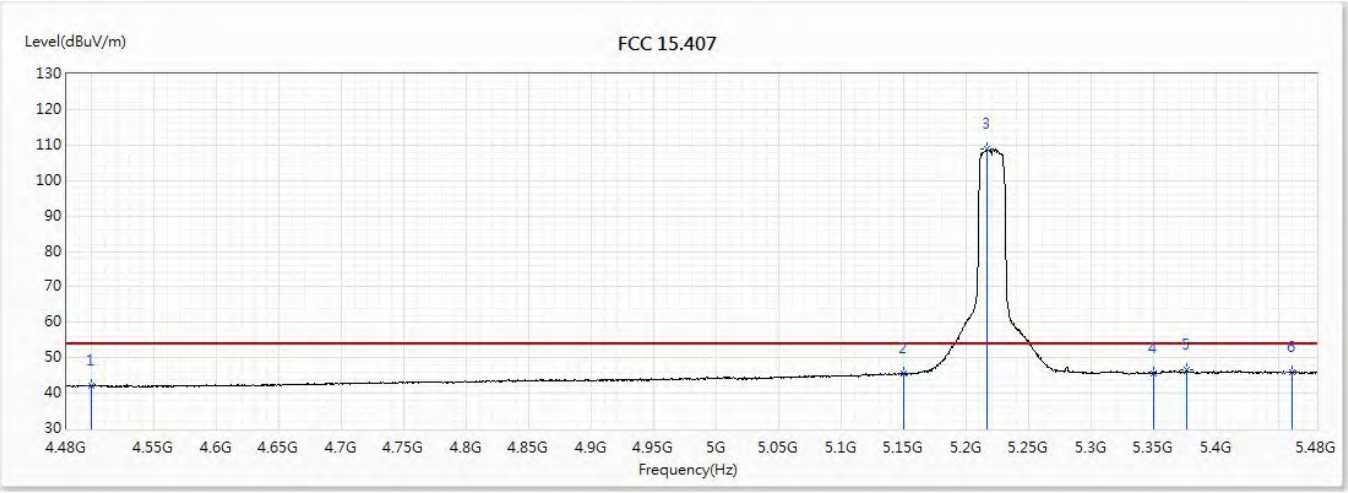

No	Frequency (MHz)	Emission Level (dBuV/m)	Limit (dBuV/m)	Margin (dB)	Reading Level (dBuV)	Correct Factor (dB)	Detector Type
1	4500	41.96	54.00	-12.04	20.22	21.74	AV
2	5150	45.57	54.00	-8.43	21.92	23.65	AV
! 3	5216.5	108.77	54.00	54.77	85.04	23.73	AV
4	5350	45.71	54.00	-8.29	21.82	23.89	AV
5	5376	46.70	54.00	-7.30	22.79	23.91	AV
6	5460	45.87	54.00	-8.13	21.89	23.98	AV

Note:

1. All reading above 1GHz is performed with peak and/or average measurements as necessary.
2. “ * ”, means this data is the worst emission level.
3. Emission Level = Reading Level + Correct Factor.
4. The average measurement was not performed when the peak measured data under the limit of average detection. If the readings given are average, peak measurement should also be supplied.
5. The fundamental for reference only, it’s not restricted by unwanted emission limit.

Site :	CB2-H	Engineer :	Rueyyan
Model No :	GT-AX6000,	Test Date :	2018/9/10
Test Voltage :	AC 120V/60Hz	Polarity :	Vertical
Test Mode :	Mode 1:TX_Beamforming_NSS1_ADP-65DW Y		
Note :	802.11ax(20M)_5220MHz		

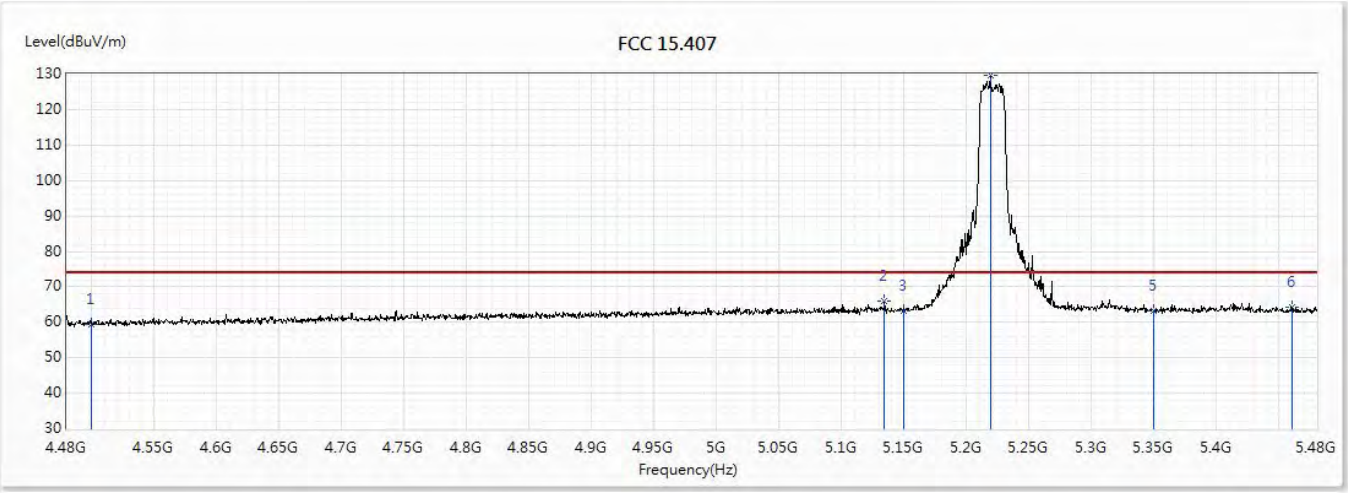

No	Frequency (MHz)	Emission Level (dBuV/m)	Limit (dBuV/m)	Margin (dB)	Reading Level (dBuV)	Correct Factor (dB)	Detector Type
1	4500	59.36	74.00	-14.64	37.62	21.74	PK
2	5134	65.83	74.00	-8.17	42.20	23.63	PK
3	5150	63.19	74.00	-10.81	39.54	23.65	PK
! 4	5219	129.56	74.00	55.56	105.83	23.73	PK
5	5350	63.27	74.00	-10.73	39.38	23.89	PK
6	5460	64.37	74.00	-9.63	40.39	23.98	PK

Note:

1. All reading above 1GHz is performed with peak and/or average measurements as necessary.
2. “ * ”, means this data is the worst emission level.
3. Emission Level = Reading Level + Correct Factor.
4. The average measurement was not performed when the peak measured data under the limit of average detection. If the readings given are average, peak measurement should also be supplied.
5. The fundamental for reference only, it’s not restricted by unwanted emission limit.

Site :	CB2-H	Engineer :	Rueyyan
Model No :	GT-AX6000,	Test Date :	2018/9/10
Test Voltage :	AC 120V/60Hz	Polarity :	Vertical
Test Mode :	Mode 1:TX_Beamforming_NSS1_ADP-65DW Y		
Note :	802.11ax(20M)_5220MHz		

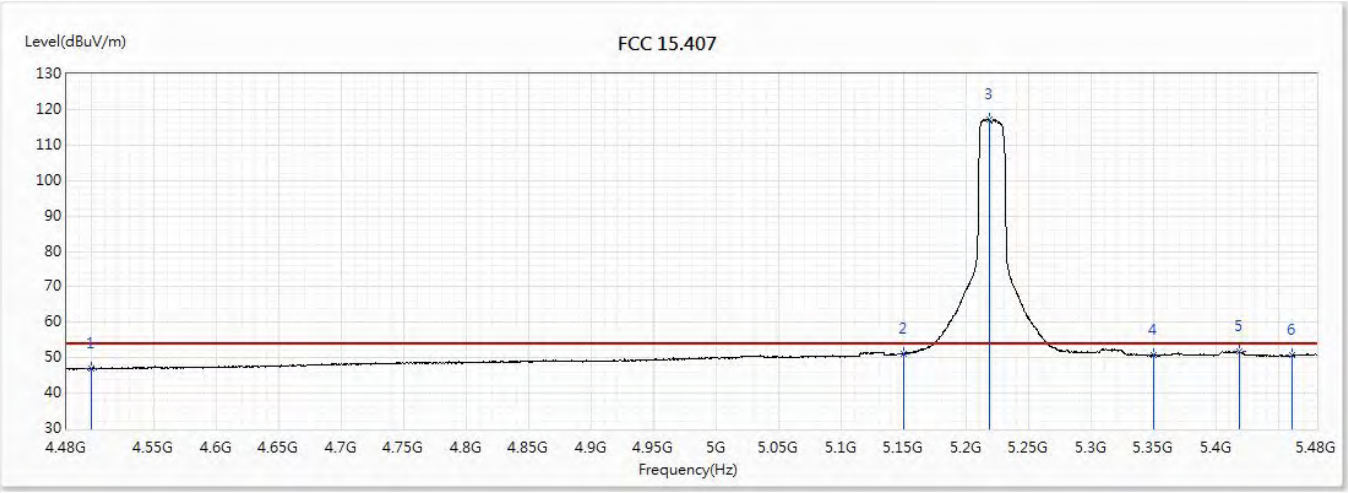

No	Frequency (MHz)	Emission Level (dBuV/m)	Limit (dBuV/m)	Margin (dB)	Reading Level (dBuV)	Correct Factor (dB)	Detector Type
1	4500	46.87	54.00	-7.13	25.13	21.74	AV
2	5150	51.13	54.00	-2.87	27.48	23.65	AV
! 3	5218	117.22	54.00	63.22	93.49	23.73	AV
4	5350	50.66	54.00	-3.34	26.77	23.89	AV
5	5418	51.79	54.00	-2.21	27.84	23.95	AV
6	5460	50.67	54.00	-3.33	26.69	23.98	AV

Note:

1. All reading above 1GHz is performed with peak and/or average measurements as necessary.
2. “ * ”, means this data is the worst emission level.
3. Emission Level = Reading Level + Correct Factor.
4. The average measurement was not performed when the peak measured data under the limit of average detection. If the readings given are average, peak measurement should also be supplied.
5. The fundamental for reference only, it’s not restricted by unwanted emission limit.

Site :	CB2-H	Engineer :	Rueyyan
Model No :	GT-AX6000,	Test Date :	2018/9/12
Test Voltage :	AC 120V/60Hz	Polarity :	Horizontal
Test Mode :	Mode 1:TX_Beamforming_NSS1_ADP-65DW Y		
Note :	802.11ax(20M)_5240MHz		

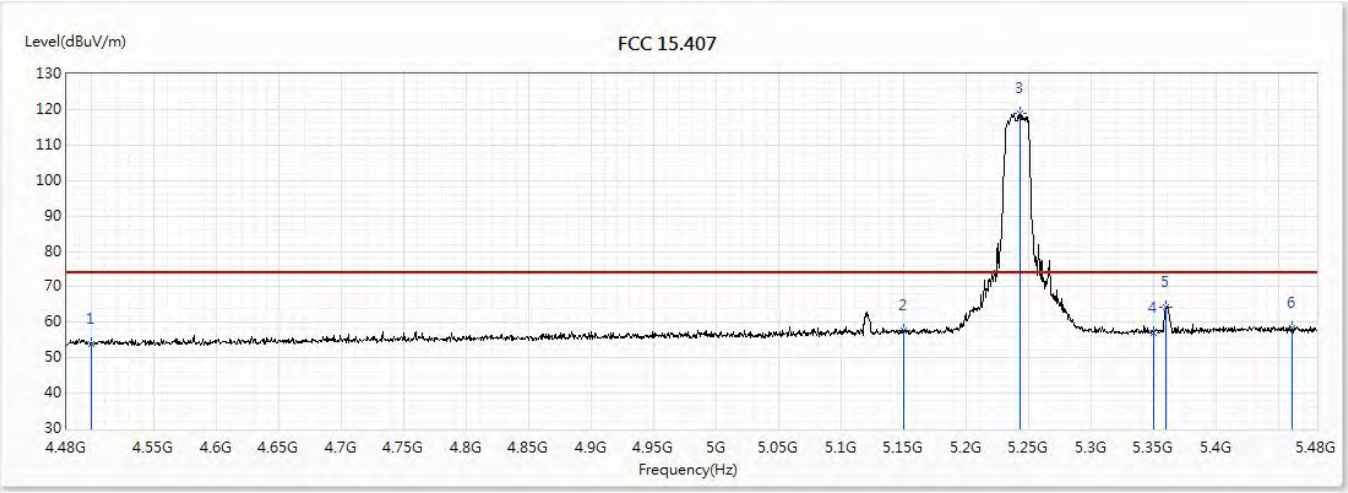

No	Frequency (MHz)	Emission Level (dBuV/m)	Limit (dBuV/m)	Margin (dB)	Reading Level (dBuV)	Correct Factor (dB)	Detector Type
1	4500	54.04	74.00	-19.96	32.30	21.74	PK
2	5150	57.57	74.00	-16.43	33.92	23.65	PK
! 3	5243	118.81	74.00	44.81	95.04	23.77	PK
4	5350	57.06	74.00	-16.94	33.17	23.89	PK
5	5359.5	64.27	74.00	-9.73	40.38	23.89	PK
6	5460	58.24	74.00	-15.76	34.26	23.98	PK

Note:

1. All reading above 1GHz is performed with peak and/or average measurements as necessary.
2. “ * ”, means this data is the worst emission level.
3. Emission Level = Reading Level + Correct Factor.
4. The average measurement was not performed when the peak measured data under the limit of average detection. If the readings given are average, peak measurement should also be supplied.
5. The fundamental for reference only, it’s not restricted by unwanted emission limit.

Site :	CB2-H	Engineer :	Rueyyan
Model No :	GT-AX6000,	Test Date :	2018/9/12
Test Voltage :	AC 120V/60Hz	Polarity :	Horizontal
Test Mode :	Mode 1:TX_Beamforming_NSS1_ADP-65DW Y		
Note :	802.11ax(20M)_5240MHz		

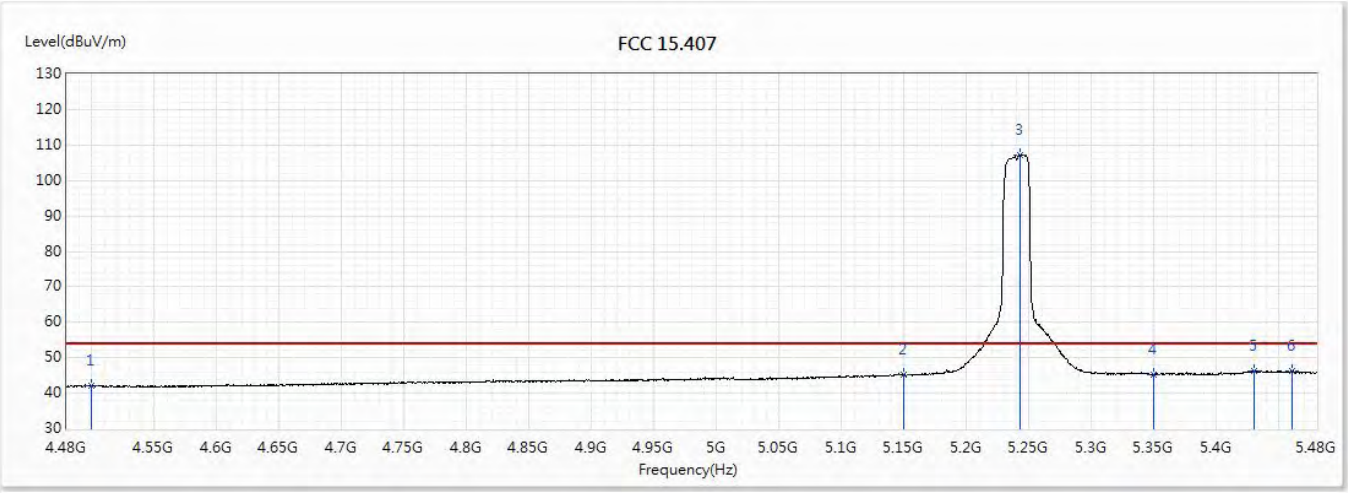

No	Frequency (MHz)	Emission Level (dBuV/m)	Limit (dBuV/m)	Margin (dB)	Reading Level (dBuV)	Correct Factor (dB)	Detector Type
1	4500	42.26	54.00	-11.74	20.52	21.74	AV
2	5150	45.25	54.00	-8.75	21.60	23.65	AV
! 3	5243	107.20	54.00	53.20	83.43	23.77	AV
4	5350	45.20	54.00	-8.80	21.31	23.89	AV
5	5430	46.18	54.00	-7.82	22.21	23.97	AV
6	5460	46.20	54.00	-7.80	22.22	23.98	AV

Note:

1. All reading above 1GHz is performed with peak and/or average measurements as necessary.
2. “ * ”, means this data is the worst emission level.
3. Emission Level = Reading Level + Correct Factor.
4. The average measurement was not performed when the peak measured data under the limit of average detection. If the readings given are average, peak measurement should also be supplied.
5. The fundamental for reference only, it’s not restricted by unwanted emission limit.

Site :	CB2-H	Engineer :	Rueyyan
Model No :	GT-AX6000,	Test Date :	2018/9/10
Test Voltage :	AC 120V/60Hz	Polarity :	Vertical
Test Mode :	Mode 1:TX_Beamforming_NSS1_ADP-65DW Y		
Note :	802.11ax(20M)_5240MHz		

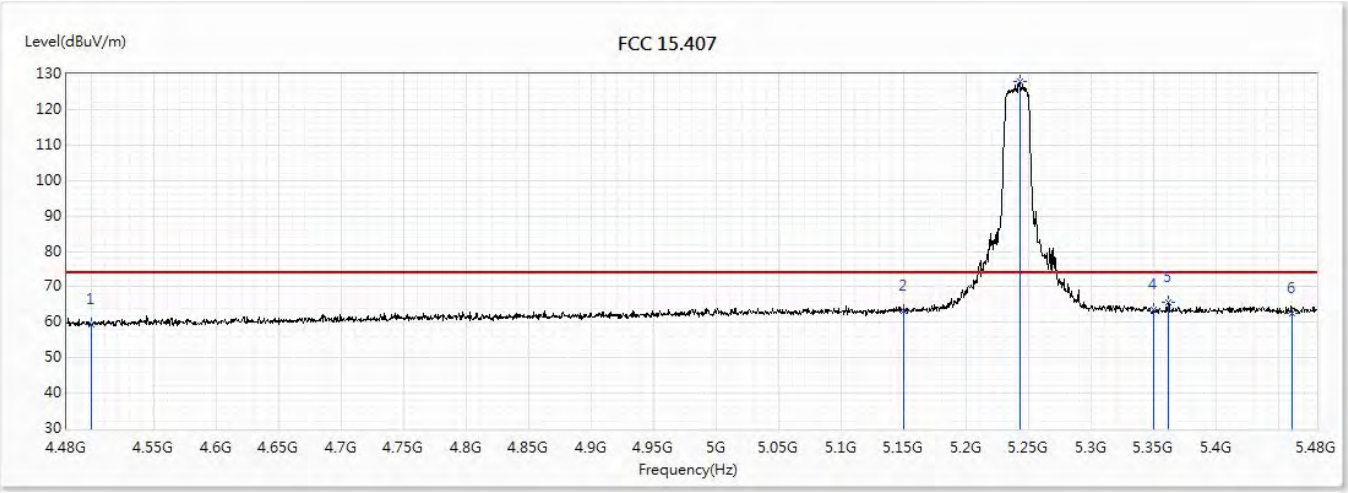

No	Frequency (MHz)	Emission Level (dBuV/m)	Limit (dBuV/m)	Margin (dB)	Reading Level (dBuV)	Correct Factor (dB)	Detector Type
1	4500	59.51	74.00	-14.49	37.77	21.74	PK
2	5150	63.35	74.00	-10.65	39.70	23.65	PK
! 3	5242.5	127.77	74.00	53.77	104.00	23.77	PK
4	5350	63.68	74.00	-10.32	39.79	23.89	PK
5	5361	65.50	74.00	-8.50	41.61	23.89	PK
6	5460	62.67	74.00	-11.33	38.69	23.98	PK

Note:

1. All reading above 1GHz is performed with peak and/or average measurements as necessary.
2. “ * ”, means this data is the worst emission level.
3. Emission Level = Reading Level + Correct Factor.
4. The average measurement was not performed when the peak measured data under the limit of average detection. If the readings given are average, peak measurement should also be supplied.
5. The fundamental for reference only, it’s not restricted by unwanted emission limit.

Site :	CB2-H	Engineer :	Rueyyan
Model No :	GT-AX6000,	Test Date :	2018/9/10
Test Voltage :	AC 120V/60Hz	Polarity :	Vertical
Test Mode :	Mode 1:TX_Beamforming_NSS1_ADP-65DW Y		
Note :	802.11ax(20M)_5240MHz		

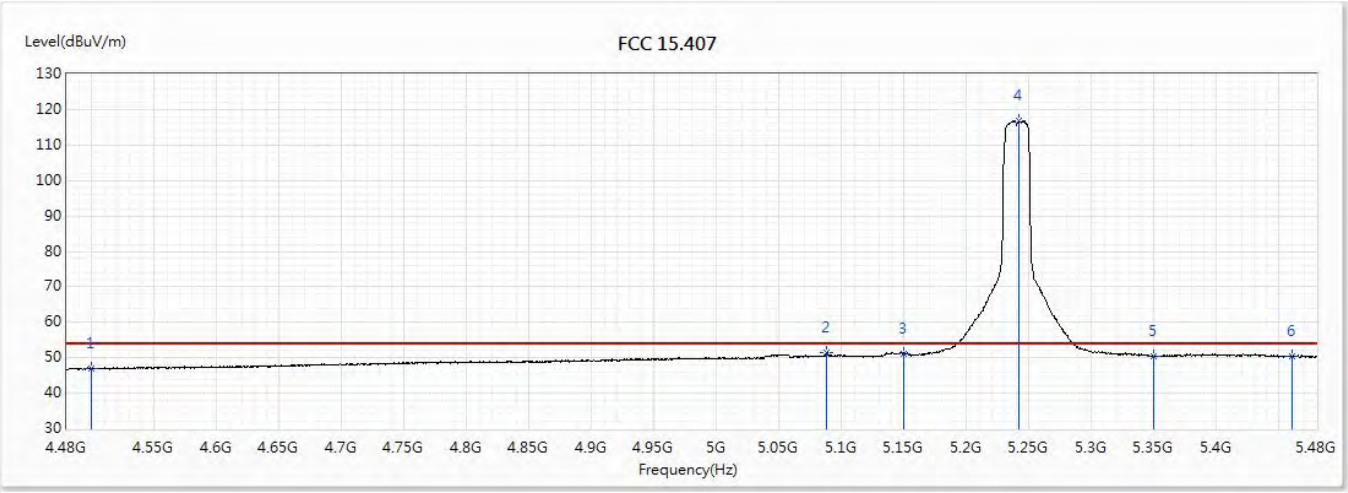

No	Frequency (MHz)	Emission Level (dBuV/m)	Limit (dBuV/m)	Margin (dB)	Reading Level (dBuV)	Correct Factor (dB)	Detector Type
1	4500	46.98	54.00	-7.02	25.24	21.74	AV
2	5088	51.61	54.00	-2.39	28.02	23.59	AV
3	5150	51.28	54.00	-2.72	27.63	23.65	AV
! 4	5242	116.73	54.00	62.73	92.96	23.77	AV
5	5350	50.49	54.00	-3.51	26.60	23.89	AV
6	5460	50.48	54.00	-3.52	26.50	23.98	AV

Note:

1. All reading above 1GHz is performed with peak and/or average measurements as necessary.
2. “ * ”, means this data is the worst emission level.
3. Emission Level = Reading Level + Correct Factor.
4. The average measurement was not performed when the peak measured data under the limit of average detection. If the readings given are average, peak measurement should also be supplied.
5. The fundamental for reference only, it’s not restricted by unwanted emission limit.

Site :	CB2-H	Engineer :	Rueyyan
Model No :	GT-AX6000,	Test Date :	2018/10/27
Test Voltage :	AC 120V/60Hz	Polarity :	Horizontal
Test Mode :	Mode 1:TX_Beamforming_NSS1_ADP-65DW Y		
Note :	802.11ax(40M)_5190MHz		

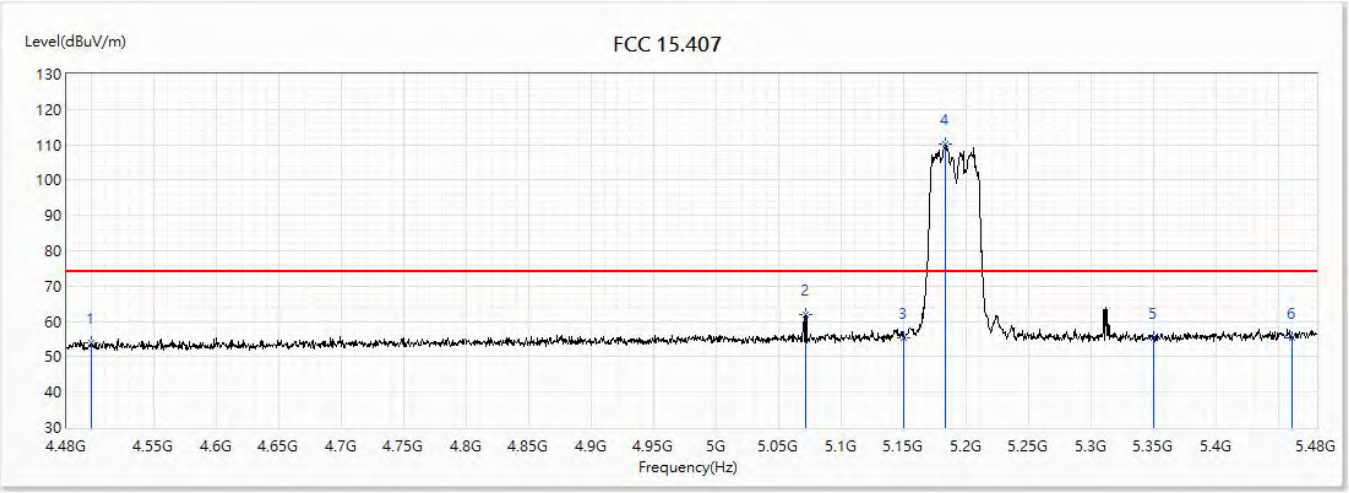

No	Frequency (MHz)	Emission Level (dBuV/m)	Limit (dBuV/m)	Margin (dB)	Reading Level (dBuV)	Correct Factor (dB)	Detector Type
1	4500	53.89	74.00	-20.11	31.68	22.21	PK
2	5071.5	61.85	74.00	-12.15	38.16	23.69	PK
3	5150	55.47	74.00	-18.53	31.71	23.76	PK
! 4	5183	110.26	74.00	36.26	86.46	23.80	PK
5	5350	55.25	74.00	-18.75	31.29	23.96	PK
6	5460	55.35	74.00	-18.65	31.28	24.07	PK

Note:

1. All reading above 1GHz is performed with peak and/or average measurements as necessary.
2. “ * ”, means this data is the worst emission level.
3. Emission Level = Reading Level + Correct Factor.
4. The average measurement was not performed when the peak measured data under the limit of average detection. If the readings given are average, peak measurement should also be supplied.
5. The fundamental for reference only, it’s not restricted by unwanted emission limit.

Site :	CB2-H	Engineer :	Rueyyan
Model No :	GT-AX6000,	Test Date :	2018/10/27
Test Voltage :	AC 120V/60Hz	Polarity :	Horizontal
Test Mode :	Mode 1:TX_Beamforming_NSS1_ADP-65DW Y		
Note :	802.11ax(40M)_5190MHz		

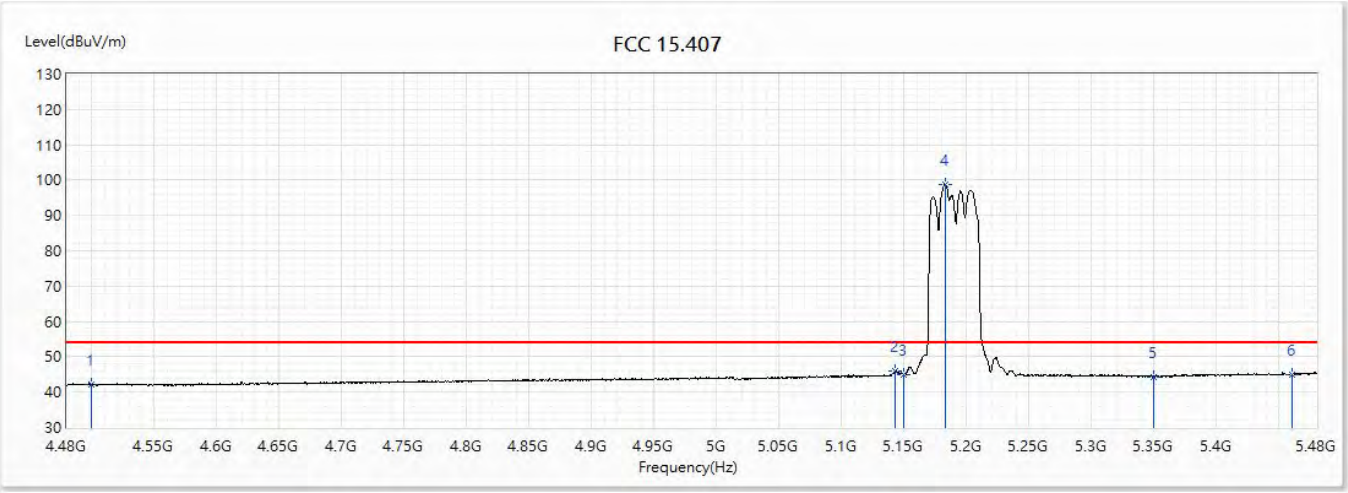

No	Frequency (MHz)	Emission Level (dBuV/m)	Limit (dBuV/m)	Margin (dB)	Reading Level (dBuV)	Correct Factor (dB)	Detector Type
1	4500	42.20	54.00	-11.80	19.99	22.21	AV
2	5143	45.92	54.00	-8.08	22.16	23.76	AV
3	5150	45.00	54.00	-9.00	21.24	23.76	AV
! 4	5182.5	98.78	54.00	44.78	74.98	23.80	AV
5	5350	44.40	54.00	-9.60	20.44	23.96	AV
6	5460	45.06	54.00	-8.94	20.99	24.07	AV

Note:

1. All reading above 1GHz is performed with peak and/or average measurements as necessary.
2. “ * ”, means this data is the worst emission level.
3. Emission Level = Reading Level + Correct Factor.
4. The average measurement was not performed when the peak measured data under the limit of average detection. If the readings given are average, peak measurement should also be supplied.
5. The fundamental for reference only, it’s not restricted by unwanted emission limit.

Site :	CB2-H	Engineer :	Rueyyan
Model No :	GT-AX6000,	Test Date :	2018/10/27
Test Voltage :	AC 120V/60Hz	Polarity :	Vertical
Test Mode :	Mode 1:TX_Beamforming_NSS1_ADP-65DW Y		
Note :	802.11ax(40M)_5190MHz		

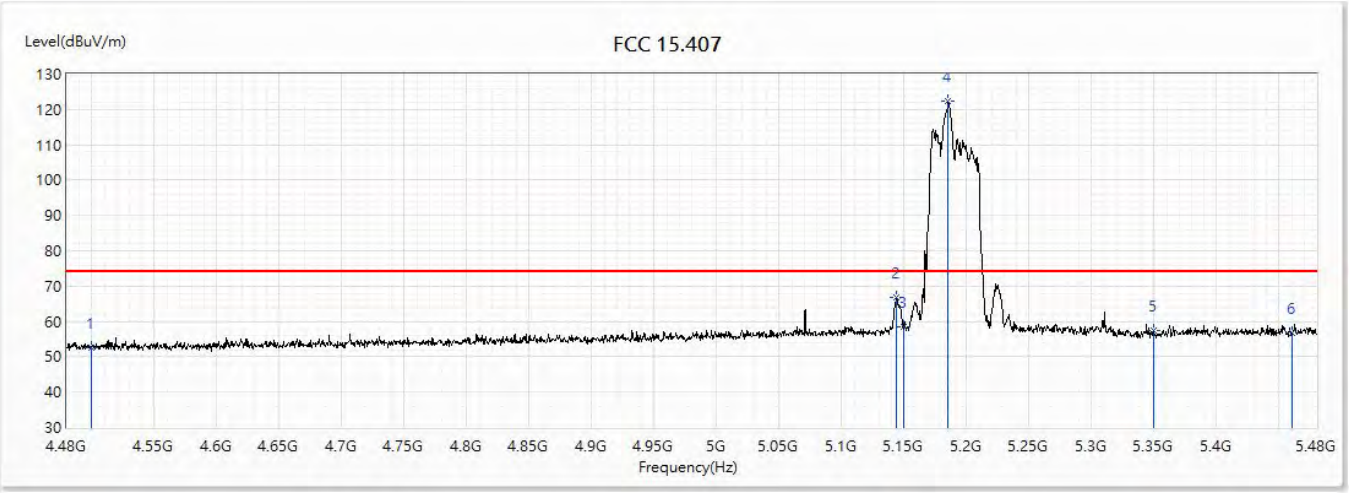

No	Frequency (MHz)	Emission Level (dBuV/m)	Limit (dBuV/m)	Margin (dB)	Reading Level (dBuV)	Correct Factor (dB)	Detector Type
1	4500	52.63	74.00	-21.37	30.42	22.21	PK
2	5144	66.77	74.00	-7.23	43.01	23.76	PK
3	5150	58.61	74.00	-15.39	34.85	23.76	PK
! 4	5185	122.41	74.00	48.41	98.62	23.79	PK
5	5350	57.33	74.00	-16.67	33.37	23.96	PK
6	5460	56.71	74.00	-17.29	32.64	24.07	PK

Note:

1. All reading above 1GHz is performed with peak and/or average measurements as necessary.
2. “ * ”, means this data is the worst emission level.
3. Emission Level = Reading Level + Correct Factor.
4. The average measurement was not performed when the peak measured data under the limit of average detection. If the readings given are average, peak measurement should also be supplied.
5. The fundamental for reference only, it’s not restricted by unwanted emission limit.

Site :	CB2-H	Engineer :	Rueyyan
Model No :	GT-AX6000,	Test Date :	2018/10/27
Test Voltage :	AC 120V/60Hz	Polarity :	Vertical
Test Mode :	Mode 1:TX_Beamforming_NSS1_ADP-65DW Y		
Note :	802.11ax(40M)_5190MHz		

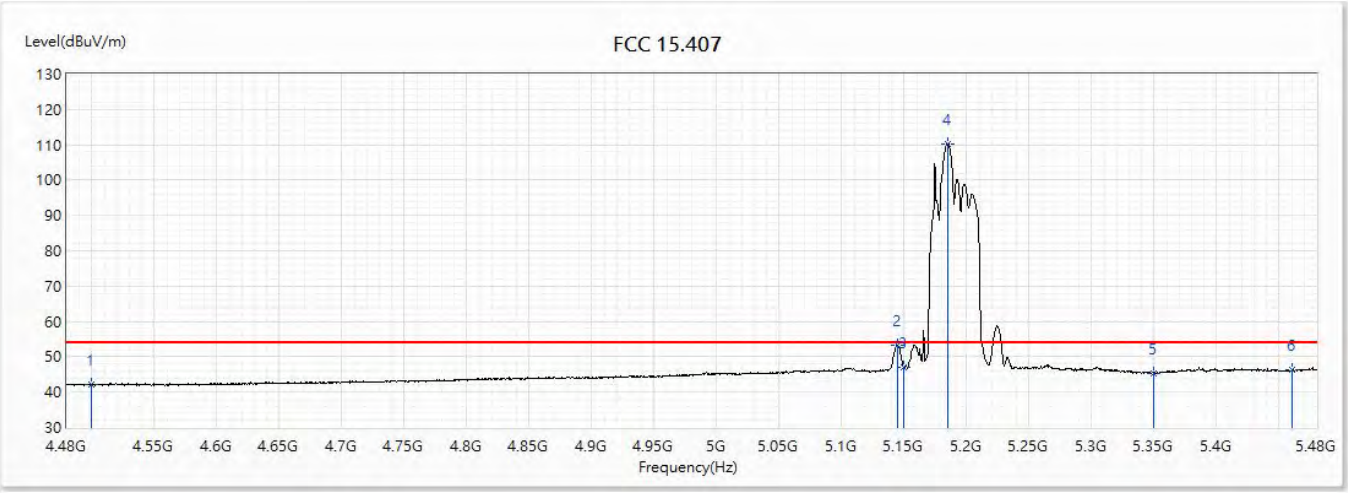

No	Frequency (MHz)	Emission Level (dBuV/m)	Limit (dBuV/m)	Margin (dB)	Reading Level (dBuV)	Correct Factor (dB)	Detector Type
1	4500	42.10	54.00	-11.90	19.89	22.21	AV
2	5145	53.32	54.00	-0.68	29.56	23.76	AV
3	5150	47.12	54.00	-6.88	23.36	23.76	AV
! 4	5184.5	110.16	54.00	56.16	86.37	23.79	AV
5	5350	45.27	54.00	-8.73	21.31	23.96	AV
6	5460	46.16	54.00	-7.84	22.09	24.07	AV

Note:

1. All reading above 1GHz is performed with peak and/or average measurements as necessary.
2. “ * ”, means this data is the worst emission level.
3. Emission Level = Reading Level + Correct Factor.
4. The average measurement was not performed when the peak measured data under the limit of average detection. If the readings given are average, peak measurement should also be supplied.
5. The fundamental for reference only, it’s not restricted by unwanted emission limit.

Site :	CB2-H	Engineer :	Rueyyan
Model No :	GT-AX6000,	Test Date :	2018/9/12
Test Voltage :	AC 120V/60Hz	Polarity :	Horizontal
Test Mode :	Mode 1:TX_Beamforming_NSS1_ADP-65DW Y		
Note :	802.11ax(40M)_5230MHz		

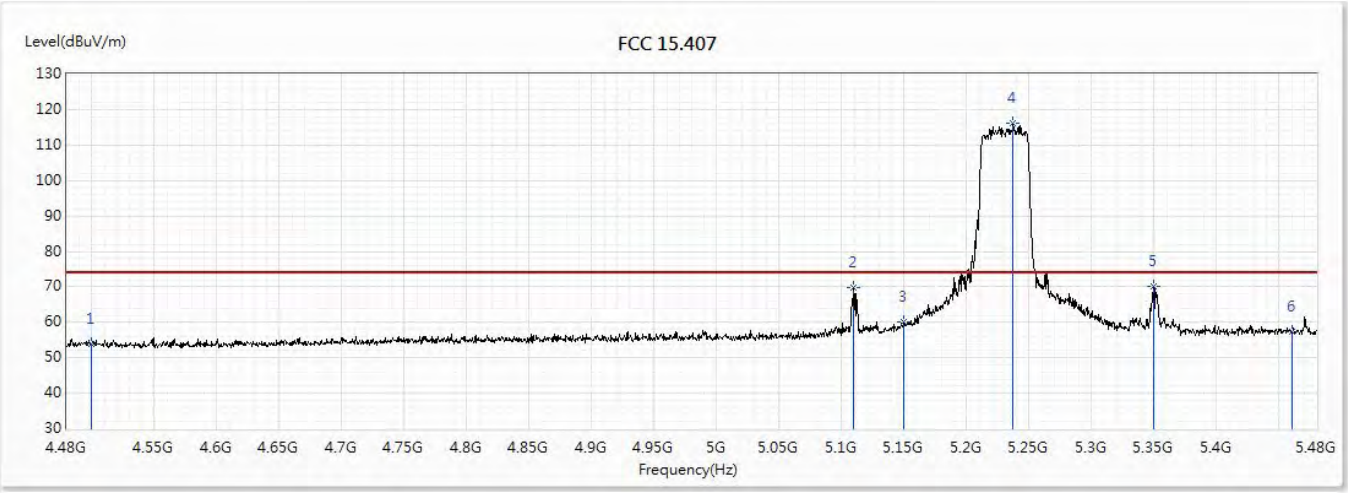

No	Frequency (MHz)	Emission Level (dBuV/m)	Limit (dBuV/m)	Margin (dB)	Reading Level (dBuV)	Correct Factor (dB)	Detector Type
1	4500	53.95	74.00	-20.05	32.21	21.74	PK
2	5109.5	69.87	74.00	-4.13	46.27	23.60	PK
3	5150	60.02	74.00	-13.98	36.37	23.65	PK
! 4	5237	116.22	74.00	42.22	92.47	23.75	PK
5	5350	70.00	74.00	-4.00	46.11	23.89	PK
6	5460	57.46	74.00	-16.54	33.48	23.98	PK

Note:

1. All reading above 1GHz is performed with peak and/or average measurements as necessary.
2. “ * ”, means this data is the worst emission level.
3. Emission Level = Reading Level + Correct Factor.
4. The average measurement was not performed when the peak measured data under the limit of average detection. If the readings given are average, peak measurement should also be supplied.
5. The fundamental for reference only, it’s not restricted by unwanted emission limit.

Site :	CB2-H	Engineer :	Rueyyan
Model No :	GT-AX6000,	Test Date :	2018/9/12
Test Voltage :	AC 120V/60Hz	Polarity :	Horizontal
Test Mode :	Mode 1:TX_Beamforming_NSS1_ADP-65DW Y		
Note :	802.11ax(40M)_5230MHz		

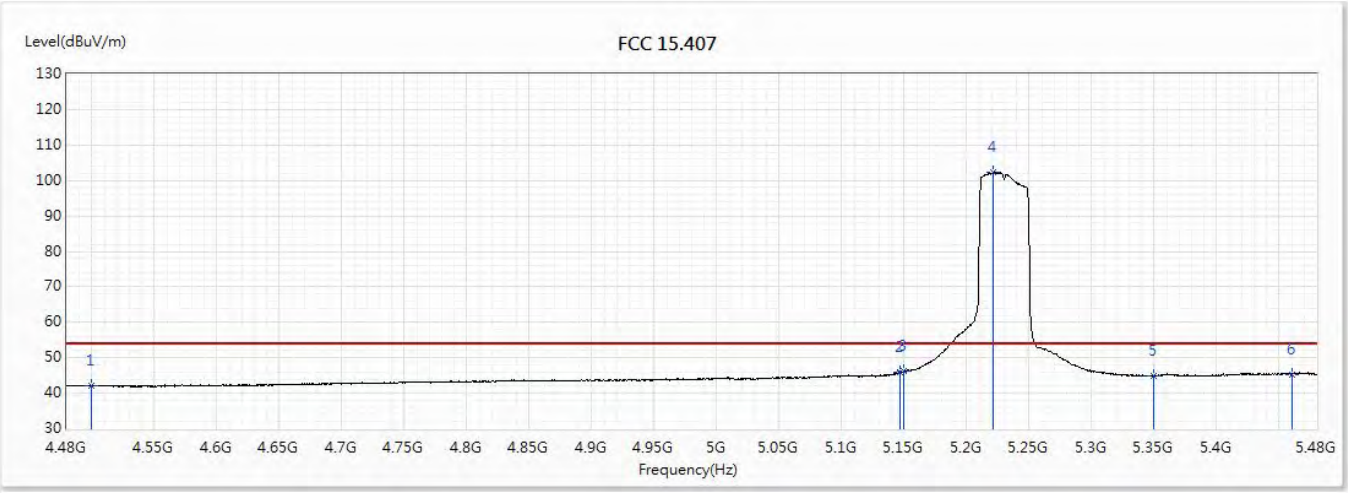

No	Frequency (MHz)	Emission Level (dBuV/m)	Limit (dBuV/m)	Margin (dB)	Reading Level (dBuV)	Correct Factor (dB)	Detector Type
1	4500	42.11	54.00	-11.89	20.37	21.74	AV
2	5146.5	45.91	54.00	-8.09	22.26	23.65	AV
3	5150	46.13	54.00	-7.87	22.48	23.65	AV
! 4	5221	102.29	54.00	48.29	78.54	23.75	AV
5	5350	45.05	54.00	-8.95	21.16	23.89	AV
6	5460	45.38	54.00	-8.62	21.40	23.98	AV

Note:

1. All reading above 1GHz is performed with peak and/or average measurements as necessary.
2. “ * ”, means this data is the worst emission level.
3. Emission Level = Reading Level + Correct Factor.
4. The average measurement was not performed when the peak measured data under the limit of average detection. If the readings given are average, peak measurement should also be supplied.
5. The fundamental for reference only, it’s not restricted by unwanted emission limit.

Site :	CB2-H	Engineer :	Rueyyan
Model No :	GT-AX6000,	Test Date :	2018/9/11
Test Voltage :	AC 120V/60Hz	Polarity :	Vertical
Test Mode :	Mode 1:TX_Beamforming_NSS1_ADP-65DW Y		
Note :	802.11ax(40M)_5230MHz		

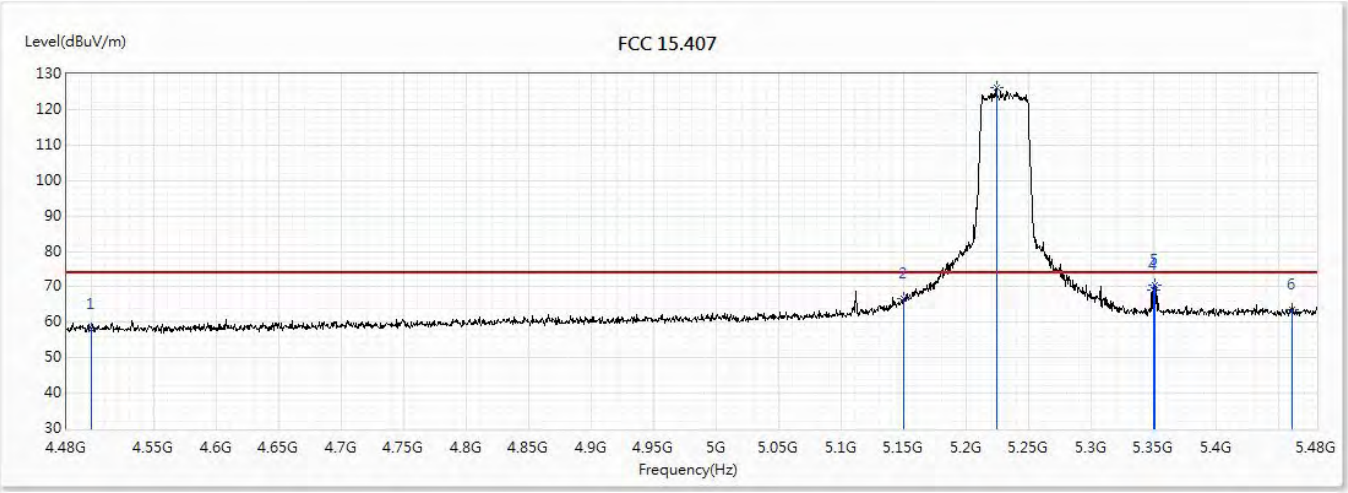

No	Frequency (MHz)	Emission Level (dBuV/m)	Limit (dBuV/m)	Margin (dB)	Reading Level (dBuV)	Correct Factor (dB)	Detector Type
1	4500	58.14	74.00	-15.86	36.40	21.74	PK
2	5150	66.67	74.00	-7.33	43.02	23.65	PK
! 3	5224	126.10	74.00	52.10	102.36	23.74	PK
4	5350	69.07	74.00	-4.93	45.18	23.89	PK
5	5350.5	70.52	74.00	-3.48	46.63	23.89	PK
6	5460	63.41	74.00	-10.59	39.43	23.98	PK

Note:

1. All reading above 1GHz is performed with peak and/or average measurements as necessary.
2. “ * ”, means this data is the worst emission level.
3. Emission Level = Reading Level + Correct Factor.
4. The average measurement was not performed when the peak measured data under the limit of average detection. If the readings given are average, peak measurement should also be supplied.
5. The fundamental for reference only, it’s not restricted by unwanted emission limit.

Site :	CB2-H	Engineer :	Rueyyan
Model No :	GT-AX6000,	Test Date :	2018/9/11
Test Voltage :	AC 120V/60Hz	Polarity :	Vertical
Test Mode :	Mode 1:TX_Beamforming_NSS1_ADP-65DW Y		
Note :	802.11ax(40M)_5230MHz		

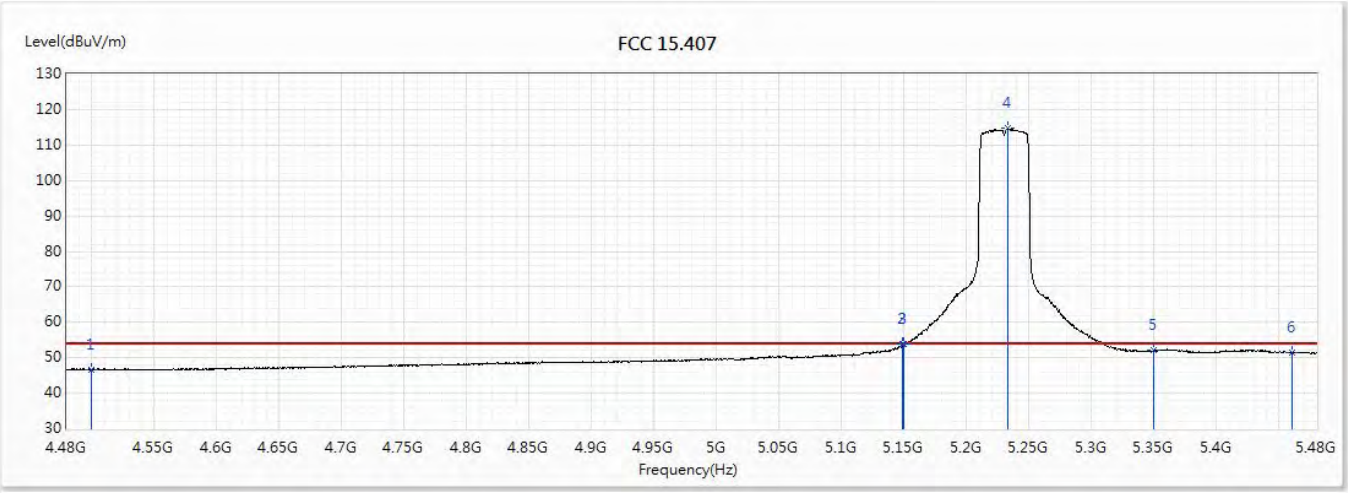

No	Frequency (MHz)	Emission Level (dBuV/m)	Limit (dBuV/m)	Margin (dB)	Reading Level (dBuV)	Correct Factor (dB)	Detector Type
1	4500	46.67	54.00	-7.33	24.93	21.74	AV
2	5149	53.72	54.00	-0.28	30.07	23.65	AV
3	5150	53.75	54.00	-0.25	30.10	23.65	AV
! 4	5233	114.61	54.00	60.61	90.85	23.76	AV
5	5350	51.99	54.00	-2.01	28.10	23.89	AV
6	5460	51.50	54.00	-2.50	27.52	23.98	AV

Note:

1. All reading above 1GHz is performed with peak and/or average measurements as necessary.
2. “ * ”, means this data is the worst emission level.
3. Emission Level = Reading Level + Correct Factor.
4. The average measurement was not performed when the peak measured data under the limit of average detection. If the readings given are average, peak measurement should also be supplied.
5. The fundamental for reference only, it’s not restricted by unwanted emission limit.

Site :	CB2-H	Engineer :	Rueyyan
Model No :	GT-AX6000,	Test Date :	2018/10/27
Test Voltage :	AC 120V/60Hz	Polarity :	Horizontal
Test Mode :	Mode 1:TX_Beamforming_NSS1_ADP-65DW Y		
Note :	802.11ax(80M)_5210MHz		

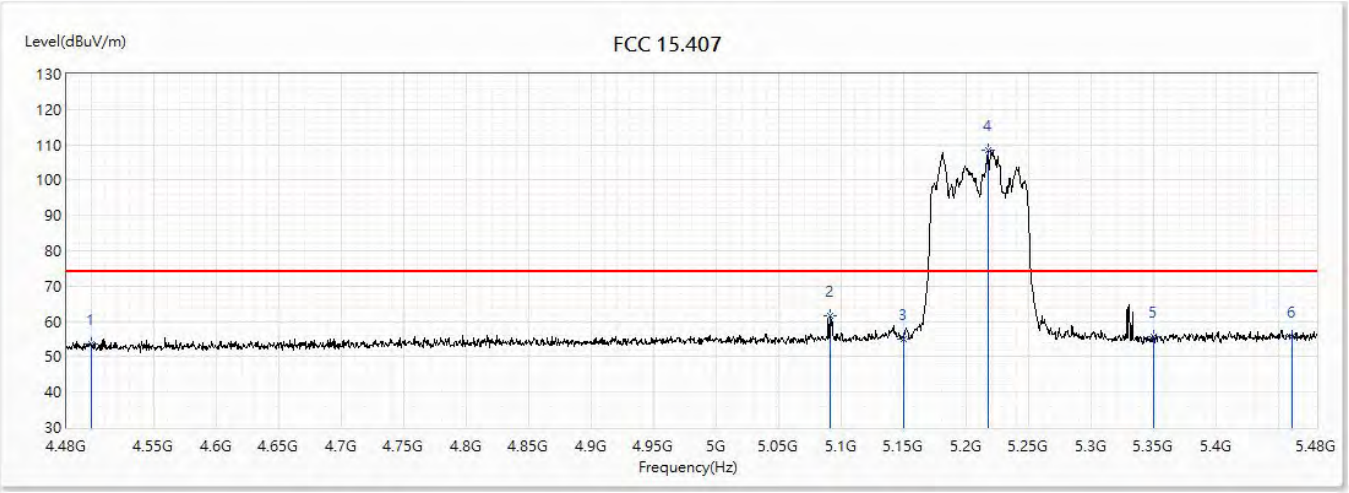

No	Frequency (MHz)	Emission Level (dBuV/m)	Limit (dBuV/m)	Margin (dB)	Reading Level (dBuV)	Correct Factor (dB)	Detector Type
1	4500	53.56	74.00	-20.44	31.35	22.21	PK
2	5091	61.65	74.00	-12.35	37.95	23.70	PK
3	5150	55.15	74.00	-18.85	31.39	23.76	PK
! 4	5217	108.63	74.00	34.63	84.80	23.83	PK
5	5350	55.78	74.00	-18.22	31.82	23.96	PK
6	5460	55.68	74.00	-18.32	31.61	24.07	PK

Note:

1. All reading above 1GHz is performed with peak and/or average measurements as necessary.
2. “ * ”, means this data is the worst emission level.
3. Emission Level = Reading Level + Correct Factor.
4. The average measurement was not performed when the peak measured data under the limit of average detection. If the readings given are average, peak measurement should also be supplied.
5. The fundamental for reference only, it’s not restricted by unwanted emission limit.

Site :	CB2-H	Engineer :	Rueyyan
Model No :	GT-AX6000,	Test Date :	2018/10/27
Test Voltage :	AC 120V/60Hz	Polarity :	Horizontal
Test Mode :	Mode 1:TX_Beamforming_NSS1_ADP-65DW Y		
Note :	802.11ax(80M)_5210MHz		

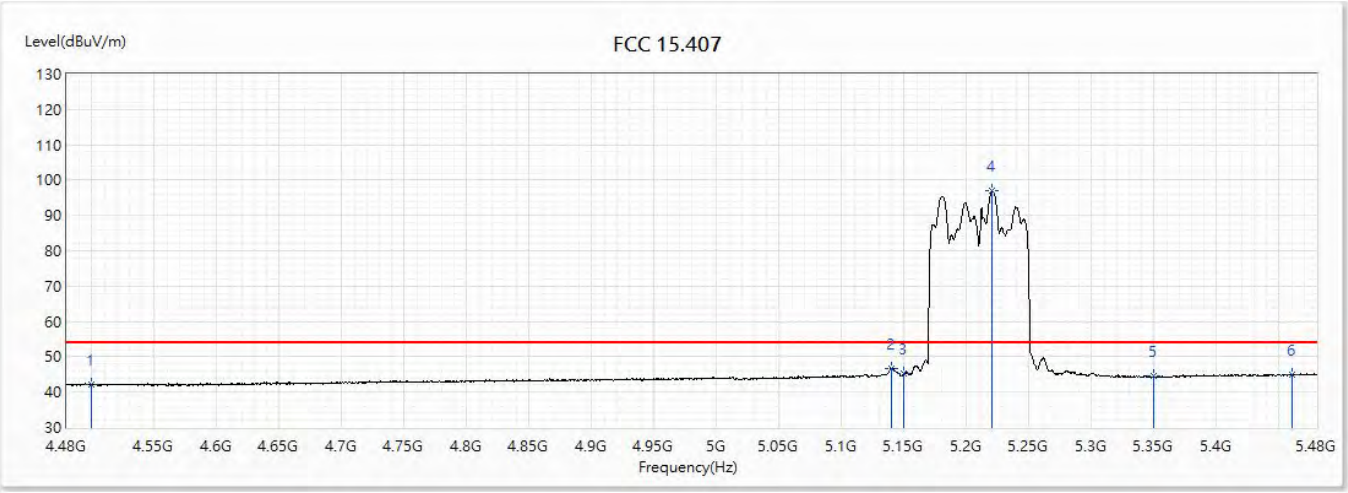

No	Frequency (MHz)	Emission Level (dBuV/m)	Limit (dBuV/m)	Margin (dB)	Reading Level (dBuV)	Correct Factor (dB)	Detector Type
1	4500	42.15	54.00	-11.85	19.94	22.21	AV
2	5139.5	46.78	54.00	-7.22	23.03	23.75	AV
3	5150	45.19	54.00	-8.81	21.43	23.76	AV
! 4	5220.5	96.97	54.00	42.97	73.14	23.83	AV
5	5350	44.49	54.00	-9.51	20.53	23.96	AV
6	5460	44.87	54.00	-9.13	20.80	24.07	AV

Note:

1. All reading above 1GHz is performed with peak and/or average measurements as necessary.
2. “ * ”, means this data is the worst emission level.
3. Emission Level = Reading Level + Correct Factor.
4. The average measurement was not performed when the peak measured data under the limit of average detection. If the readings given are average, peak measurement should also be supplied.
5. The fundamental for reference only, it’s not restricted by unwanted emission limit.

Site :	CB2-H	Engineer :	Rueyyan
Model No :	GT-AX6000,	Test Date :	2018/10/27
Test Voltage :	AC 120V/60Hz	Polarity :	Vertical
Test Mode :	Mode 1:TX_Beamforming_NSS1_ADP-65DW Y		
Note :	802.11ax(80M)_5210MHz		

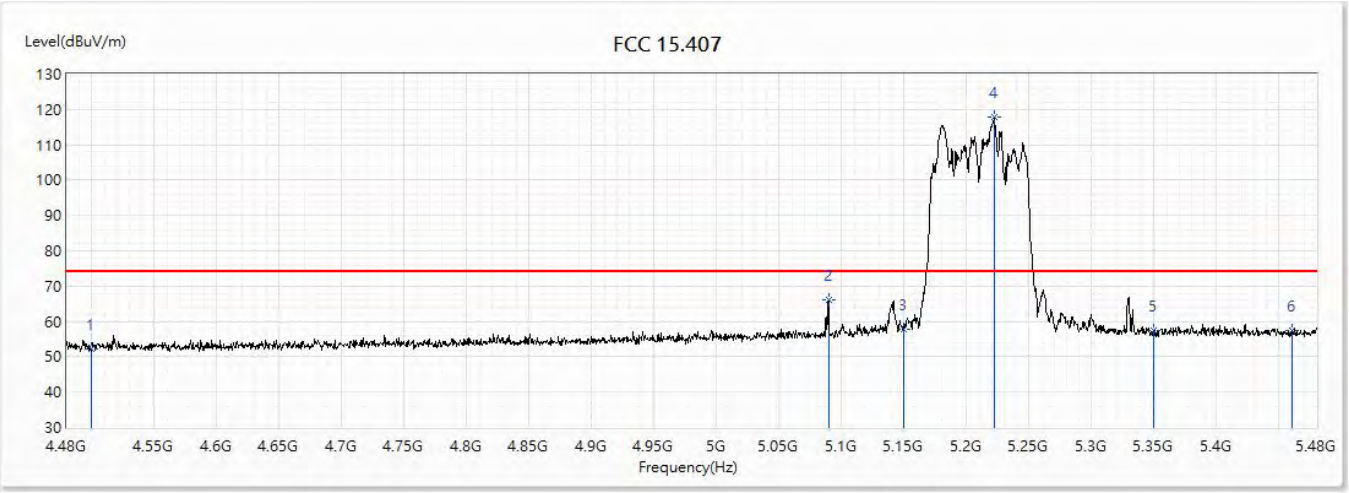

No	Frequency (MHz)	Emission Level (dBuV/m)	Limit (dBuV/m)	Margin (dB)	Reading Level (dBuV)	Correct Factor (dB)	Detector Type
1	4500	52.31	74.00	-21.69	30.10	22.21	PK
2	5089.5	66.18	74.00	-7.82	42.48	23.70	PK
3	5150	57.67	74.00	-16.33	33.91	23.76	PK
! 4	5222	118.00	74.00	44.00	94.17	23.83	PK
5	5350	57.40	74.00	-16.60	33.44	23.96	PK
6	5460	57.52	74.00	-16.48	33.45	24.07	PK

Note:

1. All reading above 1GHz is performed with peak and/or average measurements as necessary.
2. “ * ”, means this data is the worst emission level.
3. Emission Level = Reading Level + Correct Factor.
4. The average measurement was not performed when the peak measured data under the limit of average detection. If the readings given are average, peak measurement should also be supplied.
5. The fundamental for reference only, it’s not restricted by unwanted emission limit.

Site :	CB2-H	Engineer :	Rueyyan
Model No :	GT-AX6000,	Test Date :	2018/10/27
Test Voltage :	AC 120V/60Hz	Polarity :	Vertical
Test Mode :	Mode 1:TX_Beamforming_NSS1_ADP-65DW Y		
Note :	802.11ax(80M)_5210MHz		

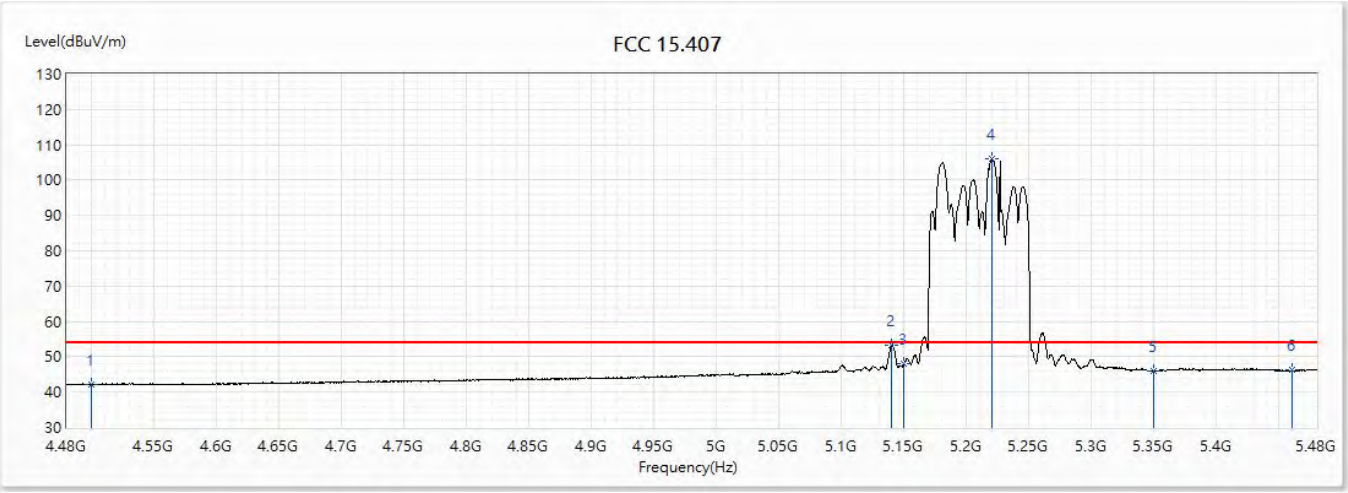

No	Frequency (MHz)	Emission Level (dBuV/m)	Limit (dBuV/m)	Margin (dB)	Reading Level (dBuV)	Correct Factor (dB)	Detector Type
1	4500	42.20	54.00	-11.80	19.99	22.21	AV
2	5140	53.22	54.00	-0.78	29.47	23.75	AV
3	5150	48.05	54.00	-5.95	24.29	23.76	AV
! 4	5220	105.89	54.00	51.89	82.06	23.83	AV
5	5350	46.06	54.00	-7.94	22.10	23.96	AV
6	5460	46.15	54.00	-7.85	22.08	24.07	AV

Note:

1. All reading above 1GHz is performed with peak and/or average measurements as necessary.
2. “ * ”, means this data is the worst emission level.
3. Emission Level = Reading Level + Correct Factor.
4. The average measurement was not performed when the peak measured data under the limit of average detection. If the readings given are average, peak measurement should also be supplied.
5. The fundamental for reference only, it’s not restricted by unwanted emission limit.

Site :	CB2-H	Engineer :	Rueyyan
Model No :	GT-AX6000,	Test Date :	2018/11/27
Test Voltage :	AC 120V/60Hz	Polarity :	Horizontal
Test Mode :	Mode 1:TX_Beamforming_NSS1_ADP-65DW Y		
Note :	802.11ac(20M)_5260MHz		

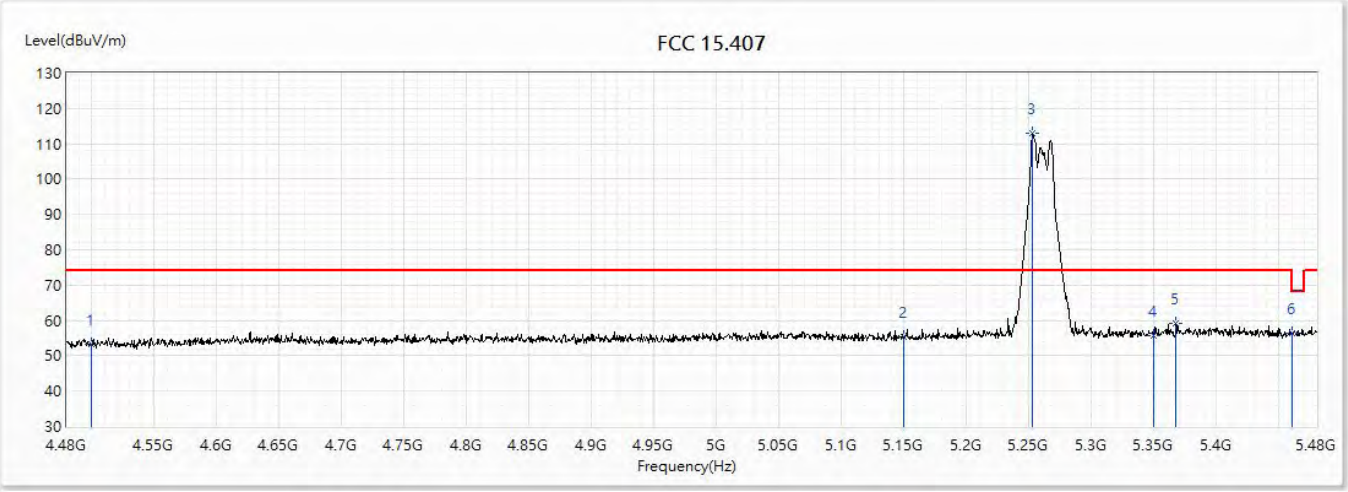

No	Frequency (MHz)	Emission Level (dBuV/m)	Limit (dBuV/m)	Margin (dB)	Reading Level (dBuV)	Correct Factor (dB)	Detector Type
1	4500	53.19	74.00	-20.81	30.77	22.42	PK
2	5150	55.43	74.00	-18.57	31.64	23.79	PK
! 3	5253	113.01	74.00	39.01	89.10	23.91	PK
4	5350	55.83	74.00	-18.17	31.80	24.03	PK
5	5367.5	59.16	74.00	-14.84	35.11	24.05	PK
6	5460	56.50	74.00	-17.50	32.34	24.16	PK

Note:

1. All reading above 1GHz is performed with peak and/or average measurements as necessary.
2. “ * ”, means this data is the worst emission level.
3. Emission Level = Reading Level + Correct Factor.
4. The average measurement was not performed when the peak measured data under the limit of average detection. If the readings given are average, peak measurement should also be supplied.
5. The fundamental for reference only, it’s not restricted by unwanted emission limit.

Site :	CB2-H	Engineer :	Rueyyan
Model No :	GT-AX6000,	Test Date :	2018/11/27
Test Voltage :	AC 120V/60Hz	Polarity :	Horizontal
Test Mode :	Mode 1:TX_Beamforming_NSS1_ADP-65DW Y		
Note :	802.11ac(20M)_5260MHz		

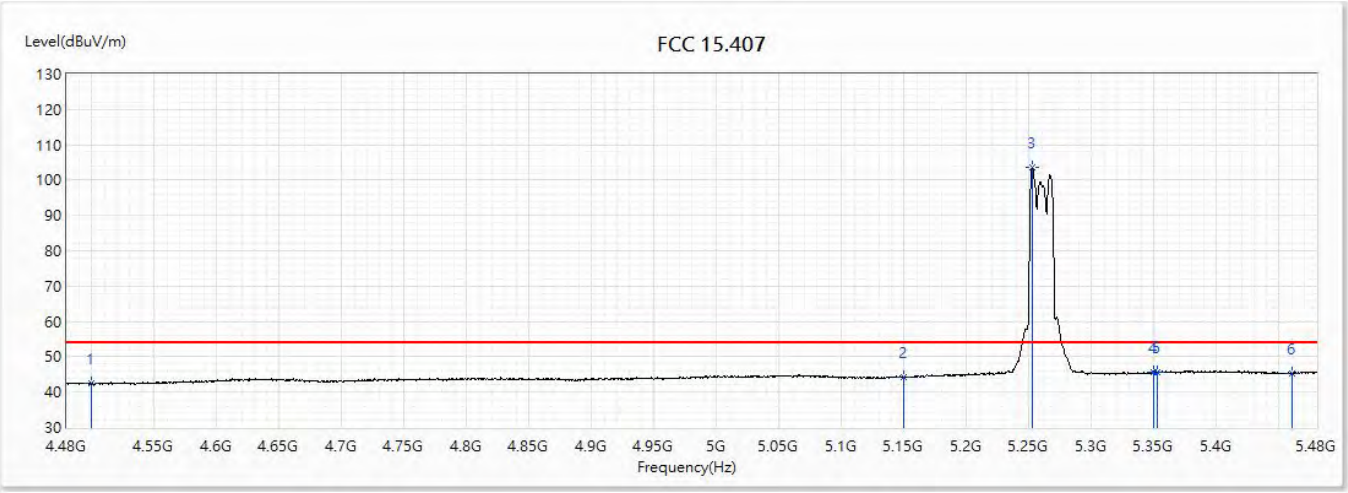

No	Frequency (MHz)	Emission Level (dBuV/m)	Limit (dBuV/m)	Margin (dB)	Reading Level (dBuV)	Correct Factor (dB)	Detector Type
1	4500	42.33	54.00	-11.67	19.91	22.42	AV
2	5150	44.28	54.00	-9.72	20.49	23.79	AV
! 3	5252.5	103.66	54.00	49.66	79.75	23.91	AV
4	5350	45.64	54.00	-8.36	21.61	24.03	AV
5	5352.5	45.48	54.00	-8.52	21.45	24.03	AV
6	5460	45.34	54.00	-8.66	21.18	24.16	AV

Note:

1. All reading above 1GHz is performed with peak and/or average measurements as necessary.
2. “ * ”, means this data is the worst emission level.
3. Emission Level = Reading Level + Correct Factor.
4. The average measurement was not performed when the peak measured data under the limit of average detection. If the readings given are average, peak measurement should also be supplied.
5. The fundamental for reference only, it’s not restricted by unwanted emission limit.

Site :	CB2-H	Engineer :	Rueyyan
Model No :	GT-AX6000,	Test Date :	2018/11/23
Test Voltage :	AC 120V/60Hz	Polarity :	Vertical
Test Mode :	Mode 1:TX_Beamforming_NSS1_ADP-65DW Y		
Note :	802.11ac(20M)_5260MHz		

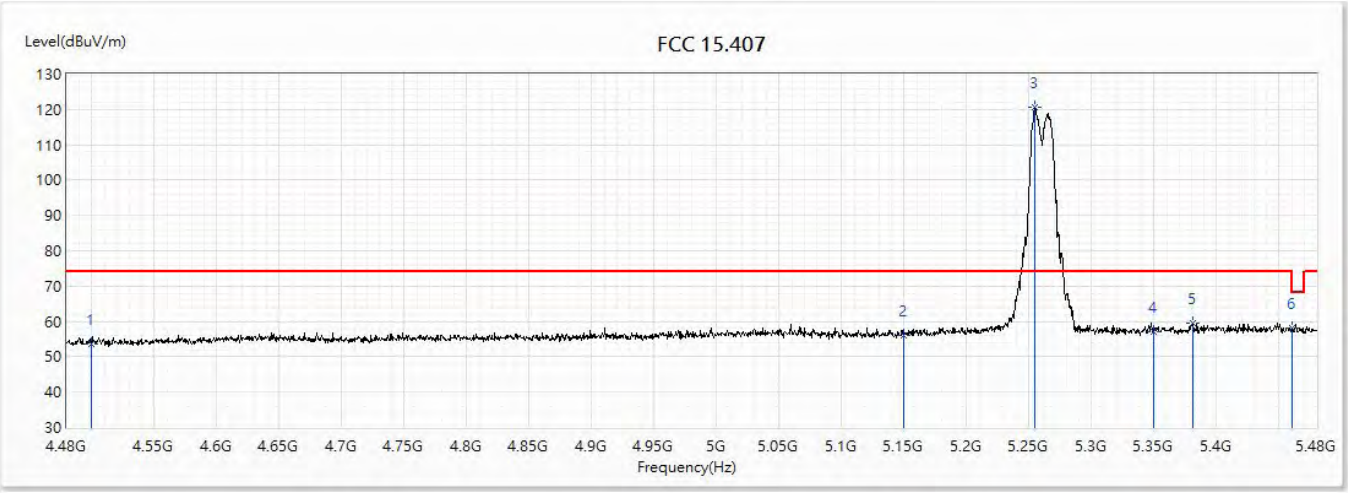

No	Frequency (MHz)	Emission Level (dBuV/m)	Limit (dBuV/m)	Margin (dB)	Reading Level (dBuV)	Correct Factor (dB)	Detector Type
1	4500	53.70	74.00	-20.30	31.28	22.42	PK
2	5150	55.93	74.00	-18.07	32.14	23.79	PK
! 3	5254.5	120.47	74.00	46.47	96.55	23.92	PK
4	5350	57.25	74.00	-16.75	33.22	24.03	PK
5	5380.5	59.55	74.00	-14.45	35.48	24.07	PK
6	5460	58.12	74.00	-15.88	33.96	24.16	PK

Note:

1. All reading above 1GHz is performed with peak and/or average measurements as necessary.
2. “ * ”, means this data is the worst emission level.
3. Emission Level = Reading Level + Correct Factor.
4. The average measurement was not performed when the peak measured data under the limit of average detection. If the readings given are average, peak measurement should also be supplied.
5. The fundamental for reference only, it’s not restricted by unwanted emission limit.

Site :	CB2-H	Engineer :	Rueyyan
Model No :	GT-AX6000,	Test Date :	2018/11/21
Test Voltage :	AC 120V/60Hz	Polarity :	Vertical
Test Mode :	Mode 1:TX_Beamforming_NSS1_ADP-65DW Y		
Note :	802.11ac(20M)_5260MHz		

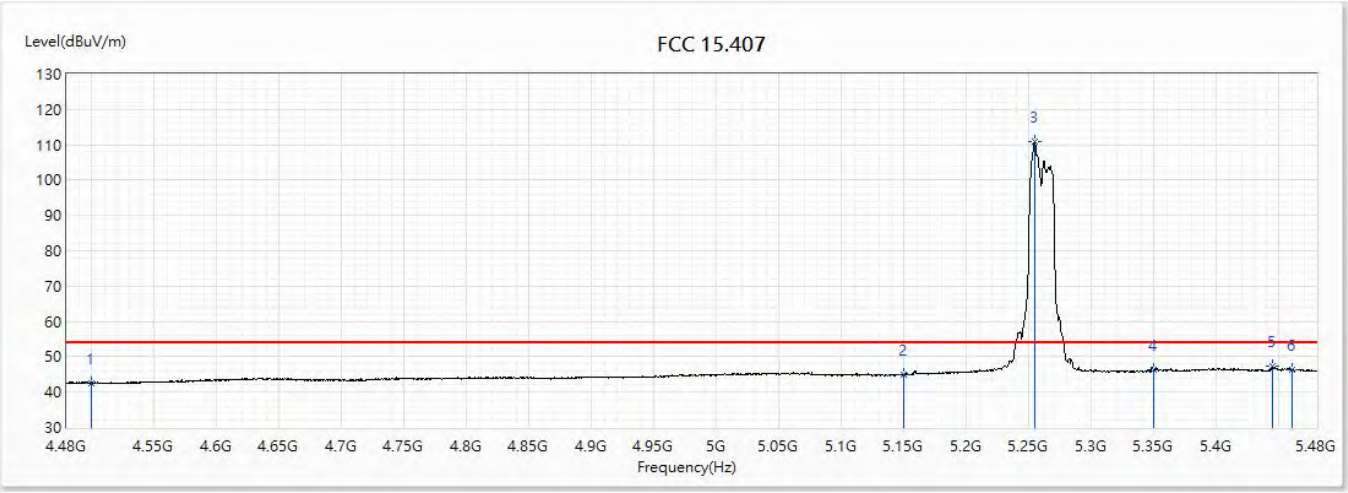

No	Frequency (MHz)	Emission Level (dBuV/m)	Limit (dBuV/m)	Margin (dB)	Reading Level (dBuV)	Correct Factor (dB)	Detector Type
1	4500	42.60	54.00	-11.40	20.18	22.42	AV
2	5150	44.93	54.00	-9.07	21.14	23.79	AV
! 3	5254.5	110.73	54.00	56.73	86.81	23.92	AV
4	5350	46.44	54.00	-7.56	22.41	24.03	AV
5	5445	47.21	54.00	-6.79	23.07	24.14	AV
6	5460	46.34	54.00	-7.66	22.18	24.16	AV

Note:

1. All reading above 1GHz is performed with peak and/or average measurements as necessary.
2. “ * ”, means this data is the worst emission level.
3. Emission Level = Reading Level + Correct Factor.
4. The average measurement was not performed when the peak measured data under the limit of average detection. If the readings given are average, peak measurement should also be supplied.
5. The fundamental for reference only, it’s not restricted by unwanted emission limit.

Site :	CB2-H	Engineer :	Rueyyan
Model No :	GT-AX6000,	Test Date :	2018/11/27
Test Voltage :	AC 120V/60Hz	Polarity :	Horizontal
Test Mode :	Mode 1:TX_Beamforming_NSS1_ADP-65DW Y		
Note :	802.11ac(20M)_5300MHz		

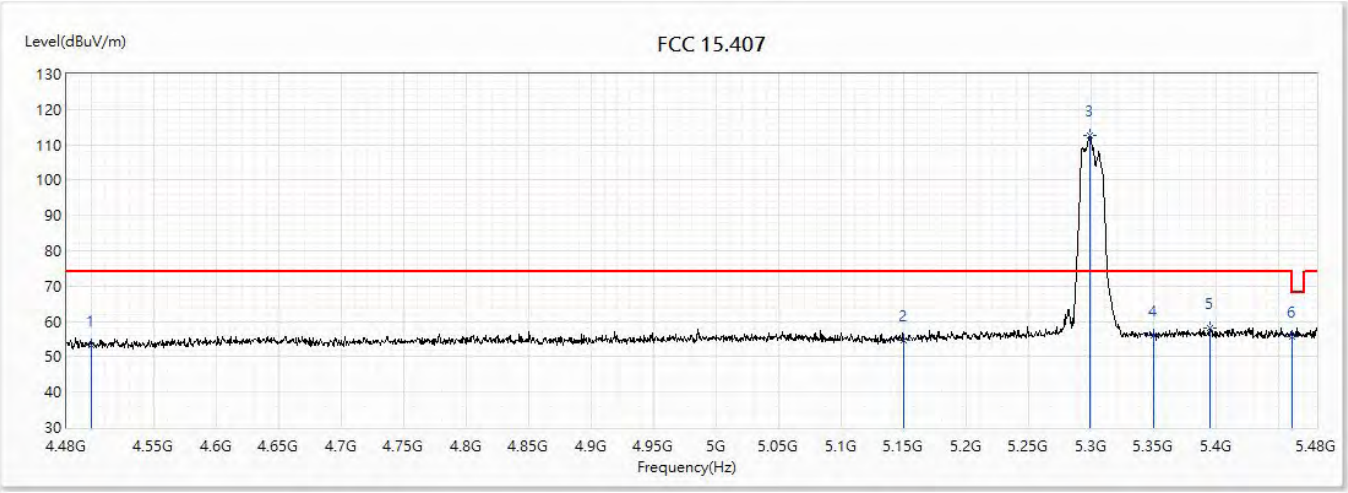

No	Frequency (MHz)	Emission Level (dBuV/m)	Limit (dBuV/m)	Margin (dB)	Reading Level (dBuV)	Correct Factor (dB)	Detector Type
1	4500	53.21	74.00	-20.79	30.79	22.42	PK
2	5150	54.48	74.00	-19.52	30.69	23.79	PK
! 3	5299	112.72	74.00	38.72	88.75	23.97	PK
4	5350	56.11	74.00	-17.89	32.08	24.03	PK
5	5394.5	58.01	74.00	-15.99	33.93	24.08	PK
6	5460	55.78	74.00	-18.22	31.62	24.16	PK

Note:

1. All reading above 1GHz is performed with peak and/or average measurements as necessary.
2. “ * ”, means this data is the worst emission level.
3. Emission Level = Reading Level + Correct Factor.
4. The average measurement was not performed when the peak measured data under the limit of average detection. If the readings given are average, peak measurement should also be supplied.
5. The fundamental for reference only, it’s not restricted by unwanted emission limit.

Site :	CB2-H	Engineer :	Rueyyan
Model No :	GT-AX6000,	Test Date :	2018/11/27
Test Voltage :	AC 120V/60Hz	Polarity :	Horizontal
Test Mode :	Mode 1:TX_Beamforming_NSS1_ADP-65DW Y		
Note :	802.11ac(20M)_5300MHz		

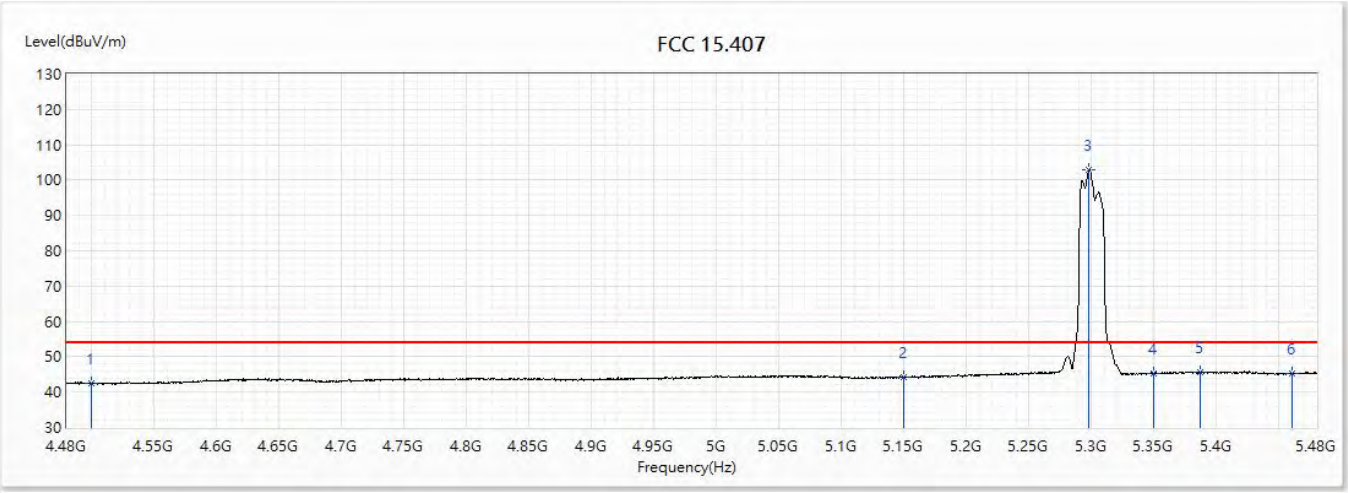

No	Frequency (MHz)	Emission Level (dBuV/m)	Limit (dBuV/m)	Margin (dB)	Reading Level (dBuV)	Correct Factor (dB)	Detector Type
1	4500	42.47	54.00	-11.53	20.05	22.42	AV
2	5150	44.21	54.00	-9.79	20.42	23.79	AV
! 3	5298	102.99	54.00	48.99	79.02	23.97	AV
4	5350	45.22	54.00	-8.78	21.19	24.03	AV
5	5387	45.72	54.00	-8.28	21.65	24.07	AV
6	5460	45.19	54.00	-8.81	21.03	24.16	AV

Note:

1. All reading above 1GHz is performed with peak and/or average measurements as necessary.
2. “ * ”, means this data is the worst emission level.
3. Emission Level = Reading Level + Correct Factor.
4. The average measurement was not performed when the peak measured data under the limit of average detection. If the readings given are average, peak measurement should also be supplied.
5. The fundamental for reference only, it’s not restricted by unwanted emission limit.

Site :	CB2-H	Engineer :	Rueyyan
Model No :	GT-AX6000,	Test Date :	2018/11/23
Test Voltage :	AC 120V/60Hz	Polarity :	Vertical
Test Mode :	Mode 1:TX_Beamforming_NSS1_ADP-65DW Y		
Note :	802.11ac(20M)_5300MHz		

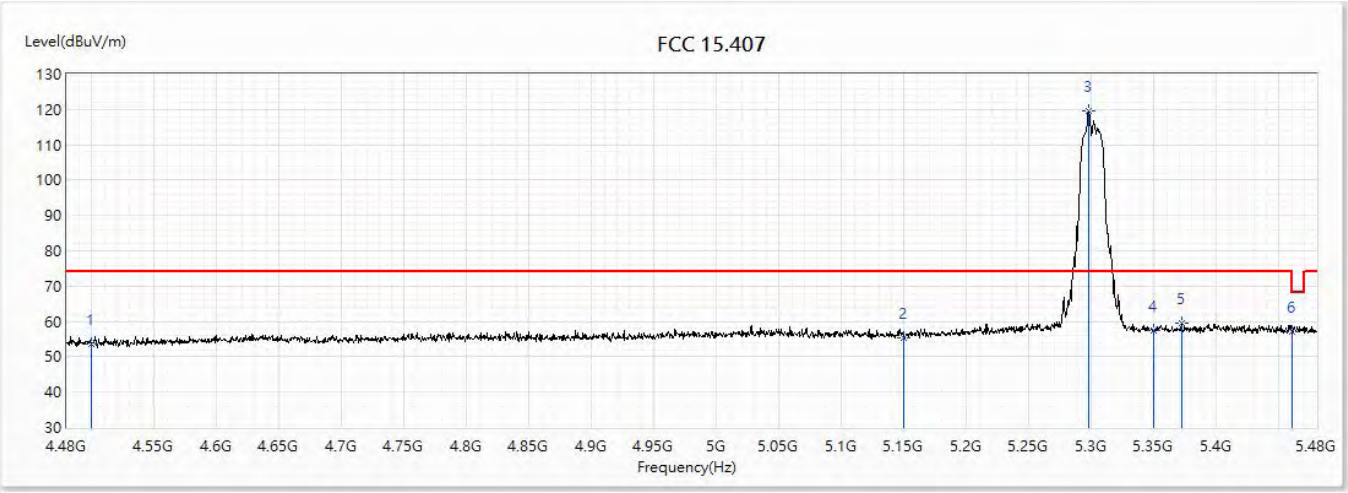

No	Frequency (MHz)	Emission Level (dBuV/m)	Limit (dBuV/m)	Margin (dB)	Reading Level (dBuV)	Correct Factor (dB)	Detector Type
1	4500	53.73	74.00	-20.27	31.31	22.42	PK
2	5150	55.49	74.00	-18.51	31.70	23.79	PK
! 3	5297.5	119.60	74.00	45.60	95.63	23.97	PK
4	5350	57.47	74.00	-16.53	33.44	24.03	PK
5	5372	59.64	74.00	-14.36	35.58	24.06	PK
6	5460	57.17	74.00	-16.83	33.01	24.16	PK

Note:

1. All reading above 1GHz is performed with peak and/or average measurements as necessary.
2. “ * ”, means this data is the worst emission level.
3. Emission Level = Reading Level + Correct Factor.
4. The average measurement was not performed when the peak measured data under the limit of average detection. If the readings given are average, peak measurement should also be supplied.
5. The fundamental for reference only, it’s not restricted by unwanted emission limit.

Site :	CB2-H	Engineer :	Rueyyan
Model No :	GT-AX6000,	Test Date :	2018/11/23
Test Voltage :	AC 120V/60Hz	Polarity :	Vertical
Test Mode :	Mode 1:TX_Beamforming_NSS1_ADP-65DW Y		
Note :	802.11ac(20M)_5300MHz		

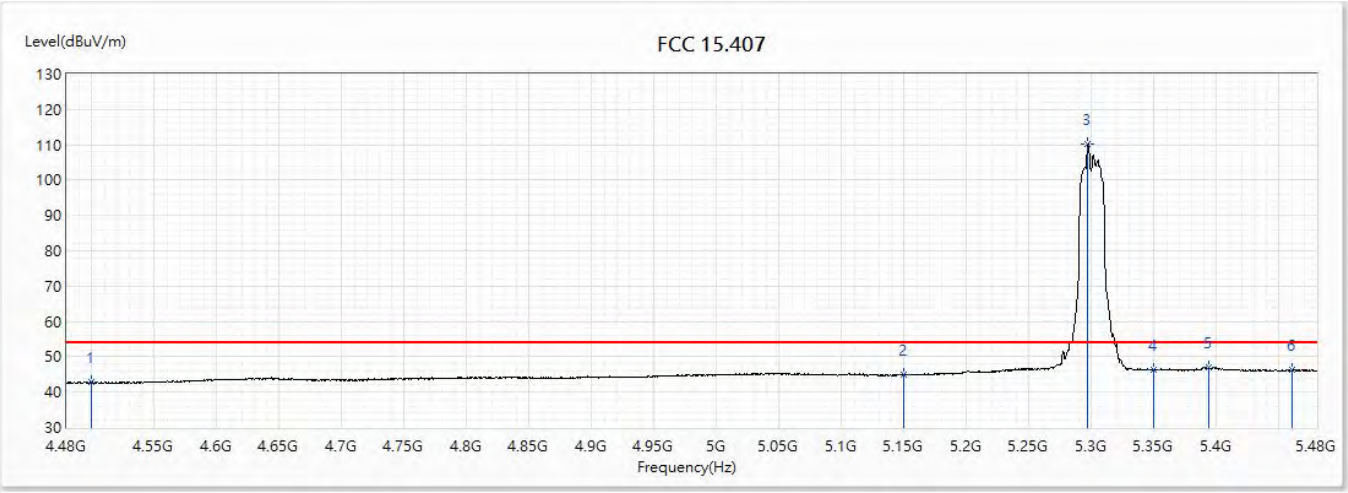

No	Frequency (MHz)	Emission Level (dBuV/m)	Limit (dBuV/m)	Margin (dB)	Reading Level (dBuV)	Correct Factor (dB)	Detector Type
1	4500	42.69	54.00	-11.31	20.27	22.42	AV
2	5150	44.89	54.00	-9.11	21.10	23.79	AV
! 3	5297	110.36	54.00	56.36	86.39	23.97	AV
4	5350	46.22	54.00	-7.78	22.19	24.03	AV
5	5394	46.97	54.00	-7.03	22.89	24.08	AV
6	5460	46.26	54.00	-7.74	22.10	24.16	AV

Note:

1. All reading above 1GHz is performed with peak and/or average measurements as necessary.
2. “ * ”, means this data is the worst emission level.
3. Emission Level = Reading Level + Correct Factor.
4. The average measurement was not performed when the peak measured data under the limit of average detection. If the readings given are average, peak measurement should also be supplied.
5. The fundamental for reference only, it’s not restricted by unwanted emission limit.

Site :	CB2-H	Engineer :	Rueyyan
Model No :	GT-AX6000,	Test Date :	2018/11/27
Test Voltage :	AC 120V/60Hz	Polarity :	Horizontal
Test Mode :	Mode 1:TX_Beamforming_NSS1_ADP-65DW Y		
Note :	802.11ac(20M)_5320MHz		

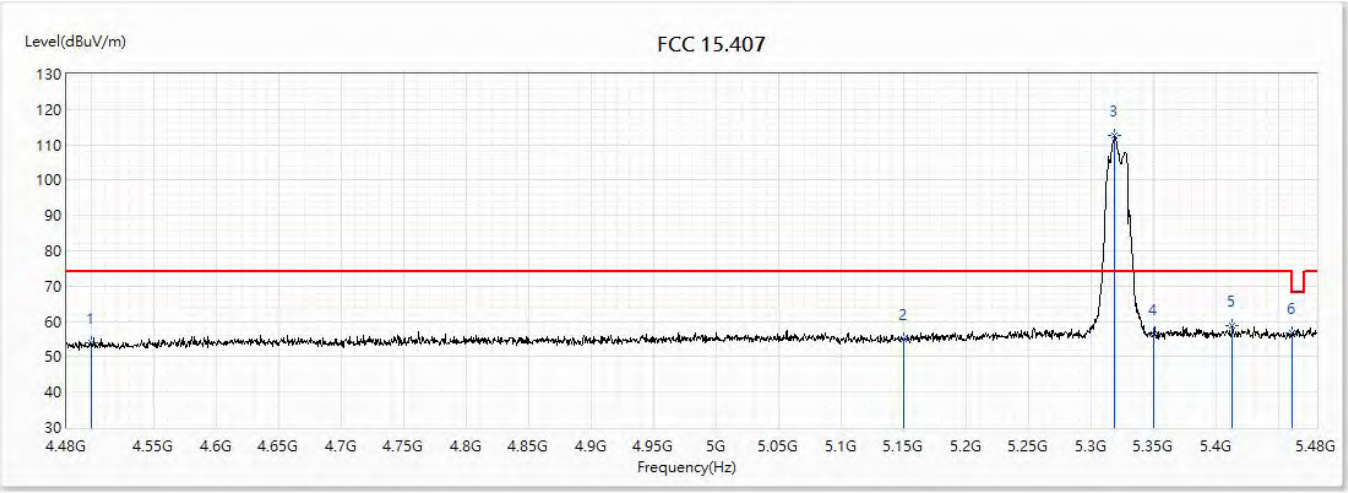

No	Frequency (MHz)	Emission Level (dBuV/m)	Limit (dBuV/m)	Margin (dB)	Reading Level (dBuV)	Correct Factor (dB)	Detector Type
1	4500	53.88	74.00	-20.12	31.46	22.42	PK
2	5150	55.06	74.00	-18.94	31.27	23.79	PK
! 3	5318.5	112.56	74.00	38.56	88.57	23.99	PK
4	5350	56.41	74.00	-17.59	32.38	24.03	PK
5	5412.5	58.75	74.00	-15.25	34.65	24.10	PK
6	5460	56.90	74.00	-17.10	32.74	24.16	PK

Note:

1. All reading above 1GHz is performed with peak and/or average measurements as necessary.
2. “ * ”, means this data is the worst emission level.
3. Emission Level = Reading Level + Correct Factor.
4. The average measurement was not performed when the peak measured data under the limit of average detection. If the readings given are average, peak measurement should also be supplied.
5. The fundamental for reference only, it’s not restricted by unwanted emission limit.

Site :	CB2-H	Engineer :	Rueyyan
Model No :	GT-AX6000,	Test Date :	2018/11/27
Test Voltage :	AC 120V/60Hz	Polarity :	Horizontal
Test Mode :	Mode 1:TX_Beamforming_NSS1_ADP-65DW Y		
Note :	802.11ac(20M)_5320MHz		

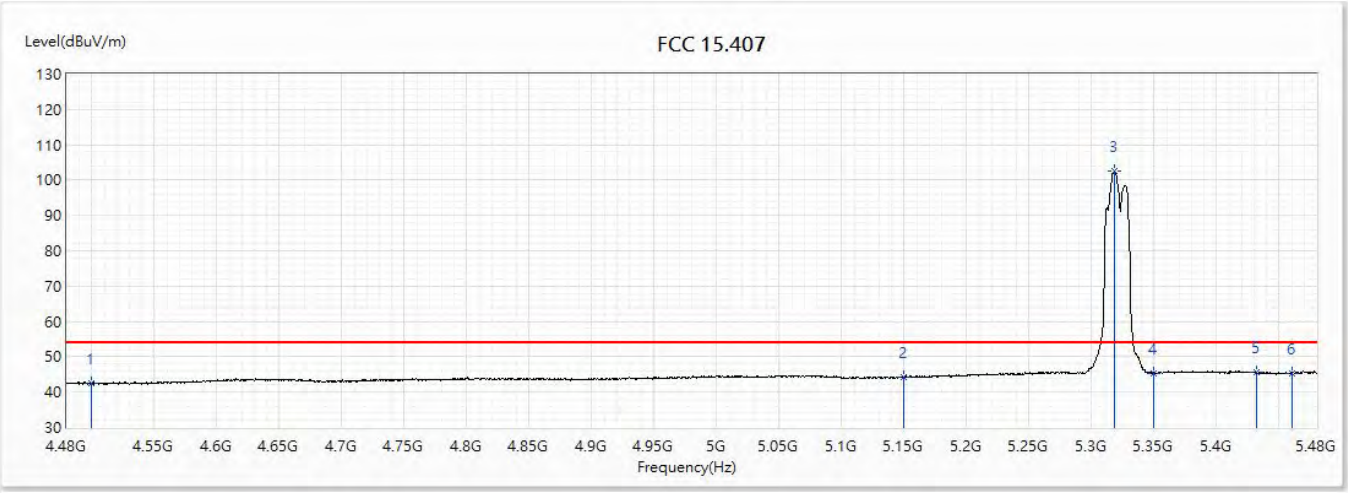

No	Frequency (MHz)	Emission Level (dBuV/m)	Limit (dBuV/m)	Margin (dB)	Reading Level (dBuV)	Correct Factor (dB)	Detector Type
1	4500	42.46	54.00	-11.54	20.04	22.42	AV
2	5150	44.14	54.00	-9.86	20.35	23.79	AV
! 3	5318.5	102.70	54.00	48.70	78.71	23.99	AV
4	5350	45.36	54.00	-8.64	21.33	24.03	AV
5	5432	45.79	54.00	-8.21	21.66	24.13	AV
6	5460	45.20	54.00	-8.80	21.04	24.16	AV

Note:

1. All reading above 1GHz is performed with peak and/or average measurements as necessary.
2. “ * ”, means this data is the worst emission level.
3. Emission Level = Reading Level + Correct Factor.
4. The average measurement was not performed when the peak measured data under the limit of average detection. If the readings given are average, peak measurement should also be supplied.
5. The fundamental for reference only, it’s not restricted by unwanted emission limit.

Site :	CB2-H	Engineer :	Rueyyan
Model No :	GT-AX6000,	Test Date :	2018/11/23
Test Voltage :	AC 120V/60Hz	Polarity :	Vertical
Test Mode :	Mode 1:TX_Beamforming_NSS1_ADP-65DW Y		
Note :	802.11ac(20M)_5320MHz		

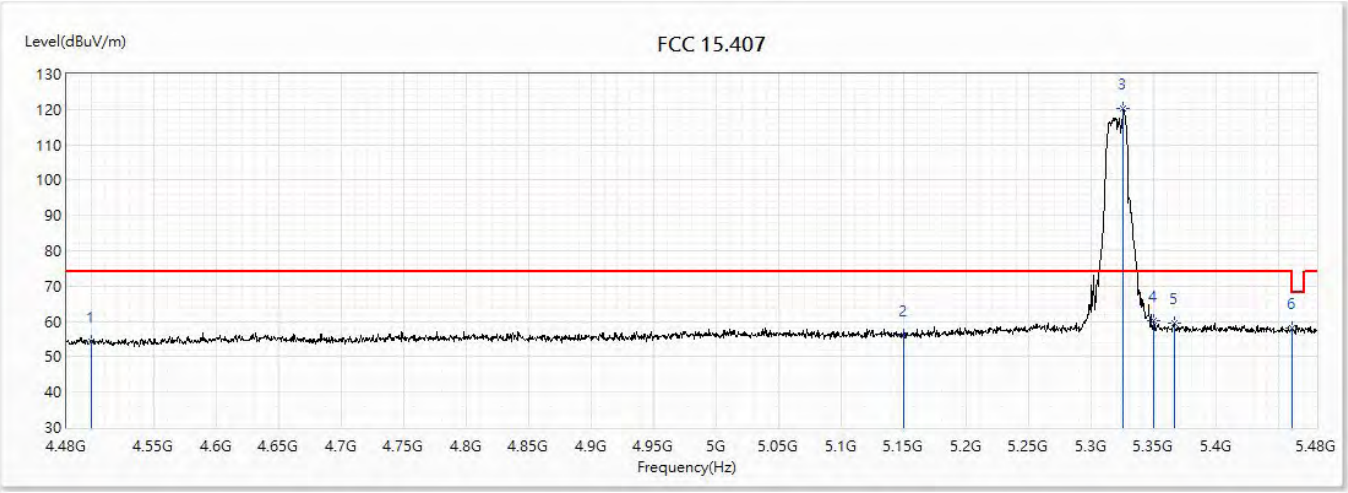

No	Frequency (MHz)	Emission Level (dBuV/m)	Limit (dBuV/m)	Margin (dB)	Reading Level (dBuV)	Correct Factor (dB)	Detector Type
1	4500	54.23	74.00	-19.77	31.81	22.42	PK
2	5150	55.92	74.00	-18.08	32.13	23.79	PK
! 3	5325.5	120.18	74.00	46.18	96.18	24.00	PK
4	5350	60.36	74.00	-13.64	36.33	24.03	PK
5	5366	59.48	74.00	-14.52	35.43	24.05	PK
6	5460	58.21	74.00	-15.79	34.05	24.16	PK

Note:

1. All reading above 1GHz is performed with peak and/or average measurements as necessary.
2. “ * ”, means this data is the worst emission level.
3. Emission Level = Reading Level + Correct Factor.
4. The average measurement was not performed when the peak measured data under the limit of average detection. If the readings given are average, peak measurement should also be supplied.
5. The fundamental for reference only, it’s not restricted by unwanted emission limit.

Site :	CB2-H	Engineer :	Rueyyan
Model No :	GT-AX6000,	Test Date :	2018/11/23
Test Voltage :	AC 120V/60Hz	Polarity :	Vertical
Test Mode :	Mode 1:TX_Beamforming_NSS1_ADP-65DW Y		
Note :	802.11ac(20M)_5320MHz		

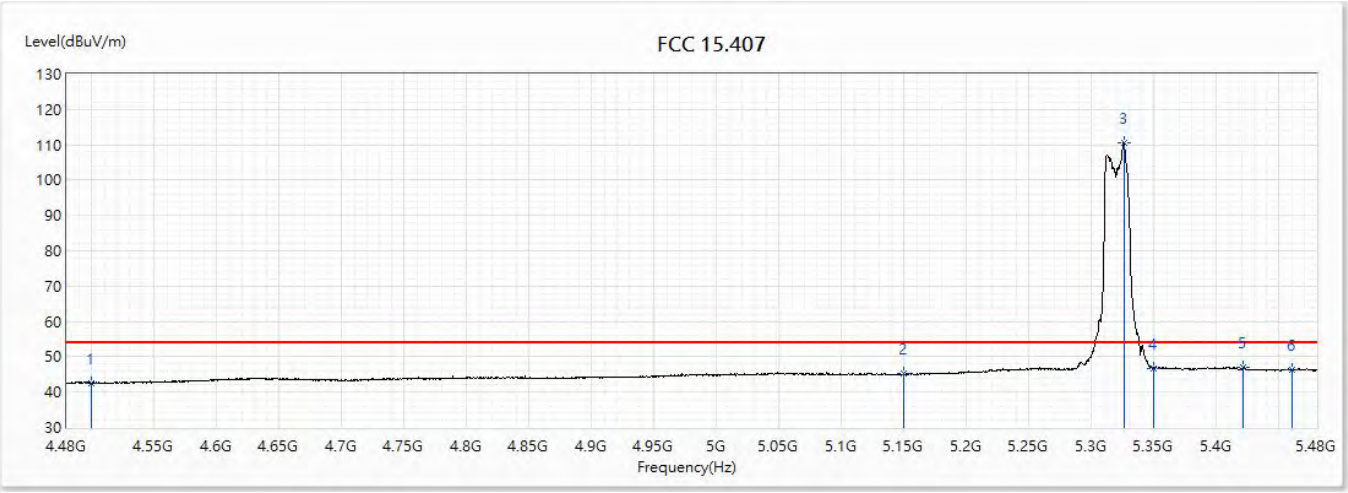

No	Frequency (MHz)	Emission Level (dBuV/m)	Limit (dBuV/m)	Margin (dB)	Reading Level (dBuV)	Correct Factor (dB)	Detector Type
1	4500	42.61	54.00	-11.39	20.19	22.42	AV
2	5150	45.11	54.00	-8.89	21.32	23.79	AV
! 3	5326	110.72	54.00	56.72	86.72	24.00	AV
4	5350	46.74	54.00	-7.26	22.71	24.03	AV
5	5421.5	47.13	54.00	-6.87	23.01	24.12	AV
6	5460	46.41	54.00	-7.59	22.25	24.16	AV

Note:

1. All reading above 1GHz is performed with peak and/or average measurements as necessary.
2. “ * ”, means this data is the worst emission level.
3. Emission Level = Reading Level + Correct Factor.
4. The average measurement was not performed when the peak measured data under the limit of average detection. If the readings given are average, peak measurement should also be supplied.
5. The fundamental for reference only, it’s not restricted by unwanted emission limit.