Site :	CB2-H	Engineer :	Rueyyan
Model No :	GT-AX6000,	Test Date :	2018/11/27
Test Voltage :	AC 120V/60Hz	Polarity :	Horizontal
Test Mode :	Mode 1:TX_Beamforming_NSS1_ADP-65DW Y		
Note :	802.11ac(40M)_5270MHz		

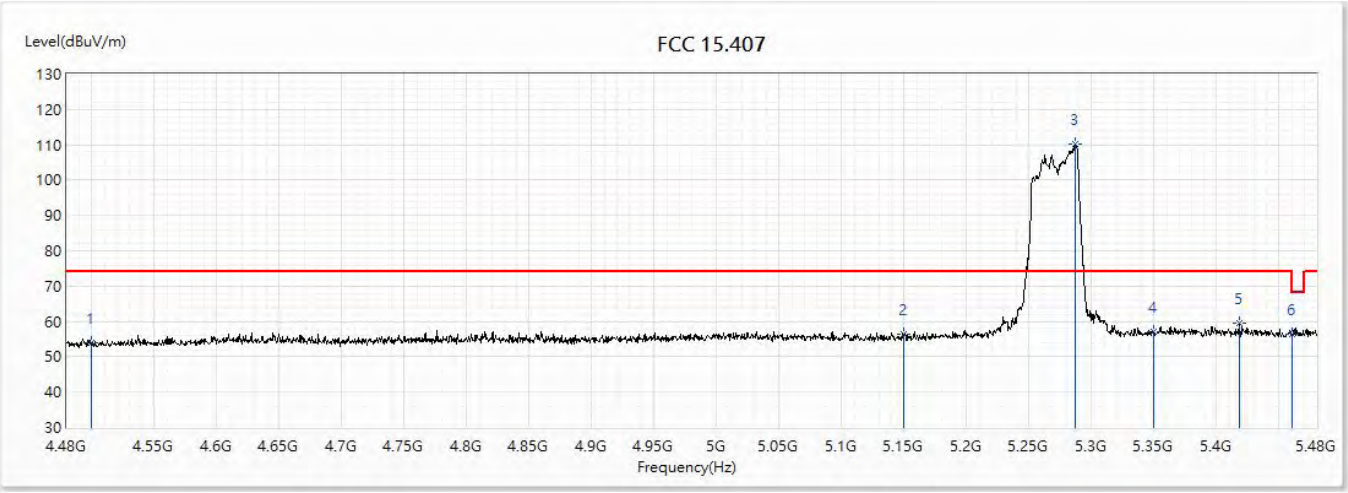

No	Frequency (MHz)	Emission Level (dBuV/m)	Limit (dBuV/m)	Margin (dB)	Reading Level (dBuV)	Correct Factor (dB)	Detector Type
1	4500	53.89	74.00	-20.11	31.47	22.42	PK
2	5150	56.42	74.00	-17.58	32.63	23.79	PK
! 3	5286.5	110.20	74.00	36.20	86.25	23.95	PK
4	5350	57.08	74.00	-16.92	33.05	24.03	PK
5	5418	59.44	74.00	-14.56	35.33	24.11	PK
6	5460	56.31	74.00	-17.69	32.15	24.16	PK

Note:

1. All reading above 1GHz is performed with peak and/or average measurements as necessary.
2. “ * ”, means this data is the worst emission level.
3. Emission Level = Reading Level + Correct Factor.
4. The average measurement was not performed when the peak measured data under the limit of average detection. If the readings given are average, peak measurement should also be supplied.
5. The fundamental for reference only, it’s not restricted by unwanted emission limit.

Site :	CB2-H	Engineer :	Rueyyan
Model No :	GT-AX6000,	Test Date :	2018/11/27
Test Voltage :	AC 120V/60Hz	Polarity :	Horizontal
Test Mode :	Mode 1:TX_Beamforming_NSS1_ADP-65DW Y		
Note :	802.11ac(40M)_5270MHz		

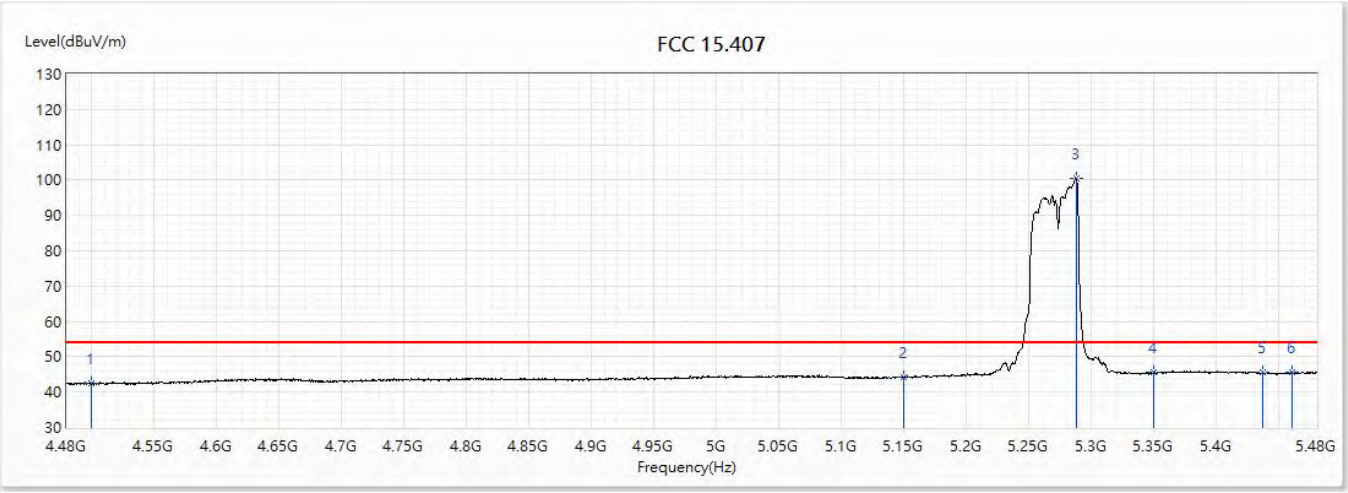

No	Frequency (MHz)	Emission Level (dBuV/m)	Limit (dBuV/m)	Margin (dB)	Reading Level (dBuV)	Correct Factor (dB)	Detector Type
1	4500	42.51	54.00	-11.49	20.09	22.42	AV
2	5150	44.08	54.00	-9.92	20.29	23.79	AV
! 3	5287.5	100.52	54.00	46.52	76.57	23.95	AV
4	5350	45.60	54.00	-8.40	21.57	24.03	AV
5	5437	45.57	54.00	-8.43	21.44	24.13	AV
6	5460	45.52	54.00	-8.48	21.36	24.16	AV

Note:

1. All reading above 1GHz is performed with peak and/or average measurements as necessary.
2. “ * ”, means this data is the worst emission level.
3. Emission Level = Reading Level + Correct Factor.
4. The average measurement was not performed when the peak measured data under the limit of average detection. If the readings given are average, peak measurement should also be supplied.
5. The fundamental for reference only, it’s not restricted by unwanted emission limit.

Site :	CB2-H	Engineer :	Rueyyan
Model No :	GT-AX6000,	Test Date :	2018/11/23
Test Voltage :	AC 120V/60Hz	Polarity :	Vertical
Test Mode :	Mode 1:TX_Beamforming_NSS1_ADP-65DW Y		
Note :	802.11ac(40M)_5270MHz		

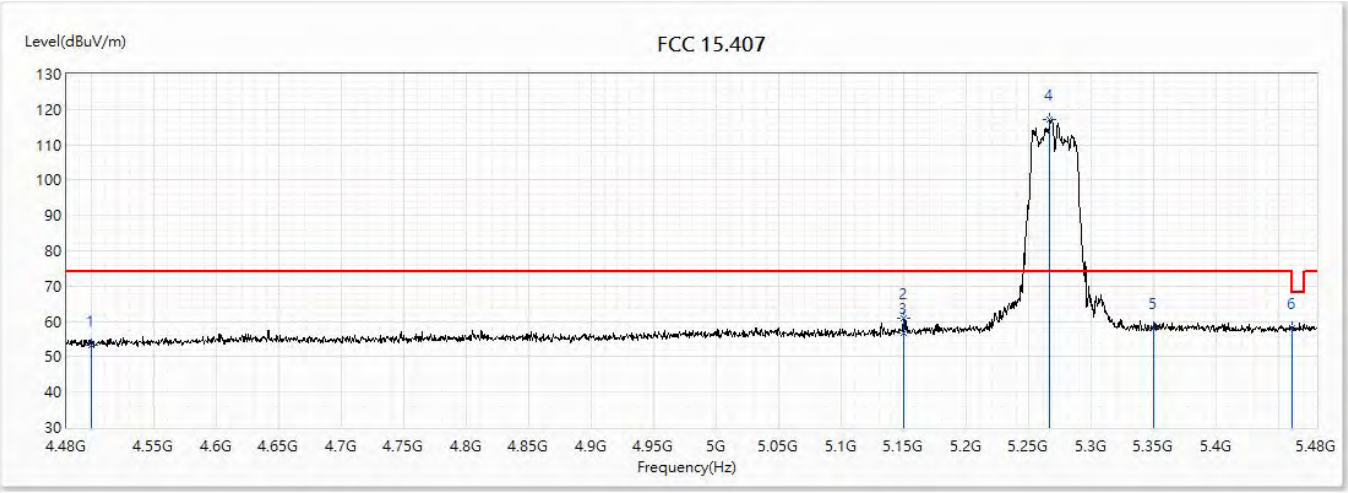

No	Frequency (MHz)	Emission Level (dBuV/m)	Limit (dBuV/m)	Margin (dB)	Reading Level (dBuV)	Correct Factor (dB)	Detector Type
1	4500	53.33	74.00	-20.67	30.91	22.42	PK
2	5149.5	60.91	74.00	-13.09	37.12	23.79	PK
3	5150	56.75	74.00	-17.25	32.96	23.79	PK
! 4	5266.5	117.18	74.00	43.18	93.25	23.93	PK
5	5350	58.24	74.00	-15.76	34.21	24.03	PK
6	5460	58.17	74.00	-15.83	34.01	24.16	PK

Note:

1. All reading above 1GHz is performed with peak and/or average measurements as necessary.
2. “ * ”, means this data is the worst emission level.
3. Emission Level = Reading Level + Correct Factor.
4. The average measurement was not performed when the peak measured data under the limit of average detection. If the readings given are average, peak measurement should also be supplied.
5. The fundamental for reference only, it’s not restricted by unwanted emission limit.

Site :	CB2-H	Engineer :	Rueyyan
Model No :	GT-AX6000,	Test Date :	2018/11/23
Test Voltage :	AC 120V/60Hz	Polarity :	Vertical
Test Mode :	Mode 1:TX_Beamforming_NSS1_ADP-65DW Y		
Note :	802.11ac(40M)_5270MHz		

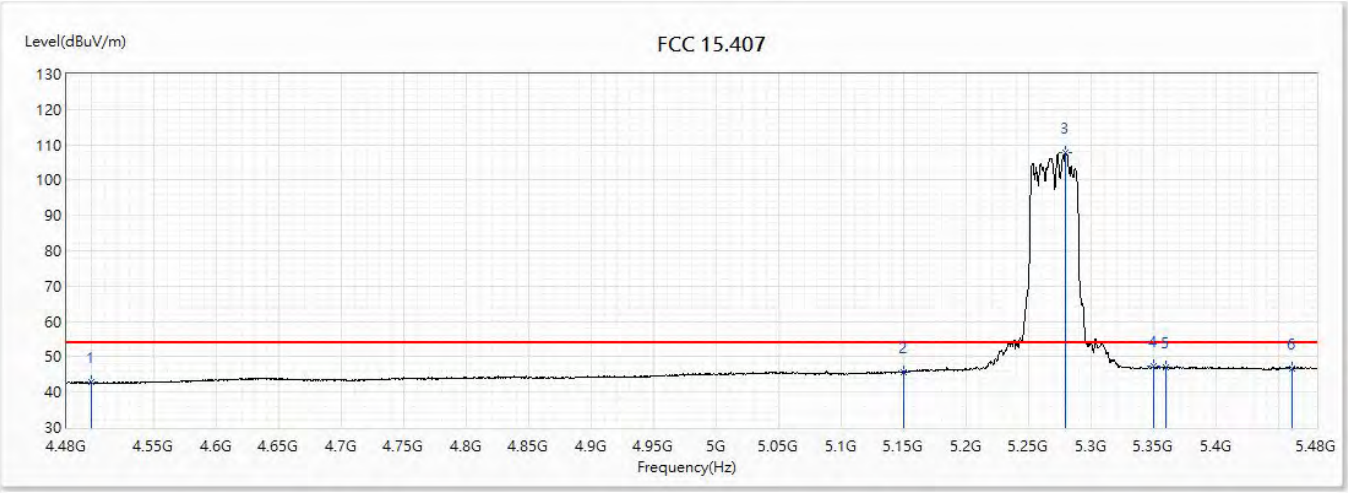

No	Frequency (MHz)	Emission Level (dBuV/m)	Limit (dBuV/m)	Margin (dB)	Reading Level (dBuV)	Correct Factor (dB)	Detector Type
1	4500	42.68	54.00	-11.32	20.26	22.42	AV
2	5150	45.75	54.00	-8.25	21.96	23.79	AV
! 3	5279	107.61	54.00	53.61	83.67	23.94	AV
4	5350	47.19	54.00	-6.81	23.16	24.03	AV
5	5359	47.14	54.00	-6.86	23.10	24.04	AV
6	5460	46.69	54.00	-7.31	22.53	24.16	AV

Note:

1. All reading above 1GHz is performed with peak and/or average measurements as necessary.
2. “ * ”, means this data is the worst emission level.
3. Emission Level = Reading Level + Correct Factor.
4. The average measurement was not performed when the peak measured data under the limit of average detection. If the readings given are average, peak measurement should also be supplied.
5. The fundamental for reference only, it’s not restricted by unwanted emission limit.

Site :	CB2-H	Engineer :	Rueyyan
Model No :	GT-AX6000,	Test Date :	2018/11/27
Test Voltage :	AC 120V/60Hz	Polarity :	Horizontal
Test Mode :	Mode 1:TX_Beamforming_NSS1_ADP-65DW Y		
Note :	802.11ac(40M)_5310MHz		

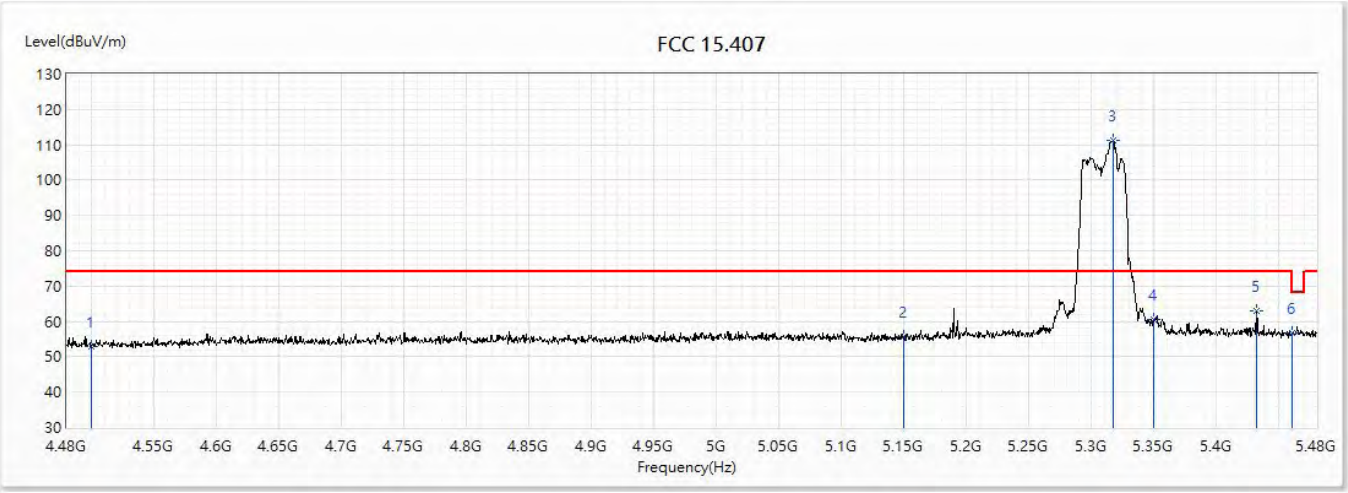

No	Frequency (MHz)	Emission Level (dBuV/m)	Limit (dBuV/m)	Margin (dB)	Reading Level (dBuV)	Correct Factor (dB)	Detector Type
1	4500	52.82	74.00	-21.18	30.40	22.42	PK
2	5150	55.86	74.00	-18.14	32.07	23.79	PK
! 3	5317.5	111.36	74.00	37.36	87.37	23.99	PK
4	5350	60.55	74.00	-13.45	36.52	24.03	PK
5	5431.5	63.08	74.00	-10.92	38.95	24.13	PK
6	5460	56.81	74.00	-17.19	32.65	24.16	PK

Note:

1. All reading above 1GHz is performed with peak and/or average measurements as necessary.
2. “ * ”, means this data is the worst emission level.
3. Emission Level = Reading Level + Correct Factor.
4. The average measurement was not performed when the peak measured data under the limit of average detection. If the readings given are average, peak measurement should also be supplied.
5. The fundamental for reference only, it’s not restricted by unwanted emission limit.

Site :	CB2-H	Engineer :	Rueyyan
Model No :	GT-AX6000,	Test Date :	2018/11/27
Test Voltage :	AC 120V/60Hz	Polarity :	Horizontal
Test Mode :	Mode 1:TX_Beamforming_NSS1_ADP-65DW Y		
Note :	802.11ac(40M)_5310MHz		

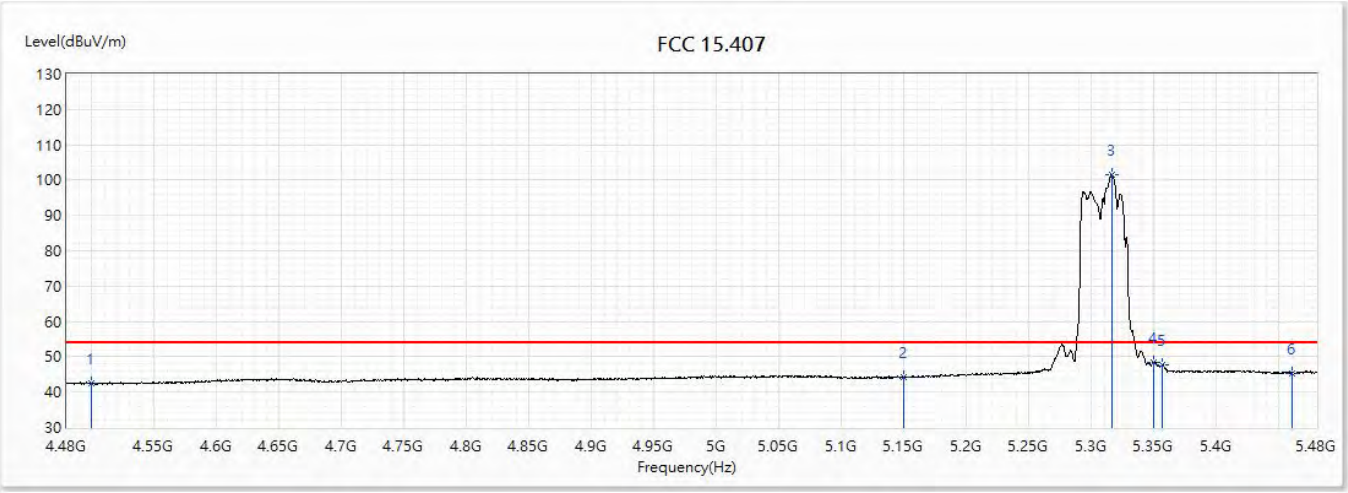

No	Frequency (MHz)	Emission Level (dBuV/m)	Limit (dBuV/m)	Margin (dB)	Reading Level (dBuV)	Correct Factor (dB)	Detector Type
1	4500	42.59	54.00	-11.41	20.17	22.42	AV
2	5150	44.08	54.00	-9.92	20.29	23.79	AV
! 3	5316	101.66	54.00	47.66	77.67	23.99	AV
4	5350	48.56	54.00	-5.44	24.53	24.03	AV
5	5356.5	47.82	54.00	-6.18	23.78	24.04	AV
6	5460	45.37	54.00	-8.63	21.21	24.16	AV

Note:

1. All reading above 1GHz is performed with peak and/or average measurements as necessary.
2. “ * ”, means this data is the worst emission level.
3. Emission Level = Reading Level + Correct Factor.
4. The average measurement was not performed when the peak measured data under the limit of average detection. If the readings given are average, peak measurement should also be supplied.
5. The fundamental for reference only, it’s not restricted by unwanted emission limit.

Site :	CB2-H	Engineer :	Rueyyan
Model No :	GT-AX6000,	Test Date :	2018/11/23
Test Voltage :	AC 120V/60Hz	Polarity :	Vertical
Test Mode :	Mode 1:TX_Beamforming_NSS1_ADP-65DW Y		
Note :	802.11ac(40M)_5310MHz		

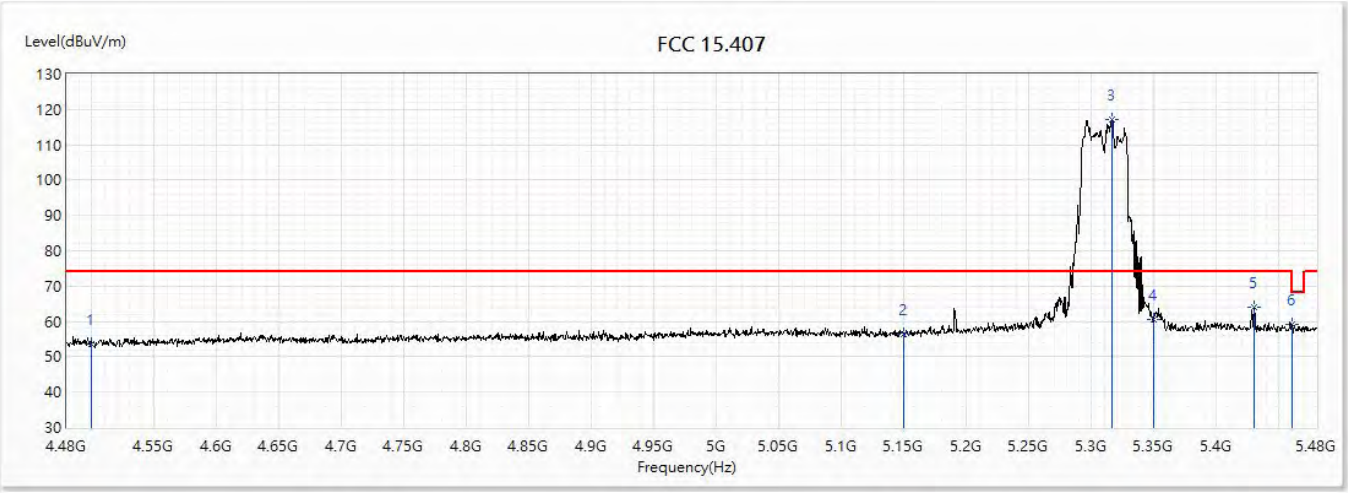

No	Frequency (MHz)	Emission Level (dBuV/m)	Limit (dBuV/m)	Margin (dB)	Reading Level (dBuV)	Correct Factor (dB)	Detector Type
1	4500	53.70	74.00	-20.30	31.28	22.42	PK
2	5150	56.54	74.00	-17.46	32.75	23.79	PK
! 3	5316.5	117.03	74.00	43.03	93.04	23.99	PK
4	5350	60.68	74.00	-13.32	36.65	24.03	PK
5	5430	64.01	74.00	-9.99	39.88	24.13	PK
6	5460	59.00	74.00	-15.00	34.84	24.16	PK

Note:

1. All reading above 1GHz is performed with peak and/or average measurements as necessary.
2. “ * ”, means this data is the worst emission level.
3. Emission Level = Reading Level + Correct Factor.
4. The average measurement was not performed when the peak measured data under the limit of average detection. If the readings given are average, peak measurement should also be supplied.
5. The fundamental for reference only, it’s not restricted by unwanted emission limit.

Site :	CB2-H	Engineer :	Rueyyan
Model No :	GT-AX6000,	Test Date :	2018/11/23
Test Voltage :	AC 120V/60Hz	Polarity :	Vertical
Test Mode :	Mode 1:TX_Beamforming_NSS1_ADP-65DW Y		
Note :	802.11ac(40M)_5310MHz		

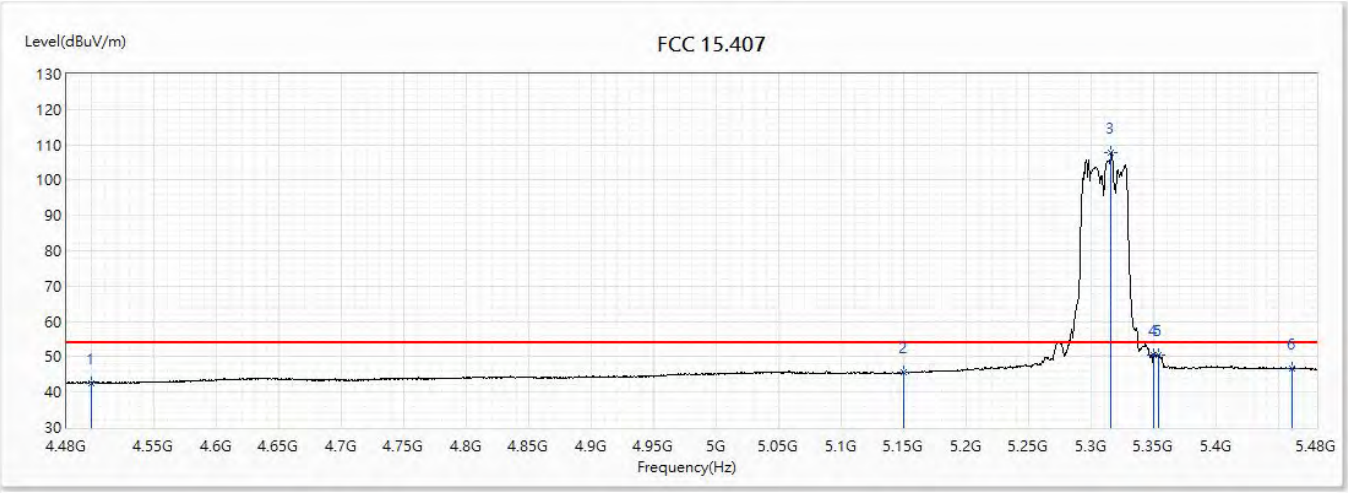

No	Frequency (MHz)	Emission Level (dBuV/m)	Limit (dBuV/m)	Margin (dB)	Reading Level (dBuV)	Correct Factor (dB)	Detector Type
1	4500	42.67	54.00	-11.33	20.25	22.42	AV
2	5150	45.46	54.00	-8.54	21.67	23.79	AV
! 3	5315.5	107.85	54.00	53.85	83.86	23.99	AV
4	5350	50.44	54.00	-3.56	26.41	24.03	AV
5	5353.5	50.58	54.00	-3.42	26.55	24.03	AV
6	5460	46.78	54.00	-7.22	22.62	24.16	AV

Note:

1. All reading above 1GHz is performed with peak and/or average measurements as necessary.
2. “ * ”, means this data is the worst emission level.
3. Emission Level = Reading Level + Correct Factor.
4. The average measurement was not performed when the peak measured data under the limit of average detection. If the readings given are average, peak measurement should also be supplied.
5. The fundamental for reference only, it’s not restricted by unwanted emission limit.

Site :	CB2-H	Engineer :	Rueyyan
Model No :	GT-AX6000,	Test Date :	2018/11/27
Test Voltage :	AC 120V/60Hz	Polarity :	Horizontal
Test Mode :	Mode 1:TX_Beamforming_NSS1_ADP-65DW Y		
Note :	802.11ac(80M)_5290MHz		

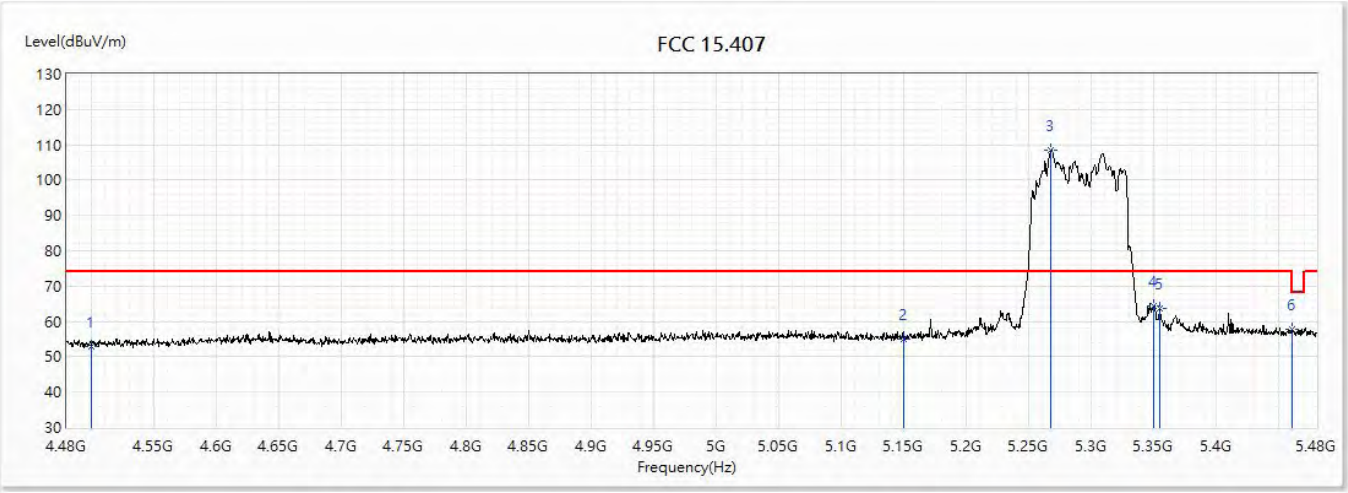

No	Frequency (MHz)	Emission Level (dBuV/m)	Limit (dBuV/m)	Margin (dB)	Reading Level (dBuV)	Correct Factor (dB)	Detector Type
1	4500	53.09	74.00	-20.91	30.67	22.42	PK
2	5150	55.15	74.00	-18.85	31.36	23.79	PK
! 3	5267.5	108.53	74.00	34.53	84.60	23.93	PK
4	5350	64.48	74.00	-9.52	40.45	24.03	PK
5	5354.5	63.84	74.00	-10.16	39.80	24.04	PK
6	5460	57.63	74.00	-16.37	33.47	24.16	PK

Note:

1. All reading above 1GHz is performed with peak and/or average measurements as necessary.
2. “ * ”, means this data is the worst emission level.
3. Emission Level = Reading Level + Correct Factor.
4. The average measurement was not performed when the peak measured data under the limit of average detection. If the readings given are average, peak measurement should also be supplied.
5. The fundamental for reference only, it’s not restricted by unwanted emission limit.

Site :	CB2-H	Engineer :	Rueyyan
Model No :	GT-AX6000,	Test Date :	2018/11/27
Test Voltage :	AC 120V/60Hz	Polarity :	Horizontal
Test Mode :	Mode 1:TX_Beamforming_NSS1_ADP-65DW Y		
Note :	802.11ac(80M)_5290MHz		

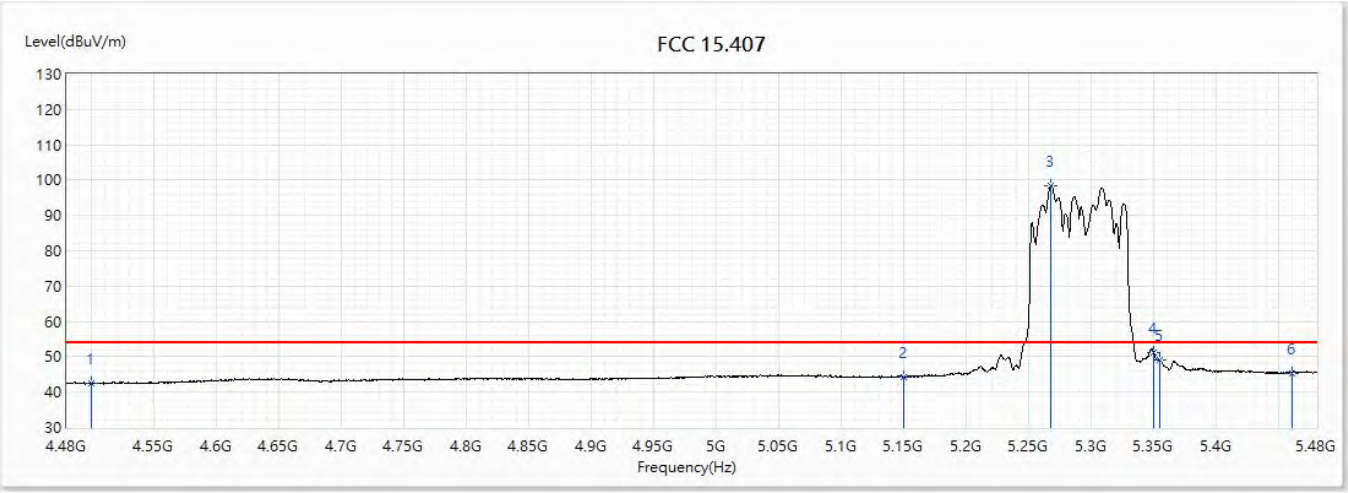

No	Frequency (MHz)	Emission Level (dBuV/m)	Limit (dBuV/m)	Margin (dB)	Reading Level (dBuV)	Correct Factor (dB)	Detector Type
1	4500	42.54	54.00	-11.46	20.12	22.42	AV
2	5150	44.33	54.00	-9.67	20.54	23.79	AV
! 3	5267	98.41	54.00	44.41	74.48	23.93	AV
4	5350	51.13	54.00	-2.87	27.10	24.03	AV
5	5354.5	49.07	54.00	-4.93	25.03	24.04	AV
6	5460	45.44	54.00	-8.56	21.28	24.16	AV

Note:

1. All reading above 1GHz is performed with peak and/or average measurements as necessary.
2. “ * ”, means this data is the worst emission level.
3. Emission Level = Reading Level + Correct Factor.
4. The average measurement was not performed when the peak measured data under the limit of average detection. If the readings given are average, peak measurement should also be supplied.
5. The fundamental for reference only, it’s not restricted by unwanted emission limit.

Site :	CB2-H	Engineer :	Rueyyan
Model No :	GT-AX6000,	Test Date :	2018/11/23
Test Voltage :	AC 120V/60Hz	Polarity :	Vertical
Test Mode :	Mode 1:TX_Beamforming_NSS1_ADP-65DW Y		
Note :	802.11ac(80M)_5290MHz		

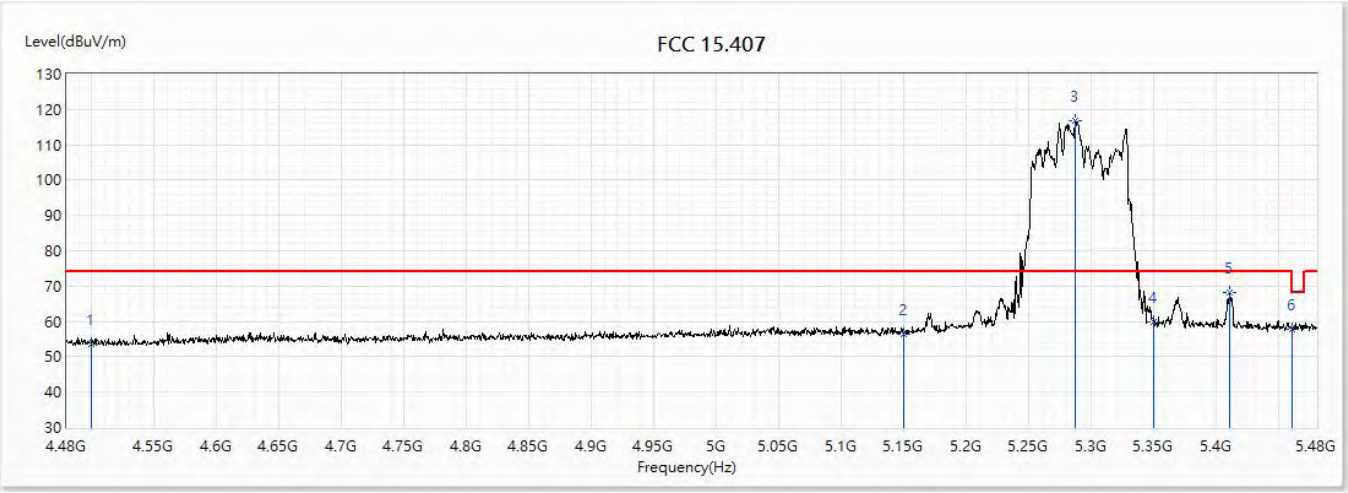

No	Frequency (MHz)	Emission Level (dBuV/m)	Limit (dBuV/m)	Margin (dB)	Reading Level (dBuV)	Correct Factor (dB)	Detector Type
1	4500	53.44	74.00	-20.56	31.02	22.42	PK
2	5150	56.46	74.00	-17.54	32.67	23.79	PK
! 3	5286.5	116.68	74.00	42.68	92.73	23.95	PK
4	5350	59.94	74.00	-14.06	35.91	24.03	PK
5	5410	68.13	74.00	-5.87	44.03	24.10	PK
6	5460	57.95	74.00	-16.05	33.79	24.16	PK

Note:

1. All reading above 1GHz is performed with peak and/or average measurements as necessary.
2. “ * ”, means this data is the worst emission level.
3. Emission Level = Reading Level + Correct Factor.
4. The average measurement was not performed when the peak measured data under the limit of average detection. If the readings given are average, peak measurement should also be supplied.
5. The fundamental for reference only, it’s not restricted by unwanted emission limit.

Site :	CB2-H	Engineer :	Rueyyan
Model No :	GT-AX6000,	Test Date :	2018/11/23
Test Voltage :	AC 120V/60Hz	Polarity :	Vertical
Test Mode :	Mode 1:TX_Beamforming_NSS1_ADP-65DW Y		
Note :	802.11ac(80M)_5290MHz		

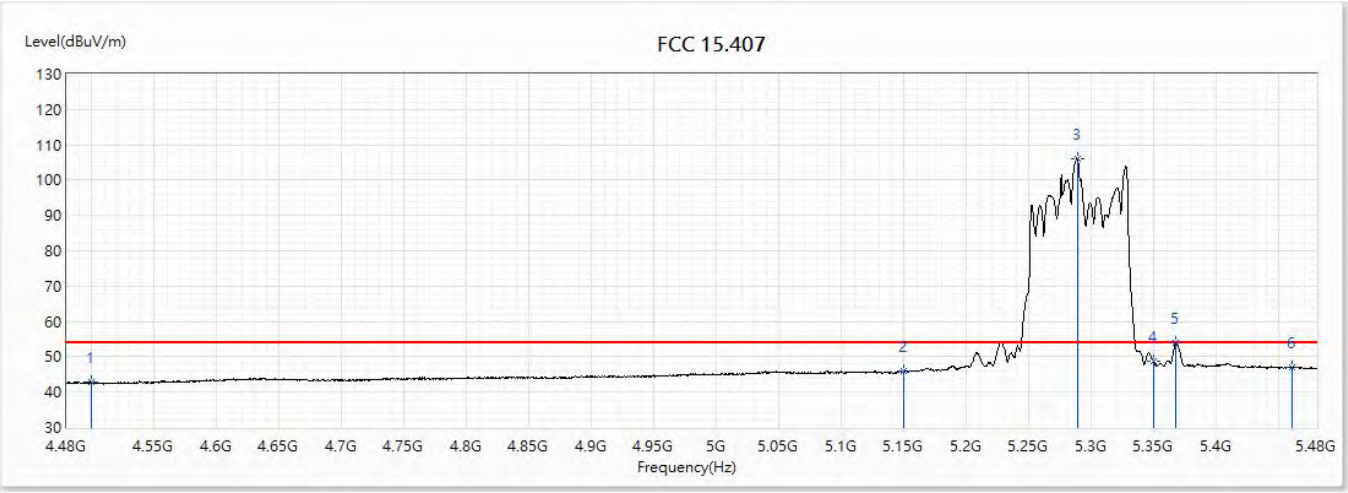

No	Frequency (MHz)	Emission Level (dBuV/m)	Limit (dBuV/m)	Margin (dB)	Reading Level (dBuV)	Correct Factor (dB)	Detector Type
1	4500	42.73	54.00	-11.27	20.31	22.42	AV
2	5150	45.97	54.00	-8.03	22.18	23.79	AV
! 3	5288.5	105.92	54.00	51.92	81.96	23.96	AV
4	5350	48.71	54.00	-5.29	24.68	24.03	AV
5	5367.5	53.84	54.00	-0.16	29.79	24.05	AV
6	5460	46.89	54.00	-7.11	22.73	24.16	AV

Note:

1. All reading above 1GHz is performed with peak and/or average measurements as necessary.
2. “ * ”, means this data is the worst emission level.
3. Emission Level = Reading Level + Correct Factor.
4. The average measurement was not performed when the peak measured data under the limit of average detection. If the readings given are average, peak measurement should also be supplied.
5. The fundamental for reference only, it’s not restricted by unwanted emission limit.

Site :	CB2-H	Engineer :	Rueyyan
Model No :	GT-AX6000,	Test Date :	2018/11/27
Test Voltage :	AC 120V/60Hz	Polarity :	Horizontal
Test Mode :	Mode 1:TX_Beamforming_NSS1_ADP-65DW Y		
Note :	802.11ax(20M)_5260MHz		

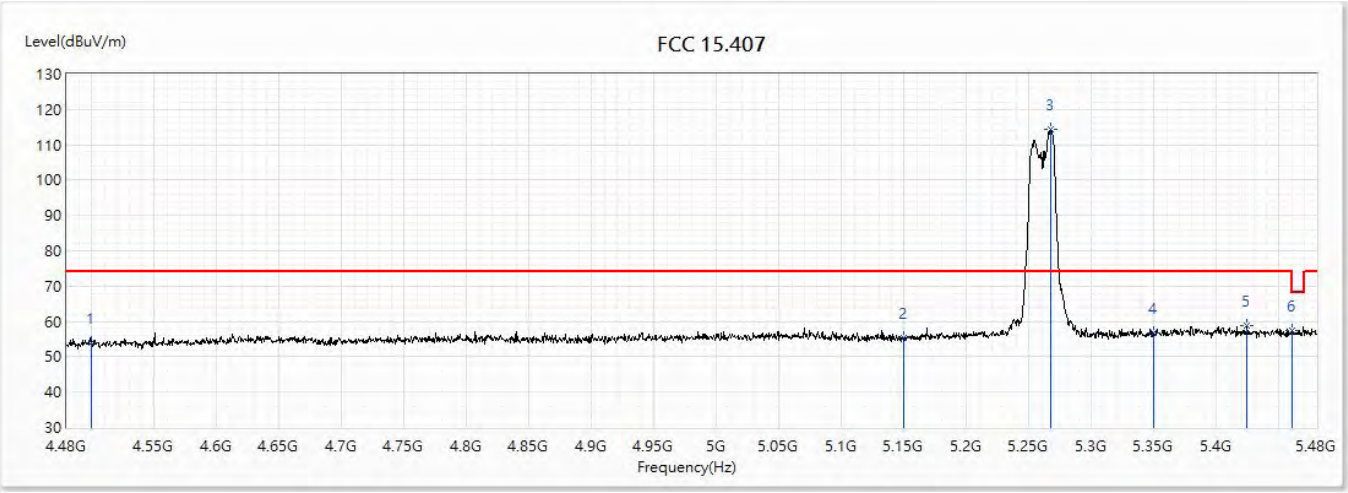

No	Frequency (MHz)	Emission Level (dBuV/m)	Limit (dBuV/m)	Margin (dB)	Reading Level (dBuV)	Correct Factor (dB)	Detector Type
1	4500	53.82	74.00	-20.18	31.40	22.42	PK
2	5150	55.31	74.00	-18.69	31.52	23.79	PK
! 3	5267	114.48	74.00	40.48	90.55	23.93	PK
4	5350	56.74	74.00	-17.26	32.71	24.03	PK
5	5424.5	58.69	74.00	-15.31	34.57	24.12	PK
6	5460	57.46	74.00	-16.54	33.30	24.16	PK

Note:

1. All reading above 1GHz is performed with peak and/or average measurements as necessary.
2. “ * ”, means this data is the worst emission level.
3. Emission Level = Reading Level + Correct Factor.
4. The average measurement was not performed when the peak measured data under the limit of average detection. If the readings given are average, peak measurement should also be supplied.
5. The fundamental for reference only, it’s not restricted by unwanted emission limit.

Site :	CB2-H	Engineer :	Rueyyan
Model No :	GT-AX6000,	Test Date :	2018/11/27
Test Voltage :	AC 120V/60Hz	Polarity :	Horizontal
Test Mode :	Mode 1:TX_Beamforming_NSS1_ADP-65DW Y		
Note :	802.11ax(20M)_5260MHz		

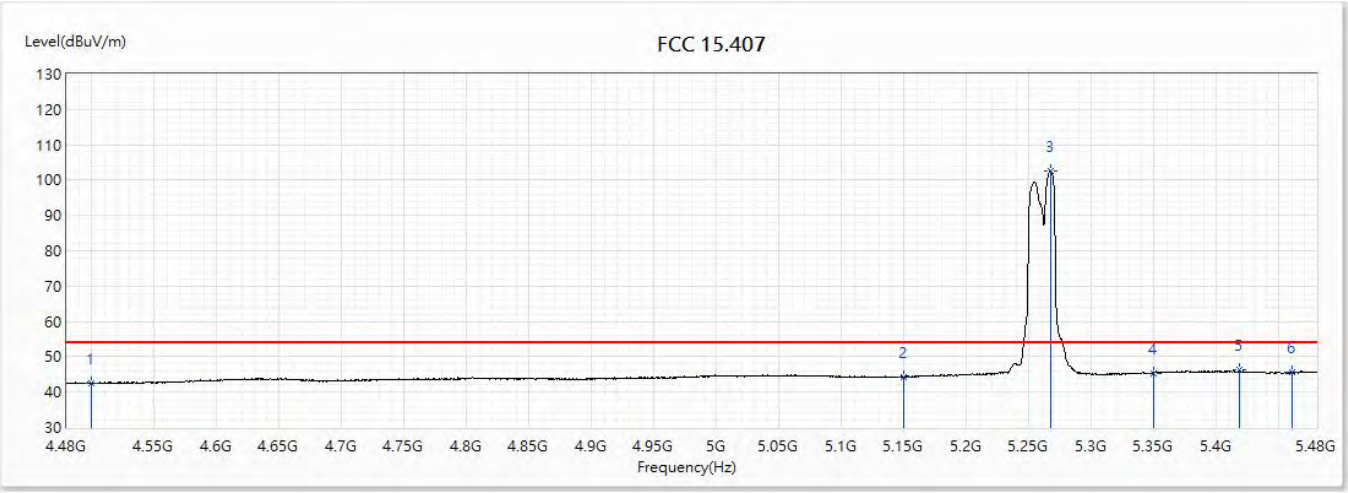

No	Frequency (MHz)	Emission Level (dBuV/m)	Limit (dBuV/m)	Margin (dB)	Reading Level (dBuV)	Correct Factor (dB)	Detector Type
1	4500	42.59	54.00	-11.41	20.17	22.42	AV
2	5150	44.22	54.00	-9.78	20.43	23.79	AV
! 3	5267	102.45	54.00	48.45	78.52	23.93	AV
4	5350	45.38	54.00	-8.62	21.35	24.03	AV
5	5418.5	46.19	54.00	-7.81	22.08	24.11	AV
6	5460	45.59	54.00	-8.41	21.43	24.16	AV

Note:

1. All reading above 1GHz is performed with peak and/or average measurements as necessary.
2. “ * ”, means this data is the worst emission level.
3. Emission Level = Reading Level + Correct Factor.
4. The average measurement was not performed when the peak measured data under the limit of average detection. If the readings given are average, peak measurement should also be supplied.
5. The fundamental for reference only, it’s not restricted by unwanted emission limit.

Site :	CB2-H	Engineer :	Rueyyan
Model No :	GT-AX6000,	Test Date :	2018/11/24
Test Voltage :	AC 120V/60Hz	Polarity :	Vertical
Test Mode :	Mode 1:TX_Beamforming_NSS1_ADP-65DW Y		
Note :	802.11ax(20M)_5260MHz		

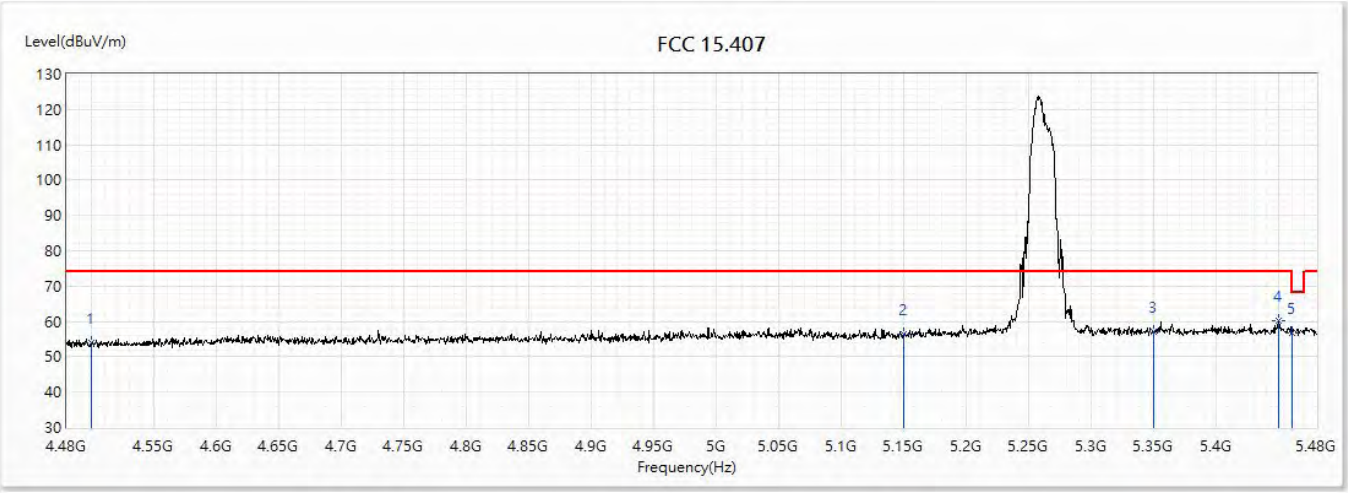

No	Frequency (MHz)	Emission Level (dBuV/m)	Limit (dBuV/m)	Margin (dB)	Reading Level (dBuV)	Correct Factor (dB)	Detector Type
1	4500	53.90	74.00	-20.10	31.48	22.42	PK
2	5150	56.51	74.00	-17.49	32.72	23.79	PK
3	5350	57.21	74.00	-16.79	33.18	24.03	PK
* 4	5450	60.24	74.00	-13.76	36.09	24.15	PK
5	5460	56.87	74.00	-17.13	32.71	24.16	PK

Note:

1. All reading above 1GHz is performed with peak and/or average measurements as necessary.
2. “ * ”, means this data is the worst emission level.
3. Emission Level = Reading Level + Correct Factor.
4. The average measurement was not performed when the peak measured data under the limit of average detection. If the readings given are average, peak measurement should also be supplied.
5. The fundamental for reference only, it’s not restricted by unwanted emission limit.

Site :	CB2-H	Engineer :	Rueyyan
Model No :	GT-AX6000,	Test Date :	2018/11/24
Test Voltage :	AC 120V/60Hz	Polarity :	Vertical
Test Mode :	Mode 1:TX_Beamforming_NSS1_ADP-65DW Y		
Note :	802.11ax(20M)_5260MHz		

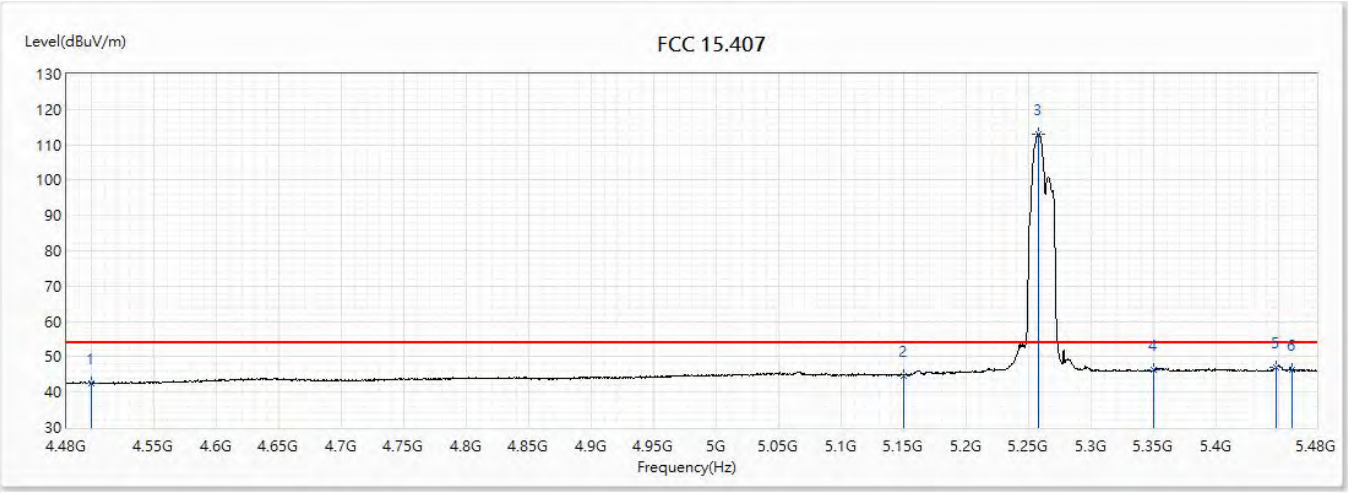

No	Frequency (MHz)	Emission Level (dBuV/m)	Limit (dBuV/m)	Margin (dB)	Reading Level (dBuV)	Correct Factor (dB)	Detector Type
1	4500	42.62	54.00	-11.38	20.20	22.42	AV
2	5150	44.74	54.00	-9.26	20.95	23.79	AV
! 3	5257.5	113.08	54.00	59.08	89.16	23.92	AV
4	5350	46.30	54.00	-7.70	22.27	24.03	AV
5	5447.5	47.13	54.00	-6.87	22.98	24.15	AV
6	5460	46.43	54.00	-7.57	22.27	24.16	AV

Note:

1. All reading above 1GHz is performed with peak and/or average measurements as necessary.
2. “ * ”, means this data is the worst emission level.
3. Emission Level = Reading Level + Correct Factor.
4. The average measurement was not performed when the peak measured data under the limit of average detection. If the readings given are average, peak measurement should also be supplied.
5. The fundamental for reference only, it’s not restricted by unwanted emission limit.

Site :	CB2-H	Engineer :	Rueyyan
Model No :	GT-AX6000,	Test Date :	2018/11/27
Test Voltage :	AC 120V/60Hz	Polarity :	Horizontal
Test Mode :	Mode 1:TX_Beamforming_NSS1_ADP-65DW Y		
Note :	802.11ax(20M)_5300MHz		

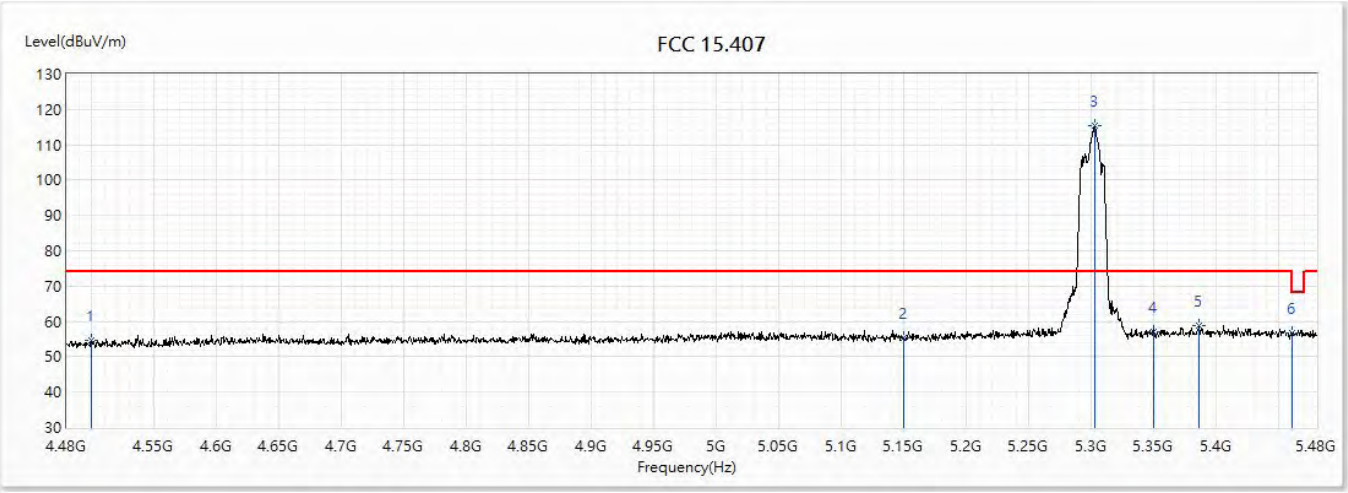

No	Frequency (MHz)	Emission Level (dBuV/m)	Limit (dBuV/m)	Margin (dB)	Reading Level (dBuV)	Correct Factor (dB)	Detector Type
1	4500	54.63	74.00	-19.37	32.21	22.42	PK
2	5150	55.30	74.00	-18.70	31.51	23.79	PK
! 3	5302.5	115.27	74.00	41.27	91.30	23.97	PK
4	5350	57.04	74.00	-16.96	33.01	24.03	PK
5	5386	58.84	74.00	-15.16	34.77	24.07	PK
6	5460	56.86	74.00	-17.14	32.70	24.16	PK

Note:

1. All reading above 1GHz is performed with peak and/or average measurements as necessary.
2. “ * ”, means this data is the worst emission level.
3. Emission Level = Reading Level + Correct Factor.
4. The average measurement was not performed when the peak measured data under the limit of average detection. If the readings given are average, peak measurement should also be supplied.
5. The fundamental for reference only, it’s not restricted by unwanted emission limit.

Site :	CB2-H	Engineer :	Rueyyan
Model No :	GT-AX6000,	Test Date :	2018/11/27
Test Voltage :	AC 120V/60Hz	Polarity :	Horizontal
Test Mode :	Mode 1:TX_Beamforming_NSS1_ADP-65DW Y		
Note :	802.11ax(20M)_5300MHz		

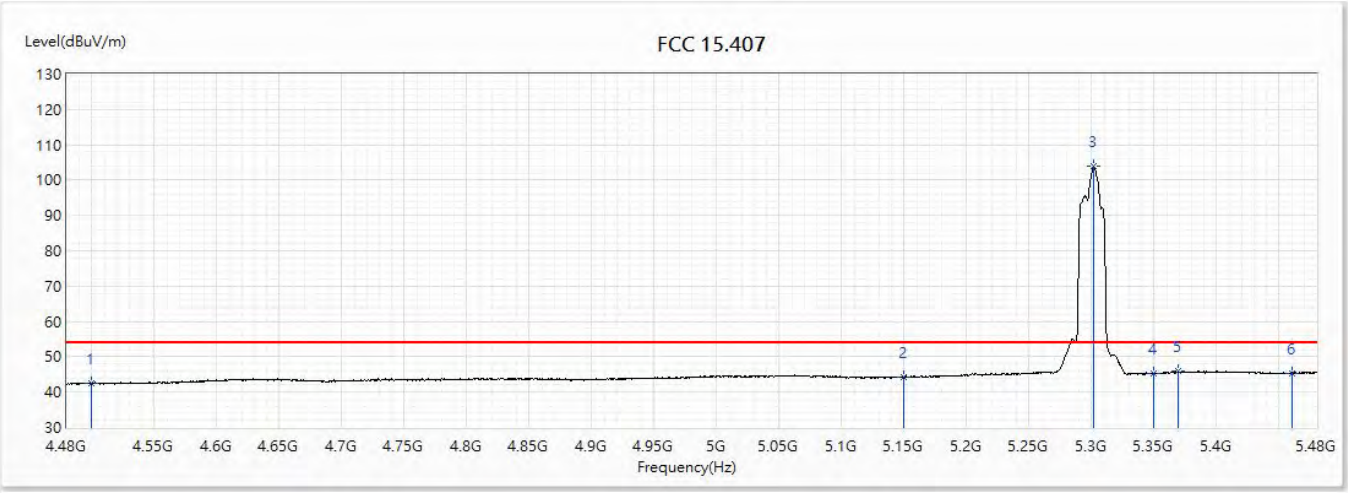

No	Frequency (MHz)	Emission Level (dBuV/m)	Limit (dBuV/m)	Margin (dB)	Reading Level (dBuV)	Correct Factor (dB)	Detector Type
1	4500	42.46	54.00	-11.54	20.04	22.42	AV
2	5150	44.40	54.00	-9.60	20.61	23.79	AV
! 3	5302	103.92	54.00	49.92	79.95	23.97	AV
4	5350	45.22	54.00	-8.78	21.19	24.03	AV
5	5369.5	45.85	54.00	-8.15	21.80	24.05	AV
6	5460	45.32	54.00	-8.68	21.16	24.16	AV

Note:

1. All reading above 1GHz is performed with peak and/or average measurements as necessary.
2. “ * ”, means this data is the worst emission level.
3. Emission Level = Reading Level + Correct Factor.
4. The average measurement was not performed when the peak measured data under the limit of average detection. If the readings given are average, peak measurement should also be supplied.
5. The fundamental for reference only, it’s not restricted by unwanted emission limit.

Site :	CB2-H	Engineer :	Rueyyan
Model No :	GT-AX6000,	Test Date :	2018/11/24
Test Voltage :	AC 120V/60Hz	Polarity :	Vertical
Test Mode :	Mode 1:TX_Beamforming_NSS1_ADP-65DW Y		
Note :	802.11ax(20M)_5300MHz		

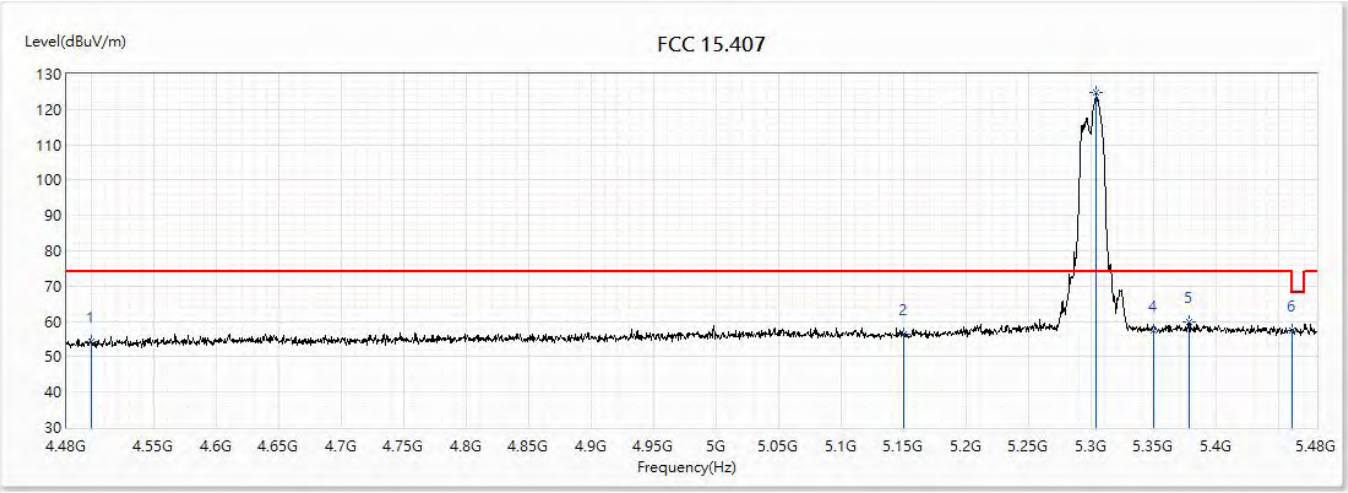

No	Frequency (MHz)	Emission Level (dBuV/m)	Limit (dBuV/m)	Margin (dB)	Reading Level (dBuV)	Correct Factor (dB)	Detector Type
1	4500	54.38	74.00	-19.62	31.96	22.42	PK
2	5150	56.51	74.00	-17.49	32.72	23.79	PK
! 3	5304	124.81	74.00	50.81	100.84	23.97	PK
4	5350	57.50	74.00	-16.50	33.47	24.03	PK
5	5378	59.74	74.00	-14.26	35.68	24.06	PK
6	5460	57.39	74.00	-16.61	33.23	24.16	PK

Note:

1. All reading above 1GHz is performed with peak and/or average measurements as necessary.
2. “ * ”, means this data is the worst emission level.
3. Emission Level = Reading Level + Correct Factor.
4. The average measurement was not performed when the peak measured data under the limit of average detection. If the readings given are average, peak measurement should also be supplied.
5. The fundamental for reference only, it’s not restricted by unwanted emission limit.

Site :	CB2-H	Engineer :	Rueyyan
Model No :	GT-AX6000,	Test Date :	2018/11/24
Test Voltage :	AC 120V/60Hz	Polarity :	Vertical
Test Mode :	Mode 1:TX_Beamforming_NSS1_ADP-65DW Y		
Note :	802.11ax(20M)_5300MHz		

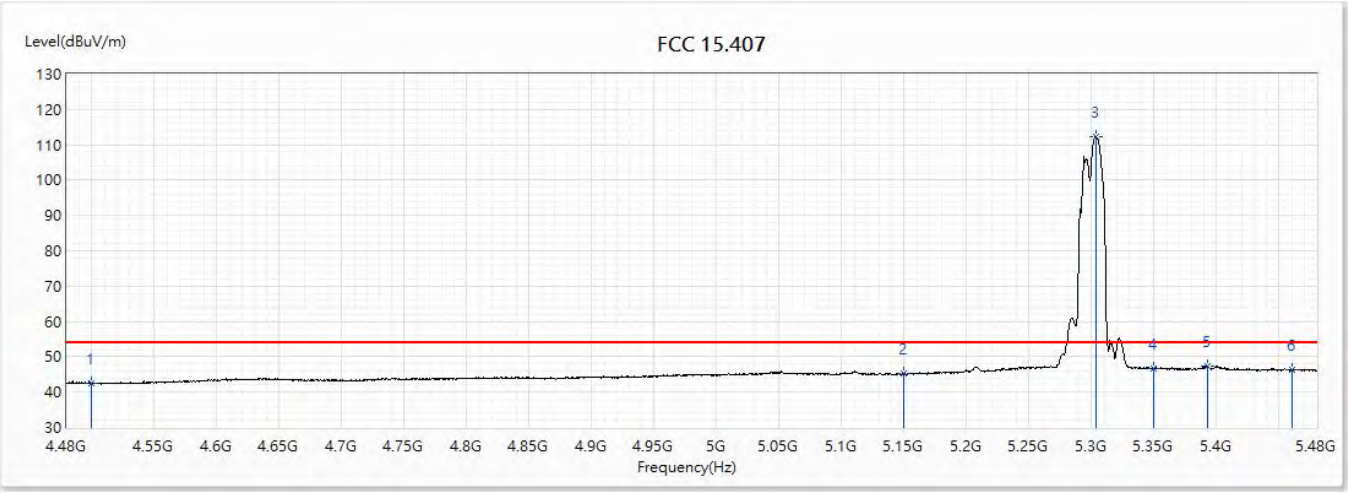

No	Frequency (MHz)	Emission Level (dBuV/m)	Limit (dBuV/m)	Margin (dB)	Reading Level (dBuV)	Correct Factor (dB)	Detector Type
1	4500	42.67	54.00	-11.33	20.25	22.42	AV
2	5150	45.13	54.00	-8.87	21.34	23.79	AV
! 3	5303.5	112.20	54.00	58.20	88.23	23.97	AV
4	5350	46.67	54.00	-7.33	22.64	24.03	AV
5	5393	47.21	54.00	-6.79	23.13	24.08	AV
6	5460	46.22	54.00	-7.78	22.06	24.16	AV

Note:

1. All reading above 1GHz is performed with peak and/or average measurements as necessary.
2. “ * ”, means this data is the worst emission level.
3. Emission Level = Reading Level + Correct Factor.
4. The average measurement was not performed when the peak measured data under the limit of average detection. If the readings given are average, peak measurement should also be supplied.
5. The fundamental for reference only, it’s not restricted by unwanted emission limit.

Site :	CB2-H	Engineer :	Rueyyan
Model No :	GT-AX6000,	Test Date :	2018/11/27
Test Voltage :	AC 120V/60Hz	Polarity :	Horizontal
Test Mode :	Mode 1:TX_Beamforming_NSS1_ADP-65DW Y		
Note :	802.11ax(20M)_5320MHz		

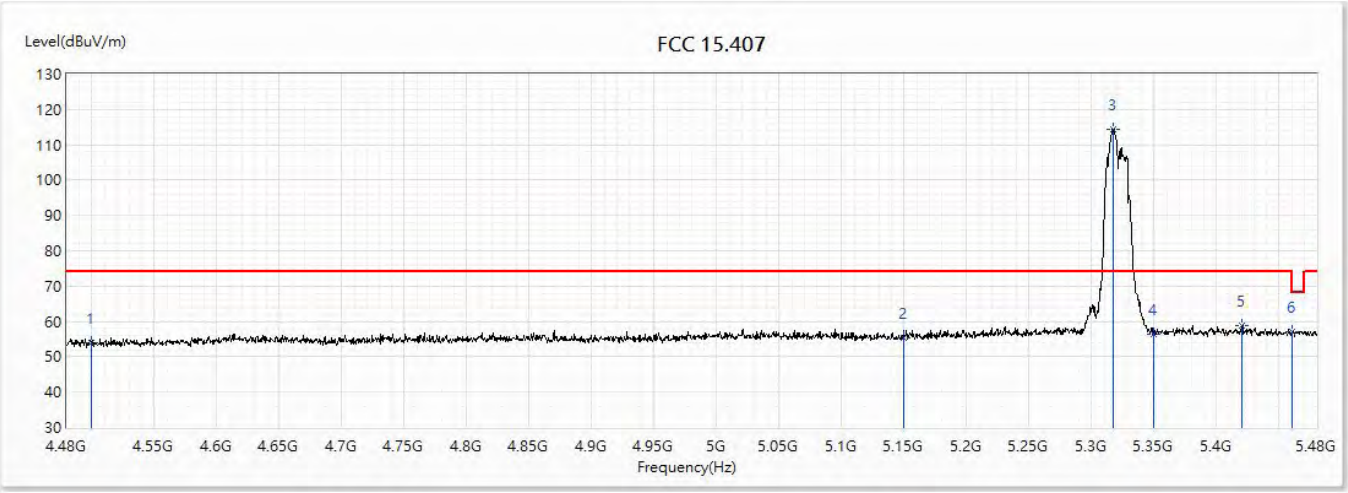

No	Frequency (MHz)	Emission Level (dBuV/m)	Limit (dBuV/m)	Margin (dB)	Reading Level (dBuV)	Correct Factor (dB)	Detector Type
1	4500	53.91	74.00	-20.09	31.49	22.42	PK
2	5150	55.37	74.00	-18.63	31.58	23.79	PK
! 3	5317	114.51	74.00	40.51	90.52	23.99	PK
4	5350	56.23	74.00	-17.77	32.20	24.03	PK
5	5420.5	58.90	74.00	-15.10	34.78	24.12	PK
6	5460	57.17	74.00	-16.83	33.01	24.16	PK

Note:

1. All reading above 1GHz is performed with peak and/or average measurements as necessary.
2. “ * ”, means this data is the worst emission level.
3. Emission Level = Reading Level + Correct Factor.
4. The average measurement was not performed when the peak measured data under the limit of average detection. If the readings given are average, peak measurement should also be supplied.
5. The fundamental for reference only, it’s not restricted by unwanted emission limit.

Site :	CB2-H	Engineer :	Rueyyan
Model No :	GT-AX6000,	Test Date :	2018/11/27
Test Voltage :	AC 120V/60Hz	Polarity :	Horizontal
Test Mode :	Mode 1:TX_Beamforming_NSS1_ADP-65DW Y		
Note :	802.11ax(20M)_5320MHz		

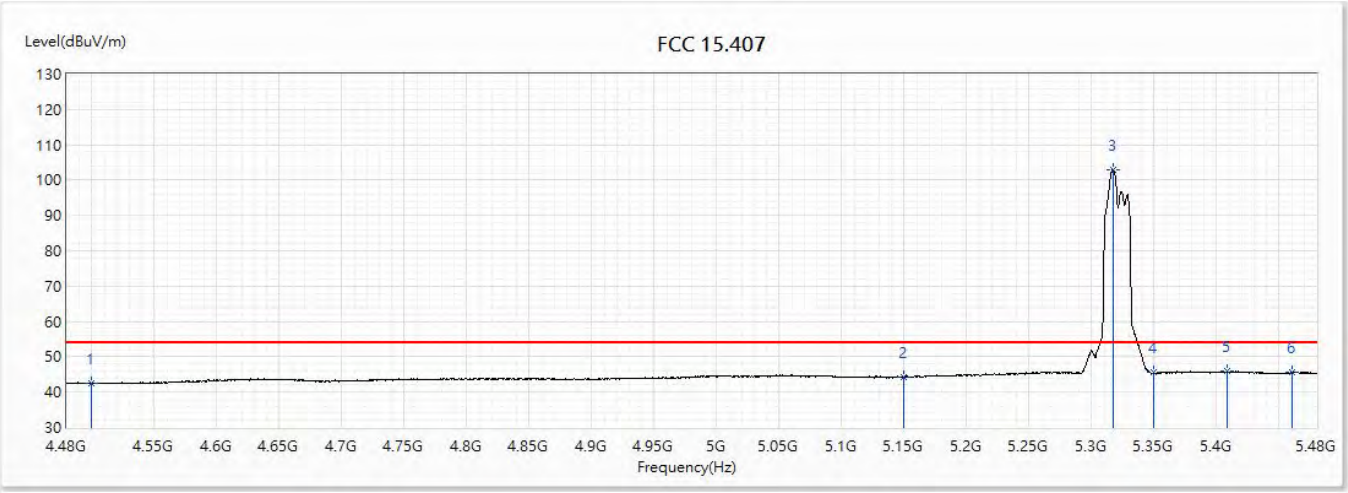

No	Frequency (MHz)	Emission Level (dBuV/m)	Limit (dBuV/m)	Margin (dB)	Reading Level (dBuV)	Correct Factor (dB)	Detector Type
1	4500	42.35	54.00	-11.65	19.93	22.42	AV
2	5150	44.27	54.00	-9.73	20.48	23.79	AV
! 3	5317	102.95	54.00	48.95	78.96	23.99	AV
4	5350	45.61	54.00	-8.39	21.58	24.03	AV
5	5408	45.91	54.00	-8.09	21.80	24.11	AV
6	5460	45.55	54.00	-8.45	21.39	24.16	AV

Note:

1. All reading above 1GHz is performed with peak and/or average measurements as necessary.
2. “ * ”, means this data is the worst emission level.
3. Emission Level = Reading Level + Correct Factor.
4. The average measurement was not performed when the peak measured data under the limit of average detection. If the readings given are average, peak measurement should also be supplied.
5. The fundamental for reference only, it’s not restricted by unwanted emission limit.

Site :	CB2-H	Engineer :	Rueyyan
Model No :	GT-AX6000,	Test Date :	2018/11/24
Test Voltage :	AC 120V/60Hz	Polarity :	Vertical
Test Mode :	Mode 1:TX_Beamforming_NSS1_ADP-65DW Y		
Note :	802.11ax(20M)_5320MHz		

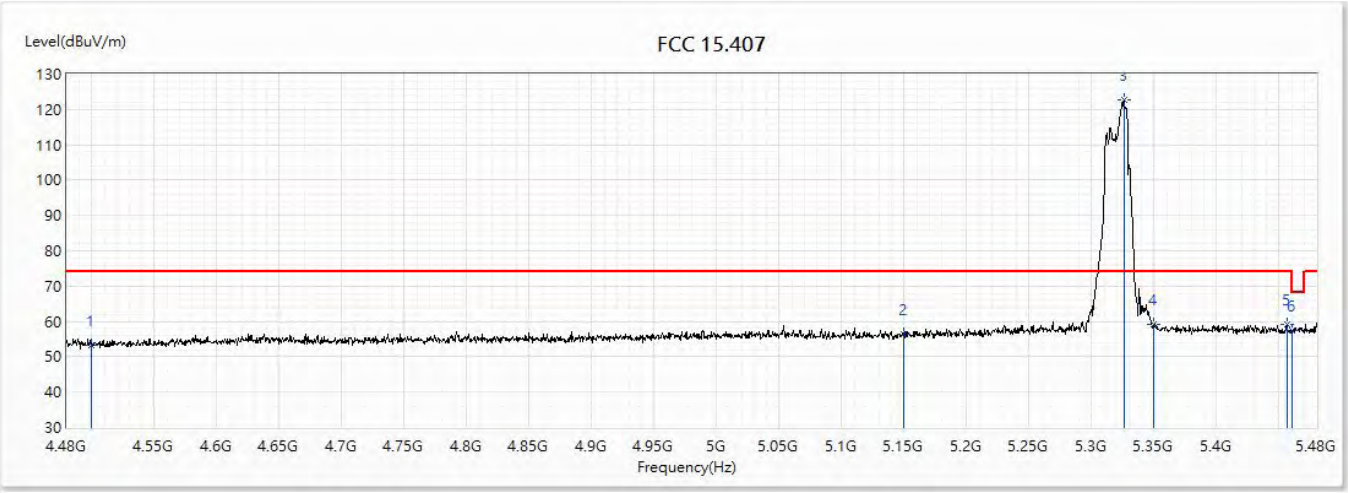

No	Frequency (MHz)	Emission Level (dBuV/m)	Limit (dBuV/m)	Margin (dB)	Reading Level (dBuV)	Correct Factor (dB)	Detector Type
1	4500	53.41	74.00	-20.59	30.99	22.42	PK
2	5150	56.39	74.00	-17.61	32.60	23.79	PK
! 3	5326	122.55	74.00	48.55	98.55	24.00	PK
4	5350	59.17	74.00	-14.83	35.14	24.03	PK
5	5456	59.13	74.00	-14.87	34.97	24.16	PK
6	5460	57.57	74.00	-16.43	33.41	24.16	PK

Note:

1. All reading above 1GHz is performed with peak and/or average measurements as necessary.
2. “ * ”, means this data is the worst emission level.
3. Emission Level = Reading Level + Correct Factor.
4. The average measurement was not performed when the peak measured data under the limit of average detection. If the readings given are average, peak measurement should also be supplied.
5. The fundamental for reference only, it’s not restricted by unwanted emission limit.

Site :	CB2-H	Engineer :	Rueyyan
Model No :	GT-AX6000,	Test Date :	2018/11/24
Test Voltage :	AC 120V/60Hz	Polarity :	Vertical
Test Mode :	Mode 1:TX_Beamforming_NSS1_ADP-65DW Y		
Note :	802.11ax(20M)_5320MHz		

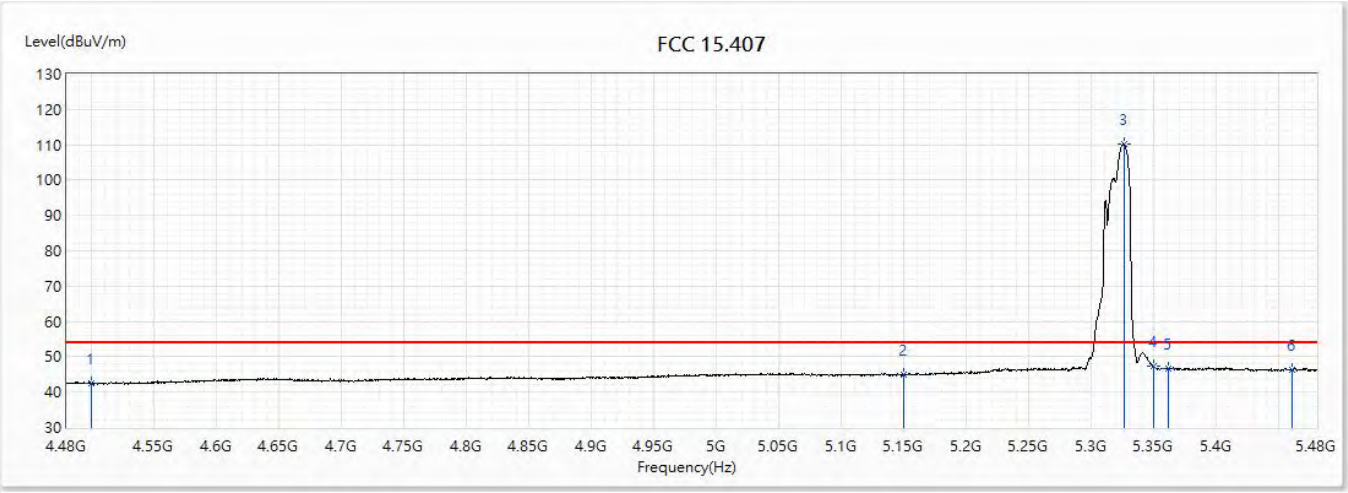

No	Frequency (MHz)	Emission Level (dBuV/m)	Limit (dBuV/m)	Margin (dB)	Reading Level (dBuV)	Correct Factor (dB)	Detector Type
1	4500	42.35	54.00	-11.65	19.93	22.42	AV
2	5150	44.88	54.00	-9.12	21.09	23.79	AV
! 3	5326	110.10	54.00	56.10	86.10	24.00	AV
4	5350	47.21	54.00	-6.79	23.18	24.03	AV
5	5361	46.82	54.00	-7.18	22.78	24.04	AV
6	5460	46.31	54.00	-7.69	22.15	24.16	AV

Note:

1. All reading above 1GHz is performed with peak and/or average measurements as necessary.
2. “ * ”, means this data is the worst emission level.
3. Emission Level = Reading Level + Correct Factor.
4. The average measurement was not performed when the peak measured data under the limit of average detection. If the readings given are average, peak measurement should also be supplied.
5. The fundamental for reference only, it’s not restricted by unwanted emission limit.

Site :	CB2-H	Engineer :	Rueyyan
Model No :	GT-AX6000,	Test Date :	2018/11/28
Test Voltage :	AC 120V/60Hz	Polarity :	Horizontal
Test Mode :	Mode 1:TX_Beamforming_NSS1_ADP-65DW Y		
Note :	802.11ax(40M)_5270MHz		

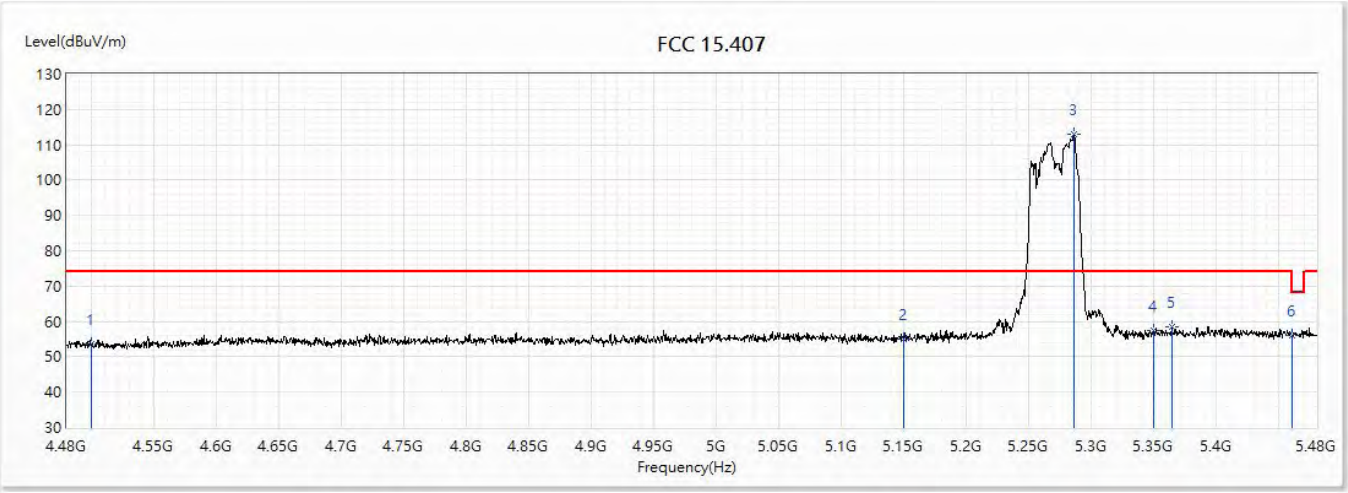

No	Frequency (MHz)	Emission Level (dBuV/m)	Limit (dBuV/m)	Margin (dB)	Reading Level (dBuV)	Correct Factor (dB)	Detector Type
1	4500	53.72	74.00	-20.28	31.30	22.42	PK
2	5150	54.92	74.00	-19.08	31.13	23.79	PK
! 3	5285.5	113.05	74.00	39.05	89.10	23.95	PK
4	5350	57.31	74.00	-16.69	33.28	24.03	PK
5	5364	58.44	74.00	-15.56	34.39	24.05	PK
6	5460	56.06	74.00	-17.94	31.90	24.16	PK

Note:

1. All reading above 1GHz is performed with peak and/or average measurements as necessary.
2. “ * ”, means this data is the worst emission level.
3. Emission Level = Reading Level + Correct Factor.
4. The average measurement was not performed when the peak measured data under the limit of average detection. If the readings given are average, peak measurement should also be supplied.
5. The fundamental for reference only, it’s not restricted by unwanted emission limit.

Site :	CB2-H	Engineer :	Rueyyan
Model No :	GT-AX6000,	Test Date :	2018/11/27
Test Voltage :	AC 120V/60Hz	Polarity :	Horizontal
Test Mode :	Mode 1:TX_Beamforming_NSS1_ADP-65DW Y		
Note :	802.11ax(40M)_5270MHz		

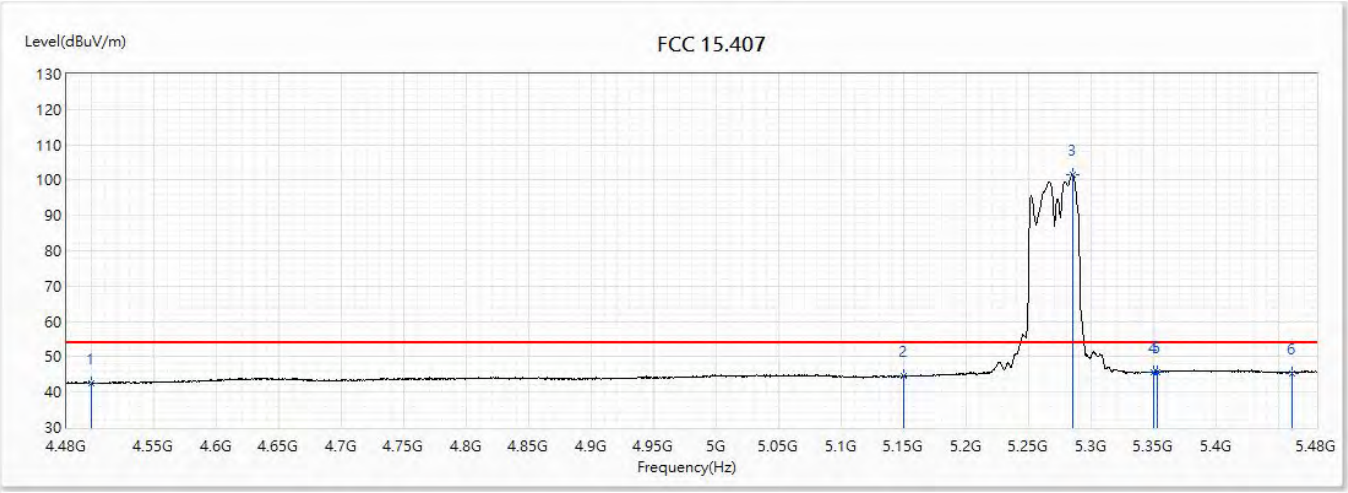

No	Frequency (MHz)	Emission Level (dBuV/m)	Limit (dBuV/m)	Margin (dB)	Reading Level (dBuV)	Correct Factor (dB)	Detector Type
1	4500	42.61	54.00	-11.39	20.19	22.42	AV
2	5150	44.57	54.00	-9.43	20.78	23.79	AV
! 3	5284.5	101.70	54.00	47.70	77.75	23.95	AV
4	5350	45.78	54.00	-8.22	21.75	24.03	AV
5	5353	45.68	54.00	-8.32	21.65	24.03	AV
6	5460	45.40	54.00	-8.60	21.24	24.16	AV

Note:

1. All reading above 1GHz is performed with peak and/or average measurements as necessary.
2. “ * ”, means this data is the worst emission level.
3. Emission Level = Reading Level + Correct Factor.
4. The average measurement was not performed when the peak measured data under the limit of average detection. If the readings given are average, peak measurement should also be supplied.
5. The fundamental for reference only, it’s not restricted by unwanted emission limit.

Site :	CB2-H	Engineer :	Rueyyan
Model No :	GT-AX6000,	Test Date :	2018/11/24
Test Voltage :	AC 120V/60Hz	Polarity :	Vertical
Test Mode :	Mode 1:TX_Beamforming_NSS1_ADP-65DW Y		
Note :	802.11ax(40M)_5270MHz		

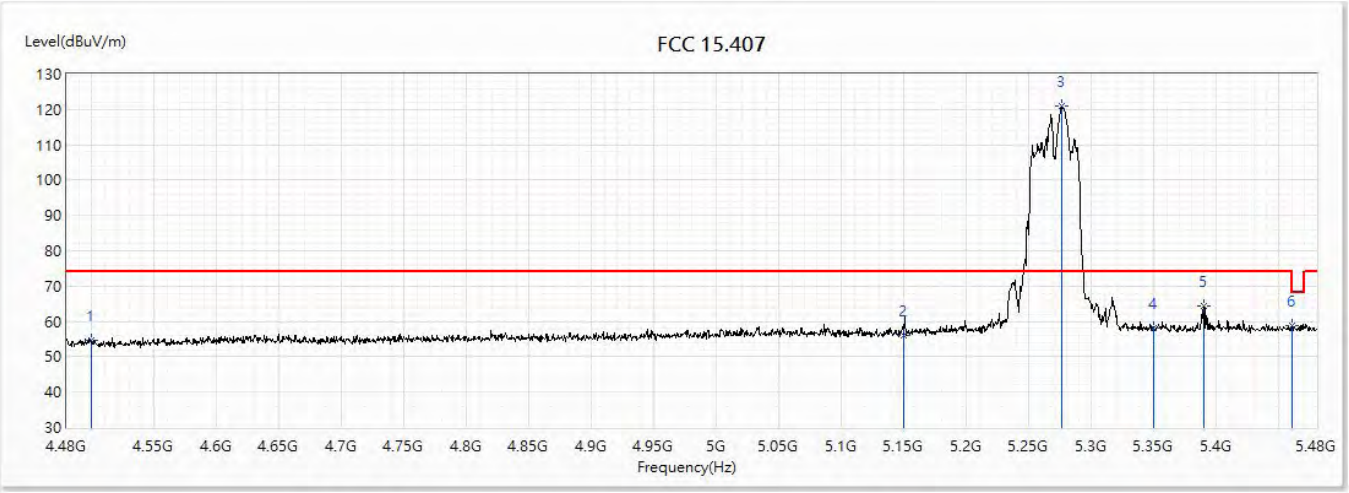

No	Frequency (MHz)	Emission Level (dBuV/m)	Limit (dBuV/m)	Margin (dB)	Reading Level (dBuV)	Correct Factor (dB)	Detector Type
1	4500	54.56	74.00	-19.44	32.14	22.42	PK
2	5150	56.10	74.00	-17.90	32.31	23.79	PK
! 3	5276	120.96	74.00	46.96	97.02	23.94	PK
4	5350	58.21	74.00	-15.79	34.18	24.03	PK
5	5390	64.24	74.00	-9.76	40.16	24.08	PK
6	5460	58.79	74.00	-15.21	34.63	24.16	PK

Note:

1. All reading above 1GHz is performed with peak and/or average measurements as necessary.
2. “ * ”, means this data is the worst emission level.
3. Emission Level = Reading Level + Correct Factor.
4. The average measurement was not performed when the peak measured data under the limit of average detection. If the readings given are average, peak measurement should also be supplied.
5. The fundamental for reference only, it’s not restricted by unwanted emission limit.

Site :	CB2-H	Engineer :	Rueyyan
Model No :	GT-AX6000,	Test Date :	2018/11/24
Test Voltage :	AC 120V/60Hz	Polarity :	Vertical
Test Mode :	Mode 1:TX_Beamforming_NSS1_ADP-65DW Y		
Note :	802.11ax(40M)_5270MHz		

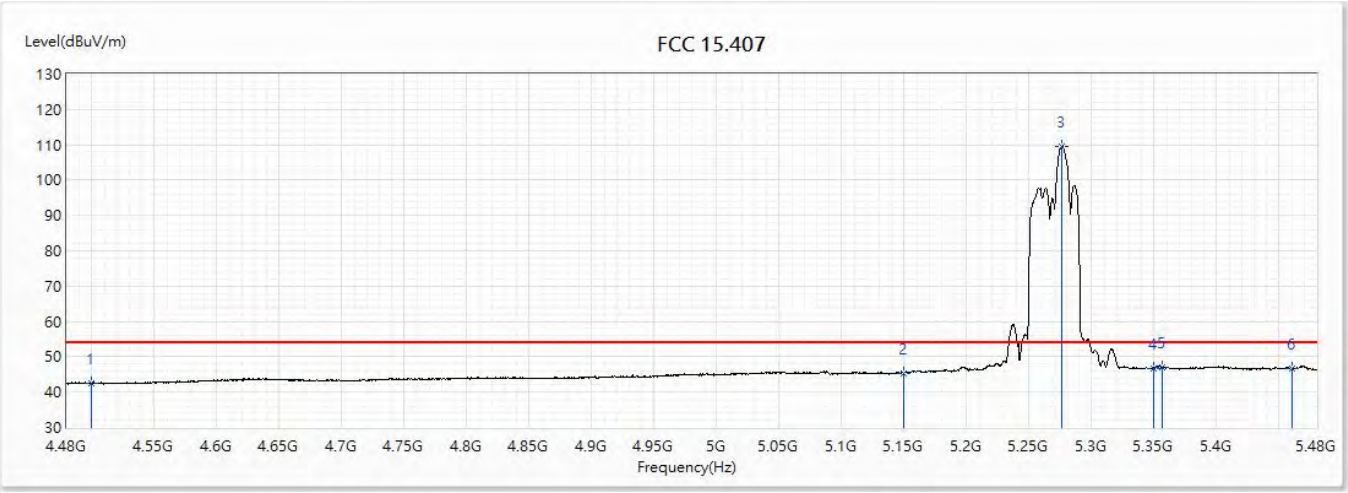

No	Frequency (MHz)	Emission Level (dBuV/m)	Limit (dBuV/m)	Margin (dB)	Reading Level (dBuV)	Correct Factor (dB)	Detector Type
1	4500	42.56	54.00	-11.44	20.14	22.42	AV
2	5150	45.42	54.00	-8.58	21.63	23.79	AV
! 3	5276.5	109.46	54.00	55.46	85.52	23.94	AV
4	5350	46.75	54.00	-7.25	22.72	24.03	AV
5	5356	47.14	54.00	-6.86	23.10	24.04	AV
6	5460	46.72	54.00	-7.28	22.56	24.16	AV

Note:

1. All reading above 1GHz is performed with peak and/or average measurements as necessary.
2. “ * ”, means this data is the worst emission level.
3. Emission Level = Reading Level + Correct Factor.
4. The average measurement was not performed when the peak measured data under the limit of average detection. If the readings given are average, peak measurement should also be supplied.
5. The fundamental for reference only, it’s not restricted by unwanted emission limit.

Site :	CB2-H	Engineer :	Rueyyan
Model No :	GT-AX6000,	Test Date :	2018/11/28
Test Voltage :	AC 120V/60Hz	Polarity :	Horizontal
Test Mode :	Mode 1:TX_Beamforming_NSS1_ADP-65DW Y		
Note :	802.11ax(40M)_5310MHz		

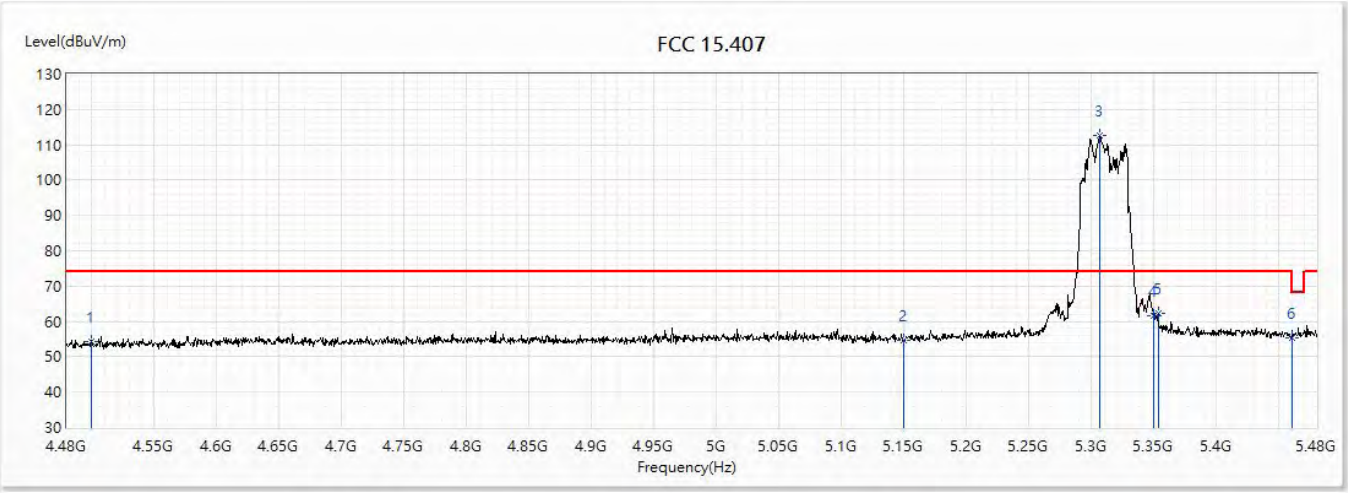

No	Frequency (MHz)	Emission Level (dBuV/m)	Limit (dBuV/m)	Margin (dB)	Reading Level (dBuV)	Correct Factor (dB)	Detector Type
1	4500	54.24	74.00	-19.76	31.82	22.42	PK
2	5150	54.63	74.00	-19.37	30.84	23.79	PK
! 3	5306.5	112.56	74.00	38.56	88.58	23.98	PK
4	5350	61.71	74.00	-12.29	37.68	24.03	PK
5	5353.5	62.13	74.00	-11.87	38.10	24.03	PK
6	5460	55.41	74.00	-18.59	31.25	24.16	PK

Note:

1. All reading above 1GHz is performed with peak and/or average measurements as necessary.
2. “ * ”, means this data is the worst emission level.
3. Emission Level = Reading Level + Correct Factor.
4. The average measurement was not performed when the peak measured data under the limit of average detection. If the readings given are average, peak measurement should also be supplied.
5. The fundamental for reference only, it’s not restricted by unwanted emission limit.

Site :	CB2-H	Engineer :	Rueyyan
Model No :	GT-AX6000,	Test Date :	2018/11/28
Test Voltage :	AC 120V/60Hz	Polarity :	Horizontal
Test Mode :	Mode 1:TX_Beamforming_NSS1_ADP-65DW Y		
Note :	802.11ax(40M)_5310MHz		

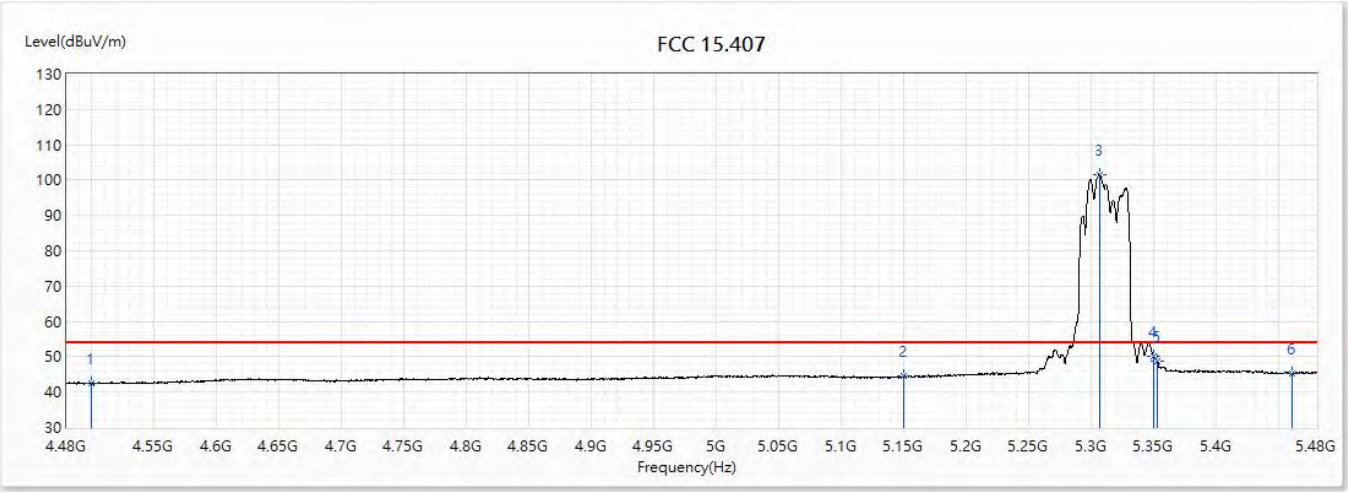

No	Frequency (MHz)	Emission Level (dBuV/m)	Limit (dBuV/m)	Margin (dB)	Reading Level (dBuV)	Correct Factor (dB)	Detector Type
1	4500	42.64	54.00	-11.36	20.22	22.42	AV
2	5150	44.45	54.00	-9.55	20.66	23.79	AV
! 3	5306	101.55	54.00	47.55	77.57	23.98	AV
4	5350	50.12	54.00	-3.88	26.09	24.03	AV
5	5352.5	48.92	54.00	-5.08	24.89	24.03	AV
6	5460	45.30	54.00	-8.70	21.14	24.16	AV

Note:

1. All reading above 1GHz is performed with peak and/or average measurements as necessary.
2. “ * ”, means this data is the worst emission level.
3. Emission Level = Reading Level + Correct Factor.
4. The average measurement was not performed when the peak measured data under the limit of average detection. If the readings given are average, peak measurement should also be supplied.
5. The fundamental for reference only, it’s not restricted by unwanted emission limit.

Site :	CB2-H	Engineer :	Rueyyan
Model No :	GT-AX6000,	Test Date :	2018/11/24
Test Voltage :	AC 120V/60Hz	Polarity :	Vertical
Test Mode :	Mode 1:TX_Beamforming_NSS1_ADP-65DW Y		
Note :	802.11ax(40M)_5310MHz		

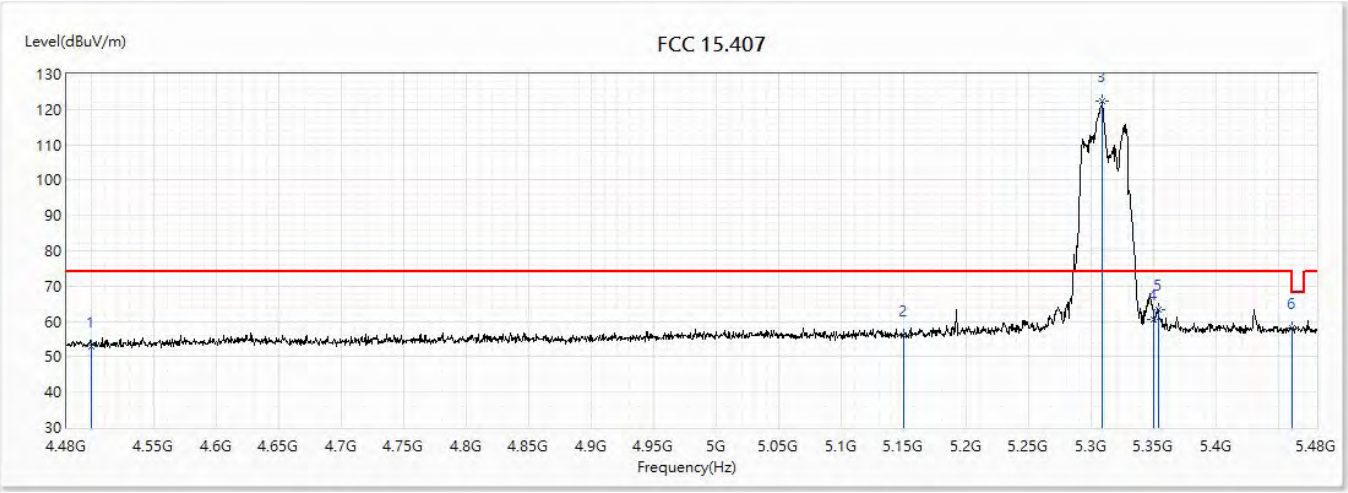

No	Frequency (MHz)	Emission Level (dBuV/m)	Limit (dBuV/m)	Margin (dB)	Reading Level (dBuV)	Correct Factor (dB)	Detector Type
1	4500	52.91	74.00	-21.09	30.49	22.42	PK
2	5150	55.93	74.00	-18.07	32.14	23.79	PK
! 3	5308.5	122.45	74.00	48.45	98.46	23.99	PK
4	5350	60.59	74.00	-13.41	36.56	24.03	PK
5	5353.5	63.49	74.00	-10.51	39.46	24.03	PK
6	5460	58.17	74.00	-15.83	34.01	24.16	PK

Note:

1. All reading above 1GHz is performed with peak and/or average measurements as necessary.
2. “ * ”, means this data is the worst emission level.
3. Emission Level = Reading Level + Correct Factor.
4. The average measurement was not performed when the peak measured data under the limit of average detection. If the readings given are average, peak measurement should also be supplied.
5. The fundamental for reference only, it’s not restricted by unwanted emission limit.

Site :	CB2-H	Engineer :	Rueyyan
Model No :	GT-AX6000,	Test Date :	2018/11/24
Test Voltage :	AC 120V/60Hz	Polarity :	Vertical
Test Mode :	Mode 1:TX_Beamforming_NSS1_ADP-65DW Y		
Note :	802.11ax(40M)_5310MHz		

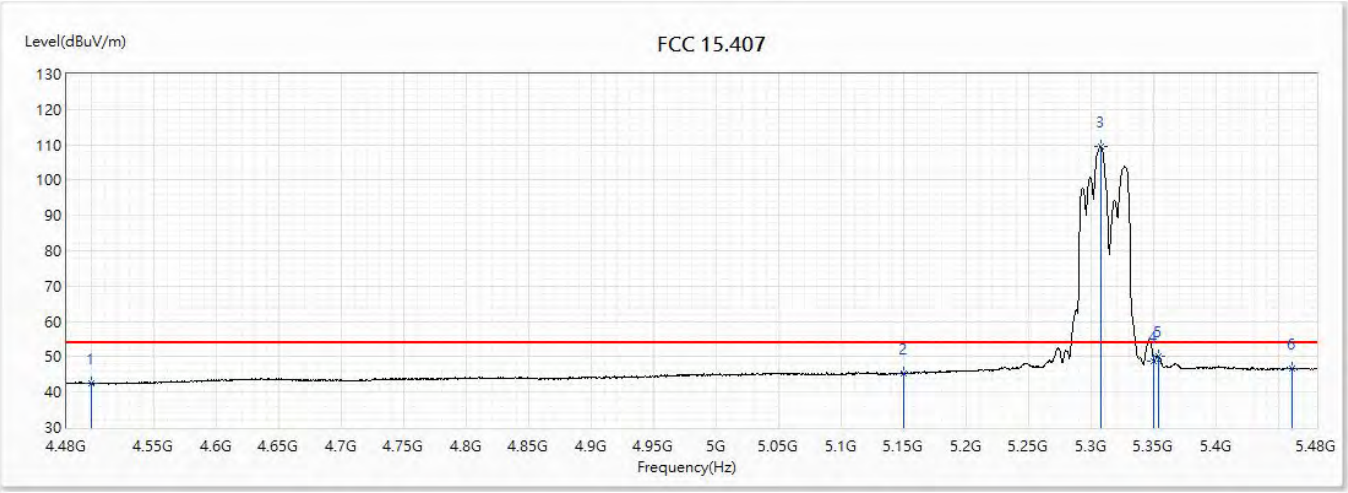

No	Frequency (MHz)	Emission Level (dBuV/m)	Limit (dBuV/m)	Margin (dB)	Reading Level (dBuV)	Correct Factor (dB)	Detector Type
1	4500	42.38	54.00	-11.62	19.96	22.42	AV
2	5150	45.29	54.00	-8.71	21.50	23.79	AV
! 3	5307	109.55	54.00	55.55	85.57	23.98	AV
4	5350	48.78	54.00	-5.22	24.75	24.03	AV
5	5353.5	50.19	54.00	-3.81	26.16	24.03	AV
6	5460	46.73	54.00	-7.27	22.57	24.16	AV

Note:

1. All reading above 1GHz is performed with peak and/or average measurements as necessary.
2. “ * ”, means this data is the worst emission level.
3. Emission Level = Reading Level + Correct Factor.
4. The average measurement was not performed when the peak measured data under the limit of average detection. If the readings given are average, peak measurement should also be supplied.
5. The fundamental for reference only, it’s not restricted by unwanted emission limit.

Site :	CB2-H	Engineer :	Rueyyan
Model No :	GT-AX6000,	Test Date :	2018/11/28
Test Voltage :	AC 120V/60Hz	Polarity :	Horizontal
Test Mode :	Mode 1:TX_Beamforming_NSS1_ADP-65DW Y		
Note :	802.11ax(80M)_5290MHz		

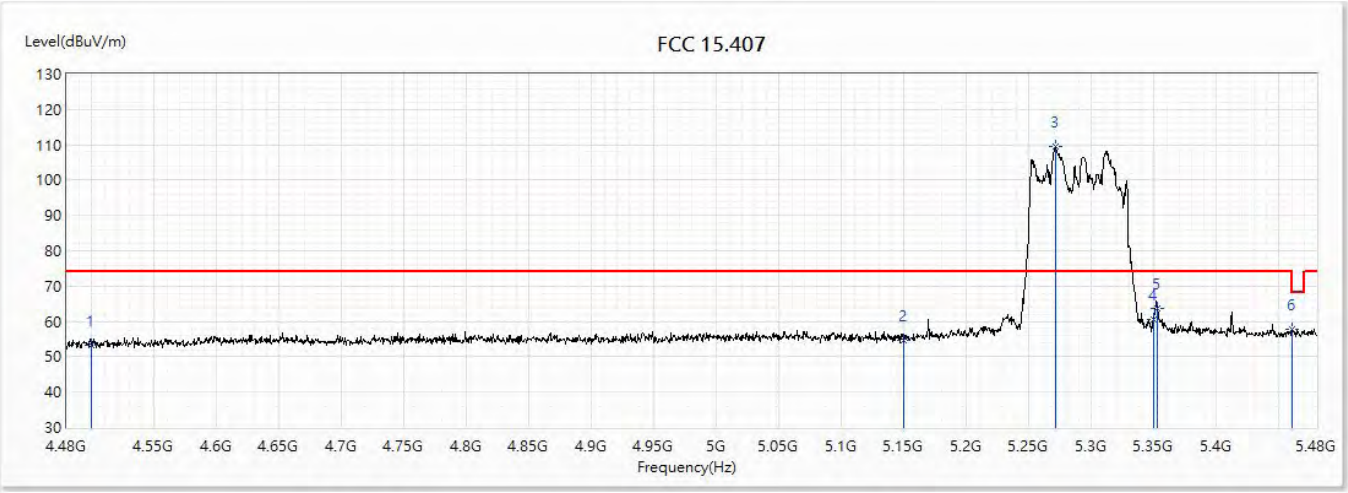

No	Frequency (MHz)	Emission Level (dBuV/m)	Limit (dBuV/m)	Margin (dB)	Reading Level (dBuV)	Correct Factor (dB)	Detector Type
1	4500	53.24	74.00	-20.76	30.82	22.42	PK
2	5150	54.48	74.00	-19.52	30.69	23.79	PK
! 3	5271	109.39	74.00	35.39	85.45	23.94	PK
4	5350	60.54	74.00	-13.46	36.51	24.03	PK
5	5352.5	63.58	74.00	-10.42	39.55	24.03	PK
6	5460	57.76	74.00	-16.24	33.60	24.16	PK

Note:

1. All reading above 1GHz is performed with peak and/or average measurements as necessary.
2. “ * ”, means this data is the worst emission level.
3. Emission Level = Reading Level + Correct Factor.
4. The average measurement was not performed when the peak measured data under the limit of average detection. If the readings given are average, peak measurement should also be supplied.
5. The fundamental for reference only, it’s not restricted by unwanted emission limit.

Site :	CB2-H	Engineer :	Rueyyan
Model No :	GT-AX6000,	Test Date :	2018/11/28
Test Voltage :	AC 120V/60Hz	Polarity :	Horizontal
Test Mode :	Mode 1:TX_Beamforming_NSS1_ADP-65DW Y		
Note :	802.11ax(80M)_5290MHz		

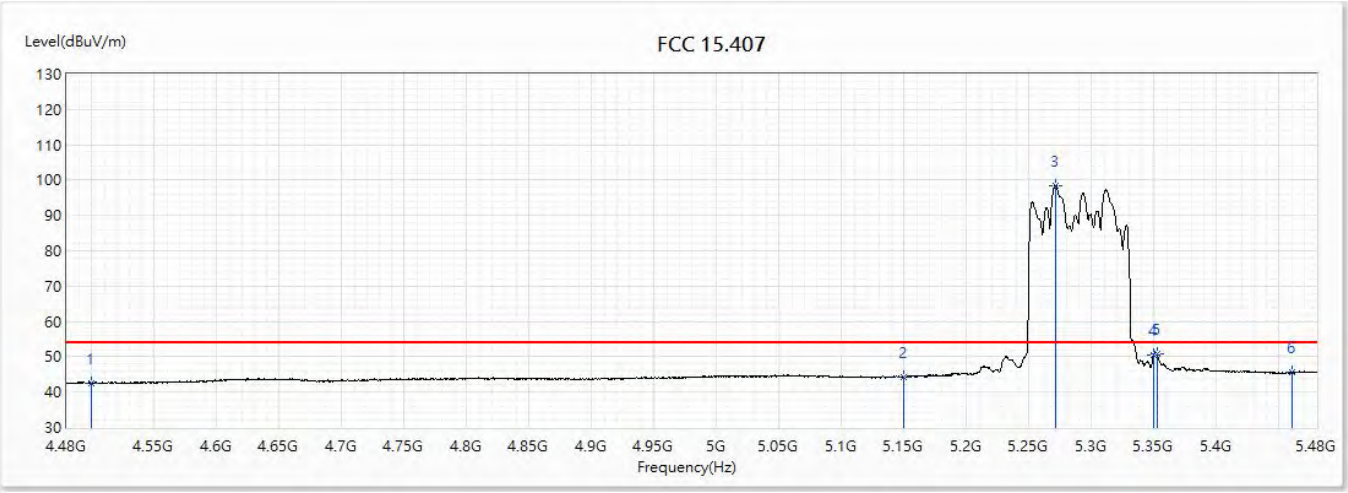

No	Frequency (MHz)	Emission Level (dBuV/m)	Limit (dBuV/m)	Margin (dB)	Reading Level (dBuV)	Correct Factor (dB)	Detector Type
1	4500	42.55	54.00	-11.45	20.13	22.42	AV
2	5150	44.08	54.00	-9.92	20.29	23.79	AV
! 3	5271	98.52	54.00	44.52	74.58	23.94	AV
4	5350	50.44	54.00	-3.56	26.41	24.03	AV
5	5352.5	50.82	54.00	-3.18	26.79	24.03	AV
6	5460	45.50	54.00	-8.50	21.34	24.16	AV

Note:

1. All reading above 1GHz is performed with peak and/or average measurements as necessary.
2. “ * ”, means this data is the worst emission level.
3. Emission Level = Reading Level + Correct Factor.
4. The average measurement was not performed when the peak measured data under the limit of average detection. If the readings given are average, peak measurement should also be supplied.
5. The fundamental for reference only, it’s not restricted by unwanted emission limit.

Site :	CB2-H	Engineer :	Rueyyan
Model No :	GT-AX6000,	Test Date :	2018/11/24
Test Voltage :	AC 120V/60Hz	Polarity :	Vertical
Test Mode :	Mode 1:TX_Beamforming_NSS1_ADP-65DW Y		
Note :	802.11ax(80M)_5290MHz		

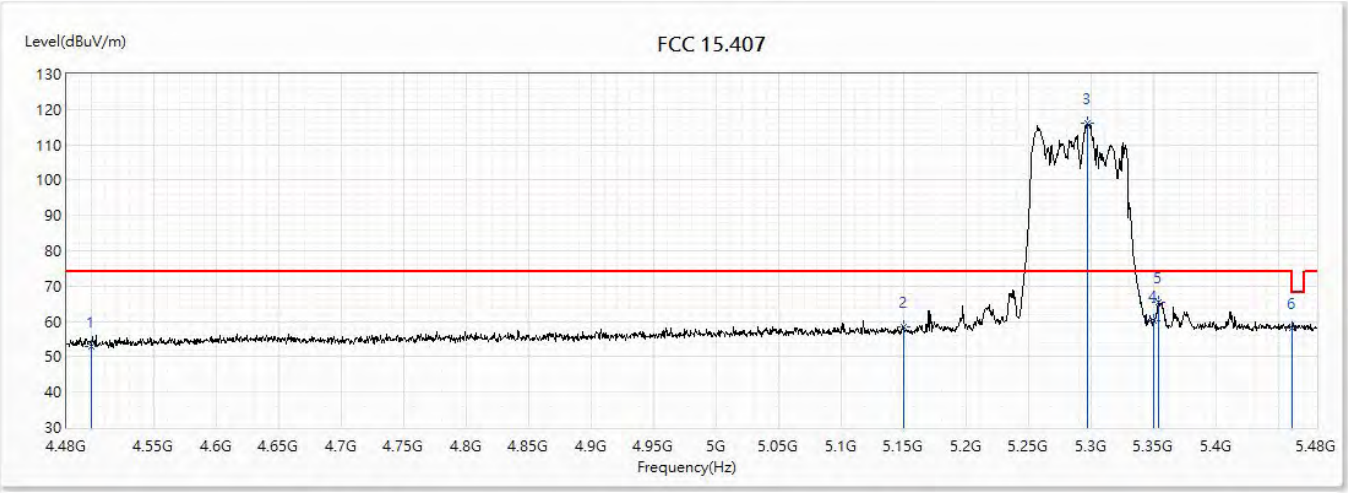

No	Frequency (MHz)	Emission Level (dBuV/m)	Limit (dBuV/m)	Margin (dB)	Reading Level (dBuV)	Correct Factor (dB)	Detector Type
1	4500	53.05	74.00	-20.95	30.63	22.42	PK
2	5150	58.41	74.00	-15.59	34.62	23.79	PK
! 3	5296.5	116.23	74.00	42.23	92.26	23.97	PK
4	5350	60.38	74.00	-13.62	36.35	24.03	PK
5	5353.5	65.59	74.00	-8.41	41.56	24.03	PK
6	5460	58.20	74.00	-15.80	34.04	24.16	PK

Note:

1. All reading above 1GHz is performed with peak and/or average measurements as necessary.
2. “ * ”, means this data is the worst emission level.
3. Emission Level = Reading Level + Correct Factor.
4. The average measurement was not performed when the peak measured data under the limit of average detection. If the readings given are average, peak measurement should also be supplied.
5. The fundamental for reference only, it’s not restricted by unwanted emission limit.

Site :	CB2-H	Engineer :	Rueyyan
Model No :	GT-AX6000,	Test Date :	2018/11/24
Test Voltage :	AC 120V/60Hz	Polarity :	Vertical
Test Mode :	Mode 1:TX_Beamforming_NSS1_ADP-65DW Y		
Note :	802.11ax(80M)_5290MHz		

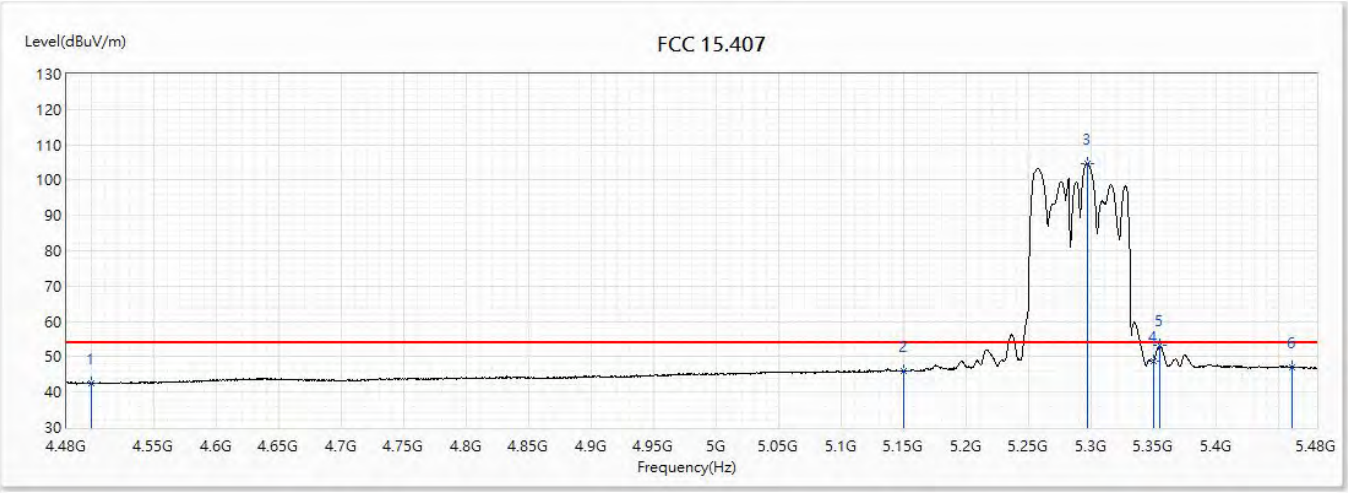

No	Frequency (MHz)	Emission Level (dBuV/m)	Limit (dBuV/m)	Margin (dB)	Reading Level (dBuV)	Correct Factor (dB)	Detector Type
1	4500	42.54	54.00	-11.46	20.12	22.42	AV
2	5150	45.99	54.00	-8.01	22.20	23.79	AV
! 3	5296.5	104.71	54.00	50.71	80.74	23.97	AV
4	5350	48.58	54.00	-5.42	24.55	24.03	AV
5	5354.5	53.27	54.00	-0.73	29.23	24.04	AV
6	5460	46.96	54.00	-7.04	22.80	24.16	AV

Note:

1. All reading above 1GHz is performed with peak and/or average measurements as necessary.
2. “ * ”, means this data is the worst emission level.
3. Emission Level = Reading Level + Correct Factor.
4. The average measurement was not performed when the peak measured data under the limit of average detection. If the readings given are average, peak measurement should also be supplied.
5. The fundamental for reference only, it’s not restricted by unwanted emission limit.

Site :	CB2-H	Engineer :	Rueyyan
Model No :	GT-AX6000,	Test Date :	2018/9/12
Test Voltage :	AC 120V/60Hz	Polarity :	Horizontal
Test Mode :	Mode 1:TX_Beamforming_NSS1_ADP-65DW Y		
Note :	802.11ax(20M)_5745MHz		

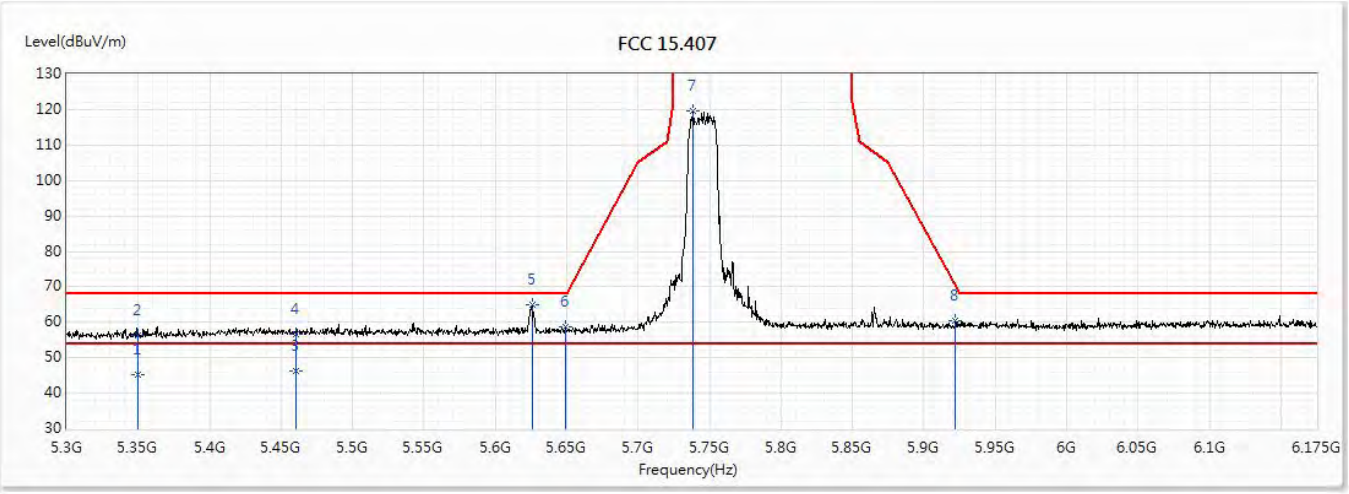

No	Frequency (MHz)	Emission Level (dBuV/m)	Limit (dBuV/m)	Margin (dB)	Reading Level (dBuV)	Correct Factor (dB)	Detector Type
1	5350	45.15	54.00	-8.85	21.26	23.89	AV
2	5350	56.35	68.20	-11.85	32.46	23.89	PK
3	5460	46.27	54.00	-7.73	22.29	23.98	AV
4	5460	56.75	68.20	-11.45	32.77	23.98	PK
* 5	5625.938	64.84	68.20	-3.36	40.44	24.40	PK
6	5649.563	58.71	68.20	-9.49	34.25	24.46	PK
7	5738.375	119.58	131.20	-11.62	94.86	24.72	PK
8	5922.125	60.36	70.33	-9.96	35.10	25.26	PK

Note:

1. All reading above 1GHz is performed with peak and/or average measurements as necessary.
2. “ * ”, means this data is the worst emission level.
3. Emission Level = Reading Level + Correct Factor.
4. The average measurement was not performed when the peak measured data under the limit of average detection. If the readings given are average, peak measurement should also be supplied.
5. The fundamental for reference only, it’s not restricted by unwanted emission limit.

Site :	CB2-H	Engineer :	Rueyyan
Model No :	GT-AX6000,	Test Date :	2018/9/11
Test Voltage :	AC 120V/60Hz	Polarity :	Vertical
Test Mode :	Mode 1:TX_Beamforming_NSS1_ADP-65DW Y		
Note :	802.11ax(20M)_5745MHz		

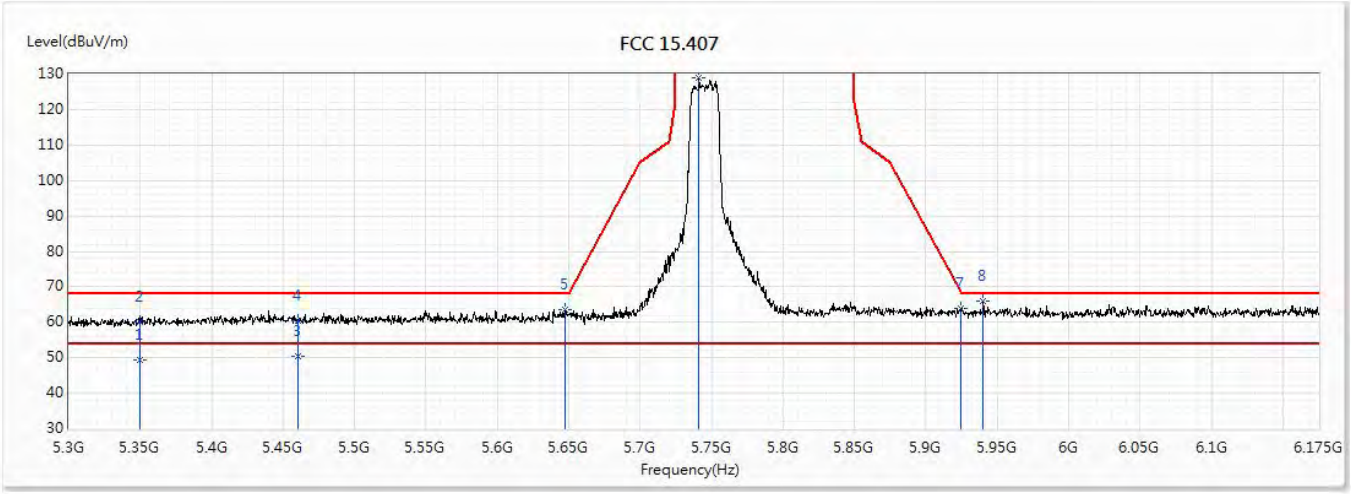

No	Frequency (MHz)	Emission Level (dBuV/m)	Limit (dBuV/m)	Margin (dB)	Reading Level (dBuV)	Correct Factor (dB)	Detector Type
1	5350	49.53	54.00	-4.47	25.64	23.89	AV
2	5350	60.09	68.20	-8.11	36.20	23.89	PK
3	5460	50.33	54.00	-3.67	26.35	23.98	AV
4	5460	60.32	68.20	-7.88	36.34	23.98	PK
5	5647.813	63.51	68.20	-4.69	39.05	24.46	PK
6	5741	128.97	131.20	-2.23	104.25	24.72	PK
7	5924.75	63.97	68.39	-4.41	38.71	25.26	PK
* 8	5940.063	66.00	68.20	-2.20	40.69	25.31	PK

Note:

1. All reading above 1GHz is performed with peak and/or average measurements as necessary.
2. “ * ”, means this data is the worst emission level.
3. Emission Level = Reading Level + Correct Factor.
4. The average measurement was not performed when the peak measured data under the limit of average detection. If the readings given are average, peak measurement should also be supplied.
5. The fundamental for reference only, it’s not restricted by unwanted emission limit.

Site :	CB2-H	Engineer :	Rueyyan
Model No :	GT-AX6000,	Test Date :	2018/9/12
Test Voltage :	AC 120V/60Hz	Polarity :	Horizontal
Test Mode :	Mode 1:TX_Beamforming_NSS1_ADP-65DW Y		
Note :	802.11ax(20M)_5785MHz		

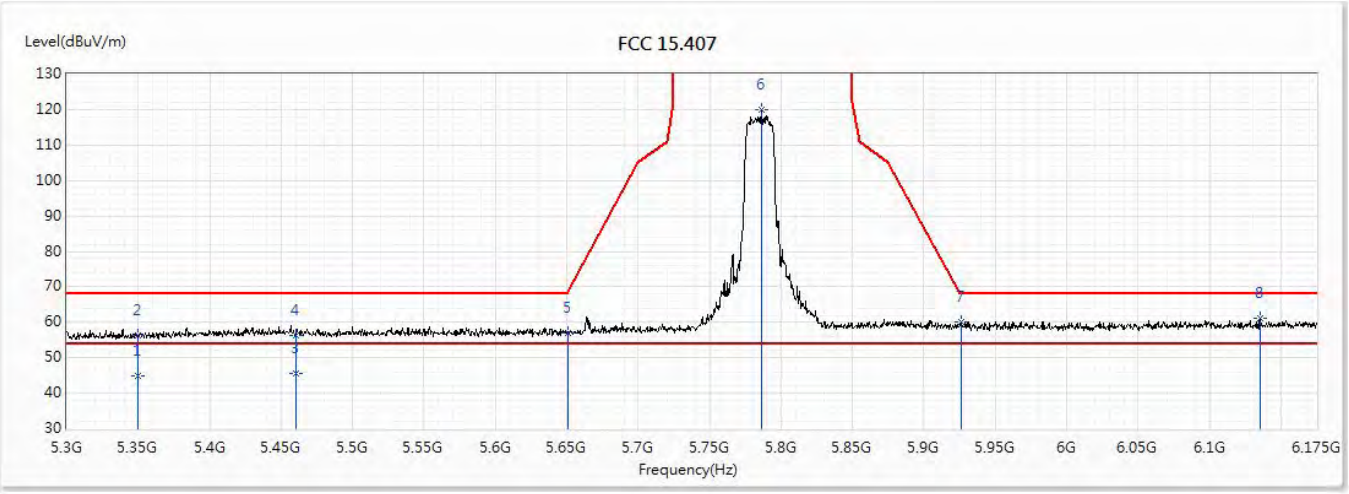

No	Frequency (MHz)	Emission Level (dBuV/m)	Limit (dBuV/m)	Margin (dB)	Reading Level (dBuV)	Correct Factor (dB)	Detector Type
1	5350	44.77	54.00	-9.23	20.88	23.89	AV
2	5350	56.44	68.20	-11.76	32.55	23.89	PK
3	5460	45.60	54.00	-8.40	21.62	23.98	AV
4	5460	56.46	68.20	-11.74	32.48	23.98	PK
5	5650.438	57.15	68.52	-11.38	32.69	24.46	PK
6	5786.063	120.11	131.20	-11.09	95.25	24.86	PK
7	5926.063	59.99	68.20	-8.21	34.72	25.27	PK
* 8	6135.188	61.19	68.20	-7.01	35.04	26.15	PK

Note:

1. All reading above 1GHz is performed with peak and/or average measurements as necessary.
2. “ * ”, means this data is the worst emission level.
3. Emission Level = Reading Level + Correct Factor.
4. The average measurement was not performed when the peak measured data under the limit of average detection. If the readings given are average, peak measurement should also be supplied.
5. The fundamental for reference only, it’s not restricted by unwanted emission limit.

Site :	CB2-H	Engineer :	Rueyyan
Model No :	GT-AX6000,	Test Date :	2018/9/11
Test Voltage :	AC 120V/60Hz	Polarity :	Vertical
Test Mode :	Mode 1:TX_Beamforming_NSS1_ADP-65DW Y		
Note :	802.11ax(20M)_5785MHz		

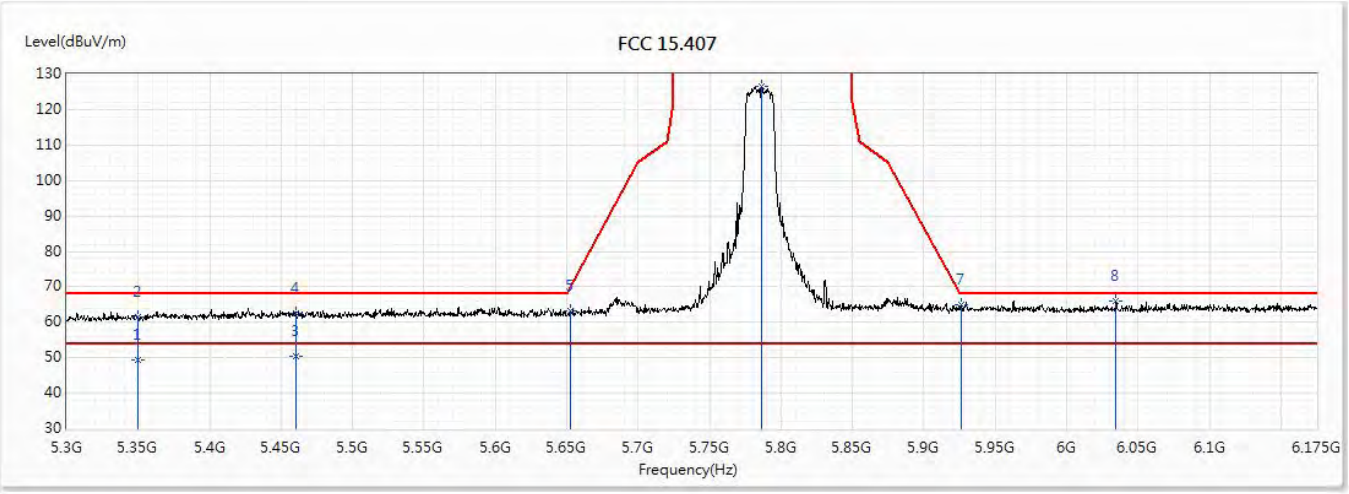

No	Frequency (MHz)	Emission Level (dBuV/m)	Limit (dBuV/m)	Margin (dB)	Reading Level (dBuV)	Correct Factor (dB)	Detector Type
1	5350	49.52	54.00	-4.48	25.63	23.89	AV
2	5350	61.42	68.20	-6.78	37.53	23.89	PK
3	5460	50.46	54.00	-3.54	26.48	23.98	AV
4	5460	62.56	68.20	-5.64	38.58	23.98	PK
5	5652.188	63.26	69.82	-6.56	38.80	24.46	PK
6	5786.063	126.62	131.20	-4.58	101.76	24.86	PK
7	5926.063	64.98	68.20	-3.22	39.71	25.27	PK
* 8	6034.563	66.10	68.20	-2.10	40.43	25.67	PK

Note:

1. All reading above 1GHz is performed with peak and/or average measurements as necessary.
2. “ * ”, means this data is the worst emission level.
3. Emission Level = Reading Level + Correct Factor.
4. The average measurement was not performed when the peak measured data under the limit of average detection. If the readings given are average, peak measurement should also be supplied.
5. The fundamental for reference only, it’s not restricted by unwanted emission limit.

Site :	CB2-H	Engineer :	Rueyyan
Model No :	GT-AX6000,	Test Date :	2018/9/12
Test Voltage :	AC 120V/60Hz	Polarity :	Horizontal
Test Mode :	Mode 1:TX_Beamforming_NSS1_ADP-65DW Y		
Note :	802.11ax(20M)_5825MHz		

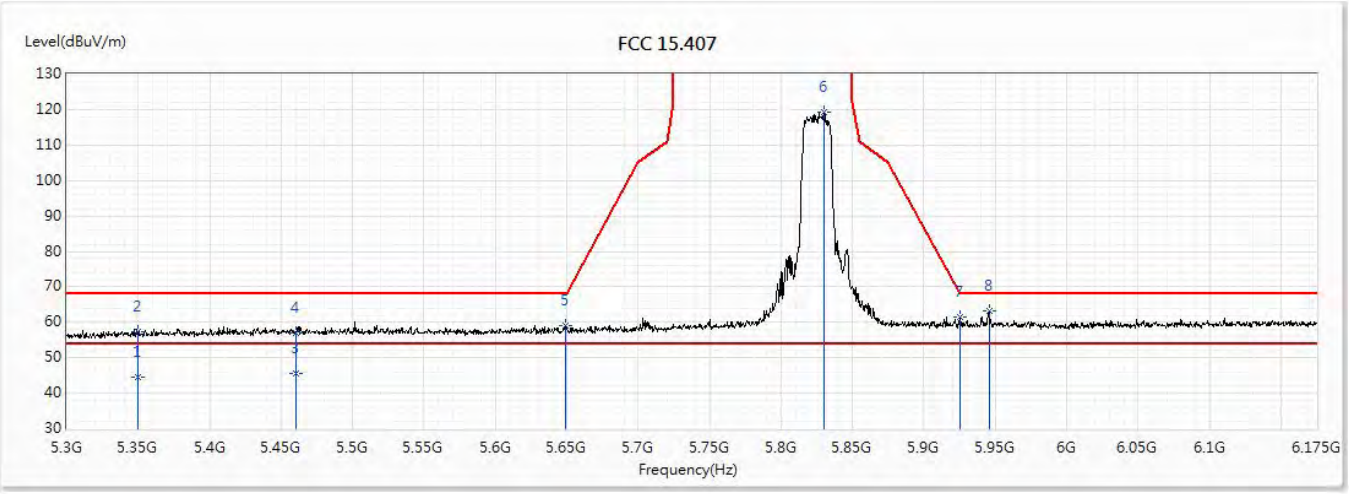

No	Frequency (MHz)	Emission Level (dBuV/m)	Limit (dBuV/m)	Margin (dB)	Reading Level (dBuV)	Correct Factor (dB)	Detector Type
1	5350	44.66	54.00	-9.34	20.77	23.89	AV
2	5350	57.20	68.20	-11.00	33.31	23.89	PK
3	5460	45.42	54.00	-8.58	21.44	23.98	AV
4	5460	57.06	68.20	-11.14	33.08	23.98	PK
5	5649.563	58.93	68.20	-9.27	34.47	24.46	PK
6	5830.25	119.21	131.20	-11.99	94.22	24.99	PK
7	5925.625	61.33	68.20	-6.87	36.06	25.27	PK
* 8	5945.75	63.28	68.20	-4.92	37.95	25.33	PK

Note:

1. All reading above 1GHz is performed with peak and/or average measurements as necessary.
2. “ * ”, means this data is the worst emission level.
3. Emission Level = Reading Level + Correct Factor.
4. The average measurement was not performed when the peak measured data under the limit of average detection. If the readings given are average, peak measurement should also be supplied.
5. The fundamental for reference only, it’s not restricted by unwanted emission limit.

Site :	CB2-H	Engineer :	Rueyyan
Model No :	GT-AX6000,	Test Date :	2018/9/11
Test Voltage :	AC 120V/60Hz	Polarity :	Vertical
Test Mode :	Mode 1:TX_Beamforming_NSS1_ADP-65DW Y		
Note :	802.11ax(20M)_5825MHz		

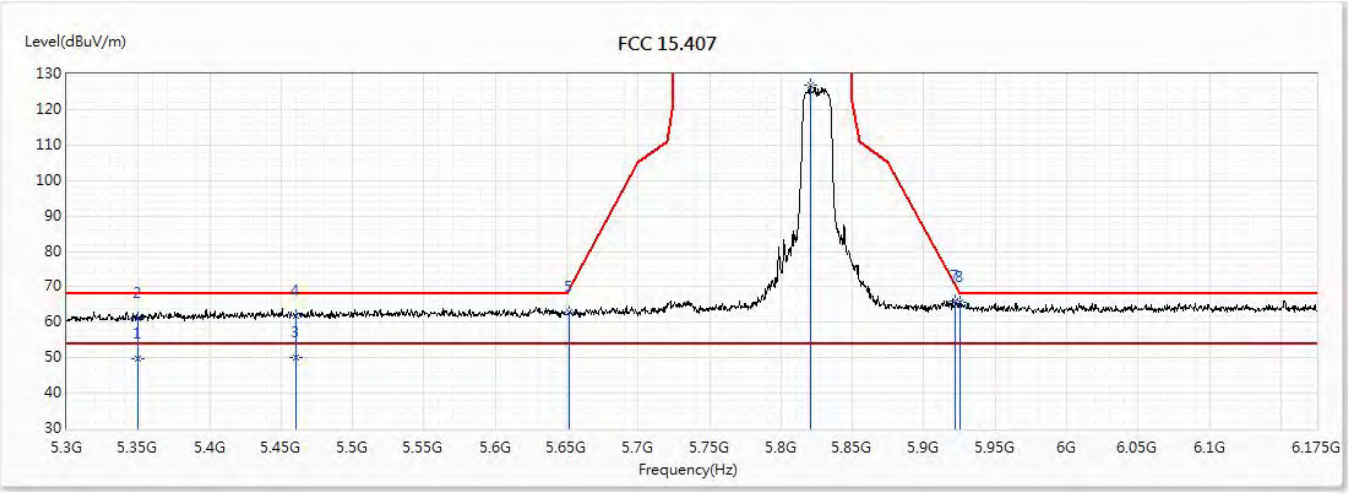

No	Frequency (MHz)	Emission Level (dBuV/m)	Limit (dBuV/m)	Margin (dB)	Reading Level (dBuV)	Correct Factor (dB)	Detector Type
1	5350	49.59	54.00	-4.41	25.70	23.89	AV
2	5350	61.20	68.20	-7.00	37.31	23.89	PK
3	5460	50.15	54.00	-3.85	26.17	23.98	AV
4	5460	61.68	68.20	-6.52	37.70	23.98	PK
5	5651.75	62.76	69.50	-6.74	38.30	24.46	PK
6	5820.625	126.76	131.20	-4.44	101.79	24.97	PK
7	5922.125	66.01	70.33	-4.32	40.75	25.26	PK
* 8	5925.188	65.69	68.20	-2.51	40.42	25.27	PK

Note:

1. All reading above 1GHz is performed with peak and/or average measurements as necessary.
2. “ * ”, means this data is the worst emission level.
3. Emission Level = Reading Level + Correct Factor.
4. The average measurement was not performed when the peak measured data under the limit of average detection. If the readings given are average, peak measurement should also be supplied.
5. The fundamental for reference only, it’s not restricted by unwanted emission limit.

Site :	CB2-H	Engineer :	Rueyyan
Model No :	GT-AX6000,	Test Date :	2018/9/12
Test Voltage :	AC 120V/60Hz	Polarity :	Horizontal
Test Mode :	Mode 1:TX_Beamforming_NSS1_ADP-65DW Y		
Note :	802.11ax(40M)_5755MHz		

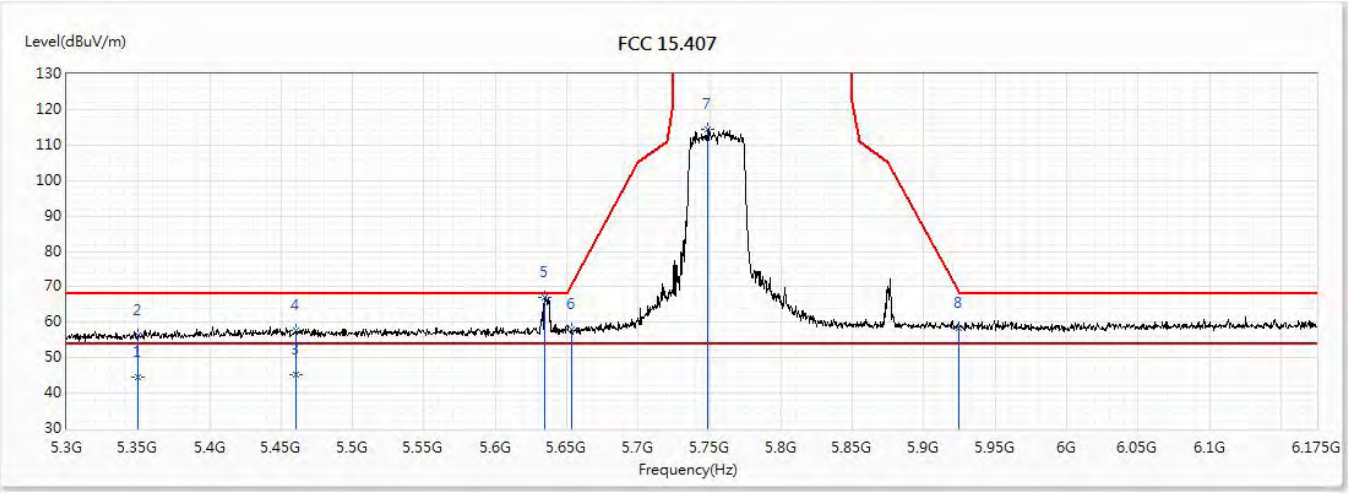

No	Frequency (MHz)	Emission Level (dBuV/m)	Limit (dBuV/m)	Margin (dB)	Reading Level (dBuV)	Correct Factor (dB)	Detector Type
1	5350	44.43	54.00	-9.57	20.54	23.89	AV
2	5350	56.44	68.20	-11.76	32.55	23.89	PK
3	5460	45.17	54.00	-8.83	21.19	23.98	AV
4	5460	57.60	68.20	-10.60	33.62	23.98	PK
* 5	5634.25	66.99	68.20	-1.21	42.58	24.41	PK
6	5653.063	58.17	70.47	-12.29	33.70	24.47	PK
7	5748.875	114.52	131.20	-16.68	89.76	24.76	PK
8	5924.75	58.32	68.39	-10.06	33.06	25.26	PK

Note:

1. All reading above 1GHz is performed with peak and/or average measurements as necessary.
2. “ * ”, means this data is the worst emission level.
3. Emission Level = Reading Level + Correct Factor.
4. The average measurement was not performed when the peak measured data under the limit of average detection. If the readings given are average, peak measurement should also be supplied.
5. The fundamental for reference only, it’s not restricted by unwanted emission limit.

Site :	CB2-H	Engineer :	Rueyyan
Model No :	GT-AX6000,	Test Date :	2018/9/11
Test Voltage :	AC 120V/60Hz	Polarity :	Vertical
Test Mode :	Mode 1:TX_Beamforming_NSS1_ADP-65DW Y		
Note :	802.11ax(40M)_5755MHz		

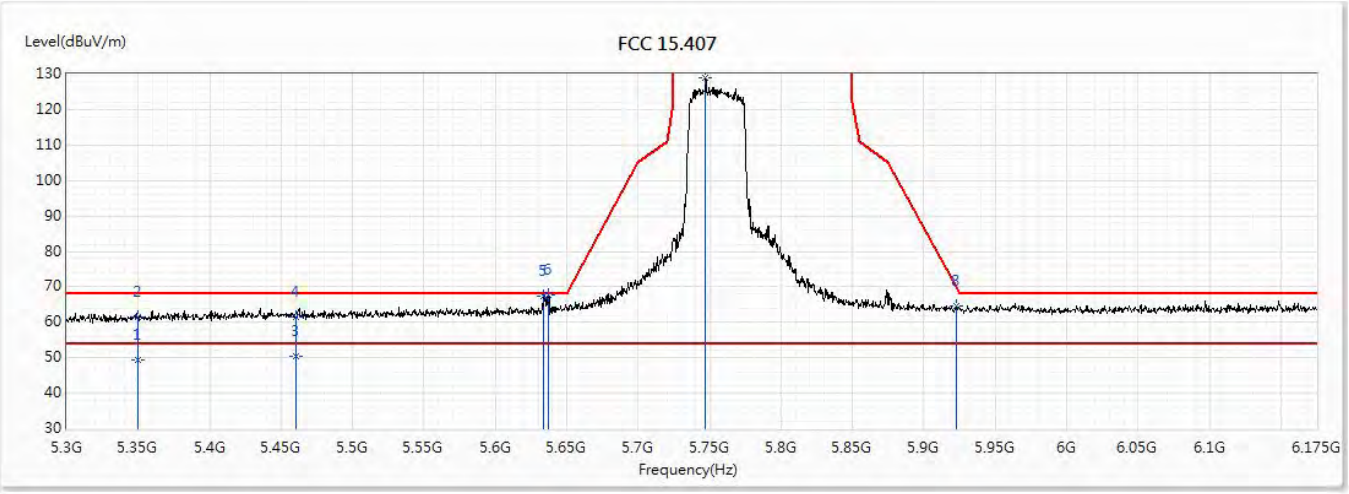

No	Frequency (MHz)	Emission Level (dBuV/m)	Limit (dBuV/m)	Margin (dB)	Reading Level (dBuV)	Correct Factor (dB)	Detector Type
1	5350	49.40	54.00	-4.60	25.51	23.89	AV
2	5350	61.38	68.20	-6.82	37.49	23.89	PK
3	5460	50.47	54.00	-3.53	26.49	23.98	AV
4	5460	61.57	68.20	-6.63	37.59	23.98	PK
5	5633.813	67.26	68.20	-0.94	42.85	24.41	PK
* 6	5637.313	67.60	68.20	-0.60	43.18	24.42	PK
7	5747.125	128.94	131.20	-2.26	104.20	24.74	PK
8	5922.563	64.44	70.00	-5.57	39.18	25.26	PK

Note:

1. All reading above 1GHz is performed with peak and/or average measurements as necessary.
2. “ * ”, means this data is the worst emission level.
3. Emission Level = Reading Level + Correct Factor.
4. The average measurement was not performed when the peak measured data under the limit of average detection. If the readings given are average, peak measurement should also be supplied.
5. The fundamental for reference only, it’s not restricted by unwanted emission limit.

Site :	CB2-H	Engineer :	Rueyyan
Model No :	GT-AX6000,	Test Date :	2018/9/12
Test Voltage :	AC 120V/60Hz	Polarity :	Horizontal
Test Mode :	Mode 1:TX_Beamforming_NSS1_ADP-65DW Y		
Note :	802.11ax(40M)_5795MHz		

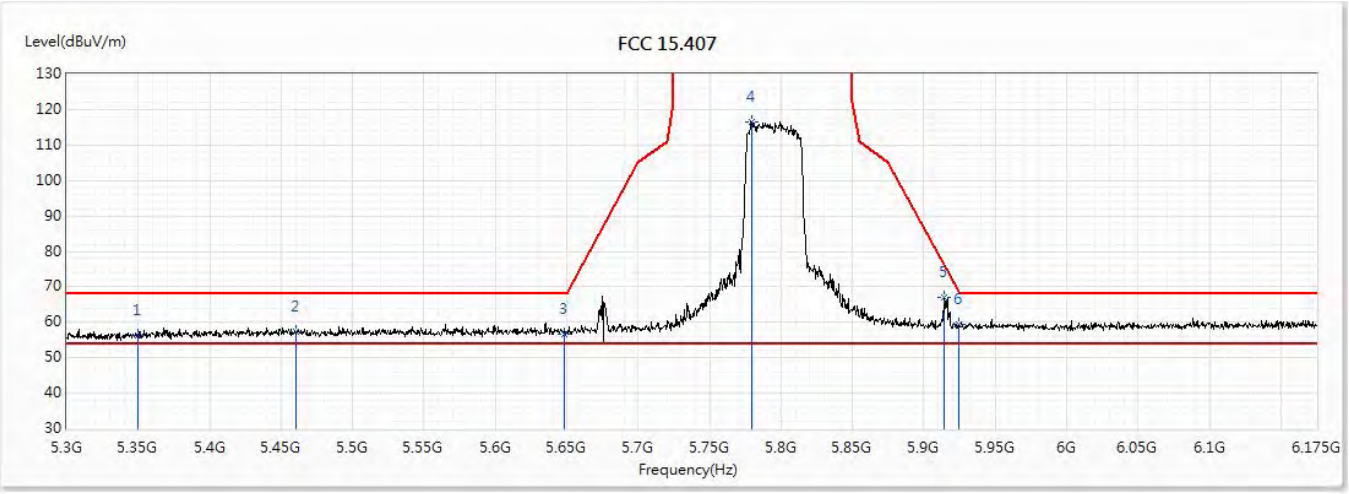

No	Frequency (MHz)	Emission Level (dBuV/m)	Limit (dBuV/m)	Margin (dB)	Reading Level (dBuV)	Correct Factor (dB)	Detector Type
1	5350	56.31	68.20	-11.89	32.42	23.89	PK
2	5460	57.42	68.20	-10.78	33.44	23.98	PK
3	5648.688	56.78	68.20	-11.42	32.32	24.46	PK
4	5779.5	116.58	131.20	-14.62	91.74	24.84	PK
5	5914.25	66.93	76.16	-9.22	41.68	25.25	PK
* 6	5924.75	59.36	68.39	-9.03	34.10	25.26	PK

Note:

1. All reading above 1GHz is performed with peak and/or average measurements as necessary.
2. “ * ”, means this data is the worst emission level.
3. Emission Level = Reading Level + Correct Factor.
4. The average measurement was not performed when the peak measured data under the limit of average detection. If the readings given are average, peak measurement should also be supplied.
5. The fundamental for reference only, it’s not restricted by unwanted emission limit.

Site :	CB2-H	Engineer :	Rueyyan
Model No :	GT-AX6000,	Test Date :	2018/9/11
Test Voltage :	AC 120V/60Hz	Polarity :	Vertical
Test Mode :	Mode 1:TX_Beamforming_NSS1_ADP-65DW Y		
Note :	802.11ax(40M)_5795MHz		

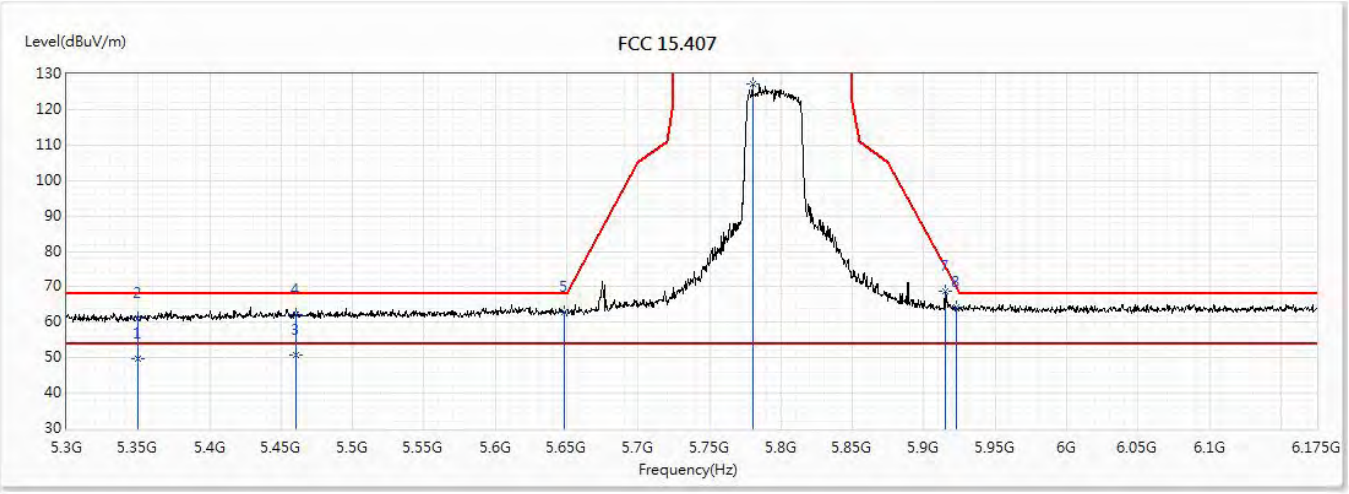

No	Frequency (MHz)	Emission Level (dBuV/m)	Limit (dBuV/m)	Margin (dB)	Reading Level (dBuV)	Correct Factor (dB)	Detector Type
1	5350	49.76	54.00	-4.24	25.87	23.89	AV
2	5350	61.00	68.20	-7.20	37.11	23.89	PK
* 3	5460	50.59	54.00	-3.41	26.61	23.98	AV
4	5460	62.26	68.20	-5.94	38.28	23.98	PK
5	5648.688	62.85	68.20	-5.35	38.39	24.46	PK
6	5780.375	127.11	131.20	-4.09	102.27	24.84	PK
7	5914.688	68.88	75.83	-6.96	43.63	25.25	PK
8	5923	64.33	69.68	-5.35	39.07	25.26	PK

Note:

1. All reading above 1GHz is performed with peak and/or average measurements as necessary.
2. “ * ”, means this data is the worst emission level.
3. Emission Level = Reading Level + Correct Factor.
4. The average measurement was not performed when the peak measured data under the limit of average detection. If the readings given are average, peak measurement should also be supplied.
5. The fundamental for reference only, it’s not restricted by unwanted emission limit.

Site :	CB2-H	Engineer :	Rueyyan
Model No :	GT-AX6000,	Test Date :	2018/9/12
Test Voltage :	AC 120V/60Hz	Polarity :	Horizontal
Test Mode :	Mode 1:TX_Beamforming_NSS1_ADP-65DW Y		
Note :	802.11ax(80M)_5775MHz		

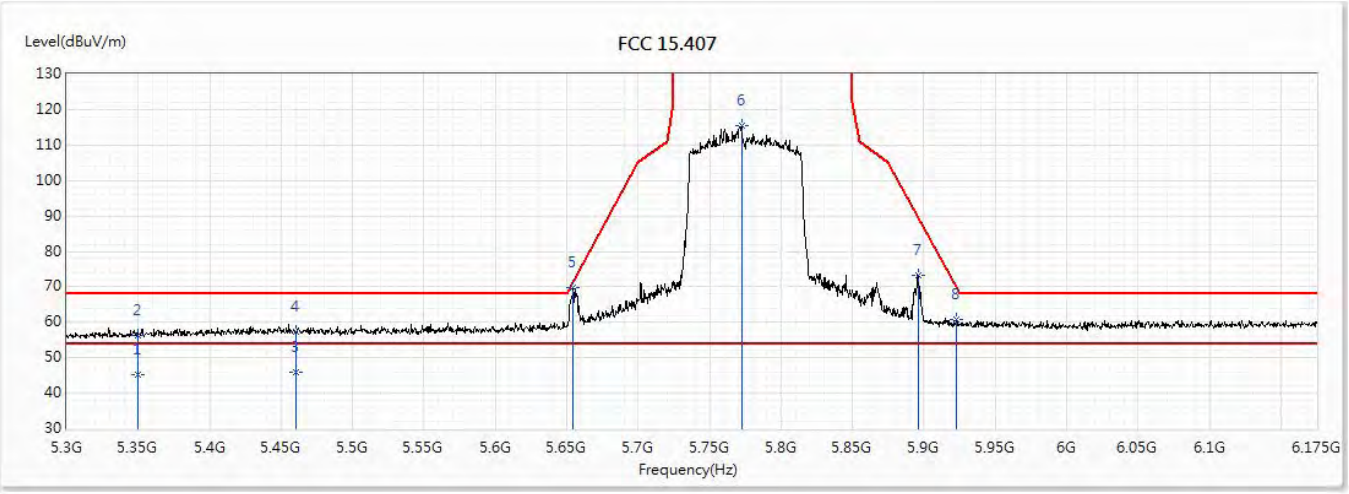

No	Frequency (MHz)	Emission Level (dBuV/m)	Limit (dBuV/m)	Margin (dB)	Reading Level (dBuV)	Correct Factor (dB)	Detector Type
1	5350	45.10	54.00	-8.90	21.21	23.89	AV
2	5350	56.34	68.20	-11.86	32.45	23.89	PK
3	5460	45.93	54.00	-8.07	21.95	23.98	AV
4	5460	57.18	68.20	-11.02	33.20	23.98	PK
* 5	5654.375	69.69	71.44	-1.75	45.22	24.47	PK
6	5772.5	115.53	131.20	-15.67	90.71	24.82	PK
7	5895.875	73.17	89.75	-16.59	47.99	25.18	PK
8	5923	60.72	69.68	-8.96	35.46	25.26	PK

Note:

1. All reading above 1GHz is performed with peak and/or average measurements as necessary.
2. “ * ”, means this data is the worst emission level.
3. Emission Level = Reading Level + Correct Factor.
4. The average measurement was not performed when the peak measured data under the limit of average detection. If the readings given are average, peak measurement should also be supplied.
5. The fundamental for reference only, it’s not restricted by unwanted emission limit.

Site :	CB2-H	Engineer :	Rueyyan
Model No :	GT-AX6000,	Test Date :	2018/9/11
Test Voltage :	AC 120V/60Hz	Polarity :	Vertical
Test Mode :	Mode 1:TX_Beamforming_NSS1_ADP-65DW Y		
Note :	802.11ax(80M)_5775MHz		

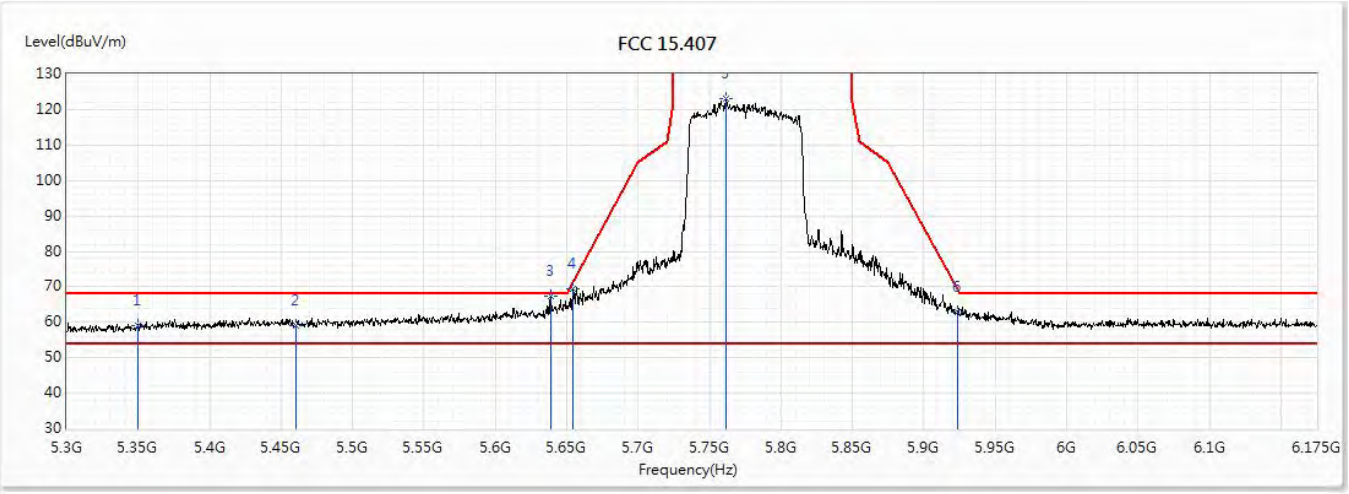

No	Frequency (MHz)	Emission Level (dBuV/m)	Limit (dBuV/m)	Margin (dB)	Reading Level (dBuV)	Correct Factor (dB)	Detector Type
1	5350	59.07	68.20	-9.13	35.18	23.89	PK
2	5460	59.19	68.20	-9.01	35.21	23.98	PK
* 3	5638.625	67.27	68.20	-0.93	42.84	24.43	PK
4	5653.938	69.36	71.11	-1.76	44.89	24.47	PK
5	5761.563	123.13	131.20	-8.07	98.34	24.79	PK
6	5923.875	62.75	69.03	-6.28	37.49	25.26	PK

Note:

1. All reading above 1GHz is performed with peak and/or average measurements as necessary.
2. “ * ”, means this data is the worst emission level.
3. Emission Level = Reading Level + Correct Factor.
4. The average measurement was not performed when the peak measured data under the limit of average detection. If the readings given are average, peak measurement should also be supplied.
5. The fundamental for reference only, it’s not restricted by unwanted emission limit.

Site :	CB2-H	Engineer :	Rueyyan
Model No :	GT-AX6000,	Test Date :	2018/10/27
Test Voltage :	AC 120V/60Hz	Polarity :	Horizontal
Test Mode :	Mode 2:TX_AX Beamforming_NSS2_ADP-65DW Y		
Note :	802.11ac(40M)_5190MHz		

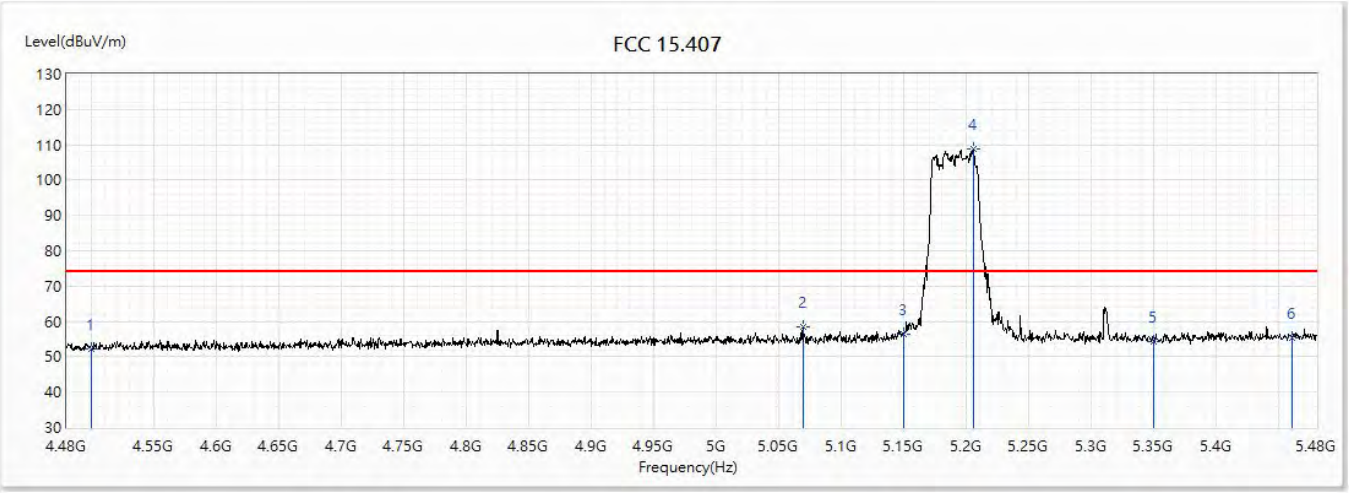

No	Frequency (MHz)	Emission Level (dBuV/m)	Limit (dBuV/m)	Margin (dB)	Reading Level (dBuV)	Correct Factor (dB)	Detector Type
1	4500	52.39	74.00	-21.61	30.18	22.21	PK
2	5069	58.40	74.00	-15.60	34.72	23.68	PK
3	5150	56.33	74.00	-17.67	32.57	23.76	PK
! 4	5205	108.77	74.00	34.77	84.95	23.82	PK
5	5350	54.26	74.00	-19.74	30.30	23.96	PK
6	5460	55.39	74.00	-18.61	31.32	24.07	PK

Note:

1. All reading above 1GHz is performed with peak and/or average measurements as necessary.
2. “ * ”, means this data is the worst emission level.
3. Emission Level = Reading Level + Correct Factor.
4. The average measurement was not performed when the peak measured data under the limit of average detection. If the readings given are average, peak measurement should also be supplied.
5. The fundamental for reference only, it’s not restricted by unwanted emission limit.

Site :	CB2-H	Engineer :	Rueyyan
Model No :	GT-AX6000,	Test Date :	2018/10/27
Test Voltage :	AC 120V/60Hz	Polarity :	Horizontal
Test Mode :	Mode 2:TX_AX Beamforming_NSS2_ADP-65DW Y		
Note :	802.11ac(40M)_5190MHz		

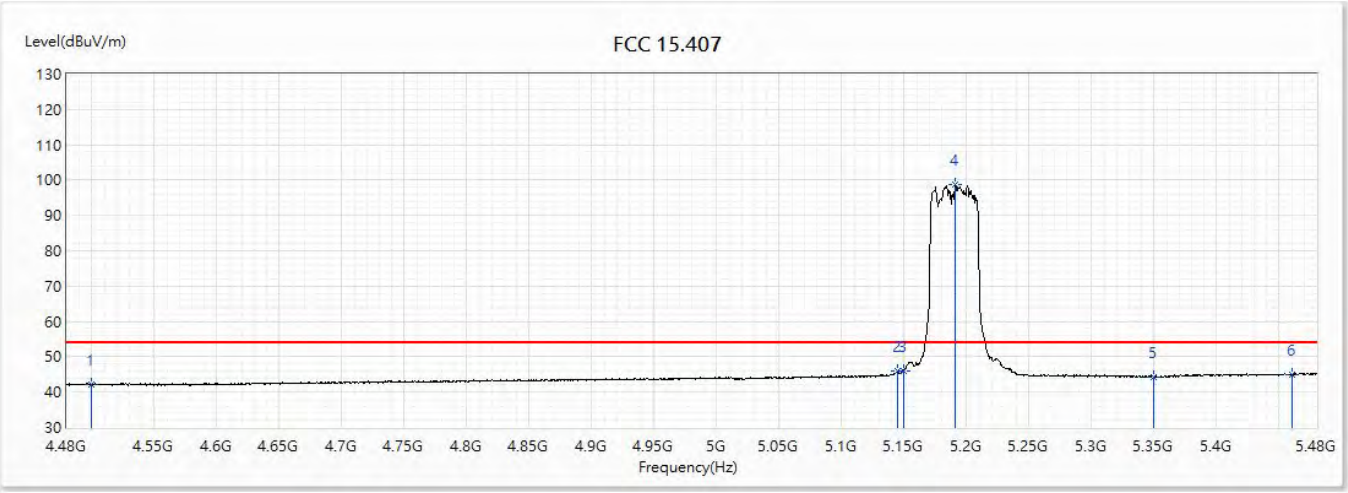

No	Frequency (MHz)	Emission Level (dBuV/m)	Limit (dBuV/m)	Margin (dB)	Reading Level (dBuV)	Correct Factor (dB)	Detector Type
1	4500	42.28	54.00	-11.72	20.07	22.21	AV
2	5145	45.86	54.00	-8.14	22.10	23.76	AV
3	5150	45.98	54.00	-8.02	22.22	23.76	AV
! 4	5191	98.81	54.00	44.81	75.01	23.80	AV
5	5350	44.38	54.00	-9.62	20.42	23.96	AV
6	5460	45.02	54.00	-8.98	20.95	24.07	AV

Note:

1. All reading above 1GHz is performed with peak and/or average measurements as necessary.
2. “ * ”, means this data is the worst emission level.
3. Emission Level = Reading Level + Correct Factor.
4. The average measurement was not performed when the peak measured data under the limit of average detection. If the readings given are average, peak measurement should also be supplied.
5. The fundamental for reference only, it’s not restricted by unwanted emission limit.

Site :	CB2-H	Engineer :	Rueyyan
Model No :	GT-AX6000,	Test Date :	2018/10/27
Test Voltage :	AC 120V/60Hz	Polarity :	Vertical
Test Mode :	Mode 2:TX_AX Beamforming_NSS2_ADP-65DW Y		
Note :	802.11ac(40M)_5190MHz		

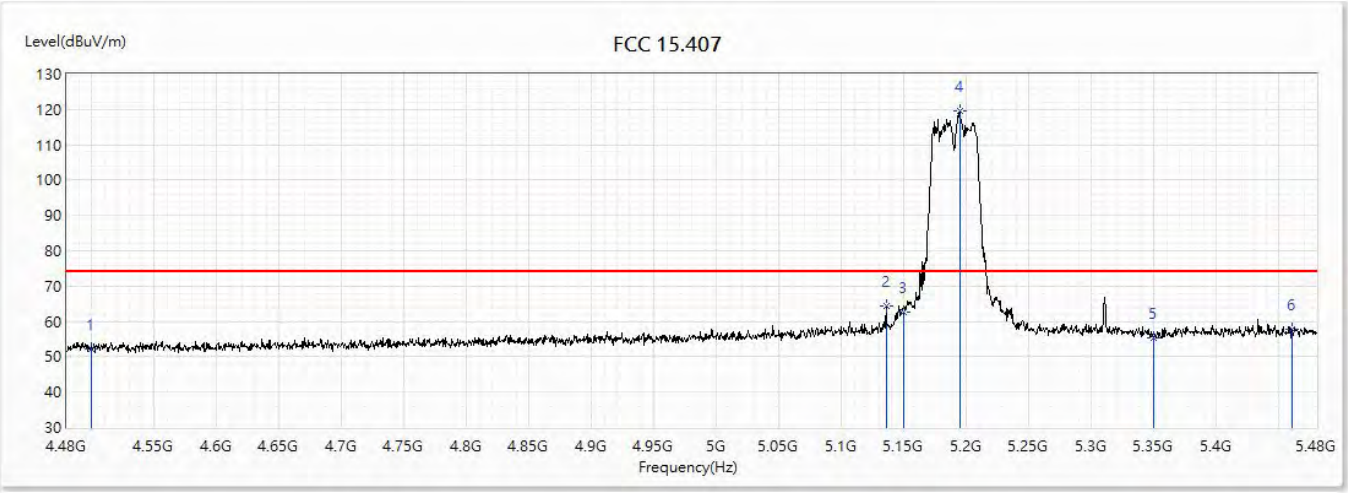

No	Frequency (MHz)	Emission Level (dBuV/m)	Limit (dBuV/m)	Margin (dB)	Reading Level (dBuV)	Correct Factor (dB)	Detector Type
1	4500	52.16	74.00	-21.84	29.95	22.21	PK
2	5135.5	64.54	74.00	-9.46	40.80	23.74	PK
3	5150	62.47	74.00	-11.53	38.71	23.76	PK
! 4	5194.5	119.62	74.00	45.62	95.81	23.81	PK
5	5350	55.43	74.00	-18.57	31.47	23.96	PK
6	5460	57.90	74.00	-16.10	33.83	24.07	PK

Note:

1. All reading above 1GHz is performed with peak and/or average measurements as necessary.
2. “ * ”, means this data is the worst emission level.
3. Emission Level = Reading Level + Correct Factor.
4. The average measurement was not performed when the peak measured data under the limit of average detection. If the readings given are average, peak measurement should also be supplied.
5. The fundamental for reference only, it’s not restricted by unwanted emission limit.

Site :	CB2-H	Engineer :	Rueyyan
Model No :	GT-AX6000,	Test Date :	2018/10/27
Test Voltage :	AC 120V/60Hz	Polarity :	Vertical
Test Mode :	Mode 2:TX_AX Beamforming_NSS2_ADP-65DW Y		
Note :	802.11ac(40M)_5190MHz		

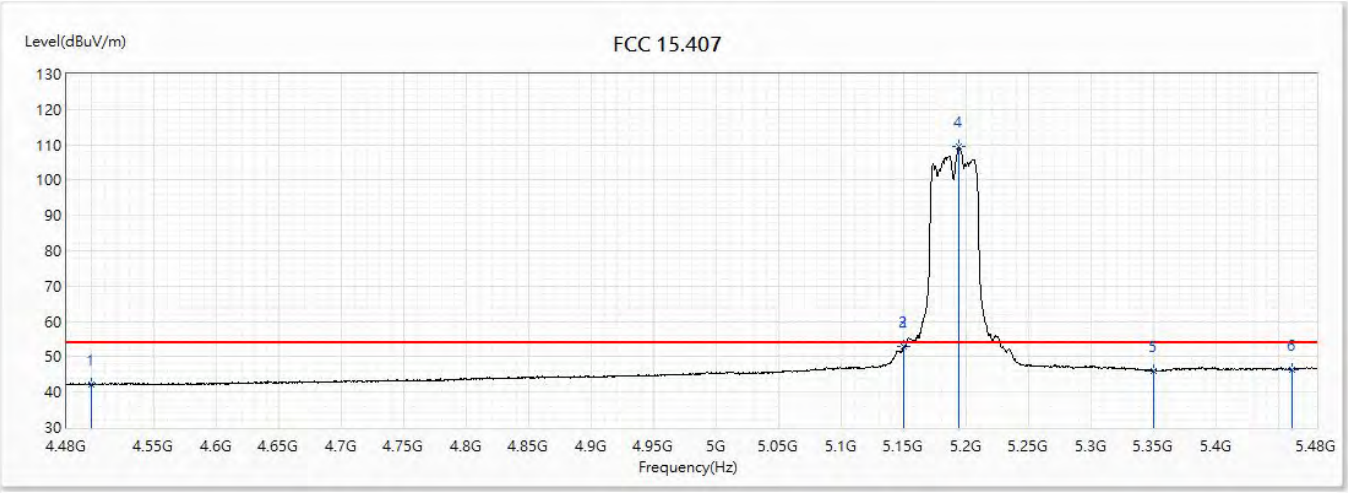

No	Frequency (MHz)	Emission Level (dBuV/m)	Limit (dBuV/m)	Margin (dB)	Reading Level (dBuV)	Correct Factor (dB)	Detector Type
1	4500	42.28	54.00	-11.72	20.07	22.21	AV
2	5149.5	52.81	54.00	-1.19	29.05	23.76	AV
3	5150	53.06	54.00	-0.94	29.30	23.76	AV
! 4	5193.5	109.36	54.00	55.36	85.55	23.81	AV
5	5350	46.05	54.00	-7.95	22.09	23.96	AV
6	5460	46.49	54.00	-7.51	22.42	24.07	AV

Note:

1. All reading above 1GHz is performed with peak and/or average measurements as necessary.
2. “ * ”, means this data is the worst emission level.
3. Emission Level = Reading Level + Correct Factor.
4. The average measurement was not performed when the peak measured data under the limit of average detection. If the readings given are average, peak measurement should also be supplied.
5. The fundamental for reference only, it’s not restricted by unwanted emission limit.

Site :	CB2-H	Engineer :	Rueyyan
Model No :	GT-AX6000,	Test Date :	2018/10/27
Test Voltage :	AC 120V/60Hz	Polarity :	Horizontal
Test Mode :	Mode 2:TX_AX Beamforming_NSS2_ADP-65DW Y		
Note :	802.11ac(80M)_5210MHz		

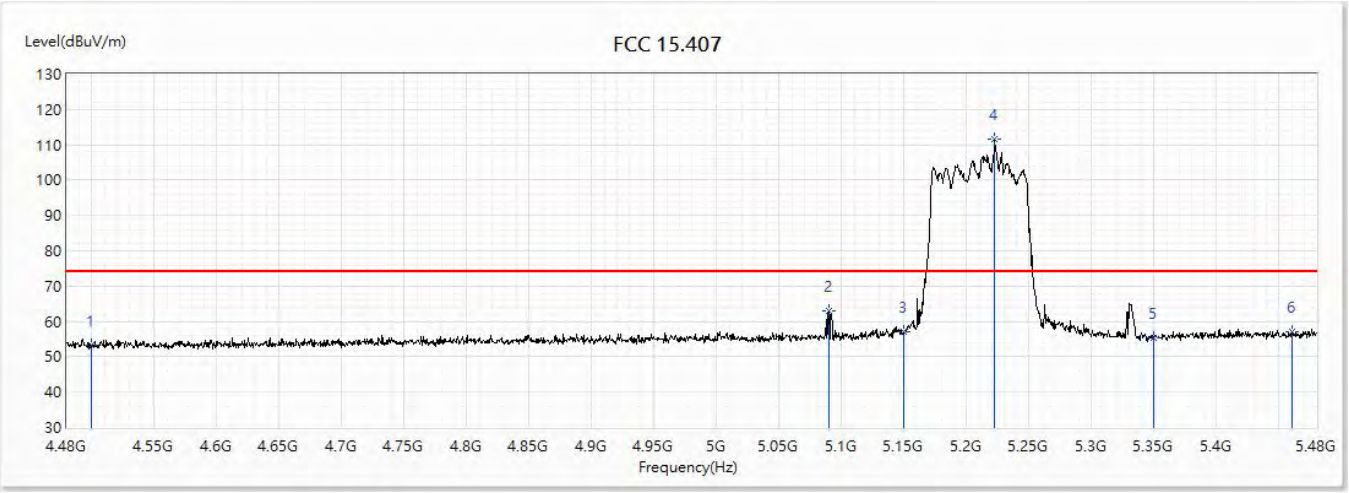

No	Frequency (MHz)	Emission Level (dBuV/m)	Limit (dBuV/m)	Margin (dB)	Reading Level (dBuV)	Correct Factor (dB)	Detector Type
1	4500	53.33	74.00	-20.67	31.12	22.21	PK
2	5090	63.03	74.00	-10.97	39.33	23.70	PK
3	5150	57.07	74.00	-16.93	33.31	23.76	PK
! 4	5222.5	111.49	74.00	37.49	87.66	23.83	PK
5	5350	55.38	74.00	-18.62	31.42	23.96	PK
6	5460	57.02	74.00	-16.98	32.95	24.07	PK

Note:

1. All reading above 1GHz is performed with peak and/or average measurements as necessary.
2. “ * ”, means this data is the worst emission level.
3. Emission Level = Reading Level + Correct Factor.
4. The average measurement was not performed when the peak measured data under the limit of average detection. If the readings given are average, peak measurement should also be supplied.
5. The fundamental for reference only, it’s not restricted by unwanted emission limit.

Site :	CB2-H	Engineer :	Rueyyan
Model No :	GT-AX6000,	Test Date :	2018/10/27
Test Voltage :	AC 120V/60Hz	Polarity :	Horizontal
Test Mode :	Mode 2:TX_AX Beamforming_NSS2_ADP-65DW Y		
Note :	802.11ac(80M)_5210MHz		

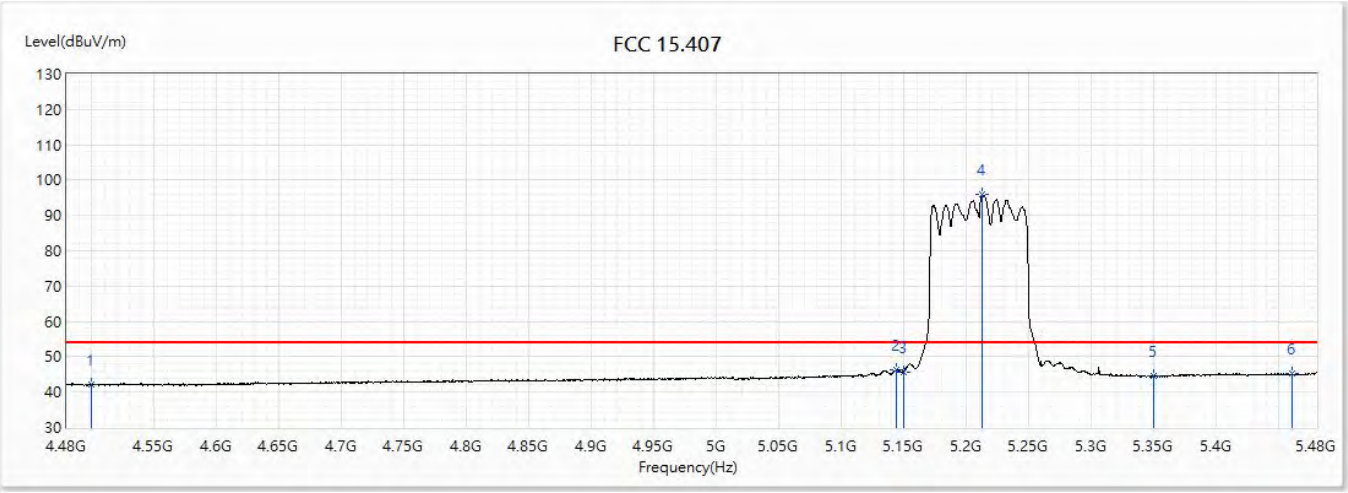

No	Frequency (MHz)	Emission Level (dBuV/m)	Limit (dBuV/m)	Margin (dB)	Reading Level (dBuV)	Correct Factor (dB)	Detector Type
1	4500	42.10	54.00	-11.90	19.89	22.21	AV
2	5144	46.36	54.00	-7.64	22.60	23.76	AV
3	5150	45.78	54.00	-8.22	22.02	23.76	AV
! 4	5212.5	96.06	54.00	42.06	72.23	23.83	AV
5	5350	44.50	54.00	-9.50	20.54	23.96	AV
6	5460	45.11	54.00	-8.89	21.04	24.07	AV

Note:

1. All reading above 1GHz is performed with peak and/or average measurements as necessary.
2. “ * ”, means this data is the worst emission level.
3. Emission Level = Reading Level + Correct Factor.
4. The average measurement was not performed when the peak measured data under the limit of average detection. If the readings given are average, peak measurement should also be supplied.
5. The fundamental for reference only, it’s not restricted by unwanted emission limit.

Site :	CB2-H	Engineer :	Rueyyan
Model No :	GT-AX6000,	Test Date :	2018/10/27
Test Voltage :	AC 120V/60Hz	Polarity :	Vertical
Test Mode :	Mode 2:TX_AX Beamforming_NSS2_ADP-65DW Y		
Note :	802.11ac(80M)_5210MHz		

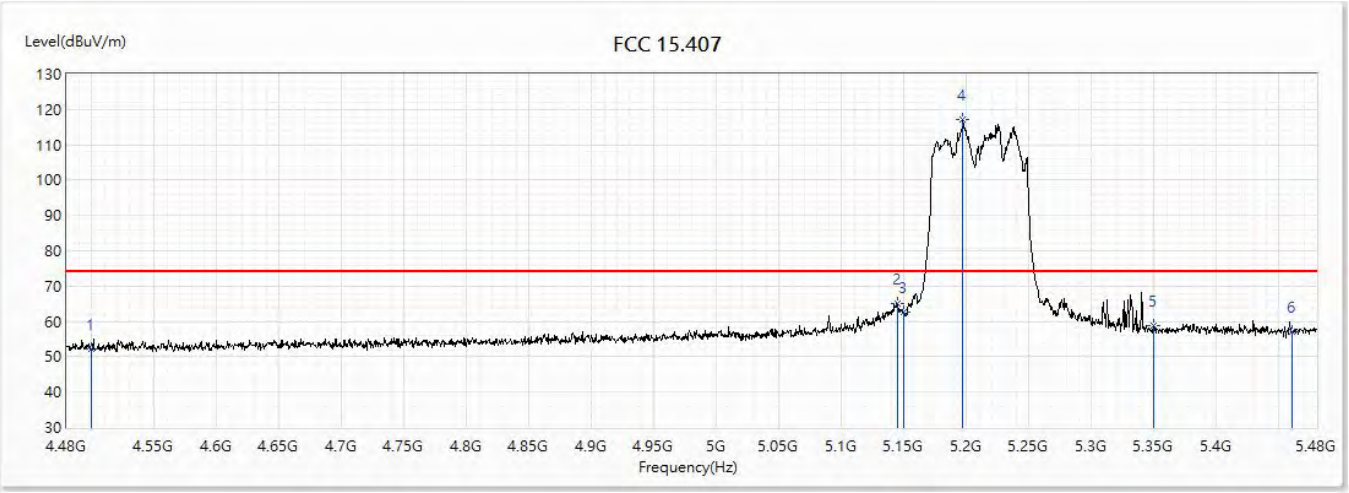

No	Frequency (MHz)	Emission Level (dBuV/m)	Limit (dBuV/m)	Margin (dB)	Reading Level (dBuV)	Correct Factor (dB)	Detector Type
1	4500	52.18	74.00	-21.82	29.97	22.21	PK
2	5144.5	65.17	74.00	-8.83	41.41	23.76	PK
3	5150	62.81	74.00	-11.19	39.05	23.76	PK
! 4	5197	117.22	74.00	43.22	93.41	23.81	PK
5	5350	58.83	74.00	-15.17	34.87	23.96	PK
6	5460	56.96	74.00	-17.04	32.89	24.07	PK

Note:

1. All reading above 1GHz is performed with peak and/or average measurements as necessary.
2. “ * ”, means this data is the worst emission level.
3. Emission Level = Reading Level + Correct Factor.
4. The average measurement was not performed when the peak measured data under the limit of average detection. If the readings given are average, peak measurement should also be supplied.
5. The fundamental for reference only, it’s not restricted by unwanted emission limit.

Site :	CB2-H	Engineer :	Rueyyan
Model No :	GT-AX6000,	Test Date :	2018/10/27
Test Voltage :	AC 120V/60Hz	Polarity :	Vertical
Test Mode :	Mode 2:TX_AX Beamforming_NSS2_ADP-65DW Y		
Note :	802.11ac(80M)_5210MHz		

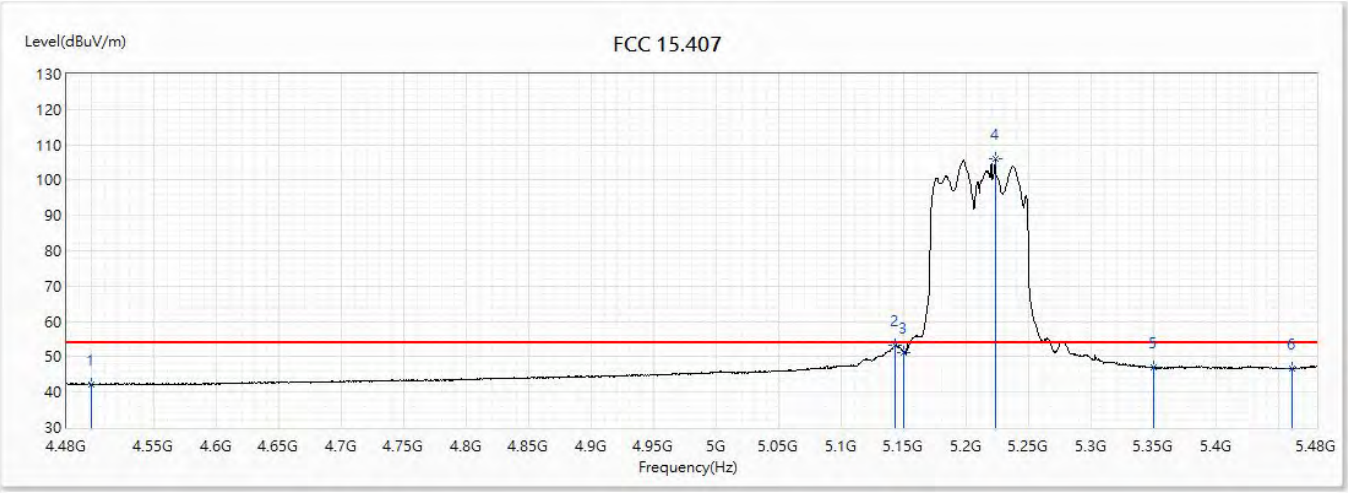

No	Frequency (MHz)	Emission Level (dBuV/m)	Limit (dBuV/m)	Margin (dB)	Reading Level (dBuV)	Correct Factor (dB)	Detector Type
1	4500	42.10	54.00	-11.90	19.89	22.21	AV
2	5143	53.26	54.00	-0.74	29.50	23.76	AV
3	5150	51.25	54.00	-2.75	27.49	23.76	AV
! 4	5223	105.87	54.00	51.87	82.04	23.83	AV
5	5350	46.94	54.00	-7.06	22.98	23.96	AV
6	5460	46.75	54.00	-7.25	22.68	24.07	AV

Note:

1. All reading above 1GHz is performed with peak and/or average measurements as necessary.
2. “ * ”, means this data is the worst emission level.
3. Emission Level = Reading Level + Correct Factor.
4. The average measurement was not performed when the peak measured data under the limit of average detection. If the readings given are average, peak measurement should also be supplied.
5. The fundamental for reference only, it’s not restricted by unwanted emission limit.

Site :	CB2-H	Engineer :	Rueyyan
Model No :	GT-AX6000,	Test Date :	2018/9/13
Test Voltage :	AC 120V/60Hz	Polarity :	Horizontal
Test Mode :	Mode 2:TX_AX Beamforming_NSS2_ADP-65DW Y		
Note :	802.11ax(20M)_5180MHz		

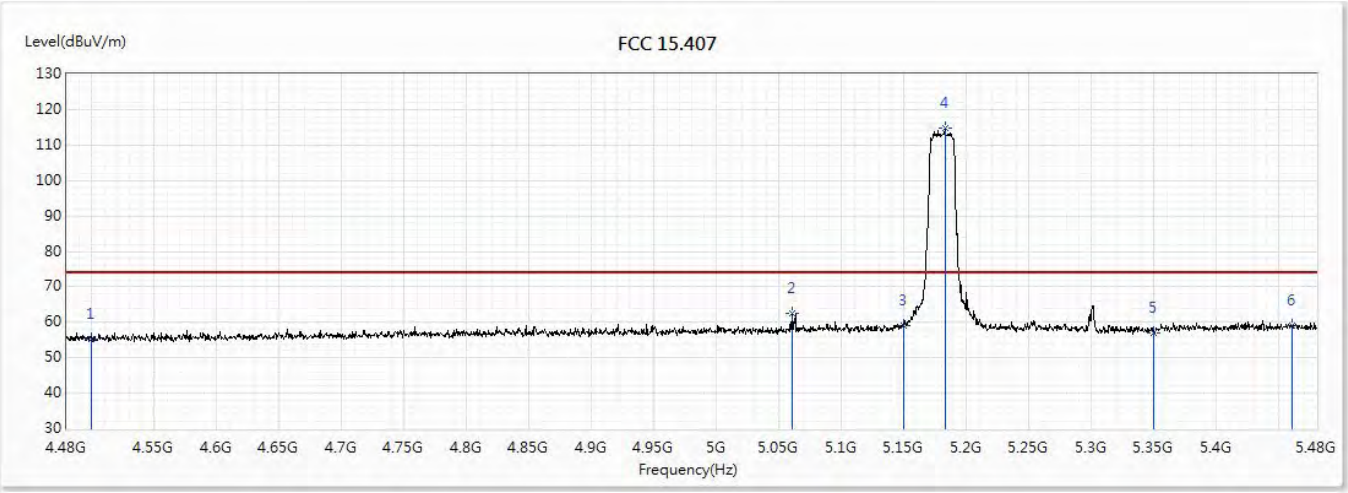

No	Frequency (MHz)	Emission Level (dBuV/m)	Limit (dBuV/m)	Margin (dB)	Reading Level (dBuV)	Correct Factor (dB)	Detector Type
1	4500	55.26	74.00	-18.74	33.52	21.74	PK
2	5060.5	62.61	74.00	-11.39	39.05	23.56	PK
3	5150	59.12	74.00	-14.88	35.47	23.65	PK
! 4	5182.5	114.63	74.00	40.63	90.94	23.69	PK
5	5350	57.13	74.00	-16.87	33.24	23.89	PK
6	5460	58.90	74.00	-15.10	34.92	23.98	PK

Note:

1. All reading above 1GHz is performed with peak and/or average measurements as necessary.
2. “ * ”, means this data is the worst emission level.
3. Emission Level = Reading Level + Correct Factor.
4. The average measurement was not performed when the peak measured data under the limit of average detection. If the readings given are average, peak measurement should also be supplied.
5. The fundamental for reference only, it’s not restricted by unwanted emission limit.

Site :	CB2-H	Engineer :	Rueyyan
Model No :	GT-AX6000,	Test Date :	2018/9/13
Test Voltage :	AC 120V/60Hz	Polarity :	Horizontal
Test Mode :	Mode 2:TX_AX Beamforming_NSS2_ADP-65DW Y		
Note :	802.11ax(20M)_5180MHz		

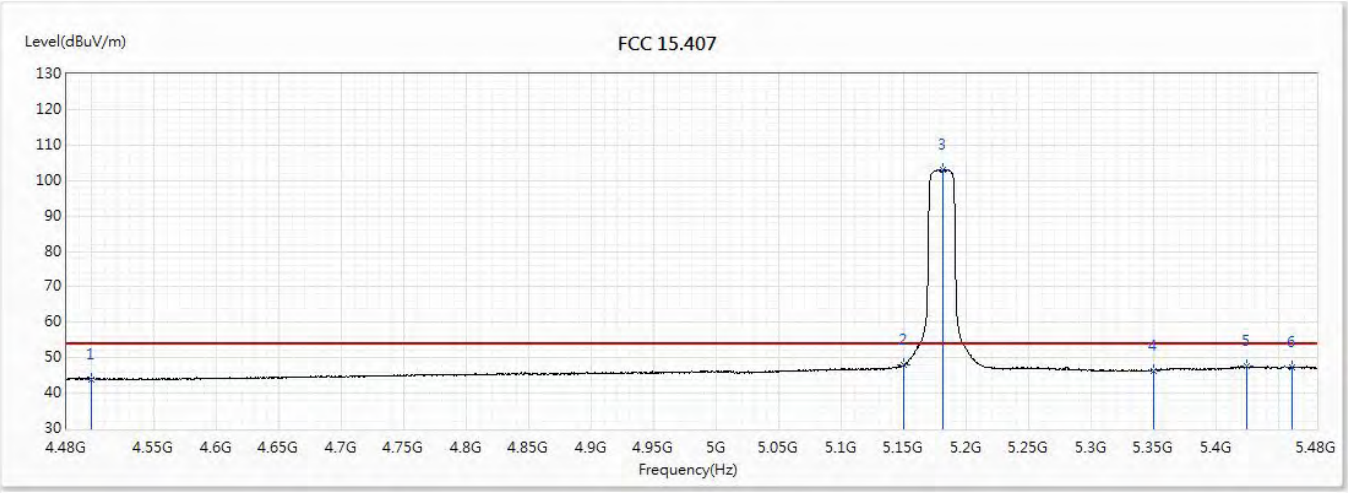

No	Frequency (MHz)	Emission Level (dBuV/m)	Limit (dBuV/m)	Margin (dB)	Reading Level (dBuV)	Correct Factor (dB)	Detector Type
1	4500	44.01	54.00	-9.99	22.27	21.74	AV
2	5150	47.88	54.00	-6.12	24.23	23.65	AV
! 3	5180.5	103.17	54.00	49.17	79.48	23.69	AV
4	5350	46.41	54.00	-7.59	22.52	23.89	AV
5	5424.5	47.53	54.00	-6.47	23.58	23.95	AV
6	5460	47.43	54.00	-6.57	23.45	23.98	AV

Note:

1. All reading above 1GHz is performed with peak and/or average measurements as necessary.
2. “ * ”, means this data is the worst emission level.
3. Emission Level = Reading Level + Correct Factor.
4. The average measurement was not performed when the peak measured data under the limit of average detection. If the readings given are average, peak measurement should also be supplied.
5. The fundamental for reference only, it’s not restricted by unwanted emission limit.

Site :	CB2-H	Engineer :	Rueyyan
Model No :	GT-AX6000,	Test Date :	2018/9/13
Test Voltage :	AC 120V/60Hz	Polarity :	Vertical
Test Mode :	Mode 2:TX_AX Beamforming_NSS2_ADP-65DW Y		
Note :	802.11ax(20M)_5180MHz		

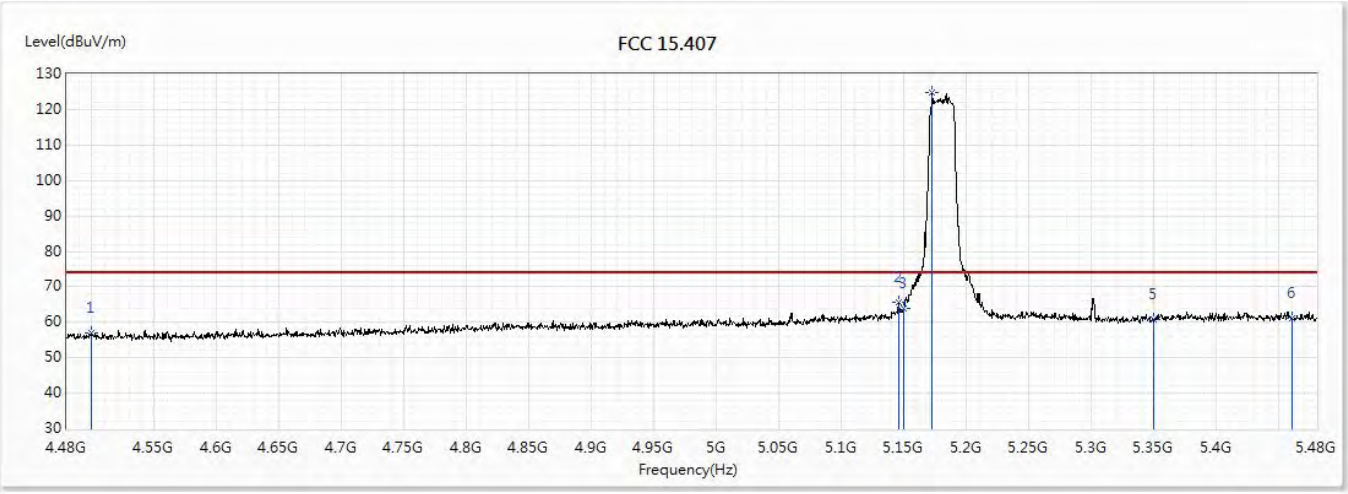

No	Frequency (MHz)	Emission Level (dBuV/m)	Limit (dBuV/m)	Margin (dB)	Reading Level (dBuV)	Correct Factor (dB)	Detector Type
1	4500	56.82	74.00	-17.18	35.08	21.74	PK
2	5146	65.56	74.00	-8.44	41.91	23.65	PK
3	5150	63.89	74.00	-10.11	40.24	23.65	PK
! 4	5172.5	124.85	74.00	50.85	101.18	23.67	PK
5	5350	60.81	74.00	-13.19	36.92	23.89	PK
6	5460	61.24	74.00	-12.76	37.26	23.98	PK

Note:

1. All reading above 1GHz is performed with peak and/or average measurements as necessary.
2. “ * ”, means this data is the worst emission level.
3. Emission Level = Reading Level + Correct Factor.
4. The average measurement was not performed when the peak measured data under the limit of average detection. If the readings given are average, peak measurement should also be supplied.
5. The fundamental for reference only, it’s not restricted by unwanted emission limit.

Site :	CB2-H	Engineer :	Rueyyan
Model No :	GT-AX6000,	Test Date :	2018/9/13
Test Voltage :	AC 120V/60Hz	Polarity :	Vertical
Test Mode :	Mode 2:TX_AX Beamforming_NSS2_ADP-65DW Y		
Note :	802.11ax(20M)_5180MHz		

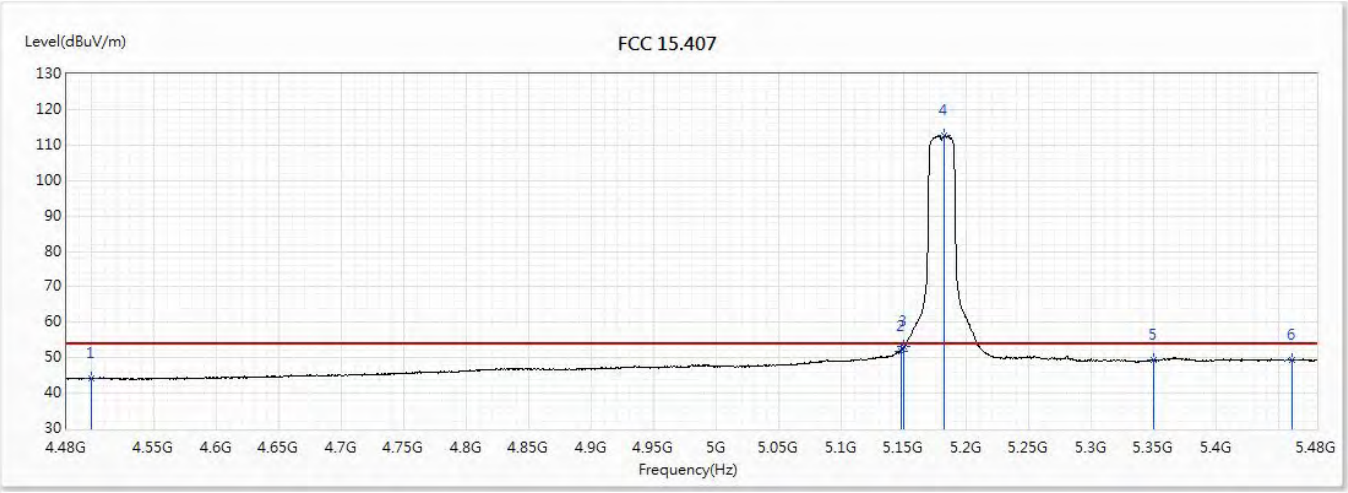

No	Frequency (MHz)	Emission Level (dBuV/m)	Limit (dBuV/m)	Margin (dB)	Reading Level (dBuV)	Correct Factor (dB)	Detector Type
1	4500	44.07	54.00	-9.93	22.33	21.74	AV
2	5147.5	51.93	54.00	-2.07	28.28	23.65	AV
3	5150	53.07	54.00	-0.93	29.42	23.65	AV
! 4	5182	112.61	54.00	58.61	88.92	23.69	AV
5	5350	49.29	54.00	-4.71	25.40	23.89	AV
6	5460	49.49	54.00	-4.51	25.51	23.98	AV

Note:

1. All reading above 1GHz is performed with peak and/or average measurements as necessary.
2. “ * ”, means this data is the worst emission level.
3. Emission Level = Reading Level + Correct Factor.
4. The average measurement was not performed when the peak measured data under the limit of average detection. If the readings given are average, peak measurement should also be supplied.
5. The fundamental for reference only, it’s not restricted by unwanted emission limit.

Site :	CB2-H	Engineer :	Rueyyan
Model No :	GT-AX6000,	Test Date :	2018/10/27
Test Voltage :	AC 120V/60Hz	Polarity :	Horizontal
Test Mode :	Mode 2:TX_Beamforming_NSS2_ADP-65DW Y		
Note :	802.11ax(40M)_5190MHz		

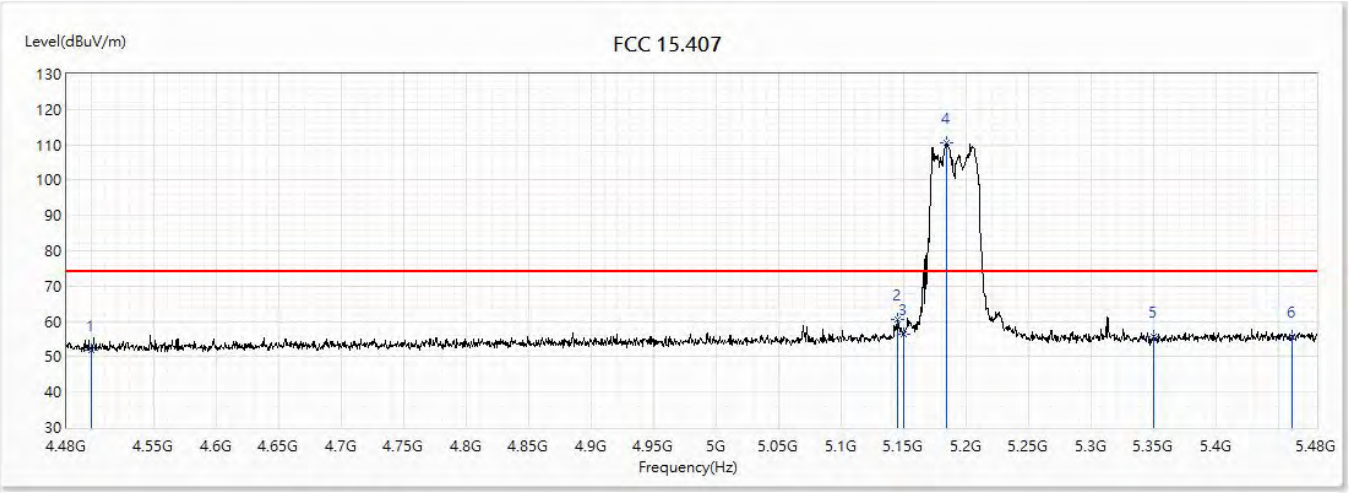

No	Frequency (MHz)	Emission Level (dBuV/m)	Limit (dBuV/m)	Margin (dB)	Reading Level (dBuV)	Correct Factor (dB)	Detector Type
1	4500	51.95	74.00	-22.05	29.74	22.21	PK
2	5144.5	60.71	74.00	-13.29	36.95	23.76	PK
3	5150	56.25	74.00	-17.75	32.49	23.76	PK
! 4	5184	110.55	74.00	36.55	86.76	23.79	PK
5	5350	55.81	74.00	-18.19	31.85	23.96	PK
6	5460	55.82	74.00	-18.18	31.75	24.07	PK

Note:

1. All reading above 1GHz is performed with peak and/or average measurements as necessary.
2. “ * ”, means this data is the worst emission level.
3. Emission Level = Reading Level + Correct Factor.
4. The average measurement was not performed when the peak measured data under the limit of average detection. If the readings given are average, peak measurement should also be supplied.
5. The fundamental for reference only, it’s not restricted by unwanted emission limit.

Site :	CB2-H	Engineer :	Rueyyan
Model No :	GT-AX6000,	Test Date :	2018/10/27
Test Voltage :	AC 120V/60Hz	Polarity :	Horizontal
Test Mode :	Mode 2:TX_Beamforming_NSS2_ADP-65DW Y		
Note :	802.11ax(40M)_5190MHz		

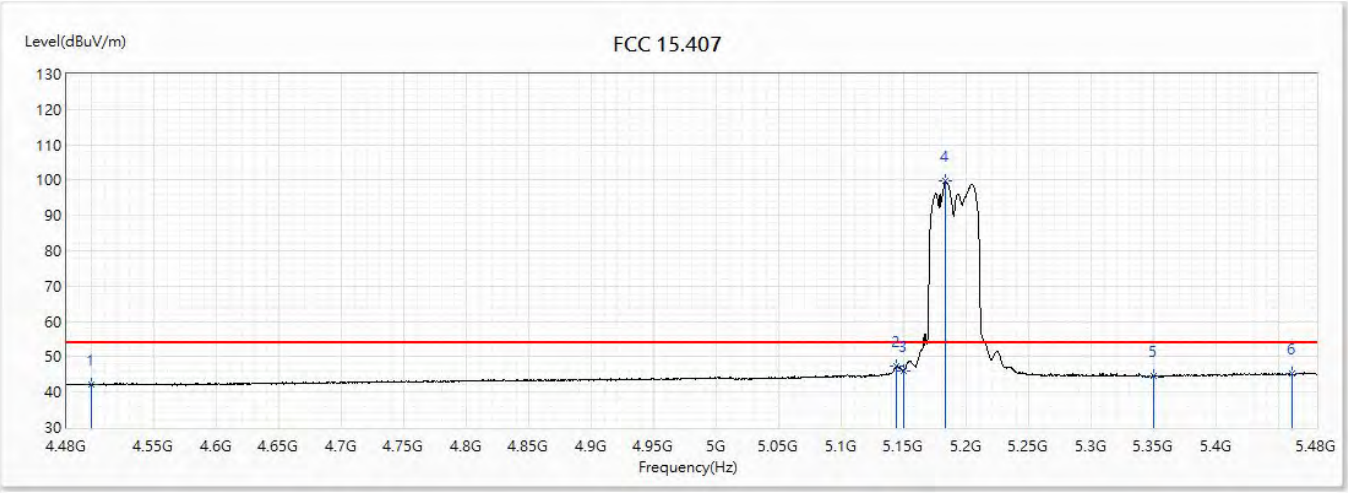

No	Frequency (MHz)	Emission Level (dBuV/m)	Limit (dBuV/m)	Margin (dB)	Reading Level (dBuV)	Correct Factor (dB)	Detector Type
1	4500	42.02	54.00	-11.98	19.81	22.21	AV
2	5144	47.31	54.00	-6.69	23.55	23.76	AV
3	5150	46.14	54.00	-7.86	22.38	23.76	AV
! 4	5183	99.77	54.00	45.77	75.97	23.80	AV
5	5350	44.44	54.00	-9.56	20.48	23.96	AV
6	5460	45.34	54.00	-8.66	21.27	24.07	AV

Note:

1. All reading above 1GHz is performed with peak and/or average measurements as necessary.
2. “ * ”, means this data is the worst emission level.
3. Emission Level = Reading Level + Correct Factor.
4. The average measurement was not performed when the peak measured data under the limit of average detection. If the readings given are average, peak measurement should also be supplied.
5. The fundamental for reference only, it’s not restricted by unwanted emission limit.

Site :	CB2-H	Engineer :	Rueyyan
Model No :	GT-AX6000,	Test Date :	2018/10/27
Test Voltage :	AC 120V/60Hz	Polarity :	Vertical
Test Mode :	Mode 2:TX_Beamforming_NSS2_ADP-65DW Y		
Note :	802.11ax(40M)_5190MHz		

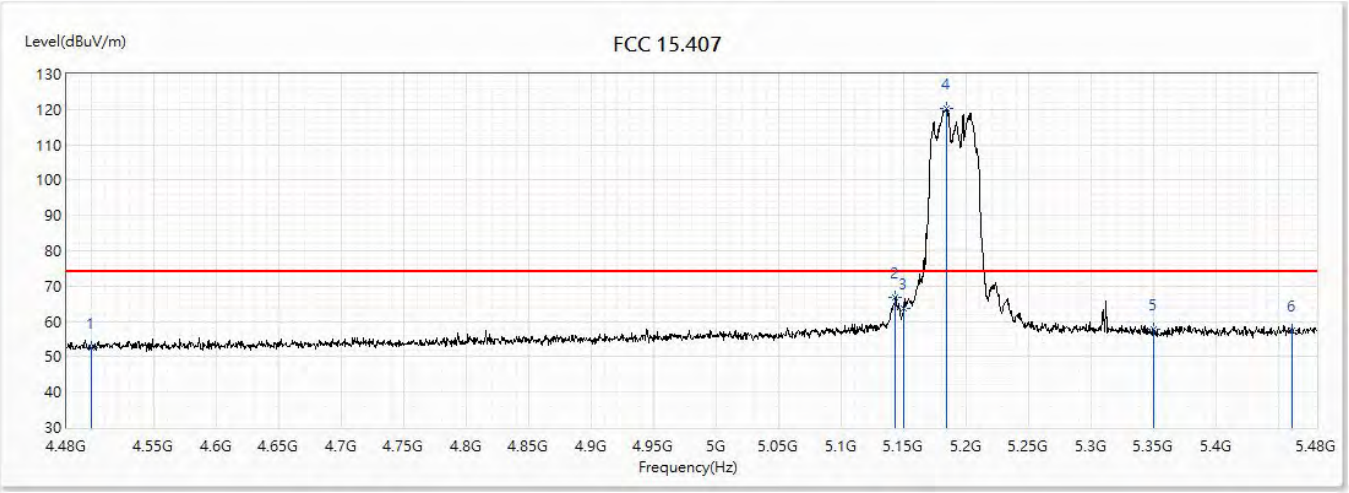

No	Frequency (MHz)	Emission Level (dBuV/m)	Limit (dBuV/m)	Margin (dB)	Reading Level (dBuV)	Correct Factor (dB)	Detector Type
1	4500	52.73	74.00	-21.27	30.52	22.21	PK
2	5143	66.64	74.00	-7.36	42.88	23.76	PK
3	5150	63.59	74.00	-10.41	39.83	23.76	PK
! 4	5184	120.14	74.00	46.14	96.35	23.79	PK
5	5350	57.75	74.00	-16.25	33.79	23.96	PK
6	5460	57.44	74.00	-16.56	33.37	24.07	PK

Note:

1. All reading above 1GHz is performed with peak and/or average measurements as necessary.
2. “ * ”, means this data is the worst emission level.
3. Emission Level = Reading Level + Correct Factor.
4. The average measurement was not performed when the peak measured data under the limit of average detection. If the readings given are average, peak measurement should also be supplied.
5. The fundamental for reference only, it’s not restricted by unwanted emission limit.

Site :	CB2-H	Engineer :	Rueyyan
Model No :	GT-AX6000,	Test Date :	2018/10/27
Test Voltage :	AC 120V/60Hz	Polarity :	Vertical
Test Mode :	Mode 2:TX_Beamforming_NSS2_ADP-65DW Y		
Note :	802.11ax(40M)_5190MHz		

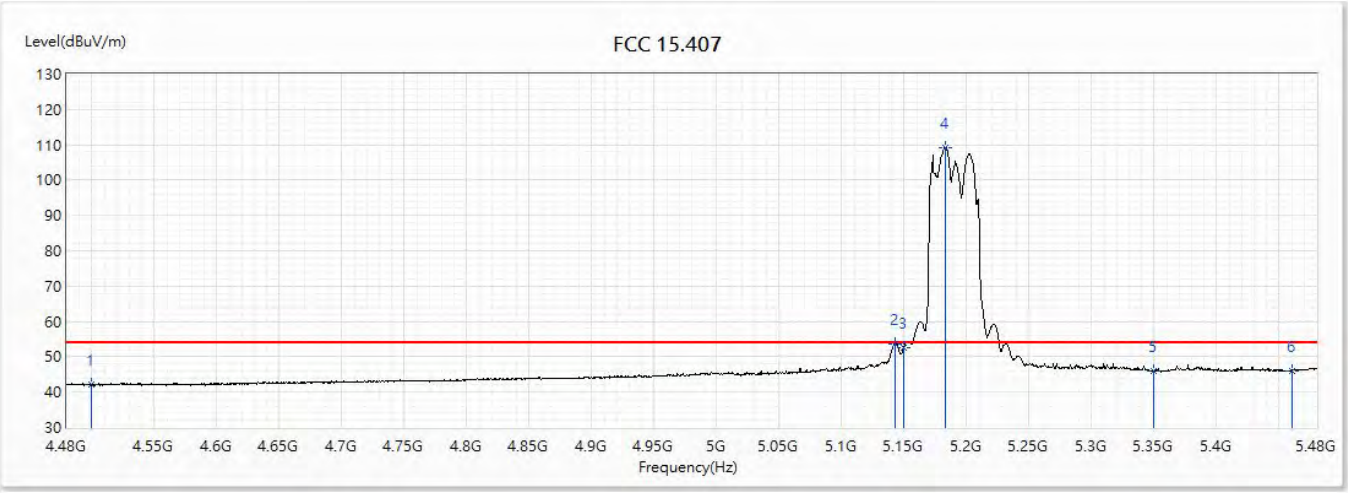

No	Frequency (MHz)	Emission Level (dBuV/m)	Limit (dBuV/m)	Margin (dB)	Reading Level (dBuV)	Correct Factor (dB)	Detector Type
1	4500	42.11	54.00	-11.89	19.90	22.21	AV
2	5142.5	53.58	54.00	-0.42	29.82	23.76	AV
3	5150	52.74	54.00	-1.26	28.98	23.76	AV
! 4	5182.5	109.27	54.00	55.27	85.47	23.80	AV
5	5350	45.99	54.00	-8.01	22.03	23.96	AV
6	5460	46.10	54.00	-7.90	22.03	24.07	AV

Note:

1. All reading above 1GHz is performed with peak and/or average measurements as necessary.
2. “ * ”, means this data is the worst emission level.
3. Emission Level = Reading Level + Correct Factor.
4. The average measurement was not performed when the peak measured data under the limit of average detection. If the readings given are average, peak measurement should also be supplied.
5. The fundamental for reference only, it’s not restricted by unwanted emission limit.

Site :	CB2-H	Engineer :	Rueyyan
Model No :	GT-AX6000,	Test Date :	2018/10/27
Test Voltage :	AC 120V/60Hz	Polarity :	Horizontal
Test Mode :	Mode 2:TX_Beamforming_NSS2_ADP-65DW Y		
Note :	802.11ax(80M)_5210MHz		

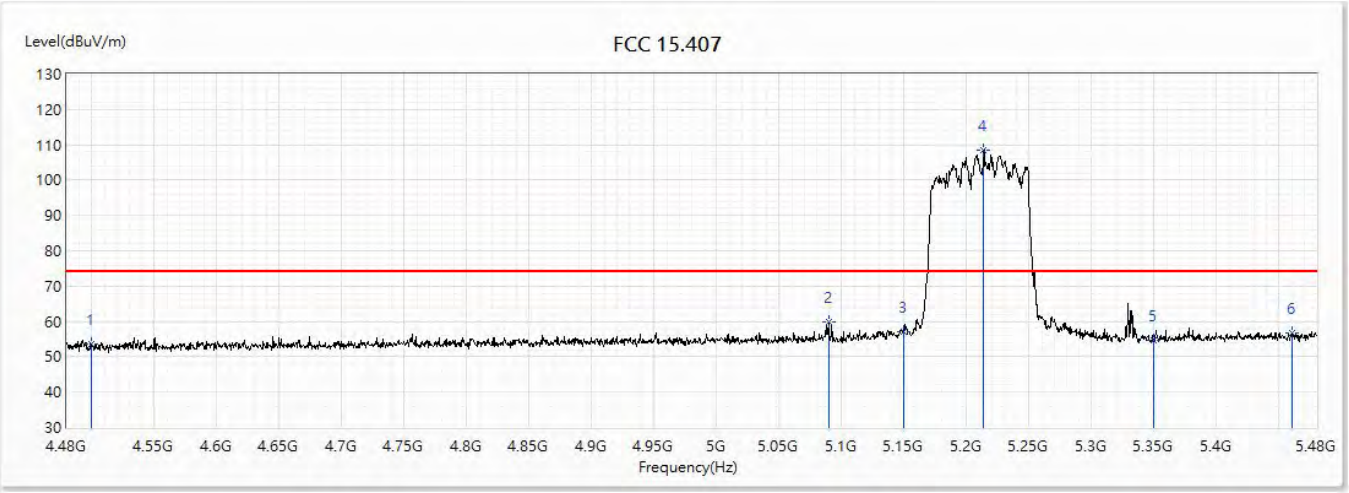

No	Frequency (MHz)	Emission Level (dBuV/m)	Limit (dBuV/m)	Margin (dB)	Reading Level (dBuV)	Correct Factor (dB)	Detector Type
1	4500	53.60	74.00	-20.40	31.39	22.21	PK
2	5089.5	60.00	74.00	-14.00	36.30	23.70	PK
3	5150	57.00	74.00	-17.00	33.24	23.76	PK
! 4	5213.5	108.63	74.00	34.63	84.80	23.83	PK
5	5350	54.58	74.00	-19.42	30.62	23.96	PK
6	5460	56.59	74.00	-17.41	32.52	24.07	PK

Note:

1. All reading above 1GHz is performed with peak and/or average measurements as necessary.
2. “ * ”, means this data is the worst emission level.
3. Emission Level = Reading Level + Correct Factor.
4. The average measurement was not performed when the peak measured data under the limit of average detection. If the readings given are average, peak measurement should also be supplied.
5. The fundamental for reference only, it’s not restricted by unwanted emission limit.

Site :	CB2-H	Engineer :	Rueyyan
Model No :	GT-AX6000,	Test Date :	2018/10/27
Test Voltage :	AC 120V/60Hz	Polarity :	Horizontal
Test Mode :	Mode 2:TX_Beamforming_NSS2_ADP-65DW Y		
Note :	802.11ax(80M)_5210MHz		

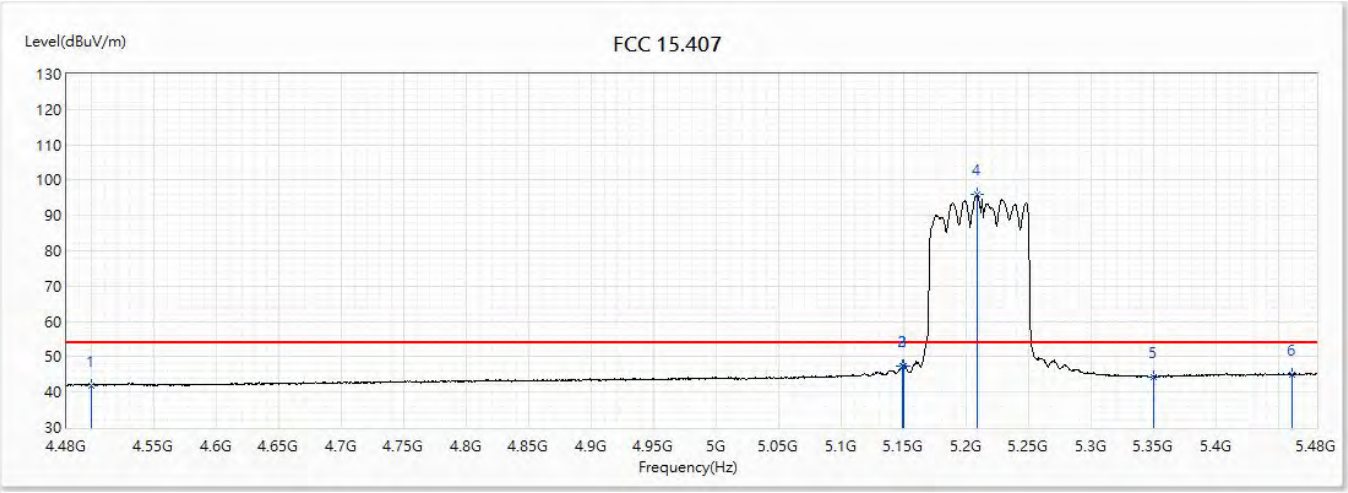

No	Frequency (MHz)	Emission Level (dBuV/m)	Limit (dBuV/m)	Margin (dB)	Reading Level (dBuV)	Correct Factor (dB)	Detector Type
1	4500	41.94	54.00	-12.06	19.73	22.21	AV
2	5148.5	47.30	54.00	-6.70	23.54	23.76	AV
3	5150	47.27	54.00	-6.73	23.51	23.76	AV
! 4	5208.5	95.96	54.00	41.96	72.13	23.83	AV
5	5350	44.24	54.00	-9.76	20.28	23.96	AV
6	5460	44.93	54.00	-9.07	20.86	24.07	AV

Note:

1. All reading above 1GHz is performed with peak and/or average measurements as necessary.
2. “ * ”, means this data is the worst emission level.
3. Emission Level = Reading Level + Correct Factor.
4. The average measurement was not performed when the peak measured data under the limit of average detection. If the readings given are average, peak measurement should also be supplied.
5. The fundamental for reference only, it’s not restricted by unwanted emission limit.

Site :	CB2-H	Engineer :	Rueyyan
Model No :	GT-AX6000,	Test Date :	2018/10/27
Test Voltage :	AC 120V/60Hz	Polarity :	Vertical
Test Mode :	Mode 2:TX_Beamforming_NSS2_ADP-65DW Y		
Note :	802.11ax(80M)_5210MHz		

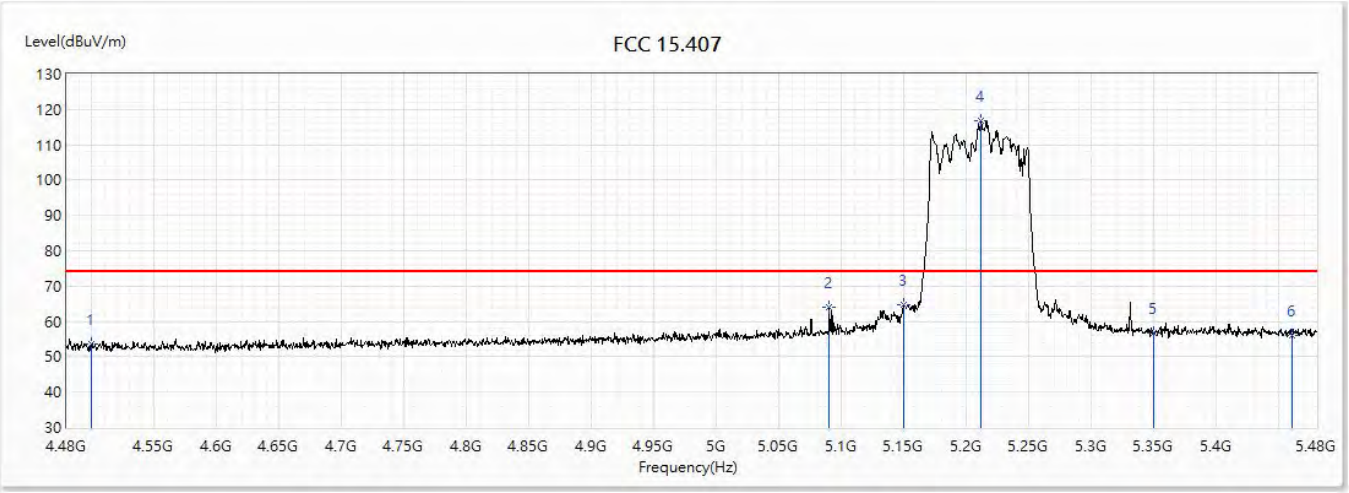

No	Frequency (MHz)	Emission Level (dBuV/m)	Limit (dBuV/m)	Margin (dB)	Reading Level (dBuV)	Correct Factor (dB)	Detector Type
1	4500	53.76	74.00	-20.24	31.55	22.21	PK
2	5090	63.97	74.00	-10.03	40.27	23.70	PK
3	5150	64.72	74.00	-9.28	40.96	23.76	PK
! 4	5211.5	116.86	74.00	42.86	93.04	23.82	PK
5	5350	56.76	74.00	-17.24	32.80	23.96	PK
6	5460	56.10	74.00	-17.90	32.03	24.07	PK

Note:

1. All reading above 1GHz is performed with peak and/or average measurements as necessary.
2. “ * ”, means this data is the worst emission level.
3. Emission Level = Reading Level + Correct Factor.
4. The average measurement was not performed when the peak measured data under the limit of average detection. If the readings given are average, peak measurement should also be supplied.
5. The fundamental for reference only, it’s not restricted by unwanted emission limit.

Site :	CB2-H	Engineer :	Rueyyan
Model No :	GT-AX6000,	Test Date :	2018/10/27
Test Voltage :	AC 120V/60Hz	Polarity :	Vertical
Test Mode :	Mode 2:TX_Beamforming_NSS2_ADP-65DW Y		
Note :	802.11ax(80M)_5210MHz		

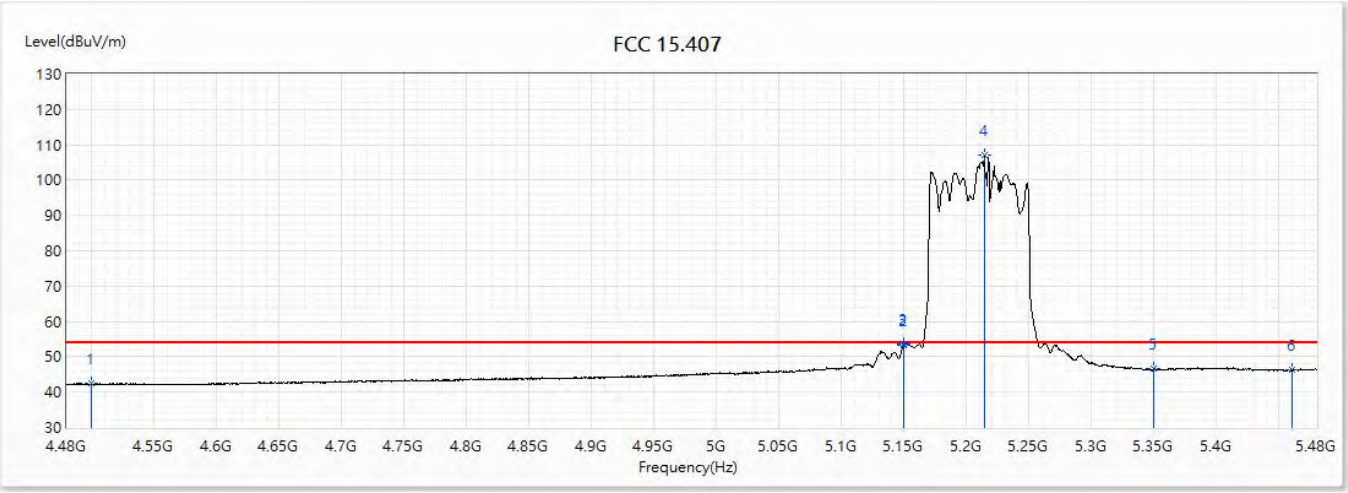

No	Frequency (MHz)	Emission Level (dBuV/m)	Limit (dBuV/m)	Margin (dB)	Reading Level (dBuV)	Correct Factor (dB)	Detector Type
1	4500	42.36	54.00	-11.64	20.15	22.21	AV
2	5149.5	53.28	54.00	-0.72	29.52	23.76	AV
3	5150	53.59	54.00	-0.41	29.83	23.76	AV
! 4	5214	106.93	54.00	52.93	83.10	23.83	AV
5	5350	46.50	54.00	-7.50	22.54	23.96	AV
6	5460	46.22	54.00	-7.78	22.15	24.07	AV

Note:

1. All reading above 1GHz is performed with peak and/or average measurements as necessary.
2. “ * ”, means this data is the worst emission level.
3. Emission Level = Reading Level + Correct Factor.
4. The average measurement was not performed when the peak measured data under the limit of average detection. If the readings given are average, peak measurement should also be supplied.
5. The fundamental for reference only, it’s not restricted by unwanted emission limit.

Site :	CB2-H	Engineer :	Rueyyan
Model No :	GT-AX6000,	Test Date :	2018/11/28
Test Voltage :	AC 120V/60Hz	Polarity :	Horizontal
Test Mode :	Mode 2:TX_Beamforming_NSS2_ADP-65DW Y		
Note :	802.11ac(80M)_5290MHz		

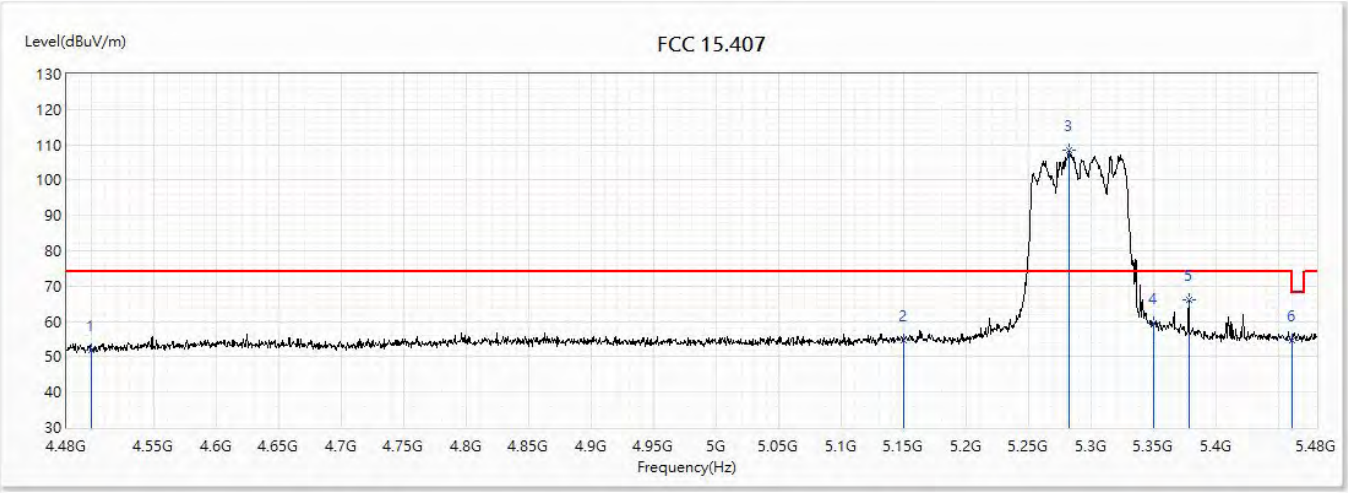

No	Frequency (MHz)	Emission Level (dBuV/m)	Limit (dBuV/m)	Margin (dB)	Reading Level (dBuV)	Correct Factor (dB)	Detector Type
1	4500	51.98	74.00	-22.02	29.56	22.42	PK
2	5150	54.63	74.00	-19.37	30.84	23.79	PK
! 3	5281.5	108.36	74.00	34.36	84.41	23.95	PK
4	5350	59.46	74.00	-14.54	35.43	24.03	PK
5	5378	65.94	74.00	-8.06	41.88	24.06	PK
6	5460	54.82	74.00	-19.18	30.66	24.16	PK

Note:

1. All reading above 1GHz is performed with peak and/or average measurements as necessary.
2. “ * ”, means this data is the worst emission level.
3. Emission Level = Reading Level + Correct Factor.
4. The average measurement was not performed when the peak measured data under the limit of average detection. If the readings given are average, peak measurement should also be supplied.
5. The fundamental for reference only, it’s not restricted by unwanted emission limit.

Site :	CB2-H	Engineer :	Rueyyan
Model No :	GT-AX6000,	Test Date :	2018/11/28
Test Voltage :	AC 120V/60Hz	Polarity :	Horizontal
Test Mode :	Mode 2:TX_Beamforming_NSS2_ADP-65DW Y		
Note :	802.11ac(80M)_5290MHz		

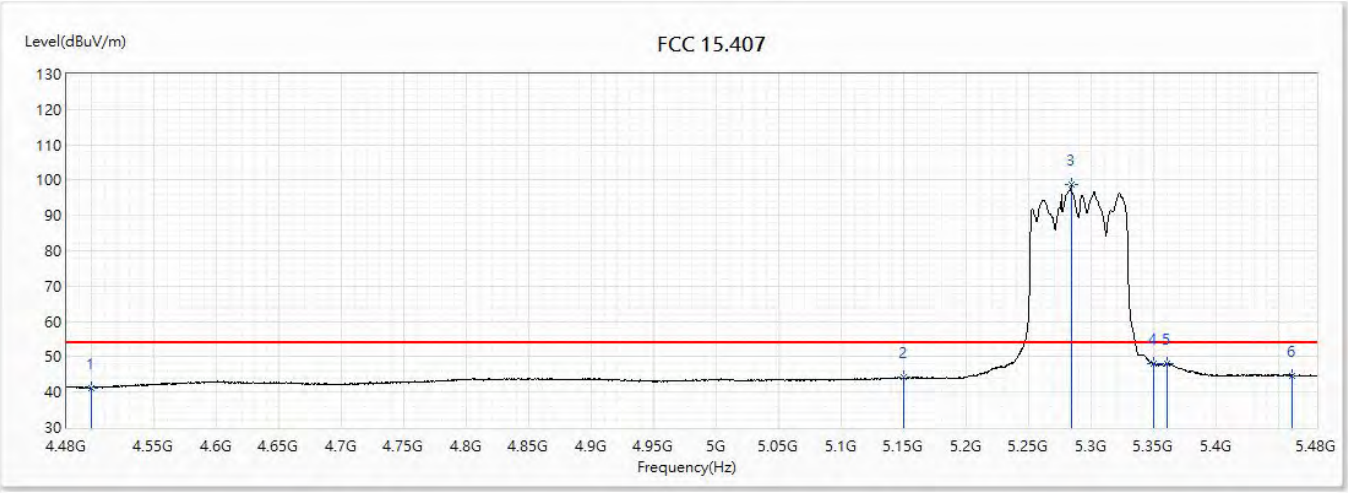

No	Frequency (MHz)	Emission Level (dBuV/m)	Limit (dBuV/m)	Margin (dB)	Reading Level (dBuV)	Correct Factor (dB)	Detector Type
1	4500	41.16	54.00	-12.84	18.74	22.42	AV
2	5150	44.07	54.00	-9.93	20.28	23.79	AV
! 3	5283.5	98.91	54.00	44.91	74.96	23.95	AV
4	5350	48.18	54.00	-5.82	24.15	24.03	AV
5	5360.5	47.95	54.00	-6.05	23.91	24.04	AV
6	5460	44.72	54.00	-9.28	20.56	24.16	AV

Note:

1. All reading above 1GHz is performed with peak and/or average measurements as necessary.
2. “ * ”, means this data is the worst emission level.
3. Emission Level = Reading Level + Correct Factor.
4. The average measurement was not performed when the peak measured data under the limit of average detection. If the readings given are average, peak measurement should also be supplied.
5. The fundamental for reference only, it’s not restricted by unwanted emission limit.

Site :	CB2-H	Engineer :	Rueyyan
Model No :	GT-AX6000,	Test Date :	2018/11/28
Test Voltage :	AC 120V/60Hz	Polarity :	Vertical
Test Mode :	Mode 2:TX_Beamforming_NSS2_ADP-65DW Y		
Note :	802.11ac(80M)_5290MHz		

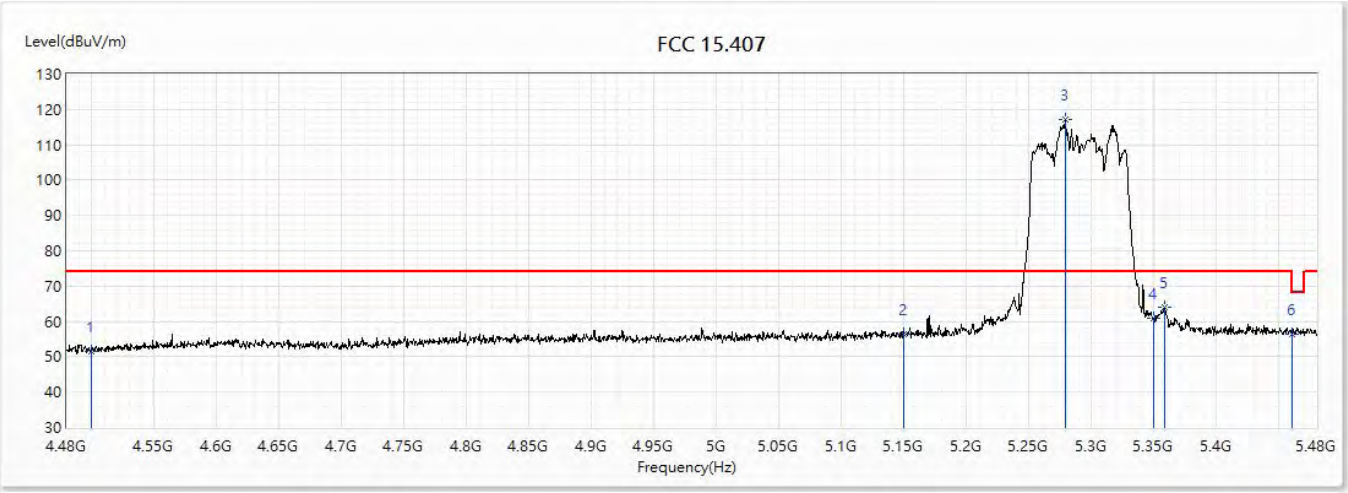

No	Frequency (MHz)	Emission Level (dBuV/m)	Limit (dBuV/m)	Margin (dB)	Reading Level (dBuV)	Correct Factor (dB)	Detector Type
1	4500	51.61	74.00	-22.39	29.19	22.42	PK
2	5150	56.45	74.00	-17.55	32.66	23.79	PK
! 3	5279	117.24	74.00	43.24	93.30	23.94	PK
4	5350	60.93	74.00	-13.07	36.90	24.03	PK
5	5358.5	63.99	74.00	-10.01	39.94	24.05	PK
6	5460	56.43	74.00	-17.57	32.27	24.16	PK

Note:

1. All reading above 1GHz is performed with peak and/or average measurements as necessary.
2. “ * ”, means this data is the worst emission level.
3. Emission Level = Reading Level + Correct Factor.
4. The average measurement was not performed when the peak measured data under the limit of average detection. If the readings given are average, peak measurement should also be supplied.
5. The fundamental for reference only, it’s not restricted by unwanted emission limit.

Site :	CB2-H	Engineer :	Rueyyan
Model No :	GT-AX6000,	Test Date :	2018/11/28
Test Voltage :	AC 120V/60Hz	Polarity :	Vertical
Test Mode :	Mode 2:TX_Beamforming_NSS2_ADP-65DW Y		
Note :	802.11ac(80M)_5290MHz		

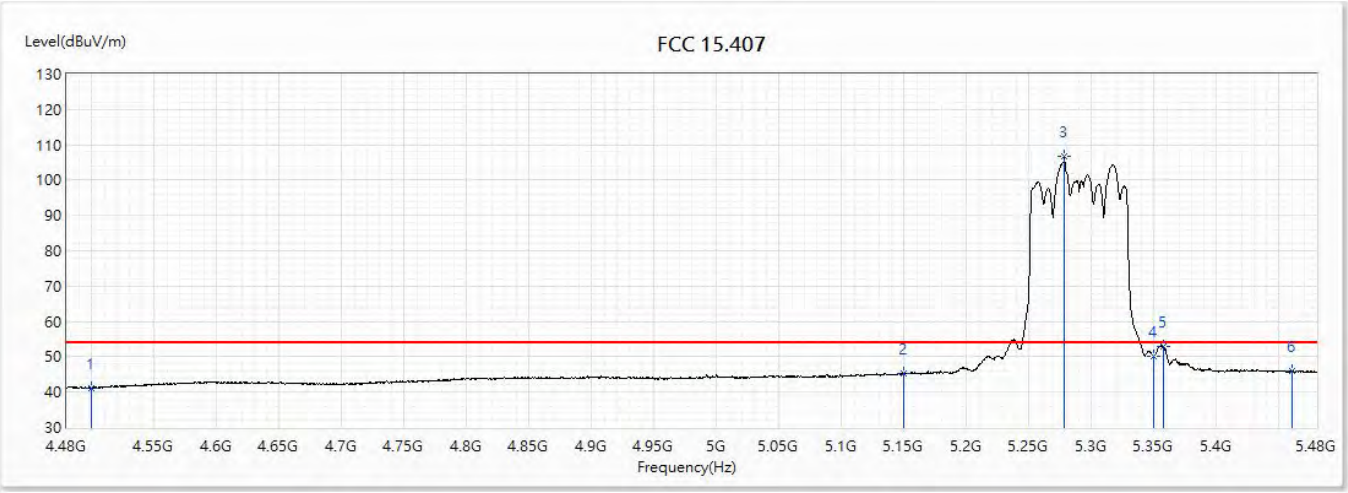

No	Frequency (MHz)	Emission Level (dBuV/m)	Limit (dBuV/m)	Margin (dB)	Reading Level (dBuV)	Correct Factor (dB)	Detector Type
1	4500	41.11	54.00	-12.89	18.69	22.42	AV
2	5150	45.22	54.00	-8.78	21.43	23.79	AV
! 3	5278.5	106.76	54.00	52.76	82.82	23.94	AV
4	5350	50.03	54.00	-3.97	26.00	24.03	AV
5	5357	52.96	54.00	-1.04	28.92	24.04	AV
6	5460	45.97	54.00	-8.03	21.81	24.16	AV

Note:

1. All reading above 1GHz is performed with peak and/or average measurements as necessary.
2. “ * ”, means this data is the worst emission level.
3. Emission Level = Reading Level + Correct Factor.
4. The average measurement was not performed when the peak measured data under the limit of average detection. If the readings given are average, peak measurement should also be supplied.
5. The fundamental for reference only, it’s not restricted by unwanted emission limit.

Site :	CB2-H	Engineer :	Rueyyan
Model No :	GT-AX6000,	Test Date :	2018/11/28
Test Voltage :	AC 120V/60Hz	Polarity :	Horizontal
Test Mode :	Mode 2:TX_Beamforming_NSS2_ADP-65DW Y		
Note :	802.11ax(80M)_5290MHz		

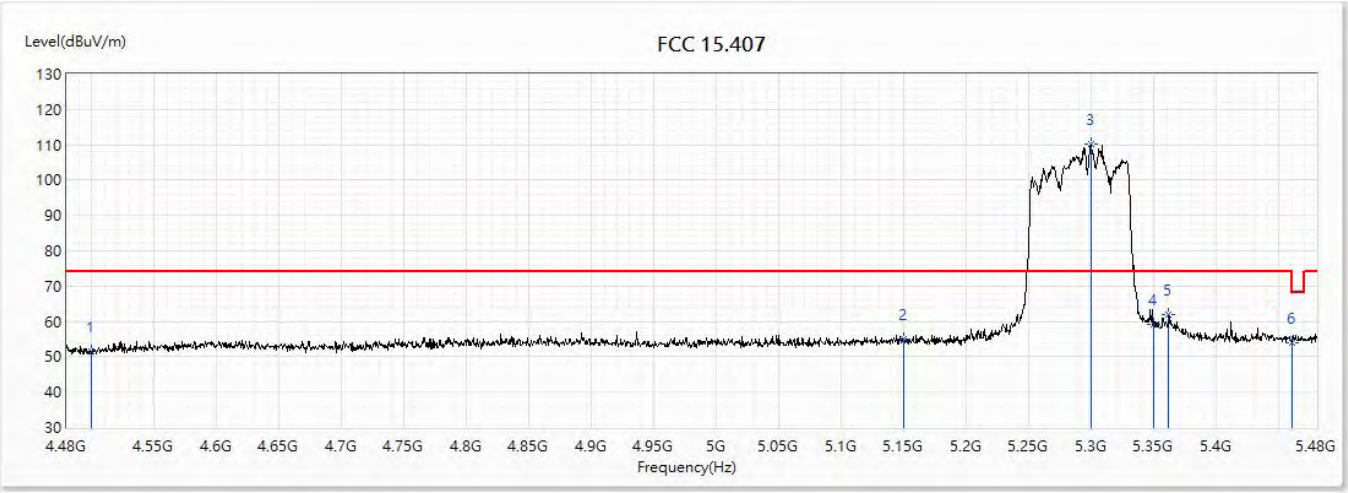

No	Frequency (MHz)	Emission Level (dBuV/m)	Limit (dBuV/m)	Margin (dB)	Reading Level (dBuV)	Correct Factor (dB)	Detector Type
1	4500	51.56	74.00	-22.44	29.14	22.42	PK
2	5150	54.90	74.00	-19.10	31.11	23.79	PK
! 3	5300	110.15	74.00	36.15	86.18	23.97	PK
4	5350	59.00	74.00	-15.00	34.97	24.03	PK
5	5361.5	61.91	74.00	-12.09	37.87	24.04	PK
6	5460	54.13	74.00	-19.87	29.97	24.16	PK

Note:

1. All reading above 1GHz is performed with peak and/or average measurements as necessary.
2. “ * ”, means this data is the worst emission level.
3. Emission Level = Reading Level + Correct Factor.
4. The average measurement was not performed when the peak measured data under the limit of average detection. If the readings given are average, peak measurement should also be supplied.
5. The fundamental for reference only, it’s not restricted by unwanted emission limit.

Site :	CB2-H	Engineer :	Rueyyan
Model No :	GT-AX6000,	Test Date :	2018/11/28
Test Voltage :	AC 120V/60Hz	Polarity :	Horizontal
Test Mode :	Mode 2:TX_Beamforming_NSS2_ADP-65DW Y		
Note :	802.11ax(80M)_5290MHz		

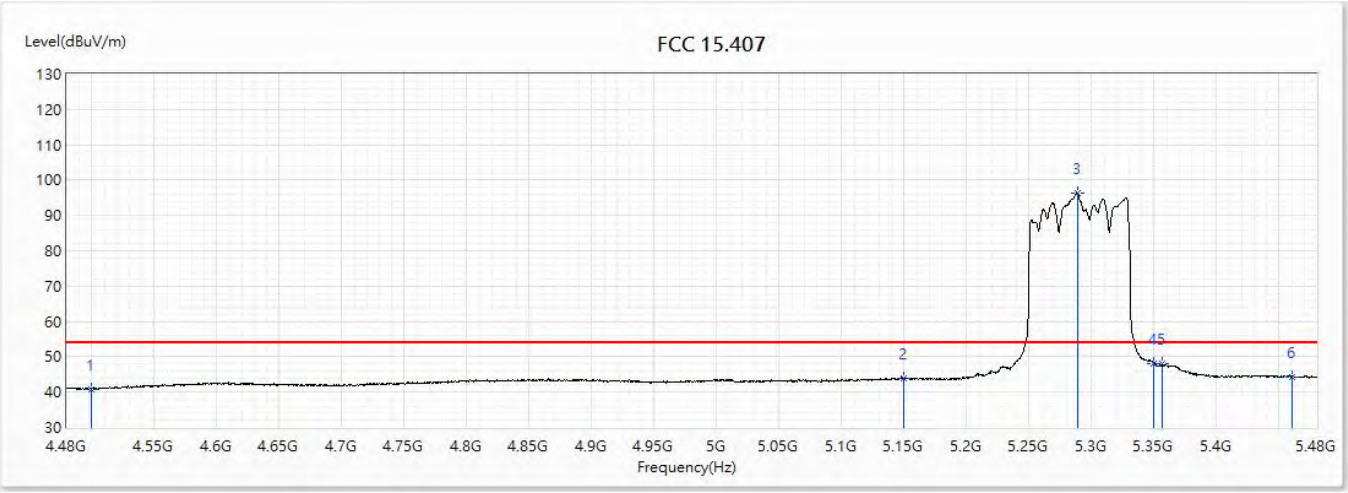

No	Frequency (MHz)	Emission Level (dBuV/m)	Limit (dBuV/m)	Margin (dB)	Reading Level (dBuV)	Correct Factor (dB)	Detector Type
1	4500	40.86	54.00	-13.14	18.44	22.42	AV
2	5150	43.88	54.00	-10.12	20.09	23.79	AV
! 3	5288.5	96.28	54.00	42.28	72.32	23.96	AV
4	5350	48.20	54.00	-5.80	24.17	24.03	AV
5	5356.5	47.99	54.00	-6.01	23.95	24.04	AV
6	5460	44.40	54.00	-9.60	20.24	24.16	AV

Note:

1. All reading above 1GHz is performed with peak and/or average measurements as necessary.
2. “ * ”, means this data is the worst emission level.
3. Emission Level = Reading Level + Correct Factor.
4. The average measurement was not performed when the peak measured data under the limit of average detection. If the readings given are average, peak measurement should also be supplied.
5. The fundamental for reference only, it’s not restricted by unwanted emission limit.

Site :	CB2-H	Engineer :	Rueyyan
Model No :	GT-AX6000,	Test Date :	2018/11/28
Test Voltage :	AC 120V/60Hz	Polarity :	Vertical
Test Mode :	Mode 2:TX_Beamforming_NSS2_ADP-65DW Y		
Note :	802.11ax(80M)_5290MHz		

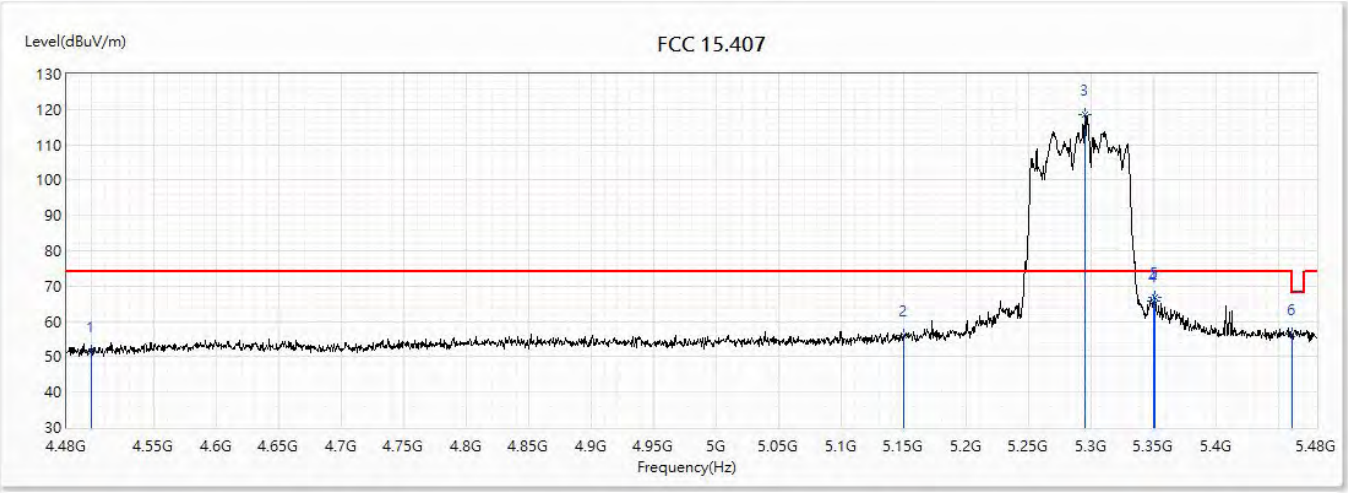

No	Frequency (MHz)	Emission Level (dBuV/m)	Limit (dBuV/m)	Margin (dB)	Reading Level (dBuV)	Correct Factor (dB)	Detector Type
1	4500	51.57	74.00	-22.43	29.15	22.42	PK
2	5150	55.96	74.00	-18.04	32.17	23.79	PK
! 3	5294.5	118.48	74.00	44.48	94.52	23.96	PK
4	5350	65.72	74.00	-8.28	41.69	24.03	PK
5	5351	66.82	74.00	-7.18	42.79	24.03	PK
6	5460	56.27	74.00	-17.73	32.11	24.16	PK

Note:

1. All reading above 1GHz is performed with peak and/or average measurements as necessary.
2. “ * ”, means this data is the worst emission level.
3. Emission Level = Reading Level + Correct Factor.
4. The average measurement was not performed when the peak measured data under the limit of average detection. If the readings given are average, peak measurement should also be supplied.
5. The fundamental for reference only, it’s not restricted by unwanted emission limit.

Site :	CB2-H	Engineer :	Rueyyan
Model No :	GT-AX6000,	Test Date :	2018/11/28
Test Voltage :	AC 120V/60Hz	Polarity :	Vertical
Test Mode :	Mode 2:TX_Beamforming_NSS2_ADP-65DW Y		
Note :	802.11ax(80M)_5290MHz		

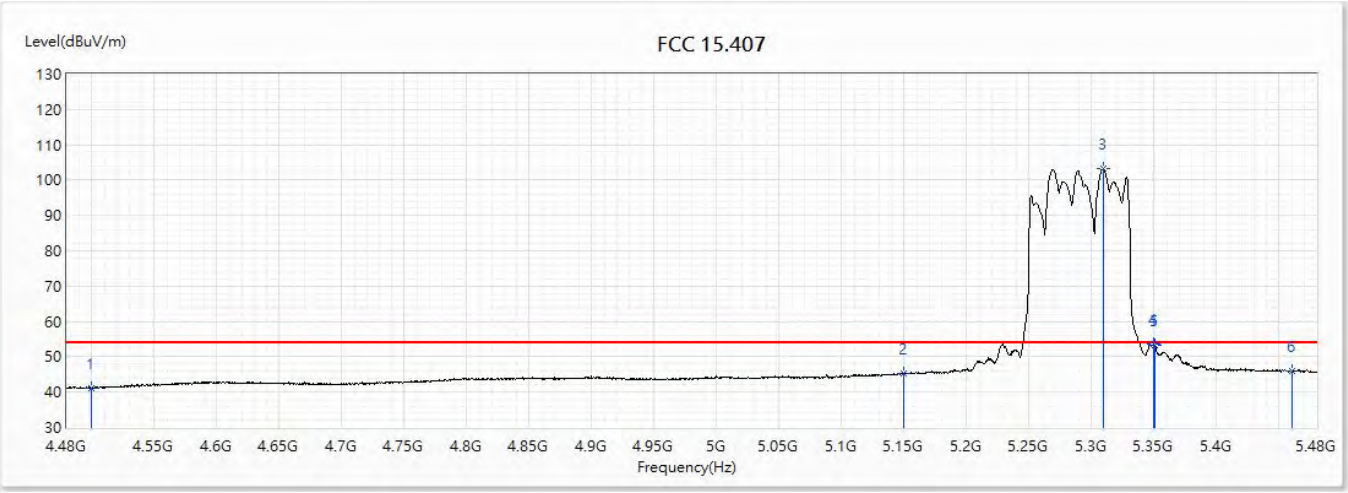

No	Frequency (MHz)	Emission Level (dBuV/m)	Limit (dBuV/m)	Margin (dB)	Reading Level (dBuV)	Correct Factor (dB)	Detector Type
1	4500	40.98	54.00	-13.02	18.56	22.42	AV
2	5150	45.24	54.00	-8.76	21.45	23.79	AV
! 3	5309.5	103.33	54.00	49.33	79.35	23.98	AV
4	5350	53.66	54.00	-0.34	29.63	24.03	AV
5	5351	53.19	54.00	-0.81	29.16	24.03	AV
6	5460	45.97	54.00	-8.03	21.81	24.16	AV

Note:

1. All reading above 1GHz is performed with peak and/or average measurements as necessary.
2. “ * ”, means this data is the worst emission level.
3. Emission Level = Reading Level + Correct Factor.
4. The average measurement was not performed when the peak measured data under the limit of average detection. If the readings given are average, peak measurement should also be supplied.
5. The fundamental for reference only, it’s not restricted by unwanted emission limit.

Site :	CB2-H	Engineer :	Rueyyan
Model No :	GT-AX6000,	Test Date :	2018/8/31
Test Voltage :	AC 120V/60Hz	Polarity :	Horizontal
Test Mode :	Mode 2:TX_Beamforming_NSS2_ADP-65DW Y		
Note :	802.11ax(80M)_5775MHz		

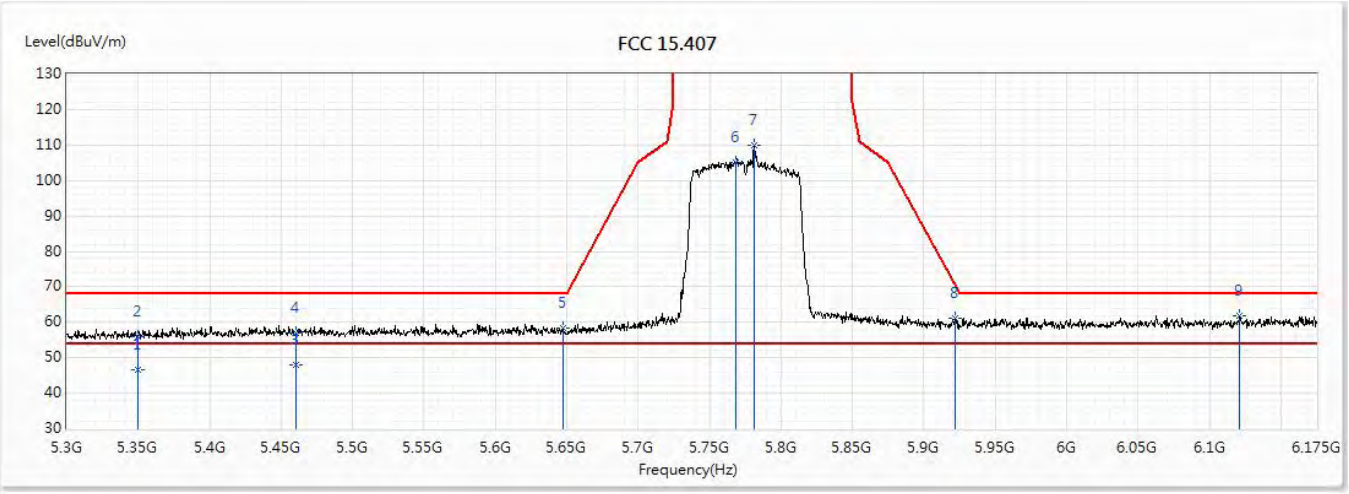

No	Frequency (MHz)	Emission Level (dBuV/m)	Limit (dBuV/m)	Margin (dB)	Reading Level (dBuV)	Correct Factor (dB)	Detector Type
1	5350	46.68	54.00	-7.32	22.79	23.89	AV
2	5350	55.96	68.20	-12.24	32.07	23.89	PK
* 3	5460	47.91	54.00	-6.09	23.93	23.98	AV
4	5460	56.85	68.20	-11.35	32.87	23.98	PK
5	5647.375	58.44	68.20	-9.76	33.98	24.46	PK
6	5768.125	105.19	131.20	-26.01	80.38	24.81	PK
7	5781.25	109.85	131.20	-21.35	85.00	24.85	PK
8	5922.125	61.05	70.33	-9.28	35.79	25.26	PK
9	6121.188	61.93	68.20	-6.27	35.85	26.08	PK

Note:

1. All reading above 1GHz is performed with peak and/or average measurements as necessary.
2. “ * ”, means this data is the worst emission level.
3. Emission Level = Reading Level + Correct Factor.
4. The average measurement was not performed when the peak measured data under the limit of average detection. If the readings given are average, peak measurement should also be supplied.
5. The fundamental for reference only, it’s not restricted by unwanted emission limit.

Site :	CB2-H	Engineer :	Rueyyan
Model No :	GT-AX6000,	Test Date :	2018/8/31
Test Voltage :	AC 120V/60Hz	Polarity :	Vertical
Test Mode :	Mode 2:TX_Beamforming_NSS2_ADP-65DW Y		
Note :	802.11ax(80M)_5775MHz		

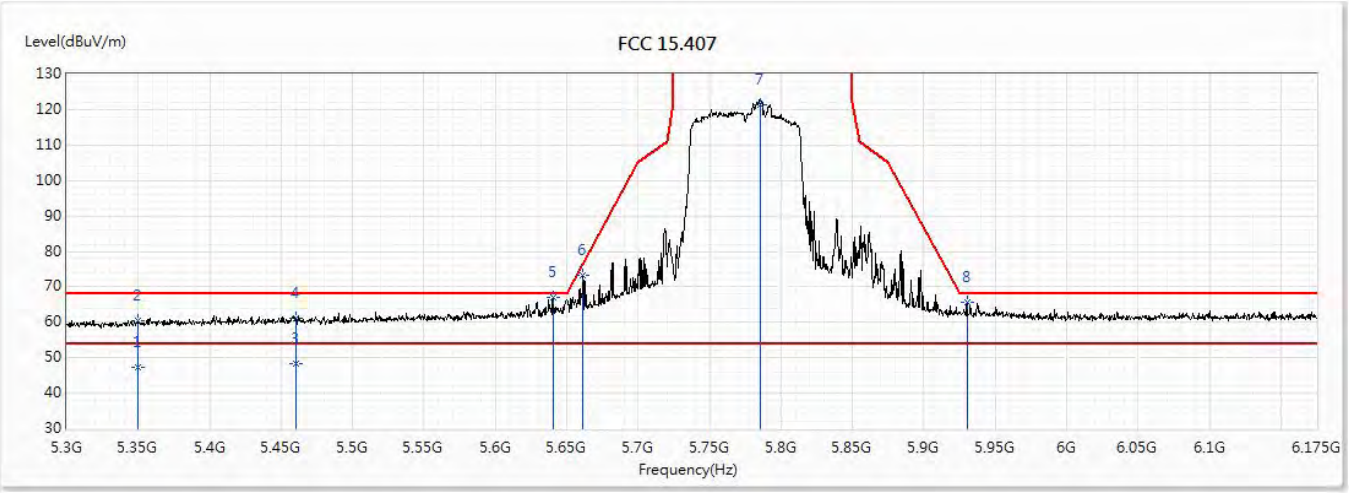

No	Frequency (MHz)	Emission Level (dBuV/m)	Limit (dBuV/m)	Margin (dB)	Reading Level (dBuV)	Correct Factor (dB)	Detector Type
1	5350	47.39	54.00	-6.61	23.50	23.89	AV
2	5350	60.33	68.20	-7.87	36.44	23.89	PK
3	5460	48.49	54.00	-5.51	24.51	23.98	AV
4	5460	61.07	68.20	-7.13	37.09	23.98	PK
* 5	5640.375	66.97	68.20	-1.23	42.54	24.43	PK
6	5661.375	73.31	76.62	-3.30	48.81	24.50	PK
7	5785.188	121.39	131.20	-9.81	96.53	24.86	PK
8	5930.438	65.75	68.20	-2.45	40.47	25.28	PK

Note:

1. All reading above 1GHz is performed with peak and/or average measurements as necessary.
2. “ * ”, means this data is the worst emission level.
3. Emission Level = Reading Level + Correct Factor.
4. The average measurement was not performed when the peak measured data under the limit of average detection. If the readings given are average, peak measurement should also be supplied.
5. The fundamental for reference only, it’s not restricted by unwanted emission limit.

Site :	CB2-H	Engineer :	Rueyyan
Model No :	GT-AX6000,	Test Date :	2018/10/27
Test Voltage :	AC 120V/60Hz	Polarity :	Horizontal
Test Mode :	Mode 3:TX_AX Beamforming_NSS4_ADP-65DW Y		
Note :	802.11ac(40M)_5190MHz		

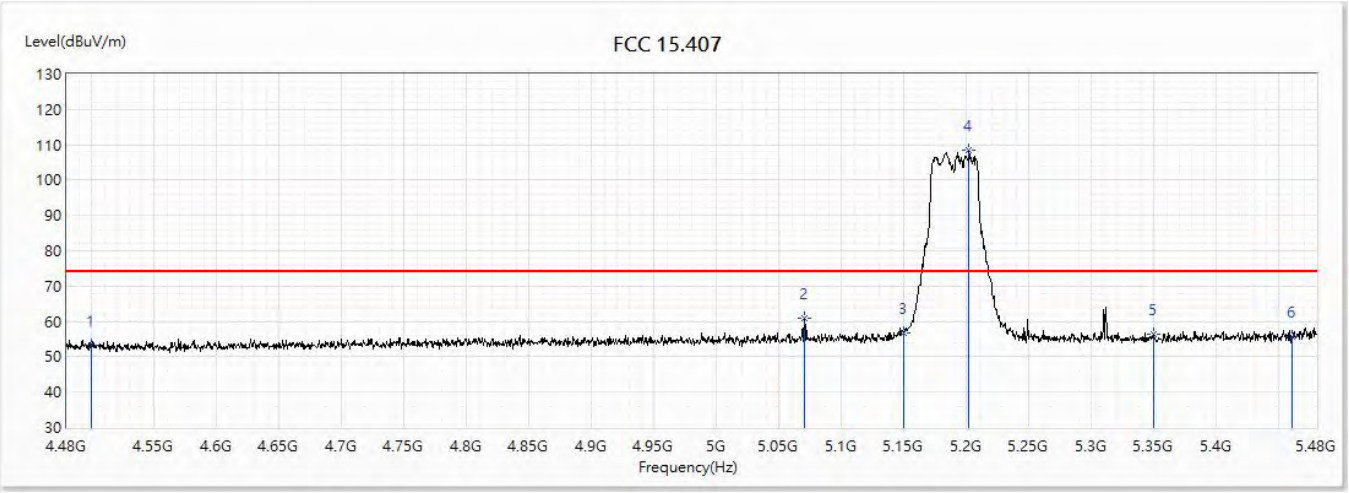

No	Frequency (MHz)	Emission Level (dBuV/m)	Limit (dBuV/m)	Margin (dB)	Reading Level (dBuV)	Correct Factor (dB)	Detector Type
1	4500	53.41	74.00	-20.59	31.20	22.21	PK
2	5070	60.78	74.00	-13.22	37.10	23.68	PK
3	5150	56.87	74.00	-17.13	33.11	23.76	PK
! 4	5202	108.45	74.00	34.45	84.64	23.81	PK
5	5350	56.43	74.00	-17.57	32.47	23.96	PK
6	5460	55.76	74.00	-18.24	31.69	24.07	PK

Note:

1. All reading above 1GHz is performed with peak and/or average measurements as necessary.
2. “ * ”, means this data is the worst emission level.
3. Emission Level = Reading Level + Correct Factor.
4. The average measurement was not performed when the peak measured data under the limit of average detection. If the readings given are average, peak measurement should also be supplied.
5. The fundamental for reference only, it’s not restricted by unwanted emission limit.

Site :	CB2-H	Engineer :	Rueyyan
Model No :	GT-AX6000,	Test Date :	2018/10/27
Test Voltage :	AC 120V/60Hz	Polarity :	Horizontal
Test Mode :	Mode 3:TX_AX Beamforming_NSS4_ADP-65DW Y		
Note :	802.11ac(40M)_5190MHz		

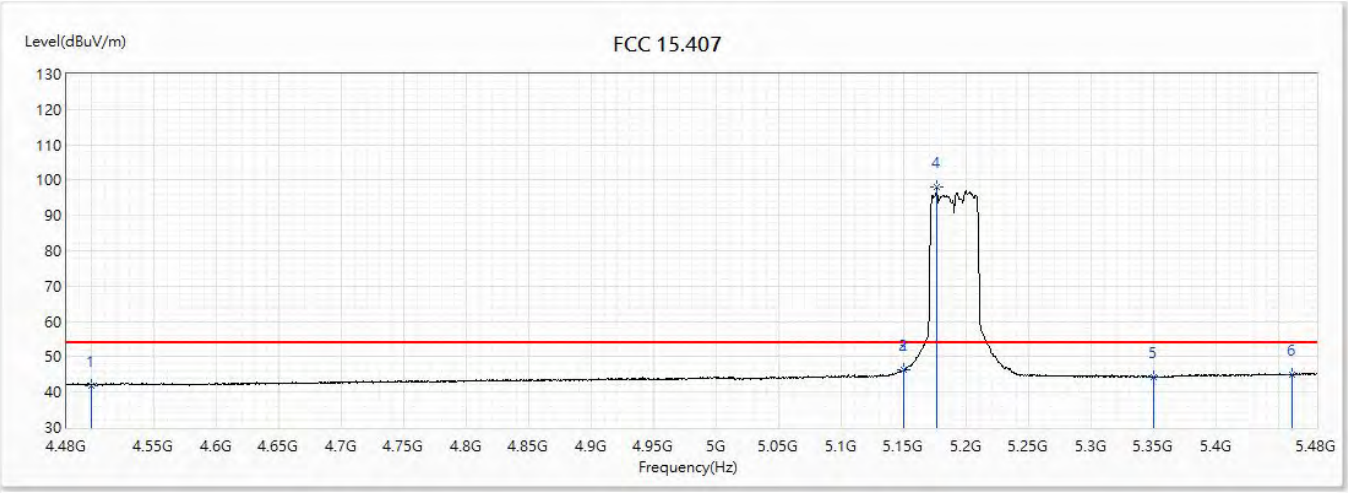

No	Frequency (MHz)	Emission Level (dBuV/m)	Limit (dBuV/m)	Margin (dB)	Reading Level (dBuV)	Correct Factor (dB)	Detector Type
1	4500	41.97	54.00	-12.03	19.76	22.21	AV
2	5149.5	46.18	54.00	-7.82	22.42	23.76	AV
3	5150	46.22	54.00	-7.78	22.46	23.76	AV
! 4	5176.5	98.16	54.00	44.16	74.37	23.79	AV
5	5350	44.35	54.00	-9.65	20.39	23.96	AV
6	5460	45.04	54.00	-8.96	20.97	24.07	AV

Note:

1. All reading above 1GHz is performed with peak and/or average measurements as necessary.
2. “ * ”, means this data is the worst emission level.
3. Emission Level = Reading Level + Correct Factor.
4. The average measurement was not performed when the peak measured data under the limit of average detection. If the readings given are average, peak measurement should also be supplied.
5. The fundamental for reference only, it’s not restricted by unwanted emission limit.

Site :	CB2-H	Engineer :	Rueyyan
Model No :	GT-AX6000,	Test Date :	2018/10/27
Test Voltage :	AC 120V/60Hz	Polarity :	Vertical
Test Mode :	Mode 3:TX_AX Beamforming_NSS4_ADP-65DW Y		
Note :	802.11ac(40M)_5190MHz		

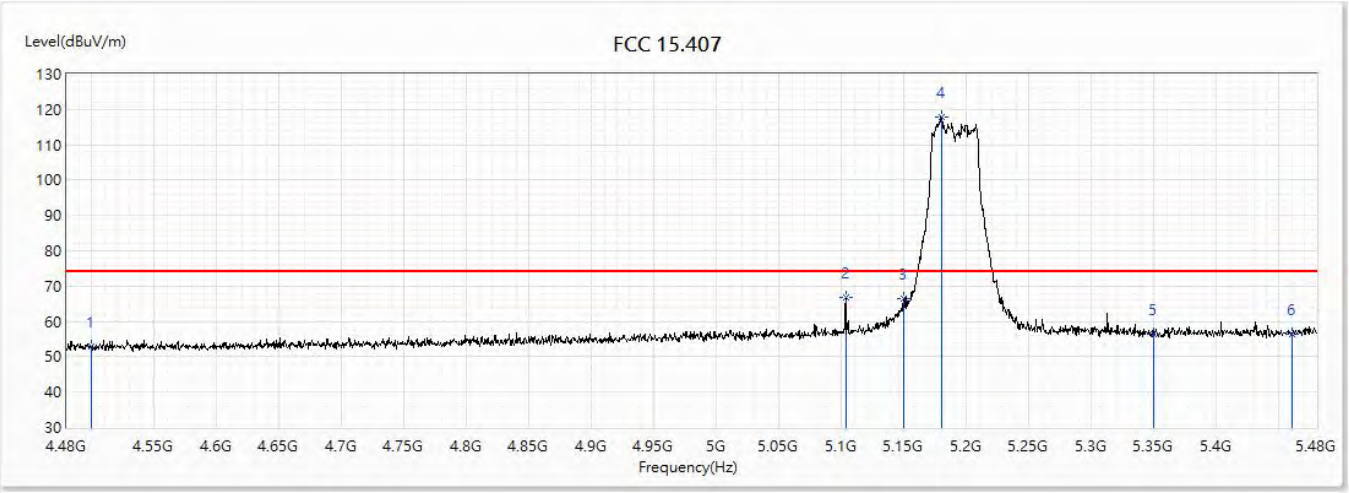

No	Frequency (MHz)	Emission Level (dBuV/m)	Limit (dBuV/m)	Margin (dB)	Reading Level (dBuV)	Correct Factor (dB)	Detector Type
1	4500	53.02	74.00	-20.98	30.81	22.21	PK
2	5103.5	66.80	74.00	-7.20	43.09	23.71	PK
3	5150	66.35	74.00	-7.65	42.59	23.76	PK
! 4	5180	117.96	74.00	43.96	94.16	23.80	PK
5	5350	56.30	74.00	-17.70	32.34	23.96	PK
6	5460	56.27	74.00	-17.73	32.20	24.07	PK

Note:

1. All reading above 1GHz is performed with peak and/or average measurements as necessary.
2. “ * ”, means this data is the worst emission level.
3. Emission Level = Reading Level + Correct Factor.
4. The average measurement was not performed when the peak measured data under the limit of average detection. If the readings given are average, peak measurement should also be supplied.
5. The fundamental for reference only, it’s not restricted by unwanted emission limit.

Site :	CB2-H	Engineer :	Rueyyan
Model No :	GT-AX6000,	Test Date :	2018/10/27
Test Voltage :	AC 120V/60Hz	Polarity :	Vertical
Test Mode :	Mode 3:TX_AX Beamforming_NSS4_ADP-65DW Y		
Note :	802.11ac(40M)_5190MHz		

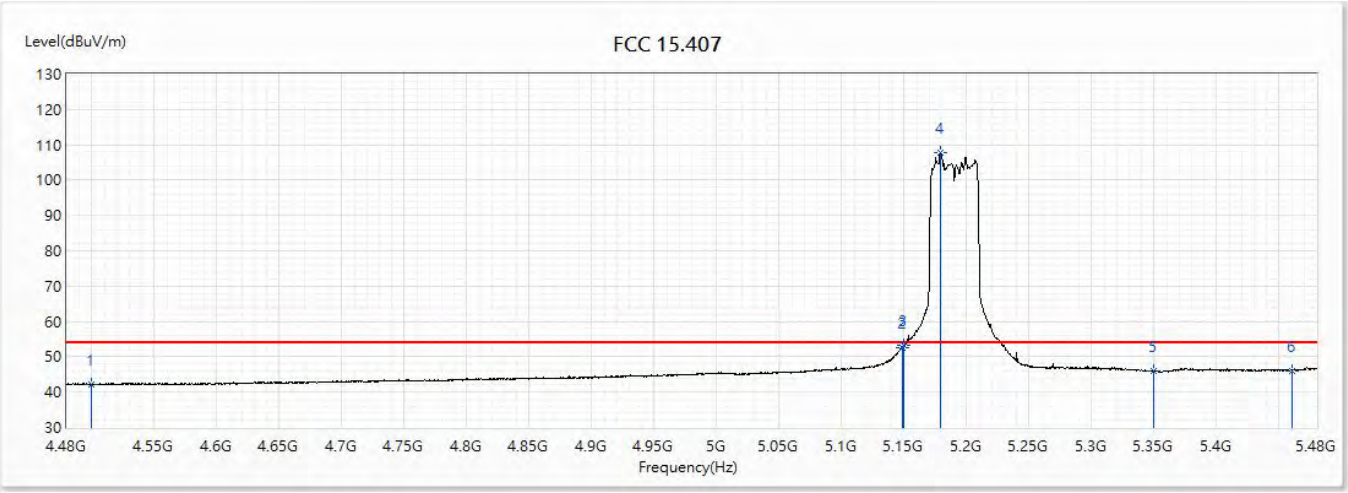

No	Frequency (MHz)	Emission Level (dBuV/m)	Limit (dBuV/m)	Margin (dB)	Reading Level (dBuV)	Correct Factor (dB)	Detector Type
1	4500	42.30	54.00	-11.70	20.09	22.21	AV
2	5148.5	52.73	54.00	-1.27	28.97	23.76	AV
3	5150	53.21	54.00	-0.79	29.45	23.76	AV
! 4	5179.5	107.89	54.00	53.89	84.09	23.80	AV
5	5350	45.94	54.00	-8.06	21.98	23.96	AV
6	5460	46.09	54.00	-7.91	22.02	24.07	AV

Note:

1. All reading above 1GHz is performed with peak and/or average measurements as necessary.
2. “ * ”, means this data is the worst emission level.
3. Emission Level = Reading Level + Correct Factor.
4. The average measurement was not performed when the peak measured data under the limit of average detection. If the readings given are average, peak measurement should also be supplied.
5. The fundamental for reference only, it’s not restricted by unwanted emission limit.

Site :	CB2-H	Engineer :	Rueyyan
Model No :	GT-AX6000,	Test Date :	2018/10/27
Test Voltage :	AC 120V/60Hz	Polarity :	Horizontal
Test Mode :	Mode 3:TX_AX Beamforming_NSS4_ADP-65DW Y		
Note :	802.11ac(80M)_5210MHz		

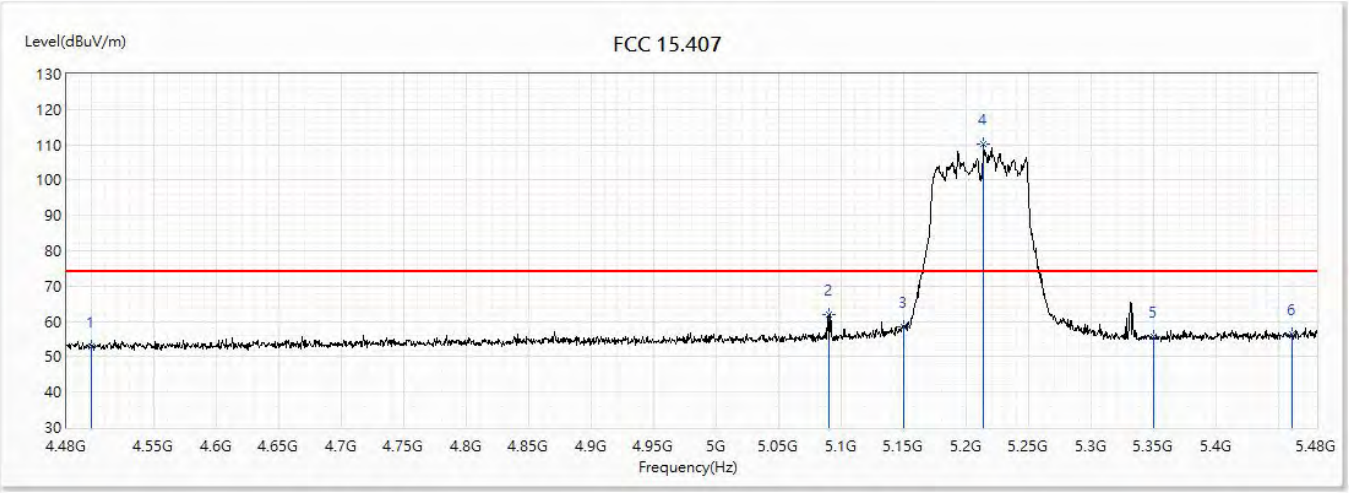

No	Frequency (MHz)	Emission Level (dBuV/m)	Limit (dBuV/m)	Margin (dB)	Reading Level (dBuV)	Correct Factor (dB)	Detector Type
1	4500	52.81	74.00	-21.19	30.60	22.21	PK
2	5090	61.83	74.00	-12.17	38.13	23.70	PK
3	5150	58.64	74.00	-15.36	34.88	23.76	PK
! 4	5213.5	110.30	74.00	36.30	86.47	23.83	PK
5	5350	55.85	74.00	-18.15	31.89	23.96	PK
6	5460	56.43	74.00	-17.57	32.36	24.07	PK

Note:

1. All reading above 1GHz is performed with peak and/or average measurements as necessary.
2. “ * ”, means this data is the worst emission level.
3. Emission Level = Reading Level + Correct Factor.
4. The average measurement was not performed when the peak measured data under the limit of average detection. If the readings given are average, peak measurement should also be supplied.
5. The fundamental for reference only, it’s not restricted by unwanted emission limit.

Site :	CB2-H	Engineer :	Rueyyan
Model No :	GT-AX6000,	Test Date :	2018/10/27
Test Voltage :	AC 120V/60Hz	Polarity :	Horizontal
Test Mode :	Mode 3:TX_AX Beamforming_NSS4_ADP-65DW Y		
Note :	802.11ac(80M)_5210MHz		

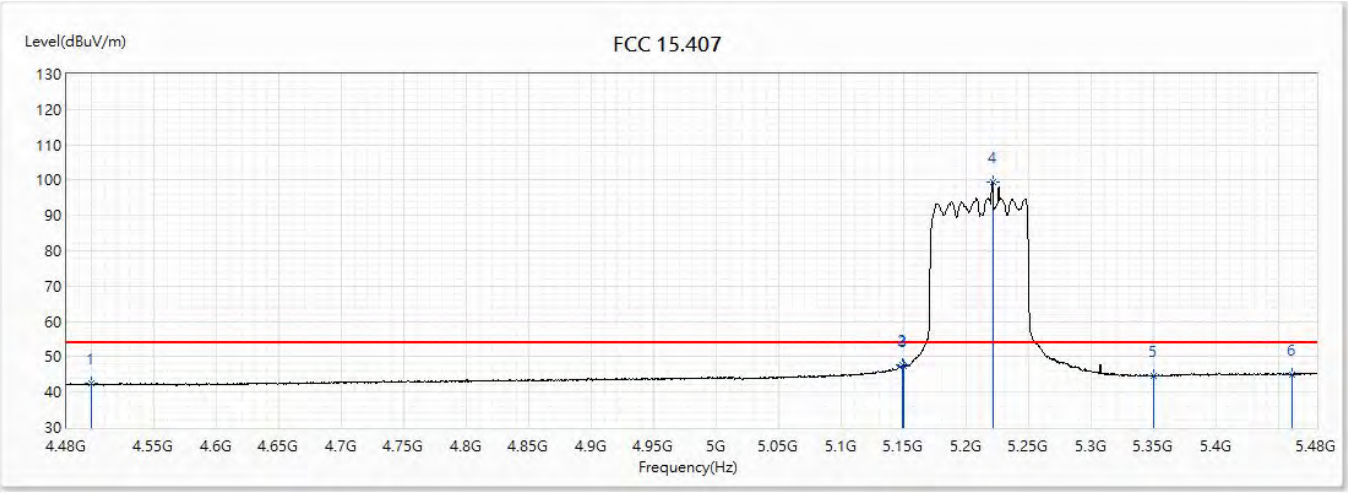

No	Frequency (MHz)	Emission Level (dBuV/m)	Limit (dBuV/m)	Margin (dB)	Reading Level (dBuV)	Correct Factor (dB)	Detector Type
1	4500	42.35	54.00	-11.65	20.14	22.21	AV
2	5149	47.57	54.00	-6.43	23.81	23.76	AV
3	5150	47.46	54.00	-6.54	23.70	23.76	AV
! 4	5221	99.33	54.00	45.33	75.49	23.84	AV
5	5350	44.60	54.00	-9.40	20.64	23.96	AV
6	5460	45.03	54.00	-8.97	20.96	24.07	AV

Note:

1. All reading above 1GHz is performed with peak and/or average measurements as necessary.
2. “ * ”, means this data is the worst emission level.
3. Emission Level = Reading Level + Correct Factor.
4. The average measurement was not performed when the peak measured data under the limit of average detection. If the readings given are average, peak measurement should also be supplied.
5. The fundamental for reference only, it’s not restricted by unwanted emission limit.

Site :	CB2-H	Engineer :	Rueyyan
Model No :	GT-AX6000,	Test Date :	2018/10/27
Test Voltage :	AC 120V/60Hz	Polarity :	Vertical
Test Mode :	Mode 3:TX_AX Beamforming_NSS4_ADP-65DW Y		
Note :	802.11ac(80M)_5210MHz		

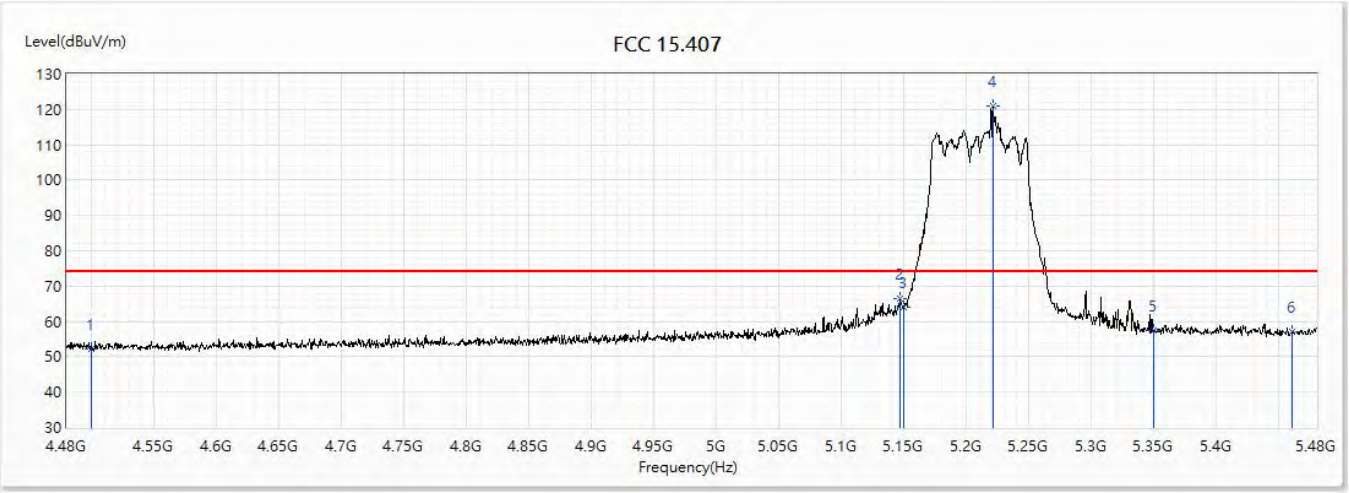

No	Frequency (MHz)	Emission Level (dBuV/m)	Limit (dBuV/m)	Margin (dB)	Reading Level (dBuV)	Correct Factor (dB)	Detector Type
1	4500	52.27	74.00	-21.73	30.06	22.21	PK
2	5147	66.40	74.00	-7.60	42.64	23.76	PK
3	5150	64.07	74.00	-9.93	40.31	23.76	PK
! 4	5221	120.86	74.00	46.86	97.02	23.84	PK
5	5350	57.44	74.00	-16.56	33.48	23.96	PK
6	5460	56.92	74.00	-17.08	32.85	24.07	PK

Note:

1. All reading above 1GHz is performed with peak and/or average measurements as necessary.
2. “ * ”, means this data is the worst emission level.
3. Emission Level = Reading Level + Correct Factor.
4. The average measurement was not performed when the peak measured data under the limit of average detection. If the readings given are average, peak measurement should also be supplied.
5. The fundamental for reference only, it’s not restricted by unwanted emission limit.

Site :	CB2-H	Engineer :	Rueyyan
Model No :	GT-AX6000,	Test Date :	2018/10/27
Test Voltage :	AC 120V/60Hz	Polarity :	Vertical
Test Mode :	Mode 3:TX_AX Beamforming_NSS4_ADP-65DW Y		
Note :	802.11ac(80M)_5210MHz		

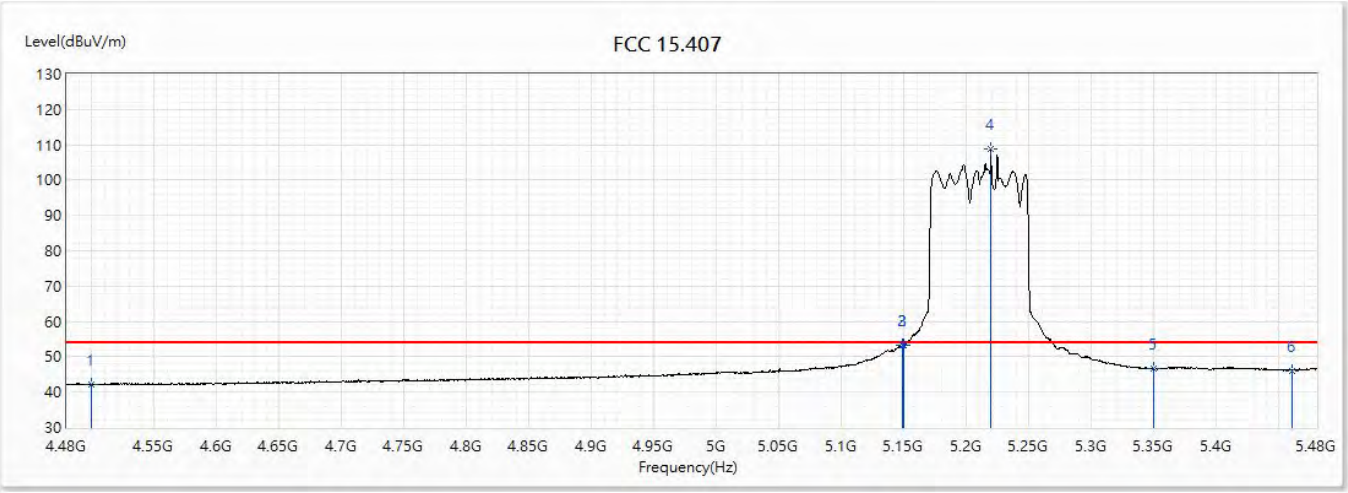

No	Frequency (MHz)	Emission Level (dBuV/m)	Limit (dBuV/m)	Margin (dB)	Reading Level (dBuV)	Correct Factor (dB)	Detector Type
1	4500	42.21	54.00	-11.79	20.00	22.21	AV
2	5148.5	53.25	54.00	-0.75	29.49	23.76	AV
3	5150	53.12	54.00	-0.88	29.36	23.76	AV
! 4	5219.5	108.65	54.00	54.65	84.82	23.83	AV
5	5350	46.53	54.00	-7.47	22.57	23.96	AV
6	5460	46.14	54.00	-7.86	22.07	24.07	AV

Note:

1. All reading above 1GHz is performed with peak and/or average measurements as necessary.
2. “ * ”, means this data is the worst emission level.
3. Emission Level = Reading Level + Correct Factor.
4. The average measurement was not performed when the peak measured data under the limit of average detection. If the readings given are average, peak measurement should also be supplied.
5. The fundamental for reference only, it’s not restricted by unwanted emission limit.

Site :	CB2-H	Engineer :	Rueyyan
Model No :	GT-AX6000,	Test Date :	2018/9/13
Test Voltage :	AC 120V/60Hz	Polarity :	Horizontal
Test Mode :	Mode 3:TX_Beamforming_NSS4_ADP-65DW Y		
Note :	802.11ax(20M)_5180MHz		

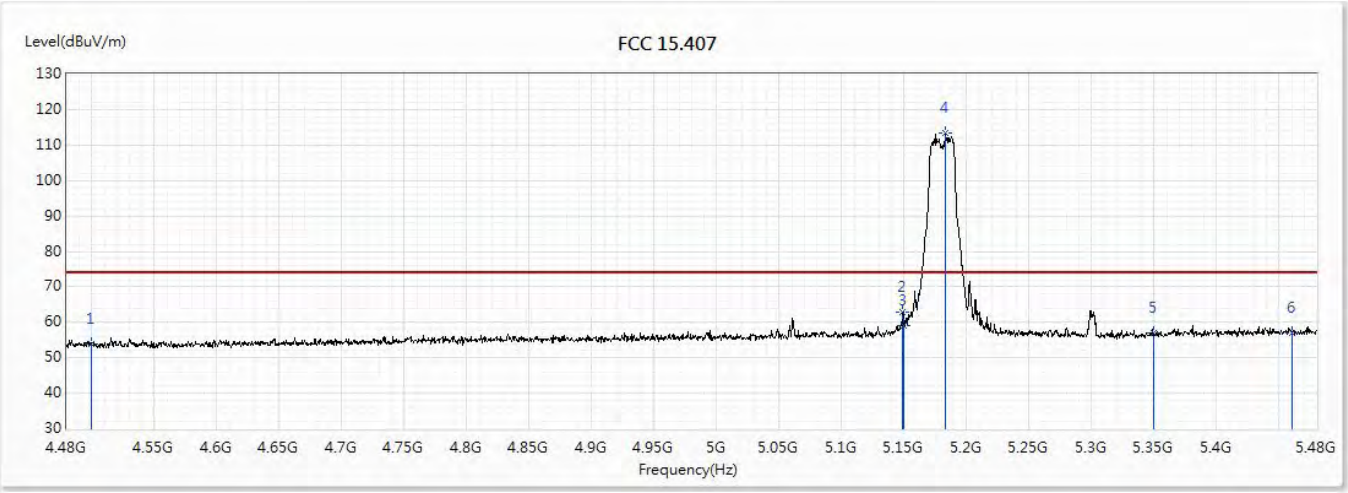

No	Frequency (MHz)	Emission Level (dBuV/m)	Limit (dBuV/m)	Margin (dB)	Reading Level (dBuV)	Correct Factor (dB)	Detector Type
1	4500	53.79	74.00	-20.21	32.05	21.74	PK
2	5149	62.90	74.00	-11.10	39.25	23.65	PK
3	5150	58.99	74.00	-15.01	35.34	23.65	PK
! 4	5183	113.25	74.00	39.25	89.56	23.69	PK
5	5350	56.91	74.00	-17.09	33.02	23.89	PK
6	5460	56.85	74.00	-17.15	32.87	23.98	PK

Note:

1. All reading above 1GHz is performed with peak and/or average measurements as necessary.
2. “ * ”, means this data is the worst emission level.
3. Emission Level = Reading Level + Correct Factor.
4. The average measurement was not performed when the peak measured data under the limit of average detection. If the readings given are average, peak measurement should also be supplied.
5. The fundamental for reference only, it’s not restricted by unwanted emission limit.

Site :	CB2-H	Engineer :	Rueyyan
Model No :	GT-AX6000,	Test Date :	2018/9/13
Test Voltage :	AC 120V/60Hz	Polarity :	Horizontal
Test Mode :	Mode 3:TX_Beamforming_NSS4_ADP-65DW Y		
Note :	802.11ax(20M)_5180MHz		

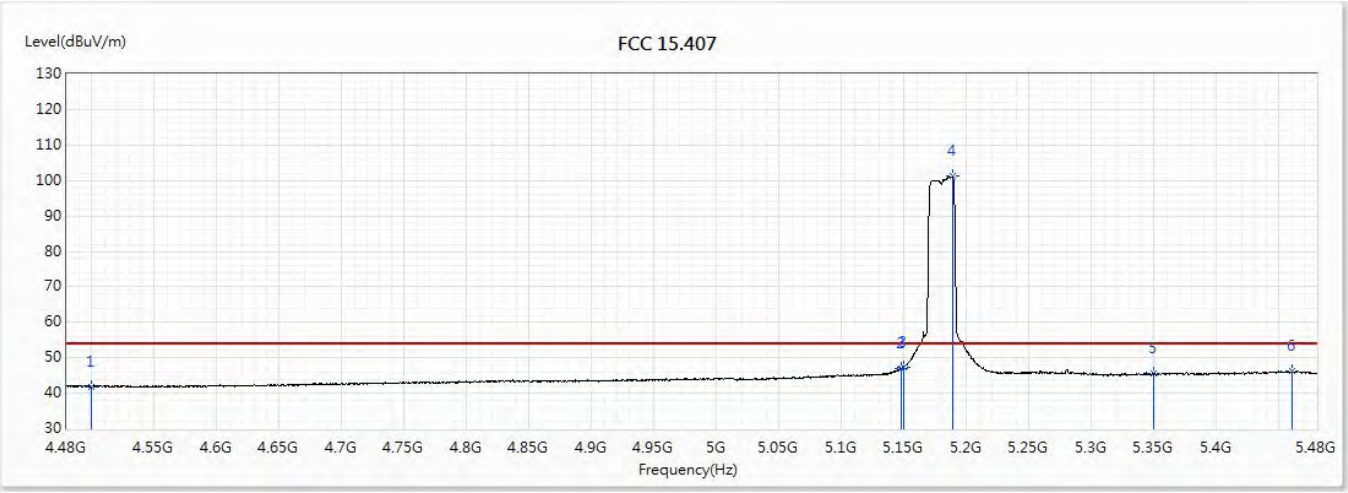

No	Frequency (MHz)	Emission Level (dBuV/m)	Limit (dBuV/m)	Margin (dB)	Reading Level (dBuV)	Correct Factor (dB)	Detector Type
1	4500	41.85	54.00	-12.15	20.11	21.74	AV
2	5148	47.04	54.00	-6.96	23.39	23.65	AV
3	5150	47.26	54.00	-6.74	23.61	23.65	AV
! 4	5189	101.13	54.00	47.13	77.43	23.70	AV
5	5350	45.49	54.00	-8.51	21.60	23.89	AV
6	5460	46.21	54.00	-7.79	22.23	23.98	AV

Note:

1. All reading above 1GHz is performed with peak and/or average measurements as necessary.
2. “ * ”, means this data is the worst emission level.
3. Emission Level = Reading Level + Correct Factor.
4. The average measurement was not performed when the peak measured data under the limit of average detection. If the readings given are average, peak measurement should also be supplied.
5. The fundamental for reference only, it’s not restricted by unwanted emission limit.

Site :	CB2-H	Engineer :	Rueyyan
Model No :	GT-AX6000,	Test Date :	2018/9/13
Test Voltage :	AC 120V/60Hz	Polarity :	Vertical
Test Mode :	Mode 3:TX_Beamforming_NSS4_ADP-65DW Y		
Note :	802.11ax(20M)_5180MHz		

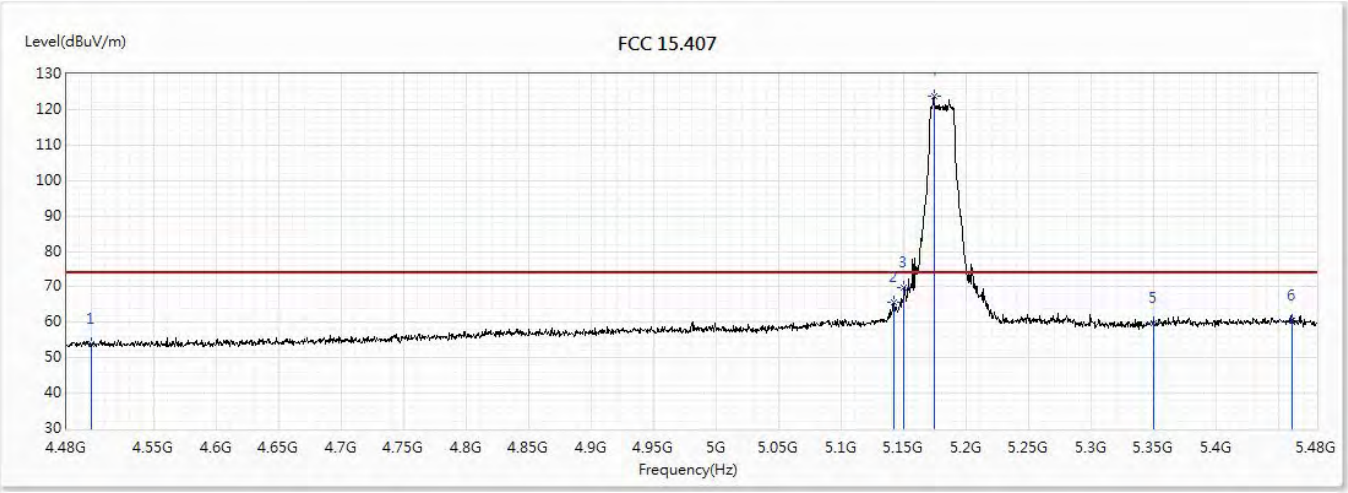

No	Frequency (MHz)	Emission Level (dBuV/m)	Limit (dBuV/m)	Margin (dB)	Reading Level (dBuV)	Correct Factor (dB)	Detector Type
1	4500	53.95	74.00	-20.05	32.21	21.74	PK
2	5142	65.67	74.00	-8.33	42.03	23.64	PK
3	5150	69.81	74.00	-4.19	46.16	23.65	PK
! 4	5174	123.86	74.00	49.86	100.19	23.67	PK
5	5350	59.77	74.00	-14.23	35.88	23.89	PK
6	5460	60.59	74.00	-13.41	36.61	23.98	PK

Note:

1. All reading above 1GHz is performed with peak and/or average measurements as necessary.
2. “ * ”, means this data is the worst emission level.
3. Emission Level = Reading Level + Correct Factor.
4. The average measurement was not performed when the peak measured data under the limit of average detection. If the readings given are average, peak measurement should also be supplied.
5. The fundamental for reference only, it’s not restricted by unwanted emission limit.

Site :	CB2-H	Engineer :	Rueyyan
Model No :	GT-AX6000,	Test Date :	2018/9/13
Test Voltage :	AC 120V/60Hz	Polarity :	Vertical
Test Mode :	Mode 3:TX_Beamforming_NSS4_ADP-65DW Y		
Note :	802.11ax(20M)_5180MHz		

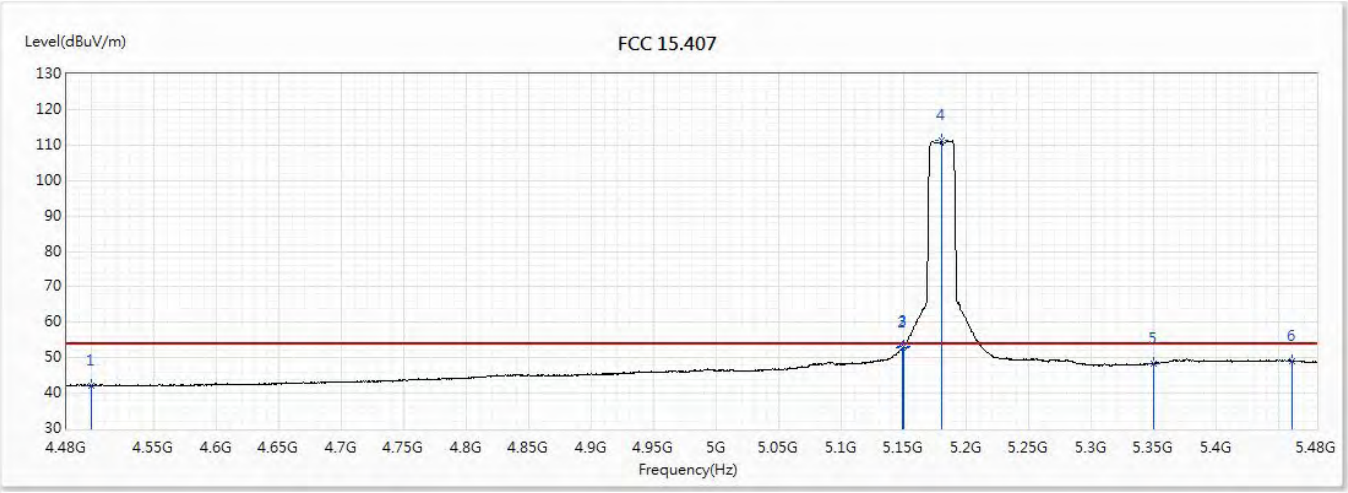

No	Frequency (MHz)	Emission Level (dBuV/m)	Limit (dBuV/m)	Margin (dB)	Reading Level (dBuV)	Correct Factor (dB)	Detector Type
1	4500	42.20	54.00	-11.80	20.46	21.74	AV
2	5148.5	52.72	54.00	-1.28	29.07	23.65	AV
3	5150	53.22	54.00	-0.78	29.57	23.65	AV
! 4	5180	111.43	54.00	57.43	87.74	23.69	AV
5	5350	48.35	54.00	-5.65	24.46	23.89	AV
6	5460	49.16	54.00	-4.84	25.18	23.98	AV

Note:

1. All reading above 1GHz is performed with peak and/or average measurements as necessary.
2. “ * ”, means this data is the worst emission level.
3. Emission Level = Reading Level + Correct Factor.
4. The average measurement was not performed when the peak measured data under the limit of average detection. If the readings given are average, peak measurement should also be supplied.
5. The fundamental for reference only, it’s not restricted by unwanted emission limit.

Site :	CB2-H	Engineer :	Rueyyan
Model No :	GT-AX6000,	Test Date :	2018/10/27
Test Voltage :	AC 120V/60Hz	Polarity :	Horizontal
Test Mode :	Mode 3:TX_Beamforming_NSS4_ADP-65DW Y		
Note :	802.11ax(40M)_5190MHz		

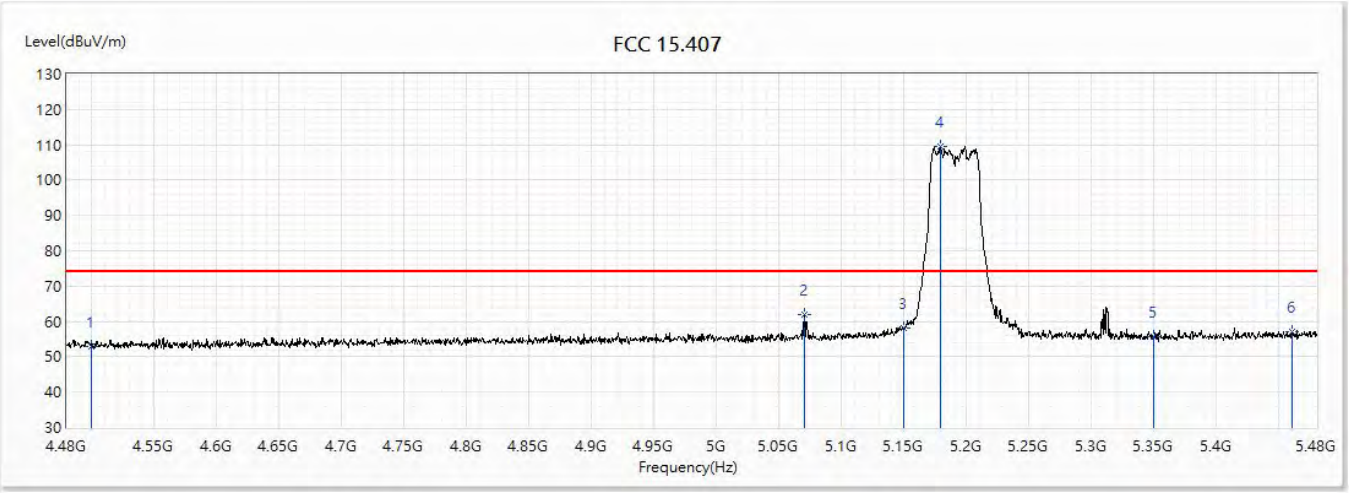

No	Frequency (MHz)	Emission Level (dBuV/m)	Limit (dBuV/m)	Margin (dB)	Reading Level (dBuV)	Correct Factor (dB)	Detector Type
1	4500	53.09	74.00	-20.91	30.88	22.21	PK
2	5070	61.82	74.00	-12.18	38.14	23.68	PK
3	5150	58.28	74.00	-15.72	34.52	23.76	PK
! 4	5179	109.68	74.00	35.68	85.89	23.79	PK
5	5350	55.69	74.00	-18.31	31.73	23.96	PK
6	5460	56.98	74.00	-17.02	32.91	24.07	PK

Note:

1. All reading above 1GHz is performed with peak and/or average measurements as necessary.
2. “ * ”, means this data is the worst emission level.
3. Emission Level = Reading Level + Correct Factor.
4. The average measurement was not performed when the peak measured data under the limit of average detection. If the readings given are average, peak measurement should also be supplied.
5. The fundamental for reference only, it’s not restricted by unwanted emission limit.

Site :	CB2-H	Engineer :	Rueyyan
Model No :	GT-AX6000,	Test Date :	2018/10/27
Test Voltage :	AC 120V/60Hz	Polarity :	Horizontal
Test Mode :	Mode 3:TX_Beamforming_NSS4_ADP-65DW Y		
Note :	802.11ax(40M)_5190MHz		

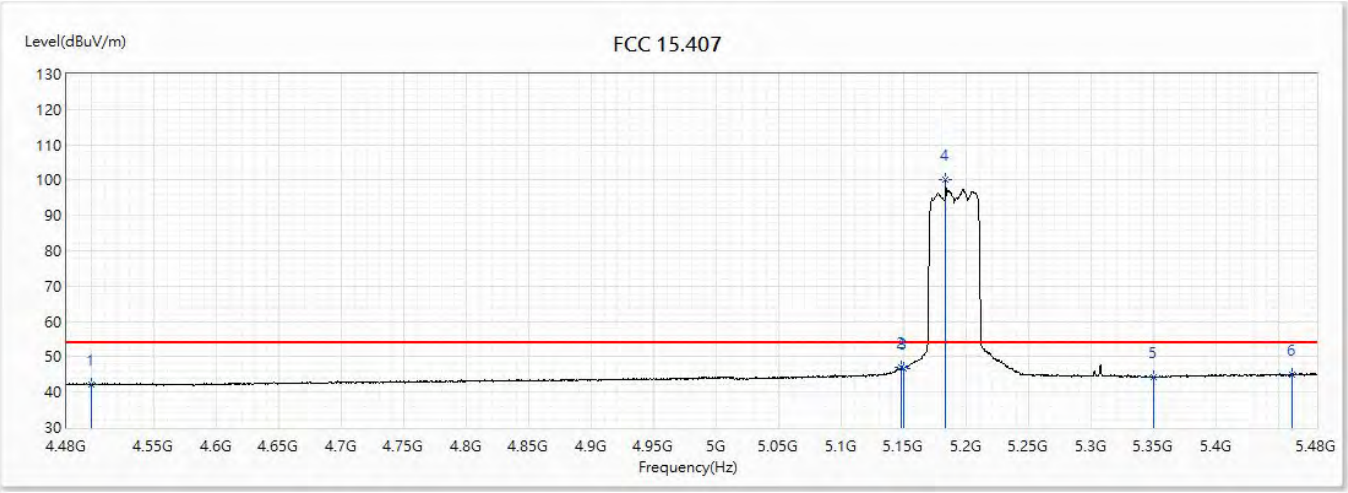

No	Frequency (MHz)	Emission Level (dBuV/m)	Limit (dBuV/m)	Margin (dB)	Reading Level (dBuV)	Correct Factor (dB)	Detector Type
1	4500	42.25	54.00	-11.75	20.04	22.21	AV
2	5148	46.99	54.00	-7.01	23.23	23.76	AV
3	5150	46.79	54.00	-7.21	23.03	23.76	AV
! 4	5183	100.26	54.00	46.26	76.46	23.80	AV
5	5350	44.29	54.00	-9.71	20.33	23.96	AV
6	5460	44.85	54.00	-9.15	20.78	24.07	AV

Note:

1. All reading above 1GHz is performed with peak and/or average measurements as necessary.
2. “ * ”, means this data is the worst emission level.
3. Emission Level = Reading Level + Correct Factor.
4. The average measurement was not performed when the peak measured data under the limit of average detection. If the readings given are average, peak measurement should also be supplied.
5. The fundamental for reference only, it’s not restricted by unwanted emission limit.

Site :	CB2-H	Engineer :	Rueyyan
Model No :	GT-AX6000,	Test Date :	2018/10/27
Test Voltage :	AC 120V/60Hz	Polarity :	Vertical
Test Mode :	Mode 3:TX_Beamforming_NSS4_ADP-65DW Y		
Note :	802.11ax(40M)_5190MHz		

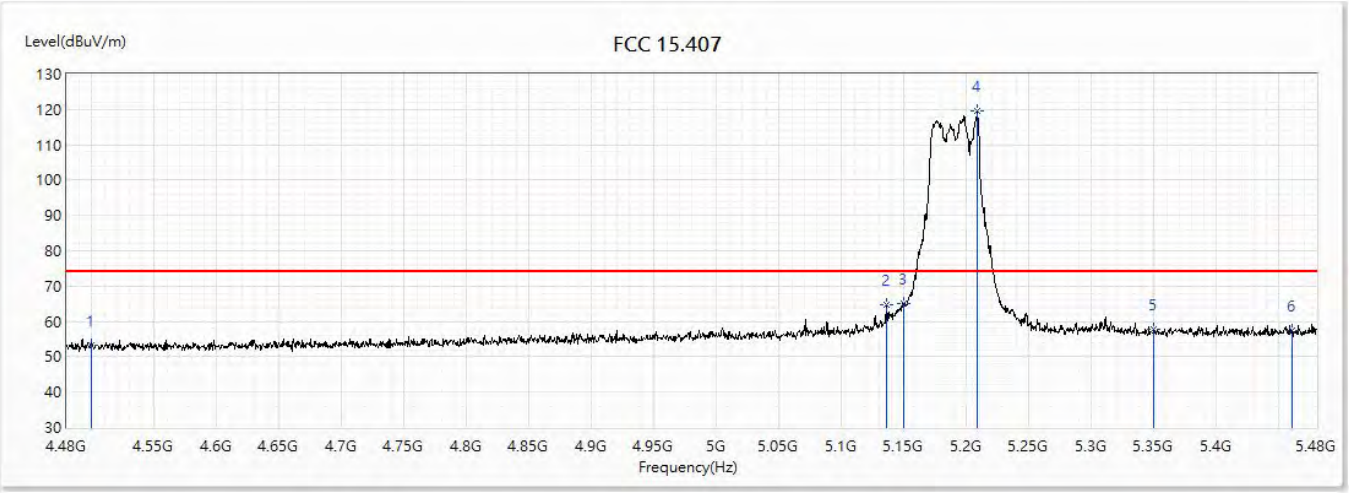

No	Frequency (MHz)	Emission Level (dBuV/m)	Limit (dBuV/m)	Margin (dB)	Reading Level (dBuV)	Correct Factor (dB)	Detector Type
1	4500	53.33	74.00	-20.67	31.12	22.21	PK
2	5135.5	64.73	74.00	-9.27	40.99	23.74	PK
3	5150	65.23	74.00	-8.77	41.47	23.76	PK
! 4	5208.5	119.72	74.00	45.72	95.89	23.83	PK
5	5350	57.76	74.00	-16.24	33.80	23.96	PK
6	5460	57.39	74.00	-16.61	33.32	24.07	PK

Note:

1. All reading above 1GHz is performed with peak and/or average measurements as necessary.
2. “ * ”, means this data is the worst emission level.
3. Emission Level = Reading Level + Correct Factor.
4. The average measurement was not performed when the peak measured data under the limit of average detection. If the readings given are average, peak measurement should also be supplied.
5. The fundamental for reference only, it’s not restricted by unwanted emission limit.

Site :	CB2-H	Engineer :	Rueyyan
Model No :	GT-AX6000,	Test Date :	2018/10/27
Test Voltage :	AC 120V/60Hz	Polarity :	Vertical
Test Mode :	Mode 3:TX_Beamforming_NSS4_ADP-65DW Y		
Note :	802.11ax(40M)_5190MHz		

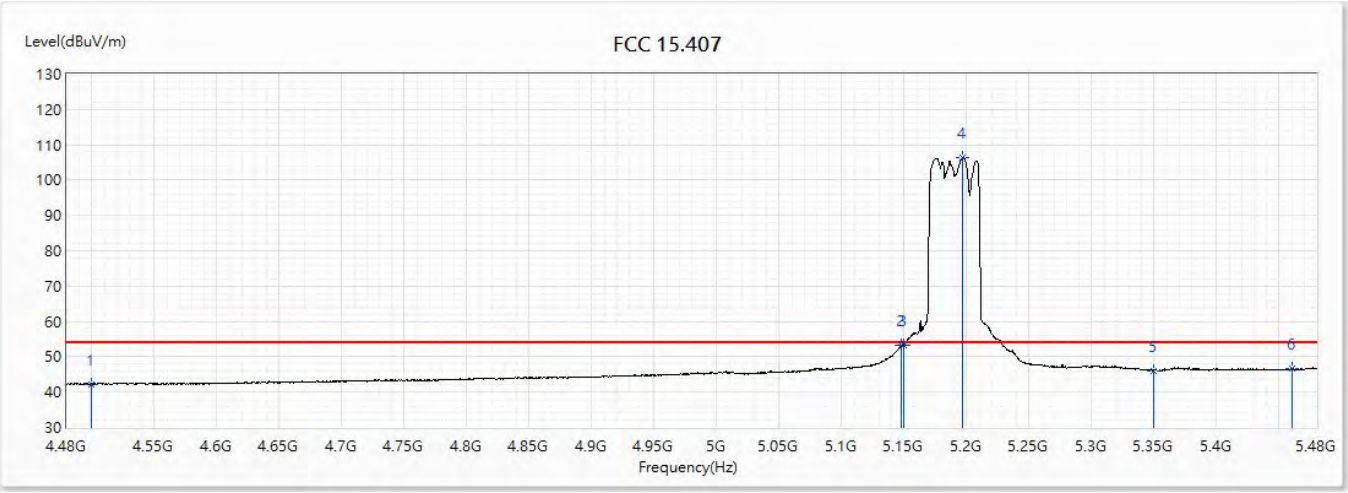

No	Frequency (MHz)	Emission Level (dBuV/m)	Limit (dBuV/m)	Margin (dB)	Reading Level (dBuV)	Correct Factor (dB)	Detector Type
1	4500	42.27	54.00	-11.73	20.06	22.21	AV
2	5148	53.29	54.00	-0.71	29.53	23.76	AV
3	5150	53.32	54.00	-0.68	29.56	23.76	AV
! 4	5197	106.35	54.00	52.35	82.54	23.81	AV
5	5350	46.08	54.00	-7.92	22.12	23.96	AV
6	5460	46.55	54.00	-7.45	22.48	24.07	AV

Note:

1. All reading above 1GHz is performed with peak and/or average measurements as necessary.
2. “ * ”, means this data is the worst emission level.
3. Emission Level = Reading Level + Correct Factor.
4. The average measurement was not performed when the peak measured data under the limit of average detection. If the readings given are average, peak measurement should also be supplied.
5. The fundamental for reference only, it’s not restricted by unwanted emission limit.

Site :	CB2-H	Engineer :	Rueyyan
Model No :	GT-AX6000,	Test Date :	2018/10/27
Test Voltage :	AC 120V/60Hz	Polarity :	Horizontal
Test Mode :	Mode 3:TX_Beamforming_NSS4_ADP-65DW Y		
Note :	802.11ax(80M)_5210MHz		

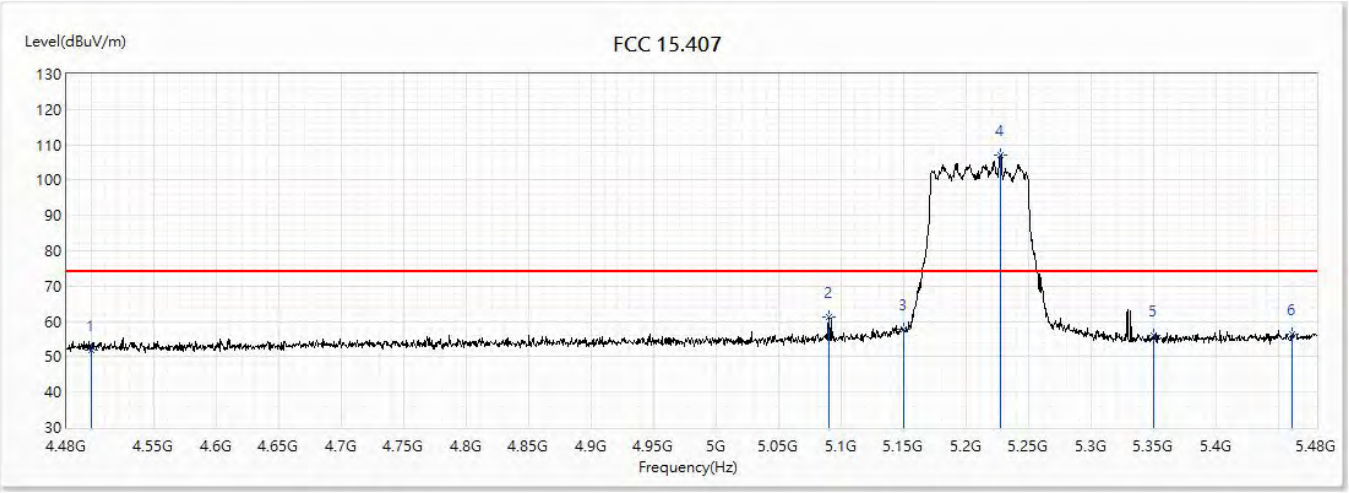

No	Frequency (MHz)	Emission Level (dBuV/m)	Limit (dBuV/m)	Margin (dB)	Reading Level (dBuV)	Correct Factor (dB)	Detector Type
1	4500	51.81	74.00	-22.19	29.60	22.21	PK
2	5090	61.39	74.00	-12.61	37.69	23.70	PK
3	5150	57.75	74.00	-16.25	33.99	23.76	PK
! 4	5227	107.11	74.00	33.11	83.27	23.84	PK
5	5350	56.08	74.00	-17.92	32.12	23.96	PK
6	5460	56.23	74.00	-17.77	32.16	24.07	PK

Note:

1. All reading above 1GHz is performed with peak and/or average measurements as necessary.
2. “ * ”, means this data is the worst emission level.
3. Emission Level = Reading Level + Correct Factor.
4. The average measurement was not performed when the peak measured data under the limit of average detection. If the readings given are average, peak measurement should also be supplied.
5. The fundamental for reference only, it’s not restricted by unwanted emission limit.

Site :	CB2-H	Engineer :	Rueyyan
Model No :	GT-AX6000,	Test Date :	2018/10/27
Test Voltage :	AC 120V/60Hz	Polarity :	Horizontal
Test Mode :	Mode 3:TX_Beamforming_NSS4_ADP-65DW Y		
Note :	802.11ax(80M)_5210MHz		

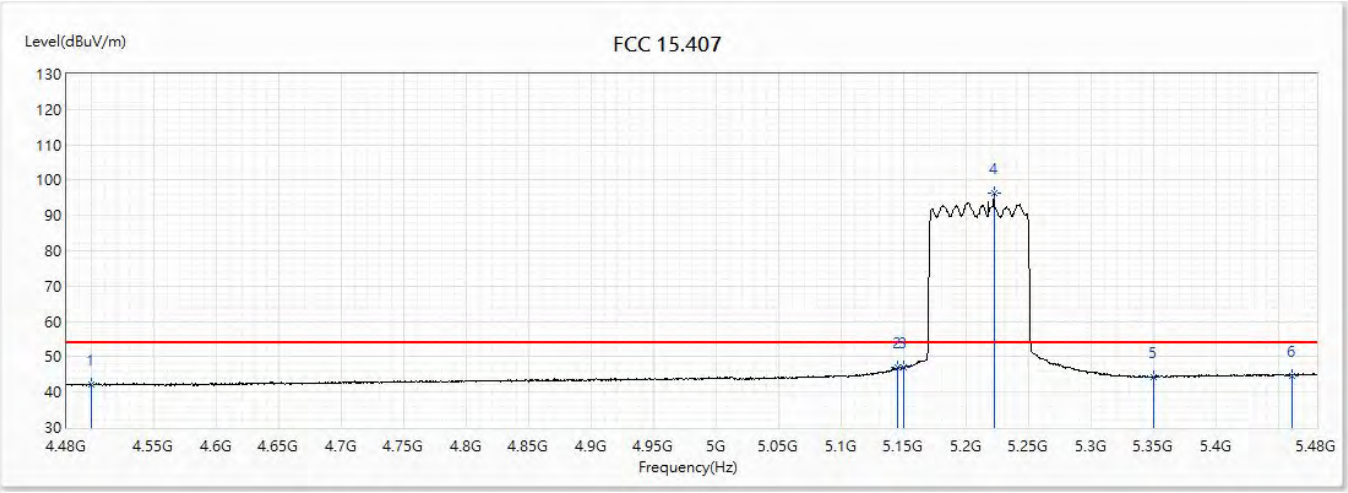

No	Frequency (MHz)	Emission Level (dBuV/m)	Limit (dBuV/m)	Margin (dB)	Reading Level (dBuV)	Correct Factor (dB)	Detector Type
1	4500	42.09	54.00	-11.91	19.88	22.21	AV
2	5144.5	46.94	54.00	-7.06	23.18	23.76	AV
3	5150	47.10	54.00	-6.90	23.34	23.76	AV
! 4	5222	96.44	54.00	42.44	72.61	23.83	AV
5	5350	44.14	54.00	-9.86	20.18	23.96	AV
6	5460	44.74	54.00	-9.26	20.67	24.07	AV

Note:

1. All reading above 1GHz is performed with peak and/or average measurements as necessary.
2. “ * ”, means this data is the worst emission level.
3. Emission Level = Reading Level + Correct Factor.
4. The average measurement was not performed when the peak measured data under the limit of average detection. If the readings given are average, peak measurement should also be supplied.
5. The fundamental for reference only, it’s not restricted by unwanted emission limit.

Site :	CB2-H	Engineer :	Rueyyan
Model No :	GT-AX6000,	Test Date :	2018/10/27
Test Voltage :	AC 120V/60Hz	Polarity :	Vertical
Test Mode :	Mode 3:TX_Beamforming_NSS4_ADP-65DW Y		
Note :	802.11ax(80M)_5210MHz		

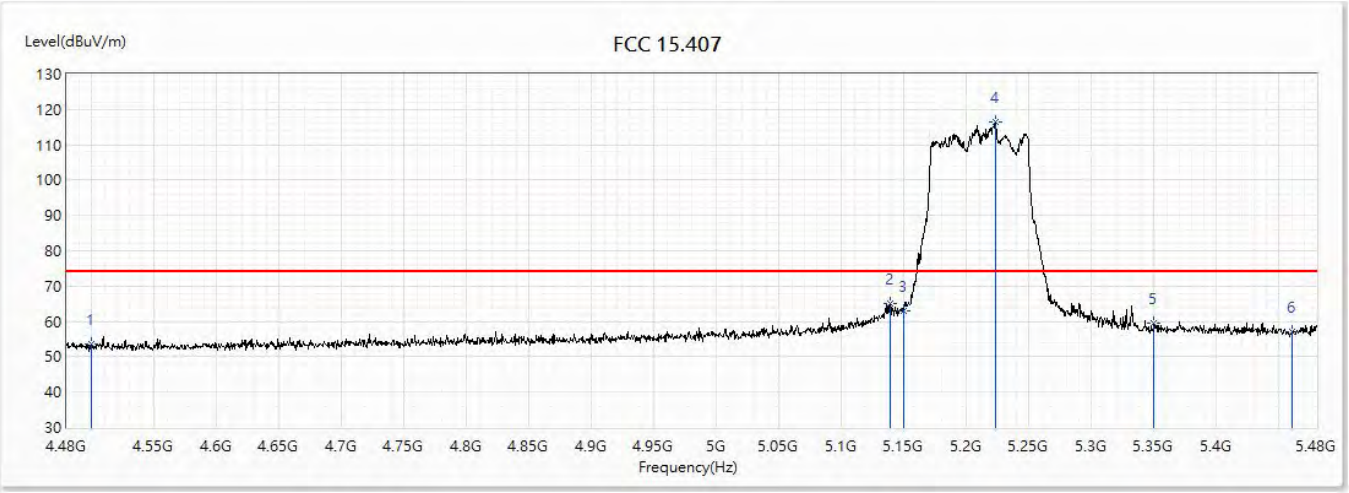

No	Frequency (MHz)	Emission Level (dBuV/m)	Limit (dBuV/m)	Margin (dB)	Reading Level (dBuV)	Correct Factor (dB)	Detector Type
1	4500	53.47	74.00	-20.53	31.26	22.21	PK
2	5138.5	64.93	74.00	-9.07	41.18	23.75	PK
3	5150	63.15	74.00	-10.85	39.39	23.76	PK
! 4	5223	116.54	74.00	42.54	92.71	23.83	PK
5	5350	59.63	74.00	-14.37	35.67	23.96	PK
6	5460	56.94	74.00	-17.06	32.87	24.07	PK

Note:

1. All reading above 1GHz is performed with peak and/or average measurements as necessary.
2. “ * ”, means this data is the worst emission level.
3. Emission Level = Reading Level + Correct Factor.
4. The average measurement was not performed when the peak measured data under the limit of average detection. If the readings given are average, peak measurement should also be supplied.
5. The fundamental for reference only, it’s not restricted by unwanted emission limit.

Site :	CB2-H	Engineer :	Rueyyan
Model No :	GT-AX6000,	Test Date :	2018/10/27
Test Voltage :	AC 120V/60Hz	Polarity :	Vertical
Test Mode :	Mode 3:TX_Beamforming_NSS4_ADP-65DW Y		
Note :	802.11ax(80M)_5210MHz		

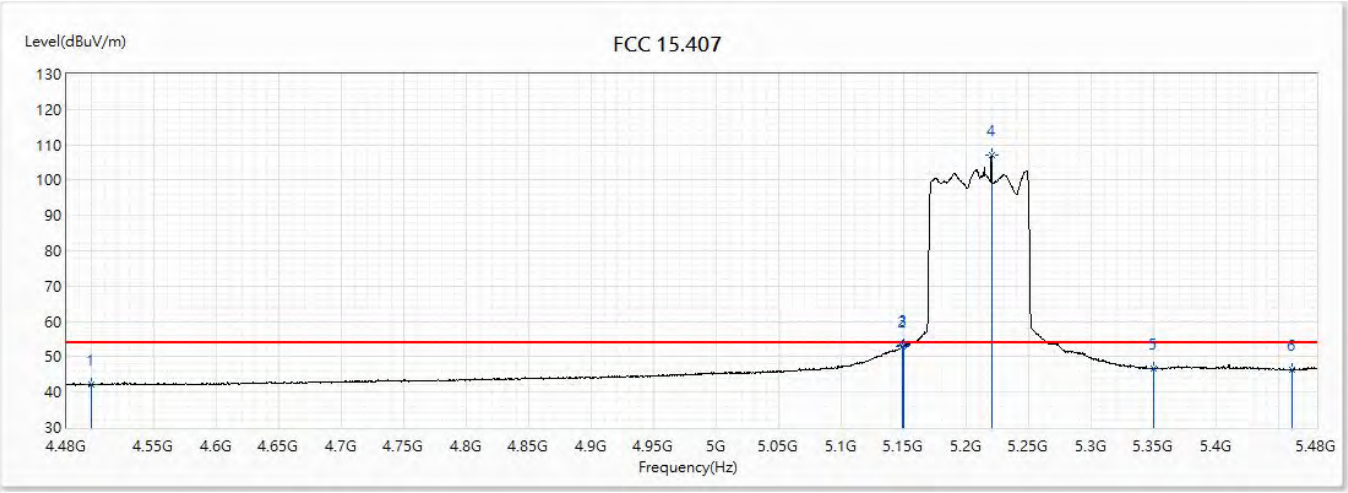

No	Frequency (MHz)	Emission Level (dBuV/m)	Limit (dBuV/m)	Margin (dB)	Reading Level (dBuV)	Correct Factor (dB)	Detector Type
1	4500	42.27	54.00	-11.73	20.06	22.21	AV
2	5149	52.96	54.00	-1.04	29.20	23.76	AV
3	5150	53.20	54.00	-0.80	29.44	23.76	AV
! 4	5220	107.17	54.00	53.17	83.34	23.83	AV
5	5350	46.62	54.00	-7.38	22.66	23.96	AV
6	5460	46.28	54.00	-7.72	22.21	24.07	AV

Note:

1. All reading above 1GHz is performed with peak and/or average measurements as necessary.
2. “ * ”, means this data is the worst emission level.
3. Emission Level = Reading Level + Correct Factor.
4. The average measurement was not performed when the peak measured data under the limit of average detection. If the readings given are average, peak measurement should also be supplied.
5. The fundamental for reference only, it’s not restricted by unwanted emission limit.

Site :	CB2-H	Engineer :	Rueyyan
Model No :	GT-AX6000,	Test Date :	2018/11/28
Test Voltage :	AC 120V/60Hz	Polarity :	Horizontal
Test Mode :	Mode 3:TX_Beamforming_NSS4_ADP-65DW Y		
Note :	802.11ac(80M)_5290MHz		

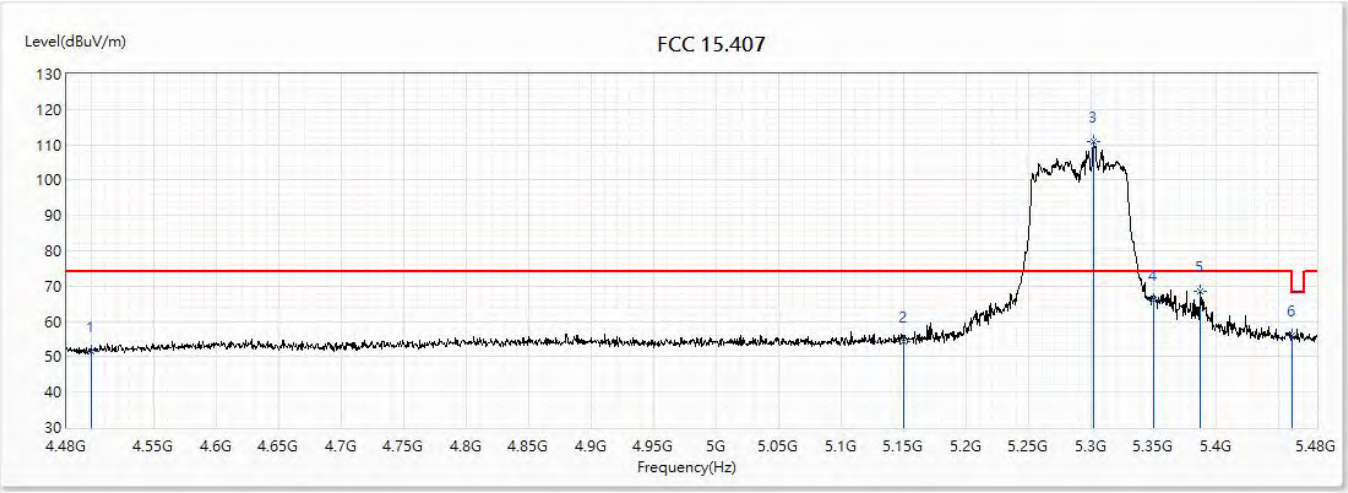

No	Frequency (MHz)	Emission Level (dBuV/m)	Limit (dBuV/m)	Margin (dB)	Reading Level (dBuV)	Correct Factor (dB)	Detector Type
1	4500	51.46	74.00	-22.54	29.04	22.42	PK
2	5150	54.43	74.00	-19.57	30.64	23.79	PK
! 3	5301.5	110.80	74.00	36.80	86.83	23.97	PK
4	5350	66.02	74.00	-7.98	41.99	24.03	PK
5	5387	68.60	74.00	-5.40	44.53	24.07	PK
6	5460	55.98	74.00	-18.02	31.82	24.16	PK

Note:

1. All reading above 1GHz is performed with peak and/or average measurements as necessary.
2. “ * ”, means this data is the worst emission level.
3. Emission Level = Reading Level + Correct Factor.
4. The average measurement was not performed when the peak measured data under the limit of average detection. If the readings given are average, peak measurement should also be supplied.
5. The fundamental for reference only, it’s not restricted by unwanted emission limit.

Site :	CB2-H	Engineer :	Rueyyan
Model No :	GT-AX6000,	Test Date :	2018/11/28
Test Voltage :	AC 120V/60Hz	Polarity :	Horizontal
Test Mode :	Mode 3:TX_Beamforming_NSS4_ADP-65DW Y		
Note :	802.11ac(80M)_5290MHz		

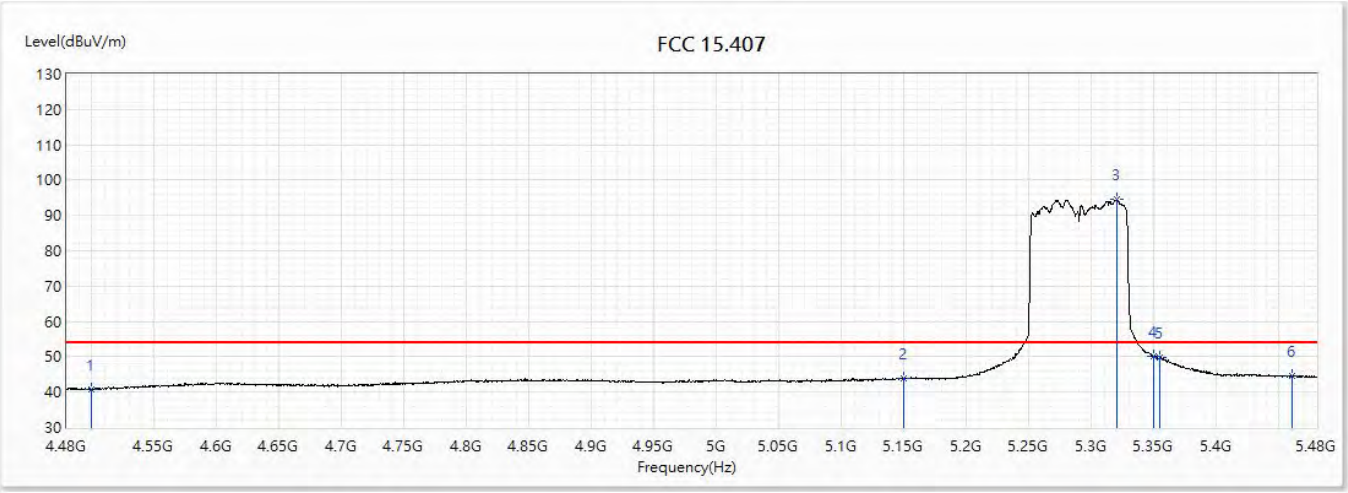

No	Frequency (MHz)	Emission Level (dBuV/m)	Limit (dBuV/m)	Margin (dB)	Reading Level (dBuV)	Correct Factor (dB)	Detector Type
1	4500	40.87	54.00	-13.13	18.45	22.42	AV
2	5150	43.95	54.00	-10.05	20.16	23.79	AV
! 3	5320	94.52	54.00	40.52	70.53	23.99	AV
4	5350	50.18	54.00	-3.82	26.15	24.03	AV
5	5354.5	49.80	54.00	-4.20	25.76	24.04	AV
6	5460	44.54	54.00	-9.46	20.38	24.16	AV

Note:

1. All reading above 1GHz is performed with peak and/or average measurements as necessary.
2. “ * ”, means this data is the worst emission level.
3. Emission Level = Reading Level + Correct Factor.
4. The average measurement was not performed when the peak measured data under the limit of average detection. If the readings given are average, peak measurement should also be supplied.
5. The fundamental for reference only, it’s not restricted by unwanted emission limit.

Site :	CB2-H	Engineer :	Rueyyan
Model No :	GT-AX6000,	Test Date :	2018/11/28
Test Voltage :	AC 120V/60Hz	Polarity :	Vertical
Test Mode :	Mode 3:TX_Beamforming_NSS4_ADP-65DW Y		
Note :	802.11ac(80M)_5290MHz		

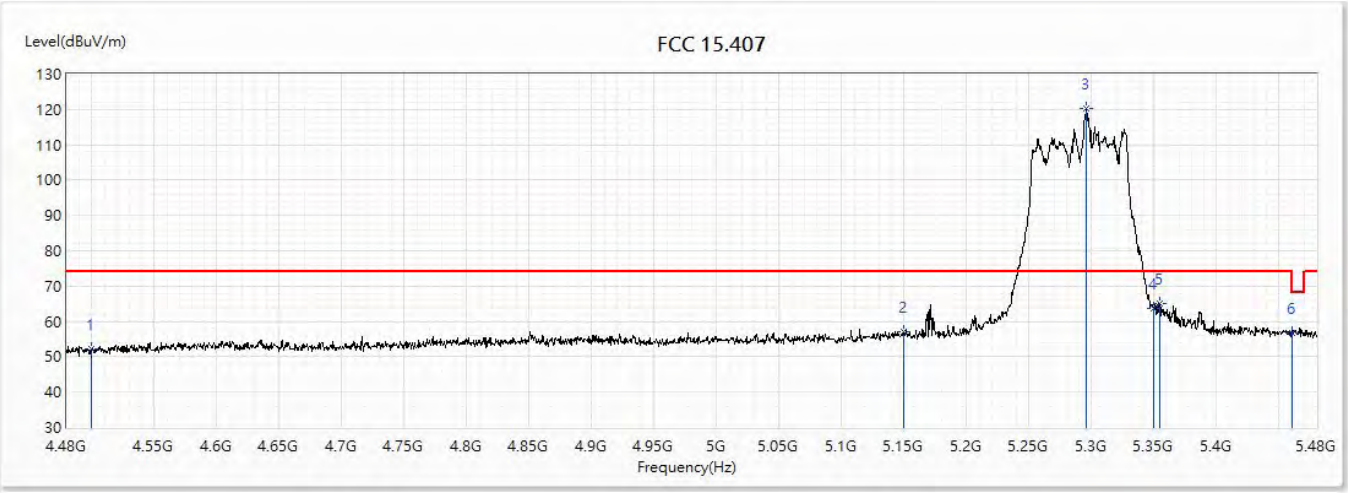

No	Frequency (MHz)	Emission Level (dBuV/m)	Limit (dBuV/m)	Margin (dB)	Reading Level (dBuV)	Correct Factor (dB)	Detector Type
1	4500	52.11	74.00	-21.89	29.69	22.42	PK
2	5150	56.92	74.00	-17.08	33.13	23.79	PK
! 3	5296	120.24	74.00	46.24	96.26	23.98	PK
4	5350	63.83	74.00	-10.17	39.80	24.03	PK
5	5354.5	64.91	74.00	-9.09	40.87	24.04	PK
6	5460	56.59	74.00	-17.41	32.43	24.16	PK

Note:

1. All reading above 1GHz is performed with peak and/or average measurements as necessary.
2. “ * ”, means this data is the worst emission level.
3. Emission Level = Reading Level + Correct Factor.
4. The average measurement was not performed when the peak measured data under the limit of average detection. If the readings given are average, peak measurement should also be supplied.
5. The fundamental for reference only, it’s not restricted by unwanted emission limit.

Site :	CB2-H	Engineer :	Rueyyan
Model No :	GT-AX6000,	Test Date :	2018/11/28
Test Voltage :	AC 120V/60Hz	Polarity :	Vertical
Test Mode :	Mode 3:TX_Beamforming_NSS4_ADP-65DW Y		
Note :	802.11ac(80M)_5290MHz		

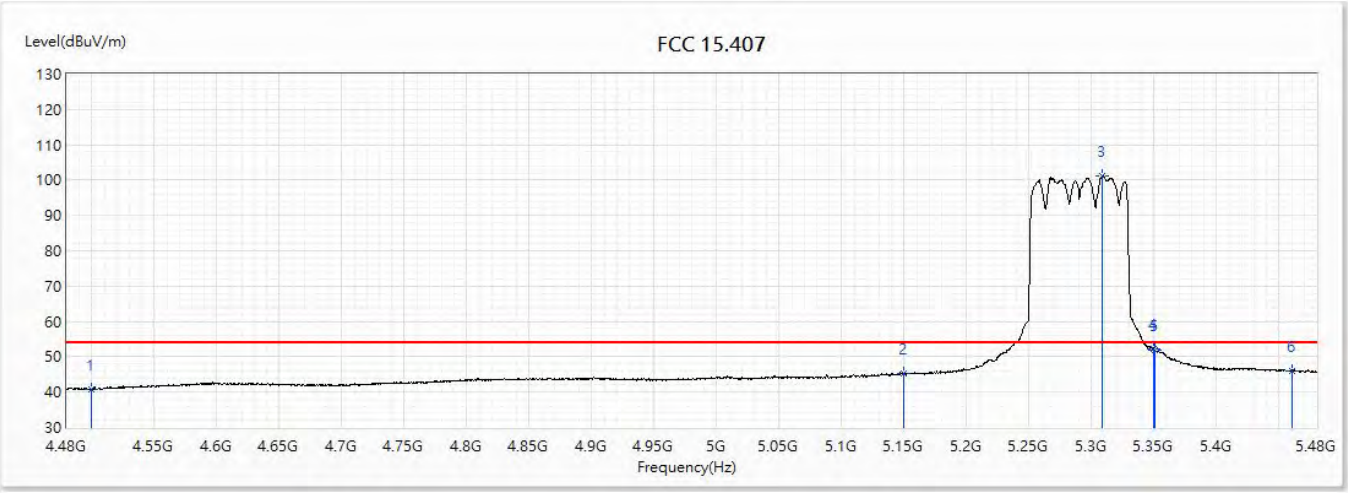

No	Frequency (MHz)	Emission Level (dBuV/m)	Limit (dBuV/m)	Margin (dB)	Reading Level (dBuV)	Correct Factor (dB)	Detector Type
1	4500	40.77	54.00	-13.23	18.35	22.42	AV
2	5150	45.26	54.00	-8.74	21.47	23.79	AV
! 3	5308	101.29	54.00	47.29	77.31	23.98	AV
4	5350	52.12	54.00	-1.88	28.09	24.03	AV
5	5351	51.99	54.00	-2.01	27.96	24.03	AV
6	5460	46.05	54.00	-7.95	21.89	24.16	AV

Note:

1. All reading above 1GHz is performed with peak and/or average measurements as necessary.
2. “ * ”, means this data is the worst emission level.
3. Emission Level = Reading Level + Correct Factor.
4. The average measurement was not performed when the peak measured data under the limit of average detection. If the readings given are average, peak measurement should also be supplied.
5. The fundamental for reference only, it’s not restricted by unwanted emission limit.

Site :	CB2-H	Engineer :	Rueyyan
Model No :	GT-AX6000,	Test Date :	2018/11/28
Test Voltage :	AC 120V/60Hz	Polarity :	Horizontal
Test Mode :	Mode 3:TX_Beamforming_NSS4_ADP-65DW Y		
Note :	802.11ax(80M)_5290MHz		

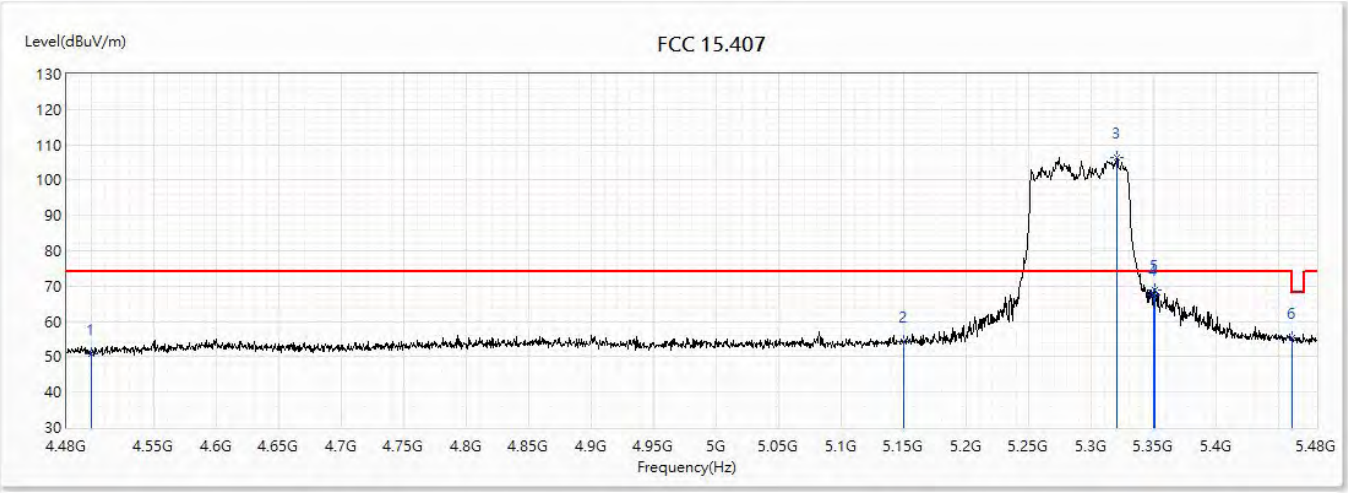

No	Frequency (MHz)	Emission Level (dBuV/m)	Limit (dBuV/m)	Margin (dB)	Reading Level (dBuV)	Correct Factor (dB)	Detector Type
1	4500	50.84	74.00	-23.16	28.42	22.42	PK
2	5150	54.26	74.00	-19.74	30.47	23.79	PK
! 3	5320.5	106.32	74.00	32.32	82.33	23.99	PK
4	5350	67.51	74.00	-6.49	43.48	24.03	PK
5	5351	68.92	74.00	-5.08	44.89	24.03	PK
6	5460	55.35	74.00	-18.65	31.19	24.16	PK

Note:

1. All reading above 1GHz is performed with peak and/or average measurements as necessary.
2. “ * ”, means this data is the worst emission level.
3. Emission Level = Reading Level + Correct Factor.
4. The average measurement was not performed when the peak measured data under the limit of average detection. If the readings given are average, peak measurement should also be supplied.
5. The fundamental for reference only, it’s not restricted by unwanted emission limit.

Site :	CB2-H	Engineer :	Rueyyan
Model No :	GT-AX6000,	Test Date :	2018/11/28
Test Voltage :	AC 120V/60Hz	Polarity :	Horizontal
Test Mode :	Mode 3:TX_Beamforming_NSS4_ADP-65DW Y		
Note :	802.11ax(80M)_5290MHz		

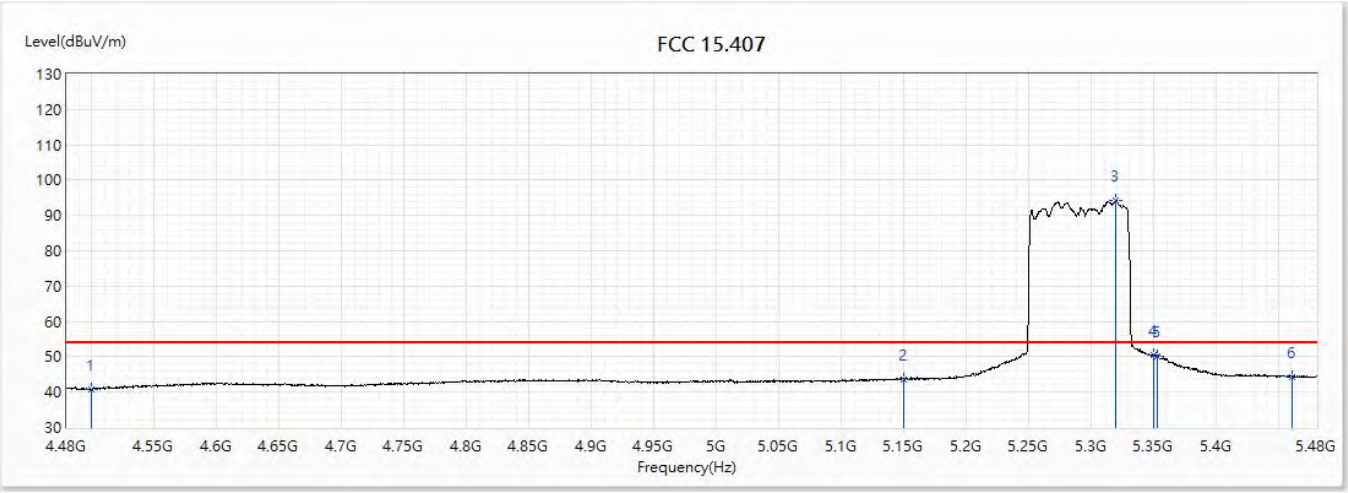

No	Frequency (MHz)	Emission Level (dBuV/m)	Limit (dBuV/m)	Margin (dB)	Reading Level (dBuV)	Correct Factor (dB)	Detector Type
1	4500	40.89	54.00	-13.11	18.47	22.42	AV
2	5150	43.67	54.00	-10.33	19.88	23.79	AV
! 3	5319.5	94.28	54.00	40.28	70.29	23.99	AV
4	5350	50.39	54.00	-3.61	26.36	24.03	AV
5	5353	50.23	54.00	-3.77	26.20	24.03	AV
6	5460	44.33	54.00	-9.67	20.17	24.16	AV

Note:

1. All reading above 1GHz is performed with peak and/or average measurements as necessary.
2. “ * ”, means this data is the worst emission level.
3. Emission Level = Reading Level + Correct Factor.
4. The average measurement was not performed when the peak measured data under the limit of average detection. If the readings given are average, peak measurement should also be supplied.
5. The fundamental for reference only, it’s not restricted by unwanted emission limit.

Site :	CB2-H	Engineer :	Rueyyan
Model No :	GT-AX6000,	Test Date :	2018/11/28
Test Voltage :	AC 120V/60Hz	Polarity :	Vertical
Test Mode :	Mode 3:TX_Beamforming_NSS4_ADP-65DW Y		
Note :	802.11ax(80M)_5290MHz		

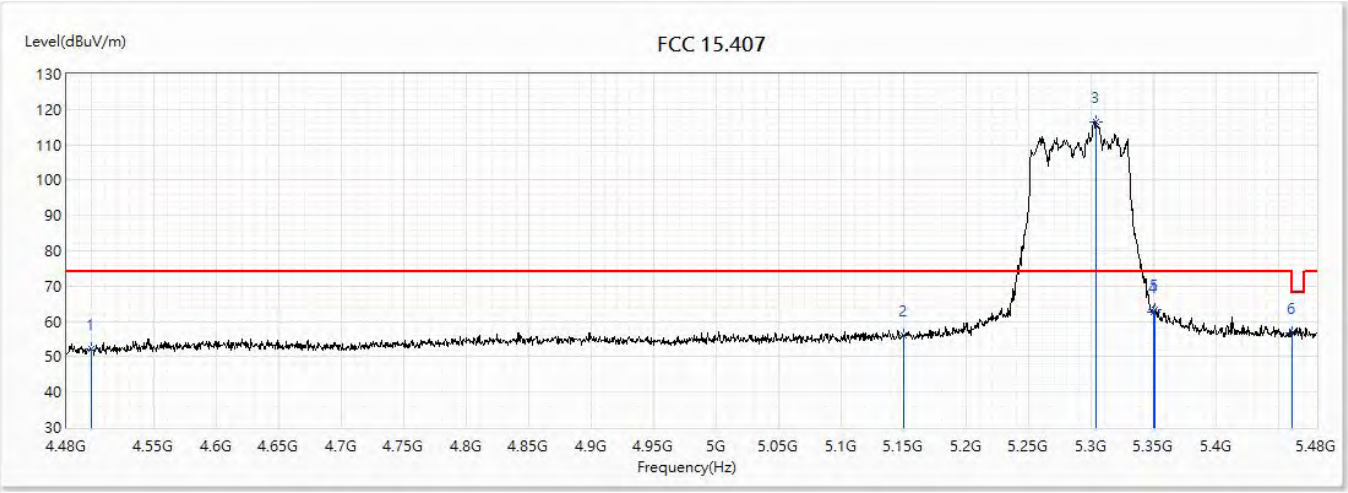

No	Frequency (MHz)	Emission Level (dBuV/m)	Limit (dBuV/m)	Margin (dB)	Reading Level (dBuV)	Correct Factor (dB)	Detector Type
1	4500	52.21	74.00	-21.79	29.79	22.42	PK
2	5150	56.12	74.00	-17.88	32.33	23.79	PK
! 3	5304	116.48	74.00	42.48	92.51	23.97	PK
4	5350	62.65	74.00	-11.35	38.62	24.03	PK
5	5351	63.48	74.00	-10.52	39.45	24.03	PK
6	5460	56.77	74.00	-17.23	32.61	24.16	PK

Note:

1. All reading above 1GHz is performed with peak and/or average measurements as necessary.
2. “ * ”, means this data is the worst emission level.
3. Emission Level = Reading Level + Correct Factor.
4. The average measurement was not performed when the peak measured data under the limit of average detection. If the readings given are average, peak measurement should also be supplied.
5. The fundamental for reference only, it’s not restricted by unwanted emission limit.

Site :	CB2-H	Engineer :	Rueyyan
Model No :	GT-AX6000,	Test Date :	2018/11/28
Test Voltage :	AC 120V/60Hz	Polarity :	Vertical
Test Mode :	Mode 3:TX_Beamforming_NSS4_ADP-65DW Y		
Note :	802.11ax(80M)_5290MHz		

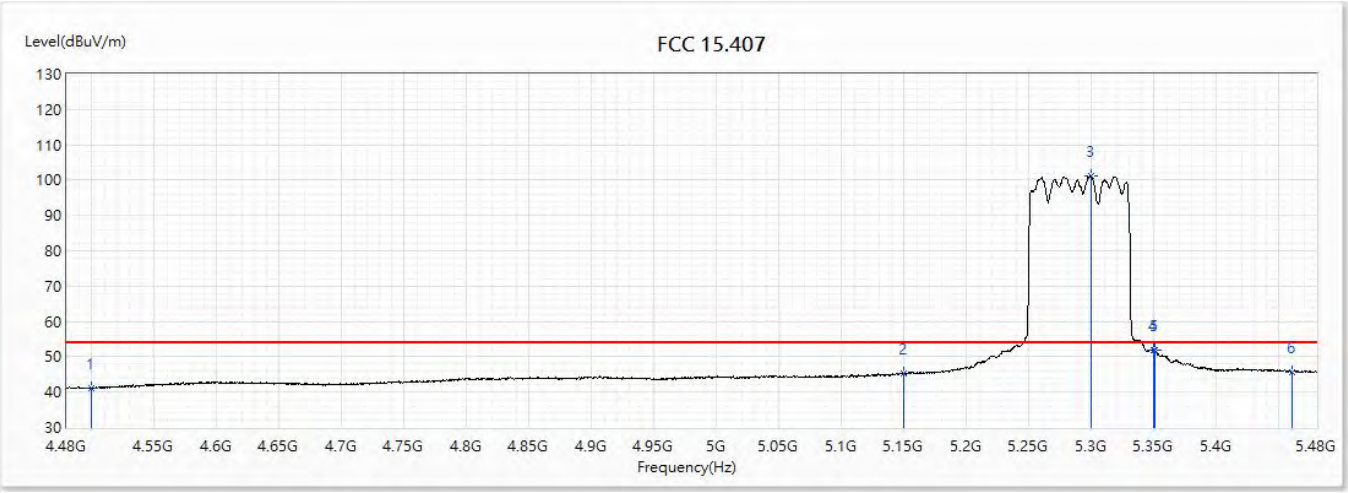

No	Frequency (MHz)	Emission Level (dBuV/m)	Limit (dBuV/m)	Margin (dB)	Reading Level (dBuV)	Correct Factor (dB)	Detector Type
1	4500	41.10	54.00	-12.90	18.68	22.42	AV
2	5150	45.21	54.00	-8.79	21.42	23.79	AV
! 3	5299.5	101.10	54.00	47.10	77.13	23.97	AV
4	5350	51.83	54.00	-2.17	27.80	24.03	AV
5	5351	51.76	54.00	-2.24	27.73	24.03	AV
6	5460	45.74	54.00	-8.26	21.58	24.16	AV

Note:

1. All reading above 1GHz is performed with peak and/or average measurements as necessary.
2. “ * ”, means this data is the worst emission level.
3. Emission Level = Reading Level + Correct Factor.
4. The average measurement was not performed when the peak measured data under the limit of average detection. If the readings given are average, peak measurement should also be supplied.
5. The fundamental for reference only, it’s not restricted by unwanted emission limit.

Site :	CB2-H	Engineer :	Rueyyan
Model No :	GT-AX6000,	Test Date :	2018/11/27
Test Voltage :	AC 120V/60Hz	Polarity :	Horizontal
Test Mode :	Mode 3:TX_Beamforming_NSS4_ADP-65DW Y		
Note :	802.11ac(20M)_5500MHz		

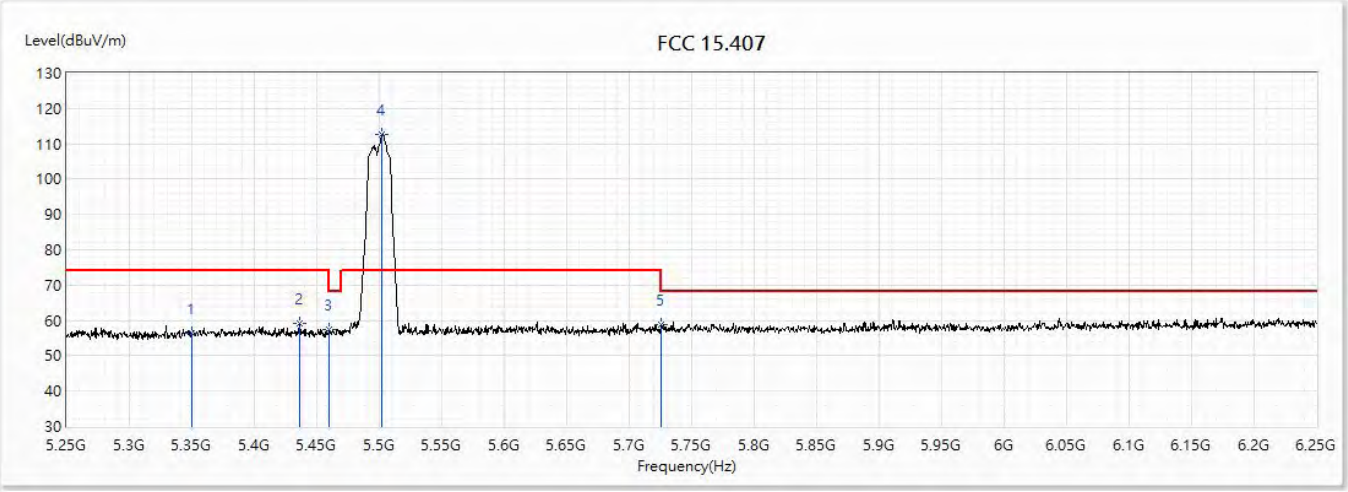

No	Frequency (MHz)	Emission Level (dBuV/m)	Limit (dBuV/m)	Margin (dB)	Reading Level (dBuV)	Correct Factor (dB)	Detector Type
1	5350	56.26	74.00	-17.74	32.23	24.03	PK
2	5436.5	59.03	74.00	-14.97	34.90	24.13	PK
3	5460	57.32	74.00	-16.68	33.16	24.16	PK
! 4	5502	112.70	74.00	38.70	88.48	24.22	PK
5	5725	58.72	74.00	-15.28	33.67	25.05	PK

Note:

1. All reading above 1GHz is performed with peak and/or average measurements as necessary.
2. “ * ”, means this data is the worst emission level.
3. Emission Level = Reading Level + Correct Factor.
4. The average measurement was not performed when the peak measured data under the limit of average detection. If the readings given are average, peak measurement should also be supplied.
5. The fundamental for reference only, it’s not restricted by unwanted emission limit.

Site :	CB2-H	Engineer :	Rueyyan
Model No :	GT-AX6000,	Test Date :	2018/11/27
Test Voltage :	AC 120V/60Hz	Polarity :	Horizontal
Test Mode :	Mode 3:TX_Beamforming_NSS4_ADP-65DW Y		
Note :	802.11ac(20M)_5500MHz		

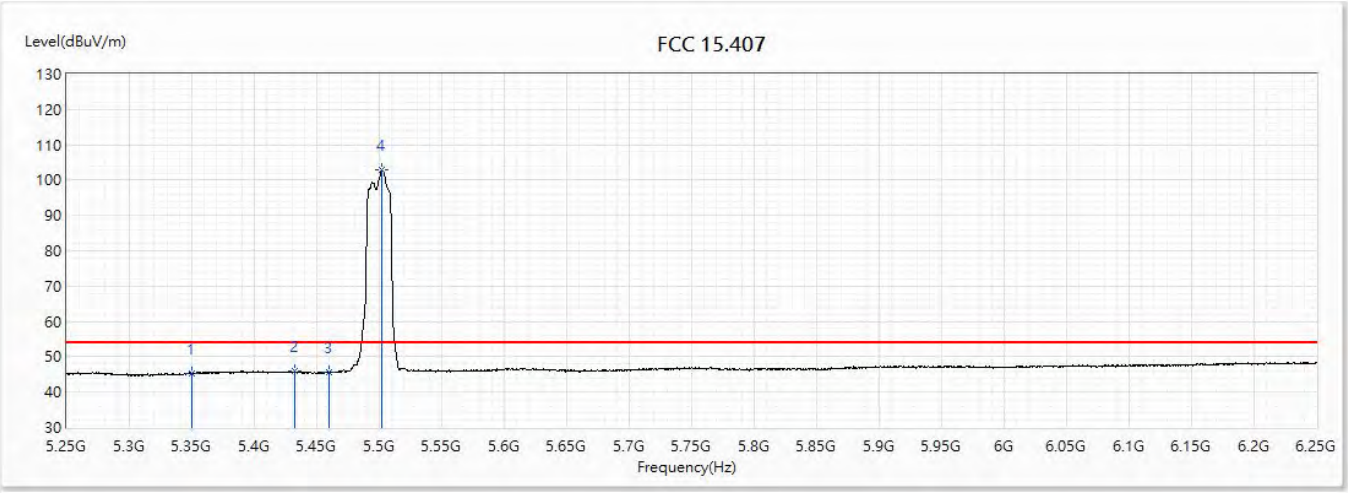

No	Frequency (MHz)	Emission Level (dBuV/m)	Limit (dBuV/m)	Margin (dB)	Reading Level (dBuV)	Correct Factor (dB)	Detector Type
1	5350	45.19	54.00	-8.81	21.16	24.03	AV
2	5432.5	45.87	54.00	-8.13	21.74	24.13	AV
3	5460	45.78	54.00	-8.22	21.62	24.16	AV
! 4	5502	102.89	54.00	48.89	78.67	24.22	AV

Note:

1. All reading above 1GHz is performed with peak and/or average measurements as necessary.
2. “ * ”, means this data is the worst emission level.
3. Emission Level = Reading Level + Correct Factor.
4. The average measurement was not performed when the peak measured data under the limit of average detection. If the readings given are average, peak measurement should also be supplied.
5. The fundamental for reference only, it’s not restricted by unwanted emission limit.

Site :	CB2-H	Engineer :	Rueyyan
Model No :	GT-AX6000,	Test Date :	2018/11/23
Test Voltage :	AC 120V/60Hz	Polarity :	Vertical
Test Mode :	Mode 3:TX_Beamforming_NSS4_ADP-65DW Y		
Note :	802.11ac(20M)_5500MHz		

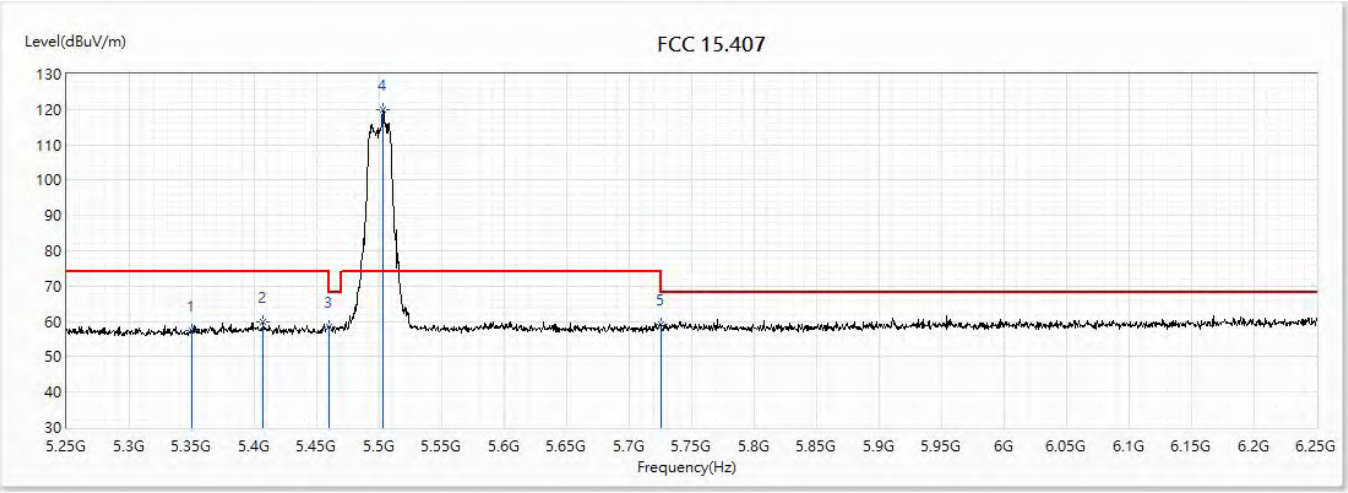

No	Frequency (MHz)	Emission Level (dBuV/m)	Limit (dBuV/m)	Margin (dB)	Reading Level (dBuV)	Correct Factor (dB)	Detector Type
1	5350	57.41	74.00	-16.59	33.38	24.03	PK
2	5407	59.71	74.00	-14.29	35.61	24.10	PK
3	5460	58.32	74.00	-15.68	34.16	24.16	PK
! 4	5503	120.03	74.00	46.03	95.81	24.22	PK
5	5725	59.26	74.00	-14.74	34.21	25.05	PK

Note:

1. All reading above 1GHz is performed with peak and/or average measurements as necessary.
2. “ * ”, means this data is the worst emission level.
3. Emission Level = Reading Level + Correct Factor.
4. The average measurement was not performed when the peak measured data under the limit of average detection. If the readings given are average, peak measurement should also be supplied.
5. The fundamental for reference only, it’s not restricted by unwanted emission limit.

Site :	CB2-H	Engineer :	Rueyyan
Model No :	GT-AX6000,	Test Date :	2018/11/23
Test Voltage :	AC 120V/60Hz	Polarity :	Vertical
Test Mode :	Mode 3:TX_Beamforming_NSS4_ADP-65DW Y		
Note :	802.11ac(20M)_5500MHz		

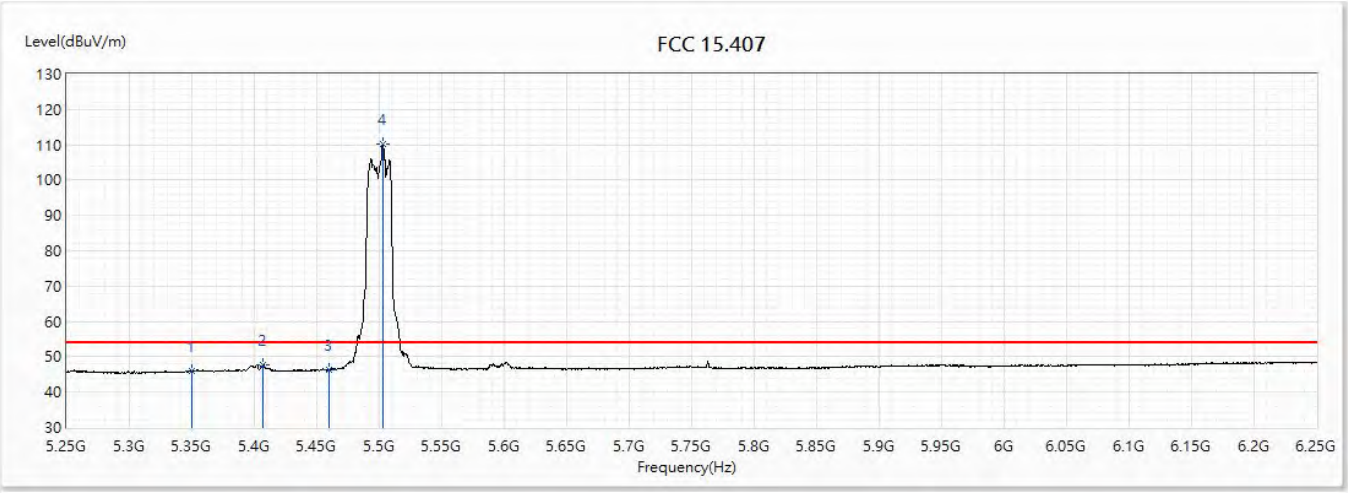

No	Frequency (MHz)	Emission Level (dBuV/m)	Limit (dBuV/m)	Margin (dB)	Reading Level (dBuV)	Correct Factor (dB)	Detector Type
1	5350	46.08	54.00	-7.92	22.05	24.03	AV
2	5406.5	47.83	54.00	-6.17	23.73	24.10	AV
3	5460	46.44	54.00	-7.56	22.28	24.16	AV
! 4	5503	110.15	54.00	56.15	85.93	24.22	AV

Note:

1. All reading above 1GHz is performed with peak and/or average measurements as necessary.
2. “ * ”, means this data is the worst emission level.
3. Emission Level = Reading Level + Correct Factor.
4. The average measurement was not performed when the peak measured data under the limit of average detection. If the readings given are average, peak measurement should also be supplied.
5. The fundamental for reference only, it’s not restricted by unwanted emission limit.

Site :	CB2-H	Engineer :	Rueyyan
Model No :	GT-AX6000,	Test Date :	2018/11/27
Test Voltage :	AC 120V/60Hz	Polarity :	Horizontal
Test Mode :	Mode 3:TX_Beamforming_NSS4_ADP-65DW Y		
Note :	802.11ac(20M)_5580MHz		

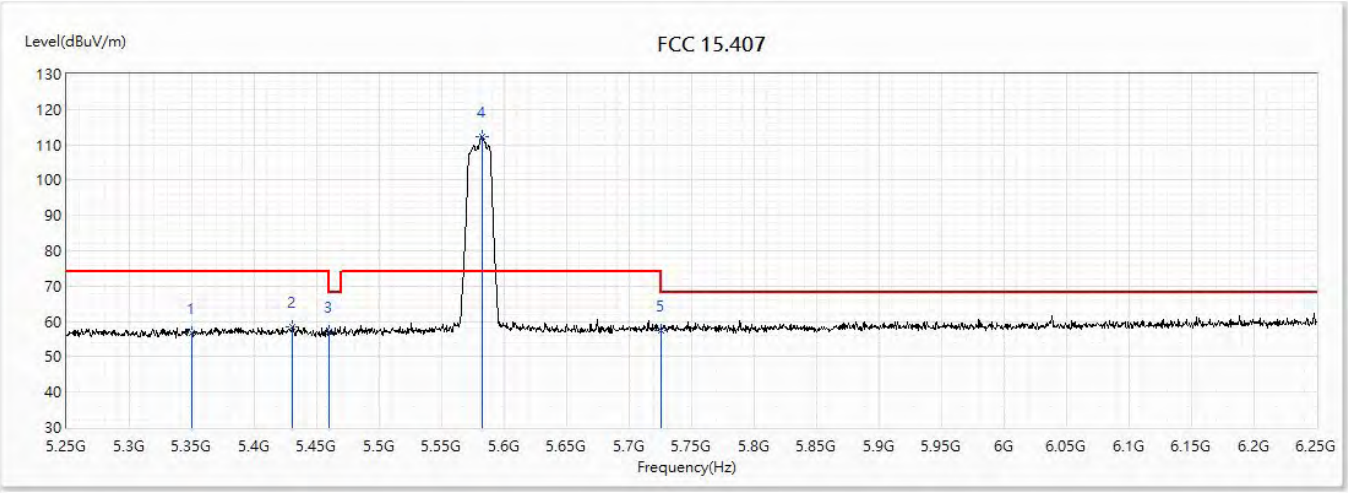

No	Frequency (MHz)	Emission Level (dBuV/m)	Limit (dBuV/m)	Margin (dB)	Reading Level (dBuV)	Correct Factor (dB)	Detector Type
1	5350	56.88	74.00	-17.12	32.85	24.03	PK
2	5430.5	58.44	74.00	-15.56	34.31	24.13	PK
3	5460	56.98	74.00	-17.02	32.82	24.16	PK
! 4	5582	112.27	74.00	38.27	87.76	24.51	PK
5	5725	57.36	74.00	-16.64	32.31	25.05	PK

Note:

1. All reading above 1GHz is performed with peak and/or average measurements as necessary.
2. “ * ”, means this data is the worst emission level.
3. Emission Level = Reading Level + Correct Factor.
4. The average measurement was not performed when the peak measured data under the limit of average detection. If the readings given are average, peak measurement should also be supplied.
5. The fundamental for reference only, it’s not restricted by unwanted emission limit.

Site :	CB2-H	Engineer :	Rueyyan
Model No :	GT-AX6000,	Test Date :	2018/11/27
Test Voltage :	AC 120V/60Hz	Polarity :	Horizontal
Test Mode :	Mode 3:TX_Beamforming_NSS4_ADP-65DW Y		
Note :	802.11ac(20M)_5580MHz		

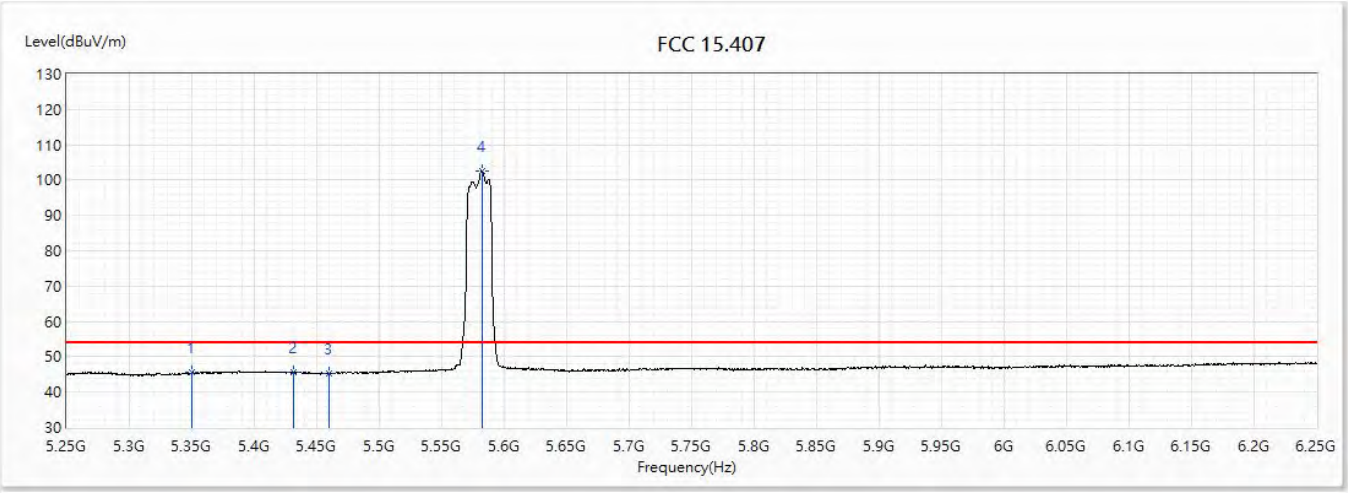

No	Frequency (MHz)	Emission Level (dBuV/m)	Limit (dBuV/m)	Margin (dB)	Reading Level (dBuV)	Correct Factor (dB)	Detector Type
1	5350	45.65	54.00	-8.35	21.62	24.03	AV
2	5431.5	45.66	54.00	-8.34	21.53	24.13	AV
3	5460	45.40	54.00	-8.60	21.24	24.16	AV
! 4	5582	102.45	54.00	48.45	77.94	24.51	AV

Note:

1. All reading above 1GHz is performed with peak and/or average measurements as necessary.
2. “ * ”, means this data is the worst emission level.
3. Emission Level = Reading Level + Correct Factor.
4. The average measurement was not performed when the peak measured data under the limit of average detection. If the readings given are average, peak measurement should also be supplied.
5. The fundamental for reference only, it’s not restricted by unwanted emission limit.

Site :	CB2-H	Engineer :	Rueyyan
Model No :	GT-AX6000,	Test Date :	2018/11/23
Test Voltage :	AC 120V/60Hz	Polarity :	Vertical
Test Mode :	Mode 3:TX_Beamforming_NSS4_ADP-65DW Y		
Note :	802.11ac(20M)_5580MHz		

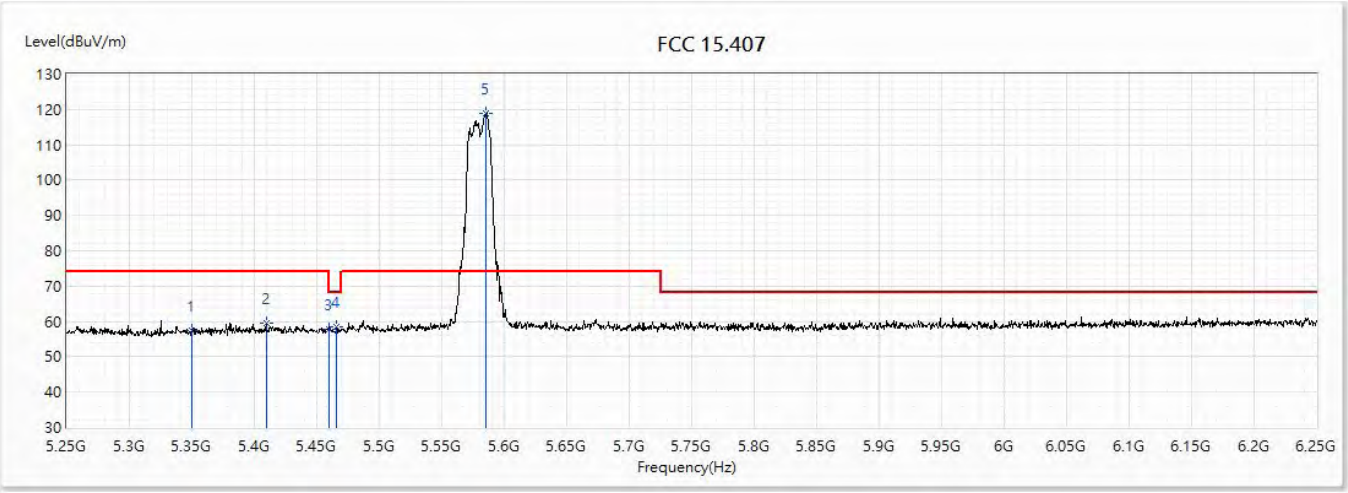

No	Frequency (MHz)	Emission Level (dBuV/m)	Limit (dBuV/m)	Margin (dB)	Reading Level (dBuV)	Correct Factor (dB)	Detector Type
1	5350	57.48	74.00	-16.52	33.45	24.03	PK
2	5409.5	59.68	74.00	-14.32	35.58	24.10	PK
3	5460	57.79	74.00	-16.21	33.63	24.16	PK
4	5466	58.43	68.20	-9.77	34.26	24.17	PK
! 5	5585.5	118.88	74.00	44.88	94.36	24.52	PK

Note:

1. All reading above 1GHz is performed with peak and/or average measurements as necessary.
2. “ * ”, means this data is the worst emission level.
3. Emission Level = Reading Level + Correct Factor.
4. The average measurement was not performed when the peak measured data under the limit of average detection. If the readings given are average, peak measurement should also be supplied.
5. The fundamental for reference only, it’s not restricted by unwanted emission limit.

Site :	CB2-H	Engineer :	Rueyyan
Model No :	GT-AX6000,	Test Date :	2018/11/23
Test Voltage :	AC 120V/60Hz	Polarity :	Vertical
Test Mode :	Mode 3:TX_Beamforming_NSS4_ADP-65DW Y		
Note :	802.11ac(20M)_5580MHz		

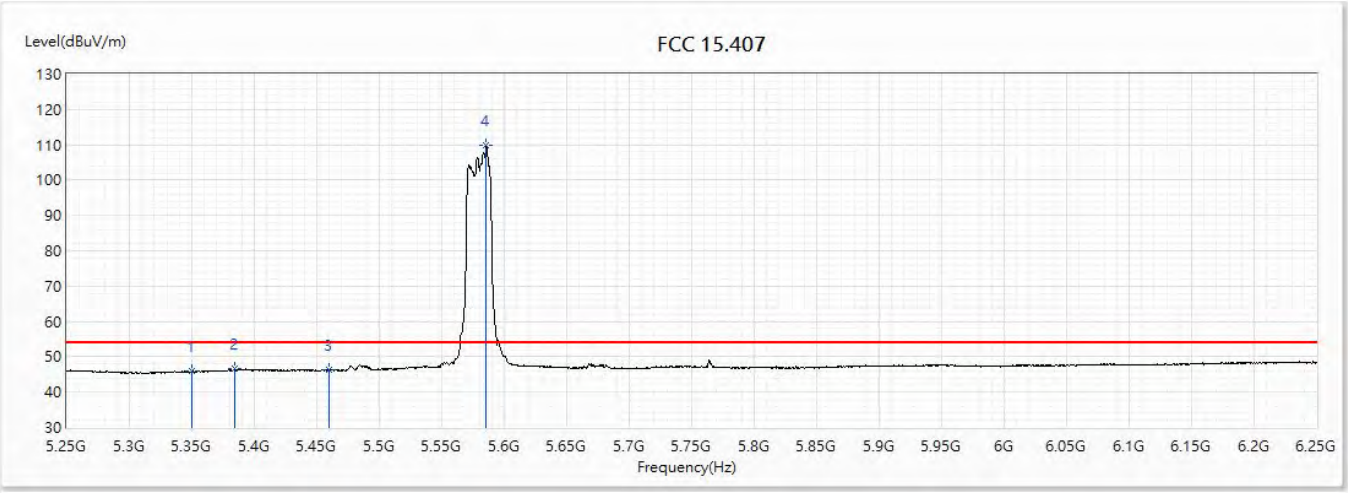

No	Frequency (MHz)	Emission Level (dBuV/m)	Limit (dBuV/m)	Margin (dB)	Reading Level (dBuV)	Correct Factor (dB)	Detector Type
1	5350	45.81	54.00	-8.19	21.78	24.03	AV
2	5384	46.51	54.00	-7.49	22.44	24.07	AV
3	5460	46.24	54.00	-7.76	22.08	24.16	AV
! 4	5585.5	109.79	54.00	55.79	85.27	24.52	AV

Note:

1. All reading above 1GHz is performed with peak and/or average measurements as necessary.
2. “ * ”, means this data is the worst emission level.
3. Emission Level = Reading Level + Correct Factor.
4. The average measurement was not performed when the peak measured data under the limit of average detection. If the readings given are average, peak measurement should also be supplied.
5. The fundamental for reference only, it’s not restricted by unwanted emission limit.

Site :	CB2-H	Engineer :	Rueyyan
Model No :	GT-AX6000,	Test Date :	2018/11/27
Test Voltage :	AC 120V/60Hz	Polarity :	Horizontal
Test Mode :	Mode 3:TX_Beamforming_NSS4_ADP-65DW Y		
Note :	802.11ac(20M)_5700MHz		

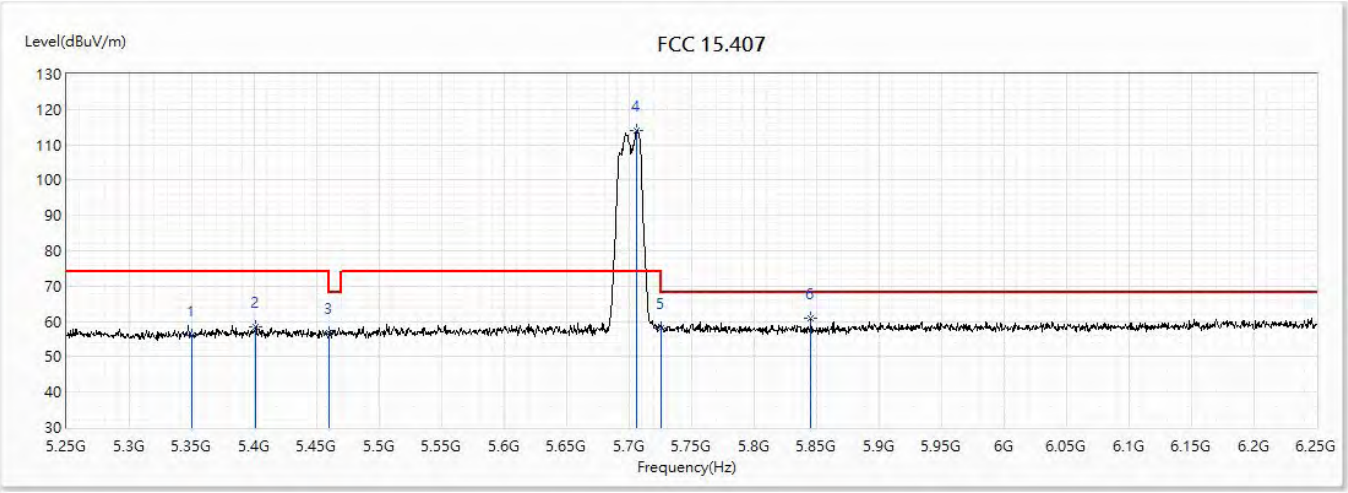

No	Frequency (MHz)	Emission Level (dBuV/m)	Limit (dBuV/m)	Margin (dB)	Reading Level (dBuV)	Correct Factor (dB)	Detector Type
1	5350	55.93	74.00	-18.07	31.90	24.03	PK
2	5401	58.47	74.00	-15.53	34.38	24.09	PK
3	5460	56.79	74.00	-17.21	32.63	24.16	PK
! 4	5706	114.03	74.00	40.03	89.06	24.97	PK
5	5725	58.12	74.00	-15.88	33.07	25.05	PK
6	5845.5	61.00	68.20	-7.20	35.49	25.51	PK

Note:

1. All reading above 1GHz is performed with peak and/or average measurements as necessary.
2. “ * ”, means this data is the worst emission level.
3. Emission Level = Reading Level + Correct Factor.
4. The average measurement was not performed when the peak measured data under the limit of average detection. If the readings given are average, peak measurement should also be supplied.
5. The fundamental for reference only, it’s not restricted by unwanted emission limit.

Site :	CB2-H	Engineer :	Rueyyan
Model No :	GT-AX6000,	Test Date :	2018/11/27
Test Voltage :	AC 120V/60Hz	Polarity :	Horizontal
Test Mode :	Mode 3:TX_Beamforming_NSS4_ADP-65DW Y		
Note :	802.11ac(20M)_5700MHz		

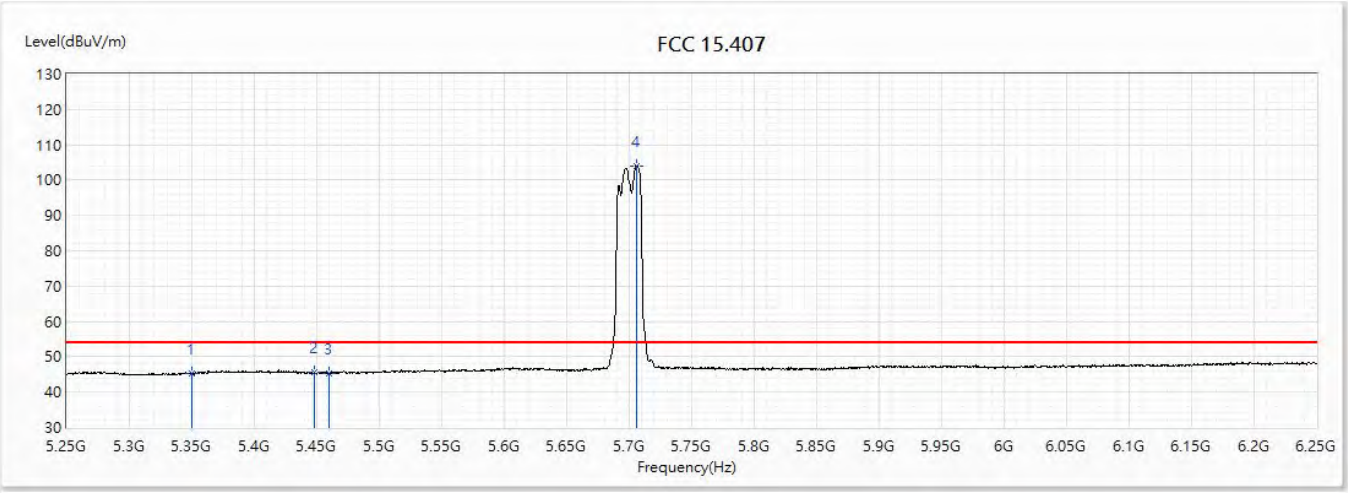

No	Frequency (MHz)	Emission Level (dBuV/m)	Limit (dBuV/m)	Margin (dB)	Reading Level (dBuV)	Correct Factor (dB)	Detector Type
1	5350	45.33	54.00	-8.67	21.30	24.03	AV
2	5448	45.58	54.00	-8.42	21.43	24.15	AV
3	5460	45.41	54.00	-8.59	21.25	24.16	AV
! 4	5706	104.13	54.00	50.13	79.16	24.97	AV

Note:

1. All reading above 1GHz is performed with peak and/or average measurements as necessary.
2. “ * ”, means this data is the worst emission level.
3. Emission Level = Reading Level + Correct Factor.
4. The average measurement was not performed when the peak measured data under the limit of average detection. If the readings given are average, peak measurement should also be supplied.
5. The fundamental for reference only, it’s not restricted by unwanted emission limit.

Site :	CB2-H	Engineer :	Rueyyan
Model No :	GT-AX6000,	Test Date :	2018/11/23
Test Voltage :	AC 120V/60Hz	Polarity :	Vertical
Test Mode :	Mode 3:TX_Beamforming_NSS4_ADP-65DW Y		
Note :	802.11ac(20M)_5700MHz		

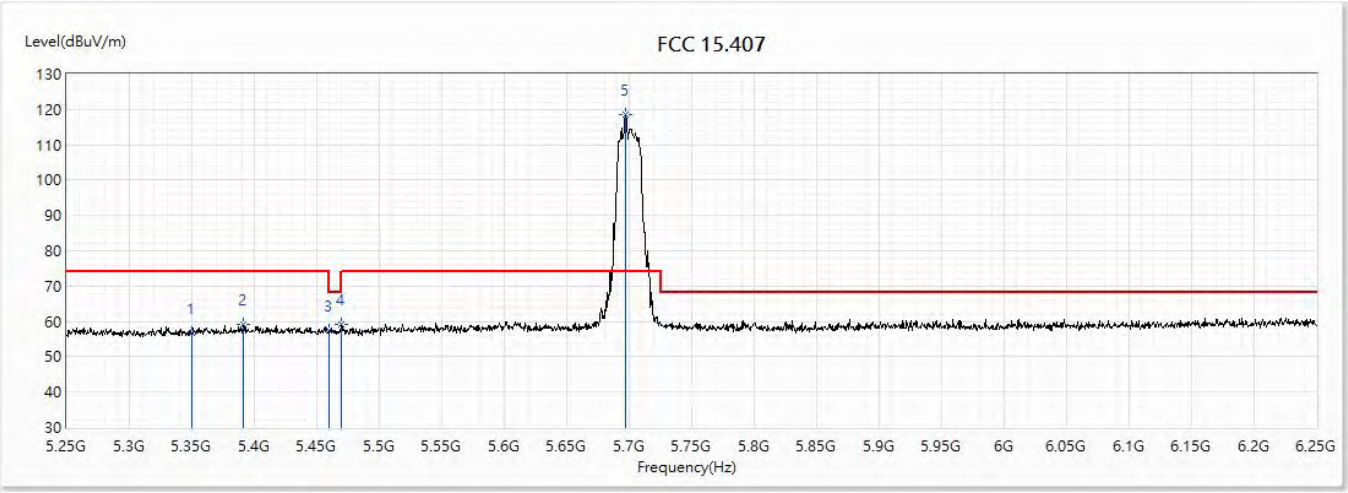

No	Frequency (MHz)	Emission Level (dBuV/m)	Limit (dBuV/m)	Margin (dB)	Reading Level (dBuV)	Correct Factor (dB)	Detector Type
1	5350	56.66	74.00	-17.34	32.63	24.03	PK
2	5391.5	59.19	74.00	-14.81	35.11	24.08	PK
3	5460	57.53	74.00	-16.47	33.37	24.16	PK
4	5470	59.16	68.20	-9.04	34.97	24.19	PK
! 5	5697.5	118.54	74.00	44.54	93.59	24.95	PK

Note:

1. All reading above 1GHz is performed with peak and/or average measurements as necessary.
2. “ * ”, means this data is the worst emission level.
3. Emission Level = Reading Level + Correct Factor.
4. The average measurement was not performed when the peak measured data under the limit of average detection. If the readings given are average, peak measurement should also be supplied.
5. The fundamental for reference only, it’s not restricted by unwanted emission limit.

Site :	CB2-H	Engineer :	Rueyyan
Model No :	GT-AX6000,	Test Date :	2018/11/23
Test Voltage :	AC 120V/60Hz	Polarity :	Vertical
Test Mode :	Mode 3:TX_Beamforming_NSS4_ADP-65DW Y		
Note :	802.11ac(20M)_5700MHz		

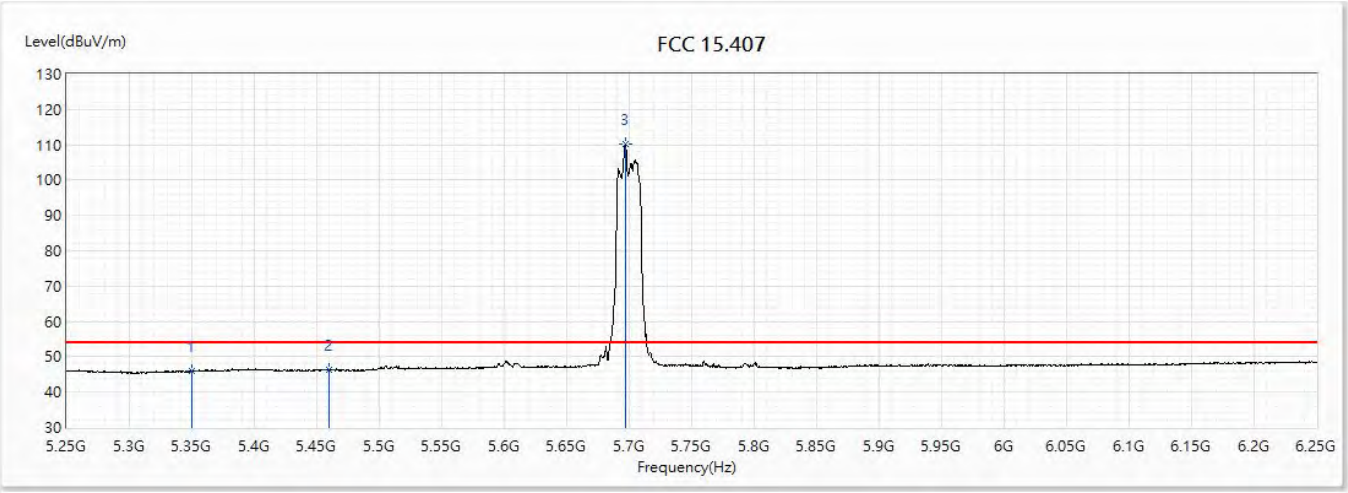

No	Frequency (MHz)	Emission Level (dBuV/m)	Limit (dBuV/m)	Margin (dB)	Reading Level (dBuV)	Correct Factor (dB)	Detector Type
1	5350	45.99	54.00	-8.01	21.96	24.03	AV
2	5460	46.28	54.00	-7.72	22.12	24.16	AV
! 3	5697	110.13	54.00	56.13	85.19	24.94	AV

Note:

1. All reading above 1GHz is performed with peak and/or average measurements as necessary.
2. “ * ”, means this data is the worst emission level.
3. Emission Level = Reading Level + Correct Factor.
4. The average measurement was not performed when the peak measured data under the limit of average detection. If the readings given are average, peak measurement should also be supplied.
5. The fundamental for reference only, it’s not restricted by unwanted emission limit.

Site :	CB2-H	Engineer :	Rueyyan
Model No :	GT-AX6000,	Test Date :	2018/11/27
Test Voltage :	AC 120V/60Hz	Polarity :	Horizontal
Test Mode :	Mode 3:TX_Beamforming_NSS4_ADP-65DW Y		
Note :	802.11ac(40M)_5510MHz		

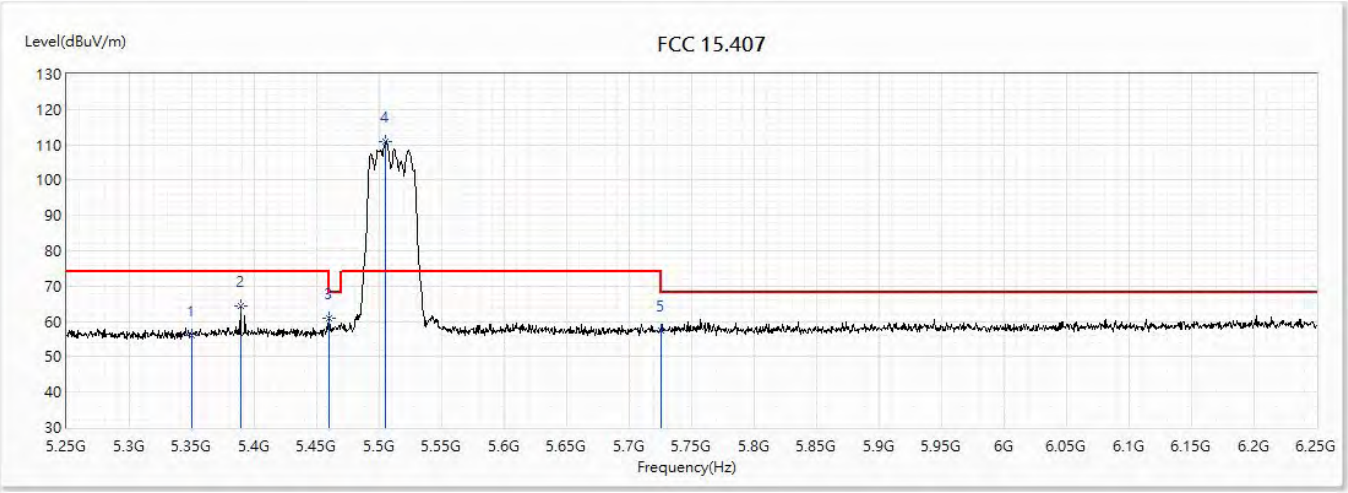

No	Frequency (MHz)	Emission Level (dBuV/m)	Limit (dBuV/m)	Margin (dB)	Reading Level (dBuV)	Correct Factor (dB)	Detector Type
1	5350	55.90	74.00	-18.10	31.87	24.03	PK
2	5389	64.53	74.00	-9.47	40.45	24.08	PK
3	5460	60.83	74.00	-13.17	36.67	24.16	PK
! 4	5505	111.00	74.00	37.00	86.77	24.23	PK
5	5725	57.36	74.00	-16.64	32.31	25.05	PK

Note:

1. All reading above 1GHz is performed with peak and/or average measurements as necessary.
2. “ * ”, means this data is the worst emission level.
3. Emission Level = Reading Level + Correct Factor.
4. The average measurement was not performed when the peak measured data under the limit of average detection. If the readings given are average, peak measurement should also be supplied.
5. The fundamental for reference only, it’s not restricted by unwanted emission limit.

Site :	CB2-H	Engineer :	Rueyyan
Model No :	GT-AX6000,	Test Date :	2018/11/27
Test Voltage :	AC 120V/60Hz	Polarity :	Horizontal
Test Mode :	Mode 3:TX_Beamforming_NSS4_ADP-65DW Y		
Note :	802.11ac(40M)_5510MHz		

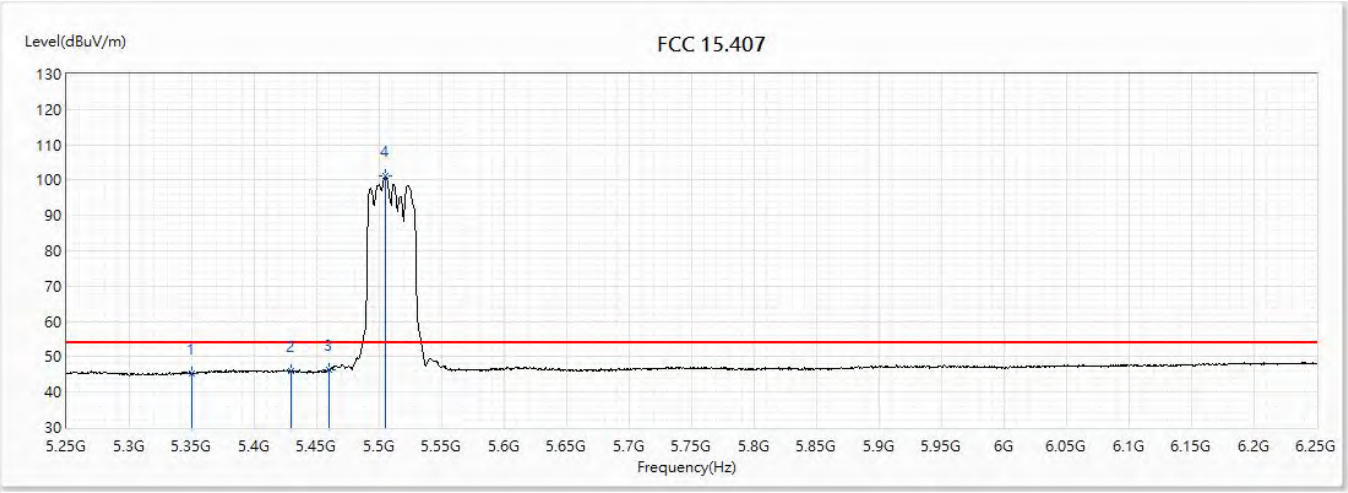

No	Frequency (MHz)	Emission Level (dBuV/m)	Limit (dBuV/m)	Margin (dB)	Reading Level (dBuV)	Correct Factor (dB)	Detector Type
1	5350	45.32	54.00	-8.68	21.29	24.03	AV
2	5429	46.12	54.00	-7.88	21.99	24.13	AV
3	5460	46.28	54.00	-7.72	22.12	24.16	AV
! 4	5505	101.15	54.00	47.15	76.92	24.23	AV

Note:

1. All reading above 1GHz is performed with peak and/or average measurements as necessary.
2. “ * ”, means this data is the worst emission level.
3. Emission Level = Reading Level + Correct Factor.
4. The average measurement was not performed when the peak measured data under the limit of average detection. If the readings given are average, peak measurement should also be supplied.
5. The fundamental for reference only, it’s not restricted by unwanted emission limit.

Site :	CB2-H	Engineer :	Rueyyan
Model No :	GT-AX6000,	Test Date :	2018/11/23
Test Voltage :	AC 120V/60Hz	Polarity :	Vertical
Test Mode :	Mode 3:TX_Beamforming_NSS4_ADP-65DW Y		
Note :	802.11ac(40M)_5510MHz		

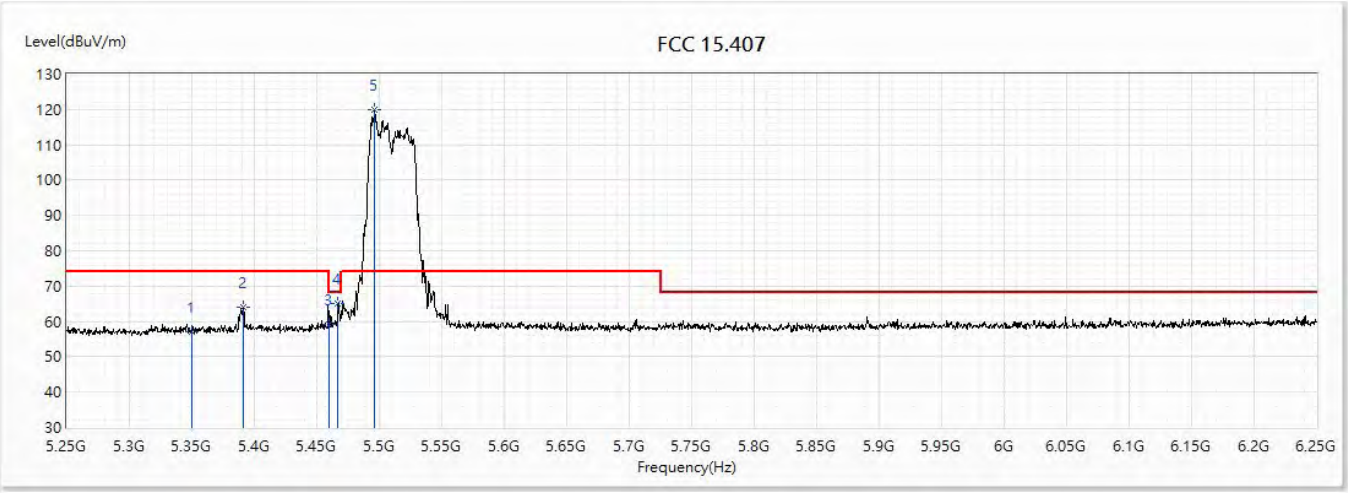

No	Frequency (MHz)	Emission Level (dBuV/m)	Limit (dBuV/m)	Margin (dB)	Reading Level (dBuV)	Correct Factor (dB)	Detector Type
1	5350	57.22	74.00	-16.78	33.19	24.03	PK
2	5391	63.93	74.00	-10.07	39.85	24.08	PK
3	5460	59.14	74.00	-14.86	34.98	24.16	PK
4	5467	65.09	68.20	-3.11	40.92	24.17	PK
! 5	5496.5	120.01	74.00	46.01	95.80	24.21	PK

Note:

1. All reading above 1GHz is performed with peak and/or average measurements as necessary.
2. “ * ”, means this data is the worst emission level.
3. Emission Level = Reading Level + Correct Factor.
4. The average measurement was not performed when the peak measured data under the limit of average detection. If the readings given are average, peak measurement should also be supplied.
5. The fundamental for reference only, it’s not restricted by unwanted emission limit.

Site :	CB2-H	Engineer :	Rueyyan
Model No :	GT-AX6000,	Test Date :	2018/11/23
Test Voltage :	AC 120V/60Hz	Polarity :	Vertical
Test Mode :	Mode 3:TX_Beamforming_NSS4_ADP-65DW Y		
Note :	802.11ac(40M)_5510MHz		

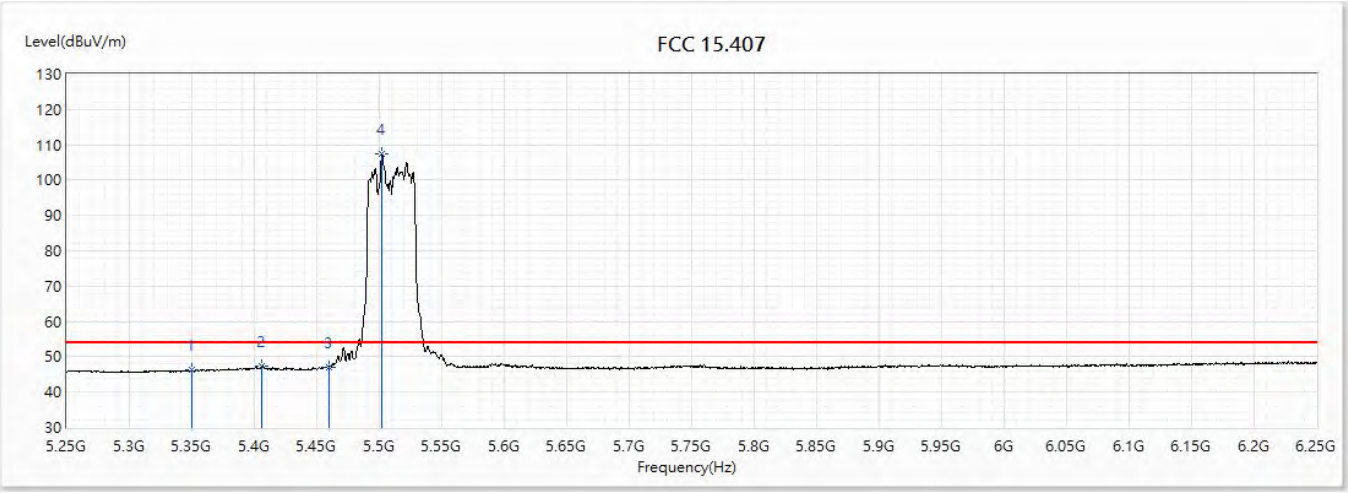

No	Frequency (MHz)	Emission Level (dBuV/m)	Limit (dBuV/m)	Margin (dB)	Reading Level (dBuV)	Correct Factor (dB)	Detector Type
1	5350	46.15	54.00	-7.85	22.12	24.03	AV
2	5406	47.24	54.00	-6.76	23.14	24.10	AV
3	5460	47.17	54.00	-6.83	23.01	24.16	AV
! 4	5502	107.31	54.00	53.31	83.09	24.22	AV

Note:

1. All reading above 1GHz is performed with peak and/or average measurements as necessary.
2. “ * ”, means this data is the worst emission level.
3. Emission Level = Reading Level + Correct Factor.
4. The average measurement was not performed when the peak measured data under the limit of average detection. If the readings given are average, peak measurement should also be supplied.
5. The fundamental for reference only, it’s not restricted by unwanted emission limit.

Site :	CB2-H	Engineer :	Rueyyan
Model No :	GT-AX6000,	Test Date :	2018/11/27
Test Voltage :	AC 120V/60Hz	Polarity :	Horizontal
Test Mode :	Mode 3:TX_Beamforming_NSS4_ADP-65DW Y		
Note :	802.11ac(40M)_5590MHz		

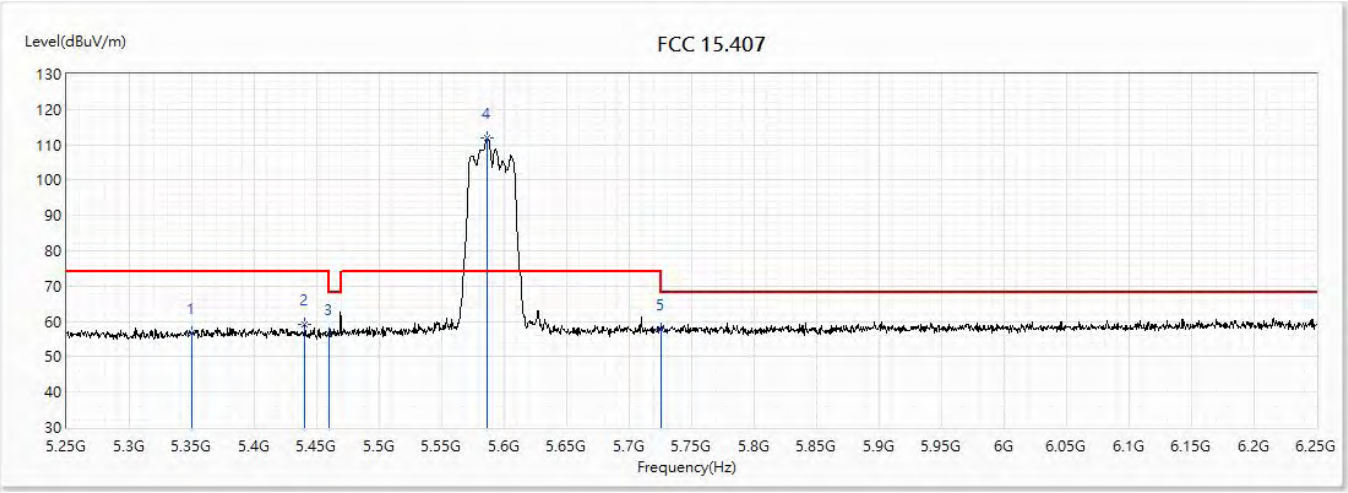

No	Frequency (MHz)	Emission Level (dBuV/m)	Limit (dBuV/m)	Margin (dB)	Reading Level (dBuV)	Correct Factor (dB)	Detector Type
1	5350	56.90	74.00	-17.10	32.87	24.03	PK
2	5440.5	59.08	74.00	-14.92	34.94	24.14	PK
3	5460	56.40	74.00	-17.60	32.24	24.16	PK
! 4	5586.5	111.93	74.00	37.93	87.40	24.53	PK
5	5725	57.89	74.00	-16.11	32.84	25.05	PK

Note:

1. All reading above 1GHz is performed with peak and/or average measurements as necessary.
2. “ * ”, means this data is the worst emission level.
3. Emission Level = Reading Level + Correct Factor.
4. The average measurement was not performed when the peak measured data under the limit of average detection. If the readings given are average, peak measurement should also be supplied.
5. The fundamental for reference only, it’s not restricted by unwanted emission limit.

Site :	CB2-H	Engineer :	Rueyyan
Model No :	GT-AX6000,	Test Date :	2018/11/27
Test Voltage :	AC 120V/60Hz	Polarity :	Horizontal
Test Mode :	Mode 3:TX_Beamforming_NSS4_ADP-65DW Y		
Note :	802.11ac(40M)_5590MHz		

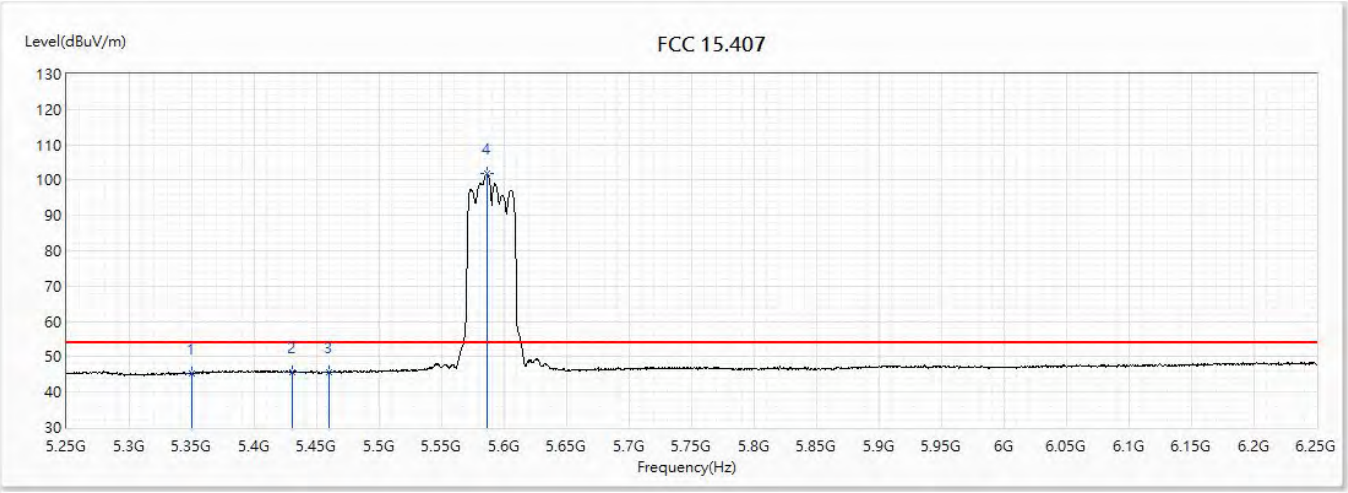

No	Frequency (MHz)	Emission Level (dBuV/m)	Limit (dBuV/m)	Margin (dB)	Reading Level (dBuV)	Correct Factor (dB)	Detector Type
1	5350	45.41	54.00	-8.59	21.38	24.03	AV
2	5430	45.78	54.00	-8.22	21.65	24.13	AV
3	5460	45.53	54.00	-8.47	21.37	24.16	AV
! 4	5586.5	102.00	54.00	48.00	77.47	24.53	AV

Note:

1. All reading above 1GHz is performed with peak and/or average measurements as necessary.
2. “ * ”, means this data is the worst emission level.
3. Emission Level = Reading Level + Correct Factor.
4. The average measurement was not performed when the peak measured data under the limit of average detection. If the readings given are average, peak measurement should also be supplied.
5. The fundamental for reference only, it’s not restricted by unwanted emission limit.

Site :	CB2-H	Engineer :	Rueyyan
Model No :	GT-AX6000,	Test Date :	2018/11/23
Test Voltage :	AC 120V/60Hz	Polarity :	Vertical
Test Mode :	Mode 3:TX_Beamforming_NSS4_ADP-65DW Y		
Note :	802.11ac(40M)_5590MHz		

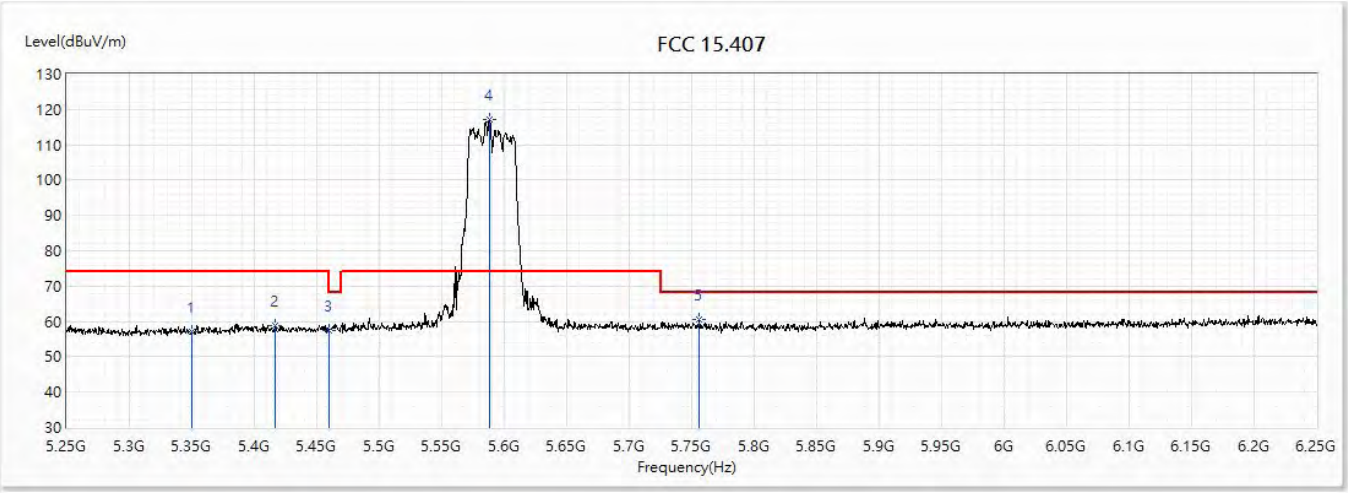

No	Frequency (MHz)	Emission Level (dBuV/m)	Limit (dBuV/m)	Margin (dB)	Reading Level (dBuV)	Correct Factor (dB)	Detector Type
1	5350	57.20	74.00	-16.80	33.17	24.03	PK
2	5417	58.68	74.00	-15.32	34.57	24.11	PK
3	5460	57.40	74.00	-16.60	33.24	24.16	PK
! 4	5588	117.32	74.00	43.32	92.78	24.54	PK
5	5756	60.69	68.20	-7.51	35.53	25.16	PK

Note:

1. All reading above 1GHz is performed with peak and/or average measurements as necessary.
2. “ * ”, means this data is the worst emission level.
3. Emission Level = Reading Level + Correct Factor.
4. The average measurement was not performed when the peak measured data under the limit of average detection. If the readings given are average, peak measurement should also be supplied.
5. The fundamental for reference only, it’s not restricted by unwanted emission limit.

Site :	CB2-H	Engineer :	Rueyyan
Model No :	GT-AX6000,	Test Date :	2018/11/23
Test Voltage :	AC 120V/60Hz	Polarity :	Vertical
Test Mode :	Mode 3:TX_Beamforming_NSS4_ADP-65DW Y		
Note :	802.11ac(40M)_5590MHz		

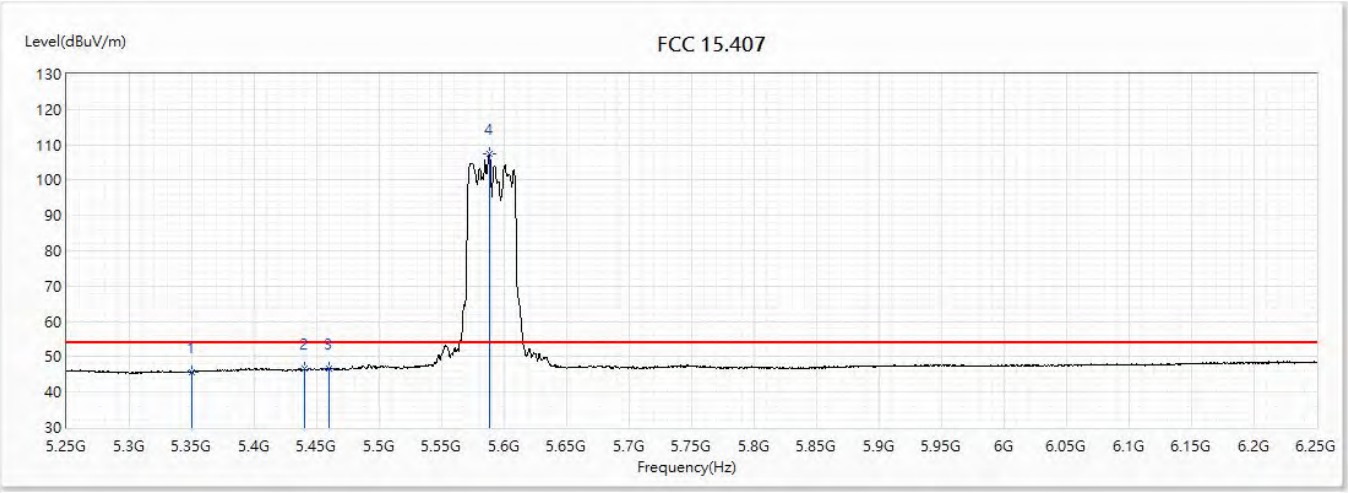

No	Frequency (MHz)	Emission Level (dBuV/m)	Limit (dBuV/m)	Margin (dB)	Reading Level (dBuV)	Correct Factor (dB)	Detector Type
1	5350	45.70	54.00	-8.30	21.67	24.03	AV
2	5440	46.50	54.00	-7.50	22.36	24.14	AV
3	5460	46.59	54.00	-7.41	22.43	24.16	AV
! 4	5588	107.52	54.00	53.52	82.98	24.54	AV

Note:

1. All reading above 1GHz is performed with peak and/or average measurements as necessary.
2. “ * ”, means this data is the worst emission level.
3. Emission Level = Reading Level + Correct Factor.
4. The average measurement was not performed when the peak measured data under the limit of average detection. If the readings given are average, peak measurement should also be supplied.
5. The fundamental for reference only, it’s not restricted by unwanted emission limit.

Site :	CB2-H	Engineer :	Rueyyan
Model No :	GT-AX6000,	Test Date :	2018/11/27
Test Voltage :	AC 120V/60Hz	Polarity :	Horizontal
Test Mode :	Mode 3:TX_Beamforming_NSS4_ADP-65DW Y		
Note :	802.11ac(40M)_5670MHz		

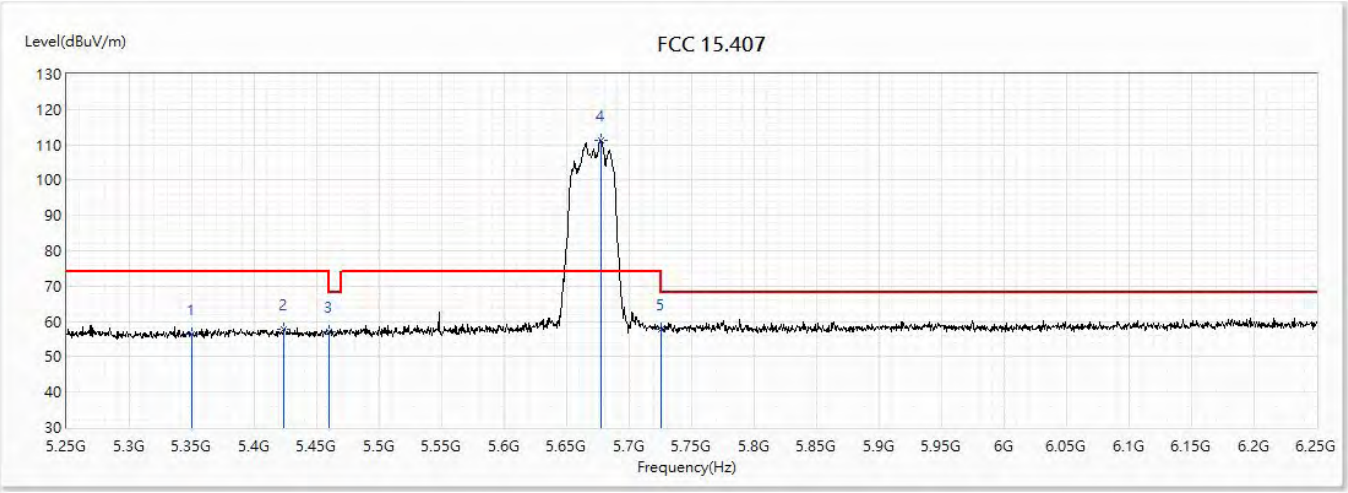

No	Frequency (MHz)	Emission Level (dBuV/m)	Limit (dBuV/m)	Margin (dB)	Reading Level (dBuV)	Correct Factor (dB)	Detector Type
1	5350	56.49	74.00	-17.51	32.46	24.03	PK
2	5424	57.72	74.00	-16.28	33.60	24.12	PK
3	5460	57.25	74.00	-16.75	33.09	24.16	PK
! 4	5677	111.38	74.00	37.38	86.51	24.87	PK
5	5725	57.68	74.00	-16.32	32.63	25.05	PK

Note:

1. All reading above 1GHz is performed with peak and/or average measurements as necessary.
2. “ * ”, means this data is the worst emission level.
3. Emission Level = Reading Level + Correct Factor.
4. The average measurement was not performed when the peak measured data under the limit of average detection. If the readings given are average, peak measurement should also be supplied.
5. The fundamental for reference only, it’s not restricted by unwanted emission limit.

Site :	CB2-H	Engineer :	Rueyyan
Model No :	GT-AX6000,	Test Date :	2018/11/27
Test Voltage :	AC 120V/60Hz	Polarity :	Horizontal
Test Mode :	Mode 3:TX_Beamforming_NSS4_ADP-65DW Y		
Note :	802.11ac(40M)_5670MHz		

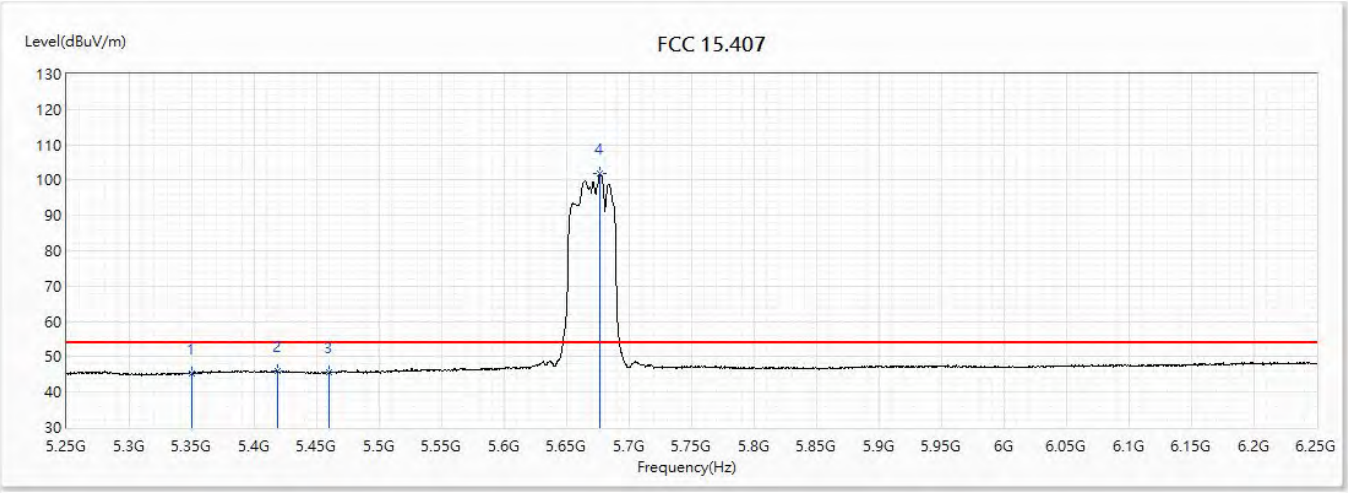

No	Frequency (MHz)	Emission Level (dBuV/m)	Limit (dBuV/m)	Margin (dB)	Reading Level (dBuV)	Correct Factor (dB)	Detector Type
1	5350	45.41	54.00	-8.59	21.38	24.03	AV
2	5419	45.80	54.00	-8.20	21.69	24.11	AV
3	5460	45.68	54.00	-8.32	21.52	24.16	AV
! 4	5676.5	101.73	54.00	47.73	76.86	24.87	AV

Note:

1. All reading above 1GHz is performed with peak and/or average measurements as necessary.
2. “ * ”, means this data is the worst emission level.
3. Emission Level = Reading Level + Correct Factor.
4. The average measurement was not performed when the peak measured data under the limit of average detection. If the readings given are average, peak measurement should also be supplied.
5. The fundamental for reference only, it’s not restricted by unwanted emission limit.

Site :	CB2-H	Engineer :	Rueyyan
Model No :	GT-AX6000,	Test Date :	2018/11/23
Test Voltage :	AC 120V/60Hz	Polarity :	Vertical
Test Mode :	Mode 3:TX_Beamforming_NSS4_ADP-65DW Y		
Note :	802.11ac(40M)_5670MHz		

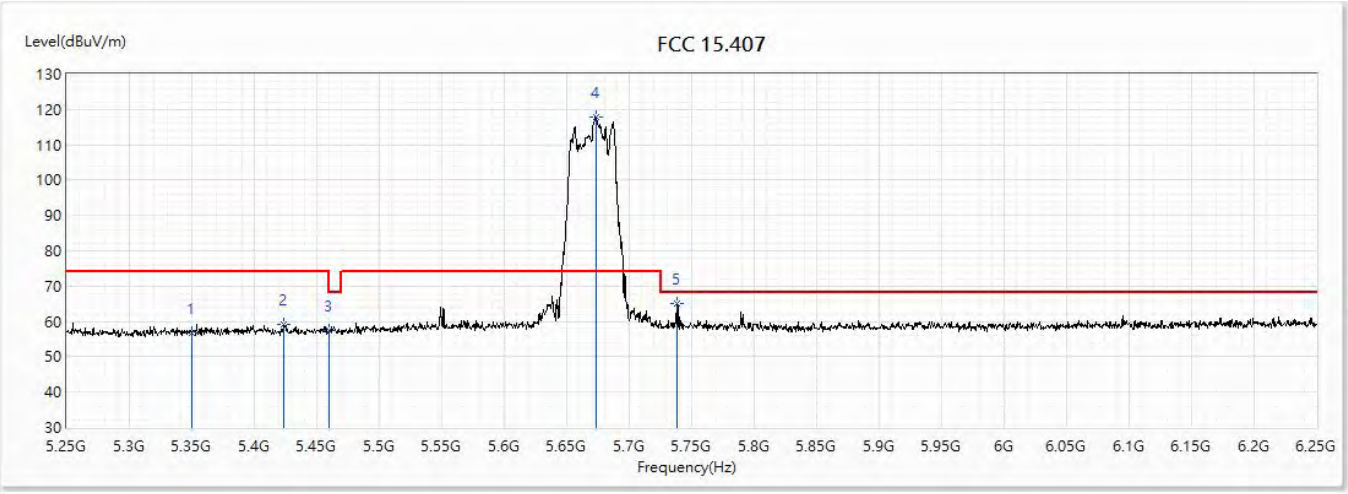

No	Frequency (MHz)	Emission Level (dBuV/m)	Limit (dBuV/m)	Margin (dB)	Reading Level (dBuV)	Correct Factor (dB)	Detector Type
1	5350	56.73	74.00	-17.27	32.70	24.03	PK
2	5424	59.14	74.00	-14.86	35.02	24.12	PK
3	5460	57.48	74.00	-16.52	33.32	24.16	PK
! 4	5674	117.98	74.00	43.98	93.12	24.86	PK
5	5738	65.13	68.20	-3.07	40.03	25.10	PK

Note:

1. All reading above 1GHz is performed with peak and/or average measurements as necessary.
2. “ * ”, means this data is the worst emission level.
3. Emission Level = Reading Level + Correct Factor.
4. The average measurement was not performed when the peak measured data under the limit of average detection. If the readings given are average, peak measurement should also be supplied.
5. The fundamental for reference only, it’s not restricted by unwanted emission limit.

Site :	CB2-H	Engineer :	Rueyyan
Model No :	GT-AX6000,	Test Date :	2018/11/23
Test Voltage :	AC 120V/60Hz	Polarity :	Vertical
Test Mode :	Mode 3:TX_Beamforming_NSS4_ADP-65DW Y		
Note :	802.11ac(40M)_5670MHz		

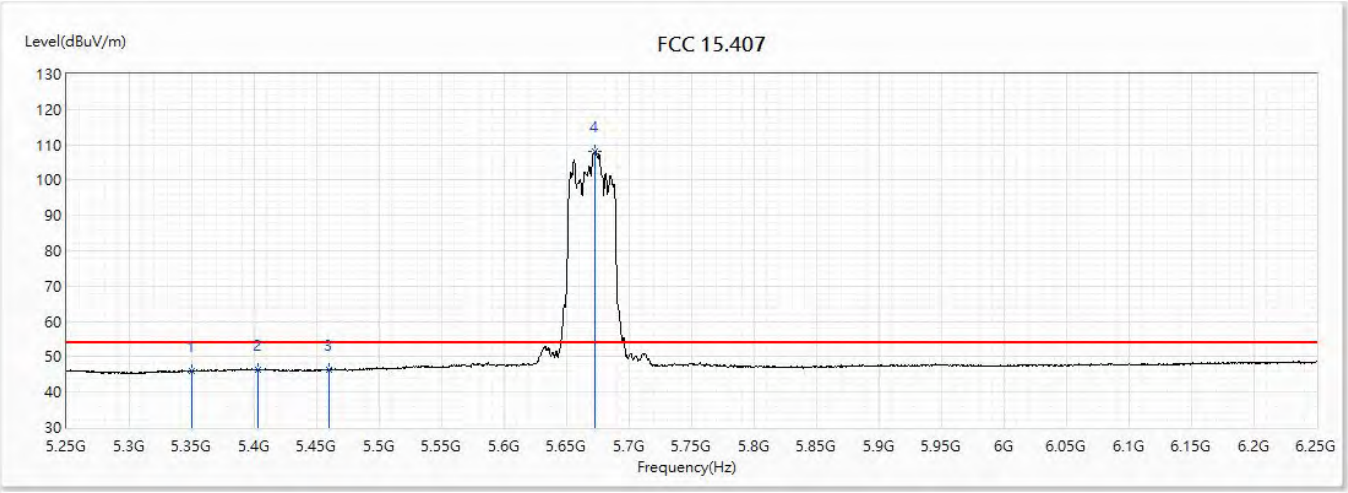

No	Frequency (MHz)	Emission Level (dBuV/m)	Limit (dBuV/m)	Margin (dB)	Reading Level (dBuV)	Correct Factor (dB)	Detector Type
1	5350	45.93	54.00	-8.07	21.90	24.03	AV
2	5402.5	46.47	54.00	-7.53	22.38	24.09	AV
3	5460	46.35	54.00	-7.65	22.19	24.16	AV
! 4	5673	108.01	54.00	54.01	83.15	24.86	AV

Note:

1. All reading above 1GHz is performed with peak and/or average measurements as necessary.
2. “ * ”, means this data is the worst emission level.
3. Emission Level = Reading Level + Correct Factor.
4. The average measurement was not performed when the peak measured data under the limit of average detection. If the readings given are average, peak measurement should also be supplied.
5. The fundamental for reference only, it’s not restricted by unwanted emission limit.

Site :	CB2-H	Engineer :	Rueyyan
Model No :	GT-AX6000,	Test Date :	2018/11/27
Test Voltage :	AC 120V/60Hz	Polarity :	Horizontal
Test Mode :	Mode 3:TX_Beamforming_NSS4_ADP-65DW Y		
Note :	802.11ac(80M)_5530MHz		

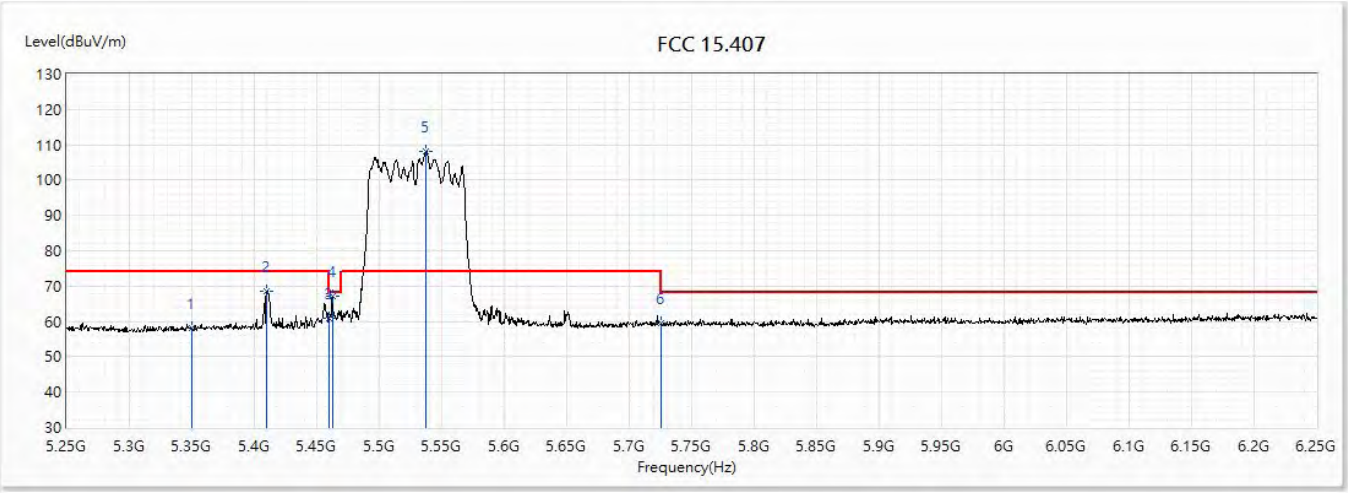

No	Frequency (MHz)	Emission Level (dBuV/m)	Limit (dBuV/m)	Margin (dB)	Reading Level (dBuV)	Correct Factor (dB)	Detector Type
1	5350	58.18	74.00	-15.82	34.15	24.03	PK
2	5409.5	68.60	74.00	-5.40	44.50	24.10	PK
3	5460	60.86	74.00	-13.14	36.70	24.16	PK
4	5462.5	67.17	68.20	-1.03	43.00	24.17	PK
! 5	5537.5	108.09	74.00	34.09	83.74	24.35	PK
6	5725	59.68	74.00	-14.32	34.63	25.05	PK

Note:

1. All reading above 1GHz is performed with peak and/or average measurements as necessary.
2. “ * ”, means this data is the worst emission level.
3. Emission Level = Reading Level + Correct Factor.
4. The average measurement was not performed when the peak measured data under the limit of average detection. If the readings given are average, peak measurement should also be supplied.
5. The fundamental for reference only, it’s not restricted by unwanted emission limit.

Site :	CB2-H	Engineer :	Rueyyan
Model No :	GT-AX6000,	Test Date :	2018/11/27
Test Voltage :	AC 120V/60Hz	Polarity :	Horizontal
Test Mode :	Mode 3:TX_Beamforming_NSS4_ADP-65DW Y		
Note :	802.11ac(80M)_5530MHz		

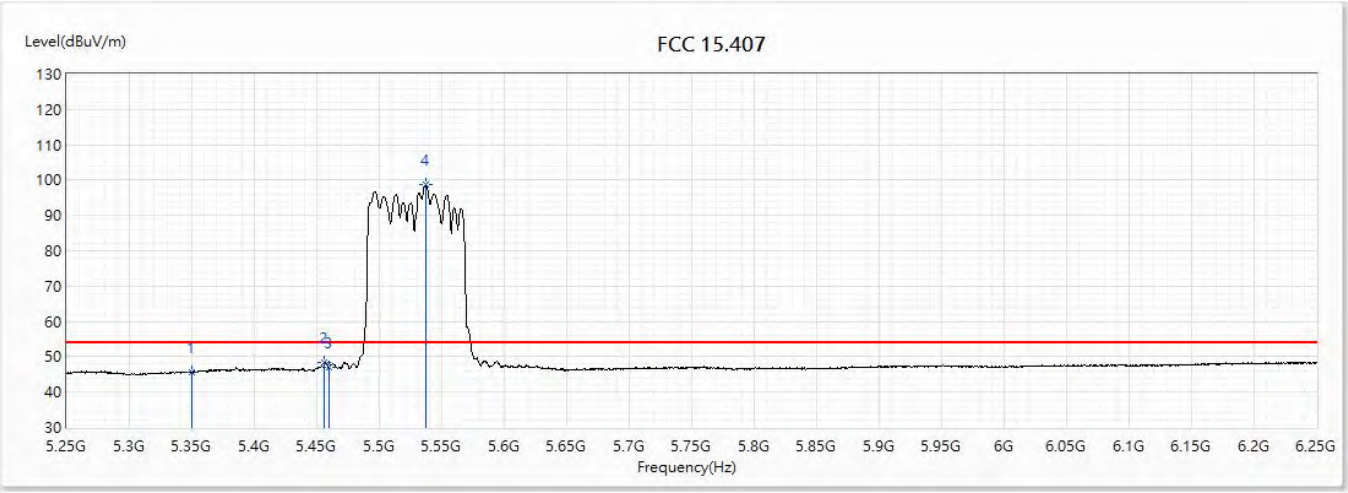

No	Frequency (MHz)	Emission Level (dBuV/m)	Limit (dBuV/m)	Margin (dB)	Reading Level (dBuV)	Correct Factor (dB)	Detector Type
1	5350	45.59	54.00	-8.41	21.56	24.03	AV
2	5456	48.50	54.00	-5.50	24.34	24.16	AV
3	5460	47.13	54.00	-6.87	22.97	24.16	AV
! 4	5537.5	98.70	54.00	44.70	74.35	24.35	AV

Note:

1. All reading above 1GHz is performed with peak and/or average measurements as necessary.
2. “ * ”, means this data is the worst emission level.
3. Emission Level = Reading Level + Correct Factor.
4. The average measurement was not performed when the peak measured data under the limit of average detection. If the readings given are average, peak measurement should also be supplied.
5. The fundamental for reference only, it’s not restricted by unwanted emission limit.

Site :	CB2-H	Engineer :	Rueyyan
Model No :	GT-AX6000,	Test Date :	2018/11/23
Test Voltage :	AC 120V/60Hz	Polarity :	Vertical
Test Mode :	Mode 3:TX_Beamforming_NSS4_ADP-65DW Y		
Note :	802.11ac(80M)_5530MHz		

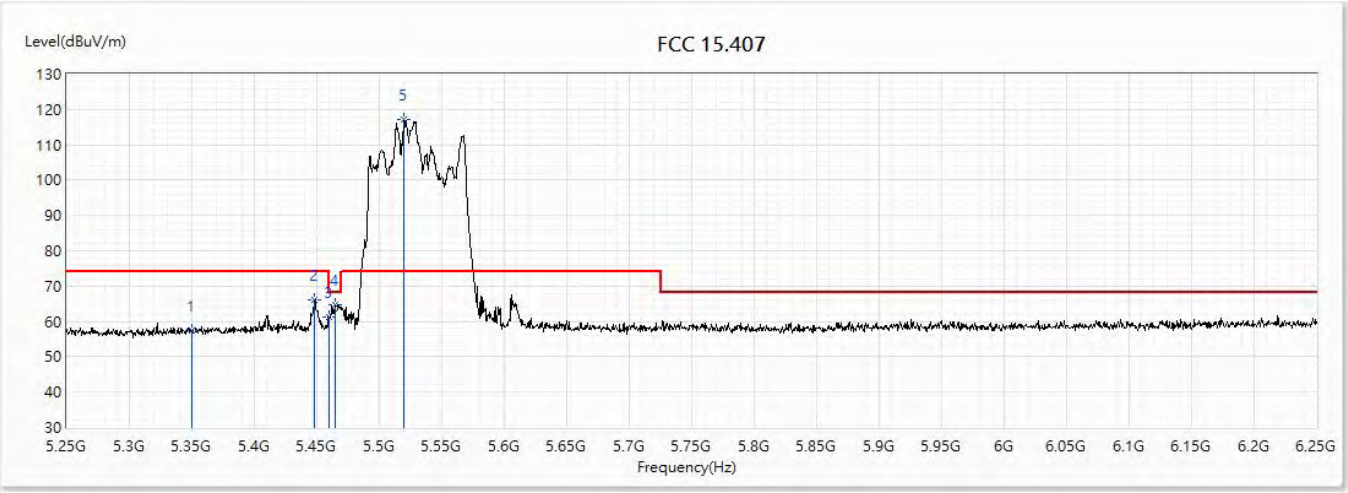

No	Frequency (MHz)	Emission Level (dBuV/m)	Limit (dBuV/m)	Margin (dB)	Reading Level (dBuV)	Correct Factor (dB)	Detector Type
1	5350	57.30	74.00	-16.70	33.27	24.03	PK
2	5448.5	66.04	74.00	-7.96	41.89	24.15	PK
3	5460	61.20	74.00	-12.80	37.04	24.16	PK
4	5464.5	64.65	68.20	-3.55	40.48	24.17	PK
! 5	5520	117.01	74.00	43.01	92.72	24.29	PK

Note:

1. All reading above 1GHz is performed with peak and/or average measurements as necessary.
2. “ * ”, means this data is the worst emission level.
3. Emission Level = Reading Level + Correct Factor.
4. The average measurement was not performed when the peak measured data under the limit of average detection. If the readings given are average, peak measurement should also be supplied.
5. The fundamental for reference only, it’s not restricted by unwanted emission limit.

Site :	CB2-H	Engineer :	Rueyyan
Model No :	GT-AX6000,	Test Date :	2018/11/23
Test Voltage :	AC 120V/60Hz	Polarity :	Vertical
Test Mode :	Mode 3:TX_Beamforming_NSS4_ADP-65DW Y		
Note :	802.11ac(80M)_5530MHz		

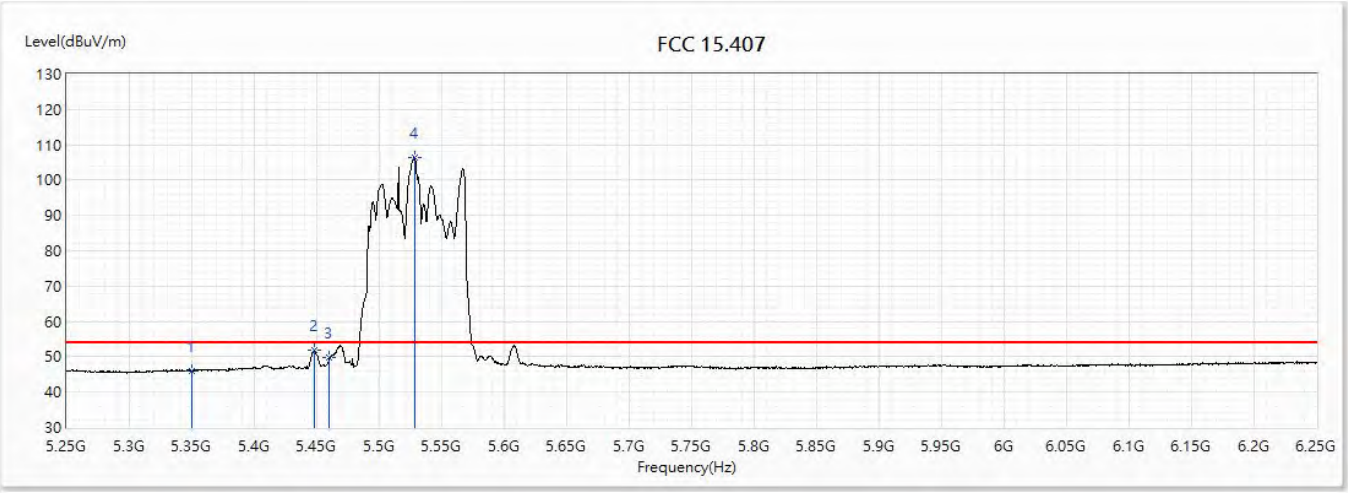

No	Frequency (MHz)	Emission Level (dBuV/m)	Limit (dBuV/m)	Margin (dB)	Reading Level (dBuV)	Correct Factor (dB)	Detector Type
1	5350	46.10	54.00	-7.90	22.07	24.03	AV
2	5448	51.90	54.00	-2.10	27.75	24.15	AV
3	5460	49.68	54.00	-4.32	25.52	24.16	AV
! 4	5528	106.28	54.00	52.28	81.97	24.31	AV

Note:

1. All reading above 1GHz is performed with peak and/or average measurements as necessary.
2. “ * ”, means this data is the worst emission level.
3. Emission Level = Reading Level + Correct Factor.
4. The average measurement was not performed when the peak measured data under the limit of average detection. If the readings given are average, peak measurement should also be supplied.
5. The fundamental for reference only, it’s not restricted by unwanted emission limit.

Site :	CB2-H	Engineer :	Rueyyan
Model No :	GT-AX6000,	Test Date :	2018/11/27
Test Voltage :	AC 120V/60Hz	Polarity :	Horizontal
Test Mode :	Mode 3:TX_Beamforming_NSS4_ADP-65DW Y		
Note :	802.11ac(80M)_5610MHz		

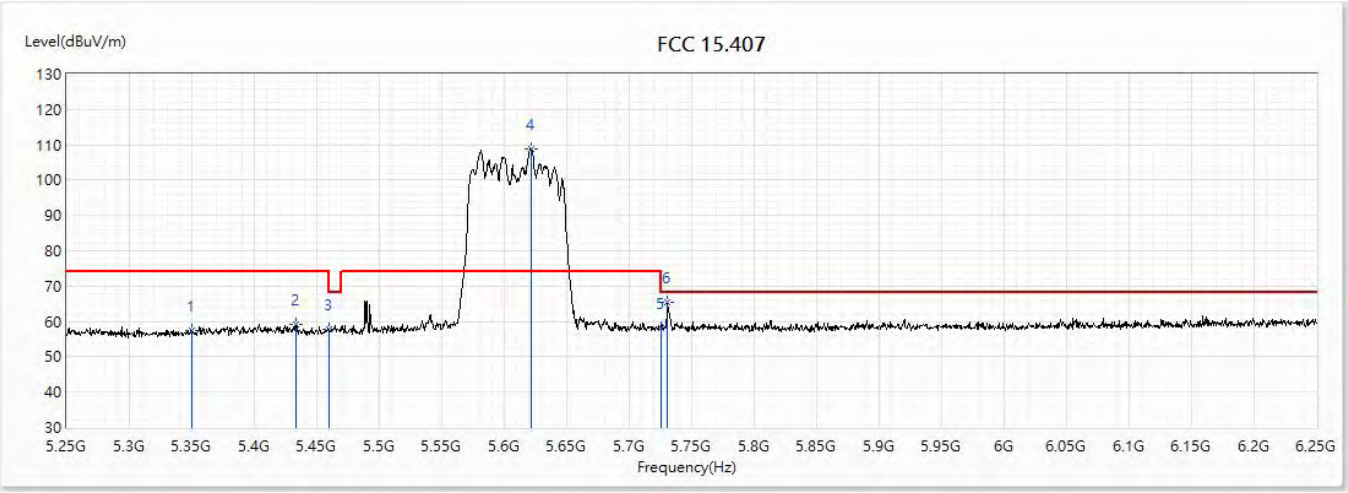

No	Frequency (MHz)	Emission Level (dBuV/m)	Limit (dBuV/m)	Margin (dB)	Reading Level (dBuV)	Correct Factor (dB)	Detector Type
1	5350	57.29	74.00	-16.71	33.26	24.03	PK
2	5433	59.03	74.00	-14.97	34.89	24.14	PK
3	5460	57.65	74.00	-16.35	33.49	24.16	PK
! 4	5621.5	108.90	74.00	34.90	84.23	24.67	PK
5	5725	58.13	74.00	-15.87	33.08	25.05	PK
6	5730.5	65.51	68.20	-2.69	40.44	25.07	PK

Note:

1. All reading above 1GHz is performed with peak and/or average measurements as necessary.
2. “ * ”, means this data is the worst emission level.
3. Emission Level = Reading Level + Correct Factor.
4. The average measurement was not performed when the peak measured data under the limit of average detection. If the readings given are average, peak measurement should also be supplied.
5. The fundamental for reference only, it’s not restricted by unwanted emission limit.

Site :	CB2-H	Engineer :	Rueyyan
Model No :	GT-AX6000,	Test Date :	2018/11/27
Test Voltage :	AC 120V/60Hz	Polarity :	Horizontal
Test Mode :	Mode 3:TX_Beamforming_NSS4_ADP-65DW Y		
Note :	802.11ac(80M)_5610MHz		

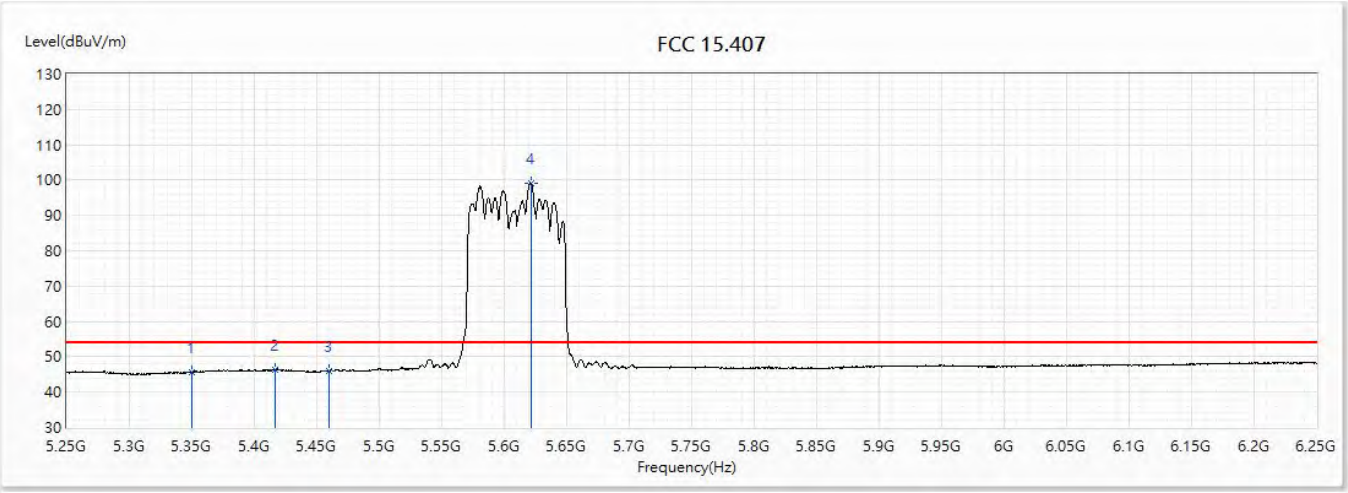

No	Frequency (MHz)	Emission Level (dBuV/m)	Limit (dBuV/m)	Margin (dB)	Reading Level (dBuV)	Correct Factor (dB)	Detector Type
1	5350	45.66	54.00	-8.34	21.63	24.03	AV
2	5417	46.48	54.00	-7.52	22.37	24.11	AV
3	5460	46.00	54.00	-8.00	21.84	24.16	AV
! 4	5621.5	99.19	54.00	45.19	74.52	24.67	AV

Note:

1. All reading above 1GHz is performed with peak and/or average measurements as necessary.
2. “ * ”, means this data is the worst emission level.
3. Emission Level = Reading Level + Correct Factor.
4. The average measurement was not performed when the peak measured data under the limit of average detection. If the readings given are average, peak measurement should also be supplied.
5. The fundamental for reference only, it’s not restricted by unwanted emission limit.

Site :	CB2-H	Engineer :	Rueyyan
Model No :	GT-AX6000,	Test Date :	2018/11/24
Test Voltage :	AC 120V/60Hz	Polarity :	Vertical
Test Mode :	Mode 3:TX_Beamforming_NSS4_ADP-65DW Y		
Note :	802.11ac(80M)_5610MHz		

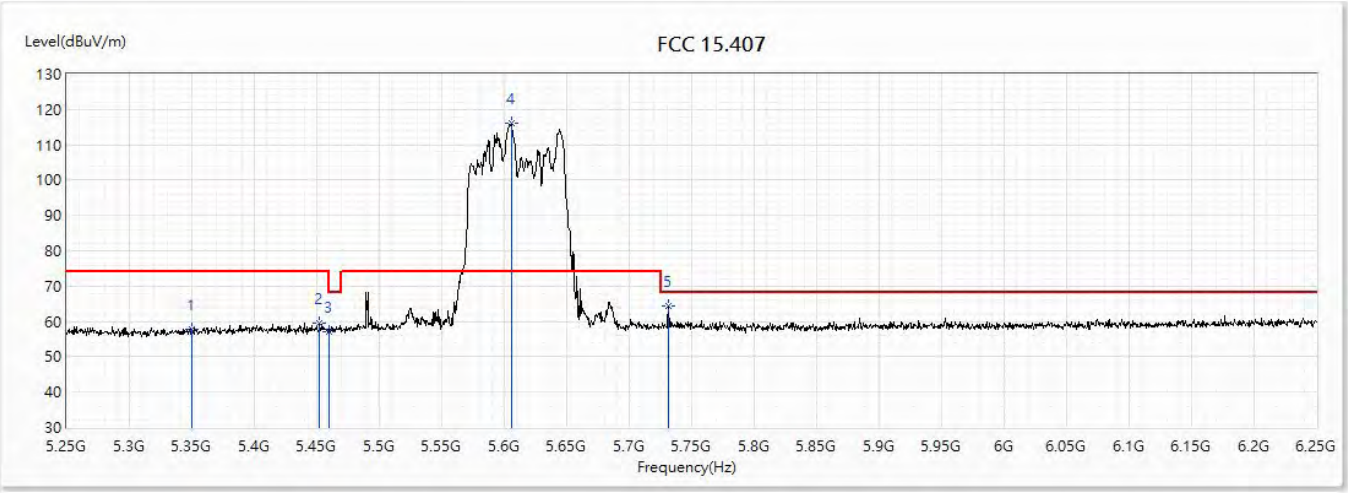

No	Frequency (MHz)	Emission Level (dBuV/m)	Limit (dBuV/m)	Margin (dB)	Reading Level (dBuV)	Correct Factor (dB)	Detector Type
1	5350	57.75	74.00	-16.25	33.72	24.03	PK
2	5452	59.50	74.00	-14.50	35.35	24.15	PK
3	5460	56.95	74.00	-17.05	32.79	24.16	PK
! 4	5605.5	116.03	74.00	42.03	91.42	24.61	PK
5	5731	64.50	68.20	-3.70	39.42	25.08	PK

Note:

1. All reading above 1GHz is performed with peak and/or average measurements as necessary.
2. “ * ”, means this data is the worst emission level.
3. Emission Level = Reading Level + Correct Factor.
4. The average measurement was not performed when the peak measured data under the limit of average detection. If the readings given are average, peak measurement should also be supplied.
5. The fundamental for reference only, it’s not restricted by unwanted emission limit.

Site :	CB2-H	Engineer :	Rueyyan
Model No :	GT-AX6000,	Test Date :	2018/11/24
Test Voltage :	AC 120V/60Hz	Polarity :	Vertical
Test Mode :	Mode 3:TX_Beamforming_NSS4_ADP-65DW Y		
Note :	802.11ac(80M)_5610MHz		

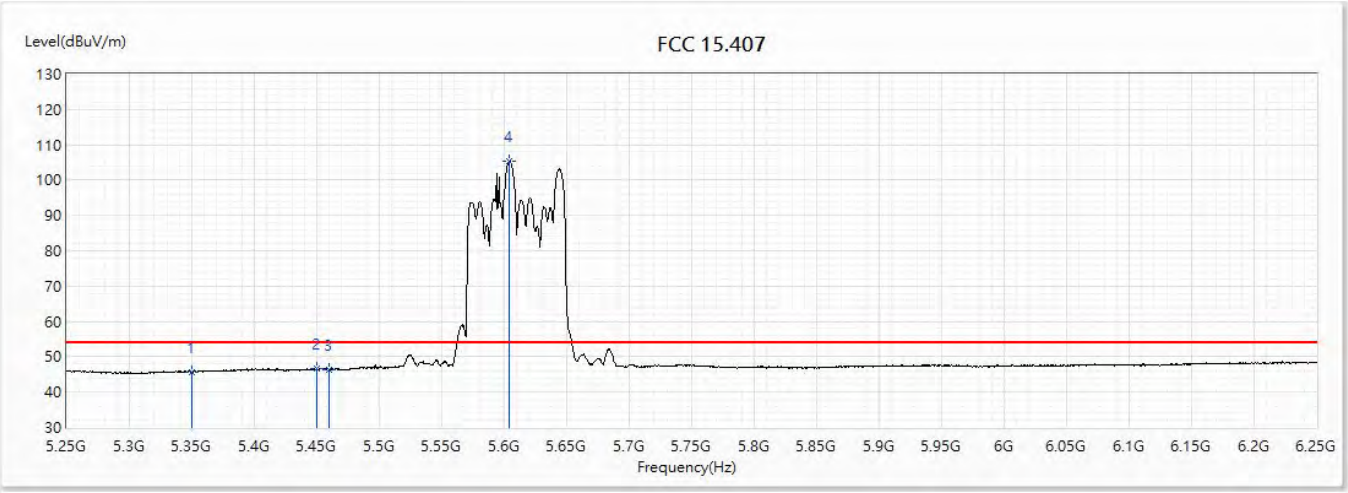

No	Frequency (MHz)	Emission Level (dBuV/m)	Limit (dBuV/m)	Margin (dB)	Reading Level (dBuV)	Correct Factor (dB)	Detector Type
1	5350	45.78	54.00	-8.22	21.75	24.03	AV
2	5450	46.73	54.00	-7.27	22.58	24.15	AV
3	5460	46.48	54.00	-7.52	22.32	24.16	AV
! 4	5604	105.43	54.00	51.43	80.83	24.60	AV

Note:

1. All reading above 1GHz is performed with peak and/or average measurements as necessary.
2. “ * ”, means this data is the worst emission level.
3. Emission Level = Reading Level + Correct Factor.
4. The average measurement was not performed when the peak measured data under the limit of average detection. If the readings given are average, peak measurement should also be supplied.
5. The fundamental for reference only, it’s not restricted by unwanted emission limit.

Site :	CB2-H	Engineer :	Rueyyan
Model No :	GT-AX6000,	Test Date :	2018/11/27
Test Voltage :	AC 120V/60Hz	Polarity :	Horizontal
Test Mode :	Mode 3:TX_Beamforming_NSS4_ADP-65DW Y		
Note :	802.11ax(20M)_5500MHz		

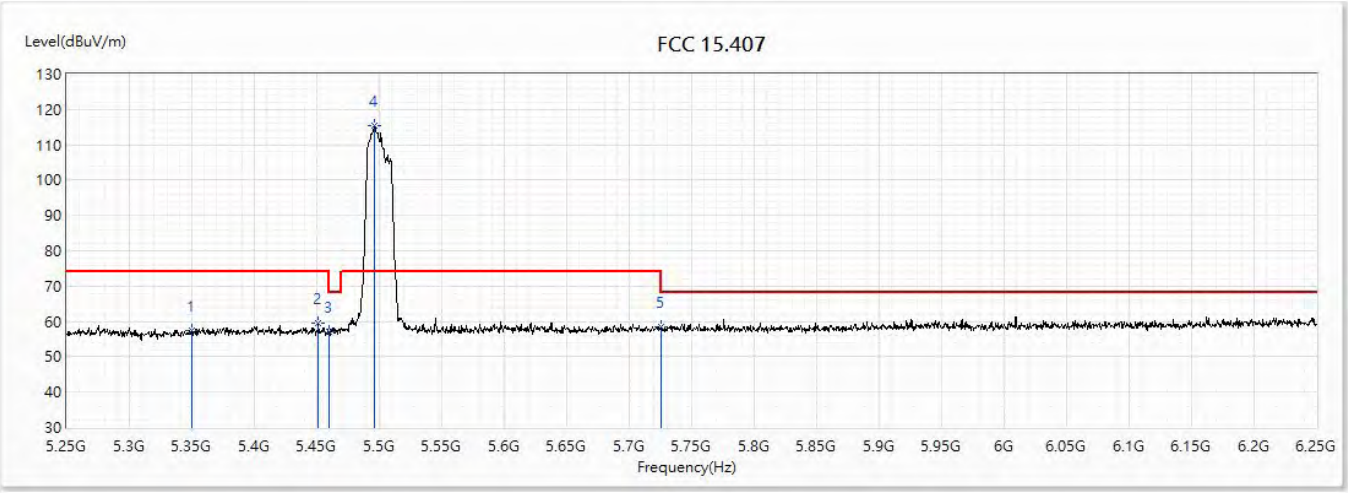

No	Frequency (MHz)	Emission Level (dBuV/m)	Limit (dBuV/m)	Margin (dB)	Reading Level (dBuV)	Correct Factor (dB)	Detector Type
1	5350	57.31	74.00	-16.69	33.28	24.03	PK
2	5451	59.57	74.00	-14.43	35.42	24.15	PK
3	5460	57.11	74.00	-16.89	32.95	24.16	PK
! 4	5496.5	115.51	74.00	41.51	91.30	24.21	PK
5	5725	58.33	74.00	-15.67	33.28	25.05	PK

Note:

1. All reading above 1GHz is performed with peak and/or average measurements as necessary.
2. “ * ”, means this data is the worst emission level.
3. Emission Level = Reading Level + Correct Factor.
4. The average measurement was not performed when the peak measured data under the limit of average detection. If the readings given are average, peak measurement should also be supplied.
5. The fundamental for reference only, it’s not restricted by unwanted emission limit.

Site :	CB2-H	Engineer :	Rueyyan
Model No :	GT-AX6000,	Test Date :	2018/11/27
Test Voltage :	AC 120V/60Hz	Polarity :	Horizontal
Test Mode :	Mode 3:TX_Beamforming_NSS4_ADP-65DW Y		
Note :	802.11ax(20M)_5500MHz		

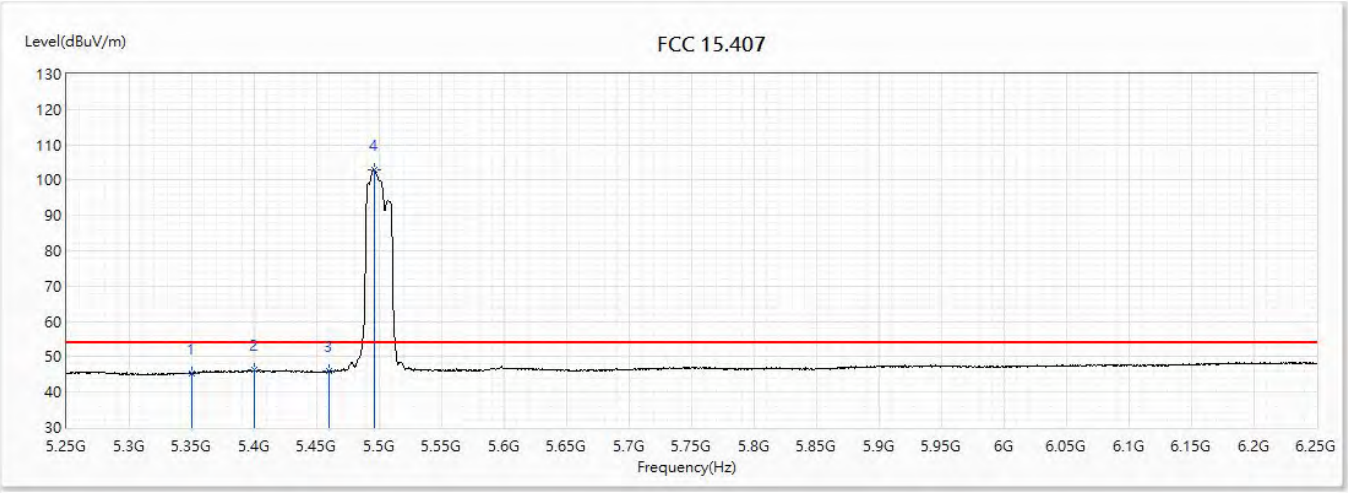

No	Frequency (MHz)	Emission Level (dBuV/m)	Limit (dBuV/m)	Margin (dB)	Reading Level (dBuV)	Correct Factor (dB)	Detector Type
1	5350	45.42	54.00	-8.58	21.39	24.03	AV
2	5400	46.18	54.00	-7.82	22.09	24.09	AV
3	5460	45.87	54.00	-8.13	21.71	24.16	AV
! 4	5496	103.08	54.00	49.08	78.87	24.21	AV

Note:

1. All reading above 1GHz is performed with peak and/or average measurements as necessary.
2. “ * ”, means this data is the worst emission level.
3. Emission Level = Reading Level + Correct Factor.
4. The average measurement was not performed when the peak measured data under the limit of average detection. If the readings given are average, peak measurement should also be supplied.
5. The fundamental for reference only, it’s not restricted by unwanted emission limit.

Site :	CB2-H	Engineer :	Rueyyan
Model No :	GT-AX6000,	Test Date :	2018/11/24
Test Voltage :	AC 120V/60Hz	Polarity :	Vertical
Test Mode :	Mode 3:TX_Beamforming_NSS4_ADP-65DW Y		
Note :	802.11ax(20M)_5500MHz		

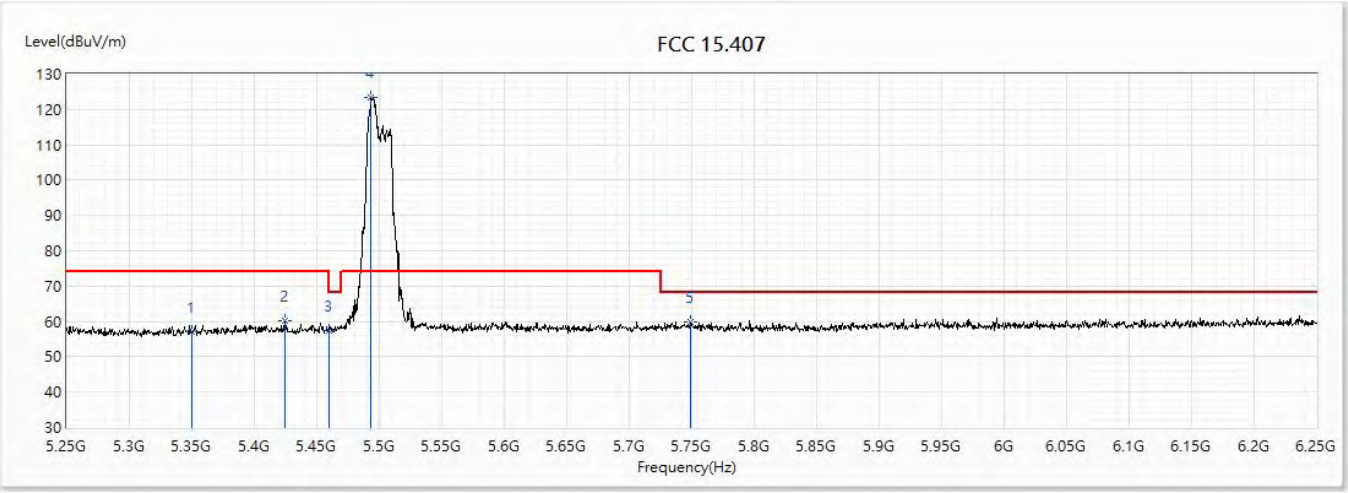

No	Frequency (MHz)	Emission Level (dBuV/m)	Limit (dBuV/m)	Margin (dB)	Reading Level (dBuV)	Correct Factor (dB)	Detector Type
1	5350	57.21	74.00	-16.79	33.18	24.03	PK
2	5424.5	60.05	74.00	-13.95	35.93	24.12	PK
3	5460	57.49	74.00	-16.51	33.33	24.16	PK
! 4	5493.5	123.39	74.00	49.39	99.19	24.20	PK
5	5749.5	60.00	68.20	-8.20	34.85	25.15	PK

Note:

1. All reading above 1GHz is performed with peak and/or average measurements as necessary.
2. “ * ”, means this data is the worst emission level.
3. Emission Level = Reading Level + Correct Factor.
4. The average measurement was not performed when the peak measured data under the limit of average detection. If the readings given are average, peak measurement should also be supplied.
5. The fundamental for reference only, it’s not restricted by unwanted emission limit.

Site :	CB2-H	Engineer :	Rueyyan
Model No :	GT-AX6000,	Test Date :	2018/11/24
Test Voltage :	AC 120V/60Hz	Polarity :	Vertical
Test Mode :	Mode 3:TX_Beamforming_NSS4_ADP-65DW Y		
Note :	802.11ax(20M)_5500MHz		

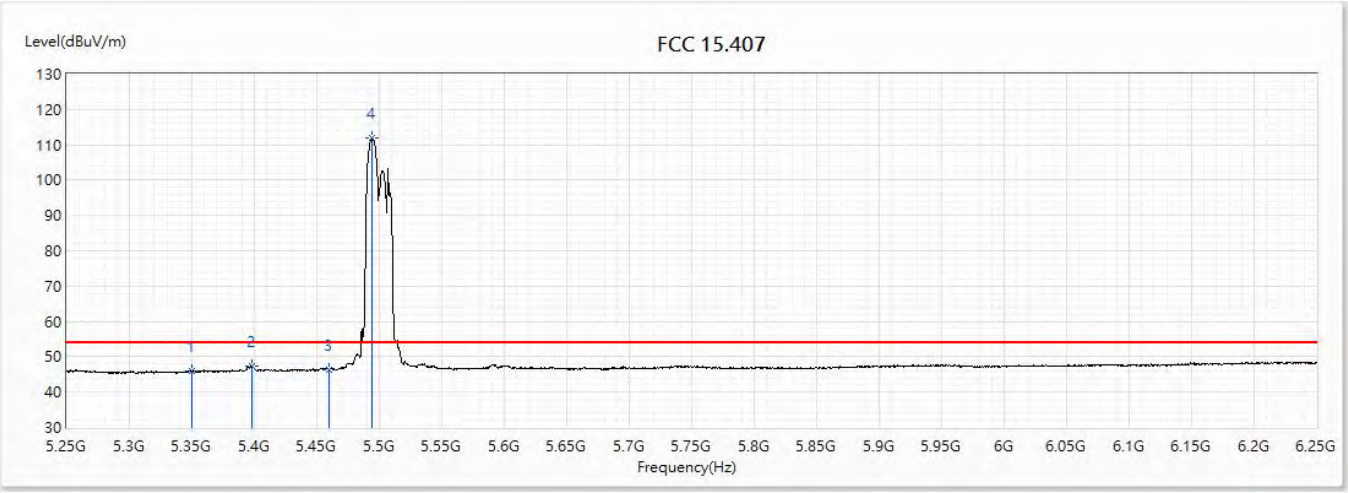

No	Frequency (MHz)	Emission Level (dBuV/m)	Limit (dBuV/m)	Margin (dB)	Reading Level (dBuV)	Correct Factor (dB)	Detector Type
1	5350	45.93	54.00	-8.07	21.90	24.03	AV
2	5398	47.25	54.00	-6.75	23.16	24.09	AV
3	5460	46.49	54.00	-7.51	22.33	24.16	AV
! 4	5494.5	111.88	54.00	57.88	87.67	24.21	AV

Note:

1. All reading above 1GHz is performed with peak and/or average measurements as necessary.
2. “ * ”, means this data is the worst emission level.
3. Emission Level = Reading Level + Correct Factor.
4. The average measurement was not performed when the peak measured data under the limit of average detection. If the readings given are average, peak measurement should also be supplied.
5. The fundamental for reference only, it’s not restricted by unwanted emission limit.

Site :	CB2-H	Engineer :	Rueyyan
Model No :	GT-AX6000,	Test Date :	2018/11/27
Test Voltage :	AC 120V/60Hz	Polarity :	Horizontal
Test Mode :	Mode 3:TX_Beamforming_NSS4_ADP-65DW Y		
Note :	802.11ax(20M)_5580MHz		

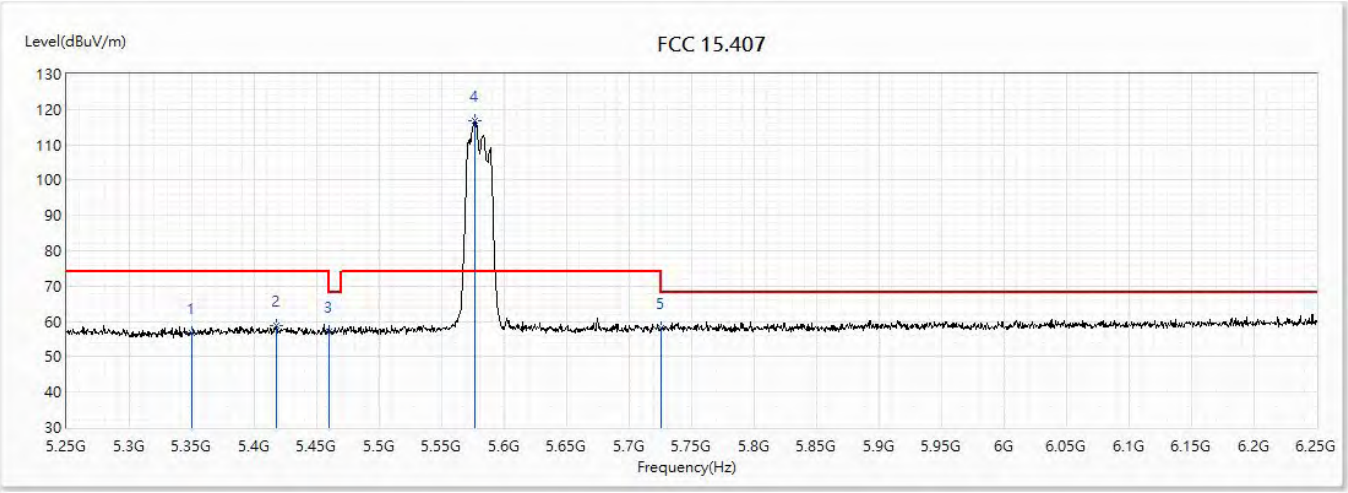

No	Frequency (MHz)	Emission Level (dBuV/m)	Limit (dBuV/m)	Margin (dB)	Reading Level (dBuV)	Correct Factor (dB)	Detector Type
1	5350	56.72	74.00	-17.28	32.69	24.03	PK
2	5418	58.69	74.00	-15.31	34.58	24.11	PK
3	5460	57.07	74.00	-16.93	32.91	24.16	PK
! 4	5576.5	116.85	74.00	42.85	92.36	24.49	PK
5	5725	58.08	74.00	-15.92	33.03	25.05	PK

Note:

1. All reading above 1GHz is performed with peak and/or average measurements as necessary.
2. “ * ”, means this data is the worst emission level.
3. Emission Level = Reading Level + Correct Factor.
4. The average measurement was not performed when the peak measured data under the limit of average detection. If the readings given are average, peak measurement should also be supplied.
5. The fundamental for reference only, it’s not restricted by unwanted emission limit.

Site :	CB2-H	Engineer :	Rueyyan
Model No :	GT-AX6000,	Test Date :	2018/11/27
Test Voltage :	AC 120V/60Hz	Polarity :	Horizontal
Test Mode :	Mode 3:TX_Beamforming_NSS4_ADP-65DW Y		
Note :	802.11ax(20M)_5580MHz		

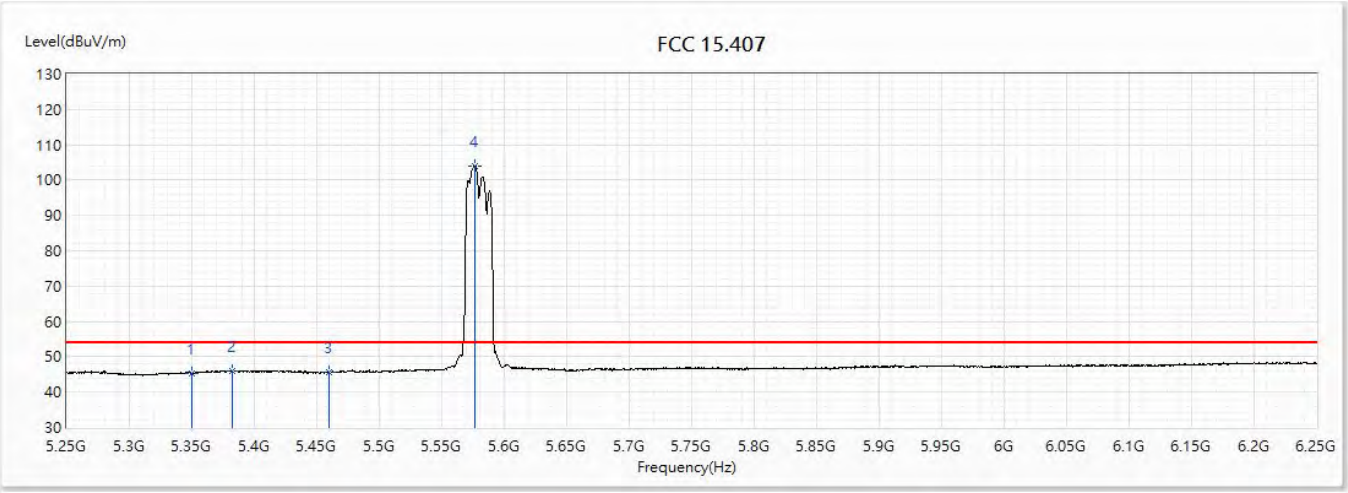

No	Frequency (MHz)	Emission Level (dBuV/m)	Limit (dBuV/m)	Margin (dB)	Reading Level (dBuV)	Correct Factor (dB)	Detector Type
1	5350	45.37	54.00	-8.63	21.34	24.03	AV
2	5382	46.14	54.00	-7.86	22.07	24.07	AV
3	5460	45.76	54.00	-8.24	21.60	24.16	AV
! 4	5576	104.12	54.00	50.12	79.63	24.49	AV

Note:

1. All reading above 1GHz is performed with peak and/or average measurements as necessary.
2. “ * ”, means this data is the worst emission level.
3. Emission Level = Reading Level + Correct Factor.
4. The average measurement was not performed when the peak measured data under the limit of average detection. If the readings given are average, peak measurement should also be supplied.
5. The fundamental for reference only, it’s not restricted by unwanted emission limit.

Site :	CB2-H	Engineer :	Rueyyan
Model No :	GT-AX6000,	Test Date :	2018/11/24
Test Voltage :	AC 120V/60Hz	Polarity :	Vertical
Test Mode :	Mode 3:TX_Beamforming_NSS4_ADP-65DW Y		
Note :	802.11ax(20M)_5580MHz		

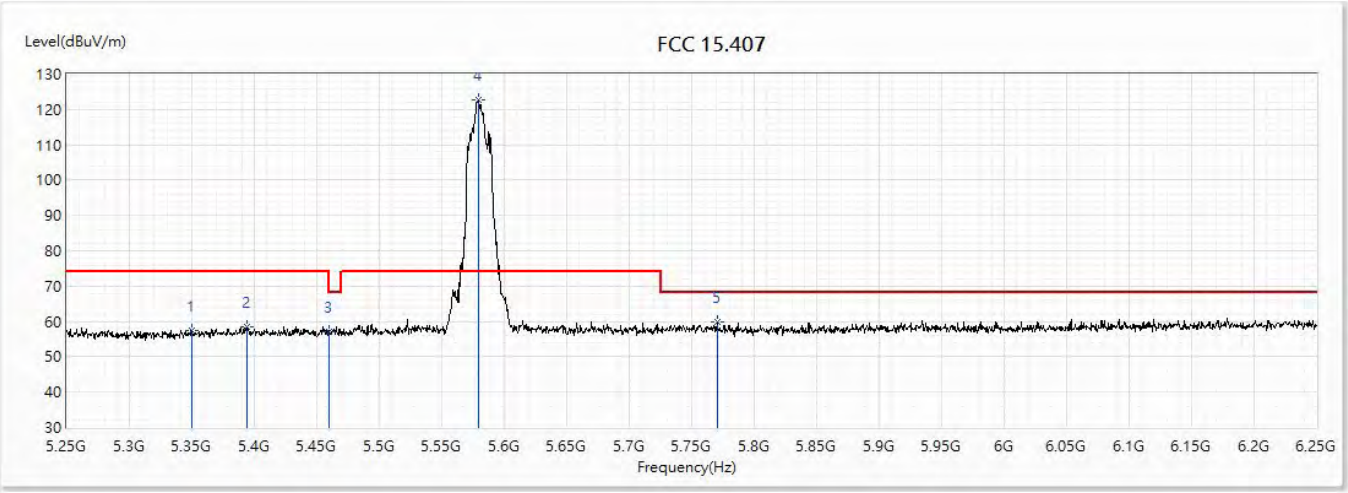

No	Frequency (MHz)	Emission Level (dBuV/m)	Limit (dBuV/m)	Margin (dB)	Reading Level (dBuV)	Correct Factor (dB)	Detector Type
1	5350	57.40	74.00	-16.60	33.37	24.03	PK
2	5394.5	58.35	74.00	-15.65	34.27	24.08	PK
3	5460	57.23	74.00	-16.77	33.07	24.16	PK
! 4	5579.5	122.64	74.00	48.64	98.14	24.50	PK
5	5770.5	59.75	68.20	-8.45	34.53	25.22	PK

Note:

1. All reading above 1GHz is performed with peak and/or average measurements as necessary.
2. “ * ”, means this data is the worst emission level.
3. Emission Level = Reading Level + Correct Factor.
4. The average measurement was not performed when the peak measured data under the limit of average detection. If the readings given are average, peak measurement should also be supplied.
5. The fundamental for reference only, it’s not restricted by unwanted emission limit.

Site :	CB2-H	Engineer :	Rueyyan
Model No :	GT-AX6000,	Test Date :	2018/11/24
Test Voltage :	AC 120V/60Hz	Polarity :	Vertical
Test Mode :	Mode 3:TX_Beamforming_NSS4_ADP-65DW Y		
Note :	802.11ax(20M)_5580MHz		

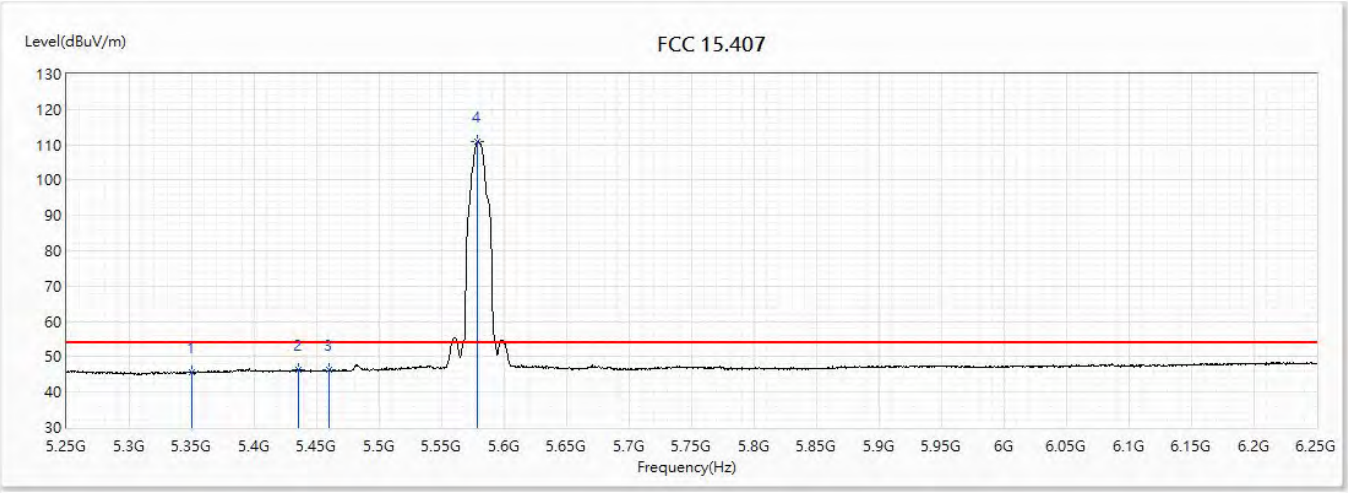

No	Frequency (MHz)	Emission Level (dBuV/m)	Limit (dBuV/m)	Margin (dB)	Reading Level (dBuV)	Correct Factor (dB)	Detector Type
1	5350	45.58	54.00	-8.42	21.55	24.03	AV
2	5435	46.48	54.00	-7.52	22.35	24.13	AV
3	5460	46.40	54.00	-7.60	22.24	24.16	AV
! 4	5578.5	111.05	54.00	57.05	86.55	24.50	AV

Note:

1. All reading above 1GHz is performed with peak and/or average measurements as necessary.
2. “ * ”, means this data is the worst emission level.
3. Emission Level = Reading Level + Correct Factor.
4. The average measurement was not performed when the peak measured data under the limit of average detection. If the readings given are average, peak measurement should also be supplied.
5. The fundamental for reference only, it’s not restricted by unwanted emission limit.

Site :	CB2-H	Engineer :	Rueyyan
Model No :	GT-AX6000,	Test Date :	2018/11/27
Test Voltage :	AC 120V/60Hz	Polarity :	Horizontal
Test Mode :	Mode 3:TX_Beamforming_NSS4_ADP-65DW Y		
Note :	802.11ax(20M)_5700MHz		

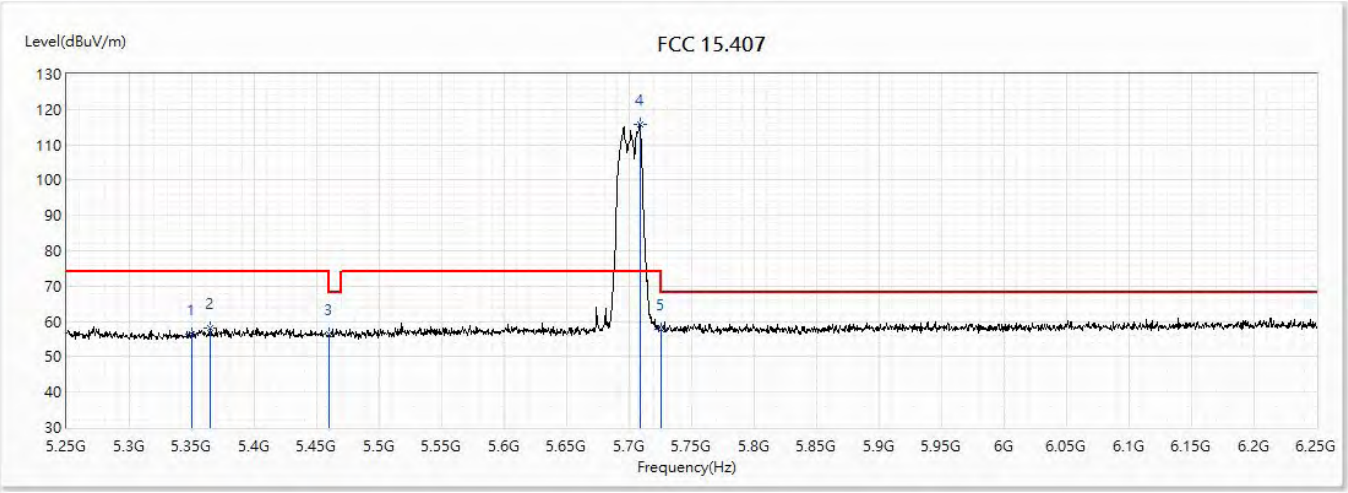

No	Frequency (MHz)	Emission Level (dBuV/m)	Limit (dBuV/m)	Margin (dB)	Reading Level (dBuV)	Correct Factor (dB)	Detector Type
1	5350	56.23	74.00	-17.77	32.20	24.03	PK
2	5364.5	58.29	74.00	-15.71	34.24	24.05	PK
3	5460	56.32	74.00	-17.68	32.16	24.16	PK
! 4	5708.5	115.90	74.00	41.90	90.90	25.00	PK
5	5725	57.81	74.00	-16.19	32.76	25.05	PK

Note:

1. All reading above 1GHz is performed with peak and/or average measurements as necessary.
2. “ * ”, means this data is the worst emission level.
3. Emission Level = Reading Level + Correct Factor.
4. The average measurement was not performed when the peak measured data under the limit of average detection. If the readings given are average, peak measurement should also be supplied.
5. The fundamental for reference only, it’s not restricted by unwanted emission limit.

Site :	CB2-H	Engineer :	Rueyyan
Model No :	GT-AX6000,	Test Date :	2018/11/27
Test Voltage :	AC 120V/60Hz	Polarity :	Horizontal
Test Mode :	Mode 3:TX_Beamforming_NSS4_ADP-65DW Y		
Note :	802.11ax(20M)_5700MHz		

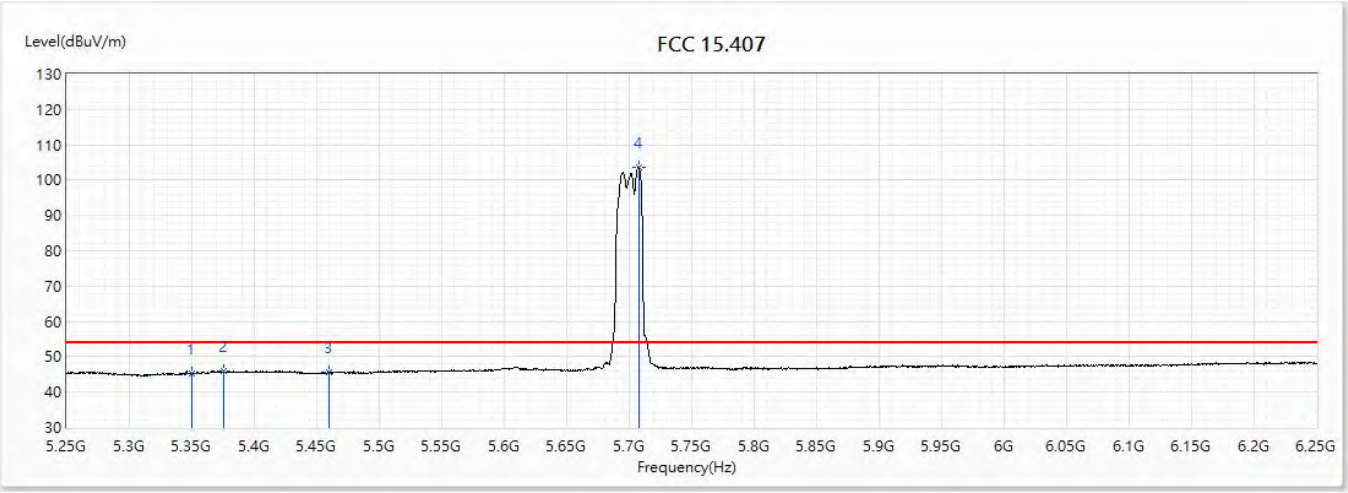

No	Frequency (MHz)	Emission Level (dBuV/m)	Limit (dBuV/m)	Margin (dB)	Reading Level (dBuV)	Correct Factor (dB)	Detector Type
1	5350	45.37	54.00	-8.63	21.34	24.03	AV
2	5375.5	46.14	54.00	-7.86	22.08	24.06	AV
3	5460	45.47	54.00	-8.53	21.31	24.16	AV
! 4	5707.5	103.54	54.00	49.54	78.55	24.99	AV

Note:

1. All reading above 1GHz is performed with peak and/or average measurements as necessary.
2. “ * ”, means this data is the worst emission level.
3. Emission Level = Reading Level + Correct Factor.
4. The average measurement was not performed when the peak measured data under the limit of average detection. If the readings given are average, peak measurement should also be supplied.
5. The fundamental for reference only, it’s not restricted by unwanted emission limit.

Site :	CB2-H	Engineer :	Rueyyan
Model No :	GT-AX6000,	Test Date :	2018/11/24
Test Voltage :	AC 120V/60Hz	Polarity :	Vertical
Test Mode :	Mode 3:TX_Beamforming_NSS4_ADP-65DW Y		
Note :	802.11ax(20M)_5700MHz		

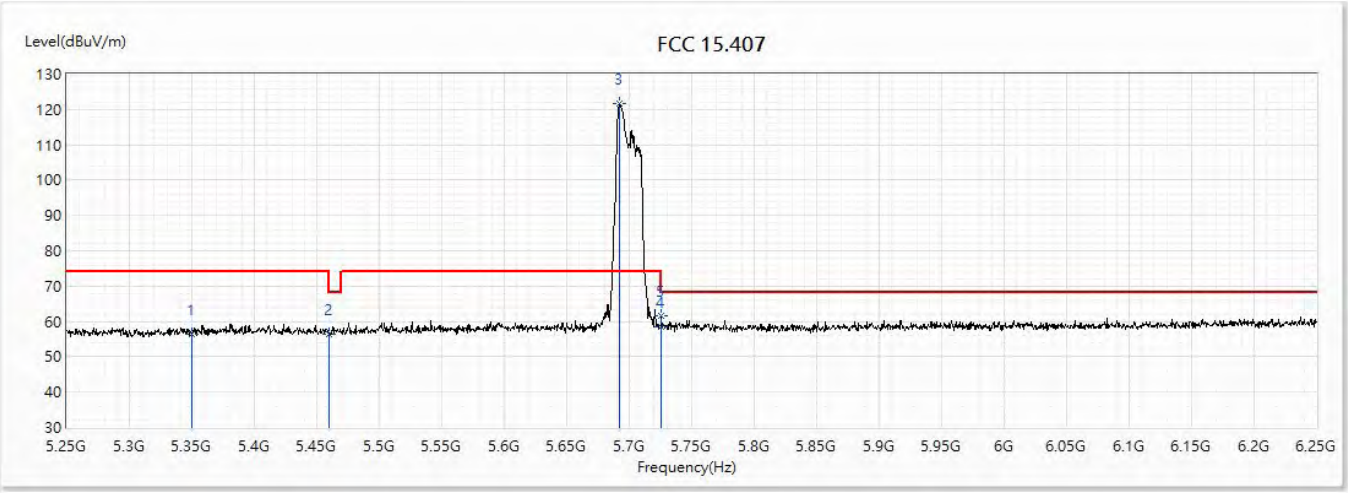

No	Frequency (MHz)	Emission Level (dBuV/m)	Limit (dBuV/m)	Margin (dB)	Reading Level (dBuV)	Correct Factor (dB)	Detector Type
1	5350	56.50	74.00	-17.50	32.47	24.03	PK
2	5460	56.55	74.00	-17.45	32.39	24.16	PK
! 3	5692.5	121.60	74.00	47.60	96.66	24.94	PK
4	5725	58.47	74.00	-15.53	33.42	25.05	PK
5	5725.5	61.49	68.20	-6.71	36.43	25.06	PK

Note:

1. All reading above 1GHz is performed with peak and/or average measurements as necessary.
2. “ * ”, means this data is the worst emission level.
3. Emission Level = Reading Level + Correct Factor.
4. The average measurement was not performed when the peak measured data under the limit of average detection. If the readings given are average, peak measurement should also be supplied.
5. The fundamental for reference only, it’s not restricted by unwanted emission limit.

Site :	CB2-H	Engineer :	Rueyyan
Model No :	GT-AX6000,	Test Date :	2018/11/24
Test Voltage :	AC 120V/60Hz	Polarity :	Vertical
Test Mode :	Mode 3:TX_Beamforming_NSS4_ADP-65DW Y		
Note :	802.11ax(20M)_5700MHz		

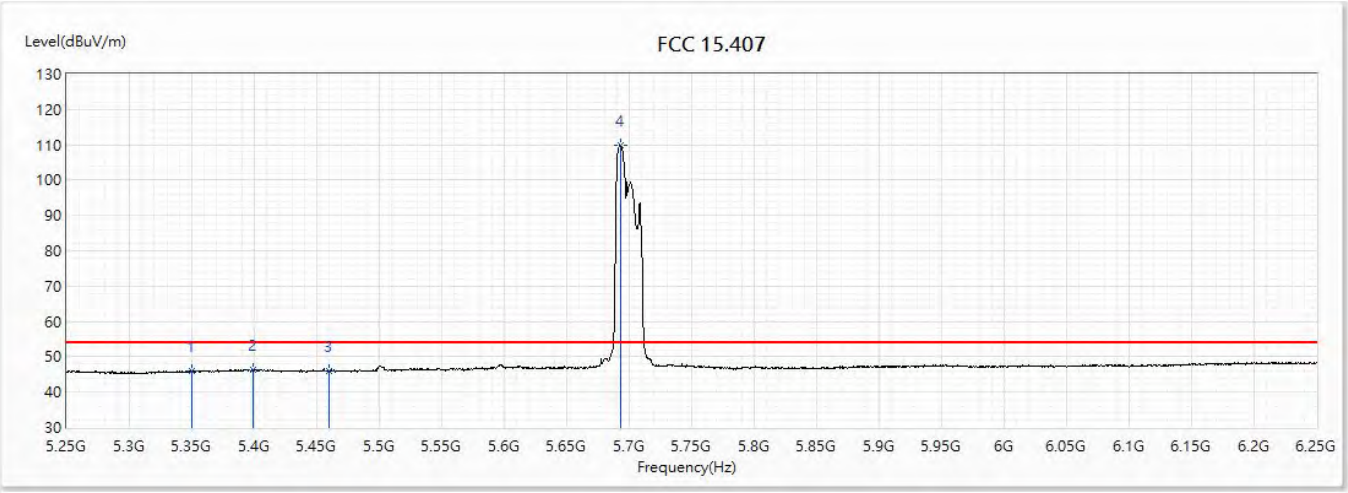

No	Frequency (MHz)	Emission Level (dBuV/m)	Limit (dBuV/m)	Margin (dB)	Reading Level (dBuV)	Correct Factor (dB)	Detector Type
1	5350	45.91	54.00	-8.09	21.88	24.03	AV
2	5399	46.45	54.00	-7.55	22.36	24.09	AV
3	5460	46.10	54.00	-7.90	21.94	24.16	AV
! 4	5693.5	109.98	54.00	55.98	85.04	24.94	AV

Note:

1. All reading above 1GHz is performed with peak and/or average measurements as necessary.
2. “ * ”, means this data is the worst emission level.
3. Emission Level = Reading Level + Correct Factor.
4. The average measurement was not performed when the peak measured data under the limit of average detection. If the readings given are average, peak measurement should also be supplied.
5. The fundamental for reference only, it’s not restricted by unwanted emission limit.