Site :	CB2-H	Engineer :	Rueyyan
Model No :	GT-AX6000,	Test Date :	2018/11/28
Test Voltage :	AC 120V/60Hz	Polarity :	Horizontal
Test Mode :	Mode 3:TX_Beamforming_NSS4_ADP-65DW Y		
Note :	802.11ax(40M)_5510MHz		

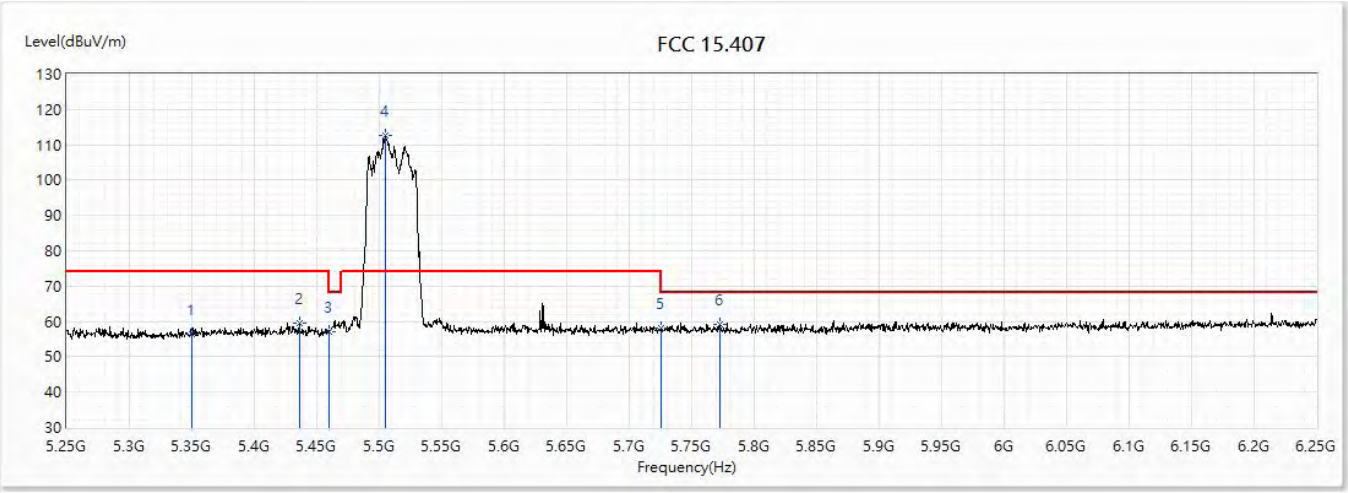

No	Frequency (MHz)	Emission Level (dBuV/m)	Limit (dBuV/m)	Margin (dB)	Reading Level (dBuV)	Correct Factor (dB)	Detector Type
1	5350	56.33	74.00	-17.67	32.30	24.03	PK
2	5436	59.67	74.00	-14.33	35.54	24.13	PK
3	5460	57.05	74.00	-16.95	32.89	24.16	PK
! 4	5505	112.62	74.00	38.62	88.39	24.23	PK
5	5725	57.97	74.00	-16.03	32.92	25.05	PK
6	5772.5	59.17	68.20	-9.03	33.94	25.23	PK

Note:

1. All reading above 1GHz is performed with peak and/or average measurements as necessary.
2. “ * ”, means this data is the worst emission level.
3. Emission Level = Reading Level + Correct Factor.
4. The average measurement was not performed when the peak measured data under the limit of average detection. If the readings given are average, peak measurement should also be supplied.
5. The fundamental for reference only, it’s not restricted by unwanted emission limit.

Site :	CB2-H	Engineer :	Rueyyan
Model No :	GT-AX6000,	Test Date :	2018/11/28
Test Voltage :	AC 120V/60Hz	Polarity :	Horizontal
Test Mode :	Mode 3:TX_Beamforming_NSS4_ADP-65DW Y		
Note :	802.11ax(40M)_5510MHz		

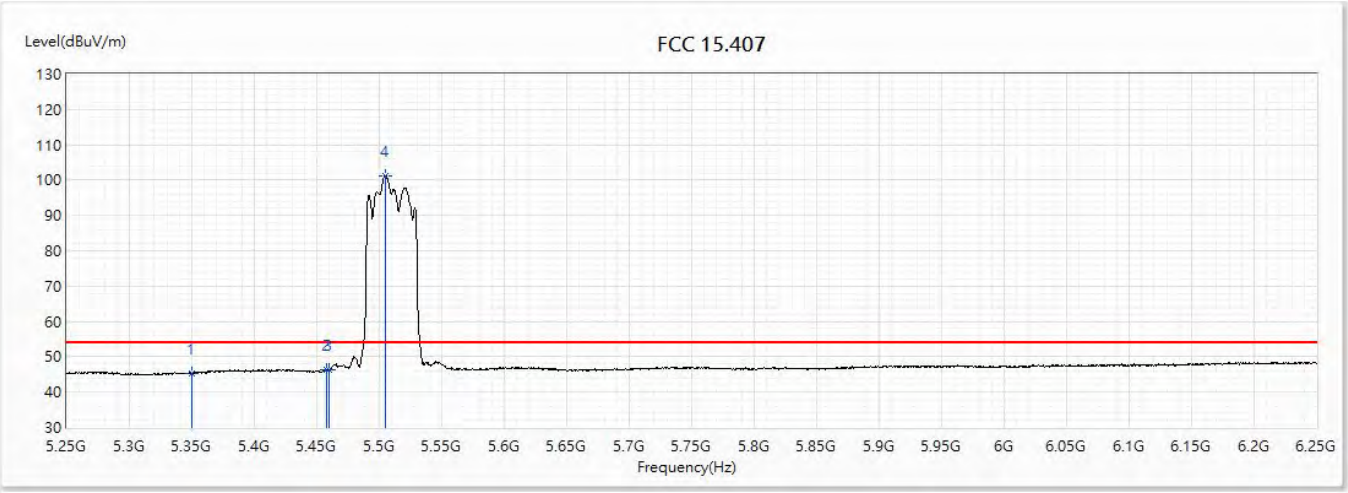

No	Frequency (MHz)	Emission Level (dBuV/m)	Limit (dBuV/m)	Margin (dB)	Reading Level (dBuV)	Correct Factor (dB)	Detector Type
1	5350	45.44	54.00	-8.56	21.41	24.03	AV
2	5458	46.22	54.00	-7.78	22.05	24.17	AV
3	5460	46.25	54.00	-7.75	22.09	24.16	AV
! 4	5505	101.25	54.00	47.25	77.02	24.23	AV

Note:

1. All reading above 1GHz is performed with peak and/or average measurements as necessary.
2. “ * ”, means this data is the worst emission level.
3. Emission Level = Reading Level + Correct Factor.
4. The average measurement was not performed when the peak measured data under the limit of average detection. If the readings given are average, peak measurement should also be supplied.
5. The fundamental for reference only, it’s not restricted by unwanted emission limit.

Site :	CB2-H	Engineer :	Rueyyan
Model No :	GT-AX6000,	Test Date :	2018/11/24
Test Voltage :	AC 120V/60Hz	Polarity :	Vertical
Test Mode :	Mode 3:TX_Beamforming_NSS4_ADP-65DW Y		
Note :	802.11ax(40M)_5510MHz		

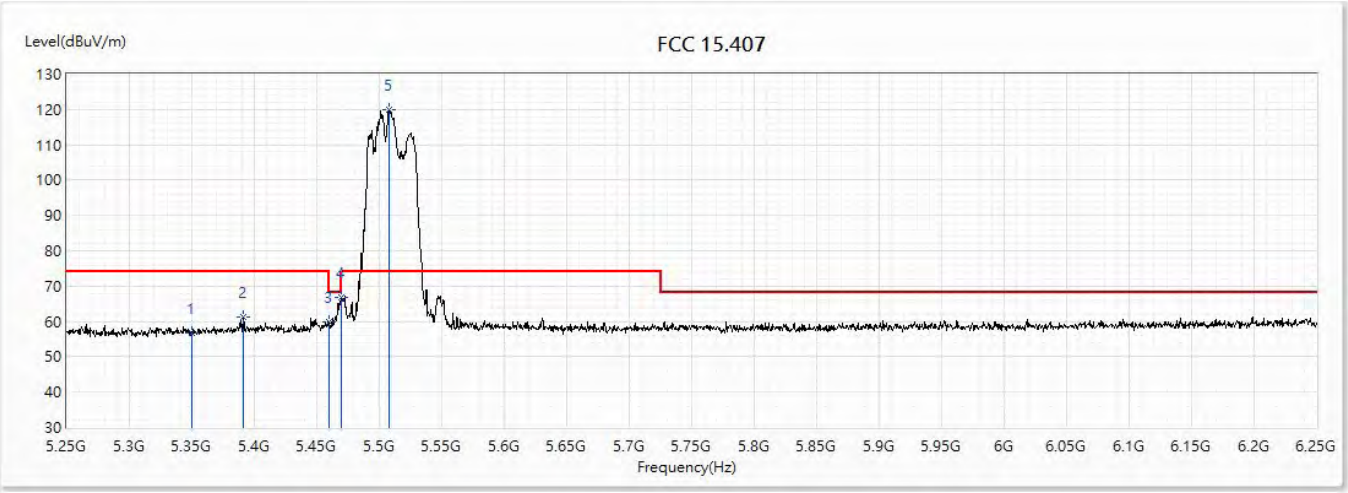

No	Frequency (MHz)	Emission Level (dBuV/m)	Limit (dBuV/m)	Margin (dB)	Reading Level (dBuV)	Correct Factor (dB)	Detector Type
1	5350	56.83	74.00	-17.17	32.80	24.03	PK
2	5391.5	61.09	74.00	-12.91	37.01	24.08	PK
3	5460	59.94	74.00	-14.06	35.78	24.16	PK
4	5470	66.90	68.20	-1.30	42.71	24.19	PK
! 5	5507.5	120.00	74.00	46.00	95.77	24.23	PK

Note:

1. All reading above 1GHz is performed with peak and/or average measurements as necessary.
2. “ * ”, means this data is the worst emission level.
3. Emission Level = Reading Level + Correct Factor.
4. The average measurement was not performed when the peak measured data under the limit of average detection. If the readings given are average, peak measurement should also be supplied.
5. The fundamental for reference only, it’s not restricted by unwanted emission limit.

Site :	CB2-H	Engineer :	Rueyyan
Model No :	GT-AX6000,	Test Date :	2018/11/24
Test Voltage :	AC 120V/60Hz	Polarity :	Vertical
Test Mode :	Mode 3:TX_Beamforming_NSS4_ADP-65DW Y		
Note :	802.11ax(40M)_5510MHz		

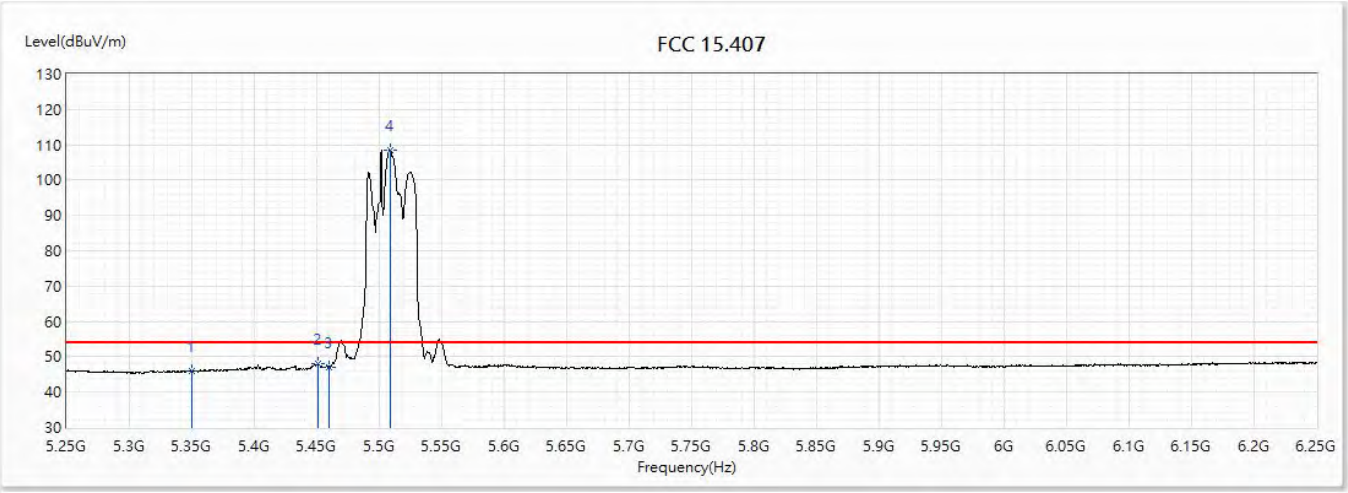

No	Frequency (MHz)	Emission Level (dBuV/m)	Limit (dBuV/m)	Margin (dB)	Reading Level (dBuV)	Correct Factor (dB)	Detector Type
1	5350	46.03	54.00	-7.97	22.00	24.03	AV
2	5450.5	47.98	54.00	-6.02	23.83	24.15	AV
3	5460	47.06	54.00	-6.94	22.90	24.16	AV
! 4	5509	108.60	54.00	54.60	84.36	24.24	AV

Note:

1. All reading above 1GHz is performed with peak and/or average measurements as necessary.
2. “ * ”, means this data is the worst emission level.
3. Emission Level = Reading Level + Correct Factor.
4. The average measurement was not performed when the peak measured data under the limit of average detection. If the readings given are average, peak measurement should also be supplied.
5. The fundamental for reference only, it’s not restricted by unwanted emission limit.

Site :	CB2-H	Engineer :	Rueyyan
Model No :	GT-AX6000,	Test Date :	2018/11/28
Test Voltage :	AC 120V/60Hz	Polarity :	Horizontal
Test Mode :	Mode 3:TX_Beamforming_NSS4_ADP-65DW Y		
Note :	802.11ax(40M)_5590MHz		

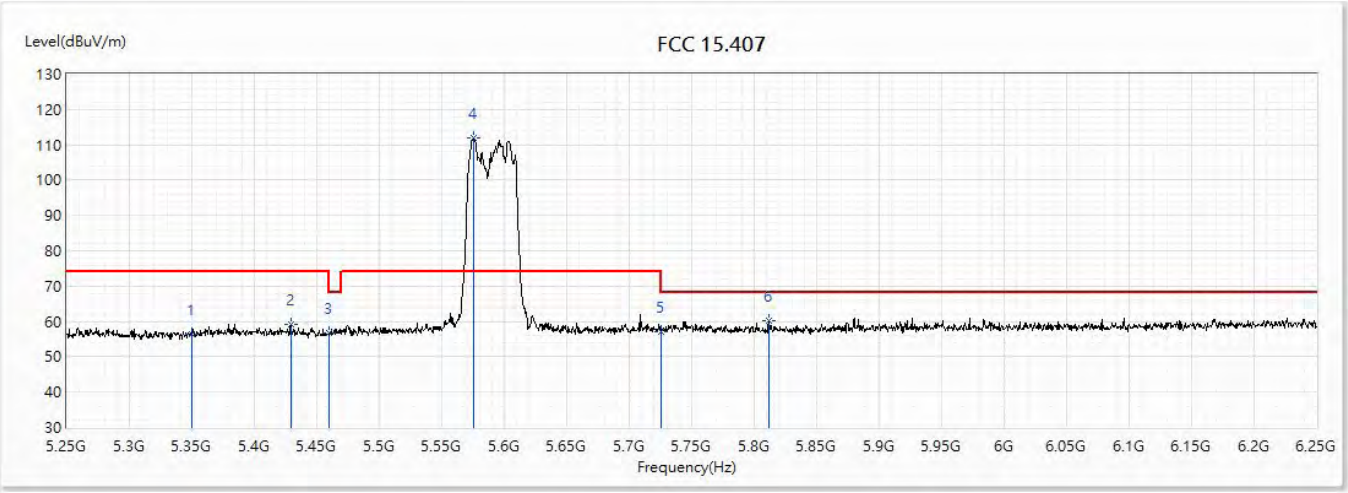

No	Frequency (MHz)	Emission Level (dBuV/m)	Limit (dBuV/m)	Margin (dB)	Reading Level (dBuV)	Correct Factor (dB)	Detector Type
1	5350	56.37	74.00	-17.63	32.34	24.03	PK
2	5429	59.01	74.00	-14.99	34.88	24.13	PK
3	5460	56.72	74.00	-17.28	32.56	24.16	PK
! 4	5575	112.10	74.00	38.10	87.62	24.48	PK
5	5725	57.19	74.00	-16.81	32.14	25.05	PK
6	5811.5	60.23	68.20	-7.97	34.85	25.38	PK

Note:

1. All reading above 1GHz is performed with peak and/or average measurements as necessary.
2. “ * ”, means this data is the worst emission level.
3. Emission Level = Reading Level + Correct Factor.
4. The average measurement was not performed when the peak measured data under the limit of average detection. If the readings given are average, peak measurement should also be supplied.
5. The fundamental for reference only, it’s not restricted by unwanted emission limit.

Site :	CB2-H	Engineer :	Rueyyan
Model No :	GT-AX6000,	Test Date :	2018/11/28
Test Voltage :	AC 120V/60Hz	Polarity :	Horizontal
Test Mode :	Mode 3:TX_Beamforming_NSS4_ADP-65DW Y		
Note :	802.11ax(40M)_5590MHz		

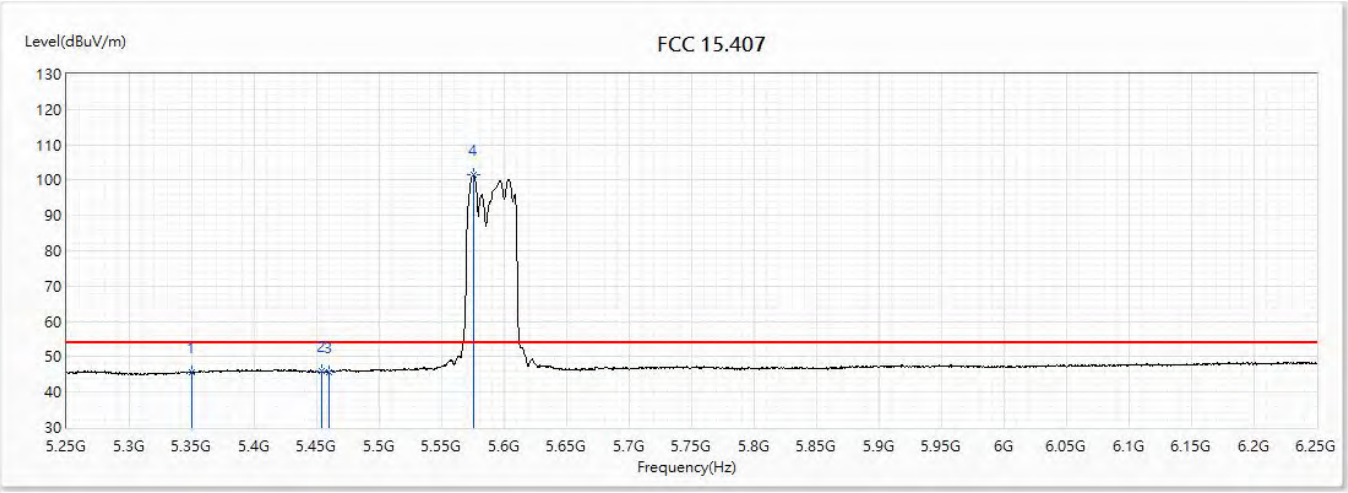

No	Frequency (MHz)	Emission Level (dBuV/m)	Limit (dBuV/m)	Margin (dB)	Reading Level (dBuV)	Correct Factor (dB)	Detector Type
1	5350	45.76	54.00	-8.24	21.73	24.03	AV
2	5453.5	46.14	54.00	-7.86	21.98	24.16	AV
3	5460	45.76	54.00	-8.24	21.60	24.16	AV
! 4	5575	101.39	54.00	47.39	76.91	24.48	AV

Note:

1. All reading above 1GHz is performed with peak and/or average measurements as necessary.
2. “ * ”, means this data is the worst emission level.
3. Emission Level = Reading Level + Correct Factor.
4. The average measurement was not performed when the peak measured data under the limit of average detection. If the readings given are average, peak measurement should also be supplied.
5. The fundamental for reference only, it’s not restricted by unwanted emission limit.

Site :	CB2-H	Engineer :	Rueyyan
Model No :	GT-AX6000,	Test Date :	2018/11/24
Test Voltage :	AC 120V/60Hz	Polarity :	Vertical
Test Mode :	Mode 3:TX_Beamforming_NSS4_ADP-65DW Y		
Note :	802.11ax(40M)_5590MHz		

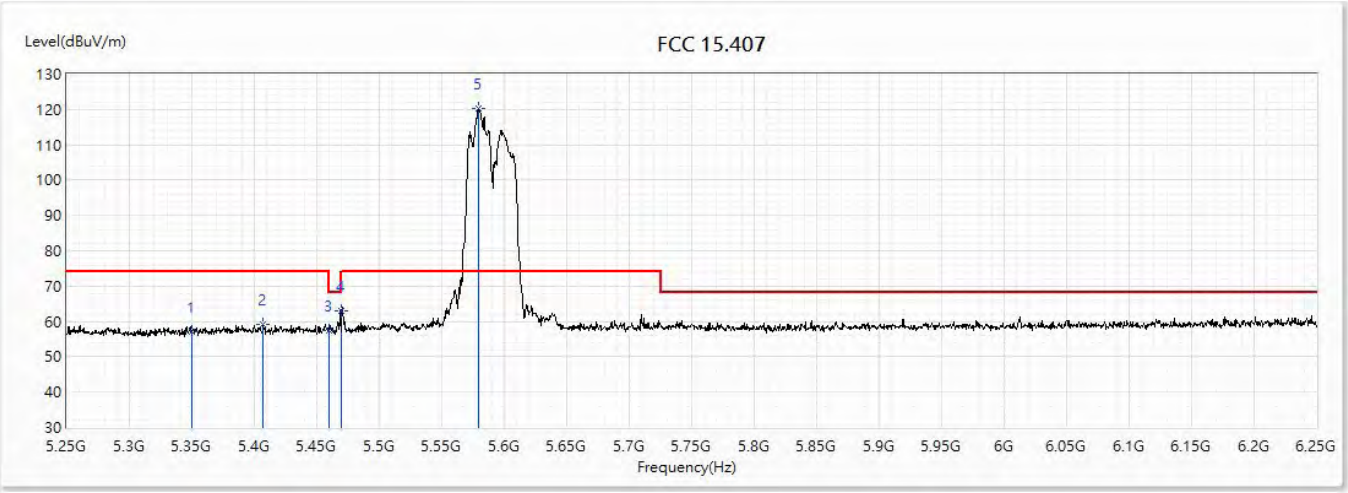

No	Frequency (MHz)	Emission Level (dBuV/m)	Limit (dBuV/m)	Margin (dB)	Reading Level (dBuV)	Correct Factor (dB)	Detector Type
1	5350	57.11	74.00	-16.89	33.08	24.03	PK
2	5407	59.10	74.00	-14.90	35.00	24.10	PK
3	5460	57.40	74.00	-16.60	33.24	24.16	PK
4	5470	63.13	68.20	-5.07	38.94	24.19	PK
! 5	5579	120.17	74.00	46.17	95.67	24.50	PK

Note:

1. All reading above 1GHz is performed with peak and/or average measurements as necessary.
2. “ * ”, means this data is the worst emission level.
3. Emission Level = Reading Level + Correct Factor.
4. The average measurement was not performed when the peak measured data under the limit of average detection. If the readings given are average, peak measurement should also be supplied.
5. The fundamental for reference only, it’s not restricted by unwanted emission limit.

Site :	CB2-H	Engineer :	Rueyyan
Model No :	GT-AX6000,	Test Date :	2018/11/24
Test Voltage :	AC 120V/60Hz	Polarity :	Vertical
Test Mode :	Mode 3:TX_Beamforming_NSS4_ADP-65DW Y		
Note :	802.11ax(40M)_5590MHz		

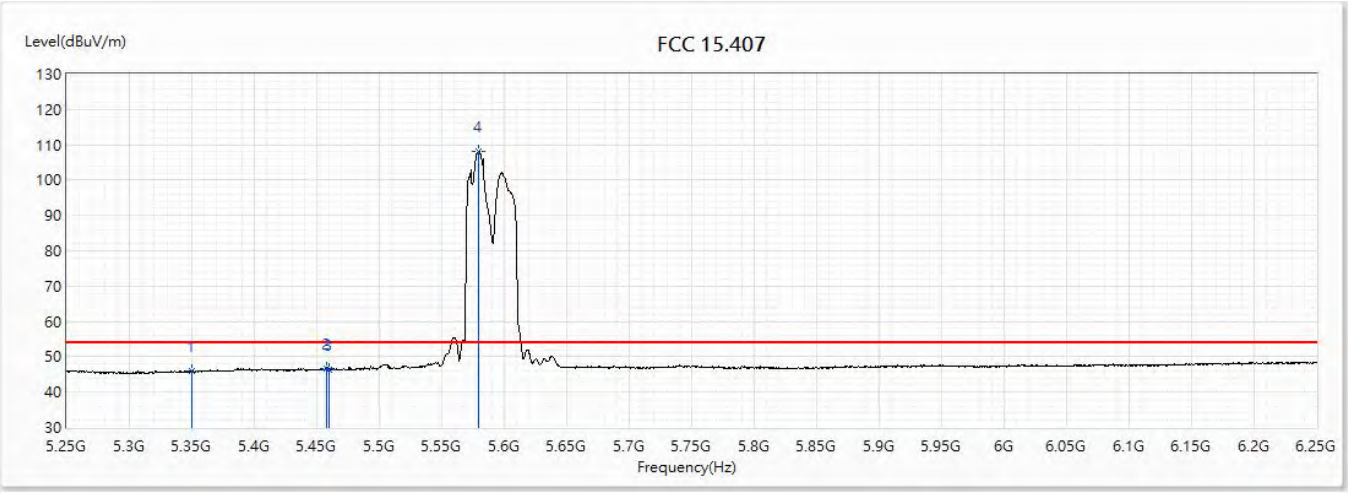

No	Frequency (MHz)	Emission Level (dBuV/m)	Limit (dBuV/m)	Margin (dB)	Reading Level (dBuV)	Correct Factor (dB)	Detector Type
1	5350	45.80	54.00	-8.20	21.77	24.03	AV
2	5457.5	46.84	54.00	-7.16	22.68	24.16	AV
3	5460	46.48	54.00	-7.52	22.32	24.16	AV
! 4	5579.5	108.26	54.00	54.26	83.76	24.50	AV

Note:

1. All reading above 1GHz is performed with peak and/or average measurements as necessary.
2. “ * ”, means this data is the worst emission level.
3. Emission Level = Reading Level + Correct Factor.
4. The average measurement was not performed when the peak measured data under the limit of average detection. If the readings given are average, peak measurement should also be supplied.
5. The fundamental for reference only, it’s not restricted by unwanted emission limit.

Site :	CB2-H	Engineer :	Rueyyan
Model No :	GT-AX6000,	Test Date :	2018/11/28
Test Voltage :	AC 120V/60Hz	Polarity :	Horizontal
Test Mode :	Mode 3:TX_Beamforming_NSS4_ADP-65DW Y		
Note :	802.11ax(40M)_5670MHz		

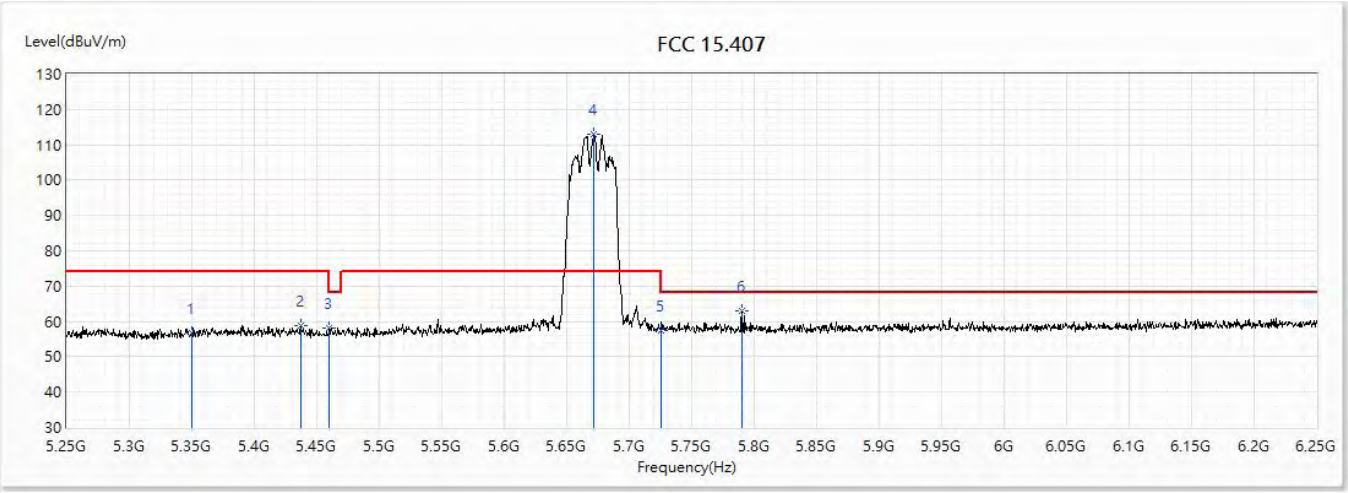

No	Frequency (MHz)	Emission Level (dBuV/m)	Limit (dBuV/m)	Margin (dB)	Reading Level (dBuV)	Correct Factor (dB)	Detector Type
1	5350	56.70	74.00	-17.30	32.67	24.03	PK
2	5437	58.75	74.00	-15.25	34.62	24.13	PK
3	5460	58.08	74.00	-15.92	33.92	24.16	PK
! 4	5672	113.15	74.00	39.15	88.30	24.85	PK
5	5725	57.56	74.00	-16.44	32.51	25.05	PK
6	5790	63.01	68.20	-5.19	37.72	25.29	PK

Note:

1. All reading above 1GHz is performed with peak and/or average measurements as necessary.
2. “ * ”, means this data is the worst emission level.
3. Emission Level = Reading Level + Correct Factor.
4. The average measurement was not performed when the peak measured data under the limit of average detection. If the readings given are average, peak measurement should also be supplied.
5. The fundamental for reference only, it’s not restricted by unwanted emission limit.

Site :	CB2-H	Engineer :	Rueyyan
Model No :	GT-AX6000,	Test Date :	2018/11/28
Test Voltage :	AC 120V/60Hz	Polarity :	Horizontal
Test Mode :	Mode 3:TX_Beamforming_NSS4_ADP-65DW Y		
Note :	802.11ax(40M)_5670MHz		

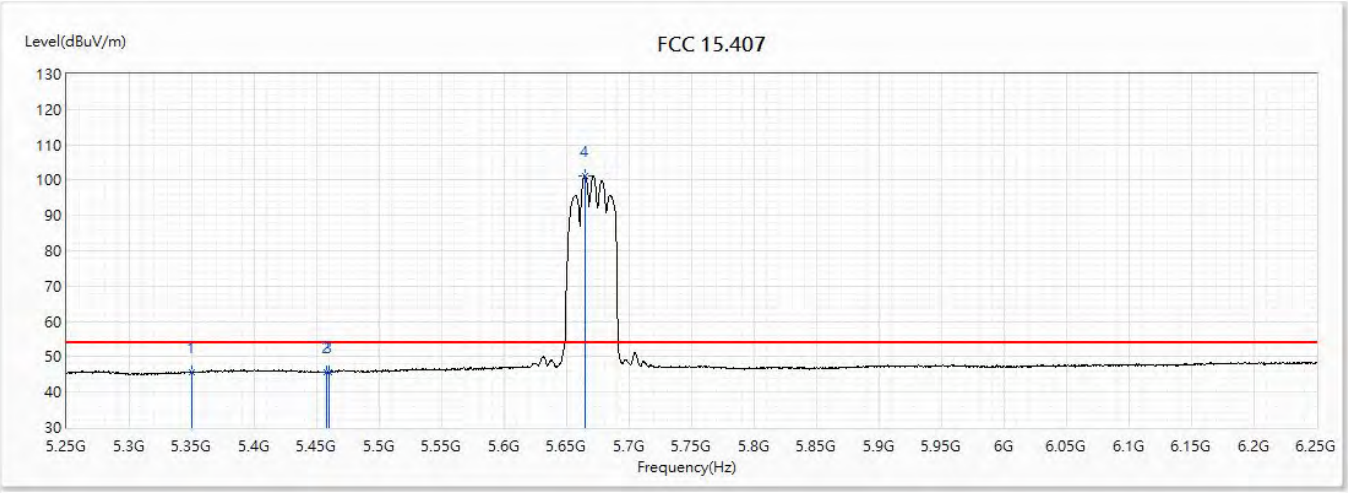

No	Frequency (MHz)	Emission Level (dBuV/m)	Limit (dBuV/m)	Margin (dB)	Reading Level (dBuV)	Correct Factor (dB)	Detector Type
1	5350	45.60	54.00	-8.40	21.57	24.03	AV
2	5457.5	45.77	54.00	-8.23	21.61	24.16	AV
3	5460	45.67	54.00	-8.33	21.51	24.16	AV
! 4	5664.5	101.30	54.00	47.30	76.47	24.83	AV

Note:

1. All reading above 1GHz is performed with peak and/or average measurements as necessary.
2. “ * ”, means this data is the worst emission level.
3. Emission Level = Reading Level + Correct Factor.
4. The average measurement was not performed when the peak measured data under the limit of average detection. If the readings given are average, peak measurement should also be supplied.
5. The fundamental for reference only, it’s not restricted by unwanted emission limit.

Site :	CB2-H	Engineer :	Rueyyan
Model No :	GT-AX6000,	Test Date :	2018/11/24
Test Voltage :	AC 120V/60Hz	Polarity :	Vertical
Test Mode :	Mode 3:TX_Beamforming_NSS4_ADP-65DW Y		
Note :	802.11ax(40M)_5670MHz		

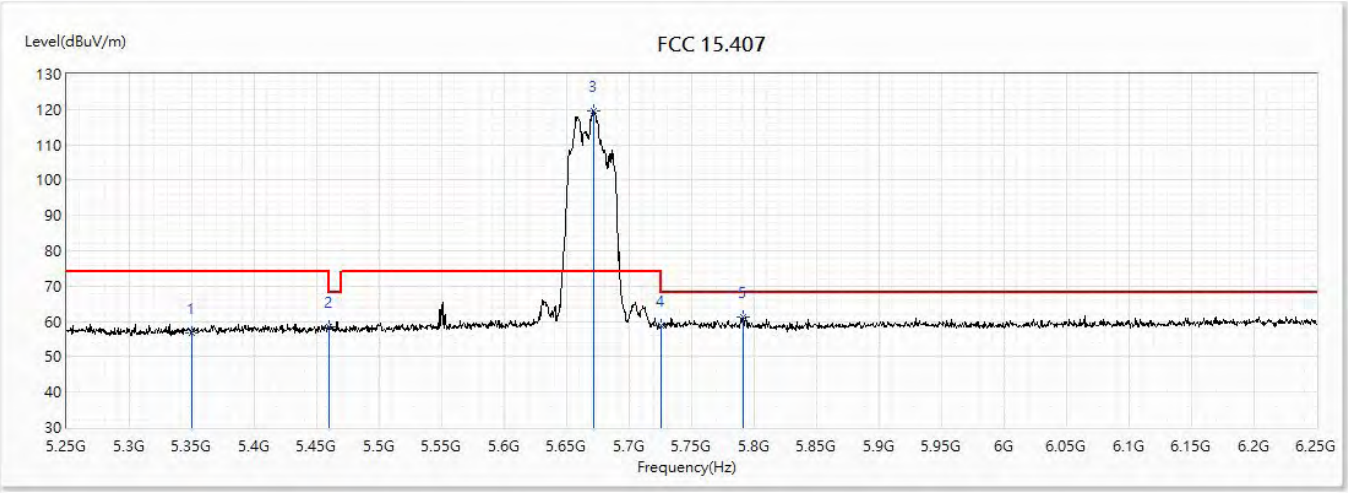

No	Frequency (MHz)	Emission Level (dBuV/m)	Limit (dBuV/m)	Margin (dB)	Reading Level (dBuV)	Correct Factor (dB)	Detector Type
1	5350	56.75	74.00	-17.25	32.72	24.03	PK
2	5460	58.35	74.00	-15.65	34.19	24.16	PK
! 3	5672	119.70	74.00	45.70	94.85	24.85	PK
4	5725	58.71	74.00	-15.29	33.66	25.05	PK
5	5791.5	61.41	68.20	-6.79	36.12	25.29	PK

Note:

1. All reading above 1GHz is performed with peak and/or average measurements as necessary.
2. “ * ”, means this data is the worst emission level.
3. Emission Level = Reading Level + Correct Factor.
4. The average measurement was not performed when the peak measured data under the limit of average detection. If the readings given are average, peak measurement should also be supplied.
5. The fundamental for reference only, it’s not restricted by unwanted emission limit.

Site :	CB2-H	Engineer :	Rueyyan
Model No :	GT-AX6000,	Test Date :	2018/11/24
Test Voltage :	AC 120V/60Hz	Polarity :	Vertical
Test Mode :	Mode 3:TX_Beamforming_NSS4_ADP-65DW Y		
Note :	802.11ax(40M)_5670MHz		

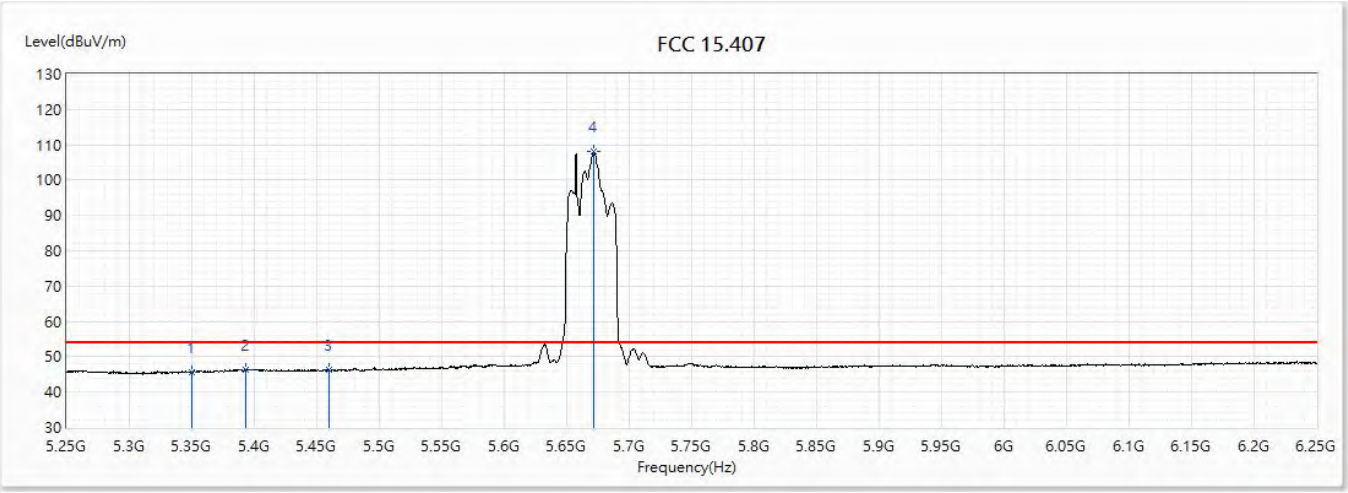

No	Frequency (MHz)	Emission Level (dBuV/m)	Limit (dBuV/m)	Margin (dB)	Reading Level (dBuV)	Correct Factor (dB)	Detector Type
1	5350	45.75	54.00	-8.25	21.72	24.03	AV
2	5393.5	46.47	54.00	-7.53	22.39	24.08	AV
3	5460	46.24	54.00	-7.76	22.08	24.16	AV
! 4	5671.5	107.98	54.00	53.98	83.13	24.85	AV

Note:

1. All reading above 1GHz is performed with peak and/or average measurements as necessary.
2. “ * ”, means this data is the worst emission level.
3. Emission Level = Reading Level + Correct Factor.
4. The average measurement was not performed when the peak measured data under the limit of average detection. If the readings given are average, peak measurement should also be supplied.
5. The fundamental for reference only, it’s not restricted by unwanted emission limit.

Site :	CB2-H	Engineer :	Rueyyan
Model No :	GT-AX6000,	Test Date :	2018/11/28
Test Voltage :	AC 120V/60Hz	Polarity :	Horizontal
Test Mode :	Mode 3:TX_Beamforming_NSS4_ADP-65DW Y		
Note :	802.11ax(80M)_5530MHz		

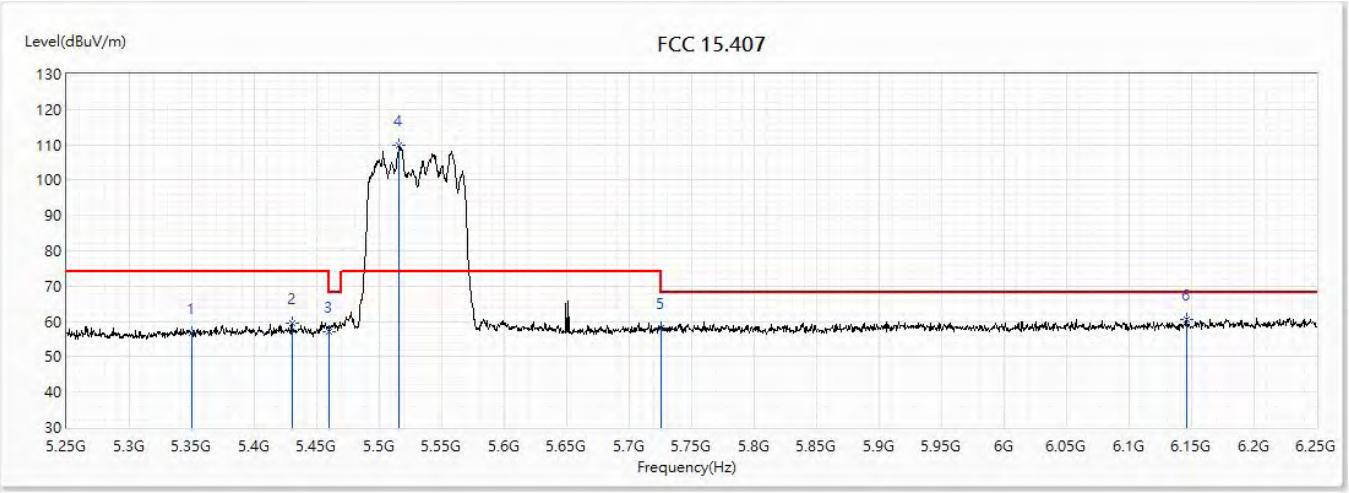

No	Frequency (MHz)	Emission Level (dBuV/m)	Limit (dBuV/m)	Margin (dB)	Reading Level (dBuV)	Correct Factor (dB)	Detector Type
1	5350	56.67	74.00	-17.33	32.64	24.03	PK
2	5430	59.44	74.00	-14.56	35.31	24.13	PK
3	5460	57.17	74.00	-16.83	33.01	24.16	PK
! 4	5516	109.74	74.00	35.74	85.48	24.26	PK
5	5725	58.01	74.00	-15.99	32.96	25.05	PK
6	6146.5	60.71	68.20	-7.49	34.17	26.54	PK

Note:

1. All reading above 1GHz is performed with peak and/or average measurements as necessary.
2. “ * ”, means this data is the worst emission level.
3. Emission Level = Reading Level + Correct Factor.
4. The average measurement was not performed when the peak measured data under the limit of average detection. If the readings given are average, peak measurement should also be supplied.
5. The fundamental for reference only, it’s not restricted by unwanted emission limit.

Site :	CB2-H	Engineer :	Rueyyan
Model No :	GT-AX6000,	Test Date :	2018/11/28
Test Voltage :	AC 120V/60Hz	Polarity :	Horizontal
Test Mode :	Mode 3:TX_Beamforming_NSS4_ADP-65DW Y		
Note :	802.11ax(80M)_5530MHz		

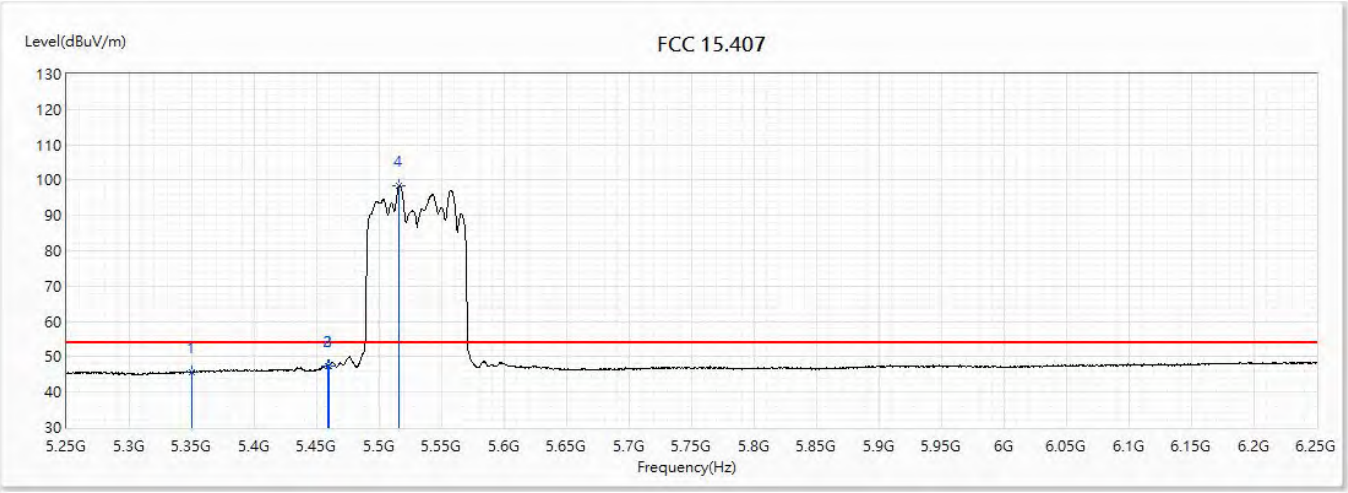

No	Frequency (MHz)	Emission Level (dBuV/m)	Limit (dBuV/m)	Margin (dB)	Reading Level (dBuV)	Correct Factor (dB)	Detector Type
1	5350	45.53	54.00	-8.47	21.50	24.03	AV
2	5458.5	47.46	54.00	-6.54	23.30	24.16	AV
3	5460	47.38	54.00	-6.62	23.22	24.16	AV
! 4	5516	98.40	54.00	44.40	74.14	24.26	AV

Note:

1. All reading above 1GHz is performed with peak and/or average measurements as necessary.
2. “ * ”, means this data is the worst emission level.
3. Emission Level = Reading Level + Correct Factor.
4. The average measurement was not performed when the peak measured data under the limit of average detection. If the readings given are average, peak measurement should also be supplied.
5. The fundamental for reference only, it’s not restricted by unwanted emission limit.

Site :	CB2-H	Engineer :	Rueyyan
Model No :	GT-AX6000,	Test Date :	2018/11/24
Test Voltage :	AC 120V/60Hz	Polarity :	Vertical
Test Mode :	Mode 3:TX_Beamforming_NSS4_ADP-65DW Y		
Note :	802.11ax(80M)_5530MHz		

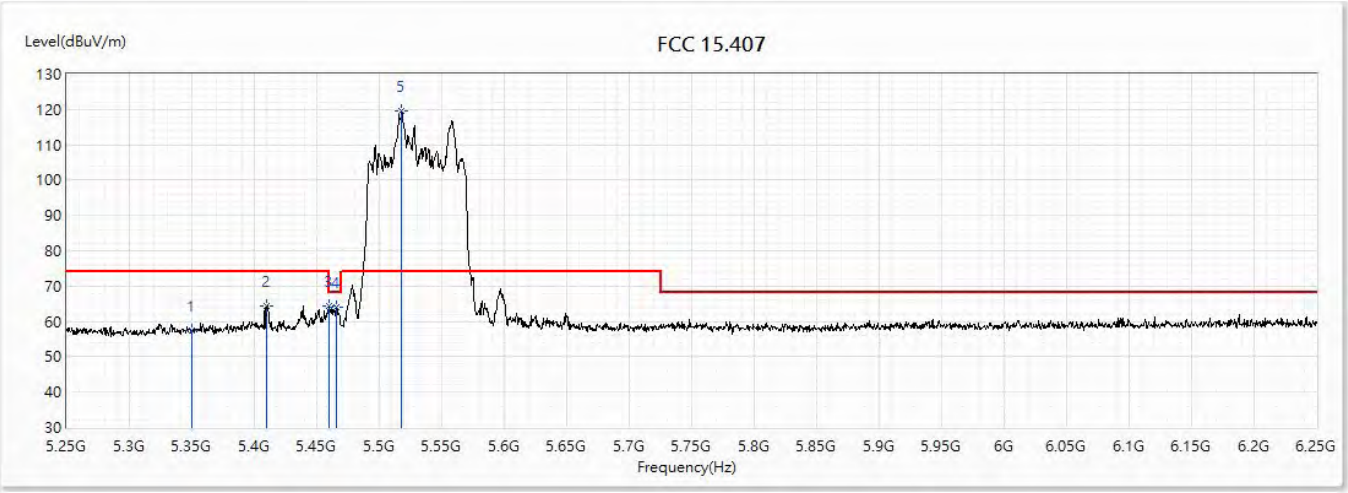

No	Frequency (MHz)	Emission Level (dBuV/m)	Limit (dBuV/m)	Margin (dB)	Reading Level (dBuV)	Correct Factor (dB)	Detector Type
1	5350	57.26	74.00	-16.74	33.23	24.03	PK
2	5409.5	64.42	74.00	-9.58	40.32	24.10	PK
3	5460	64.51	74.00	-9.49	40.35	24.16	PK
4	5465.5	63.91	68.20	-4.29	39.74	24.17	PK
! 5	5518	119.50	74.00	45.50	95.23	24.27	PK

Note:

1. All reading above 1GHz is performed with peak and/or average measurements as necessary.
2. “ * ”, means this data is the worst emission level.
3. Emission Level = Reading Level + Correct Factor.
4. The average measurement was not performed when the peak measured data under the limit of average detection. If the readings given are average, peak measurement should also be supplied.
5. The fundamental for reference only, it’s not restricted by unwanted emission limit.

Site :	CB2-H	Engineer :	Rueyyan
Model No :	GT-AX6000,	Test Date :	2018/11/24
Test Voltage :	AC 120V/60Hz	Polarity :	Vertical
Test Mode :	Mode 3:TX_Beamforming_NSS4_ADP-65DW Y		
Note :	802.11ax(80M)_5530MHz		

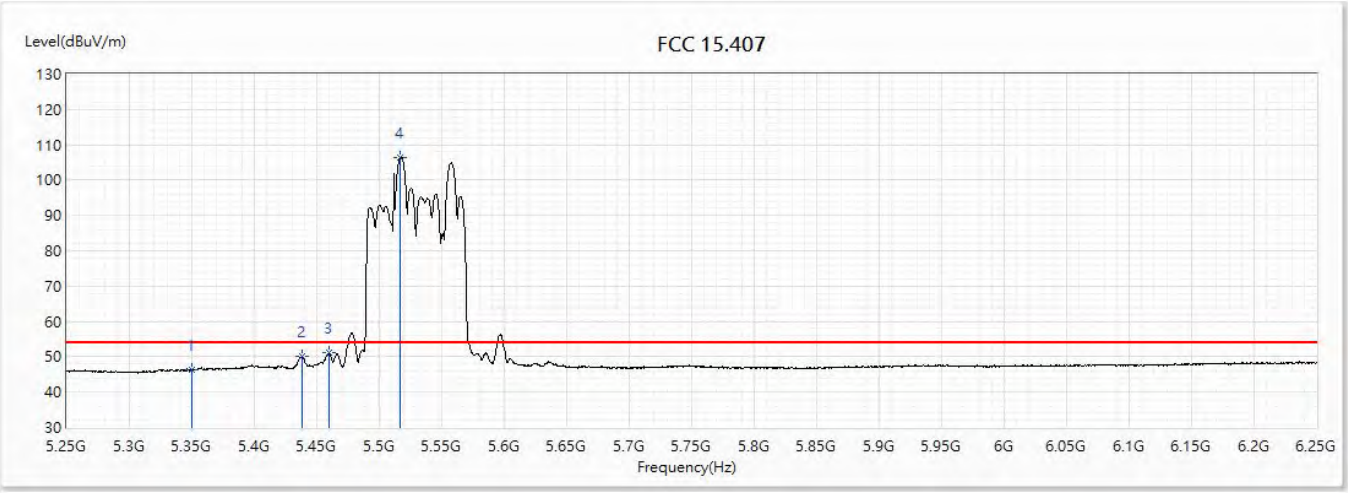

No	Frequency (MHz)	Emission Level (dBuV/m)	Limit (dBuV/m)	Margin (dB)	Reading Level (dBuV)	Correct Factor (dB)	Detector Type
1	5350	46.19	54.00	-7.81	22.16	24.03	AV
2	5438	50.27	54.00	-3.73	26.13	24.14	AV
3	5460	51.23	54.00	-2.77	27.07	24.16	AV
! 4	5517	106.54	54.00	52.54	82.28	24.26	AV

Note:

1. All reading above 1GHz is performed with peak and/or average measurements as necessary.
2. “ * ”, means this data is the worst emission level.
3. Emission Level = Reading Level + Correct Factor.
4. The average measurement was not performed when the peak measured data under the limit of average detection. If the readings given are average, peak measurement should also be supplied.
5. The fundamental for reference only, it’s not restricted by unwanted emission limit.

Site :	CB2-H	Engineer :	Rueyyan
Model No :	GT-AX6000,	Test Date :	2018/11/28
Test Voltage :	AC 120V/60Hz	Polarity :	Horizontal
Test Mode :	Mode 3:TX_Beamforming_NSS4_ADP-65DW Y		
Note :	802.11ax(80M)_5610MHz		

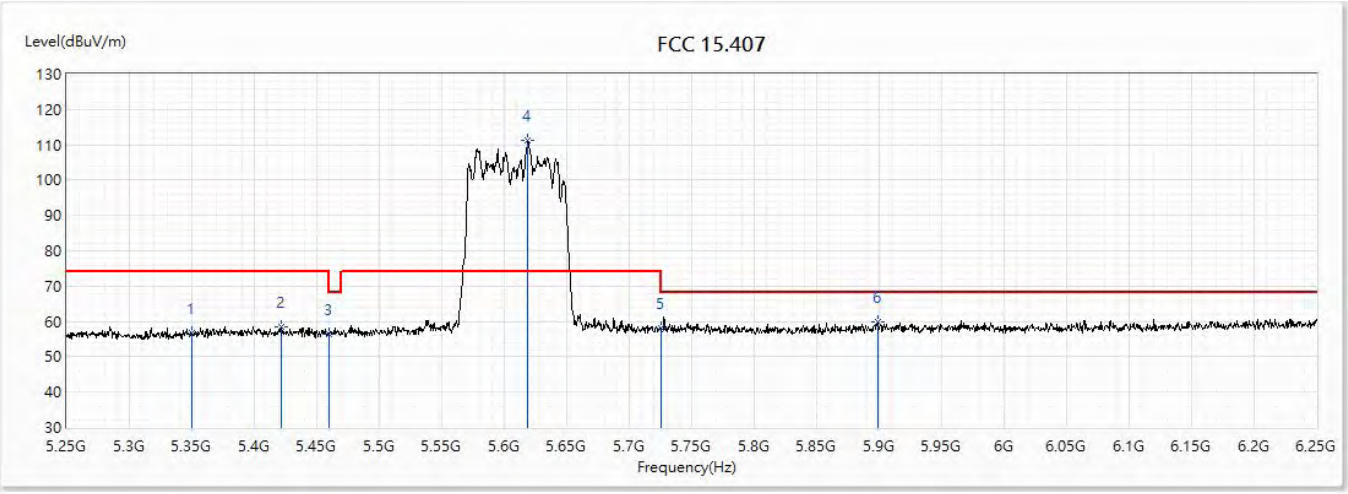

No	Frequency (MHz)	Emission Level (dBuV/m)	Limit (dBuV/m)	Margin (dB)	Reading Level (dBuV)	Correct Factor (dB)	Detector Type
1	5350	56.84	74.00	-17.16	32.81	24.03	PK
2	5422	58.39	74.00	-15.61	34.27	24.12	PK
3	5460	56.23	74.00	-17.77	32.07	24.16	PK
! 4	5619	111.12	74.00	37.12	86.48	24.64	PK
5	5725	58.23	74.00	-15.77	33.18	25.05	PK
6	5899	59.74	68.20	-8.46	34.03	25.71	PK

Note:

1. All reading above 1GHz is performed with peak and/or average measurements as necessary.
2. “ * ”, means this data is the worst emission level.
3. Emission Level = Reading Level + Correct Factor.
4. The average measurement was not performed when the peak measured data under the limit of average detection. If the readings given are average, peak measurement should also be supplied.
5. The fundamental for reference only, it’s not restricted by unwanted emission limit.

Site :	CB2-H	Engineer :	Rueyyan
Model No :	GT-AX6000,	Test Date :	2018/11/28
Test Voltage :	AC 120V/60Hz	Polarity :	Horizontal
Test Mode :	Mode 3:TX_Beamforming_NSS4_ADP-65DW Y		
Note :	802.11ax(80M)_5610MHz		

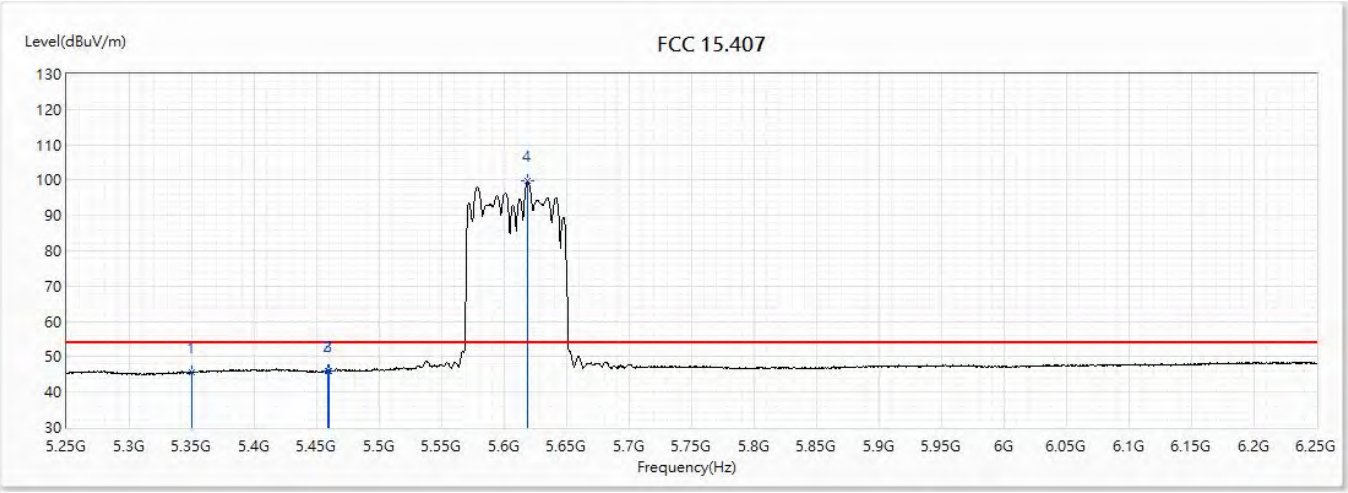

No	Frequency (MHz)	Emission Level (dBuV/m)	Limit (dBuV/m)	Margin (dB)	Reading Level (dBuV)	Correct Factor (dB)	Detector Type
1	5350	45.72	54.00	-8.28	21.69	24.03	AV
2	5459	45.83	54.00	-8.17	21.67	24.16	AV
3	5460	45.82	54.00	-8.18	21.66	24.16	AV
! 4	5619	99.64	54.00	45.64	75.00	24.64	AV

Note:

1. All reading above 1GHz is performed with peak and/or average measurements as necessary.
2. “ * ”, means this data is the worst emission level.
3. Emission Level = Reading Level + Correct Factor.
4. The average measurement was not performed when the peak measured data under the limit of average detection. If the readings given are average, peak measurement should also be supplied.
5. The fundamental for reference only, it’s not restricted by unwanted emission limit.

Site :	CB2-H	Engineer :	Rueyyan
Model No :	GT-AX6000,	Test Date :	2018/11/24
Test Voltage :	AC 120V/60Hz	Polarity :	Vertical
Test Mode :	Mode 3:TX_Beamforming_NSS4_ADP-65DW Y		
Note :	802.11ax(80M)_5610MHz		

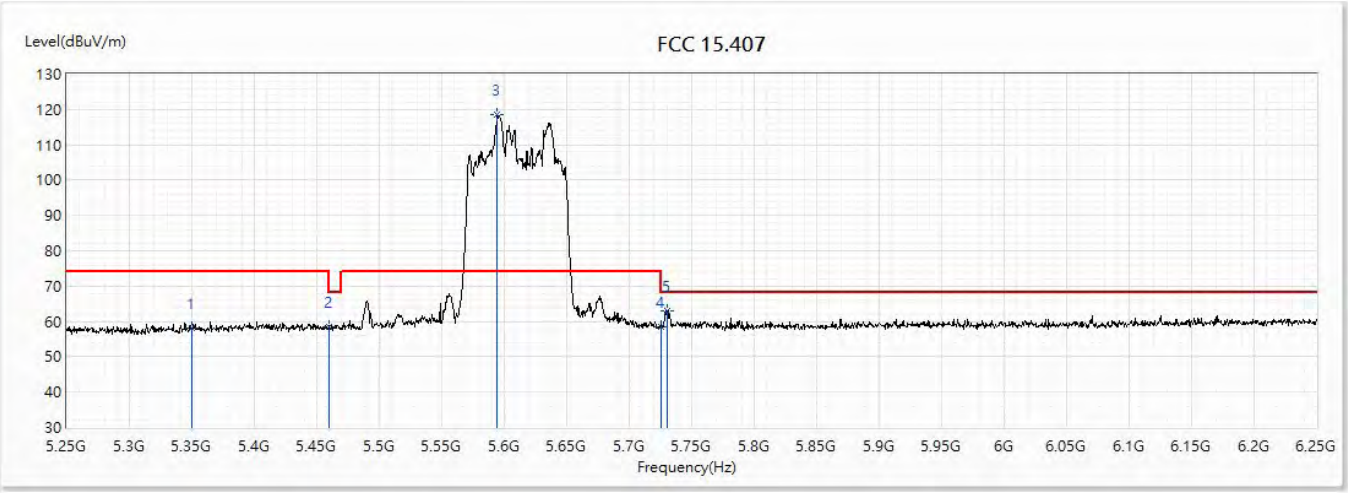

No	Frequency (MHz)	Emission Level (dBuV/m)	Limit (dBuV/m)	Margin (dB)	Reading Level (dBuV)	Correct Factor (dB)	Detector Type
1	5350	57.97	74.00	-16.03	33.94	24.03	PK
2	5460	58.48	74.00	-15.52	34.32	24.16	PK
! 3	5594.5	118.63	74.00	44.63	94.07	24.56	PK
4	5725	58.58	74.00	-15.42	33.53	25.05	PK
5	5730	63.15	68.20	-5.05	38.08	25.07	PK

Note:

1. All reading above 1GHz is performed with peak and/or average measurements as necessary.
2. “ * ”, means this data is the worst emission level.
3. Emission Level = Reading Level + Correct Factor.
4. The average measurement was not performed when the peak measured data under the limit of average detection. If the readings given are average, peak measurement should also be supplied.
5. The fundamental for reference only, it’s not restricted by unwanted emission limit.

Site :	CB2-H	Engineer :	Rueyyan
Model No :	GT-AX6000,	Test Date :	2018/11/24
Test Voltage :	AC 120V/60Hz	Polarity :	Vertical
Test Mode :	Mode 3:TX_Beamforming_NSS4_ADP-65DW Y		
Note :	802.11ax(80M)_5610MHz		

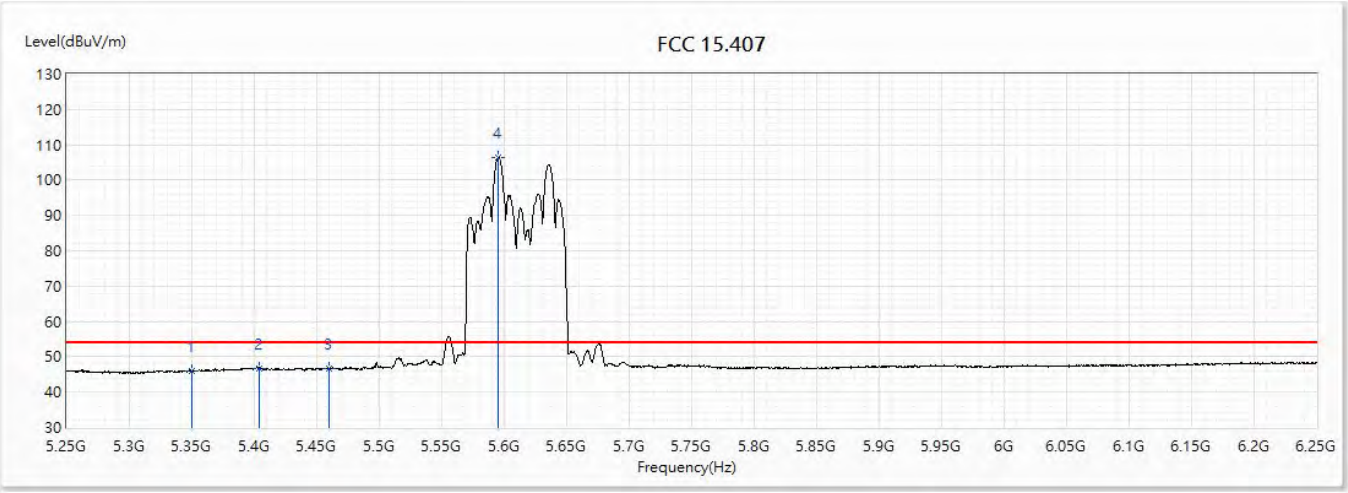

No	Frequency (MHz)	Emission Level (dBuV/m)	Limit (dBuV/m)	Margin (dB)	Reading Level (dBuV)	Correct Factor (dB)	Detector Type
1	5350	46.13	54.00	-7.87	22.10	24.03	AV
2	5404	46.84	54.00	-7.16	22.75	24.09	AV
3	5460	46.72	54.00	-7.28	22.56	24.16	AV
! 4	5595.5	106.56	54.00	52.56	82.00	24.56	AV

Note:

1. All reading above 1GHz is performed with peak and/or average measurements as necessary.
2. “ * ”, means this data is the worst emission level.
3. Emission Level = Reading Level + Correct Factor.
4. The average measurement was not performed when the peak measured data under the limit of average detection. If the readings given are average, peak measurement should also be supplied.
5. The fundamental for reference only, it’s not restricted by unwanted emission limit.

Site :	CB2-H	Engineer :	Rueyyan
Model No :	GT-AX6000,	Test Date :	2018/11/28
Test Voltage :	AC 120V/60Hz	Polarity :	Horizontal
Test Mode :	Mode 3:TX_Beamforming_NSS4_ADP-65DW Y		
Note :	802.11ac(20M)_5720MHz		

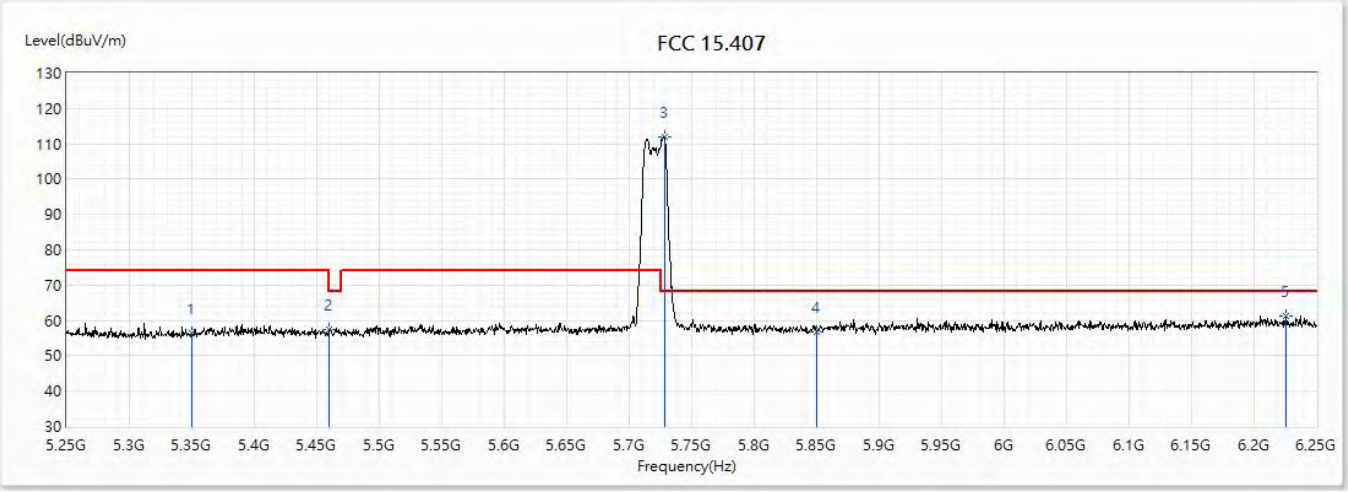

No	Frequency (MHz)	Emission Level (dBuV/m)	Limit (dBuV/m)	Margin (dB)	Reading Level (dBuV)	Correct Factor (dB)	Detector Type
1	5350	56.28	74.00	-17.72	32.25	24.03	PK
2	5460	57.36	74.00	-16.64	33.20	24.16	PK
! 3	5728	111.94	68.20	43.74	86.87	25.07	PK
4	5850	56.65	68.20	-11.55	31.13	25.52	PK
5	6225.5	61.21	68.20	-6.99	34.43	26.78	PK

Note:

1. All reading above 1GHz is performed with peak and/or average measurements as necessary.
2. “ * ”, means this data is the worst emission level.
3. Emission Level = Reading Level + Correct Factor.
4. The average measurement was not performed when the peak measured data under the limit of average detection. If the readings given are average, peak measurement should also be supplied.
5. The fundamental for reference only, it’s not restricted by unwanted emission limit.

Site :	CB2-H	Engineer :	Rueyyan
Model No :	GT-AX6000,	Test Date :	2018/11/28
Test Voltage :	AC 120V/60Hz	Polarity :	Horizontal
Test Mode :	Mode 3:TX_Beamforming_NSS4_ADP-65DW Y		
Note :	802.11ac(20M)_5720MHz		

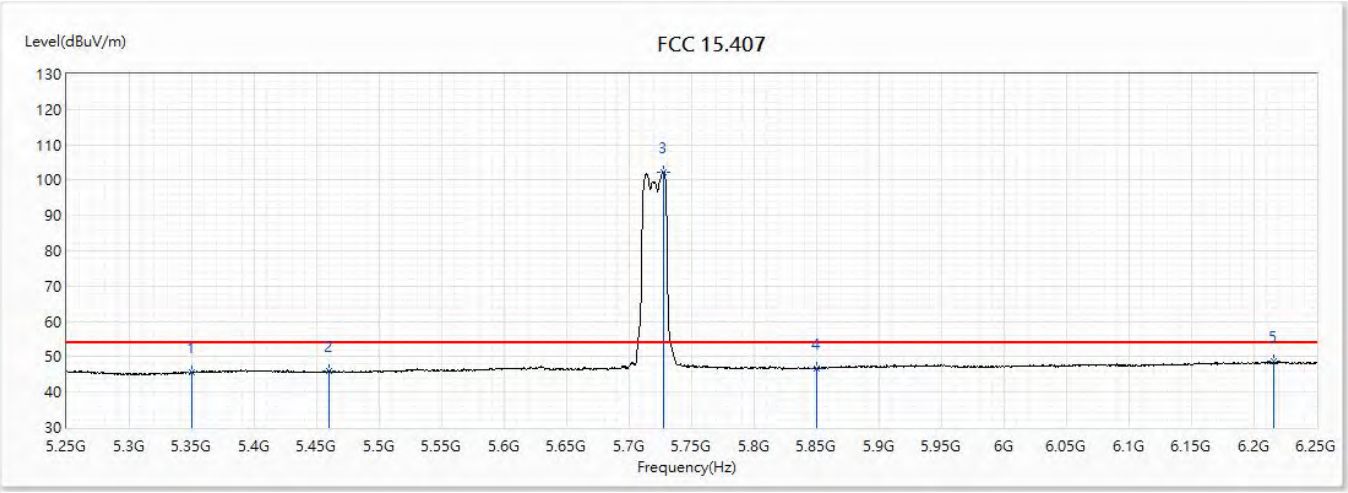

No	Frequency (MHz)	Emission Level (dBuV/m)	Limit (dBuV/m)	Margin (dB)	Reading Level (dBuV)	Correct Factor (dB)	Detector Type
1	5350	45.50	54.00	-8.50	21.47	24.03	AV
2	5460	45.82	54.00	-8.18	21.66	24.16	AV
! 3	5727	102.33	54.00	48.33	77.27	25.06	AV
4	5850	46.68	54.00	-7.32	21.16	25.52	AV
5	6215.5	48.63	54.00	-5.37	21.89	26.74	AV

Note:

1. All reading above 1GHz is performed with peak and/or average measurements as necessary.
2. “ * ”, means this data is the worst emission level.
3. Emission Level = Reading Level + Correct Factor.
4. The average measurement was not performed when the peak measured data under the limit of average detection. If the readings given are average, peak measurement should also be supplied.
5. The fundamental for reference only, it’s not restricted by unwanted emission limit.

Site :	CB2-H	Engineer :	Rueyyan
Model No :	GT-AX6000,	Test Date :	2018/11/28
Test Voltage :	AC 120V/60Hz	Polarity :	Vertical
Test Mode :	Mode 3:TX_Beamforming_NSS4_ADP-65DW Y		
Note :	802.11ac(20M)_5720MHz		

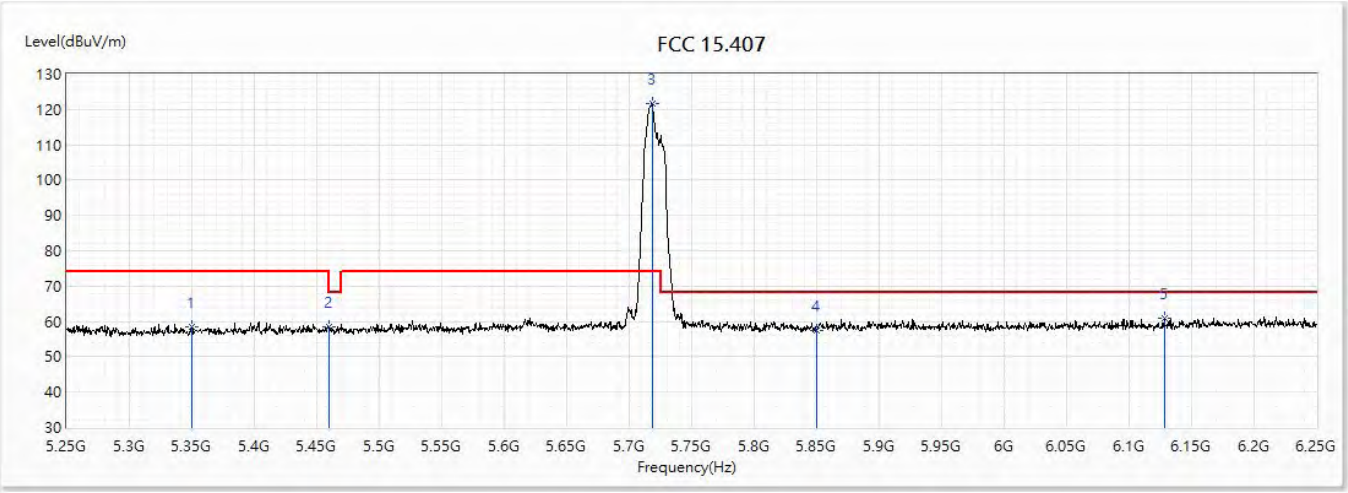

No	Frequency (MHz)	Emission Level (dBuV/m)	Limit (dBuV/m)	Margin (dB)	Reading Level (dBuV)	Correct Factor (dB)	Detector Type
1	5350	58.37	74.00	-15.63	34.34	24.03	PK
2	5460	58.36	74.00	-15.64	34.20	24.16	PK
! 3	5718.5	121.59	74.00	47.59	96.57	25.02	PK
4	5850	57.31	68.20	-10.89	31.79	25.52	PK
5	6128	60.82	68.20	-7.38	34.33	26.49	PK

Note:

1. All reading above 1GHz is performed with peak and/or average measurements as necessary.
2. “ * ”, means this data is the worst emission level.
3. Emission Level = Reading Level + Correct Factor.
4. The average measurement was not performed when the peak measured data under the limit of average detection. If the readings given are average, peak measurement should also be supplied.
5. The fundamental for reference only, it’s not restricted by unwanted emission limit.

Site :	CB2-H	Engineer :	Rueyyan
Model No :	GT-AX6000,	Test Date :	2018/11/28
Test Voltage :	AC 120V/60Hz	Polarity :	Vertical
Test Mode :	Mode 3:TX_Beamforming_NSS4_ADP-65DW Y		
Note :	802.11ac(20M)_5720MHz		

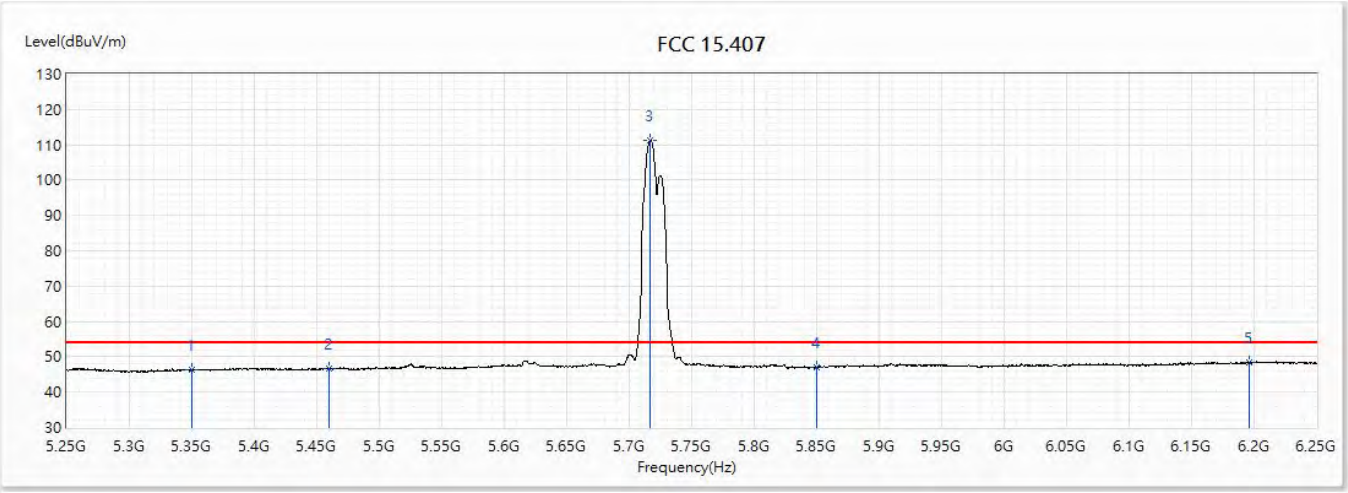

No	Frequency (MHz)	Emission Level (dBuV/m)	Limit (dBuV/m)	Margin (dB)	Reading Level (dBuV)	Correct Factor (dB)	Detector Type
1	5350	46.27	54.00	-7.73	22.24	24.03	AV
2	5460	46.52	54.00	-7.48	22.36	24.16	AV
! 3	5717	111.14	54.00	57.14	86.12	25.02	AV
4	5850	47.02	54.00	-6.98	21.50	25.52	AV
5	6196.5	48.51	54.00	-5.49	21.82	26.69	AV

Note:

1. All reading above 1GHz is performed with peak and/or average measurements as necessary.
2. “ * ”, means this data is the worst emission level.
3. Emission Level = Reading Level + Correct Factor.
4. The average measurement was not performed when the peak measured data under the limit of average detection. If the readings given are average, peak measurement should also be supplied.
5. The fundamental for reference only, it’s not restricted by unwanted emission limit.

Site :	CB2-H	Engineer :	Rueyyan
Model No :	GT-AX6000,	Test Date :	2018/11/28
Test Voltage :	AC 120V/60Hz	Polarity :	Horizontal
Test Mode :	Mode 3:TX_Beamforming_NSS4_ADP-65DW Y		
Note :	802.11ac(40M)_5710MHz		

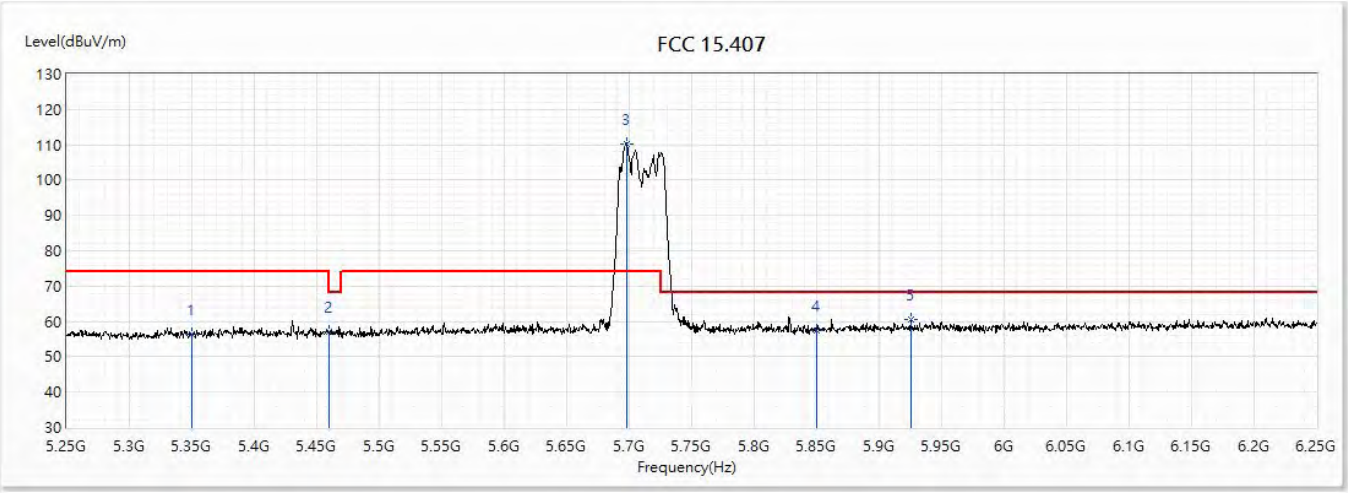

No	Frequency (MHz)	Emission Level (dBuV/m)	Limit (dBuV/m)	Margin (dB)	Reading Level (dBuV)	Correct Factor (dB)	Detector Type
1	5350	56.53	74.00	-17.47	32.50	24.03	PK
2	5460	56.94	74.00	-17.06	32.78	24.16	PK
! 3	5698	110.38	74.00	36.38	85.43	24.95	PK
4	5850	57.34	68.20	-10.86	31.82	25.52	PK
5	5925	60.65	68.20	-7.55	34.84	25.81	PK

Note:

1. All reading above 1GHz is performed with peak and/or average measurements as necessary.
2. “ * ”, means this data is the worst emission level.
3. Emission Level = Reading Level + Correct Factor.
4. The average measurement was not performed when the peak measured data under the limit of average detection. If the readings given are average, peak measurement should also be supplied.
5. The fundamental for reference only, it’s not restricted by unwanted emission limit.

Site :	CB2-H	Engineer :	Rueyyan
Model No :	GT-AX6000,	Test Date :	2018/11/28
Test Voltage :	AC 120V/60Hz	Polarity :	Horizontal
Test Mode :	Mode 3:TX_Beamforming_NSS4_ADP-65DW Y		
Note :	802.11ac(40M)_5710MHz		

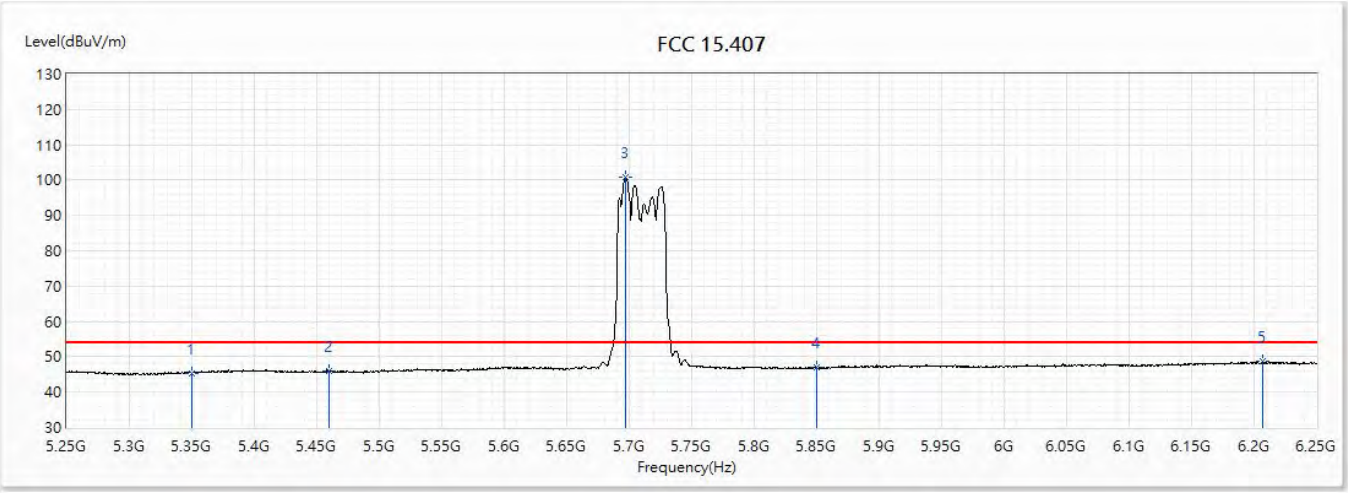

No	Frequency (MHz)	Emission Level (dBuV/m)	Limit (dBuV/m)	Margin (dB)	Reading Level (dBuV)	Correct Factor (dB)	Detector Type
1	5350	45.44	54.00	-8.56	21.41	24.03	AV
2	5460	45.94	54.00	-8.06	21.78	24.16	AV
! 3	5697	100.91	54.00	46.91	75.97	24.94	AV
4	5850	46.92	54.00	-7.08	21.40	25.52	AV
5	6207	48.63	54.00	-5.37	21.91	26.72	AV

Note:

1. All reading above 1GHz is performed with peak and/or average measurements as necessary.
2. “ * ”, means this data is the worst emission level.
3. Emission Level = Reading Level + Correct Factor.
4. The average measurement was not performed when the peak measured data under the limit of average detection. If the readings given are average, peak measurement should also be supplied.
5. The fundamental for reference only, it’s not restricted by unwanted emission limit.

Site :	CB2-H	Engineer :	Rueyyan
Model No :	GT-AX6000,	Test Date :	2018/11/28
Test Voltage :	AC 120V/60Hz	Polarity :	Vertical
Test Mode :	Mode 3:TX_Beamforming_NSS4_ADP-65DW Y		
Note :	802.11ac(40M)_5710MHz		

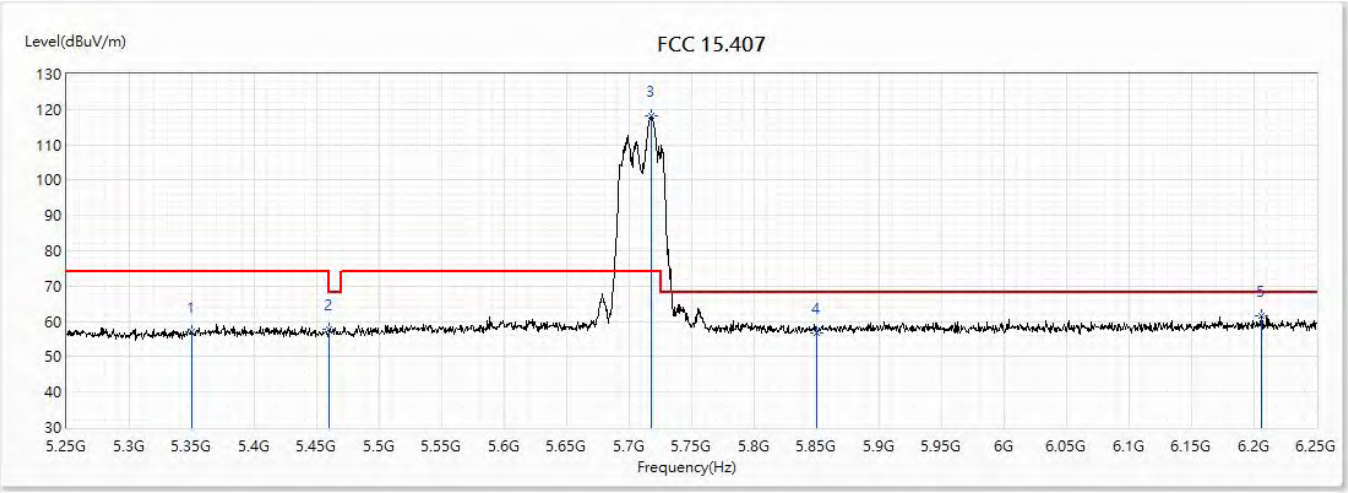

No	Frequency (MHz)	Emission Level (dBuV/m)	Limit (dBuV/m)	Margin (dB)	Reading Level (dBuV)	Correct Factor (dB)	Detector Type
1	5350	57.25	74.00	-16.75	33.22	24.03	PK
2	5460	57.88	74.00	-16.12	33.72	24.16	PK
! 3	5718	118.16	74.00	44.16	93.14	25.02	PK
4	5850	56.60	68.20	-11.60	31.08	25.52	PK
5	6205.5	61.77	68.20	-6.43	35.05	26.72	PK

Note:

1. All reading above 1GHz is performed with peak and/or average measurements as necessary.
2. “ * ”, means this data is the worst emission level.
3. Emission Level = Reading Level + Correct Factor.
4. The average measurement was not performed when the peak measured data under the limit of average detection. If the readings given are average, peak measurement should also be supplied.
5. The fundamental for reference only, it’s not restricted by unwanted emission limit.

Site :	CB2-H	Engineer :	Rueyyan
Model No :	GT-AX6000,	Test Date :	2018/11/28
Test Voltage :	AC 120V/60Hz	Polarity :	Vertical
Test Mode :	Mode 3:TX_Beamforming_NSS4_ADP-65DW Y		
Note :	802.11ac(40M)_5710MHz		

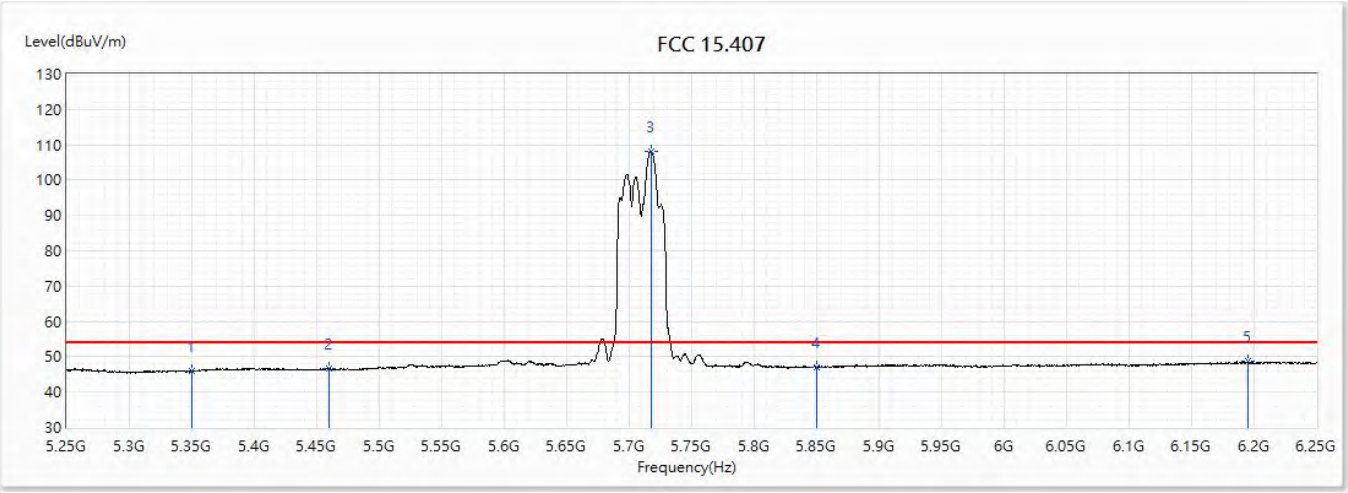

No	Frequency (MHz)	Emission Level (dBuV/m)	Limit (dBuV/m)	Margin (dB)	Reading Level (dBuV)	Correct Factor (dB)	Detector Type
1	5350	45.95	54.00	-8.05	21.92	24.03	AV
2	5460	46.59	54.00	-7.41	22.43	24.16	AV
! 3	5718	108.21	54.00	54.21	83.19	25.02	AV
4	5850	47.05	54.00	-6.95	21.53	25.52	AV
5	6195.5	48.59	54.00	-5.41	21.91	26.68	AV

Note:

1. All reading above 1GHz is performed with peak and/or average measurements as necessary.
2. “ * ”, means this data is the worst emission level.
3. Emission Level = Reading Level + Correct Factor.
4. The average measurement was not performed when the peak measured data under the limit of average detection. If the readings given are average, peak measurement should also be supplied.
5. The fundamental for reference only, it’s not restricted by unwanted emission limit.

Site :	CB2-H	Engineer :	Rueyyan
Model No :	GT-AX6000,	Test Date :	2018/11/28
Test Voltage :	AC 120V/60Hz	Polarity :	Horizontal
Test Mode :	Mode 3:TX_Beamforming_NSS4_ADP-65DW Y		
Note :	802.11ac(80M)_5690MHz		

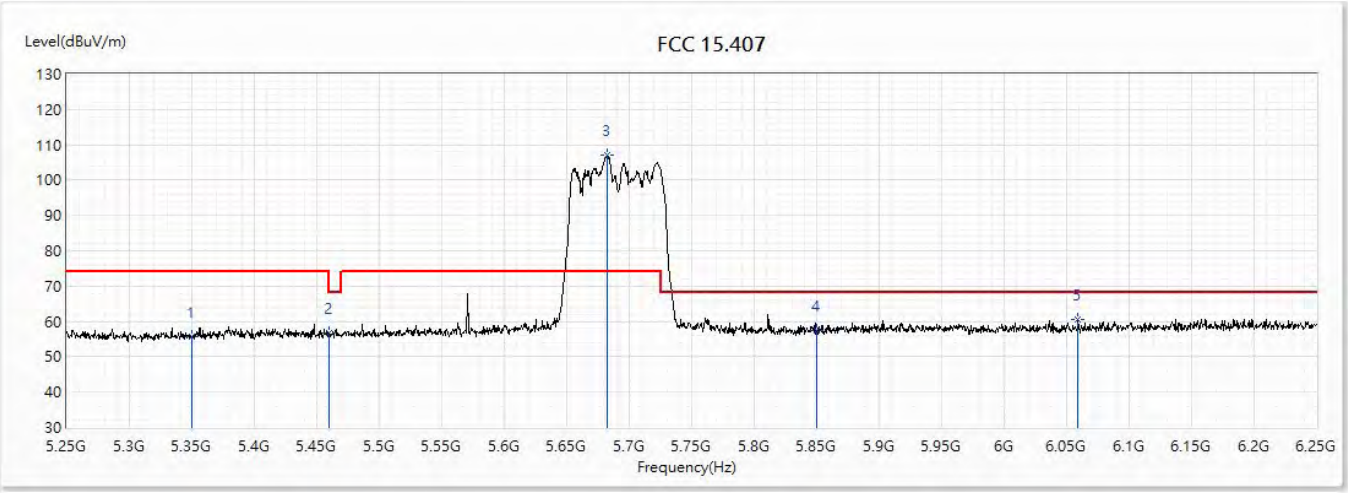

No	Frequency (MHz)	Emission Level (dBuV/m)	Limit (dBuV/m)	Margin (dB)	Reading Level (dBuV)	Correct Factor (dB)	Detector Type
1	5350	55.56	74.00	-18.44	31.53	24.03	PK
2	5460	56.82	74.00	-17.18	32.66	24.16	PK
! 3	5682.5	107.17	74.00	33.17	82.28	24.89	PK
4	5850	57.29	68.20	-10.91	31.77	25.52	PK
5	6059	60.70	68.20	-7.50	34.42	26.28	PK

Note:

1. All reading above 1GHz is performed with peak and/or average measurements as necessary.
2. “ * ”, means this data is the worst emission level.
3. Emission Level = Reading Level + Correct Factor.
4. The average measurement was not performed when the peak measured data under the limit of average detection. If the readings given are average, peak measurement should also be supplied.
5. The fundamental for reference only, it’s not restricted by unwanted emission limit.

Site :	CB2-H	Engineer :	Rueyyan
Model No :	GT-AX6000,	Test Date :	2018/11/28
Test Voltage :	AC 120V/60Hz	Polarity :	Horizontal
Test Mode :	Mode 3:TX_Beamforming_NSS4_ADP-65DW Y		
Note :	802.11ac(80M)_5690MHz		

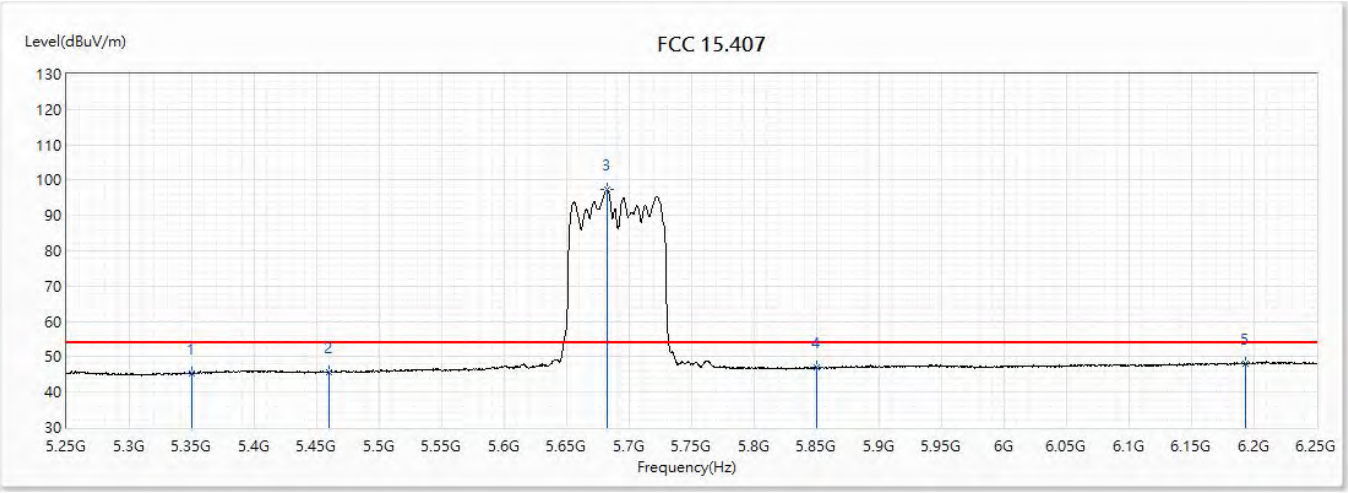

No	Frequency (MHz)	Emission Level (dBuV/m)	Limit (dBuV/m)	Margin (dB)	Reading Level (dBuV)	Correct Factor (dB)	Detector Type
1	5350	45.26	54.00	-8.74	21.23	24.03	AV
2	5460	45.65	54.00	-8.35	21.49	24.16	AV
! 3	5682.5	97.46	54.00	43.46	72.57	24.89	AV
4	5850	46.86	54.00	-7.14	21.34	25.52	AV
5	6193	48.18	54.00	-5.82	21.50	26.68	AV

Note:

1. All reading above 1GHz is performed with peak and/or average measurements as necessary.
2. “ * ”, means this data is the worst emission level.
3. Emission Level = Reading Level + Correct Factor.
4. The average measurement was not performed when the peak measured data under the limit of average detection. If the readings given are average, peak measurement should also be supplied.
5. The fundamental for reference only, it’s not restricted by unwanted emission limit.

Site :	CB2-H	Engineer :	Rueyyan
Model No :	GT-AX6000,	Test Date :	2018/11/28
Test Voltage :	AC 120V/60Hz	Polarity :	Vertical
Test Mode :	Mode 3:TX_Beamforming_NSS4_ADP-65DW Y		
Note :	802.11ac(80M)_5690MHz		

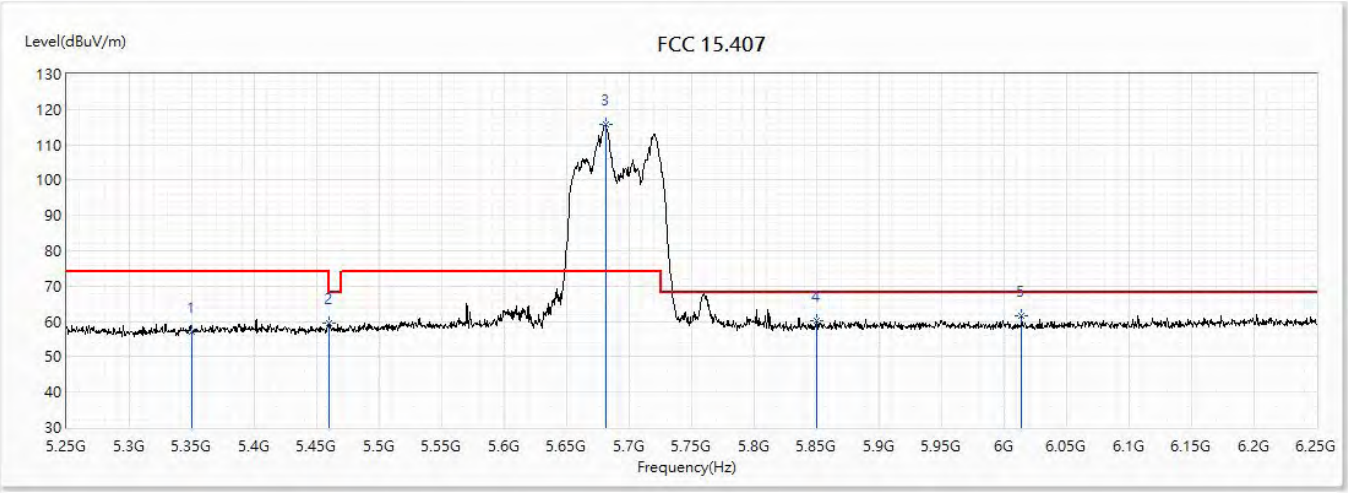

No	Frequency (MHz)	Emission Level (dBuV/m)	Limit (dBuV/m)	Margin (dB)	Reading Level (dBuV)	Correct Factor (dB)	Detector Type
1	5350	57.13	74.00	-16.87	33.10	24.03	PK
2	5460	59.63	74.00	-14.37	35.47	24.16	PK
! 3	5681	115.60	74.00	41.60	90.71	24.89	PK
4	5850	60.38	68.20	-7.82	34.86	25.52	PK
5	6014	61.56	68.20	-6.64	35.42	26.14	PK

Note:

1. All reading above 1GHz is performed with peak and/or average measurements as necessary.
2. “ * ”, means this data is the worst emission level.
3. Emission Level = Reading Level + Correct Factor.
4. The average measurement was not performed when the peak measured data under the limit of average detection. If the readings given are average, peak measurement should also be supplied.
5. The fundamental for reference only, it’s not restricted by unwanted emission limit.

Site :	CB2-H	Engineer :	Rueyyan
Model No :	GT-AX6000,	Test Date :	2018/11/28
Test Voltage :	AC 120V/60Hz	Polarity :	Vertical
Test Mode :	Mode 3:TX_Beamforming_NSS4_ADP-65DW Y		
Note :	802.11ac(80M)_5690MHz		

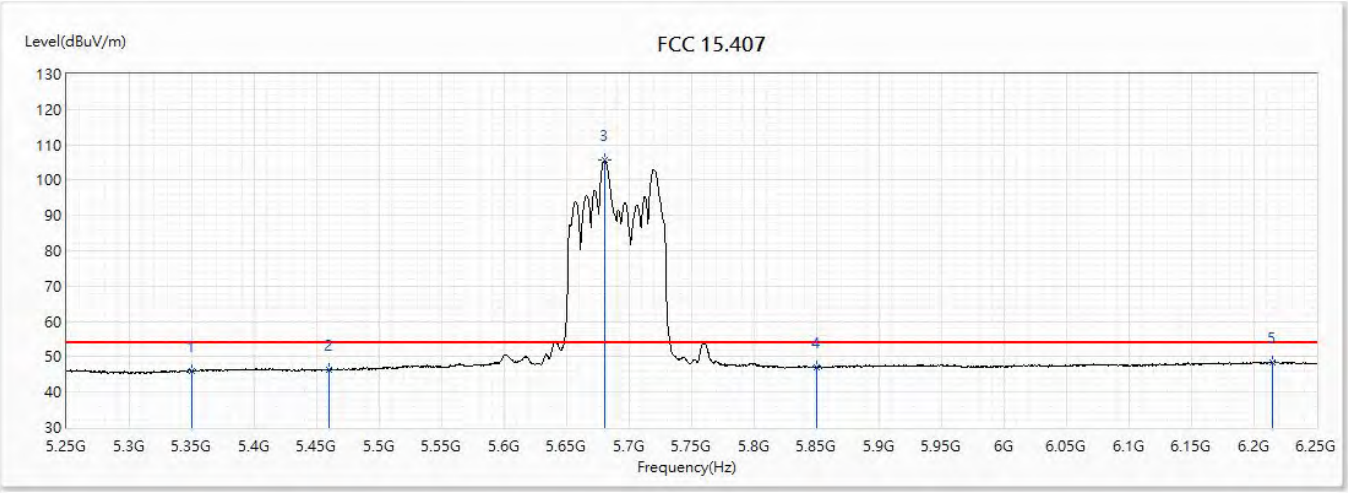

No	Frequency (MHz)	Emission Level (dBuV/m)	Limit (dBuV/m)	Margin (dB)	Reading Level (dBuV)	Correct Factor (dB)	Detector Type
1	5350	46.03	54.00	-7.97	22.00	24.03	AV
2	5460	46.29	54.00	-7.71	22.13	24.16	AV
! 3	5680	105.53	54.00	51.53	80.65	24.88	AV
4	5850	47.10	54.00	-6.90	21.58	25.52	AV
5	6215	48.48	54.00	-5.52	21.74	26.74	AV

Note:

1. All reading above 1GHz is performed with peak and/or average measurements as necessary.
2. “ * ”, means this data is the worst emission level.
3. Emission Level = Reading Level + Correct Factor.
4. The average measurement was not performed when the peak measured data under the limit of average detection. If the readings given are average, peak measurement should also be supplied.
5. The fundamental for reference only, it’s not restricted by unwanted emission limit.

Site :	CB2-H	Engineer :	Rueyyan
Model No :	GT-AX6000,	Test Date :	2018/11/28
Test Voltage :	AC 120V/60Hz	Polarity :	Horizontal
Test Mode :	Mode 3:TX_Beamforming_NSS4_ADP-65DW Y		
Note :	802.11ax(20M)_5720MHz		

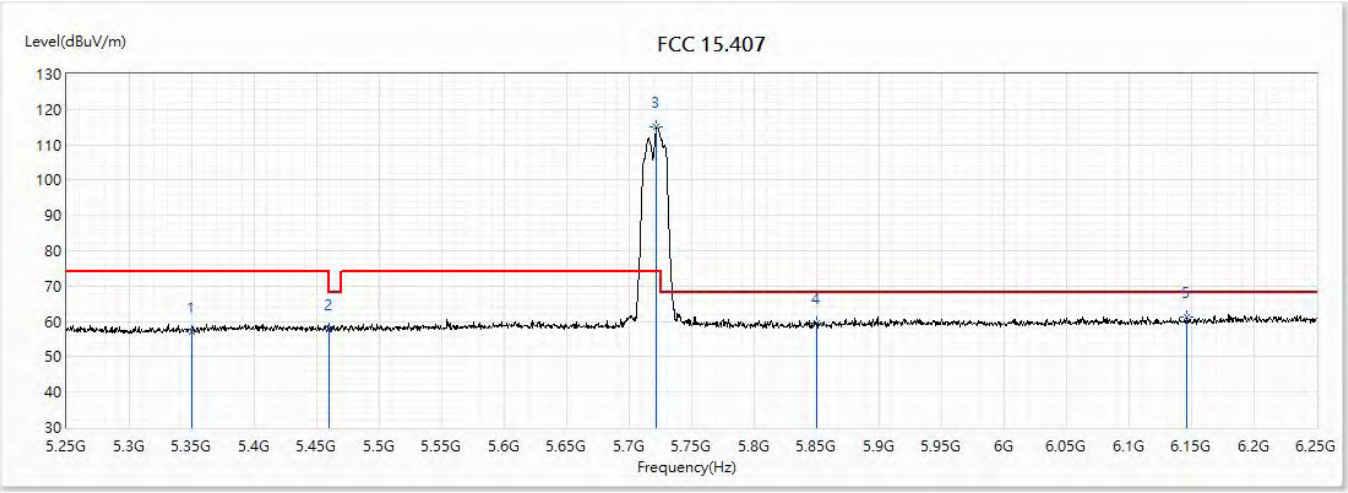

No	Frequency (MHz)	Emission Level (dBuV/m)	Limit (dBuV/m)	Margin (dB)	Reading Level (dBuV)	Correct Factor (dB)	Detector Type
1	5350	57.18	74.00	-16.82	33.15	24.03	PK
2	5460	57.92	74.00	-16.08	33.76	24.16	PK
! 3	5722	114.97	74.00	40.97	89.93	25.04	PK
4	5850	59.64	68.20	-8.56	34.12	25.52	PK
5	6146.5	61.27	68.20	-6.93	34.73	26.54	PK

Note:

1. All reading above 1GHz is performed with peak and/or average measurements as necessary.
2. “ * ”, means this data is the worst emission level.
3. Emission Level = Reading Level + Correct Factor.
4. The average measurement was not performed when the peak measured data under the limit of average detection. If the readings given are average, peak measurement should also be supplied.
5. The fundamental for reference only, it’s not restricted by unwanted emission limit.

Site :	CB2-H	Engineer :	Rueyyan
Model No :	GT-AX6000,	Test Date :	2018/11/28
Test Voltage :	AC 120V/60Hz	Polarity :	Horizontal
Test Mode :	Mode 3:TX_Beamforming_NSS4_ADP-65DW Y		
Note :	802.11ax(20M)_5720MHz		

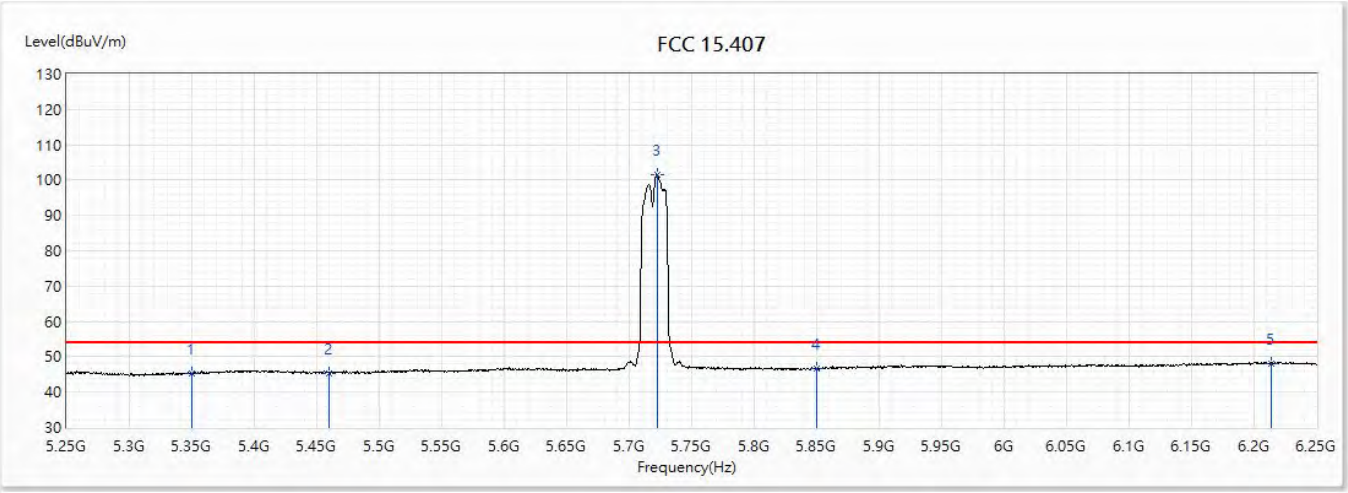

No	Frequency (MHz)	Emission Level (dBuV/m)	Limit (dBuV/m)	Margin (dB)	Reading Level (dBuV)	Correct Factor (dB)	Detector Type
1	5350	45.30	54.00	-8.70	21.27	24.03	AV
2	5460	45.39	54.00	-8.61	21.23	24.16	AV
! 3	5722.5	101.68	54.00	47.68	76.64	25.04	AV
4	5850	46.80	54.00	-7.20	21.28	25.52	AV
5	6214	48.05	54.00	-5.95	21.31	26.74	AV

Note:

1. All reading above 1GHz is performed with peak and/or average measurements as necessary.
2. “ * ”, means this data is the worst emission level.
3. Emission Level = Reading Level + Correct Factor.
4. The average measurement was not performed when the peak measured data under the limit of average detection. If the readings given are average, peak measurement should also be supplied.
5. The fundamental for reference only, it’s not restricted by unwanted emission limit.

Site :	CB2-H	Engineer :	Rueyyan
Model No :	GT-AX6000,	Test Date :	2018/11/28
Test Voltage :	AC 120V/60Hz	Polarity :	Vertical
Test Mode :	Mode 3:TX_Beamforming_NSS4_ADP-65DW Y		
Note :	802.11ax(20M)_5720MHz		

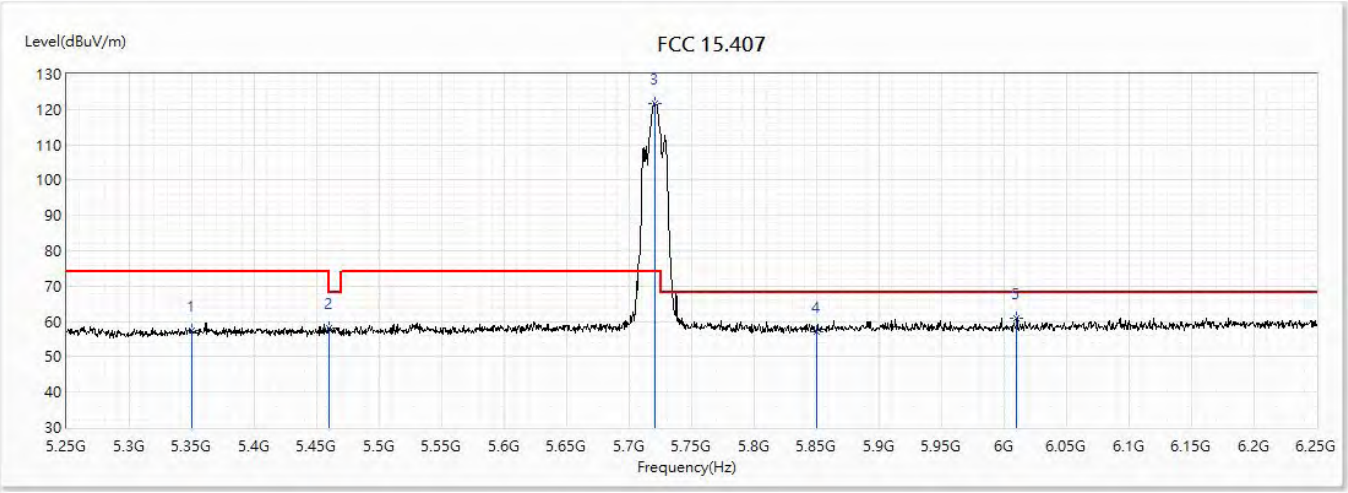

No	Frequency (MHz)	Emission Level (dBuV/m)	Limit (dBuV/m)	Margin (dB)	Reading Level (dBuV)	Correct Factor (dB)	Detector Type
1	5350	57.27	74.00	-16.73	33.24	24.03	PK
2	5460	58.06	74.00	-15.94	33.90	24.16	PK
! 3	5721	121.59	74.00	47.59	96.55	25.04	PK
4	5850	56.98	68.20	-11.22	31.46	25.52	PK
5	6010	60.89	68.20	-7.31	34.76	26.13	PK

Note:

1. All reading above 1GHz is performed with peak and/or average measurements as necessary.
2. “ * ”, means this data is the worst emission level.
3. Emission Level = Reading Level + Correct Factor.
4. The average measurement was not performed when the peak measured data under the limit of average detection. If the readings given are average, peak measurement should also be supplied.
5. The fundamental for reference only, it’s not restricted by unwanted emission limit.

Site :	CB2-H	Engineer :	Rueyyan
Model No :	GT-AX6000,	Test Date :	2018/11/28
Test Voltage :	AC 120V/60Hz	Polarity :	Vertical
Test Mode :	Mode 3:TX_Beamforming_NSS4_ADP-65DW Y		
Note :	802.11ax(20M)_5720MHz		

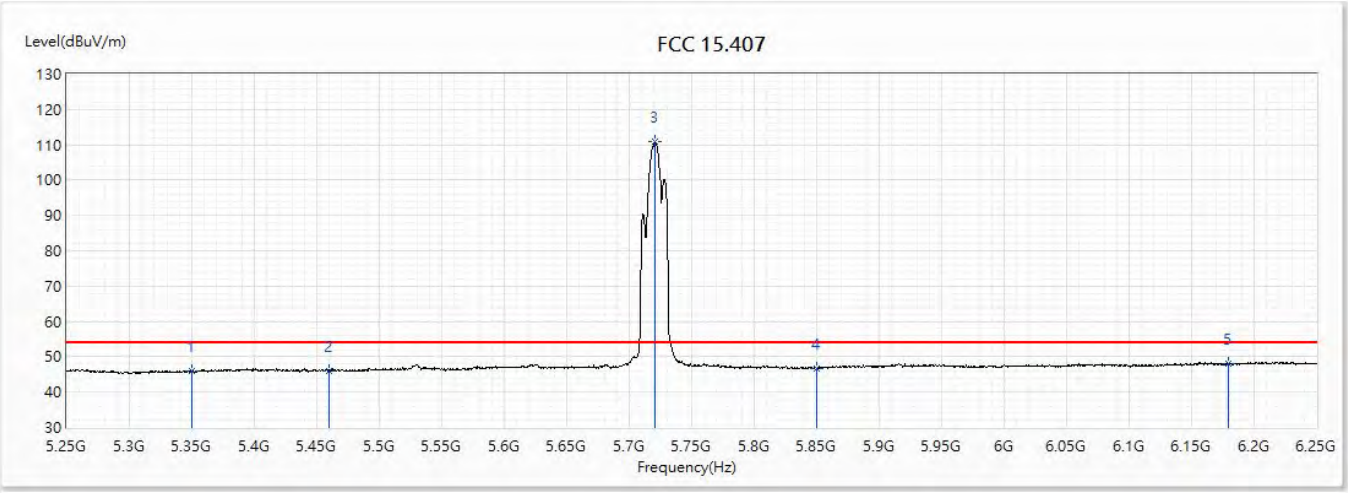

No	Frequency (MHz)	Emission Level (dBuV/m)	Limit (dBuV/m)	Margin (dB)	Reading Level (dBuV)	Correct Factor (dB)	Detector Type
1	5350	45.82	54.00	-8.18	21.79	24.03	AV
2	5460	46.05	54.00	-7.95	21.89	24.16	AV
! 3	5721	110.79	54.00	56.79	85.75	25.04	AV
4	5850	46.76	54.00	-7.24	21.24	25.52	AV
5	6179.5	48.14	54.00	-5.86	21.51	26.63	AV

Note:

1. All reading above 1GHz is performed with peak and/or average measurements as necessary.
2. “ * ”, means this data is the worst emission level.
3. Emission Level = Reading Level + Correct Factor.
4. The average measurement was not performed when the peak measured data under the limit of average detection. If the readings given are average, peak measurement should also be supplied.
5. The fundamental for reference only, it’s not restricted by unwanted emission limit.

Site :	CB2-H	Engineer :	Rueyyan
Model No :	GT-AX6000,	Test Date :	2018/11/28
Test Voltage :	AC 120V/60Hz	Polarity :	Horizontal
Test Mode :	Mode 3:TX_Beamforming_NSS4_ADP-65DW Y		
Note :	802.11ax(40M)_5710MHz		

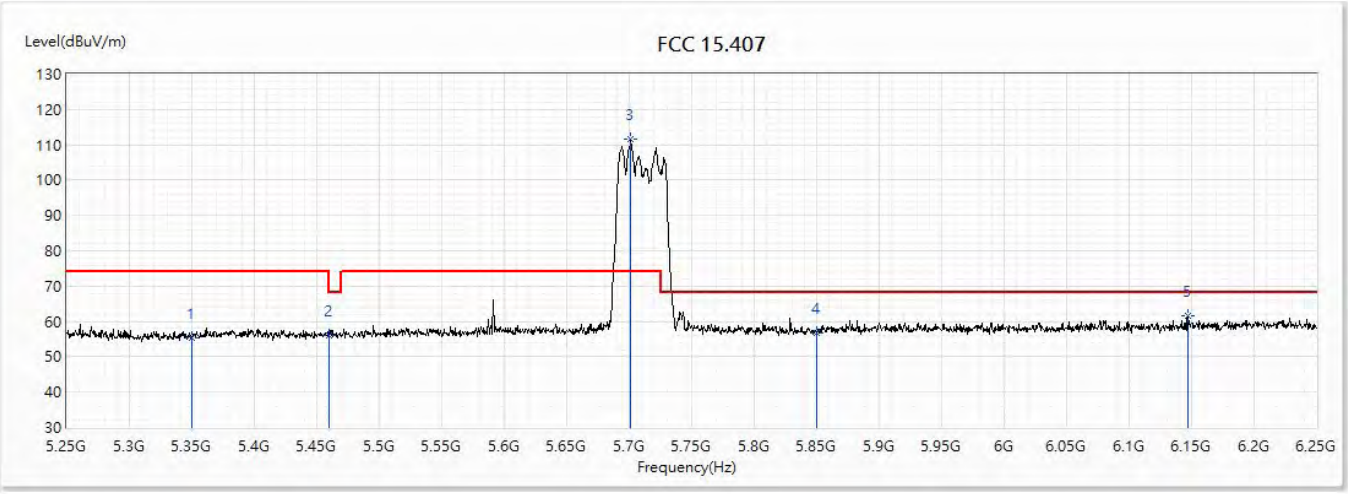

No	Frequency (MHz)	Emission Level (dBuV/m)	Limit (dBuV/m)	Margin (dB)	Reading Level (dBuV)	Correct Factor (dB)	Detector Type
1	5350	55.39	74.00	-18.61	31.36	24.03	PK
2	5460	55.98	74.00	-18.02	31.82	24.16	PK
! 3	5701	111.57	74.00	37.57	86.61	24.96	PK
4	5850	56.57	68.20	-11.63	31.05	25.52	PK
5	6147	61.52	68.20	-6.68	34.98	26.54	PK

Note:

1. All reading above 1GHz is performed with peak and/or average measurements as necessary.
2. “ * ”, means this data is the worst emission level.
3. Emission Level = Reading Level + Correct Factor.
4. The average measurement was not performed when the peak measured data under the limit of average detection. If the readings given are average, peak measurement should also be supplied.
5. The fundamental for reference only, it’s not restricted by unwanted emission limit.

Site :	CB2-H	Engineer :	Rueyyan
Model No :	GT-AX6000,	Test Date :	2018/11/28
Test Voltage :	AC 120V/60Hz	Polarity :	Horizontal
Test Mode :	Mode 3:TX_Beamforming_NSS4_ADP-65DW Y		
Note :	802.11ax(40M)_5710MHz		

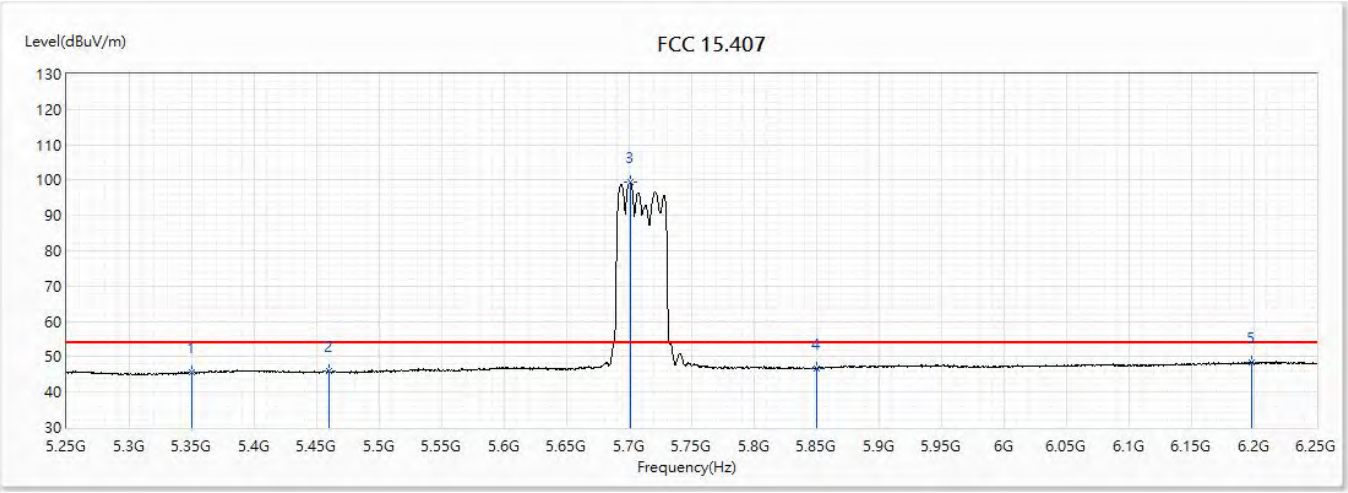

No	Frequency (MHz)	Emission Level (dBuV/m)	Limit (dBuV/m)	Margin (dB)	Reading Level (dBuV)	Correct Factor (dB)	Detector Type
1	5350	45.50	54.00	-8.50	21.47	24.03	AV
2	5460	45.90	54.00	-8.10	21.74	24.16	AV
! 3	5700.5	99.39	54.00	45.39	74.43	24.96	AV
4	5850	46.74	54.00	-7.26	21.22	25.52	AV
5	6198.5	48.50	54.00	-5.50	21.81	26.69	AV

Note:

1. All reading above 1GHz is performed with peak and/or average measurements as necessary.
2. “ * ”, means this data is the worst emission level.
3. Emission Level = Reading Level + Correct Factor.
4. The average measurement was not performed when the peak measured data under the limit of average detection. If the readings given are average, peak measurement should also be supplied.
5. The fundamental for reference only, it’s not restricted by unwanted emission limit.

Site :	CB2-H	Engineer :	Rueyyan
Model No :	GT-AX6000,	Test Date :	2018/11/28
Test Voltage :	AC 120V/60Hz	Polarity :	Vertical
Test Mode :	Mode 3:TX_Beamforming_NSS4_ADP-65DW Y		
Note :	802.11ax(40M)_5710MHz		

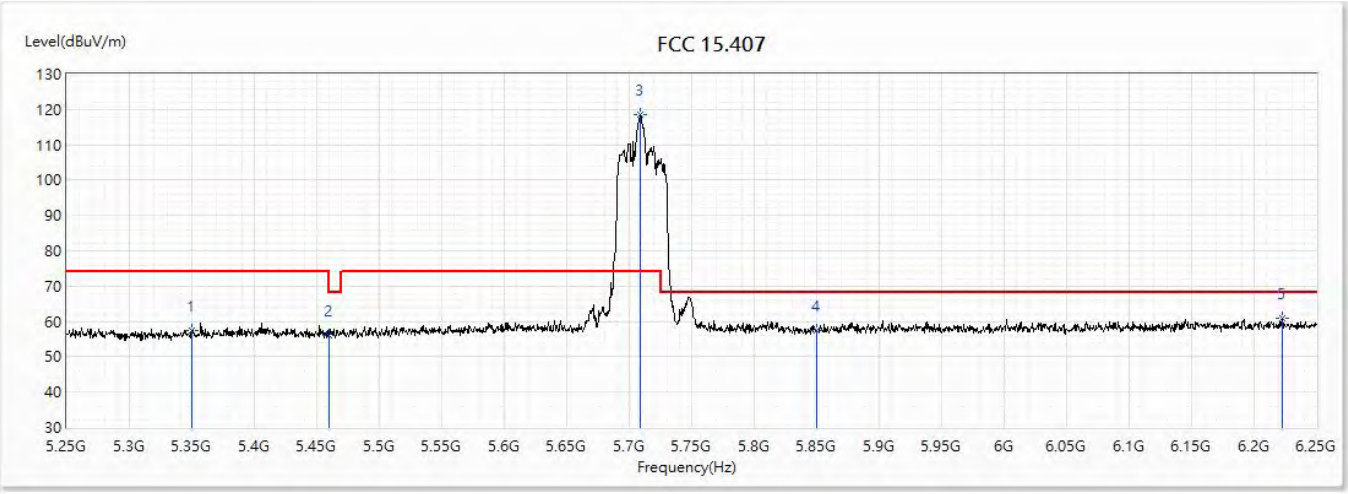

No	Frequency (MHz)	Emission Level (dBuV/m)	Limit (dBuV/m)	Margin (dB)	Reading Level (dBuV)	Correct Factor (dB)	Detector Type
1	5350	57.55	74.00	-16.45	33.52	24.03	PK
2	5460	56.13	74.00	-17.87	31.97	24.16	PK
! 3	5709	118.53	74.00	44.53	93.53	25.00	PK
4	5850	57.34	68.20	-10.86	31.82	25.52	PK
5	6222.5	61.01	68.20	-7.19	34.24	26.77	PK

Note:

1. All reading above 1GHz is performed with peak and/or average measurements as necessary.
2. “ * ”, means this data is the worst emission level.
3. Emission Level = Reading Level + Correct Factor.
4. The average measurement was not performed when the peak measured data under the limit of average detection. If the readings given are average, peak measurement should also be supplied.
5. The fundamental for reference only, it’s not restricted by unwanted emission limit.

Site :	CB2-H	Engineer :	Rueyyan
Model No :	GT-AX6000,	Test Date :	2018/11/28
Test Voltage :	AC 120V/60Hz	Polarity :	Vertical
Test Mode :	Mode 3:TX_Beamforming_NSS4_ADP-65DW Y		
Note :	802.11ax(40M)_5710MHz		

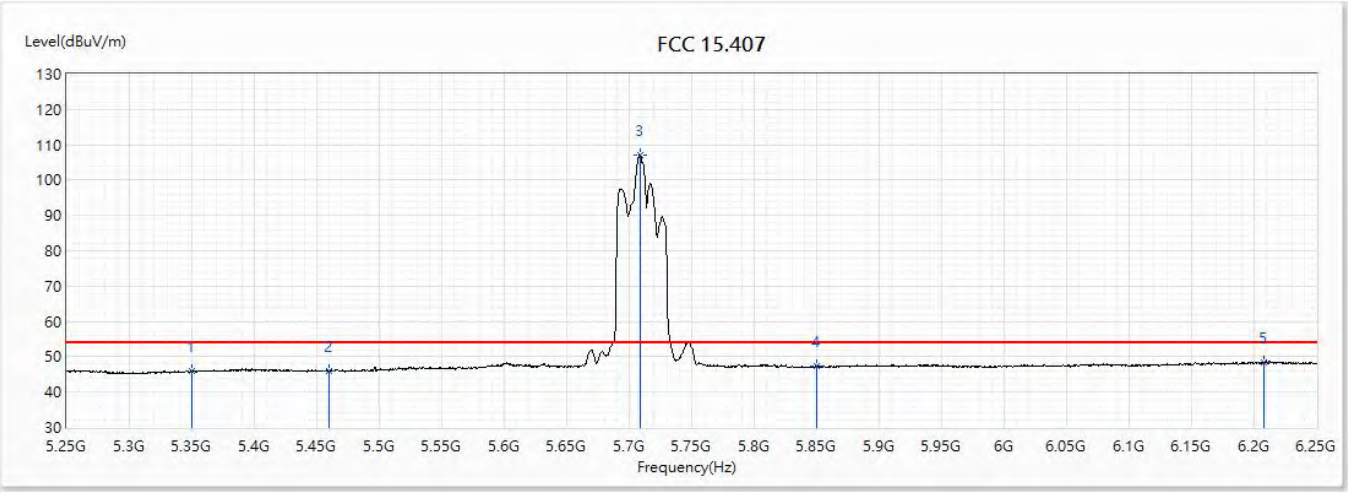

No	Frequency (MHz)	Emission Level (dBuV/m)	Limit (dBuV/m)	Margin (dB)	Reading Level (dBuV)	Correct Factor (dB)	Detector Type
1	5350	45.86	54.00	-8.14	21.83	24.03	AV
2	5460	46.04	54.00	-7.96	21.88	24.16	AV
! 3	5708.5	107.04	54.00	53.04	82.04	25.00	AV
4	5850	47.26	54.00	-6.74	21.74	25.52	AV
5	6208	48.32	54.00	-5.68	21.59	26.73	AV

Note:

1. All reading above 1GHz is performed with peak and/or average measurements as necessary.
2. “ * ”, means this data is the worst emission level.
3. Emission Level = Reading Level + Correct Factor.
4. The average measurement was not performed when the peak measured data under the limit of average detection. If the readings given are average, peak measurement should also be supplied.
5. The fundamental for reference only, it’s not restricted by unwanted emission limit.

Site :	CB2-H	Engineer :	Rueyyan
Model No :	GT-AX6000,	Test Date :	2018/11/28
Test Voltage :	AC 120V/60Hz	Polarity :	Horizontal
Test Mode :	Mode 3:TX_Beamforming_NSS4_ADP-65DW Y		
Note :	802.11ax(80M)_5690MHz		

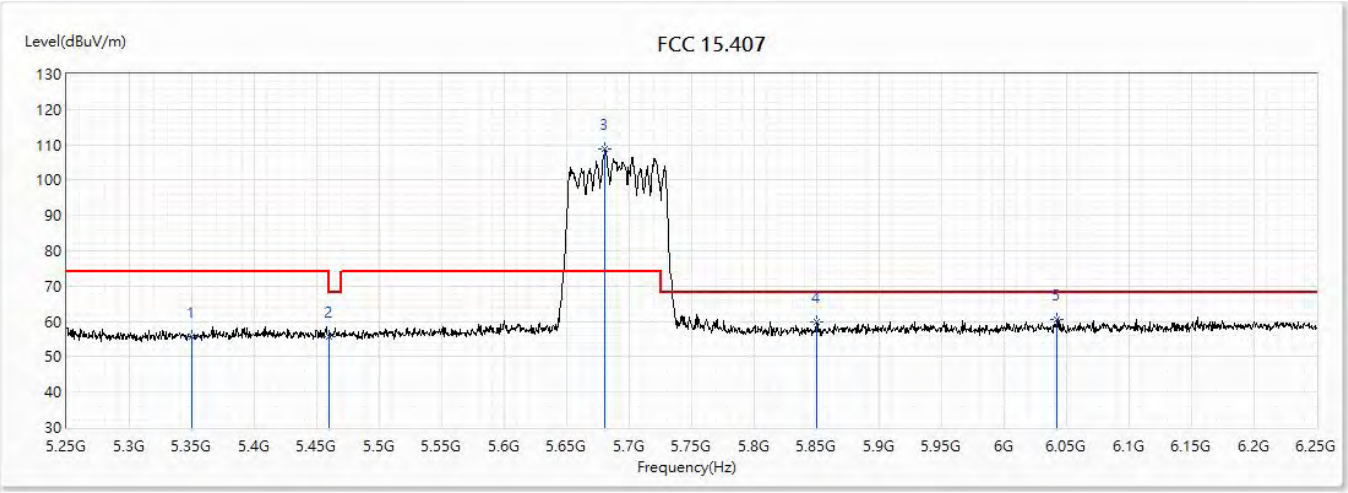

No	Frequency (MHz)	Emission Level (dBuV/m)	Limit (dBuV/m)	Margin (dB)	Reading Level (dBuV)	Correct Factor (dB)	Detector Type
1	5350	55.81	74.00	-18.19	31.78	24.03	PK
2	5460	55.75	74.00	-18.25	31.59	24.16	PK
! 3	5680.5	108.68	74.00	34.68	83.80	24.88	PK
4	5850	59.85	68.20	-8.35	34.33	25.52	PK
5	6042.5	60.72	68.20	-7.48	34.50	26.22	PK

Note:

1. All reading above 1GHz is performed with peak and/or average measurements as necessary.
2. “ * ”, means this data is the worst emission level.
3. Emission Level = Reading Level + Correct Factor.
4. The average measurement was not performed when the peak measured data under the limit of average detection. If the readings given are average, peak measurement should also be supplied.
5. The fundamental for reference only, it’s not restricted by unwanted emission limit.

Site :	CB2-H	Engineer :	Rueyyan
Model No :	GT-AX6000,	Test Date :	2018/11/28
Test Voltage :	AC 120V/60Hz	Polarity :	Horizontal
Test Mode :	Mode 3:TX_Beamforming_NSS4_ADP-65DW Y		
Note :	802.11ax(80M)_5690MHz		

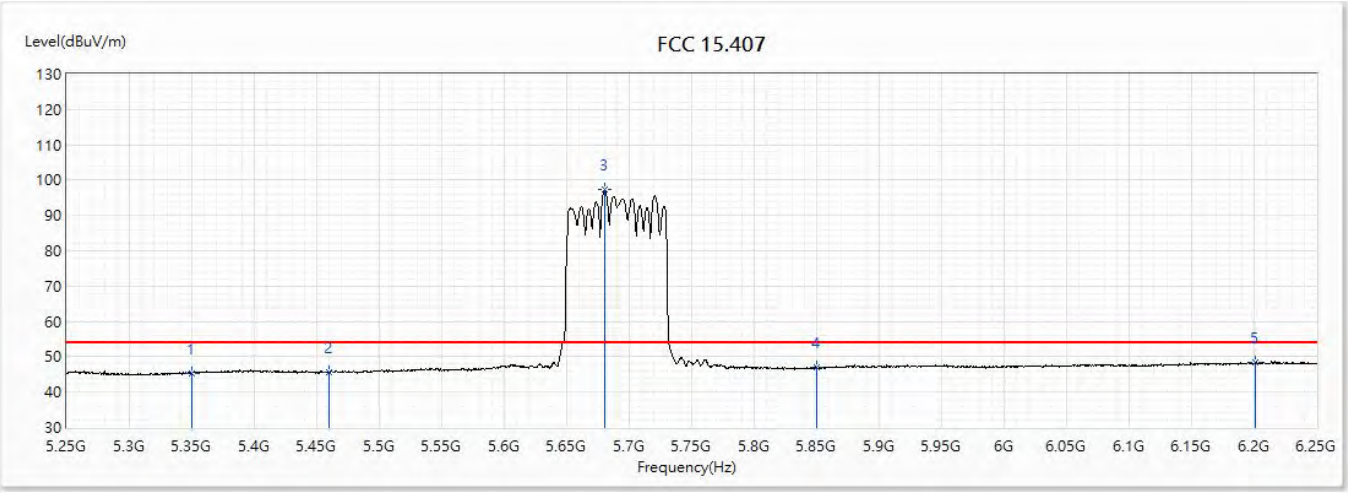

No	Frequency (MHz)	Emission Level (dBuV/m)	Limit (dBuV/m)	Margin (dB)	Reading Level (dBuV)	Correct Factor (dB)	Detector Type
1	5350	45.32	54.00	-8.68	21.29	24.03	AV
2	5460	45.79	54.00	-8.21	21.63	24.16	AV
! 3	5680	97.22	54.00	43.22	72.34	24.88	AV
4	5850	46.85	54.00	-7.15	21.33	25.52	AV
5	6201	48.23	54.00	-5.77	21.53	26.70	AV

Note:

1. All reading above 1GHz is performed with peak and/or average measurements as necessary.
2. “ * ”, means this data is the worst emission level.
3. Emission Level = Reading Level + Correct Factor.
4. The average measurement was not performed when the peak measured data under the limit of average detection. If the readings given are average, peak measurement should also be supplied.
5. The fundamental for reference only, it’s not restricted by unwanted emission limit.

Site :	CB2-H	Engineer :	Rueyyan
Model No :	GT-AX6000,	Test Date :	2018/11/28
Test Voltage :	AC 120V/60Hz	Polarity :	Vertical
Test Mode :	Mode 3:TX_Beamforming_NSS4_ADP-65DW Y		
Note :	802.11ax(80M)_5690MHz		

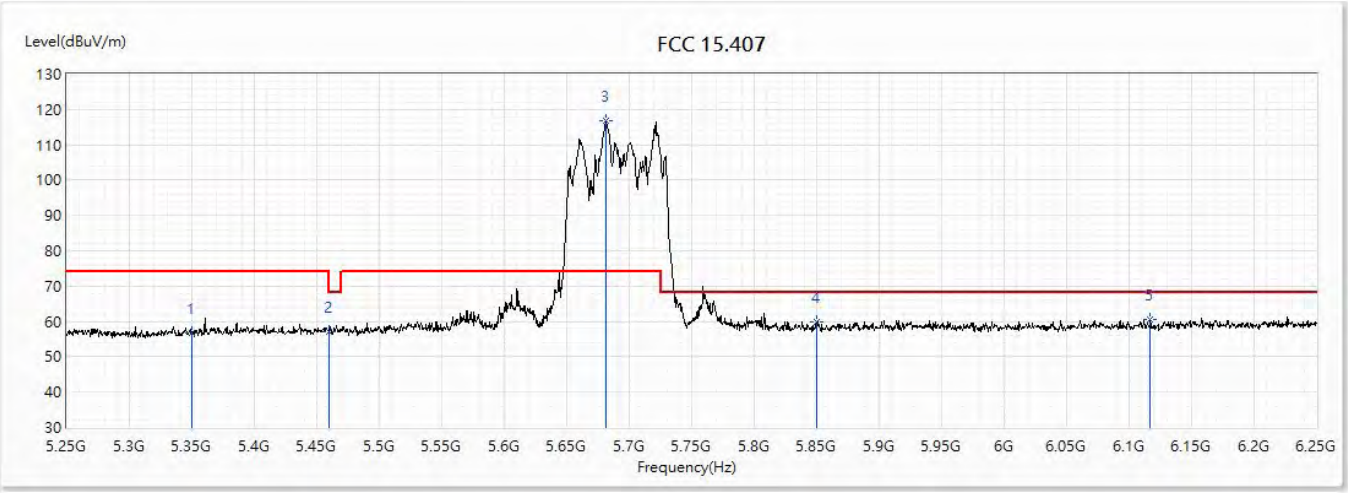

No	Frequency (MHz)	Emission Level (dBuV/m)	Limit (dBuV/m)	Margin (dB)	Reading Level (dBuV)	Correct Factor (dB)	Detector Type
1	5350	56.65	74.00	-17.35	32.62	24.03	PK
2	5460	57.01	74.00	-16.99	32.85	24.16	PK
! 3	5681.5	116.64	74.00	42.64	91.75	24.89	PK
4	5850	59.83	68.20	-8.37	34.31	25.52	PK
5	6117	60.64	68.20	-7.56	34.18	26.46	PK

Note:

1. All reading above 1GHz is performed with peak and/or average measurements as necessary.
2. “ * ”, means this data is the worst emission level.
3. Emission Level = Reading Level + Correct Factor.
4. The average measurement was not performed when the peak measured data under the limit of average detection. If the readings given are average, peak measurement should also be supplied.
5. The fundamental for reference only, it’s not restricted by unwanted emission limit.

Site :	CB2-H	Engineer :	Rueyyan
Model No :	GT-AX6000,	Test Date :	2018/11/28
Test Voltage :	AC 120V/60Hz	Polarity :	Vertical
Test Mode :	Mode 3:TX_Beamforming_NSS4_ADP-65DW Y		
Note :	802.11ax(80M)_5690MHz		

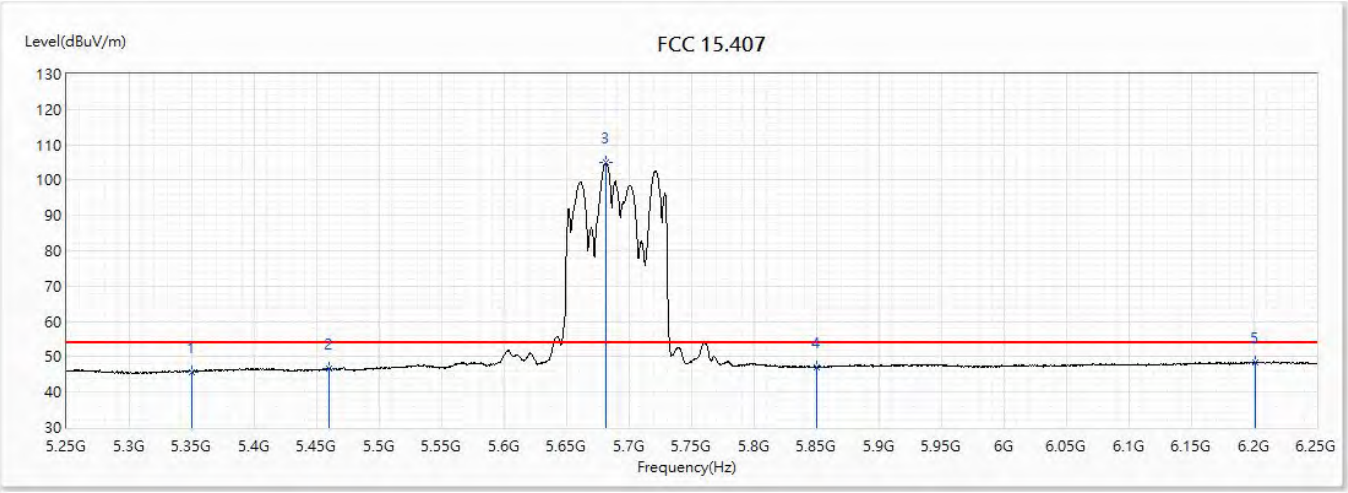

No	Frequency (MHz)	Emission Level (dBuV/m)	Limit (dBuV/m)	Margin (dB)	Reading Level (dBuV)	Correct Factor (dB)	Detector Type
1	5350	45.79	54.00	-8.21	21.76	24.03	AV
2	5460	46.58	54.00	-7.42	22.42	24.16	AV
! 3	5681.5	104.90	54.00	50.90	80.01	24.89	AV
4	5850	47.03	54.00	-6.97	21.51	25.52	AV
5	6201	48.50	54.00	-5.50	21.80	26.70	AV

Note:

1. All reading above 1GHz is performed with peak and/or average measurements as necessary.
2. “ * ”, means this data is the worst emission level.
3. Emission Level = Reading Level + Correct Factor.
4. The average measurement was not performed when the peak measured data under the limit of average detection. If the readings given are average, peak measurement should also be supplied.
5. The fundamental for reference only, it’s not restricted by unwanted emission limit.

Site :	CB2-H	Engineer :	Rueyyan
Model No :	GT-AX6000,	Test Date :	2018/9/2
Test Voltage :	AC 120V/60Hz	Polarity :	Horizontal
Test Mode :	Mode 3:TX_Beamforming_NSS4_ADP-65DW Y		
Note :	802.11ax(80M)_5775MHz		

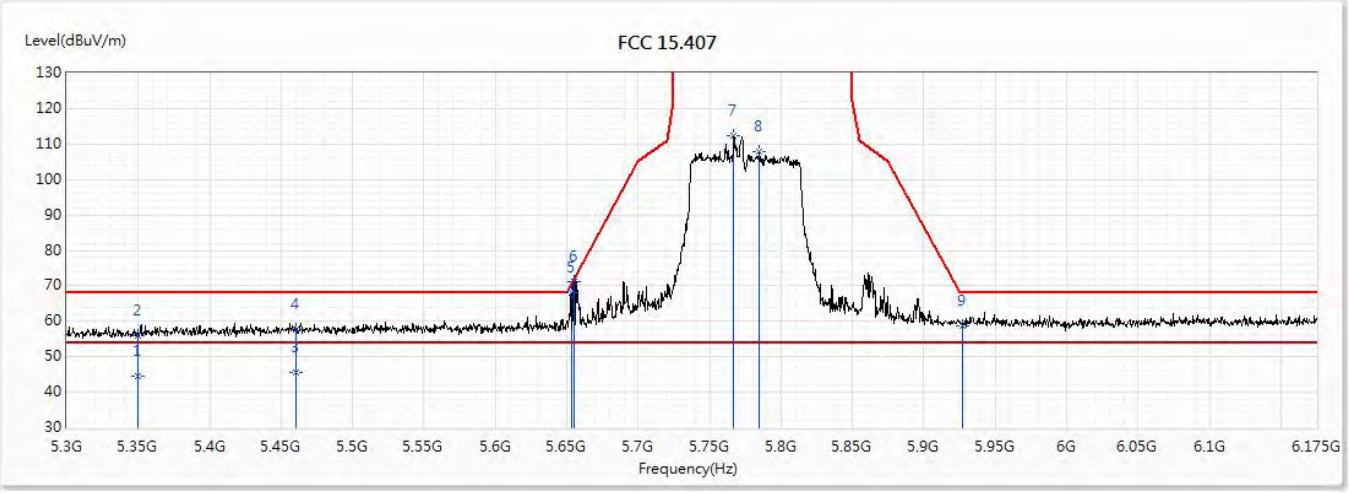

No	Frequency (MHz)	Emission Level (dBuV/m)	Limit (dBuV/m)	Margin (dB)	Reading Level (dBuV)	Correct Factor (dB)	Detector Type
1	5350	44.45	54.00	-9.55	20.56	23.89	AV
2	5350	56.00	68.20	-12.20	32.11	23.89	PK
3	5460	45.55	54.00	-8.45	21.57	23.98	AV
4	5460	57.81	68.20	-10.39	33.83	23.98	PK
5	5653.063	68.20	70.47	-2.27	43.73	24.47	PK
* 6	5654.813	71.22	71.76	-0.54	46.75	24.47	PK
7	5766.813	112.22	131.20	-18.98	87.41	24.81	PK
8	5784.75	107.86	131.20	-23.34	83.00	24.86	PK
9	5926.938	58.63	68.20	-9.57	33.36	25.27	PK

Note:

1. All reading above 1GHz is performed with peak and/or average measurements as necessary.
2. “ * ”, means this data is the worst emission level.
3. Emission Level = Reading Level + Correct Factor.
4. The average measurement was not performed when the peak measured data under the limit of average detection. If the readings given are average, peak measurement should also be supplied.
5. The fundamental for reference only, it’s not restricted by unwanted emission limit.

Site :	CB2-H	Engineer :	Rueyyan
Model No :	GT-AX6000,	Test Date :	2018/9/2
Test Voltage :	AC 120V/60Hz	Polarity :	Vertical
Test Mode :	Mode 3:TX_Beamforming_NSS4_ADP-65DW Y		
Note :	802.11ax(80M)_5775MHz		

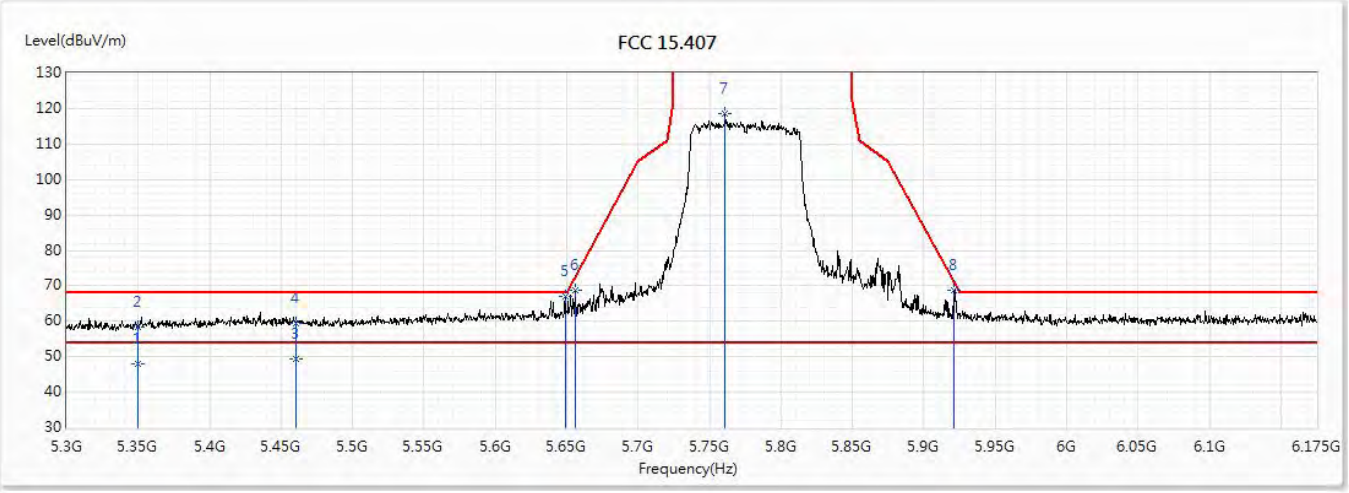

No	Frequency (MHz)	Emission Level (dBuV/m)	Limit (dBuV/m)	Margin (dB)	Reading Level (dBuV)	Correct Factor (dB)	Detector Type
1	5350	48.13	54.00	-5.87	24.24	23.89	AV
2	5350	58.45	68.20	-9.75	34.56	23.89	PK
3	5460	49.26	54.00	-4.74	25.28	23.98	AV
4	5460	59.58	68.20	-8.62	35.60	23.98	PK
* 5	5649.125	66.99	68.20	-1.21	42.53	24.46	PK
6	5655.688	68.85	72.41	-3.56	44.37	24.48	PK
7	5760.688	118.75	131.20	-12.45	93.96	24.79	PK
8	5921.25	68.78	70.97	-2.20	43.52	25.26	PK

Note:

1. All reading above 1GHz is performed with peak and/or average measurements as necessary.
2. “ * ”, means this data is the worst emission level.
3. Emission Level = Reading Level + Correct Factor.
4. The average measurement was not performed when the peak measured data under the limit of average detection. If the readings given are average, peak measurement should also be supplied.
5. The fundamental for reference only, it’s not restricted by unwanted emission limit.

Site :	CB2-H	Engineer :	Rueyyan
Model No :	GT-AX6000,	Test Date :	2018/10/26
Test Voltage :	AC 120V/60Hz	Polarity :	Horizontal
Test Mode :	Mode 14:TX_Non Beamforming_NSS1_ADP-65DW Y		
Note :	802.11ac(40M)_5190MHz		

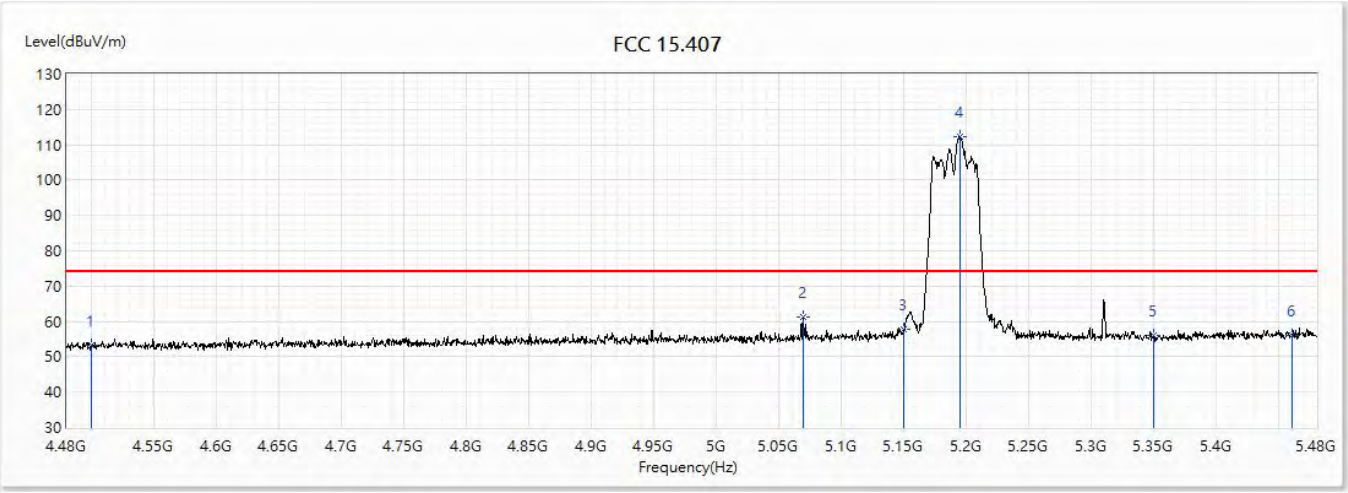

No	Frequency (MHz)	Emission Level (dBuV/m)	Limit (dBuV/m)	Margin (dB)	Reading Level (dBuV)	Correct Factor (dB)	Detector Type
1	4500	53.20	74.00	-20.80	30.99	22.21	PK
2	5069	61.40	74.00	-12.60	37.72	23.68	PK
3	5150	57.85	74.00	-16.15	34.09	23.76	PK
! 4	5194.5	112.42	74.00	38.42	88.61	23.81	PK
5	5350	56.02	74.00	-17.98	32.06	23.96	PK
6	5460	56.08	74.00	-17.92	32.01	24.07	PK

Note:

1. All reading above 1GHz is performed with peak and/or average measurements as necessary.
2. “ * ”, means this data is the worst emission level.
3. Emission Level = Reading Level + Correct Factor.
4. The average measurement was not performed when the peak measured data under the limit of average detection. If the readings given are average, peak measurement should also be supplied.
5. The fundamental for reference only, it’s not restricted by unwanted emission limit.

Site :	CB2-H	Engineer :	Rueyyan
Model No :	GT-AX6000,	Test Date :	2018/10/26
Test Voltage :	AC 120V/60Hz	Polarity :	Horizontal
Test Mode :	Mode 14:TX_Non Beamforming_NSS1_ADP-65DW Y		
Note :	802.11ac(40M)_5190MHz		

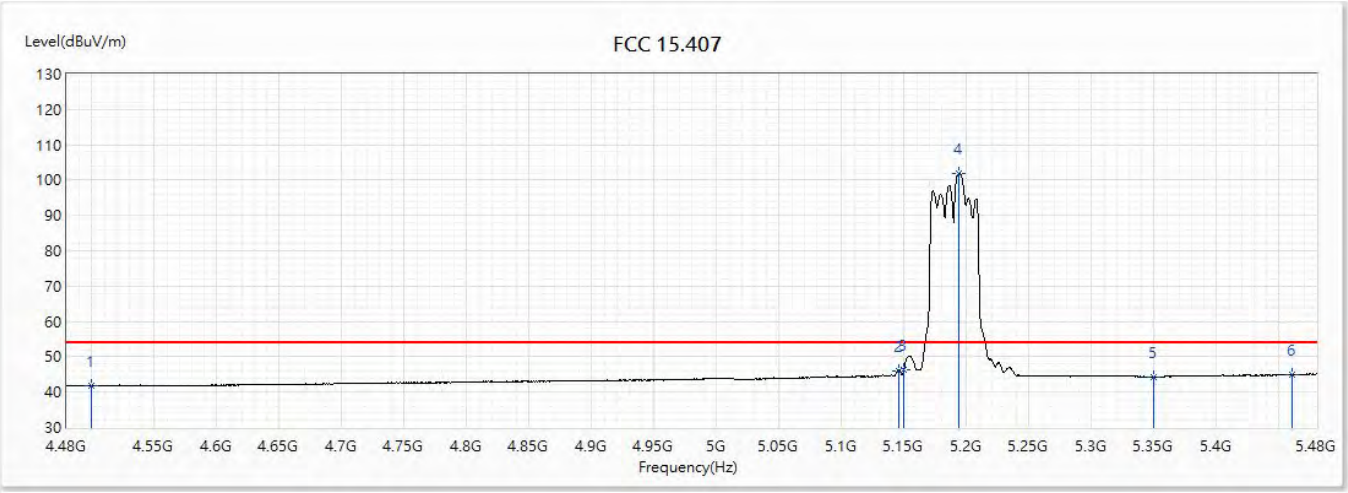

No	Frequency (MHz)	Emission Level (dBuV/m)	Limit (dBuV/m)	Margin (dB)	Reading Level (dBuV)	Correct Factor (dB)	Detector Type
1	4500	41.84	54.00	-12.16	19.63	22.21	AV
2	5145.5	46.13	54.00	-7.87	22.37	23.76	AV
3	5150	46.44	54.00	-7.56	22.68	23.76	AV
! 4	5194	102.00	54.00	48.00	78.19	23.81	AV
5	5350	44.30	54.00	-9.70	20.34	23.96	AV
6	5460	44.88	54.00	-9.12	20.81	24.07	AV

Note:

1. All reading above 1GHz is performed with peak and/or average measurements as necessary.
2. “ * ”, means this data is the worst emission level.
3. Emission Level = Reading Level + Correct Factor.
4. The average measurement was not performed when the peak measured data under the limit of average detection. If the readings given are average, peak measurement should also be supplied.
5. The fundamental for reference only, it’s not restricted by unwanted emission limit.

Site :	CB2-H	Engineer :	Rueyyan
Model No :	GT-AX6000,	Test Date :	2018/10/26
Test Voltage :	AC 120V/60Hz	Polarity :	Vertical
Test Mode :	Mode 14:TX_Non Beamforming_NSS1_ADP-65DW Y		
Note :	802.11ax(40M)_5190MHz		

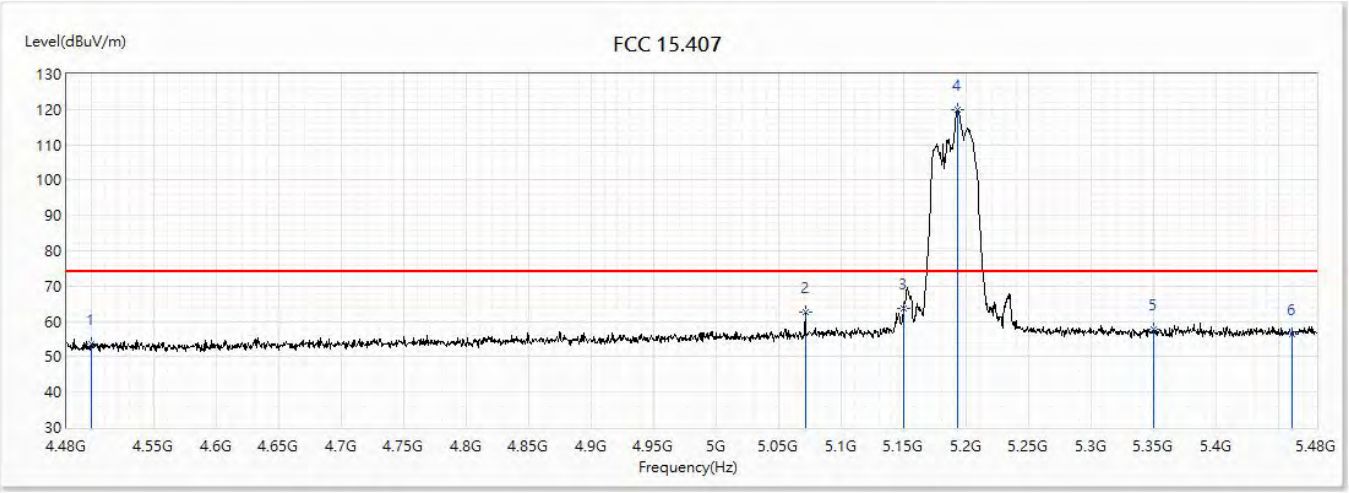

No	Frequency (MHz)	Emission Level (dBuV/m)	Limit (dBuV/m)	Margin (dB)	Reading Level (dBuV)	Correct Factor (dB)	Detector Type
1	4500	53.62	74.00	-20.38	31.41	22.21	PK
2	5071	62.55	74.00	-11.45	38.87	23.68	PK
3	5150	63.61	74.00	-10.39	39.85	23.76	PK
! 4	5193	119.88	74.00	45.88	96.07	23.81	PK
5	5350	57.62	74.00	-16.38	33.66	23.96	PK
6	5460	56.31	74.00	-17.69	32.24	24.07	PK

Note:

1. All reading above 1GHz is performed with peak and/or average measurements as necessary.
2. “ * ”, means this data is the worst emission level.
3. Emission Level = Reading Level + Correct Factor.
4. The average measurement was not performed when the peak measured data under the limit of average detection. If the readings given are average, peak measurement should also be supplied.
5. The fundamental for reference only, it’s not restricted by unwanted emission limit.

Site :	CB2-H	Engineer :	Rueyyan
Model No :	GT-AX6000,	Test Date :	2018/10/26
Test Voltage :	AC 120V/60Hz	Polarity :	Vertical
Test Mode :	Mode 14:TX_Non Beamforming_NSS1_ADP-65DW Y		
Note :	802.11ac(40M)_5190MHz		

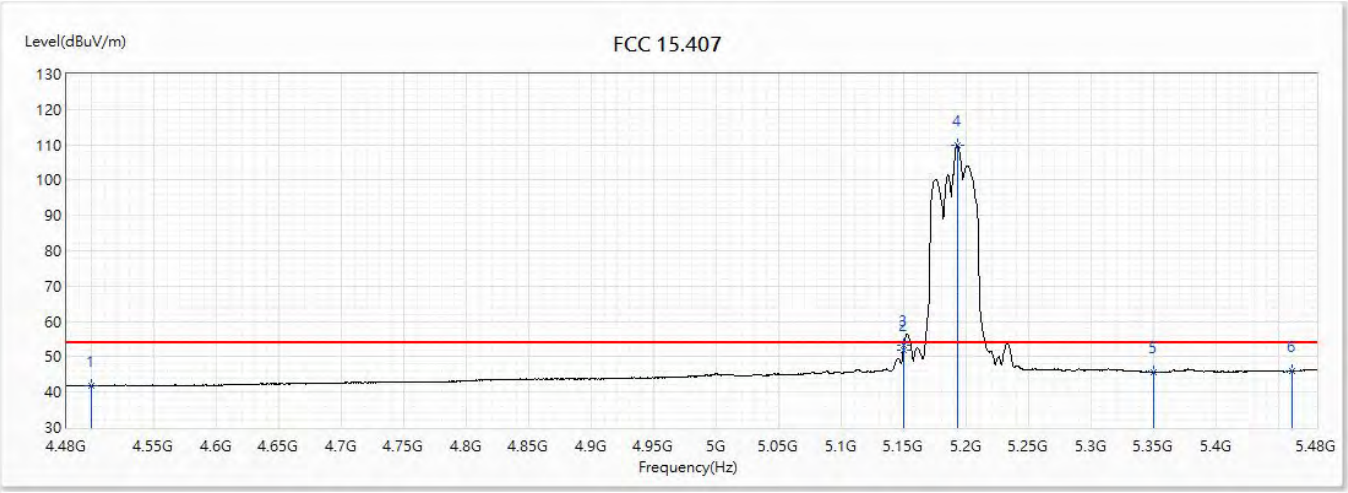

No	Frequency (MHz)	Emission Level (dBuV/m)	Limit (dBuV/m)	Margin (dB)	Reading Level (dBuV)	Correct Factor (dB)	Detector Type
1	4500	41.79	54.00	-12.21	19.58	22.21	AV
2	5149.5	51.87	54.00	-2.13	28.11	23.76	AV
3	5150	53.15	54.00	-0.85	29.39	23.76	AV
! 4	5192.5	109.74	54.00	55.74	85.93	23.81	AV
5	5350	45.61	54.00	-8.39	21.65	23.96	AV
6	5460	45.80	54.00	-8.20	21.73	24.07	AV

Note:

1. All reading above 1GHz is performed with peak and/or average measurements as necessary.
2. “ * ”, means this data is the worst emission level.
3. Emission Level = Reading Level + Correct Factor.
4. The average measurement was not performed when the peak measured data under the limit of average detection. If the readings given are average, peak measurement should also be supplied.
5. The fundamental for reference only, it’s not restricted by unwanted emission limit.

Site :	CB2-H	Engineer :	Rueyyan
Model No :	GT-AX6000,	Test Date :	2018/10/26
Test Voltage :	AC 120V/60Hz	Polarity :	Horizontal
Test Mode :	Mode 14:TX_Non Beamforming_NSS1_ADP-65DW Y		
Note :	802.11ac(80M)_5210MHz		

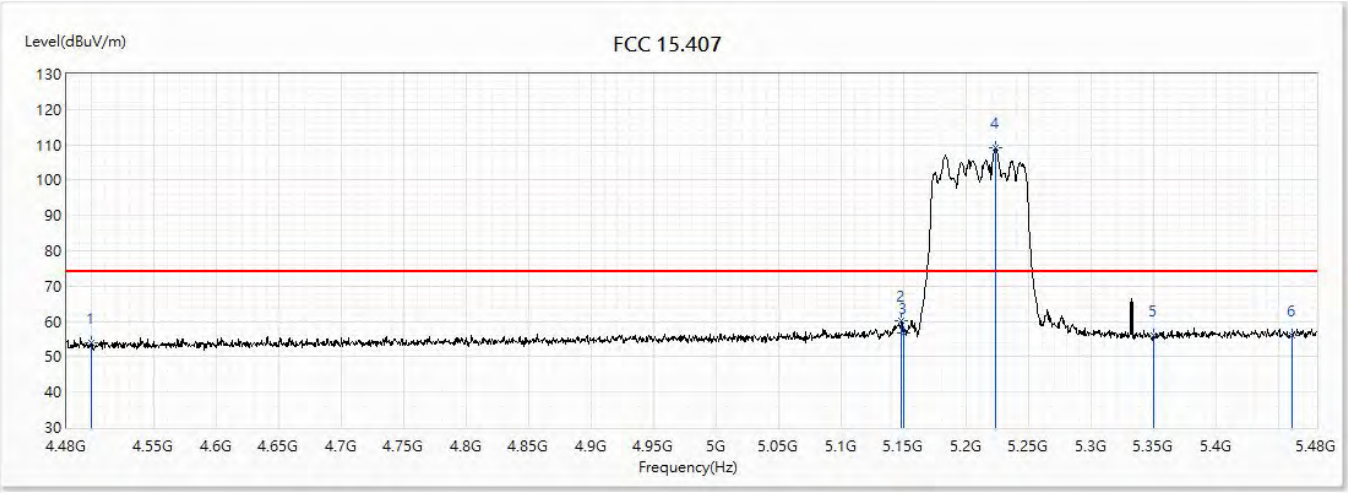

No	Frequency (MHz)	Emission Level (dBuV/m)	Limit (dBuV/m)	Margin (dB)	Reading Level (dBuV)	Correct Factor (dB)	Detector Type
1	4500	53.95	74.00	-20.05	31.74	22.21	PK
2	5148	60.17	74.00	-13.83	36.41	23.76	PK
3	5150	56.78	74.00	-17.22	33.02	23.76	PK
! 4	5223	109.19	74.00	35.19	85.36	23.83	PK
5	5350	55.91	74.00	-18.09	31.95	23.96	PK
6	5460	56.13	74.00	-17.87	32.06	24.07	PK

Note:

1. All reading above 1GHz is performed with peak and/or average measurements as necessary.
2. “ * ”, means this data is the worst emission level.
3. Emission Level = Reading Level + Correct Factor.
4. The average measurement was not performed when the peak measured data under the limit of average detection. If the readings given are average, peak measurement should also be supplied.
5. The fundamental for reference only, it’s not restricted by unwanted emission limit.

Site :	CB2-H	Engineer :	Rueyyan
Model No :	GT-AX6000,	Test Date :	2018/10/26
Test Voltage :	AC 120V/60Hz	Polarity :	Horizontal
Test Mode :	Mode 14:TX_Non Beamforming_NSS1_ADP-65DW Y		
Note :	802.11ac(80M)_5210MHz		

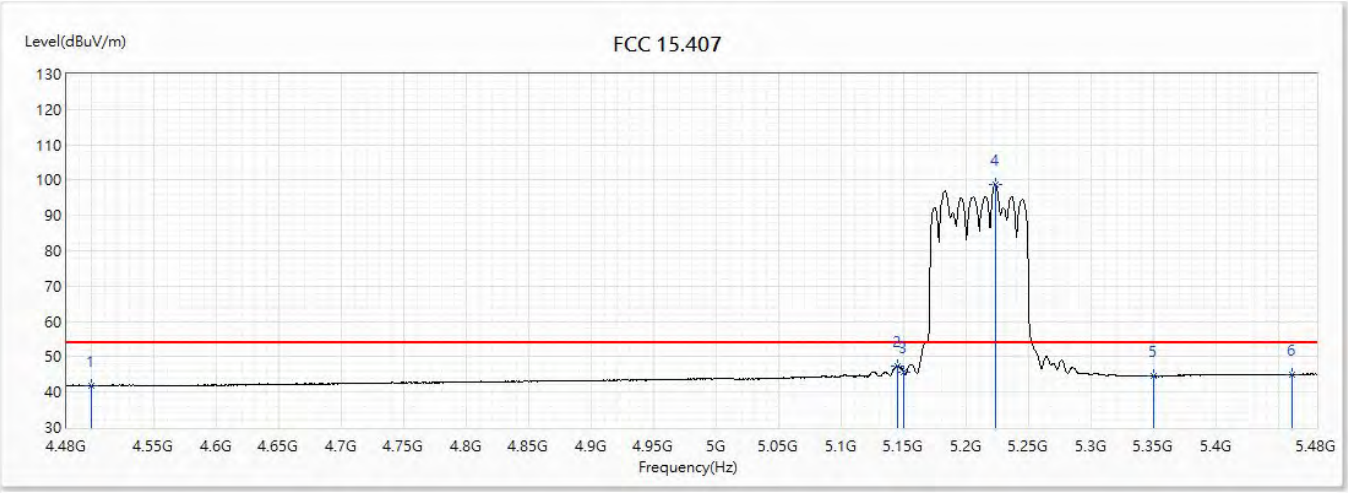

No	Frequency (MHz)	Emission Level (dBuV/m)	Limit (dBuV/m)	Margin (dB)	Reading Level (dBuV)	Correct Factor (dB)	Detector Type
1	4500	41.88	54.00	-12.12	19.67	22.21	AV
2	5145	47.27	54.00	-6.73	23.51	23.76	AV
3	5150	45.53	54.00	-8.47	21.77	23.76	AV
! 4	5223	98.79	54.00	44.79	74.96	23.83	AV
5	5350	44.41	54.00	-9.59	20.45	23.96	AV
6	5460	44.94	54.00	-9.06	20.87	24.07	AV

Note:

1. All reading above 1GHz is performed with peak and/or average measurements as necessary.
2. “ * ”, means this data is the worst emission level.
3. Emission Level = Reading Level + Correct Factor.
4. The average measurement was not performed when the peak measured data under the limit of average detection. If the readings given are average, peak measurement should also be supplied.
5. The fundamental for reference only, it’s not restricted by unwanted emission limit.

Site :	CB2-H	Engineer :	Rueyyan
Model No :	GT-AX6000,	Test Date :	2018/10/26
Test Voltage :	AC 120V/60Hz	Polarity :	Vertical
Test Mode :	Mode 14:TX_Non Beamforming_NSS1_ADP-65DW Y		
Note :	802.11ac(80M)_5210MHz		

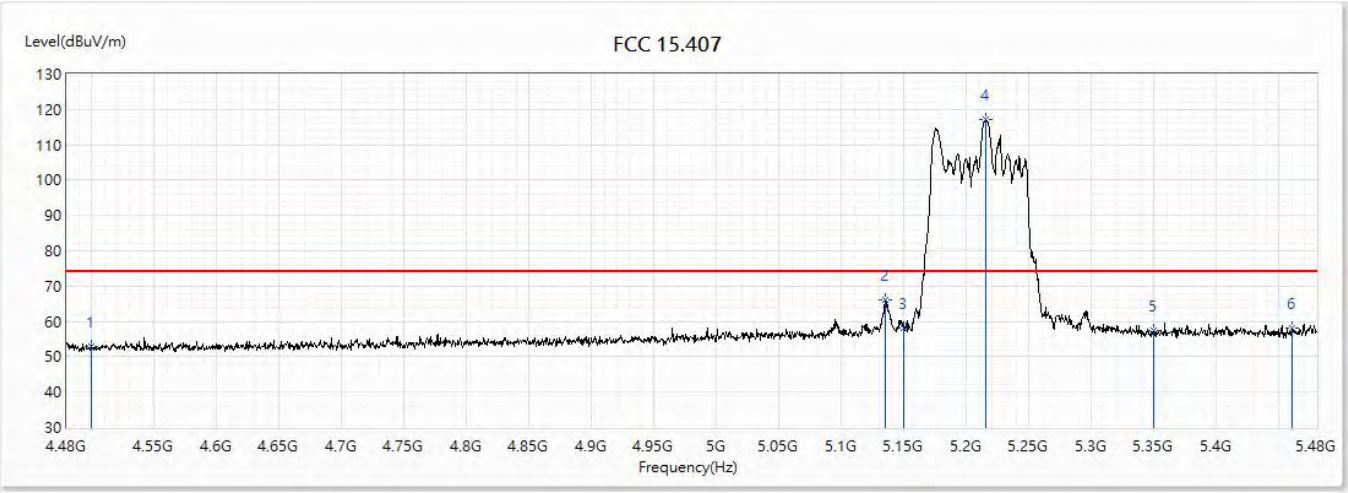

No	Frequency (MHz)	Emission Level (dBuV/m)	Limit (dBuV/m)	Margin (dB)	Reading Level (dBuV)	Correct Factor (dB)	Detector Type
1	4500	52.94	74.00	-21.06	30.73	22.21	PK
2	5134.5	66.22	74.00	-7.78	42.48	23.74	PK
3	5150	58.17	74.00	-15.83	34.41	23.76	PK
! 4	5215	116.99	74.00	42.99	93.16	23.83	PK
5	5350	57.35	74.00	-16.65	33.39	23.96	PK
6	5460	58.25	74.00	-15.75	34.18	24.07	PK

Note:

1. All reading above 1GHz is performed with peak and/or average measurements as necessary.
2. “ * ”, means this data is the worst emission level.
3. Emission Level = Reading Level + Correct Factor.
4. The average measurement was not performed when the peak measured data under the limit of average detection. If the readings given are average, peak measurement should also be supplied.
5. The fundamental for reference only, it’s not restricted by unwanted emission limit.

Site :	CB2-H	Engineer :	Rueyyan
Model No :	GT-AX6000,	Test Date :	2018/10/26
Test Voltage :	AC 120V/60Hz	Polarity :	Vertical
Test Mode :	Mode 14:TX_Non Beamforming_NSS1_ADP-65DW Y		
Note :	802.11ac(80M)_5210MHz		

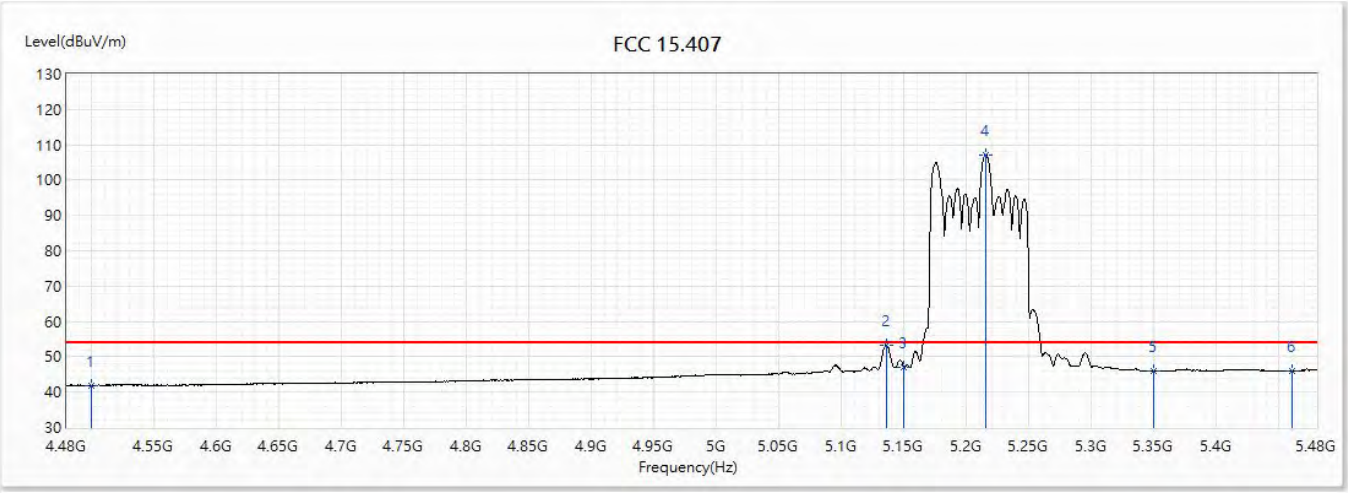

No	Frequency (MHz)	Emission Level (dBuV/m)	Limit (dBuV/m)	Margin (dB)	Reading Level (dBuV)	Correct Factor (dB)	Detector Type
1	4500	41.89	54.00	-12.11	19.68	22.21	AV
2	5136	53.21	54.00	-0.79	29.47	23.74	AV
3	5150	47.09	54.00	-6.91	23.33	23.76	AV
! 4	5215.5	107.25	54.00	53.25	83.42	23.83	AV
5	5350	45.87	54.00	-8.13	21.91	23.96	AV
6	5460	45.88	54.00	-8.12	21.81	24.07	AV

Note:

1. All reading above 1GHz is performed with peak and/or average measurements as necessary.
2. “ * ”, means this data is the worst emission level.
3. Emission Level = Reading Level + Correct Factor.
4. The average measurement was not performed when the peak measured data under the limit of average detection. If the readings given are average, peak measurement should also be supplied.
5. The fundamental for reference only, it’s not restricted by unwanted emission limit.

Site :	CB2-H	Engineer :	Rueyyan
Model No :	GT-AX6000,	Test Date :	2018/10/26
Test Voltage :	AC 120V/60Hz	Polarity :	Horizontal
Test Mode :	Mode 14:TX_Non Beamforming_NSS1_ADP-65DW Y		
Note :	802.11ax(40M)_5190MHz		

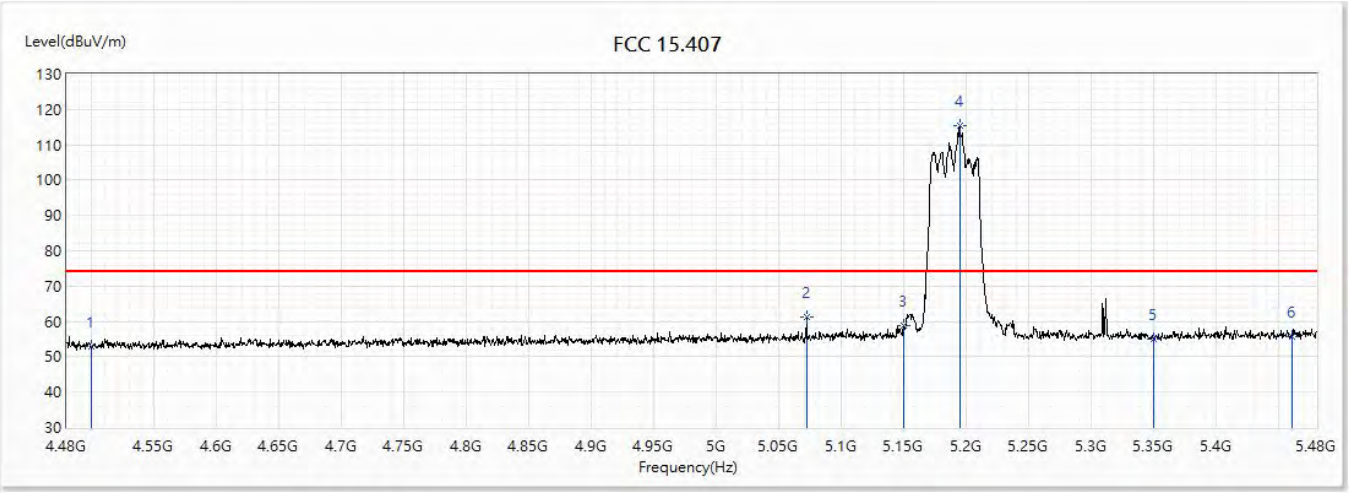

No	Frequency (MHz)	Emission Level (dBuV/m)	Limit (dBuV/m)	Margin (dB)	Reading Level (dBuV)	Correct Factor (dB)	Detector Type
1	4500	52.82	74.00	-21.18	30.61	22.21	PK
2	5072	61.34	74.00	-12.66	37.66	23.68	PK
3	5150	58.75	74.00	-15.25	34.99	23.76	PK
! 4	5194.5	115.25	74.00	41.25	91.44	23.81	PK
5	5350	55.09	74.00	-18.91	31.13	23.96	PK
6	5460	55.62	74.00	-18.38	31.55	24.07	PK

Note:

1. All reading above 1GHz is performed with peak and/or average measurements as necessary.
2. “ * ”, means this data is the worst emission level.
3. Emission Level = Reading Level + Correct Factor.
4. The average measurement was not performed when the peak measured data under the limit of average detection. If the readings given are average, peak measurement should also be supplied.
5. The fundamental for reference only, it’s not restricted by unwanted emission limit.

Site :	CB2-H	Engineer :	Rueyyan
Model No :	GT-AX6000,	Test Date :	2018/10/26
Test Voltage :	AC 120V/60Hz	Polarity :	Horizontal
Test Mode :	Mode 14:TX_Non Beamforming_NSS1_ADP-65DW Y		
Note :	802.11ax(40M)_5190MHz		

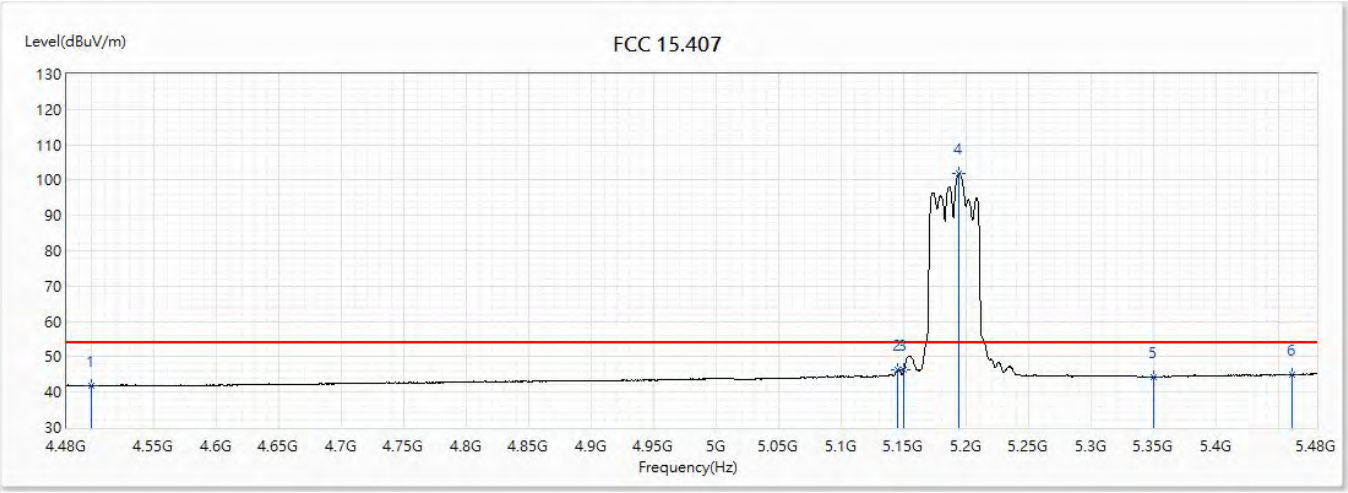

No	Frequency (MHz)	Emission Level (dBuV/m)	Limit (dBuV/m)	Margin (dB)	Reading Level (dBuV)	Correct Factor (dB)	Detector Type
1	4500	41.86	54.00	-12.14	19.65	22.21	AV
2	5145	46.16	54.00	-7.84	22.40	23.76	AV
3	5150	46.40	54.00	-7.60	22.64	23.76	AV
! 4	5194	101.84	54.00	47.84	78.03	23.81	AV
5	5350	44.30	54.00	-9.70	20.34	23.96	AV
6	5460	44.95	54.00	-9.05	20.88	24.07	AV

Note:

1. All reading above 1GHz is performed with peak and/or average measurements as necessary.
2. “ * ”, means this data is the worst emission level.
3. Emission Level = Reading Level + Correct Factor.
4. The average measurement was not performed when the peak measured data under the limit of average detection. If the readings given are average, peak measurement should also be supplied.
5. The fundamental for reference only, it’s not restricted by unwanted emission limit.

Site :	CB2-H	Engineer :	Rueyyan
Model No :	GT-AX6000,	Test Date :	2018/10/26
Test Voltage :	AC 120V/60Hz	Polarity :	Vertical
Test Mode :	Mode 14:TX_Non Beamforming_NSS1_ADP-65DW Y		
Note :	802.11ax(40M)_5190MHz		

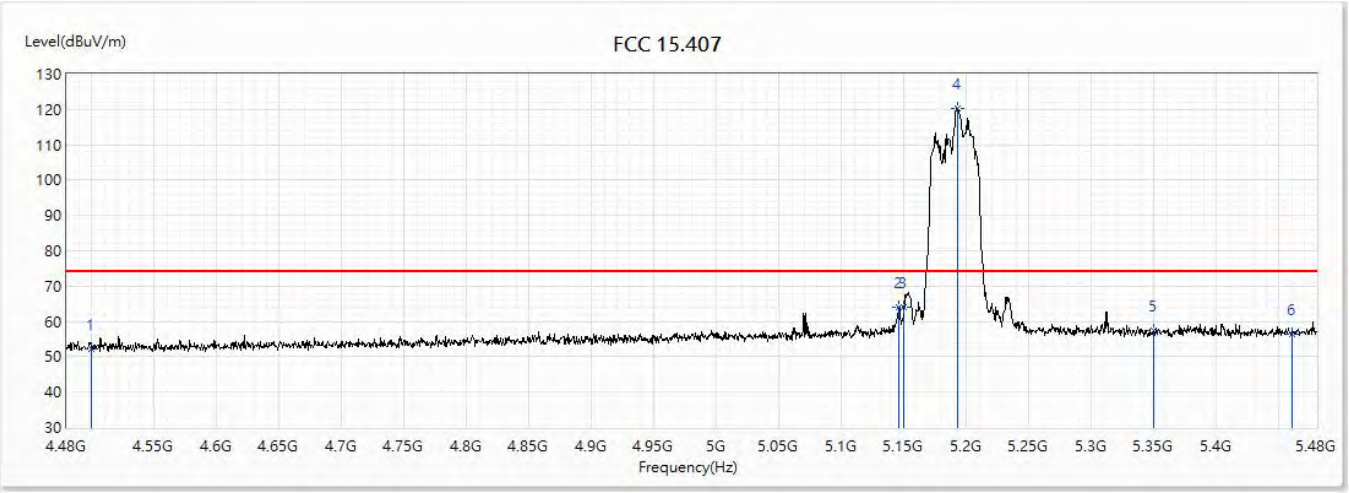

No	Frequency (MHz)	Emission Level (dBuV/m)	Limit (dBuV/m)	Margin (dB)	Reading Level (dBuV)	Correct Factor (dB)	Detector Type
1	4500	52.22	74.00	-21.78	30.01	22.21	PK
2	5146	63.88	74.00	-10.12	40.11	23.77	PK
3	5150	64.07	74.00	-9.93	40.31	23.76	PK
! 4	5193	120.41	74.00	46.41	96.60	23.81	PK
5	5350	57.51	74.00	-16.49	33.55	23.96	PK
6	5460	56.49	74.00	-17.51	32.42	24.07	PK

Note:

1. All reading above 1GHz is performed with peak and/or average measurements as necessary.
2. “ * ”, means this data is the worst emission level.
3. Emission Level = Reading Level + Correct Factor.
4. The average measurement was not performed when the peak measured data under the limit of average detection. If the readings given are average, peak measurement should also be supplied.
5. The fundamental for reference only, it’s not restricted by unwanted emission limit.

Site :	CB2-H	Engineer :	Rueyyan
Model No :	GT-AX6000,	Test Date :	2018/10/26
Test Voltage :	AC 120V/60Hz	Polarity :	Vertical
Test Mode :	Mode 14:TX_Non Beamforming_NSS1_ADP-65DW Y		
Note :	802.11ax(40M)_5190MHz		

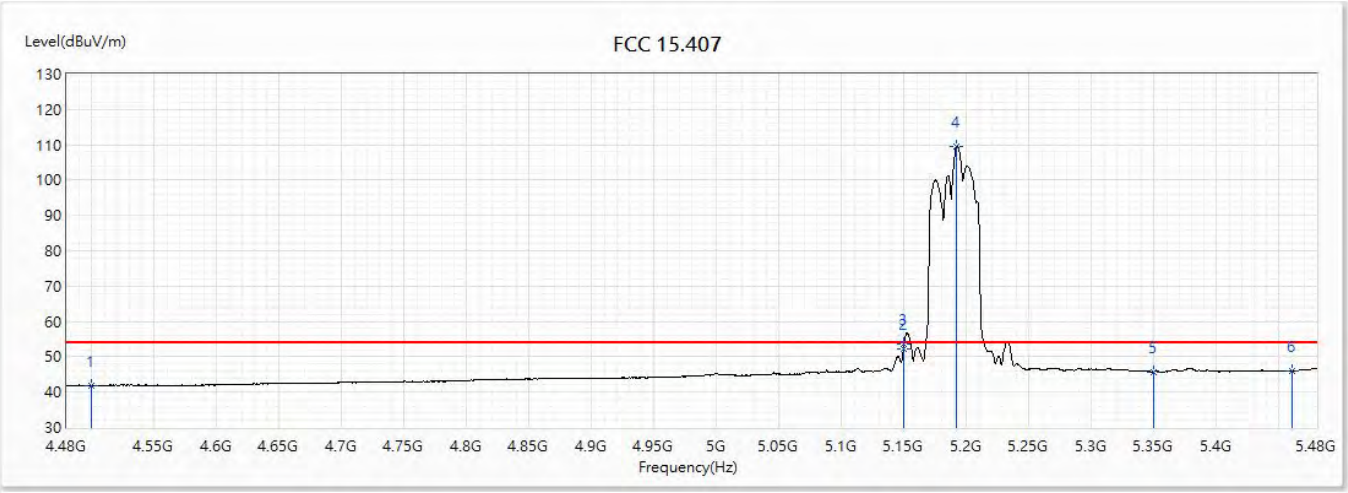

No	Frequency (MHz)	Emission Level (dBuV/m)	Limit (dBuV/m)	Margin (dB)	Reading Level (dBuV)	Correct Factor (dB)	Detector Type
1	4500	41.96	54.00	-12.04	19.75	22.21	AV
2	5149.5	52.33	54.00	-1.67	28.57	23.76	AV
3	5150	53.47	54.00	-0.53	29.71	23.76	AV
! 4	5192	109.61	54.00	55.61	85.80	23.81	AV
5	5350	45.78	54.00	-8.22	21.82	23.96	AV
6	5460	46.01	54.00	-7.99	21.94	24.07	AV

Note:

1. All reading above 1GHz is performed with peak and/or average measurements as necessary.
2. “ * ”, means this data is the worst emission level.
3. Emission Level = Reading Level + Correct Factor.
4. The average measurement was not performed when the peak measured data under the limit of average detection. If the readings given are average, peak measurement should also be supplied.
5. The fundamental for reference only, it’s not restricted by unwanted emission limit.

Site :	CB2-H	Engineer :	Rueyyan
Model No :	GT-AX6000,	Test Date :	2018/10/26
Test Voltage :	AC 120V/60Hz	Polarity :	Horizontal
Test Mode :	Mode 14:TX_Non Beamforming_NSS1_ADP-65DW Y		
Note :	802.11ax(80M)_5210MHz		

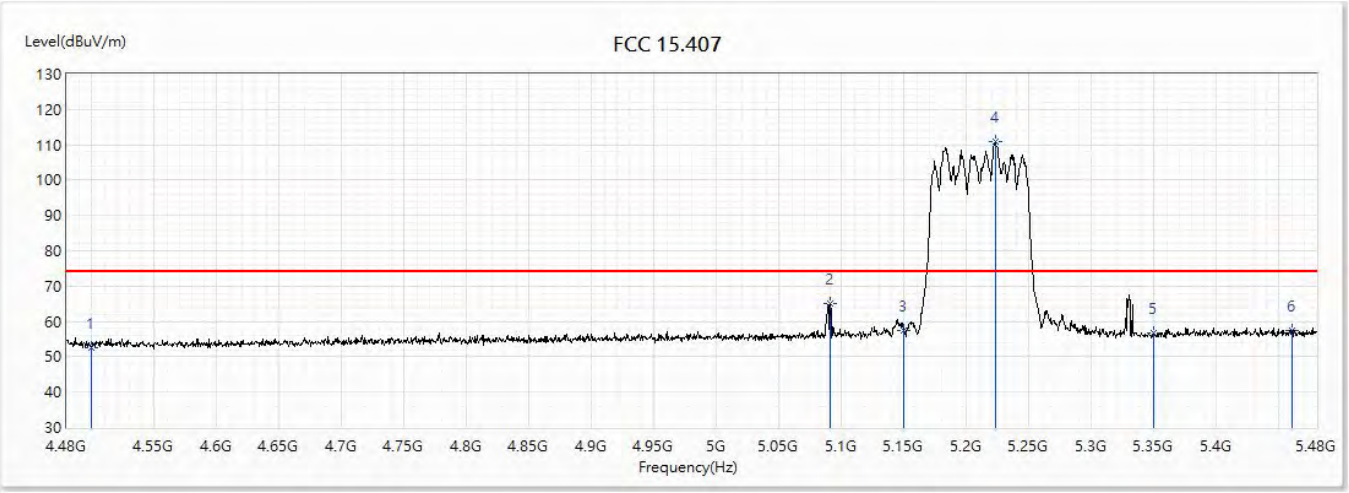

No	Frequency (MHz)	Emission Level (dBuV/m)	Limit (dBuV/m)	Margin (dB)	Reading Level (dBuV)	Correct Factor (dB)	Detector Type
1	4500	52.44	74.00	-21.56	30.23	22.21	PK
2	5090.5	65.16	74.00	-8.84	41.46	23.70	PK
3	5150	57.42	74.00	-16.58	33.66	23.76	PK
! 4	5223	111.02	74.00	37.02	87.19	23.83	PK
5	5350	56.62	74.00	-17.38	32.66	23.96	PK
6	5460	57.26	74.00	-16.74	33.19	24.07	PK

Note:

1. All reading above 1GHz is performed with peak and/or average measurements as necessary.
2. “ * ”, means this data is the worst emission level.
3. Emission Level = Reading Level + Correct Factor.
4. The average measurement was not performed when the peak measured data under the limit of average detection. If the readings given are average, peak measurement should also be supplied.
5. The fundamental for reference only, it’s not restricted by unwanted emission limit.

Site :	CB2-H	Engineer :	Rueyyan
Model No :	GT-AX6000,	Test Date :	2018/10/26
Test Voltage :	AC 120V/60Hz	Polarity :	Horizontal
Test Mode :	Mode 14:TX_Non Beamforming_NSS1_ADP-65DW Y		
Note :	802.11ax(80M)_5210MHz		

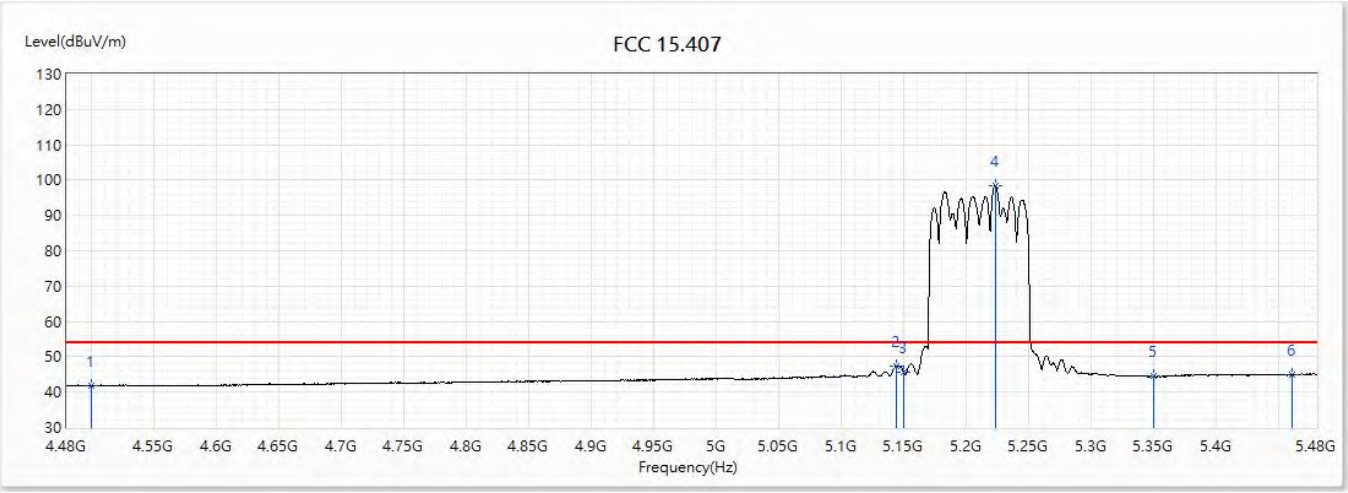

No	Frequency (MHz)	Emission Level (dBuV/m)	Limit (dBuV/m)	Margin (dB)	Reading Level (dBuV)	Correct Factor (dB)	Detector Type
1	4500	41.82	54.00	-12.18	19.61	22.21	AV
2	5144	47.31	54.00	-6.69	23.55	23.76	AV
3	5150	45.50	54.00	-8.50	21.74	23.76	AV
! 4	5223	98.54	54.00	44.54	74.71	23.83	AV
5	5350	44.44	54.00	-9.56	20.48	23.96	AV
6	5460	44.96	54.00	-9.04	20.89	24.07	AV

Note:

1. All reading above 1GHz is performed with peak and/or average measurements as necessary.
2. “ * ”, means this data is the worst emission level.
3. Emission Level = Reading Level + Correct Factor.
4. The average measurement was not performed when the peak measured data under the limit of average detection. If the readings given are average, peak measurement should also be supplied.
5. The fundamental for reference only, it’s not restricted by unwanted emission limit.

Site :	CB2-H	Engineer :	Rueyyan
Model No :	GT-AX6000,	Test Date :	2018/10/26
Test Voltage :	AC 120V/60Hz	Polarity :	Vertical
Test Mode :	Mode 14:TX_Non Beamforming_NSS1_ADP-65DW Y		
Note :	802.11ax(80M)_5210MHz		

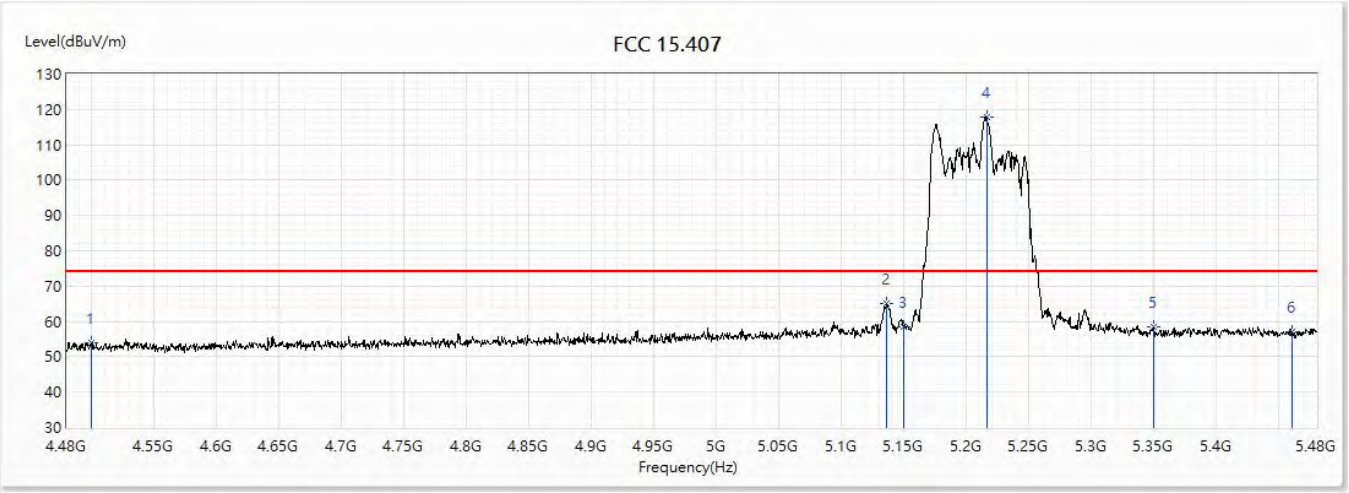

No	Frequency (MHz)	Emission Level (dBuV/m)	Limit (dBuV/m)	Margin (dB)	Reading Level (dBuV)	Correct Factor (dB)	Detector Type
1	4500	54.05	74.00	-19.95	31.84	22.21	PK
2	5136	65.00	74.00	-9.00	41.26	23.74	PK
3	5150	58.33	74.00	-15.67	34.57	23.76	PK
! 4	5216	117.93	74.00	43.93	94.10	23.83	PK
5	5350	58.35	74.00	-15.65	34.39	23.96	PK
6	5460	57.16	74.00	-16.84	33.09	24.07	PK

Note:

1. All reading above 1GHz is performed with peak and/or average measurements as necessary.
2. “ * ”, means this data is the worst emission level.
3. Emission Level = Reading Level + Correct Factor.
4. The average measurement was not performed when the peak measured data under the limit of average detection. If the readings given are average, peak measurement should also be supplied.
5. The fundamental for reference only, it’s not restricted by unwanted emission limit.

Site :	CB2-H	Engineer :	Rueyyan
Model No :	GT-AX6000,	Test Date :	2018/10/26
Test Voltage :	AC 120V/60Hz	Polarity :	Vertical
Test Mode :	Mode 14:TX_Non Beamforming_NSS1_ADP-65DW Y		
Note :	802.11ax(80M)_5210MHz		

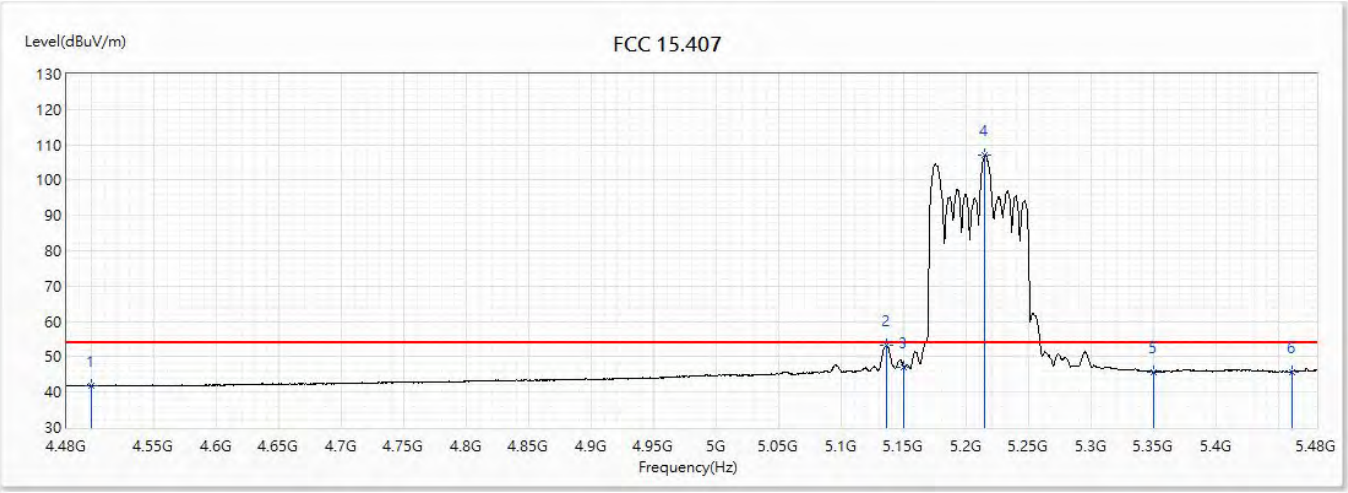

No	Frequency (MHz)	Emission Level (dBuV/m)	Limit (dBuV/m)	Margin (dB)	Reading Level (dBuV)	Correct Factor (dB)	Detector Type
1	4500	41.72	54.00	-12.28	19.51	22.21	AV
2	5135.5	53.20	54.00	-0.80	29.46	23.74	AV
3	5150	46.96	54.00	-7.04	23.20	23.76	AV
! 4	5214.5	107.10	54.00	53.10	83.27	23.83	AV
5	5350	45.71	54.00	-8.29	21.75	23.96	AV
6	5460	45.75	54.00	-8.25	21.68	24.07	AV

Note:

1. All reading above 1GHz is performed with peak and/or average measurements as necessary.
2. “ * ”, means this data is the worst emission level.
3. Emission Level = Reading Level + Correct Factor.
4. The average measurement was not performed when the peak measured data under the limit of average detection. If the readings given are average, peak measurement should also be supplied.
5. The fundamental for reference only, it’s not restricted by unwanted emission limit.

Site :	CB2-H	Engineer :	Rueyyan
Model No :	GT-AX6000,	Test Date :	2018/11/14
Test Voltage :	AC 120V/60Hz	Polarity :	Horizontal
Test Mode :	Mode 14:TX_Non Beamforming_NSS1_ADP-65DW Y		
Note :	802.11a(20M)_5260MHz		

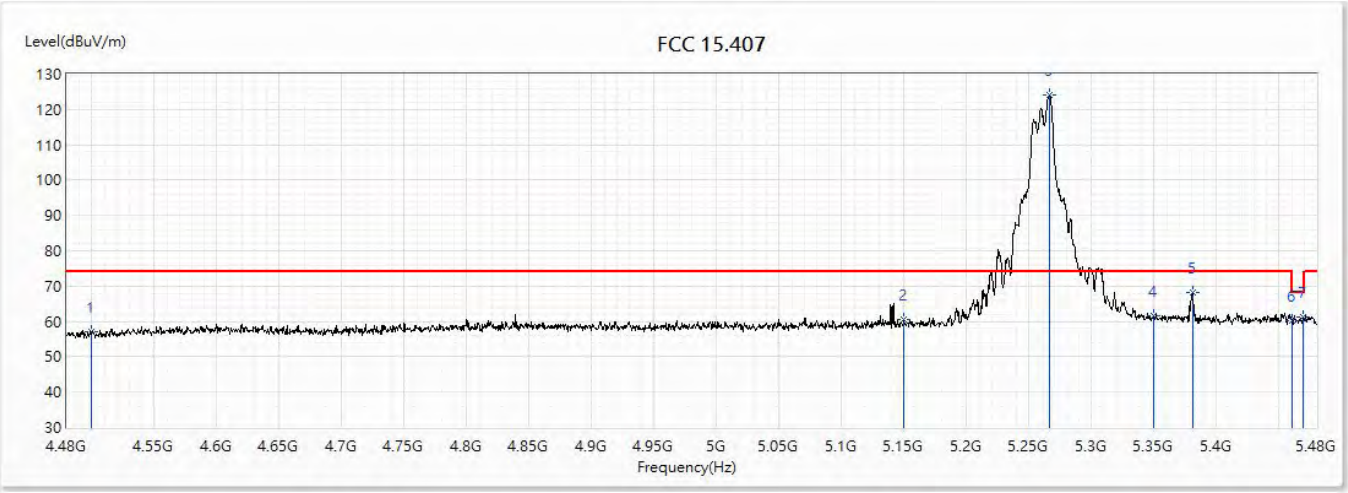

No	Frequency (MHz)	Emission Level (dBuV/m)	Limit (dBuV/m)	Margin (dB)	Reading Level (dBuV)	Correct Factor (dB)	Detector Type
1	4500	57.00	74.00	-17.00	34.58	22.42	PK
2	5150	60.44	74.00	-13.56	36.65	23.79	PK
! 3	5266.5	124.14	74.00	50.14	100.21	23.93	PK
4	5350	61.45	74.00	-12.55	37.42	24.03	PK
5	5381	68.23	74.00	-5.77	44.16	24.07	PK
6	5460	60.20	74.00	-13.80	36.04	24.16	PK
7	5469	61.29	68.20	-6.91	37.12	24.17	PK

Note:

1. All reading above 1GHz is performed with peak and/or average measurements as necessary.
2. “ * ”, means this data is the worst emission level.
3. Emission Level = Reading Level + Correct Factor.
4. The average measurement was not performed when the peak measured data under the limit of average detection. If the readings given are average, peak measurement should also be supplied.
5. The fundamental for reference only, it’s not restricted by unwanted emission limit.

Site :	CB2-H	Engineer :	Rueyyan
Model No :	GT-AX6000,	Test Date :	2018/11/14
Test Voltage :	AC 120V/60Hz	Polarity :	Horizontal
Test Mode :	Mode 14:TX_Non Beamforming_NSS1_ADP-65DW Y		
Note :	802.11a(20M)_5260MHz		

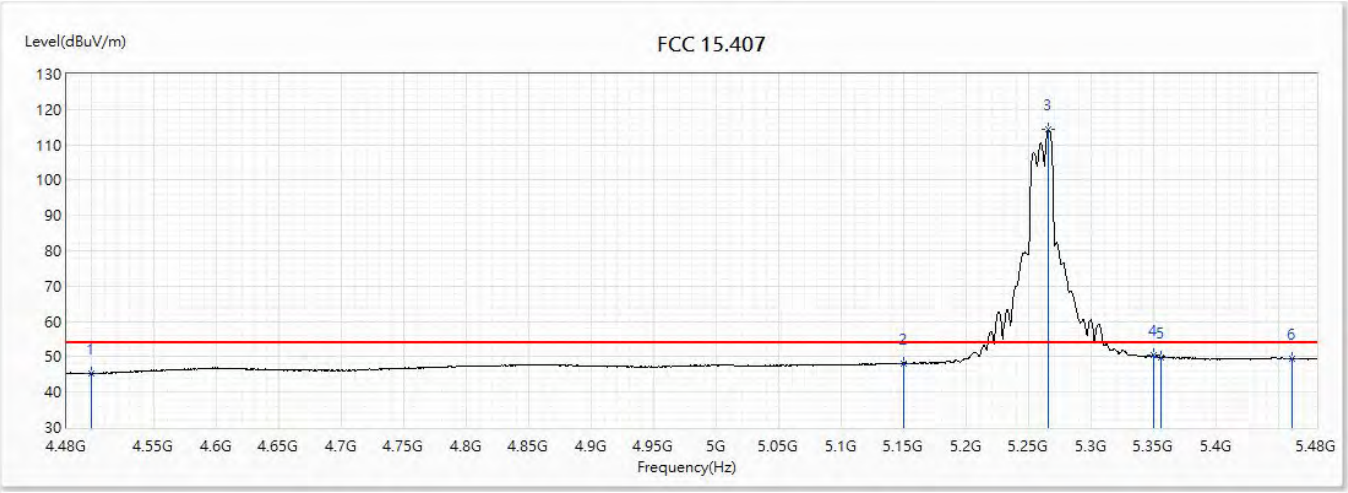

No	Frequency (MHz)	Emission Level (dBuV/m)	Limit (dBuV/m)	Margin (dB)	Reading Level (dBuV)	Correct Factor (dB)	Detector Type
1	4500	45.14	54.00	-8.86	22.72	22.42	AV
2	5150	48.19	54.00	-5.81	24.40	23.79	AV
! 3	5265.5	114.28	54.00	60.28	90.35	23.93	AV
4	5350	50.48	54.00	-3.52	26.45	24.03	AV
5	5355	49.83	54.00	-4.17	25.79	24.04	AV
6	5460	49.39	54.00	-4.61	25.23	24.16	AV

Note:

1. All reading above 1GHz is performed with peak and/or average measurements as necessary.
2. “ * ”, means this data is the worst emission level.
3. Emission Level = Reading Level + Correct Factor.
4. The average measurement was not performed when the peak measured data under the limit of average detection. If the readings given are average, peak measurement should also be supplied.
5. The fundamental for reference only, it’s not restricted by unwanted emission limit.

Site :	CB2-H	Engineer :	Rueyyan
Model No :	GT-AX6000,	Test Date :	2018/11/14
Test Voltage :	AC 120V/60Hz	Polarity :	Vertical
Test Mode :	Mode 14:TX_Non Beamforming_NSS1_ADP-65DW Y		
Note :	802.11a(20M)_5260MHz		

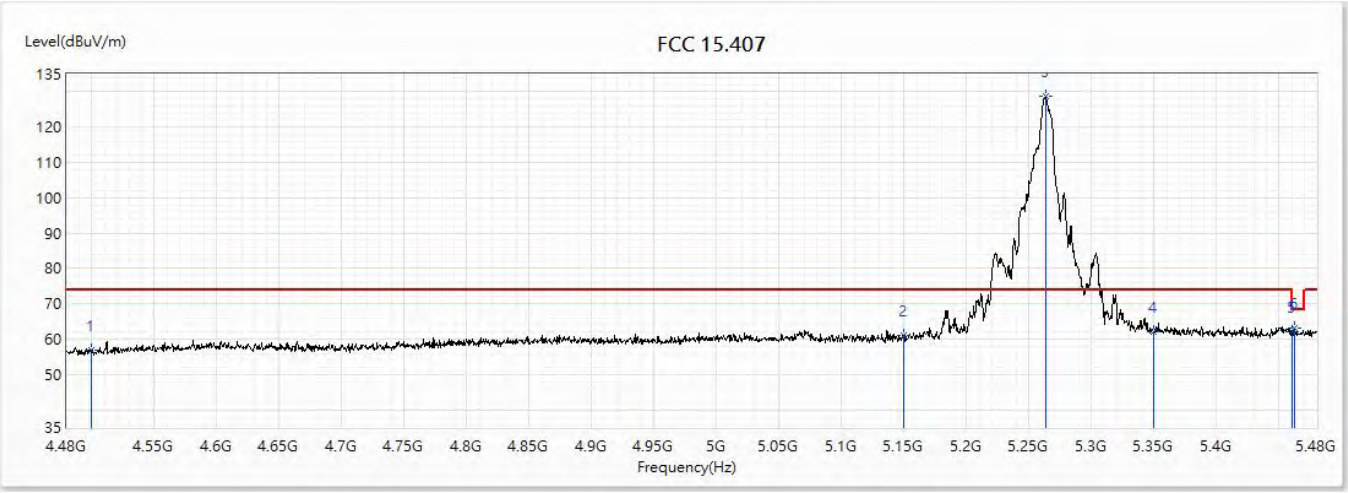

No	Frequency (MHz)	Emission Level (dBuV/m)	Limit (dBuV/m)	Margin (dB)	Reading Level (dBuV)	Correct Factor (dB)	Detector Type
1	4500	56.88	74.00	-17.12	34.46	22.42	PK
2	5150	60.88	74.00	-13.12	37.09	23.79	PK
! 3	5263	128.60	74.00	54.60	104.67	23.93	PK
4	5350	61.92	74.00	-12.08	37.89	24.03	PK
5	5460	62.25	74.00	-11.75	38.09	24.16	PK
6	5462.5	62.98	68.20	-5.22	38.81	24.17	PK

Note:

1. All reading above 1GHz is performed with peak and/or average measurements as necessary.
2. “ * ”, means this data is the worst emission level.
3. Emission Level = Reading Level + Correct Factor.
4. The average measurement was not performed when the peak measured data under the limit of average detection. If the readings given are average, peak measurement should also be supplied.
5. The fundamental for reference only, it’s not restricted by unwanted emission limit.

Site :	CB2-H	Engineer :	Rueyyan
Model No :	GT-AX6000,	Test Date :	2018/11/14
Test Voltage :	AC 120V/60Hz	Polarity :	Vertical
Test Mode :	Mode 14:TX_Non Beamforming_NSS1_ADP-65DW Y		
Note :	802.11a(20M)_5260MHz		

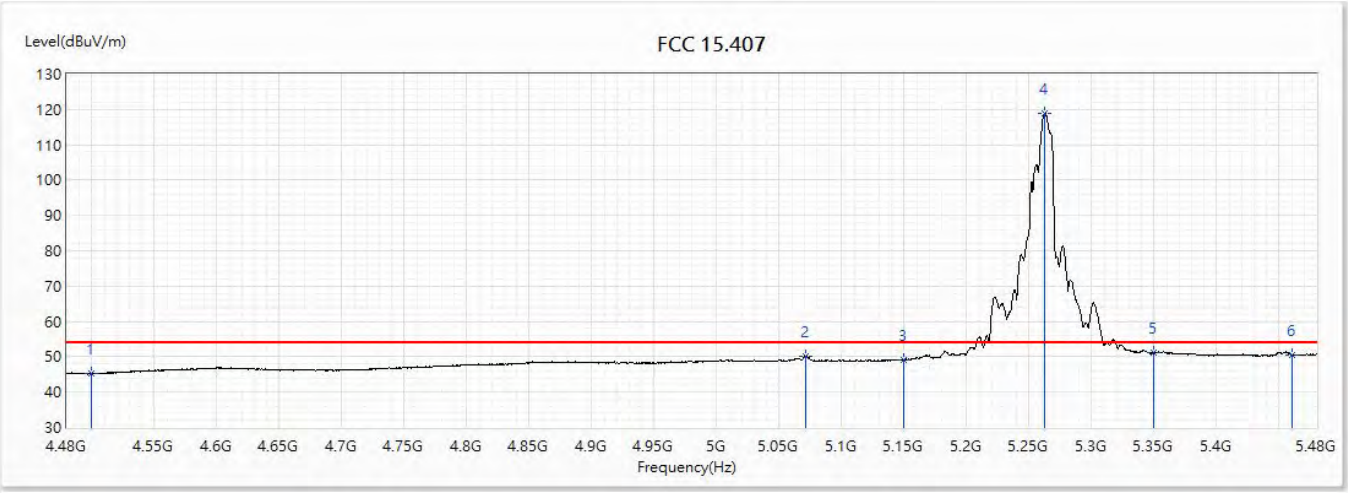

No	Frequency (MHz)	Emission Level (dBuV/m)	Limit (dBuV/m)	Margin (dB)	Reading Level (dBuV)	Correct Factor (dB)	Detector Type
1	4500	45.19	54.00	-8.81	22.77	22.42	AV
2	5071.5	50.22	54.00	-3.78	26.52	23.70	AV
3	5150	49.17	54.00	-4.83	25.38	23.79	AV
! 4	5262	119.04	54.00	65.04	95.12	23.92	AV
5	5350	51.02	54.00	-2.98	26.99	24.03	AV
6	5460	50.48	54.00	-3.52	26.32	24.16	AV

Note:

1. All reading above 1GHz is performed with peak and/or average measurements as necessary.
2. “ * ”, means this data is the worst emission level.
3. Emission Level = Reading Level + Correct Factor.
4. The average measurement was not performed when the peak measured data under the limit of average detection. If the readings given are average, peak measurement should also be supplied.
5. The fundamental for reference only, it’s not restricted by unwanted emission limit.

Site :	CB2-H	Engineer :	Rueyyan
Model No :	GT-AX6000,	Test Date :	2018/11/14
Test Voltage :	AC 120V/60Hz	Polarity :	Horizontal
Test Mode :	Mode 14:TX_Non Beamforming_NSS1_ADP-65DW Y		
Note :	802.11a(20M)_5300MHz		

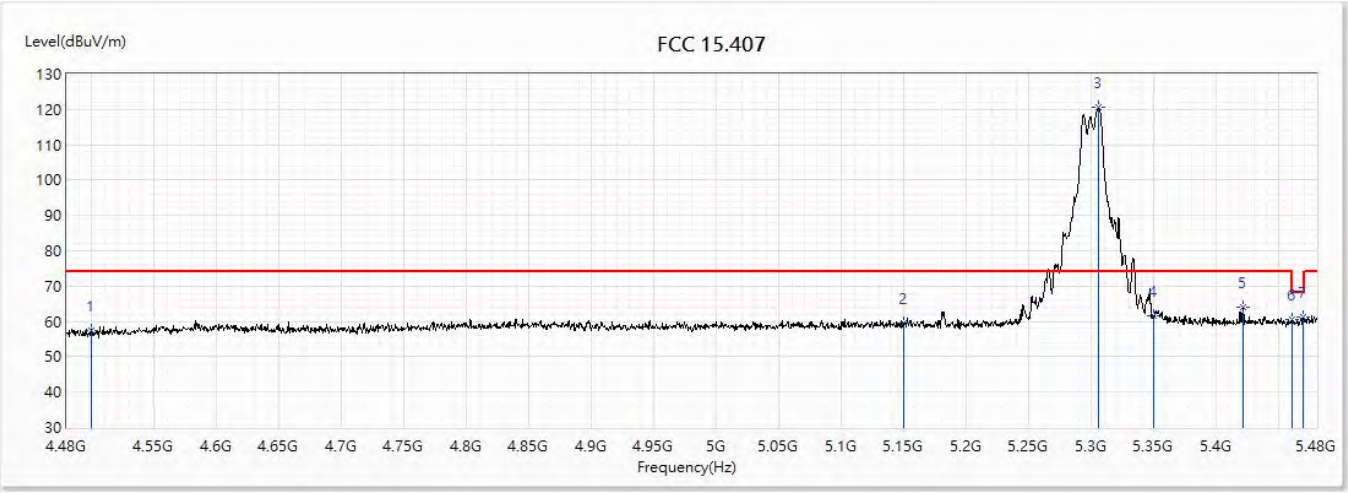

No	Frequency (MHz)	Emission Level (dBuV/m)	Limit (dBuV/m)	Margin (dB)	Reading Level (dBuV)	Correct Factor (dB)	Detector Type
1	4500	57.26	74.00	-16.74	34.84	22.42	PK
2	5150	59.65	74.00	-14.35	35.86	23.79	PK
! 3	5305.5	120.54	74.00	46.54	96.56	23.98	PK
4	5350	61.60	74.00	-12.40	37.57	24.03	PK
5	5421	64.13	74.00	-9.87	40.01	24.12	PK
6	5460	60.62	74.00	-13.38	36.46	24.16	PK
7	5469	61.09	68.20	-7.11	36.92	24.17	PK

Note:

1. All reading above 1GHz is performed with peak and/or average measurements as necessary.
2. “ * ”, means this data is the worst emission level.
3. Emission Level = Reading Level + Correct Factor.
4. The average measurement was not performed when the peak measured data under the limit of average detection. If the readings given are average, peak measurement should also be supplied.
5. The fundamental for reference only, it’s not restricted by unwanted emission limit.

Site :	CB2-H	Engineer :	Rueyyan
Model No :	GT-AX6000,	Test Date :	2018/11/14
Test Voltage :	AC 120V/60Hz	Polarity :	Horizontal
Test Mode :	Mode 14:TX_Non Beamforming_NSS1_ADP-65DW Y		
Note :	802.11a(20M)_5300MHz		

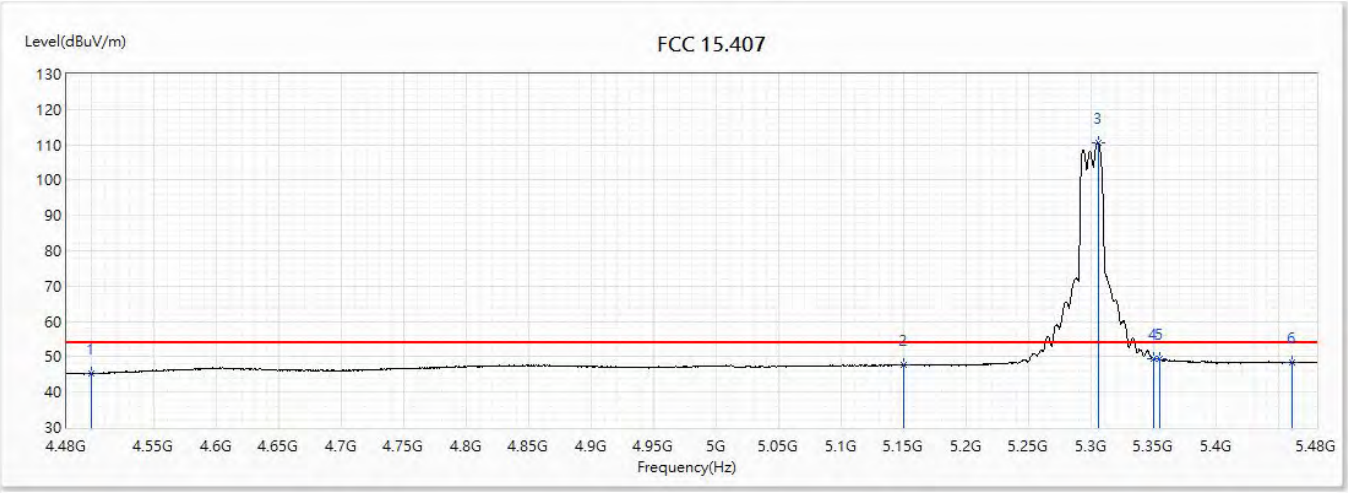

No	Frequency (MHz)	Emission Level (dBuV/m)	Limit (dBuV/m)	Margin (dB)	Reading Level (dBuV)	Correct Factor (dB)	Detector Type
1	4500	45.12	54.00	-8.88	22.70	22.42	AV
2	5150	47.84	54.00	-6.16	24.05	23.79	AV
! 3	5305	110.68	54.00	56.68	86.70	23.98	AV
4	5350	49.39	54.00	-4.61	25.36	24.03	AV
5	5354.5	49.32	54.00	-4.68	25.28	24.04	AV
6	5460	48.35	54.00	-5.65	24.19	24.16	AV

Note:

1. All reading above 1GHz is performed with peak and/or average measurements as necessary.
2. “ * ”, means this data is the worst emission level.
3. Emission Level = Reading Level + Correct Factor.
4. The average measurement was not performed when the peak measured data under the limit of average detection. If the readings given are average, peak measurement should also be supplied.
5. The fundamental for reference only, it’s not restricted by unwanted emission limit.

Site :	CB2-H	Engineer :	Rueyyan
Model No :	GT-AX6000,	Test Date :	2018/11/14
Test Voltage :	AC 120V/60Hz	Polarity :	Vertical
Test Mode :	Mode 14:TX_Non Beamforming_NSS1_ADP-65DW Y		
Note :	802.11a(20M)_5300MHz		

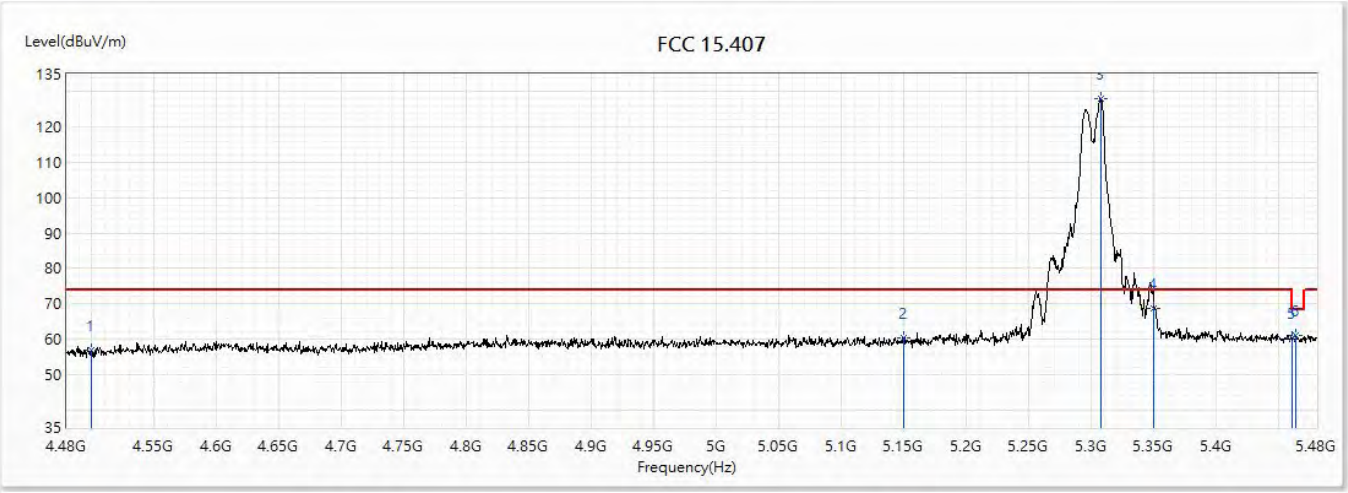

No	Frequency (MHz)	Emission Level (dBuV/m)	Limit (dBuV/m)	Margin (dB)	Reading Level (dBuV)	Correct Factor (dB)	Detector Type
1	4500	56.74	74.00	-17.26	34.32	22.42	PK
2	5150	60.44	74.00	-13.56	36.65	23.79	PK
! 3	5307.5	128.01	74.00	54.01	104.03	23.98	PK
4	5350	68.55	74.00	-5.45	44.52	24.03	PK
5	5460	60.40	74.00	-13.60	36.24	24.16	PK
6	5463	60.93	68.20	-7.27	36.76	24.17	PK

Note:

1. All reading above 1GHz is performed with peak and/or average measurements as necessary.
2. “ * ”, means this data is the worst emission level.
3. Emission Level = Reading Level + Correct Factor.
4. The average measurement was not performed when the peak measured data under the limit of average detection. If the readings given are average, peak measurement should also be supplied.
5. The fundamental for reference only, it’s not restricted by unwanted emission limit.

Site :	CB2-H	Engineer :	Rueyyan
Model No :	GT-AX6000,	Test Date :	2018/11/14
Test Voltage :	AC 120V/60Hz	Polarity :	Vertical
Test Mode :	Mode 14:TX_Non Beamforming_NSS1_ADP-65DW Y		
Note :	802.11a(20M)_5300MHz		

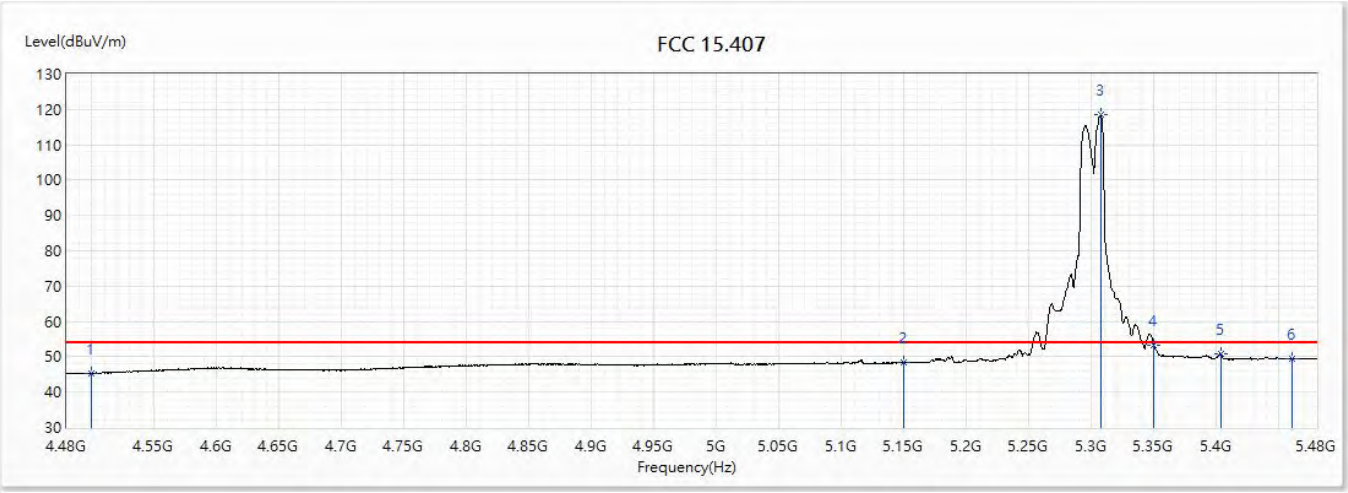

No	Frequency (MHz)	Emission Level (dBuV/m)	Limit (dBuV/m)	Margin (dB)	Reading Level (dBuV)	Correct Factor (dB)	Detector Type
1	4500	45.17	54.00	-8.83	22.75	22.42	AV
2	5150	48.38	54.00	-5.62	24.59	23.79	AV
! 3	5307	118.43	54.00	64.43	94.45	23.98	AV
4	5350	53.39	54.00	-0.61	29.36	24.03	AV
5	5403.5	50.75	54.00	-3.25	26.66	24.09	AV
6	5460	49.32	54.00	-4.68	25.16	24.16	AV

Note:

1. All reading above 1GHz is performed with peak and/or average measurements as necessary.
2. “ * ”, means this data is the worst emission level.
3. Emission Level = Reading Level + Correct Factor.
4. The average measurement was not performed when the peak measured data under the limit of average detection. If the readings given are average, peak measurement should also be supplied.
5. The fundamental for reference only, it’s not restricted by unwanted emission limit.

Site :	CB2-H	Engineer :	Rueyyan
Model No :	GT-AX6000,	Test Date :	2018/11/14
Test Voltage :	AC 120V/60Hz	Polarity :	Horizontal
Test Mode :	Mode 14:TX_Non Beamforming_NSS1_ADP-65DW Y		
Note :	802.11a(20M)_5320MHz		

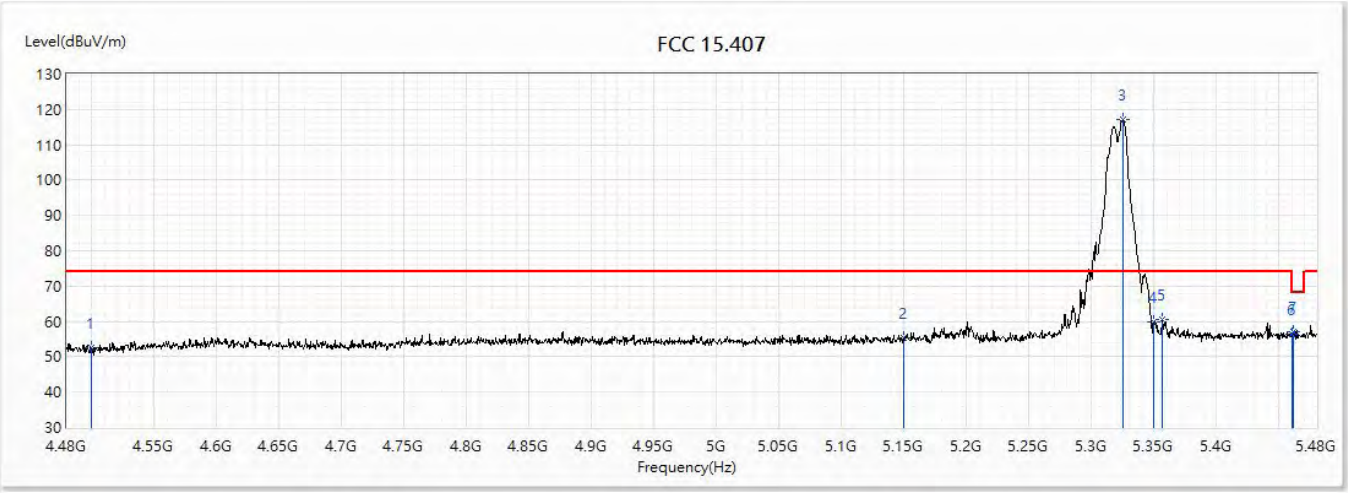

No	Frequency (MHz)	Emission Level (dBuV/m)	Limit (dBuV/m)	Margin (dB)	Reading Level (dBuV)	Correct Factor (dB)	Detector Type
1	4500	52.51	74.00	-21.49	30.09	22.42	PK
2	5150	55.38	74.00	-18.62	31.59	23.79	PK
! 3	5325	117.15	74.00	43.15	93.15	24.00	PK
4	5350	59.91	74.00	-14.09	35.88	24.03	PK
5	5356.5	60.52	74.00	-13.48	36.48	24.04	PK
6	5460	56.24	74.00	-17.76	32.08	24.16	PK
7	5461	57.15	68.20	-11.05	32.99	24.16	PK

Note:

1. All reading above 1GHz is performed with peak and/or average measurements as necessary.
2. “ * ”, means this data is the worst emission level.
3. Emission Level = Reading Level + Correct Factor.
4. The average measurement was not performed when the peak measured data under the limit of average detection. If the readings given are average, peak measurement should also be supplied.
5. The fundamental for reference only, it’s not restricted by unwanted emission limit.

Site :	CB2-H	Engineer :	Rueyyan
Model No :	GT-AX6000,	Test Date :	2018/11/14
Test Voltage :	AC 120V/60Hz	Polarity :	Horizontal
Test Mode :	Mode 14:TX_Non Beamforming_NSS1_ADP-65DW Y		
Note :	802.11a(20M)_5320MHz		

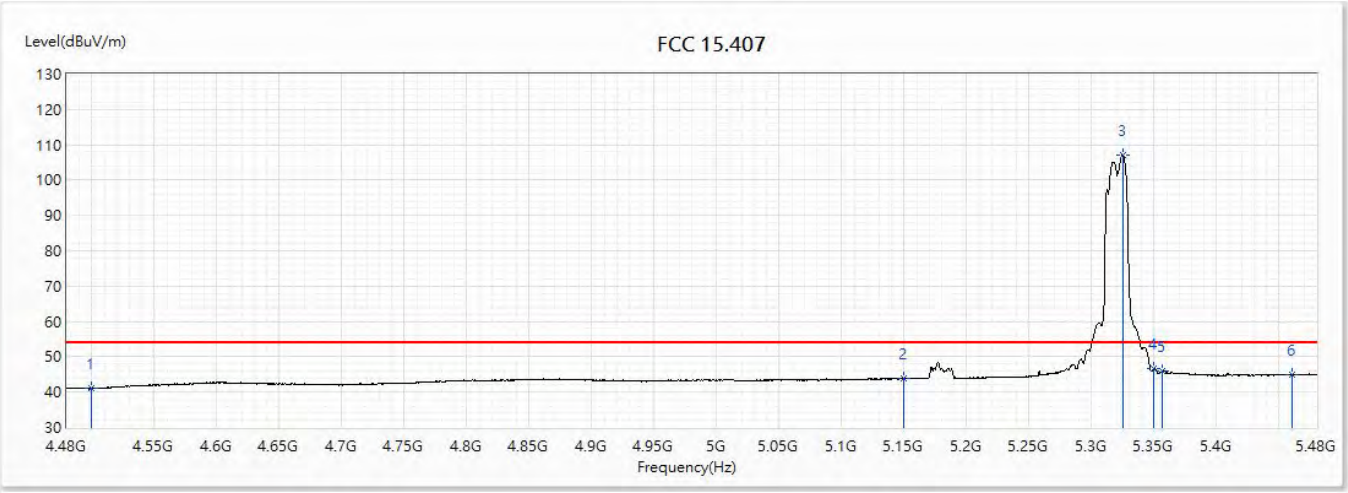

No	Frequency (MHz)	Emission Level (dBuV/m)	Limit (dBuV/m)	Margin (dB)	Reading Level (dBuV)	Correct Factor (dB)	Detector Type
1	4500	41.05	54.00	-12.95	18.63	22.42	AV
2	5150	43.88	54.00	-10.12	20.09	23.79	AV
! 3	5325	106.95	54.00	52.95	82.95	24.00	AV
4	5350	46.51	54.00	-7.49	22.48	24.03	AV
5	5356.5	46.12	54.00	-7.88	22.08	24.04	AV
6	5460	44.90	54.00	-9.10	20.74	24.16	AV

Note:

1. All reading above 1GHz is performed with peak and/or average measurements as necessary.
2. “ * ”, means this data is the worst emission level.
3. Emission Level = Reading Level + Correct Factor.
4. The average measurement was not performed when the peak measured data under the limit of average detection. If the readings given are average, peak measurement should also be supplied.
5. The fundamental for reference only, it’s not restricted by unwanted emission limit.

Site :	CB2-H	Engineer :	Rueyyan
Model No :	GT-AX6000,	Test Date :	2018/11/14
Test Voltage :	AC 120V/60Hz	Polarity :	Vertical
Test Mode :	Mode 14:TX_Non Beamforming_NSS1_ADP-65DW Y		
Note :	802.11a(20M)_5320MHz		

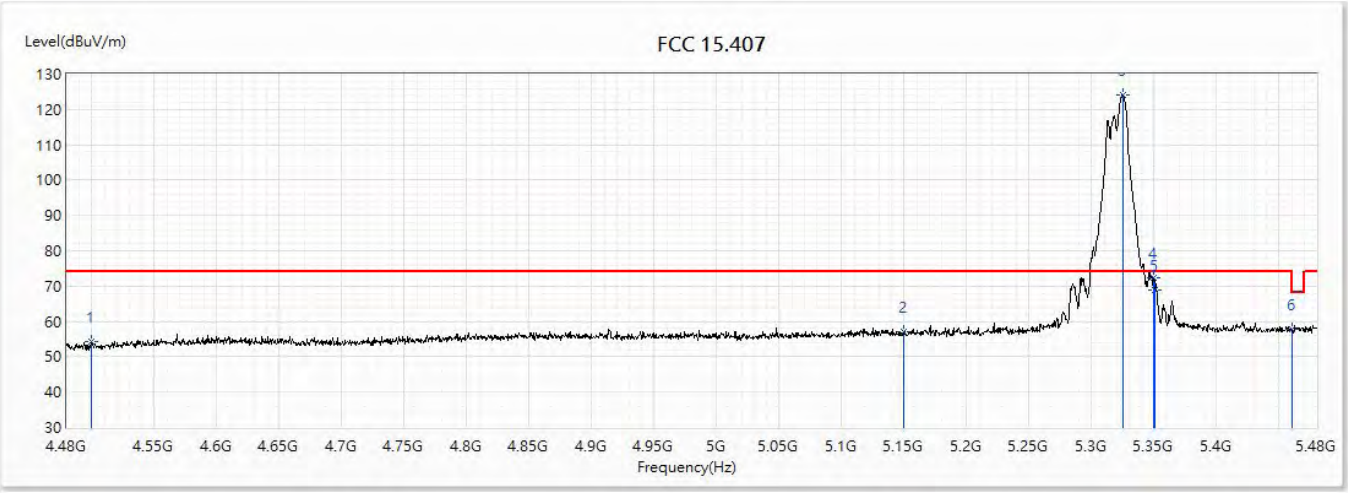

No	Frequency (MHz)	Emission Level (dBuV/m)	Limit (dBuV/m)	Margin (dB)	Reading Level (dBuV)	Correct Factor (dB)	Detector Type
1	4500	54.15	74.00	-19.85	31.73	22.42	PK
2	5150	57.02	74.00	-16.98	33.23	23.79	PK
! 3	5325	124.10	74.00	50.10	100.10	24.00	PK
4	5350	72.20	74.00	-1.80	48.17	24.03	PK
5	5351	68.99	74.00	-5.01	44.96	24.03	PK
6	5460	57.67	74.00	-16.33	33.51	24.16	PK

Note:

1. All reading above 1GHz is performed with peak and/or average measurements as necessary.
2. “ * ”, means this data is the worst emission level.
3. Emission Level = Reading Level + Correct Factor.
4. The average measurement was not performed when the peak measured data under the limit of average detection. If the readings given are average, peak measurement should also be supplied.
5. The fundamental for reference only, it’s not restricted by unwanted emission limit.

Site :	CB2-H	Engineer :	Rueyyan
Model No :	GT-AX6000,	Test Date :	2018/11/14
Test Voltage :	AC 120V/60Hz	Polarity :	Vertical
Test Mode :	Mode 14:TX_Non Beamforming_NSS1_ADP-65DW Y		
Note :	802.11a(20M)_5320MHz		

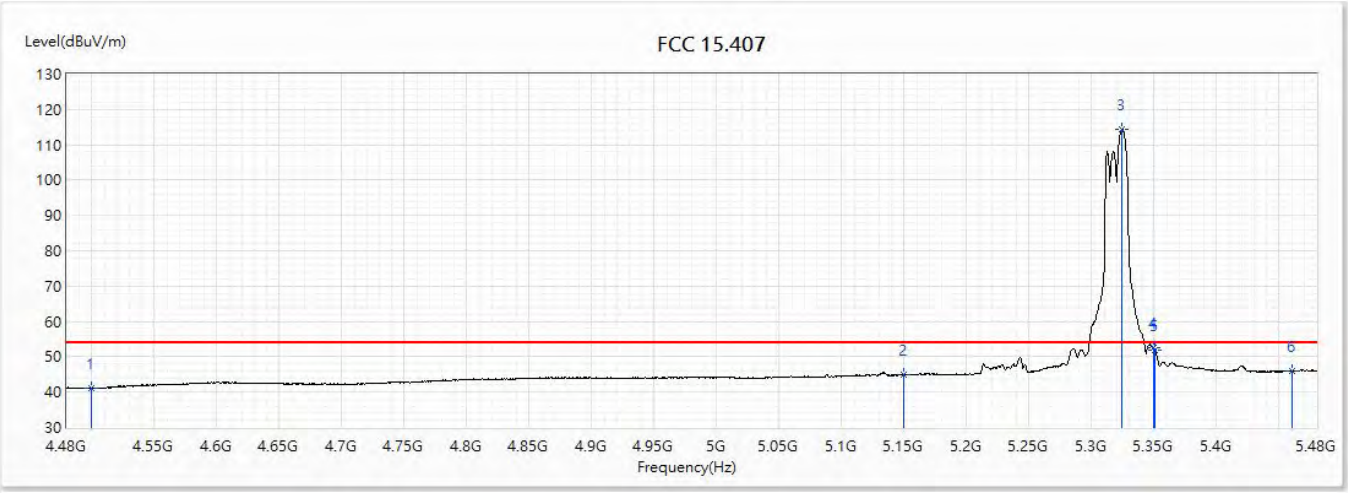

No	Frequency (MHz)	Emission Level (dBuV/m)	Limit (dBuV/m)	Margin (dB)	Reading Level (dBuV)	Correct Factor (dB)	Detector Type
1	4500	40.97	54.00	-13.03	18.55	22.42	AV
2	5150	44.91	54.00	-9.09	21.12	23.79	AV
! 3	5324.5	114.39	54.00	60.39	90.39	24.00	AV
4	5350	52.53	54.00	-1.47	28.50	24.03	AV
5	5351	52.04	54.00	-1.96	28.01	24.03	AV
6	5460	45.92	54.00	-8.08	21.76	24.16	AV

Note:

1. All reading above 1GHz is performed with peak and/or average measurements as necessary.
2. “ * ”, means this data is the worst emission level.
3. Emission Level = Reading Level + Correct Factor.
4. The average measurement was not performed when the peak measured data under the limit of average detection. If the readings given are average, peak measurement should also be supplied.
5. The fundamental for reference only, it’s not restricted by unwanted emission limit.

Site :	CB2-H	Engineer :	Rueyyan
Model No :	GT-AX6000,	Test Date :	2018/11/14
Test Voltage :	AC 120V/60Hz	Polarity :	Horizontal
Test Mode :	Mode 14:TX_Non Beamforming_NSS1_ADP-65DW Y		
Note :	802.11ac(20M)_5260MHz		

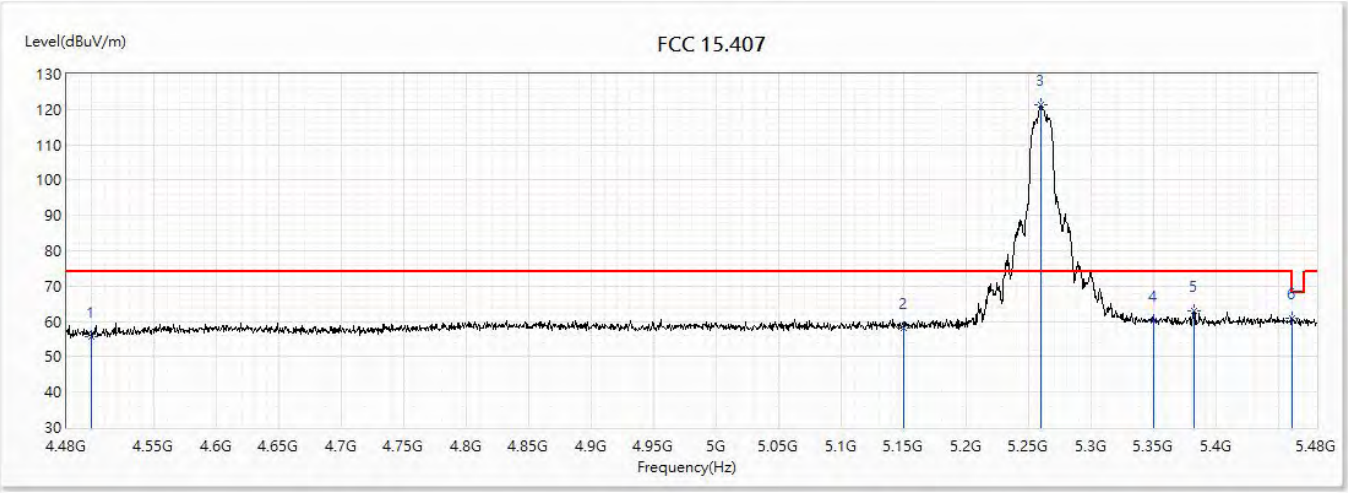

No	Frequency (MHz)	Emission Level (dBuV/m)	Limit (dBuV/m)	Margin (dB)	Reading Level (dBuV)	Correct Factor (dB)	Detector Type
1	4500	55.81	74.00	-18.19	33.39	22.42	PK
2	5150	58.23	74.00	-15.77	34.44	23.79	PK
! 3	5259.5	121.47	74.00	47.47	97.55	23.92	PK
4	5350	60.32	74.00	-13.68	36.29	24.03	PK
5	5382	62.84	74.00	-11.16	38.77	24.07	PK
6	5460	61.00	74.00	-13.00	36.84	24.16	PK

Note:

1. All reading above 1GHz is performed with peak and/or average measurements as necessary.
2. “ * ”, means this data is the worst emission level.
3. Emission Level = Reading Level + Correct Factor.
4. The average measurement was not performed when the peak measured data under the limit of average detection. If the readings given are average, peak measurement should also be supplied.
5. The fundamental for reference only, it’s not restricted by unwanted emission limit.

Site :	CB2-H	Engineer :	Rueyyan
Model No :	GT-AX6000,	Test Date :	2018/11/14
Test Voltage :	AC 120V/60Hz	Polarity :	Horizontal
Test Mode :	Mode 14:TX_Non Beamforming_NSS1_ADP-65DW Y		
Note :	802.11ac(20M)_5260MHz		

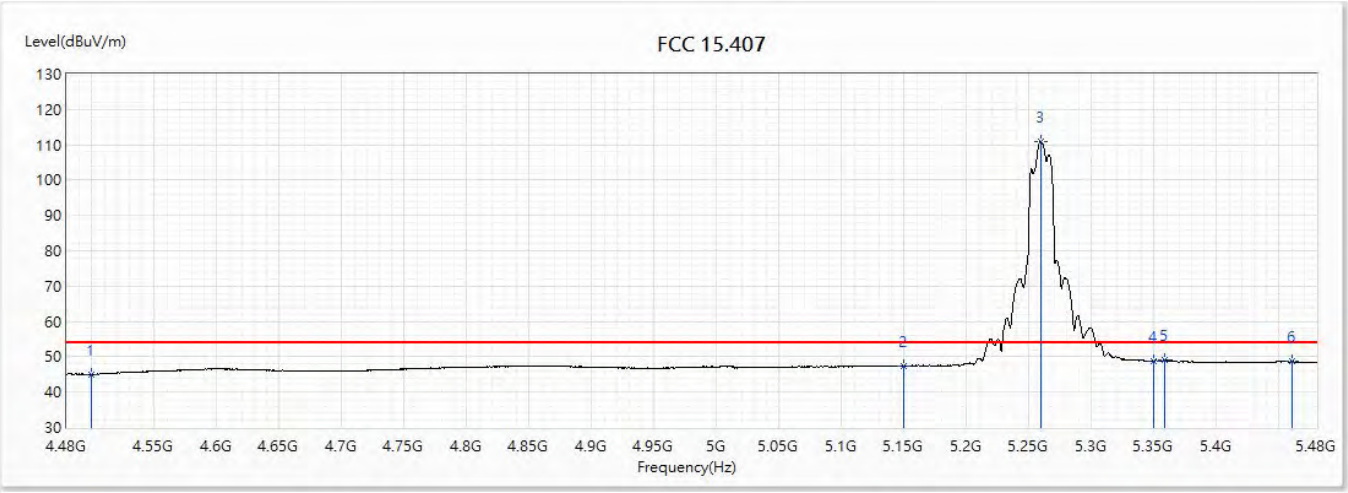

No	Frequency (MHz)	Emission Level (dBuV/m)	Limit (dBuV/m)	Margin (dB)	Reading Level (dBuV)	Correct Factor (dB)	Detector Type
1	4500	44.98	54.00	-9.02	22.56	22.42	AV
2	5150	47.53	54.00	-6.47	23.74	23.79	AV
! 3	5259	111.06	54.00	57.06	87.14	23.92	AV
4	5350	48.80	54.00	-5.20	24.77	24.03	AV
5	5358	48.97	54.00	-5.03	24.93	24.04	AV
6	5460	48.63	54.00	-5.37	24.47	24.16	AV

Note:

1. All reading above 1GHz is performed with peak and/or average measurements as necessary.
2. “ * ”, means this data is the worst emission level.
3. Emission Level = Reading Level + Correct Factor.
4. The average measurement was not performed when the peak measured data under the limit of average detection. If the readings given are average, peak measurement should also be supplied.
5. The fundamental for reference only, it’s not restricted by unwanted emission limit.

Site :	CB2-H	Engineer :	Rueyyan
Model No :	GT-AX6000,	Test Date :	2018/11/14
Test Voltage :	AC 120V/60Hz	Polarity :	Vertical
Test Mode :	Mode 14:TX_Non Beamforming_NSS1_ADP-65DW Y		
Note :	802.11ac(20M)_5260MHz		

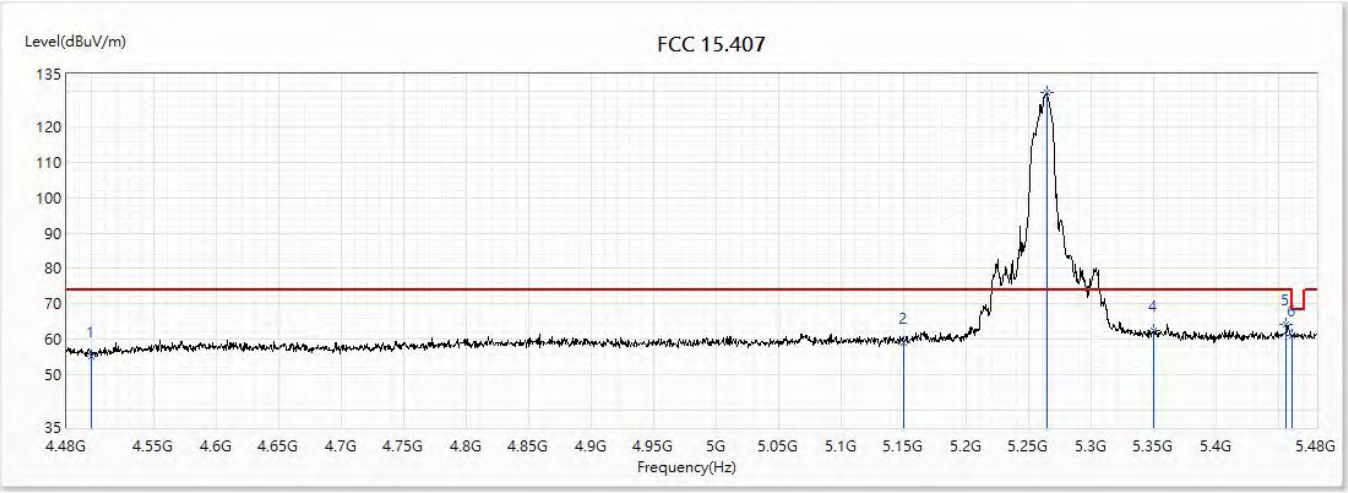

No	Frequency (MHz)	Emission Level (dBuV/m)	Limit (dBuV/m)	Margin (dB)	Reading Level (dBuV)	Correct Factor (dB)	Detector Type
1	4500	55.11	74.00	-18.89	32.69	22.42	PK
2	5150	58.85	74.00	-15.15	35.06	23.79	PK
! 3	5264	129.63	74.00	55.63	105.70	23.93	PK
4	5350	62.27	74.00	-11.73	38.24	24.03	PK
5	5455.5	64.06	74.00	-9.94	39.90	24.16	PK
6	5460	60.87	74.00	-13.13	36.71	24.16	PK

Note:

1. All reading above 1GHz is performed with peak and/or average measurements as necessary.
2. “ * ”, means this data is the worst emission level.
3. Emission Level = Reading Level + Correct Factor.
4. The average measurement was not performed when the peak measured data under the limit of average detection. If the readings given are average, peak measurement should also be supplied.
5. The fundamental for reference only, it’s not restricted by unwanted emission limit.

Site :	CB2-H	Engineer :	Rueyyan
Model No :	GT-AX6000,	Test Date :	2018/11/14
Test Voltage :	AC 120V/60Hz	Polarity :	Vertical
Test Mode :	Mode 14:TX_Non Beamforming_NSS1_ADP-65DW Y		
Note :	802.11ac(20M)_5260MHz		

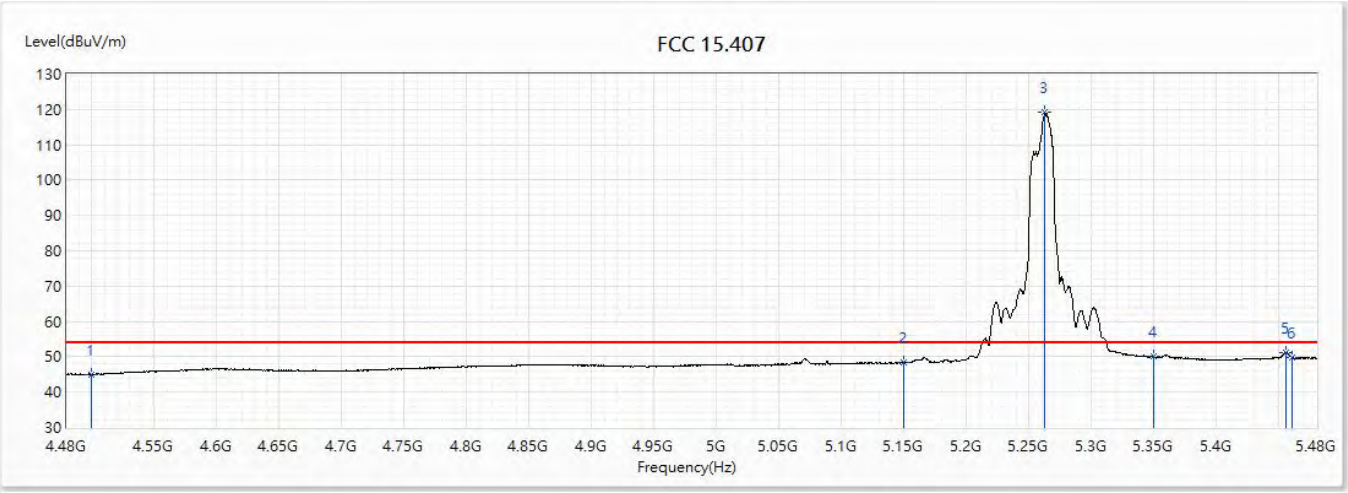

No	Frequency (MHz)	Emission Level (dBuV/m)	Limit (dBuV/m)	Margin (dB)	Reading Level (dBuV)	Correct Factor (dB)	Detector Type
1	4500	44.89	54.00	-9.11	22.47	22.42	AV
2	5150	48.40	54.00	-5.60	24.61	23.79	AV
! 3	5262.5	119.11	54.00	65.11	95.18	23.93	AV
4	5350	50.15	54.00	-3.85	26.12	24.03	AV
5	5455	51.22	54.00	-2.78	27.06	24.16	AV
6	5460	49.88	54.00	-4.12	25.72	24.16	AV

Note:

1. All reading above 1GHz is performed with peak and/or average measurements as necessary.
2. “ * ”, means this data is the worst emission level.
3. Emission Level = Reading Level + Correct Factor.
4. The average measurement was not performed when the peak measured data under the limit of average detection. If the readings given are average, peak measurement should also be supplied.
5. The fundamental for reference only, it’s not restricted by unwanted emission limit.

Site :	CB2-H	Engineer :	Rueyyan
Model No :	GT-AX6000,	Test Date :	2018/11/14
Test Voltage :	AC 120V/60Hz	Polarity :	Horizontal
Test Mode :	Mode 14:TX_Non Beamforming_NSS1_ADP-65DW Y		
Note :	802.11ac(20M)_5300MHz		

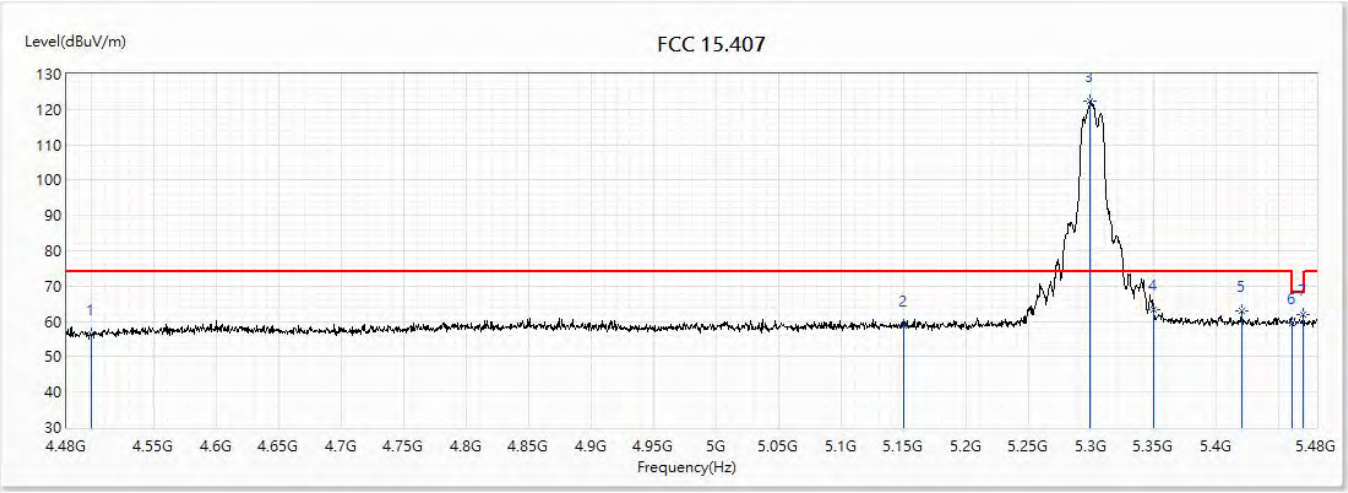

No	Frequency (MHz)	Emission Level (dBuV/m)	Limit (dBuV/m)	Margin (dB)	Reading Level (dBuV)	Correct Factor (dB)	Detector Type
1	4500	56.25	74.00	-17.75	33.83	22.42	PK
2	5150	58.92	74.00	-15.08	35.13	23.79	PK
! 3	5299	122.28	74.00	48.28	98.31	23.97	PK
4	5350	63.35	74.00	-10.65	39.32	24.03	PK
5	5420	62.88	74.00	-11.12	38.77	24.11	PK
6	5460	59.42	74.00	-14.58	35.26	24.16	PK
7	5469.5	61.98	68.20	-6.22	37.80	24.18	PK

Note:

1. All reading above 1GHz is performed with peak and/or average measurements as necessary.
2. “ * ”, means this data is the worst emission level.
3. Emission Level = Reading Level + Correct Factor.
4. The average measurement was not performed when the peak measured data under the limit of average detection. If the readings given are average, peak measurement should also be supplied.
5. The fundamental for reference only, it’s not restricted by unwanted emission limit.

Site :	CB2-H	Engineer :	Rueyyan
Model No :	GT-AX6000,	Test Date :	2018/11/14
Test Voltage :	AC 120V/60Hz	Polarity :	Horizontal
Test Mode :	Mode 14:TX_Non Beamforming_NSS1_ADP-65DW Y		
Note :	802.11ac(20M)_5300MHz		

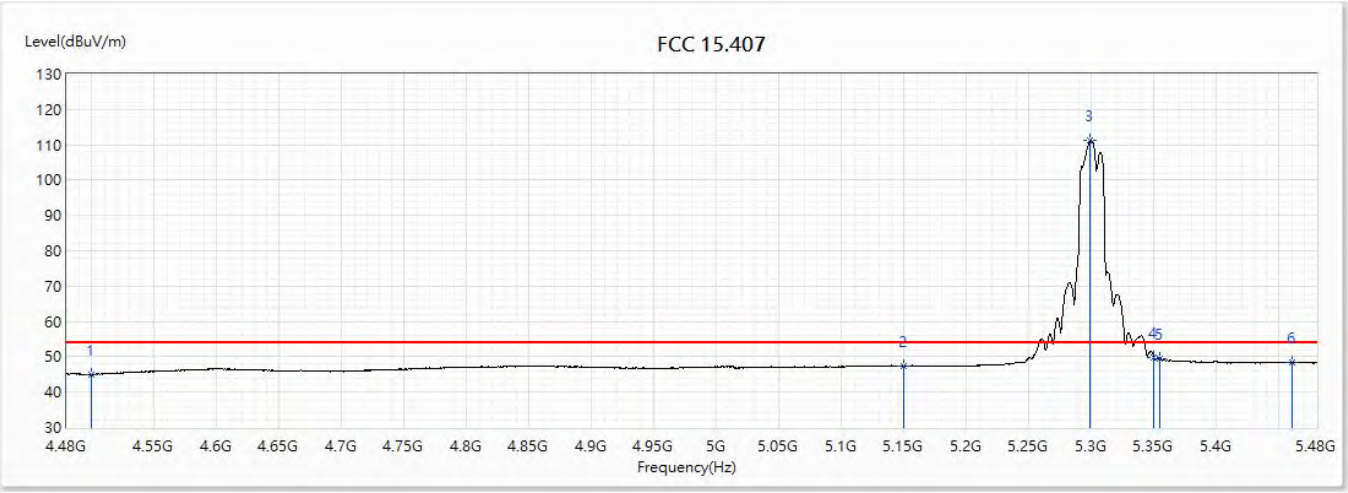

No	Frequency (MHz)	Emission Level (dBuV/m)	Limit (dBuV/m)	Margin (dB)	Reading Level (dBuV)	Correct Factor (dB)	Detector Type
1	4500	44.97	54.00	-9.03	22.55	22.42	AV
2	5150	47.39	54.00	-6.61	23.60	23.79	AV
! 3	5299	111.31	54.00	57.31	87.34	23.97	AV
4	5350	49.89	54.00	-4.11	25.86	24.03	AV
5	5354.5	49.47	54.00	-4.53	25.43	24.04	AV
6	5460	48.28	54.00	-5.72	24.12	24.16	AV

Note:

1. All reading above 1GHz is performed with peak and/or average measurements as necessary.
2. “ * ”, means this data is the worst emission level.
3. Emission Level = Reading Level + Correct Factor.
4. The average measurement was not performed when the peak measured data under the limit of average detection. If the readings given are average, peak measurement should also be supplied.
5. The fundamental for reference only, it’s not restricted by unwanted emission limit.

Site :	CB2-H	Engineer :	Rueyyan
Model No :	GT-AX6000,	Test Date :	2018/11/14
Test Voltage :	AC 120V/60Hz	Polarity :	Vertical
Test Mode :	Mode 14:TX_Non Beamforming_NSS1_ADP-65DW Y		
Note :	802.11ac(20M)_5300MHz		

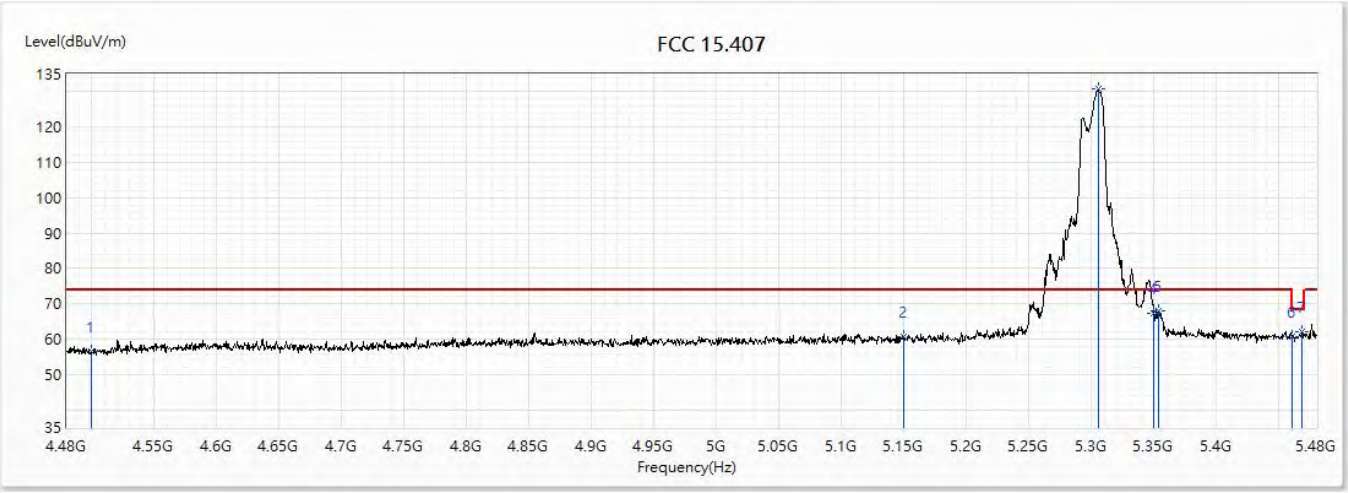

No	Frequency (MHz)	Emission Level (dBuV/m)	Limit (dBuV/m)	Margin (dB)	Reading Level (dBuV)	Correct Factor (dB)	Detector Type
1	4500	56.42	74.00	-17.58	34.00	22.42	PK
2	5150	60.68	74.00	-13.32	36.89	23.79	PK
! 3	5305	130.85	74.00	56.85	106.87	23.98	PK
4	5350	67.45	74.00	-6.55	43.42	24.03	PK
5	5353.5	67.88	74.00	-6.12	43.85	24.03	PK
6	5460	60.58	74.00	-13.42	36.42	24.16	PK
7	5468.5	62.21	68.20	-5.99	38.04	24.17	PK

Note:

1. All reading above 1GHz is performed with peak and/or average measurements as necessary.
2. “ * ”, means this data is the worst emission level.
3. Emission Level = Reading Level + Correct Factor.
4. The average measurement was not performed when the peak measured data under the limit of average detection. If the readings given are average, peak measurement should also be supplied.
5. The fundamental for reference only, it’s not restricted by unwanted emission limit.

Site :	CB2-H	Engineer :	Rueyyan
Model No :	GT-AX6000,	Test Date :	2018/11/14
Test Voltage :	AC 120V/60Hz	Polarity :	Vertical
Test Mode :	Mode 14:TX_Non Beamforming_NSS1_ADP-65DW Y		
Note :	802.11ac(20M)_5300MHz		

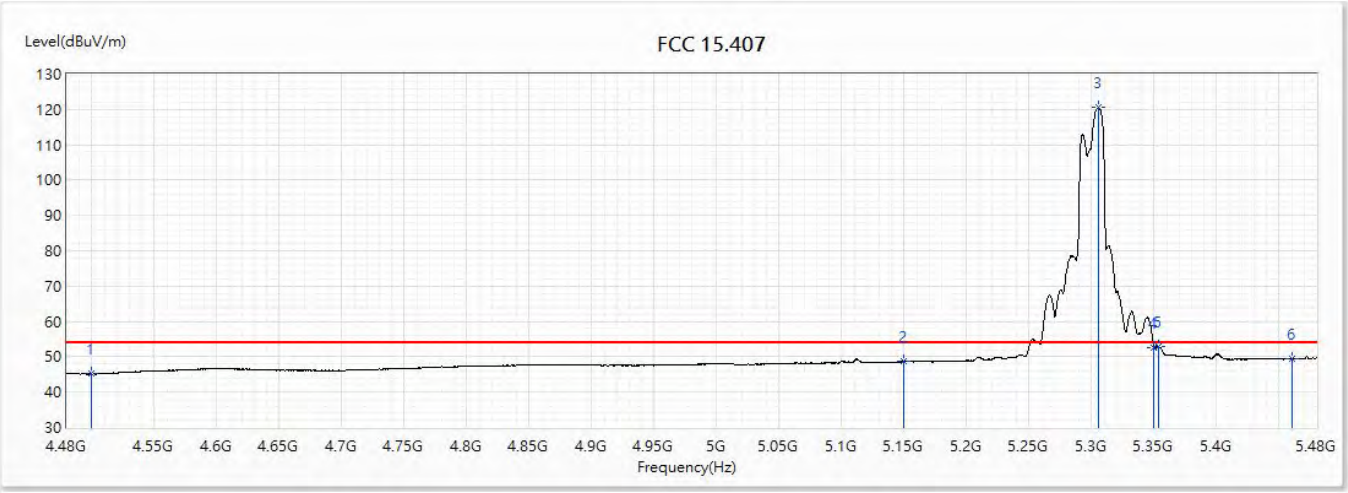

No	Frequency (MHz)	Emission Level (dBuV/m)	Limit (dBuV/m)	Margin (dB)	Reading Level (dBuV)	Correct Factor (dB)	Detector Type
1	4500	45.18	54.00	-8.82	22.76	22.42	AV
2	5150	48.69	54.00	-5.31	24.90	23.79	AV
! 3	5305.5	120.56	54.00	66.56	96.58	23.98	AV
4	5350	52.74	54.00	-1.26	28.71	24.03	AV
5	5353.5	53.00	54.00	-1.00	28.97	24.03	AV
6	5460	49.38	54.00	-4.62	25.22	24.16	AV

Note:

1. All reading above 1GHz is performed with peak and/or average measurements as necessary.
2. “ * ”, means this data is the worst emission level.
3. Emission Level = Reading Level + Correct Factor.
4. The average measurement was not performed when the peak measured data under the limit of average detection. If the readings given are average, peak measurement should also be supplied.
5. The fundamental for reference only, it’s not restricted by unwanted emission limit.

Site :	CB2-H	Engineer :	Rueyyan
Model No :	GT-AX6000,	Test Date :	2018/11/14
Test Voltage :	AC 120V/60Hz	Polarity :	Horizontal
Test Mode :	Mode 14:TX_Non Beamforming_NSS1_ADP-65DW Y		
Note :	802.11ac(20M)_5320MHz		

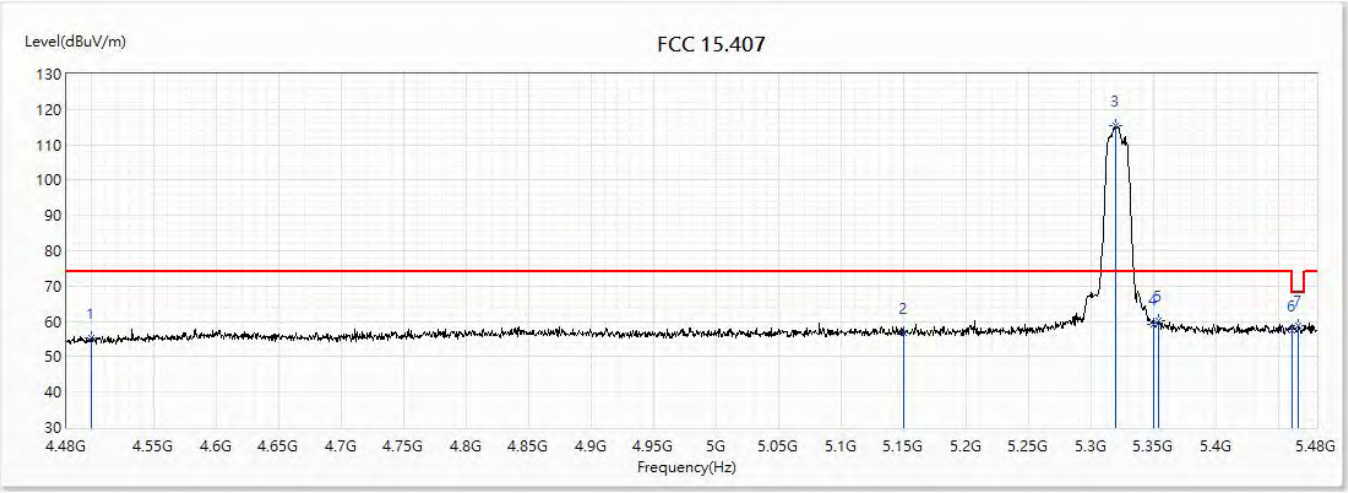

No	Frequency (MHz)	Emission Level (dBuV/m)	Limit (dBuV/m)	Margin (dB)	Reading Level (dBuV)	Correct Factor (dB)	Detector Type
1	4500	55.24	74.00	-18.76	32.82	22.42	PK
2	5150	56.63	74.00	-17.37	32.84	23.79	PK
! 3	5319.5	115.58	74.00	41.58	91.59	23.99	PK
4	5350	59.15	74.00	-14.85	35.12	24.03	PK
5	5353.5	60.15	74.00	-13.85	36.12	24.03	PK
6	5460	57.31	74.00	-16.69	33.15	24.16	PK
7	5465.5	58.80	68.20	-9.40	34.63	24.17	PK

Note:

1. All reading above 1GHz is performed with peak and/or average measurements as necessary.
2. “ * ”, means this data is the worst emission level.
3. Emission Level = Reading Level + Correct Factor.
4. The average measurement was not performed when the peak measured data under the limit of average detection. If the readings given are average, peak measurement should also be supplied.
5. The fundamental for reference only, it’s not restricted by unwanted emission limit.

Site :	CB2-H	Engineer :	Rueyyan
Model No :	GT-AX6000,	Test Date :	2018/11/14
Test Voltage :	AC 120V/60Hz	Polarity :	Horizontal
Test Mode :	Mode 14:TX_Non Beamforming_NSS1_ADP-65DW Y		
Note :	802.11ac(20M)_5320MHz		

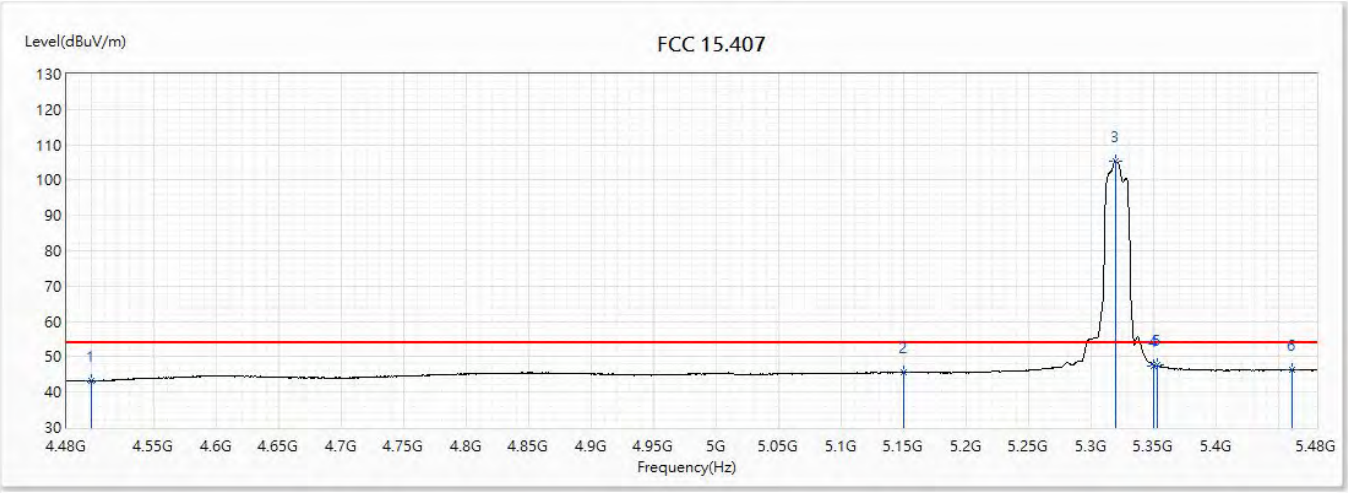

No	Frequency (MHz)	Emission Level (dBuV/m)	Limit (dBuV/m)	Margin (dB)	Reading Level (dBuV)	Correct Factor (dB)	Detector Type
1	4500	43.10	54.00	-10.90	20.68	22.42	AV
2	5150	45.62	54.00	-8.38	21.83	23.79	AV
! 3	5319	105.45	54.00	51.45	81.46	23.99	AV
4	5350	47.39	54.00	-6.61	23.36	24.03	AV
5	5352.5	47.54	54.00	-6.46	23.51	24.03	AV
6	5460	46.24	54.00	-7.76	22.08	24.16	AV

Note:

1. All reading above 1GHz is performed with peak and/or average measurements as necessary.
2. “ * ”, means this data is the worst emission level.
3. Emission Level = Reading Level + Correct Factor.
4. The average measurement was not performed when the peak measured data under the limit of average detection. If the readings given are average, peak measurement should also be supplied.
5. The fundamental for reference only, it’s not restricted by unwanted emission limit.

Site :	CB2-H	Engineer :	Rueyyan
Model No :	GT-AX6000,	Test Date :	2018/11/14
Test Voltage :	AC 120V/60Hz	Polarity :	Vertical
Test Mode :	Mode 14:TX_Non Beamforming_NSS1_ADP-65DW Y		
Note :	802.11ac(20M)_5320MHz		

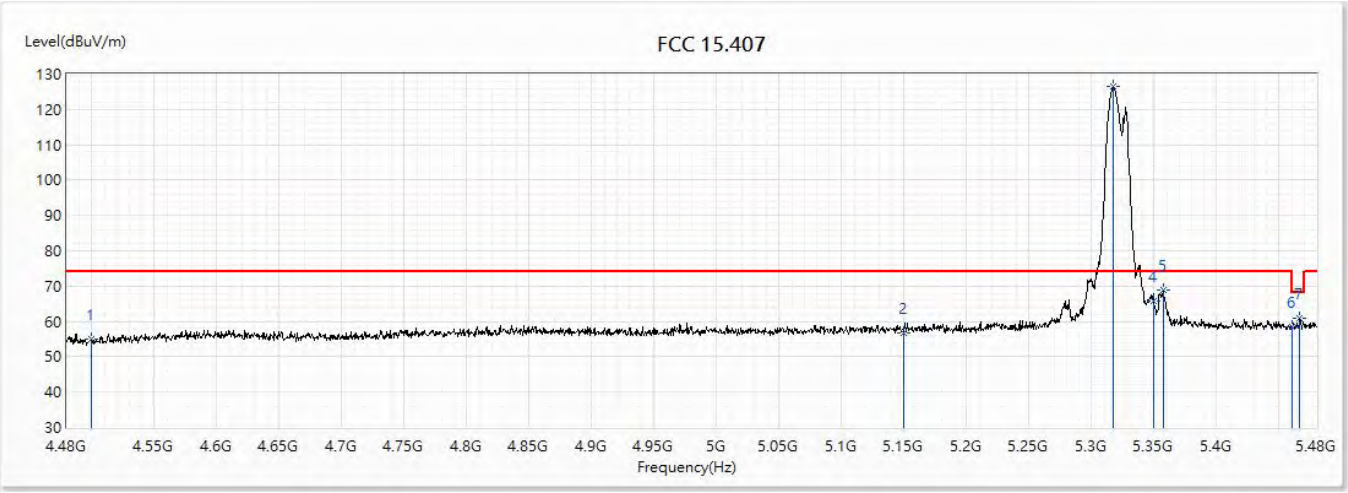

No	Frequency (MHz)	Emission Level (dBuV/m)	Limit (dBuV/m)	Margin (dB)	Reading Level (dBuV)	Correct Factor (dB)	Detector Type
1	4500	55.08	74.00	-18.92	32.66	22.42	PK
2	5150	56.88	74.00	-17.12	33.09	23.79	PK
! 3	5317.5	126.42	74.00	52.42	102.43	23.99	PK
4	5350	65.71	74.00	-8.29	41.68	24.03	PK
5	5357	68.75	74.00	-5.25	44.71	24.04	PK
6	5460	58.63	74.00	-15.37	34.47	24.16	PK
7	5466.5	60.78	68.20	-7.42	36.61	24.17	PK

Note:

1. All reading above 1GHz is performed with peak and/or average measurements as necessary.
2. “ * ”, means this data is the worst emission level.
3. Emission Level = Reading Level + Correct Factor.
4. The average measurement was not performed when the peak measured data under the limit of average detection. If the readings given are average, peak measurement should also be supplied.
5. The fundamental for reference only, it’s not restricted by unwanted emission limit.

Site :	CB2-H	Engineer :	Rueyyan
Model No :	GT-AX6000,	Test Date :	2018/11/14
Test Voltage :	AC 120V/60Hz	Polarity :	Vertical
Test Mode :	Mode 14:TX_Non Beamforming_NSS1_ADP-65DW Y		
Note :	802.11ac(20M)_5320MHz		

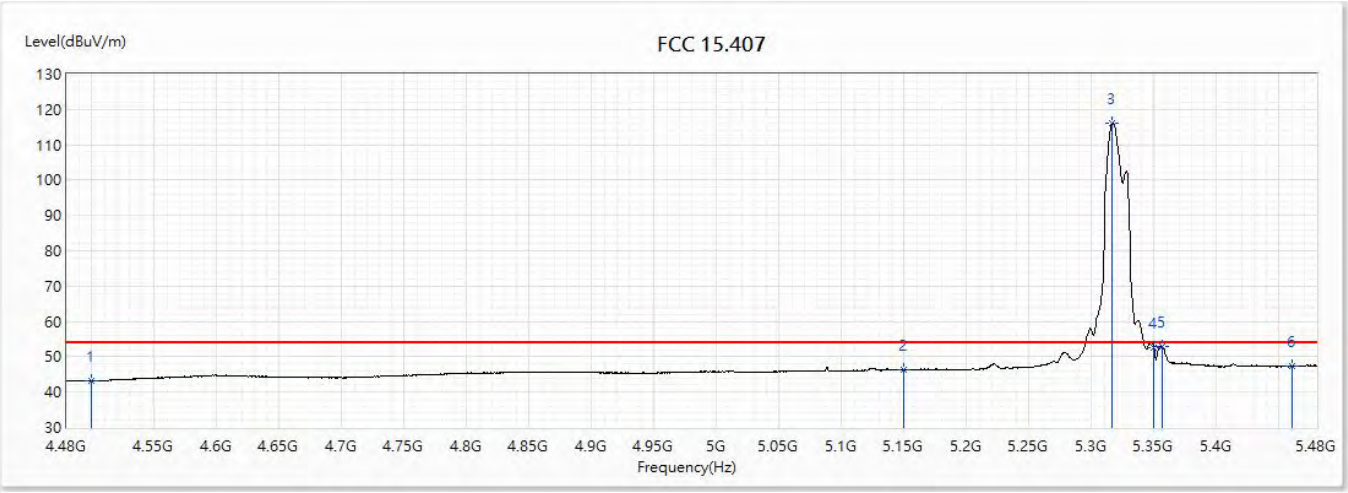

No	Frequency (MHz)	Emission Level (dBuV/m)	Limit (dBuV/m)	Margin (dB)	Reading Level (dBuV)	Correct Factor (dB)	Detector Type
1	4500	43.16	54.00	-10.84	20.74	22.42	AV
2	5150	46.31	54.00	-7.69	22.52	23.79	AV
! 3	5316.5	116.15	54.00	62.15	92.16	23.99	AV
4	5350	52.46	54.00	-1.54	28.43	24.03	AV
5	5356	53.01	54.00	-0.99	28.97	24.04	AV
6	5460	47.39	54.00	-6.61	23.23	24.16	AV

Note:

1. All reading above 1GHz is performed with peak and/or average measurements as necessary.
2. “ * ”, means this data is the worst emission level.
3. Emission Level = Reading Level + Correct Factor.
4. The average measurement was not performed when the peak measured data under the limit of average detection. If the readings given are average, peak measurement should also be supplied.
5. The fundamental for reference only, it’s not restricted by unwanted emission limit.

Site :	CB2-H	Engineer :	Rueyyan
Model No :	GT-AX6000,	Test Date :	2018/11/16
Test Voltage :	AC 120V/60Hz	Polarity :	Horizontal
Test Mode :	Mode 14:TX_Non Beamforming_NSS1_ADP-65DW Y		
Note :	802.11ac(40M)_5270MHz		

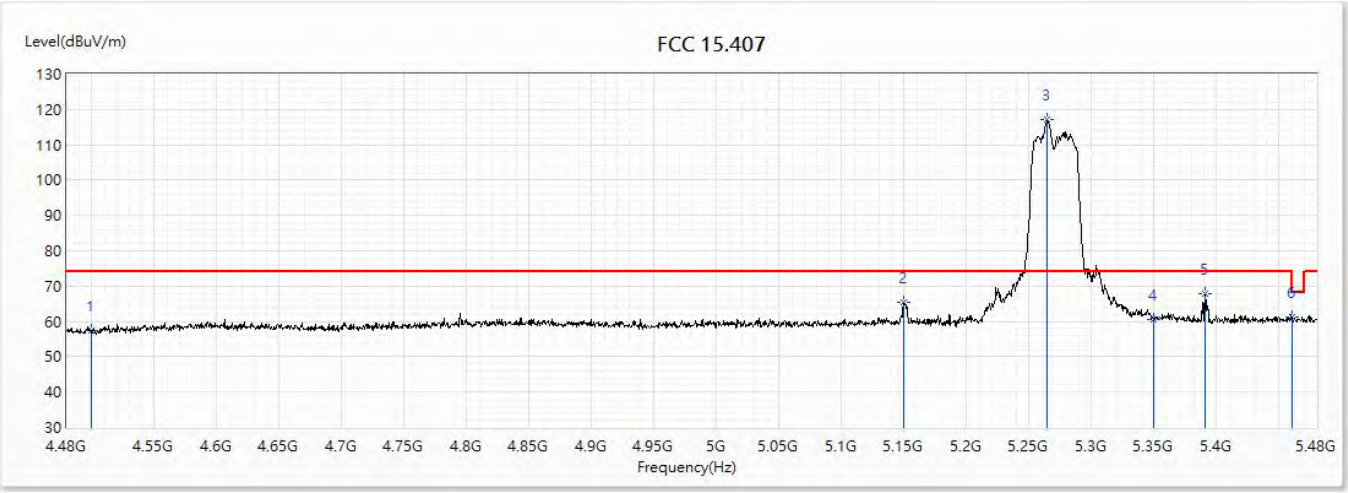

No	Frequency (MHz)	Emission Level (dBuV/m)	Limit (dBuV/m)	Margin (dB)	Reading Level (dBuV)	Correct Factor (dB)	Detector Type
1	4500	57.26	74.00	-16.74	34.84	22.42	PK
2	5150	65.43	74.00	-8.57	41.64	23.79	PK
! 3	5264.5	117.10	74.00	43.10	93.17	23.93	PK
4	5350	60.39	74.00	-13.61	36.36	24.03	PK
5	5391	67.73	74.00	-6.27	43.65	24.08	PK
6	5460	61.16	74.00	-12.84	37.00	24.16	PK

Note:

1. All reading above 1GHz is performed with peak and/or average measurements as necessary.
2. “ * ”, means this data is the worst emission level.
3. Emission Level = Reading Level + Correct Factor.
4. The average measurement was not performed when the peak measured data under the limit of average detection. If the readings given are average, peak measurement should also be supplied.
5. The fundamental for reference only, it’s not restricted by unwanted emission limit.

Site :	CB2-H	Engineer :	Rueyyan
Model No :	GT-AX6000,	Test Date :	2018/11/16
Test Voltage :	AC 120V/60Hz	Polarity :	Horizontal
Test Mode :	Mode 14:TX_Non Beamforming_NSS1_ADP-65DW Y		
Note :	802.11ac(40M)_5270MHz		

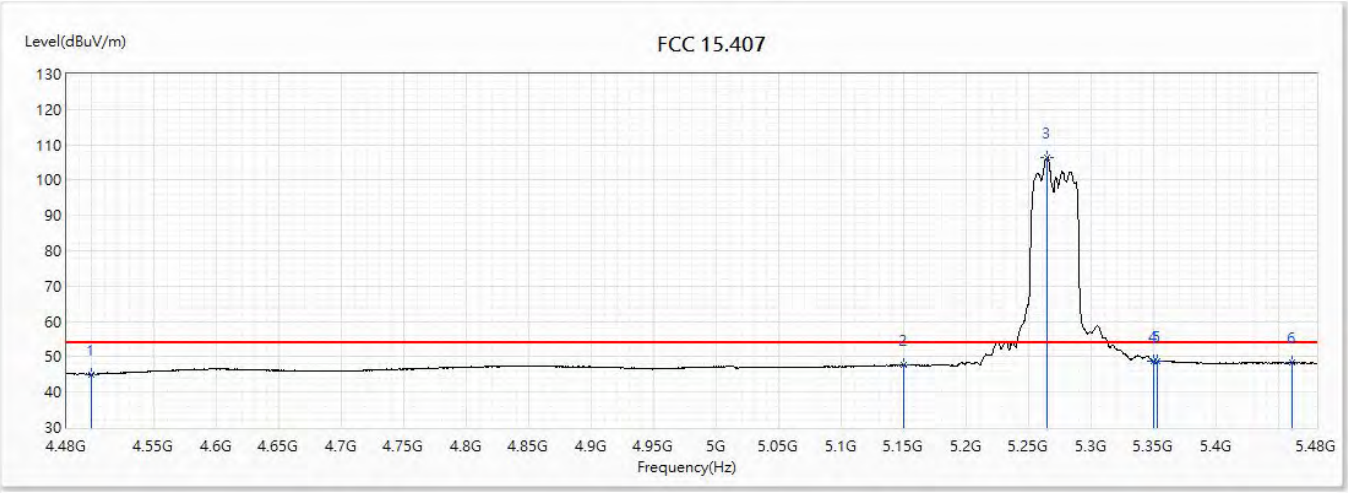

No	Frequency (MHz)	Emission Level (dBuV/m)	Limit (dBuV/m)	Margin (dB)	Reading Level (dBuV)	Correct Factor (dB)	Detector Type
1	4500	44.94	54.00	-9.06	22.52	22.42	AV
2	5150	47.55	54.00	-6.45	23.76	23.79	AV
! 3	5264	106.44	54.00	52.44	82.51	23.93	AV
4	5350	48.83	54.00	-5.17	24.80	24.03	AV
5	5352.5	48.84	54.00	-5.16	24.81	24.03	AV
6	5460	48.26	54.00	-5.74	24.10	24.16	AV

Note:

1. All reading above 1GHz is performed with peak and/or average measurements as necessary.
2. “ * ”, means this data is the worst emission level.
3. Emission Level = Reading Level + Correct Factor.
4. The average measurement was not performed when the peak measured data under the limit of average detection. If the readings given are average, peak measurement should also be supplied.
5. The fundamental for reference only, it’s not restricted by unwanted emission limit.

Site :	CB2-H	Engineer :	Rueyyan
Model No :	GT-AX6000,	Test Date :	2018/11/16
Test Voltage :	AC 120V/60Hz	Polarity :	Vertical
Test Mode :	Mode 14:TX_Non Beamforming_NSS1_ADP-65DW Y		
Note :	802.11ac(40M)_5270MHz		

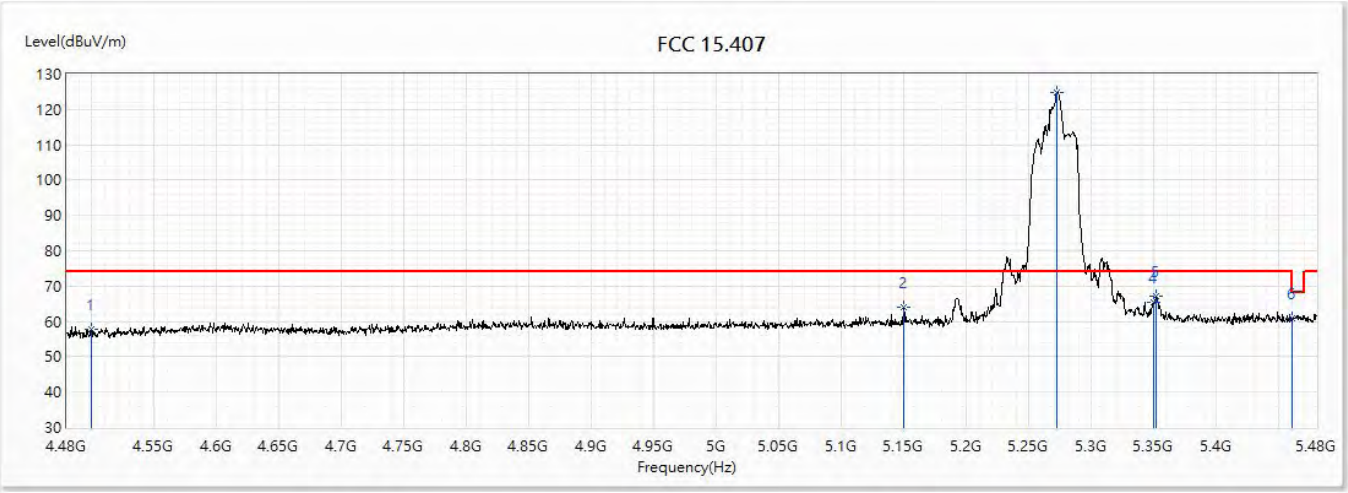

No	Frequency (MHz)	Emission Level (dBuV/m)	Limit (dBuV/m)	Margin (dB)	Reading Level (dBuV)	Correct Factor (dB)	Detector Type
1	4500	57.62	74.00	-16.38	35.20	22.42	PK
2	5150	63.96	74.00	-10.04	40.17	23.79	PK
! 3	5272	124.83	74.00	50.83	100.89	23.94	PK
4	5350	65.33	74.00	-8.67	41.30	24.03	PK
5	5352	67.25	74.00	-6.75	43.22	24.03	PK
6	5460	61.00	74.00	-13.00	36.84	24.16	PK

Note:

1. All reading above 1GHz is performed with peak and/or average measurements as necessary.
2. “ * ”, means this data is the worst emission level.
3. Emission Level = Reading Level + Correct Factor.
4. The average measurement was not performed when the peak measured data under the limit of average detection. If the readings given are average, peak measurement should also be supplied.
5. The fundamental for reference only, it’s not restricted by unwanted emission limit.

Site :	CB2-H	Engineer :	Rueyyan
Model No :	GT-AX6000,	Test Date :	2018/11/16
Test Voltage :	AC 120V/60Hz	Polarity :	Vertical
Test Mode :	Mode 14:TX_Non Beamforming_NSS1_ADP-65DW Y		
Note :	802.11ac(40M)_5270MHz		

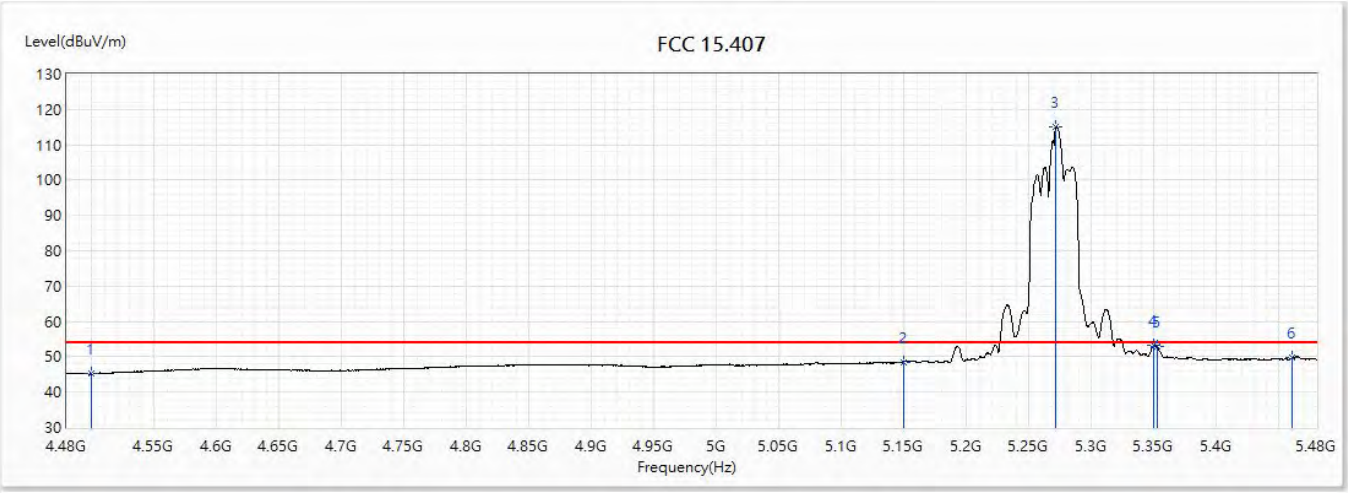

No	Frequency (MHz)	Emission Level (dBuV/m)	Limit (dBuV/m)	Margin (dB)	Reading Level (dBuV)	Correct Factor (dB)	Detector Type
1	4500	45.12	54.00	-8.88	22.70	22.42	AV
2	5150	48.56	54.00	-5.44	24.77	23.79	AV
! 3	5271.5	115.01	54.00	61.01	91.07	23.94	AV
4	5350	53.23	54.00	-0.77	29.20	24.03	AV
5	5352.5	52.90	54.00	-1.10	28.87	24.03	AV
6	5460	49.63	54.00	-4.37	25.47	24.16	AV

Note:

1. All reading above 1GHz is performed with peak and/or average measurements as necessary.
2. “ * ”, means this data is the worst emission level.
3. Emission Level = Reading Level + Correct Factor.
4. The average measurement was not performed when the peak measured data under the limit of average detection. If the readings given are average, peak measurement should also be supplied.
5. The fundamental for reference only, it’s not restricted by unwanted emission limit.

Site :	CB2-H	Engineer :	Rueyyan
Model No :	GT-AX6000,	Test Date :	2018/11/16
Test Voltage :	AC 120V/60Hz	Polarity :	Horizontal
Test Mode :	Mode 14:TX_Non Beamforming_NSS1_ADP-65DW Y		
Note :	802.11ac(40M)_5310MHz		

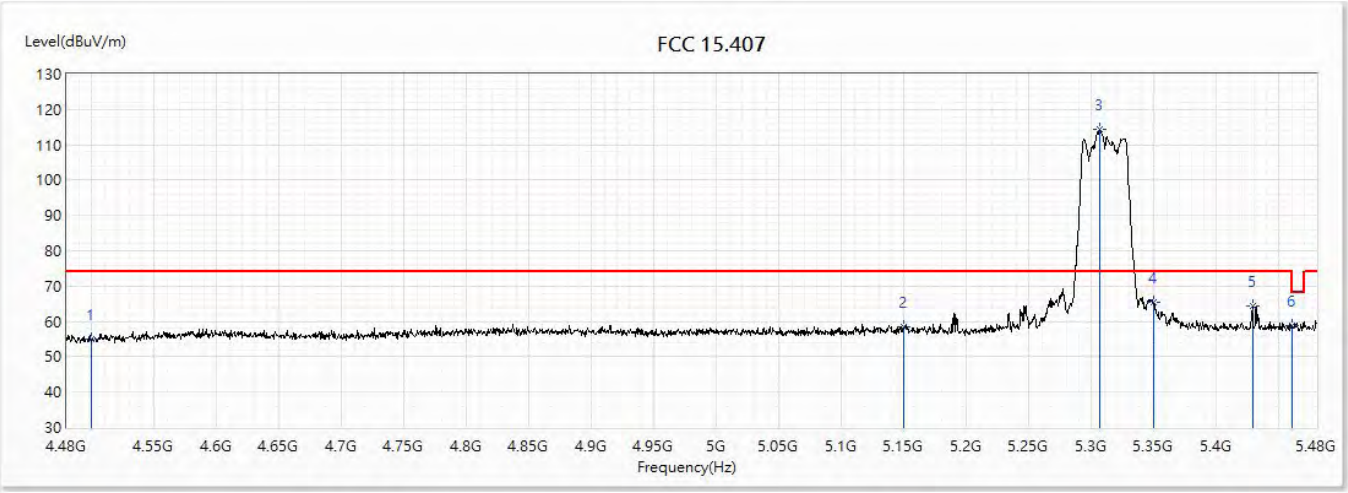

No	Frequency (MHz)	Emission Level (dBuV/m)	Limit (dBuV/m)	Margin (dB)	Reading Level (dBuV)	Correct Factor (dB)	Detector Type
1	4500	54.83	74.00	-19.17	32.41	22.42	PK
2	5150	58.47	74.00	-15.53	34.68	23.79	PK
! 3	5306.5	114.27	74.00	40.27	90.29	23.98	PK
4	5350	65.25	74.00	-8.75	41.22	24.03	PK
5	5429	64.49	74.00	-9.51	40.36	24.13	PK
6	5460	58.92	74.00	-15.08	34.76	24.16	PK

Note:

1. All reading above 1GHz is performed with peak and/or average measurements as necessary.
2. “ * ”, means this data is the worst emission level.
3. Emission Level = Reading Level + Correct Factor.
4. The average measurement was not performed when the peak measured data under the limit of average detection. If the readings given are average, peak measurement should also be supplied.
5. The fundamental for reference only, it’s not restricted by unwanted emission limit.

Site :	CB2-H	Engineer :	Rueyyan
Model No :	GT-AX6000,	Test Date :	2018/11/16
Test Voltage :	AC 120V/60Hz	Polarity :	Horizontal
Test Mode :	Mode 14:TX_Non Beamforming_NSS1_ADP-65DW Y		
Note :	802.11ac(40M)_5310MHz		

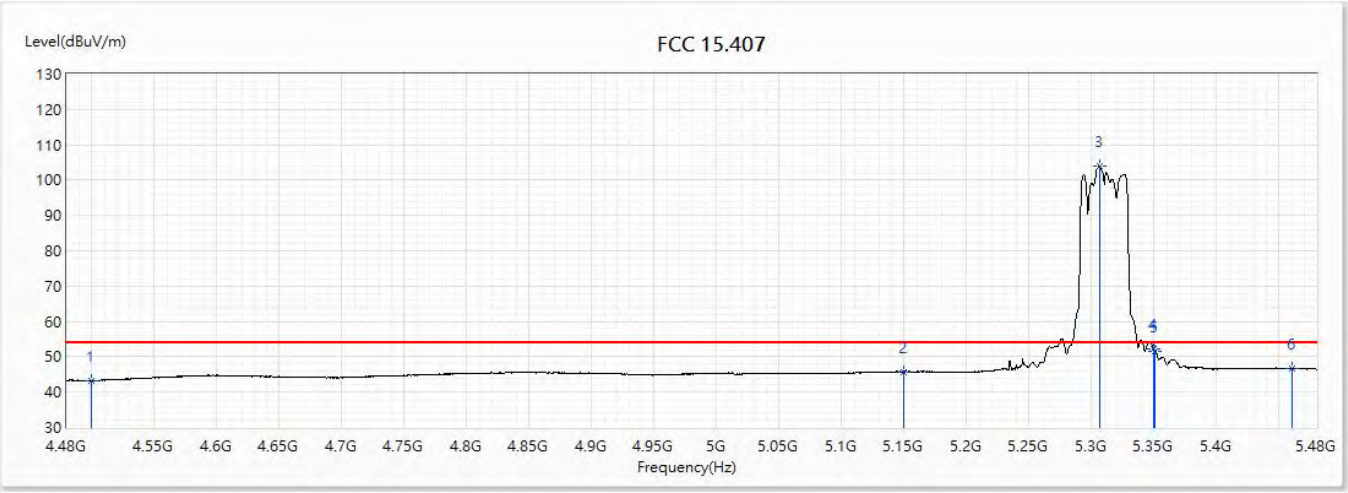

No	Frequency (MHz)	Emission Level (dBuV/m)	Limit (dBuV/m)	Margin (dB)	Reading Level (dBuV)	Correct Factor (dB)	Detector Type
1	4500	43.21	54.00	-10.79	20.79	22.42	AV
2	5150	45.78	54.00	-8.22	21.99	23.79	AV
! 3	5306	103.95	54.00	49.95	79.97	23.98	AV
4	5350	52.18	54.00	-1.82	28.15	24.03	AV
5	5351	51.66	54.00	-2.34	27.63	24.03	AV
6	5460	46.58	54.00	-7.42	22.42	24.16	AV

Note:

1. All reading above 1GHz is performed with peak and/or average measurements as necessary.
2. “ * ”, means this data is the worst emission level.
3. Emission Level = Reading Level + Correct Factor.
4. The average measurement was not performed when the peak measured data under the limit of average detection. If the readings given are average, peak measurement should also be supplied.
5. The fundamental for reference only, it’s not restricted by unwanted emission limit.

Site :	CB2-H	Engineer :	Rueyyan
Model No :	GT-AX6000,	Test Date :	2018/11/16
Test Voltage :	AC 120V/60Hz	Polarity :	Vertical
Test Mode :	Mode 14:TX_Non Beamforming_NSS1_ADP-65DW Y		
Note :	802.11ac(40M)_5310MHz		

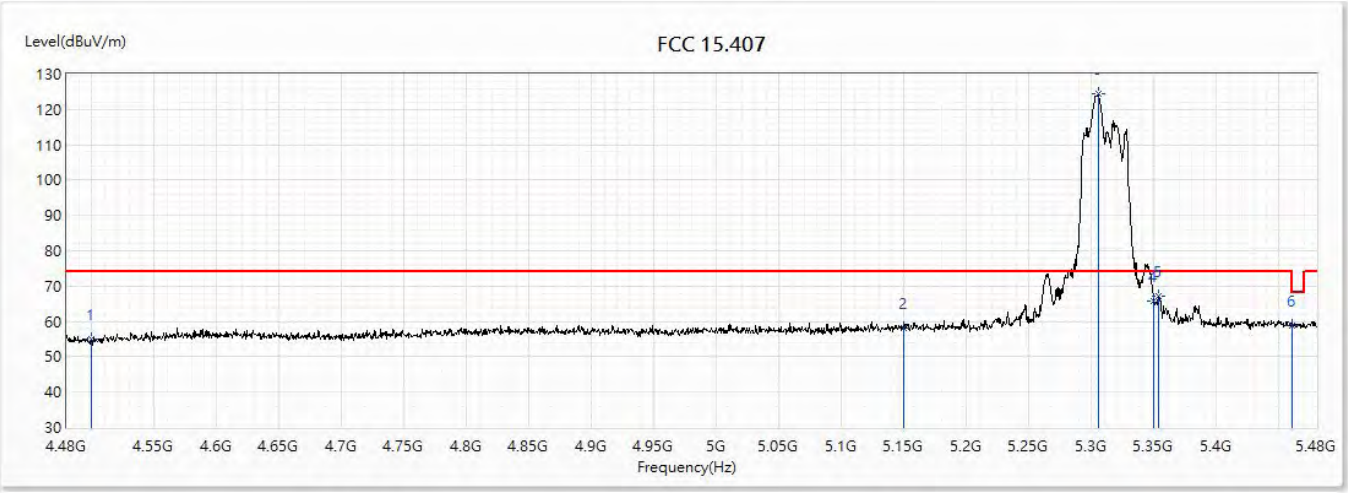

No	Frequency (MHz)	Emission Level (dBuV/m)	Limit (dBuV/m)	Margin (dB)	Reading Level (dBuV)	Correct Factor (dB)	Detector Type
1	4500	55.04	74.00	-18.96	32.62	22.42	PK
2	5150	58.02	74.00	-15.98	34.23	23.79	PK
! 3	5305	124.28	74.00	50.28	100.30	23.98	PK
4	5350	65.91	74.00	-8.09	41.88	24.03	PK
5	5353.5	67.05	74.00	-6.95	43.02	24.03	PK
6	5460	58.89	74.00	-15.11	34.73	24.16	PK

Note:

1. All reading above 1GHz is performed with peak and/or average measurements as necessary.
2. “ * ”, means this data is the worst emission level.
3. Emission Level = Reading Level + Correct Factor.
4. The average measurement was not performed when the peak measured data under the limit of average detection. If the readings given are average, peak measurement should also be supplied.
5. The fundamental for reference only, it’s not restricted by unwanted emission limit.

Site :	CB2-H	Engineer :	Rueyyan
Model No :	GT-AX6000,	Test Date :	2018/11/16
Test Voltage :	AC 120V/60Hz	Polarity :	Vertical
Test Mode :	Mode 14:TX_Non Beamforming_NSS1_ADP-65DW Y		
Note :	802.11ac(40M)_5310MHz		

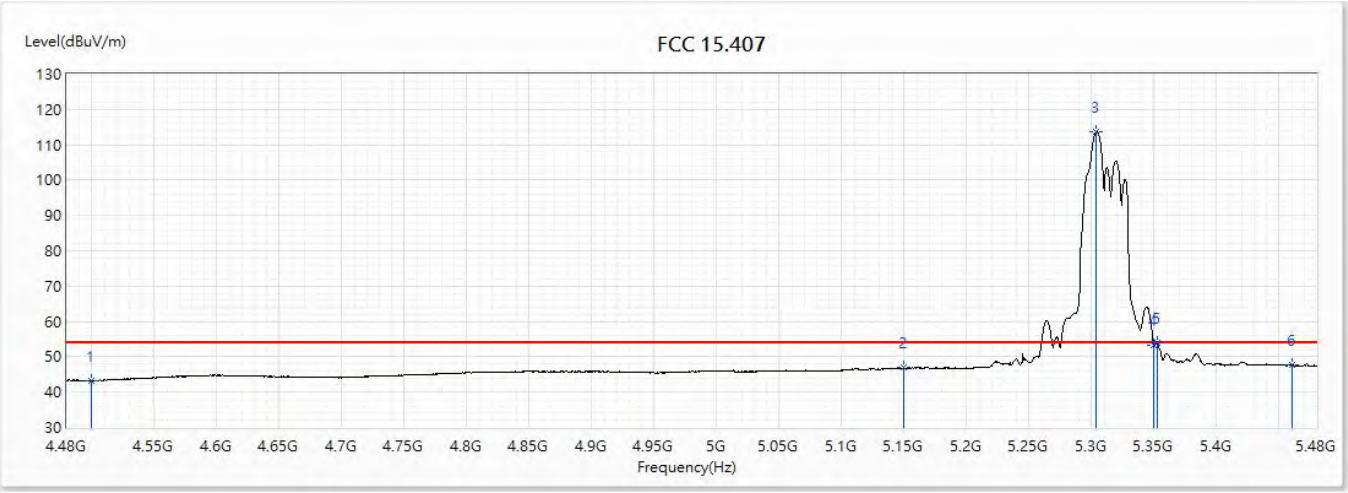

No	Frequency (MHz)	Emission Level (dBuV/m)	Limit (dBuV/m)	Margin (dB)	Reading Level (dBuV)	Correct Factor (dB)	Detector Type
1	4500	43.15	54.00	-10.85	20.73	22.42	AV
2	5150	46.89	54.00	-7.11	23.10	23.79	AV
! 3	5304	113.70	54.00	59.70	89.73	23.97	AV
4	5350	53.20	54.00	-0.80	29.17	24.03	AV
5	5352.5	53.89	54.00	-0.11	29.86	24.03	AV
6	5460	47.58	54.00	-6.42	23.42	24.16	AV

Note:

1. All reading above 1GHz is performed with peak and/or average measurements as necessary.
2. “ * ”, means this data is the worst emission level.
3. Emission Level = Reading Level + Correct Factor.
4. The average measurement was not performed when the peak measured data under the limit of average detection. If the readings given are average, peak measurement should also be supplied.
5. The fundamental for reference only, it’s not restricted by unwanted emission limit.

Site :	CB2-H	Engineer :	Rueyyan
Model No :	GT-AX6000,	Test Date :	2018/11/15
Test Voltage :	AC 120V/60Hz	Polarity :	Horizontal
Test Mode :	Mode 14:TX_Non Beamforming_NSS1_ADP-65DW Y		
Note :	802.11ac(80M)_5290MHz		

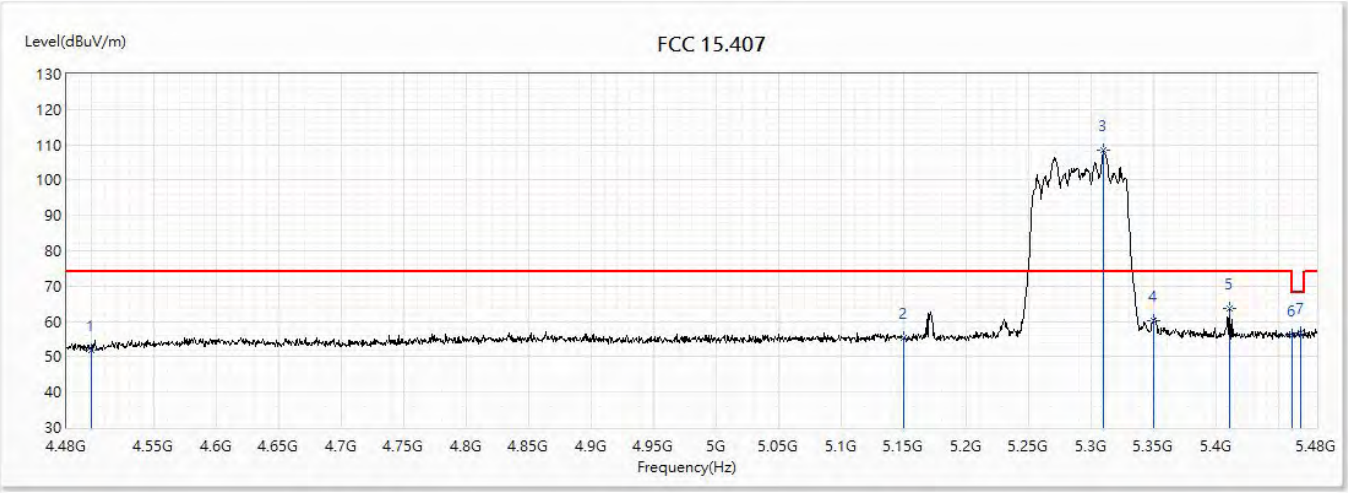

No	Frequency (MHz)	Emission Level (dBuV/m)	Limit (dBuV/m)	Margin (dB)	Reading Level (dBuV)	Correct Factor (dB)	Detector Type
1	4500	51.81	74.00	-22.19	29.39	22.42	PK
2	5150	55.35	74.00	-18.65	31.56	23.79	PK
! 3	5309	108.31	74.00	34.31	84.33	23.98	PK
4	5350	60.32	74.00	-13.68	36.29	24.03	PK
5	5410.5	63.81	74.00	-10.19	39.71	24.10	PK
6	5460	56.13	74.00	-17.87	31.97	24.16	PK
7	5467	56.84	68.20	-11.36	32.67	24.17	PK

Note:

1. All reading above 1GHz is performed with peak and/or average measurements as necessary.
2. “ * ”, means this data is the worst emission level.
3. Emission Level = Reading Level + Correct Factor.
4. The average measurement was not performed when the peak measured data under the limit of average detection. If the readings given are average, peak measurement should also be supplied.
5. The fundamental for reference only, it’s not restricted by unwanted emission limit.

Site :	CB2-H	Engineer :	Rueyyan
Model No :	GT-AX6000,	Test Date :	2018/11/15
Test Voltage :	AC 120V/60Hz	Polarity :	Horizontal
Test Mode :	Mode 14:TX_Non Beamforming_NSS1_ADP-65DW Y		
Note :	802.11ac(80M)_5290MHz		

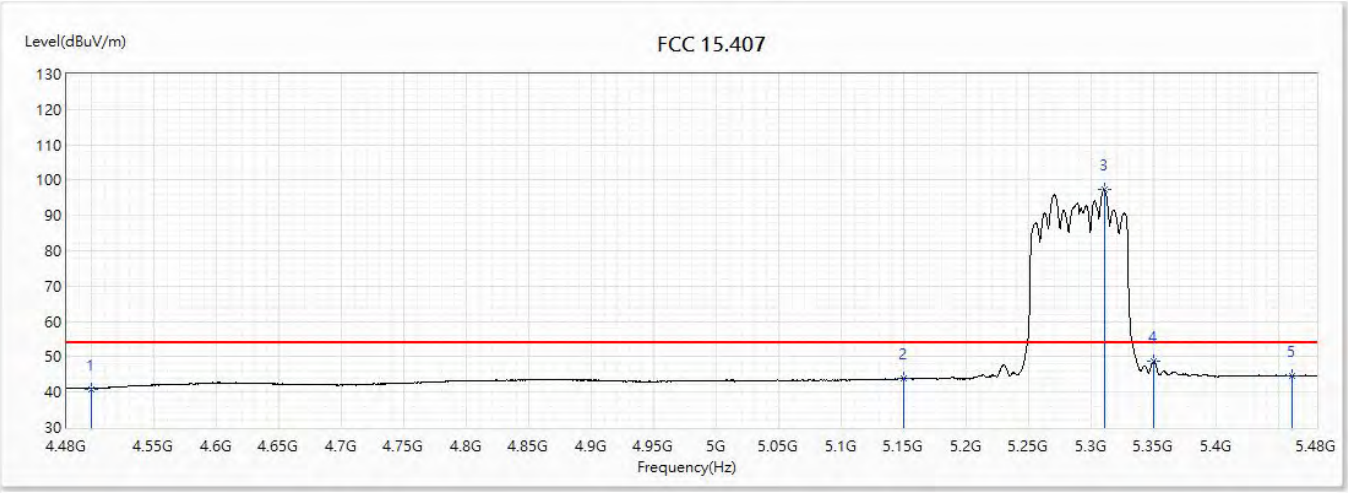

No	Frequency (MHz)	Emission Level (dBuV/m)	Limit (dBuV/m)	Margin (dB)	Reading Level (dBuV)	Correct Factor (dB)	Detector Type
1	4500	40.92	54.00	-13.08	18.50	22.42	AV
2	5150	43.83	54.00	-10.17	20.04	23.79	AV
! 3	5310	97.36	54.00	43.36	73.38	23.98	AV
4	5350	48.64	54.00	-5.36	24.61	24.03	AV
5	5460	44.57	54.00	-9.43	20.41	24.16	AV

Note:

1. All reading above 1GHz is performed with peak and/or average measurements as necessary.
2. “ * ”, means this data is the worst emission level.
3. Emission Level = Reading Level + Correct Factor.
4. The average measurement was not performed when the peak measured data under the limit of average detection. If the readings given are average, peak measurement should also be supplied.
5. The fundamental for reference only, it’s not restricted by unwanted emission limit.

Site :	CB2-H	Engineer :	Rueyyan
Model No :	GT-AX6000,	Test Date :	2018/11/15
Test Voltage :	AC 120V/60Hz	Polarity :	Vertical
Test Mode :	Mode 14:TX_Non Beamforming_NSS1_ADP-65DW Y		
Note :	802.11ac(80M)_5290MHz		

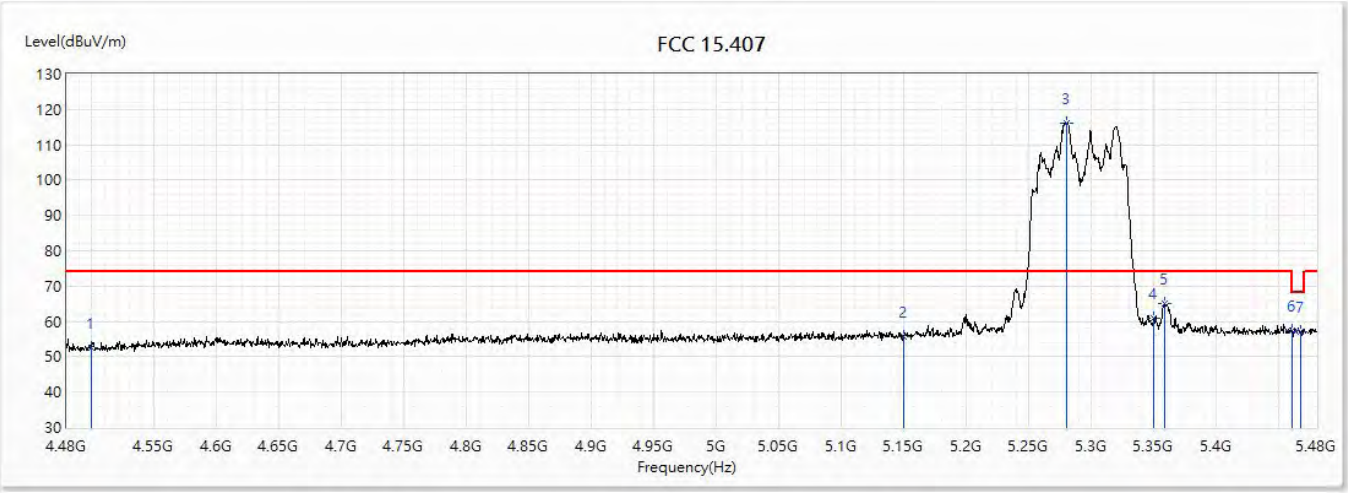

No	Frequency (MHz)	Emission Level (dBuV/m)	Limit (dBuV/m)	Margin (dB)	Reading Level (dBuV)	Correct Factor (dB)	Detector Type
1	4500	52.51	74.00	-21.49	30.09	22.42	PK
2	5150	55.55	74.00	-18.45	31.76	23.79	PK
! 3	5280	116.18	74.00	42.18	92.23	23.95	PK
4	5350	61.00	74.00	-13.00	36.97	24.03	PK
5	5358.5	65.12	74.00	-8.88	41.07	24.05	PK
6	5460	57.47	74.00	-16.53	33.31	24.16	PK
7	5467	57.03	68.20	-11.17	32.86	24.17	PK

Note:

1. All reading above 1GHz is performed with peak and/or average measurements as necessary.
2. “ * ”, means this data is the worst emission level.
3. Emission Level = Reading Level + Correct Factor.
4. The average measurement was not performed when the peak measured data under the limit of average detection. If the readings given are average, peak measurement should also be supplied.
5. The fundamental for reference only, it’s not restricted by unwanted emission limit.

Site :	CB2-H	Engineer :	Rueyyan
Model No :	GT-AX6000,	Test Date :	2018/11/15
Test Voltage :	AC 120V/60Hz	Polarity :	Vertical
Test Mode :	Mode 14:TX_Non Beamforming_NSS1_ADP-65DW Y		
Note :	802.11ac(80M)_5290MHz		

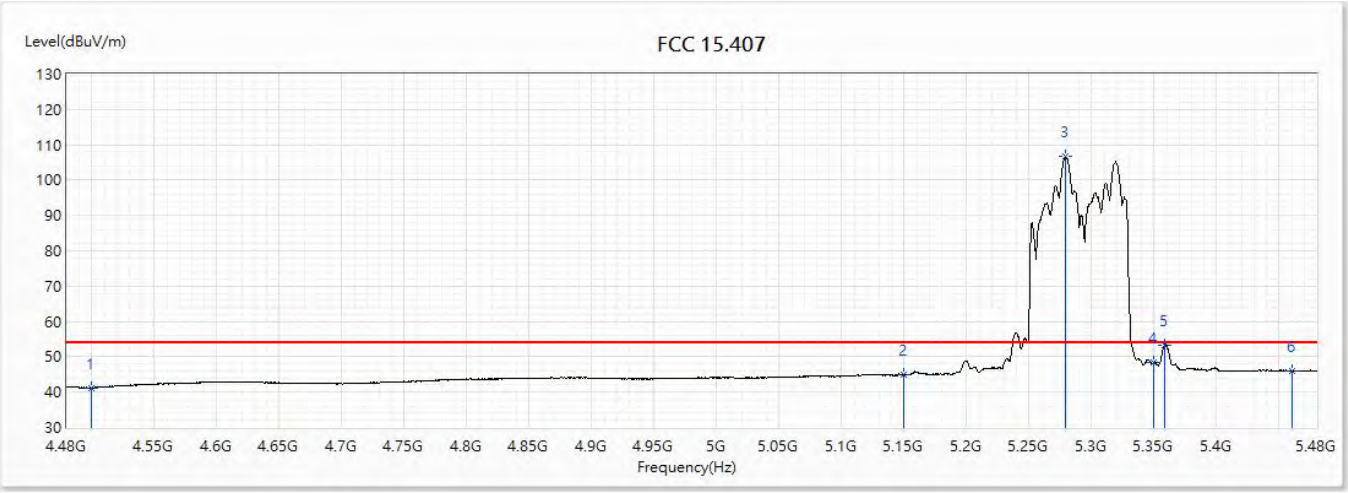

No	Frequency (MHz)	Emission Level (dBuV/m)	Limit (dBuV/m)	Margin (dB)	Reading Level (dBuV)	Correct Factor (dB)	Detector Type
1	4500	41.20	54.00	-12.80	18.78	22.42	AV
2	5150	44.89	54.00	-9.11	21.10	23.79	AV
! 3	5279	106.60	54.00	52.60	82.66	23.94	AV
4	5350	48.40	54.00	-5.60	24.37	24.03	AV
5	5358	53.28	54.00	-0.72	29.24	24.04	AV
6	5460	46.10	54.00	-7.90	21.94	24.16	AV

Note:

1. All reading above 1GHz is performed with peak and/or average measurements as necessary.
2. “ * ”, means this data is the worst emission level.
3. Emission Level = Reading Level + Correct Factor.
4. The average measurement was not performed when the peak measured data under the limit of average detection. If the readings given are average, peak measurement should also be supplied.
5. The fundamental for reference only, it’s not restricted by unwanted emission limit.

Site :	CB2-H	Engineer :	Rueyyan
Model No :	GT-AX6000,	Test Date :	2018/11/14
Test Voltage :	AC 120V/60Hz	Polarity :	Horizontal
Test Mode :	Mode 14:TX_Non Beamforming_NSS1_ADP-65DW Y		
Note :	802.11ax(20M)_5260MHz		

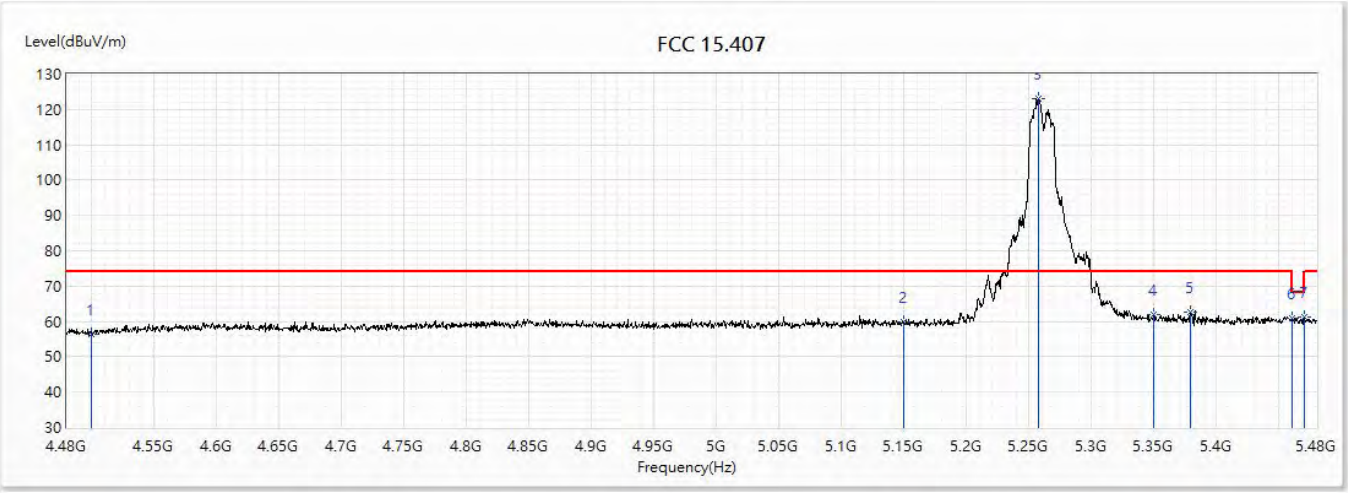

No	Frequency (MHz)	Emission Level (dBuV/m)	Limit (dBuV/m)	Margin (dB)	Reading Level (dBuV)	Correct Factor (dB)	Detector Type
1	4500	56.31	74.00	-17.69	33.89	22.42	PK
2	5150	59.85	74.00	-14.15	36.06	23.79	PK
! 3	5257.5	123.17	74.00	49.17	99.25	23.92	PK
4	5350	61.93	74.00	-12.07	37.90	24.03	PK
5	5379	62.78	74.00	-11.22	38.72	24.06	PK
6	5460	60.78	74.00	-13.22	36.62	24.16	PK
7	5470	61.18	68.20	-7.02	36.99	24.19	PK

Note:

1. All reading above 1GHz is performed with peak and/or average measurements as necessary.
2. “ * ”, means this data is the worst emission level.
3. Emission Level = Reading Level + Correct Factor.
4. The average measurement was not performed when the peak measured data under the limit of average detection. If the readings given are average, peak measurement should also be supplied.
5. The fundamental for reference only, it’s not restricted by unwanted emission limit.

Site :	CB2-H	Engineer :	Rueyyan
Model No :	GT-AX6000,	Test Date :	2018/11/14
Test Voltage :	AC 120V/60Hz	Polarity :	Horizontal
Test Mode :	Mode 14:TX_Non Beamforming_NSS1_ADP-65DW Y		
Note :	802.11ax(20M)_5260MHz		

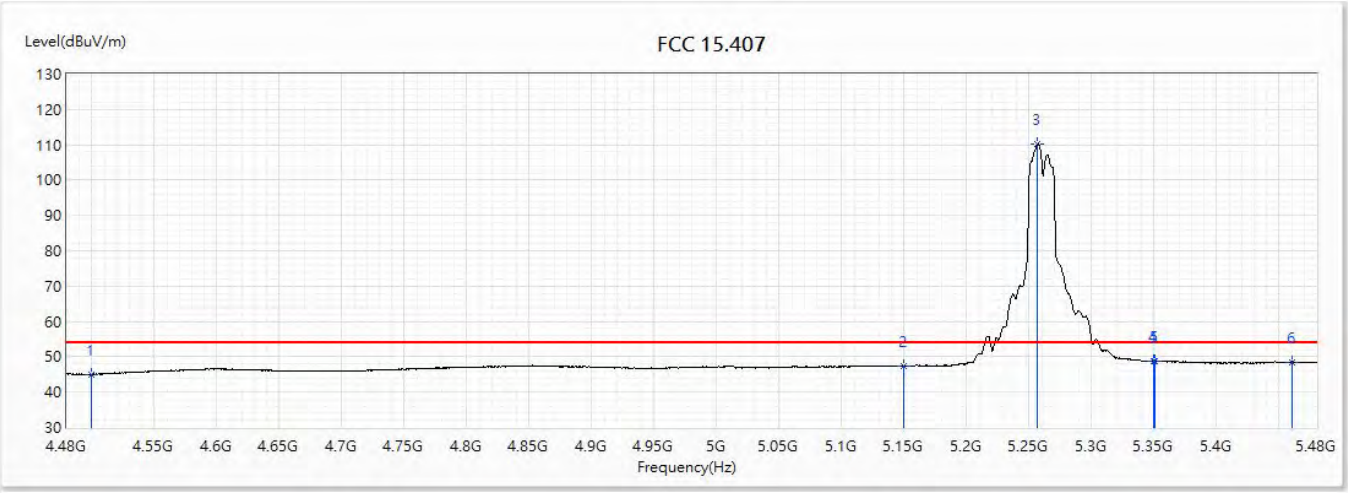

No	Frequency (MHz)	Emission Level (dBuV/m)	Limit (dBuV/m)	Margin (dB)	Reading Level (dBuV)	Correct Factor (dB)	Detector Type
1	4500	44.99	54.00	-9.01	22.57	22.42	AV
2	5150	47.41	54.00	-6.59	23.62	23.79	AV
! 3	5256.5	110.27	54.00	56.27	86.35	23.92	AV
4	5350	48.81	54.00	-5.19	24.78	24.03	AV
5	5351	48.92	54.00	-5.08	24.89	24.03	AV
6	5460	48.45	54.00	-5.55	24.29	24.16	AV

Note:

1. All reading above 1GHz is performed with peak and/or average measurements as necessary.
2. “ * ”, means this data is the worst emission level.
3. Emission Level = Reading Level + Correct Factor.
4. The average measurement was not performed when the peak measured data under the limit of average detection. If the readings given are average, peak measurement should also be supplied.
5. The fundamental for reference only, it’s not restricted by unwanted emission limit.

Site :	CB2-H	Engineer :	Rueyyan
Model No :	GT-AX6000,	Test Date :	2018/11/14
Test Voltage :	AC 120V/60Hz	Polarity :	Vertical
Test Mode :	Mode 14:TX_Non Beamforming_NSS1_ADP-65DW Y		
Note :	802.11ax(20M)_5260MHz		

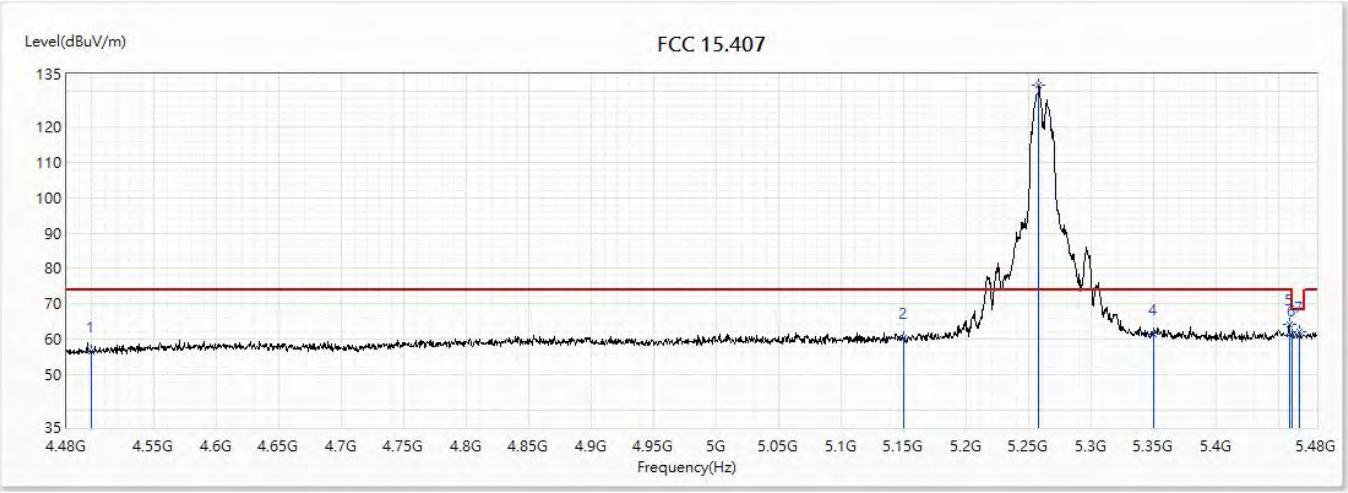

No	Frequency (MHz)	Emission Level (dBuV/m)	Limit (dBuV/m)	Margin (dB)	Reading Level (dBuV)	Correct Factor (dB)	Detector Type
1	4500	56.56	74.00	-17.44	34.14	22.42	PK
2	5150	60.23	74.00	-13.77	36.44	23.79	PK
! 3	5257.5	131.77	74.00	57.77	107.85	23.92	PK
4	5350	61.27	74.00	-12.73	37.24	24.03	PK
5	5458	64.23	74.00	-9.77	40.06	24.17	PK
6	5460	60.96	74.00	-13.04	36.80	24.16	PK
7	5466.5	62.14	68.20	-6.06	37.97	24.17	PK

Note:

1. All reading above 1GHz is performed with peak and/or average measurements as necessary.
2. “ * ”, means this data is the worst emission level.
3. Emission Level = Reading Level + Correct Factor.
4. The average measurement was not performed when the peak measured data under the limit of average detection. If the readings given are average, peak measurement should also be supplied.
5. The fundamental for reference only, it’s not restricted by unwanted emission limit.

Site :	CB2-H	Engineer :	Rueyyan
Model No :	GT-AX6000,	Test Date :	2018/11/14
Test Voltage :	AC 120V/60Hz	Polarity :	Vertical
Test Mode :	Mode 14:TX_Non Beamforming_NSS1_ADP-65DW Y		
Note :	802.11ax(20M)_5260MHz		

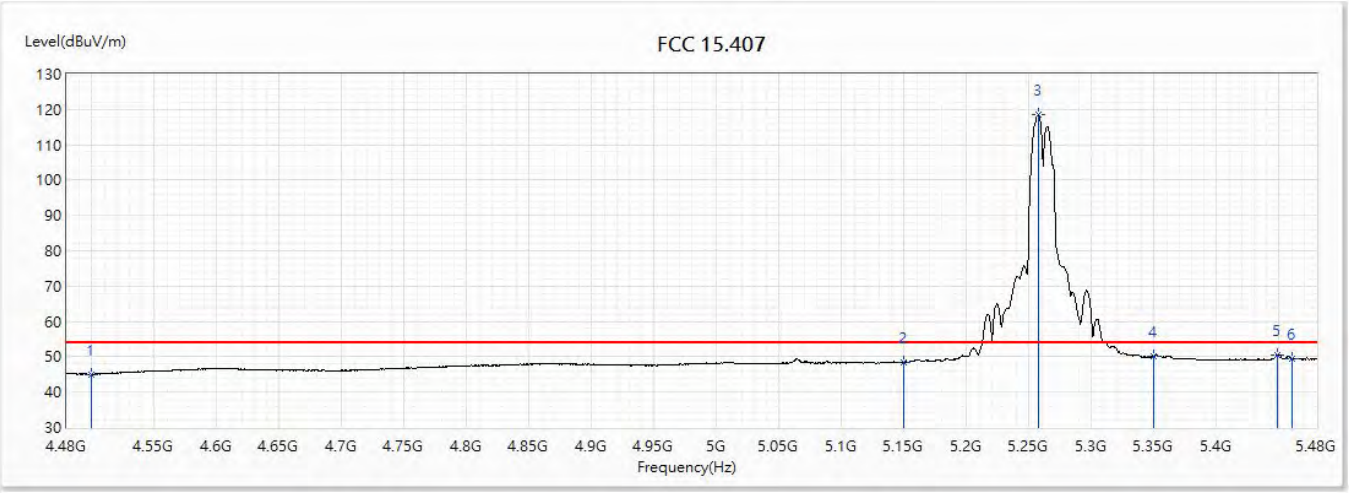

No	Frequency (MHz)	Emission Level (dBuV/m)	Limit (dBuV/m)	Margin (dB)	Reading Level (dBuV)	Correct Factor (dB)	Detector Type
1	4500	45.01	54.00	-8.99	22.59	22.42	AV
2	5150	48.49	54.00	-5.51	24.70	23.79	AV
! 3	5257	118.39	54.00	64.39	94.47	23.92	AV
4	5350	50.20	54.00	-3.80	26.17	24.03	AV
5	5449	50.60	54.00	-3.40	26.45	24.15	AV
6	5460	49.43	54.00	-4.57	25.27	24.16	AV

Note:

1. All reading above 1GHz is performed with peak and/or average measurements as necessary.
2. “ * ”, means this data is the worst emission level.
3. Emission Level = Reading Level + Correct Factor.
4. The average measurement was not performed when the peak measured data under the limit of average detection. If the readings given are average, peak measurement should also be supplied.
5. The fundamental for reference only, it’s not restricted by unwanted emission limit.

Site :	CB2-H	Engineer :	Rueyyan
Model No :	GT-AX6000,	Test Date :	2018/11/14
Test Voltage :	AC 120V/60Hz	Polarity :	Horizontal
Test Mode :	Mode 14:TX_Non Beamforming_NSS1_ADP-65DW Y		
Note :	802.11ax(20M)_5300MHz		

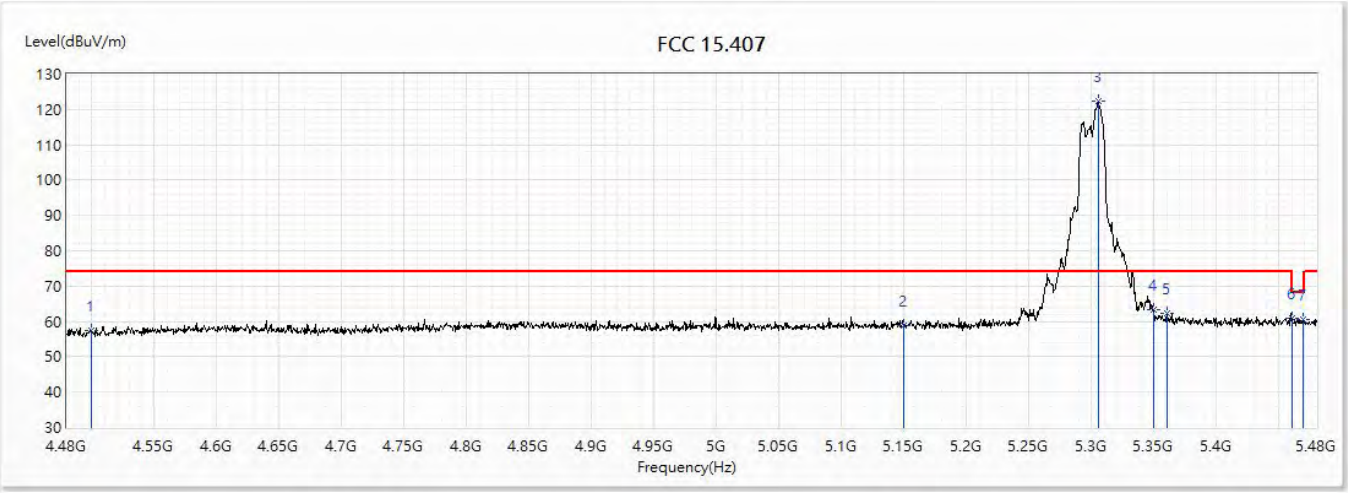

No	Frequency (MHz)	Emission Level (dBuV/m)	Limit (dBuV/m)	Margin (dB)	Reading Level (dBuV)	Correct Factor (dB)	Detector Type
1	4500	57.28	74.00	-16.72	34.86	22.42	PK
2	5150	58.71	74.00	-15.29	34.92	23.79	PK
! 3	5305	122.47	74.00	48.47	98.49	23.98	PK
4	5350	63.17	74.00	-10.83	39.14	24.03	PK
5	5360	62.27	74.00	-11.73	38.23	24.04	PK
6	5460	60.75	74.00	-13.25	36.59	24.16	PK
7	5469.5	60.68	68.20	-7.52	36.50	24.18	PK

Note:

1. All reading above 1GHz is performed with peak and/or average measurements as necessary.
2. “ * ”, means this data is the worst emission level.
3. Emission Level = Reading Level + Correct Factor.
4. The average measurement was not performed when the peak measured data under the limit of average detection. If the readings given are average, peak measurement should also be supplied.
5. The fundamental for reference only, it’s not restricted by unwanted emission limit.

Site :	CB2-H	Engineer :	Rueyyan
Model No :	GT-AX6000,	Test Date :	2018/11/14
Test Voltage :	AC 120V/60Hz	Polarity :	Vertical
Test Mode :	Mode 14:TX_Non Beamforming_NSS1_ADP-65DW Y		
Note :	802.11ac(20M)_5260MHz		

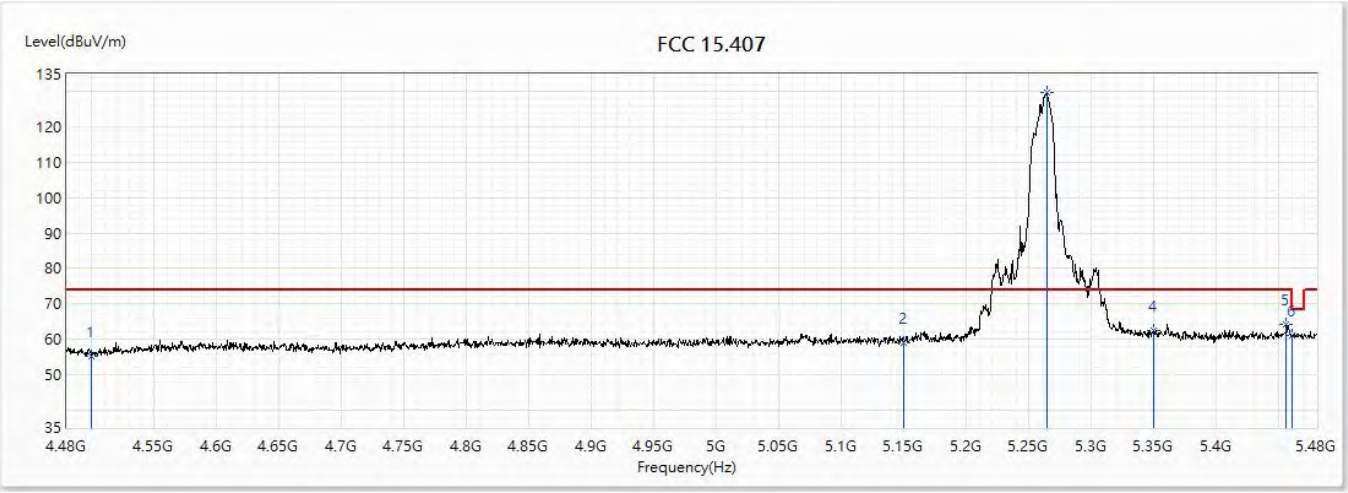

No	Frequency (MHz)	Emission Level (dBuV/m)	Limit (dBuV/m)	Margin (dB)	Reading Level (dBuV)	Correct Factor (dB)	Detector Type
1	4500	55.11	74.00	-18.89	32.69	22.42	PK
2	5150	58.85	74.00	-15.15	35.06	23.79	PK
! 3	5264	129.63	74.00	55.63	105.70	23.93	PK
4	5350	62.27	74.00	-11.73	38.24	24.03	PK
5	5455.5	64.06	74.00	-9.94	39.90	24.16	PK
6	5460	60.87	74.00	-13.13	36.71	24.16	PK

Note:

1. All reading above 1GHz is performed with peak and/or average measurements as necessary.
2. “ * ”, means this data is the worst emission level.
3. Emission Level = Reading Level + Correct Factor.
4. The average measurement was not performed when the peak measured data under the limit of average detection. If the readings given are average, peak measurement should also be supplied.
5. The fundamental for reference only, it’s not restricted by unwanted emission limit.

Site :	CB2-H	Engineer :	Rueyyan
Model No :	GT-AX6000,	Test Date :	2018/11/14
Test Voltage :	AC 120V/60Hz	Polarity :	Vertical
Test Mode :	Mode 14:TX_Non Beamforming_NSS1_ADP-65DW Y		
Note :	802.11ax(20M)_5300MHz		

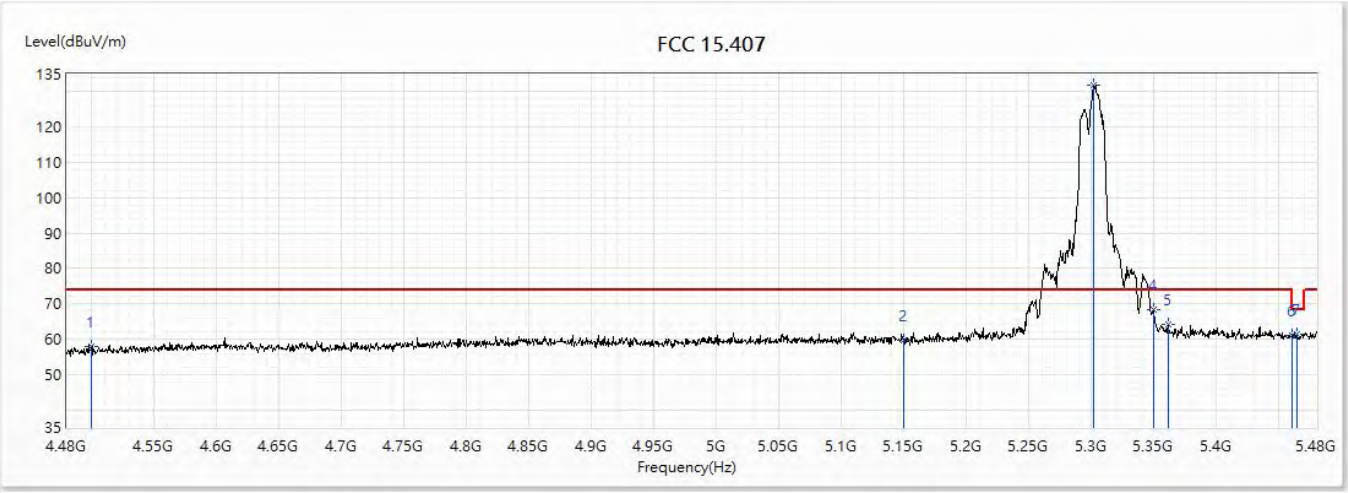

No	Frequency (MHz)	Emission Level (dBuV/m)	Limit (dBuV/m)	Margin (dB)	Reading Level (dBuV)	Correct Factor (dB)	Detector Type
1	4500	57.87	74.00	-16.13	35.45	22.42	PK
2	5150	59.79	74.00	-14.21	36.00	23.79	PK
! 3	5302	131.96	74.00	57.96	107.99	23.97	PK
4	5350	68.25	74.00	-5.75	44.22	24.03	PK
5	5361	64.31	74.00	-9.69	40.27	24.04	PK
6	5460	61.12	74.00	-12.88	36.96	24.16	PK
7	5464	61.43	68.20	-6.77	37.26	24.17	PK

Note:

1. All reading above 1GHz is performed with peak and/or average measurements as necessary.
2. “ * ”, means this data is the worst emission level.
3. Emission Level = Reading Level + Correct Factor.
4. The average measurement was not performed when the peak measured data under the limit of average detection. If the readings given are average, peak measurement should also be supplied.
5. The fundamental for reference only, it’s not restricted by unwanted emission limit.

Site :	CB2-H	Engineer :	Rueyyan
Model No :	GT-AX6000,	Test Date :	2018/11/14
Test Voltage :	AC 120V/60Hz	Polarity :	Vertical
Test Mode :	Mode 14:TX_Non Beamforming_NSS1_ADP-65DW Y		
Note :	802.11ax(20M)_5300MHz		

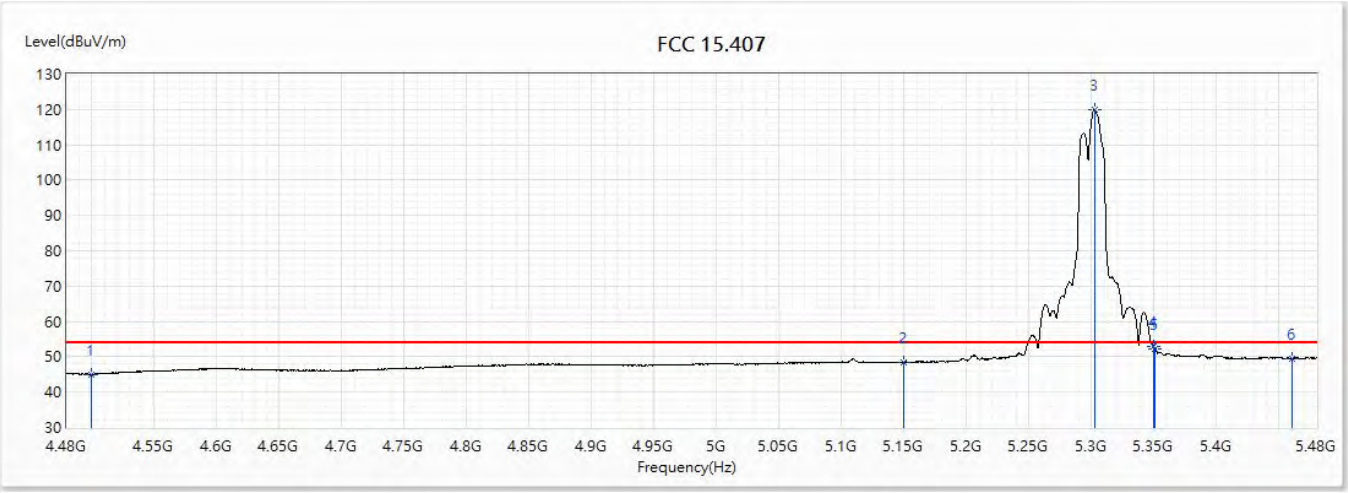

No	Frequency (MHz)	Emission Level (dBuV/m)	Limit (dBuV/m)	Margin (dB)	Reading Level (dBuV)	Correct Factor (dB)	Detector Type
1	4500	45.05	54.00	-8.95	22.63	22.42	AV
2	5150	48.52	54.00	-5.48	24.73	23.79	AV
! 3	5302.5	120.03	54.00	66.03	96.06	23.97	AV
4	5350	53.08	54.00	-0.92	29.05	24.03	AV
5	5351	52.17	54.00	-1.83	28.14	24.03	AV
6	5460	49.53	54.00	-4.47	25.37	24.16	AV

Note:

1. All reading above 1GHz is performed with peak and/or average measurements as necessary.
2. “ * ”, means this data is the worst emission level.
3. Emission Level = Reading Level + Correct Factor.
4. The average measurement was not performed when the peak measured data under the limit of average detection. If the readings given are average, peak measurement should also be supplied.
5. The fundamental for reference only, it’s not restricted by unwanted emission limit.

Site :	CB2-H	Engineer :	Rueyyan
Model No :	GT-AX6000,	Test Date :	2018/11/14
Test Voltage :	AC 120V/60Hz	Polarity :	Horizontal
Test Mode :	Mode 14:TX_Non Beamforming_NSS1_ADP-65DW Y		
Note :	802.11ax(20M)_5320MHz		

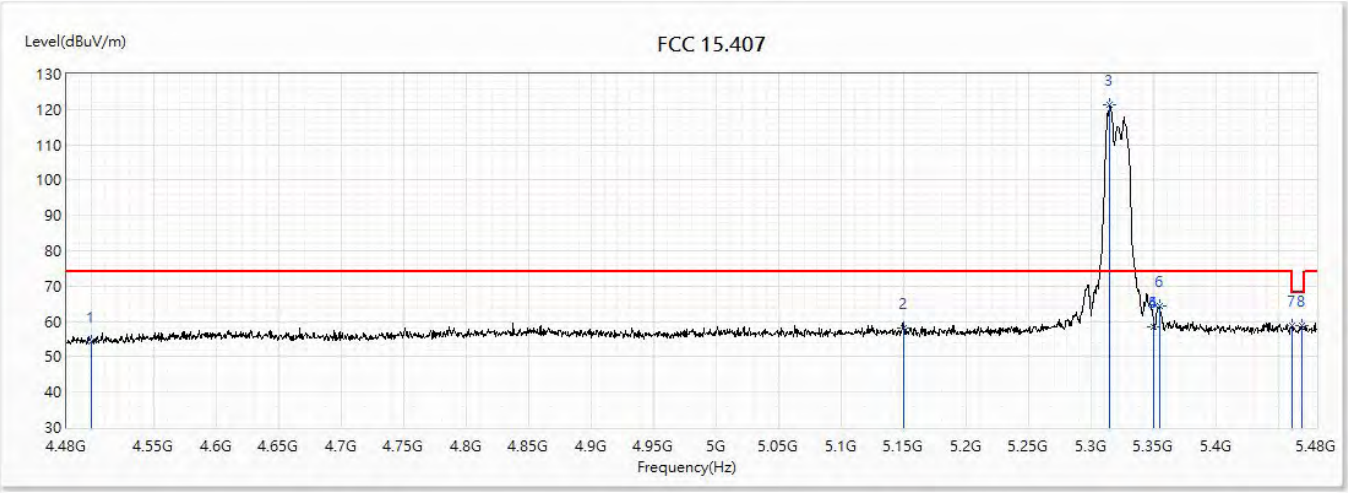

No	Frequency (MHz)	Emission Level (dBuV/m)	Limit (dBuV/m)	Margin (dB)	Reading Level (dBuV)	Correct Factor (dB)	Detector Type
1	4500	54.24	74.00	-19.76	31.82	22.42	PK
2	5150	58.08	74.00	-15.92	34.29	23.79	PK
! 3	5314.5	121.22	74.00	47.22	97.23	23.99	PK
4	5350	58.53	74.00	-15.47	34.50	24.03	PK
5	5350	58.53	74.00	-15.47	34.50	24.03	PK
6	5354.5	64.24	74.00	-9.76	40.20	24.04	PK
7	5460	58.79	74.00	-15.21	34.63	24.16	PK
8	5468	58.95	68.20	-9.25	34.78	24.17	PK

Note:

1. All reading above 1GHz is performed with peak and/or average measurements as necessary.
2. “ * ”, means this data is the worst emission level.
3. Emission Level = Reading Level + Correct Factor.
4. The average measurement was not performed when the peak measured data under the limit of average detection. If the readings given are average, peak measurement should also be supplied.
5. The fundamental for reference only, it’s not restricted by unwanted emission limit.

Site :	CB2-H	Engineer :	Rueyyan
Model No :	GT-AX6000,	Test Date :	2018/11/14
Test Voltage :	AC 120V/60Hz	Polarity :	Horizontal
Test Mode :	Mode 14:TX_Non Beamforming_NSS1_ADP-65DW Y		
Note :	802.11ax(20M)_5320MHz		

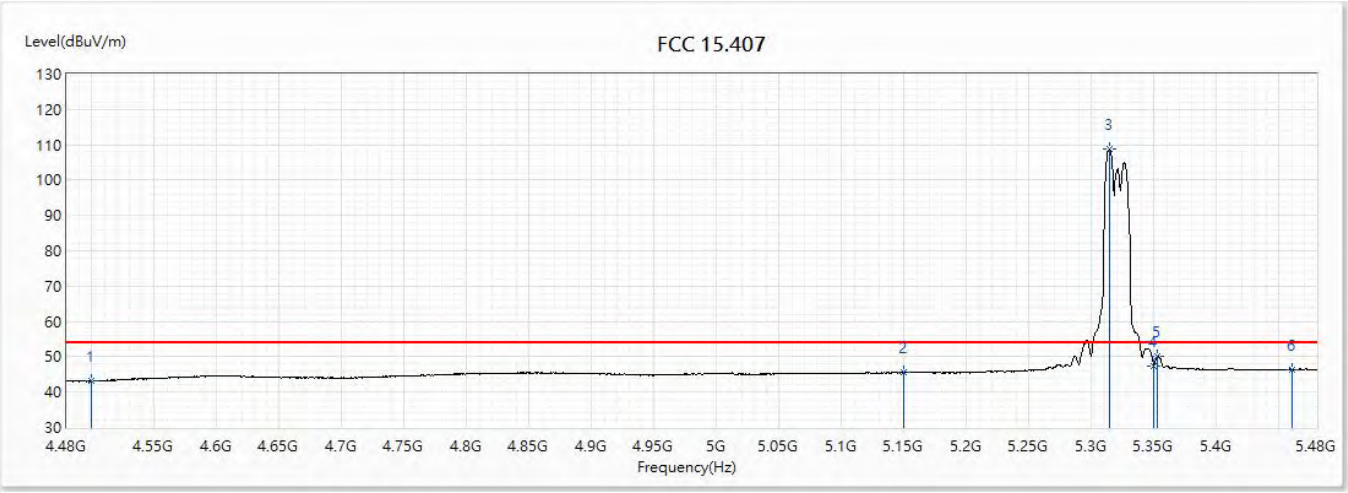

No	Frequency (MHz)	Emission Level (dBuV/m)	Limit (dBuV/m)	Margin (dB)	Reading Level (dBuV)	Correct Factor (dB)	Detector Type
1	4500	43.04	54.00	-10.96	20.62	22.42	AV
2	5150	45.61	54.00	-8.39	21.82	23.79	AV
! 3	5314	108.92	54.00	54.92	84.93	23.99	AV
4	5350	47.51	54.00	-6.49	23.48	24.03	AV
5	5352.5	50.26	54.00	-3.74	26.23	24.03	AV
6	5460	46.38	54.00	-7.62	22.22	24.16	AV

Note:

1. All reading above 1GHz is performed with peak and/or average measurements as necessary.
2. “ * ”, means this data is the worst emission level.
3. Emission Level = Reading Level + Correct Factor.
4. The average measurement was not performed when the peak measured data under the limit of average detection. If the readings given are average, peak measurement should also be supplied.
5. The fundamental for reference only, it’s not restricted by unwanted emission limit.

Site :	CB2-H	Engineer :	Rueyyan
Model No :	GT-AX6000,	Test Date :	2018/11/14
Test Voltage :	AC 120V/60Hz	Polarity :	Horizontal
Test Mode :	Mode 14:TX_Non Beamforming_NSS1_ADP-65DW Y		
Note :	802.11ax(20M)_5320MHz		

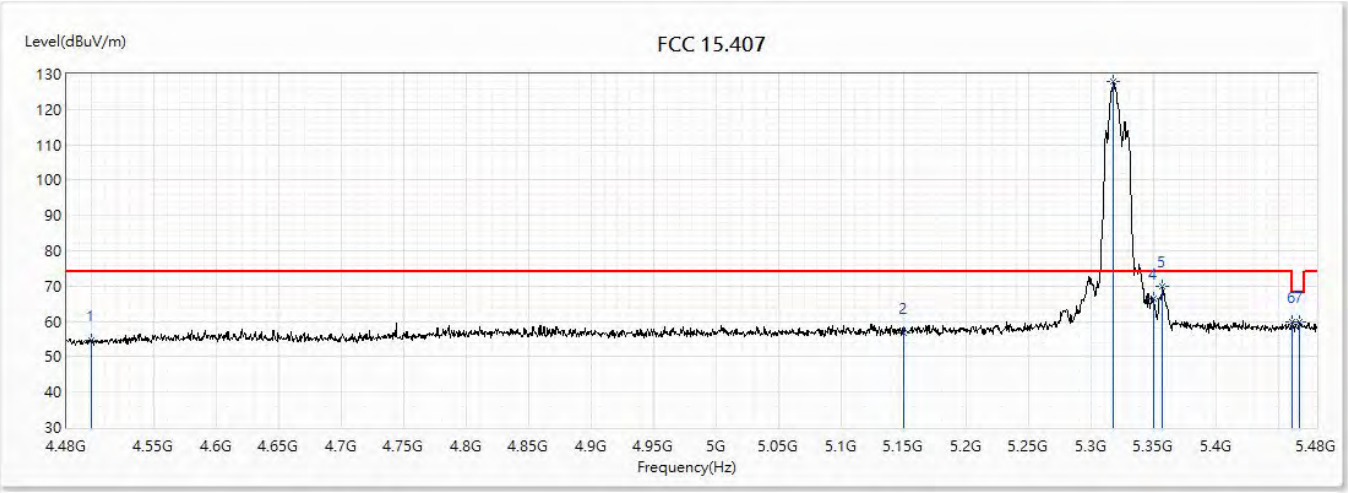

No	Frequency (MHz)	Emission Level (dBuV/m)	Limit (dBuV/m)	Margin (dB)	Reading Level (dBuV)	Correct Factor (dB)	Detector Type
1	4500	54.62	74.00	-19.38	32.20	22.42	PK
2	5150	56.88	74.00	-17.12	33.09	23.79	PK
! 3	5317.5	127.80	74.00	53.80	103.81	23.99	PK
4	5350	66.35	74.00	-7.65	42.32	24.03	PK
5	5356.5	69.85	74.00	-4.15	45.81	24.04	PK
6	5460	59.78	74.00	-14.22	35.62	24.16	PK
7	5466	59.95	68.20	-8.25	35.78	24.17	PK

Note:

1. All reading above 1GHz is performed with peak and/or average measurements as necessary.
2. “ * ”, means this data is the worst emission level.
3. Emission Level = Reading Level + Correct Factor.
4. The average measurement was not performed when the peak measured data under the limit of average detection. If the readings given are average, peak measurement should also be supplied.
5. The fundamental for reference only, it’s not restricted by unwanted emission limit.

Site :	CB2-H	Engineer :	Rueyyan
Model No :	GT-AX6000,	Test Date :	2018/11/14
Test Voltage :	AC 120V/60Hz	Polarity :	Vertical
Test Mode :	Mode 14:TX_Non Beamforming_NSS1_ADP-65DW Y		
Note :	802.11ax(20M)_5320MHz		

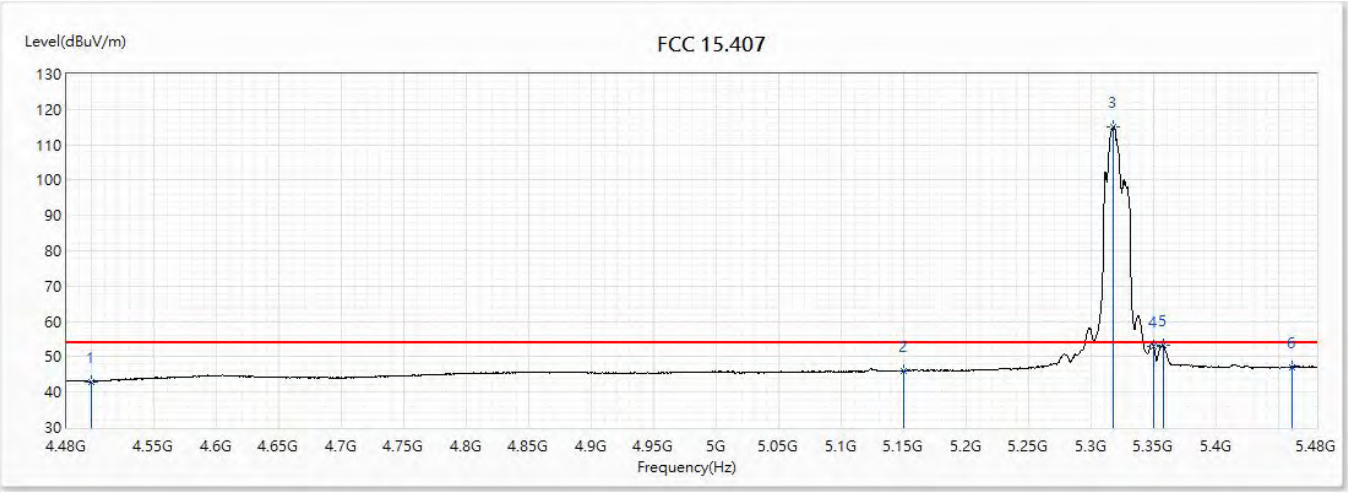

No	Frequency (MHz)	Emission Level (dBuV/m)	Limit (dBuV/m)	Margin (dB)	Reading Level (dBuV)	Correct Factor (dB)	Detector Type
1	4500	42.96	54.00	-11.04	20.54	22.42	AV
2	5150	45.96	54.00	-8.04	22.17	23.79	AV
! 3	5317.5	115.12	54.00	61.12	91.13	23.99	AV
4	5350	52.85	54.00	-1.15	28.82	24.03	AV
5	5357	53.27	54.00	-0.73	29.23	24.04	AV
6	5460	47.18	54.00	-6.82	23.02	24.16	AV

Note:

1. All reading above 1GHz is performed with peak and/or average measurements as necessary.
2. “ * ”, means this data is the worst emission level.
3. Emission Level = Reading Level + Correct Factor.
4. The average measurement was not performed when the peak measured data under the limit of average detection. If the readings given are average, peak measurement should also be supplied.
5. The fundamental for reference only, it’s not restricted by unwanted emission limit.

Site :	CB2-H	Engineer :	Rueyyan
Model No :	GT-AX6000,	Test Date :	2018/11/15
Test Voltage :	AC 120V/60Hz	Polarity :	Horizontal
Test Mode :	Mode 14:TX_Non Beamforming_NSS1_ADP-65DW Y		
Note :	802.11ax(40M)_5270MHz		

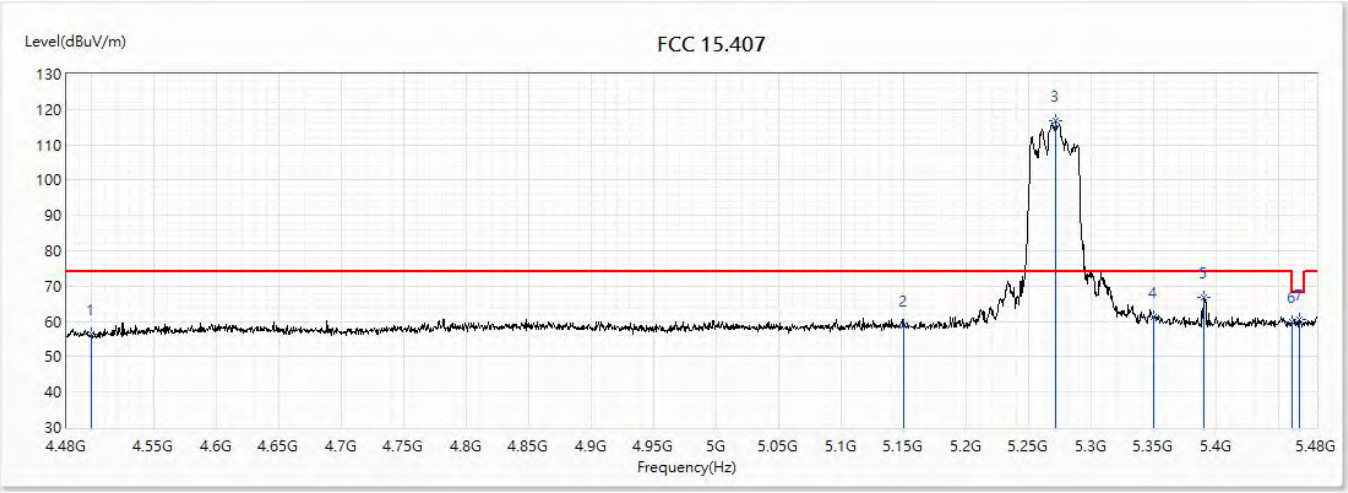

No	Frequency (MHz)	Emission Level (dBuV/m)	Limit (dBuV/m)	Margin (dB)	Reading Level (dBuV)	Correct Factor (dB)	Detector Type
1	4500	56.48	74.00	-17.52	34.06	22.42	PK
2	5150	58.95	74.00	-15.05	35.16	23.79	PK
! 3	5271.5	116.91	74.00	42.91	92.97	23.94	PK
4	5350	61.23	74.00	-12.77	37.20	24.03	PK
5	5389.5	66.65	74.00	-7.35	42.57	24.08	PK
6	5460	59.83	74.00	-14.17	35.67	24.16	PK
7	5466	60.55	68.20	-7.65	36.38	24.17	PK

Note:

1. All reading above 1GHz is performed with peak and/or average measurements as necessary.
2. “ * ”, means this data is the worst emission level.
3. Emission Level = Reading Level + Correct Factor.
4. The average measurement was not performed when the peak measured data under the limit of average detection. If the readings given are average, peak measurement should also be supplied.
5. The fundamental for reference only, it’s not restricted by unwanted emission limit.

Site :	CB2-H	Engineer :	Rueyyan
Model No :	GT-AX6000,	Test Date :	2018/11/15
Test Voltage :	AC 120V/60Hz	Polarity :	Horizontal
Test Mode :	Mode 14:TX_Non Beamforming_NSS1_ADP-65DW Y		
Note :	802.11ax(40M)_5270MHz		

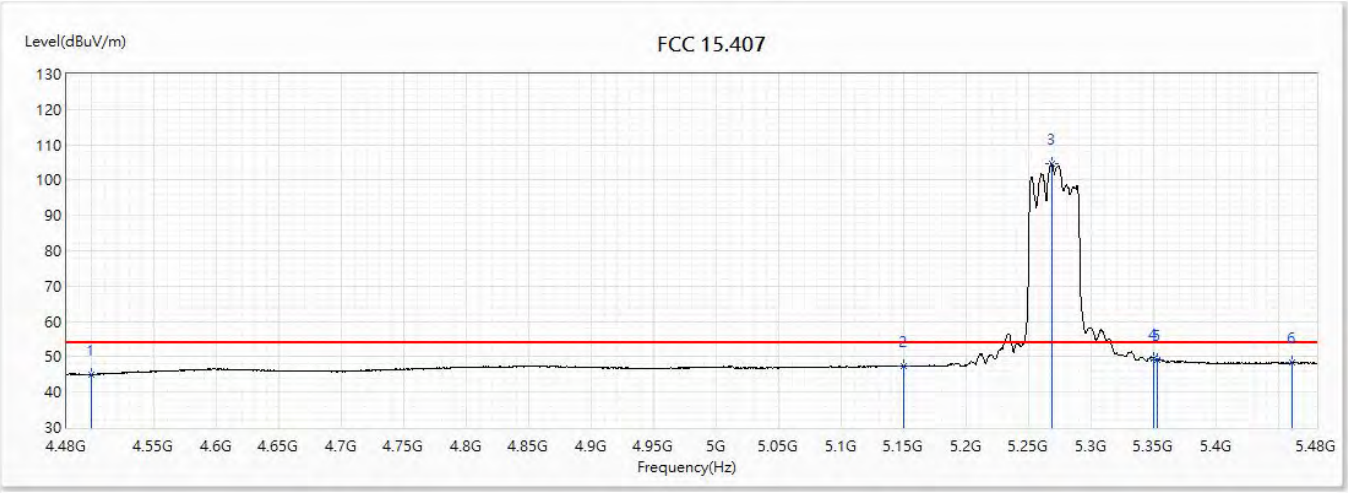

No	Frequency (MHz)	Emission Level (dBuV/m)	Limit (dBuV/m)	Margin (dB)	Reading Level (dBuV)	Correct Factor (dB)	Detector Type
1	4500	45.03	54.00	-8.97	22.61	22.42	AV
2	5150	47.41	54.00	-6.59	23.62	23.79	AV
! 3	5268	104.62	54.00	50.62	80.69	23.93	AV
4	5350	49.33	54.00	-4.67	25.30	24.03	AV
5	5352.5	49.11	54.00	-4.89	25.08	24.03	AV
6	5460	48.37	54.00	-5.63	24.21	24.16	AV

Note:

1. All reading above 1GHz is performed with peak and/or average measurements as necessary.
2. “ * ”, means this data is the worst emission level.
3. Emission Level = Reading Level + Correct Factor.
4. The average measurement was not performed when the peak measured data under the limit of average detection. If the readings given are average, peak measurement should also be supplied.
5. The fundamental for reference only, it’s not restricted by unwanted emission limit.

Site :	CB2-H	Engineer :	Rueyyan
Model No :	GT-AX6000,	Test Date :	2018/11/15
Test Voltage :	AC 120V/60Hz	Polarity :	Vertical
Test Mode :	Mode 14:TX_Non Beamforming_NSS1_ADP-65DW Y		
Note :	802.11ax(40M)_5270MHz		

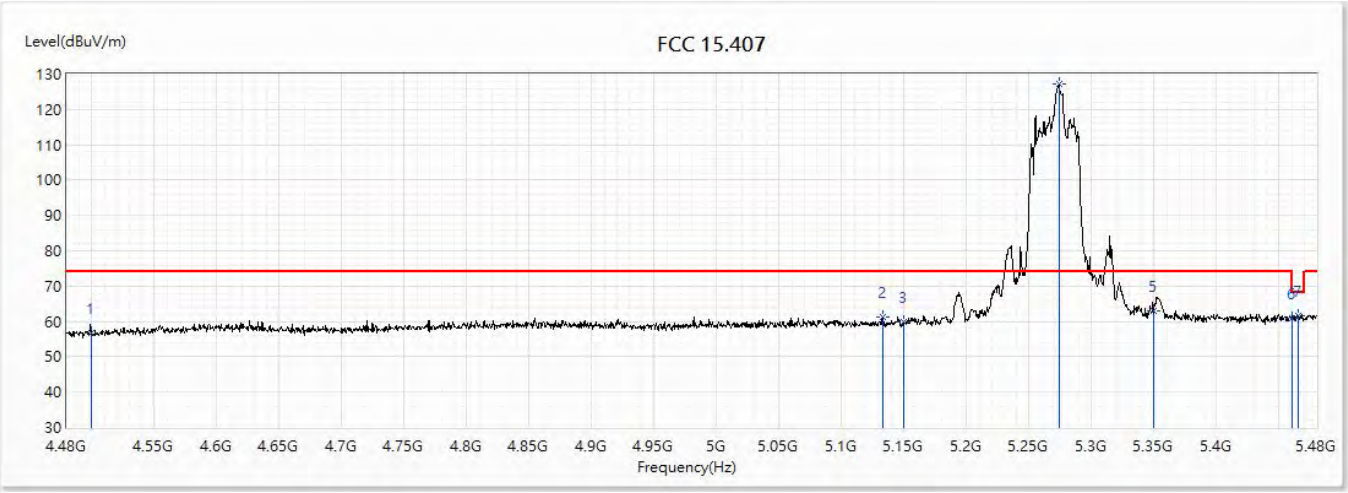

No	Frequency (MHz)	Emission Level (dBuV/m)	Limit (dBuV/m)	Margin (dB)	Reading Level (dBuV)	Correct Factor (dB)	Detector Type
1	4500	56.72	74.00	-17.28	34.30	22.42	PK
2	5132.5	61.20	74.00	-12.80	37.43	23.77	PK
3	5150	59.80	74.00	-14.20	36.01	23.79	PK
! 4	5274	127.34	74.00	53.34	103.40	23.94	PK
5	5350	63.10	74.00	-10.90	39.07	24.03	PK
6	5460	60.97	74.00	-13.03	36.81	24.16	PK
7	5465.5	61.75	68.20	-6.45	37.58	24.17	PK

Note:

1. All reading above 1GHz is performed with peak and/or average measurements as necessary.
2. “ * ”, means this data is the worst emission level.
3. Emission Level = Reading Level + Correct Factor.
4. The average measurement was not performed when the peak measured data under the limit of average detection. If the readings given are average, peak measurement should also be supplied.
5. The fundamental for reference only, it’s not restricted by unwanted emission limit.

Site :	CB2-H	Engineer :	Rueyyan
Model No :	GT-AX6000,	Test Date :	2018/11/15
Test Voltage :	AC 120V/60Hz	Polarity :	Vertical
Test Mode :	Mode 14:TX_Non Beamforming_NSS1_ADP-65DW Y		
Note :	802.11ax(40M)_5270MHz		

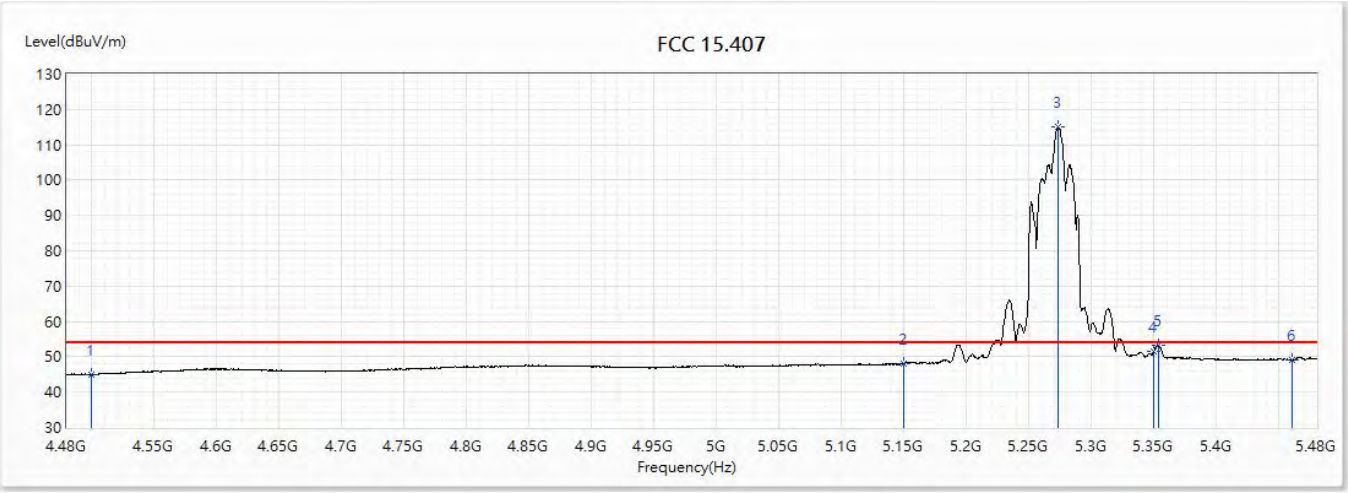

No	Frequency (MHz)	Emission Level (dBuV/m)	Limit (dBuV/m)	Margin (dB)	Reading Level (dBuV)	Correct Factor (dB)	Detector Type
1	4500	44.96	54.00	-9.04	22.54	22.42	AV
2	5150	48.14	54.00	-5.86	24.35	23.79	AV
! 3	5273	115.00	54.00	61.00	91.06	23.94	AV
4	5350	51.55	54.00	-2.45	27.52	24.03	AV
5	5353.5	53.29	54.00	-0.71	29.26	24.03	AV
6	5460	49.15	54.00	-4.85	24.99	24.16	AV

Note:

1. All reading above 1GHz is performed with peak and/or average measurements as necessary.
2. “ * ”, means this data is the worst emission level.
3. Emission Level = Reading Level + Correct Factor.
4. The average measurement was not performed when the peak measured data under the limit of average detection. If the readings given are average, peak measurement should also be supplied.
5. The fundamental for reference only, it’s not restricted by unwanted emission limit.

Site :	CB2-H	Engineer :	Rueyyan
Model No :	GT-AX6000,	Test Date :	2018/11/15
Test Voltage :	AC 120V/60Hz	Polarity :	Horizontal
Test Mode :	Mode 14:TX_Non Beamforming_NSS1_ADP-65DW Y		
Note :	802.11ax(40M)_5310MHz		

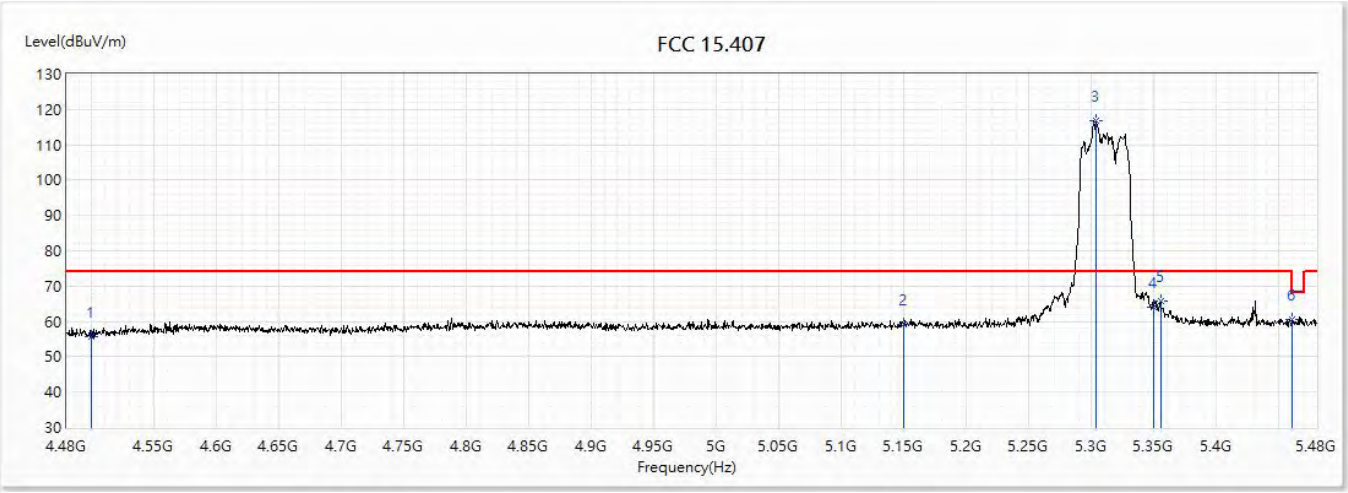

No	Frequency (MHz)	Emission Level (dBuV/m)	Limit (dBuV/m)	Margin (dB)	Reading Level (dBuV)	Correct Factor (dB)	Detector Type
1	4500	55.57	74.00	-18.43	33.15	22.42	PK
2	5150	59.16	74.00	-14.84	35.37	23.79	PK
! 3	5303.5	116.94	74.00	42.94	92.97	23.97	PK
4	5350	64.01	74.00	-9.99	39.98	24.03	PK
5	5355	65.90	74.00	-8.10	41.86	24.04	PK
6	5460	60.58	74.00	-13.42	36.42	24.16	PK

Note:

1. All reading above 1GHz is performed with peak and/or average measurements as necessary.
2. “ * ”, means this data is the worst emission level.
3. Emission Level = Reading Level + Correct Factor.
4. The average measurement was not performed when the peak measured data under the limit of average detection. If the readings given are average, peak measurement should also be supplied.
5. The fundamental for reference only, it’s not restricted by unwanted emission limit.

Site :	CB2-H	Engineer :	Rueyyan
Model No :	GT-AX6000,	Test Date :	2018/11/15
Test Voltage :	AC 120V/60Hz	Polarity :	Horizontal
Test Mode :	Mode 14:TX_Non Beamforming_NSS1_ADP-65DW Y		
Note :	802.11ax(40M)_5310MHz		

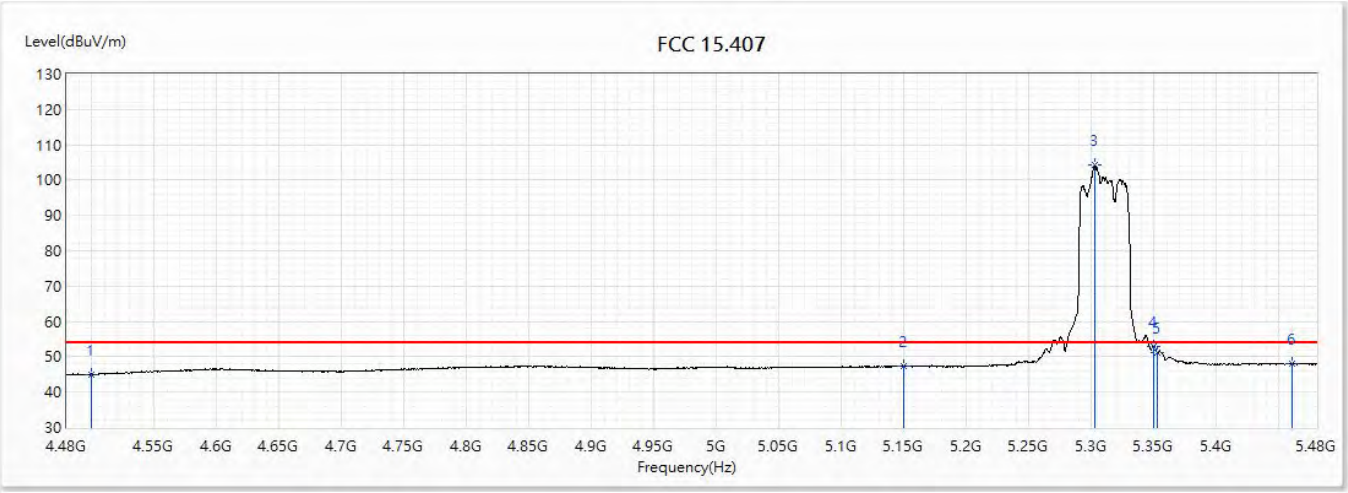

No	Frequency (MHz)	Emission Level (dBuV/m)	Limit (dBuV/m)	Margin (dB)	Reading Level (dBuV)	Correct Factor (dB)	Detector Type
1	4500	45.01	54.00	-8.99	22.59	22.42	AV
2	5150	47.31	54.00	-6.69	23.52	23.79	AV
! 3	5303	104.20	54.00	50.20	80.23	23.97	AV
4	5350	52.94	54.00	-1.06	28.91	24.03	AV
5	5352.5	51.27	54.00	-2.73	27.24	24.03	AV
6	5460	47.96	54.00	-6.04	23.80	24.16	AV

Note:

1. All reading above 1GHz is performed with peak and/or average measurements as necessary.
2. “ * ”, means this data is the worst emission level.
3. Emission Level = Reading Level + Correct Factor.
4. The average measurement was not performed when the peak measured data under the limit of average detection. If the readings given are average, peak measurement should also be supplied.
5. The fundamental for reference only, it’s not restricted by unwanted emission limit.

Site :	CB2-H	Engineer :	Rueyyan
Model No :	GT-AX6000,	Test Date :	2018/11/15
Test Voltage :	AC 120V/60Hz	Polarity :	Vertical
Test Mode :	Mode 14:TX_Non Beamforming_NSS1_ADP-65DW Y		
Note :	802.11ax(40M)_5310MHz		

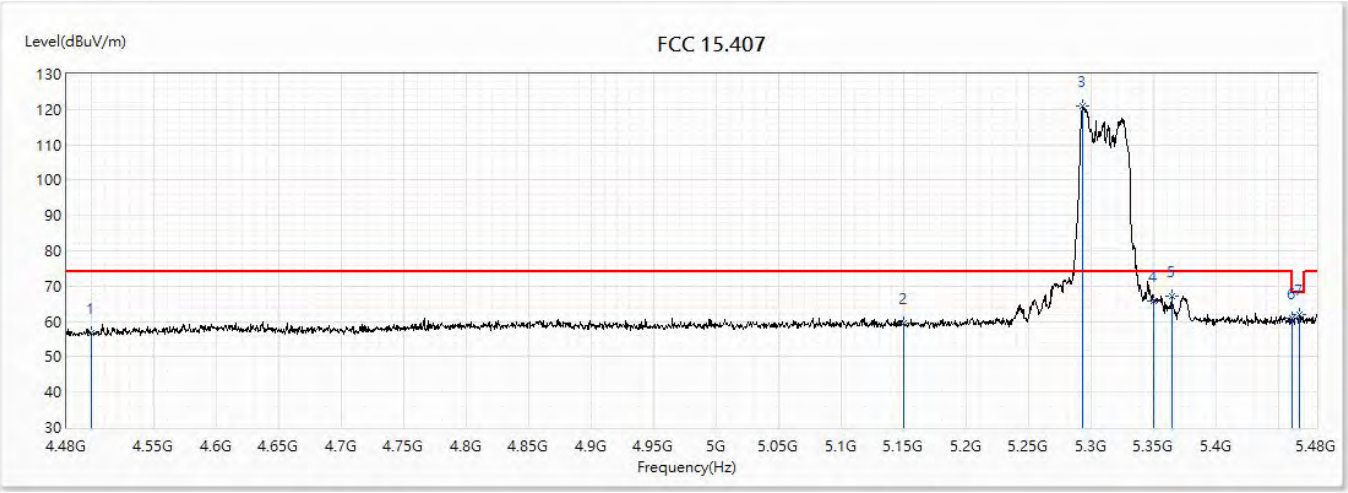

No	Frequency (MHz)	Emission Level (dBuV/m)	Limit (dBuV/m)	Margin (dB)	Reading Level (dBuV)	Correct Factor (dB)	Detector Type
1	4500	56.86	74.00	-17.14	34.44	22.42	PK
2	5150	59.67	74.00	-14.33	35.88	23.79	PK
! 3	5293	121.06	74.00	47.06	97.10	23.96	PK
4	5350	65.69	74.00	-8.31	41.66	24.03	PK
5	5364	67.21	74.00	-6.79	43.16	24.05	PK
6	5460	60.79	74.00	-13.21	36.63	24.16	PK
7	5466	61.92	68.20	-6.28	37.75	24.17	PK

Note:

1. All reading above 1GHz is performed with peak and/or average measurements as necessary.
2. “ * ”, means this data is the worst emission level.
3. Emission Level = Reading Level + Correct Factor.
4. The average measurement was not performed when the peak measured data under the limit of average detection. If the readings given are average, peak measurement should also be supplied.
5. The fundamental for reference only, it’s not restricted by unwanted emission limit.

Site :	CB2-H	Engineer :	Rueyyan
Model No :	GT-AX6000,	Test Date :	2018/11/15
Test Voltage :	AC 120V/60Hz	Polarity :	Vertical
Test Mode :	Mode 14:TX_Non Beamforming_NSS1_ADP-65DW Y		
Note :	802.11ax(40M)_5310MHz		

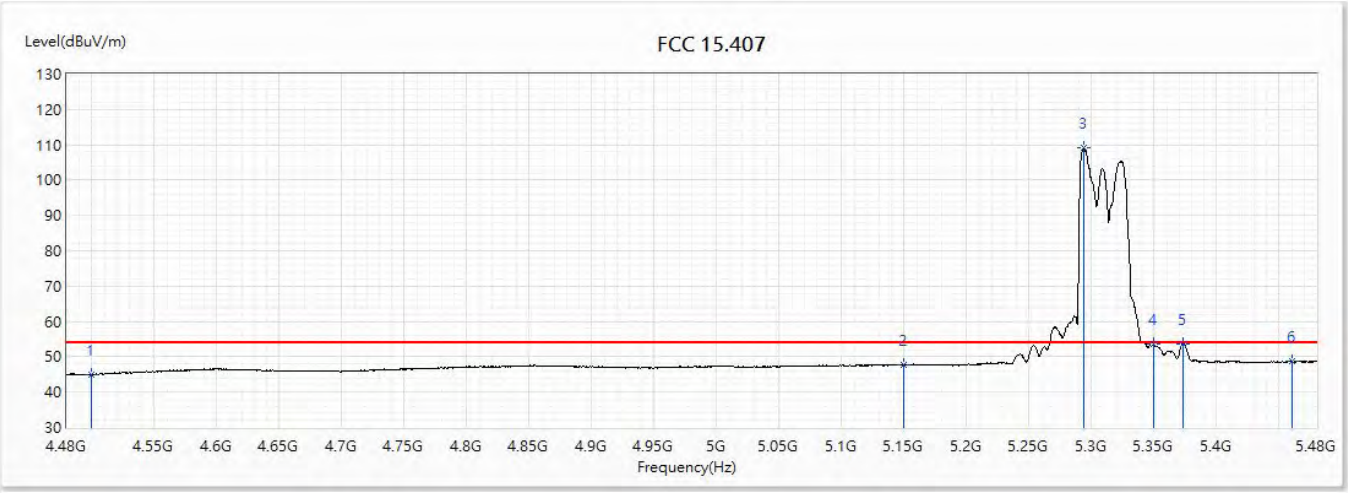

No	Frequency (MHz)	Emission Level (dBuV/m)	Limit (dBuV/m)	Margin (dB)	Reading Level (dBuV)	Correct Factor (dB)	Detector Type
1	4500	44.92	54.00	-9.08	22.50	22.42	AV
2	5150	47.68	54.00	-6.32	23.89	23.79	AV
! 3	5294	109.01	54.00	55.01	85.05	23.96	AV
4	5350	53.61	54.00	-0.39	29.58	24.03	AV
5	5373	53.61	54.00	-0.39	29.55	24.06	AV
6	5460	48.71	54.00	-5.29	24.55	24.16	AV

Note:

1. All reading above 1GHz is performed with peak and/or average measurements as necessary.
2. “ * ”, means this data is the worst emission level.
3. Emission Level = Reading Level + Correct Factor.
4. The average measurement was not performed when the peak measured data under the limit of average detection. If the readings given are average, peak measurement should also be supplied.
5. The fundamental for reference only, it’s not restricted by unwanted emission limit.

Site :	CB2-H	Engineer :	Rueyyan
Model No :	GT-AX6000,	Test Date :	2018/11/16
Test Voltage :	AC 120V/60Hz	Polarity :	Horizontal
Test Mode :	Mode 14:TX_Non Beamforming_NSS1_ADP-65DW Y		
Note :	802.11ax(80M)_5290MHz		

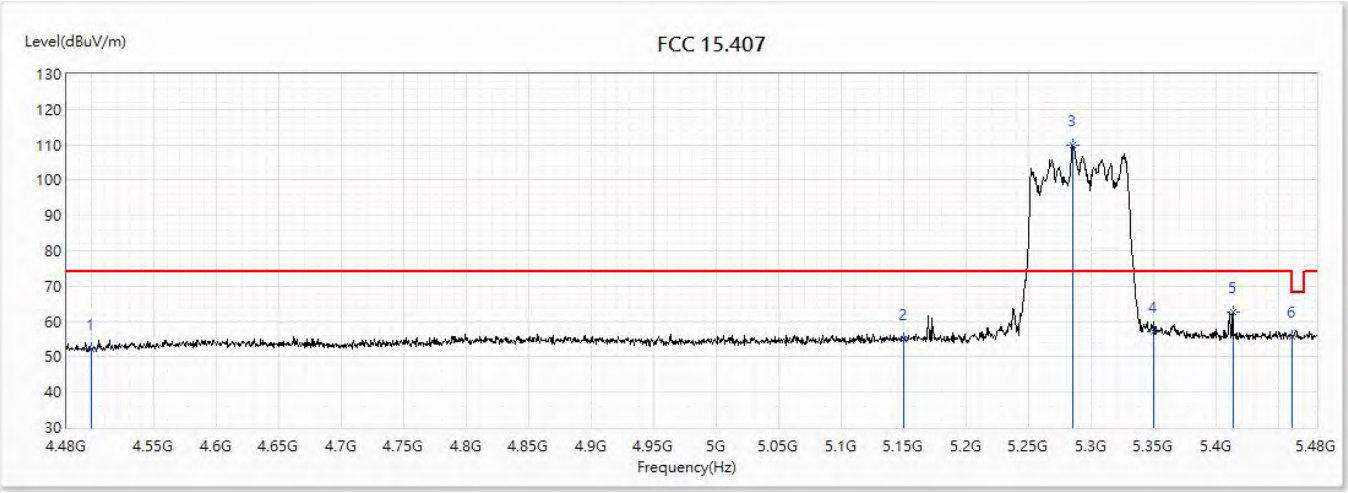

No	Frequency (MHz)	Emission Level (dBuV/m)	Limit (dBuV/m)	Margin (dB)	Reading Level (dBuV)	Correct Factor (dB)	Detector Type
1	4500	52.37	74.00	-21.63	29.95	22.42	PK
2	5150	54.84	74.00	-19.16	31.05	23.79	PK
! 3	5284.5	109.79	74.00	35.79	85.84	23.95	PK
4	5350	57.12	74.00	-16.88	33.09	24.03	PK
5	5413	62.62	74.00	-11.38	38.51	24.11	PK
6	5460	55.65	74.00	-18.35	31.49	24.16	PK

Note:

1. All reading above 1GHz is performed with peak and/or average measurements as necessary.
2. “ * ”, means this data is the worst emission level.
3. Emission Level = Reading Level + Correct Factor.
4. The average measurement was not performed when the peak measured data under the limit of average detection. If the readings given are average, peak measurement should also be supplied.
5. The fundamental for reference only, it’s not restricted by unwanted emission limit.

Site :	CB2-H	Engineer :	Rueyyan
Model No :	GT-AX6000,	Test Date :	2018/11/16
Test Voltage :	AC 120V/60Hz	Polarity :	Horizontal
Test Mode :	Mode 14:TX_Non Beamforming_NSS1_ADP-65DW Y		
Note :	802.11ax(80M)_5290MHz		

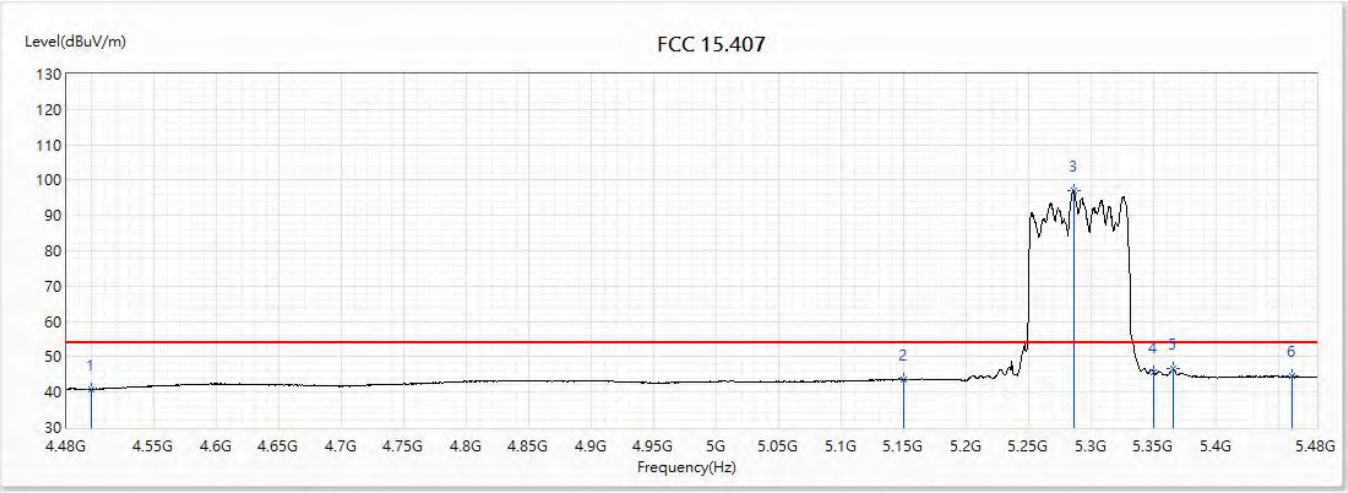

No	Frequency (MHz)	Emission Level (dBuV/m)	Limit (dBuV/m)	Margin (dB)	Reading Level (dBuV)	Correct Factor (dB)	Detector Type
1	4500	40.76	54.00	-13.24	18.34	22.42	AV
2	5150	43.53	54.00	-10.47	19.74	23.79	AV
! 3	5285.5	96.94	54.00	42.94	72.99	23.95	AV
4	5350	45.51	54.00	-8.49	21.48	24.03	AV
5	5365	46.66	54.00	-7.34	22.61	24.05	AV
6	5460	44.44	54.00	-9.56	20.28	24.16	AV

Note:

1. All reading above 1GHz is performed with peak and/or average measurements as necessary.
2. “ * ”, means this data is the worst emission level.
3. Emission Level = Reading Level + Correct Factor.
4. The average measurement was not performed when the peak measured data under the limit of average detection. If the readings given are average, peak measurement should also be supplied.
5. The fundamental for reference only, it’s not restricted by unwanted emission limit.

Site :	CB2-H	Engineer :	Rueyyan
Model No :	GT-AX6000,	Test Date :	2018/11/16
Test Voltage :	AC 120V/60Hz	Polarity :	Vertical
Test Mode :	Mode 14:TX_Non Beamforming_NSS1_ADP-65DW Y		
Note :	802.11ax(80M)_5290MHz		

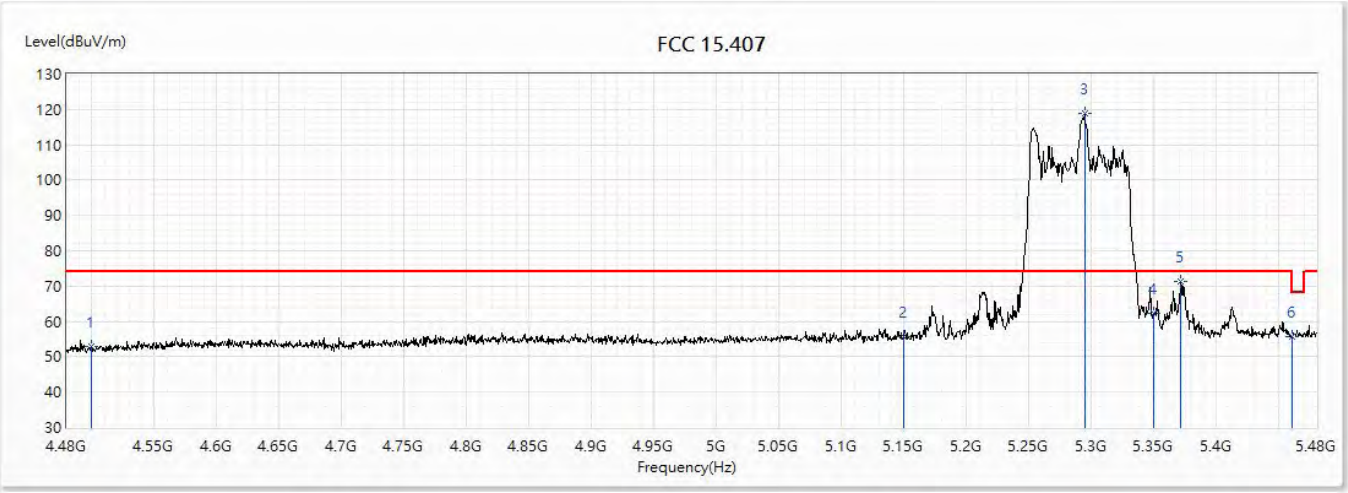

No	Frequency (MHz)	Emission Level (dBuV/m)	Limit (dBuV/m)	Margin (dB)	Reading Level (dBuV)	Correct Factor (dB)	Detector Type
1	4500	52.88	74.00	-21.12	30.46	22.42	PK
2	5150	55.64	74.00	-18.36	31.85	23.79	PK
! 3	5294.5	118.72	74.00	44.72	94.76	23.96	PK
4	5350	62.43	74.00	-11.57	38.40	24.03	PK
5	5371.5	71.25	74.00	-2.75	47.19	24.06	PK
6	5460	55.63	74.00	-18.37	31.47	24.16	PK

Note:

1. All reading above 1GHz is performed with peak and/or average measurements as necessary.
2. “ * ”, means this data is the worst emission level.
3. Emission Level = Reading Level + Correct Factor.
4. The average measurement was not performed when the peak measured data under the limit of average detection. If the readings given are average, peak measurement should also be supplied.
5. The fundamental for reference only, it’s not restricted by unwanted emission limit.

Site :	CB2-H	Engineer :	Rueyyan
Model No :	GT-AX6000,	Test Date :	2018/11/16
Test Voltage :	AC 120V/60Hz	Polarity :	Vertical
Test Mode :	Mode 14:TX_Non Beamforming_NSS1_ADP-65DW Y		
Note :	802.11ax(80M)_5290MHz		

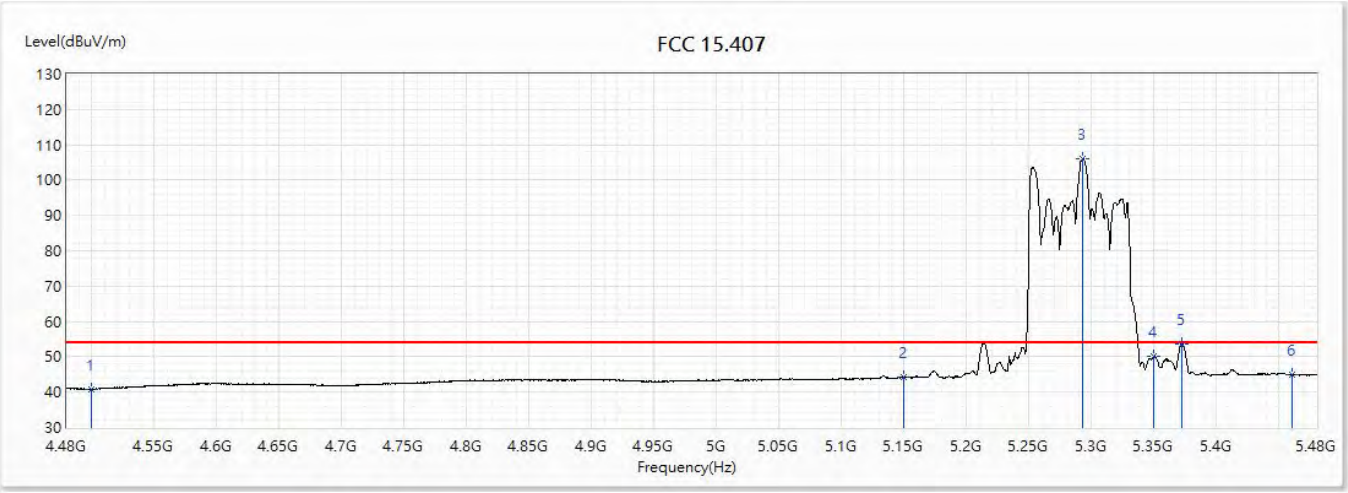

No	Frequency (MHz)	Emission Level (dBuV/m)	Limit (dBuV/m)	Margin (dB)	Reading Level (dBuV)	Correct Factor (dB)	Detector Type
1	4500	40.79	54.00	-13.21	18.37	22.42	AV
2	5150	44.16	54.00	-9.84	20.37	23.79	AV
! 3	5293	106.08	54.00	52.08	82.12	23.96	AV
4	5350	50.05	54.00	-3.95	26.02	24.03	AV
5	5372	53.63	54.00	-0.37	29.57	24.06	AV
6	5460	44.94	54.00	-9.06	20.78	24.16	AV

Note:

1. All reading above 1GHz is performed with peak and/or average measurements as necessary.
2. “ * ”, means this data is the worst emission level.
3. Emission Level = Reading Level + Correct Factor.
4. The average measurement was not performed when the peak measured data under the limit of average detection. If the readings given are average, peak measurement should also be supplied.
5. The fundamental for reference only, it’s not restricted by unwanted emission limit.

Site :	CB2-H	Engineer :	Rueyyan
Model No :	GT-AX6000,	Test Date :	2018/12/5
Test Voltage :	AC 120V/60Hz	Polarity :	Horizontal
Test Mode :	Mode 14:TX_Non Beamforming_NSS1_ADP-65DW Y		
Note :	802.11ac(160M)_5250MHz(5210+5290)		

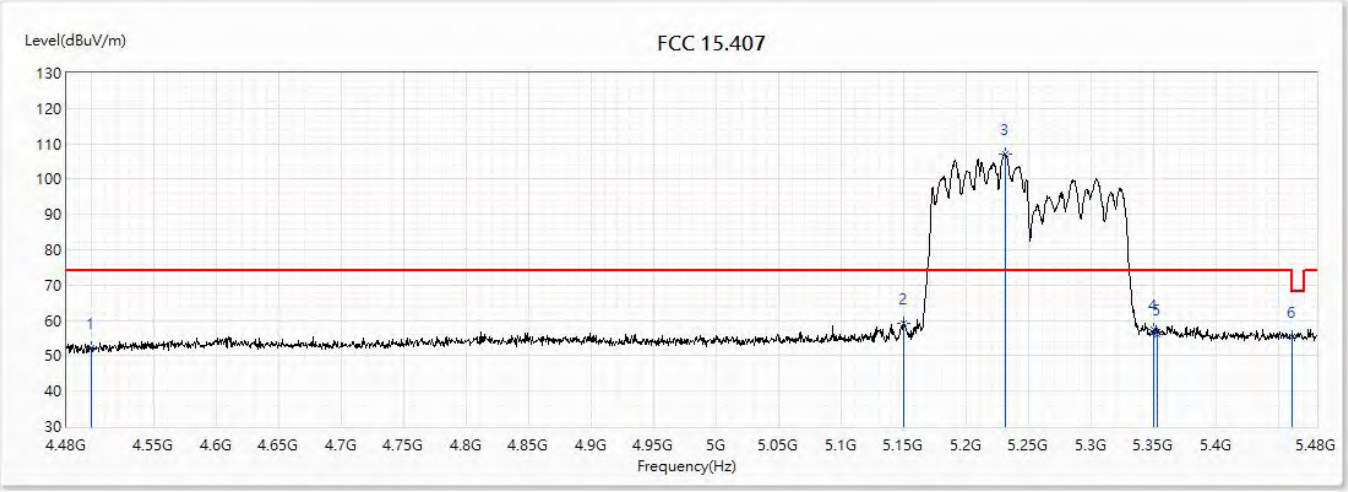

No	Frequency (MHz)	Emission Level (dBuV/m)	Limit (dBuV/m)	Margin (dB)	Reading Level (dBuV)	Correct Factor (dB)	Detector Type
1	4500	52.08	74.00	-21.92	29.66	22.42	PK
2	5150	59.17	74.00	-14.83	35.38	23.79	PK
! 3	5231	107.12	74.00	33.12	83.23	23.89	PK
4	5350	57.36	74.00	-16.64	33.33	24.03	PK
5	5352.5	56.12	74.00	-17.88	32.09	24.03	PK
6	5460	55.48	74.00	-18.52	31.32	24.16	PK

Note:

1. All reading above 1GHz is performed with peak and/or average measurements as necessary.
2. “ * ”, means this data is the worst emission level.
3. Emission Level = Reading Level + Correct Factor.
4. The average measurement was not performed when the peak measured data under the limit of average detection. If the readings given are average, peak measurement should also be supplied.
5. The fundamental for reference only, it’s not restricted by unwanted emission limit.

Site :	CB2-H	Engineer :	Rueyyan
Model No :	GT-AX6000,	Test Date :	2018/12/5
Test Voltage :	AC 120V/60Hz	Polarity :	Horizontal
Test Mode :	Mode 14:TX_Non Beamforming_NSS1_ADP-65DW Y		
Note :	802.11ac(160M)_5250MHz(5210+5290)		

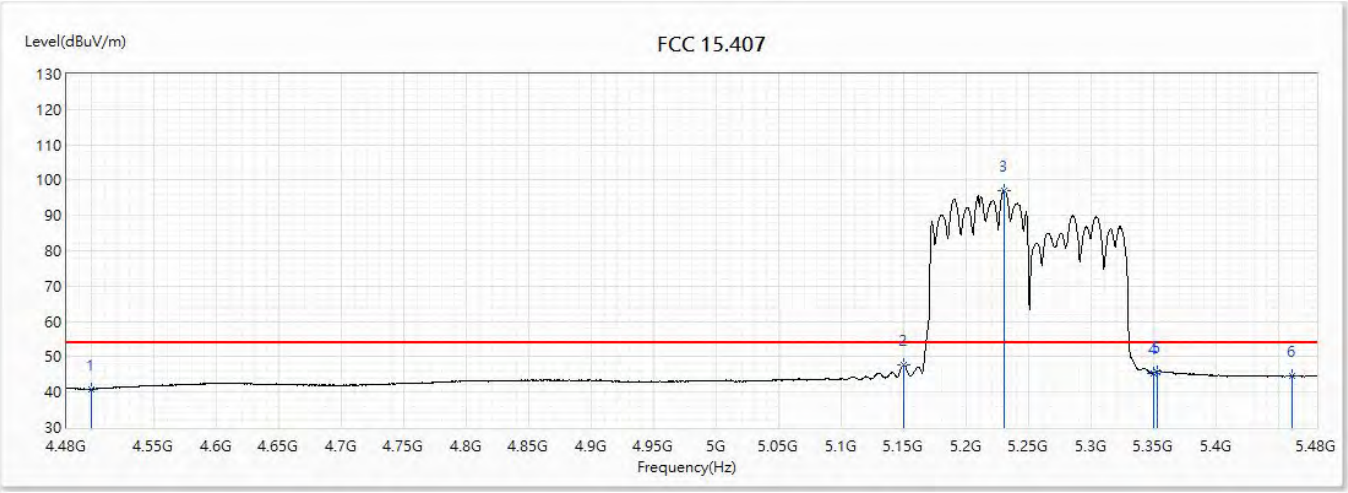

No	Frequency (MHz)	Emission Level (dBuV/m)	Limit (dBuV/m)	Margin (dB)	Reading Level (dBuV)	Correct Factor (dB)	Detector Type
1	4500	40.81	54.00	-13.19	18.39	22.42	AV
2	5150	47.73	54.00	-6.27	23.94	23.79	AV
! 3	5230	96.90	54.00	42.90	73.01	23.89	AV
4	5350	45.43	54.00	-8.57	21.40	24.03	AV
5	5352.5	45.75	54.00	-8.25	21.72	24.03	AV
6	5460	44.54	54.00	-9.46	20.38	24.16	AV

Note:

1. All reading above 1GHz is performed with peak and/or average measurements as necessary.
2. “ * ”, means this data is the worst emission level.
3. Emission Level = Reading Level + Correct Factor.
4. The average measurement was not performed when the peak measured data under the limit of average detection. If the readings given are average, peak measurement should also be supplied.
5. The fundamental for reference only, it’s not restricted by unwanted emission limit.

Site :	CB2-H	Engineer :	Rueyyan
Model No :	GT-AX6000,	Test Date :	2018/12/5
Test Voltage :	AC 120V/60Hz	Polarity :	Vertical
Test Mode :	Mode 14:TX_Non Beamforming_NSS1_ADP-65DW Y		
Note :	802.11ac(160M)_5250MHz(5210+5290)		

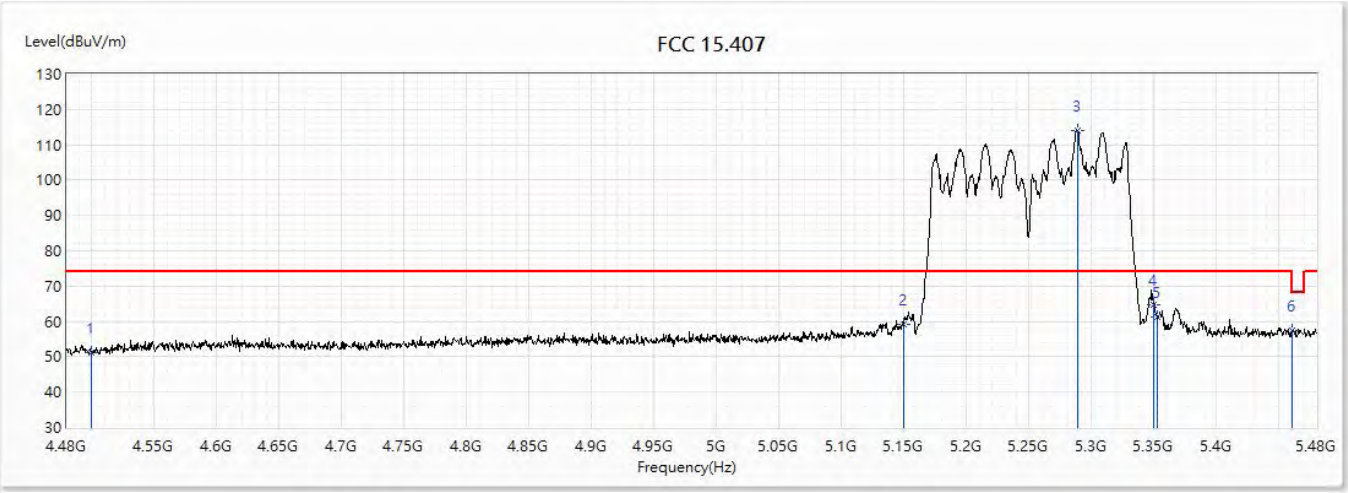

No	Frequency (MHz)	Emission Level (dBuV/m)	Limit (dBuV/m)	Margin (dB)	Reading Level (dBuV)	Correct Factor (dB)	Detector Type
1	4500	51.02	74.00	-22.98	28.60	22.42	PK
2	5150	59.26	74.00	-14.74	35.47	23.79	PK
! 3	5288.5	114.17	74.00	40.17	90.21	23.96	PK
4	5350	64.84	74.00	-9.16	40.81	24.03	PK
5	5352.5	61.33	74.00	-12.67	37.30	24.03	PK
6	5460	57.29	74.00	-16.71	33.13	24.16	PK

Note:

1. All reading above 1GHz is performed with peak and/or average measurements as necessary.
2. “ * ”, means this data is the worst emission level.
3. Emission Level = Reading Level + Correct Factor.
4. The average measurement was not performed when the peak measured data under the limit of average detection. If the readings given are average, peak measurement should also be supplied.
5. The fundamental for reference only, it’s not restricted by unwanted emission limit.

Site :	CB2-H	Engineer :	Rueyyan
Model No :	GT-AX6000,	Test Date :	2018/12/5
Test Voltage :	AC 120V/60Hz	Polarity :	Vertical
Test Mode :	Mode 14:TX_Non Beamforming_NSS1_ADP-65DW Y		
Note :	802.11ac(160M)_5250MHz(5210+5290)		

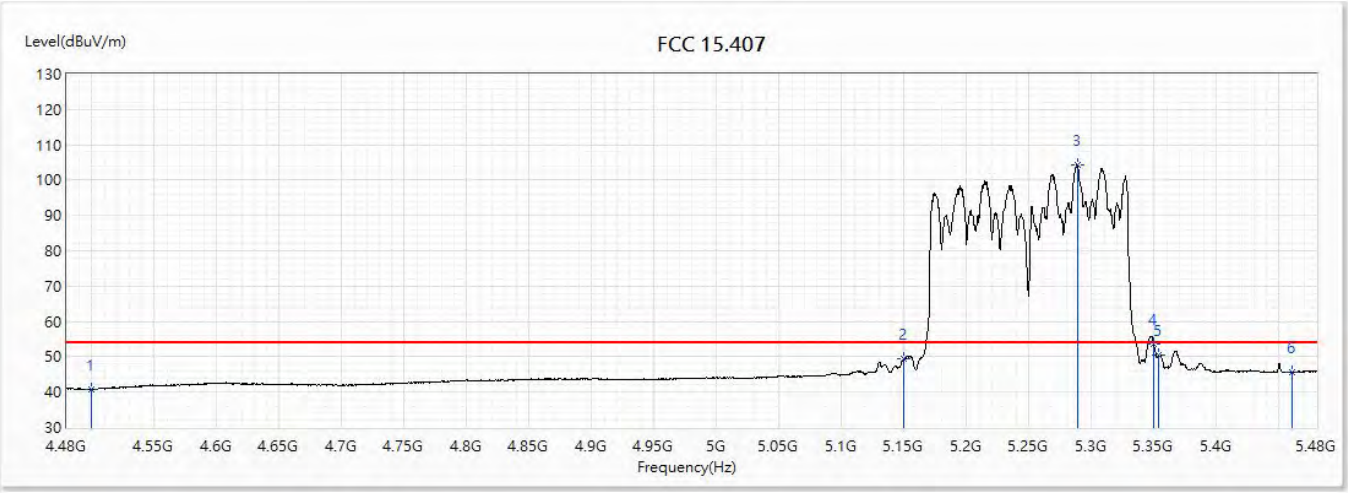

No	Frequency (MHz)	Emission Level (dBuV/m)	Limit (dBuV/m)	Margin (dB)	Reading Level (dBuV)	Correct Factor (dB)	Detector Type
1	4500	40.84	54.00	-13.16	18.42	22.42	AV
2	5150	49.33	54.00	-4.67	25.54	23.79	AV
! 3	5288.5	104.41	54.00	50.41	80.45	23.96	AV
4	5350	53.78	54.00	-0.22	29.75	24.03	AV
5	5354	50.64	54.00	-3.36	26.61	24.03	AV
6	5460	45.68	54.00	-8.32	21.52	24.16	AV

Note:

1. All reading above 1GHz is performed with peak and/or average measurements as necessary.
2. “ * ”, means this data is the worst emission level.
3. Emission Level = Reading Level + Correct Factor.
4. The average measurement was not performed when the peak measured data under the limit of average detection. If the readings given are average, peak measurement should also be supplied.
5. The fundamental for reference only, it’s not restricted by unwanted emission limit.

Site :	CB2-H	Engineer :	Rueyyan
Model No :	GT-AX6000,	Test Date :	2018/12/6
Test Voltage :	AC 120V/60Hz	Polarity :	Horizontal
Test Mode :	Mode 14:TX_Non Beamforming_NSS1_ADP-65DW Y		
Note :	802.11ac(160M)_5250MHz(5290+5210)		

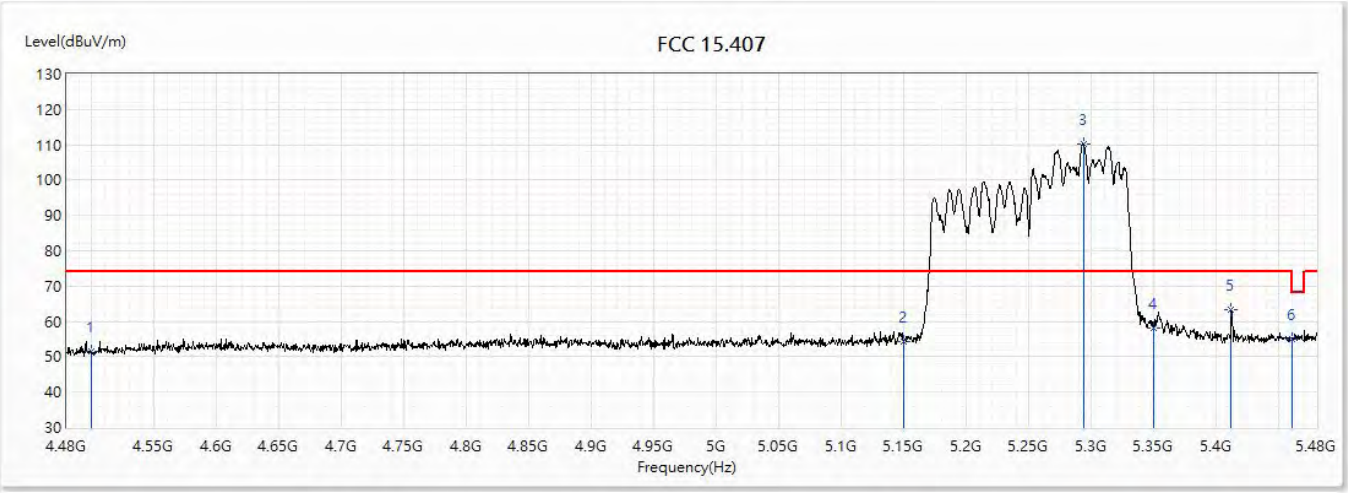

No	Frequency (MHz)	Emission Level (dBuV/m)	Limit (dBuV/m)	Margin (dB)	Reading Level (dBuV)	Correct Factor (dB)	Detector Type
1	4500	51.64	74.00	-22.36	29.22	22.42	PK
2	5150	54.22	74.00	-19.78	30.43	23.79	PK
! 3	5293.5	110.38	74.00	36.38	86.42	23.96	PK
4	5350	58.00	74.00	-16.00	33.97	24.03	PK
5	5411.5	63.38	74.00	-10.62	39.28	24.10	PK
6	5460	55.05	74.00	-18.95	30.89	24.16	PK

Note:

1. All reading above 1GHz is performed with peak and/or average measurements as necessary.
2. “ * ”, means this data is the worst emission level.
3. Emission Level = Reading Level + Correct Factor.
4. The average measurement was not performed when the peak measured data under the limit of average detection. If the readings given are average, peak measurement should also be supplied.
5. The fundamental for reference only, it’s not restricted by unwanted emission limit.

Site :	CB2-H	Engineer :	Rueyyan
Model No :	GT-AX6000,	Test Date :	2018/12/6
Test Voltage :	AC 120V/60Hz	Polarity :	Horizontal
Test Mode :	Mode 14:TX_Non Beamforming_NSS1_ADP-65DW Y		
Note :	802.11ac(160M)_5250MHz(5290+5210)		

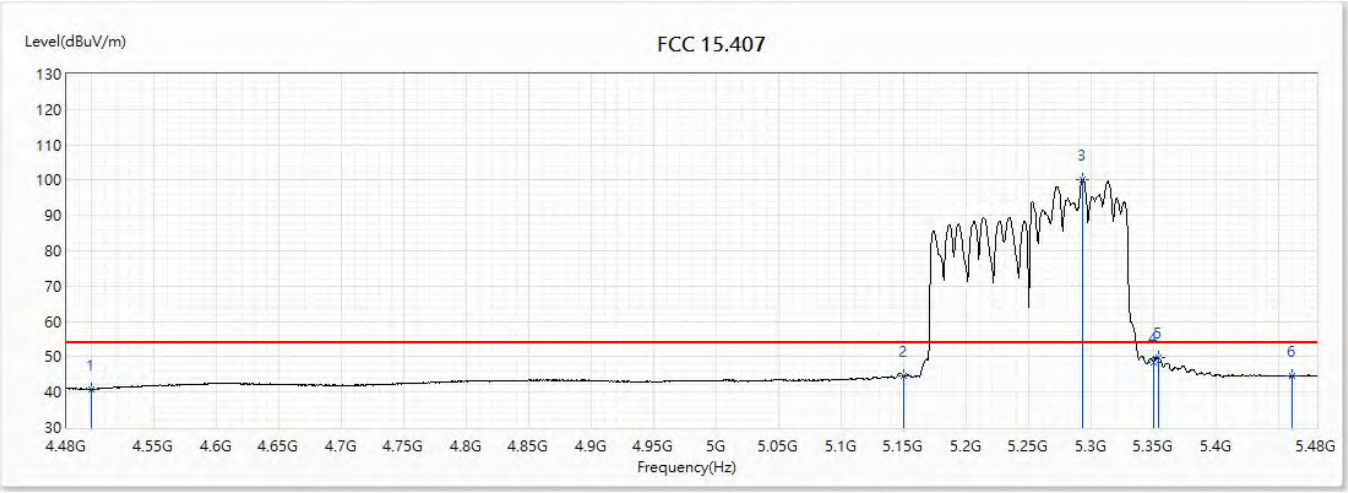

No	Frequency (MHz)	Emission Level (dBuV/m)	Limit (dBuV/m)	Margin (dB)	Reading Level (dBuV)	Correct Factor (dB)	Detector Type
1	4500	40.72	54.00	-13.28	18.30	22.42	AV
2	5150	44.65	54.00	-9.35	20.86	23.79	AV
! 3	5292.5	100.22	54.00	46.22	76.26	23.96	AV
4	5350	48.51	54.00	-5.49	24.48	24.03	AV
5	5353.5	49.94	54.00	-4.06	25.91	24.03	AV
6	5460	44.50	54.00	-9.50	20.34	24.16	AV

Note:

1. All reading above 1GHz is performed with peak and/or average measurements as necessary.
2. “ * ”, means this data is the worst emission level.
3. Emission Level = Reading Level + Correct Factor.
4. The average measurement was not performed when the peak measured data under the limit of average detection. If the readings given are average, peak measurement should also be supplied.
5. The fundamental for reference only, it’s not restricted by unwanted emission limit.

Site :	CB2-H	Engineer :	Rueyyan
Model No :	GT-AX6000,	Test Date :	2018/12/6
Test Voltage :	AC 120V/60Hz	Polarity :	Vertical
Test Mode :	Mode 14:TX_Non Beamforming_NSS1_ADP-65DW Y		
Note :	802.11ac(160M)_5250MHz(5290+5210)		

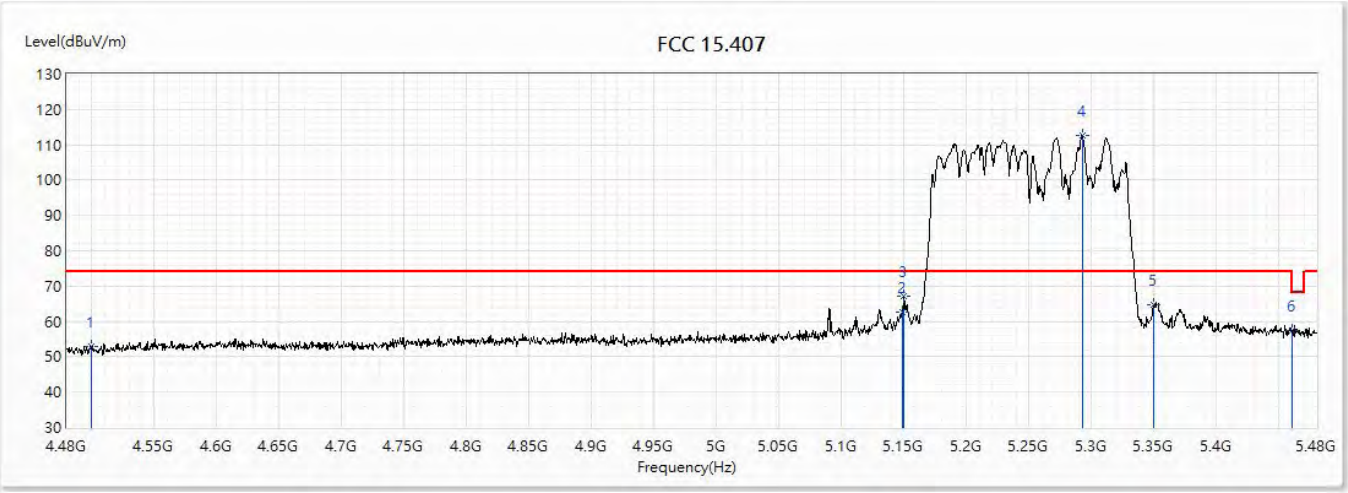

No	Frequency (MHz)	Emission Level (dBuV/m)	Limit (dBuV/m)	Margin (dB)	Reading Level (dBuV)	Correct Factor (dB)	Detector Type
1	4500	52.78	74.00	-21.22	30.36	22.42	PK
2	5148.5	62.63	74.00	-11.37	38.84	23.79	PK
3	5150	67.19	74.00	-6.81	43.40	23.79	PK
! 4	5292.5	112.78	74.00	38.78	88.82	23.96	PK
5	5350	64.78	74.00	-9.22	40.75	24.03	PK
6	5460	57.48	74.00	-16.52	33.32	24.16	PK

Note:

1. All reading above 1GHz is performed with peak and/or average measurements as necessary.
2. “ * ”, means this data is the worst emission level.
3. Emission Level = Reading Level + Correct Factor.
4. The average measurement was not performed when the peak measured data under the limit of average detection. If the readings given are average, peak measurement should also be supplied.
5. The fundamental for reference only, it’s not restricted by unwanted emission limit.

Site :	CB2-H	Engineer :	Rueyyan
Model No :	GT-AX6000,	Test Date :	2018/12/5
Test Voltage :	AC 120V/60Hz	Polarity :	Vertical
Test Mode :	Mode 14:TX_Non Beamforming_NSS1_ADP-65DW Y		
Note :	802.11ac(160M)_5250MHz(5290+5210)		

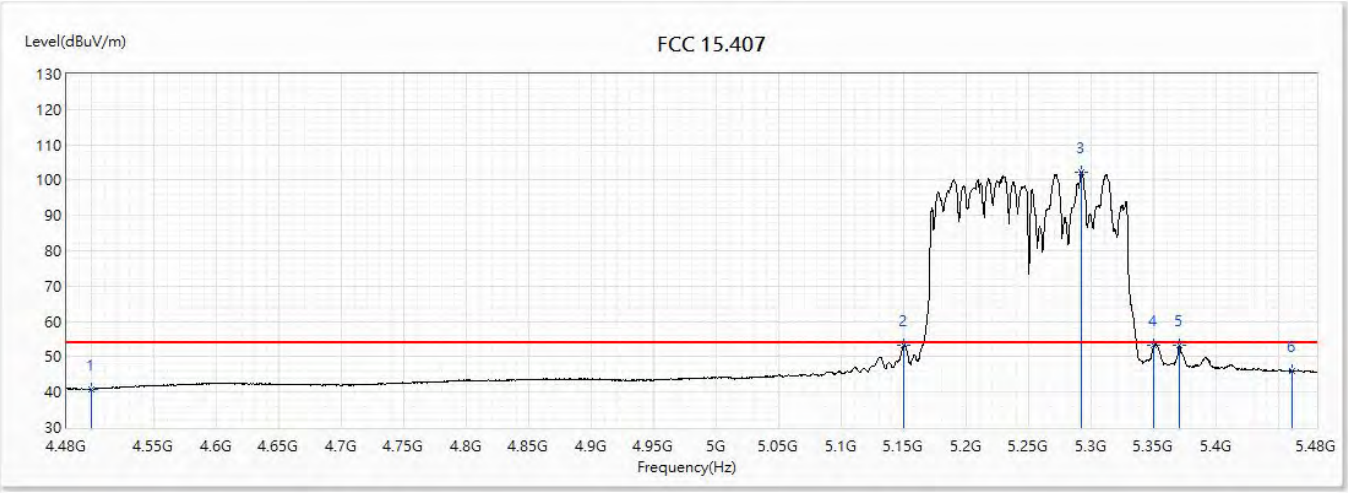

No	Frequency (MHz)	Emission Level (dBuV/m)	Limit (dBuV/m)	Margin (dB)	Reading Level (dBuV)	Correct Factor (dB)	Detector Type
1	4500	40.86	54.00	-13.14	18.44	22.42	AV
2	5150	53.21	54.00	-0.79	29.42	23.79	AV
! 3	5291.5	102.32	54.00	48.32	78.36	23.96	AV
4	5350	53.22	54.00	-0.78	29.19	24.03	AV
5	5370	53.15	54.00	-0.85	29.10	24.05	AV
6	5460	45.88	54.00	-8.12	21.72	24.16	AV

Note:

1. All reading above 1GHz is performed with peak and/or average measurements as necessary.
2. “ * ”, means this data is the worst emission level.
3. Emission Level = Reading Level + Correct Factor.
4. The average measurement was not performed when the peak measured data under the limit of average detection. If the readings given are average, peak measurement should also be supplied.
5. The fundamental for reference only, it’s not restricted by unwanted emission limit.

Site :	CB2-H	Engineer :	Rueyyan
Model No :	GT-AX6000,	Test Date :	2018/12/5
Test Voltage :	AC 120V/60Hz	Polarity :	Horizontal
Test Mode :	Mode 14:TX_Non Beamforming_NSS1_ADP-65DW Y		
Note :	802.11ax(160M)_5250MHz(5210+5290)		

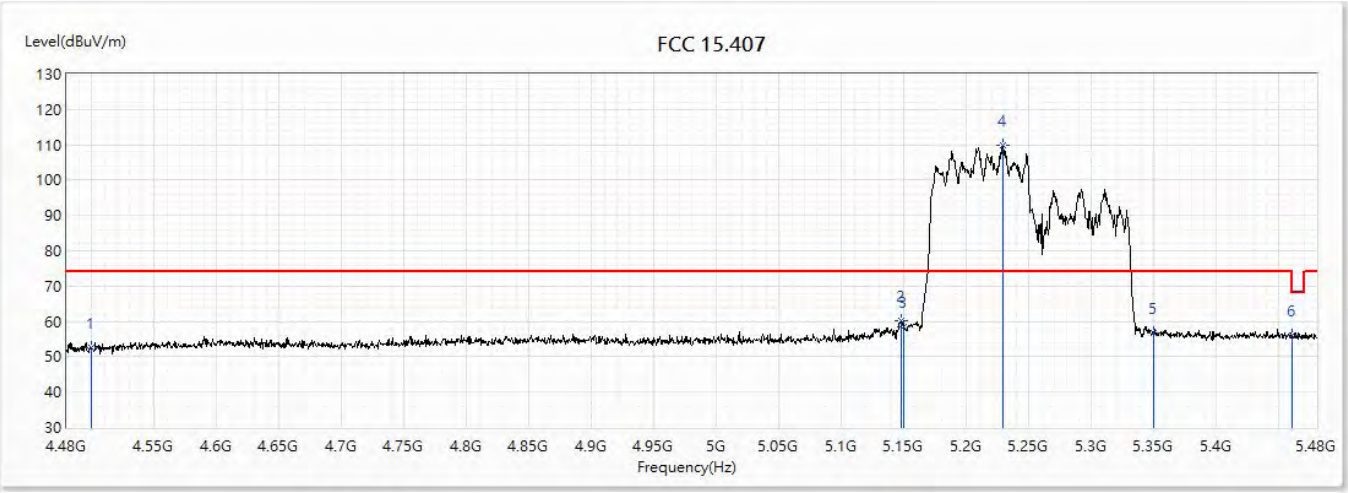

No	Frequency (MHz)	Emission Level (dBuV/m)	Limit (dBuV/m)	Margin (dB)	Reading Level (dBuV)	Correct Factor (dB)	Detector Type
1	4500	52.68	74.00	-21.32	30.26	22.42	PK
2	5147.5	60.05	74.00	-13.95	36.26	23.79	PK
3	5150	58.45	74.00	-15.55	34.66	23.79	PK
! 4	5229.5	109.69	74.00	35.69	85.80	23.89	PK
5	5350	56.88	74.00	-17.12	32.85	24.03	PK
6	5460	56.00	74.00	-18.00	31.84	24.16	PK

Note:

1. All reading above 1GHz is performed with peak and/or average measurements as necessary.
2. “ * ”, means this data is the worst emission level.
3. Emission Level = Reading Level + Correct Factor.
4. The average measurement was not performed when the peak measured data under the limit of average detection. If the readings given are average, peak measurement should also be supplied.
5. The fundamental for reference only, it’s not restricted by unwanted emission limit.

Site :	CB2-H	Engineer :	Rueyyan
Model No :	GT-AX6000,	Test Date :	2018/12/5
Test Voltage :	AC 120V/60Hz	Polarity :	Horizontal
Test Mode :	Mode 14:TX_Non Beamforming_NSS1_ADP-65DW Y		
Note :	802.11ax(160M)_5250MHz(5210+5290)		

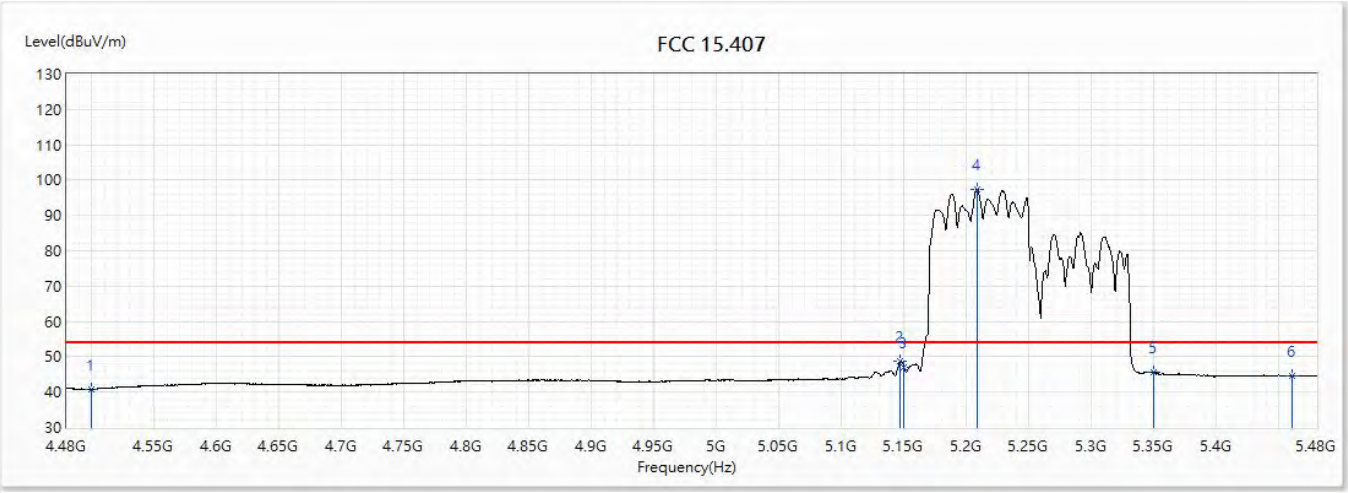

No	Frequency (MHz)	Emission Level (dBuV/m)	Limit (dBuV/m)	Margin (dB)	Reading Level (dBuV)	Correct Factor (dB)	Detector Type
1	4500	40.71	54.00	-13.29	18.29	22.42	AV
2	5147	48.58	54.00	-5.42	24.79	23.79	AV
3	5150	47.14	54.00	-6.86	23.35	23.79	AV
! 4	5208	97.39	54.00	43.39	73.53	23.86	AV
5	5350	45.77	54.00	-8.23	21.74	24.03	AV
6	5460	44.50	54.00	-9.50	20.34	24.16	AV

Note:

1. All reading above 1GHz is performed with peak and/or average measurements as necessary.
2. “ * ”, means this data is the worst emission level.
3. Emission Level = Reading Level + Correct Factor.
4. The average measurement was not performed when the peak measured data under the limit of average detection. If the readings given are average, peak measurement should also be supplied.
5. The fundamental for reference only, it’s not restricted by unwanted emission limit.

Site :	CB2-H	Engineer :	Rueyyan
Model No :	GT-AX6000,	Test Date :	2018/12/5
Test Voltage :	AC 120V/60Hz	Polarity :	Vertical
Test Mode :	Mode 14:TX_Non Beamforming_NSS1_ADP-65DW Y		
Note :	802.11ax(160M)_5250MHz(5210+5290)		

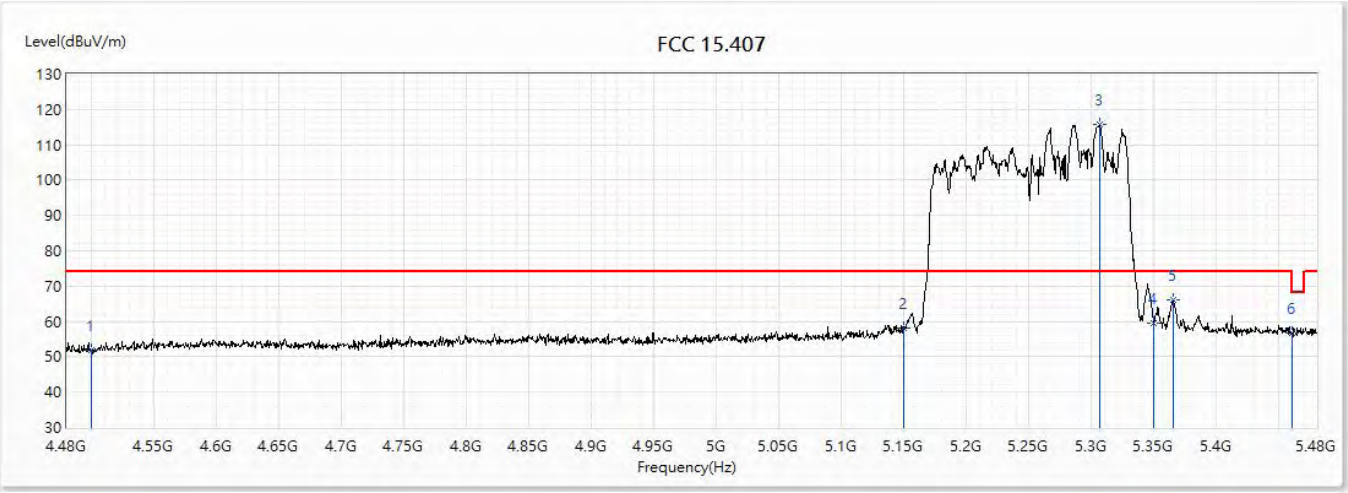

No	Frequency (MHz)	Emission Level (dBuV/m)	Limit (dBuV/m)	Margin (dB)	Reading Level (dBuV)	Correct Factor (dB)	Detector Type
1	4500	51.71	74.00	-22.29	29.29	22.42	PK
2	5150	58.15	74.00	-15.85	34.36	23.79	PK
! 3	5306	115.84	74.00	41.84	91.86	23.98	PK
4	5350	59.62	74.00	-14.38	35.59	24.03	PK
5	5365.5	66.17	74.00	-7.83	42.12	24.05	PK
6	5460	56.75	74.00	-17.25	32.59	24.16	PK

Note:

1. All reading above 1GHz is performed with peak and/or average measurements as necessary.
2. “ * ”, means this data is the worst emission level.
3. Emission Level = Reading Level + Correct Factor.
4. The average measurement was not performed when the peak measured data under the limit of average detection. If the readings given are average, peak measurement should also be supplied.
5. The fundamental for reference only, it’s not restricted by unwanted emission limit.

Site :	CB2-H	Engineer :	Rueyyan
Model No :	GT-AX6000,	Test Date :	2018/12/5
Test Voltage :	AC 120V/60Hz	Polarity :	Vertical
Test Mode :	Mode 14:TX_Non Beamforming_NSS1_ADP-65DW Y		
Note :	802.11ax(160M)_5250MHz(5210+5290)		

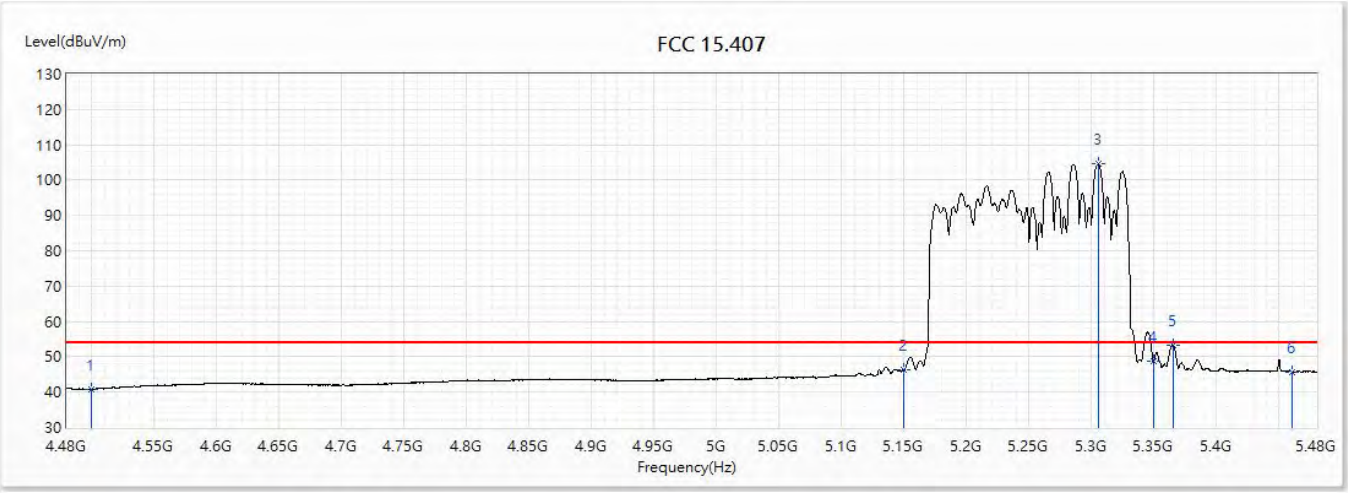

No	Frequency (MHz)	Emission Level (dBuV/m)	Limit (dBuV/m)	Margin (dB)	Reading Level (dBuV)	Correct Factor (dB)	Detector Type
1	4500	40.82	54.00	-13.18	18.40	22.42	AV
2	5150	46.22	54.00	-7.78	22.43	23.79	AV
! 3	5305.5	104.48	54.00	50.48	80.50	23.98	AV
4	5350	48.68	54.00	-5.32	24.65	24.03	AV
5	5365	53.26	54.00	-0.74	29.21	24.05	AV
6	5460	45.77	54.00	-8.23	21.61	24.16	AV

Note:

1. All reading above 1GHz is performed with peak and/or average measurements as necessary.
2. “ * ”, means this data is the worst emission level.
3. Emission Level = Reading Level + Correct Factor.
4. The average measurement was not performed when the peak measured data under the limit of average detection. If the readings given are average, peak measurement should also be supplied.
5. The fundamental for reference only, it’s not restricted by unwanted emission limit.

Site :	CB2-H	Engineer :	Rueyyan
Model No :	GT-AX6000,	Test Date :	2018/12/5
Test Voltage :	AC 120V/60Hz	Polarity :	Horizontal
Test Mode :	Mode 14:TX_Non Beamforming_NSS1_ADP-65DW Y		
Note :	802.11ax(160M)_5250MHz(5290+5210)		

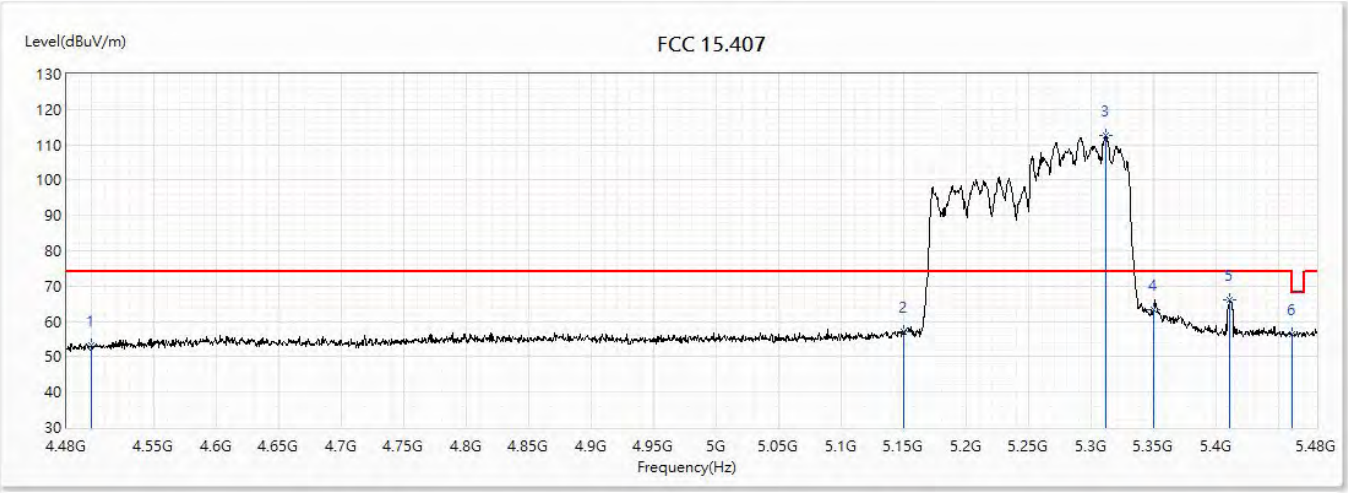

No	Frequency (MHz)	Emission Level (dBuV/m)	Limit (dBuV/m)	Margin (dB)	Reading Level (dBuV)	Correct Factor (dB)	Detector Type
1	4500	53.38	74.00	-20.62	30.96	22.42	PK
2	5150	57.19	74.00	-16.81	33.40	23.79	PK
! 3	5311	112.50	74.00	38.50	88.52	23.98	PK
4	5350	63.23	74.00	-10.77	39.20	24.03	PK
5	5410	66.02	74.00	-7.98	41.92	24.10	PK
6	5460	56.43	74.00	-17.57	32.27	24.16	PK

Note:

1. All reading above 1GHz is performed with peak and/or average measurements as necessary.
2. “ * ”, means this data is the worst emission level.
3. Emission Level = Reading Level + Correct Factor.
4. The average measurement was not performed when the peak measured data under the limit of average detection. If the readings given are average, peak measurement should also be supplied.
5. The fundamental for reference only, it’s not restricted by unwanted emission limit.

Site :	CB2-H	Engineer :	Rueyyan
Model No :	GT-AX6000,	Test Date :	2018/12/5
Test Voltage :	AC 120V/60Hz	Polarity :	Horizontal
Test Mode :	Mode 14:TX_Non Beamforming_NSS1_ADP-65DW Y		
Note :	802.11ax(160M)_5250MHz(5290+5210)		

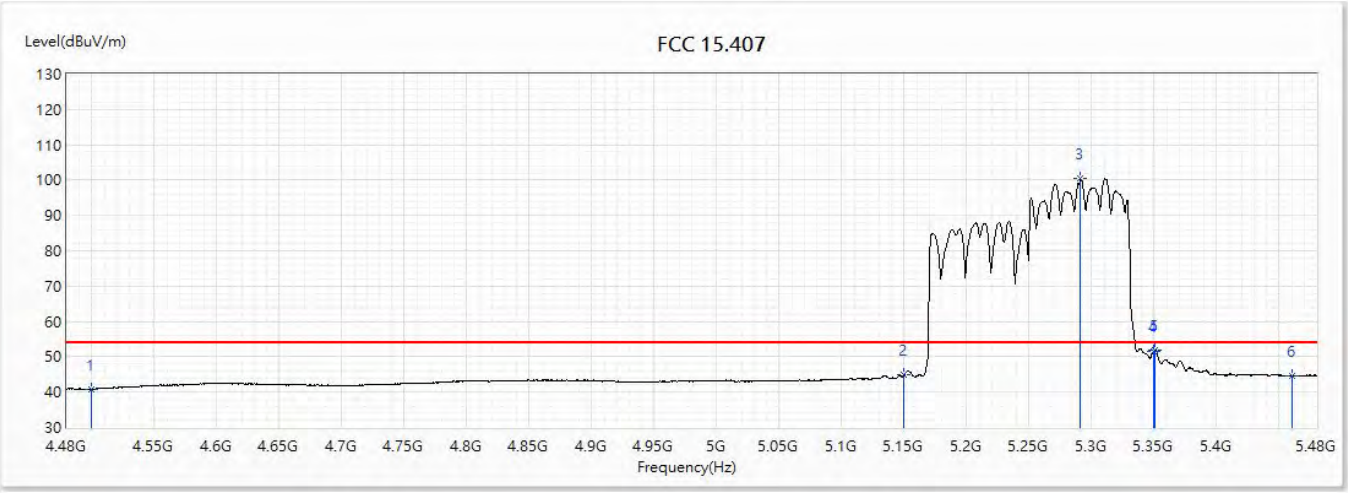

No	Frequency (MHz)	Emission Level (dBuV/m)	Limit (dBuV/m)	Margin (dB)	Reading Level (dBuV)	Correct Factor (dB)	Detector Type
1	4500	40.82	54.00	-13.18	18.40	22.42	AV
2	5150	44.81	54.00	-9.19	21.02	23.79	AV
! 3	5291	100.47	54.00	46.47	76.51	23.96	AV
4	5350	51.68	54.00	-2.32	27.65	24.03	AV
5	5351	51.71	54.00	-2.29	27.68	24.03	AV
6	5460	44.71	54.00	-9.29	20.55	24.16	AV

Note:

1. All reading above 1GHz is performed with peak and/or average measurements as necessary.
2. “ * ”, means this data is the worst emission level.
3. Emission Level = Reading Level + Correct Factor.
4. The average measurement was not performed when the peak measured data under the limit of average detection. If the readings given are average, peak measurement should also be supplied.
5. The fundamental for reference only, it’s not restricted by unwanted emission limit.

Site :	CB2-H	Engineer :	Rueyyan
Model No :	GT-AX6000,	Test Date :	2018/12/5
Test Voltage :	AC 120V/60Hz	Polarity :	Vertical
Test Mode :	Mode 14:TX_Non Beamforming_NSS1_ADP-65DW Y		
Note :	802.11ax(160M)_5250MHz(5290+5210)		

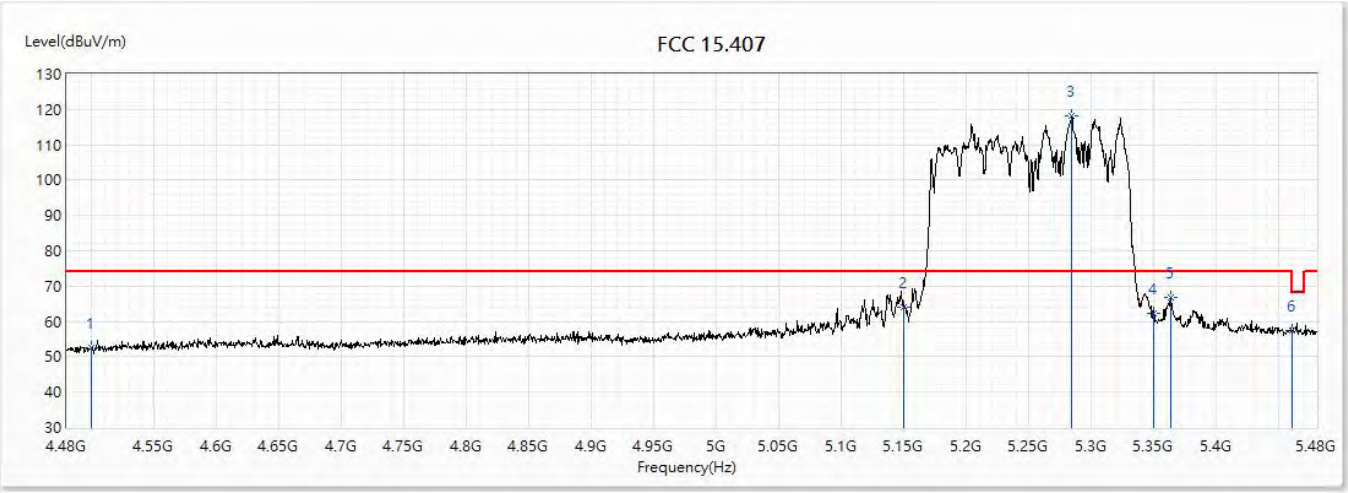

No	Frequency (MHz)	Emission Level (dBuV/m)	Limit (dBuV/m)	Margin (dB)	Reading Level (dBuV)	Correct Factor (dB)	Detector Type
1	4500	52.73	74.00	-21.27	30.31	22.42	PK
2	5150	64.07	74.00	-9.93	40.28	23.79	PK
! 3	5284	118.03	74.00	44.03	94.08	23.95	PK
4	5350	62.26	74.00	-11.74	38.23	24.03	PK
5	5363	66.91	74.00	-7.09	42.86	24.05	PK
6	5460	57.60	74.00	-16.40	33.44	24.16	PK

Note:

1. All reading above 1GHz is performed with peak and/or average measurements as necessary.
2. “ * ”, means this data is the worst emission level.
3. Emission Level = Reading Level + Correct Factor.
4. The average measurement was not performed when the peak measured data under the limit of average detection. If the readings given are average, peak measurement should also be supplied.
5. The fundamental for reference only, it’s not restricted by unwanted emission limit.

Site :	CB2-H	Engineer :	Rueyyan
Model No :	GT-AX6000,	Test Date :	2018/12/5
Test Voltage :	AC 120V/60Hz	Polarity :	Vertical
Test Mode :	Mode 14:TX_Non Beamforming_NSS1_ADP-65DW Y		
Note :	802.11ax(160M)_5250MHz(5290+5210)		

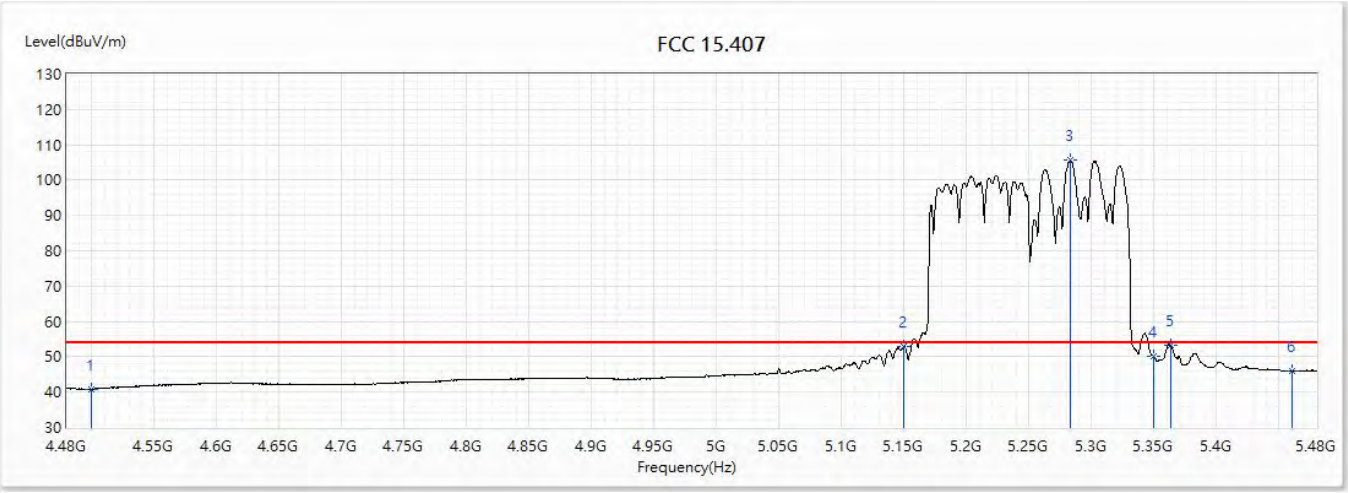

No	Frequency (MHz)	Emission Level (dBuV/m)	Limit (dBuV/m)	Margin (dB)	Reading Level (dBuV)	Correct Factor (dB)	Detector Type
1	4500	40.93	54.00	-13.07	18.51	22.42	AV
2	5150	52.89	54.00	-1.11	29.10	23.79	AV
! 3	5282.5	105.55	54.00	51.55	81.60	23.95	AV
4	5350	50.01	54.00	-3.99	25.98	24.03	AV
5	5363	53.32	54.00	-0.68	29.27	24.05	AV
6	5460	45.98	54.00	-8.02	21.82	24.16	AV

Note:

1. All reading above 1GHz is performed with peak and/or average measurements as necessary.
2. “ * ”, means this data is the worst emission level.
3. Emission Level = Reading Level + Correct Factor.
4. The average measurement was not performed when the peak measured data under the limit of average detection. If the readings given are average, peak measurement should also be supplied.
5. The fundamental for reference only, it’s not restricted by unwanted emission limit.

Site :	CB2-H	Engineer :	Rueyyan
Model No :	GT-AX6000,	Test Date :	2018/12/5
Test Voltage :	AC 120V/60Hz	Polarity :	Horizontal
Test Mode :	Mode 14:TX_Non Beamforming_NSS1_ADP-65DW Y		
Note :	802.11ac(160M)_5570MHz(5530+5610)		

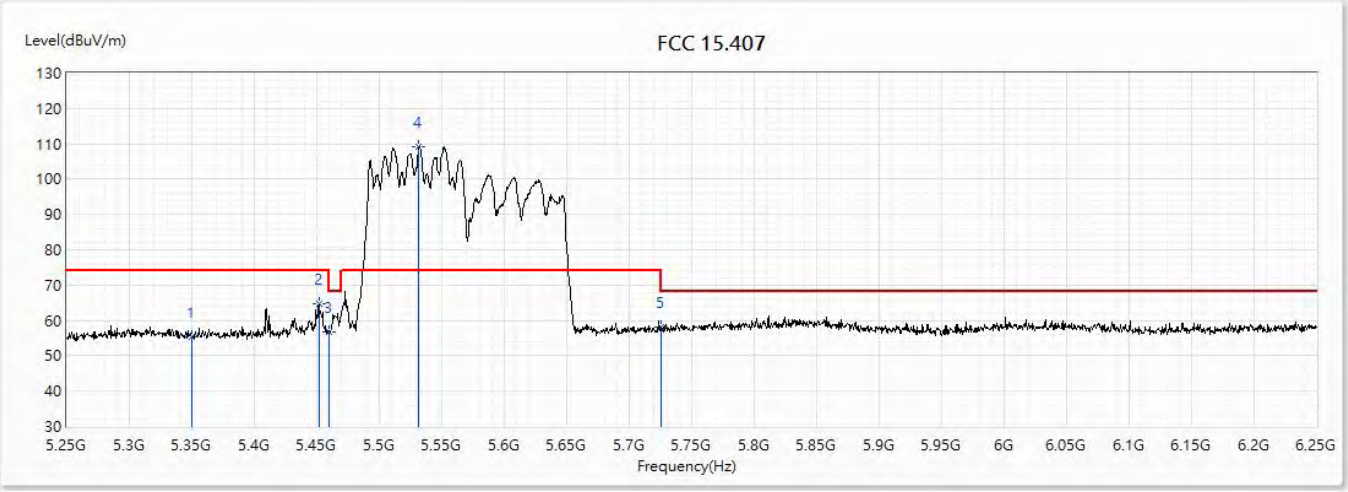

No	Frequency (MHz)	Emission Level (dBuV/m)	Limit (dBuV/m)	Margin (dB)	Reading Level (dBuV)	Correct Factor (dB)	Detector Type
1	5350	55.36	74.00	-18.64	31.33	24.03	PK
2	5451.5	64.84	74.00	-9.16	40.69	24.15	PK
3	5460	56.64	74.00	-17.36	32.48	24.16	PK
! 4	5531.5	109.08	74.00	35.08	84.76	24.32	PK
5	5725	58.04	74.00	-15.96	32.99	25.05	PK

Note:

1. All reading above 1GHz is performed with peak and/or average measurements as necessary.
2. “ * ”, means this data is the worst emission level.
3. Emission Level = Reading Level + Correct Factor.
4. The average measurement was not performed when the peak measured data under the limit of average detection. If the readings given are average, peak measurement should also be supplied.
5. The fundamental for reference only, it’s not restricted by unwanted emission limit.

Site :	CB2-H	Engineer :	Rueyyan
Model No :	GT-AX6000,	Test Date :	2018/12/5
Test Voltage :	AC 120V/60Hz	Polarity :	Horizontal
Test Mode :	Mode 14:TX_Non Beamforming_NSS1_ADP-65DW Y		
Note :	802.11ac(160M)_5570MHz(5530+5610)		

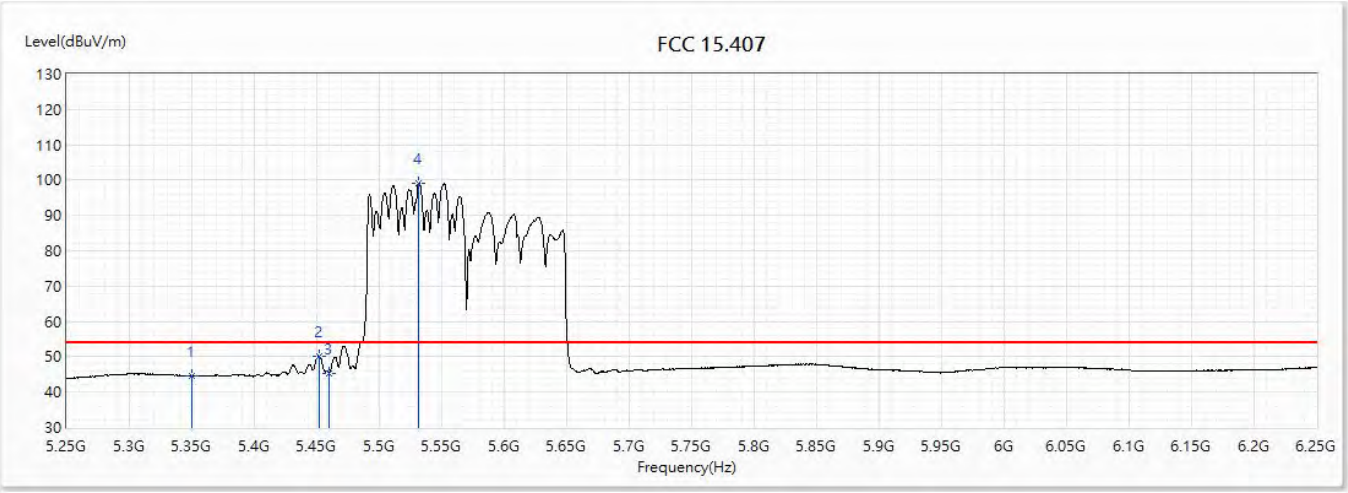

No	Frequency (MHz)	Emission Level (dBuV/m)	Limit (dBuV/m)	Margin (dB)	Reading Level (dBuV)	Correct Factor (dB)	Detector Type
1	5350	44.65	54.00	-9.35	20.62	24.03	AV
2	5452	50.18	54.00	-3.82	26.03	24.15	AV
3	5460	45.39	54.00	-8.61	21.23	24.16	AV
! 4	5531.5	99.16	54.00	45.16	74.84	24.32	AV

Note:

1. All reading above 1GHz is performed with peak and/or average measurements as necessary.
2. “ * ”, means this data is the worst emission level.
3. Emission Level = Reading Level + Correct Factor.
4. The average measurement was not performed when the peak measured data under the limit of average detection. If the readings given are average, peak measurement should also be supplied.
5. The fundamental for reference only, it’s not restricted by unwanted emission limit.

Site :	CB2-H	Engineer :	Rueyyan
Model No :	GT-AX6000,	Test Date :	2018/12/5
Test Voltage :	AC 120V/60Hz	Polarity :	Vertical
Test Mode :	Mode 14:TX_Non Beamforming_NSS1_ADP-65DW Y		
Note :	802.11ac(160M)_5570MHz(5530+5610)		

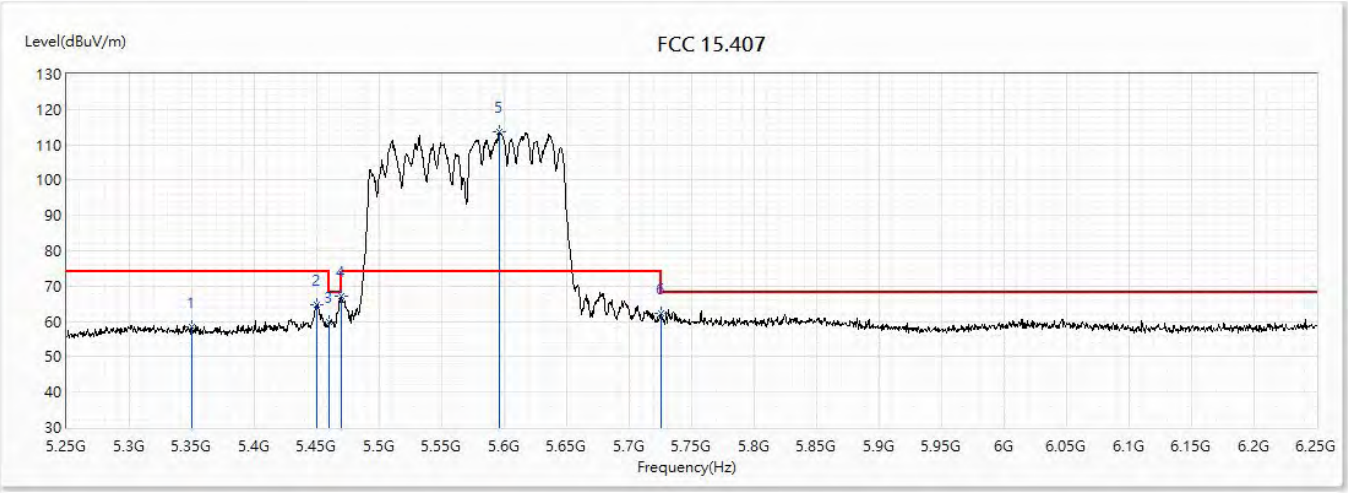

No	Frequency (MHz)	Emission Level (dBuV/m)	Limit (dBuV/m)	Margin (dB)	Reading Level (dBuV)	Correct Factor (dB)	Detector Type
1	5350	58.53	74.00	-15.47	34.50	24.03	PK
2	5450	64.72	74.00	-9.28	40.57	24.15	PK
3	5460	59.95	74.00	-14.05	35.79	24.16	PK
4	5470	67.12	68.20	-1.08	42.93	24.19	PK
! 5	5596.5	113.54	74.00	39.54	88.98	24.56	PK
6	5725	62.18	74.00	-11.82	37.13	25.05	PK

Note:

1. All reading above 1GHz is performed with peak and/or average measurements as necessary.
2. “ * ”, means this data is the worst emission level.
3. Emission Level = Reading Level + Correct Factor.
4. The average measurement was not performed when the peak measured data under the limit of average detection. If the readings given are average, peak measurement should also be supplied.
5. The fundamental for reference only, it’s not restricted by unwanted emission limit.

Site :	CB2-H	Engineer :	Rueyyan
Model No :	GT-AX6000,	Test Date :	2018/12/5
Test Voltage :	AC 120V/60Hz	Polarity :	Vertical
Test Mode :	Mode 14:TX_Non Beamforming_NSS1_ADP-65DW Y		
Note :	802.11ac(160M)_5570MHz(5530+5610)		

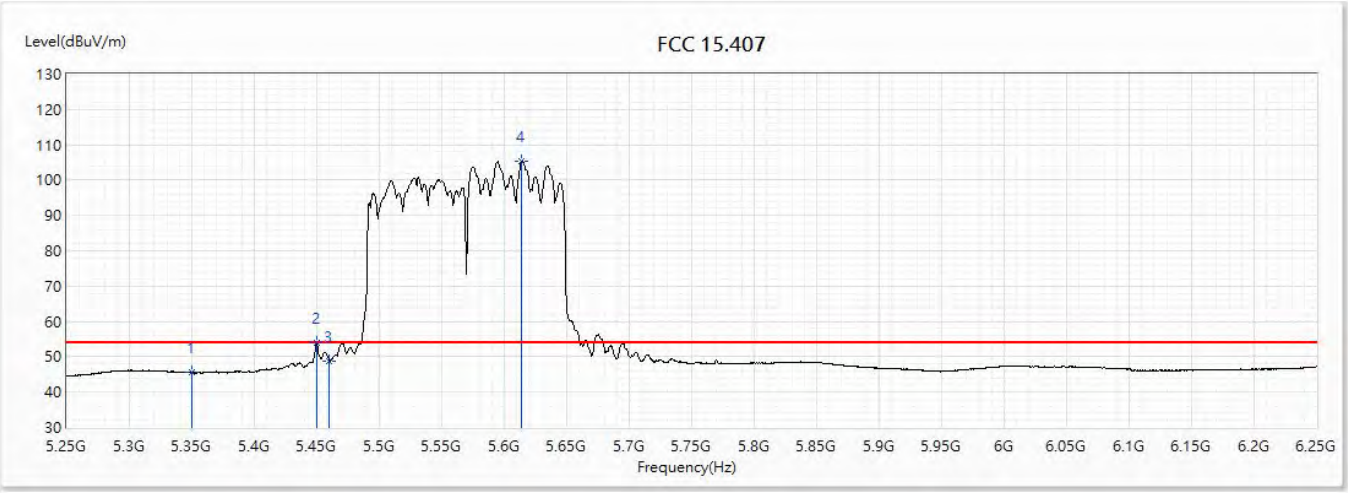

No	Frequency (MHz)	Emission Level (dBuV/m)	Limit (dBuV/m)	Margin (dB)	Reading Level (dBuV)	Correct Factor (dB)	Detector Type
1	5350	45.57	54.00	-8.43	21.54	24.03	AV
2	5450	53.80	54.00	-0.20	29.65	24.15	AV
3	5460	48.89	54.00	-5.11	24.73	24.16	AV
! 4	5614	105.27	54.00	51.27	80.63	24.64	AV

Note:

1. All reading above 1GHz is performed with peak and/or average measurements as necessary.
2. “ * ”, means this data is the worst emission level.
3. Emission Level = Reading Level + Correct Factor.
4. The average measurement was not performed when the peak measured data under the limit of average detection. If the readings given are average, peak measurement should also be supplied.
5. The fundamental for reference only, it’s not restricted by unwanted emission limit.

Site :	CB2-H	Engineer :	Rueyyan
Model No :	GT-AX6000,	Test Date :	2018/12/5
Test Voltage :	AC 120V/60Hz	Polarity :	Horizontal
Test Mode :	Mode 14:TX_Non Beamforming_NSS1_ADP-65DW Y		
Note :	802.11ac(160M)_5570MHz(5610+5530)		

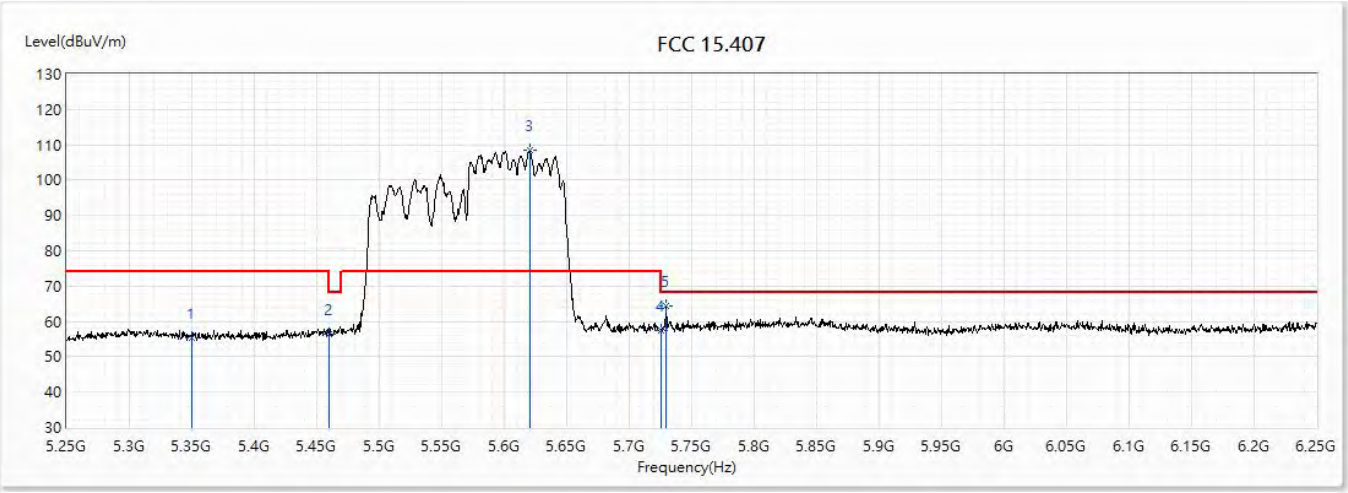

No	Frequency (MHz)	Emission Level (dBuV/m)	Limit (dBuV/m)	Margin (dB)	Reading Level (dBuV)	Correct Factor (dB)	Detector Type
1	5350	55.48	74.00	-18.52	31.45	24.03	PK
2	5460	56.36	74.00	-17.64	32.20	24.16	PK
! 3	5620.5	108.56	74.00	34.56	83.90	24.66	PK
4	5725	57.50	74.00	-16.50	32.45	25.05	PK
5	5729.5	64.22	68.20	-3.98	39.15	25.07	PK

Note:

1. All reading above 1GHz is performed with peak and/or average measurements as necessary.
2. “ * ”, means this data is the worst emission level.
3. Emission Level = Reading Level + Correct Factor.
4. The average measurement was not performed when the peak measured data under the limit of average detection. If the readings given are average, peak measurement should also be supplied.
5. The fundamental for reference only, it’s not restricted by unwanted emission limit.

Site :	CB2-H	Engineer :	Rueyyan
Model No :	GT-AX6000,	Test Date :	2018/12/5
Test Voltage :	AC 120V/60Hz	Polarity :	Horizontal
Test Mode :	Mode 14:TX_Non Beamforming_NSS1_ADP-65DW Y		
Note :	802.11ac(160M)_5570MHz(5610+5530)		

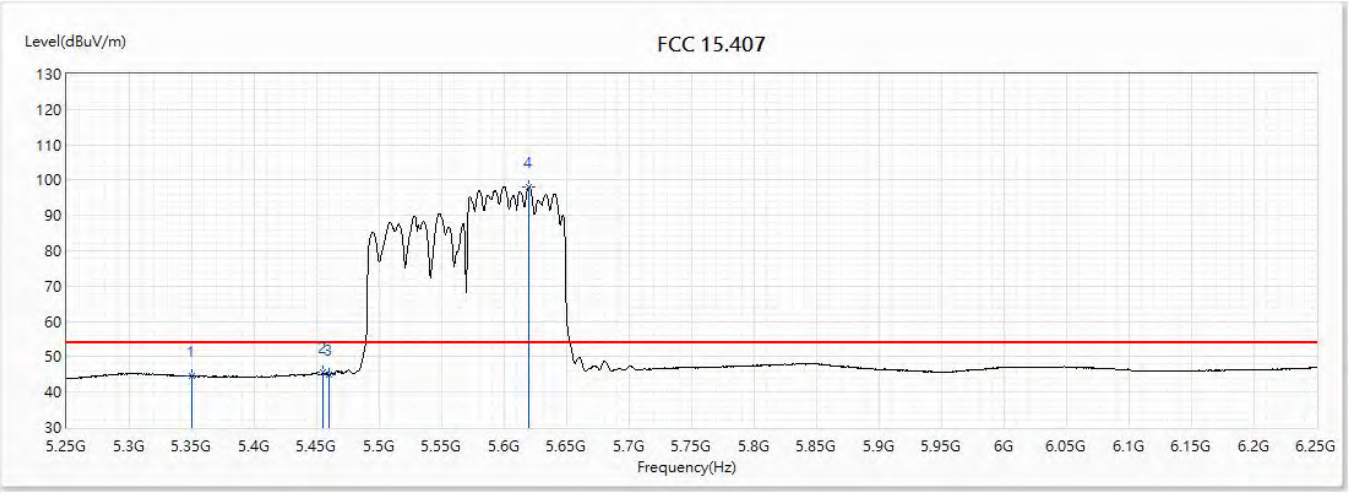

No	Frequency (MHz)	Emission Level (dBuV/m)	Limit (dBuV/m)	Margin (dB)	Reading Level (dBuV)	Correct Factor (dB)	Detector Type
1	5350	44.42	54.00	-9.58	20.39	24.03	AV
2	5455	45.46	54.00	-8.54	21.30	24.16	AV
3	5460	44.88	54.00	-9.12	20.72	24.16	AV
! 4	5619.5	98.16	54.00	44.16	73.51	24.65	AV

Note:

1. All reading above 1GHz is performed with peak and/or average measurements as necessary.
2. “ * ”, means this data is the worst emission level.
3. Emission Level = Reading Level + Correct Factor.
4. The average measurement was not performed when the peak measured data under the limit of average detection. If the readings given are average, peak measurement should also be supplied.
5. The fundamental for reference only, it’s not restricted by unwanted emission limit.

Site :	CB2-H	Engineer :	Rueyyan
Model No :	GT-AX6000,	Test Date :	2018/12/5
Test Voltage :	AC 120V/60Hz	Polarity :	Vertical
Test Mode :	Mode 14:TX_Non Beamforming_NSS1_ADP-65DW Y		
Note :	802.11ac(160M)_5570MHz(5610+5530)		

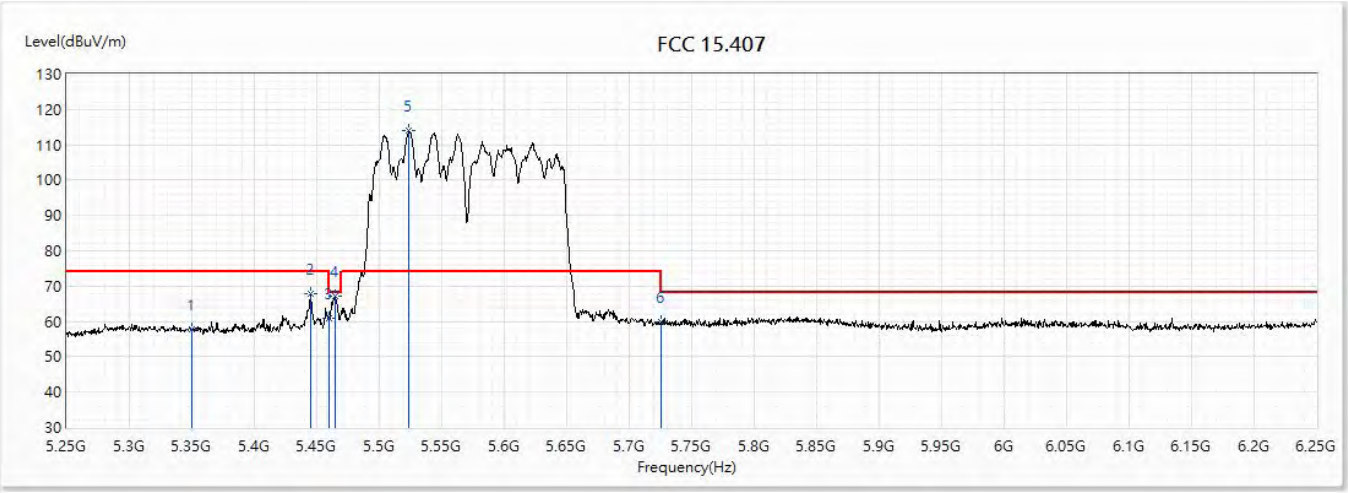

No	Frequency (MHz)	Emission Level (dBuV/m)	Limit (dBuV/m)	Margin (dB)	Reading Level (dBuV)	Correct Factor (dB)	Detector Type
1	5350	57.90	74.00	-16.10	33.87	24.03	PK
2	5445	67.94	74.00	-6.06	43.80	24.14	PK
3	5460	60.78	74.00	-13.22	36.62	24.16	PK
4	5465	67.32	68.20	-0.88	43.15	24.17	PK
! 5	5524	114.13	74.00	40.13	89.84	24.29	PK
6	5725	59.93	74.00	-14.07	34.88	25.05	PK

Note:

1. All reading above 1GHz is performed with peak and/or average measurements as necessary.
2. “ * ”, means this data is the worst emission level.
3. Emission Level = Reading Level + Correct Factor.
4. The average measurement was not performed when the peak measured data under the limit of average detection. If the readings given are average, peak measurement should also be supplied.
5. The fundamental for reference only, it’s not restricted by unwanted emission limit.

Site :	CB2-H	Engineer :	Rueyyan
Model No :	GT-AX6000,	Test Date :	2018/12/5
Test Voltage :	AC 120V/60Hz	Polarity :	Vertical
Test Mode :	Mode 14:TX_Non Beamforming_NSS1_ADP-65DW Y		
Note :	802.11ac(160M)_5570MHz(5610+5530)		

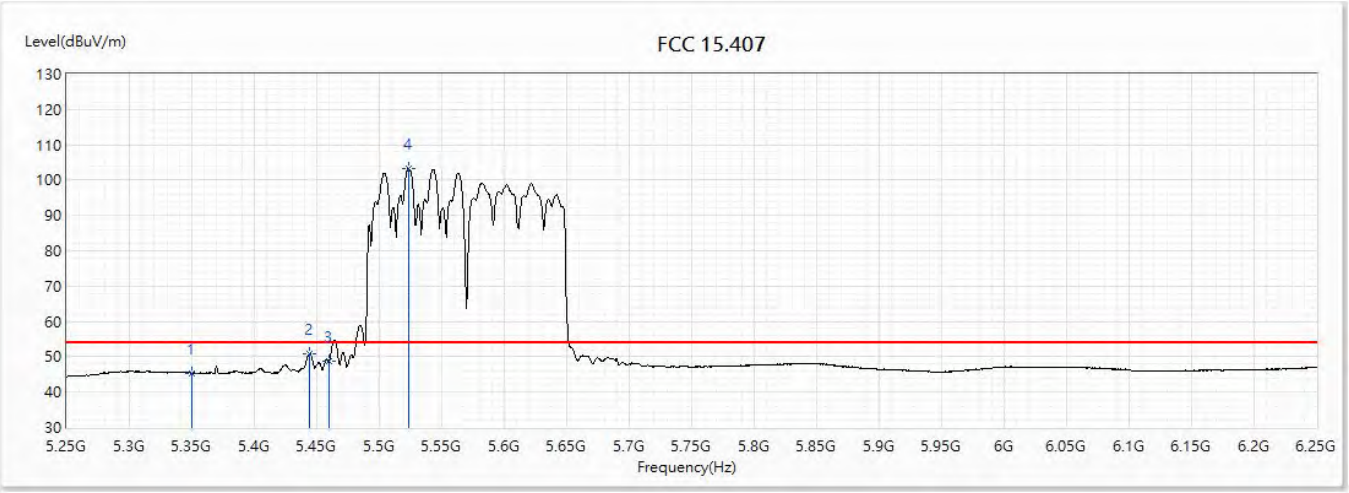

No	Frequency (MHz)	Emission Level (dBuV/m)	Limit (dBuV/m)	Margin (dB)	Reading Level (dBuV)	Correct Factor (dB)	Detector Type
1	5350	45.40	54.00	-8.60	21.37	24.03	AV
2	5444.5	50.87	54.00	-3.13	26.73	24.14	AV
3	5460	48.80	54.00	-5.20	24.64	24.16	AV
! 4	5524	103.19	54.00	49.19	78.90	24.29	AV

Note:

1. All reading above 1GHz is performed with peak and/or average measurements as necessary.
2. “ * ”, means this data is the worst emission level.
3. Emission Level = Reading Level + Correct Factor.
4. The average measurement was not performed when the peak measured data under the limit of average detection. If the readings given are average, peak measurement should also be supplied.
5. The fundamental for reference only, it’s not restricted by unwanted emission limit.

Site :	CB2-H	Engineer :	Rueyyan
Model No :	GT-AX6000,	Test Date :	2018/12/5
Test Voltage :	AC 120V/60Hz	Polarity :	Horizontal
Test Mode :	Mode 14:TX_Non Beamforming_NSS1_ADP-65DW Y		
Note :	802.11ax(160M)_5570MHz(5530+5610)		

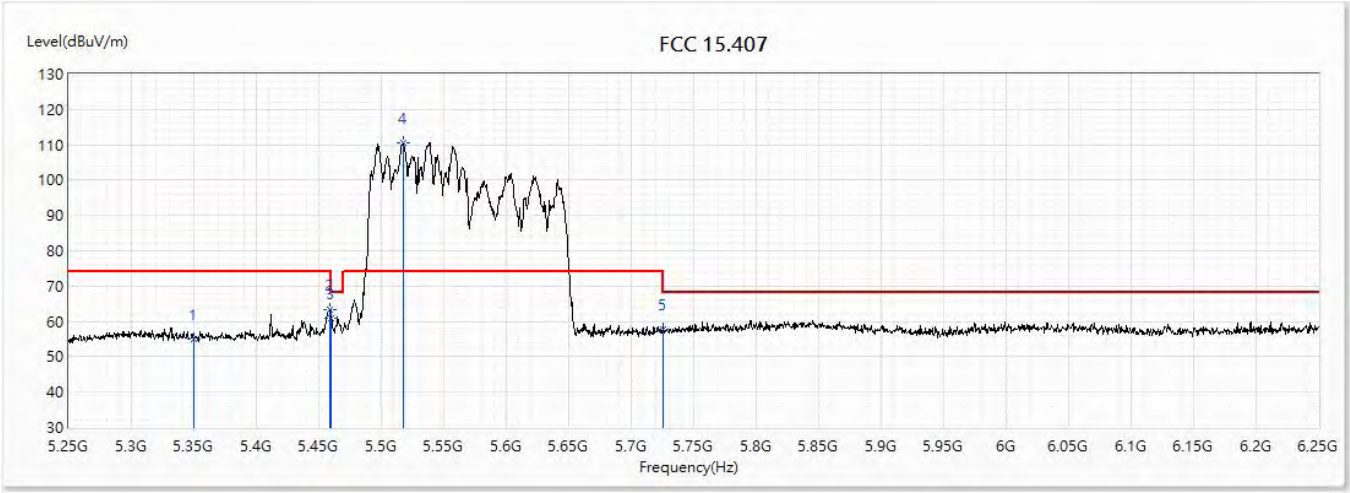

No	Frequency (MHz)	Emission Level (dBuV/m)	Limit (dBuV/m)	Margin (dB)	Reading Level (dBuV)	Correct Factor (dB)	Detector Type
1	5350	55.10	74.00	-18.90	31.07	24.03	PK
2	5459	63.22	74.00	-10.78	39.06	24.16	PK
3	5460	61.02	74.00	-12.98	36.86	24.16	PK
! 4	5517.5	110.71	74.00	36.71	86.45	24.26	PK
5	5725	57.90	74.00	-16.10	32.85	25.05	PK

Note:

1. All reading above 1GHz is performed with peak and/or average measurements as necessary.
2. “ * ”, means this data is the worst emission level.
3. Emission Level = Reading Level + Correct Factor.
4. The average measurement was not performed when the peak measured data under the limit of average detection. If the readings given are average, peak measurement should also be supplied.
5. The fundamental for reference only, it’s not restricted by unwanted emission limit.

Site :	CB2-H	Engineer :	Rueyyan
Model No :	GT-AX6000,	Test Date :	2018/12/5
Test Voltage :	AC 120V/60Hz	Polarity :	Horizontal
Test Mode :	Mode 14:TX_Non Beamforming_NSS1_ADP-65DW Y		
Note :	802.11ax(160M)_5570MHz(5530+5610)		

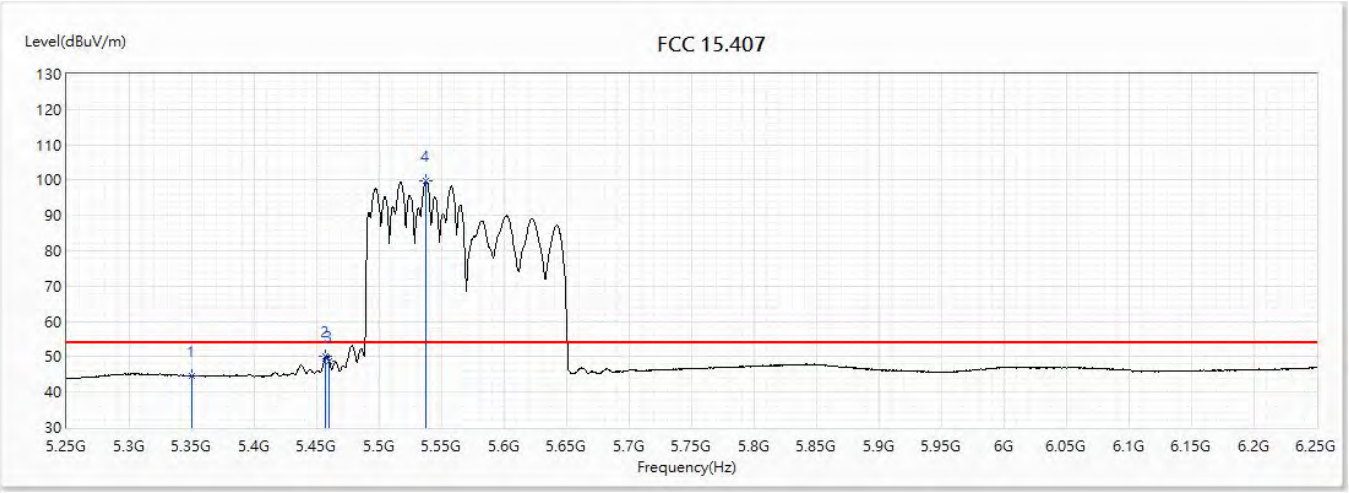

No	Frequency (MHz)	Emission Level (dBuV/m)	Limit (dBuV/m)	Margin (dB)	Reading Level (dBuV)	Correct Factor (dB)	Detector Type
1	5350	44.71	54.00	-9.29	20.68	24.03	AV
2	5457	50.06	54.00	-3.94	25.90	24.16	AV
3	5460	48.67	54.00	-5.33	24.51	24.16	AV
! 4	5537.5	99.70	54.00	45.70	75.35	24.35	AV

Note:

1. All reading above 1GHz is performed with peak and/or average measurements as necessary.
2. “ * ”, means this data is the worst emission level.
3. Emission Level = Reading Level + Correct Factor.
4. The average measurement was not performed when the peak measured data under the limit of average detection. If the readings given are average, peak measurement should also be supplied.
5. The fundamental for reference only, it’s not restricted by unwanted emission limit.

Site :	CB2-H	Engineer :	Rueyyan
Model No :	GT-AX6000,	Test Date :	2018/12/5
Test Voltage :	AC 120V/60Hz	Polarity :	Vertical
Test Mode :	Mode 14:TX_Non Beamforming_NSS1_ADP-65DW Y		
Note :	802.11ax(160M)_5570MHz(5530+5610)		

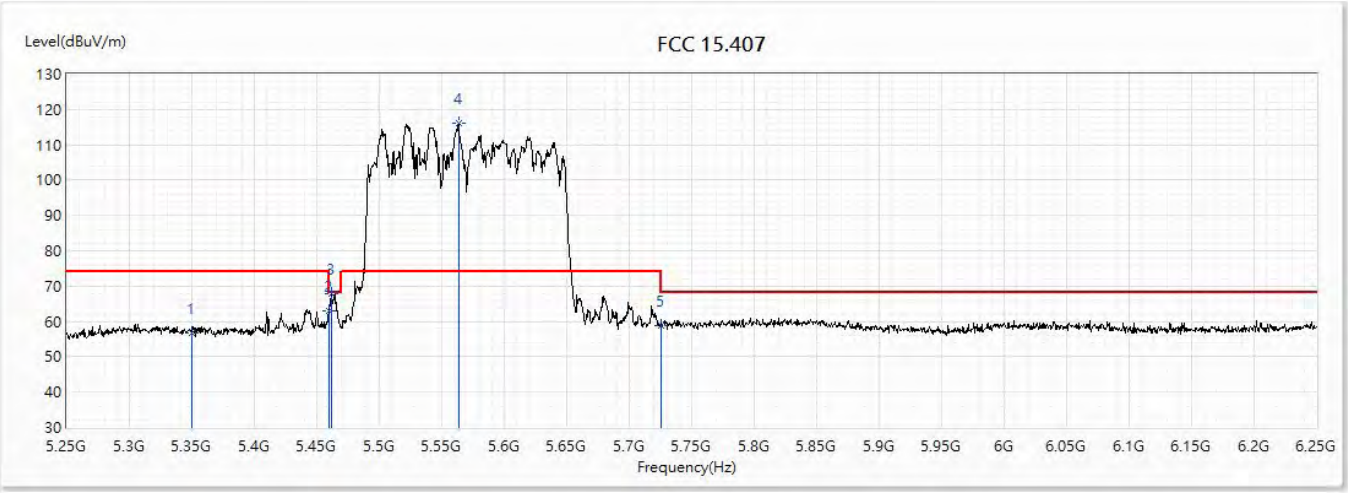

No	Frequency (MHz)	Emission Level (dBuV/m)	Limit (dBuV/m)	Margin (dB)	Reading Level (dBuV)	Correct Factor (dB)	Detector Type
1	5350	56.57	74.00	-17.43	32.54	24.03	PK
2	5460	63.15	74.00	-10.85	38.99	24.16	PK
3	5462	67.93	68.20	-0.27	43.76	24.17	PK
! 4	5563.5	115.97	74.00	41.97	91.53	24.44	PK
5	5725	58.75	74.00	-15.25	33.70	25.05	PK

Note:

1. All reading above 1GHz is performed with peak and/or average measurements as necessary.
2. “ * ”, means this data is the worst emission level.
3. Emission Level = Reading Level + Correct Factor.
4. The average measurement was not performed when the peak measured data under the limit of average detection. If the readings given are average, peak measurement should also be supplied.
5. The fundamental for reference only, it’s not restricted by unwanted emission limit.

Site :	CB2-H	Engineer :	Rueyyan
Model No :	GT-AX6000,	Test Date :	2018/12/5
Test Voltage :	AC 120V/60Hz	Polarity :	Vertical
Test Mode :	Mode 14:TX_Non Beamforming_NSS1_ADP-65DW Y		
Note :	802.11ax(160M)_5570MHz(5530+5610)		

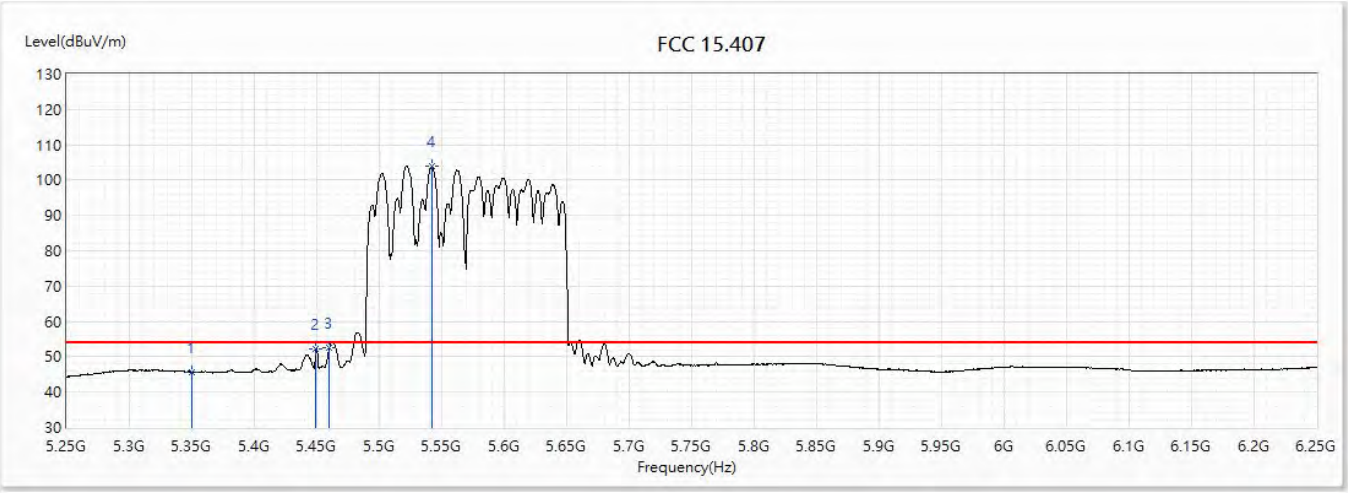

No	Frequency (MHz)	Emission Level (dBuV/m)	Limit (dBuV/m)	Margin (dB)	Reading Level (dBuV)	Correct Factor (dB)	Detector Type
1	5350	45.73	54.00	-8.27	21.70	24.03	AV
2	5449.5	52.07	54.00	-1.93	27.92	24.15	AV
3	5460	52.45	54.00	-1.55	28.29	24.16	AV
! 4	5542.5	103.95	54.00	49.95	79.58	24.37	AV

Note:

1. All reading above 1GHz is performed with peak and/or average measurements as necessary.
2. “ * ”, means this data is the worst emission level.
3. Emission Level = Reading Level + Correct Factor.
4. The average measurement was not performed when the peak measured data under the limit of average detection. If the readings given are average, peak measurement should also be supplied.
5. The fundamental for reference only, it’s not restricted by unwanted emission limit.

Site :	CB2-H	Engineer :	Rueyyan
Model No :	GT-AX6000,	Test Date :	2018/12/5
Test Voltage :	AC 120V/60Hz	Polarity :	Horizontal
Test Mode :	Mode 14:TX_Non Beamforming_NSS1_ADP-65DW Y		
Note :	802.11ax(160M)_5570MHz(5610+5530)		

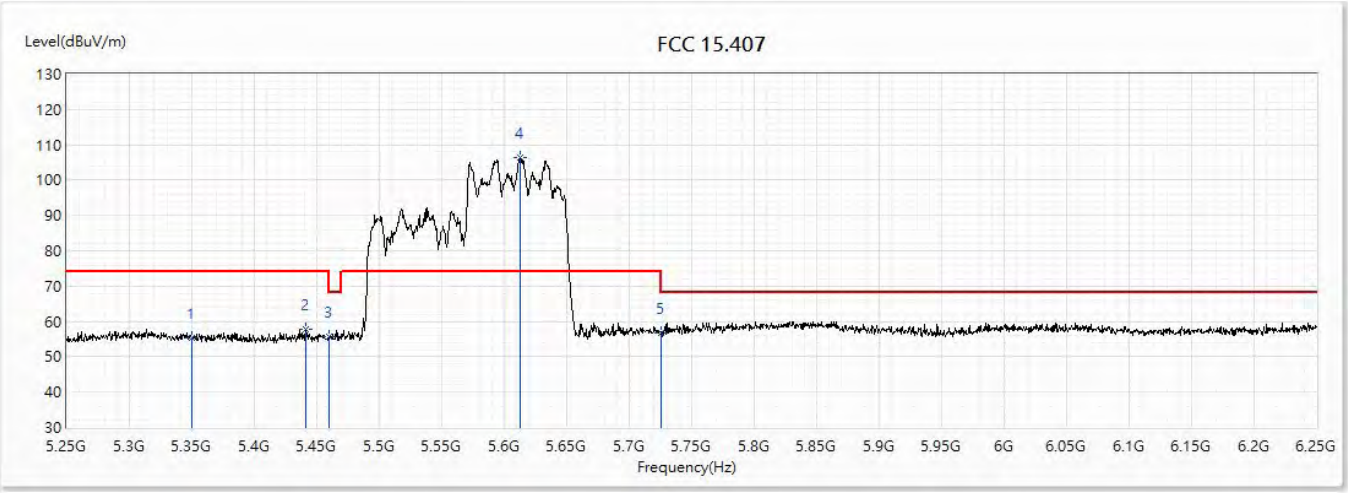

No	Frequency (MHz)	Emission Level (dBuV/m)	Limit (dBuV/m)	Margin (dB)	Reading Level (dBuV)	Correct Factor (dB)	Detector Type
1	5350	55.43	74.00	-18.57	31.40	24.03	PK
2	5441	57.85	74.00	-16.15	33.71	24.14	PK
3	5460	55.80	74.00	-18.20	31.64	24.16	PK
! 4	5613	106.51	74.00	32.51	81.88	24.63	PK
5	5725	56.70	74.00	-17.30	31.65	25.05	PK

Note:

1. All reading above 1GHz is performed with peak and/or average measurements as necessary.
2. “ * ”, means this data is the worst emission level.
3. Emission Level = Reading Level + Correct Factor.
4. The average measurement was not performed when the peak measured data under the limit of average detection. If the readings given are average, peak measurement should also be supplied.
5. The fundamental for reference only, it’s not restricted by unwanted emission limit.

Site :	CB2-H	Engineer :	Rueyyan
Model No :	GT-AX6000,	Test Date :	2018/12/5
Test Voltage :	AC 120V/60Hz	Polarity :	Horizontal
Test Mode :	Mode 14:TX_Non Beamforming_NSS1_ADP-65DW Y		
Note :	802.11ax(160M)_5570MHz(5610+5530)		

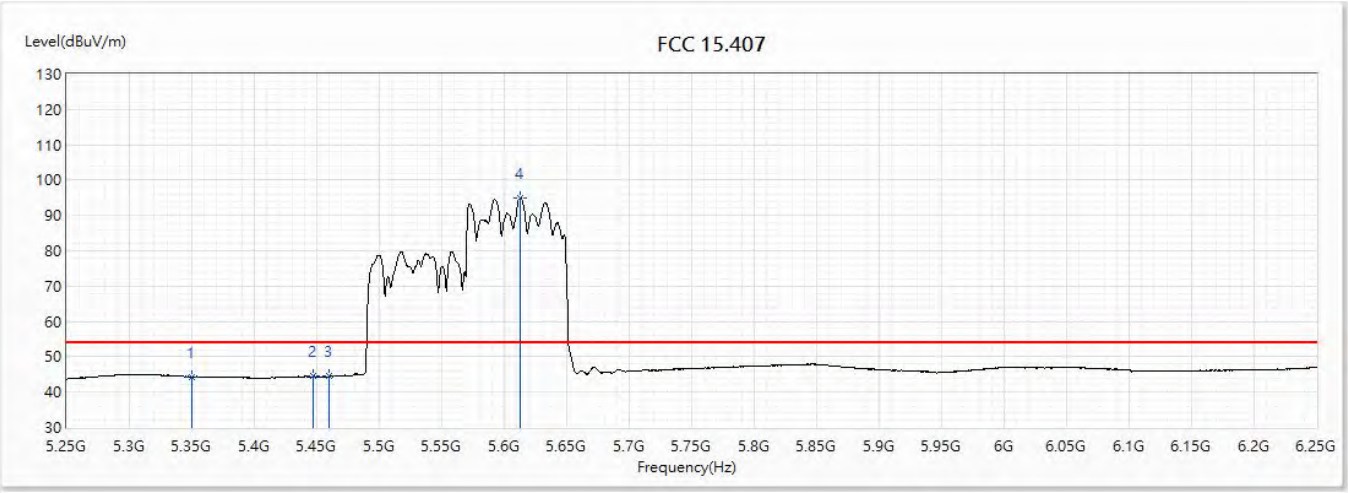

No	Frequency (MHz)	Emission Level (dBuV/m)	Limit (dBuV/m)	Margin (dB)	Reading Level (dBuV)	Correct Factor (dB)	Detector Type
1	5350	44.27	54.00	-9.73	20.24	24.03	AV
2	5447	44.43	54.00	-9.57	20.28	24.15	AV
3	5460	44.42	54.00	-9.58	20.26	24.16	AV
! 4	5612.5	95.04	54.00	41.04	70.42	24.62	AV

Note:

1. All reading above 1GHz is performed with peak and/or average measurements as necessary.
2. “ * ”, means this data is the worst emission level.
3. Emission Level = Reading Level + Correct Factor.
4. The average measurement was not performed when the peak measured data under the limit of average detection. If the readings given are average, peak measurement should also be supplied.
5. The fundamental for reference only, it’s not restricted by unwanted emission limit.

Site :	CB2-H	Engineer :	Rueyyan
Model No :	GT-AX6000,	Test Date :	2018/12/5
Test Voltage :	AC 120V/60Hz	Polarity :	Vertical
Test Mode :	Mode 14:TX_Non Beamforming_NSS1_ADP-65DW Y		
Note :	802.11ax(160M)_5570MHz(5610+5530)		

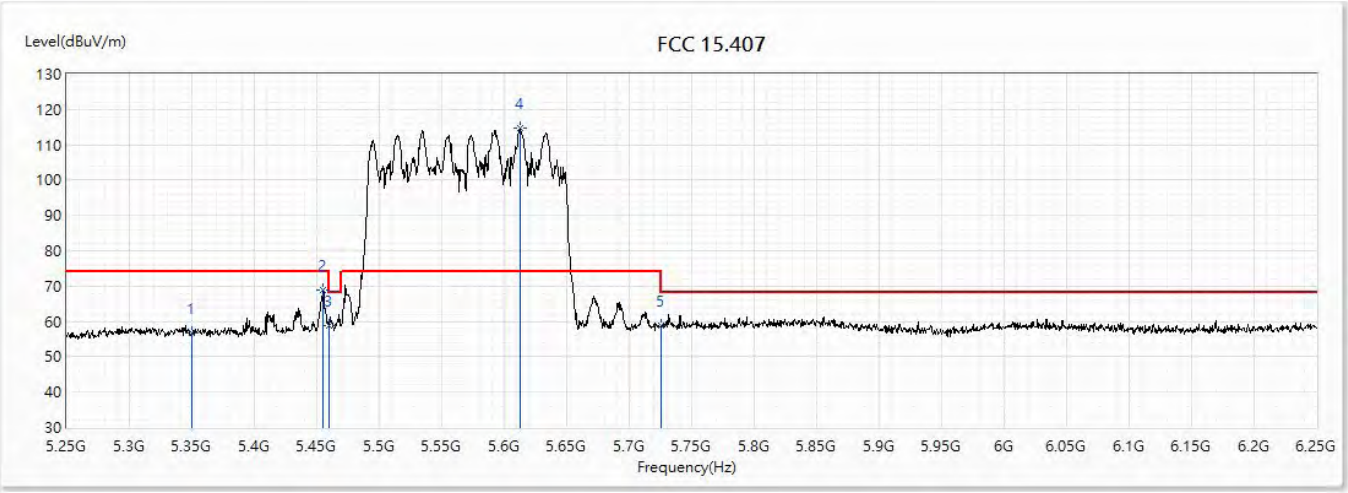

No	Frequency (MHz)	Emission Level (dBuV/m)	Limit (dBuV/m)	Margin (dB)	Reading Level (dBuV)	Correct Factor (dB)	Detector Type
1	5350	56.79	74.00	-17.21	32.76	24.03	PK
2	5455	68.88	74.00	-5.12	44.72	24.16	PK
3	5460	58.77	74.00	-15.23	34.61	24.16	PK
! 4	5612.5	114.74	74.00	40.74	90.12	24.62	PK
5	5725	58.68	74.00	-15.32	33.63	25.05	PK

Note:

1. All reading above 1GHz is performed with peak and/or average measurements as necessary.
2. “ * ”, means this data is the worst emission level.
3. Emission Level = Reading Level + Correct Factor.
4. The average measurement was not performed when the peak measured data under the limit of average detection. If the readings given are average, peak measurement should also be supplied.
5. The fundamental for reference only, it’s not restricted by unwanted emission limit.

Site :	CB2-H	Engineer :	Rueyyan
Model No :	GT-AX6000,	Test Date :	2018/12/5
Test Voltage :	AC 120V/60Hz	Polarity :	Vertical
Test Mode :	Mode 14:TX_Non Beamforming_NSS1_ADP-65DW Y		
Note :	802.11ax(160M)_5570MHz(5610+5530)		

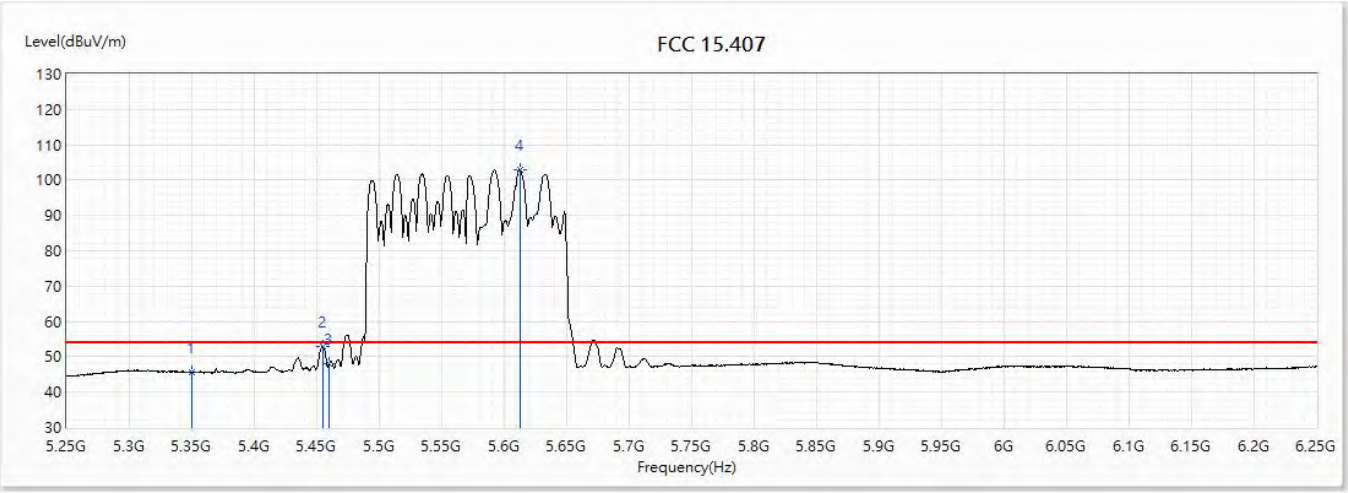

No	Frequency (MHz)	Emission Level (dBuV/m)	Limit (dBuV/m)	Margin (dB)	Reading Level (dBuV)	Correct Factor (dB)	Detector Type
1	5350	45.59	54.00	-8.41	21.56	24.03	AV
2	5454.5	53.01	54.00	-0.99	28.85	24.16	AV
3	5460	48.07	54.00	-5.93	23.91	24.16	AV
! 4	5612.5	102.95	54.00	48.95	78.33	24.62	AV

Note:

1. All reading above 1GHz is performed with peak and/or average measurements as necessary.
2. “ * ”, means this data is the worst emission level.
3. Emission Level = Reading Level + Correct Factor.
4. The average measurement was not performed when the peak measured data under the limit of average detection. If the readings given are average, peak measurement should also be supplied.
5. The fundamental for reference only, it’s not restricted by unwanted emission limit.

Site :	CB2-H	Engineer :	Rueyyan
Model No :	GT-AX6000,	Test Date :	2018/10/26
Test Voltage :	AC 120V/60Hz	Polarity :	Horizontal
Test Mode :	Mode 15:TX_Non Beamforming_NSS2_ADP-65DW Y		
Note :	802.11ac(40M)_5190MHz		

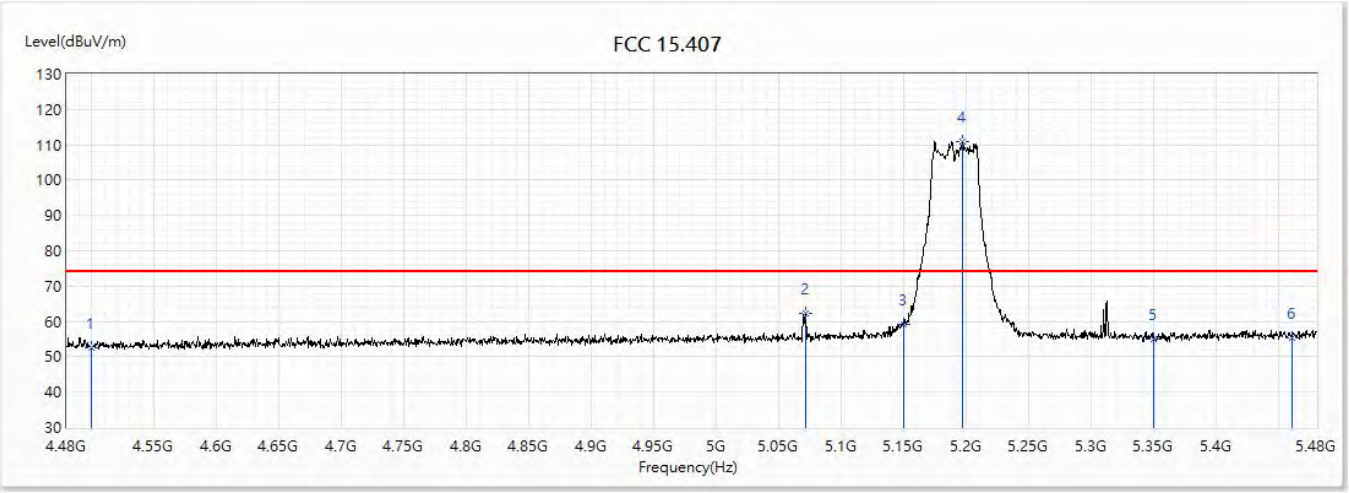

No	Frequency (MHz)	Emission Level (dBuV/m)	Limit (dBuV/m)	Margin (dB)	Reading Level (dBuV)	Correct Factor (dB)	Detector Type
1	4500	52.60	74.00	-21.40	30.39	22.21	PK
2	5071.5	62.43	74.00	-11.57	38.74	23.69	PK
3	5150	59.25	74.00	-14.75	35.49	23.76	PK
! 4	5196.5	111.05	74.00	37.05	87.24	23.81	PK
5	5350	54.92	74.00	-19.08	30.96	23.96	PK
6	5460	55.43	74.00	-18.57	31.36	24.07	PK

Note:

1. All reading above 1GHz is performed with peak and/or average measurements as necessary.
2. “ * ”, means this data is the worst emission level.
3. Emission Level = Reading Level + Correct Factor.
4. The average measurement was not performed when the peak measured data under the limit of average detection. If the readings given are average, peak measurement should also be supplied.
5. The fundamental for reference only, it’s not restricted by unwanted emission limit.

Site :	CB2-H	Engineer :	Rueyyan
Model No :	GT-AX6000,	Test Date :	2018/10/26
Test Voltage :	AC 120V/60Hz	Polarity :	Horizontal
Test Mode :	Mode 15:TX_Non Beamforming_NSS2_ADP-65DW Y		
Note :	802.11ac(40M)_5190MHz		

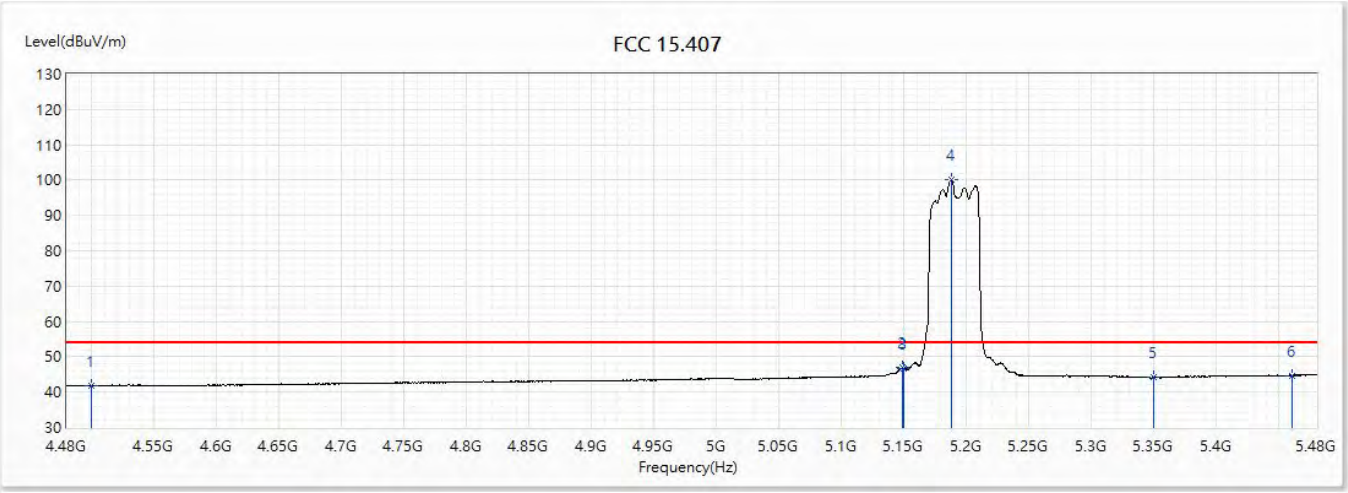

No	Frequency (MHz)	Emission Level (dBuV/m)	Limit (dBuV/m)	Margin (dB)	Reading Level (dBuV)	Correct Factor (dB)	Detector Type
1	4500	41.85	54.00	-12.15	19.64	22.21	AV
2	5148.5	46.97	54.00	-7.03	23.21	23.76	AV
3	5150	46.70	54.00	-7.30	22.94	23.76	AV
! 4	5187.5	100.03	54.00	46.03	76.23	23.80	AV
5	5350	44.16	54.00	-9.84	20.20	23.96	AV
6	5460	44.74	54.00	-9.26	20.67	24.07	AV

Note:

1. All reading above 1GHz is performed with peak and/or average measurements as necessary.
2. “ * ”, means this data is the worst emission level.
3. Emission Level = Reading Level + Correct Factor.
4. The average measurement was not performed when the peak measured data under the limit of average detection. If the readings given are average, peak measurement should also be supplied.
5. The fundamental for reference only, it’s not restricted by unwanted emission limit.

Site :	CB2-H	Engineer :	Rueyyan
Model No :	GT-AX6000,	Test Date :	2018/10/26
Test Voltage :	AC 120V/60Hz	Polarity :	Vertical
Test Mode :	Mode 15:TX_Non Beamforming_NSS2_ADP-65DW Y		
Note :	802.11ac(40M)_5190MHz		

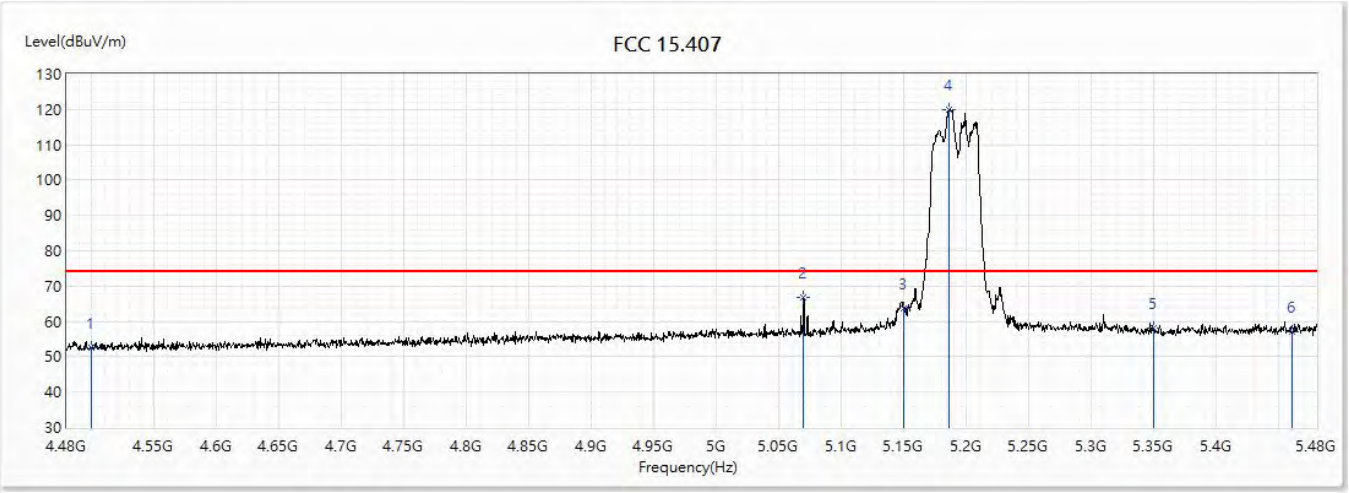

No	Frequency (MHz)	Emission Level (dBuV/m)	Limit (dBuV/m)	Margin (dB)	Reading Level (dBuV)	Correct Factor (dB)	Detector Type
1	4500	52.41	74.00	-21.59	30.20	22.21	PK
2	5069.5	66.93	74.00	-7.07	43.25	23.68	PK
3	5150	63.54	74.00	-10.46	39.78	23.76	PK
! 4	5186	120.10	74.00	46.10	96.31	23.79	PK
5	5350	58.10	74.00	-15.90	34.14	23.96	PK
6	5460	57.06	74.00	-16.94	32.99	24.07	PK

Note:

1. All reading above 1GHz is performed with peak and/or average measurements as necessary.
2. “ * ”, means this data is the worst emission level.
3. Emission Level = Reading Level + Correct Factor.
4. The average measurement was not performed when the peak measured data under the limit of average detection. If the readings given are average, peak measurement should also be supplied.
5. The fundamental for reference only, it’s not restricted by unwanted emission limit.

Site :	CB2-H	Engineer :	Rueyyan
Model No :	GT-AX6000,	Test Date :	2018/10/26
Test Voltage :	AC 120V/60Hz	Polarity :	Vertical
Test Mode :	Mode 15:TX_Non Beamforming_NSS2_ADP-65DW Y		
Note :	802.11ac(40M)_5190MHz		

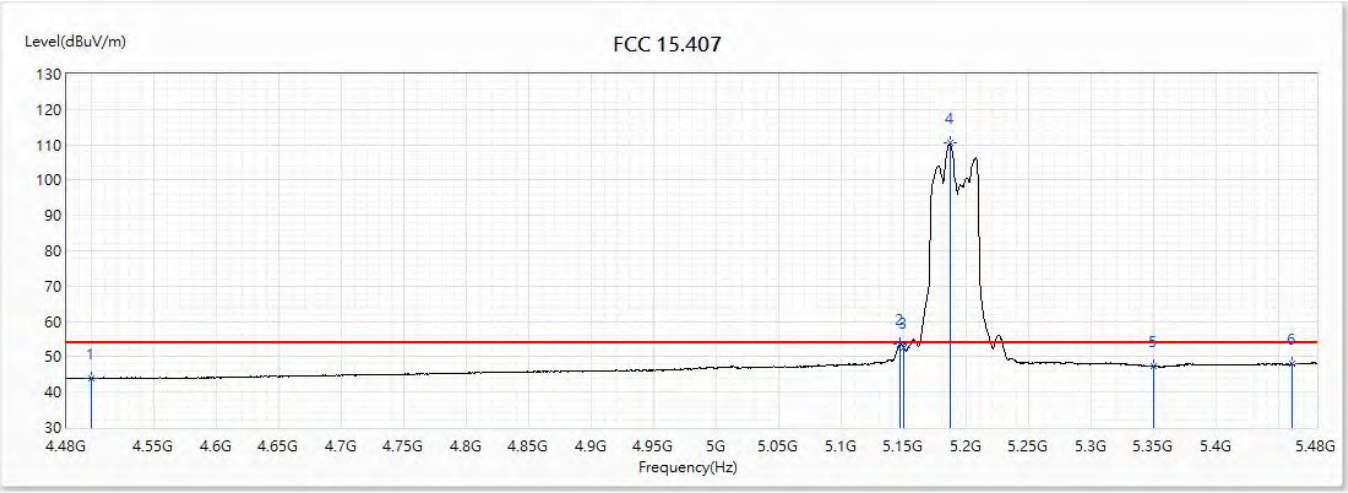

No	Frequency (MHz)	Emission Level (dBuV/m)	Limit (dBuV/m)	Margin (dB)	Reading Level (dBuV)	Correct Factor (dB)	Detector Type
1	4500	43.88	54.00	-10.12	21.67	22.21	AV
2	5146.5	53.48	54.00	-0.52	29.72	23.76	AV
3	5150	52.50	54.00	-1.50	28.74	23.76	AV
! 4	5186.5	110.41	54.00	56.41	86.62	23.79	AV
5	5350	47.19	54.00	-6.81	23.23	23.96	AV
6	5460	47.92	54.00	-6.08	23.85	24.07	AV

Note:

1. All reading above 1GHz is performed with peak and/or average measurements as necessary.
2. “ * ”, means this data is the worst emission level.
3. Emission Level = Reading Level + Correct Factor.
4. The average measurement was not performed when the peak measured data under the limit of average detection. If the readings given are average, peak measurement should also be supplied.
5. The fundamental for reference only, it’s not restricted by unwanted emission limit.

Site :	CB2-H	Engineer :	Rueyyan
Model No :	GT-AX6000,	Test Date :	2018/10/26
Test Voltage :	AC 120V/60Hz	Polarity :	Horizontal
Test Mode :	Mode 15:TX_Non Beamforming_NSS2_ADP-65DW Y		
Note :	802.11ac(80M)_5210MHz		

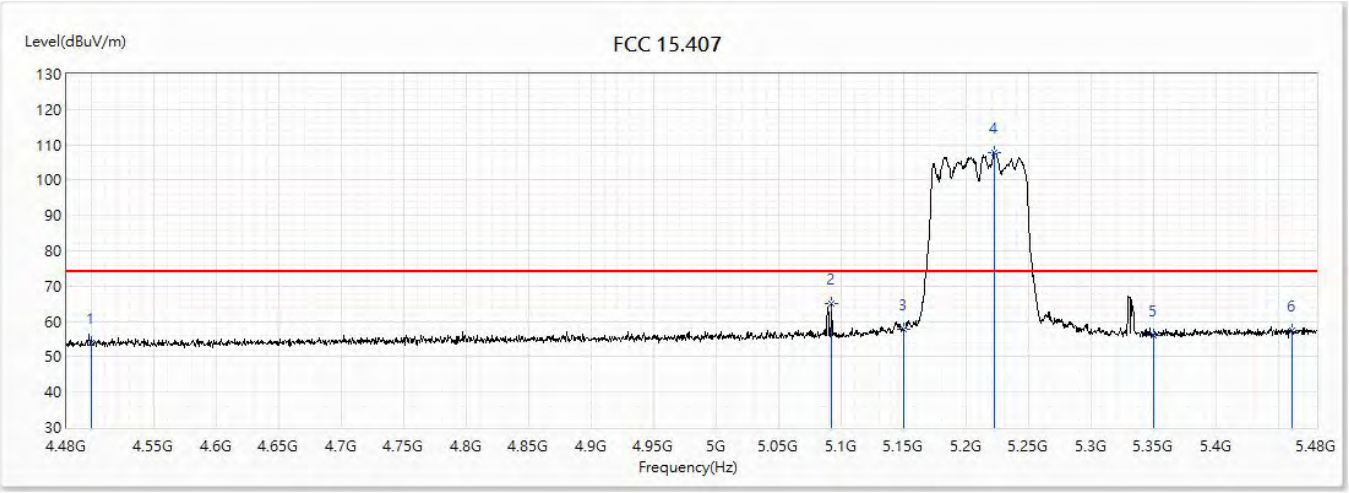

No	Frequency (MHz)	Emission Level (dBuV/m)	Limit (dBuV/m)	Margin (dB)	Reading Level (dBuV)	Correct Factor (dB)	Detector Type
1	4500	53.99	74.00	-20.01	31.78	22.21	PK
2	5092	64.93	74.00	-9.07	41.22	23.71	PK
3	5150	57.82	74.00	-16.18	34.06	23.76	PK
! 4	5222.5	107.91	74.00	33.91	84.08	23.83	PK
5	5350	56.04	74.00	-17.96	32.08	23.96	PK
6	5460	57.42	74.00	-16.58	33.35	24.07	PK

Note:

1. All reading above 1GHz is performed with peak and/or average measurements as necessary.
2. “ * ”, means this data is the worst emission level.
3. Emission Level = Reading Level + Correct Factor.
4. The average measurement was not performed when the peak measured data under the limit of average detection. If the readings given are average, peak measurement should also be supplied.
5. The fundamental for reference only, it’s not restricted by unwanted emission limit.

Site :	CB2-H	Engineer :	Rueyyan
Model No :	GT-AX6000,	Test Date :	2018/10/26
Test Voltage :	AC 120V/60Hz	Polarity :	Horizontal
Test Mode :	Mode 15:TX_Non Beamforming_NSS2_ADP-65DW Y		
Note :	802.11ac(80M)_5210MHz		

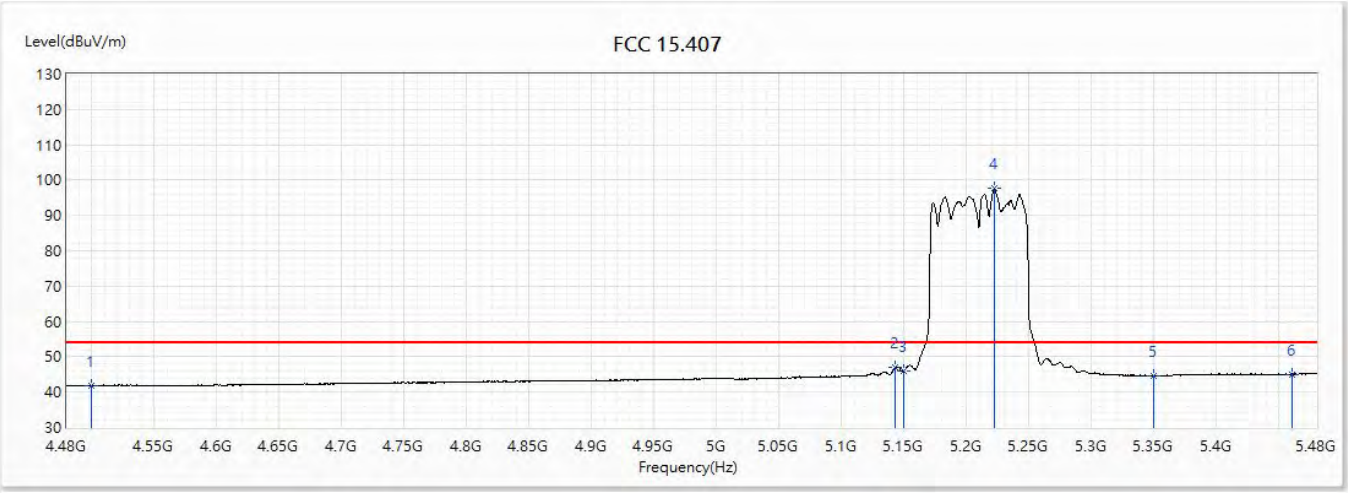

No	Frequency (MHz)	Emission Level (dBuV/m)	Limit (dBuV/m)	Margin (dB)	Reading Level (dBuV)	Correct Factor (dB)	Detector Type
1	4500	41.83	54.00	-12.17	19.62	22.21	AV
2	5143	46.93	54.00	-7.07	23.17	23.76	AV
3	5150	46.07	54.00	-7.93	22.31	23.76	AV
! 4	5222	97.58	54.00	43.58	73.75	23.83	AV
5	5350	44.58	54.00	-9.42	20.62	23.96	AV
6	5460	45.09	54.00	-8.91	21.02	24.07	AV

Note:

1. All reading above 1GHz is performed with peak and/or average measurements as necessary.
2. “ * ”, means this data is the worst emission level.
3. Emission Level = Reading Level + Correct Factor.
4. The average measurement was not performed when the peak measured data under the limit of average detection. If the readings given are average, peak measurement should also be supplied.
5. The fundamental for reference only, it’s not restricted by unwanted emission limit.

Site :	CB2-H	Engineer :	Rueyyan
Model No :	GT-AX6000,	Test Date :	2018/10/26
Test Voltage :	AC 120V/60Hz	Polarity :	Vertical
Test Mode :	Mode 15:TX_Non Beamforming_NSS2_ADP-65DW Y		
Note :	802.11ac(80M)_5210MHz		

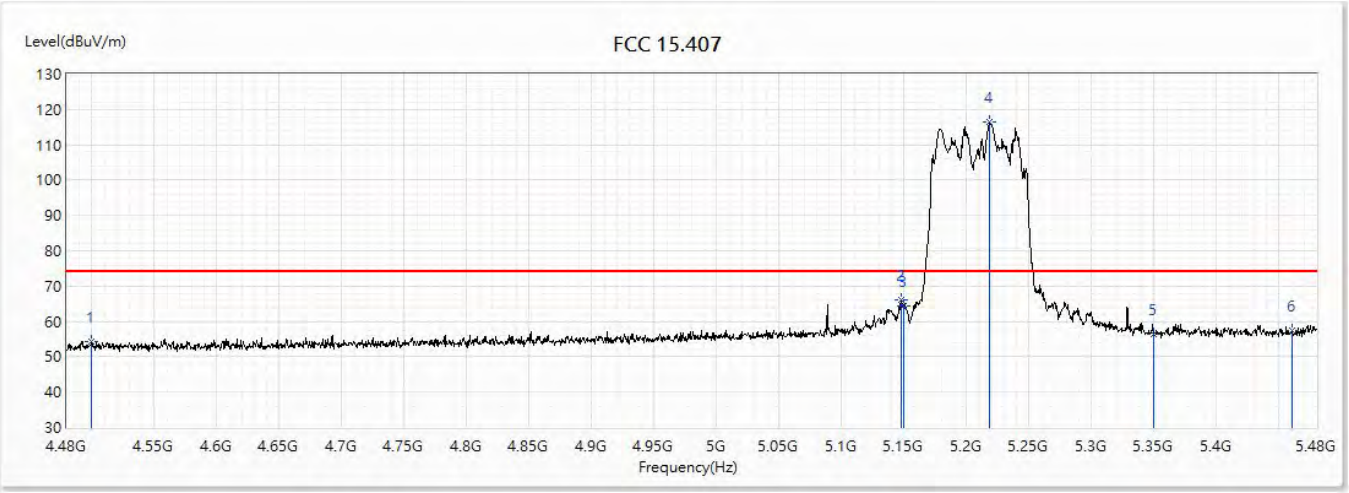

No	Frequency (MHz)	Emission Level (dBuV/m)	Limit (dBuV/m)	Margin (dB)	Reading Level (dBuV)	Correct Factor (dB)	Detector Type
1	4500	54.15	74.00	-19.85	31.94	22.21	PK
2	5147.5	65.99	74.00	-8.01	42.23	23.76	PK
3	5150	64.29	74.00	-9.71	40.53	23.76	PK
! 4	5218.5	116.30	74.00	42.30	92.47	23.83	PK
5	5350	56.35	74.00	-17.65	32.39	23.96	PK
6	5460	57.30	74.00	-16.70	33.23	24.07	PK

Note:

1. All reading above 1GHz is performed with peak and/or average measurements as necessary.
2. “ * ”, means this data is the worst emission level.
3. Emission Level = Reading Level + Correct Factor.
4. The average measurement was not performed when the peak measured data under the limit of average detection. If the readings given are average, peak measurement should also be supplied.
5. The fundamental for reference only, it’s not restricted by unwanted emission limit.

Site :	CB2-H	Engineer :	Rueyyan
Model No :	GT-AX6000,	Test Date :	2018/10/26
Test Voltage :	AC 120V/60Hz	Polarity :	Vertical
Test Mode :	Mode 15:TX_Non Beamforming_NSS2_ADP-65DW Y		
Note :	802.11ac(80M)_5210MHz		

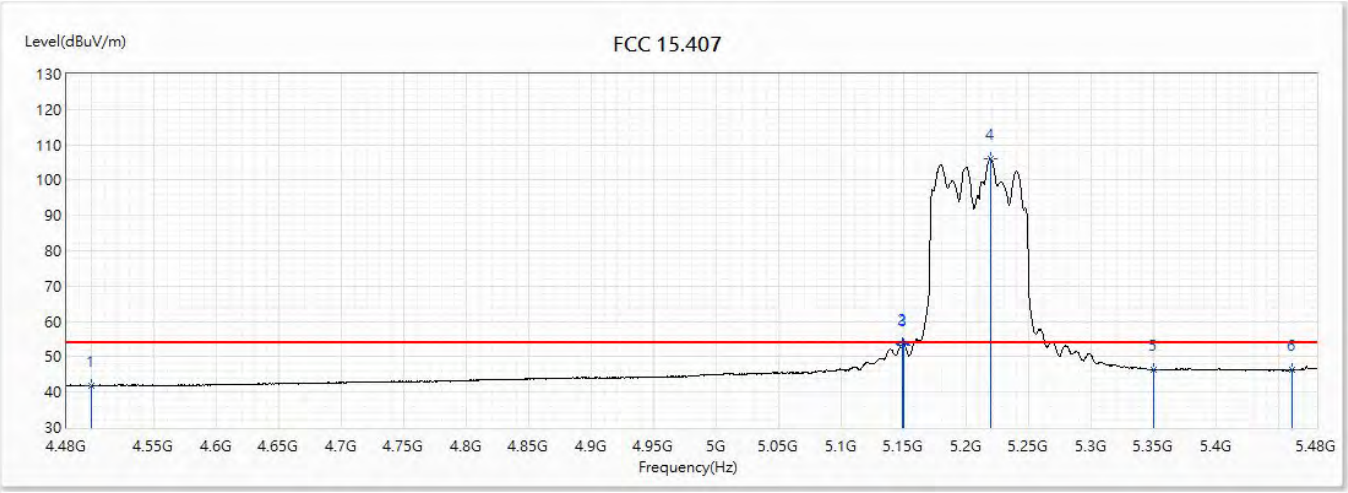

No	Frequency (MHz)	Emission Level (dBuV/m)	Limit (dBuV/m)	Margin (dB)	Reading Level (dBuV)	Correct Factor (dB)	Detector Type
1	4500	41.89	54.00	-12.11	19.68	22.21	AV
2	5149	53.61	54.00	-0.39	29.85	23.76	AV
3	5150	53.41	54.00	-0.59	29.65	23.76	AV
! 4	5219	106.10	54.00	52.10	82.27	23.83	AV
5	5350	46.24	54.00	-7.76	22.28	23.96	AV
6	5460	46.28	54.00	-7.72	22.21	24.07	AV

Note:

1. All reading above 1GHz is performed with peak and/or average measurements as necessary.
2. “ * ”, means this data is the worst emission level.
3. Emission Level = Reading Level + Correct Factor.
4. The average measurement was not performed when the peak measured data under the limit of average detection. If the readings given are average, peak measurement should also be supplied.
5. The fundamental for reference only, it’s not restricted by unwanted emission limit.