Site :	CB2-H	Engineer :	Rueyyan
Model No :	GT-AX6000,	Test Date :	2018/10/26
Test Voltage :	AC 120V/60Hz	Polarity :	Horizontal
Test Mode :	Mode 15:TX_Non Beamforming_NSS2_ADP-65DW Y		
Note :	802.11ax(40M)_5190MHz		

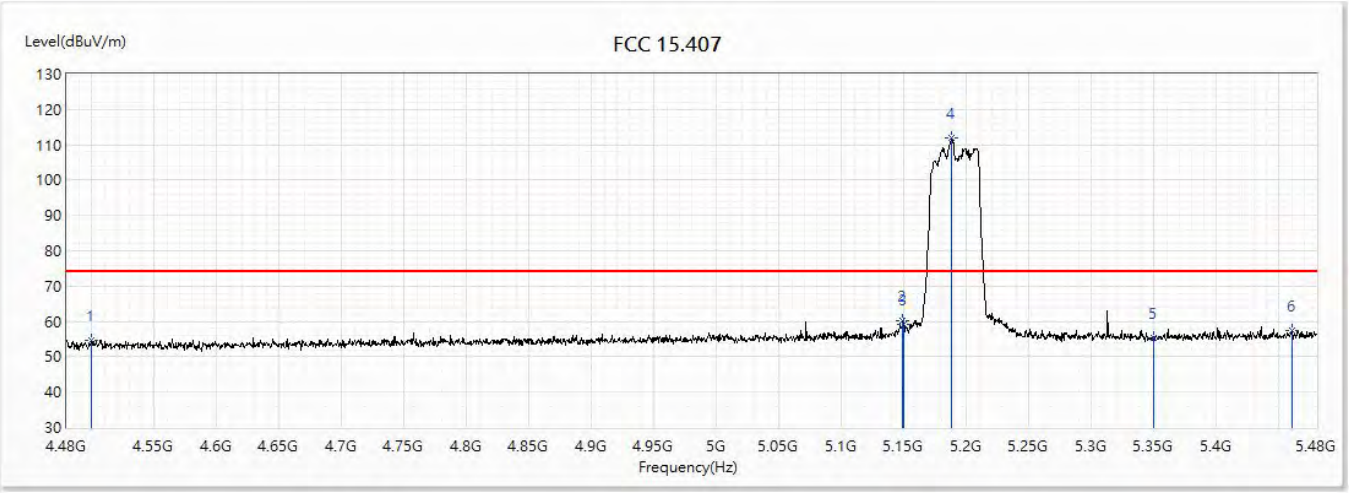

No	Frequency (MHz)	Emission Level (dBuV/m)	Limit (dBuV/m)	Margin (dB)	Reading Level (dBuV)	Correct Factor (dB)	Detector Type
1	4500	54.78	74.00	-19.22	32.57	22.21	PK
2	5149	60.04	74.00	-13.96	36.28	23.76	PK
3	5150	59.03	74.00	-14.97	35.27	23.76	PK
! 4	5188	112.03	74.00	38.03	88.23	23.80	PK
5	5350	55.33	74.00	-18.67	31.37	23.96	PK
6	5460	57.51	74.00	-16.49	33.44	24.07	PK

Note:

1. All reading above 1GHz is performed with peak and/or average measurements as necessary.
2. “ * ”, means this data is the worst emission level.
3. Emission Level = Reading Level + Correct Factor.
4. The average measurement was not performed when the peak measured data under the limit of average detection. If the readings given are average, peak measurement should also be supplied.
5. The fundamental for reference only, it’s not restricted by unwanted emission limit.

Site :	CB2-H	Engineer :	Rueyyan
Model No :	GT-AX6000,	Test Date :	2018/10/26
Test Voltage :	AC 120V/60Hz	Polarity :	Horizontal
Test Mode :	Mode 15:TX_Non Beamforming_NSS2_ADP-65DW Y		
Note :	802.11ax(40M)_5190MHz		

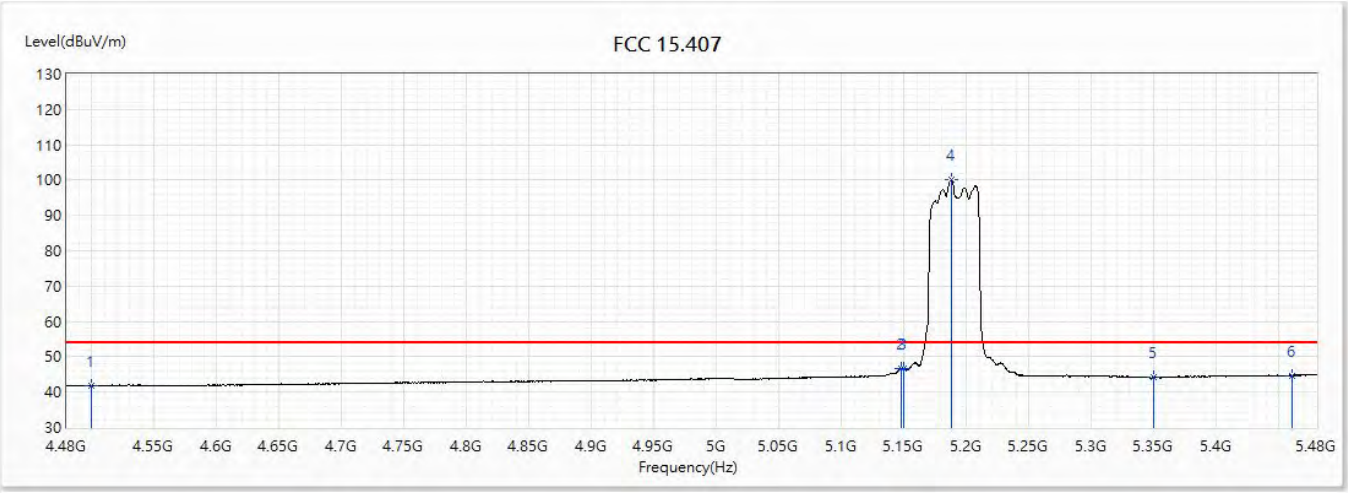

No	Frequency (MHz)	Emission Level (dBuV/m)	Limit (dBuV/m)	Margin (dB)	Reading Level (dBuV)	Correct Factor (dB)	Detector Type
1	4500	41.85	54.00	-12.15	19.64	22.21	AV
2	5148	46.80	54.00	-7.20	23.04	23.76	AV
3	5150	46.70	54.00	-7.30	22.94	23.76	AV
! 4	5187.5	100.03	54.00	46.03	76.23	23.80	AV
5	5350	44.16	54.00	-9.84	20.20	23.96	AV
6	5460	44.74	54.00	-9.26	20.67	24.07	AV

Note:

1. All reading above 1GHz is performed with peak and/or average measurements as necessary.
2. “ * ”, means this data is the worst emission level.
3. Emission Level = Reading Level + Correct Factor.
4. The average measurement was not performed when the peak measured data under the limit of average detection. If the readings given are average, peak measurement should also be supplied.
5. The fundamental for reference only, it’s not restricted by unwanted emission limit.

Site :	CB2-H	Engineer :	Rueyyan
Model No :	GT-AX6000,	Test Date :	2018/10/26
Test Voltage :	AC 120V/60Hz	Polarity :	Vertical
Test Mode :	Mode 15:TX_Non Beamforming_NSS2_ADP-65DW Y		
Note :	802.11ax(40M)_5190MHz		

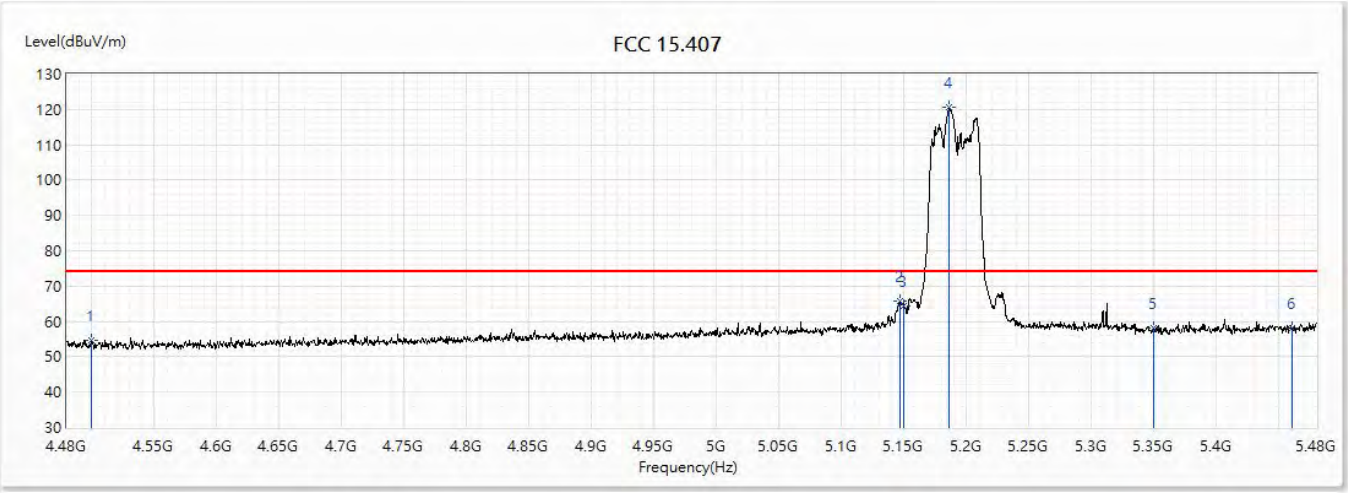

No	Frequency (MHz)	Emission Level (dBuV/m)	Limit (dBuV/m)	Margin (dB)	Reading Level (dBuV)	Correct Factor (dB)	Detector Type
1	4500	54.70	74.00	-19.30	32.49	22.21	PK
2	5146.5	65.90	74.00	-8.10	42.14	23.76	PK
3	5150	64.31	74.00	-9.69	40.55	23.76	PK
! 4	5186	120.54	74.00	46.54	96.75	23.79	PK
5	5350	57.97	74.00	-16.03	34.01	23.96	PK
6	5460	58.07	74.00	-15.93	34.00	24.07	PK

Note:

1. All reading above 1GHz is performed with peak and/or average measurements as necessary.
2. “ * ”, means this data is the worst emission level.
3. Emission Level = Reading Level + Correct Factor.
4. The average measurement was not performed when the peak measured data under the limit of average detection. If the readings given are average, peak measurement should also be supplied.
5. The fundamental for reference only, it’s not restricted by unwanted emission limit.

Site :	CB2-H	Engineer :	Rueyyan
Model No :	GT-AX6000,	Test Date :	2018/10/26
Test Voltage :	AC 120V/60Hz	Polarity :	Vertical
Test Mode :	Mode 15:TX_Non Beamforming_NSS2_ADP-65DW Y		
Note :	802.11ax(40M)_5190MHz		

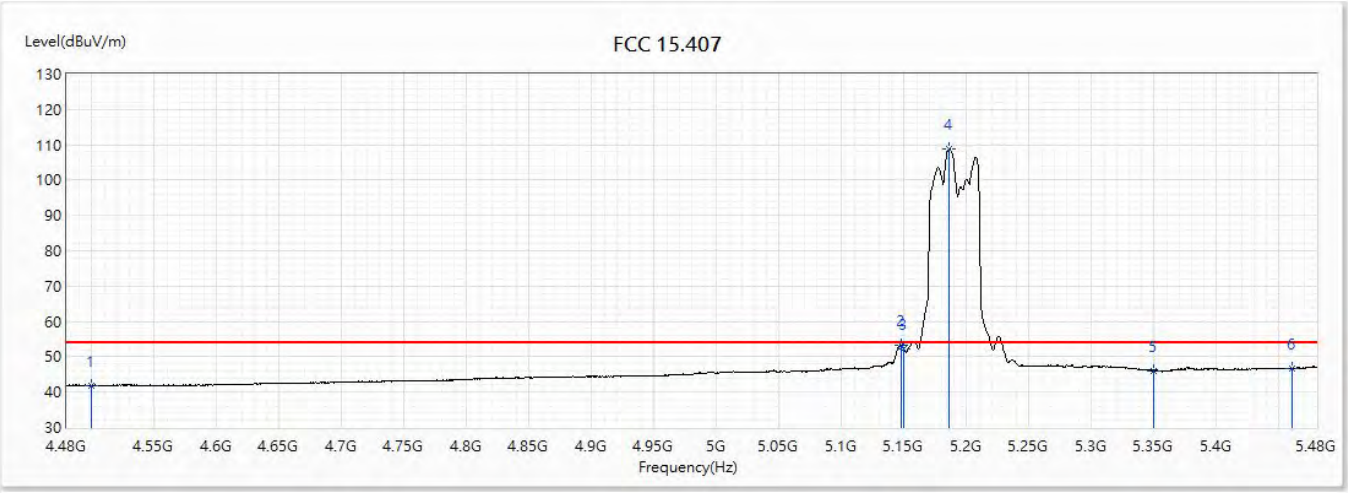

No	Frequency (MHz)	Emission Level (dBuV/m)	Limit (dBuV/m)	Margin (dB)	Reading Level (dBuV)	Correct Factor (dB)	Detector Type
1	4500	41.96	54.00	-12.04	19.75	22.21	AV
2	5147.5	53.39	54.00	-0.61	29.63	23.76	AV
3	5150	52.31	54.00	-1.69	28.55	23.76	AV
! 4	5185.5	108.95	54.00	54.95	85.16	23.79	AV
5	5350	46.08	54.00	-7.92	22.12	23.96	AV
6	5460	46.67	54.00	-7.33	22.60	24.07	AV

Note:

1. All reading above 1GHz is performed with peak and/or average measurements as necessary.
2. “ * ”, means this data is the worst emission level.
3. Emission Level = Reading Level + Correct Factor.
4. The average measurement was not performed when the peak measured data under the limit of average detection. If the readings given are average, peak measurement should also be supplied.
5. The fundamental for reference only, it’s not restricted by unwanted emission limit.

Site :	CB2-H	Engineer :	Rueyyan
Model No :	GT-AX6000,	Test Date :	2018/10/26
Test Voltage :	AC 120V/60Hz	Polarity :	Horizontal
Test Mode :	Mode 15:TX_Non Beamforming_NSS2_ADP-65DW Y		
Note :	802.11ax(80M)_5210MHz		

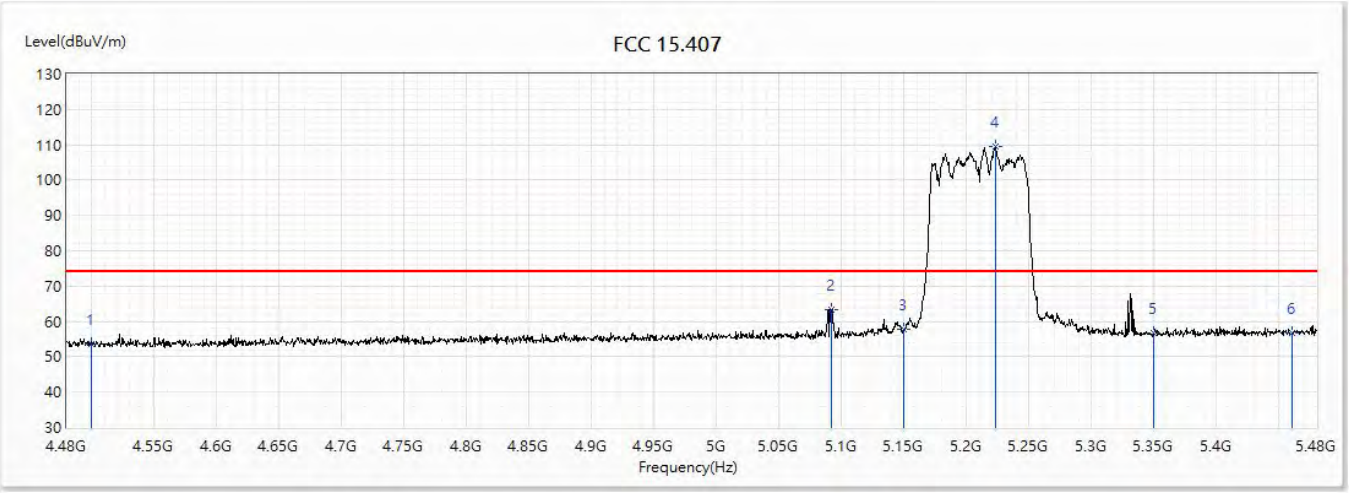

No	Frequency (MHz)	Emission Level (dBuV/m)	Limit (dBuV/m)	Margin (dB)	Reading Level (dBuV)	Correct Factor (dB)	Detector Type
1	4500	53.65	74.00	-20.35	31.44	22.21	PK
2	5092	63.41	74.00	-10.59	39.70	23.71	PK
3	5150	57.79	74.00	-16.21	34.03	23.76	PK
! 4	5223	109.49	74.00	35.49	85.66	23.83	PK
5	5350	56.77	74.00	-17.23	32.81	23.96	PK
6	5460	56.89	74.00	-17.11	32.82	24.07	PK

Note:

1. All reading above 1GHz is performed with peak and/or average measurements as necessary.
2. “ * ”, means this data is the worst emission level.
3. Emission Level = Reading Level + Correct Factor.
4. The average measurement was not performed when the peak measured data under the limit of average detection. If the readings given are average, peak measurement should also be supplied.
5. The fundamental for reference only, it’s not restricted by unwanted emission limit.

Site :	CB2-H	Engineer :	Rueyyan
Model No :	GT-AX6000,	Test Date :	2018/10/26
Test Voltage :	AC 120V/60Hz	Polarity :	Horizontal
Test Mode :	Mode 15:TX_Non Beamforming_NSS2_ADP-65DW Y		
Note :	802.11ax(80M)_5210MHz		

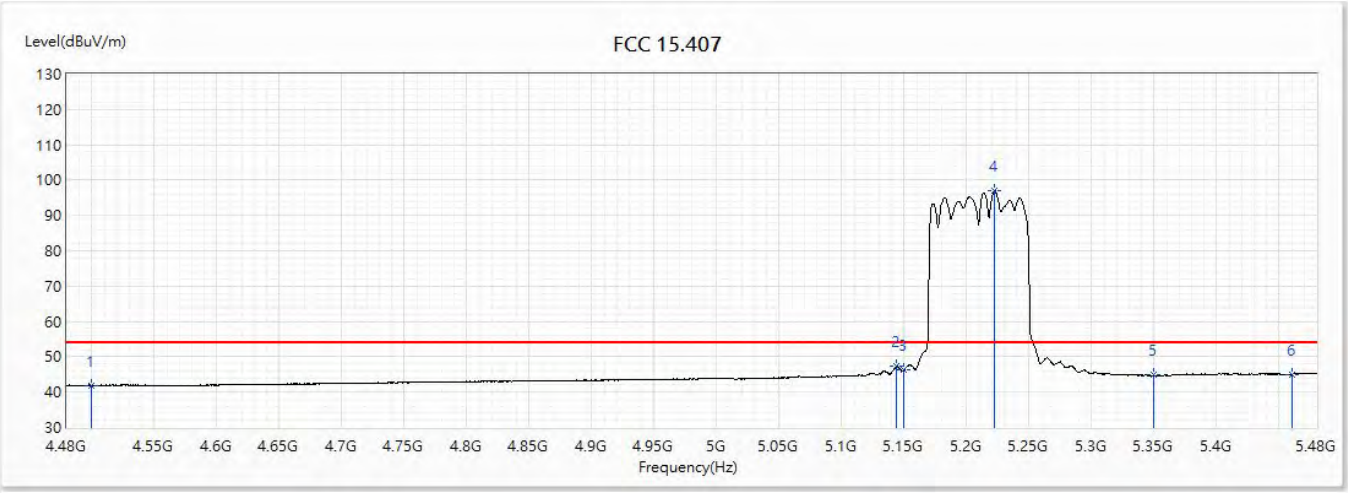

No	Frequency (MHz)	Emission Level (dBuV/m)	Limit (dBuV/m)	Margin (dB)	Reading Level (dBuV)	Correct Factor (dB)	Detector Type
1	4500	41.94	54.00	-12.06	19.73	22.21	AV
2	5144	47.23	54.00	-6.77	23.47	23.76	AV
3	5150	46.15	54.00	-7.85	22.39	23.76	AV
! 4	5222.5	97.02	54.00	43.02	73.19	23.83	AV
5	5350	44.81	54.00	-9.19	20.85	23.96	AV
6	5460	45.07	54.00	-8.93	21.00	24.07	AV

Note:

1. All reading above 1GHz is performed with peak and/or average measurements as necessary.
2. “ * ”, means this data is the worst emission level.
3. Emission Level = Reading Level + Correct Factor.
4. The average measurement was not performed when the peak measured data under the limit of average detection. If the readings given are average, peak measurement should also be supplied.
5. The fundamental for reference only, it’s not restricted by unwanted emission limit.

Site :	CB2-H	Engineer :	Rueyyan
Model No :	GT-AX6000,	Test Date :	2018/10/26
Test Voltage :	AC 120V/60Hz	Polarity :	Vertical
Test Mode :	Mode 15:TX_Non Beamforming_NSS2_ADP-65DW Y		
Note :	802.11ax(80M)_5210MHz		

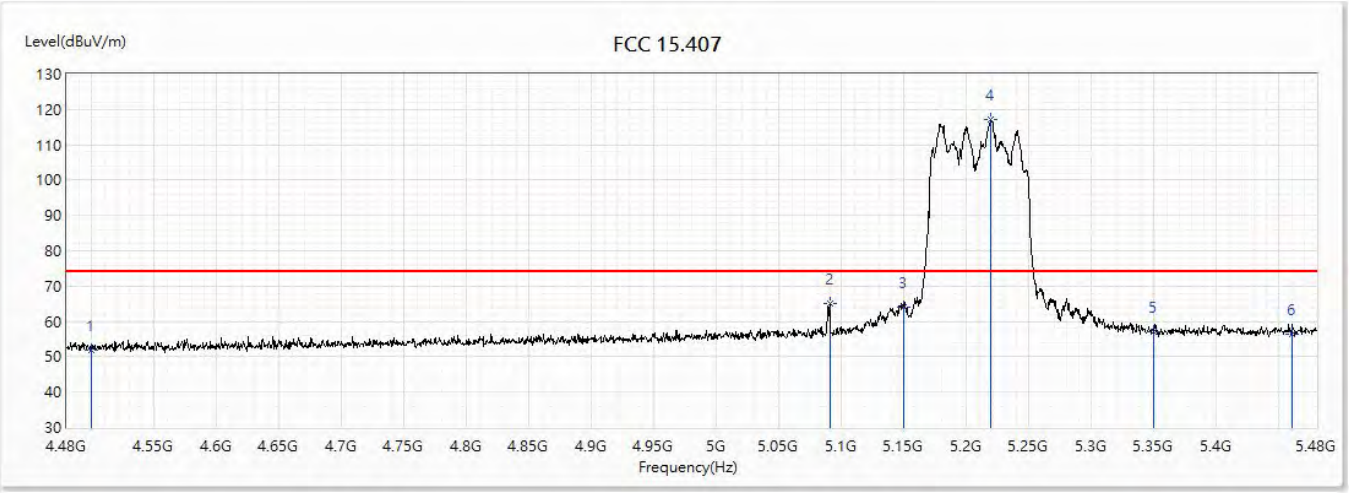

No	Frequency (MHz)	Emission Level (dBuV/m)	Limit (dBuV/m)	Margin (dB)	Reading Level (dBuV)	Correct Factor (dB)	Detector Type
1	4500	51.89	74.00	-22.11	29.68	22.21	PK
2	5090.5	64.92	74.00	-9.08	41.22	23.70	PK
3	5150	63.94	74.00	-10.06	40.18	23.76	PK
! 4	5219.5	117.27	74.00	43.27	93.44	23.83	PK
5	5350	57.00	74.00	-17.00	33.04	23.96	PK
6	5460	56.22	74.00	-17.78	32.15	24.07	PK

Note:

1. All reading above 1GHz is performed with peak and/or average measurements as necessary.
2. “ * ”, means this data is the worst emission level.
3. Emission Level = Reading Level + Correct Factor.
4. The average measurement was not performed when the peak measured data under the limit of average detection. If the readings given are average, peak measurement should also be supplied.
5. The fundamental for reference only, it’s not restricted by unwanted emission limit.

Site :	CB2-H	Engineer :	Rueyyan
Model No :	GT-AX6000,	Test Date :	2018/10/26
Test Voltage :	AC 120V/60Hz	Polarity :	Vertical
Test Mode :	Mode 15:TX_Non Beamforming_NSS2_ADP-65DW Y		
Note :	802.11ax(80M)_5210MHz		

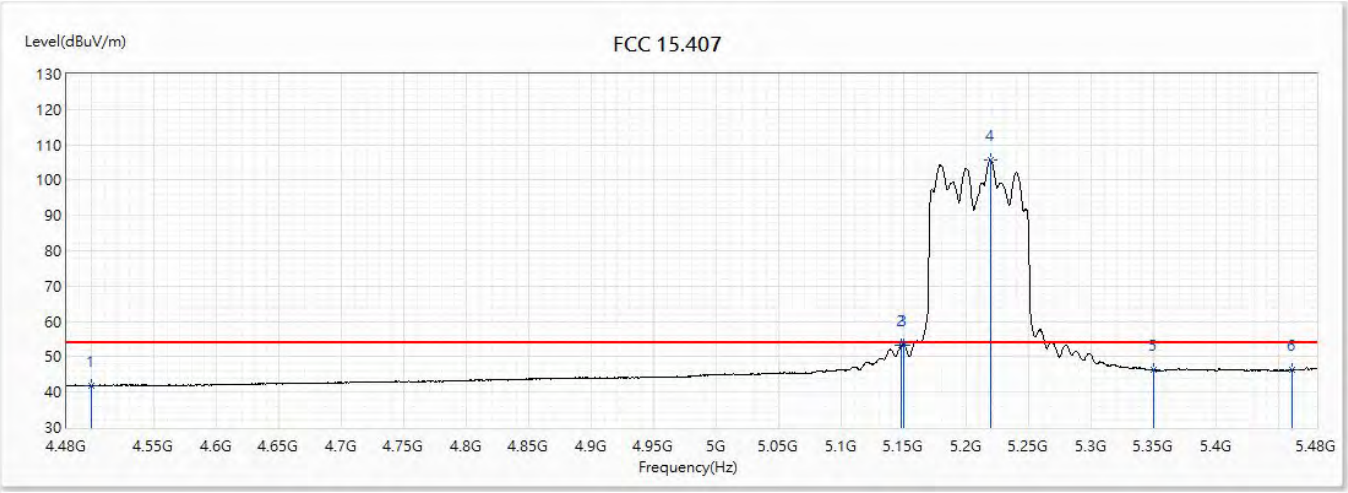

No	Frequency (MHz)	Emission Level (dBuV/m)	Limit (dBuV/m)	Margin (dB)	Reading Level (dBuV)	Correct Factor (dB)	Detector Type
1	4500	41.85	54.00	-12.15	19.64	22.21	AV
2	5148	53.30	54.00	-0.70	29.54	23.76	AV
3	5150	53.39	54.00	-0.61	29.63	23.76	AV
! 4	5219	105.67	54.00	51.67	81.84	23.83	AV
5	5350	46.22	54.00	-7.78	22.26	23.96	AV
6	5460	46.16	54.00	-7.84	22.09	24.07	AV

Note:

1. All reading above 1GHz is performed with peak and/or average measurements as necessary.
2. “ * ”, means this data is the worst emission level.
3. Emission Level = Reading Level + Correct Factor.
4. The average measurement was not performed when the peak measured data under the limit of average detection. If the readings given are average, peak measurement should also be supplied.
5. The fundamental for reference only, it’s not restricted by unwanted emission limit.

Site :	CB2-H	Engineer :	Rueyyan
Model No :	GT-AX6000,	Test Date :	2018/11/28
Test Voltage :	AC 120V/60Hz	Polarity :	Horizontal
Test Mode :	Mode 15:TX_Non Beamforming_NSS2_ADP-65DW Y		
Note :	802.11ac(80M)_5290MHz		

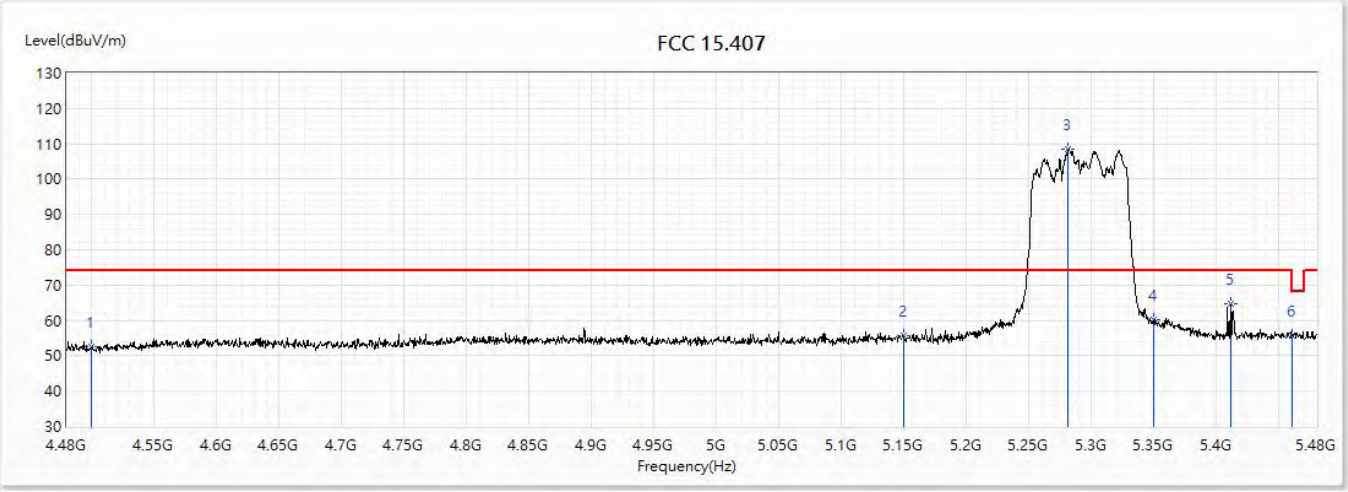

No	Frequency (MHz)	Emission Level (dBuV/m)	Limit (dBuV/m)	Margin (dB)	Reading Level (dBuV)	Correct Factor (dB)	Detector Type
1	4500	52.54	74.00	-21.46	30.12	22.42	PK
2	5150	55.68	74.00	-18.32	31.89	23.79	PK
! 3	5281	108.63	74.00	34.63	84.68	23.95	PK
4	5350	60.10	74.00	-13.90	36.07	24.03	PK
5	5411	64.69	74.00	-9.31	40.59	24.10	PK
6	5460	55.60	74.00	-18.40	31.44	24.16	PK

Note:

1. All reading above 1GHz is performed with peak and/or average measurements as necessary.
2. “ * ”, means this data is the worst emission level.
3. Emission Level = Reading Level + Correct Factor.
4. The average measurement was not performed when the peak measured data under the limit of average detection. If the readings given are average, peak measurement should also be supplied.
5. The fundamental for reference only, it’s not restricted by unwanted emission limit.

Site :	CB2-H	Engineer :	Rueyyan
Model No :	GT-AX6000,	Test Date :	2018/11/28
Test Voltage :	AC 120V/60Hz	Polarity :	Horizontal
Test Mode :	Mode 15:TX_Non Beamforming_NSS2_ADP-65DW Y		
Note :	802.11ac(80M)_5290MHz		

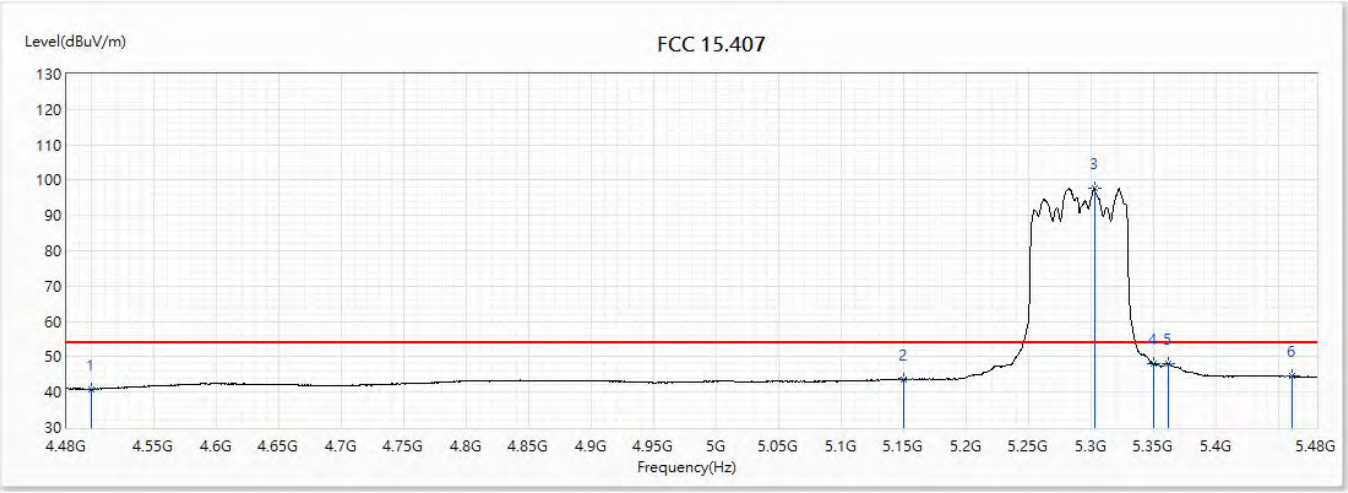

No	Frequency (MHz)	Emission Level (dBuV/m)	Limit (dBuV/m)	Margin (dB)	Reading Level (dBuV)	Correct Factor (dB)	Detector Type
1	4500	40.83	54.00	-13.17	18.41	22.42	AV
2	5150	43.59	54.00	-10.41	19.80	23.79	AV
! 3	5302.5	97.80	54.00	43.80	73.83	23.97	AV
4	5350	47.98	54.00	-6.02	23.95	24.03	AV
5	5361.5	48.19	54.00	-5.81	24.15	24.04	AV
6	5460	44.42	54.00	-9.58	20.26	24.16	AV

Note:

1. All reading above 1GHz is performed with peak and/or average measurements as necessary.
2. “ * ”, means this data is the worst emission level.
3. Emission Level = Reading Level + Correct Factor.
4. The average measurement was not performed when the peak measured data under the limit of average detection. If the readings given are average, peak measurement should also be supplied.
5. The fundamental for reference only, it’s not restricted by unwanted emission limit.

Site :	CB2-H	Engineer :	Rueyyan
Model No :	GT-AX6000,	Test Date :	2018/11/28
Test Voltage :	AC 120V/60Hz	Polarity :	Vertical
Test Mode :	Mode 15:TX_Non Beamforming_NSS2_ADP-65DW Y		
Note :	802.11ac(80M)_5290MHz		

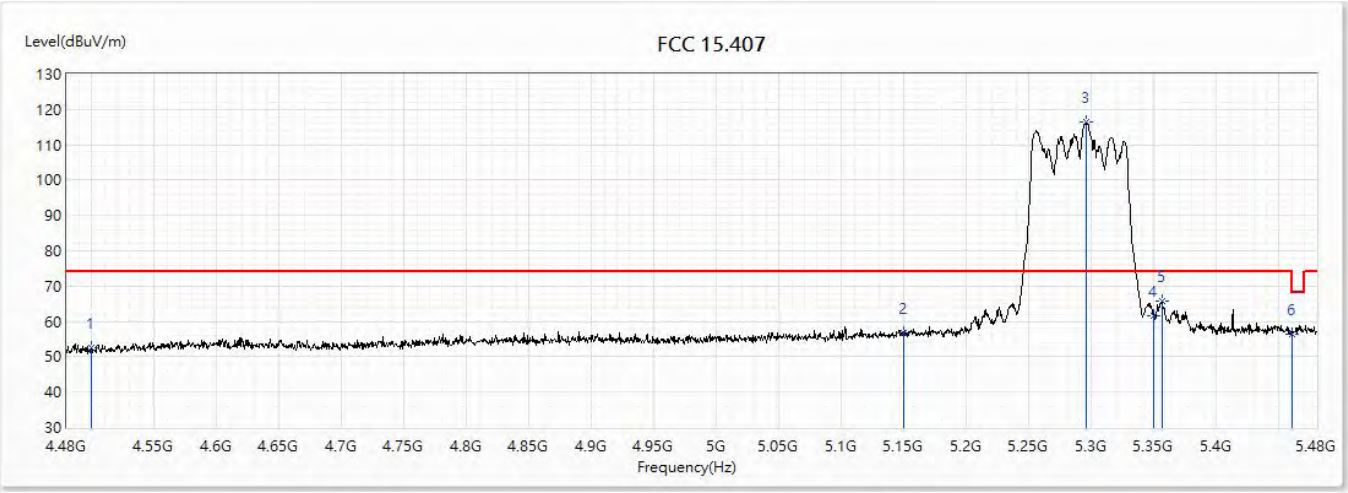

No	Frequency (MHz)	Emission Level (dBuV/m)	Limit (dBuV/m)	Margin (dB)	Reading Level (dBuV)	Correct Factor (dB)	Detector Type
1	4500	52.48	74.00	-21.52	30.06	22.42	PK
2	5150	56.76	74.00	-17.24	32.97	23.79	PK
! 3	5295.5	116.34	74.00	42.34	92.38	23.96	PK
4	5350	61.47	74.00	-12.53	37.44	24.03	PK
5	5356	65.64	74.00	-8.36	41.60	24.04	PK
6	5460	56.53	74.00	-17.47	32.37	24.16	PK

Note:

1. All reading above 1GHz is performed with peak and/or average measurements as necessary.
2. “ * ”, means this data is the worst emission level.
3. Emission Level = Reading Level + Correct Factor.
4. The average measurement was not performed when the peak measured data under the limit of average detection. If the readings given are average, peak measurement should also be supplied.
5. The fundamental for reference only, it’s not restricted by unwanted emission limit.

Site :	CB2-H	Engineer :	Rueyyan
Model No :	GT-AX6000,	Test Date :	2018/11/28
Test Voltage :	AC 120V/60Hz	Polarity :	Vertical
Test Mode :	Mode 15:TX_Non Beamforming_NSS2_ADP-65DW Y		
Note :	802.11ac(80M)_5290MHz		

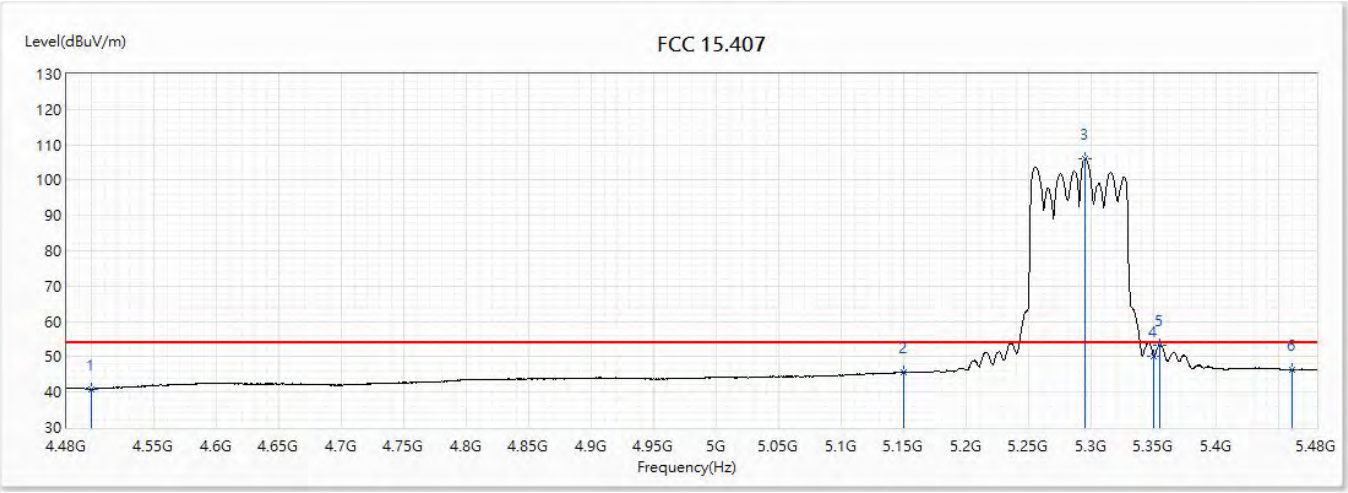

No	Frequency (MHz)	Emission Level (dBuV/m)	Limit (dBuV/m)	Margin (dB)	Reading Level (dBuV)	Correct Factor (dB)	Detector Type
1	4500	40.88	54.00	-13.12	18.46	22.42	AV
2	5150	45.62	54.00	-8.38	21.83	23.79	AV
! 3	5295	106.00	54.00	52.00	82.04	23.96	AV
4	5350	50.13	54.00	-3.87	26.10	24.03	AV
5	5354.5	53.37	54.00	-0.63	29.33	24.04	AV
6	5460	46.31	54.00	-7.69	22.15	24.16	AV

Note:

1. All reading above 1GHz is performed with peak and/or average measurements as necessary.
2. “ * ”, means this data is the worst emission level.
3. Emission Level = Reading Level + Correct Factor.
4. The average measurement was not performed when the peak measured data under the limit of average detection. If the readings given are average, peak measurement should also be supplied.
5. The fundamental for reference only, it’s not restricted by unwanted emission limit.

Site :	CB2-H	Engineer :	Rueyyan
Model No :	GT-AX6000,	Test Date :	2018/11/28
Test Voltage :	AC 120V/60Hz	Polarity :	Horizontal
Test Mode :	Mode 15:TX_Non Beamforming_NSS2_ADP-65DW Y		
Note :	802.11ax(80M)_5290MHz		

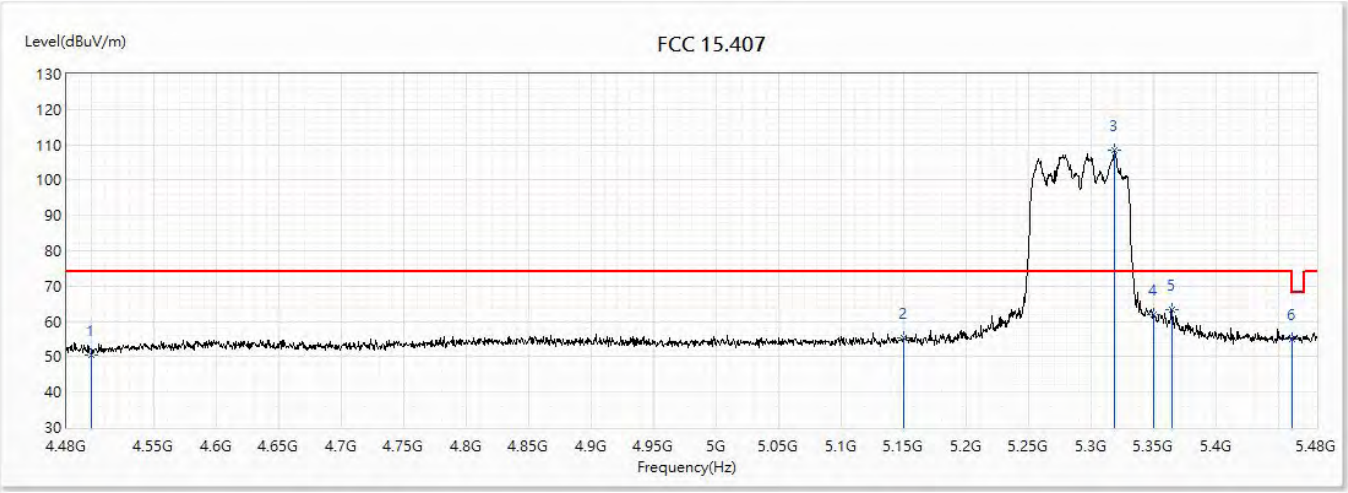

No	Frequency (MHz)	Emission Level (dBuV/m)	Limit (dBuV/m)	Margin (dB)	Reading Level (dBuV)	Correct Factor (dB)	Detector Type
1	4500	50.42	74.00	-23.58	28.00	22.42	PK
2	5150	55.24	74.00	-18.76	31.45	23.79	PK
! 3	5318.5	108.35	74.00	34.35	84.36	23.99	PK
4	5350	62.09	74.00	-11.91	38.06	24.03	PK
5	5364	63.37	74.00	-10.63	39.32	24.05	PK
6	5460	55.04	74.00	-18.96	30.88	24.16	PK

Note:

1. All reading above 1GHz is performed with peak and/or average measurements as necessary.
2. “ * ”, means this data is the worst emission level.
3. Emission Level = Reading Level + Correct Factor.
4. The average measurement was not performed when the peak measured data under the limit of average detection. If the readings given are average, peak measurement should also be supplied.
5. The fundamental for reference only, it’s not restricted by unwanted emission limit.

Site :	CB2-H	Engineer :	Rueyyan
Model No :	GT-AX6000,	Test Date :	2018/11/28
Test Voltage :	AC 120V/60Hz	Polarity :	Horizontal
Test Mode :	Mode 15:TX_Non Beamforming_NSS2_ADP-65DW Y		
Note :	802.11ax(80M)_5290MHz		

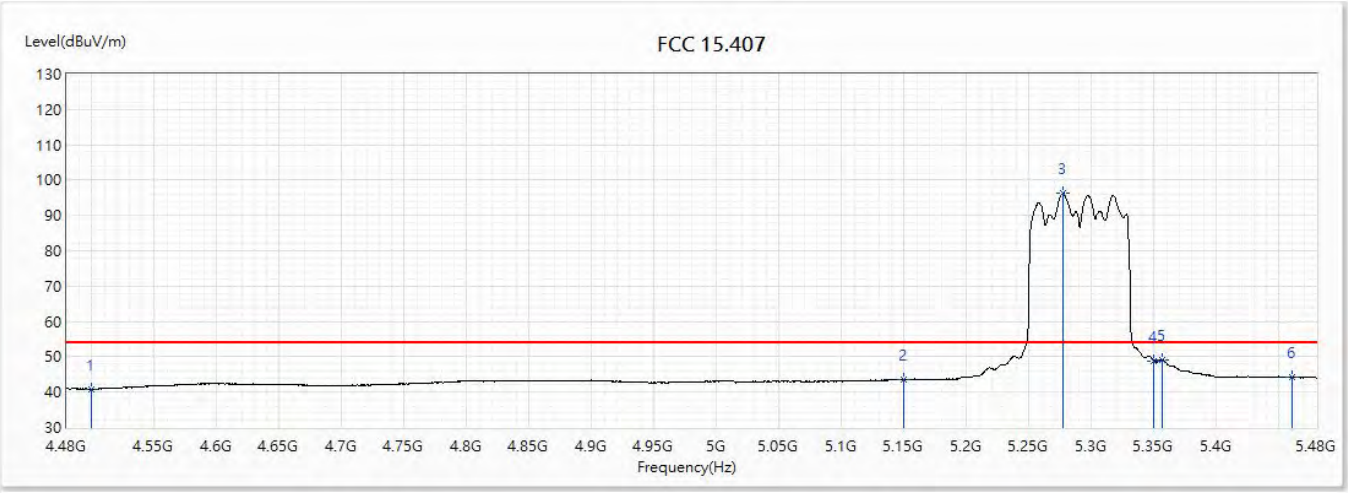

No	Frequency (MHz)	Emission Level (dBuV/m)	Limit (dBuV/m)	Margin (dB)	Reading Level (dBuV)	Correct Factor (dB)	Detector Type
1	4500	40.86	54.00	-13.14	18.44	22.42	AV
2	5150	43.58	54.00	-10.42	19.79	23.79	AV
! 3	5277	96.31	54.00	42.31	72.37	23.94	AV
4	5350	48.73	54.00	-5.27	24.70	24.03	AV
5	5356	49.17	54.00	-4.83	25.13	24.04	AV
6	5460	44.21	54.00	-9.79	20.05	24.16	AV

Note:

1. All reading above 1GHz is performed with peak and/or average measurements as necessary.
2. “ * ”, means this data is the worst emission level.
3. Emission Level = Reading Level + Correct Factor.
4. The average measurement was not performed when the peak measured data under the limit of average detection. If the readings given are average, peak measurement should also be supplied.
5. The fundamental for reference only, it’s not restricted by unwanted emission limit.

Site :	CB2-H	Engineer :	Rueyyan
Model No :	GT-AX6000,	Test Date :	2018/11/28
Test Voltage :	AC 120V/60Hz	Polarity :	Vertical
Test Mode :	Mode 15:TX_Non Beamforming_NSS2_ADP-65DW Y		
Note :	802.11ax(80M)_5290MHz		

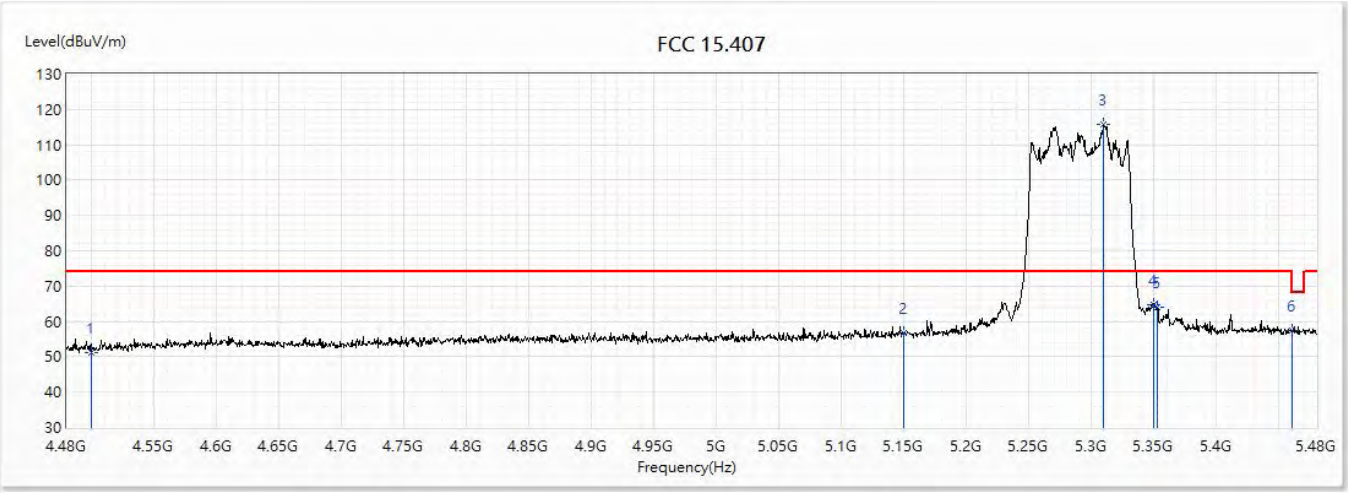

No	Frequency (MHz)	Emission Level (dBuV/m)	Limit (dBuV/m)	Margin (dB)	Reading Level (dBuV)	Correct Factor (dB)	Detector Type
1	4500	51.23	74.00	-22.77	28.81	22.42	PK
2	5150	56.70	74.00	-17.30	32.91	23.79	PK
! 3	5309.5	115.65	74.00	41.65	91.67	23.98	PK
4	5350	64.71	74.00	-9.29	40.68	24.03	PK
5	5353	63.91	74.00	-10.09	39.88	24.03	PK
6	5460	57.31	74.00	-16.69	33.15	24.16	PK

Note:

1. All reading above 1GHz is performed with peak and/or average measurements as necessary.
2. “ * ”, means this data is the worst emission level.
3. Emission Level = Reading Level + Correct Factor.
4. The average measurement was not performed when the peak measured data under the limit of average detection. If the readings given are average, peak measurement should also be supplied.
5. The fundamental for reference only, it’s not restricted by unwanted emission limit.

Site :	CB2-H	Engineer :	Rueyyan
Model No :	GT-AX6000,	Test Date :	2018/11/28
Test Voltage :	AC 120V/60Hz	Polarity :	Vertical
Test Mode :	Mode 15:TX_Non Beamforming_NSS2_ADP-65DW Y		
Note :	802.11ax(80M)_5290MHz		

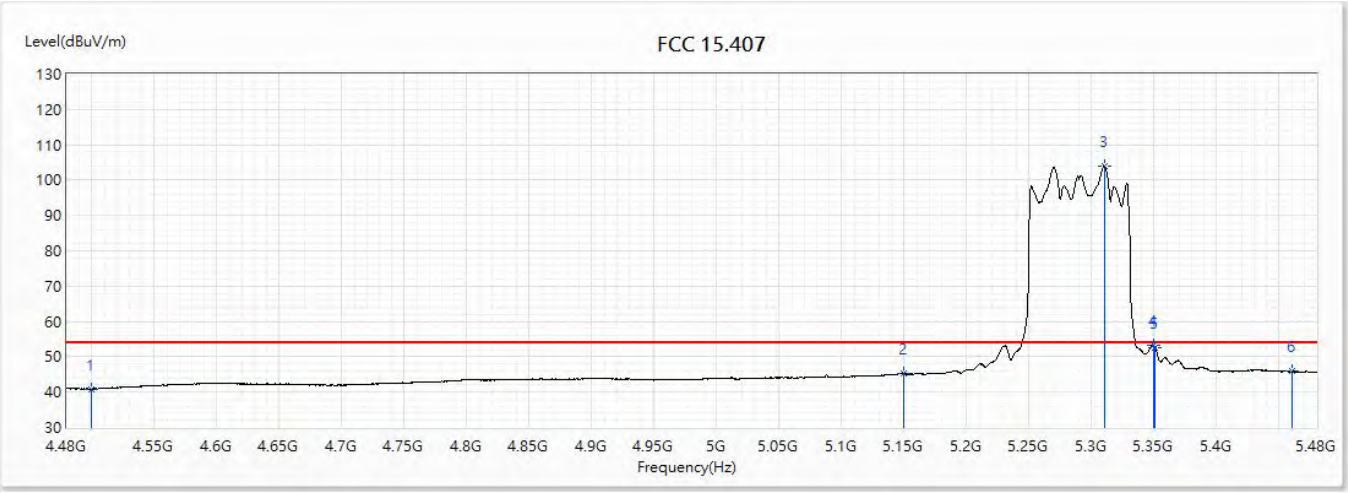

No	Frequency (MHz)	Emission Level (dBuV/m)	Limit (dBuV/m)	Margin (dB)	Reading Level (dBuV)	Correct Factor (dB)	Detector Type
1	4500	40.87	54.00	-13.13	18.45	22.42	AV
2	5150	45.13	54.00	-8.87	21.34	23.79	AV
! 3	5310	103.87	54.00	49.87	79.89	23.98	AV
4	5350	53.20	54.00	-0.80	29.17	24.03	AV
5	5351	52.72	54.00	-1.28	28.69	24.03	AV
6	5460	45.92	54.00	-8.08	21.76	24.16	AV

Note:

1. All reading above 1GHz is performed with peak and/or average measurements as necessary.
2. “ * ”, means this data is the worst emission level.
3. Emission Level = Reading Level + Correct Factor.
4. The average measurement was not performed when the peak measured data under the limit of average detection. If the readings given are average, peak measurement should also be supplied.
5. The fundamental for reference only, it’s not restricted by unwanted emission limit.

Site :	CB2-H	Engineer :	Rueyyan
Model No :	GT-AX6000,	Test Date :	2018/11/14
Test Voltage :	AC 120V/60Hz	Polarity :	Horizontal
Test Mode :	Mode 15:TX_Non Beamforming_NSS2_ADP-65DW Y		
Note :	802.11a(20M)_5500MHz		

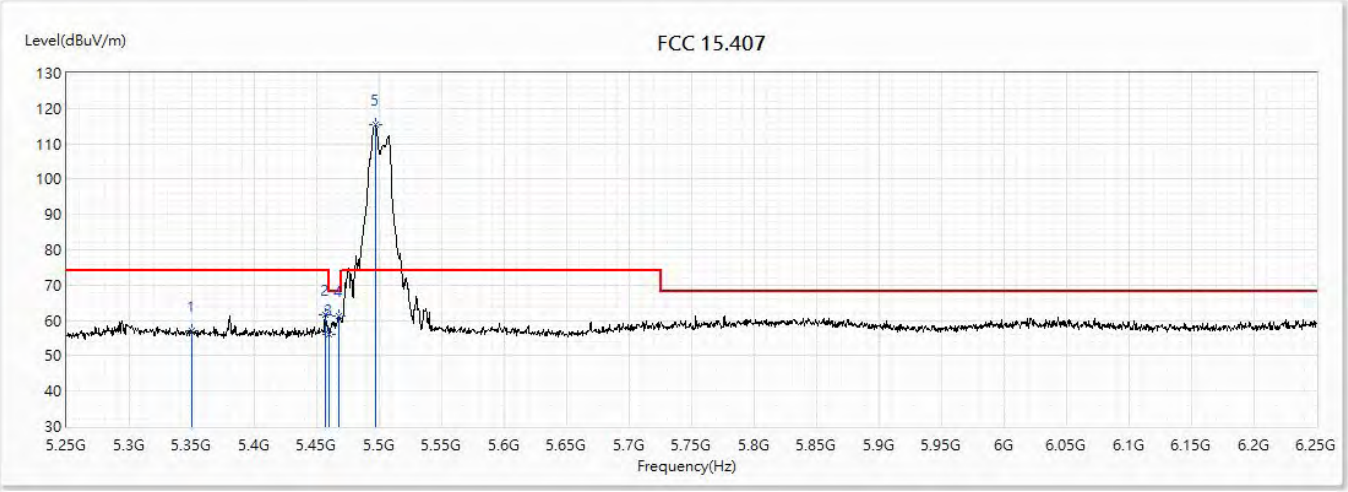

No	Frequency (MHz)	Emission Level (dBuV/m)	Limit (dBuV/m)	Margin (dB)	Reading Level (dBuV)	Correct Factor (dB)	Detector Type
1	5350	57.19	74.00	-16.81	33.16	24.03	PK
2	5456.5	61.65	74.00	-12.35	37.49	24.16	PK
3	5460	55.88	74.00	-18.12	31.72	24.16	PK
4	5467.5	61.31	68.20	-6.89	37.14	24.17	PK
! 5	5497	115.31	74.00	41.31	91.10	24.21	PK

Note:

1. All reading above 1GHz is performed with peak and/or average measurements as necessary.
2. “ * ”, means this data is the worst emission level.
3. Emission Level = Reading Level + Correct Factor.
4. The average measurement was not performed when the peak measured data under the limit of average detection. If the readings given are average, peak measurement should also be supplied.
5. The fundamental for reference only, it’s not restricted by unwanted emission limit.

Site :	CB2-H	Engineer :	Rueyyan
Model No :	GT-AX6000,	Test Date :	2018/11/14
Test Voltage :	AC 120V/60Hz	Polarity :	Horizontal
Test Mode :	Mode 15:TX_Non Beamforming_NSS2_ADP-65DW Y		
Note :	802.11a(20M)_5500MHz		

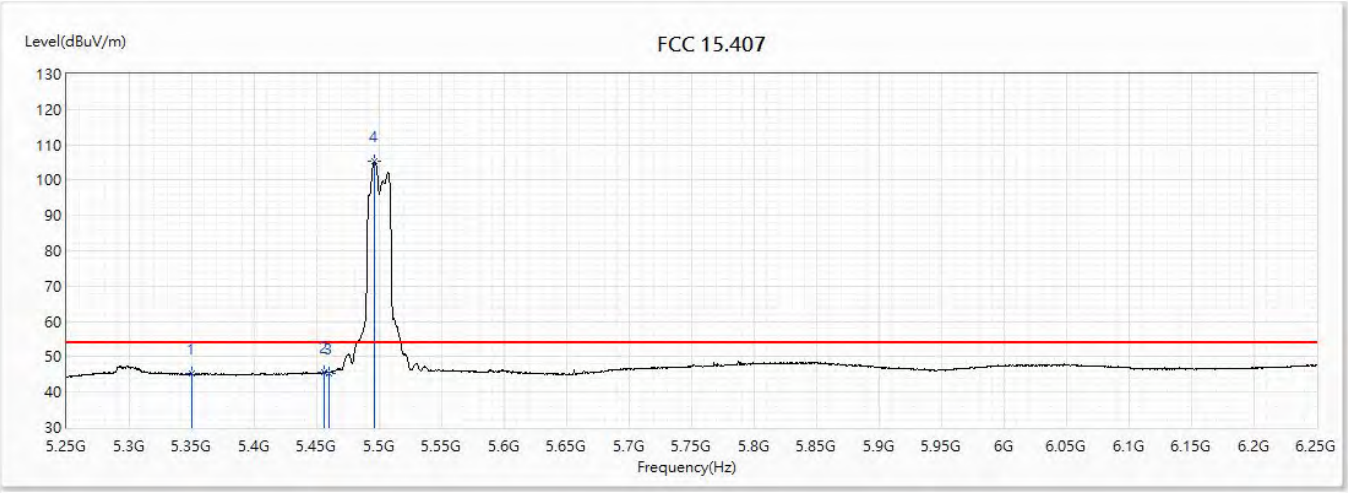

No	Frequency (MHz)	Emission Level (dBuV/m)	Limit (dBuV/m)	Margin (dB)	Reading Level (dBuV)	Correct Factor (dB)	Detector Type
1	5350	45.19	54.00	-8.81	21.16	24.03	AV
2	5455.5	45.79	54.00	-8.21	21.63	24.16	AV
3	5460	45.45	54.00	-8.55	21.29	24.16	AV
! 4	5496.5	105.22	54.00	51.22	81.01	24.21	AV

Note:

1. All reading above 1GHz is performed with peak and/or average measurements as necessary.
2. “ * ”, means this data is the worst emission level.
3. Emission Level = Reading Level + Correct Factor.
4. The average measurement was not performed when the peak measured data under the limit of average detection. If the readings given are average, peak measurement should also be supplied.
5. The fundamental for reference only, it’s not restricted by unwanted emission limit.

Site :	CB2-H	Engineer :	Rueyyan
Model No :	GT-AX6000,	Test Date :	2018/11/14
Test Voltage :	AC 120V/60Hz	Polarity :	Vertical
Test Mode :	Mode 15:TX_Non Beamforming_NSS2_ADP-65DW Y		
Note :	802.11a(20M)_5500MHz		

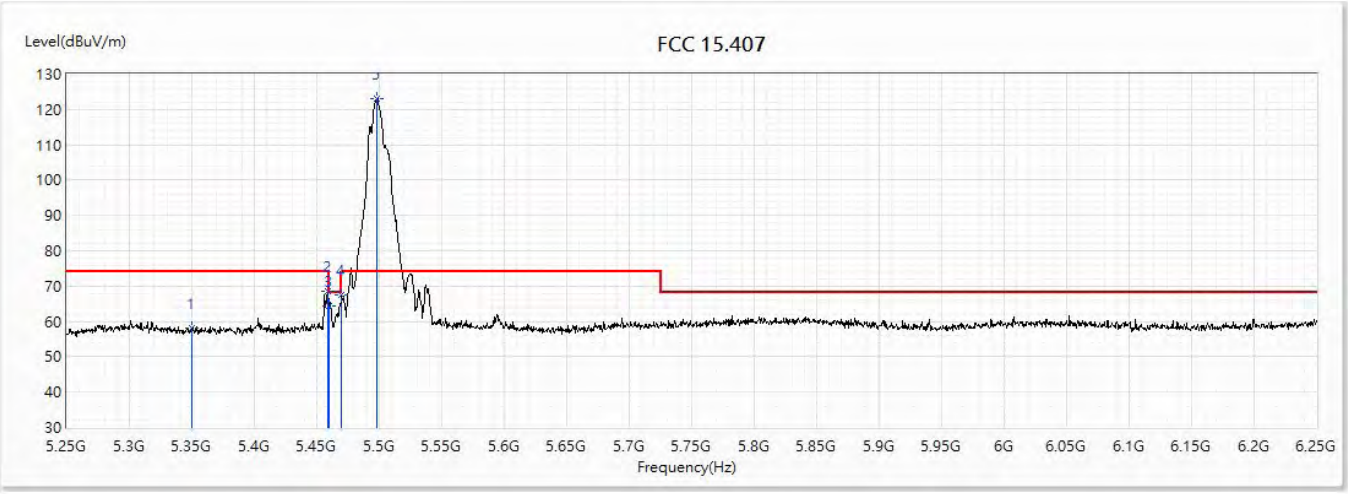

No	Frequency (MHz)	Emission Level (dBuV/m)	Limit (dBuV/m)	Margin (dB)	Reading Level (dBuV)	Correct Factor (dB)	Detector Type
1	5350	58.24	74.00	-15.76	34.21	24.03	PK
2	5458.5	68.51	74.00	-5.49	44.35	24.16	PK
3	5460	64.35	74.00	-9.65	40.19	24.16	PK
4	5470	67.58	68.20	-0.62	43.39	24.19	PK
! 5	5498	123.12	74.00	49.12	98.91	24.21	PK

Note:

1. All reading above 1GHz is performed with peak and/or average measurements as necessary.
2. “ * ”, means this data is the worst emission level.
3. Emission Level = Reading Level + Correct Factor.
4. The average measurement was not performed when the peak measured data under the limit of average detection. If the readings given are average, peak measurement should also be supplied.
5. The fundamental for reference only, it’s not restricted by unwanted emission limit.

Site :	CB2-H	Engineer :	Rueyyan
Model No :	GT-AX6000,	Test Date :	2018/11/14
Test Voltage :	AC 120V/60Hz	Polarity :	Vertical
Test Mode :	Mode 15:TX_Non Beamforming_NSS2_ADP-65DW Y		
Note :	802.11a(20M)_5500MHz		

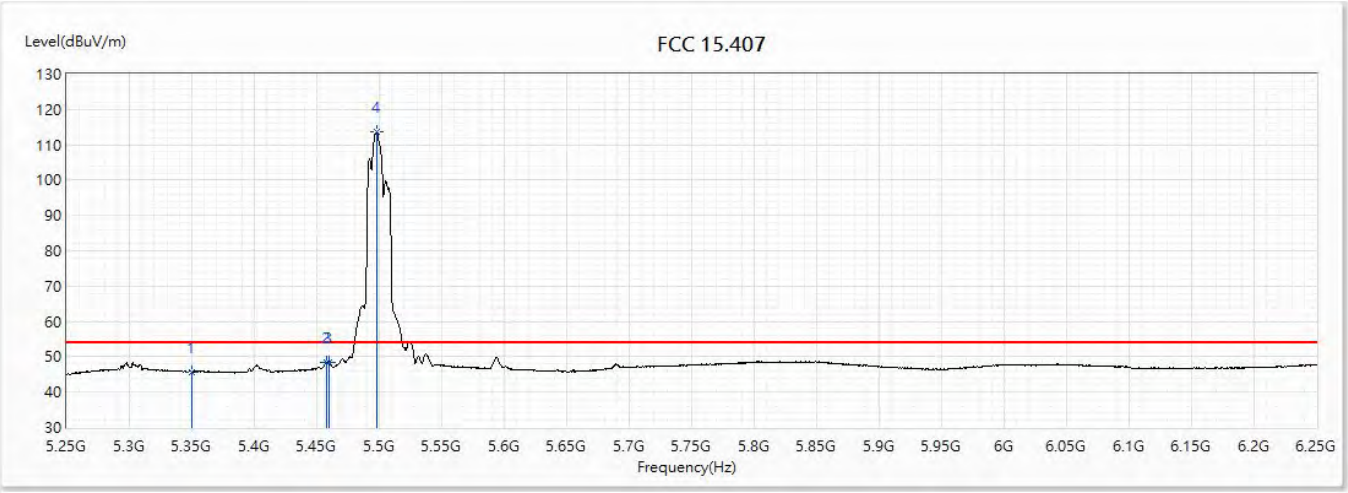

No	Frequency (MHz)	Emission Level (dBuV/m)	Limit (dBuV/m)	Margin (dB)	Reading Level (dBuV)	Correct Factor (dB)	Detector Type
1	5350	45.71	54.00	-8.29	21.68	24.03	AV
2	5458	48.50	54.00	-5.50	24.33	24.17	AV
3	5460	48.41	54.00	-5.59	24.25	24.16	AV
! 4	5498	113.52	54.00	59.52	89.31	24.21	AV

Note:

1. All reading above 1GHz is performed with peak and/or average measurements as necessary.
2. “ * ”, means this data is the worst emission level.
3. Emission Level = Reading Level + Correct Factor.
4. The average measurement was not performed when the peak measured data under the limit of average detection. If the readings given are average, peak measurement should also be supplied.
5. The fundamental for reference only, it’s not restricted by unwanted emission limit.

Site :	CB2-H	Engineer :	Rueyyan
Model No :	GT-AX6000,	Test Date :	2018/11/14
Test Voltage :	AC 120V/60Hz	Polarity :	Horizontal
Test Mode :	Mode 15:TX_Non Beamforming_NSS2_ADP-65DW Y		
Note :	802.11a(20M)_5500MHz		

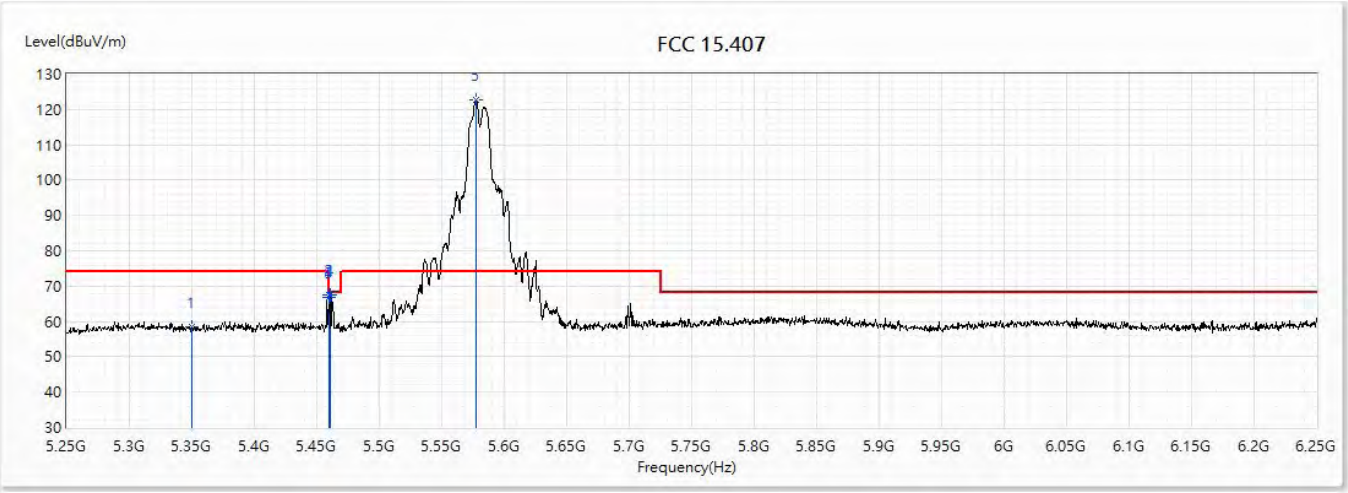

No	Frequency (MHz)	Emission Level (dBuV/m)	Limit (dBuV/m)	Margin (dB)	Reading Level (dBuV)	Correct Factor (dB)	Detector Type
1	5350	58.32	74.00	-15.68	34.29	24.03	PK
2	5459.5	67.53	74.00	-6.47	43.37	24.16	PK
3	5460	66.64	74.00	-7.36	42.48	24.16	PK
4	5461	67.53	68.20	-0.67	43.37	24.16	PK
! 5	5577.5	122.86	74.00	48.86	98.36	24.50	PK

Note:

1. All reading above 1GHz is performed with peak and/or average measurements as necessary.
2. “ * ”, means this data is the worst emission level.
3. Emission Level = Reading Level + Correct Factor.
4. The average measurement was not performed when the peak measured data under the limit of average detection. If the readings given are average, peak measurement should also be supplied.
5. The fundamental for reference only, it’s not restricted by unwanted emission limit.

Site :	CB2-H	Engineer :	Rueyyan
Model No :	GT-AX6000,	Test Date :	2018/11/14
Test Voltage :	AC 120V/60Hz	Polarity :	Horizontal
Test Mode :	Mode 15:TX_Non Beamforming_NSS2_ADP-65DW Y		
Note :	802.11a(20M)_5580MHz		

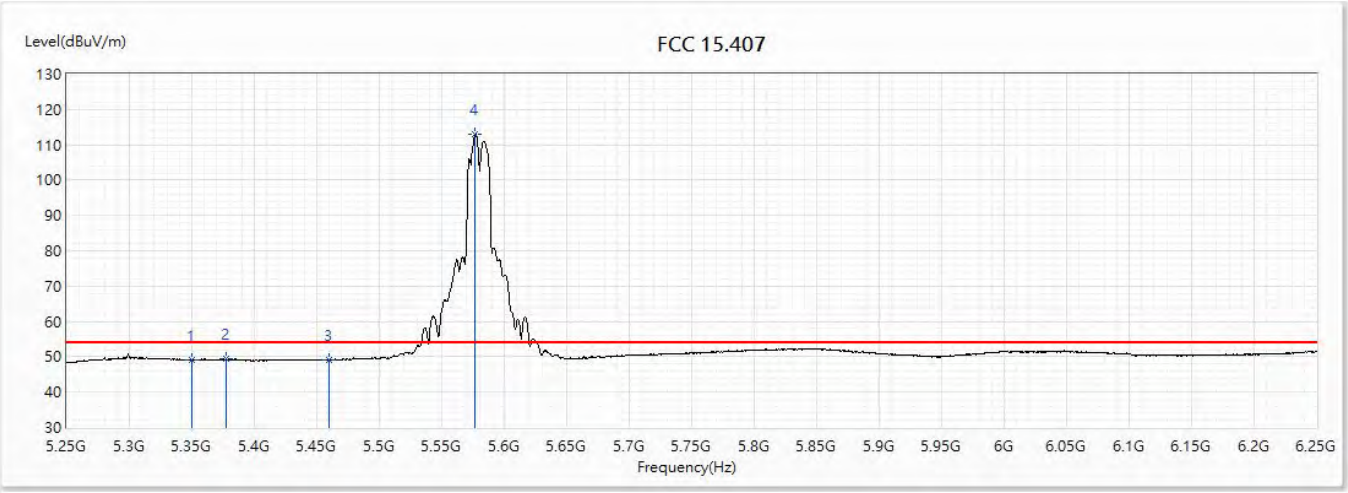

No	Frequency (MHz)	Emission Level (dBuV/m)	Limit (dBuV/m)	Margin (dB)	Reading Level (dBuV)	Correct Factor (dB)	Detector Type
1	5350	49.09	54.00	-4.91	25.06	24.03	AV
2	5377	49.32	54.00	-4.68	25.26	24.06	AV
3	5460	49.13	54.00	-4.87	24.97	24.16	AV
! 4	5576.5	112.90	54.00	58.90	88.41	24.49	AV

Note:

1. All reading above 1GHz is performed with peak and/or average measurements as necessary.
2. “ * ”, means this data is the worst emission level.
3. Emission Level = Reading Level + Correct Factor.
4. The average measurement was not performed when the peak measured data under the limit of average detection. If the readings given are average, peak measurement should also be supplied.
5. The fundamental for reference only, it’s not restricted by unwanted emission limit.

Site :	CB2-H	Engineer :	Rueyyan
Model No :	GT-AX6000,	Test Date :	2018/11/14
Test Voltage :	AC 120V/60Hz	Polarity :	Vertical
Test Mode :	Mode 15:TX_Non Beamforming_NSS2_ADP-65DW Y		
Note :	802.11a(20M)_5580MHz		

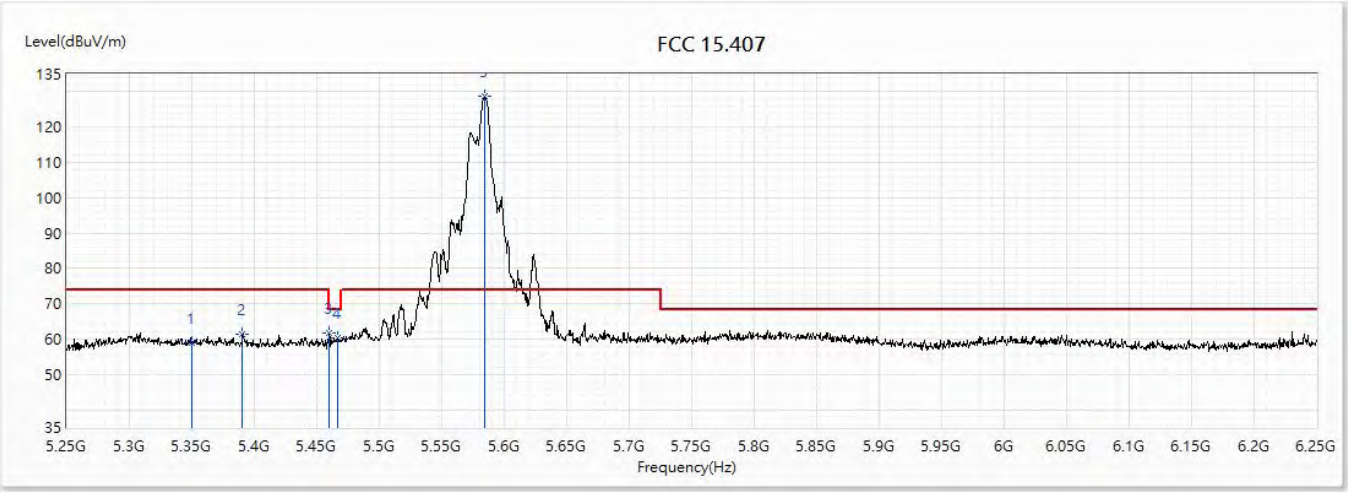

No	Frequency (MHz)	Emission Level (dBuV/m)	Limit (dBuV/m)	Margin (dB)	Reading Level (dBuV)	Correct Factor (dB)	Detector Type
1	5350	58.98	74.00	-15.02	34.95	24.03	PK
2	5390.5	61.44	74.00	-12.56	37.36	24.08	PK
3	5460	61.69	74.00	-12.31	37.53	24.16	PK
4	5466.5	60.37	68.20	-7.83	36.20	24.17	PK
! 5	5584	128.75	74.00	54.75	104.23	24.52	PK

Note:

1. All reading above 1GHz is performed with peak and/or average measurements as necessary.
2. “ * ”, means this data is the worst emission level.
3. Emission Level = Reading Level + Correct Factor.
4. The average measurement was not performed when the peak measured data under the limit of average detection. If the readings given are average, peak measurement should also be supplied.
5. The fundamental for reference only, it’s not restricted by unwanted emission limit.

Site :	CB2-H	Engineer :	Rueyyan
Model No :	GT-AX6000,	Test Date :	2018/11/14
Test Voltage :	AC 120V/60Hz	Polarity :	Vertical
Test Mode :	Mode 15:TX_Non Beamforming_NSS2_ADP-65DW Y		
Note :	802.11a(20M)_5580MHz		

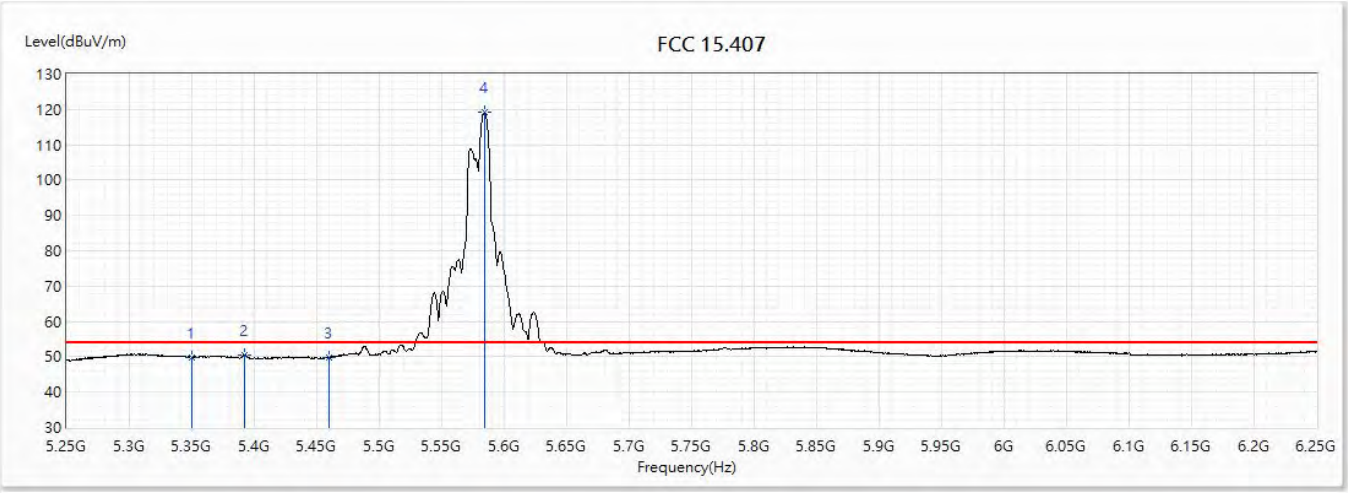

No	Frequency (MHz)	Emission Level (dBuV/m)	Limit (dBuV/m)	Margin (dB)	Reading Level (dBuV)	Correct Factor (dB)	Detector Type
1	5350	49.93	54.00	-4.07	25.90	24.03	AV
2	5392	50.54	54.00	-3.46	26.46	24.08	AV
3	5460	49.70	54.00	-4.30	25.54	24.16	AV
! 4	5584	119.12	54.00	65.12	94.60	24.52	AV

Note:

1. All reading above 1GHz is performed with peak and/or average measurements as necessary.
2. “ * ”, means this data is the worst emission level.
3. Emission Level = Reading Level + Correct Factor.
4. The average measurement was not performed when the peak measured data under the limit of average detection. If the readings given are average, peak measurement should also be supplied.
5. The fundamental for reference only, it’s not restricted by unwanted emission limit.

Site :	CB2-H	Engineer :	Rueyyan
Model No :	GT-AX6000,	Test Date :	2018/11/14
Test Voltage :	AC 120V/60Hz	Polarity :	Horizontal
Test Mode :	Mode 15:TX_Non Beamforming_NSS2_ADP-65DW Y		
Note :	802.11a(20M)_5700MHz		

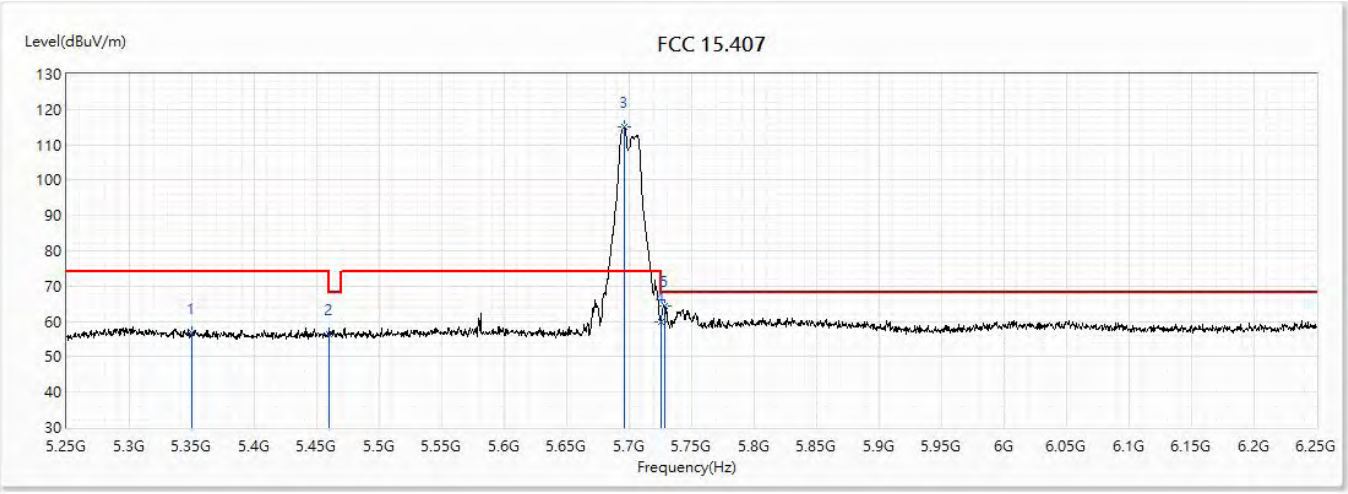

No	Frequency (MHz)	Emission Level (dBuV/m)	Limit (dBuV/m)	Margin (dB)	Reading Level (dBuV)	Correct Factor (dB)	Detector Type
1	5350	56.84	74.00	-17.16	32.81	24.03	PK
2	5460	56.22	74.00	-17.78	32.06	24.16	PK
! 3	5696.5	114.91	74.00	40.91	89.97	24.94	PK
4	5725	59.93	74.00	-14.07	34.88	25.05	PK
5	5728	64.45	68.20	-3.75	39.38	25.07	PK

Note:

1. All reading above 1GHz is performed with peak and/or average measurements as necessary.
2. “ * ”, means this data is the worst emission level.
3. Emission Level = Reading Level + Correct Factor.
4. The average measurement was not performed when the peak measured data under the limit of average detection. If the readings given are average, peak measurement should also be supplied.
5. The fundamental for reference only, it’s not restricted by unwanted emission limit.

Site :	CB2-H	Engineer :	Rueyyan
Model No :	GT-AX6000,	Test Date :	2018/11/14
Test Voltage :	AC 120V/60Hz	Polarity :	Horizontal
Test Mode :	Mode 15:TX_Non Beamforming_NSS2_ADP-65DW Y		
Note :	802.11a(20M)_5700MHz		

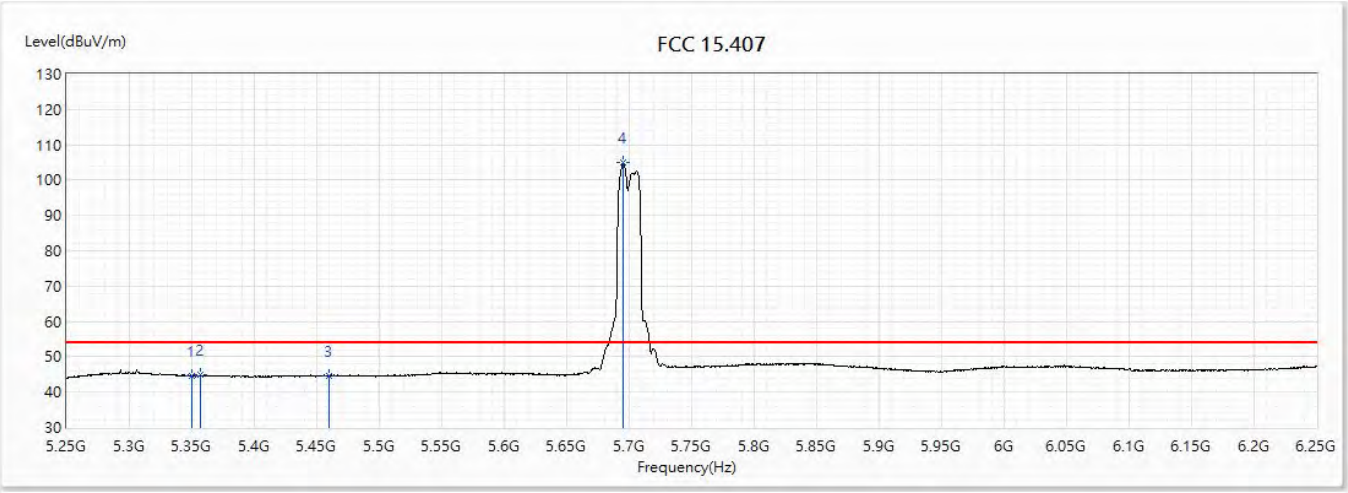

No	Frequency (MHz)	Emission Level (dBuV/m)	Limit (dBuV/m)	Margin (dB)	Reading Level (dBuV)	Correct Factor (dB)	Detector Type
1	5350	44.61	54.00	-9.39	20.58	24.03	AV
2	5357	44.78	54.00	-9.22	20.74	24.04	AV
3	5460	44.67	54.00	-9.33	20.51	24.16	AV
! 4	5695	104.97	54.00	50.97	80.03	24.94	AV

Note:

1. All reading above 1GHz is performed with peak and/or average measurements as necessary.
2. “ * ”, means this data is the worst emission level.
3. Emission Level = Reading Level + Correct Factor.
4. The average measurement was not performed when the peak measured data under the limit of average detection. If the readings given are average, peak measurement should also be supplied.
5. The fundamental for reference only, it’s not restricted by unwanted emission limit.

Site :	CB2-H	Engineer :	Rueyyan
Model No :	GT-AX6000,	Test Date :	2018/11/14
Test Voltage :	AC 120V/60Hz	Polarity :	Vertical
Test Mode :	Mode 15:TX_Non Beamforming_NSS2_ADP-65DW Y		
Note :	802.11a(20M)_5700MHz		

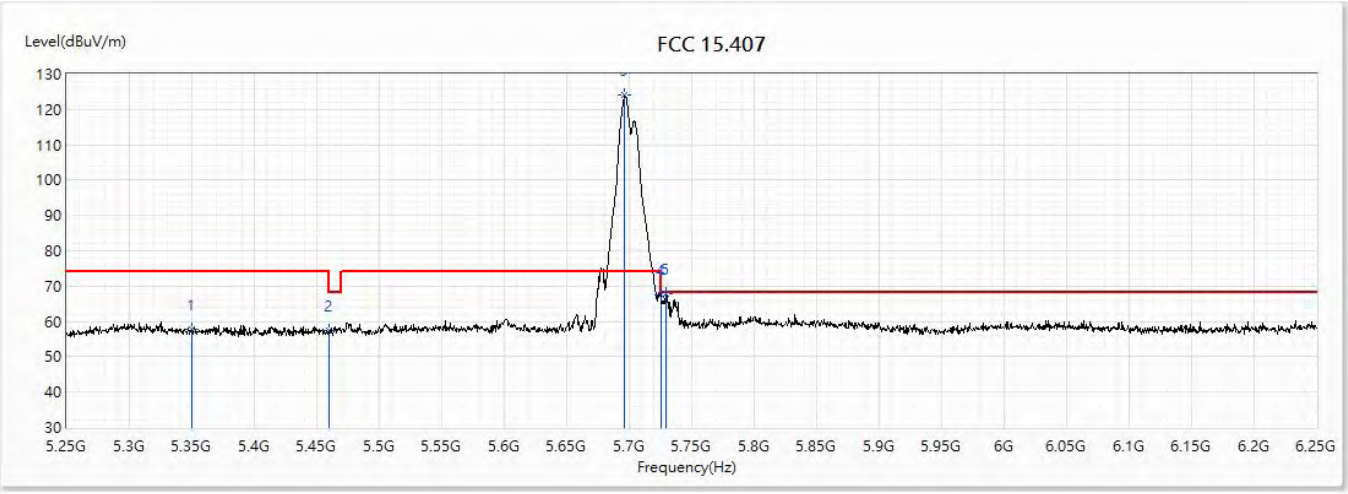

No	Frequency (MHz)	Emission Level (dBuV/m)	Limit (dBuV/m)	Margin (dB)	Reading Level (dBuV)	Correct Factor (dB)	Detector Type
1	5350	57.68	74.00	-16.32	33.65	24.03	PK
2	5460	57.54	74.00	-16.46	33.38	24.16	PK
! 3	5696.5	123.93	74.00	49.93	98.99	24.94	PK
4	5725	67.66	74.00	-6.34	42.61	25.05	PK
5	5729.5	67.70	68.20	-0.50	42.63	25.07	PK

Note:

1. All reading above 1GHz is performed with peak and/or average measurements as necessary.
2. “ * ”, means this data is the worst emission level.
3. Emission Level = Reading Level + Correct Factor.
4. The average measurement was not performed when the peak measured data under the limit of average detection. If the readings given are average, peak measurement should also be supplied.
5. The fundamental for reference only, it’s not restricted by unwanted emission limit.

Site :	CB2-H	Engineer :	Rueyyan
Model No :	GT-AX6000,	Test Date :	2018/11/14
Test Voltage :	AC 120V/60Hz	Polarity :	Vertical
Test Mode :	Mode 15:TX_Non Beamforming_NSS2_ADP-65DW Y		
Note :	802.11a(20M)_5700MHz		

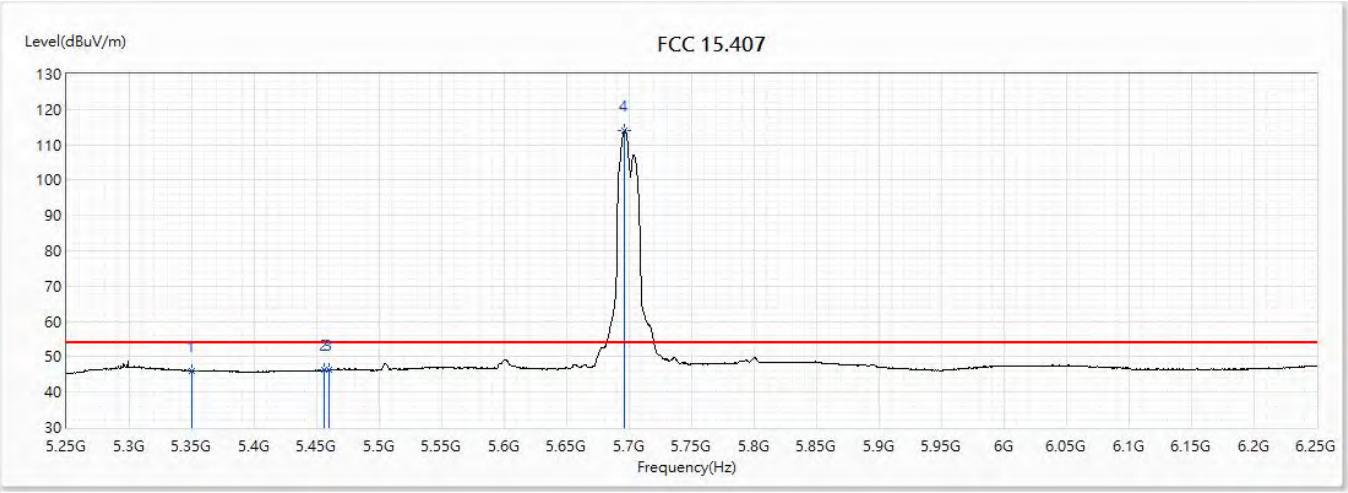

No	Frequency (MHz)	Emission Level (dBuV/m)	Limit (dBuV/m)	Margin (dB)	Reading Level (dBuV)	Correct Factor (dB)	Detector Type
1	5350	45.94	54.00	-8.06	21.91	24.03	AV
2	5455.5	46.34	54.00	-7.66	22.18	24.16	AV
3	5460	46.36	54.00	-7.64	22.20	24.16	AV
! 4	5696.5	114.15	54.00	60.15	89.21	24.94	AV

Note:

1. All reading above 1GHz is performed with peak and/or average measurements as necessary.
2. “ * ”, means this data is the worst emission level.
3. Emission Level = Reading Level + Correct Factor.
4. The average measurement was not performed when the peak measured data under the limit of average detection. If the readings given are average, peak measurement should also be supplied.
5. The fundamental for reference only, it’s not restricted by unwanted emission limit.

Site :	CB2-H	Engineer :	Rueyyan
Model No :	GT-AX6000,	Test Date :	2018/11/14
Test Voltage :	AC 120V/60Hz	Polarity :	Horizontal
Test Mode :	Mode 15:TX_Non Beamforming_NSS2_ADP-65DW Y		
Note :	802.11ac(20M)_5500MHz		

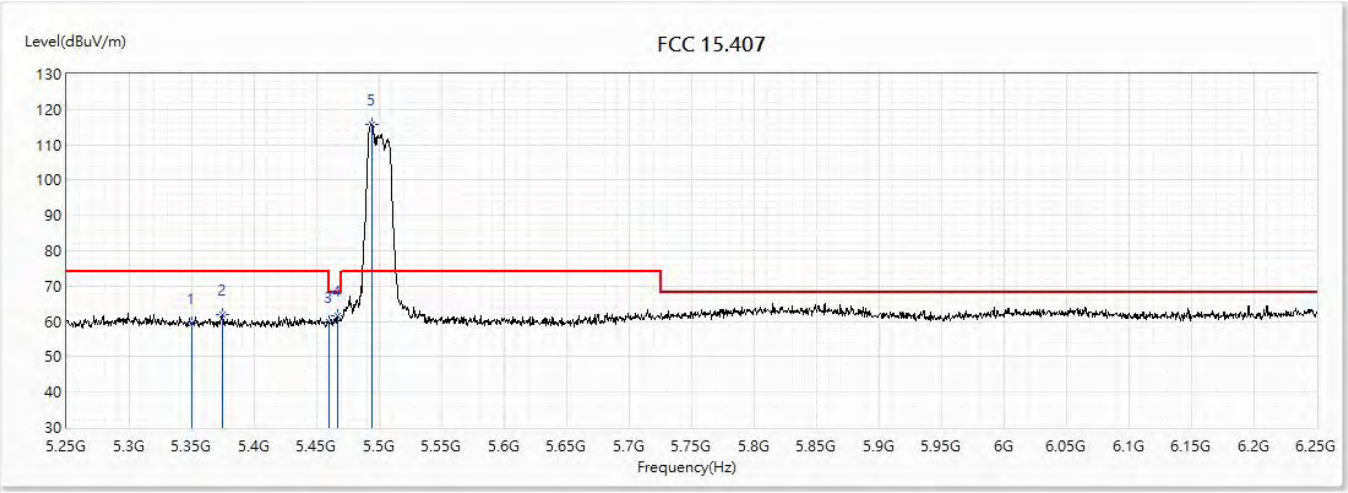

No	Frequency (MHz)	Emission Level (dBuV/m)	Limit (dBuV/m)	Margin (dB)	Reading Level (dBuV)	Correct Factor (dB)	Detector Type
1	5350	59.46	74.00	-14.54	35.43	24.03	PK
2	5374.5	61.84	74.00	-12.16	37.78	24.06	PK
3	5460	59.78	74.00	-14.22	35.62	24.16	PK
4	5466.5	61.49	68.20	-6.71	37.32	24.17	PK
! 5	5494	115.76	74.00	41.76	91.55	24.21	PK

Note:

1. All reading above 1GHz is performed with peak and/or average measurements as necessary.
2. “ * ”, means this data is the worst emission level.
3. Emission Level = Reading Level + Correct Factor.
4. The average measurement was not performed when the peak measured data under the limit of average detection. If the readings given are average, peak measurement should also be supplied.
5. The fundamental for reference only, it’s not restricted by unwanted emission limit.

Site :	CB2-H	Engineer :	Rueyyan
Model No :	GT-AX6000,	Test Date :	2018/11/14
Test Voltage :	AC 120V/60Hz	Polarity :	Horizontal
Test Mode :	Mode 15:TX_Non Beamforming_NSS2_ADP-65DW Y		
Note :	802.11ac(20M)_5500MHz		

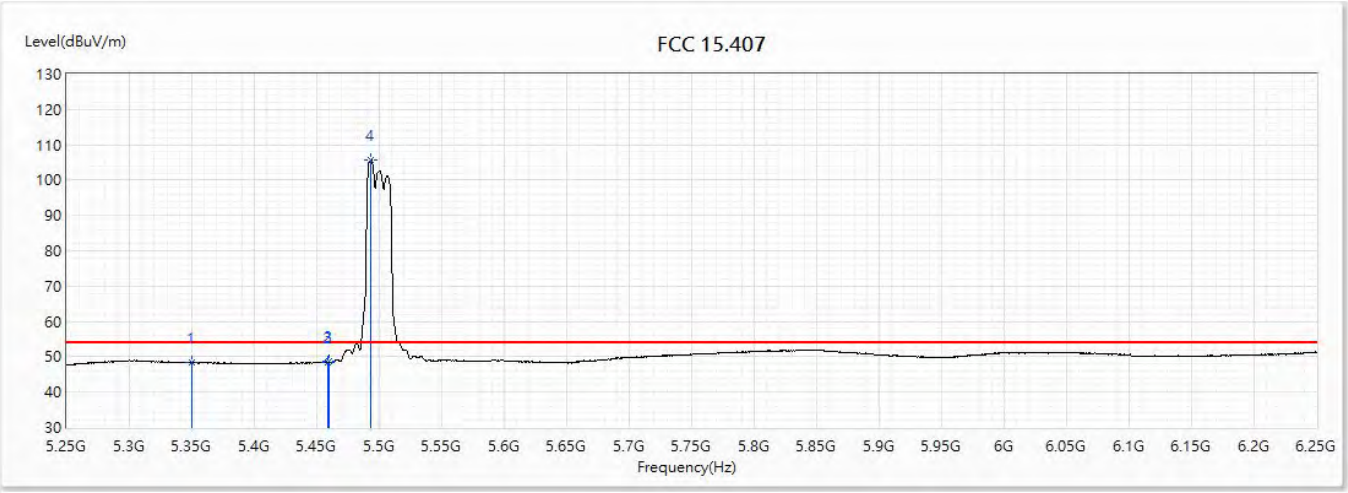

No	Frequency (MHz)	Emission Level (dBuV/m)	Limit (dBuV/m)	Margin (dB)	Reading Level (dBuV)	Correct Factor (dB)	Detector Type
1	5350	48.24	54.00	-5.76	24.21	24.03	AV
2	5459	48.44	54.00	-5.56	24.28	24.16	AV
3	5460	48.66	54.00	-5.34	24.50	24.16	AV
! 4	5493.5	105.75	54.00	51.75	81.55	24.20	AV

Note:

1. All reading above 1GHz is performed with peak and/or average measurements as necessary.
2. “ * ”, means this data is the worst emission level.
3. Emission Level = Reading Level + Correct Factor.
4. The average measurement was not performed when the peak measured data under the limit of average detection. If the readings given are average, peak measurement should also be supplied.
5. The fundamental for reference only, it’s not restricted by unwanted emission limit.

Site :	CB2-H	Engineer :	Rueyyan
Model No :	GT-AX6000,	Test Date :	2018/11/14
Test Voltage :	AC 120V/60Hz	Polarity :	Vertical
Test Mode :	Mode 15:TX_Non Beamforming_NSS2_ADP-65DW Y		
Note :	802.11ac(20M)_5500MHz		

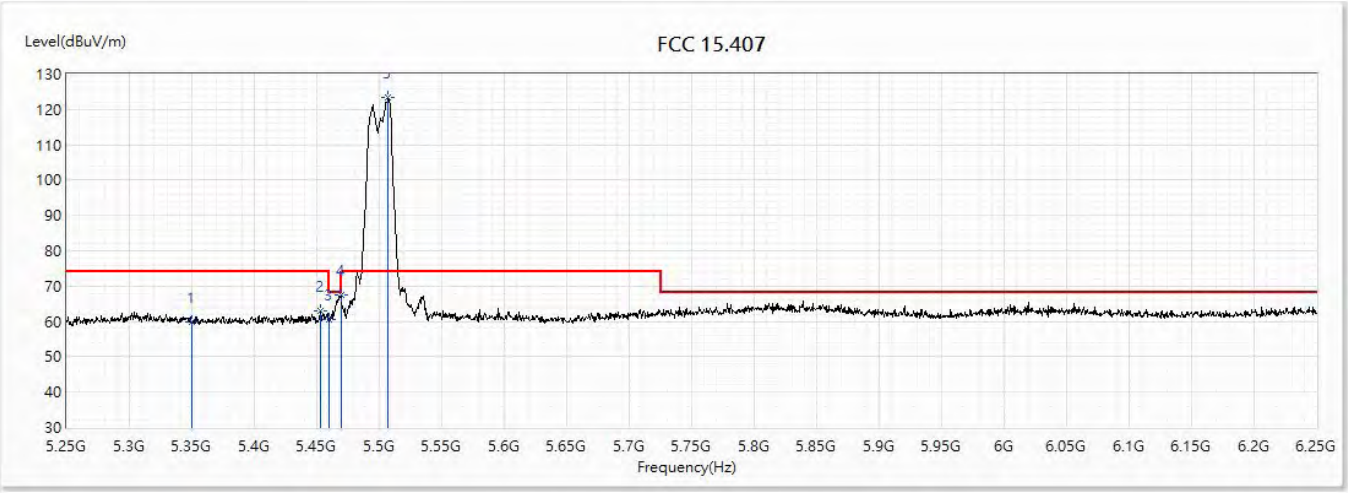

No	Frequency (MHz)	Emission Level (dBuV/m)	Limit (dBuV/m)	Margin (dB)	Reading Level (dBuV)	Correct Factor (dB)	Detector Type
1	5350	59.96	74.00	-14.04	35.93	24.03	PK
2	5453	62.91	74.00	-11.09	38.76	24.15	PK
3	5460	60.65	74.00	-13.35	36.49	24.16	PK
4	5469.5	67.66	68.20	-0.54	43.48	24.18	PK
! 5	5507	123.34	74.00	49.34	99.11	24.23	PK

Note:

1. All reading above 1GHz is performed with peak and/or average measurements as necessary.
2. “ * ”, means this data is the worst emission level.
3. Emission Level = Reading Level + Correct Factor.
4. The average measurement was not performed when the peak measured data under the limit of average detection. If the readings given are average, peak measurement should also be supplied.
5. The fundamental for reference only, it’s not restricted by unwanted emission limit.

Site :	CB2-H	Engineer :	Rueyyan
Model No :	GT-AX6000,	Test Date :	2018/11/14
Test Voltage :	AC 120V/60Hz	Polarity :	Vertical
Test Mode :	Mode 15:TX_Non Beamforming_NSS2_ADP-65DW Y		
Note :	802.11ac(20M)_5500MHz		

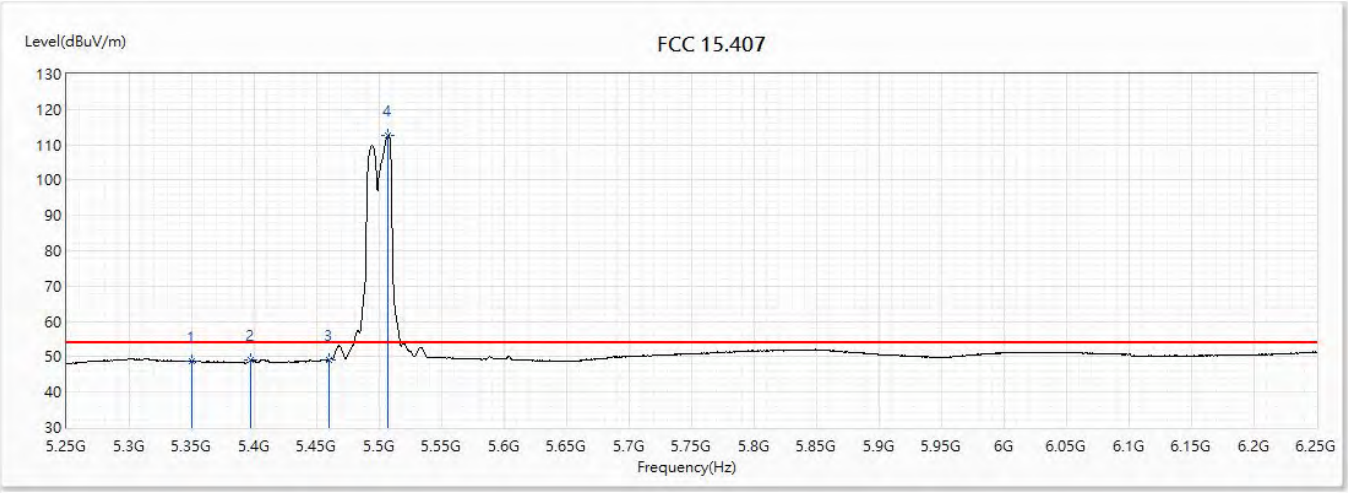

No	Frequency (MHz)	Emission Level (dBuV/m)	Limit (dBuV/m)	Margin (dB)	Reading Level (dBuV)	Correct Factor (dB)	Detector Type
1	5350	48.68	54.00	-5.32	24.65	24.03	AV
2	5397	49.16	54.00	-4.84	25.07	24.09	AV
3	5460	49.25	54.00	-4.75	25.09	24.16	AV
! 4	5506.5	112.79	54.00	58.79	88.56	24.23	AV

Note:

1. All reading above 1GHz is performed with peak and/or average measurements as necessary.
2. “ * ”, means this data is the worst emission level.
3. Emission Level = Reading Level + Correct Factor.
4. The average measurement was not performed when the peak measured data under the limit of average detection. If the readings given are average, peak measurement should also be supplied.
5. The fundamental for reference only, it’s not restricted by unwanted emission limit.

Site :	CB2-H	Engineer :	Rueyyan
Model No :	GT-AX6000,	Test Date :	2018/11/14
Test Voltage :	AC 120V/60Hz	Polarity :	Horizontal
Test Mode :	Mode 15:TX_Non Beamforming_NSS2_ADP-65DW Y		
Note :	802.11ac(20M)_5580MHz		

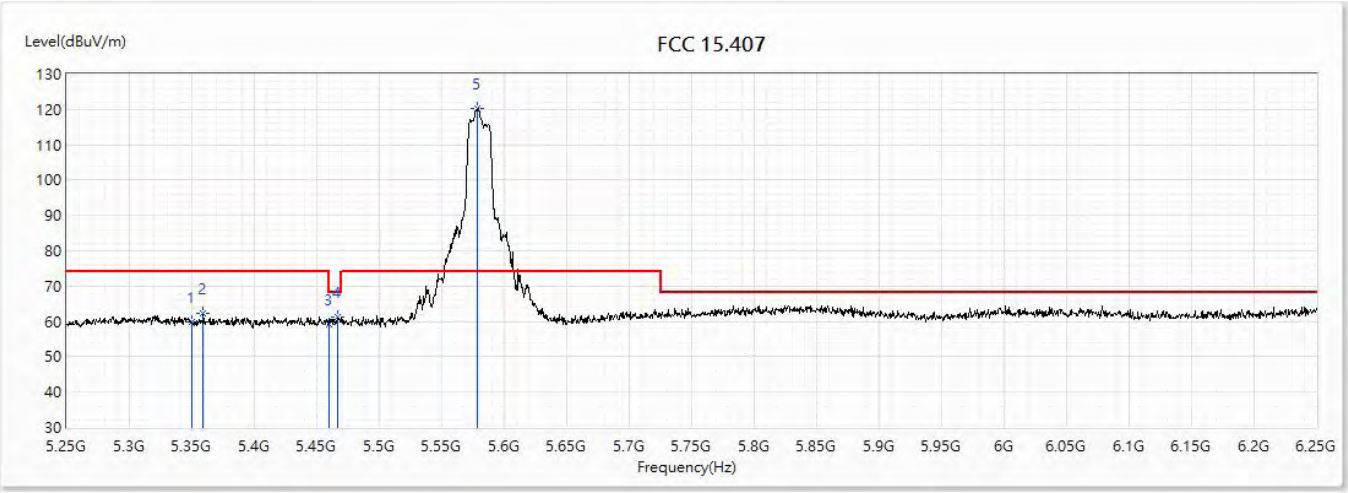

No	Frequency (MHz)	Emission Level (dBuV/m)	Limit (dBuV/m)	Margin (dB)	Reading Level (dBuV)	Correct Factor (dB)	Detector Type
1	5350	59.81	74.00	-14.19	35.78	24.03	PK
2	5359	62.15	74.00	-11.85	38.11	24.04	PK
3	5460	59.29	74.00	-14.71	35.13	24.16	PK
4	5466.5	61.21	68.20	-6.99	37.04	24.17	PK
! 5	5578.5	120.29	74.00	46.29	95.79	24.50	PK

Note:

1. All reading above 1GHz is performed with peak and/or average measurements as necessary.
2. “ * ”, means this data is the worst emission level.
3. Emission Level = Reading Level + Correct Factor.
4. The average measurement was not performed when the peak measured data under the limit of average detection. If the readings given are average, peak measurement should also be supplied.
5. The fundamental for reference only, it’s not restricted by unwanted emission limit.

Site :	CB2-H	Engineer :	Rueyyan
Model No :	GT-AX6000,	Test Date :	2018/11/14
Test Voltage :	AC 120V/60Hz	Polarity :	Horizontal
Test Mode :	Mode 15:TX_Non Beamforming_NSS2_ADP-65DW Y		
Note :	802.11ac(20M)_5580MHz		

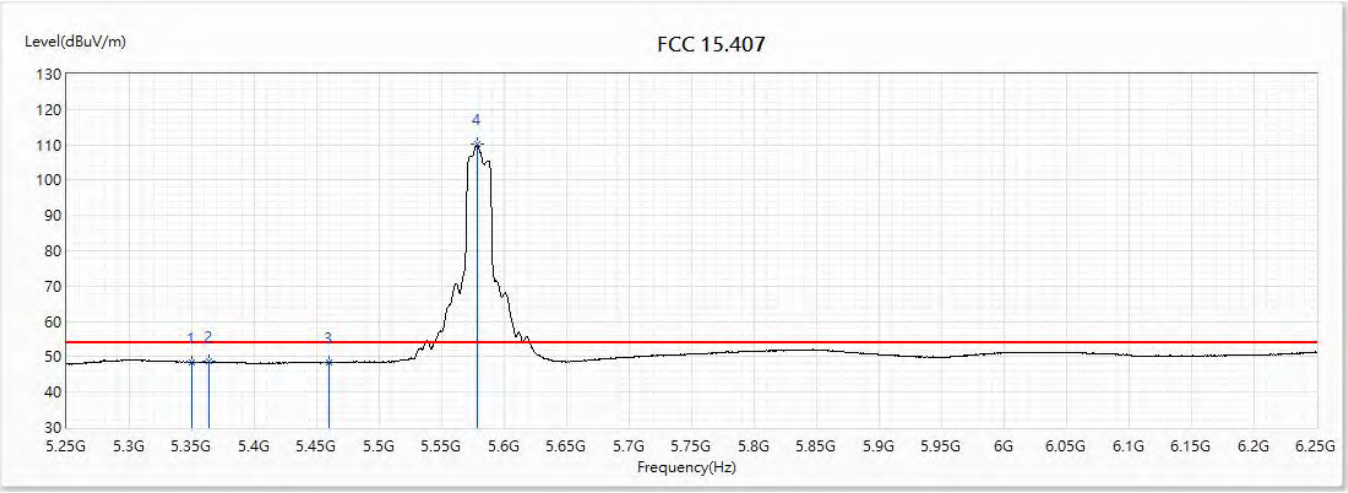

No	Frequency (MHz)	Emission Level (dBuV/m)	Limit (dBuV/m)	Margin (dB)	Reading Level (dBuV)	Correct Factor (dB)	Detector Type
1	5350	48.39	54.00	-5.61	24.36	24.03	AV
2	5364	48.58	54.00	-5.42	24.53	24.05	AV
3	5460	48.28	54.00	-5.72	24.12	24.16	AV
! 4	5578	110.29	54.00	56.29	85.79	24.50	AV

Note:

1. All reading above 1GHz is performed with peak and/or average measurements as necessary.
2. “ * ”, means this data is the worst emission level.
3. Emission Level = Reading Level + Correct Factor.
4. The average measurement was not performed when the peak measured data under the limit of average detection. If the readings given are average, peak measurement should also be supplied.
5. The fundamental for reference only, it’s not restricted by unwanted emission limit.

Site :	CB2-H	Engineer :	Rueyyan
Model No :	GT-AX6000,	Test Date :	2018/11/14
Test Voltage :	AC 120V/60Hz	Polarity :	Vertical
Test Mode :	Mode 15:TX_Non Beamforming_NSS2_ADP-65DW Y		
Note :	802.11ac(20M)_5580MHz		

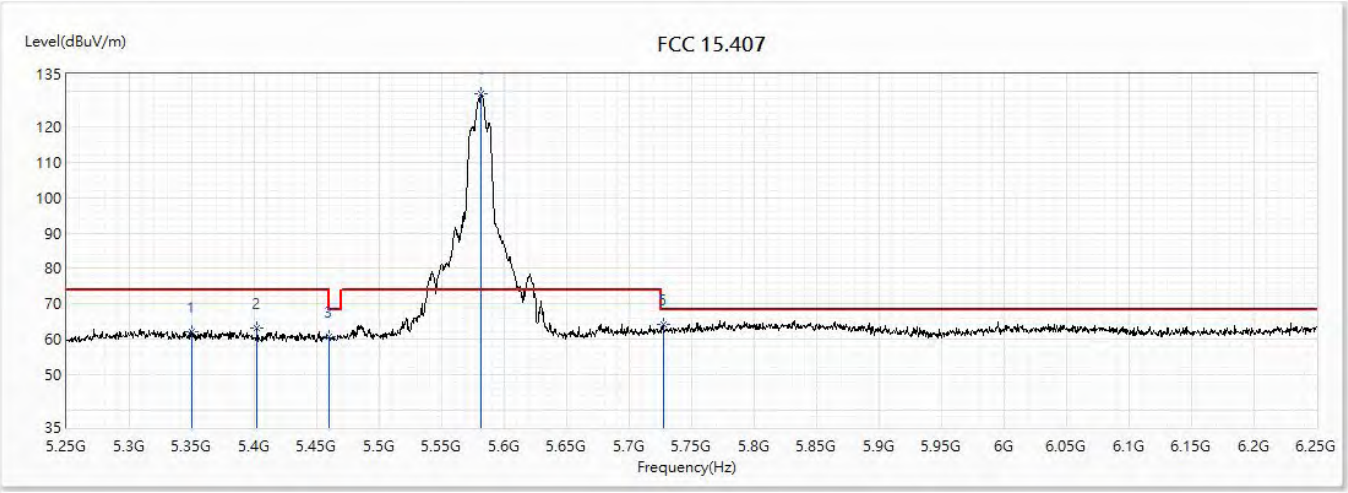

No	Frequency (MHz)	Emission Level (dBuV/m)	Limit (dBuV/m)	Margin (dB)	Reading Level (dBuV)	Correct Factor (dB)	Detector Type
1	5350	62.04	74.00	-11.96	38.01	24.03	PK
2	5402	62.99	74.00	-11.01	38.90	24.09	PK
3	5460	60.65	74.00	-13.35	36.49	24.16	PK
! 4	5581.5	129.48	74.00	55.48	104.97	24.51	PK
5	5727	64.05	68.20	-4.15	38.99	25.06	PK

Note:

1. All reading above 1GHz is performed with peak and/or average measurements as necessary.
2. “ * ”, means this data is the worst emission level.
3. Emission Level = Reading Level + Correct Factor.
4. The average measurement was not performed when the peak measured data under the limit of average detection. If the readings given are average, peak measurement should also be supplied.
5. The fundamental for reference only, it’s not restricted by unwanted emission limit.

Site :	CB2-H	Engineer :	Rueyyan
Model No :	GT-AX6000,	Test Date :	2018/11/14
Test Voltage :	AC 120V/60Hz	Polarity :	Vertical
Test Mode :	Mode 15:TX_Non Beamforming_NSS2_ADP-65DW Y		
Note :	802.11ac(20M)_5580MHz		

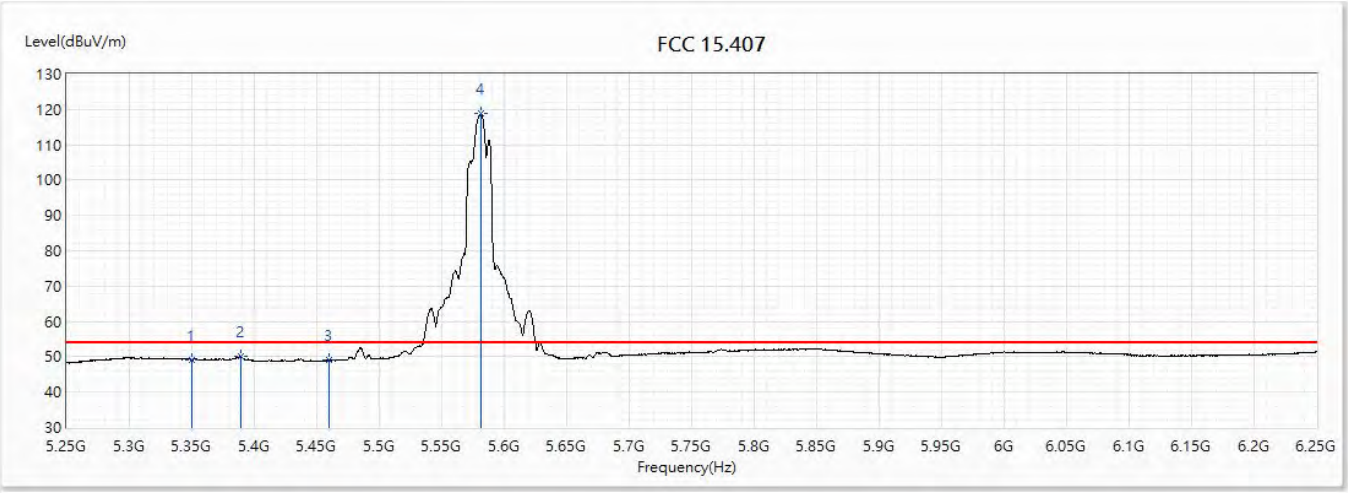

No	Frequency (MHz)	Emission Level (dBuV/m)	Limit (dBuV/m)	Margin (dB)	Reading Level (dBuV)	Correct Factor (dB)	Detector Type
1	5350	49.18	54.00	-4.82	25.15	24.03	AV
2	5389.5	50.02	54.00	-3.98	25.94	24.08	AV
3	5460	49.00	54.00	-5.00	24.84	24.16	AV
! 4	5581.5	118.82	54.00	64.82	94.31	24.51	AV

Note:

1. All reading above 1GHz is performed with peak and/or average measurements as necessary.
2. “ * ”, means this data is the worst emission level.
3. Emission Level = Reading Level + Correct Factor.
4. The average measurement was not performed when the peak measured data under the limit of average detection. If the readings given are average, peak measurement should also be supplied.
5. The fundamental for reference only, it’s not restricted by unwanted emission limit.

Site :	CB2-H	Engineer :	Rueyyan
Model No :	GT-AX6000,	Test Date :	2018/11/14
Test Voltage :	AC 120V/60Hz	Polarity :	Horizontal
Test Mode :	Mode 15:TX_Non Beamforming_NSS2_ADP-65DW Y		
Note :	802.11ac(20M)_5700MHz		

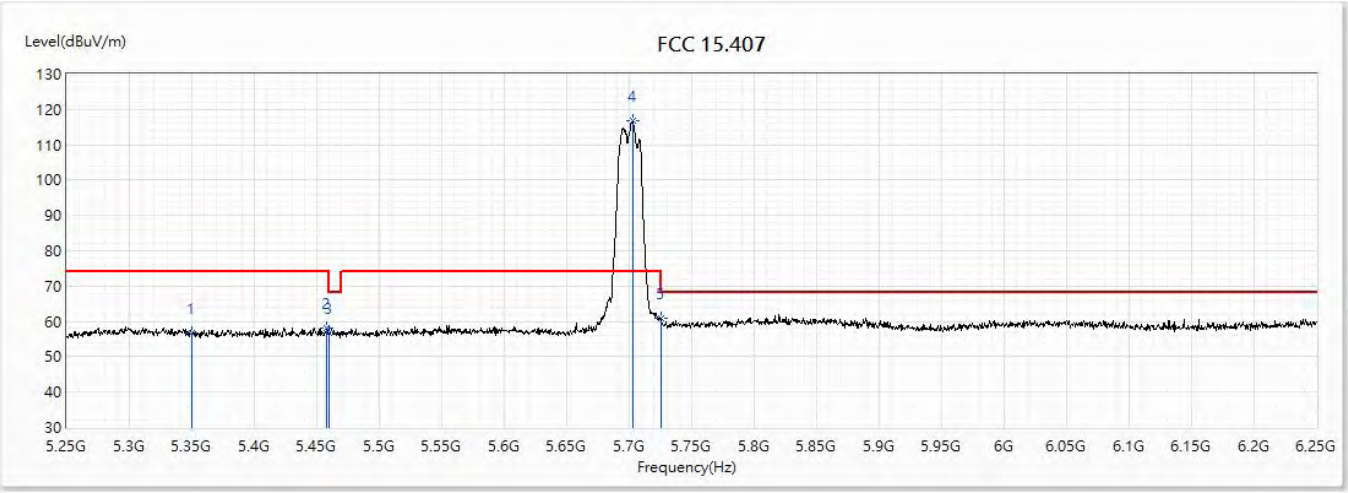

No	Frequency (MHz)	Emission Level (dBuV/m)	Limit (dBuV/m)	Margin (dB)	Reading Level (dBuV)	Correct Factor (dB)	Detector Type
1	5350	56.58	74.00	-17.42	32.55	24.03	PK
2	5458	58.20	74.00	-15.80	34.03	24.17	PK
3	5460	56.86	74.00	-17.14	32.70	24.16	PK
! 4	5702.5	116.65	74.00	42.65	91.69	24.96	PK
5	5725	60.74	74.00	-13.26	35.69	25.05	PK

Note:

1. All reading above 1GHz is performed with peak and/or average measurements as necessary.
2. “ * ”, means this data is the worst emission level.
3. Emission Level = Reading Level + Correct Factor.
4. The average measurement was not performed when the peak measured data under the limit of average detection. If the readings given are average, peak measurement should also be supplied.
5. The fundamental for reference only, it’s not restricted by unwanted emission limit.

Site :	CB2-H	Engineer :	Rueyyan
Model No :	GT-AX6000,	Test Date :	2018/11/14
Test Voltage :	AC 120V/60Hz	Polarity :	Horizontal
Test Mode :	Mode 15:TX_Non Beamforming_NSS2_ADP-65DW Y		
Note :	802.11ac(20M)_5700MHz		

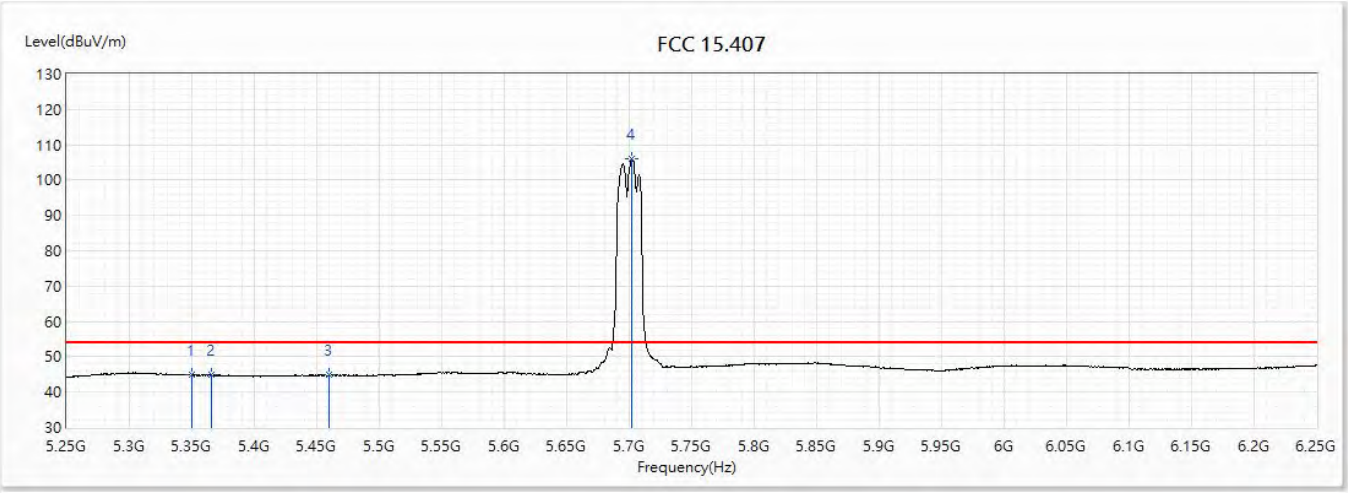

No	Frequency (MHz)	Emission Level (dBuV/m)	Limit (dBuV/m)	Margin (dB)	Reading Level (dBuV)	Correct Factor (dB)	Detector Type
1	5350	44.76	54.00	-9.24	20.73	24.03	AV
2	5365.5	44.84	54.00	-9.16	20.79	24.05	AV
3	5460	44.78	54.00	-9.22	20.62	24.16	AV
! 4	5702	106.17	54.00	52.17	81.21	24.96	AV

Note:

1. All reading above 1GHz is performed with peak and/or average measurements as necessary.
2. “ * ”, means this data is the worst emission level.
3. Emission Level = Reading Level + Correct Factor.
4. The average measurement was not performed when the peak measured data under the limit of average detection. If the readings given are average, peak measurement should also be supplied.
5. The fundamental for reference only, it’s not restricted by unwanted emission limit.

Site :	CB2-H	Engineer :	Rueyyan
Model No :	GT-AX6000,	Test Date :	2018/11/14
Test Voltage :	AC 120V/60Hz	Polarity :	Vertical
Test Mode :	Mode 15:TX_Non Beamforming_NSS2_ADP-65DW Y		
Note :	802.11ac(20M)_5700MHz		

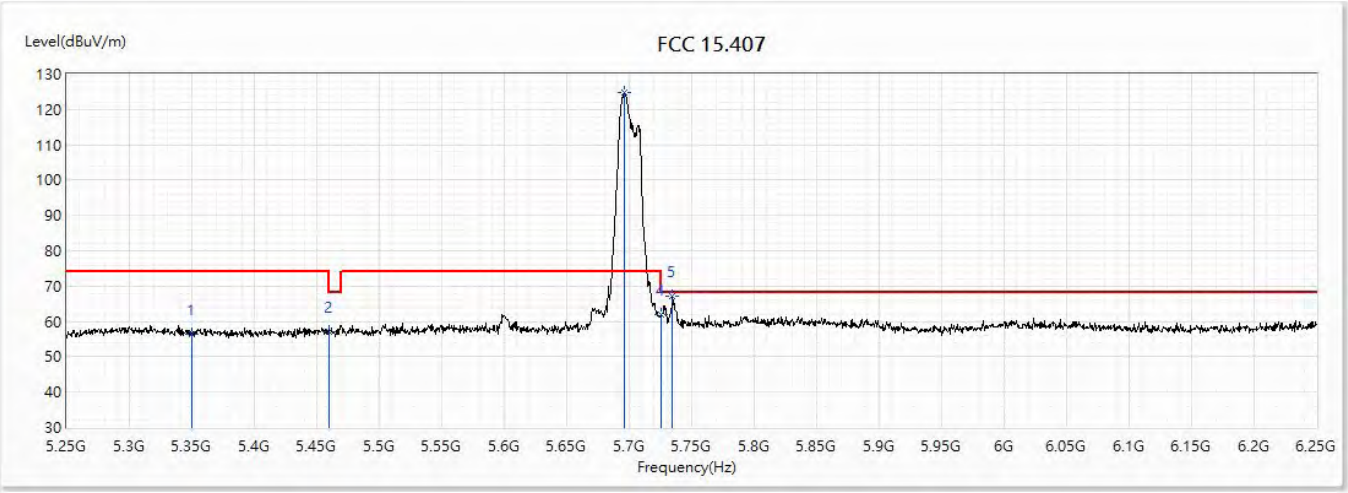

No	Frequency (MHz)	Emission Level (dBuV/m)	Limit (dBuV/m)	Margin (dB)	Reading Level (dBuV)	Correct Factor (dB)	Detector Type
1	5350	56.53	74.00	-17.47	32.50	24.03	PK
2	5460	57.21	74.00	-16.79	33.05	24.16	PK
! 3	5696.5	124.77	74.00	50.77	99.83	24.94	PK
4	5725	62.00	74.00	-12.00	36.95	25.05	PK
5	5734.5	67.21	68.20	-0.99	42.13	25.08	PK

Note:

1. All reading above 1GHz is performed with peak and/or average measurements as necessary.
2. “ * ”, means this data is the worst emission level.
3. Emission Level = Reading Level + Correct Factor.
4. The average measurement was not performed when the peak measured data under the limit of average detection. If the readings given are average, peak measurement should also be supplied.
5. The fundamental for reference only, it’s not restricted by unwanted emission limit.

Site :	CB2-H	Engineer :	Rueyyan
Model No :	GT-AX6000,	Test Date :	2018/11/14
Test Voltage :	AC 120V/60Hz	Polarity :	Vertical
Test Mode :	Mode 15:TX_Non Beamforming_NSS2_ADP-65DW Y		
Note :	802.11ac(20M)_5700MHz		

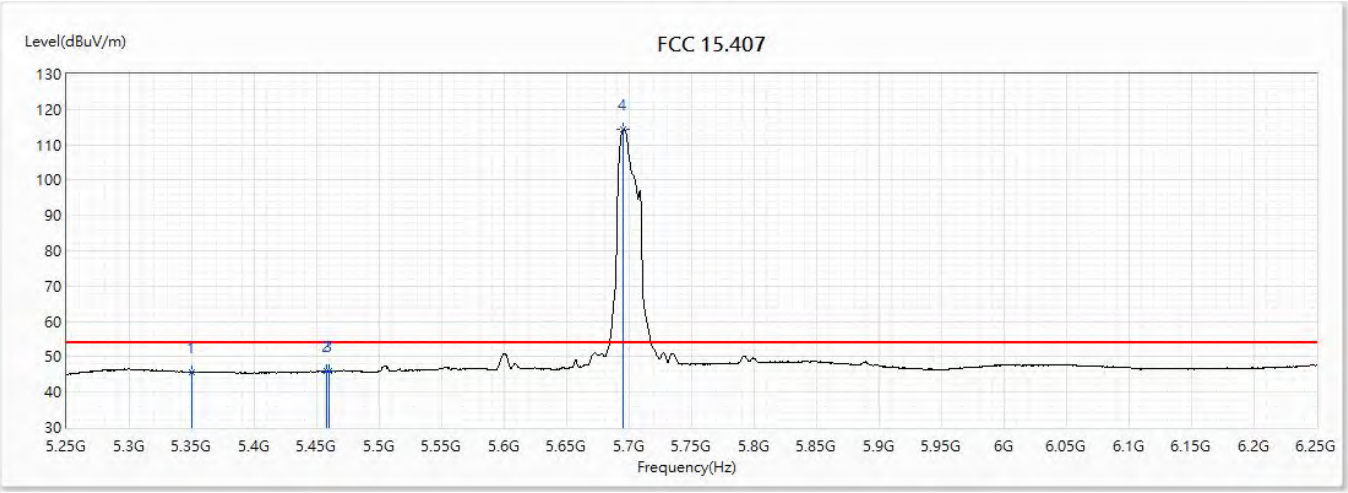

No	Frequency (MHz)	Emission Level (dBuV/m)	Limit (dBuV/m)	Margin (dB)	Reading Level (dBuV)	Correct Factor (dB)	Detector Type
1	5350	45.65	54.00	-8.35	21.62	24.03	AV
2	5458	45.84	54.00	-8.16	21.67	24.17	AV
3	5460	45.85	54.00	-8.15	21.69	24.16	AV
! 4	5695.5	114.47	54.00	60.47	89.53	24.94	AV

Note:

1. All reading above 1GHz is performed with peak and/or average measurements as necessary.
2. “ * ”, means this data is the worst emission level.
3. Emission Level = Reading Level + Correct Factor.
4. The average measurement was not performed when the peak measured data under the limit of average detection. If the readings given are average, peak measurement should also be supplied.
5. The fundamental for reference only, it’s not restricted by unwanted emission limit.

Site :	CB2-H	Engineer :	Rueyyan
Model No :	GT-AX6000,	Test Date :	2018/11/15
Test Voltage :	AC 120V/60Hz	Polarity :	Horizontal
Test Mode :	Mode 15:TX_Non Beamforming_NSS2_ADP-65DW Y		
Note :	802.11ac(40M)_5510MHz		

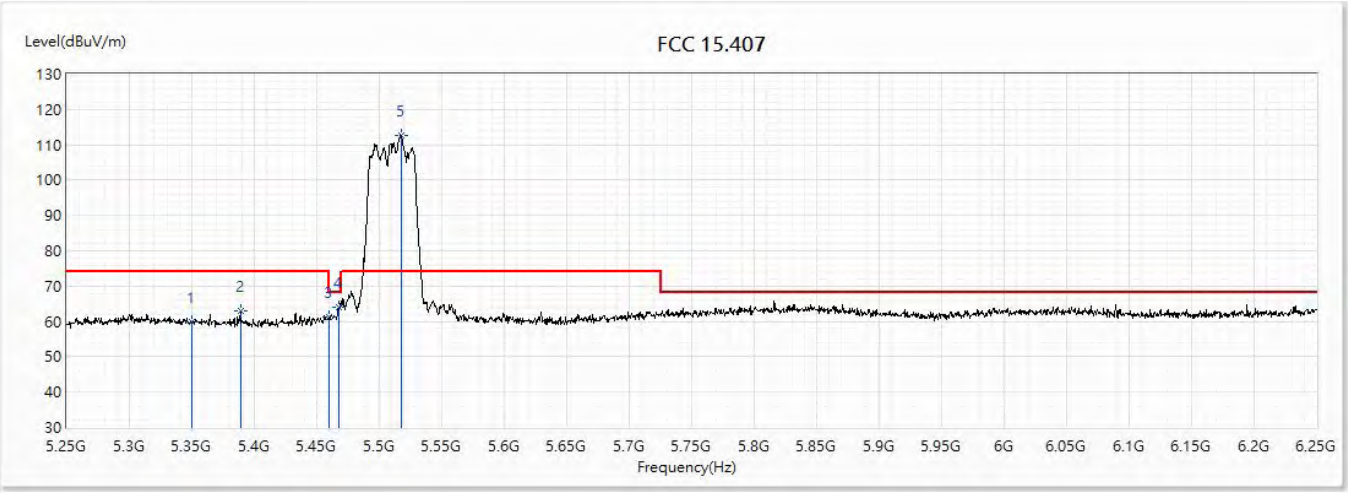

No	Frequency (MHz)	Emission Level (dBuV/m)	Limit (dBuV/m)	Margin (dB)	Reading Level (dBuV)	Correct Factor (dB)	Detector Type
1	5350	59.76	74.00	-14.24	35.73	24.03	PK
2	5389	62.98	74.00	-11.02	38.90	24.08	PK
3	5460	61.12	74.00	-12.88	36.96	24.16	PK
4	5467.5	64.14	68.20	-4.06	39.97	24.17	PK
! 5	5517.5	112.56	74.00	38.56	88.30	24.26	PK

Note:

1. All reading above 1GHz is performed with peak and/or average measurements as necessary.
2. “ * ”, means this data is the worst emission level.
3. Emission Level = Reading Level + Correct Factor.
4. The average measurement was not performed when the peak measured data under the limit of average detection. If the readings given are average, peak measurement should also be supplied.
5. The fundamental for reference only, it’s not restricted by unwanted emission limit.

Site :	CB2-H	Engineer :	Rueyyan
Model No :	GT-AX6000,	Test Date :	2018/11/15
Test Voltage :	AC 120V/60Hz	Polarity :	Horizontal
Test Mode :	Mode 15:TX_Non Beamforming_NSS2_ADP-65DW Y		
Note :	802.11ac(40M)_5510MHz		

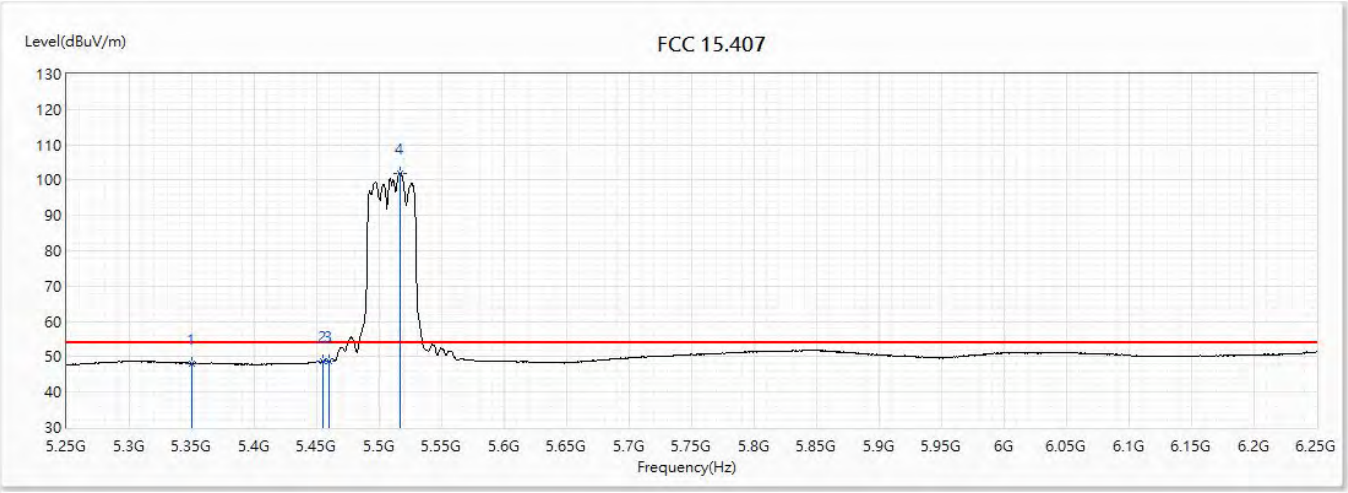

No	Frequency (MHz)	Emission Level (dBuV/m)	Limit (dBuV/m)	Margin (dB)	Reading Level (dBuV)	Correct Factor (dB)	Detector Type
1	5350	48.15	54.00	-5.85	24.12	24.03	AV
2	5455	48.87	54.00	-5.13	24.71	24.16	AV
3	5460	48.73	54.00	-5.27	24.57	24.16	AV
! 4	5516.5	101.99	54.00	47.99	77.73	24.26	AV

Note:

1. All reading above 1GHz is performed with peak and/or average measurements as necessary.
2. “ * ”, means this data is the worst emission level.
3. Emission Level = Reading Level + Correct Factor.
4. The average measurement was not performed when the peak measured data under the limit of average detection. If the readings given are average, peak measurement should also be supplied.
5. The fundamental for reference only, it’s not restricted by unwanted emission limit.

Site :	CB2-H	Engineer :	Rueyyan
Model No :	GT-AX6000,	Test Date :	2018/11/15
Test Voltage :	AC 120V/60Hz	Polarity :	Vertical
Test Mode :	Mode 15:TX_Non Beamforming_NSS2_ADP-65DW Y		
Note :	802.11ac(40M)_5510MHz		

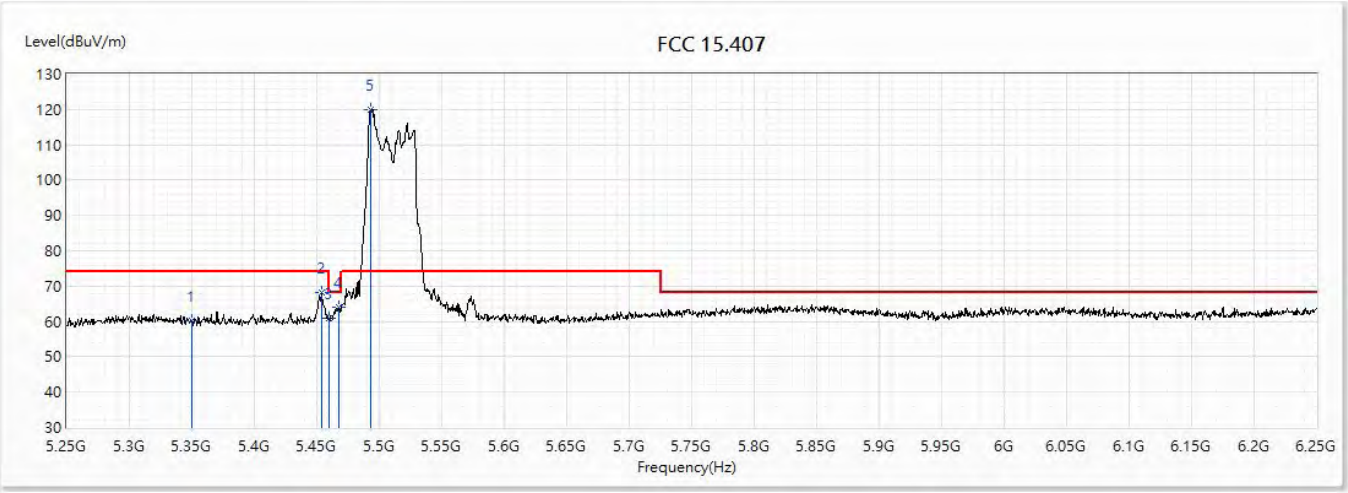

No	Frequency (MHz)	Emission Level (dBuV/m)	Limit (dBuV/m)	Margin (dB)	Reading Level (dBuV)	Correct Factor (dB)	Detector Type
1	5350	60.23	74.00	-13.77	36.20	24.03	PK
2	5453.5	68.15	74.00	-5.85	43.99	24.16	PK
3	5460	60.98	74.00	-13.02	36.82	24.16	PK
4	5468	64.18	68.20	-4.02	40.01	24.17	PK
! 5	5493	119.97	74.00	45.97	95.77	24.20	PK

Note:

1. All reading above 1GHz is performed with peak and/or average measurements as necessary.
2. “ * ”, means this data is the worst emission level.
3. Emission Level = Reading Level + Correct Factor.
4. The average measurement was not performed when the peak measured data under the limit of average detection. If the readings given are average, peak measurement should also be supplied.
5. The fundamental for reference only, it’s not restricted by unwanted emission limit.

Site :	CB2-H	Engineer :	Rueyyan
Model No :	GT-AX6000,	Test Date :	2018/11/15
Test Voltage :	AC 120V/60Hz	Polarity :	Vertical
Test Mode :	Mode 15:TX_Non Beamforming_NSS2_ADP-65DW Y		
Note :	802.11ac(40M)_5510MHz		

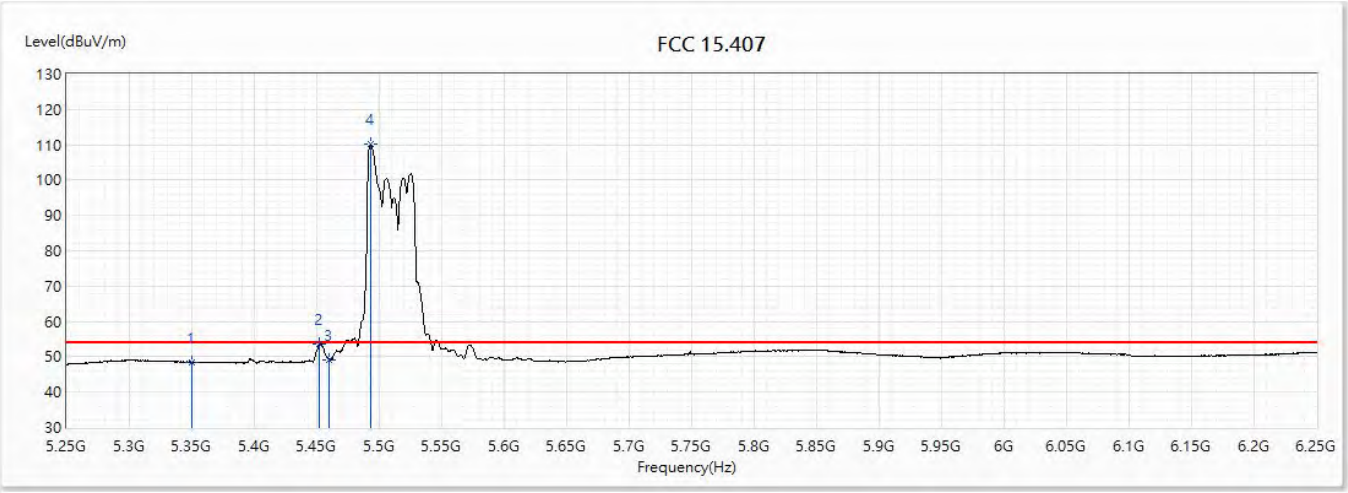

No	Frequency (MHz)	Emission Level (dBuV/m)	Limit (dBuV/m)	Margin (dB)	Reading Level (dBuV)	Correct Factor (dB)	Detector Type
1	5350	48.49	54.00	-5.51	24.46	24.03	AV
2	5452	53.56	54.00	-0.44	29.41	24.15	AV
3	5460	49.22	54.00	-4.78	25.06	24.16	AV
! 4	5493	110.20	54.00	56.20	86.00	24.20	AV

Note:

1. All reading above 1GHz is performed with peak and/or average measurements as necessary.
2. “ * ”, means this data is the worst emission level.
3. Emission Level = Reading Level + Correct Factor.
4. The average measurement was not performed when the peak measured data under the limit of average detection. If the readings given are average, peak measurement should also be supplied.
5. The fundamental for reference only, it’s not restricted by unwanted emission limit.

Site :	CB2-H	Engineer :	Rueyyan
Model No :	GT-AX6000,	Test Date :	2018/11/16
Test Voltage :	AC 120V/60Hz	Polarity :	Horizontal
Test Mode :	Mode 15:TX_Non Beamforming_NSS2_ADP-65DW Y		
Note :	802.11ac(40M)_5590MHz		

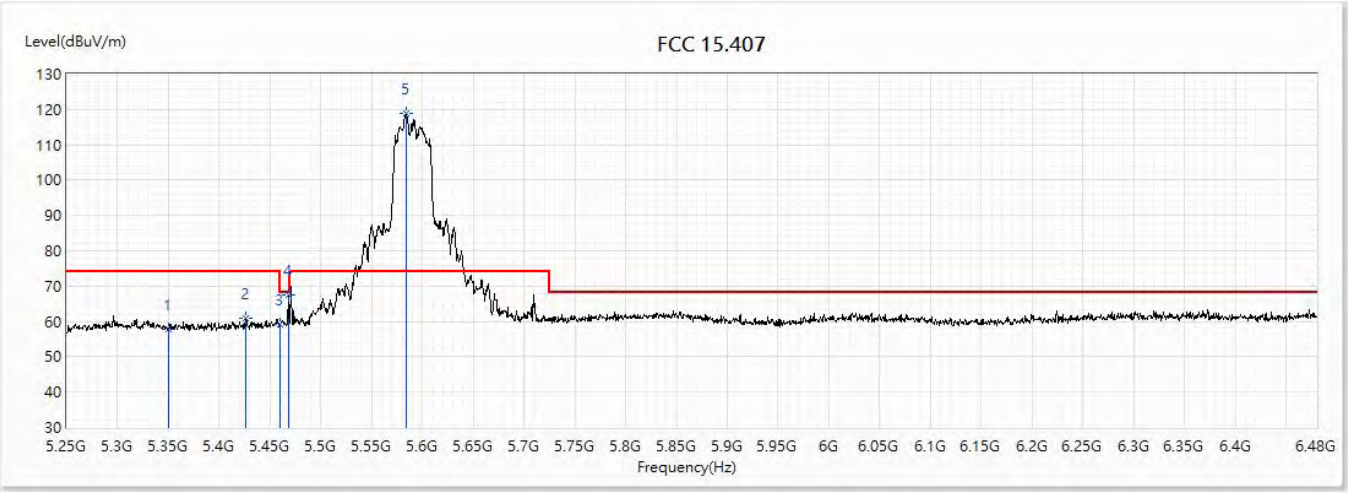

No	Frequency (MHz)	Emission Level (dBuV/m)	Limit (dBuV/m)	Margin (dB)	Reading Level (dBuV)	Correct Factor (dB)	Detector Type
1	5350	57.84	74.00	-16.16	33.81	24.03	PK
2	5426.505	60.81	74.00	-13.19	36.69	24.12	PK
3	5460	59.17	74.00	-14.83	35.01	24.16	PK
4	5467.71	67.63	68.20	-0.57	43.46	24.17	PK
! 5	5583.945	118.77	74.00	44.77	94.25	24.52	PK

Note:

1. All reading above 1GHz is performed with peak and/or average measurements as necessary.
2. “ * ”, means this data is the worst emission level.
3. Emission Level = Reading Level + Correct Factor.
4. The average measurement was not performed when the peak measured data under the limit of average detection. If the readings given are average, peak measurement should also be supplied.
5. The fundamental for reference only, it’s not restricted by unwanted emission limit.

Site :	CB2-H	Engineer :	Rueyyan
Model No :	GT-AX6000,	Test Date :	2018/11/16
Test Voltage :	AC 120V/60Hz	Polarity :	Horizontal
Test Mode :	Mode 15:TX_Non Beamforming_NSS2_ADP-65DW Y		
Note :	802.11ac(40M)_5590MHz		

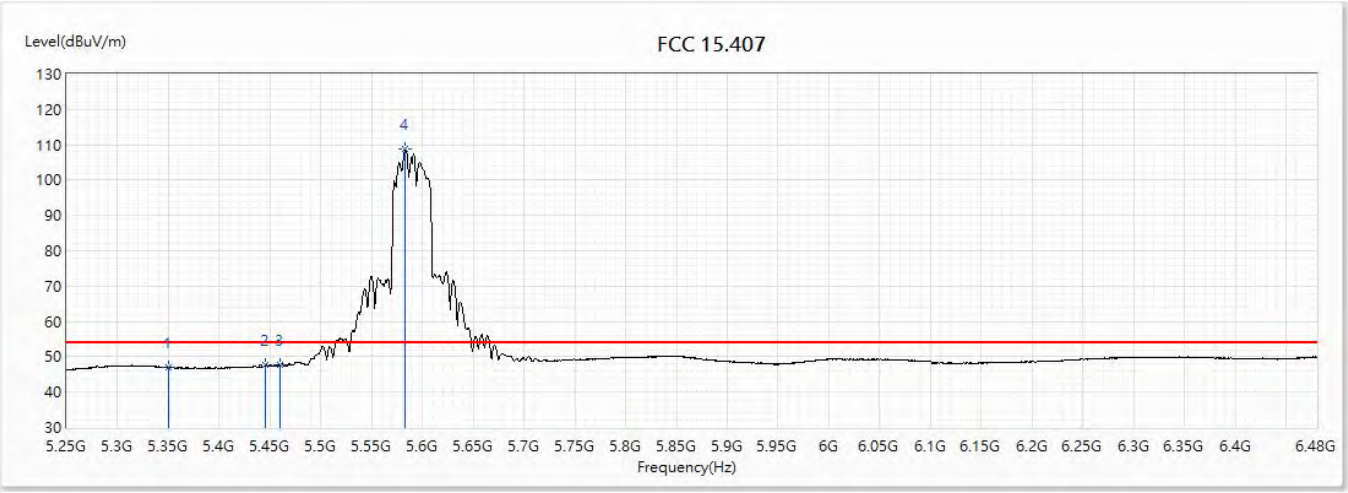

No	Frequency (MHz)	Emission Level (dBuV/m)	Limit (dBuV/m)	Margin (dB)	Reading Level (dBuV)	Correct Factor (dB)	Detector Type
1	5350	46.93	54.00	-7.07	22.90	24.03	AV
2	5445.57	47.84	54.00	-6.16	23.68	24.16	AV
3	5460	47.68	54.00	-6.32	23.52	24.16	AV
! 4	5583.33	108.81	54.00	54.81	84.30	24.51	AV

Note:

1. All reading above 1GHz is performed with peak and/or average measurements as necessary.
2. “ * ”, means this data is the worst emission level.
3. Emission Level = Reading Level + Correct Factor.
4. The average measurement was not performed when the peak measured data under the limit of average detection. If the readings given are average, peak measurement should also be supplied.
5. The fundamental for reference only, it’s not restricted by unwanted emission limit.

Site :	CB2-H	Engineer :	Rueyyan
Model No :	GT-AX6000,	Test Date :	2018/11/16
Test Voltage :	AC 120V/60Hz	Polarity :	Vertical
Test Mode :	Mode 15:TX_Non Beamforming_NSS2_ADP-65DW Y		
Note :	802.11ac(40M)_5590MHz		

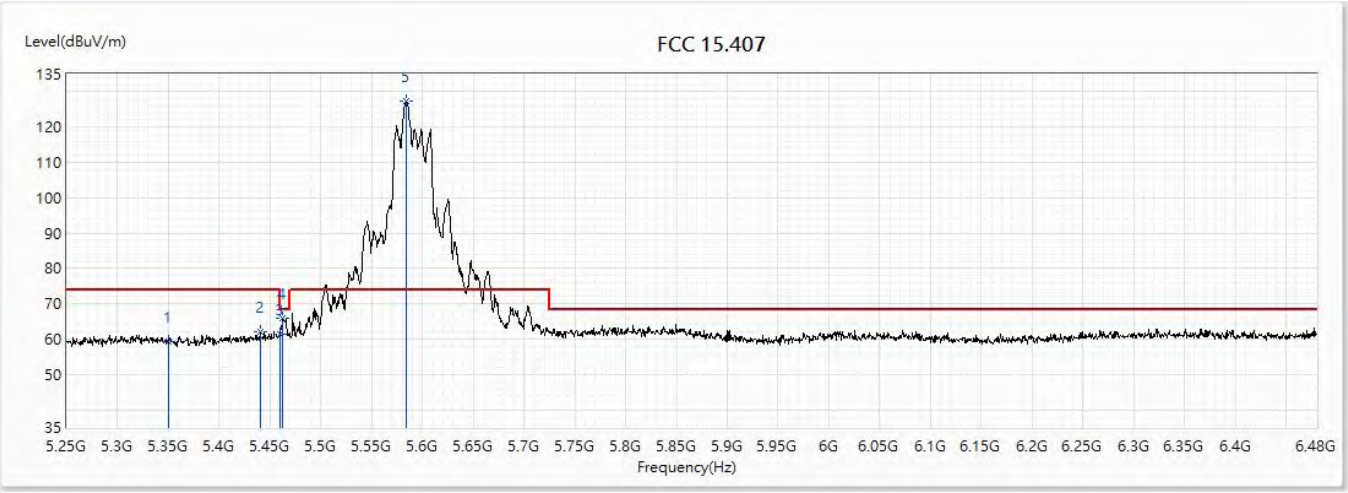

No	Frequency (MHz)	Emission Level (dBuV/m)	Limit (dBuV/m)	Margin (dB)	Reading Level (dBuV)	Correct Factor (dB)	Detector Type
1	5350	59.33	74.00	-14.67	35.30	24.03	PK
2	5440.035	62.04	74.00	-11.96	37.90	24.14	PK
3	5460	61.42	74.00	-12.58	37.26	24.16	PK
4	5462.79	65.94	68.20	-2.26	41.77	24.17	PK
! 5	5584.56	127.30	74.00	53.30	102.78	24.52	PK

Note:

1. All reading above 1GHz is performed with peak and/or average measurements as necessary.
2. “ * ”, means this data is the worst emission level.
3. Emission Level = Reading Level + Correct Factor.
4. The average measurement was not performed when the peak measured data under the limit of average detection. If the readings given are average, peak measurement should also be supplied.
5. The fundamental for reference only, it’s not restricted by unwanted emission limit.

Site :	CB2-H	Engineer :	Rueyyan
Model No :	GT-AX6000,	Test Date :	2018/11/16
Test Voltage :	AC 120V/60Hz	Polarity :	Vertical
Test Mode :	Mode 15:TX_Non Beamforming_NSS2_ADP-65DW Y		
Note :	802.11ac(40M)_5590MHz		

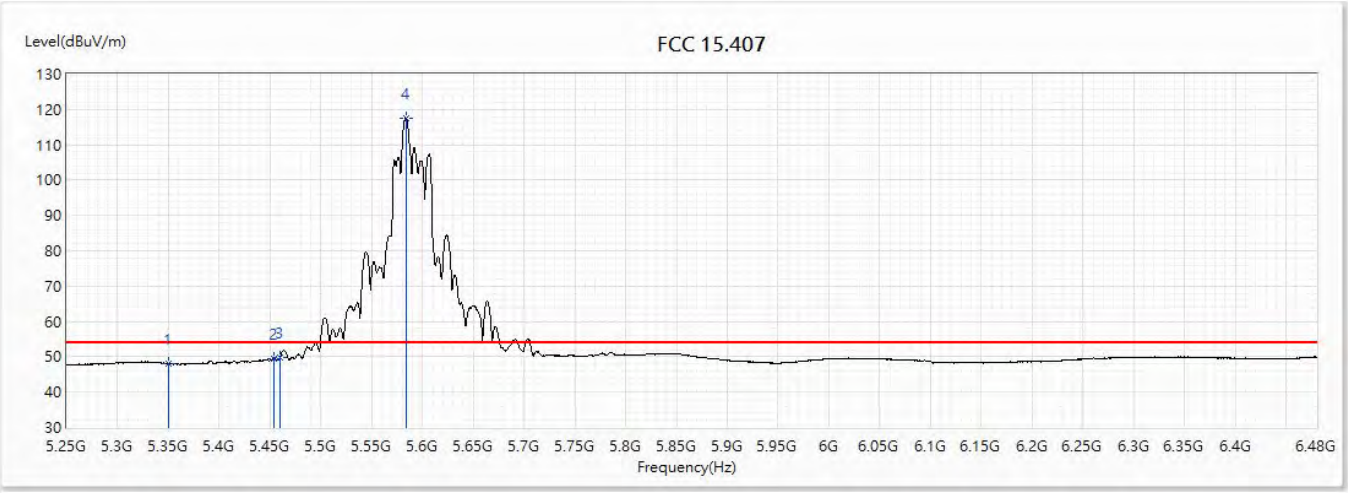

No	Frequency (MHz)	Emission Level (dBuV/m)	Limit (dBuV/m)	Margin (dB)	Reading Level (dBuV)	Correct Factor (dB)	Detector Type
1	5350	48.10	54.00	-5.90	24.07	24.03	AV
2	5453.565	49.51	54.00	-4.49	25.35	24.16	AV
3	5460	49.93	54.00	-4.07	25.77	24.16	AV
! 4	5583.945	117.46	54.00	63.46	92.94	24.52	AV

Note:

1. All reading above 1GHz is performed with peak and/or average measurements as necessary.
2. “ * ”, means this data is the worst emission level.
3. Emission Level = Reading Level + Correct Factor.
4. The average measurement was not performed when the peak measured data under the limit of average detection. If the readings given are average, peak measurement should also be supplied.
5. The fundamental for reference only, it’s not restricted by unwanted emission limit.

Site :	CB2-H	Engineer :	Rueyyan
Model No :	GT-AX6000,	Test Date :	2018/11/15
Test Voltage :	AC 120V/60Hz	Polarity :	Horizontal
Test Mode :	Mode 15:TX_Non Beamforming_NSS2_ADP-65DW Y		
Note :	802.11ac(40M)_5670MHz		

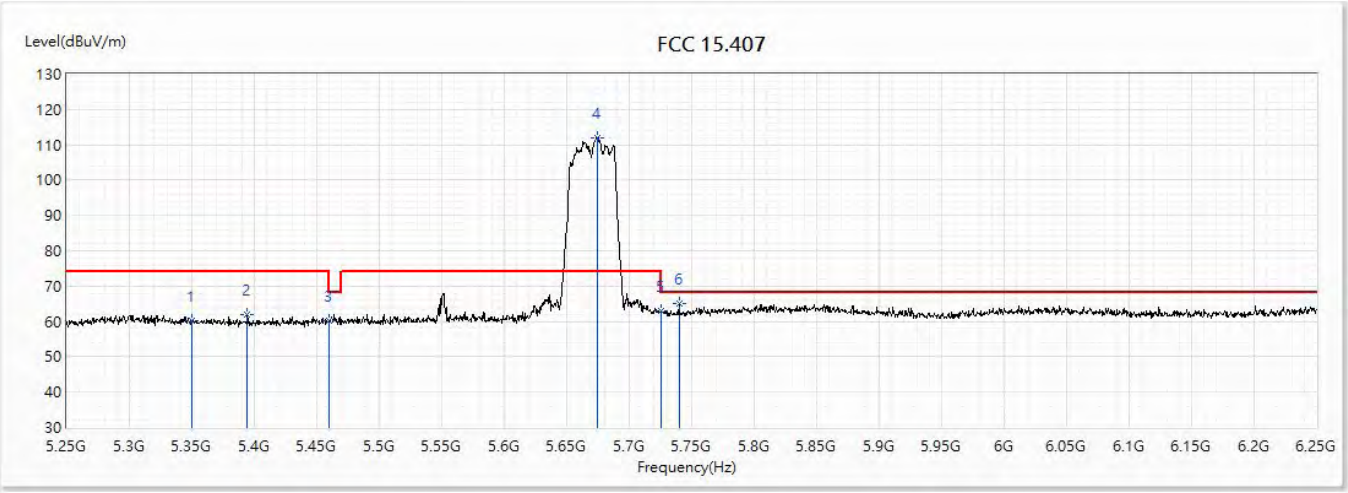

No	Frequency (MHz)	Emission Level (dBuV/m)	Limit (dBuV/m)	Margin (dB)	Reading Level (dBuV)	Correct Factor (dB)	Detector Type
1	5350	60.38	74.00	-13.62	36.35	24.03	PK
2	5394.5	62.01	74.00	-11.99	37.93	24.08	PK
3	5460	60.33	74.00	-13.67	36.17	24.16	PK
! 4	5674.5	111.88	74.00	37.88	87.02	24.86	PK
5	5725	63.11	74.00	-10.89	38.06	25.05	PK
6	5740	65.00	68.20	-3.20	39.90	25.10	PK

Note:

1. All reading above 1GHz is performed with peak and/or average measurements as necessary.
2. “ * ”, means this data is the worst emission level.
3. Emission Level = Reading Level + Correct Factor.
4. The average measurement was not performed when the peak measured data under the limit of average detection. If the readings given are average, peak measurement should also be supplied.
5. The fundamental for reference only, it’s not restricted by unwanted emission limit.

Site :	CB2-H	Engineer :	Rueyyan
Model No :	GT-AX6000,	Test Date :	2018/11/15
Test Voltage :	AC 120V/60Hz	Polarity :	Horizontal
Test Mode :	Mode 15:TX_Non Beamforming_NSS2_ADP-65DW Y		
Note :	802.11ac(40M)_5670MHz		

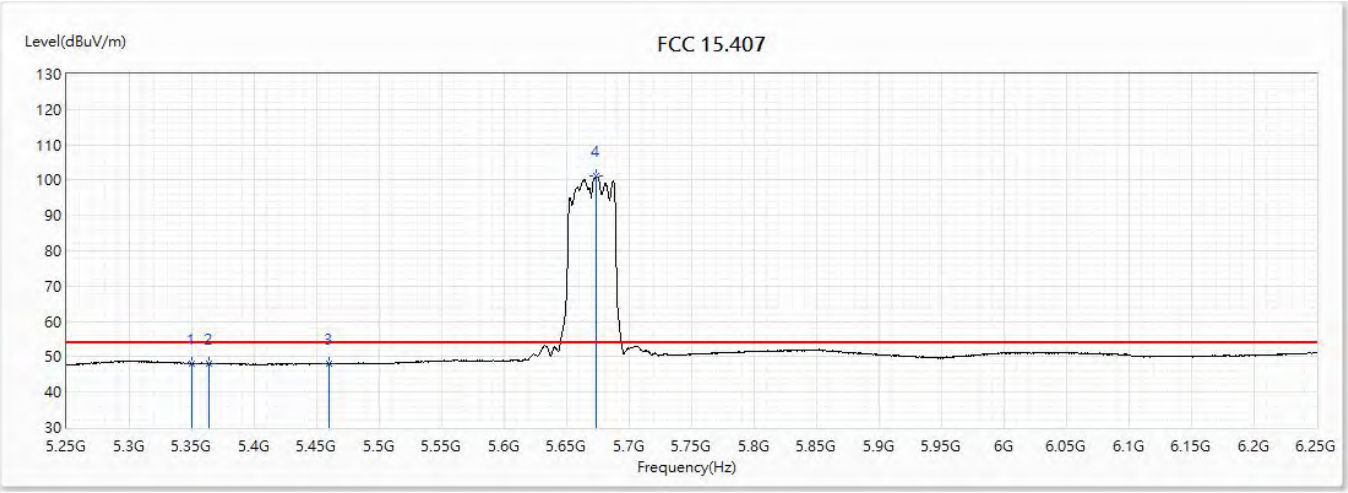

No	Frequency (MHz)	Emission Level (dBuV/m)	Limit (dBuV/m)	Margin (dB)	Reading Level (dBuV)	Correct Factor (dB)	Detector Type
1	5350	48.13	54.00	-5.87	24.10	24.03	AV
2	5363.5	48.14	54.00	-5.86	24.09	24.05	AV
3	5460	48.09	54.00	-5.91	23.93	24.16	AV
! 4	5674	101.34	54.00	47.34	76.48	24.86	AV

Note:

1. All reading above 1GHz is performed with peak and/or average measurements as necessary.
2. “ * ”, means this data is the worst emission level.
3. Emission Level = Reading Level + Correct Factor.
4. The average measurement was not performed when the peak measured data under the limit of average detection. If the readings given are average, peak measurement should also be supplied.
5. The fundamental for reference only, it’s not restricted by unwanted emission limit.

Site :	CB2-H	Engineer :	Rueyyan
Model No :	GT-AX6000,	Test Date :	2018/11/15
Test Voltage :	AC 120V/60Hz	Polarity :	Vertical
Test Mode :	Mode 15:TX_Non Beamforming_NSS2_ADP-65DW Y		
Note :	802.11ac(40M)_5670MHz		

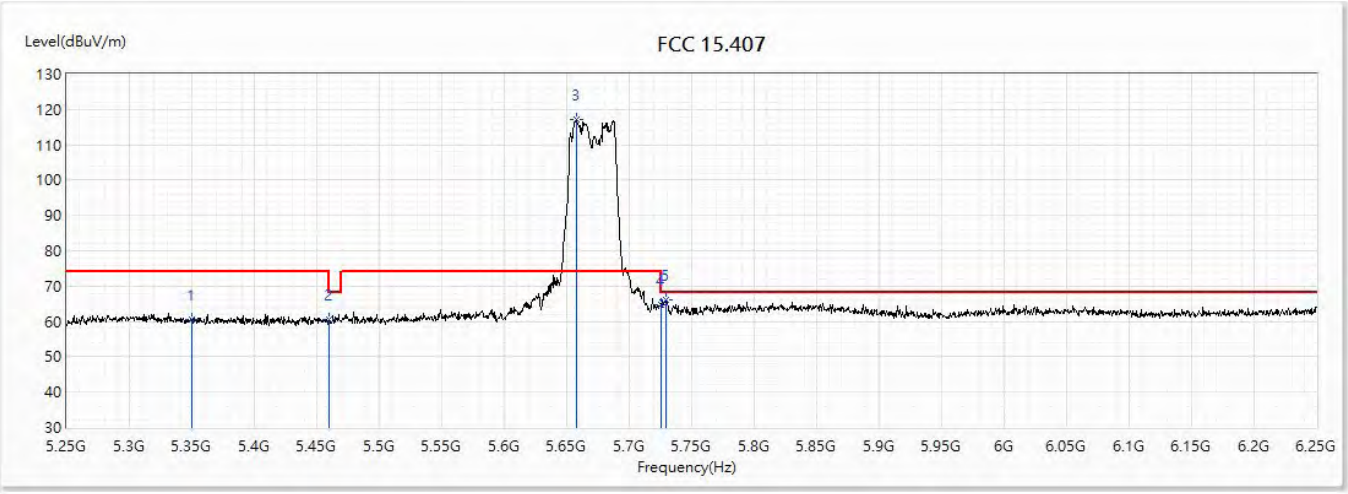

No	Frequency (MHz)	Emission Level (dBuV/m)	Limit (dBuV/m)	Margin (dB)	Reading Level (dBuV)	Correct Factor (dB)	Detector Type
1	5350	60.68	74.00	-13.32	36.65	24.03	PK
2	5460	60.43	74.00	-13.57	36.27	24.16	PK
! 3	5657.5	117.01	74.00	43.01	92.21	24.80	PK
4	5725	64.82	74.00	-9.18	39.77	25.05	PK
5	5729	65.97	68.20	-2.23	40.90	25.07	PK

Note:

1. All reading above 1GHz is performed with peak and/or average measurements as necessary.
2. “ * ”, means this data is the worst emission level.
3. Emission Level = Reading Level + Correct Factor.
4. The average measurement was not performed when the peak measured data under the limit of average detection. If the readings given are average, peak measurement should also be supplied.
5. The fundamental for reference only, it’s not restricted by unwanted emission limit.

Site :	CB2-H	Engineer :	Rueyyan
Model No :	GT-AX6000,	Test Date :	2018/11/15
Test Voltage :	AC 120V/60Hz	Polarity :	Vertical
Test Mode :	Mode 15:TX_Non Beamforming_NSS2_ADP-65DW Y		
Note :	802.11ac(40M)_5670MHz		

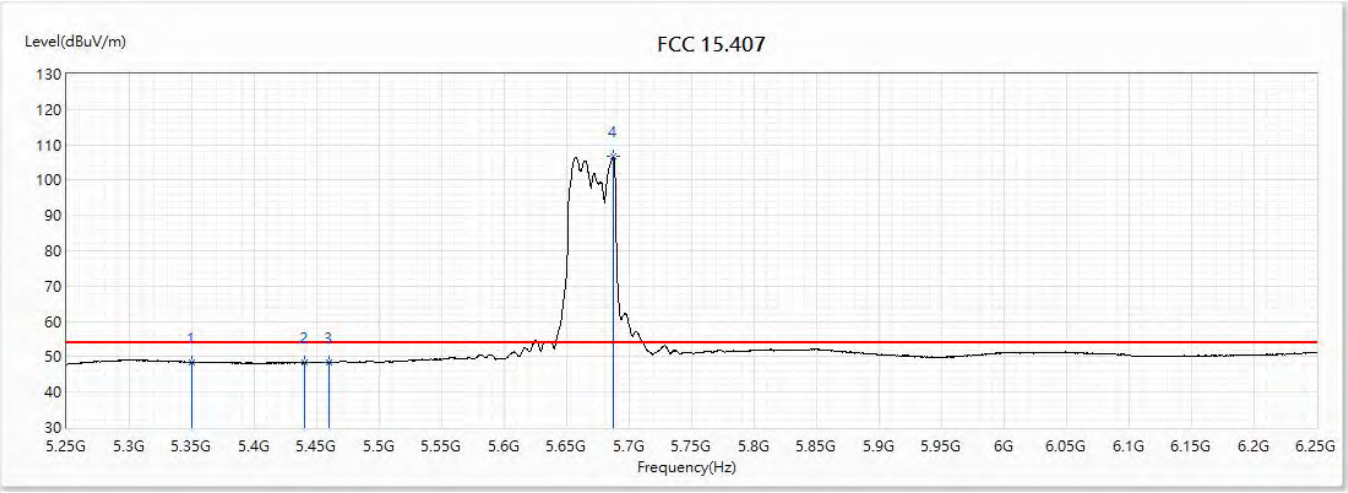

No	Frequency (MHz)	Emission Level (dBuV/m)	Limit (dBuV/m)	Margin (dB)	Reading Level (dBuV)	Correct Factor (dB)	Detector Type
1	5350	48.43	54.00	-5.57	24.40	24.03	AV
2	5440.5	48.27	54.00	-5.73	24.13	24.14	AV
3	5460	48.47	54.00	-5.53	24.31	24.16	AV
! 4	5687	106.68	54.00	52.68	81.77	24.91	AV

Note:

1. All reading above 1GHz is performed with peak and/or average measurements as necessary.
2. “ * ”, means this data is the worst emission level.
3. Emission Level = Reading Level + Correct Factor.
4. The average measurement was not performed when the peak measured data under the limit of average detection. If the readings given are average, peak measurement should also be supplied.
5. The fundamental for reference only, it’s not restricted by unwanted emission limit.

Site :	CB2-H	Engineer :	Rueyyan
Model No :	GT-AX6000,	Test Date :	2018/11/15
Test Voltage :	AC 120V/60Hz	Polarity :	Horizontal
Test Mode :	Mode 15:TX_Non Beamforming_NSS2_ADP-65DW Y		
Note :	802.11ac(80M)_5530MHz		

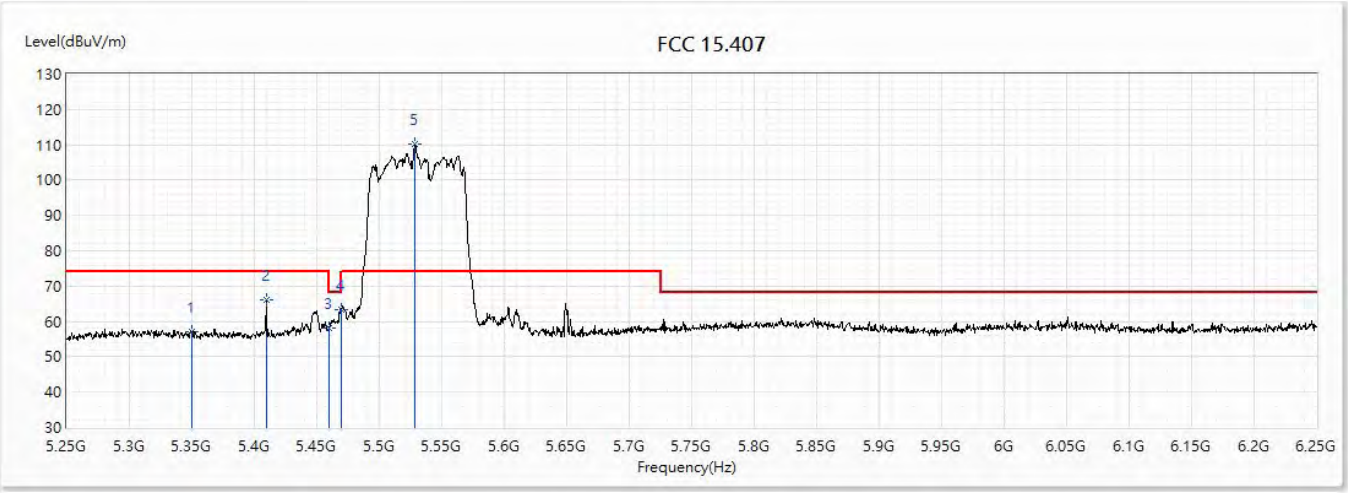

No	Frequency (MHz)	Emission Level (dBuV/m)	Limit (dBuV/m)	Margin (dB)	Reading Level (dBuV)	Correct Factor (dB)	Detector Type
1	5350	56.92	74.00	-17.08	32.89	24.03	PK
2	5409.5	65.95	74.00	-8.05	41.85	24.10	PK
3	5460	58.13	74.00	-15.87	33.97	24.16	PK
4	5470	63.23	68.20	-4.97	39.04	24.19	PK
! 5	5528.5	110.04	74.00	36.04	85.73	24.31	PK

Note:

1. All reading above 1GHz is performed with peak and/or average measurements as necessary.
2. “ * ”, means this data is the worst emission level.
3. Emission Level = Reading Level + Correct Factor.
4. The average measurement was not performed when the peak measured data under the limit of average detection. If the readings given are average, peak measurement should also be supplied.
5. The fundamental for reference only, it’s not restricted by unwanted emission limit.

Site :	CB2-H	Engineer :	Rueyyan
Model No :	GT-AX6000,	Test Date :	2018/11/15
Test Voltage :	AC 120V/60Hz	Polarity :	Horizontal
Test Mode :	Mode 15:TX_Non Beamforming_NSS2_ADP-65DW Y		
Note :	802.11ac(80M)_5530MHz		

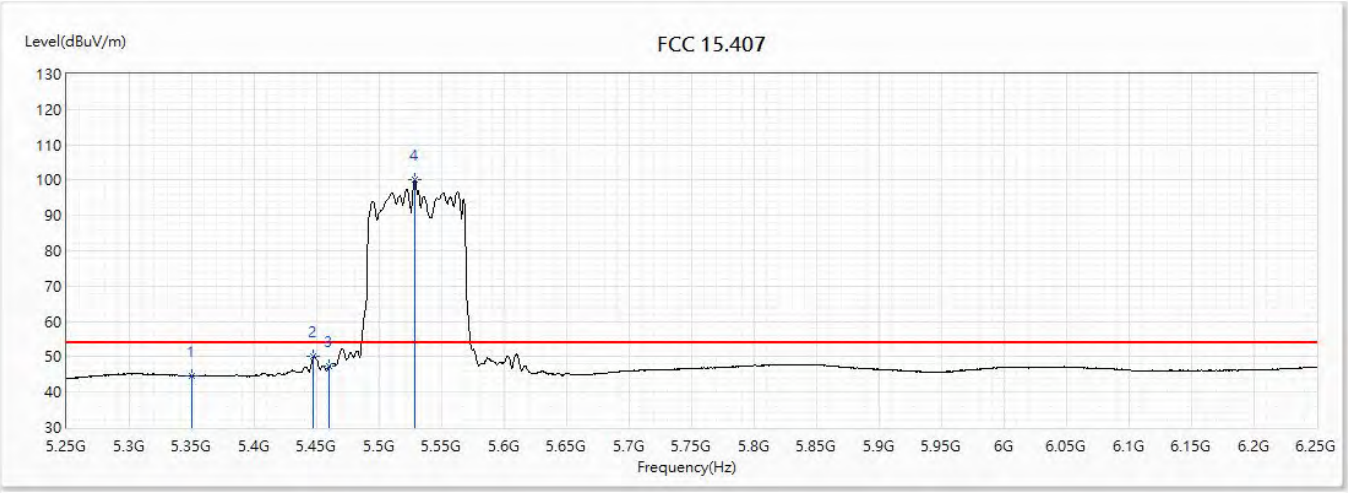

No	Frequency (MHz)	Emission Level (dBuV/m)	Limit (dBuV/m)	Margin (dB)	Reading Level (dBuV)	Correct Factor (dB)	Detector Type
1	5350	44.58	54.00	-9.42	20.55	24.03	AV
2	5447.5	49.98	54.00	-4.02	25.83	24.15	AV
3	5460	47.32	54.00	-6.68	23.16	24.16	AV
! 4	5528.5	100.09	54.00	46.09	75.78	24.31	AV

Note:

1. All reading above 1GHz is performed with peak and/or average measurements as necessary.
2. “ * ”, means this data is the worst emission level.
3. Emission Level = Reading Level + Correct Factor.
4. The average measurement was not performed when the peak measured data under the limit of average detection. If the readings given are average, peak measurement should also be supplied.
5. The fundamental for reference only, it’s not restricted by unwanted emission limit.

Site :	CB2-H	Engineer :	Rueyyan
Model No :	GT-AX6000,	Test Date :	2018/11/15
Test Voltage :	AC 120V/60Hz	Polarity :	Vertical
Test Mode :	Mode 15:TX_Non Beamforming_NSS2_ADP-65DW Y		
Note :	802.11ac(80M)_5530MHz		

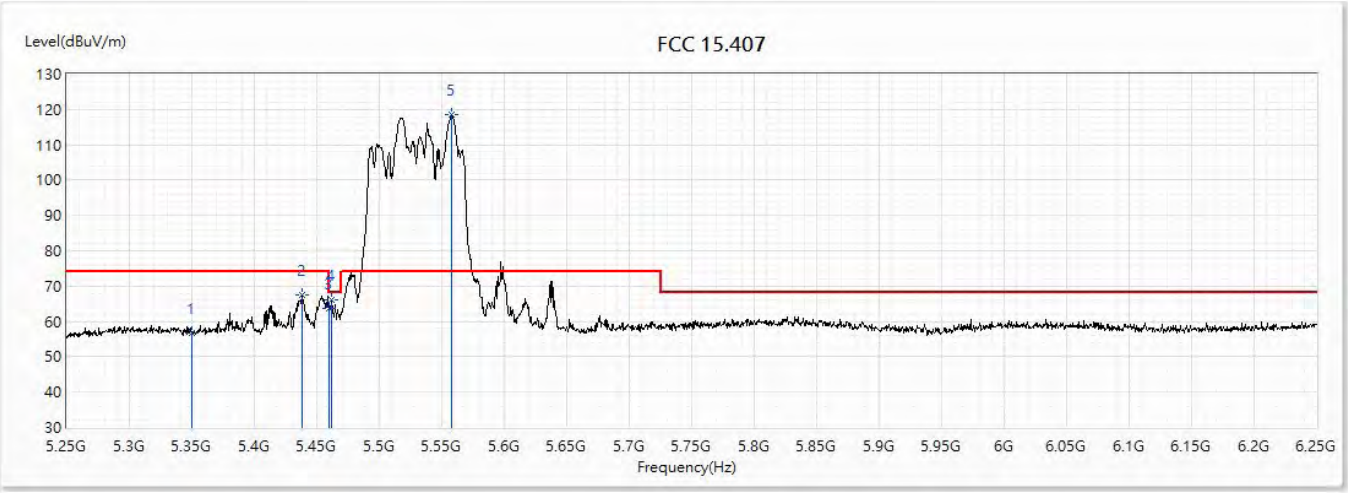

No	Frequency (MHz)	Emission Level (dBuV/m)	Limit (dBuV/m)	Margin (dB)	Reading Level (dBuV)	Correct Factor (dB)	Detector Type
1	5350	56.90	74.00	-17.10	32.87	24.03	PK
2	5438	67.33	74.00	-6.67	43.19	24.14	PK
3	5460	63.76	74.00	-10.24	39.60	24.16	PK
4	5462	66.19	68.20	-2.01	42.02	24.17	PK
! 5	5557.5	118.62	74.00	44.62	94.20	24.42	PK

Note:

1. All reading above 1GHz is performed with peak and/or average measurements as necessary.
2. “ * ”, means this data is the worst emission level.
3. Emission Level = Reading Level + Correct Factor.
4. The average measurement was not performed when the peak measured data under the limit of average detection. If the readings given are average, peak measurement should also be supplied.
5. The fundamental for reference only, it’s not restricted by unwanted emission limit.

Site :	CB2-H	Engineer :	Rueyyan
Model No :	GT-AX6000,	Test Date :	2018/11/15
Test Voltage :	AC 120V/60Hz	Polarity :	Vertical
Test Mode :	Mode 15:TX_Non Beamforming_NSS2_ADP-65DW Y		
Note :	802.11ac(80M)_5530MHz		

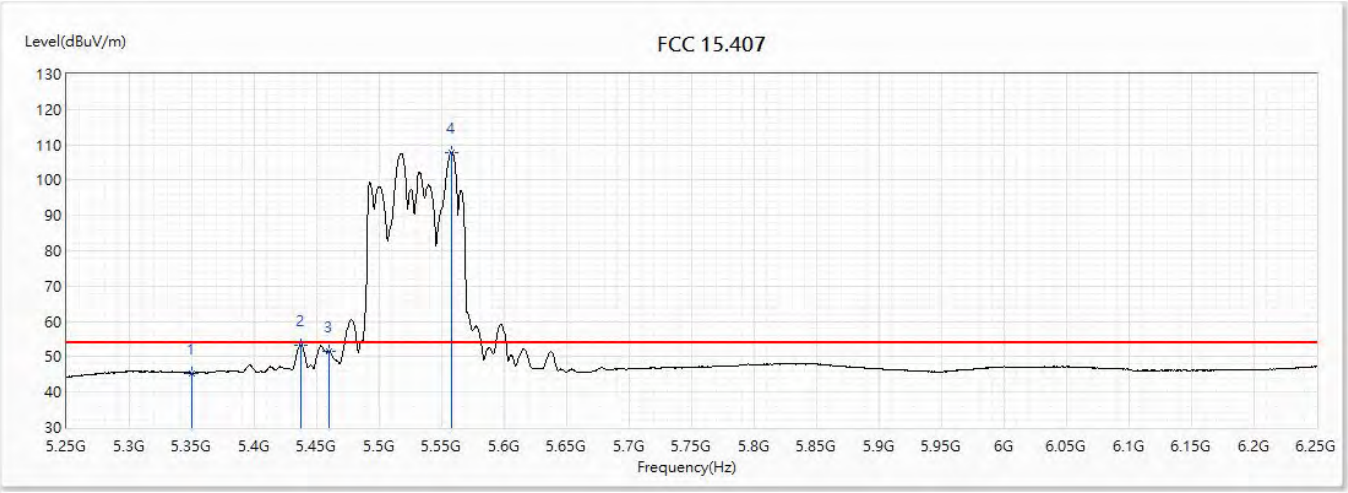

No	Frequency (MHz)	Emission Level (dBuV/m)	Limit (dBuV/m)	Margin (dB)	Reading Level (dBuV)	Correct Factor (dB)	Detector Type
1	5350	45.36	54.00	-8.64	21.33	24.03	AV
2	5437	53.36	54.00	-0.64	29.23	24.13	AV
3	5460	51.47	54.00	-2.53	27.31	24.16	AV
! 4	5558	107.86	54.00	53.86	83.44	24.42	AV

Note:

1. All reading above 1GHz is performed with peak and/or average measurements as necessary.
2. “ * ”, means this data is the worst emission level.
3. Emission Level = Reading Level + Correct Factor.
4. The average measurement was not performed when the peak measured data under the limit of average detection. If the readings given are average, peak measurement should also be supplied.
5. The fundamental for reference only, it’s not restricted by unwanted emission limit.

Site :	CB2-H	Engineer :	Rueyyan
Model No :	GT-AX6000,	Test Date :	2018/11/16
Test Voltage :	AC 120V/60Hz	Polarity :	Horizontal
Test Mode :	Mode 15:TX_Non Beamforming_NSS2_ADP-65DW Y		
Note :	802.11ac(80M)_5610MHz		

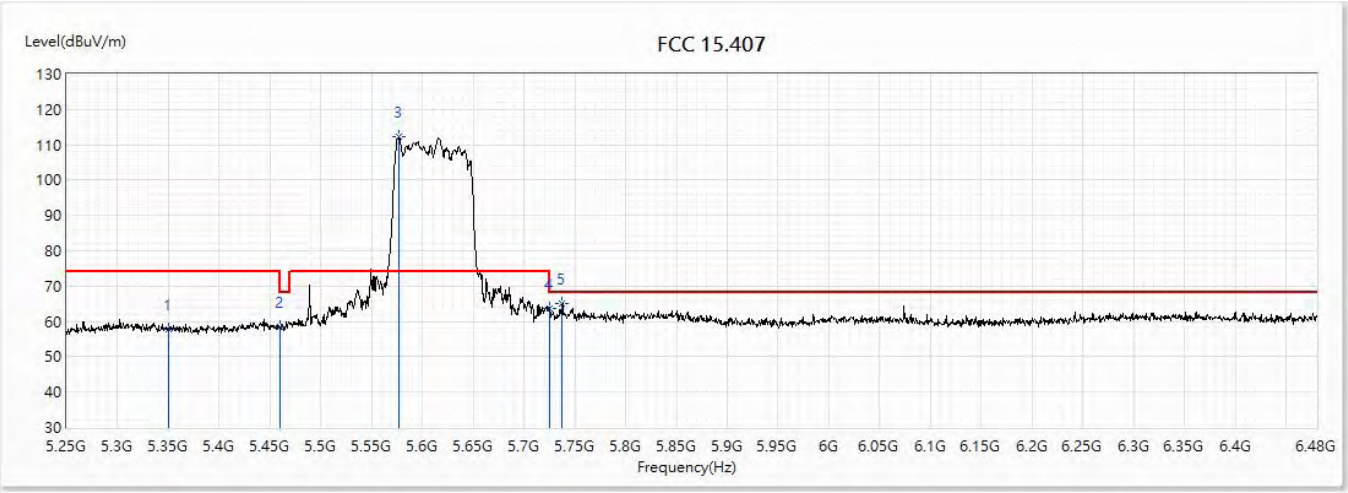

No	Frequency (MHz)	Emission Level (dBuV/m)	Limit (dBuV/m)	Margin (dB)	Reading Level (dBuV)	Correct Factor (dB)	Detector Type
1	5350	57.64	74.00	-16.36	33.61	24.03	PK
2	5460	58.44	74.00	-15.56	34.28	24.16	PK
! 3	5576.565	112.21	74.00	38.21	87.72	24.49	PK
4	5725	63.67	74.00	-10.33	38.62	25.05	PK
5	5737.695	65.19	68.20	-3.01	40.09	25.10	PK

Note:

1. All reading above 1GHz is performed with peak and/or average measurements as necessary.
2. “ * ”, means this data is the worst emission level.
3. Emission Level = Reading Level + Correct Factor.
4. The average measurement was not performed when the peak measured data under the limit of average detection. If the readings given are average, peak measurement should also be supplied.
5. The fundamental for reference only, it’s not restricted by unwanted emission limit.

Site :	CB2-H	Engineer :	Rueyyan
Model No :	GT-AX6000,	Test Date :	2018/11/16
Test Voltage :	AC 120V/60Hz	Polarity :	Horizontal
Test Mode :	Mode 15:TX_Non Beamforming_NSS2_ADP-65DW Y		
Note :	802.11ac(80M)_5610MHz		

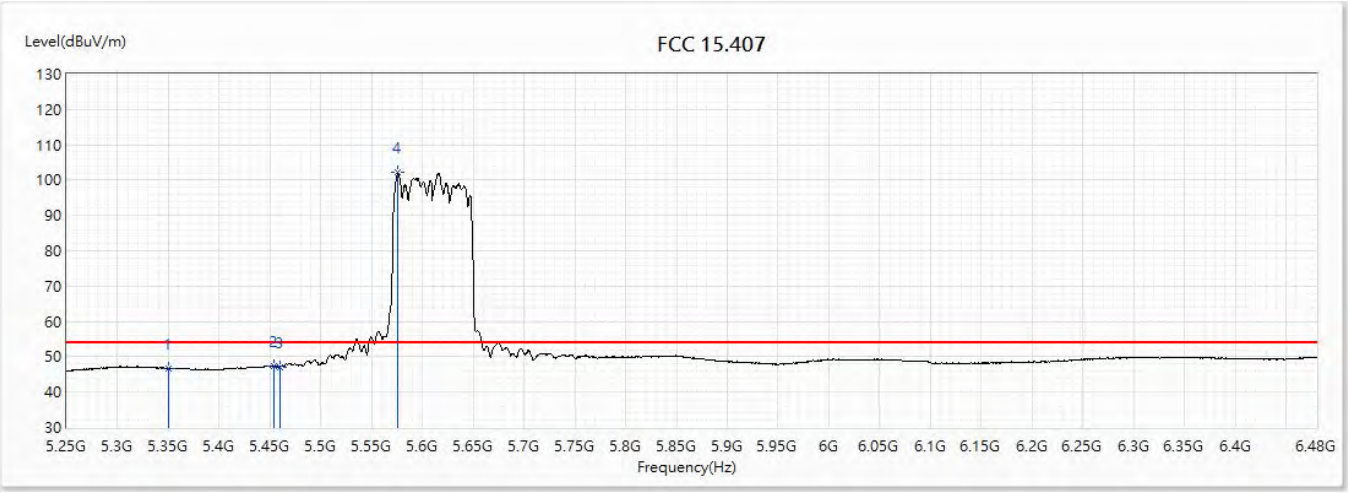

No	Frequency (MHz)	Emission Level (dBuV/m)	Limit (dBuV/m)	Margin (dB)	Reading Level (dBuV)	Correct Factor (dB)	Detector Type
1	5350	46.72	54.00	-7.28	22.69	24.03	AV
2	5453.565	47.47	54.00	-6.53	23.31	24.16	AV
3	5460	47.18	54.00	-6.82	23.02	24.16	AV
! 4	5575.95	102.09	54.00	48.09	77.60	24.49	AV

Note:

1. All reading above 1GHz is performed with peak and/or average measurements as necessary.
2. “ * ”, means this data is the worst emission level.
3. Emission Level = Reading Level + Correct Factor.
4. The average measurement was not performed when the peak measured data under the limit of average detection. If the readings given are average, peak measurement should also be supplied.
5. The fundamental for reference only, it’s not restricted by unwanted emission limit.

Site :	CB2-H	Engineer :	Rueyyan
Model No :	GT-AX6000,	Test Date :	2018/11/16
Test Voltage :	AC 120V/60Hz	Polarity :	Vertical
Test Mode :	Mode 15:TX_Non Beamforming_NSS2_ADP-65DW Y		
Note :	802.11ac(80M)_5610MHz		

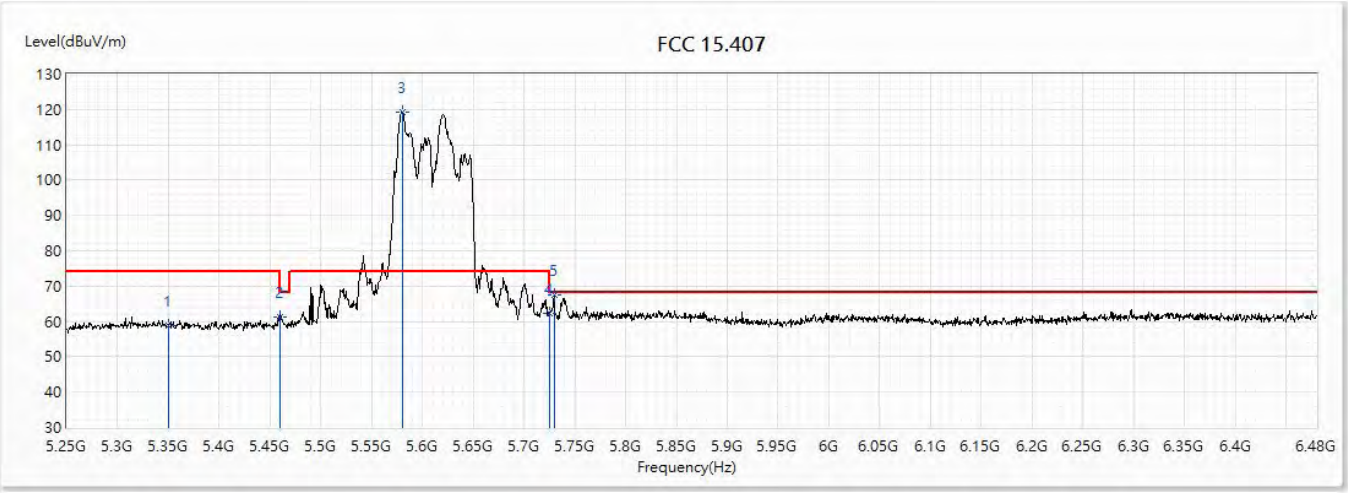

No	Frequency (MHz)	Emission Level (dBuV/m)	Limit (dBuV/m)	Margin (dB)	Reading Level (dBuV)	Correct Factor (dB)	Detector Type
1	5350	58.91	74.00	-15.09	34.88	24.03	PK
2	5460	61.41	74.00	-12.59	37.25	24.16	PK
! 3	5580.255	119.24	74.00	45.24	94.74	24.50	PK
4	5725	62.39	74.00	-11.61	37.34	25.05	PK
5	5729.7	67.53	68.20	-0.67	42.46	25.07	PK

Note:

1. All reading above 1GHz is performed with peak and/or average measurements as necessary.
2. “ * ”, means this data is the worst emission level.
3. Emission Level = Reading Level + Correct Factor.
4. The average measurement was not performed when the peak measured data under the limit of average detection. If the readings given are average, peak measurement should also be supplied.
5. The fundamental for reference only, it’s not restricted by unwanted emission limit.

Site :	CB2-H	Engineer :	Rueyyan
Model No :	GT-AX6000,	Test Date :	2018/11/16
Test Voltage :	AC 120V/60Hz	Polarity :	Vertical
Test Mode :	Mode 15:TX_Non Beamforming_NSS2_ADP-65DW Y		
Note :	802.11ac(80M)_5610MHz		

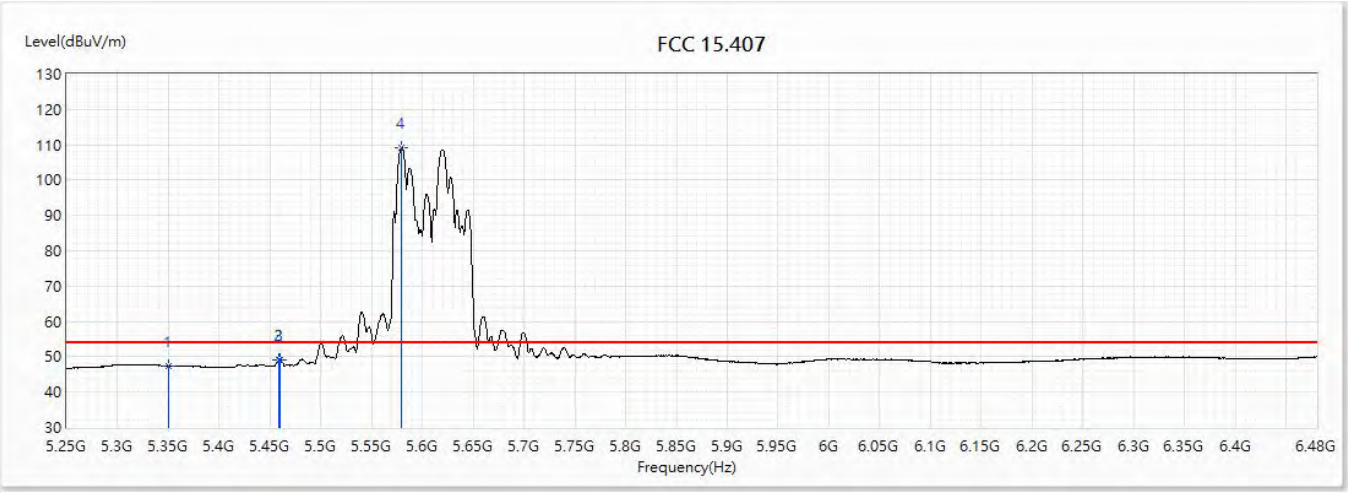

No	Frequency (MHz)	Emission Level (dBuV/m)	Limit (dBuV/m)	Margin (dB)	Reading Level (dBuV)	Correct Factor (dB)	Detector Type
1	5350	47.35	54.00	-6.65	23.32	24.03	AV
2	5458.485	49.21	54.00	-4.79	25.05	24.16	AV
3	5460	49.26	54.00	-4.74	25.10	24.16	AV
! 4	5579.64	109.24	54.00	55.24	84.74	24.50	AV

Note:

1. All reading above 1GHz is performed with peak and/or average measurements as necessary.
2. “ * ”, means this data is the worst emission level.
3. Emission Level = Reading Level + Correct Factor.
4. The average measurement was not performed when the peak measured data under the limit of average detection. If the readings given are average, peak measurement should also be supplied.
5. The fundamental for reference only, it’s not restricted by unwanted emission limit.

Site :	CB2-H	Engineer :	Rueyyan
Model No :	GT-AX6000,	Test Date :	2018/11/15
Test Voltage :	AC 120V/60Hz	Polarity :	Horizontal
Test Mode :	Mode 15:TX_Non Beamforming_NSS2_ADP-65DW Y		
Note :	802.11ax(20M)_5500MHz		

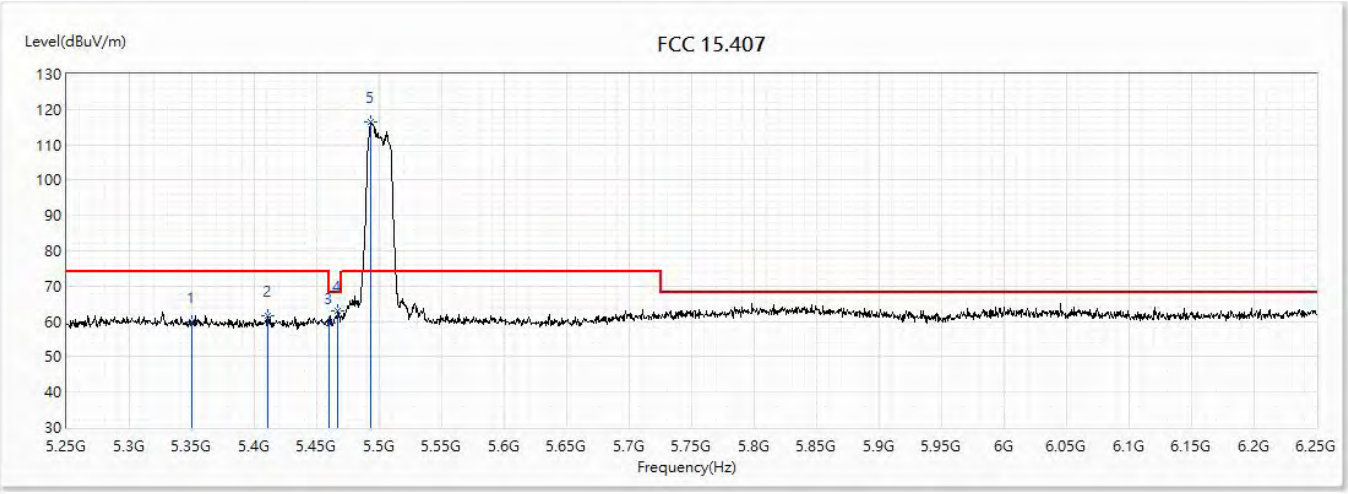

No	Frequency (MHz)	Emission Level (dBuV/m)	Limit (dBuV/m)	Margin (dB)	Reading Level (dBuV)	Correct Factor (dB)	Detector Type
1	5350	59.83	74.00	-14.17	35.80	24.03	PK
2	5410.5	61.59	74.00	-12.41	37.49	24.10	PK
3	5460	59.38	74.00	-14.62	35.22	24.16	PK
4	5467	62.96	68.20	-5.24	38.79	24.17	PK
! 5	5493.5	116.31	74.00	42.31	92.11	24.20	PK

Note:

1. All reading above 1GHz is performed with peak and/or average measurements as necessary.
2. “ * ”, means this data is the worst emission level.
3. Emission Level = Reading Level + Correct Factor.
4. The average measurement was not performed when the peak measured data under the limit of average detection. If the readings given are average, peak measurement should also be supplied.
5. The fundamental for reference only, it’s not restricted by unwanted emission limit.

Site :	CB2-H	Engineer :	Rueyyan
Model No :	GT-AX6000,	Test Date :	2018/11/15
Test Voltage :	AC 120V/60Hz	Polarity :	Horizontal
Test Mode :	Mode 15:TX_Non Beamforming_NSS2_ADP-65DW Y		
Note :	802.11ax(20M)_5500MHz		

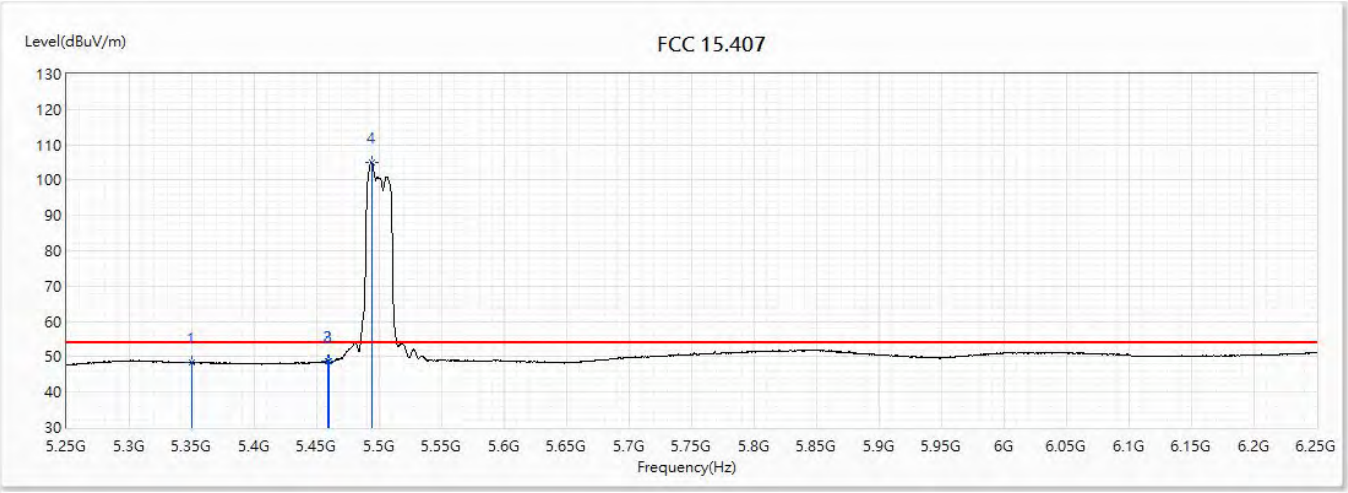

No	Frequency (MHz)	Emission Level (dBuV/m)	Limit (dBuV/m)	Margin (dB)	Reading Level (dBuV)	Correct Factor (dB)	Detector Type
1	5350	48.31	54.00	-5.69	24.28	24.03	AV
2	5459	48.63	54.00	-5.37	24.47	24.16	AV
3	5460	48.63	54.00	-5.37	24.47	24.16	AV
! 4	5494	105.08	54.00	51.08	80.87	24.21	AV

Note:

1. All reading above 1GHz is performed with peak and/or average measurements as necessary.
2. “ * ”, means this data is the worst emission level.
3. Emission Level = Reading Level + Correct Factor.
4. The average measurement was not performed when the peak measured data under the limit of average detection. If the readings given are average, peak measurement should also be supplied.
5. The fundamental for reference only, it’s not restricted by unwanted emission limit.

Site :	CB2-H	Engineer :	Rueyyan
Model No :	GT-AX6000,	Test Date :	2018/11/15
Test Voltage :	AC 120V/60Hz	Polarity :	Vertical
Test Mode :	Mode 15:TX_Non Beamforming_NSS2_ADP-65DW Y		
Note :	802.11ax(20M)_5500MHz		

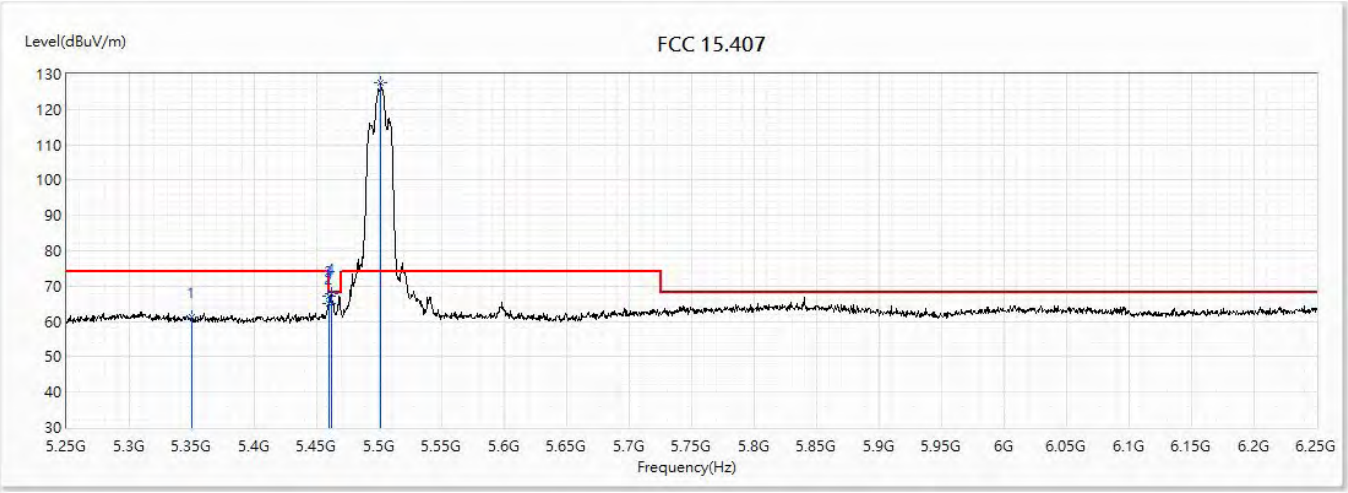

No	Frequency (MHz)	Emission Level (dBuV/m)	Limit (dBuV/m)	Margin (dB)	Reading Level (dBuV)	Correct Factor (dB)	Detector Type
1	5350	61.08	74.00	-12.92	37.05	24.03	PK
2	5459.5	65.02	74.00	-8.98	40.86	24.16	PK
3	5460	67.06	74.00	-6.94	42.90	24.16	PK
4	5461.5	67.96	68.20	-0.24	43.79	24.17	PK
! 5	5501	127.57	74.00	53.57	103.36	24.21	PK

Note:

1. All reading above 1GHz is performed with peak and/or average measurements as necessary.
2. “ * ”, means this data is the worst emission level.
3. Emission Level = Reading Level + Correct Factor.
4. The average measurement was not performed when the peak measured data under the limit of average detection. If the readings given are average, peak measurement should also be supplied.
5. The fundamental for reference only, it’s not restricted by unwanted emission limit.

Site :	CB2-H	Engineer :	Rueyyan
Model No :	GT-AX6000,	Test Date :	2018/11/14
Test Voltage :	AC 120V/60Hz	Polarity :	Vertical
Test Mode :	Mode 15:TX_Non Beamforming_NSS2_ADP-65DW Y		
Note :	802.11ax(20M)_5500MHz		

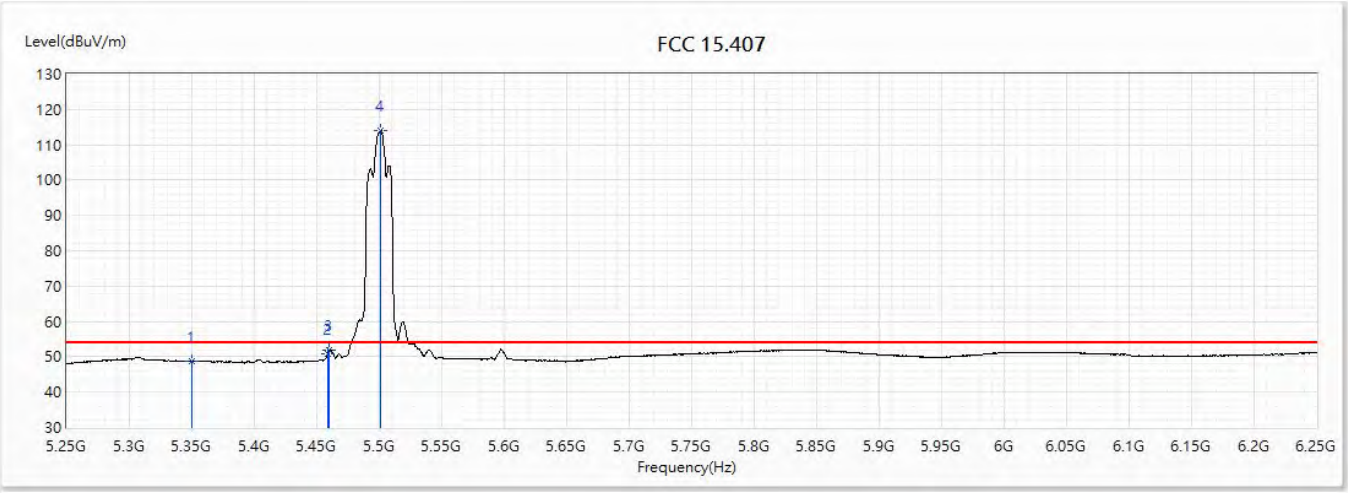

No	Frequency (MHz)	Emission Level (dBuV/m)	Limit (dBuV/m)	Margin (dB)	Reading Level (dBuV)	Correct Factor (dB)	Detector Type
1	5350	48.70	54.00	-5.30	24.67	24.03	AV
2	5458.5	50.83	54.00	-3.17	26.67	24.16	AV
3	5460	51.75	54.00	-2.25	27.59	24.16	AV
! 4	5501	113.97	54.00	59.97	89.76	24.21	AV

Note:

1. All reading above 1GHz is performed with peak and/or average measurements as necessary.
2. “ * ”, means this data is the worst emission level.
3. Emission Level = Reading Level + Correct Factor.
4. The average measurement was not performed when the peak measured data under the limit of average detection. If the readings given are average, peak measurement should also be supplied.
5. The fundamental for reference only, it’s not restricted by unwanted emission limit.

Site :	CB2-H	Engineer :	Rueyyan
Model No :	GT-AX6000,	Test Date :	2018/11/15
Test Voltage :	AC 120V/60Hz	Polarity :	Horizontal
Test Mode :	Mode 15:TX_Non Beamforming_NSS2_ADP-65DW Y		
Note :	802.11ax(20M)_5580MHz		

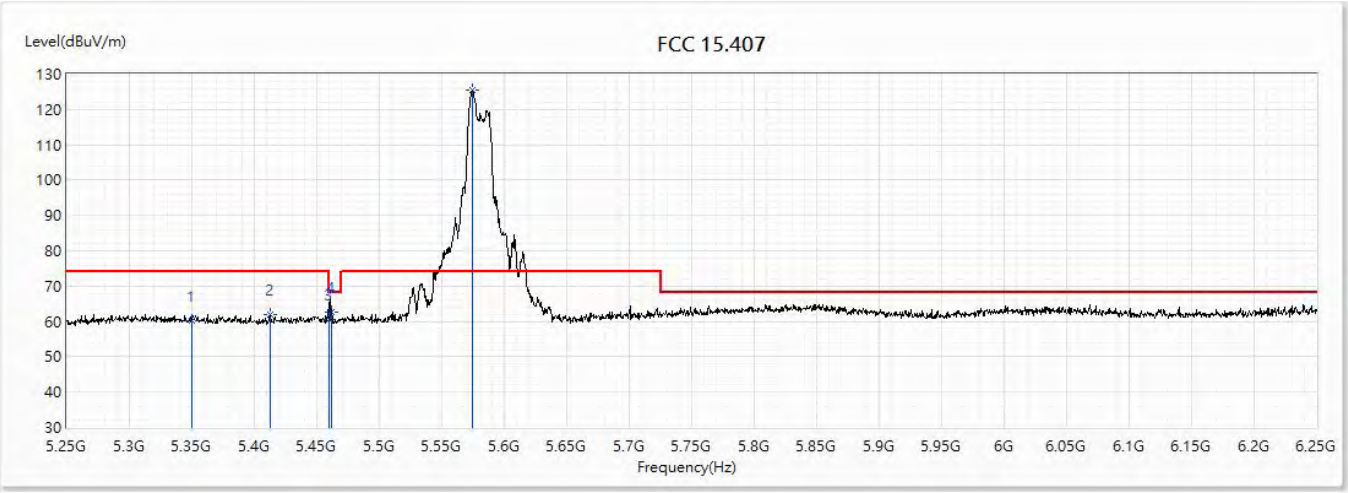

No	Frequency (MHz)	Emission Level (dBuV/m)	Limit (dBuV/m)	Margin (dB)	Reading Level (dBuV)	Correct Factor (dB)	Detector Type
1	5350	60.33	74.00	-13.67	36.30	24.03	PK
2	5412.5	61.87	74.00	-12.13	37.77	24.10	PK
3	5460	60.67	74.00	-13.33	36.51	24.16	PK
4	5462	62.53	68.20	-5.67	38.36	24.17	PK
! 5	5574.5	125.56	74.00	51.56	101.08	24.48	PK

Note:

1. All reading above 1GHz is performed with peak and/or average measurements as necessary.
2. “ * ”, means this data is the worst emission level.
3. Emission Level = Reading Level + Correct Factor.
4. The average measurement was not performed when the peak measured data under the limit of average detection. If the readings given are average, peak measurement should also be supplied.
5. The fundamental for reference only, it’s not restricted by unwanted emission limit.

Site :	CB2-H	Engineer :	Rueyyan
Model No :	GT-AX6000,	Test Date :	2018/11/15
Test Voltage :	AC 120V/60Hz	Polarity :	Horizontal
Test Mode :	Mode 15:TX_Non Beamforming_NSS2_ADP-65DW Y		
Note :	802.11ax(20M)_5580MHz		

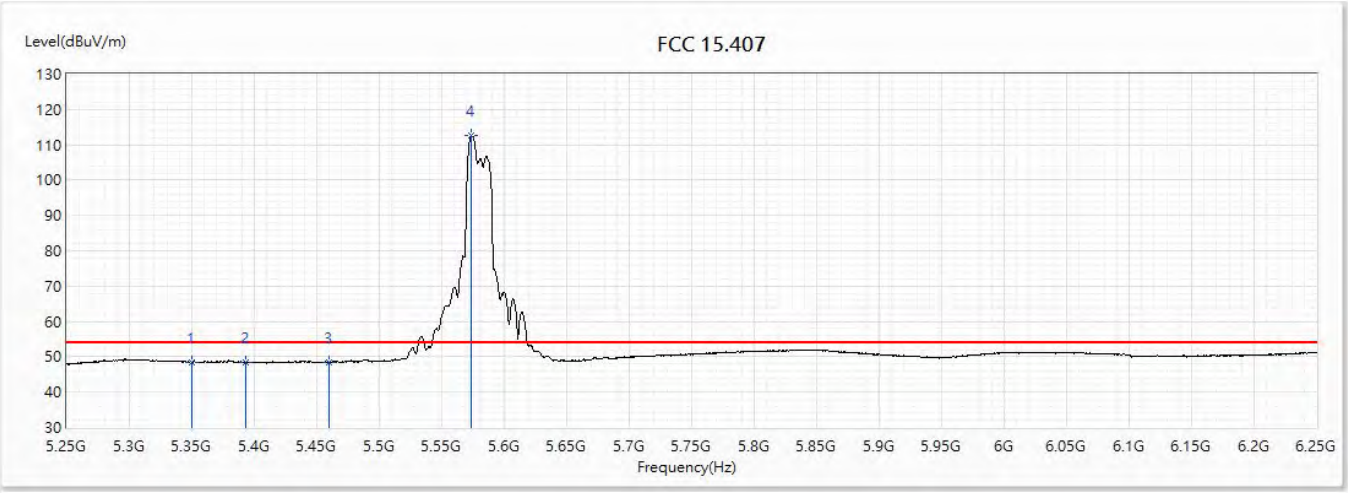

No	Frequency (MHz)	Emission Level (dBuV/m)	Limit (dBuV/m)	Margin (dB)	Reading Level (dBuV)	Correct Factor (dB)	Detector Type
1	5350	48.43	54.00	-5.57	24.40	24.03	AV
2	5393	48.55	54.00	-5.45	24.47	24.08	AV
3	5460	48.56	54.00	-5.44	24.40	24.16	AV
! 4	5574	112.66	54.00	58.66	88.18	24.48	AV

Note:

1. All reading above 1GHz is performed with peak and/or average measurements as necessary.
2. “ * ”, means this data is the worst emission level.
3. Emission Level = Reading Level + Correct Factor.
4. The average measurement was not performed when the peak measured data under the limit of average detection. If the readings given are average, peak measurement should also be supplied.
5. The fundamental for reference only, it’s not restricted by unwanted emission limit.

Site :	CB2-H	Engineer :	Rueyyan
Model No :	GT-AX6000,	Test Date :	2018/11/15
Test Voltage :	AC 120V/60Hz	Polarity :	Vertical
Test Mode :	Mode 15:TX_Non Beamforming_NSS2_ADP-65DW Y		
Note :	802.11ax(20M)_5580MHz		

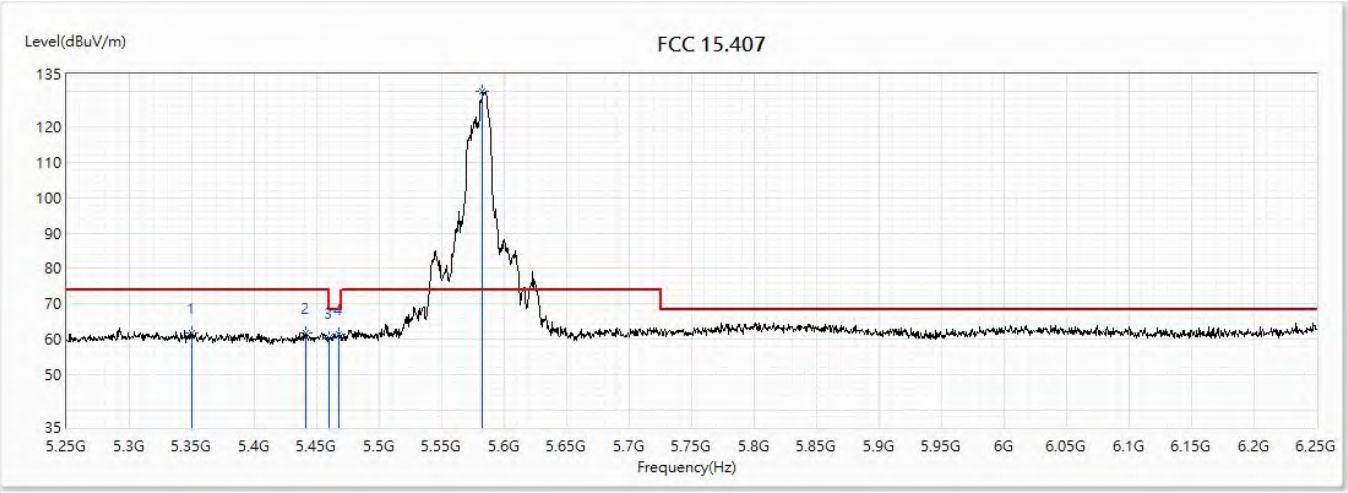

No	Frequency (MHz)	Emission Level (dBuV/m)	Limit (dBuV/m)	Margin (dB)	Reading Level (dBuV)	Correct Factor (dB)	Detector Type
1	5350	61.59	74.00	-12.41	37.56	24.03	PK
2	5441.5	61.87	74.00	-12.13	37.73	24.14	PK
3	5460	60.23	74.00	-13.77	36.07	24.16	PK
4	5467.5	61.41	68.20	-6.79	37.24	24.17	PK
! 5	5582.5	130.15	74.00	56.15	105.64	24.51	PK

Note:

1. All reading above 1GHz is performed with peak and/or average measurements as necessary.
2. “ * ”, means this data is the worst emission level.
3. Emission Level = Reading Level + Correct Factor.
4. The average measurement was not performed when the peak measured data under the limit of average detection. If the readings given are average, peak measurement should also be supplied.
5. The fundamental for reference only, it’s not restricted by unwanted emission limit.

Site :	CB2-H	Engineer :	Rueyyan
Model No :	GT-AX6000,	Test Date :	2018/11/15
Test Voltage :	AC 120V/60Hz	Polarity :	Vertical
Test Mode :	Mode 15:TX_Non Beamforming_NSS2_ADP-65DW Y		
Note :	802.11ax(20M)_5580MHz		

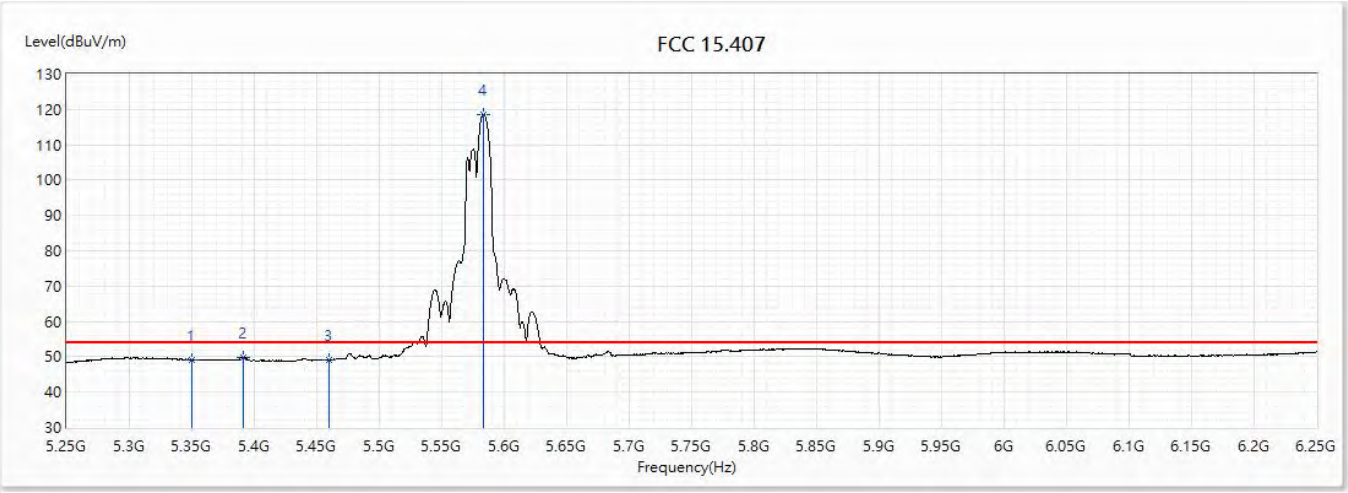

No	Frequency (MHz)	Emission Level (dBuV/m)	Limit (dBuV/m)	Margin (dB)	Reading Level (dBuV)	Correct Factor (dB)	Detector Type
1	5350	49.06	54.00	-4.94	25.03	24.03	AV
2	5391.5	49.91	54.00	-4.09	25.83	24.08	AV
3	5460	49.14	54.00	-4.86	24.98	24.16	AV
! 4	5583	118.71	54.00	64.71	94.20	24.51	AV

Note:

1. All reading above 1GHz is performed with peak and/or average measurements as necessary.
2. “ * ”, means this data is the worst emission level.
3. Emission Level = Reading Level + Correct Factor.
4. The average measurement was not performed when the peak measured data under the limit of average detection. If the readings given are average, peak measurement should also be supplied.
5. The fundamental for reference only, it’s not restricted by unwanted emission limit.

Site :	CB2-H	Engineer :	Rueyyan
Model No :	GT-AX6000,	Test Date :	2018/11/15
Test Voltage :	AC 120V/60Hz	Polarity :	Horizontal
Test Mode :	Mode 15:TX_Non Beamforming_NSS2_ADP-65DW Y		
Note :	802.11ax(20M)_5700MHz		

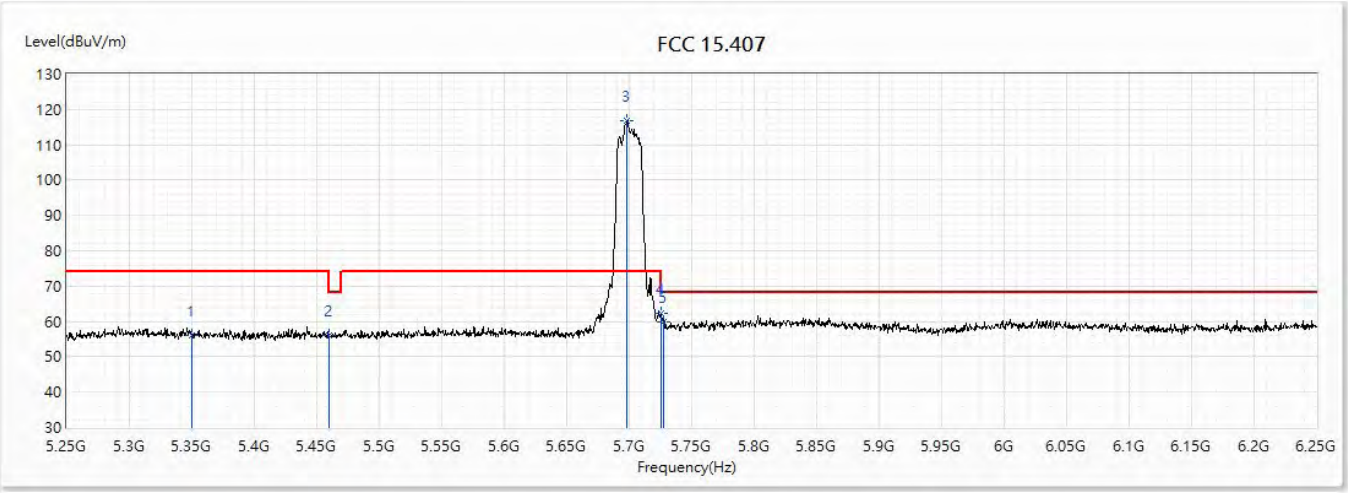

No	Frequency (MHz)	Emission Level (dBuV/m)	Limit (dBuV/m)	Margin (dB)	Reading Level (dBuV)	Correct Factor (dB)	Detector Type
1	5350	56.13	74.00	-17.87	32.10	24.03	PK
2	5460	56.00	74.00	-18.00	31.84	24.16	PK
! 3	5698.5	116.91	74.00	42.91	91.96	24.95	PK
4	5725	62.45	74.00	-11.55	37.40	25.05	PK
5	5727	59.75	68.20	-8.45	34.69	25.06	PK

Note:

1. All reading above 1GHz is performed with peak and/or average measurements as necessary.
2. “ * ”, means this data is the worst emission level.
3. Emission Level = Reading Level + Correct Factor.
4. The average measurement was not performed when the peak measured data under the limit of average detection. If the readings given are average, peak measurement should also be supplied.
5. The fundamental for reference only, it’s not restricted by unwanted emission limit.

Site :	CB2-H	Engineer :	Rueyyan
Model No :	GT-AX6000,	Test Date :	2018/11/15
Test Voltage :	AC 120V/60Hz	Polarity :	Horizontal
Test Mode :	Mode 15:TX_Non Beamforming_NSS2_ADP-65DW Y		
Note :	802.11ax(20M)_5700MHz		

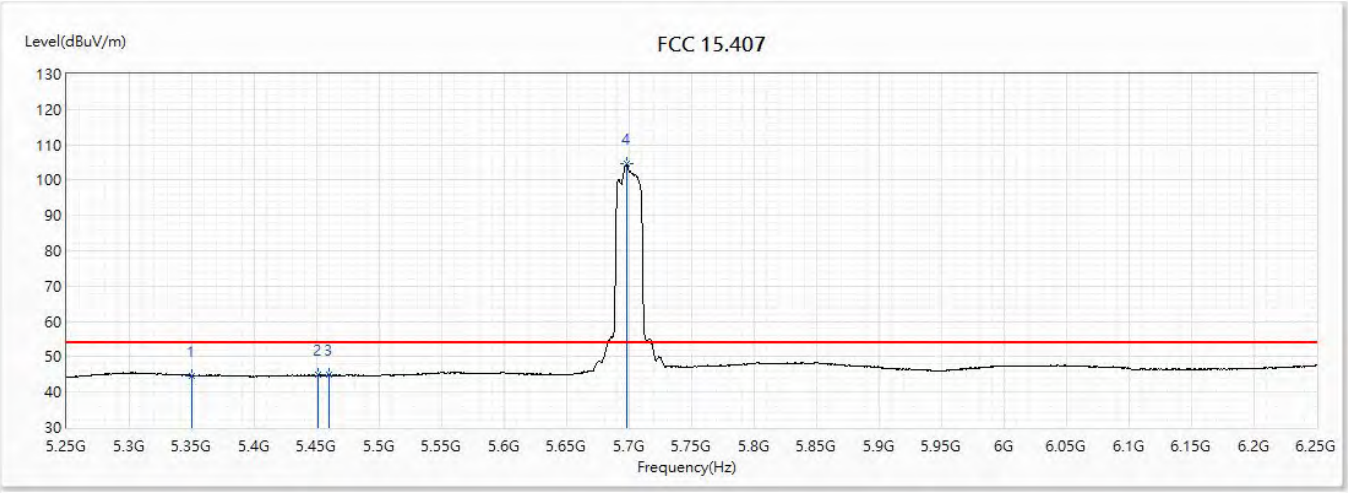

No	Frequency (MHz)	Emission Level (dBuV/m)	Limit (dBuV/m)	Margin (dB)	Reading Level (dBuV)	Correct Factor (dB)	Detector Type
1	5350	44.72	54.00	-9.28	20.69	24.03	AV
2	5450.5	44.76	54.00	-9.24	20.61	24.15	AV
3	5460	44.78	54.00	-9.22	20.62	24.16	AV
! 4	5698	104.50	54.00	50.50	79.55	24.95	AV

Note:

1. All reading above 1GHz is performed with peak and/or average measurements as necessary.
2. “ * ”, means this data is the worst emission level.
3. Emission Level = Reading Level + Correct Factor.
4. The average measurement was not performed when the peak measured data under the limit of average detection. If the readings given are average, peak measurement should also be supplied.
5. The fundamental for reference only, it’s not restricted by unwanted emission limit.

Site :	CB2-H	Engineer :	Rueyyan
Model No :	GT-AX6000,	Test Date :	2018/11/15
Test Voltage :	AC 120V/60Hz	Polarity :	Vertical
Test Mode :	Mode 15:TX_Non Beamforming_NSS2_ADP-65DW Y		
Note :	802.11ax(20M)_5700MHz		

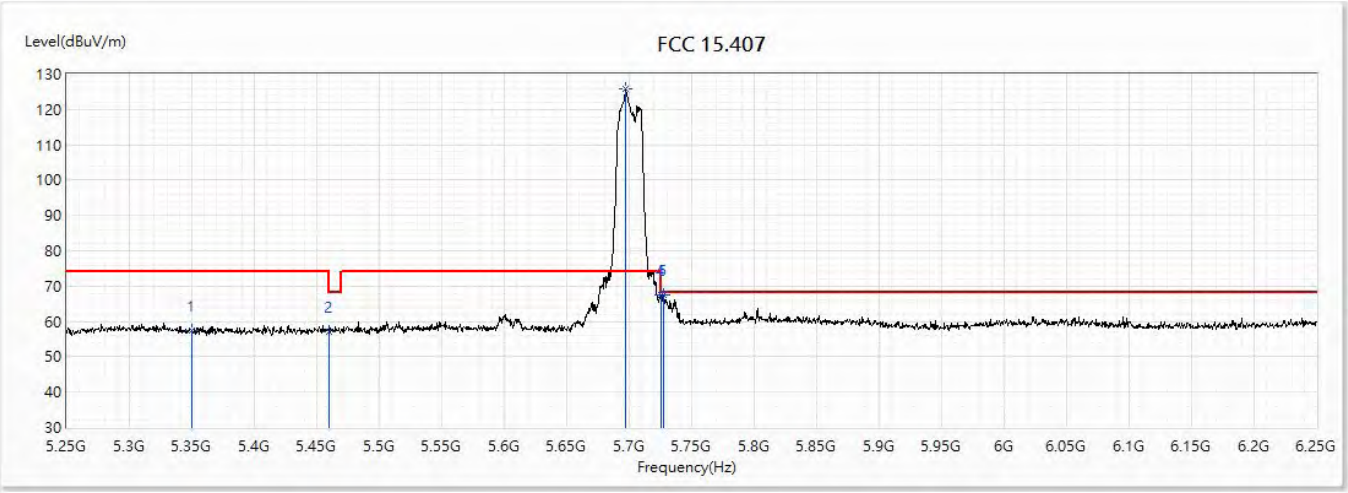

No	Frequency (MHz)	Emission Level (dBuV/m)	Limit (dBuV/m)	Margin (dB)	Reading Level (dBuV)	Correct Factor (dB)	Detector Type
1	5350	57.55	74.00	-16.45	33.52	24.03	PK
2	5460	57.25	74.00	-16.75	33.09	24.16	PK
! 3	5697.5	125.77	74.00	51.77	100.82	24.95	PK
4	5725	67.34	74.00	-6.66	42.29	25.05	PK
5	5727.5	67.45	68.20	-0.75	42.39	25.06	PK

Note:

1. All reading above 1GHz is performed with peak and/or average measurements as necessary.
2. “ * ”, means this data is the worst emission level.
3. Emission Level = Reading Level + Correct Factor.
4. The average measurement was not performed when the peak measured data under the limit of average detection. If the readings given are average, peak measurement should also be supplied.
5. The fundamental for reference only, it’s not restricted by unwanted emission limit.

Site :	CB2-H	Engineer :	Rueyyan
Model No :	GT-AX6000,	Test Date :	2018/11/15
Test Voltage :	AC 120V/60Hz	Polarity :	Vertical
Test Mode :	Mode 15:TX_Non Beamforming_NSS2_ADP-65DW Y		
Note :	802.11ax(20M)_5700MHz		

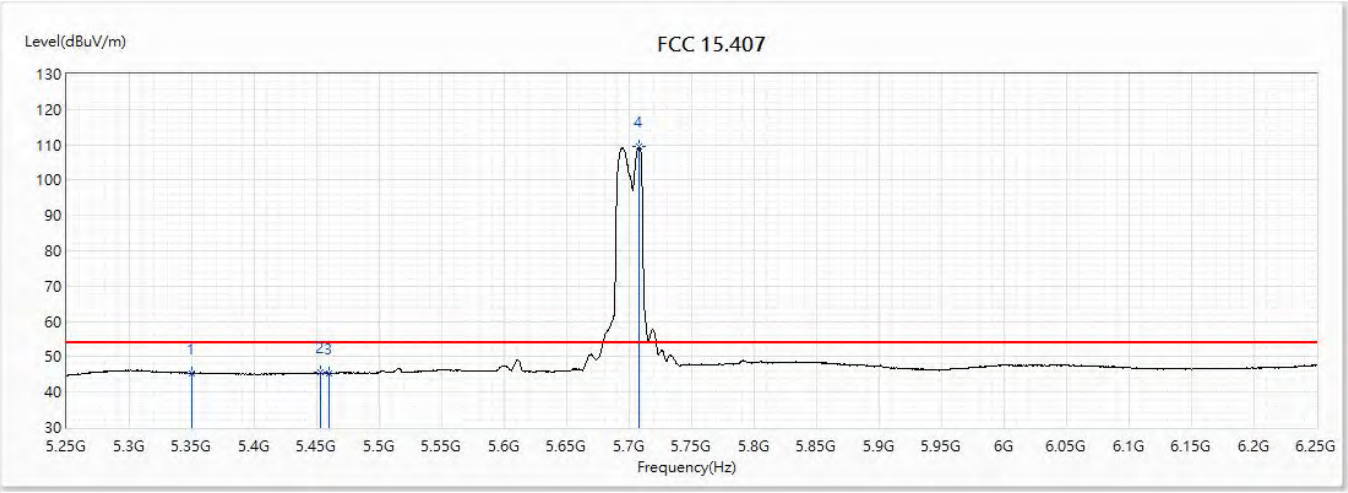

No	Frequency (MHz)	Emission Level (dBuV/m)	Limit (dBuV/m)	Margin (dB)	Reading Level (dBuV)	Correct Factor (dB)	Detector Type
1	5350	45.38	54.00	-8.62	21.35	24.03	AV
2	5452.5	45.50	54.00	-8.50	21.35	24.15	AV
3	5460	45.28	54.00	-8.72	21.12	24.16	AV
! 4	5707.5	109.41	54.00	55.41	84.42	24.99	AV

Note:

1. All reading above 1GHz is performed with peak and/or average measurements as necessary.
2. “ * ”, means this data is the worst emission level.
3. Emission Level = Reading Level + Correct Factor.
4. The average measurement was not performed when the peak measured data under the limit of average detection. If the readings given are average, peak measurement should also be supplied.
5. The fundamental for reference only, it’s not restricted by unwanted emission limit.

Site :	CB2-H	Engineer :	Rueyyan
Model No :	GT-AX6000,	Test Date :	2018/11/15
Test Voltage :	AC 120V/60Hz	Polarity :	Horizontal
Test Mode :	Mode 15:TX_Non Beamforming_NSS2_ADP-65DW Y		
Note :	802.11ax(40M)_5510MHz		

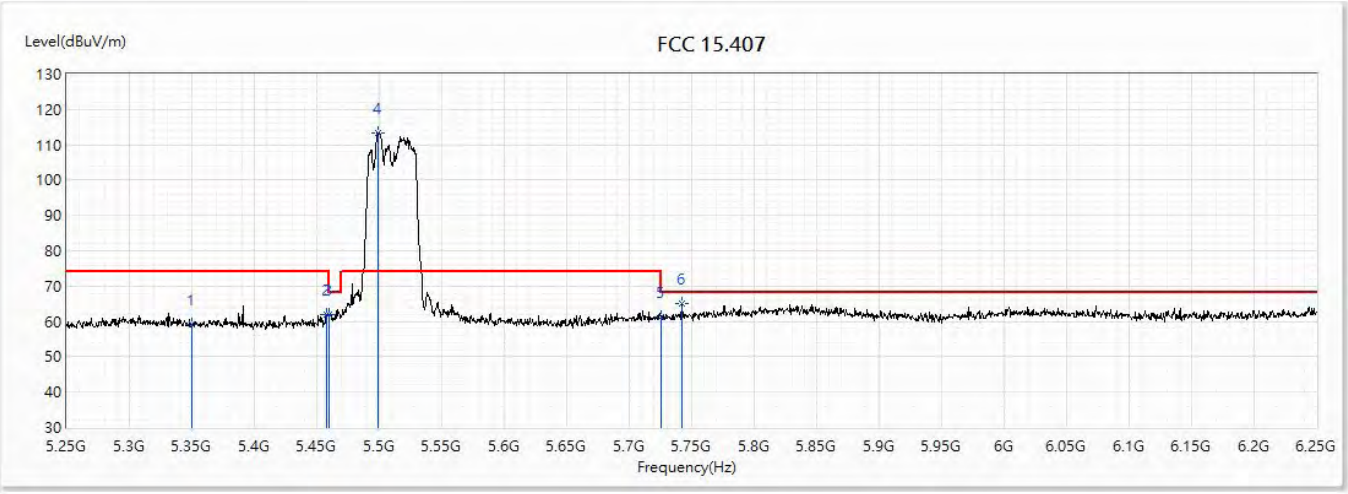

No	Frequency (MHz)	Emission Level (dBuV/m)	Limit (dBuV/m)	Margin (dB)	Reading Level (dBuV)	Correct Factor (dB)	Detector Type
1	5350	59.07	74.00	-14.93	35.04	24.03	PK
2	5458	61.91	74.00	-12.09	37.74	24.17	PK
3	5460	61.98	74.00	-12.02	37.82	24.16	PK
! 4	5499.5	113.36	74.00	39.36	89.15	24.21	PK
5	5725	61.15	74.00	-12.85	36.10	25.05	PK
6	5742	65.02	68.20	-3.18	39.90	25.12	PK

Note:

1. All reading above 1GHz is performed with peak and/or average measurements as necessary.
2. “ * ”, means this data is the worst emission level.
3. Emission Level = Reading Level + Correct Factor.
4. The average measurement was not performed when the peak measured data under the limit of average detection. If the readings given are average, peak measurement should also be supplied.
5. The fundamental for reference only, it’s not restricted by unwanted emission limit.

Site :	CB2-H	Engineer :	Rueyyan
Model No :	GT-AX6000,	Test Date :	2018/11/15
Test Voltage :	AC 120V/60Hz	Polarity :	Horizontal
Test Mode :	Mode 15:TX_Non Beamforming_NSS2_ADP-65DW Y		
Note :	802.11ax(40M)_5510MHz		

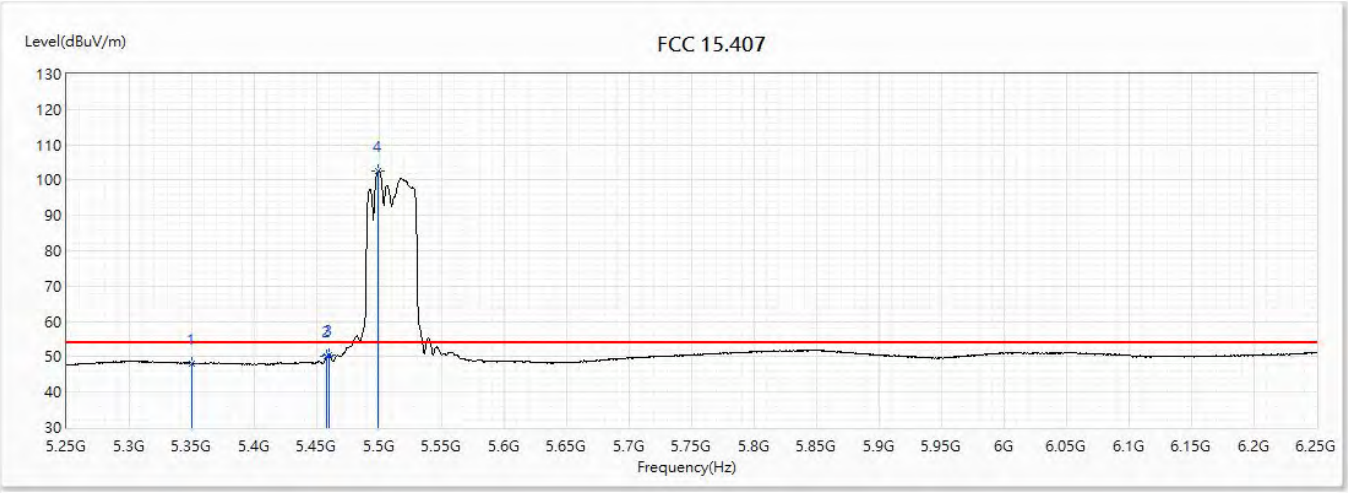

No	Frequency (MHz)	Emission Level (dBuV/m)	Limit (dBuV/m)	Margin (dB)	Reading Level (dBuV)	Correct Factor (dB)	Detector Type
1	5350	48.16	54.00	-5.84	24.13	24.03	AV
2	5458	50.28	54.00	-3.72	26.11	24.17	AV
3	5460	50.61	54.00	-3.39	26.45	24.16	AV
! 4	5499	102.65	54.00	48.65	78.44	24.21	AV

Note:

1. All reading above 1GHz is performed with peak and/or average measurements as necessary.
2. “ * ”, means this data is the worst emission level.
3. Emission Level = Reading Level + Correct Factor.
4. The average measurement was not performed when the peak measured data under the limit of average detection. If the readings given are average, peak measurement should also be supplied.
5. The fundamental for reference only, it’s not restricted by unwanted emission limit.

Site :	CB2-H	Engineer :	Rueyyan
Model No :	GT-AX6000,	Test Date :	2018/11/15
Test Voltage :	AC 120V/60Hz	Polarity :	Vertical
Test Mode :	Mode 15:TX_Non Beamforming_NSS2_ADP-65DW Y		
Note :	802.11ax(40M)_5510MHz		

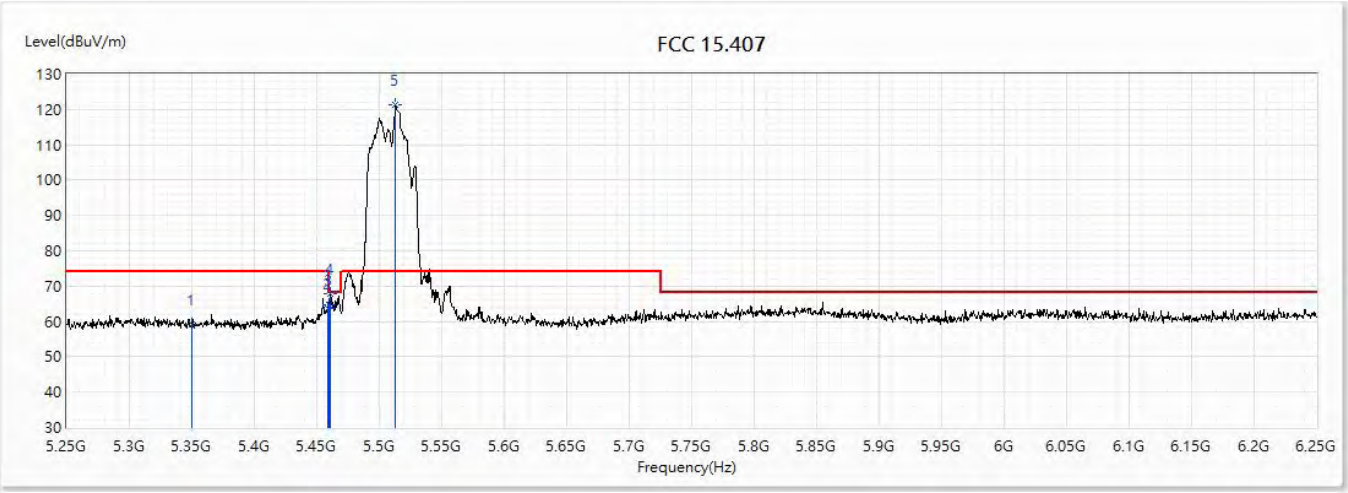

No	Frequency (MHz)	Emission Level (dBuV/m)	Limit (dBuV/m)	Margin (dB)	Reading Level (dBuV)	Correct Factor (dB)	Detector Type
1	5350	59.18	74.00	-14.82	35.15	24.03	PK
2	5458.5	63.70	74.00	-10.30	39.54	24.16	PK
3	5460	64.68	74.00	-9.32	40.52	24.16	PK
4	5461	67.80	68.20	-0.40	43.64	24.16	PK
! 5	5513	121.22	74.00	47.22	96.97	24.25	PK

Note:

1. All reading above 1GHz is performed with peak and/or average measurements as necessary.
2. “ * ”, means this data is the worst emission level.
3. Emission Level = Reading Level + Correct Factor.
4. The average measurement was not performed when the peak measured data under the limit of average detection. If the readings given are average, peak measurement should also be supplied.
5. The fundamental for reference only, it’s not restricted by unwanted emission limit.

Site :	CB2-H	Engineer :	Rueyyan
Model No :	GT-AX6000,	Test Date :	2018/11/15
Test Voltage :	AC 120V/60Hz	Polarity :	Vertical
Test Mode :	Mode 15:TX_Non Beamforming_NSS2_ADP-65DW Y		
Note :	802.11ax(40M)_5510MHz		

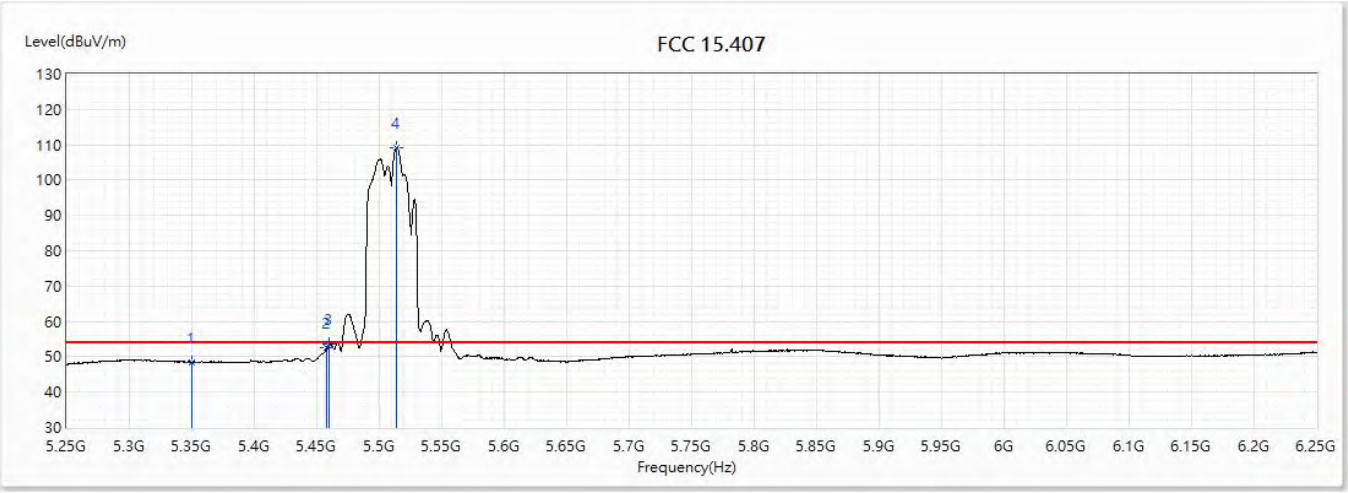

No	Frequency (MHz)	Emission Level (dBuV/m)	Limit (dBuV/m)	Margin (dB)	Reading Level (dBuV)	Correct Factor (dB)	Detector Type
1	5350	48.54	54.00	-5.46	24.51	24.03	AV
2	5458	52.57	54.00	-1.43	28.40	24.17	AV
3	5460	53.65	54.00	-0.35	29.49	24.16	AV
! 4	5513.5	109.33	54.00	55.33	85.08	24.25	AV

Note:

1. All reading above 1GHz is performed with peak and/or average measurements as necessary.
2. “ * ”, means this data is the worst emission level.
3. Emission Level = Reading Level + Correct Factor.
4. The average measurement was not performed when the peak measured data under the limit of average detection. If the readings given are average, peak measurement should also be supplied.
5. The fundamental for reference only, it’s not restricted by unwanted emission limit.

Site :	CB2-H	Engineer :	Rueyyan
Model No :	GT-AX6000,	Test Date :	2018/11/16
Test Voltage :	AC 120V/60Hz	Polarity :	Horizontal
Test Mode :	Mode 15:TX_Non Beamforming_NSS2_ADP-65DW Y		
Note :	802.11ax(40M)_5590MHz		

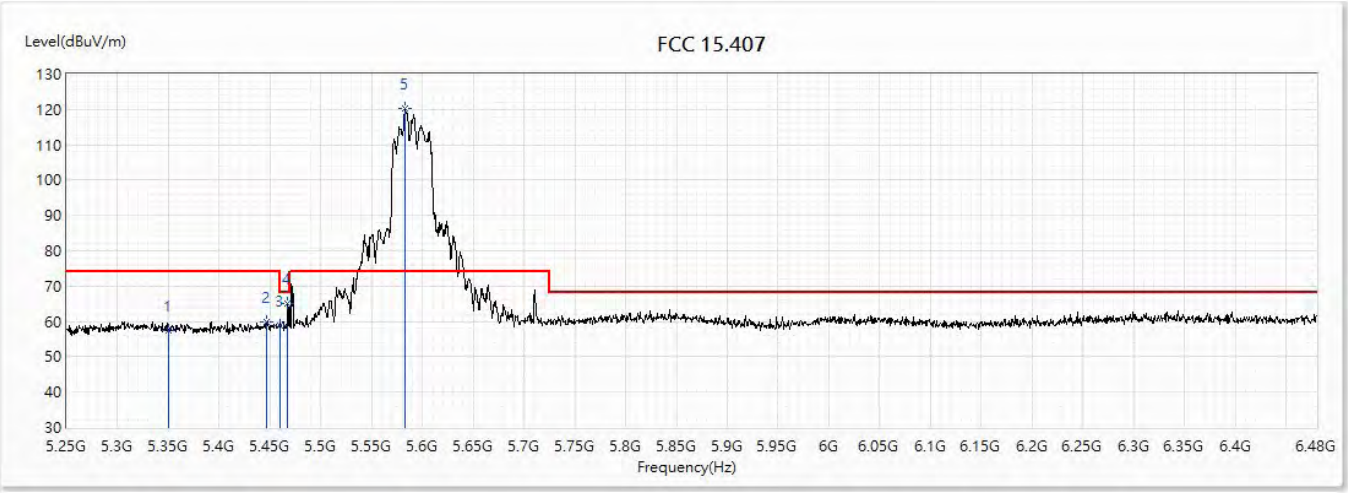

No	Frequency (MHz)	Emission Level (dBuV/m)	Limit (dBuV/m)	Margin (dB)	Reading Level (dBuV)	Correct Factor (dB)	Detector Type
1	5350	57.41	74.00	-16.59	33.38	24.03	PK
2	5446.185	60.02	74.00	-13.98	35.87	24.15	PK
3	5460	58.95	74.00	-15.05	34.79	24.16	PK
4	5467.095	64.91	68.20	-3.29	40.74	24.17	PK
! 5	5582.715	120.15	74.00	46.15	95.64	24.51	PK

Note:

1. All reading above 1GHz is performed with peak and/or average measurements as necessary.
2. “ * ”, means this data is the worst emission level.
3. Emission Level = Reading Level + Correct Factor.
4. The average measurement was not performed when the peak measured data under the limit of average detection. If the readings given are average, peak measurement should also be supplied.
5. The fundamental for reference only, it’s not restricted by unwanted emission limit.

Site :	CB2-H	Engineer :	Rueyyan
Model No :	GT-AX6000,	Test Date :	2018/11/16
Test Voltage :	AC 120V/60Hz	Polarity :	Horizontal
Test Mode :	Mode 15:TX_Non Beamforming_NSS2_ADP-65DW Y		
Note :	802.11ax(40M)_5590MHz		

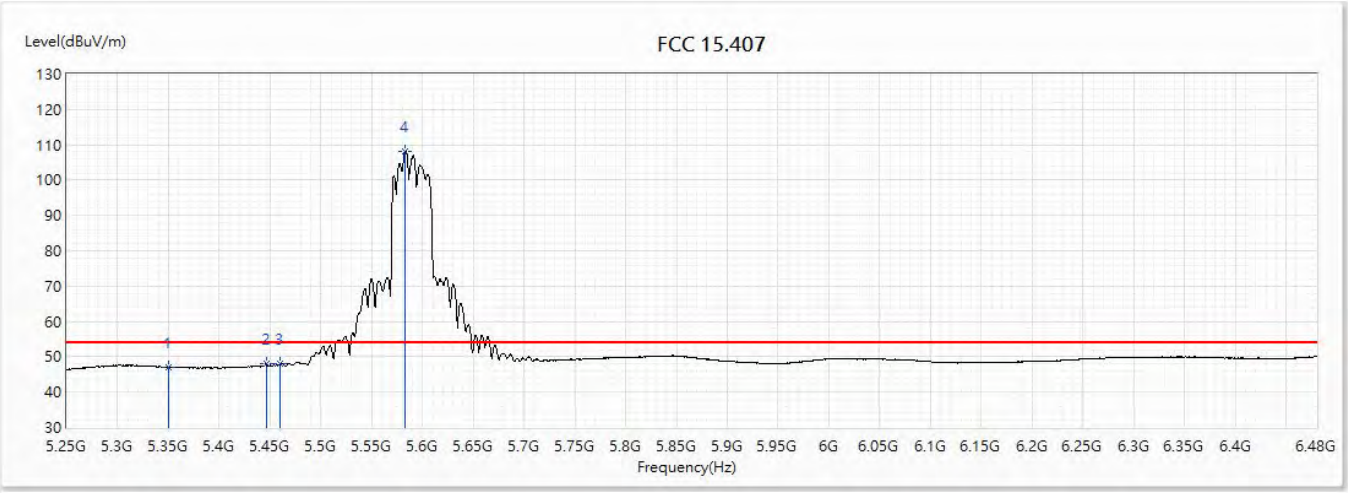

No	Frequency (MHz)	Emission Level (dBuV/m)	Limit (dBuV/m)	Margin (dB)	Reading Level (dBuV)	Correct Factor (dB)	Detector Type
1	5350	47.05	54.00	-6.95	23.02	24.03	AV
2	5446.185	48.00	54.00	-6.00	23.85	24.15	AV
3	5460	47.90	54.00	-6.10	23.74	24.16	AV
! 4	5583.33	108.22	54.00	54.22	83.71	24.51	AV

Note:

1. All reading above 1GHz is performed with peak and/or average measurements as necessary.
2. “ * ”, means this data is the worst emission level.
3. Emission Level = Reading Level + Correct Factor.
4. The average measurement was not performed when the peak measured data under the limit of average detection. If the readings given are average, peak measurement should also be supplied.
5. The fundamental for reference only, it’s not restricted by unwanted emission limit.

Site :	CB2-H	Engineer :	Rueyyan
Model No :	GT-AX6000,	Test Date :	2018/11/16
Test Voltage :	AC 120V/60Hz	Polarity :	Vertical
Test Mode :	Mode 15:TX_Non Beamforming_NSS2_ADP-65DW Y		
Note :	802.11ax(40M)_5590MHz		

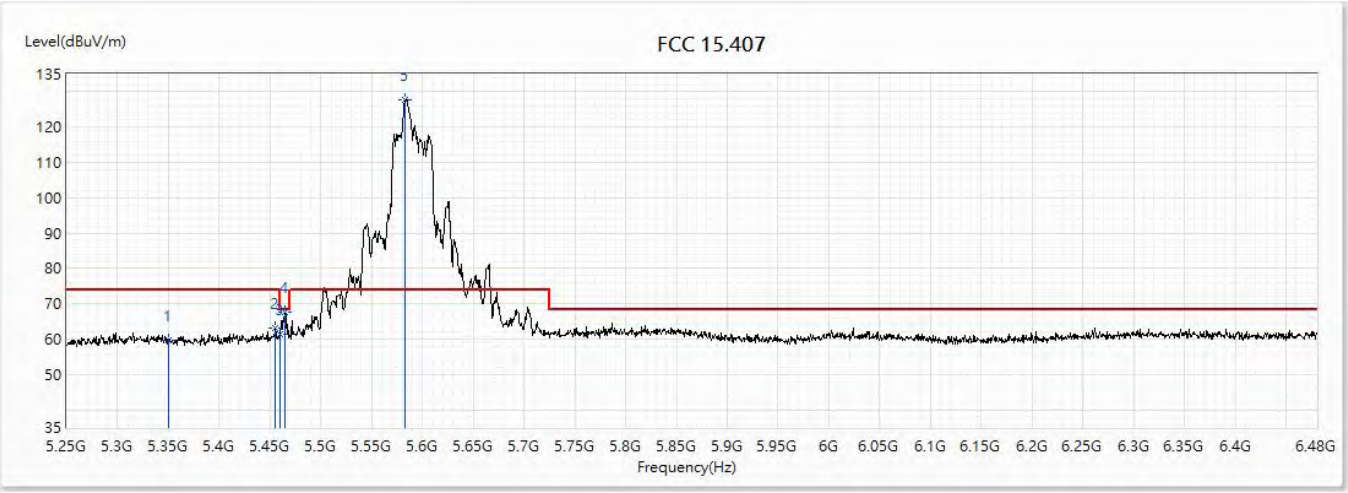

No	Frequency (MHz)	Emission Level (dBuV/m)	Limit (dBuV/m)	Margin (dB)	Reading Level (dBuV)	Correct Factor (dB)	Detector Type
1	5350	59.78	74.00	-14.22	35.75	24.03	PK
2	5455.41	63.20	74.00	-10.80	39.04	24.16	PK
3	5460	61.56	74.00	-12.44	37.40	24.16	PK
4	5464.635	67.66	68.20	-0.54	43.49	24.17	PK
! 5	5583.33	127.81	74.00	53.81	103.30	24.51	PK

Note:

1. All reading above 1GHz is performed with peak and/or average measurements as necessary.
2. “ * ”, means this data is the worst emission level.
3. Emission Level = Reading Level + Correct Factor.
4. The average measurement was not performed when the peak measured data under the limit of average detection. If the readings given are average, peak measurement should also be supplied.
5. The fundamental for reference only, it’s not restricted by unwanted emission limit.

Site :	CB2-H	Engineer :	Rueyyan
Model No :	GT-AX6000,	Test Date :	2018/11/16
Test Voltage :	AC 120V/60Hz	Polarity :	Vertical
Test Mode :	Mode 15:TX_Non Beamforming_NSS2_ADP-65DW Y		
Note :	802.11ax(40M)_5590MHz		

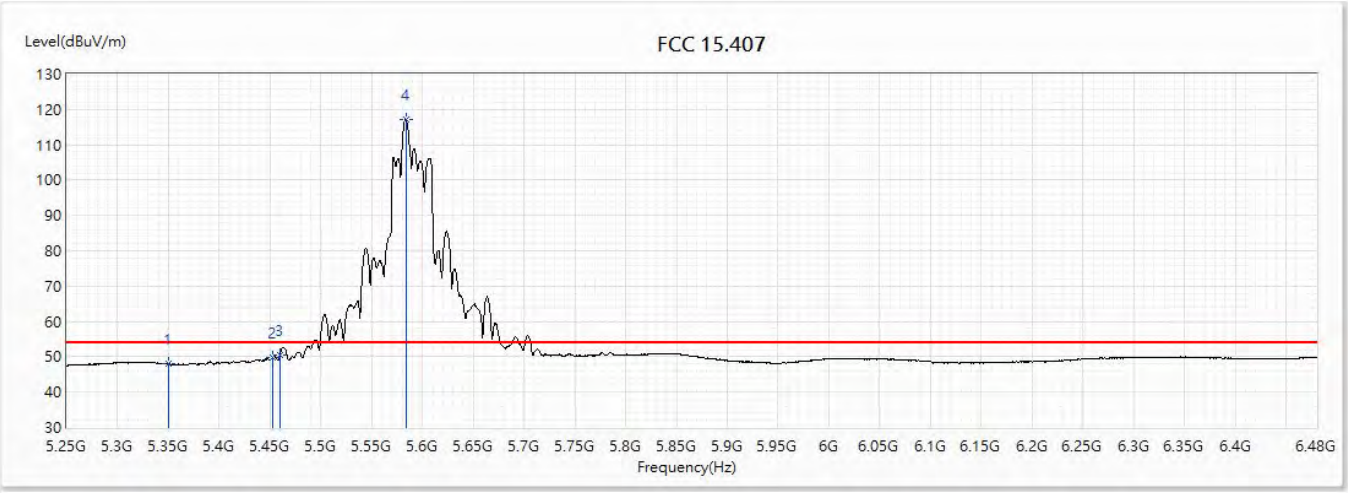

No	Frequency (MHz)	Emission Level (dBuV/m)	Limit (dBuV/m)	Margin (dB)	Reading Level (dBuV)	Correct Factor (dB)	Detector Type
1	5350	47.97	54.00	-6.03	23.94	24.03	AV
2	5452.95	49.92	54.00	-4.08	25.77	24.15	AV
3	5460	50.58	54.00	-3.42	26.42	24.16	AV
! 4	5583.945	117.09	54.00	63.09	92.57	24.52	AV

Note:

1. All reading above 1GHz is performed with peak and/or average measurements as necessary.
2. “ * ”, means this data is the worst emission level.
3. Emission Level = Reading Level + Correct Factor.
4. The average measurement was not performed when the peak measured data under the limit of average detection. If the readings given are average, peak measurement should also be supplied.
5. The fundamental for reference only, it’s not restricted by unwanted emission limit.

Site :	CB2-H	Engineer :	Rueyyan
Model No :	GT-AX6000,	Test Date :	2018/11/15
Test Voltage :	AC 120V/60Hz	Polarity :	Horizontal
Test Mode :	Mode 15:TX_Non Beamforming_NSS2_ADP-65DW Y		
Note :	802.11ax(40M)_5670MHz		

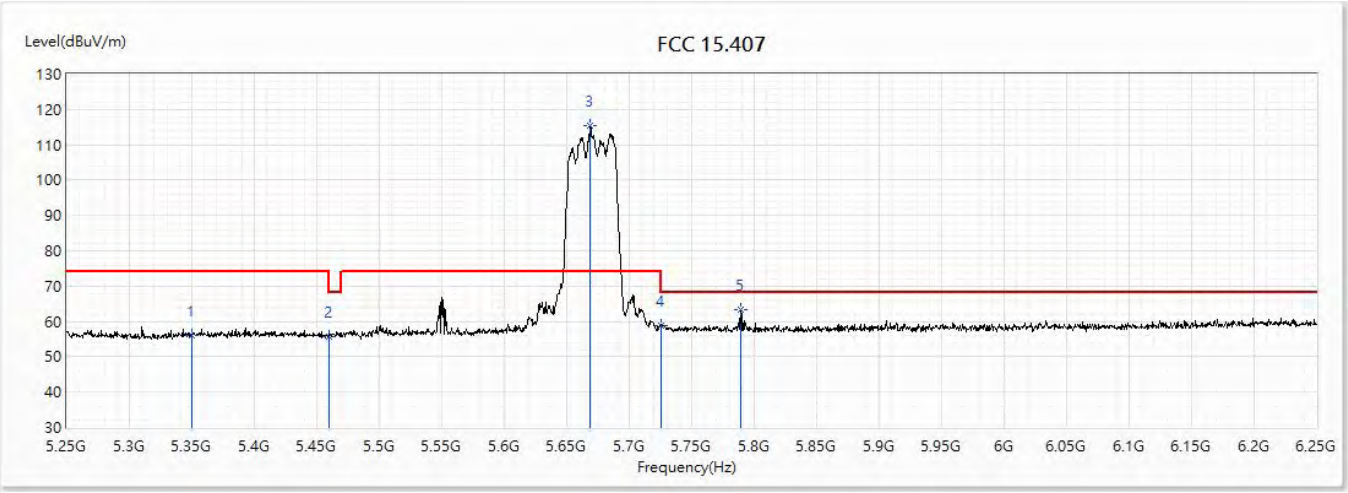

No	Frequency (MHz)	Emission Level (dBuV/m)	Limit (dBuV/m)	Margin (dB)	Reading Level (dBuV)	Correct Factor (dB)	Detector Type
1	5350	56.02	74.00	-17.98	31.99	24.03	PK
2	5460	55.67	74.00	-18.33	31.51	24.16	PK
! 3	5669	115.30	74.00	41.30	90.47	24.83	PK
4	5725	58.98	74.00	-15.02	33.93	25.05	PK
5	5789.5	63.36	68.20	-4.84	38.07	25.29	PK

Note:

1. All reading above 1GHz is performed with peak and/or average measurements as necessary.
2. “ * ”, means this data is the worst emission level.
3. Emission Level = Reading Level + Correct Factor.
4. The average measurement was not performed when the peak measured data under the limit of average detection. If the readings given are average, peak measurement should also be supplied.
5. The fundamental for reference only, it’s not restricted by unwanted emission limit.

Site :	CB2-H	Engineer :	Rueyyan
Model No :	GT-AX6000,	Test Date :	2018/11/15
Test Voltage :	AC 120V/60Hz	Polarity :	Horizontal
Test Mode :	Mode 15:TX_Non Beamforming_NSS2_ADP-65DW Y		
Note :	802.11ax(40M)_5670MHz		

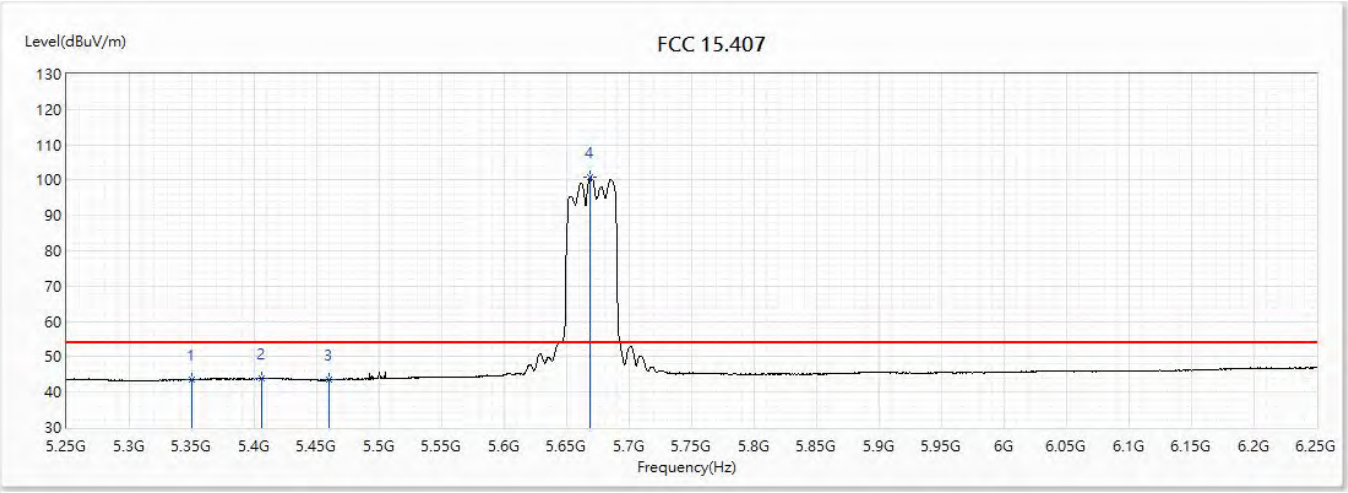

No	Frequency (MHz)	Emission Level (dBuV/m)	Limit (dBuV/m)	Margin (dB)	Reading Level (dBuV)	Correct Factor (dB)	Detector Type
1	5350	43.56	54.00	-10.44	19.53	24.03	AV
2	5406	43.80	54.00	-10.20	19.70	24.10	AV
3	5460	43.61	54.00	-10.39	19.45	24.16	AV
! 4	5668.5	100.90	54.00	46.90	76.07	24.83	AV

Note:

1. All reading above 1GHz is performed with peak and/or average measurements as necessary.
2. “ * ”, means this data is the worst emission level.
3. Emission Level = Reading Level + Correct Factor.
4. The average measurement was not performed when the peak measured data under the limit of average detection. If the readings given are average, peak measurement should also be supplied.
5. The fundamental for reference only, it’s not restricted by unwanted emission limit.

Site :	CB2-H	Engineer :	Rueyyan
Model No :	GT-AX6000,	Test Date :	2018/11/15
Test Voltage :	AC 120V/60Hz	Polarity :	Vertical
Test Mode :	Mode 15:TX_Non Beamforming_NSS2_ADP-65DW Y		
Note :	802.11ax(40M)_5670MHz		

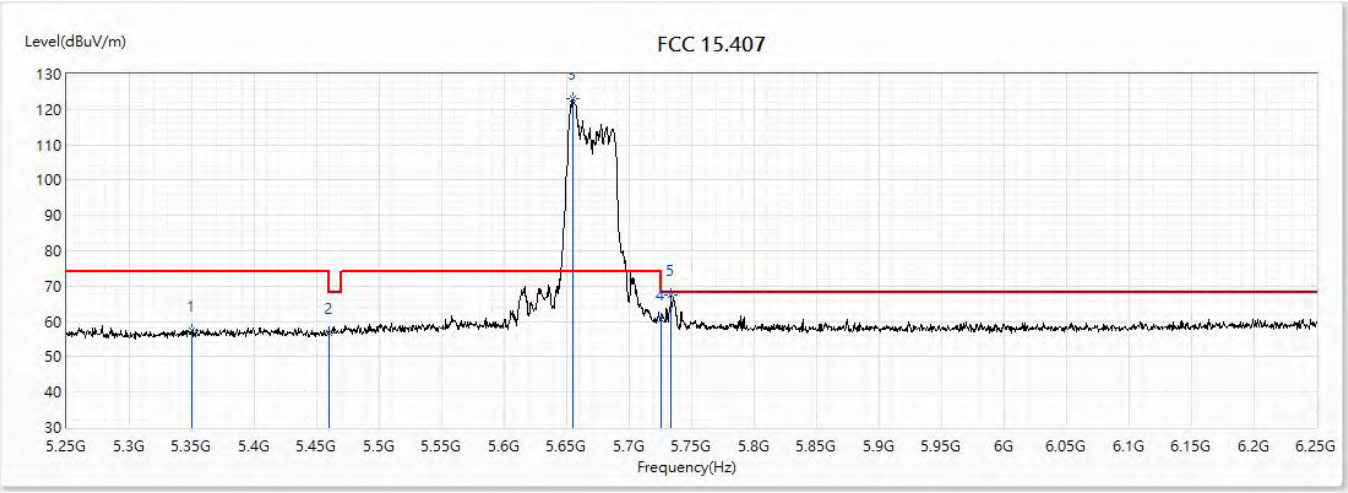

No	Frequency (MHz)	Emission Level (dBuV/m)	Limit (dBuV/m)	Margin (dB)	Reading Level (dBuV)	Correct Factor (dB)	Detector Type
1	5350	57.56	74.00	-16.44	33.53	24.03	PK
2	5460	56.87	74.00	-17.13	32.71	24.16	PK
! 3	5654.5	123.00	74.00	49.00	98.22	24.78	PK
4	5725	60.57	74.00	-13.43	35.52	25.05	PK
5	5733.5	67.49	68.20	-0.71	42.41	25.08	PK

Note:

1. All reading above 1GHz is performed with peak and/or average measurements as necessary.
2. “ * ”, means this data is the worst emission level.
3. Emission Level = Reading Level + Correct Factor.
4. The average measurement was not performed when the peak measured data under the limit of average detection. If the readings given are average, peak measurement should also be supplied.
5. The fundamental for reference only, it’s not restricted by unwanted emission limit.

Site :	CB2-H	Engineer :	Rueyyan
Model No :	GT-AX6000,	Test Date :	2018/11/15
Test Voltage :	AC 120V/60Hz	Polarity :	Vertical
Test Mode :	Mode 15:TX_Non Beamforming_NSS2_ADP-65DW Y		
Note :	802.11ax(40M)_5670MHz		

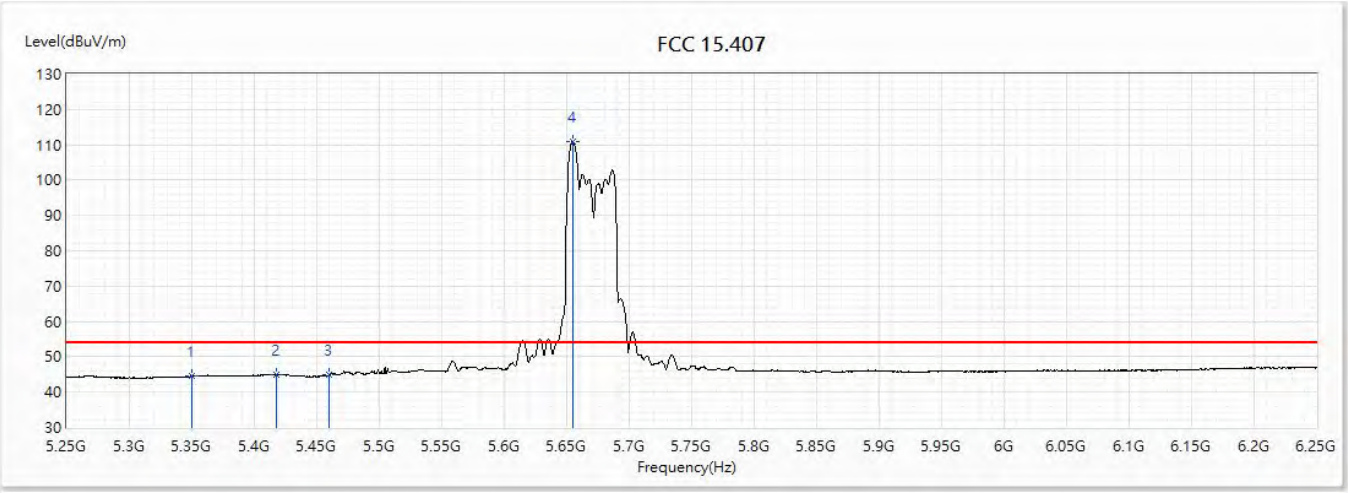

No	Frequency (MHz)	Emission Level (dBuV/m)	Limit (dBuV/m)	Margin (dB)	Reading Level (dBuV)	Correct Factor (dB)	Detector Type
1	5350	44.49	54.00	-9.51	20.46	24.03	AV
2	5417.5	44.95	54.00	-9.05	20.84	24.11	AV
3	5460	44.85	54.00	-9.15	20.69	24.16	AV
! 4	5655	110.82	54.00	56.82	86.04	24.78	AV

Note:

1. All reading above 1GHz is performed with peak and/or average measurements as necessary.
2. “ * ”, means this data is the worst emission level.
3. Emission Level = Reading Level + Correct Factor.
4. The average measurement was not performed when the peak measured data under the limit of average detection. If the readings given are average, peak measurement should also be supplied.
5. The fundamental for reference only, it’s not restricted by unwanted emission limit.

Site :	CB2-H	Engineer :	Rueyyan
Model No :	GT-AX6000,	Test Date :	2018/11/15
Test Voltage :	AC 120V/60Hz	Polarity :	Horizontal
Test Mode :	Mode 15:TX_Non Beamforming_NSS2_ADP-65DW Y		
Note :	802.11ax(80M)_5530MHz		

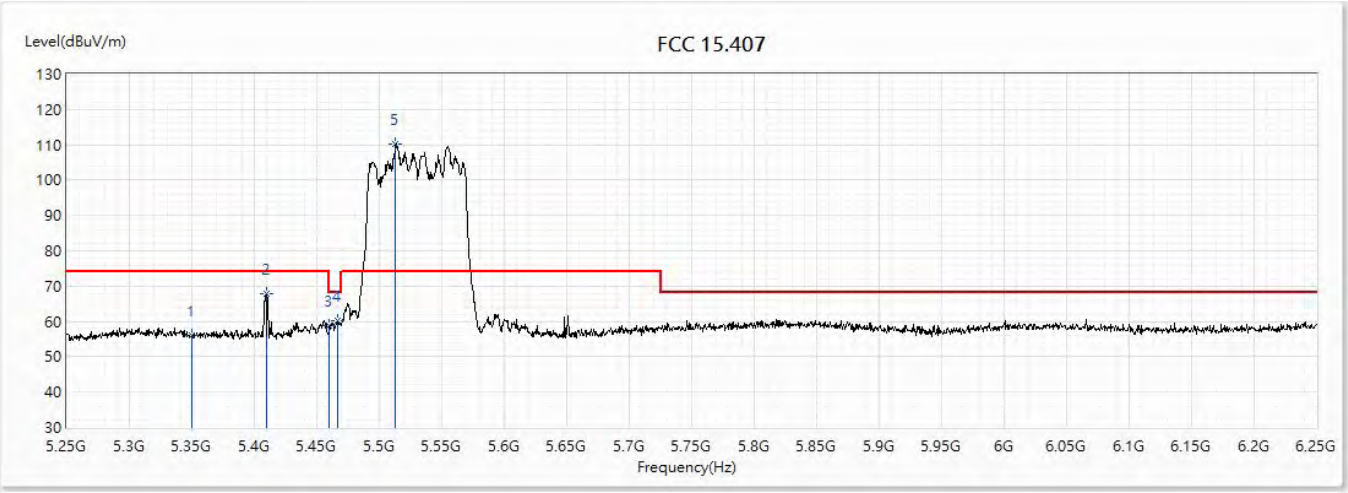

No	Frequency (MHz)	Emission Level (dBuV/m)	Limit (dBuV/m)	Margin (dB)	Reading Level (dBuV)	Correct Factor (dB)	Detector Type
1	5350	56.10	74.00	-17.90	32.07	24.03	PK
2	5409.5	67.88	74.00	-6.12	43.78	24.10	PK
3	5460	58.80	74.00	-15.20	34.64	24.16	PK
4	5467	60.08	68.20	-8.12	35.91	24.17	PK
! 5	5513	110.35	74.00	36.35	86.10	24.25	PK

Note:

1. All reading above 1GHz is performed with peak and/or average measurements as necessary.
2. “ * ”, means this data is the worst emission level.
3. Emission Level = Reading Level + Correct Factor.
4. The average measurement was not performed when the peak measured data under the limit of average detection. If the readings given are average, peak measurement should also be supplied.
5. The fundamental for reference only, it’s not restricted by unwanted emission limit.

Site :	CB2-H	Engineer :	Rueyyan
Model No :	GT-AX6000,	Test Date :	2018/11/15
Test Voltage :	AC 120V/60Hz	Polarity :	Horizontal
Test Mode :	Mode 15:TX_Non Beamforming_NSS2_ADP-65DW Y		
Note :	802.11ax(80M)_5530MHz		

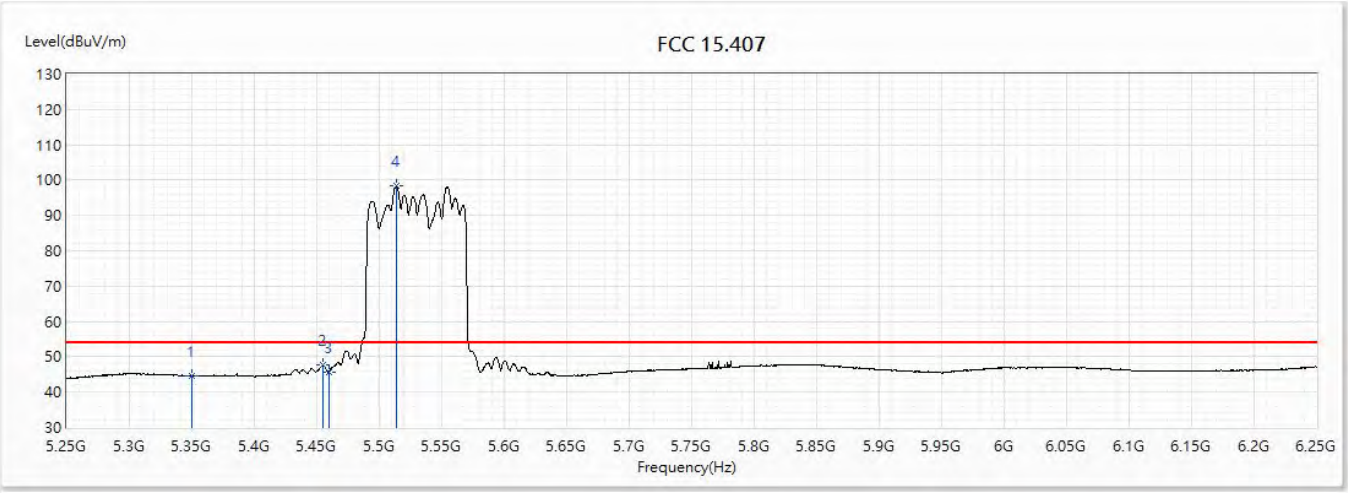

No	Frequency (MHz)	Emission Level (dBuV/m)	Limit (dBuV/m)	Margin (dB)	Reading Level (dBuV)	Correct Factor (dB)	Detector Type
1	5350	44.61	54.00	-9.39	20.58	24.03	AV
2	5454.5	47.59	54.00	-6.41	23.43	24.16	AV
3	5460	45.71	54.00	-8.29	21.55	24.16	AV
! 4	5514	98.28	54.00	44.28	74.02	24.26	AV

Note:

1. All reading above 1GHz is performed with peak and/or average measurements as necessary.
2. “ * ”, means this data is the worst emission level.
3. Emission Level = Reading Level + Correct Factor.
4. The average measurement was not performed when the peak measured data under the limit of average detection. If the readings given are average, peak measurement should also be supplied.
5. The fundamental for reference only, it’s not restricted by unwanted emission limit.

Site :	CB2-H	Engineer :	Rueyyan
Model No :	GT-AX6000,	Test Date :	2018/11/15
Test Voltage :	AC 120V/60Hz	Polarity :	Vertical
Test Mode :	Mode 15:TX_Non Beamforming_NSS2_ADP-65DW Y		
Note :	802.11ax(80M)_5530MHz		

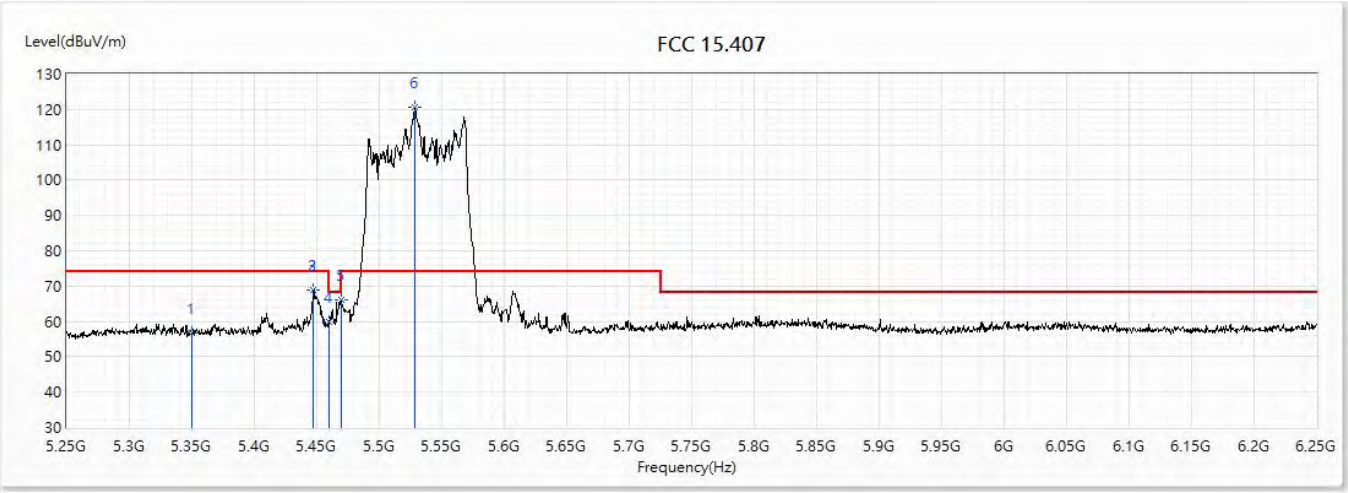

No	Frequency (MHz)	Emission Level (dBuV/m)	Limit (dBuV/m)	Margin (dB)	Reading Level (dBuV)	Correct Factor (dB)	Detector Type
1	5350	56.90	74.00	-17.10	32.87	24.03	PK
2	5447.5	69.01	74.00	-4.99	44.86	24.15	PK
3	5447.5	69.01	74.00	-4.99	44.86	24.15	PK
4	5460	59.81	74.00	-14.19	35.65	24.16	PK
5	5469.5	66.23	68.20	-1.97	42.05	24.18	PK
! 6	5528.5	120.58	74.00	46.58	96.27	24.31	PK

Note:

1. All reading above 1GHz is performed with peak and/or average measurements as necessary.
2. “ * ”, means this data is the worst emission level.
3. Emission Level = Reading Level + Correct Factor.
4. The average measurement was not performed when the peak measured data under the limit of average detection. If the readings given are average, peak measurement should also be supplied.
5. The fundamental for reference only, it’s not restricted by unwanted emission limit.

Site :	CB2-H	Engineer :	Rueyyan
Model No :	GT-AX6000,	Test Date :	2018/11/15
Test Voltage :	AC 120V/60Hz	Polarity :	Vertical
Test Mode :	Mode 15:TX_Non Beamforming_NSS2_ADP-65DW Y		
Note :	802.11ax(80M)_5530MHz		

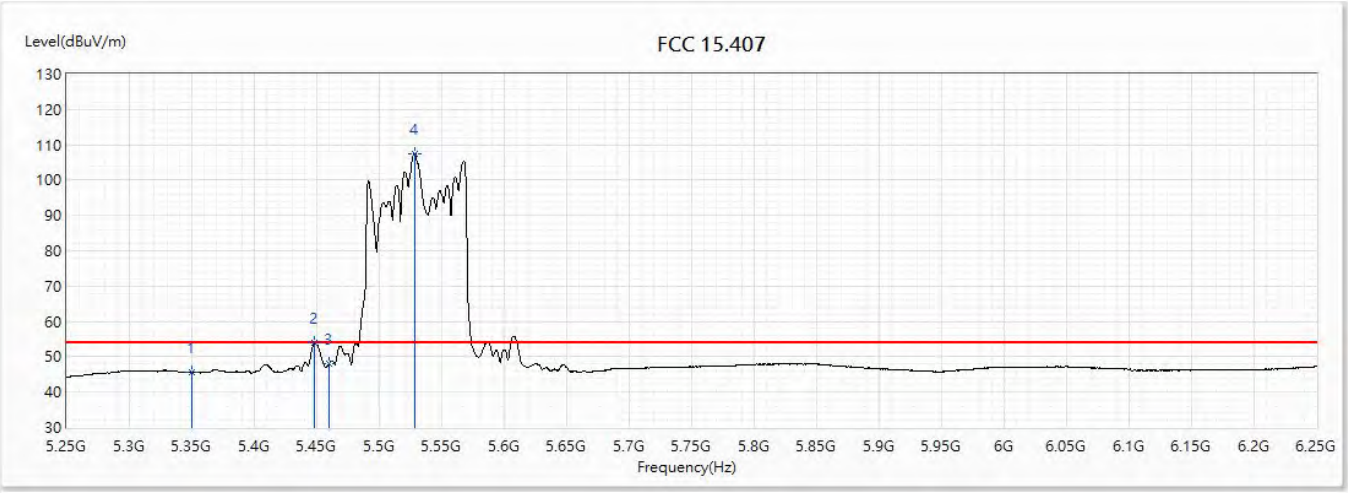

No	Frequency (MHz)	Emission Level (dBuV/m)	Limit (dBuV/m)	Margin (dB)	Reading Level (dBuV)	Correct Factor (dB)	Detector Type
1	5350	45.52	54.00	-8.48	21.49	24.03	AV
2	5448.5	53.81	54.00	-0.19	29.66	24.15	AV
3	5460	48.22	54.00	-5.78	24.06	24.16	AV
! 4	5528.5	107.59	54.00	53.59	83.28	24.31	AV

Note:

1. All reading above 1GHz is performed with peak and/or average measurements as necessary.
2. “ * ”, means this data is the worst emission level.
3. Emission Level = Reading Level + Correct Factor.
4. The average measurement was not performed when the peak measured data under the limit of average detection. If the readings given are average, peak measurement should also be supplied.
5. The fundamental for reference only, it’s not restricted by unwanted emission limit.

Site :	CB2-H	Engineer :	Rueyyan
Model No :	GT-AX6000,	Test Date :	2018/11/16
Test Voltage :	AC 120V/60Hz	Polarity :	Horizontal
Test Mode :	Mode 15:TX_Non Beamforming_NSS2_ADP-65DW Y		
Note :	802.11ax(80M)_5610MHz		

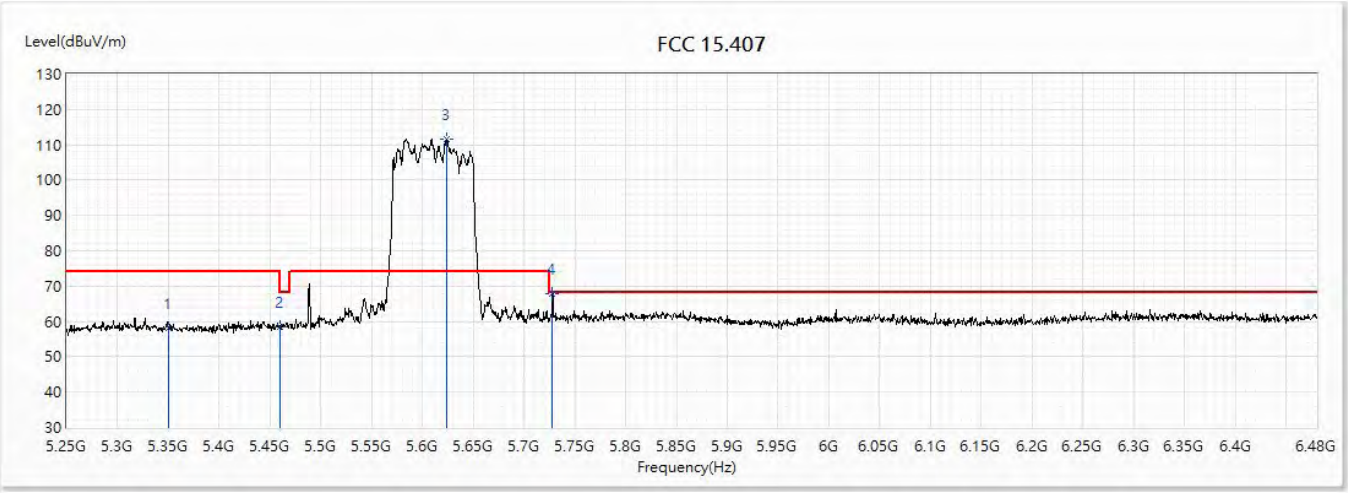

No	Frequency (MHz)	Emission Level (dBuV/m)	Limit (dBuV/m)	Margin (dB)	Reading Level (dBuV)	Correct Factor (dB)	Detector Type
1	5350	58.09	74.00	-15.91	34.06	24.03	PK
2	5460	58.40	74.00	-15.60	34.24	24.16	PK
! 3	5623.305	111.76	74.00	37.76	87.09	24.67	PK
4	5727.855	67.90	68.20	-0.30	42.83	25.07	PK

Note:

1. All reading above 1GHz is performed with peak and/or average measurements as necessary.
2. “ * ”, means this data is the worst emission level.
3. Emission Level = Reading Level + Correct Factor.
4. The average measurement was not performed when the peak measured data under the limit of average detection. If the readings given are average, peak measurement should also be supplied.
5. The fundamental for reference only, it’s not restricted by unwanted emission limit.

Site :	CB2-H	Engineer :	Rueyyan
Model No :	GT-AX6000,	Test Date :	2018/11/16
Test Voltage :	AC 120V/60Hz	Polarity :	Horizontal
Test Mode :	Mode 15:TX_Non Beamforming_NSS2_ADP-65DW Y		
Note :	802.11ax(80M)_5610MHz		

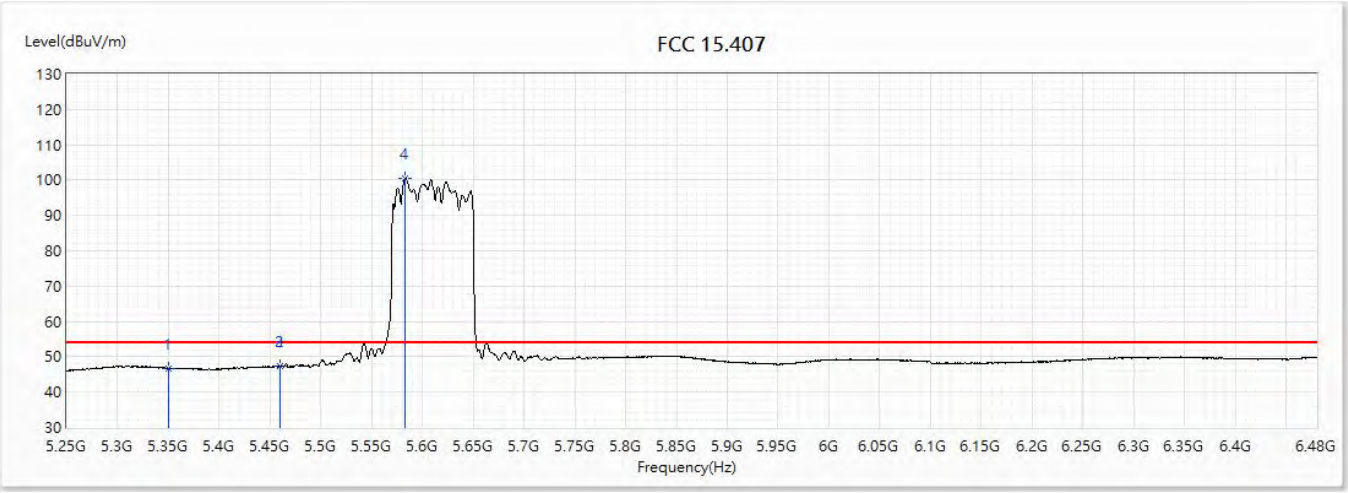

No	Frequency (MHz)	Emission Level (dBuV/m)	Limit (dBuV/m)	Margin (dB)	Reading Level (dBuV)	Correct Factor (dB)	Detector Type
1	5350	46.79	54.00	-7.21	22.76	24.03	AV
2	5459.715	47.51	54.00	-6.49	23.35	24.16	AV
3	5460	47.50	54.00	-6.50	23.34	24.16	AV
! 4	5583.33	100.64	54.00	46.64	76.13	24.51	AV

Note:

1. All reading above 1GHz is performed with peak and/or average measurements as necessary.
2. “ * ”, means this data is the worst emission level.
3. Emission Level = Reading Level + Correct Factor.
4. The average measurement was not performed when the peak measured data under the limit of average detection. If the readings given are average, peak measurement should also be supplied.
5. The fundamental for reference only, it’s not restricted by unwanted emission limit.

Site :	CB2-H	Engineer :	Rueyyan
Model No :	GT-AX6000,	Test Date :	2018/11/16
Test Voltage :	AC 120V/60Hz	Polarity :	Vertical
Test Mode :	Mode 15:TX_Non Beamforming_NSS2_ADP-65DW Y		
Note :	802.11ax(80M)_5610MHz		

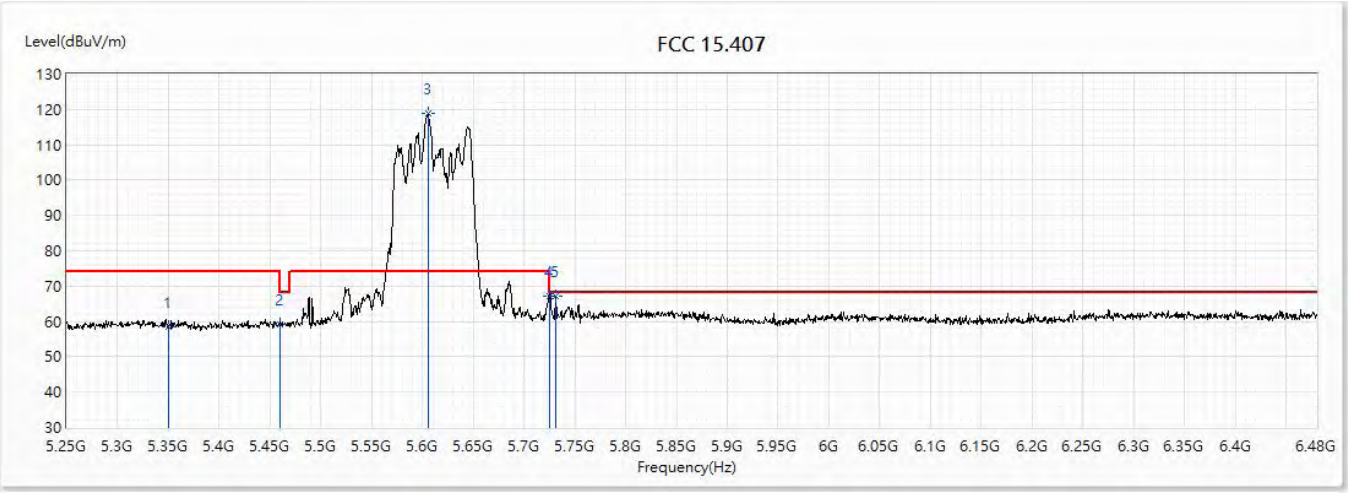

No	Frequency (MHz)	Emission Level (dBuV/m)	Limit (dBuV/m)	Margin (dB)	Reading Level (dBuV)	Correct Factor (dB)	Detector Type
1	5350	58.48	74.00	-15.52	34.45	24.03	PK
2	5460	59.30	74.00	-14.70	35.14	24.16	PK
! 3	5605.47	118.73	74.00	44.73	94.12	24.61	PK
4	5725	67.01	74.00	-6.99	41.96	25.05	PK
5	5730.93	67.21	68.20	-0.99	42.13	25.08	PK

Note:

1. All reading above 1GHz is performed with peak and/or average measurements as necessary.
2. “ * ”, means this data is the worst emission level.
3. Emission Level = Reading Level + Correct Factor.
4. The average measurement was not performed when the peak measured data under the limit of average detection. If the readings given are average, peak measurement should also be supplied.
5. The fundamental for reference only, it’s not restricted by unwanted emission limit.

Site :	CB2-H	Engineer :	Rueyyan
Model No :	GT-AX6000,	Test Date :	2018/11/16
Test Voltage :	AC 120V/60Hz	Polarity :	Vertical
Test Mode :	Mode 15:TX_Non Beamforming_NSS2_ADP-65DW Y		
Note :	802.11ax(80M)_5610MHz		

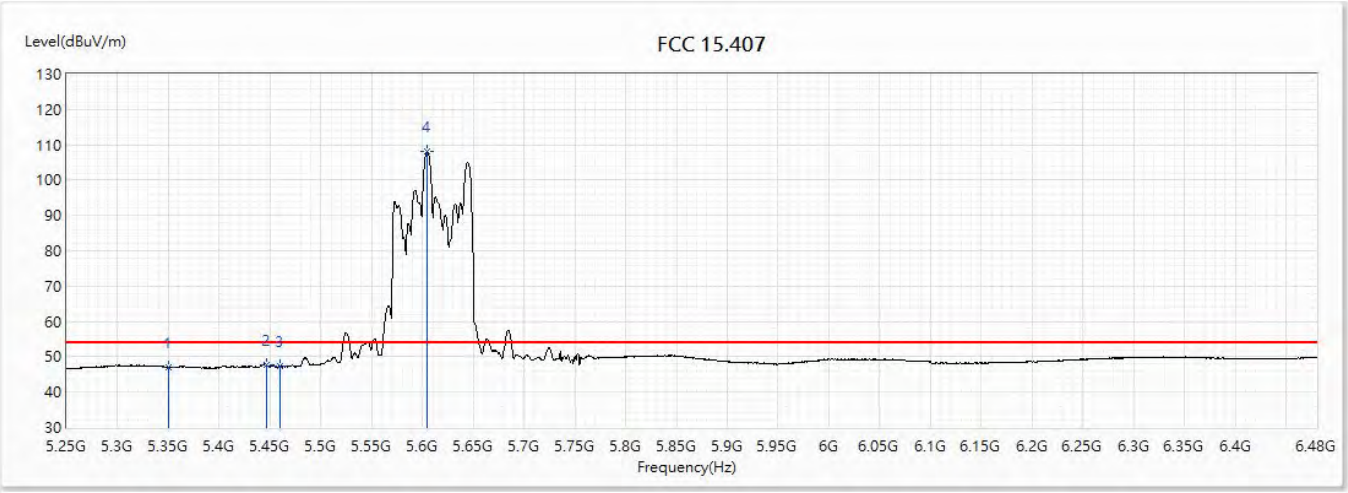

No	Frequency (MHz)	Emission Level (dBuV/m)	Limit (dBuV/m)	Margin (dB)	Reading Level (dBuV)	Correct Factor (dB)	Detector Type
1	5350	47.10	54.00	-6.90	23.07	24.03	AV
2	5446.185	47.84	54.00	-6.16	23.69	24.15	AV
3	5460	47.22	54.00	-6.78	23.06	24.16	AV
! 4	5604.855	107.97	54.00	53.97	83.37	24.60	AV

Note:

1. All reading above 1GHz is performed with peak and/or average measurements as necessary.
2. “ * ”, means this data is the worst emission level.
3. Emission Level = Reading Level + Correct Factor.
4. The average measurement was not performed when the peak measured data under the limit of average detection. If the readings given are average, peak measurement should also be supplied.
5. The fundamental for reference only, it’s not restricted by unwanted emission limit.

Site :	CB2-H	Engineer :	Rueyyan
Model No :	GT-AX6000,	Test Date :	2018/11/28
Test Voltage :	AC 120V/60Hz	Polarity :	Horizontal
Test Mode :	Mode 15:TX_Non Beamforming_NSS2_ADP-65DW Y		
Note :	802.11a(20M)_5720MHz		

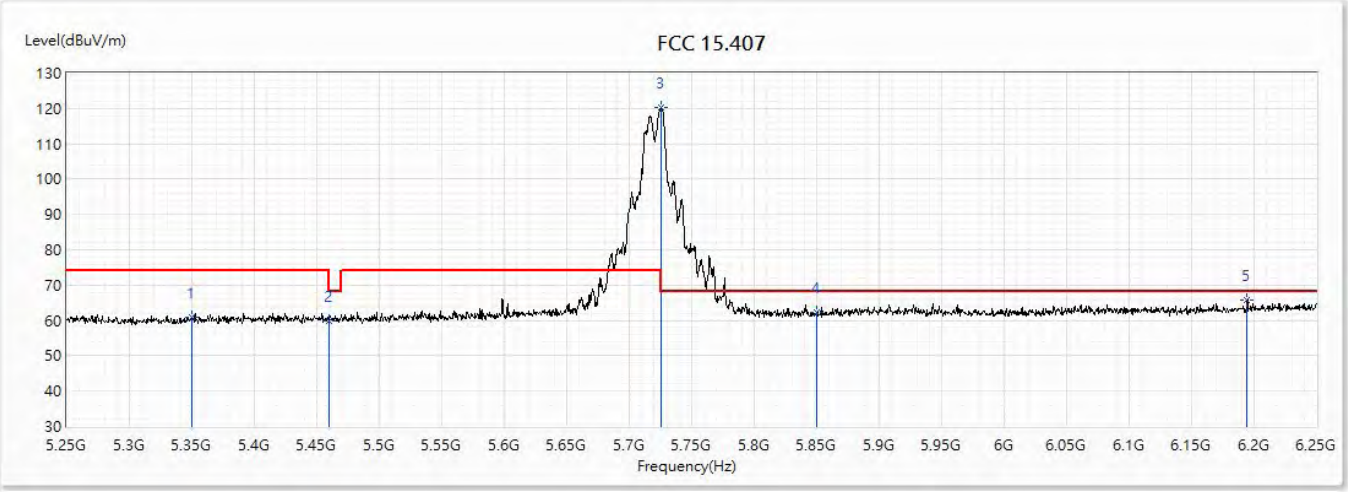

No	Frequency (MHz)	Emission Level (dBuV/m)	Limit (dBuV/m)	Margin (dB)	Reading Level (dBuV)	Correct Factor (dB)	Detector Type
1	5350	60.75	74.00	-13.25	36.72	24.03	PK
2	5460	59.93	74.00	-14.07	35.77	24.16	PK
! 3	5725.5	120.18	68.20	51.98	95.12	25.06	PK
4	5850	62.33	68.20	-5.87	36.81	25.52	PK
5	6194.5	65.91	68.20	-2.29	39.23	26.68	PK

Note:

1. All reading above 1GHz is performed with peak and/or average measurements as necessary.
2. “ * ”, means this data is the worst emission level.
3. Emission Level = Reading Level + Correct Factor.
4. The average measurement was not performed when the peak measured data under the limit of average detection. If the readings given are average, peak measurement should also be supplied.
5. The fundamental for reference only, it’s not restricted by unwanted emission limit.

Site :	CB2-H	Engineer :	Rueyyan
Model No :	GT-AX6000,	Test Date :	2018/11/28
Test Voltage :	AC 120V/60Hz	Polarity :	Horizontal
Test Mode :	Mode 15:TX_Non Beamforming_NSS2_ADP-65DW Y		
Note :	802.11a(20M)_5720MHz		

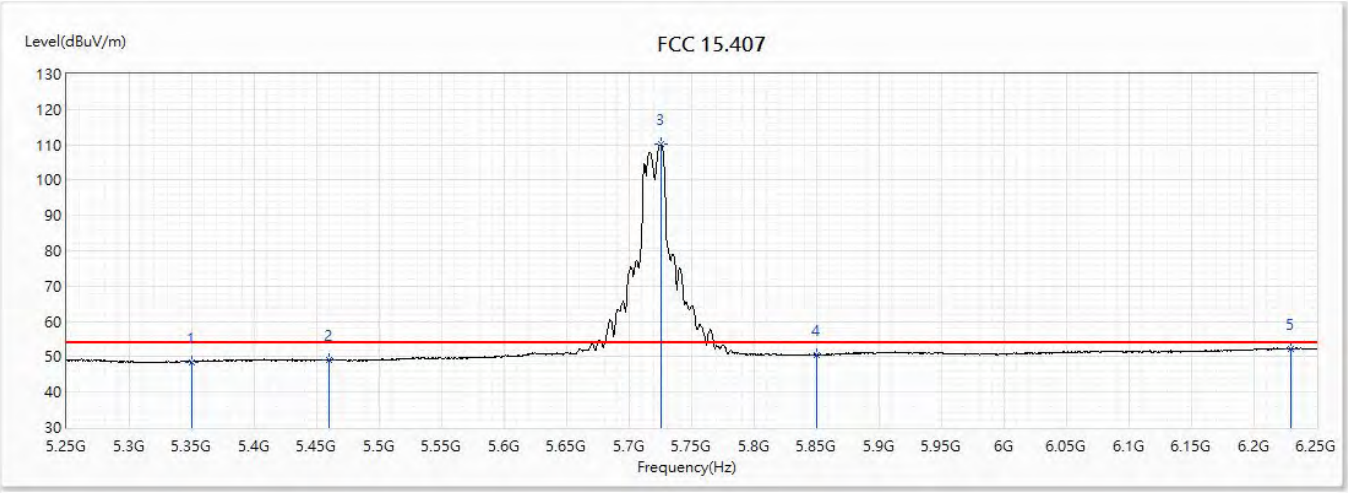

No	Frequency (MHz)	Emission Level (dBuV/m)	Limit (dBuV/m)	Margin (dB)	Reading Level (dBuV)	Correct Factor (dB)	Detector Type
1	5350	48.57	54.00	-5.43	24.54	24.03	AV
2	5460	49.02	54.00	-4.98	24.86	24.16	AV
! 3	5725.5	110.25	54.00	56.25	85.19	25.06	AV
4	5850	50.54	54.00	-3.46	25.02	25.52	AV
5	6229	52.34	54.00	-1.66	25.56	26.78	AV

Note:

1. All reading above 1GHz is performed with peak and/or average measurements as necessary.
2. “ * ”, means this data is the worst emission level.
3. Emission Level = Reading Level + Correct Factor.
4. The average measurement was not performed when the peak measured data under the limit of average detection. If the readings given are average, peak measurement should also be supplied.
5. The fundamental for reference only, it’s not restricted by unwanted emission limit.

Site :	CB2-H	Engineer :	Rueyyan
Model No :	GT-AX6000,	Test Date :	2018/11/28
Test Voltage :	AC 120V/60Hz	Polarity :	Vertical
Test Mode :	Mode 15:TX_Non Beamforming_NSS2_ADP-65DW Y		
Note :	802.11a(20M)_5720MHz		

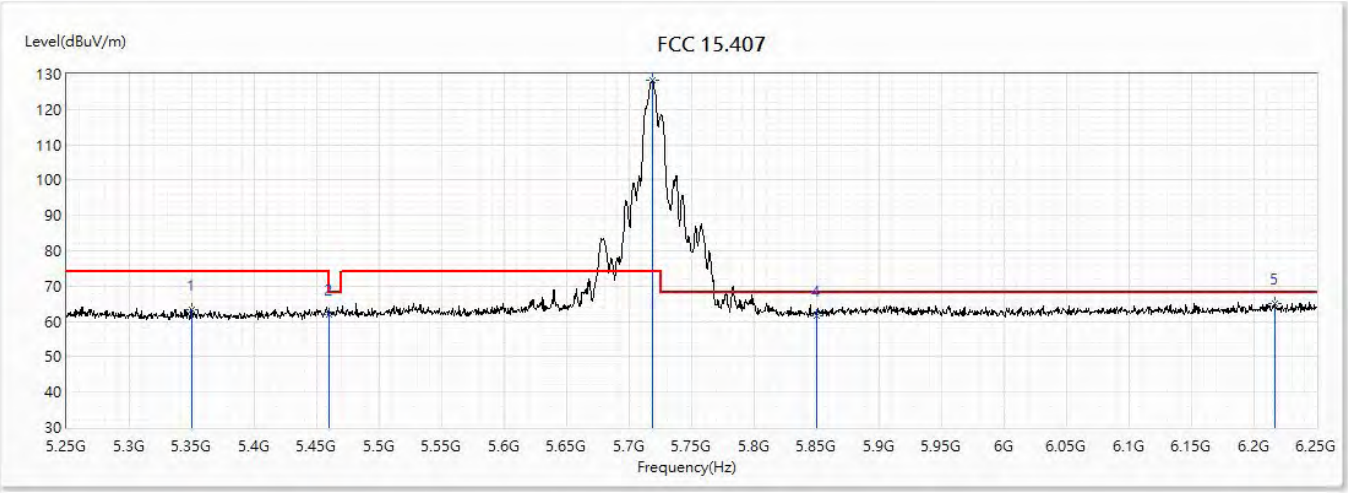

No	Frequency (MHz)	Emission Level (dBuV/m)	Limit (dBuV/m)	Margin (dB)	Reading Level (dBuV)	Correct Factor (dB)	Detector Type
1	5350	63.46	74.00	-10.54	39.43	24.03	PK
2	5460	62.00	74.00	-12.00	37.84	24.16	PK
! 3	5718.5	128.30	74.00	54.30	103.28	25.02	PK
4	5850	61.68	68.20	-6.52	36.16	25.52	PK
5	6216.5	65.13	68.20	-3.07	38.37	26.76	PK

Note:

1. All reading above 1GHz is performed with peak and/or average measurements as necessary.
2. “ * ”, means this data is the worst emission level.
3. Emission Level = Reading Level + Correct Factor.
4. The average measurement was not performed when the peak measured data under the limit of average detection. If the readings given are average, peak measurement should also be supplied.
5. The fundamental for reference only, it’s not restricted by unwanted emission limit.

Site :	CB2-H	Engineer :	Rueyyan
Model No :	GT-AX6000,	Test Date :	2018/11/28
Test Voltage :	AC 120V/60Hz	Polarity :	Vertical
Test Mode :	Mode 15:TX_Non Beamforming_NSS2_ADP-65DW Y		
Note :	802.11a(20M)_5720MHz		

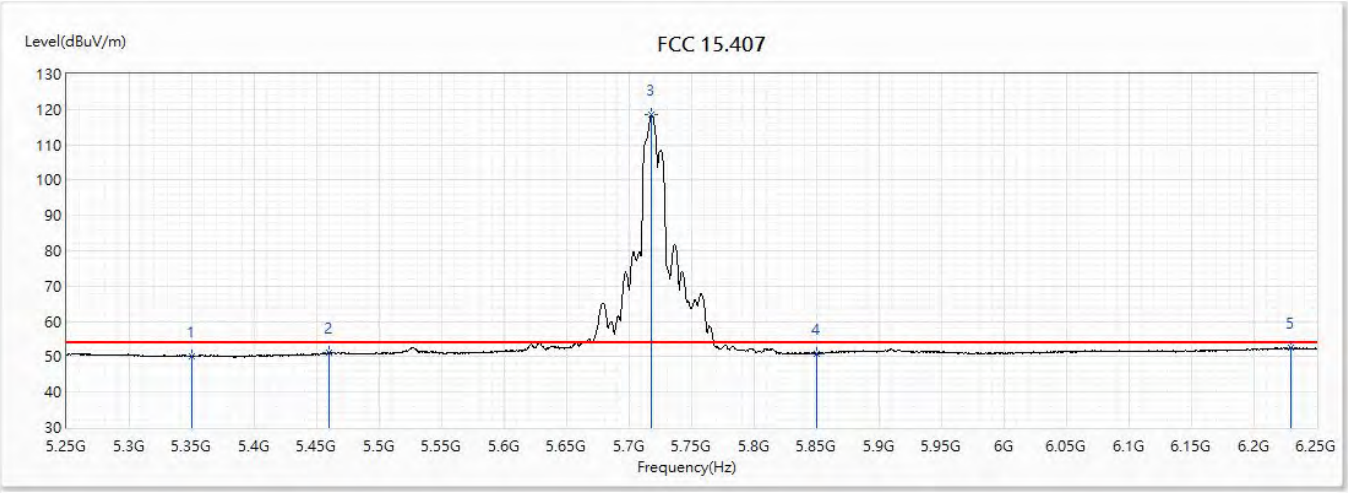

No	Frequency (MHz)	Emission Level (dBuV/m)	Limit (dBuV/m)	Margin (dB)	Reading Level (dBuV)	Correct Factor (dB)	Detector Type
1	5350	50.23	54.00	-3.77	26.20	24.03	AV
2	5460	51.19	54.00	-2.81	27.03	24.16	AV
! 3	5718	118.44	54.00	64.44	93.42	25.02	AV
4	5850	50.84	54.00	-3.16	25.32	25.52	AV
5	6229	52.40	54.00	-1.60	25.62	26.78	AV

Note:

1. All reading above 1GHz is performed with peak and/or average measurements as necessary.
2. “ * ”, means this data is the worst emission level.
3. Emission Level = Reading Level + Correct Factor.
4. The average measurement was not performed when the peak measured data under the limit of average detection. If the readings given are average, peak measurement should also be supplied.
5. The fundamental for reference only, it’s not restricted by unwanted emission limit.

Site :	CB2-H	Engineer :	Rueyyan
Model No :	GT-AX6000,	Test Date :	2018/11/28
Test Voltage :	AC 120V/60Hz	Polarity :	Horizontal
Test Mode :	Mode 15:TX_Non Beamforming_NSS2_ADP-65DW Y		
Note :	802.11ac(20M)_5720MHz		

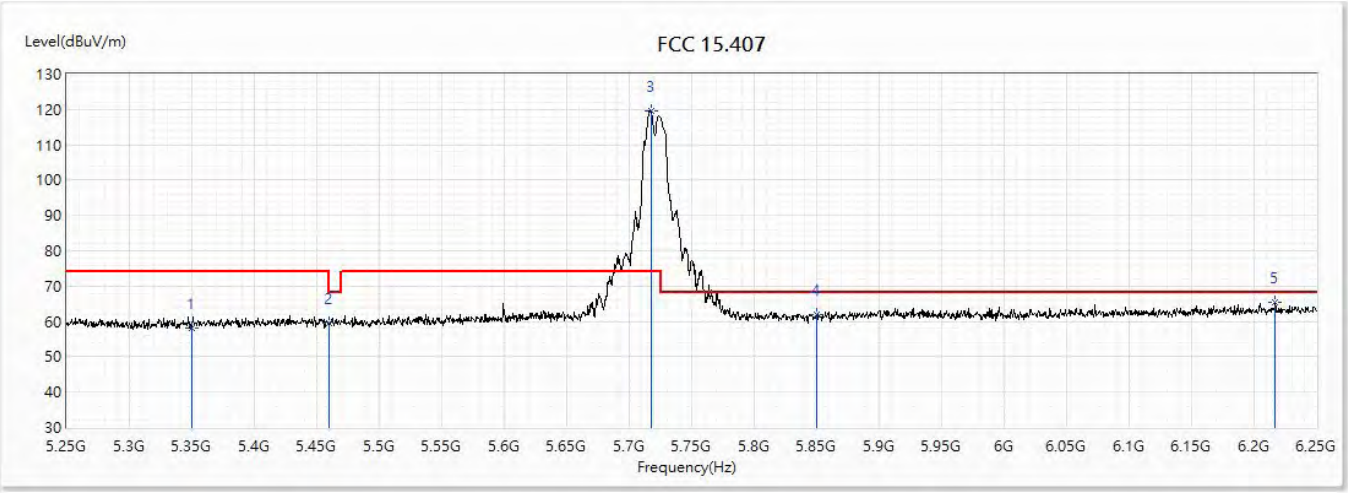

No	Frequency (MHz)	Emission Level (dBuV/m)	Limit (dBuV/m)	Margin (dB)	Reading Level (dBuV)	Correct Factor (dB)	Detector Type
1	5350	58.22	74.00	-15.78	34.19	24.03	PK
2	5460	59.62	74.00	-14.38	35.46	24.16	PK
! 3	5717.5	119.72	74.00	45.72	94.70	25.02	PK
4	5850	62.04	68.20	-6.16	36.52	25.52	PK
5	6217	65.33	68.20	-2.87	38.57	26.76	PK

Note:

1. All reading above 1GHz is performed with peak and/or average measurements as necessary.
2. “ * ”, means this data is the worst emission level.
3. Emission Level = Reading Level + Correct Factor.
4. The average measurement was not performed when the peak measured data under the limit of average detection. If the readings given are average, peak measurement should also be supplied.
5. The fundamental for reference only, it’s not restricted by unwanted emission limit.

Site :	CB2-H	Engineer :	Rueyyan
Model No :	GT-AX6000,	Test Date :	2018/11/28
Test Voltage :	AC 120V/60Hz	Polarity :	Horizontal
Test Mode :	Mode 15:TX_Non Beamforming_NSS2_ADP-65DW Y		
Note :	802.11ac(20M)_5720MHz		

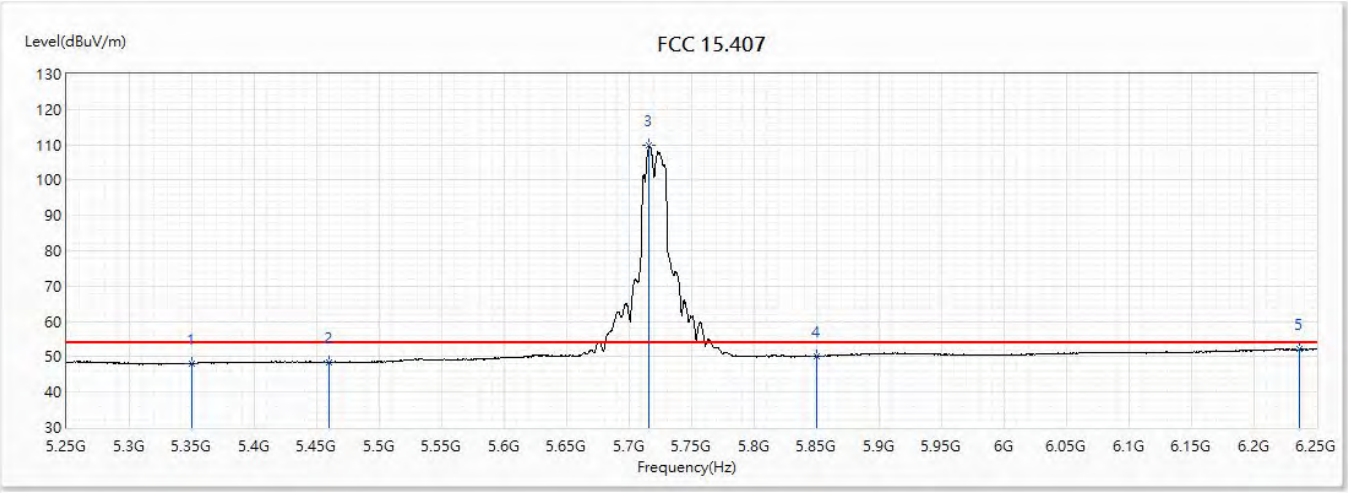

No	Frequency (MHz)	Emission Level (dBuV/m)	Limit (dBuV/m)	Margin (dB)	Reading Level (dBuV)	Correct Factor (dB)	Detector Type
1	5350	48.13	54.00	-5.87	24.10	24.03	AV
2	5460	48.46	54.00	-5.54	24.30	24.16	AV
! 3	5716	109.73	54.00	55.73	84.71	25.02	AV
4	5850	50.18	54.00	-3.82	24.66	25.52	AV
5	6236.5	52.21	54.00	-1.79	25.40	26.81	AV

Note:

1. All reading above 1GHz is performed with peak and/or average measurements as necessary.
2. “ * ”, means this data is the worst emission level.
3. Emission Level = Reading Level + Correct Factor.
4. The average measurement was not performed when the peak measured data under the limit of average detection. If the readings given are average, peak measurement should also be supplied.
5. The fundamental for reference only, it’s not restricted by unwanted emission limit.

Site :	CB2-H	Engineer :	Rueyyan
Model No :	GT-AX6000,	Test Date :	2018/11/28
Test Voltage :	AC 120V/60Hz	Polarity :	Vertical
Test Mode :	Mode 15:TX_Non Beamforming_NSS2_ADP-65DW Y		
Note :	802.11ac(20M)_5720MHz		

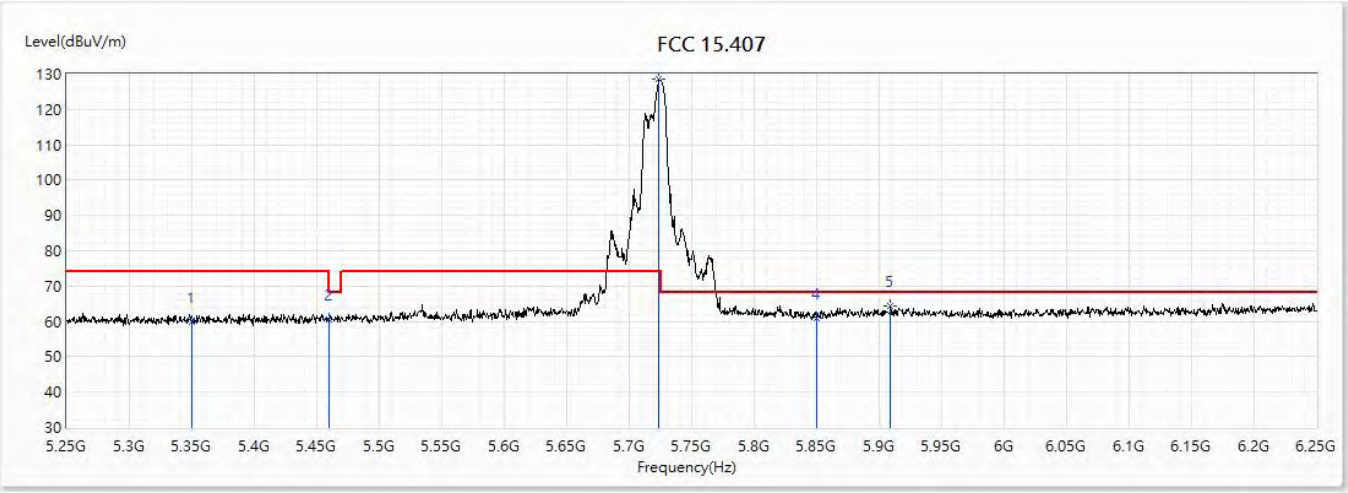

No	Frequency (MHz)	Emission Level (dBuV/m)	Limit (dBuV/m)	Margin (dB)	Reading Level (dBuV)	Correct Factor (dB)	Detector Type
1	5350	59.99	74.00	-14.01	35.96	24.03	PK
2	5460	60.46	74.00	-13.54	36.30	24.16	PK
! 3	5724	128.65	74.00	54.65	103.61	25.04	PK
4	5850	60.78	68.20	-7.42	35.26	25.52	PK
5	5909	64.36	68.20	-3.84	38.61	25.75	PK

Note:

1. All reading above 1GHz is performed with peak and/or average measurements as necessary.
2. “ * ”, means this data is the worst emission level.
3. Emission Level = Reading Level + Correct Factor.
4. The average measurement was not performed when the peak measured data under the limit of average detection. If the readings given are average, peak measurement should also be supplied.
5. The fundamental for reference only, it’s not restricted by unwanted emission limit.

Site :	CB2-H	Engineer :	Rueyyan
Model No :	GT-AX6000,	Test Date :	2018/11/28
Test Voltage :	AC 120V/60Hz	Polarity :	Vertical
Test Mode :	Mode 15:TX_Non Beamforming_NSS2_ADP-65DW Y		
Note :	802.11ac(20M)_5720MHz		

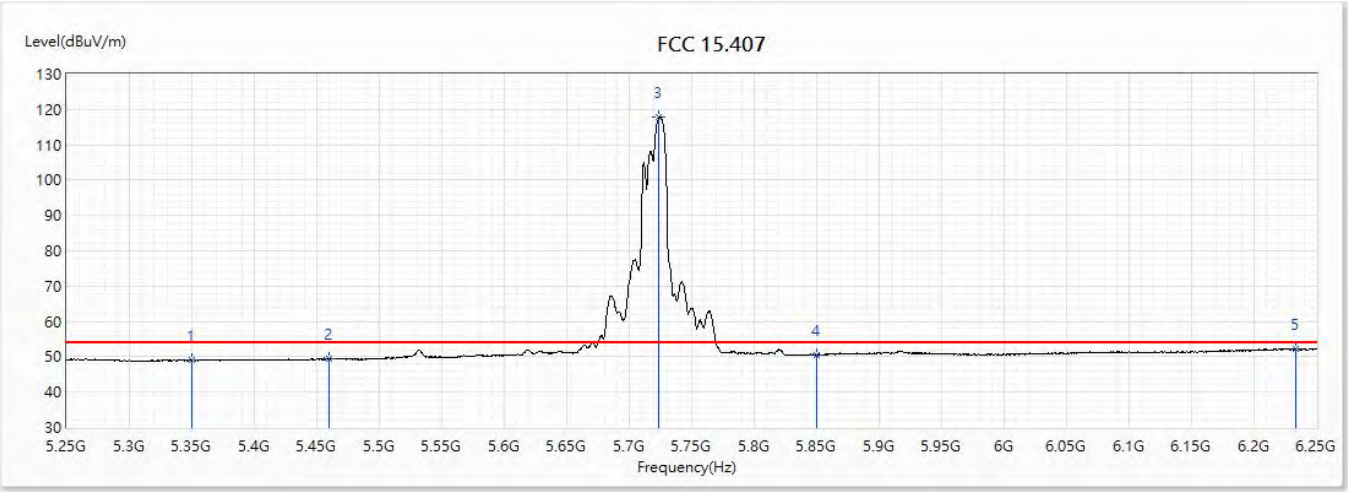

No	Frequency (MHz)	Emission Level (dBuV/m)	Limit (dBuV/m)	Margin (dB)	Reading Level (dBuV)	Correct Factor (dB)	Detector Type
1	5350	48.98	54.00	-5.02	24.95	24.03	AV
2	5460	49.42	54.00	-4.58	25.26	24.16	AV
! 3	5724	118.01	54.00	64.01	92.97	25.04	AV
4	5850	50.65	54.00	-3.35	25.13	25.52	AV
5	6233.5	52.17	54.00	-1.83	25.37	26.80	AV

Note:

1. All reading above 1GHz is performed with peak and/or average measurements as necessary.
2. “ * ”, means this data is the worst emission level.
3. Emission Level = Reading Level + Correct Factor.
4. The average measurement was not performed when the peak measured data under the limit of average detection. If the readings given are average, peak measurement should also be supplied.
5. The fundamental for reference only, it’s not restricted by unwanted emission limit.