Site :	CB2-H	Engineer :	Rueyyan
Model No :	GT-AX6000,	Test Date :	2018/11/28
Test Voltage :	AC 120V/60Hz	Polarity :	Horizontal
Test Mode :	Mode 15:TX_Non Beamforming_NSS2_ADP-65DW Y		
Note :	802.11ac(40M)_5710MHz		

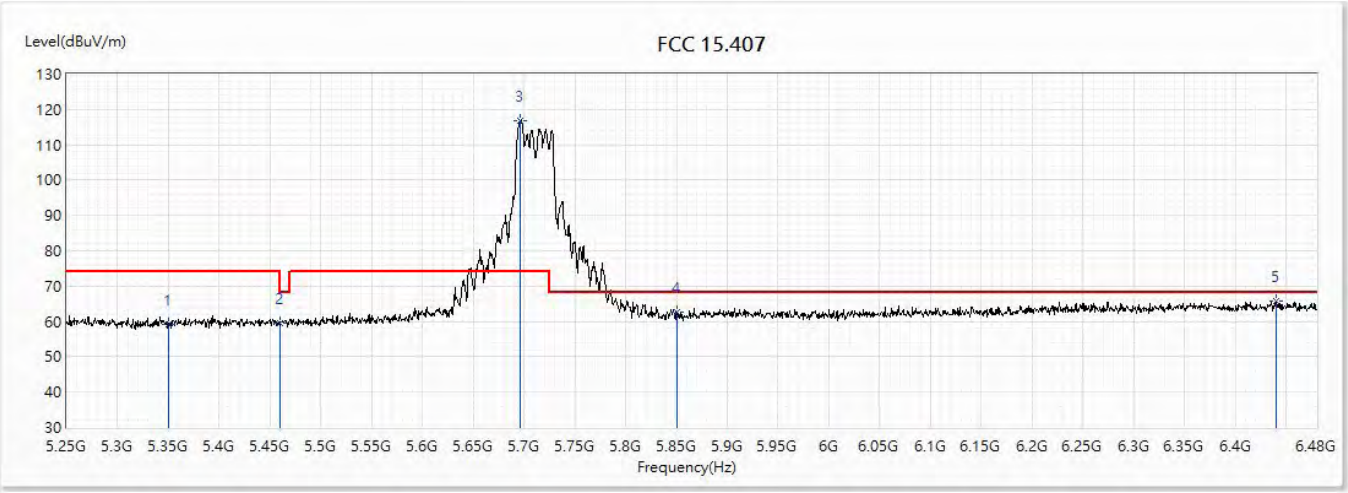

No	Frequency (MHz)	Emission Level (dBuV/m)	Limit (dBuV/m)	Margin (dB)	Reading Level (dBuV)	Correct Factor (dB)	Detector Type
1	5350	59.18	74.00	-14.82	35.15	24.03	PK
2	5460	59.42	74.00	-14.58	35.26	24.16	PK
! 3	5696.49	116.86	74.00	42.86	91.92	24.94	PK
4	5850	62.79	68.20	-5.41	37.27	25.52	PK
5	6440.64	65.86	68.20	-2.34	38.44	27.42	PK

Note:

1. All reading above 1GHz is performed with peak and/or average measurements as necessary.
2. “ * ”, means this data is the worst emission level.
3. Emission Level = Reading Level + Correct Factor.
4. The average measurement was not performed when the peak measured data under the limit of average detection. If the readings given are average, peak measurement should also be supplied.
5. The fundamental for reference only, it’s not restricted by unwanted emission limit.

Site :	CB2-H	Engineer :	Rueyyan
Model No :	GT-AX6000,	Test Date :	2018/11/28
Test Voltage :	AC 120V/60Hz	Polarity :	Horizontal
Test Mode :	Mode 15:TX_Non Beamforming_NSS2_ADP-65DW Y		
Note :	802.11ac(40M)_5710MHz		

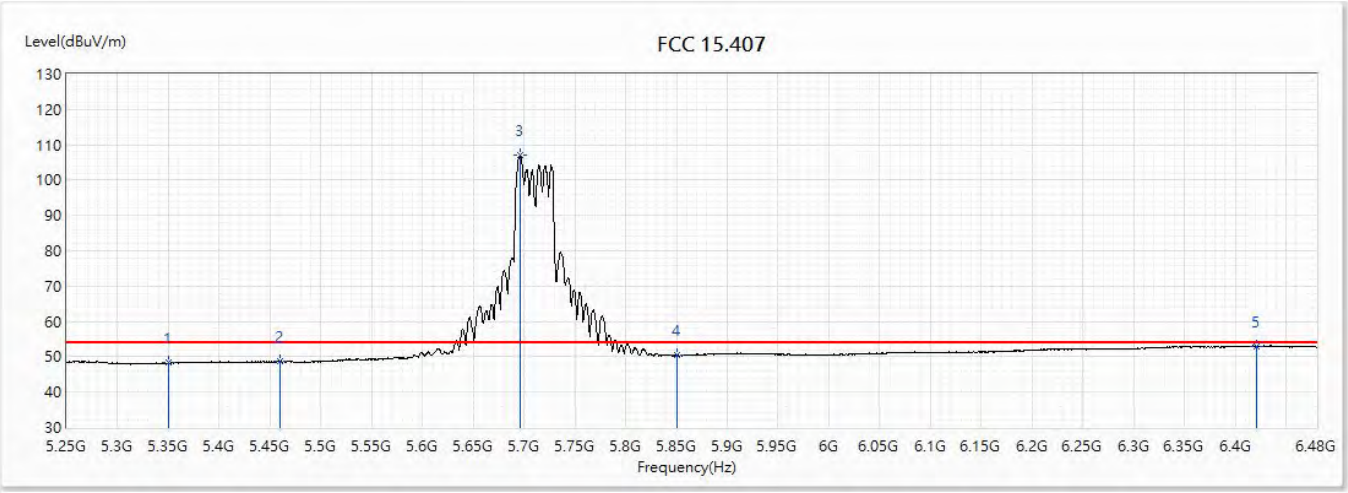

No	Frequency (MHz)	Emission Level (dBuV/m)	Limit (dBuV/m)	Margin (dB)	Reading Level (dBuV)	Correct Factor (dB)	Detector Type
1	5350	48.24	54.00	-5.76	24.21	24.03	AV
2	5460	48.77	54.00	-5.23	24.61	24.16	AV
! 3	5695.875	107.10	54.00	53.10	82.16	24.94	AV
4	5850	50.49	54.00	-3.51	24.97	25.52	AV
5	6420.345	52.85	54.00	-1.15	25.49	27.36	AV

Note:

1. All reading above 1GHz is performed with peak and/or average measurements as necessary.
2. “ * ”, means this data is the worst emission level.
3. Emission Level = Reading Level + Correct Factor.
4. The average measurement was not performed when the peak measured data under the limit of average detection. If the readings given are average, peak measurement should also be supplied.
5. The fundamental for reference only, it’s not restricted by unwanted emission limit.

Site :	CB2-H	Engineer :	Rueyyan
Model No :	GT-AX6000,	Test Date :	2018/11/28
Test Voltage :	AC 120V/60Hz	Polarity :	Vertical
Test Mode :	Mode 15:TX_Non Beamforming_NSS2_ADP-65DW Y		
Note :	802.11ac(40M)_5710MHz		

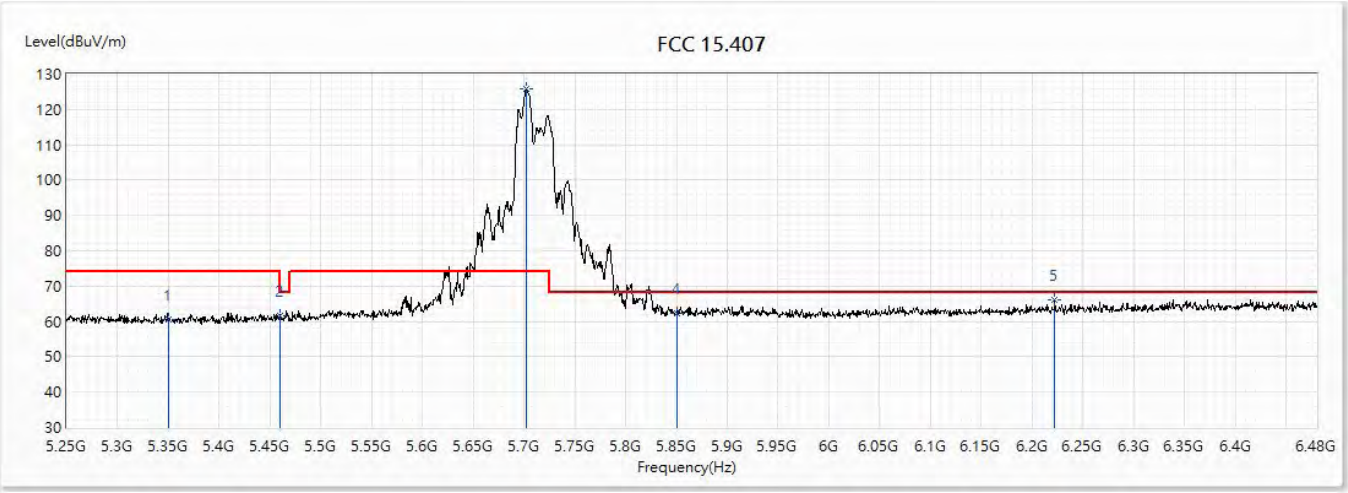

No	Frequency (MHz)	Emission Level (dBuV/m)	Limit (dBuV/m)	Margin (dB)	Reading Level (dBuV)	Correct Factor (dB)	Detector Type
1	5350	60.55	74.00	-13.45	36.52	24.03	PK
2	5460	61.72	74.00	-12.28	37.56	24.16	PK
! 3	5702.64	125.72	74.00	51.72	100.76	24.96	PK
4	5850	62.15	68.20	-6.05	36.63	25.52	PK
5	6222.315	65.94	68.20	-2.26	39.17	26.77	PK

Note:

1. All reading above 1GHz is performed with peak and/or average measurements as necessary.
2. “ * ”, means this data is the worst emission level.
3. Emission Level = Reading Level + Correct Factor.
4. The average measurement was not performed when the peak measured data under the limit of average detection. If the readings given are average, peak measurement should also be supplied.
5. The fundamental for reference only, it’s not restricted by unwanted emission limit.

Site :	CB2-H	Engineer :	Rueyyan
Model No :	GT-AX6000,	Test Date :	2018/11/28
Test Voltage :	AC 120V/60Hz	Polarity :	Vertical
Test Mode :	Mode 15:TX_Non Beamforming_NSS2_ADP-65DW Y		
Note :	802.11ac(40M)_5710MHz		

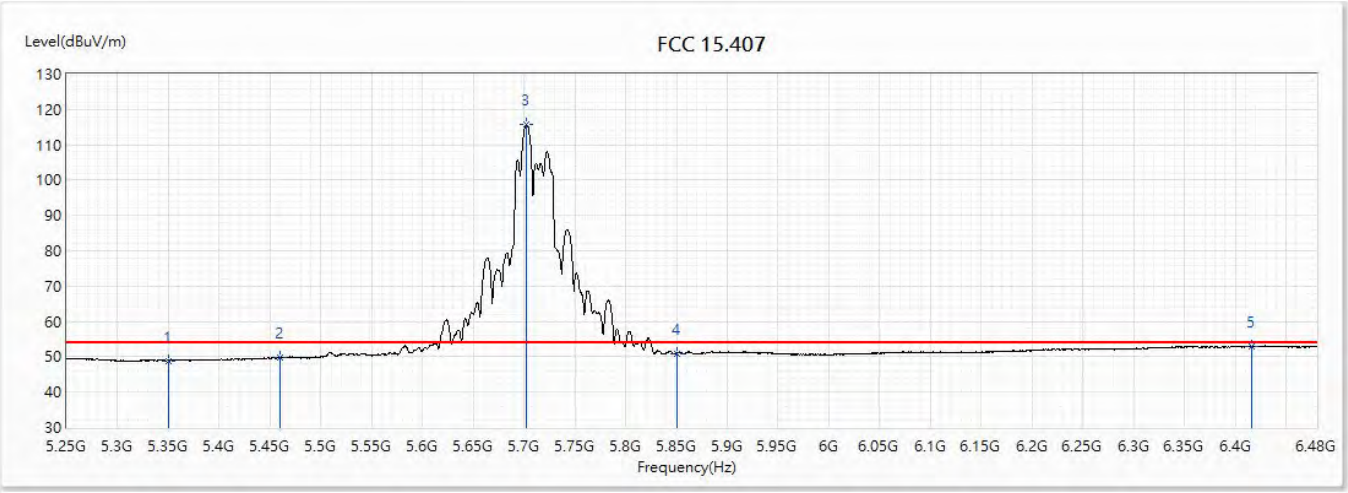

No	Frequency (MHz)	Emission Level (dBuV/m)	Limit (dBuV/m)	Margin (dB)	Reading Level (dBuV)	Correct Factor (dB)	Detector Type
1	5350	48.92	54.00	-5.08	24.89	24.03	AV
2	5460	49.73	54.00	-4.27	25.57	24.16	AV
! 3	5702.64	115.65	54.00	61.65	90.69	24.96	AV
4	5850	50.98	54.00	-3.02	25.46	25.52	AV
5	6416.655	52.88	54.00	-1.12	25.52	27.36	AV

Note:

1. All reading above 1GHz is performed with peak and/or average measurements as necessary.
2. “ * ”, means this data is the worst emission level.
3. Emission Level = Reading Level + Correct Factor.
4. The average measurement was not performed when the peak measured data under the limit of average detection. If the readings given are average, peak measurement should also be supplied.
5. The fundamental for reference only, it’s not restricted by unwanted emission limit.

Site :	CB2-H	Engineer :	Rueyyan
Model No :	GT-AX6000,	Test Date :	2018/11/28
Test Voltage :	AC 120V/60Hz	Polarity :	Horizontal
Test Mode :	Mode 15:TX_Non Beamforming_NSS2_ADP-65DW Y		
Note :	802.11ac(80M)_5690MHz		

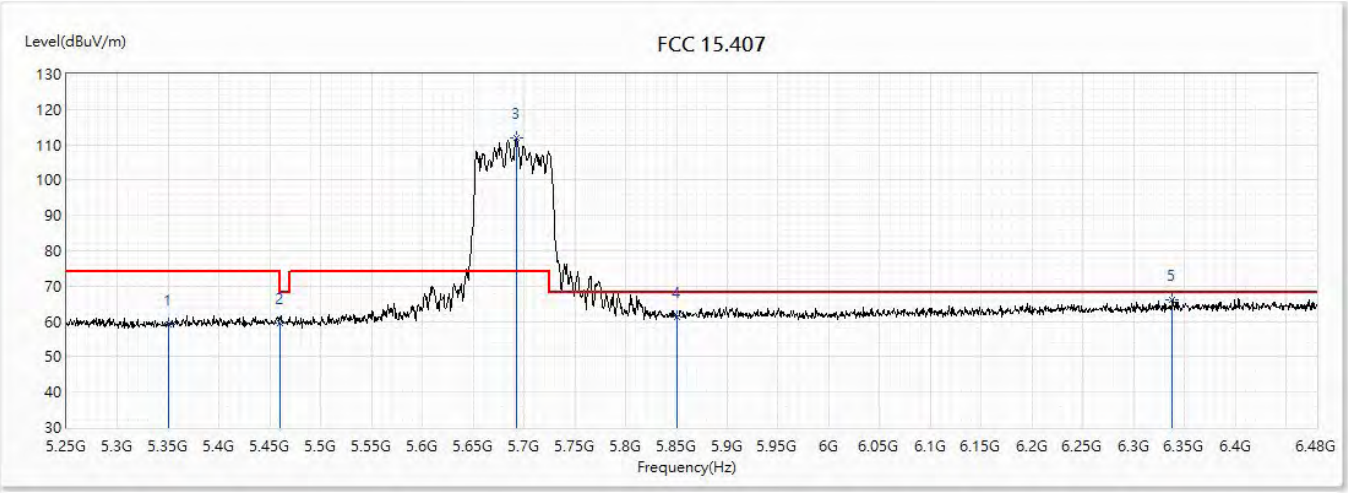

No	Frequency (MHz)	Emission Level (dBuV/m)	Limit (dBuV/m)	Margin (dB)	Reading Level (dBuV)	Correct Factor (dB)	Detector Type
1	5350	59.20	74.00	-14.80	35.17	24.03	PK
2	5460	59.39	74.00	-14.61	35.23	24.16	PK
! 3	5692.185	111.87	74.00	37.87	86.93	24.94	PK
4	5850	61.28	68.20	-6.92	35.76	25.52	PK
5	6337.935	66.15	68.20	-2.05	39.03	27.12	PK

Note:

1. All reading above 1GHz is performed with peak and/or average measurements as necessary.
2. “ * ”, means this data is the worst emission level.
3. Emission Level = Reading Level + Correct Factor.
4. The average measurement was not performed when the peak measured data under the limit of average detection. If the readings given are average, peak measurement should also be supplied.
5. The fundamental for reference only, it’s not restricted by unwanted emission limit.

Site :	CB2-H	Engineer :	Rueyyan
Model No :	GT-AX6000,	Test Date :	2018/11/28
Test Voltage :	AC 120V/60Hz	Polarity :	Horizontal
Test Mode :	Mode 15:TX_Non Beamforming_NSS2_ADP-65DW Y		
Note :	802.11ac(80M)_5690MHz		

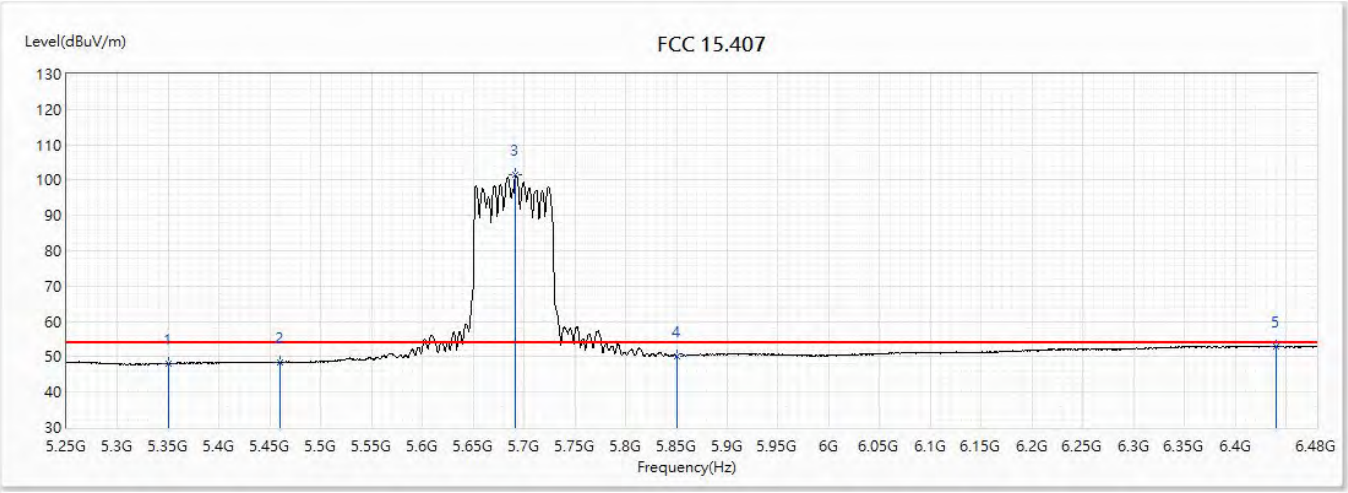

No	Frequency (MHz)	Emission Level (dBuV/m)	Limit (dBuV/m)	Margin (dB)	Reading Level (dBuV)	Correct Factor (dB)	Detector Type
1	5350	48.03	54.00	-5.97	24.00	24.03	AV
2	5460	48.50	54.00	-5.50	24.34	24.16	AV
! 3	5691.57	101.57	54.00	47.57	76.65	24.92	AV
4	5850	50.18	54.00	-3.82	24.66	25.52	AV
5	6440.64	52.87	54.00	-1.13	25.45	27.42	AV

Note:

1. All reading above 1GHz is performed with peak and/or average measurements as necessary.
2. “ * ”, means this data is the worst emission level.
3. Emission Level = Reading Level + Correct Factor.
4. The average measurement was not performed when the peak measured data under the limit of average detection. If the readings given are average, peak measurement should also be supplied.
5. The fundamental for reference only, it’s not restricted by unwanted emission limit.

Site :	CB2-H	Engineer :	Rueyyan
Model No :	GT-AX6000,	Test Date :	2018/11/28
Test Voltage :	AC 120V/60Hz	Polarity :	Vertical
Test Mode :	Mode 15:TX_Non Beamforming_NSS2_ADP-65DW Y		
Note :	802.11ac(80M)_5690MHz		

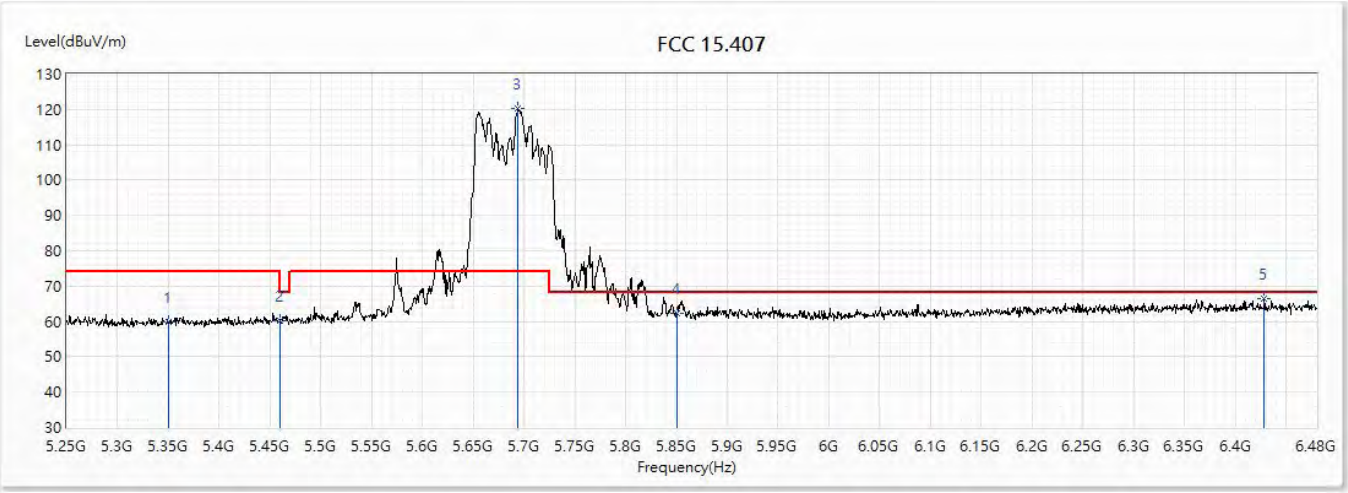

No	Frequency (MHz)	Emission Level (dBuV/m)	Limit (dBuV/m)	Margin (dB)	Reading Level (dBuV)	Correct Factor (dB)	Detector Type
1	5350	59.69	74.00	-14.31	35.66	24.03	PK
2	5460	60.19	74.00	-13.81	36.03	24.16	PK
! 3	5694.03	120.11	74.00	46.11	95.17	24.94	PK
4	5850	62.31	68.20	-5.89	36.79	25.52	PK
5	6428.34	66.49	68.20	-1.71	39.11	27.38	PK

Note:

1. All reading above 1GHz is performed with peak and/or average measurements as necessary.
2. “ * ”, means this data is the worst emission level.
3. Emission Level = Reading Level + Correct Factor.
4. The average measurement was not performed when the peak measured data under the limit of average detection. If the readings given are average, peak measurement should also be supplied.
5. The fundamental for reference only, it’s not restricted by unwanted emission limit.

Site :	CB2-H	Engineer :	Rueyyan
Model No :	GT-AX6000,	Test Date :	2018/11/28
Test Voltage :	AC 120V/60Hz	Polarity :	Vertical
Test Mode :	Mode 15:TX_Non Beamforming_NSS2_ADP-65DW Y		
Note :	802.11ac(80M)_5690MHz		

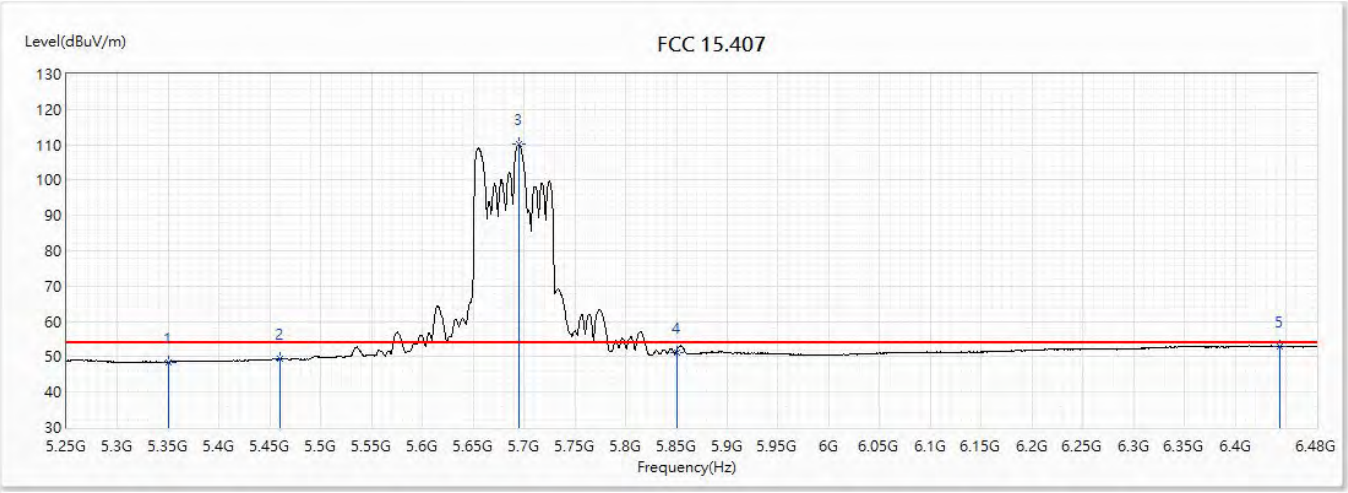

No	Frequency (MHz)	Emission Level (dBuV/m)	Limit (dBuV/m)	Margin (dB)	Reading Level (dBuV)	Correct Factor (dB)	Detector Type
1	5350	48.52	54.00	-5.48	24.49	24.03	AV
2	5460	49.46	54.00	-4.54	25.30	24.16	AV
! 3	5694.645	110.07	54.00	56.07	85.13	24.94	AV
4	5850	51.29	54.00	-2.71	25.77	25.52	AV
5	6443.715	52.97	54.00	-1.03	25.54	27.43	AV

Note:

1. All reading above 1GHz is performed with peak and/or average measurements as necessary.
2. “ * ”, means this data is the worst emission level.
3. Emission Level = Reading Level + Correct Factor.
4. The average measurement was not performed when the peak measured data under the limit of average detection. If the readings given are average, peak measurement should also be supplied.
5. The fundamental for reference only, it’s not restricted by unwanted emission limit.

Site :	CB2-H	Engineer :	Rueyyan
Model No :	GT-AX6000,	Test Date :	2018/11/28
Test Voltage :	AC 120V/60Hz	Polarity :	Horizontal
Test Mode :	Mode 15:TX_Non Beamforming_NSS2_ADP-65DW Y		
Note :	802.11ax(20M)_5720MHz		

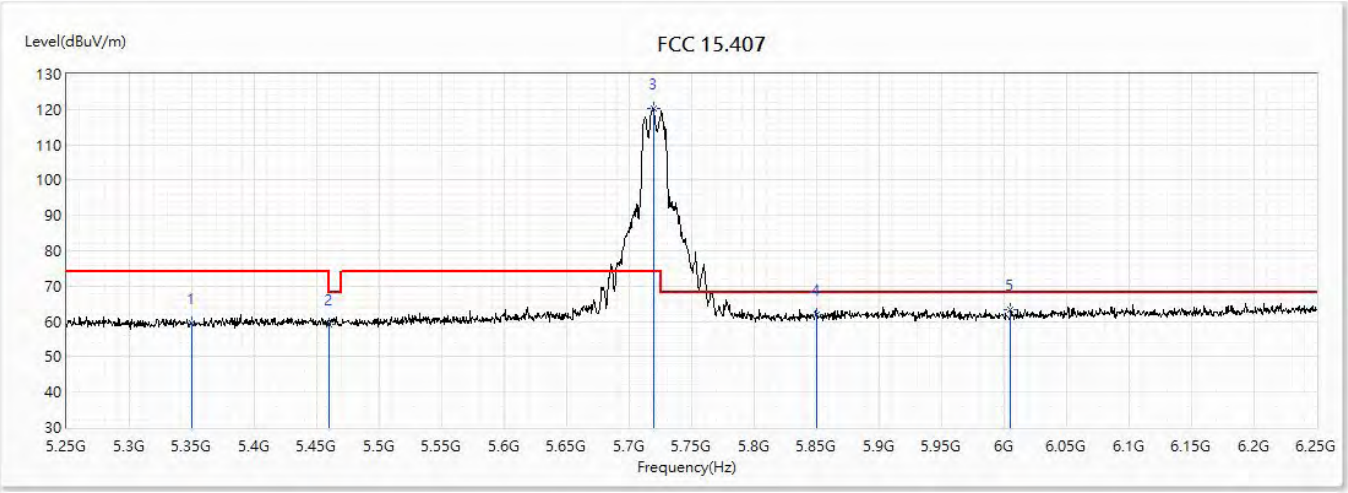

No	Frequency (MHz)	Emission Level (dBuV/m)	Limit (dBuV/m)	Margin (dB)	Reading Level (dBuV)	Correct Factor (dB)	Detector Type
1	5350	59.65	74.00	-14.35	35.62	24.03	PK
2	5460	59.18	74.00	-14.82	35.02	24.16	PK
! 3	5719.5	120.41	74.00	46.41	95.38	25.03	PK
4	5850	61.92	68.20	-6.28	36.40	25.52	PK
5	6005	63.28	68.20	-4.92	37.15	26.13	PK

Note:

1. All reading above 1GHz is performed with peak and/or average measurements as necessary.
2. “ * ”, means this data is the worst emission level.
3. Emission Level = Reading Level + Correct Factor.
4. The average measurement was not performed when the peak measured data under the limit of average detection. If the readings given are average, peak measurement should also be supplied.
5. The fundamental for reference only, it’s not restricted by unwanted emission limit.

Site :	CB2-H	Engineer :	Rueyyan
Model No :	GT-AX6000,	Test Date :	2018/11/28
Test Voltage :	AC 120V/60Hz	Polarity :	Horizontal
Test Mode :	Mode 15:TX_Non Beamforming_NSS2_ADP-65DW Y		
Note :	802.11ax(20M)_5720MHz		

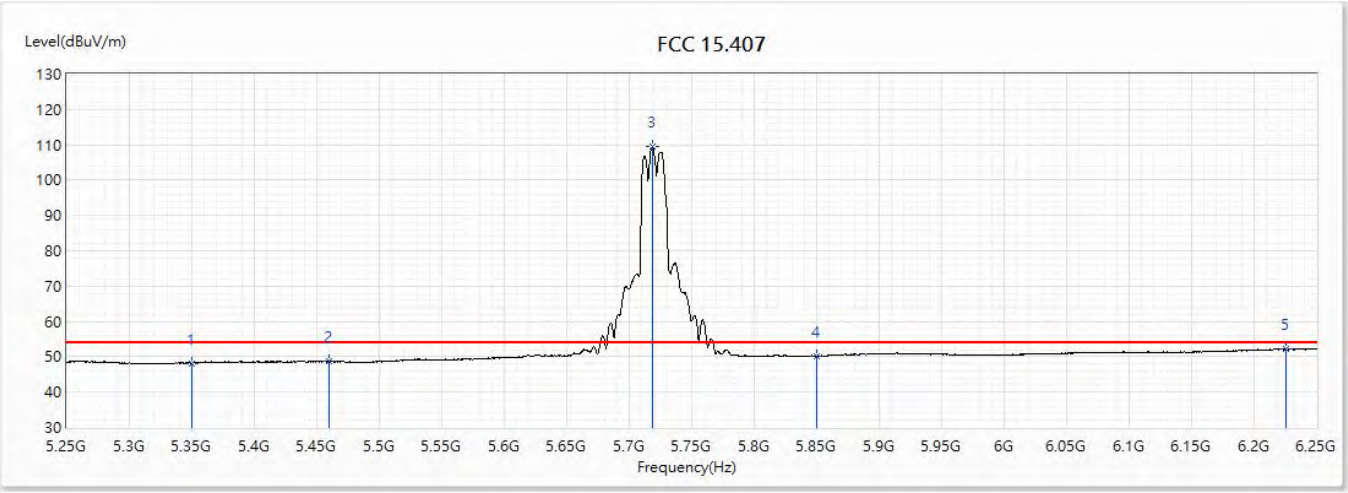

No	Frequency (MHz)	Emission Level (dBuV/m)	Limit (dBuV/m)	Margin (dB)	Reading Level (dBuV)	Correct Factor (dB)	Detector Type
1	5350	48.14	54.00	-5.86	24.11	24.03	AV
2	5460	48.64	54.00	-5.36	24.48	24.16	AV
! 3	5718.5	109.53	54.00	55.53	84.51	25.02	AV
4	5850	50.24	54.00	-3.76	24.72	25.52	AV
5	6225	52.20	54.00	-1.80	25.42	26.78	AV

Note:

1. All reading above 1GHz is performed with peak and/or average measurements as necessary.
2. “ * ”, means this data is the worst emission level.
3. Emission Level = Reading Level + Correct Factor.
4. The average measurement was not performed when the peak measured data under the limit of average detection. If the readings given are average, peak measurement should also be supplied.
5. The fundamental for reference only, it’s not restricted by unwanted emission limit.

Site :	CB2-H	Engineer :	Rueyyan
Model No :	GT-AX6000,	Test Date :	2018/11/28
Test Voltage :	AC 120V/60Hz	Polarity :	Vertical
Test Mode :	Mode 15:TX_Non Beamforming_NSS2_ADP-65DW Y		
Note :	802.11ax(20M)_5720MHz		

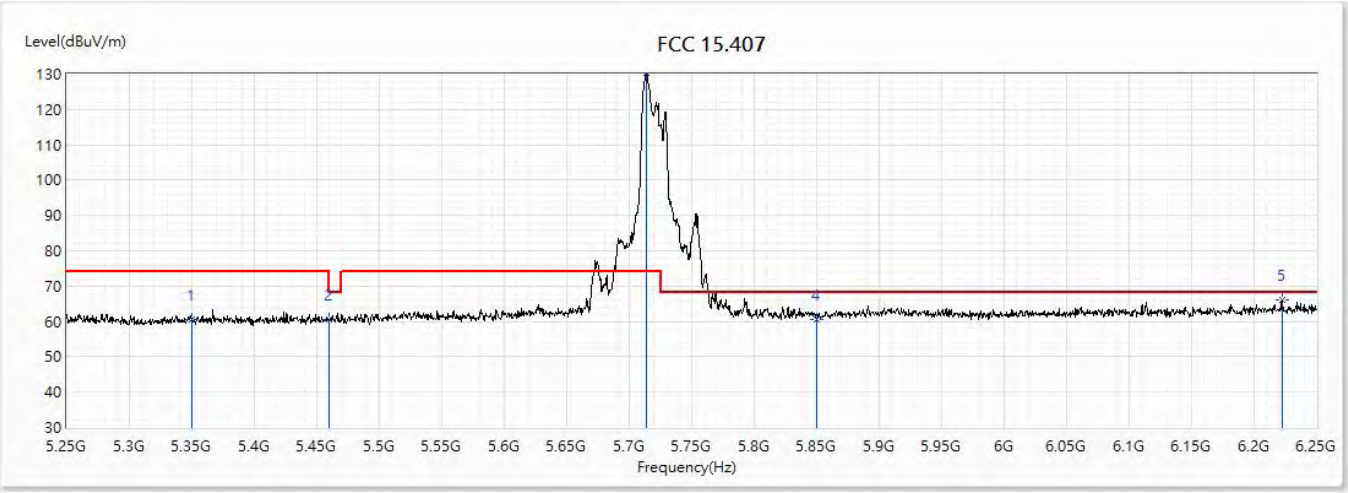

No	Frequency (MHz)	Emission Level (dBuV/m)	Limit (dBuV/m)	Margin (dB)	Reading Level (dBuV)	Correct Factor (dB)	Detector Type
1	5350	60.41	74.00	-13.59	36.38	24.03	PK
2	5460	60.56	74.00	-13.44	36.40	24.16	PK
! 3	5714	130.30	74.00	56.30	105.28	25.02	PK
4	5850	60.66	68.20	-7.54	35.14	25.52	PK
5	6222.5	65.98	68.20	-2.22	39.21	26.77	PK

Note:

1. All reading above 1GHz is performed with peak and/or average measurements as necessary.
2. “ * ”, means this data is the worst emission level.
3. Emission Level = Reading Level + Correct Factor.
4. The average measurement was not performed when the peak measured data under the limit of average detection. If the readings given are average, peak measurement should also be supplied.
5. The fundamental for reference only, it’s not restricted by unwanted emission limit.

Site :	CB2-H	Engineer :	Rueyyan
Model No :	GT-AX6000,	Test Date :	2018/11/28
Test Voltage :	AC 120V/60Hz	Polarity :	Vertical
Test Mode :	Mode 15:TX_Non Beamforming_NSS2_ADP-65DW Y		
Note :	802.11ax(20M)_5720MHz		

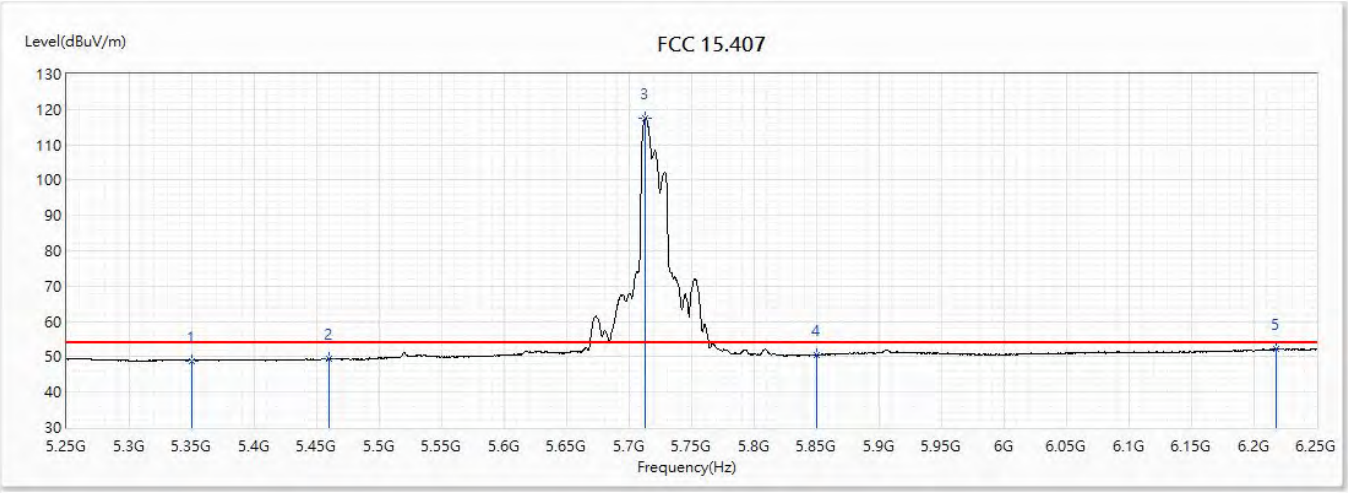

No	Frequency (MHz)	Emission Level (dBuV/m)	Limit (dBuV/m)	Margin (dB)	Reading Level (dBuV)	Correct Factor (dB)	Detector Type
1	5350	48.91	54.00	-5.09	24.88	24.03	AV
2	5460	49.40	54.00	-4.60	25.24	24.16	AV
! 3	5713	117.44	54.00	63.44	92.44	25.00	AV
4	5850	50.62	54.00	-3.38	25.10	25.52	AV
5	6217.5	52.14	54.00	-1.86	25.38	26.76	AV

Note:

1. All reading above 1GHz is performed with peak and/or average measurements as necessary.
2. “ * ”, means this data is the worst emission level.
3. Emission Level = Reading Level + Correct Factor.
4. The average measurement was not performed when the peak measured data under the limit of average detection. If the readings given are average, peak measurement should also be supplied.
5. The fundamental for reference only, it’s not restricted by unwanted emission limit.

Site :	CB2-H	Engineer :	Rueyyan
Model No :	GT-AX6000,	Test Date :	2018/11/28
Test Voltage :	AC 120V/60Hz	Polarity :	Horizontal
Test Mode :	Mode 15:TX_Non Beamforming_NSS2_ADP-65DW Y		
Note :	802.11ax(40M)_5710MHz		

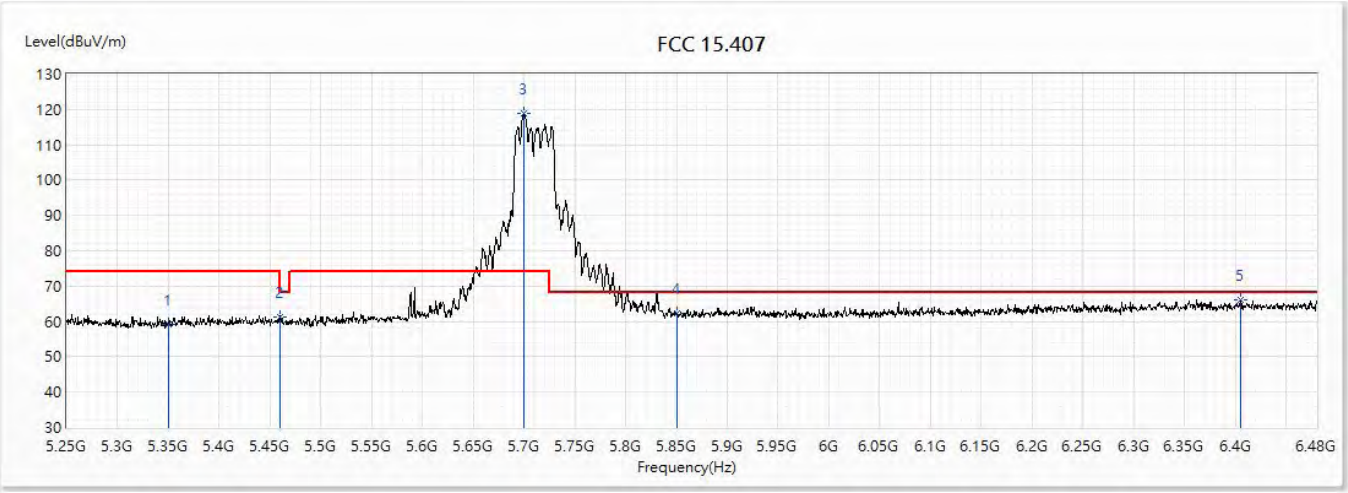

No	Frequency (MHz)	Emission Level (dBuV/m)	Limit (dBuV/m)	Margin (dB)	Reading Level (dBuV)	Correct Factor (dB)	Detector Type
1	5350	59.31	74.00	-14.69	35.28	24.03	PK
2	5460	61.41	74.00	-12.59	37.25	24.16	PK
! 3	5699.565	118.99	74.00	44.99	94.03	24.96	PK
4	5850	62.22	68.20	-5.98	36.70	25.52	PK
5	6405.585	66.24	68.20	-1.96	38.92	27.32	PK

Note:

1. All reading above 1GHz is performed with peak and/or average measurements as necessary.
2. “ * ”, means this data is the worst emission level.
3. Emission Level = Reading Level + Correct Factor.
4. The average measurement was not performed when the peak measured data under the limit of average detection. If the readings given are average, peak measurement should also be supplied.
5. The fundamental for reference only, it’s not restricted by unwanted emission limit.

Site :	CB2-H	Engineer :	Rueyyan
Model No :	GT-AX6000,	Test Date :	2018/11/28
Test Voltage :	AC 120V/60Hz	Polarity :	Horizontal
Test Mode :	Mode 15:TX_Non Beamforming_NSS2_ADP-65DW Y		
Note :	802.11ax(40M)_5710MHz		

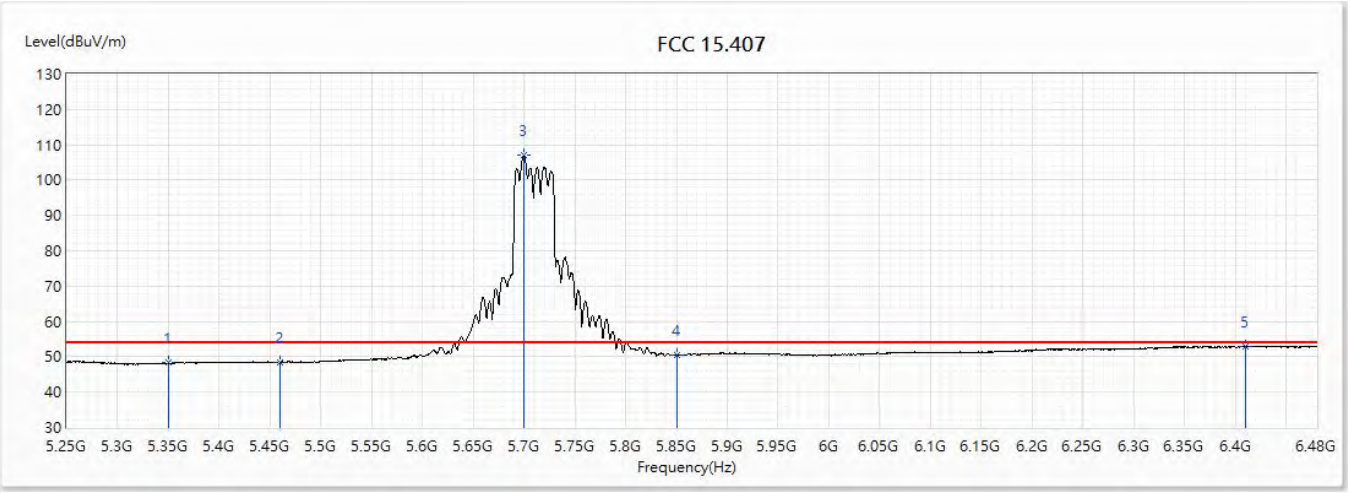

No	Frequency (MHz)	Emission Level (dBuV/m)	Limit (dBuV/m)	Margin (dB)	Reading Level (dBuV)	Correct Factor (dB)	Detector Type
1	5350	48.23	54.00	-5.77	24.20	24.03	AV
2	5460	48.51	54.00	-5.49	24.35	24.16	AV
! 3	5699.565	107.07	54.00	53.07	82.11	24.96	AV
4	5850	50.42	54.00	-3.58	24.90	25.52	AV
5	6409.89	52.80	54.00	-1.20	25.48	27.32	AV

Note:

1. All reading above 1GHz is performed with peak and/or average measurements as necessary.
2. “ * ”, means this data is the worst emission level.
3. Emission Level = Reading Level + Correct Factor.
4. The average measurement was not performed when the peak measured data under the limit of average detection. If the readings given are average, peak measurement should also be supplied.
5. The fundamental for reference only, it’s not restricted by unwanted emission limit.

Site :	CB2-H	Engineer :	Rueyyan
Model No :	GT-AX6000,	Test Date :	2018/11/28
Test Voltage :	AC 120V/60Hz	Polarity :	Vertical
Test Mode :	Mode 15:TX_Non Beamforming_NSS2_ADP-65DW Y		
Note :	802.11ax(40M)_5710MHz		

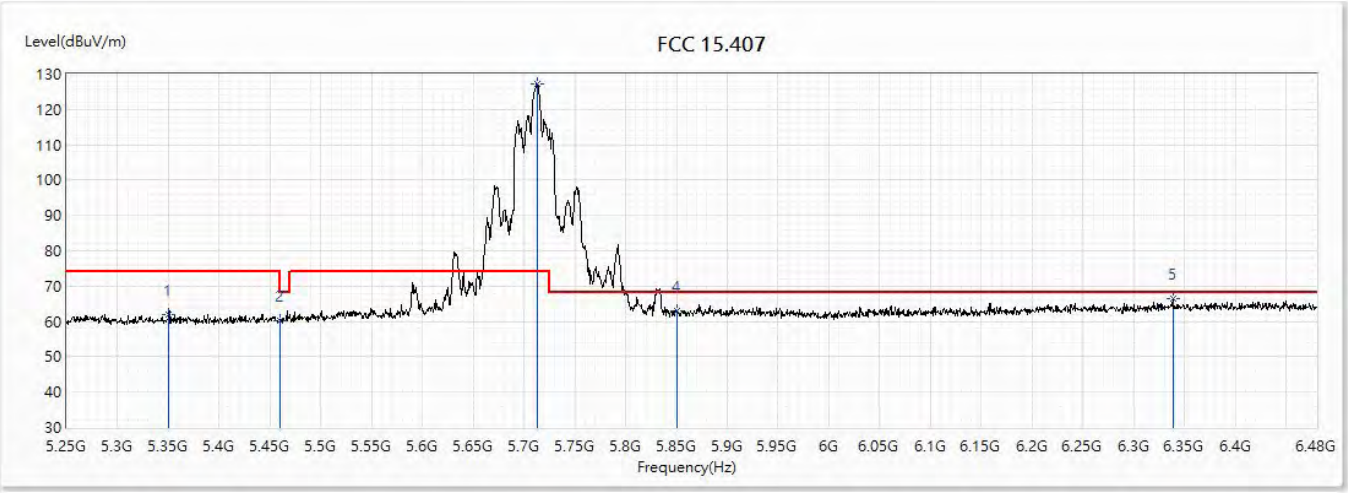

No	Frequency (MHz)	Emission Level (dBuV/m)	Limit (dBuV/m)	Margin (dB)	Reading Level (dBuV)	Correct Factor (dB)	Detector Type
1	5350	61.90	74.00	-12.10	37.87	24.03	PK
2	5460	60.38	74.00	-13.62	36.22	24.16	PK
! 3	5713.095	127.30	74.00	53.30	102.30	25.00	PK
4	5850	62.94	68.20	-5.26	37.42	25.52	PK
5	6338.55	66.37	68.20	-1.83	39.26	27.11	PK

Note:

1. All reading above 1GHz is performed with peak and/or average measurements as necessary.
2. “ * ”, means this data is the worst emission level.
3. Emission Level = Reading Level + Correct Factor.
4. The average measurement was not performed when the peak measured data under the limit of average detection. If the readings given are average, peak measurement should also be supplied.
5. The fundamental for reference only, it’s not restricted by unwanted emission limit.

Site :	CB2-H	Engineer :	Rueyyan
Model No :	GT-AX6000,	Test Date :	2018/11/28
Test Voltage :	AC 120V/60Hz	Polarity :	Vertical
Test Mode :	Mode 15:TX_Non Beamforming_NSS2_ADP-65DW Y		
Note :	802.11ax(40M)_5710MHz		

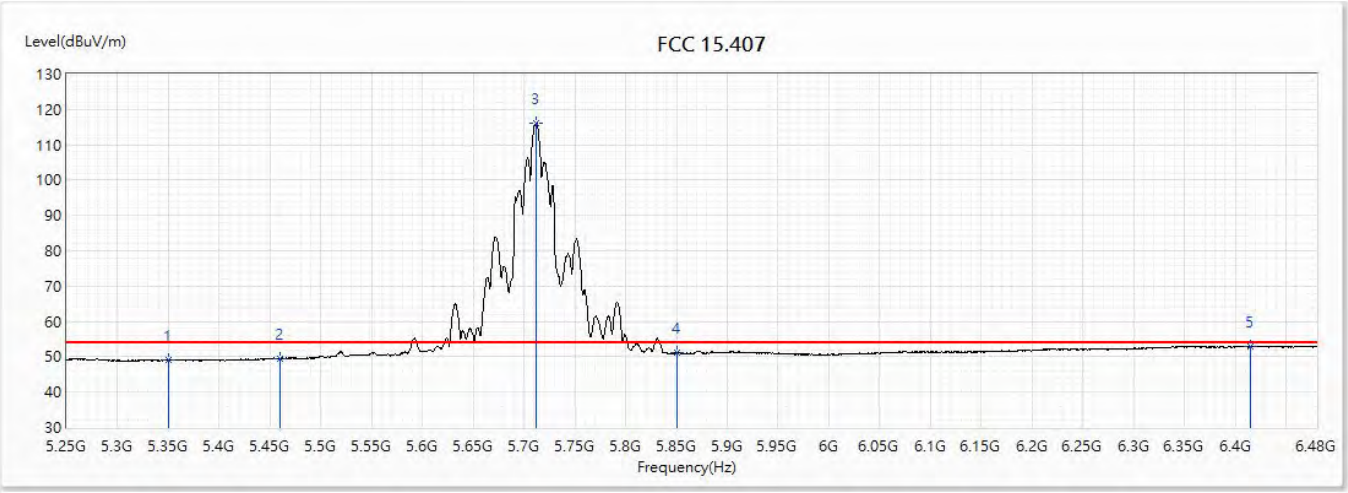

No	Frequency (MHz)	Emission Level (dBuV/m)	Limit (dBuV/m)	Margin (dB)	Reading Level (dBuV)	Correct Factor (dB)	Detector Type
1	5350	48.99	54.00	-5.01	24.96	24.03	AV
2	5460	49.59	54.00	-4.41	25.43	24.16	AV
! 3	5711.25	116.23	54.00	62.23	91.23	25.00	AV
4	5850	51.13	54.00	-2.87	25.61	25.52	AV
5	6415.425	52.92	54.00	-1.08	25.57	27.35	AV

Note:

1. All reading above 1GHz is performed with peak and/or average measurements as necessary.
2. “ * ”, means this data is the worst emission level.
3. Emission Level = Reading Level + Correct Factor.
4. The average measurement was not performed when the peak measured data under the limit of average detection. If the readings given are average, peak measurement should also be supplied.
5. The fundamental for reference only, it’s not restricted by unwanted emission limit.

Site :	CB2-H	Engineer :	Rueyyan
Model No :	GT-AX6000,	Test Date :	2018/11/28
Test Voltage :	AC 120V/60Hz	Polarity :	Horizontal
Test Mode :	Mode 15:TX_Non Beamforming_NSS2_ADP-65DW Y		
Note :	802.11ax(80M)_5690MHz		

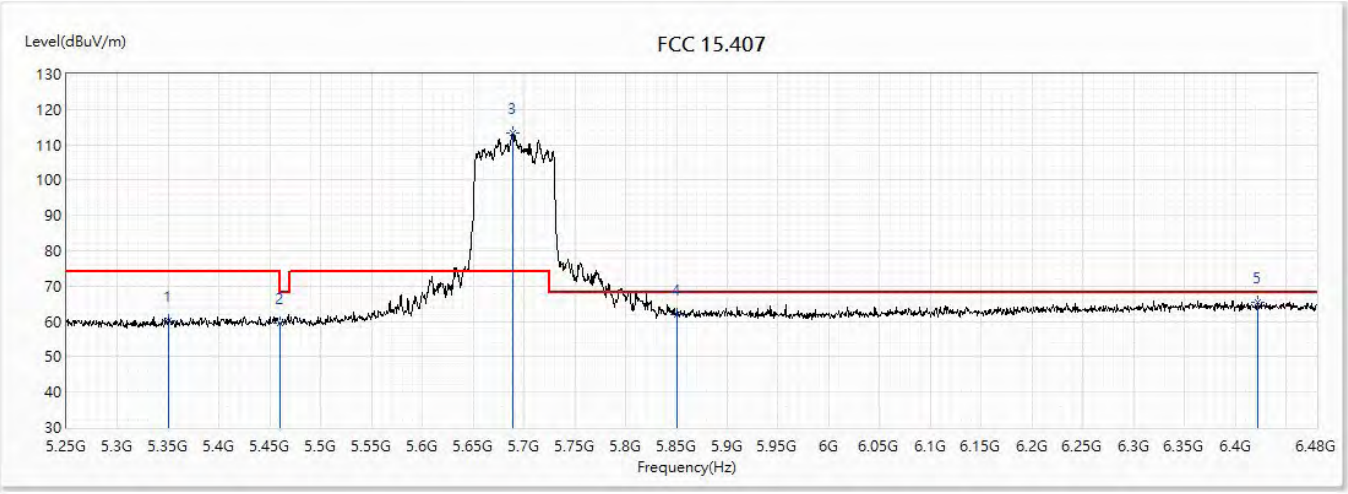

No	Frequency (MHz)	Emission Level (dBuV/m)	Limit (dBuV/m)	Margin (dB)	Reading Level (dBuV)	Correct Factor (dB)	Detector Type
1	5350	60.31	74.00	-13.69	36.28	24.03	PK
2	5460	59.60	74.00	-14.40	35.44	24.16	PK
! 3	5689.11	113.33	74.00	39.33	88.42	24.91	PK
4	5850	61.95	68.20	-6.25	36.43	25.52	PK
5	6422.19	65.50	68.20	-2.70	38.13	27.37	PK

Note:

1. All reading above 1GHz is performed with peak and/or average measurements as necessary.
2. “ * ”, means this data is the worst emission level.
3. Emission Level = Reading Level + Correct Factor.
4. The average measurement was not performed when the peak measured data under the limit of average detection. If the readings given are average, peak measurement should also be supplied.
5. The fundamental for reference only, it’s not restricted by unwanted emission limit.

Site :	CB2-H	Engineer :	Rueyyan
Model No :	GT-AX6000,	Test Date :	2018/11/28
Test Voltage :	AC 120V/60Hz	Polarity :	Horizontal
Test Mode :	Mode 15:TX_Non Beamforming_NSS2_ADP-65DW Y		
Note :	802.11ax(80M)_5690MHz		

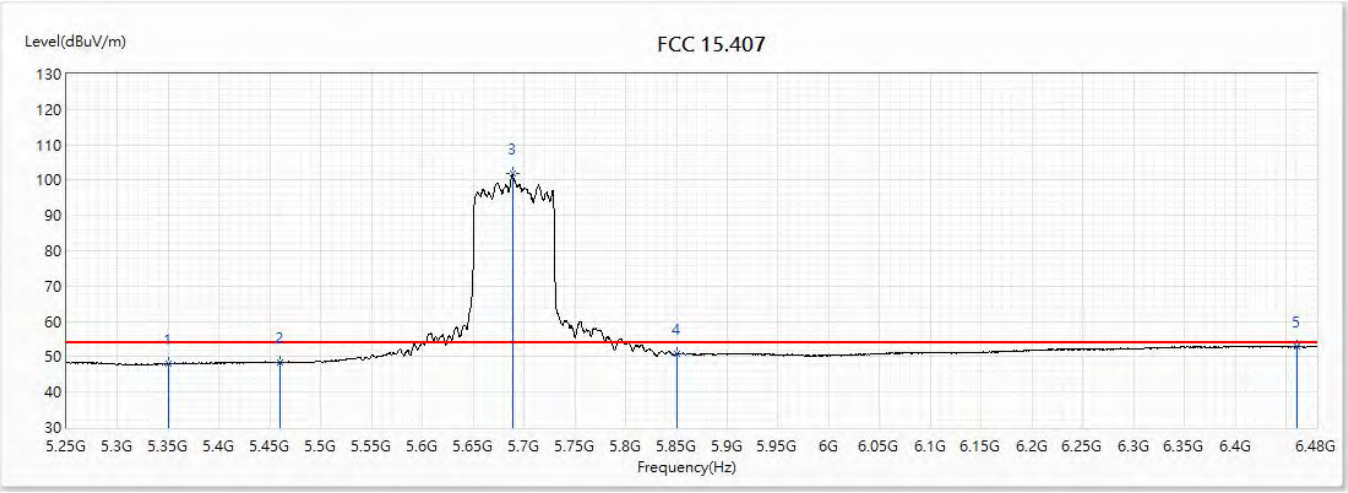

No	Frequency (MHz)	Emission Level (dBuV/m)	Limit (dBuV/m)	Margin (dB)	Reading Level (dBuV)	Correct Factor (dB)	Detector Type
1	5350	48.00	54.00	-6.00	23.97	24.03	AV
2	5460	48.42	54.00	-5.58	24.26	24.16	AV
! 3	5689.11	101.86	54.00	47.86	76.95	24.91	AV
4	5850	50.82	54.00	-3.18	25.30	25.52	AV
5	6460.32	52.93	54.00	-1.07	25.46	27.47	AV

Note:

1. All reading above 1GHz is performed with peak and/or average measurements as necessary.
2. “ * ”, means this data is the worst emission level.
3. Emission Level = Reading Level + Correct Factor.
4. The average measurement was not performed when the peak measured data under the limit of average detection. If the readings given are average, peak measurement should also be supplied.
5. The fundamental for reference only, it’s not restricted by unwanted emission limit.

Site :	CB2-H	Engineer :	Rueyyan
Model No :	GT-AX6000,	Test Date :	2018/11/28
Test Voltage :	AC 120V/60Hz	Polarity :	Vertical
Test Mode :	Mode 15:TX_Non Beamforming_NSS2_ADP-65DW Y		
Note :	802.11ax(80M)_5690MHz		

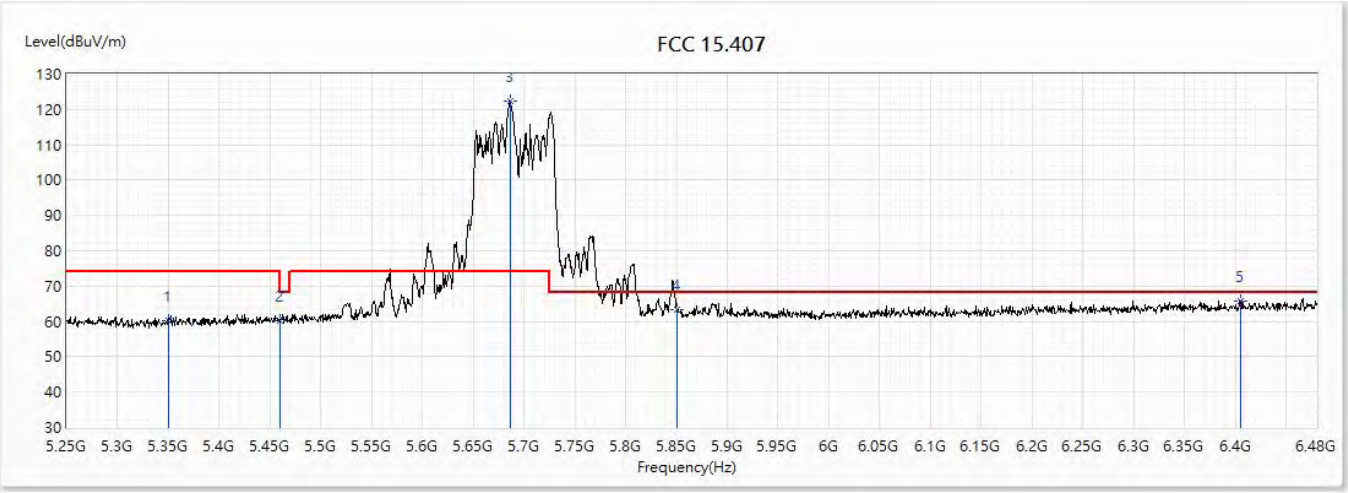

No	Frequency (MHz)	Emission Level (dBuV/m)	Limit (dBuV/m)	Margin (dB)	Reading Level (dBuV)	Correct Factor (dB)	Detector Type
1	5350	60.35	74.00	-13.65	36.32	24.03	PK
2	5460	60.12	74.00	-13.88	35.96	24.16	PK
! 3	5686.035	122.48	74.00	48.48	97.58	24.90	PK
4	5850	63.44	68.20	-4.76	37.92	25.52	PK
5	6405.585	65.82	68.20	-2.38	38.50	27.32	PK

Note:

1. All reading above 1GHz is performed with peak and/or average measurements as necessary.
2. “ * ”, means this data is the worst emission level.
3. Emission Level = Reading Level + Correct Factor.
4. The average measurement was not performed when the peak measured data under the limit of average detection. If the readings given are average, peak measurement should also be supplied.
5. The fundamental for reference only, it’s not restricted by unwanted emission limit.

Site :	CB2-H	Engineer :	Rueyyan
Model No :	GT-AX6000,	Test Date :	2018/11/28
Test Voltage :	AC 120V/60Hz	Polarity :	Vertical
Test Mode :	Mode 15:TX_Non Beamforming_NSS2_ADP-65DW Y		
Note :	802.11ax(80M)_5690MHz		

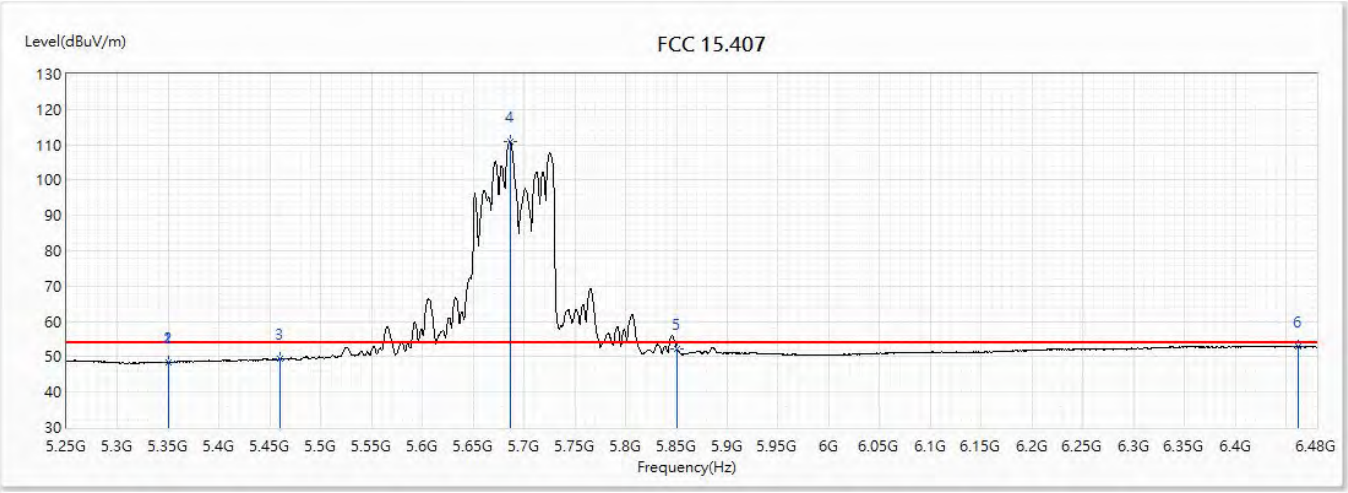

No	Frequency (MHz)	Emission Level (dBuV/m)	Limit (dBuV/m)	Margin (dB)	Reading Level (dBuV)	Correct Factor (dB)	Detector Type
1	5350	48.48	54.00	-5.52	24.45	24.03	AV
2	5350	48.48	54.00	-5.52	24.45	24.03	AV
3	5460	49.36	54.00	-4.64	25.20	24.16	AV
! 4	5686.035	111.03	54.00	57.03	86.13	24.90	AV
5	5850	52.33	54.00	-1.67	26.81	25.52	AV
6	6461.55	52.90	54.00	-1.10	25.43	27.47	AV

Note:

1. All reading above 1GHz is performed with peak and/or average measurements as necessary.
2. “ * ”, means this data is the worst emission level.
3. Emission Level = Reading Level + Correct Factor.
4. The average measurement was not performed when the peak measured data under the limit of average detection. If the readings given are average, peak measurement should also be supplied.
5. The fundamental for reference only, it’s not restricted by unwanted emission limit.

Site :	CB2-H	Engineer :	Rueyyan
Model No :	GT-AX6000,	Test Date :	2018/12/6
Test Voltage :	AC 120V/60Hz	Polarity :	Horizontal
Test Mode :	Mode 15:TX_Non Beamforming_NSS2_ADP-65DW Y		
Note :	802.11ac(160M)_5250MHz(5210+5290)		

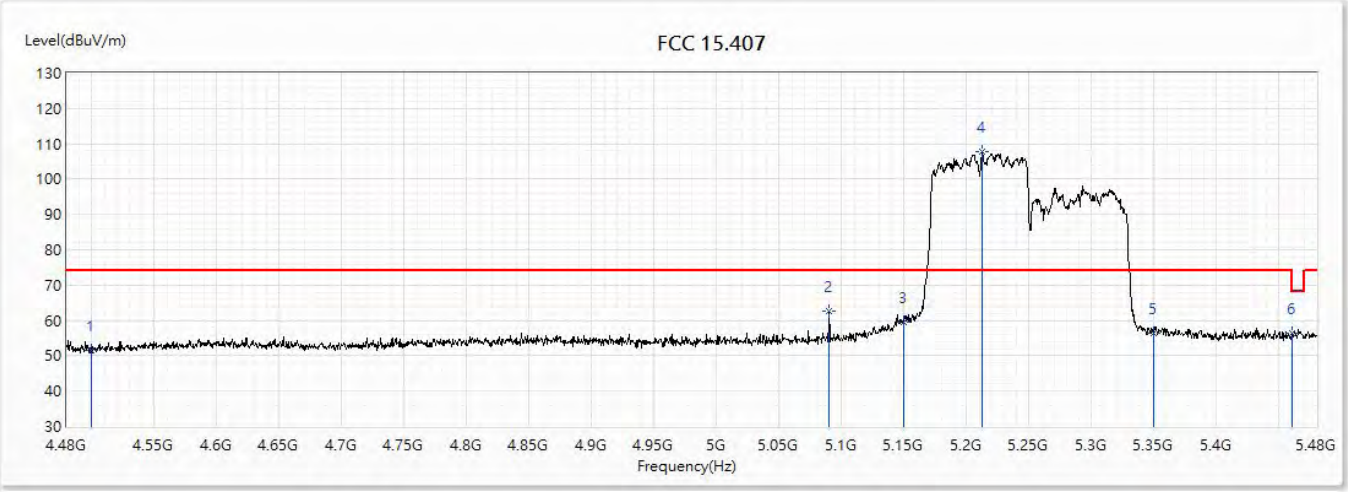

No	Frequency (MHz)	Emission Level (dBuV/m)	Limit (dBuV/m)	Margin (dB)	Reading Level (dBuV)	Correct Factor (dB)	Detector Type
1	4500	51.40	74.00	-22.60	28.98	22.42	PK
2	5090	62.67	74.00	-11.33	38.95	23.72	PK
3	5150	59.67	74.00	-14.33	35.88	23.79	PK
! 4	5212.5	107.69	74.00	33.69	83.82	23.87	PK
5	5350	56.46	74.00	-17.54	32.43	24.03	PK
6	5460	56.51	74.00	-17.49	32.35	24.16	PK

Note:

1. All reading above 1GHz is performed with peak and/or average measurements as necessary.
2. “ * ”, means this data is the worst emission level.
3. Emission Level = Reading Level + Correct Factor.
4. The average measurement was not performed when the peak measured data under the limit of average detection. If the readings given are average, peak measurement should also be supplied.
5. The fundamental for reference only, it’s not restricted by unwanted emission limit.

Site :	CB2-H	Engineer :	Rueyyan
Model No :	GT-AX6000,	Test Date :	2018/12/6
Test Voltage :	AC 120V/60Hz	Polarity :	Horizontal
Test Mode :	Mode 15:TX_Non Beamforming_NSS2_ADP-65DW Y		
Note :	802.11ac(160M)_5250MHz(5210+5290)		

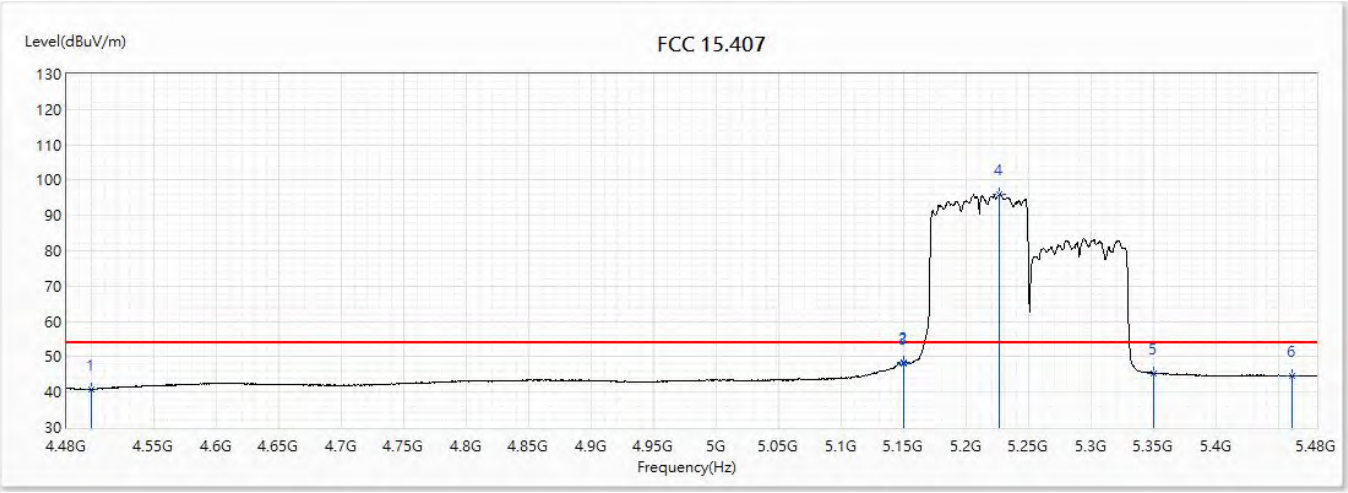

No	Frequency (MHz)	Emission Level (dBuV/m)	Limit (dBuV/m)	Margin (dB)	Reading Level (dBuV)	Correct Factor (dB)	Detector Type
1	4500	40.80	54.00	-13.20	18.38	22.42	AV
2	5149.5	48.25	54.00	-5.75	24.46	23.79	AV
3	5150	48.19	54.00	-5.81	24.40	23.79	AV
! 4	5226.5	96.06	54.00	42.06	72.18	23.88	AV
5	5350	45.33	54.00	-8.67	21.30	24.03	AV
6	5460	44.69	54.00	-9.31	20.53	24.16	AV

Note:

1. All reading above 1GHz is performed with peak and/or average measurements as necessary.
2. “ * ”, means this data is the worst emission level.
3. Emission Level = Reading Level + Correct Factor.
4. The average measurement was not performed when the peak measured data under the limit of average detection. If the readings given are average, peak measurement should also be supplied.
5. The fundamental for reference only, it’s not restricted by unwanted emission limit.

Site :	CB2-H	Engineer :	Rueyyan
Model No :	GT-AX6000,	Test Date :	2018/12/6
Test Voltage :	AC 120V/60Hz	Polarity :	Vertical
Test Mode :	Mode 15:TX_Non Beamforming_NSS2_ADP-65DW Y		
Note :	802.11ac(160M)_5250MHz (5210+5290)		

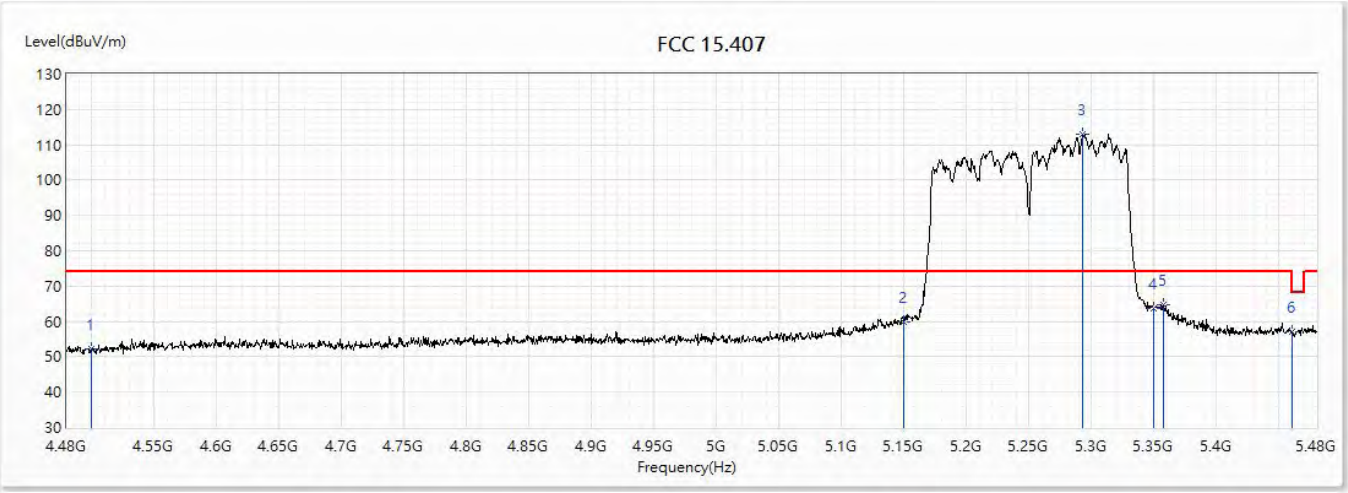

No	Frequency (MHz)	Emission Level (dBuV/m)	Limit (dBuV/m)	Margin (dB)	Reading Level (dBuV)	Correct Factor (dB)	Detector Type
1	4500	52.16	74.00	-21.84	29.74	22.42	PK
2	5150	59.72	74.00	-14.28	35.93	23.79	PK
! 3	5293	113.08	74.00	39.08	89.12	23.96	PK
4	5350	63.67	74.00	-10.33	39.64	24.03	PK
5	5357	64.55	74.00	-9.45	40.51	24.04	PK
6	5460	57.16	74.00	-16.84	33.00	24.16	PK

Note:

1. All reading above 1GHz is performed with peak and/or average measurements as necessary.
2. “ * ”, means this data is the worst emission level.
3. Emission Level = Reading Level + Correct Factor.
4. The average measurement was not performed when the peak measured data under the limit of average detection. If the readings given are average, peak measurement should also be supplied.
5. The fundamental for reference only, it’s not restricted by unwanted emission limit.

Site :	CB2-H	Engineer :	Rueyyan
Model No :	GT-AX6000,	Test Date :	2018/12/6
Test Voltage :	AC 120V/60Hz	Polarity :	Vertical
Test Mode :	Mode 15:TX_Non Beamforming_NSS2_ADP-65DW Y		
Note :	802.11ac(160M)_5250MHz(5210+5290)		

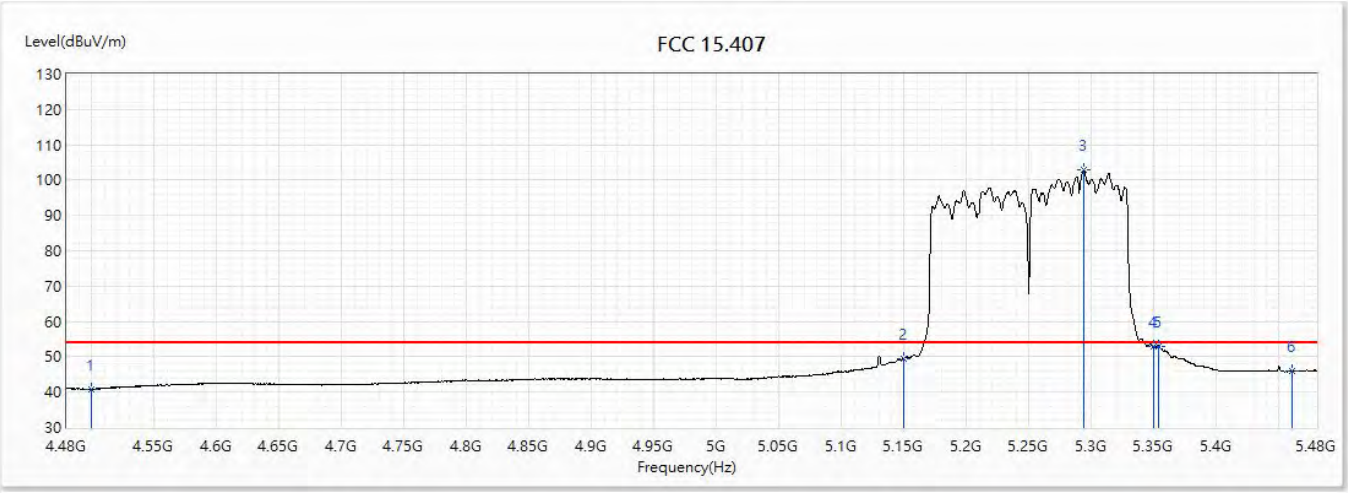

No	Frequency (MHz)	Emission Level (dBuV/m)	Limit (dBuV/m)	Margin (dB)	Reading Level (dBuV)	Correct Factor (dB)	Detector Type
1	4500	40.79	54.00	-13.21	18.37	22.42	AV
2	5150	49.56	54.00	-4.44	25.77	23.79	AV
! 3	5293.5	103.07	54.00	49.07	79.11	23.96	AV
4	5350	52.77	54.00	-1.23	28.74	24.03	AV
5	5353.5	52.92	54.00	-1.08	28.89	24.03	AV
6	5460	46.02	54.00	-7.98	21.86	24.16	AV

Note:

1. All reading above 1GHz is performed with peak and/or average measurements as necessary.
2. “ * ”, means this data is the worst emission level.
3. Emission Level = Reading Level + Correct Factor.
4. The average measurement was not performed when the peak measured data under the limit of average detection. If the readings given are average, peak measurement should also be supplied.
5. The fundamental for reference only, it’s not restricted by unwanted emission limit.

Site :	CB2-H	Engineer :	Rueyyan
Model No :	GT-AX6000,	Test Date :	2018/12/6
Test Voltage :	AC 120V/60Hz	Polarity :	Horizontal
Test Mode :	Mode 15:TX_Non Beamforming_NSS2_ADP-65DW Y		
Note :	802.11ac(160M)_5250MHz(5290+5210)		

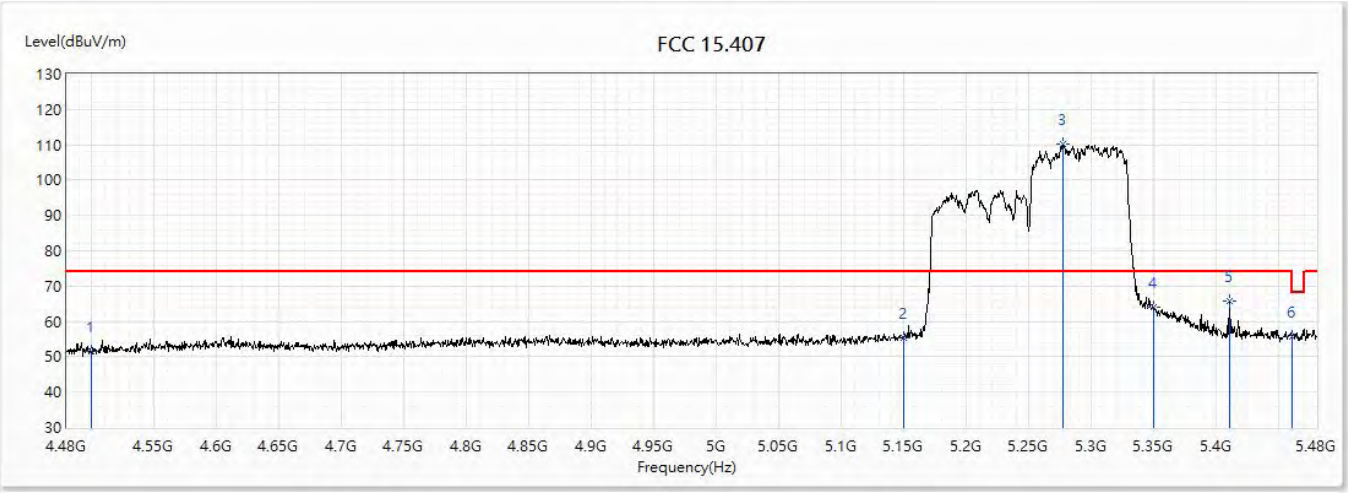

No	Frequency (MHz)	Emission Level (dBuV/m)	Limit (dBuV/m)	Margin (dB)	Reading Level (dBuV)	Correct Factor (dB)	Detector Type
1	4500	51.66	74.00	-22.34	29.24	22.42	PK
2	5150	55.24	74.00	-18.76	31.45	23.79	PK
! 3	5277	110.17	74.00	36.17	86.23	23.94	PK
4	5350	63.96	74.00	-10.04	39.93	24.03	PK
5	5410	65.69	74.00	-8.31	41.59	24.10	PK
6	5460	55.76	74.00	-18.24	31.60	24.16	PK

Note:

1. All reading above 1GHz is performed with peak and/or average measurements as necessary.
2. “ * ”, means this data is the worst emission level.
3. Emission Level = Reading Level + Correct Factor.
4. The average measurement was not performed when the peak measured data under the limit of average detection. If the readings given are average, peak measurement should also be supplied.
5. The fundamental for reference only, it’s not restricted by unwanted emission limit.

Site :	CB2-H	Engineer :	Rueyyan
Model No :	GT-AX6000,	Test Date :	2018/12/6
Test Voltage :	AC 120V/60Hz	Polarity :	Horizontal
Test Mode :	Mode 15:TX_Non Beamforming_NSS2_ADP-65DW Y		
Note :	802.11ac(160M)_5250MHz(5290+5210)		

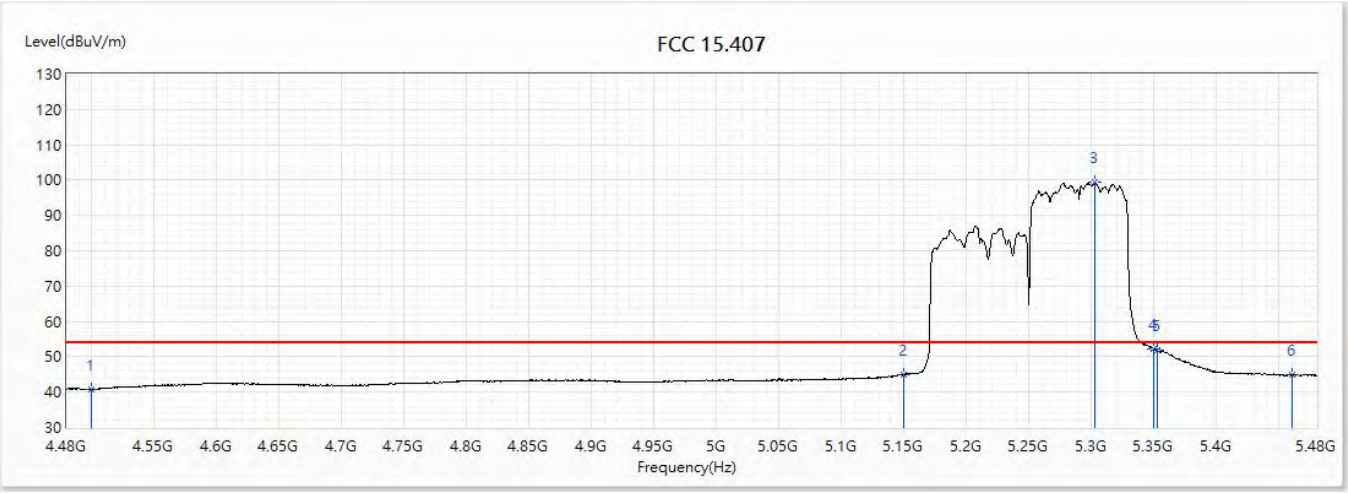

No	Frequency (MHz)	Emission Level (dBuV/m)	Limit (dBuV/m)	Margin (dB)	Reading Level (dBuV)	Correct Factor (dB)	Detector Type
1	4500	40.73	54.00	-13.27	18.31	22.42	AV
2	5150	44.99	54.00	-9.01	21.20	23.79	AV
! 3	5302.5	99.38	54.00	45.38	75.41	23.97	AV
4	5350	52.09	54.00	-1.91	28.06	24.03	AV
5	5352.5	51.87	54.00	-2.13	27.84	24.03	AV
6	5460	44.97	54.00	-9.03	20.81	24.16	AV

Note:

1. All reading above 1GHz is performed with peak and/or average measurements as necessary.
2. “ * ”, means this data is the worst emission level.
3. Emission Level = Reading Level + Correct Factor.
4. The average measurement was not performed when the peak measured data under the limit of average detection. If the readings given are average, peak measurement should also be supplied.
5. The fundamental for reference only, it’s not restricted by unwanted emission limit.

Site :	CB2-H	Engineer :	Rueyyan
Model No :	GT-AX6000,	Test Date :	2018/12/6
Test Voltage :	AC 120V/60Hz	Polarity :	Vertical
Test Mode :	Mode 15:TX_Non Beamforming_NSS2_ADP-65DW Y		
Note :	802.11ac(160M)_5250MHz(5290+5210)		

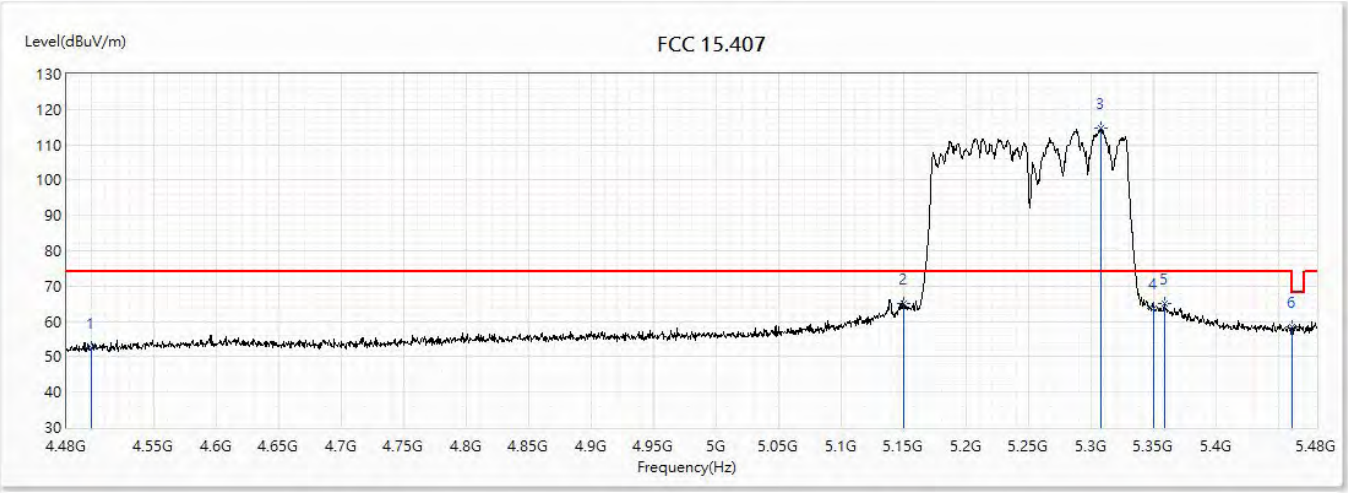

No	Frequency (MHz)	Emission Level (dBuV/m)	Limit (dBuV/m)	Margin (dB)	Reading Level (dBuV)	Correct Factor (dB)	Detector Type
1	4500	52.58	74.00	-21.42	30.16	22.42	PK
2	5150	65.03	74.00	-8.97	41.24	23.79	PK
! 3	5307.5	114.68	74.00	40.68	90.70	23.98	PK
4	5350	63.85	74.00	-10.15	39.82	24.03	PK
5	5358	65.22	74.00	-8.78	41.18	24.04	PK
6	5460	58.48	74.00	-15.52	34.32	24.16	PK

Note:

1. All reading above 1GHz is performed with peak and/or average measurements as necessary.
2. “ * ”, means this data is the worst emission level.
3. Emission Level = Reading Level + Correct Factor.
4. The average measurement was not performed when the peak measured data under the limit of average detection. If the readings given are average, peak measurement should also be supplied.
5. The fundamental for reference only, it’s not restricted by unwanted emission limit.

Site :	CB2-H	Engineer :	Rueyyan
Model No :	GT-AX6000,	Test Date :	2018/12/6
Test Voltage :	AC 120V/60Hz	Polarity :	Vertical
Test Mode :	Mode 15:TX_Non Beamforming_NSS2_ADP-65DW Y		
Note :	802.11ac(160M)_5250MHz(5290+5210)		

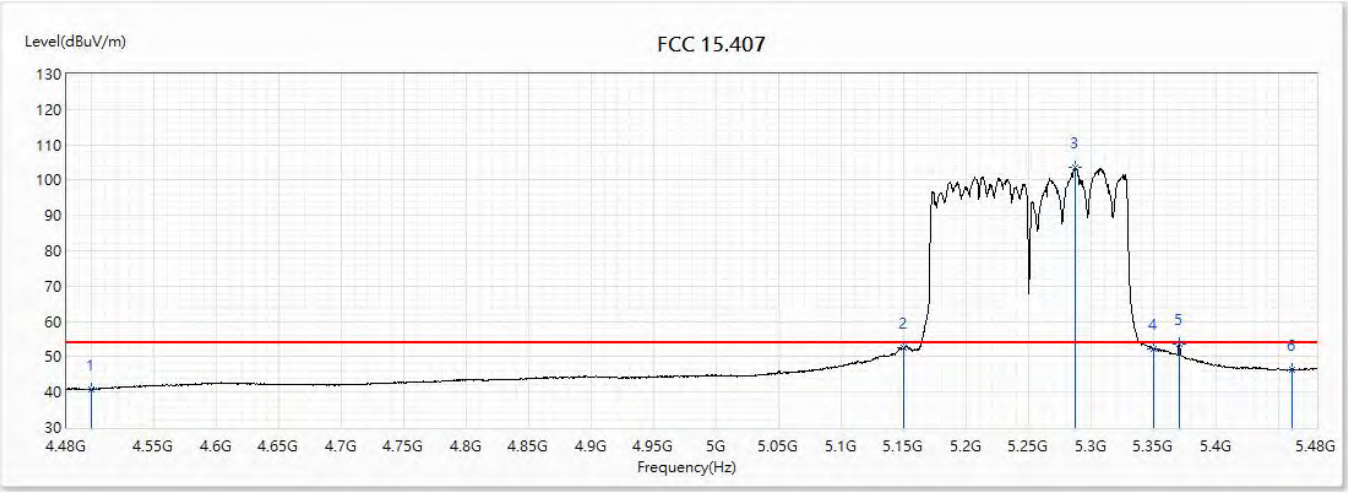

No	Frequency (MHz)	Emission Level (dBuV/m)	Limit (dBuV/m)	Margin (dB)	Reading Level (dBuV)	Correct Factor (dB)	Detector Type
1	4500	40.85	54.00	-13.15	18.43	22.42	AV
2	5150	52.55	54.00	-1.45	28.76	23.79	AV
! 3	5287	103.70	54.00	49.70	79.75	23.95	AV
4	5350	52.19	54.00	-1.81	28.16	24.03	AV
5	5370	53.56	54.00	-0.44	29.51	24.05	AV
6	5460	46.48	54.00	-7.52	22.32	24.16	AV

Note:

1. All reading above 1GHz is performed with peak and/or average measurements as necessary.
2. “ * ”, means this data is the worst emission level.
3. Emission Level = Reading Level + Correct Factor.
4. The average measurement was not performed when the peak measured data under the limit of average detection. If the readings given are average, peak measurement should also be supplied.
5. The fundamental for reference only, it’s not restricted by unwanted emission limit.

Site :	CB2-H	Engineer :	Rueyyan
Model No :	GT-AX6000,	Test Date :	2018/12/6
Test Voltage :	AC 120V/60Hz	Polarity :	Horizontal
Test Mode :	Mode 15:TX_Non Beamforming_NSS2_ADP-65DW Y		
Note :	802.11ax(160M)_5250MHz (5210+5290)		

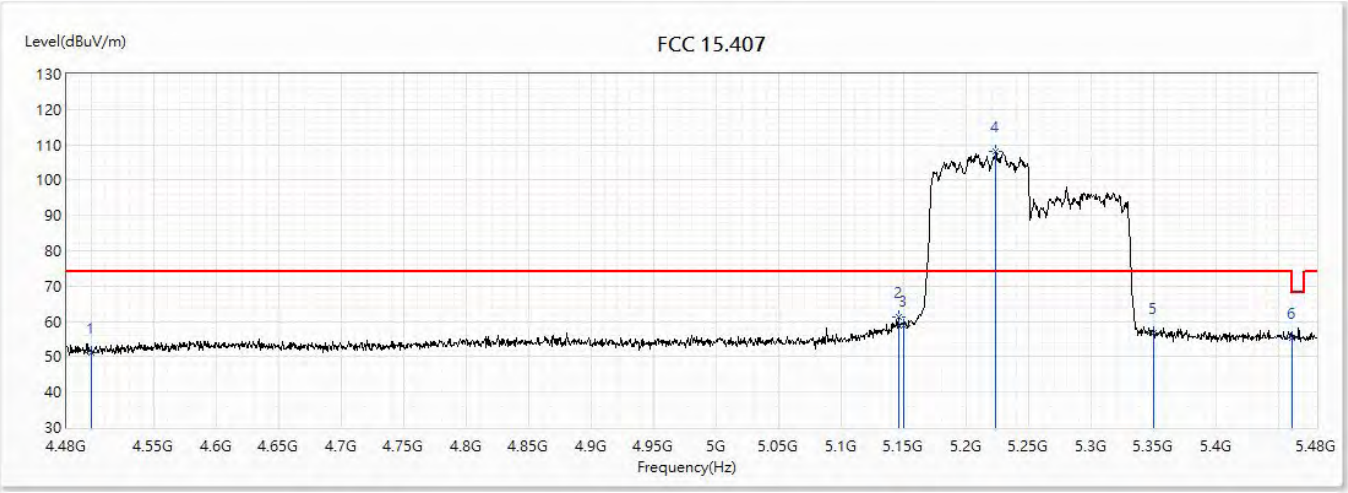

No	Frequency (MHz)	Emission Level (dBuV/m)	Limit (dBuV/m)	Margin (dB)	Reading Level (dBuV)	Correct Factor (dB)	Detector Type
1	4500	51.27	74.00	-22.73	28.85	22.42	PK
2	5145.5	61.18	74.00	-12.82	37.40	23.78	PK
3	5150	58.89	74.00	-15.11	35.10	23.79	PK
! 4	5223.5	108.04	74.00	34.04	84.16	23.88	PK
5	5350	56.82	74.00	-17.18	32.79	24.03	PK
6	5460	55.18	74.00	-18.82	31.02	24.16	PK

Note:

1. All reading above 1GHz is performed with peak and/or average measurements as necessary.
2. “ * ”, means this data is the worst emission level.
3. Emission Level = Reading Level + Correct Factor.
4. The average measurement was not performed when the peak measured data under the limit of average detection. If the readings given are average, peak measurement should also be supplied.
5. The fundamental for reference only, it’s not restricted by unwanted emission limit.

Site :	CB2-H	Engineer :	Rueyyan
Model No :	GT-AX6000,	Test Date :	2018/12/6
Test Voltage :	AC 120V/60Hz	Polarity :	Horizontal
Test Mode :	Mode 15:TX_Non Beamforming_NSS2_ADP-65DW Y		
Note :	802.11ax(160M)_5250MHz(5210+5290)		

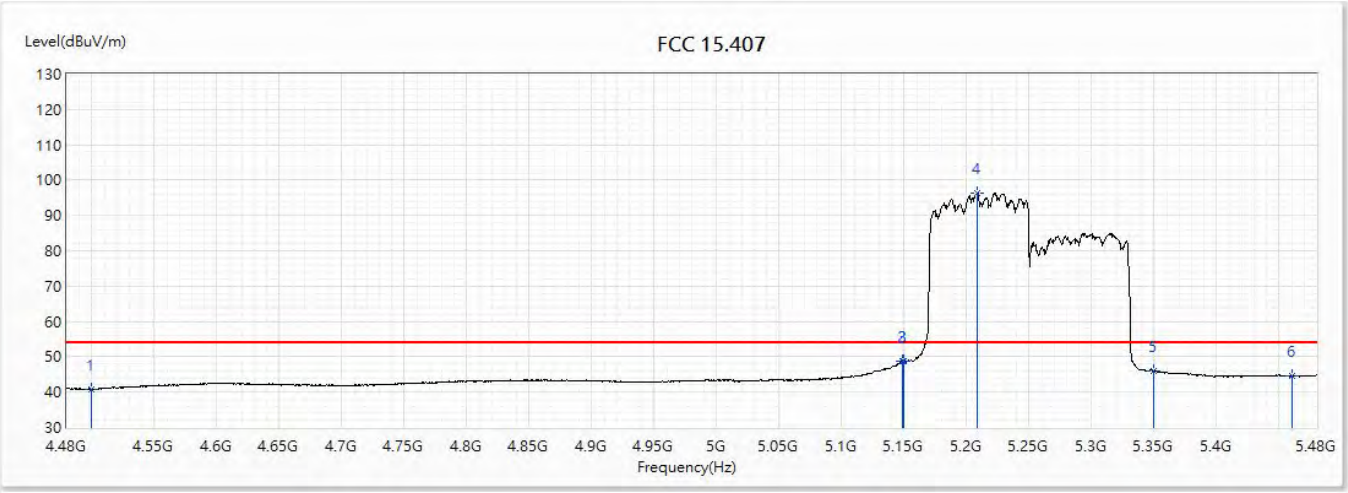

No	Frequency (MHz)	Emission Level (dBuV/m)	Limit (dBuV/m)	Margin (dB)	Reading Level (dBuV)	Correct Factor (dB)	Detector Type
1	4500	40.80	54.00	-13.20	18.38	22.42	AV
2	5148.5	48.70	54.00	-5.30	24.91	23.79	AV
3	5150	48.73	54.00	-5.27	24.94	23.79	AV
! 4	5208.5	96.48	54.00	42.48	72.62	23.86	AV
5	5350	45.93	54.00	-8.07	21.90	24.03	AV
6	5460	44.61	54.00	-9.39	20.45	24.16	AV

Note:

1. All reading above 1GHz is performed with peak and/or average measurements as necessary.
2. “ * ”, means this data is the worst emission level.
3. Emission Level = Reading Level + Correct Factor.
4. The average measurement was not performed when the peak measured data under the limit of average detection. If the readings given are average, peak measurement should also be supplied.
5. The fundamental for reference only, it’s not restricted by unwanted emission limit.

Site :	CB2-H	Engineer :	Rueyyan
Model No :	GT-AX6000,	Test Date :	2018/12/6
Test Voltage :	AC 120V/60Hz	Polarity :	Vertical
Test Mode :	Mode 15:TX_Non Beamforming_NSS2_ADP-65DW Y		
Note :	802.11ax(160M)_5250MHz(5210+5290)		

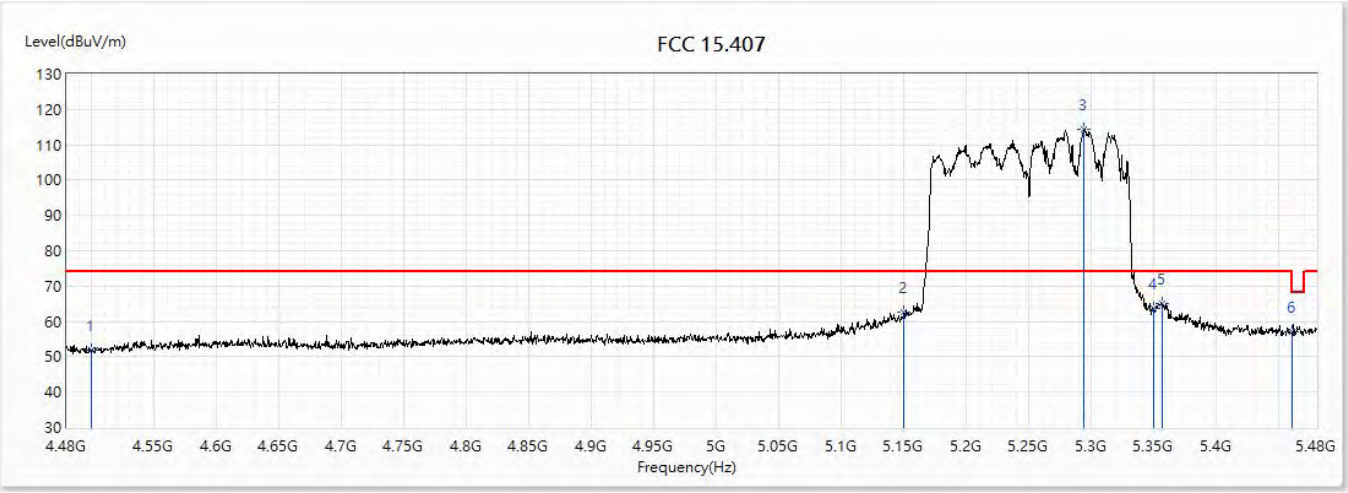

No	Frequency (MHz)	Emission Level (dBuV/m)	Limit (dBuV/m)	Margin (dB)	Reading Level (dBuV)	Correct Factor (dB)	Detector Type
1	4500	51.71	74.00	-22.29	29.29	22.42	PK
2	5150	62.76	74.00	-11.24	38.97	23.79	PK
! 3	5294	114.37	74.00	40.37	90.41	23.96	PK
4	5350	63.66	74.00	-10.34	39.63	24.03	PK
5	5356	64.92	74.00	-9.08	40.88	24.04	PK
6	5460	57.06	74.00	-16.94	32.90	24.16	PK

Note:

1. All reading above 1GHz is performed with peak and/or average measurements as necessary.
2. “ * ”, means this data is the worst emission level.
3. Emission Level = Reading Level + Correct Factor.
4. The average measurement was not performed when the peak measured data under the limit of average detection. If the readings given are average, peak measurement should also be supplied.
5. The fundamental for reference only, it’s not restricted by unwanted emission limit.

Site :	CB2-H	Engineer :	Rueyyan
Model No :	GT-AX6000,	Test Date :	2018/12/6
Test Voltage :	AC 120V/60Hz	Polarity :	Vertical
Test Mode :	Mode 15:TX_Non Beamforming_NSS2_ADP-65DW Y		
Note :	802.11ax(160M)_5250MHz (5210+5290)		

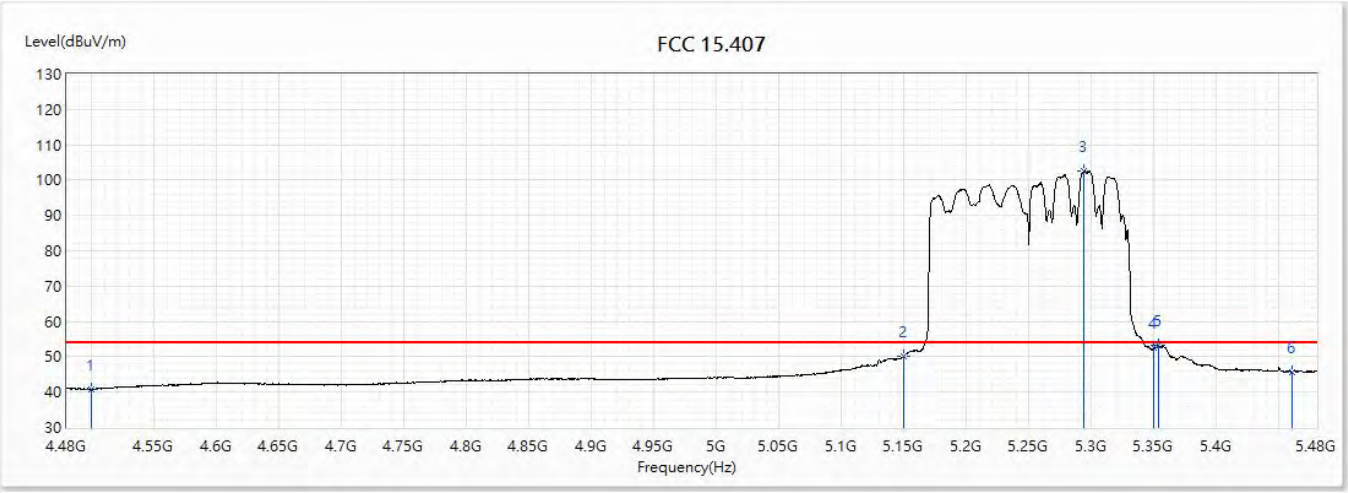

No	Frequency (MHz)	Emission Level (dBuV/m)	Limit (dBuV/m)	Margin (dB)	Reading Level (dBuV)	Correct Factor (dB)	Detector Type
1	4500	40.76	54.00	-13.24	18.34	22.42	AV
2	5150	50.03	54.00	-3.97	26.24	23.79	AV
! 3	5293.5	102.47	54.00	48.47	78.51	23.96	AV
4	5350	52.49	54.00	-1.51	28.46	24.03	AV
5	5353.5	53.39	54.00	-0.61	29.36	24.03	AV
6	5460	45.79	54.00	-8.21	21.63	24.16	AV

Note:

1. All reading above 1GHz is performed with peak and/or average measurements as necessary.
2. “ * ”, means this data is the worst emission level.
3. Emission Level = Reading Level + Correct Factor.
4. The average measurement was not performed when the peak measured data under the limit of average detection. If the readings given are average, peak measurement should also be supplied.
5. The fundamental for reference only, it’s not restricted by unwanted emission limit.

Site :	CB2-H	Engineer :	Rueyyan
Model No :	GT-AX6000,	Test Date :	2018/12/6
Test Voltage :	AC 120V/60Hz	Polarity :	Horizontal
Test Mode :	Mode 15:TX_Non Beamforming_NSS2_ADP-65DW Y		
Note :	802.11ax(160M)_5250MHz(5290+5210)		

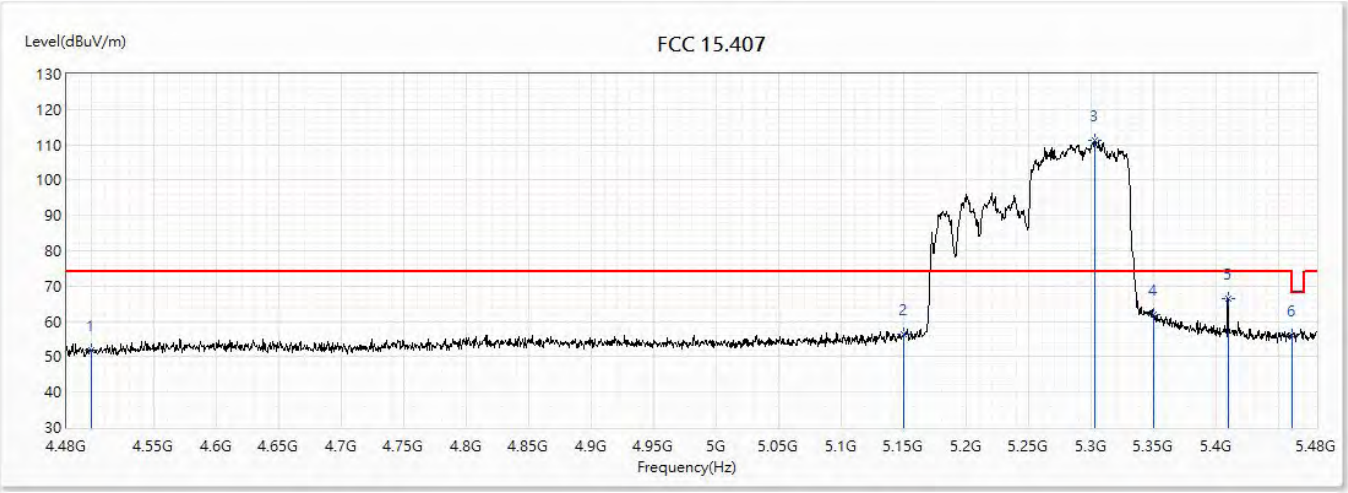

No	Frequency (MHz)	Emission Level (dBuV/m)	Limit (dBuV/m)	Margin (dB)	Reading Level (dBuV)	Correct Factor (dB)	Detector Type
1	4500	51.79	74.00	-22.21	29.37	22.42	PK
2	5150	56.40	74.00	-17.60	32.61	23.79	PK
! 3	5302.5	111.13	74.00	37.13	87.16	23.97	PK
4	5350	62.01	74.00	-11.99	37.98	24.03	PK
5	5409	66.59	74.00	-7.41	42.49	24.10	PK
6	5460	55.92	74.00	-18.08	31.76	24.16	PK

Note:

1. All reading above 1GHz is performed with peak and/or average measurements as necessary.
2. “ * ”, means this data is the worst emission level.
3. Emission Level = Reading Level + Correct Factor.
4. The average measurement was not performed when the peak measured data under the limit of average detection. If the readings given are average, peak measurement should also be supplied.
5. The fundamental for reference only, it’s not restricted by unwanted emission limit.

Site :	CB2-H	Engineer :	Rueyyan
Model No :	GT-AX6000,	Test Date :	2018/12/6
Test Voltage :	AC 120V/60Hz	Polarity :	Horizontal
Test Mode :	Mode 15:TX_Non Beamforming_NSS2_ADP-65DW Y		
Note :	802.11ax(160M)_5250MHz(5290+5210)		

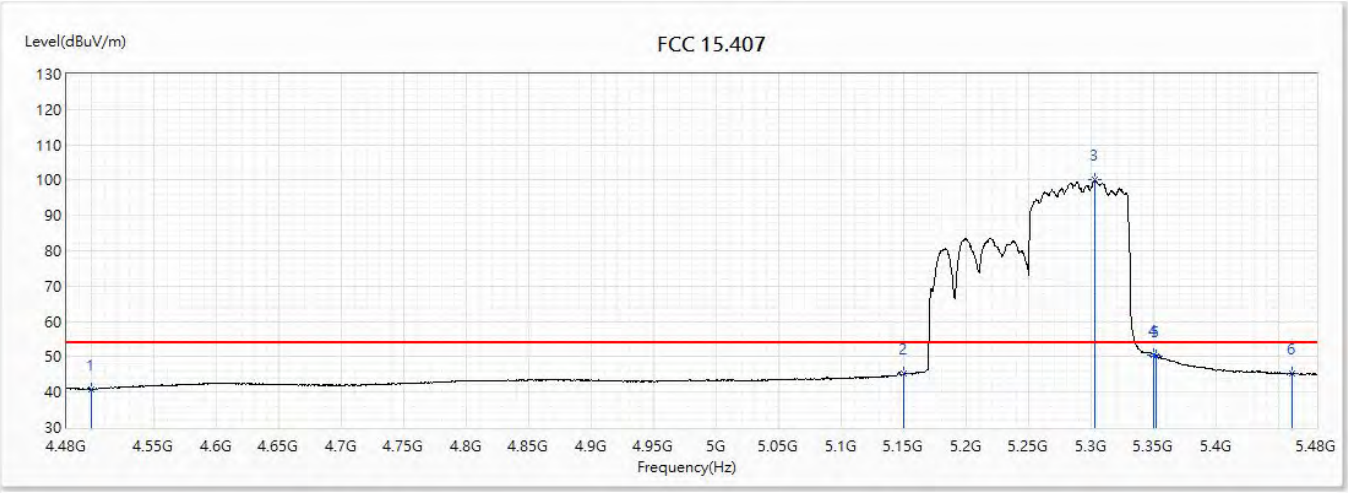

No	Frequency (MHz)	Emission Level (dBuV/m)	Limit (dBuV/m)	Margin (dB)	Reading Level (dBuV)	Correct Factor (dB)	Detector Type
1	4500	40.88	54.00	-13.12	18.46	22.42	AV
2	5150	45.17	54.00	-8.83	21.38	23.79	AV
! 3	5303	100.04	54.00	46.04	76.07	23.97	AV
4	5350	50.59	54.00	-3.41	26.56	24.03	AV
5	5352	50.12	54.00	-3.88	26.09	24.03	AV
6	5460	45.17	54.00	-8.83	21.01	24.16	AV

Note:

1. All reading above 1GHz is performed with peak and/or average measurements as necessary.
2. “ * ”, means this data is the worst emission level.
3. Emission Level = Reading Level + Correct Factor.
4. The average measurement was not performed when the peak measured data under the limit of average detection. If the readings given are average, peak measurement should also be supplied.
5. The fundamental for reference only, it’s not restricted by unwanted emission limit.

Site :	CB2-H	Engineer :	Rueyyan
Model No :	GT-AX6000,	Test Date :	2018/12/6
Test Voltage :	AC 120V/60Hz	Polarity :	Vertical
Test Mode :	Mode 15:TX_Non Beamforming_NSS2_ADP-65DW Y		
Note :	802.11ax(160M)_5250MHz(5290+5210)		

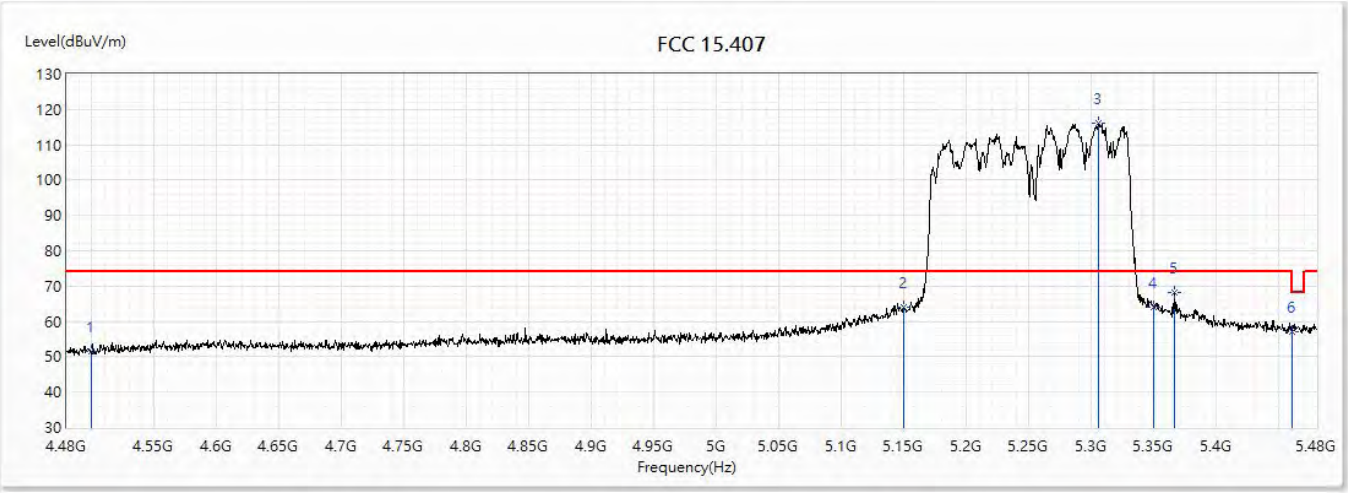

No	Frequency (MHz)	Emission Level (dBuV/m)	Limit (dBuV/m)	Margin (dB)	Reading Level (dBuV)	Correct Factor (dB)	Detector Type
1	4500	51.36	74.00	-22.64	28.94	22.42	PK
2	5150	63.88	74.00	-10.12	40.09	23.79	PK
! 3	5305	116.19	74.00	42.19	92.21	23.98	PK
4	5350	63.89	74.00	-10.11	39.86	24.03	PK
5	5366	68.03	74.00	-5.97	43.98	24.05	PK
6	5460	56.91	74.00	-17.09	32.75	24.16	PK

Note:

1. All reading above 1GHz is performed with peak and/or average measurements as necessary.
2. “ * ”, means this data is the worst emission level.
3. Emission Level = Reading Level + Correct Factor.
4. The average measurement was not performed when the peak measured data under the limit of average detection. If the readings given are average, peak measurement should also be supplied.
5. The fundamental for reference only, it’s not restricted by unwanted emission limit.

Site :	CB2-H	Engineer :	Rueyyan
Model No :	GT-AX6000,	Test Date :	2018/12/6
Test Voltage :	AC 120V/60Hz	Polarity :	Vertical
Test Mode :	Mode 15:TX_Non Beamforming_NSS2_ADP-65DW Y		
Note :	802.11ax(160M)_5250MHz(5290+5210)		

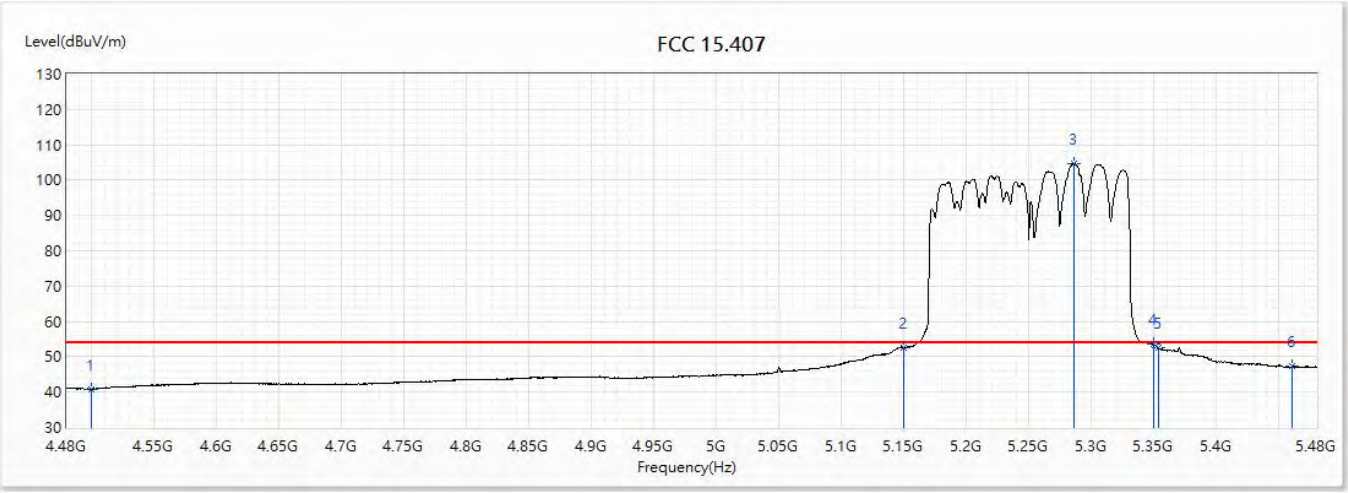

No	Frequency (MHz)	Emission Level (dBuV/m)	Limit (dBuV/m)	Margin (dB)	Reading Level (dBuV)	Correct Factor (dB)	Detector Type
1	4500	40.88	54.00	-13.12	18.46	22.42	AV
2	5150	52.58	54.00	-1.42	28.79	23.79	AV
! 3	5286	104.65	54.00	50.65	80.70	23.95	AV
4	5350	53.44	54.00	-0.56	29.41	24.03	AV
5	5353.5	52.54	54.00	-1.46	28.51	24.03	AV
6	5460	47.29	54.00	-6.71	23.13	24.16	AV

Note:

1. All reading above 1GHz is performed with peak and/or average measurements as necessary.
2. “ * ”, means this data is the worst emission level.
3. Emission Level = Reading Level + Correct Factor.
4. The average measurement was not performed when the peak measured data under the limit of average detection. If the readings given are average, peak measurement should also be supplied.
5. The fundamental for reference only, it’s not restricted by unwanted emission limit.

Site :	CB2-H	Engineer :	Rueyyan
Model No :	GT-AX6000,	Test Date :	2018/12/6
Test Voltage :	AC 120V/60Hz	Polarity :	Horizontal
Test Mode :	Mode 15:TX_Non Beamforming_NSS2_ADP-65DW Y		
Note :	802.11ac(160M)_5570MHz(5530+5610)		

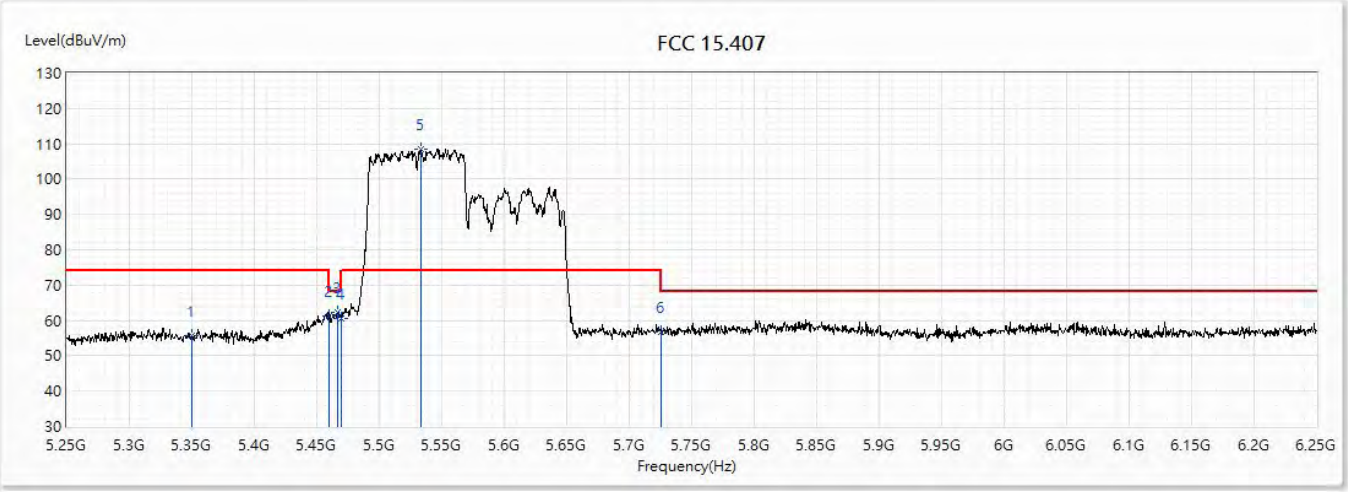

No	Frequency (MHz)	Emission Level (dBuV/m)	Limit (dBuV/m)	Margin (dB)	Reading Level (dBuV)	Correct Factor (dB)	Detector Type
1	5350	55.77	74.00	-18.23	31.74	24.03	PK
2	5460	61.41	74.00	-12.59	37.25	24.16	PK
3	5467	62.38	68.20	-5.82	38.21	24.17	PK
4	5470	60.62	68.20	-7.58	36.43	24.19	PK
! 5	5533	108.43	74.00	34.43	84.11	24.32	PK
6	5725	56.89	74.00	-17.11	31.84	25.05	PK

Note:

1. All reading above 1GHz is performed with peak and/or average measurements as necessary.
2. “ * ”, means this data is the worst emission level.
3. Emission Level = Reading Level + Correct Factor.
4. The average measurement was not performed when the peak measured data under the limit of average detection. If the readings given are average, peak measurement should also be supplied.
5. The fundamental for reference only, it’s not restricted by unwanted emission limit.

Site :	CB2-H	Engineer :	Rueyyan
Model No :	GT-AX6000,	Test Date :	2018/12/6
Test Voltage :	AC 120V/60Hz	Polarity :	Horizontal
Test Mode :	Mode 15:TX_Non Beamforming_NSS2_ADP-65DW Y		
Note :	802.11ac(160M)_5570MHz(5530+5610)		

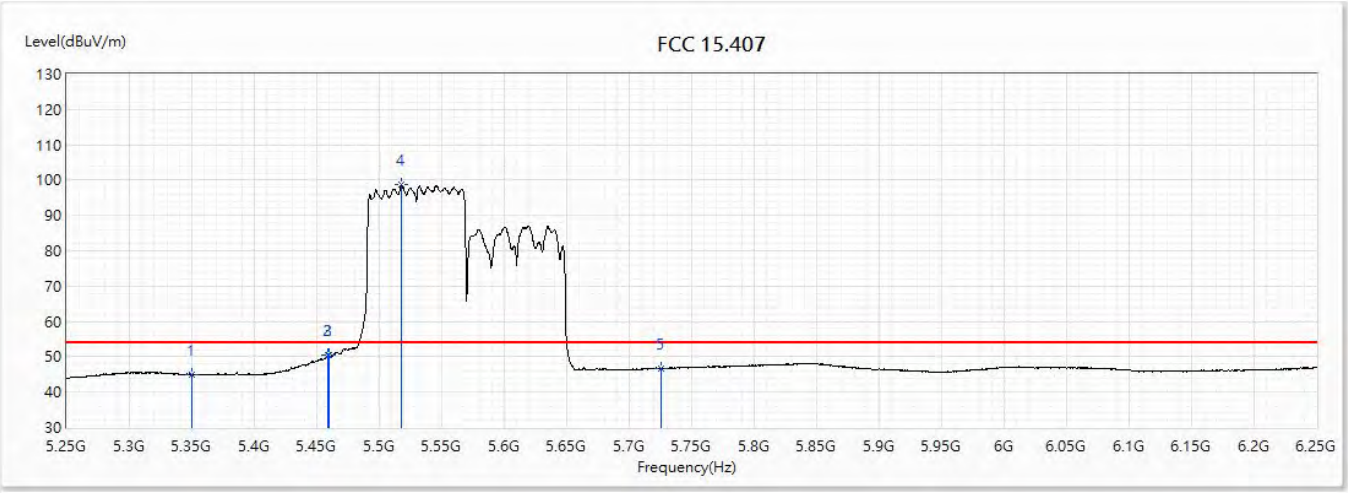

No	Frequency (MHz)	Emission Level (dBuV/m)	Limit (dBuV/m)	Margin (dB)	Reading Level (dBuV)	Correct Factor (dB)	Detector Type
1	5350	44.94	54.00	-9.06	20.91	24.03	AV
2	5459	50.39	54.00	-3.61	26.23	24.16	AV
3	5460	50.40	54.00	-3.60	26.24	24.16	AV
! 4	5517.5	98.67	54.00	44.67	74.41	24.26	AV
5	5725	46.63	54.00	-7.37	21.58	25.05	AV

Note:

1. All reading above 1GHz is performed with peak and/or average measurements as necessary.
2. “ * ”, means this data is the worst emission level.
3. Emission Level = Reading Level + Correct Factor.
4. The average measurement was not performed when the peak measured data under the limit of average detection. If the readings given are average, peak measurement should also be supplied.
5. The fundamental for reference only, it’s not restricted by unwanted emission limit.

Site :	CB2-H	Engineer :	Rueyyan
Model No :	GT-AX6000,	Test Date :	2018/12/6
Test Voltage :	AC 120V/60Hz	Polarity :	Vertical
Test Mode :	Mode 15:TX_Non Beamforming_NSS2_ADP-65DW Y		
Note :	802.11ac(160M)_5570MHz(5530+5610)		

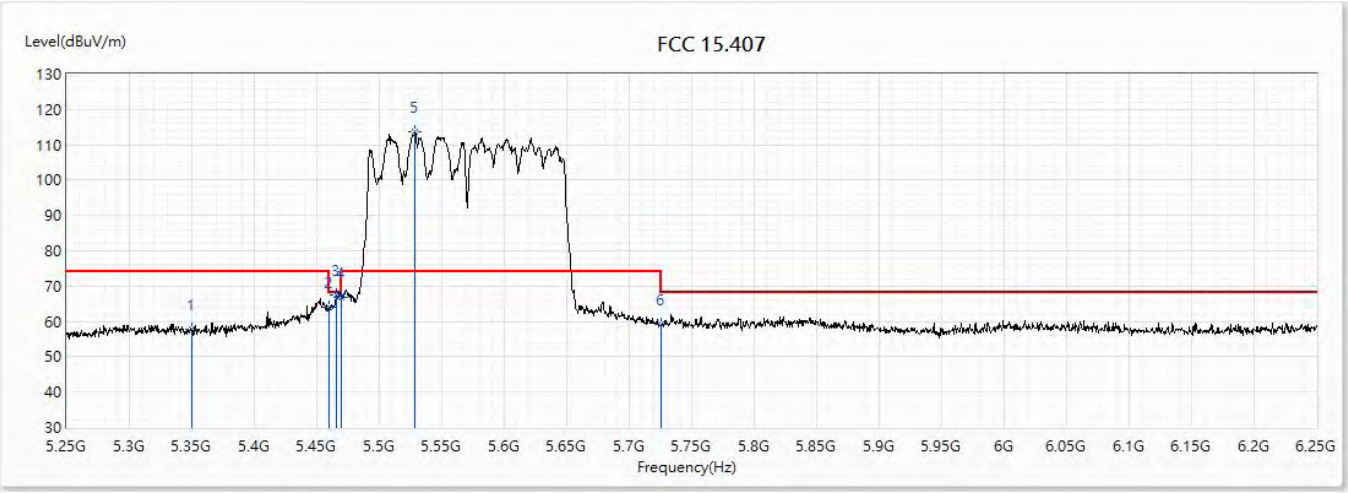

No	Frequency (MHz)	Emission Level (dBuV/m)	Limit (dBuV/m)	Margin (dB)	Reading Level (dBuV)	Correct Factor (dB)	Detector Type
1	5350	57.67	74.00	-16.33	33.64	24.03	PK
2	5460	63.91	74.00	-10.09	39.75	24.16	PK
3	5465.5	67.65	68.20	-0.55	43.48	24.17	PK
4	5470	66.83	68.20	-1.37	42.64	24.19	PK
! 5	5528.5	113.69	74.00	39.69	89.38	24.31	PK
6	5725	59.03	74.00	-14.97	33.98	25.05	PK

Note:

1. All reading above 1GHz is performed with peak and/or average measurements as necessary.
2. “ * ”, means this data is the worst emission level.
3. Emission Level = Reading Level + Correct Factor.
4. The average measurement was not performed when the peak measured data under the limit of average detection. If the readings given are average, peak measurement should also be supplied.
5. The fundamental for reference only, it’s not restricted by unwanted emission limit.

Site :	CB2-H	Engineer :	Rueyyan
Model No :	GT-AX6000,	Test Date :	2018/12/6
Test Voltage :	AC 120V/60Hz	Polarity :	Vertical
Test Mode :	Mode 15:TX_Non Beamforming_NSS2_ADP-65DW Y		
Note :	802.11ac(160M)_5570MHz(5530+5610)		

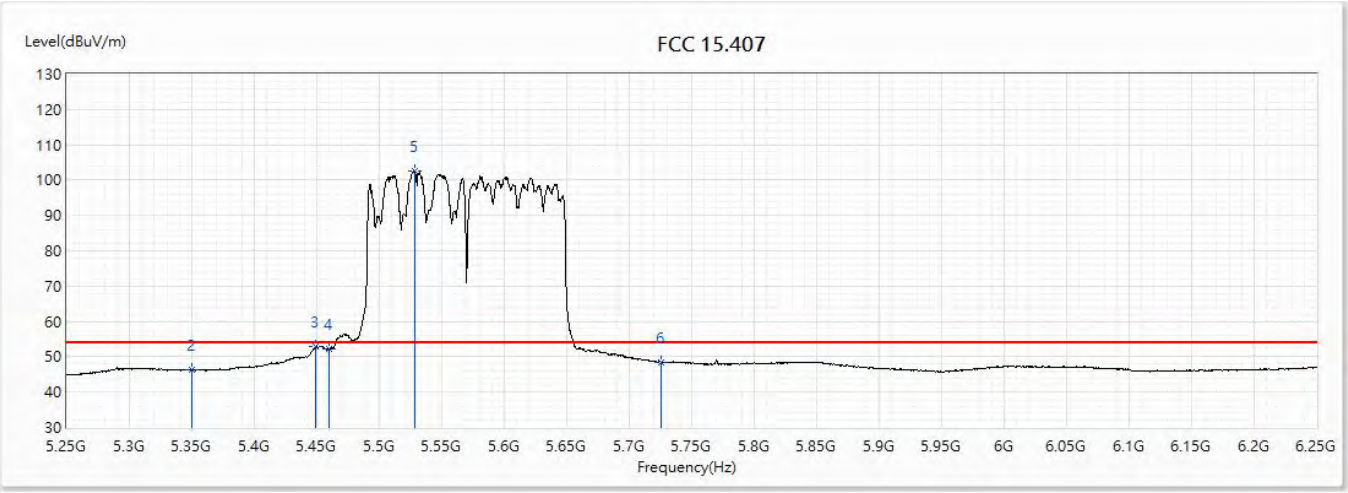

No	Frequency (MHz)	Emission Level (dBuV/m)	Limit (dBuV/m)	Margin (dB)	Reading Level (dBuV)	Correct Factor (dB)	Detector Type
1	4500	44.85	54.00	-9.15	22.43	22.42	AV
2	5350	46.16	54.00	-7.84	22.13	24.03	AV
3	5449.5	52.98	54.00	-1.02	28.83	24.15	AV
4	5460	52.38	54.00	-1.62	28.22	24.16	AV
! 5	5528	102.63	54.00	48.63	78.32	24.31	AV
6	5725	48.49	54.00	-5.51	23.44	25.05	AV

Note:

1. All reading above 1GHz is performed with peak and/or average measurements as necessary.
2. “ * ”, means this data is the worst emission level.
3. Emission Level = Reading Level + Correct Factor.
4. The average measurement was not performed when the peak measured data under the limit of average detection. If the readings given are average, peak measurement should also be supplied.
5. The fundamental for reference only, it’s not restricted by unwanted emission limit.

Site :	CB2-H	Engineer :	Rueyyan
Model No :	GT-AX6000,	Test Date :	2018/12/6
Test Voltage :	AC 120V/60Hz	Polarity :	Horizontal
Test Mode :	Mode 15:TX_Non Beamforming_NSS2_ADP-65DW Y		
Note :	802.11ac(160M)_5570MHz(5610+5530)		

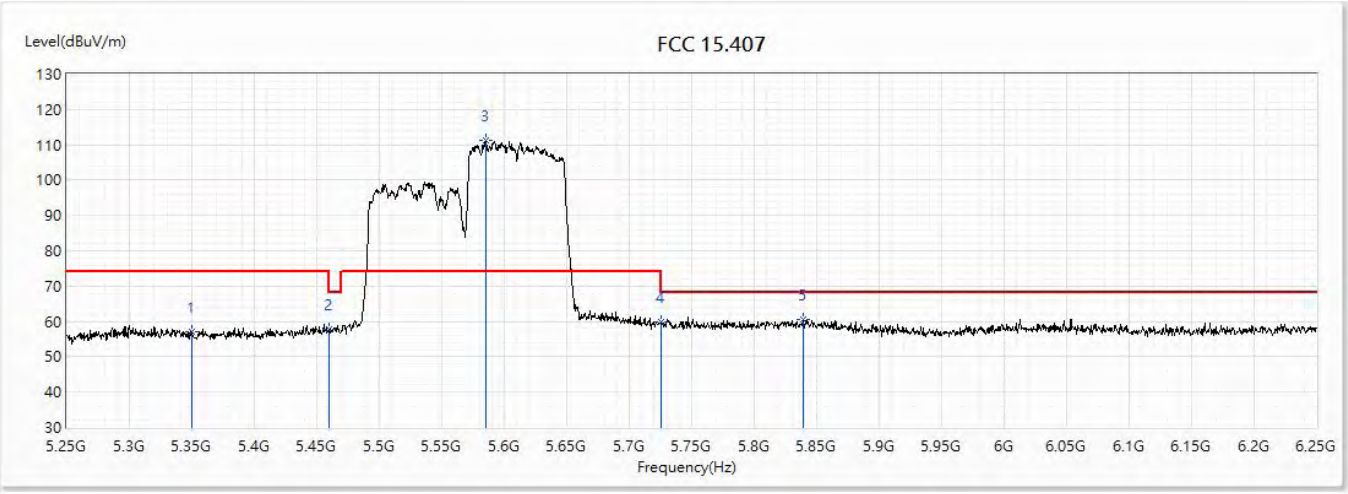

No	Frequency (MHz)	Emission Level (dBuV/m)	Limit (dBuV/m)	Margin (dB)	Reading Level (dBuV)	Correct Factor (dB)	Detector Type
1	5350	57.00	74.00	-17.00	32.97	24.03	PK
2	5460	57.88	74.00	-16.12	33.72	24.16	PK
! 3	5585	111.25	74.00	37.25	86.73	24.52	PK
4	5725	59.91	74.00	-14.09	34.86	25.05	PK
5	5839.5	60.43	68.20	-7.77	34.95	25.48	PK

Note:

1. All reading above 1GHz is performed with peak and/or average measurements as necessary.
2. “ * ”, means this data is the worst emission level.
3. Emission Level = Reading Level + Correct Factor.
4. The average measurement was not performed when the peak measured data under the limit of average detection. If the readings given are average, peak measurement should also be supplied.
5. The fundamental for reference only, it’s not restricted by unwanted emission limit.

Site :	CB2-H	Engineer :	Rueyyan
Model No :	GT-AX6000,	Test Date :	2018/12/6
Test Voltage :	AC 120V/60Hz	Polarity :	Horizontal
Test Mode :	Mode 15:TX_Non Beamforming_NSS2_ADP-65DW Y		
Note :	802.11ac(160M)_5570MHz(5610+5530)		

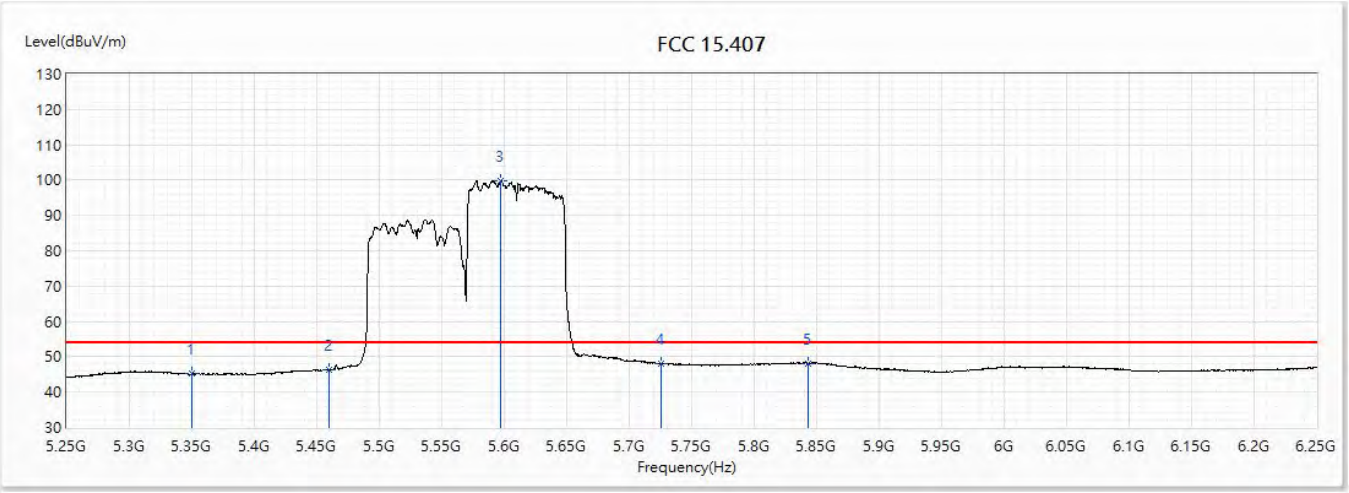

No	Frequency (MHz)	Emission Level (dBuV/m)	Limit (dBuV/m)	Margin (dB)	Reading Level (dBuV)	Correct Factor (dB)	Detector Type
1	5350	45.14	54.00	-8.86	21.11	24.03	AV
2	5460	46.31	54.00	-7.69	22.15	24.16	AV
! 3	5597.5	99.90	54.00	45.90	75.33	24.57	AV
4	5725	48.14	54.00	-5.86	23.09	25.05	AV
5	5843.5	48.15	54.00	-5.85	22.65	25.50	AV

Note:

1. All reading above 1GHz is performed with peak and/or average measurements as necessary.
2. “ * ”, means this data is the worst emission level.
3. Emission Level = Reading Level + Correct Factor.
4. The average measurement was not performed when the peak measured data under the limit of average detection. If the readings given are average, peak measurement should also be supplied.
5. The fundamental for reference only, it’s not restricted by unwanted emission limit.

Site :	CB2-H	Engineer :	Rueyyan
Model No :	GT-AX6000,	Test Date :	2018/12/6
Test Voltage :	AC 120V/60Hz	Polarity :	Vertical
Test Mode :	Mode 15:TX_Non Beamforming_NSS2_ADP-65DW Y		
Note :	802.11ac(160M)_5570MHz(5610+5530)		

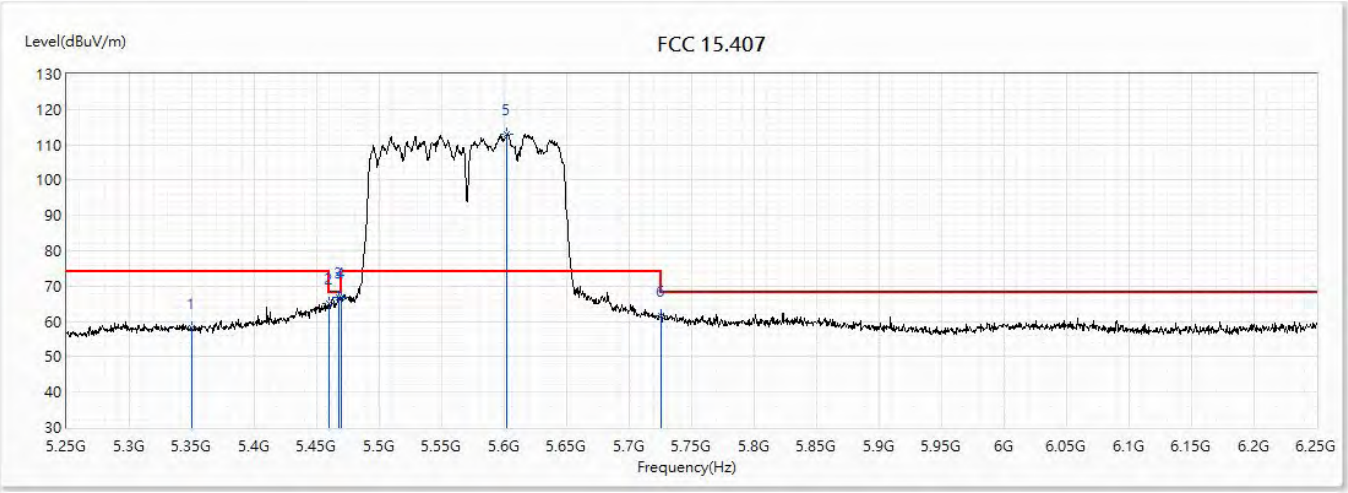

No	Frequency (MHz)	Emission Level (dBuV/m)	Limit (dBuV/m)	Margin (dB)	Reading Level (dBuV)	Correct Factor (dB)	Detector Type
1	5350	58.05	74.00	-15.95	34.02	24.03	PK
2	5460	65.12	74.00	-8.88	40.96	24.16	PK
3	5468	66.74	68.20	-1.46	42.57	24.17	PK
4	5470	66.83	68.20	-1.37	42.64	24.19	PK
! 5	5602	113.04	74.00	39.04	88.46	24.58	PK
6	5725	61.71	74.00	-12.29	36.66	25.05	PK

Note:

1. All reading above 1GHz is performed with peak and/or average measurements as necessary.
2. “ * ”, means this data is the worst emission level.
3. Emission Level = Reading Level + Correct Factor.
4. The average measurement was not performed when the peak measured data under the limit of average detection. If the readings given are average, peak measurement should also be supplied.
5. The fundamental for reference only, it’s not restricted by unwanted emission limit.

Site :	CB2-H	Engineer :	Rueyyan
Model No :	GT-AX6000,	Test Date :	2018/12/6
Test Voltage :	AC 120V/60Hz	Polarity :	Vertical
Test Mode :	Mode 15:TX_Non Beamforming_NSS2_ADP-65DW Y		
Note :	802.11ac(160M)_5570MHz(5610+5530)		

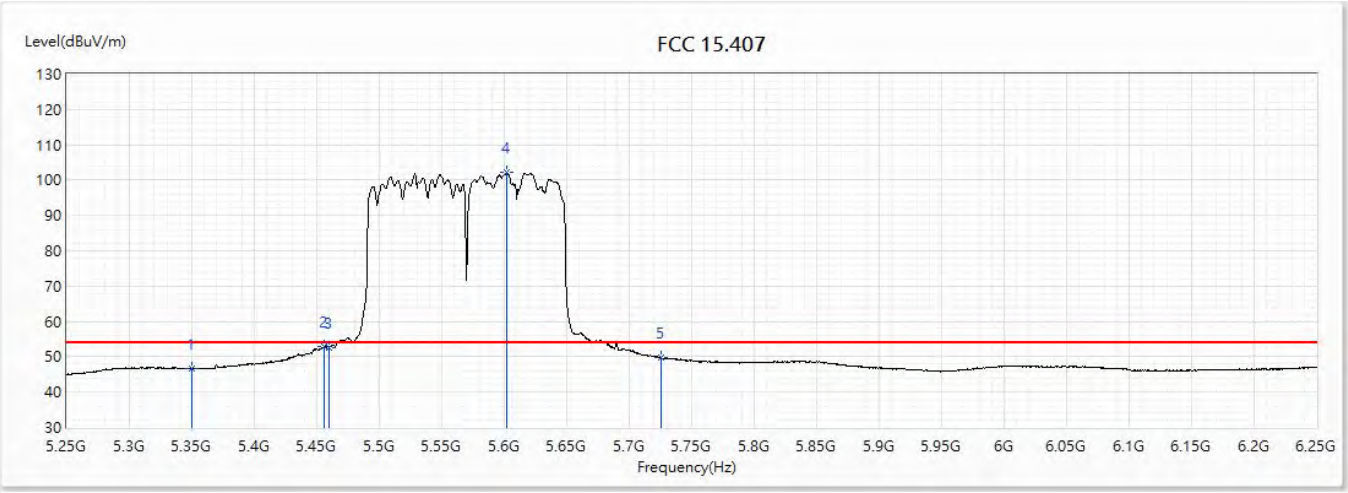

No	Frequency (MHz)	Emission Level (dBuV/m)	Limit (dBuV/m)	Margin (dB)	Reading Level (dBuV)	Correct Factor (dB)	Detector Type
1	5350	46.62	54.00	-7.38	22.59	24.03	AV
2	5455.5	52.95	54.00	-1.05	28.79	24.16	AV
3	5460	52.69	54.00	-1.31	28.53	24.16	AV
! 4	5602	102.09	54.00	48.09	77.51	24.58	AV
5	5725	49.62	54.00	-4.38	24.57	25.05	AV

Note:

1. All reading above 1GHz is performed with peak and/or average measurements as necessary.
2. “ * ”, means this data is the worst emission level.
3. Emission Level = Reading Level + Correct Factor.
4. The average measurement was not performed when the peak measured data under the limit of average detection. If the readings given are average, peak measurement should also be supplied.
5. The fundamental for reference only, it’s not restricted by unwanted emission limit.

Site :	CB2-H	Engineer :	Rueyyan
Model No :	GT-AX6000,	Test Date :	2018/12/6
Test Voltage :	AC 120V/60Hz	Polarity :	Horizontal
Test Mode :	Mode 15:TX_Non Beamforming_NSS2_ADP-65DW Y		
Note :	802.11ax(160M)_5570MHz(5530+5610)		

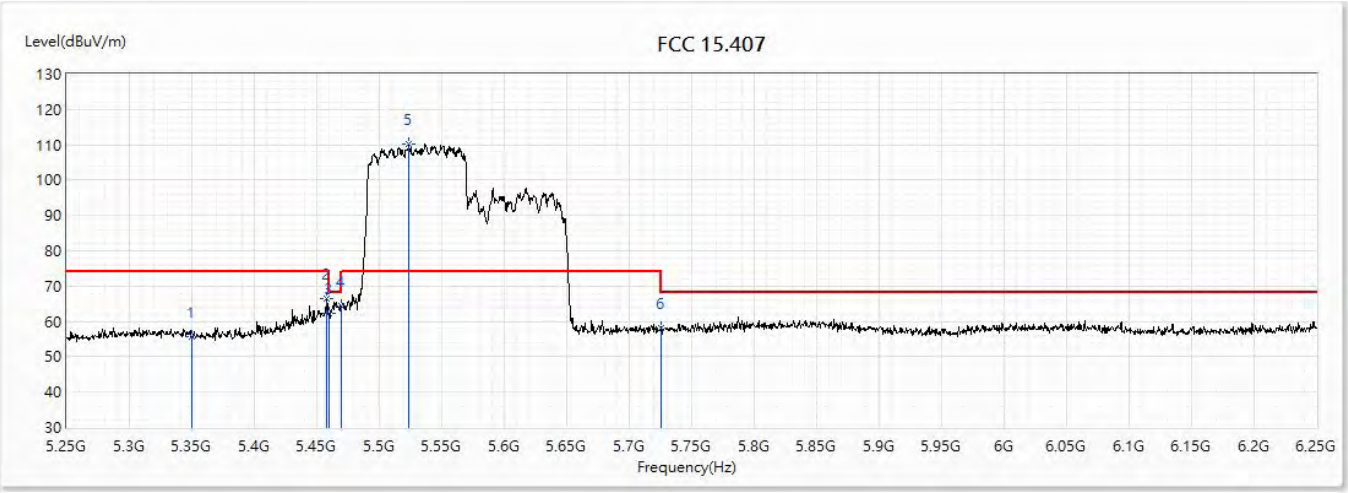

No	Frequency (MHz)	Emission Level (dBuV/m)	Limit (dBuV/m)	Margin (dB)	Reading Level (dBuV)	Correct Factor (dB)	Detector Type
1	5350	55.86	74.00	-18.14	31.83	24.03	PK
2	5458	66.44	74.00	-7.56	42.27	24.17	PK
3	5460	62.21	74.00	-11.79	38.05	24.16	PK
4	5470	64.25	68.20	-3.95	40.06	24.19	PK
! 5	5524	110.07	74.00	36.07	85.78	24.29	PK
6	5725	58.17	74.00	-15.83	33.12	25.05	PK

Note:

1. All reading above 1GHz is performed with peak and/or average measurements as necessary.
2. “ * ”, means this data is the worst emission level.
3. Emission Level = Reading Level + Correct Factor.
4. The average measurement was not performed when the peak measured data under the limit of average detection. If the readings given are average, peak measurement should also be supplied.
5. The fundamental for reference only, it’s not restricted by unwanted emission limit.

Site :	CB2-H	Engineer :	Rueyyan
Model No :	GT-AX6000,	Test Date :	2018/12/6
Test Voltage :	AC 120V/60Hz	Polarity :	Horizontal
Test Mode :	Mode 15:TX_Non Beamforming_NSS2_ADP-65DW Y		
Note :	802.11ax(160M)_5570MHz(5530+5610)		

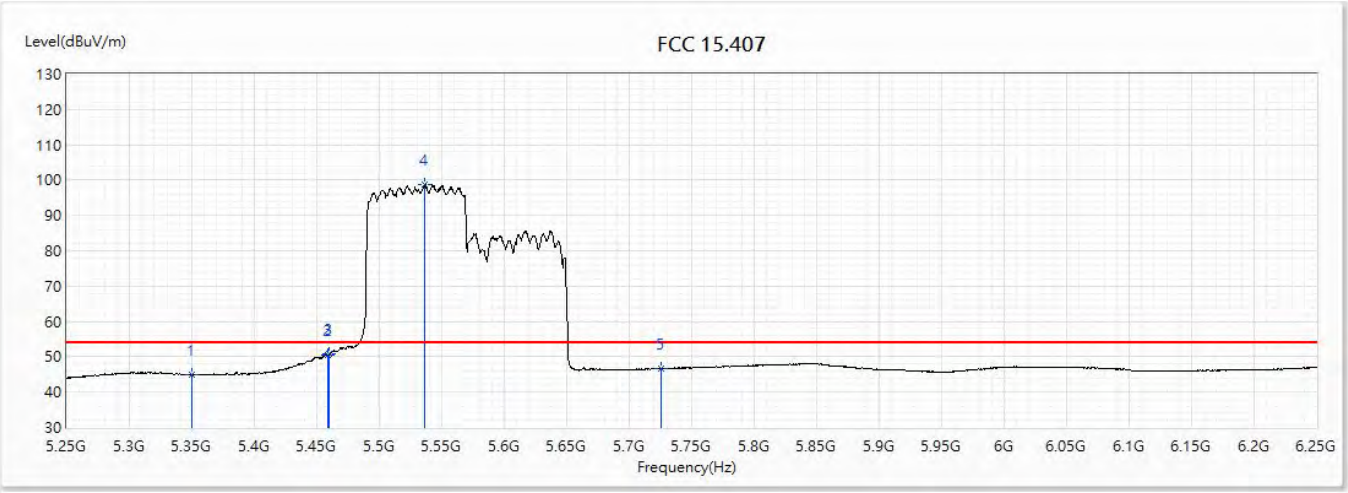

No	Frequency (MHz)	Emission Level (dBuV/m)	Limit (dBuV/m)	Margin (dB)	Reading Level (dBuV)	Correct Factor (dB)	Detector Type
1	5350	45.05	54.00	-8.95	21.02	24.03	AV
2	5458.5	50.60	54.00	-3.40	26.44	24.16	AV
3	5460	50.69	54.00	-3.31	26.53	24.16	AV
! 4	5536.5	98.75	54.00	44.75	74.40	24.35	AV
5	5725	46.63	54.00	-7.37	21.58	25.05	AV

Note:

1. All reading above 1GHz is performed with peak and/or average measurements as necessary.
2. “ * ”, means this data is the worst emission level.
3. Emission Level = Reading Level + Correct Factor.
4. The average measurement was not performed when the peak measured data under the limit of average detection. If the readings given are average, peak measurement should also be supplied.
5. The fundamental for reference only, it’s not restricted by unwanted emission limit.

Site :	CB2-H	Engineer :	Rueyyan
Model No :	GT-AX6000,	Test Date :	2018/12/6
Test Voltage :	AC 120V/60Hz	Polarity :	Vertical
Test Mode :	Mode 15:TX_Non Beamforming_NSS2_ADP-65DW Y		
Note :	802.11ax(160M)_5570MHz(5530+5610)		

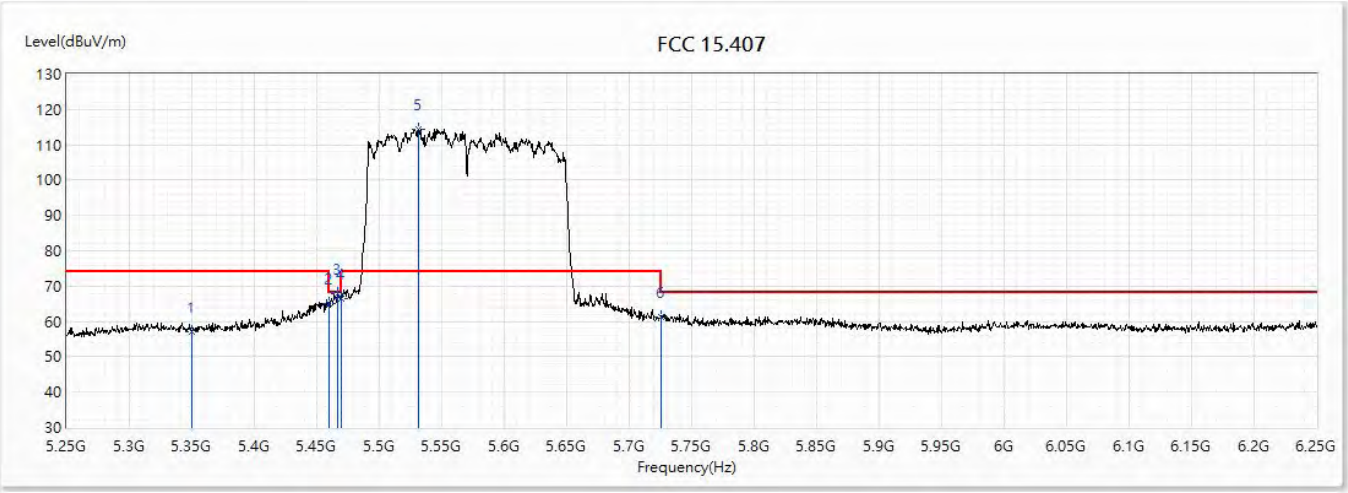

No	Frequency (MHz)	Emission Level (dBuV/m)	Limit (dBuV/m)	Margin (dB)	Reading Level (dBuV)	Correct Factor (dB)	Detector Type
1	5350	57.11	74.00	-16.89	33.08	24.03	PK
2	5460	65.23	74.00	-8.77	41.07	24.16	PK
3	5467	67.88	68.20	-0.32	43.71	24.17	PK
4	5470	66.63	68.20	-1.57	42.44	24.19	PK
! 5	5531	114.54	74.00	40.54	90.22	24.32	PK
6	5725	61.08	74.00	-12.92	36.03	25.05	PK

Note:

1. All reading above 1GHz is performed with peak and/or average measurements as necessary.
2. “ * ”, means this data is the worst emission level.
3. Emission Level = Reading Level + Correct Factor.
4. The average measurement was not performed when the peak measured data under the limit of average detection. If the readings given are average, peak measurement should also be supplied.
5. The fundamental for reference only, it’s not restricted by unwanted emission limit.

Site :	CB2-H	Engineer :	Rueyyan
Model No :	GT-AX6000,	Test Date :	2018/12/6
Test Voltage :	AC 120V/60Hz	Polarity :	Vertical
Test Mode :	Mode 15:TX_Non Beamforming_NSS2_ADP-65DW Y		
Note :	802.11ax(160M)_5570MHz(5530+5610)		

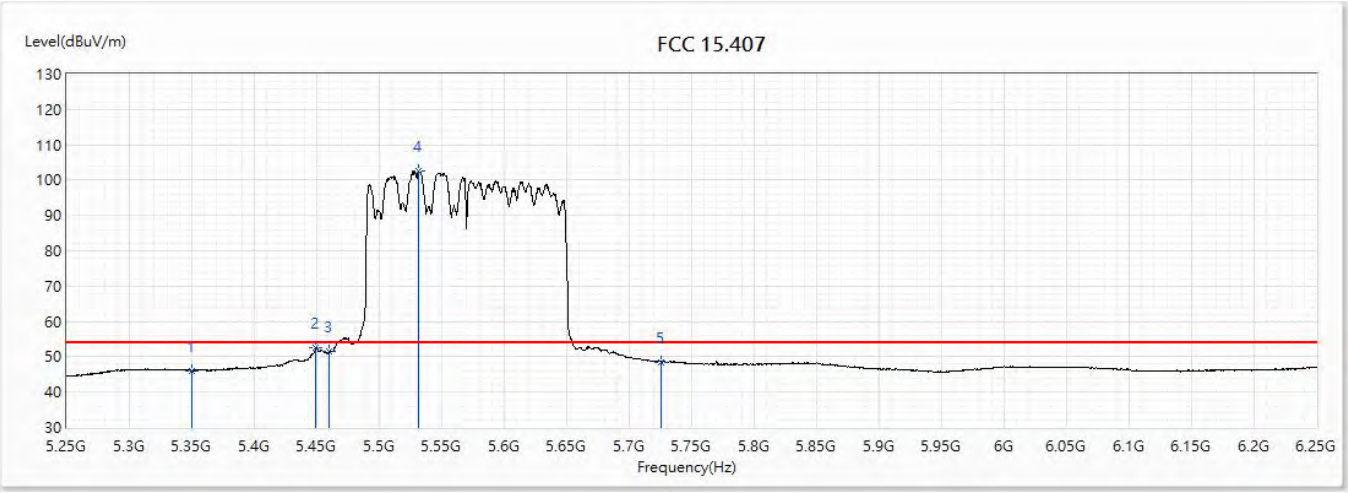

No	Frequency (MHz)	Emission Level (dBuV/m)	Limit (dBuV/m)	Margin (dB)	Reading Level (dBuV)	Correct Factor (dB)	Detector Type
1	5350	46.07	54.00	-7.93	22.04	24.03	AV
2	5449.5	52.58	54.00	-1.42	28.43	24.15	AV
3	5460	51.56	54.00	-2.44	27.40	24.16	AV
! 4	5531	102.64	54.00	48.64	78.32	24.32	AV
5	5725	48.57	54.00	-5.43	23.52	25.05	AV

Note:

1. All reading above 1GHz is performed with peak and/or average measurements as necessary.
2. “ * ”, means this data is the worst emission level.
3. Emission Level = Reading Level + Correct Factor.
4. The average measurement was not performed when the peak measured data under the limit of average detection. If the readings given are average, peak measurement should also be supplied.
5. The fundamental for reference only, it’s not restricted by unwanted emission limit.

Site :	CB2-H	Engineer :	Rueyyan
Model No :	GT-AX6000,	Test Date :	2018/12/6
Test Voltage :	AC 120V/60Hz	Polarity :	Horizontal
Test Mode :	Mode 15:TX_Non Beamforming_NSS2_ADP-65DW Y		
Note :	802.11ax(160M)_5570MHz(5610+5530)		

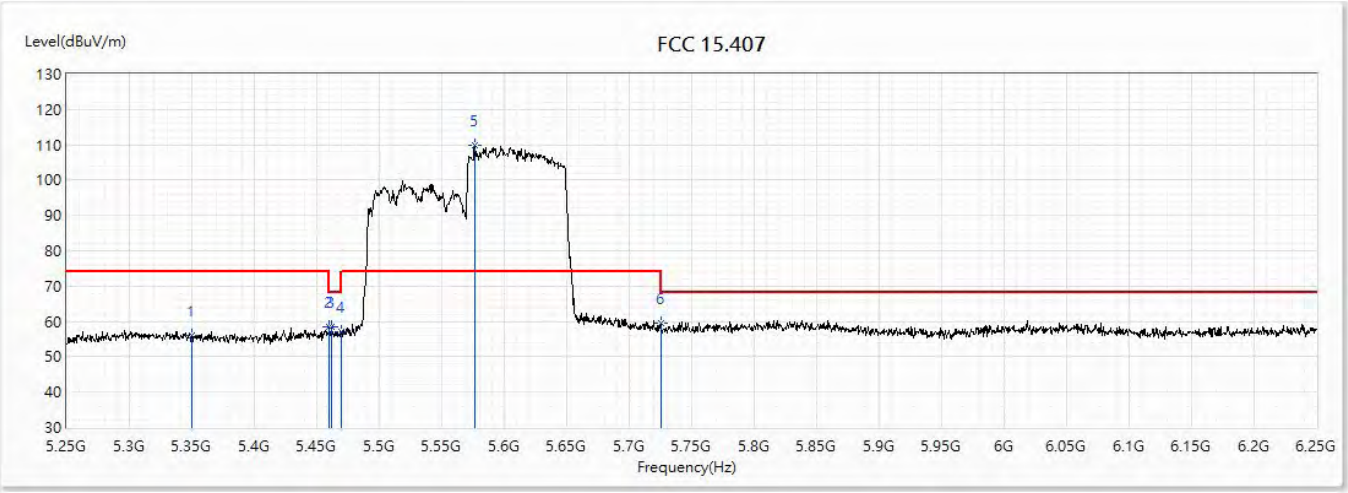

No	Frequency (MHz)	Emission Level (dBuV/m)	Limit (dBuV/m)	Margin (dB)	Reading Level (dBuV)	Correct Factor (dB)	Detector Type
1	5350	55.87	74.00	-18.13	31.84	24.03	PK
2	5460	58.54	74.00	-15.46	34.38	24.16	PK
3	5462	58.46	68.20	-9.74	34.29	24.17	PK
4	5470	57.23	68.20	-10.97	33.04	24.19	PK
! 5	5576	109.99	74.00	35.99	85.50	24.49	PK
6	5725	59.54	74.00	-14.46	34.49	25.05	PK

Note:

1. All reading above 1GHz is performed with peak and/or average measurements as necessary.
2. “ * ”, means this data is the worst emission level.
3. Emission Level = Reading Level + Correct Factor.
4. The average measurement was not performed when the peak measured data under the limit of average detection. If the readings given are average, peak measurement should also be supplied.
5. The fundamental for reference only, it’s not restricted by unwanted emission limit.

Site :	CB2-H	Engineer :	Rueyyan
Model No :	GT-AX6000,	Test Date :	2018/12/6
Test Voltage :	AC 120V/60Hz	Polarity :	Horizontal
Test Mode :	Mode 15:TX_Non Beamforming_NSS2_ADP-65DW Y		
Note :	802.11ax(160M)_5570MHz(5610+5530)		

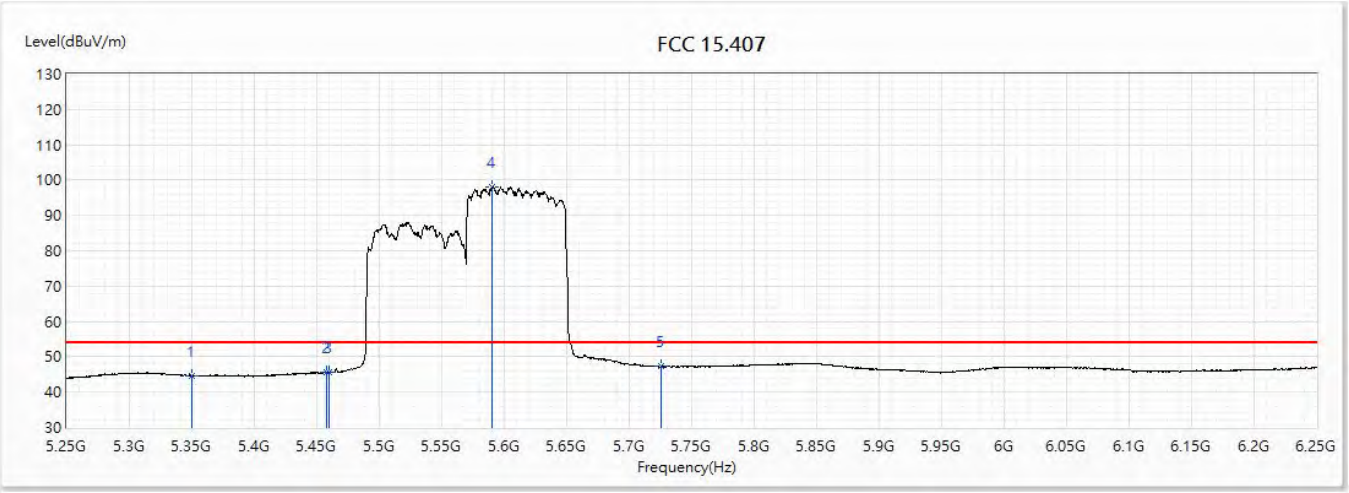

No	Frequency (MHz)	Emission Level (dBuV/m)	Limit (dBuV/m)	Margin (dB)	Reading Level (dBuV)	Correct Factor (dB)	Detector Type
1	5350	44.70	54.00	-9.30	20.67	24.03	AV
2	5458	45.57	54.00	-8.43	21.40	24.17	AV
3	5460	45.61	54.00	-8.39	21.45	24.16	AV
! 4	5590.5	98.05	54.00	44.05	73.51	24.54	AV
5	5725	47.29	54.00	-6.71	22.24	25.05	AV

Note:

1. All reading above 1GHz is performed with peak and/or average measurements as necessary.
2. “ * ”, means this data is the worst emission level.
3. Emission Level = Reading Level + Correct Factor.
4. The average measurement was not performed when the peak measured data under the limit of average detection. If the readings given are average, peak measurement should also be supplied.
5. The fundamental for reference only, it’s not restricted by unwanted emission limit.

Site :	CB2-H	Engineer :	Rueyyan
Model No :	GT-AX6000,	Test Date :	2018/12/6
Test Voltage :	AC 120V/60Hz	Polarity :	Vertical
Test Mode :	Mode 15:TX_Non Beamforming_NSS2_ADP-65DW Y		
Note :	802.11ax(160M)_5570MHz(5610+5530)		

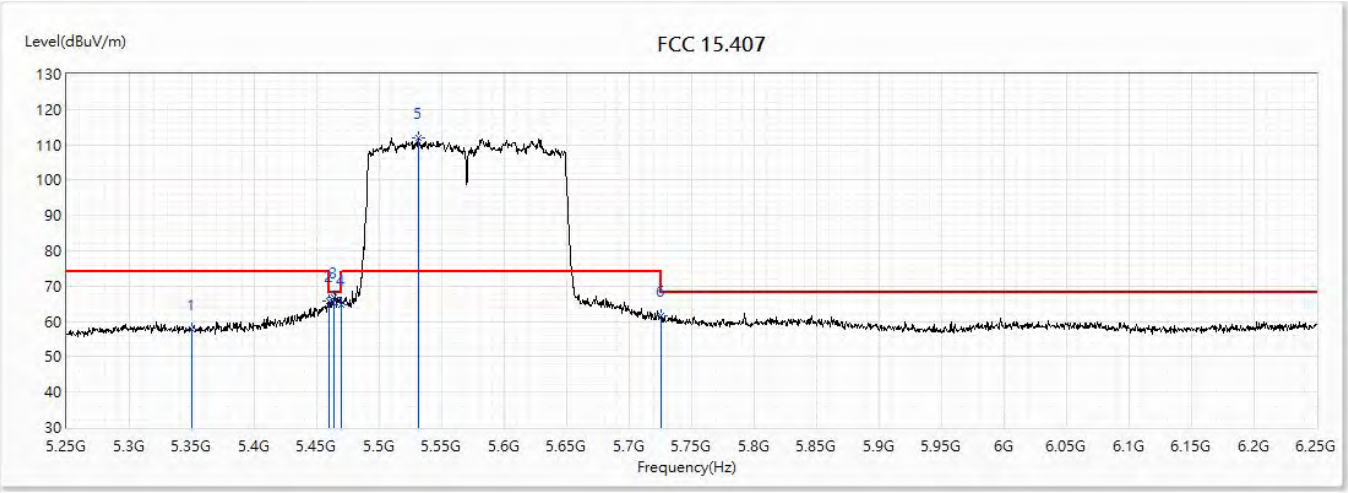

No	Frequency (MHz)	Emission Level (dBuV/m)	Limit (dBuV/m)	Margin (dB)	Reading Level (dBuV)	Correct Factor (dB)	Detector Type
1	5350	57.66	74.00	-16.34	33.63	24.03	PK
2	5460	65.76	74.00	-8.24	41.60	24.16	PK
3	5464	66.91	68.20	-1.29	42.74	24.17	PK
4	5470	64.78	68.20	-3.42	40.59	24.19	PK
! 5	5531.5	112.02	74.00	38.02	87.70	24.32	PK
6	5725	61.66	74.00	-12.34	36.61	25.05	PK

Note:

1. All reading above 1GHz is performed with peak and/or average measurements as necessary.
2. “ * ”, means this data is the worst emission level.
3. Emission Level = Reading Level + Correct Factor.
4. The average measurement was not performed when the peak measured data under the limit of average detection. If the readings given are average, peak measurement should also be supplied.
5. The fundamental for reference only, it’s not restricted by unwanted emission limit.

Site :	CB2-H	Engineer :	Rueyyan
Model No :	GT-AX6000,	Test Date :	2018/12/6
Test Voltage :	AC 120V/60Hz	Polarity :	Vertical
Test Mode :	Mode 15:TX_Non Beamforming_NSS2_ADP-65DW Y		
Note :	802.11ax(160M)_5570MHz(5610+5530)		

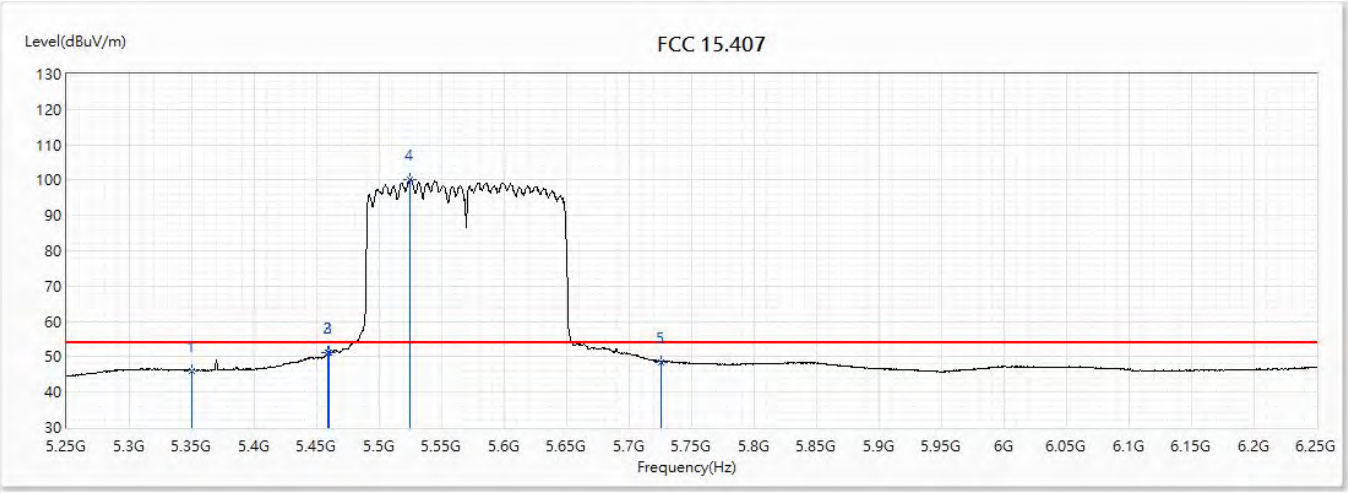

No	Frequency (MHz)	Emission Level (dBuV/m)	Limit (dBuV/m)	Margin (dB)	Reading Level (dBuV)	Correct Factor (dB)	Detector Type
1	5350	46.14	54.00	-7.86	22.11	24.03	AV
2	5458.5	51.19	54.00	-2.81	27.03	24.16	AV
3	5460	51.21	54.00	-2.79	27.05	24.16	AV
! 4	5524.5	100.31	54.00	46.31	76.02	24.29	AV
5	5725	48.57	54.00	-5.43	23.52	25.05	AV

Note:

1. All reading above 1GHz is performed with peak and/or average measurements as necessary.
2. “ * ”, means this data is the worst emission level.
3. Emission Level = Reading Level + Correct Factor.
4. The average measurement was not performed when the peak measured data under the limit of average detection. If the readings given are average, peak measurement should also be supplied.
5. The fundamental for reference only, it’s not restricted by unwanted emission limit.

Site :	CB2-H	Engineer :	Rueyyan
Model No :	GT-AX6000,	Test Date :	2018/10/26
Test Voltage :	AC 120V/60Hz	Polarity :	Horizontal
Test Mode :	Mode 16:TX_Non Beamforming_NSS4_ADP-65DW Y		
Note :	802.11ac(40M)_5190MHz		

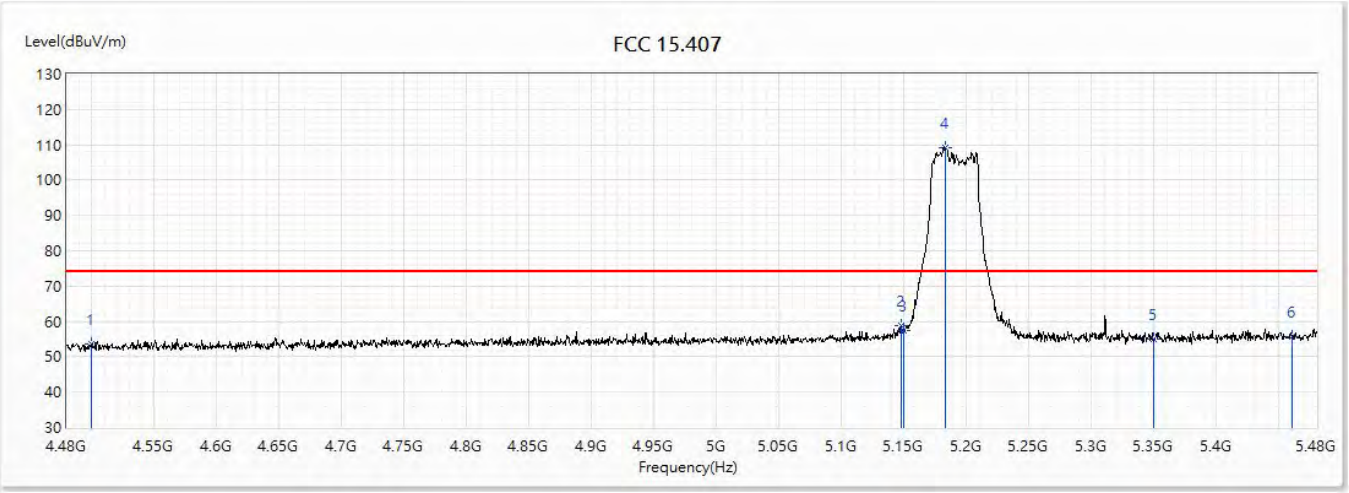

No	Frequency (MHz)	Emission Level (dBuV/m)	Limit (dBuV/m)	Margin (dB)	Reading Level (dBuV)	Correct Factor (dB)	Detector Type
1	4500	53.75	74.00	-20.25	31.54	22.21	PK
2	5147.5	58.66	74.00	-15.34	34.90	23.76	PK
3	5150	57.29	74.00	-16.71	33.53	23.76	PK
! 4	5183	109.14	74.00	35.14	85.34	23.80	PK
5	5350	55.01	74.00	-18.99	31.05	23.96	PK
6	5460	55.58	74.00	-18.42	31.51	24.07	PK

Note:

1. All reading above 1GHz is performed with peak and/or average measurements as necessary.
2. “ * ”, means this data is the worst emission level.
3. Emission Level = Reading Level + Correct Factor.
4. The average measurement was not performed when the peak measured data under the limit of average detection. If the readings given are average, peak measurement should also be supplied.
5. The fundamental for reference only, it’s not restricted by unwanted emission limit.

Site :	CB2-H	Engineer :	Rueyyan
Model No :	GT-AX6000,	Test Date :	2018/10/26
Test Voltage :	AC 120V/60Hz	Polarity :	Horizontal
Test Mode :	Mode 16:TX_Non Beamforming_NSS4_ADP-65DW Y		
Note :	802.11ac(40M)_5190MHz		

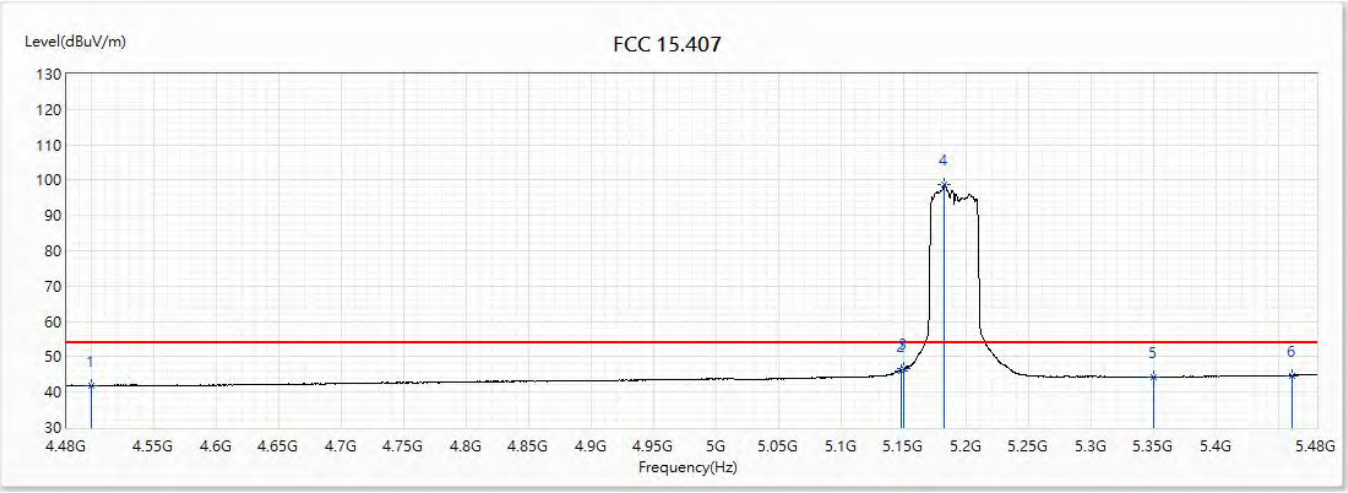

No	Frequency (MHz)	Emission Level (dBuV/m)	Limit (dBuV/m)	Margin (dB)	Reading Level (dBuV)	Correct Factor (dB)	Detector Type
1	4500	41.84	54.00	-12.16	19.63	22.21	AV
2	5147.5	46.13	54.00	-7.87	22.37	23.76	AV
3	5150	46.57	54.00	-7.43	22.81	23.76	AV
! 4	5182	98.88	54.00	44.88	75.08	23.80	AV
5	5350	44.23	54.00	-9.77	20.27	23.96	AV
6	5460	44.71	54.00	-9.29	20.64	24.07	AV

Note:

1. All reading above 1GHz is performed with peak and/or average measurements as necessary.
2. “ * ”, means this data is the worst emission level.
3. Emission Level = Reading Level + Correct Factor.
4. The average measurement was not performed when the peak measured data under the limit of average detection. If the readings given are average, peak measurement should also be supplied.
5. The fundamental for reference only, it’s not restricted by unwanted emission limit.

Site :	CB2-H	Engineer :	Rueyyan
Model No :	GT-AX6000,	Test Date :	2018/10/26
Test Voltage :	AC 120V/60Hz	Polarity :	Vertical
Test Mode :	Mode 16:TX_Non Beamforming_NSS4_ADP-65DW Y		
Note :	802.11ac(40M)_5190MHz		

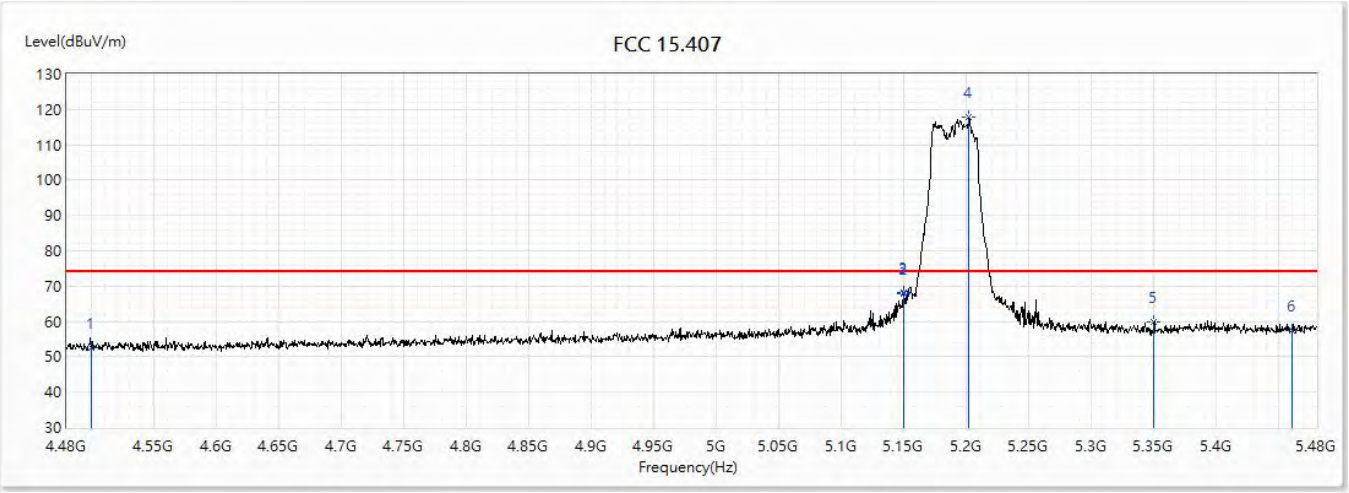

No	Frequency (MHz)	Emission Level (dBuV/m)	Limit (dBuV/m)	Margin (dB)	Reading Level (dBuV)	Correct Factor (dB)	Detector Type
1	4500	52.71	74.00	-21.29	30.50	22.21	PK
2	5149.5	67.81	74.00	-6.19	44.05	23.76	PK
3	5150	68.10	74.00	-5.90	44.34	23.76	PK
! 4	5202	117.71	74.00	43.71	93.90	23.81	PK
5	5350	59.83	74.00	-14.17	35.87	23.96	PK
6	5460	57.57	74.00	-16.43	33.50	24.07	PK

Note:

1. All reading above 1GHz is performed with peak and/or average measurements as necessary.
2. “ * ”, means this data is the worst emission level.
3. Emission Level = Reading Level + Correct Factor.
4. The average measurement was not performed when the peak measured data under the limit of average detection. If the readings given are average, peak measurement should also be supplied.
5. The fundamental for reference only, it’s not restricted by unwanted emission limit.

Site :	CB2-H	Engineer :	Rueyyan
Model No :	GT-AX6000,	Test Date :	2018/10/26
Test Voltage :	AC 120V/60Hz	Polarity :	Vertical
Test Mode :	Mode 16:TX_Non Beamforming_NSS4_ADP-65DW Y		
Note :	802.11ac(40M)_5190MHz		

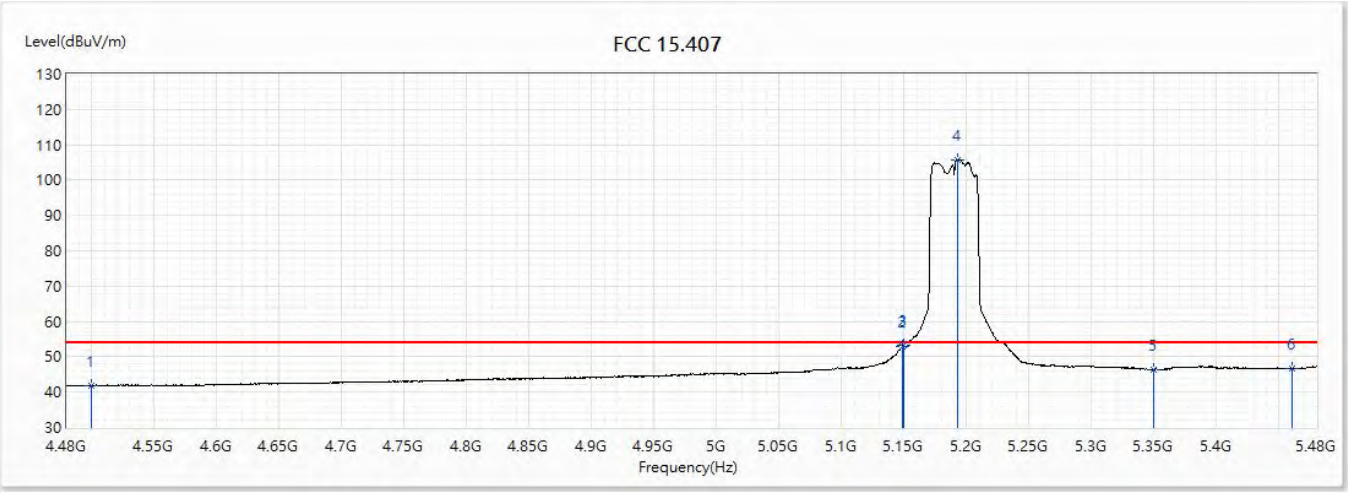

No	Frequency (MHz)	Emission Level (dBuV/m)	Limit (dBuV/m)	Margin (dB)	Reading Level (dBuV)	Correct Factor (dB)	Detector Type
1	4500	41.92	54.00	-12.08	19.71	22.21	AV
2	5148.5	53.01	54.00	-0.99	29.25	23.76	AV
3	5150	53.42	54.00	-0.58	29.66	23.76	AV
! 4	5193	105.86	54.00	51.86	82.05	23.81	AV
5	5350	46.42	54.00	-7.58	22.46	23.96	AV
6	5460	46.80	54.00	-7.20	22.73	24.07	AV

Note:

1. All reading above 1GHz is performed with peak and/or average measurements as necessary.
2. “ * ”, means this data is the worst emission level.
3. Emission Level = Reading Level + Correct Factor.
4. The average measurement was not performed when the peak measured data under the limit of average detection. If the readings given are average, peak measurement should also be supplied.
5. The fundamental for reference only, it’s not restricted by unwanted emission limit.

Site :	CB2-H	Engineer :	Rueyyan
Model No :	GT-AX6000,	Test Date :	2018/10/26
Test Voltage :	AC 120V/60Hz	Polarity :	Horizontal
Test Mode :	Mode 16:TX_Non Beamforming_NSS4_ADP-65DW Y		
Note :	802.11ac(80M)_5210MHz		

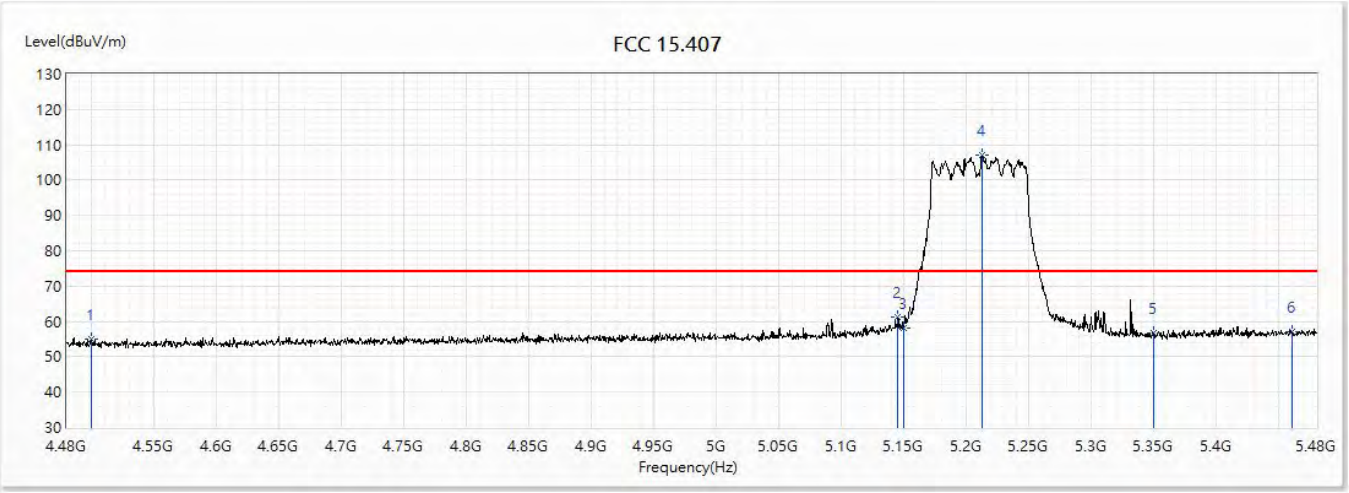

No	Frequency (MHz)	Emission Level (dBuV/m)	Limit (dBuV/m)	Margin (dB)	Reading Level (dBuV)	Correct Factor (dB)	Detector Type
1	4500	55.00	74.00	-19.00	32.79	22.21	PK
2	5145	61.17	74.00	-12.83	37.41	23.76	PK
3	5150	58.05	74.00	-15.95	34.29	23.76	PK
! 4	5212.5	107.19	74.00	33.19	83.36	23.83	PK
5	5350	56.61	74.00	-17.39	32.65	23.96	PK
6	5460	57.22	74.00	-16.78	33.15	24.07	PK

Note:

1. All reading above 1GHz is performed with peak and/or average measurements as necessary.
2. “ * ”, means this data is the worst emission level.
3. Emission Level = Reading Level + Correct Factor.
4. The average measurement was not performed when the peak measured data under the limit of average detection. If the readings given are average, peak measurement should also be supplied.
5. The fundamental for reference only, it’s not restricted by unwanted emission limit.

Site :	CB2-H	Engineer :	Rueyyan
Model No :	GT-AX6000,	Test Date :	2018/10/26
Test Voltage :	AC 120V/60Hz	Polarity :	Horizontal
Test Mode :	Mode 16:TX_Non Beamforming_NSS4_ADP-65DW Y		
Note :	802.11ac(80M)_5210MHz		

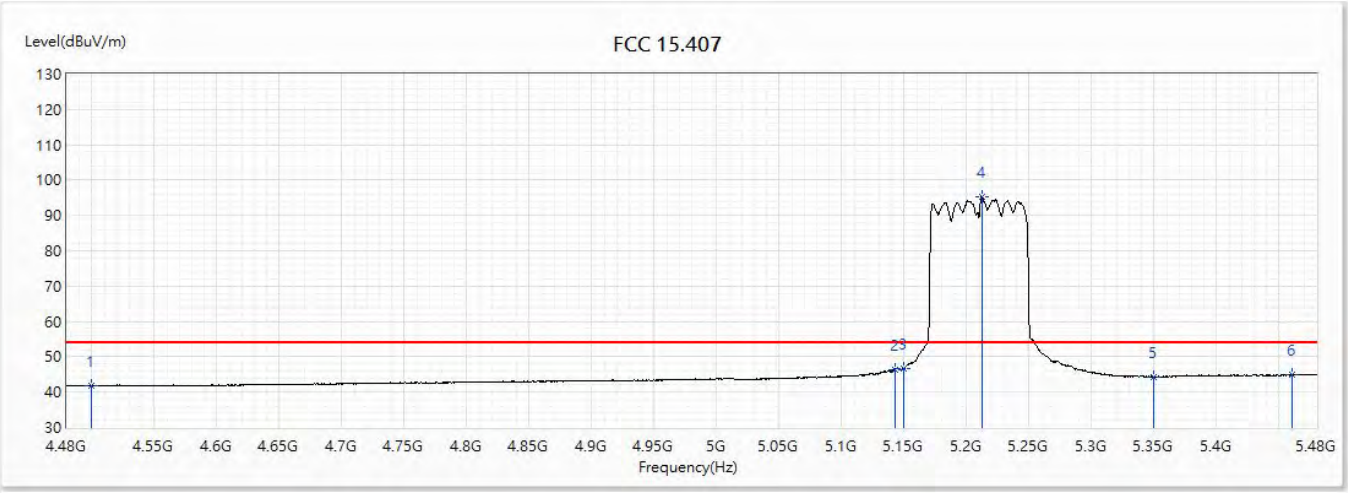

No	Frequency (MHz)	Emission Level (dBuV/m)	Limit (dBuV/m)	Margin (dB)	Reading Level (dBuV)	Correct Factor (dB)	Detector Type
1	4500	41.77	54.00	-12.23	19.56	22.21	AV
2	5143	46.45	54.00	-7.55	22.69	23.76	AV
3	5150	46.69	54.00	-7.31	22.93	23.76	AV
! 4	5212	95.36	54.00	41.36	71.54	23.82	AV
5	5350	44.25	54.00	-9.75	20.29	23.96	AV
6	5460	44.88	54.00	-9.12	20.81	24.07	AV

Note:

1. All reading above 1GHz is performed with peak and/or average measurements as necessary.
2. “ * ”, means this data is the worst emission level.
3. Emission Level = Reading Level + Correct Factor.
4. The average measurement was not performed when the peak measured data under the limit of average detection. If the readings given are average, peak measurement should also be supplied.
5. The fundamental for reference only, it’s not restricted by unwanted emission limit.

Site :	CB2-H	Engineer :	Rueyyan
Model No :	GT-AX6000,	Test Date :	2018/10/26
Test Voltage :	AC 120V/60Hz	Polarity :	Vertical
Test Mode :	Mode 16:TX_Non Beamforming_NSS4_ADP-65DW Y		
Note :	802.11ac(80M)_5210MHz		

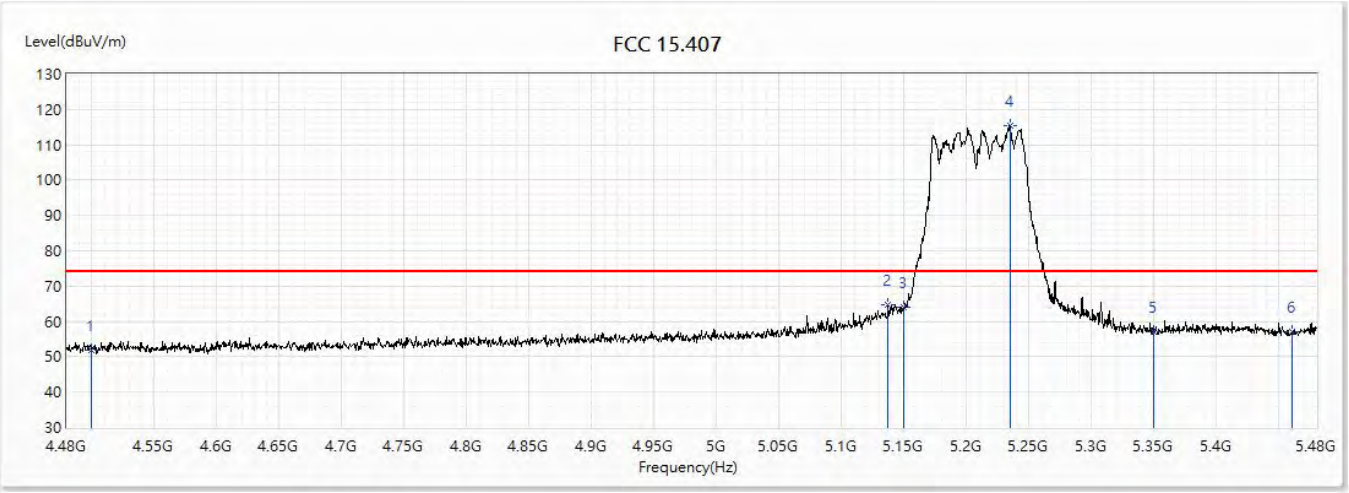

No	Frequency (MHz)	Emission Level (dBuV/m)	Limit (dBuV/m)	Margin (dB)	Reading Level (dBuV)	Correct Factor (dB)	Detector Type
1	4500	51.93	74.00	-22.07	29.72	22.21	PK
2	5137	64.79	74.00	-9.21	41.05	23.74	PK
3	5150	64.16	74.00	-9.84	40.40	23.76	PK
! 4	5234.5	115.53	74.00	41.53	91.69	23.84	PK
5	5350	57.06	74.00	-16.94	33.10	23.96	PK
6	5460	56.98	74.00	-17.02	32.91	24.07	PK

Note:

1. All reading above 1GHz is performed with peak and/or average measurements as necessary.
2. “ * ”, means this data is the worst emission level.
3. Emission Level = Reading Level + Correct Factor.
4. The average measurement was not performed when the peak measured data under the limit of average detection. If the readings given are average, peak measurement should also be supplied.
5. The fundamental for reference only, it’s not restricted by unwanted emission limit.

Site :	CB2-H	Engineer :	Rueyyan
Model No :	GT-AX6000,	Test Date :	2018/10/26
Test Voltage :	AC 120V/60Hz	Polarity :	Vertical
Test Mode :	Mode 16:TX_Non Beamforming_NSS4_ADP-65DW Y		
Note :	802.11ac(80M)_5210MHz		

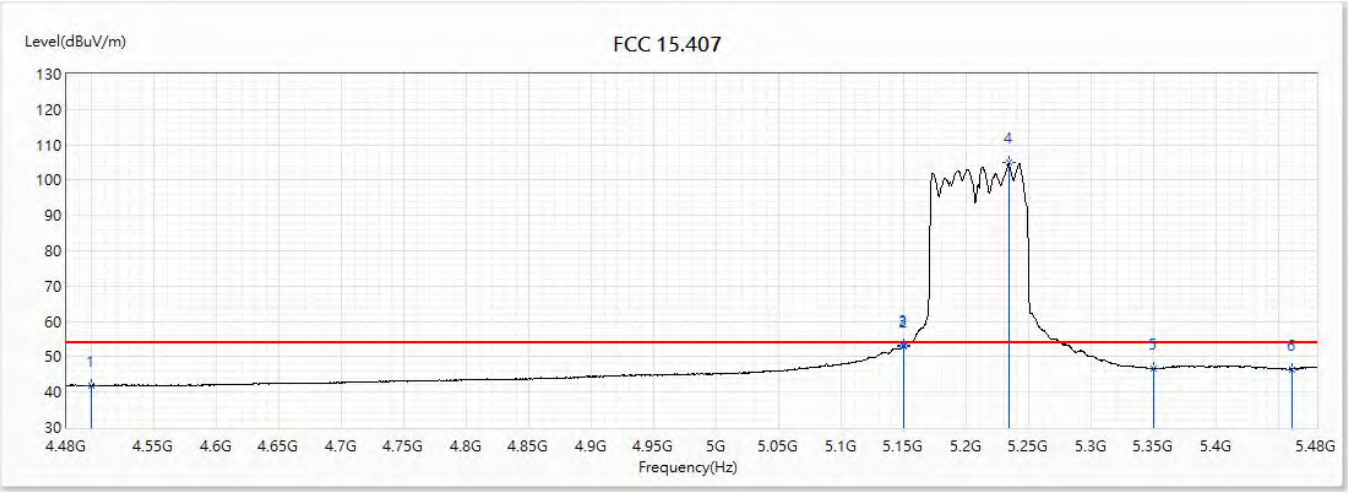

No	Frequency (MHz)	Emission Level (dBuV/m)	Limit (dBuV/m)	Margin (dB)	Reading Level (dBuV)	Correct Factor (dB)	Detector Type
1	4500	41.95	54.00	-12.05	19.74	22.21	AV
2	5149.5	53.02	54.00	-0.98	29.26	23.76	AV
3	5150	53.27	54.00	-0.73	29.51	23.76	AV
! 4	5233.5	104.95	54.00	50.95	81.10	23.85	AV
5	5350	46.67	54.00	-7.33	22.71	23.96	AV
6	5460	46.47	54.00	-7.53	22.40	24.07	AV

Note:

1. All reading above 1GHz is performed with peak and/or average measurements as necessary.
2. “ * ”, means this data is the worst emission level.
3. Emission Level = Reading Level + Correct Factor.
4. The average measurement was not performed when the peak measured data under the limit of average detection. If the readings given are average, peak measurement should also be supplied.
5. The fundamental for reference only, it’s not restricted by unwanted emission limit.

Site :	CB2-H	Engineer :	Rueyyan
Model No :	GT-AX6000,	Test Date :	2018/10/26
Test Voltage :	AC 120V/60Hz	Polarity :	Horizontal
Test Mode :	Mode 16:TX_Non Beamforming_NSS4_ADP-65DW Y		
Note :	802.11ax(40M)_5190MHz		

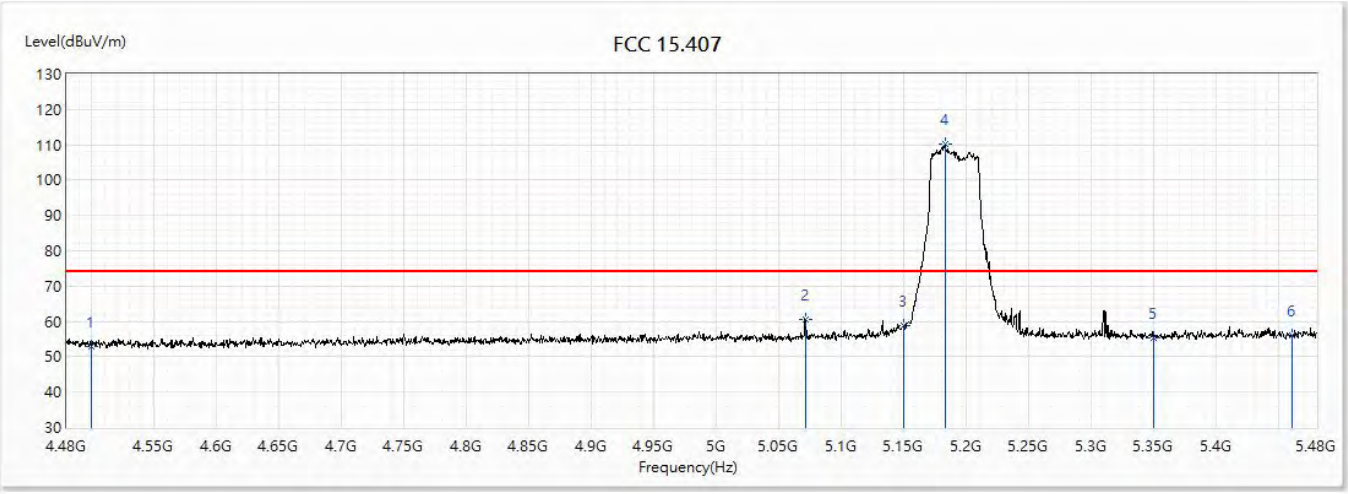

No	Frequency (MHz)	Emission Level (dBuV/m)	Limit (dBuV/m)	Margin (dB)	Reading Level (dBuV)	Correct Factor (dB)	Detector Type
1	4500	52.85	74.00	-21.15	30.64	22.21	PK
2	5071	60.62	74.00	-13.38	36.94	23.68	PK
3	5150	58.91	74.00	-15.09	35.15	23.76	PK
! 4	5182.5	110.11	74.00	36.11	86.31	23.80	PK
5	5350	55.50	74.00	-18.50	31.54	23.96	PK
6	5460	56.16	74.00	-17.84	32.09	24.07	PK

Note:

1. All reading above 1GHz is performed with peak and/or average measurements as necessary.
2. “ * ”, means this data is the worst emission level.
3. Emission Level = Reading Level + Correct Factor.
4. The average measurement was not performed when the peak measured data under the limit of average detection. If the readings given are average, peak measurement should also be supplied.
5. The fundamental for reference only, it’s not restricted by unwanted emission limit.

Site :	CB2-H	Engineer :	Rueyyan
Model No :	GT-AX6000,	Test Date :	2018/10/26
Test Voltage :	AC 120V/60Hz	Polarity :	Horizontal
Test Mode :	Mode 16:TX_Non Beamforming_NSS4_ADP-65DW Y		
Note :	802.11ax(40M)_5190MHz		

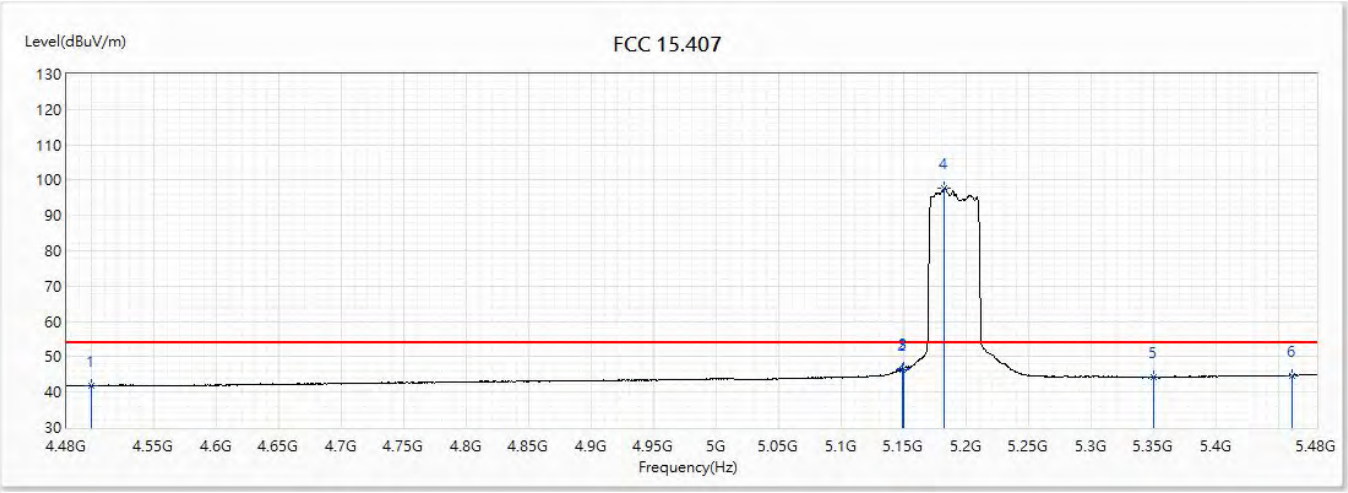

No	Frequency (MHz)	Emission Level (dBuV/m)	Limit (dBuV/m)	Margin (dB)	Reading Level (dBuV)	Correct Factor (dB)	Detector Type
1	4500	41.85	54.00	-12.15	19.64	22.21	AV
2	5148.5	46.45	54.00	-7.55	22.69	23.76	AV
3	5150	46.78	54.00	-7.22	23.02	23.76	AV
! 4	5182	97.78	54.00	43.78	73.98	23.80	AV
5	5350	44.22	54.00	-9.78	20.26	23.96	AV
6	5460	44.60	54.00	-9.40	20.53	24.07	AV

Note:

1. All reading above 1GHz is performed with peak and/or average measurements as necessary.
2. “ * ”, means this data is the worst emission level.
3. Emission Level = Reading Level + Correct Factor.
4. The average measurement was not performed when the peak measured data under the limit of average detection. If the readings given are average, peak measurement should also be supplied.
5. The fundamental for reference only, it’s not restricted by unwanted emission limit.

Site :	CB2-H	Engineer :	Rueyyan
Model No :	GT-AX6000,	Test Date :	2018/10/26
Test Voltage :	AC 120V/60Hz	Polarity :	Vertical
Test Mode :	Mode 16:TX_Non Beamforming_NSS4_ADP-65DW Y		
Note :	802.11ax(40M)_5190MHz		

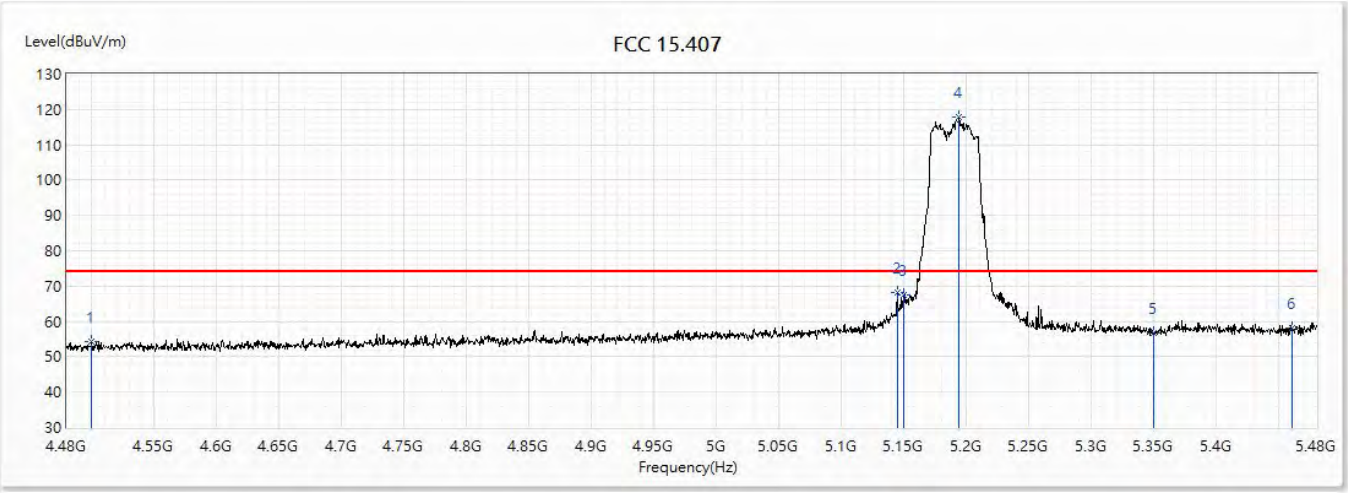

No	Frequency (MHz)	Emission Level (dBuV/m)	Limit (dBuV/m)	Margin (dB)	Reading Level (dBuV)	Correct Factor (dB)	Detector Type
1	4500	54.31	74.00	-19.69	32.10	22.21	PK
2	5144.5	68.15	74.00	-5.85	44.39	23.76	PK
3	5150	67.46	74.00	-6.54	43.70	23.76	PK
! 4	5194	117.92	74.00	43.92	94.11	23.81	PK
5	5350	56.58	74.00	-17.42	32.62	23.96	PK
6	5460	58.28	74.00	-15.72	34.21	24.07	PK

Note:

1. All reading above 1GHz is performed with peak and/or average measurements as necessary.
2. “ * ”, means this data is the worst emission level.
3. Emission Level = Reading Level + Correct Factor.
4. The average measurement was not performed when the peak measured data under the limit of average detection. If the readings given are average, peak measurement should also be supplied.
5. The fundamental for reference only, it’s not restricted by unwanted emission limit.

Site :	CB2-H	Engineer :	Rueyyan
Model No :	GT-AX6000,	Test Date :	2018/10/26
Test Voltage :	AC 120V/60Hz	Polarity :	Vertical
Test Mode :	Mode 16:TX_Non Beamforming_NSS4_ADP-65DW Y		
Note :	802.11ax(40M)_5190MHz		

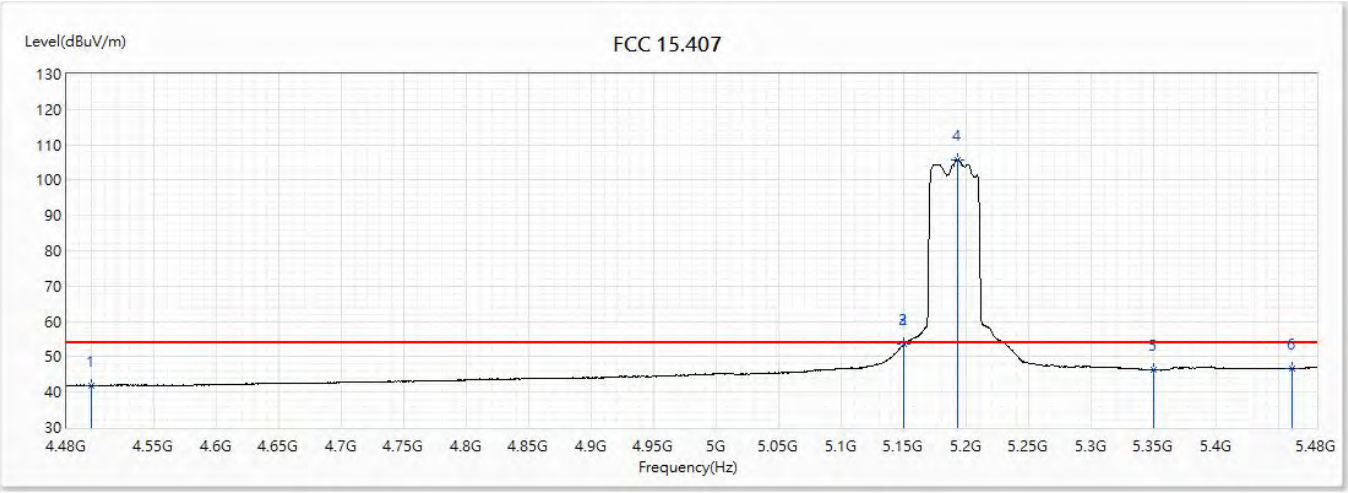

No	Frequency (MHz)	Emission Level (dBuV/m)	Limit (dBuV/m)	Margin (dB)	Reading Level (dBuV)	Correct Factor (dB)	Detector Type
1	4500	41.85	54.00	-12.15	19.64	22.21	AV
2	5149.5	53.60	54.00	-0.40	29.84	23.76	AV
3	5150	53.58	54.00	-0.42	29.82	23.76	AV
! 4	5193	105.64	54.00	51.64	81.83	23.81	AV
5	5350	46.48	54.00	-7.52	22.52	23.96	AV
6	5460	46.65	54.00	-7.35	22.58	24.07	AV

Note:

1. All reading above 1GHz is performed with peak and/or average measurements as necessary.
2. “ * ”, means this data is the worst emission level.
3. Emission Level = Reading Level + Correct Factor.
4. The average measurement was not performed when the peak measured data under the limit of average detection. If the readings given are average, peak measurement should also be supplied.
5. The fundamental for reference only, it’s not restricted by unwanted emission limit.

Site :	CB2-H	Engineer :	Rueyyan
Model No :	GT-AX6000,	Test Date :	2018/10/26
Test Voltage :	AC 120V/60Hz	Polarity :	Horizontal
Test Mode :	Mode 16:TX_Non Beamforming_NSS4_ADP-65DW Y		
Note :	802.11ax(80M)_5210MHz		

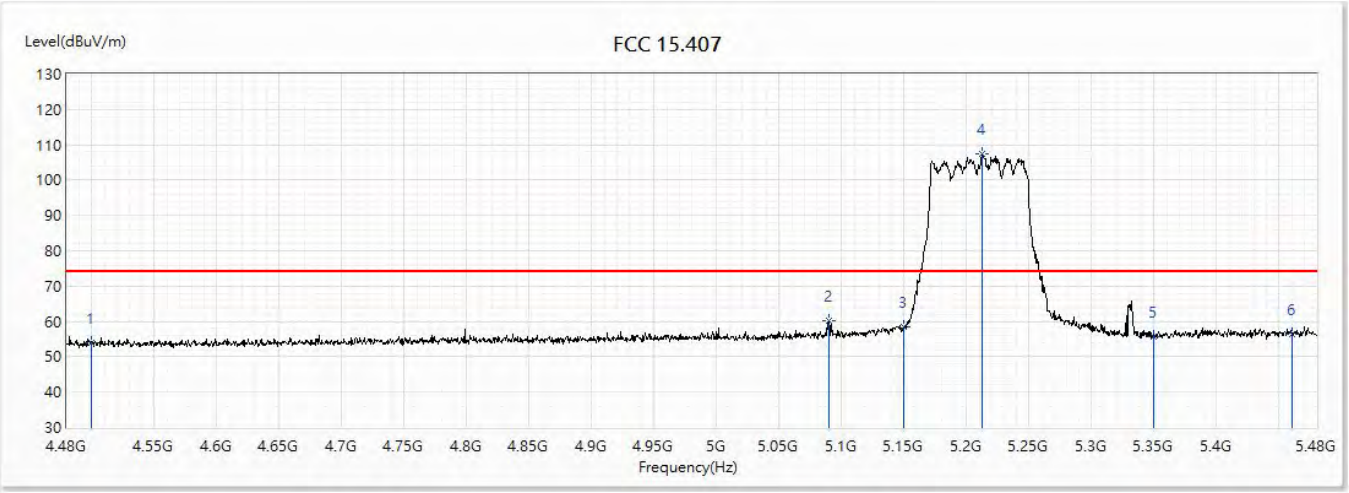

No	Frequency (MHz)	Emission Level (dBuV/m)	Limit (dBuV/m)	Margin (dB)	Reading Level (dBuV)	Correct Factor (dB)	Detector Type
1	4500	53.85	74.00	-20.15	31.64	22.21	PK
2	5090	60.26	74.00	-13.74	36.56	23.70	PK
3	5150	58.57	74.00	-15.43	34.81	23.76	PK
! 4	5212.5	107.46	74.00	33.46	83.63	23.83	PK
5	5350	55.78	74.00	-18.22	31.82	23.96	PK
6	5460	56.35	74.00	-17.65	32.28	24.07	PK

Note:

1. All reading above 1GHz is performed with peak and/or average measurements as necessary.
2. “ * ”, means this data is the worst emission level.
3. Emission Level = Reading Level + Correct Factor.
4. The average measurement was not performed when the peak measured data under the limit of average detection. If the readings given are average, peak measurement should also be supplied.
5. The fundamental for reference only, it’s not restricted by unwanted emission limit.

Site :	CB2-H	Engineer :	Rueyyan
Model No :	GT-AX6000,	Test Date :	2018/10/26
Test Voltage :	AC 120V/60Hz	Polarity :	Horizontal
Test Mode :	Mode 16:TX_Non Beamforming_NSS4_ADP-65DW Y		
Note :	802.11ax(80M)_5210MHz		

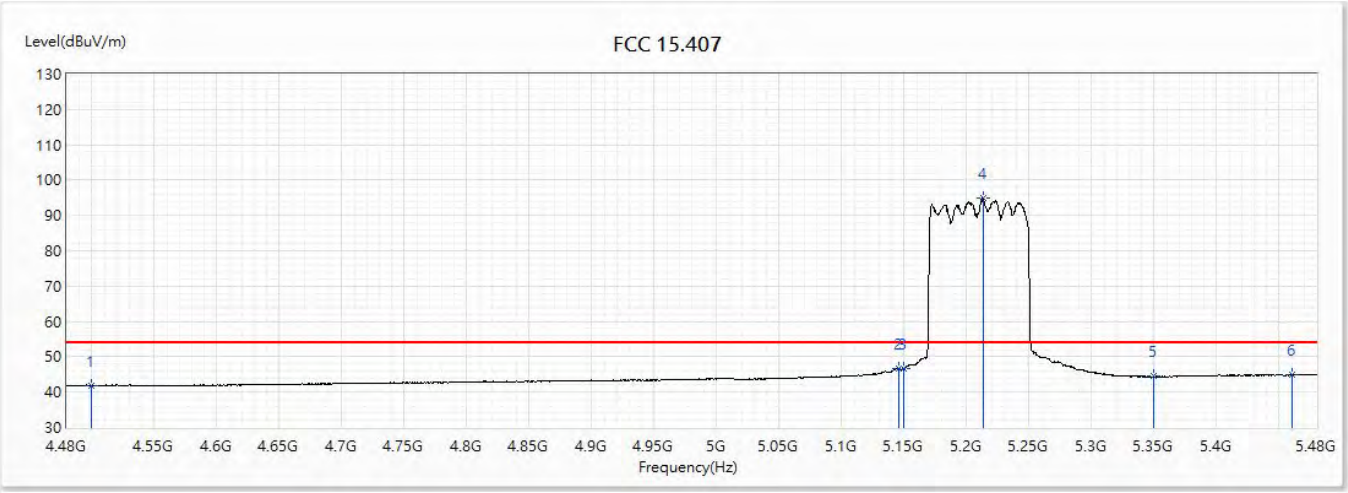

No	Frequency (MHz)	Emission Level (dBuV/m)	Limit (dBuV/m)	Margin (dB)	Reading Level (dBuV)	Correct Factor (dB)	Detector Type
1	4500	41.78	54.00	-12.22	19.57	22.21	AV
2	5145.5	46.51	54.00	-7.49	22.75	23.76	AV
3	5150	46.50	54.00	-7.50	22.74	23.76	AV
! 4	5213	94.87	54.00	40.87	71.04	23.83	AV
5	5350	44.41	54.00	-9.59	20.45	23.96	AV
6	5460	44.84	54.00	-9.16	20.77	24.07	AV

Note:

1. All reading above 1GHz is performed with peak and/or average measurements as necessary.
2. “ * ”, means this data is the worst emission level.
3. Emission Level = Reading Level + Correct Factor.
4. The average measurement was not performed when the peak measured data under the limit of average detection. If the readings given are average, peak measurement should also be supplied.
5. The fundamental for reference only, it’s not restricted by unwanted emission limit.

Site :	CB2-H	Engineer :	Rueyyan
Model No :	GT-AX6000,	Test Date :	2018/10/26
Test Voltage :	AC 120V/60Hz	Polarity :	Vertical
Test Mode :	Mode 16:TX_Non Beamforming_NSS4_ADP-65DW Y		
Note :	802.11ax(80M)_5210MHz		

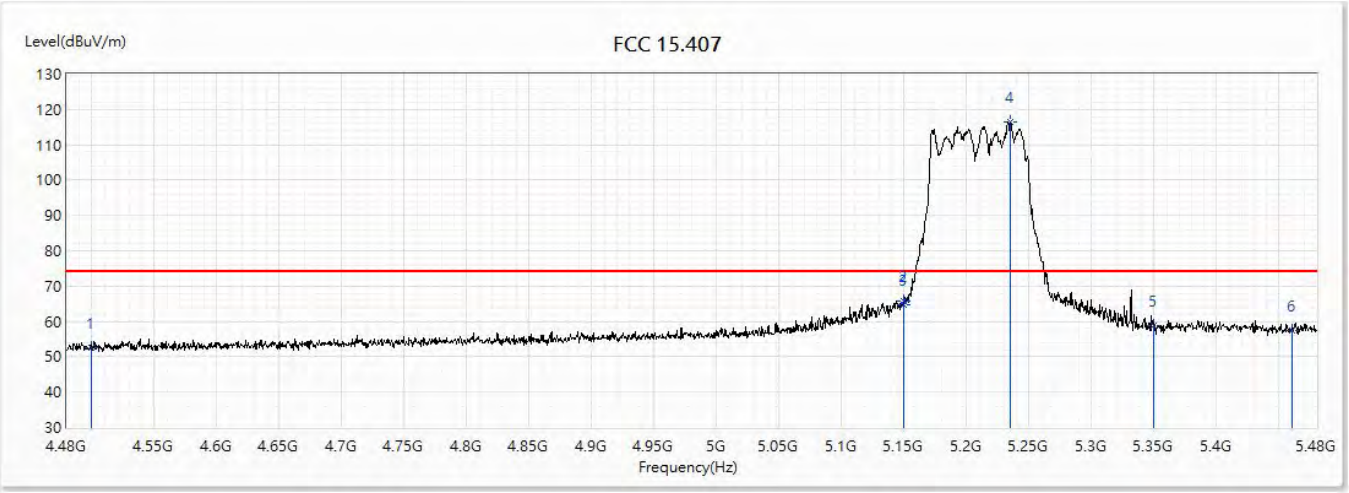

No	Frequency (MHz)	Emission Level (dBuV/m)	Limit (dBuV/m)	Margin (dB)	Reading Level (dBuV)	Correct Factor (dB)	Detector Type
1	4500	52.53	74.00	-21.47	30.32	22.21	PK
2	5149.5	65.93	74.00	-8.07	42.17	23.76	PK
3	5150	64.84	74.00	-9.16	41.08	23.76	PK
! 4	5234.5	116.42	74.00	42.42	92.58	23.84	PK
5	5350	58.89	74.00	-15.11	34.93	23.96	PK
6	5460	57.54	74.00	-16.46	33.47	24.07	PK

Note:

1. All reading above 1GHz is performed with peak and/or average measurements as necessary.
2. “ * ”, means this data is the worst emission level.
3. Emission Level = Reading Level + Correct Factor.
4. The average measurement was not performed when the peak measured data under the limit of average detection. If the readings given are average, peak measurement should also be supplied.
5. The fundamental for reference only, it’s not restricted by unwanted emission limit.

Site :	CB2-H	Engineer :	Rueyyan
Model No :	GT-AX6000,	Test Date :	2018/10/26
Test Voltage :	AC 120V/60Hz	Polarity :	Vertical
Test Mode :	Mode 16:TX_Non Beamforming_NSS4_ADP-65DW Y		
Note :	802.11ax(80M)_5210MHz		

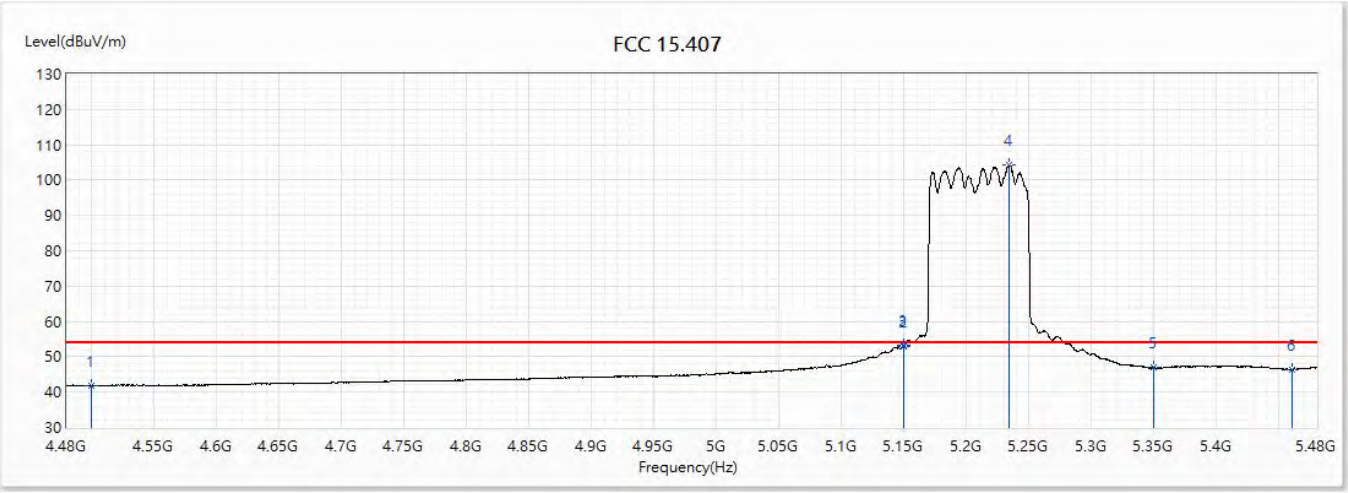

No	Frequency (MHz)	Emission Level (dBuV/m)	Limit (dBuV/m)	Margin (dB)	Reading Level (dBuV)	Correct Factor (dB)	Detector Type
1	4500	41.92	54.00	-12.08	19.71	22.21	AV
2	5149.5	53.05	54.00	-0.95	29.29	23.76	AV
3	5150	53.28	54.00	-0.72	29.52	23.76	AV
! 4	5234	104.16	54.00	50.16	80.32	23.84	AV
5	5350	46.90	54.00	-7.10	22.94	23.96	AV
6	5460	46.38	54.00	-7.62	22.31	24.07	AV

Note:

1. All reading above 1GHz is performed with peak and/or average measurements as necessary.
2. “ * ”, means this data is the worst emission level.
3. Emission Level = Reading Level + Correct Factor.
4. The average measurement was not performed when the peak measured data under the limit of average detection. If the readings given are average, peak measurement should also be supplied.
5. The fundamental for reference only, it’s not restricted by unwanted emission limit.