Site :	CB2-H	Engineer :	Elwin
Model No :	GT-AX6000	Test Date :	2018/8/16
Test Voltage :	AC 120V/60Hz	Polarity :	Horizontal
Test Mode :	Mode 1:TX_CDD_ADP-65DW Y		
Note :	802.11ac(20)_5745MHz		

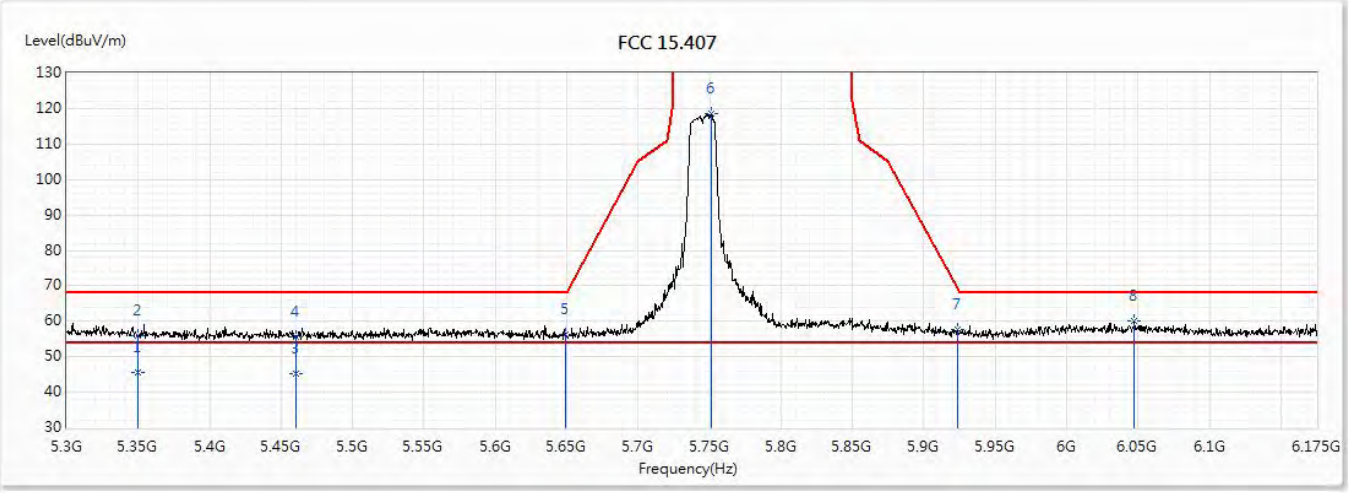

No	Frequency (MHz)	Emission Level (dBuV/m)	Limit (dBuV/m)	Margin (dB)	Reading Level (dBuV)	Correct Factor (dB)	Detector Type
1	5350	45.57	54.00	-8.43	21.68	23.89	AV
2	5350	56.07	68.20	-12.13	32.18	23.89	PK
3	5460	45.35	54.00	-8.65	21.37	23.98	AV
4	5460	55.77	68.20	-12.43	31.79	23.98	PK
5	5649.563	56.19	68.20	-12.01	31.73	24.46	PK
6	5751.5	118.58	131.20	-12.62	93.82	24.76	PK
7	5923.438	57.62	69.36	-11.74	32.36	25.26	PK
* 8	6047.25	60.23	68.20	-7.97	34.51	25.72	PK

Note:

1. All reading above 1GHz is performed with peak and/or average measurements as necessary.
2. “ * ”, means this data is the worst emission level.
3. Measurement Level = Reading Level + Correct Factor.
4. The average measurement was not performed when the peak measured data under the limit of average detection. If the readings given are average, peak measurement should also be supplied.
5. The fundamental for reference only, it’s not restricted by unwanted emission limit.

Site :	CB2-H	Engineer :	Elwin
Model No :	GT-AX6000	Test Date :	2018/8/13
Test Voltage :	AC 120V/60Hz	Polarity :	Vertical
Test Mode :	Mode 1:TX_CDD_ADP-65DW Y		
Note :	802.11ac(20)_5745MHz		

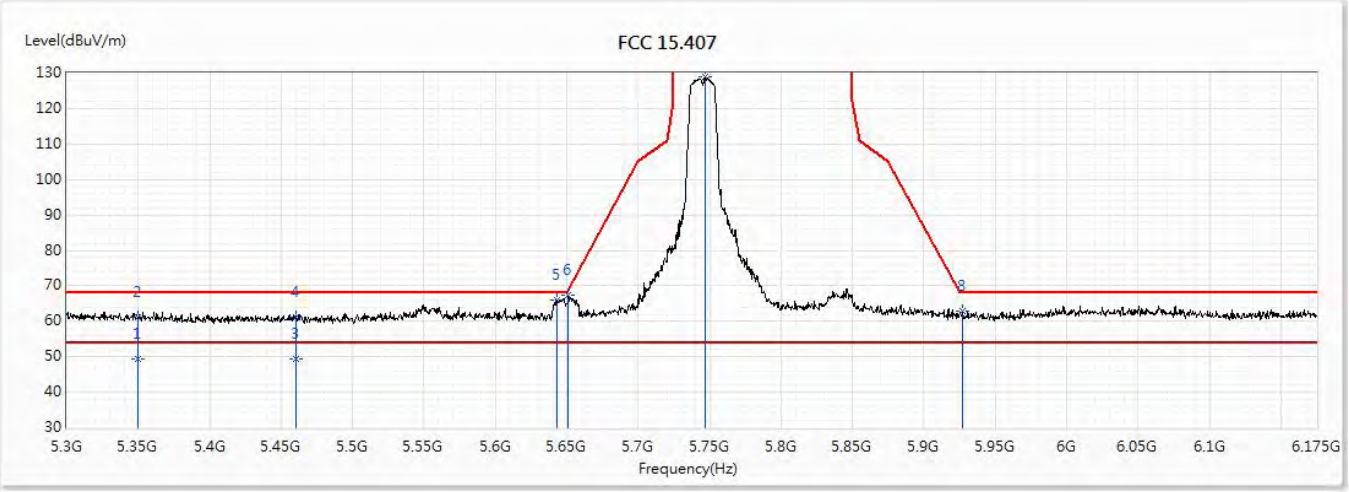

No	Frequency (MHz)	Emission Level (dBuV/m)	Limit (dBuV/m)	Margin (dB)	Reading Level (dBuV)	Correct Factor (dB)	Detector Type
1	5350	49.49	54.00	-4.51	25.60	23.89	AV
2	5350	61.19	68.20	-7.01	37.30	23.89	PK
3	5460	49.24	54.00	-4.76	25.26	23.98	AV
4	5460	61.22	68.20	-6.98	37.24	23.98	PK
5	5643	66.07	68.20	-2.13	41.62	24.45	PK
* 6	5650.875	67.29	68.85	-1.55	42.83	24.46	PK
7	5746.688	128.89	131.20	-2.31	104.15	24.74	PK
8	5927.375	63.01	68.20	-5.19	37.74	25.27	PK

Note:

1. All reading above 1GHz is performed with peak and/or average measurements as necessary.
2. “ * ”, means this data is the worst emission level.
3. Measurement Level = Reading Level + Correct Factor.
4. The average measurement was not performed when the peak measured data under the limit of average detection. If the readings given are average, peak measurement should also be supplied.
5. The fundamental for reference only, it’s not restricted by unwanted emission limit.

Site :	CB2-H	Engineer :	Elwin
Model No :	GT-AX6000	Test Date :	2018/8/16
Test Voltage :	AC 120V/60Hz	Polarity :	Horizontal
Test Mode :	Mode 1:TX_CDD_ADP-65DW Y		
Note :	802.11ac(20)_5785MHz		

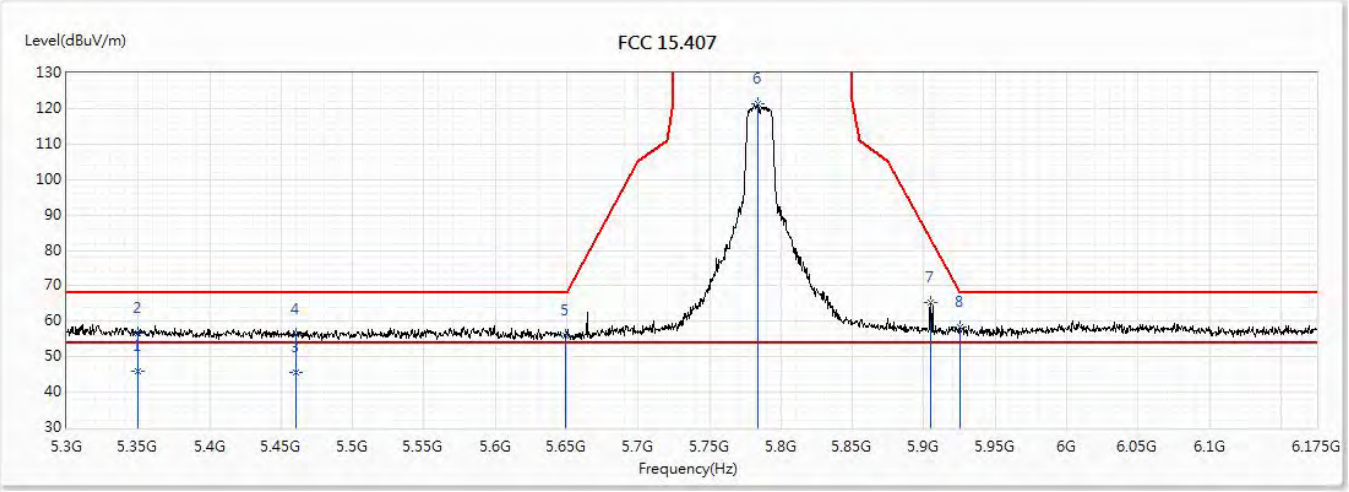

No	Frequency (MHz)	Emission Level (dBuV/m)	Limit (dBuV/m)	Margin (dB)	Reading Level (dBuV)	Correct Factor (dB)	Detector Type
* 1	5350	45.81	54.00	-8.19	21.92	23.89	AV
2	5350	56.64	68.20	-11.56	32.75	23.89	PK
3	5460	45.51	54.00	-8.49	21.53	23.98	AV
4	5460	56.47	68.20	-11.73	32.49	23.98	PK
5	5649.563	55.96	68.20	-12.24	31.50	24.46	PK
6	5783.438	121.37	131.20	-9.83	96.51	24.86	PK
7	5904.625	65.34	83.28	-17.94	40.13	25.21	PK
8	5925.188	58.53	68.20	-9.67	33.26	25.27	PK

Note:

1. All reading above 1GHz is performed with peak and/or average measurements as necessary.
2. “ * ”, means this data is the worst emission level.
3. Measurement Level = Reading Level + Correct Factor.
4. The average measurement was not performed when the peak measured data under the limit of average detection. If the readings given are average, peak measurement should also be supplied.
5. The fundamental for reference only, it’s not restricted by unwanted emission limit.

Site :	CB2-H	Engineer :	Elwin
Model No :	GT-AX6000	Test Date :	2018/8/13
Test Voltage :	AC 120V/60Hz	Polarity :	Vertical
Test Mode :	Mode 1:TX_CDD_ADP-65DW Y		
Note :	802.11ac(20)_5785MHz		

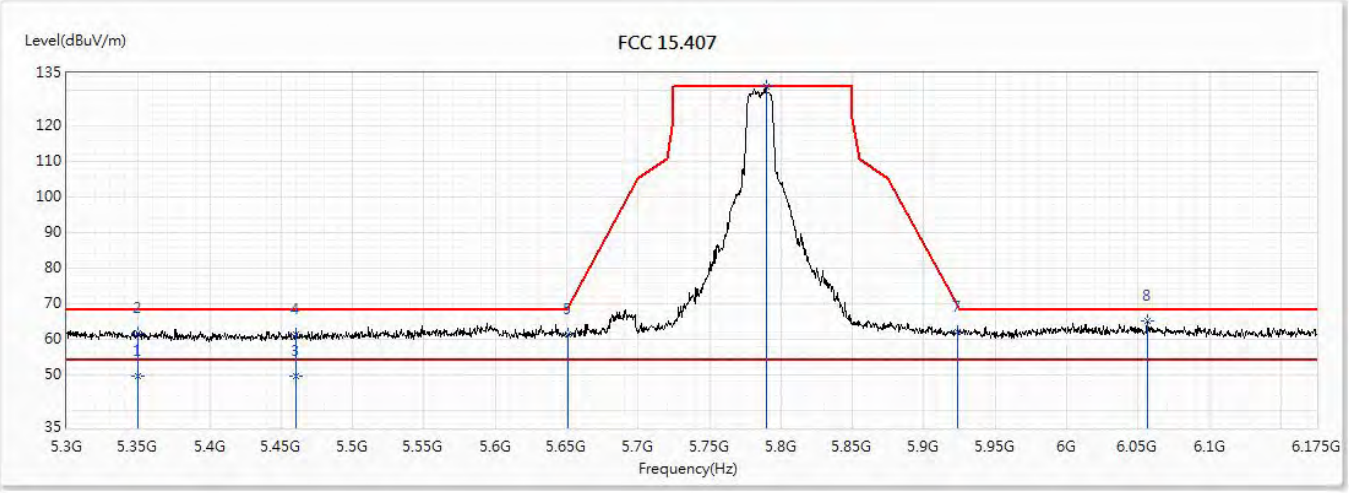

No	Frequency (MHz)	Emission Level (dBuV/m)	Limit (dBuV/m)	Margin (dB)	Reading Level (dBuV)	Correct Factor (dB)	Detector Type
1	5350	49.69	54.00	-4.31	25.80	23.89	AV
2	5350	61.48	68.20	-6.72	37.59	23.89	PK
3	5460	49.42	54.00	-4.58	25.44	23.98	AV
4	5460	61.33	68.20	-6.87	37.35	23.98	PK
5	5650.438	61.37	68.52	-7.15	36.91	24.46	PK
* 6	5789.563	131.18	131.20	-0.02	106.31	24.87	PK
7	5923.438	62.14	69.36	-7.22	36.88	25.26	PK
8	6056.875	65.21	68.20	-2.99	39.44	25.77	PK

Note:

1. All reading above 1GHz is performed with peak and/or average measurements as necessary.
2. “ * ”, means this data is the worst emission level.
3. Measurement Level = Reading Level + Correct Factor.
4. The average measurement was not performed when the peak measured data under the limit of average detection. If the readings given are average, peak measurement should also be supplied.
5. The fundamental for reference only, it’s not restricted by unwanted emission limit.

Site :	CB2-H	Engineer :	Elwin
Model No :	GT-AX6000	Test Date :	2018/8/16
Test Voltage :	AC 120V/60Hz	Polarity :	Horizontal
Test Mode :	Mode 1:TX_CDD_ADP-65DW Y		
Note :	802.11ac(20)_5825MHz		

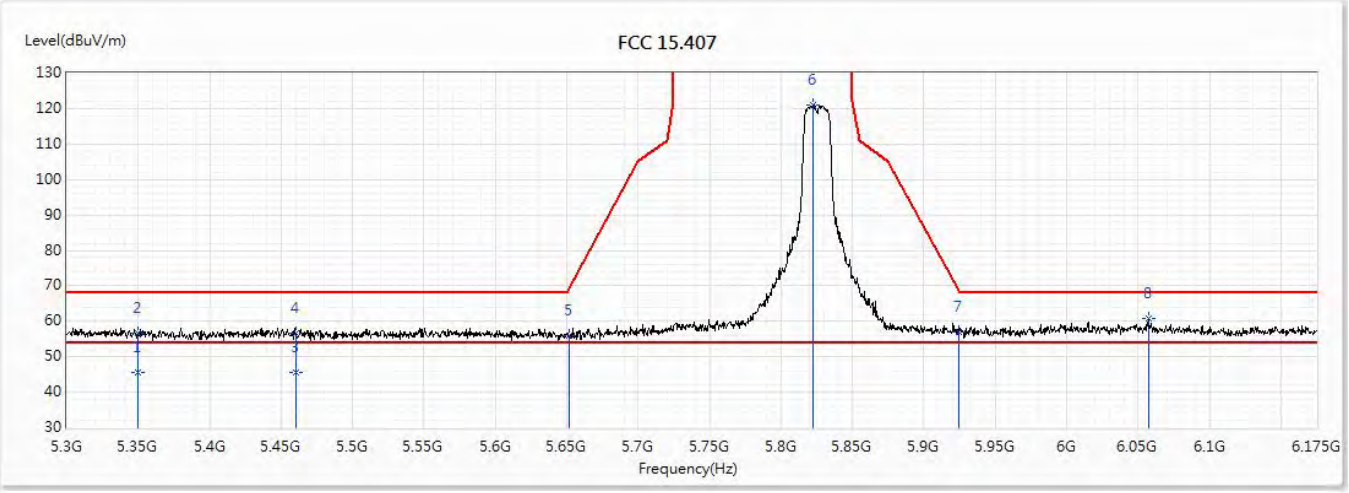

No	Frequency (MHz)	Emission Level (dBuV/m)	Limit (dBuV/m)	Margin (dB)	Reading Level (dBuV)	Correct Factor (dB)	Detector Type
1	5350	45.65	54.00	-8.35	21.76	23.89	AV
2	5350	56.59	68.20	-11.61	32.70	23.89	PK
3	5460	45.41	54.00	-8.59	21.43	23.98	AV
4	5460	56.50	68.20	-11.70	32.52	23.98	PK
5	5651.75	55.93	69.50	-13.56	31.47	24.46	PK
6	5822.813	121.00	131.20	-10.20	96.03	24.97	PK
7	5924.75	57.03	68.39	-11.36	31.77	25.26	PK
* 8	6057.313	60.85	68.20	-7.35	35.08	25.77	PK

Note:

1. All reading above 1GHz is performed with peak and/or average measurements as necessary.
2. “ * ”, means this data is the worst emission level.
3. Measurement Level = Reading Level + Correct Factor.
4. The average measurement was not performed when the peak measured data under the limit of average detection. If the readings given are average, peak measurement should also be supplied.
5. The fundamental for reference only, it’s not restricted by unwanted emission limit.

Site :	CB2-H	Engineer :	Elwin
Model No :	GT-AX6000	Test Date :	2018/8/13
Test Voltage :	AC 120V/60Hz	Polarity :	Vertical
Test Mode :	Mode 1:TX_CDD_ADP-65DW Y		
Note :	802.11ac(20)_5825MHz		

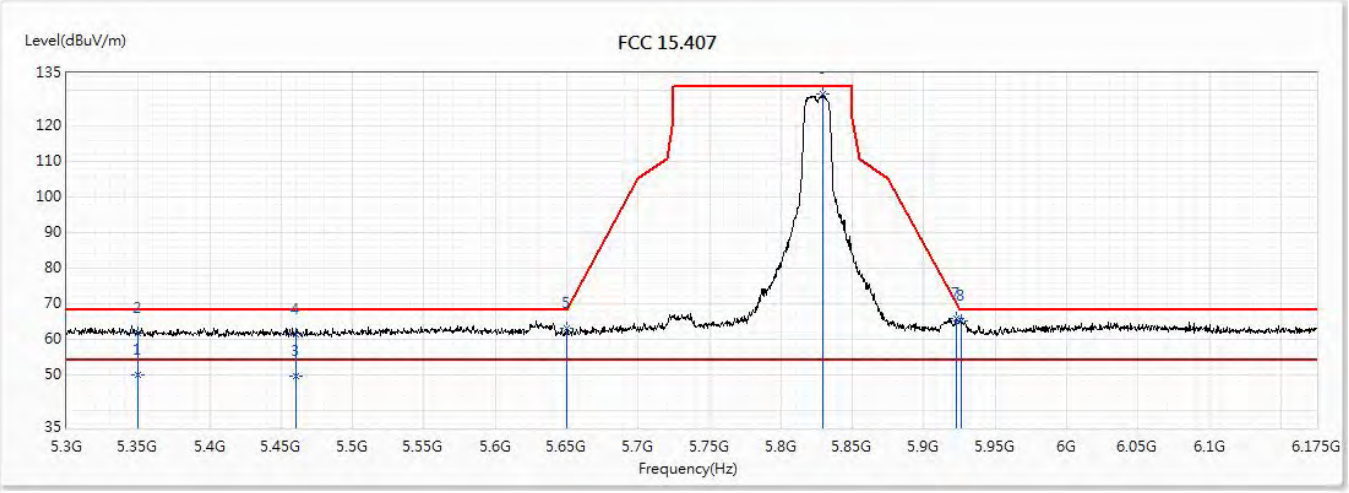

No	Frequency (MHz)	Emission Level (dBuV/m)	Limit (dBuV/m)	Margin (dB)	Reading Level (dBuV)	Correct Factor (dB)	Detector Type
1	5350	49.79	54.00	-4.21	25.90	23.89	AV
2	5350	61.49	68.20	-6.71	37.60	23.89	PK
3	5460	49.59	54.00	-4.41	25.61	23.98	AV
4	5460	61.25	68.20	-6.95	37.27	23.98	PK
5	5650	62.97	68.20	-5.23	38.51	24.46	PK
* 6	5829.375	128.98	131.20	-2.22	103.99	24.99	PK
7	5922.563	65.75	70.00	-4.25	40.49	25.26	PK
8	5926.5	65.12	68.20	-3.08	39.85	25.27	PK

Note:

1. All reading above 1GHz is performed with peak and/or average measurements as necessary.
2. “ * ”, means this data is the worst emission level.
3. Measurement Level = Reading Level + Correct Factor.
4. The average measurement was not performed when the peak measured data under the limit of average detection. If the readings given are average, peak measurement should also be supplied.
5. The fundamental for reference only, it’s not restricted by unwanted emission limit.

Site :	CB2-H	Engineer :	Elwin
Model No :	GT-AX6000	Test Date :	2018/8/16
Test Voltage :	AC 120V/60Hz	Polarity :	Horizontal
Test Mode :	Mode 1:TX_CDD_ADP-65DW Y		
Note :	802.11ac(40)_5755MHz		

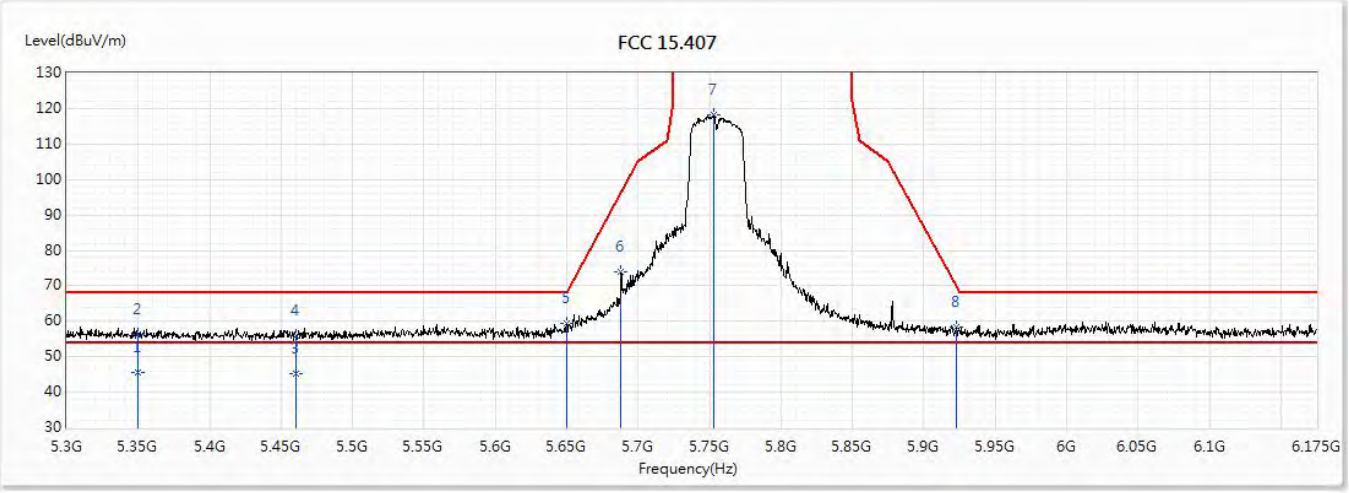

No	Frequency (MHz)	Emission Level (dBuV/m)	Limit (dBuV/m)	Margin (dB)	Reading Level (dBuV)	Correct Factor (dB)	Detector Type
* 1	5350	45.56	54.00	-8.44	21.67	23.89	AV
2	5350	56.28	68.20	-11.92	32.39	23.89	PK
3	5460	45.32	54.00	-8.68	21.34	23.98	AV
4	5460	55.95	68.20	-12.25	31.97	23.98	PK
5	5650	59.29	68.20	-8.91	34.83	24.46	PK
6	5688.063	73.91	96.37	-22.45	49.34	24.57	PK
7	5753.25	118.12	131.20	-13.08	93.35	24.77	PK
8	5923	58.45	69.68	-11.23	33.19	25.26	PK

Note:

1. All reading above 1GHz is performed with peak and/or average measurements as necessary.
2. “ * ”, means this data is the worst emission level.
3. Measurement Level = Reading Level + Correct Factor.
4. The average measurement was not performed when the peak measured data under the limit of average detection. If the readings given are average, peak measurement should also be supplied.
5. The fundamental for reference only, it’s not restricted by unwanted emission limit.

Site :	CB2-H	Engineer :	Elwin
Model No :	GT-AX6000	Test Date :	2018/8/10
Test Voltage :	AC 120V/60Hz	Polarity :	Vertical
Test Mode :	Mode 1:TX_CDD_ADP-65DW Y		
Note :	802.11ac(40)_5755MHz		

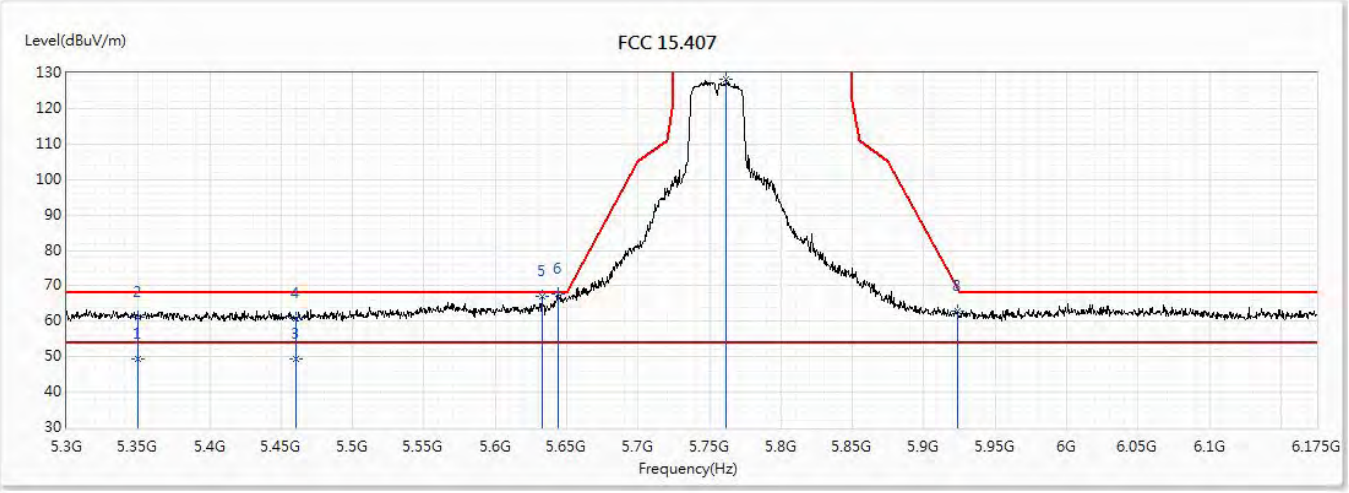

No	Frequency (MHz)	Emission Level (dBuV/m)	Limit (dBuV/m)	Margin (dB)	Reading Level (dBuV)	Correct Factor (dB)	Detector Type
1	5350	49.36	54.00	-4.64	25.47	23.89	AV
2	5350	61.11	68.20	-7.09	37.22	23.89	PK
3	5460	49.41	54.00	-4.59	25.43	23.98	AV
4	5460	60.76	68.20	-7.44	36.78	23.98	PK
5	5632.5	66.93	68.20	-1.27	42.52	24.41	PK
* 6	5643.875	67.83	68.20	-0.37	43.38	24.45	PK
7	5761.563	128.11	131.20	-3.09	103.32	24.79	PK
8	5923.438	62.84	69.36	-6.52	37.58	25.26	PK

Note:

1. All reading above 1GHz is performed with peak and/or average measurements as necessary.
2. “ * ”, means this data is the worst emission level.
3. Measurement Level = Reading Level + Correct Factor.
4. The average measurement was not performed when the peak measured data under the limit of average detection. If the readings given are average, peak measurement should also be supplied.
5. The fundamental for reference only, it’s not restricted by unwanted emission limit.

Site :	CB2-H	Engineer :	Elwin
Model No :	GT-AX6000	Test Date :	2018/8/16
Test Voltage :	AC 120V/60Hz	Polarity :	Horizontal
Test Mode :	Mode 1:TX_CDD_ADP-65DW Y		
Note :	802.11ac(40)_5795MHz		

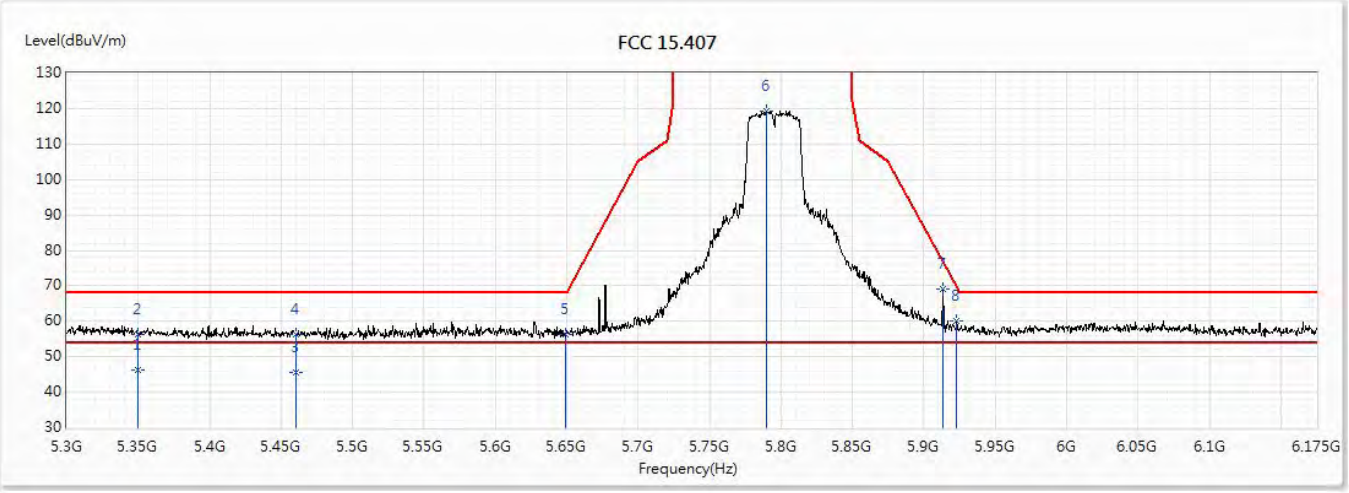

No	Frequency (MHz)	Emission Level (dBuV/m)	Limit (dBuV/m)	Margin (dB)	Reading Level (dBuV)	Correct Factor (dB)	Detector Type
1	5350	46.18	54.00	-7.82	22.29	23.89	AV
2	5350	56.45	68.20	-11.75	32.56	23.89	PK
3	5460	45.72	54.00	-8.28	21.74	23.98	AV
4	5460	56.26	68.20	-11.94	32.28	23.98	PK
5	5649.563	56.43	68.20	-11.77	31.97	24.46	PK
6	5789.563	119.42	131.20	-11.78	94.55	24.87	PK
* 7	5913.375	69.20	76.80	-7.61	43.96	25.24	PK
8	5923	60.10	69.68	-9.58	34.84	25.26	PK

Note:

1. All reading above 1GHz is performed with peak and/or average measurements as necessary.
2. “ * ”, means this data is the worst emission level.
3. Measurement Level = Reading Level + Correct Factor.
4. The average measurement was not performed when the peak measured data under the limit of average detection. If the readings given are average, peak measurement should also be supplied.
5. The fundamental for reference only, it’s not restricted by unwanted emission limit.

Site :	CB2-H	Engineer :	Elwin
Model No :	GT-AX6000	Test Date :	2018/8/10
Test Voltage :	AC 120V/60Hz	Polarity :	Vertical
Test Mode :	Mode 1:TX_CDD_ADP-65DW Y		
Note :	802.11ac(40)_5795MHz		

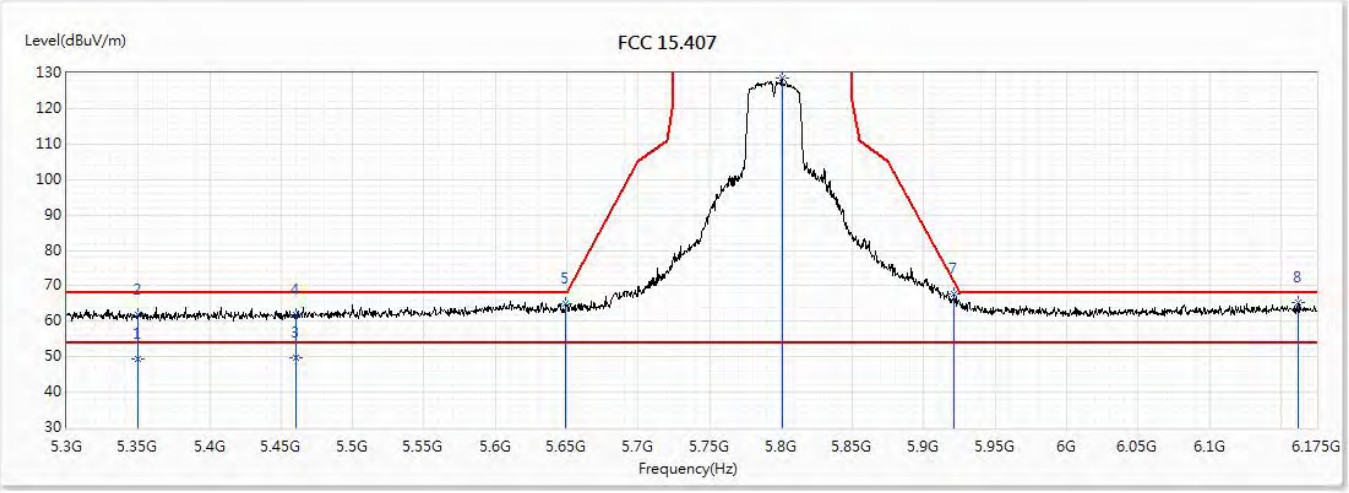

No	Frequency (MHz)	Emission Level (dBuV/m)	Limit (dBuV/m)	Margin (dB)	Reading Level (dBuV)	Correct Factor (dB)	Detector Type
1	5350	49.45	54.00	-4.55	25.56	23.89	AV
2	5350	61.76	68.20	-6.44	37.87	23.89	PK
3	5460	49.63	54.00	-4.37	25.65	23.98	AV
4	5460	61.99	68.20	-6.21	38.01	23.98	PK
5	5649.563	65.04	68.20	-3.16	40.58	24.46	PK
* 6	5800.938	128.70	131.20	-2.50	103.79	24.91	PK
7	5921.25	67.88	70.97	-3.09	42.62	25.26	PK
8	6161.875	65.39	68.20	-2.81	39.12	26.27	PK

Note:

1. All reading above 1GHz is performed with peak and/or average measurements as necessary.
2. “ * ”, means this data is the worst emission level.
3. Measurement Level = Reading Level + Correct Factor.
4. The average measurement was not performed when the peak measured data under the limit of average detection. If the readings given are average, peak measurement should also be supplied.
5. The fundamental for reference only, it’s not restricted by unwanted emission limit.

Site :	CB2-H	Engineer :	Elwin
Model No :	GT-AX6000	Test Date :	2018/8/16
Test Voltage :	AC 120V/60Hz	Polarity :	Horizontal
Test Mode :	Mode 1:TX_CDD_ADP-65DW Y		
Note :	802.11ac(80)_5775MHz		

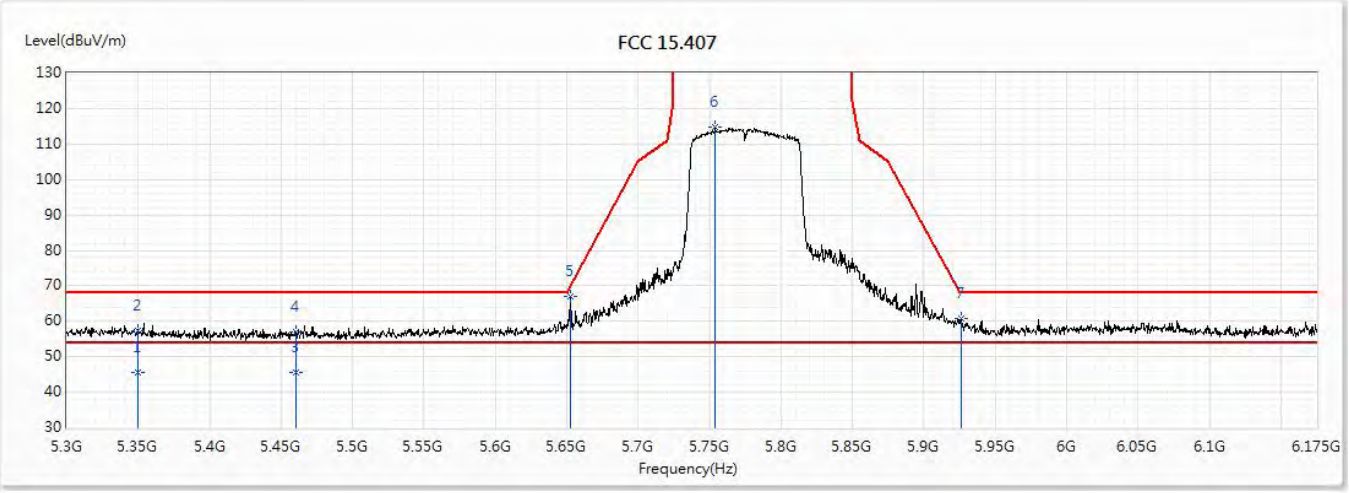

No	Frequency (MHz)	Emission Level (dBuV/m)	Limit (dBuV/m)	Margin (dB)	Reading Level (dBuV)	Correct Factor (dB)	Detector Type
1	5350	45.67	54.00	-8.33	21.78	23.89	AV
2	5350	57.37	68.20	-10.83	33.48	23.89	PK
3	5460	45.53	54.00	-8.47	21.55	23.98	AV
4	5460	56.88	68.20	-11.32	32.90	23.98	PK
* 5	5652.625	67.17	70.14	-2.97	42.71	24.46	PK
6	5754.125	114.85	131.20	-16.35	90.08	24.77	PK
7	5926.063	60.92	68.20	-7.28	35.65	25.27	PK

Note:

1. All reading above 1GHz is performed with peak and/or average measurements as necessary.
2. “ * ”, means this data is the worst emission level.
3. Measurement Level = Reading Level + Correct Factor.
4. The average measurement was not performed when the peak measured data under the limit of average detection. If the readings given are average, peak measurement should also be supplied.
5. The fundamental for reference only, it’s not restricted by unwanted emission limit.

Site :	CB2-H	Engineer :	Elwin
Model No :	GT-AX6000	Test Date :	2018/8/10
Test Voltage :	AC 120V/60Hz	Polarity :	Vertical
Test Mode :	Mode 1:TX_CDD_ADP-65DW Y		
Note :	802.11ac(80)_5775MHz		

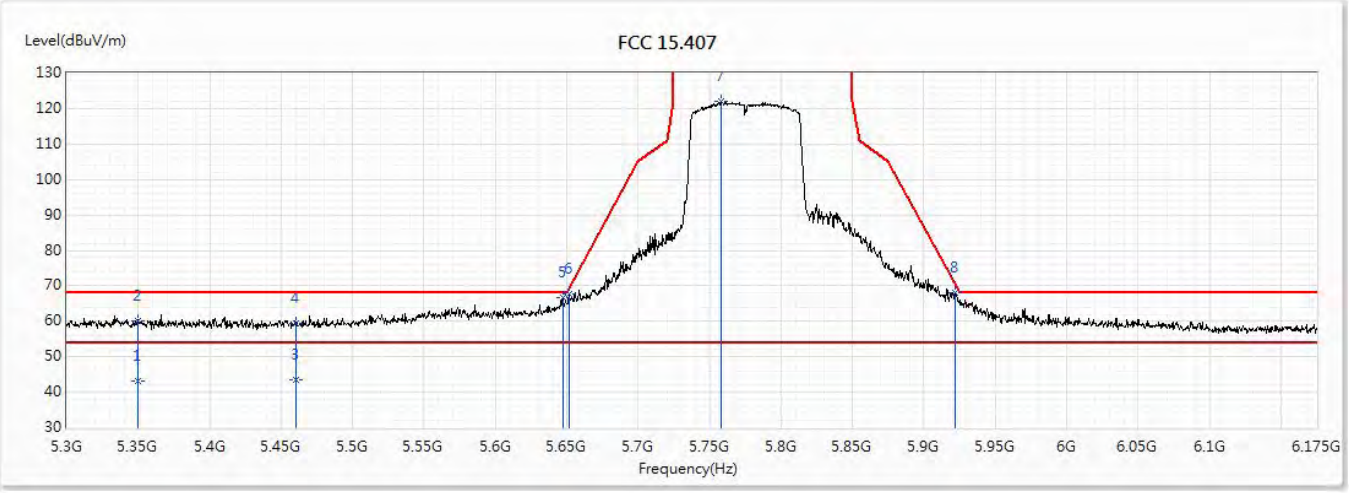

No	Frequency (MHz)	Emission Level (dBuV/m)	Limit (dBuV/m)	Margin (dB)	Reading Level (dBuV)	Correct Factor (dB)	Detector Type
1	5350	43.19	54.00	-10.81	19.30	23.89	AV
2	5350	60.04	68.20	-8.16	36.15	23.89	PK
3	5460	43.34	54.00	-10.66	19.36	23.98	AV
4	5460	59.32	68.20	-8.88	35.34	23.98	PK
* 5	5647.375	66.80	68.20	-1.40	42.34	24.46	PK
6	5651.313	67.73	69.17	-1.44	43.27	24.46	PK
7	5758.063	121.94	131.20	-9.26	97.17	24.77	PK
8	5922.125	68.09	70.33	-2.24	42.83	25.26	PK

Note:

1. All reading above 1GHz is performed with peak and/or average measurements as necessary.
2. “ * ”, means this data is the worst emission level.
3. Measurement Level = Reading Level + Correct Factor.
4. The average measurement was not performed when the peak measured data under the limit of average detection. If the readings given are average, peak measurement should also be supplied.
5. The fundamental for reference only, it’s not restricted by unwanted emission limit.

Site :	CB2-H	Engineer :	Elwin
Model No :	GT-AX6000	Test Date :	2018/8/16
Test Voltage :	AC 120V/60Hz	Polarity :	Horizontal
Test Mode :	Mode 1:TX_CDD_ADP-65DW Y		
Note :	802.11ax(20)_5745MHz		

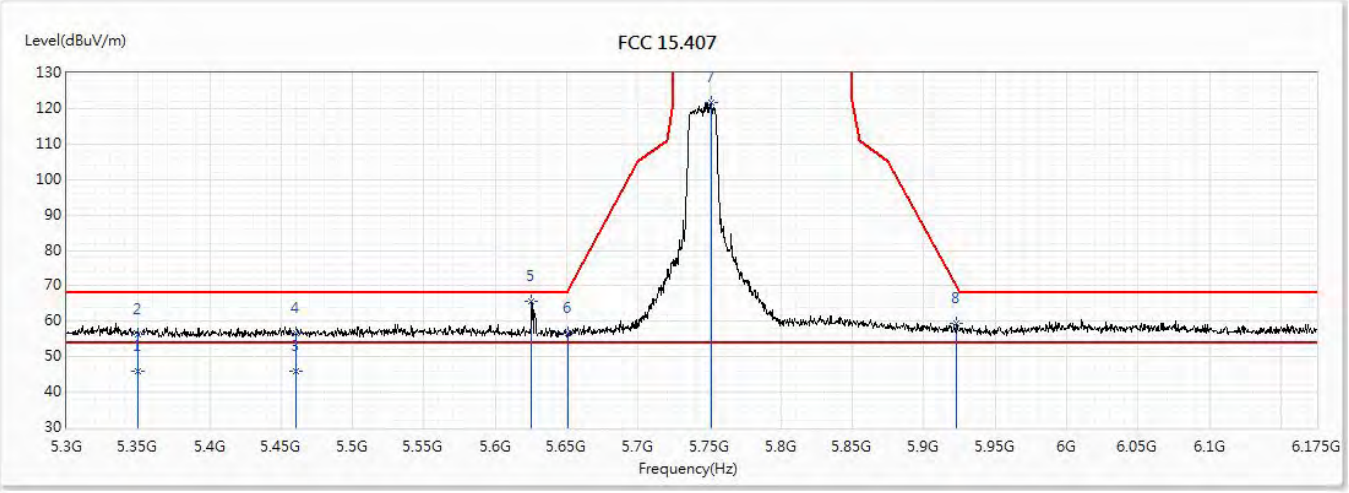

No	Frequency (MHz)	Emission Level (dBuV/m)	Limit (dBuV/m)	Margin (dB)	Reading Level (dBuV)	Correct Factor (dB)	Detector Type
1	5350	45.92	54.00	-8.08	22.03	23.89	AV
2	5350	56.44	68.20	-11.76	32.55	23.89	PK
3	5460	45.80	54.00	-8.20	21.82	23.98	AV
4	5460	56.63	68.20	-11.57	32.65	23.98	PK
* 5	5625.5	65.47	68.20	-2.73	41.07	24.40	PK
6	5650.438	56.56	68.52	-11.97	32.10	24.46	PK
7	5751.063	121.68	131.20	-9.52	96.92	24.76	PK
8	5923	59.44	69.68	-10.24	34.18	25.26	PK

Note:

1. All reading above 1GHz is performed with peak and/or average measurements as necessary.
2. “ * ”, means this data is the worst emission level.
3. Measurement Level = Reading Level + Correct Factor.
4. The average measurement was not performed when the peak measured data under the limit of average detection. If the readings given are average, peak measurement should also be supplied.
5. The fundamental for reference only, it’s not restricted by unwanted emission limit.

Site :	CB2-H	Engineer :	Elwin
Model No :	GT-AX6000	Test Date :	2018/8/13
Test Voltage :	AC 120V/60Hz	Polarity :	Vertical
Test Mode :	Mode 1:TX_CDD_ADP-65DW Y		
Note :	802.11ax(20)_5745MHz		

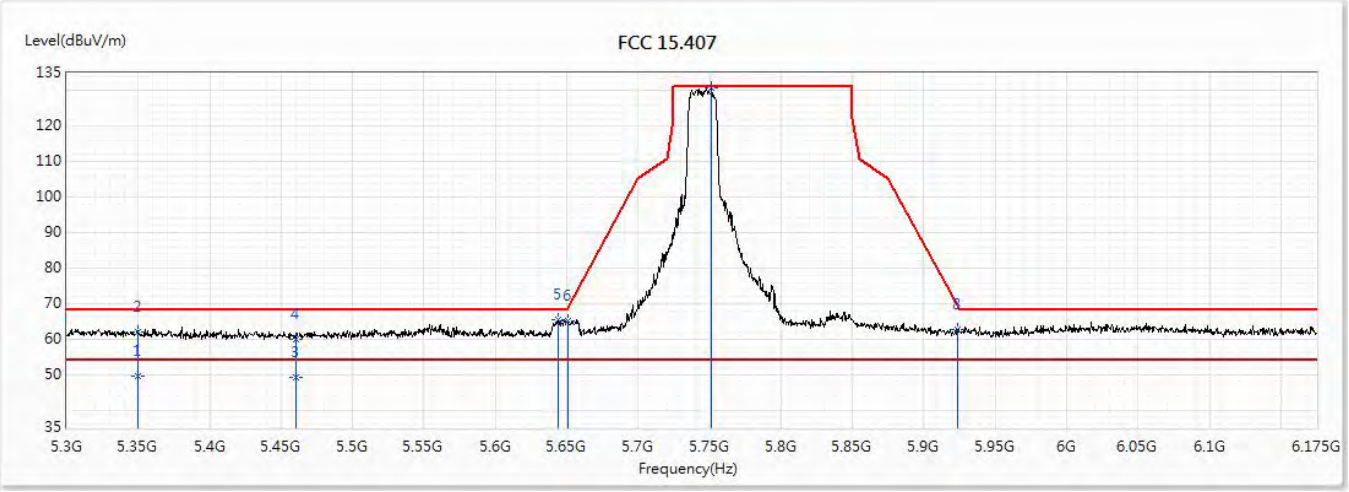

No	Frequency (MHz)	Emission Level (dBuV/m)	Limit (dBuV/m)	Margin (dB)	Reading Level (dBuV)	Correct Factor (dB)	Detector Type
1	5350	49.51	54.00	-4.49	25.62	23.89	AV
2	5350	61.90	68.20	-6.30	38.01	23.89	PK
3	5460	49.20	54.00	-4.80	25.22	23.98	AV
4	5460	60.06	68.20	-8.14	36.08	23.98	PK
5	5643.875	65.53	68.20	-2.67	41.08	24.45	PK
6	5650.438	65.27	68.52	-3.25	40.81	24.46	PK
* 7	5751.5	130.81	131.20	-0.39	106.05	24.76	PK
8	5923.875	62.66	69.03	-6.37	37.40	25.26	PK

Note:

1. All reading above 1GHz is performed with peak and/or average measurements as necessary.
2. “ * ”, means this data is the worst emission level.
3. Measurement Level = Reading Level + Correct Factor.
4. The average measurement was not performed when the peak measured data under the limit of average detection. If the readings given are average, peak measurement should also be supplied.
5. The fundamental for reference only, it’s not restricted by unwanted emission limit.

Site :	CB2-H	Engineer :	Elwin
Model No :	GT-AX6000	Test Date :	2018/8/16
Test Voltage :	AC 120V/60Hz	Polarity :	Horizontal
Test Mode :	Mode 1:TX_CDD_ADP-65DW Y		
Note :	802.11ax(20)_5785MHz		

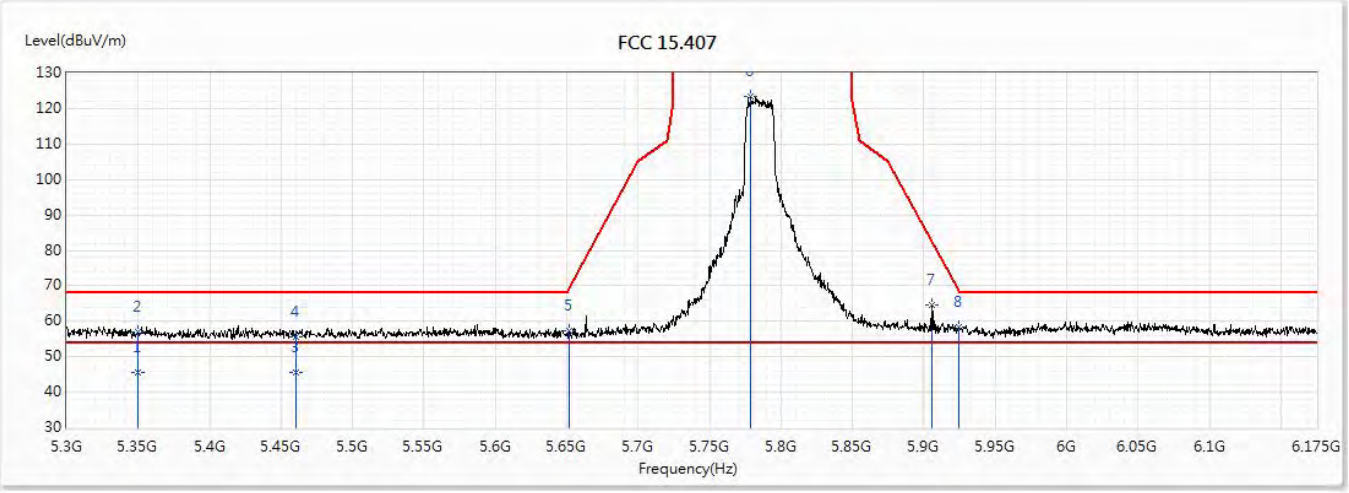

No	Frequency (MHz)	Emission Level (dBuV/m)	Limit (dBuV/m)	Margin (dB)	Reading Level (dBuV)	Correct Factor (dB)	Detector Type
1	5350	45.51	54.00	-8.49	21.62	23.89	AV
2	5350	56.92	68.20	-11.28	33.03	23.89	PK
3	5460	45.59	54.00	-8.41	21.61	23.98	AV
4	5460	55.63	68.20	-12.57	31.65	23.98	PK
5	5651.313	57.30	69.17	-11.87	32.84	24.46	PK
* 6	5779.063	123.39	131.20	-7.81	98.55	24.84	PK
7	5905.5	64.60	82.63	-18.03	39.39	25.21	PK
8	5924.313	58.34	68.71	-10.37	33.08	25.26	PK

Note:

1. All reading above 1GHz is performed with peak and/or average measurements as necessary.
2. “ * ”, means this data is the worst emission level.
3. Measurement Level = Reading Level + Correct Factor.
4. The average measurement was not performed when the peak measured data under the limit of average detection. If the readings given are average, peak measurement should also be supplied.
5. The fundamental for reference only, it’s not restricted by unwanted emission limit.

Site :	CB2-H	Engineer :	Elwin
Model No :	GT-AX6000	Test Date :	2018/8/13
Test Voltage :	AC 120V/60Hz	Polarity :	Vertical
Test Mode :	Mode 1:TX_CDD_ADP-65DW Y		
Note :	802.11ax(20)_5785MHz		

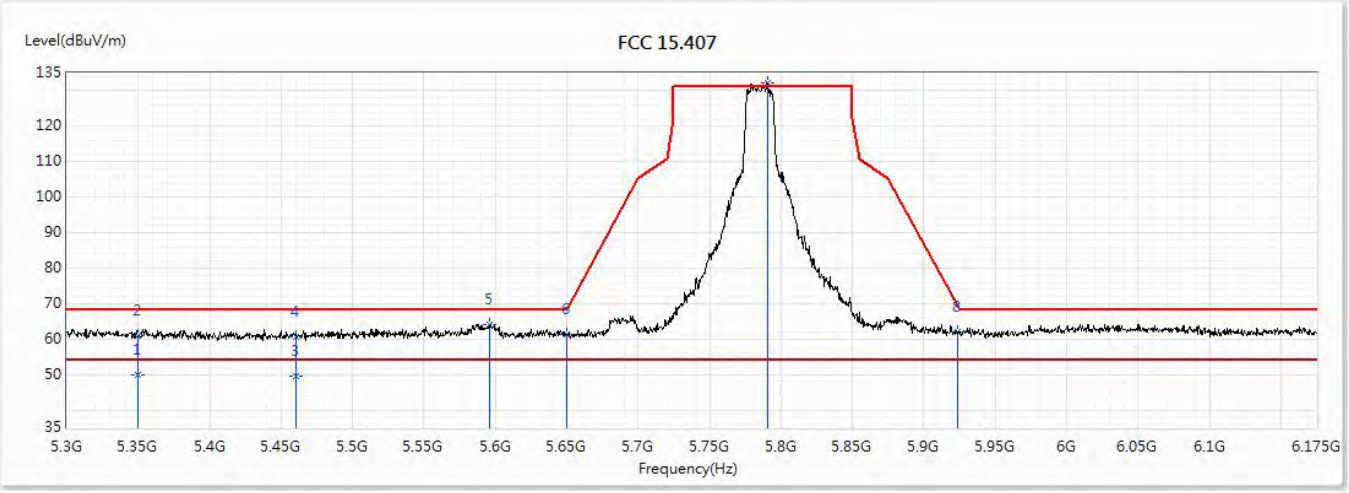

No	Frequency (MHz)	Emission Level (dBuV/m)	Limit (dBuV/m)	Margin (dB)	Reading Level (dBuV)	Correct Factor (dB)	Detector Type
1	5350	49.75	54.00	-4.25	25.86	23.89	AV
2	5350	60.98	68.20	-7.22	37.09	23.89	PK
3	5460	49.44	54.00	-4.56	25.46	23.98	AV
4	5460	60.60	68.20	-7.60	36.62	23.98	PK
5	5595.75	64.18	68.20	-4.02	39.87	24.31	PK
6	5650	61.35	68.20	-6.85	36.89	24.46	PK
! 7	5790.438	132.09	131.20	0.89	107.22	24.87	PK
8	5923.875	62.14	69.03	-6.89	36.88	25.26	PK

Note:

1. All reading above 1GHz is performed with peak and/or average measurements as necessary.
2. “ * ”, means this data is the worst emission level.
3. Measurement Level = Reading Level + Correct Factor.
4. The average measurement was not performed when the peak measured data under the limit of average detection. If the readings given are average, peak measurement should also be supplied.
5. The fundamental for reference only, it’s not restricted by unwanted emission limit.

Site :	CB2-H	Engineer :	Elwin
Model No :	GT-AX6000	Test Date :	2018/8/16
Test Voltage :	AC 120V/60Hz	Polarity :	Horizontal
Test Mode :	Mode 1:TX_CDD_ADP-65DW Y		
Note :	802.11ax(20)_5825MHz		

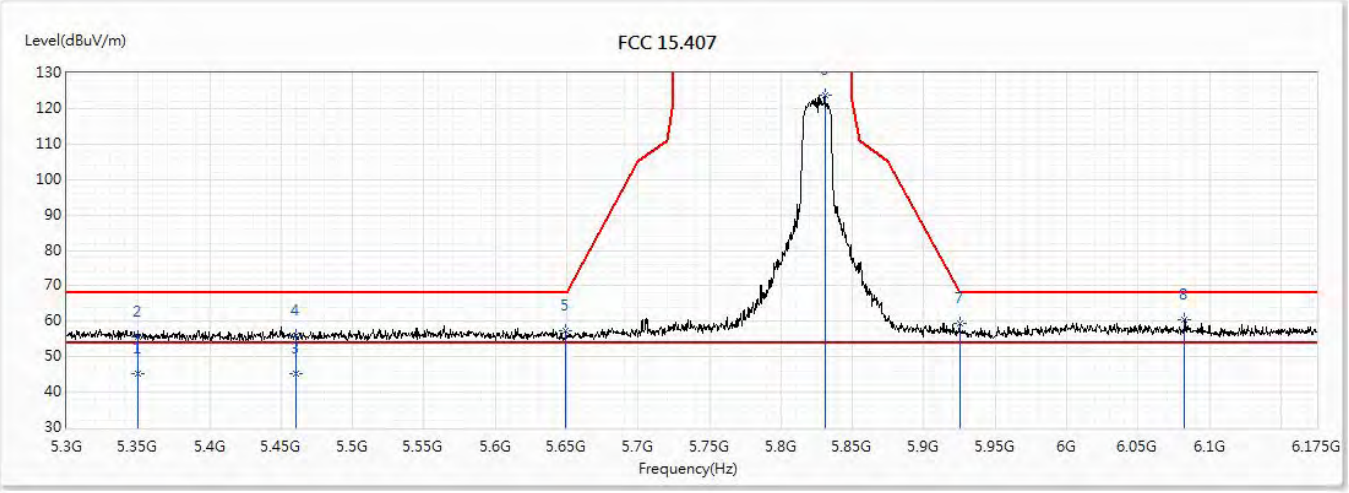

No	Frequency (MHz)	Emission Level (dBuV/m)	Limit (dBuV/m)	Margin (dB)	Reading Level (dBuV)	Correct Factor (dB)	Detector Type
1	5350	45.37	54.00	-8.63	21.48	23.89	AV
2	5350	55.74	68.20	-12.46	31.85	23.89	PK
3	5460	45.18	54.00	-8.82	21.20	23.98	AV
4	5460	55.99	68.20	-12.21	32.01	23.98	PK
5	5649.563	57.34	68.20	-10.86	32.88	24.46	PK
* 6	5830.688	123.90	131.20	-7.30	98.90	25.00	PK
7	5925.188	59.56	68.20	-8.64	34.29	25.27	PK
8	6082.688	60.37	68.20	-7.83	34.48	25.89	PK

Note:

1. All reading above 1GHz is performed with peak and/or average measurements as necessary.
2. “ * ”, means this data is the worst emission level.
3. Measurement Level = Reading Level + Correct Factor.
4. The average measurement was not performed when the peak measured data under the limit of average detection. If the readings given are average, peak measurement should also be supplied.
5. The fundamental for reference only, it’s not restricted by unwanted emission limit.

Site :	CB2-H	Engineer :	Elwin
Model No :	GT-AX6000	Test Date :	2018/8/20
Test Voltage :	AC 120V/60Hz	Polarity :	Vertical
Test Mode :	Mode 1:TX_CDD_ADP-65DW Y		
Note :	802.11ax(20)_5825MHz		

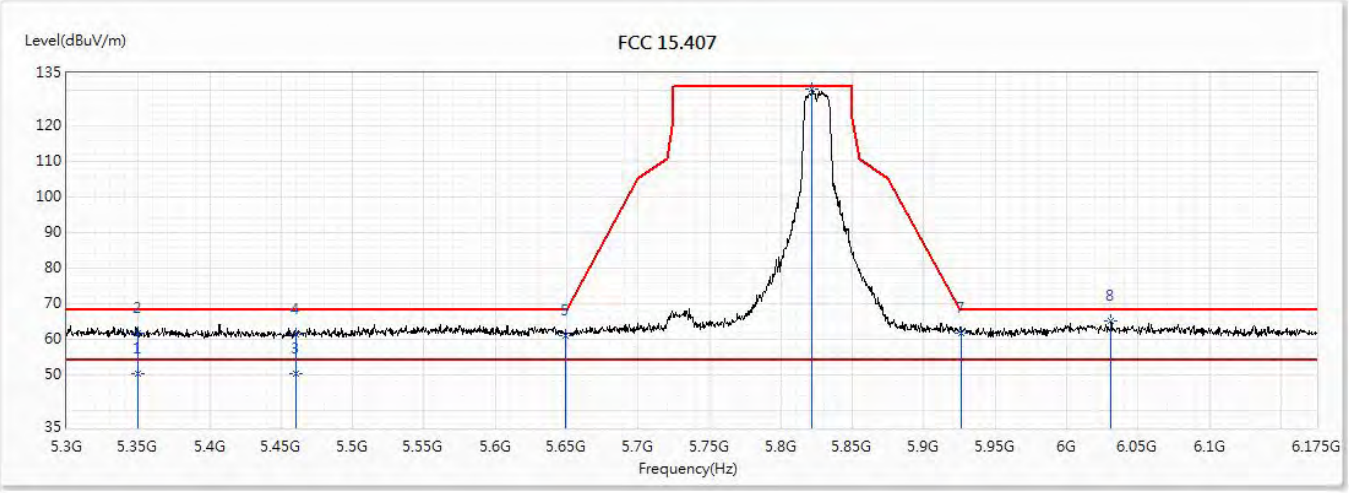

No	Frequency (MHz)	Emission Level (dBuV/m)	Limit (dBuV/m)	Margin (dB)	Reading Level (dBuV)	Correct Factor (dB)	Detector Type
1	5350	50.27	54.00	-3.73	26.38	23.89	AV
2	5350	61.69	68.20	-6.51	37.80	23.89	PK
3	5460	50.06	54.00	-3.94	26.08	23.98	AV
4	5460	61.13	68.20	-7.07	37.15	23.98	PK
5	5649.563	61.09	68.20	-7.11	36.63	24.46	PK
* 6	5821.938	130.37	131.20	-0.83	105.40	24.97	PK
7	5926.063	61.48	68.20	-6.72	36.21	25.27	PK
8	6031.063	64.96	68.20	-3.24	39.32	25.64	PK

Note:

1. All reading above 1GHz is performed with peak and/or average measurements as necessary.
2. “ * ”, means this data is the worst emission level.
3. Measurement Level = Reading Level + Correct Factor.
4. The average measurement was not performed when the peak measured data under the limit of average detection. If the readings given are average, peak measurement should also be supplied.
5. The fundamental for reference only, it’s not restricted by unwanted emission limit.

Site :	CB2-H	Engineer :	Elwin
Model No :	GT-AX6000	Test Date :	2018/8/16
Test Voltage :	AC 120V/60Hz	Polarity :	Horizontal
Test Mode :	Mode 1:TX_CDD_ADP-65DW Y		
Note :	802.11ax(40)_5755MHz		

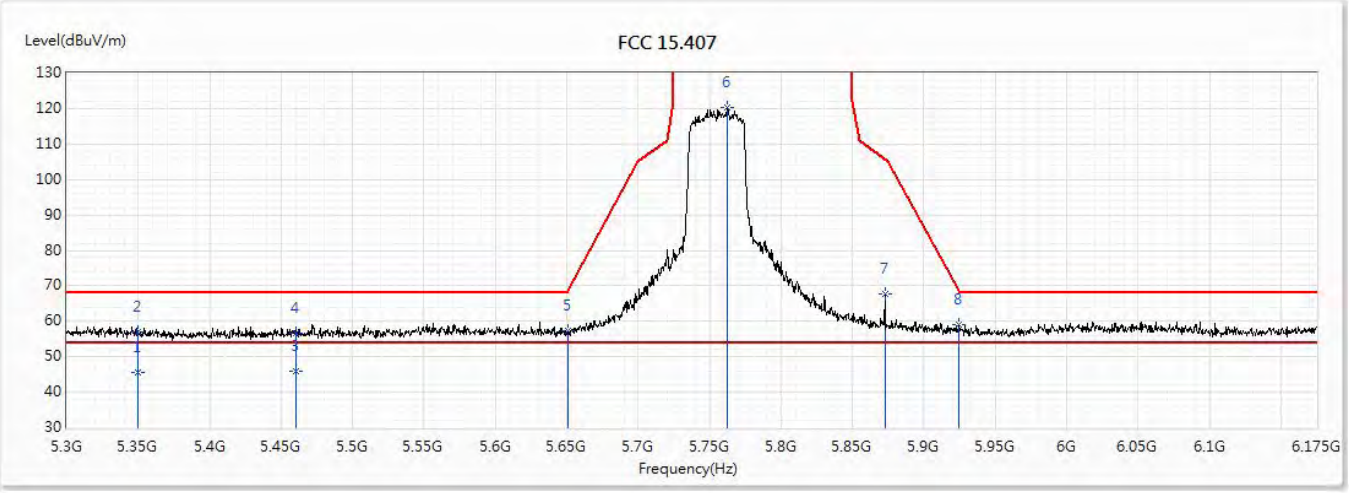

No	Frequency (MHz)	Emission Level (dBuV/m)	Limit (dBuV/m)	Margin (dB)	Reading Level (dBuV)	Correct Factor (dB)	Detector Type
1	5350	45.55	54.00	-8.45	21.66	23.89	AV
2	5350	56.90	68.20	-11.30	33.01	23.89	PK
* 3	5460	45.85	54.00	-8.15	21.87	23.98	AV
4	5460	56.78	68.20	-11.42	32.80	23.98	PK
5	5650.438	57.19	68.52	-11.33	32.73	24.46	PK
6	5762.438	120.26	131.20	-10.94	95.47	24.79	PK
7	5872.688	67.64	105.85	-38.21	42.52	25.12	PK
8	5924.75	59.00	68.39	-9.38	33.74	25.26	PK

Note:

1. All reading above 1GHz is performed with peak and/or average measurements as necessary.
2. “ * ”, means this data is the worst emission level.
3. Measurement Level = Reading Level + Correct Factor.
4. The average measurement was not performed when the peak measured data under the limit of average detection. If the readings given are average, peak measurement should also be supplied.
5. The fundamental for reference only, it’s not restricted by unwanted emission limit.

Site :	CB2-H	Engineer :	Elwin
Model No :	GT-AX6000	Test Date :	2018/8/10
Test Voltage :	AC 120V/60Hz	Polarity :	Vertical
Test Mode :	Mode 1:TX_CDD_ADP-65DW Y		
Note :	802.11ax(40)_5755MHz		

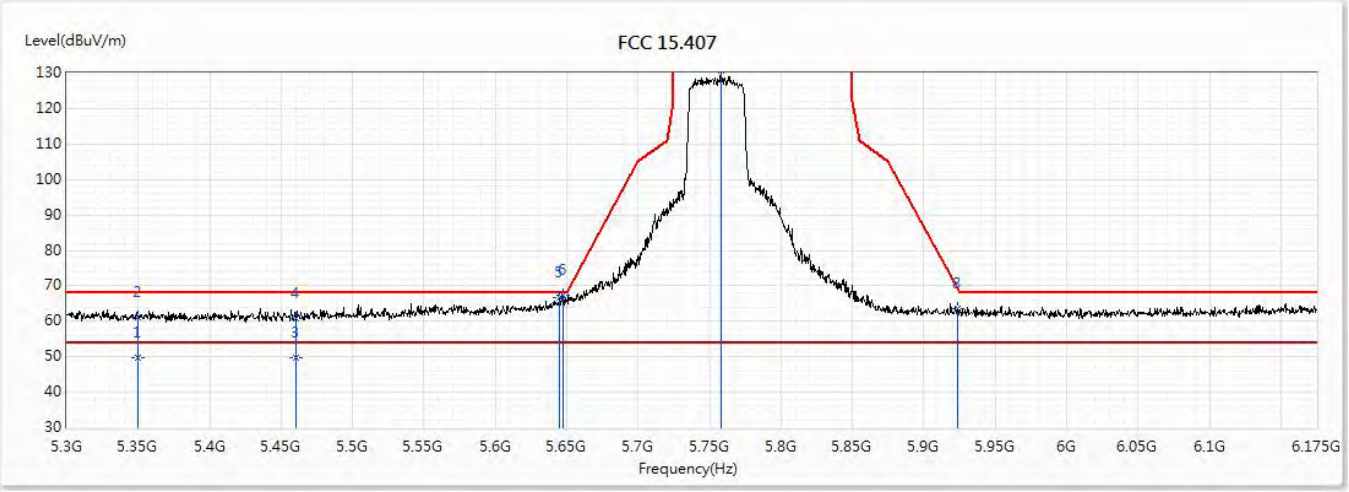

No	Frequency (MHz)	Emission Level (dBuV/m)	Limit (dBuV/m)	Margin (dB)	Reading Level (dBuV)	Correct Factor (dB)	Detector Type
1	5350	49.65	54.00	-4.35	25.76	23.89	AV
2	5350	60.98	68.20	-7.22	37.09	23.89	PK
3	5460	49.83	54.00	-4.17	25.85	23.98	AV
4	5460	60.73	68.20	-7.47	36.75	23.98	PK
5	5645.188	66.68	68.20	-1.52	42.23	24.45	PK
6	5647.813	67.49	68.20	-0.71	43.03	24.46	PK
* 7	5758.063	130.66	131.20	-0.54	105.89	24.77	PK
8	5923.875	63.59	69.03	-5.44	38.33	25.26	PK

Note:

1. All reading above 1GHz is performed with peak and/or average measurements as necessary.
2. “ * ”, means this data is the worst emission level.
3. Measurement Level = Reading Level + Correct Factor.
4. The average measurement was not performed when the peak measured data under the limit of average detection. If the readings given are average, peak measurement should also be supplied.
5. The fundamental for reference only, it’s not restricted by unwanted emission limit.

Site :	CB2-H	Engineer :	Elwin
Model No :	GT-AX6000	Test Date :	2018/8/16
Test Voltage :	AC 120V/60Hz	Polarity :	Horizontal
Test Mode :	Mode 1:TX_CDD_ADP-65DW Y		
Note :	802.11ax(40)_5795MHz		

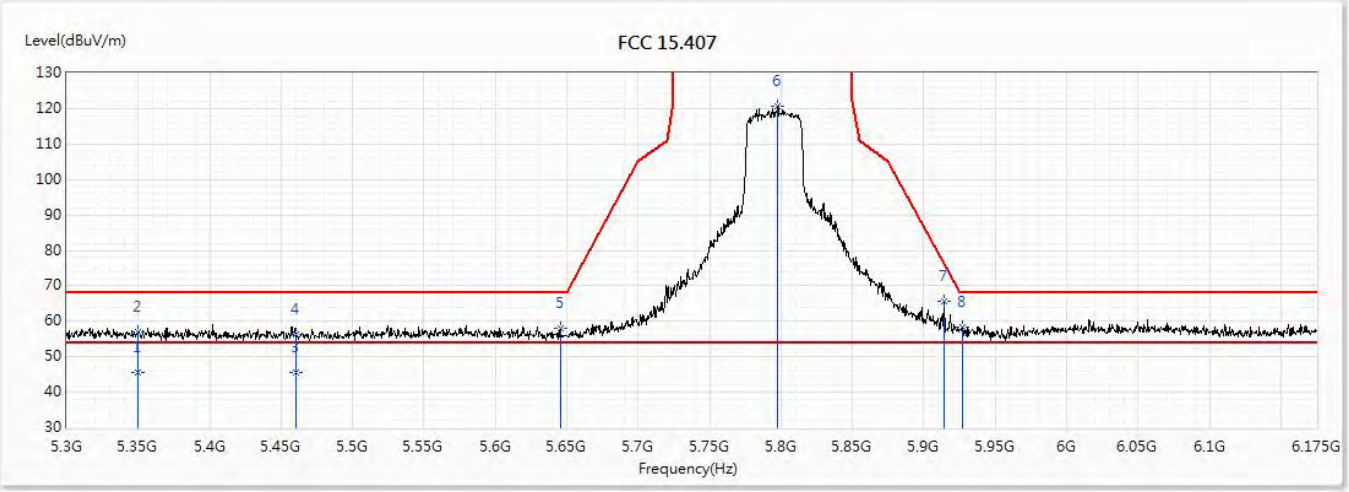

No	Frequency (MHz)	Emission Level (dBuV/m)	Limit (dBuV/m)	Margin (dB)	Reading Level (dBuV)	Correct Factor (dB)	Detector Type
* 1	5350	45.58	54.00	-8.42	21.69	23.89	AV
2	5350	56.97	68.20	-11.23	33.08	23.89	PK
3	5460	45.40	54.00	-8.60	21.42	23.98	AV
4	5460	56.26	68.20	-11.94	32.28	23.98	PK
5	5645.625	58.17	68.20	-10.03	33.72	24.45	PK
6	5797.875	120.69	131.20	-10.51	95.79	24.90	PK
7	5913.813	65.59	76.48	-10.89	40.35	25.24	PK
8	5926.938	58.23	68.20	-9.97	32.96	25.27	PK

Note:

1. All reading above 1GHz is performed with peak and/or average measurements as necessary.
2. “ * ”, means this data is the worst emission level.
3. Measurement Level = Reading Level + Correct Factor.
4. The average measurement was not performed when the peak measured data under the limit of average detection. If the readings given are average, peak measurement should also be supplied.
5. The fundamental for reference only, it’s not restricted by unwanted emission limit.

Site :	CB2-H	Engineer :	Elwin
Model No :	GT-AX6000	Test Date :	2018/8/13
Test Voltage :	AC 120V/60Hz	Polarity :	Vertical
Test Mode :	Mode 1:TX_CDD_ADP-65DW Y		
Note :	802.11ax(40)_5795MHz		

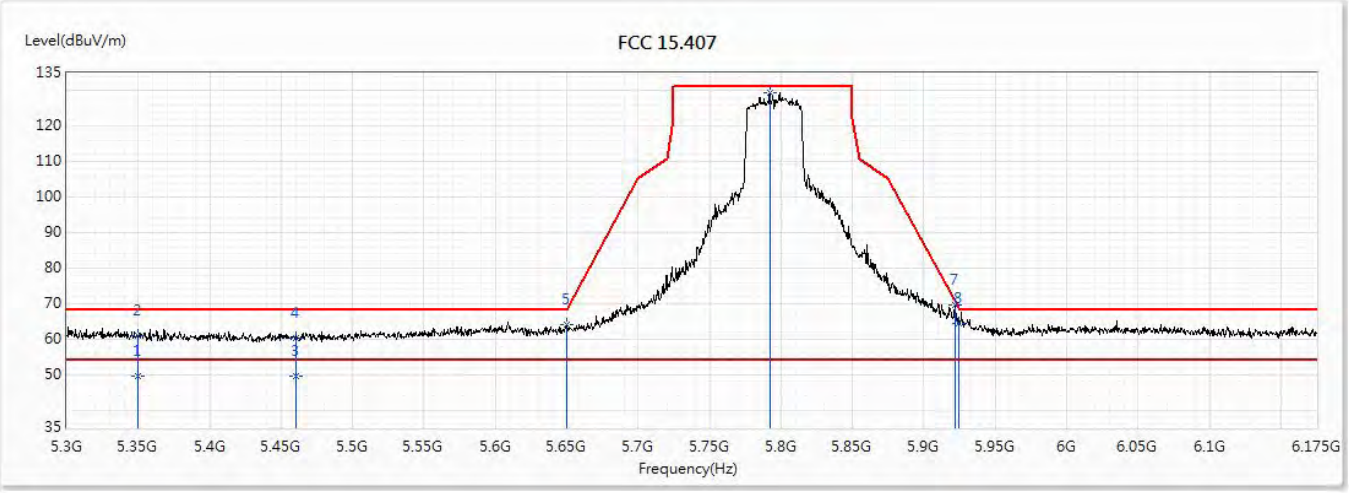

No	Frequency (MHz)	Emission Level (dBuV/m)	Limit (dBuV/m)	Margin (dB)	Reading Level (dBuV)	Correct Factor (dB)	Detector Type
1	5350	49.53	54.00	-4.47	25.64	23.89	AV
2	5350	60.80	68.20	-7.40	36.91	23.89	PK
3	5460	49.39	54.00	-4.61	25.41	23.98	AV
4	5460	60.21	68.20	-7.99	36.23	23.98	PK
5	5650	63.94	68.20	-4.26	39.48	24.46	PK
6	5792.188	129.53	131.20	-1.67	104.65	24.88	PK
* 7	5921.688	69.60	70.65	-1.05	44.34	25.26	PK
8	5924.313	64.34	68.71	-4.36	39.08	25.26	PK

Note:

1. All reading above 1GHz is performed with peak and/or average measurements as necessary.
2. “ * ”, means this data is the worst emission level.
3. Measurement Level = Reading Level + Correct Factor.
4. The average measurement was not performed when the peak measured data under the limit of average detection. If the readings given are average, peak measurement should also be supplied.
5. The fundamental for reference only, it’s not restricted by unwanted emission limit.

Site :	CB2-H	Engineer :	Elwin
Model No :	GT-AX6000	Test Date :	2018/8/16
Test Voltage :	AC 120V/60Hz	Polarity :	Horizontal
Test Mode :	Mode 1:TX_CDD_ADP-65DW Y		
Note :	802.11ax(80)_5775MHz		

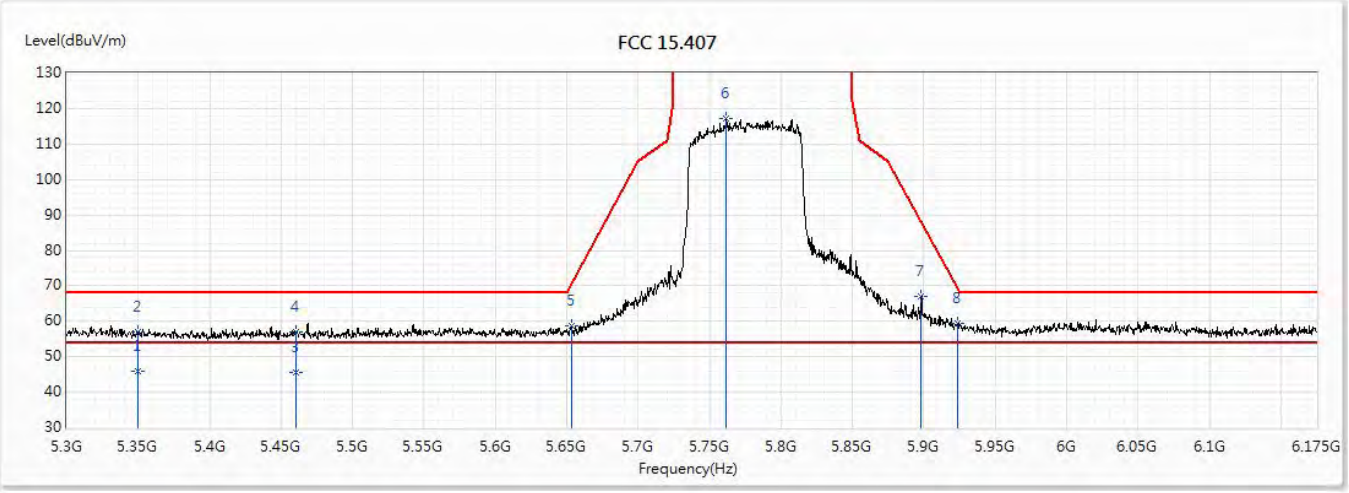

No	Frequency (MHz)	Emission Level (dBuV/m)	Limit (dBuV/m)	Margin (dB)	Reading Level (dBuV)	Correct Factor (dB)	Detector Type
* 1	5350	45.85	54.00	-8.15	21.96	23.89	AV
2	5350	56.85	68.20	-11.35	32.96	23.89	PK
3	5460	45.59	54.00	-8.41	21.61	23.98	AV
4	5460	57.04	68.20	-11.16	33.06	23.98	PK
5	5653.063	58.69	70.47	-11.77	34.22	24.47	PK
6	5761.563	117.17	131.20	-14.03	92.38	24.79	PK
7	5898.063	67.14	88.13	-20.99	41.94	25.20	PK
8	5923.875	59.33	69.03	-9.70	34.07	25.26	PK

Note:

1. All reading above 1GHz is performed with peak and/or average measurements as necessary.
2. “ * ”, means this data is the worst emission level.
3. Measurement Level = Reading Level + Correct Factor.
4. The average measurement was not performed when the peak measured data under the limit of average detection. If the readings given are average, peak measurement should also be supplied.
5. The fundamental for reference only, it’s not restricted by unwanted emission limit.

Site :	CB2-H	Engineer :	Elwin
Model No :	GT-AX6000	Test Date :	2018/8/10
Test Voltage :	AC 120V/60Hz	Polarity :	Vertical
Test Mode :	Mode 1:TX_CDD_ADP-65DW Y		
Note :	802.11ax(80)_5775MHz		

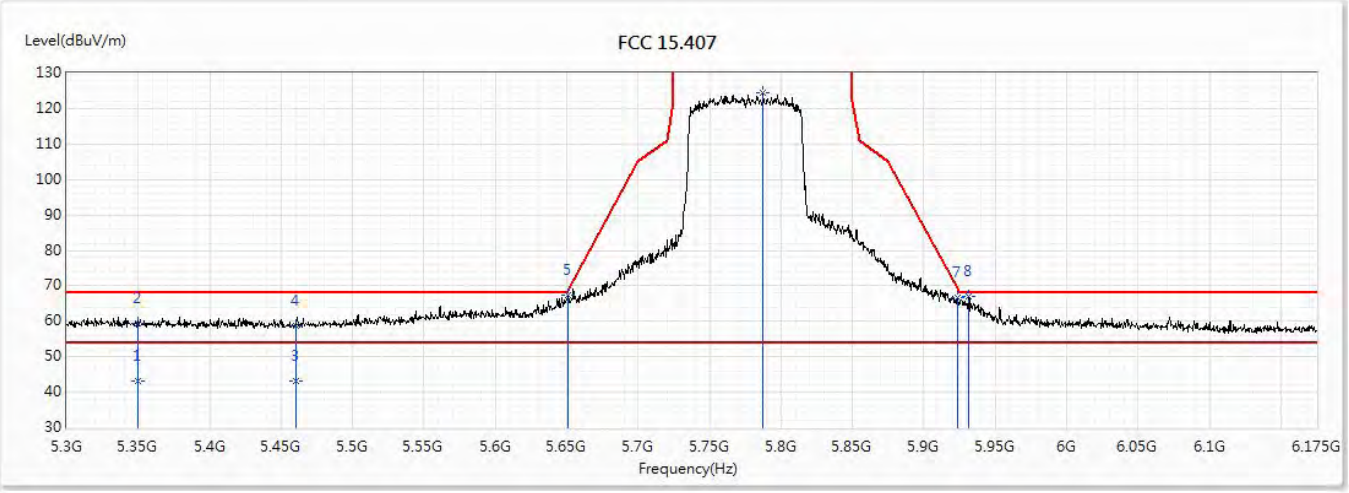

No	Frequency (MHz)	Emission Level (dBuV/m)	Limit (dBuV/m)	Margin (dB)	Reading Level (dBuV)	Correct Factor (dB)	Detector Type
1	5350	43.08	54.00	-10.92	19.19	23.89	AV
2	5350	59.26	68.20	-8.94	35.37	23.89	PK
3	5460	43.25	54.00	-10.75	19.27	23.98	AV
4	5460	58.66	68.20	-9.54	34.68	23.98	PK
5	5650.875	67.34	68.85	-1.51	42.88	24.46	PK
6	5787.375	124.47	131.20	-6.73	99.60	24.87	PK
7	5923.438	66.80	69.36	-2.56	41.54	25.26	PK
* 8	5931.75	67.07	68.20	-1.13	41.77	25.30	PK

Note:

1. All reading above 1GHz is performed with peak and/or average measurements as necessary.
2. “ * ”, means this data is the worst emission level.
3. Measurement Level = Reading Level + Correct Factor.
4. The average measurement was not performed when the peak measured data under the limit of average detection. If the readings given are average, peak measurement should also be supplied.
5. The fundamental for reference only, it’s not restricted by unwanted emission limit.

Site :	CB2-H	Engineer :	Rueyyan
Model No :	GT AX6000	Test Date :	2018/8/23
Test Voltage :	AC 120V/60Hz	Polarity :	Horizontal
Test Mode :	Mode 3:TX_Beamforming_ADP-65DW Y		
Note :	802.11ac(20M)_5745MHz		

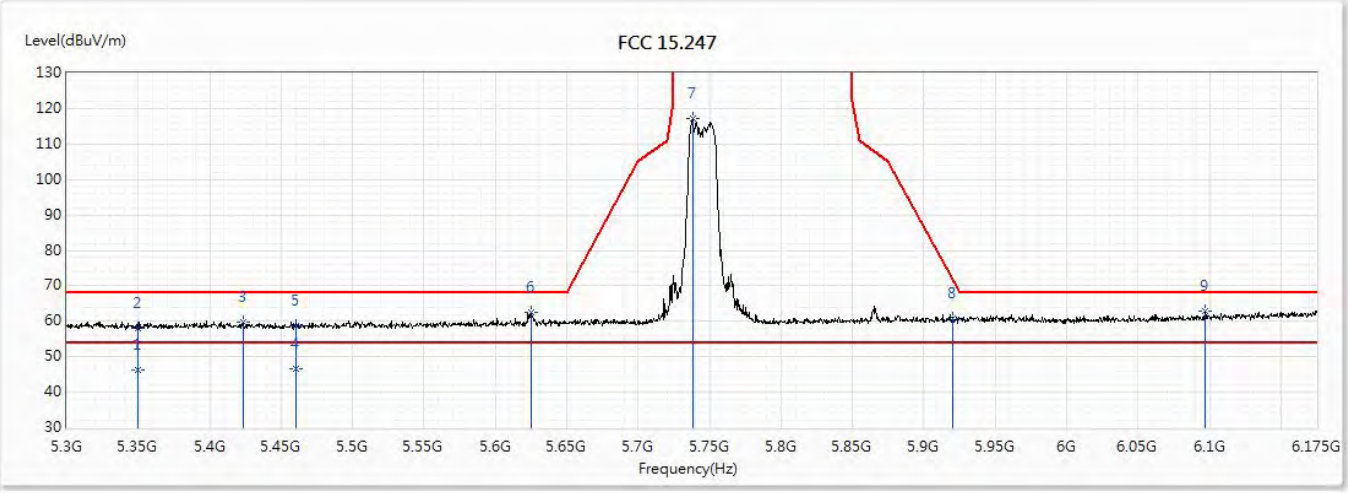

No	Frequency (MHz)	Emission Level (dBuV/m)	Limit (dBuV/m)	Margin (dB)	Reading Level (dBuV)	Correct Factor (dB)	Detector Type
1	5350	46.39	54.00	-7.61	22.50	23.89	AV
2	5350	57.87	68.20	-10.33	33.98	23.89	PK
3	5423.375	59.77	68.20	-8.43	35.82	23.95	PK
4	5460	46.44	54.00	-7.56	22.46	23.98	AV
5	5460	58.72	68.20	-9.48	34.74	23.98	PK
6	5625.5	62.44	68.20	-5.76	38.04	24.40	PK
7	5737.938	117.17	131.20	-14.03	92.45	24.72	PK
8	5920.375	60.90	71.62	-10.73	35.64	25.26	PK
* 9	6097.125	62.89	68.20	-5.31	36.93	25.96	PK

Note:

1. All reading above 1GHz is performed with peak and/or average measurements as necessary.
2. “ * ”, means this data is the worst emission level.
3. Measurement Level = Reading Level + Correct Factor.
4. The average measurement was not performed when the peak measured data under the limit of average detection. If the readings given are average, peak measurement should also be supplied.
5. The fundamental for reference only, it’s not restricted by unwanted emission limit.

Site :	CB2-H	Engineer :	Rueyyan
Model No :	GT AX6000	Test Date :	2018/8/23
Test Voltage :	AC 120V/60Hz	Polarity :	Vertical
Test Mode :	Mode 3:TX_Beamforming_ADP-65DW Y		
Note :	802.11ac(20M)_5745MHz		

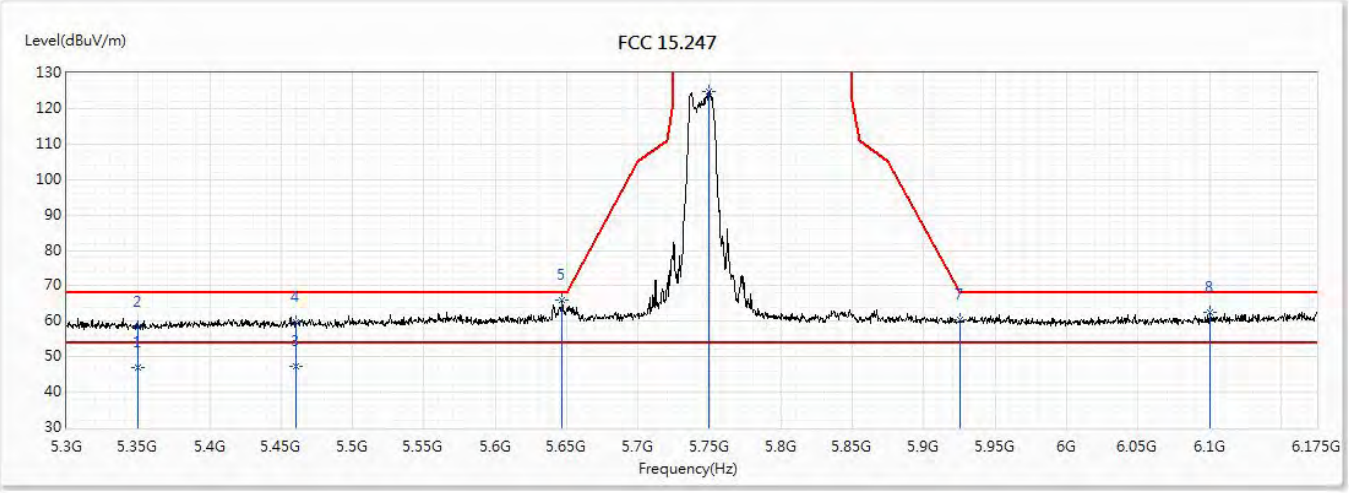

No	Frequency (MHz)	Emission Level (dBuV/m)	Limit (dBuV/m)	Margin (dB)	Reading Level (dBuV)	Correct Factor (dB)	Detector Type
1	5350	46.99	54.00	-7.01	23.10	23.89	AV
2	5350	58.47	68.20	-9.73	34.58	23.89	PK
3	5460	47.20	54.00	-6.80	23.22	23.98	AV
4	5460	59.64	68.20	-8.56	35.66	23.98	PK
* 5	5646.938	66.00	68.20	-2.20	41.55	24.45	PK
6	5749.75	124.82	131.20	-6.38	100.06	24.76	PK
7	5925.625	60.58	68.20	-7.62	35.31	25.27	PK
8	6100.188	62.57	68.20	-5.63	36.59	25.98	PK

Note:

1. All reading above 1GHz is performed with peak and/or average measurements as necessary.
2. “ * ”, means this data is the worst emission level.
3. Measurement Level = Reading Level + Correct Factor.
4. The average measurement was not performed when the peak measured data under the limit of average detection. If the readings given are average, peak measurement should also be supplied.
5. The fundamental for reference only, it’s not restricted by unwanted emission limit.

Site :	CB2-H	Engineer :	Rueyyan
Model No :	GT AX6000	Test Date :	2018/8/23
Test Voltage :	AC 120V/60Hz	Polarity :	Horizontal
Test Mode :	Mode 3:TX_Beamforming_ADP-65DW Y		
Note :	802.11ac(20M)_5785MHz		

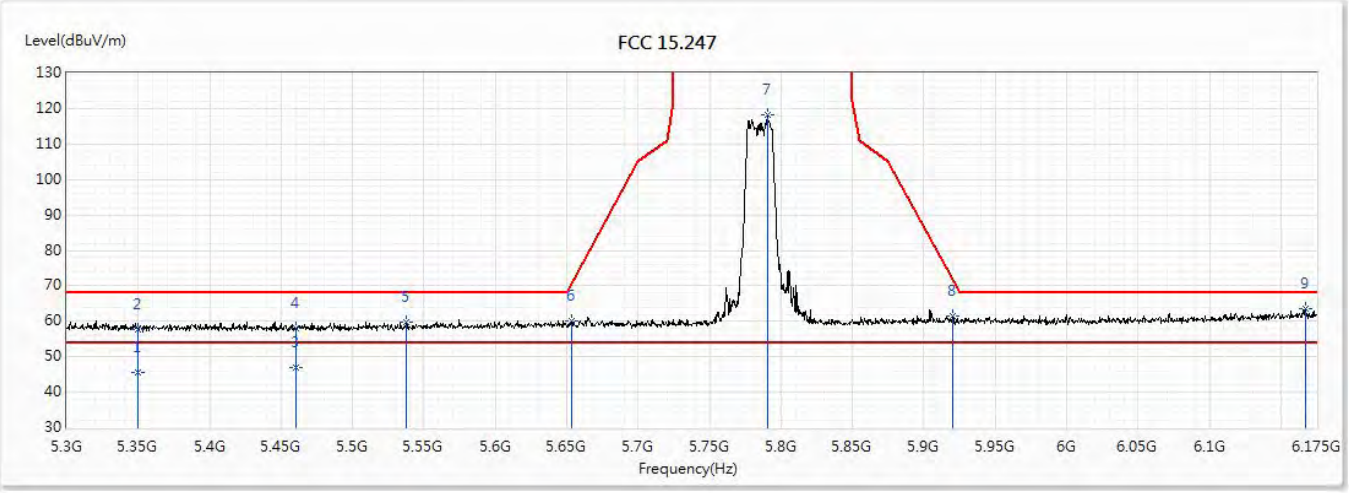

No	Frequency (MHz)	Emission Level (dBuV/m)	Limit (dBuV/m)	Margin (dB)	Reading Level (dBuV)	Correct Factor (dB)	Detector Type
1	5350	45.66	54.00	-8.34	21.77	23.89	AV
2	5350	57.79	68.20	-10.41	33.90	23.89	PK
3	5460	46.85	54.00	-7.15	22.87	23.98	AV
4	5460	57.91	68.20	-10.29	33.93	23.98	PK
5	5538	59.74	68.20	-8.46	35.59	24.15	PK
6	5653.063	59.96	70.47	-10.50	35.49	24.47	PK
7	5790.438	118.09	131.20	-13.11	93.22	24.87	PK
8	5919.938	61.32	71.95	-10.62	36.06	25.26	PK
* 9	6167.125	63.68	68.20	-4.52	37.38	26.30	PK

Note:

1. All reading above 1GHz is performed with peak and/or average measurements as necessary.
2. “ * ”, means this data is the worst emission level.
3. Measurement Level = Reading Level + Correct Factor.
4. The average measurement was not performed when the peak measured data under the limit of average detection. If the readings given are average, peak measurement should also be supplied.
5. The fundamental for reference only, it’s not restricted by unwanted emission limit.

Site :	CB2-H	Engineer :	Rueyyan
Model No :	GT AX6000	Test Date :	2018/8/23
Test Voltage :	AC 120V/60Hz	Polarity :	Vertical
Test Mode :	Mode 3:TX_Beamforming_ADP-65DW Y		
Note :	802.11ac(20M)_5785MHz		

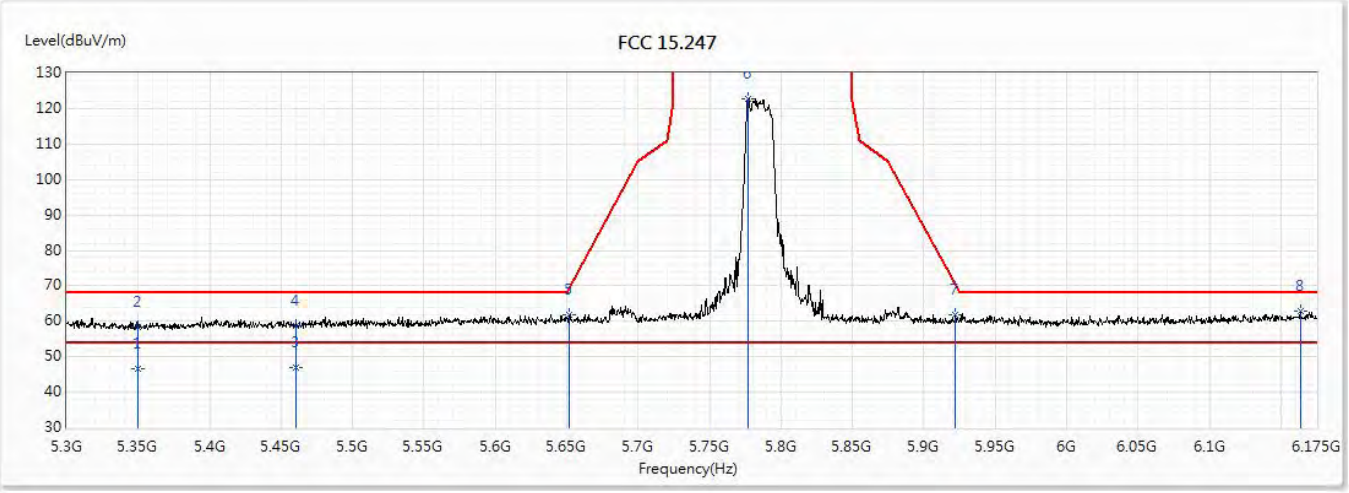

No	Frequency (MHz)	Emission Level (dBuV/m)	Limit (dBuV/m)	Margin (dB)	Reading Level (dBuV)	Correct Factor (dB)	Detector Type
1	5350	46.44	54.00	-7.56	22.55	23.89	AV
2	5350	58.30	68.20	-9.90	34.41	23.89	PK
3	5460	46.93	54.00	-7.07	22.95	23.98	AV
4	5460	58.78	68.20	-9.42	34.80	23.98	PK
5	5651.75	61.96	69.50	-7.53	37.50	24.46	PK
6	5777.313	122.74	131.20	-8.46	97.90	24.84	PK
7	5922.125	61.72	70.33	-8.61	36.46	25.26	PK
* 8	6163.625	62.88	68.20	-5.32	36.60	26.28	PK

Note:

1. All reading above 1GHz is performed with peak and/or average measurements as necessary.
2. “ * ”, means this data is the worst emission level.
3. Measurement Level = Reading Level + Correct Factor.
4. The average measurement was not performed when the peak measured data under the limit of average detection. If the readings given are average, peak measurement should also be supplied.
5. The fundamental for reference only, it’s not restricted by unwanted emission limit.

Site :	CB2-H	Engineer :	Rueyyan
Model No :	GT AX6000	Test Date :	2018/8/23
Test Voltage :	AC 120V/60Hz	Polarity :	Horizontal
Test Mode :	Mode 3:TX_Beamforming_ADP-65DW Y		
Note :	802.11ac(20M)_5825MHz		

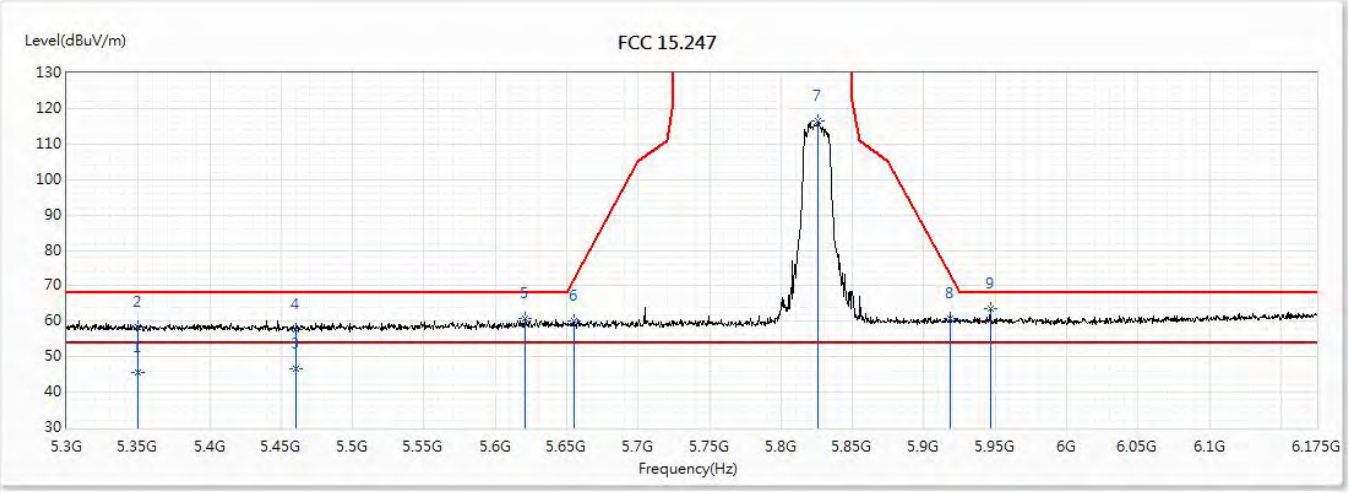

No	Frequency (MHz)	Emission Level (dBuV/m)	Limit (dBuV/m)	Margin (dB)	Reading Level (dBuV)	Correct Factor (dB)	Detector Type
1	5350	45.53	54.00	-8.47	21.64	23.89	AV
2	5350	58.53	68.20	-9.67	34.64	23.89	PK
3	5460	46.71	54.00	-7.29	22.73	23.98	AV
4	5460	57.78	68.20	-10.42	33.80	23.98	PK
5	5621.125	60.64	68.20	-7.56	36.25	24.39	PK
6	5655.25	60.04	72.09	-12.05	35.57	24.47	PK
7	5825.875	116.54	131.20	-14.66	91.56	24.98	PK
8	5918.188	60.84	73.24	-12.40	35.59	25.25	PK
* 9	5946.625	63.49	68.20	-4.71	38.16	25.33	PK

Note:

1. All reading above 1GHz is performed with peak and/or average measurements as necessary.
2. “ * ”, means this data is the worst emission level.
3. Measurement Level = Reading Level + Correct Factor.
4. The average measurement was not performed when the peak measured data under the limit of average detection. If the readings given are average, peak measurement should also be supplied.
5. The fundamental for reference only, it’s not restricted by unwanted emission limit.

Site :	CB2-H	Engineer :	Rueyyan
Model No :	GT AX6000	Test Date :	2018/8/23
Test Voltage :	AC 120V/60Hz	Polarity :	Vertical
Test Mode :	Mode 3:TX_Beamforming_ADP-65DW Y		
Note :	802.11ac(20M)_5825MHz		

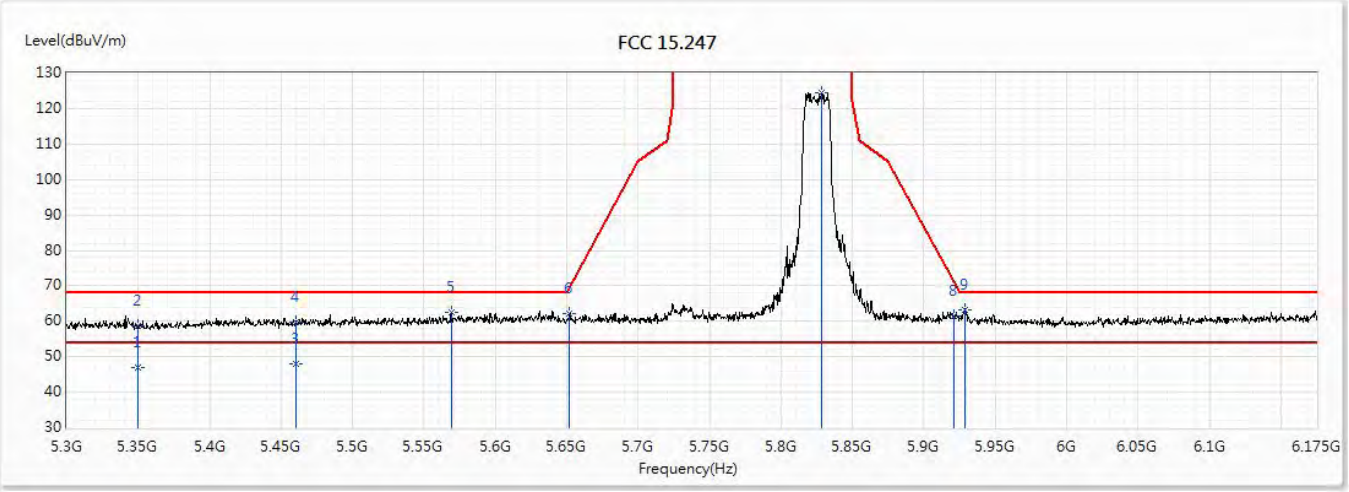

No	Frequency (MHz)	Emission Level (dBuV/m)	Limit (dBuV/m)	Margin (dB)	Reading Level (dBuV)	Correct Factor (dB)	Detector Type
1	5350	46.97	54.00	-7.03	23.08	23.89	AV
2	5350	58.89	68.20	-9.31	35.00	23.89	PK
3	5460	48.12	54.00	-5.88	24.14	23.98	AV
4	5460	59.62	68.20	-8.58	35.64	23.98	PK
5	5569.063	62.63	68.20	-5.57	38.40	24.23	PK
6	5651.75	62.20	69.50	-7.30	37.74	24.46	PK
7	5828.063	124.63	131.20	-6.57	99.64	24.99	PK
8	5920.813	61.57	71.30	-9.72	36.31	25.26	PK
* 9	5928.688	63.22	68.20	-4.98	37.95	25.27	PK

Note:

1. All reading above 1GHz is performed with peak and/or average measurements as necessary.
2. “ * ”, means this data is the worst emission level.
3. Measurement Level = Reading Level + Correct Factor.
4. The average measurement was not performed when the peak measured data under the limit of average detection. If the readings given are average, peak measurement should also be supplied.
5. The fundamental for reference only, it’s not restricted by unwanted emission limit.

Site :	CB2-H	Engineer :	Rueyyan
Model No :	GT AX6000	Test Date :	2018/8/24
Test Voltage :	AC 120V/60Hz	Polarity :	Horizontal
Test Mode :	Mode 3:TX_Beamforming_ADP-65DW Y		
Note :	802.11ac(40M)_5755MHz		

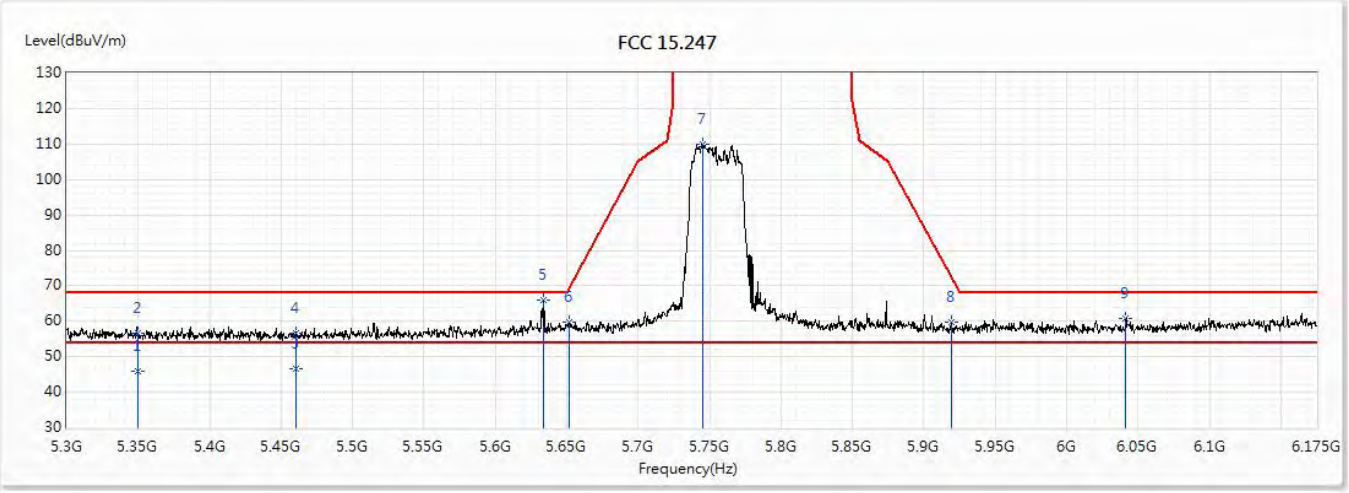

No	Frequency (MHz)	Emission Level (dBuV/m)	Limit (dBuV/m)	Margin (dB)	Reading Level (dBuV)	Correct Factor (dB)	Detector Type
1	5350	45.85	54.00	-8.15	21.96	23.89	AV
2	5350	56.55	68.20	-11.65	32.66	23.89	PK
3	5460	46.72	54.00	-7.28	22.74	23.98	AV
4	5460	56.56	68.20	-11.64	32.58	23.98	PK
* 5	5633.813	65.88	68.20	-2.32	41.47	24.41	PK
6	5651.75	59.60	69.50	-9.89	35.14	24.46	PK
7	5744.938	110.05	131.20	-21.15	85.31	24.74	PK
8	5919.063	59.66	72.59	-12.93	34.41	25.25	PK
9	6041.563	60.76	68.20	-7.44	35.07	25.69	PK

Note:

1. All reading above 1GHz is performed with peak and/or average measurements as necessary.
2. “ * ”, means this data is the worst emission level.
3. Measurement Level = Reading Level + Correct Factor.
4. The average measurement was not performed when the peak measured data under the limit of average detection. If the readings given are average, peak measurement should also be supplied.
5. The fundamental for reference only, it’s not restricted by unwanted emission limit.

Site :	CB2-H	Engineer :	Rueyyan
Model No :	GT AX6000	Test Date :	2018/8/23
Test Voltage :	AC 120V/60Hz	Polarity :	Vertical
Test Mode :	Mode 3:TX_Beamforming_ADP-65DW Y		
Note :	802.11ac(40M)_5755MHz		

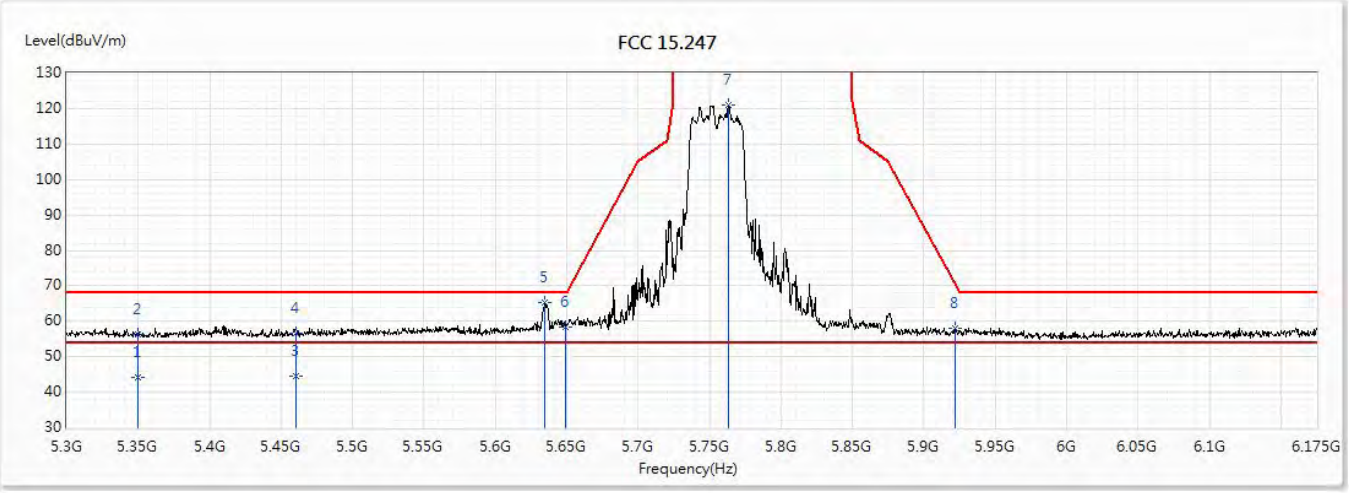

No	Frequency (MHz)	Emission Level (dBuV/m)	Limit (dBuV/m)	Margin (dB)	Reading Level (dBuV)	Correct Factor (dB)	Detector Type
1	5350	44.10	54.00	-9.90	20.21	23.89	AV
2	5350	56.44	68.20	-11.76	32.55	23.89	PK
3	5460	44.37	54.00	-9.63	20.39	23.98	AV
4	5460	56.62	68.20	-11.58	32.64	23.98	PK
* 5	5634.688	65.17	68.20	-3.03	40.76	24.41	PK
6	5649.125	58.22	68.20	-9.98	33.76	24.46	PK
7	5762.875	120.87	131.20	-10.33	96.08	24.79	PK
8	5922.125	57.91	70.33	-12.42	32.65	25.26	PK

Note:

1. All reading above 1GHz is performed with peak and/or average measurements as necessary.
2. “ * ”, means this data is the worst emission level.
3. Measurement Level = Reading Level + Correct Factor.
4. The average measurement was not performed when the peak measured data under the limit of average detection. If the readings given are average, peak measurement should also be supplied.
5. The fundamental for reference only, it’s not restricted by unwanted emission limit.

.

Site :	CB2-H	Engineer :	Rueyyan
Model No :	GT AX6000	Test Date :	2018/8/24
Test Voltage :	AC 120V/60Hz	Polarity :	Horizontal
Test Mode :	Mode 3:TX_Beamforming_ADP-65DW Y		
Note :	802.11ac(40M)_5795MHz		

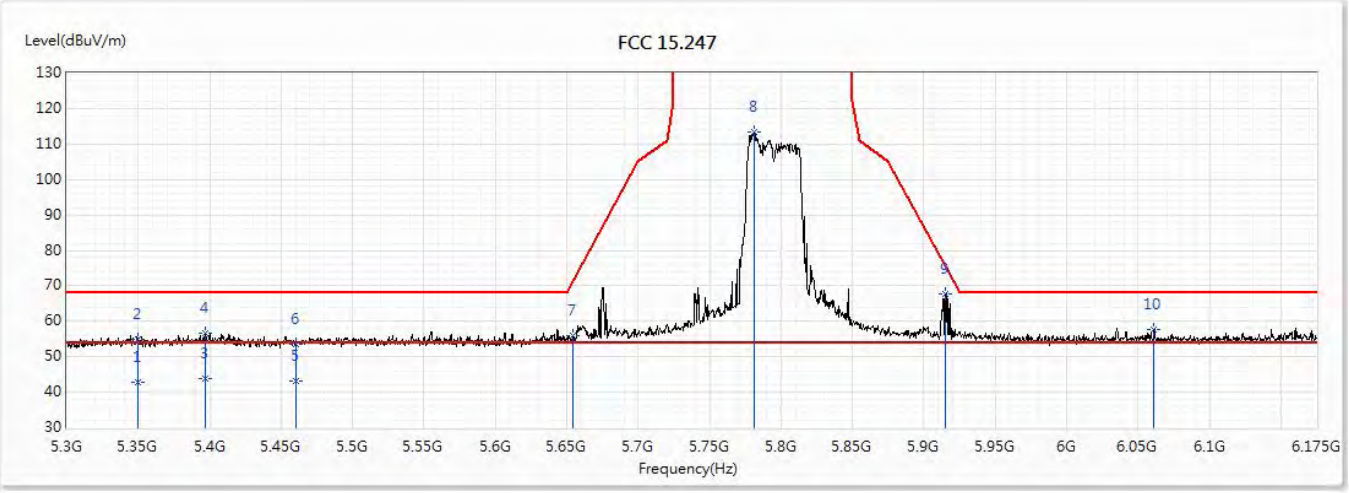

No	Frequency (MHz)	Emission Level (dBuV/m)	Limit (dBuV/m)	Margin (dB)	Reading Level (dBuV)	Correct Factor (dB)	Detector Type
1	5350	42.95	54.00	-11.05	19.06	23.89	AV
2	5350	54.92	68.20	-13.28	31.03	23.89	PK
3	5397.125	43.77	54.00	-10.23	19.84	23.93	AV
4	5397.125	56.62	68.20	-11.58	32.69	23.93	PK
5	5460	42.98	54.00	-11.02	19.00	23.98	AV
6	5460	53.38	68.20	-14.82	29.40	23.98	PK
7	5654.375	56.01	71.44	-15.43	31.54	24.47	PK
8	5781.25	113.31	131.20	-17.89	88.46	24.85	PK
* 9	5915.125	67.84	75.51	-7.67	42.59	25.25	PK
10	6061.25	57.79	68.20	-10.41	32.00	25.79	PK

Note:

1. All reading above 1GHz is performed with peak and/or average measurements as necessary.
2. “ * ”, means this data is the worst emission level.
3. Measurement Level = Reading Level + Correct Factor.
4. The average measurement was not performed when the peak measured data under the limit of average detection. If the readings given are average, peak measurement should also be supplied.
5. The fundamental for reference only, it’s not restricted by unwanted emission limit.

Site :	CB2-H	Engineer :	Rueyyan
Model No :	GT AX6000	Test Date :	2018/8/23
Test Voltage :	AC 120V/60Hz	Polarity :	Vertical
Test Mode :	Mode 3:TX_Beamforming_ADP-65DW Y		
Note :	802.11ac(40M)_5795MHz		

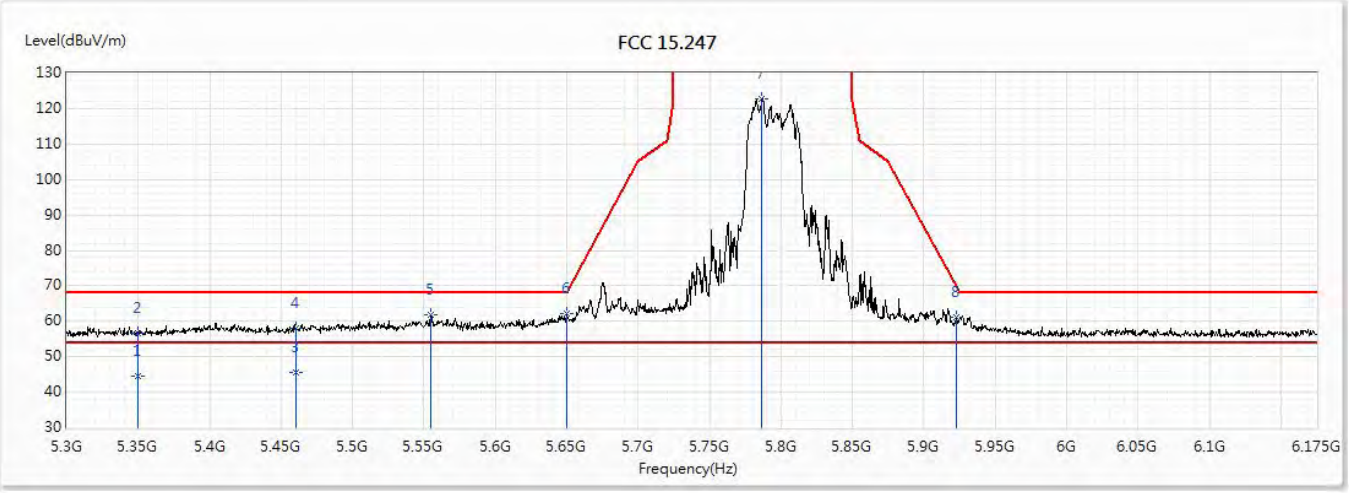

No	Frequency (MHz)	Emission Level (dBuV/m)	Limit (dBuV/m)	Margin (dB)	Reading Level (dBuV)	Correct Factor (dB)	Detector Type
1	5350	44.65	54.00	-9.35	20.76	23.89	AV
2	5350	56.80	68.20	-11.40	32.91	23.89	PK
3	5460	45.74	54.00	-8.26	21.76	23.98	AV
4	5460	57.88	68.20	-10.32	33.90	23.98	PK
5	5554.625	61.95	68.20	-6.25	37.75	24.20	PK
* 6	5650	62.25	68.20	-5.95	37.79	24.46	PK
7	5786.5	122.85	131.20	-8.35	97.98	24.87	PK
8	5922.563	61.13	70.00	-8.87	35.87	25.26	PK

Note:

1. All reading above 1GHz is performed with peak and/or average measurements as necessary.
2. “ * ”, means this data is the worst emission level.
3. Measurement Level = Reading Level + Correct Factor.
4. The average measurement was not performed when the peak measured data under the limit of average detection. If the readings given are average, peak measurement should also be supplied.
5. The fundamental for reference only, it’s not restricted by unwanted emission limit.

Site :	CB2-H	Engineer :	Rueyyan
Model No :	GT AX6000	Test Date :	2018/8/24
Test Voltage :	AC 120V/60Hz	Polarity :	Horizontal
Test Mode :	Mode 3:TX_Beamforming_ADP-65DW Y		
Note :	802.11ac(80M)_5775MHz		

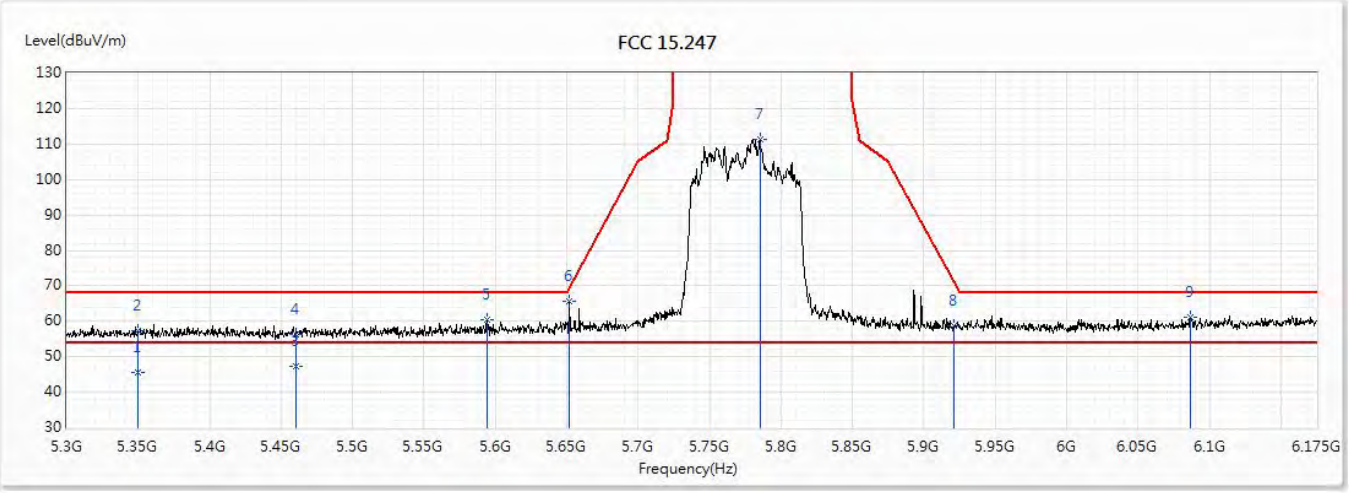

No	Frequency (MHz)	Emission Level (dBuV/m)	Limit (dBuV/m)	Margin (dB)	Reading Level (dBuV)	Correct Factor (dB)	Detector Type
1	5350	45.68	54.00	-8.32	21.79	23.89	AV
2	5350	57.47	68.20	-10.73	33.58	23.89	PK
3	5460	47.25	54.00	-6.75	23.27	23.98	AV
4	5460	56.23	68.20	-11.97	32.25	23.98	PK
5	5594	60.51	68.20	-7.69	36.20	24.31	PK
* 6	5651.75	65.49	69.50	-4.00	41.03	24.46	PK
7	5785.188	111.38	131.20	-19.82	86.52	24.86	PK
8	5921.25	58.60	70.97	-12.38	33.34	25.26	PK
9	6086.625	61.29	68.20	-6.91	35.38	25.91	PK

Note:

1. All reading above 1GHz is performed with peak and/or average measurements as necessary.
2. “ * ”, means this data is the worst emission level.
3. Measurement Level = Reading Level + Correct Factor.
4. The average measurement was not performed when the peak measured data under the limit of average detection. If the readings given are average, peak measurement should also be supplied.
5. The fundamental for reference only, it’s not restricted by unwanted emission limit.

Site :	CB2-H	Engineer :	Rueyyan
Model No :	GT AX6000	Test Date :	2018/8/23
Test Voltage :	AC 120V/60Hz	Polarity :	Vertical
Test Mode :	Mode 3:TX_Beamforming_ADP-65DW Y		
Note :	802.11ac(80M)_5775MHz		

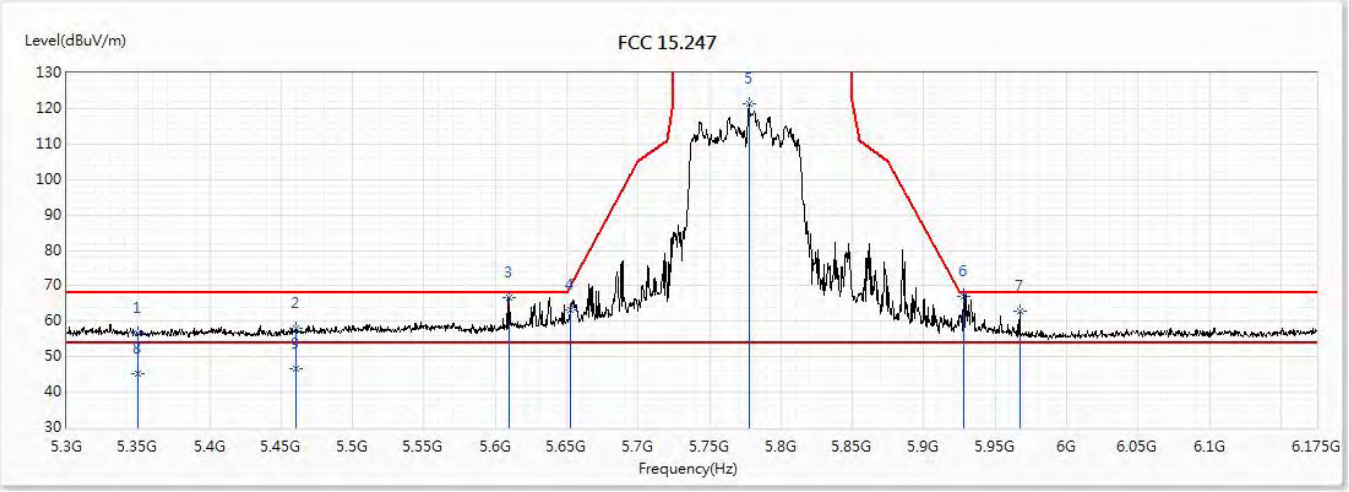

No	Frequency (MHz)	Emission Level (dBuV/m)	Limit (dBuV/m)	Margin (dB)	Reading Level (dBuV)	Correct Factor (dB)	Detector Type
1	5350	56.67	68.20	-11.53	32.78	23.89	PK
2	5460	58.01	68.20	-10.19	34.03	23.98	PK
3	5609.75	66.67	68.20	-1.53	42.32	24.35	PK
4	5652.188	63.12	69.82	-6.69	38.66	24.46	PK
5	5777.75	121.38	131.20	-9.82	96.54	24.84	PK
* 6	5928.25	67.00	68.20	-1.20	41.73	25.27	PK
7	5967.188	62.94	68.20	-5.26	37.54	25.40	PK
8	5350	45.37	54.00	-8.63	21.48	23.89	AV
9	5460	46.73	54.00	-7.27	22.75	23.98	AV

Note:

1. All reading above 1GHz is performed with peak and/or average measurements as necessary.
2. “ * ”, means this data is the worst emission level.
3. Measurement Level = Reading Level + Correct Factor.
4. The average measurement was not performed when the peak measured data under the limit of average detection. If the readings given are average, peak measurement should also be supplied.
5. The fundamental for reference only, it’s not restricted by unwanted emission limit.

Site :	CB2-H	Engineer :	Elwin
Model No :	GT-AX6000	Test Date :	2018/8/19
Test Voltage :	AC 120V/60Hz	Polarity :	Horizontal
Test Mode :	Mode 4:TX_Non Beamforming_NSS2_ADP-65DW Y		
Note :	802.11ac(20M)_5180MHz		

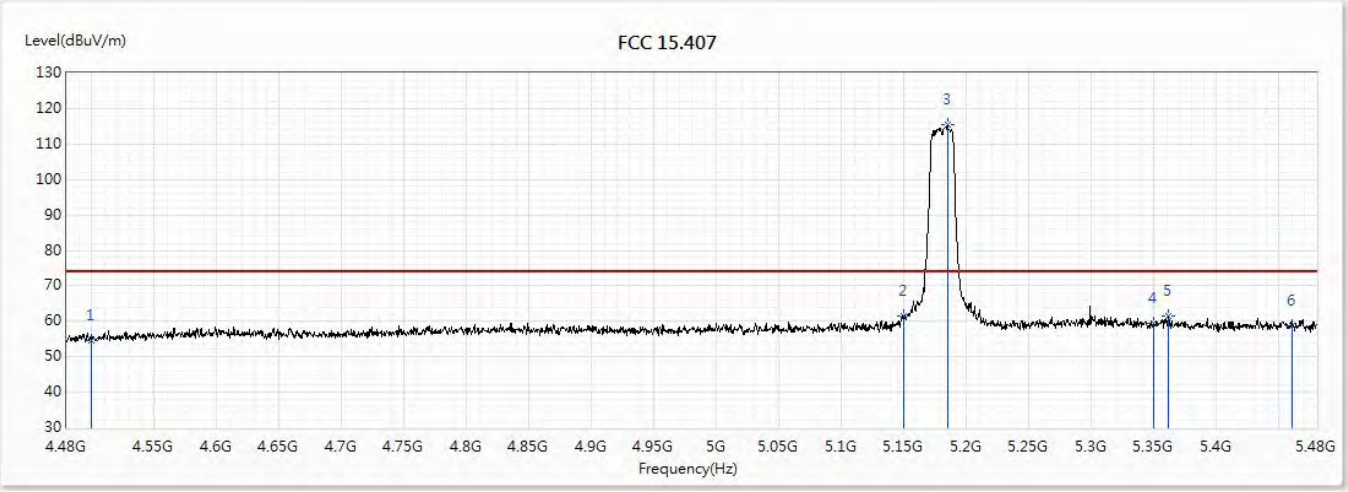

No	Frequency (MHz)	Emission Level (dBuV/m)	Limit (dBuV/m)	Margin (dB)	Reading Level (dBuV)	Correct Factor (dB)	Detector Type
1	4500	54.68	74.00	-19.32	32.94	21.74	PK
2	5150	61.42	74.00	-12.58	37.77	23.65	PK
! 3	5184.5	115.36	74.00	41.36	91.68	23.68	PK
4	5350	59.55	74.00	-14.45	35.66	23.89	PK
5	5361	61.52	74.00	-12.48	37.63	23.89	PK
6	5460	58.80	74.00	-15.20	34.82	23.98	PK

Note:

1. All reading above 1GHz is performed with peak and/or average measurements as necessary.
2. “ * ”, means this data is the worst emission level.
3. Measurement Level = Reading Level + Correct Factor.
4. The average measurement was not performed when the peak measured data under the limit of average detection. If the readings given are average, peak measurement should also be supplied.
5. The fundamental for reference only, it’s not restricted by unwanted emission limit.

Site :	CB2-H	Engineer :	Elwin
Model No :	GT-AX6000	Test Date :	2018/8/19
Test Voltage :	AC 120V/60Hz	Polarity :	Horizontal
Test Mode :	Mode 4:TX_Non Beamforming_NSS2_ADP-65DW Y		
Note :	802.11ac(20M)_5180MHz		

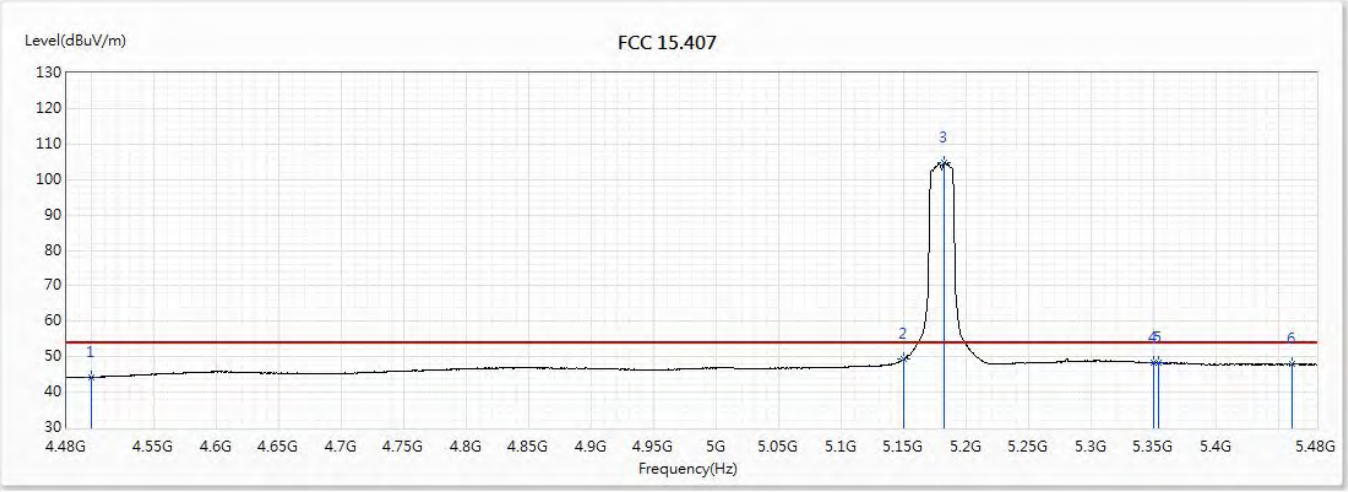

No	Frequency (MHz)	Emission Level (dBuV/m)	Limit (dBuV/m)	Margin (dB)	Reading Level (dBuV)	Correct Factor (dB)	Detector Type
1	4500	44.19	54.00	-9.81	22.45	21.74	AV
2	5150	49.30	54.00	-4.70	25.65	23.65	AV
! 3	5182	104.89	54.00	50.89	81.20	23.69	AV
4	5350	48.23	54.00	-5.77	24.34	23.89	AV
5	5353.5	48.31	54.00	-5.69	24.42	23.89	AV
6	5460	47.83	54.00	-6.17	23.85	23.98	AV

Note:

1. All reading above 1GHz is performed with peak and/or average measurements as necessary.
2. “ * ”, means this data is the worst emission level.
3. Measurement Level = Reading Level + Correct Factor.
4. The average measurement was not performed when the peak measured data under the limit of average detection. If the readings given are average, peak measurement should also be supplied.
5. The fundamental for reference only, it’s not restricted by unwanted emission limit.

Site :	CB2-H	Engineer :	Elwin
Model No :	GT-AX6000	Test Date :	2018/8/19
Test Voltage :	AC 120V/60Hz	Polarity :	Vertical
Test Mode :	Mode 4:TX_Non Beamforming_NSS2_ADP-65DW Y		
Note :	802.11ac(20M)_5180MHz		

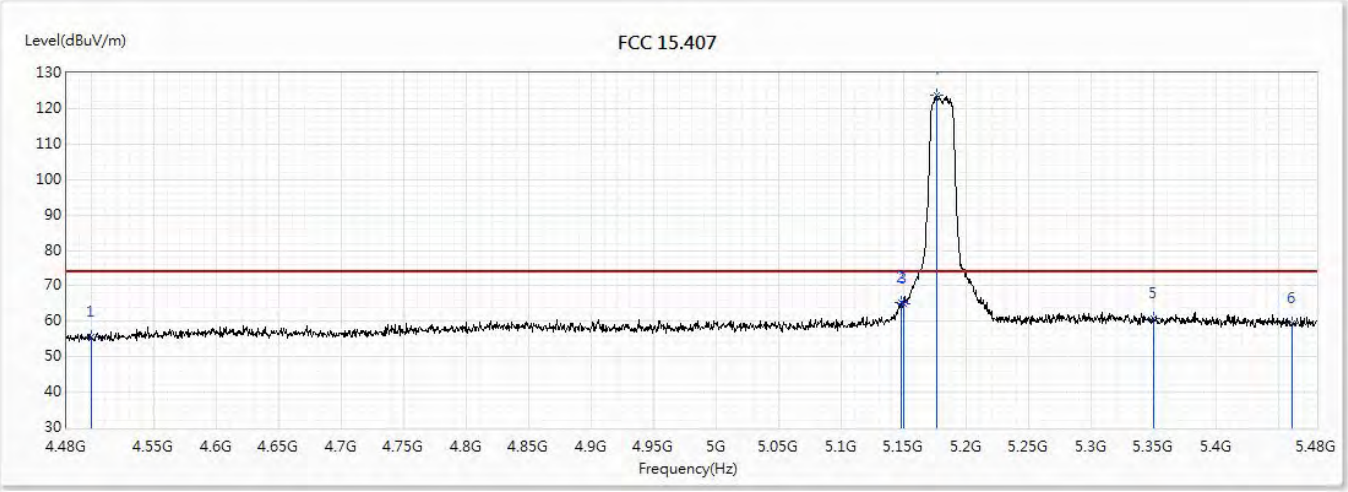

No	Frequency (MHz)	Emission Level (dBuV/m)	Limit (dBuV/m)	Margin (dB)	Reading Level (dBuV)	Correct Factor (dB)	Detector Type
1	4500	55.55	74.00	-18.45	33.81	21.74	PK
2	5147.5	65.24	74.00	-8.76	41.59	23.65	PK
3	5150	64.84	74.00	-9.16	41.19	23.65	PK
! 4	5176	123.61	74.00	49.61	99.93	23.68	PK
5	5350	60.90	74.00	-13.10	37.01	23.89	PK
6	5460	59.34	74.00	-14.66	35.36	23.98	PK

Note:

1. All reading above 1GHz is performed with peak and/or average measurements as necessary.
2. “ * ”, means this data is the worst emission level.
3. Measurement Level = Reading Level + Correct Factor.
4. The average measurement was not performed when the peak measured data under the limit of average detection. If the readings given are average, peak measurement should also be supplied.
5. The fundamental for reference only, it’s not restricted by unwanted emission limit.

Site :	CB2-H	Engineer :	Elwin
Model No :	GT-AX6000	Test Date :	2018/8/19
Test Voltage :	AC 120V/60Hz	Polarity :	Vertical
Test Mode :	Mode 4:TX_Non Beamforming_NSS2_ADP-65DW Y		
Note :	802.11ac(20M)_5180MHz		

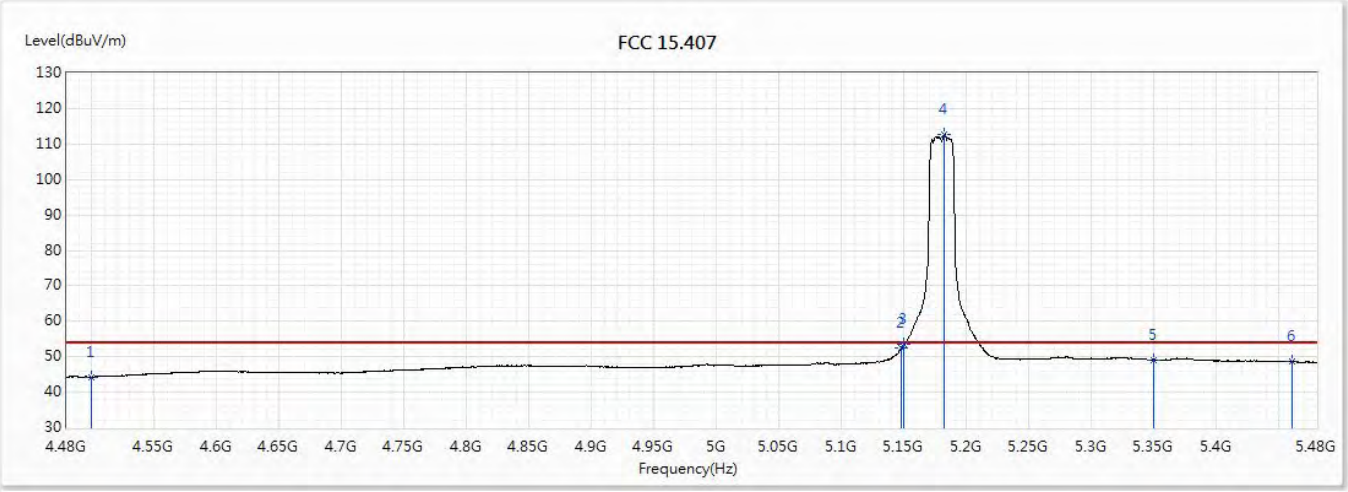

No	Frequency (MHz)	Emission Level (dBuV/m)	Limit (dBuV/m)	Margin (dB)	Reading Level (dBuV)	Correct Factor (dB)	Detector Type
1	4500	44.33	54.00	-9.67	22.59	21.74	AV
2	5148	52.40	54.00	-1.60	28.75	23.65	AV
3	5150	53.46	54.00	-0.54	29.81	23.65	AV
! 4	5182	112.82	54.00	58.82	89.13	23.69	AV
5	5350	49.19	54.00	-4.81	25.30	23.89	AV
6	5460	48.59	54.00	-5.41	24.61	23.98	AV

Note:

1. All reading above 1GHz is performed with peak and/or average measurements as necessary.
2. “ * ”, means this data is the worst emission level.
3. Measurement Level = Reading Level + Correct Factor.
4. The average measurement was not performed when the peak measured data under the limit of average detection. If the readings given are average, peak measurement should also be supplied.
5. The fundamental for reference only, it’s not restricted by unwanted emission limit.

Site :	CB2-H	Engineer :	Elwin
Model No :	GT-AX6000	Test Date :	2018/8/30
Test Voltage :	AC 120V/60Hz	Polarity :	Horizontal
Test Mode :	Mode 4:TX_Non Beamforming_NSS2_ADP-65DW Y		
Note :	802.11ac(40M)_5190MHz		

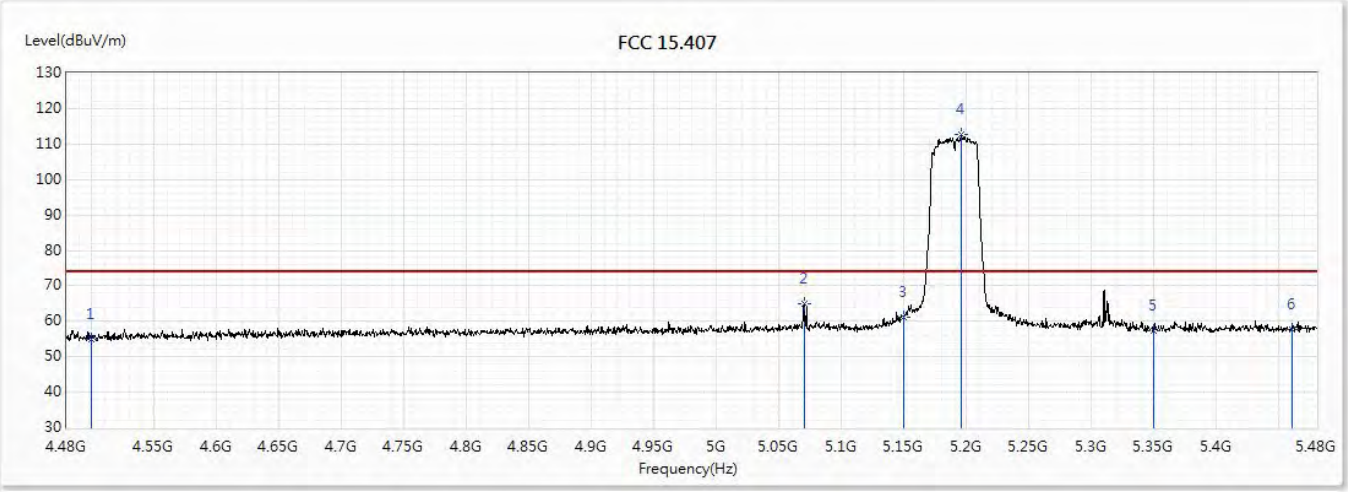

No	Frequency (MHz)	Emission Level (dBuV/m)	Limit (dBuV/m)	Margin (dB)	Reading Level (dBuV)	Correct Factor (dB)	Detector Type
1	4500	55.08	74.00	-18.92	33.34	21.74	PK
2	5070.5	64.90	74.00	-9.10	41.33	23.57	PK
3	5150	61.08	74.00	-12.92	37.43	23.65	PK
! 4	5196	112.84	74.00	38.84	89.13	23.71	PK
5	5350	57.30	74.00	-16.70	33.41	23.89	PK
6	5460	57.82	74.00	-16.18	33.84	23.98	PK

Note:

1. All reading above 1GHz is performed with peak and/or average measurements as necessary.
2. “ * ”, means this data is the worst emission level.
3. Measurement Level = Reading Level + Correct Factor.
4. The average measurement was not performed when the peak measured data under the limit of average detection. If the readings given are average, peak measurement should also be supplied.
5. The fundamental for reference only, it’s not restricted by unwanted emission limit.

Site :	CB2-H	Engineer :	Elwin
Model No :	GT-AX6000	Test Date :	2018/8/30
Test Voltage :	AC 120V/60Hz	Polarity :	Horizontal
Test Mode :	Mode 4:TX_Non Beamforming_NSS2_ADP-65DW Y		
Note :	802.11ac(40M)_5190MHz		

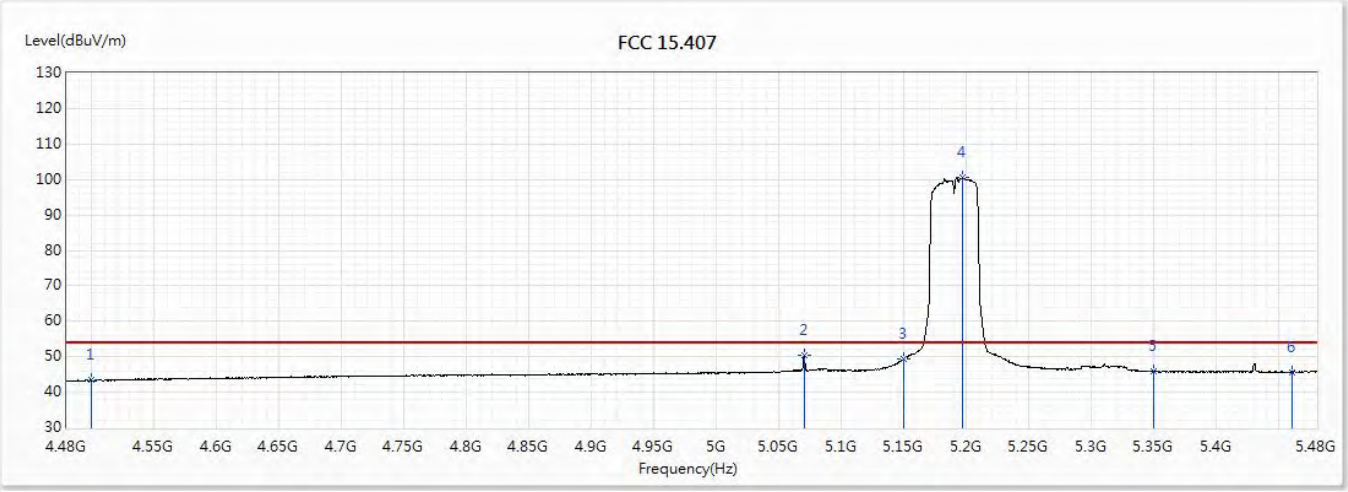

No	Frequency (MHz)	Emission Level (dBuV/m)	Limit (dBuV/m)	Margin (dB)	Reading Level (dBuV)	Correct Factor (dB)	Detector Type
1	4500	43.35	54.00	-10.65	21.61	21.74	AV
2	5070	50.30	54.00	-3.70	26.73	23.57	AV
3	5150	49.48	54.00	-4.52	25.83	23.65	AV
! 4	5196.5	100.43	54.00	46.43	76.73	23.70	AV
5	5350	45.89	54.00	-8.11	22.00	23.89	AV
6	5460	45.57	54.00	-8.43	21.59	23.98	AV

Note:

1. All reading above 1GHz is performed with peak and/or average measurements as necessary.
2. “ * ”, means this data is the worst emission level.
3. Measurement Level = Reading Level + Correct Factor.
4. The average measurement was not performed when the peak measured data under the limit of average detection. If the readings given are average, peak measurement should also be supplied.
5. The fundamental for reference only, it’s not restricted by unwanted emission limit.

Site :	CB2-H	Engineer :	Elwin
Model No :	GT-AX6000	Test Date :	2018/8/23
Test Voltage :	AC 120V/60Hz	Polarity :	Vertical
Test Mode :	Mode 4:TX_Non Beamforming_NSS2_ADP-65DW Y		
Note :	802.11ac(40M)_5190MHz		

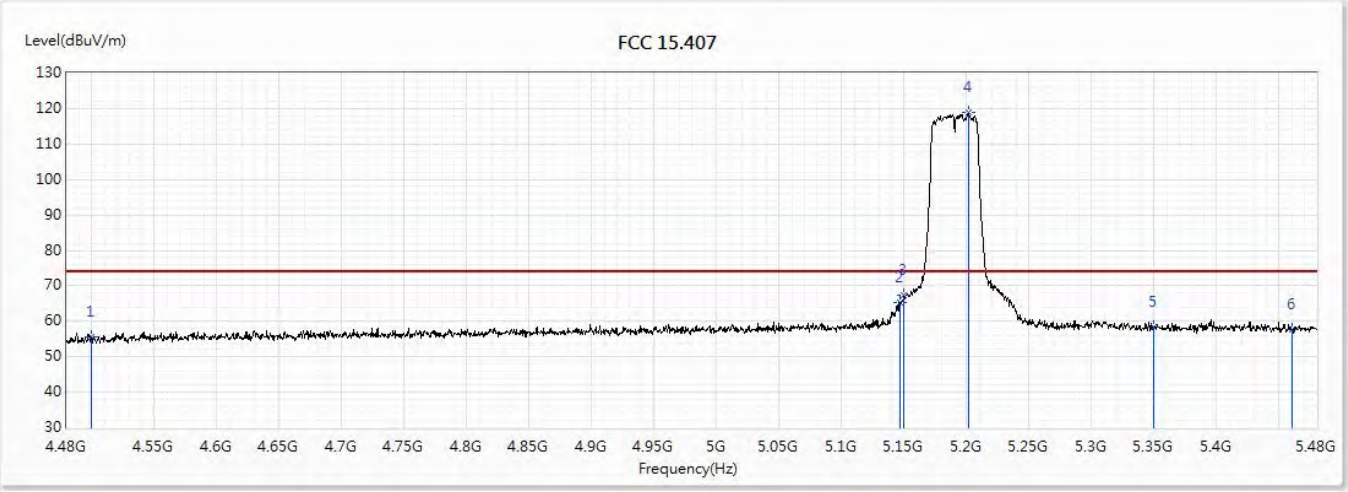

No	Frequency (MHz)	Emission Level (dBuV/m)	Limit (dBuV/m)	Margin (dB)	Reading Level (dBuV)	Correct Factor (dB)	Detector Type
1	4500	55.73	74.00	-18.27	33.99	21.74	PK
2	5146.5	65.26	74.00	-8.74	41.61	23.65	PK
3	5150	67.31	74.00	-6.69	43.66	23.65	PK
! 4	5201.5	118.86	74.00	44.86	95.15	23.71	PK
5	5350	58.46	74.00	-15.54	34.57	23.89	PK
6	5460	57.84	74.00	-16.16	33.86	23.98	PK

Note:

1. All reading above 1GHz is performed with peak and/or average measurements as necessary.
2. “ * ”, means this data is the worst emission level.
3. Measurement Level = Reading Level + Correct Factor.
4. The average measurement was not performed when the peak measured data under the limit of average detection. If the readings given are average, peak measurement should also be supplied.
5. The fundamental for reference only, it’s not restricted by unwanted emission limit.

Site :	CB2-H	Engineer :	Elwin
Model No :	GT-AX6000	Test Date :	2018/8/21
Test Voltage :	AC 120V/60Hz	Polarity :	Vertical
Test Mode :	Mode 4:TX_Non Beamforming_NSS2_ADP-65DW Y		
Note :	802.11ac(40M)_5190MHz		

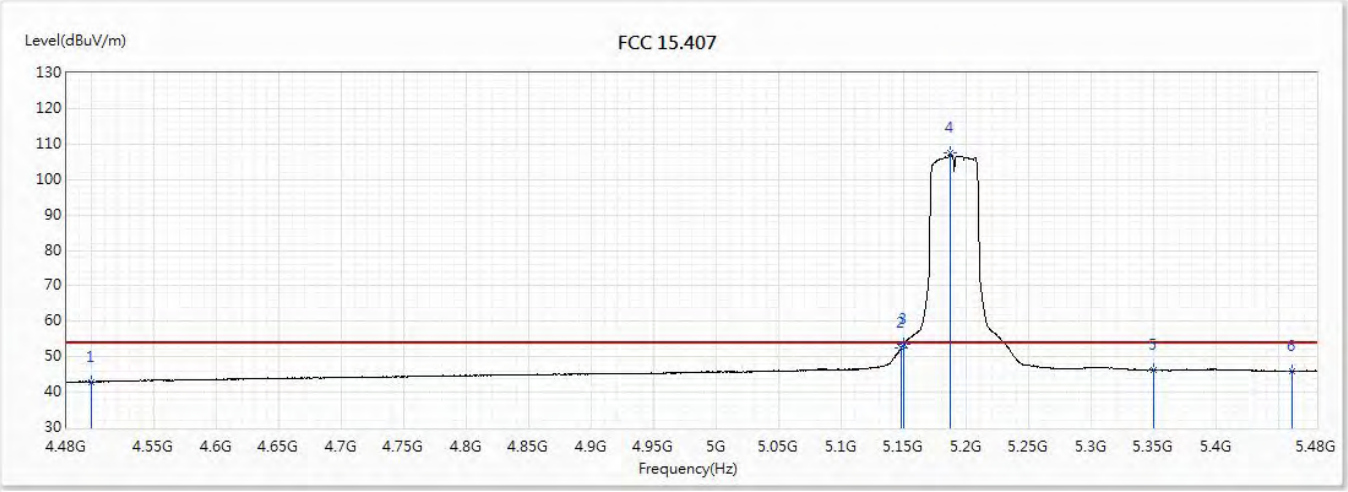

No	Frequency (MHz)	Emission Level (dBuV/m)	Limit (dBuV/m)	Margin (dB)	Reading Level (dBuV)	Correct Factor (dB)	Detector Type
1	4500	42.95	54.00	-11.05	21.21	21.74	AV
2	5148	52.66	54.00	-1.34	29.01	23.65	AV
3	5150	53.45	54.00	-0.55	29.80	23.65	AV
! 4	5186.5	107.55	54.00	53.55	83.87	23.68	AV
5	5350	46.21	54.00	-7.79	22.32	23.89	AV
6	5460	45.83	54.00	-8.17	21.85	23.98	AV

Note:

1. All reading above 1GHz is performed with peak and/or average measurements as necessary.
2. “ * ”, means this data is the worst emission level.
3. Measurement Level = Reading Level + Correct Factor.
4. The average measurement was not performed when the peak measured data under the limit of average detection. If the readings given are average, peak measurement should also be supplied.
5. The fundamental for reference only, it’s not restricted by unwanted emission limit.

Site :	CB2-H	Engineer :	Elwin
Model No :	GT-AX6000	Test Date :	2018/8/30
Test Voltage :	AC 120V/60Hz	Polarity :	Horizontal
Test Mode :	Mode 4:TX_Non Beamforming_NSS2_ADP-65DW Y		
Note :	802.11ac(80M)_5210MHz		

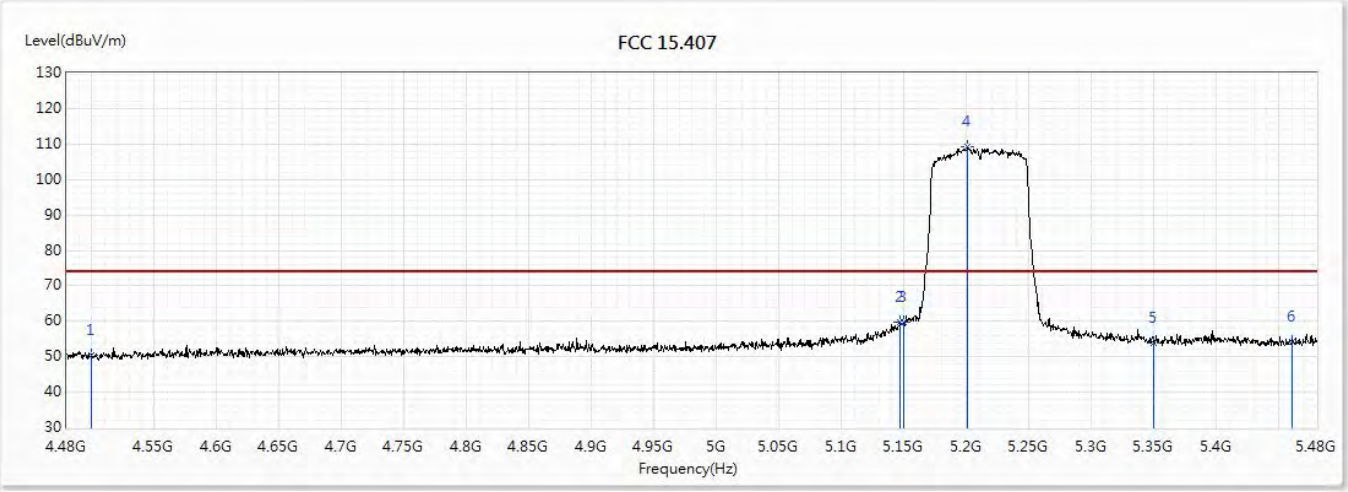

No	Frequency (MHz)	Emission Level (dBuV/m)	Limit (dBuV/m)	Margin (dB)	Reading Level (dBuV)	Correct Factor (dB)	Detector Type
1	4500	50.30	74.00	-23.70	28.56	21.74	PK
2	5147	59.75	74.00	-14.25	36.10	23.65	PK
3	5150	59.89	74.00	-14.11	36.24	23.65	PK
! 4	5201	109.14	74.00	35.14	85.43	23.71	PK
5	5350	53.78	74.00	-20.22	29.89	23.89	PK
6	5460	54.15	74.00	-19.85	30.17	23.98	PK

Note:

1. All reading above 1GHz is performed with peak and/or average measurements as necessary.
2. “ * ”, means this data is the worst emission level.
3. Measurement Level = Reading Level + Correct Factor.
4. The average measurement was not performed when the peak measured data under the limit of average detection. If the readings given are average, peak measurement should also be supplied.
5. The fundamental for reference only, it’s not restricted by unwanted emission limit.

Site :	CB2-H	Engineer :	Elwin
Model No :	GT-AX6000	Test Date :	2018/8/30
Test Voltage :	AC 120V/60Hz	Polarity :	Horizontal
Test Mode :	Mode 4:TX_Non Beamforming_NSS2_ADP-65DW Y		
Note :	802.11ac(80M)_5210MHz		

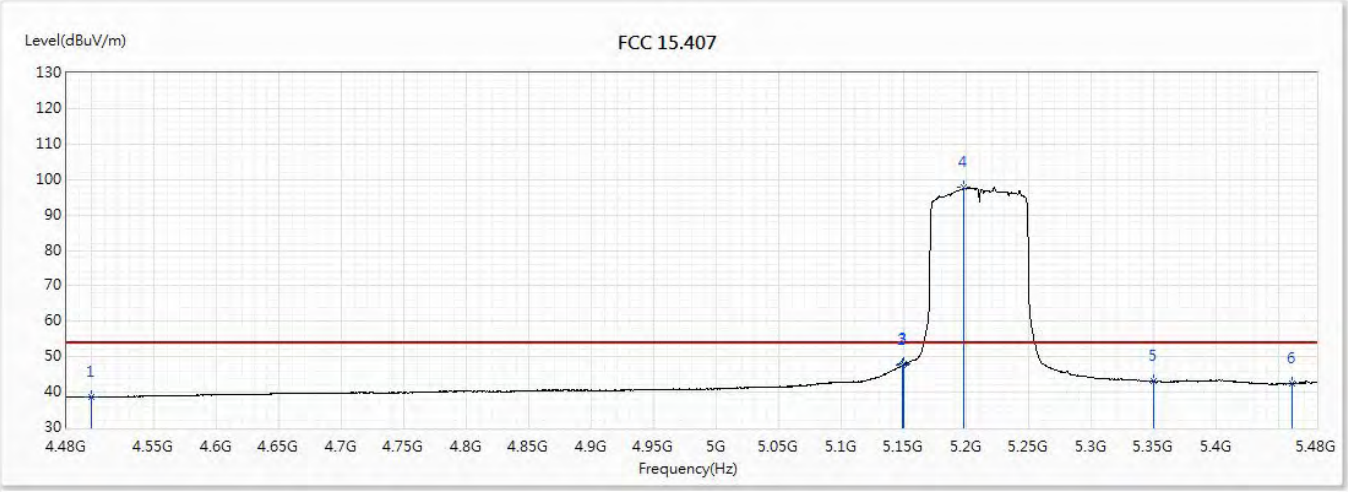

No	Frequency (MHz)	Emission Level (dBuV/m)	Limit (dBuV/m)	Margin (dB)	Reading Level (dBuV)	Correct Factor (dB)	Detector Type
1	4500	38.69	54.00	-15.31	16.95	21.74	AV
2	5148.5	47.54	54.00	-6.46	23.89	23.65	AV
3	5150	47.90	54.00	-6.10	24.25	23.65	AV
! 4	5197.5	97.80	54.00	43.80	74.10	23.70	AV
5	5350	43.01	54.00	-10.99	19.12	23.89	AV
6	5460	42.46	54.00	-11.54	18.48	23.98	AV

Note:

1. All reading above 1GHz is performed with peak and/or average measurements as necessary.
2. “ * ”, means this data is the worst emission level.
3. Measurement Level = Reading Level + Correct Factor.
4. The average measurement was not performed when the peak measured data under the limit of average detection. If the readings given are average, peak measurement should also be supplied.
5. The fundamental for reference only, it’s not restricted by unwanted emission limit.

Site :	CB2-H	Engineer :	Elwin
Model No :	GT-AX6000	Test Date :	2018/8/23
Test Voltage :	AC 120V/60Hz	Polarity :	Vertical
Test Mode :	Mode 4:TX_Non Beamforming_NSS2_ADP-65DW Y		
Note :	802.11ac(80M)_5210MHz		

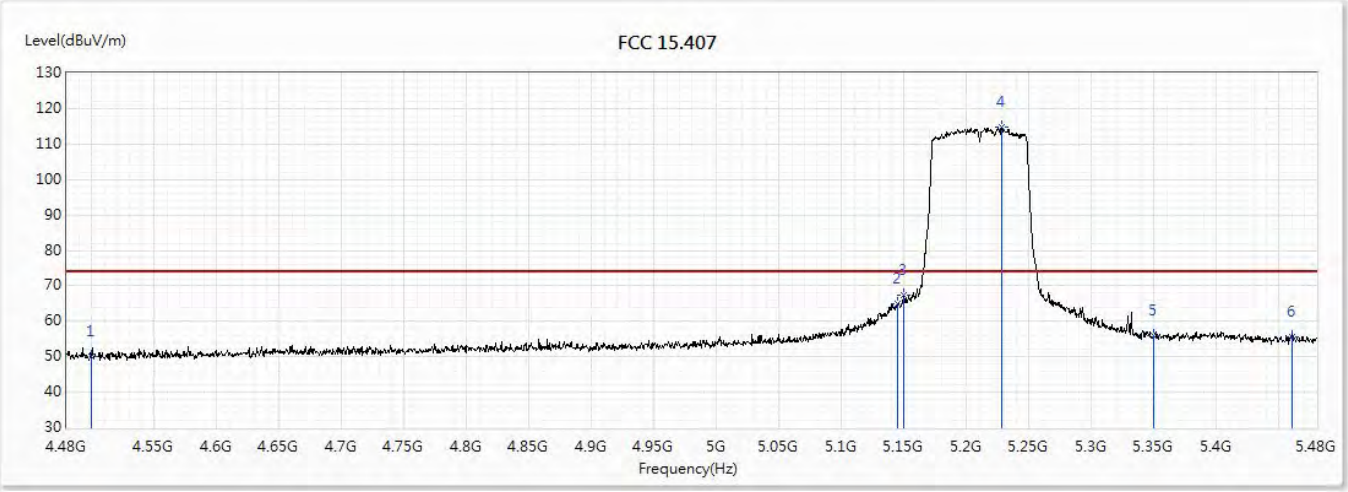

No	Frequency (MHz)	Emission Level (dBuV/m)	Limit (dBuV/m)	Margin (dB)	Reading Level (dBuV)	Correct Factor (dB)	Detector Type
1	4500	49.90	74.00	-24.10	28.16	21.74	PK
2	5145	64.91	74.00	-9.09	41.27	23.64	PK
3	5150	67.31	74.00	-6.69	43.66	23.65	PK
! 4	5228	114.94	74.00	40.94	91.20	23.74	PK
5	5350	55.81	74.00	-18.19	31.92	23.89	PK
6	5460	55.62	74.00	-18.38	31.64	23.98	PK

Note:

1. All reading above 1GHz is performed with peak and/or average measurements as necessary.
2. “ * ”, means this data is the worst emission level.
3. Measurement Level = Reading Level + Correct Factor.
4. The average measurement was not performed when the peak measured data under the limit of average detection. If the readings given are average, peak measurement should also be supplied.
5. The fundamental for reference only, it’s not restricted by unwanted emission limit.

Site :	CB2-H	Engineer :	Elwin
Model No :	GT-AX6000	Test Date :	2018/8/23
Test Voltage :	AC 120V/60Hz	Polarity :	Vertical
Test Mode :	Mode 4:TX_Non Beamforming_NSS2_ADP-65DW Y		
Note :	802.11ac(80M)_5210MHz		

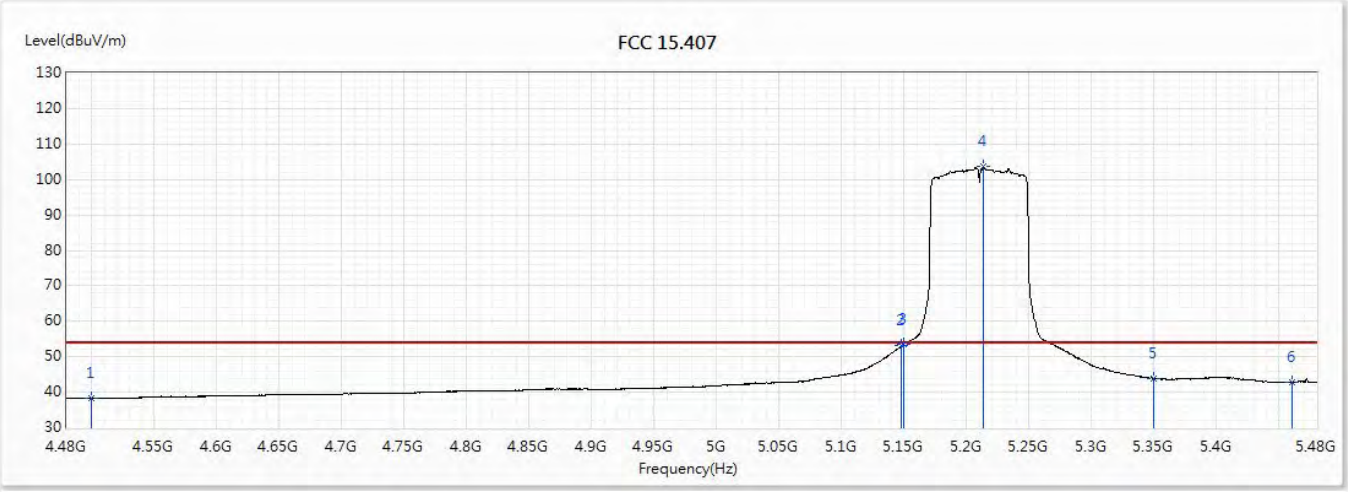

No	Frequency (MHz)	Emission Level (dBuV/m)	Limit (dBuV/m)	Margin (dB)	Reading Level (dBuV)	Correct Factor (dB)	Detector Type
1	4500	38.33	54.00	-15.67	16.59	21.74	AV
2	5147.5	53.06	54.00	-0.94	29.41	23.65	AV
3	5150	53.64	54.00	-0.36	29.99	23.65	AV
! 4	5213.5	103.73	54.00	49.73	80.00	23.73	AV
5	5350	43.88	54.00	-10.12	19.99	23.89	AV
6	5460	42.96	54.00	-11.04	18.98	23.98	AV

Note:

1. All reading above 1GHz is performed with peak and/or average measurements as necessary.
2. “ * ”, means this data is the worst emission level.
3. Measurement Level = Reading Level + Correct Factor.
4. The average measurement was not performed when the peak measured data under the limit of average detection. If the readings given are average, peak measurement should also be supplied.
5. The fundamental for reference only, it’s not restricted by unwanted emission limit.

Site :	CB2-H	Engineer :	Elwin
Model No :	GT-AX6000	Test Date :	2018/8/19
Test Voltage :	AC 120V/60Hz	Polarity :	Horizontal
Test Mode :	Mode 4:TX_Non Beamforming_NSS2_ADP-65DW Y		
Note :	802.11ax(20M)_5180MHz		

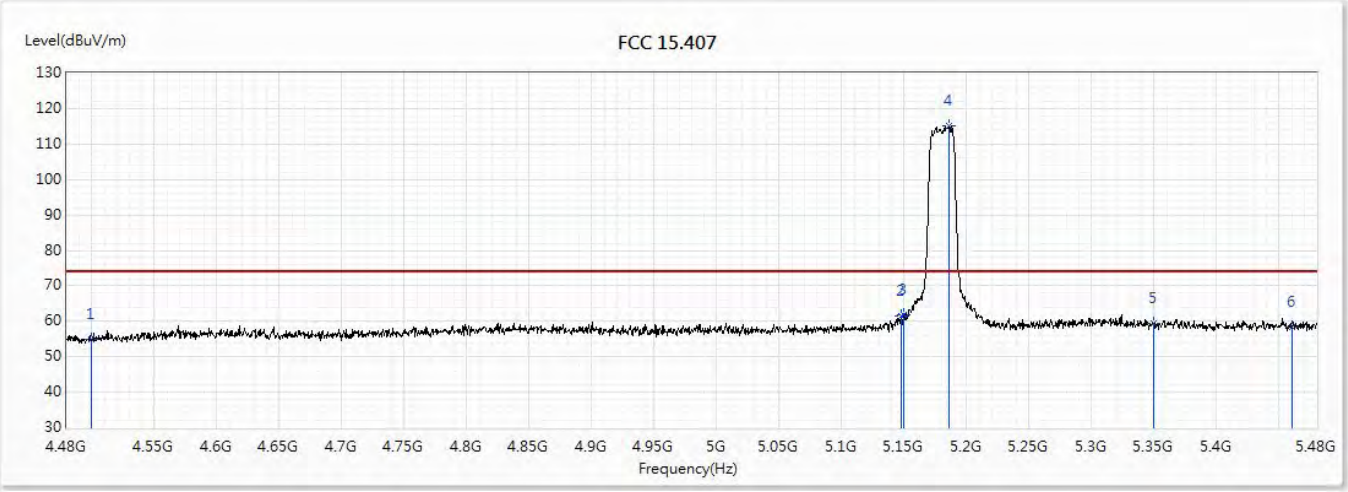

No	Frequency (MHz)	Emission Level (dBuV/m)	Limit (dBuV/m)	Margin (dB)	Reading Level (dBuV)	Correct Factor (dB)	Detector Type
1	4500	54.97	74.00	-19.03	33.23	21.74	PK
2	5147.5	61.56	74.00	-12.44	37.91	23.65	PK
3	5150	61.85	74.00	-12.15	38.20	23.65	PK
! 4	5185.5	115.25	74.00	41.25	91.57	23.68	PK
5	5350	59.53	74.00	-14.47	35.64	23.89	PK
6	5460	58.46	74.00	-15.54	34.48	23.98	PK

Note:

1. All reading above 1GHz is performed with peak and/or average measurements as necessary.
2. “ * ”, means this data is the worst emission level.
3. Measurement Level = Reading Level + Correct Factor.
4. The average measurement was not performed when the peak measured data under the limit of average detection. If the readings given are average, peak measurement should also be supplied.
5. The fundamental for reference only, it’s not restricted by unwanted emission limit.

Site :	CB2-H	Engineer :	Elwin
Model No :	GT-AX6000	Test Date :	2018/8/19
Test Voltage :	AC 120V/60Hz	Polarity :	Horizontal
Test Mode :	Mode 4:TX_Non Beamforming_NSS2_ADP-65DW Y		
Note :	802.11ax(20M)_5180MHz		

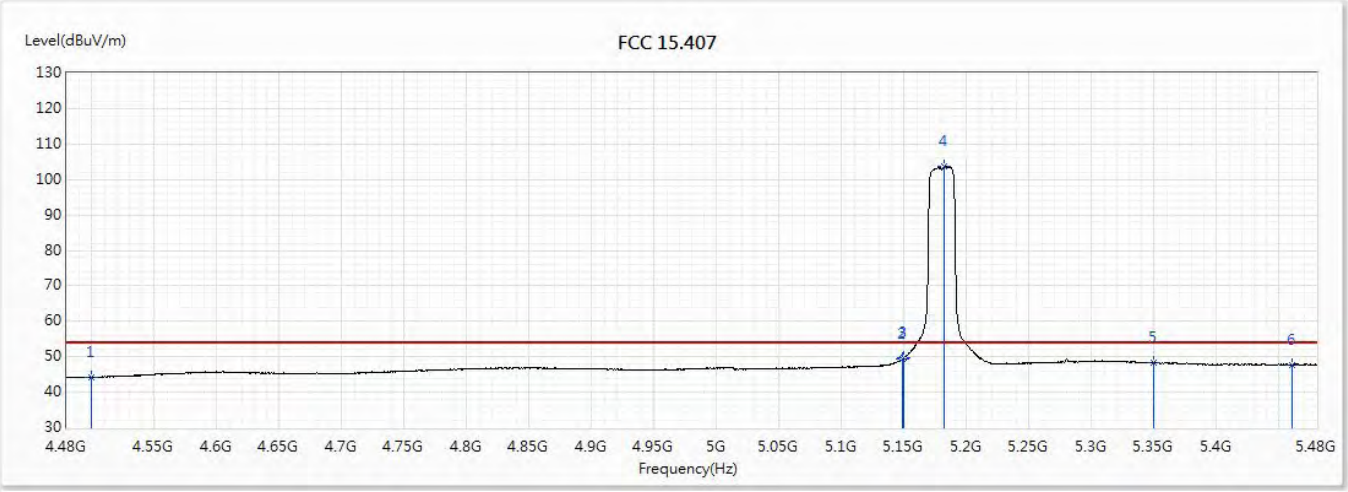

No	Frequency (MHz)	Emission Level (dBuV/m)	Limit (dBuV/m)	Margin (dB)	Reading Level (dBuV)	Correct Factor (dB)	Detector Type
1	4500	44.10	54.00	-9.90	22.36	21.74	AV
2	5149	49.46	54.00	-4.54	25.81	23.65	AV
3	5150	49.61	54.00	-4.39	25.96	23.65	AV
! 4	5182	103.70	54.00	49.70	80.01	23.69	AV
5	5350	48.19	54.00	-5.81	24.30	23.89	AV
6	5460	47.78	54.00	-6.22	23.80	23.98	AV

Note:

1. All reading above 1GHz is performed with peak and/or average measurements as necessary.
2. “ * ”, means this data is the worst emission level.
3. Measurement Level = Reading Level + Correct Factor.
4. The average measurement was not performed when the peak measured data under the limit of average detection. If the readings given are average, peak measurement should also be supplied.
5. The fundamental for reference only, it’s not restricted by unwanted emission limit.

Site :	CB2-H	Engineer :	Elwin
Model No :	GT-AX6000	Test Date :	2018/8/19
Test Voltage :	AC 120V/60Hz	Polarity :	Vertical
Test Mode :	Mode 4:TX_Non Beamforming_NSS2_ADP-65DW Y		
Note :	802.11ax(20M)_5180MHz		

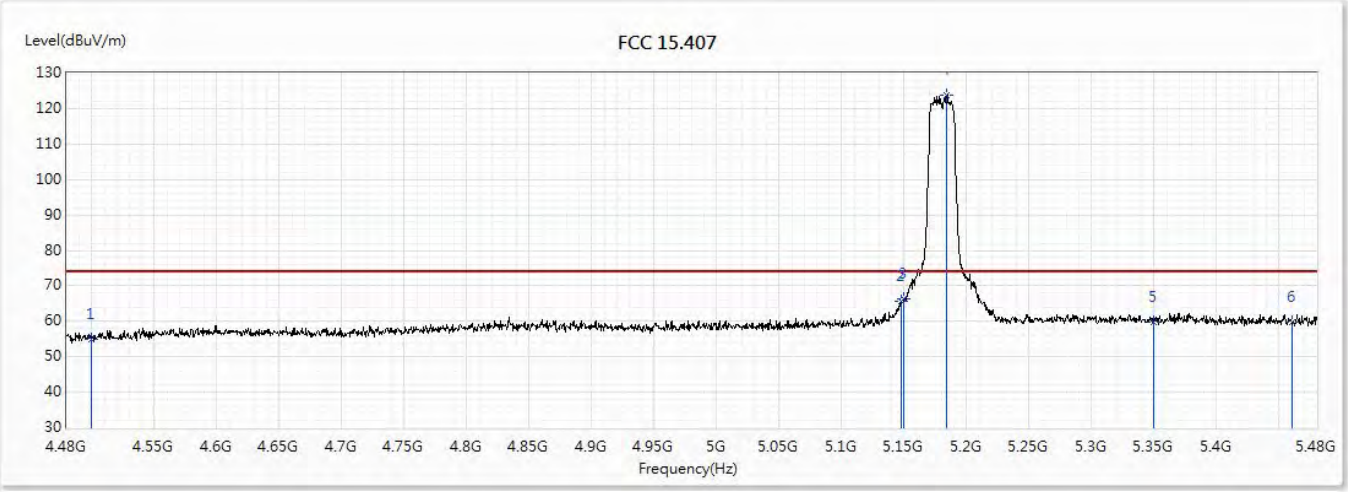

No	Frequency (MHz)	Emission Level (dBuV/m)	Limit (dBuV/m)	Margin (dB)	Reading Level (dBuV)	Correct Factor (dB)	Detector Type
1	4500	54.76	74.00	-19.24	33.02	21.74	PK
2	5148	65.77	74.00	-8.23	42.12	23.65	PK
3	5150	66.37	74.00	-7.63	42.72	23.65	PK
! 4	5184	123.66	74.00	49.66	99.98	23.68	PK
5	5350	59.90	74.00	-14.10	36.01	23.89	PK
6	5460	59.71	74.00	-14.29	35.73	23.98	PK

Note:

1. All reading above 1GHz is performed with peak and/or average measurements as necessary.
2. “ * ”, means this data is the worst emission level.
3. Measurement Level = Reading Level + Correct Factor.
4. The average measurement was not performed when the peak measured data under the limit of average detection. If the readings given are average, peak measurement should also be supplied.
5. The fundamental for reference only, it’s not restricted by unwanted emission limit.

Site :	CB2-H	Engineer :	Elwin
Model No :	GT-AX6000	Test Date :	2018/8/19
Test Voltage :	AC 120V/60Hz	Polarity :	Vertical
Test Mode :	Mode 4:TX_Non Beamforming_NSS2_ADP-65DW Y		
Note :	802.11ax(20M)_5180MHz		

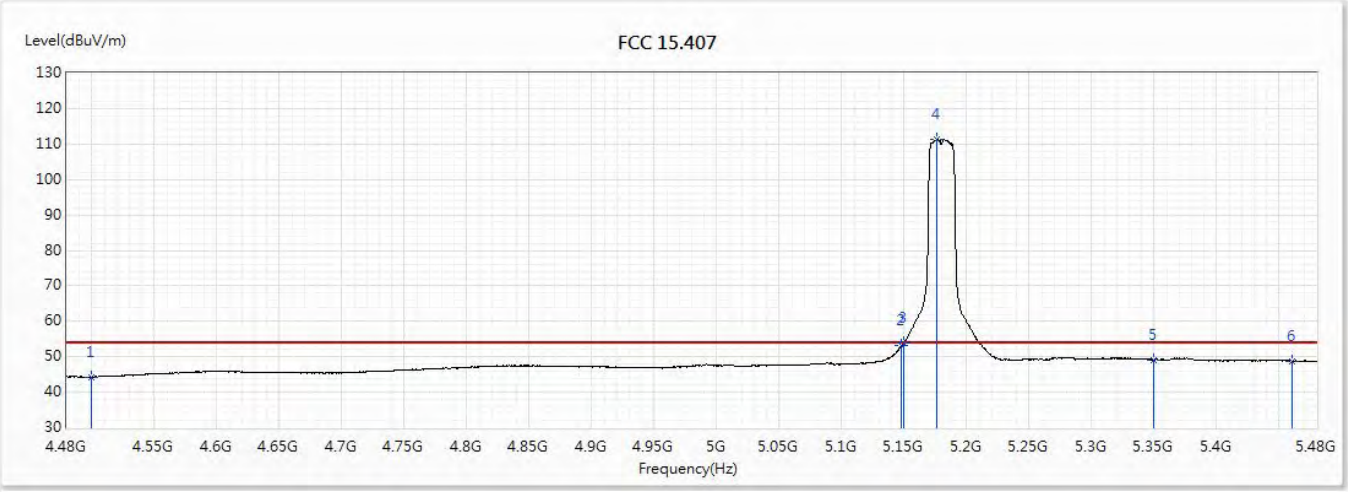

No	Frequency (MHz)	Emission Level (dBuV/m)	Limit (dBuV/m)	Margin (dB)	Reading Level (dBuV)	Correct Factor (dB)	Detector Type
1	4500	44.24	54.00	-9.76	22.50	21.74	AV
2	5148	53.11	54.00	-0.89	29.46	23.65	AV
3	5150	53.79	54.00	-0.21	30.14	23.65	AV
! 4	5176.5	111.28	54.00	57.28	87.60	23.68	AV
5	5350	49.13	54.00	-4.87	25.24	23.89	AV
6	5460	48.78	54.00	-5.22	24.80	23.98	AV

Note:

1. All reading above 1GHz is performed with peak and/or average measurements as necessary.
2. “ * ”, means this data is the worst emission level.
3. Measurement Level = Reading Level + Correct Factor.
4. The average measurement was not performed when the peak measured data under the limit of average detection. If the readings given are average, peak measurement should also be supplied.
5. The fundamental for reference only, it’s not restricted by unwanted emission limit.

Site :	CB2-H	Engineer :	Elwin
Model No :	GT-AX6000	Test Date :	2018/8/30
Test Voltage :	AC 120V/60Hz	Polarity :	Horizontal
Test Mode :	Mode 4:TX_Non Beamforming_NSS2_ADP-65DW Y		
Note :	802.11ax(40M)_5190MHz		

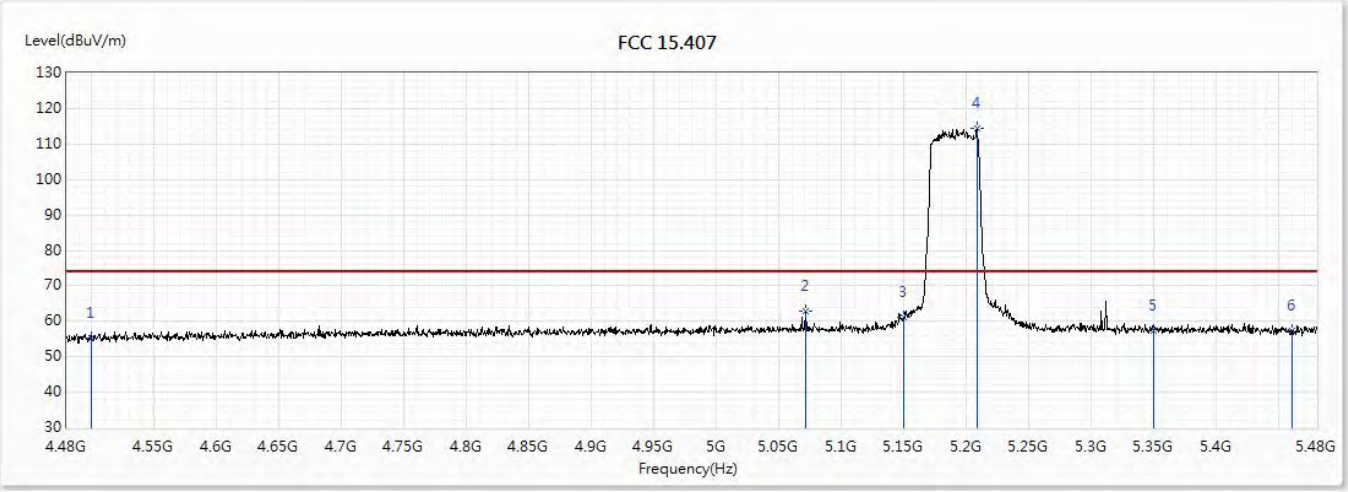

No	Frequency (MHz)	Emission Level (dBuV/m)	Limit (dBuV/m)	Margin (dB)	Reading Level (dBuV)	Correct Factor (dB)	Detector Type
1	4500	55.24	74.00	-18.76	33.50	21.74	PK
2	5071.5	62.92	74.00	-11.08	39.34	23.58	PK
3	5150	61.03	74.00	-12.97	37.38	23.65	PK
! 4	5208	114.37	74.00	40.37	90.65	23.72	PK
5	5350	57.17	74.00	-16.83	33.28	23.89	PK
6	5460	57.18	74.00	-16.82	33.20	23.98	PK

Note:

1. All reading above 1GHz is performed with peak and/or average measurements as necessary.
2. “ * ”, means this data is the worst emission level.
3. Measurement Level = Reading Level + Correct Factor.
4. The average measurement was not performed when the peak measured data under the limit of average detection. If the readings given are average, peak measurement should also be supplied.
5. The fundamental for reference only, it’s not restricted by unwanted emission limit.

Site :	CB2-H	Engineer :	Elwin
Model No :	GT-AX6000	Test Date :	2018/8/30
Test Voltage :	AC 120V/60Hz	Polarity :	Horizontal
Test Mode :	Mode 4:TX_Non Beamforming_NSS2_ADP-65DW Y		
Note :	802.11ax(40M)_5190MHz		

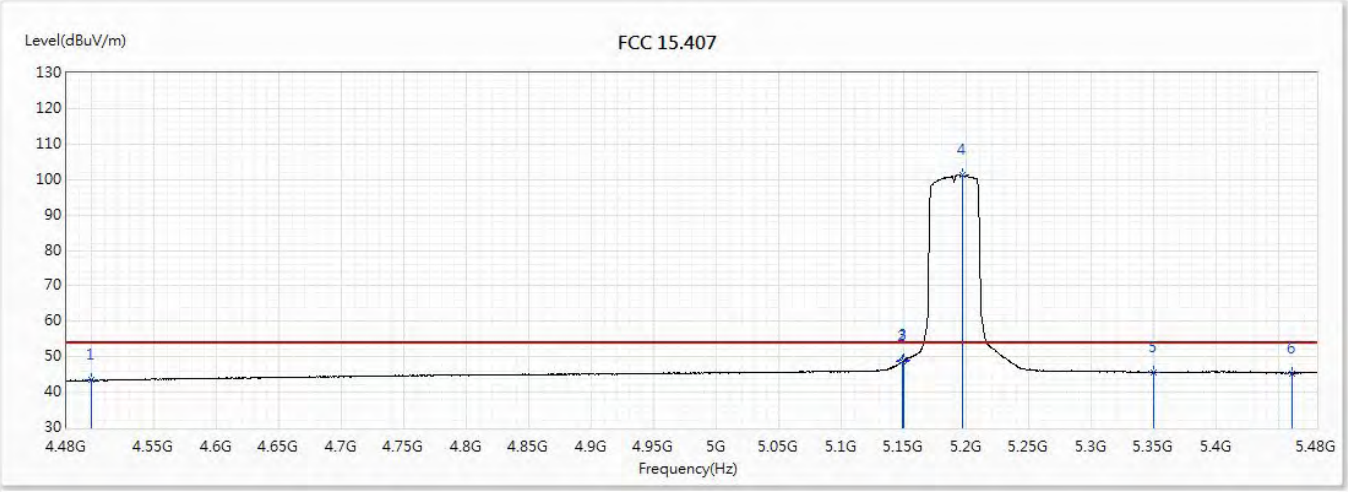

No	Frequency (MHz)	Emission Level (dBuV/m)	Limit (dBuV/m)	Margin (dB)	Reading Level (dBuV)	Correct Factor (dB)	Detector Type
1	4500	43.39	54.00	-10.61	21.65	21.74	AV
2	5148.5	48.59	54.00	-5.41	24.94	23.65	AV
3	5150	48.92	54.00	-5.08	25.27	23.65	AV
! 4	5196.5	101.23	54.00	47.23	77.53	23.70	AV
5	5350	45.55	54.00	-8.45	21.66	23.89	AV
6	5460	45.36	54.00	-8.64	21.38	23.98	AV

Note:

1. All reading above 1GHz is performed with peak and/or average measurements as necessary.
2. “ * ”, means this data is the worst emission level.
3. Measurement Level = Reading Level + Correct Factor.
4. The average measurement was not performed when the peak measured data under the limit of average detection. If the readings given are average, peak measurement should also be supplied.
5. The fundamental for reference only, it’s not restricted by unwanted emission limit.

Site :	CB2-H	Engineer :	Elwin
Model No :	GT-AX6000	Test Date :	2018/8/23
Test Voltage :	AC 120V/60Hz	Polarity :	Vertical
Test Mode :	Mode 4:TX_Non Beamforming_NSS2_ADP-65DW Y		
Note :	802.11ax(40M)_5190MHz		

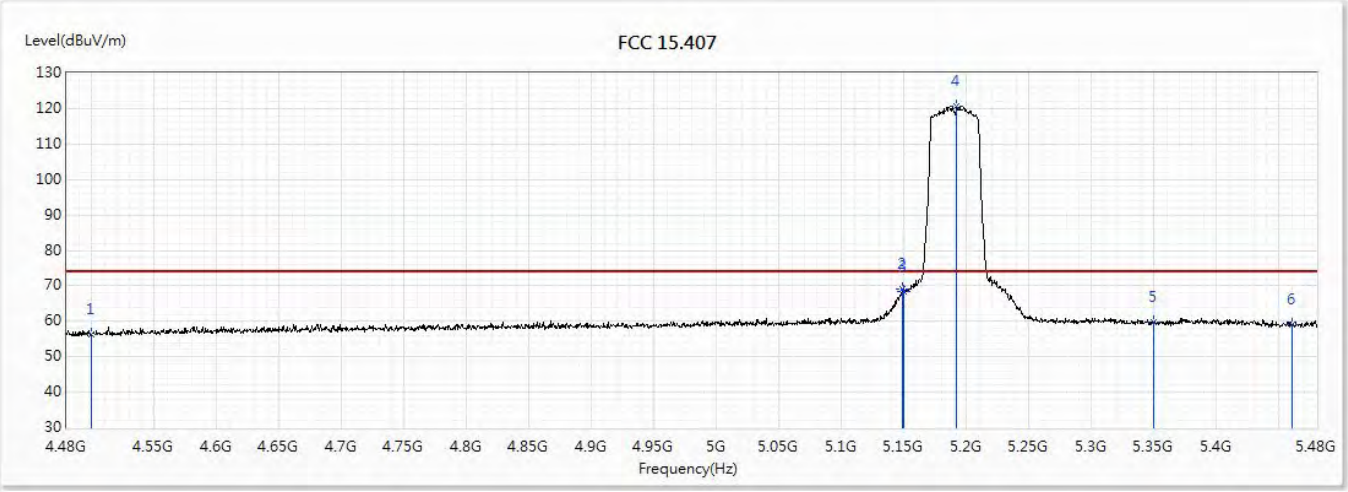

No	Frequency (MHz)	Emission Level (dBuV/m)	Limit (dBuV/m)	Margin (dB)	Reading Level (dBuV)	Correct Factor (dB)	Detector Type
1	4500	56.21	74.00	-17.79	34.47	21.74	PK
2	5149	69.12	74.00	-4.88	45.47	23.65	PK
3	5150	68.24	74.00	-5.76	44.59	23.65	PK
! 4	5192	120.51	74.00	46.51	96.81	23.70	PK
5	5350	59.70	74.00	-14.30	35.81	23.89	PK
6	5460	59.10	74.00	-14.90	35.12	23.98	PK

Note:

1. All reading above 1GHz is performed with peak and/or average measurements as necessary.
2. “ * ”, means this data is the worst emission level.
3. Measurement Level = Reading Level + Correct Factor.
4. The average measurement was not performed when the peak measured data under the limit of average detection. If the readings given are average, peak measurement should also be supplied.
5. The fundamental for reference only, it’s not restricted by unwanted emission limit.

Site :	CB2-H	Engineer :	Elwin
Model No :	GT-AX6000	Test Date :	2018/8/23
Test Voltage :	AC 120V/60Hz	Polarity :	Vertical
Test Mode :	Mode 4:TX_Non Beamforming_NSS2_ADP-65DW Y		
Note :	802.11ax(40M)_5190MHz		

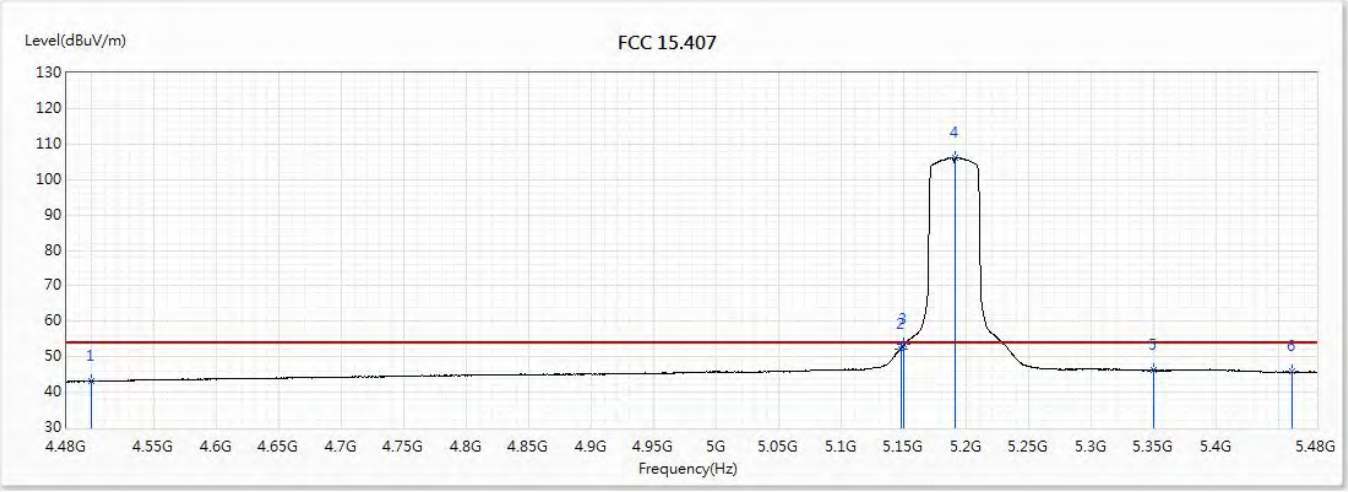

No	Frequency (MHz)	Emission Level (dBuV/m)	Limit (dBuV/m)	Margin (dB)	Reading Level (dBuV)	Correct Factor (dB)	Detector Type
1	4500	43.17	54.00	-10.83	21.43	21.74	AV
2	5147.5	52.28	54.00	-1.72	28.63	23.65	AV
3	5150	53.40	54.00	-0.60	29.75	23.65	AV
! 4	5191	106.18	54.00	52.18	82.48	23.70	AV
5	5350	46.14	54.00	-7.86	22.25	23.89	AV
6	5460	45.80	54.00	-8.20	21.82	23.98	AV

Note:

1. All reading above 1GHz is performed with peak and/or average measurements as necessary.
2. “ * ”, means this data is the worst emission level.
3. Measurement Level = Reading Level + Correct Factor.
4. The average measurement was not performed when the peak measured data under the limit of average detection. If the readings given are average, peak measurement should also be supplied.
5. The fundamental for reference only, it’s not restricted by unwanted emission limit.

Site :	CB2-H	Engineer :	Elwin
Model No :	GT-AX6000	Test Date :	2018/8/30
Test Voltage :	AC 120V/60Hz	Polarity :	Horizontal
Test Mode :	Mode 4:TX_Non Beamforming_NSS2_ADP-65DW Y		
Note :	802.11ax(80M)_5210MHz		

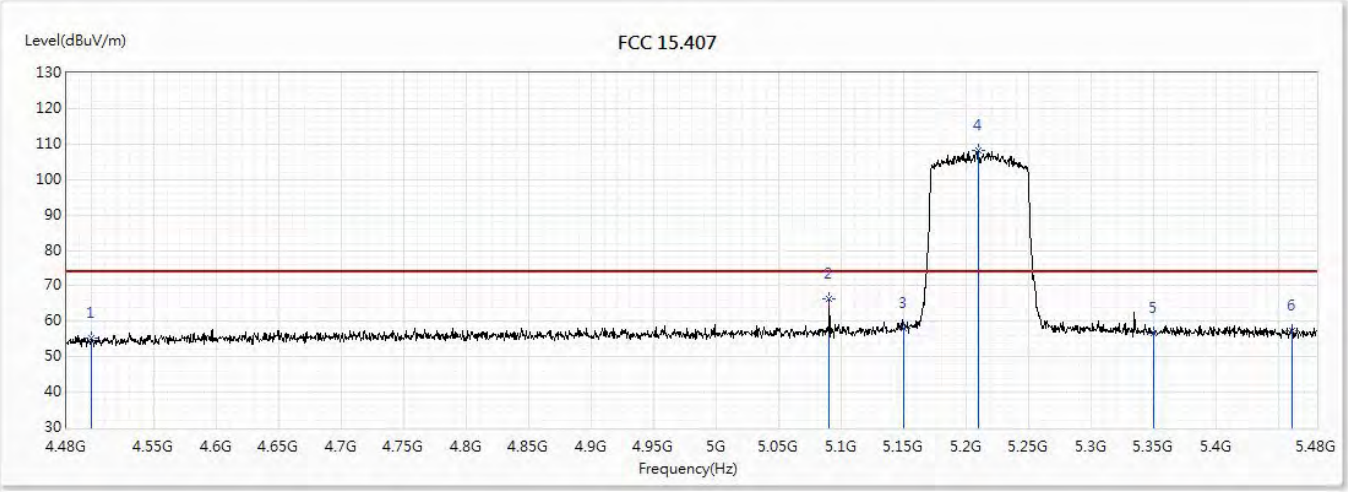

No	Frequency (MHz)	Emission Level (dBuV/m)	Limit (dBuV/m)	Margin (dB)	Reading Level (dBuV)	Correct Factor (dB)	Detector Type
1	4500	55.27	74.00	-18.73	33.53	21.74	PK
2	5090	66.18	74.00	-7.82	42.59	23.59	PK
3	5150	58.11	74.00	-15.89	34.46	23.65	PK
! 4	5209	108.05	74.00	34.05	84.34	23.71	PK
5	5350	56.77	74.00	-17.23	32.88	23.89	PK
6	5460	57.34	74.00	-16.66	33.36	23.98	PK

Note:

1. All reading above 1GHz is performed with peak and/or average measurements as necessary.
2. “ * ”, means this data is the worst emission level.
3. Measurement Level = Reading Level + Correct Factor.
4. The average measurement was not performed when the peak measured data under the limit of average detection. If the readings given are average, peak measurement should also be supplied.
5. The fundamental for reference only, it’s not restricted by unwanted emission limit.

Site :	CB2-H	Engineer :	Elwin
Model No :	GT-AX6000	Test Date :	2018/8/30
Test Voltage :	AC 120V/60Hz	Polarity :	Horizontal
Test Mode :	Mode 4:TX_Non Beamforming_NSS2_ADP-65DW Y		
Note :	802.11ax(80M)_5210MHz		

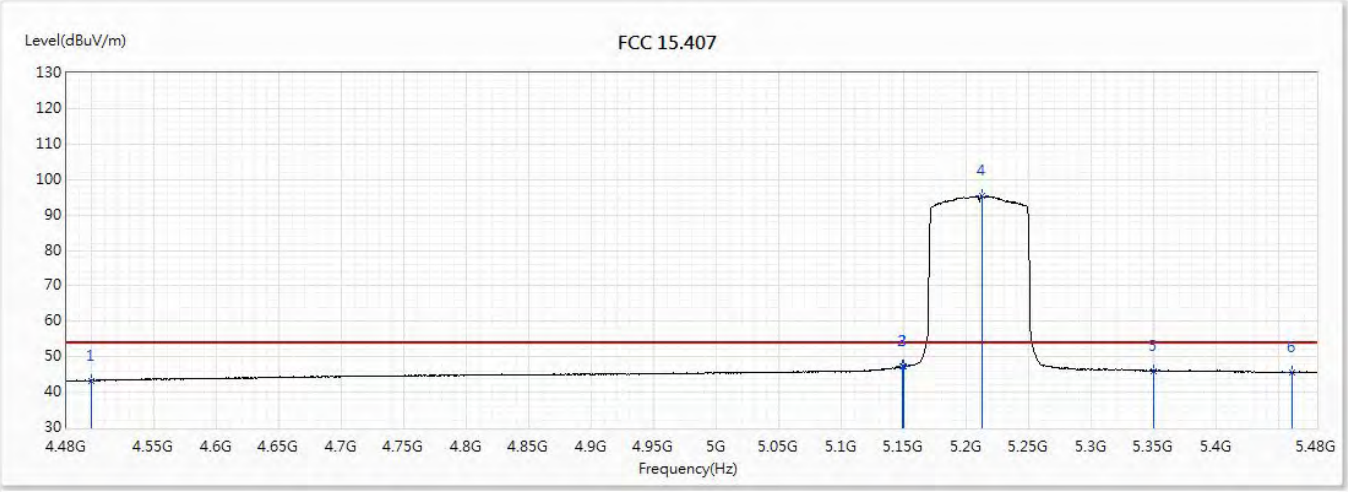

No	Frequency (MHz)	Emission Level (dBuV/m)	Limit (dBuV/m)	Margin (dB)	Reading Level (dBuV)	Correct Factor (dB)	Detector Type
1	4500	43.32	54.00	-10.68	21.58	21.74	AV
2	5148.5	47.27	54.00	-6.73	23.62	23.65	AV
3	5150	47.19	54.00	-6.81	23.54	23.65	AV
! 4	5212	95.48	54.00	41.48	71.76	23.72	AV
5	5350	46.08	54.00	-7.92	22.19	23.89	AV
6	5460	45.49	54.00	-8.51	21.51	23.98	AV

Note:

1. All reading above 1GHz is performed with peak and/or average measurements as necessary.
2. “ * ”, means this data is the worst emission level.
3. Measurement Level = Reading Level + Correct Factor.
4. The average measurement was not performed when the peak measured data under the limit of average detection. If the readings given are average, peak measurement should also be supplied.
5. The fundamental for reference only, it’s not restricted by unwanted emission limit.

Site :	CB2-H	Engineer :	Elwin
Model No :	GT-AX6000	Test Date :	2018/8/23
Test Voltage :	AC 120V/60Hz	Polarity :	Vertical
Test Mode :	Mode 4:TX_Non Beamforming_NSS2_ADP-65DW Y		
Note :	802.11ax(80M)_5210MHz		

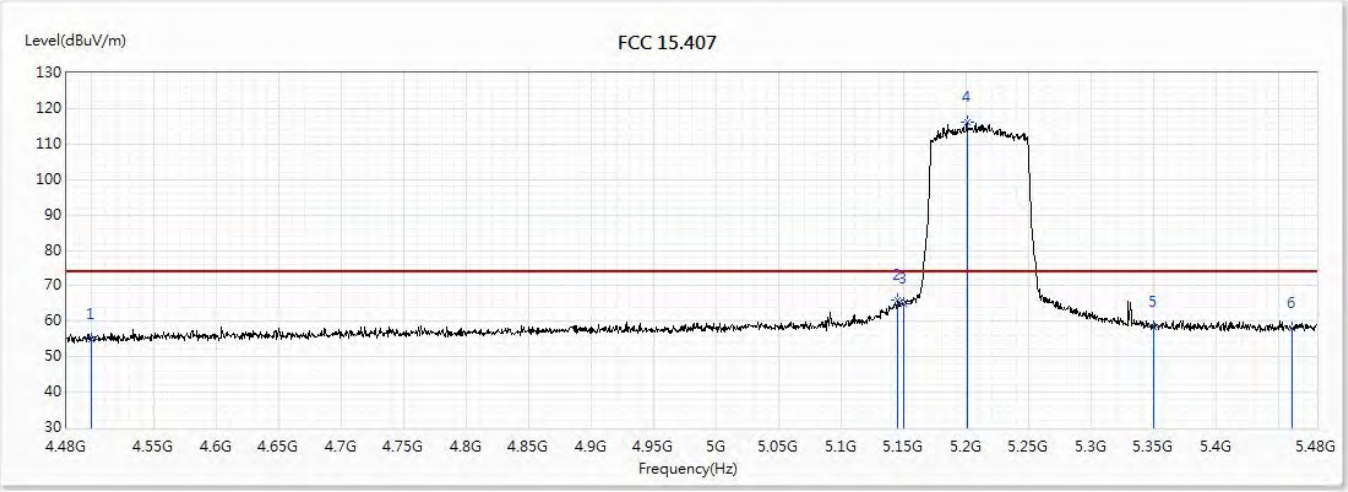

No	Frequency (MHz)	Emission Level (dBuV/m)	Limit (dBuV/m)	Margin (dB)	Reading Level (dBuV)	Correct Factor (dB)	Detector Type
1	4500	54.89	74.00	-19.11	33.15	21.74	PK
2	5145	66.04	74.00	-7.96	42.40	23.64	PK
3	5150	64.95	74.00	-9.05	41.30	23.65	PK
! 4	5200.5	116.31	74.00	42.31	92.61	23.70	PK
5	5350	58.54	74.00	-15.46	34.65	23.89	PK
6	5460	57.97	74.00	-16.03	33.99	23.98	PK

Note:

1. All reading above 1GHz is performed with peak and/or average measurements as necessary.
2. “ * ”, means this data is the worst emission level.
3. Measurement Level = Reading Level + Correct Factor.
4. The average measurement was not performed when the peak measured data under the limit of average detection. If the readings given are average, peak measurement should also be supplied.
5. The fundamental for reference only, it’s not restricted by unwanted emission limit.

Site :	CB2-H	Engineer :	Elwin
Model No :	GT-AX6000	Test Date :	2018/8/23
Test Voltage :	AC 120V/60Hz	Polarity :	Vertical
Test Mode :	Mode 4:TX_Non Beamforming_NSS2_ADP-65DW Y		
Note :	802.11ax(80M)_5210MHz		

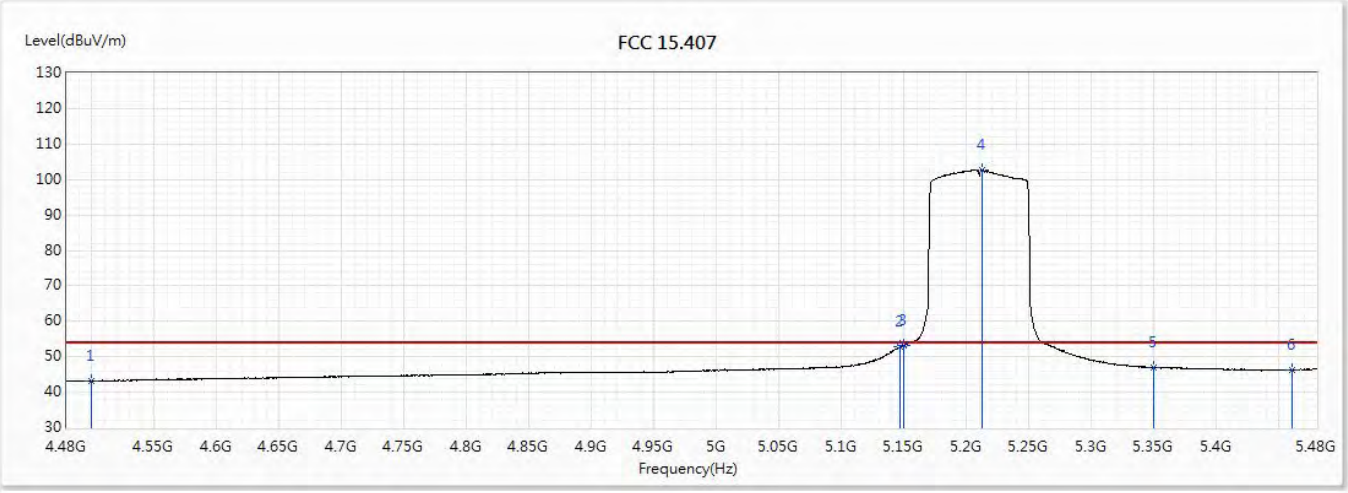

No	Frequency (MHz)	Emission Level (dBuV/m)	Limit (dBuV/m)	Margin (dB)	Reading Level (dBuV)	Correct Factor (dB)	Detector Type
1	4500	43.10	54.00	-10.90	21.36	21.74	AV
2	5147	52.79	54.00	-1.21	29.14	23.65	AV
3	5150	53.32	54.00	-0.68	29.67	23.65	AV
! 4	5212	102.70	54.00	48.70	78.98	23.72	AV
5	5350	46.94	54.00	-7.06	23.05	23.89	AV
6	5460	46.23	54.00	-7.77	22.25	23.98	AV

Note:

1. All reading above 1GHz is performed with peak and/or average measurements as necessary.
2. “ * ”, means this data is the worst emission level.
3. Measurement Level = Reading Level + Correct Factor.
4. The average measurement was not performed when the peak measured data under the limit of average detection. If the readings given are average, peak measurement should also be supplied.
5. The fundamental for reference only, it’s not restricted by unwanted emission limit.

Site :	CB2-H	Engineer :	Rueyyan
Model No :	GT AX6000	Test Date :	2018/8/30
Test Voltage :	AC 120V/60Hz	Polarity :	Horizontal
Test Mode :	Mode 5:TX_Beamforming_NSS2_ADP-65DW Y		
Note :	802.11ac(20M)_5180MHz		

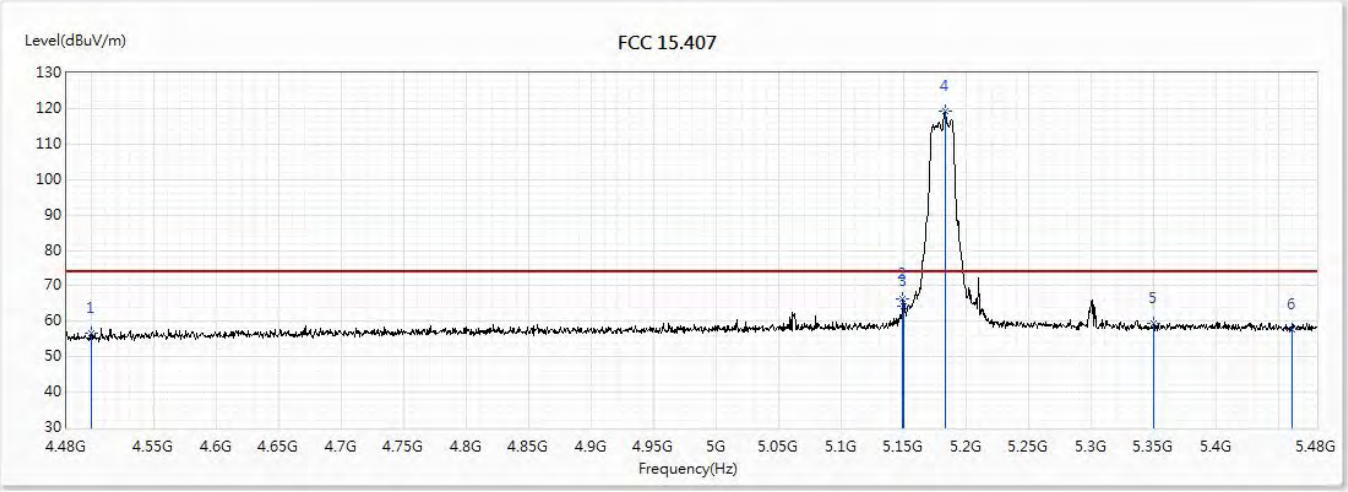

No	Frequency (MHz)	Emission Level (dBuV/m)	Limit (dBuV/m)	Margin (dB)	Reading Level (dBuV)	Correct Factor (dB)	Detector Type
1	4500	56.58	74.00	-17.42	34.84	21.74	PK
2	5149	66.28	74.00	-7.72	42.63	23.65	PK
3	5150	64.37	74.00	-9.63	40.72	23.65	PK
! 4	5182.5	119.16	74.00	45.16	95.47	23.69	PK
5	5350	59.31	74.00	-14.69	35.42	23.89	PK
6	5460	57.67	74.00	-16.33	33.69	23.98	PK

Note:

1. All reading above 1GHz is performed with peak and/or average measurements as necessary.
2. “ * ”, means this data is the worst emission level.
3. Measurement Level = Reading Level + Correct Factor.
4. The average measurement was not performed when the peak measured data under the limit of average detection. If the readings given are average, peak measurement should also be supplied.
5. The fundamental for reference only, it’s not restricted by unwanted emission limit.

Site :	CB2-H	Engineer :	Rueyyan
Model No :	GT AX6000	Test Date :	2018/8/30
Test Voltage :	AC 120V/60Hz	Polarity :	Horizontal
Test Mode :	Mode 5:TX_Beamforming_NSS2_ADP-65DW Y		
Note :	802.11ac(20M)_5180MHz		

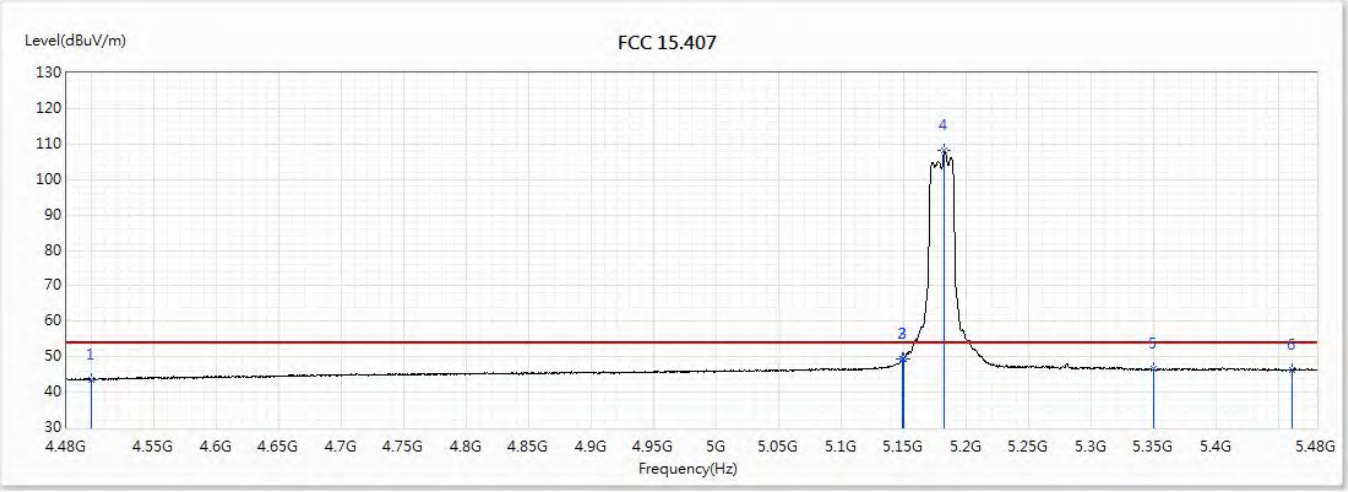

No	Frequency (MHz)	Emission Level (dBuV/m)	Limit (dBuV/m)	Margin (dB)	Reading Level (dBuV)	Correct Factor (dB)	Detector Type
1	4500	43.63	54.00	-10.37	21.89	21.74	AV
2	5149	49.28	54.00	-4.72	25.63	23.65	AV
3	5150	49.53	54.00	-4.47	25.88	23.65	AV
! 4	5182	108.29	54.00	54.29	84.60	23.69	AV
5	5350	46.59	54.00	-7.41	22.70	23.89	AV
6	5460	46.23	54.00	-7.77	22.25	23.98	AV

Note:

1. All reading above 1GHz is performed with peak and/or average measurements as necessary.
2. “ * ”, means this data is the worst emission level.
3. Measurement Level = Reading Level + Correct Factor.
4. The average measurement was not performed when the peak measured data under the limit of average detection. If the readings given are average, peak measurement should also be supplied.
5. The fundamental for reference only, it’s not restricted by unwanted emission limit.

Site :	CB2-H	Engineer :	Rueyyan
Model No :	GT AX6000	Test Date :	2018/8/30
Test Voltage :	AC 120V/60Hz	Polarity :	Vertical
Test Mode :	Mode 5:TX_Beamforming_NSS2_ADP-65DW Y		
Note :	802.11ac(20M)_5180MHz		

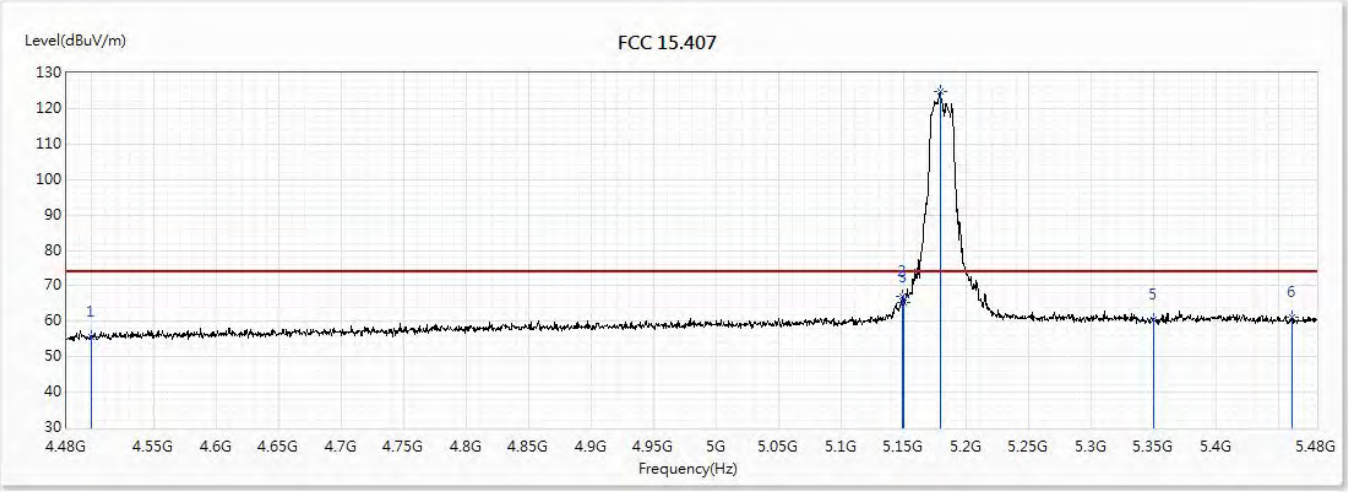

No	Frequency (MHz)	Emission Level (dBuV/m)	Limit (dBuV/m)	Margin (dB)	Reading Level (dBuV)	Correct Factor (dB)	Detector Type
1	4500	55.64	74.00	-18.36	33.90	21.74	PK
2	5148.5	66.91	74.00	-7.09	43.26	23.65	PK
3	5150	65.39	74.00	-8.61	41.74	23.65	PK
! 4	5179	124.75	74.00	50.75	101.07	23.68	PK
5	5350	60.44	74.00	-13.56	36.55	23.89	PK
6	5460	61.22	74.00	-12.78	37.24	23.98	PK

Note:

1. All reading above 1GHz is performed with peak and/or average measurements as necessary.
2. “ * ”, means this data is the worst emission level.
3. Measurement Level = Reading Level + Correct Factor.
4. The average measurement was not performed when the peak measured data under the limit of average detection. If the readings given are average, peak measurement should also be supplied.
5. The fundamental for reference only, it’s not restricted by unwanted emission limit.

Site :	CB2-H	Engineer :	Rueyyan
Model No :	GT AX6000	Test Date :	2018/8/30
Test Voltage :	AC 120V/60Hz	Polarity :	Vertical
Test Mode :	Mode 5:TX_Beamforming_NSS2_ADP-65DW Y		
Note :	802.11ac(20M)_5180MHz		

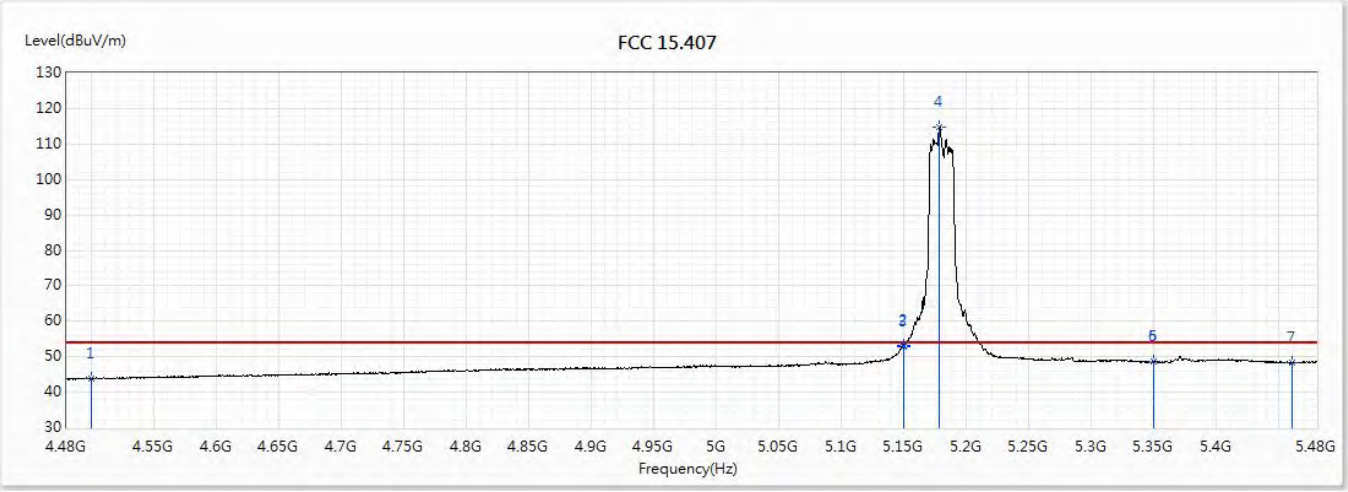

No	Frequency (MHz)	Emission Level (dBuV/m)	Limit (dBuV/m)	Margin (dB)	Reading Level (dBuV)	Correct Factor (dB)	Detector Type
1	4500	43.92	54.00	-10.08	22.18	21.74	AV
2	5149.5	53.20	54.00	-0.80	29.55	23.65	AV
3	5150	52.99	54.00	-1.01	29.34	23.65	AV
! 4	5178.5	114.85	54.00	60.85	91.17	23.68	AV
5	5350	48.56	54.00	-5.44	24.67	23.89	AV
6	5350	48.56	54.00	-5.44	24.67	23.89	AV
7	5460	48.24	54.00	-5.76	24.26	23.98	AV

Note:

1. All reading above 1GHz is performed with peak and/or average measurements as necessary.
2. “ * ”, means this data is the worst emission level.
3. Measurement Level = Reading Level + Correct Factor.
4. The average measurement was not performed when the peak measured data under the limit of average detection. If the readings given are average, peak measurement should also be supplied.
5. The fundamental for reference only, it’s not restricted by unwanted emission limit.

Site :	CB2-H	Engineer :	Rueyyan
Model No :	GT AX6000	Test Date :	2018/8/30
Test Voltage :	AC 120V/60Hz	Polarity :	Horizontal
Test Mode :	Mode 5:TX_Beamforming_NSS2_ADP-65DW Y		
Note :	802.11ac(40M)_5190MHz		

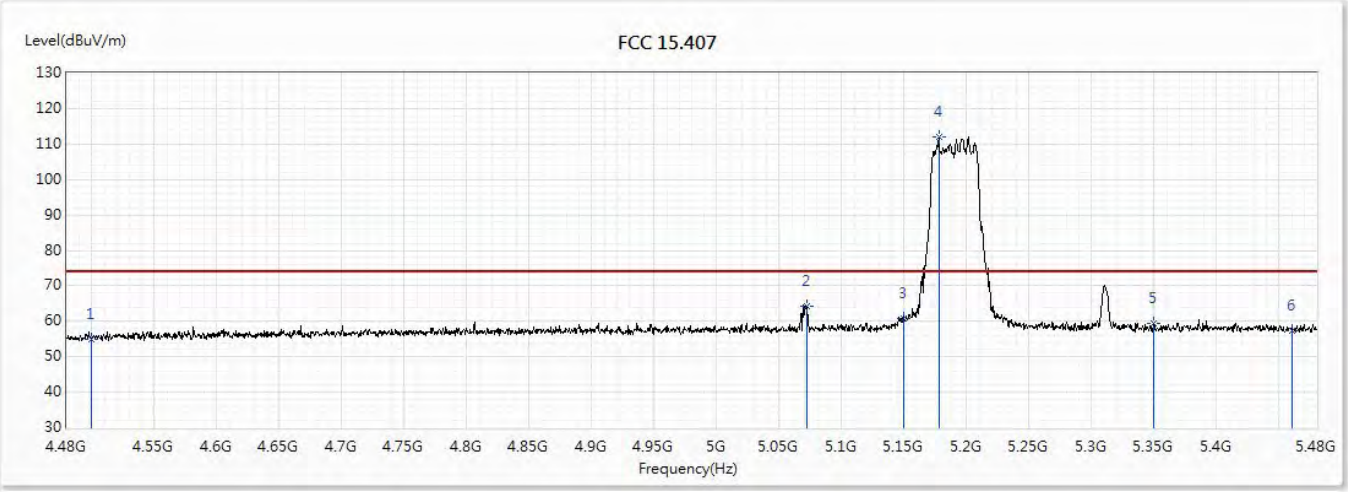

No	Frequency (MHz)	Emission Level (dBuV/m)	Limit (dBuV/m)	Margin (dB)	Reading Level (dBuV)	Correct Factor (dB)	Detector Type
1	4500	55.02	74.00	-18.98	33.28	21.74	PK
2	5072	64.21	74.00	-9.79	40.64	23.57	PK
3	5150	60.96	74.00	-13.04	37.31	23.65	PK
! 4	5178	112.07	74.00	38.07	88.39	23.68	PK
5	5350	59.39	74.00	-14.61	35.50	23.89	PK
6	5460	57.27	74.00	-16.73	33.29	23.98	PK

Note:

1. All reading above 1GHz is performed with peak and/or average measurements as necessary.
2. “ * ”, means this data is the worst emission level.
3. Measurement Level = Reading Level + Correct Factor.
4. The average measurement was not performed when the peak measured data under the limit of average detection. If the readings given are average, peak measurement should also be supplied.
5. The fundamental for reference only, it’s not restricted by unwanted emission limit.

Site :	CB2-H	Engineer :	Rueyyan
Model No :	GT AX6000	Test Date :	2018/8/30
Test Voltage :	AC 120V/60Hz	Polarity :	Horizontal
Test Mode :	Mode 5:TX_Beamforming_NSS2_ADP-65DW Y		
Note :	802.11ac(40M)_5190MHz		

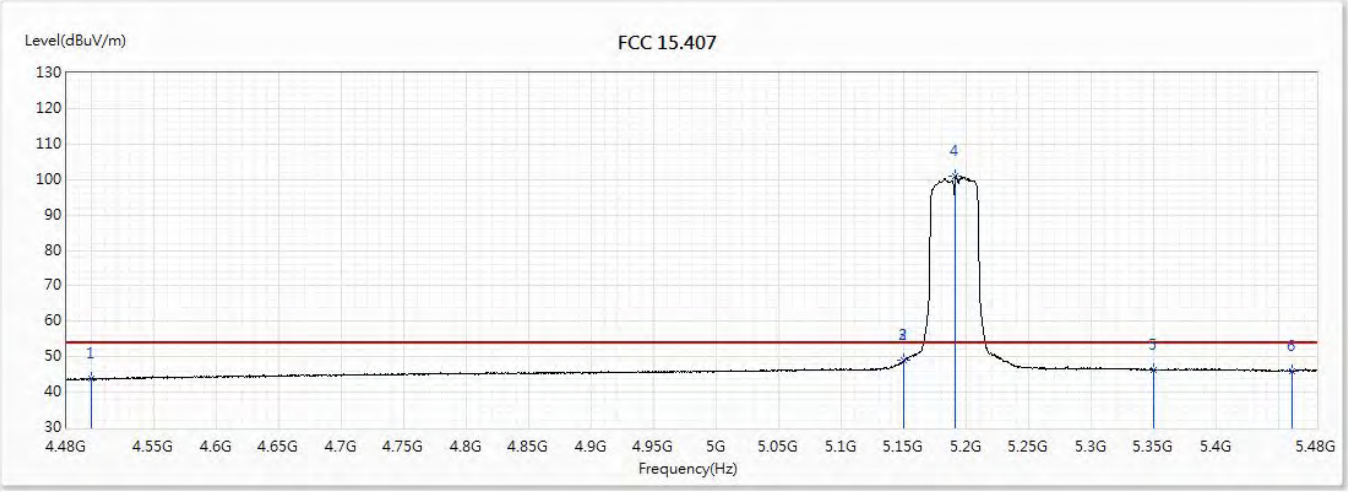

No	Frequency (MHz)	Emission Level (dBuV/m)	Limit (dBuV/m)	Margin (dB)	Reading Level (dBuV)	Correct Factor (dB)	Detector Type
1	4500	43.74	54.00	-10.26	22.00	21.74	AV
2	5150	48.99	54.00	-5.01	25.34	23.65	AV
3	5150	48.99	54.00	-5.01	25.34	23.65	AV
! 4	5191	101.08	54.00	47.08	77.38	23.70	AV
5	5350	46.30	54.00	-7.70	22.41	23.89	AV
6	5460	45.96	54.00	-8.04	21.98	23.98	AV

Note:

1. All reading above 1GHz is performed with peak and/or average measurements as necessary.
2. “ * ”, means this data is the worst emission level.
3. Measurement Level = Reading Level + Correct Factor.
4. The average measurement was not performed when the peak measured data under the limit of average detection. If the readings given are average, peak measurement should also be supplied.
5. The fundamental for reference only, it’s not restricted by unwanted emission limit.

Site :	CB2-H	Engineer :	Rueyyan
Model No :	GT AX6000	Test Date :	2018/8/30
Test Voltage :	AC 120V/60Hz	Polarity :	Vertical
Test Mode :	Mode 5:TX_Beamforming_NSS2_ADP-65DW Y		
Note :	802.11ac(40M)_5190MHz		

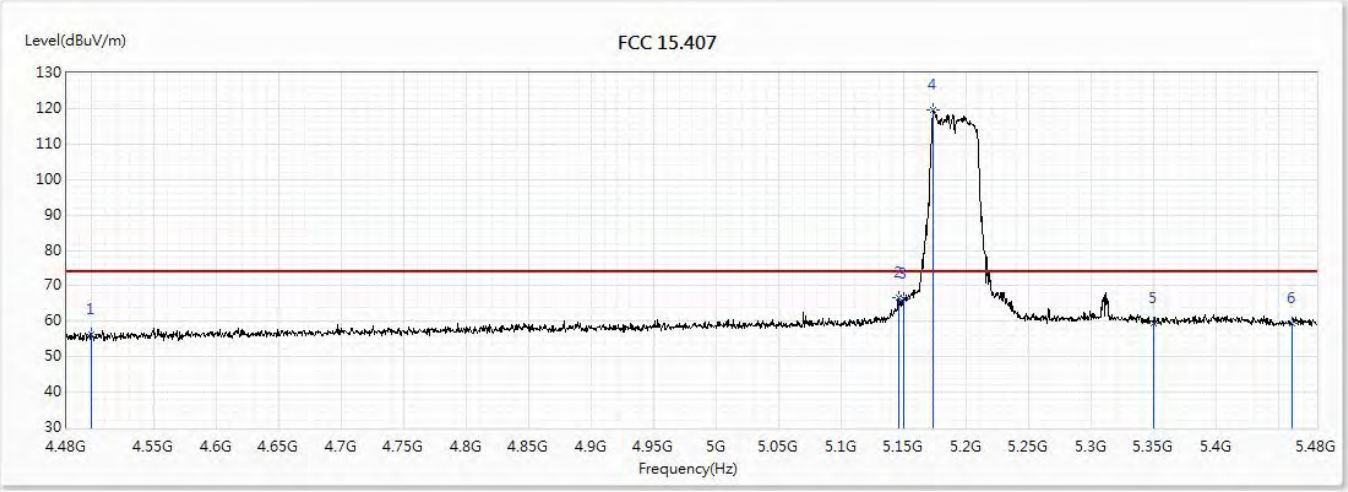

No	Frequency (MHz)	Emission Level (dBuV/m)	Limit (dBuV/m)	Margin (dB)	Reading Level (dBuV)	Correct Factor (dB)	Detector Type
1	4500	56.44	74.00	-17.56	34.70	21.74	PK
2	5145.5	66.70	74.00	-7.30	43.06	23.64	PK
3	5150	66.16	74.00	-7.84	42.51	23.65	PK
! 4	5173.5	119.57	74.00	45.57	95.90	23.67	PK
5	5350	59.55	74.00	-14.45	35.66	23.89	PK
6	5460	59.31	74.00	-14.69	35.33	23.98	PK

Note:

1. All reading above 1GHz is performed with peak and/or average measurements as necessary.
2. “ * ”, means this data is the worst emission level.
3. Measurement Level = Reading Level + Correct Factor.
4. The average measurement was not performed when the peak measured data under the limit of average detection. If the readings given are average, peak measurement should also be supplied.
5. The fundamental for reference only, it’s not restricted by unwanted emission limit.

Site :	CB2-H	Engineer :	Rueyyan
Model No :	GT AX6000	Test Date :	2018/8/30
Test Voltage :	AC 120V/60Hz	Polarity :	Vertical
Test Mode :	Mode 5:TX_Beamforming_NSS2_ADP-65DW Y		
Note :	802.11ac(40M)_5190MHz		

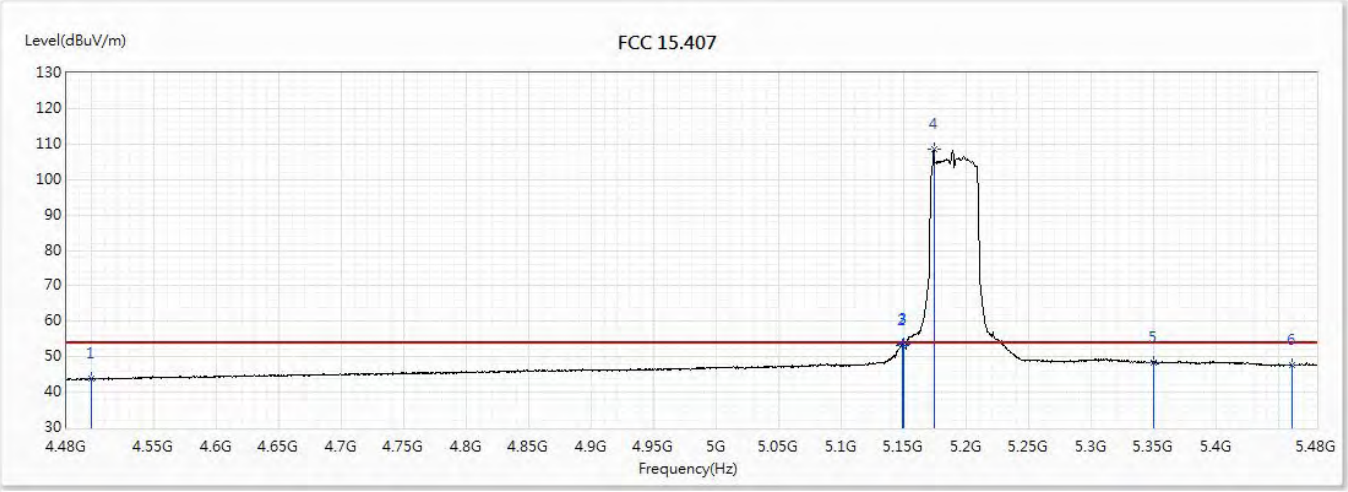

No	Frequency (MHz)	Emission Level (dBuV/m)	Limit (dBuV/m)	Margin (dB)	Reading Level (dBuV)	Correct Factor (dB)	Detector Type
1	4500	43.88	54.00	-10.12	22.14	21.74	AV
2	5148.5	53.35	54.00	-0.65	29.70	23.65	AV
3	5150	53.63	54.00	-0.37	29.98	23.65	AV
! 4	5174	108.57	54.00	54.57	84.90	23.67	AV
5	5350	48.43	54.00	-5.57	24.54	23.89	AV
6	5460	47.65	54.00	-6.35	23.67	23.98	AV

Note:

1. All reading above 1GHz is performed with peak and/or average measurements as necessary.
2. “ * ”, means this data is the worst emission level.
3. Measurement Level = Reading Level + Correct Factor.
4. The average measurement was not performed when the peak measured data under the limit of average detection. If the readings given are average, peak measurement should also be supplied.
5. The fundamental for reference only, it’s not restricted by unwanted emission limit.

Site :	CB2-H	Engineer :	Rueyyan
Model No :	GT AX6000	Test Date :	2018/8/31
Test Voltage :	AC 120V/60Hz	Polarity :	Horizontal
Test Mode :	Mode 5:TX_Beamforming_NSS2_ADP-65DW Y		
Note :	802.11ac(80M)_5210MHz		

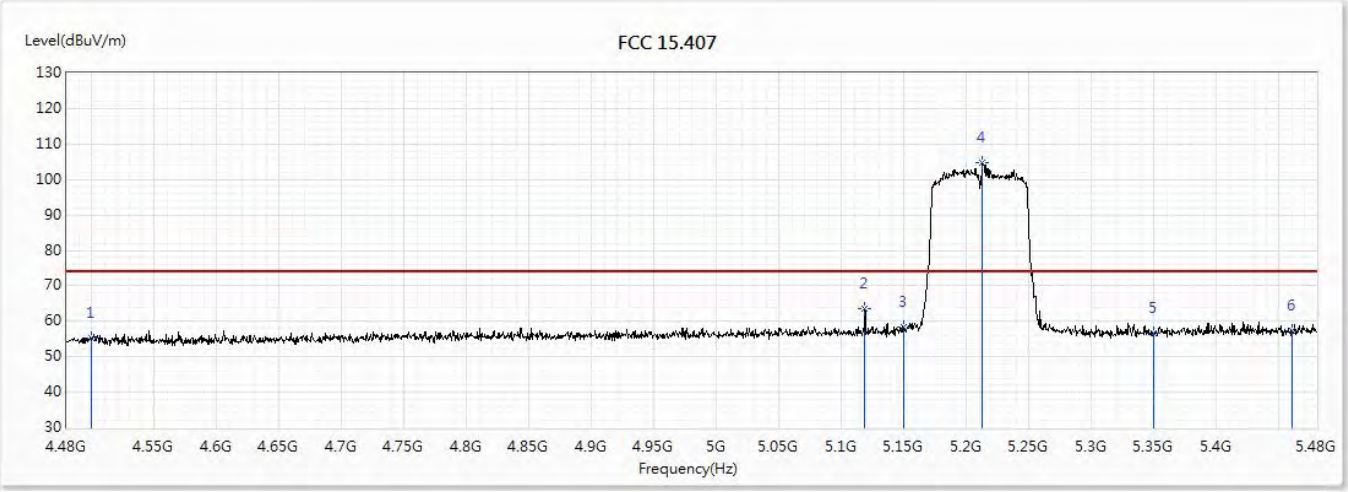

No	Frequency (MHz)	Emission Level (dBuV/m)	Limit (dBuV/m)	Margin (dB)	Reading Level (dBuV)	Correct Factor (dB)	Detector Type
1	4500	55.13	74.00	-18.87	33.39	21.74	PK
2	5118.5	63.50	74.00	-10.50	39.88	23.62	PK
3	5150	58.52	74.00	-15.48	34.87	23.65	PK
! 4	5212.5	104.60	74.00	30.60	80.87	23.73	PK
5	5350	56.67	74.00	-17.33	32.78	23.89	PK
6	5460	57.35	74.00	-16.65	33.37	23.98	PK

Note:

1. All reading above 1GHz is performed with peak and/or average measurements as necessary.
2. “ * ”, means this data is the worst emission level.
3. Measurement Level = Reading Level + Correct Factor.
4. The average measurement was not performed when the peak measured data under the limit of average detection. If the readings given are average, peak measurement should also be supplied.
5. The fundamental for reference only, it’s not restricted by unwanted emission limit.

Site :	CB2-H	Engineer :	Rueyyan
Model No :	GT AX6000	Test Date :	2018/8/31
Test Voltage :	AC 120V/60Hz	Polarity :	Horizontal
Test Mode :	Mode 5:TX_Beamforming_NSS2_ADP-65DW Y		
Note :	802.11ac(80M)_5210MHz		

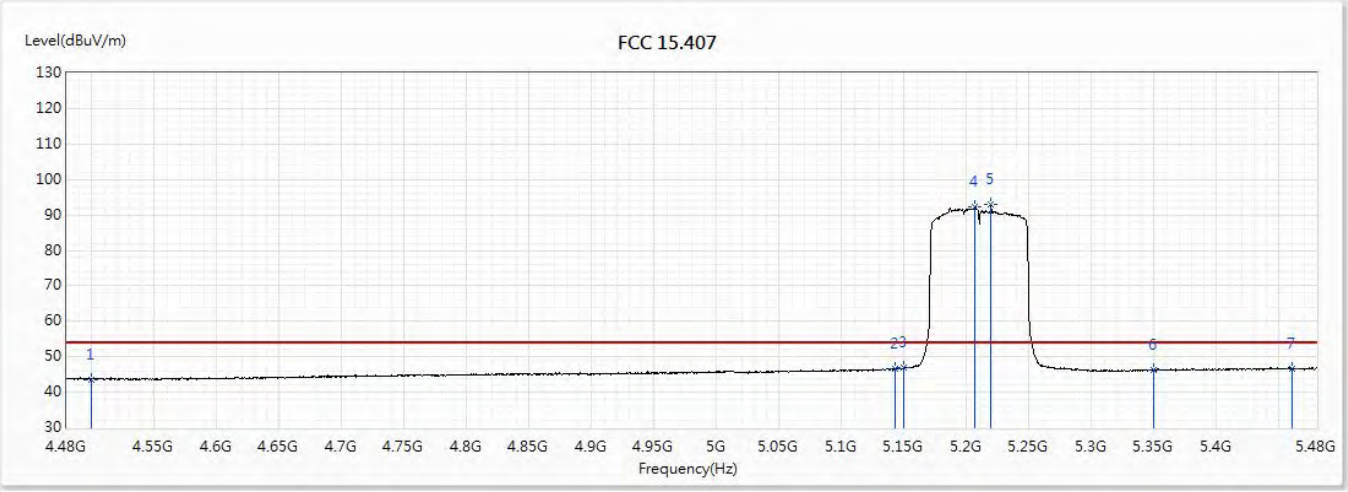

No	Frequency (MHz)	Emission Level (dBuV/m)	Limit (dBuV/m)	Margin (dB)	Reading Level (dBuV)	Correct Factor (dB)	Detector Type
1	4500	43.58	54.00	-10.42	21.84	21.74	AV
2	5142.5	46.63	54.00	-7.37	22.99	23.64	AV
3	5150	46.88	54.00	-7.12	23.23	23.65	AV
! 4	5206.5	92.39	54.00	38.39	68.67	23.72	AV
! 5	5219.5	92.93	54.00	38.93	69.20	23.73	AV
6	5350	46.12	54.00	-7.88	22.23	23.89	AV
7	5460	46.76	54.00	-7.24	22.78	23.98	AV

Note:

1. All reading above 1GHz is performed with peak and/or average measurements as necessary.
2. “ * ”, means this data is the worst emission level.
3. Measurement Level = Reading Level + Correct Factor.
4. The average measurement was not performed when the peak measured data under the limit of average detection. If the readings given are average, peak measurement should also be supplied.
5. The fundamental for reference only, it’s not restricted by unwanted emission limit.

Site :	CB2-H	Engineer :	Rueyyan
Model No :	GT AX6000	Test Date :	2018/8/31
Test Voltage :	AC 120V/60Hz	Polarity :	Vertical
Test Mode :	Mode 5:TX_Beamforming_NSS2_ADP-65DW Y		
Note :	802.11ac(80M)_5210MHz		

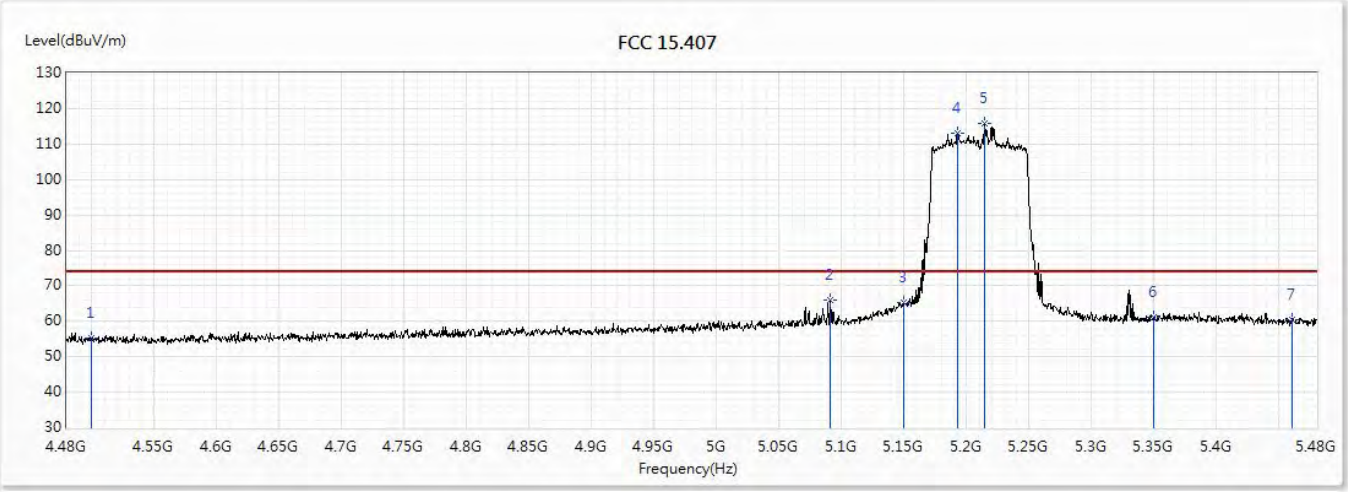

No	Frequency (MHz)	Emission Level (dBuV/m)	Limit (dBuV/m)	Margin (dB)	Reading Level (dBuV)	Correct Factor (dB)	Detector Type
1	4500	55.30	74.00	-18.70	33.56	21.74	PK
2	5091	65.96	74.00	-8.04	42.37	23.59	PK
3	5150	65.28	74.00	-8.72	41.63	23.65	PK
! 4	5192.5	113.18	74.00	39.18	89.48	23.70	PK
! 5	5214.5	115.77	74.00	41.77	92.04	23.73	PK
6	5350	61.04	74.00	-12.96	37.15	23.89	PK
7	5460	60.56	74.00	-13.44	36.58	23.98	PK

Note:

1. All reading above 1GHz is performed with peak and/or average measurements as necessary.
2. “ * ”, means this data is the worst emission level.
3. Measurement Level = Reading Level + Correct Factor.
4. The average measurement was not performed when the peak measured data under the limit of average detection. If the readings given are average, peak measurement should also be supplied.
5. The fundamental for reference only, it’s not restricted by unwanted emission limit.

Site :	CB2-H	Engineer :	Rueyyan
Model No :	GT AX6000	Test Date :	2018/8/31
Test Voltage :	AC 120V/60Hz	Polarity :	Vertical
Test Mode :	Mode 5:TX_Beamforming_NSS2_ADP-65DW Y		
Note :	802.11ac(80M)_5210MHz		

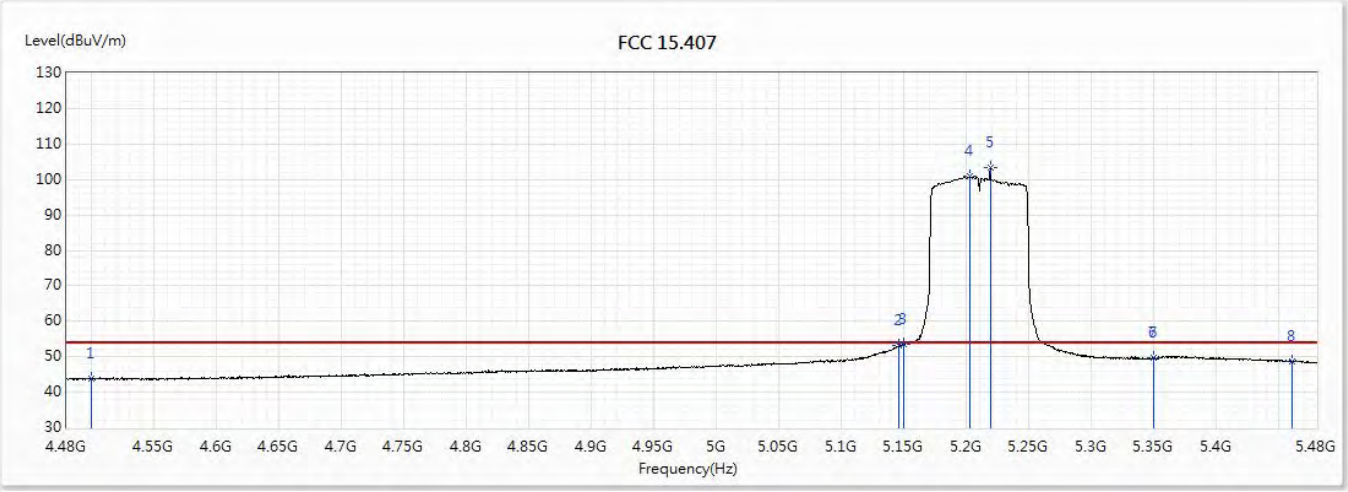

No	Frequency (MHz)	Emission Level (dBuV/m)	Limit (dBuV/m)	Margin (dB)	Reading Level (dBuV)	Correct Factor (dB)	Detector Type
1	4500	43.74	54.00	-10.26	22.00	21.74	AV
2	5145.5	53.05	54.00	-0.95	29.41	23.64	AV
3	5150	53.56	54.00	-0.44	29.91	23.65	AV
! 4	5202.5	100.82	54.00	46.82	77.11	23.71	AV
! 5	5219	103.38	54.00	49.38	79.65	23.73	AV
6	5350	49.56	54.00	-4.44	25.67	23.89	AV
7	5350	49.56	54.00	-4.44	25.67	23.89	AV
8	5460	48.72	54.00	-5.28	24.74	23.98	AV

Note:

1. All reading above 1GHz is performed with peak and/or average measurements as necessary.
2. “ * ”, means this data is the worst emission level.
3. Measurement Level = Reading Level + Correct Factor.
4. The average measurement was not performed when the peak measured data under the limit of average detection. If the readings given are average, peak measurement should also be supplied.
5. The fundamental for reference only, it’s not restricted by unwanted emission limit.

Site :	CB2-H	Engineer :	Rueyyan
Model No :	GT AX6000	Test Date :	2018/8/31
Test Voltage :	AC 120V/60Hz	Polarity :	Horizontal
Test Mode :	Mode 5:TX_Beamforming_NSS2_ADP-65DW Y		
Note :	802.11ac(80M)_5775MHz		

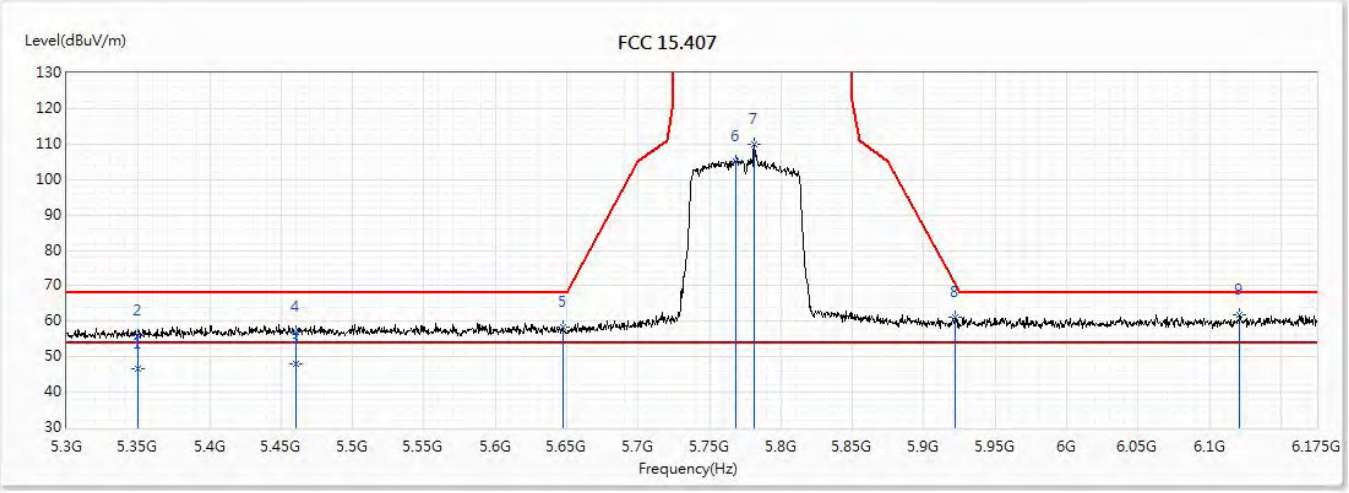

No	Frequency (MHz)	Emission Level (dBuV/m)	Limit (dBuV/m)	Margin (dB)	Reading Level (dBuV)	Correct Factor (dB)	Detector Type
1	5350	46.68	54.00	-7.32	22.79	23.89	AV
2	5350	55.96	68.20	-12.24	32.07	23.89	PK
* 3	5460	47.91	54.00	-6.09	23.93	23.98	AV
4	5460	56.85	68.20	-11.35	32.87	23.98	PK
5	5647.375	58.44	68.20	-9.76	33.98	24.46	PK
6	5768.125	105.19	131.20	-26.01	80.38	24.81	PK
7	5781.25	109.85	131.20	-21.35	85.00	24.85	PK
8	5922.125	61.05	70.33	-9.28	35.79	25.26	PK
9	6121.188	61.93	68.20	-6.27	35.85	26.08	PK

Note:

1. All reading above 1GHz is performed with peak and/or average measurements as necessary.
2. “ * ”, means this data is the worst emission level.
3. Measurement Level = Reading Level + Correct Factor.
4. The average measurement was not performed when the peak measured data under the limit of average detection. If the readings given are average, peak measurement should also be supplied.
5. The fundamental for reference only, it’s not restricted by unwanted emission limit.

Site :	CB2-H	Engineer :	Rueyyan
Model No :	GT AX6000	Test Date :	2018/8/31
Test Voltage :	AC 120V/60Hz	Polarity :	Vertical
Test Mode :	Mode 5:TX_Beamforming_NSS2_ADP-65DW Y		
Note :	802.11ac(80M)_5775MHz		

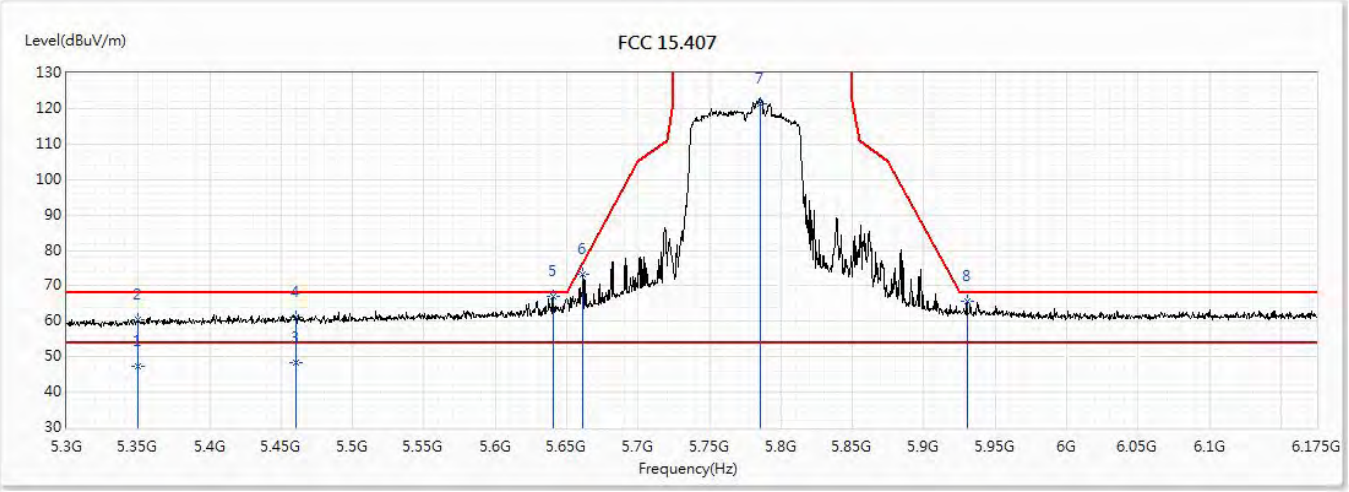

No	Frequency (MHz)	Emission Level (dBuV/m)	Limit (dBuV/m)	Margin (dB)	Reading Level (dBuV)	Correct Factor (dB)	Detector Type
1	5350	47.39	54.00	-6.61	23.50	23.89	AV
2	5350	60.33	68.20	-7.87	36.44	23.89	PK
3	5460	48.49	54.00	-5.51	24.51	23.98	AV
4	5460	61.07	68.20	-7.13	37.09	23.98	PK
* 5	5640.375	66.97	68.20	-1.23	42.54	24.43	PK
6	5661.375	73.31	76.62	-3.30	48.81	24.50	PK
7	5785.188	121.39	131.20	-9.81	96.53	24.86	PK
8	5930.438	65.75	68.20	-2.45	40.47	25.28	PK

Note:

1. All reading above 1GHz is performed with peak and/or average measurements as necessary.
2. “ * ”, means this data is the worst emission level.
3. Measurement Level = Reading Level + Correct Factor.
4. The average measurement was not performed when the peak measured data under the limit of average detection. If the readings given are average, peak measurement should also be supplied.
5. The fundamental for reference only, it’s not restricted by unwanted emission limit.

Site :	CB2-H	Engineer :	Elwin
Model No :	GT-AX6000	Test Date :	2018/9/2
Test Voltage :	AC 120V/60Hz	Polarity :	Horizontal
Test Mode :	Mode 6:TX_Non Beamforming_NSS4_ADP-65DW Y		
Note :	802.11ac(20M)_5180MHz		

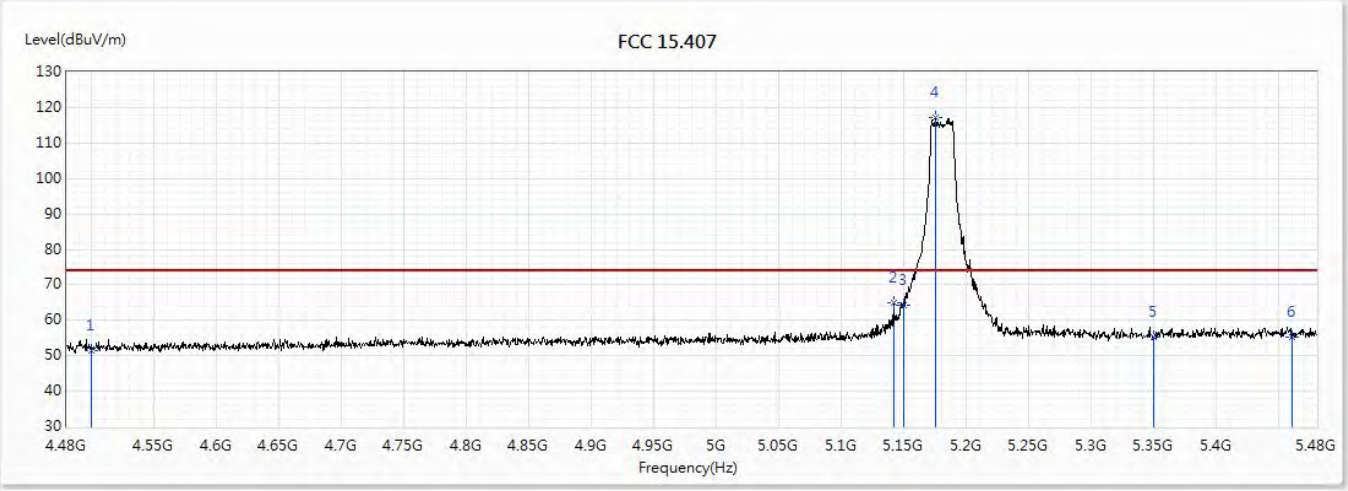

No	Frequency (MHz)	Emission Level (dBuV/m)	Limit (dBuV/m)	Margin (dB)	Reading Level (dBuV)	Correct Factor (dB)	Detector Type
1	4500	51.55	74.00	-22.45	29.81	21.74	PK
2	5141.5	64.84	74.00	-9.16	41.20	23.64	PK
3	5150	64.26	74.00	-9.74	40.61	23.65	PK
! 4	5175.5	117.16	74.00	43.16	93.48	23.68	PK
5	5350	55.20	74.00	-18.80	31.31	23.89	PK
6	5460	55.41	74.00	-18.59	31.43	23.98	PK

Note:

1. All reading above 1GHz is performed with peak and/or average measurements as necessary.
2. “ * ”, means this data is the worst emission level.
3. Measurement Level = Reading Level + Correct Factor.
4. The average measurement was not performed when the peak measured data under the limit of average detection. If the readings given are average, peak measurement should also be supplied.
5. The fundamental for reference only, it’s not restricted by unwanted emission limit.

Site :	CB2-H	Engineer :	Elwin
Model No :	GT-AX6000	Test Date :	2018/9/2
Test Voltage :	AC 120V/60Hz	Polarity :	Horizontal
Test Mode :	Mode 6:TX_Non Beamforming_NSS4_ADP-65DW Y		
Note :	802.11ac(20M)_5180MHz		

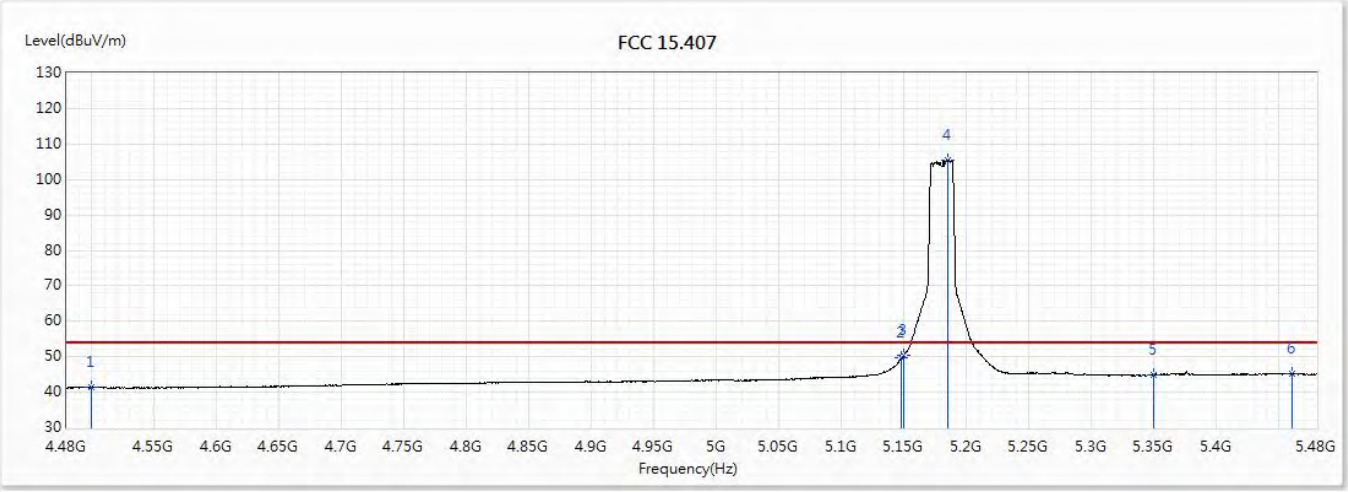

No	Frequency (MHz)	Emission Level (dBuV/m)	Limit (dBuV/m)	Margin (dB)	Reading Level (dBuV)	Correct Factor (dB)	Detector Type
1	4500	41.47	54.00	-12.53	19.73	21.74	AV
2	5148	49.57	54.00	-4.43	25.92	23.65	AV
3	5150	50.39	54.00	-3.61	26.74	23.65	AV
! 4	5184.5	105.55	54.00	51.55	81.87	23.68	AV
5	5350	44.94	54.00	-9.06	21.05	23.89	AV
6	5460	45.06	54.00	-8.94	21.08	23.98	AV

Note:

1. All reading above 1GHz is performed with peak and/or average measurements as necessary.
2. “ * ”, means this data is the worst emission level.
3. Measurement Level = Reading Level + Correct Factor.
4. The average measurement was not performed when the peak measured data under the limit of average detection. If the readings given are average, peak measurement should also be supplied.
5. The fundamental for reference only, it’s not restricted by unwanted emission limit.

Site :	CB2-H	Engineer :	Elwin
Model No :	GT-AX6000	Test Date :	2018/9/1
Test Voltage :	AC 120V/60Hz	Polarity :	Vertical
Test Mode :	Mode 6:TX_Non Beamforming_NSS4_ADP-65DW Y		
Note :	802.11ac(20M)_5180MHz		

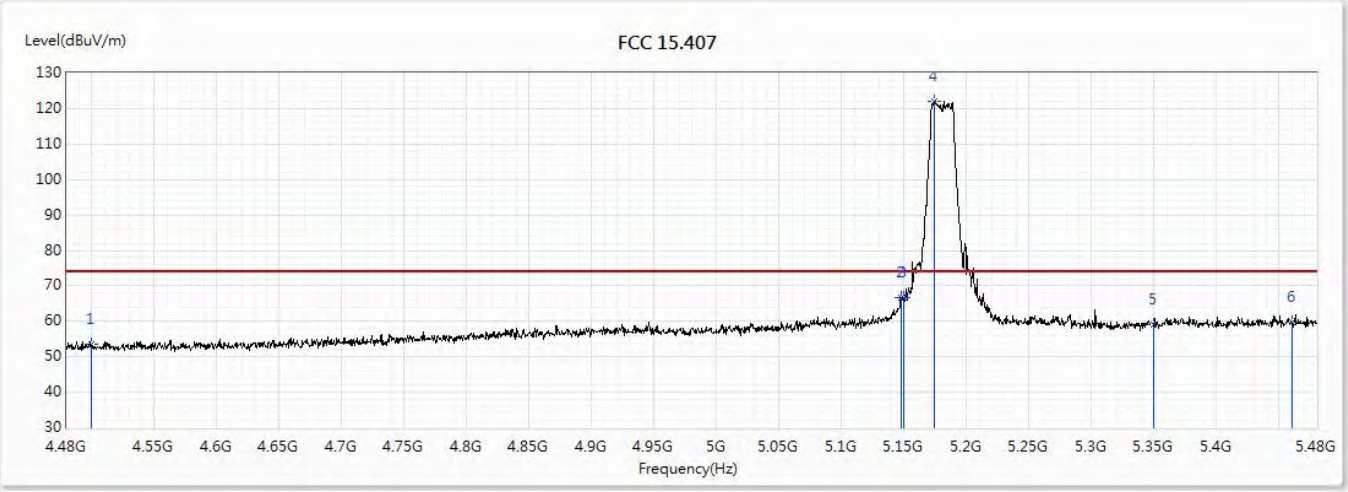

No	Frequency (MHz)	Emission Level (dBuV/m)	Limit (dBuV/m)	Margin (dB)	Reading Level (dBuV)	Correct Factor (dB)	Detector Type
1	4500	53.52	74.00	-20.48	31.78	21.74	PK
2	5147.5	66.65	74.00	-7.35	43.00	23.65	PK
3	5150	66.64	74.00	-7.36	42.99	23.65	PK
! 4	5174.5	122.01	74.00	48.01	98.33	23.68	PK
5	5350	59.08	74.00	-14.92	35.19	23.89	PK
6	5460	59.90	74.00	-14.10	35.92	23.98	PK

Note:

1. All reading above 1GHz is performed with peak and/or average measurements as necessary.
2. “ * ”, means this data is the worst emission level.
3. Measurement Level = Reading Level + Correct Factor.
4. The average measurement was not performed when the peak measured data under the limit of average detection. If the readings given are average, peak measurement should also be supplied.
5. The fundamental for reference only, it’s not restricted by unwanted emission limit.

Site :	CB2-H	Engineer :	Elwin
Model No :	GT-AX6000	Test Date :	2018/9/1
Test Voltage :	AC 120V/60Hz	Polarity :	Vertical
Test Mode :	Mode 6:TX_Non Beamforming_NSS4_ADP-65DW Y		
Note :	802.11ac(20M)_5180MHz		

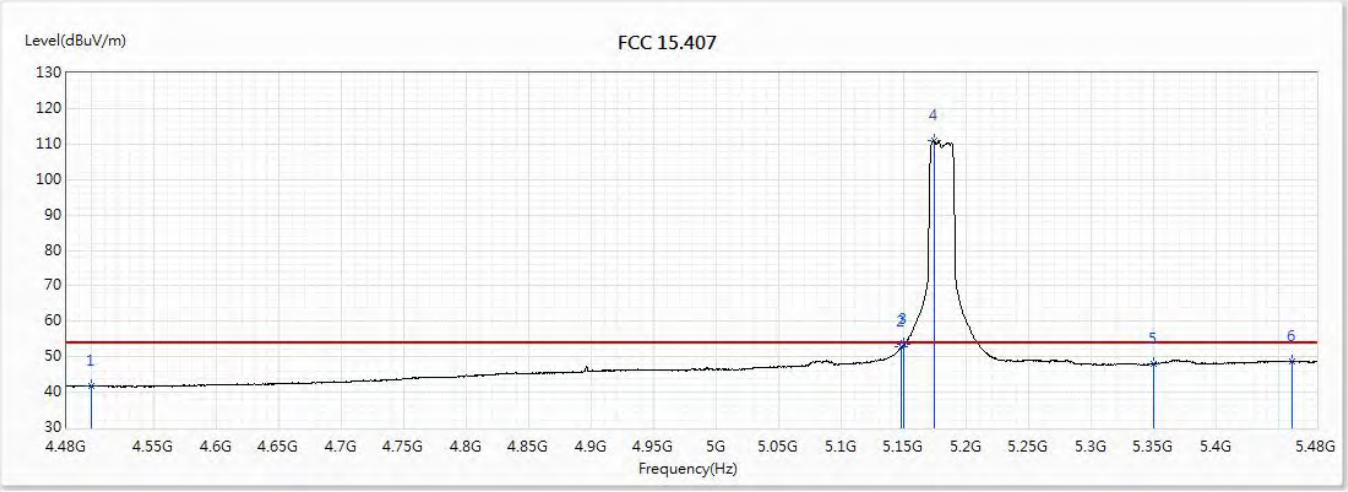

No	Frequency (MHz)	Emission Level (dBuV/m)	Limit (dBuV/m)	Margin (dB)	Reading Level (dBuV)	Correct Factor (dB)	Detector Type
1	4500	41.77	54.00	-12.23	20.03	21.74	AV
2	5148	52.67	54.00	-1.33	29.02	23.65	AV
3	5150	53.65	54.00	-0.35	30.00	23.65	AV
! 4	5174	111.13	54.00	57.13	87.46	23.67	AV
5	5350	48.03	54.00	-5.97	24.14	23.89	AV
6	5460	48.72	54.00	-5.28	24.74	23.98	AV

Note:

1. All reading above 1GHz is performed with peak and/or average measurements as necessary.
2. “ * ”, means this data is the worst emission level.
3. Measurement Level = Reading Level + Correct Factor.
4. The average measurement was not performed when the peak measured data under the limit of average detection. If the readings given are average, peak measurement should also be supplied.
5. The fundamental for reference only, it’s not restricted by unwanted emission limit.

Site :	CB2-H	Engineer :	Elwin
Model No :	GT-AX6000	Test Date :	2018/9/2
Test Voltage :	AC 120V/60Hz	Polarity :	Horizontal
Test Mode :	Mode 6:TX_Non Beamforming_NSS4_ADP-65DW Y		
Note :	802.11ac(40M)_5190MHz		

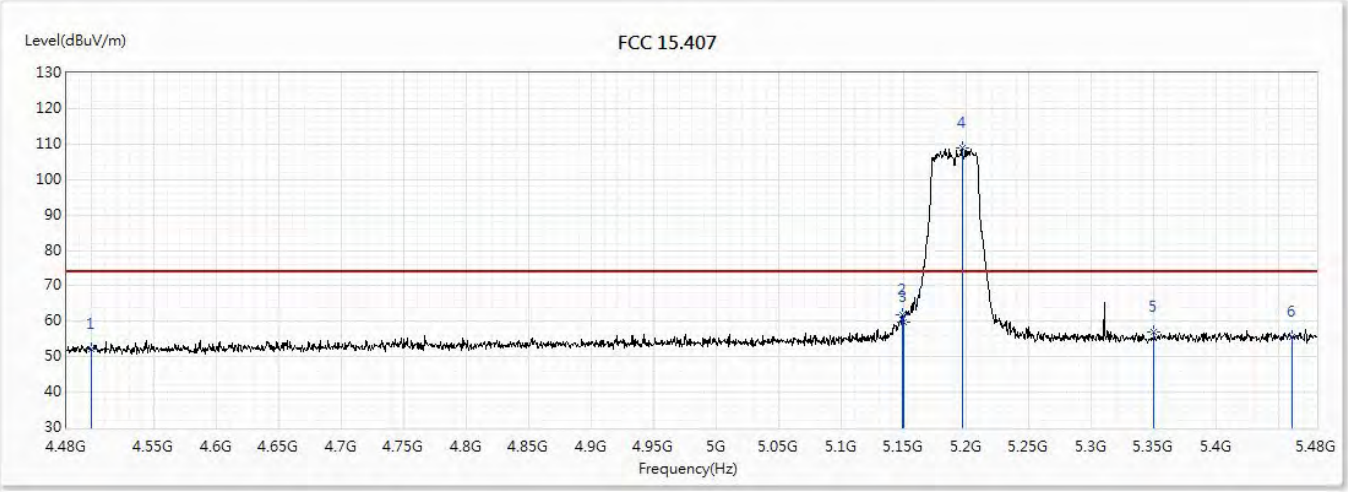

No	Frequency (MHz)	Emission Level (dBuV/m)	Limit (dBuV/m)	Margin (dB)	Reading Level (dBuV)	Correct Factor (dB)	Detector Type
1	4500	52.15	74.00	-21.85	30.41	21.74	PK
2	5148.5	61.89	74.00	-12.11	38.24	23.65	PK
3	5150	59.64	74.00	-14.36	35.99	23.65	PK
! 4	5196.5	108.77	74.00	34.77	85.07	23.70	PK
5	5350	56.96	74.00	-17.04	33.07	23.89	PK
6	5460	55.50	74.00	-18.50	31.52	23.98	PK

Note:

1. All reading above 1GHz is performed with peak and/or average measurements as necessary.
2. “ * ”, means this data is the worst emission level.
3. Measurement Level = Reading Level + Correct Factor.
4. The average measurement was not performed when the peak measured data under the limit of average detection. If the readings given are average, peak measurement should also be supplied.
5. The fundamental for reference only, it’s not restricted by unwanted emission limit.

Site :	CB2-H	Engineer :	Elwin
Model No :	GT-AX6000	Test Date :	2018/9/2
Test Voltage :	AC 120V/60Hz	Polarity :	Horizontal
Test Mode :	Mode 6:TX_Non Beamforming_NSS4_ADP-65DW Y		
Note :	802.11ac(40M)_5190MHz		

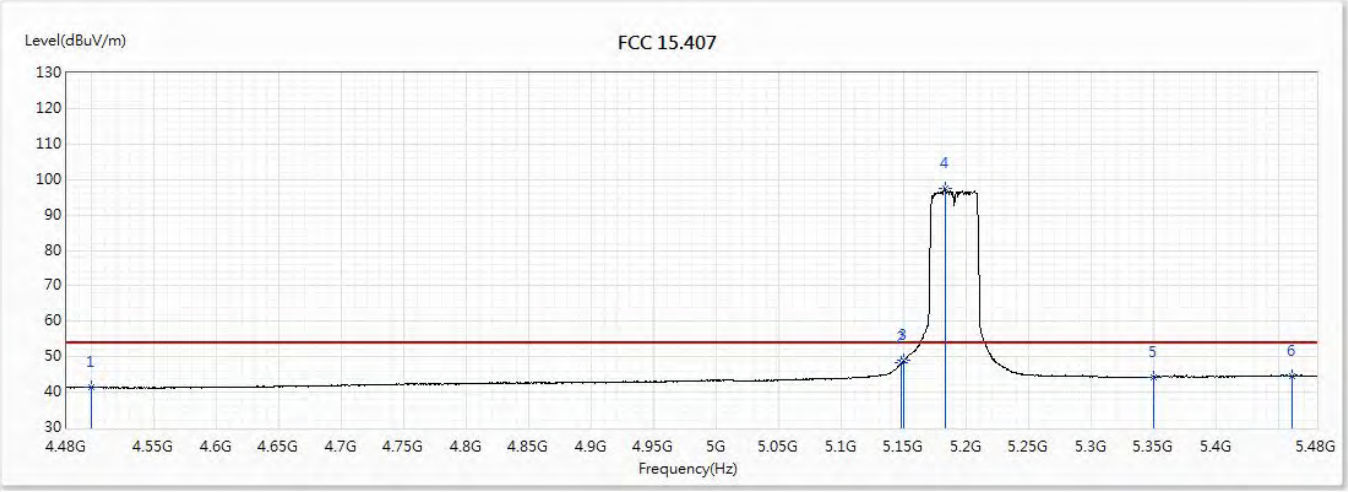

No	Frequency (MHz)	Emission Level (dBuV/m)	Limit (dBuV/m)	Margin (dB)	Reading Level (dBuV)	Correct Factor (dB)	Detector Type
1	4500	41.27	54.00	-12.73	19.53	21.74	AV
2	5148	48.23	54.00	-5.77	24.58	23.65	AV
3	5150	49.06	54.00	-4.94	25.41	23.65	AV
! 4	5182.5	97.53	54.00	43.53	73.84	23.69	AV
5	5350	44.35	54.00	-9.65	20.46	23.89	AV
6	5460	44.68	54.00	-9.32	20.70	23.98	AV

Note:

1. All reading above 1GHz is performed with peak and/or average measurements as necessary.
2. “ * ”, means this data is the worst emission level.
3. Measurement Level = Reading Level + Correct Factor.
4. The average measurement was not performed when the peak measured data under the limit of average detection. If the readings given are average, peak measurement should also be supplied.
5. The fundamental for reference only, it’s not restricted by unwanted emission limit.

Site :	CB2-H	Engineer :	Elwin
Model No :	GT-AX6000	Test Date :	2018/8/31
Test Voltage :	AC 120V/60Hz	Polarity :	Vertical
Test Mode :	Mode 6:TX_Non Beamforming_NSS4_ADP-65DW Y		
Note :	802.11ac(40M)_5190MHz		

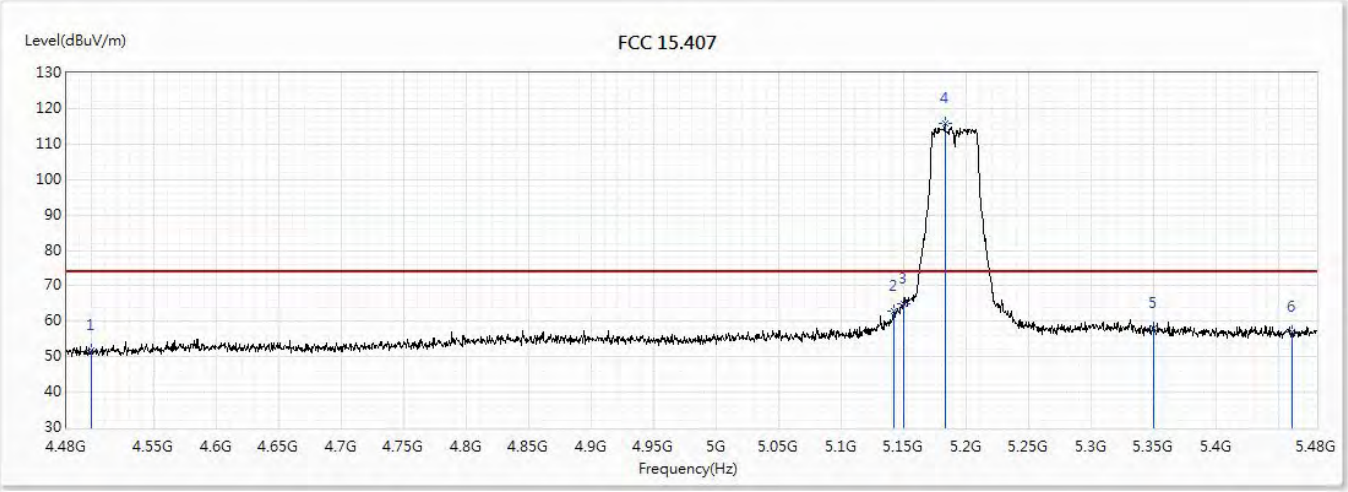

No	Frequency (MHz)	Emission Level (dBuV/m)	Limit (dBuV/m)	Margin (dB)	Reading Level (dBuV)	Correct Factor (dB)	Detector Type
1	4500	51.96	74.00	-22.04	30.22	21.74	PK
2	5141.5	62.84	74.00	-11.16	39.20	23.64	PK
3	5150	64.86	74.00	-9.14	41.21	23.65	PK
! 4	5182.5	115.66	74.00	41.66	91.97	23.69	PK
5	5350	58.05	74.00	-15.95	34.16	23.89	PK
6	5460	57.08	74.00	-16.92	33.10	23.98	PK

Note:

1. All reading above 1GHz is performed with peak and/or average measurements as necessary.
2. “ * ”, means this data is the worst emission level.
3. Measurement Level = Reading Level + Correct Factor.
4. The average measurement was not performed when the peak measured data under the limit of average detection. If the readings given are average, peak measurement should also be supplied.
5. The fundamental for reference only, it’s not restricted by unwanted emission limit.

Site :	CB2-H	Engineer :	Elwin
Model No :	GT-AX6000	Test Date :	2018/8/31
Test Voltage :	AC 120V/60Hz	Polarity :	Vertical
Test Mode :	Mode 6:TX_Non Beamforming_NSS4_ADP-65DW Y		
Note :	802.11ac(40M)_5190MHz		

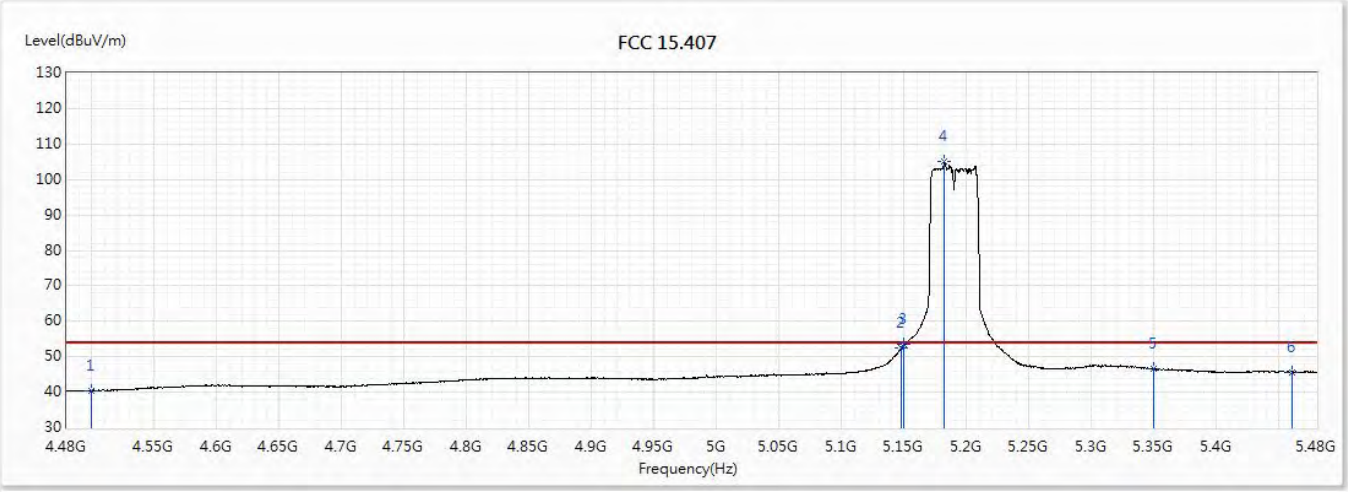

No	Frequency (MHz)	Emission Level (dBuV/m)	Limit (dBuV/m)	Margin (dB)	Reading Level (dBuV)	Correct Factor (dB)	Detector Type
1	4500	40.44	54.00	-13.56	18.70	21.74	AV
2	5148	52.51	54.00	-1.49	28.86	23.65	AV
3	5150	53.45	54.00	-0.55	29.80	23.65	AV
! 4	5182	105.09	54.00	51.09	81.40	23.69	AV
5	5350	46.47	54.00	-7.53	22.58	23.89	AV
6	5460	45.63	54.00	-8.37	21.65	23.98	AV

Note:

1. All reading above 1GHz is performed with peak and/or average measurements as necessary.
2. “ * ”, means this data is the worst emission level.
3. Measurement Level = Reading Level + Correct Factor.
4. The average measurement was not performed when the peak measured data under the limit of average detection. If the readings given are average, peak measurement should also be supplied.
5. The fundamental for reference only, it’s not restricted by unwanted emission limit.

Site :	CB2-H	Engineer :	Elwin
Model No :	GT-AX6000	Test Date :	2018/9/2
Test Voltage :	AC 120V/60Hz	Polarity :	Horizontal
Test Mode :	Mode 6:TX_Non Beamforming_NSS4_ADP-65DW Y		
Note :	802.11ac(80M)_5210MHz		

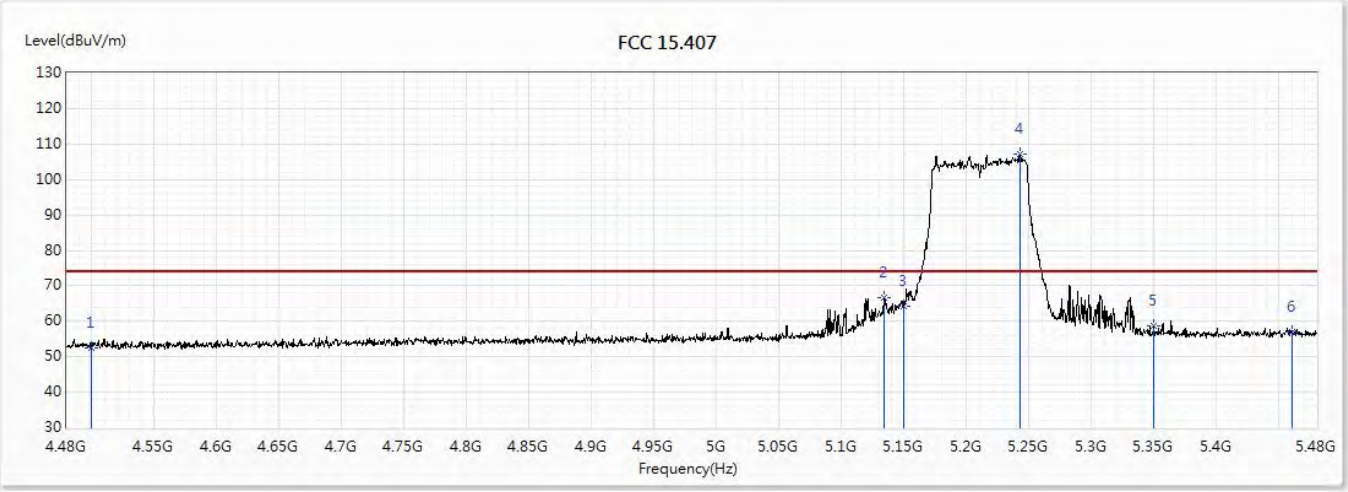

No	Frequency (MHz)	Emission Level (dBuV/m)	Limit (dBuV/m)	Margin (dB)	Reading Level (dBuV)	Correct Factor (dB)	Detector Type
1	4500	52.52	74.00	-21.48	30.78	21.74	PK
2	5134	66.58	74.00	-7.42	42.95	23.63	PK
3	5150	64.42	74.00	-9.58	40.77	23.65	PK
! 4	5243	107.24	74.00	33.24	83.47	23.77	PK
5	5350	58.65	74.00	-15.35	34.76	23.89	PK
6	5460	56.93	74.00	-17.07	32.95	23.98	PK

Note:

1. All reading above 1GHz is performed with peak and/or average measurements as necessary.
2. “ * ”, means this data is the worst emission level.
3. Measurement Level = Reading Level + Correct Factor.
4. The average measurement was not performed when the peak measured data under the limit of average detection. If the readings given are average, peak measurement should also be supplied.
5. The fundamental for reference only, it’s not restricted by unwanted emission limit.

Site :	CB2-H	Engineer :	Elwin
Model No :	GT-AX6000	Test Date :	2018/9/2
Test Voltage :	AC 120V/60Hz	Polarity :	Horizontal
Test Mode :	Mode 6:TX_Non Beamforming_NSS4_ADP-65DW Y		
Note :	802.11ac(80M)_5210MHz		

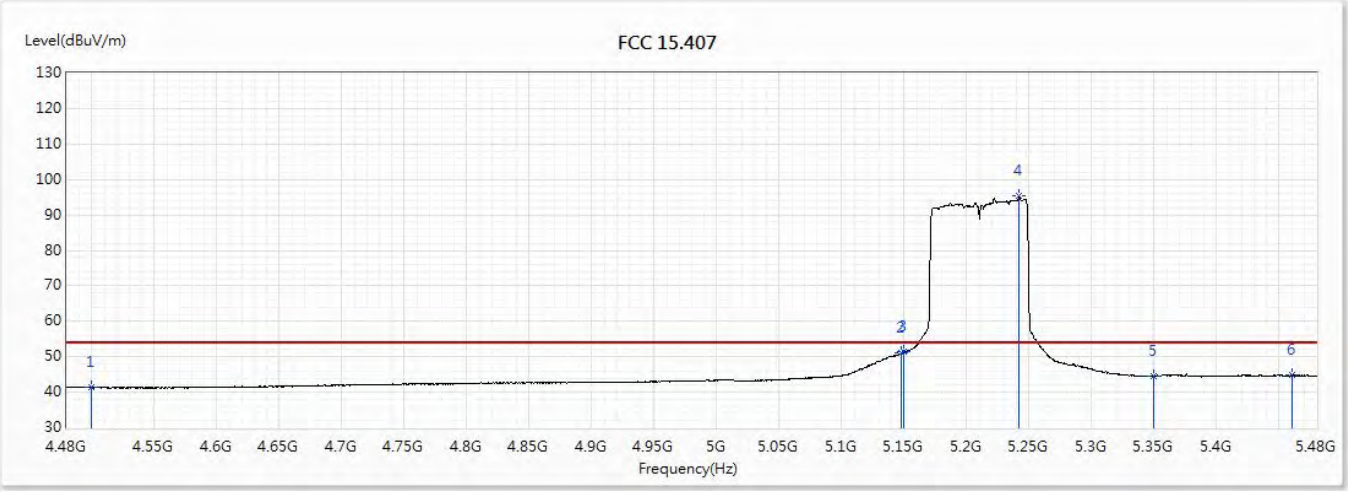

No	Frequency (MHz)	Emission Level (dBuV/m)	Limit (dBuV/m)	Margin (dB)	Reading Level (dBuV)	Correct Factor (dB)	Detector Type
1	4500	41.32	54.00	-12.68	19.58	21.74	AV
2	5147.5	50.95	54.00	-3.05	27.30	23.65	AV
3	5150	51.43	54.00	-2.57	27.78	23.65	AV
! 4	5242	95.41	54.00	41.41	71.64	23.77	AV
5	5350	44.62	54.00	-9.38	20.73	23.89	AV
6	5460	44.73	54.00	-9.27	20.75	23.98	AV

Note:

1. All reading above 1GHz is performed with peak and/or average measurements as necessary.
2. “ * ”, means this data is the worst emission level.
3. Measurement Level = Reading Level + Correct Factor.
4. The average measurement was not performed when the peak measured data under the limit of average detection. If the readings given are average, peak measurement should also be supplied.
5. The fundamental for reference only, it’s not restricted by unwanted emission limit.

Site :	CB2-H	Engineer :	Elwin
Model No :	GT-AX6000	Test Date :	2018/9/1
Test Voltage :	AC 120V/60Hz	Polarity :	Vertical
Test Mode :	Mode 6:TX_Non Beamforming_NSS4_ADP-65DW Y		
Note :	802.11ac(80M)_5210MHz		

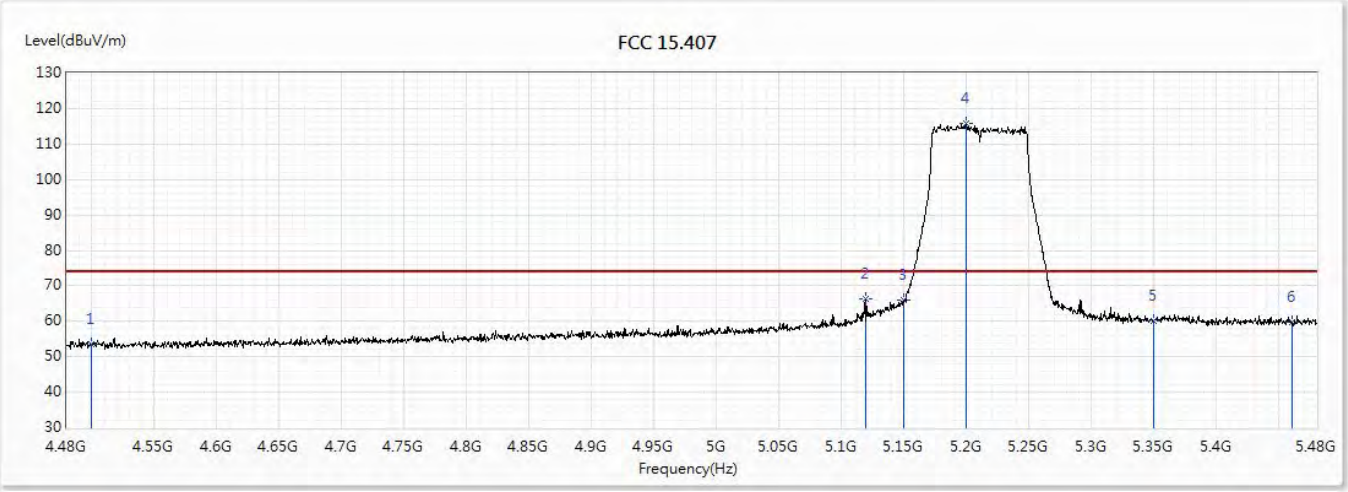

No	Frequency (MHz)	Emission Level (dBuV/m)	Limit (dBuV/m)	Margin (dB)	Reading Level (dBuV)	Correct Factor (dB)	Detector Type
1	4500	53.66	74.00	-20.34	31.92	21.74	PK
2	5119.5	66.25	74.00	-7.75	42.63	23.62	PK
3	5150	66.00	74.00	-8.00	42.35	23.65	PK
! 4	5200	115.71	74.00	41.71	92.01	23.70	PK
5	5350	60.19	74.00	-13.81	36.30	23.89	PK
6	5460	59.77	74.00	-14.23	35.79	23.98	PK

Note:

1. All reading above 1GHz is performed with peak and/or average measurements as necessary.
2. “ * ”, means this data is the worst emission level.
3. Measurement Level = Reading Level + Correct Factor.
4. The average measurement was not performed when the peak measured data under the limit of average detection. If the readings given are average, peak measurement should also be supplied.
5. The fundamental for reference only, it’s not restricted by unwanted emission limit.

Site :	CB2-H	Engineer :	Elwin
Model No :	GT-AX6000	Test Date :	2018/9/1
Test Voltage :	AC 120V/60Hz	Polarity :	Vertical
Test Mode :	Mode 6:TX_Non Beamforming_NSS4_ADP-65DW Y		
Note :	802.11ac(80M)_5210MHz		

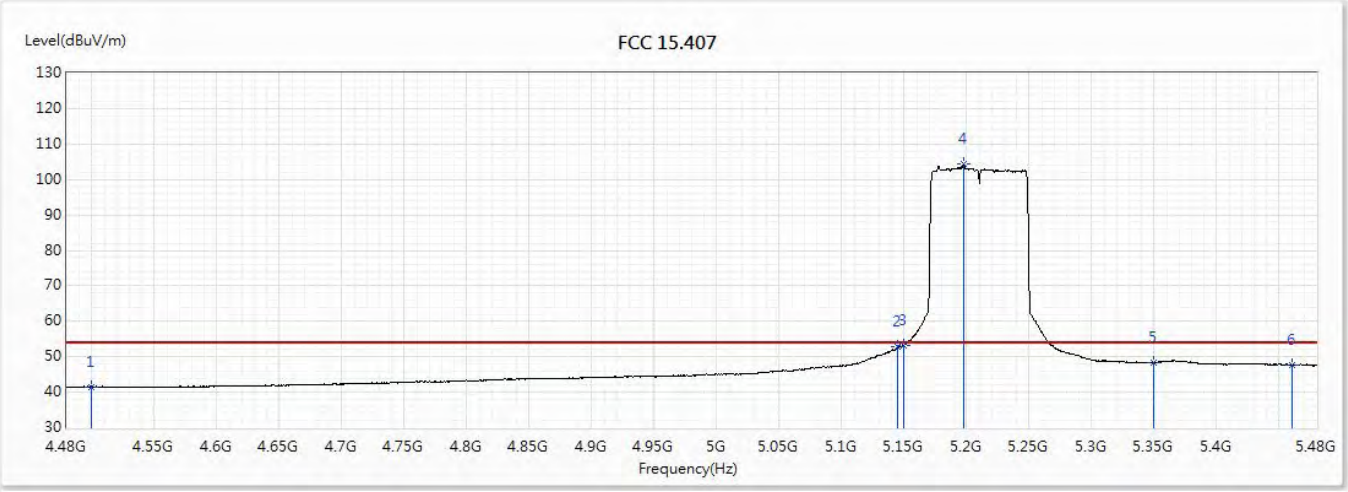

No	Frequency (MHz)	Emission Level (dBuV/m)	Limit (dBuV/m)	Margin (dB)	Reading Level (dBuV)	Correct Factor (dB)	Detector Type
1	4500	41.55	54.00	-12.45	19.81	21.74	AV
2	5145	52.71	54.00	-1.29	29.07	23.64	AV
3	5150	53.23	54.00	-0.77	29.58	23.65	AV
! 4	5198	104.49	54.00	50.49	80.79	23.70	AV
5	5350	48.40	54.00	-5.60	24.51	23.89	AV
6	5460	47.72	54.00	-6.28	23.74	23.98	AV

Note:

1. All reading above 1GHz is performed with peak and/or average measurements as necessary.
2. “ * ”, means this data is the worst emission level.
3. Measurement Level = Reading Level + Correct Factor.
4. The average measurement was not performed when the peak measured data under the limit of average detection. If the readings given are average, peak measurement should also be supplied.
5. The fundamental for reference only, it’s not restricted by unwanted emission limit.

Site :	CB2-H	Engineer :	Elwin
Model No :	GT-AX6000	Test Date :	2018/9/2
Test Voltage :	AC 120V/60Hz	Polarity :	Horizontal
Test Mode :	Mode 6:TX_Non Beamforming_NSS4_ADP-65DW Y		
Note :	802.11ax(20M)_5180MHz		

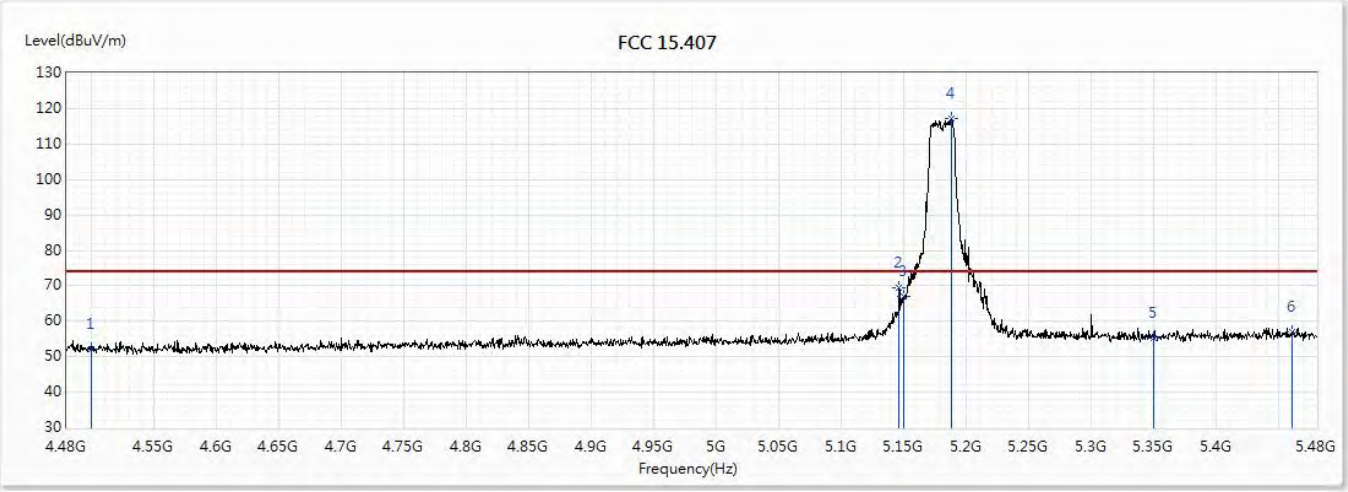

No	Frequency (MHz)	Emission Level (dBuV/m)	Limit (dBuV/m)	Margin (dB)	Reading Level (dBuV)	Correct Factor (dB)	Detector Type
1	4500	52.02	74.00	-21.98	30.28	21.74	PK
2	5146	69.55	74.00	-4.45	45.90	23.65	PK
3	5150	67.10	74.00	-6.90	43.45	23.65	PK
! 4	5188	117.03	74.00	43.03	93.33	23.70	PK
5	5350	55.26	74.00	-18.74	31.37	23.89	PK
6	5460	56.87	74.00	-17.13	32.89	23.98	PK

Note:

1. All reading above 1GHz is performed with peak and/or average measurements as necessary.
2. “ * ”, means this data is the worst emission level.
3. Measurement Level = Reading Level + Correct Factor.
4. The average measurement was not performed when the peak measured data under the limit of average detection. If the readings given are average, peak measurement should also be supplied.
5. The fundamental for reference only, it’s not restricted by unwanted emission limit.

Site :	CB2-H	Engineer :	Elwin
Model No :	GT-AX6000	Test Date :	2018/9/2
Test Voltage :	AC 120V/60Hz	Polarity :	Horizontal
Test Mode :	Mode 6:TX_Non Beamforming_NSS4_ADP-65DW Y		
Note :	802.11ax(20M)_5180MHz		

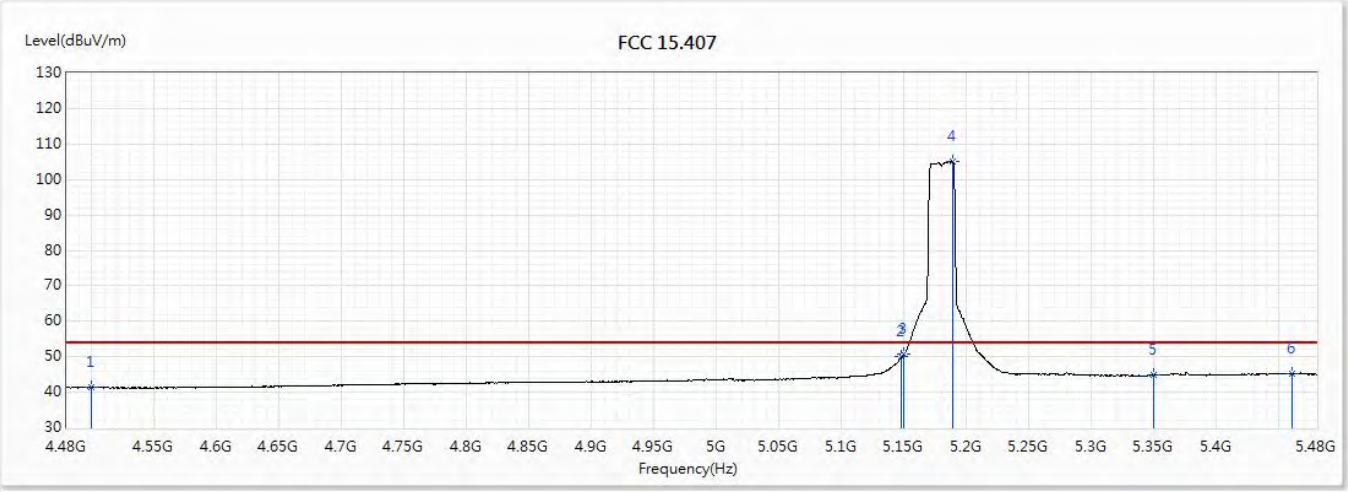

No	Frequency (MHz)	Emission Level (dBuV/m)	Limit (dBuV/m)	Margin (dB)	Reading Level (dBuV)	Correct Factor (dB)	Detector Type
1	4500	41.45	54.00	-12.55	19.71	21.74	AV
2	5148	50.00	54.00	-4.00	26.35	23.65	AV
3	5150	50.75	54.00	-3.25	27.10	23.65	AV
! 4	5188.5	105.17	54.00	51.17	81.47	23.70	AV
5	5350	44.82	54.00	-9.18	20.93	23.89	AV
6	5460	45.34	54.00	-8.66	21.36	23.98	AV

Note:

1. All reading above 1GHz is performed with peak and/or average measurements as necessary.
2. “ * ”, means this data is the worst emission level.
3. Measurement Level = Reading Level + Correct Factor.
4. The average measurement was not performed when the peak measured data under the limit of average detection. If the readings given are average, peak measurement should also be supplied.
5. The fundamental for reference only, it’s not restricted by unwanted emission limit.

Site :	CB2-H	Engineer :	Elwin
Model No :	GT-AX6000	Test Date :	2018/9/1
Test Voltage :	AC 120V/60Hz	Polarity :	Vertical
Test Mode :	Mode 6:TX_Non Beamforming_NSS4_ADP-65DW Y		
Note :	802.11ax(20M)_5180MHz		

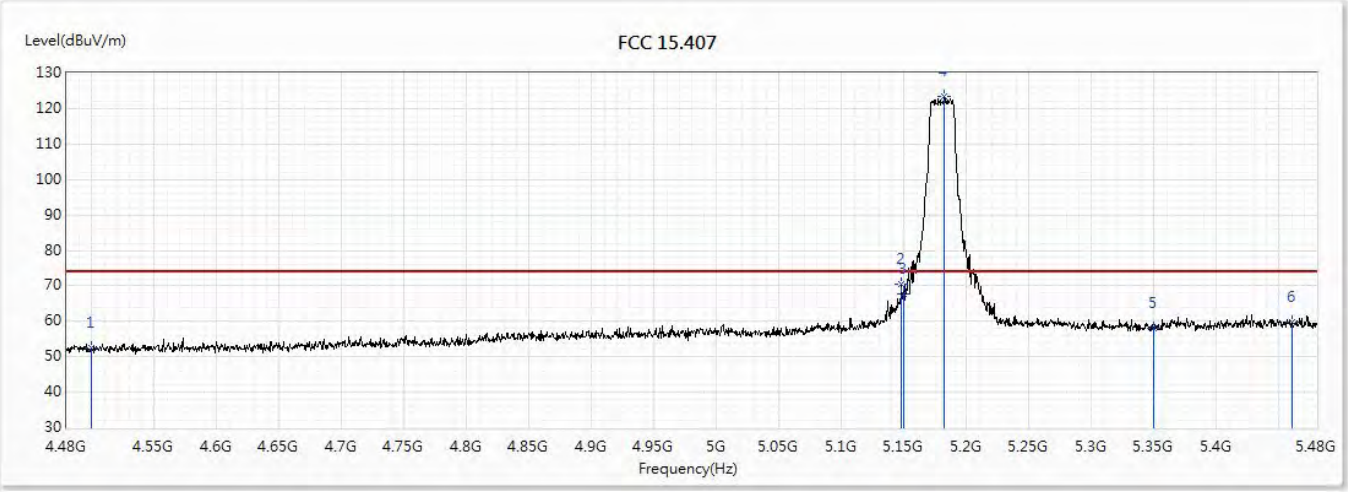

No	Frequency (MHz)	Emission Level (dBuV/m)	Limit (dBuV/m)	Margin (dB)	Reading Level (dBuV)	Correct Factor (dB)	Detector Type
1	4500	52.42	74.00	-21.58	30.68	21.74	PK
2	5148	70.58	74.00	-3.42	46.93	23.65	PK
3	5150	67.83	74.00	-6.17	44.18	23.65	PK
! 4	5182	123.48	74.00	49.48	99.79	23.69	PK
5	5350	58.00	74.00	-16.00	34.11	23.89	PK
6	5460	59.68	74.00	-14.32	35.70	23.98	PK

Note:

1. All reading above 1GHz is performed with peak and/or average measurements as necessary.
2. “ * ”, means this data is the worst emission level.
3. Measurement Level = Reading Level + Correct Factor.
4. The average measurement was not performed when the peak measured data under the limit of average detection. If the readings given are average, peak measurement should also be supplied.
5. The fundamental for reference only, it’s not restricted by unwanted emission limit.

Site :	CB2-H	Engineer :	Elwin
Model No :	GT-AX6000	Test Date :	2018/9/1
Test Voltage :	AC 120V/60Hz	Polarity :	Vertical
Test Mode :	Mode 6:TX_Non Beamforming_NSS4_ADP-65DW Y		
Note :	802.11ax(20M)_5180MHz		

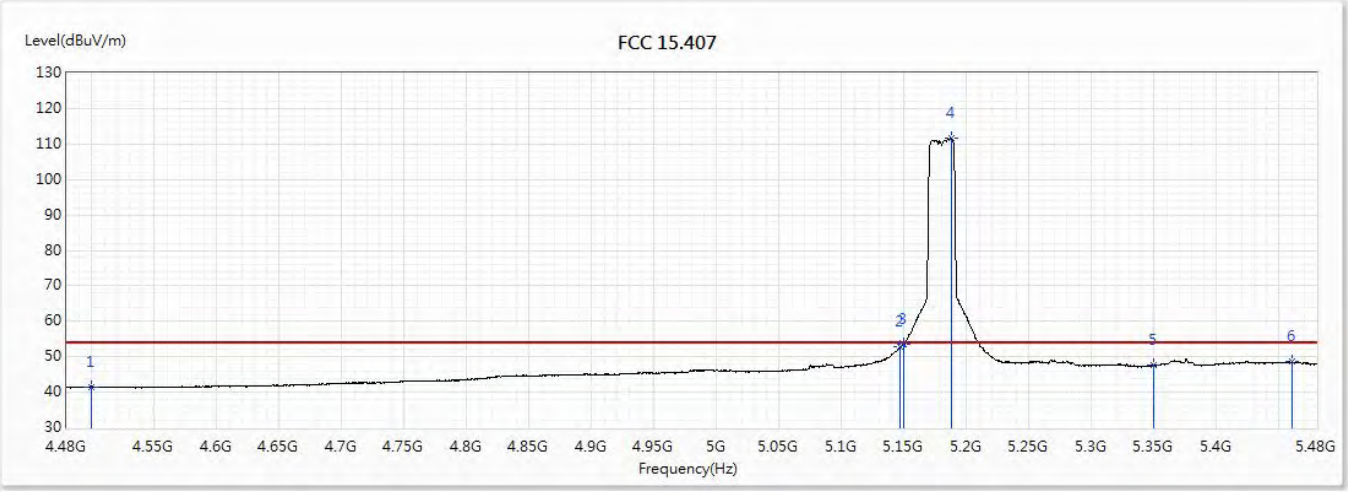

No	Frequency (MHz)	Emission Level (dBuV/m)	Limit (dBuV/m)	Margin (dB)	Reading Level (dBuV)	Correct Factor (dB)	Detector Type
1	4500	41.59	54.00	-12.41	19.85	21.74	AV
2	5147	52.86	54.00	-1.14	29.21	23.65	AV
3	5150	53.70	54.00	-0.30	30.05	23.65	AV
! 4	5187.5	111.59	54.00	57.59	87.90	23.69	AV
5	5350	47.62	54.00	-6.38	23.73	23.89	AV
6	5460	48.52	54.00	-5.48	24.54	23.98	AV

Note:

1. All reading above 1GHz is performed with peak and/or average measurements as necessary.
2. “ * ”, means this data is the worst emission level.
3. Measurement Level = Reading Level + Correct Factor.
4. The average measurement was not performed when the peak measured data under the limit of average detection. If the readings given are average, peak measurement should also be supplied.
5. The fundamental for reference only, it’s not restricted by unwanted emission limit.

Site :	CB2-H	Engineer :	Elwin
Model No :	GT-AX6000	Test Date :	2018/9/2
Test Voltage :	AC 120V/60Hz	Polarity :	Horizontal
Test Mode :	Mode 6:TX_Non Beamforming_NSS4_ADP-65DW Y		
Note :	802.11ax(40M)_5190MHz		

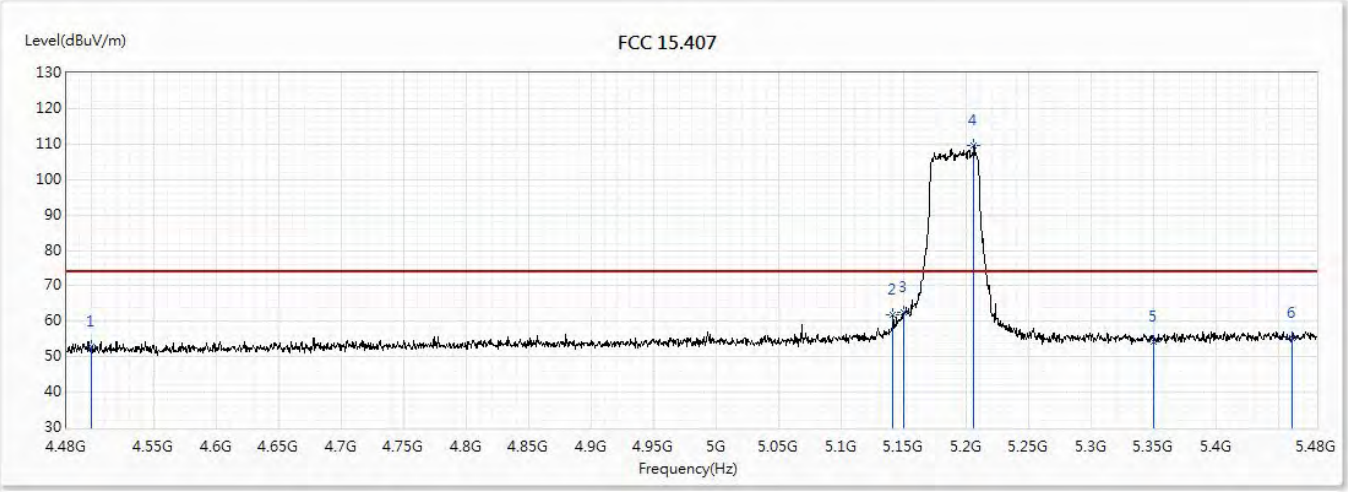

No	Frequency (MHz)	Emission Level (dBuV/m)	Limit (dBuV/m)	Margin (dB)	Reading Level (dBuV)	Correct Factor (dB)	Detector Type
1	4500	52.74	74.00	-21.26	31.00	21.74	PK
2	5141	61.97	74.00	-12.03	38.33	23.64	PK
3	5150	62.36	74.00	-11.64	38.71	23.65	PK
! 4	5205.5	109.48	74.00	35.48	85.76	23.72	PK
5	5350	54.12	74.00	-19.88	30.23	23.89	PK
6	5460	55.41	74.00	-18.59	31.43	23.98	PK

Note:

1. All reading above 1GHz is performed with peak and/or average measurements as necessary.
2. “ * ”, means this data is the worst emission level.
3. Measurement Level = Reading Level + Correct Factor.
4. The average measurement was not performed when the peak measured data under the limit of average detection. If the readings given are average, peak measurement should also be supplied.
5. The fundamental for reference only, it’s not restricted by unwanted emission limit.

Site :	CB2-H	Engineer :	Elwin
Model No :	GT-AX6000	Test Date :	2018/9/2
Test Voltage :	AC 120V/60Hz	Polarity :	Horizontal
Test Mode :	Mode 6:TX_Non Beamforming_NSS4_ADP-65DW Y		
Note :	802.11ax(40M)_5190MHz		

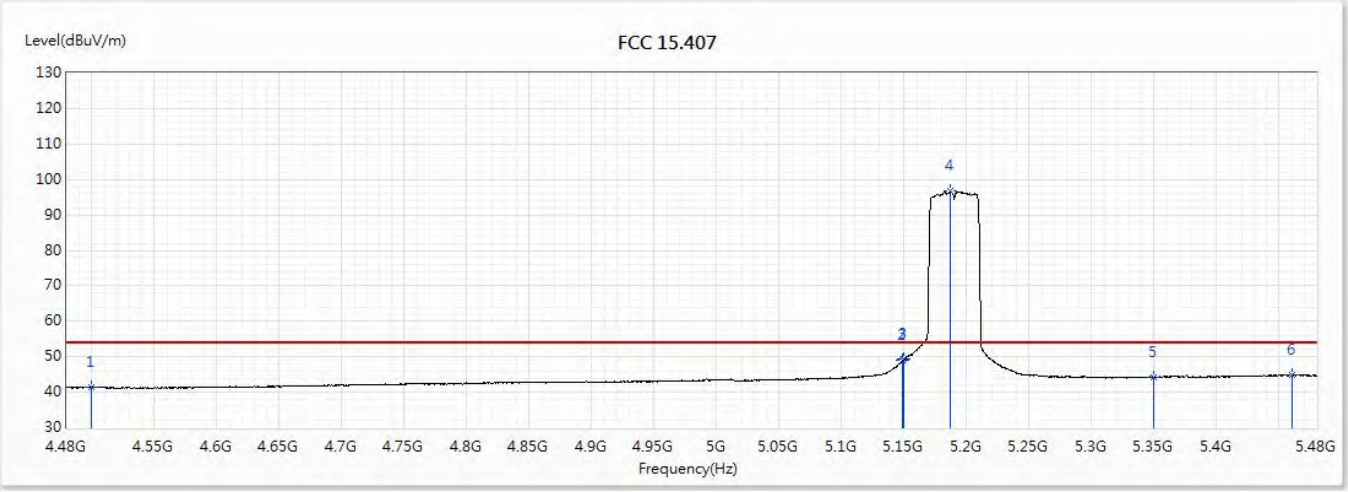

No	Frequency (MHz)	Emission Level (dBuV/m)	Limit (dBuV/m)	Margin (dB)	Reading Level (dBuV)	Correct Factor (dB)	Detector Type
1	4500	41.31	54.00	-12.69	19.57	21.74	AV
2	5149	49.02	54.00	-4.98	25.37	23.65	AV
3	5150	49.26	54.00	-4.74	25.61	23.65	AV
! 4	5187	96.73	54.00	42.73	73.05	23.68	AV
5	5350	44.24	54.00	-9.76	20.35	23.89	AV
6	5460	44.77	54.00	-9.23	20.79	23.98	AV

Note:

1. All reading above 1GHz is performed with peak and/or average measurements as necessary.
2. “ * ”, means this data is the worst emission level.
3. Measurement Level = Reading Level + Correct Factor.
4. The average measurement was not performed when the peak measured data under the limit of average detection. If the readings given are average, peak measurement should also be supplied.
5. The fundamental for reference only, it’s not restricted by unwanted emission limit.

Site :	CB2-H	Engineer :	Elwin
Model No :	GT-AX6000	Test Date :	2018/9/1
Test Voltage :	AC 120V/60Hz	Polarity :	Vertical
Test Mode :	Mode 6:TX_Non Beamforming_NSS4_ADP-65DW Y		
Note :	802.11ax(40M)_5190MHz		

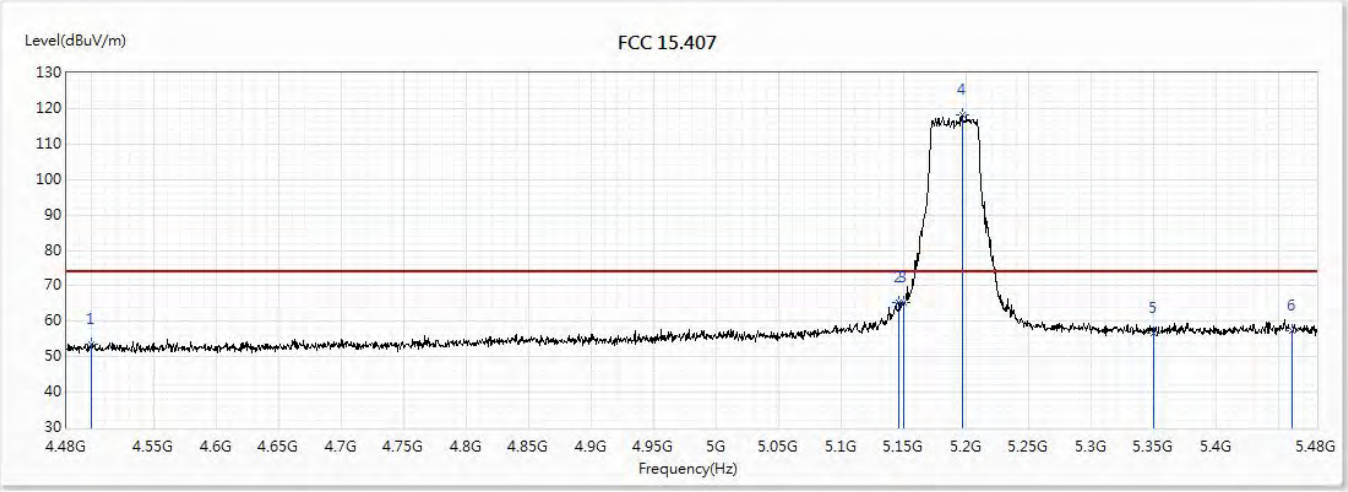

No	Frequency (MHz)	Emission Level (dBuV/m)	Limit (dBuV/m)	Margin (dB)	Reading Level (dBuV)	Correct Factor (dB)	Detector Type
1	4500	53.46	74.00	-20.54	31.72	21.74	PK
2	5146	65.23	74.00	-8.77	41.58	23.65	PK
3	5150	65.31	74.00	-8.69	41.66	23.65	PK
! 4	5196.5	118.33	74.00	44.33	94.63	23.70	PK
5	5350	56.59	74.00	-17.41	32.70	23.89	PK
6	5460	57.30	74.00	-16.70	33.32	23.98	PK

Note:

1. All reading above 1GHz is performed with peak and/or average measurements as necessary.
2. “ * ”, means this data is the worst emission level.
3. Measurement Level = Reading Level + Correct Factor.
4. The average measurement was not performed when the peak measured data under the limit of average detection. If the readings given are average, peak measurement should also be supplied.
5. The fundamental for reference only, it’s not restricted by unwanted emission limit.

Site :	CB2-H	Engineer :	Elwin
Model No :	GT-AX6000	Test Date :	2018/9/1
Test Voltage :	AC 120V/60Hz	Polarity :	Vertical
Test Mode :	Mode 6:TX_Non Beamforming_NSS4_ADP-65DW Y		
Note :	802.11ax(40M)_5190MHz		

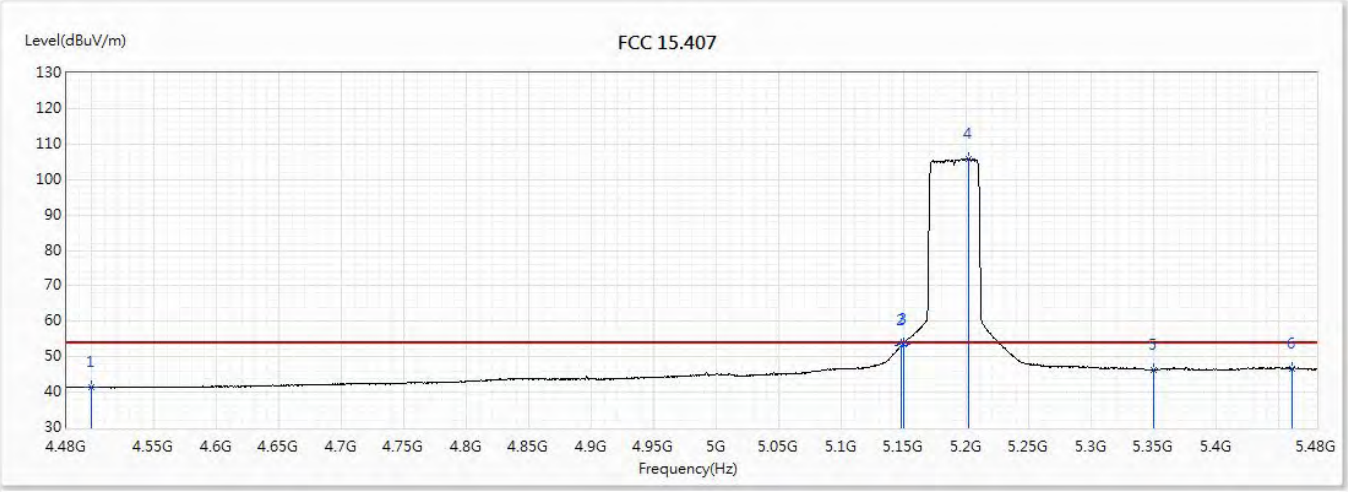

No	Frequency (MHz)	Emission Level (dBuV/m)	Limit (dBuV/m)	Margin (dB)	Reading Level (dBuV)	Correct Factor (dB)	Detector Type
1	4500	41.54	54.00	-12.46	19.80	21.74	AV
2	5148	53.14	54.00	-0.86	29.49	23.65	AV
3	5150	53.63	54.00	-0.37	29.98	23.65	AV
! 4	5201.5	105.80	54.00	51.80	82.09	23.71	AV
5	5350	46.32	54.00	-7.68	22.43	23.89	AV
6	5460	46.76	54.00	-7.24	22.78	23.98	AV

Note:

1. All reading above 1GHz is performed with peak and/or average measurements as necessary.
2. “ * ”, means this data is the worst emission level.
3. Measurement Level = Reading Level + Correct Factor.
4. The average measurement was not performed when the peak measured data under the limit of average detection. If the readings given are average, peak measurement should also be supplied.
5. The fundamental for reference only, it’s not restricted by unwanted emission limit.

Site :	CB2-H	Engineer :	Elwin
Model No :	GT-AX6000	Test Date :	2018/9/2
Test Voltage :	AC 120V/60Hz	Polarity :	Horizontal
Test Mode :	Mode 6:TX_Non Beamforming_NSS4_ADP-65DW Y		
Note :	802.11ax(80M)_5210MHz		

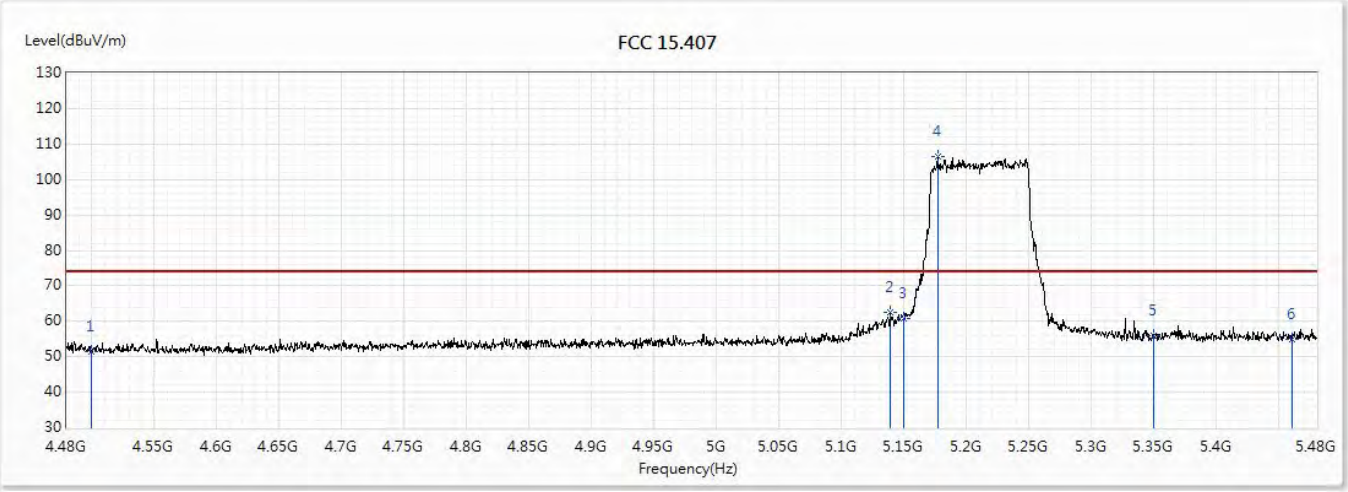

No	Frequency (MHz)	Emission Level (dBuV/m)	Limit (dBuV/m)	Margin (dB)	Reading Level (dBuV)	Correct Factor (dB)	Detector Type
1	4500	51.43	74.00	-22.57	29.69	21.74	PK
2	5139	62.56	74.00	-11.44	38.92	23.64	PK
3	5150	60.82	74.00	-13.18	37.17	23.65	PK
! 4	5177	106.49	74.00	32.49	82.81	23.68	PK
5	5350	55.86	74.00	-18.14	31.97	23.89	PK
6	5460	54.95	74.00	-19.05	30.97	23.98	PK

Note:

1. All reading above 1GHz is performed with peak and/or average measurements as necessary.
2. “ * ”, means this data is the worst emission level.
3. Measurement Level = Reading Level + Correct Factor.
4. The average measurement was not performed when the peak measured data under the limit of average detection. If the readings given are average, peak measurement should also be supplied.
5. The fundamental for reference only, it’s not restricted by unwanted emission limit.

Site :	CB2-H	Engineer :	Elwin
Model No :	GT-AX6000	Test Date :	2018/9/2
Test Voltage :	AC 120V/60Hz	Polarity :	Horizontal
Test Mode :	Mode 6:TX_Non Beamforming_NSS4_ADP-65DW Y		
Note :	802.11ax(80M)_5210MHz		

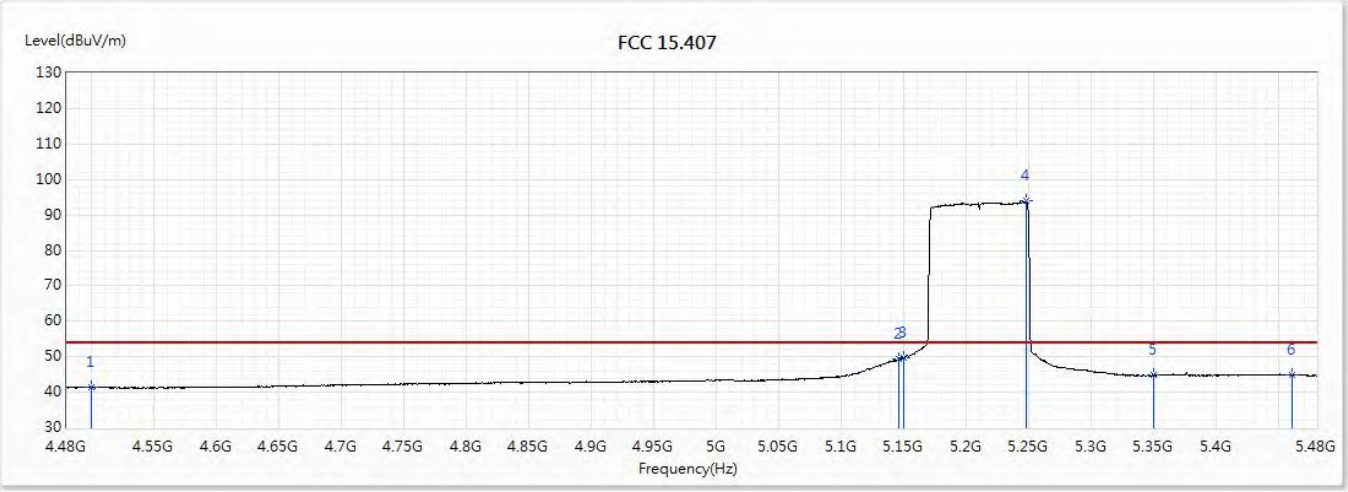

No	Frequency (MHz)	Emission Level (dBuV/m)	Limit (dBuV/m)	Margin (dB)	Reading Level (dBuV)	Correct Factor (dB)	Detector Type
1	4500	41.41	54.00	-12.59	19.67	21.74	AV
2	5146	49.31	54.00	-4.69	25.66	23.65	AV
3	5150	49.73	54.00	-4.27	26.08	23.65	AV
! 4	5247.5	93.93	54.00	39.93	70.16	23.77	AV
5	5350	44.82	54.00	-9.18	20.93	23.89	AV
6	5460	44.80	54.00	-9.20	20.82	23.98	AV

Note:

1. All reading above 1GHz is performed with peak and/or average measurements as necessary.
2. “ * ”, means this data is the worst emission level.
3. Measurement Level = Reading Level + Correct Factor.
4. The average measurement was not performed when the peak measured data under the limit of average detection. If the readings given are average, peak measurement should also be supplied.
5. The fundamental for reference only, it’s not restricted by unwanted emission limit.

Site :	CB2-H	Engineer :	Elwin
Model No :	GT-AX6000	Test Date :	2018/9/1
Test Voltage :	AC 120V/60Hz	Polarity :	Vertical
Test Mode :	Mode 6:TX_Non Beamforming_NSS4_ADP-65DW Y		
Note :	802.11ax(80M)_5210MHz		

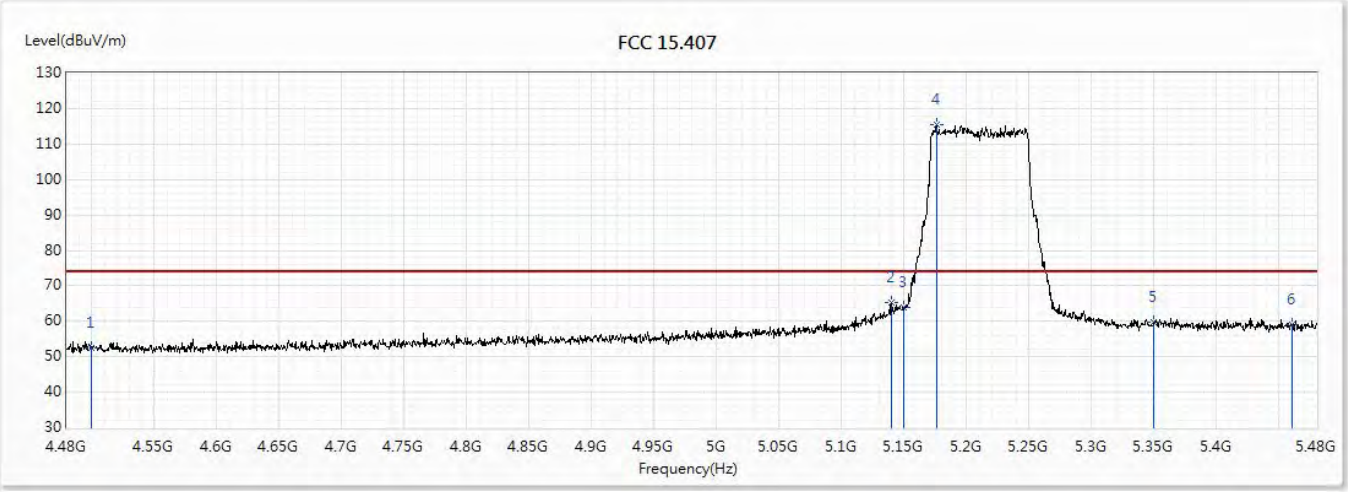

No	Frequency (MHz)	Emission Level (dBuV/m)	Limit (dBuV/m)	Margin (dB)	Reading Level (dBuV)	Correct Factor (dB)	Detector Type
1	4500	52.35	74.00	-21.65	30.61	21.74	PK
2	5140	65.20	74.00	-8.80	41.56	23.64	PK
3	5150	63.76	74.00	-10.24	40.11	23.65	PK
! 4	5176	115.32	74.00	41.32	91.64	23.68	PK
5	5350	59.61	74.00	-14.39	35.72	23.89	PK
6	5460	59.13	74.00	-14.87	35.15	23.98	PK

Note:

1. All reading above 1GHz is performed with peak and/or average measurements as necessary.
2. “ * ”, means this data is the worst emission level.
3. Measurement Level = Reading Level + Correct Factor.
4. The average measurement was not performed when the peak measured data under the limit of average detection. If the readings given are average, peak measurement should also be supplied.
5. The fundamental for reference only, it’s not restricted by unwanted emission limit.

Site :	CB2-H	Engineer :	Elwin
Model No :	GT-AX6000	Test Date :	2018/9/1
Test Voltage :	AC 120V/60Hz	Polarity :	Vertical
Test Mode :	Mode 6:TX_Non Beamforming_NSS4_ADP-65DW Y		
Note :	802.11ax(80M)_5210MHz		

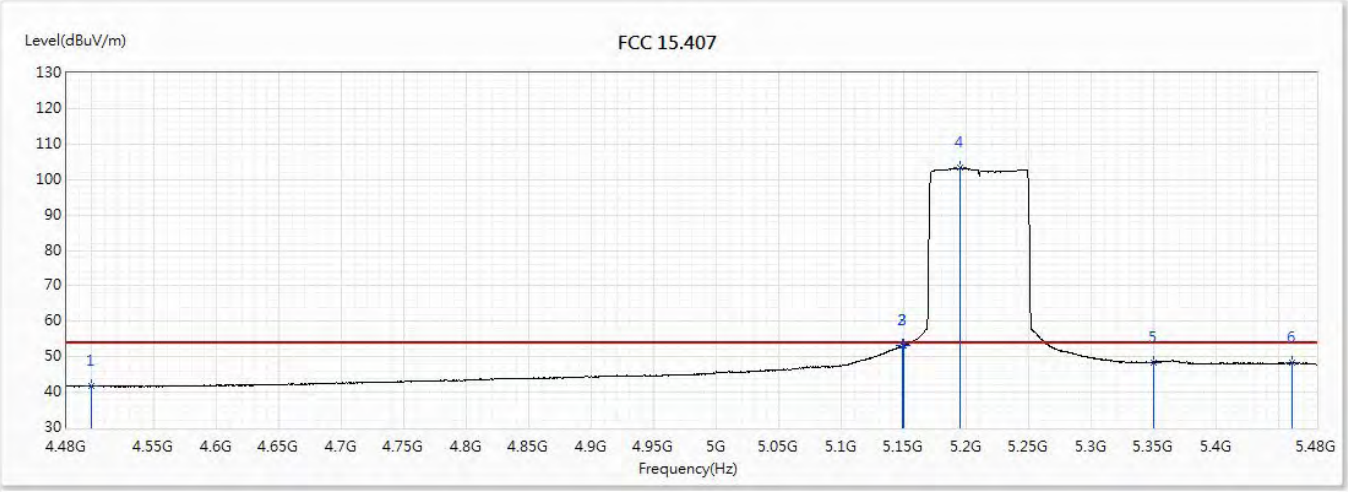

No	Frequency (MHz)	Emission Level (dBuV/m)	Limit (dBuV/m)	Margin (dB)	Reading Level (dBuV)	Correct Factor (dB)	Detector Type
1	4500	41.73	54.00	-12.27	19.99	21.74	AV
2	5149	53.06	54.00	-0.94	29.41	23.65	AV
3	5150	53.15	54.00	-0.85	29.50	23.65	AV
! 4	5195	103.21	54.00	49.21	79.51	23.70	AV
5	5350	48.44	54.00	-5.56	24.55	23.89	AV
6	5460	48.26	54.00	-5.74	24.28	23.98	AV

Note:

1. All reading above 1GHz is performed with peak and/or average measurements as necessary.
2. “ * ”, means this data is the worst emission level.
3. Measurement Level = Reading Level + Correct Factor.
4. The average measurement was not performed when the peak measured data under the limit of average detection. If the readings given are average, peak measurement should also be supplied.
5. The fundamental for reference only, it’s not restricted by unwanted emission limit.

Site :	CB2-H	Engineer :	Rueyyan
Model No :	GT AX6000	Test Date :	2018/9/2
Test Voltage :	AC 120V/60Hz	Polarity :	Horizontal
Test Mode :	Mode 7:TX_Beamforming_NSS4_ADP-65DW Y		
Note :	802.11ac(20M)_5180MHz		

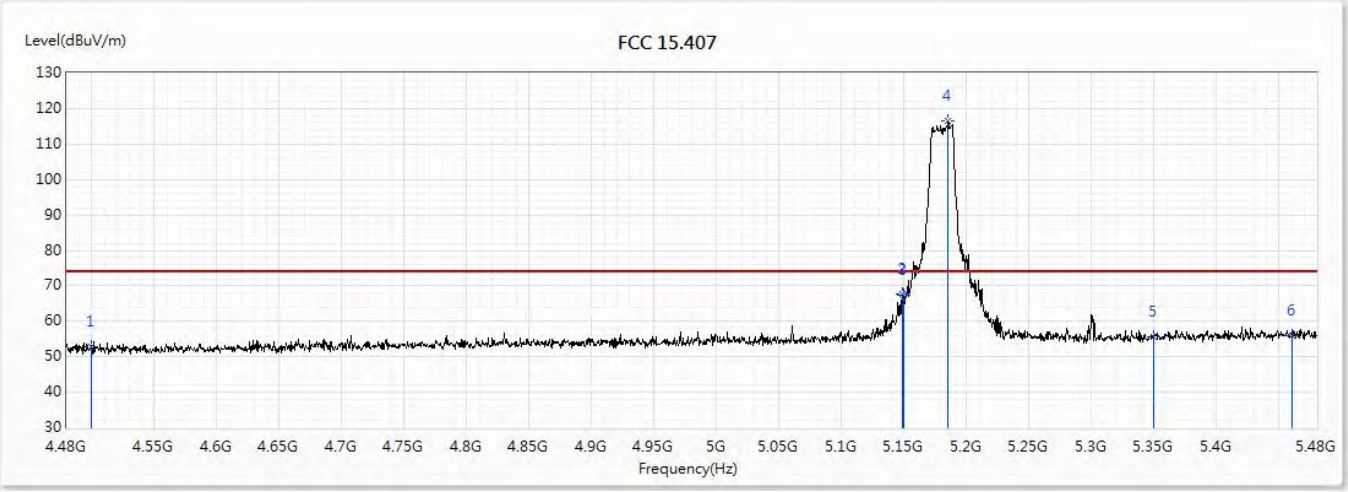

No	Frequency (MHz)	Emission Level (dBuV/m)	Limit (dBuV/m)	Margin (dB)	Reading Level (dBuV)	Correct Factor (dB)	Detector Type
1	4500	52.84	74.00	-21.16	31.10	21.74	PK
2	5148.5	67.85	74.00	-6.15	44.20	23.65	PK
3	5150	67.47	74.00	-6.53	43.82	23.65	PK
! 4	5185	116.36	74.00	42.36	92.68	23.68	PK
5	5350	55.71	74.00	-18.29	31.82	23.89	PK
6	5460	55.79	74.00	-18.21	31.81	23.98	PK

Note:

1. All reading above 1GHz is performed with peak and/or average measurements as necessary.
2. “ * ”, means this data is the worst emission level.
3. Measurement Level = Reading Level + Correct Factor.
4. The average measurement was not performed when the peak measured data under the limit of average detection. If the readings given are average, peak measurement should also be supplied.
5. The fundamental for reference only, it’s not restricted by unwanted emission limit.

Site :	CB2-H	Engineer :	Rueyyan
Model No :	GT AX6000	Test Date :	2018/9/2
Test Voltage :	AC 120V/60Hz	Polarity :	Horizontal
Test Mode :	Mode 7:TX_Beamforming_NSS4_ADP-65DW Y		
Note :	802.11ac(20M)_5180MHz		

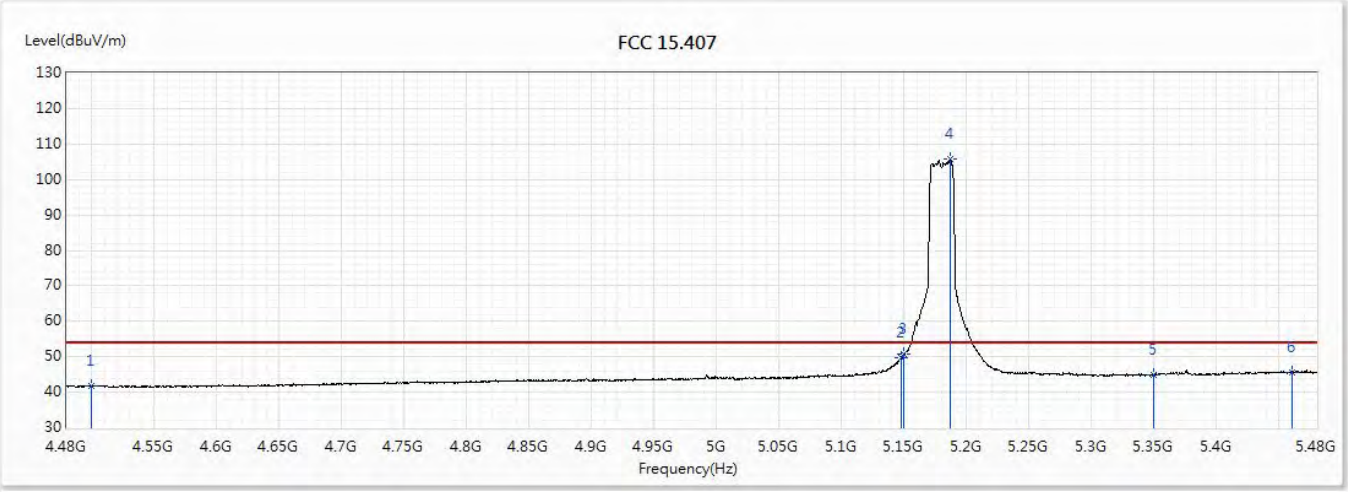

No	Frequency (MHz)	Emission Level (dBuV/m)	Limit (dBuV/m)	Margin (dB)	Reading Level (dBuV)	Correct Factor (dB)	Detector Type
1	4500	41.92	54.00	-12.08	20.18	21.74	AV
2	5148	49.76	54.00	-4.24	26.11	23.65	AV
3	5150	50.93	54.00	-3.07	27.28	23.65	AV
! 4	5186.5	105.74	54.00	51.74	82.06	23.68	AV
5	5350	44.85	54.00	-9.15	20.96	23.89	AV
6	5460	45.65	54.00	-8.35	21.67	23.98	AV

Note:

1. All reading above 1GHz is performed with peak and/or average measurements as necessary.
2. “ * ”, means this data is the worst emission level.
3. Measurement Level = Reading Level + Correct Factor.
4. The average measurement was not performed when the peak measured data under the limit of average detection. If the readings given are average, peak measurement should also be supplied.
5. The fundamental for reference only, it’s not restricted by unwanted emission limit.

Site :	CB2-H	Engineer :	Rueyyan
Model No :	GT AX6000	Test Date :	2018/9/2
Test Voltage :	AC 120V/60Hz	Polarity :	Vertical
Test Mode :	Mode 7:TX_Beamforming_NSS4_ADP-65DW Y		
Note :	802.11ac(20M)_5180MHz		

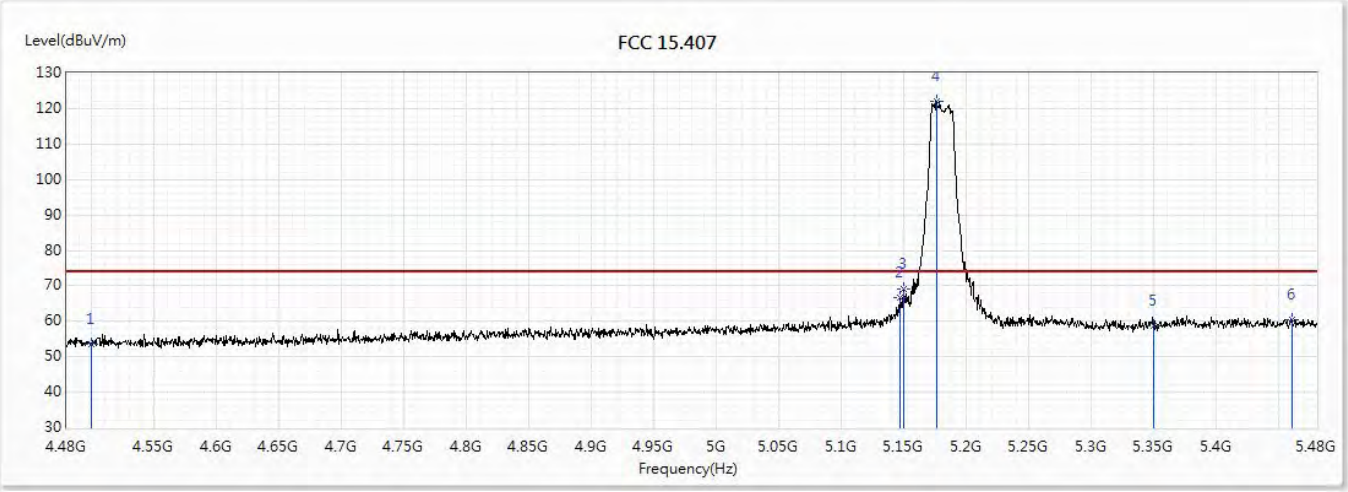

No	Frequency (MHz)	Emission Level (dBuV/m)	Limit (dBuV/m)	Margin (dB)	Reading Level (dBuV)	Correct Factor (dB)	Detector Type
1	4500	53.60	74.00	-20.40	31.86	21.74	PK
2	5147	66.54	74.00	-7.46	42.89	23.65	PK
3	5150	68.96	74.00	-5.04	45.31	23.65	PK
! 4	5176	122.14	74.00	48.14	98.46	23.68	PK
5	5350	58.77	74.00	-15.23	34.88	23.89	PK
6	5460	60.33	74.00	-13.67	36.35	23.98	PK

Note:

1. All reading above 1GHz is performed with peak and/or average measurements as necessary.
2. “ * ”, means this data is the worst emission level.
3. Measurement Level = Reading Level + Correct Factor.
4. The average measurement was not performed when the peak measured data under the limit of average detection. If the readings given are average, peak measurement should also be supplied.
5. The fundamental for reference only, it’s not restricted by unwanted emission limit.

Site :	CB2-H	Engineer :	Rueyyan
Model No :	GT AX6000	Test Date :	2018/9/2
Test Voltage :	AC 120V/60Hz	Polarity :	Vertical
Test Mode :	Mode 7:TX_Beamforming_NSS4_ADP-65DW Y		
Note :	802.11ac(20M)_5180MHz		

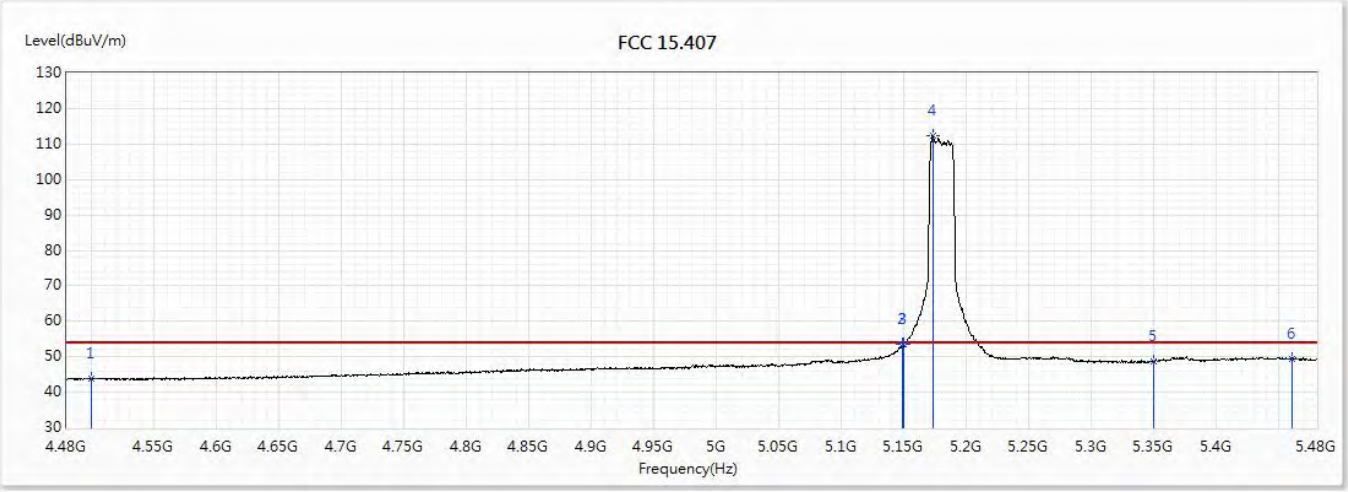

No	Frequency (MHz)	Emission Level (dBuV/m)	Limit (dBuV/m)	Margin (dB)	Reading Level (dBuV)	Correct Factor (dB)	Detector Type
1	4500	43.82	54.00	-10.18	22.08	21.74	AV
2	5149	53.56	54.00	-0.44	29.91	23.65	AV
3	5150	53.42	54.00	-0.58	29.77	23.65	AV
! 4	5173	112.48	54.00	58.48	88.81	23.67	AV
5	5350	48.63	54.00	-5.37	24.74	23.89	AV
6	5460	49.23	54.00	-4.77	25.25	23.98	AV

Note:

1. All reading above 1GHz is performed with peak and/or average measurements as necessary.
2. “ * ”, means this data is the worst emission level.
3. Measurement Level = Reading Level + Correct Factor.
4. The average measurement was not performed when the peak measured data under the limit of average detection. If the readings given are average, peak measurement should also be supplied.
5. The fundamental for reference only, it’s not restricted by unwanted emission limit.

Site :	CB2-H	Engineer :	Rueyyan
Model No :	GT AX6000	Test Date :	2018/9/2
Test Voltage :	AC 120V/60Hz	Polarity :	Horizontal
Test Mode :	Mode 7:TX_Beamforming_NSS4_ADP-65DW Y		
Note :	802.11ac(40M)_5190MHz		

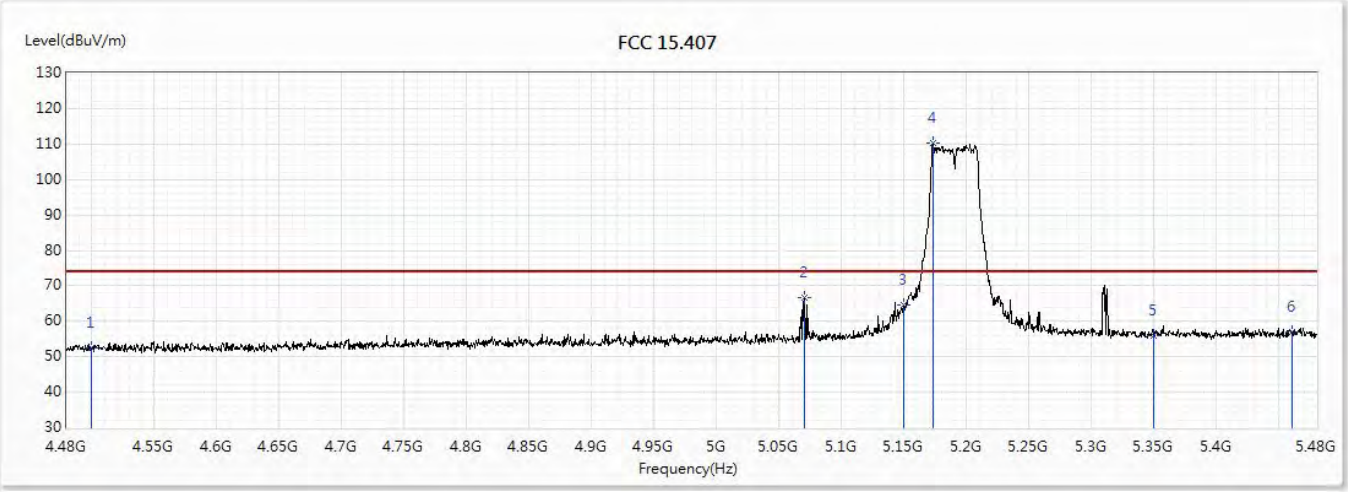

No	Frequency (MHz)	Emission Level (dBuV/m)	Limit (dBuV/m)	Margin (dB)	Reading Level (dBuV)	Correct Factor (dB)	Detector Type
1	4500	52.55	74.00	-21.45	30.81	21.74	PK
2	5070.5	66.55	74.00	-7.45	42.98	23.57	PK
3	5150	64.51	74.00	-9.49	40.86	23.65	PK
! 4	5173.5	110.32	74.00	36.32	86.65	23.67	PK
5	5350	56.03	74.00	-17.97	32.14	23.89	PK
6	5460	57.15	74.00	-16.85	33.17	23.98	PK

Note:

1. All reading above 1GHz is performed with peak and/or average measurements as necessary.
2. “ * ”, means this data is the worst emission level.
3. Measurement Level = Reading Level + Correct Factor.
4. The average measurement was not performed when the peak measured data under the limit of average detection. If the readings given are average, peak measurement should also be supplied.
5. The fundamental for reference only, it’s not restricted by unwanted emission limit.

Site :	CB2-H	Engineer :	Rueyyan
Model No :	GT AX6000	Test Date :	2018/9/2
Test Voltage :	AC 120V/60Hz	Polarity :	Horizontal
Test Mode :	Mode 7:TX_Beamforming_NSS4_ADP-65DW Y		
Note :	802.11ac(40M)_5190MHz		

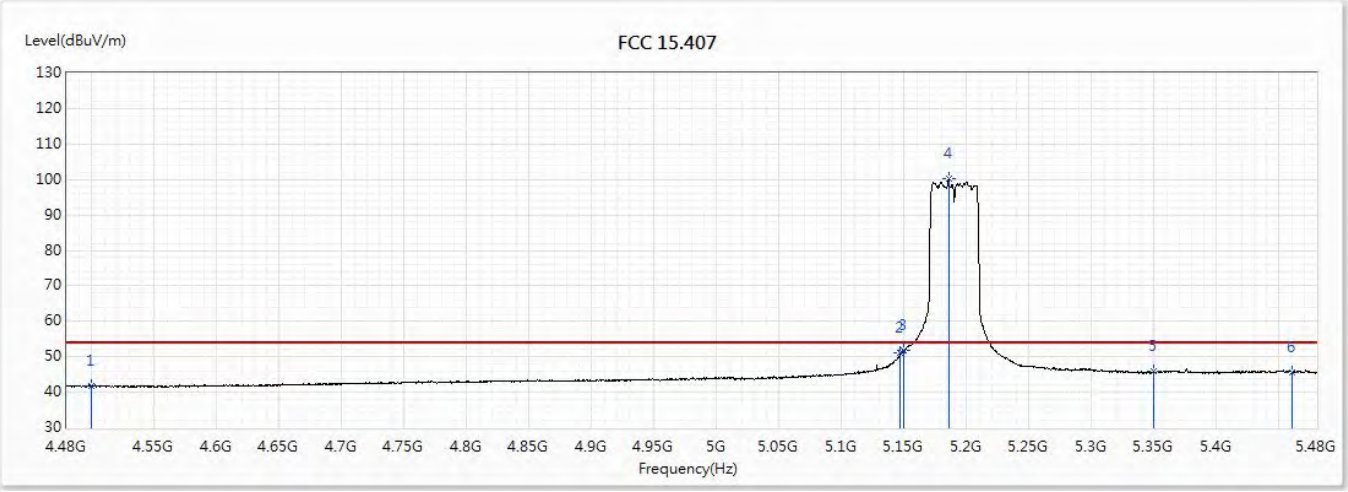

No	Frequency (MHz)	Emission Level (dBuV/m)	Limit (dBuV/m)	Margin (dB)	Reading Level (dBuV)	Correct Factor (dB)	Detector Type
1	4500	41.68	54.00	-12.32	19.94	21.74	AV
2	5147	51.08	54.00	-2.92	27.43	23.65	AV
3	5150	51.73	54.00	-2.27	28.08	23.65	AV
! 4	5185.5	100.18	54.00	46.18	76.50	23.68	AV
5	5350	45.76	54.00	-8.24	21.87	23.89	AV
6	5460	45.64	54.00	-8.36	21.66	23.98	AV

Note:

1. All reading above 1GHz is performed with peak and/or average measurements as necessary.
2. “ * ”, means this data is the worst emission level.
3. Measurement Level = Reading Level + Correct Factor.
4. The average measurement was not performed when the peak measured data under the limit of average detection. If the readings given are average, peak measurement should also be supplied.
5. The fundamental for reference only, it’s not restricted by unwanted emission limit.

Site :	CB2-H	Engineer :	Rueyyan
Model No :	GT AX6000	Test Date :	2018/9/2
Test Voltage :	AC 120V/60Hz	Polarity :	Vertical
Test Mode :	Mode 7:TX_Beamforming_NSS4_ADP-65DW Y		
Note :	802.11ac(40M)_5190MHz		

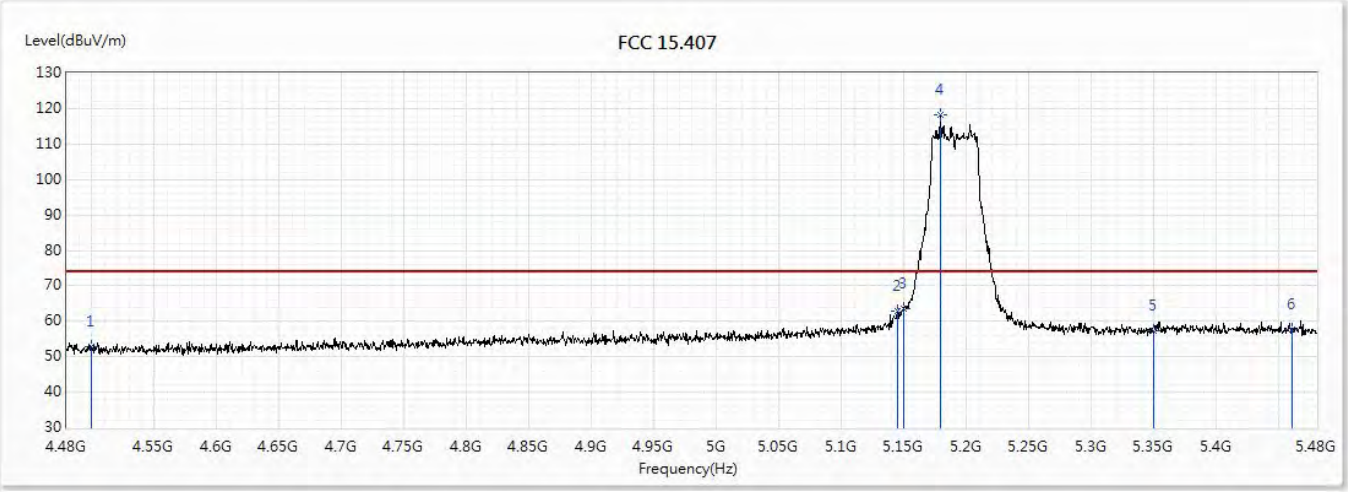

No	Frequency (MHz)	Emission Level (dBuV/m)	Limit (dBuV/m)	Margin (dB)	Reading Level (dBuV)	Correct Factor (dB)	Detector Type
1	4500	52.68	74.00	-21.32	30.94	21.74	PK
2	5145	63.03	74.00	-10.97	39.39	23.64	PK
3	5150	63.58	74.00	-10.42	39.93	23.65	PK
! 4	5179	118.30	74.00	44.30	94.62	23.68	PK
5	5350	57.21	74.00	-16.79	33.32	23.89	PK
6	5460	57.80	74.00	-16.20	33.82	23.98	PK

Note:

1. All reading above 1GHz is performed with peak and/or average measurements as necessary.
2. “ * ”, means this data is the worst emission level.
3. Measurement Level = Reading Level + Correct Factor.
4. The average measurement was not performed when the peak measured data under the limit of average detection. If the readings given are average, peak measurement should also be supplied.
5. The fundamental for reference only, it’s not restricted by unwanted emission limit.

Site :	CB2-H	Engineer :	Rueyyan
Model No :	GT AX6000	Test Date :	2018/9/2
Test Voltage :	AC 120V/60Hz	Polarity :	Vertical
Test Mode :	Mode 7:TX_Beamforming_NSS4_ADP-65DW Y		
Note :	802.11ac(40M)_5190MHz		

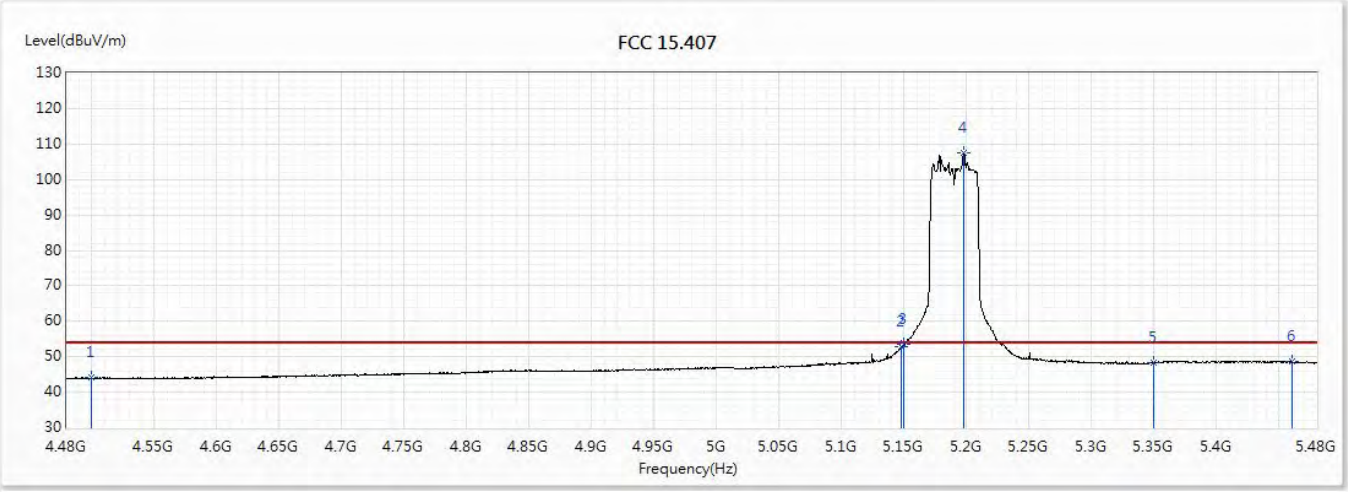

No	Frequency (MHz)	Emission Level (dBuV/m)	Limit (dBuV/m)	Margin (dB)	Reading Level (dBuV)	Correct Factor (dB)	Detector Type
1	4500	44.07	54.00	-9.93	22.33	21.74	AV
2	5147.5	52.68	54.00	-1.32	29.03	23.65	AV
3	5150	53.48	54.00	-0.52	29.83	23.65	AV
! 4	5198	107.49	54.00	53.49	83.79	23.70	AV
5	5350	48.33	54.00	-5.67	24.44	23.89	AV
6	5460	48.62	54.00	-5.38	24.64	23.98	AV

Note:

1. All reading above 1GHz is performed with peak and/or average measurements as necessary.
2. “ * ”, means this data is the worst emission level.
3. Measurement Level = Reading Level + Correct Factor.
4. The average measurement was not performed when the peak measured data under the limit of average detection. If the readings given are average, peak measurement should also be supplied.
5. The fundamental for reference only, it’s not restricted by unwanted emission limit.

Site :	CB2-H	Engineer :	Rueyyan
Model No :	GT AX6000	Test Date :	2018/9/2
Test Voltage :	AC 120V/60Hz	Polarity :	Horizontal
Test Mode :	Mode 7:TX_Beamforming_NSS4_ADP-65DW Y		
Note :	802.11ac(80M)_5210MHz		

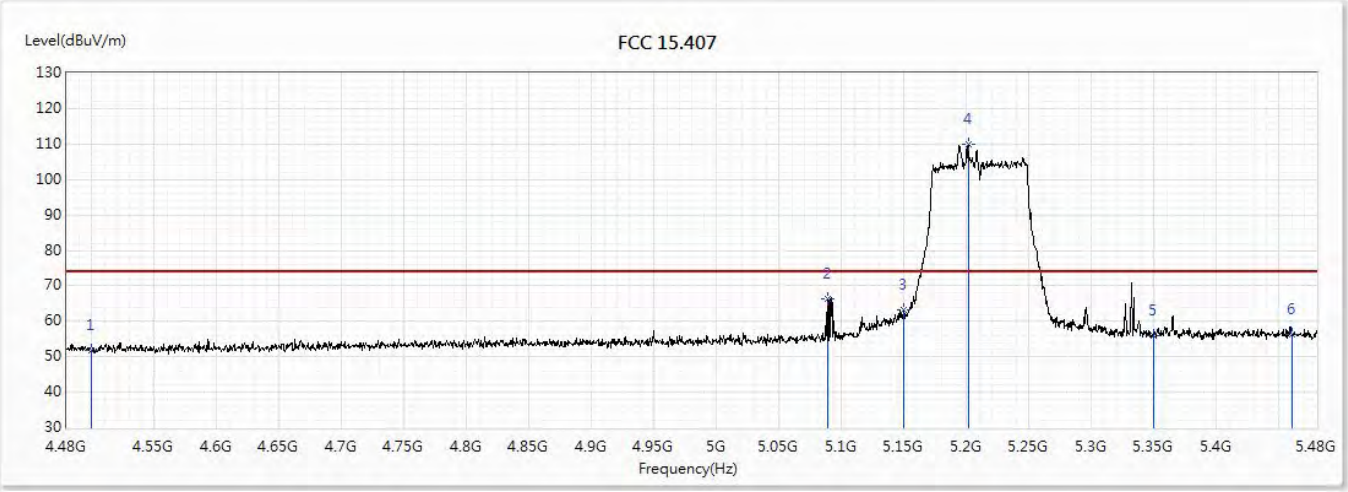

No	Frequency (MHz)	Emission Level (dBuV/m)	Limit (dBuV/m)	Margin (dB)	Reading Level (dBuV)	Correct Factor (dB)	Detector Type
1	4500	51.86	74.00	-22.14	30.12	21.74	PK
2	5089	66.30	74.00	-7.70	42.71	23.59	PK
3	5150	63.06	74.00	-10.94	39.41	23.65	PK
! 4	5201.5	109.80	74.00	35.80	86.09	23.71	PK
5	5350	56.05	74.00	-17.95	32.16	23.89	PK
6	5460	56.21	74.00	-17.79	32.23	23.98	PK

Note:

1. All reading above 1GHz is performed with peak and/or average measurements as necessary.
2. “ * ”, means this data is the worst emission level.
3. Measurement Level = Reading Level + Correct Factor.
4. The average measurement was not performed when the peak measured data under the limit of average detection. If the readings given are average, peak measurement should also be supplied.
5. The fundamental for reference only, it’s not restricted by unwanted emission limit.

Site :	CB2-H	Engineer :	Rueyyan
Model No :	GT AX6000	Test Date :	2018/9/2
Test Voltage :	AC 120V/60Hz	Polarity :	Horizontal
Test Mode :	Mode 7:TX_Beamforming_NSS4_ADP-65DW Y		
Note :	802.11ac(80M)_5210MHz		

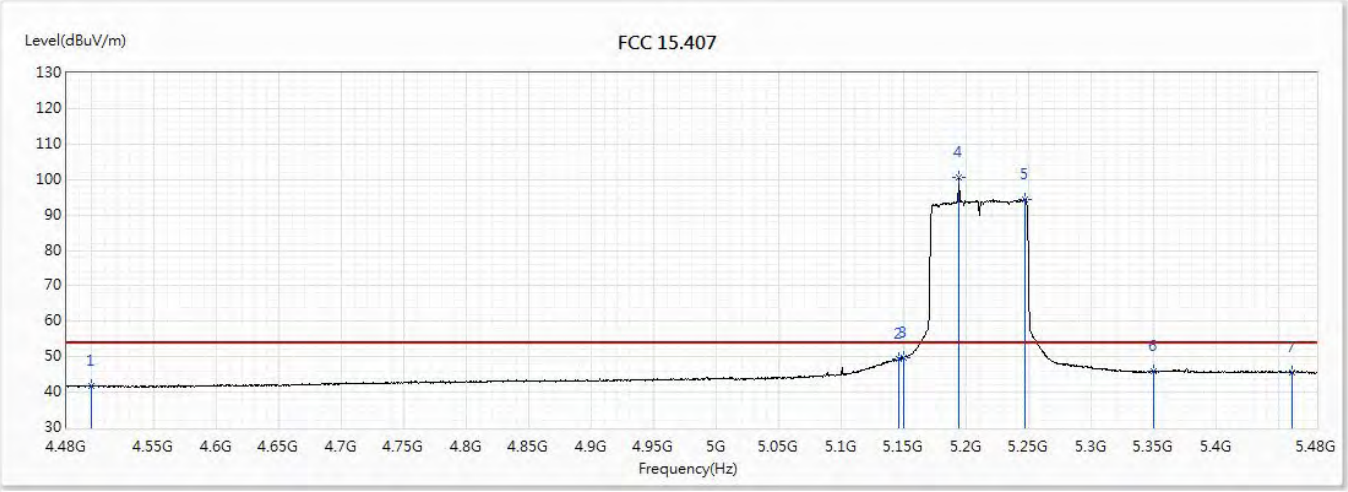

No	Frequency (MHz)	Emission Level (dBuV/m)	Limit (dBuV/m)	Margin (dB)	Reading Level (dBuV)	Correct Factor (dB)	Detector Type
1	4500	41.67	54.00	-12.33	19.93	21.74	AV
2	5145.5	49.23	54.00	-4.77	25.59	23.64	AV
3	5150	49.87	54.00	-4.13	26.22	23.65	AV
! 4	5194	100.52	54.00	46.52	76.82	23.70	AV
! 5	5247	94.48	54.00	40.48	70.71	23.77	AV
6	5350	45.80	54.00	-8.20	21.91	23.89	AV
7	5460	45.73	54.00	-8.27	21.75	23.98	AV

Note:

1. All reading above 1GHz is performed with peak and/or average measurements as necessary.
2. “ * ”, means this data is the worst emission level.
3. Measurement Level = Reading Level + Correct Factor.
4. The average measurement was not performed when the peak measured data under the limit of average detection. If the readings given are average, peak measurement should also be supplied.
5. The fundamental for reference only, it’s not restricted by unwanted emission limit.

Site :	CB2-H	Engineer :	Rueyyan
Model No :	GT AX6000	Test Date :	2018/9/2
Test Voltage :	AC 120V/60Hz	Polarity :	Vertical
Test Mode :	Mode 7:TX_Beamforming_NSS4_ADP-65DW Y		
Note :	802.11ac(80M)_5210MHz		

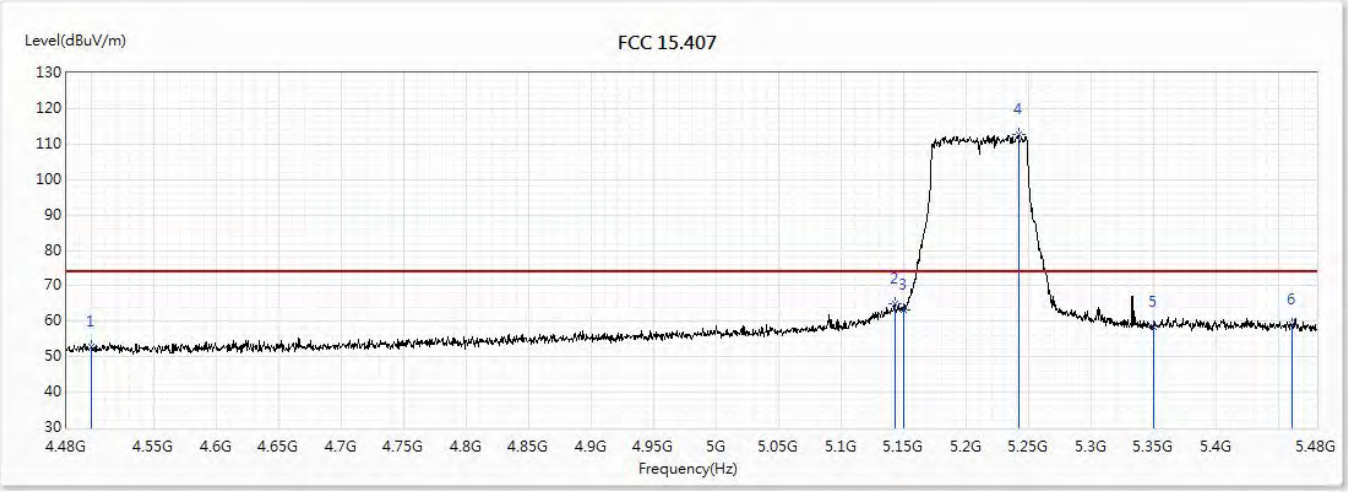

No	Frequency (MHz)	Emission Level (dBuV/m)	Limit (dBuV/m)	Margin (dB)	Reading Level (dBuV)	Correct Factor (dB)	Detector Type
1	4500	52.87	74.00	-21.13	31.13	21.74	PK
2	5142.5	64.90	74.00	-9.10	41.26	23.64	PK
3	5150	63.10	74.00	-10.90	39.45	23.65	PK
! 4	5241.5	112.82	74.00	38.82	89.05	23.77	PK
5	5350	58.48	74.00	-15.52	34.59	23.89	PK
6	5460	59.13	74.00	-14.87	35.15	23.98	PK

Note:

1. All reading above 1GHz is performed with peak and/or average measurements as necessary.
2. “ * ”, means this data is the worst emission level.
3. Measurement Level = Reading Level + Correct Factor.
4. The average measurement was not performed when the peak measured data under the limit of average detection. If the readings given are average, peak measurement should also be supplied.
5. The fundamental for reference only, it’s not restricted by unwanted emission limit.

Site :	CB2-H	Engineer :	Rueyyan
Model No :	GT AX6000	Test Date :	2018/9/2
Test Voltage :	AC 120V/60Hz	Polarity :	Vertical
Test Mode :	Mode 7:TX_Beamforming_NSS4_ADP-65DW Y		
Note :	802.11ac(80M)_5210MHz		

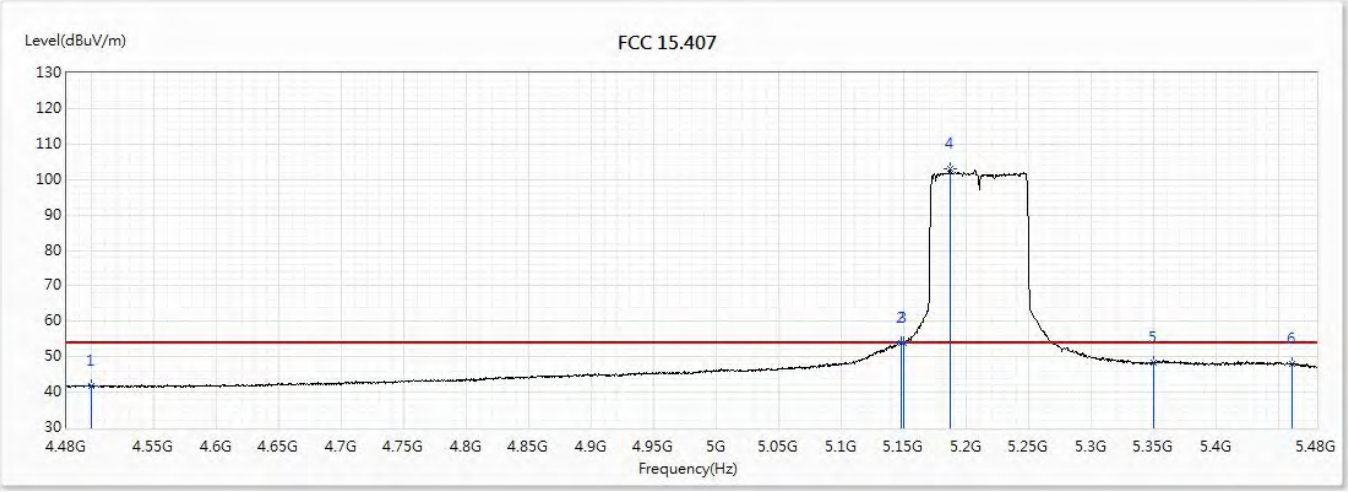

No	Frequency (MHz)	Emission Level (dBuV/m)	Limit (dBuV/m)	Margin (dB)	Reading Level (dBuV)	Correct Factor (dB)	Detector Type
1	4500	41.64	54.00	-12.36	19.90	21.74	AV
2	5147.5	53.75	54.00	-0.25	30.10	23.65	AV
3	5150	53.73	54.00	-0.27	30.08	23.65	AV
! 4	5186.5	102.94	54.00	48.94	79.26	23.68	AV
5	5350	48.29	54.00	-5.71	24.40	23.89	AV
6	5460	48.05	54.00	-5.95	24.07	23.98	AV

Note:

1. All reading above 1GHz is performed with peak and/or average measurements as necessary.
2. “ * ”, means this data is the worst emission level.
3. Measurement Level = Reading Level + Correct Factor.
4. The average measurement was not performed when the peak measured data under the limit of average detection. If the readings given are average, peak measurement should also be supplied.
5. The fundamental for reference only, it’s not restricted by unwanted emission limit.

Site :	CB2-H	Engineer :	Rueyyan
Model No :	GT AX6000	Test Date :	2018/9/2
Test Voltage :	AC 120V/60Hz	Polarity :	Horizontal
Test Mode :	Mode 7:TX_Beamforming_NSS4_ADP-65DW Y		
Note :	802.11ac(80M)_5775MHz		

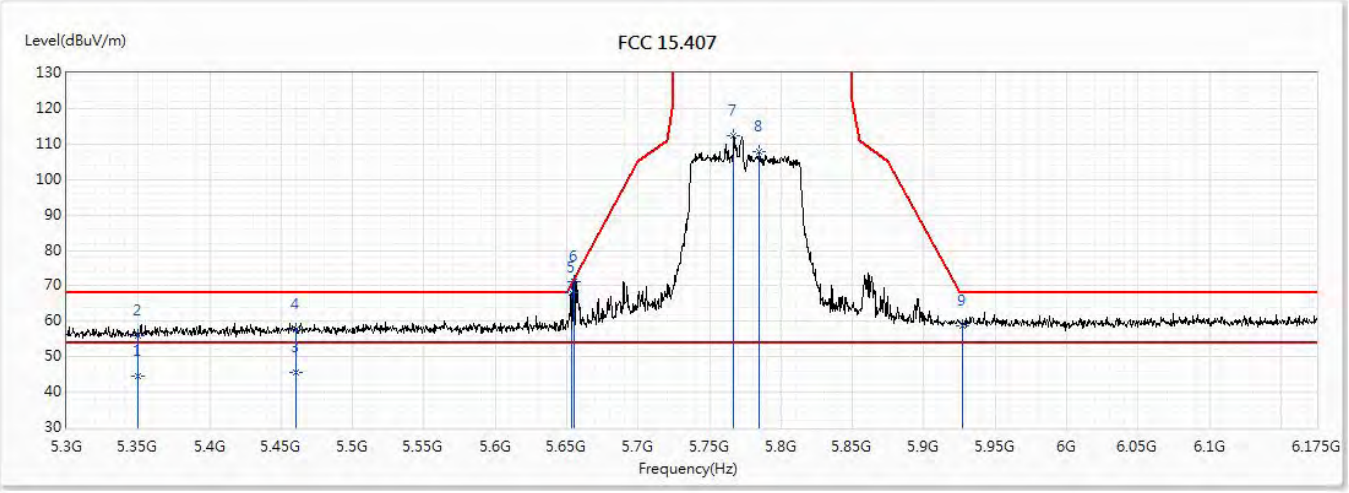

No	Frequency (MHz)	Emission Level (dBuV/m)	Limit (dBuV/m)	Margin (dB)	Reading Level (dBuV)	Correct Factor (dB)	Detector Type
1	5350	44.45	54.00	-9.55	20.56	23.89	AV
2	5350	56.00	68.20	-12.20	32.11	23.89	PK
3	5460	45.55	54.00	-8.45	21.57	23.98	AV
4	5460	57.81	68.20	-10.39	33.83	23.98	PK
5	5653.063	68.20	70.47	-2.27	43.73	24.47	PK
* 6	5654.813	71.22	71.76	-0.54	46.75	24.47	PK
7	5766.813	112.22	131.20	-18.98	87.41	24.81	PK
8	5784.75	107.86	131.20	-23.34	83.00	24.86	PK
9	5926.938	58.63	68.20	-9.57	33.36	25.27	PK

Note:

1. All reading above 1GHz is performed with peak and/or average measurements as necessary.
2. “ * ”, means this data is the worst emission level.
3. Measurement Level = Reading Level + Correct Factor.
4. The average measurement was not performed when the peak measured data under the limit of average detection. If the readings given are average, peak measurement should also be supplied.
5. The fundamental for reference only, it’s not restricted by unwanted emission limit.

Site :	CB2-H	Engineer :	Rueyyan
Model No :	GT AX6000	Test Date :	2018/9/2
Test Voltage :	AC 120V/60Hz	Polarity :	Vertical
Test Mode :	Mode 7:TX_Beamforming_NSS4_ADP-65DW Y		
Note :	802.11ac(80M)_5775MHz		

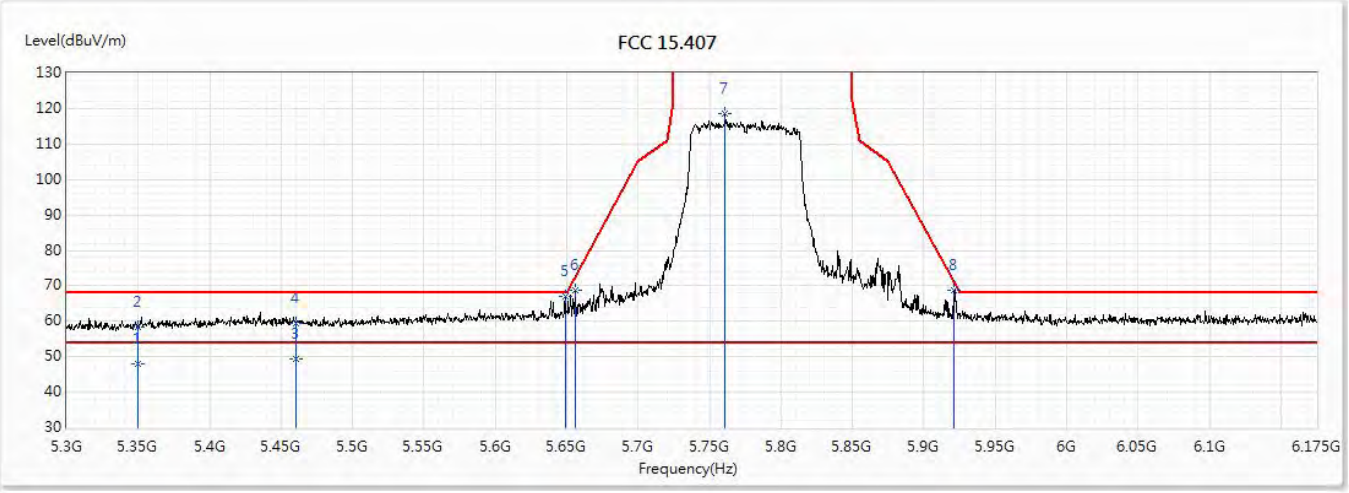

No	Frequency (MHz)	Emission Level (dBuV/m)	Limit (dBuV/m)	Margin (dB)	Reading Level (dBuV)	Correct Factor (dB)	Detector Type
1	5350	48.13	54.00	-5.87	24.24	23.89	AV
2	5350	58.45	68.20	-9.75	34.56	23.89	PK
3	5460	49.26	54.00	-4.74	25.28	23.98	AV
4	5460	59.58	68.20	-8.62	35.60	23.98	PK
* 5	5649.125	66.99	68.20	-1.21	42.53	24.46	PK
6	5655.688	68.85	72.41	-3.56	44.37	24.48	PK
7	5760.688	118.75	131.20	-12.45	93.96	24.79	PK
8	5921.25	68.78	70.97	-2.20	43.52	25.26	PK

Note:

1. All reading above 1GHz is performed with peak and/or average measurements as necessary.
2. “ * ”, means this data is the worst emission level.
3. Measurement Level = Reading Level + Correct Factor.
4. The average measurement was not performed when the peak measured data under the limit of average detection. If the readings given are average, peak measurement should also be supplied.
5. The fundamental for reference only, it’s not restricted by unwanted emission limit.