RADIO TEST REPORT

FCC ID	:	MSQ-RTAX5000
Equipment	:	AX3000 Dual Band Wi-Fi Router
Brand Name	:	ASUS
Model Name	:	RT-AX58U V2 / RT-AX3000 V2
Applicant	:	ASUSTeK Computer Inc 1F., No. 15, Lide Rd., Beitou, Taipei 112, Taiwan
Manufacturer (1)	:	ASUSTeK Computer Inc 1F., No. 15, Lide Rd., Beitou, Taipei 112, Taiwan
Manufacturer (2)	:	Lukisen Electronic Corp. 3F., No.236, Boai St., Shulin Dist., New Taipei City 23845, Taiwan
Manufacturer (3)	:	Lih Rong Electronic Enterprise Co.,Ltd No. 486, Sec. 1, Wanshou Rd., Guishan Dist., Taoyuan City 33350, Taiwan
Standard	:	47 CFR FCC Part 15.407

The product was received on Jun. 29, 2021, and testing was started from Sep. 17, 2021 and completed on Jan. 10, 2022. We, Sporton International Inc. Hsinchu Laboratory, would like to declare that the tested sample has been evaluated in accordance with the procedures given in ANSI C63.10-2013 and shown compliance with the applicable technical standards.

The test results in this report apply exclusively to the tested model / sample. Without written approval of Sporton International Inc. Hsinchu Laboratory, the test report shall not be reproduced except in full.

Approved by: Cliff Chang

Sporton International Inc. Hsinchu Laboratory
No.8, Ln. 724, Bo'ai St., Zhubei City, Hsinchu County 302010, Taiwan (R.O.C.)

Table of Contents

History of this test report **3**

Summary of Test Result **4**

1 General Description **5**

1.1 Information 5
1.2 Applicable Standards 12
1.3 Testing Location Information 12
1.4 Measurement Uncertainty 13

2 Test Configuration of EUT **14**

2.1 Test Channel Mode 14
2.2 The Worst Case Measurement Configuration 16
2.3 EUT Operation during Test 18
2.4 Accessories 18
2.5 Support Equipment 19
2.6 Test Setup Diagram 20

3 Transmitter Test Result **24**

3.1 AC Power-line Conducted Emissions 24
3.2 Emission Bandwidth 26
3.3 Maximum Output Power 28
3.4 Power Spectral Density 31
3.5 Unwanted Emissions 34

4 Test Equipment and Calibration Data **39**

Appendix A. Test Results of AC Power-line Conducted Emissions

Appendix B. Test Results of Emission Bandwidth

Appendix C. Test Results of Maximum Output Power

Appendix D. Test Results of Power Spectral Density

Appendix E. Test Results of Unwanted Emissions

Appendix F. Test Results of Radiated Emission Co-location

Appendix G. Test Photos

Photographs of EUT v01

History of this test report

Report No.	Version	Description	Issued Date
FR112119AB	01	Initial issue of report	Jan. 24, 2022

Summary of Test Result

Report Clause	Ref Std. Clause	Test Items	Result (PASS/FAIL)	Remark
1.1.2	15.203	Antenna Requirement	PASS	-
3.1	15.207	AC Power-line Conducted Emissions	PASS	-
3.2	15.407(a)	Emission Bandwidth	PASS	-
3.3	15.407(a)	Maximum Output Power	PASS	-
3.4	15.407(a)	Power Spectral Density	PASS	-
3.5	15.407(b)	Unwanted Emissions	PASS	-

Declaration of Conformity:

1. The test results with all measurement uncertainty excluded are presented in accordance with the regulation limits or requirements declared by manufacturers. It's means measurement values may risk exceeding the limit of regulation standards, if measurement uncertainty is include in test results.
2. The measurement uncertainty please refer to report "Measurement Uncertainty".

Comments and Explanations:

The declared of product specification for EUT presented in the report are provided by the manufacturer, and the manufacturer takes all the responsibilities for the accuracy of product specification.

Reviewed by: Sam Chen

Report Producer: Jessie Wei

1 General Description

1.1 Information

1.1.1 RF General Information

Frequency Range (MHz)	IEEE Std. 802.11	Ch. Frequency (MHz)	Channel Number
5150-5250	a, n (HT20), ac (VHT20), ax (HEW20)	5180-5240	36-48 [4]
5250-5350		5260-5320	52-64 [4]
5470-5725		5500-5720	100-144 [12]
5725-5850		5745-5825	149-165 [5]
5150-5250	n (HT40), ac (VHT40), ax (HEW40)	5190-5230	38-46 [2]
5250-5350		5270-5310	54-62 [2]
5470-5725		5510-5710	102-142 [6]
5725-5850		5755-5795	151-159 [2]
5150-5250	ac (VHT80), ax (HEW80)	5210	42 [1]
5250-5350		5290	58 [1]
5470-5725		5530-5690	106-138 [3]
5725-5850		5775	155 [1]
5150-5350	ac (VHT160), ax (HEW160)	5250	50 [1]
5470-5725		5570	114 [1]

Band	Mode	BWch (MHz)	Nant
5.15-5.25GHz	802.11a	20	2TX
5.15-5.25GHz	802.11n HT20	20	2TX
5.15-5.25GHz	802.11n HT20-BF	20	2TX
5.15-5.25GHz	802.11ac VHT20	20	2TX
5.15-5.25GHz	802.11ac VHT20-BF	20	2TX
5.15-5.25GHz	802.11ax HEW20	20	2TX
5.15-5.25GHz	802.11ax HEW20-BF	20	2TX
5.15-5.25GHz	802.11n HT40	40	2TX
5.15-5.25GHz	802.11n HT40-BF	40	2TX
5.15-5.25GHz	802.11ac VHT40	40	2TX
5.15-5.25GHz	802.11ac VHT40-BF	40	2TX
5.15-5.25GHz	802.11ax HEW40	40	2TX
5.15-5.25GHz	802.11ax HEW40-BF	40	2TX
5.15-5.25GHz	802.11ac VHT80	80	2TX
5.15-5.25GHz	802.11ac VHT80-BF	80	2TX
5.15-5.25GHz	802.11ax HEW80	80	2TX

Band	Mode	BWch (MHz)	Nant
5.15-5.25GHz	802.11ax HEW80-BF	80	2TX
5.15-5.35GHz	802.11ac VHT160	160	2TX
5.15-5.35GHz	802.11ac VHT160-BF	160	2TX
5.15-5.35GHz	802.11ax HEW160	160	2TX
5.15-5.35GHz	802.11ax HEW160-BF	160	2TX
5.25-5.35GHz	802.11a	20	2TX
5.25-5.35GHz	802.11n HT20	20	2TX
5.25-5.35GHz	802.11n HT20-BF	20	2TX
5.25-5.35GHz	802.11ac VHT20	20	2TX
5.25-5.35GHz	802.11ac VHT20-BF	20	2TX
5.25-5.35GHz	802.11ax HEW20	20	2TX
5.25-5.35GHz	802.11ax HEW20-BF	20	2TX
5.25-5.35GHz	802.11n HT40	40	2TX
5.25-5.35GHz	802.11n HT40-BF	40	2TX
5.25-5.35GHz	802.11ac VHT40	40	2TX
5.25-5.35GHz	802.11ac VHT40-BF	40	2TX
5.25-5.35GHz	802.11ax HEW40	40	2TX
5.25-5.35GHz	802.11ax HEW40-BF	40	2TX
5.25-5.35GHz	802.11ac VHT80	80	2TX
5.25-5.35GHz	802.11ac VHT80-BF	80	2TX
5.25-5.35GHz	802.11ax HEW80	80	2TX
5.25-5.35GHz	802.11ax HEW80-BF	80	2TX
5.47-5.725GHz	802.11a	20	2TX
5.47-5.725GHz	802.11n HT20	20	2TX
5.47-5.725GHz	802.11n HT20-BF	20	2TX
5.47-5.725GHz	802.11ac VHT20	20	2TX
5.47-5.725GHz	802.11ac VHT20-BF	20	2TX
5.47-5.725GHz	802.11ax HEW20	20	2TX
5.47-5.725GHz	802.11ax HEW20-BF	20	2TX
5.47-5.725GHz	802.11n HT40	40	2TX
5.47-5.725GHz	802.11n HT40-BF	40	2TX
5.47-5.725GHz	802.11ac VHT40	40	2TX
5.47-5.725GHz	802.11ac VHT40-BF	40	2TX
5.47-5.725GHz	802.11ax HEW40	40	2TX
5.47-5.725GHz	802.11ax HEW40-BF	40	2TX
5.47-5.725GHz	802.11ac VHT80	80	2TX
5.47-5.725GHz	802.11ac VHT80-BF	80	2TX
5.47-5.725GHz	802.11ax HEW80	80	2TX
5.47-5.725GHz	802.11ax HEW80-BF	80	2TX
5.47-5.725GHz	802.11ac VHT160	160	2TX

Band	Mode	BWch (MHz)	Nant
5.47-5.725GHz	802.11ac VHT160-BF	160	2TX
5.47-5.725GHz	802.11ax HEW160	160	2TX
5.47-5.725GHz	802.11ax HEW160-BF	160	2TX
5.725-5.85GHz	802.11a	20	2TX
5.725-5.85GHz	802.11n HT20	20	2TX
5.725-5.85GHz	802.11n HT20-BF	20	2TX
5.725-5.85GHz	802.11ac VHT20	20	2TX
5.725-5.85GHz	802.11ac VHT20-BF	20	2TX
5.725-5.85GHz	802.11ax HEW20	20	2TX
5.725-5.85GHz	802.11ax HEW20-BF	20	2TX
5.725-5.85GHz	802.11n HT40	40	2TX
5.725-5.85GHz	802.11n HT40-BF	40	2TX
5.725-5.85GHz	802.11ac VHT40	40	2TX
5.725-5.85GHz	802.11ac VHT40-BF	40	2TX
5.725-5.85GHz	802.11ax HEW40	40	2TX
5.725-5.85GHz	802.11ax HEW40-BF	40	2TX
5.725-5.85GHz	802.11ac VHT80	80	2TX
5.725-5.85GHz	802.11ac VHT80-BF	80	2TX
5.725-5.85GHz	802.11ax HEW80	80	2TX
5.725-5.85GHz	802.11ax HEW80-BF	80	2TX

Note:
- 11a, HT20 and HT40 use a combination of OFDM-BPSK, QPSK, 16QAM, 64QAM modulation.
- VHT20, VHT40, VHT80 and VHT160 use a combination of OFDM-BPSK, QPSK, 16QAM, 64QAM, 256QAM, 1024QAM modulation.
- HEW20, HEW40, HEW80 and HEW160 use a combination of OFDMA-BPSK, QPSK, 16QAM, 64QAM, 256QAM, 1024QAM modulation.
- BWch is the nominal channel bandwidth.

1.1.2 Antenna Information

Ant.	Port		Brand	Model Name	Antenna Type	Connector	Gain (dBi)				
	WLAN 2.4GHz	WLAN 5GHz					WLAN 2.4GHz	WLAN 5GHz UNII 1	WLAN 5GHz UNII 2A	WLAN 5GHz UNII 2C	WLAN 5GHz UNII 3
1	1	-	M.gear	C059-510469-A	Dipole	I-PEX	2.5	-	-	-	-
2	-	1	M.gear	C059-510470-A	Dipole	I-PEX	-	2.57	2.62	2.70	2.95
3	-	2	M.gear	C059-510471-A	Dipole	I-PEX	-	2.13	2.33	2.51	2.50
4	2	-	M.gear	C059-510472-A	Dipole	I-PEX	2.2	-	-	-	-

Note1: The above information was declared by manufacturer.

For 2.4GHz function:

For IEEE 802.11b/g/n/VHT/ax mode (2TX/2RX):

Port 1 and Port 2 can be used as transmitting/receiving antenna.

Port 1 and Port 2 could transmit/receive simultaneously.

For 5GHz function:

For IEEE 802.11a/n/ac/ax mode (2TX/2RX):

Port 1 and Port 2 can be used as transmitting/receiving antenna.

Port 1 and Port 2 could transmit/receive simultaneously.

Note2: Directional gain information

	Maximum Output Power	Power Spectral Density
Non-BF	Directional gain = Max.gain + array gain. For power measurements on IEEE 802.11 devices Array Gain = 0 dB (i.e., no array gain) for N ANT ≤ 4	$DirectionalGain = 10 \cdot \log\left[\frac{\sum_{i=1}^{N_{SS}}\left\{\sum_{k=1}^{N_{ANT}} g_{i,k}\right\}^2}{N_{ANT}}\right]$
BF	$DirectionalGain = 10 \cdot \log\left[\frac{\sum_{i=1}^{N_{SS}}\left\{\sum_{k=1}^{N_{ANT}} g_{i,k}\right\}^2}{N_{ANT}}\right]$	$DirectionalGain = 10 \cdot \log\left[\frac{\sum_{i=1}^{N_{SS}}\left\{\sum_{k=1}^{N_{ANT}} g_{i,k}\right\}^2}{N_{ANT}}\right]$

Ex.

Directional Gain (NSS1) formula :

$$DirectionalGain = 10 \cdot \log\left[\frac{\sum_{i=1}^{N_{SS}}\left\{\sum_{k=1}^{N_{ANT}} g_{i,k}\right\}^2}{N_{ANT}}\right]$$

NSS1(g1,1) = $10^{G1/20}$; NSS1(g1,2)= $10^{G2/20}$

gj,k =$(Nss1(g1,1) + Nss1(g1,2))^2$

DG = 10 log$[(Nss1(g1,1) + Nss1(g1,2))^2 / N_{ANT}]$ => 10 log$[(10^{G1/20} + 10^{G2/20})^2 / N_{ANT}]$

Where ;

G1 = Ant 1 Gain ; G2 = Ant 2 Gain

(NSS1)

2.4GHz DG = 5.36 dBi

5 GHz U-NII-1 DG = 5.36 dBi

5 GHz U-NII-2A DG = 5.49 dBi

5 GHz U-NII-2C DG = 5.62 dBi

5 GHz U-NII-3 DG = 5.74 dBi

1.1.3 Mode Test Duty Cycle

<Non-Beamforming Mode>

Mode	DC	DCF(dB)	T(s)	VBW(Hz) ≥ 1/T
802.11a	0.955	0.2	2.066m	1k

<Beamforming Mode>

Mode	DC	DCF(dB)	T(s)	VBW(Hz) ≥ 1/T
802.11ax HEW20-BF	0.981	0.08	n/a (DC>=0.98)	n/a (DC>=0.98)
802.11ax HEW40-BF	0.935	0.29	4.359m	300
802.11ax HEW80-BF	0.978	0.1	4.141m	300
802.11ax HEW160-BF	0.89	0.51	236.875u	10k

Note:
- DC is Duty Cycle.
- DCF is Duty Cycle Factor.

1.1.4 EUT Operational Condition

EUT Power Type	From Power Adapter			
Beamforming Function	☒	With beamforming	☐	Without beamforming
	The product has beamforming function for 11n/VHT/ax in 2.4GHz and 11n/ac/ax in 5GHz.			
Weather Band	☒	With 5600~5650MHz	☐	Without 5600~5650MHz
Function	☐	Outdoor P2M	☒	Indoor P2M
	☐	Fixed P2P	☐	Client
TPC Function	☒	With TPC	☐	Without TPC
Test Software Version	accessMTool [version 3.2.1.3] 、DOS [ver 6.1.7601]			

Note: The above information was declared by manufacturer.

1.1.5 Table for EUT supports functions

Function	Support Type
AP Router	Master
Bridge	Slave without radar detection
Repeater	Master
Mesh	Master

Note1: After evaluating, only AP Router was selected to test and recorded in the test report.
Note 2: The above information was declared by manufacturer.

1.1.6 Table for Multiple Listing

Model No.	Description
RT-AX58U V2	All the model names are identical, the difference model names served as marketing strategy.
RT-AX3000 V2	

Note 1: From the above models, model: RT-AX58U V2 was selected as representative model for the test and its data was recorded in this report.
Note 2: The above information was declared by manufacturer.

1.2 Applicable Standards

According to the specifications of the manufacturer, the EUT must comply with the requirements of the following standards:

- 47 CFR FCC Part 15
- ANSI C63.10-2013
- FCC KDB 789033 D02 v02r01

The following reference test guidance is not within the scope of accreditation of TAF.

- FCC KDB 662911 D01 v02r01
- FCC KDB 412172 D01 v01r01
- FCC KDB 414788 D01 v01r01

1.3 Testing Location Information

Testing Location Information	
Test Lab.：Sporton International Inc. Hsinchu Laboratory	
Hsinchu (TAF: 3787)	ADD: No.8, Ln. 724, Bo'ai St., Zhubei City, Hsinchu County 302010, Taiwan (R.O.C.) TEL: 886-3-656-9065 FAX: 886-3-656-9085 Test site Designation No. TW3787 with FCC. Conformity Assessment Body Identifier (CABID) TW3787 with ISED.

Test Condition	Test Site No.	Test Engineer	Test Environment (°C / %)	Test Date
RF Conducted	TH02-CB	Brian Sun	26.3~27 / 65~69	Dec. 20, 2021~ Jan. 10, 2022
Radiated below 1GHz & Radiated Co-location	03CH06-CB	Paul Chen	23.7~24.8 / 56~59	Nov. 20, 2021~ Jan. 07, 2022
Radiated above 1GHz	03CH02-CB	Paul Chen	23.5~24.6 / 55~59	Nov. 20, 2021~ Jan. 07, 2022
	03CH06-CB	Paul Chen	23.7~24.8 / 56~59	
AC Conduction	CO01-CB	Peter Wu	22~23 / 60~61	Sep. 17, 2021~ Dec. 08, 2021

1.4 Measurement Uncertainty

ISO/IEC 17025 requires that an estimate of the measurement uncertainties associated with the emissions test results be included in the report. The measurement uncertainties given below are based on a 95% confidence level (based on a coverage factor (k=2)

Test Items	Uncertainty	Remark
Conducted Emission (150kHz ~ 30MHz)	2.0 dB	Confidence levels of 95%
Radiated Emission (9kHz ~ 30MHz)	4.2 dB	Confidence levels of 95%
Radiated Emission (30MHz ~ 1,000MHz)	5.5 dB	Confidence levels of 95%
Radiated Emission (1GHz ~ 18GHz)	4.7 dB	Confidence levels of 95%
Radiated Emission (18GHz ~ 40GHz)	4.2 dB	Confidence levels of 95%
Conducted Emission	2.5 dB	Confidence levels of 95%
Output Power Measurement	1.3 dB	Confidence levels of 95%
Power Density Measurement	2.5 dB	Confidence levels of 95%
Bandwidth Measurement	0.9%	Confidence levels of 95%

2 Test Configuration of EUT

2.1 Test Channel Mode

<Non-Beamforming Mode>

Mode	Power Setting
802.11a_Nss1,(6Mbps)_2TX	-
5180MHz	89
5200MHz	107
5240MHz	108
5260MHz	78
5300MHz	78
5320MHz	80
5500MHz	81
5580MHz	80
5700MHz	75
5720MHz Straddle 5.47-5.725GHz	77
5720MHz Straddle 5.725-5.85GHz	77
5745MHz	107
5785MHz	107
5825MHz	107

<Beamforming Mode>

Mode	Power Setting
802.11ax HEW20-BF_Nss1,(MCS0)_2TX	-
5180MHz	100
5200MHz	108
5240MHz	108
5260MHz	77
5300MHz	78
5320MHz	79
5500MHz	81
5580MHz	80
5700MHz	79
5720MHz Straddle 5.47-5.725GHz	79
5720MHz Straddle 5.725-5.85GHz	79
5745MHz	107
5785MHz	107
5825MHz	107
802.11ax HEW40-BF_Nss1,(MCS0)_2TX	-
5190MHz	90

Mode	Power Setting
5230MHz	101
5270MHz	78
5310MHz	80
5510MHz	82
5550MHz	80
5670MHz	78
5710MHz Straddle 5.47-5.725GHz	79
5710MHz Straddle 5.725-5.85GHz	79
5755MHz	106
5795MHz	106
802.11ax HEW80-BF_Nss1,(MCS0)_2TX	-
5210MHz	93
5290MHz	80
5530MHz	81
5610MHz	79
5690MHz Straddle 5.47-5.725GHz	80
5690MHz Straddle 5.725-5.85GHz	80
5775MHz	99
802.11ax HEW160-BF_Nss1,(MCS0)_2TX	-
5250MHz Straddle 5.15-5.25GHz	72
5250MHz Straddle 5.25-5.35GHz	72
5570MHz	70

Note1: Evaluated HEW20/HEW40/HEW80/HEW160 mode only, due to similar modulation. The power setting of HT20/HT40/VHT20/VHT40/VHT80/VHT160 mode are the same or lower than HEW20/HEW40/HEW80/HEW160.
Note2: The EUT supports non-beamforming and beamforming modes, after evaluating, the beamforming mode has been selected to execute all tests.

2.2 The Worst Case Measurement Configuration

The Worst Case Mode for Following Conformance Tests	
Tests Item	AC power-line conducted emissions
Condition	AC power-line conducted measurement for line and neutral Test Voltage: 120Vac / 60Hz
Operating Mode	Normal Link
1	AP Router mode_EUT + Adapter 1
2	AP Router mode_EUT + Adapter 2
For operating mode 1 is the worst case and it was record in this test report.	

The Worst Case Mode for Following Conformance Tests	
Tests Item	Emission Bandwidth Maximum Output Power Power Spectral Density
Test Condition	Conducted measurement at transmit chains

The Worst Case Mode for Following Conformance Tests	
Tests Item	Unwanted Emissions
Test Condition	Radiated measurement If EUT consist of multiple antenna assembly (multiple antenna are used in EUT regardless of spatial multiplexing MIMO configuration), the radiated test should be performed with highest antenna gain of each antenna type.
Operating Mode < 1GHz	CTX
The EUT was performed at X axis, Y axis and Z axis position for Unwanted Emissions above 1GHz test, and the worst case was found at Z axis. So the measurement will follow this same test configuration.	
1	EUT in Z axis + Adapter 1 – 2.4GHz
2	EUT in Z axis + Adapter 1 – 5GHz
Mode 1 has been evaluated to be the worst case among Mode 1~2, thus measurement for Mode 3 will follow this same test mode.	
3	EUT in Z axis + Adapter 2 – 2.4GHz
For operating mode 1 is the worst case and it was record in this test report.	
Operating Mode > 1GHz	CTX
The EUT was performed at X axis, Y axis and Z axis position, and the worst case was found at Z axis. So the measurement will follow this same test configuration.	
1	EUT in Z axis

The Worst Case Mode for Following Conformance Tests	
Tests Item	Simultaneous Transmission Analysis - Radiated Emission Co-location
Test Condition	Radiated measurement
The EUT was performed at X axis, Y axis and Z axis position for Emissions in Restricted Frequency Bands above 1GHz test, and the worst case was found at Z axis. So the measurement will follow this same test configuration.	
Operating Mode	Normal Link
1	EUT in Z axis – WLAN 2.4GHz + WLAN 5GHz
Refer to Appendix F for Radiated Emission Co-location.	

The Worst Case Mode for Following Conformance Tests	
Tests Item	Simultaneous Transmission Analysis - Co-location RF Exposure Evaluation
Operating Mode	
1	WLAN 2.4GHz + WLAN 5GHz
Refer to Sporton Test Report No.: FA112119 for Co-location RF Exposure Evaluation.	

2.3 EUT Operation during Test

For CTX Mode:

non-beamforming mode:

The EUT was programmed to be in continuously transmitting mode.

beamforming mode:

For Conducted Mode:

The EUT was programmed to be in continuously transmitting mode.

For Radiated Mode:

During the test, the following programs under WIN 7 were executed.
The program was executed as follows:
1. During the test, the EUT operation to normal function.
2. Executed command fixed test channel under DOS [ver 6.1.7601].
3. Executed "Lantest.exe" to link with the remote workstation to transmit and receive packet by WLAN AP and transmit duty cycle no less than 98%.

For Normal Link:

During the test, the EUT operation to normal function.

2.4 Accessories

Accessories			
Equipment Name	**Brand Name**	**Model Name**	**Rating**
Adapter 1	LEI	MU24D1120200-A1	INPUT: 100-240V~50/60Hz, 0.7A OUTPUT: 12V, 2A
Adapter 2	DVE	DSA-24PFS-12 FUS 120200	INPUT: 100-240V~50/60Hz, 0.8A OUTPUT: +12.0V, 2.0A, 24.0W
Others			
RJ-45 cable*1: Non-shielded, 1.5m			

2.5 Support Equipment

For AC Conduction:

Support Equipment				
No.	**Equipment**	**Brand Name**	**Model Name**	**FCC ID**
A	LAN1 NB	DELL	E6430	N/A
B	2.4G NB	DELL	E6430	N/A
C	5G NB	DELL	E6430	N/A
D	WAN NB	DELL	E6430	N/A
E	Flash disk3.0	Transcend	JetFlash-700	N/A
F	LAN4 NB	DELL	E6430	N/A

For Radiated below 1GHz and RF Conducted:

Support Equipment				
No.	**Equipment**	**Brand Name**	**Model Name**	**FCC ID**
A	Notebook	DELL	E4300	N/A

For Radiated above 1GHz:
<Non-Beamforming Mode>

Support Equipment				
No.	**Equipment**	**Brand Name**	**Model Name**	**FCC ID**
A	Notebook	DELL	E4300	N/A

<Beamforming Mode>

Support Equipment				
No.	**Equipment**	**Brand Name**	**Model Name**	**FCC ID**
A	Notebook	DELL	E4300	N/A
B	Notebook	DELL	E4300	N/A
C	WLAN AP	ASUS	RT-AX88U	MSQ-RTAXHP00

2.6 Test Setup Diagram

Test Setup Diagram – AC Line Conducted Emission Test

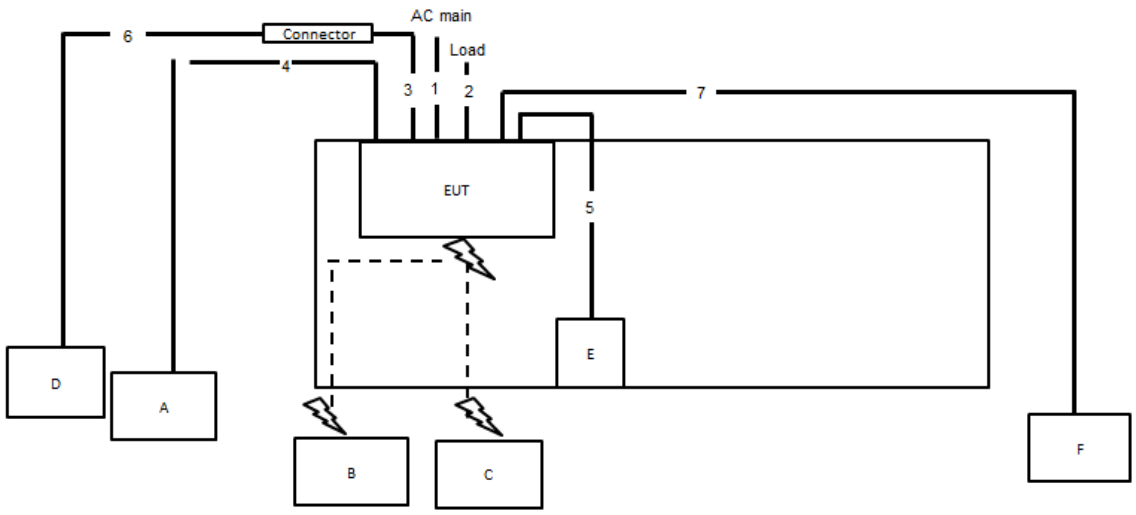

Item	Connection	Shielded	Length
1	Power cable	No	1.5m
2	RJ-45 cable*2	No	1.5m
3	RJ-45 cable	No	1.5m
4	RJ-45 cable	No	10m
5	USB cable	Yes	1.5m
6	RJ-45 cable	No	10m
7	RJ-45 cable	No	10m

Test Setup Diagram - Radiated Test < 1GHz

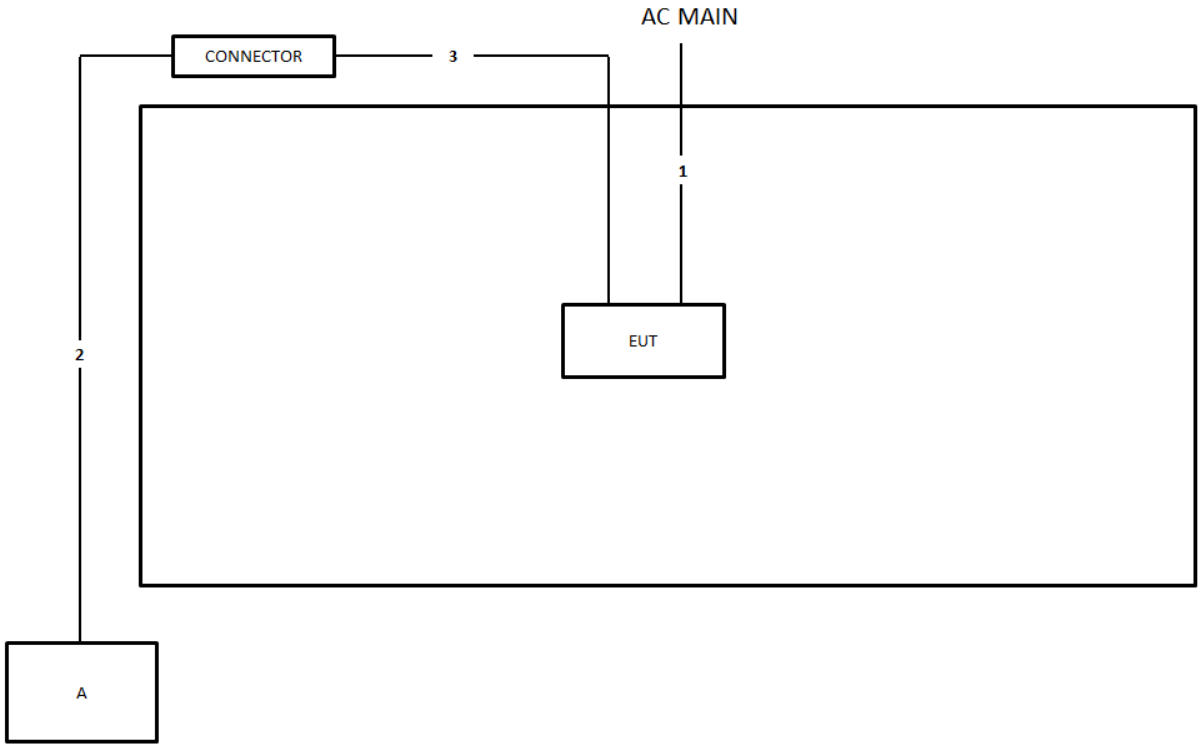

Item	Connection	Shielded	Length
1	Power cable	No	1.5m
2	RJ-45 cable	No	10m
3	RJ-45 cable	No	1.5m

Test Setup Diagram - Radiated Test > 1GHz / <Non-Beamforming Mode>

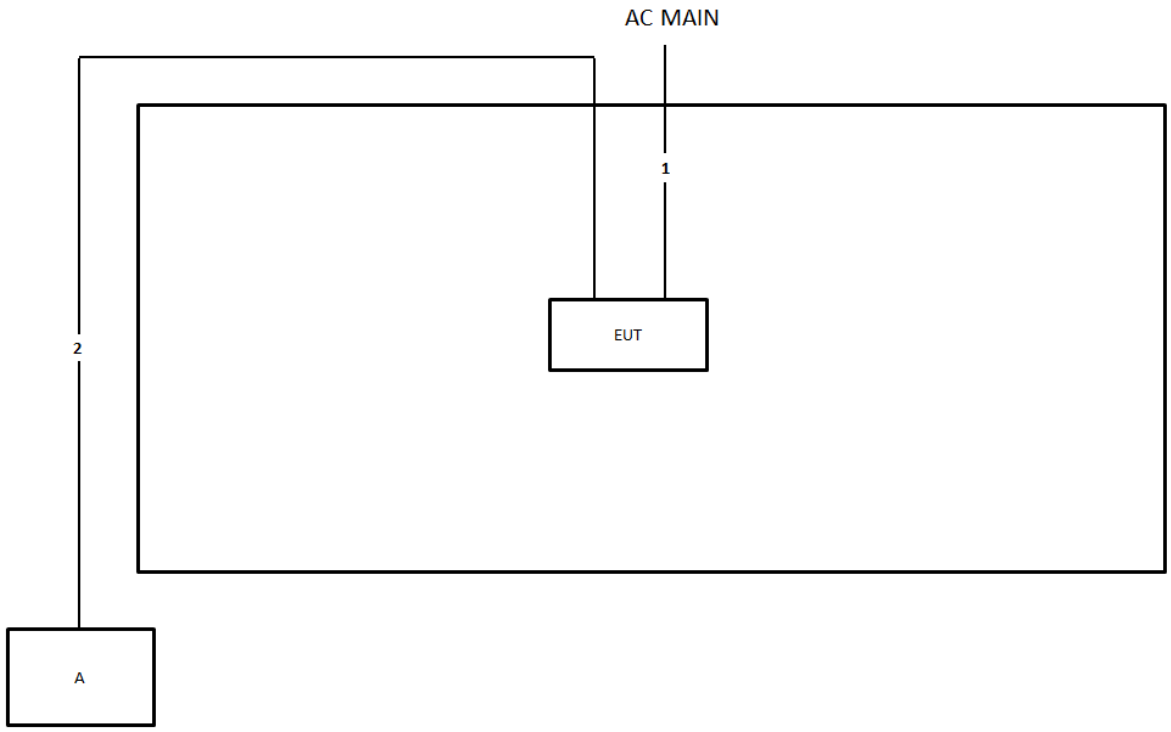

Item	Connection	Shielded	Length
1	Power cable	No	1.5m
2	RJ-45 cable	No	10m

Test Setup Diagram - Radiated Test > 1GHz / <Beamforming Mode>

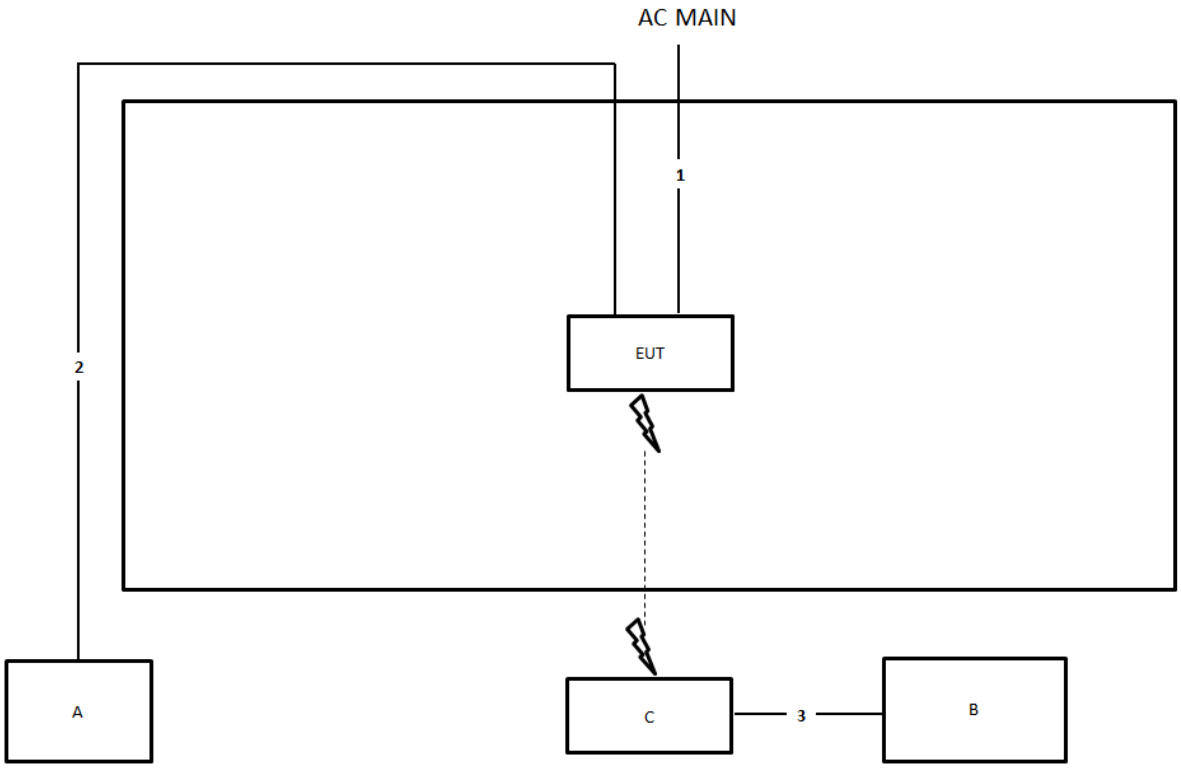

Item	Connection	Shielded	Length
1	Power cable	No	1.5m
2	RJ-45 cable	No	10m
3	RJ-45 cable	No	10m

3 Transmitter Test Result

3.1 AC Power-line Conducted Emissions

3.1.1 AC Power-line Conducted Emissions Limit

AC Power-line Conducted Emissions Limit		
Frequency Emission (MHz)	**Quasi-Peak**	**Average**
0.15-0.5	66 - 56 *	56 - 46 *
0.5-5	56	46
5-30	60	50
Note 1: * Decreases with the logarithm of the frequency.		

3.1.2 Measuring Instruments

Refer a test equipment and calibration data table in this test report.

3.1.3 Test Procedures

Test Method
☒ Refer as ANSI C63.10-2013, clause 6.2 for AC power-line conducted emissions.

3.1.4 Test Setup

AC Power-line Conducted Emissions

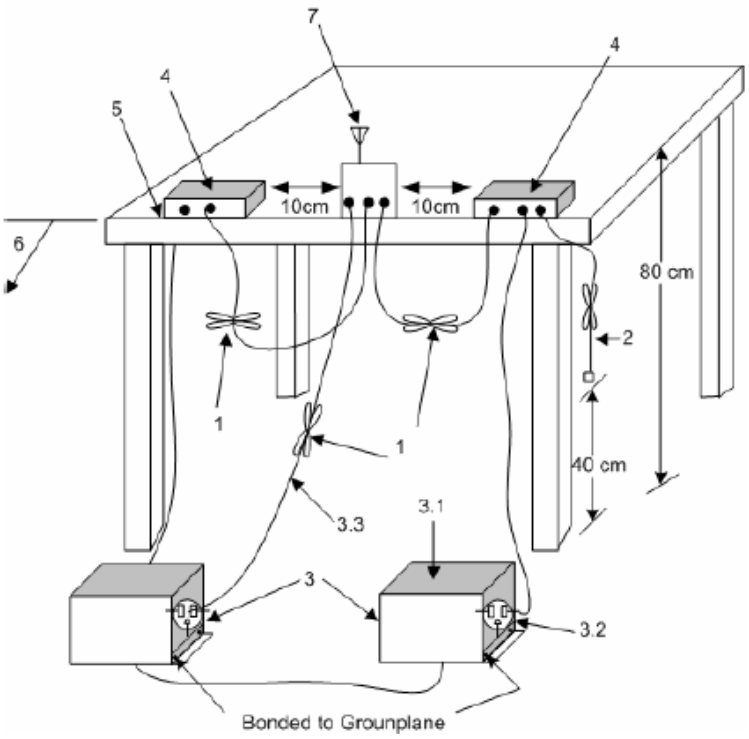

1—Interconnecting cables that hang closer than 40 cm to the ground plane shall be folded back and forth in the center forming a bundle 30 cm to 40 cm long.
2—The I/O cables that are not connected to an accessory shall be bundled in the center. The end of the cable may be terminated, if required, using the correct terminating impedance. The overall length shall not exceed 1 m.
3—EUT connected to one LISN. Unused LISN measuring port connectors shall be terminated in 50 Ω loads. LISN may be placed on top of, or immediately beneath, reference ground plane.
3.1—All other equipment powered from additional LISN(s).
3.2—A multiple-outlet strip may be used for multiple power cords of non-EUT equipment.
3.3—LISN at least 80 cm from nearest part of EUT chassis.
4—Non-EUT components of EUT system being tested.
5—Rear of EUT, including peripherals, shall all be aligned and flush with edge of tabletop.
6—Edge of tabletop shall be 40 cm removed from a vertical conducting plane that is bonded to the ground plane.
7—Antenna can be integral or detachable. If detachable, then the antenna shall be attached for this test.

3.1.5 Measurement Results Calculation

The measured Level is calculated using:

a. Corrected Reading: LISN Factor (LISN) + Attenuator (AT/AUX) + Cable Loss (CL) + Read Level (Raw) = Level

b. Margin = -Limit + Level

3.1.6 Test Result of AC Power-line Conducted Emissions

Refer as Appendix A

3.2 Emission Bandwidth

3.2.1 Emission Bandwidth Limit

Emission Bandwidth Limit	
UNII Devices	
☒	For the 5.15-5.25 GHz band, N/A
☒	For the 5.25-5.35 GHz band, the maximum conducted output power shall not exceed the lesser of 250 mW or 11 dBm + 10 log B, where B is the 26 dB emission bandwidth in MHz.
☒	For the 5.47-5.725 GHz band, the maximum conducted output power shall not exceed the lesser of 250 mW or 11 dBm + 10 log B, where B is the 26 dB emission bandwidth in MHz.
☒	For the 5.725-5.85 GHz band, 26 dB emission bandwidth ,N/A. 6 dB emission bandwidth ≥ 500kHz.
☐	For the 5.85-5.895 GHz band, 26 dB emission bandwidth ,N/A. 6 dB emission bandwidth ≥ 500kHz.
LE-LAN Devices	
☐	For the band 5.15-5.25 GHz, the maximum e.i.r.p. shall not exceed 200 mW or 10 + 10 log B, dBm, whichever power is less. B is the 99% emission bandwidth in MHz.
☐	For the 5.25-5.35 GHz band, the maximum e.i.r.p. shall not exceed 1.0 W or 17 + 10 log B, dBm, whichever power is less. B is the 99% emission bandwidth in MHz
☐	For the 5.47-5.6 GHz band and 5.65-5.725 GHz band, the maximum e.i.r.p. shall not exceed 1.0 W or 17 + 10 log B, dBm, whichever power is less. B is the 99% emission bandwidth in MHz
☐	For the 5.725-5.85 GHz band, 6 dB emission bandwidth ≥ 500kHz.

3.2.2 Measuring Instruments

Refer a test equipment and calibration data table in this test report.

3.2.3 Test Procedures

Test Method		
▪	For the emission bandwidth shall be measured using one of the options below:	
	☒	Refer as FCC KDB 789033 D02, clause C for EBW and clause D for OBW measurement.
	☐	Refer as ANSI C63.10, clause 6.9.1 for occupied bandwidth testing.
	☐	Refer as IC RSS-Gen, clause 4.6 for bandwidth testing.

3.2.4 Test Setup

Emission Bandwidth



3.2.5 Test Result of Emission Bandwidth

Refer as Appendix B

3.3 Maximum Output Power

3.3.1 Limit

Maximum Output Power Limit	
UNII Devices	
☒	For the 5.15-5.25 GHz band:
	▪ Outdoor AP: the maximum conducted output power (P_{Out}) shall not exceed the lesser of 1 W. If G_{TX} > 6 dBi, then P_{Out} = 30 – (G_{TX} – 6). e.i.r.p. at any elevation angle above 30 degrees ≤ 125mW [21dBm]
	▪ Indoor AP: the maximum conducted output power (P_{Out}) shall not exceed the lesser of 1 W. If G_{TX} > 6 dBi, then P_{Out} = 30 – (G_{TX} – 6)
	▪ Point-to-point AP: the maximum conducted output power (P_{Out}) shall not exceed the lesser of 1 W If G_{TX} > 23 dBi, then P_{Out} = 30 – (G_{TX} – 23).
	▪ Mobile or Portable Client: the maximum conducted output power (P_{Out}) shall not exceed the lesser of 250 mW. If G_{TX} > 6 dBi, then P_{Out} = 24 – (G_{TX} – 6).
☒	For the 5.25-5.35 GHz band, the maximum conducted output power (P_{Out}) shall not exceed the lesser of 250 mW or 11 dBm + 10 log B, where B is the 26 dB emission bandwidth in MHz. If G_{TX} > 6 dBi, then P_{Out} = 24 – (G_{TX} – 6).
☒	For the 5.47-5.725 GHz band, the maximum conducted output power (P_{Out}) shall not exceed the lesser of 250 mW or 11 dBm + 10 log B, where B is the 26 dB emission bandwidth in MHz. If G_{TX} > 6 dBi, then P_{Out} = 24 – (G_{TX} – 6).
☒	For the 5.725-5.85 GHz band:
	▪ Point-to-multipoint systems (P2M): the maximum conducted output power (P_{Out}) shall not exceed the lesser of 1 W. If G_{TX} > 6 dBi, then P_{Out} = 30 – (G_{TX} – 6).
	▪ Point-to-point systems (P2P): the maximum conducted output power (P_{Out}) shall not exceed the lesser of 1 W.
Maximum EIRP Limit	
☐	For the 5.85-5.895 GHz band:
	▪ Indoor AP & subordinate device < 36 dBm
	▪ Client device < 30 dBm
LE-LAN Devices	
☐	For the 5.15-5.25 GHz band, the maximum e.i.r.p. shall not exceed 200 mW or 10 + 10 log B, dBm, whichever power is less. B is the 99% emission bandwidth in MHz.
☐	For the 5.25-5.35 GHz band, the maximum e.i.r.p. shall not exceed 1.0 W or 17 + 10 log B, dBm, whichever power is less. B is the 99% emission bandwidth in MHz
☐	For the 5.47-5.6 GHz band and 5.65-5.725 GHz band, the maximum e.i.r.p. shall not exceed 1.0 W or 17 + 10 log B, dBm, whichever power is less. B is the 99% emission bandwidth in MHz
☐	For the 5.725-5.85 GHz band:
	▪ Point-to-multipoint systems (P2M): the maximum conducted output power (P_{Out}) shall not exceed the lesser of 1 W. If G_{TX} > 6 dBi, then P_{Out} = 30 – (G_{TX} – 6).
	▪ Point-to-point systems (P2P): the maximum conducted output power (P_{Out}) shall not exceed the

	lesser of 1 W.
P_{Out} = maximum conducted output power in dBm, G_{TX} = the maximum transmitting antenna directional gain in dBi.	

3.3.2 Measuring Instruments

Refer a test equipment and calibration data table in this test report.

3.3.3 Test Procedures

Test Method	
	Average over on/off periods with duty factor
	☒ Refer as FCC KDB 789033 D02, clause E Method SA-2 (spectral trace averaging).
	☐ Refer as FCC KDB 789033 D02, clause E Method SA-2 Alt. (RMS detection with slow sweep speed)
	Wideband RF power meter and average over on/off periods with duty factor
	☒ Refer as FCC KDB 789033 D02, clause E Method PM-G (using an RF average power meter).
☒	For conducted measurement.
	▪ If the EUT supports multiple transmit chains using options given below: Refer as FCC KDB 662911, In-band power measurements. Using the measure-and-sum approach, measured all transmit ports individually. Sum the power (in linear power units e.g., mW) of all ports for each individual sample and save them.
	▪ If multiple transmit chains, EIRP calculation could be following as methods: $P_{total} = P_1 + P_2 + \ldots + P_n$ (calculated in linear unit [mW] and transfer to log unit [dBm]) $EIRP_{total} = P_{total} + DG$
☐	For radiated measurement.
	▪ Refer as FCC KDB 789033 D02 clause II A.1.F ”Antenna-port Conducted versus Radiated Testing”
	▪ Refer as ANSI C63.10, clause 6.6 for radiated emissions above 1GHz.
	▪ Refer as FCC KDB 412172 D01 clause 2.2 for EIRP calculation.

3.3.4 Test Setup

For Straddle channel Mode:

Conducted Measurement (Spectrum Analyzer)



For Other Mode:

Conducted Measurement (Power Meter)

3.3.5 Test Result of Maximum Output Power

Refer as Appendix C

3.4 Power Spectral Density

3.4.1 Limit

Peak Power Spectral Density Limit	
UNII Devices	
☒	For the 5.15-5.25 GHz band:
	▪ Outdoor AP: the peak power spectral density (PPSD) shall not exceed the lesser of 17dBm/MHz. If G_{TX} > 6 dBi, then P_{Out} = 17 – (G_{TX} – 6).
	▪ Indoor AP: the peak power spectral density (PPSD) shall not exceed the lesser of 17dBm/MHz. If G_{TX} > 6 dBi, then P_{Out} = 17 – (G_{TX} – 6).
	▪ Point-to-point AP: the peak power spectral density (PPSD) shall not exceed the lesser of 17dBm/MHz. If G_{TX} > 23 dBi, then P_{Out} = 17 – (G_{TX} – 23).
	▪ Mobile or Portable Client: the peak power spectral density (PPSD) ≤ 11 dBm/MHz. If G_{TX} > 6 dBi, then PPSD= 11 – (G_{TX} – 6)..
☒	For the 5.25-5.35 GHz band, the peak power spectral density (PPSD) ≤ 11 dBm/MHz. If G_{TX} > 6 dBi, then PPSD= 11 – (G_{TX} – 6).
☒	For the 5.47-5.725 GHz band, the peak power spectral density (PPSD) ≤ 11 dBm/MHz. If G_{TX} > 6 dBi, then PPSD= 11 – (G_{TX} – 6).
☒	For the 5.725-5.85 GHz band:
	▪ Point-to-multipoint systems (P2M): the peak power spectral density (PPSD) ≤ 30 dBm/500kHz. If G_{TX} > 6 dBi, then PPSD= 30 – (G_{TX} – 6).
	▪ Point-to-point systems (P2P): the peak power spectral density (PPSD) ≤ 30 dBm/500kHz.
EIRP Power Spectral Density Limit	
☐	For the 5.85-5.895 GHz band:
	▪ Indoor AP & subordinate device < 20dBm/MHz
	▪ Client device < 14dBm/MHz
LE-LAN Devices	
☐	For the 5.15-5.25 GHz band, the e.i.r.p. peak power spectral density (PPSD) ≤ 10 dBm/MHz.
☐	For the 5.25-5.35 GHz band, the peak power spectral density (PPSD) ≤ 11 dBm/MHz.
	▪ e.i.r.p. greater than 200 mW shall comply with the following e.i.r.p. at different elevations, where θ is the angle above the local horizontal plane (of the Earth) as shown below: -13 dBW/MHz for 0° ≤ θ < 8° ; -13 − 0.716 (θ-8) dBW/MHz for 8° ≤ θ < 40° -35.9 − 1.22 (θ-40) dBW/MHz for 40° ≤ θ ≤ 45° ; -42 dBW/MHz for θ > 45°
☐	For the 5.47-5.6 GHz band and 5.65-5.725 GHz band, the peak power spectral density (PPSD) ≤ 11 dBm/MHz.
☐	For the 5.725-5.85 GHz band:
	▪ Point-to-multipoint systems (P2M): the peak power spectral density (PPSD) ≤ 30 dBm/500kHz. If G_{TX} > 6 dBi, then PPSD= 30 – (G_{TX} – 6).
	▪ Point-to-point systems (P2P): the peak power spectral density (PPSD) ≤ 30 dBm/500kHz.
PPSD = peak power spectral density that he same method as used to determine the conducted output	

power shall be used to determine the power spectral density. And power spectral density in dBm/MHz
G_{TX} = the maximum transmitting antenna directional gain in dBi.

3.4.2 Measuring Instruments

Refer a test equipment and calibration data table in this test report.

3.4.3 Test Procedures

Test Method			
▪ Peak power spectral density procedures that the same method as used to determine the conducted output power shall be used to determine the peak power spectral density and use the peak search function on the spectrum analyzer to find the peak of the spectrum. For the peak power spectral density shall be measured using below options:			
	☐ Refer as FCC KDB 789033 D02, F)5) power spectral density can be measured using resolution bandwidths < 1 MHz provided that the results are integrated over 1 MHz bandwidth		
	[duty cycle ≥ 98% or external video / power trigger]		
	☒ Refer as FCC KDB 789033 D02, clause E Method SA-1 (spectral trace averaging).		
	☐ Refer as FCC KDB 789033 D02, clause E Method SA-1 Alt. (RMS detection with slow sweep speed)		
	duty cycle < 98% and average over on/off periods with duty factor		
	☒ Refer as FCC KDB 789033 D02, clause E Method SA-2 (spectral trace averaging).		
	☐ Refer as FCC KDB 789033 D02, clause E Method SA-2 Alt. (RMS detection with slow sweep speed)		
☒ For conducted measurement.			
	▪ If the EUT supports multiple transmit chains using options given below:		
		☒ Option 1: Measure and sum the spectra across the outputs. Refer as FCC KDB 662911, In-band power spectral density (PSD). Sample all transmit ports simultaneously using a spectrum analyzer for each transmit port. Where the trace bin-by-bin of each transmit port summing can be performed. (i.e., in the first spectral bin of output 1 is summed with that in the first spectral bin of output 2 and that from the first spectral bin of output 3, and so on up to the NTX output to obtain the value for the first frequency bin of the summed spectrum.). Add up the amplitude (power) values for the different transmit chains and use this as the new data trace.	
		☐ Option 2: Measure and sum spectral maxima across the outputs. With this technique, spectra are measured at each output of the device at the required resolution bandwidth. The maximum value (peak) of each spectrum is determined. These maximum values are then summed mathematically in linear power units across the outputs. These operations shall be performed separately over frequency spans that have different out-of-band or spurious emission limits,	
		☐ Option 3: Measure and add 10 log(N) dB, where N is the number of transmit chains. Refer as FCC KDB 662911, In-band power spectral density (PSD). Performed at each transmit chains and each transmit chains shall be compared with the limit have been reduced with 10 log(N). Or each transmit chains shall be add 10 log(N) to compared with the limit.	
	▪ If multiple transmit chains, EIRP PPSD calculation could be following as methods: $PPSD_{total} = PPSD_1 + PPSD_2 + \ldots + PPSD_n$ (calculated in linear unit [mW] and transfer to log unit [dBm])		

Test Method		
		$EIRP_{total} = PPSD_{total} + DG$
☐	For radiated measurement.	
	▪	Refer as FCC KDB 789033 D02 clause II A.1.F ”Antenna-port Conducted versus Radiated Testing”
	▪	Refer as ANSI C63.10, clause 6.6 for radiated emissions above 1GHz.
	▪	Refer as FCC KDB 412172 D01 clause 2.2 for EIRP calculation.

3.4.4 Test Setup

Conducted Measurement


3.4.5 Test Result of Power Spectral Density

Refer as Appendix D

3.5 Unwanted Emissions

3.5.1 Transmitter Unwanted Emissions Limit

Unwanted emissions below 1 GHz and restricted band emissions above 1GHz limit			
Frequency Range (MHz)	**Field Strength (uV/m)**	**Field Strength (dBuV/m)**	**Measure Distance (m)**
0.009~0.490	2400/F(kHz)	48.5 - 13.8	300
0.490~1.705	24000/F(kHz)	33.8 - 23	30
1.705~30.0	30	29	30
30~88	100	40	3
88~216	150	43.5	3
216~960	200	46	3
Above 960	500	54	3

Note 1: Test distance for frequencies at or above 30 MHz, measurements may be performed at a distance other than the limit distance provided they are not performed in the near field and the emissions to be measured can be detected by the measurement equipment. When performing measurements at a distance other than that specified, the results shall be extrapolated to the specified distance using an extrapolation factor of 20 dB/decade (inverse of linear distance for field-strength measurements, inverse of linear distance-squared for power-density measurements).

Note 2: Test distance for frequencies at below 30 MHz, measurements may be performed at a distance closer than the EUT limit distance; however, an attempt should be made to avoid making measurements in the near field. When performing measurements below 30 MHz at a closer distance than the limit distance, the results shall be extrapolated to the specified distance by either making measurements at a minimum of two or more distances on at least one radial to determine the proper extrapolation factor or by using the square of an inverse linear distance extrapolation factor (40 dB/decade). The test report shall specify the extrapolation method used to determine compliance of the EUT.

Note 3: Using the distance of 1m during the test for above 18 GHz, and the test value to correct for the distance factor at 3m.

Un-restricted band emissions above 1GHz Limit	
Operating Band	**Limit**
☒ 5.15 - 5.25 GHz	e.i.r.p. -27 dBm [68.2 dBuV/m@3m]
☒ 5.25 - 5.35 GHz	e.i.r.p. -27 dBm [68.2 dBuV/m@3m]
☒ 5.47 - 5.725 GHz	e.i.r.p. -27 dBm [68.2 dBuV/m@3m]
☒ 5.725 - 5.85 GHz	all emissions shall be limited to a level of -27 dBm/MHz at 75 MHz or more above or below the band edge increasing linearly to 10 dBm/MHz at 25 MHz above or below the band edge, and from 25 MHz above or below the band edge increasing linearly to a level of 15.6 dBm/MHz at 5 MHz above or below the band edge, and from 5 MHz above or below the band edge increasing linearly to a level of 27 dBm/MHz at the band edge.
☐ 5.85 - 5.895 GHz	(i) For an indoor access point or subordinate device, all emissions at or above 5.895 GHz shall not exceed an e.i.r.p. of 15 dBm/MHz and shall decrease linearly to an e.i.r.p. of - 7 dBm/MHz at or above 5.925 GHz. (ii) For a client device, all emissions at or above 5.895 GHz shall not exceed an e.i.r.p. of -5 dBm/MHz and shall decrease linearly to an e.i.r.p. of -27 dBm/MHz at or above 5.925 GHz. (iii) For a client device or indoor access point or subordinate device, all emissions below 5.725 GHz shall not exceed an e.i.r.p. of -27 dBm/MHz at 5.65 GHz increasing linearly to 10 dBm/ MHz at 5.7 GHz, and from 5.7 GHz increasing linearly to a level of 15.6 dBm/MHz at 5.72 GHz, and from 5.72 GHz increasing linearly to a level of 27 dBm/MHz at 5.725 GHz.
Note 1: Measurements may be performed at a distance other than the limit distance provided they are not performed in the near field and the emissions to be measured can be detected by the measurement equipment. When performing measurements at a distance other than that specified, the results shall be extrapolated to the specified distance using an extrapolation factor of 20 dB/decade (inverse of linear distance for field-strength measurements, inverse of linear distance-squared for power-density measurements).	

3.5.2 Measuring Instruments

Refer a test equipment and calibration data table in this test report.

3.5.3 Test Procedures

Test Method		
▪ Measurements may be performed at a distance other than the limit distance provided they are not performed in the near field and the emissions to be measured can be detected by the measurement equipment. Measurements shall not be performed at a distance greater than 30 m for frequencies above 30 MHz, unless it can be further demonstrated that measurements at a distance of 30 m or less are impractical. When performing measurements at a distance other than that specified, the results shall be extrapolated to the specified distance using an extrapolation factor of 20 dB/decade (inverse of linear distance for field-strength measurements, inverse of linear distance-squared for power-density measurements).		
▪ The average emission levels shall be measured in [duty cycle ≥ 98 or duty factor].		
▪ For the transmitter unwanted emissions shall be measured using following options below:		
	▪ Refer as FCC KDB 789033 D02, clause G)2) for unwanted emissions into non-restricted bands.	
	▪ Refer as FCC KDB 789033 D02, clause G)1) for unwanted emissions into restricted bands.	
		☐ Refer as FCC KDB 789033 D02, G)6) Method AD (Trace Averaging).
		☒ Refer as FCC KDB 789033 D02, G)6) Method VB (Reduced VBW).
		☐ Refer as ANSI C63.10, clause 11.12.2.5.3 (Reduced VBW). VBW ≥ 1/T, where T is pulse time.
		☐ Refer as ANSI C63.10, clause 7.5 average value of pulsed emissions.
		☒ Refer as FCC KDB 789033 D02, clause G)5) measurement procedure peak limit.
		☐ Refer as ANSI C63.10, clause 4.1.4.2.2 measurement procedure peak limit.
▪ For radiated measurement.		
	▪ Refer as ANSI C63.10, clause 6.4 for radiated emissions below 30 MHz and test distance is 3m.	
	▪ Refer as ANSI C63.10, clause 6.5 for radiated emissions 30 MHz to 1 GHz and test distance is 3m.	
	▪ Refer as ANSI C63.10, clause 6.6 for radiated emissions above 1GHz.	
▪ The any unwanted emissions level shall not exceed the fundamental emission level.		
▪ All amplitude of spurious emissions that are attenuated by more than 20 dB below the permissible value has no need to be reported.		

3.5.4 Test Setup

Transmitter Radiated Unwanted Emissions

9kHz ~30MHz

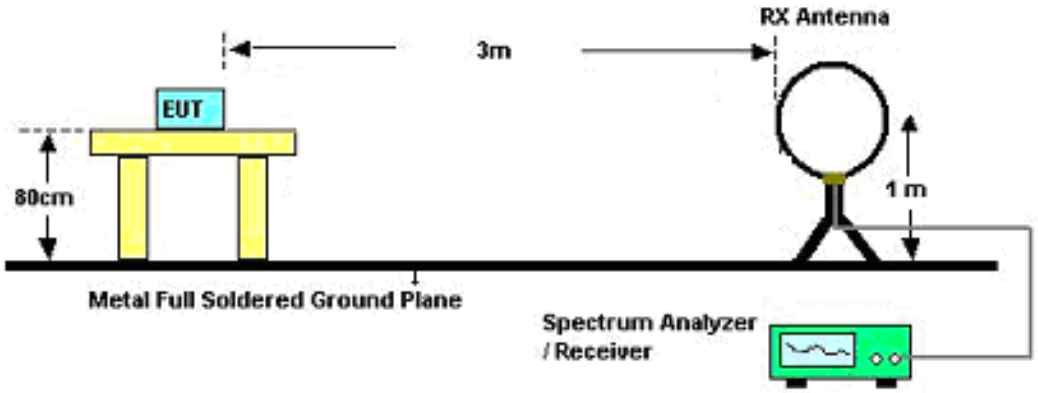

30MHz~1GHz

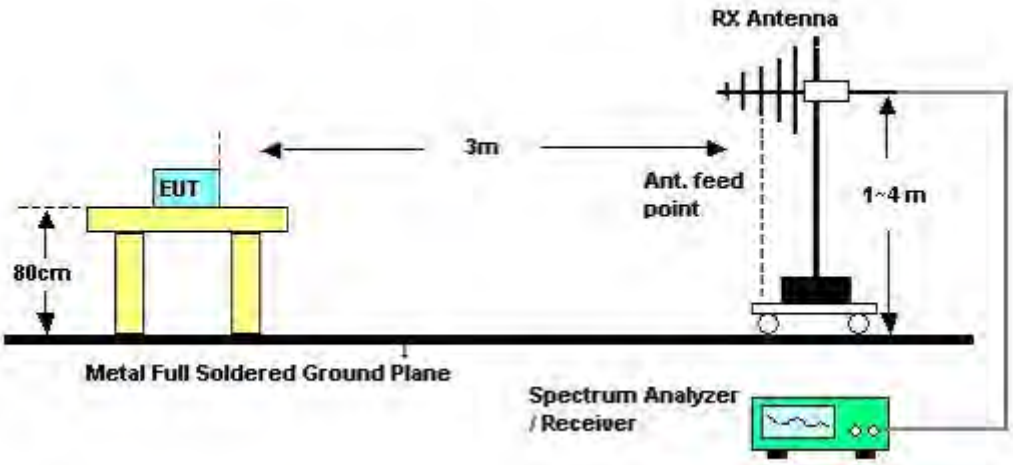

Above 1GHz

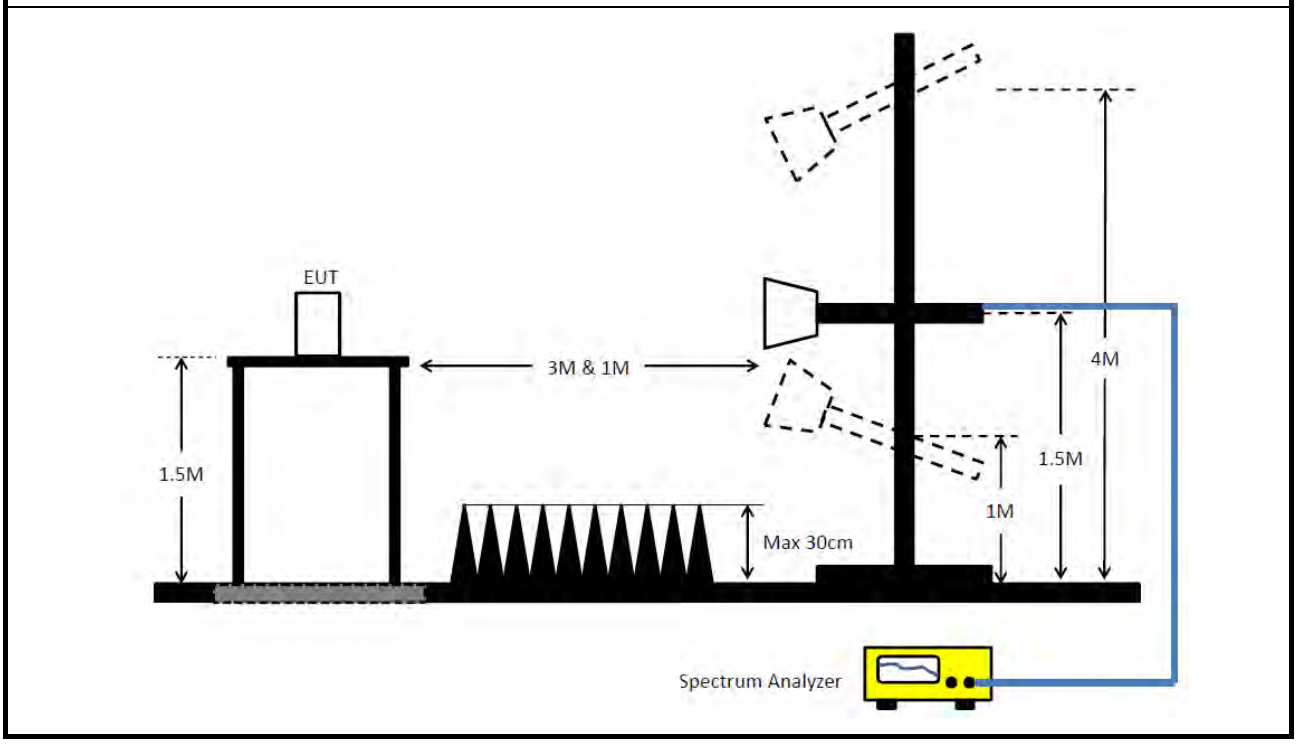

3.5.5 Measurement Results Calculation

The measured Level is calculated using:
Corrected Reading: Antenna factor (AF) + Cable loss (CL) + Read level (Raw) - Preamp factor (PA)(if applicable) = Level.

3.5.6 Transmitter Unwanted Emissions (Below 30MHz)

There is a comparison data of both open-field test site and alternative test site - semi-Anechoic chamber according to KDB414788 Radiated Test Site, and the result came out very similar.
All amplitude of spurious emissions that are attenuated by more than 20 dB below the permissible value has no need to be reported.
The radiated emissions were investigated from 9 kHz or the lowest frequency generated within the device, up to the 10th harmonic or 40 GHz, whichever is appropriate.

3.5.7 Test Result of Transmitter Unwanted Emissions

Refer as Appendix E

4 Test Equipment and Calibration Data

Instrument	Brand	Model No.	Serial No.	Characteristics	Calibration Date	Calibration Due Date	Remark
EMI Receiver	Agilent	N9038A	My52260123	9kHz ~ 8.4GHz	Mar. 03, 2021	Mar. 02, 2022	Conduction (CO01-CB)
LISN	F.C.C.	FCC-LISN-50-16-2	04083	150kHz ~ 100MHz	Jan. 06, 2021	Jan. 05, 2022	Conduction (CO01-CB)
LISN	Schwarzbeck	NSLK 8127	8127647	9kHz ~ 30MHz	Mar. 07, 2021	Mar. 06, 2022	Conduction (CO01-CB)
Pulse Limiter	Rohde&Schwarz	ESH3-Z2	100430	9kHz ~ 30MHz	Jan. 30, 2021	Jan. 29, 2022	Conduction (CO01-CB)
COND Cable	Woken	Cable	Low cable-CO01	9kHz ~ 30MHz	May 19, 2021	May 18, 2022	Conduction (CO01-CB)
Software	SPORTON	SENSE	V5.10	-	N.C.R.	N.C.R.	Conduction (CO01-CB)
Loop Antenna	Teseq	HLA 6120	24155	9kHz - 30 MHz	Apr. 14, 2021	Apr. 13, 2022	Radiation (03CH06-CB)
3m Semi Anechoic Chamber NSA	TDK	SAC-3M	03CH06-CB	30 MHz ~ 1 GHz	Aug. 09, 2021	Aug. 08. 2022	Radiation (03CH06-CB)
3m Semi Anechoic Chamber VSWR	TDK	SAC-3M	03CH06-CB	1GHz ~18GHz 3m	Oct. 01, 2021	Sep. 30, 2022	Radiation (03CH06-CB)
Bilog Antenna with 6 dB attenuator	TESEQ & EMCI	CBL6112D & N-6-06	37878 & AT-N0606	20MHz ~ 2GHz	Jul. 31, 2021	Jul. 30, 2022	Radiation (03CH06-CB)
Horn Antenna	SCHWARZBECK	BBHA9120 D	BBHA 9120D-1292	1GHz~18GHz	Aug. 04, 2021	Aug. 03, 2022	Radiation (03CH06-CB)
Horn Antenna	Schwarzbeck	BBHA 9170	BBHA9170252	15GHz ~ 40GHz	Aug. 05, 2021	Aug. 04, 2022	Radiation (03CH06-CB)
Pre-Amplifier	Agilent	310N	187290	0.1MHz ~ 1GHz	Nov. 04, 2021	Nov. 03, 2022	Radiation (03CH06-CB)
Pre-Amplifier	Agilent	83017A	MY53270064	0.5GHz ~ 26.5GHz	May 06, 2021	May 05, 2022	Radiation (03CH06-CB)
Pre-Amplifier	MITEQ	TTA1840-35 -HG	1864479	18GHz ~ 40GHz	Jul. 13, 2021	Jul. 12, 2022	Radiation (03CH06-CB)
Spectrum analyzer	R&S	FSP40	100080	9kHz~40GHz	Dec. 15, 2020	Dec. 14, 2021	Radiation (03CH06-CB)
Signal Analyzer	R&S	FSV40	101903	9kHz ~ 40GHz	Mar. 22, 2021	Mar. 21, 2022	Radiation (03CH06-CB)
EMI Test Receiver	R&S	ESCS	826547/017	9kHz ~ 2.75GHz	Jun. 21, 2021	Jun. 20, 2022	Radiation (03CH06-CB)
RF Cable-low	Woken	RG402	Low Cable-05+24	30MHz~1GHz	Oct. 04, 2021	Oct. 03, 2022	Radiation (03CH06-CB)
RF Cable-high	Woken	RG402	High Cable-05	1GHz~18GHz	Oct. 04, 2021	Oct. 03, 2022	Radiation (03CH06-CB)
RF Cable-high	Woken	RG402	High Cable-05+24	1GHz~18GHz	Oct. 04, 2021	Oct. 03, 2022	Radiation (03CH06-CB)

Instrument	Brand	Model No.	Serial No.	Characteristics	Calibration Date	Calibration Due Date	Remark
RF Cable-high	Woken	RG402	High Cable-40G#1	18GHz ~ 40 GHz	Jul. 15, 2021	Jul. 14, 2022	Radiation (03CH06-CB)
RF Cable-high	Woken	RG402	High Cable-40G#2	18GHz ~ 40 GHz	Jul. 15, 2021	Jul. 14, 2022	Radiation (03CH06-CB)
High Cable	Woken	WCA0929M	40G#5+7	1GHz ~ 40 GHz	Dec. 14, 2021	Dec. 13, 2022	Radiation (03CH06-CB)
High Cable	Woken	WCA0929M	40G#5	1GHz ~ 40 GHz	Dec. 08, 2021	Dec. 07, 2022	Radiation (03CH06-CB)
High Cable	Woken	WCA0929M	40G#7	1GHz ~ 40 GHz	Dec. 14, 2021	Dec. 13, 2022	Radiation (03CH06-CB)
Test Software	SPORTON	SENSE	V5.10	-	N.C.R.	N.C.R.	Radiation (03CH06-CB)
3m Semi Anechoic Chamber VSWR	RIKEN	SAC-3M	03CH02-CB	1GHz ~18GHz 3m	Mar. 27, 2021	Mar. 26, 2022	Radiation (03CH02-CB)
Horn Antenna	EMCO	3115	9610-4976	1GHz ~ 18GHz	May 04, 2021	May 03, 2022	Radiation (03CH02-CB)
Horn Antenna	Schwarzbeck	BBHA 9170	BBHA9170252	15GHz ~ 40GHz	Aug. 05, 2021	Aug. 04, 2022	Radiation (03CH02-CB)
Pre-Amplifier	Agilent	83017A	MY39501305	1GHz ~ 26.5GHz	Jul. 12, 2021	Jul. 11, 2022	Radiation (03CH02-CB)
Pre-Amplifier	MITEQ	TTA1840-35 -HG	1864479	18GHz ~ 40GHz	Jul. 13, 2021	Jul. 12, 2022	Radiation (03CH02-CB)
Spectrum analyzer	R&S	FSU	100015	9kHz~26GHz	Oct. 25, 2021	Oct. 24, 2022	Radiation (03CH02-CB)
RF Cable-high	Woken	RG402	High Cable-18	1GHz ~ 18GHz	Oct. 04, 2021	Oct. 03, 2022	Radiation (03CH02-CB)
RF Cable-high	Woken	RG402	High Cable-18+19	1GHz ~ 18GHz	Oct. 04, 2021	Oct. 03, 2022	Radiation (03CH02-CB)
RF Cable-high	Woken	RG402	High Cable-40G#1	18GHz ~ 40 GHz	Jul. 15, 2021	Jul. 14, 2022	Radiation (03CH02-CB)
RF Cable-high	Woken	RG402	High Cable-40G#2	18GHz ~ 40 GHz	Jul. 15, 2021	Jul. 14, 2022	Radiation (03CH02-CB)
High Cable	Woken	WCA0929M	40G#5+7	1GHz ~ 40 GHz	Dec. 14, 2021	Dec. 13, 2022	Radiation (03CH02-CB)
High Cable	Woken	WCA0929M	40G#5	1GHz ~ 40 GHz	Dec. 08, 2021	Dec. 07, 2022	Radiation (03CH02-CB)
High Cable	Woken	WCA0929M	40G#7	1GHz ~ 40 GHz	Dec. 14, 2021	Dec. 13, 2022	Radiation (03CH02-CB)
Test Software	SPORTON	SENSE	V5.10	-	N.C.R.	N.C.R.	Radiation (03CH02-CB)
Spectrum analyzer	R&S	FSV40	101027	9kHz~40GHz	Aug. 02, 2021	Aug. 01, 2022	Conducted (TH02-CB)
Power Sensor	Anritsu	MA2411B	1126203	300MHz~40GHz	Oct. 25, 2021	Oct. 24, 2022	Conducted (TH02-CB)
Power Meter	Anritsu	ML2495A	1210004	300MHz~40GHz	Oct. 25, 2021	Oct. 24, 2022	Conducted (TH02-CB)
RF Cable-high	Woken	RG402	High Cable-01	1 GHz – 18 GHz	Oct. 04, 2021	Oct. 03, 2022	Conducted (TH02-CB)

Instrument	Brand	Model No.	Serial No.	Characteristics	Calibration Date	Calibration Due Date	Remark
RF Cable-high	Woken	RG402	High Cable-02	1 GHz – 18 GHz	Oct. 04, 2021	Oct. 03, 2022	Conducted (TH02-CB)
RF Cable-high	Woken	RG402	High Cable-03	1 GHz – 18 GHz	Oct. 04, 2021	Oct. 03, 2022	Conducted (TH02-CB)
RF Cable-high	Woken	RG402	High Cable-04	1 GHz – 18 GHz	Oct. 04, 2021	Oct. 03, 2022	Conducted (TH02-CB)
RF Cable-high	Woken	RG402	High Cable-05	1 GHz – 18 GHz	Oct. 04, 2021	Oct. 03, 2022	Conducted (TH02-CB)
Switch	SPTCB	SP-SWI	SWI-02	1 GHz –26.5 GHz	Dec. 13, 2021	Dec. 12, 2022	Conducted (TH02-CB)
RF Cable-high	Woken	RG402	SWI-02-P1	1 GHz –26.5 GHz	Dec. 13, 2021	Dec. 12, 2022	Conducted (TH02-CB)
RF Cable-high	Woken	RG402	SWI-02-P2	1 GHz –26.5 GHz	Dec. 13, 2021	Dec. 12, 2022	Conducted (TH02-CB)
RF Cable-high	Woken	RG402	SWI-02-P3	1 GHz –26.5 GHz	Dec. 13, 2021	Dec. 12, 2022	Conducted (TH02-CB)
RF Cable-high	Woken	RG402	SWI-02-P4	1 GHz –26.5 GHz	Dec. 13, 2021	Dec. 12, 2022	Conducted (TH02-CB)
RF Cable-high	Woken	RG402	SWI-02-P5	1 GHz –26.5 GHz	Dec. 13, 2021	Dec. 12, 2022	Conducted (TH02-CB)
Test Software	SPORTON	SENSE	V5.10	-	N.C.R.	N.C.R.	Conducted (TH02-CB)

Note: Calibration Interval of instruments listed above is one year.
NCR means Non-Calibration required.

Summary

Mode	Result	Type	Freq (Hz)	Level (dBuV)	Limit (dBuV)	Margin (dB)	Condition
Mode 1	Pass	AV	352.5k	41.91	48.91	-7.00	Line

Mode 1

08/12/2021

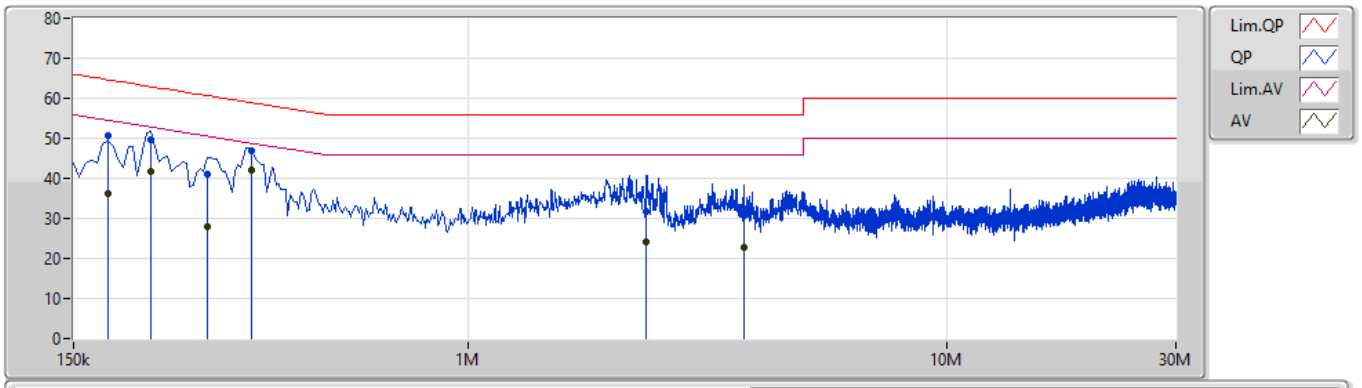

Type	Freq	Level	Limit	Margin	Factor	Condition	Comment	Raw	LISN	CL	AT
	(Hz)	(dBuV)	(dBuV)	(dB)	(dB)			(dBuV)	(dB)	(dB)	(dB)
QP	177k	50.83	64.62	-13.79	9.89	Line	-	40.94	0.04	0.04	9.81
AV	177k	36.21	54.62	-18.41	9.89	Line	-	26.32	0.04	0.04	9.81
QP	217.5k	49.59	62.92	-13.33	9.89	Line	-	39.70	0.04	0.04	9.81
AV	217.5k	41.84	52.92	-11.08	9.89	Line	-	31.95	0.04	0.04	9.81
QP	285k	40.96	60.67	-19.71	9.90	Line	-	31.06	0.04	0.04	9.82
AV	285k	27.91	50.67	-22.76	9.90	Line	-	18.01	0.04	0.04	9.82
QP	352.5k	46.88	58.91	-12.03	9.90	Line	-	36.98	0.04	0.04	9.82
AV	352.5k	41.91	48.91	-7.00	9.90	Line	"Worst"	32.01	0.04	0.04	9.82
QP	2.355M	31.61	56.00	-24.39	10.01	Line	-	21.60	0.10	0.08	9.83
AV	2.355M	23.97	46.00	-22.03	10.01	Line	-	13.96	0.10	0.08	9.83
QP	3.759M	30.70	56.00	-25.30	10.12	Line	-	20.58	0.13	0.12	9.87
AV	3.759M	22.72	46.00	-23.28	10.12	Line	-	12.60	0.13	0.12	9.87

Mode 1

08/12/2021

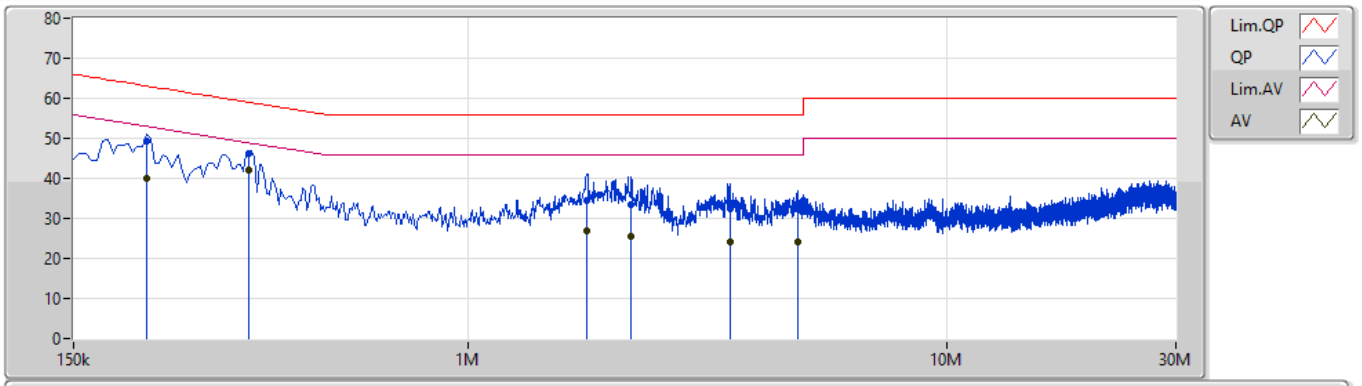

Type	Freq	Level	Limit	Margin	Factor	Condition	Comment	Raw	LISN	CL	AT
	(Hz)	(dBuV)	(dBuV)	(dB)	(dB)			(dBuV)	(dB)	(dB)	(dB)
QP	213k	49.45	63.09	-13.64	9.88	Neutral	-	39.57	0.03	0.04	9.81
AV	213k	39.85	53.09	-13.24	9.88	Neutral	-	29.97	0.03	0.04	9.81
QP	348k	46.05	59.00	-12.95	9.89	Neutral	-	36.16	0.03	0.04	9.82
AV	348k	41.93	49.00	-7.07	9.89	Neutral	"Worst"	32.04	0.03	0.04	9.82
QP	1.77M	34.59	56.00	-21.41	9.95	Neutral	-	24.64	0.07	0.06	9.82
AV	1.77M	27.03	46.00	-18.97	9.95	Neutral	-	17.08	0.07	0.06	9.82
QP	2.189M	33.30	56.00	-22.70	9.98	Neutral	-	23.32	0.07	0.08	9.83
AV	2.189M	25.36	46.00	-20.64	9.98	Neutral	-	15.38	0.07	0.08	9.83
QP	3.512M	32.49	56.00	-23.51	10.06	Neutral	-	22.43	0.09	0.11	9.86
AV	3.512M	24.09	46.00	-21.91	10.06	Neutral	-	14.03	0.09	0.11	9.86
QP	4.884M	32.53	56.00	-23.47	10.13	Neutral	-	22.40	0.12	0.13	9.88
AV	4.884M	24.10	46.00	-21.90	10.13	Neutral	-	13.97	0.12	0.13	9.88

<Non-Beamforming Mode>
Summary

Mode	Max-N dB (Hz)	Max-OBW (Hz)	ITU-Code	Min-N dB (Hz)	Min-OBW (Hz)
5.15-5.25GHz	-	-	-	-	-
802.11a_Nss1,(6Mbps)_2TX	37.89M	19.43M	19M4D1D	22.14M	17.121M
5.25-5.35GHz	-	-	-	-	-
802.11a_Nss1,(6Mbps)_2TX	23.79M	17.271M	17M3D1D	21.27M	16.822M
5.47-5.725GHz	-	-	-	-	-
802.11a_Nss1,(6Mbps)_2TX	22.2M	17.241M	17M2D1D	15.495M	13.433M
5.725-5.85GHz	-	-	-	-	-
802.11a_Nss1,(6Mbps)_2TX	16.38M	19.94M	19M9D1D	3.2M	4.058M

Max-N dB = Maximum 6dB down bandwidth for 5.725-5.85GHz band / Maximum 26dB down bandwidth for other band;
Max-OBW = Maximum 99% occupied bandwidth;
Min-N dB = Minimum 6dB down bandwidth for 5.725-5.85GHz band / Maximum 26dB down bandwidth for other band;
Min-OBW = Minimum 99% occupied bandwidth

Result

Mode	Result	Limit (Hz)	Port 1-N dB (Hz)	Port 1-OBW (Hz)	Port 2-N dB (Hz)	Port 2-OBW (Hz)
802.11a_Nss1,(6Mbps)_2TX	-	-	-	-	-	-
5180MHz	Pass	Inf	22.14M	17.121M	22.17M	17.271M
5200MHz	Pass	Inf	37.86M	19.16M	37.47M	17.631M
5240MHz	Pass	Inf	37.89M	19.43M	37.32M	17.751M
5260MHz	Pass	Inf	21.39M	17.061M	21.27M	16.852M
5300MHz	Pass	Inf	21.48M	17.061M	21.33M	16.822M
5320MHz	Pass	Inf	23.79M	17.121M	22.23M	17.271M
5500MHz	Pass	Inf	22.2M	17.121M	22.11M	17.241M
5580MHz	Pass	Inf	21.42M	17.031M	21.33M	16.822M
5700MHz	Pass	Inf	21.33M	16.852M	21.51M	17.001M
5720MHz Straddle 5.47-5.725GHz	Pass	Inf	15.555M	13.463M	15.495M	13.433M
5720MHz Straddle 5.725-5.85GHz	Pass	500k	3.2M	4.258M	3.2M	4.058M
5745MHz	Pass	500k	16.32M	17.271M	16.38M	17.421M
5785MHz	Pass	500k	16.32M	19.94M	16.32M	19.76M
5825MHz	Pass	500k	16.35M	19.34M	16.35M	18.981M

Port X-N dB = Port X 6dB down bandwidth for 5.725-5.85GHz band / 26dB down bandwidth for other band
Port X-OBW = Port X 99% occupied bandwidth

802.11a_Nss1,(6Mbps)_2TX EBW

5180MHz

21/12/2021

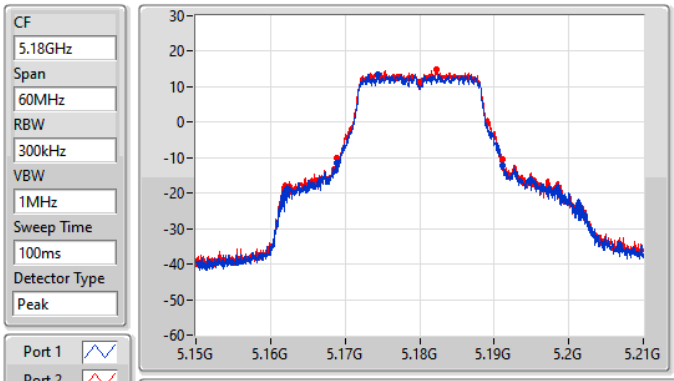

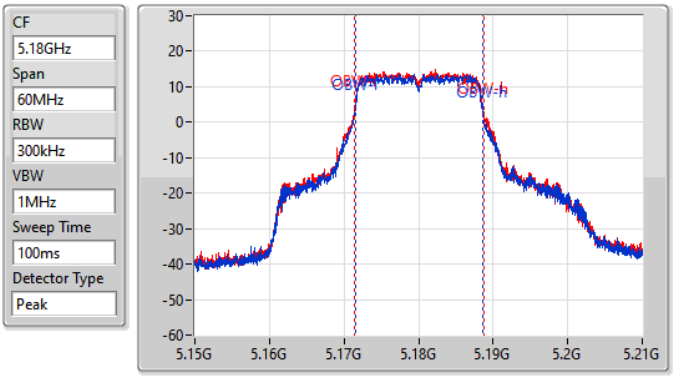

26dB(Hz)	Fl-26dB(Hz)	Fh-26dB(Hz)	OBW(Hz)	Fl-OBW(Hz)	Fh-OBW(Hz)	Limit(Hz)	Port
22.14M	5.16893G	5.19107G	17.121M	5.171484G	5.188606G	Inf	1
22.17M	5.16893G	5.1911G	17.271M	5.171454G	5.188726G	Inf	2

802.11a_Nss1,(6Mbps)_2TX EBW

5200MHz

08/01/2022

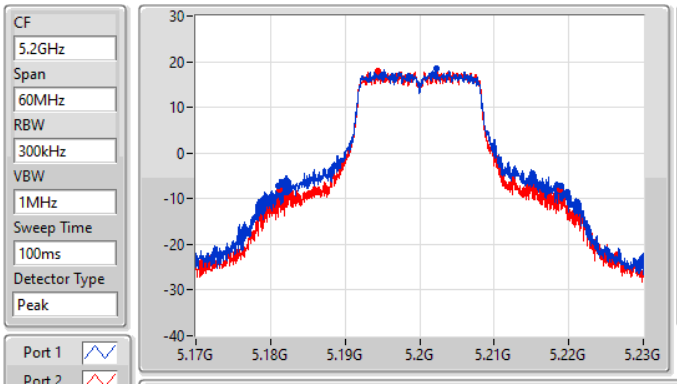

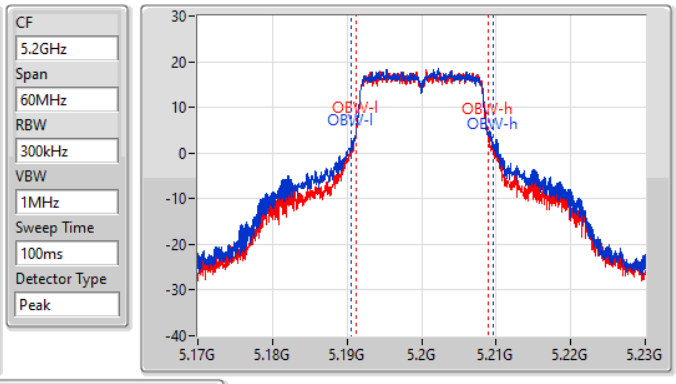

26dB(Hz)	Fl-26dB(Hz)	Fh-26dB(Hz)	OBW(Hz)	Fl-OBW(Hz)	Fh-OBW(Hz)	Limit(Hz)	Port
37.86M	5.18104G	5.2189G	19.16M	5.190525G	5.209685G	Inf	1
37.47M	5.18125G	5.21872G	17.631M	5.191274G	5.208906G	Inf	2

802.11a_Nss1,(6Mbps)_2TX EBW

5240MHz

08/01/2022

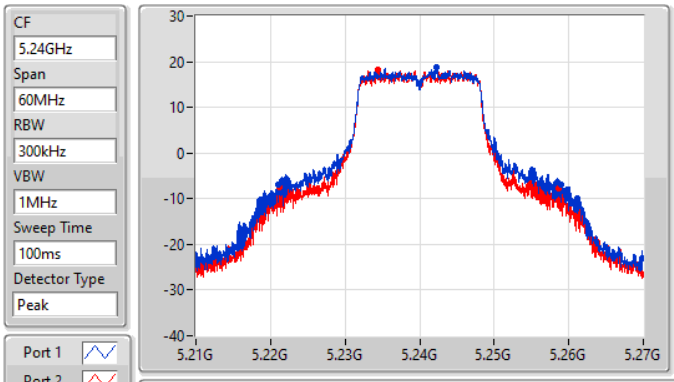

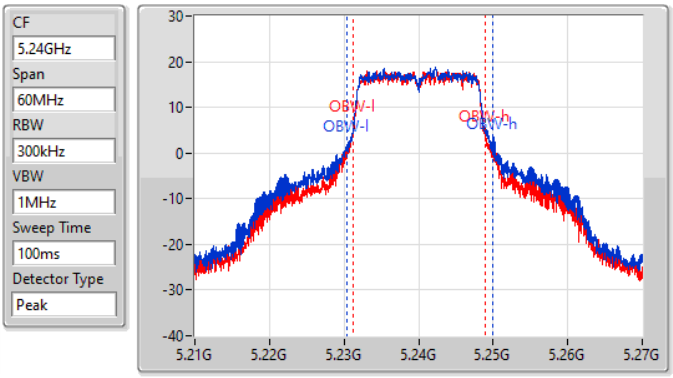

26dB(Hz)	Fl-26dB(Hz)	Fh-26dB(Hz)	OBW(Hz)	Fl-OBW(Hz)	Fh-OBW(Hz)	Limit(Hz)	Port
37.89M	5.22104G	5.25893G	19.43M	5.230465G	5.249895G	Inf	1
37.32M	5.22125G	5.25857G	17.751M	5.231214G	5.248966G	Inf	2

802.11a_Nss1,(6Mbps)_2TX EBW

5260MHz

08/01/2022

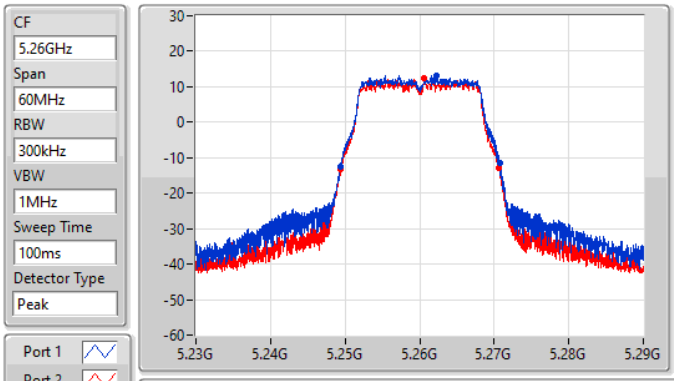

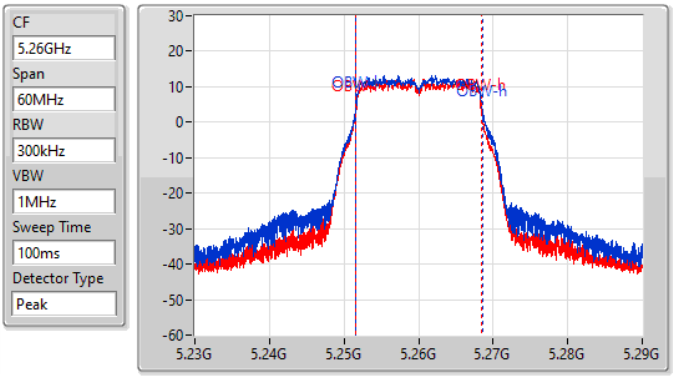

26dB(Hz)	Fl-26dB(Hz)	Fh-26dB(Hz)	OBW(Hz)	Fl-OBW(Hz)	Fh-OBW(Hz)	Limit(Hz)	Port
21.39M	5.24941G	5.2708G	17.061M	5.251544G	5.268606G	Inf	1
21.27M	5.24941G	5.27068G	16.852M	5.251574G	5.268426G	Inf	2

802.11a_Nss1,(6Mbps)_2TX EBW

5300MHz

08/01/2022

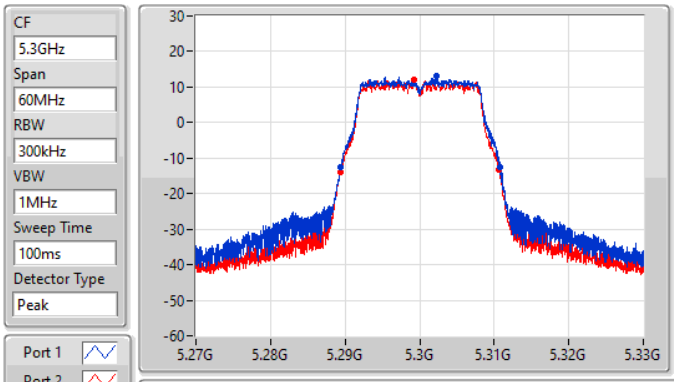

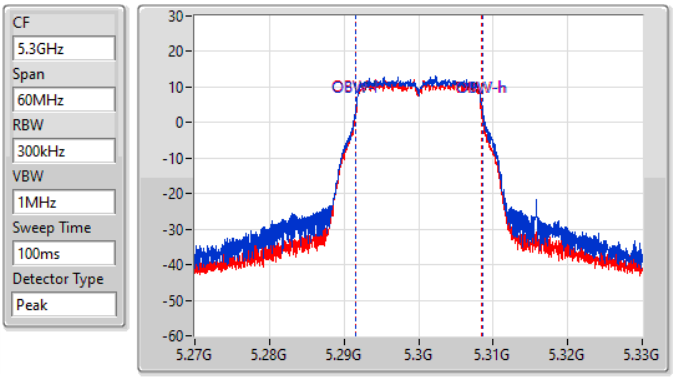

26dB(Hz)	Fl-26dB(Hz)	Fh-26dB(Hz)	OBW(Hz)	Fl-OBW(Hz)	Fh-OBW(Hz)	Limit(Hz)	Port
21.48M	5.28938G	5.31086G	17.061M	5.291544G	5.308606G	Inf	1
21.33M	5.28935G	5.31068G	16.822M	5.291604G	5.308426G	Inf	2

802.11a_Nss1,(6Mbps)_2TX EBW

5320MHz

21/12/2021

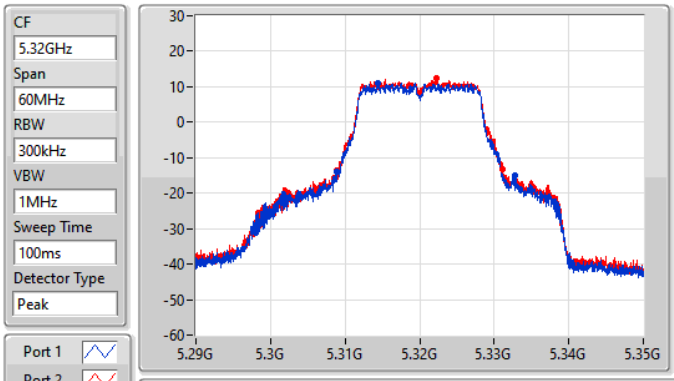

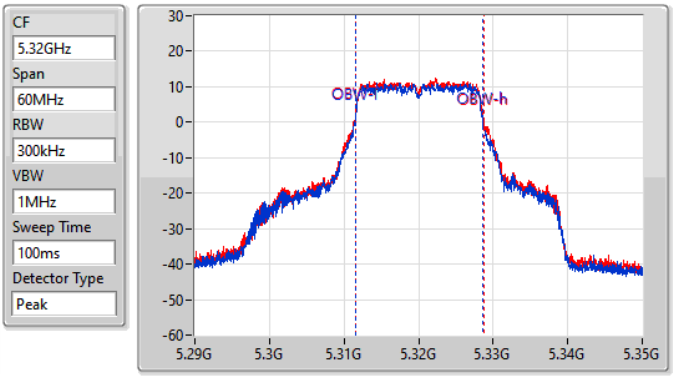

26dB(Hz)	Fl-26dB(Hz)	Fh-26dB(Hz)	OBW(Hz)	Fl-OBW(Hz)	Fh-OBW(Hz)	Limit(Hz)	Port
23.79M	5.30893G	5.33272G	17.121M	5.311484G	5.328606G	Inf	1
22.23M	5.30893G	5.33116G	17.271M	5.311484G	5.328756G	Inf	2

802.11a_Nss1,(6Mbps)_2TX

EBW

5500MHz

21/12/2021

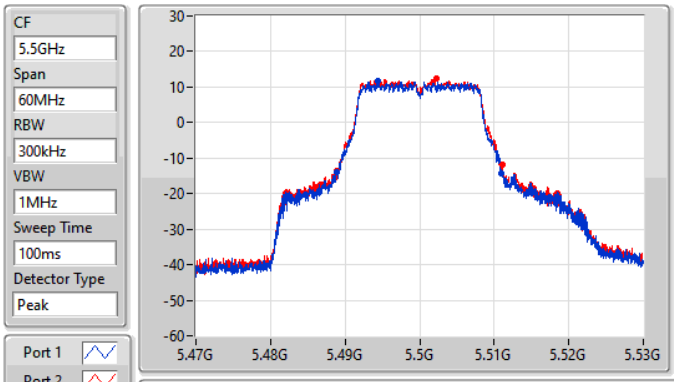

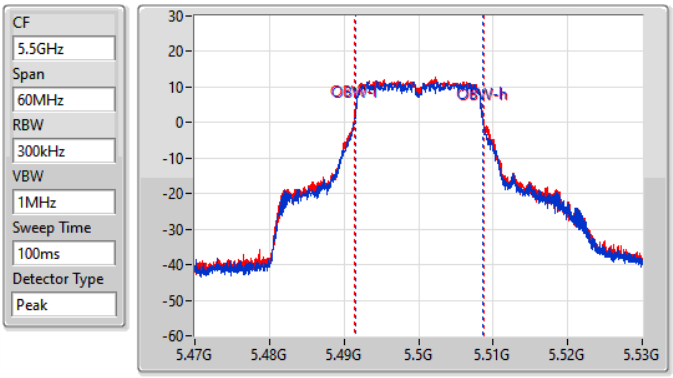

26dB(Hz)	Fl-26dB(Hz)	Fh-26dB(Hz)	OBW(Hz)	Fl-OBW(Hz)	Fh-OBW(Hz)	Limit(Hz)	Port
22.2M	5.48881G	5.51101G	17.121M	5.491484G	5.508606G	Inf	1
22.11M	5.48893G	5.51104G	17.241M	5.491454G	5.508696G	Inf	2

802.11a_Nss1,(6Mbps)_2TX

EBW

5580MHz

08/01/2022

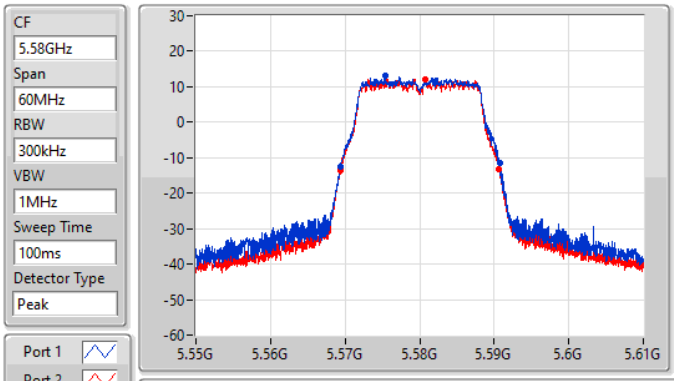

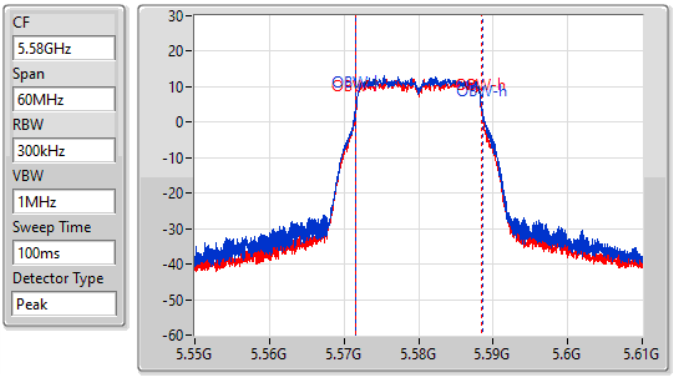

26dB(Hz)	Fl-26dB(Hz)	Fh-26dB(Hz)	OBW(Hz)	Fl-OBW(Hz)	Fh-OBW(Hz)	Limit(Hz)	Port
21.42M	5.56938G	5.5908G	17.031M	5.571574G	5.588606G	Inf	1
21.33M	5.56935G	5.59068G	16.822M	5.571604G	5.588426G	Inf	2

802.11a_Nss1,(6Mbps)_2TX

EBW

5700MHz

21/12/2021

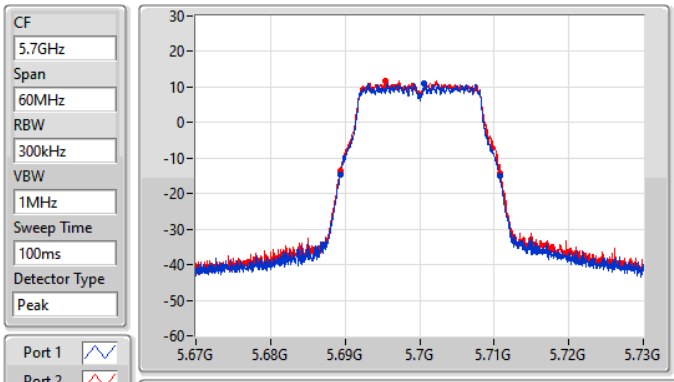

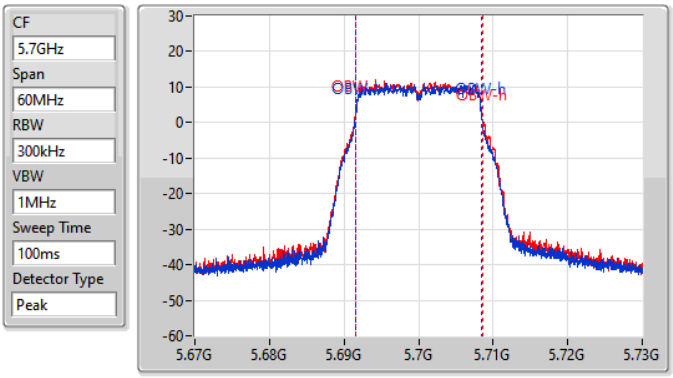

26dB(Hz)	Fl-26dB(Hz)	Fh-26dB(Hz)	OBW(Hz)	Fl-OBW(Hz)	Fh-OBW(Hz)	Limit(Hz)	Port
21.33M	5.68941G	5.71074G	16.852M	5.691574G	5.708426G	Inf	1
21.51M	5.68935G	5.71086G	17.001M	5.691544G	5.708546G	Inf	2

802.11a_Nss1,(6Mbps)_2TX

EBW

5720MHz Straddle 5.47-5.725GHz

08/01/2022

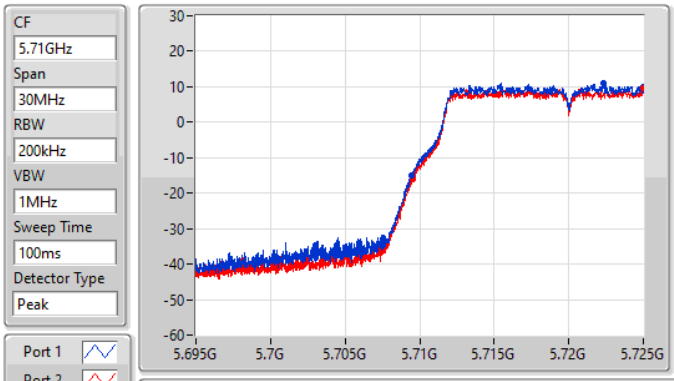

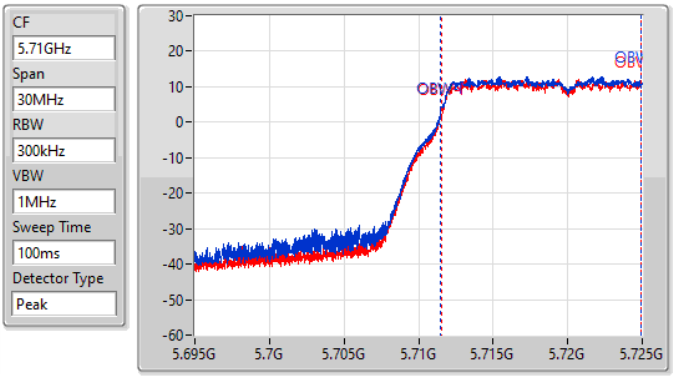

26dB(Hz)	Fl-26dB(Hz)	Fh-26dB(Hz)	OBW(Hz)	Fl-OBW(Hz)	Fh-OBW(Hz)	Limit(Hz)	Port
15.555M	5.709445G	5.725G	13.463M	5.711469G	5.724933G	Inf	1
15.495M	5.709505G	5.725G	13.433M	5.711514G	5.724948G	Inf	2

802.11a_Nss1,(6Mbps)_2TX

EBW

5720MHz Straddle 5.725-5.85GHz

08/01/2022

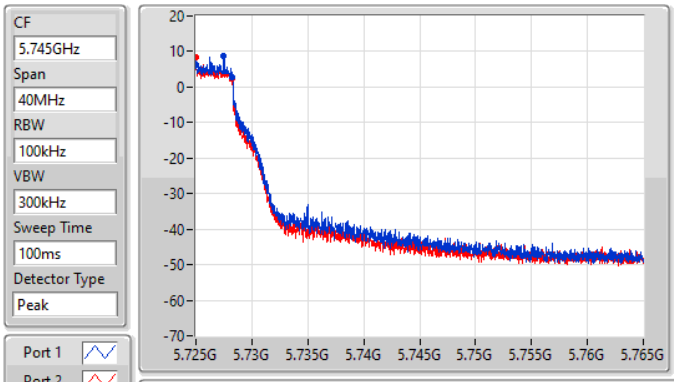

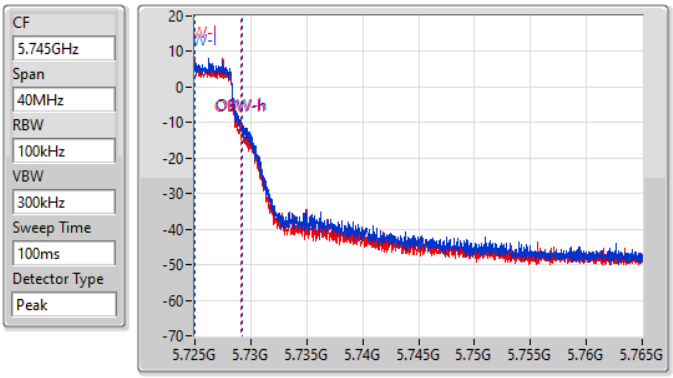

6dB(Hz)	Fl-6dB(Hz)	Fh-6dB(Hz)	OBW(Hz)	Fl-OBW(Hz)	Fh-OBW(Hz)	Limit(Hz)	Port
3.2M	5.725G	5.7282G	4.258M	5.72501G	5.729268G	500k	1
3.2M	5.725G	5.7282G	4.058M	5.72501G	5.729068G	500k	2

802.11a_Nss1,(6Mbps)_2TX

EBW

5745MHz

21/12/2021

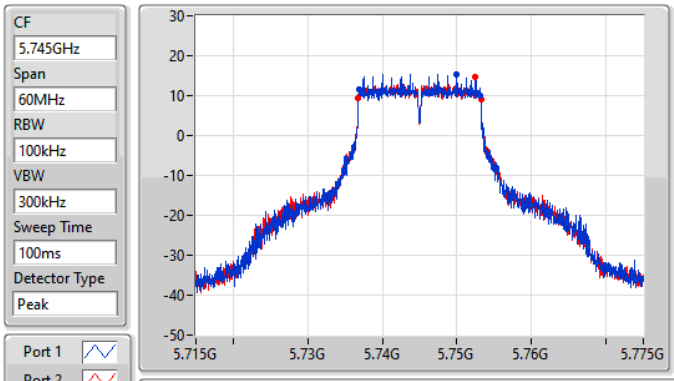

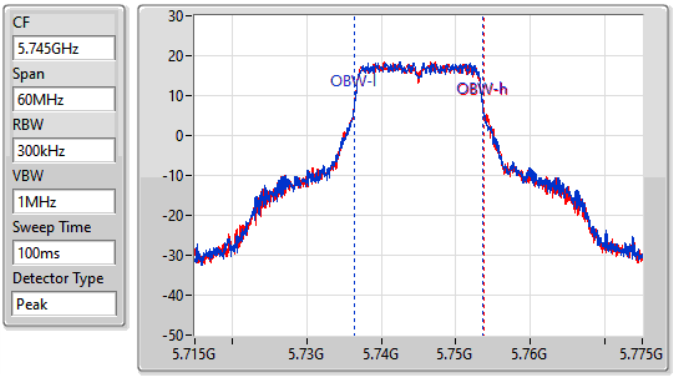

6dB(Hz)	Fl-6dB(Hz)	Fh-6dB(Hz)	OBW(Hz)	Fl-OBW(Hz)	Fh-OBW(Hz)	Limit(Hz)	Port
16.32M	5.73684G	5.75316G	17.271M	5.736394G	5.753666G	500k	1
16.38M	5.73681G	5.75319G	17.421M	5.736364G	5.753786G	500k	2

802.11a_Nss1,(6Mbps)_2TX EBW

5785MHz

08/01/2022

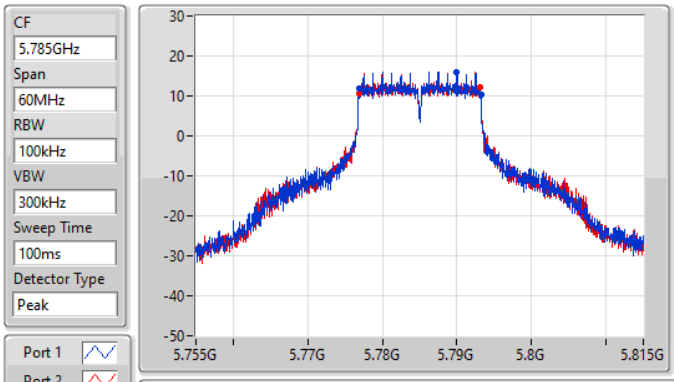

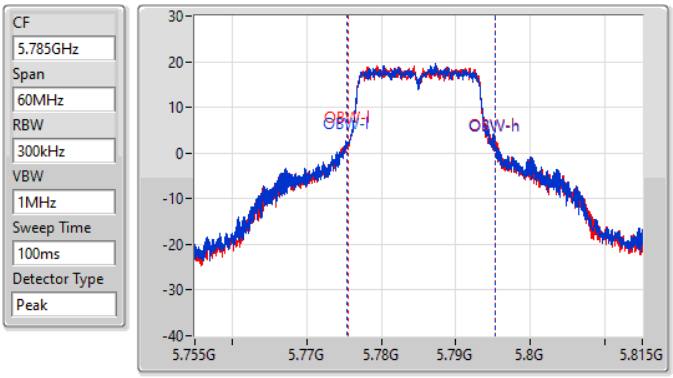

6dB(Hz)	Fl-6dB(Hz)	Fh-6dB(Hz)	OBW(Hz)	Fl-OBW(Hz)	Fh-OBW(Hz)	Limit(Hz)	Port
16.32M	5.77687G	5.79319G	19.94M	5.775375G	5.795315G	500k	1
16.32M	5.77684G	5.79316G	19.76M	5.775525G	5.795285G	500k	2

802.11a_Nss1,(6Mbps)_2TX EBW

5825MHz

08/01/2022

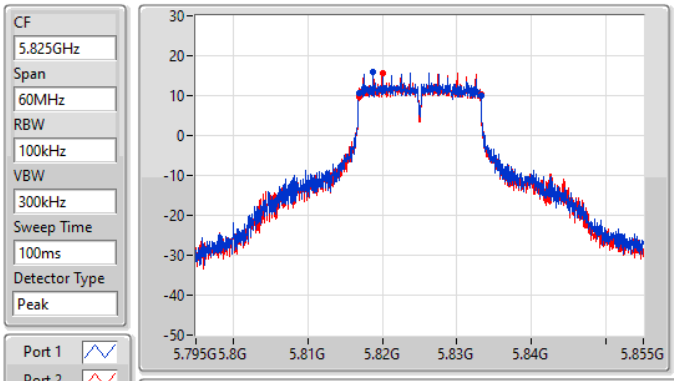

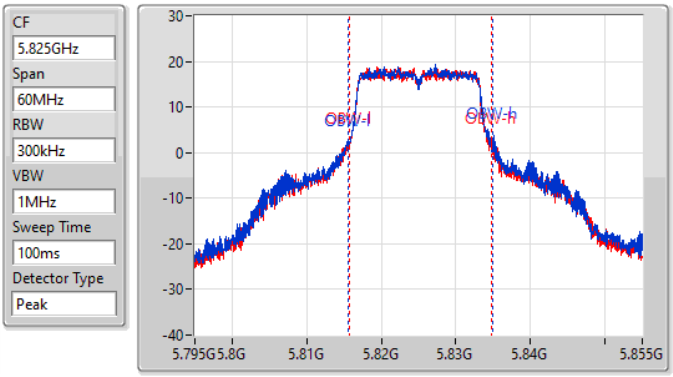

6dB(Hz)	Fl-6dB(Hz)	Fh-6dB(Hz)	OBW(Hz)	Fl-OBW(Hz)	Fh-OBW(Hz)	Limit(Hz)	Port
16.35M	5.81684G	5.83319G	19.34M	5.815615G	5.834955G	500k	1
16.35M	5.81684G	5.83319G	18.981M	5.815765G	5.834745G	500k	2

<Beamforming Mode>
Summary

Mode	Max-N dB (Hz)	Max-OBW (Hz)	ITU-Code	Min-N dB (Hz)	Min-OBW (Hz)
5.15-5.25GHz	-	-	-	-	-
802.11ax HEW20-BF_Nss1,(MCS0)_2TX	42.69M	20.09M	20M1D1D	22.11M	19.16M
802.11ax HEW40-BF_Nss1,(MCS0)_2TX	57.36M	38.321M	38M3D1D	39.96M	37.901M
802.11ax HEW80-BF_Nss1,(MCS0)_2TX	84.96M	77.481M	77M5D1D	83.04M	77.361M
802.11ax HEW160-BF_Nss1,(MCS0)_2TX	82M	78.201M	78M2D1D	81.76M	78.041M
5.25-5.35GHz	-	-	-	-	-
802.11ax HEW20-BF_Nss1,(MCS0)_2TX	27.03M	19.19M	19M2D1D	21.54M	19.07M
802.11ax HEW40-BF_Nss1,(MCS0)_2TX	42.54M	37.961M	38M0D1D	39.9M	37.601M
802.11ax HEW80-BF_Nss1,(MCS0)_2TX	85.8M	77.361M	77M4D1D	83.76M	77.361M
802.11ax HEW160-BF_Nss1,(MCS0)_2TX	82.32M	77.961M	78M0D1D	82.08M	77.961M
5.47-5.725GHz	-	-	-	-	-
802.11ax HEW20-BF_Nss1,(MCS0)_2TX	25.29M	19.16M	19M2D1D	15.645M	14.513M
802.11ax HEW40-BF_Nss1,(MCS0)_2TX	42M	37.961M	38M0D1D	34.93M	33.723M
802.11ax HEW80-BF_Nss1,(MCS0)_2TX	83.88M	77.481M	77M5D1D	75.525M	73.088M
802.11ax HEW160-BF_Nss1,(MCS0)_2TX	164.4M	155.922M	156MD1D	163.92M	155.682M
5.725-5.85GHz	-	-	-	-	-
802.11ax HEW20-BF_Nss1,(MCS0)_2TX	18.96M	20.12M	20M1D1D	4.46M	4.658M
802.11ax HEW40-BF_Nss1,(MCS0)_2TX	37.56M	44.198M	44M2D1D	3.8M	4.078M
802.11ax HEW80-BF_Nss1,(MCS0)_2TX	77.16M	77.481M	77M5D1D	3.74M	4.098M

Max-N dB = Maximum 6dB down bandwidth for 5.725-5.85GHz band / Maximum 26dB down bandwidth for other band;
Max-OBW = Maximum 99% occupied bandwidth;
Min-N dB = Minimum 6dB down bandwidth for 5.725-5.85GHz band / Maximum 26dB down bandwidth for other band;
Min-OBW = Minimum 99% occupied bandwidth

Result

Mode	Result	Limit (Hz)	Port 1-N dB (Hz)	Port 1-OBW (Hz)	Port 2-N dB (Hz)	Port 2-OBW (Hz)
802.11ax HEW20-BF_Nss1,(MCS0)_2TX	-	-	-	-	-	-
5180MHz	Pass	Inf	22.11M	19.16M	23.64M	19.25M
5200MHz	Pass	Inf	41.19M	20.09M	35.46M	19.43M
5240MHz	Pass	Inf	42.69M	20M	35.43M	19.43M
5260MHz	Pass	Inf	21.6M	19.07M	21.54M	19.1M
5300MHz	Pass	Inf	21.69M	19.07M	21.54M	19.1M
5320MHz	Pass	Inf	27.03M	19.19M	22.17M	19.19M
5500MHz	Pass	Inf	25.29M	19.16M	22.32M	19.16M
5580MHz	Pass	Inf	21.75M	19.07M	21.51M	19.13M
5700MHz	Pass	Inf	21.6M	19.13M	21.6M	19.04M
5720MHz Straddle 5.47-5.725GHz	Pass	Inf	15.78M	14.543M	15.645M	14.513M
5720MHz Straddle 5.725-5.85GHz	Pass	500k	4.46M	4.658M	4.5M	4.698M
5745MHz	Pass	500k	18.72M	19.25M	18.9M	19.28M
5785MHz	Pass	500k	18.96M	20.06M	18.84M	19.76M
5825MHz	Pass	500k	18.96M	20.09M	18.96M	20.12M
802.11ax HEW40-BF_Nss1,(MCS0)_2TX	-	-	-	-	-	-
5190MHz	Pass	Inf	41.4M	37.901M	41.82M	37.901M
5230MHz	Pass	Inf	57.36M	38.321M	39.96M	37.901M
5270MHz	Pass	Inf	40.2M	37.661M	39.9M	37.601M
5310MHz	Pass	Inf	42.42M	37.961M	42.54M	37.961M
5510MHz	Pass	Inf	42M	37.901M	41.7M	37.961M
5550MHz	Pass	Inf	40.08M	37.661M	39.84M	37.601M
5670MHz	Pass	Inf	39.84M	37.601M	40.08M	37.661M
5710MHz Straddle 5.47-5.725GHz	Pass	Inf	35.105M	33.793M	34.93M	33.723M
5710MHz Straddle 5.725-5.85GHz	Pass	500k	3.82M	4.098M	3.8M	4.078M
5755MHz	Pass	500k	37.44M	38.501M	37.44M	39.04M
5795MHz	Pass	500k	37.56M	44.198M	36.78M	42.279M
802.11ax HEW80-BF_Nss1,(MCS0)_2TX	-	-	-	-	-	-
5210MHz	Pass	Inf	83.04M	77.481M	84.96M	77.361M
5290MHz	Pass	Inf	85.8M	77.361M	83.76M	77.361M
5530MHz	Pass	Inf	83.88M	77.481M	83.04M	77.361M
5610MHz	Pass	Inf	81.48M	77.001M	81M	77.121M
5690MHz Straddle 5.47-5.725GHz	Pass	Inf	75.9M	73.088M	75.525M	73.088M
5690MHz Straddle 5.725-5.85GHz	Pass	500k	3.8M	4.138M	3.74M	4.098M
5775MHz	Pass	500k	75.24M	77.481M	77.16M	77.481M
802.11ax HEW160-BF_Nss1,(MCS0)_2TX	-	-	-	-	-	-
5250MHz Straddle 5.15-5.25GHz	Pass	Inf	82M	78.201M	81.76M	78.041M
5250MHz Straddle 5.25-5.35GHz	Pass	Inf	82.32M	77.961M	82.08M	77.961M
5570MHz	Pass	Inf	164.4M	155.682M	163.92M	155.922M

Port X-N dB = Port X 6dB down bandwidth for 5.725-5.85GHz band / 26dB down bandwidth for other band
Port X-OBW = Port X 99% occupied bandwidth

802.11ax HEW20-BF_Nss1,(MCS0)_2TX EBW

5180MHz

20/12/2021

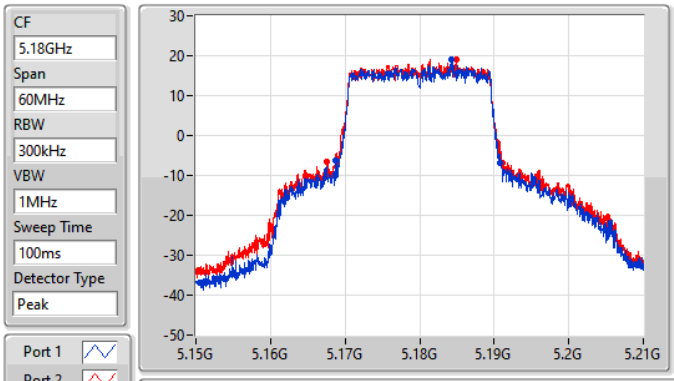

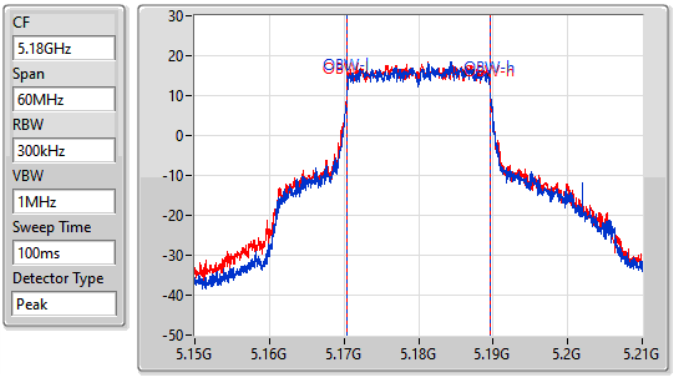

26dB(Hz)	Fl-26dB(Hz)	Fh-26dB(Hz)	OBW(Hz)	Fl-OBW(Hz)	Fh-OBW(Hz)	Limit(Hz)	Port
22.11M	5.16872G	5.19083G	19.16M	5.170465G	5.189625G	Inf	1
23.64M	5.16752G	5.19116G	19.25M	5.170375G	5.189625G	Inf	2

802.11ax HEW20-BF_Nss1,(MCS0)_2TX EBW

5200MHz

08/01/2022

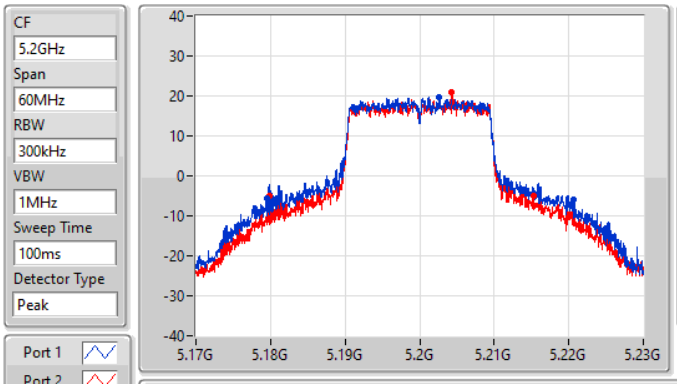

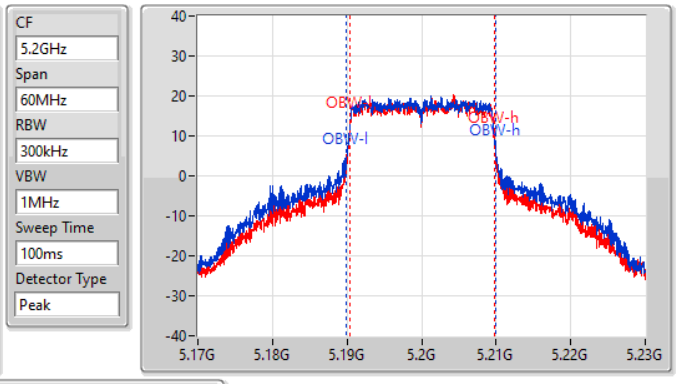

26dB(Hz)	Fl-26dB(Hz)	Fh-26dB(Hz)	OBW(Hz)	Fl-OBW(Hz)	Fh-OBW(Hz)	Limit(Hz)	Port
41.19M	5.17948G	5.22067G	20.09M	5.189895G	5.209985G	Inf	1
35.46M	5.17978G	5.21524G	19.43M	5.190315G	5.209745G	Inf	2

802.11ax HEW20-BF_Nss1,(MCS0)_2TX EBW

5240MHz

08/01/2022

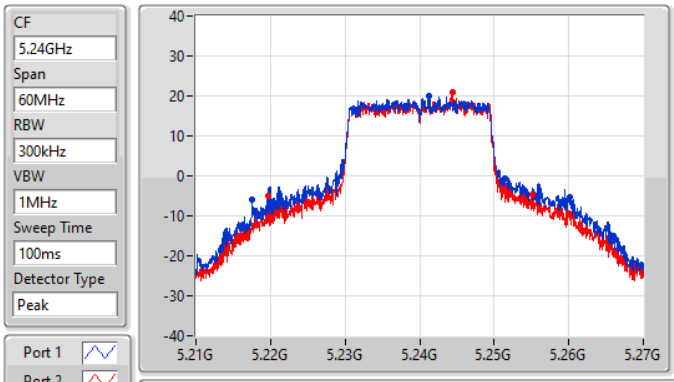

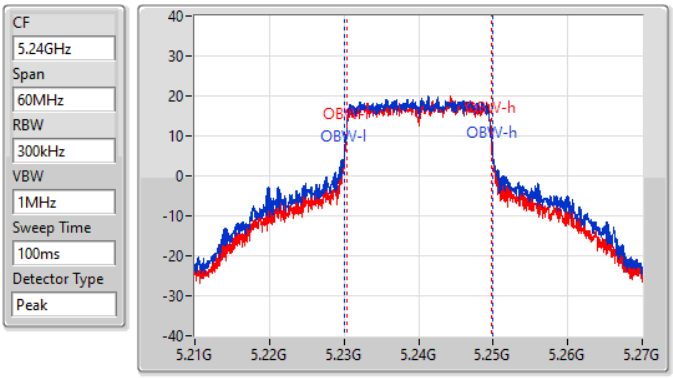

26dB(Hz)	Fl-26dB(Hz)	Fh-26dB(Hz)	OBW(Hz)	Fl-OBW(Hz)	Fh-OBW(Hz)	Limit(Hz)	Port
42.69M	5.21753G	5.26022G	20M	5.229985G	5.249985G	Inf	1
35.43M	5.21975G	5.25518G	19.43M	5.230315G	5.249745G	Inf	2

802.11ax HEW20-BF_Nss1,(MCS0)_2TX EBW

5260MHz

08/01/2022

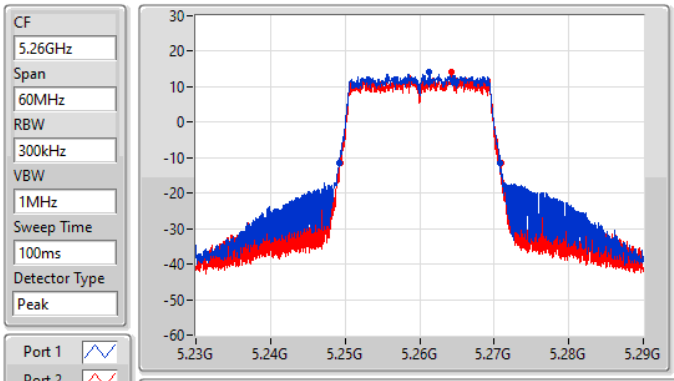

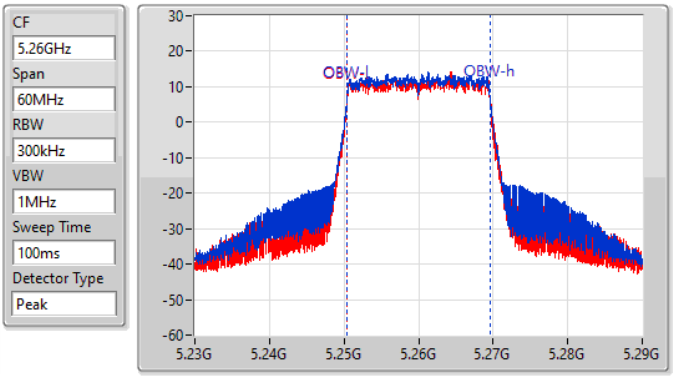

26dB(Hz)	Fl-26dB(Hz)	Fh-26dB(Hz)	OBW(Hz)	Fl-OBW(Hz)	Fh-OBW(Hz)	Limit(Hz)	Port
21.6M	5.2492G	5.2708G	19.07M	5.250465G	5.269535G	Inf	1
21.54M	5.24935G	5.27089G	19.1M	5.250465G	5.269565G	Inf	2

802.11ax HEW20-BF_Nss1,(MCS0)_2TX

EBW

5300MHz

08/01/2022

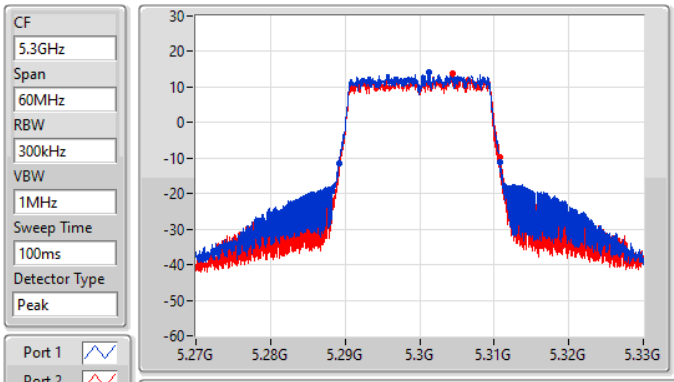

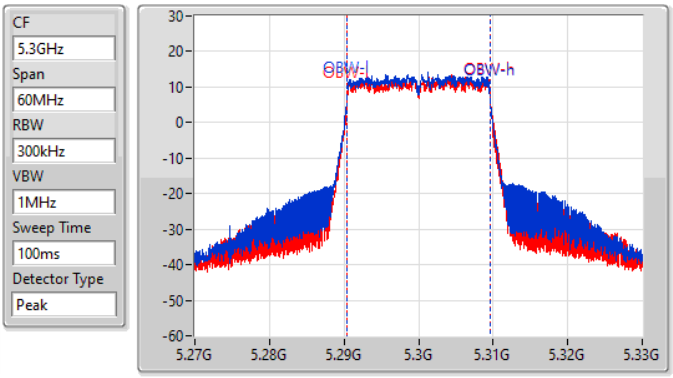

26dB(Hz)	Fl-26dB(Hz)	Fh-26dB(Hz)	OBW(Hz)	Fl-OBW(Hz)	Fh-OBW(Hz)	Limit(Hz)	Port
21.69M	5.28914G	5.31083G	19.07M	5.290465G	5.309535G	Inf	1
21.54M	5.28926G	5.3108G	19.1M	5.290465G	5.309565G	Inf	2

802.11ax HEW20-BF_Nss1,(MCS0)_2TX

EBW

5320MHz

08/01/2022

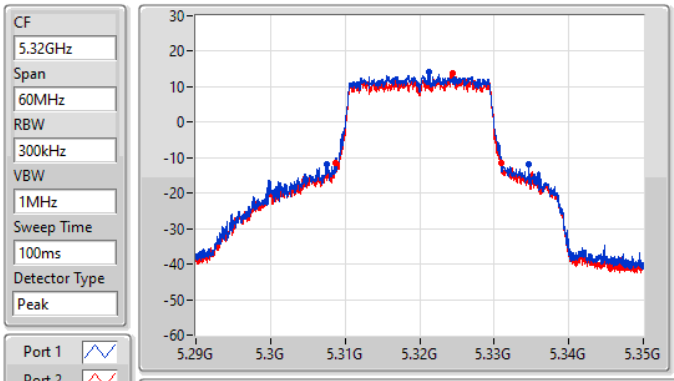

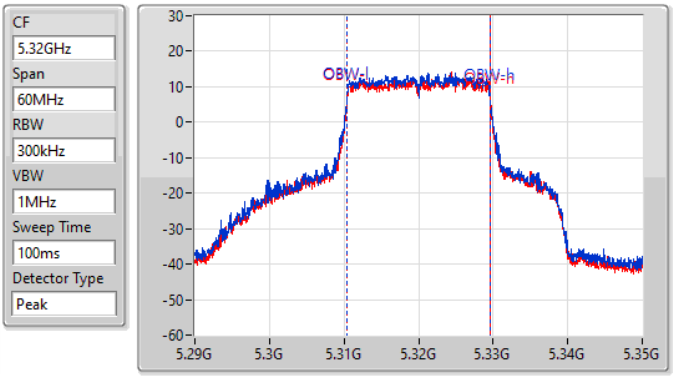

26dB(Hz)	Fl-26dB(Hz)	Fh-26dB(Hz)	OBW(Hz)	Fl-OBW(Hz)	Fh-OBW(Hz)	Limit(Hz)	Port
27.03M	5.30755G	5.33458G	19.19M	5.310405G	5.329595G	Inf	1
22.17M	5.30872G	5.33089G	19.19M	5.310435G	5.329625G	Inf	2

802.11ax HEW20-BF_Nss1,(MCS0)_2TX

EBW

5500MHz

20/12/2021

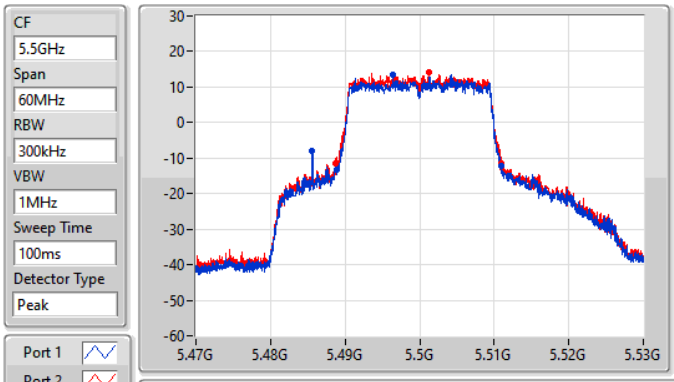

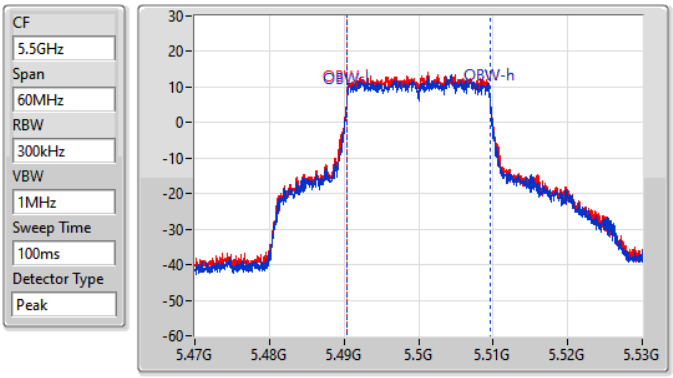

26dB(Hz)	Fl-26dB(Hz)	Fh-26dB(Hz)	OBW(Hz)	Fl-OBW(Hz)	Fh-OBW(Hz)	Limit(Hz)	Port
25.29M	5.4856G	5.51089G	19.16M	5.490435G	5.509595G	Inf	1
22.32M	5.48866G	5.51098G	19.16M	5.490405G	5.509565G	Inf	2

802.11ax HEW20-BF_Nss1,(MCS0)_2TX

EBW

5580MHz

08/01/2022

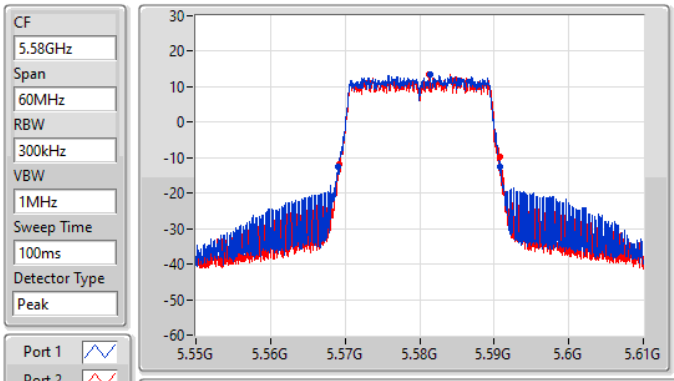

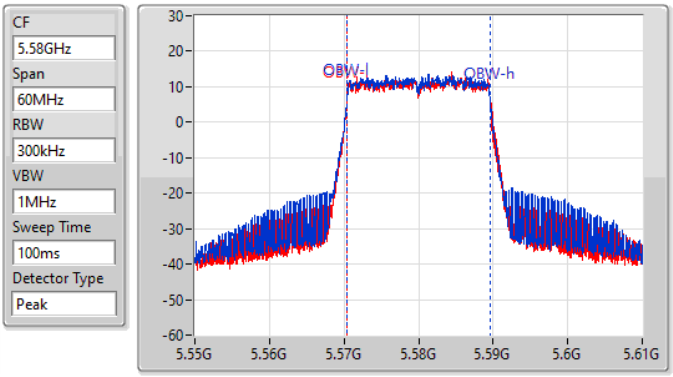

26dB(Hz)	Fl-26dB(Hz)	Fh-26dB(Hz)	OBW(Hz)	Fl-OBW(Hz)	Fh-OBW(Hz)	Limit(Hz)	Port
21.75M	5.56908G	5.59083G	19.07M	5.570465G	5.589535G	Inf	1
21.51M	5.56926G	5.59077G	19.13M	5.570465G	5.589595G	Inf	2

802.11ax HEW20-BF_Nss1,(MCS0)_2TX EBW

5700MHz

20/12/2021

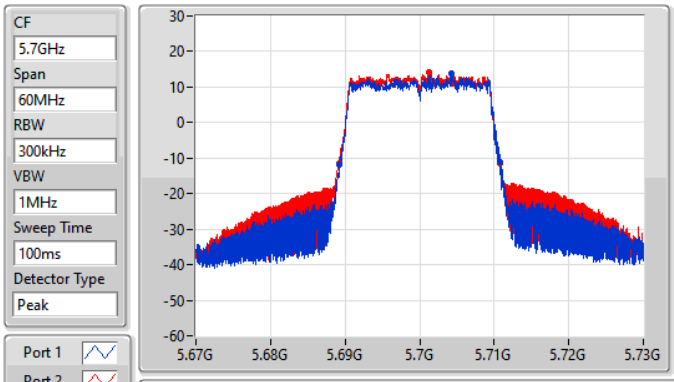

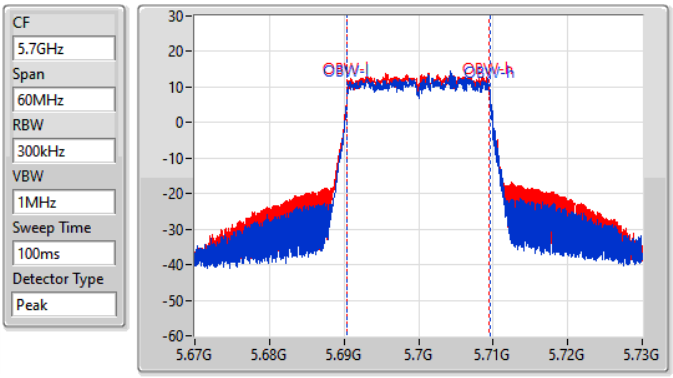

26dB(Hz)	Fl-26dB(Hz)	Fh-26dB(Hz)	OBW(Hz)	Fl-OBW(Hz)	Fh-OBW(Hz)	Limit(Hz)	Port
21.6M	5.68926G	5.71086G	19.13M	5.690465G	5.709595G	Inf	1
21.6M	5.68914G	5.71074G	19.04M	5.690465G	5.709505G	Inf	2

802.11ax HEW20-BF_Nss1,(MCS0)_2TX EBW

5720MHz Straddle 5.47-5.725GHz

08/01/2022

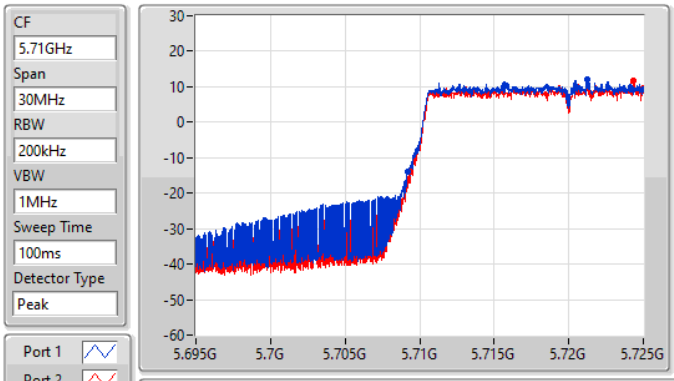

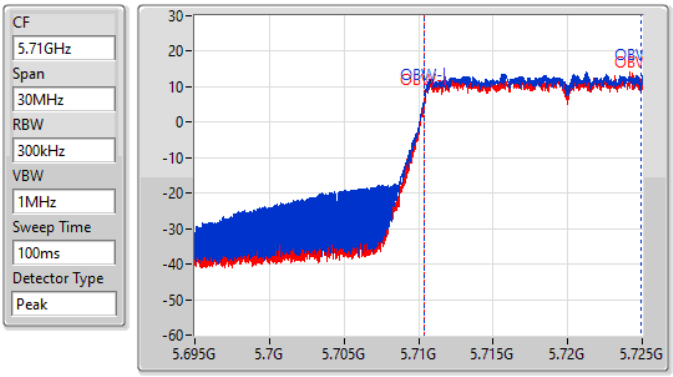

26dB(Hz)	Fl-26dB(Hz)	Fh-26dB(Hz)	OBW(Hz)	Fl-OBW(Hz)	Fh-OBW(Hz)	Limit(Hz)	Port
15.78M	5.70922G	5.725G	14.543M	5.710375G	5.724918G	Inf	1
15.645M	5.709355G	5.725G	14.513M	5.710405G	5.724918G	Inf	2

802.11ax HEW20-BF_Nss1,(MCS0)_2TX EBW

5720MHz Straddle 5.725-5.85GHz

08/01/2022

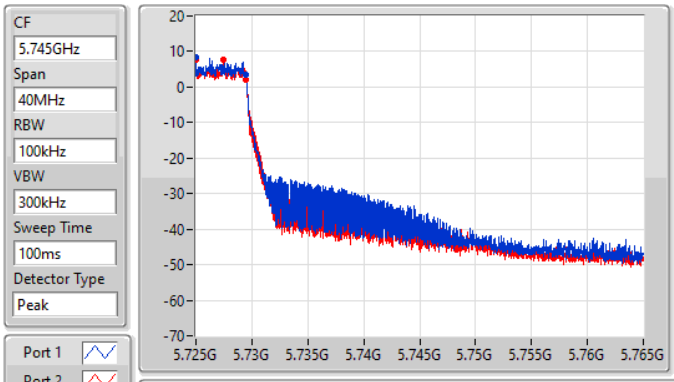

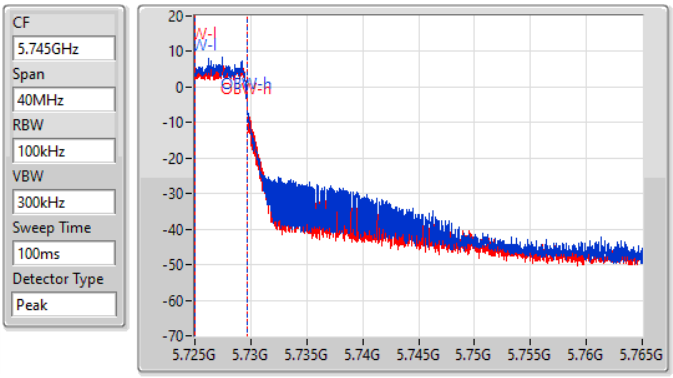

6dB(Hz)	Fl-6dB(Hz)	Fh-6dB(Hz)	OBW(Hz)	Fl-OBW(Hz)	Fh-OBW(Hz)	Limit(Hz)	Port
4.46M	5.725G	5.72946G	4.658M	5.72503G	5.729688G	500k	1
4.5M	5.725G	5.7295G	4.698M	5.72501G	5.729708G	500k	2

802.11ax HEW20-BF_Nss1,(MCS0)_2TX EBW

5745MHz

20/12/2021

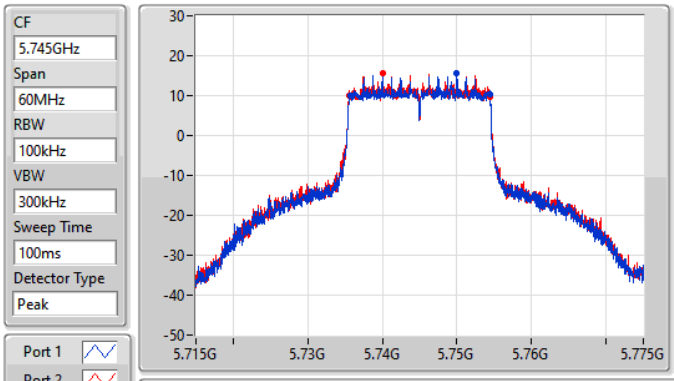

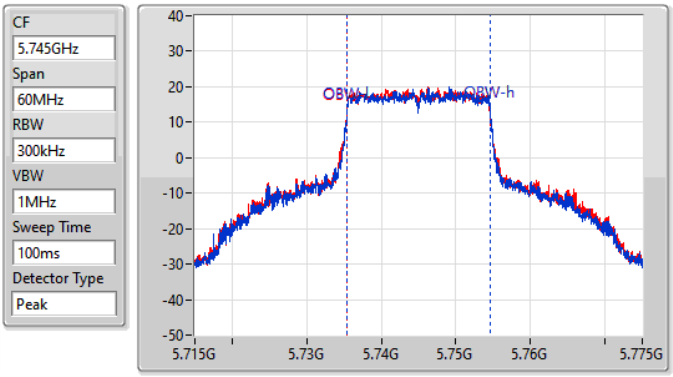

6dB(Hz)	Fl-6dB(Hz)	Fh-6dB(Hz)	OBW(Hz)	Fl-OBW(Hz)	Fh-OBW(Hz)	Limit(Hz)	Port
18.72M	5.73573G	5.75445G	19.25M	5.735375G	5.754625G	500k	1
18.9M	5.73555G	5.75445G	19.28M	5.735315G	5.754595G	500k	2

802.11ax HEW20-BF_Nss1,(MCS0)_2TX EBW

5785MHz

08/01/2022

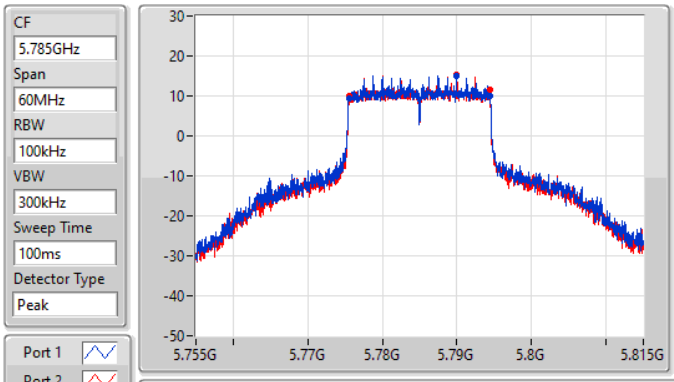

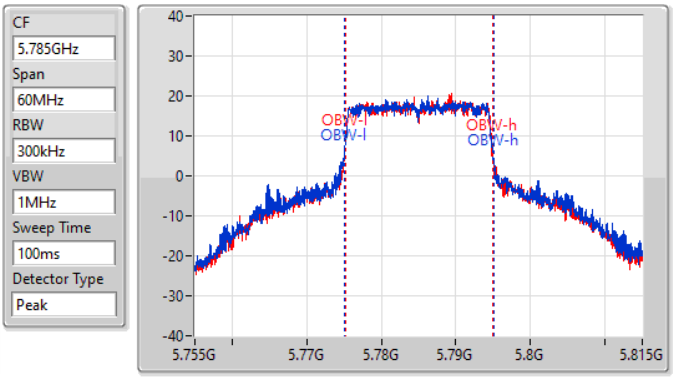

6dB(Hz)	Fl-6dB(Hz)	Fh-6dB(Hz)	OBW(Hz)	Fl-OBW(Hz)	Fh-OBW(Hz)	Limit(Hz)	Port
18.96M	5.77549G	5.79445G	20.06M	5.775015G	5.795075G	500k	1
18.84M	5.77555G	5.79439G	19.76M	5.775165G	5.794925G	500k	2

802.11ax HEW20-BF_Nss1,(MCS0)_2TX EBW

5825MHz

08/01/2022

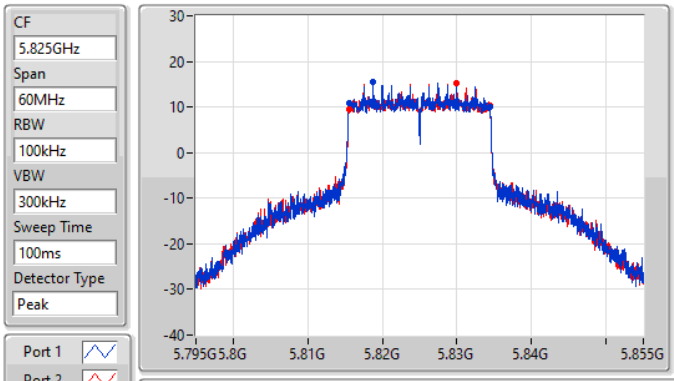

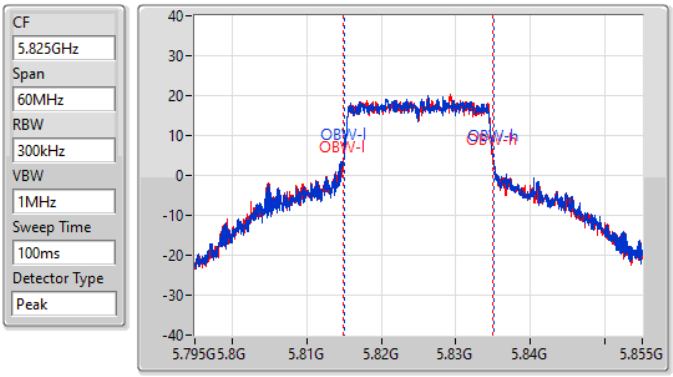

6dB(Hz)	Fl-6dB(Hz)	Fh-6dB(Hz)	OBW(Hz)	Fl-OBW(Hz)	Fh-OBW(Hz)	Limit(Hz)	Port
18.96M	5.81552G	5.83448G	20.09M	5.814985G	5.835075G	500k	1
18.96M	5.81552G	5.83448G	20.12M	5.814895G	5.835015G	500k	2

802.11ax HEW40-BF_Nss1,(MCS0)_2TX

EBW

5190MHz

20/12/2021

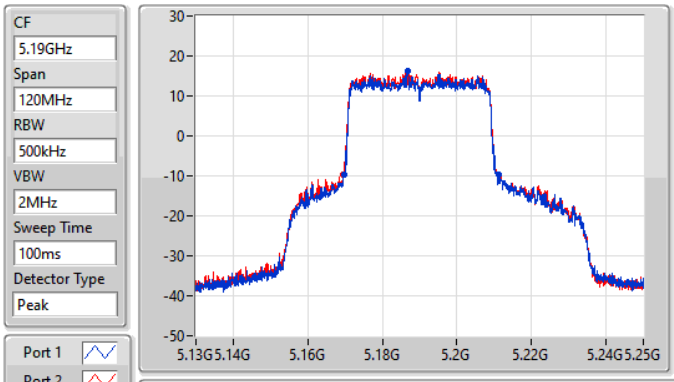

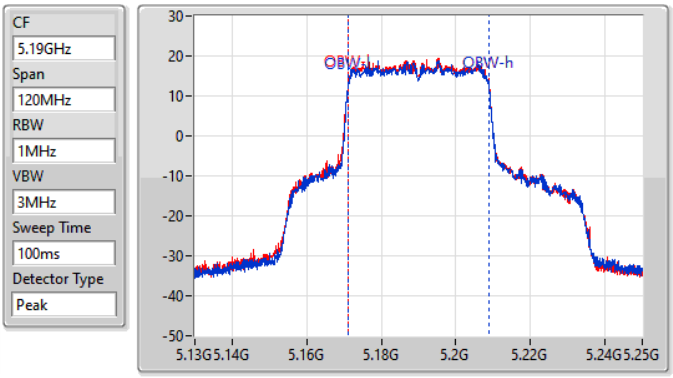

26dB(Hz)	Fl-26dB(Hz)	Fh-26dB(Hz)	OBW(Hz)	Fl-OBW(Hz)	Fh-OBW(Hz)	Limit(Hz)	Port
41.4M	5.16972G	5.21112G	37.901M	5.171049G	5.208951G	Inf	1
41.82M	5.16942G	5.21124G	37.901M	5.171049G	5.208951G	Inf	2

802.11ax HEW40-BF_Nss1,(MCS0)_2TX

EBW

5230MHz

08/01/2022

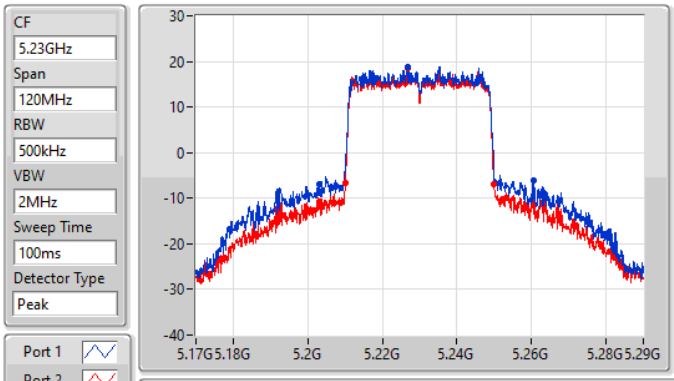

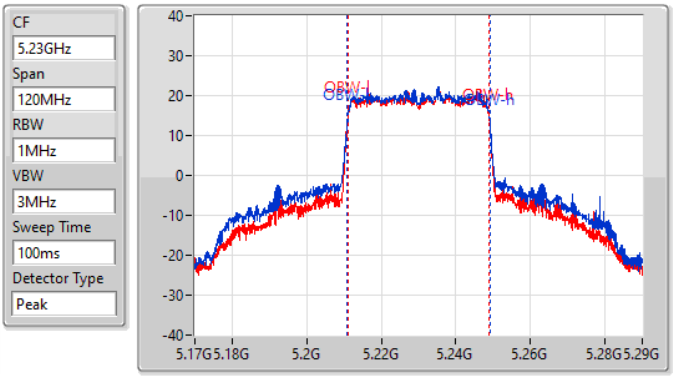

26dB(Hz)	Fl-26dB(Hz)	Fh-26dB(Hz)	OBW(Hz)	Fl-OBW(Hz)	Fh-OBW(Hz)	Limit(Hz)	Port
57.36M	5.20318G	5.26054G	38.321M	5.21081G	5.24913G	Inf	1
39.96M	5.21008G	5.25004G	37.901M	5.211049G	5.248951G	Inf	2

802.11ax HEW40-BF_Nss1,(MCS0)_2TX EBW

5270MHz

08/01/2022

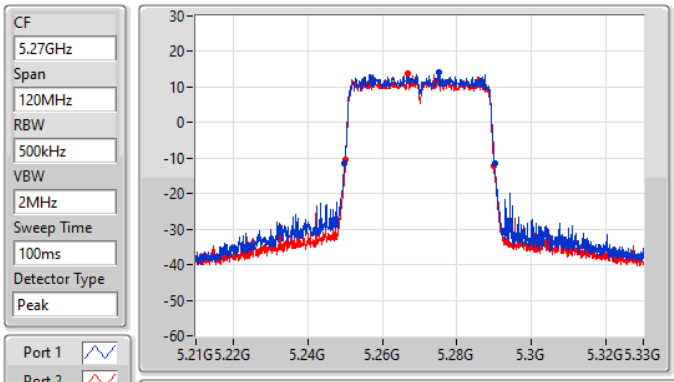

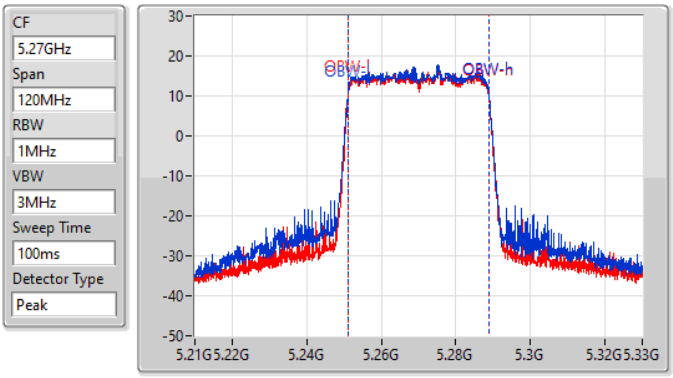

26dB(Hz)	Fl-26dB(Hz)	Fh-26dB(Hz)	OBW(Hz)	Fl-OBW(Hz)	Fh-OBW(Hz)	Limit(Hz)	Port
40.2M	5.2499G	5.2901G	37.661M	5.251169G	5.288831G	Inf	1
39.9M	5.25014G	5.29004G	37.601M	5.251169G	5.288771G	Inf	2

802.11ax HEW40-BF_Nss1,(MCS0)_2TX EBW

5310MHz

20/12/2021

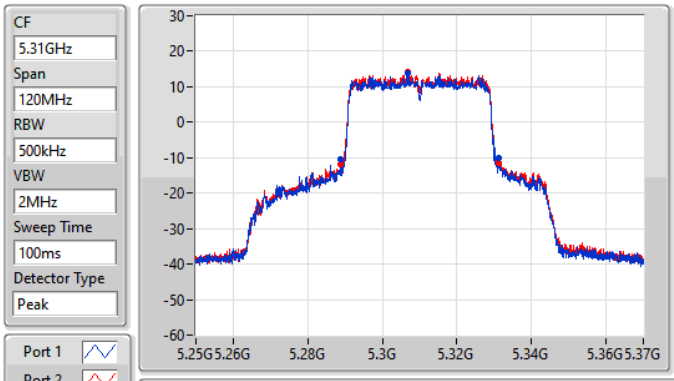

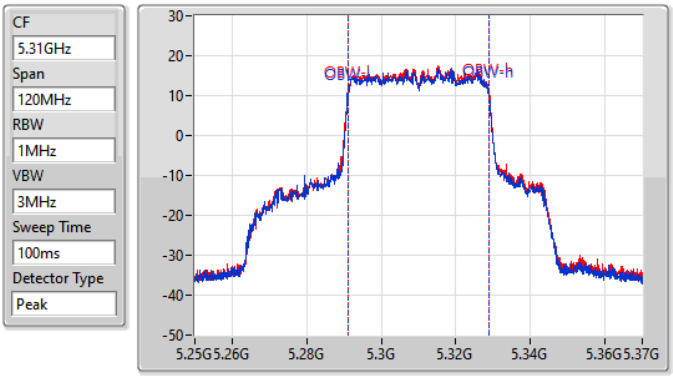

26dB(Hz)	Fl-26dB(Hz)	Fh-26dB(Hz)	OBW(Hz)	Fl-OBW(Hz)	Fh-OBW(Hz)	Limit(Hz)	Port
42.42M	5.28894G	5.33136G	37.961M	5.29099G	5.328951G	Inf	1
42.54M	5.2887G	5.33124G	37.961M	5.29099G	5.328951G	Inf	2

802.11ax HEW40-BF_Nss1,(MCS0)_2TX EBW

5510MHz

20/12/2021

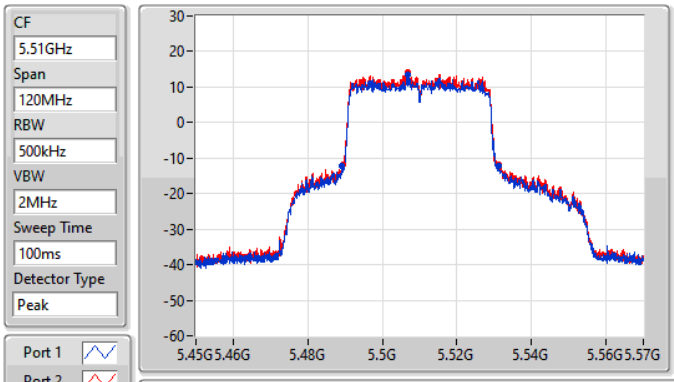

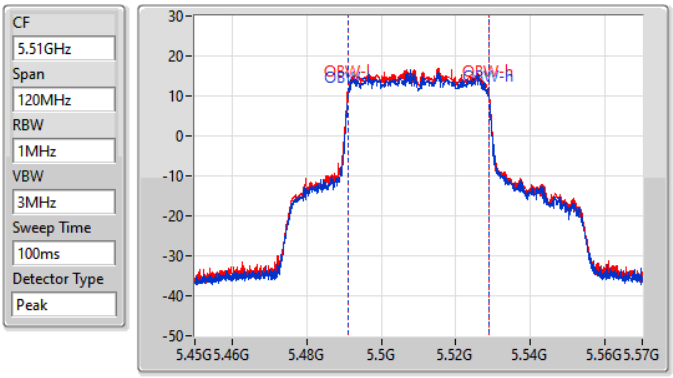

26dB(Hz)	Fl-26dB(Hz)	Fh-26dB(Hz)	OBW(Hz)	Fl-OBW(Hz)	Fh-OBW(Hz)	Limit(Hz)	Port
42M	5.48924G	5.53124G	37.901M	5.491049G	5.528951G	Inf	1
41.7M	5.48948G	5.53118G	37.961M	5.49099G	5.528951G	Inf	2

802.11ax HEW40-BF_Nss1,(MCS0)_2TX EBW

5550MHz

08/01/2022

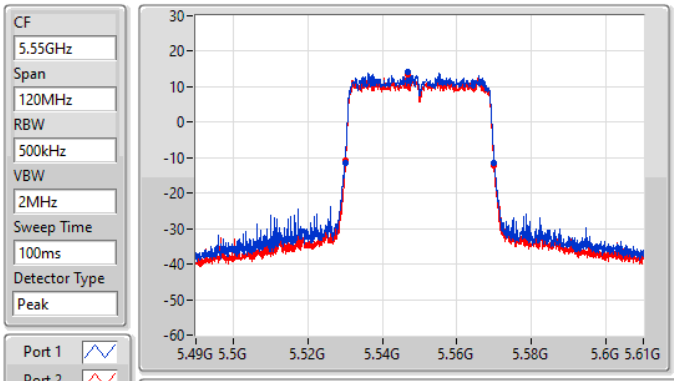

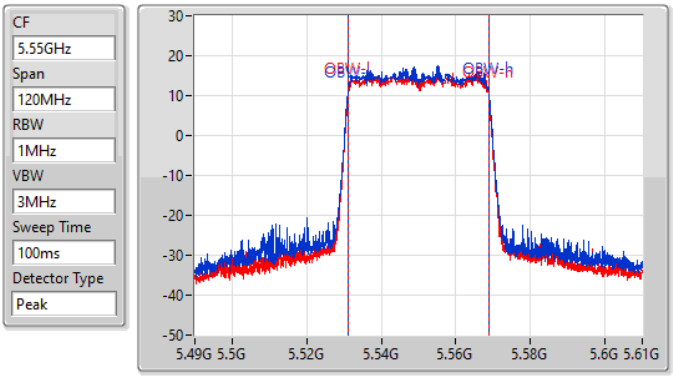

26dB(Hz)	Fl-26dB(Hz)	Fh-26dB(Hz)	OBW(Hz)	Fl-OBW(Hz)	Fh-OBW(Hz)	Limit(Hz)	Port
40.08M	5.52996G	5.57004G	37.661M	5.531109G	5.568771G	Inf	1
39.84M	5.53014G	5.56998G	37.601M	5.531169G	5.568771G	Inf	2

802.11ax HEW40-BF_Nss1,(MCS0)_2TX EBW

5670MHz

20/12/2021

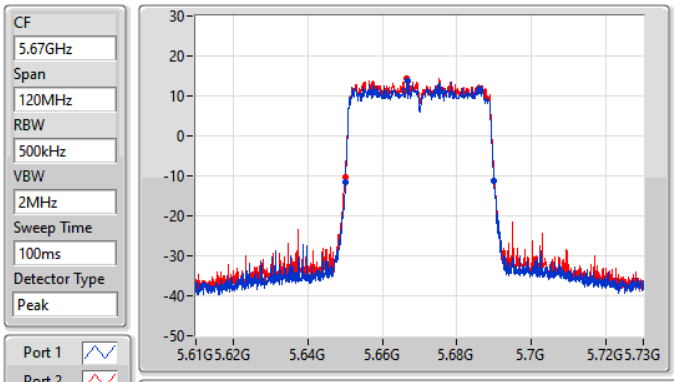

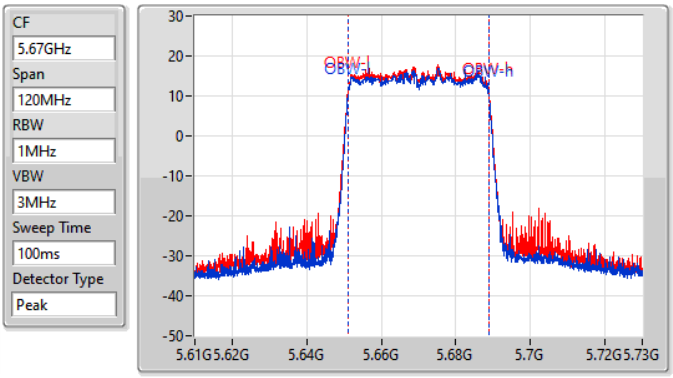

26dB(Hz)	Fl-26dB(Hz)	Fh-26dB(Hz)	OBW(Hz)	Fl-OBW(Hz)	Fh-OBW(Hz)	Limit(Hz)	Port
39.84M	5.65008G	5.68992G	37.601M	5.651169G	5.688771G	Inf	1
40.08M	5.64996G	5.69004G	37.661M	5.651109G	5.688771G	Inf	2

802.11ax HEW40-BF_Nss1,(MCS0)_2TX EBW

5710MHz Straddle 5.47-5.725GHz

08/01/2022

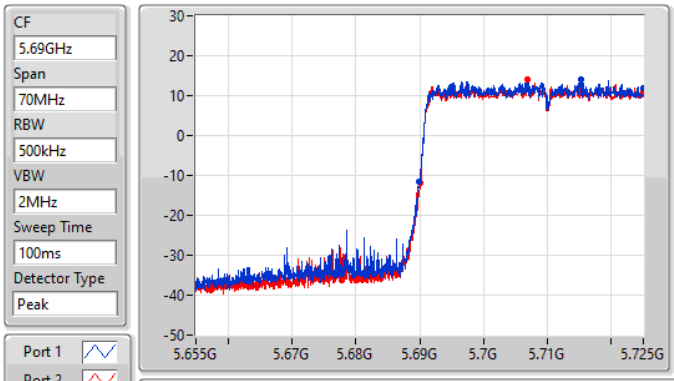

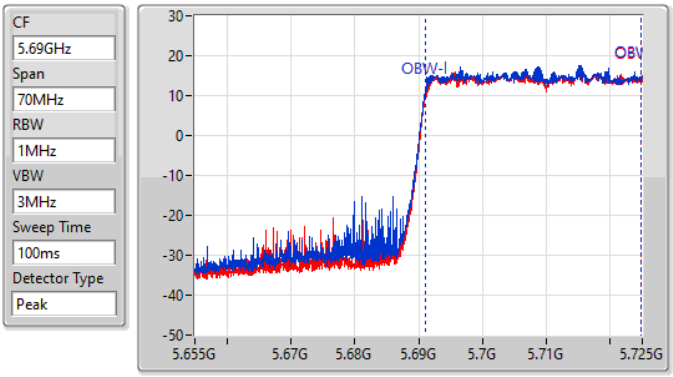

26dB(Hz)	Fl-26dB(Hz)	Fh-26dB(Hz)	OBW(Hz)	Fl-OBW(Hz)	Fh-OBW(Hz)	Limit(Hz)	Port
35.105M	5.689895G	5.725G	33.793M	5.691049G	5.724843G	Inf	1
34.93M	5.69007G	5.725G	33.723M	5.691119G	5.724843G	Inf	2

802.11ax HEW40-BF_Nss1,(MCS0)_2TX EBW

5710MHz Straddle 5.725-5.85GHz

08/01/2022

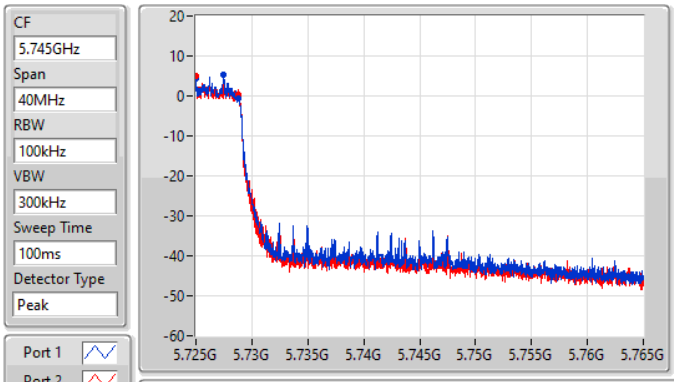

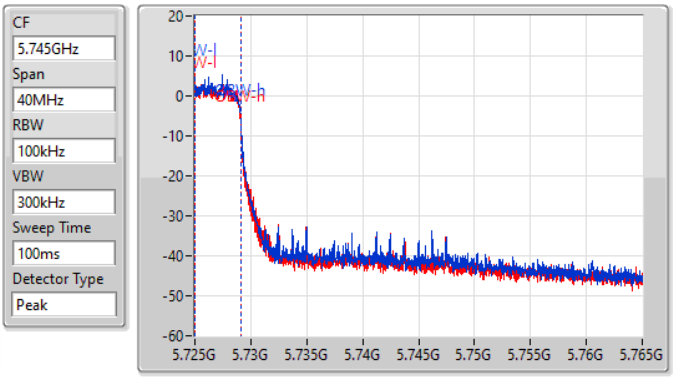

6dB(Hz)	Fl-6dB(Hz)	Fh-6dB(Hz)	OBW(Hz)	Fl-OBW(Hz)	Fh-OBW(Hz)	Limit(Hz)	Port
3.82M	5.725G	5.72882G	4.098M	5.72501G	5.729108G	500k	1
3.8M	5.725G	5.7288G	4.078M	5.72501G	5.729088G	500k	2

802.11ax HEW40-BF_Nss1,(MCS0)_2TX EBW

5755MHz

20/12/2021

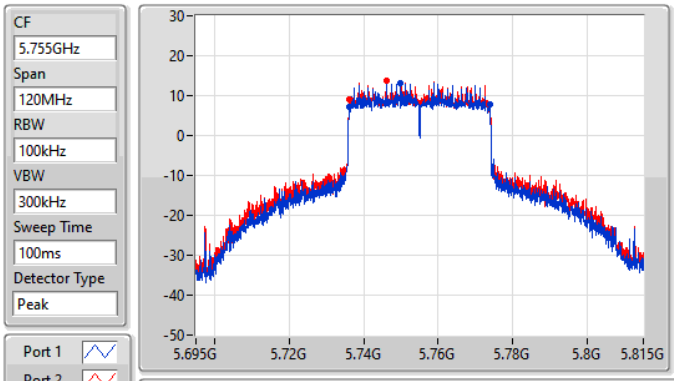

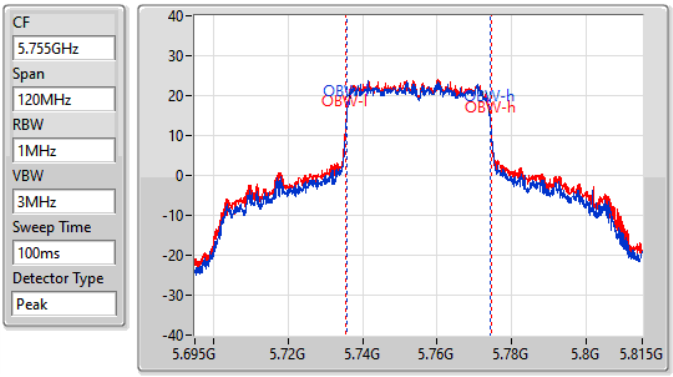

6dB(Hz)	Fl-6dB(Hz)	Fh-6dB(Hz)	OBW(Hz)	Fl-OBW(Hz)	Fh-OBW(Hz)	Limit(Hz)	Port
37.44M	5.73628G	5.77372G	38.501M	5.73575G	5.77425G	500k	1
37.44M	5.73616G	5.7736G	39.04M	5.73551G	5.77455G	500k	2

802.11ax HEW40-BF_Nss1,(MCS0)_2TX EBW

5795MHz

08/01/2022

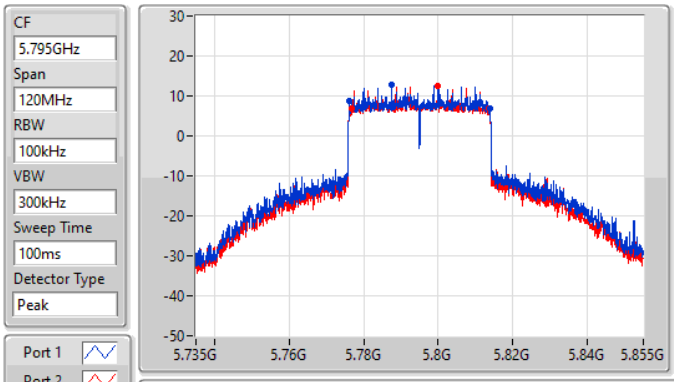

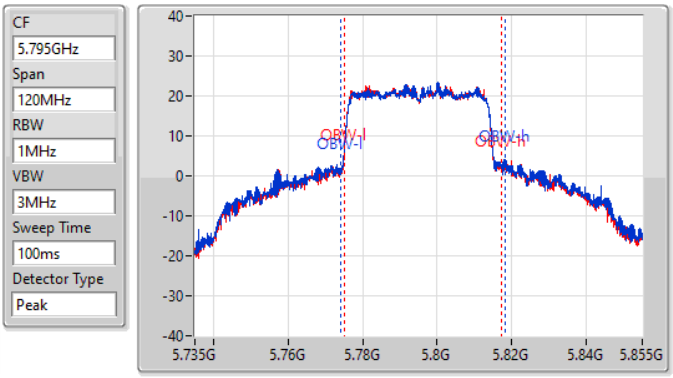

6dB(Hz)	Fl-6dB(Hz)	Fh-6dB(Hz)	OBW(Hz)	Fl-OBW(Hz)	Fh-OBW(Hz)	Limit(Hz)	Port
37.56M	5.77622G	5.81378G	44.198M	5.77407G	5.818268G	500k	1
36.78M	5.77676G	5.81354G	42.279M	5.77503G	5.817309G	500k	2

802.11ax HEW80-BF_Nss1,(MCS0)_2TX EBW

5210MHz

20/12/2021

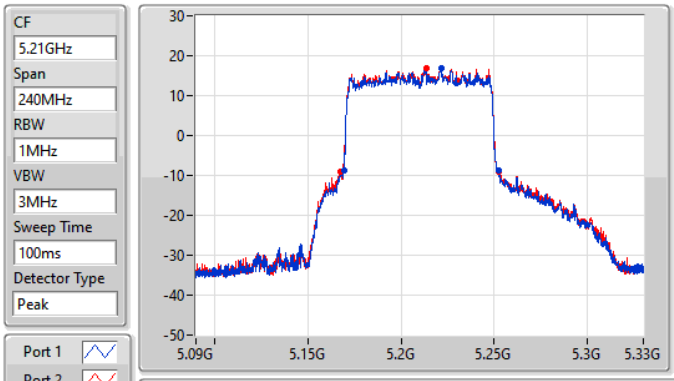

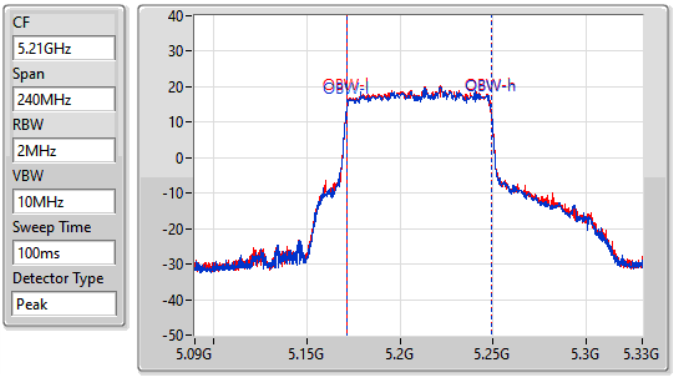

26dB(Hz)	Fl-26dB(Hz)	Fh-26dB(Hz)	OBW(Hz)	Fl-OBW(Hz)	Fh-OBW(Hz)	Limit(Hz)	Port
83.04M	5.16944G	5.25248G	77.481M	5.171379G	5.248861G	Inf	1
84.96M	5.16764G	5.2526G	77.361M	5.171499G	5.248861G	Inf	2

802.11ax HEW80-BF_Nss1,(MCS0)_2TX EBW

5290MHz

20/12/2021

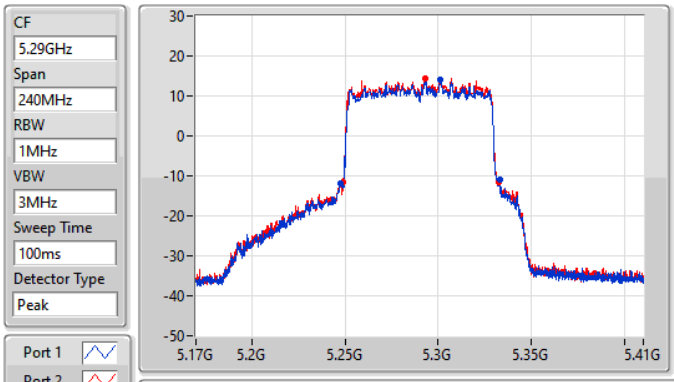

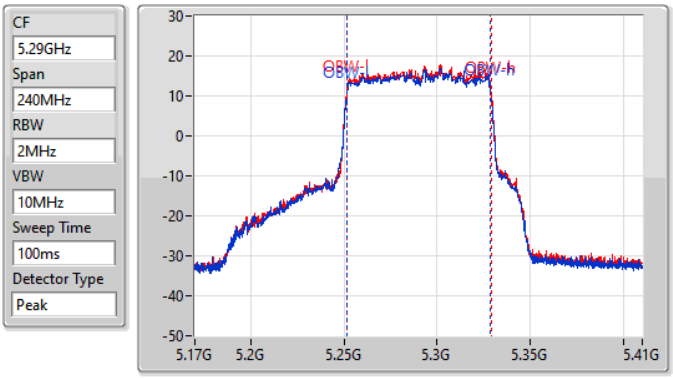

26dB(Hz)	Fl-26dB(Hz)	Fh-26dB(Hz)	OBW(Hz)	Fl-OBW(Hz)	Fh-OBW(Hz)	Limit(Hz)	Port
85.8M	5.24764G	5.33344G	77.361M	5.251379G	5.328741G	Inf	1
83.76M	5.24884G	5.3326G	77.361M	5.251499G	5.328861G	Inf	2

802.11ax HEW80-BF_Nss1,(MCS0)_2TX EBW

5530MHz

20/12/2021

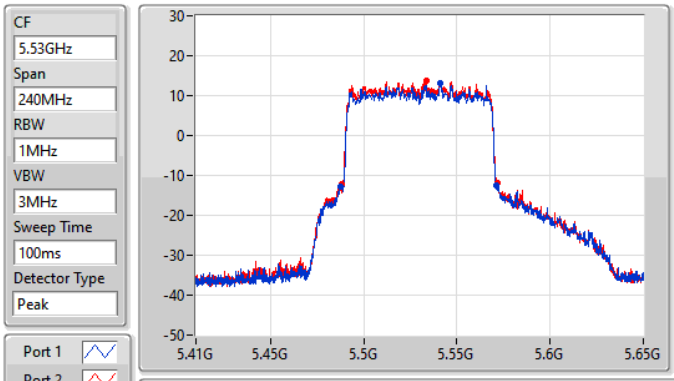

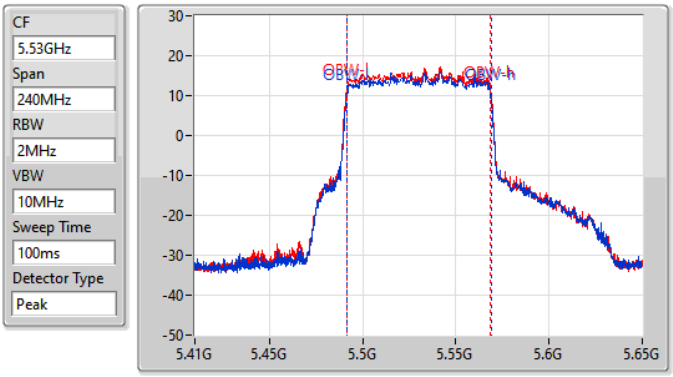

26dB(Hz)	Fl-26dB(Hz)	Fh-26dB(Hz)	OBW(Hz)	Fl-OBW(Hz)	Fh-OBW(Hz)	Limit(Hz)	Port
83.88M	5.4874G	5.57128G	77.481M	5.491379G	5.568861G	Inf	1
83.04M	5.48848G	5.57152G	77.361M	5.491379G	5.568741G	Inf	2

802.11ax HEW80-BF_Nss1,(MCS0)_2TX EBW

5610MHz

08/01/2022

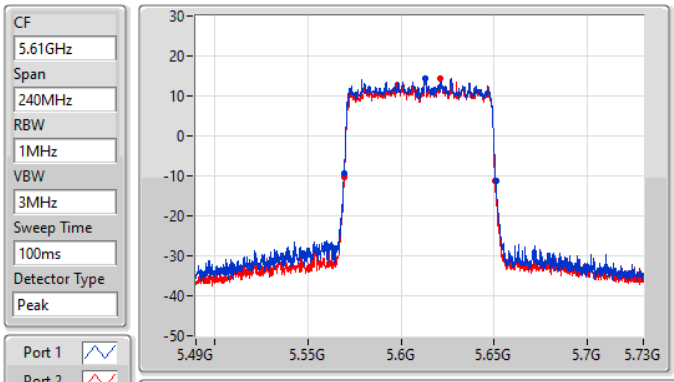

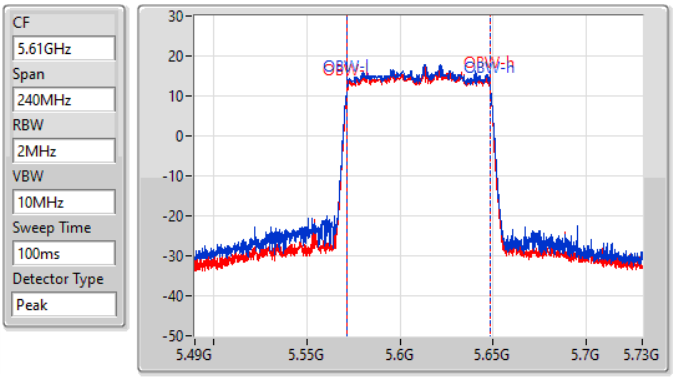

26dB(Hz)	Fl-26dB(Hz)	Fh-26dB(Hz)	OBW(Hz)	Fl-OBW(Hz)	Fh-OBW(Hz)	Limit(Hz)	Port
81.48M	5.56932G	5.6508G	77.001M	5.571499G	5.648501G	Inf	1
81M	5.56944G	5.65044G	77.121M	5.571499G	5.648621G	Inf	2

802.11ax HEW80-BF_Nss1,(MCS0)_2TX EBW

5690MHz Straddle 5.47-5.725GHz

08/01/2022

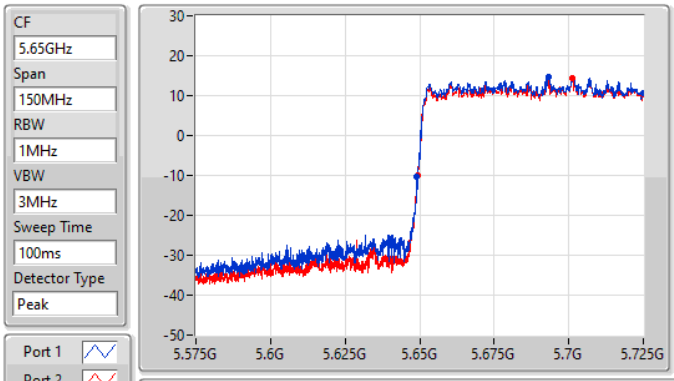

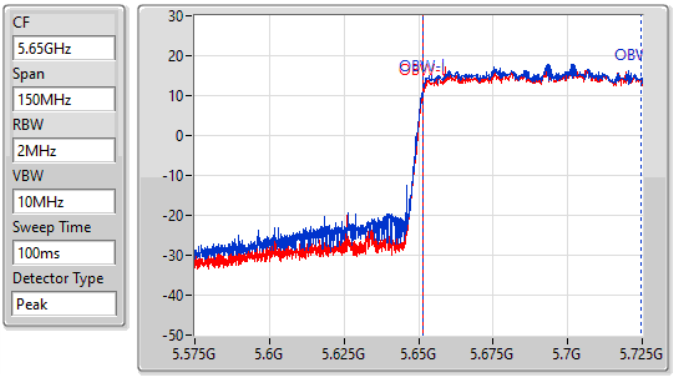

26dB(Hz)	Fl-26dB(Hz)	Fh-26dB(Hz)	OBW(Hz)	Fl-OBW(Hz)	Fh-OBW(Hz)	Limit(Hz)	Port
75.9M	5.6491G	5.725G	73.088M	5.651424G	5.724513G	Inf	1
75.525M	5.649475G	5.725G	73.088M	5.651499G	5.724588G	Inf	2

802.11ax HEW80-BF_Nss1,(MCS0)_2TX EBW

5690MHz Straddle 5.725-5.85GHz

08/01/2022

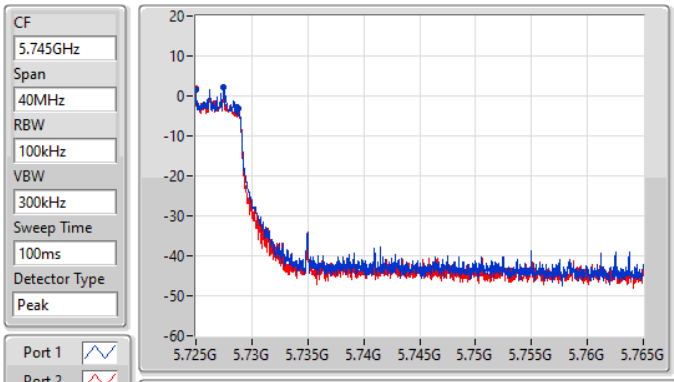

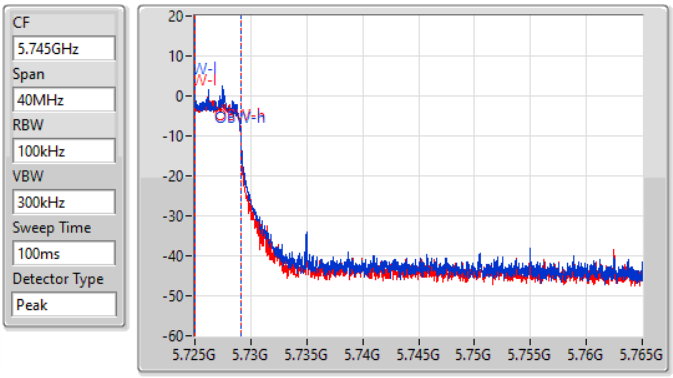

6dB(Hz)	Fl-6dB(Hz)	Fh-6dB(Hz)	OBW(Hz)	Fl-OBW(Hz)	Fh-OBW(Hz)	Limit(Hz)	Port
3.8M	5.725G	5.7288G	4.138M	5.72501G	5.729148G	500k	1
3.74M	5.725G	5.72874G	4.098M	5.72501G	5.729108G	500k	2

802.11ax HEW80-BF_Nss1,(MCS0)_2TX EBW

5775MHz

20/12/2021

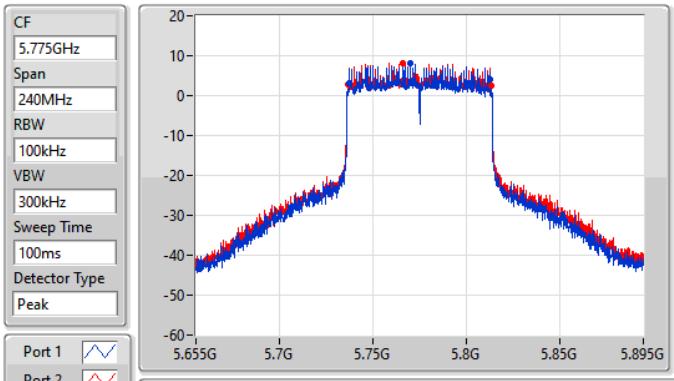

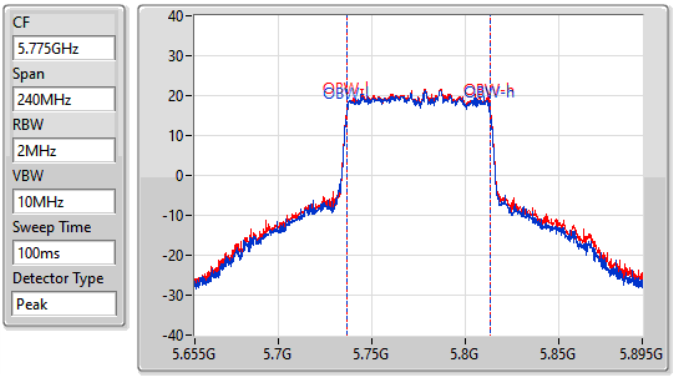

6dB(Hz)	Fl-6dB(Hz)	Fh-6dB(Hz)	OBW(Hz)	Fl-OBW(Hz)	Fh-OBW(Hz)	Limit(Hz)	Port
75.24M	5.73732G	5.81256G	77.481M	5.736259G	5.813741G	500k	1
77.16M	5.7366G	5.81376G	77.481M	5.736259G	5.813741G	500k	2

802.11ax HEW160-BF_Nss1,(MCS0)_2TX EBW

5250MHz Straddle 5.15-5.25GHz

08/01/2022

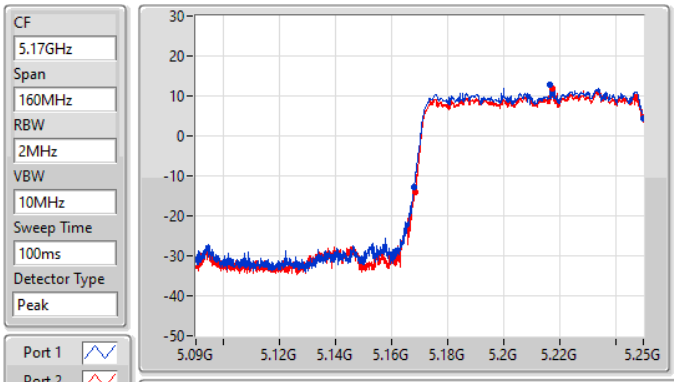

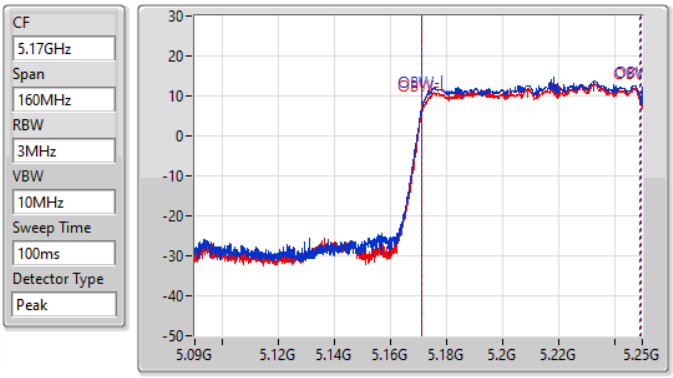

26dB(Hz)	Fl-26dB(Hz)	Fh-26dB(Hz)	OBW(Hz)	Fl-OBW(Hz)	Fh-OBW(Hz)	Limit(Hz)	Port
82M	5.168G	5.25G	78.201M	5.171199G	5.2494G	Inf	1
81.76M	5.16824G	5.25G	78.041M	5.1712279G	5.24932G	Inf	2

802.11ax HEW160-BF_Nss1,(MCS0)_2TX EBW

5250MHz Straddle 5.25-5.35GHz

08/01/2022

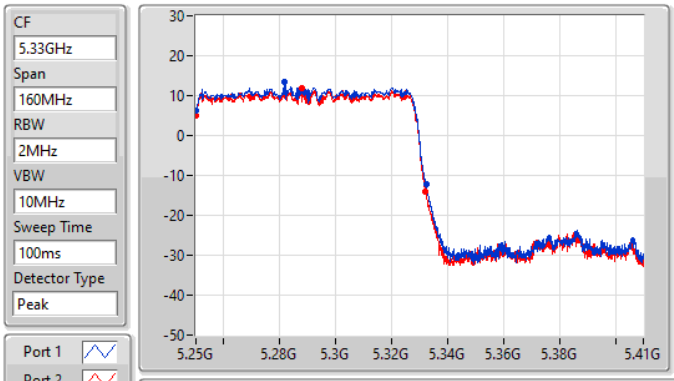

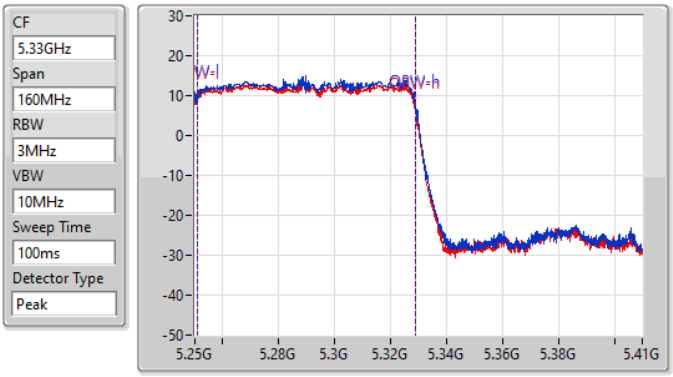

26dB(Hz)	Fl-26dB(Hz)	Fh-26dB(Hz)	OBW(Hz)	Fl-OBW(Hz)	Fh-OBW(Hz)	Limit(Hz)	Port
82.32M	5.25G	5.33232G	77.961M	5.25076G	5.328721G	Inf	1
82.08M	5.25G	5.33208G	77.961M	5.25076G	5.328721G	Inf	2

802.11ax HEW160-BF_Nss1,(MCS0)_2TX

EBW

5570MHz

08/01/2022

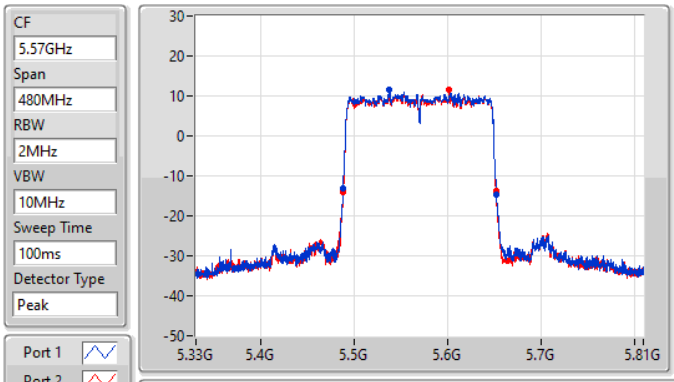

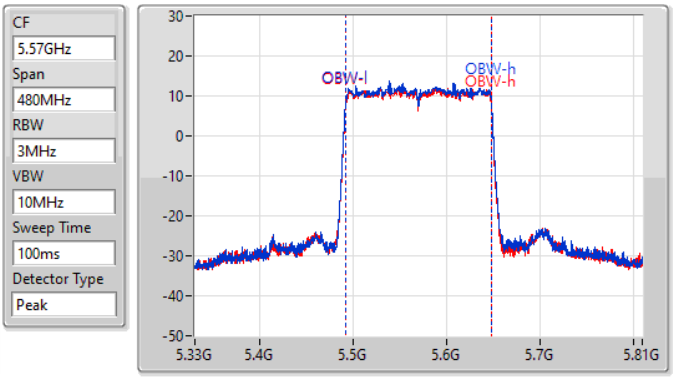

26dB(Hz)	Fl-26dB(Hz)	Fh-26dB(Hz)	OBW(Hz)	Fl-OBW(Hz)	Fh-OBW(Hz)	Limit(Hz)	Port
164.4M	5.48792G	5.65232G	155.682M	5.492039G	5.647721G	Inf	1
163.92M	5.48792G	5.65184G	155.922M	5.492039G	5.647961G	Inf	2

<Non-Beamforming Mode>
Summary

Mode	Total Power (dBm)	Total Power (W)
5.15-5.25GHz	-	-
802.11a_Nss1,(6Mbps)_2TX	29.78	0.95060
5.25-5.35GHz	-	-
802.11a_Nss1,(6Mbps)_2TX	23.75	0.23714
5.47-5.725GHz	-	-
802.11a_Nss1,(6Mbps)_2TX	23.68	0.23335
5.725-5.85GHz	-	-
802.11a_Nss1,(6Mbps)_2TX	29.88	0.97275

Result

Mode	Result	DG (dBi)	Port 1 (dBm)	Port 2 (dBm)	Total Power (dBm)	Power Limit (dBm)
802.11a_Nss1,(6Mbps)_2TX	-	-	-	-	-	-
5180MHz	Pass	2.57	22.02	22.58	25.32	30.00
5200MHz	Pass	2.57	26.71	26.38	29.56	30.00
5240MHz	Pass	2.57	26.88	26.65	29.78	30.00
5260MHz	Pass	2.62	21.25	20.04	23.70	23.98
5300MHz	Pass	2.62	21.15	20.09	23.66	23.98
5320MHz	Pass	2.62	20.26	21.18	23.75	23.98
5500MHz	Pass	2.70	20.16	20.92	23.57	23.98
5580MHz	Pass	2.70	21.08	20.22	23.68	23.98
5700MHz	Pass	2.70	19.10	19.89	22.52	23.98
5720MHz Straddle 5.47-5.725GHz	Pass	2.70	20.27	19.25	22.80	22.90
5720MHz Straddle 5.725-5.85GHz	Pass	2.95	14.14	13.16	16.69	30.00
5745MHz	Pass	2.95	26.70	26.94	29.83	30.00
5785MHz	Pass	2.95	26.99	26.74	29.88	30.00
5825MHz	Pass	2.95	26.86	26.65	29.77	30.00

DG = Directional Gain; Port X = Port X output power

802.11a_Nss1,(6Mbps)_2TX AV Power

5720MHz Straddle 5.47-5.725GHz_TnomVnom

08/01/2022

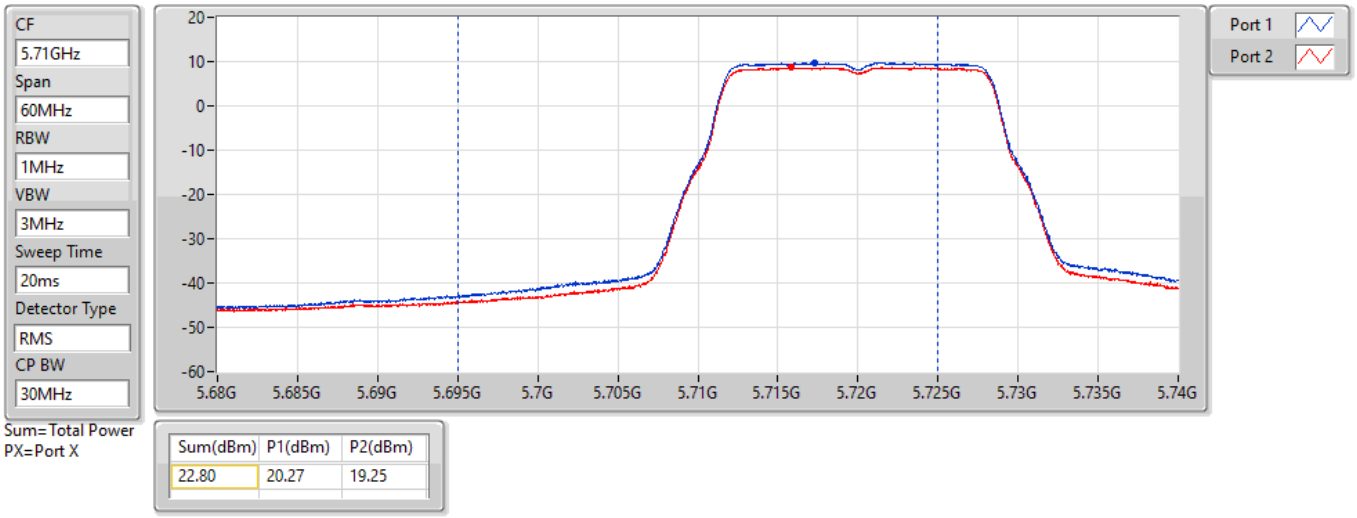

Sum(dBm)	P1(dBm)	P2(dBm)
22.80	20.27	19.25

802.11a_Nss1,(6Mbps)_2TX AV Power

5720MHz Straddle 5.725-5.85GHz_TnomVnom

08/01/2022

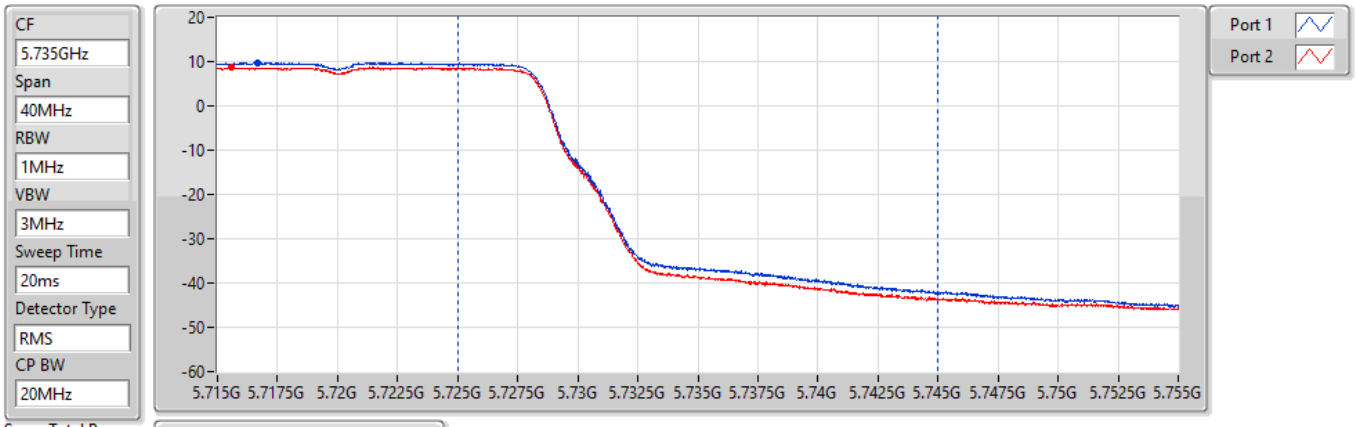

Sum(dBm)	P1(dBm)	P2(dBm)
16.69	14.14	13.16

<Beamforming Mode>
Summary

Mode	Total Power (dBm)	Total Power (W)
5.15-5.25GHz	-	-
802.11ax HEW20-BF_Nss1,(MCS0)_2TX	29.96	0.99083
802.11ax HEW40-BF_Nss1,(MCS0)_2TX	28.76	0.75162
802.11ax HEW80-BF_Nss1,(MCS0)_2TX	26.74	0.47206
802.11ax HEW160-BF_Nss1,(MCS0)_2TX	19.10	0.08128
5.25-5.35GHz	-	-
802.11ax HEW20-BF_Nss1,(MCS0)_2TX	23.97	0.24946
802.11ax HEW40-BF_Nss1,(MCS0)_2TX	23.88	0.24434
802.11ax HEW80-BF_Nss1,(MCS0)_2TX	23.78	0.23878
802.11ax HEW160-BF_Nss1,(MCS0)_2TX	19.90	0.09772
5.47-5.725GHz	-	-
802.11ax HEW20-BF_Nss1,(MCS0)_2TX	23.93	0.24717
802.11ax HEW40-BF_Nss1,(MCS0)_2TX	23.92	0.24660
802.11ax HEW80-BF_Nss1,(MCS0)_2TX	23.88	0.24434
802.11ax HEW160-BF_Nss1,(MCS0)_2TX	21.06	0.12764
5.725-5.85GHz	-	-
802.11ax HEW20-BF_Nss1,(MCS0)_2TX	29.85	0.96605
802.11ax HEW40-BF_Nss1,(MCS0)_2TX	29.94	0.98628
802.11ax HEW80-BF_Nss1,(MCS0)_2TX	28.23	0.66527

Result

Mode	Result	DG (dBi)	Port 1 (dBm)	Port 2 (dBm)	Total Power (dBm)	Power Limit (dBm)
802.11ax HEW20-BF_Nss1,(MCS0)_2TX	-	-	-	-	-	-
5180MHz	Pass	5.36	25.08	25.61	28.36	30.00
5200MHz	Pass	5.36	27.23	26.65	29.96	30.00
5240MHz	Pass	5.36	27.23	26.60	29.94	30.00
5260MHz	Pass	5.49	21.44	20.42	23.97	23.98
5300MHz	Pass	5.49	21.41	20.42	23.95	23.98
5320MHz	Pass	5.49	20.31	21.23	23.80	23.98
5500MHz	Pass	5.62	20.36	21.16	23.79	23.98
5580MHz	Pass	5.62	21.23	20.58	23.93	23.98
5700MHz	Pass	5.62	20.32	21.35	23.88	23.98
5720MHz Straddle 5.47-5.725GHz	Pass	5.62	20.25	19.44	22.87	22.94
5720MHz Straddle 5.725-5.85GHz	Pass	5.74	15.05	14.27	17.69	30.00
5745MHz	Pass	5.74	26.58	26.94	29.77	30.00
5785MHz	Pass	5.74	26.81	26.85	29.84	30.00
5825MHz	Pass	5.74	26.77	26.91	29.85	30.00
802.11ax HEW40-BF_Nss1,(MCS0)_2TX	-	-	-	-	-	-
5190MHz	Pass	5.36	22.78	23.35	26.08	30.00
5230MHz	Pass	5.36	26.13	25.33	28.76	30.00
5270MHz	Pass	5.49	21.18	20.54	23.88	23.98
5310MHz	Pass	5.49	20.39	21.09	23.76	23.98
5510MHz	Pass	5.62	20.41	21.19	23.83	23.98
5550MHz	Pass	5.62	21.28	20.37	23.86	23.98
5670MHz	Pass	5.62	20.48	21.30	23.92	23.98
5710MHz Straddle 5.47-5.725GHz	Pass	5.62	21.02	20.56	23.81	23.98
5710MHz Straddle 5.725-5.85GHz	Pass	5.74	11.25	10.91	14.09	30.00
5755MHz	Pass	5.74	26.53	27.29	29.94	30.00
5795MHz	Pass	5.74	26.98	26.79	29.90	30.00
802.11ax HEW80-BF_Nss1,(MCS0)_2TX	-	-	-	-	-	-
5210MHz	Pass	5.36	23.51	23.93	26.74	30.00
5290MHz	Pass	5.49	20.37	21.14	23.78	23.98
5530MHz	Pass	5.62	20.05	21.36	23.76	23.98
5610MHz	Pass	5.62	21.19	20.52	23.88	23.98
5690MHz Straddle 5.47-5.725GHz	Pass	5.62	21.14	20.57	23.87	23.98
5690MHz Straddle 5.725-5.85GHz	Pass	5.74	7.57	7.29	10.44	30.00
5775MHz	Pass	5.74	25.00	25.42	28.23	30.00
802.11ax HEW160-BF_Nss1,(MCS0)_2TX	-	-	-	-	-	-
5250MHz Straddle 5.15-5.25GHz	Pass	5.36	16.57	15.54	19.10	30.00
5250MHz Straddle 5.25-5.35GHz	Pass	5.49	17.33	16.39	19.90	23.98
5570MHz	Pass	5.62	18.26	17.83	21.06	23.98

DG = Directional Gain; Port X = Port X output power

802.11ax HEW20-BF_Nss1,(MCS0)_2TX AV Power

5720MHz Straddle 5.47-5.725GHz_TnomVnom

08/01/2022

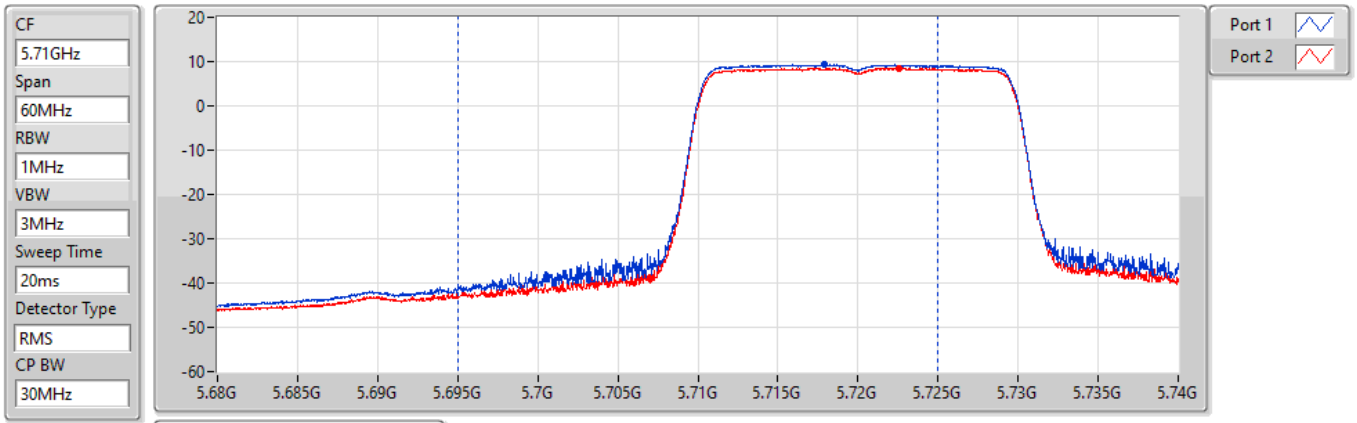

Sum=Total Power
PX=Port X

Sum(dBm)	P1(dBm)	P2(dBm)
22.87	20.25	19.44

802.11ax HEW20-BF_Nss1,(MCS0)_2TX AV Power

5720MHz Straddle 5.725-5.85GHz_TnomVnom

08/01/2022

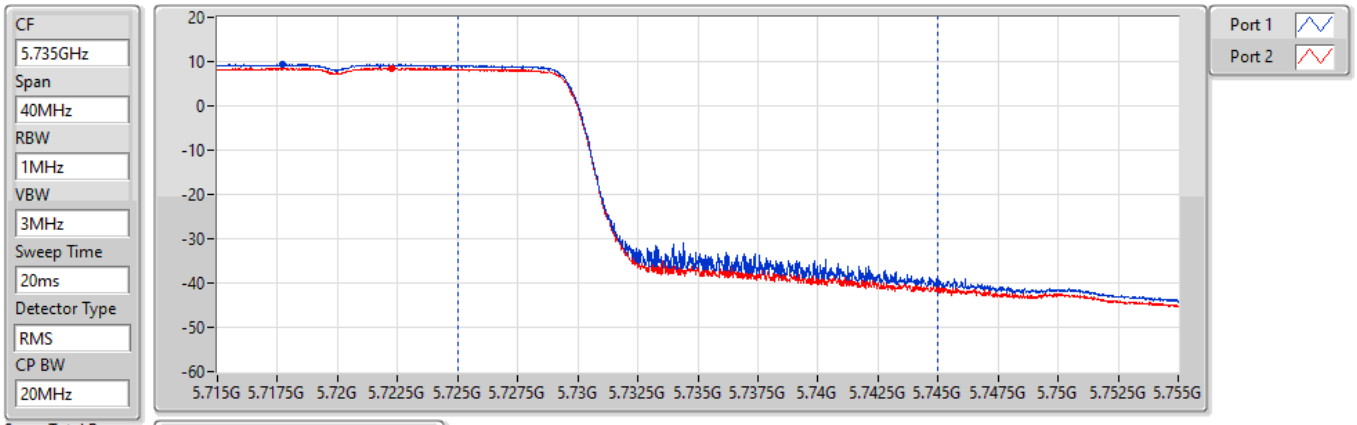

Sum=Total Power
PX=Port X

Sum(dBm)	P1(dBm)	P2(dBm)
17.69	15.05	14.27

802.11ax HEW40-BF_Nss1,(MCS0)_2TX AV Power

5710MHz Straddle 5.47-5.725GHz_TnomVnom

08/01/2022

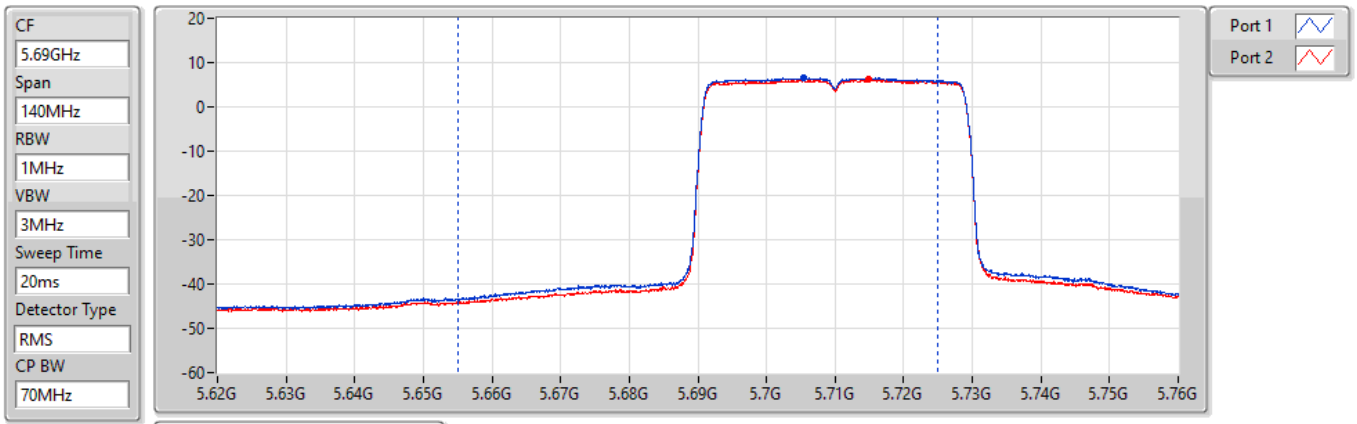

Sum=Total Power
PX=Port X

Sum(dBm)	P1(dBm)	P2(dBm)
23.81	21.02	20.56

802.11ax HEW40-BF_Nss1,(MCS0)_2TX AV Power

5710MHz Straddle 5.725-5.85GHz_TnomVnom

08/01/2022

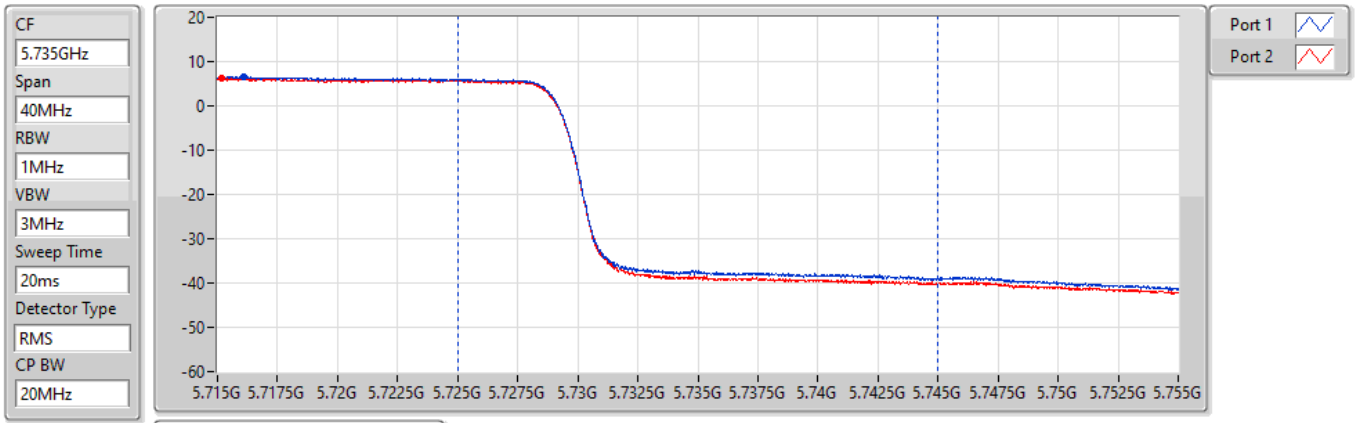

Sum=Total Power
PX=Port X

Sum(dBm)	P1(dBm)	P2(dBm)
14.09	11.25	10.91

802.11ax HEW80-BF_Nss1,(MCS0)_2TX AV Power

5690MHz Straddle 5.47-5.725GHz_TnomVnom

08/01/2022

CF 5.65GHz
Span 300MHz
RBW 1MHz
VBW 3MHz
Sweep Time 20ms
Detector Type RMS
CP BW 150MHz

Sum=Total Power
PX=Port X

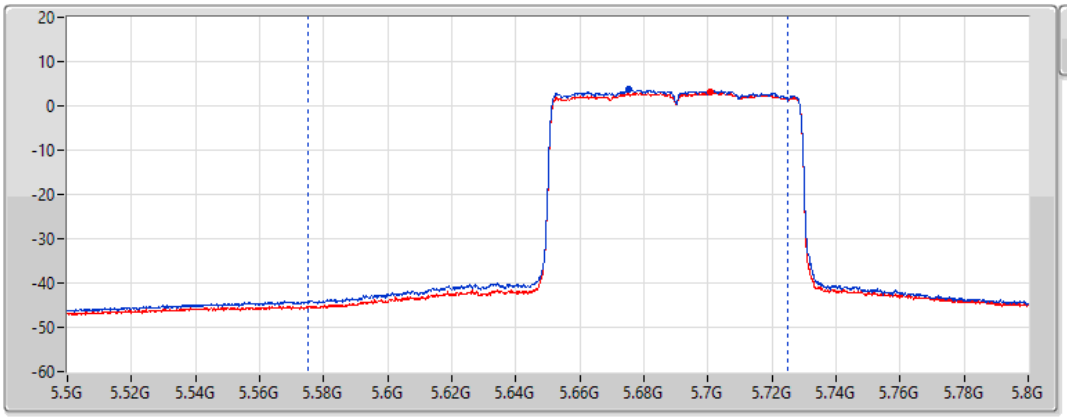

Sum(dBm)	P1(dBm)	P2(dBm)
23.87	21.14	20.57

802.11ax HEW80-BF_Nss1,(MCS0)_2TX AV Power

5690MHz Straddle 5.725-5.85GHz_TnomVnom

08/01/2022

CF 5.735GHz
Span 40MHz
RBW 1MHz
VBW 3MHz
Sweep Time 20ms
Detector Type RMS
CP BW 20MHz

Sum=Total Power
PX=Port X

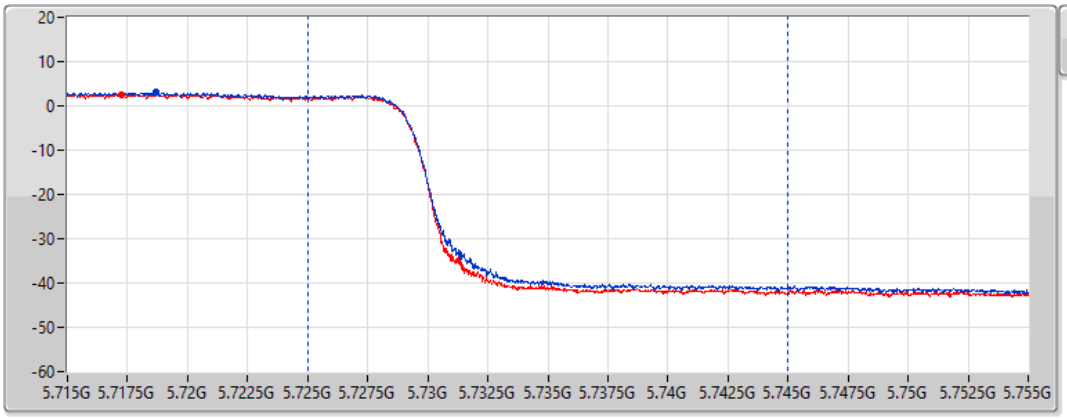

Sum(dBm)	P1(dBm)	P2(dBm)
10.44	7.57	7.29

802.11ax HEW160-BF_Nss1,(MCS0)_2TX AV Power

5250MHz Straddle 5.15-5.25GHz_TnomVnom

08/01/2022

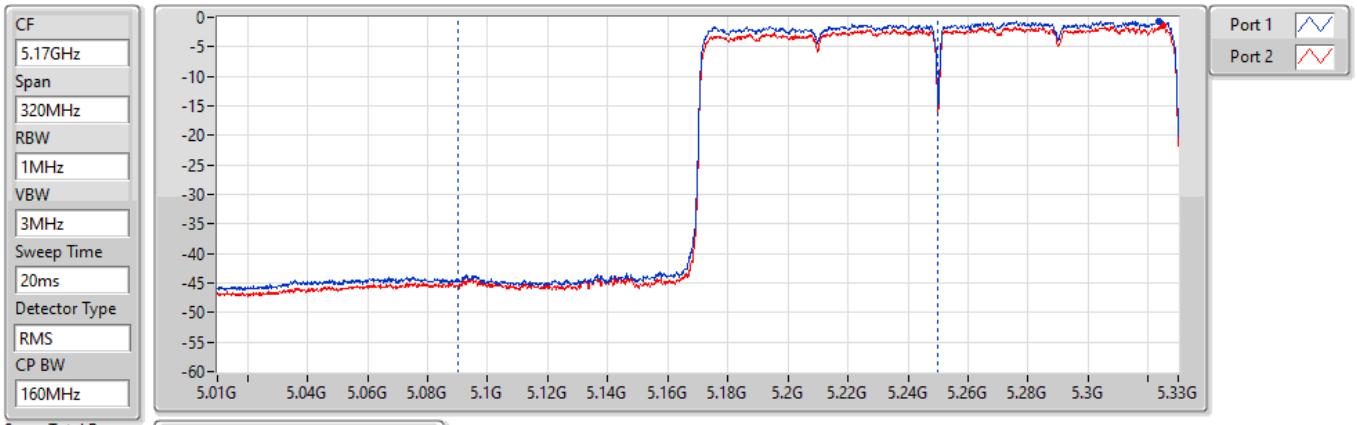

Sum=Total Power
PX=Port X

Sum(dBm)	P1(dBm)	P2(dBm)
19.10	16.57	15.54

802.11ax HEW160-BF_Nss1,(MCS0)_2TX AV Power

5250MHz Straddle 5.25-5.35GHz_TnomVnom

08/01/2022

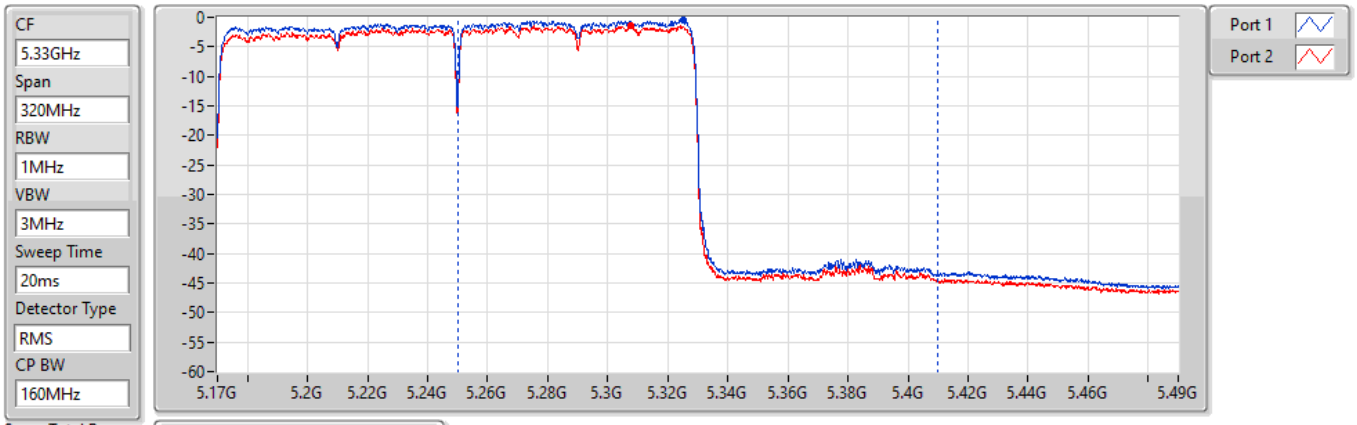

Sum=Total Power
PX=Port X

Sum(dBm)	P1(dBm)	P2(dBm)
19.90	17.33	16.39

<Non-Beamforming Mode>
Summary

Mode	PD (dBm/RBW)
5.15-5.25GHz	-
802.11a_Nss1,(6Mbps)_2TX	16.82
5.25-5.35GHz	-
802.11a_Nss1,(6Mbps)_2TX	10.96
5.47-5.725GHz	-
802.11a_Nss1,(6Mbps)_2TX	10.97
5.725-5.85GHz	-
802.11a_Nss1,(6Mbps)_2TX	15.88

RBW = 500kHz for 5.725-5.85GHz band / 1MHz for other band;

Result

Mode	Result	DG (dBi)	Port 1 (dBm/RBW)	Port 2 (dBm/RBW)	PD (dBm/RBW)	PD Limit (dBm/RBW)
802.11a_Nss1,(6Mbps)_2TX	-	-	-	-	-	-
5180MHz	Pass	5.36	9.21	9.94	12.50	17.00
5200MHz	Pass	5.36	13.91	13.62	16.66	17.00
5240MHz	Pass	5.36	14.16	13.70	16.82	17.00
5260MHz	Pass	5.49	8.59	7.41	10.96	11.00
5300MHz	Pass	5.49	8.48	7.40	10.92	11.00
5320MHz	Pass	5.49	7.37	8.37	10.84	11.00
5500MHz	Pass	5.62	7.53	8.29	10.83	11.00
5580MHz	Pass	5.62	8.40	7.61	10.97	11.00
5700MHz	Pass	5.62	6.47	7.36	9.94	11.00
5720MHz Straddle 5.47-5.725GHz	Pass	5.62	8.38	7.35	10.86	11.00
5720MHz Straddle 5.725-5.85GHz	Pass	5.74	6.57	5.49	9.06	30.00
5745MHz	Pass	5.74	12.36	12.72	15.48	30.00
5785MHz	Pass	5.74	12.95	12.92	15.85	30.00
5825MHz	Pass	5.74	13.05	12.84	15.88	30.00

DG = Directional Gain; RBW = 500kHz for 5.725-5.85GHz band / 1MHz for other band;
PD = trace bin-by-bin of each transmits port summing can be performed maximum power density; Port X = Port X Power Density;

802.11a_Nss1,(6Mbps)_2TX PSD

5180MHz

21/12/2021

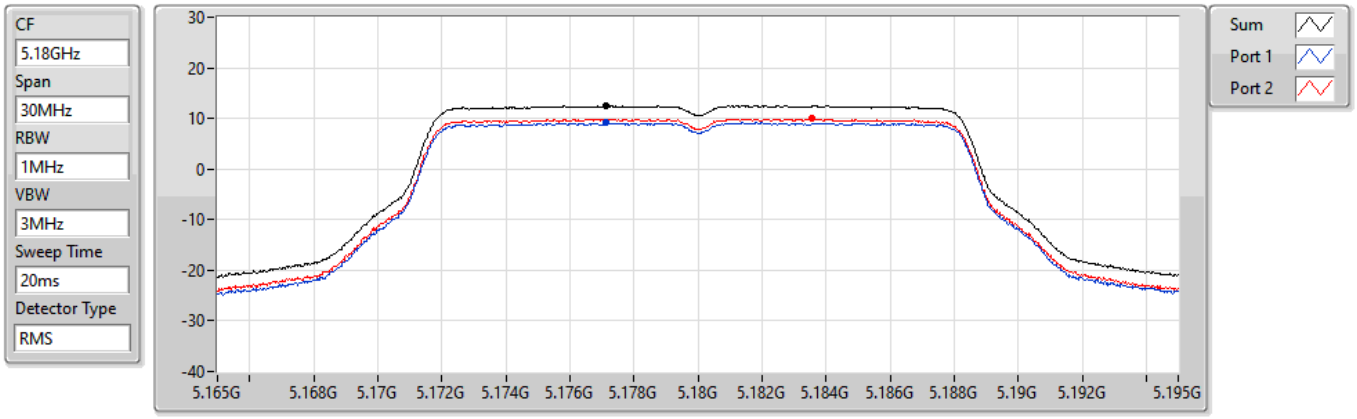

Sum	PD	Port 1	Port 2
(dBm/RBW)	(dBm/RBW)	(dBm/RBW)	(dBm/RBW)
12.50	12.50	9.21	9.94

802.11a_Nss1,(6Mbps)_2TX PSD

5200MHz

08/01/2022

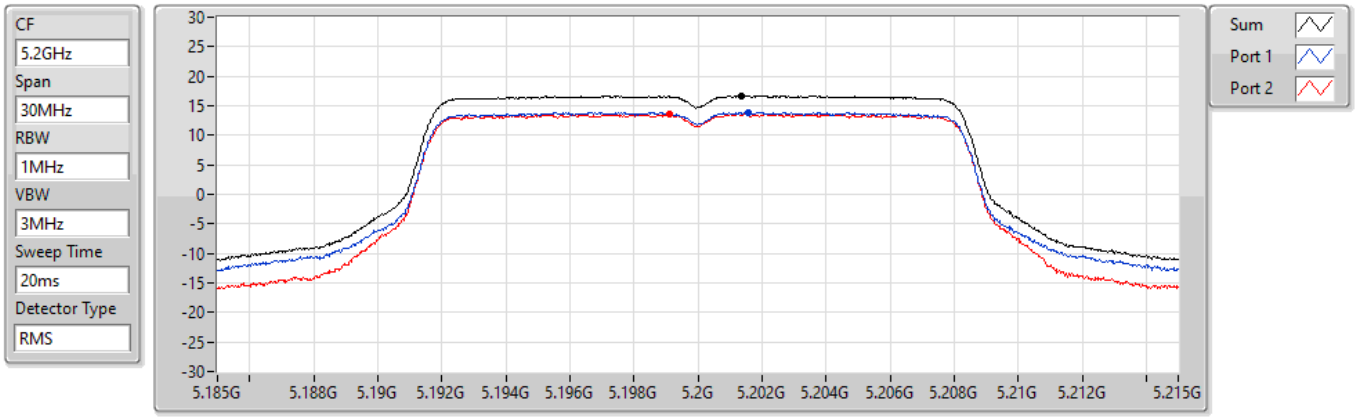

Sum	PD	Port 1	Port 2
(dBm/RBW)	(dBm/RBW)	(dBm/RBW)	(dBm/RBW)
16.66	16.66	13.91	13.62

802.11a_Nss1,(6Mbps)_2TX PSD

5240MHz

08/01/2022

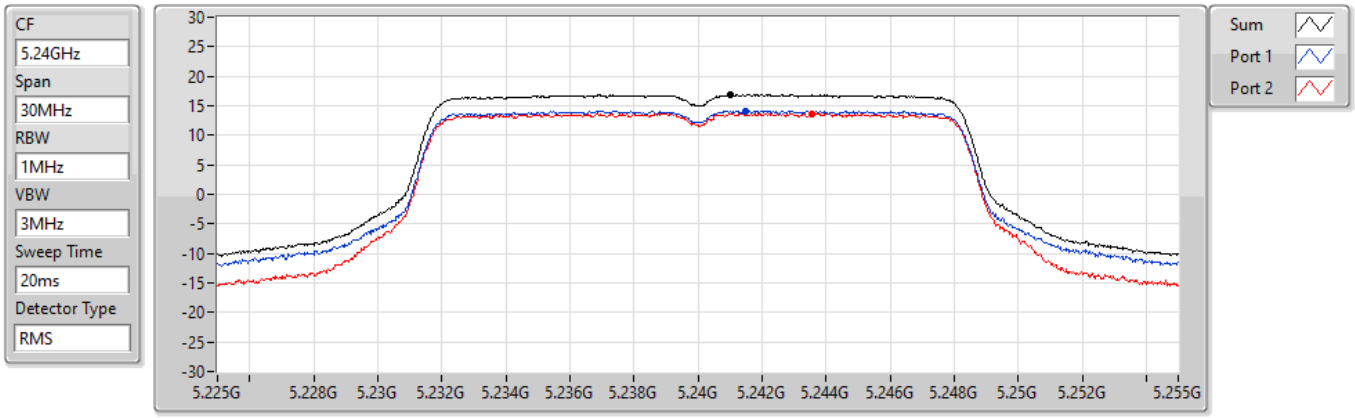

Sum	PD	Port 1	Port 2
(dBm/RBW)	(dBm/RBW)	(dBm/RBW)	(dBm/RBW)
16.82	16.82	14.16	13.70

802.11a_Nss1,(6Mbps)_2TX PSD

5260MHz

08/01/2022

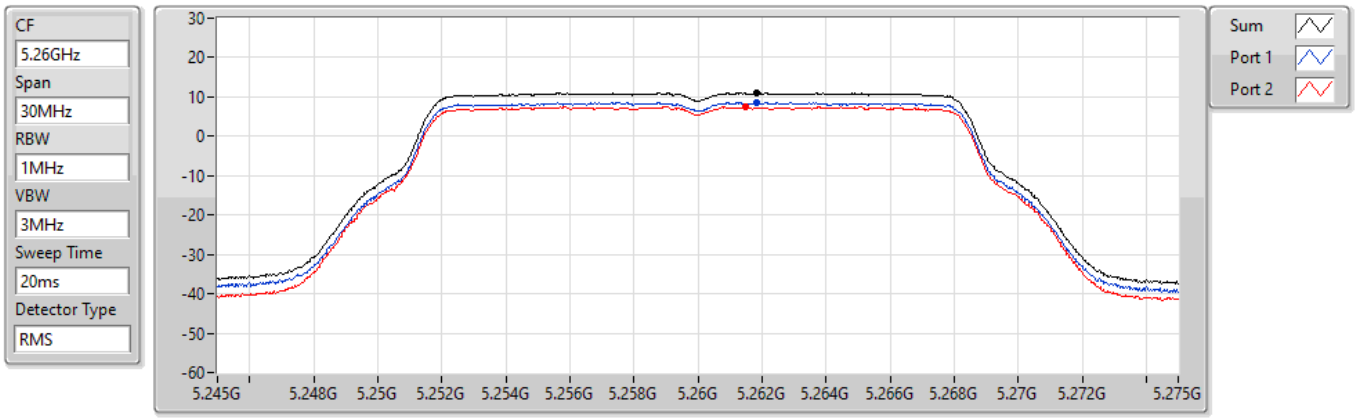

Sum	PD	Port 1	Port 2
(dBm/RBW)	(dBm/RBW)	(dBm/RBW)	(dBm/RBW)
10.96	10.96	8.59	7.41

802.11a_Nss1,(6Mbps)_2TX PSD

5300MHz

08/01/2022

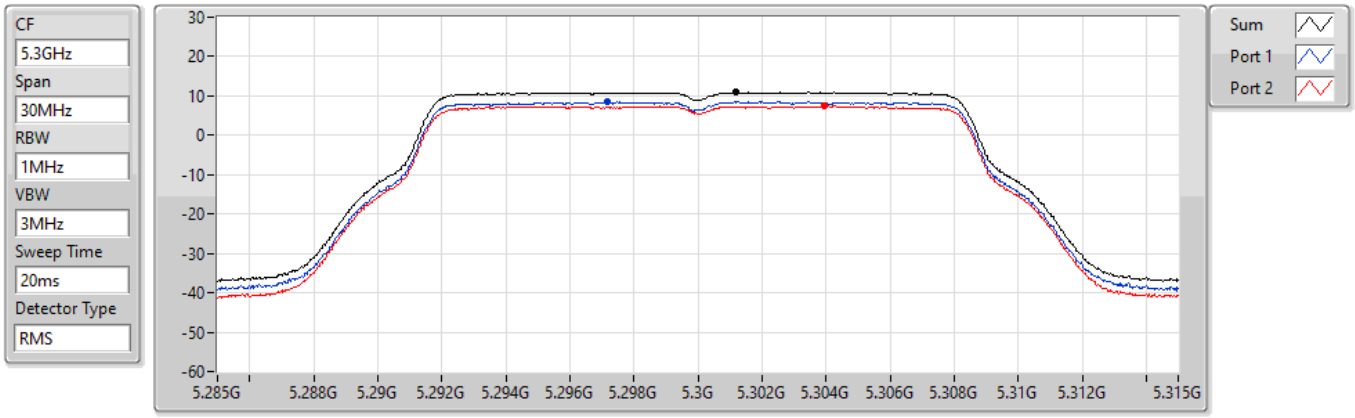

Sum	PD	Port 1	Port 2
(dBm/RBW)	(dBm/RBW)	(dBm/RBW)	(dBm/RBW)
10.92	10.92	8.48	7.40

802.11a_Nss1,(6Mbps)_2TX PSD

5320MHz

21/12/2021

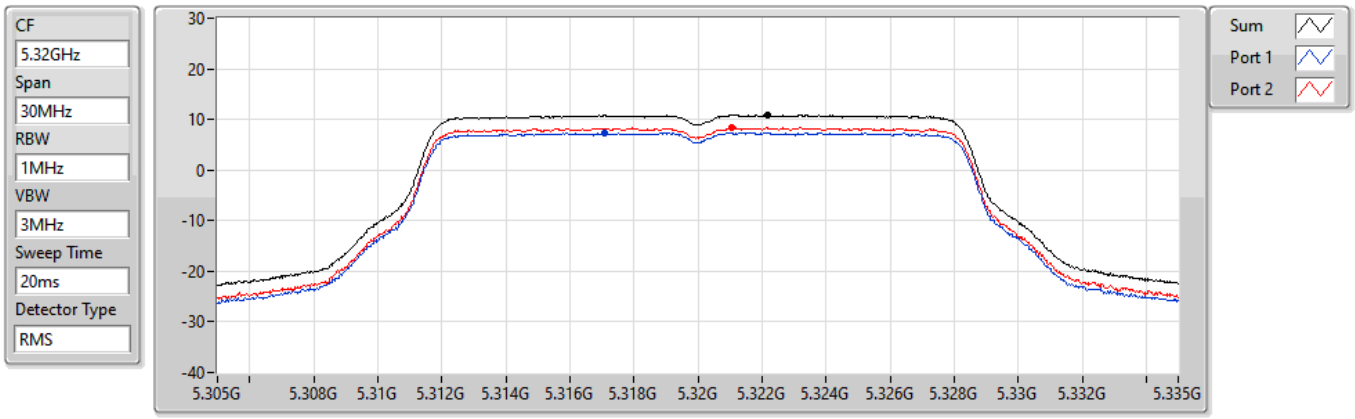

Sum	PD	Port 1	Port 2
(dBm/RBW)	(dBm/RBW)	(dBm/RBW)	(dBm/RBW)
10.84	10.84	7.37	8.37

802.11a_Nss1,(6Mbps)_2TX PSD

5500MHz

21/12/2021

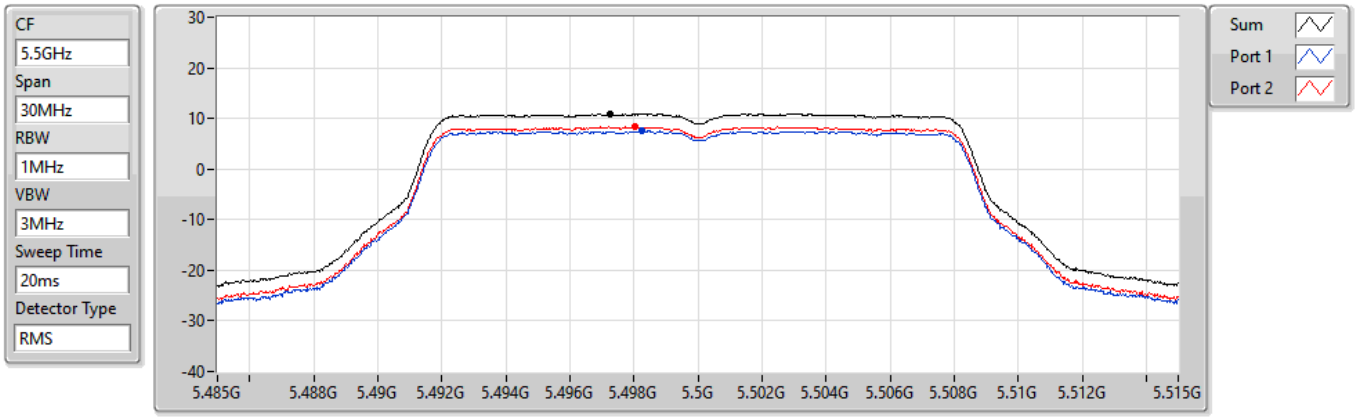

Sum	PD	Port 1	Port 2
(dBm/RBW)	(dBm/RBW)	(dBm/RBW)	(dBm/RBW)
10.83	10.83	7.53	8.29

802.11a_Nss1,(6Mbps)_2TX PSD

5580MHz

08/01/2022

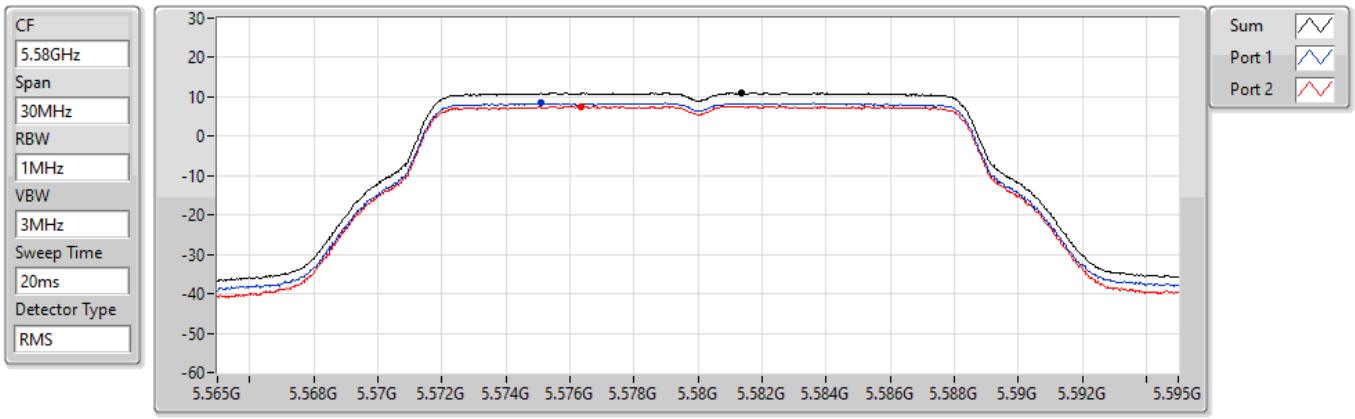

Sum	PD	Port 1	Port 2
(dBm/RBW)	(dBm/RBW)	(dBm/RBW)	(dBm/RBW)
10.97	10.97	8.40	7.61

802.11a_Nss1,(6Mbps)_2TX PSD

5700MHz

21/12/2021

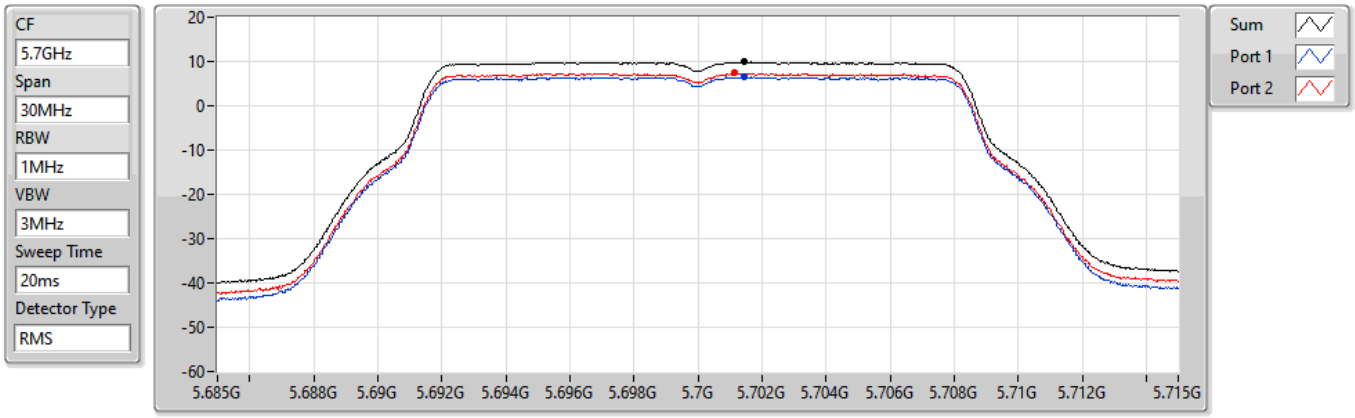

Sum	PD	Port 1	Port 2
(dBm/RBW)	(dBm/RBW)	(dBm/RBW)	(dBm/RBW)
9.94	9.94	6.47	7.36

802.11a_Nss1,(6Mbps)_2TX PSD

5720MHz Straddle 5.47-5.725GHz

08/01/2022

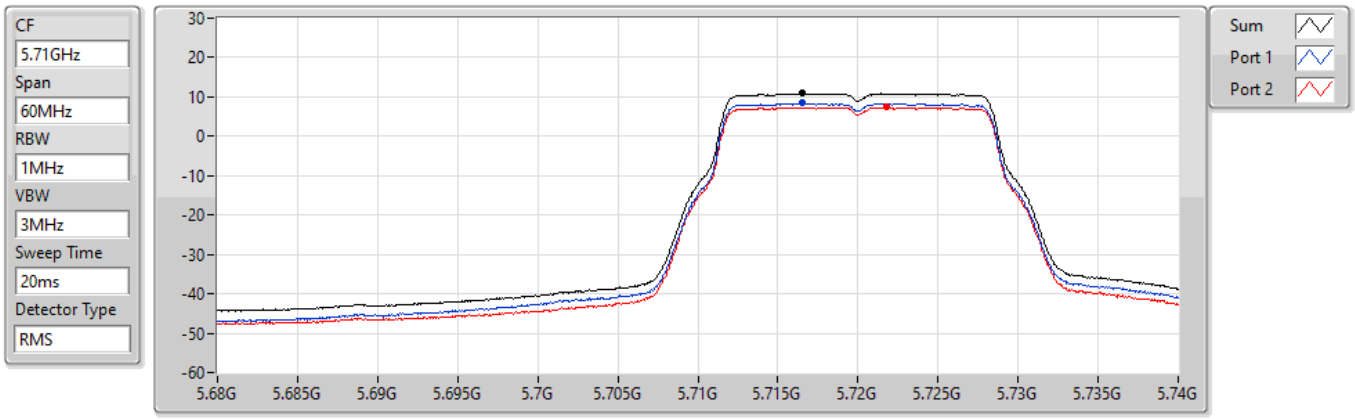

Sum	PD	Port 1	Port 2
(dBm/RBW)	(dBm/RBW)	(dBm/RBW)	(dBm/RBW)
10.86	10.86	8.38	7.35

802.11a_Nss1,(6Mbps)_2TX PSD

5720MHz Straddle 5.725-5.85GHz

08/01/2022

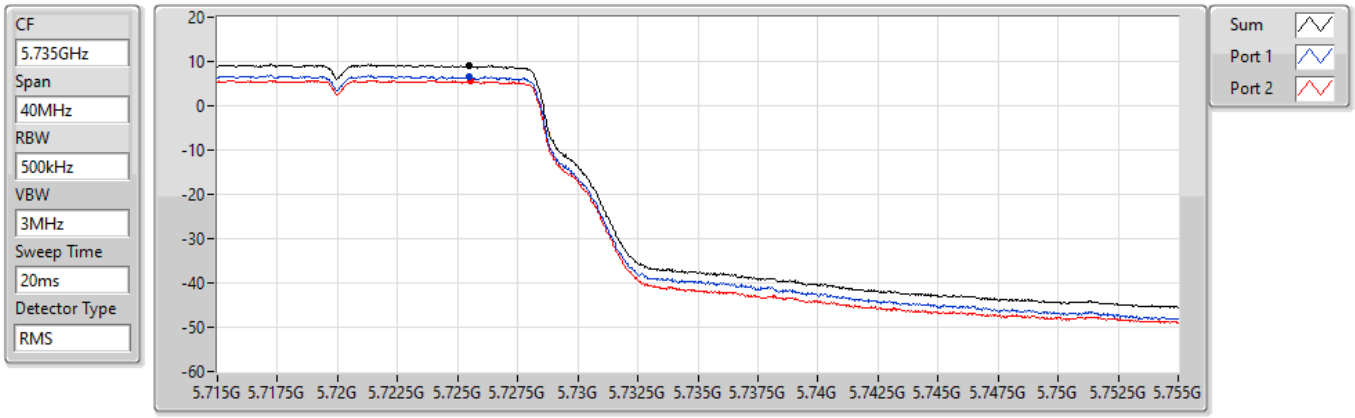

Sum	PD	Port 1	Port 2
(dBm/RBW)	(dBm/RBW)	(dBm/RBW)	(dBm/RBW)
9.06	9.06	6.57	5.49

802.11a_Nss1,(6Mbps)_2TX PSD

5745MHz

21/12/2021

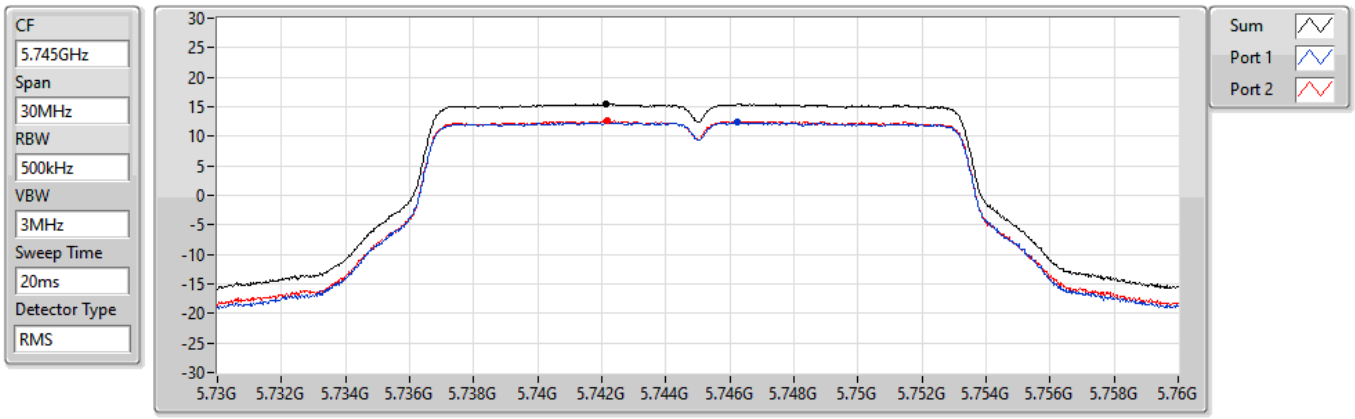

Sum	PD	Port 1	Port 2
(dBm/RBW)	(dBm/RBW)	(dBm/RBW)	(dBm/RBW)
15.48	15.48	12.36	12.72

802.11a_Nss1,(6Mbps)_2TX PSD

5785MHz

08/01/2022

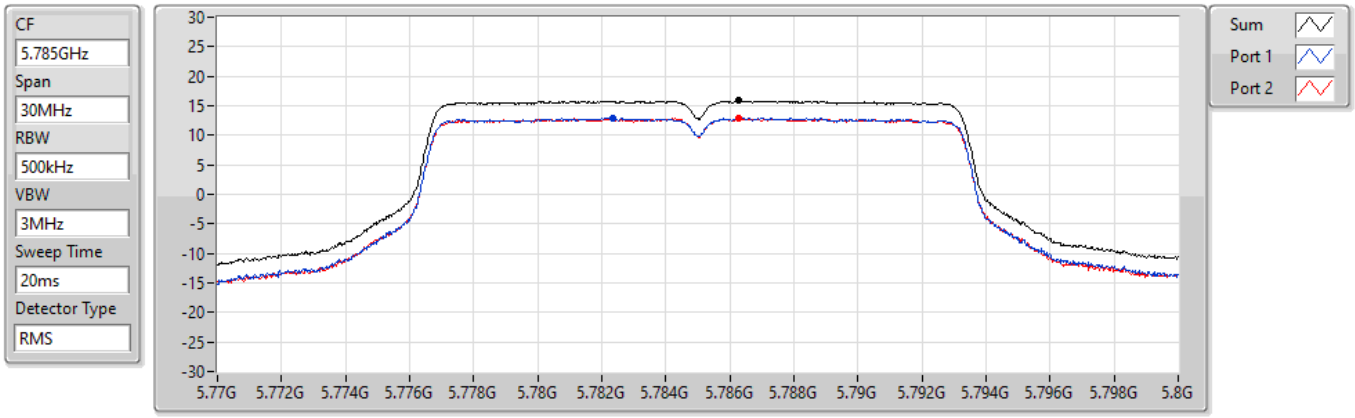

Sum	PD	Port 1	Port 2
(dBm/RBW)	(dBm/RBW)	(dBm/RBW)	(dBm/RBW)
15.85	15.85	12.95	12.92

802.11a_Nss1,(6Mbps)_2TX PSD

5825MHz

08/01/2022

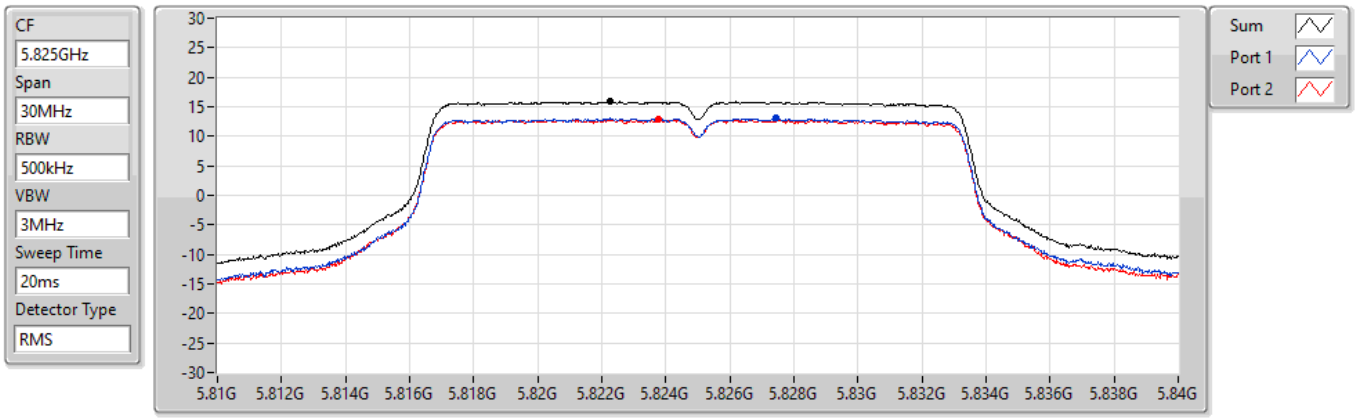

Sum	PD	Port 1	Port 2
(dBm/RBW)	(dBm/RBW)	(dBm/RBW)	(dBm/RBW)
15.88	15.88	13.05	12.84

<Beamforming Mode>
Summary

Mode	PD (dBm/RBW)
5.15-5.25GHz	-
802.11ax HEW20-BF_Nss1,(MCS0)_2TX	16.59
802.11ax HEW40-BF_Nss1,(MCS0)_2TX	12.55
802.11ax HEW80-BF_Nss1,(MCS0)_2TX	7.50
802.11ax HEW160-BF_Nss1,(MCS0)_2TX	-0.17
5.25-5.35GHz	-
802.11ax HEW20-BF_Nss1,(MCS0)_2TX	10.48
802.11ax HEW40-BF_Nss1,(MCS0)_2TX	7.78
802.11ax HEW80-BF_Nss1,(MCS0)_2TX	4.75
802.11ax HEW160-BF_Nss1,(MCS0)_2TX	0.57
5.47-5.725GHz	-
802.11ax HEW20-BF_Nss1,(MCS0)_2TX	10.44
802.11ax HEW40-BF_Nss1,(MCS0)_2TX	7.77
802.11ax HEW80-BF_Nss1,(MCS0)_2TX	5.01
802.11ax HEW160-BF_Nss1,(MCS0)_2TX	-0.68
5.725-5.85GHz	-
802.11ax HEW20-BF_Nss1,(MCS0)_2TX	14.91
802.11ax HEW40-BF_Nss1,(MCS0)_2TX	12.33
802.11ax HEW80-BF_Nss1,(MCS0)_2TX	7.57

RBW = 500kHz for 5.725-5.85GHz band / 1MHz for other band;

Result

Mode	Result	DG (dBi)	Port 1 (dBm/RBW)	Port 2 (dBm/RBW)	PD (dBm/RBW)	PD Limit (dBm/RBW)
802.11ax HEW20-BF_Nss1,(MCS0)_2TX	-	-	-	-	-	-
5180MHz	Pass	5.36	11.66	12.18	14.90	17.00
5200MHz	Pass	5.36	13.83	13.34	16.59	17.00
5240MHz	Pass	5.36	13.87	13.30	16.57	17.00
5260MHz	Pass	5.49	8.00	6.93	10.47	11.00
5300MHz	Pass	5.49	7.94	7.10	10.48	11.00
5320MHz	Pass	5.49	6.87	7.81	10.31	11.00
5500MHz	Pass	5.62	6.92	7.78	10.31	11.00
5580MHz	Pass	5.62	7.64	6.96	10.28	11.00
5700MHz	Pass	5.62	7.05	7.91	10.44	11.00
5720MHz Straddle 5.47-5.725GHz	Pass	5.62	7.77	6.95	10.34	11.00
5720MHz Straddle 5.725-5.85GHz	Pass	5.74	6.07	5.26	8.65	30.00
5745MHz	Pass	5.74	11.69	12.01	14.86	30.00
5785MHz	Pass	5.74	11.88	11.80	14.83	30.00
5825MHz	Pass	5.74	11.92	11.98	14.91	30.00
802.11ax HEW40-BF_Nss1,(MCS0)_2TX	-	-	-	-	-	-
5190MHz	Pass	5.36	6.74	7.28	9.97	17.00
5230MHz	Pass	5.36	9.89	9.35	12.55	17.00
5270MHz	Pass	5.49	5.11	4.59	7.78	11.00
5310MHz	Pass	5.49	4.36	5.10	7.73	11.00
5510MHz	Pass	5.62	4.29	5.28	7.77	11.00
5550MHz	Pass	5.62	5.15	4.22	7.64	11.00
5670MHz	Pass	5.62	4.33	5.17	7.65	11.00
5710MHz Straddle 5.47-5.725GHz	Pass	5.62	4.99	4.55	7.72	11.00
5710MHz Straddle 5.725-5.85GHz	Pass	5.74	2.94	2.66	5.78	30.00
5755MHz	Pass	5.74	9.12	9.70	12.29	30.00
5795MHz	Pass	5.74	9.47	9.37	12.33	30.00
802.11ax HEW80-BF_Nss1,(MCS0)_2TX	-	-	-	-	-	-
5210MHz	Pass	5.36	4.46	4.68	7.50	17.00
5290MHz	Pass	5.49	1.32	2.19	4.75	11.00
5530MHz	Pass	5.62	1.41	2.64	5.01	11.00
5610MHz	Pass	5.62	1.97	1.44	4.65	11.00
5690MHz Straddle 5.47-5.725GHz	Pass	5.62	2.08	1.60	4.70	11.00
5690MHz Straddle 5.725-5.85GHz	Pass	5.74	-0.56	-0.88	2.17	30.00
5775MHz	Pass	5.74	4.43	4.79	7.57	30.00
802.11ax HEW160-BF_Nss1,(MCS0)_2TX	-	-	-	-	-	-
5250MHz Straddle 5.15-5.25GHz	Pass	5.36	-2.75	-3.62	-0.17	17.00
5250MHz Straddle 5.25-5.35GHz	Pass	5.49	-2.03	-2.86	0.57	11.00
5570MHz	Pass	5.62	-3.47	-3.85	-0.68	11.00

DG = Directional Gain; RBW = 500kHz for 5.725-5.85GHz band / 1MHz for other band;
PD = trace bin-by-bin of each transmits port summing can be performed maximum power density; Port X = Port X Power Density;

802.11ax HEW20-BF_Nss1,(MCS0)_2TX PSD

5180MHz

20/12/2021

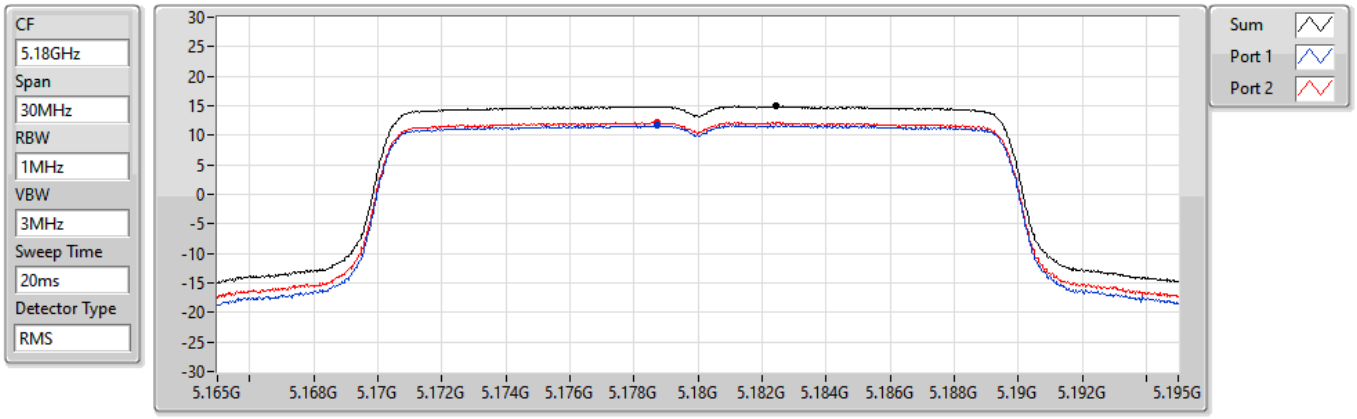

Sum	PD	Port 1	Port 2
(dBm/RBW)	(dBm/RBW)	(dBm/RBW)	(dBm/RBW)
14.90	14.90	11.66	12.18

802.11ax HEW20-BF_Nss1,(MCS0)_2TX PSD

5200MHz

08/01/2022

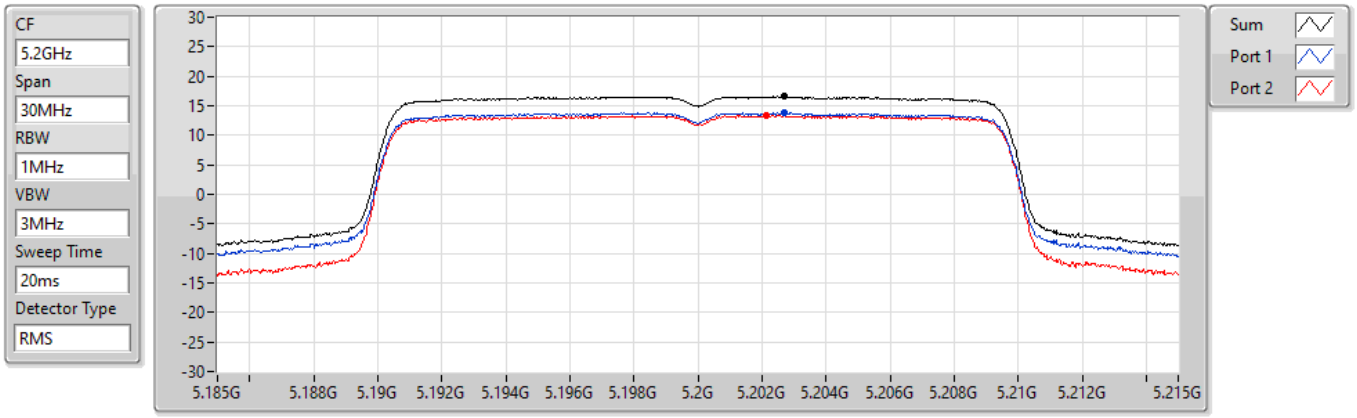

Sum	PD	Port 1	Port 2
(dBm/RBW)	(dBm/RBW)	(dBm/RBW)	(dBm/RBW)
16.59	16.59	13.83	13.34

802.11ax HEW20-BF_Nss1,(MCS0)_2TX PSD

5240MHz

08/01/2022

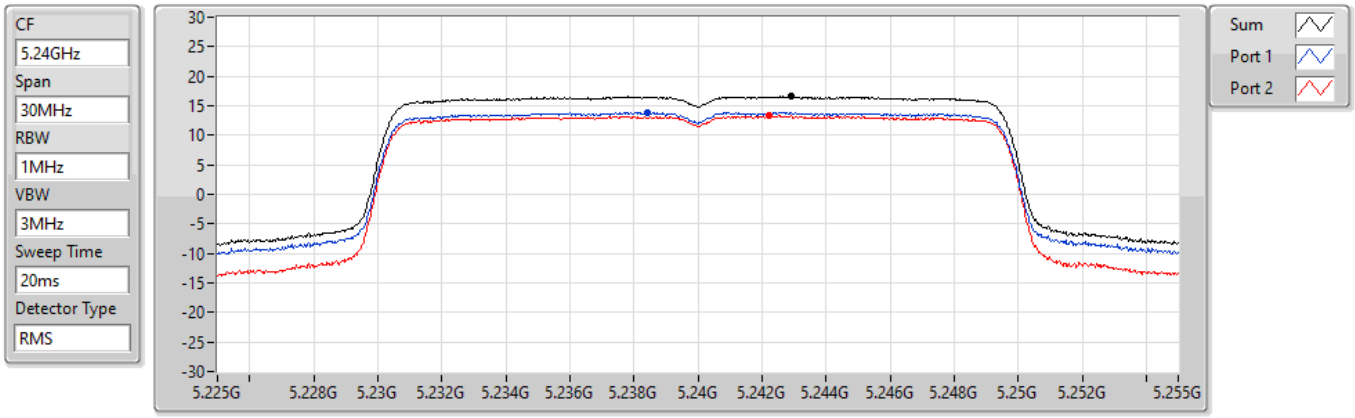

Sum	PD	Port 1	Port 2
(dBm/RBW)	(dBm/RBW)	(dBm/RBW)	(dBm/RBW)
16.57	16.57	13.87	13.30

802.11ax HEW20-BF_Nss1,(MCS0)_2TX PSD

5260MHz

08/01/2022

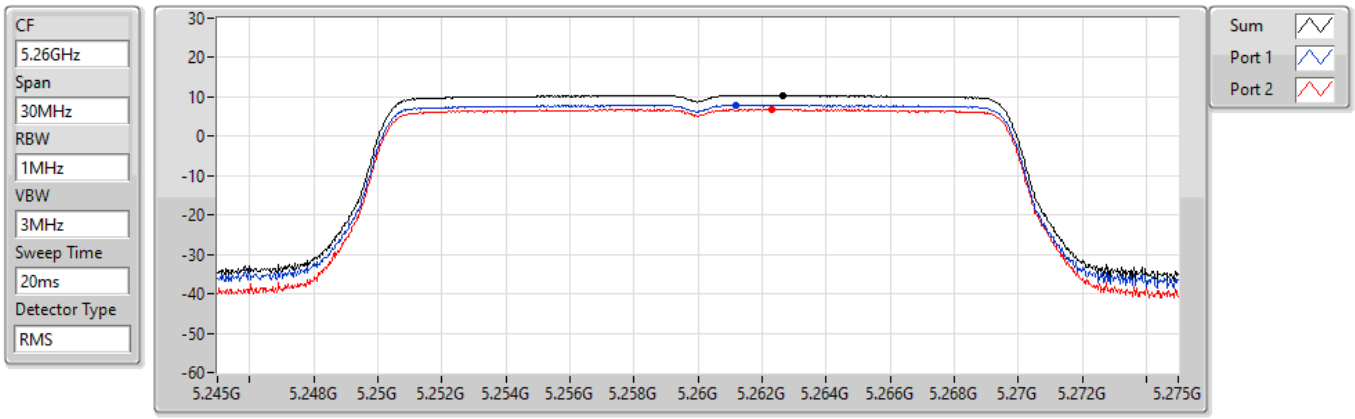

Sum	PD	Port 1	Port 2
(dBm/RBW)	(dBm/RBW)	(dBm/RBW)	(dBm/RBW)
10.47	10.47	8.00	6.93

802.11ax HEW20-BF_Nss1,(MCS0)_2TX PSD

5300MHz

08/01/2022

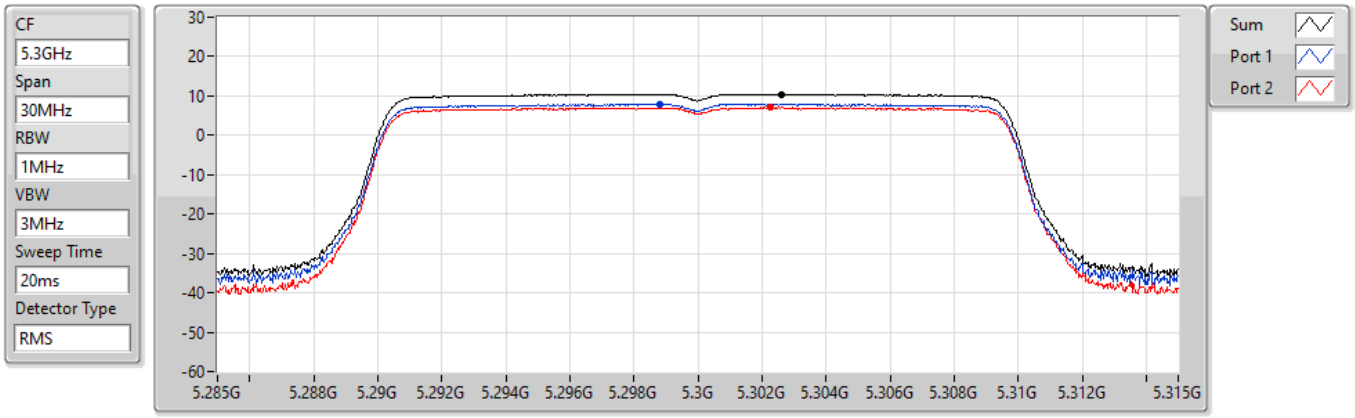

Sum	PD	Port 1	Port 2
(dBm/RBW)	(dBm/RBW)	(dBm/RBW)	(dBm/RBW)
10.48	10.48	7.94	7.10

802.11ax HEW20-BF_Nss1,(MCS0)_2TX PSD

5320MHz

20/12/2021

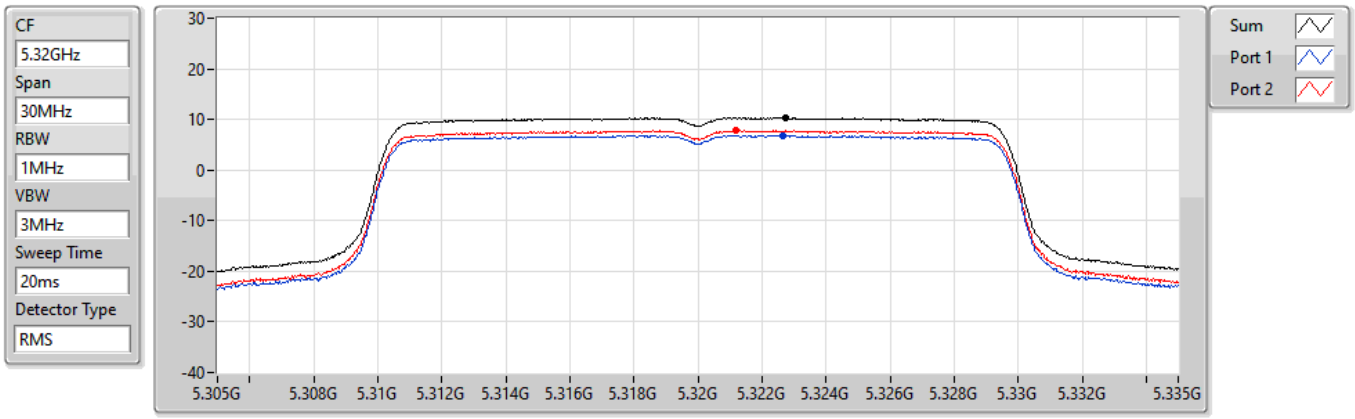

Sum	PD	Port 1	Port 2
(dBm/RBW)	(dBm/RBW)	(dBm/RBW)	(dBm/RBW)
10.31	10.31	6.87	7.81

802.11ax HEW20-BF_Nss1,(MCS0)_2TX PSD

5500MHz

20/12/2021

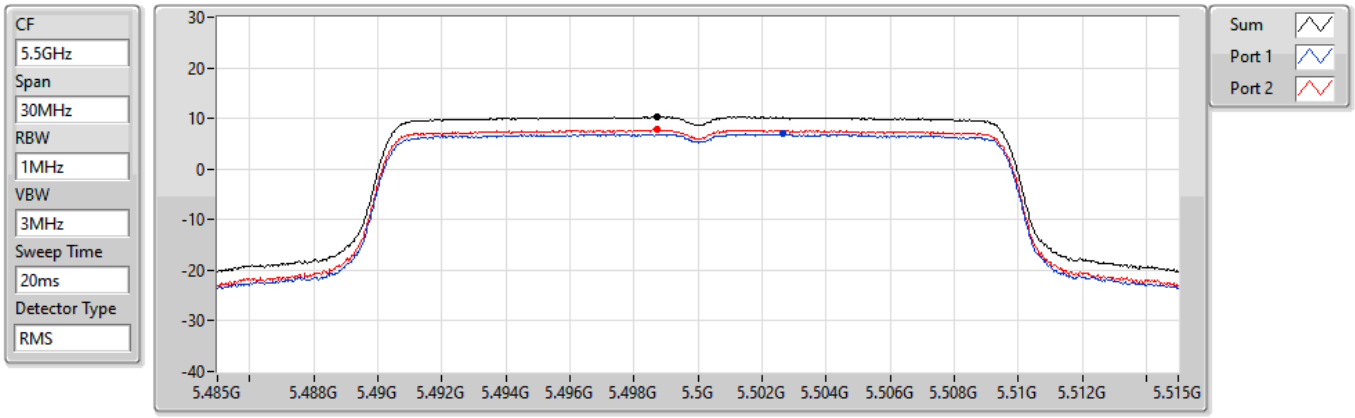

Sum	PD	Port 1	Port 2
(dBm/RBW)	(dBm/RBW)	(dBm/RBW)	(dBm/RBW)
10.31	10.31	6.92	7.78

802.11ax HEW20-BF_Nss1,(MCS0)_2TX PSD

5580MHz

08/01/2022

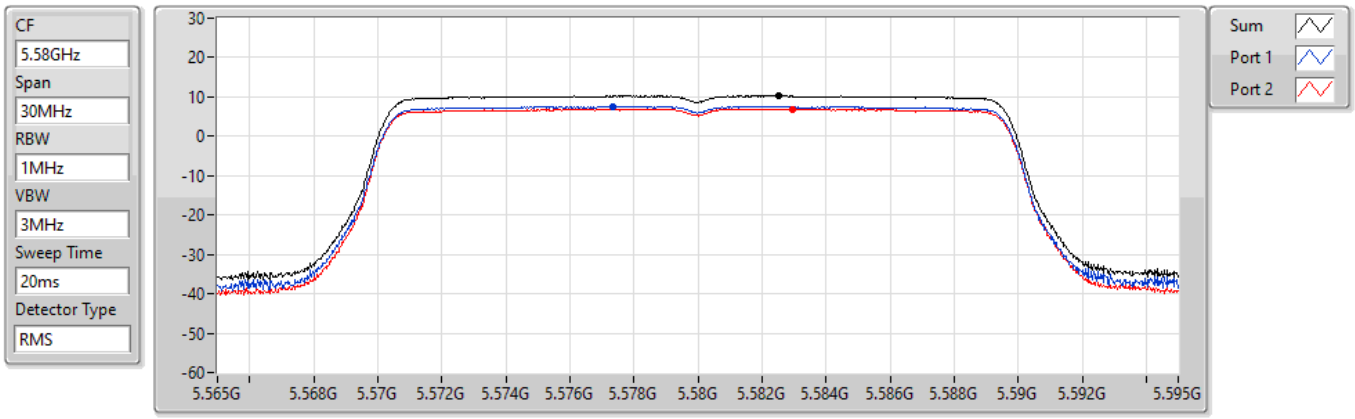

Sum	PD	Port 1	Port 2
(dBm/RBW)	(dBm/RBW)	(dBm/RBW)	(dBm/RBW)
10.28	10.28	7.64	6.96

802.11ax HEW20-BF_Nss1,(MCS0)_2TX PSD

5700MHz

20/12/2021

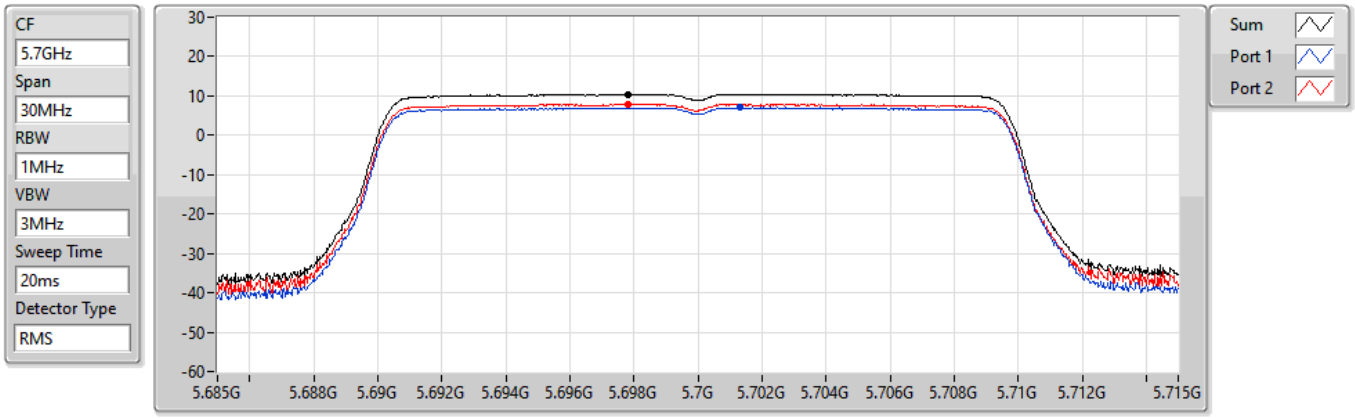

Sum	PD	Port 1	Port 2
(dBm/RBW)	(dBm/RBW)	(dBm/RBW)	(dBm/RBW)
10.44	10.44	7.05	7.91

802.11ax HEW20-BF_Nss1,(MCS0)_2TX PSD

5720MHz Straddle 5.47-5.725GHz

08/01/2022

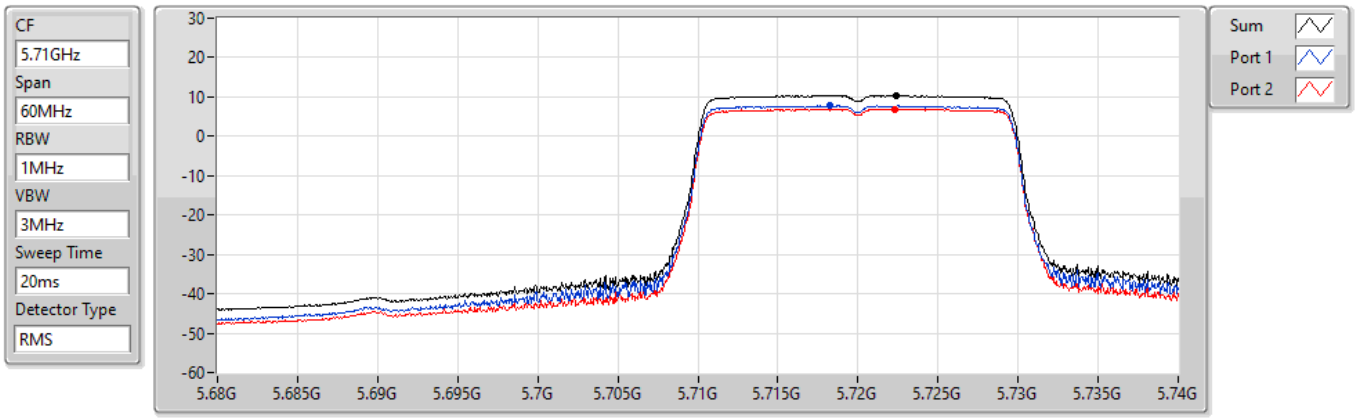

Sum	PD	Port 1	Port 2
(dBm/RBW)	(dBm/RBW)	(dBm/RBW)	(dBm/RBW)
10.34	10.34	7.77	6.95

802.11ax HEW20-BF_Nss1,(MCS0)_2TX PSD

5720MHz Straddle 5.725-5.85GHz

08/01/2022

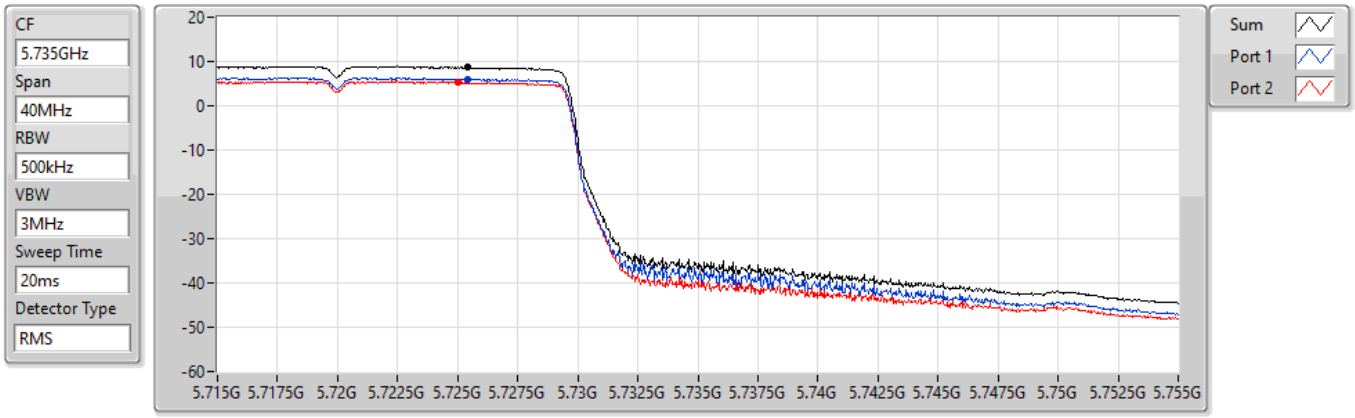

Sum	PD	Port 1	Port 2
(dBm/RBW)	(dBm/RBW)	(dBm/RBW)	(dBm/RBW)
8.65	8.65	6.07	5.26

802.11ax HEW20-BF_Nss1,(MCS0)_2TX PSD

5745MHz

20/12/2021

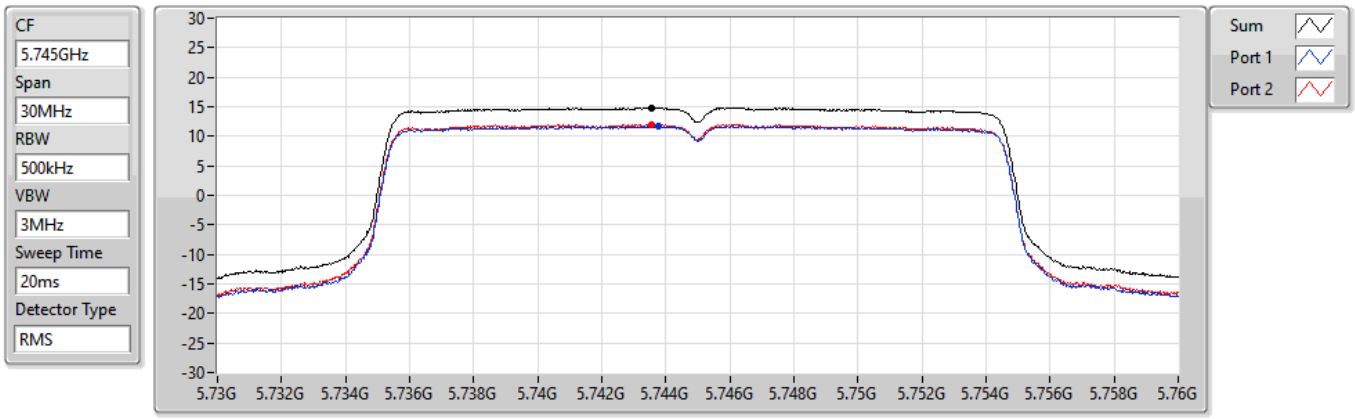

Sum	PD	Port 1	Port 2
(dBm/RBW)	(dBm/RBW)	(dBm/RBW)	(dBm/RBW)
14.86	14.86	11.69	12.01

802.11ax HEW20-BF_Nss1,(MCS0)_2TX PSD

5785MHz

08/01/2022

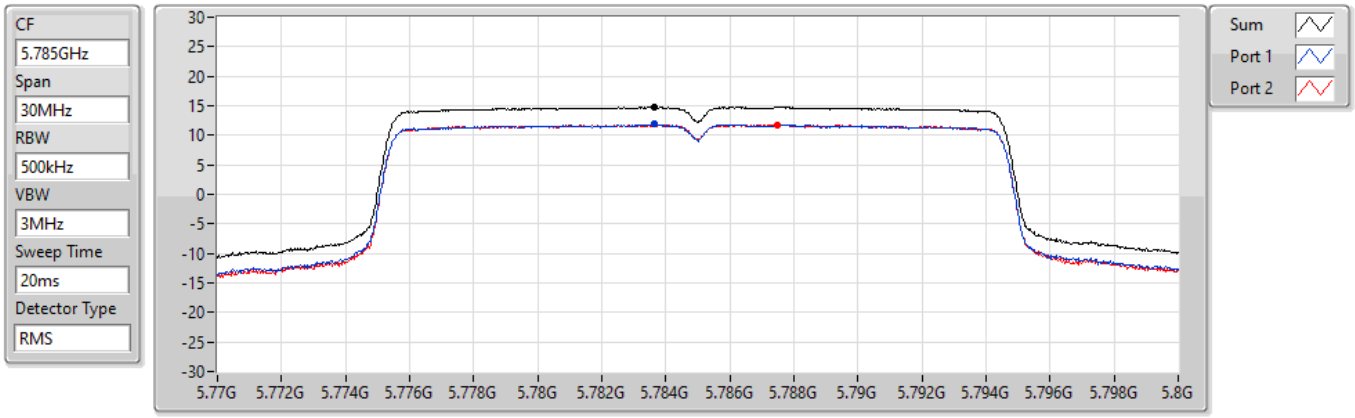

Sum	PD	Port 1	Port 2
(dBm/RBW)	(dBm/RBW)	(dBm/RBW)	(dBm/RBW)
14.83	14.83	11.88	11.80

802.11ax HEW20-BF_Nss1,(MCS0)_2TX PSD

5825MHz

08/01/2022

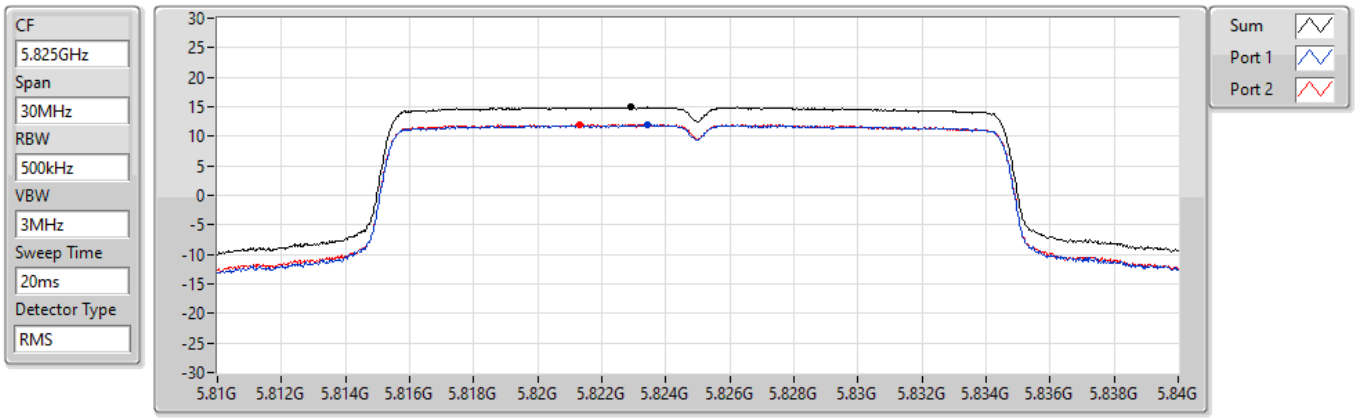

Sum	PD	Port 1	Port 2
(dBm/RBW)	(dBm/RBW)	(dBm/RBW)	(dBm/RBW)
14.91	14.91	11.92	11.98

802.11ax HEW40-BF_Nss1,(MCS0)_2TX PSD

5190MHz

20/12/2021

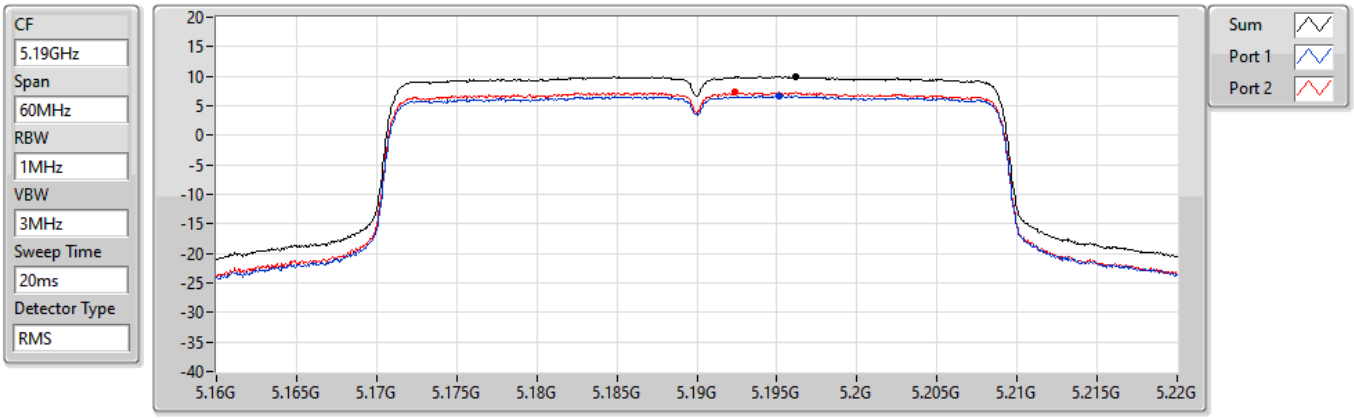

Sum	PD	Port 1	Port 2
(dBm/RBW)	(dBm/RBW)	(dBm/RBW)	(dBm/RBW)
9.97	9.97	6.74	7.28

802.11ax HEW40-BF_Nss1,(MCS0)_2TX PSD

5230MHz

08/01/2022

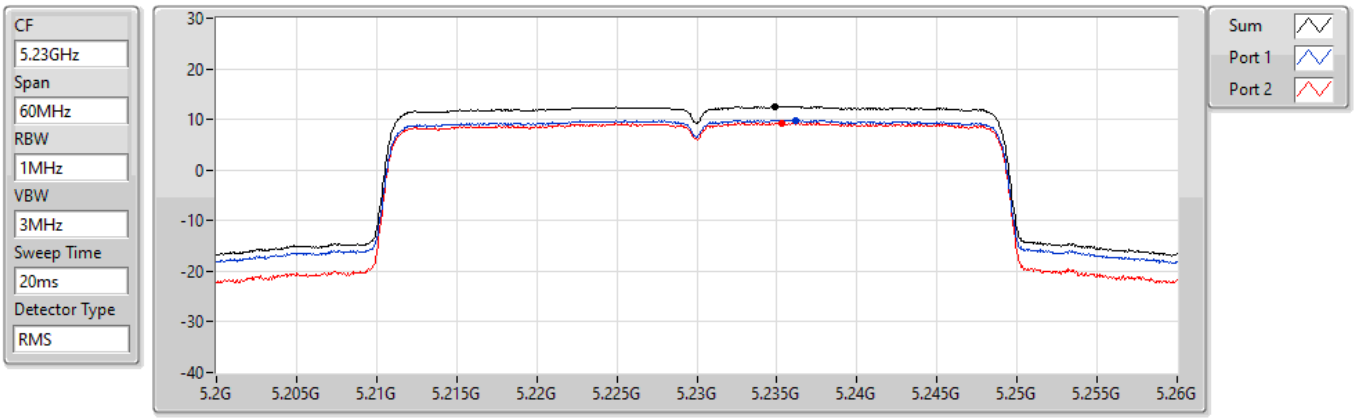

Sum	PD	Port 1	Port 2
(dBm/RBW)	(dBm/RBW)	(dBm/RBW)	(dBm/RBW)
12.55	12.55	9.89	9.35

802.11ax HEW40-BF_Nss1,(MCS0)_2TX PSD

5270MHz

08/01/2022

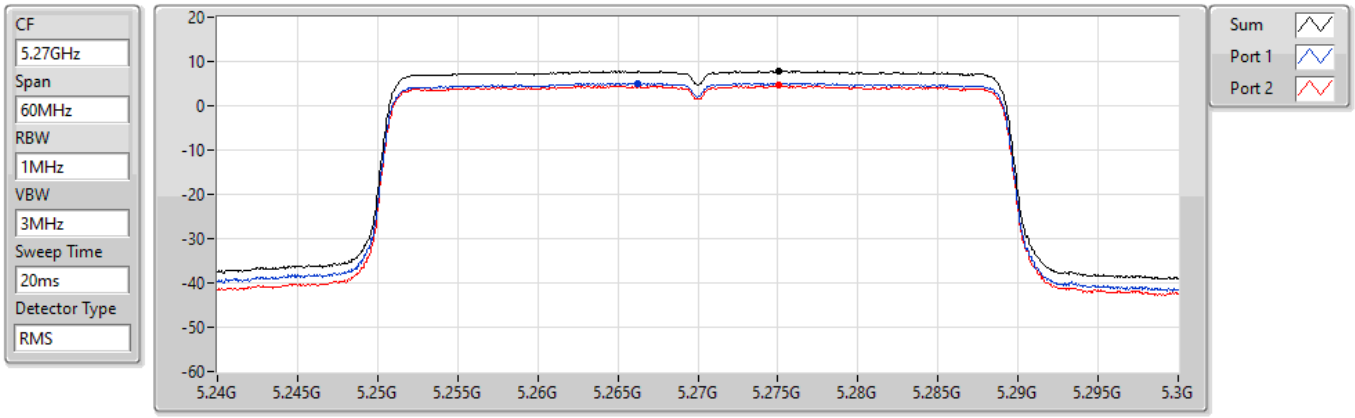

Sum	PD	Port 1	Port 2
(dBm/RBW)	(dBm/RBW)	(dBm/RBW)	(dBm/RBW)
7.78	7.78	5.11	4.59

802.11ax HEW40-BF_Nss1,(MCS0)_2TX PSD

5310MHz

20/12/2021

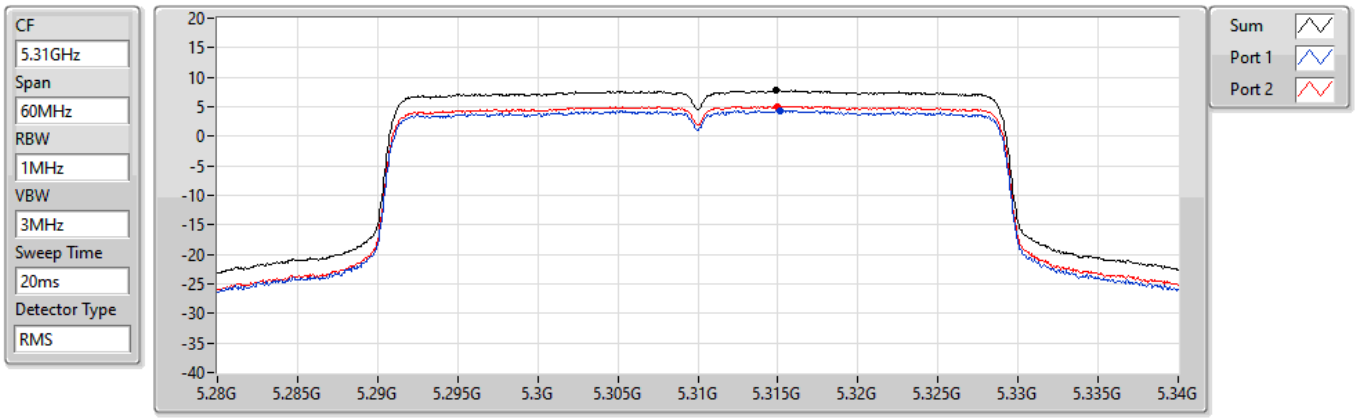

Sum	PD	Port 1	Port 2
(dBm/RBW)	(dBm/RBW)	(dBm/RBW)	(dBm/RBW)
7.73	7.73	4.36	5.10

802.11ax HEW40-BF_Nss1,(MCS0)_2TX PSD

5510MHz

20/12/2021

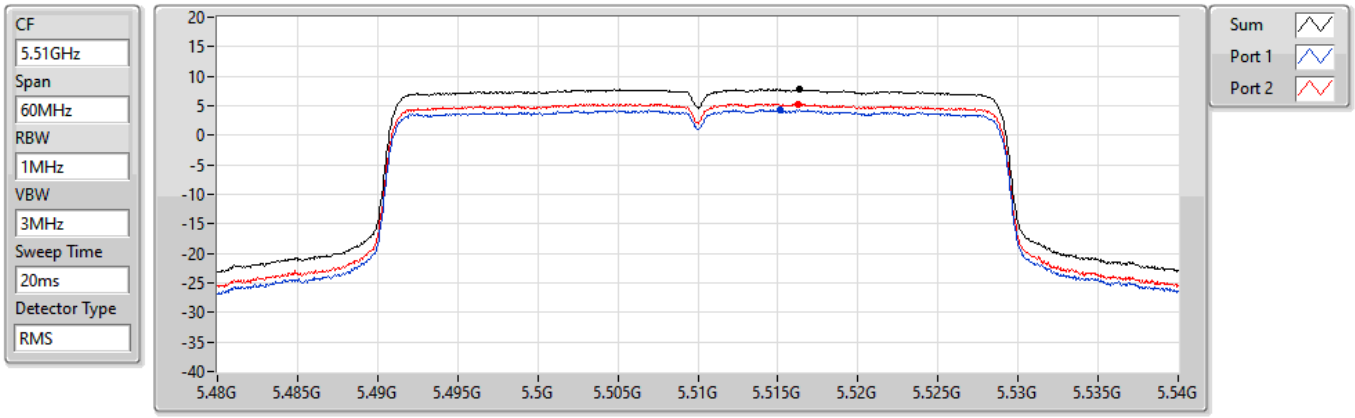

Sum	PD	Port 1	Port 2
(dBm/RBW)	(dBm/RBW)	(dBm/RBW)	(dBm/RBW)
7.77	7.77	4.29	5.28

802.11ax HEW40-BF_Nss1,(MCS0)_2TX PSD

5550MHz

08/01/2022

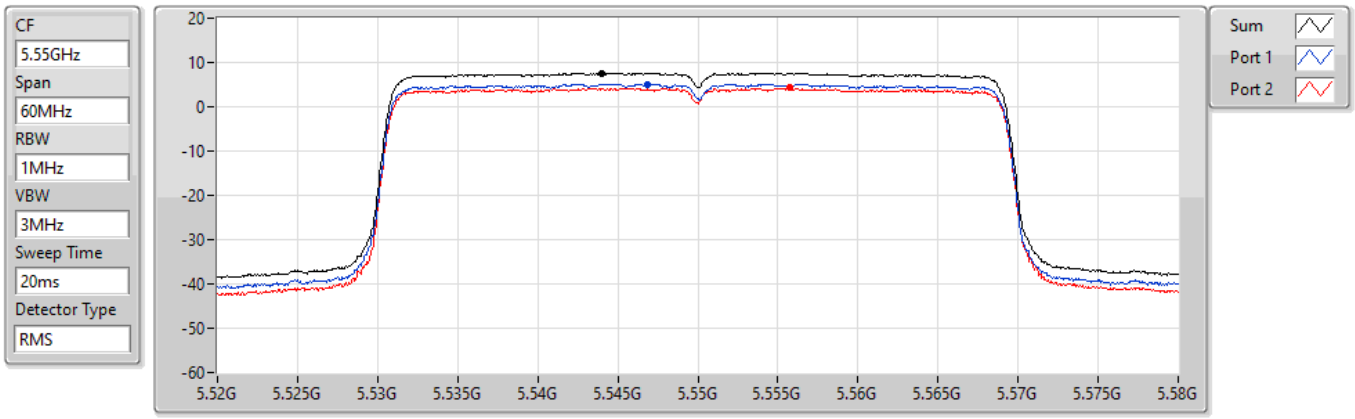

Sum	PD	Port 1	Port 2
(dBm/RBW)	(dBm/RBW)	(dBm/RBW)	(dBm/RBW)
7.64	7.64	5.15	4.22

802.11ax HEW40-BF_Nss1,(MCS0)_2TX PSD

5670MHz

20/12/2021

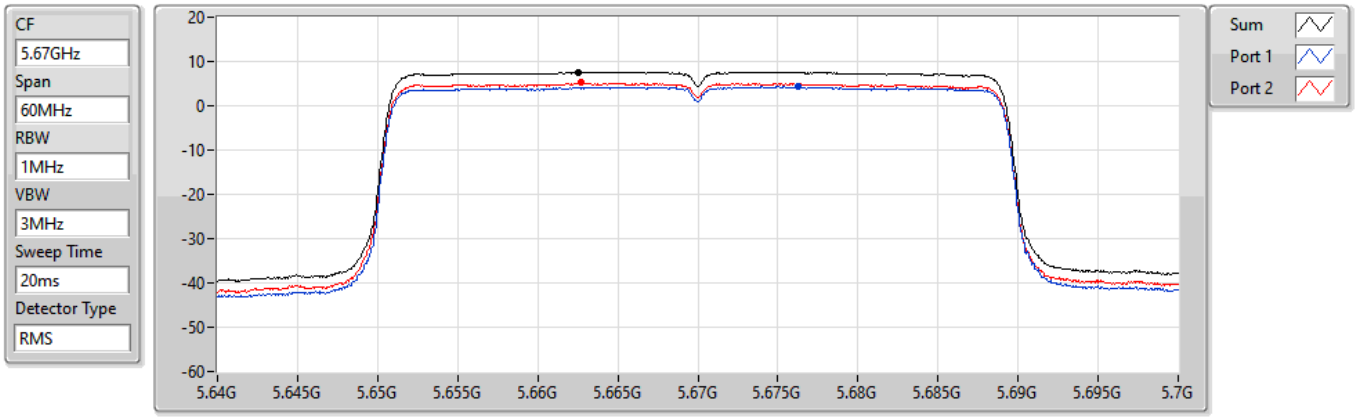

Sum	PD	Port 1	Port 2
(dBm/RBW)	(dBm/RBW)	(dBm/RBW)	(dBm/RBW)
7.65	7.65	4.33	5.17

802.11ax HEW40-BF_Nss1,(MCS0)_2TX PSD

5710MHz Straddle 5.47-5.725GHz

08/01/2022

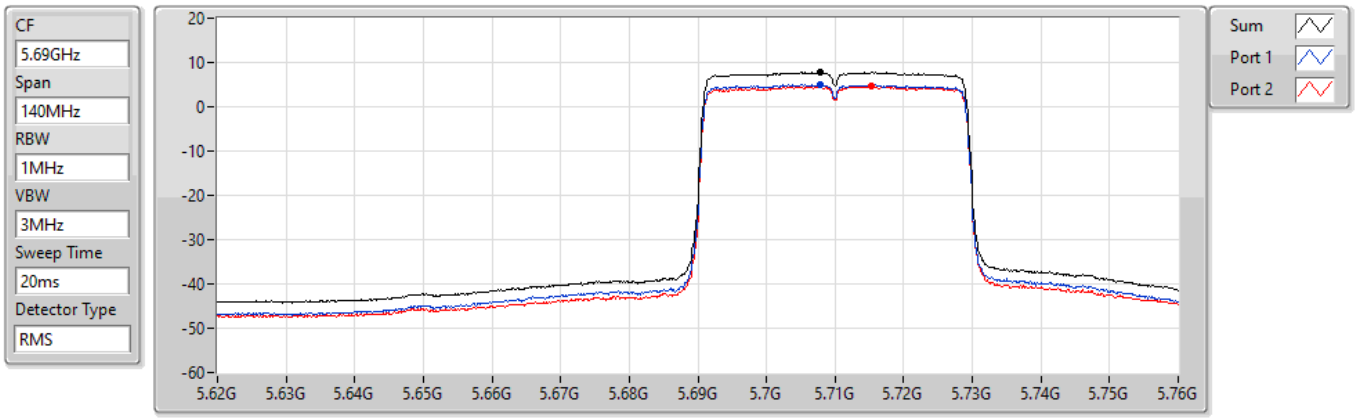

Sum	PD	Port 1	Port 2
(dBm/RBW)	(dBm/RBW)	(dBm/RBW)	(dBm/RBW)
7.72	7.72	4.99	4.55

802.11ax HEW40-BF_Nss1,(MCS0)_2TX PSD

5710MHz Straddle 5.725-5.85GHz

08/01/2022

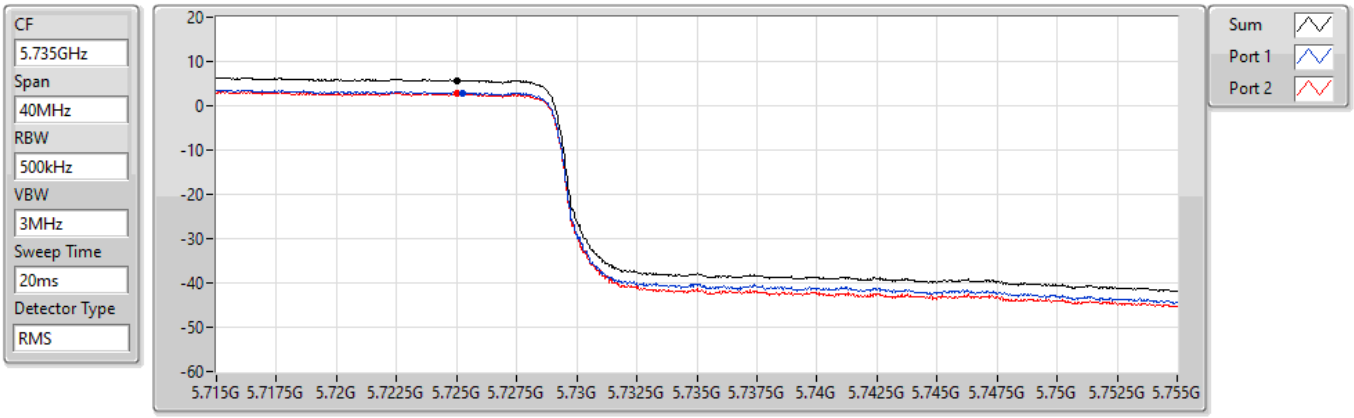

Sum	PD	Port 1	Port 2
(dBm/RBW)	(dBm/RBW)	(dBm/RBW)	(dBm/RBW)
5.78	5.78	2.94	2.66

802.11ax HEW40-BF_Nss1,(MCS0)_2TX PSD

5755MHz

20/12/2021

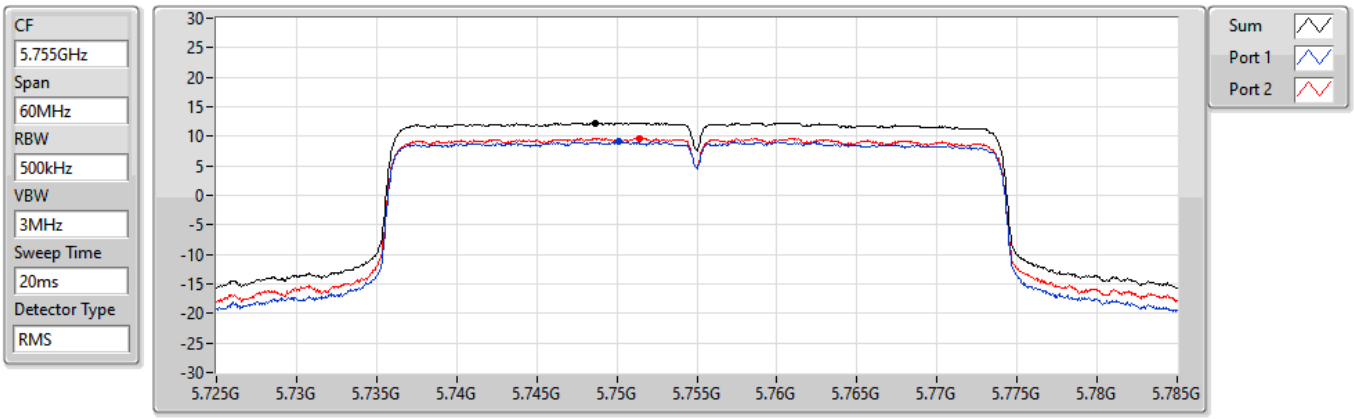

Sum	PD	Port 1	Port 2
(dBm/RBW)	(dBm/RBW)	(dBm/RBW)	(dBm/RBW)
12.29	12.29	9.12	9.70

802.11ax HEW40-BF_Nss1,(MCS0)_2TX PSD

5795MHz

08/01/2022

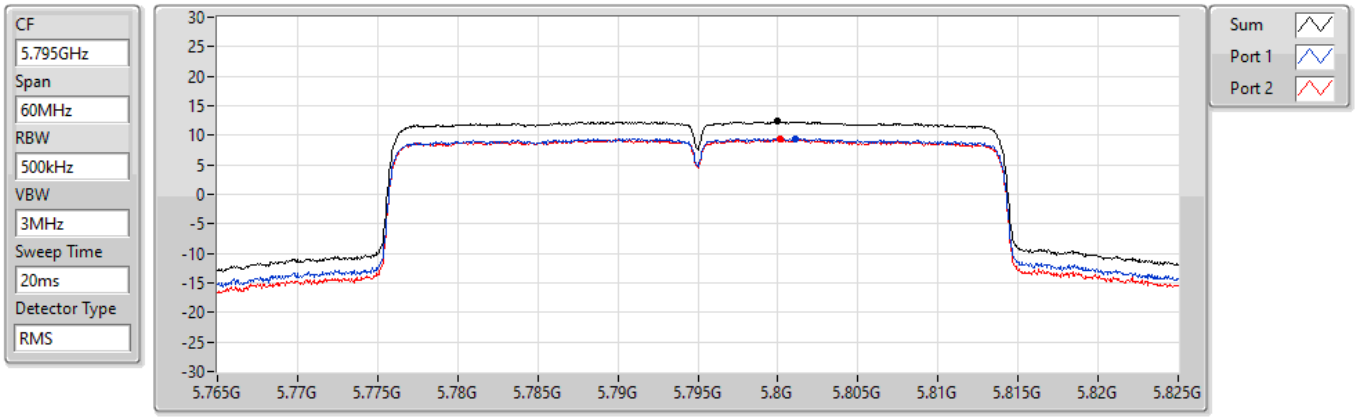

Sum	PD	Port 1	Port 2
(dBm/RBW)	(dBm/RBW)	(dBm/RBW)	(dBm/RBW)
12.33	12.33	9.47	9.37

802.11ax HEW80-BF_Nss1,(MCS0)_2TX PSD

5210MHz

20/12/2021

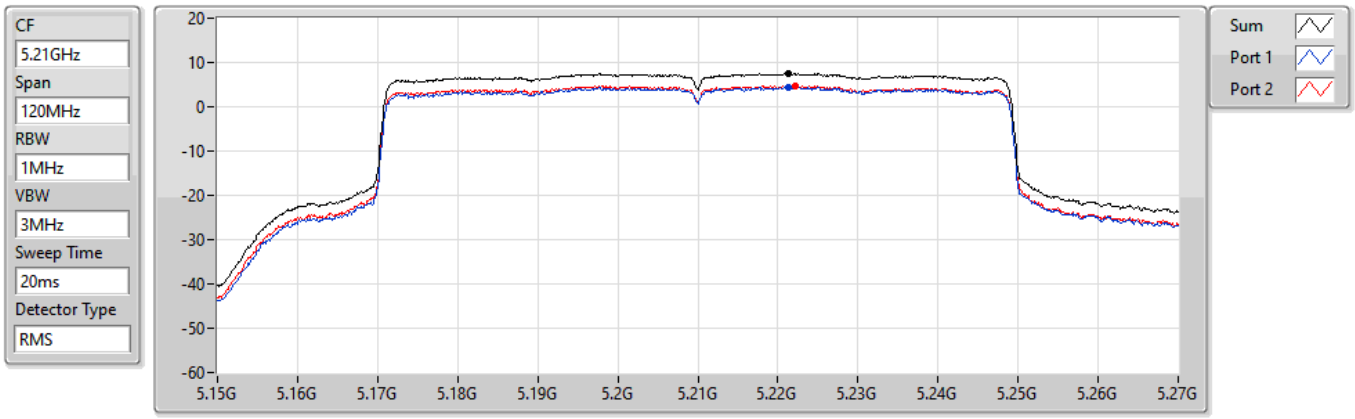

Sum	PD	Port 1	Port 2
(dBm/RBW)	(dBm/RBW)	(dBm/RBW)	(dBm/RBW)
7.50	7.50	4.46	4.68

802.11ax HEW80-BF_Nss1,(MCS0)_2TX PSD

5290MHz

20/12/2021

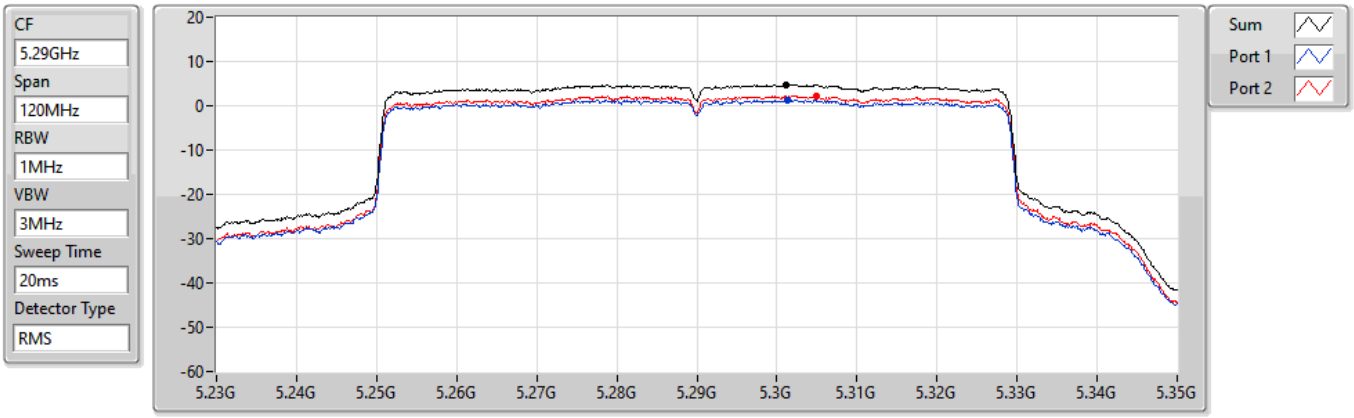

Sum	PD	Port 1	Port 2
(dBm/RBW)	(dBm/RBW)	(dBm/RBW)	(dBm/RBW)
4.75	4.75	1.32	2.19

802.11ax HEW80-BF_Nss1,(MCS0)_2TX PSD

5530MHz

20/12/2021

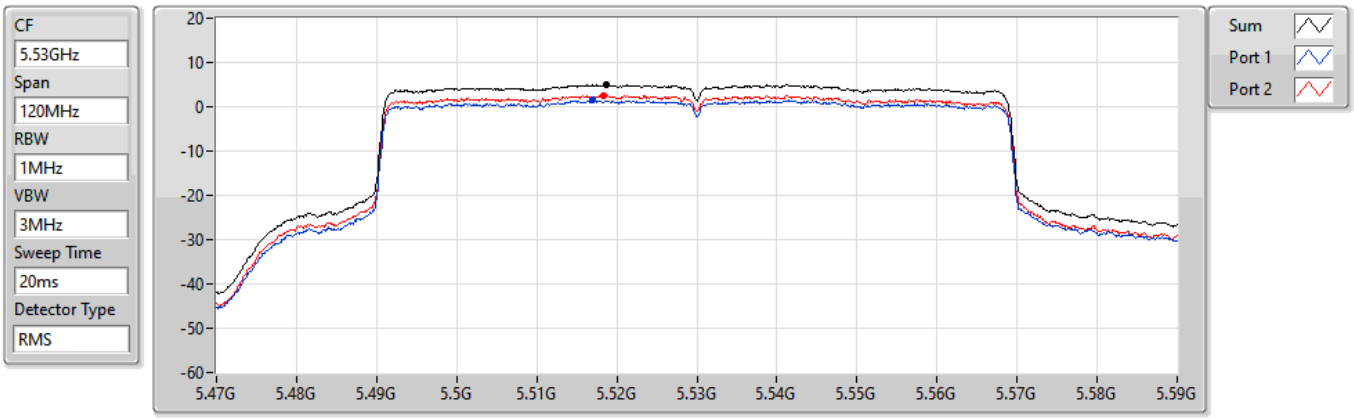

Sum	PD	Port 1	Port 2
(dBm/RBW)	(dBm/RBW)	(dBm/RBW)	(dBm/RBW)
5.01	5.01	1.41	2.64

802.11ax HEW80-BF_Nss1,(MCS0)_2TX PSD

5610MHz

08/01/2022

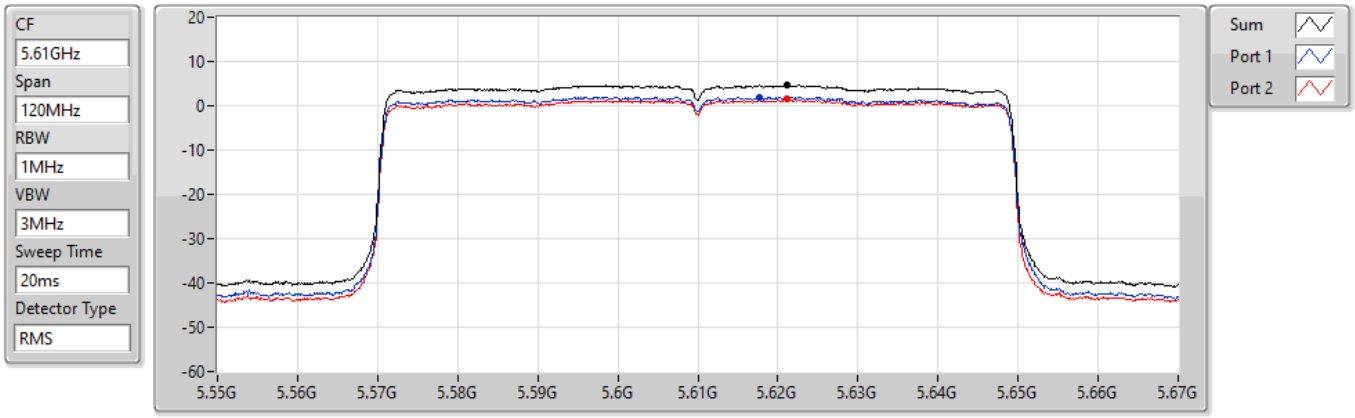

Sum	PD	Port 1	Port 2
(dBm/RBW)	(dBm/RBW)	(dBm/RBW)	(dBm/RBW)
4.65	4.65	1.97	1.44

802.11ax HEW80-BF_Nss1,(MCS0)_2TX PSD

5690MHz Straddle 5.47-5.725GHz

08/01/2022

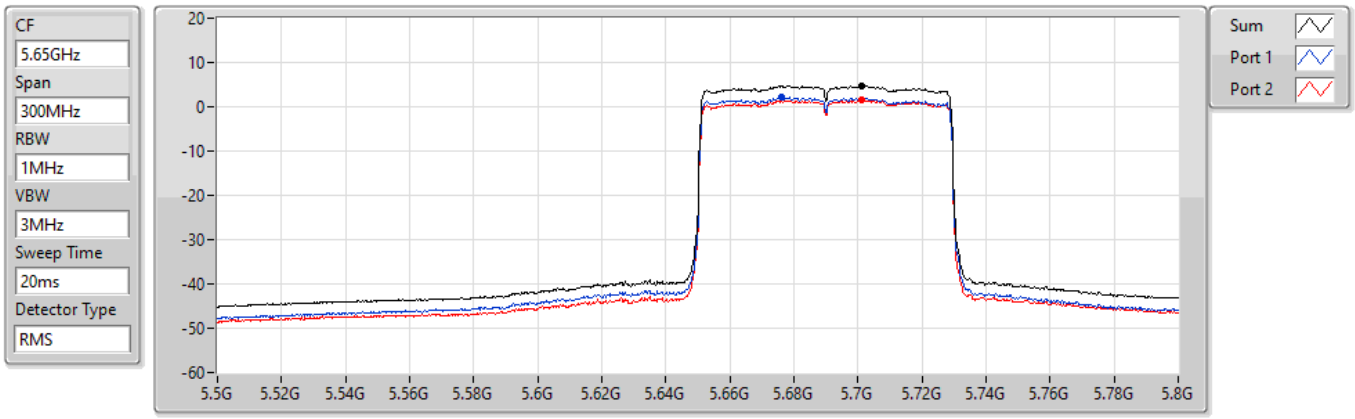

Sum	PD	Port 1	Port 2
(dBm/RBW)	(dBm/RBW)	(dBm/RBW)	(dBm/RBW)
4.70	4.70	2.08	1.60

802.11ax HEW80-BF_Nss1,(MCS0)_2TX PSD

5690MHz Straddle 5.725-5.85GHz

08/01/2022

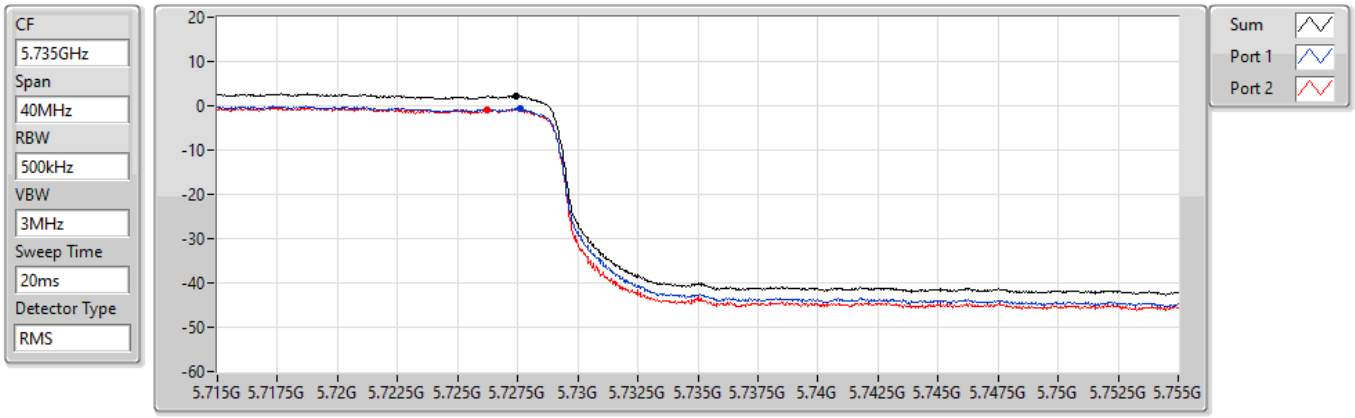

Sum	PD	Port 1	Port 2
(dBm/RBW)	(dBm/RBW)	(dBm/RBW)	(dBm/RBW)
2.17	2.17	-0.56	-0.88

802.11ax HEW80-BF_Nss1,(MCS0)_2TX PSD

5775MHz

20/12/2021

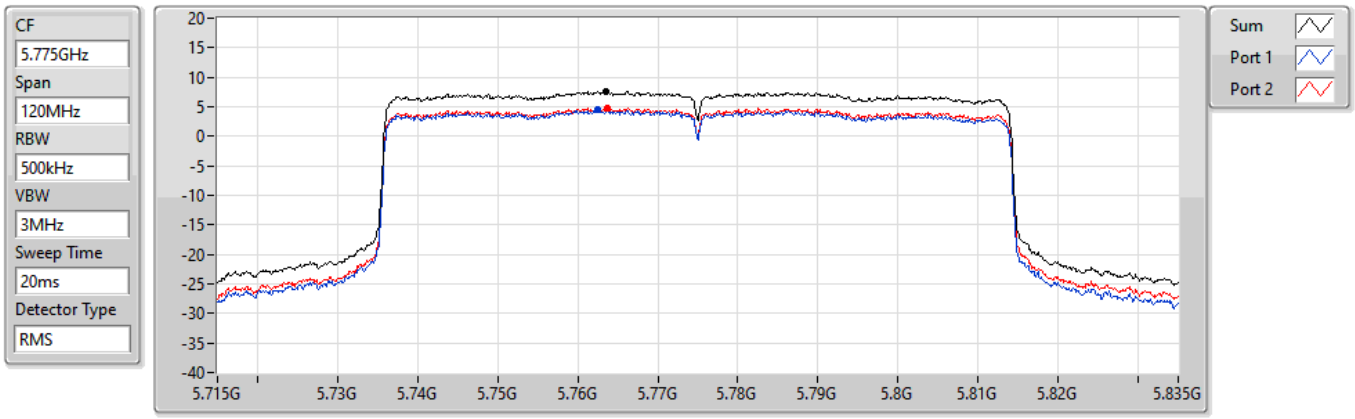

Sum	PD	Port 1	Port 2
(dBm/RBW)	(dBm/RBW)	(dBm/RBW)	(dBm/RBW)
7.57	7.57	4.43	4.79

802.11ax HEW160-BF_Nss1,(MCS0)_2TX PSD

5250MHz Straddle 5.15-5.25GHz

08/01/2022

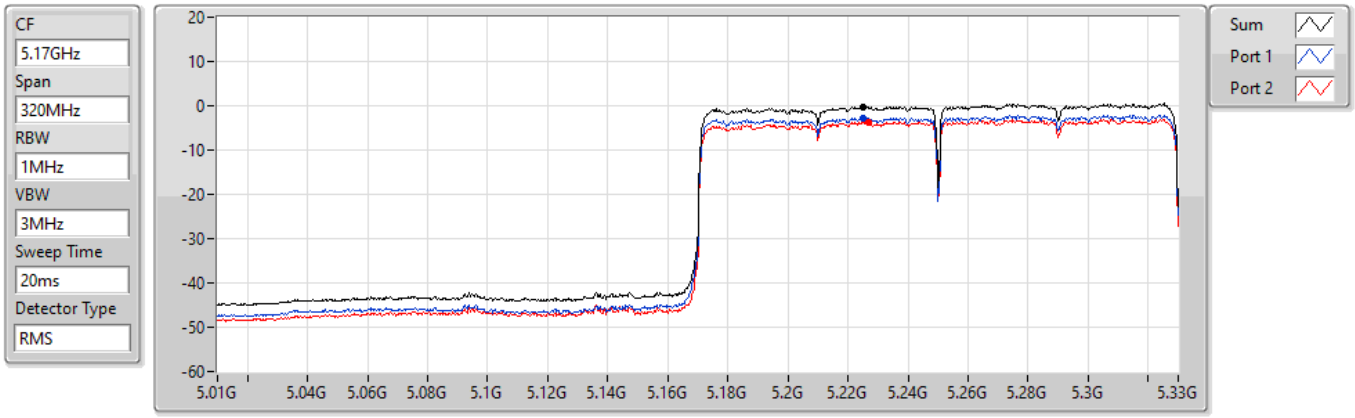

Sum	PD	Port 1	Port 2
(dBm/RBW)	(dBm/RBW)	(dBm/RBW)	(dBm/RBW)
-0.17	-0.17	-2.75	-3.62

802.11ax HEW160-BF_Nss1,(MCS0)_2TX PSD

5250MHz Straddle 5.25-5.35GHz

08/01/2022

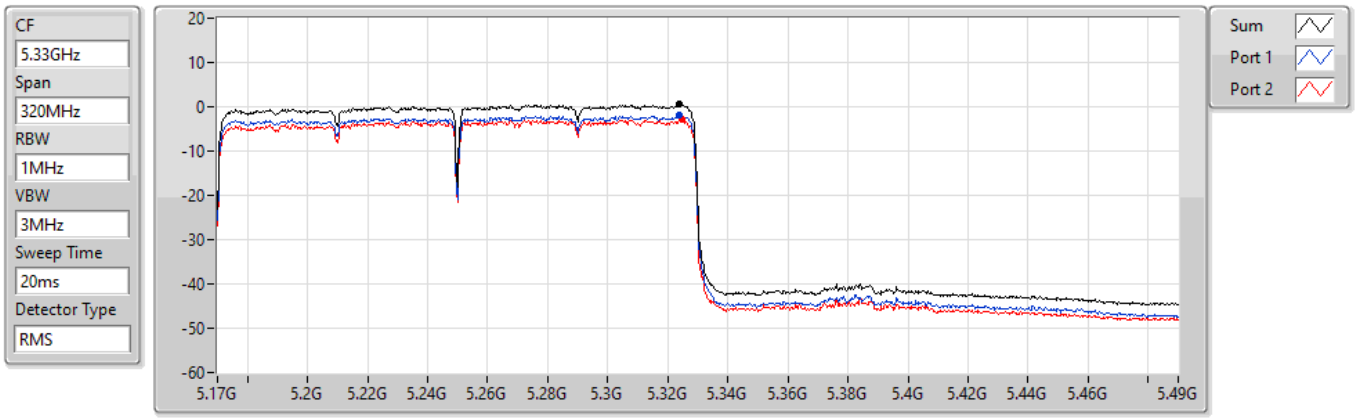

Sum	PD	Port 1	Port 2
(dBm/RBW)	(dBm/RBW)	(dBm/RBW)	(dBm/RBW)
0.57	0.57	-2.03	-2.86

802.11ax HEW160-BF_Nss1,(MCS0)_2TX PSD

5570MHz

08/01/2022

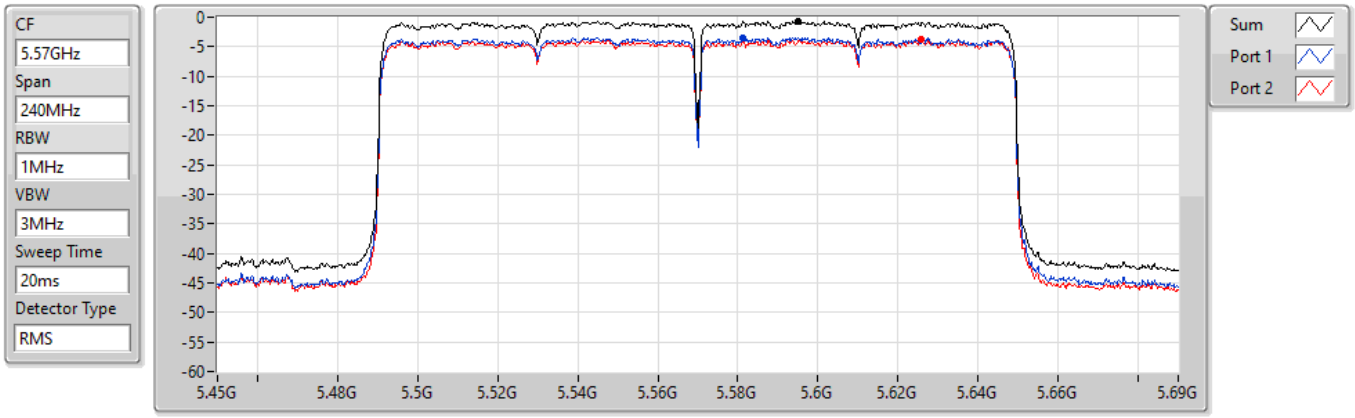

Sum	PD	Port 1	Port 2
(dBm/RBW)	(dBm/RBW)	(dBm/RBW)	(dBm/RBW)
-0.68	-0.68	-3.47	-3.85

Summary

Mode	Result	Type	Freq (Hz)	Level (dBuV/m)	Limit (dBuV/m)	Margin (dB)	Condition
Mode 1	Pass	PK	47.46M	35.85	40.00	-4.15	Vertical

Mode 1

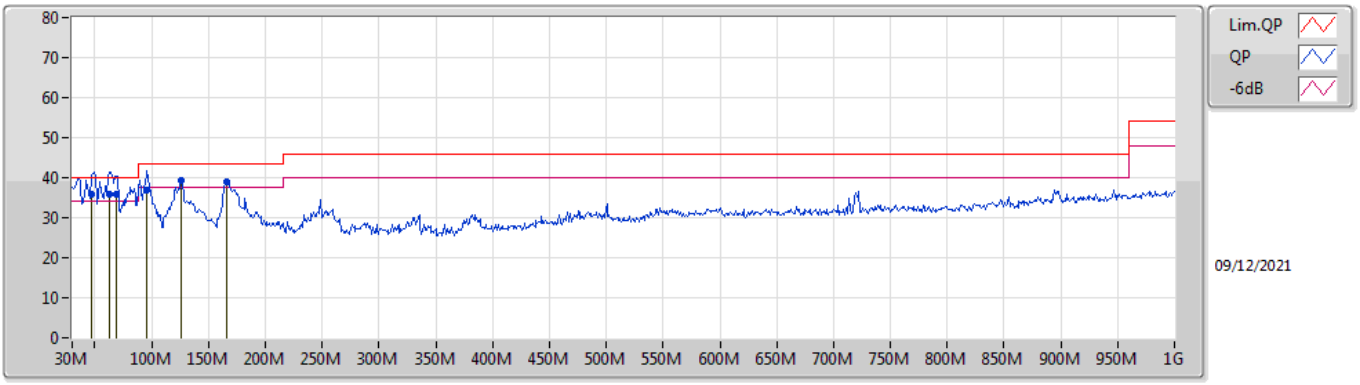

Type	Freq	Level	Limit	Margin	Factor	Dist	Condition	Azimuth	Height	Comment	Raw	AF	CL	PA
	(Hz)	(dBuV/m)	(dBuV/m)	(dB)	(dB/m)	(m)		(°)	(m)		(dBuV/m)	(dB/m)	(dB)	(dB)
PK	47.46M	35.85	40.00	-4.15	-15.37	3	Vertical	328	2.00	"Worst"	51.22	15.31	1.80	32.48
PK	62.98M	35.70	40.00	-4.30	-18.04	3	Vertical	359	2.00	-	53.74	12.31	2.10	32.45
PK	68.8M	35.70	40.00	-4.30	-17.96	3	Vertical	84	1.00	-	53.66	12.37	2.10	32.43
PK	95.96M	36.80	43.50	-6.70	-14.16	3	Vertical	260	1.50	-	50.96	15.86	2.32	32.34
PK	126.03M	39.22	43.50	-4.28	-11.93	3	Vertical	214	1.00	-	51.15	17.95	2.53	32.41
PK	165.8M	38.93	43.50	-4.57	-13.83	3	Vertical	139	1.25	-	52.76	15.66	2.83	32.32

Mode 1

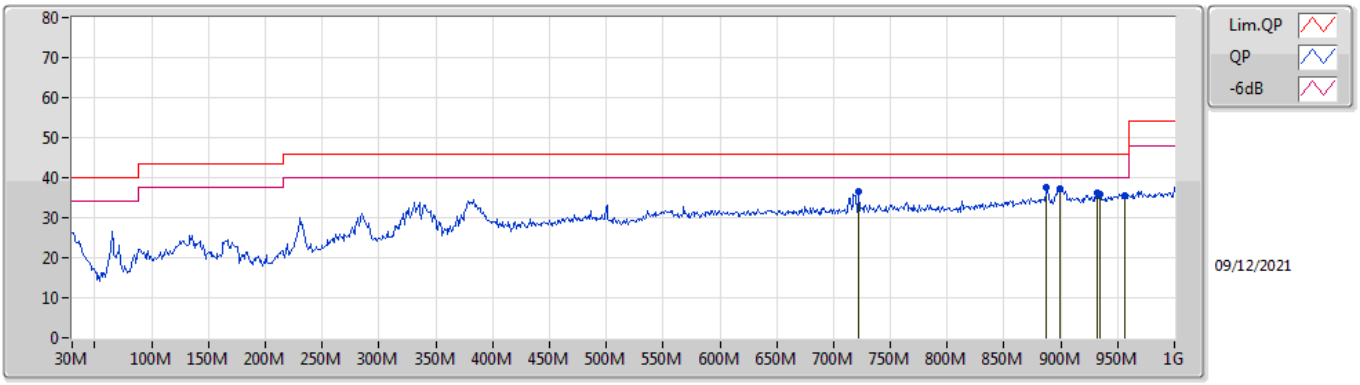

Type	Freq	Level	Limit	Margin	Factor	Dist	Condition	Azimuth	Height	Comment	Raw	AF	CL	PA
	(Hz)	(dBuV/m)	(dBuV/m)	(dB)	(dB/m)	(m)		(°)	(m)		(dBuV/m)	(dB/m)	(dB)	(dB)
PK	722.58M	36.72	46.00	-9.28	-1.18	3	Horizontal	0	1.50	-	37.90	25.17	5.69	32.04
PK	887.48M	37.64	46.00	-8.36	1.15	3	Horizontal	314	3.00	"Worst"	36.49	26.27	6.42	31.54
PK	899.12M	37.11	46.00	-8.89	1.23	3	Horizontal	327	1.00	-	35.88	26.27	6.49	31.53
PK	932.1M	36.24	46.00	-9.76	1.66	3	Horizontal	196	1.00	-	34.58	26.32	6.56	31.22
PK	935.01M	36.01	46.00	-9.99	1.73	3	Horizontal	280	1.25	-	34.28	26.35	6.57	31.19
PK	956.35M	35.51	46.00	-10.49	2.25	3	Horizontal	300	1.25	-	33.26	26.62	6.63	31.00

<Non-Beamforming Mode>
Summary

Mode	Result	Type	Freq (Hz)	Level (dBuV/m)	Limit (dBuV/m)	Margin (dB)	Dist (m)	Condition	Azimuth (°)	Height (m)	Comments
5.25-5.35GHz	-	-	-	-	-	-	-	-	-	-	-
802.11a_Nss1,(6Mbps)_2TX	Pass	AV	5.35G	53.95	54.00	-0.05	3	Vertical	148	2.40	-

802.11a_Nss1,(6Mbps)_2TX

5180MHz_TnomVnom

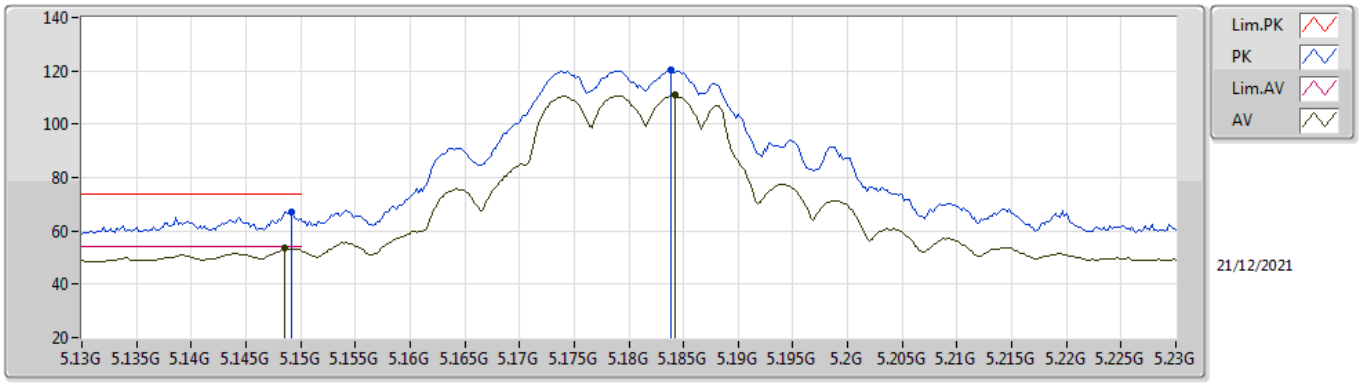

EUT Z_2TX
Setting 89
06-D-S-8-10

Type	Freq	Level	Limit	Margin	Raw	Dist	Condition	Azimuth	Height	Comment	AF	CL	PA
	(Hz)	(dBuV/m)	(dBuV/m)	(dB)	(dBuV)	(m)		(°)	(m)		(dB)	(dB)	(dB)
PK	5.1492G	67.14	74.00	-6.86	61.67	3	Vertical	153	2.32	-	31.70	5.75	31.98
AV	5.1486G	53.49	54.00	-0.51	48.01	3	Vertical	153	2.32	-	31.71	5.75	31.98
PK	5.1838G	120.30	Inf	-Inf	115.01	3	Vertical	153	2.32	-	31.50	5.78	31.99
AV	5.1842G	110.99	Inf	-Inf	105.71	3	Vertical	153	2.32	-	31.49	5.78	31.99

802.11a_Nss1,(6Mbps)_2TX

5180MHz_TnomVnom

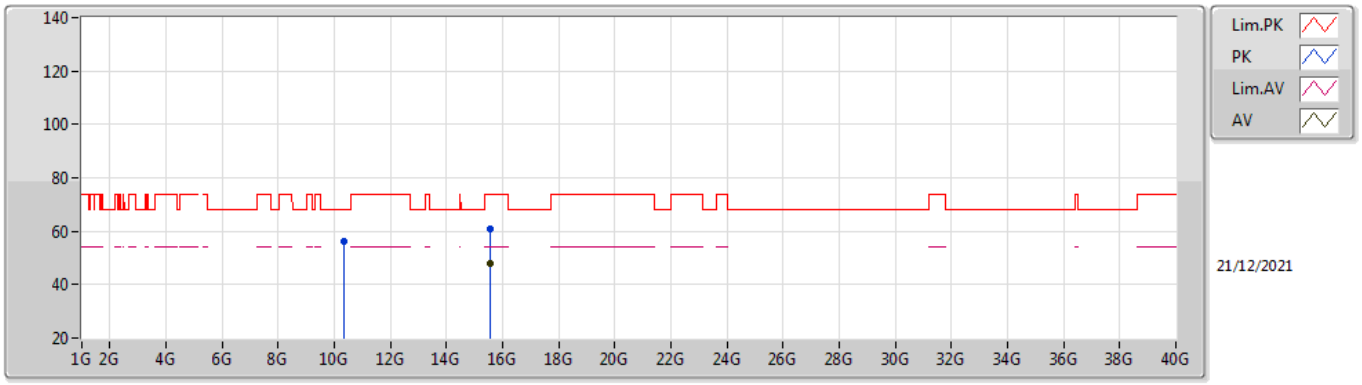

EUT Z_2TX
Setting 89
06-D-S-8

Type	Freq	Level	Limit	Margin	Raw	Dist	Condition	Azimuth	Height	Comment	AF	CL	PA
	(Hz)	(dBuV/m)	(dBuV/m)	(dB)	(dBuV)	(m)		(°)	(m)		(dB)	(dB)	(dB)
PK	10.36124G	55.97	68.20	-12.23	41.76	3	Vertical	146	1.88	-	39.42	8.82	34.03
PK	15.53576G	60.62	74.00	-13.38	44.03	3	Vertical	9	1.76	-	38.52	12.30	34.23
AV	15.5418G	47.73	54.00	-6.27	31.18	3	Vertical	9	1.76	-	38.49	12.30	34.24

802.11a_Nss1,(6Mbps)_2TX

5180MHz_TnomVnom

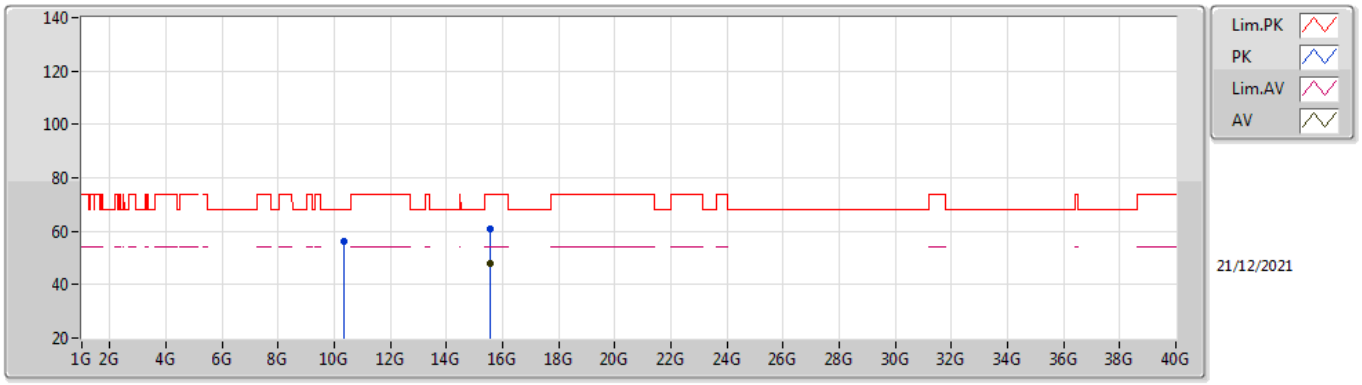

EUT Z_2TX
Setting 89
06-D-S-8

Type	Freq	Level	Limit	Margin	Raw	Dist	Condition	Azimuth	Height	Comment	AF	CL	PA
	(Hz)	(dBuV/m)	(dBuV/m)	(dB)	(dBuV)	(m)		(°)	(m)		(dB)	(dB)	(dB)
PK	10.36012G	56.46	68.20	-11.74	42.25	3	Horizontal	159	2.71	-	39.42	8.82	34.03
PK	15.54106G	60.87	74.00	-13.13	44.32	3	Horizontal	125	2.33	-	38.49	12.30	34.24
AV	15.54214G	47.76	54.00	-6.24	31.21	3	Horizontal	125	2.33	-	38.49	12.30	34.24

802.11a_Nss1,(6Mbps)_2TX

5200MHz_TnomVnom

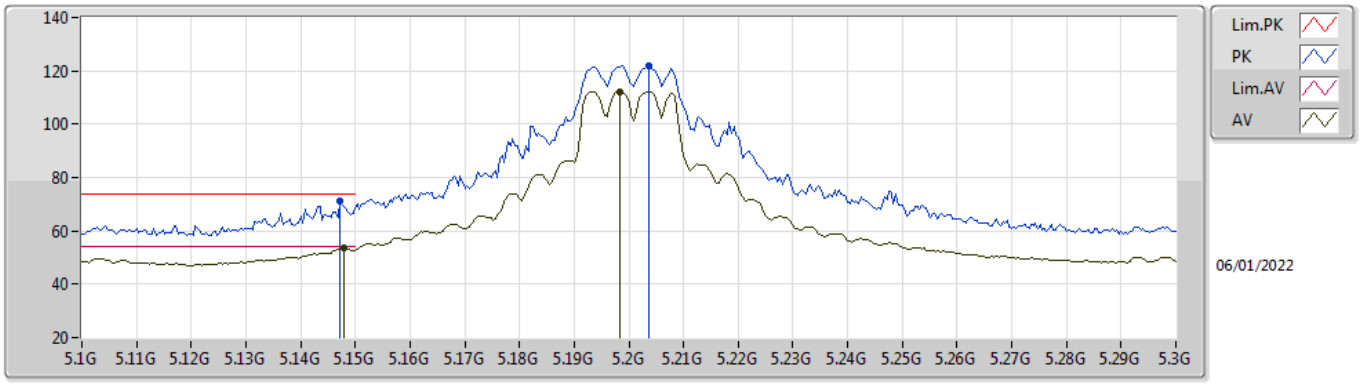

EUT Z_2TX
Setting 107
02-B-C-5-10

Type	Freq	Level	Limit	Margin	Raw	Dist	Condition	Azimuth	Height	Comment	AF	CL	PA
	(Hz)	(dBuV/m)	(dBuV/m)	(dB)	(dBuV)	(m)		(°)	(m)		(dB)	(dB)	(dB)
PK	5.1472G	71.00	74.00	-3.00	64.40	3	Vertical	200	1.97	-	33.50	5.25	32.15
AV	5.148G	53.82	54.00	-0.18	47.22	3	Vertical	200	1.97	-	33.50	5.25	32.15
PK	5.2036G	122.04	Inf	-Inf	115.38	3	Vertical	200	1.97	-	33.51	5.30	32.15
AV	5.1984G	112.30	Inf	-Inf	105.65	3	Vertical	200	1.97	-	33.50	5.30	32.15

802.11a_Nss1,(6Mbps)_2TX

5200MHz_TnomVnom

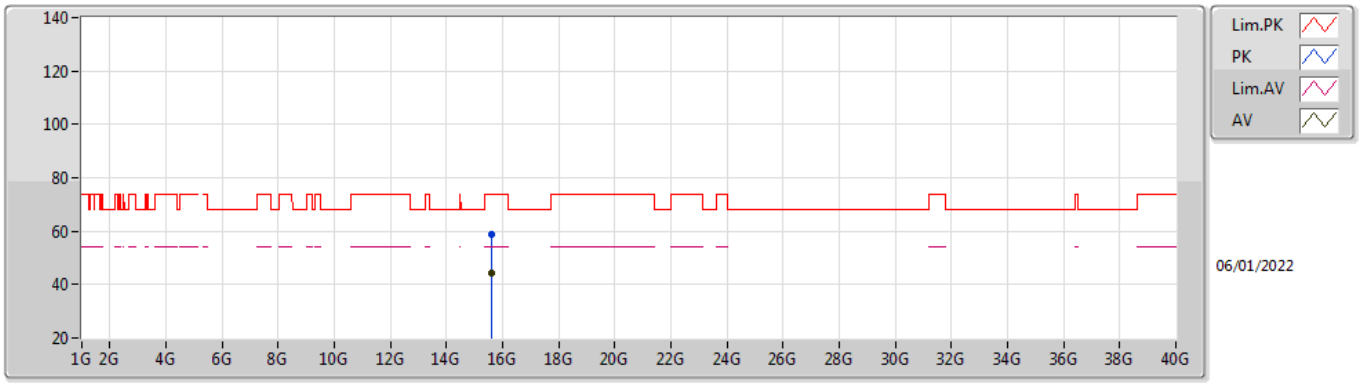

EUT Z_2TX
Setting 107
02-B-C-5

Type	Freq	Level	Limit	Margin	Raw	Dist	Condition	Azimuth	Height	Comment	AF	CL	PA
	(Hz)	(dBuV/m)	(dBuV/m)	(dB)	(dBuV)	(m)		(°)	(m)		(dB)	(dB)	(dB)
PK	15.60216G	58.86	74.00	-15.14	44.71	3	Vertical	229	2.32	-	37.60	9.82	33.27
AV	15.59826G	44.12	54.00	-9.88	29.96	3	Vertical	229	2.32	-	37.61	9.82	33.27

802.11a_Nss1,(6Mbps)_2TX

5200MHz_TnomVnom

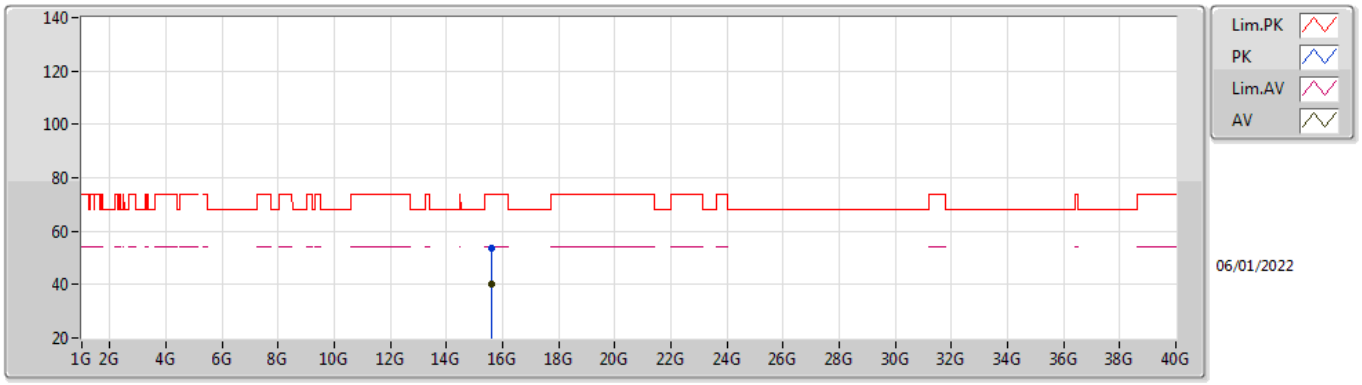

EUT Z_2TX
Setting 107
02-B-C-5

Type	Freq	Level	Limit	Margin	Raw	Dist	Condition	Azimuth	Height	Comment	AF	CL	PA
	(Hz)	(dBuV/m)	(dBuV/m)	(dB)	(dBuV)	(m)		(°)	(m)		(dB)	(dB)	(dB)
PK	15.59646G	53.67	74.00	-20.33	39.50	3	Horizontal	-0	2.43	-	37.61	9.82	33.26
AV	15.60168G	39.99	54.00	-14.01	25.84	3	Horizontal	-0	2.43	-	37.60	9.82	33.27

802.11a_Nss1,(6Mbps)_2TX

5240MHz_TnomVnom

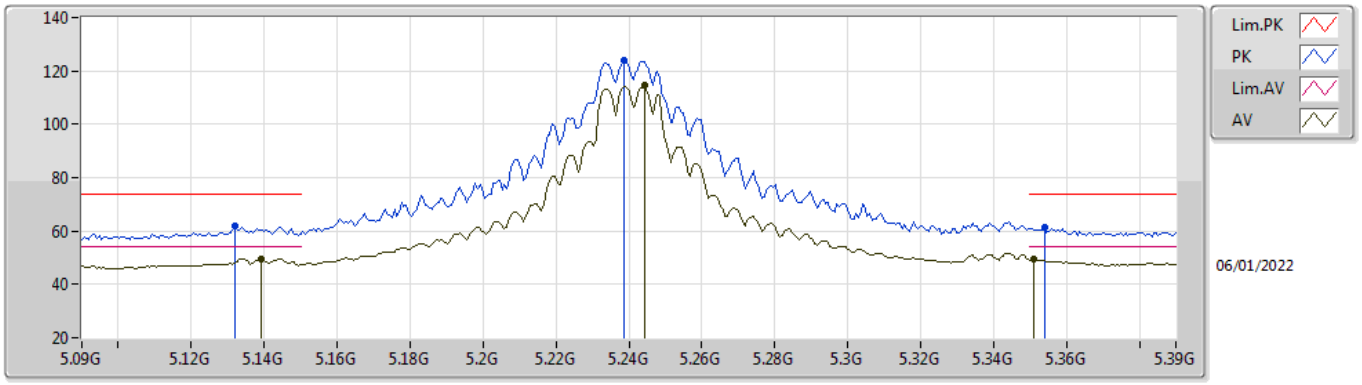

EUT Z_2TX
Setting 118
02-B-C-5-10

Type	Freq	Level	Limit	Margin	Raw	Dist	Condition	Azimuth	Height	Comment	AF	CL	PA
	(Hz)	(dBuV/m)	(dBuV/m)	(dB)	(dBuV)	(m)		(°)	(m)		(dB)	(dB)	(dB)
PK	5.132G	62.10	74.00	-11.90	55.52	3	Vertical	149	1.94	-	33.50	5.23	32.15
AV	5.1392G	49.59	54.00	-4.41	43.00	3	Vertical	149	1.94	-	33.50	5.24	32.15
PK	5.2388G	123.79	Inf	-Inf	117.04	3	Vertical	149	1.94	-	33.58	5.32	32.15
AV	5.2442G	114.50	Inf	-Inf	107.74	3	Vertical	149	1.94	-	33.59	5.32	32.15
PK	5.354G	61.46	74.00	-12.54	54.51	3	Vertical	149	1.94	-	33.71	5.38	32.14
AV	5.351G	49.27	54.00	-4.73	42.33	3	Vertical	149	1.94	-	33.70	5.38	32.14

802.11a_Nss1,(6Mbps)_2TX

5240MHz_TnomVnom

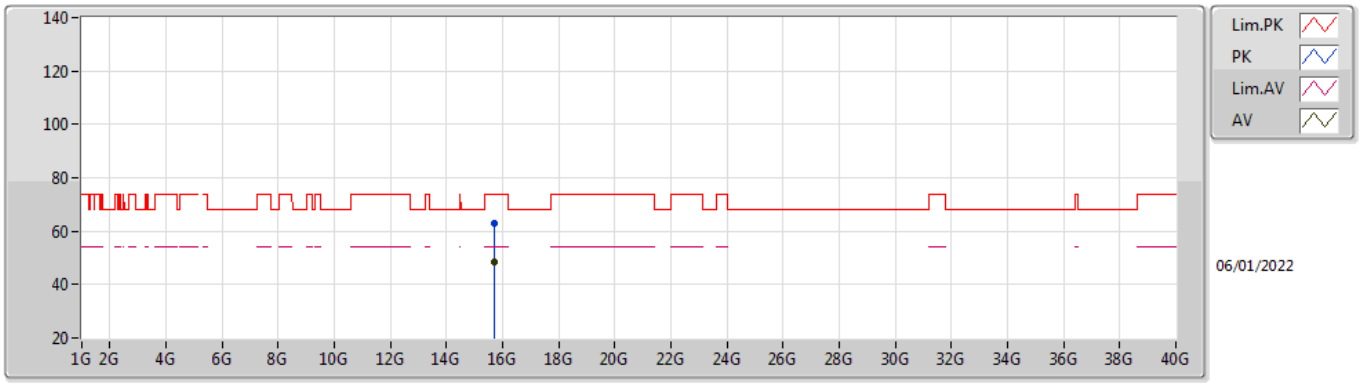

EUT Z_2TX
Setting 118
02-B-C-5

Type	Freq	Level	Limit	Margin	Raw	Dist	Condition	Azimuth	Height	Comment	AF	CL	PA
	(Hz)	(dBuV/m)	(dBuV/m)	(dB)	(dBuV)	(m)		(°)	(m)		(dB)	(dB)	(dB)
PK	15.71358G	62.95	74.00	-11.05	49.08	3	Vertical	225	2.95	-	37.40	9.87	33.40
AV	15.7188G	48.55	54.00	-5.45	34.69	3	Vertical	225	2.95	-	37.40	9.87	33.41

802.11a_Nss1,(6Mbps)_2TX

5240MHz_TnomVnom

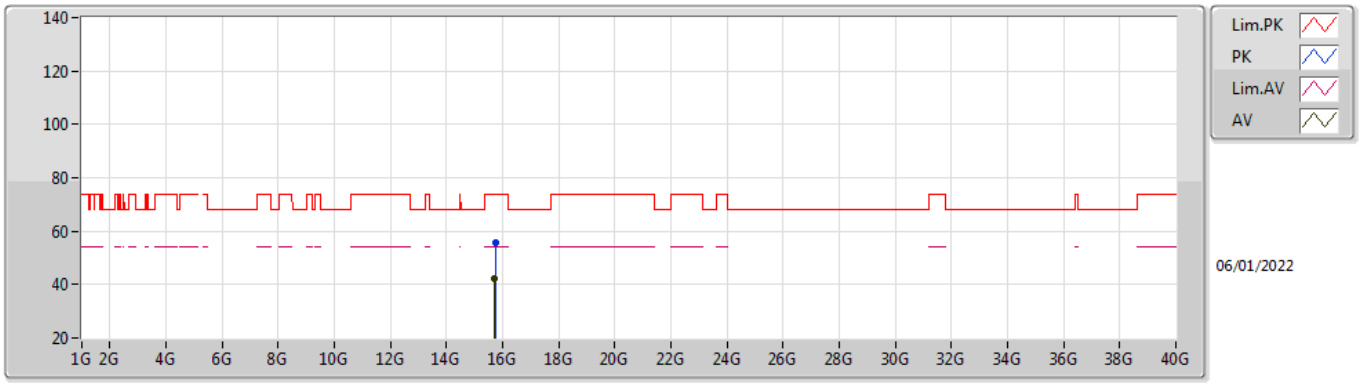

EUT Z_2TX
Setting 118
02-B-C-5

Type	Freq	Level	Limit	Margin	Raw	Dist	Condition	Azimuth	Height	Comment	AF	CL	PA
	(Hz)	(dBuV/m)	(dBuV/m)	(dB)	(dBuV)	(m)		(°)	(m)		(dB)	(dB)	(dB)
PK	15.73224G	55.79	74.00	-18.21	41.93	3	Horizontal	325	2.94	-	37.40	9.88	33.42
AV	15.72228G	42.43	54.00	-11.57	28.56	3	Horizontal	325	2.94	-	37.40	9.88	33.41

802.11a_Nss1,(6Mbps)_2TX

5260MHz_TnomVnom

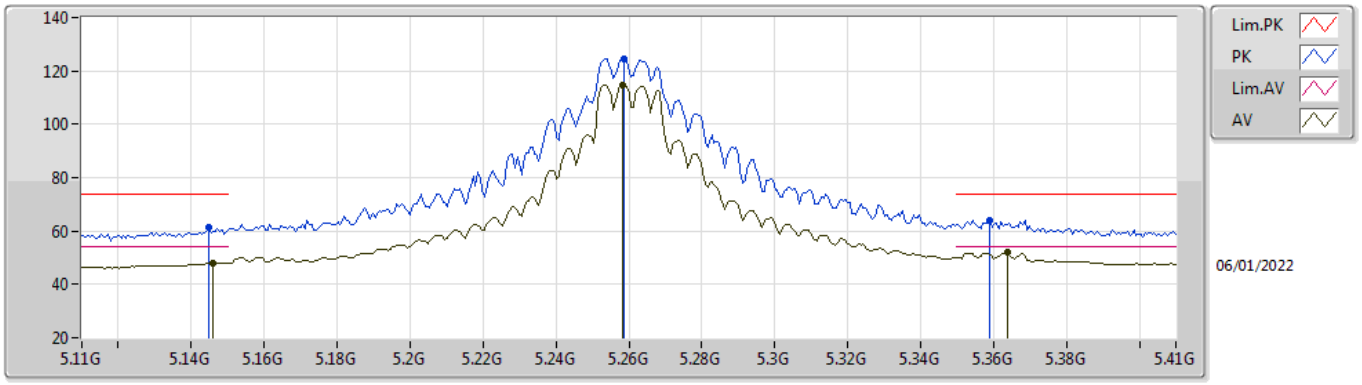

EUT Z_2TX
Setting 118
02-B-C-5-10

Type	Freq	Level	Limit	Margin	Raw	Dist	Condition	Azimuth	Height	Comment	AF	CL	PA
	(Hz)	(dBuV/m)	(dBuV/m)	(dB)	(dBuV)	(m)		(°)	(m)		(dB)	(dB)	(dB)
PK	5.1448G	61.15	74.00	-12.85	54.56	3	Vertical	198	1.93	-	33.50	5.24	32.15
AV	5.146G	48.00	54.00	-6.00	41.40	3	Vertical	198	1.93	-	33.50	5.25	32.15
PK	5.2588G	124.64	Inf	-Inf	117.83	3	Vertical	198	1.93	-	33.62	5.33	32.14
AV	5.2582G	114.77	Inf	-Inf	107.96	3	Vertical	198	1.93	-	33.62	5.33	32.14
PK	5.359G	63.89	74.00	-10.11	56.93	3	Vertical	198	1.93	-	33.72	5.38	32.14
AV	5.3638G	51.86	54.00	-2.14	44.89	3	Vertical	198	1.93	-	33.73	5.38	32.14

802.11a_Nss1,(6Mbps)_2TX

5260MHz_TnomVnom

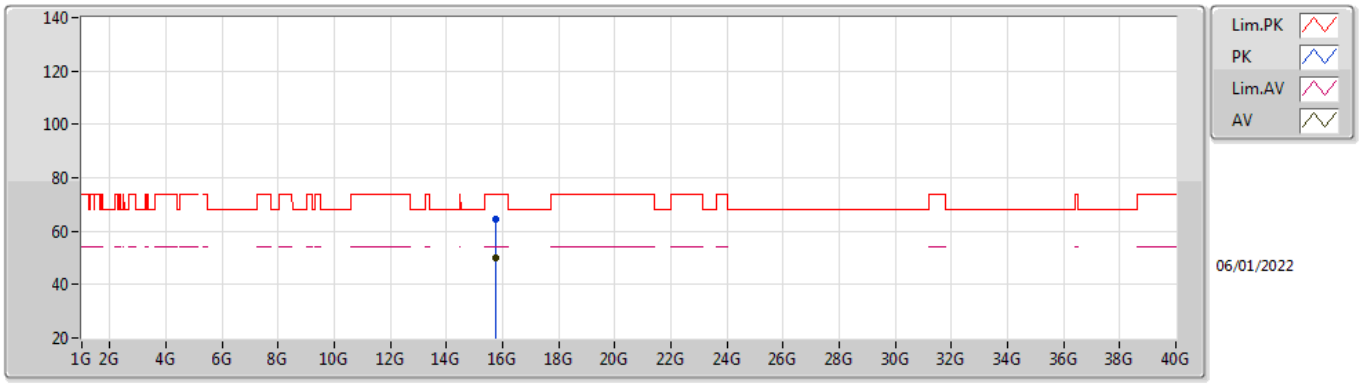

EUT Z_2TX
Setting 118
02-B-C-5

Type	Freq	Level	Limit	Margin	Raw	Dist	Condition	Azimuth	Height	Comment	AF	CL	PA
	(Hz)	(dBuV/m)	(dBuV/m)	(dB)	(dBuV)	(m)		(°)	(m)		(dB)	(dB)	(dB)
PK	15.77334G	64.35	74.00	-9.65	50.52	3	Vertical	224	2.74	-	37.40	9.90	33.47
AV	15.77826G	50.17	54.00	-3.83	36.35	3	Vertical	224	2.74	-	37.40	9.90	33.48

802.11a_Nss1,(6Mbps)_2TX

5260MHz_TnomVnom

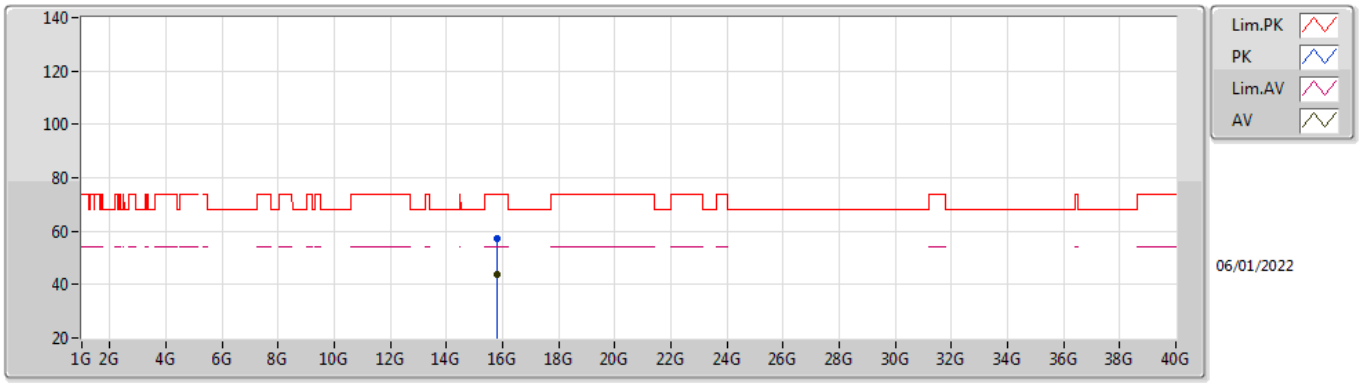

EUT Z_2TX
Setting 118
02-B-C-5

Type	Freq	Level	Limit	Margin	Raw	Dist	Condition	Azimuth	Height	Comment	AF	CL	PA
	(Hz)	(dBuV/m)	(dBuV/m)	(dB)	(dBuV)	(m)		(°)	(m)		(dB)	(dB)	(dB)
PK	15.7917G	57.31	74.00	-16.69	43.49	3	Horizontal	337	2.95	-	37.40	9.91	33.49
AV	15.78162G	44.03	54.00	-9.97	30.21	3	Horizontal	337	2.95	-	37.40	9.90	33.48

802.11a_Nss1,(6Mbps)_2TX

5300MHz_TnomVnom

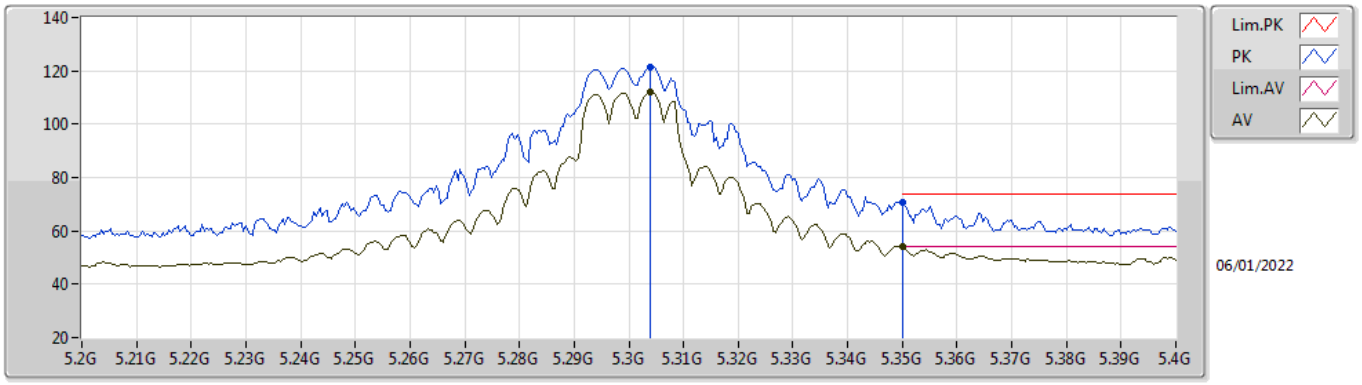

EUT Z_2TX
Setting 106
02-B-C-5-10

Type	Freq	Level	Limit	Margin	Raw	Dist	Condition	Azimuth	Height	Comment	AF	CL	PA
	(Hz)	(dBuV/m)	(dBuV/m)	(dB)	(dBuV)	(m)		(°)	(m)		(dB)	(dB)	(dB)
PK	5.304G	121.50	Inf	-Inf	114.59	3	Vertical	148	2.40	-	33.70	5.35	32.14
AV	5.304G	112.11	Inf	-Inf	105.20	3	Vertical	148	2.40	-	33.70	5.35	32.14
PK	5.35G	70.75	74.00	-3.25	63.81	3	Vertical	148	2.40	-	33.70	5.38	32.14
AV	5.35G	53.95	54.00	-0.05	47.01	3	Vertical	148	2.40	-	33.70	5.38	32.14

802.11a_Nss1,(6Mbps)_2TX

5300MHz_TnomVnom

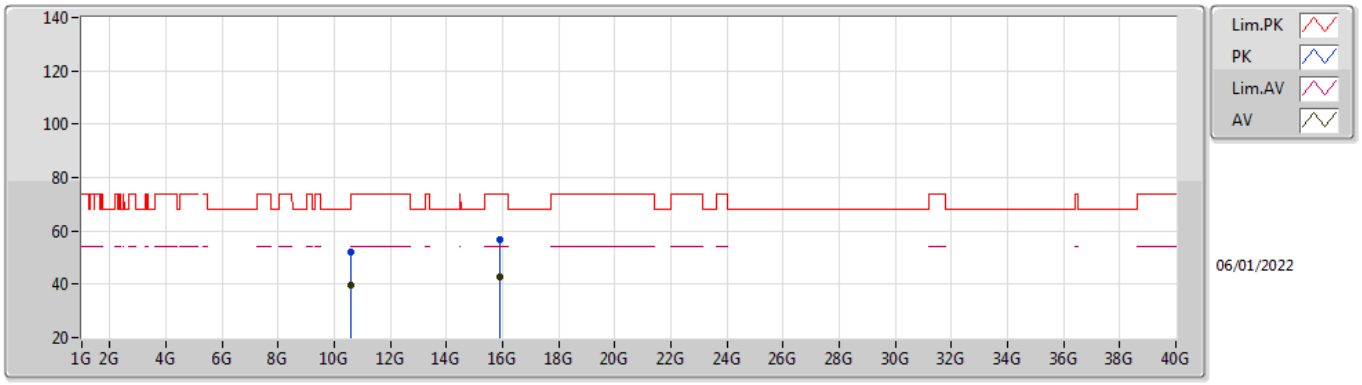

EUT Z_2TX
Setting 106
02-B-C-5

Type	Freq	Level	Limit	Margin	Raw	Dist	Condition	Azimuth	Height	Comment	AF	CL	PA
	(Hz)	(dBuV/m)	(dBuV/m)	(dB)	(dBuV)	(m)		(°)	(m)		(dB)	(dB)	(dB)
PK	10.60309G	51.91	74.00	-22.09	38.97	3	Vertical	334	2.11	-	38.50	7.54	33.10
AV	10.60237G	39.51	54.00	-14.49	26.57	3	Vertical	334	2.11	-	38.50	7.54	33.10
PK	15.89358G	56.55	74.00	-17.45	42.72	3	Vertical	303	2.03	-	37.49	9.95	33.61
AV	15.8985G	42.59	54.00	-11.41	28.76	3	Vertical	303	2.03	-	37.50	9.95	33.62

802.11a_Nss1,(6Mbps)_2TX

5300MHz_TnomVnom

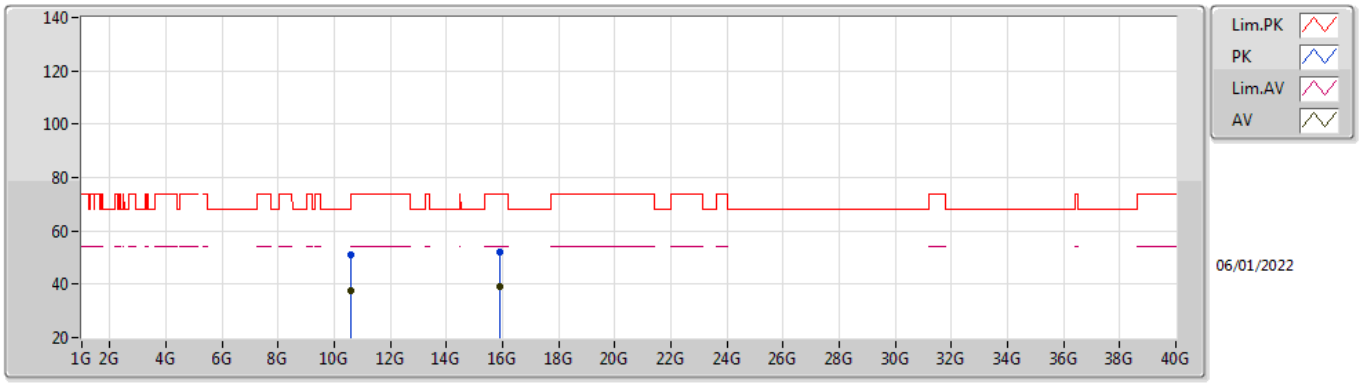

EUT Z_2TX
Setting 106
02-B-C-5

Type	Freq	Level	Limit	Margin	Raw	Dist	Condition	Azimuth	Height	Comment	AF	CL	PA
	(Hz)	(dBuV/m)	(dBuV/m)	(dB)	(dBuV)	(m)		(°)	(m)		(dB)	(dB)	(dB)
PK	10.60612G	51.26	74.00	-22.74	38.33	3	Horizontal	233	1.80	-	38.49	7.54	33.10
AV	10.60183G	37.80	54.00	-16.20	24.85	3	Horizontal	233	1.80	-	38.50	7.54	33.09
PK	15.90072G	52.31	74.00	-21.69	38.47	3	Horizontal	53	1.86	-	37.50	9.96	33.62
AV	15.89454G	39.18	54.00	-14.82	25.36	3	Horizontal	53	1.86	-	37.49	9.95	33.62

802.11a_Nss1,(6Mbps)_2TX

5320MHz_TnomVnom

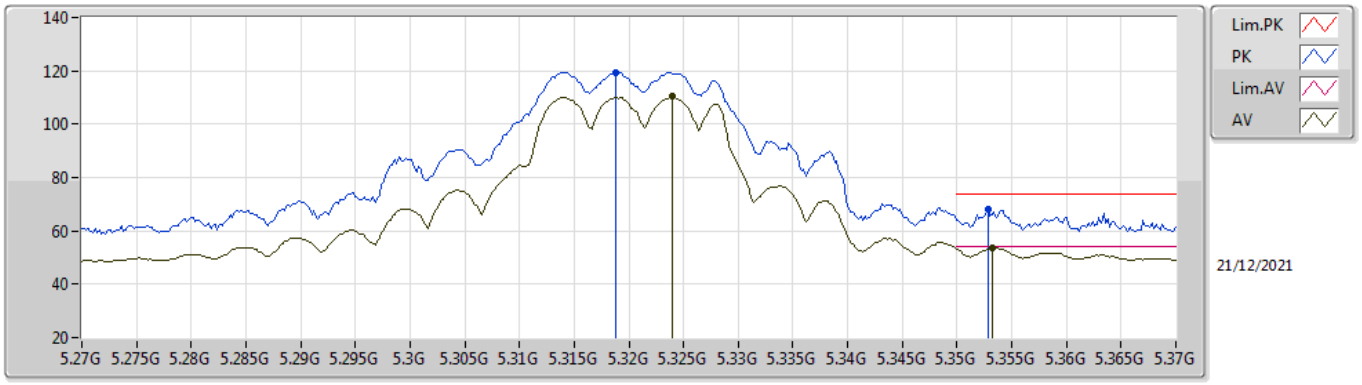

EUT Z_2TX
Setting 89
06-D-S-8-10

Type	Freq	Level	Limit	Margin	Raw	Dist	Condition	Azimuth	Height	Comment	AF	CL	PA
	(Hz)	(dBuV/m)	(dBuV/m)	(dB)	(dBuV)	(m)		(°)	(m)		(dB)	(dB)	(dB)
PK	5.3188G	119.52	Inf	-Inf	114.67	3	Vertical	154	2.14	-	31.10	5.80	32.05
AV	5.324G	110.35	Inf	-Inf	105.50	3	Vertical	154	2.14	-	31.10	5.80	32.05
PK	5.3528G	68.26	74.00	-5.74	63.41	3	Vertical	154	2.14	-	31.12	5.80	32.07
AV	5.3532G	53.60	54.00	-0.40	48.75	3	Vertical	154	2.14	-	31.12	5.80	32.07

802.11a_Nss1,(6Mbps)_2TX

5320MHz_TnomVnom

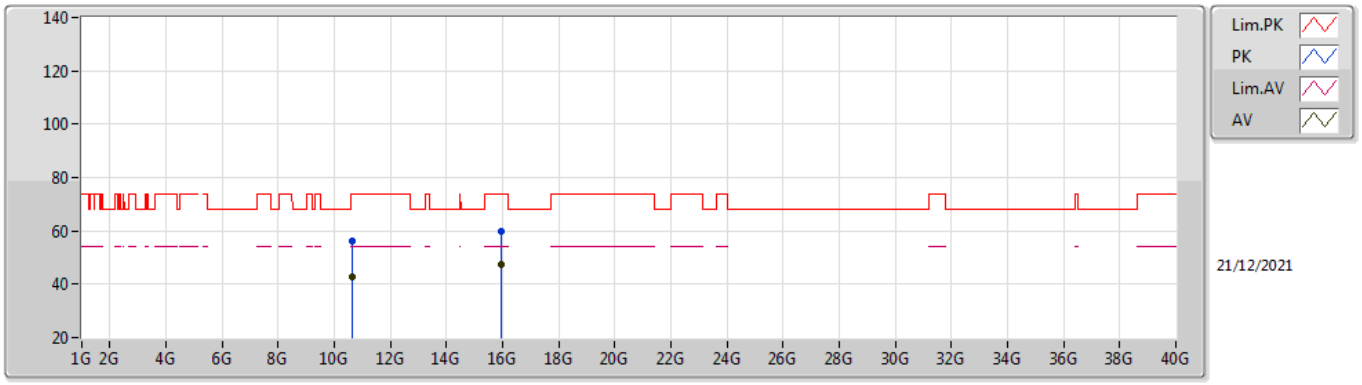

EUT Z_2TX
Setting 89
06-D-S-8

Type	Freq	Level	Limit	Margin	Raw	Dist	Condition	Azimuth	Height	Comment	AF	CL	PA
	(Hz)	(dBuV/m)	(dBuV/m)	(dB)	(dBuV)	(m)		(°)	(m)		(dB)	(dB)	(dB)
PK	10.64118G	56.32	74.00	-17.68	41.85	3	Vertical	293	2.18	-	39.66	8.98	34.17
AV	10.63596G	42.84	54.00	-11.16	28.36	3	Vertical	293	2.18	-	39.66	8.98	34.16
PK	15.96352G	59.96	74.00	-14.04	44.32	3	Vertical	191	2.61	-	37.47	12.58	34.41
AV	15.96328G	47.63	54.00	-6.37	31.99	3	Vertical	191	2.61	-	37.47	12.58	34.41

802.11a_Nss1,(6Mbps)_2TX

5320MHz_TnomVnom

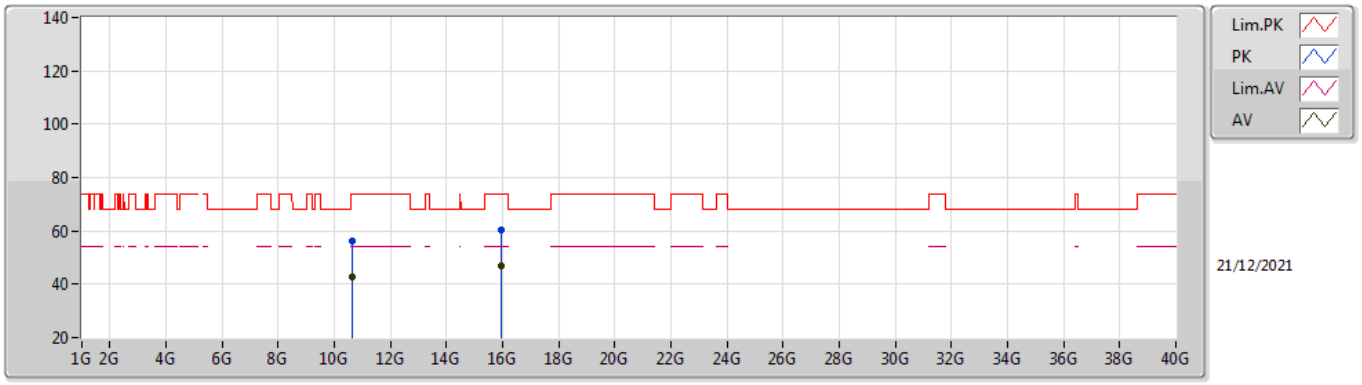

EUT Z_2TX
Setting 89
06-D-S-8

Type	Freq	Level	Limit	Margin	Raw	Dist	Condition	Azimuth	Height	Comment	AF	CL	PA
	(Hz)	(dBuV/m)	(dBuV/m)	(dB)	(dBuV)	(m)		(°)	(m)		(dB)	(dB)	(dB)
PK	10.6366G	56.33	74.00	-17.67	41.85	3	Horizontal	120	2.62	-	39.66	8.98	34.16
AV	10.64186G	42.90	54.00	-11.10	28.42	3	Horizontal	120	2.62	-	39.66	8.99	34.17
PK	15.95972G	60.41	74.00	-13.59	44.76	3	Horizontal	50	2.13	-	37.48	12.57	34.40
AV	15.95648G	46.64	54.00	-7.36	30.98	3	Horizontal	50	2.13	-	37.49	12.57	34.40

802.11a_Nss1,(6Mbps)_2TX

5500MHz_TnomVnom

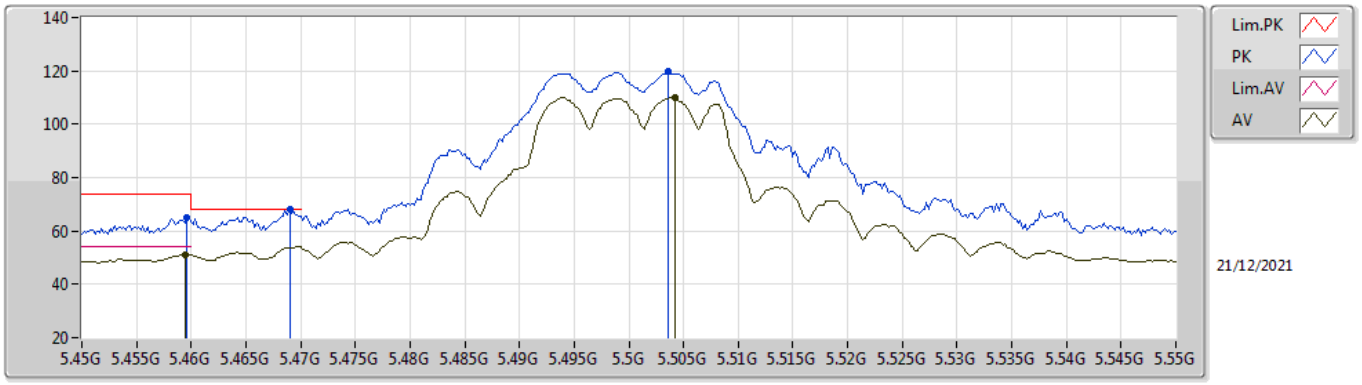

EUT Z_2TX
Setting 88
06-D-S-8-10

Type	Freq	Level	Limit	Margin	Raw	Dist	Condition	Azimuth	Height	Comment	AF	CL	PA
	(Hz)	(dBuV/m)	(dBuV/m)	(dB)	(dBuV)	(m)		(°)	(m)		(dB)	(dB)	(dB)
PK	5.4596G	65.02	74.00	-8.98	59.77	3	Vertical	152	2.22	-	31.50	5.86	32.11
AV	5.4594G	51.18	54.00	-2.82	45.93	3	Vertical	152	2.22	-	31.50	5.86	32.11
PK	5.469G	68.03	68.20	-0.17	62.78	3	Vertical	152	2.22	-	31.50	5.87	32.12
PK	5.5036G	119.80	Inf	-Inf	114.53	3	Vertical	152	2.22	-	31.50	5.90	32.13
AV	5.5042G	110.25	Inf	-Inf	104.98	3	Vertical	152	2.22	-	31.50	5.90	32.13

802.11a_Nss1,(6Mbps)_2TX

5500MHz_TnomVnom

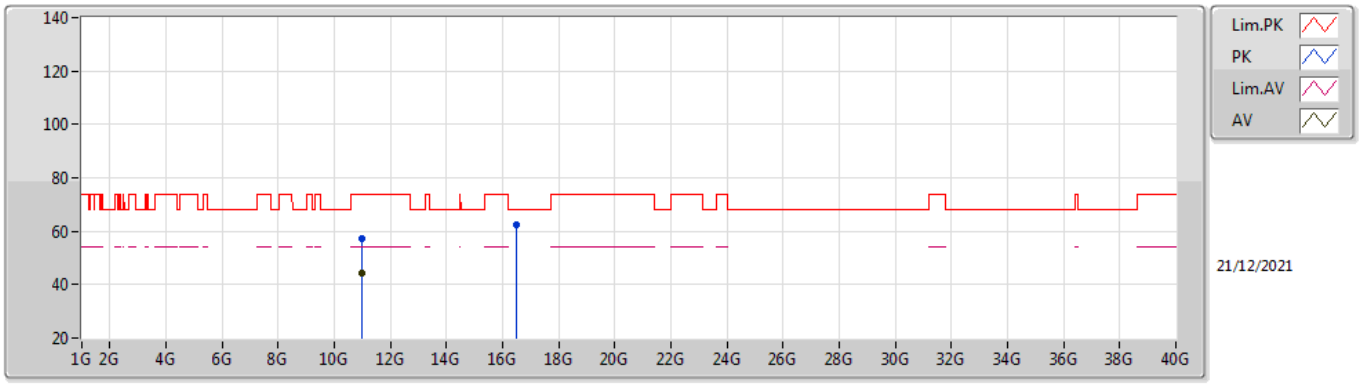

EUT Z_2TX
Setting 88
06-D-S-8

Type	Freq	Level	Limit	Margin	Raw	Dist	Condition	Azimuth	Height	Comment	AF	CL	PA
	(Hz)	(dBuV/m)	(dBuV/m)	(dB)	(dBuV)	(m)		(°)	(m)		(dB)	(dB)	(dB)
PK	11.00406G	57.33	74.00	-16.67	42.18	3	Vertical	33	1.64	-	40.18	9.20	34.23
AV	11.00156G	44.14	54.00	-9.86	28.98	3	Vertical	33	1.64	-	40.19	9.20	34.23
PK	16.49716G	62.27	68.20	-5.93	44.00	3	Vertical	143	1.04	-	39.58	13.17	34.48

802.11a_Nss1,(6Mbps)_2TX

5500MHz_TnomVnom

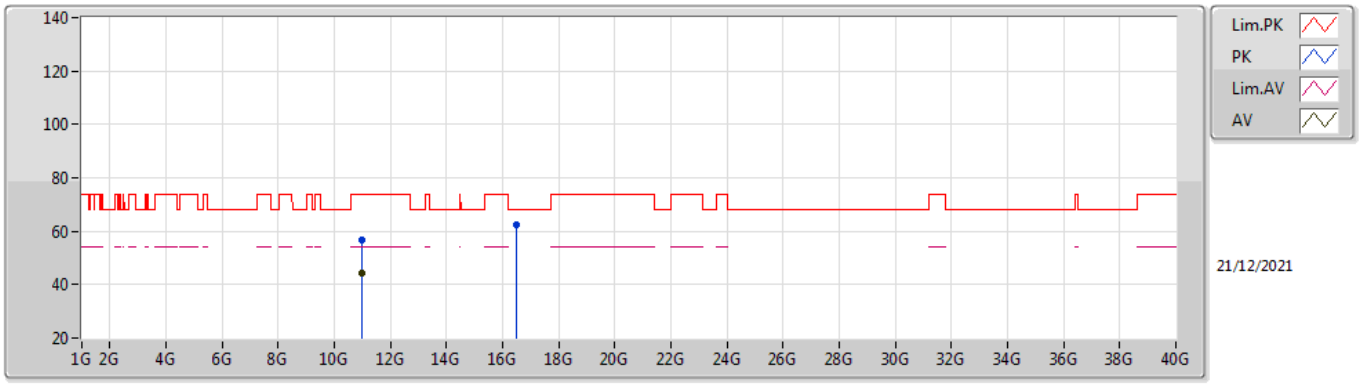

EUT Z_2TX
Setting 88
06-D-S-8

Type	Freq	Level	Limit	Margin	Raw	Dist	Condition	Azimuth	Height	Comment	AF	CL	PA
	(Hz)	(dBuV/m)	(dBuV/m)	(dB)	(dBuV)	(m)		(°)	(m)		(dB)	(dB)	(dB)
PK	11.00244G	56.90	74.00	-17.10	41.74	3	Horizontal	100	2.25	-	40.19	9.20	34.23
AV	10.99904G	44.28	54.00	-9.72	29.11	3	Horizontal	100	2.25	-	40.20	9.20	34.23
PK	16.50248G	62.59	68.20	-5.61	44.29	3	Horizontal	286	2.87	-	39.60	13.18	34.48

802.11a_Nss1,(6Mbps)_2TX

5580MHz_TnomVnom

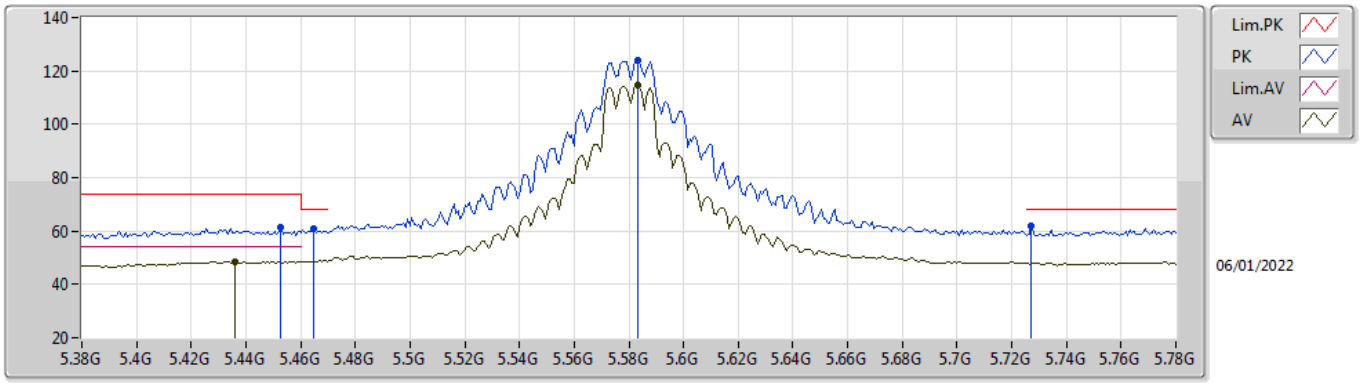

EUT Z_2TX
Setting 118
02-B-C-5-10

Type	Freq	Level	Limit	Margin	Raw	Dist	Condition	Azimuth	Height	Comment	AF	CL	PA
	(Hz)	(dBuV/m)	(dBuV/m)	(dB)	(dBuV)	(m)		(°)	(m)		(dB)	(dB)	(dB)
PK	5.4528G	61.63	74.00	-12.37	54.41	3	Vertical	152	2.42	-	33.90	5.45	32.13
AV	5.436G	48.42	54.00	-5.58	41.24	3	Vertical	152	2.42	-	33.87	5.44	32.13
PK	5.4648G	60.66	68.20	-7.54	53.43	3	Vertical	152	2.42	-	33.90	5.46	32.13
PK	5.5832G	124.14	Inf	-Inf	116.79	3	Vertical	152	2.42	-	33.90	5.58	32.13
AV	5.5832G	114.71	Inf	-Inf	107.36	3	Vertical	152	2.42	-	33.90	5.58	32.13
PK	5.7272G	62.12	68.20	-6.08	54.91	3	Vertical	152	2.42	-	33.75	5.60	32.14

802.11a_Nss1,(6Mbps)_2TX

5580MHz_TnomVnom

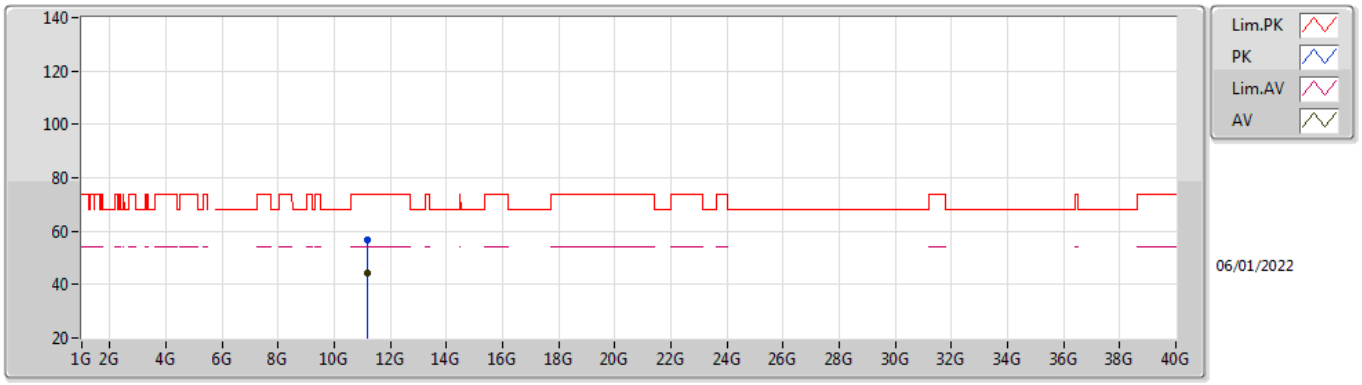

EUT Z_2TX
Setting 118
02-B-C-5

Type	Freq	Level	Limit	Margin	Raw	Dist	Condition	Azimuth	Height	Comment	AF	CL	PA
	(Hz)	(dBuV/m)	(dBuV/m)	(dB)	(dBuV)	(m)		(°)	(m)		(dB)	(dB)	(dB)
PK	11.16104G	56.90	74.00	-17.10	43.73	3	Vertical	335	2.00	-	38.66	7.76	33.25
AV	11.16144G	44.18	54.00	-9.82	31.01	3	Vertical	335	2.00	-	38.66	7.76	33.25

802.11a_Nss1,(6Mbps)_2TX

5580MHz_TnomVnom

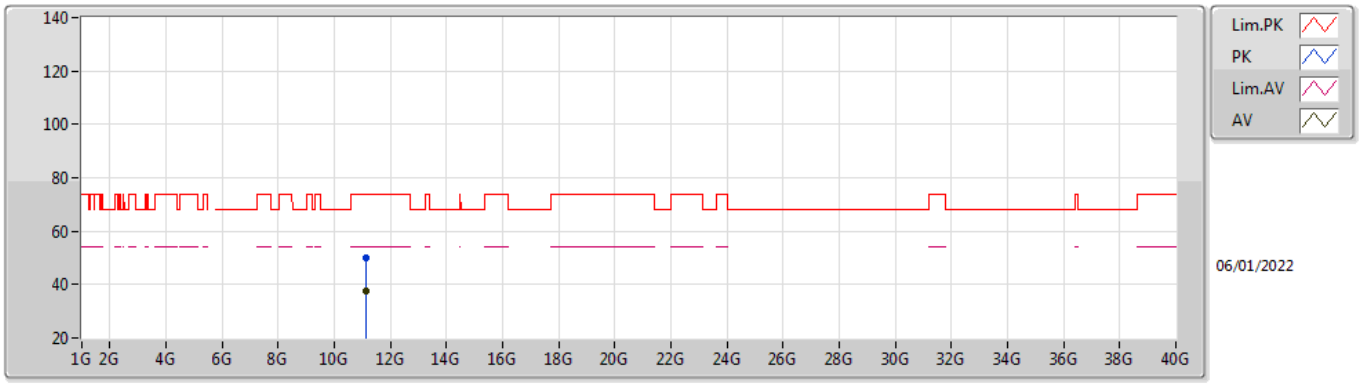

EUT Z_2TX
Setting 118
02-B-C-5

Type	Freq	Level	Limit	Margin	Raw	Dist	Condition	Azimuth	Height	Comment	AF	CL	PA
	(Hz)	(dBuV/m)	(dBuV/m)	(dB)	(dBuV)	(m)		(°)	(m)		(dB)	(dB)	(dB)
PK	11.15472G	50.12	74.00	-23.88	36.96	3	Horizontal	174	2.96	-	38.65	7.76	33.25
AV	11.1428G	37.63	54.00	-16.37	24.49	3	Horizontal	174	2.96	-	38.64	7.76	33.26

802.11a_Nss1,(6Mbps)_2TX

5700MHz_TnomVnom

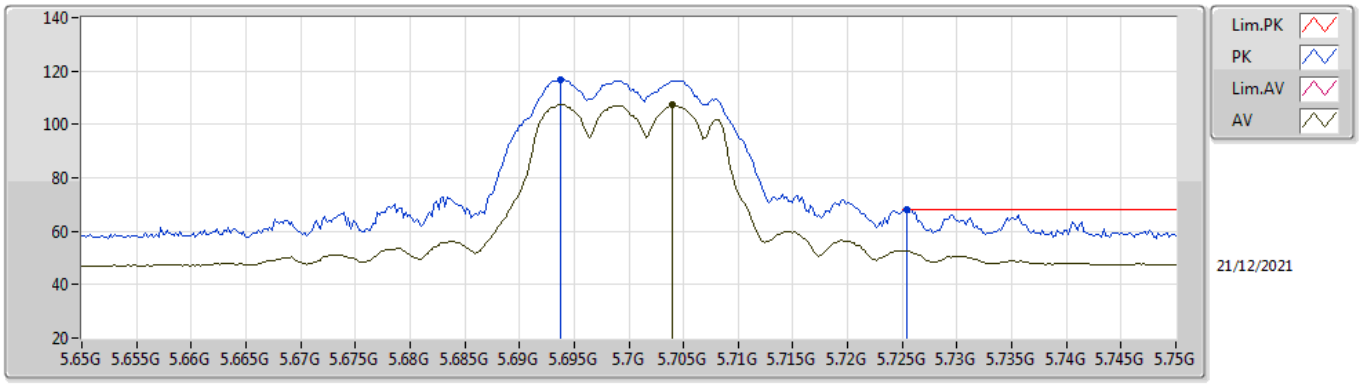

EUT Z_2TX
Setting 75
06-D-S-8-10

Type	Freq	Level	Limit	Margin	Raw	Dist	Condition	Azimuth	Height	Comment	AF	CL	PA
	(Hz)	(dBuV/m)	(dBuV/m)	(dB)	(dBuV)	(m)		(°)	(m)		(dB)	(dB)	(dB)
PK	5.6938G	116.72	Inf	-Inf	111.19	3	Vertical	152	2.21	-	31.78	6.00	32.25
AV	5.704G	107.41	Inf	-Inf	101.84	3	Vertical	152	2.21	-	31.82	6.00	32.25
PK	5.7254G	68.01	68.20	-0.19	62.38	3	Vertical	152	2.21	-	31.90	6.00	32.27

802.11a_Nss1,(6Mbps)_2TX

5700MHz_TnomVnom

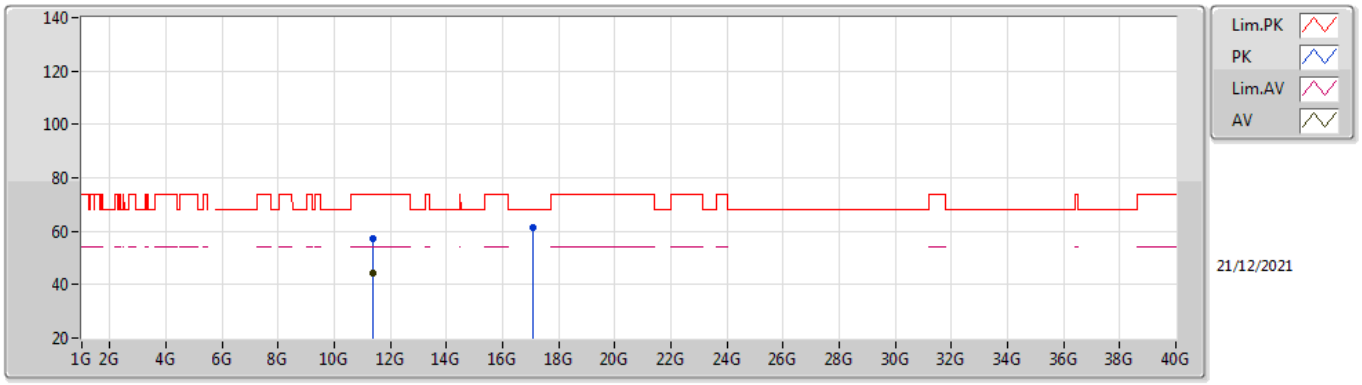

EUT Z_2TX
Setting 75
06-D-S-8

Type	Freq	Level	Limit	Margin	Raw	Dist	Condition	Azimuth	Height	Comment	AF	CL	PA
	(Hz)	(dBuV/m)	(dBuV/m)	(dB)	(dBuV)	(m)		(°)	(m)		(dB)	(dB)	(dB)
PK	11.39946G	57.33	74.00	-16.67	42.38	3	Vertical	172	1.88	-	39.80	9.44	34.29
AV	11.39744G	44.16	54.00	-9.84	29.22	3	Vertical	172	1.88	-	39.79	9.44	34.29
PK	17.09904G	61.59	68.20	-6.61	41.67	3	Vertical	224	2.51	-	40.60	13.86	34.54

802.11a_Nss1,(6Mbps)_2TX

5700MHz_TnomVnom

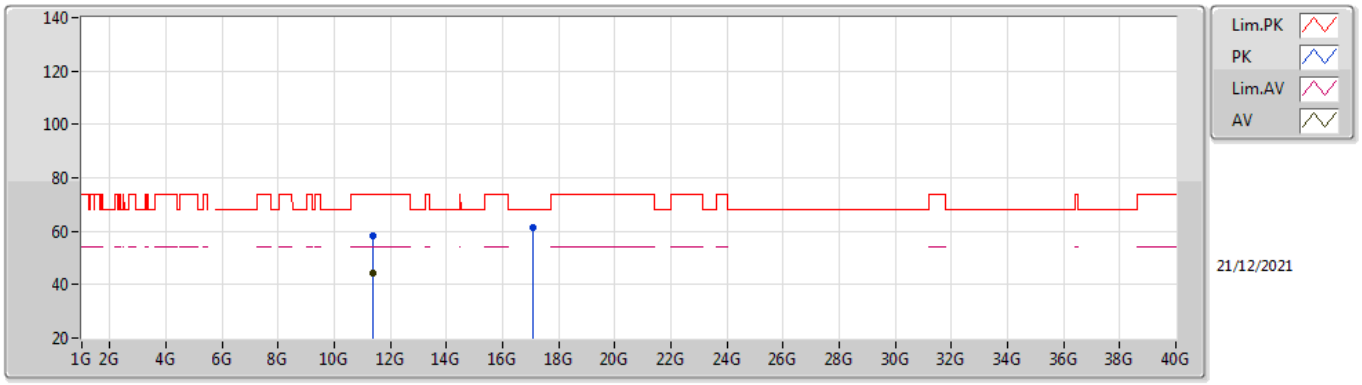

EUT Z_2TX
Setting 75
06-D-S-8

Type	Freq	Level	Limit	Margin	Raw	Dist	Condition	Azimuth	Height	Comment	AF	CL	PA
	(Hz)	(dBuV/m)	(dBuV/m)	(dB)	(dBuV)	(m)		(°)	(m)		(dB)	(dB)	(dB)
PK	11.39816G	58.24	74.00	-15.76	43.29	3	Horizontal	132	1.73	-	39.80	9.44	34.29
AV	11.4008G	44.10	54.00	-9.90	29.15	3	Horizontal	132	1.73	-	39.80	9.44	34.29
PK	17.1047G	61.18	68.20	-7.02	41.24	3	Horizontal	242	1.01	-	40.61	13.87	34.54

802.11a_Nss1,(6Mbps)_2TX

5720MHz Straddle 5.47-5.725GHz_TnomVnom

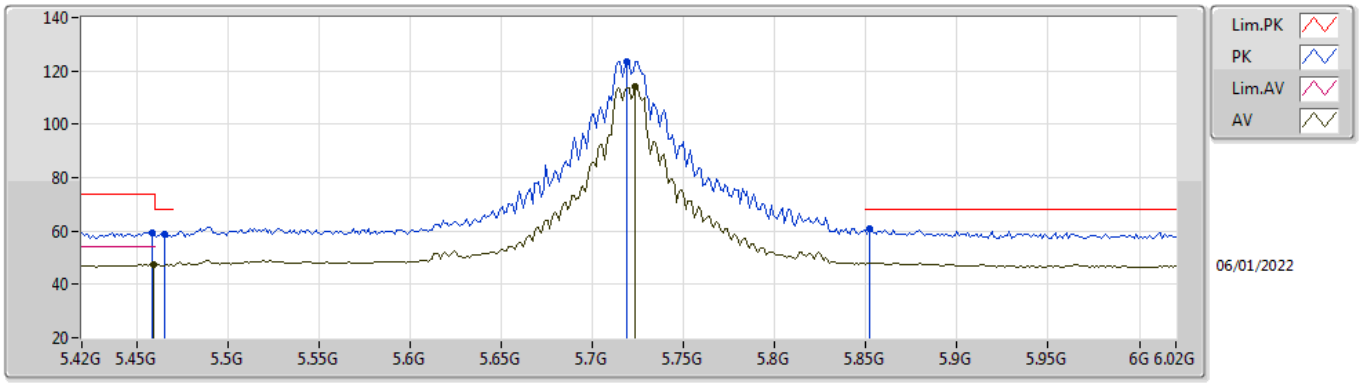

EUT Z_2TX
Setting 118
02-B-C-5-10

Type	Freq	Level	Limit	Margin	Raw	Dist	Condition	Azimuth	Height	Comment	AF	CL	PA
	(Hz)	(dBuV/m)	(dBuV/m)	(dB)	(dBuV)	(m)		(°)	(m)		(dB)	(dB)	(dB)
PK	5.4584G	59.49	74.00	-14.51	52.26	3	Vertical	143	2.17	-	33.90	5.46	32.13
AV	5.4596G	47.43	54.00	-6.57	40.20	3	Vertical	143	2.17	-	33.90	5.46	32.13
PK	5.4656G	58.99	68.20	-9.21	51.75	3	Vertical	143	2.17	-	33.90	5.47	32.13
PK	5.7188G	123.69	Inf	-Inf	116.49	3	Vertical	143	2.17	-	33.74	5.60	32.14
AV	5.7236G	114.16	Inf	-Inf	106.95	3	Vertical	143	2.17	-	33.75	5.60	32.14
PK	5.852G	60.64	68.20	-7.56	53.33	3	Vertical	143	2.17	-	33.81	5.65	32.15

802.11a_Nss1,(6Mbps)_2TX

5720MHz Straddle 5.47-5.725GHz_TnomVnom

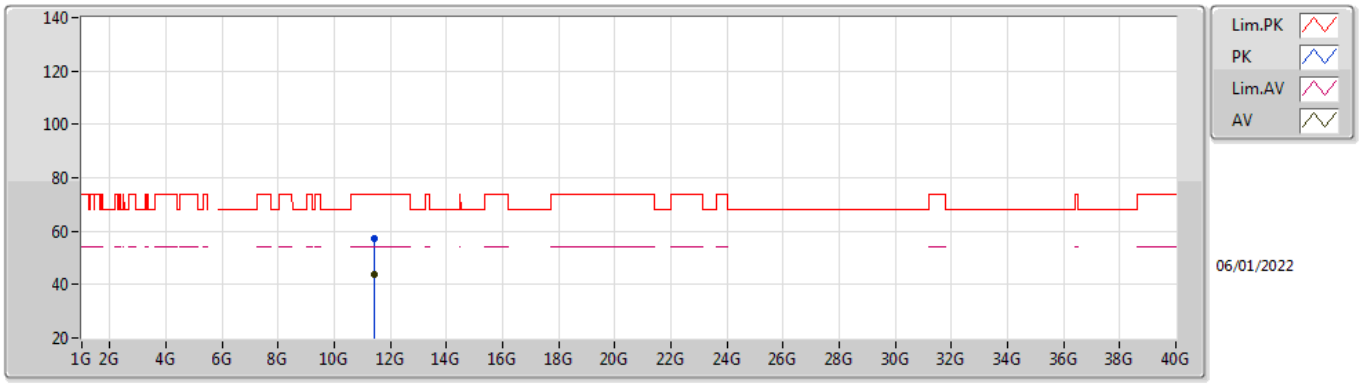

EUT Z_2TX
Setting 118
02-B-C-5

Type	Freq	Level	Limit	Margin	Raw	Dist	Condition	Azimuth	Height	Comment	AF	CL	PA
	(Hz)	(dBuV/m)	(dBuV/m)	(dB)	(dBuV)	(m)		(°)	(m)		(dB)	(dB)	(dB)
PK	11.43754G	57.42	74.00	-16.58	43.89	3	Vertical	360	2.05	-	38.88	7.88	33.23
AV	11.44252G	43.82	54.00	-10.18	30.28	3	Vertical	360	2.05	-	38.89	7.88	33.23

802.11a_Nss1,(6Mbps)_2TX

5720MHz Straddle 5.47-5.725GHz_TnomVnom

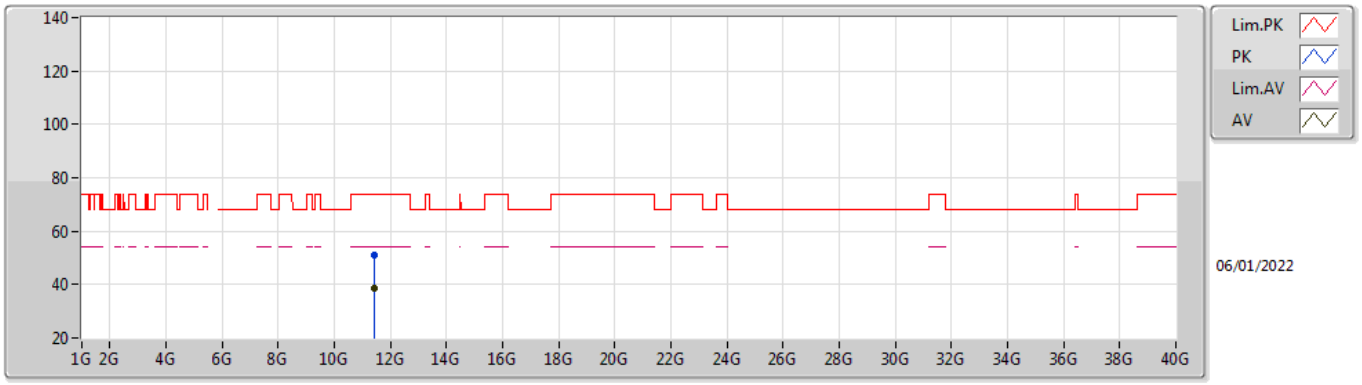

EUT Z_2TX
Setting 118
02-B-C-5

Type	Freq	Level	Limit	Margin	Raw	Dist	Condition	Azimuth	Height	Comment	AF	CL	PA
	(Hz)	(dBuV/m)	(dBuV/m)	(dB)	(dBuV)	(m)		(°)	(m)		(dB)	(dB)	(dB)
PK	11.42806G	51.06	74.00	-22.94	37.56	3	Horizontal	187	1.75	-	38.86	7.87	33.23
AV	11.44822G	38.58	54.00	-15.42	25.03	3	Horizontal	187	1.75	-	38.90	7.88	33.23

802.11a_Nss1,(6Mbps)_2TX

5745MHz_TnomVnom

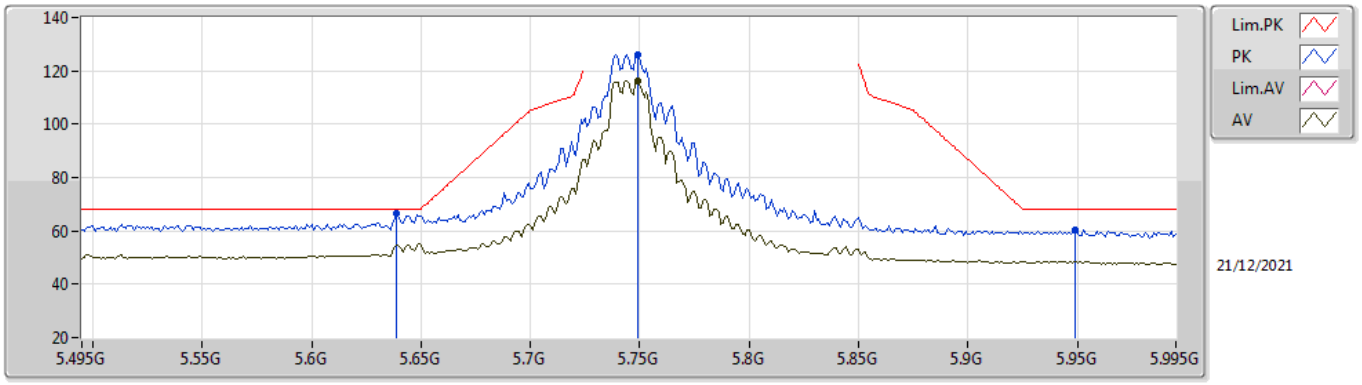

EUT Z_2TX
Setting 118
06-D-S-8-10

Type	Freq	Level	Limit	Margin	Raw	Dist	Condition	Azimuth	Height	Comment	AF	CL	PA
	(Hz)	(dBuV/m)	(dBuV/m)	(dB)	(dBuV)	(m)		(°)	(m)		(dB)	(dB)	(dB)
PK	5.639G	66.58	68.20	-1.62	61.19	3	Vertical	152	2.20	-	31.60	6.00	32.21
PK	5.749G	126.13	Inf	-Inf	120.41	3	Vertical	152	2.20	-	32.00	6.00	32.28
AV	5.749G	116.36	Inf	-Inf	110.64	3	Vertical	152	2.20	-	32.00	6.00	32.28
PK	5.949G	60.55	68.20	-7.65	54.68	3	Vertical	152	2.20	-	32.20	6.07	32.40

802.11a_Nss1,(6Mbps)_2TX

5745MHz_TnomVnom

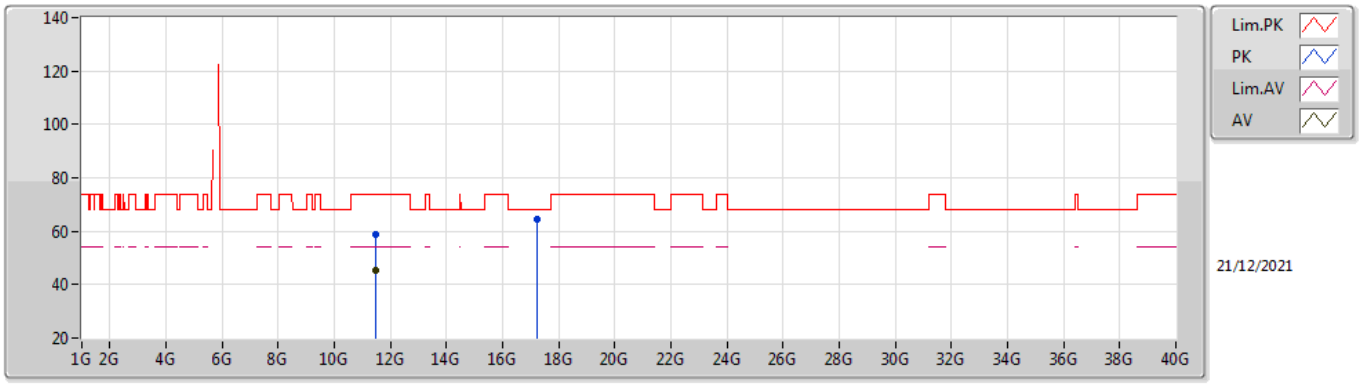

EUT Z_2TX
Setting 118
06-D-S-8

Type	Freq	Level	Limit	Margin	Raw	Dist	Condition	Azimuth	Height	Comment	AF	CL	PA
	(Hz)	(dBuV/m)	(dBuV/m)	(dB)	(dBuV)	(m)		(°)	(m)		(dB)	(dB)	(dB)
PK	11.49368G	58.98	74.00	-15.02	44.18	3	Vertical	314	1.51	-	39.61	9.50	34.31
AV	11.49282G	45.52	54.00	-8.48	30.72	3	Vertical	314	1.51	-	39.61	9.50	34.31
PK	17.23966G	64.63	68.20	-3.57	44.14	3	Vertical	120	1.10	-	41.06	14.03	34.60

802.11a_Nss1,(6Mbps)_2TX

5745MHz_TnomVnom

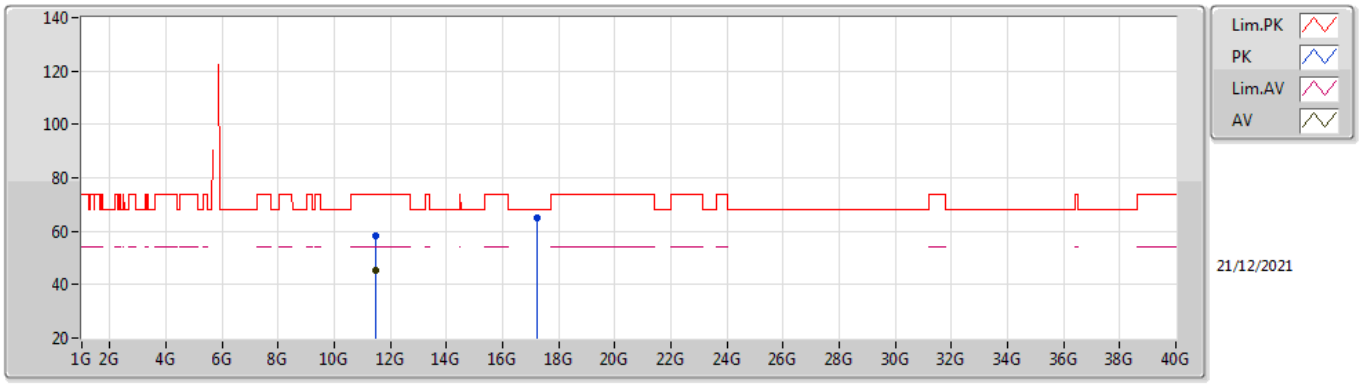

EUT Z_2TX
Setting 118
06-D-S-8

Type	Freq	Level	Limit	Margin	Raw	Dist	Condition	Azimuth	Height	Comment	AF	CL	PA
	(Hz)	(dBuV/m)	(dBuV/m)	(dB)	(dBuV)	(m)		(°)	(m)		(dB)	(dB)	(dB)
PK	11.4913G	58.46	74.00	-15.54	43.66	3	Horizontal	239	1.83	-	39.62	9.49	34.31
AV	11.4929G	45.49	54.00	-8.51	30.69	3	Horizontal	239	1.83	-	39.61	9.50	34.31
PK	17.23716G	65.25	68.20	-2.95	44.78	3	Horizontal	135	2.40	-	41.05	14.02	34.60

802.11a_Nss1,(6Mbps)_2TX

5785MHz_TnomVnom

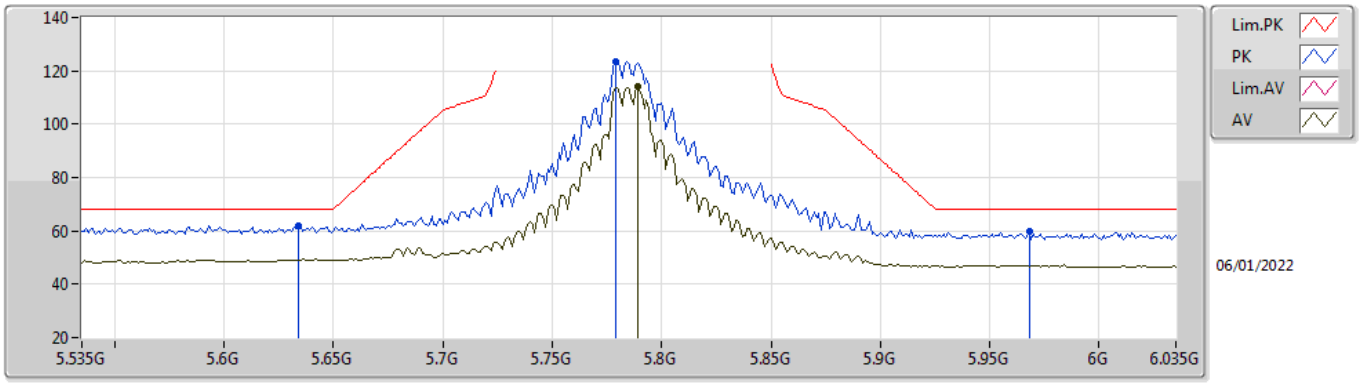

EUT Z_2TX
Setting 118
02-B-C-5-10

Type	Freq	Level	Limit	Margin	Raw	Dist	Condition	Azimuth	Height	Comment	AF	CL	PA
	(Hz)	(dBuV/m)	(dBuV/m)	(dB)	(dBuV)	(m)		(°)	(m)		(dB)	(dB)	(dB)
PK	5.634G	62.00	68.20	-6.20	54.71	3	Vertical	145	2.20	-	33.83	5.60	32.14
PK	5.779G	123.33	Inf	-Inf	116.14	3	Vertical	145	2.20	-	33.74	5.60	32.15
AV	5.789G	113.91	Inf	-Inf	106.74	3	Vertical	145	2.20	-	33.72	5.60	32.15
PK	5.968G	59.58	68.20	-8.62	51.87	3	Vertical	145	2.20	-	34.10	5.77	32.16

802.11a_Nss1,(6Mbps)_2TX

5785MHz_TnomVnom

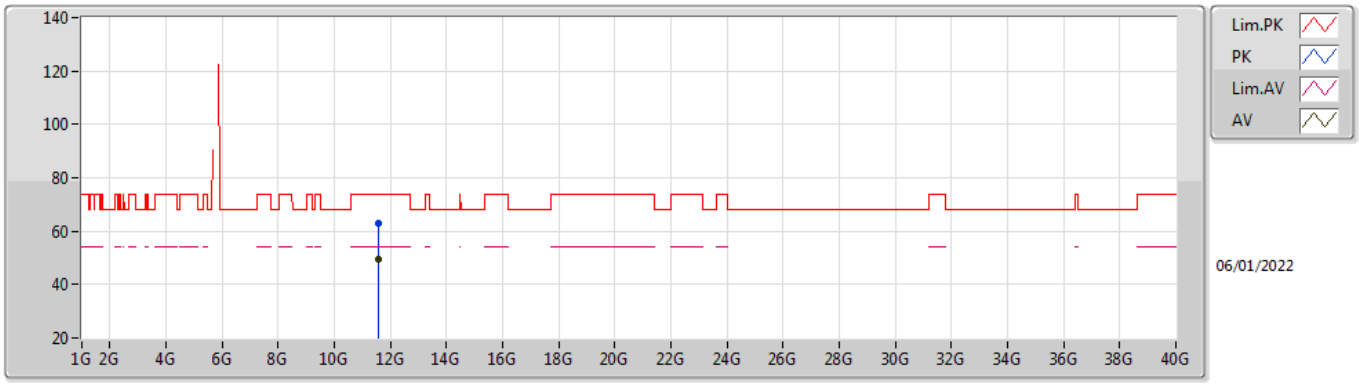

EUT Z_2TX
Setting 118
02-B-C-5

Type	Freq	Level	Limit	Margin	Raw	Dist	Condition	Azimuth	Height	Comment	AF	CL	PA
	(Hz)	(dBuV/m)	(dBuV/m)	(dB)	(dBuV)	(m)		(°)	(m)		(dB)	(dB)	(dB)
PK	11.56748G	63.11	74.00	-10.89	49.22	3	Vertical	356	1.93	-	39.20	7.93	33.24
AV	11.57246G	49.34	54.00	-4.66	35.43	3	Vertical	356	1.93	-	39.22	7.93	33.24

802.11a_Nss1,(6Mbps)_2TX

5785MHz_TnomVnom

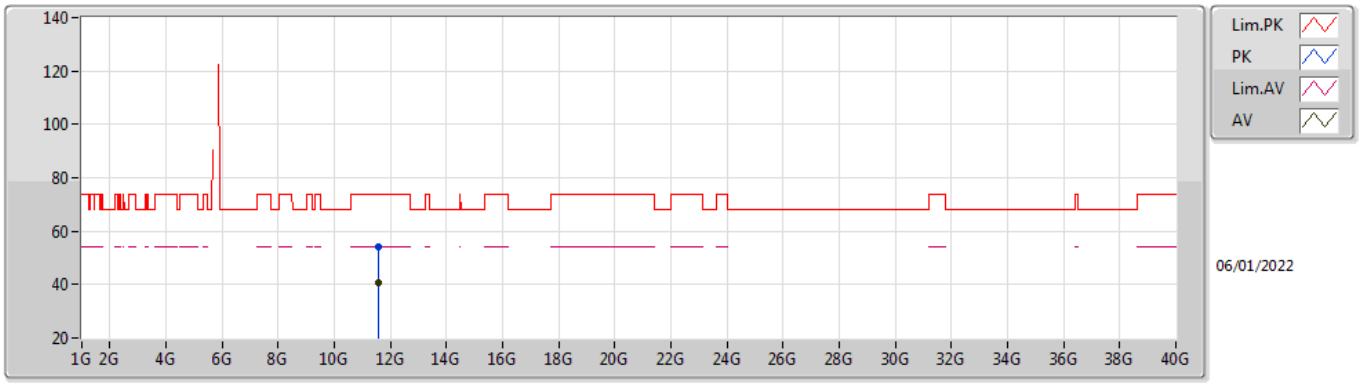

EUT Z_2TX
Setting 118
02-B-C-5

Type	Freq	Level	Limit	Margin	Raw	Dist	Condition	Azimuth	Height	Comment	AF	CL	PA
	(Hz)	(dBuV/m)	(dBuV/m)	(dB)	(dBuV)	(m)		(°)	(m)		(dB)	(dB)	(dB)
PK	11.56742G	54.09	74.00	-19.91	40.20	3	Horizontal	131	1.90	-	39.20	7.93	33.24
AV	11.57276G	40.49	54.00	-13.51	26.58	3	Horizontal	131	1.90	-	39.22	7.93	33.24

802.11a_Nss1,(6Mbps)_2TX

5825MHz_TnomVnom

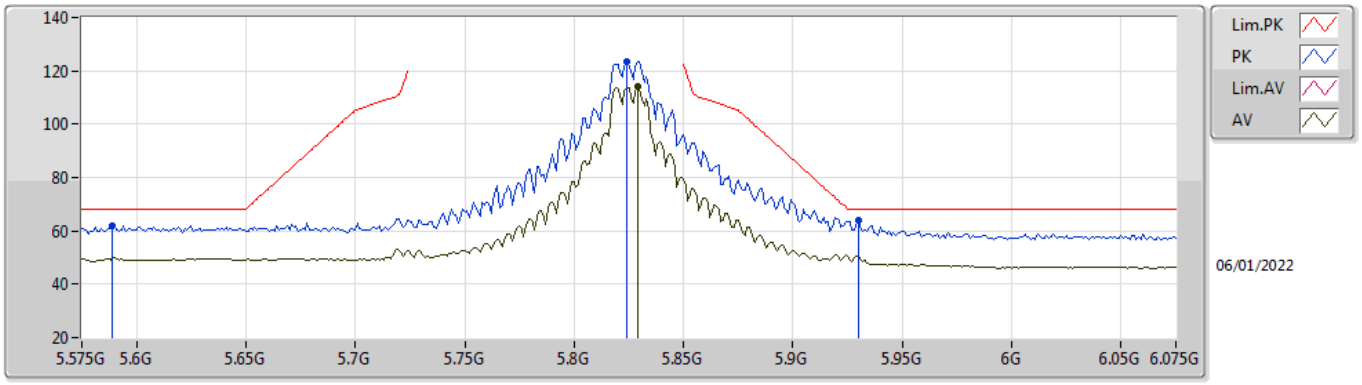

EUT Z_2TX
Setting 118
02-B-C-5-10

Type	Freq	Level	Limit	Margin	Raw	Dist	Condition	Azimuth	Height	Comment	AF	CL	PA
	(Hz)	(dBuV/m)	(dBuV/m)	(dB)	(dBuV)	(m)		(°)	(m)		(dB)	(dB)	(dB)
PK	5.589G	61.83	68.20	-6.37	54.48	3	Vertical	145	2.20	-	33.90	5.59	32.14
PK	5.824G	123.33	Inf	-Inf	116.11	3	Vertical	145	2.20	-	33.75	5.62	32.15
AV	5.829G	113.96	Inf	-Inf	106.72	3	Vertical	145	2.20	-	33.76	5.63	32.15
PK	5.93G	64.21	68.20	-3.99	56.58	3	Vertical	145	2.20	-	34.06	5.73	32.16

802.11a_Nss1,(6Mbps)_2TX

5825MHz_TnomVnom

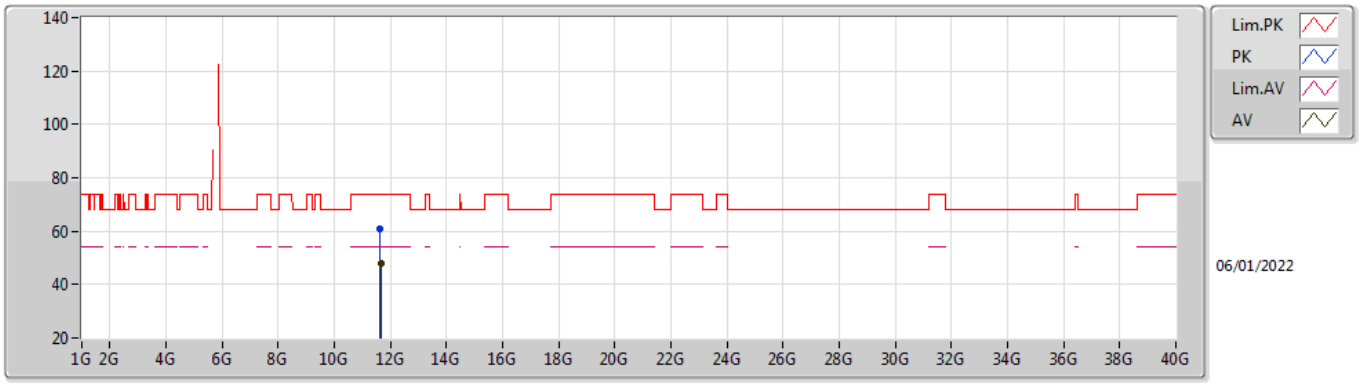

EUT Z_2TX
Setting 118
02-B-C-5

Type	Freq	Level	Limit	Margin	Raw	Dist	Condition	Azimuth	Height	Comment	AF	CL	PA
	(Hz)	(dBuV/m)	(dBuV/m)	(dB)	(dBuV)	(m)		(°)	(m)		(dB)	(dB)	(dB)
PK	11.64748G	61.01	74.00	-12.99	46.96	3	Vertical	4	2.00	-	39.35	7.96	33.26
AV	11.64892G	48.08	54.00	-5.92	34.03	3	Vertical	4	2.00	-	39.35	7.96	33.26

802.11a_Nss1,(6Mbps)_2TX

5825MHz_TnomVnom

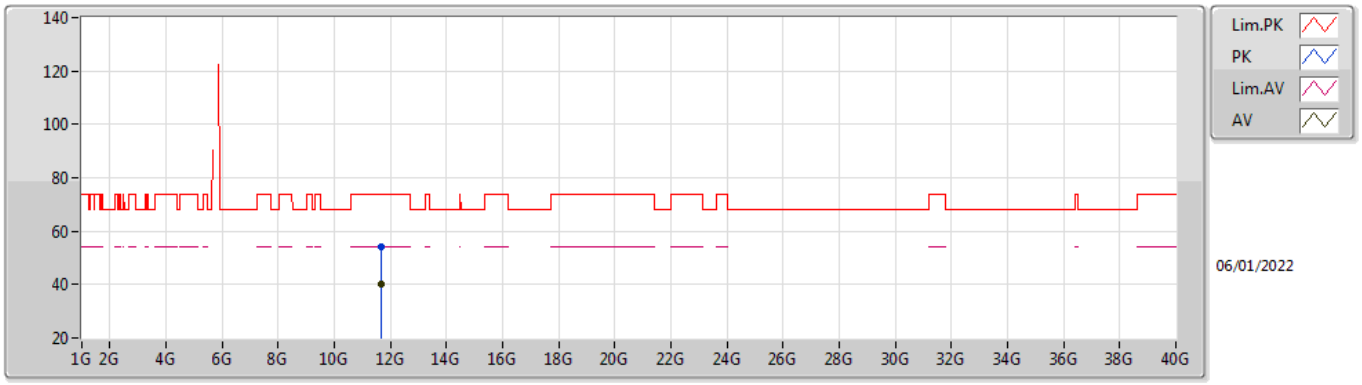

EUT Z_2TX
Setting 118
02-B-C-5

Type	Freq	Level	Limit	Margin	Raw	Dist	Condition	Azimuth	Height	Comment	AF	CL	PA
	(Hz)	(dBuV/m)	(dBuV/m)	(dB)	(dBuV)	(m)		(°)	(m)		(dB)	(dB)	(dB)
PK	11.64772G	54.29	74.00	-19.71	40.24	3	Horizontal	123	1.93	-	39.35	7.96	33.26
AV	11.64838G	40.29	54.00	-13.71	26.24	3	Horizontal	123	1.93	-	39.35	7.96	33.26

<Beamforming Mode>
Summary

Mode	Result	Type	Freq (Hz)	Level (dBuV/m)	Limit (dBuV/m)	Margin (dB)	Dist (m)	Condition	Azimuth (°)	Height (m)	Comments
5.25-5.35GHz	-	-	-	-	-	-	-	-	-	-	-
802.11ax HEW20-BF_Nss1,(MCS0)_2TX	Pass	AV	5.35G	53.97	54.00	-0.03	3	Vertical	204	2.03	-

802.11ax HEW20-BF_Nss1,(MCS0)_2TX

5180MHz_TnomVnom

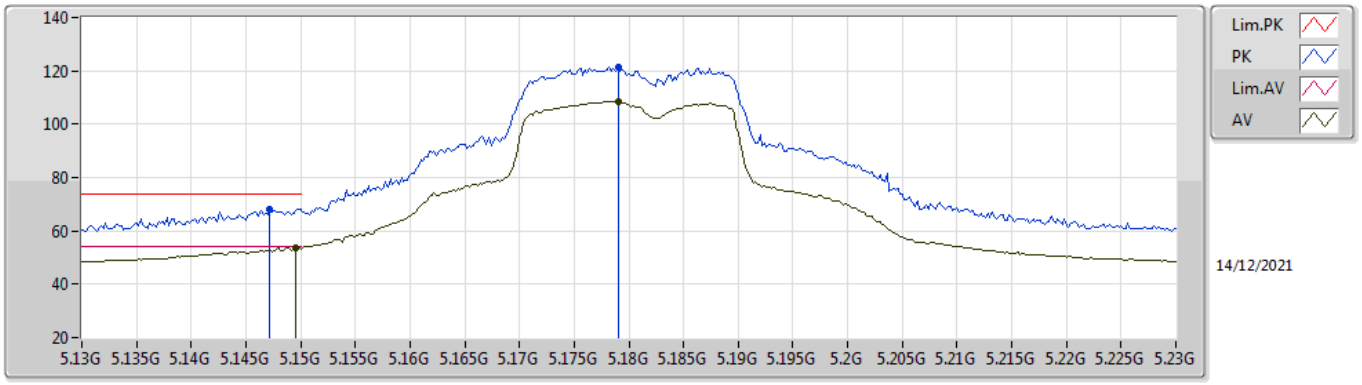

EUT Z_2TX
Setting 100
02-B-G-2-10

Type	Freq	Level	Limit	Margin	Raw	Dist	Condition	Azimuth	Height	Comment	AF	CL	PA
	(Hz)	(dBuV/m)	(dBuV/m)	(dB)	(dBuV)	(m)		(°)	(m)		(dB)	(dB)	(dB)
PK	5.1472G	68.16	74.00	-5.84	61.56	3	Vertical	156	2.08	-	33.50	5.25	32.15
AV	5.1496G	53.84	54.00	-0.16	47.24	3	Vertical	156	2.08	-	33.50	5.25	32.15
PK	5.179G	121.26	Inf	-Inf	114.63	3	Vertical	156	2.08	-	33.50	5.28	32.15
AV	5.179G	108.52	Inf	-Inf	101.89	3	Vertical	156	2.08	-	33.50	5.28	32.15

802.11ax HEW20-BF_Nss1,(MCS0)_2TX

5180MHz_TnomVnom

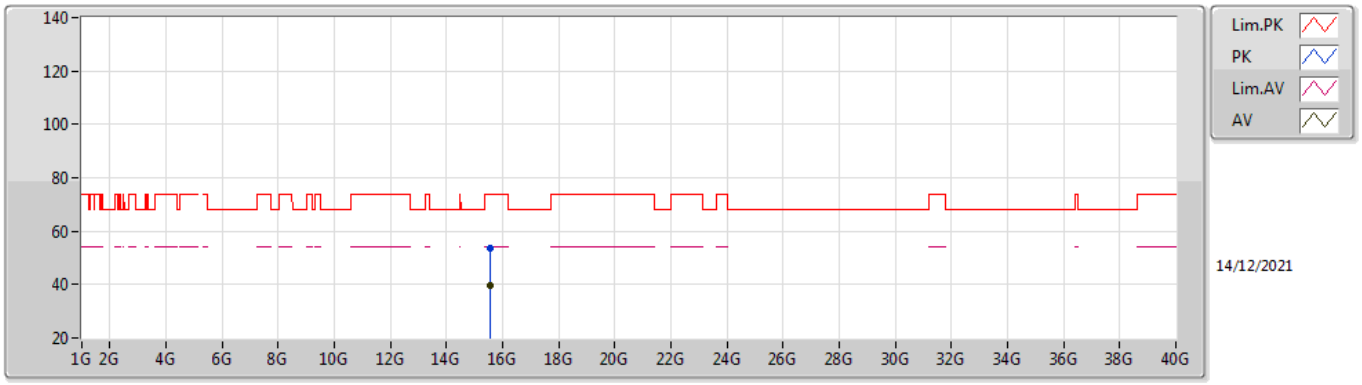

EUT Z_2TX
Setting 100
02-B-G-2

Type	Freq	Level	Limit	Margin	Raw	Dist	Condition	Azimuth	Height	Comment	AF	CL	PA
	(Hz)	(dBuV/m)	(dBuV/m)	(dB)	(dBuV)	(m)		(°)	(m)		(dB)	(dB)	(dB)
PK	15.53974G	53.79	74.00	-20.21	39.42	3	Vertical	314	2.04	-	37.78	9.79	33.20
AV	15.53746G	39.59	54.00	-14.41	25.20	3	Vertical	314	2.04	-	37.79	9.79	33.19

802.11ax HEW20-BF_Nss1,(MCS0)_2TX

5180MHz_TnomVnom

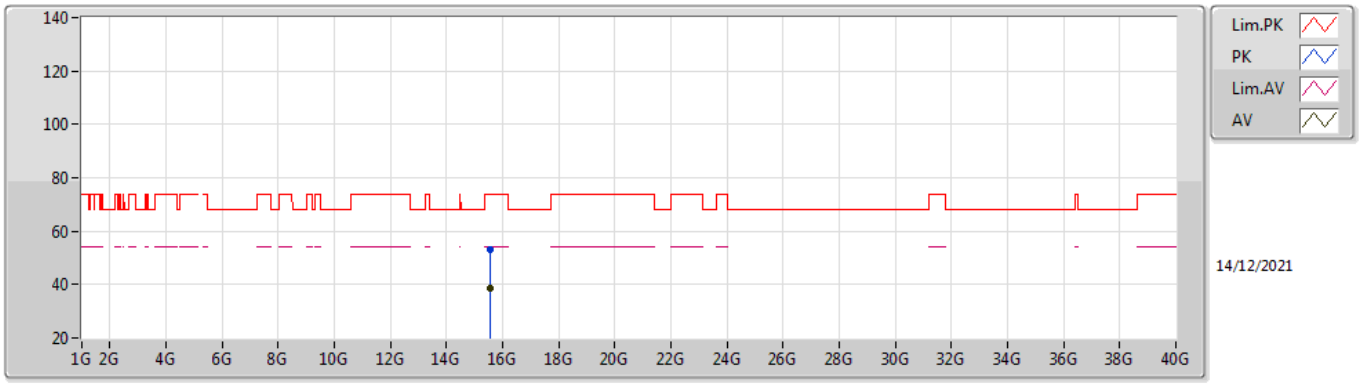

EUT Z_2TX
Setting 100
02-B-G-2

Type	Freq	Level	Limit	Margin	Raw	Dist	Condition	Azimuth	Height	Comment	AF	CL	PA
	(Hz)	(dBuV/m)	(dBuV/m)	(dB)	(dBuV)	(m)		(°)	(m)		(dB)	(dB)	(dB)
PK	15.54412G	53.30	74.00	-20.70	38.94	3	Horizontal	356	1.38	-	37.77	9.79	33.20
AV	15.53752G	38.85	54.00	-15.15	24.46	3	Horizontal	356	1.38	-	37.79	9.79	33.19

802.11ax HEW20-BF_Nss1,(MCS0)_2TX

5200MHz_TnomVnom

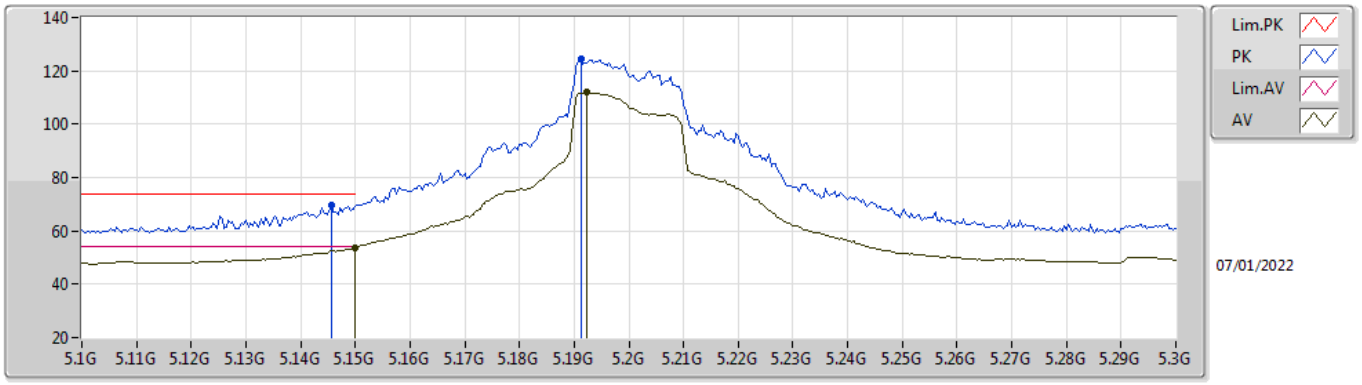

EUT Z_2TX
Setting 110
02-B-C-5-10

Type	Freq	Level	Limit	Margin	Raw	Dist	Condition	Azimuth	Height	Comment	AF	CL	PA
	(Hz)	(dBuV/m)	(dBuV/m)	(dB)	(dBuV)	(m)		(°)	(m)		(dB)	(dB)	(dB)
PK	5.1456G	69.70	74.00	-4.30	63.10	3	Vertical	196	2.28	-	33.50	5.25	32.15
AV	5.15G	53.80	54.00	-0.20	47.20	3	Vertical	196	2.28	-	33.50	5.25	32.15
PK	5.1912G	124.34	Inf	-Inf	117.70	3	Vertical	196	2.28	-	33.50	5.29	32.15
AV	5.1924G	111.85	Inf	-Inf	105.21	3	Vertical	196	2.28	-	33.50	5.29	32.15

802.11ax HEW20-BF_Nss1,(MCS0)_2TX

5200MHz_TnomVnom

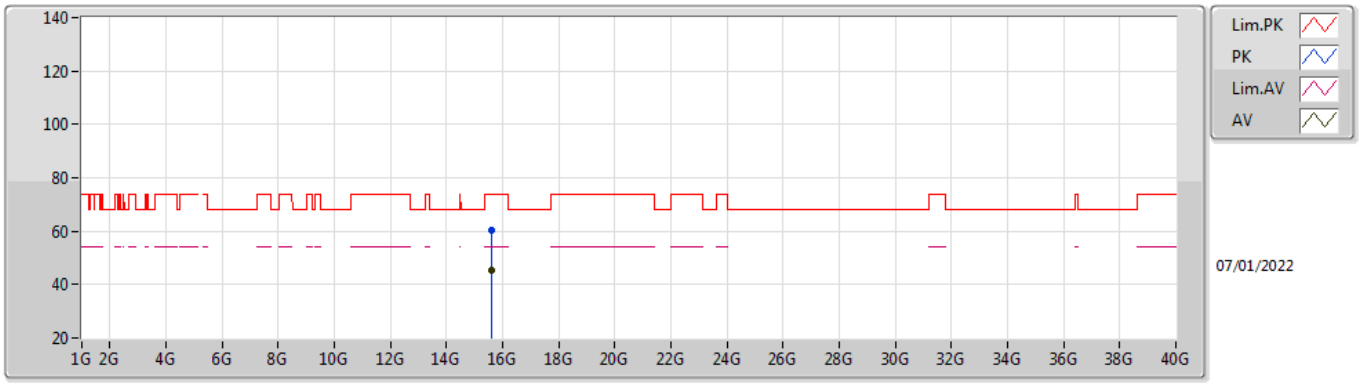

EUT Z_2TX
Setting 110
02-B-C-5

Type	Freq	Level	Limit	Margin	Raw	Dist	Condition	Azimuth	Height	Comment	AF	CL	PA
	(Hz)	(dBuV/m)	(dBuV/m)	(dB)	(dBuV)	(m)		(°)	(m)		(dB)	(dB)	(dB)
PK	15.59616G	60.25	74.00	-13.75	46.08	3	Vertical	209	2.38	-	37.61	9.82	33.26
AV	15.60228G	45.15	54.00	-8.85	31.00	3	Vertical	209	2.38	-	37.60	9.82	33.27

802.11ax HEW20-BF_Nss1,(MCS0)_2TX

5200MHz_TnomVnom

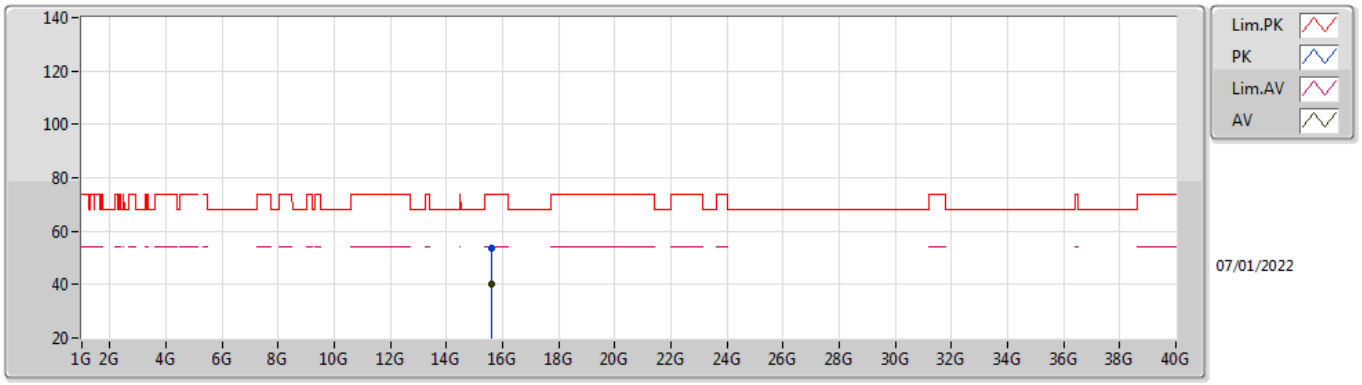

EUT Z_2TX
Setting 110
02-B-C-5

Type	Freq	Level	Limit	Margin	Raw	Dist	Condition	Azimuth	Height	Comment	AF	CL	PA
	(Hz)	(dBuV/m)	(dBuV/m)	(dB)	(dBuV)	(m)		(°)	(m)		(dB)	(dB)	(dB)
PK	15.58752G	53.60	74.00	-20.40	39.40	3	Horizontal	175	2.17	-	37.64	9.81	33.25
AV	15.58956G	40.05	54.00	-13.95	25.86	3	Horizontal	175	2.17	-	37.63	9.82	33.26

802.11ax HEW20-BF_Nss1,(MCS0)_2TX

5240MHz_TnomVnom

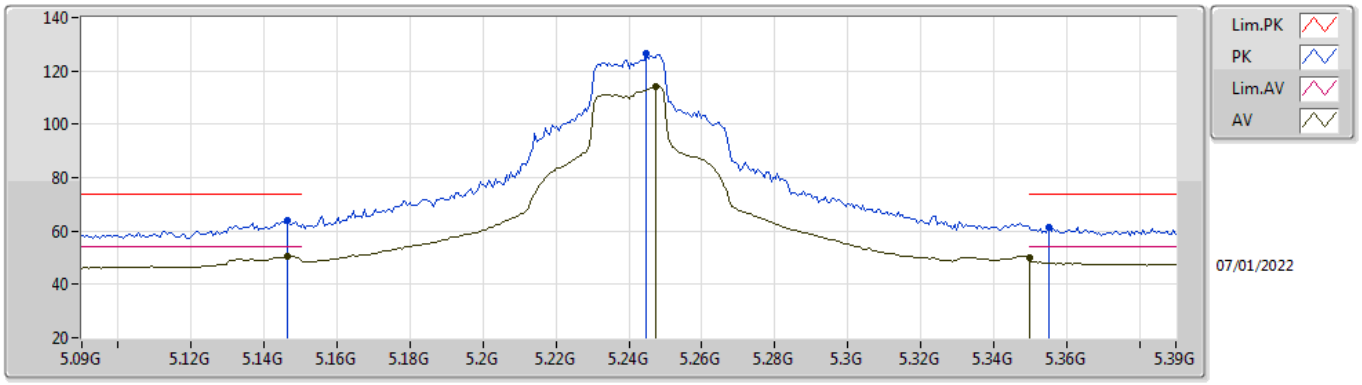

EUT Z_2TX
Setting 118
02-B-C-5-10

Type	Freq	Level	Limit	Margin	Raw	Dist	Condition	Azimuth	Height	Comment	AF	CL	PA
	(Hz)	(dBuV/m)	(dBuV/m)	(dB)	(dBuV)	(m)		(°)	(m)		(dB)	(dB)	(dB)
PK	5.1464G	63.95	74.00	-10.05	57.35	3	Vertical	23	2.77	-	33.50	5.25	32.15
AV	5.1464G	50.43	54.00	-3.57	43.83	3	Vertical	23	2.77	-	33.50	5.25	32.15
PK	5.2448G	126.31	Inf	-Inf	119.55	3	Vertical	23	2.77	-	33.59	5.32	32.15
AV	5.2472G	114.13	Inf	-Inf	107.37	3	Vertical	23	2.77	-	33.59	5.32	32.15
PK	5.3552G	61.41	74.00	-12.59	54.46	3	Vertical	23	2.77	-	33.71	5.38	32.14
AV	5.35G	49.82	54.00	-4.18	42.88	3	Vertical	23	2.77	-	33.70	5.38	32.14

802.11ax HEW20-BF_Nss1,(MCS0)_2TX

5240MHz_TnomVnom

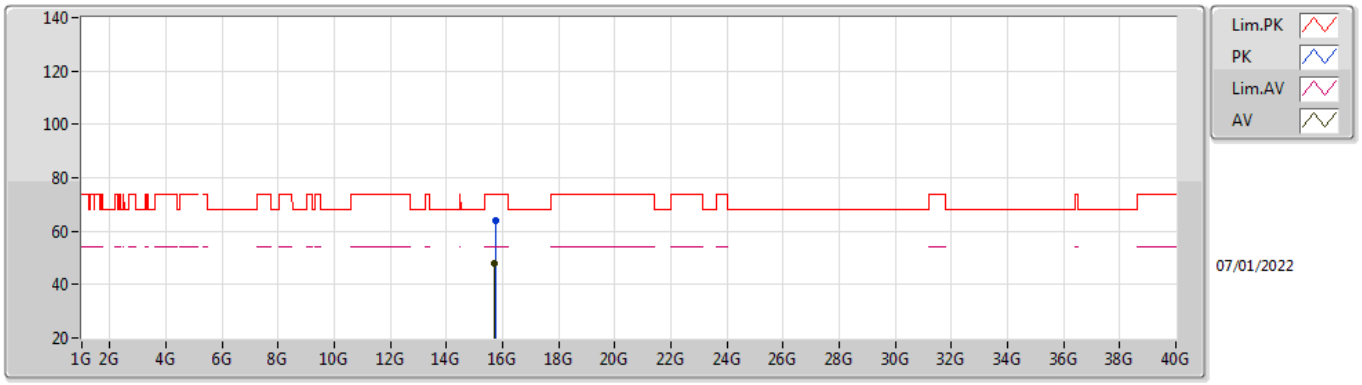

EUT Z_2TX
Setting 118
02-B-C-5

Type	Freq	Level	Limit	Margin	Raw	Dist	Condition	Azimuth	Height	Comment	AF	CL	PA
	(Hz)	(dBuV/m)	(dBuV/m)	(dB)	(dBuV)	(m)		(°)	(m)		(dB)	(dB)	(dB)
PK	15.73212G	63.80	74.00	-10.20	49.94	3	Vertical	230	2.52	-	37.40	9.88	33.42
AV	15.72384G	47.79	54.00	-6.21	33.92	3	Vertical	230	2.52	-	37.40	9.88	33.41

802.11ax HEW20-BF_Nss1,(MCS0)_2TX

5240MHz_TnomVnom

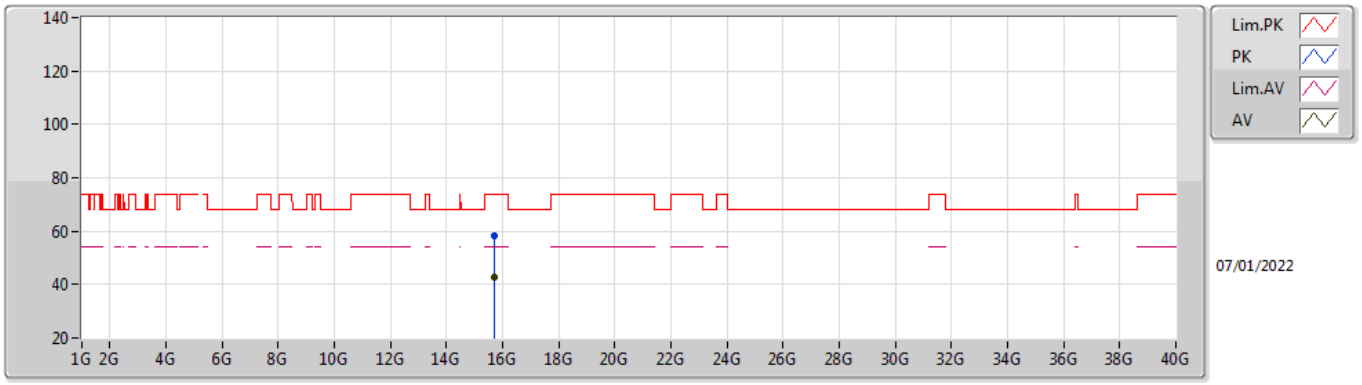

EUT Z_2TX
Setting 118
02-B-C-5

Type	Freq	Level	Limit	Margin	Raw	Dist	Condition	Azimuth	Height	Comment	AF	CL	PA
	(Hz)	(dBuV/m)	(dBuV/m)	(dB)	(dBuV)	(m)		(°)	(m)		(dB)	(dB)	(dB)
PK	15.72852G	58.06	74.00	-15.94	44.20	3	Horizontal	337	2.92	-	37.40	9.88	33.42
AV	15.714G	43.00	54.00	-11.00	29.13	3	Horizontal	337	2.92	-	37.40	9.87	33.40

802.11ax HEW20-BF_Nss1,(MCS0)_2TX

5260MHz_TnomVnom

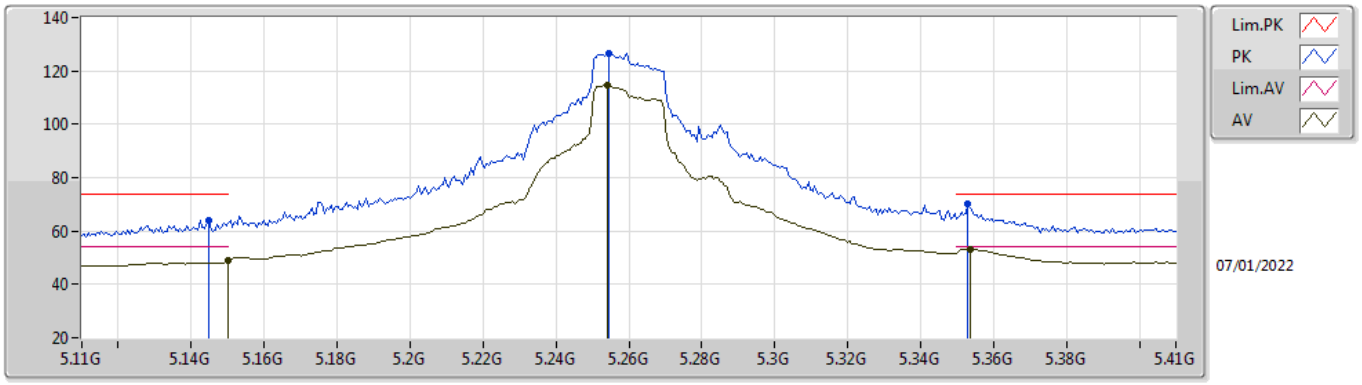

EUT Z_2TX
Setting 118
02-B-C-5-10

Type	Freq	Level	Limit	Margin	Raw	Dist	Condition	Azimuth	Height	Comment	AF	CL	PA
	(Hz)	(dBuV/m)	(dBuV/m)	(dB)	(dBuV)	(m)		(°)	(m)		(dB)	(dB)	(dB)
PK	5.1448G	63.84	74.00	-10.16	57.25	3	Vertical	204	1.97	-	33.50	5.24	32.15
AV	5.15G	49.14	54.00	-4.86	42.54	3	Vertical	204	1.97	-	33.50	5.25	32.15
PK	5.2546G	126.67	Inf	-Inf	119.87	3	Vertical	204	1.97	-	33.61	5.33	32.14
AV	5.254G	114.63	Inf	-Inf	107.83	3	Vertical	204	1.97	-	33.61	5.33	32.14
PK	5.353G	70.10	74.00	-3.90	63.15	3	Vertical	204	1.97	-	33.71	5.38	32.14
AV	5.3536G	53.25	54.00	-0.75	46.30	3	Vertical	204	1.97	-	33.71	5.38	32.14

802.11ax HEW20-BF_Nss1,(MCS0)_2TX

5260MHz_TnomVnom

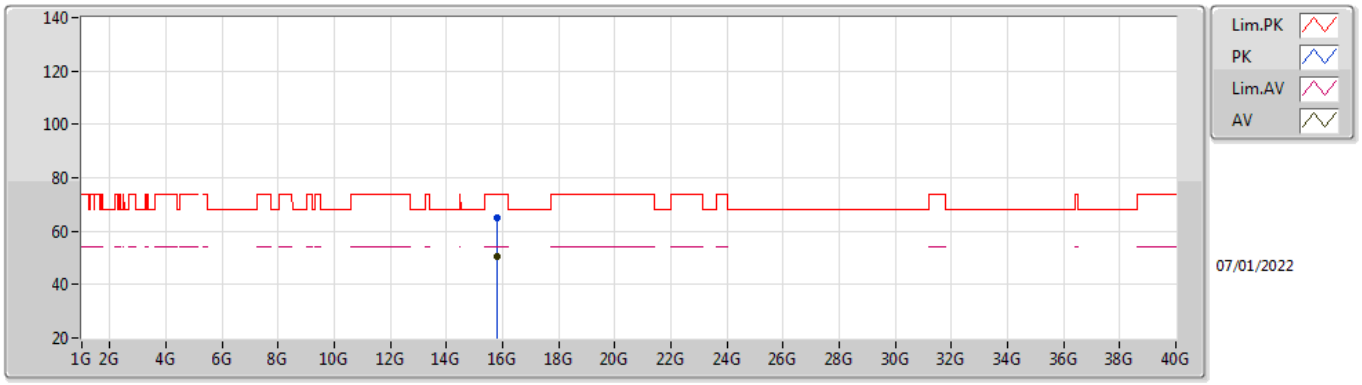

EUT Z_2TX
Setting 118
02-B-C-5

Type	Freq	Level	Limit	Margin	Raw	Dist	Condition	Azimuth	Height	Comment	AF	CL	PA
	(Hz)	(dBuV/m)	(dBuV/m)	(dB)	(dBuV)	(m)		(°)	(m)		(dB)	(dB)	(dB)
PK	15.78432G	65.03	74.00	-8.97	51.22	3	Vertical	230	2.95	-	37.40	9.90	33.49
AV	15.77892G	50.63	54.00	-3.37	36.81	3	Vertical	230	2.95	-	37.40	9.90	33.48

802.11ax HEW20-BF_Nss1,(MCS0)_2TX

5260MHz_TnomVnom

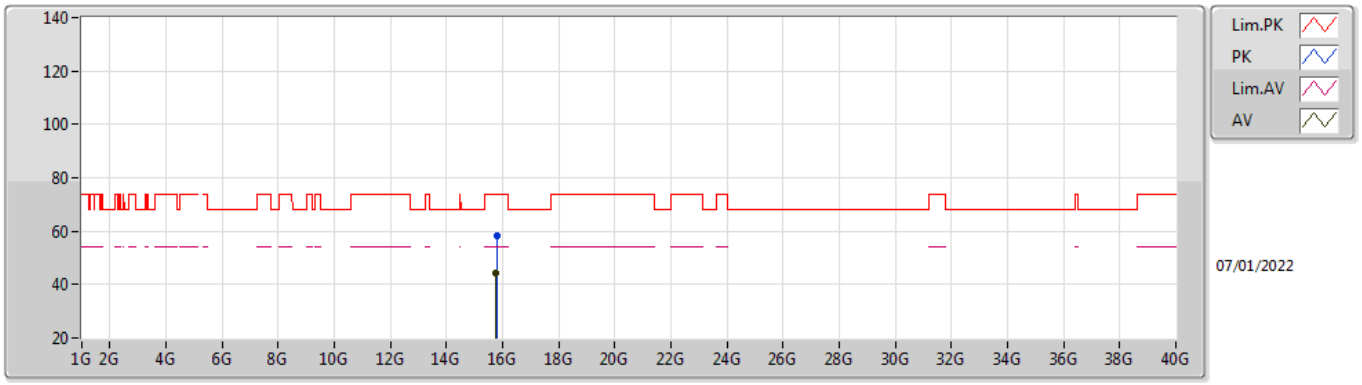

EUT Z_2TX
Setting 118
02-B-C-5

Type	Freq	Level	Limit	Margin	Raw	Dist	Condition	Azimuth	Height	Comment	AF	CL	PA
	(Hz)	(dBuV/m)	(dBuV/m)	(dB)	(dBuV)	(m)		(°)	(m)		(dB)	(dB)	(dB)
PK	15.78276G	58.51	74.00	-15.49	44.69	3	Horizontal	343	2.95	-	37.40	9.90	33.48
AV	15.77868G	44.23	54.00	-9.77	30.41	3	Horizontal	343	2.95	-	37.40	9.90	33.48

802.11ax HEW20-BF_Nss1,(MCS0)_2TX

5300MHz_TnomVnom

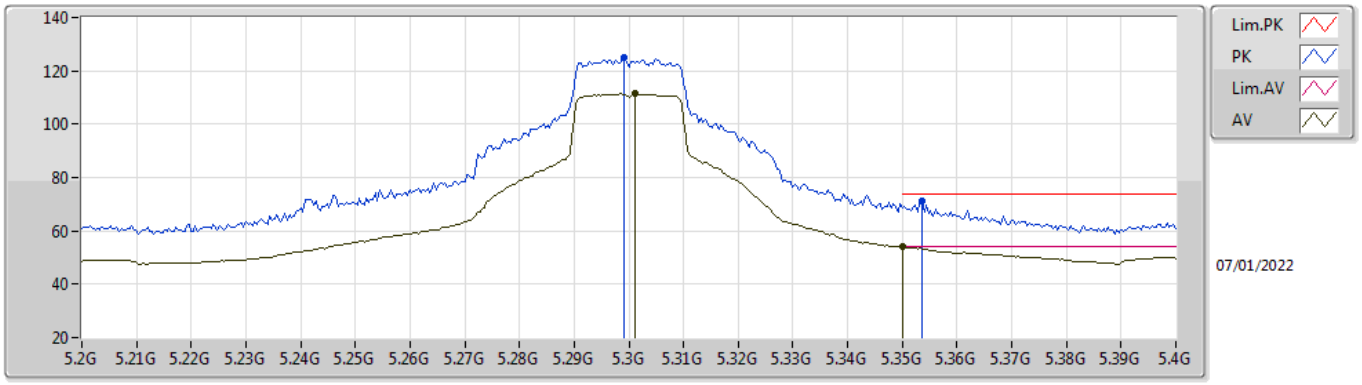

EUT Z_2TX
Setting 108
02-B-C-5-10

Type	Freq	Level	Limit	Margin	Raw	Dist	Condition	Azimuth	Height	Comment	AF	CL	PA
	(Hz)	(dBuV/m)	(dBuV/m)	(dB)	(dBuV)	(m)		(°)	(m)		(dB)	(dB)	(dB)
PK	5.2992G	124.84	Inf	-Inf	117.93	3	Vertical	204	2.03	-	33.70	5.35	32.14
AV	5.3012G	111.33	Inf	-Inf	104.42	3	Vertical	204	2.03	-	33.70	5.35	32.14
PK	5.3536G	71.45	74.00	-2.55	64.50	3	Vertical	204	2.03	-	33.71	5.38	32.14
AV	5.35G	53.97	54.00	-0.03	47.03	3	Vertical	204	2.03	-	33.70	5.38	32.14

802.11ax HEW20-BF_Nss1,(MCS0)_2TX

5300MHz_TnomVnom

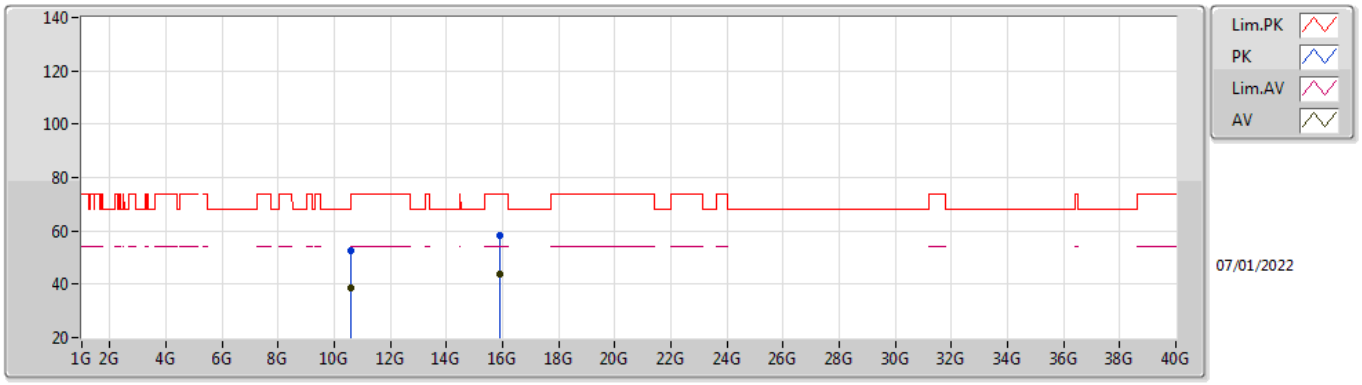

EUT Z_2TX
Setting 108
02-B-C-5

Type	Freq	Level	Limit	Margin	Raw	Dist	Condition	Azimuth	Height	Comment	AF	CL	PA
	(Hz)	(dBuV/m)	(dBuV/m)	(dB)	(dBuV)	(m)		(°)	(m)		(dB)	(dB)	(dB)
PK	10.6066G	52.61	74.00	-21.39	39.68	3	Vertical	344	1.80	-	38.49	7.54	33.10
AV	10.6015G	38.76	54.00	-15.24	25.81	3	Vertical	344	1.80	-	38.50	7.54	33.09
PK	15.9054G	58.28	74.00	-15.72	44.46	3	Vertical	317	1.72	-	37.49	9.96	33.63
AV	15.89772G	43.86	54.00	-10.14	30.03	3	Vertical	317	1.72	-	37.50	9.95	33.62

802.11ax HEW20-BF_Nss1,(MCS0)_2TX

5300MHz_TnomVnom

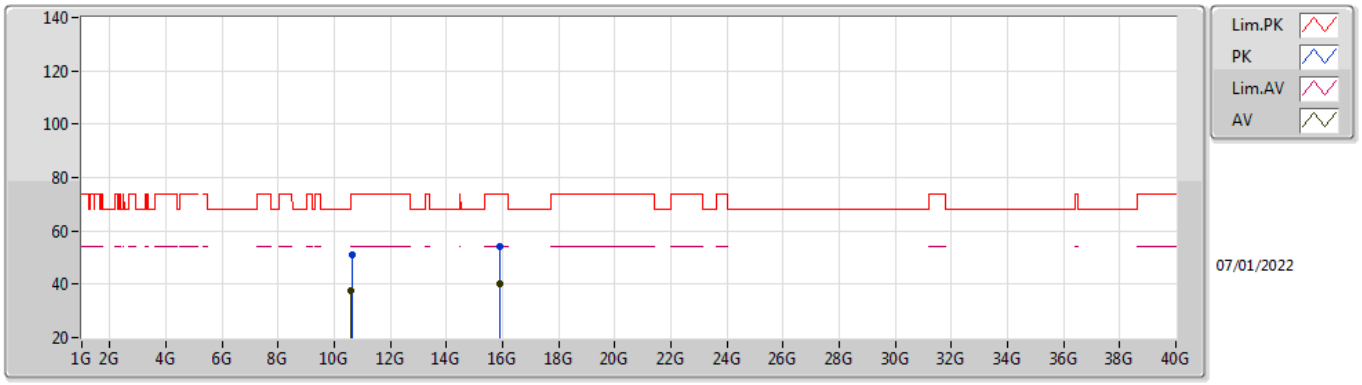

EUT Z_2TX
Setting 108
02-B-C-5

Type	Freq	Level	Limit	Margin	Raw	Dist	Condition	Azimuth	Height	Comment	AF	CL	PA
	(Hz)	(dBuV/m)	(dBuV/m)	(dB)	(dBuV)	(m)		(°)	(m)		(dB)	(dB)	(dB)
PK	10.61764G	50.99	74.00	-23.01	38.06	3	Horizontal	50	2.30	-	38.48	7.55	33.10
AV	10.60156G	37.57	54.00	-16.43	24.62	3	Horizontal	50	2.30	-	38.50	7.54	33.09
PK	15.89592G	53.96	74.00	-20.04	40.13	3	Horizontal	103	2.11	-	37.50	9.95	33.62
AV	15.89844G	40.22	54.00	-13.78	26.39	3	Horizontal	103	2.11	-	37.50	9.95	33.62

802.11ax HEW20-BF_Nss1,(MCS0)_2TX

5320MHz_TnomVnom

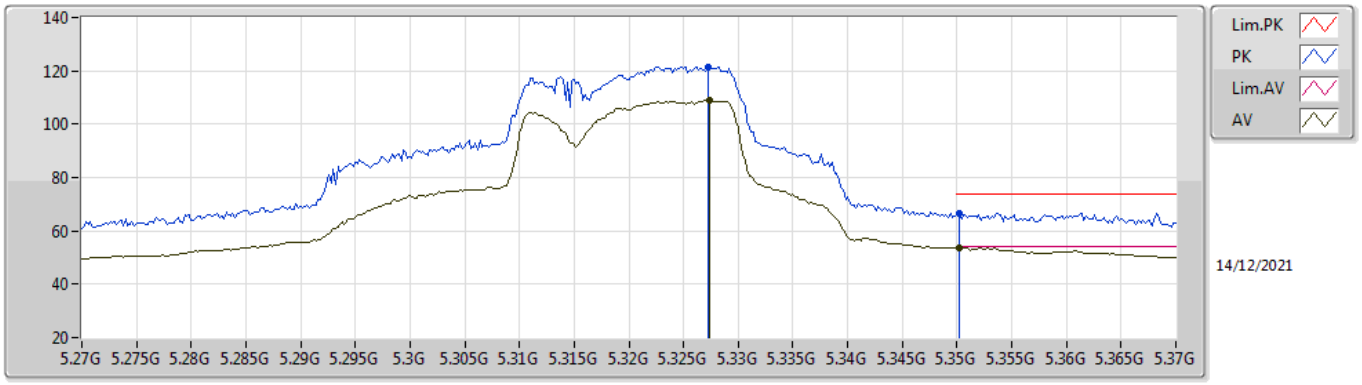

EUT Z_2TX
Setting 95
02-B-G-2-10

Type	Freq	Level	Limit	Margin	Raw	Dist	Condition	Azimuth	Height	Comment	AF	CL	PA
	(Hz)	(dBuV/m)	(dBuV/m)	(dB)	(dBuV)	(m)		(°)	(m)		(dB)	(dB)	(dB)
PK	5.3272G	121.60	Inf	-Inf	114.68	3	Vertical	150	2.31	-	33.70	5.36	32.14
AV	5.3274G	108.93	Inf	-Inf	102.01	3	Vertical	150	2.31	-	33.70	5.36	32.14
PK	5.3502G	66.74	74.00	-7.26	59.80	3	Vertical	150	2.31	-	33.70	5.38	32.14
AV	5.3502G	53.54	54.00	-0.46	46.60	3	Vertical	150	2.31	-	33.70	5.38	32.14

802.11ax HEW20-BF_Nss1,(MCS0)_2TX

5320MHz_TnomVnom

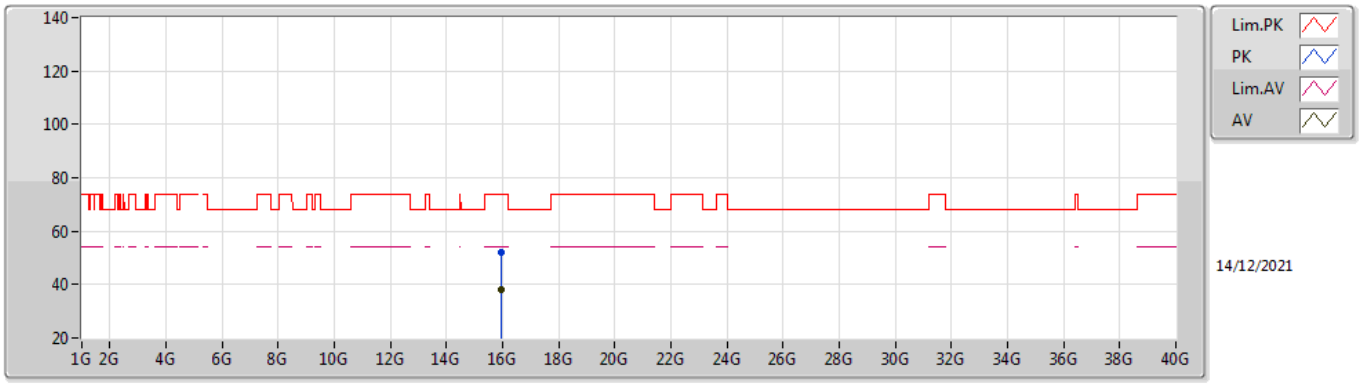

EUT Z_2TX
Setting 95
02-B-G-2

Type	Freq	Level	Limit	Margin	Raw	Dist	Condition	Azimuth	Height	Comment	AF	CL	PA
	(Hz)	(dBuV/m)	(dBuV/m)	(dB)	(dBuV)	(m)		(°)	(m)		(dB)	(dB)	(dB)
PK	15.95942G	51.95	74.00	-22.05	38.22	3	Vertical	68	1.05	-	37.44	9.98	33.69
AV	15.9576G	38.25	54.00	-15.75	24.52	3	Vertical	68	1.05	-	37.44	9.98	33.69

802.11ax HEW20-BF_Nss1,(MCS0)_2TX

5320MHz_TnomVnom

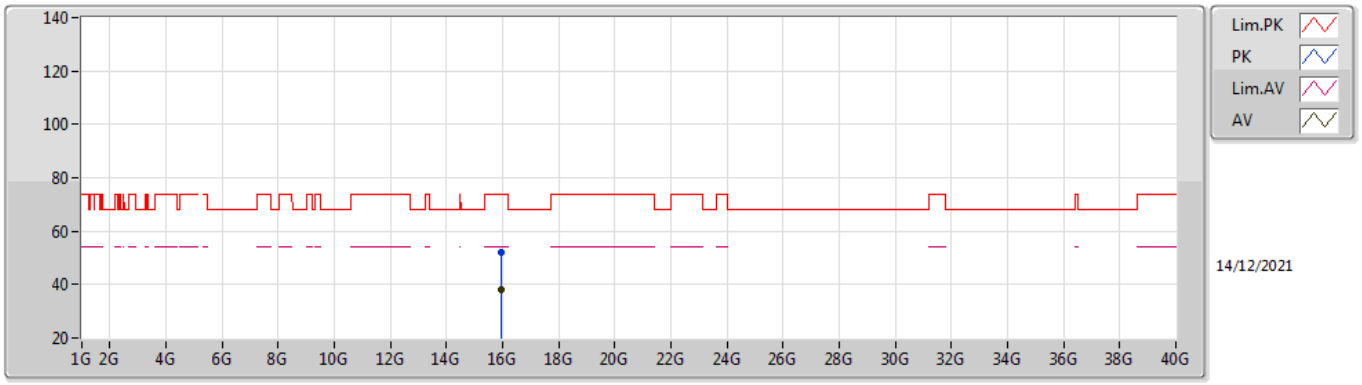

EUT Z_2TX
Setting 95
02-B-G-2

Type	Freq	Level	Limit	Margin	Raw	Dist	Condition	Azimuth	Height	Comment	AF	CL	PA
	(Hz)	(dBuV/m)	(dBuV/m)	(dB)	(dBuV)	(m)		(°)	(m)		(dB)	(dB)	(dB)
PK	15.95866G	52.14	74.00	-21.86	38.41	3	Horizontal	132	2.71	-	37.44	9.98	33.69
AV	15.95596G	38.23	54.00	-15.77	24.50	3	Horizontal	132	2.71	-	37.44	9.98	33.69

802.11ax HEW20-BF_Nss1,(MCS0)_2TX

5500MHz_TnomVnom

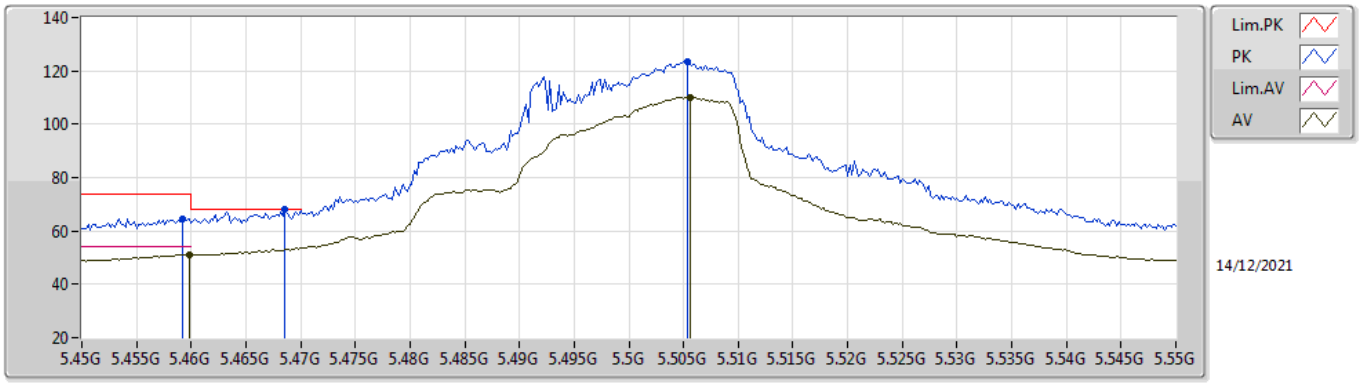

EUT Z_2TX
Setting 97
02-B-G-2-10

Type	Freq	Level	Limit	Margin	Raw	Dist	Condition	Azimuth	Height	Comment	AF	CL	PA
	(Hz)	(dBuV/m)	(dBuV/m)	(dB)	(dBuV)	(m)		(°)	(m)		(dB)	(dB)	(dB)
PK	5.4592G	64.70	74.00	-9.30	57.47	3	Vertical	206	1.98	-	33.90	5.46	32.13
AV	5.4598G	51.25	54.00	-2.75	44.02	3	Vertical	206	1.98	-	33.90	5.46	32.13
PK	5.4686G	68.14	68.20	-0.06	60.90	3	Vertical	206	1.98	-	33.90	5.47	32.13
PK	5.5054G	123.61	Inf	-Inf	116.33	3	Vertical	206	1.98	-	33.90	5.51	32.13
AV	5.5056G	110.14	Inf	-Inf	102.86	3	Vertical	206	1.98	-	33.90	5.51	32.13

802.11ax HEW20-BF_Nss1,(MCS0)_2TX

5500MHz_TnomVnom

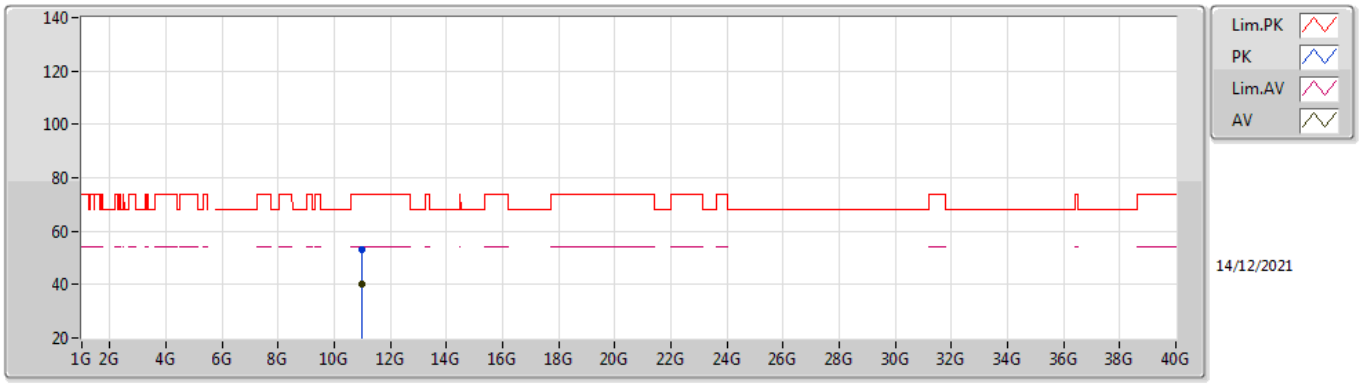

EUT Z_2TX
Setting 97
02-B-G-2

Type	Freq	Level	Limit	Margin	Raw	Dist	Condition	Azimuth	Height	Comment	AF	CL	PA
	(Hz)	(dBuV/m)	(dBuV/m)	(dB)	(dBuV)	(m)		(°)	(m)		(dB)	(dB)	(dB)
PK	10.9993G	53.03	74.00	-20.97	40.10	3	Vertical	18	1.91	-	38.50	7.70	33.27
AV	10.9988G	40.10	54.00	-13.90	27.17	3	Vertical	18	1.91	-	38.50	7.70	33.27

802.11ax HEW20-BF_Nss1,(MCS0)_2TX

5500MHz_TnomVnom

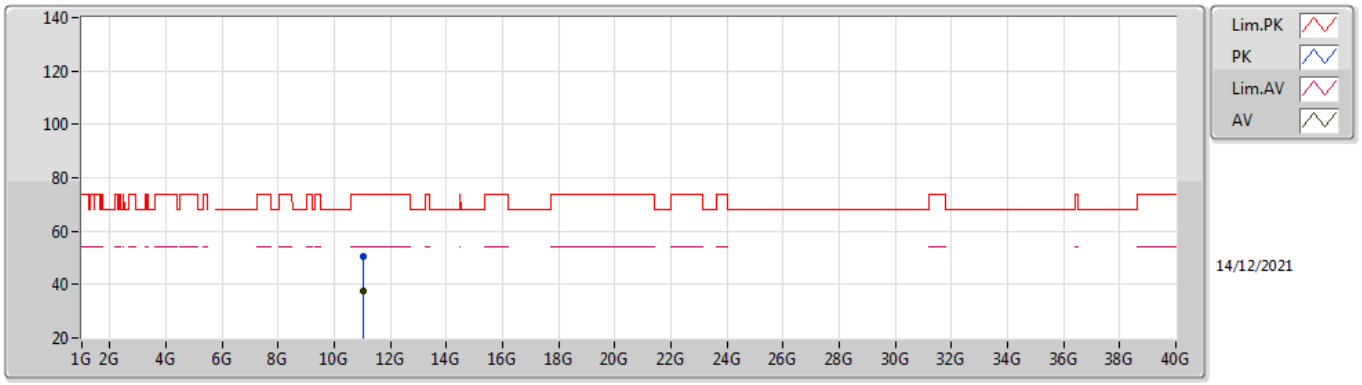

EUT Z_2TX
Setting 97
02-B-G-2

Type	Freq	Level	Limit	Margin	Raw	Dist	Condition	Azimuth	Height	Comment	AF	CL	PA
	(Hz)	(dBuV/m)	(dBuV/m)	(dB)	(dBuV)	(m)		(°)	(m)		(dB)	(dB)	(dB)
PK	11.0174G	50.71	74.00	-23.29	37.75	3	Horizontal	132	1.68	-	38.52	7.71	33.27
AV	11.0182G	37.35	54.00	-16.65	24.39	3	Horizontal	132	1.68	-	38.52	7.71	33.27

802.11ax HEW20-BF_Nss1,(MCS0)_2TX

5580MHz_TnomVnom

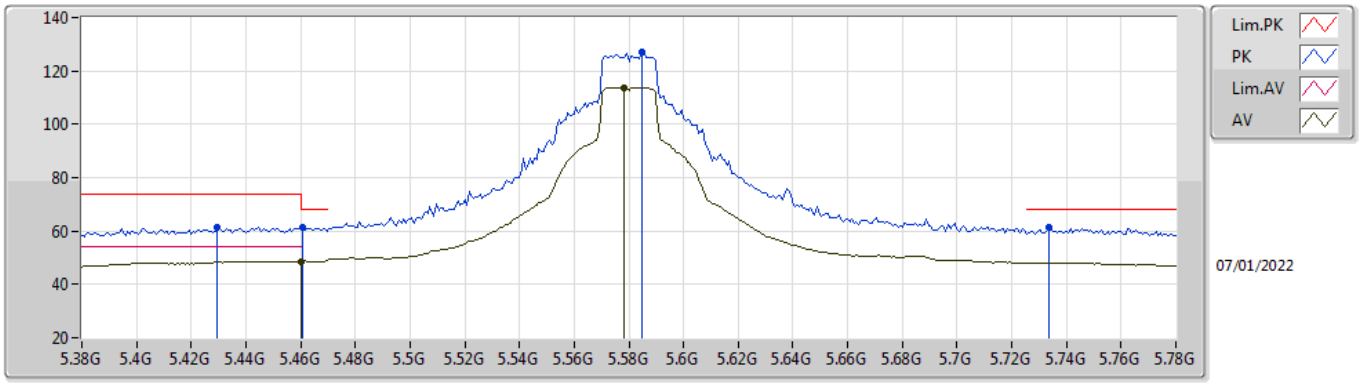

EUT Z_2TX
Setting 118
02-B-C-5-10

Type	Freq	Level	Limit	Margin	Raw	Dist	Condition	Azimuth	Height	Comment	AF	CL	PA
	(Hz)	(dBuV/m)	(dBuV/m)	(dB)	(dBuV)	(m)		(°)	(m)		(dB)	(dB)	(dB)
PK	5.4296G	61.22	74.00	-12.78	54.06	3	Vertical	154	2.55	-	33.86	5.43	32.13
PK	5.4608G	61.15	68.20	-7.05	53.92	3	Vertical	154	2.55	-	33.90	5.46	32.13
AV	5.46G	48.70	54.00	-5.30	41.47	3	Vertical	154	2.55	-	33.90	5.46	32.13
PK	5.5848G	127.24	Inf	-Inf	119.90	3	Vertical	154	2.55	-	33.90	5.58	32.14
AV	5.5784G	113.82	Inf	-Inf	106.47	3	Vertical	154	2.55	-	33.90	5.58	32.13
PK	5.7336G	61.19	68.20	-7.01	53.96	3	Vertical	154	2.55	-	33.77	5.60	32.14

802.11ax HEW20-BF_Nss1,(MCS0)_2TX

5580MHz_TnomVnom

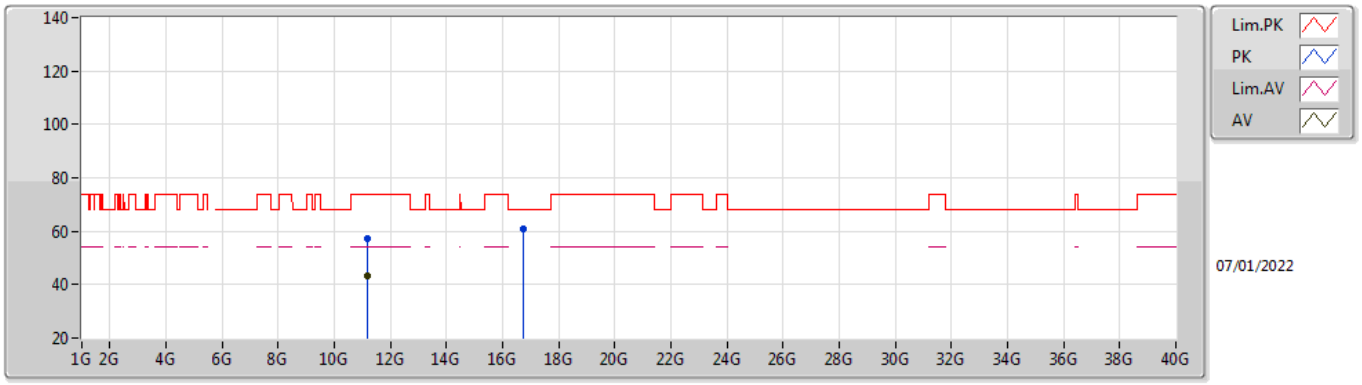

EUT Z_2TX
Setting 118
02-B-C-5

Type	Freq	Level	Limit	Margin	Raw	Dist	Condition	Azimuth	Height	Comment	AF	CL	PA
	(Hz)	(dBuV/m)	(dBuV/m)	(dB)	(dBuV)	(m)		(°)	(m)		(dB)	(dB)	(dB)
PK	11.15952G	57.17	74.00	-16.83	44.00	3	Vertical	341	2.04	-	38.66	7.76	33.25
AV	11.16132G	43.04	54.00	-10.96	29.87	3	Vertical	341	2.04	-	38.66	7.76	33.25
PK	16.74516G	60.79	68.20	-7.41	43.75	3	Vertical	312	1.99	-	39.97	10.37	33.30

802.11ax HEW20-BF_Nss1,(MCS0)_2TX

5580MHz_TnomVnom

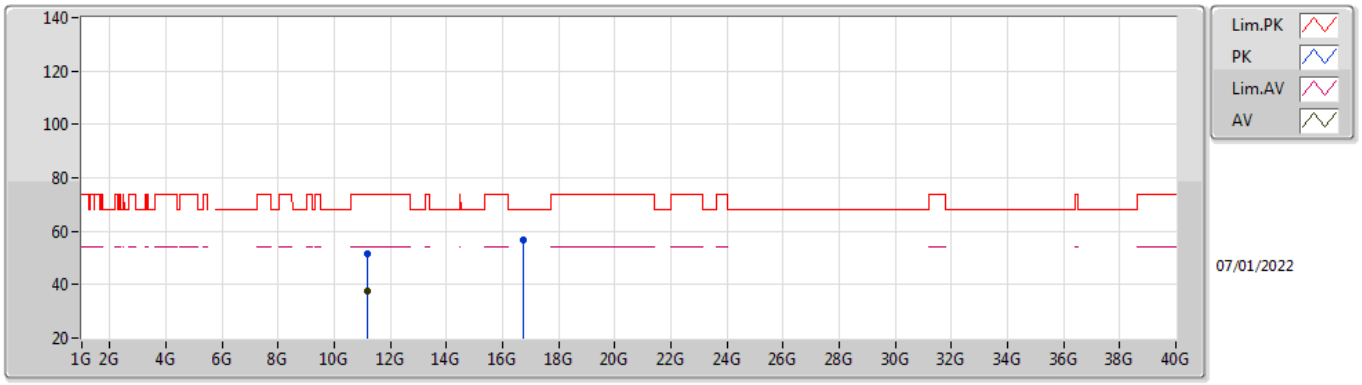

EUT Z_2TX
Setting 118
02-B-C-5

Type	Freq	Level	Limit	Margin	Raw	Dist	Condition	Azimuth	Height	Comment	AF	CL	PA
	(Hz)	(dBuV/m)	(dBuV/m)	(dB)	(dBuV)	(m)		(°)	(m)		(dB)	(dB)	(dB)
PK	11.15748G	51.50	74.00	-22.50	38.33	3	Horizontal	282	1.15	-	38.66	7.76	33.25
AV	11.15832G	37.56	54.00	-16.44	24.39	3	Horizontal	282	1.15	-	38.66	7.76	33.25
PK	16.73832G	56.92	68.20	-11.28	39.91	3	Horizontal	29	1.79	-	39.93	10.37	33.29

802.11ax HEW20-BF_Nss1,(MCS0)_2TX

5700MHz_TnomVnom

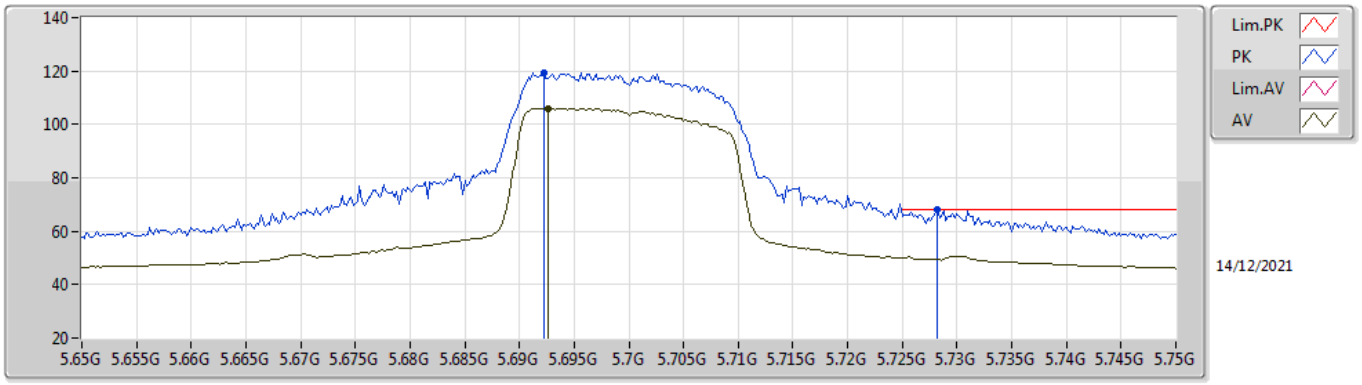

EUT Z_2TX
Setting 79
02-B-G-2-10

Type	Freq	Level	Limit	Margin	Raw	Dist	Condition	Azimuth	Height	Comment	AF	CL	PA
	(Hz)	(dBuV/m)	(dBuV/m)	(dB)	(dBuV)	(m)		(°)	(m)		(dB)	(dB)	(dB)
PK	5.6922G	119.44	Inf	-Inf	112.26	3	Vertical	215	2.01	-	33.72	5.60	32.14
AV	5.6926G	106.08	Inf	-Inf	98.91	3	Vertical	215	2.01	-	33.71	5.60	32.14
PK	5.7282G	67.96	68.20	-0.24	60.74	3	Vertical	215	2.01	-	33.76	5.60	32.14

802.11ax HEW20-BF_Nss1,(MCS0)_2TX

5700MHz_TnomVnom

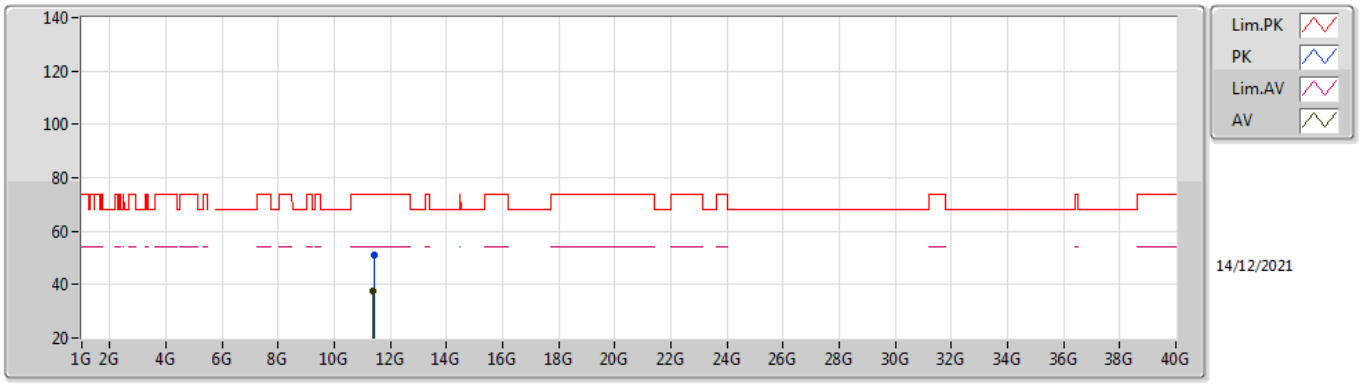

EUT Z_2TX
Setting 79
02-B-G-2

Type	Freq	Level	Limit	Margin	Raw	Dist	Condition	Azimuth	Height	Comment	AF	CL	PA
	(Hz)	(dBuV/m)	(dBuV/m)	(dB)	(dBuV)	(m)		(°)	(m)		(dB)	(dB)	(dB)
PK	11.40494G	51.20	74.00	-22.80	37.76	3	Vertical	71	2.89	-	38.81	7.86	33.23
AV	11.3952G	37.40	54.00	-16.60	23.97	3	Vertical	71	2.89	-	38.80	7.86	33.23

802.11ax HEW20-BF_Nss1,(MCS0)_2TX

5700MHz_TnomVnom

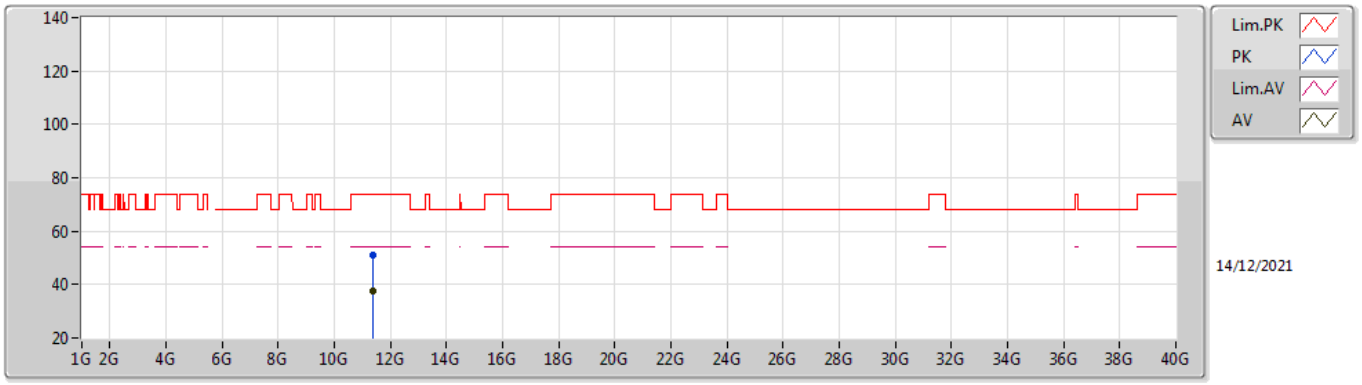

EUT Z_2TX
Setting 79
02-B-G-2

Type	Freq	Level	Limit	Margin	Raw	Dist	Condition	Azimuth	Height	Comment	AF	CL	PA
	(Hz)	(dBuV/m)	(dBuV/m)	(dB)	(dBuV)	(m)		(°)	(m)		(dB)	(dB)	(dB)
PK	11.39508G	51.24	74.00	-22.76	37.81	3	Horizontal	330	2.39	-	38.80	7.86	33.23
AV	11.3964G	37.38	54.00	-16.62	23.95	3	Horizontal	330	2.39	-	38.80	7.86	33.23

802.11ax HEW20-BF_Nss1,(MCS0)_2TX

5720MHz Straddle 5.47-5.725GHz_TnomVnom

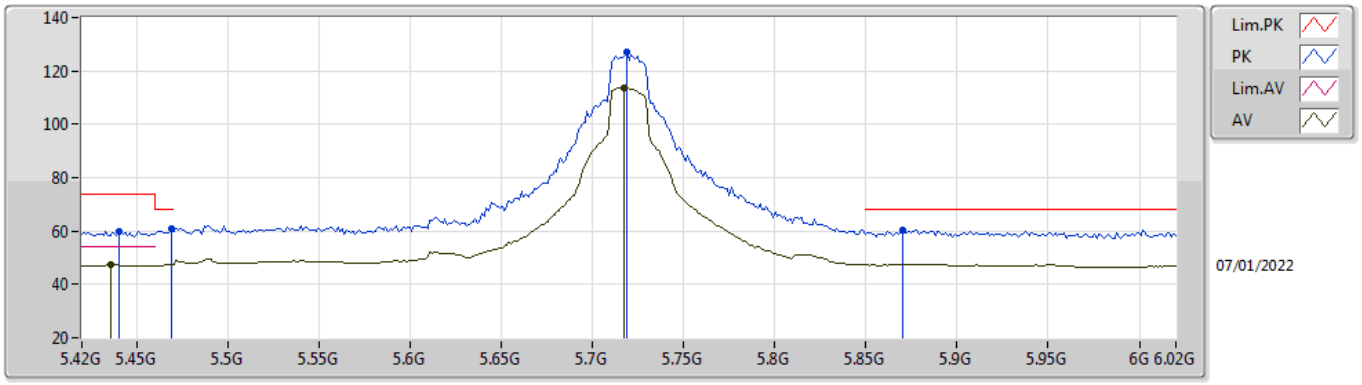

EUT Z_2TX
Setting 118
02-B-C-5-10

Type	Freq	Level	Limit	Margin	Raw	Dist	Condition	Azimuth	Height	Comment	AF	CL	PA
	(Hz)	(dBuV/m)	(dBuV/m)	(dB)	(dBuV)	(m)		(°)	(m)		(dB)	(dB)	(dB)
PK	5.4404G	60.03	74.00	-13.97	52.84	3	Vertical	157	2.07	-	33.88	5.44	32.13
AV	5.4356G	47.28	54.00	-6.72	40.10	3	Vertical	157	2.07	-	33.87	5.44	32.13
PK	5.4692G	60.86	68.20	-7.34	53.62	3	Vertical	157	2.07	-	33.90	5.47	32.13
PK	5.7188G	126.96	Inf	-Inf	119.76	3	Vertical	157	2.07	-	33.74	5.60	32.14
AV	5.7176G	113.82	Inf	-Inf	106.62	3	Vertical	157	2.07	-	33.74	5.60	32.14
PK	5.87G	60.23	68.20	-7.97	52.83	3	Vertical	157	2.07	-	33.88	5.67	32.15

802.11ax HEW20-BF_Nss1,(MCS0)_2TX

5720MHz Straddle 5.47-5.725GHz_TnomVnom

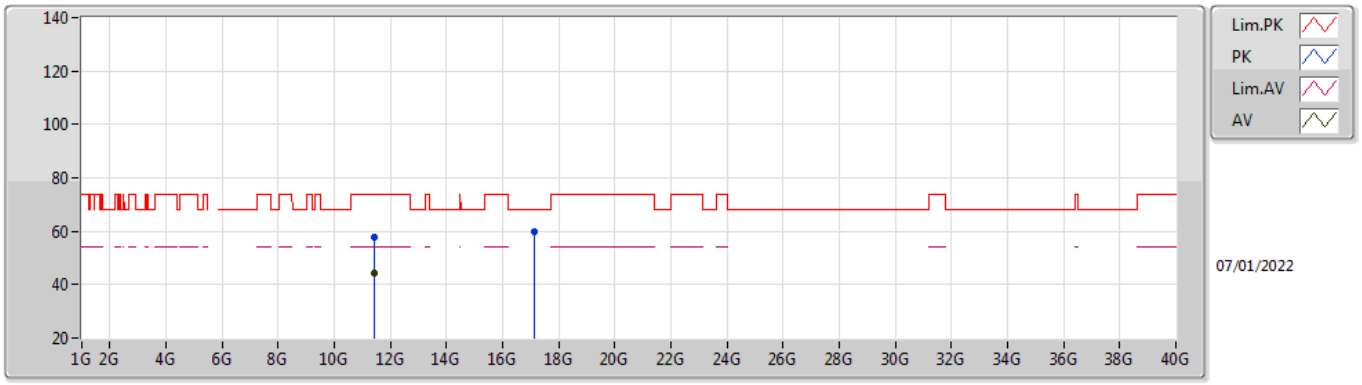

EUT Z_2TX
Setting 118
02-B-C-5

Type	Freq	Level	Limit	Margin	Raw	Dist	Condition	Azimuth	Height	Comment	AF	CL	PA
	(Hz)	(dBuV/m)	(dBuV/m)	(dB)	(dBuV)	(m)		(°)	(m)		(dB)	(dB)	(dB)
PK	11.43944G	57.76	74.00	-16.24	44.23	3	Vertical	2	2.03	-	38.88	7.88	33.23
AV	11.44128G	44.30	54.00	-9.70	30.77	3	Vertical	2	2.03	-	38.88	7.88	33.23
PK	17.15416G	60.01	68.20	-8.19	41.11	3	Vertical	323	2.95	-	41.68	10.58	33.36

802.11ax HEW20-BF_Nss1,(MCS0)_2TX

5720MHz Straddle 5.47-5.725GHz_TnomVnom

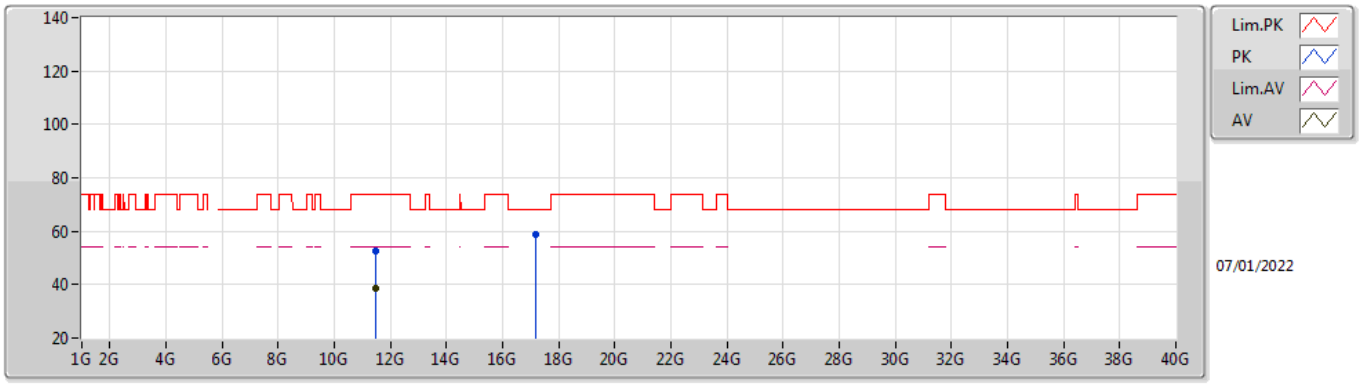

EUT Z_2TX
Setting 118
02-B-C-5

Type	Freq	Level	Limit	Margin	Raw	Dist	Condition	Azimuth	Height	Comment	AF	CL	PA
	(Hz)	(dBuV/m)	(dBuV/m)	(dB)	(dBuV)	(m)		(°)	(m)		(dB)	(dB)	(dB)
PK	11.45168G	52.48	74.00	-21.52	38.92	3	Horizontal	129	1.93	-	38.90	7.88	33.22
AV	11.45216G	38.71	54.00	-15.29	25.15	3	Horizontal	129	1.93	-	38.90	7.88	33.22
PK	17.16856G	58.63	68.20	-9.57	39.62	3	Horizontal	222	1.81	-	41.78	10.58	33.35

802.11ax HEW20-BF_Nss1,(MCS0)_2TX

5745MHz_TnomVnom

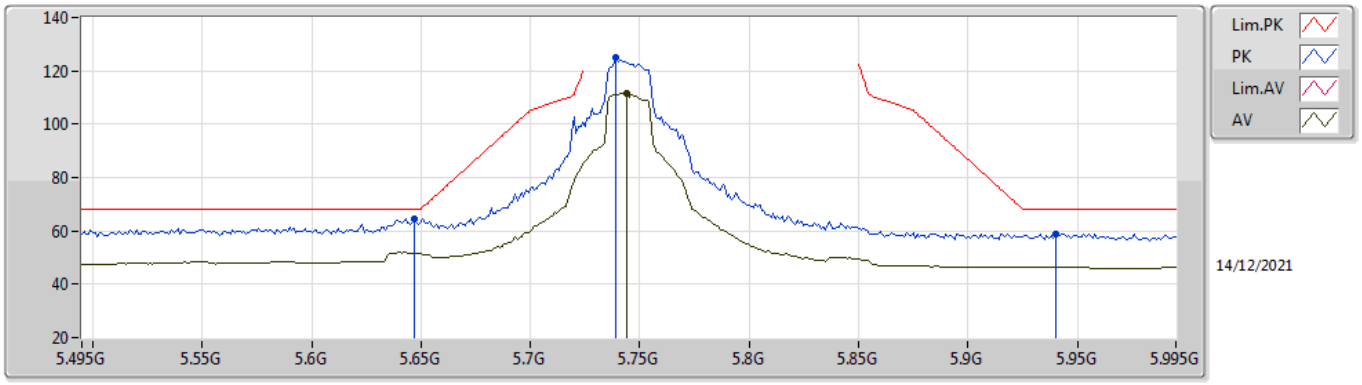

EUT Z_2TX
Setting 116
02-B-G-2-10

Type	Freq	Level	Limit	Margin	Raw	Dist	Condition	Azimuth	Height	Comment	AF	CL	PA
	(Hz)	(dBuV/m)	(dBuV/m)	(dB)	(dBuV)	(m)		(°)	(m)		(dB)	(dB)	(dB)
PK	5.647G	64.64	68.20	-3.56	57.37	3	Vertical	145	2.24	-	33.81	5.60	32.14
PK	5.739G	124.78	Inf	-Inf	117.54	3	Vertical	145	2.24	-	33.78	5.60	32.14
AV	5.744G	111.53	Inf	-Inf	104.28	3	Vertical	145	2.24	-	33.79	5.60	32.14
PK	5.94G	59.01	68.20	-9.19	51.35	3	Vertical	145	2.24	-	34.08	5.74	32.16

802.11ax HEW20-BF_Nss1,(MCS0)_2TX

5745MHz_TnomVnom

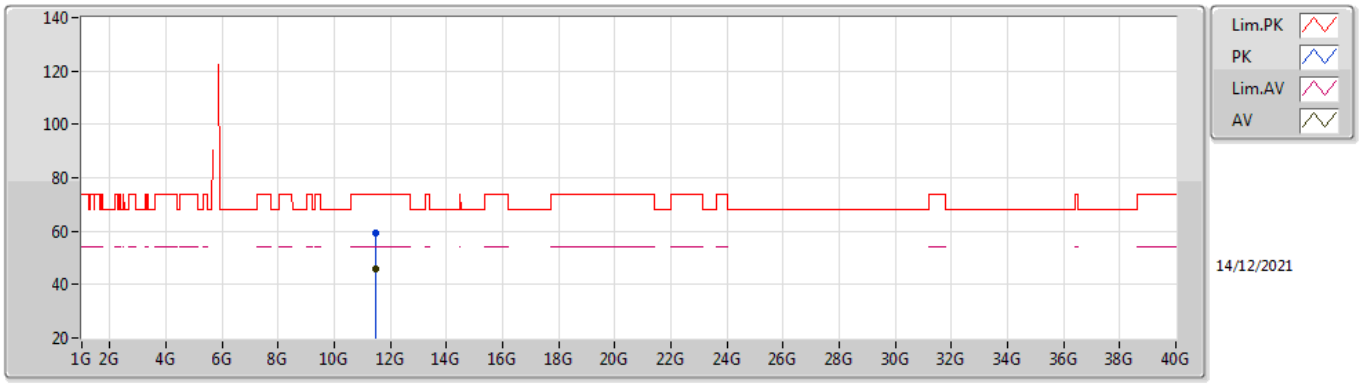

EUT Z_2TX
Setting 116
02-B-G-2

Type	Freq	Level	Limit	Margin	Raw	Dist	Condition	Azimuth	Height	Comment	AF	CL	PA
	(Hz)	(dBuV/m)	(dBuV/m)	(dB)	(dBuV)	(m)		(°)	(m)		(dB)	(dB)	(dB)
PK	11.4899G	59.21	74.00	-14.79	45.55	3	Vertical	17	1.77	-	38.98	7.90	33.22
AV	11.4889G	45.98	54.00	-8.02	32.32	3	Vertical	17	1.77	-	38.98	7.90	33.22

802.11ax HEW20-BF_Nss1,(MCS0)_2TX

5745MHz_TnomVnom

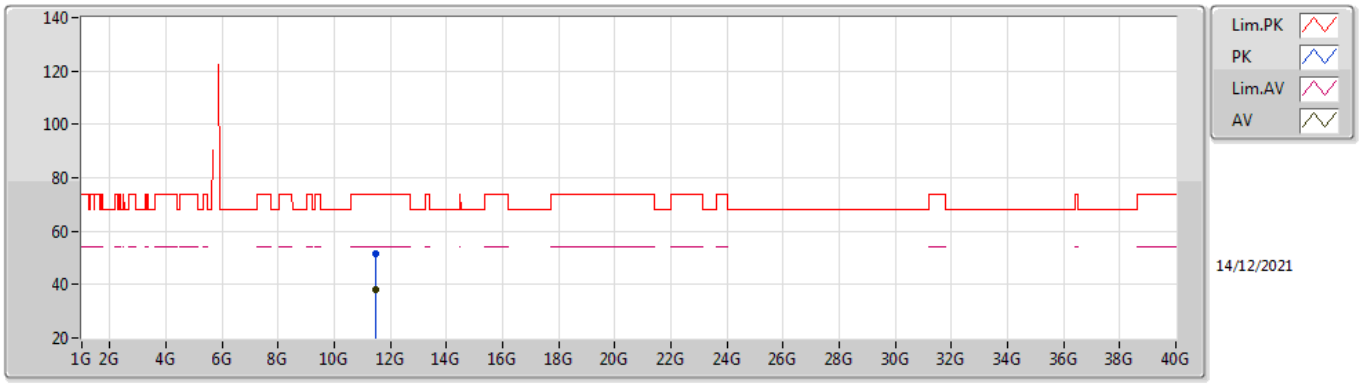

EUT Z_2TX
Setting 116
02-B-G-2

Type	Freq	Level	Limit	Margin	Raw	Dist	Condition	Azimuth	Height	Comment	AF	CL	PA
	(Hz)	(dBuV/m)	(dBuV/m)	(dB)	(dBuV)	(m)		(°)	(m)		(dB)	(dB)	(dB)
PK	11.49G	51.57	74.00	-22.43	37.91	3	Horizontal	242	1.80	-	38.98	7.90	33.22
AV	11.4867G	38.31	54.00	-15.69	24.67	3	Horizontal	242	1.80	-	38.97	7.89	33.22

802.11ax HEW20-BF_Nss1,(MCS0)_2TX

5785MHz_TnomVnom

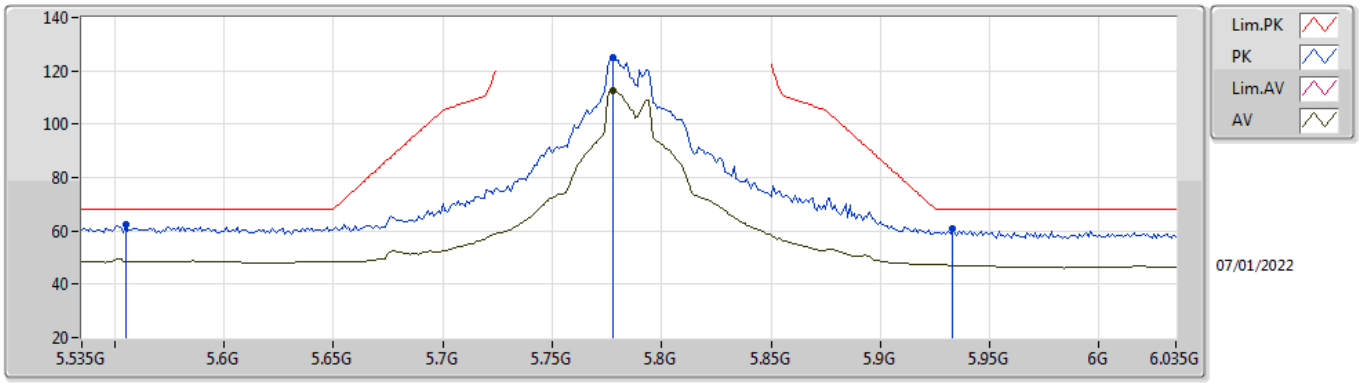

EUT Z_2TX
Setting 116
02-B-C-5-10

Type	Freq	Level	Limit	Margin	Raw	Dist	Condition	Azimuth	Height	Comment	AF	CL	PA
	(Hz)	(dBuV/m)	(dBuV/m)	(dB)	(dBuV)	(m)		(°)	(m)		(dB)	(dB)	(dB)
PK	5.555G	62.16	68.20	-6.04	54.84	3	Vertical	152	1.97	-	33.90	5.55	32.13
PK	5.778G	124.86	Inf	-Inf	117.67	3	Vertical	152	1.97	-	33.74	5.60	32.15
AV	5.778G	112.65	Inf	-Inf	105.46	3	Vertical	152	1.97	-	33.74	5.60	32.15
PK	5.933G	60.78	68.20	-7.42	53.14	3	Vertical	152	1.97	-	34.07	5.73	32.16

802.11ax HEW20-BF_Nss1,(MCS0)_2TX

5785MHz_TnomVnom

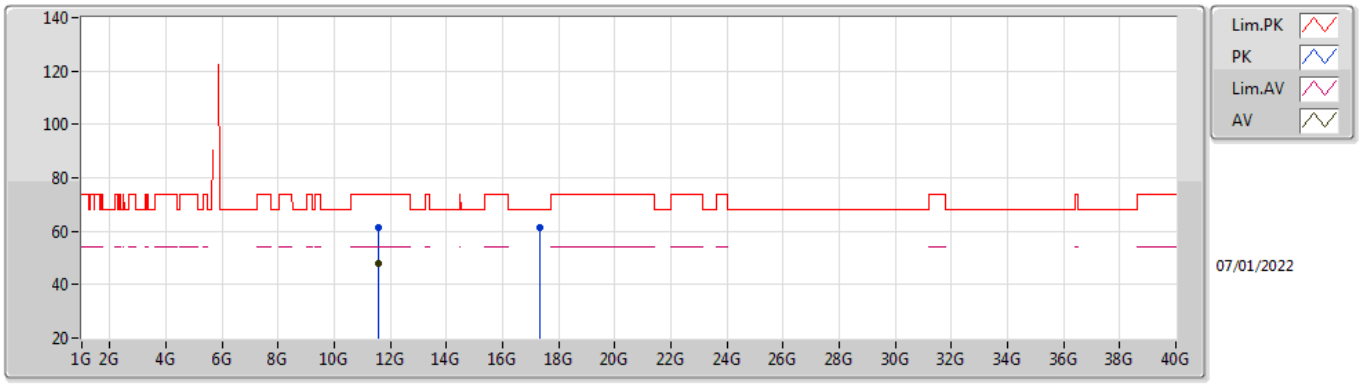

EUT Z_2TX
Setting 116
02-B-C-5

Type	Freq	Level	Limit	Margin	Raw	Dist	Condition	Azimuth	Height	Comment	AF	CL	PA
	(Hz)	(dBuV/m)	(dBuV/m)	(dB)	(dBuV)	(m)		(°)	(m)		(dB)	(dB)	(dB)
PK	11.57712G	61.29	74.00	-12.71	47.37	3	Vertical	1	1.92	-	39.23	7.93	33.24
AV	11.56784G	47.70	54.00	-6.30	33.81	3	Vertical	1	1.92	-	39.20	7.93	33.24
PK	17.35028G	61.27	68.20	-6.93	41.03	3	Vertical	327	2.02	-	42.70	10.68	33.14

802.11ax HEW20-BF_Nss1,(MCS0)_2TX

5785MHz_TnomVnom

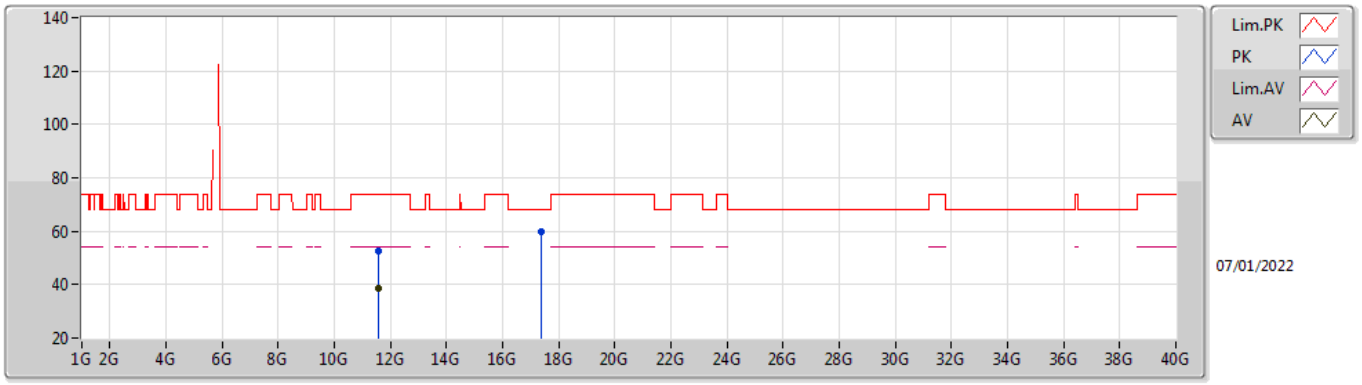

EUT Z_2TX
Setting 116
02-B-C-5

Type	Freq	Level	Limit	Margin	Raw	Dist	Condition	Azimuth	Height	Comment	AF	CL	PA
	(Hz)	(dBuV/m)	(dBuV/m)	(dB)	(dBuV)	(m)		(°)	(m)		(dB)	(dB)	(dB)
PK	11.56672G	52.44	74.00	-21.56	38.55	3	Horizontal	278	2.38	-	39.20	7.93	33.24
AV	11.57256G	38.48	54.00	-15.52	24.57	3	Horizontal	278	2.38	-	39.22	7.93	33.24
PK	17.3738G	59.96	68.20	-8.24	39.49	3	Horizontal	248	2.74	-	42.89	10.69	33.11

802.11ax HEW20-BF_Nss1,(MCS0)_2TX

5825MHz_TnomVnom

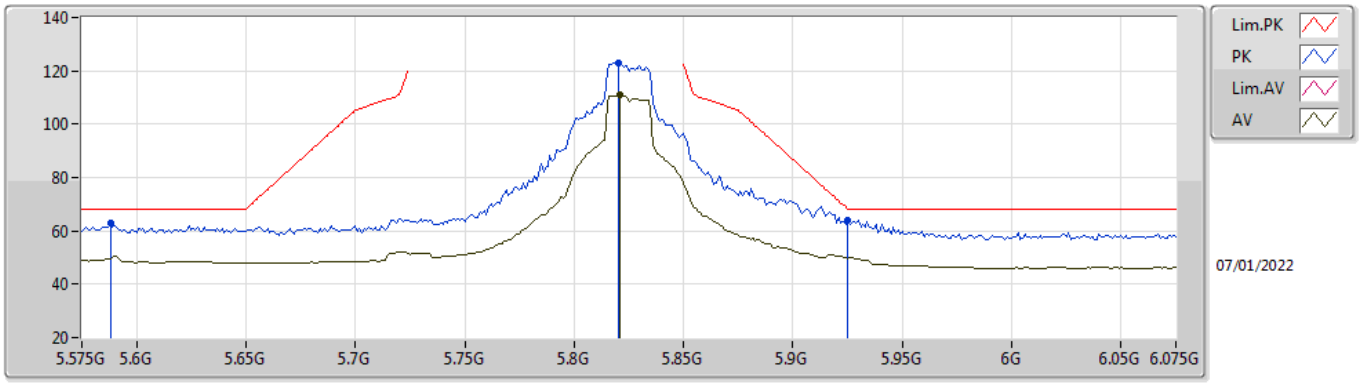

EUT Z_2TX
Setting 116
02-B-C-5-10

Type	Freq	Level	Limit	Margin	Raw	Dist	Condition	Azimuth	Height	Comment	AF	CL	PA
	(Hz)	(dBuV/m)	(dBuV/m)	(dB)	(dBuV)	(m)		(°)	(m)		(dB)	(dB)	(dB)
PK	5.588G	63.01	68.20	-5.19	55.66	3	Vertical	208	1.80	-	33.90	5.59	32.14
PK	5.82G	123.18	Inf	-Inf	115.97	3	Vertical	208	1.80	-	33.74	5.62	32.15
AV	5.821G	110.81	Inf	-Inf	103.60	3	Vertical	208	1.80	-	33.74	5.62	32.15
PK	5.925G	64.00	68.20	-4.20	56.38	3	Vertical	208	1.80	-	34.05	5.73	32.16

802.11ax HEW20-BF_Nss1,(MCS0)_2TX

5825MHz_TnomVnom

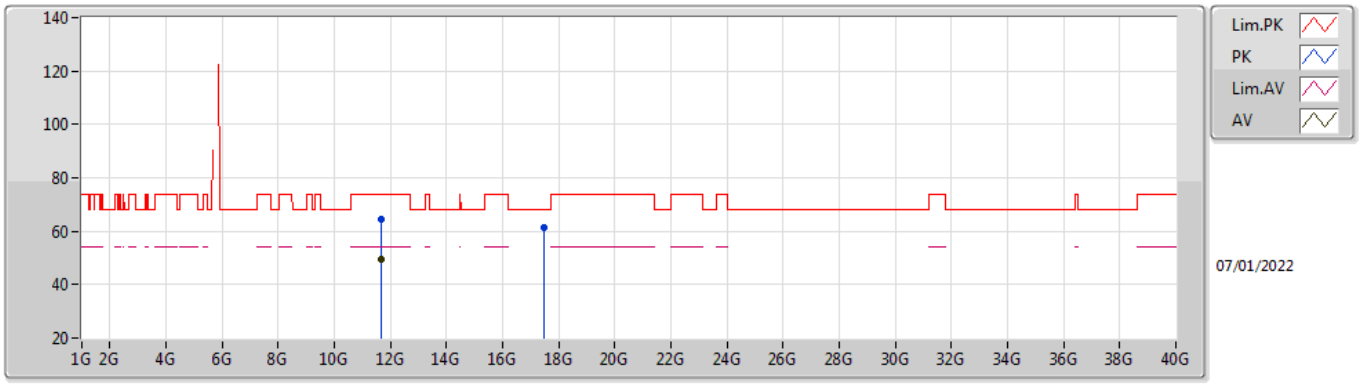

EUT Z_2TX
Setting 116
02-B-C-5

Type	Freq	Level	Limit	Margin	Raw	Dist	Condition	Azimuth	Height	Comment	AF	CL	PA
	(Hz)	(dBuV/m)	(dBuV/m)	(dB)	(dBuV)	(m)		(°)	(m)		(dB)	(dB)	(dB)
PK	11.6496G	64.38	74.00	-9.62	50.33	3	Vertical	338	1.80	-	39.35	7.96	33.26
AV	11.64904G	49.51	54.00	-4.49	35.46	3	Vertical	338	1.80	-	39.35	7.96	33.26
PK	17.4798G	61.61	68.20	-6.59	40.20	3	Vertical	322	2.38	-	43.66	10.74	32.99

802.11ax HEW20-BF_Nss1,(MCS0)_2TX

5825MHz_TnomVnom

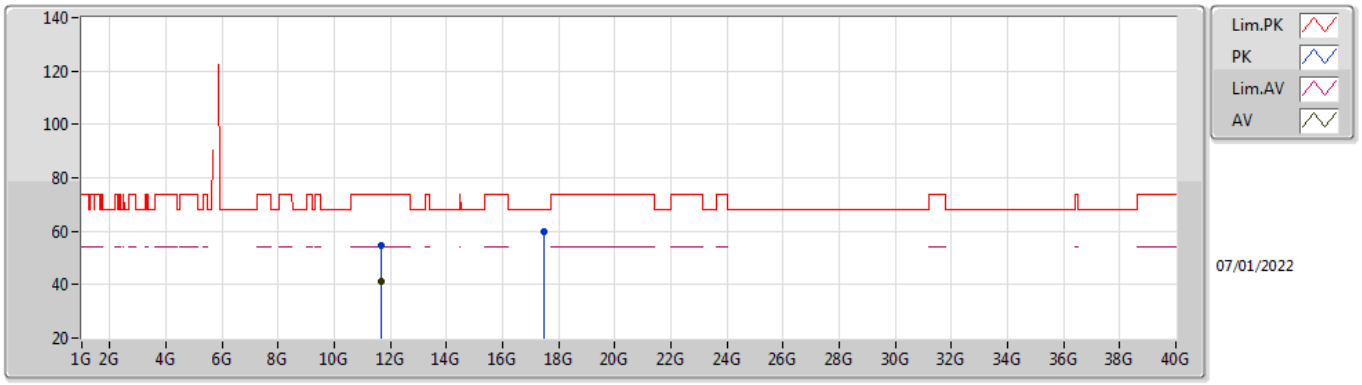

EUT Z_2TX
Setting 116
02-B-C-5

Type	Freq	Level	Limit	Margin	Raw	Dist	Condition	Azimuth	Height	Comment	AF	CL	PA
	(Hz)	(dBuV/m)	(dBuV/m)	(dB)	(dBuV)	(m)		(°)	(m)		(dB)	(dB)	(dB)
PK	11.65488G	54.75	74.00	-19.25	40.70	3	Horizontal	128	1.82	-	39.35	7.96	33.26
AV	11.64904G	41.26	54.00	-12.74	27.21	3	Horizontal	128	1.82	-	39.35	7.96	33.26
PK	17.48988G	59.58	68.20	-8.62	38.09	3	Horizontal	329	2.86	-	43.73	10.74	32.98

802.11ax HEW40-BF_Nss1,(MCS0)_2TX

5190MHz_TnomVnom

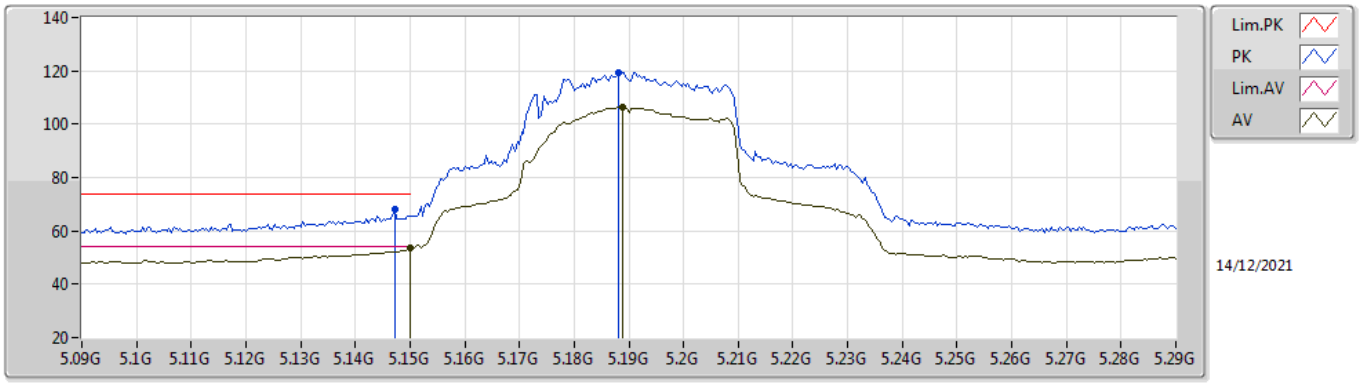

EUT Z_2TX
Setting 90
02-B-K-5-10

Type	Freq	Level	Limit	Margin	Raw	Dist	Condition	Azimuth	Height	Comment	AF	CL	PA
	(Hz)	(dBuV/m)	(dBuV/m)	(dB)	(dBuV)	(m)		(°)	(m)		(dB)	(dB)	(dB)
PK	5.1472G	67.91	74.00	-6.09	61.31	3	Vertical	201	2.02	-	33.50	5.25	32.15
AV	5.15G	53.76	54.00	-0.24	47.16	3	Vertical	201	2.02	-	33.50	5.25	32.15
PK	5.188G	119.55	Inf	-Inf	112.91	3	Vertical	201	2.02	-	33.50	5.29	32.15
AV	5.1888G	106.59	Inf	-Inf	99.95	3	Vertical	201	2.02	-	33.50	5.29	32.15

802.11ax HEW40-BF_Nss1,(MCS0)_2TX

5190MHz_TnomVnom

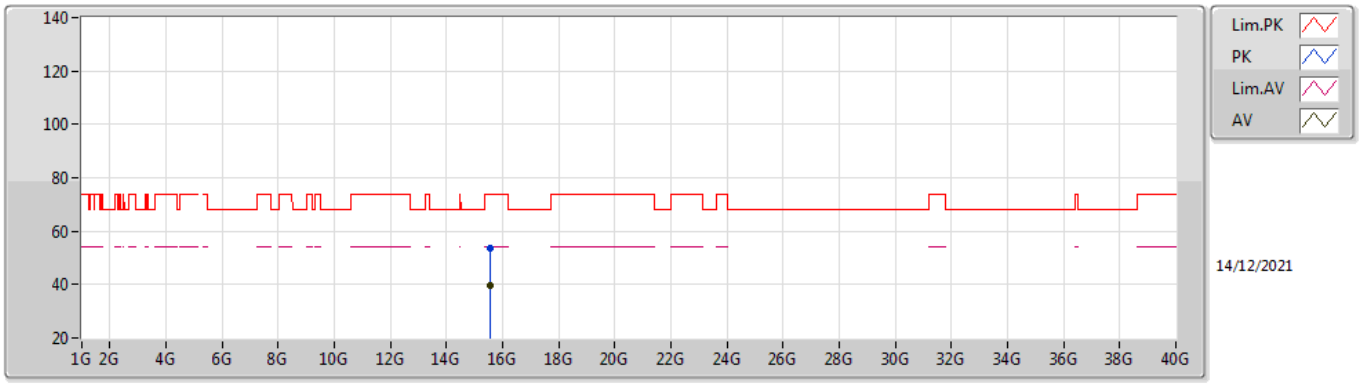

EUT Z_2TX
Setting 90
02-B-K-5

Type	Freq	Level	Limit	Margin	Raw	Dist	Condition	Azimuth	Height	Comment	AF	CL	PA
	(Hz)	(dBuV/m)	(dBuV/m)	(dB)	(dBuV)	(m)		(°)	(m)		(dB)	(dB)	(dB)
PK	15.5672G	53.43	74.00	-20.57	39.15	3	Vertical	28	1.10	-	37.70	9.81	33.23
AV	15.57286G	39.42	54.00	-14.58	25.17	3	Vertical	28	1.10	-	37.68	9.81	33.24

802.11ax HEW40-BF_Nss1,(MCS0)_2TX

5190MHz_TnomVnom

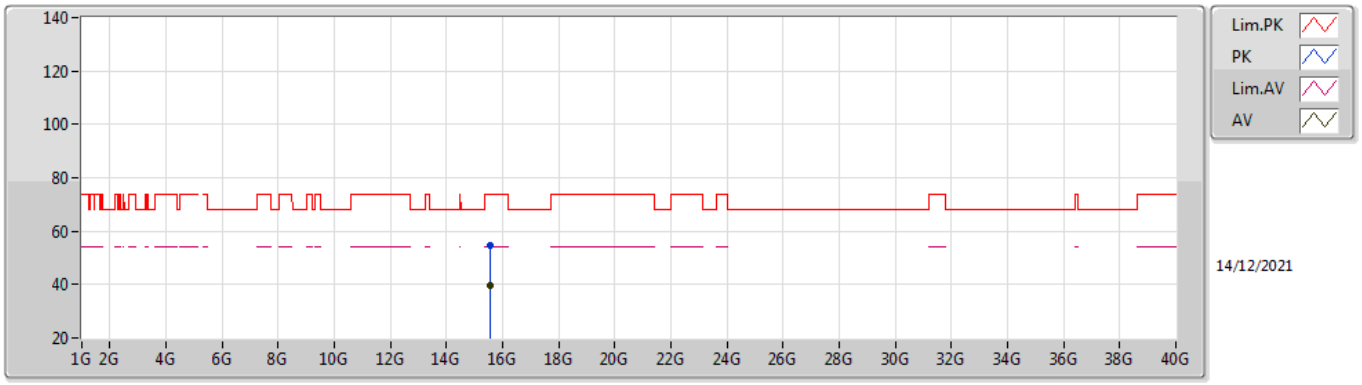

EUT Z_2TX
Setting 90
02-B-K-5

Type	Freq	Level	Limit	Margin	Raw	Dist	Condition	Azimuth	Height	Comment	AF	CL	PA
	(Hz)	(dBuV/m)	(dBuV/m)	(dB)	(dBuV)	(m)		(°)	(m)		(dB)	(dB)	(dB)
PK	15.57222G	54.51	74.00	-19.49	40.26	3	Horizontal	117	2.25	-	37.68	9.81	33.24
AV	15.56892G	39.50	54.00	-14.50	25.23	3	Horizontal	117	2.25	-	37.69	9.81	33.23

802.11ax HEW40-BF_Nss1,(MCS0)_2TX

5230MHz_TnomVnom

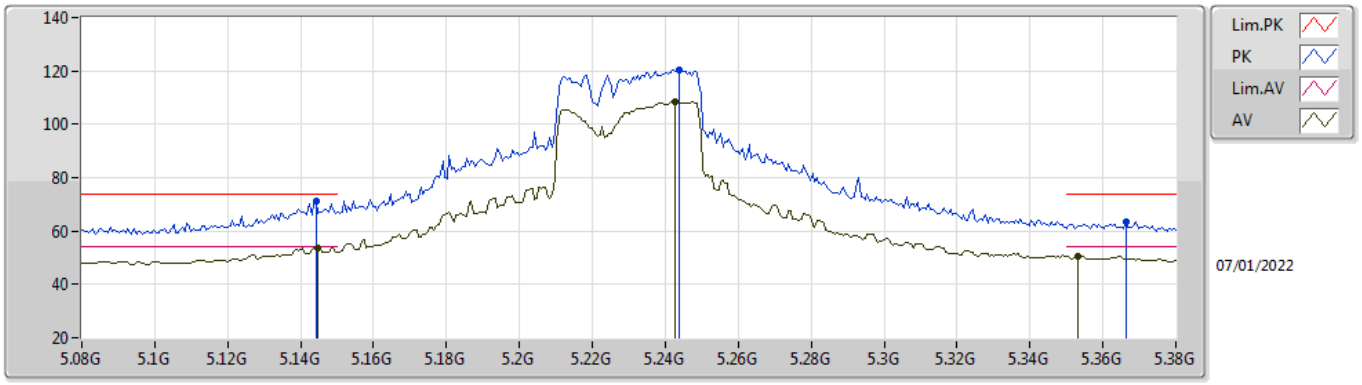

EUT Z_2TX
Setting 101
02-B-C-5-10

Type	Freq	Level	Limit	Margin	Raw	Dist	Condition	Azimuth	Height	Comment	AF	CL	PA
	(Hz)	(dBuV/m)	(dBuV/m)	(dB)	(dBuV)	(m)		(°)	(m)		(dB)	(dB)	(dB)
PK	5.1442G	71.34	74.00	-2.66	64.75	3	Vertical	203	2.03	-	33.50	5.24	32.15
AV	5.1448G	53.80	54.00	-0.20	47.21	3	Vertical	203	2.03	-	33.50	5.24	32.15
PK	5.2438G	120.58	Inf	-Inf	113.82	3	Vertical	203	2.03	-	33.59	5.32	32.15
AV	5.2426G	108.56	Inf	-Inf	101.80	3	Vertical	203	2.03	-	33.59	5.32	32.15
PK	5.3662G	63.63	74.00	-10.37	56.66	3	Vertical	203	2.03	-	33.73	5.38	32.14
AV	5.353G	50.54	54.00	-3.46	43.59	3	Vertical	203	2.03	-	33.71	5.38	32.14

802.11ax HEW40-BF_Nss1,(MCS0)_2TX

5230MHz_TnomVnom

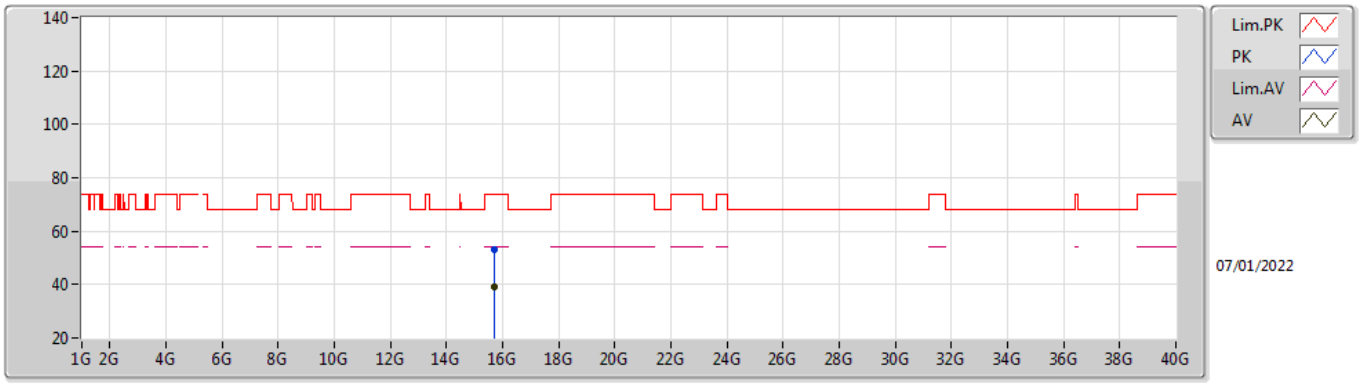

EUT Z_2TX
Setting 101
02-B-C-5

Type	Freq	Level	Limit	Margin	Raw	Dist	Condition	Azimuth	Height	Comment	AF	CL	PA
	(Hz)	(dBuV/m)	(dBuV/m)	(dB)	(dBuV)	(m)		(°)	(m)		(dB)	(dB)	(dB)
PK	15.68578G	53.00	74.00	-21.00	39.08	3	Vertical	323	2.09	-	37.43	9.86	33.37
AV	15.68724G	38.95	54.00	-15.05	25.03	3	Vertical	323	2.09	-	37.43	9.86	33.37

802.11ax HEW40-BF_Nss1,(MCS0)_2TX

5230MHz_TnomVnom

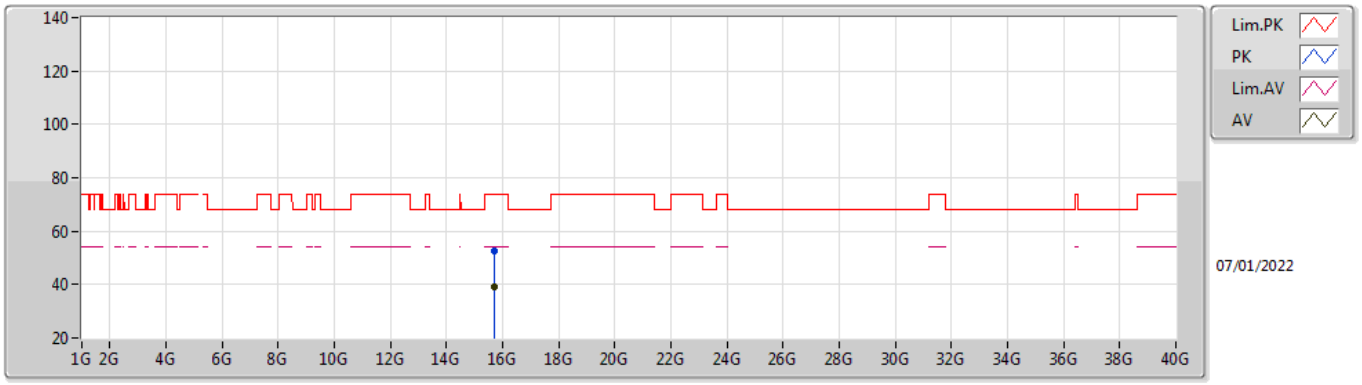

EUT Z_2TX
Setting 101
02-B-C-5

Type	Freq	Level	Limit	Margin	Raw	Dist	Condition	Azimuth	Height	Comment	AF	CL	PA
	(Hz)	(dBuV/m)	(dBuV/m)	(dB)	(dBuV)	(m)		(°)	(m)		(dB)	(dB)	(dB)
PK	15.68634G	52.35	74.00	-21.65	38.43	3	Horizontal	55	1.29	-	37.43	9.86	33.37
AV	15.69036G	38.88	54.00	-15.12	24.97	3	Horizontal	55	1.29	-	37.42	9.86	33.37

802.11ax HEW40-BF_Nss1,(MCS0)_2TX

5270MHz_TnomVnom

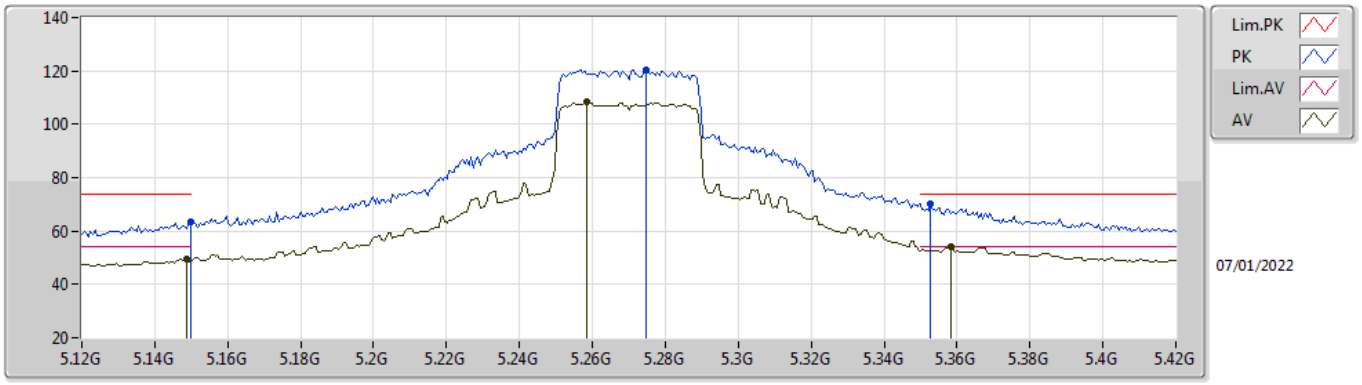

EUT Z_2TX
Setting 96
02-B-C-5-10

Type	Freq	Level	Limit	Margin	Raw	Dist	Condition	Azimuth	Height	Comment	AF	CL	PA
	(Hz)	(dBuV/m)	(dBuV/m)	(dB)	(dBuV)	(m)		(°)	(m)		(dB)	(dB)	(dB)
PK	5.15G	63.30	74.00	-10.70	56.70	3	Vertical	336	2.90	-	33.50	5.25	32.15
AV	5.1488G	49.43	54.00	-4.57	42.83	3	Vertical	336	2.90	-	33.50	5.25	32.15
PK	5.2748G	120.40	Inf	-Inf	113.55	3	Vertical	336	2.90	-	33.65	5.34	32.14
AV	5.2586G	108.22	Inf	-Inf	101.41	3	Vertical	336	2.90	-	33.62	5.33	32.14
PK	5.3528G	69.95	74.00	-4.05	63.00	3	Vertical	336	2.90	-	33.71	5.38	32.14
AV	5.3582G	53.88	54.00	-0.12	46.92	3	Vertical	336	2.90	-	33.72	5.38	32.14

802.11ax HEW40-BF_Nss1,(MCS0)_2TX

5270MHz_TnomVnom

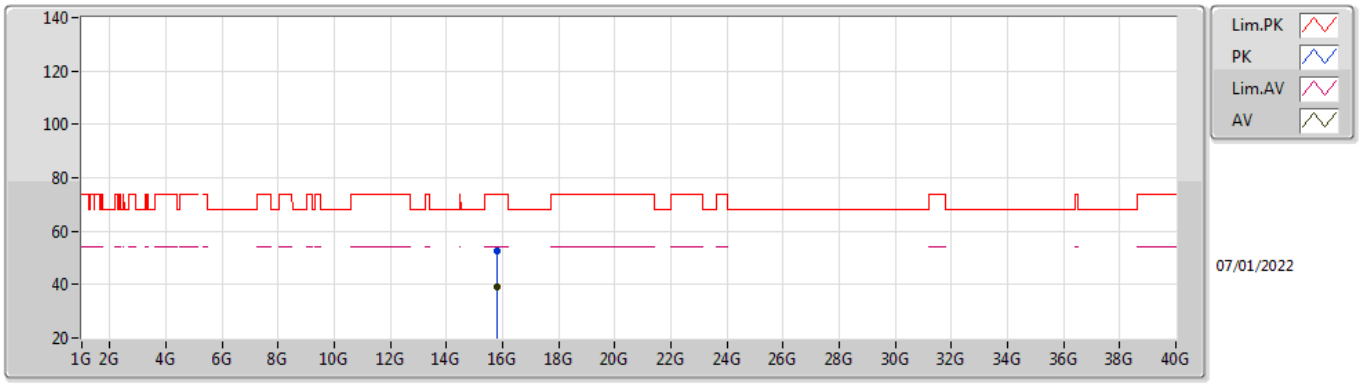

EUT Z_2TX
Setting 96
02-B-C-5

Type	Freq	Level	Limit	Margin	Raw	Dist	Condition	Azimuth	Height	Comment	AF	CL	PA
	(Hz)	(dBuV/m)	(dBuV/m)	(dB)	(dBuV)	(m)		(°)	(m)		(dB)	(dB)	(dB)
PK	15.80762G	52.78	74.00	-21.22	38.97	3	Vertical	134	2.29	-	37.41	9.91	33.51
AV	15.81034G	39.12	54.00	-14.88	25.32	3	Vertical	134	2.29	-	37.41	9.91	33.52

802.11ax HEW40-BF_Nss1,(MCS0)_2TX

5270MHz_TnomVnom

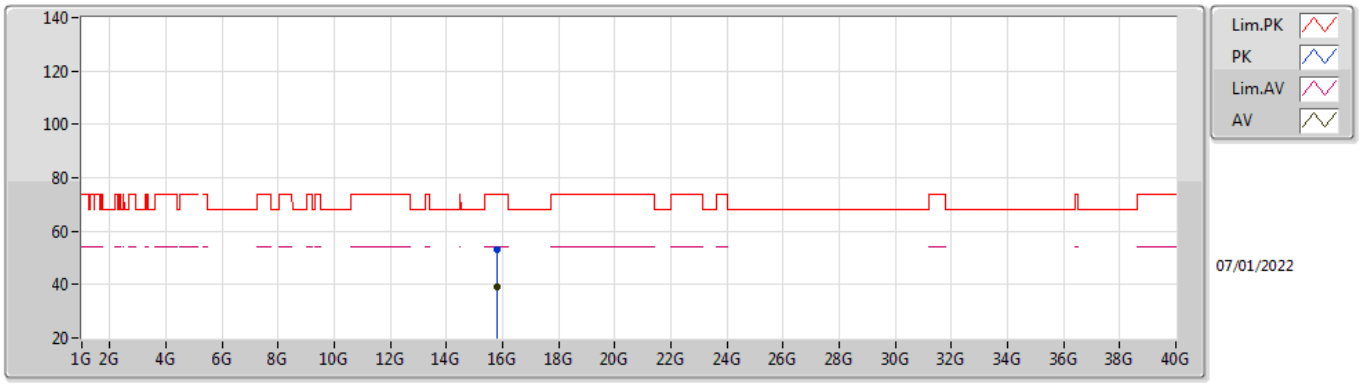

EUT Z_2TX
Setting 96
02-B-C-5

Type	Freq	Level	Limit	Margin	Raw	Dist	Condition	Azimuth	Height	Comment	AF	CL	PA
	(Hz)	(dBuV/m)	(dBuV/m)	(dB)	(dBuV)	(m)		(°)	(m)		(dB)	(dB)	(dB)
PK	15.8083G	52.87	74.00	-21.13	39.06	3	Horizontal	155	1.16	-	37.41	9.91	33.51
AV	15.80718G	39.18	54.00	-14.82	25.37	3	Horizontal	155	1.16	-	37.41	9.91	33.51

802.11ax HEW40-BF_Nss1,(MCS0)_2TX

5310MHz_TnomVnom

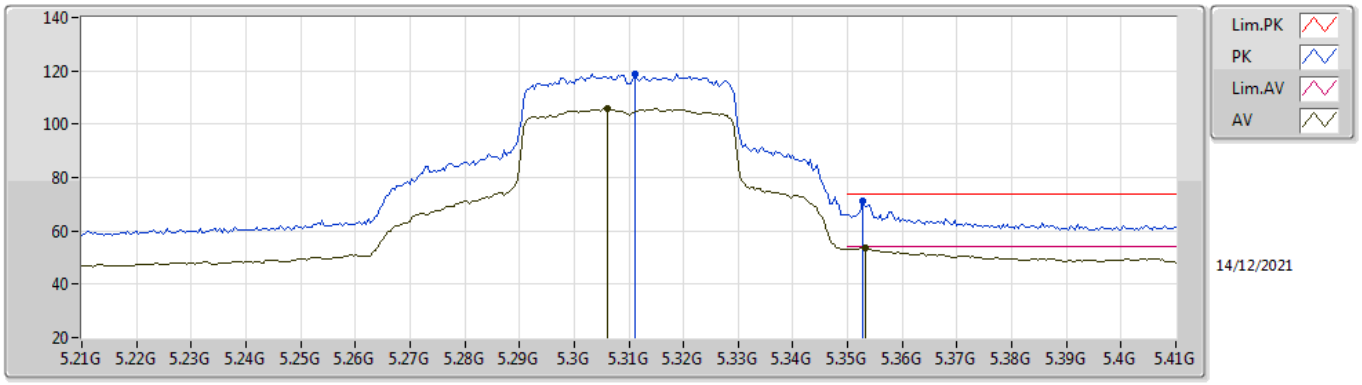

EUT Z_2TX
Setting 87
02-B-K-5-10

Type	Freq	Level	Limit	Margin	Raw	Dist	Condition	Azimuth	Height	Comment	AF	CL	PA
	(Hz)	(dBuV/m)	(dBuV/m)	(dB)	(dBuV)	(m)		(°)	(m)		(dB)	(dB)	(dB)
PK	5.3112G	118.81	Inf	-Inf	111.89	3	Vertical	204	2.15	-	33.70	5.36	32.14
AV	5.306G	105.74	Inf	-Inf	98.83	3	Vertical	204	2.15	-	33.70	5.35	32.14
PK	5.3528G	71.14	74.00	-2.86	64.19	3	Vertical	204	2.15	-	33.71	5.38	32.14
AV	5.3532G	53.83	54.00	-0.17	46.88	3	Vertical	204	2.15	-	33.71	5.38	32.14

802.11ax HEW40-BF_Nss1,(MCS0)_2TX

5310MHz_TnomVnom

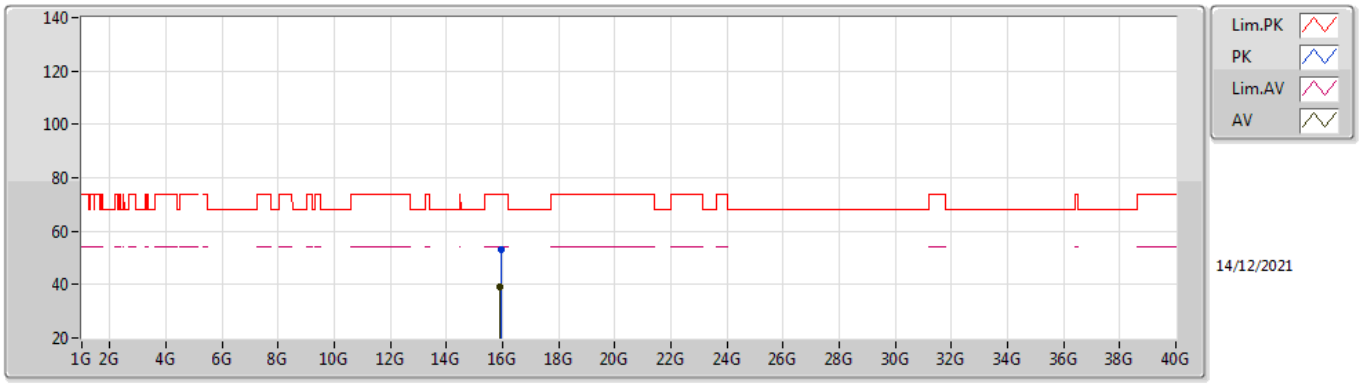

EUT Z_2TX
Setting 87
02-B-K-5

Type	Freq	Level	Limit	Margin	Raw	Dist	Condition	Azimuth	Height	Comment	AF	CL	PA
	(Hz)	(dBuV/m)	(dBuV/m)	(dB)	(dBuV)	(m)		(°)	(m)		(dB)	(dB)	(dB)
PK	15.92934G	53.30	74.00	-20.70	39.52	3	Vertical	62	2.42	-	37.47	9.97	33.66
AV	15.92526G	39.38	54.00	-14.62	25.59	3	Vertical	62	2.42	-	37.47	9.97	33.65

802.11ax HEW40-BF_Nss1,(MCS0)_2TX

5310MHz_TnomVnom

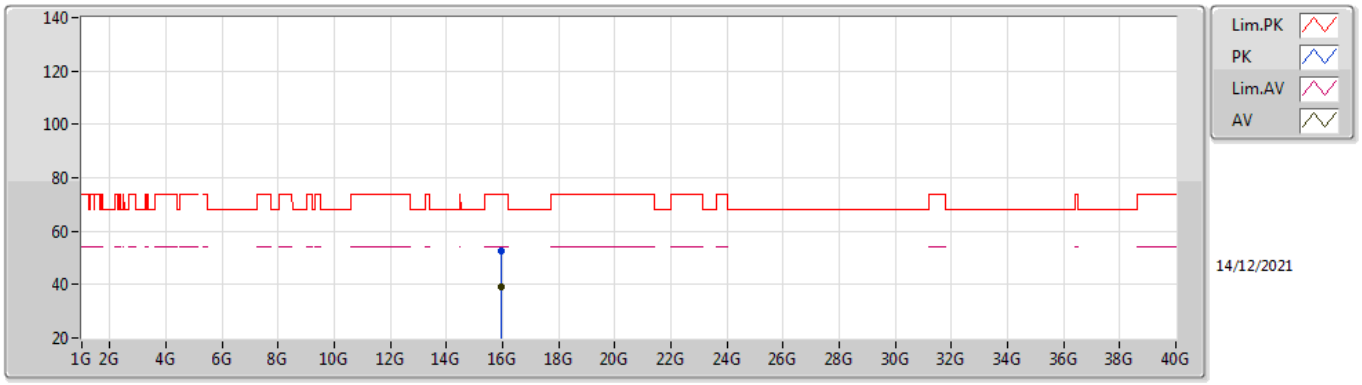

EUT Z_2TX
Setting 87
02-B-K-5

Type	Freq	Level	Limit	Margin	Raw	Dist	Condition	Azimuth	Height	Comment	AF	CL	PA
	(Hz)	(dBuV/m)	(dBuV/m)	(dB)	(dBuV)	(m)		(°)	(m)		(dB)	(dB)	(dB)
PK	15.9268G	52.67	74.00	-21.33	38.88	3	Horizontal	27	2.60	-	37.47	9.97	33.65
AV	15.9318G	39.26	54.00	-14.74	25.48	3	Horizontal	27	2.60	-	37.47	9.97	33.66

802.11ax HEW40-BF_Nss1,(MCS0)_2TX

5510MHz_TnomVnom

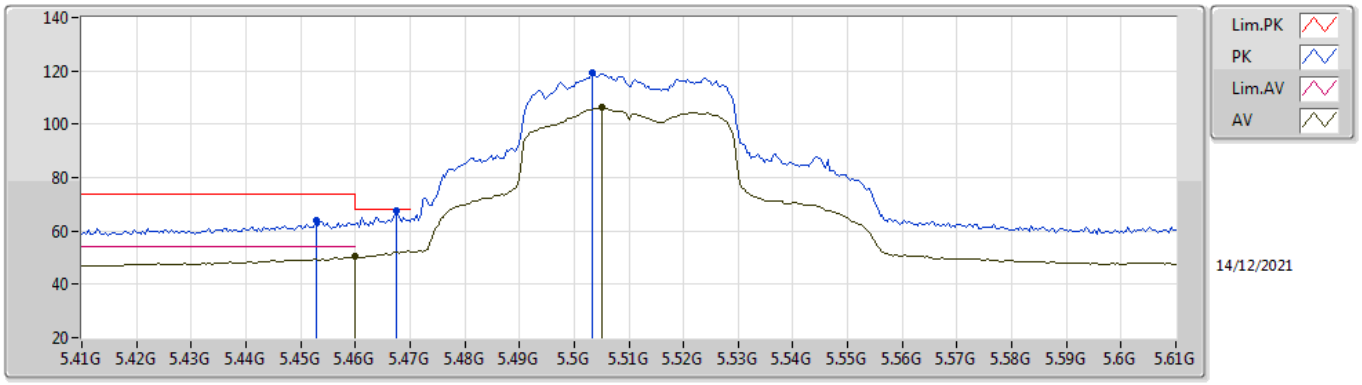

EUT Z_2TX
Setting 86
02-B-K-5-10

Type	Freq	Level	Limit	Margin	Raw	Dist	Condition	Azimuth	Height	Comment	AF	CL	PA
	(Hz)	(dBuV/m)	(dBuV/m)	(dB)	(dBuV)	(m)		(°)	(m)		(dB)	(dB)	(dB)
PK	5.4528G	64.00	74.00	-10.00	56.78	3	Vertical	207	2.26	-	33.90	5.45	32.13
AV	5.46G	50.27	54.00	-3.73	43.04	3	Vertical	207	2.26	-	33.90	5.46	32.13
PK	5.4676G	67.47	68.20	-0.73	60.23	3	Vertical	207	2.26	-	33.90	5.47	32.13
PK	5.5032G	119.10	Inf	-Inf	111.83	3	Vertical	207	2.26	-	33.90	5.50	32.13
AV	5.5052G	106.21	Inf	-Inf	98.93	3	Vertical	207	2.26	-	33.90	5.51	32.13

802.11ax HEW40-BF_Nss1,(MCS0)_2TX

5510MHz_TnomVnom

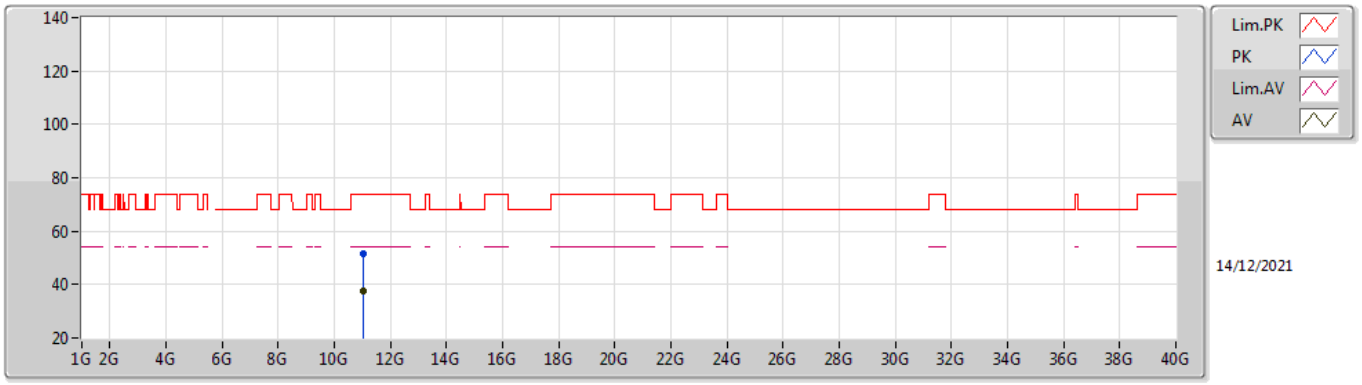

EUT Z_2TX
Setting 86
02-B-K-5

Type	Freq	Level	Limit	Margin	Raw	Dist	Condition	Azimuth	Height	Comment	AF	CL	PA
	(Hz)	(dBuV/m)	(dBuV/m)	(dB)	(dBuV)	(m)		(°)	(m)		(dB)	(dB)	(dB)
PK	11.02346G	51.64	74.00	-22.36	38.68	3	Vertical	56	1.83	-	38.52	7.71	33.27
AV	11.01704G	37.71	54.00	-16.29	24.75	3	Vertical	56	1.83	-	38.52	7.71	33.27

802.11ax HEW40-BF_Nss1,(MCS0)_2TX

5510MHz_TnomVnom

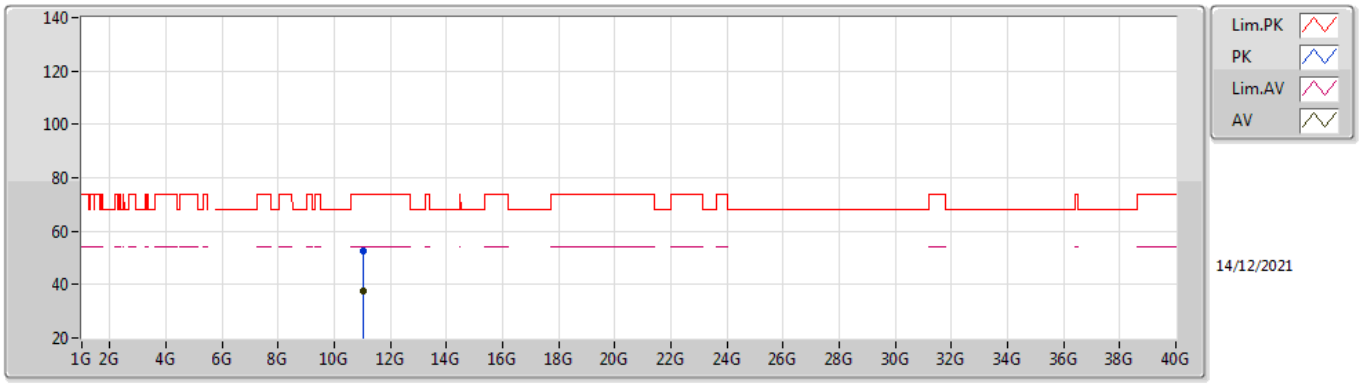

EUT Z_2TX
Setting 86
02-B-K-5

Type	Freq	Level	Limit	Margin	Raw	Dist	Condition	Azimuth	Height	Comment	AF	CL	PA
	(Hz)	(dBuV/m)	(dBuV/m)	(dB)	(dBuV)	(m)		(°)	(m)		(dB)	(dB)	(dB)
PK	11.02412G	52.35	74.00	-21.65	39.39	3	Horizontal	248	2.81	-	38.52	7.71	33.27
AV	11.01676G	37.78	54.00	-16.22	24.82	3	Horizontal	248	2.81	-	38.52	7.71	33.27

802.11ax HEW40-BF_Nss1,(MCS0)_2TX

5550MHz_TnomVnom

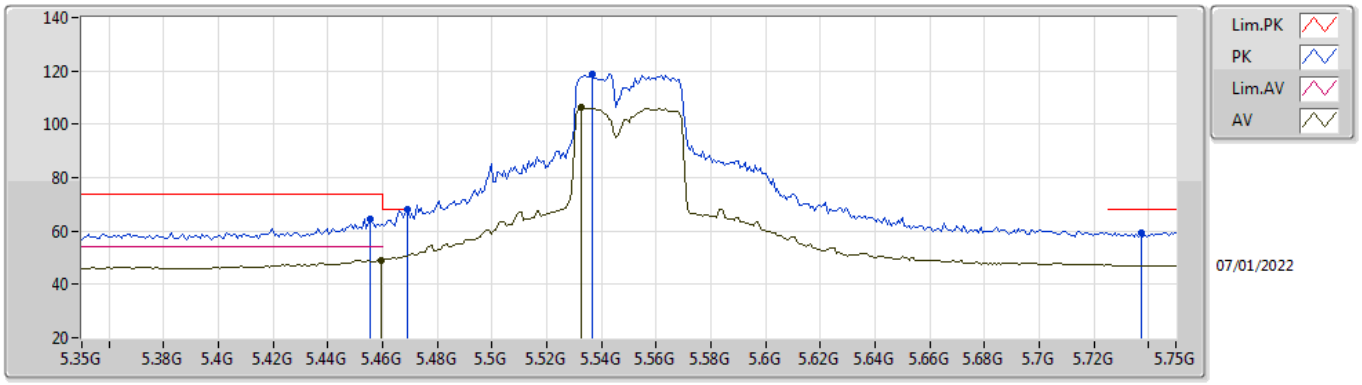

EUT Z_2TX
Setting 95
02-B-C-5-10

Type	Freq	Level	Limit	Margin	Raw	Dist	Condition	Azimuth	Height	Comment	AF	CL	PA
	(Hz)	(dBuV/m)	(dBuV/m)	(dB)	(dBuV)	(m)		(°)	(m)		(dB)	(dB)	(dB)
PK	5.4556G	64.54	74.00	-9.46	57.31	3	Vertical	161	1.80	-	33.90	5.46	32.13
AV	5.4596G	49.15	54.00	-4.85	41.92	3	Vertical	161	1.80	-	33.90	5.46	32.13
PK	5.4692G	68.15	68.20	-0.05	60.91	3	Vertical	161	1.80	-	33.90	5.47	32.13
PK	5.5364G	118.66	Inf	-Inf	111.35	3	Vertical	161	1.80	-	33.90	5.54	32.13
AV	5.5324G	106.32	Inf	-Inf	99.02	3	Vertical	161	1.80	-	33.90	5.53	32.13
PK	5.7372G	59.39	68.20	-8.81	52.16	3	Vertical	161	1.80	-	33.77	5.60	32.14

802.11ax HEW40-BF_Nss1,(MCS0)_2TX

5550MHz_TnomVnom

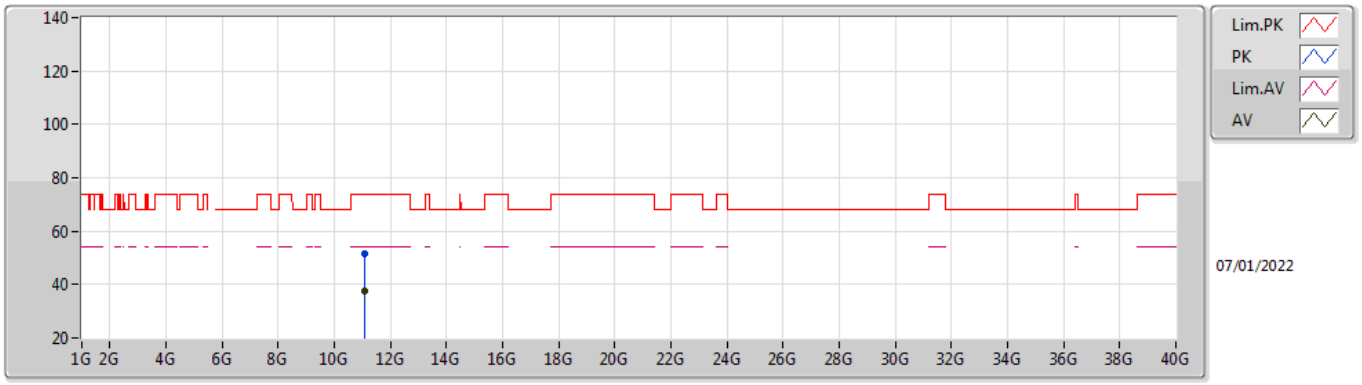

EUT Z_2TX
Setting 95
02-B-C-5

Type	Freq	Level	Limit	Margin	Raw	Dist	Condition	Azimuth	Height	Comment	AF	CL	PA
	(Hz)	(dBuV/m)	(dBuV/m)	(dB)	(dBuV)	(m)		(°)	(m)		(dB)	(dB)	(dB)
PK	11.09714G	51.37	74.00	-22.63	38.29	3	Vertical	187	2.02	-	38.60	7.74	33.26
AV	11.10324G	37.81	54.00	-16.19	24.73	3	Vertical	187	2.02	-	38.60	7.74	33.26

802.11ax HEW40-BF_Nss1,(MCS0)_2TX

5550MHz_TnomVnom

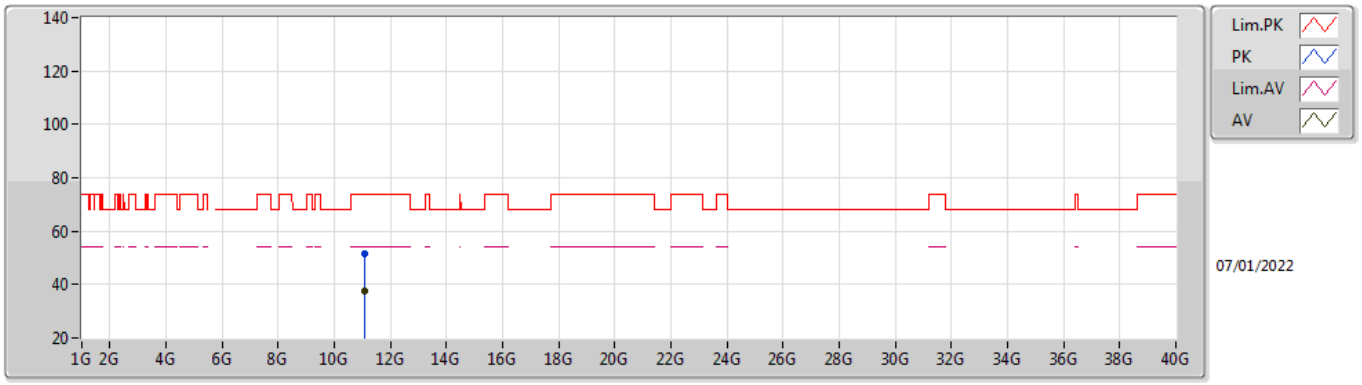

EUT Z_2TX
Setting 95
02-B-C-5

Type	Freq	Level	Limit	Margin	Raw	Dist	Condition	Azimuth	Height	Comment	AF	CL	PA
	(Hz)	(dBuV/m)	(dBuV/m)	(dB)	(dBuV)	(m)		(°)	(m)		(dB)	(dB)	(dB)
PK	11.1002G	51.57	74.00	-22.43	38.49	3	Horizontal	137	2.56	-	38.60	7.74	33.26
AV	11.1026G	37.73	54.00	-16.27	24.65	3	Horizontal	137	2.56	-	38.60	7.74	33.26

802.11ax HEW40-BF_Nss1,(MCS0)_2TX

5670MHz_TnomVnom

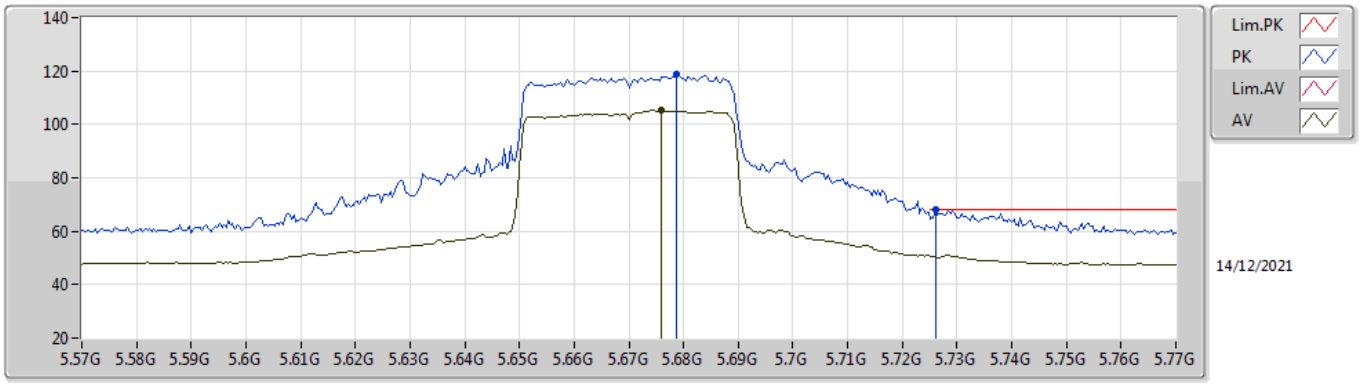

EUT Z_2TX
Setting 85
02-B-K-5-10

Type	Freq	Level	Limit	Margin	Raw	Dist	Condition	Azimuth	Height	Comment	AF	CL	PA
	(Hz)	(dBuV/m)	(dBuV/m)	(dB)	(dBuV)	(m)		(°)	(m)		(dB)	(dB)	(dB)
PK	5.6788G	118.65	Inf	-Inf	111.45	3	Vertical	154	2.60	-	33.74	5.60	32.14
AV	5.676G	105.19	Inf	-Inf	97.98	3	Vertical	154	2.60	-	33.75	5.60	32.14
PK	5.726G	68.16	68.20	-0.04	60.95	3	Vertical	154	2.60	-	33.75	5.60	32.14

802.11ax HEW40-BF_Nss1,(MCS0)_2TX

5670MHz_TnomVnom

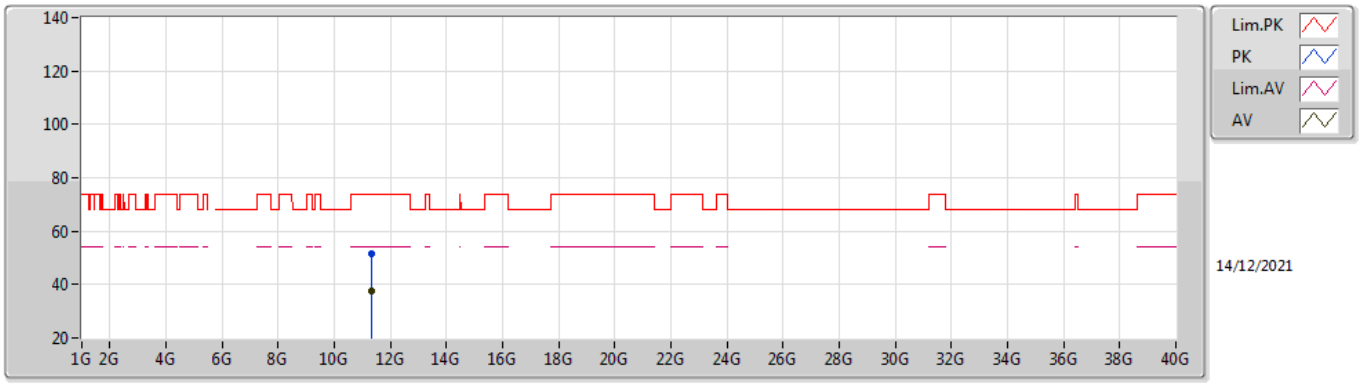

EUT Z_2TX
Setting 85
02-B-K-5

Type	Freq	Level	Limit	Margin	Raw	Dist	Condition	Azimuth	Height	Comment	AF	CL	PA
	(Hz)	(dBuV/m)	(dBuV/m)	(dB)	(dBuV)	(m)		(°)	(m)		(dB)	(dB)	(dB)
PK	11.34212G	51.57	74.00	-22.43	38.23	3	Vertical	75	1.39	-	38.74	7.84	33.24
AV	11.33964G	37.38	54.00	-16.62	24.04	3	Vertical	75	1.39	-	38.74	7.84	33.24

802.11ax HEW40-BF_Nss1,(MCS0)_2TX

5670MHz_TnomVnom

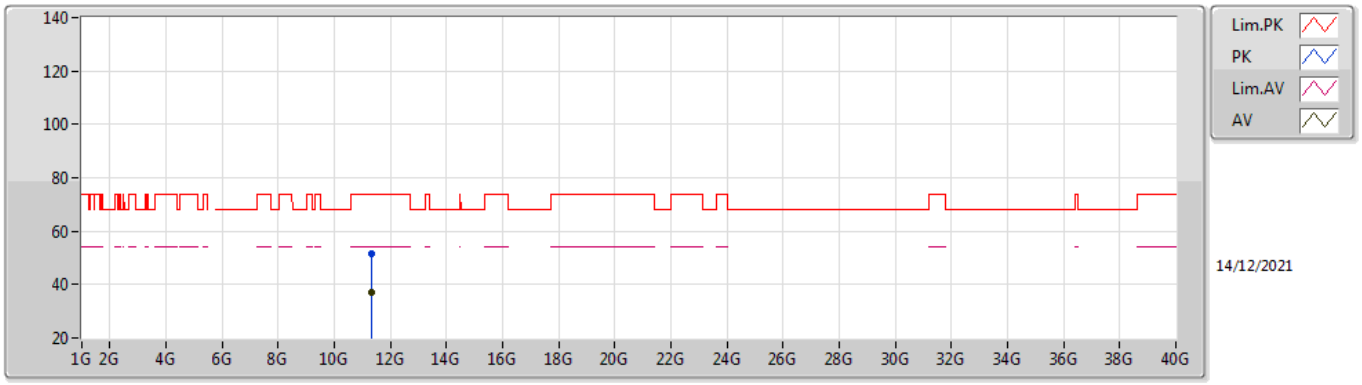

EUT Z_2TX
Setting 85
02-B-K-5

Type	Freq	Level	Limit	Margin	Raw	Dist	Condition	Azimuth	Height	Comment	AF	CL	PA
	(Hz)	(dBuV/m)	(dBuV/m)	(dB)	(dBuV)	(m)		(°)	(m)		(dB)	(dB)	(dB)
PK	11.33854G	51.65	74.00	-22.35	38.31	3	Horizontal	122	2.37	-	38.74	7.84	33.24
AV	11.34014G	37.32	54.00	-16.68	23.98	3	Horizontal	122	2.37	-	38.74	7.84	33.24

802.11ax HEW40-BF_Nss1,(MCS0)_2TX

5710MHz Straddle 5.47-5.725GHz_TnomVnom

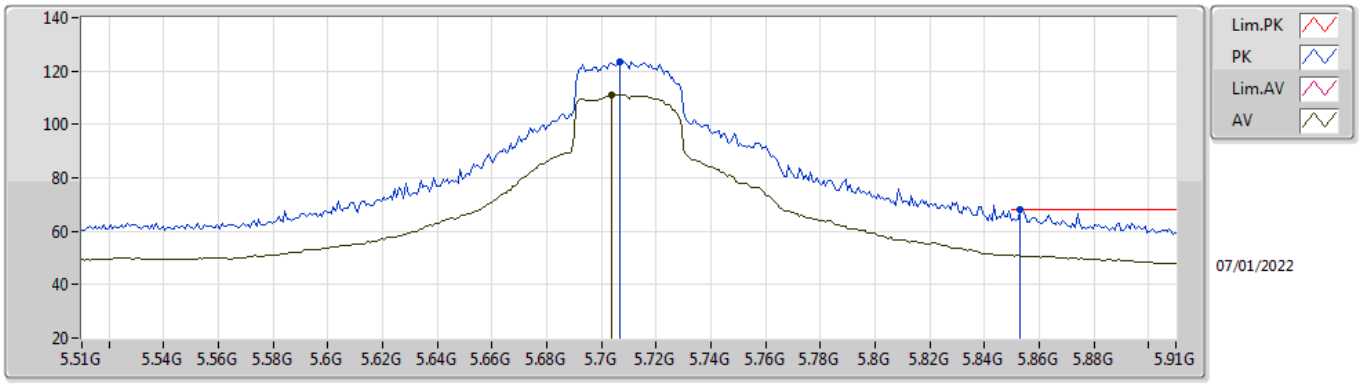

EUT Z_2TX
Setting 110
02-B-C-5-10

Type	Freq	Level	Limit	Margin	Raw	Dist	Condition	Azimuth	Height	Comment	AF	CL	PA
	(Hz)	(dBuV/m)	(dBuV/m)	(dB)	(dBuV)	(m)		(°)	(m)		(dB)	(dB)	(dB)
PK	5.7068G	123.64	Inf	-Inf	116.47	3	Vertical	154	2.00	-	33.71	5.60	32.14
AV	5.7036G	111.22	Inf	-Inf	104.05	3	Vertical	154	2.00	-	33.71	5.60	32.14
PK	5.8532G	67.92	68.20	-0.28	60.61	3	Vertical	154	2.00	-	33.81	5.65	32.15

802.11ax HEW40-BF_Nss1,(MCS0)_2TX

5710MHz Straddle 5.47-5.725GHz_TnomVnom

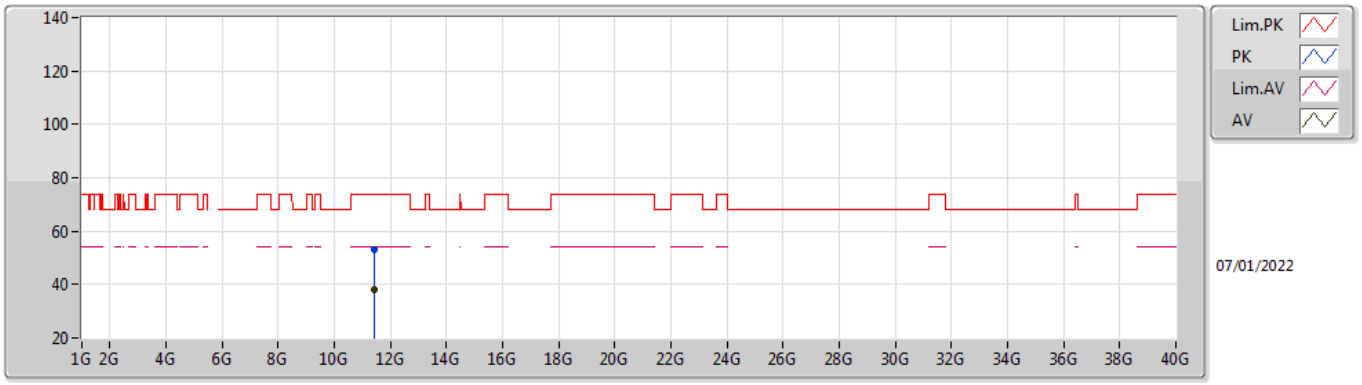

EUT Z_2TX
Setting 110
02-B-C-5

Type	Freq	Level	Limit	Margin	Raw	Dist	Condition	Azimuth	Height	Comment	AF	CL	PA
	(Hz)	(dBuV/m)	(dBuV/m)	(dB)	(dBuV)	(m)		(°)	(m)		(dB)	(dB)	(dB)
PK	11.42118G	53.05	74.00	-20.95	39.57	3	Vertical	214	1.62	-	38.84	7.87	33.23
AV	11.42372G	38.25	54.00	-15.75	24.76	3	Vertical	214	1.62	-	38.85	7.87	33.23

802.11ax HEW40-BF_Nss1,(MCS0)_2TX

5710MHz Straddle 5.47-5.725GHz_TnomVnom

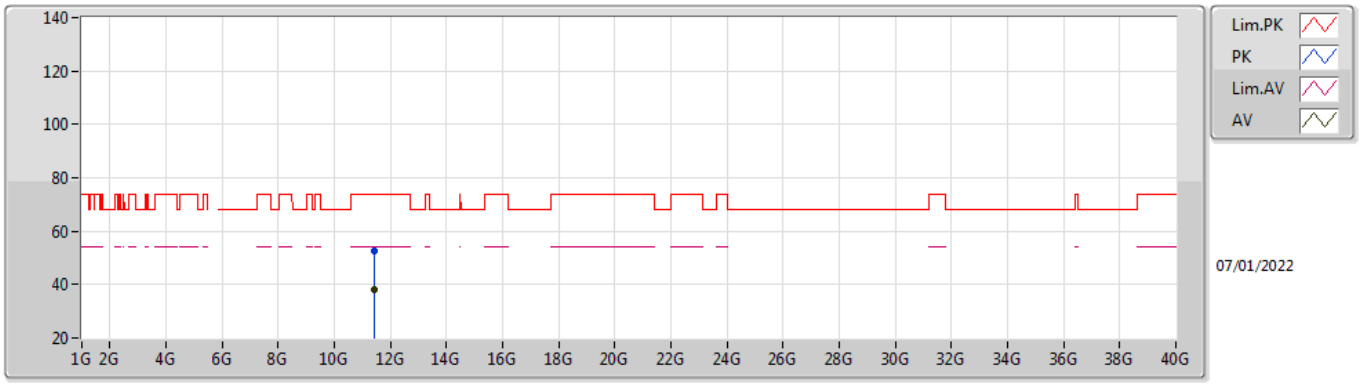

EUT Z_2TX
Setting 110
02-B-C-5

Type	Freq	Level	Limit	Margin	Raw	Dist	Condition	Azimuth	Height	Comment	AF	CL	PA
	(Hz)	(dBuV/m)	(dBuV/m)	(dB)	(dBuV)	(m)		(°)	(m)		(dB)	(dB)	(dB)
PK	11.41726G	52.41	74.00	-21.59	38.94	3	Horizontal	78	2.69	-	38.83	7.87	33.23
AV	11.42396G	38.28	54.00	-15.72	24.79	3	Horizontal	78	2.69	-	38.85	7.87	33.23

802.11ax HEW40-BF_Nss1,(MCS0)_2TX

5755MHz_TnomVnom

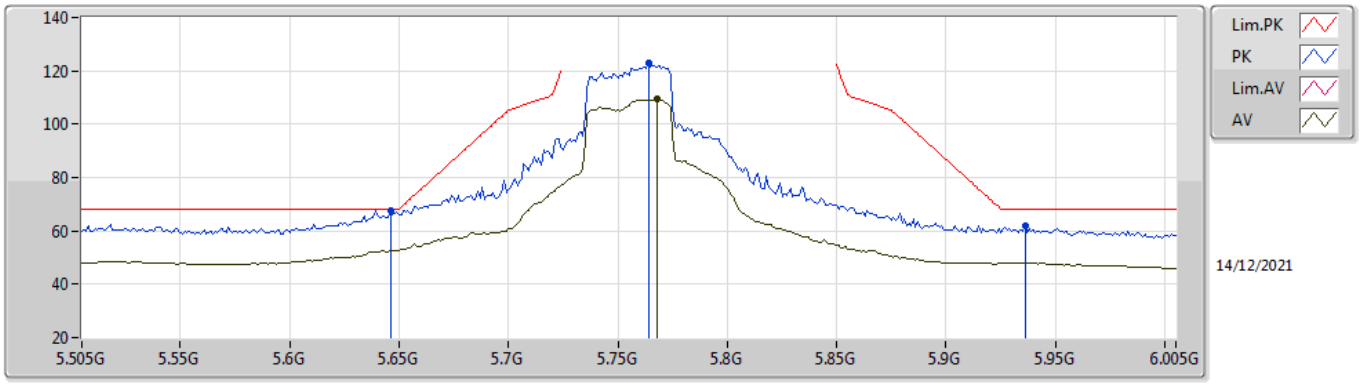

EUT Z_2TX
Setting 110
02-B-K-5-10

Type	Freq	Level	Limit	Margin	Raw	Dist	Condition	Azimuth	Height	Comment	AF	CL	PA
	(Hz)	(dBuV/m)	(dBuV/m)	(dB)	(dBuV)	(m)		(°)	(m)		(dB)	(dB)	(dB)
PK	5.646G	67.73	68.20	-0.47	60.46	3	Vertical	159	2.71	-	33.81	5.60	32.14
PK	5.764G	122.82	Inf	-Inf	115.60	3	Vertical	159	2.71	-	33.77	5.60	32.15
AV	5.768G	109.27	Inf	-Inf	102.06	3	Vertical	159	2.71	-	33.76	5.60	32.15
PK	5.936G	61.76	68.20	-6.44	54.11	3	Vertical	159	2.71	-	34.07	5.74	32.16

802.11ax HEW40-BF_Nss1,(MCS0)_2TX

5755MHz_TnomVnom

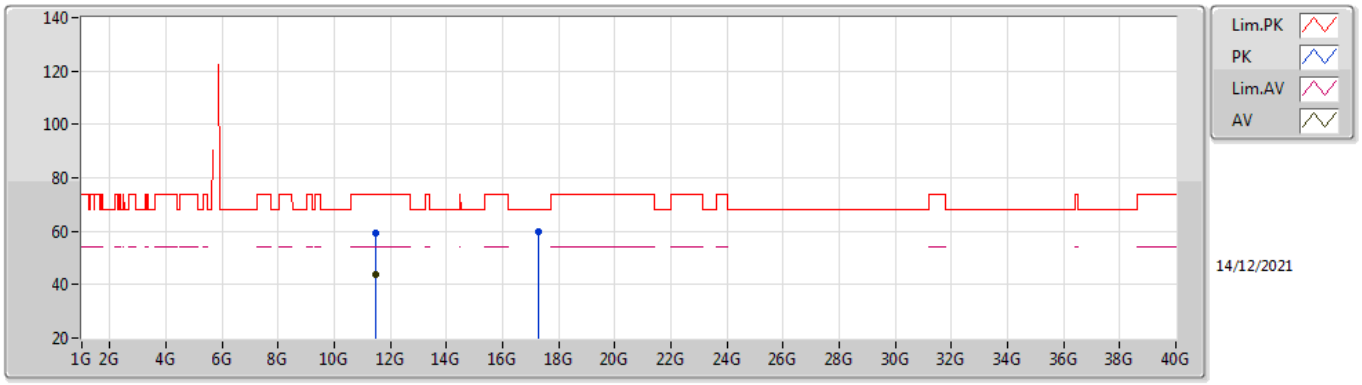

EUT Z_2TX
Setting 110
02-B-K-5

Type	Freq	Level	Limit	Margin	Raw	Dist	Condition	Azimuth	Height	Comment	AF	CL	PA
	(Hz)	(dBuV/m)	(dBuV/m)	(dB)	(dBuV)	(m)		(°)	(m)		(dB)	(dB)	(dB)
PK	11.48662G	59.41	74.00	-14.59	45.77	3	Vertical	0	1.88	-	38.97	7.89	33.22
AV	11.49138G	44.02	54.00	-9.98	30.36	3	Vertical	0	1.88	-	38.98	7.90	33.22
PK	17.2613G	59.81	68.20	-8.39	40.24	3	Vertical	324	1.80	-	42.18	10.63	33.24

802.11ax HEW40-BF_Nss1,(MCS0)_2TX

5755MHz_TnomVnom

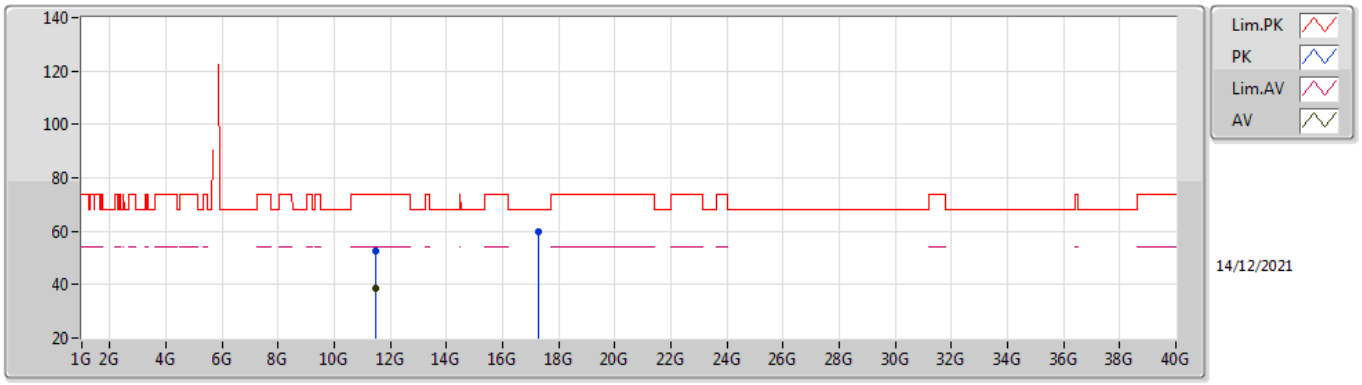

EUT Z_2TX
Setting 110
02-B-K-5

Type	Freq	Level	Limit	Margin	Raw	Dist	Condition	Azimuth	Height	Comment	AF	CL	PA
	(Hz)	(dBuV/m)	(dBuV/m)	(dB)	(dBuV)	(m)		(°)	(m)		(dB)	(dB)	(dB)
PK	11.49512G	52.50	74.00	-21.50	38.83	3	Horizontal	78	1.26	-	38.99	7.90	33.22
AV	11.48636G	38.64	54.00	-15.36	25.00	3	Horizontal	78	1.26	-	38.97	7.89	33.22
PK	17.26784G	59.82	68.20	-8.38	40.22	3	Horizontal	37	2.77	-	42.20	10.63	33.23

802.11ax HEW40-BF_Nss1,(MCS0)_2TX

5795MHz_TnomVnom

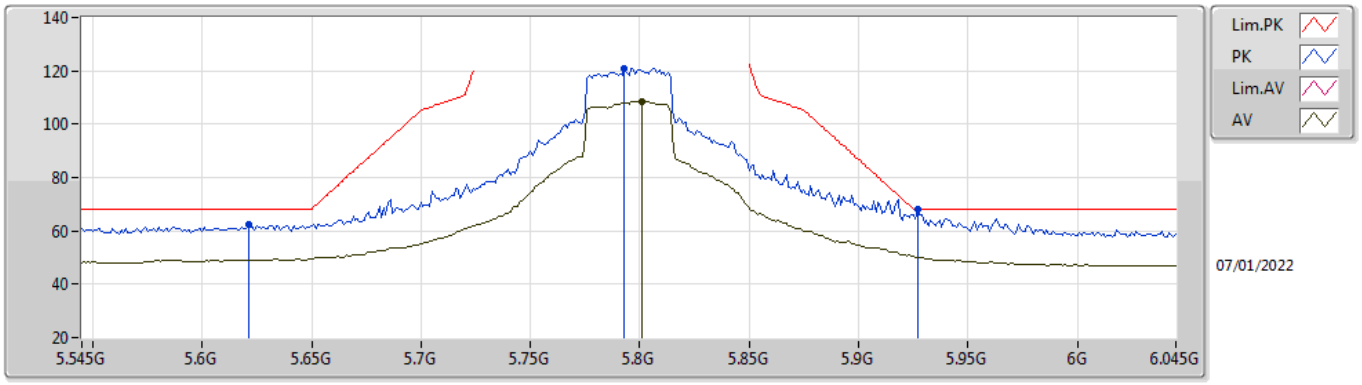

EUT Z_2TX
Setting 110
02-B-C-5-10

Type	Freq	Level	Limit	Margin	Raw	Dist	Condition	Azimuth	Height	Comment	AF	CL	PA
	(Hz)	(dBuV/m)	(dBuV/m)	(dB)	(dBuV)	(m)		(°)	(m)		(dB)	(dB)	(dB)
PK	5.621G	62.24	68.20	-5.96	54.92	3	Vertical	214	1.80	-	33.86	5.60	32.14
PK	5.793G	121.10	Inf	-Inf	113.94	3	Vertical	214	1.80	-	33.71	5.60	32.15
AV	5.801G	108.54	Inf	-Inf	101.39	3	Vertical	214	1.80	-	33.70	5.60	32.15
PK	5.927G	67.92	68.20	-0.28	60.30	3	Vertical	214	1.80	-	34.05	5.73	32.16

802.11ax HEW40-BF_Nss1,(MCS0)_2TX

5795MHz_TnomVnom

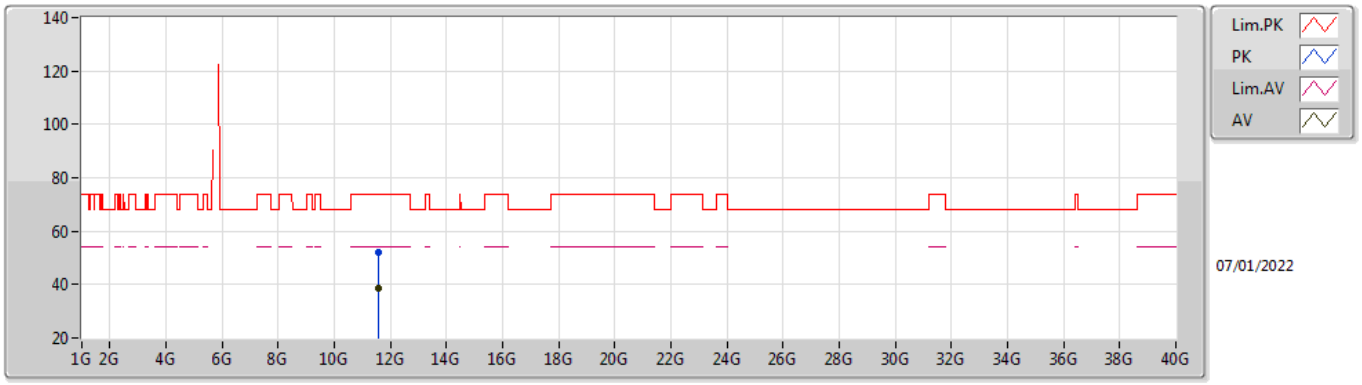

EUT Z_2TX
Setting 110
02-B-C-5

Type	Freq	Level	Limit	Margin	Raw	Dist	Condition	Azimuth	Height	Comment	AF	CL	PA
	(Hz)	(dBuV/m)	(dBuV/m)	(dB)	(dBuV)	(m)		(°)	(m)		(dB)	(dB)	(dB)
PK	11.58988G	52.18	74.00	-21.82	38.21	3	Vertical	223	2.55	-	39.27	7.94	33.24
AV	11.58634G	38.49	54.00	-15.51	24.54	3	Vertical	223	2.55	-	39.26	7.93	33.24

802.11ax HEW40-BF_Nss1,(MCS0)_2TX

5795MHz_TnomVnom

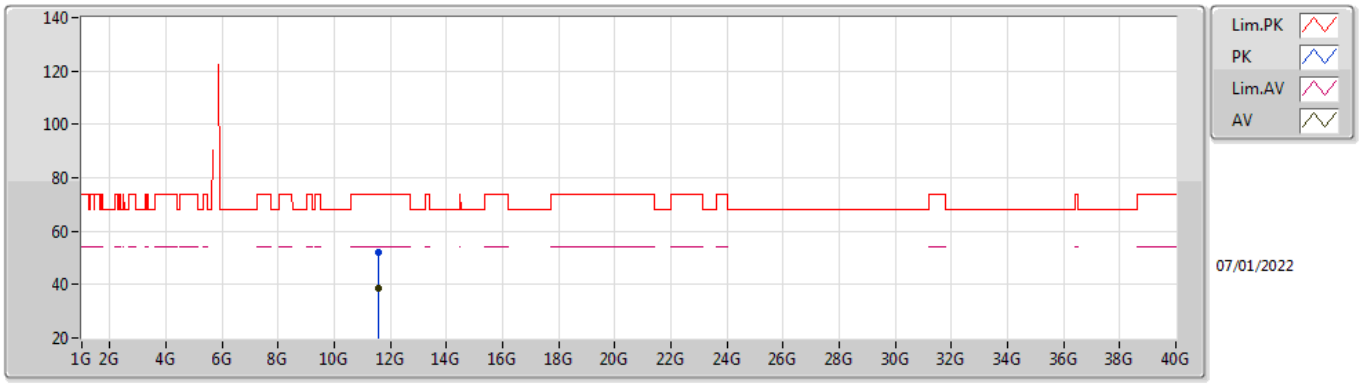

EUT Z_2TX
Setting 110
02-B-C-5

Type	Freq	Level	Limit	Margin	Raw	Dist	Condition	Azimuth	Height	Comment	AF	CL	PA
	(Hz)	(dBuV/m)	(dBuV/m)	(dB)	(dBuV)	(m)		(°)	(m)		(dB)	(dB)	(dB)
PK	11.58892G	52.30	74.00	-21.70	38.33	3	Horizontal	54	1.72	-	39.27	7.94	33.24
AV	11.58524G	38.52	54.00	-15.48	24.57	3	Horizontal	54	1.72	-	39.26	7.93	33.24

802.11ax HEW80-BF_Nss1,(MCS0)_2TX

5210MHz_TnomVnom

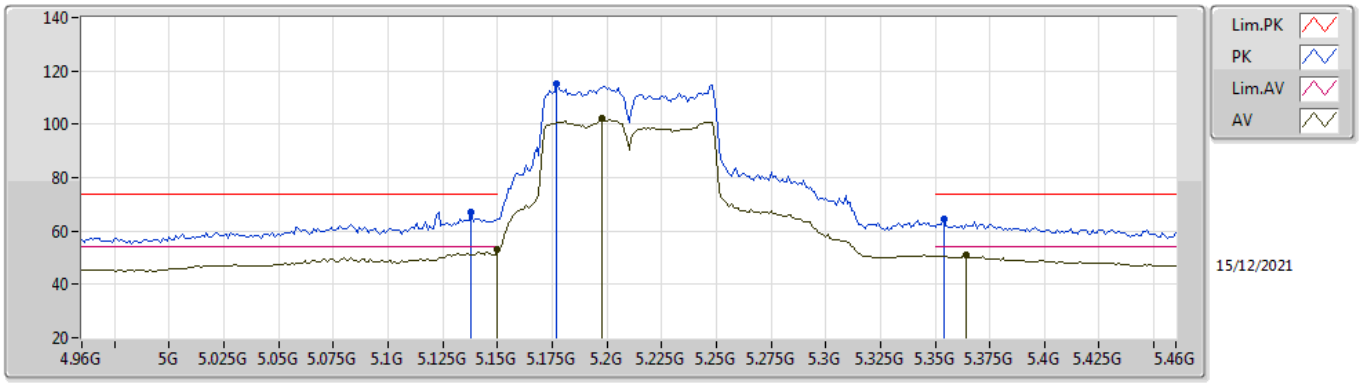

EUT Z_2TX
Setting 93
02-B-G-2-10

Type	Freq	Level	Limit	Margin	Raw	Dist	Condition	Azimuth	Height	Comment	AF	CL	PA
	(Hz)	(dBuV/m)	(dBuV/m)	(dB)	(dBuV)	(m)		(°)	(m)		(dB)	(dB)	(dB)
PK	5.138G	67.26	74.00	-6.74	60.67	3	Vertical	205	1.88	-	33.50	5.24	32.15
AV	5.15G	53.08	54.00	-0.92	46.48	3	Vertical	205	1.88	-	33.50	5.25	32.15
PK	5.177G	114.95	Inf	-Inf	108.32	3	Vertical	205	1.88	-	33.50	5.28	32.15
AV	5.198G	102.02	Inf	-Inf	95.37	3	Vertical	205	1.88	-	33.50	5.30	32.15
PK	5.354G	64.58	74.00	-9.42	57.63	3	Vertical	205	1.88	-	33.71	5.38	32.14
AV	5.364G	50.88	54.00	-3.12	43.91	3	Vertical	205	1.88	-	33.73	5.38	32.14

802.11ax HEW80-BF_Nss1,(MCS0)_2TX

5210MHz_TnomVnom

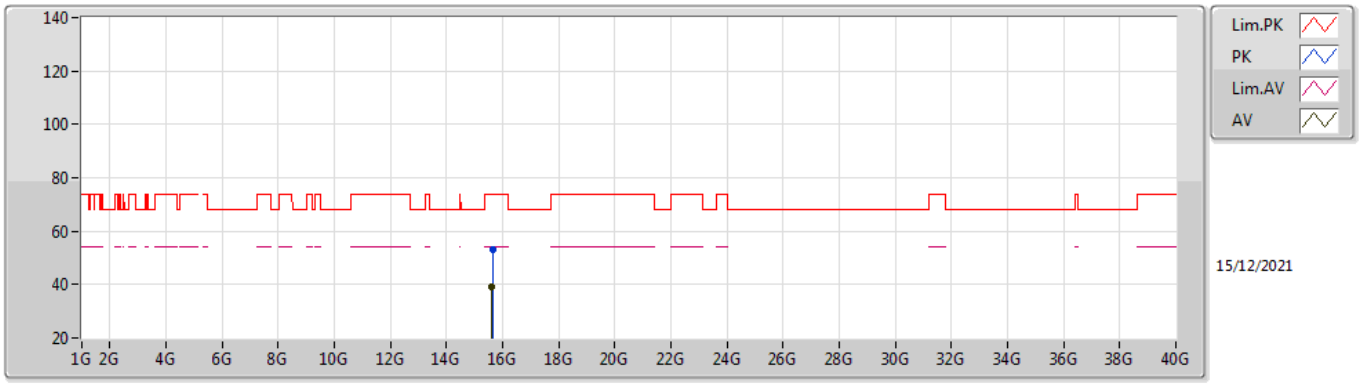

EUT Z_2TX
Setting 93
02-B-G-2

Type	Freq	Level	Limit	Margin	Raw	Dist	Condition	Azimuth	Height	Comment	AF	CL	PA
	(Hz)	(dBuV/m)	(dBuV/m)	(dB)	(dBuV)	(m)		(°)	(m)		(dB)	(dB)	(dB)
PK	15.6338G	53.12	74.00	-20.88	39.06	3	Vertical	345	2.37	-	37.53	9.84	33.31
AV	15.62504G	39.16	54.00	-14.84	25.08	3	Vertical	345	2.37	-	37.55	9.83	33.30

802.11ax HEW80-BF_Nss1,(MCS0)_2TX

5210MHz_TnomVnom

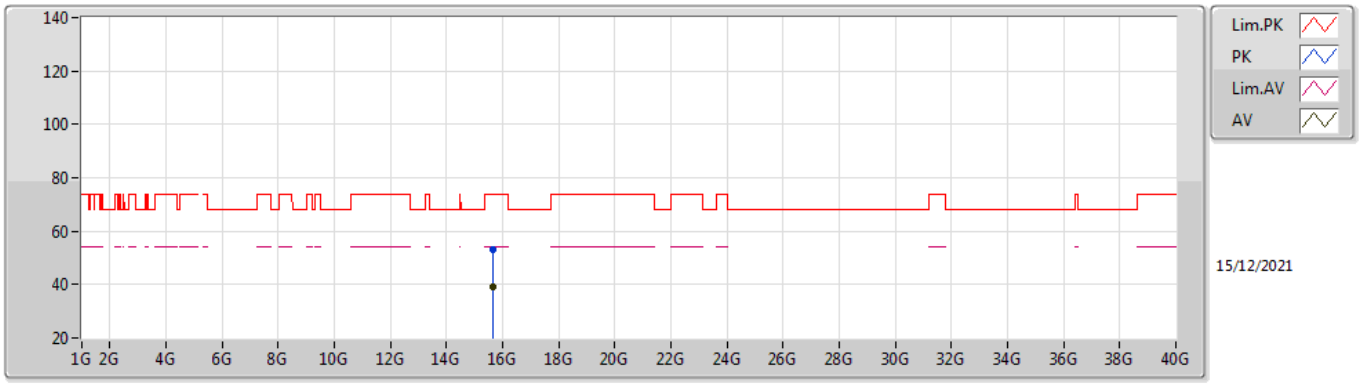

EUT Z_2TX
Setting 93
02-B-G-2

Type	Freq	Level	Limit	Margin	Raw	Dist	Condition	Azimuth	Height	Comment	AF	CL	PA
	(Hz)	(dBuV/m)	(dBuV/m)	(dB)	(dBuV)	(m)		(°)	(m)		(dB)	(dB)	(dB)
PK	15.63126G	52.89	74.00	-21.11	38.82	3	Horizontal	79	2.81	-	37.54	9.83	33.30
AV	15.63412G	39.19	54.00	-14.81	25.13	3	Horizontal	79	2.81	-	37.53	9.84	33.31

802.11ax HEW80-BF_Nss1,(MCS0)_2TX

5290MHz_TnomVnom

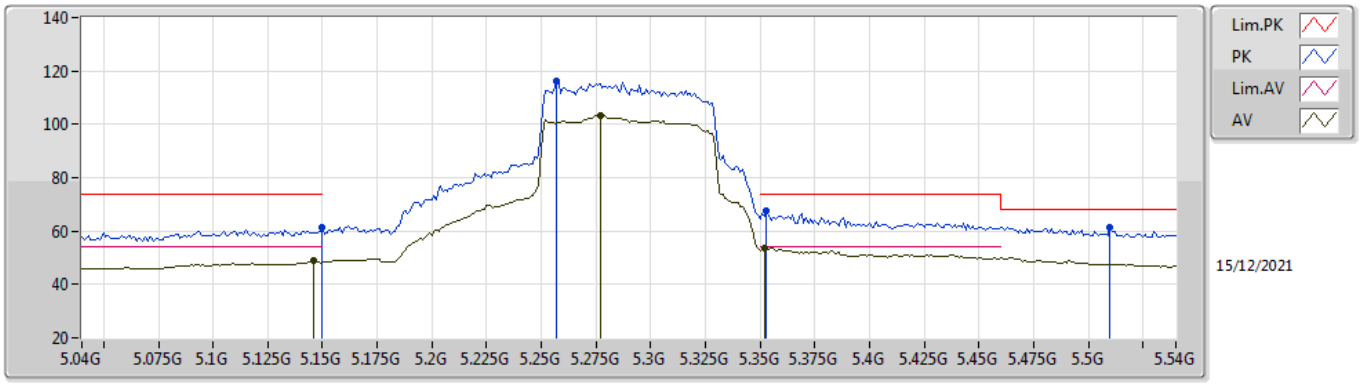

EUT Z_2TX
Setting 89
02-B-G-2-10

Type	Freq	Level	Limit	Margin	Raw	Dist	Condition	Azimuth	Height	Comment	AF	CL	PA
	(Hz)	(dBuV/m)	(dBuV/m)	(dB)	(dBuV)	(m)		(°)	(m)		(dB)	(dB)	(dB)
PK	5.15G	61.13	74.00	-12.87	54.53	3	Vertical	205	2.21	-	33.50	5.25	32.15
AV	5.146G	48.72	54.00	-5.28	42.12	3	Vertical	205	2.21	-	33.50	5.25	32.15
PK	5.257G	116.29	Inf	-Inf	109.49	3	Vertical	205	2.21	-	33.61	5.33	32.14
AV	5.277G	103.45	Inf	-Inf	96.60	3	Vertical	205	2.21	-	33.65	5.34	32.14
PK	5.353G	67.37	74.00	-6.63	60.42	3	Vertical	205	2.21	-	33.71	5.38	32.14
AV	5.352G	53.84	54.00	-0.16	46.90	3	Vertical	205	2.21	-	33.70	5.38	32.14
PK	5.51G	61.62	68.20	-6.58	54.34	3	Vertical	205	2.21	-	33.90	5.51	32.13

802.11ax HEW80-BF_Nss1,(MCS0)_2TX

5290MHz_TnomVnom

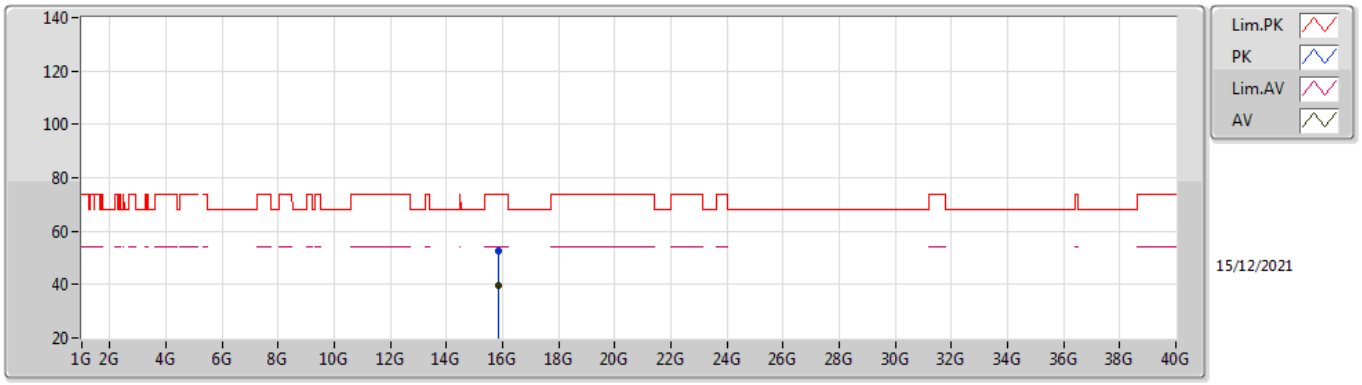

EUT Z_2TX
Setting 89
02-B-G-2

Type	Freq	Level	Limit	Margin	Raw	Dist	Condition	Azimuth	Height	Comment	AF	CL	PA
	(Hz)	(dBuV/m)	(dBuV/m)	(dB)	(dBuV)	(m)		(°)	(m)		(dB)	(dB)	(dB)
PK	15.87496G	52.71	74.00	-21.29	38.89	3	Vertical	49	1.34	-	37.47	9.94	33.59
AV	15.86512G	39.52	54.00	-14.48	25.69	3	Vertical	49	1.34	-	37.47	9.94	33.58

802.11ax HEW80-BF_Nss1,(MCS0)_2TX

5290MHz_TnomVnom

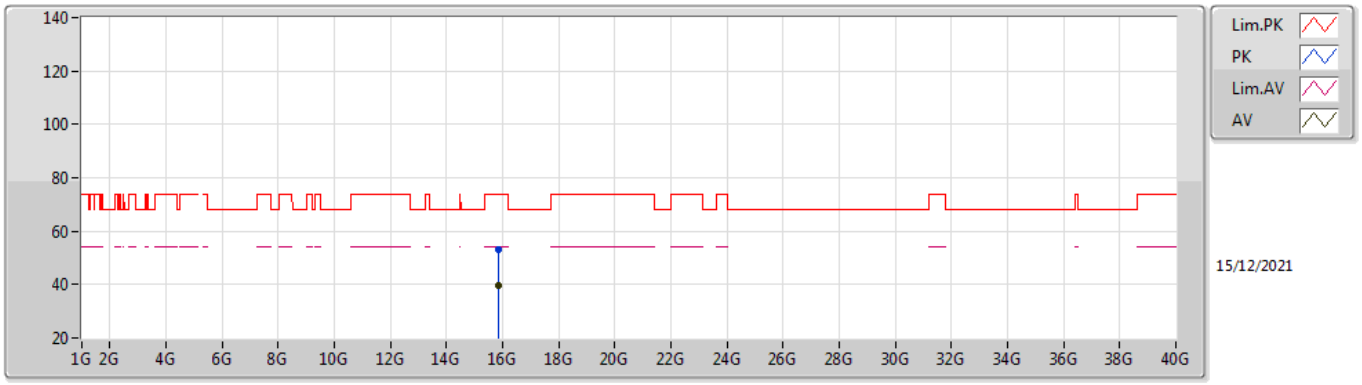

EUT Z_2TX
Setting 89
02-B-G-2

Type	Freq	Level	Limit	Margin	Raw	Dist	Condition	Azimuth	Height	Comment	AF	CL	PA
	(Hz)	(dBuV/m)	(dBuV/m)	(dB)	(dBuV)	(m)		(°)	(m)		(dB)	(dB)	(dB)
PK	15.8749G	53.26	74.00	-20.74	39.44	3	Horizontal	32	1.44	-	37.47	9.94	33.59
AV	15.86844G	39.61	54.00	-14.39	25.78	3	Horizontal	32	1.44	-	37.47	9.94	33.58

802.11ax HEW80-BF_Nss1,(MCS0)_2TX

5530MHz_TnomVnom

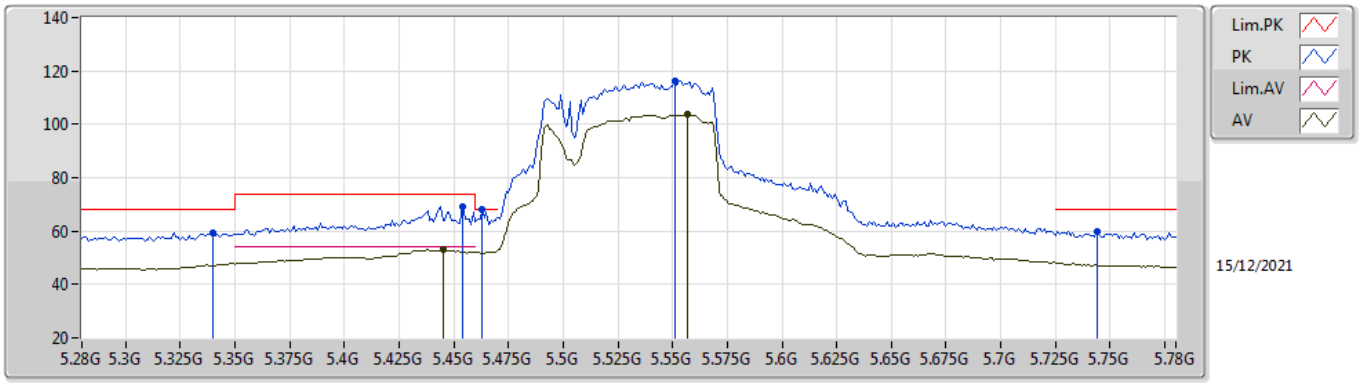

EUT Z_2TX
Setting 88
02-B-G-2-10

Type	Freq	Level	Limit	Margin	Raw	Dist	Condition	Azimuth	Height	Comment	AF	CL	PA
	(Hz)	(dBuV/m)	(dBuV/m)	(dB)	(dBuV)	(m)		(°)	(m)		(dB)	(dB)	(dB)
PK	5.34G	59.33	68.20	-8.87	52.40	3	Vertical	151	2.16	-	33.70	5.37	32.14
PK	5.454G	69.30	74.00	-4.70	62.08	3	Vertical	151	2.16	-	33.90	5.45	32.13
AV	5.445G	53.28	54.00	-0.72	46.07	3	Vertical	151	2.16	-	33.89	5.45	32.13
PK	5.463G	68.07	68.20	-0.13	60.84	3	Vertical	151	2.16	-	33.90	5.46	32.13
PK	5.551G	116.45	Inf	-Inf	109.13	3	Vertical	151	2.16	-	33.90	5.55	32.13
AV	5.557G	103.84	Inf	-Inf	96.51	3	Vertical	151	2.16	-	33.90	5.56	32.13
PK	5.744G	59.82	68.20	-8.38	52.57	3	Vertical	151	2.16	-	33.79	5.60	32.14

802.11ax HEW80-BF_Nss1,(MCS0)_2TX

5530MHz_TnomVnom

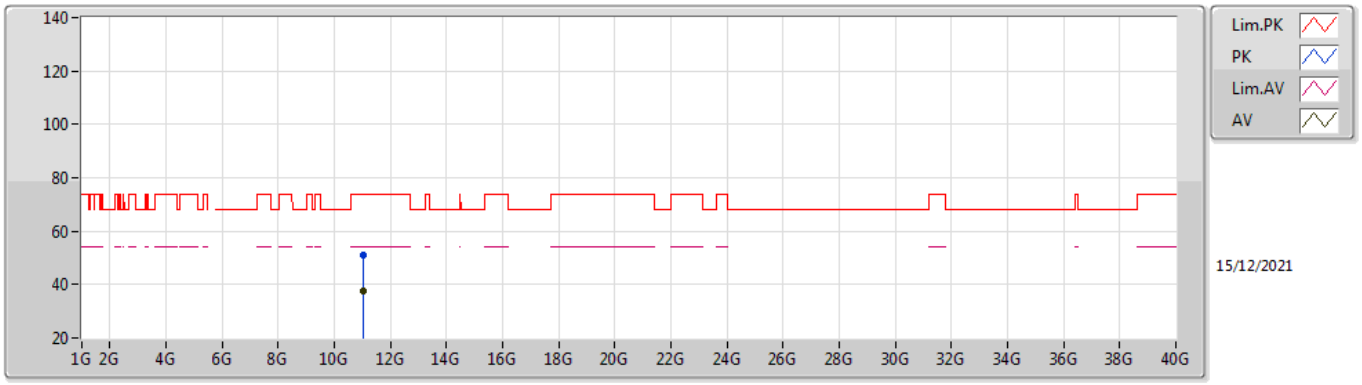

EUT Z_2TX
Setting 88
02-B-G-2

Type	Freq	Level	Limit	Margin	Raw	Dist	Condition	Azimuth	Height	Comment	AF	CL	PA
	(Hz)	(dBuV/m)	(dBuV/m)	(dB)	(dBuV)	(m)		(°)	(m)		(dB)	(dB)	(dB)
PK	11.05736G	51.09	74.00	-22.91	38.07	3	Vertical	337	2.63	-	38.56	7.72	33.26
AV	11.05588G	37.67	54.00	-16.33	24.65	3	Vertical	337	2.63	-	38.56	7.72	33.26

802.11ax HEW80-BF_Nss1,(MCS0)_2TX

5530MHz_TnomVnom

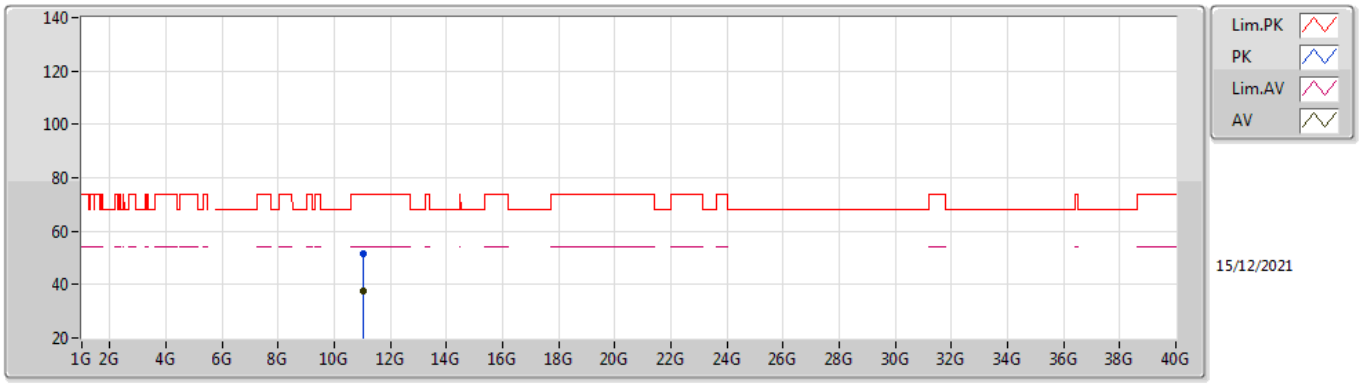

EUT Z_2TX
Setting 88
02-B-G-2

Type	Freq	Level	Limit	Margin	Raw	Dist	Condition	Azimuth	Height	Comment	AF	CL	PA
	(Hz)	(dBuV/m)	(dBuV/m)	(dB)	(dBuV)	(m)		(°)	(m)		(dB)	(dB)	(dB)
PK	11.05538G	51.52	74.00	-22.48	38.50	3	Horizontal	349	2.66	-	38.56	7.72	33.26
AV	11.05582G	37.62	54.00	-16.38	24.60	3	Horizontal	349	2.66	-	38.56	7.72	33.26

802.11ax HEW80-BF_Nss1,(MCS0)_2TX

5610MHz_TnomVnom

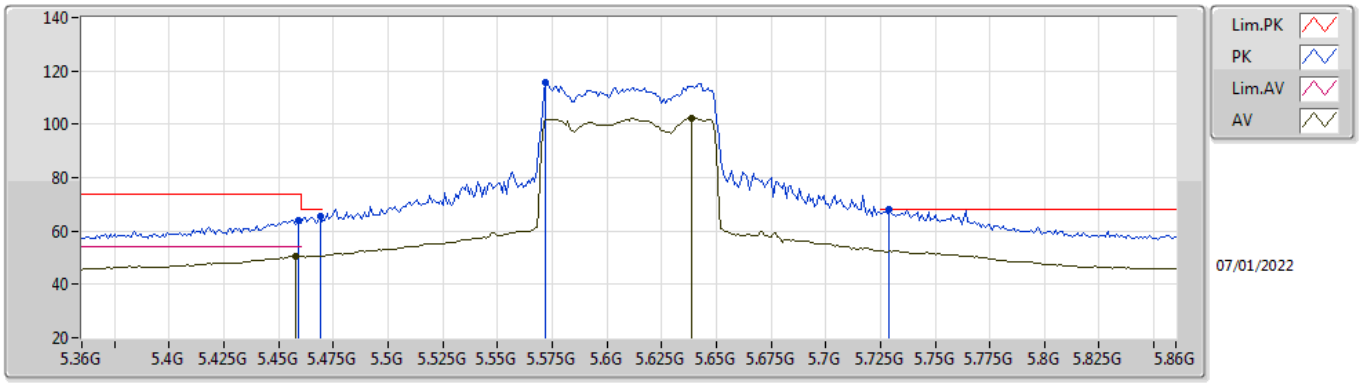

EUT Z_2TX
Setting 86
02-B-C-5-10

Type	Freq	Level	Limit	Margin	Raw	Dist	Condition	Azimuth	Height	Comment	AF	CL	PA
	(Hz)	(dBuV/m)	(dBuV/m)	(dB)	(dBuV)	(m)		(°)	(m)		(dB)	(dB)	(dB)
PK	5.459G	64.16	74.00	-9.84	56.93	3	Vertical	211	2.16	-	33.90	5.46	32.13
AV	5.458G	50.62	54.00	-3.38	43.39	3	Vertical	211	2.16	-	33.90	5.46	32.13
PK	5.469G	65.36	68.20	-2.84	58.12	3	Vertical	211	2.16	-	33.90	5.47	32.13
PK	5.572G	115.86	Inf	-Inf	108.52	3	Vertical	211	2.16	-	33.90	5.57	32.13
AV	5.639G	102.46	Inf	-Inf	95.18	3	Vertical	211	2.16	-	33.82	5.60	32.14
PK	5.729G	68.06	68.20	-0.14	60.84	3	Vertical	211	2.16	-	33.76	5.60	32.14

802.11ax HEW80-BF_Nss1,(MCS0)_2TX

5610MHz_TnomVnom

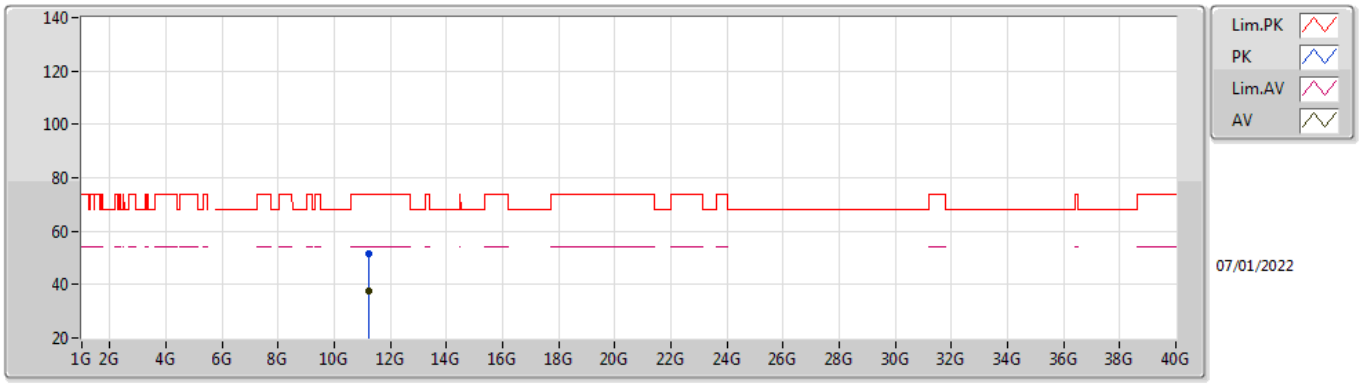

EUT Z_2TX
Setting 86
02-B-C-5

Type	Freq	Level	Limit	Margin	Raw	Dist	Condition	Azimuth	Height	Comment	AF	CL	PA
	(Hz)	(dBuV/m)	(dBuV/m)	(dB)	(dBuV)	(m)		(°)	(m)		(dB)	(dB)	(dB)
PK	11.2237G	51.46	74.00	-22.54	38.22	3	Vertical	273	2.10	-	38.70	7.79	33.25
AV	11.22368G	37.77	54.00	-16.23	24.53	3	Vertical	273	2.10	-	38.70	7.79	33.25

802.11ax HEW80-BF_Nss1,(MCS0)_2TX

5610MHz_TnomVnom

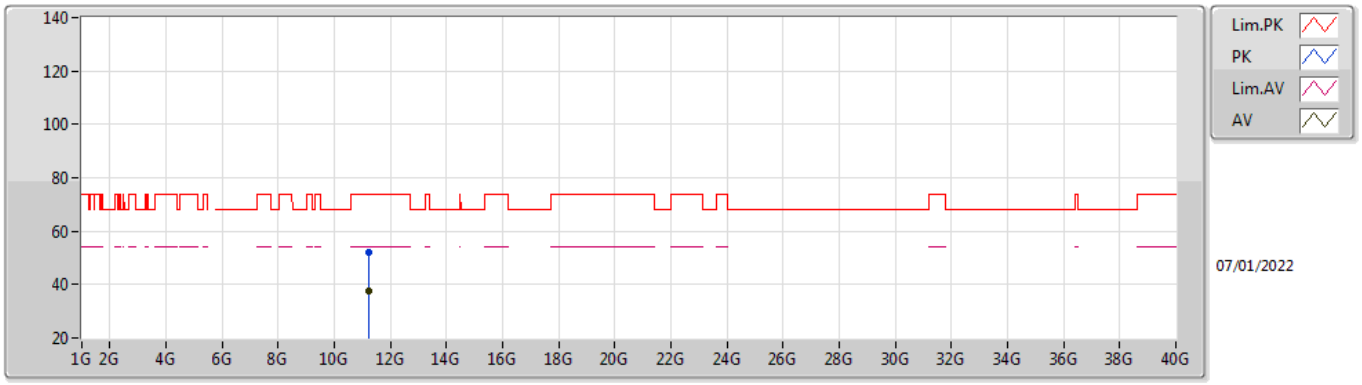

EUT Z_2TX
Setting 86
02-B-C-5

Type	Freq	Level	Limit	Margin	Raw	Dist	Condition	Azimuth	Height	Comment	AF	CL	PA
	(Hz)	(dBuV/m)	(dBuV/m)	(dB)	(dBuV)	(m)		(°)	(m)		(dB)	(dB)	(dB)
PK	11.22218G	51.82	74.00	-22.18	38.58	3	Horizontal	184	1.47	-	38.70	7.79	33.25
AV	11.22494G	37.71	54.00	-16.29	24.47	3	Horizontal	184	1.47	-	38.70	7.79	33.25

802.11ax HEW80-BF_Nss1,(MCS0)_2TX

5690MHz Straddle 5.47-5.725GHz_TnomVnom

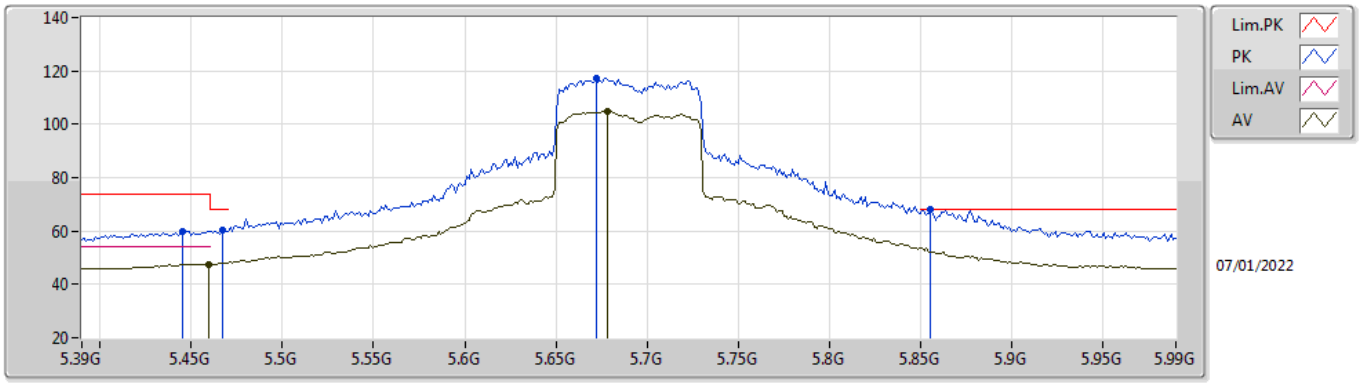

EUT Z_2TX
Setting 94
02-B-C-5-10

Type	Freq	Level	Limit	Margin	Raw	Dist	Condition	Azimuth	Height	Comment	AF	CL	PA
	(Hz)	(dBuV/m)	(dBuV/m)	(dB)	(dBuV)	(m)		(°)	(m)		(dB)	(dB)	(dB)
PK	5.4452G	60.06	74.00	-13.94	52.85	3	Vertical	160	2.10	-	33.89	5.45	32.13
PK	5.4668G	60.52	68.20	-7.68	53.28	3	Vertical	160	2.10	-	33.90	5.47	32.13
AV	5.4596G	47.60	54.00	-6.40	40.37	3	Vertical	160	2.10	-	33.90	5.46	32.13
PK	5.672G	117.13	Inf	-Inf	109.91	3	Vertical	160	2.10	-	33.76	5.60	32.14
AV	5.678G	105.02	Inf	-Inf	97.82	3	Vertical	160	2.10	-	33.74	5.60	32.14
PK	5.8556G	67.86	68.20	-0.34	60.53	3	Vertical	160	2.10	-	33.82	5.66	32.15

802.11ax HEW80-BF_Nss1,(MCS0)_2TX

5690MHz Straddle 5.47-5.725GHz_TnomVnom

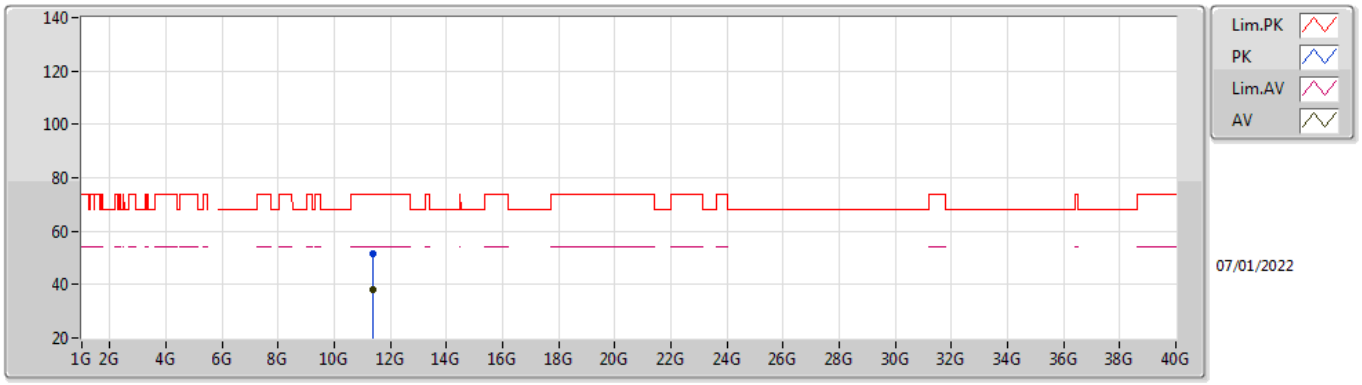

EUT Z_2TX
Setting 94
02-B-C-5

Type	Freq	Level	Limit	Margin	Raw	Dist	Condition	Azimuth	Height	Comment	AF	CL	PA
	(Hz)	(dBuV/m)	(dBuV/m)	(dB)	(dBuV)	(m)		(°)	(m)		(dB)	(dB)	(dB)
PK	11.384G	51.80	74.00	-22.20	38.40	3	Vertical	131	2.54	-	38.78	7.85	33.23
AV	11.37542G	37.95	54.00	-16.05	24.55	3	Vertical	131	2.54	-	38.78	7.85	33.23

802.11ax HEW80-BF_Nss1,(MCS0)_2TX

5690MHz Straddle 5.47-5.725GHz_TnomVnom

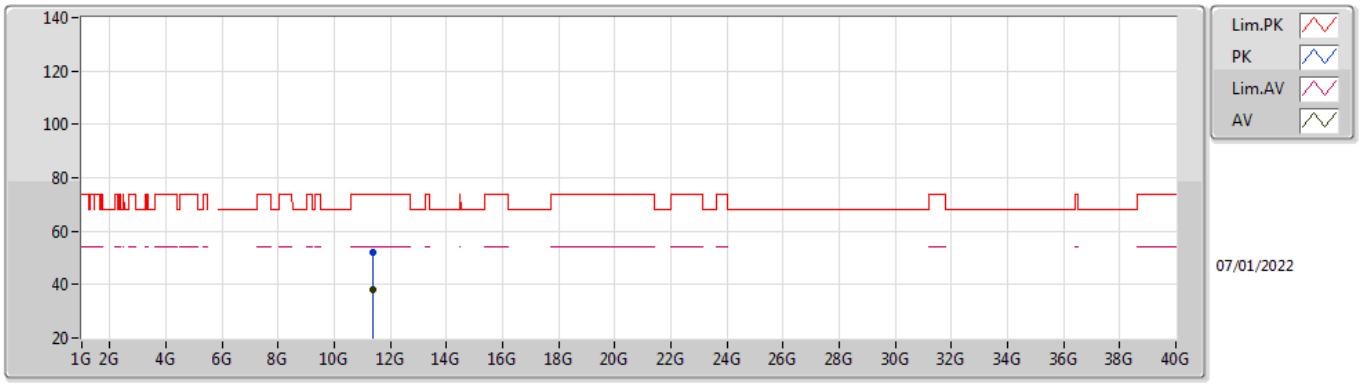

EUT Z_2TX
Setting 94
02-B-C-5

Type	Freq	Level	Limit	Margin	Raw	Dist	Condition	Azimuth	Height	Comment	AF	CL	PA
	(Hz)	(dBuV/m)	(dBuV/m)	(dB)	(dBuV)	(m)		(°)	(m)		(dB)	(dB)	(dB)
PK	11.37608G	52.01	74.00	-21.99	38.61	3	Horizontal	314	2.40	-	38.78	7.85	33.23
AV	11.37844G	38.03	54.00	-15.97	24.63	3	Horizontal	314	2.40	-	38.78	7.85	33.23

802.11ax HEW80-BF_Nss1,(MCS0)_2TX

5775MHz_TnomVnom

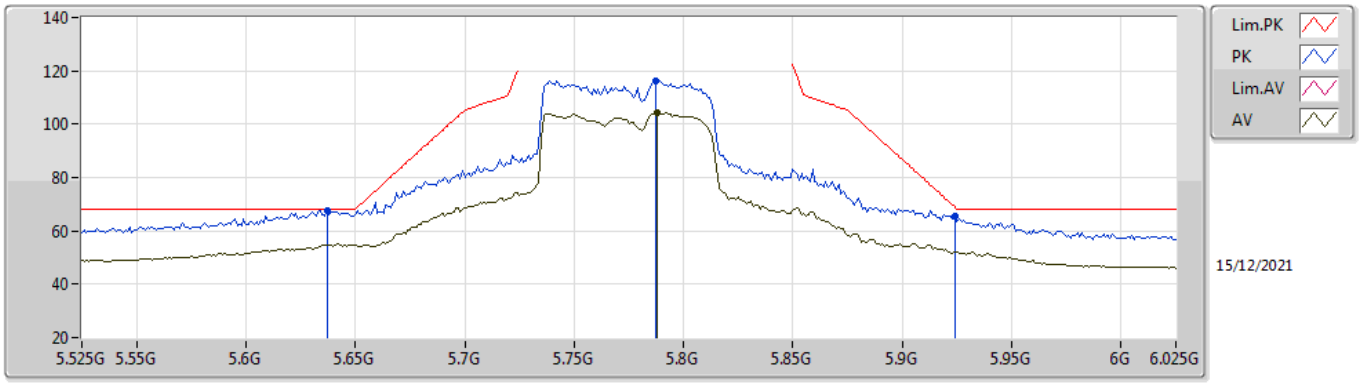

EUT Z_2TX
Setting 99
02-B-G-2-10

Type	Freq	Level	Limit	Margin	Raw	Dist	Condition	Azimuth	Height	Comment	AF	CL	PA
	(Hz)	(dBuV/m)	(dBuV/m)	(dB)	(dBuV)	(m)		(°)	(m)		(dB)	(dB)	(dB)
PK	5.637G	67.83	68.20	-0.37	60.54	3	Vertical	148	2.24	-	33.83	5.60	32.14
PK	5.787G	116.29	Inf	-Inf	109.11	3	Vertical	148	2.24	-	33.73	5.60	32.15
AV	5.788G	104.41	Inf	-Inf	97.24	3	Vertical	148	2.24	-	33.72	5.60	32.15
PK	5.924G	65.29	68.94	-3.65	57.68	3	Vertical	148	2.24	-	34.05	5.72	32.16

802.11ax HEW80-BF_Nss1,(MCS0)_2TX

5775MHz_TnomVnom

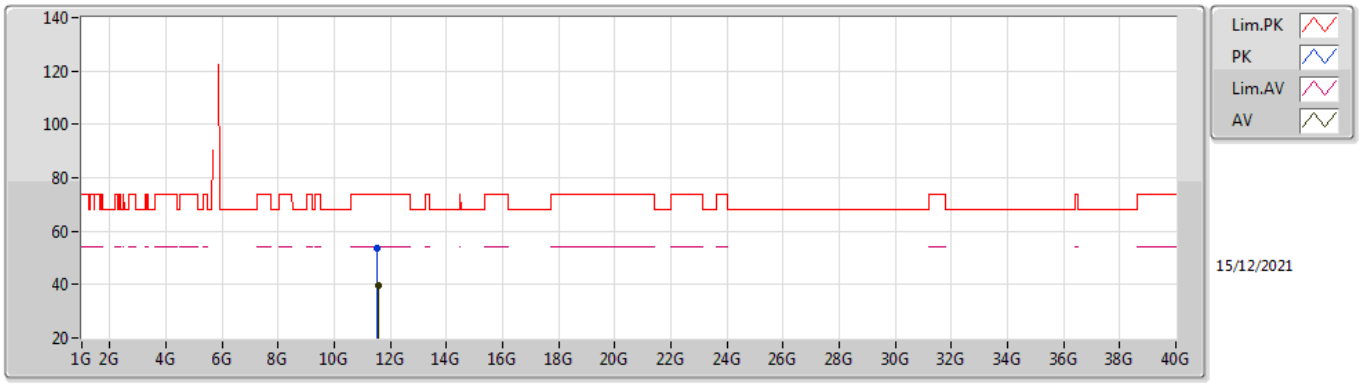

EUT Z_2TX
Setting 99
02-B-G-2

Type	Freq	Level	Limit	Margin	Raw	Dist	Condition	Azimuth	Height	Comment	AF	CL	PA
	(Hz)	(dBuV/m)	(dBuV/m)	(dB)	(dBuV)	(m)		(°)	(m)		(dB)	(dB)	(dB)
PK	11.5472G	53.44	74.00	-20.56	39.61	3	Vertical	306	1.88	-	39.14	7.92	33.23
AV	11.555G	39.57	54.00	-14.43	25.72	3	Vertical	306	1.88	-	39.16	7.92	33.23

802.11ax HEW80-BF_Nss1,(MCS0)_2TX

5775MHz_TnomVnom

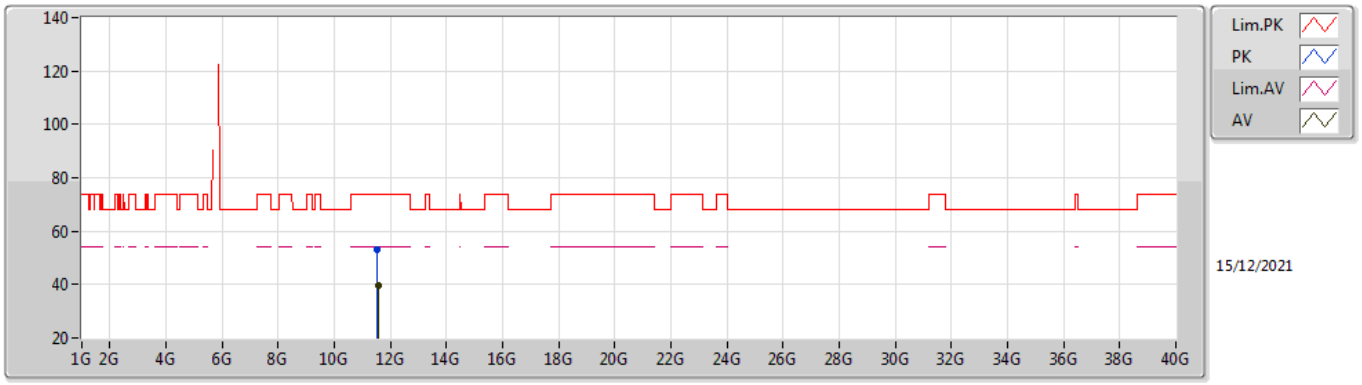

EUT Z_2TX
Setting 99
02-B-G-2

Type	Freq	Level	Limit	Margin	Raw	Dist	Condition	Azimuth	Height	Comment	AF	CL	PA
	(Hz)	(dBuV/m)	(dBuV/m)	(dB)	(dBuV)	(m)		(°)	(m)		(dB)	(dB)	(dB)
PK	11.54806G	53.10	74.00	-20.90	39.27	3	Horizontal	116	1.96	-	39.14	7.92	33.23
AV	11.55454G	39.42	54.00	-14.58	25.57	3	Horizontal	116	1.96	-	39.16	7.92	33.23

802.11ax HEW160-BF_Nss1,(MCS0)_2TX

5250MHz Straddle 5.25-5.35GHz_TnomVnom

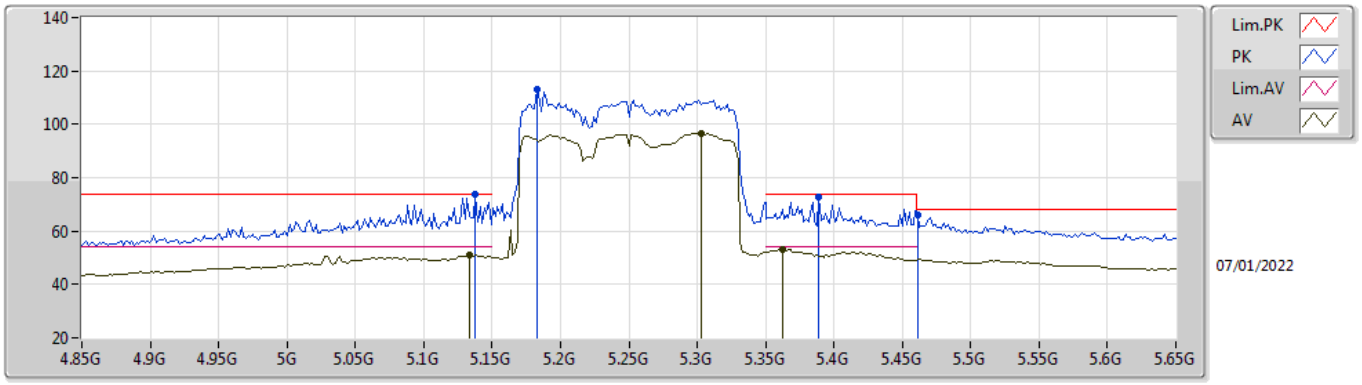

EUT Z_2TX
Setting 72
02-B-C-5-10

Type	Freq	Level	Limit	Margin	Raw	Dist	Condition	Azimuth	Height	Comment	AF	CL	PA
	(Hz)	(dBuV/m)	(dBuV/m)	(dB)	(dBuV)	(m)		(°)	(m)		(dB)	(dB)	(dB)
PK	5.138G	73.77	74.00	-0.23	67.18	3	Vertical	203	2.01	-	33.50	5.24	32.15
AV	5.1332G	50.86	54.00	-3.14	44.28	3	Vertical	203	2.01	-	33.50	5.23	32.15
PK	5.1828G	113.26	Inf	-Inf	106.63	3	Vertical	203	2.01	-	33.50	5.28	32.15
PK	5.3892G	72.83	74.00	-1.17	65.80	3	Vertical	203	2.01	-	33.78	5.39	32.14
AV	5.3028G	96.59	Inf	-Inf	89.68	3	Vertical	203	2.01	-	33.70	5.35	32.14
AV	5.362G	53.15	54.00	-0.85	46.19	3	Vertical	203	2.01	-	33.72	5.38	32.14
PK	5.4612G	66.08	68.20	-2.12	58.85	3	Vertical	203	2.01	-	33.90	5.46	32.13

802.11ax HEW160-BF_Nss1,(MCS0)_2TX

5250MHz Straddle 5.25-5.35GHz_TnomVnom

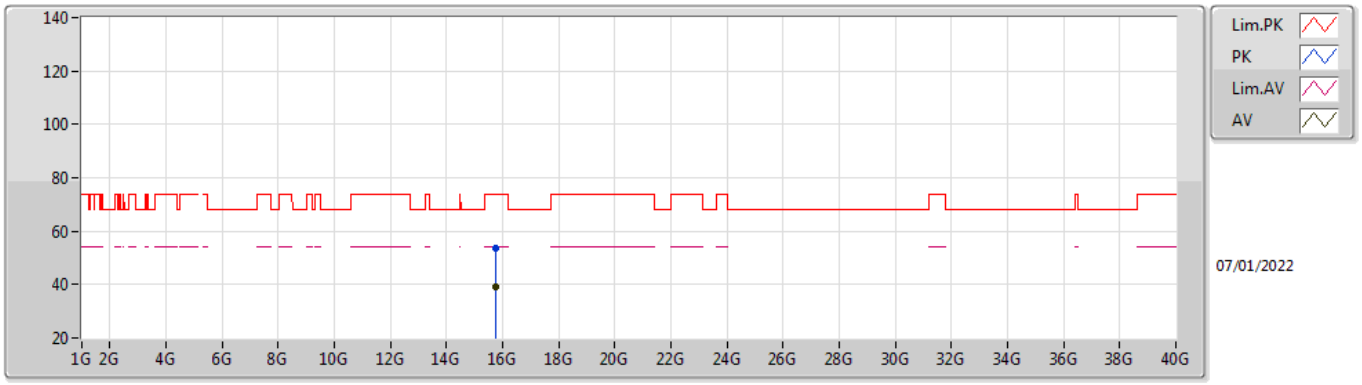

EUT Z_2TX
Setting 72
02-B-C-5

Type	Freq	Level	Limit	Margin	Raw	Dist	Condition	Azimuth	Height	Comment	AF	CL	PA
	(Hz)	(dBuV/m)	(dBuV/m)	(dB)	(dBuV)	(m)		(°)	(m)		(dB)	(dB)	(dB)
PK	15.74608G	53.61	74.00	-20.39	39.76	3	Vertical	145	1.56	-	37.40	9.89	33.44
AV	15.74934G	39.14	54.00	-14.86	25.29	3	Vertical	145	1.56	-	37.40	9.89	33.44

802.11ax HEW160-BF_Nss1,(MCS0)_2TX

5250MHz Straddle 5.25-5.35GHz_TnomVnom

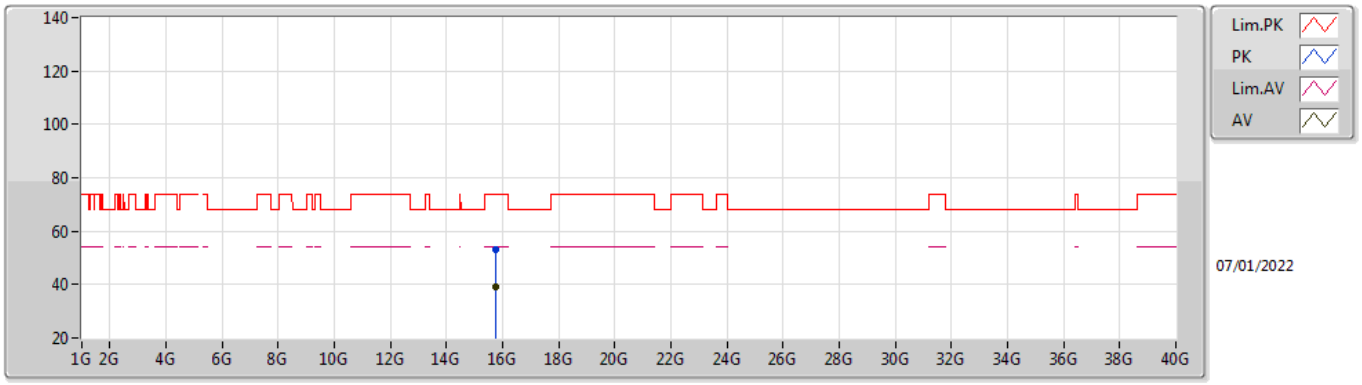

EUT Z_2TX
Setting 72
02-B-C-5

Type	Freq	Level	Limit	Margin	Raw	Dist	Condition	Azimuth	Height	Comment	AF	CL	PA
	(Hz)	(dBuV/m)	(dBuV/m)	(dB)	(dBuV)	(m)		(°)	(m)		(dB)	(dB)	(dB)
PK	15.75138G	52.91	74.00	-21.09	39.07	3	Horizontal	307	1.52	-	37.40	9.89	33.45
AV	15.7549G	39.19	54.00	-14.81	25.35	3	Horizontal	307	1.52	-	37.40	9.89	33.45

802.11ax HEW160-BF_Nss1,(MCS0)_2TX

5570MHz_TnomVnom

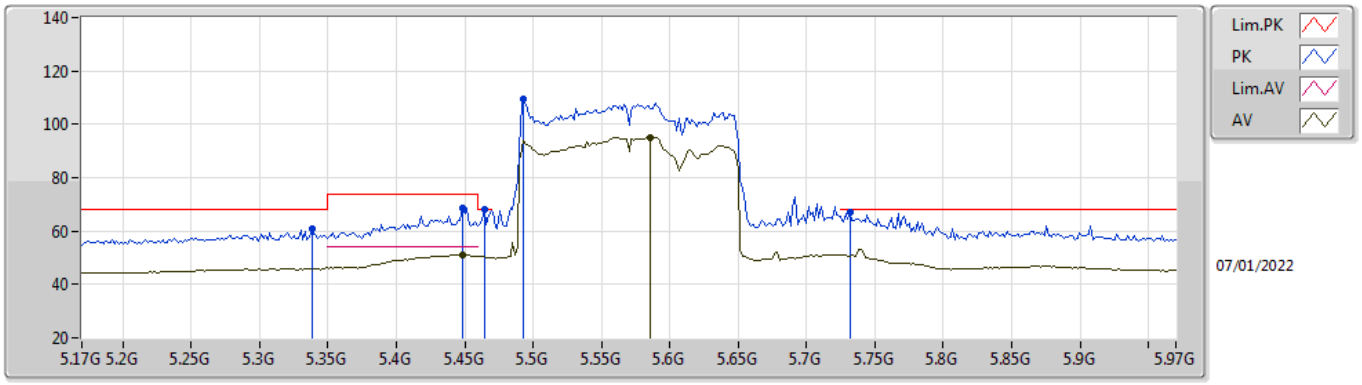

EUT Z_2TX
Setting 70
02-B-C-5-10

Type	Freq	Level	Limit	Margin	Raw	Dist	Condition	Azimuth	Height	Comment	AF	CL	PA
	(Hz)	(dBuV/m)	(dBuV/m)	(dB)	(dBuV)	(m)		(°)	(m)		(dB)	(dB)	(dB)
PK	5.338G	60.78	68.20	-7.42	53.85	3	Vertical	165	2.66	-	33.70	5.37	32.14
PK	5.4484G	68.71	74.00	-5.29	61.49	3	Vertical	165	2.66	-	33.90	5.45	32.13
AV	5.4484G	51.28	54.00	-2.72	44.06	3	Vertical	165	2.66	-	33.90	5.45	32.13
PK	5.4644G	67.96	68.20	-0.24	60.73	3	Vertical	165	2.66	-	33.90	5.46	32.13
PK	5.4932G	109.63	Inf	-Inf	102.37	3	Vertical	165	2.66	-	33.90	5.49	32.13
AV	5.586G	95.03	Inf	-Inf	87.68	3	Vertical	165	2.66	-	33.90	5.59	32.14
PK	5.7316G	67.01	68.20	-1.19	59.79	3	Vertical	165	2.66	-	33.76	5.60	32.14

802.11ax HEW160-BF_Nss1,(MCS0)_2TX

5570MHz_TnomVnom

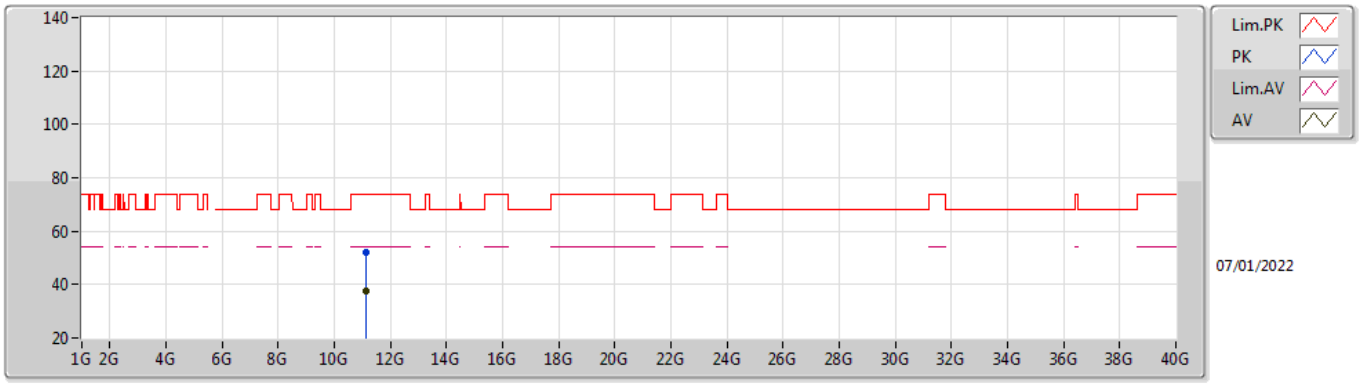

EUT Z_2TX
Setting 70
02-B-C-5

Type	Freq	Level	Limit	Margin	Raw	Dist	Condition	Azimuth	Height	Comment	AF	CL	PA
	(Hz)	(dBuV/m)	(dBuV/m)	(dB)	(dBuV)	(m)		(°)	(m)		(dB)	(dB)	(dB)
PK	11.13936G	51.89	74.00	-22.11	38.75	3	Vertical	197	2.34	-	38.64	7.76	33.26
AV	11.14126G	37.82	54.00	-16.18	24.68	3	Vertical	197	2.34	-	38.64	7.76	33.26

802.11ax HEW160-BF_Nss1,(MCS0)_2TX

5570MHz_TnomVnom

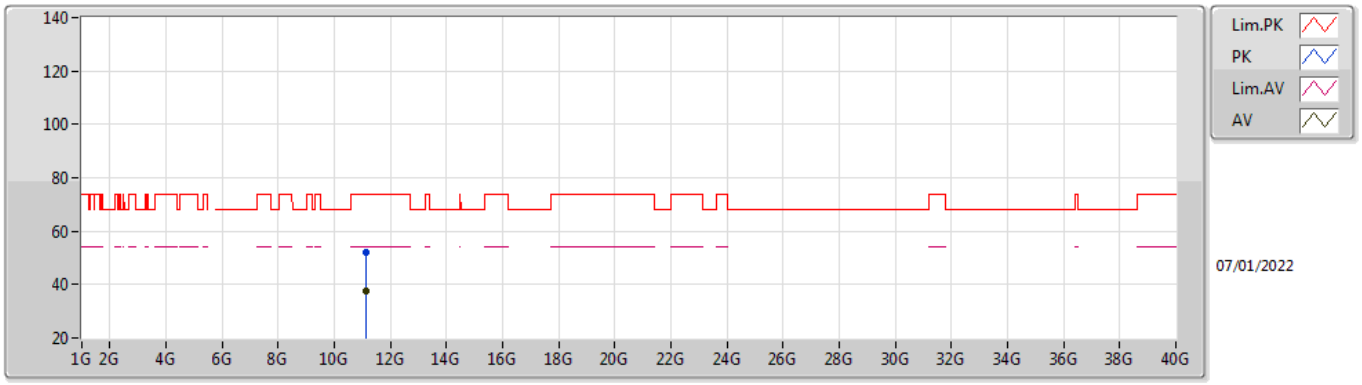

EUT Z_2TX
Setting 70
02-B-C-5

Type	Freq	Level	Limit	Margin	Raw	Dist	Condition	Azimuth	Height	Comment	AF	CL	PA
	(Hz)	(dBuV/m)	(dBuV/m)	(dB)	(dBuV)	(m)		(°)	(m)		(dB)	(dB)	(dB)
PK	11.13906G	51.96	74.00	-22.04	38.82	3	Horizontal	148	1.48	-	38.64	7.76	33.26
AV	11.14306G	37.82	54.00	-16.18	24.68	3	Horizontal	148	1.48	-	38.64	7.76	33.26

Summary

Mode	Result	Type	Freq (Hz)	Level (dBuV/m)	Limit (dBuV/m)	Margin (dB)	Condition
Mode 1	Pass	AV	3.912458G	37.85	54.00	-16.15	Vertical

Mode 1

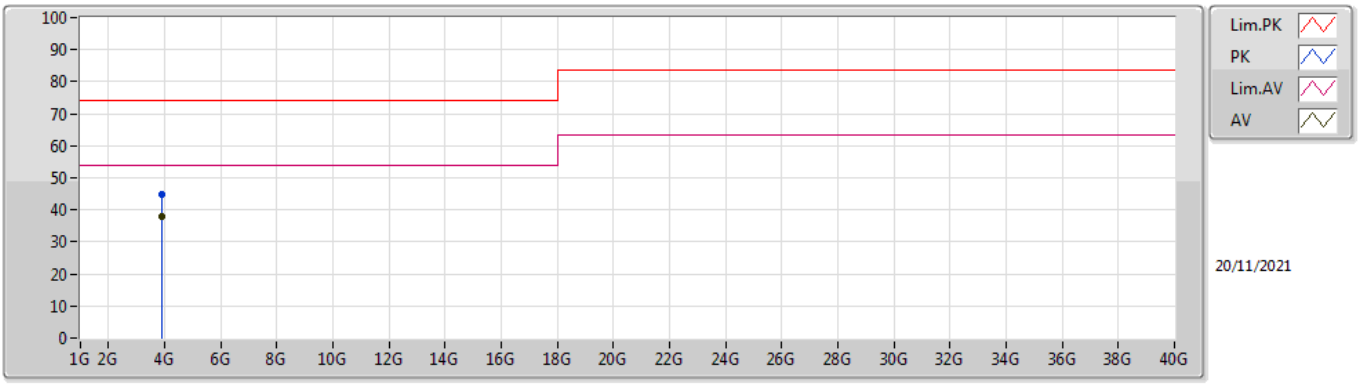

Type	Freq	Level	Limit	Margin	Factor	Dist	Condition	Azimuth	Height	Comment	Raw	AF	CL	PA
	(Hz)	(dBuV/m)	(dBuV/m)	(dB)	(dB/m)	(m)		(°)	(m)		(dBuV/m)	(dB/m)	(dB)	(dB)
PK	3.902315G	44.82	74.00	-29.18	1.78	3	Vertical	145	1.10	-	43.04	29.60	4.95	32.77
AV	3.912458G	37.85	54.00	-16.15	1.80	3	Vertical	145	1.10	"Worst"	36.05	29.60	4.96	32.76

Mode 1

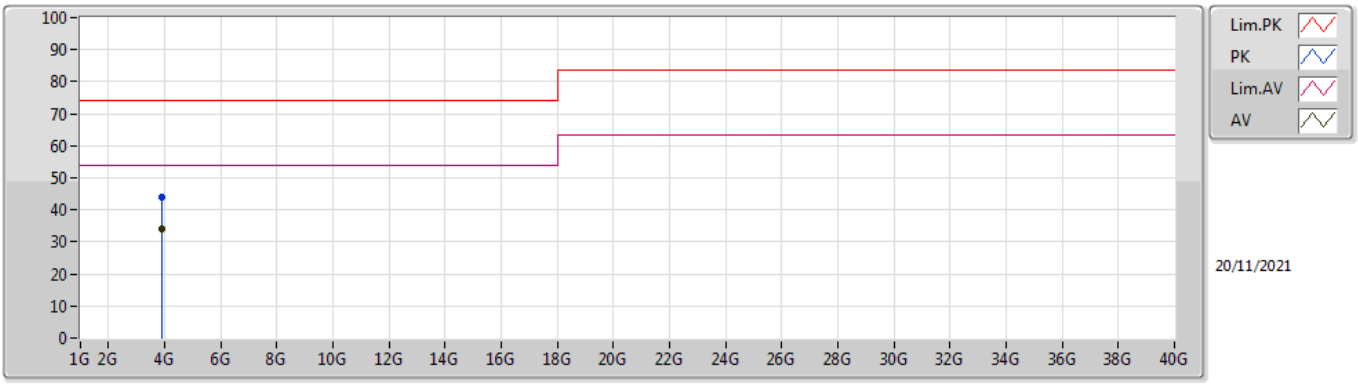

Type	Freq	Level	Limit	Margin	Factor	Dist	Condition	Azimuth	Height	Comment	Raw	AF	CL	PA
	(Hz)	(dBuV/m)	(dBuV/m)	(dB)	(dB/m)	(m)		(°)	(m)		(dBuV/m)	(dB/m)	(dB)	(dB)
PK	3.91255G	44.15	74.00	-29.85	1.80	3	Horizontal	3	1.45	-	42.35	29.60	4.96	32.76
AV	3.904165G	34.25	54.00	-19.75	1.78	3	Horizontal	3	1.45	"Worst"	32.47	29.60	4.95	32.77