Testing Laboratory 3787

RADIO TEST REPORT

FCC ID	:	MSQ-RTAX5600
Equipment	:	ROG Rapture GT-AX6000 Dual Band Gaming Router
Brand Name	:	ASUS
Model Name	:	GT-AX6000
Applicant	:	ASUSTeK COMPUTER INC. 1F., No. 15, Lide Rd., Beitou, Taipei 112, Taiwan
Manufacturer (1)	:	Datamax Electronics (DongGuan) Co., Ltd. Niu Shan Foreign Economic Industrial Park, Dong Cheng District, Dong Guan City, Guang Dong, China
Manufacturer (2)	:	Compal Networking (KunShan) Co., LTD. No. 520, Nabbang Rd., Economic & Technical Development Zone Kunshan, Jiangsu Province China
Manufacturer (3)	:	Lih Rong Electronic Enterprise Co.,Ltd. No. 486, Sec. 1, Wanshou Road, Guishan District, , Taoyuan City, Taiwan
Standard	:	47 CFR FCC Part 15.247

The product was received on Aug. 04, 2021, and testing was started from Sep. 02, 2021 and completed on Oct. 16, 2021. We, Sporton International Inc. Hsinchu Laboratory, would like to declare that the tested sample has been evaluated in accordance with the procedures given in ANSI C63.10-2013 and shown compliance with the applicable technical standards.

The test results in this report apply exclusively to the tested model / sample. Without written approval of Sporton International Inc. Hsinchu Laboratory, the test report shall not be reproduced except in full.

Approved by: Sam Chen

Sporton International Inc. Hsinchu Laboratory
No.8, Ln. 724, Bo'ai St., Zhubei City, Hsinchu County 302010, Taiwan (R.O.C.)

Table of Contents

History of this test report **3**

Summary of Test Result **4**

1 General Description **5**

1.1 Information 5
1.2 Applicable Standards 8
1.3 Testing Location Information 8
1.4 Measurement Uncertainty 9

2 Test Configuration of EUT **10**

2.1 Test Channel Mode 10
2.2 The Worst Case Measurement Configuration 12
2.3 EUT Operation during Test 13
2.4 Accessories 14
2.5 Support Equipment 14
2.6 Test Setup Diagram 16

3 Transmitter Test Result **20**

3.1 AC Power-line Conducted Emissions 20
3.2 DTS Bandwidth 22
3.3 Maximum Conducted Output Power 23
3.4 Power Spectral Density 26
3.5 Emissions in Non-restricted Frequency Bands 28
3.6 Emissions in Restricted Frequency Bands 29

4 Test Equipment and Calibration Data **33**

Appendix A. Test Results of AC Power-line Conducted Emissions

Appendix B. Test Results of DTS Bandwidth

Appendix C. Test Results of Maximum Conducted Output Power

Appendix D. Test Results of Power Spectral Density

Appendix E. Test Results of Emissions in Non-restricted Frequency Bands

Appendix F. Test Results of Emissions in Restricted Frequency Bands

Appendix G. Test Results of Radiated Emission Co-location

Appendix H. Test Photos

Photographs of EUT v02

History of this test report

Report No.	Version	Description	Issued Date
FR162902AA	01	Initial issue of report	Oct. 28, 2021
FR162902AA	02	Changing the Adapter 2 information	Nov. 02, 2021

Summary of Test Result

Report Clause	Ref Std. Clause	Test Items	Result (PASS/FAIL)	Remark
1.1.2	15.203	Antenna Requirement	PASS	-
3.1	15.207	AC Power-line Conducted Emissions	PASS	-
3.2	15.247(a)	DTS Bandwidth	PASS	-
3.3	15.247(b)	Maximum Conducted Output Power	PASS	-
3.4	15.247(e)	Power Spectral Density	PASS	-
3.5	15.247(d)	Emissions in Non-restricted Frequency Bands	PASS	-
3.6	15.247(d)	Emissions in Restricted Frequency Bands	PASS	-

Declaration of Conformity:
The test results with all measurement uncertainty excluded are presented in accordance with the regulation limits or requirements declared by manufacturers.
Comments and Explanations:
The declared of product specification for EUT presented in the report are provided by the manufacturer, and the manufacturer takes all the responsibilities for the accuracy of product specification.

Reviewed by: Sam Chen
Report Producer: Viola Huang

1 General Description

1.1 Information

1.1.1 RF General Information

Frequency Range (MHz)	IEEE Std. 802.11	Ch. Frequency (MHz)	Channel Number
2400-2483.5	b, g, n (HT20), VHT20, ax (HEW20)	2412-2462	1-11 [11]
2400-2483.5	n (HT40), VHT40, ax (HEW40)	2422-2452	3-9 [7]

Band	Mode	BWch (MHz)	Nant
2.4-2.4835GHz	11b	20	4
2.4-2.4835GHz	11g	20	4
2.4-2.4835GHz	802.11n HT20	20	4
2.4-2.4835GHz	802.11n HT20-BF	20	4
2.4-2.4835GHz	VHT20	20	4
2.4-2.4835GHz	VHT20-BF	20	4
2.4-2.4835GHz	802.11ax HEW20	20	4
2.4-2.4835GHz	802.11ax HEW20-BF	20	4
2.4-2.4835GHz	802.11n HT40	40	4
2.4-2.4835GHz	802.11n HT40-BF	40	4
2.4-2.4835GHz	VHT40	40	4
2.4-2.4835GHz	VHT40-BF	40	4
2.4-2.4835GHz	802.11ax HEW40	40	4
2.4-2.4835GHz	802.11ax HEW40-BF	40	4

Note:
- 11b mode uses a combination of DSSS-DBPSK, DQPSK, CCK modulation.
- 11g, HT20 and HT40 use a combination of OFDM-BPSK, QPSK, 16QAM, 64QAM modulation.
- VHT20, VHT40 use a combination of OFDM-BPSK, QPSK, 16QAM, 64QAM, 256QAM, 1024QAM modulation.
- HEW20, HEW40 use a combination of OFDMA-BPSK, QPSK, 16QAM, 64QAM, 256QAM, 1024QAM modulation.
- BWch is the nominal channel bandwidth.

1.1.2 Antenna Information

Ant.	2.4GHz Port	5GHz Port	Brand Name	Model Name	Antenna Type	Connector	Gain (dBi)
1	4	4	WHA YU	C660-510557-A	Dipole	Reversed-SMA	Note 1
2	3	3	WHA YU	C660-510557-A	Dipole	Reversed-SMA	
3	2	2	WHA YU	C660-510557-A	Dipole	Reversed-SMA	
4	1	1	WHA YU	C660-510557-A	Dipole	Reversed-SMA	
5	-	-	WHA YU	C660-510558-A	Dipole	Reversed-SMA	

Note 1:

Ant.	Gain (dBi)				
	2.4GHz	UNII 1	UNII 2A	UNII 2C	UNII 3
1	2.59	2.99	3.1	1.39	2.02
2	2.43	2.57	3.34	1.86	1.5
3	2.77	2.16	2.47	1.46	2.17
4	2.23	3.14	3.47	1.71	2.98
5	-	5.45	5.45	5.45	5.45
Max Gain (dBi)	2.77	3.14	3.47	1.86	2.98
DG (4T1S) (dBi)	5.54	4.78	4.65	4.52	3.92
DG (4T2S) (dBi)	2.77	3.14	3.47	1.86	2.98
DG (4T4S) (dBi)	1.36	1.63	2.02	0.09	0.43

Note 2: The above information was declared by manufacturer.

Note 3: The directional gain is measured which follows the procedure of KDB 662911 D03. The antenna report is provided in the operational description for this application.

Note 4: The EUT has five antennas, ant 5 has only receiving function. The EUT enables 2.4GHz and 5GHz UNII 1, UNII 3.

For 2.4GHz function:

For IEEE 802.11 b/g/n/VHT/ax mode (4TX/4RX)

Port 1, Port 2, Port 3 and Port 4 can be used as transmitting/receiving antenna.

Port 1, Port 2, Port 3 and Port 4 could transmit/receive simultaneously.

For 5GHz function:

For IEEE 802.11a/n/ac/ax mode (4TX/4RX)

Port 1, Port 2, Port 3 and Port 4 can be used as transmitting/receiving antenna.

Port 1, Port 2, Port 3 and Port 4 could transmit/receive simultaneously.

1.1.3 Mode Test Duty Cycle

For 4T1S non beamforming mode

Mode	DC	DCF(dB)	T(s)	VBW(Hz) ≥ 1/T
802.11b	0.936	0.29	12.42m	100
802.11g	0.986	0.06	n/a (DC>=0.98)	n/a (DC>=0.98)
802.11ax HEW20	0.995	0.02	n/a (DC>=0.98)	n/a (DC>=0.98)
802.11ax HEW40	0.992	0.03	n/a (DC>=0.98)	n/a (DC>=0.98)

For 4T1S beamforming mode

Mode	DC	DCF(dB)	T(s)	VBW(Hz) ≥ 1/T
802.11ax HEW20-BF	0.964	0.16	1.325m	1k
802.11ax HEW40-BF	0.952	0.21	4.359m	300

For 4T4S non beamforming mode

Mode	DC	DCF(dB)	T(s)	VBW(Hz) ≥ 1/T
802.11ax HEW20	0.984	0.07	n/a (DC>=0.98)	n/a (DC>=0.98)
802.11ax HEW40	0.983	0.07	n/a (DC>=0.98)	n/a (DC>=0.98)

Note:
- DC is Duty Cycle.
- DCF is Duty Cycle Factor.

1.1.4 EUT Operational Condition

EUT Power Type	From Power Adapter			
Beamforming Function	☒	With beamforming	☐	Without beamforming
	The product has beamforming function for 11n/VHT/ax in 2.4GHz and 11n/ac/ax in 5GHz.			
Function	☒	Point-to-multipoint	☐	Point-to-point
Test Software Version	Mtool V 3.2.1.4 DOC V6.1.7601			

Note: The above information was declared by manufacturer.

1.1.5 Table for EUT supports function

Function	Supports type
AP Router	Master
Bridge	Slave without radar detection
Repeater	Master
Mesh	Master

Note: The AP Router (Master) mode has been tested and recorded in this test report.

1.2 Applicable Standards

According to the specifications of the manufacturer, the EUT must comply with the requirements of the following standards:

- 47 CFR FCC Part 15.247
- ANSI C63.10-2013

The following reference test guidance is not within the scope of accreditation of TAF.

- FCC KDB 558074 D01 v05r02
- FCC KDB 662911 D03 v01
- FCC KDB 414788 D01 v01r01

1.3 Testing Location Information

Testing Location Information	
Test Lab.：Sporton International Inc. Hsinchu Laboratory	
Hsinchu	ADD: No.8, Ln. 724, Bo'ai St., Zhubei City, Hsinchu County 302010, Taiwan (R.O.C.)
(TAF: 3787)	TEL: 886-3-656-9065 FAX: 886-3-656-9085
	Test site Designation No. TW3787 with FCC.
	Conformity Assessment Body Identifier (CABID) TW3787 with ISED.

Test Condition	Test Site No.	Test Engineer	Test Environment (°C / %)	Test Date
RF Conducted	TH03-CB	Owen Hsu	23.1~24.2 / 56~57	Oct. 02, 2021
Radiated below 1GHz	03CH05-CB	Simmon Cheng	23.5~24.6 / 55~59	Sep. 02, 2021~Oct. 16, 2021
Radiated above 1GHz (For co-location)				
Radiated above 1GHz (For others test)	03CH02-CB	For 4T1S non beamforming mode (band edge): Simmon Cheng	24.4~25.5 / 55~58	Sep. 02, 2021~Oct. 16, 2021
	03CH06-CB		24.5~25.6 / 56~59	
	03CH01-CB	For 4T1S non beamforming mode (Harmonic): Simmon Cheng	23.9~25.8 / 55~58	
	03CH02-CB		24.4~25.5 / 55~58	
	03CH06-CB		24.4~25.5 / 55~58	
	03CH01-CB	For 4T4S non beamforming mode (band edge): Simmon Cheng	24.6~25.7 / 56~59	
	03CH06-CB		24.5~25.6 / 56~59	
	03CH01-CB	For 4T4S non beamforming mode (Harmonic): Simmon Cheng	23.9~25.8 / 55~58	
	03CH02-CB	For 4T1S beamforming mode (band edge): Simmon Cheng	24.4~25.5 / 55~58	
	03CH06-CB		24.5~25.6 / 56~59	
	03CH02-CB	For 4T1S beamforming mode (Harmonic): Simmon Cheng	24.4~25.5 / 55~58	
AC Conduction	CO02-CB	Zack Kuo	22~23 / 60~62	Sep. 15, 2021

1.4 Measurement Uncertainty

ISO/IEC 17025 requires that an estimate of the measurement uncertainties associated with the emissions test results be included in the report. The measurement uncertainties given below are based on a 95% confidence level (based on a coverage factor (k=2)

Test Items	Uncertainty	Remark
Conducted Emission (150kHz ~ 30MHz)	2.0 dB	Confidence levels of 95%
Radiated Emission (9kHz ~ 30MHz)	4.2 dB	Confidence levels of 95%
Radiated Emission (30MHz ~ 1,000MHz)	5.5 dB	Confidence levels of 95%
Radiated Emission (1GHz ~ 18GHz)	4.7 dB	Confidence levels of 95%
Radiated Emission (18GHz ~ 40GHz)	4.2 dB	Confidence levels of 95%
Conducted Emission	2.5 dB	Confidence levels of 95%
Output Power Measurement	1.3 dB	Confidence levels of 95%
Power Density Measurement	2.5 dB	Confidence levels of 95%
Bandwidth Measurement	0.9%	Confidence levels of 95%

2 Test Configuration of EUT

2.1 Test Channel Mode

For 4T1S non beamfroming mode

Mode	Power Setting
802.11b_Nss1,(1Mbps)_4TX	-
2412MHz	92
2437MHz	93
2462MHz	92
802.11g_Nss1,(6Mbps)_4TX	-
2412MHz	94
2437MHz	93
2462MHz	94

For 4T1S beamforming mode

Mode	Power Setting
802.11ax HEW20-BF_Nss1,(MCS0)_4TX	-
2412MHz	85
2417MHz	88
2437MHz	92
2457MHz	84
2462MHz	75
802.11ax HEW40-BF_Nss1,(MCS0)_4TX	-
2422MHz	80
2437MHz	80
2452MHz	75

For 4T4S non beamforming mode

Mode	Power Setting
802.11ax HEW20_Nss4,(MCS0)_4TX	-
2412MHz	79
2417MHz	90
2437MHz	92
2457MHz	96
2462MHz	87
802.11ax HEW40_Nss4,(MCS0)_4TX	-
2422MHz	76
2437MHz	79
2452MHz	79

Note:

- Evaluated HEW20/HEW40 mode only, due to similar modulation. The power setting of HT20/HT40/VHT20/VHT40 mode are the same or lower than HEW20/HEW40.
- There are two modes of EUT, one is beamforming mode, and the other is Non-beamforming mode for n/VHT/ax in 2.4GHz and n/ac/ax in 5GHz. Only beamforming mode was tested and recorded in this report.

2.2 The Worst Case Measurement Configuration

The Worst Case Mode for Following Conformance Tests	
Tests Item	AC power-line conducted emissions
Condition	AC power-line conducted measurement for line and neutral Test Voltage: 120Vac / 60Hz
Operating Mode	Normal Link
1	AP Router_EUT + Adapter 1
2	AP Router_EUT + Adapter 2
For operating mode 2 is the worst case and it was record in this test report.	

The Worst Case Mode for Following Conformance Tests	
Tests Item	DTS Bandwidth Maximum Conducted Output Power Power Spectral Density Emissions in Non-restricted Frequency Bands
Test Condition	Conducted measurement at transmit chains

The Worst Case Mode for Following Conformance Tests	
Tests Item	Emissions in Restricted Frequency Bands
Test Condition	Radiated measurement If EUT consist of multiple antenna assembly (multiple antenna are used in EUT regardless of spatial multiplexing MIMO configuration), the radiated test should be performed with highest antenna gain of each antenna type.
Operating Mode < 1GHz	CTX
	The EUT was performed at X axis, Y axis and Z axis position for Emissions in Restricted Frequency Bands test, and the worst case was found at Z axis. So the measurement will follow this same test configuration.
1	EUT in Z axis_2.4GHz + Adapter 1
2	EUT in Z axis_2.4GHz + Adapter 2
Mode 1 has been evaluated to be the worst case among Mode 1~2, thus measurement for Mode 3 will follow this same test mode.	
3	EUT in Z axis_5GHz + Adapter 1
For operating mode 1 is the worst case and it was record in this test report.	
Operating Mode > 1GHz	CTX
	The EUT was performed at X axis, Y axis and Z axis position, and the worst case was found at Z axis. So the measurement will follow this same test configuration.
1	EUT in Z axis_2.4GHz

The Worst Case Mode for Following Conformance Tests	
Tests Item	Simultaneous Transmission Analysis - Radiated Emission Co-location
Test Condition	Radiated measurement
Operating Mode	Normal Link
1	EUT in Z axis_WLAN 2.4GHz + WLAN 5GHz
Refer to Appendix G for Radiated Emission Co-location.	

The Worst Case Mode for Following Conformance Tests	
Tests Item	Simultaneous Transmission Analysis - Co-location RF Exposure Evaluation
Operating Mode	
1	WLAN 2.4GHz + WLAN 5GHz
Refer to Sporton Test Report No.: FA162902 for Co-location RF Exposure Evaluation.	

Note: The EUT can only be used at Z axis position.

2.3 EUT Operation during Test

For CTX Mode:

non-beamforming mode:

The EUT was programmed to be in continuously transmitting mode.

beamforming mode:

For Conducted Mode:

The EUT was programmed to be in continuously transmitting mode.

For Radiated Mode:

During the test, the following programs under WIN 7 were executed.

The program was executed as follows:

1. During the test, the EUT operation to normal function.
2. Executed command fixed test channel under telnet.
3. Executed "Lantest.exe" to link with the remote workstation to transmit and receive packet by Router and transmit duty cycle no less than 98%.

For Normal Link Mode:

During the test, the EUT operation to normal function.

2.4 Accessories

Accessories				
Equipment Name	**Brand Name**	**Model Name**	**Rating**	**Remark**
Adapter 1	DELTA	ADP-45FE F	INPUT: 100-240V~1.2A, 50-60Hz OUTPUT: 19.0V, 2.37A, 45.0W	DC power cable, non shieled, 1.5m
Adapter 2	AcBel	ADH011	INPUT: 100-240V~1.4A, 50-60Hz OUTPUT: 19.5V, 2.31A, 45.0W MAX.	DC power cable, non shieled, 1.5m
Others				
US power cord*2, non shieled, 0.9m				
RJ-45 cable*1, Shielded, 1.5m				

2.5 Support Equipment

For AC Conduction:

Support Equipment				
No.	**Equipment**	**Brand Name**	**Model Name**	**FCC ID**
A	2.5G LAN PC	DELL	T3400	N/A
B	2.5G WAN PC	DELL	T3400	N/A
C	2.4G NB	DELL	E6430	N/A
D	5G NB	DELL	E6430	N/A
E	Flash disk3.0	Transcend	JetFlash-700	N/A
F	Flash disk3.0	Transcend	JetFlash-700	N/A
G	WAN NB	DELL	E6430	N/A
H	LAN1 NB	DELL	E6430	N/A
I	LAN8 NB	DELL	E6430	N/A

For Radiated (below 1GHz) and Radiated (above 1GHz) for non beamforming mode:

Support Equipment				
No.	**Equipment**	**Brand Name**	**Model Name**	**FCC ID**
A	Notebook	DELL	E4300	N/A

For Radiated (above 1GHz):
For beamforming mode

Support Equipment				
No.	**Equipment**	**Brand Name**	**Model Name**	**FCC ID**
A	Notebook	DELL	E4300	N/A
B	Notebook	DELL	E4300	N/A
C	Router	ASUS	ET12	N/A

For RF Conducted:

Support Equipment				
No.	**Equipment**	**Brand Name**	**Model Name**	**FCC ID**
A	Notebook	DELL	E4300	N/A

2.6 Test Setup Diagram

Test Setup Diagram – AC Line Conducted Emission Test

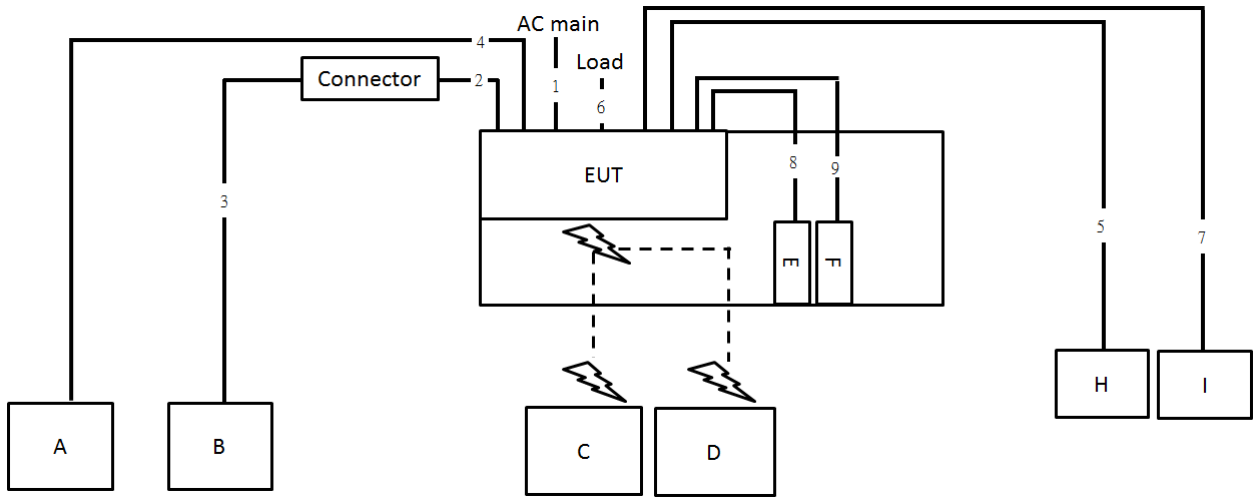

Item	Connection	Shielded	Length
1	Power cable	No	2.4m
2	RJ-45 cable	Yes	1.5m
3	RJ-45 cable	Yes	10m
4	RJ-45 cable	No	10m
5	RJ-45 cable	No	10m
6	RJ-45 cable*2	No	1.5m
7	RJ-45 cable	No	10m
8	USB cable	Yes	1.8m
9	USB cable	Yes	1.8m

Test Setup Diagram - Radiated Test < 1GHz

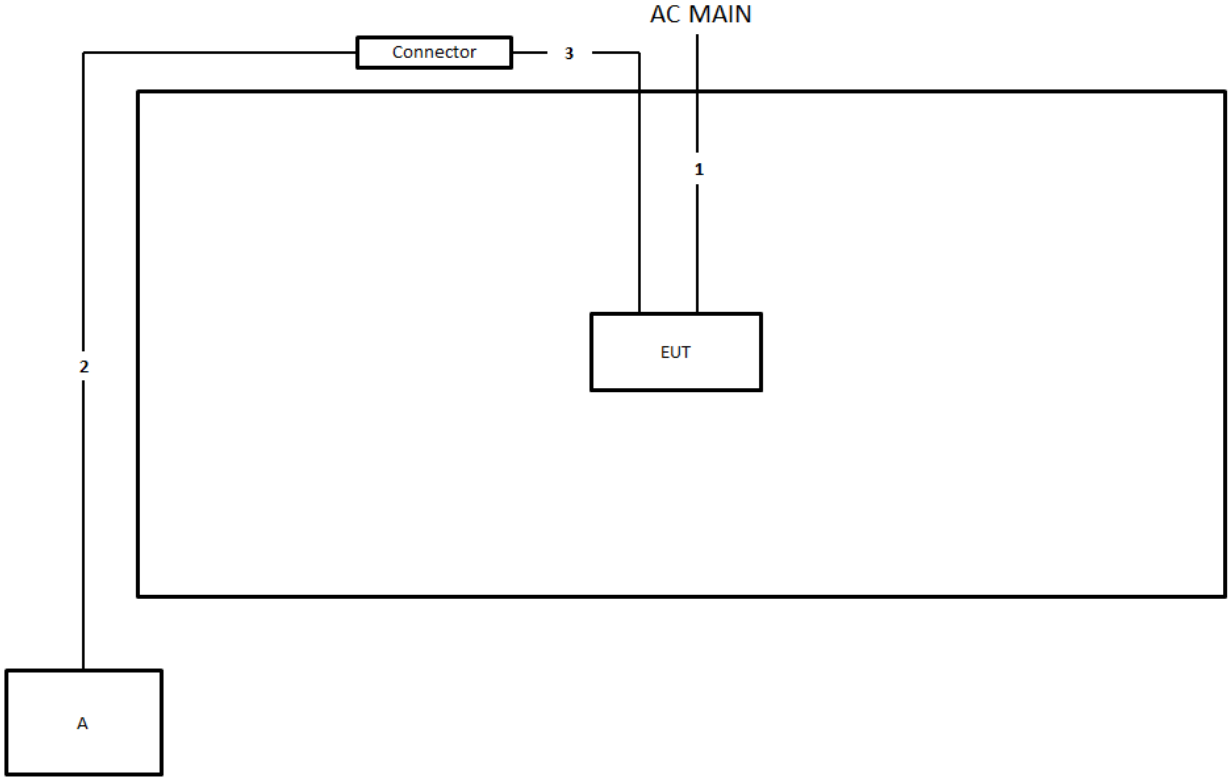

Item	Connection	Shielded	Length
1	Power cable	No	2.4m
2	RJ-45 cable	Yes	10m
3	RJ-45 cable	Yes	1.5m

Test Setup Diagram - Radiated Test > 1GHz / for non beamforming mode

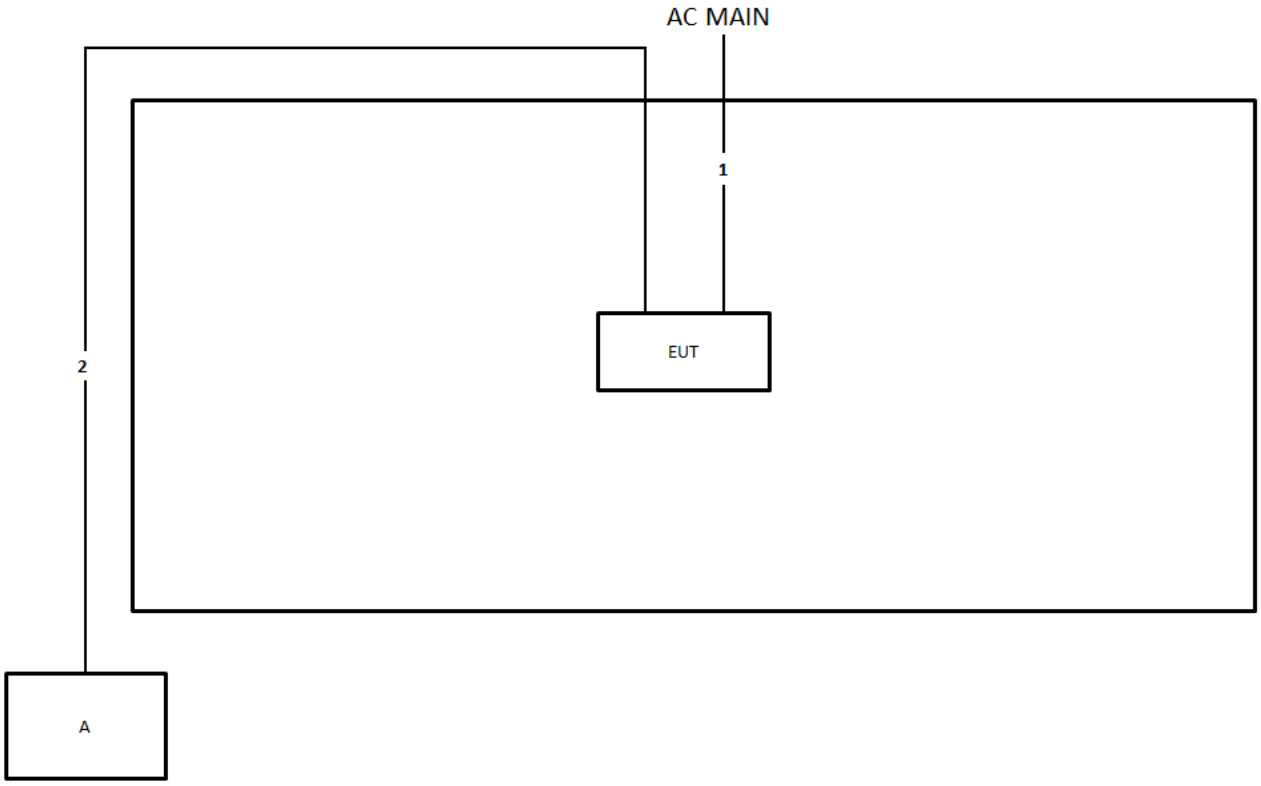

Item	Connection	Shielded	Length
1	Power cable	No	2.4m
2	RJ-45 cable	No	10m

Test Setup Diagram - Radiated Test > 1GHz / for beamforming mode

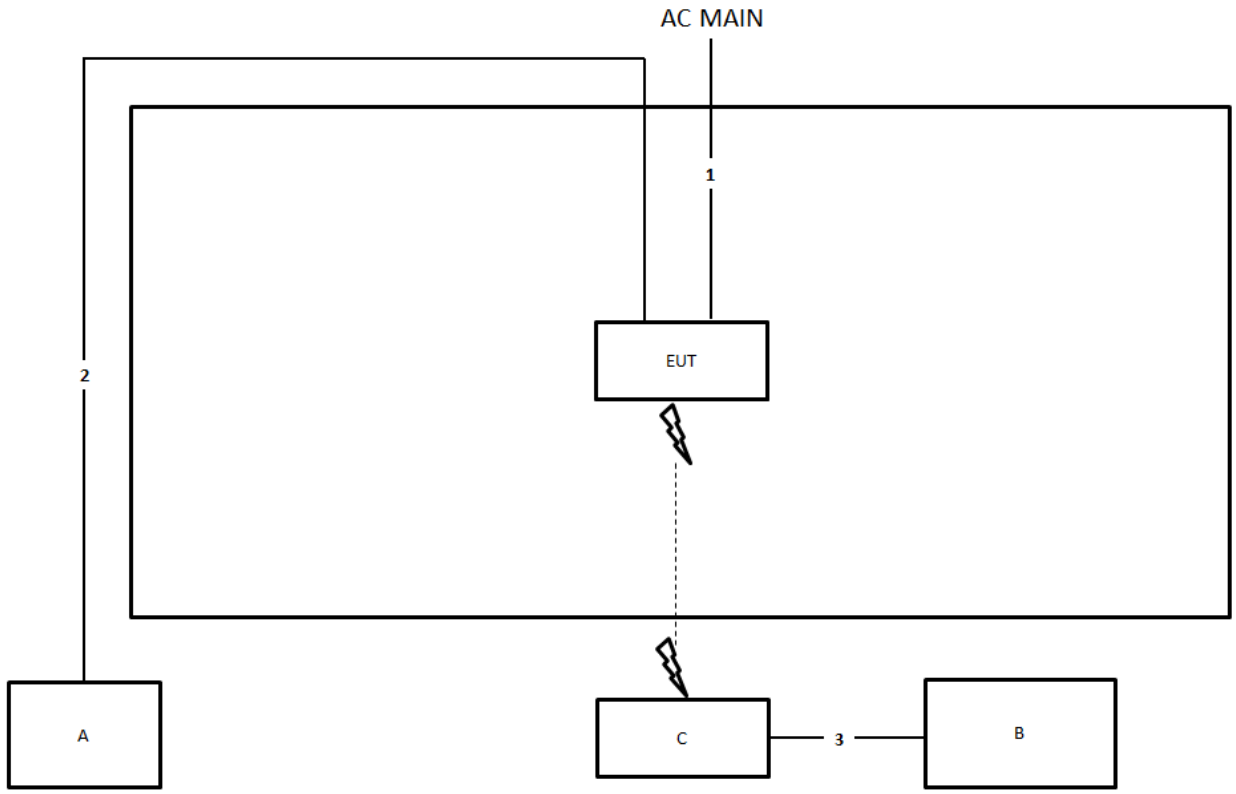

Item	Connection	Shielded	Length
1	Power cable	No	2.4m
2	RJ-45 cable	No	10m
3	RJ-45 cable	No	1.5m

3 Transmitter Test Result

3.1 AC Power-line Conducted Emissions

3.1.1 AC Power-line Conducted Emissions Limit

AC Power-line Conducted Emissions Limit		
Frequency Emission (MHz)	**Quasi-Peak**	**Average**
0.15-0.5	66 - 56 *	56 - 46 *
0.5-5	56	46
5-30	60	50
Note 1: * Decreases with the logarithm of the frequency.		

3.1.2 Measuring Instruments

Refer a test equipment and calibration data table in this test report.

3.1.3 Test Procedures

Test Method
☒ Refer as ANSI C63.10-2013, clause 6.2 for AC power-line conducted emissions.

3.1.4 Test Setup

AC Power-line Conducted Emissions

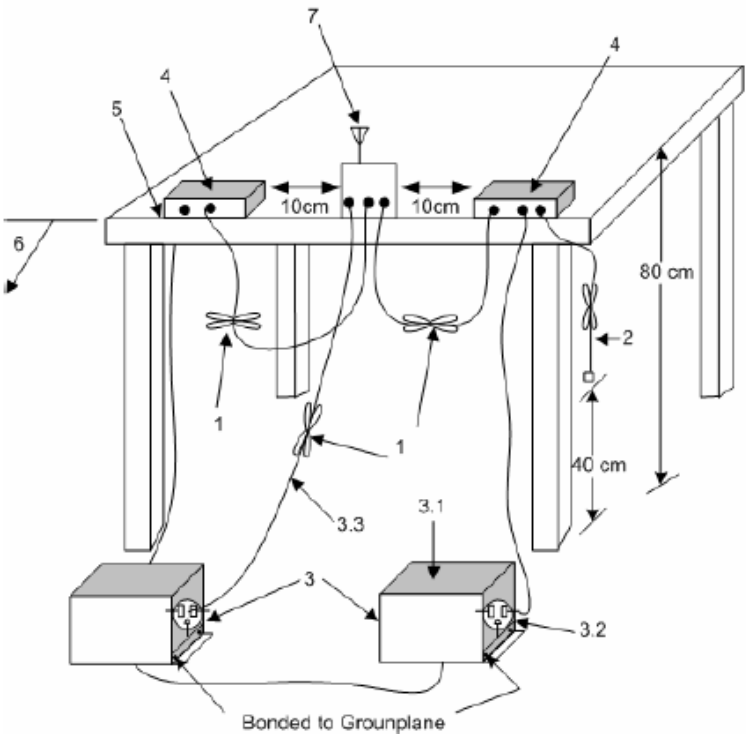

1—Interconnecting cables that hang closer than 40 cm to the ground plane shall be folded back and forth in the center forming a bundle 30 cm to 40 cm long.
2—The I/O cables that are not connected to an accessory shall be bundled in the center. The end of the cable may be terminated, if required, using the correct terminating impedance. The overall length shall not exceed 1 m.
3—EUT connected to one LISN. Unused LISN measuring port connectors shall be terminated in 50 Ω loads. LISN may be placed on top of, or immediately beneath, reference ground plane.
3.1—All other equipment powered from additional LISN(s).
3.2—A multiple-outlet strip may be used for multiple power cords of non-EUT equipment.
3.3—LISN at least 80 cm from nearest part of EUT chassis.
4—Non-EUT components of EUT system being tested.
5—Rear of EUT, including peripherals, shall all be aligned and flush with edge of tabletop.
6—Edge of tabletop shall be 40 cm removed from a vertical conducting plane that is bonded to the ground plane.
7—Antenna can be integral or detachable. If detachable, then the antenna shall be attached for this test.

3.1.5 Measurement Results Calculation

The measured Level is calculated using:

a. Corrected Reading: LISN Factor (LISN) + Attenuator (AT/AUX) + Cable Loss (CL) + Read Level (Raw) = Level

b. Margin = -Limit + Level

3.1.6 Test Result of AC Power-line Conducted Emissions

Refer as Appendix A

3.2 DTS Bandwidth

3.2.1 6dB Bandwidth Limit

6dB Bandwidth Limit
Systems using digital modulation techniques:
▪ 6 dB bandwidth ≥ 500 kHz.

3.2.2 Measuring Instruments

Refer a test equipment and calibration data table in this test report.

3.2.3 Test Procedures

Test Method	
▪ For the emission bandwidth shall be measured using one of the options below:	
	☒ Refer as FCC KDB 558074, clause 8.2 & C63.10 clause 11.8.1 Option 1 for 6 dB bandwidth measurement.
	☐ Refer as FCC KDB 558074, clause 8.2 & C63.10 clause 11.8.2 Option 2 for 6 dB bandwidth measurement.
	☐ Refer as ANSI C63.10, clause 6.9.1 for occupied bandwidth testing.

3.2.4 Test Setup

Emission Bandwidth
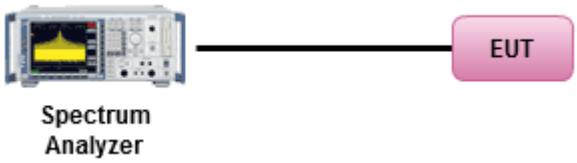

3.2.5 Test Result of Emission Bandwidth

Refer as Appendix B

3.3 Maximum Conducted Output Power

3.3.1 Maximum Conducted Output Power Limit

Maximum Conducted Output Power Limit		
	▪ If $G_{TX} \leq 6$ dBi, then $P_{Out} \leq 30$ dBm (1 W)	
	▪ Point-to-multipoint systems (P2M): If $G_{TX} > 6$ dBi, then $P_{Out} = 30 – (G_{TX} – 6)$ dBm	
	▪ Point-to-point systems (P2P): If $G_{TX} > 6$ dBi, then $P_{Out} = 30 – (G_{TX} – 6)/3$ dBm	
	▪ Smart antenna system (SAS):	
		- Single beam: If $G_{TX} > 6$ dBi, then $P_{Out} = 30 – (G_{TX} – 6)/3$ dBm
		- Overlap beam: If $G_{TX} > 6$ dBi, then $P_{Out} = 30 – (G_{TX} – 6)/3$ dBm
		- Aggregate power on all beams: If $G_{TX} > 6$ dBi, then $P_{Out} = 30 – (G_{TX} – 6)/3 + 8$dB dBm
P_{Out} = maximum peak conducted output power or maximum conducted output power in dBm, **G_{TX}** = the maximum transmitting antenna directional gain in dBi.		

3.3.2 Measuring Instruments

Refer a test equipment and calibration data table in this test report.

3.3.3 Test Procedures

Test Method	
▪ Maximum Peak Conducted Output Power	
	☐ Refer as FCC KDB 558074, clause 8.3.1.1 & C63.10 clause 11.9.1.1 (RBW ≥ EBW method).
	☐ Refer as FCC KDB 558074, clause 8.3.1.3 & C63.10 clause 11.9.1.3 (peak power meter).
▪ Maximum Conducted Output Power	
	[duty cycle ≥ 98% or external video / power trigger]
	☐ Refer as FCC KDB 558074, clause 8.3.2.2 & C63.10 clause 11.9.2.2.2 Method AVGSA-1.
	☐ Refer as FCC KDB 558074, clause 8.3.2.2 & C63.10 clause 11.9.2.2.3 Method AVGSA-1A. (alternative)
	duty cycle < 98% and average over on/off periods with duty factor
	☐ Refer as FCC KDB 558074, clause 8.3.2.2 & C63.10 clause 11.9.2.2.4 Method AVGSA-2.
	☐ Refer as FCC KDB 558074, clause 8.3.2.2 & C63.10 clause 11.9.2.2.5 Method AVGSA-2A (alternative)
	☐ Refer as FCC KDB 558074, clause 8.3.2.2 & C63.10 clause 11.9.2.2.6 Method AVGSA-3
	☐ Refer as FCC KDB 558074, clause 8.3.2.2 & C63.10 clause 11.9.2.2.7 Method AVGSA-3A (alternative)
	Measurement using a power meter (PM)
	☐ Refer as FCC KDB 558074, clause 8.3.2.3 & C63.10 clause 11.9.2.3.1 Method AVGPM (using an RF average power meter).
	☒ Refer as FCC KDB 558074, clause 8.3.2.3 & C63.10 clause 11.9.2.3.2 Method AVGPM-G (using an gate RF average power meter).
▪ For conducted measurement.	
	▪ If the EUT supports multiple transmit chains using options given below: Refer as FCC KDB 662911, In-band power measurements. Using the measure-and-sum approach, measured all transmit ports individually. Sum the power (in linear power units e.g., mW) of all ports for each individual sample and save them.
	▪ If multiple transmit chains, EIRP calculation could be following as methods: $P_{total} = P_1 + P_2 + \ldots + P_n$ (calculated in linear unit [mW] and transfer to log unit [dBm]) $EIRP_{total} = P_{total} + DG$

3.3.4 Test Setup

Maximum Conducted Output Power (Power Meter)

3.3.5 Test Result of Maximum Conducted Output Power

Refer as Appendix C

3.4 Power Spectral Density

3.4.1 Power Spectral Density Limit

Power Spectral Density Limit
▪ Power Spectral Density (PSD) ≤ 8 dBm/3kHz

3.4.2 Measuring Instruments

Refer a test equipment and calibration data table in this test report.

3.4.3 Test Procedures

Test Method		
▪ Peak power spectral density procedures that the same method as used to determine the conducted output power. If maximum peak conducted output power was measured to demonstrate compliance to the output power limit, then the peak PSD procedure below (Method PKPSD) shall be used. If maximum conducted output power was measured to demonstrate compliance to the output power limit, then one of the average PSD procedures shall be used, as applicable based on the following criteria (the peak PSD procedure is also an acceptable option).		
	☒ Refer as FCC KDB 558074, clause 8.4 & C63.10 clause 11.10 Method Max. PSD.	
▪ For conducted measurement.		
	▪ If The EUT supports multiple transmit chains using options given below:	
		☒ Option 1: Measure and sum the spectra across the outputs. Refer as FCC KDB 662911, In-band power spectral density (PSD). Sample all transmit ports simultaneously using a spectrum analyzer for each transmit port. Where the trace bin-by-bin of each transmit port summing can be performed. (i.e., in the first spectral bin of output 1 is summed with that in the first spectral bin of output 2 and that from the first spectral bin of output 3, and so on up to the NTX output to obtain the value for the first frequency bin of the summed spectrum.). Add up the amplitude (power) values for the different transmit chains and use this as the new data trace.
		☐ Option 2: Measure and sum spectral maxima across the outputs. With this technique, spectra are measured at each output of the device at the required resolution bandwidth. The maximum value (peak) of each spectrum is determined. These maximum values are then summed mathematically in linear power units across the outputs. These operations shall be performed separately over frequency spans that have different out-of-band or spurious emission limits,
		☐ Option 3: Measure and add 10 log(N) dB, where N is the number of transmit chains. Refer as FCC KDB 662911, In-band power spectral density (PSD). Performed at each transmit chains and each transmit chains shall be compared with the limit have been reduced with 10 log(N). Or each transmit chains shall be add 10 log(N) to compared with the limit.

3.4.4 Test Setup

Power Spectral Density

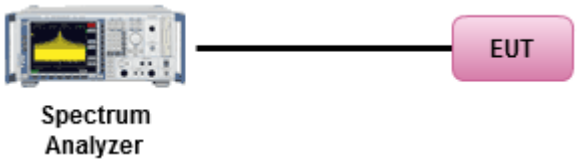

3.4.5 Test Result of Power Spectral Density

Refer as Appendix D

3.5 Emissions in Non-restricted Frequency Bands

3.5.1 Emissions in Non-restricted Frequency Bands Limit

Un-restricted Band Emissions Limit	
RF output power procedure	**Limit (dBc)**
Peak output power procedure	20
Average output power procedure	30

Note 1: If the peak output power procedure is used to measure the fundamental emission power to demonstrate compliance to requirements, then the peak conducted output power measured within any 100 kHz outside the authorized frequency band shall be attenuated by at least 20 dB relative to the maximum measured in-band peak PSD level.

Note 2: If the average output power procedure is used to measure the fundamental emission power to demonstrate compliance to requirements, then the power in any 100 kHz outside of the authorized frequency band shall be attenuated by at least 30 dB relative to the maximum measured in-band average PSD level.

3.5.2 Measuring Instruments

Refer a test equipment and calibration data table in this test report.

3.5.3 Test Procedures

Test Method
▪ Refer as FCC KDB 558074, clause 8.5 for unwanted emissions into non-restricted bands.

3.5.4 Test Setup

Emissions in Non-restricted Frequency Bands



3.5.5 Test Result of Emissions in Non-restricted Frequency Bands

Refer as Appendix E

3.6 Emissions in Restricted Frequency Bands

3.6.1 Emissions in Restricted Frequency Bands Limit

Restricted Band Emissions Limit			
Frequency Range (MHz)	**Field Strength (uV/m)**	**Field Strength (dBuV/m)**	**Measure Distance (m)**
0.009~0.490	2400/F(kHz)	48.5 - 13.8	300
0.490~1.705	24000/F(kHz)	33.8 - 23	30
1.705~30.0	30	29	30
30~88	100	40	3
88~216	150	43.5	3
216~960	200	46	3
Above 960	500	54	3

Note 1: Test distance for frequencies at or above 30 MHz, measurements may be performed at a distance other than the limit distance provided they are not performed in the near field and the emissions to be measured can be detected by the measurement equipment. When performing measurements at a distance other than that specified, the results shall be extrapolated to the specified distance using an extrapolation factor of 20 dB/decade (inverse of linear distance for field-strength measurements, inverse of linear distance-squared for power-density measurements).

Note 2: Test distance for frequencies at below 30 MHz, measurements may be performed at a distance closer than the EUT limit distance; however, an attempt should be made to avoid making measurements in the near field. When performing measurements below 30 MHz at a closer distance than the limit distance, the results shall be extrapolated to the specified distance by either making measurements at a minimum of two or more distances on at least one radial to determine the proper extrapolation factor or by using the square of an inverse linear distance extrapolation factor (40 dB/decade). The test report shall specify the extrapolation method used to determine compliance of the EUT.

Note 3: Using the distance of 1m during the test for above 18 GHz, and the test value to correct for the distance factor at 3m.

3.6.2 Measuring Instruments

Refer a test equipment and calibration data table in this test report.

3.6.3 Test Procedures

Test Method			
▪ The average emission levels shall be measured in [duty cycle ≥ 98 or duty factor].			
▪ Refer as ANSI C63.10, clause 6.10.3 band-edge testing shall be performed at the lowest frequency channel and highest frequency channel within the allowed operating band.			
▪ For the transmitter unwanted emissions shall be measured using following options below:			
	▪ Refer as FCC KDB 558074, clause 8.6 for unwanted emissions into restricted bands.		
		☐	Refer as FCC KDB 558074, clause 8.6 & C63.10 clause 11.12.2.5.1(trace averaging for duty cycle ≥98%).
		☐	Refer as FCC KDB 558074, clause 8.6 & C63.10 clause 11.12.2.5.2(trace averaging + duty factor).
		☒	Refer as FCC KDB 558074, clause 8.6 & C63.10 clause 11.12.2.5.3(Reduced VBW≥1/T).
		☐	Refer as ANSI C63.10, clause 11.12.2.5.3 (Reduced VBW). VBW ≥ 1/T, where T is pulse time.
		☐	Refer as ANSI C63.10, clause 7.5 average value of pulsed emissions.
		☒	Refer as FCC KDB 558074, clause 8.6 & C63.10 clause 11.12.2.4 measurement procedure peak limit.
▪ For the transmitter band-edge emissions shall be measured using following options below:			
	▪ Refer as FCC KDB 558074 clause 8.7 & C63.10 clause 11.13.1, When the performing peak or average radiated measurements, emissions within 2 MHz of the authorized band edge may be measured using the marker-delta method described below.		
	▪ Refer as FCC KDB 558074, clause 8.7 (ANSI C63.10, clause 6.10.6) for marker-delta method for band-edge measurements.		
	▪ Refer as FCC KDB 558074, clause 8.7 for narrower resolution bandwidth (100kHz) using the band power and summing the spectral levels (i.e., 1 MHz).		
	▪ For conducted unwanted emissions into restricted bands (absolute emission limits). Devices with multiple transmit chains using options given below: (1) Measure and sum the spectra across the outputs or (2) Measure and add 10 log(N) dB		
	▪ For FCC KDB 662911 The methodology described here may overestimate array gain, thereby resulting in apparent failures to satisfy the out-of-band limits even if the device is actually compliant. In such cases, compliance may be demonstrated by performing radiated tests around the frequencies at which the apparent failures occurred.		

3.6.4 Test Setup

Radiated - Emissions in Restricted Frequency Bands
9kHz ~30MHz
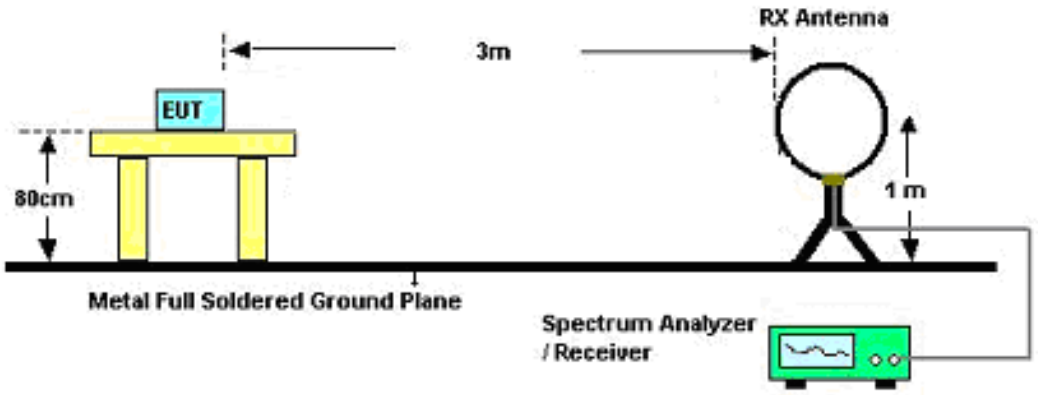
30MHz~1GHz
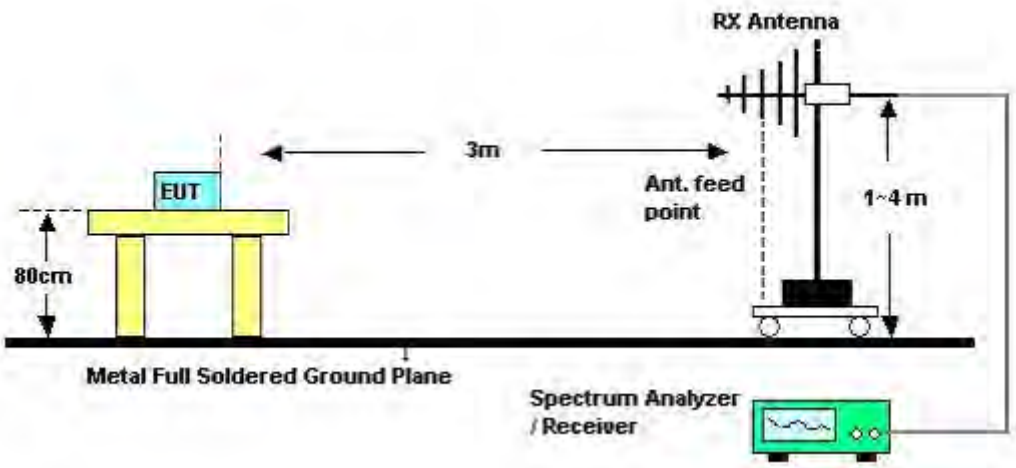

Above 1GHz

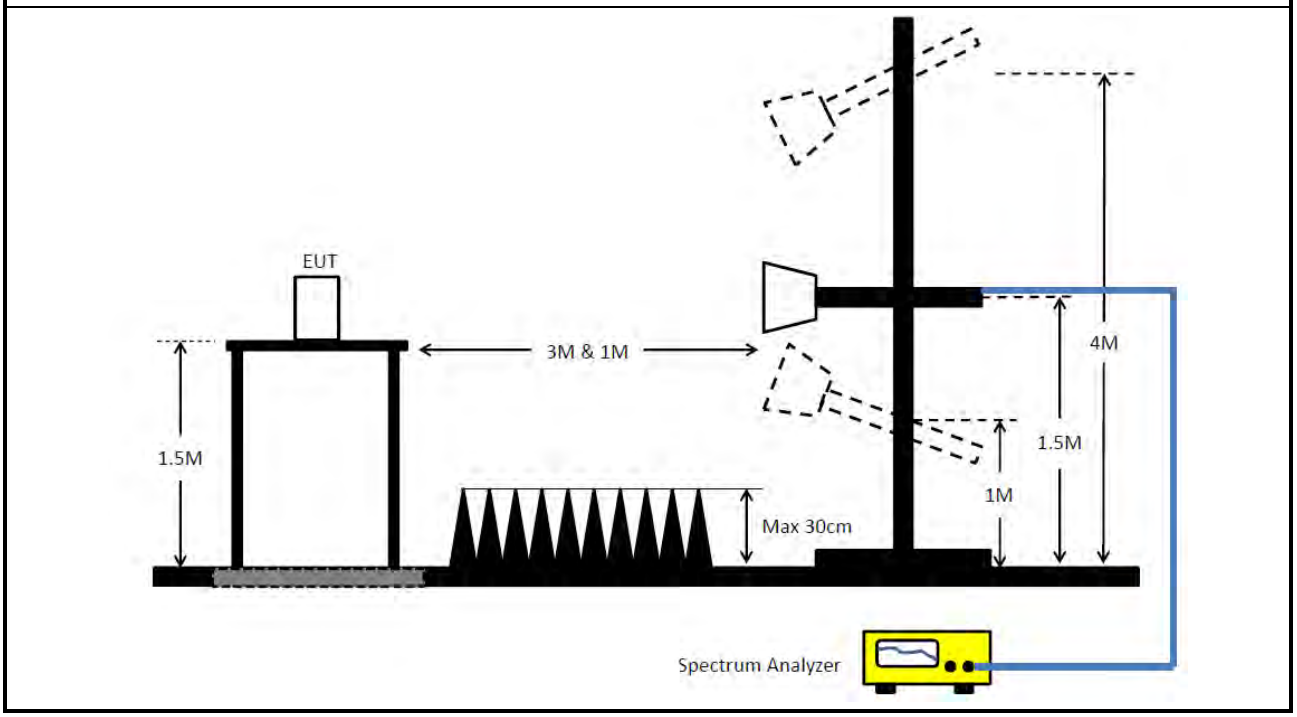

3.6.5 Measurement Results Calculation

The measured Level is calculated using:
Corrected Reading: Antenna factor (AF) + Cable loss (CL) + Read level (Raw) - Preamp factor (PA)(if applicable) = Level.

3.6.6 Emissions in Restricted Frequency Bands (Below 30MHz)

There is a comparison data of both open-field test site and alternative test site - semi-Anechoic chamber according to KDB414788 Radiated Test Site, and the result came out very similar.
All amplitude of spurious emissions that are attenuated by more than 20 dB below the permissible value has no need to be reported.
The radiated emissions were investigated from 9 kHz or the lowest frequency generated within the device, up to the 10th harmonic or 40 GHz, whichever is appropriate.

3.6.7 Test Result of Emissions in Restricted Frequency Bands

Refer as Appendix F

4 Test Equipment and Calibration Data

Instrument	Brand	Model No.	Serial No.	Characteristics	Calibration Date	Calibration Due Date	Remark
LISN	Schwarzbeck	NSLK 8127	8127650	9kHz ~ 30MHz	Dec. 04, 2020	Dec. 03, 2021	Conduction (CO02-CB)
LISN	Schwarzbeck	NSLK 8127	8127478	9kHz ~ 30MHz	Nov. 20, 2020	Nov. 19, 2021	Conduction (CO02-CB)
EMI Receiver	Agilent	N9038A	MY52260140	9kHz ~ 8.4GHz	May 05, 2021	May 04, 2022	Conduction (CO02-CB)
COND Cable	Woken	Cable	2	0.15MHz ~ 30MHz	Oct. 20, 2020	Oct. 19, 2021	Conduction (CO02-CB)
Pulse Limiter	Schwarzbeck	VTSD 9561F-N	00378	9kHz ~ 30MHz	Mar. 18, 2021	Mar. 17, 2022	Conduction (CO02-CB)
Software	SPORTON	SENSE	V5.10	-	N.C.R.	N.C.R.	Conduction (CO02-CB)
Loop Antenna	Teseq	HLA 6120	24155	9kHz - 30 MHz	Apr. 14, 2021	Apr. 13, 2022	Radiation (03CH05-CB)
3m Semi Anechoic Chamber NSA	TDK	SAC-3M	03CH05-CB	30 MHz ~ 1 GHz	Aug. 09, 2021	Aug. 08, 2022	Radiation (03CH05-CB)
3m Semi Anechoic Chamber VSWR	TDK	SAC-3M	03CH05-CB	1GHz ~18GHz 3m	Nov. 08, 2020	Nov. 07, 2021	Radiation (03CH05-CB)
Bilog Antenna with 6dB Attenuator	TESEQ & EMCI	CBL 6112D & N-6-06	35236 & AT-N0610	30MHz ~ 2GHz	Mar. 26, 2021	Mar. 25, 2022	Radiation (03CH05-CB)
Horn Antenna	SCHWARZBECK	BBHA9120D	BBHA 9120 D-1291	1GHz~18GHz	Sep. 29, 2020	Sep. 28, 2021	Radiation (03CH05-CB)
Horn Antenna	SCHWARZBECK	BBHA 9120 D	BBHA 9120 D 1370	1GHz~18GHz	Sep. 14, 2021	Sep. 13, 2022	Radiation (03CH05-CB)
Horn Antenna	Schwarzbeck	BBHA 9170	BBHA9170252	15GHz ~ 40GHz	Aug. 05, 2021	Aug. 04, 2022	Radiation (03CH05-CB)
Pre-Amplifier	EMCI	EMC330N	980331	20MHz ~ 3GHz	Apr. 27, 2021	Apr. 26, 2022	Radiation (03CH05-CB)
Pre-Amplifier	EMCI	EMC12630SE	980287	1GHz – 26.5GHz	Jul. 02, 2021	Jul. 01, 2022	Radiation (03CH05-CB)
Pre-Amplifier	MITEQ	TTA1840-35-HG	1864479	18GHz ~ 40GHz	Jul. 13, 2021	Jul. 12, 2022	Radiation (03CH05-CB)
Spectrum Analyzer	R&S	FSP40	100304	9kHz ~ 40GHz	Nov. 10, 2020	Nov. 09, 2021	Radiation (03CH05-CB)
EMI Test Receiver	R&S	ESCS	826547/017	9kHz ~ 2.75GHz	Jun. 21, 2021	Jun. 20, 2022	Radiation (03CH05-CB)
RF Cable-low	Woken	RG402	Low Cable-04+23	30MHz~1GHz	Oct. 05, 2020	Oct. 04, 2021	Radiation (03CH05-CB)
RF Cable-low	Woken	RG402	Low Cable-04+23	30MHz~1GHz	Oct. 04, 2021	Oct. 03, 2022	Radiation (03CH05-CB)
RF Cable-high	Woken	RG402	High Cable-16	1 GHz ~ 18 GHz	Oct. 05, 2020	Oct. 04, 2021	Radiation (03CH05-CB)
RF Cable-high	Woken	RG402	High Cable-28	1GHz~18GHz	Oct. 04, 2021	Oct. 03, 2022	Radiation (03CH05-CB)
RF Cable-high	Woken	RG402	High Cable-16+17	1 GHz ~ 18 GHz	Oct. 05, 2020	Oct. 04, 2021	Radiation (03CH05-CB)
RF Cable-high	Woken	RG402	High Cable-04+28	1GHz~18GHz	Oct. 04, 2021	Oct. 03, 2022	Radiation (03CH05-CB)

Instrument	Brand	Model No.	Serial No.	Characteristics	Calibration Date	Calibration Due Date	Remark
RF Cable-high	Woken	RG402	High Cable-40G#1	18GHz ~ 40 GHz	Jul. 15, 2021	Jul. 14, 2022	Radiation (03CH05-CB)
RF Cable-high	Woken	RG402	High Cable-40G#2	18GHz ~ 40 GHz	Jul. 15, 2021	Jul. 14, 2022	Radiation (03CH05-CB)
Test Software	SPORTON	SENSE	V5.10	-	N.C.R.	N.C.R.	Radiation (03CH05-CB)
3m Semi Anechoic Chamber VSWR	TDK	SAC-3M	03CH01-CB	1GHz ~18GHz 3m	May 07, 2021	May 06, 2022	Radiation (03CH01-CB)
Horn Antenna	ETS-LINDGREN	3115	00075790	750MHz ~ 18GHz	Nov. 06, 2020	Nov. 05, 2021	Radiation (03CH01-CB)
Horn Antenna	Schwarzbeck	BBHA 9170	BBHA9170252	15GHz ~ 40GHz	Aug. 05, 2021	Aug. 04, 2022	Radiation (03CH01-CB)
Pre-Amplifier	Agilent	8449B	3008A02121	1GHz ~ 26.5GHz	May 20, 2021	May 19, 2022	Radiation (03CH01-CB)
Pre-Amplifier	MITEQ	TTA1840-35-HG	1864479	18GHz ~ 40GHz	Jul. 13, 2021	Jul. 12, 2022	Radiation (03CH01-CB)
Spectrum Analyzer	R&S	FSP40	100056	9kHz ~ 40GHz	May 03, 2021	May 02, 2022	Radiation (03CH01-CB)
RF Cable-high	Woken	RG402	High Cable-16	1 GHz ~ 18 GHz	Oct. 05, 2020	Oct. 04, 2021	Radiation (03CH01-CB)
RF Cable-high	Woken	RG402	High Cable-16	1 GHz ~ 18 GHz	Oct. 04, 2021	Oct. 03, 2022	Radiation (03CH01-CB)
RF Cable-high	Woken	RG402	High Cable-16+17	1 GHz ~ 18 GHz	Oct. 05, 2020	Oct. 04, 2021	Radiation (03CH01-CB)
RF Cable-high	Woken	RG402	High Cable-16+17	1 GHz ~ 18 GHz	Oct. 04, 2021	Oct. 03, 2022	Radiation (03CH01-CB)
RF Cable-high	Woken	RG402	High Cable-40G#1	18GHz ~ 40 GHz	Jul. 15, 2021	Jul. 14, 2022	Radiation (03CH01-CB)
RF Cable-high	Woken	RG402	High Cable-40G#2	18GHz ~ 40 GHz	Jul. 15, 2021	Jul. 14, 2022	Radiation (03CH01-CB)
3m Semi Anechoic Chamber VSWR	RIKEN	SAC-3M	03CH02-CB	1GHz ~18GHz 3m	Mar. 27, 2021	Mar. 26, 2022	Radiation (03CH02-CB)
Horn Antenna	EMCO	3115	9610-4976	1GHz ~ 18GHz	May 04, 2021	May 03, 2022	Radiation (03CH02-CB)
Horn Antenna	Schwarzbeck	BBHA 9170	BBHA9170252	15GHz ~ 40GHz	Aug. 05, 2021	Aug. 04, 2022	Radiation (03CH02-CB)
Pre-Amplifier	Agilent	83017A	MY39501305	1GHz ~ 26.5GHz	Jul. 12, 2021	Jul. 11, 2022	Radiation (03CH02-CB)
Pre-Amplifier	MITEQ	TTA1840-35-HG	1864479	18GHz ~ 40GHz	Jul. 13, 2021	Jul. 12, 2022	Radiation (03CH02-CB)
Spectrum analyzer	R&S	FSU	100015	9kHz~26GHz	Oct. 15, 2020	Oct. 14, 2021	Radiation (03CH02-CB)
Signal Analyzer	R&S	FSV40	101903	9kHz ~ 40GHz	Mar. 22, 2021	Mar. 21, 2022	Radiation (03CH02-CB)
RF Cable-high	Woken	RG402	High Cable-18	1GHz ~ 18GHz	Oct. 05, 2020	Oct. 04, 2021	Radiation (03CH02-CB)
RF Cable-high	Woken	RG402	High Cable-18	1GHz ~ 18GHz	Oct. 04, 2021	Oct. 03, 2022	Radiation (03CH02-CB)
RF Cable-high	Woken	RG402	High Cable-18+19	1GHz ~ 18GHz	Oct. 05, 2020	Oct. 04, 2021	Radiation (03CH02-CB)
RF Cable-high	Woken	RG402	High Cable-18+19	1GHz ~ 18GHz	Oct. 04, 2021	Oct. 03, 2022	Radiation (03CH02-CB)

Instrument	Brand	Model No.	Serial No.	Characteristics	Calibration Date	Calibration Due Date	Remark
RF Cable-high	Woken	RG402	High Cable-40G#1	18GHz ~ 40 GHz	Jul. 15, 2021	Jul. 14, 2022	Radiation (03CH02-CB)
RF Cable-high	Woken	RG402	High Cable-40G#2	18GHz ~ 40 GHz	Jul. 15, 2021	Jul. 14, 2022	Radiation (03CH02-CB)
Test Software	SPORTON	SENSE	V5.10	-	N.C.R.	N.C.R.	Radiation (03CH02-CB)
3m Semi Anechoic Chamber VSWR	TDK	SAC-3M	03CH06-CB	1GHz ~18GHz 3m	Oct. 02, 2020	Oct. 01, 2021	Radiation (03CH06-CB)
3m Semi Anechoic Chamber VSWR	TDK	SAC-3M	03CH01-CB	1GHz ~18GHz 3m	May 07, 2021	May 06, 2022	Radiation (03CH06-CB)
Horn Antenna	SCHWARZBECK	BBHA9120D	BBHA 9120D-1292	1GHz~18GHz	Aug. 04, 2021	Aug. 03, 2022	Radiation (03CH06-CB)
Horn Antenna	Schwarzbeck	BBHA 9170	BBHA9170252	15GHz ~ 40GHz	Aug. 05, 2021	Aug. 04, 2022	Radiation (03CH06-CB)
Pre-Amplifier	Agilent	83017A	MY53270064	0.5GHz ~ 26.5GHz	May 06, 2021	May 05, 2022	Radiation (03CH06-CB)
Pre-Amplifier	MITEQ	TTA1840-35-HG	1864479	18GHz ~ 40GHz	Jul. 13, 2021	Jul. 12, 2022	Radiation (03CH06-CB)
Spectrum analyzer	R&S	FSP40	100080	9kHz~40GHz	Dec. 15, 2020	Dec. 14, 2021	Radiation (03CH06-CB)
RF Cable-high	Woken	RG402	High Cable-05	1GHz~18GHz	Oct. 05, 2020	Oct. 04, 2021	Radiation (03CH06-CB)
RF Cable-high	Woken	RG402	High Cable-05	1GHz~18GHz	Oct. 04, 2021	Oct. 03, 2022	Radiation (03CH06-CB)
RF Cable-high	Woken	RG402	High Cable-05+24	1GHz~18GHz	Oct. 05, 2020	Oct. 04, 2021	Radiation (03CH06-CB)
RF Cable-high	Woken	RG402	High Cable-05+24	1GHz~18GHz	Oct. 04, 2021	Oct. 03, 2022	Radiation (03CH06-CB)
RF Cable-high	Woken	RG402	High Cable-40G#1	18GHz ~ 40 GHz	Jul. 15, 2021	Jul. 14, 2022	Radiation (03CH06-CB)
RF Cable-high	Woken	RG402	High Cable-40G#2	18GHz ~ 40 GHz	Jul. 15, 2021	Jul. 14, 2022	Radiation (03CH06-CB)
Test Software	SPORTON	SENSE	V5.10	-	N.C.R.	N.C.R.	Radiation (03CH06-CB)
Spectrum analyzer	R&S	FSV40	101028	9kHz~40GHz	Dec. 31, 2020	Dec. 30, 2021	Conducted (TH03-CB)
Power Sensor	Anritsu	MA2411B	1726195	300MHz~40GHz	Aug. 22, 2021	Aug. 21, 2022	Conducted (TH03-CB)
Power Meter	Anritsu	ML2495A	1035008	300MHz~40GHz	Aug. 22, 2021	Aug. 21, 2022	Conducted (TH03-CB)
RF Cable-high	Woken	RG402	High Cable-11	1 GHz –18 GHz	Oct. 05, 2020	Oct. 04, 2021	Conducted (TH03-CB)
RF Cable-high	Woken	RG402	High Cable-11	1 GHz –18 GHz	Oct. 04, 2021	Oct. 03, 2022	Conducted (TH03-CB)
RF Cable-high	Woken	RG402	High Cable-12	1 GHz –18 GHz	Oct. 05, 2020	Oct. 04, 2021	Conducted (TH03-CB)
RF Cable-high	Woken	RG402	High Cable-12	1 GHz –18 GHz	Oct. 04, 2021	Oct. 03, 2022	Conducted (TH03-CB)
RF Cable-high	Woken	RG402	High Cable-13	1 GHz –18 GHz	Oct. 05, 2020	Oct. 04, 2021	Conducted (TH03-CB)
RF Cable-high	Woken	RG402	High Cable-13	1 GHz –18 GHz	Oct. 04, 2021	Oct. 03, 2022	Conducted (TH03-CB)

Instrument	Brand	Model No.	Serial No.	Characteristics	Calibration Date	Calibration Due Date	Remark
RF Cable-high	Woken	RG402	High Cable-14	1 GHz –18 GHz	Oct. 05, 2020	Oct. 04, 2021	Conducted (TH03-CB)
RF Cable-high	Woken	RG402	High Cable-14	1 GHz –18 GHz	Oct. 04, 2021	Oct. 03, 2022	Conducted (TH03-CB)
RF Cable-high	Woken	RG402	High Cable-15	1 GHz –18 GHz	Oct. 05, 2020	Oct. 04, 2021	Conducted (TH03-CB)
RF Cable-high	Woken	RG402	High Cable-15	1 GHz –18 GHz	Oct. 04, 2021	Oct. 03, 2022	Conducted (TH03-CB)
Test Software	SPORTON	SENSE	V5.10	-	N.C.R.	N.C.R.	Conducted (TH03-CB)

Note: Calibration Interval of instruments listed above is one year.

N.C.R. means Non-Calibration required.

Summary

Mode	Result	Type	Freq (Hz)	Level (dBuV)	Limit (dBuV)	Margin (dB)	Condition
Mode 2	Pass	AV	537k	41.00	46.00	-5.00	Line

Mode 2

15/09/2021

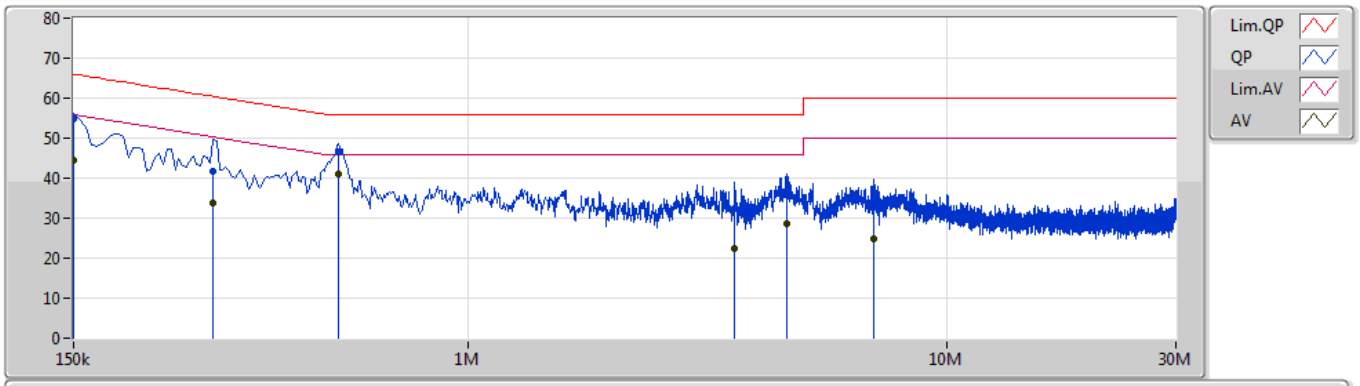

Type	Freq	Level	Limit	Margin	Factor	Condition	Comment	Raw	LISN	CL	AT
	(Hz)	(dBuV)	(dBuV)	(dB)	(dB)			(dBuV)	(dB)	(dB)	(dB)
QP	150k	54.67	66.00	-11.33	10.29	Line	-	44.38	0.07	0.07	10.15
AV	150k	44.48	56.00	-11.52	10.29	Line	-	34.19	0.07	0.07	10.15
QP	294k	41.89	60.42	-18.53	10.27	Line	-	31.62	0.08	0.06	10.13
AV	294k	33.92	50.42	-16.50	10.27	Line	-	23.65	0.08	0.06	10.13
QP	537k	46.51	56.00	-9.49	10.26	Line	-	36.25	0.08	0.07	10.11
AV	537k	41.00	46.00	-5.00	10.26	Line	"Worst"	30.74	0.08	0.07	10.11
QP	3.602M	32.45	56.00	-23.55	10.37	Line	-	22.08	0.14	0.13	10.10
AV	3.602M	22.25	46.00	-23.75	10.37	Line	-	11.88	0.14	0.13	10.10
QP	4.637M	36.00	56.00	-20.00	10.41	Line	-	25.59	0.16	0.15	10.10
AV	4.637M	28.56	46.00	-17.44	10.41	Line	-	18.15	0.16	0.15	10.10
QP	7.008M	32.83	60.00	-27.17	10.52	Line	-	22.31	0.22	0.19	10.11
AV	7.008M	24.74	50.00	-25.26	10.52	Line	-	14.22	0.22	0.19	10.11

Mode 2

15/09/2021

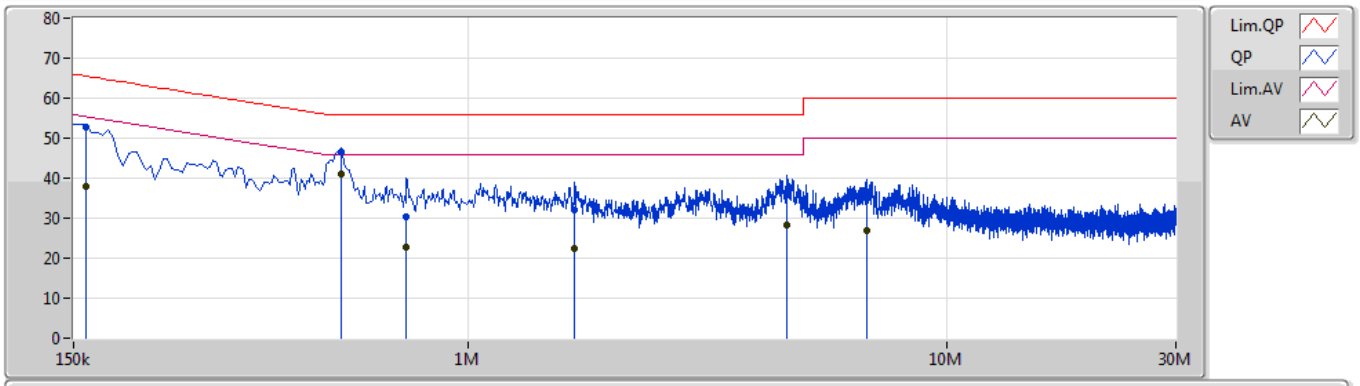

Type	Freq	Level	Limit	Margin	Factor	Condition	Comment	Raw	LISN	CL	AT
	(Hz)	(dBuV)	(dBuV)	(dB)	(dB)			(dBuV)	(dB)	(dB)	(dB)
QP	159k	52.78	65.52	-12.74	10.28	Neutral	-	42.50	0.06	0.07	10.15
AV	159k	38.05	55.52	-17.47	10.28	Neutral	-	27.77	0.06	0.07	10.15
QP	541.5k	46.43	56.00	-9.57	10.25	Neutral	-	36.18	0.07	0.07	10.11
AV	541.5k	41.00	46.00	-5.00	10.25	Neutral	"Worst"	30.75	0.07	0.07	10.11
QP	744k	30.23	56.00	-25.77	10.24	Neutral	-	19.99	0.07	0.07	10.10
AV	744k	22.91	46.00	-23.09	10.24	Neutral	-	12.67	0.07	0.07	10.10
QP	1.667M	31.91	56.00	-24.09	10.30	Neutral	-	21.61	0.09	0.09	10.12
AV	1.667M	22.43	46.00	-23.57	10.30	Neutral	-	12.13	0.09	0.09	10.12
QP	4.619M	35.86	56.00	-20.14	10.39	Neutral	-	25.47	0.14	0.15	10.10
AV	4.619M	28.26	46.00	-17.74	10.39	Neutral	-	17.87	0.14	0.15	10.10
QP	6.774M	34.97	60.00	-25.03	10.48	Neutral	-	24.49	0.18	0.19	10.11
AV	6.774M	26.85	50.00	-23.15	10.48	Neutral	-	16.37	0.18	0.19	10.11

For 4T1S non beamforming mode
Summary

Mode	Max-N dB (Hz)	Max-OBW (Hz)	ITU-Code	Min-N dB (Hz)	Min-OBW (Hz)
2.4-2.4835GHz	-	-	-	-	-
802.11b_Nss1,(1Mbps)_4TX	7.05M	10.42M	10M4G1D	6.1M	10.32M
802.11g_Nss1,(6Mbps)_4TX	16.35M	17.091M	17M1D1D	16.3M	16.742M

Max-N dB = Maximum 6dB down bandwidth; Max-OBW = Maximum 99% occupied bandwidth;
Min-N dB = Minimum 6dB down bandwidth; Min-OBW = Minimum 99% occupied bandwidth

Result

Mode	Result	Limit (Hz)	Port 1-N dB (Hz)	Port 1-OBW (Hz)	Port 2-N dB (Hz)	Port 2-OBW (Hz)	Port 3-N dB (Hz)	Port 3-OBW (Hz)	Port 4-N dB (Hz)	Port 4-OBW (Hz)
802.11b_Nss1,(1Mbps)_4TX	-	-	-	-	-	-	-	-	-	-
2412MHz	Pass	500k	7M	10.345M	7.025M	10.345M	7.025M	10.32M	6.1M	10.345M
2437MHz	Pass	500k	7.05M	10.37M	7M	10.395M	7.05M	10.32M	7.025M	10.395M
2462MHz	Pass	500k	7.05M	10.395M	6.525M	10.395M	6.975M	10.32M	7.05M	10.42M
802.11g_Nss1,(6Mbps)_4TX	-	-	-	-	-	-	-	-	-	-
2412MHz	Pass	500k	16.325M	16.892M	16.325M	16.992M	16.3M	17.016M	16.3M	17.091M
2437MHz	Pass	500k	16.35M	16.767M	16.35M	16.842M	16.35M	16.742M	16.35M	16.792M
2462MHz	Pass	500k	16.325M	16.992M	16.35M	16.992M	16.3M	16.917M	16.325M	16.892M

Port X-N dB = Port X 6dB down bandwidth;
Port X-OBW = Port X 99% occupied bandwidth

802.11b_Nss1,(1Mbps)_4TX

EBW

2412MHz

02/10/2021

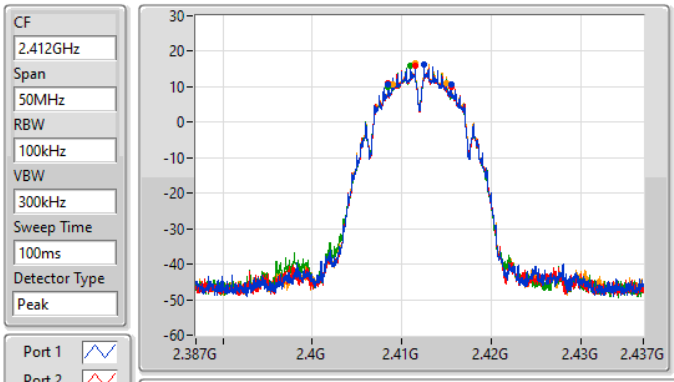

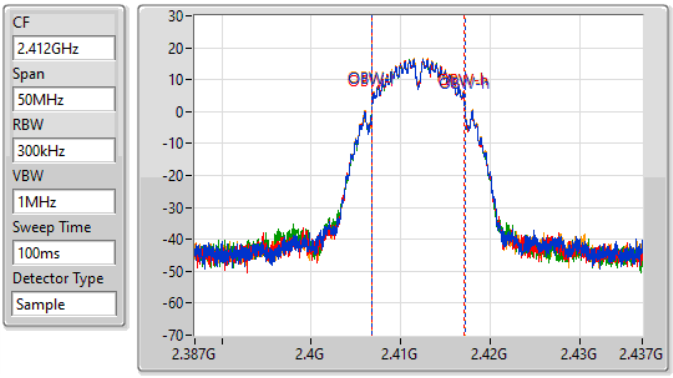

6dB(Hz)	Fl-6dB(Hz)	Fh-6dB(Hz)	OBW(Hz)	Fl-OBW(Hz)	Fh-OBW(Hz)	Limit(Hz)	Port
7M	2.4085G	2.4155G	10.345M	2.406828G	2.417172G	500k	1
7.025M	2.4085G	2.415525G	10.345M	2.406803G	2.417147G	500k	2
7.025M	2.408475G	2.4155G	10.32M	2.406828G	2.417147G	500k	3
6.1M	2.40895G	2.41505G	10.345M	2.406828G	2.417172G	500k	4

802.11b_Nss1,(1Mbps)_4TX

EBW

2437MHz

02/10/2021

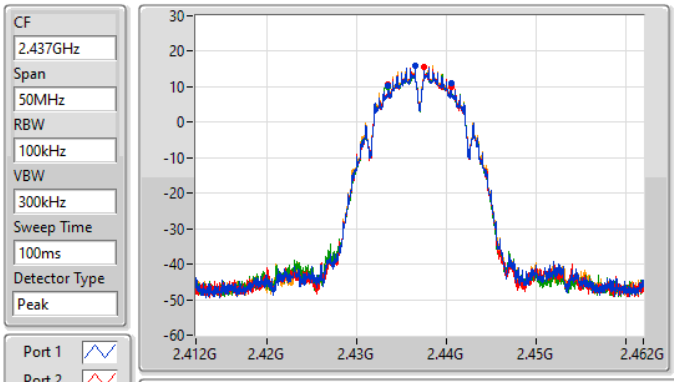

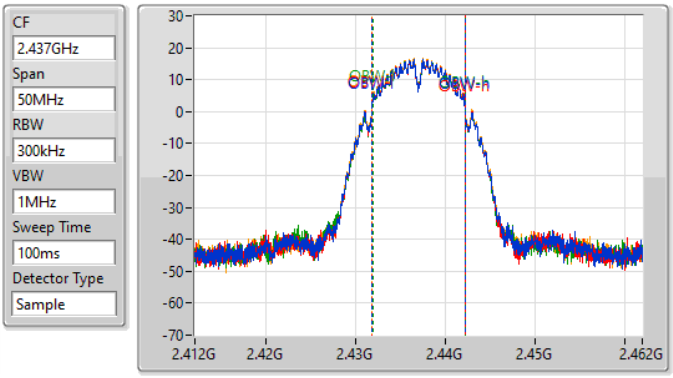

6dB(Hz)	Fl-6dB(Hz)	Fh-6dB(Hz)	OBW(Hz)	Fl-OBW(Hz)	Fh-OBW(Hz)	Limit(Hz)	Port
7.05M	2.433475G	2.440525G	10.37M	2.431803G	2.442172G	500k	1
7M	2.4335G	2.4405G	10.395M	2.431803G	2.442197G	500k	2
7.05M	2.433475G	2.440525G	10.32M	2.431853G	2.442172G	500k	3
7.025M	2.433475G	2.4405G	10.395M	2.431803G	2.442197G	500k	4

802.11b_Nss1,(1Mbps)_4TX

EBW

2462MHz

02/10/2021

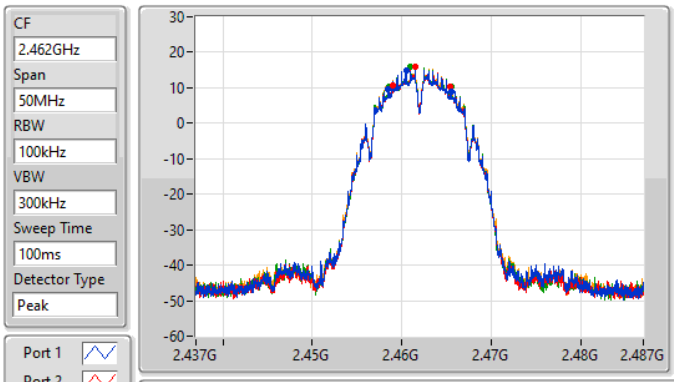

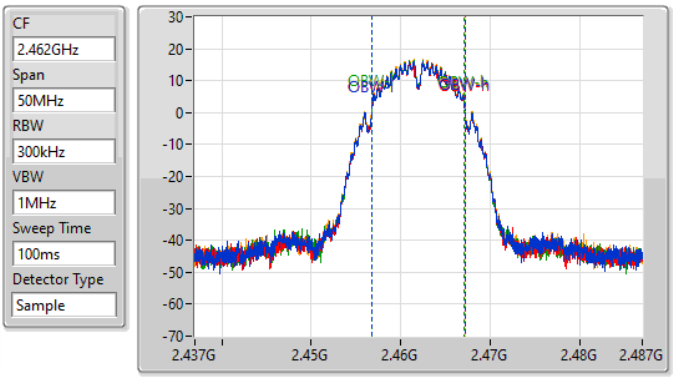

6dB(Hz)	Fl-6dB(Hz)	Fh-6dB(Hz)	OBW(Hz)	Fl-OBW(Hz)	Fh-OBW(Hz)	Limit(Hz)	Port
7.05M	2.458475G	2.465525G	10.395M	2.456778G	2.467172G	500k	1
6.525M	2.45895G	2.465475G	10.395M	2.456778G	2.467172G	500k	2
6.975M	2.458525G	2.4655G	10.32M	2.456828G	2.467147G	500k	3
7.05M	2.45845G	2.4655G	10.42M	2.456753G	2.467172G	500k	4

802.11g_Nss1,(6Mbps)_4TX

EBW

2412MHz

02/10/2021

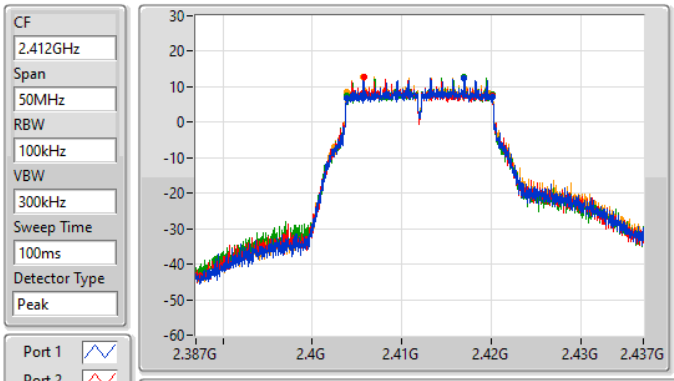

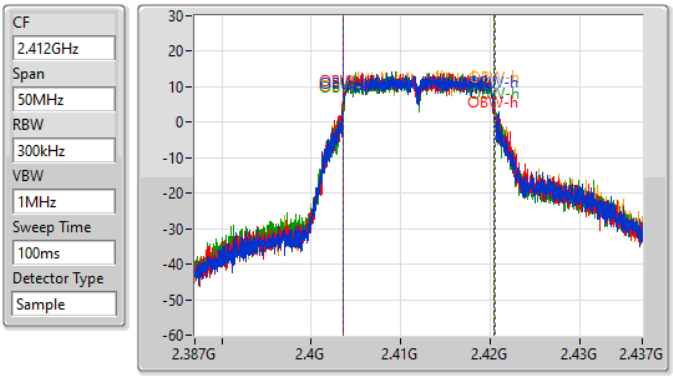

6dB(Hz)	Fl-6dB(Hz)	Fh-6dB(Hz)	OBW(Hz)	Fl-OBW(Hz)	Fh-OBW(Hz)	Limit(Hz)	Port
16.325M	2.403825G	2.42015G	16.892M	2.403579G	2.420471G	500k	1
16.325M	2.403825G	2.42015G	16.992M	2.403504G	2.420496G	500k	2
16.3M	2.40385G	2.42015G	17.016M	2.403529G	2.420546G	500k	3
16.3M	2.40385G	2.42015G	17.091M	2.403504G	2.420596G	500k	4

802.11g_Nss1,(6Mbps)_4TX EBW

2437MHz

02/10/2021

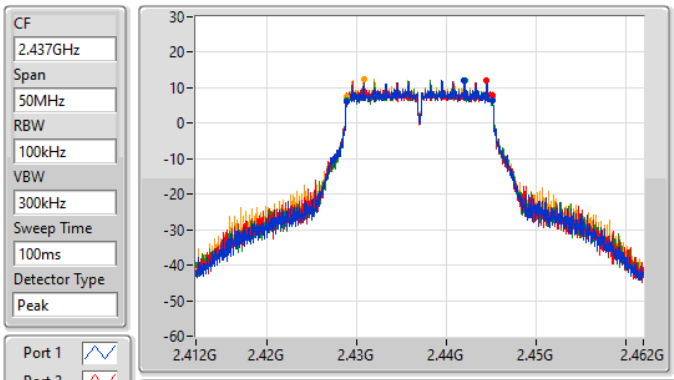

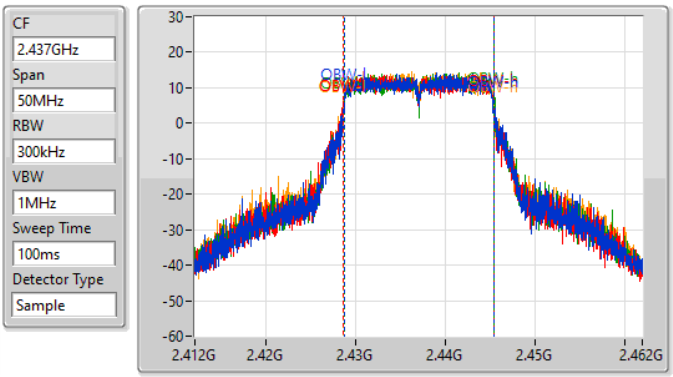

6dB(Hz)	Fl-6dB(Hz)	Fh-6dB(Hz)	OBW(Hz)	Fl-OBW(Hz)	Fh-OBW(Hz)	Limit(Hz)	Port
16.35M	2.428825G	2.445175G	16.767M	2.428654G	2.445421G	500k	1
16.35M	2.4288G	2.44515G	16.842M	2.428554G	2.445396G	500k	2
16.35M	2.428825G	2.445175G	16.742M	2.428654G	2.445396G	500k	3
16.35M	2.428825G	2.445175G	16.792M	2.428579G	2.445371G	500k	4

802.11g_Nss1,(6Mbps)_4TX EBW

2462MHz

02/10/2021

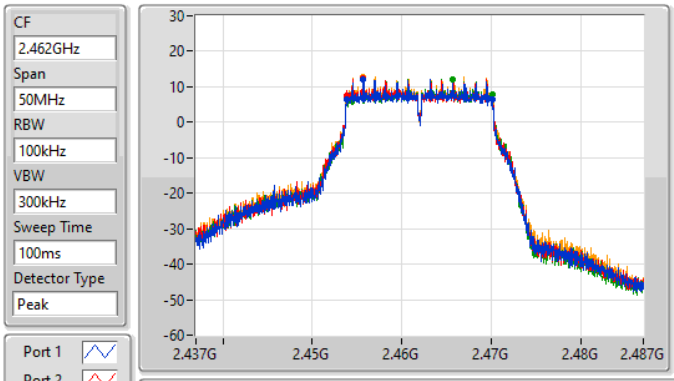

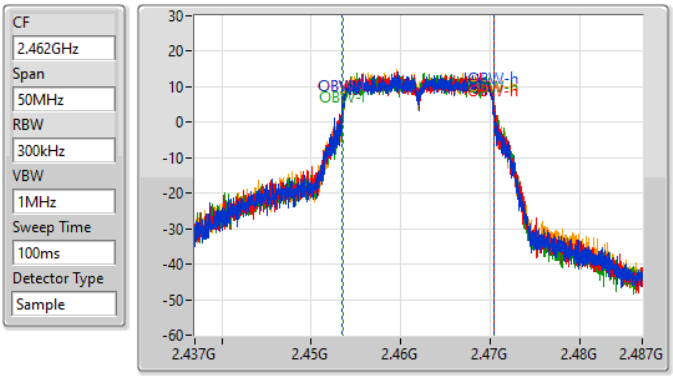

6dB(Hz)	Fl-6dB(Hz)	Fh-6dB(Hz)	OBW(Hz)	Fl-OBW(Hz)	Fh-OBW(Hz)	Limit(Hz)	Port
16.325M	2.453825G	2.47015G	16.992M	2.453429G	2.470421G	500k	1
16.35M	2.453825G	2.470175G	16.992M	2.453404G	2.470396G	500k	2
16.3M	2.45385G	2.47015G	16.917M	2.453529G	2.470446G	500k	3
16.325M	2.453825G	2.47015G	16.892M	2.453479G	2.470371G	500k	4

For 4T4S non beamforming mode
Summary

Mode	Max-N dB (Hz)	Max-OBW (Hz)	ITU-Code	Min-N dB (Hz)	Min-OBW (Hz)
2.4-2.4835GHz	-	-	-	-	-
802.11ax HEW20_Nss4,(MCS0)_4TX	19M	19.115M	19M1D1D	18.675M	18.991M
802.11ax HEW40_Nss4,(MCS0)_4TX	37.8M	38.031M	38M0D1D	37.4M	37.831M

Max-N dB = Maximum 6dB down bandwidth; Max-OBW = Maximum 99% occupied bandwidth;
Min-N dB = Minimum 6dB down bandwidth; Min-OBW = Minimum 99% occupied bandwidth

Result

Mode	Result	Limit (Hz)	Port 1-N dB (Hz)	Port 1-OBW (Hz)	Port 2-N dB (Hz)	Port 2-OBW (Hz)	Port 3-N dB (Hz)	Port 3-OBW (Hz)	Port 4-N dB (Hz)	Port 4-OBW (Hz)
802.11ax HEW20_Nss4,(MCS0)_4TX	-	-	-	-	-	-	-	-	-	-
2412MHz	Pass	500k	18.925M	19.065M	18.675M	19.09M	18.975M	19.09M	18.9M	19.115M
2437MHz	Pass	500k	19M	18.991M	18.975M	19.015M	18.925M	19.015M	18.925M	19.04M
2462MHz	Pass	500k	18.825M	19.065M	18.9M	19.04M	18.775M	19.04M	18.7M	19.09M
802.11ax HEW40_Nss4,(MCS0)_4TX	-	-	-	-	-	-	-	-	-	-
2422MHz	Pass	500k	37.65M	37.981M	37.65M	37.981M	37.7M	38.031M	37.5M	37.981M
2437MHz	Pass	500k	37.75M	37.881M	37.65M	37.881M	37.8M	37.931M	37.45M	37.831M
2452MHz	Pass	500k	37.8M	37.981M	37.6M	38.031M	37.7M	37.931M	37.4M	38.031M

Port X-N dB = Port X 6dB down bandwidth;
Port X-OBW = Port X 99% occupied bandwidth

802.11ax HEW20_Nss4,(MCS0)_4TX EBW

2412MHz

02/10/2021

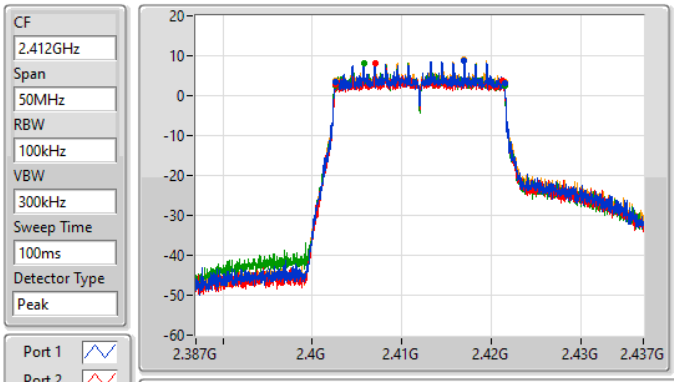

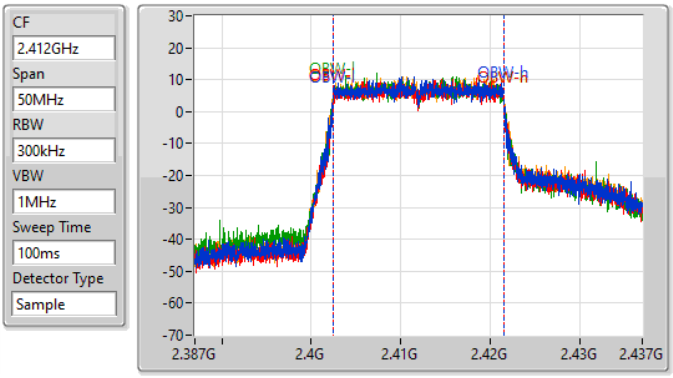

6dB(Hz)	Fl-6dB(Hz)	Fh-6dB(Hz)	OBW(Hz)	Fl-OBW(Hz)	Fh-OBW(Hz)	Limit(Hz)	Port
18.925M	2.4026G	2.421525G	19.065M	2.40248G	2.421545G	500k	1
18.675M	2.40265G	2.421325G	19.09M	2.402455G	2.421545G	500k	2
18.975M	2.40255G	2.421525G	19.09M	2.40243G	2.42152G	500k	3
18.9M	2.4026G	2.4215G	19.115M	2.402455G	2.42157G	500k	4

802.11ax HEW20_Nss4,(MCS0)_4TX EBW

2437MHz

02/10/2021

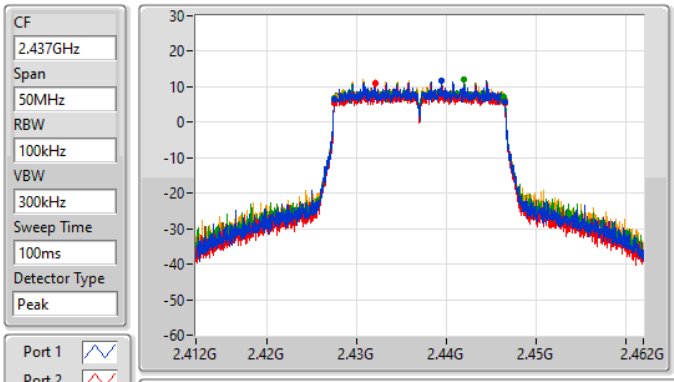

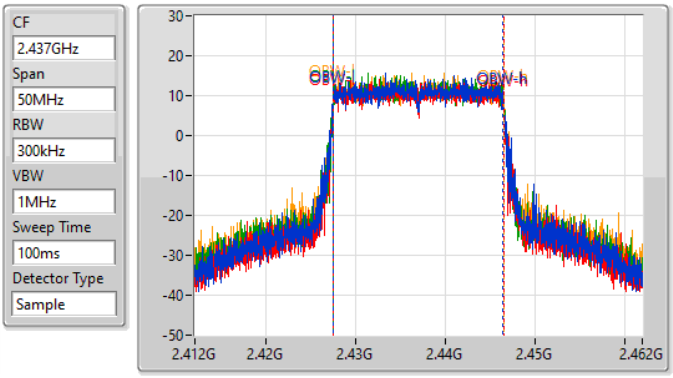

6dB(Hz)	Fl-6dB(Hz)	Fh-6dB(Hz)	OBW(Hz)	Fl-OBW(Hz)	Fh-OBW(Hz)	Limit(Hz)	Port
19M	2.4275G	2.4465G	18.991M	2.42748G	2.44647G	500k	1
18.975M	2.427525G	2.4465G	19.015M	2.42748G	2.446495G	500k	2
18.925M	2.427525G	2.44645G	19.015M	2.427455G	2.44647G	500k	3
18.925M	2.42755G	2.446475G	19.04M	2.42748G	2.44652G	500k	4

802.11ax HEW20_Nss4,(MCS0)_4TX EBW

2462MHz

02/10/2021

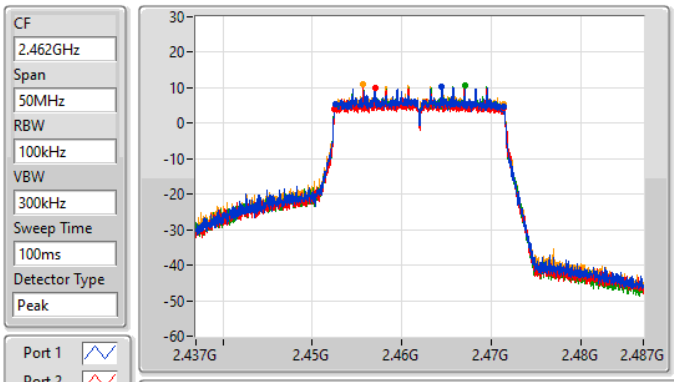

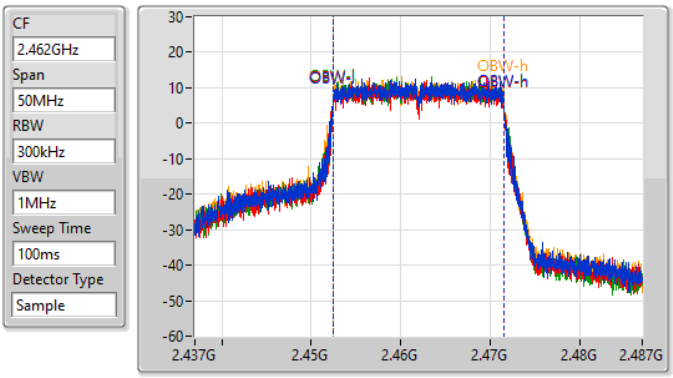

6dB(Hz)	Fl-6dB(Hz)	Fh-6dB(Hz)	OBW(Hz)	Fl-OBW(Hz)	Fh-OBW(Hz)	Limit(Hz)	Port
18.825M	2.45255G	2.471375G	19.065M	2.45243G	2.471495G	500k	1
18.9M	2.452525G	2.471425G	19.04M	2.452455G	2.471495G	500k	2
18.775M	2.4526G	2.471375G	19.04M	2.452455G	2.471495G	500k	3
18.7M	2.45265G	2.47135G	19.09M	2.452405G	2.471495G	500k	4

802.11ax HEW40_Nss4,(MCS0)_4TX EBW

2422MHz

02/10/2021

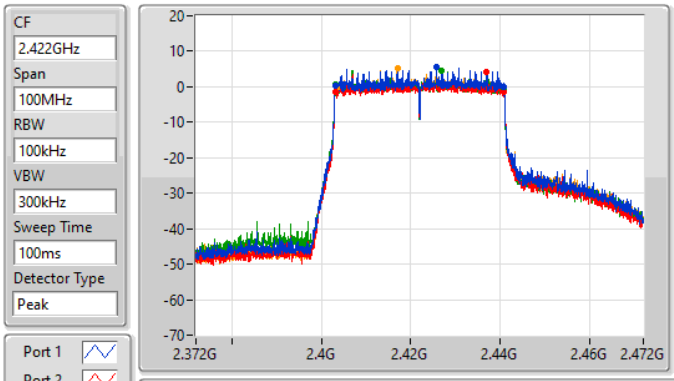

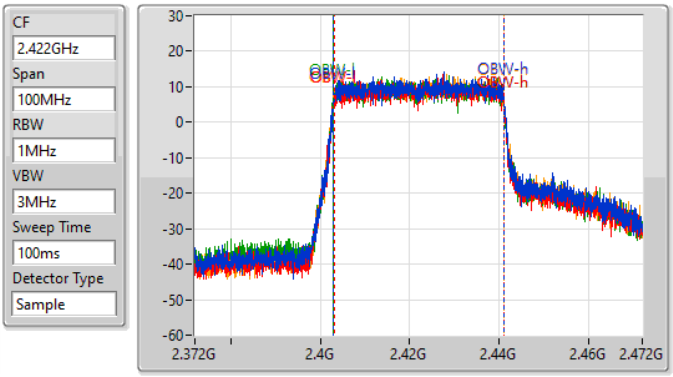

6dB(Hz)	Fl-6dB(Hz)	Fh-6dB(Hz)	OBW(Hz)	Fl-OBW(Hz)	Fh-OBW(Hz)	Limit(Hz)	Port
37.65M	2.4032G	2.44085G	37.981M	2.403009G	2.440991G	500k	1
37.65M	2.4031G	2.44075G	37.981M	2.403059G	2.44104G	500k	2
37.7M	2.4032G	2.4409G	38.031M	2.40296G	2.440991G	500k	3
37.5M	2.40335G	2.44085G	37.981M	2.403009G	2.440991G	500k	4

802.11ax HEW40_Nss4,(MCS0)_4TX EBW

2437MHz

02/10/2021

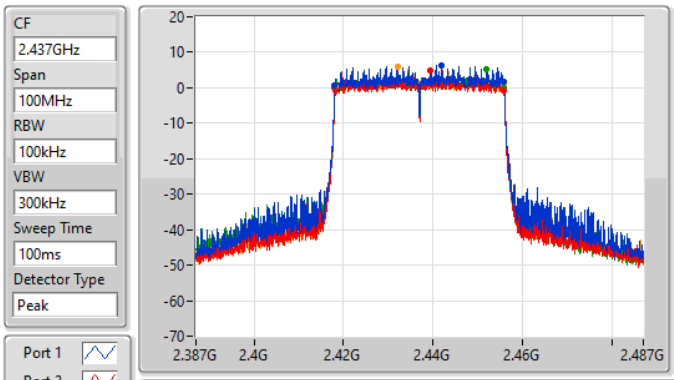

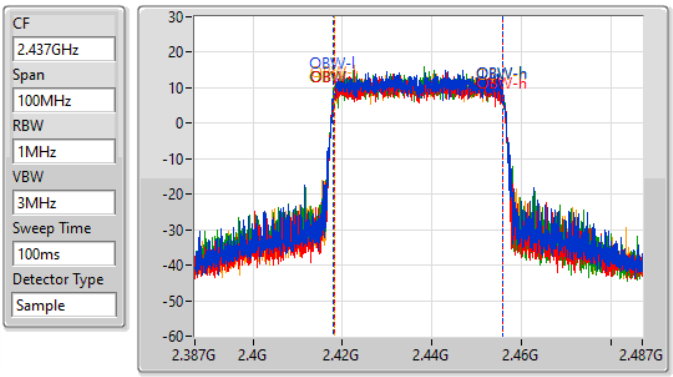

6dB(Hz)	Fl-6dB(Hz)	Fh-6dB(Hz)	OBW(Hz)	Fl-OBW(Hz)	Fh-OBW(Hz)	Limit(Hz)	Port
37.75M	2.418G	2.45575G	37.881M	2.418009G	2.455891G	500k	1
37.65M	2.41815G	2.4558G	37.881M	2.418059G	2.455941G	500k	2
37.8M	2.41805G	2.45585G	37.931M	2.418009G	2.455941G	500k	3
37.45M	2.4183G	2.45575G	37.831M	2.418059G	2.455891G	500k	4

802.11ax HEW40_Nss4,(MCS0)_4TX EBW

2452MHz

02/10/2021

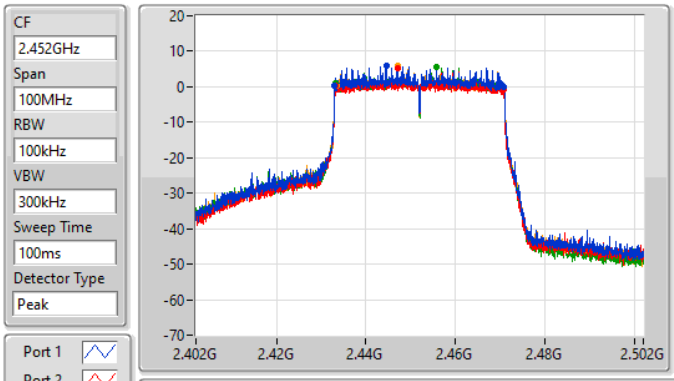

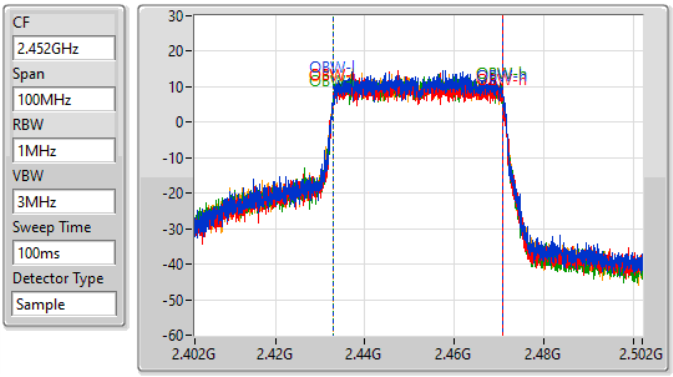

6dB(Hz)	Fl-6dB(Hz)	Fh-6dB(Hz)	OBW(Hz)	Fl-OBW(Hz)	Fh-OBW(Hz)	Limit(Hz)	Port
37.8M	2.43305G	2.47085G	37.981M	2.43296G	2.470941G	500k	1
37.6M	2.4332G	2.4708G	38.031M	2.43286G	2.470891G	500k	2
37.7M	2.4332G	2.4709G	37.931M	2.433009G	2.470941G	500k	3
37.4M	2.43335G	2.47075G	38.031M	2.43291G	2.470941G	500k	4

For 4T1S beamforming mode
Summary

Mode	Max-N dB (Hz)	Max-OBW (Hz)	ITU-Code	Min-N dB (Hz)	Min-OBW (Hz)
2.4-2.4835GHz	-	-	-	-	-
802.11ax HEW20-BF_Nss1,(MCS0)_4TX	19M	19.115M	19M1D1D	18.775M	18.991M
802.11ax HEW40-BF_Nss1,(MCS0)_4TX	37.9M	38.081M	38M1D1D	37.4M	37.831M

Max-N dB = Maximum 6dB down bandwidth; Max-OBW = Maximum 99% occupied bandwidth;
Min-N dB = Minimum 6dB down bandwidth; Min-OBW = Minimum 99% occupied bandwidth

Result

Mode	Result	Limit (Hz)	Port 1-N dB (Hz)	Port 1-OBW (Hz)	Port 2-N dB (Hz)	Port 2-OBW (Hz)	Port 3-N dB (Hz)	Port 3-OBW (Hz)	Port 4-N dB (Hz)	Port 4-OBW (Hz)
802.11ax HEW20-BF_Nss1,(MCS0)_4TX	-	-	-	-	-	-	-	-	-	-
2412MHz	Pass	500k	18.9M	19.115M	18.85M	19.115M	18.825M	19.115M	18.9M	19.065M
2437MHz	Pass	500k	18.825M	19.015M	19M	18.991M	18.975M	19.04M	18.95M	18.991M
2462MHz	Pass	500k	18.925M	19.065M	18.9M	19.065M	18.8M	19.065M	18.775M	19.115M
802.11ax HEW40-BF_Nss1,(MCS0)_4TX	-	-	-	-	-	-	-	-	-	-
2422MHz	Pass	500k	37.9M	37.931M	37.65M	37.981M	37.6M	37.981M	37.8M	38.081M
2437MHz	Pass	500k	37.9M	37.881M	37.7M	37.931M	37.8M	37.981M	37.55M	37.831M
2452MHz	Pass	500k	37.4M	38.031M	37.65M	38.031M	37.55M	38.031M	37.55M	38.081M

Port X-N dB = Port X 6dB down bandwidth;
Port X-OBW = Port X 99% occupied bandwidth

802.11ax HEW20-BF_Nss1,(MCS0)_4TX EBW

2412MHz

02/10/2021

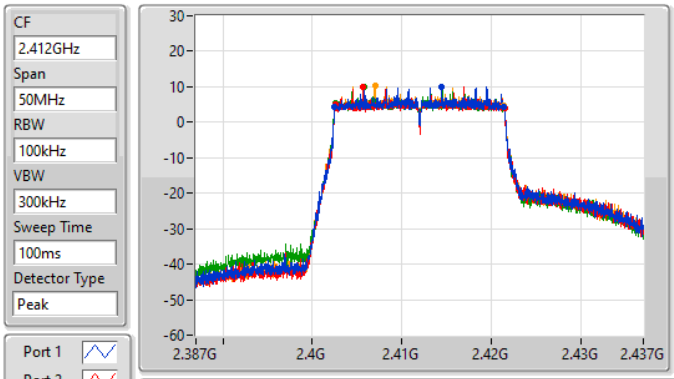

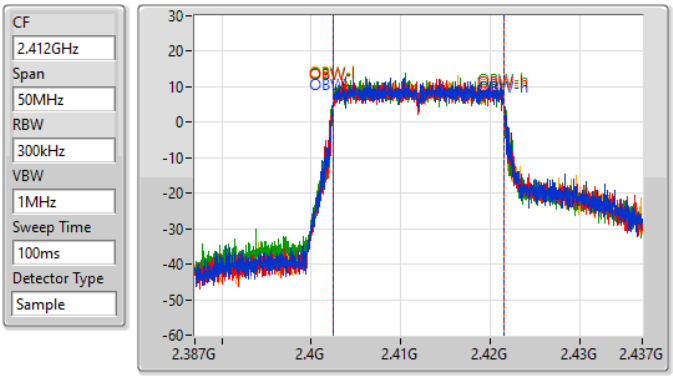

6dB(Hz)	Fl-6dB(Hz)	Fh-6dB(Hz)	OBW(Hz)	Fl-OBW(Hz)	Fh-OBW(Hz)	Limit(Hz)	Port
18.9M	2.402525G	2.421425G	19.115M	2.402455G	2.42157G	500k	1
18.85M	2.402625G	2.421475G	19.115M	2.402455G	2.42157G	500k	2
18.825M	2.40255G	2.421375G	19.115M	2.40243G	2.421545G	500k	3
18.9M	2.40255G	2.42145G	19.065M	2.402455G	2.42152G	500k	4

802.11ax HEW20-BF_Nss1,(MCS0)_4TX EBW

2437MHz

02/10/2021

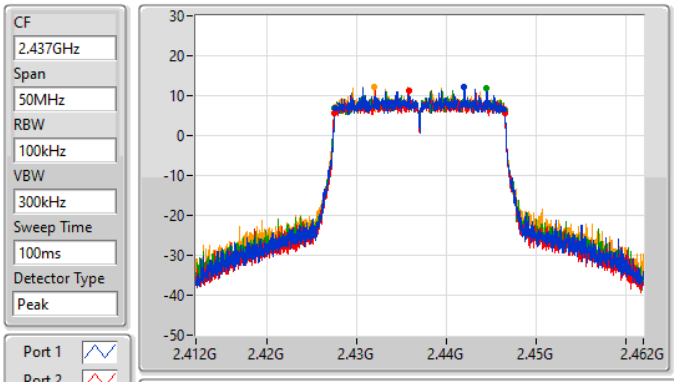

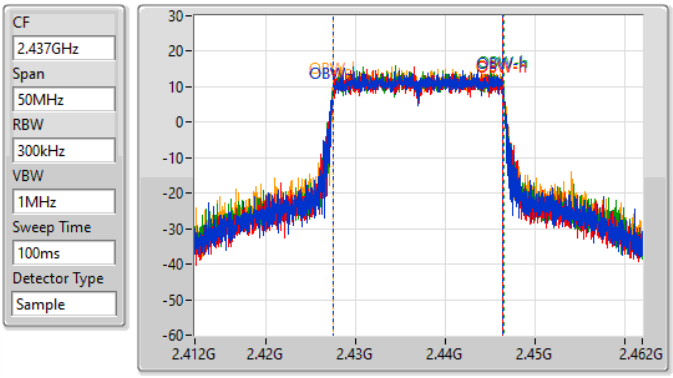

6dB(Hz)	Fl-6dB(Hz)	Fh-6dB(Hz)	OBW(Hz)	Fl-OBW(Hz)	Fh-OBW(Hz)	Limit(Hz)	Port
18.825M	2.4276G	2.446425G	19.015M	2.427455G	2.44647G	500k	1
19M	2.4275G	2.4465G	18.991M	2.42748G	2.44647G	500k	2
18.975M	2.427525G	2.4465G	19.04M	2.427455G	2.446495G	500k	3
18.95M	2.42755G	2.4465G	18.991M	2.42748G	2.44647G	500k	4

802.11ax HEW20-BF_Nss1,(MCS0)_4TX EBW

2462MHz

02/10/2021

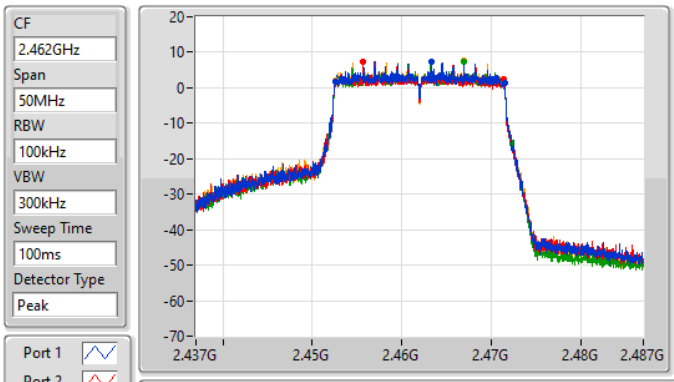

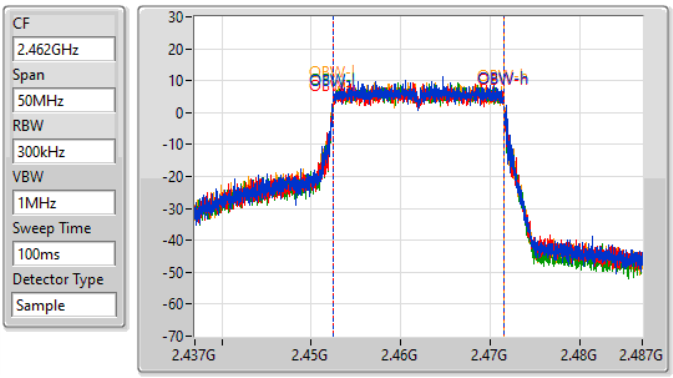

6dB(Hz)	Fl-6dB(Hz)	Fh-6dB(Hz)	OBW(Hz)	Fl-OBW(Hz)	Fh-OBW(Hz)	Limit(Hz)	Port
18.925M	2.45255G	2.471475G	19.065M	2.452455G	2.47152G	500k	1
18.9M	2.45255G	2.47145G	19.065M	2.45243G	2.471495G	500k	2
18.8M	2.45255G	2.47135G	19.065M	2.45243G	2.471495G	500k	3
18.775M	2.4526G	2.471375G	19.115M	2.452405G	2.47152G	500k	4

802.11ax HEW40-BF_Nss1,(MCS0)_4TX EBW

2422MHz

02/10/2021

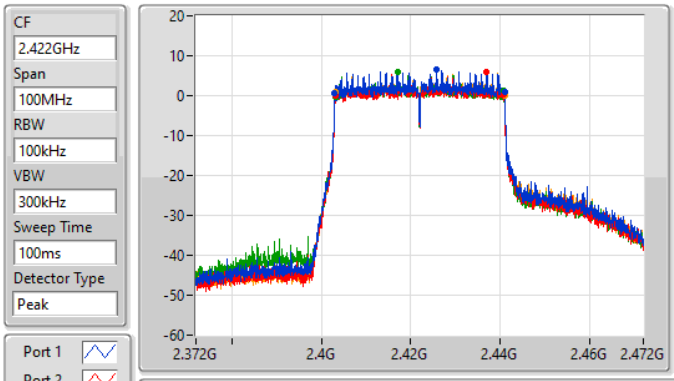

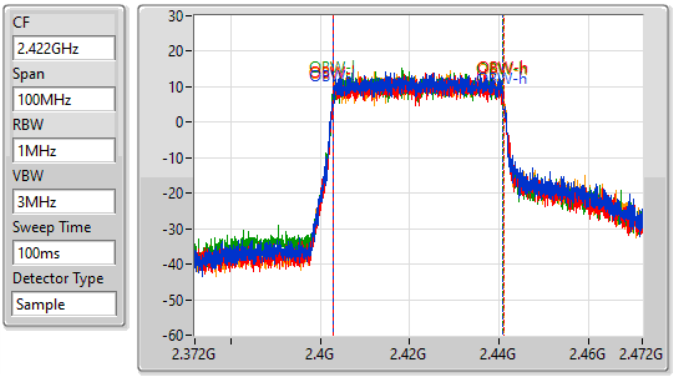

6dB(Hz)	Fl-6dB(Hz)	Fh-6dB(Hz)	OBW(Hz)	Fl-OBW(Hz)	Fh-OBW(Hz)	Limit(Hz)	Port
37.9M	2.40305G	2.44095G	37.931M	2.403009G	2.440941G	500k	1
37.65M	2.40315G	2.4408G	37.981M	2.403009G	2.440991G	500k	2
37.6M	2.4032G	2.4408G	37.981M	2.40296G	2.440941G	500k	3
37.8M	2.40315G	2.44095G	38.081M	2.403009G	2.44109G	500k	4

802.11ax HEW40-BF_Nss1,(MCS0)_4TX EBW

2437MHz

02/10/2021

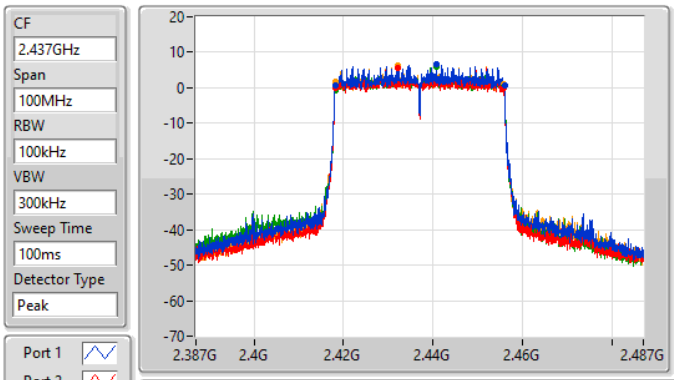

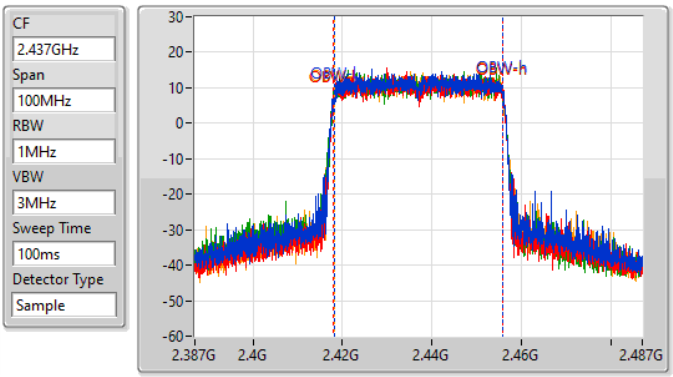

6dB(Hz)	Fl-6dB(Hz)	Fh-6dB(Hz)	OBW(Hz)	Fl-OBW(Hz)	Fh-OBW(Hz)	Limit(Hz)	Port
37.9M	2.4181G	2.456G	37.881M	2.418059G	2.455941G	500k	1
37.7M	2.4181G	2.4558G	37.931M	2.418009G	2.455941G	500k	2
37.8M	2.4181G	2.4559G	37.981M	2.41796G	2.455941G	500k	3
37.55M	2.4182G	2.45575G	37.831M	2.418059G	2.455891G	500k	4

802.11ax HEW40-BF_Nss1,(MCS0)_4TX EBW

2452MHz

02/10/2021

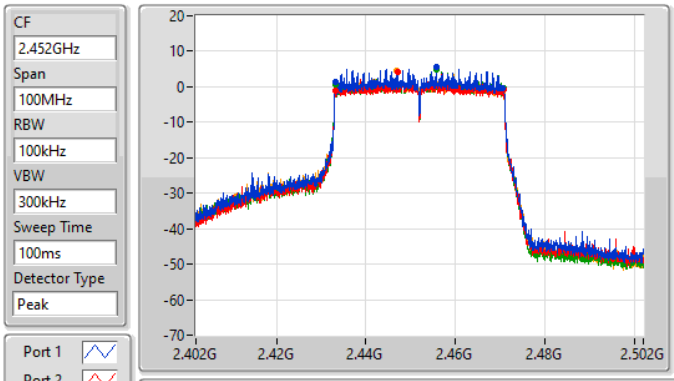

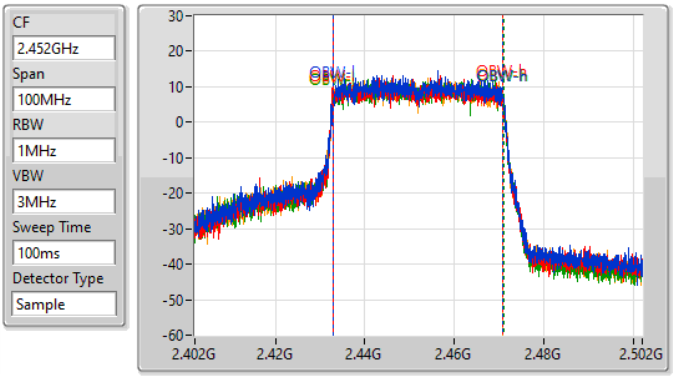

6dB(Hz)	Fl-6dB(Hz)	Fh-6dB(Hz)	OBW(Hz)	Fl-OBW(Hz)	Fh-OBW(Hz)	Limit(Hz)	Port
37.4M	2.43325G	2.47065G	38.031M	2.43291G	2.470941G	500k	1
37.65M	2.43315G	2.4708G	38.031M	2.43286G	2.470891G	500k	2
37.55M	2.43325G	2.4708G	38.031M	2.43296G	2.470991G	500k	3
37.55M	2.43315G	2.4707G	38.081M	2.43286G	2.470941G	500k	4

For 4T1S non beamforming mode
Summary

Mode	Total Power (dBm)	Total Power (W)
2.4-2.4835GHz	-	-
802.11b_Nss1,(1Mbps)_4TX	29.97	0.99312
802.11g_Nss1,(6Mbps)_4TX	29.99	0.99770

Result

Mode	Result	DG (dBi)	Port 1 (dBm)	Port 2 (dBm)	Port 3 (dBm)	Port 4 (dBm)	Total Power (dBm)	Power Limit (dBm)
802.11b_Nss1,(1Mbps)_4TX	-	-	-	-	-	-	-	-
2412MHz	Pass	2.77	23.64	23.70	23.77	24.28	29.88	30.00
2437MHz	Pass	2.77	23.86	23.78	23.88	24.26	29.97	30.00
2462MHz	Pass	2.77	23.51	23.60	23.81	24.03	29.76	30.00
802.11g_Nss1,(6Mbps)_4TX	-	-	-	-	-	-	-	-
2412MHz	Pass	2.77	23.54	23.81	23.64	24.09	29.80	30.00
2437MHz	Pass	2.77	23.81	23.85	23.87	24.33	29.99	30.00
2462MHz	Pass	2.77	23.34	23.40	23.44	23.88	29.54	30.00

DG = Directional Gain; Port X = Port X output power

For 4T4S non beamforming mode
Summary

Mode	Total Power (dBm)	Total Power (W)
2.4-2.4835GHz	-	-
802.11ax HEW20_Nss4,(MCS0)_4TX	29.91	0.97949
802.11ax HEW40_Nss4,(MCS0)_4TX	26.43	0.43954

Result

Mode	Result	DG (dBi)	Port 1 (dBm)	Port 2 (dBm)	Port 3 (dBm)	Port 4 (dBm)	Total Power (dBm)	Power Limit (dBm)
802.11ax HEW20_Nss4,(MCS0)_4TX	-	-	-	-	-	-	-	-
2412MHz	Pass	1.36	19.37	18.94	19.37	19.96	25.45	30.00
2417MHz	Pass	1.36	22.32	22.01	22.45	22.80	28.42	30.00
2437MHz	Pass	1.36	23.85	23.35	23.96	24.34	29.91	30.00
2457MHz	Pass	1.36	23.79	23.56	23.91	24.22	29.90	30.00
2462MHz	Pass	1.36	21.49	20.78	21.38	21.94	27.44	30.00
802.11ax HEW40_Nss4,(MCS0)_4TX	-	-	-	-	-	-	-	-
2422MHz	Pass	1.36	19.46	18.72	18.94	19.34	25.15	30.00
2437MHz	Pass	1.36	20.75	20.02	20.29	20.56	26.43	30.00
2452MHz	Pass	1.36	20.31	19.29	19.61	19.84	25.80	30.00

DG = Directional Gain; Port X = Port X output power

For 4T1S beamforming mode
Summary

Mode	Total Power (dBm)	Total Power (W)
2.4-2.4835GHz	-	-
802.11ax HEW20-BF_Nss1,(MCS0)_4TX	29.95	0.98855
802.11ax HEW40-BF_Nss1,(MCS0)_4TX	26.72	0.46989

Result

Mode	Result	DG (dBi)	Port 1 (dBm)	Port 2 (dBm)	Port 3 (dBm)	Port 4 (dBm)	Total Power (dBm)	Power Limit (dBm)
802.11ax HEW20-BF_Nss1,(MCS0)_4TX	-	-	-	-	-	-	-	-
2412MHz	Pass	5.54	21.00	21.01	21.06	21.68	27.22	30.00
2417MHz	Pass	5.54	21.93	21.76	21.63	22.44	27.97	30.00
2437MHz	Pass	5.54	23.83	23.71	23.83	24.31	29.95	30.00
2457MHz	Pass	5.54	20.92	20.82	20.67	21.20	26.93	30.00
2462MHz	Pass	5.54	18.54	18.15	18.30	18.61	24.42	30.00
802.11ax HEW40-BF_Nss1,(MCS0)_4TX	-	-	-	-	-	-	-	-
2422MHz	Pass	5.54	20.66	20.02	20.14	20.32	26.31	30.00
2437MHz	Pass	5.54	21.08	20.42	20.52	20.75	26.72	30.00
2452MHz	Pass	5.54	19.30	18.50	18.70	19.05	24.92	30.00

DG = Directional Gain; Port X = Port X output power

For 4T1S non beamforming mode
Summary

Mode	PD (dBm/RBW)
2.4-2.4835GHz	-
802.11b_Nss1,(1Mbps)_4TX	6.31
802.11g_Nss1,(6Mbps)_4TX	2.54

RBW = 3kHz;

Result

Mode	Result	DG (dBi)	Port 1 (dBm/RBW)	Port 2 (dBm/RBW)	Port 3 (dBm/RBW)	Port 4 (dBm/RBW)	PD (dBm/RBW)	PD Limit (dBm/RBW)
802.11b_Nss1,(1Mbps)_4TX	-	-	-	-	-	-	-	-
2412MHz	Pass	5.54	0.88	0.81	1.79	1.37	5.55	8.00
2437MHz	Pass	5.54	1.87	1.58	1.62	1.14	6.31	8.00
2462MHz	Pass	5.54	0.33	-0.41	1.10	2.18	4.87	8.00
802.11g_Nss1,(6Mbps)_4TX	-	-	-	-	-	-	-	-
2412MHz	Pass	5.54	-2.40	-2.76	-0.92	-1.53	2.54	8.00
2437MHz	Pass	5.54	-2.47	-2.47	-2.02	-0.78	2.02	8.00
2462MHz	Pass	5.54	-2.28	-2.93	-2.15	-1.58	1.26	8.00

DG = Directional Gain; RBW = 3kHz;
PD = trace bin-by-bin of each transmits port summing can be performed maximum power density; Port X = Port X Power Density;

802.11b_Nss1,(1Mbps)_4TX

PSD

2412MHz

02/10/2021

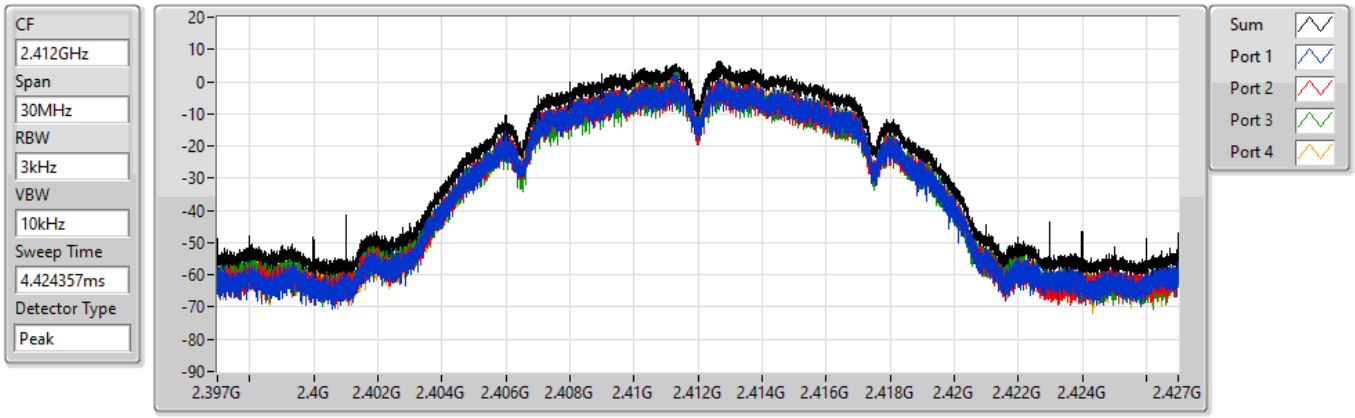

Sum	PD	Port 1	Port 2	Port 3	Port 4
(dBm/RBW)	(dBm/RBW)	(dBm/RBW)	(dBm/RBW)	(dBm/RBW)	(dBm/RBW)
5.55	5.55	0.88	0.81	1.79	1.37

802.11b_Nss1,(1Mbps)_4TX

PSD

2437MHz

02/10/2021

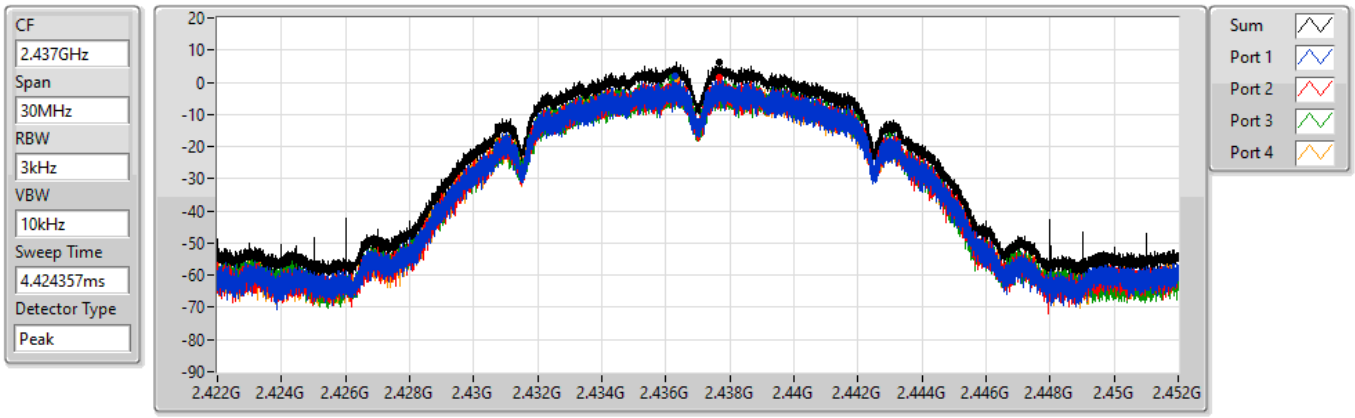

Sum	PD	Port 1	Port 2	Port 3	Port 4
(dBm/RBW)	(dBm/RBW)	(dBm/RBW)	(dBm/RBW)	(dBm/RBW)	(dBm/RBW)
6.31	6.31	1.87	1.58	1.62	1.14

802.11b_Nss1,(1Mbps)_4TX

PSD

2462MHz

02/10/2021

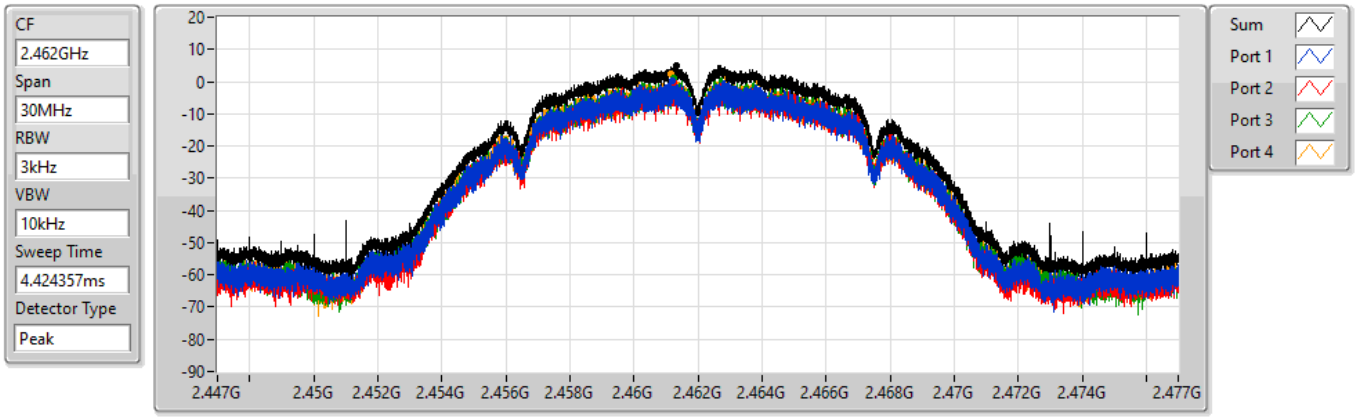

Sum	PD	Port 1	Port 2	Port 3	Port 4
(dBm/RBW)	(dBm/RBW)	(dBm/RBW)	(dBm/RBW)	(dBm/RBW)	(dBm/RBW)
4.87	4.87	0.33	-0.41	1.10	2.18

802.11g_Nss1,(6Mbps)_4TX

PSD

2412MHz

02/10/2021

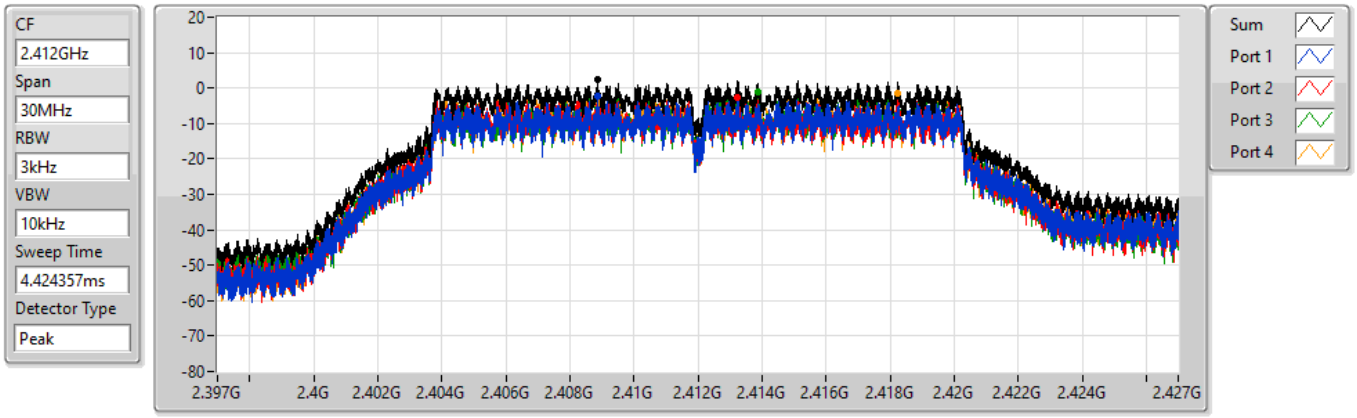

Sum	PD	Port 1	Port 2	Port 3	Port 4
(dBm/RBW)	(dBm/RBW)	(dBm/RBW)	(dBm/RBW)	(dBm/RBW)	(dBm/RBW)
2.54	2.54	-2.40	-2.76	-0.92	-1.53

802.11g_Nss1,(6Mbps)_4TX

PSD

2437MHz

02/10/2021

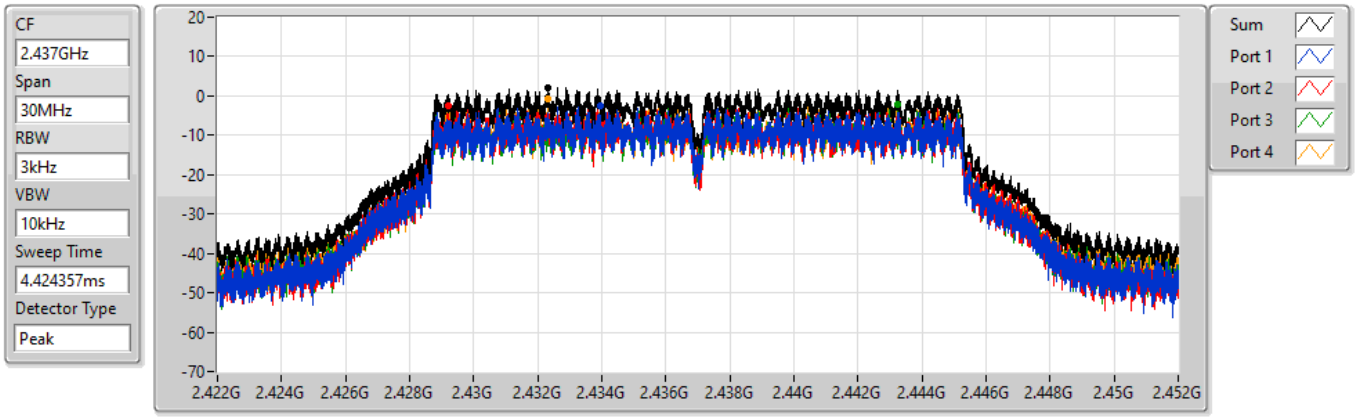

Sum	PD	Port 1	Port 2	Port 3	Port 4
(dBm/RBW)	(dBm/RBW)	(dBm/RBW)	(dBm/RBW)	(dBm/RBW)	(dBm/RBW)
2.02	2.02	-2.47	-2.47	-2.02	-0.78

802.11g_Nss1,(6Mbps)_4TX

PSD

2462MHz

02/10/2021

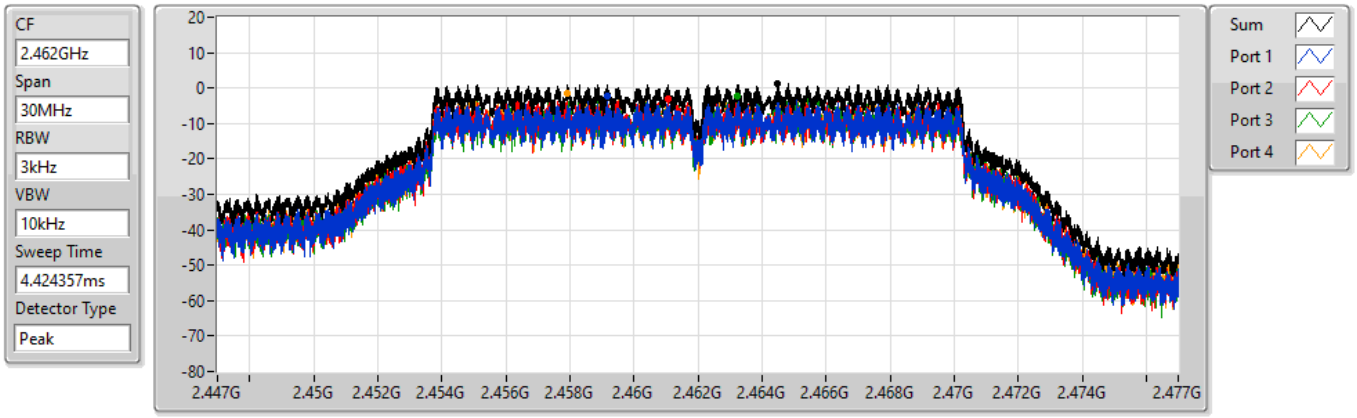

Sum	PD	Port 1	Port 2	Port 3	Port 4
(dBm/RBW)	(dBm/RBW)	(dBm/RBW)	(dBm/RBW)	(dBm/RBW)	(dBm/RBW)
1.26	1.26	-2.28	-2.93	-2.15	-1.58

For 4T4S non beamforming mode
Summary

Mode	PD (dBm/RBW)
2.4-2.4835GHz	-
802.11ax HEW20_Nss4,(MCS0)_4TX	0.77
802.11ax HEW40_Nss4,(MCS0)_4TX	-4.65

RBW = 3kHz;

Result

Mode	Result	DG (dBi)	Port 1 (dBm/RBW)	Port 2 (dBm/RBW)	Port 3 (dBm/RBW)	Port 4 (dBm/RBW)	PD (dBm/RBW)	PD Limit (dBm/RBW)
802.11ax HEW20_Nss4,(MCS0)_4TX	-	-	-	-	-	-	-	-
2412MHz	Pass	1.36	-7.99	-7.25	-7.21	-6.12	-2.96	8.00
2437MHz	Pass	1.36	-2.56	-4.21	-2.70	-2.87	0.77	8.00
2462MHz	Pass	1.36	-4.76	-7.08	-5.06	-4.78	-0.18	8.00
802.11ax HEW40_Nss4,(MCS0)_4TX	-	-	-	-	-	-	-	-
2422MHz	Pass	1.36	-8.91	-9.52	-10.00	-9.17	-5.68	8.00
2437MHz	Pass	1.36	-9.70	-9.40	-9.21	-8.27	-4.65	8.00
2452MHz	Pass	1.36	-8.42	-8.31	-10.15	-9.46	-5.08	8.00

DG = Directional Gain; RBW = 3kHz;
PD = trace bin-by-bin of each transmits port summing can be performed maximum power density; Port X = Port X Power Density;

802.11ax HEW20_Nss4,(MCS0)_4TX PSD

2412MHz

02/10/2021

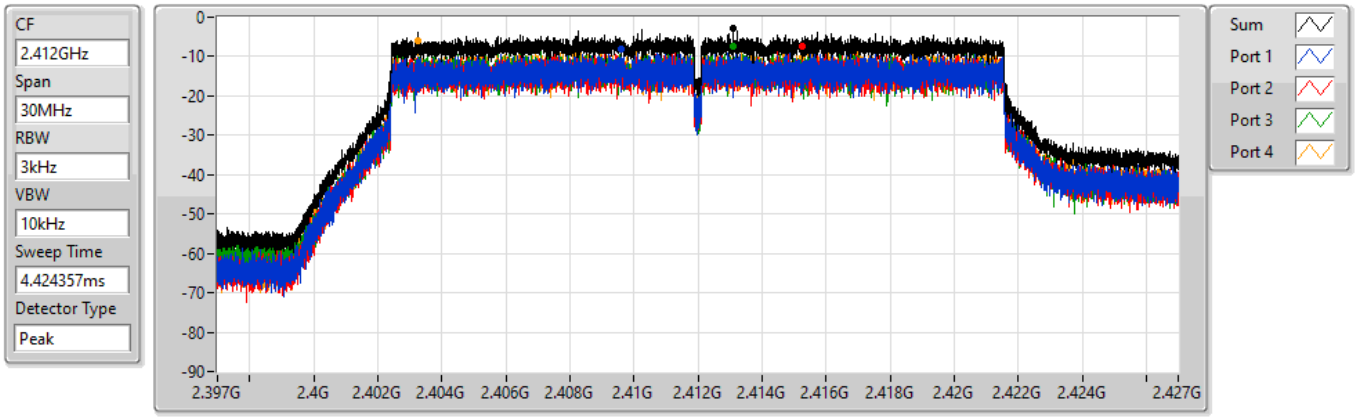

Sum	PD	Port 1	Port 2	Port 3	Port 4
(dBm/RBW)	(dBm/RBW)	(dBm/RBW)	(dBm/RBW)	(dBm/RBW)	(dBm/RBW)
-2.96	-2.96	-7.99	-7.25	-7.21	-6.12

802.11ax HEW20_Nss4,(MCS0)_4TX PSD

2437MHz

02/10/2021

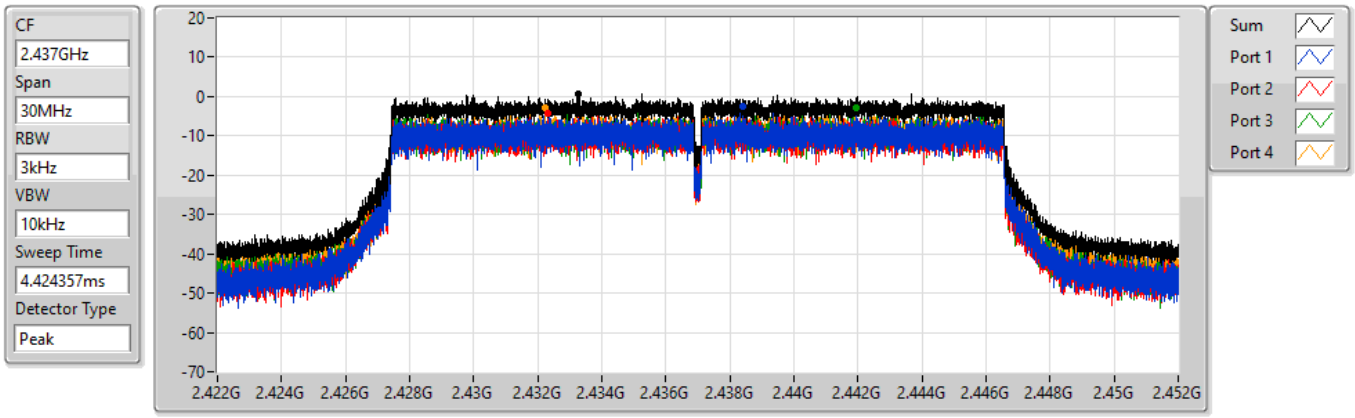

Sum	PD	Port 1	Port 2	Port 3	Port 4
(dBm/RBW)	(dBm/RBW)	(dBm/RBW)	(dBm/RBW)	(dBm/RBW)	(dBm/RBW)
0.77	0.77	-2.56	-4.21	-2.70	-2.87

802.11ax HEW20_Nss4,(MCS0)_4TX

PSD

2462MHz

02/10/2021

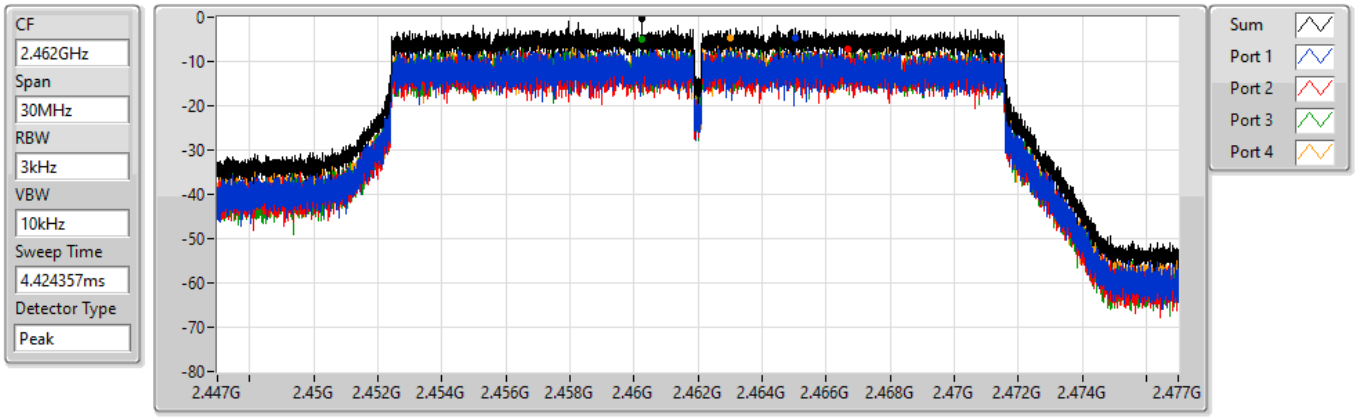

Sum	PD	Port 1	Port 2	Port 3	Port 4
(dBm/RBW)	(dBm/RBW)	(dBm/RBW)	(dBm/RBW)	(dBm/RBW)	(dBm/RBW)
-0.18	-0.18	-4.76	-7.08	-5.06	-4.78

802.11ax HEW40_Nss4,(MCS0)_4TX

PSD

2422MHz

02/10/2021

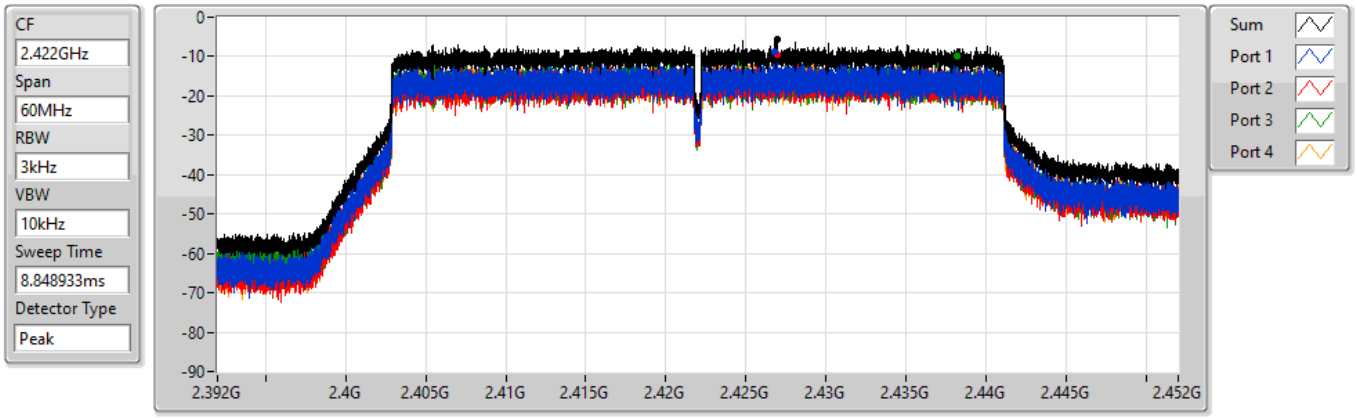

Sum	PD	Port 1	Port 2	Port 3	Port 4
(dBm/RBW)	(dBm/RBW)	(dBm/RBW)	(dBm/RBW)	(dBm/RBW)	(dBm/RBW)
-5.68	-5.68	-8.91	-9.52	-10.00	-9.17

802.11ax HEW40_Nss4,(MCS0)_4TX PSD

2437MHz

02/10/2021

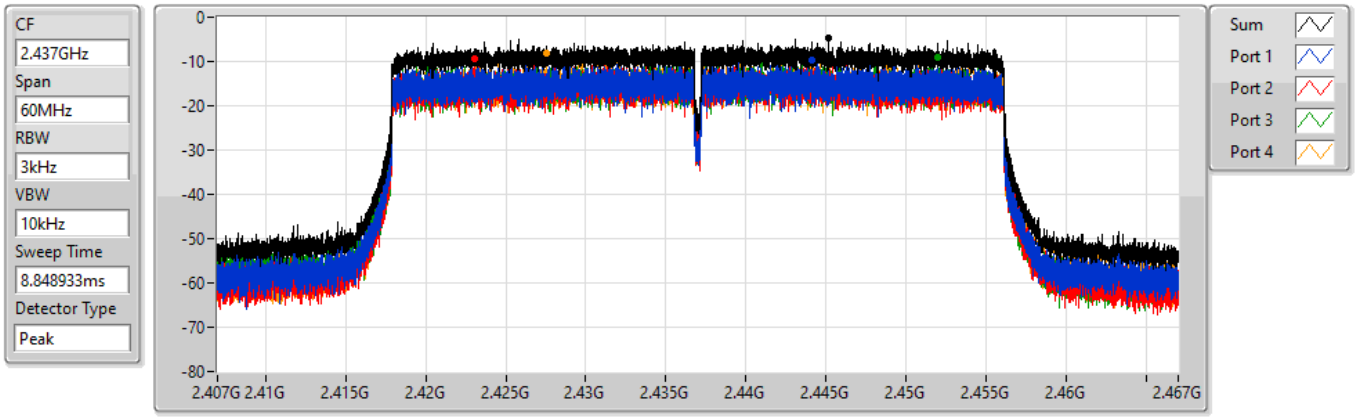

Sum	PD	Port 1	Port 2	Port 3	Port 4
(dBm/RBW)	(dBm/RBW)	(dBm/RBW)	(dBm/RBW)	(dBm/RBW)	(dBm/RBW)
-4.65	-4.65	-9.70	-9.40	-9.21	-8.27

802.11ax HEW40_Nss4,(MCS0)_4TX PSD

2452MHz

02/10/2021

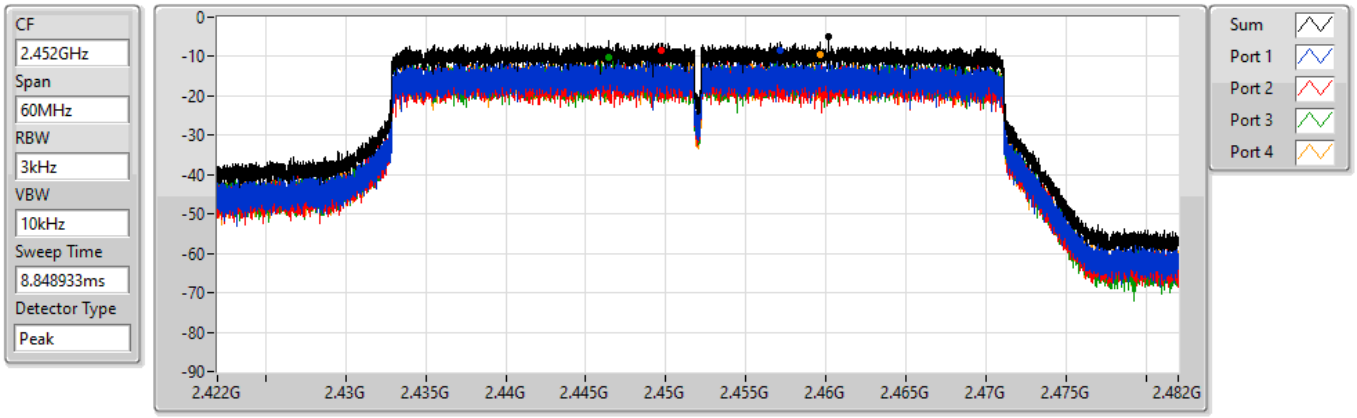

Sum	PD	Port 1	Port 2	Port 3	Port 4
(dBm/RBW)	(dBm/RBW)	(dBm/RBW)	(dBm/RBW)	(dBm/RBW)	(dBm/RBW)
-5.08	-5.08	-8.42	-8.31	-10.15	-9.46

For 4T1S beamforming mode
Summary

Mode	PD (dBm/RBW)
2.4-2.4835GHz	-
802.11ax HEW20-BF_Nss1,(MCS0)_4TX	0.91
802.11ax HEW40-BF_Nss1,(MCS0)_4TX	-4.14

RBW = 3kHz;

Result

Mode	Result	DG (dBi)	Port 1 (dBm/RBW)	Port 2 (dBm/RBW)	Port 3 (dBm/RBW)	Port 4 (dBm/RBW)	PD (dBm/RBW)	PD Limit (dBm/RBW)
802.11ax HEW20-BF_Nss1,(MCS0)_4TX	-	-	-	-	-	-	-	-
2412MHz	Pass	5.54	-5.54	-6.24	-6.05	-4.39	-1.55	8.00
2437MHz	Pass	5.54	-2.92	-2.41	-3.40	-2.61	0.91	8.00
2462MHz	Pass	5.54	-7.16	-7.30	-8.89	-7.62	-4.44	8.00
802.11ax HEW40-BF_Nss1,(MCS0)_4TX	-	-	-	-	-	-	-	-
2422MHz	Pass	5.54	-9.11	-9.19	-9.49	-7.28	-4.49	8.00
2437MHz	Pass	5.54	-7.56	-9.24	-8.99	-8.55	-4.14	8.00
2452MHz	Pass	5.54	-10.22	-11.27	-10.48	-10.87	-6.58	8.00

DG = Directional Gain; RBW = 3kHz;
PD = trace bin-by-bin of each transmits port summing can be performed maximum power density; Port X = Port X Power Density;

802.11ax HEW20-BF_Nss1,(MCS0)_4TX PSD

2412MHz

02/10/2021

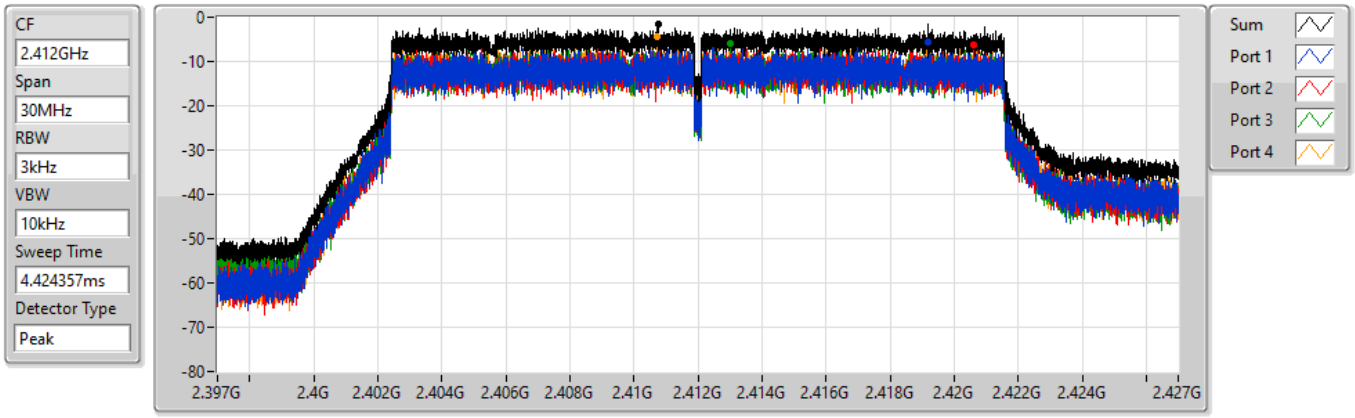

Sum	PD	Port 1	Port 2	Port 3	Port 4
(dBm/RBW)	(dBm/RBW)	(dBm/RBW)	(dBm/RBW)	(dBm/RBW)	(dBm/RBW)
-1.55	-1.55	-5.54	-6.24	-6.05	-4.39

802.11ax HEW20-BF_Nss1,(MCS0)_4TX PSD

2437MHz

02/10/2021

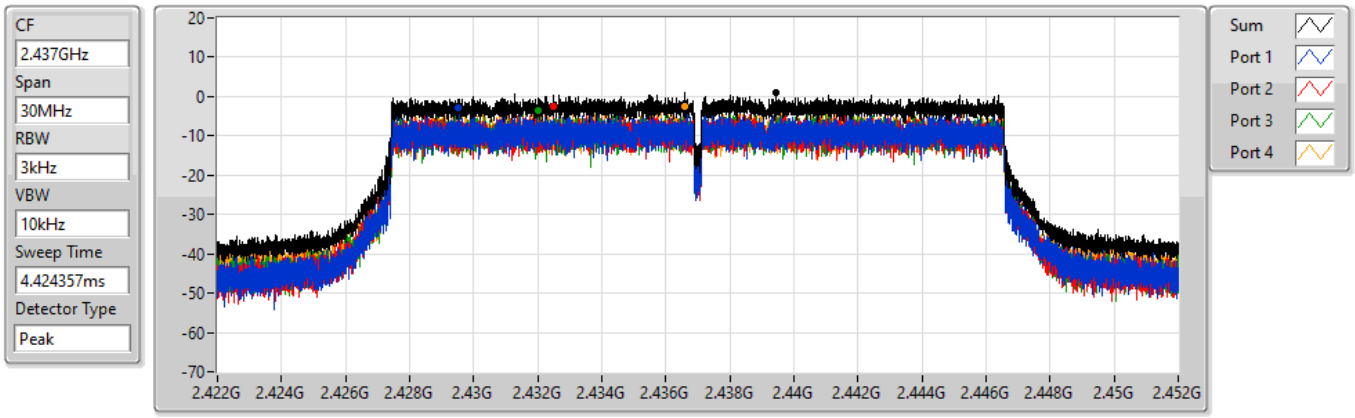

Sum	PD	Port 1	Port 2	Port 3	Port 4
(dBm/RBW)	(dBm/RBW)	(dBm/RBW)	(dBm/RBW)	(dBm/RBW)	(dBm/RBW)
0.91	0.91	-2.92	-2.41	-3.40	-2.61

802.11ax HEW20-BF_Nss1,(MCS0)_4TX PSD

2462MHz

02/10/2021

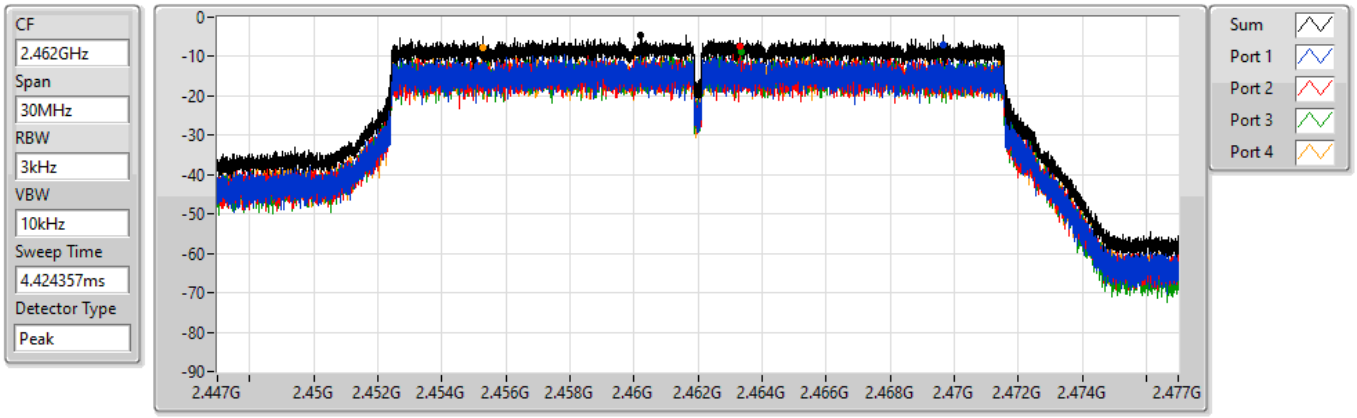

Sum	PD	Port 1	Port 2	Port 3	Port 4
(dBm/RBW)	(dBm/RBW)	(dBm/RBW)	(dBm/RBW)	(dBm/RBW)	(dBm/RBW)
-4.44	-4.44	-7.16	-7.30	-8.89	-7.62

802.11ax HEW40-BF_Nss1,(MCS0)_4TX PSD

2422MHz

02/10/2021

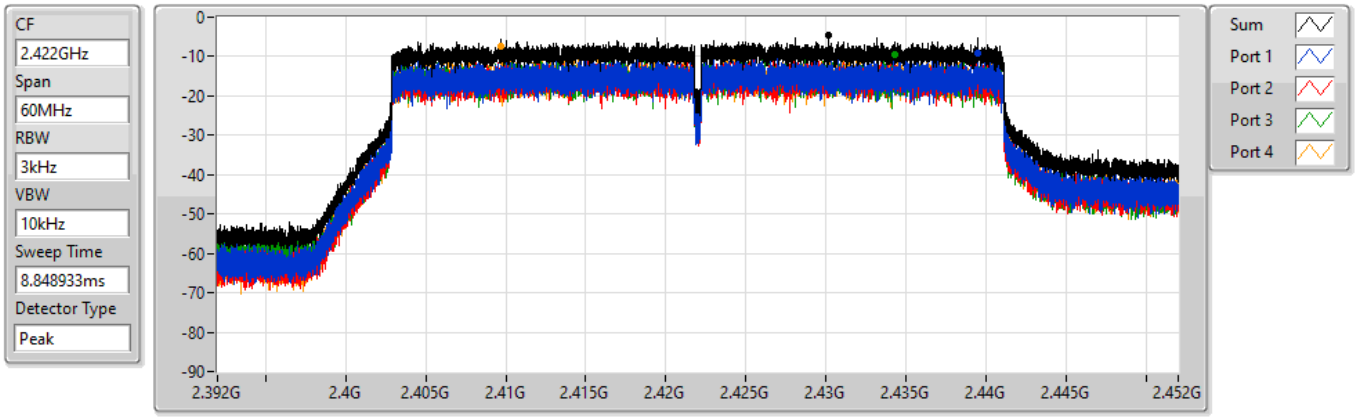

Sum	PD	Port 1	Port 2	Port 3	Port 4
(dBm/RBW)	(dBm/RBW)	(dBm/RBW)	(dBm/RBW)	(dBm/RBW)	(dBm/RBW)
-4.49	-4.49	-9.11	-9.19	-9.49	-7.28

802.11ax HEW40-BF_Nss1,(MCS0)_4TX PSD

2437MHz

02/10/2021

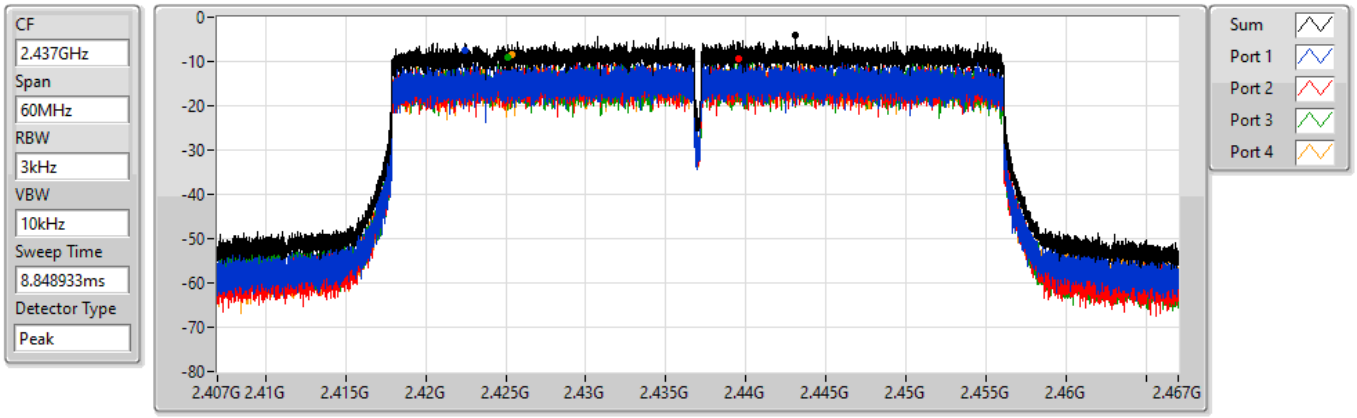

Sum	PD	Port 1	Port 2	Port 3	Port 4
(dBm/RBW)	(dBm/RBW)	(dBm/RBW)	(dBm/RBW)	(dBm/RBW)	(dBm/RBW)
-4.14	-4.14	-7.56	-9.24	-8.99	-8.55

802.11ax HEW40-BF_Nss1,(MCS0)_4TX PSD

2452MHz

02/10/2021

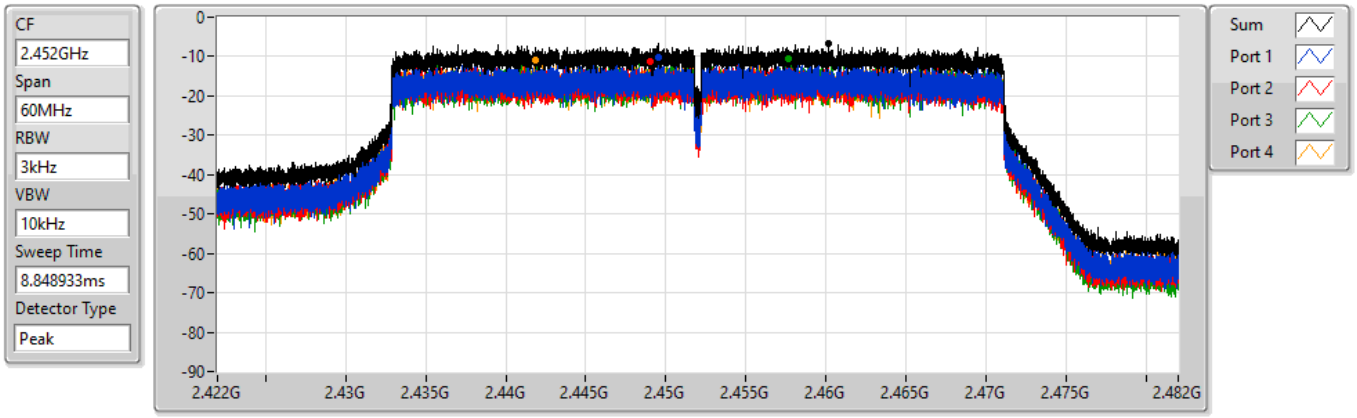

Sum	PD	Port 1	Port 2	Port 3	Port 4
(dBm/RBW)	(dBm/RBW)	(dBm/RBW)	(dBm/RBW)	(dBm/RBW)	(dBm/RBW)
-6.58	-6.58	-10.22	-11.27	-10.48	-10.87

For 4T1S non beamforming mode
Summary

Mode	Result	Ref (Hz)	Ref (dBm)	Limit (dBm)	Freq (Hz)	Level (dBm)	Freq (Hz)	Level (dBm)	Freq (Hz)	Level (dBm)	Freq (Hz)	Level (dBm)	Freq (Hz)	Level (dBm)	Port
2.4-2.4835GHz	-	-	-	-	-	-	-	-	-	-	-	-	-	-	-
802.11b_Nss1,(1Mbps)_4TX	Pass	2.43599G	16.82	-13.18	159.9M	-46.30	2.39802G	-37.26	2.4G	-43.13	2.48402G	-47.66	16.43083G	-41.96	3
802.11g_Nss1,(6Mbps)_4TX	Pass	2.442G	12.98	-17.02	159.9M	-47.78	2.39982G	-27.26	2.4G	-30.38	2.48918G	-47.02	24.941G	-41.83	3

Result

Mode	Result	Ref (Hz)	Ref (dBm)	Limit (dBm)	Freq (Hz)	Level (dBm)	Freq (Hz)	Level (dBm)	Freq (Hz)	Level (dBm)	Freq (Hz)	Level (dBm)	Freq (Hz)	Level (dBm)	Port
802.11b_Nss1,(1Mbps)_4TX	-	-	-	-	-	-	-	-	-	-	-	-	-	-	-
2412MHz	Pass	2.43599G	16.82	-13.18	159.9M	-47.42	2.3984G	-40.80	2.4G	-44.74	2.48868G	-46.25	23.56712G	-42.51	1
2412MHz	Pass	2.43599G	16.82	-13.18	159.9M	-47.86	2.39798G	-40.44	2.4G	-44.78	2.50376G	-47.32	17.60242G	-42.63	2
2412MHz	Pass	2.43599G	16.82	-13.18	159.9M	-46.30	2.39802G	-37.26	2.4G	-43.13	2.48402G	-47.66	16.43083G	-41.96	3
2412MHz	Pass	2.43599G	16.82	-13.18	2.30583G	-49.17	2.39896G	-41.68	2.4G	-44.65	2.49004G	-46.50	24.62071G	-42.16	4
2437MHz	Pass	2.43599G	16.82	-13.18	159.9M	-47.14	2.3959G	-45.60	2.4G	-47.65	2.48362G	-46.12	24.72185G	-41.99	1
2437MHz	Pass	2.43599G	16.82	-13.18	159.9M	-45.48	2.3954G	-45.20	2.4G	-46.03	2.4873G	-46.03	17.69795G	-42.58	2
2437MHz	Pass	2.43599G	16.82	-13.18	159.9M	-46.35	2.39732G	-45.40	2.4G	-46.55	2.49342G	-46.15	17.60804G	-42.06	3
2437MHz	Pass	2.43599G	16.82	-13.18	159.9M	-46.77	2.39796G	-45.13	2.4835G	-46.98	2.48556G	-46.33	23.33955G	-42.51	4
2462MHz	Pass	2.43599G	16.82	-13.18	159.9M	-48.30	2.39398G	-46.98	2.4835G	-47.87	2.48664G	-44.90	24.94943G	-42.90	1
2462MHz	Pass	2.43599G	16.82	-13.18	159.9M	-48.93	2.39968G	-47.69	2.4835G	-47.35	2.48396G	-43.54	16.9506G	-42.29	2
2462MHz	Pass	2.43599G	16.82	-13.18	159.9M	-48.22	2.39612G	-47.33	2.4835G	-48.16	2.48608G	-44.42	23.59522G	-41.79	3
2462MHz	Pass	2.43599G	16.82	-13.18	159.9M	-46.56	2.39386G	-46.68	2.4835G	-46.50	2.486G	-43.60	21.57233G	-42.70	4
802.11g_Nss1,(6Mbps)_4TX	-	-	-	-	-	-	-	-	-	-	-	-	-	-	-
2412MHz	Pass	2.442G	12.98	-17.02	159.9M	-48.49	2.39986G	-29.14	2.4G	-30.91	2.48794G	-46.55	23.29741G	-41.93	1
2412MHz	Pass	2.442G	12.98	-17.02	159.9M	-47.24	2.39978G	-28.86	2.4G	-29.94	2.49642G	-46.31	24.5589G	-42.82	2
2412MHz	Pass	2.442G	12.98	-17.02	159.9M	-47.78	2.39982G	-27.26	2.4G	-30.38	2.48918G	-47.02	24.941G	-41.83	3
2412MHz	Pass	2.442G	12.98	-17.02	159.9M	-46.90	2.39888G	-29.33	2.4G	-28.52	2.4873G	-46.12	17.6249G	-41.94	4
2437MHz	Pass	2.442G	12.98	-17.02	159.9M	-46.64	2.39626G	-44.62	2.4G	-45.63	2.48432G	-46.04	17.61085G	-42.90	1
2437MHz	Pass	2.442G	12.98	-17.02	159.9M	-46.85	2.39904G	-45.76	2.4G	-47.93	2.50002G	-46.29	23.26369G	-42.99	2
2437MHz	Pass	2.442G	12.98	-17.02	159.9M	-45.69	2.39952G	-44.85	2.4G	-46.06	2.48822G	-46.11	23.28898G	-42.69	3
2437MHz	Pass	2.442G	12.98	-17.02	159.9M	-47.20	2.39832G	-44.99	2.4835G	-47.15	2.49018G	-45.58	23.27493G	-42.12	4
2462MHz	Pass	2.442G	12.98	-17.02	159.9M	-46.98	2.39806G	-46.71	2.4835G	-44.13	2.48354G	-40.88	24.00541G	-42.37	1
2462MHz	Pass	2.442G	12.98	-17.02	159.9M	-49.01	2.39282G	-46.13	2.4835G	-42.72	2.48356G	-40.83	23.5896G	-42.15	2
2462MHz	Pass	2.442G	12.98	-17.02	159.9M	-48.78	2.39612G	-46.70	2.4835G	-42.27	2.48446G	-42.86	16.53198G	-41.97	3
2462MHz	Pass	2.442G	12.98	-17.02	159.9M	-47.97	2.39672G	-45.69	2.4835G	-41.52	2.48382G	-39.61	23.56431G	-42.59	4

802.11b_Nss1,(1Mbps)_4TX **CSENdB**

2412MHz

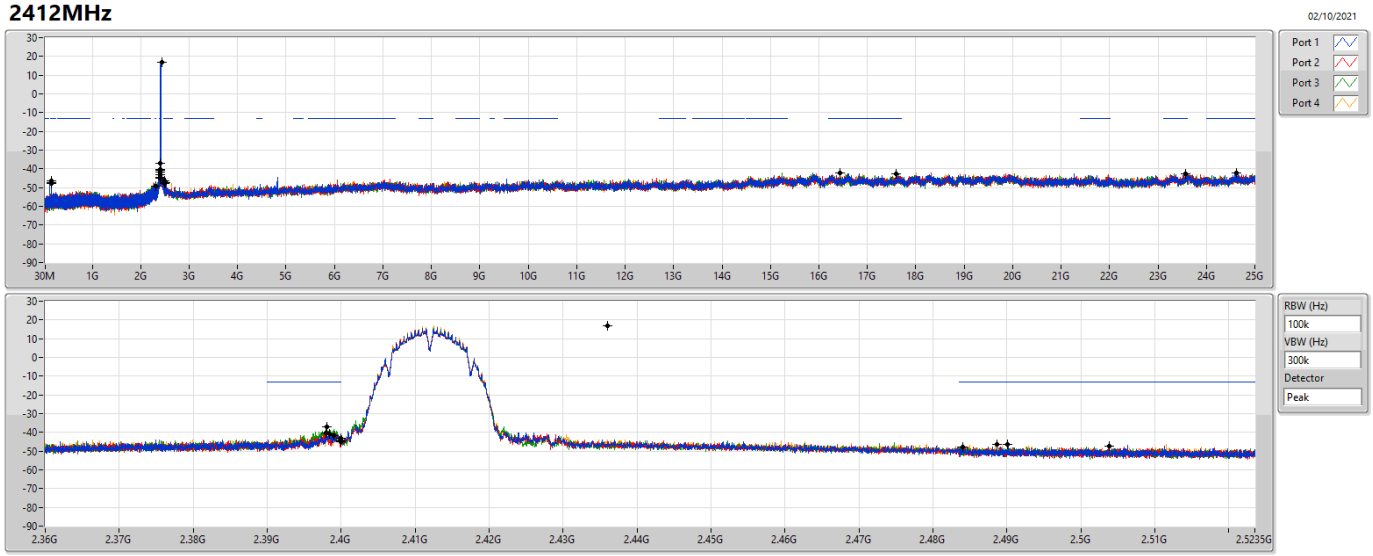

Ref(Hz)	Ref(dBm)	Limit(dBm)	Freq(Hz)	Level(dBm)	Freq(Hz)	Level(dBm)	Freq(Hz)	Level(dBm)	Freq(Hz)	Level(dBm)	Freq(Hz)	Level(dBm)	Port
2.43599G	16.82	-13.18	159.9M	-47.42	2.3984G	-40.80	2.4G	-44.74	2.48868G	-46.25	23.56712G	-42.51	1
2.43599G	16.82	-13.18	159.9M	-47.86	2.39798G	-40.44	2.4G	-44.78	2.50376G	-47.32	17.60242G	-42.63	2
2.43599G	16.82	-13.18	159.9M	-46.30	2.39802G	-37.26	2.4G	-43.13	2.48402G	-47.66	16.43083G	-41.96	3
2.43599G	16.82	-13.18	2.30583G	-49.17	2.39896G	-41.68	2.4G	-44.65	2.49004G	-46.50	24.62071G	-42.16	4

802.11b_Nss1,(1Mbps)_4TX **CSENdB**

2437MHz

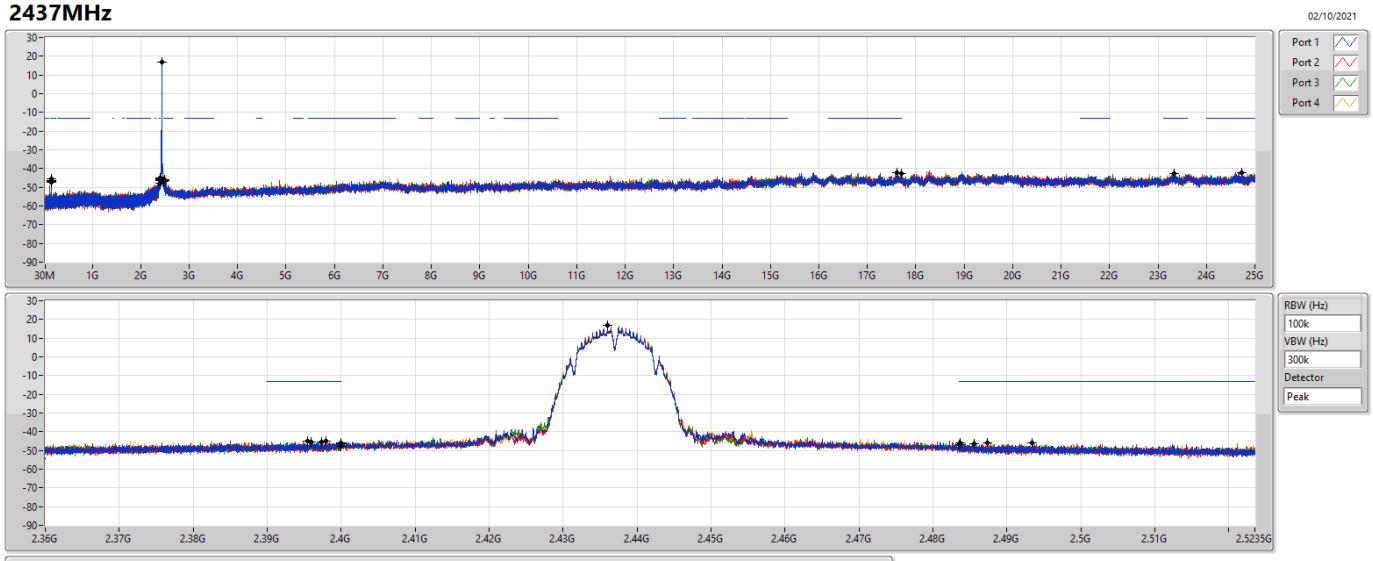

Ref(Hz)	Ref(dBm)	Limit(dBm)	Freq(Hz)	Level(dBm)	Freq(Hz)	Level(dBm)	Freq(Hz)	Level(dBm)	Freq(Hz)	Level(dBm)	Freq(Hz)	Level(dBm)	Port
2.43599G	16.82	-13.18	159.9M	-47.14	2.3959G	-45.60	2.4G	-47.65	2.48362G	-46.12	24.72185G	-41.99	1
2.43599G	16.82	-13.18	159.9M	-45.48	2.3954G	-45.20	2.4G	-46.03	2.4873G	-46.03	17.69795G	-42.58	2
2.43599G	16.82	-13.18	159.9M	-46.35	2.39732G	-45.40	2.4G	-46.55	2.49342G	-46.15	17.60804G	-42.06	3
2.43599G	16.82	-13.18	159.9M	-46.77	2.39796G	-45.13	2.4835G	-46.98	2.48556G	-46.33	23.33955G	-42.51	4

802.11b_Nss1,(1Mbps)_4TX **CSENdB**

2462MHz

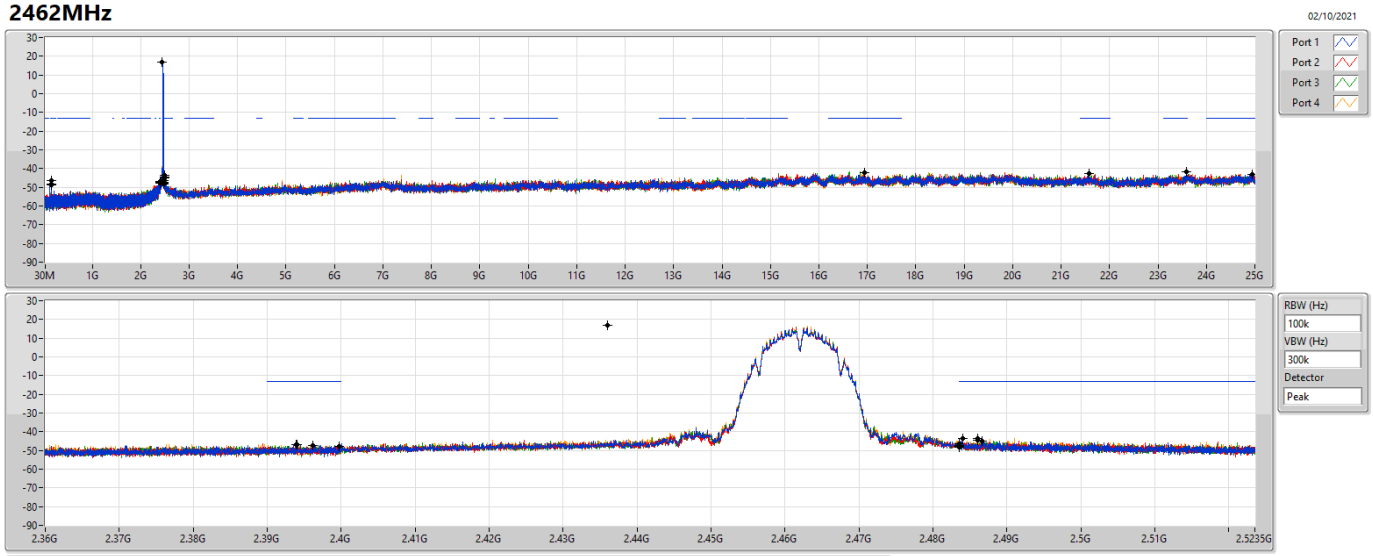

Ref(Hz)	Ref(dBm)	Limit(dBm)	Freq(Hz)	Level(dBm)	Freq(Hz)	Level(dBm)	Freq(Hz)	Level(dBm)	Freq(Hz)	Level(dBm)	Freq(Hz)	Level(dBm)	Port
2.43599G	16.82	-13.18	159.9M	-48.30	2.39398G	-46.98	2.4835G	-47.87	2.48664G	-44.90	24.94943G	-42.90	1
2.43599G	16.82	-13.18	159.9M	-48.93	2.39968G	-47.69	2.4835G	-47.35	2.48396G	-43.54	16.9506G	-42.29	2
2.43599G	16.82	-13.18	159.9M	-48.22	2.39612G	-47.33	2.4835G	-48.16	2.48608G	-44.42	23.59522G	-41.79	3
2.43599G	16.82	-13.18	159.9M	-46.56	2.39386G	-46.68	2.4835G	-46.50	2.486G	-43.60	21.57233G	-42.70	4

802.11g_Nss1,(6Mbps)_4TX **CSENdB**

2412MHz

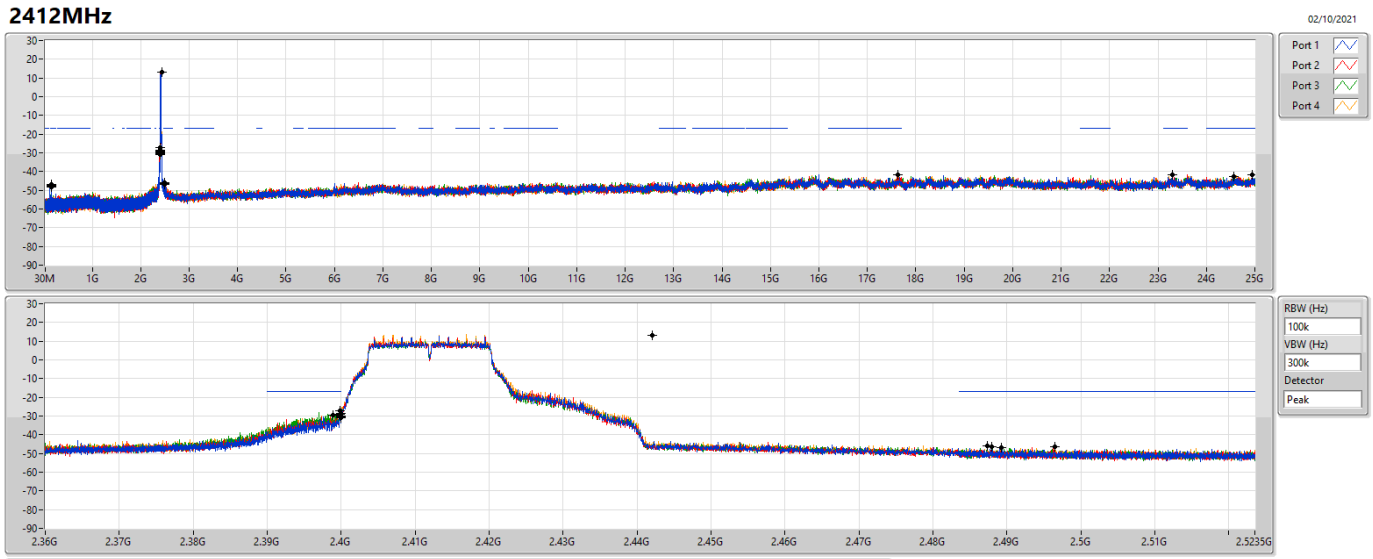

Ref(Hz)	Ref(dBm)	Limit(dBm)	Freq(Hz)	Level(dBm)	Freq(Hz)	Level(dBm)	Freq(Hz)	Level(dBm)	Freq(Hz)	Level(dBm)	Freq(Hz)	Level(dBm)	Port
2.442G	12.98	-17.02	159.9M	-48.49	2.39986G	-29.14	2.4G	-30.91	2.48794G	-46.55	23.29741G	-41.93	1
2.442G	12.98	-17.02	159.9M	-47.24	2.39978G	-28.86	2.4G	-29.94	2.49642G	-46.31	24.5589G	-42.82	2
2.442G	12.98	-17.02	159.9M	-47.78	2.39982G	-27.26	2.4G	-30.38	2.48918G	-47.02	24.941G	-41.83	3
2.442G	12.98	-17.02	159.9M	-46.90	2.39888G	-29.33	2.4G	-28.52	2.4873G	-46.12	17.6249G	-41.94	4

802.11g_Nss1,(6Mbps)_4TX **CSENdB**

2437MHz

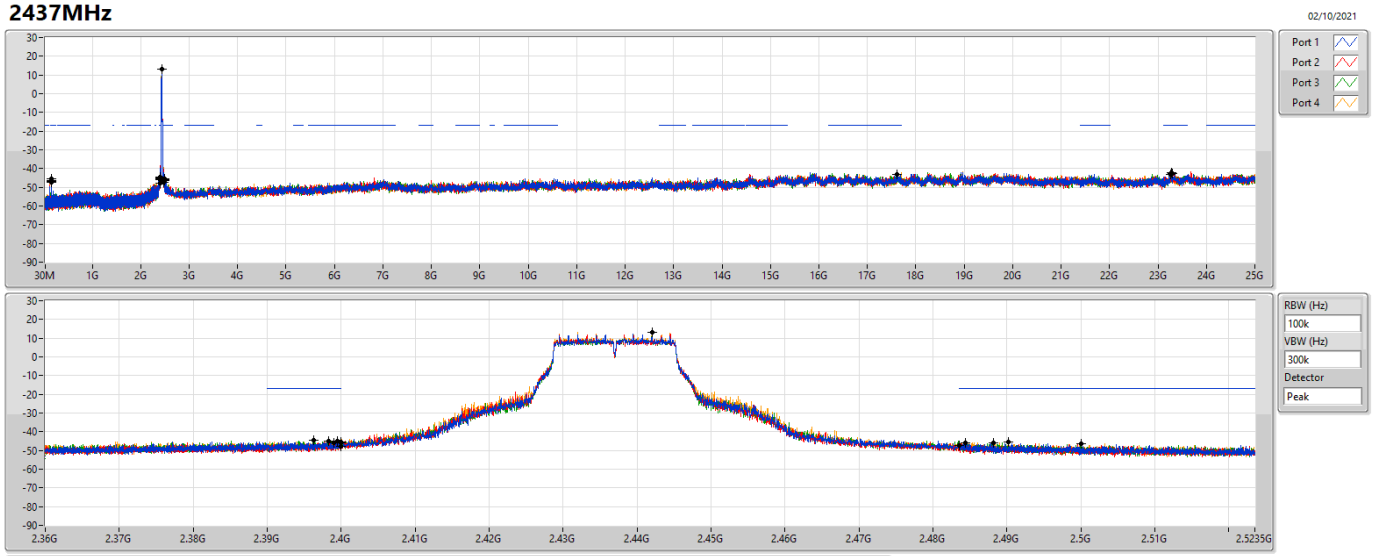

Ref(Hz)	Ref(dBm)	Limit(dBm)	Freq(Hz)	Level(dBm)	Freq(Hz)	Level(dBm)	Freq(Hz)	Level(dBm)	Freq(Hz)	Level(dBm)	Freq(Hz)	Level(dBm)	Port
2.442G	12.98	-17.02	159.9M	-46.64	2.39626G	-44.62	2.4G	-45.63	2.48432G	-46.04	17.61085G	-42.90	1
2.442G	12.98	-17.02	159.9M	-46.85	2.39904G	-45.76	2.4G	-47.93	2.50002G	-46.29	23.26369G	-42.99	2
2.442G	12.98	-17.02	159.9M	-45.69	2.39952G	-44.85	2.4G	-46.06	2.48822G	-46.11	23.28898G	-42.69	3
2.442G	12.98	-17.02	159.9M	-47.20	2.39832G	-44.99	2.4835G	-47.15	2.49018G	-45.58	23.27493G	-42.12	4

802.11g_Nss1,(6Mbps)_4TX **CSENdB**

2462MHz

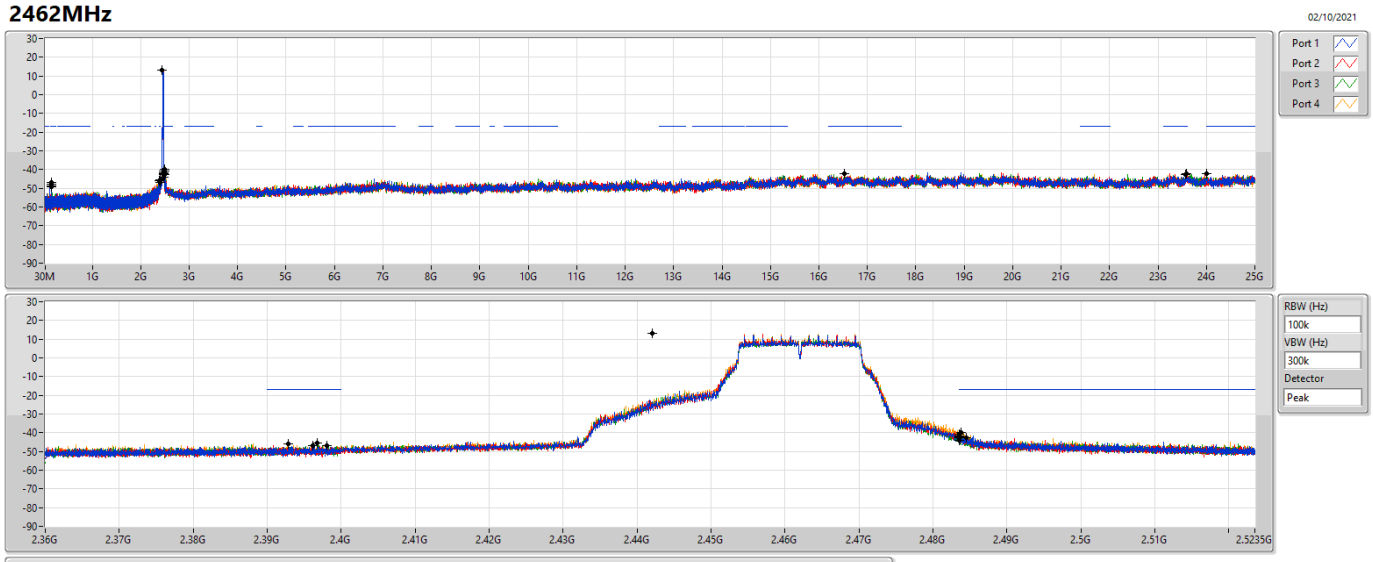

Ref(Hz)	Ref(dBm)	Limit(dBm)	Freq(Hz)	Level(dBm)	Freq(Hz)	Level(dBm)	Freq(Hz)	Level(dBm)	Freq(Hz)	Level(dBm)	Freq(Hz)	Level(dBm)	Port
2.442G	12.98	-17.02	159.9M	-46.98	2.39806G	-46.71	2.4835G	-44.13	2.48354G	-40.88	24.00541G	-42.37	1
2.442G	12.98	-17.02	159.9M	-49.01	2.39282G	-46.13	2.4835G	-42.72	2.48356G	-40.83	23.5896G	-42.15	2
2.442G	12.98	-17.02	159.9M	-48.78	2.39612G	-46.70	2.4835G	-42.27	2.48446G	-42.86	16.53198G	-41.97	3
2.442G	12.98	-17.02	159.9M	-47.97	2.39672G	-45.69	2.4835G	-41.52	2.48382G	-39.61	23.56431G	-42.59	4

For 4T4S non beamforming mode
Summary

Mode	Result	Ref (Hz)	Ref (dBm)	Limit (dBm)	Freq (Hz)	Level (dBm)	Freq (Hz)	Level (dBm)	Freq (Hz)	Level (dBm)	Freq (Hz)	Level (dBm)	Freq (Hz)	Level (dBm)	Port
2.4-2.4835GHz	-	-	-	-	-	-	-	-	-	-	-	-	-	-	-
802.11ax HEW20_Nss4,(MCS0)_4TX	Pass	2.442G	12.63	-17.37	159.9M	-47.32	2.39996G	-34.37	2.4G	-32.67	2.48942G	-49.46	16.22574G	-42.64	4
802.11ax HEW40_Nss4,(MCS0)_4TX	Pass	2.43198G	6.34	-23.66	159.96M	-47.40	2.3998G	-29.52	2.4G	-31.82	2.48358G	-47.57	15.15879G	-42.62	4

Result

Mode	Result	Ref (Hz)	Ref (dBm)	Limit (dBm)	Freq (Hz)	Level (dBm)	Freq (Hz)	Level (dBm)	Freq (Hz)	Level (dBm)	Freq (Hz)	Level (dBm)	Freq (Hz)	Level (dBm)	Port
802.11ax HEW20_Nss4,(MCS0)_4TX	-	-	-	-	-	-	-	-	-	-	-	-	-	-	-
2412MHz	Pass	2.442G	12.63	-17.37	159.9M	-48.19	2.39996G	-36.05	2.4G	-33.45	2.51806G	-48.86	24.6488G	-42.59	1
2412MHz	Pass	2.442G	12.63	-17.37	159.9M	-48.72	2.4G	-34.72	2.4G	-36.06	2.4933G	-48.74	24.03632G	-42.39	2
2412MHz	Pass	2.442G	12.63	-17.37	159.9M	-49.07	2.4G	-34.87	2.4G	-33.45	2.48612G	-48.19	24.6179G	-42.87	3
2412MHz	Pass	2.442G	12.63	-17.37	159.9M	-47.32	2.39996G	-34.37	2.4G	-32.67	2.48942G	-49.46	16.22574G	-42.64	4
2437MHz	Pass	2.442G	12.63	-17.37	159.9M	-46.74	2.39338G	-45.09	2.4G	-47.08	2.4842G	-45.83	24.28356G	-42.74	1
2437MHz	Pass	2.442G	12.63	-17.37	159.9M	-47.71	2.3927G	-45.55	2.4835G	-47.15	2.49134G	-46.01	24.62914G	-42.07	2
2437MHz	Pass	2.442G	12.63	-17.37	2.30059G	-49.33	2.39996G	-43.39	2.4G	-45.63	2.4886G	-46.09	16.52917G	-42.15	3
2437MHz	Pass	2.442G	12.63	-17.37	159.9M	-48.18	2.39936G	-43.19	2.4G	-46.76	2.48408G	-45.58	16.25383G	-42.19	4
2462MHz	Pass	2.442G	12.63	-17.37	159.9M	-47.09	2.39186G	-48.07	2.4835G	-44.70	2.48388G	-42.71	24.54766G	-42.77	1
2462MHz	Pass	2.442G	12.63	-17.37	159.9M	-46.97	2.39294G	-48.86	2.4835G	-44.85	2.48398G	-41.79	16.5685G	-42.29	2
2462MHz	Pass	2.442G	12.63	-17.37	159.9M	-47.16	2.39394G	-48.66	2.4835G	-45.97	2.48456G	-44.06	16.27631G	-42.31	3
2462MHz	Pass	2.442G	12.63	-17.37	159.9M	-47.69	2.39502G	-46.81	2.4835G	-42.97	2.48382G	-40.17	24.61509G	-41.62	4
802.11ax HEW40_Nss4,(MCS0)_4TX	-	-	-	-	-	-	-	-	-	-	-	-	-	-	-
2422MHz	Pass	2.43198G	6.34	-23.66	159.96M	-47.12	2.39988G	-30.50	2.4G	-31.05	2.4899G	-45.83	24.55968G	-41.84	1
2422MHz	Pass	2.43198G	6.34	-23.66	159.96M	-48.21	2.39996G	-32.53	2.4G	-32.97	2.48594G	-48.04	24.92989G	-42.37	2
2422MHz	Pass	2.43198G	6.34	-23.66	159.96M	-49.01	2.4G	-29.67	2.4G	-32.60	2.48582G	-48.28	24.56249G	-42.05	3
2422MHz	Pass	2.43198G	6.34	-23.66	159.96M	-47.40	2.3998G	-29.52	2.4G	-31.82	2.48358G	-47.57	15.15879G	-42.62	4
2437MHz	Pass	2.43198G	6.34	-23.66	159.96M	-48.37	2.39828G	-35.74	2.4G	-36.54	2.49446G	-42.14	24.29325G	-42.50	1
2437MHz	Pass	2.43198G	6.34	-23.66	159.96M	-47.22	2.39824G	-39.02	2.4G	-41.56	2.48362G	-44.12	24.62699G	-42.32	2
2437MHz	Pass	2.43198G	6.34	-23.66	159.96M	-48.82	2.39956G	-35.70	2.4G	-37.53	2.4861G	-43.03	16.31988G	-42.23	3
2437MHz	Pass	2.43198G	6.34	-23.66	159.96M	-48.15	2.39824G	-37.22	2.4G	-38.71	2.48354G	-43.65	16.763G	-42.79	4
2452MHz	Pass	2.43198G	6.34	-23.66	159.96M	-47.02	2.39992G	-36.10	2.4G	-38.48	2.5095G	-41.23	23.57248G	-42.06	1
2452MHz	Pass	2.43198G	6.34	-23.66	159.96M	-47.33	2.39824G	-35.65	2.4G	-38.81	2.48446G	-41.23	24.92708G	-42.48	2
2452MHz	Pass	2.43198G	6.34	-23.66	159.96M	-46.94	2.39952G	-33.73	2.4G	-37.93	2.48566G	-44.73	16.87238G	-42.81	3
2452MHz	Pass	2.43198G	6.34	-23.66	159.96M	-47.29	2.39948G	-35.58	2.4G	-38.58	2.49574G	-42.77	16.22733G	-40.96	4

802.11ax HEW20_Nss4,(MCS0)_4TX **CSENdB**

2412MHz

Ref(Hz)	Ref(dBm)	Limit(dBm)	Freq(Hz)	Level(dBm)	Freq(Hz)	Level(dBm)	Freq(Hz)	Level(dBm)	Freq(Hz)	Level(dBm)	Freq(Hz)	Level(dBm)	Port
2.442G	12.63	-17.37	159.9M	-48.19	2.39996G	-36.05	2.4G	-33.45	2.51806G	-48.86	24.6488G	-42.59	1
2.442G	12.63	-17.37	159.9M	-48.72	2.4G	-34.72	2.4G	-36.06	2.4933G	-48.74	24.03632G	-42.39	2
2.442G	12.63	-17.37	159.9M	-49.07	2.4G	-34.87	2.4G	-33.45	2.48612G	-48.19	24.6179G	-42.87	3
2.442G	12.63	-17.37	159.9M	-47.32	2.39996G	-34.37	2.4G	-32.67	2.48942G	-49.46	16.22574G	-42.64	4

802.11ax HEW20_Nss4,(MCS0)_4TX **CSENdB**

2437MHz

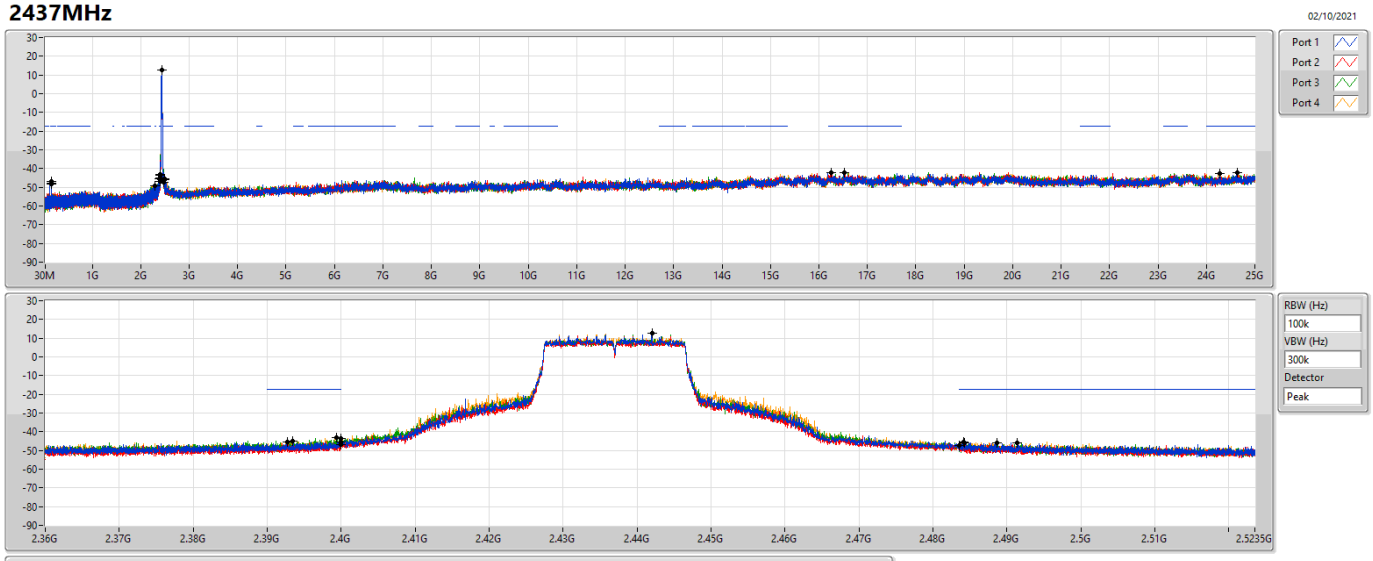

Ref(Hz)	Ref(dBm)	Limit(dBm)	Freq(Hz)	Level(dBm)	Freq(Hz)	Level(dBm)	Freq(Hz)	Level(dBm)	Freq(Hz)	Level(dBm)	Freq(Hz)	Level(dBm)	Port
2.442G	12.63	-17.37	159.9M	-46.74	2.39338G	-45.09	2.4G	-47.08	2.4842G	-45.83	24.28356G	-42.74	1
2.442G	12.63	-17.37	159.9M	-47.71	2.3927G	-45.55	2.4835G	-47.15	2.49134G	-46.01	24.62914G	-42.07	2
2.442G	12.63	-17.37	2.30059G	-49.33	2.39996G	-43.39	2.4G	-45.63	2.4886G	-46.09	16.52917G	-42.15	3
2.442G	12.63	-17.37	159.9M	-48.18	2.39936G	-43.19	2.4G	-46.76	2.48408G	-45.58	16.25383G	-42.19	4

802.11ax HEW20_Nss4,(MCS0)_4TX **CSENdB**

2462MHz

Ref(Hz)	Ref(dBm)	Limit(dBm)	Freq(Hz)	Level(dBm)	Freq(Hz)	Level(dBm)	Freq(Hz)	Level(dBm)	Freq(Hz)	Level(dBm)	Freq(Hz)	Level(dBm)	Port
2.442G	12.63	-17.37	159.9M	-47.09	2.39186G	-48.07	2.4835G	-44.70	2.48388G	-42.71	24.54766G	-42.77	1
2.442G	12.63	-17.37	159.9M	-46.97	2.39294G	-48.86	2.4835G	-44.85	2.48398G	-41.79	16.5685G	-42.29	2
2.442G	12.63	-17.37	159.9M	-47.16	2.39394G	-48.66	2.4835G	-45.97	2.48456G	-44.06	16.27631G	-42.31	3
2.442G	12.63	-17.37	159.9M	-47.69	2.39502G	-46.81	2.4835G	-42.97	2.48382G	-40.17	24.61509G	-41.62	4

802.11ax HEW40_Nss4,(MCS0)_4TX **CSENdB**

2422MHz

Ref(Hz)	Ref(dBm)	Limit(dBm)	Freq(Hz)	Level(dBm)	Freq(Hz)	Level(dBm)	Freq(Hz)	Level(dBm)	Freq(Hz)	Level(dBm)	Freq(Hz)	Level(dBm)	Port
2.43198G	6.34	-23.66	159.96M	-47.12	2.39988G	-30.50	2.4G	-31.05	2.4899G	-45.83	24.55968G	-41.84	1
2.43198G	6.34	-23.66	159.96M	-48.21	2.39996G	-32.53	2.4G	-32.97	2.48594G	-48.04	24.92989G	-42.37	2
2.43198G	6.34	-23.66	159.96M	-49.01	2.4G	-29.67	2.4G	-32.60	2.48582G	-48.28	24.56249G	-42.05	3
2.43198G	6.34	-23.66	159.96M	-47.40	2.3998G	-29.52	2.4G	-31.82	2.48358G	-47.57	15.15879G	-42.62	4

802.11ax HEW40_Nss4,(MCS0)_4TX **CSENdB**

2437MHz

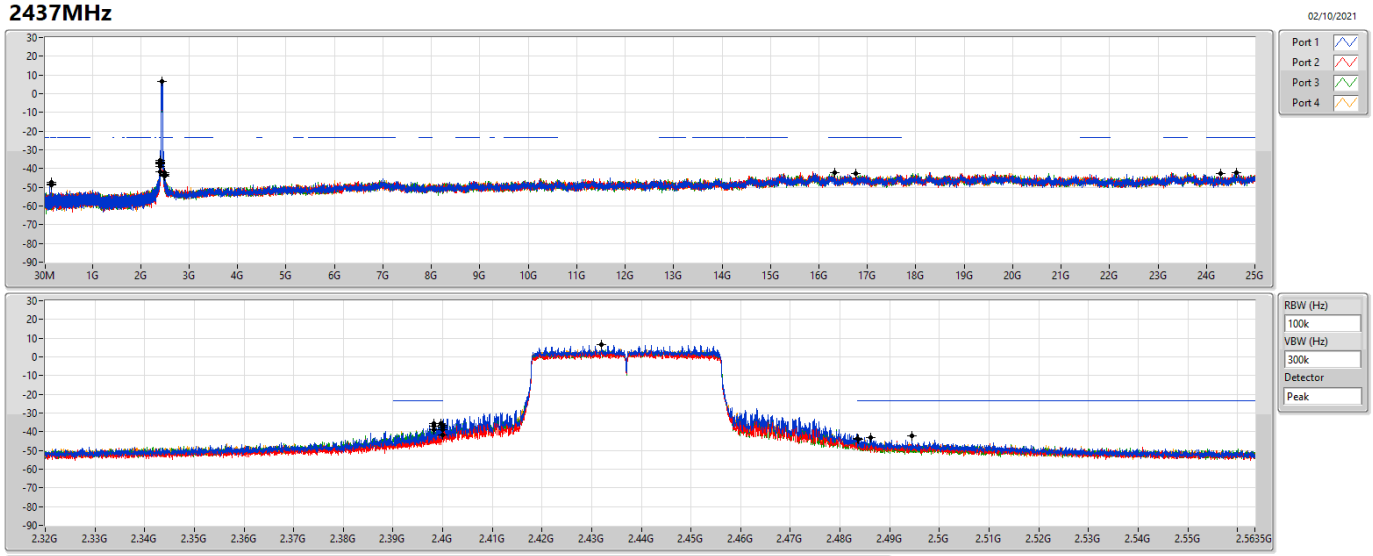

Ref(Hz)	Ref(dBm)	Limit(dBm)	Freq(Hz)	Level(dBm)	Freq(Hz)	Level(dBm)	Freq(Hz)	Level(dBm)	Freq(Hz)	Level(dBm)	Freq(Hz)	Level(dBm)	Port
2.43198G	6.34	-23.66	159.96M	-48.37	2.39828G	-35.74	2.4G	-36.54	2.49446G	-42.14	24.29325G	-42.50	1
2.43198G	6.34	-23.66	159.96M	-47.22	2.39824G	-39.02	2.4G	-41.56	2.48362G	-44.12	24.62699G	-42.32	2
2.43198G	6.34	-23.66	159.96M	-48.82	2.39956G	-35.70	2.4G	-37.53	2.4861G	-43.03	16.31988G	-42.23	3
2.43198G	6.34	-23.66	159.96M	-48.15	2.39824G	-37.22	2.4G	-38.71	2.48354G	-43.65	16.763G	-42.79	4

802.11ax HEW40_Nss4,(MCS0)_4TX **CSENdB**

2452MHz

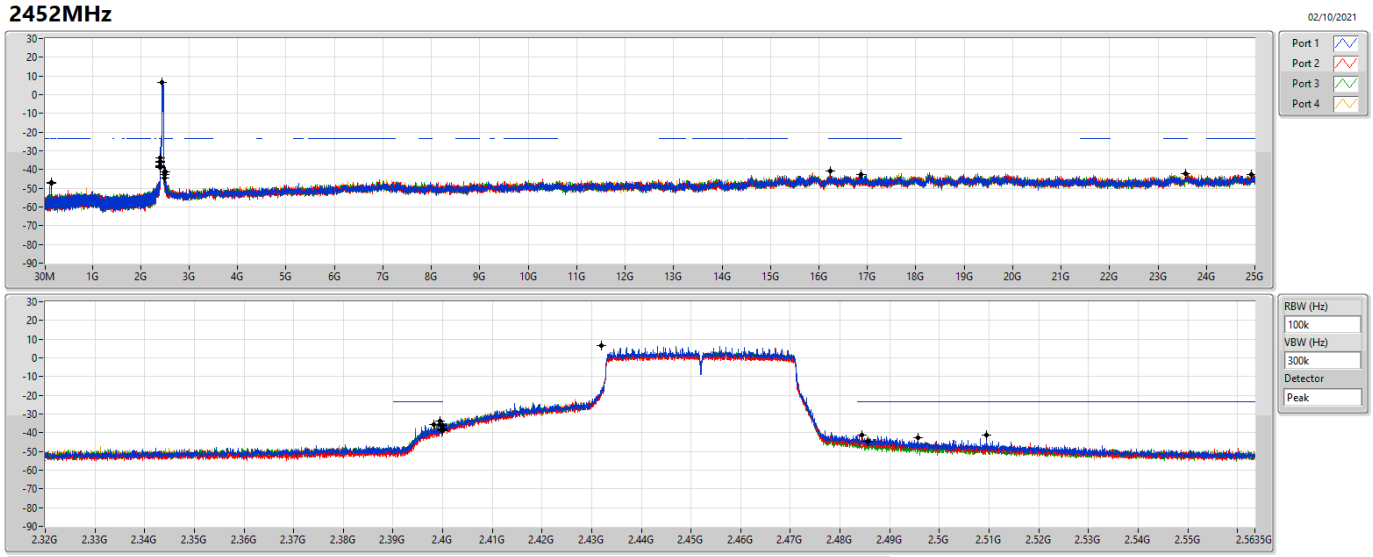

Ref(Hz)	Ref(dBm)	Limit(dBm)	Freq(Hz)	Level(dBm)	Freq(Hz)	Level(dBm)	Freq(Hz)	Level(dBm)	Freq(Hz)	Level(dBm)	Freq(Hz)	Level(dBm)	Port
2.43198G	6.34	-23.66	159.96M	-47.02	2.39992G	-36.10	2.4G	-38.48	2.5095G	-41.23	23.57248G	-42.06	1
2.43198G	6.34	-23.66	159.96M	-47.33	2.39824G	-35.65	2.4G	-38.81	2.48446G	-41.23	24.92708G	-42.48	2
2.43198G	6.34	-23.66	159.96M	-46.94	2.39952G	-33.73	2.4G	-37.93	2.48566G	-44.73	16.87238G	-42.81	3
2.43198G	6.34	-23.66	159.96M	-47.29	2.39948G	-35.58	2.4G	-38.58	2.49574G	-42.77	16.22733G	-40.96	4

For 4T1S beamforming mode
Summary

Mode	Result	Ref (Hz)	Ref (dBm)	Limit (dBm)	Freq (Hz)	Level (dBm)	Freq (Hz)	Level (dBm)	Freq (Hz)	Level (dBm)	Freq (Hz)	Level (dBm)	Freq (Hz)	Level (dBm)	Port
2.4-2.4835GHz	-	-	-	-	-	-	-	-	-	-	-	-	-	-	-
802.11ax HEW20-BF_Nss1,(MCS0)_4TX	Pass	2.43198G	12.71	-17.29	159.9M	-47.72	2.39994G	-32.33	2.4G	-32.23	2.50402G	-47.89	16.60222G	-42.59	3
802.11ax HEW40-BF_Nss1,(MCS0)_4TX	Pass	2.442G	6.73	-23.27	159.96M	-47.10	2.39996G	-28.30	2.4G	-29.18	2.4995G	-45.02	17.69972G	-42.70	1

Result

Mode	Result	Ref (Hz)	Ref (dBm)	Limit (dBm)	Freq (Hz)	Level (dBm)	Freq (Hz)	Level (dBm)	Freq (Hz)	Level (dBm)	Freq (Hz)	Level (dBm)	Freq (Hz)	Level (dBm)	Port
802.11ax HEW20-BF_Nss1,(MCS0)_4TX	-	-	-	-	-	-	-	-	-	-	-	-	-	-	-
2412MHz	Pass	2.43198G	12.71	-17.29	159.9M	-45.55	2.39996G	-33.27	2.4G	-32.48	2.49414G	-48.22	23.57836G	-42.80	1
2412MHz	Pass	2.43198G	12.71	-17.29	159.9M	-48.27	2.39996G	-32.69	2.4G	-33.39	2.4895G	-47.54	24.64319G	-42.20	2
2412MHz	Pass	2.43198G	12.71	-17.29	159.9M	-47.72	2.39994G	-32.33	2.4G	-32.23	2.50402G	-47.89	16.60222G	-42.59	3
2412MHz	Pass	2.43198G	12.71	-17.29	159.9M	-46.82	2.4G	-33.22	2.4G	-32.50	2.49818G	-48.56	15.21991G	-42.17	4
2437MHz	Pass	2.43198G	12.71	-17.29	159.9M	-47.53	2.3994G	-43.66	2.4G	-44.81	2.48416G	-45.34	17.45352G	-42.75	1
2437MHz	Pass	2.43198G	12.71	-17.29	159.9M	-47.03	2.39948G	-45.91	2.4835G	-47.07	2.48882G	-45.64	24.941G	-42.65	2
2437MHz	Pass	2.43198G	12.71	-17.29	159.9M	-47.40	2.39574G	-43.20	2.4G	-46.89	2.4837G	-45.96	24.59261G	-42.68	3
2437MHz	Pass	2.43198G	12.71	-17.29	159.9M	-48.20	2.39858G	-43.45	2.4G	-46.94	2.48758G	-44.86	16.20326G	-42.56	4
2462MHz	Pass	2.43198G	12.71	-17.29	159.9M	-48.84	2.39286G	-49.59	2.4835G	-46.10	2.48482G	-45.82	24.9719G	-41.94	1
2462MHz	Pass	2.43198G	12.71	-17.29	159.9M	-46.76	2.39574G	-50.16	2.4835G	-46.57	2.48446G	-45.73	24.95224G	-41.76	2
2462MHz	Pass	2.43198G	12.71	-17.29	159.9M	-47.97	2.39826G	-50.18	2.4835G	-50.97	2.4864G	-46.35	24.98595G	-42.24	3
2462MHz	Pass	2.43198G	12.71	-17.29	159.9M	-48.30	2.39118G	-49.39	2.4835G	-47.19	2.48744G	-45.97	15.29296G	-42.18	4
802.11ax HEW40-BF_Nss1,(MCS0)_4TX	-	-	-	-	-	-	-	-	-	-	-	-	-	-	-
2422MHz	Pass	2.442G	6.73	-23.27	159.96M	-47.10	2.39996G	-28.30	2.4G	-29.18	2.4995G	-45.02	17.69972G	-42.70	1
2422MHz	Pass	2.442G	6.73	-23.27	159.96M	-45.88	2.4G	-32.43	2.4G	-32.10	2.48946G	-46.85	24.65223G	-42.52	2
2422MHz	Pass	2.442G	6.73	-23.27	159.96M	-47.50	2.39988G	-30.77	2.4G	-31.03	2.49622G	-47.40	24.70833G	-42.95	3
2422MHz	Pass	2.442G	6.73	-23.27	159.96M	-48.49	2.39992G	-30.18	2.4G	-30.77	2.4943G	-46.51	24.91306G	-42.30	4
2437MHz	Pass	2.442G	6.73	-23.27	159.96M	-46.67	2.39952G	-35.09	2.4G	-43.28	2.49322G	-42.73	16.85836G	-42.37	1
2437MHz	Pass	2.442G	6.73	-23.27	159.96M	-47.22	2.39948G	-38.83	2.4G	-43.74	2.48714G	-45.15	23.58931G	-42.54	2
2437MHz	Pass	2.442G	6.73	-23.27	159.96M	-48.57	2.3998G	-35.24	2.4G	-40.24	2.49446G	-43.98	16.63399G	-42.51	3
2437MHz	Pass	2.442G	6.73	-23.27	159.96M	-47.96	2.39976G	-37.07	2.4G	-42.90	2.48742G	-45.16	23.3425G	-42.33	4
2452MHz	Pass	2.442G	6.73	-23.27	159.96M	-47.20	2.39948G	-35.69	2.4G	-40.14	2.48822G	-42.11	16.6396G	-41.99	1
2452MHz	Pass	2.442G	6.73	-23.27	159.96M	-44.71	2.39948G	-37.14	2.4G	-39.51	2.48946G	-43.73	24.94952G	-41.97	2
2452MHz	Pass	2.442G	6.73	-23.27	159.96M	-48.20	2.39952G	-34.60	2.4G	-39.09	2.48818G	-45.42	24.52322G	-41.84	3
2452MHz	Pass	2.442G	6.73	-23.27	159.96M	-45.83	2.39708G	-37.05	2.4G	-38.70	2.4895G	-43.30	24.6915G	-42.12	4

802.11ax HEW20-BF_Nss1,(MCS0)_4TX **CSENdB**

2412MHz

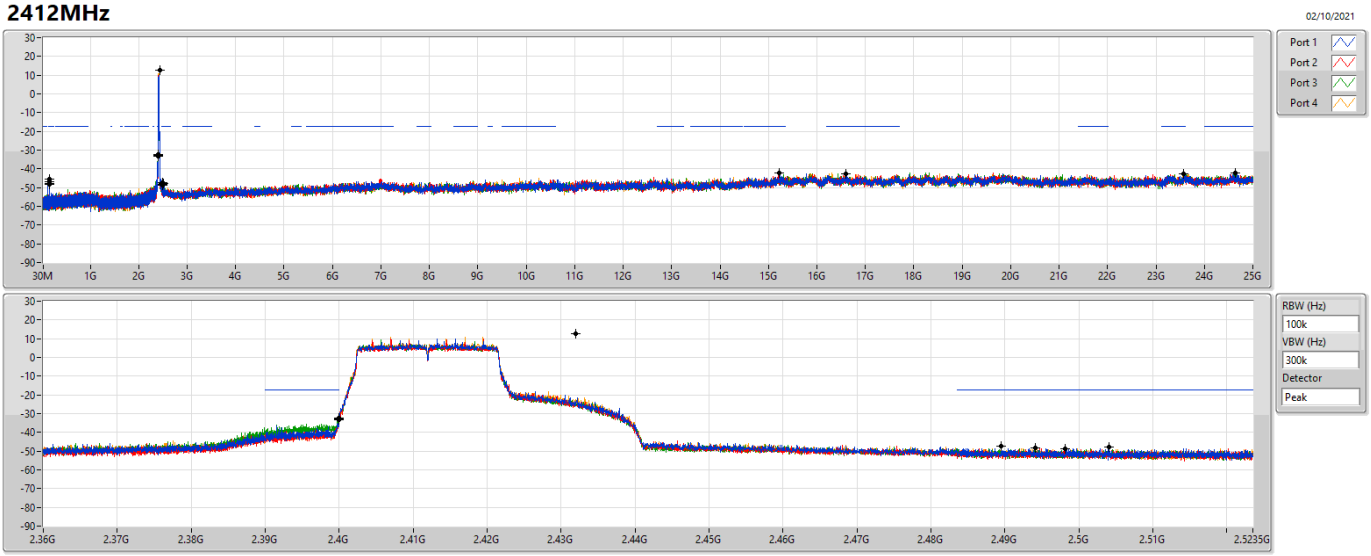

Ref(Hz)	Ref(dBm)	Limit(dBm)	Freq(Hz)	Level(dBm)	Freq(Hz)	Level(dBm)	Freq(Hz)	Level(dBm)	Freq(Hz)	Level(dBm)	Freq(Hz)	Level(dBm)	Port
2.43198G	12.71	-17.29	159.9M	-45.55	2.39996G	-33.27	2.4G	-32.48	2.49414G	-48.22	23.57836G	-42.80	1
2.43198G	12.71	-17.29	159.9M	-48.27	2.39996G	-32.69	2.4G	-33.39	2.4895G	-47.54	24.64319G	-42.20	2
2.43198G	12.71	-17.29	159.9M	-47.72	2.39994G	-32.33	2.4G	-32.23	2.50402G	-47.89	16.60222G	-42.59	3
2.43198G	12.71	-17.29	159.9M	-46.82	2.4G	-33.22	2.4G	-32.50	2.49818G	-48.56	15.21991G	-42.17	4

802.11ax HEW20-BF_Nss1,(MCS0)_4TX **CSENdB**

2437MHz

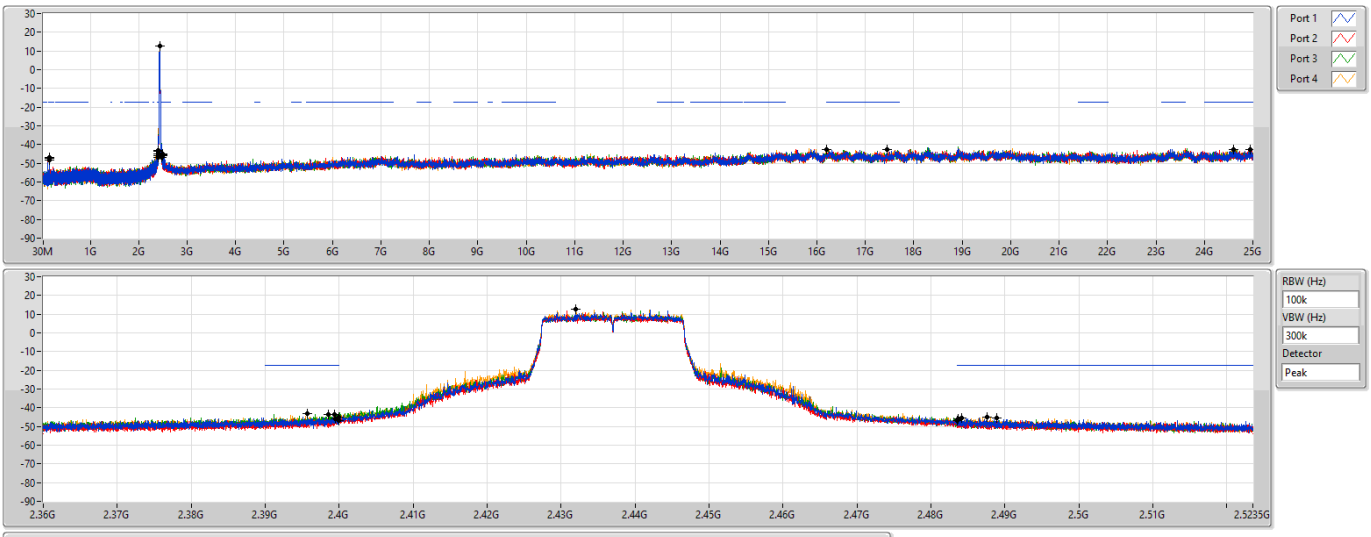

Ref(Hz)	Ref(dBm)	Limit(dBm)	Freq(Hz)	Level(dBm)	Freq(Hz)	Level(dBm)	Freq(Hz)	Level(dBm)	Freq(Hz)	Level(dBm)	Freq(Hz)	Level(dBm)	Port
2.43198G	12.71	-17.29	159.9M	-47.53	2.3994G	-43.66	2.4G	-44.81	2.48416G	-45.34	17.45352G	-42.75	1
2.43198G	12.71	-17.29	159.9M	-47.03	2.39948G	-45.91	2.4835G	-47.07	2.48882G	-45.64	24.941G	-42.65	2
2.43198G	12.71	-17.29	159.9M	-47.40	2.39574G	-43.20	2.4G	-46.89	2.4837G	-45.96	24.59261G	-42.68	3
2.43198G	12.71	-17.29	159.9M	-48.20	2.39858G	-43.45	2.4G	-46.94	2.48758G	-44.86	16.20326G	-42.56	4

802.11ax HEW20-BF_Nss1,(MCS0)_4TX **CSENdB**

2462MHz

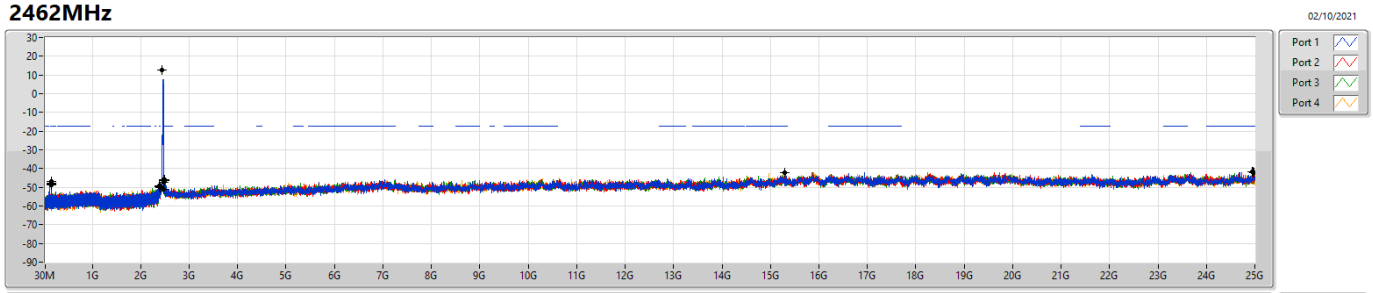

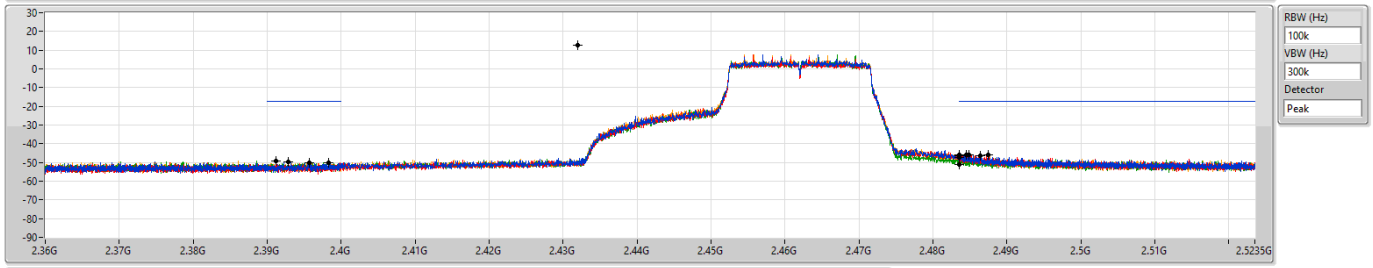

Ref(Hz)	Ref(dBm)	Limit(dBm)	Freq(Hz)	Level(dBm)	Freq(Hz)	Level(dBm)	Freq(Hz)	Level(dBm)	Freq(Hz)	Level(dBm)	Freq(Hz)	Level(dBm)	Port
2.43198G	12.71	-17.29	159.9M	-48.84	2.39286G	-49.59	2.4835G	-46.10	2.48482G	-45.82	24.9719G	-41.94	1
2.43198G	12.71	-17.29	159.9M	-46.76	2.39574G	-50.16	2.4835G	-46.57	2.48446G	-45.73	24.95224G	-41.76	2
2.43198G	12.71	-17.29	159.9M	-47.97	2.39826G	-50.18	2.4835G	-50.97	2.4864G	-46.35	24.98595G	-42.24	3
2.43198G	12.71	-17.29	159.9M	-48.30	2.39118G	-49.39	2.4835G	-47.19	2.48744G	-45.97	15.29296G	-42.18	4

802.11ax HEW40-BF_Nss1,(MCS0)_4TX **CSENdB**

2422MHz

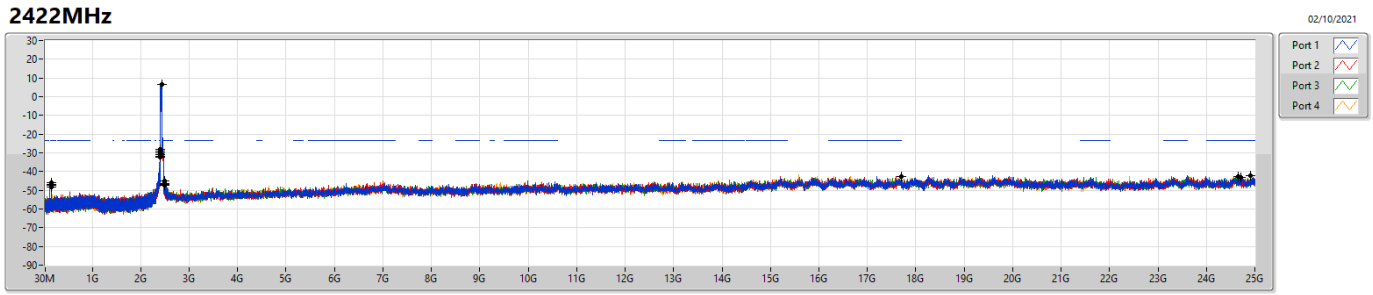

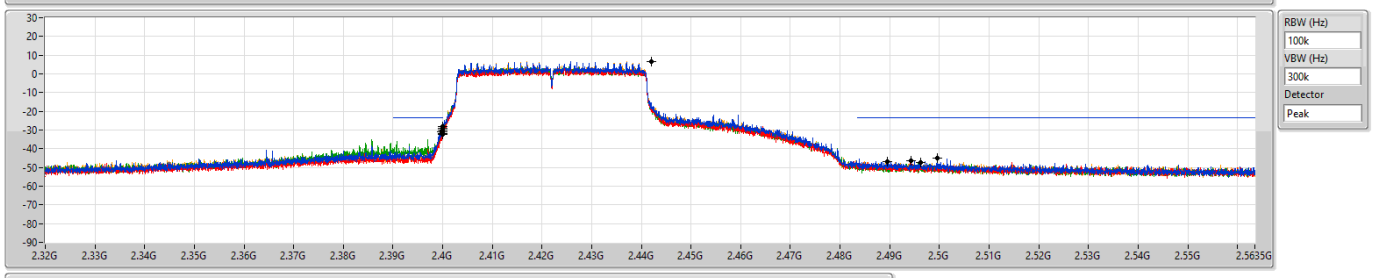

Ref(Hz)	Ref(dBm)	Limit(dBm)	Freq(Hz)	Level(dBm)	Freq(Hz)	Level(dBm)	Freq(Hz)	Level(dBm)	Freq(Hz)	Level(dBm)	Freq(Hz)	Level(dBm)	Port
2.442G	6.73	-23.27	159.96M	-47.10	2.39996G	-28.30	2.4G	-29.18	2.4995G	-45.02	17.69972G	-42.70	1
2.442G	6.73	-23.27	159.96M	-45.88	2.4G	-32.43	2.4G	-32.10	2.48946G	-46.85	24.65223G	-42.52	2
2.442G	6.73	-23.27	159.96M	-47.50	2.39988G	-30.77	2.4G	-31.03	2.49622G	-47.40	24.70833G	-42.95	3
2.442G	6.73	-23.27	159.96M	-48.49	2.39992G	-30.18	2.4G	-30.77	2.4943G	-46.51	24.91306G	-42.30	4

802.11ax HEW40-BF_Nss1,(MCS0)_4TX **CSENdB**

2437MHz

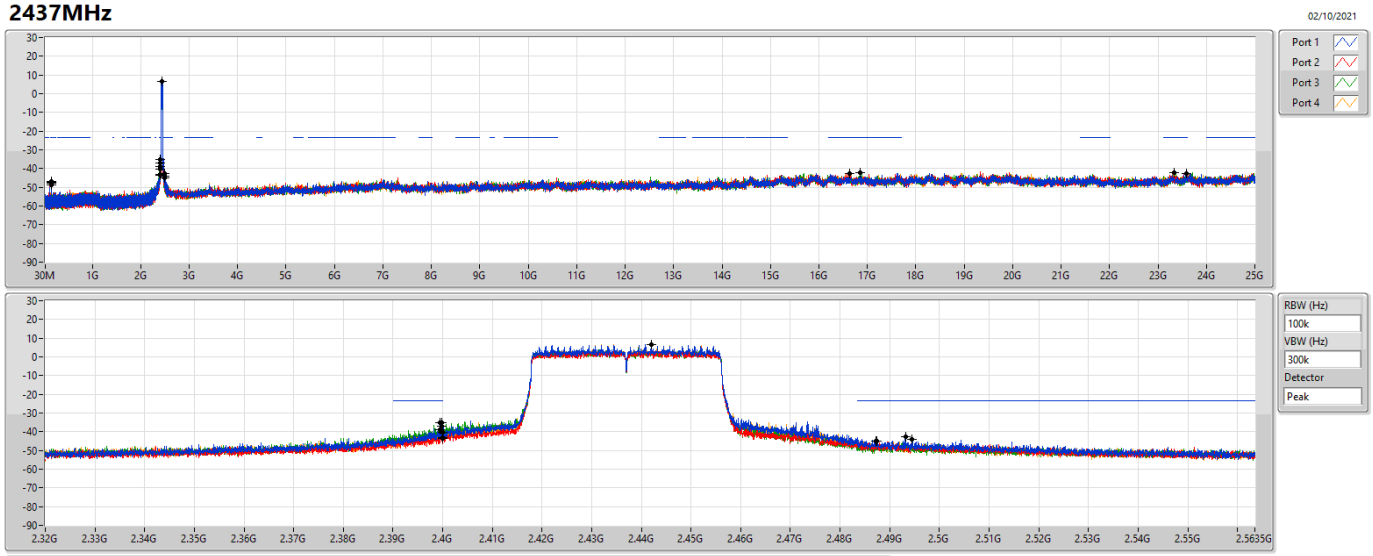

Ref(Hz)	Ref(dBm)	Limit(dBm)	Freq(Hz)	Level(dBm)	Freq(Hz)	Level(dBm)	Freq(Hz)	Level(dBm)	Freq(Hz)	Level(dBm)	Freq(Hz)	Level(dBm)	Port
2.442G	6.73	-23.27	159.96M	-46.67	2.39952G	-35.09	2.4G	-43.28	2.49322G	-42.73	16.85836G	-42.37	1
2.442G	6.73	-23.27	159.96M	-47.22	2.39948G	-38.83	2.4G	-43.74	2.48714G	-45.15	23.58931G	-42.54	2
2.442G	6.73	-23.27	159.96M	-48.57	2.3998G	-35.24	2.4G	-40.24	2.49446G	-43.98	16.63399G	-42.51	3
2.442G	6.73	-23.27	159.96M	-47.96	2.39976G	-37.07	2.4G	-42.90	2.48742G	-45.16	23.3425G	-42.33	4

802.11ax HEW40-BF_Nss1,(MCS0)_4TX **CSENdB**

2452MHz

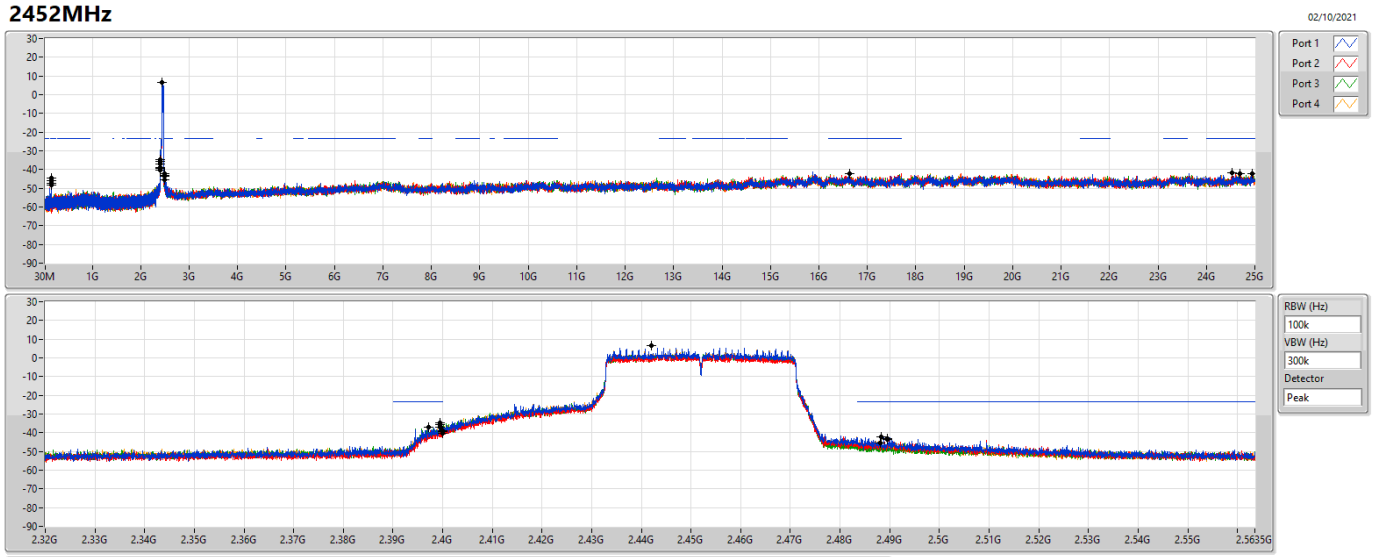

Ref(Hz)	Ref(dBm)	Limit(dBm)	Freq(Hz)	Level(dBm)	Freq(Hz)	Level(dBm)	Freq(Hz)	Level(dBm)	Freq(Hz)	Level(dBm)	Freq(Hz)	Level(dBm)	Port
2.442G	6.73	-23.27	159.96M	-47.20	2.39948G	-35.69	2.4G	-40.14	2.48822G	-42.11	16.6396G	-41.99	1
2.442G	6.73	-23.27	159.96M	-44.71	2.39948G	-37.14	2.4G	-39.51	2.48946G	-43.73	24.94952G	-41.97	2
2.442G	6.73	-23.27	159.96M	-48.20	2.39952G	-34.60	2.4G	-39.09	2.48818G	-45.42	24.52322G	-41.84	3
2.442G	6.73	-23.27	159.96M	-45.83	2.39708G	-37.05	2.4G	-38.70	2.4895G	-43.30	24.6915G	-42.12	4

Summary

Mode	Result	Type	Freq (Hz)	Level (dBuV/m)	Limit (dBuV/m)	Margin (dB)	Condition
Mode 1	Pass	PK	75.59M	35.98	40.00	-4.02	Vertical

Mode 1

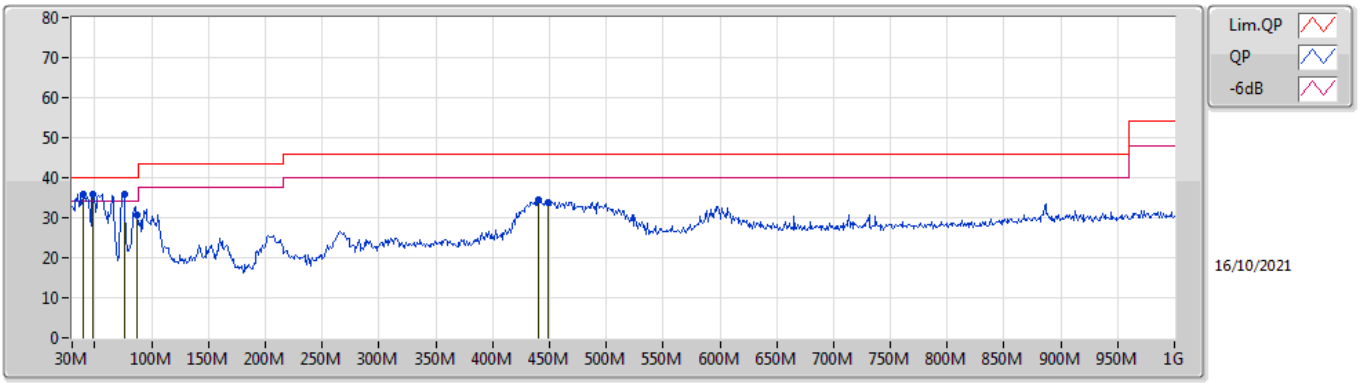

Type	Freq	Level	Limit	Margin	Factor	Dist	Condition	Azimuth	Height	Comment	Raw	AF	CL	PA
	(Hz)	(dBuV/m)	(dBuV/m)	(dB)	(dB/m)	(m)		(°)	(m)		(dBuV/m)	(dB/m)	(dB)	(dB)
PK	39.7M	35.96	40.00	-4.04	-11.86	3	Vertical	107	1.00	-	47.82	18.90	0.90	31.66
PK	48.43M	35.82	40.00	-4.18	-16.22	3	Vertical	123	1.50	-	52.04	14.53	1.00	31.75
PK	75.59M	35.98	40.00	-4.02	-18.28	3	Vertical	194	1.50	"Worst"	54.26	12.32	1.30	31.90
PK	87.23M	30.53	40.00	-9.47	-16.46	3	Vertical	236	2.00	-	46.99	14.05	1.40	31.91
PK	440.31M	34.48	46.00	-11.52	-6.47	3	Vertical	358	1.25	-	40.95	22.53	3.26	32.26
PK	449.04M	33.90	46.00	-12.10	-6.34	3	Vertical	0	1.25	-	40.24	22.64	3.30	32.28

Mode 1

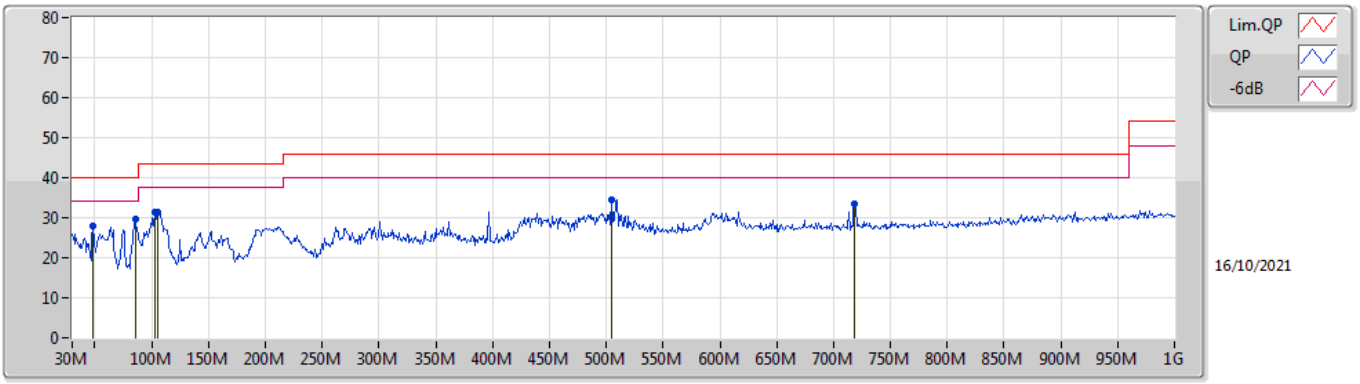

Type	Freq	Level	Limit	Margin	Factor	Dist	Condition	Azimuth	Height	Comment	Raw	AF	CL	PA
	(Hz)	(dBuV/m)	(dBuV/m)	(dB)	(dB/m)	(m)		(°)	(m)		(dBuV/m)	(dB/m)	(dB)	(dB)
PK	48.43M	27.78	40.00	-12.22	-16.22	3	Horizontal	26	1.50	-	44.00	14.53	1.00	31.75
PK	85.29M	29.56	40.00	-10.44	-16.96	3	Horizontal	97	2.00	"Worst"	46.52	13.56	1.40	31.92
PK	102.75M	31.47	43.50	-12.03	-13.34	3	Horizontal	290	2.00	-	44.81	17.03	1.51	31.88
PK	105.66M	31.39	43.50	-12.11	-13.12	3	Horizontal	273	2.00	-	44.51	17.24	1.53	31.89
PK	504.33M	34.47	46.00	-11.53	-5.65	3	Horizontal	312	2.00	-	40.12	23.17	3.52	32.34
PK	718.7M	33.37	46.00	-12.63	-3.74	3	Horizontal	186	1.00	-	37.11	24.69	4.24	32.67

For 4T1S non beamforming mode
Summary

Mode	Result	Type	Freq (Hz)	Level (dBuV/m)	Limit (dBuV/m)	Margin (dB)	Dist (m)	Condition	Azimuth (°)	Height (m)	Comments
2.4-2.4835GHz	-	-	-	-	-	-	-	-	-	-	-
802.11g_Nss1,(6Mbps)_4TX	Pass	AV	2.487G	53.98	54.00	-0.02	3	Vertical	8	1.80	-

802.11b_Nss1,(1Mbps)_4TX

2412MHz_TX

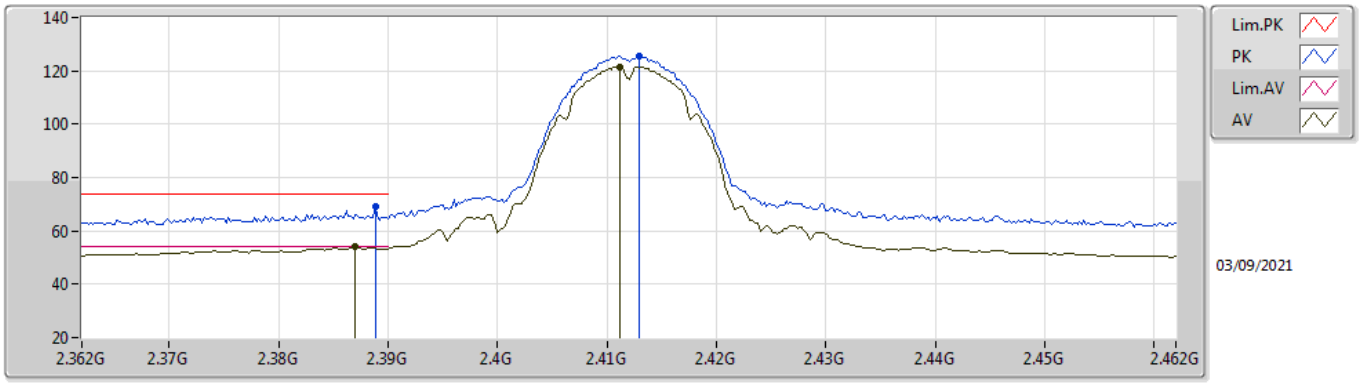

EUT Z_4TX
Setting 94
06-F-B-2

Type	Freq	Level	Limit	Margin	Raw	Dist	Condition	Azimuth	Height	Comment	AF	CL	PA
	(Hz)	(dBuV/m)	(dBuV/m)	(dB)	(dBuV)	(m)		(°)	(m)		(dB)	(dB)	(dB)
PK	2.3888G	69.06	74.00	-4.94	38.49	3	Vertical	231	2.50	-	27.49	3.08	-
AV	2.387G	53.93	54.00	-0.07	23.36	3	Vertical	231	2.50	-	27.50	3.07	-
PK	2.413G	125.54	Inf	-Inf	95.08	3	Vertical	231	2.50	-	27.35	3.11	-
AV	2.4112G	121.61	Inf	-Inf	91.14	3	Vertical	231	2.50	-	27.36	3.11	-

802.11b_Nss1,(1Mbps)_4TX

2412MHz_TX

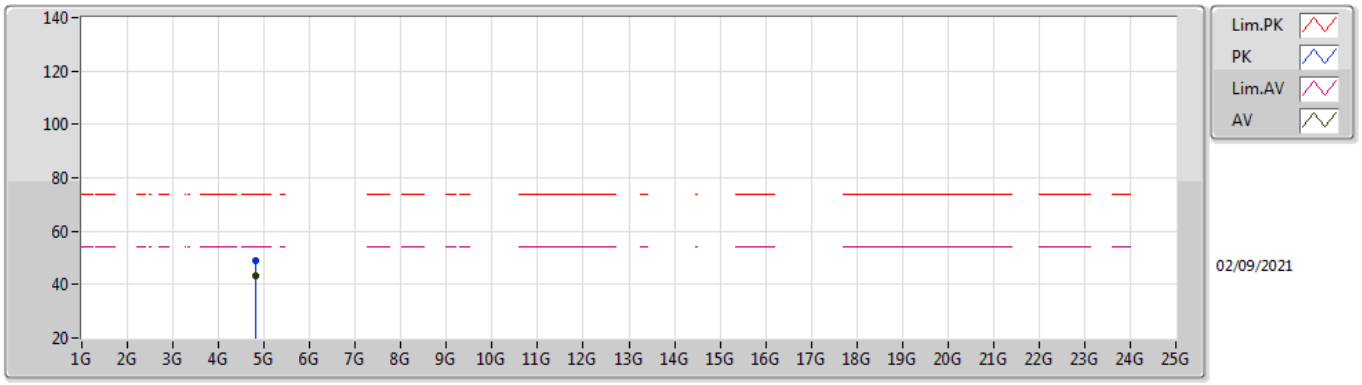

EUT Z_4TX
Setting 94
02-B-S-8

Type	Freq	Level	Limit	Margin	Raw	Dist	Condition	Azimuth	Height	Comment	AF	CL	PA
	(Hz)	(dBuV/m)	(dBuV/m)	(dB)	(dBuV)	(m)		(°)	(m)		(dB)	(dB)	(dB)
PK	4.82412G	48.97	74.00	-25.03	43.69	3	Vertical	93	1.79	-	32.80	4.70	32.22
AV	4.82396G	43.15	54.00	-10.85	37.87	3	Vertical	93	1.79	-	32.80	4.70	32.22

802.11b_Nss1,(1Mbps)_4TX

2412MHz_TX

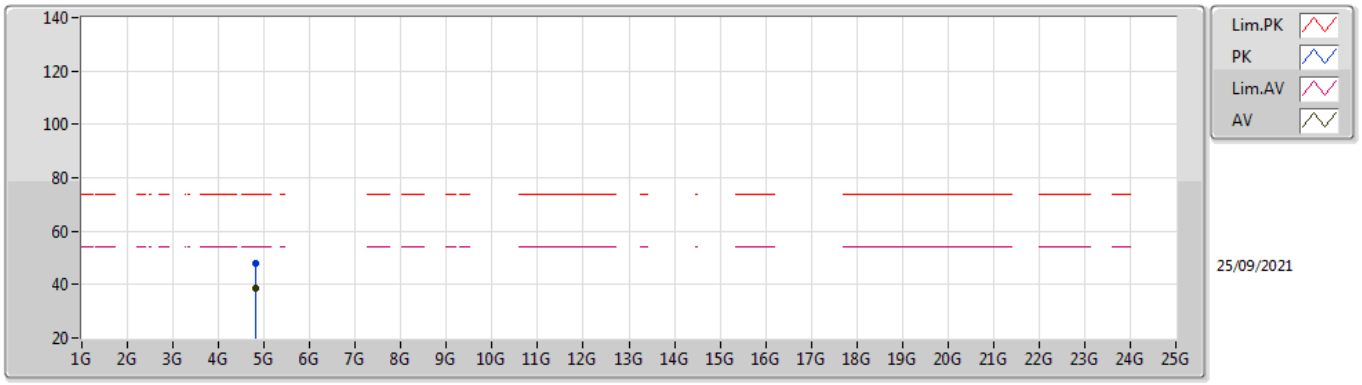

EUT Z_4TX
Setting 94
01-A-K-5

Type	Freq	Level	Limit	Margin	Raw	Dist	Condition	Azimuth	Height	Comment	AF	CL	PA
	(Hz)	(dBuV/m)	(dBuV/m)	(dB)	(dBuV)	(m)		(°)	(m)		(dB)	(dB)	(dB)
PK	4.82412G	48.02	74.00	-25.98	43.75	3	Horizontal	56	2.46	-	32.24	5.01	32.98
AV	4.82399G	38.60	54.00	-15.40	34.33	3	Horizontal	56	2.46	-	32.24	5.01	32.98

802.11b_Nss1,(1Mbps)_4TX

2437MHz_TX

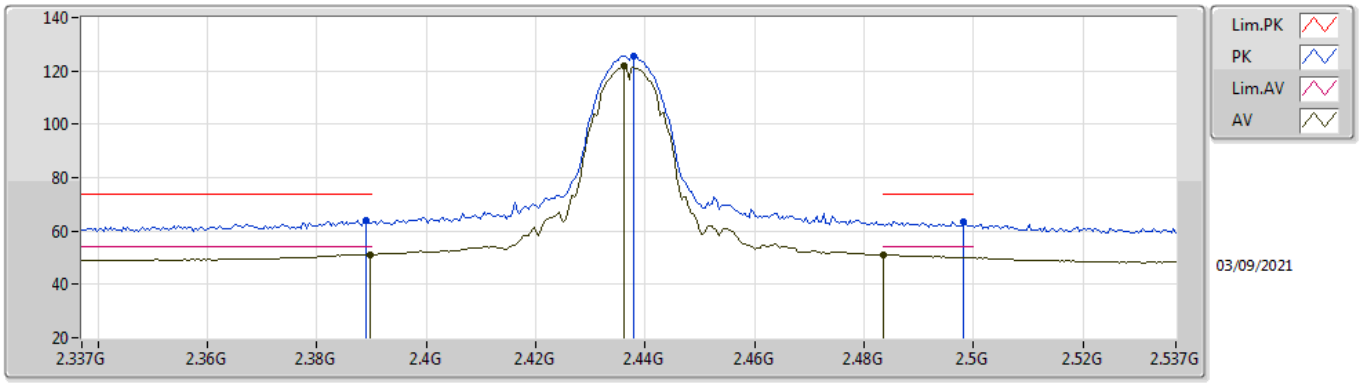

EUT Z_4TX
Setting 100
06-F-B-2

Type	Freq	Level	Limit	Margin	Raw	Dist	Condition	Azimuth	Height	Comment	AF	CL	PA
	(Hz)	(dBuV/m)	(dBuV/m)	(dB)	(dBuV)	(m)		(°)	(m)		(dB)	(dB)	(dB)
PK	2.389G	64.16	74.00	-9.84	33.59	3	Vertical	27	1.80	-	27.49	3.08	-
AV	2.3898G	51.23	54.00	-2.77	20.67	3	Vertical	27	1.80	-	27.48	3.08	-
PK	2.4378G	125.61	Inf	-Inf	95.22	3	Vertical	27	1.80	-	27.25	3.14	-
AV	2.4362G	121.73	Inf	-Inf	91.33	3	Vertical	27	1.80	-	27.26	3.14	-
PK	2.4982G	63.70	74.00	-10.30	33.20	3	Vertical	27	1.80	-	27.30	3.20	-
AV	2.4835G	50.98	54.00	-3.02	20.53	3	Vertical	27	1.80	-	27.27	3.18	-

802.11b_Nss1,(1Mbps)_4TX

2437MHz_TX

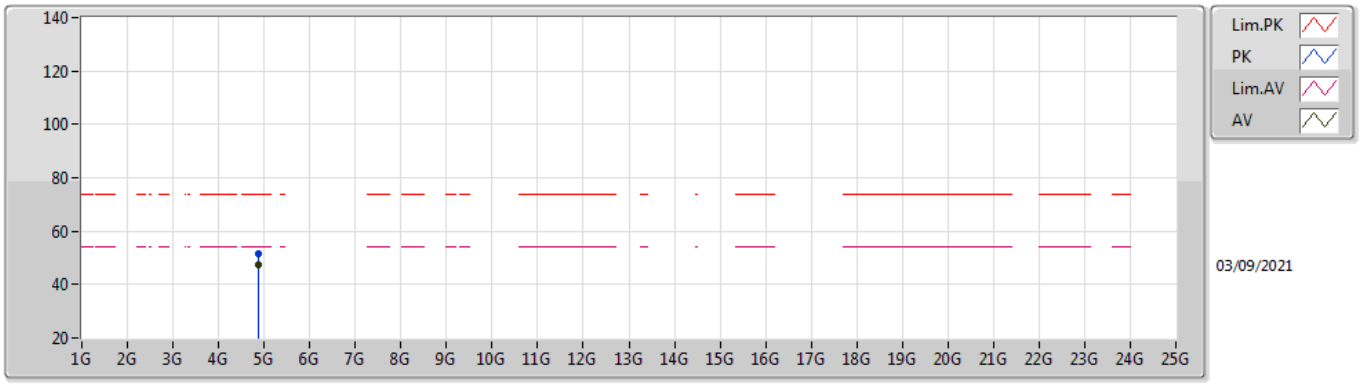

EUT Z_4TX
Setting 100
06-F-B-2

Type	Freq	Level	Limit	Margin	Raw	Dist	Condition	Azimuth	Height	Comment	AF	CL	PA
	(Hz)	(dBuV/m)	(dBuV/m)	(dB)	(dBuV)	(m)		(°)	(m)		(dB)	(dB)	(dB)
PK	4.87388G	51.65	74.00	-22.35	47.62	3	Vertical	92	1.73	-	31.05	5.00	32.02
AV	4.87398G	47.17	54.00	-6.83	43.14	3	Vertical	92	1.73	-	31.05	5.00	32.02

802.11b_Nss1,(1Mbps)_4TX

2437MHz_TX

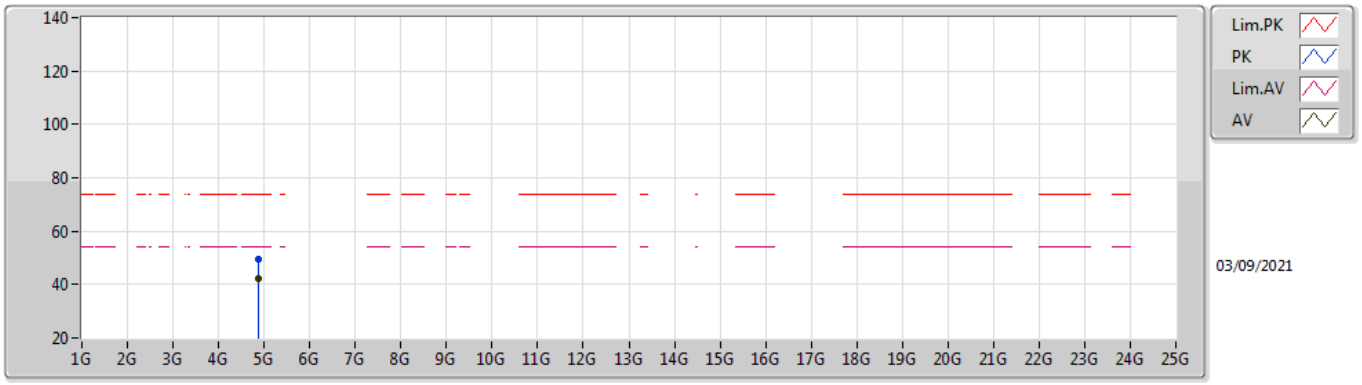

EUT Z_4TX
Setting 100
06-F-B-2

Type	Freq	Level	Limit	Margin	Raw	Dist	Condition	Azimuth	Height	Comment	AF	CL	PA
	(Hz)	(dBuV/m)	(dBuV/m)	(dB)	(dBuV)	(m)		(°)	(m)		(dB)	(dB)	(dB)
PK	4.874G	49.34	74.00	-24.66	45.31	3	Horizontal	51	1.01	-	31.05	5.00	32.02
AV	4.87394G	42.22	54.00	-11.78	38.19	3	Horizontal	51	1.01	-	31.05	5.00	32.02

802.11b_Nss1,(1Mbps)_4TX

2462MHz_TX

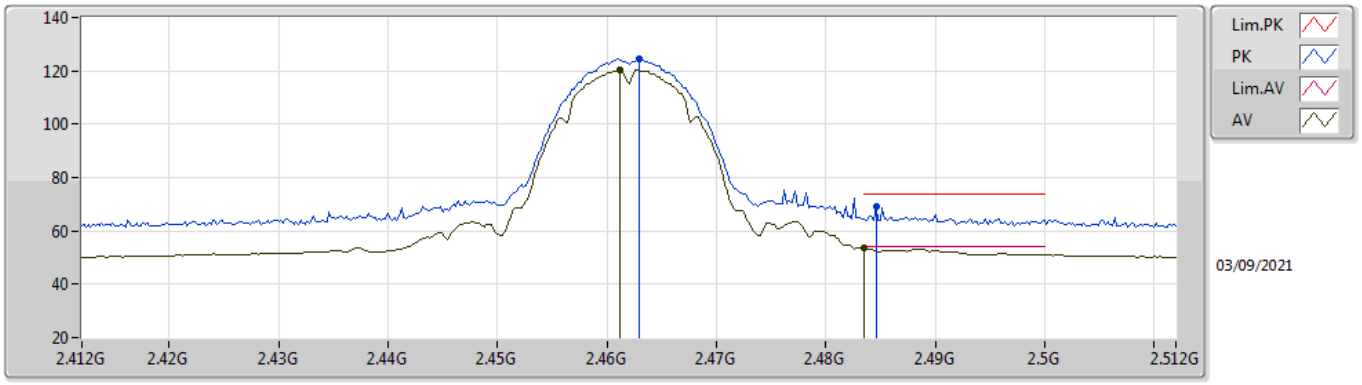

EUT Z_4TX
Setting 95
06-F-B-2

Type	Freq	Level	Limit	Margin	Raw	Dist	Condition	Azimuth	Height	Comment	AF	CL	PA
	(Hz)	(dBuV/m)	(dBuV/m)	(dB)	(dBuV)	(m)		(°)	(m)		(dB)	(dB)	(dB)
PK	2.463G	124.44	Inf	-Inf	94.05	3	Vertical	360	1.80	-	27.23	3.16	-
AV	2.4612G	120.46	Inf	-Inf	90.08	3	Vertical	360	1.80	-	27.22	3.16	-
PK	2.4846G	69.00	74.00	-5.00	38.55	3	Vertical	360	1.80	-	27.27	3.18	-
AV	2.4835G	53.62	54.00	-0.38	23.17	3	Vertical	360	1.80	-	27.27	3.18	-

802.11b_Nss1,(1Mbps)_4TX

2462MHz_TX

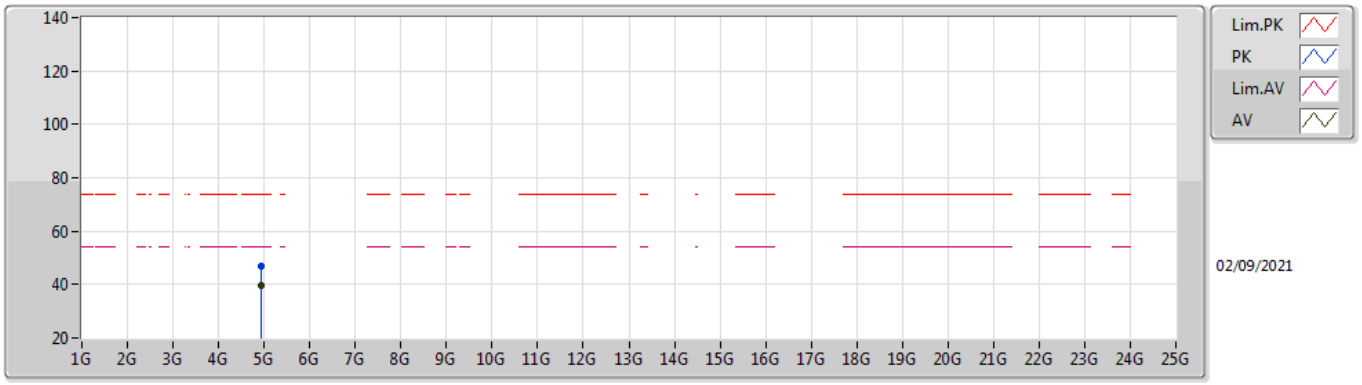

EUT Z_4TX
Setting 95
02-B-S-8

Type	Freq	Level	Limit	Margin	Raw	Dist	Condition	Azimuth	Height	Comment	AF	CL	PA
	(Hz)	(dBuV/m)	(dBuV/m)	(dB)	(dBuV)	(m)		(°)	(m)		(dB)	(dB)	(dB)
PK	4.92389G	47.15	74.00	-26.85	41.50	3	Vertical	210	2.91	-	33.14	4.70	32.19
AV	4.92396G	39.70	54.00	-14.30	34.05	3	Vertical	210	2.91	-	33.14	4.70	32.19

802.11b_Nss1,(1Mbps)_4TX

2462MHz_TX

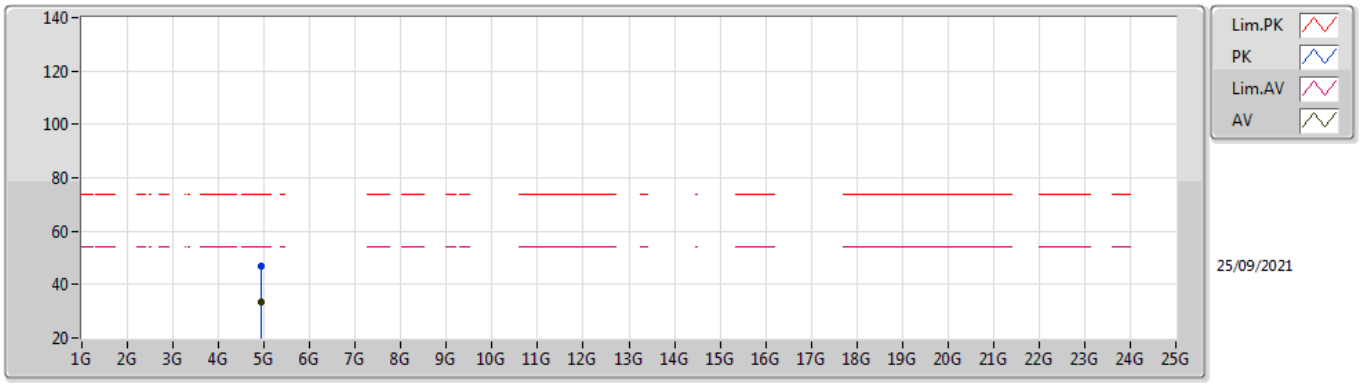

EUT Z_4TX
Setting 95
01-A-K-5

Type	Freq	Level	Limit	Margin	Raw	Dist	Condition	Azimuth	Height	Comment	AF	CL	PA
	(Hz)	(dBuV/m)	(dBuV/m)	(dB)	(dBuV)	(m)		(°)	(m)		(dB)	(dB)	(dB)
PK	4.92358G	46.79	74.00	-27.21	42.06	3	Horizontal	91	1.70	-	32.64	5.06	32.97
AV	4.92395G	33.32	54.00	-20.68	28.59	3	Horizontal	91	1.70	-	32.64	5.06	32.97

802.11g_Nss1,(6Mbps)_4TX

2412MHz_TX

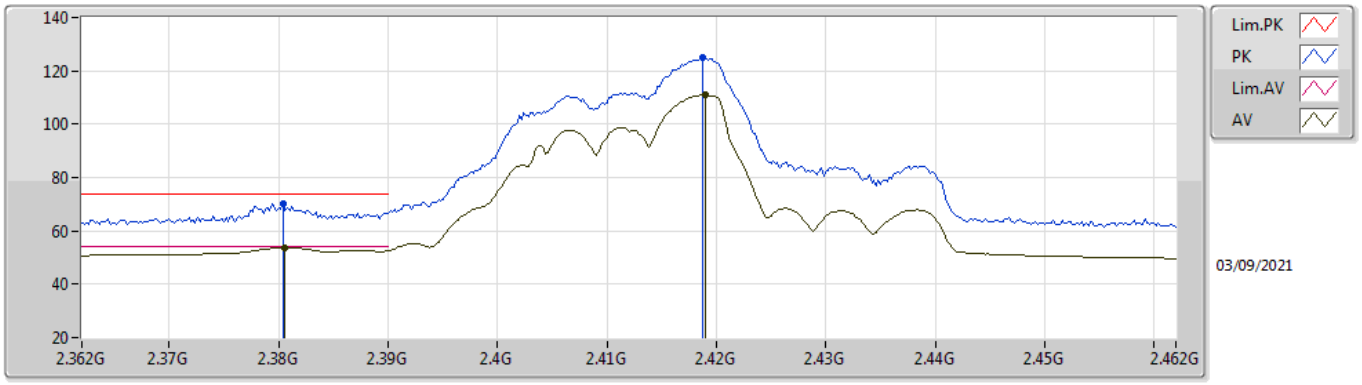

EUT Z_4TX
Setting 95
06-F-B-2

Type	Freq	Level	Limit	Margin	Raw	Dist	Condition	Azimuth	Height	Comment	AF	CL	PA
	(Hz)	(dBuV/m)	(dBuV/m)	(dB)	(dBuV)	(m)		(°)	(m)		(dB)	(dB)	(dB)
PK	2.3804G	70.01	74.00	-3.99	39.39	3	Vertical	352	1.80	-	27.56	3.06	-
AV	2.3806G	53.78	54.00	-0.22	23.16	3	Vertical	352	1.80	-	27.56	3.06	-
PK	2.4188G	124.83	Inf	-Inf	94.39	3	Vertical	352	1.80	-	27.32	3.12	-
AV	2.419G	110.88	Inf	-Inf	80.44	3	Vertical	352	1.80	-	27.32	3.12	-

802.11g_Nss1,(6Mbps)_4TX

2412MHz_TX

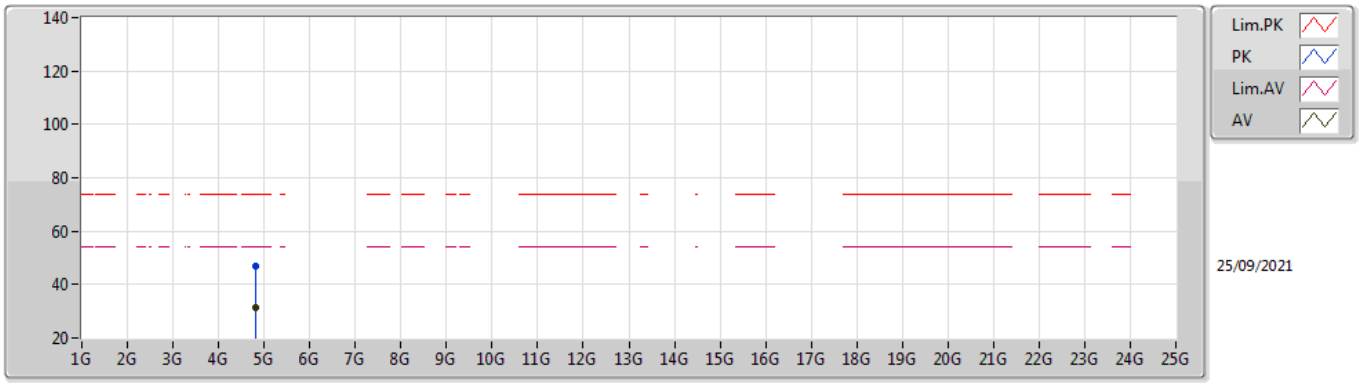

EUT Z_4TX
Setting 95
01-A-K-5

Type	Freq	Level	Limit	Margin	Raw	Dist	Condition	Azimuth	Height	Comment	AF	CL	PA
	(Hz)	(dBuV/m)	(dBuV/m)	(dB)	(dBuV)	(m)		(°)	(m)		(dB)	(dB)	(dB)
PK	4.82644G	46.97	74.00	-27.03	42.68	3	Vertical	197	2.94	-	32.26	5.01	32.98
AV	4.82576G	31.37	54.00	-22.63	27.09	3	Vertical	197	2.94	-	32.25	5.01	32.98

802.11g_Nss1,(6Mbps)_4TX

2412MHz_TX

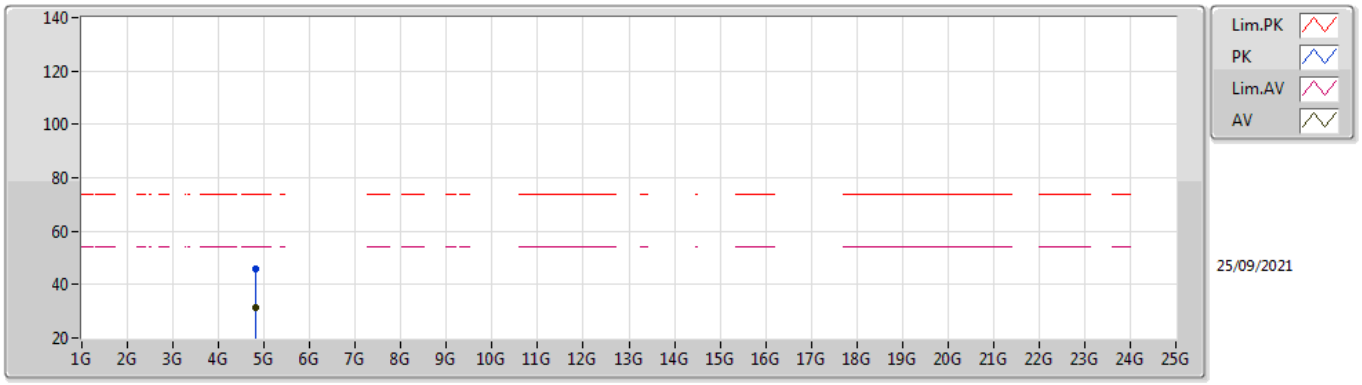

EUT Z_4TX
Setting 95
01-A-K-5

Type	Freq	Level	Limit	Margin	Raw	Dist	Condition	Azimuth	Height	Comment	AF	CL	PA
	(Hz)	(dBuV/m)	(dBuV/m)	(dB)	(dBuV)	(m)		(°)	(m)		(dB)	(dB)	(dB)
PK	4.82736G	45.90	74.00	-28.10	41.61	3	Horizontal	139	1.79	-	32.26	5.01	32.98
AV	4.82598G	31.36	54.00	-22.64	27.07	3	Horizontal	139	1.79	-	32.26	5.01	32.98

802.11g_Nss1,(6Mbps)_4TX

2437MHz_TX

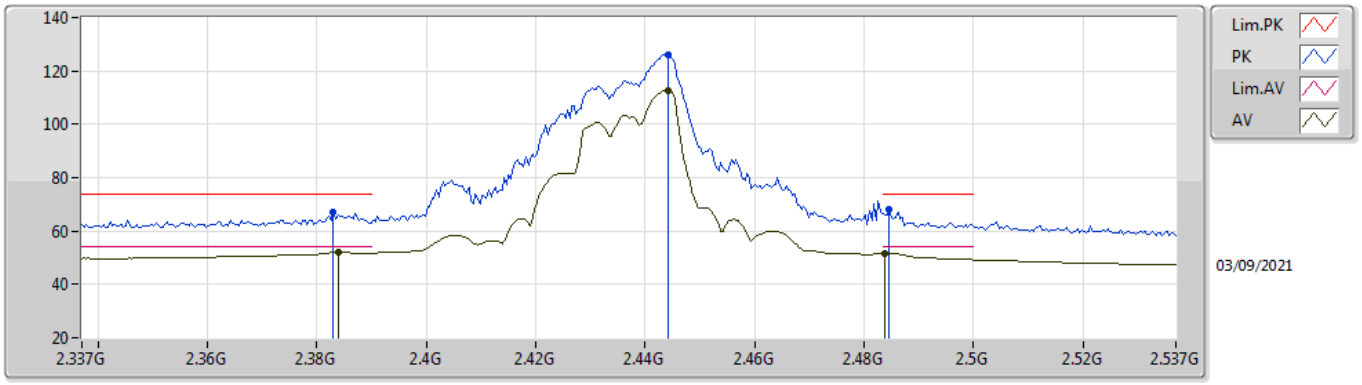

EUT Z_4TX
Setting 100
06-F-B-2

Type	Freq	Level	Limit	Margin	Raw	Dist	Condition	Azimuth	Height	Comment	AF	CL	PA
	(Hz)	(dBuV/m)	(dBuV/m)	(dB)	(dBuV)	(m)		(°)	(m)		(dB)	(dB)	(dB)
PK	2.383G	66.93	74.00	-7.07	36.32	3	Vertical	351	1.80	-	27.54	3.07	-
AV	2.3838G	52.01	54.00	-1.99	21.41	3	Vertical	351	1.80	-	27.53	3.07	-
PK	2.4442G	125.91	Inf	-Inf	95.55	3	Vertical	351	1.80	-	27.22	3.14	-
AV	2.4442G	112.56	Inf	-Inf	82.20	3	Vertical	351	1.80	-	27.22	3.14	-
PK	2.4846G	68.00	74.00	-6.00	37.55	3	Vertical	351	1.80	-	27.27	3.18	-
AV	2.4838G	51.78	54.00	-2.22	21.33	3	Vertical	351	1.80	-	27.27	3.18	-

802.11g_Nss1,(6Mbps)_4TX

2437MHz_TX

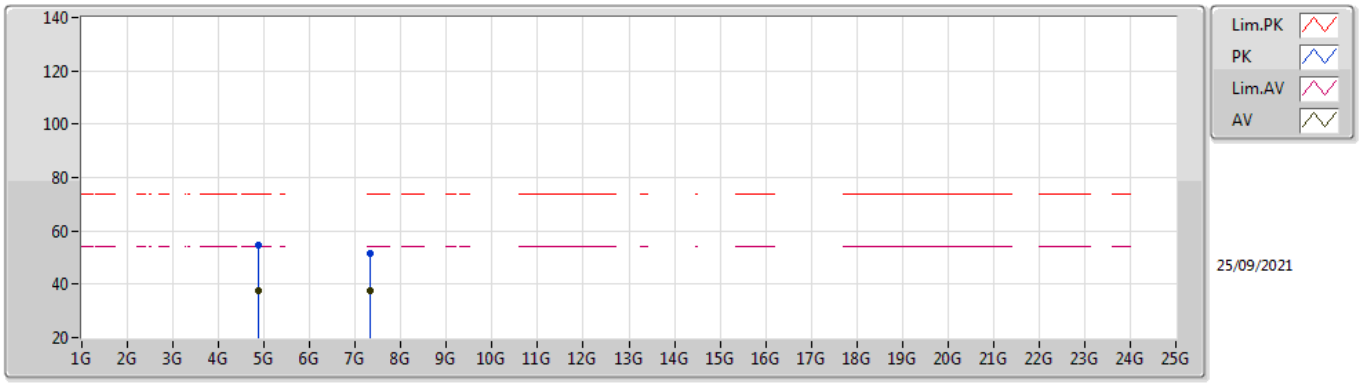

EUT Z_4TX
Setting 100
01-A-K-5

Type	Freq	Level	Limit	Margin	Raw	Dist	Condition	Azimuth	Height	Comment	AF	CL	PA
	(Hz)	(dBuV/m)	(dBuV/m)	(dB)	(dBuV)	(m)		(°)	(m)		(dB)	(dB)	(dB)
PK	4.88244G	54.62	74.00	-19.38	50.10	3	Vertical	89	1.77	-	32.46	5.04	32.98
AV	4.88164G	37.36	54.00	-16.64	32.84	3	Vertical	89	1.77	-	32.46	5.04	32.98
PK	7.31372G	51.70	74.00	-22.30	41.32	3	Vertical	221	1.67	-	37.15	6.31	33.08
AV	7.31608G	37.55	54.00	-16.45	27.15	3	Vertical	221	1.67	-	37.16	6.32	33.08

802.11g_Nss1,(6Mbps)_4TX

2437MHz_TX

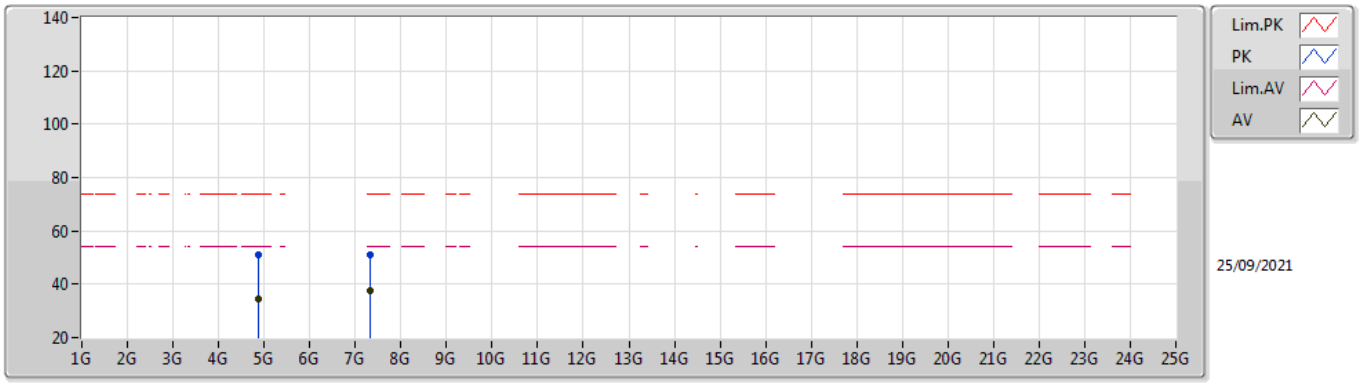

EUT Z_4TX
Setting 100
01-A-K-5

Type	Freq	Level	Limit	Margin	Raw	Dist	Condition	Azimuth	Height	Comment	AF	CL	PA
	(Hz)	(dBuV/m)	(dBuV/m)	(dB)	(dBuV)	(m)		(°)	(m)		(dB)	(dB)	(dB)
PK	4.88208G	50.99	74.00	-23.01	46.47	3	Horizontal	59	2.47	-	32.46	5.04	32.98
AV	4.88052G	34.54	54.00	-19.46	30.02	3	Horizontal	59	2.47	-	32.46	5.04	32.98
PK	7.31244G	51.00	74.00	-23.00	40.62	3	Horizontal	347	2.74	-	37.15	6.31	33.08
AV	7.31424G	37.33	54.00	-16.67	26.94	3	Horizontal	347	2.74	-	37.16	6.31	33.08

802.11g_Nss1,(6Mbps)_4TX

2462MHz_TX

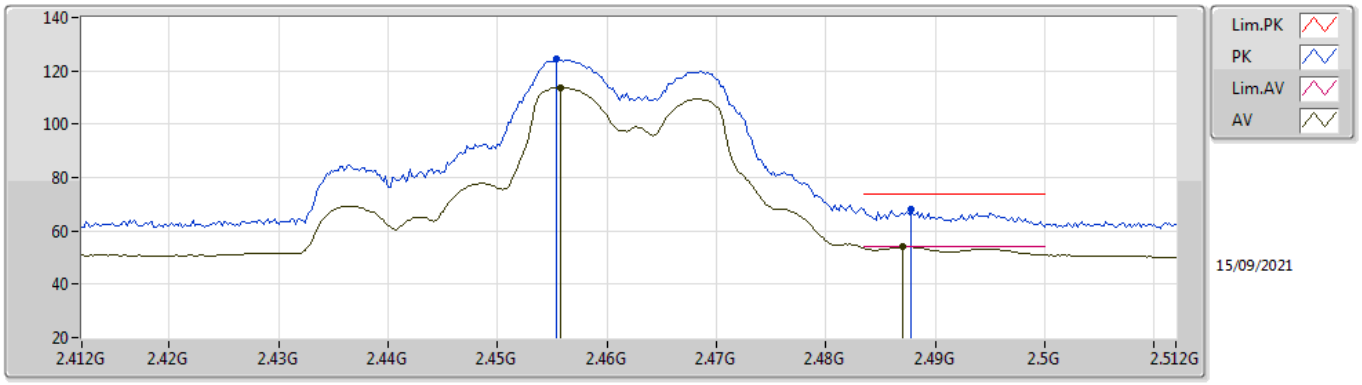

EUT Z_4TX
Setting 94
06-F-B-2

Type	Freq	Level	Limit	Margin	Raw	Dist	Condition	Azimuth	Height	Comment	AF	CL	PA
	(Hz)	(dBuV/m)	(dBuV/m)	(dB)	(dBuV)	(m)		(°)	(m)		(dB)	(dB)	(dB)
PK	2.4554G	124.32	Inf	-Inf	93.95	3	Vertical	8	1.80	-	27.21	3.16	-
AV	2.4558G	113.77	Inf	-Inf	83.40	3	Vertical	8	1.80	-	27.21	3.16	-
PK	2.4878G	68.30	74.00	-5.70	37.83	3	Vertical	8	1.80	-	27.28	3.19	-
AV	2.487G	53.98	54.00	-0.02	23.52	3	Vertical	8	1.80	-	27.27	3.19	-

802.11g_Nss1,(6Mbps)_4TX

2462MHz_TX

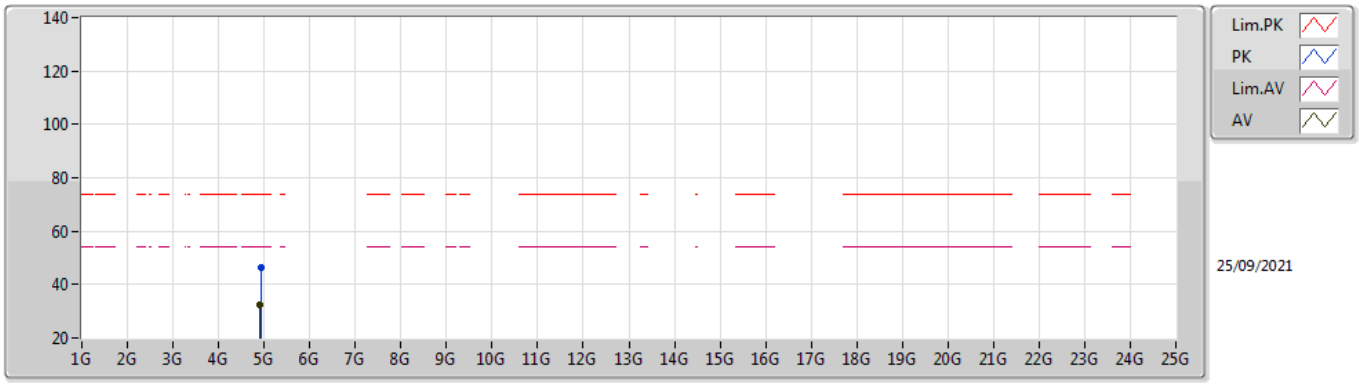

EUT Z_4TX
Setting 94
01-A-K-5

Type	Freq	Level	Limit	Margin	Raw	Dist	Condition	Azimuth	Height	Comment	AF	CL	PA
	(Hz)	(dBuV/m)	(dBuV/m)	(dB)	(dBuV)	(m)		(°)	(m)		(dB)	(dB)	(dB)
PK	4.9249G	46.32	74.00	-27.68	41.58	3	Vertical	295	2.77	-	32.65	5.06	32.97
AV	4.91904G	32.23	54.00	-21.77	27.53	3	Vertical	295	2.77	-	32.61	5.06	32.97

802.11g_Nss1,(6Mbps)_4TX

2462MHz_TX

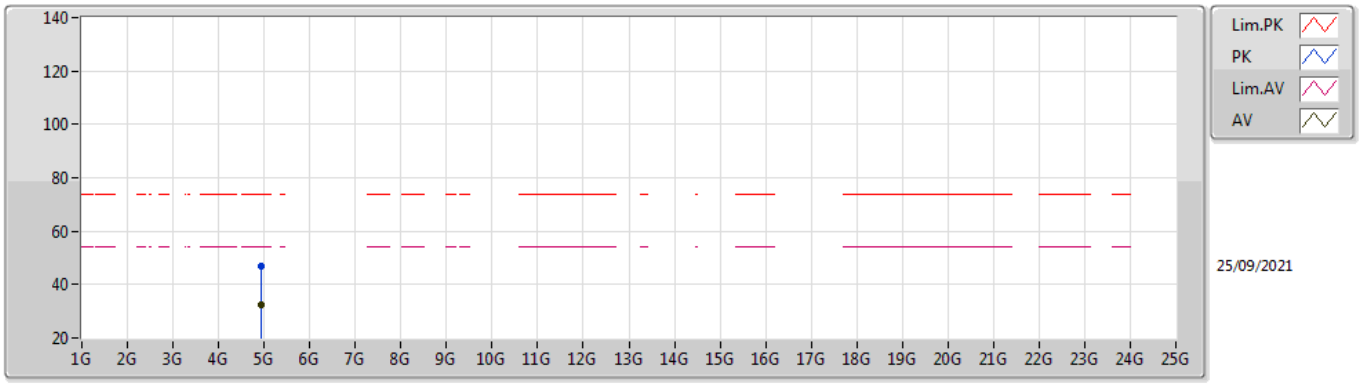

EUT Z_4TX
Setting 94
01-A-K-5

Type	Freq	Level	Limit	Margin	Raw	Dist	Condition	Azimuth	Height	Comment	AF	CL	PA
	(Hz)	(dBuV/m)	(dBuV/m)	(dB)	(dBuV)	(m)		(°)	(m)		(dB)	(dB)	(dB)
PK	4.92412G	46.72	74.00	-27.28	41.99	3	Horizontal	115	2.40	-	32.64	5.06	32.97
AV	4.91966G	32.21	54.00	-21.79	27.50	3	Horizontal	115	2.40	-	32.62	5.06	32.97

For 4T4S non beamforming mode
Summary

Mode	Result	Type	Freq (Hz)	Level (dBuV/m)	Limit (dBuV/m)	Margin (dB)	Dist (m)	Condition	Azimuth (°)	Height (m)	Comments
2.4-2.4835GHz	-	-	-	-	-	-	-	-	-	-	-
802.11ax HEW20_Nss4,(MCS0)_4TX	Pass	AV	2.4835G	53.94	54.00	-0.06	3	Vertical	12	1.79	-

802.11ax HEW20_Nss4,(MCS0)_4TX

2412MHz_TX

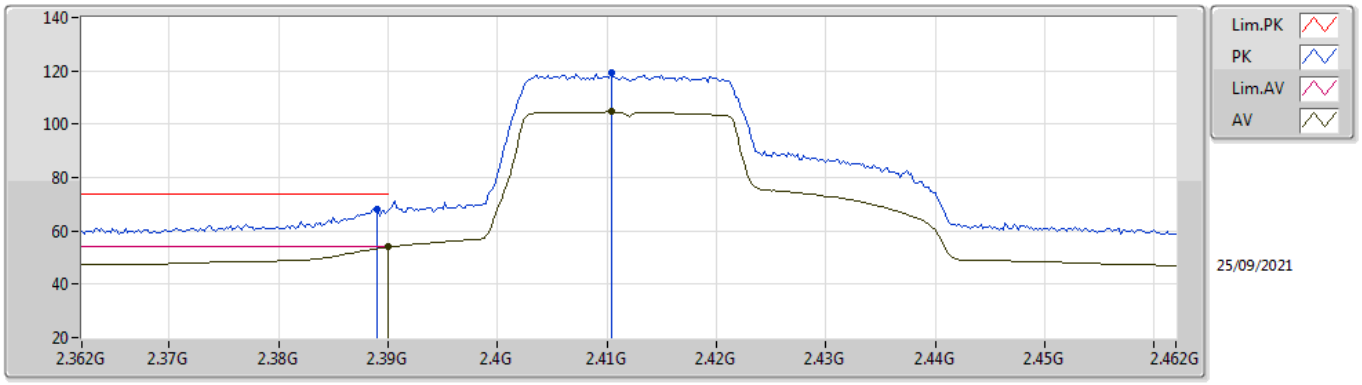

EUT Z_4TX
Setting 79
01-A-K-5

Type	Freq	Level	Limit	Margin	Raw	Dist	Condition	Azimuth	Height	Comment	AF	CL	PA
	(Hz)	(dBuV/m)	(dBuV/m)	(dB)	(dBuV)	(m)		(°)	(m)		(dB)	(dB)	(dB)
PK	2.389G	68.00	74.00	-6.00	38.43	3	Vertical	166	1.84	-	27.38	2.19	-
AV	2.39G	53.90	54.00	-0.10	24.33	3	Vertical	166	1.84	-	27.38	2.19	-
PK	2.4104G	119.14	Inf	-Inf	89.51	3	Vertical	166	1.84	-	27.42	2.21	-
AV	2.4104G	104.71	Inf	-Inf	75.08	3	Vertical	166	1.84	-	27.42	2.21	-

802.11ax HEW20_Nss4,(MCS0)_4TX

2412MHz_TX

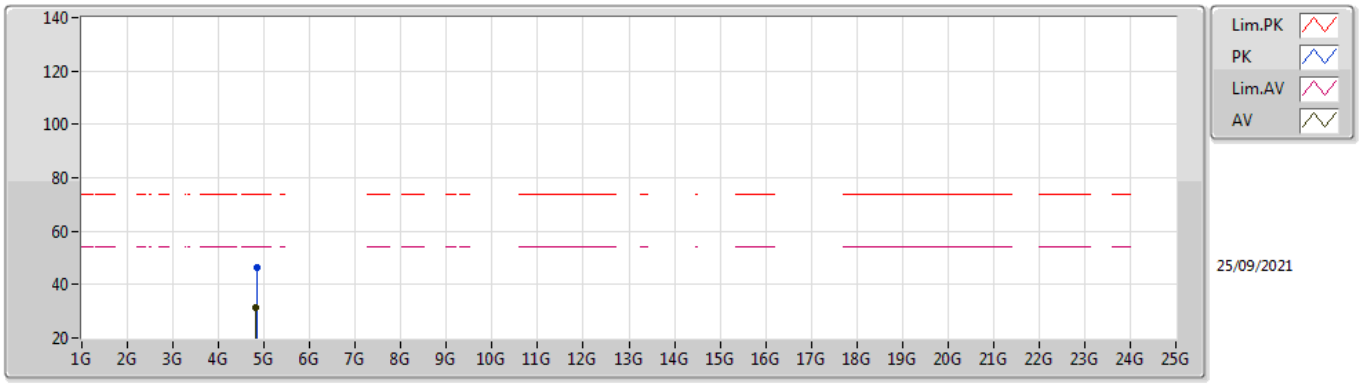

EUT Z_4TX
Setting 79
01-A-K-5

Type	Freq	Level	Limit	Margin	Raw	Dist	Condition	Azimuth	Height	Comment	AF	CL	PA
	(Hz)	(dBuV/m)	(dBuV/m)	(dB)	(dBuV)	(m)		(°)	(m)		(dB)	(dB)	(dB)
PK	4.82866G	46.32	74.00	-27.68	42.02	3	Vertical	17	1.30	-	32.27	5.01	32.98
AV	4.82596G	31.53	54.00	-22.47	27.24	3	Vertical	17	1.30	-	32.26	5.01	32.98

802.11ax HEW20_Nss4,(MCS0)_4TX

2412MHz_TX

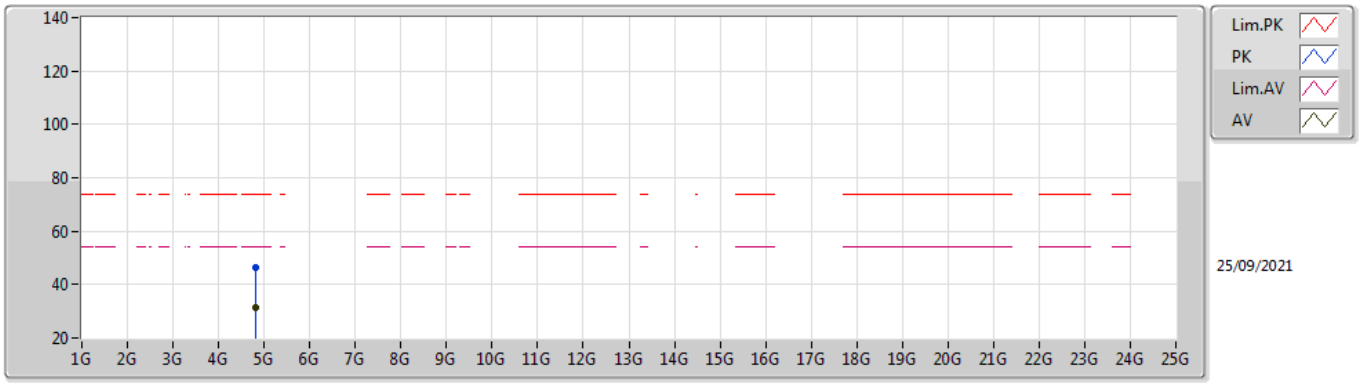

EUT Z_4TX
Setting 79
01-A-K-5

Type	Freq	Level	Limit	Margin	Raw	Dist	Condition	Azimuth	Height	Comment	AF	CL	PA
	(Hz)	(dBuV/m)	(dBuV/m)	(dB)	(dBuV)	(m)		(°)	(m)		(dB)	(dB)	(dB)
PK	4.82152G	46.37	74.00	-27.63	42.11	3	Horizontal	46	2.25	-	32.23	5.01	32.98
AV	4.82564G	31.54	54.00	-22.46	27.26	3	Horizontal	46	2.25	-	32.25	5.01	32.98

802.11ax HEW20_Nss4,(MCS0)_4TX

2417MHz_TX

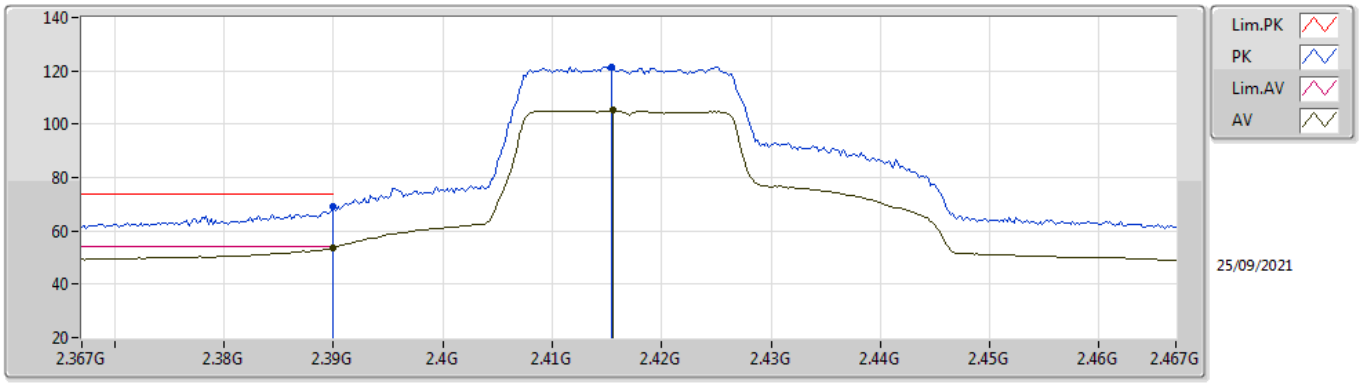

EUT Z_4TX
Setting 90
01-A-K-5

Type	Freq	Level	Limit	Margin	Raw	Dist	Condition	Azimuth	Height	Comment	AF	CL	PA
	(Hz)	(dBuV/m)	(dBuV/m)	(dB)	(dBuV)	(m)		(°)	(m)		(dB)	(dB)	(dB)
PK	2.39G	69.34	74.00	-4.66	39.77	3	Vertical	164	1.80	-	27.38	2.19	-
AV	2.39G	53.86	54.00	-0.14	24.29	3	Vertical	164	1.80	-	27.38	2.19	-
PK	2.4154G	121.37	Inf	-Inf	91.72	3	Vertical	164	1.80	-	27.43	2.22	-
AV	2.4156G	105.19	Inf	-Inf	75.54	3	Vertical	164	1.80	-	27.43	2.22	-

802.11ax HEW20_Nss4,(MCS0)_4TX

2437MHz_TX

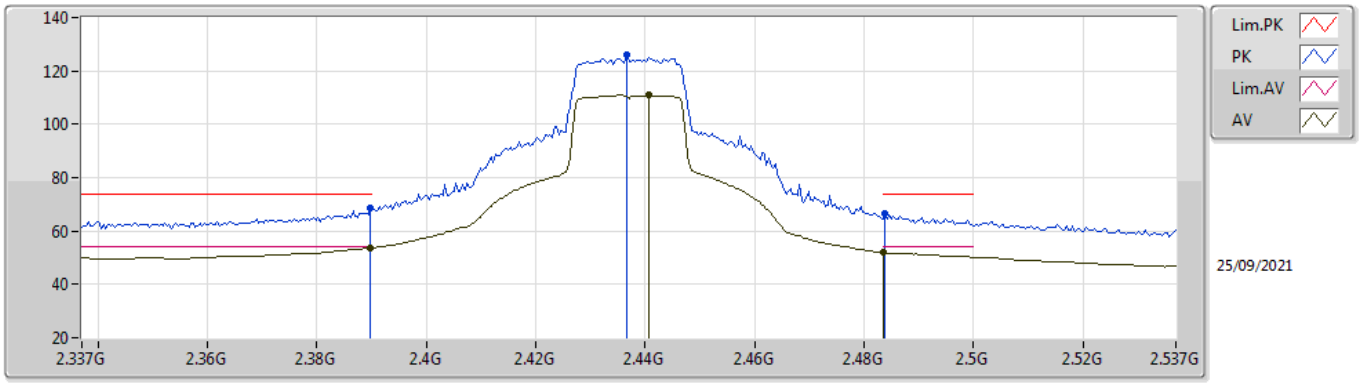

EUT Z_4TX
Setting 100
01-A-K-5

Type	Freq	Level	Limit	Margin	Raw	Dist	Condition	Azimuth	Height	Comment	AF	CL	PA
	(Hz)	(dBuV/m)	(dBuV/m)	(dB)	(dBuV)	(m)		(°)	(m)		(dB)	(dB)	(dB)
PK	2.3898G	68.42	74.00	-5.58	38.85	3	Vertical	166	1.80	-	27.38	2.19	-
AV	2.3898G	53.61	54.00	-0.39	24.04	3	Vertical	166	1.80	-	27.38	2.19	-
PK	2.4366G	125.79	Inf	-Inf	96.08	3	Vertical	166	1.80	-	27.47	2.24	-
AV	2.4406G	111.03	Inf	-Inf	81.31	3	Vertical	166	1.80	-	27.48	2.24	-
PK	2.4838G	66.67	74.00	-7.33	36.69	3	Vertical	166	1.80	-	27.70	2.28	-
AV	2.4835G	51.89	54.00	-2.11	21.91	3	Vertical	166	1.80	-	27.70	2.28	-

802.11ax HEW20_Nss4,(MCS0)_4TX

2437MHz_TX

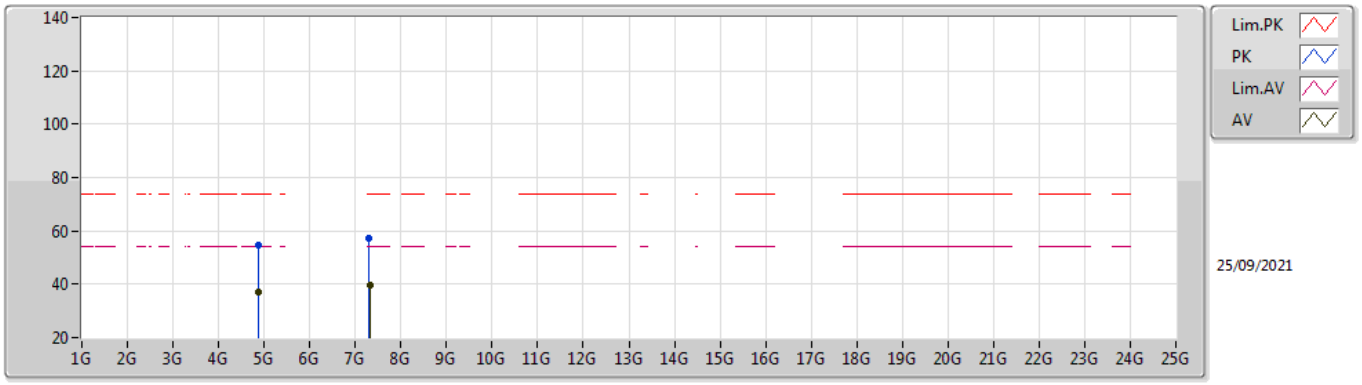

EUT Z_4TX
Setting 100
01-A-K-5

Type	Freq	Level	Limit	Margin	Raw	Dist	Condition	Azimuth	Height	Comment	AF	CL	PA
	(Hz)	(dBuV/m)	(dBuV/m)	(dB)	(dBuV)	(m)		(°)	(m)		(dB)	(dB)	(dB)
PK	4.8692G	54.81	74.00	-19.19	50.32	3	Vertical	299	1.23	-	32.44	5.03	32.98
AV	4.8739G	37.21	54.00	-16.79	32.70	3	Vertical	299	1.23	-	32.45	5.04	32.98
PK	7.3101G	57.02	74.00	-16.98	46.65	3	Vertical	300	1.10	-	37.14	6.31	33.08
AV	7.3118G	39.61	54.00	-14.39	29.23	3	Vertical	300	1.10	-	37.15	6.31	33.08

802.11ax HEW20_Nss4,(MCS0)_4TX

2437MHz_TX

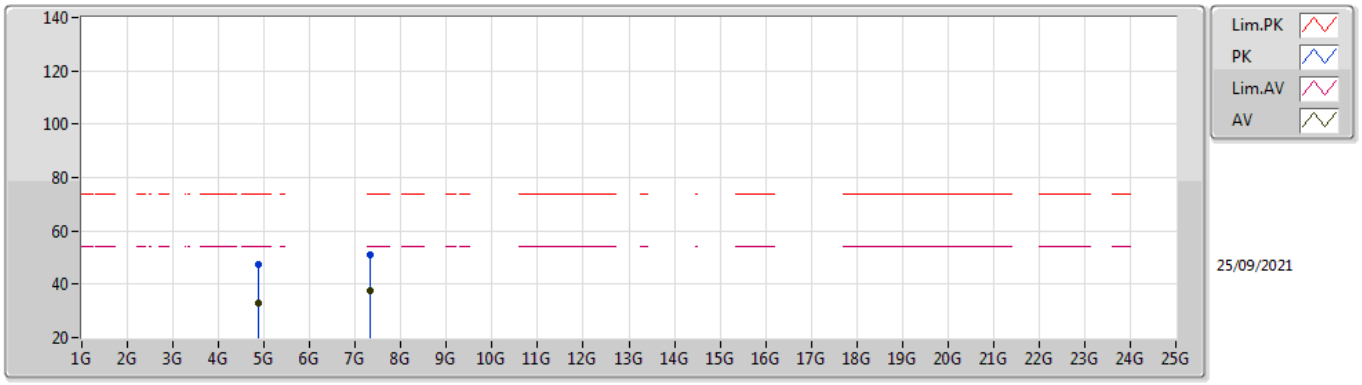

EUT Z_4TX
Setting 100
01-A-K-5

Type	Freq	Level	Limit	Margin	Raw	Dist	Condition	Azimuth	Height	Comment	AF	CL	PA
	(Hz)	(dBuV/m)	(dBuV/m)	(dB)	(dBuV)	(m)		(°)	(m)		(dB)	(dB)	(dB)
PK	4.8748G	47.27	74.00	-26.73	42.76	3	Horizontal	258	2.47	-	32.45	5.04	32.98
AV	4.878G	32.93	54.00	-21.07	28.41	3	Horizontal	258	2.47	-	32.46	5.04	32.98
PK	7.3183G	51.19	74.00	-22.81	40.78	3	Horizontal	100	2.00	-	37.17	6.32	33.08
AV	7.3217G	37.54	54.00	-16.46	27.10	3	Horizontal	100	2.00	-	37.19	6.32	33.07

802.11ax HEW20_Nss4,(MCS0)_4TX

2457MHz_TX

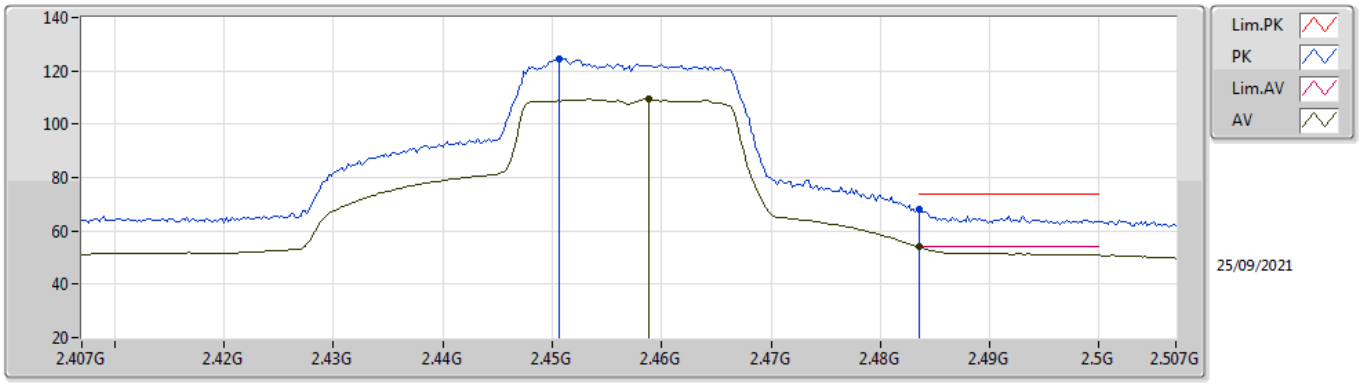

EUT Z_4TX
Setting 97
01-A-K-5

Type	Freq	Level	Limit	Margin	Raw	Dist	Condition	Azimuth	Height	Comment	AF	CL	PA
	(Hz)	(dBuV/m)	(dBuV/m)	(dB)	(dBuV)	(m)		(°)	(m)		(dB)	(dB)	(dB)
PK	2.4506G	124.74	Inf	-Inf	94.99	3	Vertical	12	1.79	-	27.50	2.25	-
AV	2.4588G	109.71	Inf	-Inf	79.90	3	Vertical	12	1.79	-	27.55	2.26	-
PK	2.4835G	68.02	74.00	-5.98	38.04	3	Vertical	12	1.79	-	27.70	2.28	-
AV	2.4835G	53.94	54.00	-0.06	23.96	3	Vertical	12	1.79	-	27.70	2.28	-

802.11ax HEW20_Nss4,(MCS0)_4TX

2462MHz_TX

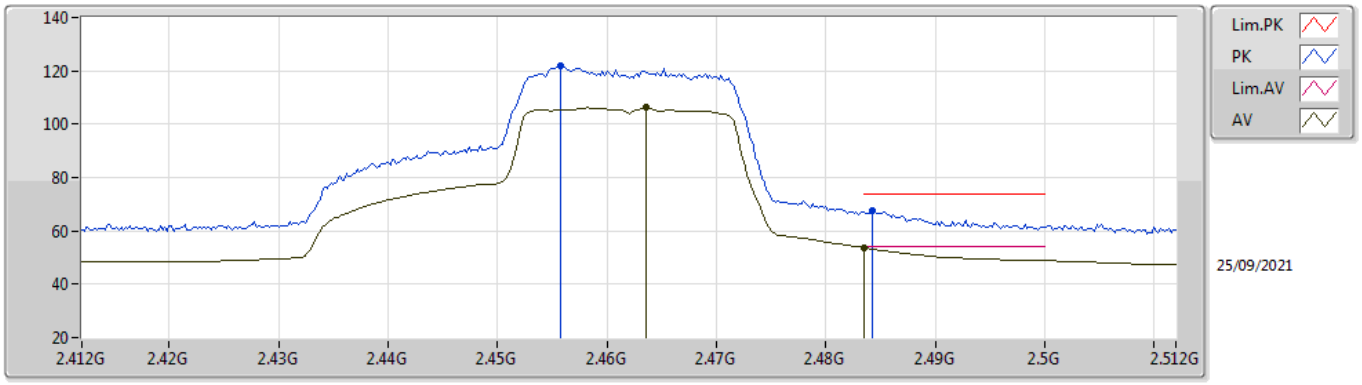

EUT Z_4TX
Setting 87
01-A-K-5

Type	Freq	Level	Limit	Margin	Raw	Dist	Condition	Azimuth	Height	Comment	AF	CL	PA
	(Hz)	(dBuV/m)	(dBuV/m)	(dB)	(dBuV)	(m)		(°)	(m)		(dB)	(dB)	(dB)
PK	2.4558G	121.74	Inf	-Inf	91.95	3	Vertical	9	1.80	-	27.53	2.26	-
AV	2.4636G	106.28	Inf	-Inf	76.44	3	Vertical	9	1.80	-	27.58	2.26	-
PK	2.4842G	67.64	74.00	-6.36	37.65	3	Vertical	9	1.80	-	27.71	2.28	-
AV	2.4835G	53.77	54.00	-0.23	23.79	3	Vertical	9	1.80	-	27.70	2.28	-

802.11ax HEW20_Nss4,(MCS0)_4TX

2462MHz_TX

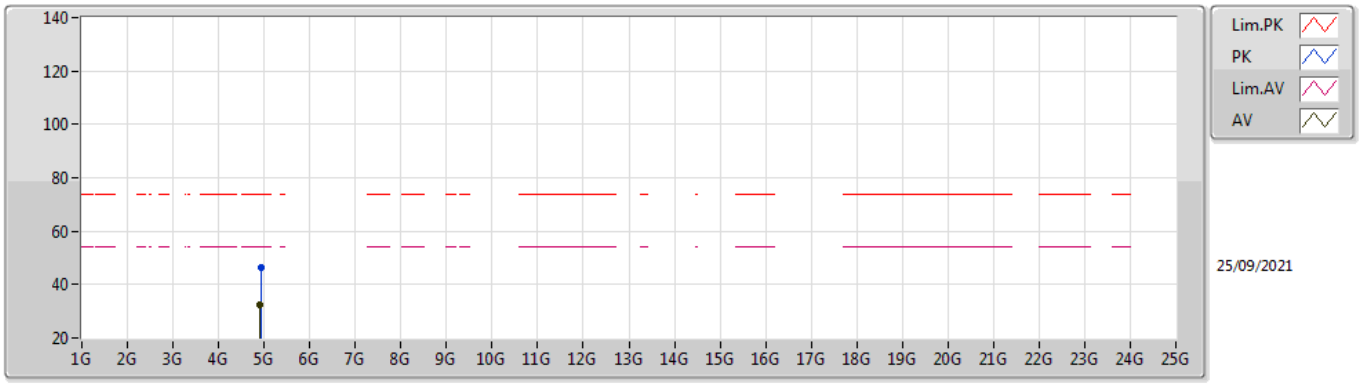

EUT Z_4TX
Setting 87
01-A-K-5

Type	Freq	Level	Limit	Margin	Raw	Dist	Condition	Azimuth	Height	Comment	AF	CL	PA
	(Hz)	(dBuV/m)	(dBuV/m)	(dB)	(dBuV)	(m)		(°)	(m)		(dB)	(dB)	(dB)
PK	4.92264G	46.44	74.00	-27.56	41.71	3	Vertical	72	2.81	-	32.64	5.06	32.97
AV	4.9192G	32.19	54.00	-21.81	27.48	3	Vertical	72	2.81	-	32.62	5.06	32.97

802.11ax HEW20_Nss4,(MCS0)_4TX

2462MHz_TX

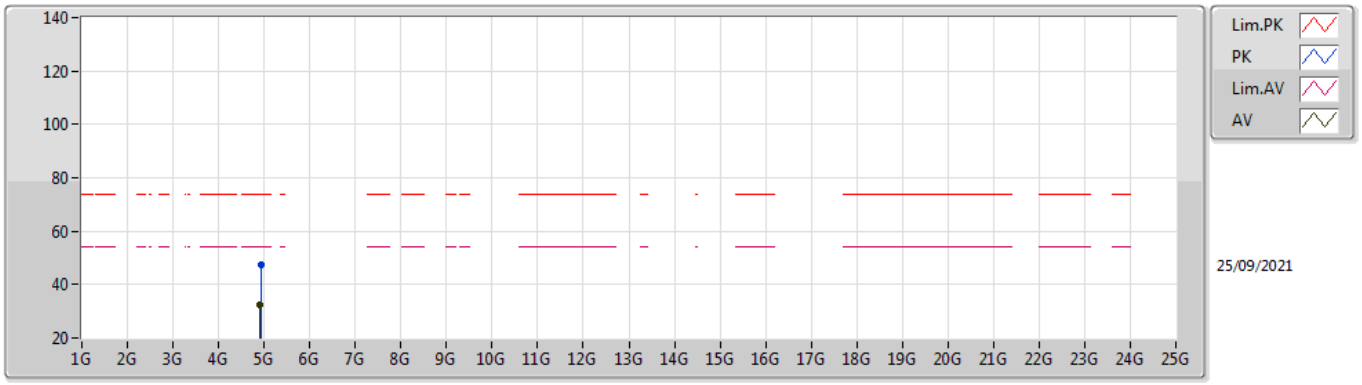

EUT Z_4TX
Setting 87
01-A-K-5

Type	Freq	Level	Limit	Margin	Raw	Dist	Condition	Azimuth	Height	Comment	AF	CL	PA
	(Hz)	(dBuV/m)	(dBuV/m)	(dB)	(dBuV)	(m)		(°)	(m)		(dB)	(dB)	(dB)
PK	4.92878G	47.48	74.00	-26.52	42.72	3	Horizontal	161	2.87	-	32.67	5.06	32.97
AV	4.91926G	32.19	54.00	-21.81	27.48	3	Horizontal	161	2.87	-	32.62	5.06	32.97

802.11ax HEW40_Nss4,(MCS0)_4TX

2422MHz_TX

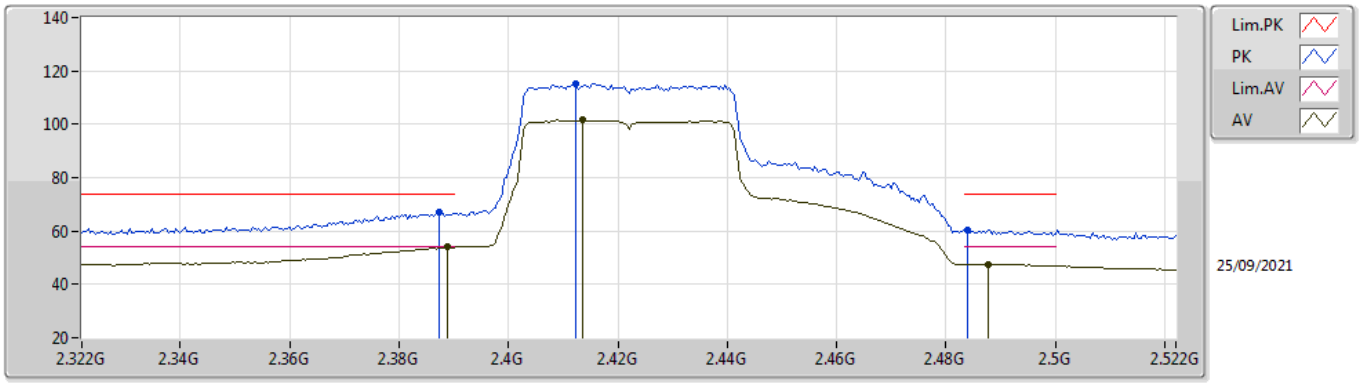

EUT Z_4TX
Setting 76
01-A-K-5

Type	Freq	Level	Limit	Margin	Raw	Dist	Condition	Azimuth	Height	Comment	AF	CL	PA
	(Hz)	(dBuV/m)	(dBuV/m)	(dB)	(dBuV)	(m)		(°)	(m)		(dB)	(dB)	(dB)
PK	2.3872G	66.97	74.00	-7.03	37.41	3	Vertical	170	1.80	-	27.37	2.19	-
AV	2.3888G	53.90	54.00	-0.10	24.33	3	Vertical	170	1.80	-	27.38	2.19	-
PK	2.4124G	115.18	Inf	-Inf	85.55	3	Vertical	170	1.80	-	27.42	2.21	-
AV	2.4136G	101.67	Inf	-Inf	72.03	3	Vertical	170	1.80	-	27.43	2.21	-
PK	2.484G	60.47	74.00	-13.53	30.49	3	Vertical	170	1.80	-	27.70	2.28	-
AV	2.4876G	47.61	54.00	-6.39	17.59	3	Vertical	170	1.80	-	27.73	2.29	-

802.11ax HEW40_Nss4,(MCS0)_4TX

2422MHz_TX

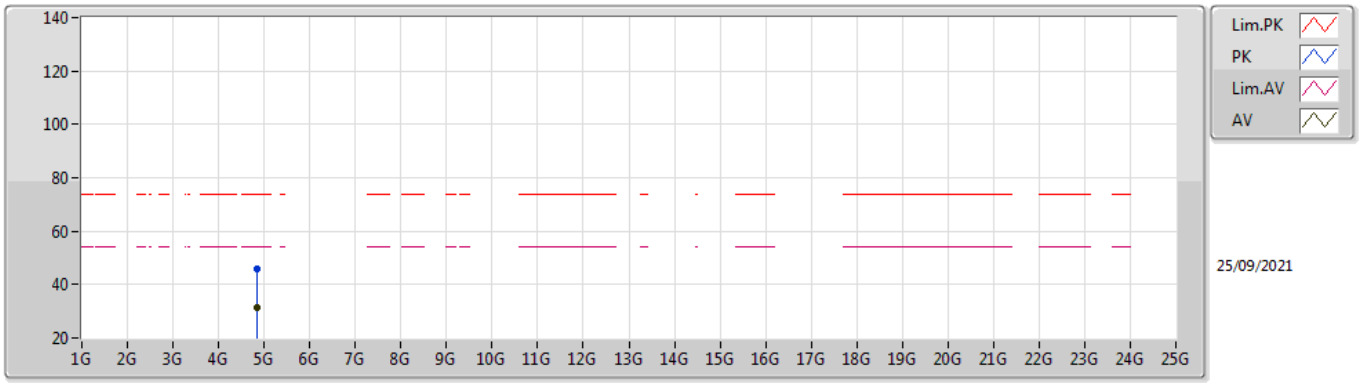

EUT Z_4TX
Setting 76
01-A-K-5

Type	Freq	Level	Limit	Margin	Raw	Dist	Condition	Azimuth	Height	Comment	AF	CL	PA
	(Hz)	(dBuV/m)	(dBuV/m)	(dB)	(dBuV)	(m)		(°)	(m)		(dB)	(dB)	(dB)
PK	4.83918G	46.12	74.00	-27.88	41.74	3	Vertical	71	2.74	-	32.34	5.02	32.98
AV	4.84878G	31.63	54.00	-22.37	27.20	3	Vertical	71	2.74	-	32.39	5.02	32.98

802.11ax HEW40_Nss4,(MCS0)_4TX

2422MHz_TX

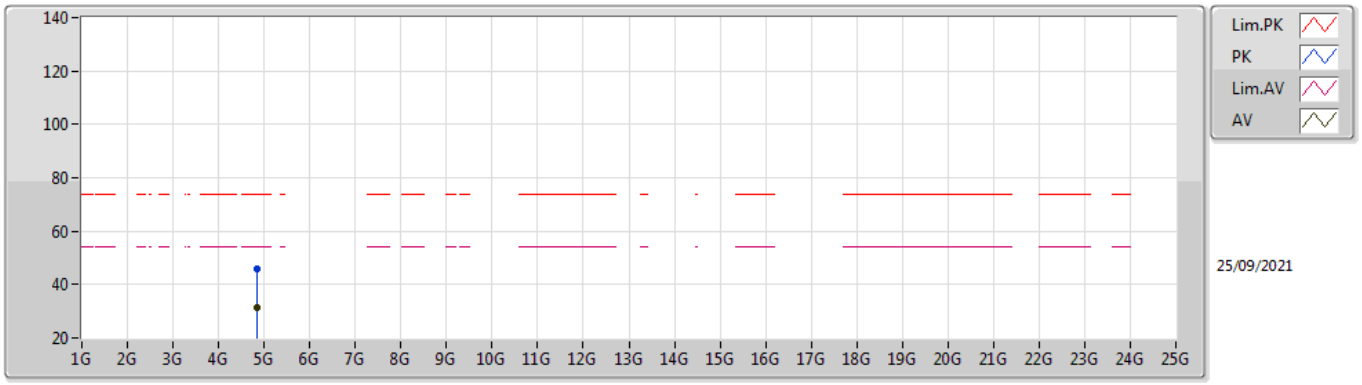

EUT Z_4TX
Setting 76
01-A-K-5

Type	Freq	Level	Limit	Margin	Raw	Dist	Condition	Azimuth	Height	Comment	AF	CL	PA
	(Hz)	(dBuV/m)	(dBuV/m)	(dB)	(dBuV)	(m)		(°)	(m)		(dB)	(dB)	(dB)
PK	4.84898G	45.96	74.00	-28.04	41.53	3	Horizontal	313	1.13	-	32.39	5.02	32.98
AV	4.84802G	31.57	54.00	-22.43	27.14	3	Horizontal	313	1.13	-	32.39	5.02	32.98

802.11ax HEW40_Nss4,(MCS0)_4TX

2437MHz_TX

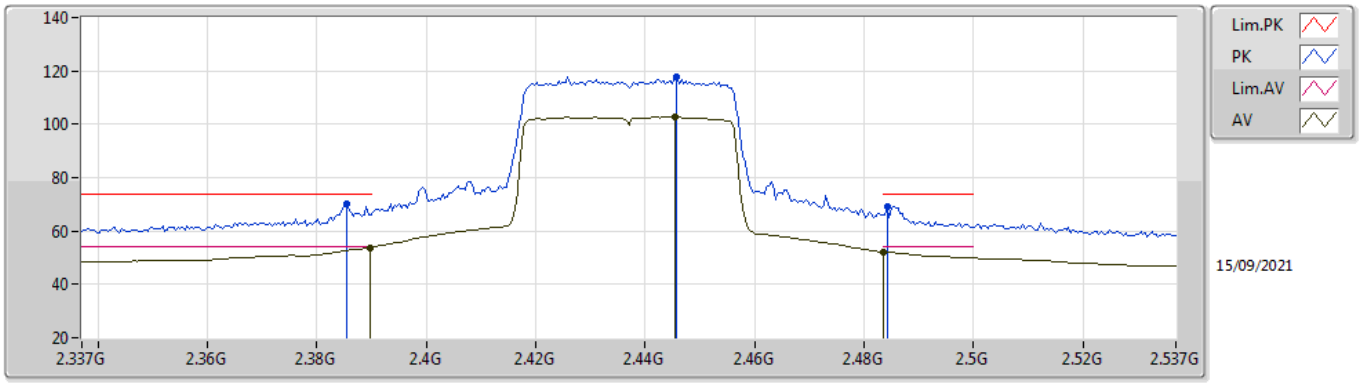

EUT Z_4TX
Setting 79
06-F-S-5

Type	Freq	Level	Limit	Margin	Raw	Dist	Condition	Azimuth	Height	Comment	AF	CL	PA
	(Hz)	(dBuV/m)	(dBuV/m)	(dB)	(dBuV)	(m)		(°)	(m)		(dB)	(dB)	(dB)
PK	2.3854G	70.04	74.00	-3.96	39.45	3	Vertical	165	1.80	-	27.52	3.07	-
AV	2.3898G	53.75	54.00	-0.25	23.19	3	Vertical	165	1.80	-	27.48	3.08	-
PK	2.4458G	117.66	Inf	-Inf	87.29	3	Vertical	165	1.80	-	27.22	3.15	-
AV	2.4454G	102.78	Inf	-Inf	72.41	3	Vertical	165	1.80	-	27.22	3.15	-
PK	2.4842G	69.37	74.00	-4.63	38.92	3	Vertical	165	1.80	-	27.27	3.18	-
AV	2.4835G	52.14	54.00	-1.86	21.69	3	Vertical	165	1.80	-	27.27	3.18	-

802.11ax HEW40_Nss4,(MCS0)_4TX

2437MHz_TX

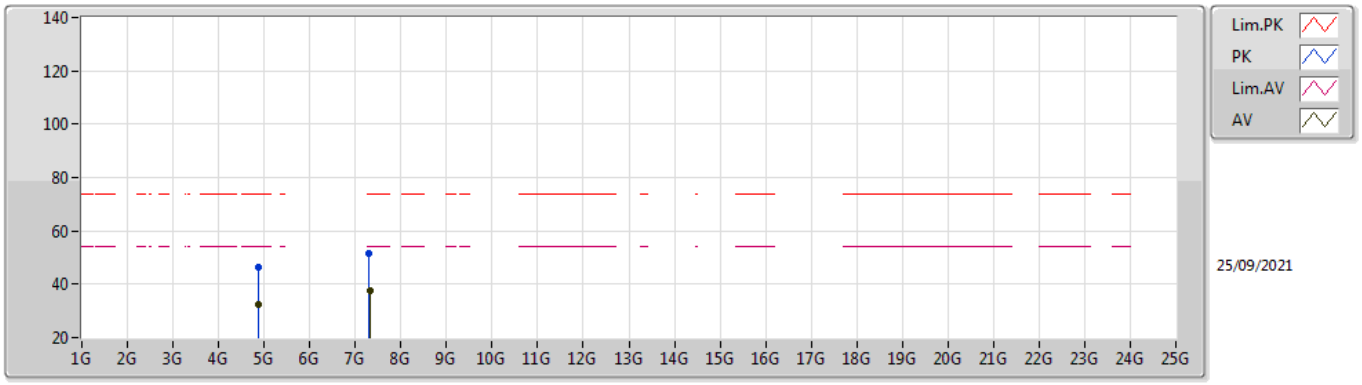

EUT Z_4TX
Setting 79
01-A-K-5

Type	Freq	Level	Limit	Margin	Raw	Dist	Condition	Azimuth	Height	Comment	AF	CL	PA
	(Hz)	(dBuV/m)	(dBuV/m)	(dB)	(dBuV)	(m)		(°)	(m)		(dB)	(dB)	(dB)
PK	4.87882G	46.37	74.00	-27.63	41.85	3	Vertical	181	1.06	-	32.46	5.04	32.98
AV	4.87886G	32.25	54.00	-21.75	27.73	3	Vertical	181	1.06	-	32.46	5.04	32.98
PK	7.30774G	51.71	74.00	-22.29	41.35	3	Vertical	196	2.04	-	37.13	6.31	33.08
AV	7.31036G	37.45	54.00	-16.55	27.08	3	Vertical	196	2.04	-	37.14	6.31	33.08

802.11ax HEW40_Nss4,(MCS0)_4TX

2437MHz_TX

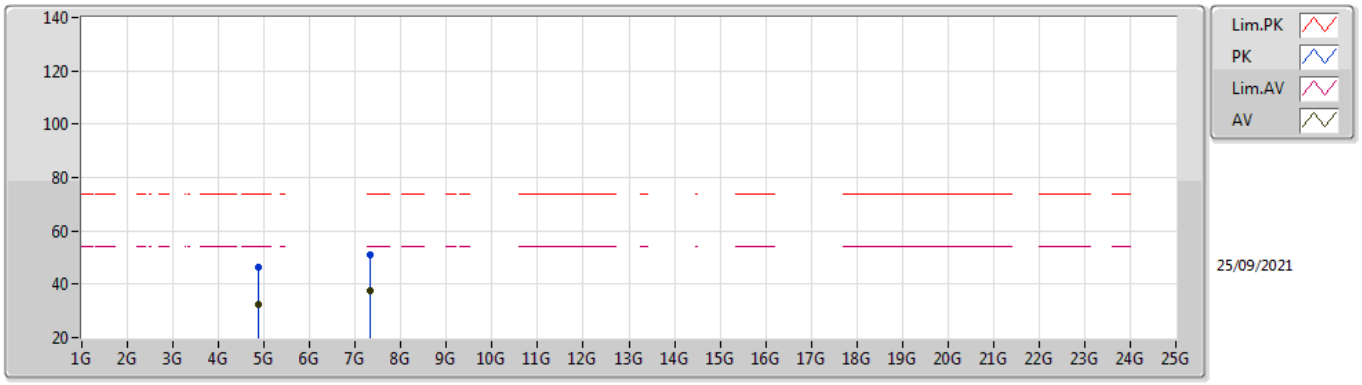

EUT Z_4TX
Setting 79
01-A-K-5

Type	Freq	Level	Limit	Margin	Raw	Dist	Condition	Azimuth	Height	Comment	AF	CL	PA
	(Hz)	(dBuV/m)	(dBuV/m)	(dB)	(dBuV)	(m)		(°)	(m)		(dB)	(dB)	(dB)
PK	4.87814G	46.26	74.00	-27.74	41.74	3	Horizontal	360	2.37	-	32.46	5.04	32.98
AV	4.87716G	32.22	54.00	-21.78	27.71	3	Horizontal	360	2.37	-	32.45	5.04	32.98
PK	7.3117G	51.27	74.00	-22.73	40.89	3	Horizontal	73	2.66	-	37.15	6.31	33.08
AV	7.31036G	37.39	54.00	-16.61	27.02	3	Horizontal	73	2.66	-	37.14	6.31	33.08

802.11ax HEW40_Nss4,(MCS0)_4TX

2452MHz_TX

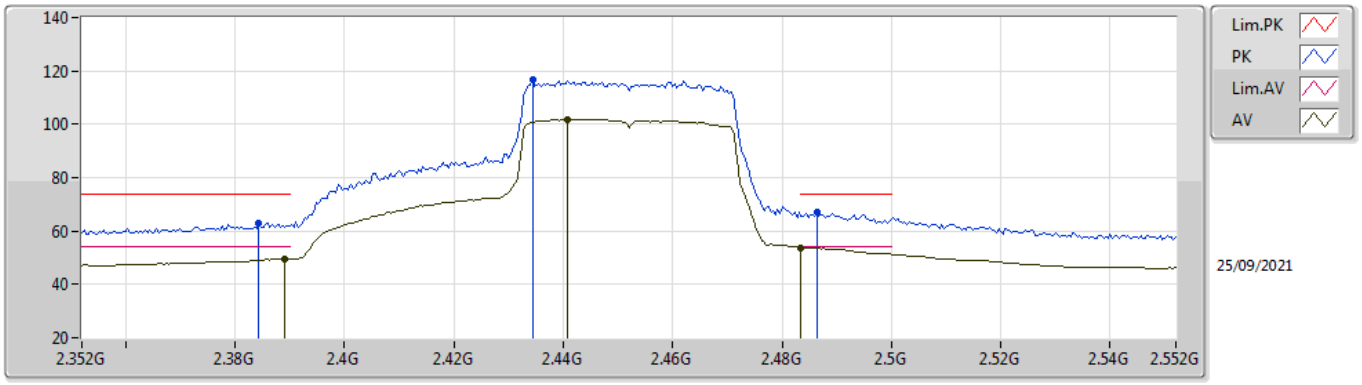

EUT Z_4TX
Setting 79
01-A-K-5

Type	Freq	Level	Limit	Margin	Raw	Dist	Condition	Azimuth	Height	Comment	AF	CL	PA
	(Hz)	(dBuV/m)	(dBuV/m)	(dB)	(dBuV)	(m)		(°)	(m)		(dB)	(dB)	(dB)
PK	2.3844G	62.85	74.00	-11.15	33.30	3	Vertical	167	1.80	-	27.37	2.18	-
AV	2.3892G	49.46	54.00	-4.54	19.89	3	Vertical	167	1.80	-	27.38	2.19	-
PK	2.4344G	116.52	Inf	-Inf	86.82	3	Vertical	167	1.80	-	27.47	2.23	-
AV	2.4408G	101.96	Inf	-Inf	72.24	3	Vertical	167	1.80	-	27.48	2.24	-
PK	2.4864G	66.84	74.00	-7.16	36.83	3	Vertical	167	1.80	-	27.72	2.29	-
AV	2.4835G	53.77	54.00	-0.23	23.79	3	Vertical	167	1.80	-	27.70	2.28	-

802.11ax HEW40_Nss4,(MCS0)_4TX

2452MHz_TX

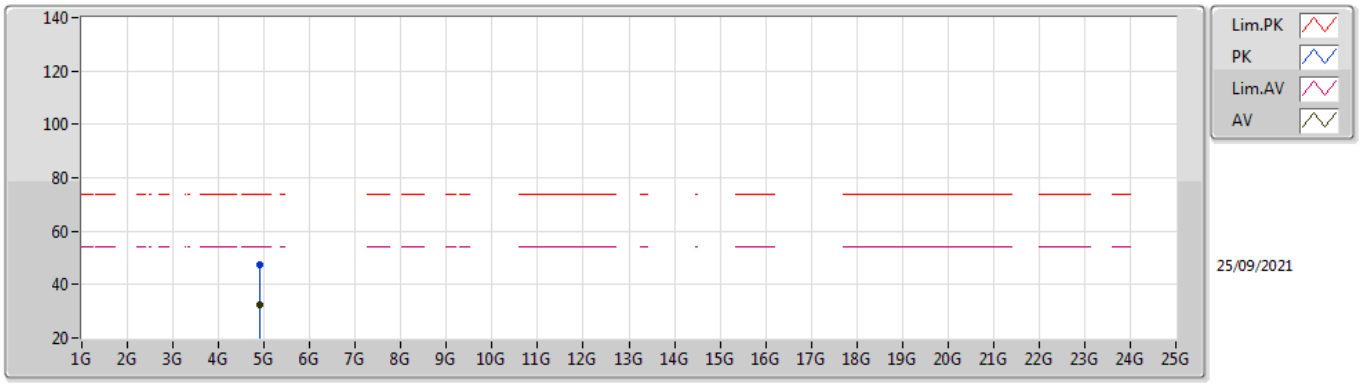

EUT Z_4TX
Setting 79
01-A-K-5

Type	Freq	Level	Limit	Margin	Raw	Dist	Condition	Azimuth	Height	Comment	AF	CL	PA
	(Hz)	(dBuV/m)	(dBuV/m)	(dB)	(dBuV)	(m)		(°)	(m)		(dB)	(dB)	(dB)
PK	4.90858G	47.16	74.00	-26.84	42.53	3	Vertical	93	1.30	-	32.55	5.05	32.97
AV	4.9031G	32.43	54.00	-21.57	27.83	3	Vertical	93	1.30	-	32.52	5.05	32.97

802.11ax HEW40_Nss4,(MCS0)_4TX

2452MHz_TX

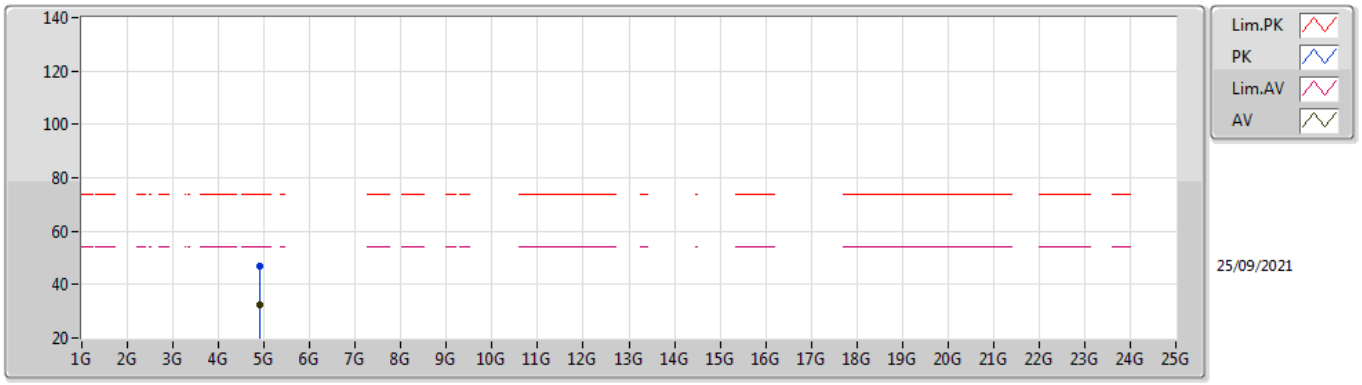

EUT Z_4TX
Setting 79
01-A-K-5

Type	Freq	Level	Limit	Margin	Raw	Dist	Condition	Azimuth	Height	Comment	AF	CL	PA
	(Hz)	(dBuV/m)	(dBuV/m)	(dB)	(dBuV)	(m)		(°)	(m)		(dB)	(dB)	(dB)
PK	4.9036G	46.85	74.00	-27.15	42.25	3	Horizontal	329	1.83	-	32.52	5.05	32.97
AV	4.90318G	32.42	54.00	-21.58	27.82	3	Horizontal	329	1.83	-	32.52	5.05	32.97

For 4T1S beamforming mode
Summary

Mode	Result	Type	Freq (Hz)	Level (dBuV/m)	Limit (dBuV/m)	Margin (dB)	Dist (m)	Condition	Azimuth (°)	Height (m)	Comments
2.4-2.4835GHz	-	-	-	-	-	-	-	-	-	-	-
802.11ax HEW40-BF_Nss1,(MCS0)_4TX	Pass	AV	2.3896G	53.96	54.00	-0.04	3	Vertical	110	1.85	-

802.11ax HEW20-BF_Nss1,(MCS0)_4TX

2412MHz_TX

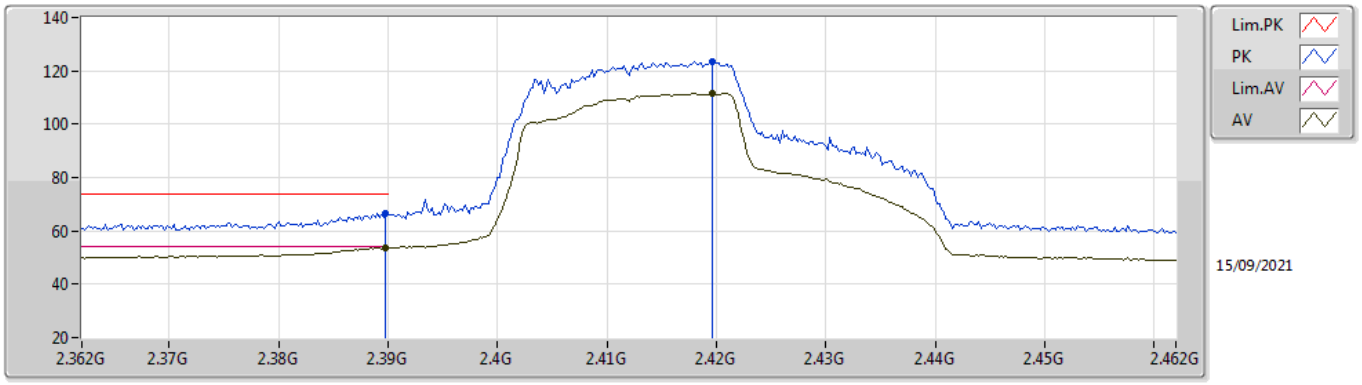

EUT Z_4TX
Setting 85
02-B-S-8

Type	Freq	Level	Limit	Margin	Raw	Dist	Condition	Azimuth	Height	Comment	AF	CL	PA
	(Hz)	(dBuV/m)	(dBuV/m)	(dB)	(dBuV)	(m)		(°)	(m)		(dB)	(dB)	(dB)
PK	2.3898G	66.70	74.00	-7.30	36.14	3	Vertical	258	2.55	-	27.48	3.08	-
AV	2.3898G	53.84	54.00	-0.16	23.28	3	Vertical	258	2.55	-	27.48	3.08	-
PK	2.4196G	123.66	Inf	-Inf	93.22	3	Vertical	258	2.55	-	27.32	3.12	-
AV	2.4196G	111.59	Inf	-Inf	81.15	3	Vertical	258	2.55	-	27.32	3.12	-

802.11ax HEW20-BF_Nss1,(MCS0)_4TX

2412MHz_TX

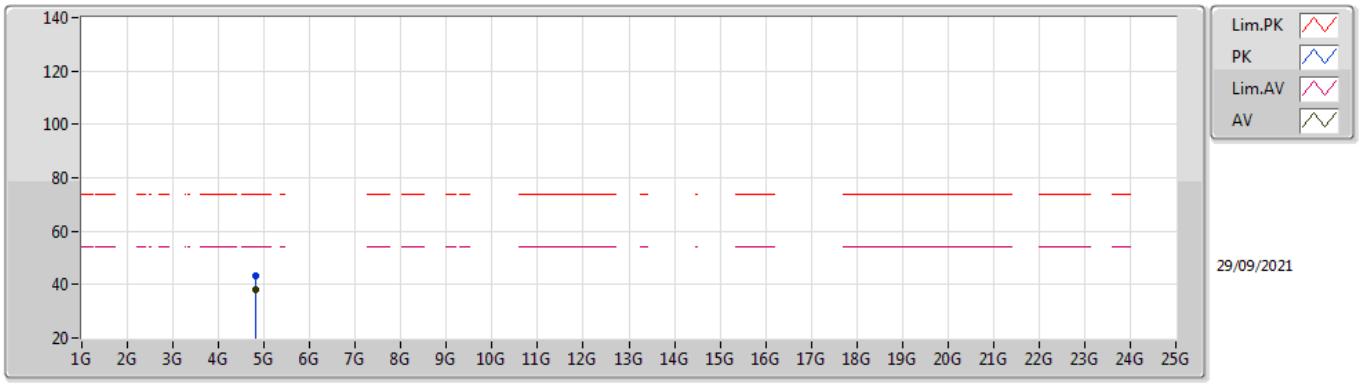

EUT Z_4TX
Setting 85
02-B-S-8

Type	Freq	Level	Limit	Margin	Raw	Dist	Condition	Azimuth	Height	Comment	AF	CL	PA
	(Hz)	(dBuV/m)	(dBuV/m)	(dB)	(dBuV)	(m)		(°)	(m)		(dB)	(dB)	(dB)
PK	4.8215G	43.34	74.00	-30.66	38.07	3	Vertical	49	2.29	-	32.79	4.70	32.22
AV	4.8242G	38.25	54.00	-15.75	32.97	3	Vertical	49	2.29	-	32.80	4.70	32.22

802.11ax HEW20-BF_Nss1,(MCS0)_4TX

2412MHz_TX

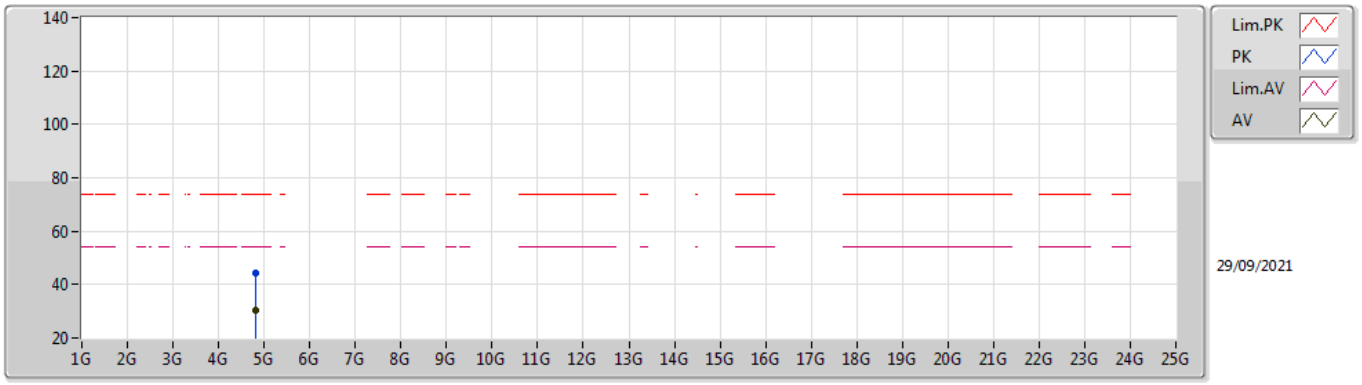

EUT Z_4TX
Setting 85
02-B-S-8

Type	Freq	Level	Limit	Margin	Raw	Dist	Condition	Azimuth	Height	Comment	AF	CL	PA
	(Hz)	(dBuV/m)	(dBuV/m)	(dB)	(dBuV)	(m)		(°)	(m)		(dB)	(dB)	(dB)
PK	4.82524G	44.13	74.00	-29.87	38.85	3	Horizontal	47	2.36	-	32.80	4.70	32.22
AV	4.82466G	30.27	54.00	-23.73	24.99	3	Horizontal	47	2.36	-	32.80	4.70	32.22

802.11ax HEW20-BF_Nss1,(MCS0)_4TX

2417MHz_TX

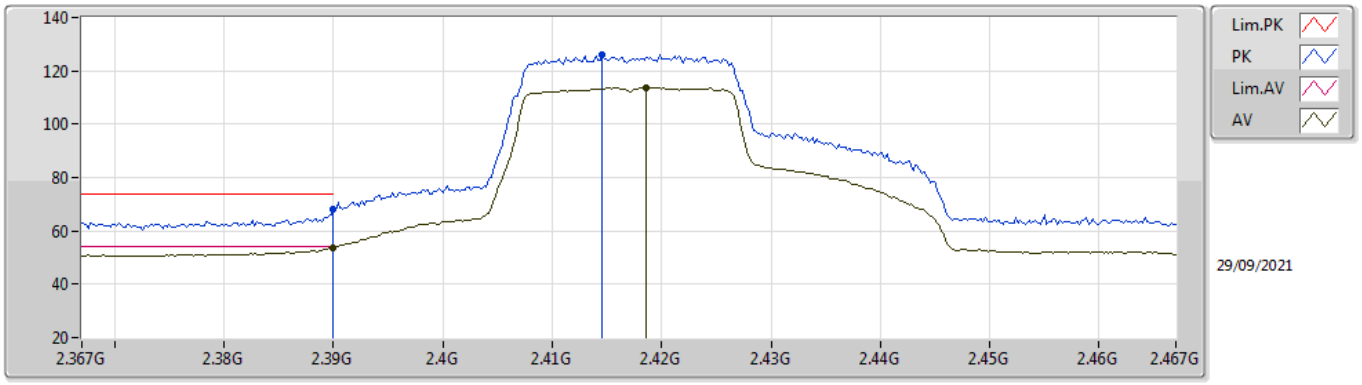

EUT Z_4TX
Setting 88
02-B-S-8

Type	Freq	Level	Limit	Margin	Raw	Dist	Condition	Azimuth	Height	Comment	AF	CL	PA
	(Hz)	(dBuV/m)	(dBuV/m)	(dB)	(dBuV)	(m)		(°)	(m)		(dB)	(dB)	(dB)
PK	2.39G	68.10	74.00	-5.90	37.31	3	Vertical	164	2.47	-	28.38	2.41	-
AV	2.39G	53.79	54.00	-0.21	23.00	3	Vertical	164	2.47	-	28.38	2.41	-
PK	2.4146G	126.07	Inf	-Inf	95.26	3	Vertical	164	2.47	-	28.40	2.41	-
AV	2.4186G	113.79	Inf	-Inf	82.98	3	Vertical	164	2.47	-	28.40	2.41	-

802.11ax HEW20-BF_Nss1,(MCS0)_4TX

2437MHz_TX

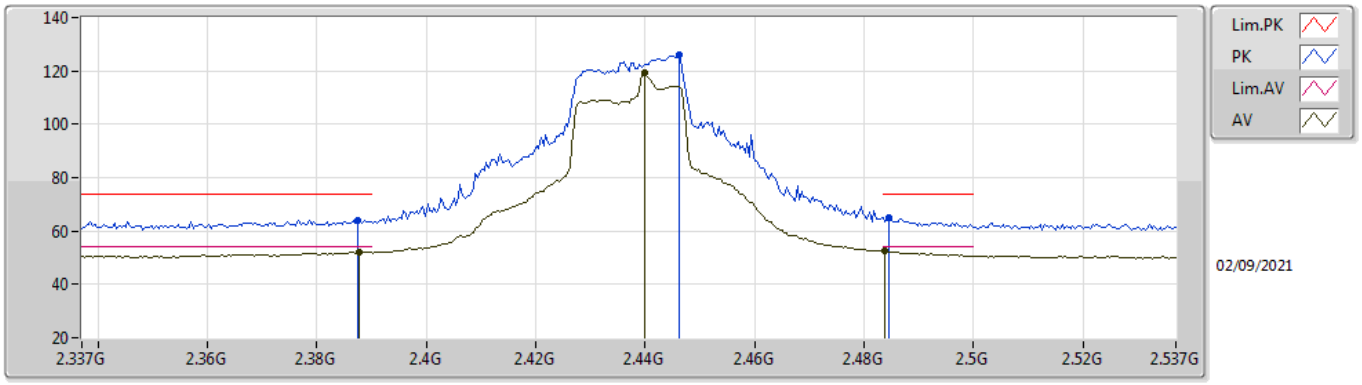

EUT Z_4TX
Setting 100
02-B-S-8

Type	Freq	Level	Limit	Margin	Raw	Dist	Condition	Azimuth	Height	Comment	AF	CL	PA
	(Hz)	(dBuV/m)	(dBuV/m)	(dB)	(dBuV)	(m)		(°)	(m)		(dB)	(dB)	(dB)
PK	2.3874G	64.05	74.00	-9.95	33.27	3	Vertical	30	1.80	-	28.37	2.41	-
AV	2.3878G	52.07	54.00	-1.93	21.28	3	Vertical	30	1.80	-	28.38	2.41	-
PK	2.4462G	126.23	Inf	-Inf	95.41	3	Vertical	30	1.80	-	28.40	2.42	-
AV	2.4398G	119.52	Inf	-Inf	88.70	3	Vertical	30	1.80	-	28.40	2.42	-
PK	2.4846G	65.08	74.00	-8.92	34.10	3	Vertical	30	1.80	-	28.54	2.44	-
AV	2.4838G	52.37	54.00	-1.63	21.39	3	Vertical	30	1.80	-	28.54	2.44	-

802.11ax HEW20-BF_Nss1,(MCS0)_4TX

2437MHz_TX

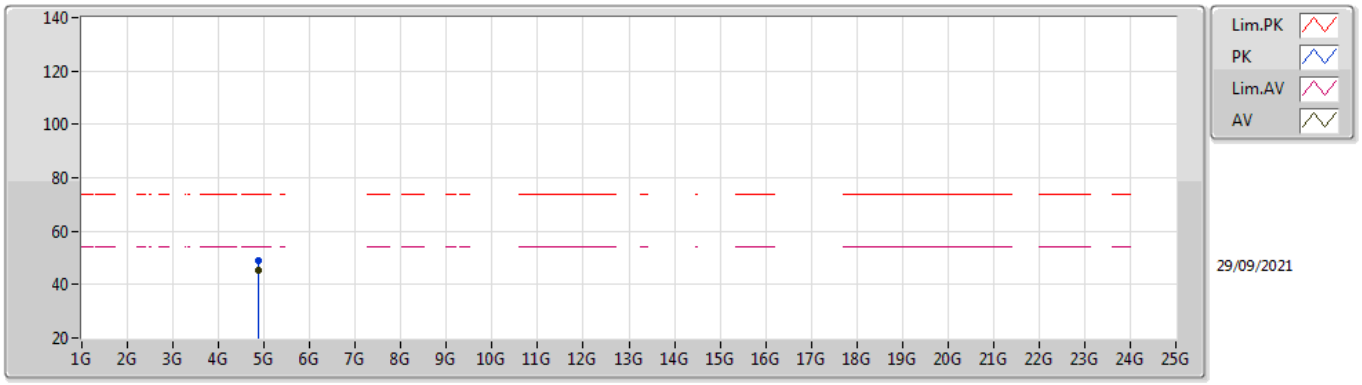

EUT Z_4TX
Setting 100
02-B-S-8

Type	Freq	Level	Limit	Margin	Raw	Dist	Condition	Azimuth	Height	Comment	AF	CL	PA
	(Hz)	(dBuV/m)	(dBuV/m)	(dB)	(dBuV)	(m)		(°)	(m)		(dB)	(dB)	(dB)
PK	4.87401G	49.21	74.00	-24.79	43.77	3	Vertical	88	1.69	-	32.95	4.70	32.21
AV	4.87397G	45.09	54.00	-8.91	39.65	3	Vertical	88	1.69	-	32.95	4.70	32.21

802.11ax HEW20-BF_Nss1,(MCS0)_4TX

2437MHz_TX

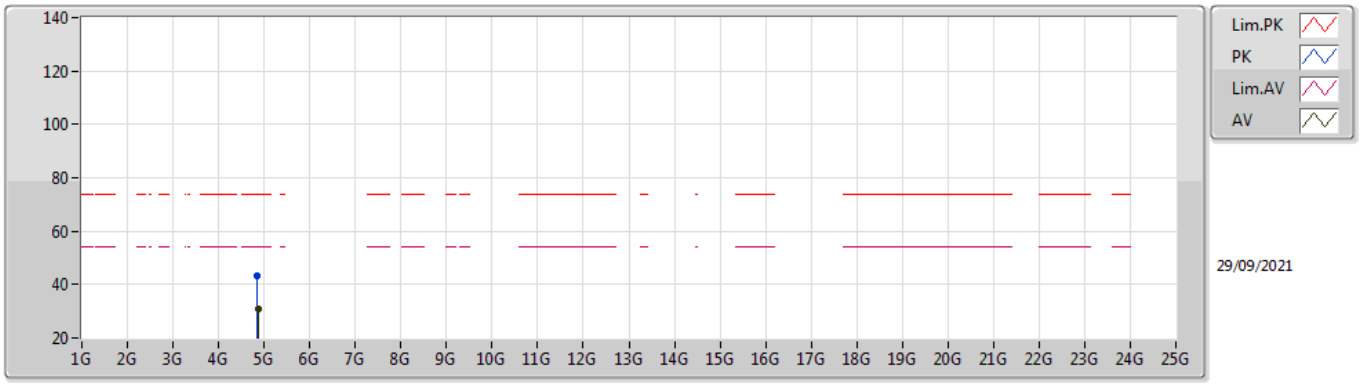

EUT Z_4TX
Setting 100
02-B-S-8

Type	Freq	Level	Limit	Margin	Raw	Dist	Condition	Azimuth	Height	Comment	AF	CL	PA
	(Hz)	(dBuV/m)	(dBuV/m)	(dB)	(dBuV)	(m)		(°)	(m)		(dB)	(dB)	(dB)
PK	4.8356G	43.47	74.00	-30.53	38.15	3	Horizontal	55	1.80	-	32.84	4.70	32.22
AV	4.8644G	30.88	54.00	-23.12	25.46	3	Horizontal	55	1.80	-	32.93	4.70	32.21

802.11ax HEW20-BF_Nss1,(MCS0)_4TX

2457MHz_TX

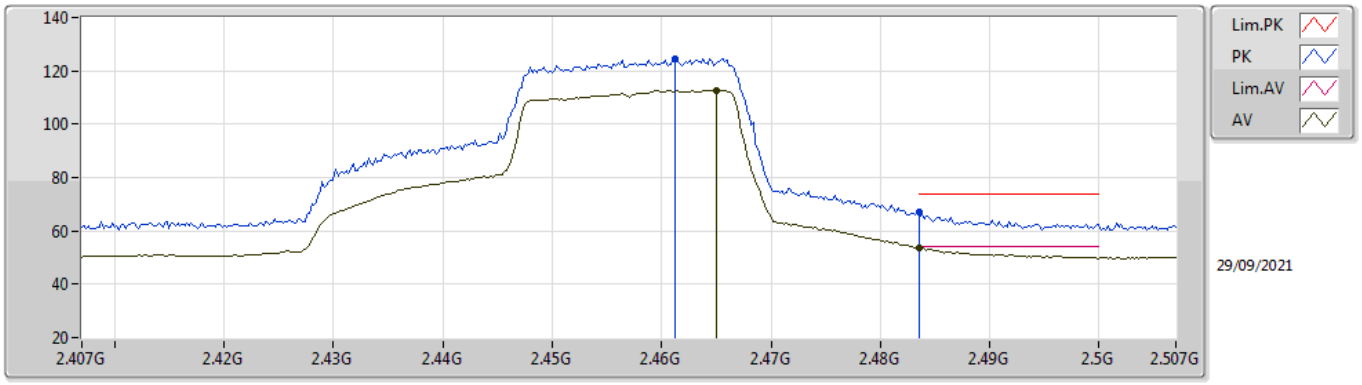

EUT Z_4TX
Setting 84
02-B-S-8

Type	Freq	Level	Limit	Margin	Raw	Dist	Condition	Azimuth	Height	Comment	AF	CL	PA
	(Hz)	(dBuV/m)	(dBuV/m)	(dB)	(dBuV)	(m)		(°)	(m)		(dB)	(dB)	(dB)
PK	2.4612G	124.69	Inf	-Inf	93.82	3	Vertical	187	1.80	-	28.44	2.43	-
AV	2.465G	112.83	Inf	-Inf	81.94	3	Vertical	187	1.80	-	28.46	2.43	-
PK	2.4835G	67.20	74.00	-6.80	36.23	3	Vertical	187	1.80	-	28.53	2.44	-
AV	2.4835G	53.69	54.00	-0.31	22.72	3	Vertical	187	1.80	-	28.53	2.44	-

802.11ax HEW20-BF_Nss1,(MCS0)_4TX

2462MHz_TX

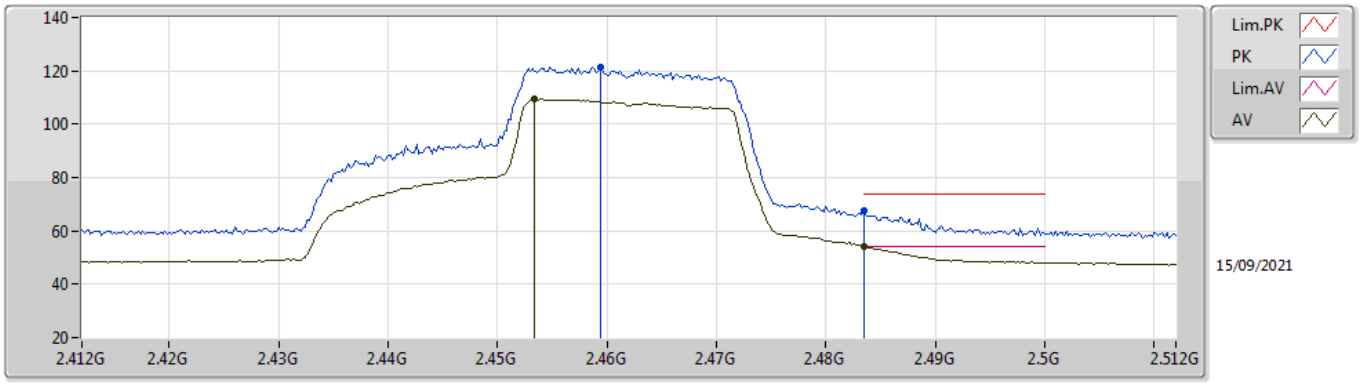

EUT Z_4TX
Setting 75
02-B-S-8

Type	Freq	Level	Limit	Margin	Raw	Dist	Condition	Azimuth	Height	Comment	AF	CL	PA
	(Hz)	(dBuV/m)	(dBuV/m)	(dB)	(dBuV)	(m)		(°)	(m)		(dB)	(dB)	(dB)
PK	2.4594G	121.38	Inf	-Inf	91.00	3	Vertical	189.3	1.86	-	27.22	3.16	-
AV	2.4534G	109.36	Inf	-Inf	79.00	3	Vertical	189.3	1.86	-	27.21	3.15	-
PK	2.4835G	67.38	74.00	-6.62	36.93	3	Vertical	189.3	1.86	-	27.27	3.18	-
AV	2.4835G	53.92	54.00	-0.08	23.47	3	Vertical	189.3	1.86	-	27.27	3.18	-

802.11ax HEW20-BF_Nss1,(MCS0)_4TX

2462MHz_TX

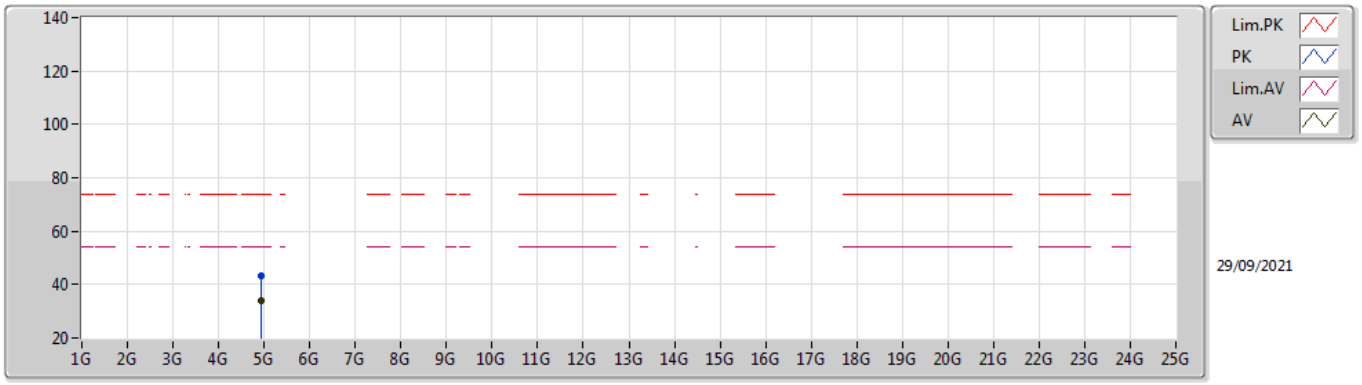

EUT Z_4TX
Setting 75
02-B-S-8

Type	Freq	Level	Limit	Margin	Raw	Dist	Condition	Azimuth	Height	Comment	AF	CL	PA
	(Hz)	(dBuV/m)	(dBuV/m)	(dB)	(dBuV)	(m)		(°)	(m)		(dB)	(dB)	(dB)
PK	4.92898G	43.49	74.00	-30.51	37.81	3	Vertical	160	1.82	-	33.17	4.70	32.19
AV	4.92726G	34.17	54.00	-19.83	28.50	3	Vertical	160	1.82	-	33.16	4.70	32.19

802.11ax HEW20-BF_Nss1,(MCS0)_4TX

2462MHz_TX

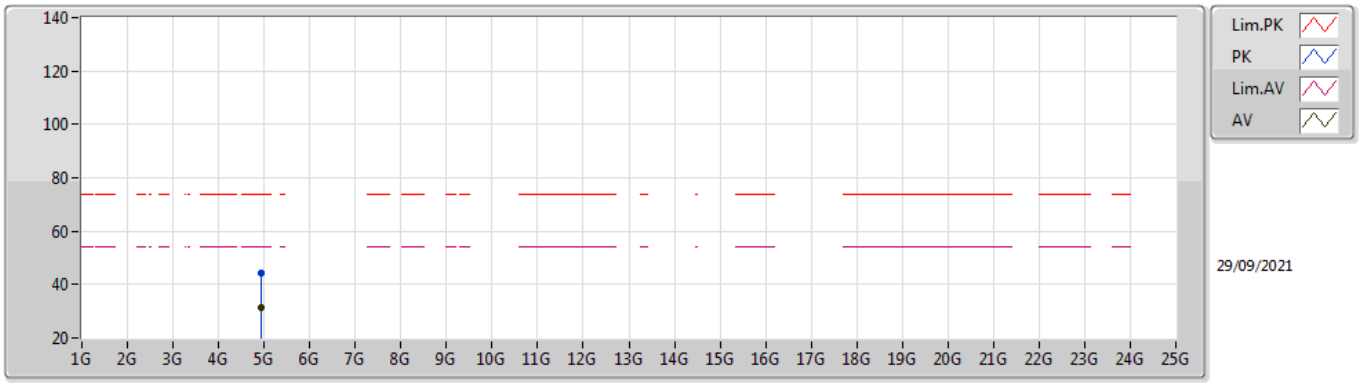

EUT Z_4TX
Setting 75
02-B-S-8

Type	Freq	Level	Limit	Margin	Raw	Dist	Condition	Azimuth	Height	Comment	AF	CL	PA
	(Hz)	(dBuV/m)	(dBuV/m)	(dB)	(dBuV)	(m)		(°)	(m)		(dB)	(dB)	(dB)
PK	4.92302G	44.41	74.00	-29.59	38.76	3	Horizontal	301	1.41	-	33.14	4.70	32.19
AV	4.92406G	31.51	54.00	-22.49	25.86	3	Horizontal	301	1.41	-	33.14	4.70	32.19

802.11ax HEW40-BF_Nss1,(MCS0)_4TX

2422MHz_TX

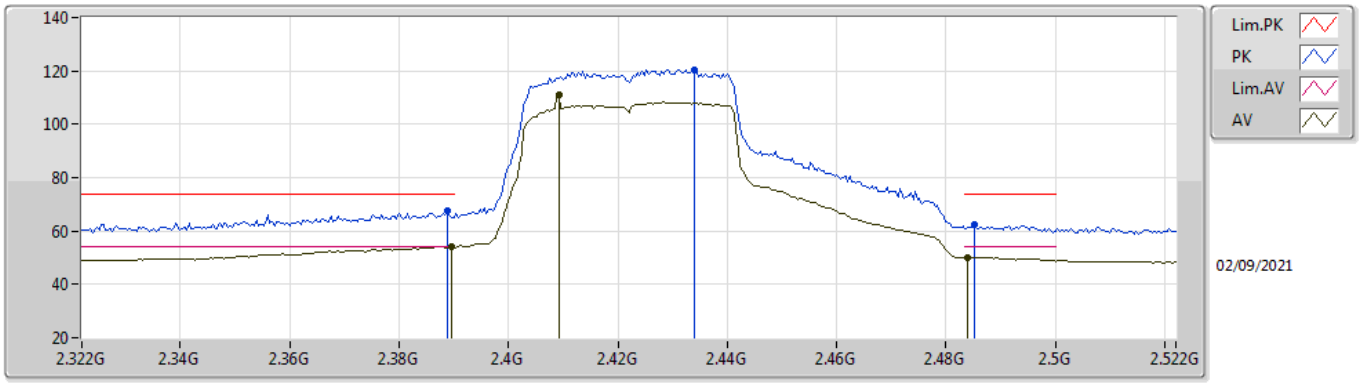

EUT Z_4TX
Setting 80
02-B-S-8

Type	Freq	Level	Limit	Margin	Raw	Dist	Condition	Azimuth	Height	Comment	AF	CL	PA
	(Hz)	(dBuV/m)	(dBuV/m)	(dB)	(dBuV)	(m)		(°)	(m)		(dB)	(dB)	(dB)
PK	2.3888G	67.44	74.00	-6.56	36.65	3	Vertical	110	1.85	-	28.38	2.41	-
AV	2.3896G	53.96	54.00	-0.04	23.17	3	Vertical	110	1.85	-	28.38	2.41	-
PK	2.434G	120.59	Inf	-Inf	89.77	3	Vertical	110	1.85	-	28.40	2.42	-
AV	2.4092G	111.26	Inf	-Inf	80.46	3	Vertical	110	1.85	-	28.40	2.40	-
PK	2.4852G	62.51	74.00	-11.49	31.53	3	Vertical	110	1.85	-	28.54	2.44	-
AV	2.484G	50.15	54.00	-3.85	19.17	3	Vertical	110	1.85	-	28.54	2.44	-

802.11ax HEW40-BF_Nss1,(MCS0)_4TX

2422MHz_TX

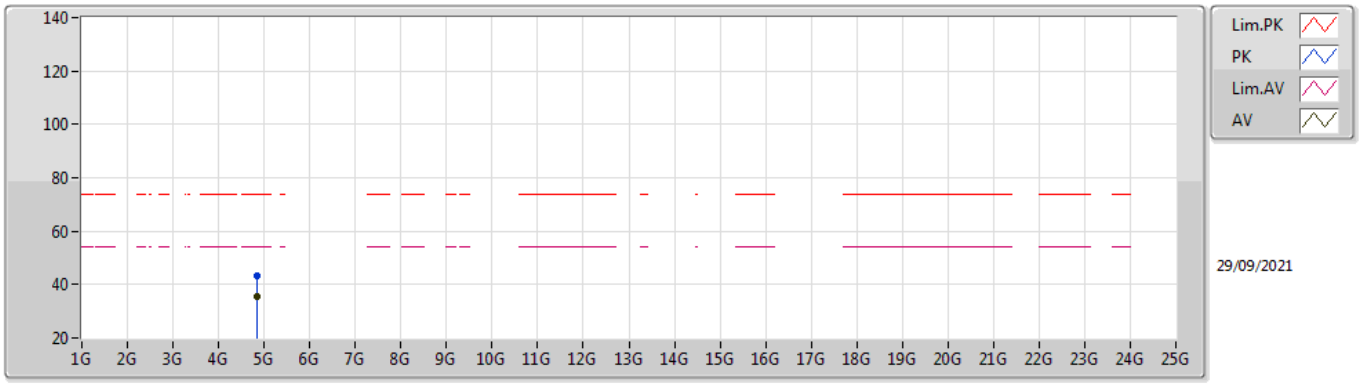

EUT Z_4TX
Setting 80
02-B-S-8

Type	Freq	Level	Limit	Margin	Raw	Dist	Condition	Azimuth	Height	Comment	AF	CL	PA
	(Hz)	(dBuV/m)	(dBuV/m)	(dB)	(dBuV)	(m)		(°)	(m)		(dB)	(dB)	(dB)
PK	4.8446G	43.10	74.00	-30.90	37.74	3	Vertical	44	1.21	-	32.88	4.70	32.22
AV	4.84466G	35.63	54.00	-18.37	30.27	3	Vertical	44	1.21	-	32.88	4.70	32.22

802.11ax HEW40-BF_Nss1,(MCS0)_4TX

2422MHz_TX

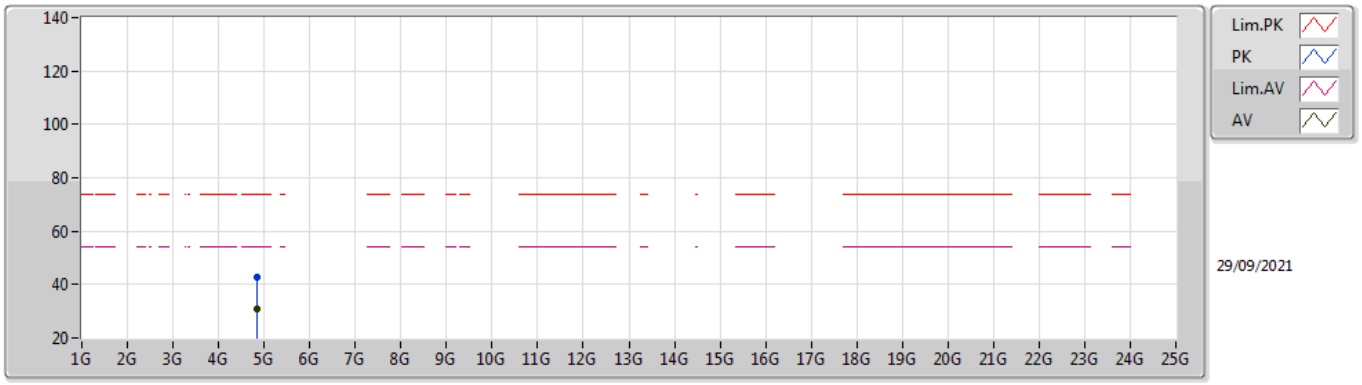

EUT Z_4TX
Setting 80
02-B-S-8

Type	Freq	Level	Limit	Margin	Raw	Dist	Condition	Azimuth	Height	Comment	AF	CL	PA
	(Hz)	(dBuV/m)	(dBuV/m)	(dB)	(dBuV)	(m)		(°)	(m)		(dB)	(dB)	(dB)
PK	4.84394G	42.91	74.00	-31.09	37.55	3	Horizontal	201	1.44	-	32.88	4.70	32.22
AV	4.8434G	30.63	54.00	-23.37	25.28	3	Horizontal	201	1.44	-	32.87	4.70	32.22

802.11ax HEW40-BF_Nss1,(MCS0)_4TX

2437MHz_TX

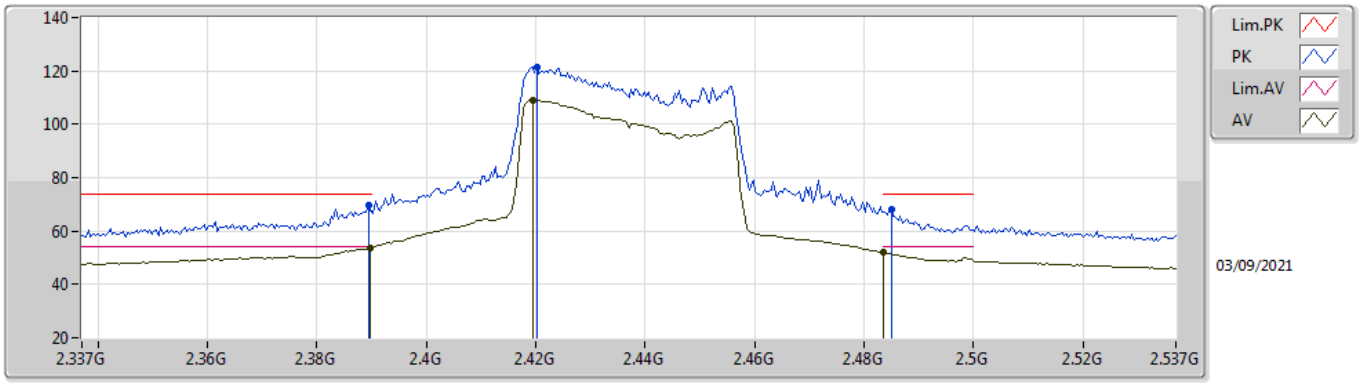

EUT Z_4TX
Setting 80
06-F-B-2

Type	Freq	Level	Limit	Margin	Raw	Dist	Condition	Azimuth	Height	Comment	AF	CL	PA
	(Hz)	(dBuV/m)	(dBuV/m)	(dB)	(dBuV)	(m)		(°)	(m)		(dB)	(dB)	(dB)
PK	2.3894G	69.71	74.00	-4.29	39.15	3	Vertical	101.8	2.05	-	27.48	3.08	-
AV	2.3898G	53.85	54.00	-0.15	23.29	3	Vertical	101.8	2.05	-	27.48	3.08	-
PK	2.4202G	121.43	Inf	-Inf	90.99	3	Vertical	101.8	2.05	-	27.32	3.12	-
AV	2.4194G	109.04	Inf	-Inf	78.60	3	Vertical	101.8	2.05	-	27.32	3.12	-
PK	2.485G	67.86	74.00	-6.14	37.40	3	Vertical	101.8	2.05	-	27.27	3.19	-
AV	2.4835G	52.04	54.00	-1.96	21.59	3	Vertical	101.8	2.05	-	27.27	3.18	-

802.11ax HEW40-BF_Nss1,(MCS0)_4TX

2437MHz_TX

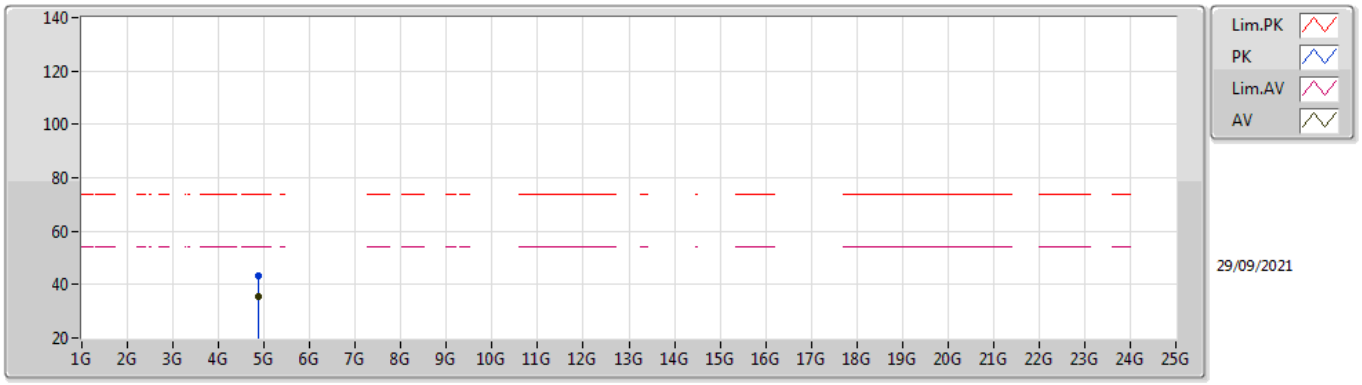

EUT Z_4TX
Setting 80
02-B-S-8

Type	Freq	Level	Limit	Margin	Raw	Dist	Condition	Azimuth	Height	Comment	AF	CL	PA
	(Hz)	(dBuV/m)	(dBuV/m)	(dB)	(dBuV)	(m)		(°)	(m)		(dB)	(dB)	(dB)
PK	4.87714G	43.29	74.00	-30.71	37.84	3	Vertical	321	1.80	-	32.95	4.70	32.20
AV	4.87316G	35.56	54.00	-18.44	30.12	3	Vertical	321	1.80	-	32.95	4.70	32.21

802.11ax HEW40-BF_Nss1,(MCS0)_4TX

2437MHz_TX

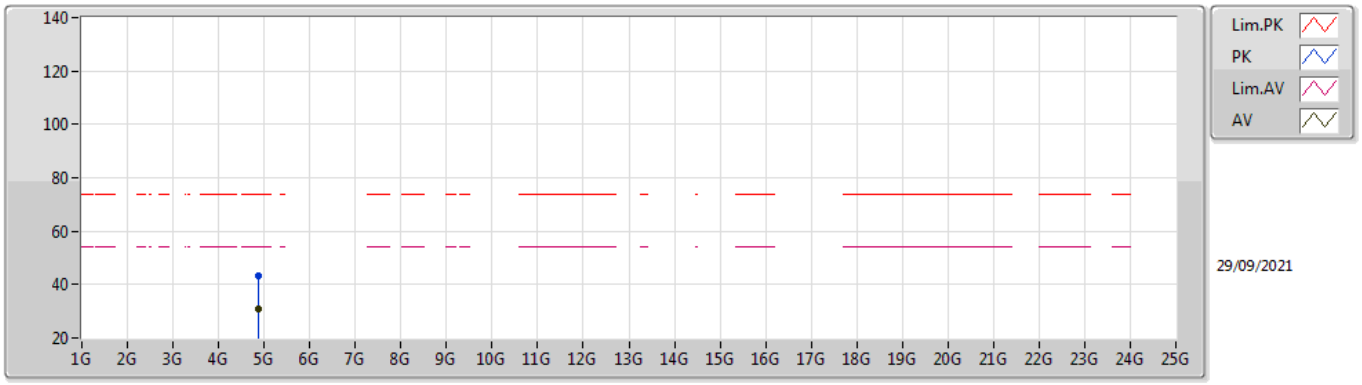

EUT Z_4TX
Setting 80
02-B-S-8

Type	Freq	Level	Limit	Margin	Raw	Dist	Condition	Azimuth	Height	Comment	AF	CL	PA
	(Hz)	(dBuV/m)	(dBuV/m)	(dB)	(dBuV)	(m)		(°)	(m)		(dB)	(dB)	(dB)
PK	4.87444G	43.39	74.00	-30.61	37.95	3	Horizontal	261	2.62	-	32.95	4.70	32.21
AV	4.8733G	30.68	54.00	-24.32	24.24	3	Horizontal	261	2.62	-	32.95	4.70	32.21

802.11ax HEW40-BF_Nss1,(MCS0)_4TX

2452MHz_TX

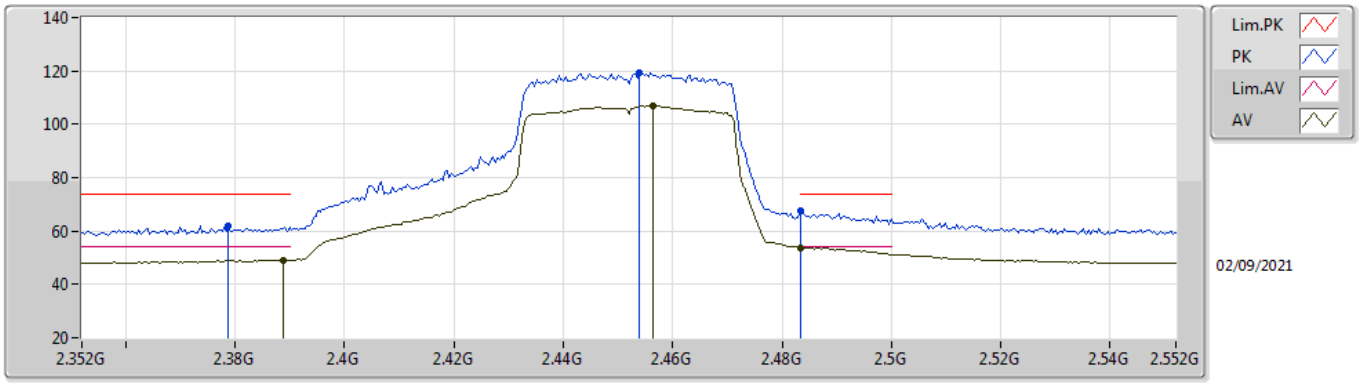

EUT Z_4TX
Setting 75
02-B-S-8

Type	Freq	Level	Limit	Margin	Raw	Dist	Condition	Azimuth	Height	Comment	AF	CL	PA
	(Hz)	(dBuV/m)	(dBuV/m)	(dB)	(dBuV)	(m)		(°)	(m)		(dB)	(dB)	(dB)
PK	2.3788G	61.71	74.00	-12.29	30.94	3	Vertical	76	2.27	-	28.36	2.41	-
AV	2.3888G	49.07	54.00	-4.93	18.28	3	Vertical	76	2.27	-	28.38	2.41	-
PK	2.454G	119.48	Inf	-Inf	88.63	3	Vertical	76	2.27	-	28.42	2.43	-
AV	2.4564G	106.79	Inf	-Inf	75.93	3	Vertical	76	2.27	-	28.43	2.43	-
PK	2.4835G	67.72	74.00	-6.28	36.75	3	Vertical	76	2.27	-	28.53	2.44	-
AV	2.4835G	53.85	54.00	-0.15	22.88	3	Vertical	76	2.27	-	28.53	2.44	-

802.11ax HEW40-BF_Nss1,(MCS0)_4TX

2452MHz_TX

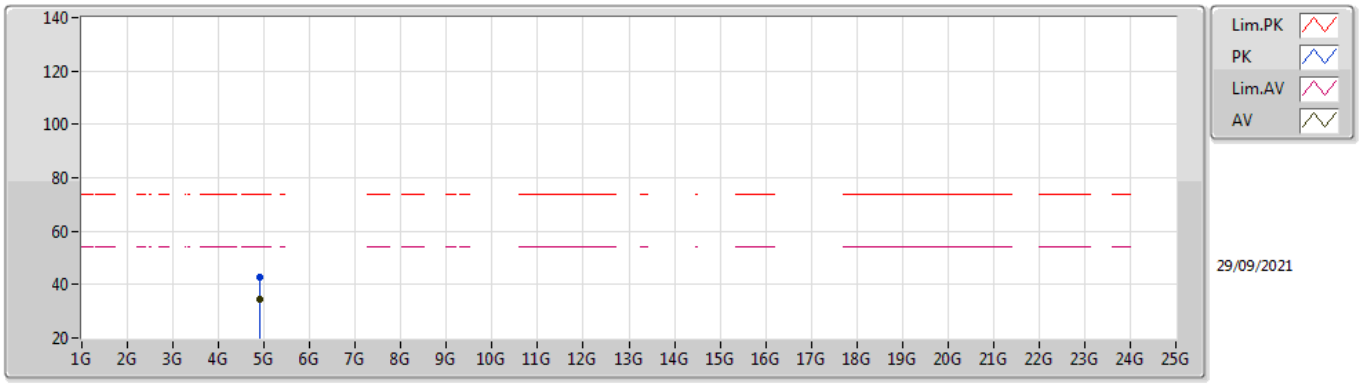

EUT Z_4TX
Setting 75
02-B-S-8

Type	Freq	Level	Limit	Margin	Raw	Dist	Condition	Azimuth	Height	Comment	AF	CL	PA
	(Hz)	(dBuV/m)	(dBuV/m)	(dB)	(dBuV)	(m)		(°)	(m)		(dB)	(dB)	(dB)
PK	4.903G	42.77	74.00	-31.23	37.24	3	Vertical	68	1.57	-	33.02	4.70	32.19
AV	4.90556G	34.25	54.00	-19.75	28.71	3	Vertical	68	1.57	-	33.03	4.70	32.19

802.11ax HEW40-BF_Nss1,(MCS0)_4TX

2452MHz_TX

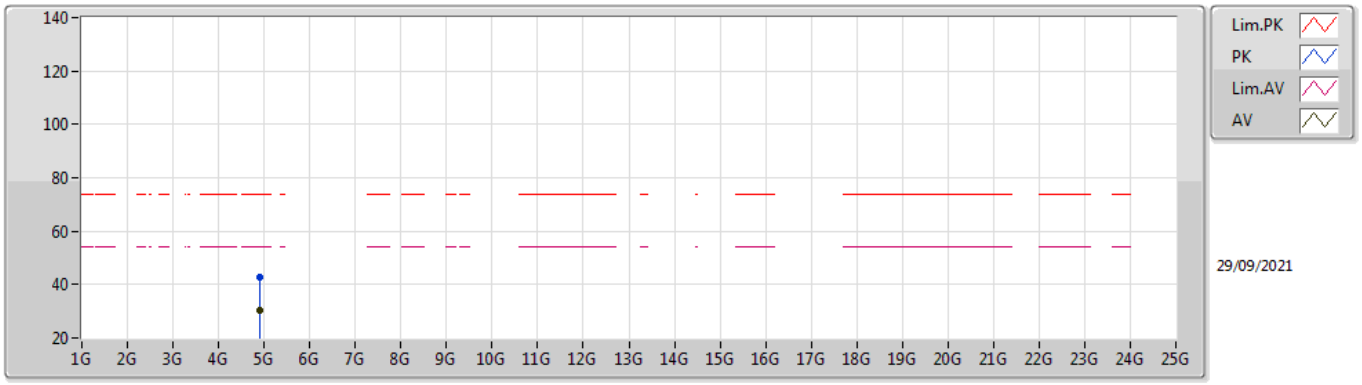

EUT Z_4TX
Setting 75
02-B-S-8

Type	Freq	Level	Limit	Margin	Raw	Dist	Condition	Azimuth	Height	Comment	AF	CL	PA
	(Hz)	(dBuV/m)	(dBuV/m)	(dB)	(dBuV)	(m)		(°)	(m)		(dB)	(dB)	(dB)
PK	4.9016G	42.82	74.00	-31.18	37.31	3	Horizontal	281	2.99	-	33.01	4.70	32.20
AV	4.9073G	30.27	54.00	-23.73	24.72	3	Horizontal	281	2.99	-	33.04	4.70	32.19

Summary

Mode	Result	Type	Freq (Hz)	Level (dBuV/m)	Limit (dBuV/m)	Margin (dB)	Condition
Mode 1	Pass	AV	1.92521G	32.95	54.00	-21.05	Vertical

Mode 1

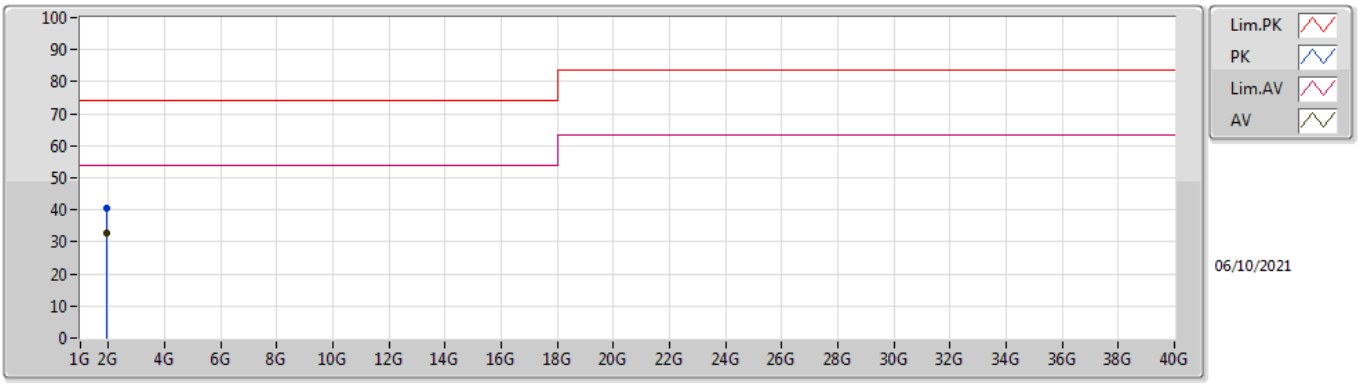

Type	Freq	Level	Limit	Margin	Factor	Dist	Condition	Azimuth	Height	Comment	Raw	AF	CL	PA
	(Hz)	(dBuV/m)	(dBuV/m)	(dB)	(dB/m)	(m)		(°)	(m)		(dBuV/m)	(dB/m)	(dB)	(dB)
PK	1.92366G	40.55	74.00	-33.45	-7.49	3	Vertical	150	1.22	-	48.04	25.99	3.72	37.20
AV	1.92521G	32.95	54.00	-21.05	-7.47	3	Vertical	150	1.22	"Worst"	40.42	26.00	3.73	37.20

Mode 1

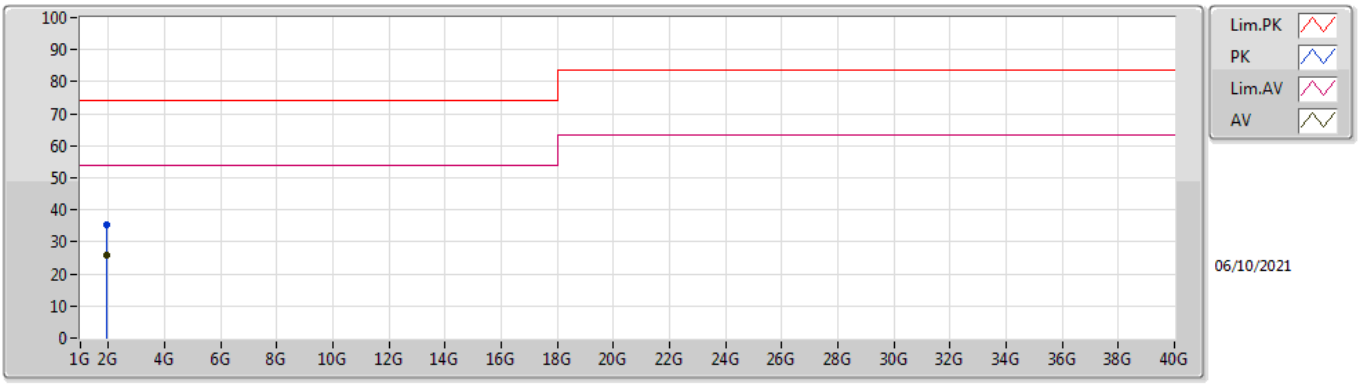

Type	Freq	Level	Limit	Margin	Factor	Dist	Condition	Azimuth	Height	Comment	Raw	AF	CL	PA
	(Hz)	(dBuV/m)	(dBuV/m)	(dB)	(dB/m)	(m)		(°)	(m)		(dBuV/m)	(dB/m)	(dB)	(dB)
PK	1.92421G	35.15	74.00	-38.85	-7.48	3	Horizontal	100	1.21	-	42.63	26.00	3.72	37.20
AV	1.925221G	25.88	54.00	-28.12	-7.47	3	Horizontal	100	1.21	"Worst"	33.35	26.00	3.73	37.20