Testing Laboratory 3787

RADIO TEST REPORT

FCC ID	:	MSQ-RTAX5P00
Equipment	:	AX1800 Dual Band WiFi Router
Brand Name	:	ASUS
Model Name	:	XD4S, ZenWiFi XD4S
Applicant	:	ASUSTeK COMPUTER INC. 1F., No. 15, Lide Rd., Beitou, Taipei City 112, Taiwan
Manufacturer (1)	:	Shenzhen Gongjin Electronics Co., Ltd. (ID No.: 102875) No.2 Danzi North Road, Kengzi Street, Pingshan District, 518118 Shenzhen, Guangdong, PEOPLE'S REPUBLIC OF CHINA
Manufacturer (2)	:	GONGJIN ELECTRONICS (VIETNAM) COMPANY LIMITED (ID No.: 108155) Factory No.31 & 32, An Duong Industrial Zone, Hong Phong Commune, 04415 An Duong District, Hai Phong, VIETNAM
Standard	:	47 CFR FCC Part 15.407

The product was received on May 16, 2022, and testing was started from Jun. 07, 2022 and completed on Jul. 14, 2022. We, Sporton International Inc. Hsinchu Laboratory, would like to declare that the tested sample has been evaluated in accordance with the procedures given in ANSI C63.10-2013 and shown compliance with the applicable technical standards.

The test results in this report apply exclusively to the tested model / sample. Without written approval of Sporton International Inc. Hsinchu Laboratory, the test report shall not be reproduced except in full.

Approved by: Sam Chen

Sporton International Inc. Hsinchu Laboratory
No.8, Ln. 724, Bo'ai St., Zhubei City, Hsinchu County 302010, Taiwan (R.O.C.)

Table of Contents

History of this test report **3**

Summary of Test Result **4**

1 General Description **5**

1.1 Information 5
1.2 Applicable Standards 10
1.3 Testing Location Information 10
1.4 Measurement Uncertainty 11

2 Test Configuration of EUT **12**

2.1 Test Channel Mode 12
2.2 The Worst Case Measurement Configuration 14
2.3 EUT Operation during Test 16
2.4 Accessories 16
2.5 Support Equipment 17
2.6 Test Setup Diagram 18

3 Transmitter Test Result **22**

3.1 AC Power-line Conducted Emissions 22
3.2 Emission Bandwidth 24
3.3 Maximum Output Power 26
3.4 Power Spectral Density 29
3.5 Unwanted Emissions 32

4 Test Equipment and Calibration Data **37**

Appendix A. Test Results of AC Power-line Conducted Emissions

Appendix B. Test Results of Emission Bandwidth

Appendix C. Test Results of Maximum Output Power

Appendix D. Test Results of Power Spectral Density

Appendix E. Test Results of Unwanted Emissions

Appendix F. Test Results of Radiated Emission Co-location

Appendix G. Test Photos

Photographs of EUT v01

History of this test report

Report No.	Version	Description	Issued Date
FR232116AB	01	Initial issue of report	Jul. 25, 2022

Summary of Test Result

Report Clause	Ref Std. Clause	Test Items	Result (PASS/FAIL)	Remark
1.1.2	15.203	Antenna Requirement	PASS	-
3.1	15.207	AC Power-line Conducted Emissions	PASS	-
3.2	15.407(a)	Emission Bandwidth	PASS	-
3.3	15.407(a)	Maximum Output Power	PASS	-
3.4	15.407(a)	Power Spectral Density	PASS	-
3.5	15.407(b)	Unwanted Emissions	PASS	-

Declaration of Conformity:

1. The test results with all measurement uncertainty excluded are presented in accordance with the regulation limits or requirements declared by manufacturers. It's means measurement values may risk exceeding the limit of regulation standards, if measurement uncertainty is include in test results.
2. The measurement uncertainty please refer to report "Measurement Uncertainty".

Comments and Explanations:

The declared of product specification for EUT presented in the report are provided by the manufacturer, and the manufacturer takes all the responsibilities for the accuracy of product specification.

Reviewed by: Sam Chen

Report Producer: Viola Huang

1 General Description

1.1 Information

1.1.1 RF General Information

Frequency Range (MHz)	IEEE Std. 802.11	Ch. Frequency (MHz)	Channel Number
5150-5250	a, n (HT20), ac (VHT20), ax (HEW20)	5180-5240	36-48 [4]
5725-5850		5745-5825	149-165 [5]
5150-5250	n (HT40), ac (VHT40), ax (HEW40)	5190-5230	38-46 [2]
5725-5850		5755-5795	151-159 [2]
5150-5250	ac (VHT80), ax (HEW80)	5210	42 [1]
5725-5850		5775	155 [1]

Band	Mode	BWch (MHz)	Nant
5.15-5.25GHz	802.11a	20	2TX
5.15-5.25GHz	802.11n HT20	20	2TX
5.15-5.25GHz	802.11n HT20-BF	20	2TX
5.15-5.25GHz	802.11ac VHT20	20	2TX
5.15-5.25GHz	802.11ac VHT20-BF	20	2TX
5.15-5.25GHz	802.11ax HEW20	20	2TX
5.15-5.25GHz	802.11ax HEW20-BF	20	2TX
5.15-5.25GHz	802.11n HT40	40	2TX
5.15-5.25GHz	802.11n HT40-BF	40	2TX
5.15-5.25GHz	802.11ac VHT40	40	2TX
5.15-5.25GHz	802.11ac VHT40-BF	40	2TX
5.15-5.25GHz	802.11ax HEW40	40	2TX
5.15-5.25GHz	802.11ax HEW40-BF	40	2TX
5.15-5.25GHz	802.11ac VHT80	80	2TX
5.15-5.25GHz	802.11ac VHT80-BF	80	2TX
5.15-5.25GHz	802.11ax HEW80	80	2TX
5.15-5.25GHz	802.11ax HEW80-BF	80	2TX
5.725-5.85GHz	802.11a	20	2TX
5.725-5.85GHz	802.11n HT20	20	2TX
5.725-5.85GHz	802.11n HT20-BF	20	2TX
5.725-5.85GHz	802.11ac VHT20	20	2TX
5.725-5.85GHz	802.11ac VHT20-BF	20	2TX
5.725-5.85GHz	802.11ax HEW20	20	2TX
5.725-5.85GHz	802.11ax HEW20-BF	20	2TX
5.725-5.85GHz	802.11n HT40	40	2TX

Band	Mode	BWch (MHz)	Nant
5.725-5.85GHz	802.11n HT40-BF	40	2TX
5.725-5.85GHz	802.11ac VHT40	40	2TX
5.725-5.85GHz	802.11ac VHT40-BF	40	2TX
5.725-5.85GHz	802.11ax HEW40	40	2TX
5.725-5.85GHz	802.11ax HEW40-BF	40	2TX
5.725-5.85GHz	802.11ac VHT80	80	2TX
5.725-5.85GHz	802.11ac VHT80-BF	80	2TX
5.725-5.85GHz	802.11ax HEW80	80	2TX
5.725-5.85GHz	802.11ax HEW80-BF	80	2TX

Note:
- 11a, HT20 and HT40 use a combination of OFDM-BPSK, QPSK, 16QAM, 64QAM modulation.
- VHT20, VHT40, VHT80 use a combination of OFDM-BPSK, QPSK, 16QAM, 64QAM, 256QAM, 1024QAM modulation.
- HEW20, HEW40, HEW80 use a combination of OFDMA-BPSK, QPSK, 16QAM, 64QAM, 256QAM, 1024QAM modulation.
- BWch is the nominal channel bandwidth.

1.1.2 Antenna Information

Ant.	Port	Brand	Model Name	Antenna Type	Connector	Gain (dBi)
1	1	T&W	EmP323h-B+D6	PCB Antenna	I-PEX	Note 1
2	2	T&W	EmP323-B	PCB Antenna	I-PEX	

Note 1:

Ant.	Antenna Gain (dBi)				
	2.4GHz	UNII 1	UNII 2A	UNII 2C	UNII 4
1	3.30	3.05	3.41	3.49	3.51
2	3.30	3.05	3.41	3.49	3.51

Note 2: The above information was declared by manufacturer.

Note 3: The EUT has two antennas.

Note 4: The EUT doesn't enable the DFS band at this time.

Note 5: Directional gain information

Type	Maximum Output Power	Power Spectral Density
Non-BF	Directional gain = Max.gain + array gain. For power measurements on IEEE 802.11 devices Array Gain = 0 dB (i.e., no array gain) for N ANT ≤ 4	$DirectionalGain = 10 \cdot \log\left[\frac{\sum_{j=1}^{N_{ss}}\left\{\sum_{k=1}^{N_{ant}} g_{j,k}\right\}^2}{N_{ANT}}\right]$
BF	$DirectionalGain = 10 \cdot \log\left[\frac{\sum_{j=1}^{N_{ss}}\left\{\sum_{k=1}^{N_{ant}} g_{j,k}\right\}^2}{N_{ANT}}\right]$	$DirectionalGain = 10 \cdot \log\left[\frac{\sum_{j=1}^{N_{ss}}\left\{\sum_{k=1}^{N_{ant}} g_{j,k}\right\}^2}{N_{ANT}}\right]$

Ex.

Directional Gain (NSS1) formula :

$$DirectionalGain = 10 \cdot \log\left[\frac{\sum_{j=1}^{N_{ss}}\left\{\sum_{k=1}^{N_{ant}} g_{j,k}\right\}^2}{N_{ANT}}\right]$$

NSS1(g1,1) = $10^{G1/20}$; NSS1(g1,2)= $10^{G2/20}$; gj,k =(Nss1(g1,1) + Nss1(g1,2) +)^2

DG = 10 log[(Nss1(g1,1) + Nss1(g1,2))^2 / N_{ANT}] => 10 log[($10^{G1/20}$ + $10^{G2/20}$)^2 / N_{ANT}]

Where ;

G1 = 10 ; G2 = 10 ; G3 = 10 ; G4 = 10 ;

2.4 GHz G1 = 3.30 dBi ; G2 = 3.30 dBi; DG = 6.31 dBi

5 GHz Band1 G1 = 3.05 dBi; G2 = 3.05 dBi; DG = 6.06 dBi

5 GHz Band2 G1 = 3.41 dBi; G2 = 3.41 dBi; DG = 6.42 dBi

5 GHz Band3 G1 = 3.49 dBi; G2 = 3.49 dBi; DG = 6.50 dBi

5 GHz Band4 G1 = 3.51 dBi ; G2 = 3.51 dBi; DG = 6.52 dBi

For 2.4GHz function:

For IEEE 802.11 b/g/n/VHT/ax mode (2TX/2RX)

Port 1 and Port 2 can be used as transmitting/receiving antenna.

Port 1 and Port 2 could transmit/receive simultaneously.

For 5GHz function:

For IEEE 802.11a/n/ac/ax mode (2TX/2RX)

Port 1 and Port 2 can be used as transmitting/receiving antenna.

Port 1 and Port 2 could transmit/receive simultaneously.

1.1.3 Mode Test Duty Cycle

For non beamforming mode

Mode	DC	DCF(dB)	T(s)	VBW(Hz) ≥ 1/T
802.11a	0.969	0.14	1.4m	1k
802.11ax HEW20	0.978	0.1	1.973m	1k
802.11ax HEW40	0.958	0.19	1.018m	1k
802.11ax HEW80	0.923	0.35	520u	3k

For beamforming mode

Mode	DC	DCF(dB)	T(s)	VBW(Hz) ≥ 1/T
802.11ax HEW20-BF	0.925	0.34	3.786m	300
802.11ax HEW40-BF	0.984	0.07	n/a (DC>=0.98)	n/a (DC>=0.98)
802.11ax HEW80-BF	0.954	0.2	969.375u	3k

Note:
- DC is Duty Cycle.
- DCF is Duty Cycle Factor.

1.1.4 EUT Operational Condition

EUT Power Type	From Power Adapter			
Beamforming Function	☒	With beamforming	☐	Without beamforming
	The product has beamforming function for 11n/VHT/ax in 2.4GHz and 11n/ac/ax in 5GHz.			
Function	☐	Outdoor P2M	☒	Indoor P2M
	☐	Fixed P2P	☐	Client
	☒	Point-to-multipoint	☐	Point-to-point
Test Software Version	DOS [ver 6.1.7601], telnet (Version : 6.1.7601)			

Note: The above information was declared by manufacturer.

1.1.5 Table for Multiple Listing

Model Name	Description
XD4S	All the models are identical, the different model names served as marketing strategy.
ZenWiFi XD4S	

Note 1: From the above models, model: XD4S was selected as representative model for the test and its data was recorded in this report.

Note 2: The EUT has two colors for housing (White and Black). The white EUT was selected to execute all items test excepting AC Power-line Conducted Emissions. The black EUT was selected to execute AC Power-line Conducted Emissions test.

Note 3: The above information was declared by manufacturer.

1.1.6 Table for EUT supports function

Function	Remark
AP Router	Support 2.4GHz/5GHz
Mesh	Support 5GHz

Note: The AP Router mode has been tested and recorded in this test report.

1.2 Applicable Standards

According to the specifications of the manufacturer, the EUT must comply with the requirements of the following standards:

- 47 CFR FCC Part 15
- ANSI C63.10-2013
- FCC KDB 789033 D02 v02r01

The following reference test guidance is not within the scope of accreditation of TAF.

- FCC KDB 662911 D01 v02r01
- FCC KDB 412172 D01 v01r01
- FCC KDB 414788 D01 v01r01

1.3 Testing Location Information

Testing Location Information	
Test Lab.：Sporton International Inc. Hsinchu Laboratory	
Hsinchu (TAF: 3787)	ADD: No.8, Ln. 724, Bo'ai St., Zhubei City, Hsinchu County 302010, Taiwan (R.O.C.) TEL: 886-3-656-9065 FAX: 886-3-656-9085 Test site Designation No. TW3787 with FCC. Conformity Assessment Body Identifier (CABID) TW3787 with ISED.

Test Condition	Test Site No.	Test Engineer	Test Environment (°C / %)	Test Date
RF Conducted	TH02-CB	Jay Lo	23.5~23.7 / 58~62	Jun. 15, 2022
Radiated Below 1GHz	03CH05-CB	Stim Sung	24.4~25.5 / 55~58	Jun. 07, 2022~Jul. 01, 2022
Radiated Above 1GHz (For other tests)	03CH02-CB	Stim Sung	24.5~25.6 / 56~59	Jun. 07, 2022~Jul. 01, 2022
	03CH04-CB		23.8~24.9 / 55~58	
Radiated Above 1GHz (For co-location test)	03CH05-CB	Stim Sung	24.4~26.1 / 66~68	Jul. 14, 2022
AC Conduction	CO01-CB	Dean Chang	23~24 / 61~62	Jun. 15, 2022

1.4 Measurement Uncertainty

ISO/IEC 17025 requires that an estimate of the measurement uncertainties associated with the emissions test results be included in the report. The measurement uncertainties given below are based on a 95% confidence level (based on a coverage factor (k=2)

Test Items	Uncertainty	Remark
Conducted Emission (150kHz ~ 30MHz)	3.4 dB	Confidence levels of 95%
Radiated Emission (9kHz ~ 30MHz)	3.4 dB	Confidence levels of 95%
Radiated Emission (30MHz ~ 1,000MHz)	5.6 dB	Confidence levels of 95%
Radiated Emission (1GHz ~ 18GHz)	5.2 dB	Confidence levels of 95%
Radiated Emission (18GHz ~ 40GHz)	4.7 dB	Confidence levels of 95%
Conducted Emission	3.2 dB	Confidence levels of 95%
Output Power Measurement	0.8 dB	Confidence levels of 95%
Power Density Measurement	3.2 dB	Confidence levels of 95%
Bandwidth Measurement	2.0 %	Confidence levels of 95%

2 Test Configuration of EUT

2.1 Test Channel Mode

For non beamforming mode

Mode	Power Setting
802.11a_Nss1,(6Mbps)_2TX	-
5180MHz	41
5200MHz	43
5240MHz	45
5745MHz	52
5785MHz	54
5825MHz	54
802.11ax HEW20_Nss2,(MCS0)_2TX	-
5180MHz	41
5200MHz	47
5240MHz	48
5745MHz	52
5785MHz	54
5825MHz	54
802.11ax HEW40_Nss2,(MCS0)_2TX	-
5190MHz	32
5230MHz	48
5755MHz	53
5795MHz	54
802.11ax HEW80_Nss2,(MCS0)_2TX	-
5210MHz	33
5775MHz	47

For beamforming mode

Mode	Power Setting
802.11ax HEW20-BF_Nss1,(MCS0)_2TX	-
5180MHz	37
5200MHz	44
5240MHz	45
5745MHz	49
5785MHz	51
5825MHz	52
802.11ax HEW40-BF_Nss1,(MCS0)_2TX	-
5190MHz	38
5230MHz	48
5755MHz	45
5795MHz	50
802.11ax HEW80-BF_Nss1,(MCS0)_2TX	-
5210MHz	27
5775MHz	39

Note:
- Evaluated HEW20/HEW40/HEW80 mode only, due to similar modulation. The power setting of HT20/HT40/VHT20/VHT40/VHT80 mode are the same or lower than HEW20/HEW40/HEW80.
- For 2T1S: The EUT supports non-beamforming and beamforming mode, only beamforming mode has been selected to test.

2.2 The Worst Case Measurement Configuration

The Worst Case Mode for Following Conformance Tests	
Tests Item	AC power-line conducted emissions
Condition	AC power-line conducted measurement for line and neutral Test Voltage: 120Vac / 60Hz
Operating Mode	Normal Link
1	Normal Link-EUT + adapter 1 + RJ-45 cable 1
2	Normal Link-EUT + adapter 3 + RJ-45 cable 1
For operating mode 1 is the worst case and it was record in this test report.	

The Worst Case Mode for Following Conformance Tests	
Tests Item	Emission Bandwidth Maximum Output Power Power Spectral Density
Test Condition	Conducted measurement at transmit chains

The Worst Case Mode for Following Conformance Tests	
Tests Item	Unwanted Emissions
Test Condition	Radiated measurement If EUT consist of multiple antenna assembly (multiple antenna are used in EUT regardless of spatial multiplexing MIMO configuration), the radiated test should be performed with highest antenna gain of each antenna type.
Operating Mode < 1GHz	CTX
	For 2.4GHz The EUT was performed at X axis, Y axis and Z axis positio for Emissions in Restricted Frequency Bands above 1GHz, and the worst case was found at Z axis. So the measurement will follow this same test configuration. For 5GHz The EUT was performed at X axis, Y axis and Z axis positio for Unwanted Emissions above 1GHz, and the worst case was found at X axis. So the measurement will follow this same test configuration.
1	EUT in Z axis + adapter 1 + cable 2_2.4GHz
2	EUT in Z axis + adapter 3 + cable 2_2.4GHz
Mode 1 has been evaluated to be the worst case among Mode 1~2, thus measurement for Mode 3 will follow this same test mode.	
3	EUT in X axis + adapter 1 + cable 2_5GHz
For operating mode 1 is the worst case and it was record in this test report.	

Operating Mode > 1GHz	CTX
	The EUT was performed at X axis, Y axis and Z axis positio, and the worst case was found at X axis. So the measurement will follow this same test configuration.
1	EUT in X axis

The Worst Case Mode for Following Conformance Tests	
Tests Item	Simultaneous Transmission Analysis - Radiated Emission Co-location
Test Condition	Radiated measurement
Operating Mode	Normal Link
	The EUT was performed at X axis, Y axis and Z axis positio for Unwanted Emissions above 1GHz, and the worst case was found at X axis. So the measurement will follow this same test configuration.
1	EUT in X axis - WLAN 2.4GHz + WLAN 5GHz
Refer to Appendix F for Radiated Emission Co-location.	

The Worst Case Mode for Following Conformance Tests	
Tests Item	Simultaneous Transmission Analysis - Co-location RF Exposure Evaluation
Operating Mode	
1	WLAN 2.4GHz + WLAN 5GHz
Refer to Sporton Test Report No.: FA232116 for Co-location RF Exposure Evaluation.	

2.3 EUT Operation during Test

For CTX Mode:

non-beamforming mode:

The EUT was programmed to be in continuously transmitting mode.

beamforming mode:

For Conducted Mode:

The EUT was programmed to be in continuously transmitting mode.

For Radiated Mode:

During the test, the following programs under WIN 7 were executed.

The program was executed as follows:

1. During the test, the EUT operation to normal function.
2. Executed command fixed test channel under DOS [ver 6.1.7601].
3. Executed "Lantest.exe" to link with the remote workstation to transmit and receive packet by Client and transmit duty cycle no less than 98%.

For Normal Link Mode:

During the test, the EUT operation to normal function.

2.4 Accessories

Accessories				
Equipment Name	**Brand Name**	**Model Name**	**Color**	**Rating**
Adapter 1	T&W	S18Y1X-120A150-C4	Black	INPUT: 100-240V ~ 50/60Hz, 0.6A OUTPUT: 12.0V, 1.5A 18.0W
Adapter 2	T&W	S18Y1X-120A150-C4	White	INPUT: 100-240V ~ 50/60Hz, 0.6A OUTPUT: 12.0V, 1.5A 18.0W
Adapter 3	Ruide	RD1201500-C55-198MG	White	INPUT: 100-240V ~ 50/60Hz, 0.6A OUTPUT: 12V, 1.5A
Others				
RJ-45 cable 1*1, Brand: EJE, Model: 902-0A11686, color: Black, non shielded, 1m RJ-45 cable 2*1, Brand: EJE, Model: 902-0A11698, color: White, non shielded, 1m				

Note:

1. The difference between Adapter 1 & Adapter 2 is only color. The Adapter 1 was selected to execute all items test.
2. The difference between RJ-45 cable 1 & RJ-45 cable 2 is only color. The RJ-45 cable 2 was selected to execute all items test excepting AC Power-line Conducted Emissions. The RJ-45 cable 1 was selected to execute AC Power-line Conducted Emissions test.

2.5 Support Equipment

For AC Conduction:

Support Equipment				
No.	**Equipment**	**Brand Name**	**Model Name**	**FCC ID**
A	LAN PC	DELL	T3400	N/A
B	WAN NB	DELL	E6430	N/A
C	2.4G NB	DELL	E6430	N/A
D	5G NB	DELL	E6430	N/A

For Radiated (below 1GHz) and Radiated (above 1GHz) / For non beamforming mode:

Support Equipment				
No.	**Equipment**	**Brand Name**	**Model Name**	**FCC ID**
A	Notebook	DELL	E4300	N/A

For Radiated (above 1GHz):
For beamforming mode

Support Equipment				
No.	**Equipment**	**Brand Name**	**Model Name**	**FCC ID**
A	Notebook	DELL	E4300	N/A
B	Notebook	DELL	E4300	N/A
C	Client	ASUS	XD4S	N/A

For RF Conducted:

Support Equipment				
No.	**Equipment**	**Brand Name**	**Model Name**	**FCC ID**
A	Notebook	DELL	E4300	N/A

2.6 Test Setup Diagram

Test Setup Diagram – AC Line Conducted Emission Test

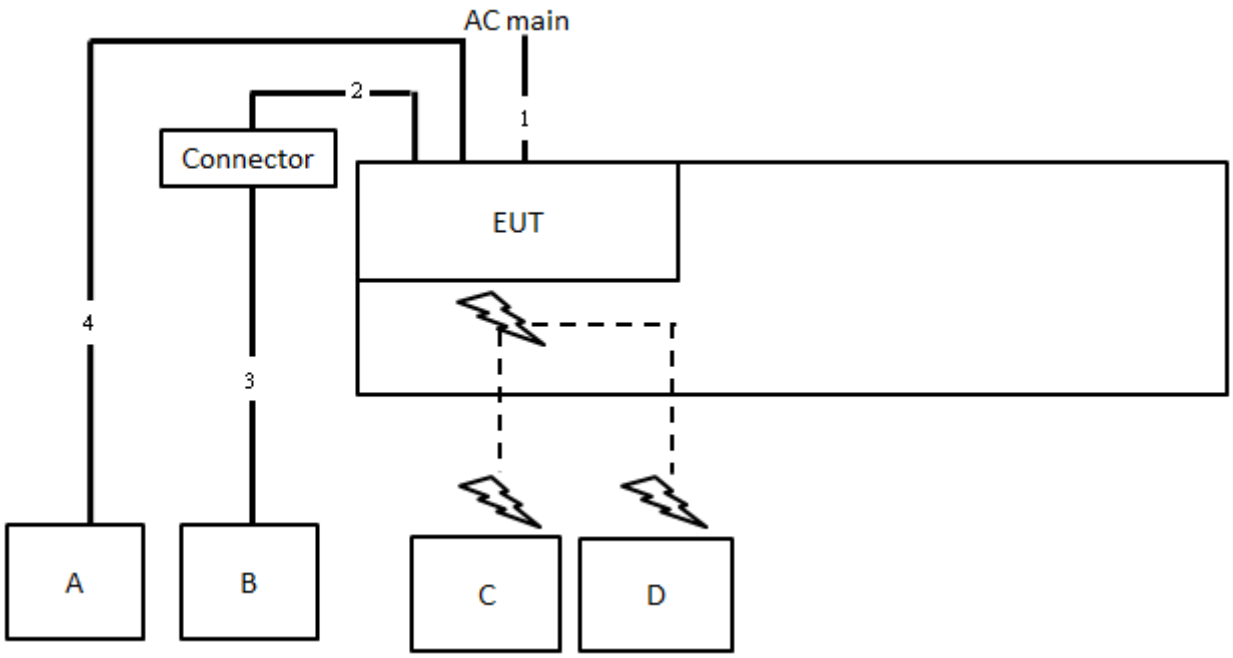

Item	Connection	Shielded	Length
1	Power cable	No	1.5m
2	RJ-45 cable	No	1m
3	RJ-45 cable	No	10m
4	RJ-45 cable	No	10m

Test Setup Diagram - Radiated Test < 1GHz

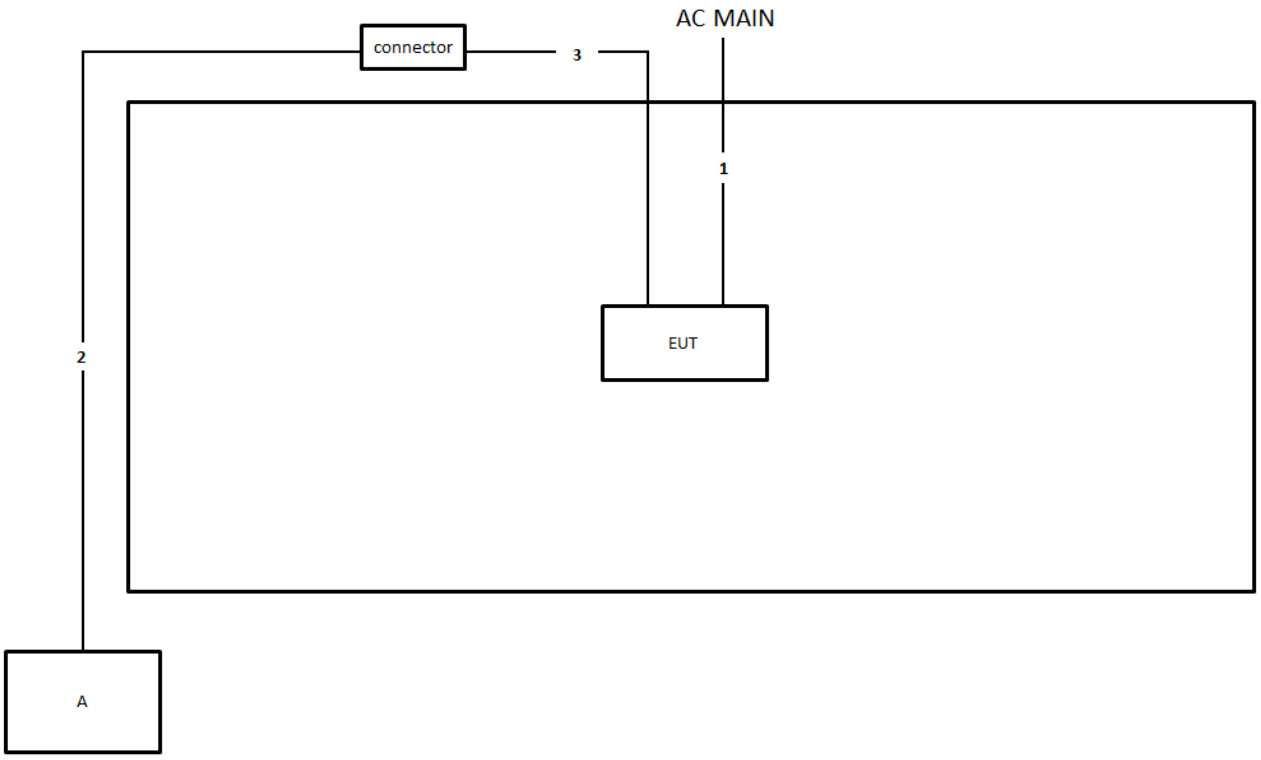

Item	Connection	Shielded	Length
1	Power cable	No	1.5m
2	RJ-45 cable	No	10m
3	RJ-45 cable	No	1m

Test Setup Diagram - Radiated Test > 1GHz / For non beamforming mode

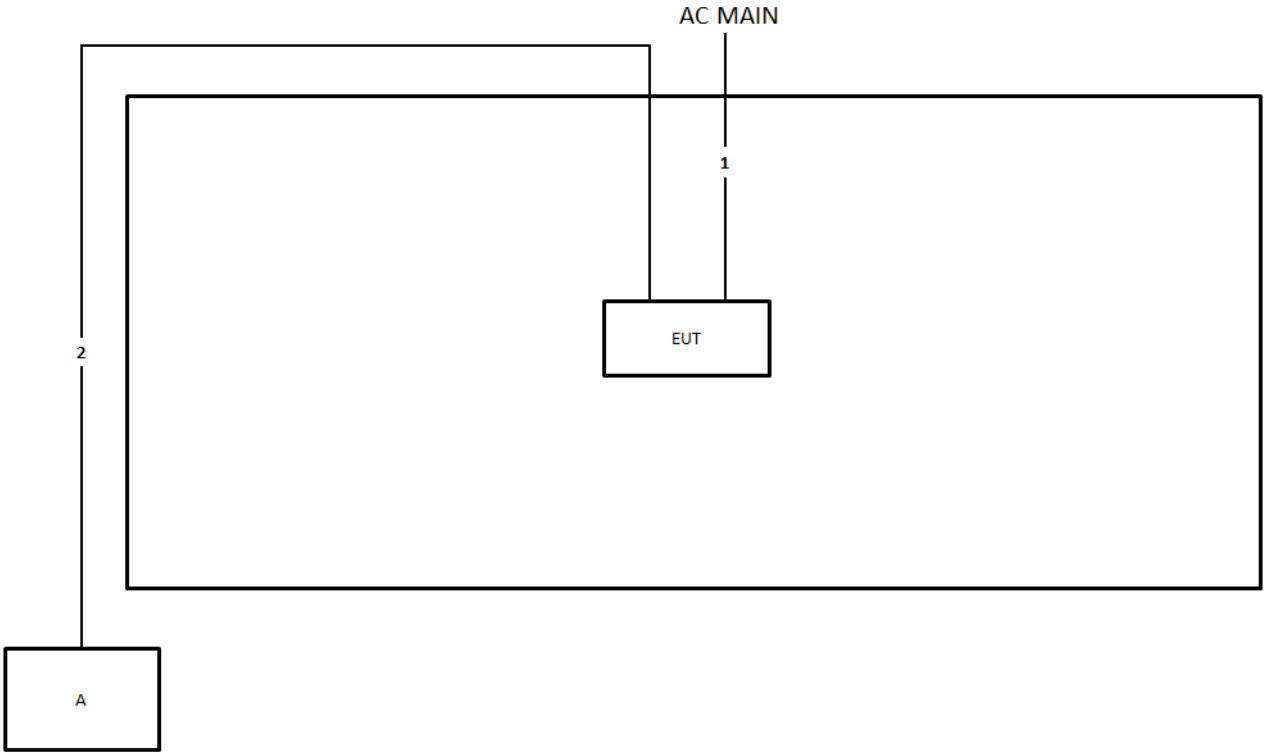

Item	Connection	Shielded	Length
1	Power cable	No	1.5m
2	RJ-45 cable	No	10m

Test Setup Diagram - Radiated Test > 1GHz / For beamforming mode

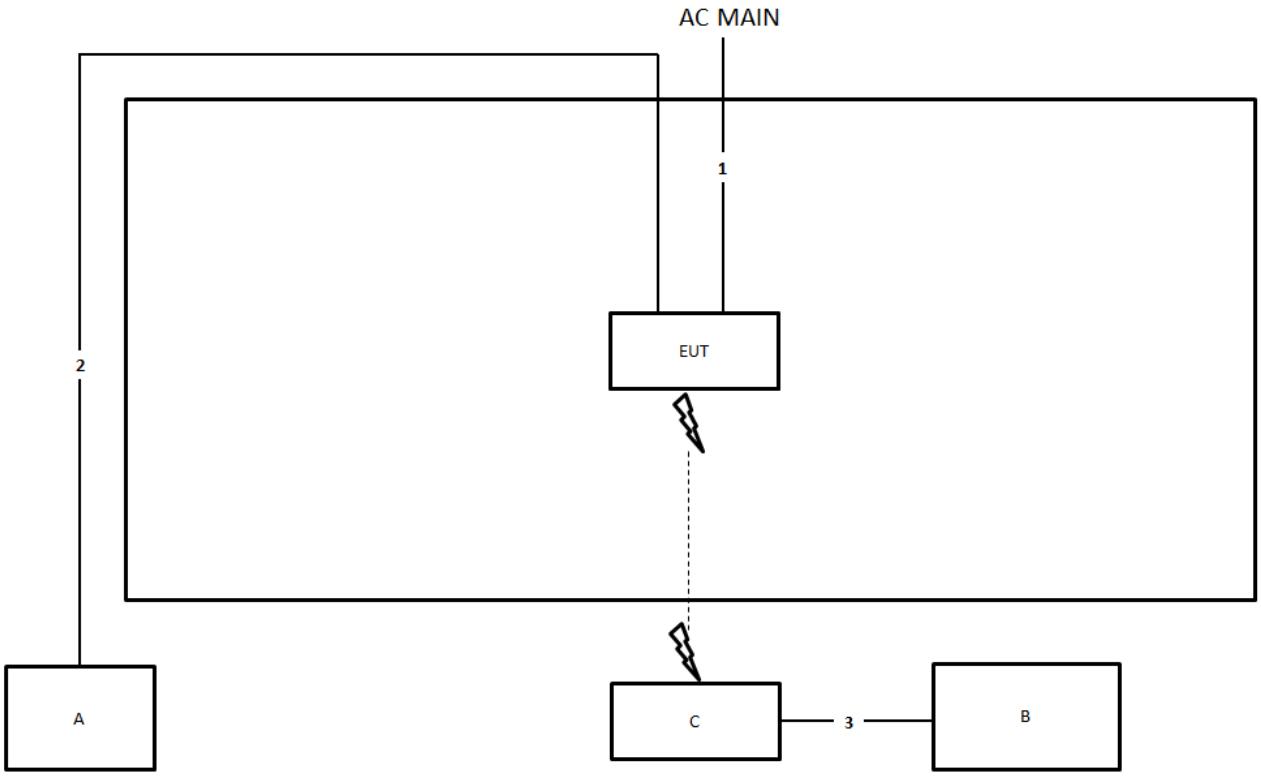

Item	Connection	Shielded	Length
1	Power cable	No	1.5m
2	RJ-45 cable	No	10m
3	RJ-45 cable	No	1.5m

3 Transmitter Test Result

3.1 AC Power-line Conducted Emissions

3.1.1 AC Power-line Conducted Emissions Limit

AC Power-line Conducted Emissions Limit		
Frequency Emission (MHz)	**Quasi-Peak**	**Average**
0.15-0.5	66 - 56 *	56 - 46 *
0.5-5	56	46
5-30	60	50
Note 1: * Decreases with the logarithm of the frequency.		

3.1.2 Measuring Instruments

Refer a test equipment and calibration data table in this test report.

3.1.3 Test Procedures

Test Method
☒ Refer as ANSI C63.10-2013, clause 6.2 for AC power-line conducted emissions.

3.1.4 Test Setup

AC Power-line Conducted Emissions

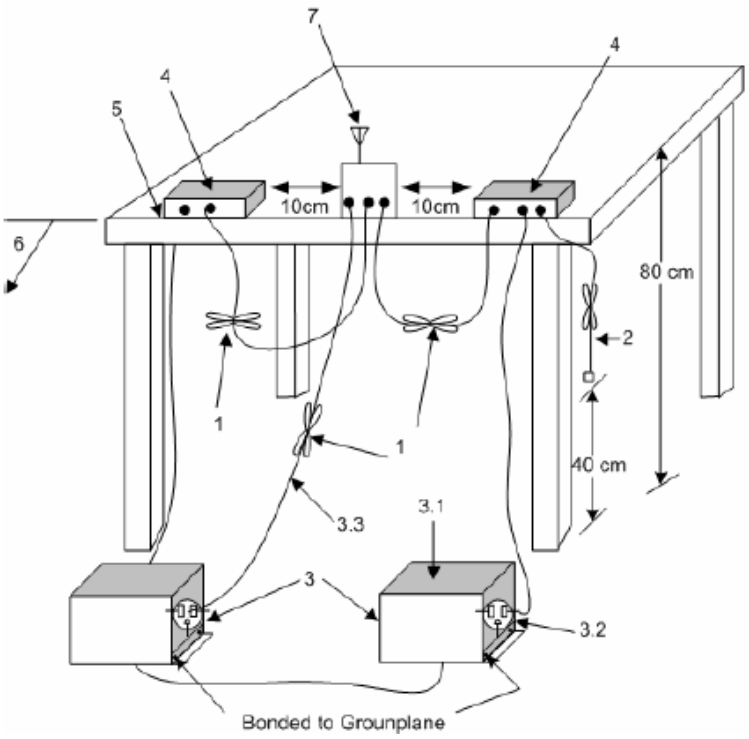

1—Interconnecting cables that hang closer than 40 cm to the ground plane shall be folded back and forth in the center forming a bundle 30 cm to 40 cm long.
2—The I/O cables that are not connected to an accessory shall be bundled in the center. The end of the cable may be terminated, if required, using the correct terminating impedance. The overall length shall not exceed 1 m.
3—EUT connected to one LISN. Unused LISN measuring port connectors shall be terminated in 50 Ω loads. LISN may be placed on top of, or immediately beneath, reference ground plane.
3.1—All other equipment powered from additional LISN(s).
3.2—A multiple-outlet strip may be used for multiple power cords of non-EUT equipment.
3.3—LISN at least 80 cm from nearest part of EUT chassis.
4—Non-EUT components of EUT system being tested.
5—Rear of EUT, including peripherals, shall all be aligned and flush with edge of tabletop.
6—Edge of tabletop shall be 40 cm removed from a vertical conducting plane that is bonded to the ground plane.
7—Antenna can be integral or detachable. If detachable, then the antenna shall be attached for this test.

3.1.5 Measurement Results Calculation

The measured Level is calculated using:

a. Corrected Reading: LISN Factor (LISN) + Attenuator (AT/AUX) + Cable Loss (CL) + Read Level (Raw) = Level

b. Margin = -Limit + Level

3.1.6 Test Result of AC Power-line Conducted Emissions

Refer as Appendix A

3.2 Emission Bandwidth

3.2.1 Emission Bandwidth Limit

Emission Bandwidth Limit	
UNII Devices	
☒	For the 5.15-5.25 GHz band, N/A
☐	For the 5.25-5.35 GHz band, the maximum conducted output power shall not exceed the lesser of 250 mW or 11 dBm + 10 log B, where B is the 26 dB emission bandwidth in MHz.
☐	For the 5.47-5.725 GHz band, the maximum conducted output power shall not exceed the lesser of 250 mW or 11 dBm + 10 log B, where B is the 26 dB emission bandwidth in MHz.
☒	For the 5.725-5.85 GHz band, 26 dB emission bandwidth ,N/A. 6 dB emission bandwidth ≥ 500kHz.
☐	For the 5.85-5.895 GHz band, 26 dB emission bandwidth ,N/A. 6 dB emission bandwidth ≥ 500kHz.
LE-LAN Devices	
☐	For the band 5.15-5.25 GHz, the maximum e.i.r.p. shall not exceed 200 mW or 10 + 10 log B, dBm, whichever power is less. B is the 99% emission bandwidth in MHz.
☐	For the 5.25-5.35 GHz band, the maximum e.i.r.p. shall not exceed 1.0 W or 17 + 10 log B, dBm, whichever power is less. B is the 99% emission bandwidth in MHz
☐	For the 5.47-5.6 GHz band and 5.65-5.725 GHz band, the maximum e.i.r.p. shall not exceed 1.0 W or 17 + 10 log B, dBm, whichever power is less. B is the 99% emission bandwidth in MHz
☐	For the 5.725-5.85 GHz band, 6 dB emission bandwidth ≥ 500kHz.

3.2.2 Measuring Instruments

Refer a test equipment and calibration data table in this test report.

3.2.3 Test Procedures

Test Method		
▪	For the emission bandwidth shall be measured using one of the options below:	
	☒	Refer as FCC KDB 789033 D02, clause C for EBW and clause D for OBW measurement.
	☐	Refer as ANSI C63.10, clause 6.9.1 for occupied bandwidth testing.
	☐	Refer as IC RSS-Gen, clause 4.6 for bandwidth testing.

3.2.4 Test Setup

Emission Bandwidth



3.2.5 Test Result of Emission Bandwidth

Refer as Appendix B

3.3 Maximum Output Power

3.3.1 Limit

Maximum Output Power Limit	
UNII Devices	
☒	For the 5.15-5.25 GHz band:
	▪ Outdoor AP: the maximum conducted output power (P_{Out}) shall not exceed the lesser of 1 W. If G_{TX} > 6 dBi, then P_{Out} = 30 – (G_{TX} – 6). e.i.r.p. at any elevation angle above 30 degrees ≤ 125mW [21dBm]
	▪ Indoor AP: the maximum conducted output power (P_{Out}) shall not exceed the lesser of 1 W. If G_{TX} > 6 dBi, then P_{Out} = 30 – (G_{TX} – 6)
	▪ Point-to-point AP: the maximum conducted output power (P_{Out}) shall not exceed the lesser of 1 W If G_{TX} > 23 dBi, then P_{Out} = 30 – (G_{TX} – 23).
	▪ Mobile or Portable Client: the maximum conducted output power (P_{Out}) shall not exceed the lesser of 250 mW. If G_{TX} > 6 dBi, then P_{Out} = 24 – (G_{TX} – 6).
☐	For the 5.25-5.35 GHz band, the maximum conducted output power (P_{Out}) shall not exceed the lesser of 250 mW or 11 dBm + 10 log B, where B is the 26 dB emission bandwidth in MHz. If G_{TX} > 6 dBi, then P_{Out} = 24 – (G_{TX} – 6).
☒	For the 5.47-5.725 GHz band, the maximum conducted output power (P_{Out}) shall not exceed the lesser of 250 mW or 11 dBm + 10 log B, where B is the 26 dB emission bandwidth in MHz. If G_{TX} > 6 dBi, then P_{Out} = 24 – (G_{TX} – 6).
☐	For the 5.725-5.85 GHz band:
	▪ Point-to-multipoint systems (P2M): the maximum conducted output power (P_{Out}) shall not exceed the lesser of 1 W. If G_{TX} > 6 dBi, then P_{Out} = 30 – (G_{TX} – 6).
	▪ Point-to-point systems (P2P): the maximum conducted output power (P_{Out}) shall not exceed the lesser of 1 W.
Maximum EIRP Limit	
☐	For the 5.85-5.895 GHz band:
	▪ Indoor AP & subordinate device < 36 dBm
	▪ Client device < 30 dBm
LE-LAN Devices	
☐	For the 5.15-5.25 GHz band, the maximum e.i.r.p. shall not exceed 200 mW or 10 + 10 log B, dBm, whichever power is less. B is the 99% emission bandwidth in MHz.
☐	For the 5.25-5.35 GHz band, the maximum e.i.r.p. shall not exceed 1.0 W or 17 + 10 log B, dBm, whichever power is less. B is the 99% emission bandwidth in MHz
☐	For the 5.47-5.6 GHz band and 5.65-5.725 GHz band, the maximum e.i.r.p. shall not exceed 1.0 W or 17 + 10 log B, dBm, whichever power is less. B is the 99% emission bandwidth in MHz
☐	For the 5.725-5.85 GHz band:
	▪ Point-to-multipoint systems (P2M): the maximum conducted output power (P_{Out}) shall not exceed the lesser of 1 W. If G_{TX} > 6 dBi, then P_{Out} = 30 – (G_{TX} – 6).
	▪ Point-to-point systems (P2P): the maximum conducted output power (P_{Out}) shall not exceed the

	lesser of 1 W.
P_{Out} = maximum conducted output power in dBm, G_{TX} = the maximum transmitting antenna directional gain in dBi.	

3.3.2 Measuring Instruments

Refer a test equipment and calibration data table in this test report.

3.3.3 Test Procedures

Test Method	
	Average over on/off periods with duty factor
	☐ Refer as FCC KDB 789033 D02, clause E Method SA-2 (spectral trace averaging).
	☐ Refer as FCC KDB 789033 D02, clause E Method SA-2 Alt. (RMS detection with slow sweep speed)
	Wideband RF power meter and average over on/off periods with duty factor
	☒ Refer as FCC KDB 789033 D02, clause E Method PM-G (using an RF average power meter).
☒	For conducted measurement.
	▪ If the EUT supports multiple transmit chains using options given below: Refer as FCC KDB 662911, In-band power measurements. Using the measure-and-sum approach, measured all transmit ports individually. Sum the power (in linear power units e.g., mW) of all ports for each individual sample and save them.
	▪ If multiple transmit chains, EIRP calculation could be following as methods: $P_{total} = P_1 + P_2 + \ldots + P_n$ (calculated in linear unit [mW] and transfer to log unit [dBm]) $EIRP_{total} = P_{total} + DG$
☐	For radiated measurement.
	▪ Refer as FCC KDB 789033 D02 clause II A.1.F ”Antenna-port Conducted versus Radiated Testing”
	▪ Refer as ANSI C63.10, clause 6.6 for radiated emissions above 1GHz.
	▪ Refer as FCC KDB 412172 D01 clause 2.2 for EIRP calculation.

3.3.4 Test Setup

Conducted Measurement (Power Meter)

3.3.5 Test Result of Maximum Output Power

Refer as Appendix C

3.4 Power Spectral Density

3.4.1 Limit

Peak Power Spectral Density Limit	
UNII Devices	
☒	For the 5.15-5.25 GHz band:
	▪ Outdoor AP: the peak power spectral density (PPSD) shall not exceed the lesser of 17dBm/MHz. If G_{TX} > 6 dBi, then P_{Out} = 17 – (G_{TX} – 6).
	▪ Indoor AP: the peak power spectral density (PPSD) shall not exceed the lesser of 17dBm/MHz. If G_{TX} > 6 dBi, then P_{Out} = 17 – (G_{TX} – 6).
	▪ Point-to-point AP: the peak power spectral density (PPSD) shall not exceed the lesser of 17dBm/MHz. If G_{TX} > 23 dBi, then P_{Out} = 17 – (G_{TX} – 23).
	▪ Mobile or Portable Client: the peak power spectral density (PPSD) ≤ 11 dBm/MHz. If G_{TX} > 6 dBi, then PPSD= 11 – (G_{TX} – 6)..
☐	For the 5.25-5.35 GHz band, the peak power spectral density (PPSD) ≤ 11 dBm/MHz. If G_{TX} > 6 dBi, then PPSD= 11 – (G_{TX} – 6).
☒	For the 5.47-5.725 GHz band, the peak power spectral density (PPSD) ≤ 11 dBm/MHz. If G_{TX} > 6 dBi, then PPSD= 11 – (G_{TX} – 6).
☐	For the 5.725-5.85 GHz band:
	▪ Point-to-multipoint systems (P2M): the peak power spectral density (PPSD) ≤ 30 dBm/500kHz. If G_{TX} > 6 dBi, then PPSD= 30 – (G_{TX} – 6).
	▪ Point-to-point systems (P2P): the peak power spectral density (PPSD) ≤ 30 dBm/500kHz.
EIRP Power Spectral Density Limit	
☐	For the 5.85-5.895 GHz band:
	▪ Indoor AP & subordinate device < 20dBm/MHz
	▪ Client device < 14dBm/MHz
LE-LAN Devices	
☐	For the 5.15-5.25 GHz band, the e.i.r.p. peak power spectral density (PPSD) ≤ 10 dBm/MHz.
☐	For the 5.25-5.35 GHz band, the peak power spectral density (PPSD) ≤ 11 dBm/MHz.
	▪ e.i.r.p. greater than 200 mW shall comply with the following e.i.r.p. at different elevations, where θ is the angle above the local horizontal plane (of the Earth) as shown below: -13 dBW/MHz for 0° ≤ θ < 8° ; -13 − 0.716 (θ-8) dBW/MHz for 8° ≤ θ < 40° -35.9 − 1.22 (θ-40) dBW/MHz for 40° ≤ θ ≤ 45° ; -42 dBW/MHz for θ > 45°
☐	For the 5.47-5.6 GHz band and 5.65-5.725 GHz band, the peak power spectral density (PPSD) ≤ 11 dBm/MHz.
☐	For the 5.725-5.85 GHz band:
	▪ Point-to-multipoint systems (P2M): the peak power spectral density (PPSD) ≤ 30 dBm/500kHz. If G_{TX} > 6 dBi, then PPSD= 30 – (G_{TX} – 6).
	▪ Point-to-point systems (P2P): the peak power spectral density (PPSD) ≤ 30 dBm/500kHz.
PPSD = peak power spectral density that he same method as used to determine the conducted output	

power shall be used to determine the power spectral density. And power spectral density in dBm/MHz
G_{TX} = the maximum transmitting antenna directional gain in dBi.

3.4.2 Measuring Instruments

Refer a test equipment and calibration data table in this test report.

3.4.3 Test Procedures

Test Method			
▪ Peak power spectral density procedures that the same method as used to determine the conducted output power shall be used to determine the peak power spectral density and use the peak search function on the spectrum analyzer to find the peak of the spectrum. For the peak power spectral density shall be measured using below options:			
	☐ Refer as FCC KDB 789033 D02, F)5) power spectral density can be measured using resolution bandwidths < 1 MHz provided that the results are integrated over 1 MHz bandwidth		
	[duty cycle ≥ 98% or external video / power trigger]		
	☒ Refer as FCC KDB 789033 D02, clause E Method SA-1 (spectral trace averaging).		
	☐ Refer as FCC KDB 789033 D02, clause E Method SA-1 Alt. (RMS detection with slow sweep speed)		
	duty cycle < 98% and average over on/off periods with duty factor		
	☒ Refer as FCC KDB 789033 D02, clause E Method SA-2 (spectral trace averaging).		
	☐ Refer as FCC KDB 789033 D02, clause E Method SA-2 Alt. (RMS detection with slow sweep speed)		
☒ For conducted measurement.			
	▪ If the EUT supports multiple transmit chains using options given below:		
		☒ Option 1: Measure and sum the spectra across the outputs. Refer as FCC KDB 662911, In-band power spectral density (PSD). Sample all transmit ports simultaneously using a spectrum analyzer for each transmit port. Where the trace bin-by-bin of each transmit port summing can be performed. (i.e., in the first spectral bin of output 1 is summed with that in the first spectral bin of output 2 and that from the first spectral bin of output 3, and so on up to the NTX output to obtain the value for the first frequency bin of the summed spectrum.). Add up the amplitude (power) values for the different transmit chains and use this as the new data trace.	
		☐ Option 2: Measure and sum spectral maxima across the outputs. With this technique, spectra are measured at each output of the device at the required resolution bandwidth. The maximum value (peak) of each spectrum is determined. These maximum values are then summed mathematically in linear power units across the outputs. These operations shall be performed separately over frequency spans that have different out-of-band or spurious emission limits,	
		☐ Option 3: Measure and add 10 log(N) dB, where N is the number of transmit chains. Refer as FCC KDB 662911, In-band power spectral density (PSD). Performed at each transmit chains and each transmit chains shall be compared with the limit have been reduced with 10 log(N). Or each transmit chains shall be add 10 log(N) to compared with the limit.	
	▪	If multiple transmit chains, EIRP PPSD calculation could be following as methods: $PPSD_{total} = PPSD_1 + PPSD_2 + \ldots + PPSD_n$ (calculated in linear unit [mW] and transfer to log unit [dBm])	

Test Method		
		$EIRP_{total} = PPSD_{total} + DG$
☐	For radiated measurement.	
	▪	Refer as FCC KDB 789033 D02 clause II A.1.F ”Antenna-port Conducted versus Radiated Testing”
	▪	Refer as ANSI C63.10, clause 6.6 for radiated emissions above 1GHz.
	▪	Refer as FCC KDB 412172 D01 clause 2.2 for EIRP calculation.

3.4.4 Test Setup

Conducted Measurement


3.4.5 Test Result of Power Spectral Density

Refer as Appendix D

3.5 Unwanted Emissions

3.5.1 Transmitter Unwanted Emissions Limit

Unwanted emissions below 1 GHz and restricted band emissions above 1GHz limit			
Frequency Range (MHz)	**Field Strength (uV/m)**	**Field Strength (dBuV/m)**	**Measure Distance (m)**
0.009~0.490	2400/F(kHz)	48.5 - 13.8	300
0.490~1.705	24000/F(kHz)	33.8 - 23	30
1.705~30.0	30	29	30
30~88	100	40	3
88~216	150	43.5	3
216~960	200	46	3
Above 960	500	54	3

Note 1: Test distance for frequencies at or above 30 MHz, measurements may be performed at a distance other than the limit distance provided they are not performed in the near field and the emissions to be measured can be detected by the measurement equipment. When performing measurements at a distance other than that specified, the results shall be extrapolated to the specified distance using an extrapolation factor of 20 dB/decade (inverse of linear distance for field-strength measurements, inverse of linear distance-squared for power-density measurements).

Note 2: Test distance for frequencies at below 30 MHz, measurements may be performed at a distance closer than the EUT limit distance; however, an attempt should be made to avoid making measurements in the near field. When performing measurements below 30 MHz at a closer distance than the limit distance, the results shall be extrapolated to the specified distance by either making measurements at a minimum of two or more distances on at least one radial to determine the proper extrapolation factor or by using the square of an inverse linear distance extrapolation factor (40 dB/decade). The test report shall specify the extrapolation method used to determine compliance of the EUT.

Note 3: Using the distance of 1m during the test for above 18 GHz, and the test value to correct for the distance factor at 3m.

Un-restricted band emissions above 1GHz Limit	
Operating Band	**Limit**
☒ 5.15 - 5.25 GHz	e.i.r.p. -27 dBm [68.2 dBuV/m@3m]
☐ 5.25 - 5.35 GHz	e.i.r.p. -27 dBm [68.2 dBuV/m@3m]
☐ 5.47 - 5.725 GHz	e.i.r.p. -27 dBm [68.2 dBuV/m@3m]
☒ 5.725 - 5.85 GHz	all emissions shall be limited to a level of -27 dBm/MHz at 75 MHz or more above or below the band edge increasing linearly to 10 dBm/MHz at 25 MHz above or below the band edge, and from 25 MHz above or below the band edge increasing linearly to a level of 15.6 dBm/MHz at 5 MHz above or below the band edge, and from 5 MHz above or below the band edge increasing linearly to a level of 27 dBm/MHz at the band edge.
☐ 5.85 - 5.895 GHz	(i) For an indoor access point or subordinate device, all emissions at or above 5.895 GHz shall not exceed an e.i.r.p. of 15 dBm/MHz and shall decrease linearly to an e.i.r.p. of - 7 dBm/MHz at or above 5.925 GHz. (ii) For a client device, all emissions at or above 5.895 GHz shall not exceed an

	e.i.r.p. of -5 dBm/MHz and shall decrease linearly to an e.i.r.p. of -27 dBm/MHz at or above 5.925 GHz. (iii) For a client device or indoor access point or subordinate device, all emissions below 5.725 GHz shall not exceed an e.i.r.p. of -27 dBm/MHz at 5.65 GHz increasing linearly to 10 dBm/ MHz at 5.7 GHz, and from 5.7 GHz increasing linearly to a level of 15.6 dBm/MHz at 5.72 GHz, and from 5.72 GHz increasing linearly to a level of 27 dBm/MHz at 5.725 GHz.
Note 1: Measurements may be performed at a distance other than the limit distance provided they are not performed in the near field and the emissions to be measured can be detected by the measurement equipment. When performing measurements at a distance other than that specified, the results shall be extrapolated to the specified distance using an extrapolation factor of 20 dB/decade (inverse of linear distance for field-strength measurements, inverse of linear distance-squared for power-density measurements).	

3.5.2 Measuring Instruments

Refer a test equipment and calibration data table in this test report.

3.5.3 Test Procedures

Test Method			
▪ Measurements may be performed at a distance other than the limit distance provided they are not performed in the near field and the emissions to be measured can be detected by the measurement equipment. Measurements shall not be performed at a distance greater than 30 m for frequencies above 30 MHz, unless it can be further demonstrated that measurements at a distance of 30 m or less are impractical. When performing measurements at a distance other than that specified, the results shall be extrapolated to the specified distance using an extrapolation factor of 20 dB/decade (inverse of linear distance for field-strength measurements, inverse of linear distance-squared for power-density measurements).			
▪ The average emission levels shall be measured in [duty cycle ≥ 98 or duty factor].			
▪ For the transmitter unwanted emissions shall be measured using following options below:			
	▪ Refer as FCC KDB 789033 D02, clause G)2) for unwanted emissions into non-restricted bands.		
	▪ Refer as FCC KDB 789033 D02, clause G)1) for unwanted emissions into restricted bands.		
		☐	Refer as FCC KDB 789033 D02, G)6) Method AD (Trace Averaging).
		☒	Refer as FCC KDB 789033 D02, G)6) Method VB (Reduced VBW).
		☐	Refer as ANSI C63.10, clause 11.12.2.5.3 (Reduced VBW). VBW ≥ 1/T, where T is pulse time.
		☐	Refer as ANSI C63.10, clause 7.5 average value of pulsed emissions.
		☒	Refer as FCC KDB 789033 D02, clause G)5) measurement procedure peak limit.
		☐	Refer as ANSI C63.10, clause 4.1.4.2.2 measurement procedure peak limit.
▪ For radiated measurement.			
	▪ Refer as ANSI C63.10, clause 6.4 for radiated emissions below 30 MHz and test distance is 3m.		
	▪ Refer as ANSI C63.10, clause 6.5 for radiated emissions 30 MHz to 1 GHz and test distance is 3m.		
	▪ Refer as ANSI C63.10, clause 6.6 for radiated emissions above 1GHz.		
▪ The any unwanted emissions level shall not exceed the fundamental emission level.			

Test Method
▪ All amplitude of spurious emissions that are attenuated by more than 20 dB below the permissible value has no need to be reported.

3.5.4 Test Setup

Transmitter Radiated Unwanted Emissions

9kHz ~30MHz

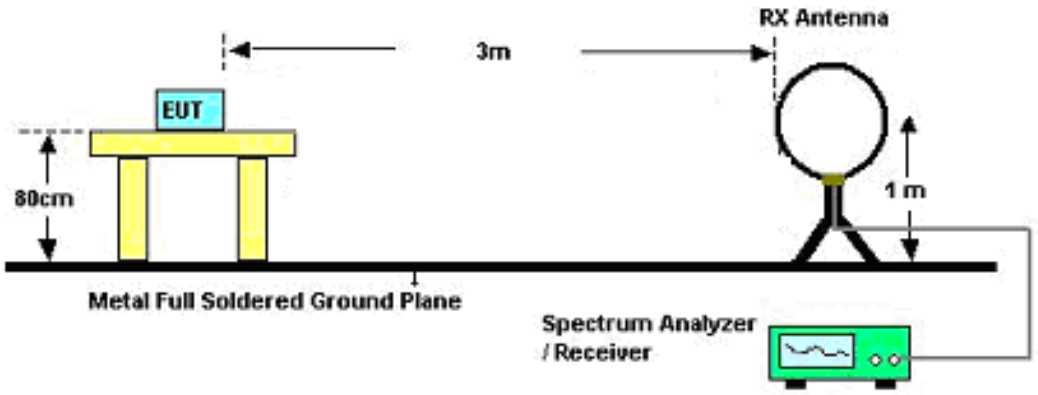

30MHz~1GHz

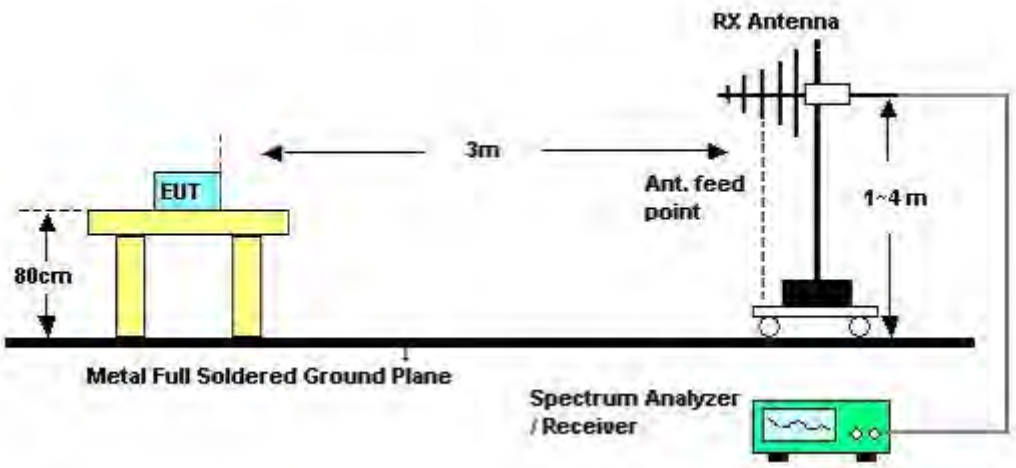

Above 1GHz

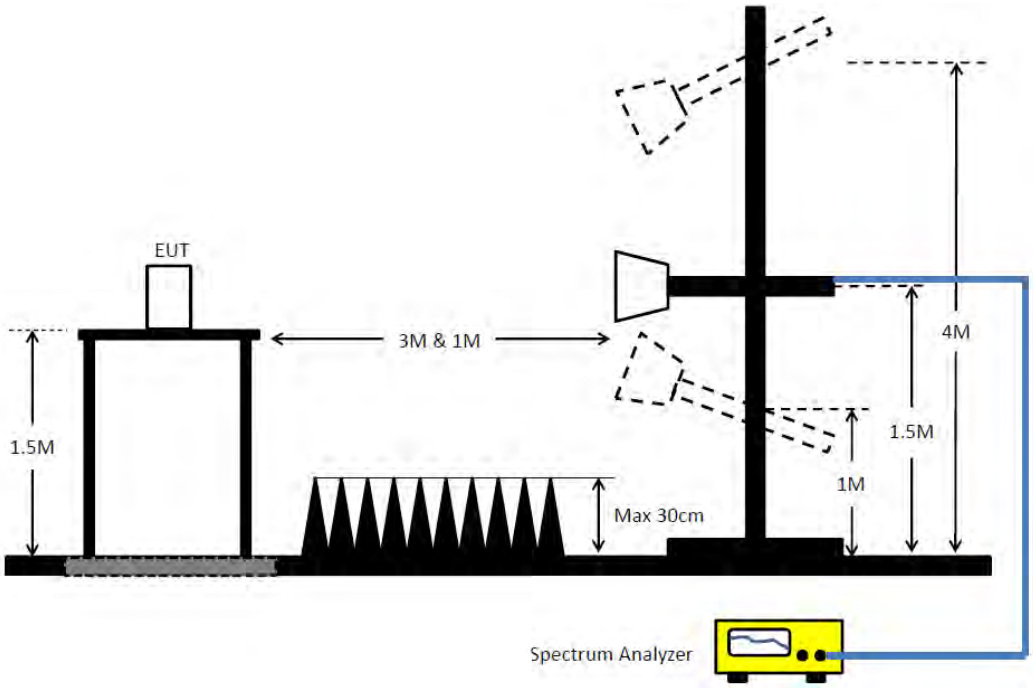

3.5.5 Measurement Results Calculation

The measured Level is calculated using:
Corrected Reading: Antenna factor (AF) + Cable loss (CL) + Read level (Raw) - Preamp factor (PA)(if applicable) = Level.

3.5.6 Transmitter Unwanted Emissions (Below 30MHz)

There is a comparison data of both open-field test site and alternative test site - semi-Anechoic chamber according to KDB414788 Radiated Test Site, and the result came out very similar.
All amplitude of spurious emissions that are attenuated by more than 20 dB below the permissible value has no need to be reported.
The radiated emissions were investigated from 9 kHz or the lowest frequency generated within the device, up to the 10th harmonic or 40 GHz, whichever is appropriate.

3.5.7 Test Result of Transmitter Unwanted Emissions

Refer as Appendix E

4 Test Equipment and Calibration Data

Instrument	Brand	Model No.	Serial No.	Characteristics	Calibration Date	Calibration Due Date	Remark
EMI Receiver	Agilent	N9038A	My52260123	9kHz ~ 8.4GHz	Feb. 22, 2022	Feb. 21, 2023	Conduction (CO01-CB)
LISN	F.C.C.	FCC-LISN-50-16-2	04083	150kHz ~ 100MHz	Feb. 09, 2022	Feb. 08, 2023	Conduction (CO01-CB)
LISN	Schwarzbeck	NSLK 8127	8127647	9kHz ~ 30MHz	Apr. 12, 2022	Apr. 11, 2023	Conduction (CO01-CB)
Pulse Limiter	Rohde& Schwarz	ESH3-Z2	100430	9kHz ~ 30MHz	Feb. 10, 2022	Feb. 09, 2023	Conduction (CO01-CB)
COND Cable	Woken	Cable	Low cable-CO01	9kHz ~ 30MHz	May 18, 2022	May 17, 2023	Conduction (CO01-CB)
Software	SPORTON	SENSE	V5.10	-	N.C.R.	N.C.R.	Conduction (CO01-CB)
Loop Antenna	Teseq	HLA 6120	24155	9kHz - 30 MHz	May 14, 2022	May 13, 2023	Radiation (03CH05-CB)
3m Semi Anechoic Chamber NSA	TDK	SAC-3M	03CH05-CB	30 MHz ~ 1 GHz	Aug. 09, 2021	Aug. 08, 2022	Radiation (03CH05-CB)
3m Semi Anechoic Chamber VSWR	TDK	SAC-3M	03CH05-CB	1GHz ~18GHz 3m	Nov. 07, 2021	Nov. 06, 2022	Radiation (03CH05-CB)
Bilog Antenna with 6dB Attenuator	TESEQ & EMCI	CBL 6112D & N-6-06	35236 & AT-N0610	30MHz ~ 2GHz	Mar. 25, 2022	Mar. 24, 2023	Radiation (03CH05-CB)
Horn Antenna	SCHWARZBECK	BBHA9120D	BBHA 9120 D-1291	1GHz~18GHz	Jun. 23, 2022	Jun. 22, 2023	Radiation (03CH05-CB)
Horn Antenna	Schwarzbeck	BBHA 9170	BBHA9170252	15GHz ~ 40GHz	Aug. 05, 2021	Aug. 04, 2022	Radiation (03CH05-CB)
Pre-Amplifier	EMCI	EMC330N	980331	20MHz ~ 3GHz	Apr. 26, 2022	Apr. 25, 2023	Radiation (03CH05-CB)
Pre-Amplifier	EMCI	EMC12630SE	980287	1GHz – 26.5GHz	Jul. 01, 2022	Jun. 30, 2023	Radiation (03CH05-CB)
Pre-Amplifier	-	-	TF-130N-R1	18GHz ~ 40GHz	Jun. 21, 2022	Jun. 20, 2023	Radiation (03CH05-CB)
Spectrum Analyzer	R&S	FSP40	100304	9kHz ~ 40GHz	Mar. 14, 2022	Mar. 13, 2023	Radiation (03CH05-CB)
EMI Test Receiver	R&S	ESCS	826547/017	9kHz ~ 2.75GHz	Jun. 21, 2021	Jun. 20, 2022	Radiation (03CH05-CB)
EMI Test Receiver	R&S	ESCS	826547/017	9kHz ~ 2.75GHz	Jun. 17, 2022	Jun. 16, 2023	Radiation (03CH05-CB)
RF Cable-low	Woken	RG402	Low Cable-04+23	30MHz~1GHz	Oct. 13, 2021	Oct. 12, 2022	Radiation (03CH05-CB)
RF Cable-high	Woken	RG402	High Cable-28	1GHz~18GHz	Oct. 13, 2021	Oct. 12, 2022	Radiation (03CH05-CB)
RF Cable-high	Woken	RG402	High Cable-04+28	1GHz~18GHz	Oct. 13, 2021	Oct. 12, 2022	Radiation (03CH05-CB)

Instrument	Brand	Model No.	Serial No.	Characteristics	Calibration Date	Calibration Due Date	Remark
High Cable	Woken	WCA0929M	40G#5+7	1GHz ~ 40 GHz	Dec. 14, 2021	Dec. 13, 2022	Radiation (03CH05-CB)
High Cable	Woken	WCA0929M	40G#5	1GHz ~ 40 GHz	Dec. 08, 2021	Dec. 07, 2022	Radiation (03CH05-CB)
High Cable	Woken	WCA0929M	40G#7	1GHz ~ 40 GHz	Dec. 14, 2021	Dec. 13, 2022	Radiation (03CH05-CB)
Test Software	SPORTON	SENSE	V5.10	-	N.C.R.	N.C.R.	Radiation (03CH05-CB)
3m Semi Anechoic Chamber VSWR	RIKEN	SAC-3M	03CH02-CB	1GHz ~18GHz	Mar. 26, 2022	Mar. 25, 2023	Radiation (03CH02-CB)
Horn Antenna	EMCO	3115	9610-4976	1GHz ~ 18GHz	Apr. 19, 2022	Apr. 18, 2023	Radiation (03CH02-CB)
Horn Antenna	Schwarzbeck	BBHA 9170	BBHA9170252	15GHz ~ 40GHz	Aug. 05, 2021	Aug. 04, 2022	Radiation (03CH02-CB)
Pre-Amplifier	Agilent	83017A	MY39501305	1GHz ~ 26.5GHz	Jul. 12, 2021	Jul. 11, 2022	Radiation (03CH02-CB)
Pre-Amplifier	MITEQ	TTA1840-35-HG	1864479	18GHz ~ 40GHz	Jul. 13, 2021	Jul. 12, 2022	Radiation (03CH02-CB)
Spectrum analyzer	R&S	FSU	100015	9kHz~26GHz	Oct. 25, 2021	Oct. 24, 2022	Radiation (03CH02-CB)
RF Cable-high	Woken	RG402	High Cable-18	1GHz ~ 18GHz	Oct. 04, 2021	Oct. 03, 2022	Radiation (03CH02-CB)
RF Cable-high	Woken	RG402	High Cable-18+19	1GHz ~ 18GHz	Oct. 04, 2021	Oct. 03, 2022	Radiation (03CH02-CB)
RF Cable-high	Woken	RG402	High Cable-16+17	1 GHz ~ 18 GHz	Oct. 04, 2021	Oct. 03, 2022	Radiation (03CH02-CB)
High Cable	Woken	WCA0929M	40G#5+7	1GHz ~ 40 GHz	Dec. 14, 2021	Dec. 13, 2022	Radiation (03CH02-CB)
High Cable	Woken	WCA0929M	40G#5	1GHz ~ 40 GHz	Dec. 08, 2021	Dec. 07, 2022	Radiation (03CH02-CB)
High Cable	Woken	WCA0929M	40G#7	1GHz ~ 40 GHz	Dec. 14, 2021	Dec. 13, 2022	Radiation (03CH02-CB)
3m Semi Anechoic Chamber VSWR	TDK	SAC-3M	03CH04-CB	1GHz ~18GHz 3m	Feb. 24, 2022	Feb. 23, 2023	Radiation (03CH04-CB)
Horn Antenna	ETS・Lindgren	3115	00143147	750MHz~18GHz	Oct. 25, 2021	Oct. 24, 2022	Radiation (03CH04-CB)
Horn Antenna	Schwarzbeck	BBHA 9170	BBHA9170252	15GHz ~ 40GHz	Aug. 05, 2021	Aug. 04, 2022	Radiation (03CH04-CB)
Pre-Amplifier	Agilent	83017A	MY53270063	0.5GHz ~ 26.5GHz	Jul. 12, 2021	Jul. 11, 2022	Radiation (03CH04-CB)
Pre-Amplifier	MITEQ	TTA1840-35-HG	1864479	18GHz ~ 40GHz	Jul. 13, 2021	Jul. 12, 2022	Radiation (03CH04-CB)
Spectrum Analyzer	R&S	FSP40	100142	9kHz~40GHz	Mar. 28, 2022	Mar. 27, 2023	Radiation (03CH04-CB)
RF Cable-high	Woken	RG402	High Cable-21	1GHz - 18GHz	Oct. 04, 2021	Oct. 03, 2022	Radiation (03CH04-CB)

Instrument	Brand	Model No.	Serial No.	Characteristics	Calibration Date	Calibration Due Date	Remark
RF Cable-high	Woken	RG402	High Cable-21+67	1GHz - 18GHz	Oct. 04, 2021	Oct. 03, 2022	Radiation (03CH04-CB)
High Cable	Woken	WCA0929M	40G#5+7	1GHz ~ 40 GHz	Dec. 14, 2021	Dec. 13, 2022	Radiation (03CH04-CB)
High Cable	Woken	WCA0929M	40G#5	1GHz ~ 40 GHz	Dec. 08, 2021	Dec. 07, 2022	Radiation (03CH04-CB)
High Cable	Woken	WCA0929M	40G#7	1GHz ~ 40 GHz	Dec. 14, 2021	Dec. 13, 2022	Radiation (03CH04-CB)
Test Software	SPORTON	SENSE	V5.10	-	N.C.R.	N.C.R.	Radiation (03CH04-CB)
Spectrum analyzer	R&S	FSV40	101027	9kHz~40GHz	Aug. 02, 2021	Aug. 01, 2022	Conducted (TH02-CB)
Power Sensor	Anritsu	MA2411B	1126203	300MHz~40GHz	Oct. 25, 2021	Oct. 24, 2022	Conducted (TH02-CB)
Power Meter	Anritsu	ML2495A	1210004	300MHz~40GHz	Oct. 25, 2021	Oct. 24, 2022	Conducted (TH02-CB)
RF Cable-high	Woken	RG402	High Cable-01	1 GHz – 18 GHz	Oct. 04, 2021	Oct. 03, 2022	Conducted (TH02-CB)
RF Cable-high	Woken	RG402	High Cable-02	1 GHz – 18 GHz	Oct. 04, 2021	Oct. 03, 2022	Conducted (TH02-CB)
RF Cable-high	Woken	RG402	High Cable-03	1 GHz – 18 GHz	Oct. 04, 2021	Oct. 03, 2022	Conducted (TH02-CB)
RF Cable-high	Woken	RG402	High Cable-04	1 GHz – 18 GHz	Oct. 04, 2021	Oct. 03, 2022	Conducted (TH02-CB)
RF Cable-high	Woken	RG402	High Cable-05	1 GHz – 18 GHz	Oct. 04, 2021	Oct. 03, 2022	Conducted (TH02-CB)
Switch	SPTCB	SP-SWI	SWI-02	1 GHz –26.5 GHz	Dec. 13, 2021	Dec. 12, 2022	Conducted (TH02-CB)
RF Cable-high	Woken	RG402	SWI-02-P1	1 GHz –26.5 GHz	Dec. 13, 2021	Dec. 12, 2022	Conducted (TH02-CB)
RF Cable-high	Woken	RG402	SWI-02-P2	1 GHz –26.5 GHz	Dec. 13, 2021	Dec. 12, 2022	Conducted (TH02-CB)
RF Cable-high	Woken	RG402	SWI-02-P3	1 GHz –26.5 GHz	Dec. 13, 2021	Dec. 12, 2022	Conducted (TH02-CB)
RF Cable-high	Woken	RG402	SWI-02-P4	1 GHz –26.5 GHz	Dec. 13, 2021	Dec. 12, 2022	Conducted (TH02-CB)
RF Cable-high	Woken	RG402	SWI-02-P5	1 GHz –26.5 GHz	Dec. 13, 2021	Dec. 12, 2022	Conducted (TH02-CB)
Test Software	SPORTON	SENSE	V5.10	-	N.C.R.	N.C.R.	Conducted (TH02-CB)

Note: Calibration Interval of instruments listed above is one year.

N.C.R. means Non-Calibration required.

Summary

Mode	Result	Type	Freq (Hz)	Level (dBuV)	Limit (dBuV)	Margin (dB)	Condition
Mode 1	Pass	AV	384k	36.99	48.20	-11.21	Line

Mode 1

15/06/2022

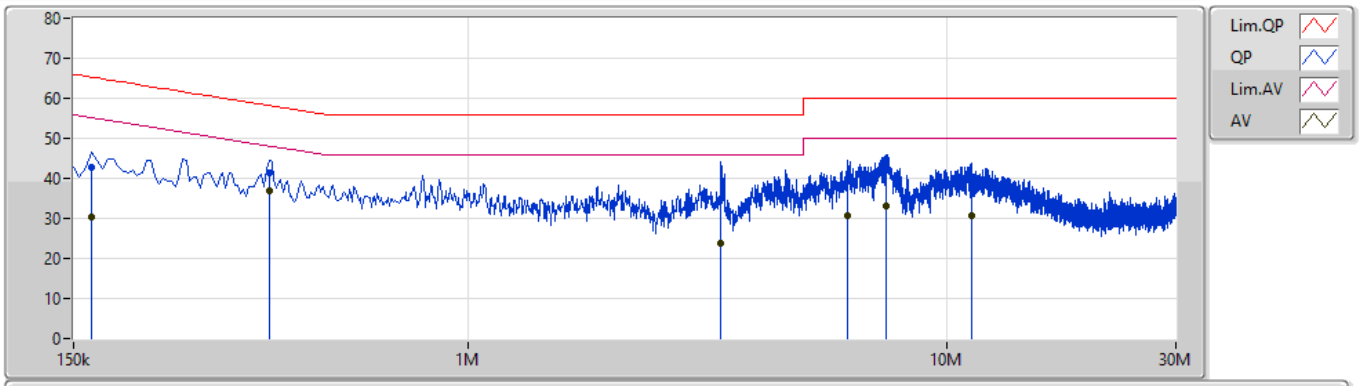

Type	Freq	Level	Limit	Margin	Factor	Condition	Comment	Raw	LISN	CL	AT
	(Hz)	(dBuV)	(dBuV)	(dB)	(dB)			(dBuV)	(dB)	(dB)	(dB)
QP	163.5k	42.64	65.27	-22.63	9.99	Line	-	32.65	0.06	0.04	9.89
AV	163.5k	30.29	55.27	-24.98	9.99	Line	-	20.30	0.06	0.04	9.89
QP	384k	41.50	58.20	-16.70	10.01	Line	-	31.49	0.06	0.06	9.89
AV	384k	36.99	48.20	-11.21	10.01	Line	"Worst"	26.98	0.06	0.06	9.89
QP	3.368M	34.86	56.00	-21.14	10.10	Line	-	24.76	0.11	0.10	9.89
AV	3.368M	23.85	46.00	-22.15	10.10	Line	-	13.75	0.11	0.10	9.89
QP	6.198M	39.46	60.00	-20.54	10.20	Line	-	29.26	0.17	0.13	9.90
AV	6.198M	30.55	50.00	-19.45	10.20	Line	-	20.35	0.17	0.13	9.90
QP	7.476M	42.13	60.00	-17.87	10.23	Line	-	31.90	0.19	0.14	9.90
AV	7.476M	33.12	50.00	-16.88	10.23	Line	-	22.89	0.19	0.14	9.90
QP	11.27M	38.72	60.00	-21.28	10.31	Line	-	28.41	0.23	0.16	9.92
AV	11.27M	30.86	50.00	-19.14	10.31	Line	-	20.55	0.23	0.16	9.92

Mode 1

15/06/2022

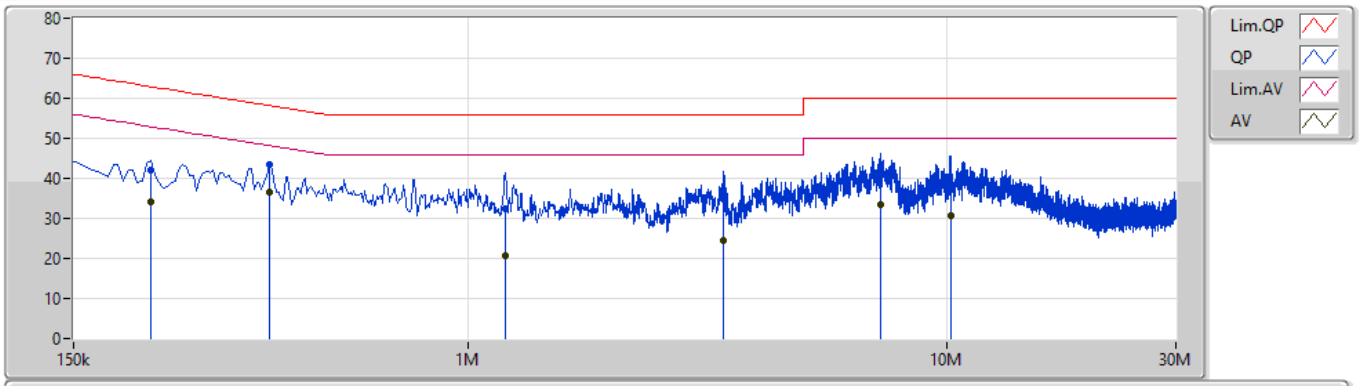

Type	Freq	Level	Limit	Margin	Factor	Condition	Comment	Raw	LISN	CL	AT
	(Hz)	(dBuV)	(dBuV)	(dB)	(dB)			(dBuV)	(dB)	(dB)	(dB)
QP	217.5k	42.09	62.92	-20.83	10.00	Neutral	-	32.09	0.07	0.04	9.89
AV	217.5k	34.05	52.92	-18.87	10.00	Neutral	-	24.05	0.07	0.04	9.89
QP	384k	43.28	58.20	-14.92	10.02	Neutral	-	33.26	0.07	0.06	9.89
AV	384k	36.66	48.20	-11.54	10.02	Neutral	"Worst"	26.64	0.07	0.06	9.89
QP	1.199M	32.50	56.00	-23.50	10.03	Neutral	-	22.47	0.09	0.05	9.89
AV	1.199M	20.67	46.00	-25.33	10.03	Neutral	-	10.64	0.09	0.05	9.89
QP	3.417M	34.66	56.00	-21.34	10.11	Neutral	-	24.55	0.12	0.10	9.89
AV	3.417M	24.50	46.00	-21.50	10.11	Neutral	-	14.39	0.12	0.10	9.89
QP	7.265M	41.89	60.00	-18.11	10.24	Neutral	-	31.65	0.20	0.14	9.90
AV	7.265M	33.51	50.00	-16.49	10.24	Neutral	-	23.27	0.20	0.14	9.90
QP	10.149M	38.63	60.00	-21.37	10.31	Neutral	-	28.32	0.24	0.16	9.91
AV	10.149M	30.78	50.00	-19.22	10.31	Neutral	-	20.47	0.24	0.16	9.91

Summary

Mode	Max-N dB (Hz)	Max-OBW (Hz)	ITU-Code	Min-N dB (Hz)	Min-OBW (Hz)
5.15-5.25GHz	-	-	-	-	-
802.11a_Nss1,(6Mbps)_2TX	28.74M	17.271M	17M3D1D	22.53M	16.822M
802.11ax HEW20_Nss2,(MCS0)_2TX	38.4M	19.76M	19M8D1D	25.92M	18.921M
802.11ax HEW40_Nss2,(MCS0)_2TX	71.28M	39.52M	39M5D1D	39.54M	37.601M
802.11ax HEW80_Nss2,(MCS0)_2TX	80.16M	76.762M	76M8D1D	80.16M	76.642M
5.725-5.85GHz	-	-	-	-	-
802.11a_Nss1,(6Mbps)_2TX	15.09M	28.726M	28M7D1D	15.03M	25.487M
802.11ax HEW20_Nss2,(MCS0)_2TX	18.24M	30.405M	30M4D1D	14.82M	25.817M
802.11ax HEW40_Nss2,(MCS0)_2TX	35.04M	62.489M	62M5D1D	32.58M	54.873M
802.11ax HEW80_Nss2,(MCS0)_2TX	72.48M	96.192M	96M2D1D	69.96M	80.48M

Max-N dB = Maximum 6dB down bandwidth for 5.725-5.85GHz band / Maximum 26dB down bandwidth for other band;
Max-OBW = Maximum 99% occupied bandwidth;
Min-N dB = Minimum 6dB down bandwidth for 5.725-5.85GHz band / Maximum 26dB down bandwidth for other band;
Min-OBW = Minimum 99% occupied bandwidth

Result

Mode	Result	Limit (Hz)	Port 1-N dB (Hz)	Port 1-OBW (Hz)	Port 2-N dB (Hz)	Port 2-OBW (Hz)
802.11a_Nss1,(6Mbps)_2TX	-	-	-	-	-	-
5180MHz	Pass	Inf	22.53M	16.822M	27.24M	16.822M
5200MHz	Pass	Inf	24.81M	16.912M	27.87M	17.061M
5240MHz	Pass	Inf	25.44M	16.942M	28.74M	17.271M
5745MHz	Pass	500k	15.09M	25.757M	15.09M	27.526M
5785MHz	Pass	500k	15.03M	26.387M	15.03M	28.726M
5825MHz	Pass	500k	15.06M	25.487M	15.03M	27.706M
802.11ax HEW20_Nss2,(MCS0)_2TX	-	-	-	-	-	-
5180MHz	Pass	Inf	25.92M	18.981M	28.74M	19.1M
5200MHz	Pass	Inf	31.83M	19.07M	35.97M	19.76M
5240MHz	Pass	Inf	27.21M	18.921M	38.4M	19.28M
5745MHz	Pass	500k	16.77M	25.937M	15.54M	29.085M
5785MHz	Pass	500k	15.48M	27.016M	18.24M	30.405M
5825MHz	Pass	500k	14.82M	25.817M	17.55M	30.075M
802.11ax HEW40_Nss2,(MCS0)_2TX	-	-	-	-	-	-
5190MHz	Pass	Inf	39.54M	37.601M	39.54M	37.601M
5230MHz	Pass	Inf	54.48M	38.141M	71.28M	39.52M
5755MHz	Pass	500k	32.58M	54.873M	32.58M	59.85M
5795MHz	Pass	500k	35.04M	56.072M	34.92M	62.489M
802.11ax HEW80_Nss2,(MCS0)_2TX	-	-	-	-	-	-
5210MHz	Pass	Inf	80.16M	76.642M	80.16M	76.762M
5775MHz	Pass	500k	72.48M	80.48M	69.96M	96.192M

Port X-N dB = Port X 6dB down bandwidth for 5.725-5.85GHz band / 26dB down bandwidth for other band
Port X-OBW = Port X 99% occupied bandwidth

802.11a_Nss1,(6Mbps)_2TX EBW

5180MHz

15/06/2022

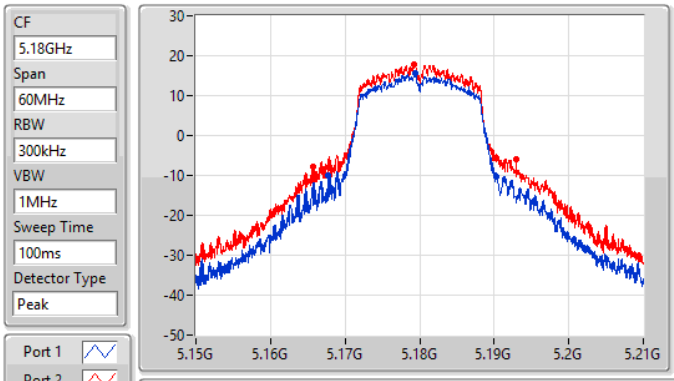

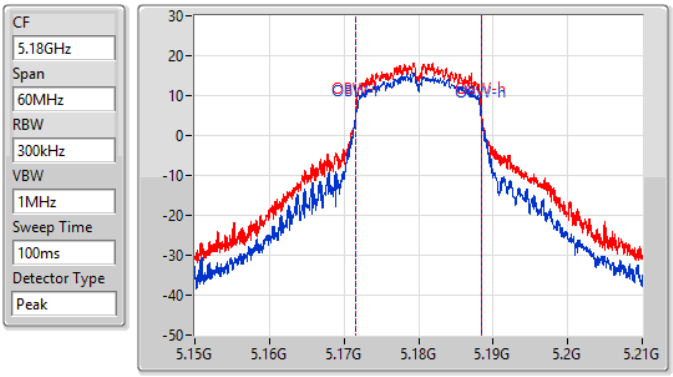

26dB(Hz)	Fl-26dB(Hz)	Fh-26dB(Hz)	OBW(Hz)	Fl-OBW(Hz)	Fh-OBW(Hz)	Limit(Hz)	Port
22.53M	5.16779G	5.19032G	16.822M	5.171574G	5.188396G	Inf	1
27.24M	5.16572G	5.19296G	16.822M	5.171604G	5.188426G	Inf	2

802.11a_Nss1,(6Mbps)_2TX EBW

5200MHz

15/06/2022

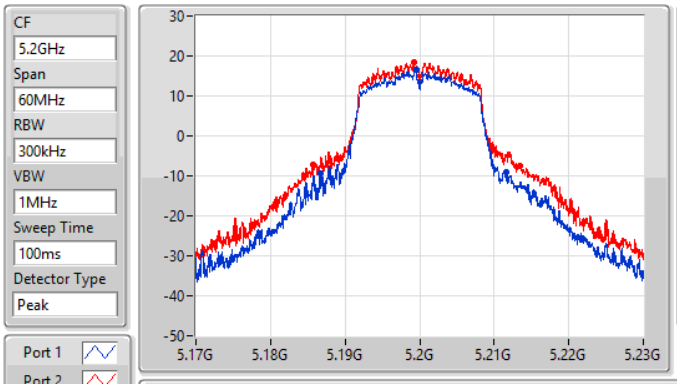

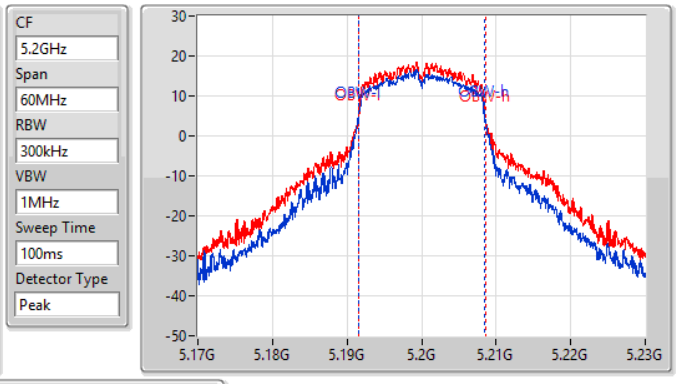

26dB(Hz)	Fl-26dB(Hz)	Fh-26dB(Hz)	OBW(Hz)	Fl-OBW(Hz)	Fh-OBW(Hz)	Limit(Hz)	Port
24.81M	5.18677G	5.21158G	16.912M	5.191544G	5.208456G	Inf	1
27.87M	5.18566G	5.21353G	17.061M	5.191514G	5.208576G	Inf	2

802.11a_Nss1,(6Mbps)_2TX EBW

5240MHz

15/06/2022

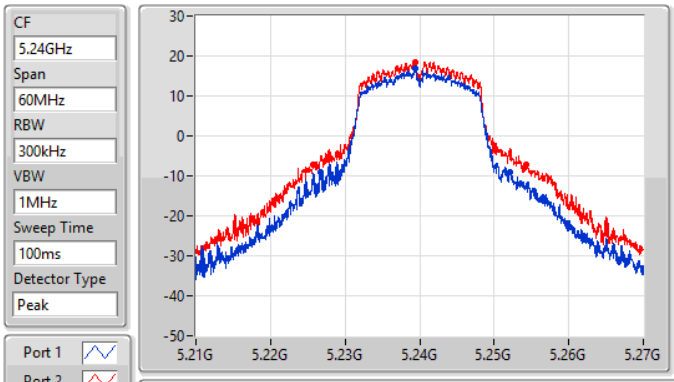

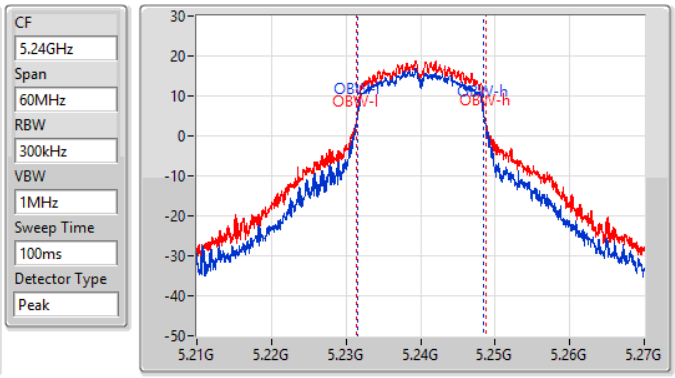

26dB(Hz)	Fl-26dB(Hz)	Fh-26dB(Hz)	OBW(Hz)	Fl-OBW(Hz)	Fh-OBW(Hz)	Limit(Hz)	Port
25.44M	5.22668G	5.25212G	16.942M	5.231544G	5.248486G	Inf	1
28.74M	5.22563G	5.25437G	17.271M	5.231424G	5.248696G	Inf	2

802.11a_Nss1,(6Mbps)_2TX EBW

5745MHz

15/06/2022

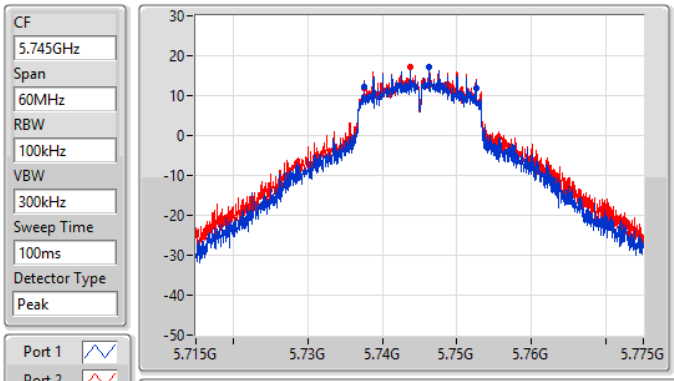

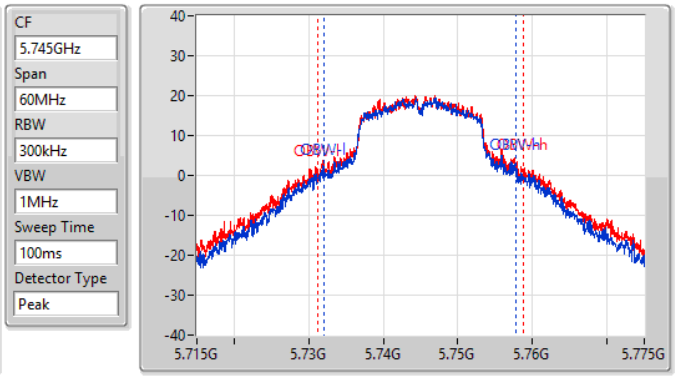

6dB(Hz)	Fl-6dB(Hz)	Fh-6dB(Hz)	OBW(Hz)	Fl-OBW(Hz)	Fh-OBW(Hz)	Limit(Hz)	Port
15.09M	5.7375G	5.75259G	25.757M	5.732106G	5.757864G	500k	1
15.09M	5.7375G	5.75259G	27.526M	5.731267G	5.758793G	500k	2

802.11a_Nss1,(6Mbps)_2TX EBW

5785MHz

15/06/2022

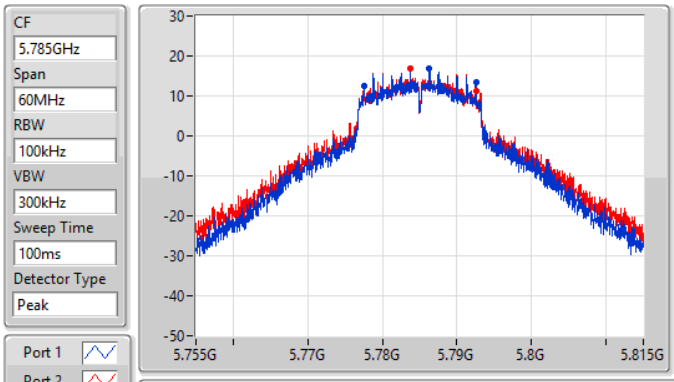

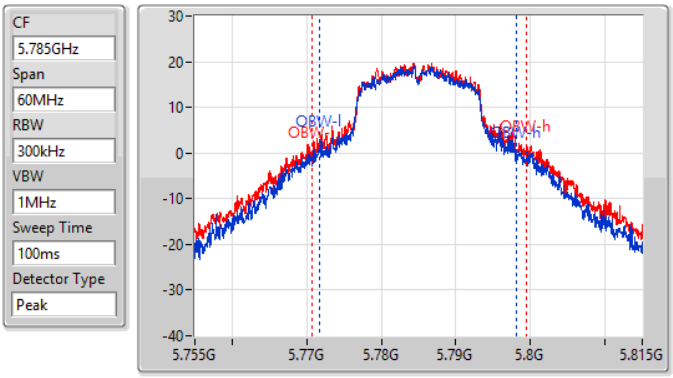

6dB(Hz)	Fl-6dB(Hz)	Fh-6dB(Hz)	OBW(Hz)	Fl-OBW(Hz)	Fh-OBW(Hz)	Limit(Hz)	Port
15.03M	5.7775G	5.79253G	26.387M	5.771777G	5.798163G	500k	1
15.03M	5.7775G	5.79253G	28.726M	5.770697G	5.799423G	500k	2

802.11a_Nss1,(6Mbps)_2TX EBW

5825MHz

15/06/2022

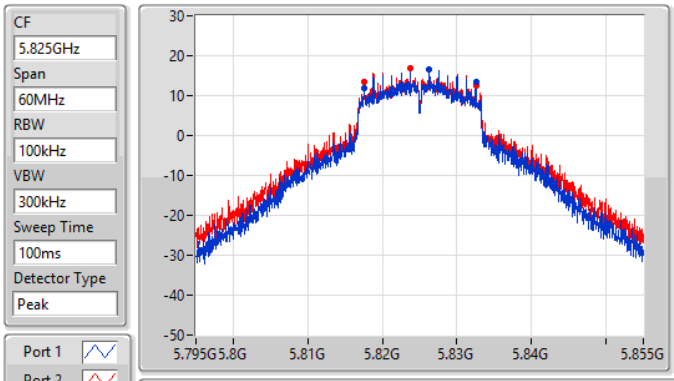

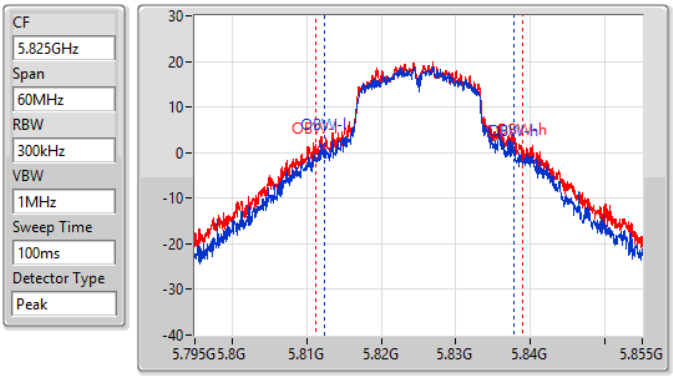

6dB(Hz)	Fl-6dB(Hz)	Fh-6dB(Hz)	OBW(Hz)	Fl-OBW(Hz)	Fh-OBW(Hz)	Limit(Hz)	Port
15.06M	5.8175G	5.83256G	25.487M	5.812316G	5.837804G	500k	1
15.03M	5.81756G	5.83259G	27.706M	5.811237G	5.838943G	500k	2

802.11ax HEW20_Nss2,(MCS0)_2TX EBW

5180MHz

15/06/2022

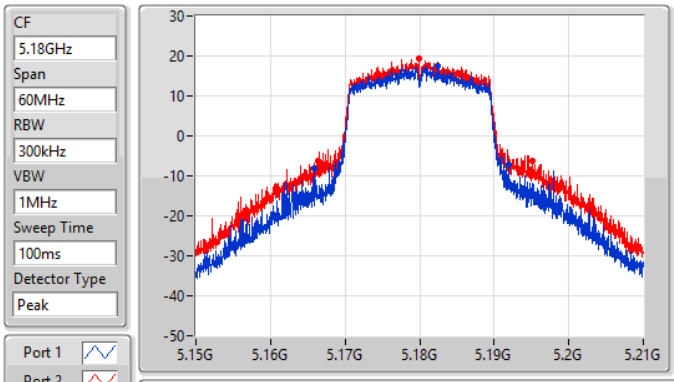

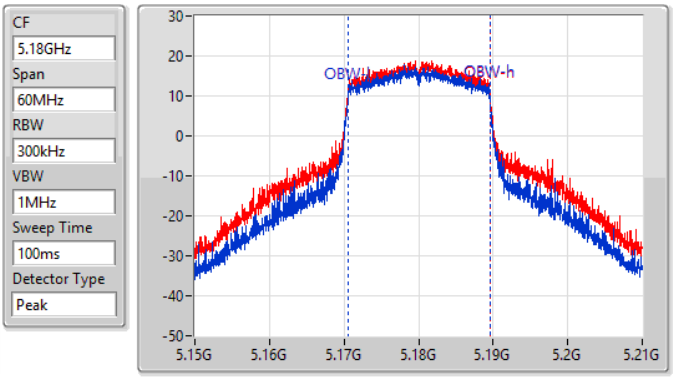

26dB(Hz)	Fl-26dB(Hz)	Fh-26dB(Hz)	OBW(Hz)	Fl-OBW(Hz)	Fh-OBW(Hz)	Limit(Hz)	Port
25.92M	5.16596G	5.19188G	18.981M	5.170555G	5.189535G	Inf	1
28.74M	5.16632G	5.19506G	19.1M	5.170495G	5.189595G	Inf	2

802.11ax HEW20_Nss2,(MCS0)_2TX EBW

5200MHz

15/06/2022

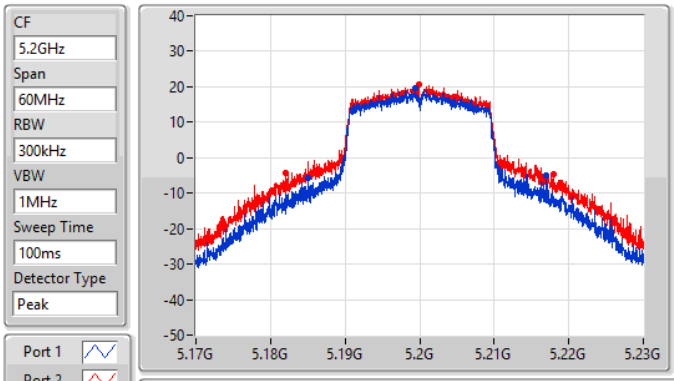

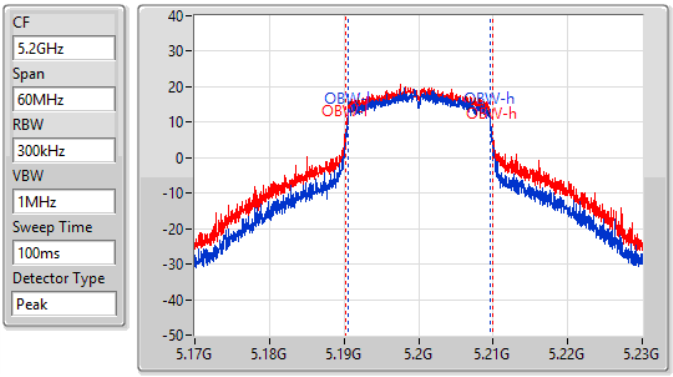

26dB(Hz)	Fl-26dB(Hz)	Fh-26dB(Hz)	OBW(Hz)	Fl-OBW(Hz)	Fh-OBW(Hz)	Limit(Hz)	Port
31.83M	5.18512G	5.21695G	19.07M	5.190525G	5.209595G	Inf	1
35.97M	5.18197G	5.21794G	19.76M	5.190195G	5.209955G	Inf	2

802.11ax HEW20_Nss2,(MCS0)_2TX EBW

5240MHz

15/06/2022

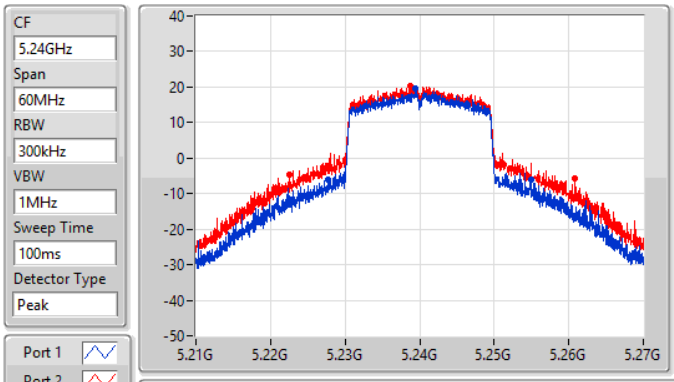

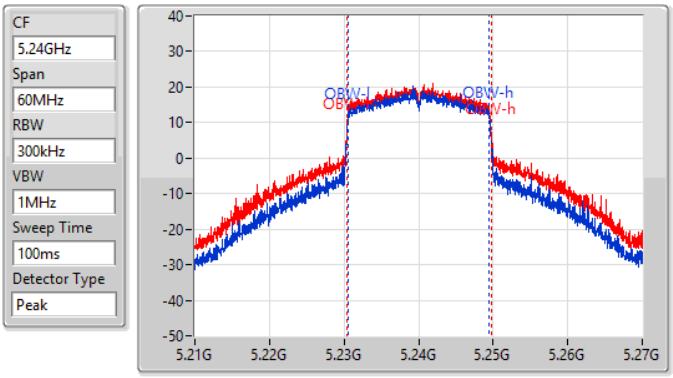

26dB(Hz)	Fl-26dB(Hz)	Fh-26dB(Hz)	OBW(Hz)	Fl-OBW(Hz)	Fh-OBW(Hz)	Limit(Hz)	Port
27.21M	5.22767G	5.25488G	18.921M	5.230585G	5.249505G	Inf	1
38.4M	5.22248G	5.26088G	19.28M	5.230435G	5.249715G	Inf	2

802.11ax HEW20_Nss2,(MCS0)_2TX EBW

5745MHz

15/06/2022

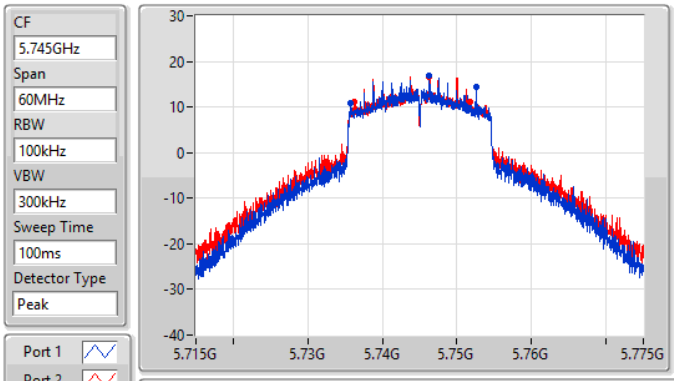

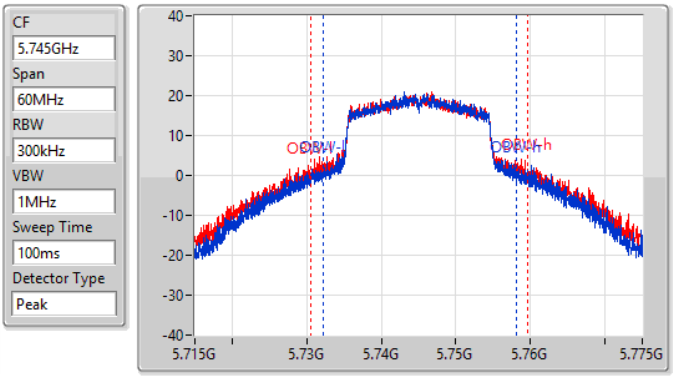

6dB(Hz)	Fl-6dB(Hz)	Fh-6dB(Hz)	OBW(Hz)	Fl-OBW(Hz)	Fh-OBW(Hz)	Limit(Hz)	Port
16.77M	5.73576G	5.75253G	25.937M	5.732196G	5.758133G	500k	1
15.54M	5.7363G	5.75184G	29.085M	5.730577G	5.759663G	500k	2

802.11ax HEW20_Nss2,(MCS0)_2TX EBW

5785MHz

15/06/2022

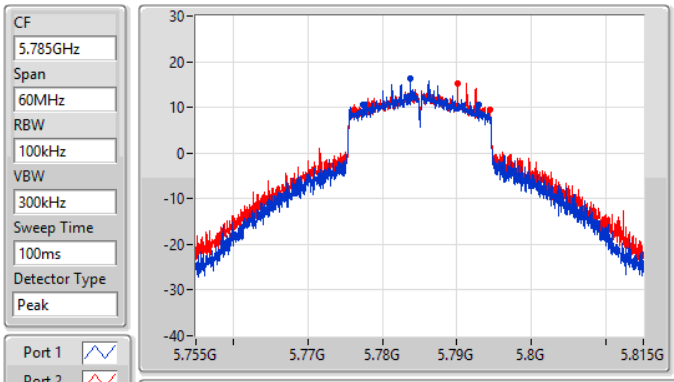

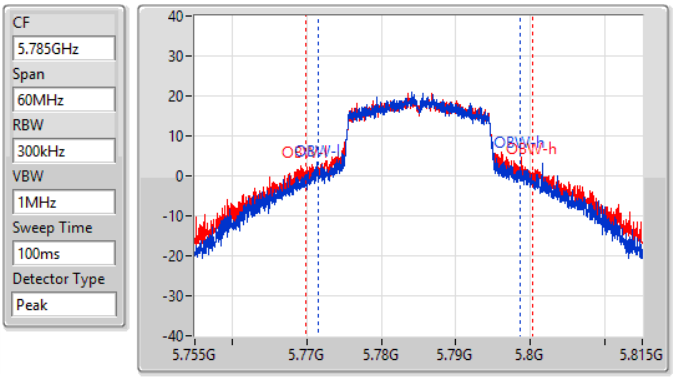

6dB(Hz)	Fl-6dB(Hz)	Fh-6dB(Hz)	OBW(Hz)	Fl-OBW(Hz)	Fh-OBW(Hz)	Limit(Hz)	Port
15.48M	5.77738G	5.79286G	27.016M	5.771537G	5.798553G	500k	1
18.24M	5.77615G	5.79439G	30.405M	5.769858G	5.800262G	500k	2

802.11ax HEW20_Nss2,(MCS0)_2TX EBW

5825MHz

15/06/2022

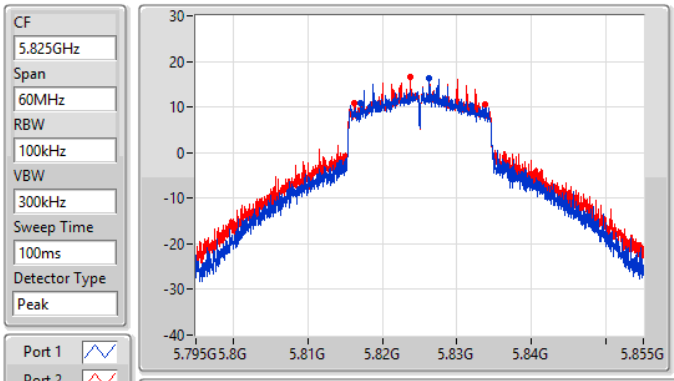

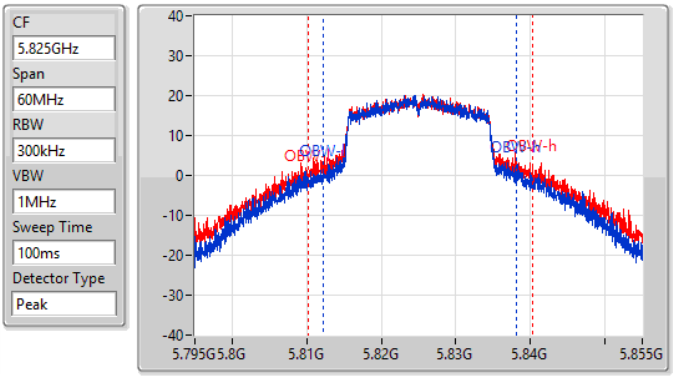

6dB(Hz)	Fl-6dB(Hz)	Fh-6dB(Hz)	OBW(Hz)	Fl-OBW(Hz)	Fh-OBW(Hz)	Limit(Hz)	Port
14.82M	5.81714G	5.83196G	25.817M	5.812226G	5.838043G	500k	1
17.55M	5.81627G	5.83382G	30.075M	5.810157G	5.840232G	500k	2

802.11ax HEW40_Nss2,(MCS0)_2TX EBW

5190MHz

15/06/2022

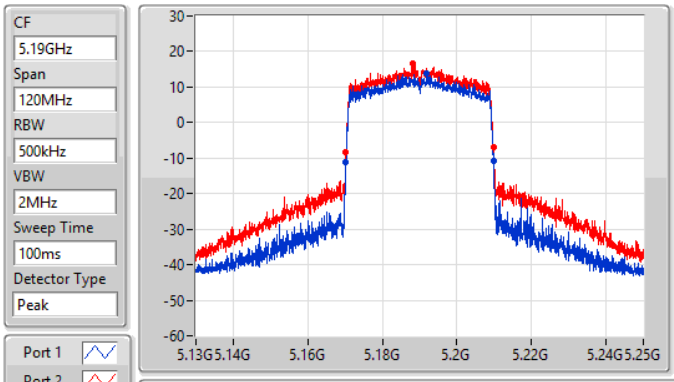

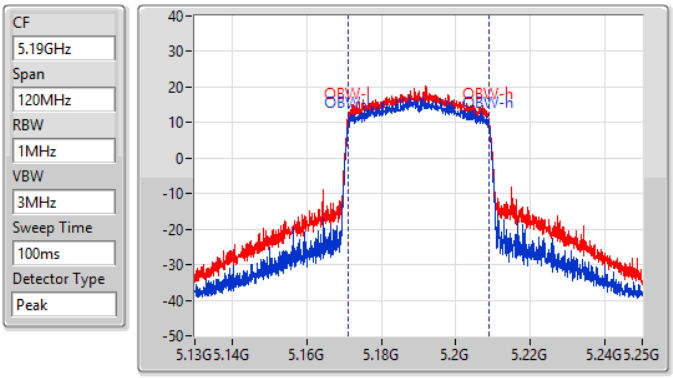

26dB(Hz)	Fl-26dB(Hz)	Fh-26dB(Hz)	OBW(Hz)	Fl-OBW(Hz)	Fh-OBW(Hz)	Limit(Hz)	Port
39.54M	5.17026G	5.2098G	37.601M	5.171229G	5.208831G	Inf	1
39.54M	5.17026G	5.2098G	37.601M	5.171169G	5.208771G	Inf	2

802.11ax HEW40_Nss2,(MCS0)_2TX EBW

5230MHz

15/06/2022

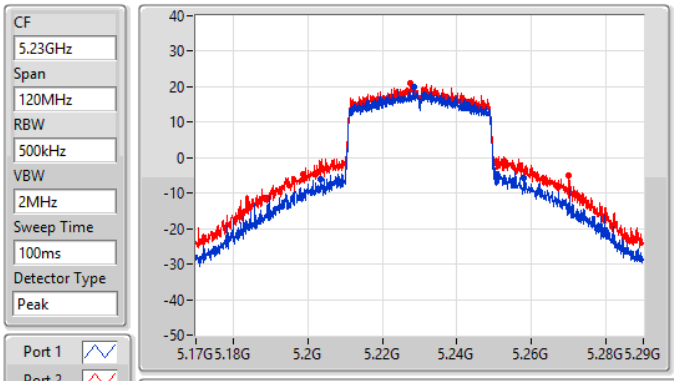

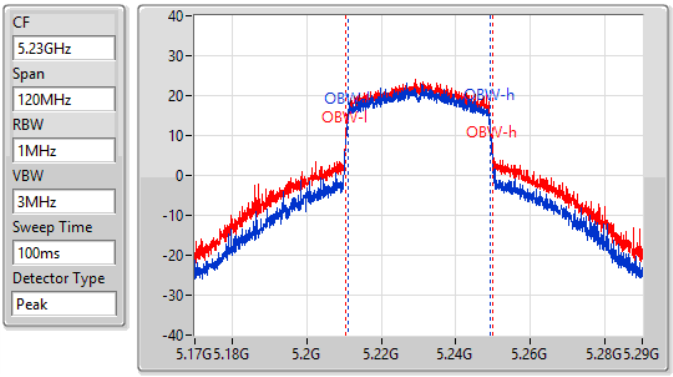

26dB(Hz)	Fl-26dB(Hz)	Fh-26dB(Hz)	OBW(Hz)	Fl-OBW(Hz)	Fh-OBW(Hz)	Limit(Hz)	Port
54.48M	5.20336G	5.25784G	38.141M	5.21099G	5.24913G	Inf	1
71.28M	5.19874G	5.27002G	39.52M	5.21045G	5.24997G	Inf	2

802.11ax HEW40_Nss2,(MCS0)_2TX EBW

5755MHz

15/06/2022

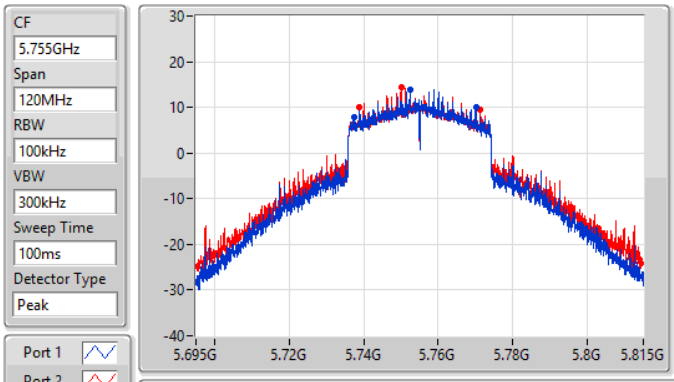

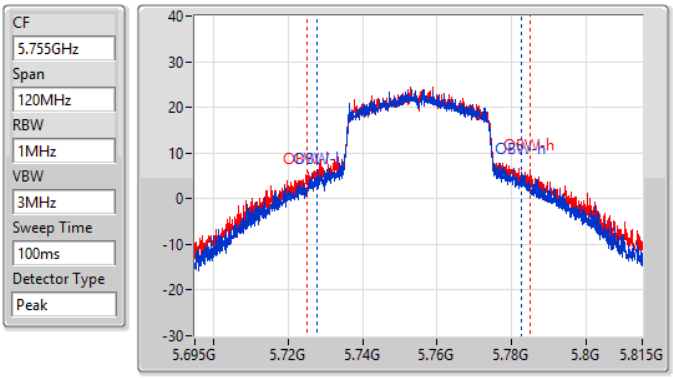

6dB(Hz)	Fl-6dB(Hz)	Fh-6dB(Hz)	OBW(Hz)	Fl-OBW(Hz)	Fh-OBW(Hz)	Limit(Hz)	Port
32.58M	5.73748G	5.77006G	54.873M	5.727714G	5.782586G	500k	1
32.58M	5.73874G	5.77132G	59.85M	5.725195G	5.785045G	500k	2

802.11ax HEW40_Nss2,(MCS0)_2TX EBW

5795MHz

15/06/2022

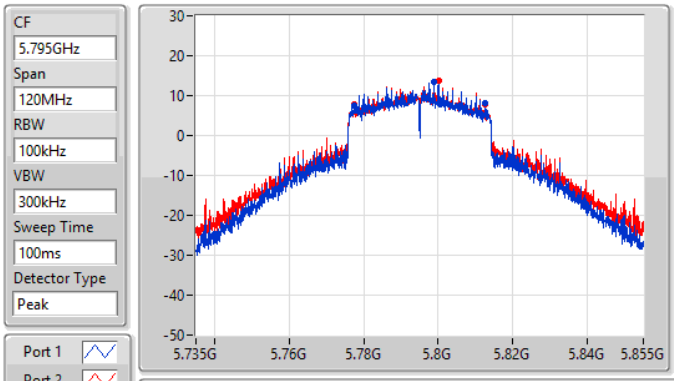

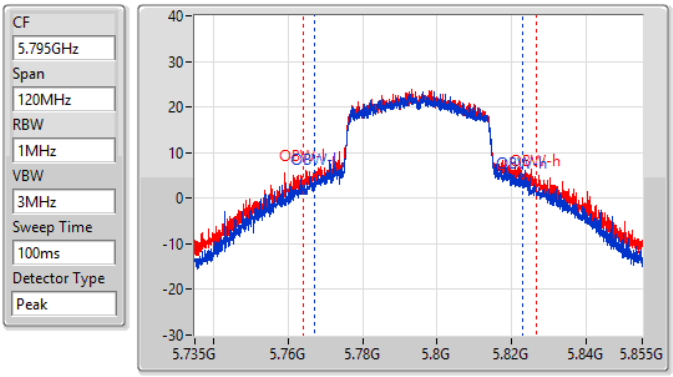

6dB(Hz)	Fl-6dB(Hz)	Fh-6dB(Hz)	OBW(Hz)	Fl-OBW(Hz)	Fh-OBW(Hz)	Limit(Hz)	Port
35.04M	5.77748G	5.81252G	56.072M	5.766934G	5.823006G	500k	1
34.92M	5.7776G	5.81252G	62.489M	5.763936G	5.826424G	500k	2

802.11ax HEW80_Nss2,(MCS0)_2TX EBW

5210MHz

15/06/2022

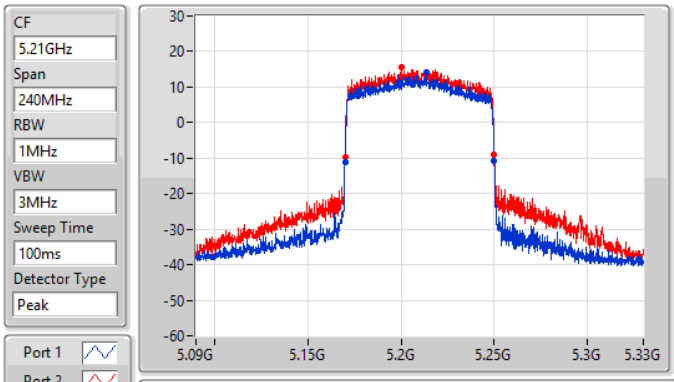

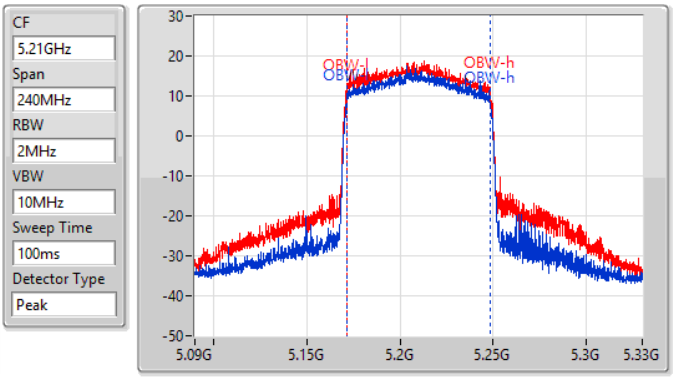

26dB(Hz)	Fl-26dB(Hz)	Fh-26dB(Hz)	OBW(Hz)	Fl-OBW(Hz)	Fh-OBW(Hz)	Limit(Hz)	Port
80.16M	5.16992G	5.25008G	76.642M	5.171619G	5.248261G	Inf	1
80.16M	5.16992G	5.25008G	76.762M	5.171499G	5.248261G	Inf	2

802.11ax HEW80_Nss2,(MCS0)_2TX EBW

5775MHz

15/06/2022

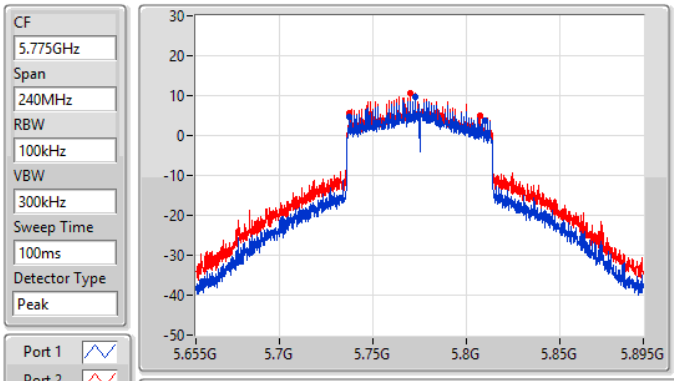

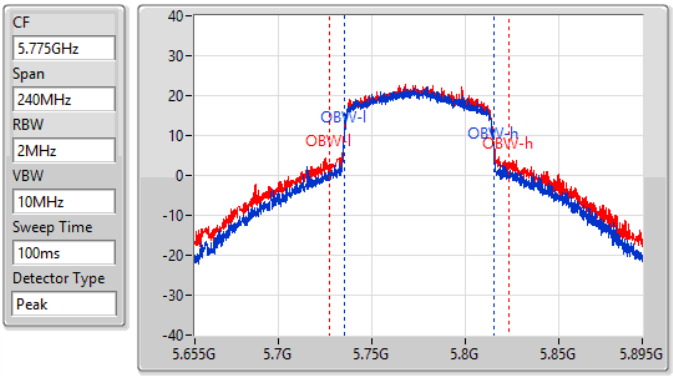

6dB(Hz)	Fl-6dB(Hz)	Fh-6dB(Hz)	OBW(Hz)	Fl-OBW(Hz)	Fh-OBW(Hz)	Limit(Hz)	Port
72.48M	5.73756G	5.81004G	80.48M	5.73494G	5.81542G	500k	1
69.96M	5.73756G	5.80752G	96.192M	5.727504G	5.823696G	500k	2

Summary

Mode	Max-N dB (Hz)	Max-OBW (Hz)	ITU-Code	Min-N dB (Hz)	Min-OBW (Hz)
5.15-5.25GHz	-	-	-	-	-
802.11ax HEW20-BF_Nss1,(MCS0)_2TX	30.63M	19.16M	19M2D1D	21.06M	18.831M
802.11ax HEW40-BF_Nss1,(MCS0)_2TX	69.78M	39.04M	39M0D1D	39.48M	37.661M
802.11ax HEW80-BF_Nss1,(MCS0)_2TX	80.28M	76.762M	76M8D1D	80.16M	76.642M
5.725-5.85GHz	-	-	-	-	-
802.11ax HEW20-BF_Nss1,(MCS0)_2TX	18.27M	28.066M	28M1D1D	14.94M	22.909M
802.11ax HEW40-BF_Nss1,(MCS0)_2TX	37.14M	54.993M	55M0D1D	32.46M	38.561M
802.11ax HEW80-BF_Nss1,(MCS0)_2TX	75M	77.841M	77M8D1D	68.76M	77.361M

Max-N dB = Maximum 6dB down bandwidth for 5.725-5.85GHz band / Maximum 26dB down bandwidth for other band;
Max-OBW = Maximum 99% occupied bandwidth;
Min-N dB = Minimum 6dB down bandwidth for 5.725-5.85GHz band / Maximum 26dB down bandwidth for other band;
Min-OBW = Minimum 99% occupied bandwidth

Result

Mode	Result	Limit (Hz)	Port 1-N dB (Hz)	Port 1-OBW (Hz)	Port 2-N dB (Hz)	Port 2-OBW (Hz)
802.11ax HEW20-BF_Nss1,(MCS0)_2TX	-	-	-	-	-	-
5180MHz	Pass	Inf	21.06M	18.891M	22.8M	18.921M
5200MHz	Pass	Inf	23.04M	18.951M	30.63M	19.16M
5240MHz	Pass	Inf	24.69M	18.831M	26.01M	18.951M
5745MHz	Pass	500k	16.44M	22.909M	17.52M	25.847M
5785MHz	Pass	500k	18.27M	24.258M	16.77M	28.066M
5825MHz	Pass	500k	18.15M	23.928M	14.94M	27.826M
802.11ax HEW40-BF_Nss1,(MCS0)_2TX	-	-	-	-	-	-
5190MHz	Pass	Inf	39.48M	37.661M	39.54M	37.721M
5230MHz	Pass	Inf	55.74M	38.081M	69.78M	39.04M
5755MHz	Pass	500k	34.14M	38.561M	35.04M	42.939M
5795MHz	Pass	500k	37.14M	49.175M	32.46M	54.993M
802.11ax HEW80-BF_Nss1,(MCS0)_2TX	-	-	-	-	-	-
5210MHz	Pass	Inf	80.28M	76.642M	80.16M	76.762M
5775MHz	Pass	500k	68.76M	77.361M	75M	77.841M

Port X-N dB = Port X 6dB down bandwidth for 5.725-5.85GHz band / 26dB down bandwidth for other band
Port X-OBW = Port X 99% occupied bandwidth

802.11ax HEW20-BF_Nss1,(MCS0)_2TX EBW

5180MHz

15/06/2022

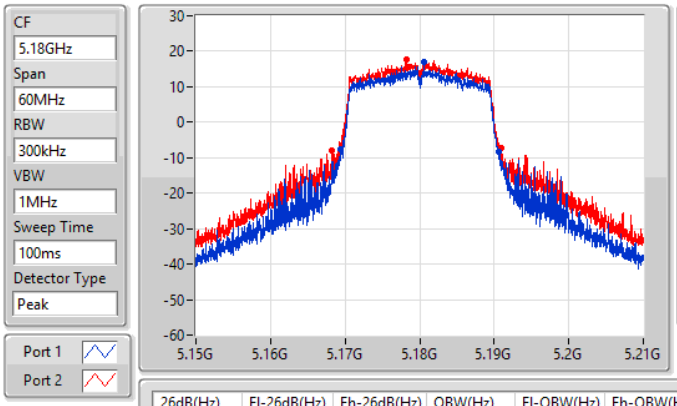

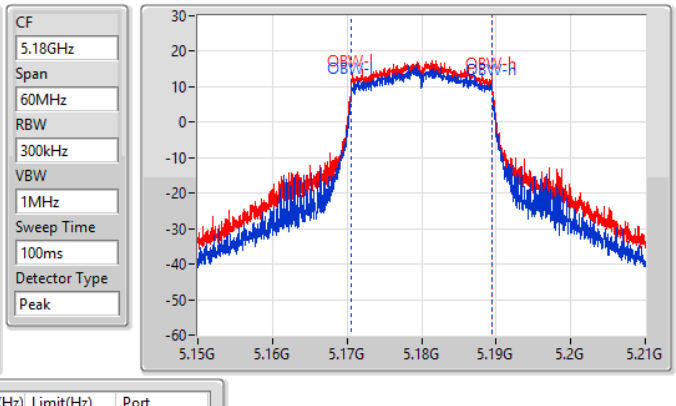

26dB(Hz)	Fl-26dB(Hz)	Fh-26dB(Hz)	OBW(Hz)	Fl-OBW(Hz)	Fh-OBW(Hz)	Limit(Hz)	Port
21.06M	5.16947G	5.19053G	18.891M	5.170585G	5.189475G	Inf	1
22.8M	5.16818G	5.19098G	18.921M	5.170555G	5.189475G	Inf	2

802.11ax HEW20-BF_Nss1,(MCS0)_2TX EBW

5200MHz

15/06/2022

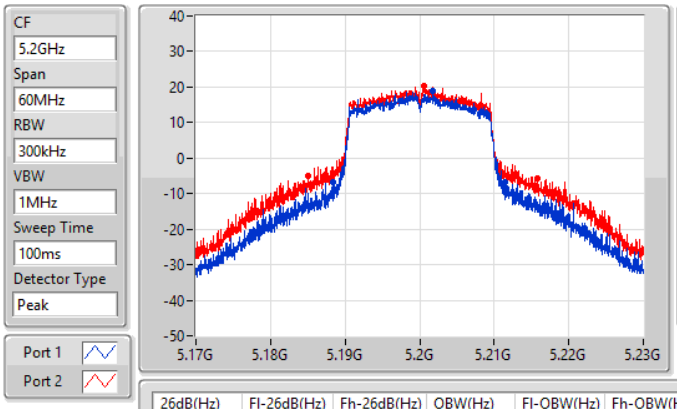

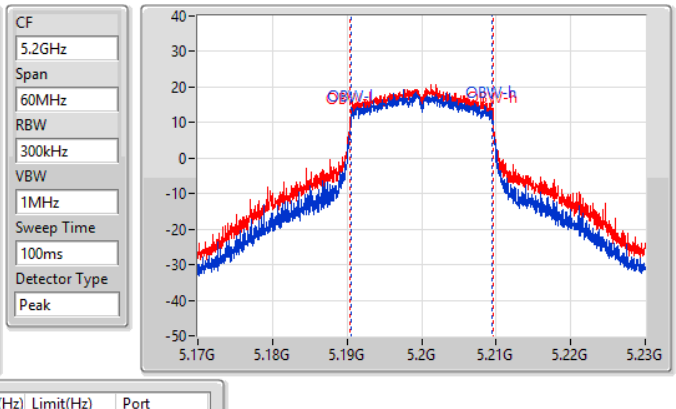

26dB(Hz)	Fl-26dB(Hz)	Fh-26dB(Hz)	OBW(Hz)	Fl-OBW(Hz)	Fh-OBW(Hz)	Limit(Hz)	Port
23.04M	5.18833G	5.21137G	18.951M	5.190555G	5.209505G	Inf	1
30.63M	5.18512G	5.21575G	19.16M	5.190435G	5.209595G	Inf	2

802.11ax HEW20-BF_Nss1,(MCS0)_2TX EBW

5240MHz

15/06/2022

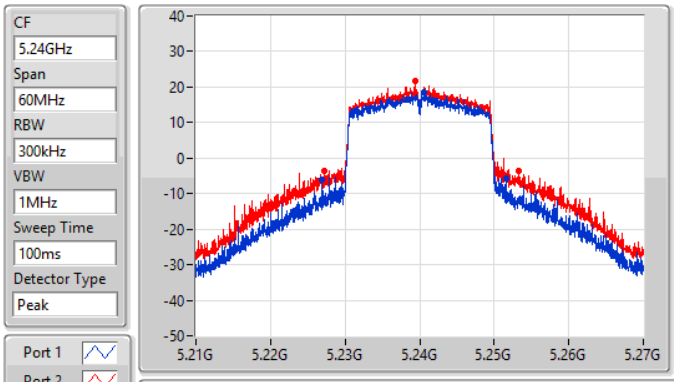

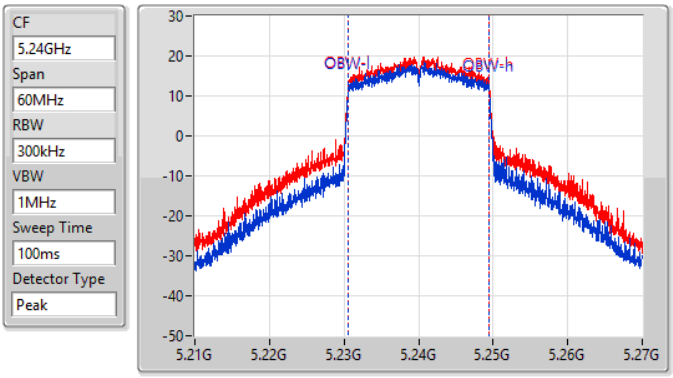

26dB(Hz)	Fl-26dB(Hz)	Fh-26dB(Hz)	OBW(Hz)	Fl-OBW(Hz)	Fh-OBW(Hz)	Limit(Hz)	Port
24.69M	5.22686G	5.25155G	18.831M	5.230615G	5.249445G	Inf	1
26.01M	5.22728G	5.25329G	18.951M	5.230555G	5.249505G	Inf	2

802.11ax HEW20-BF_Nss1,(MCS0)_2TX EBW

5745MHz

15/06/2022

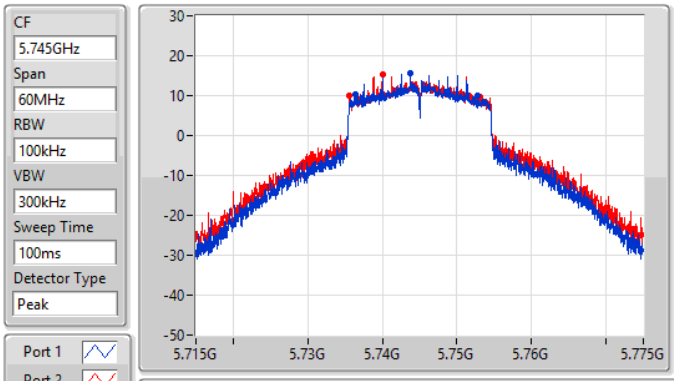

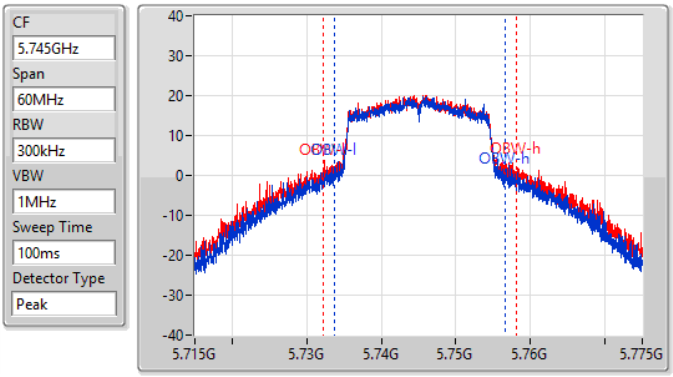

6dB(Hz)	Fl-6dB(Hz)	Fh-6dB(Hz)	OBW(Hz)	Fl-OBW(Hz)	Fh-OBW(Hz)	Limit(Hz)	Port
16.44M	5.73636G	5.7528G	22.909M	5.733636G	5.756544G	500k	1
17.52M	5.73558G	5.7531G	25.847M	5.732256G	5.758103G	500k	2

802.11ax HEW20-BF_Nss1,(MCS0)_2TX EBW

5785MHz

15/06/2022

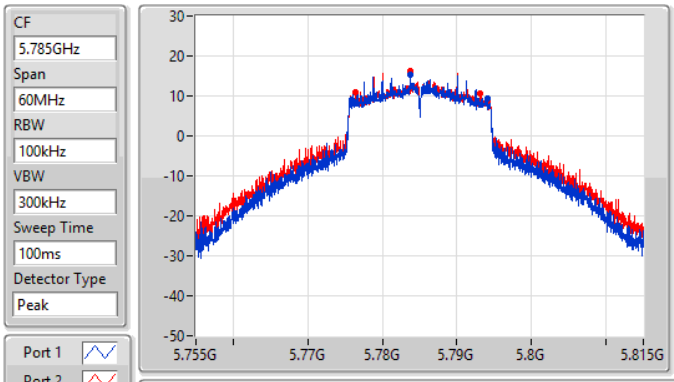

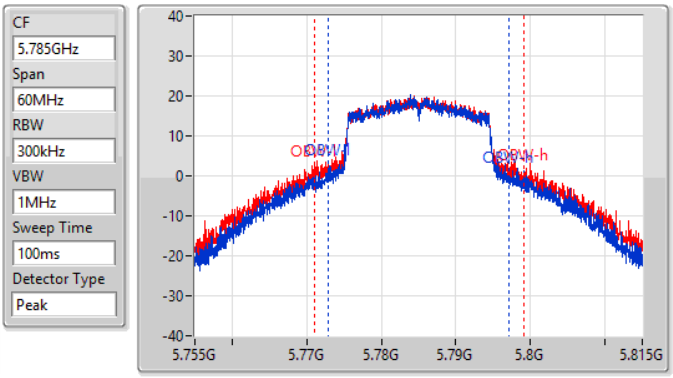

6dB(Hz)	Fl-6dB(Hz)	Fh-6dB(Hz)	OBW(Hz)	Fl-OBW(Hz)	Fh-OBW(Hz)	Limit(Hz)	Port
18.27M	5.77582G	5.79409G	24.258M	5.772916G	5.797174G	500k	1
16.77M	5.77636G	5.79313G	28.066M	5.771057G	5.799123G	500k	2

802.11ax HEW20-BF_Nss1,(MCS0)_2TX EBW

5825MHz

15/06/2022

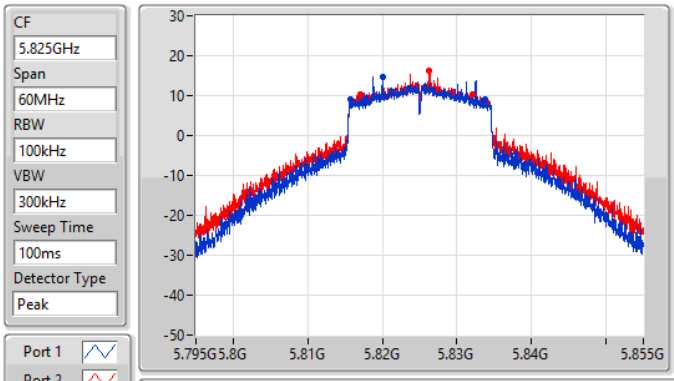

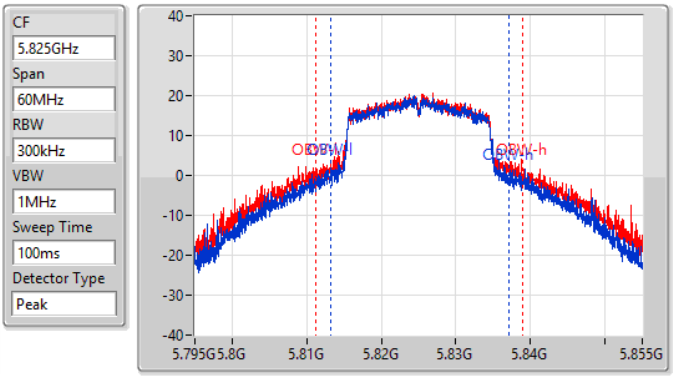

6dB(Hz)	Fl-6dB(Hz)	Fh-6dB(Hz)	OBW(Hz)	Fl-OBW(Hz)	Fh-OBW(Hz)	Limit(Hz)	Port
18.15M	5.81567G	5.83382G	23.928M	5.813216G	5.837144G	500k	1
14.94M	5.81708G	5.83202G	27.826M	5.811177G	5.839003G	500k	2

802.11ax HEW40-BF_Nss1,(MCS0)_2TX EBW

5190MHz

15/06/2022

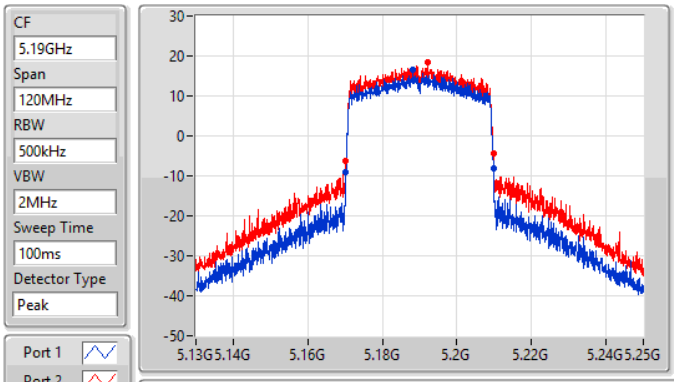

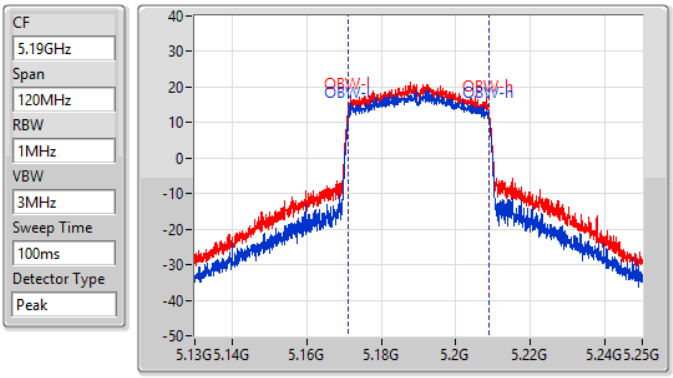

26dB(Hz)	Fl-26dB(Hz)	Fh-26dB(Hz)	OBW(Hz)	Fl-OBW(Hz)	Fh-OBW(Hz)	Limit(Hz)	Port
39.48M	5.17026G	5.20974G	37.661M	5.171169G	5.208831G	Inf	1
39.54M	5.1702G	5.20974G	37.721M	5.171109G	5.208831G	Inf	2

802.11ax HEW40-BF_Nss1,(MCS0)_2TX EBW

5230MHz

15/06/2022

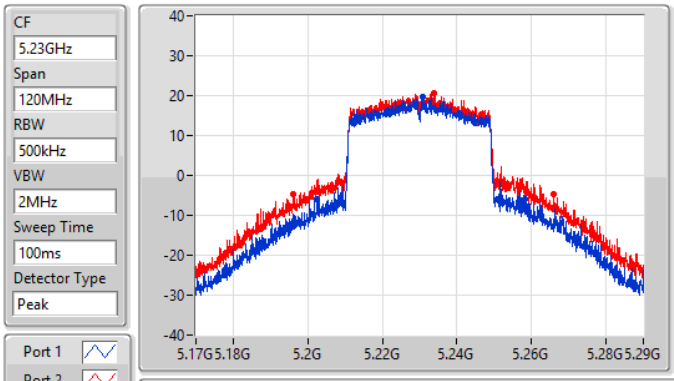

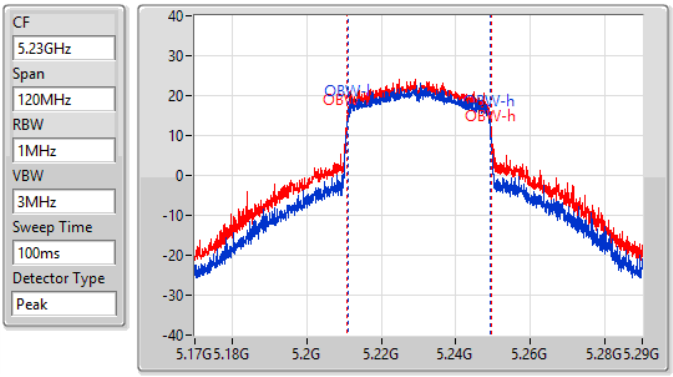

26dB(Hz)	Fl-26dB(Hz)	Fh-26dB(Hz)	OBW(Hz)	Fl-OBW(Hz)	Fh-OBW(Hz)	Limit(Hz)	Port
55.74M	5.2024G	5.25814G	38.081M	5.21099G	5.24907G	Inf	1
69.78M	5.1961G	5.26588G	39.04M	5.21063G	5.24967G	Inf	2

802.11ax HEW40-BF_Nss1,(MCS0)_2TX EBW

5755MHz

15/06/2022

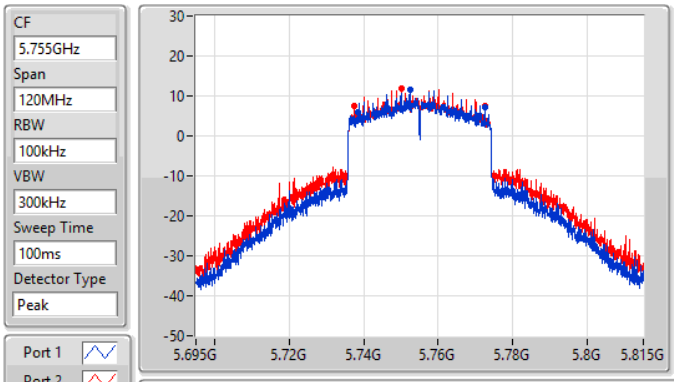

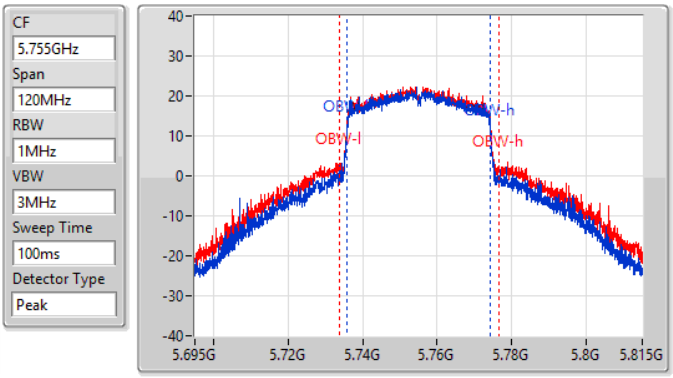

6dB(Hz)	Fl-6dB(Hz)	Fh-6dB(Hz)	OBW(Hz)	Fl-OBW(Hz)	Fh-OBW(Hz)	Limit(Hz)	Port
34.14M	5.73838G	5.77252G	38.561M	5.73575G	5.77431G	500k	1
35.04M	5.73754G	5.77258G	42.939M	5.733711G	5.776649G	500k	2

802.11ax HEW40-BF_Nss1,(MCS0)_2TX EBW

5795MHz

15/06/2022

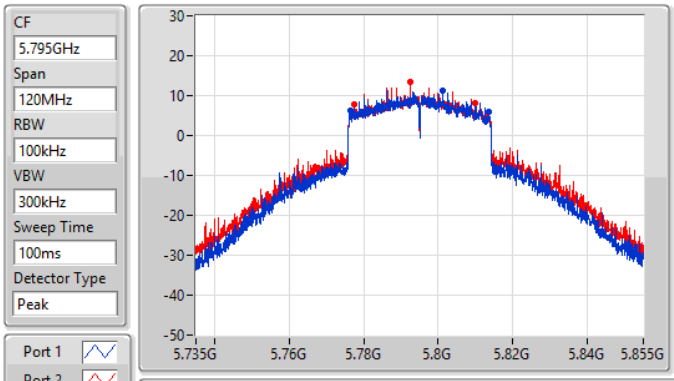

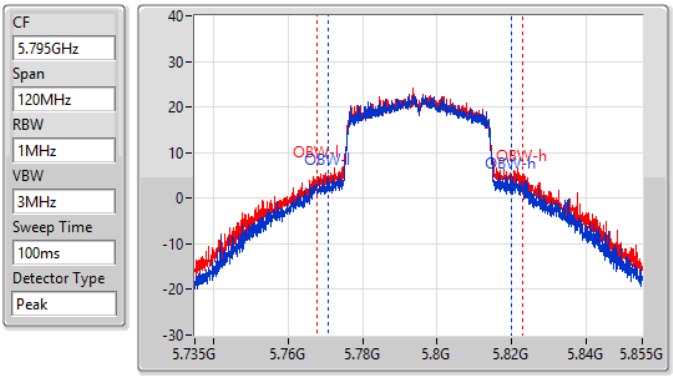

6dB(Hz)	Fl-6dB(Hz)	Fh-6dB(Hz)	OBW(Hz)	Fl-OBW(Hz)	Fh-OBW(Hz)	Limit(Hz)	Port
37.14M	5.77634G	5.81348G	49.175M	5.770772G	5.819948G	500k	1
32.46M	5.77754G	5.81G	54.993M	5.767834G	5.822826G	500k	2

802.11ax HEW80-BF_Nss1,(MCS0)_2TX EBW

5210MHz

15/06/2022

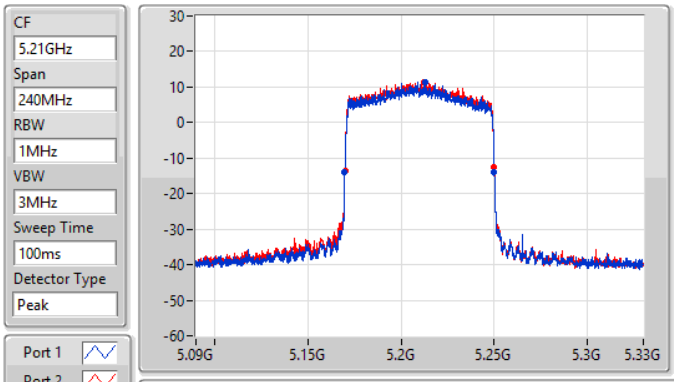

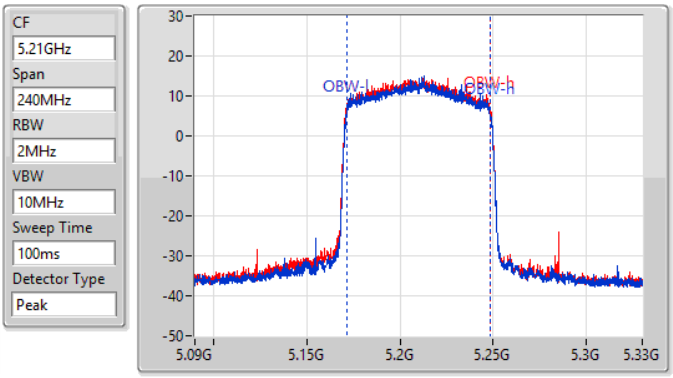

26dB(Hz)	Fl-26dB(Hz)	Fh-26dB(Hz)	OBW(Hz)	Fl-OBW(Hz)	Fh-OBW(Hz)	Limit(Hz)	Port
80.28M	5.1698G	5.25008G	76.642M	5.171619G	5.248261G	Inf	1
80.16M	5.16992G	5.25008G	76.762M	5.171499G	5.248261G	Inf	2

802.11ax HEW80-BF_Nss1,(MCS0)_2TX EBW

5775MHz

15/06/2022

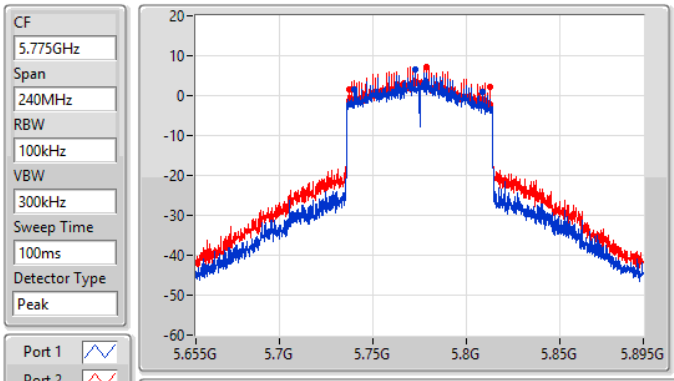

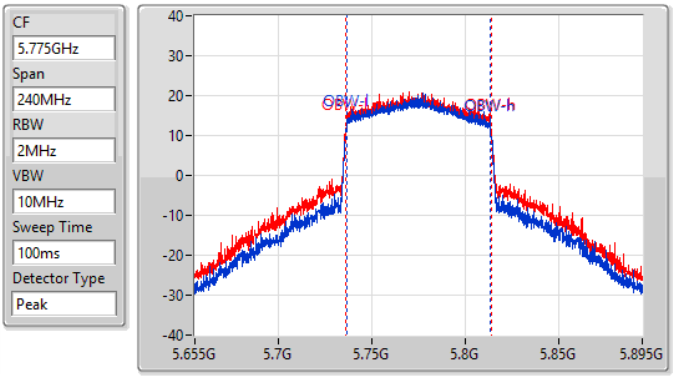

6dB(Hz)	Fl-6dB(Hz)	Fh-6dB(Hz)	OBW(Hz)	Fl-OBW(Hz)	Fh-OBW(Hz)	Limit(Hz)	Port
68.76M	5.74008G	5.80884G	77.361M	5.736259G	5.813621G	500k	1
75M	5.73756G	5.81256G	77.841M	5.736019G	5.813861G	500k	2

Summary

Mode	Total Power (dBm)	Total Power (W)
5.15-5.25GHz	-	-
802.11a_Nss1,(6Mbps)_2TX	28.09	0.64417
802.11ax HEW20_Nss2,(MCS0)_2TX	28.82	0.76208
802.11ax HEW40_Nss2,(MCS0)_2TX	28.76	0.75162
802.11ax HEW80_Nss2,(MCS0)_2TX	22.67	0.18493
5.725-5.85GHz	-	-
802.11a_Nss1,(6Mbps)_2TX	29.97	0.99312
802.11ax HEW20_Nss2,(MCS0)_2TX	29.97	0.99312
802.11ax HEW40_Nss2,(MCS0)_2TX	29.86	0.96828
802.11ax HEW80_Nss2,(MCS0)_2TX	28.22	0.66374

Result

Mode	Result	DG (dBi)	Port 1 (dBm)	Port 2 (dBm)	Total Power (dBm)	Power Limit (dBm)
802.11a_Nss1,(6Mbps)_2TX	-	-	-	-	-	-
5180MHz	Pass	3.05	23.68	25.30	27.58	30.00
5200MHz	Pass	3.05	23.86	25.47	27.75	30.00
5240MHz	Pass	3.05	24.16	25.83	28.09	30.00
5745MHz	Pass	3.51	26.91	27.01	29.97	30.00
5785MHz	Pass	3.51	26.32	26.93	29.65	30.00
5825MHz	Pass	3.51	26.57	26.61	29.60	30.00
802.11ax HEW20_Nss2,(MCS0)_2TX	-	-	-	-	-	-
5180MHz	Pass	3.05	23.45	25.11	27.37	30.00
5200MHz	Pass	3.05	25.00	26.49	28.82	30.00
5240MHz	Pass	3.05	25.00	26.44	28.79	30.00
5745MHz	Pass	3.51	26.83	27.08	29.97	30.00
5785MHz	Pass	3.51	26.52	26.77	29.66	30.00
5825MHz	Pass	3.51	26.27	26.67	29.48	30.00
802.11ax HEW40_Nss2,(MCS0)_2TX	-	-	-	-	-	-
5190MHz	Pass	3.05	18.93	20.88	23.02	30.00
5230MHz	Pass	3.05	25.02	26.38	28.76	30.00
5755MHz	Pass	3.51	26.70	26.99	29.86	30.00
5795MHz	Pass	3.51	26.39	26.74	29.58	30.00
802.11ax HEW80_Nss2,(MCS0)_2TX	-	-	-	-	-	-
5210MHz	Pass	3.05	18.58	20.52	22.67	30.00
5775MHz	Pass	3.51	24.87	25.52	28.22	30.00

DG = Directional Gain; Port X = Port X output power

Summary

Mode	Total Power (dBm)	Total Power (W)
5.15-5.25GHz	-	-
802.11ax HEW20-BF_Nss1,(MCS0)_2TX	28.29	0.67453
802.11ax HEW40-BF_Nss1,(MCS0)_2TX	28.97	0.78886
802.11ax HEW80-BF_Nss1,(MCS0)_2TX	19.48	0.08872
5.725-5.85GHz	-	-
802.11ax HEW20-BF_Nss1,(MCS0)_2TX	29.43	0.87700
802.11ax HEW40-BF_Nss1,(MCS0)_2TX	29.04	0.80168
802.11ax HEW80-BF_Nss1,(MCS0)_2TX	25.66	0.36813

Result

Mode	Result	DG (dBi)	Port 1 (dBm)	Port 2 (dBm)	Total Power (dBm)	Power Limit (dBm)
802.11ax HEW20-BF_Nss1,(MCS0)_2TX	-	-	-	-	-	-
5180MHz	Pass	6.06	21.43	23.27	25.46	29.94
5200MHz	Pass	6.06	24.38	26.03	28.29	29.94
5240MHz	Pass	6.06	24.32	25.89	28.19	29.94
5745MHz	Pass	6.52	26.22	26.62	29.43	29.48
5785MHz	Pass	6.52	26.20	26.49	29.36	29.48
5825MHz	Pass	6.52	25.95	26.65	29.32	29.48
802.11ax HEW40-BF_Nss1,(MCS0)_2TX	-	-	-	-	-	-
5190MHz	Pass	6.06	21.68	23.45	25.66	29.94
5230MHz	Pass	6.06	25.16	26.63	28.97	29.94
5755MHz	Pass	6.52	24.95	25.48	28.23	29.48
5795MHz	Pass	6.52	25.79	26.26	29.04	29.48
802.11ax HEW80-BF_Nss1,(MCS0)_2TX	-	-	-	-	-	-
5210MHz	Pass	6.06	16.06	16.85	19.48	29.94
5775MHz	Pass	6.52	22.12	23.13	25.66	29.48

DG = Directional Gain; Port X = Port X output power

Summary

Mode	PD (dBm/RBW)
5.15-5.25GHz	-
802.11a_Nss1,(6Mbps)_2TX	16.85
802.11ax HEW20_Nss2,(MCS0)_2TX	16.96
802.11ax HEW40_Nss2,(MCS0)_2TX	13.94
802.11ax HEW80_Nss2,(MCS0)_2TX	5.13
5.725-5.85GHz	-
802.11a_Nss1,(6Mbps)_2TX	16.96
802.11ax HEW20_Nss2,(MCS0)_2TX	16.14
802.11ax HEW40_Nss2,(MCS0)_2TX	13.45
802.11ax HEW80_Nss2,(MCS0)_2TX	9.06

RBW = 500kHz for 5.725-5.85GHz band / 1MHz for other band;

Result

Mode	Result	DG (dBi)	Port 1 (dBm/RBW)	Port 2 (dBm/RBW)	PD (dBm/RBW)	PD Limit (dBm/RBW)
802.11a_Nss1,(6Mbps)_2TX	-	-	-	-	-	-
5180MHz	Pass	6.06	12.45	14.09	16.24	16.94
5200MHz	Pass	6.06	12.99	14.41	16.76	16.94
5240MHz	Pass	6.06	13.22	14.57	16.85	16.94
5745MHz	Pass	6.52	14.00	14.20	16.96	29.48
5785MHz	Pass	6.52	13.61	14.07	16.79	29.48
5825MHz	Pass	6.52	13.41	13.90	16.55	29.48
802.11ax HEW20_Nss2,(MCS0)_2TX	-	-	-	-	-	-
5180MHz	Pass	3.05	11.42	13.09	15.29	17.00
5200MHz	Pass	3.05	13.25	14.56	16.96	17.00
5240MHz	Pass	3.05	13.25	14.62	16.96	17.00
5745MHz	Pass	3.51	13.05	13.30	16.14	30.00
5785MHz	Pass	3.51	12.76	12.95	15.85	30.00
5825MHz	Pass	3.51	12.72	12.94	15.82	30.00
802.11ax HEW40_Nss2,(MCS0)_2TX	-	-	-	-	-	-
5190MHz	Pass	3.05	4.71	6.84	8.85	17.00
5230MHz	Pass	3.05	10.25	11.59	13.94	17.00
5755MHz	Pass	3.51	10.37	10.61	13.45	30.00
5795MHz	Pass	3.51	10.01	10.29	13.04	30.00
802.11ax HEW80_Nss2,(MCS0)_2TX	-	-	-	-	-	-
5210MHz	Pass	3.05	1.09	3.05	5.13	17.00
5775MHz	Pass	3.51	5.85	6.33	9.06	30.00

DG = Directional Gain; RBW = 500kHz for 5.725-5.85GHz band / 1MHz for other band;
PD = trace bin-by-bin of each transmits port summing can be performed maximum power density; Port X = Port X Power Density;

802.11a_Nss1,(6Mbps)_2TX PSD

5180MHz

15/06/2022

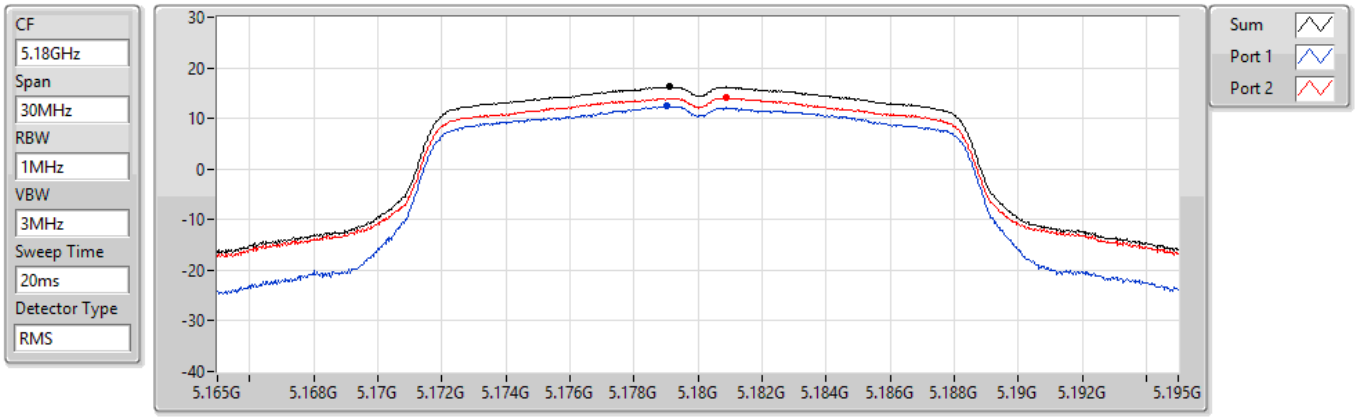

Sum	PD	Port 1	Port 2
(dBm/RBW)	(dBm/RBW)	(dBm/RBW)	(dBm/RBW)
16.24	16.24	12.45	14.09

802.11a_Nss1,(6Mbps)_2TX PSD

5200MHz

15/06/2022

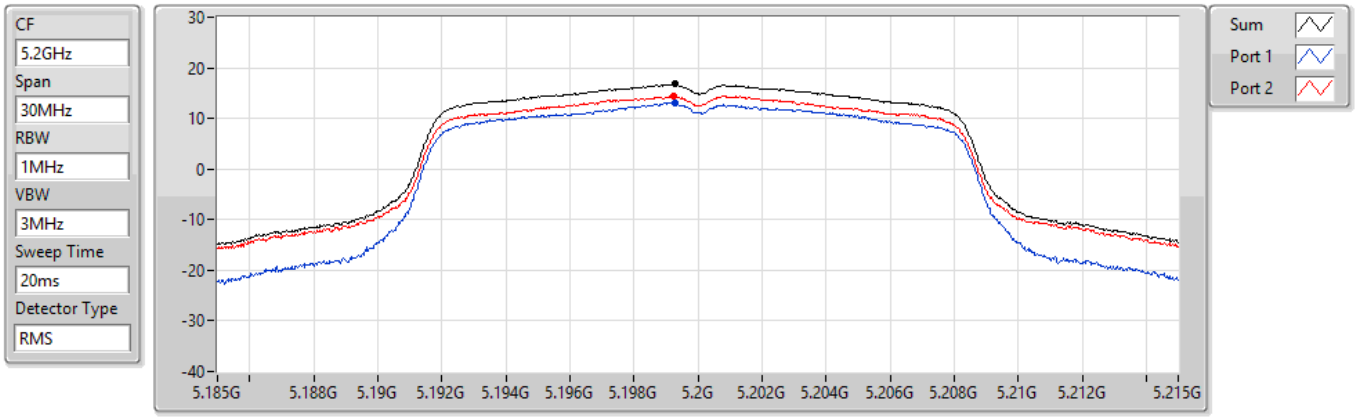

Sum	PD	Port 1	Port 2
(dBm/RBW)	(dBm/RBW)	(dBm/RBW)	(dBm/RBW)
16.76	16.76	12.99	14.41

802.11a_Nss1,(6Mbps)_2TX PSD

5240MHz

15/06/2022

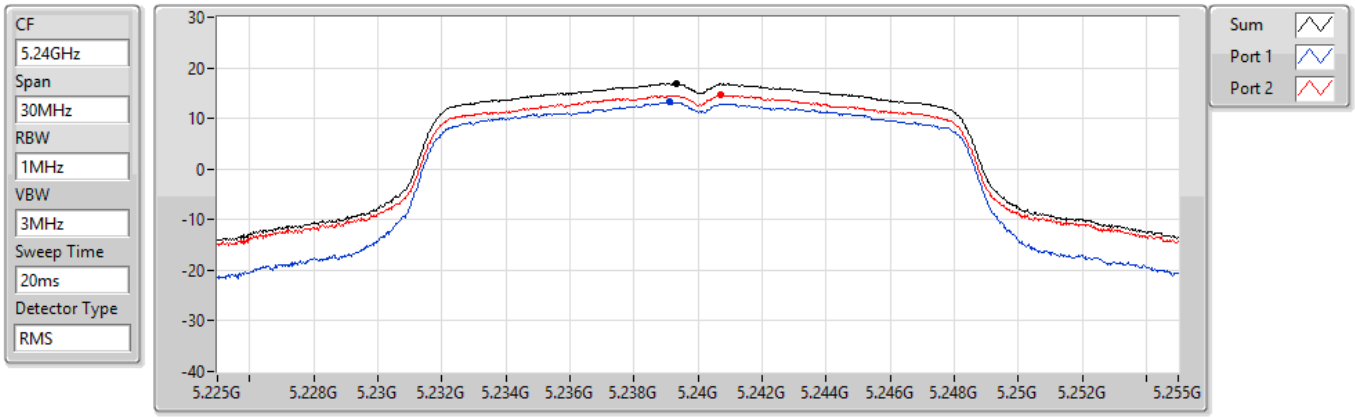

Sum	PD	Port 1	Port 2
(dBm/RBW)	(dBm/RBW)	(dBm/RBW)	(dBm/RBW)
16.85	16.85	13.22	14.57

802.11a_Nss1,(6Mbps)_2TX PSD

5745MHz

15/06/2022

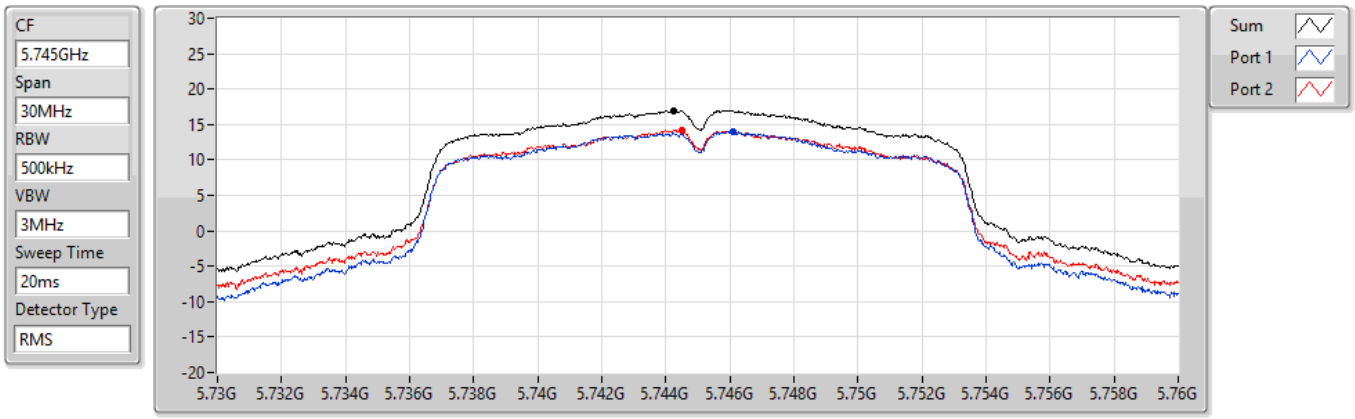

Sum	PD	Port 1	Port 2
(dBm/RBW)	(dBm/RBW)	(dBm/RBW)	(dBm/RBW)
16.96	16.96	14.00	14.20

802.11a_Nss1,(6Mbps)_2TX PSD

5785MHz

15/06/2022

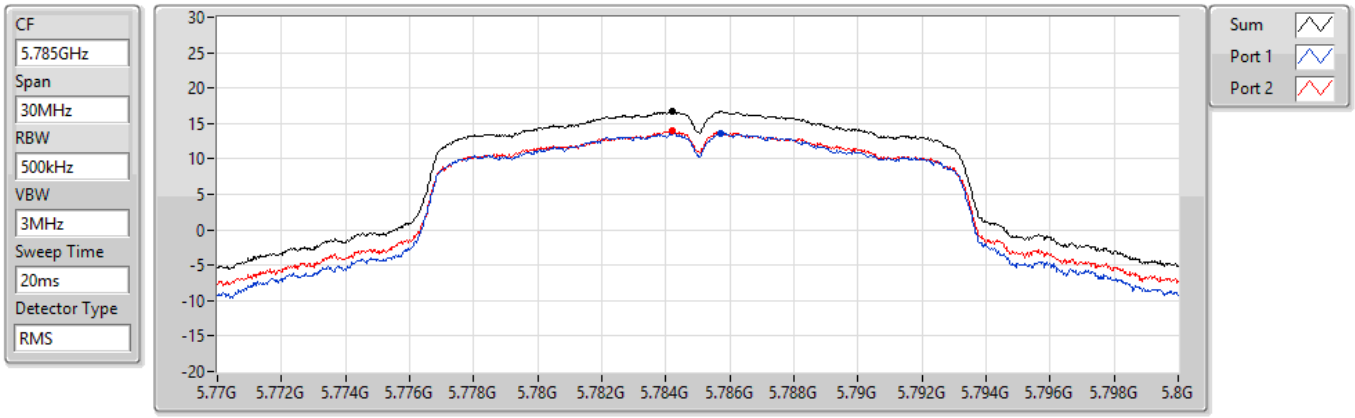

Sum	PD	Port 1	Port 2
(dBm/RBW)	(dBm/RBW)	(dBm/RBW)	(dBm/RBW)
16.79	16.79	13.61	14.07

802.11a_Nss1,(6Mbps)_2TX PSD

5825MHz

15/06/2022

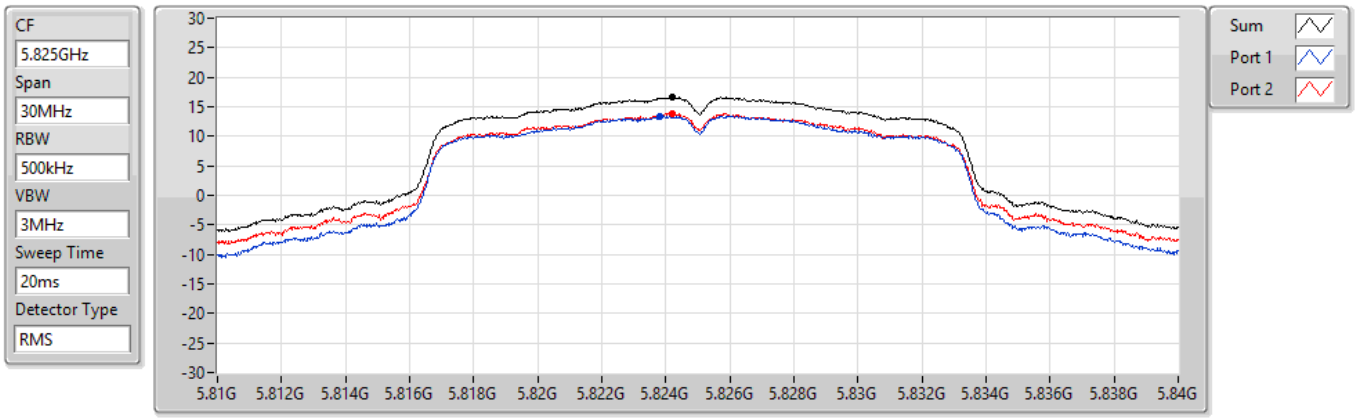

Sum	PD	Port 1	Port 2
(dBm/RBW)	(dBm/RBW)	(dBm/RBW)	(dBm/RBW)
16.55	16.55	13.41	13.90

802.11ax HEW20_Nss2,(MCS0)_2TX PSD

5180MHz

15/06/2022

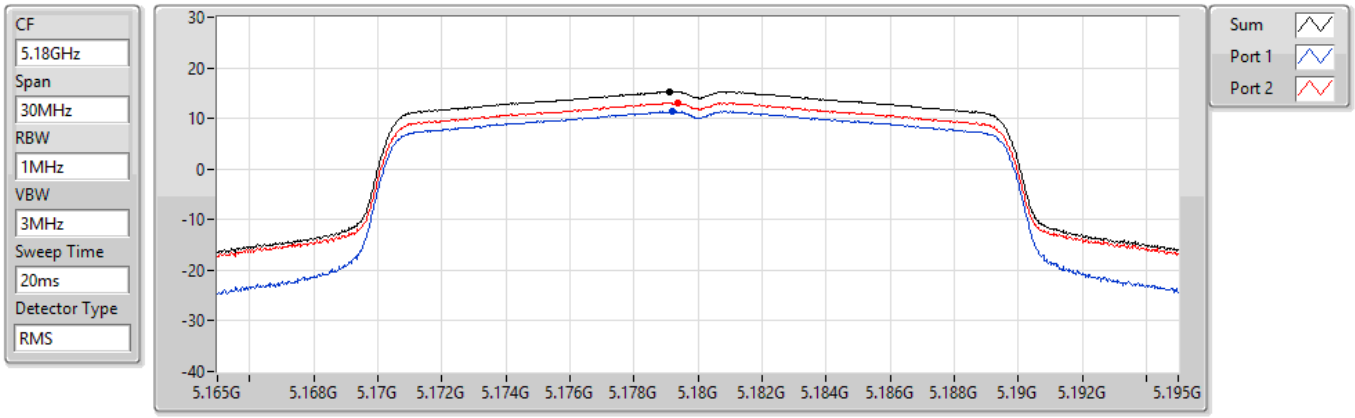

Sum	PD	Port 1	Port 2
(dBm/RBW)	(dBm/RBW)	(dBm/RBW)	(dBm/RBW)
15.29	15.29	11.42	13.09

802.11ax HEW20_Nss2,(MCS0)_2TX PSD

5200MHz

15/06/2022

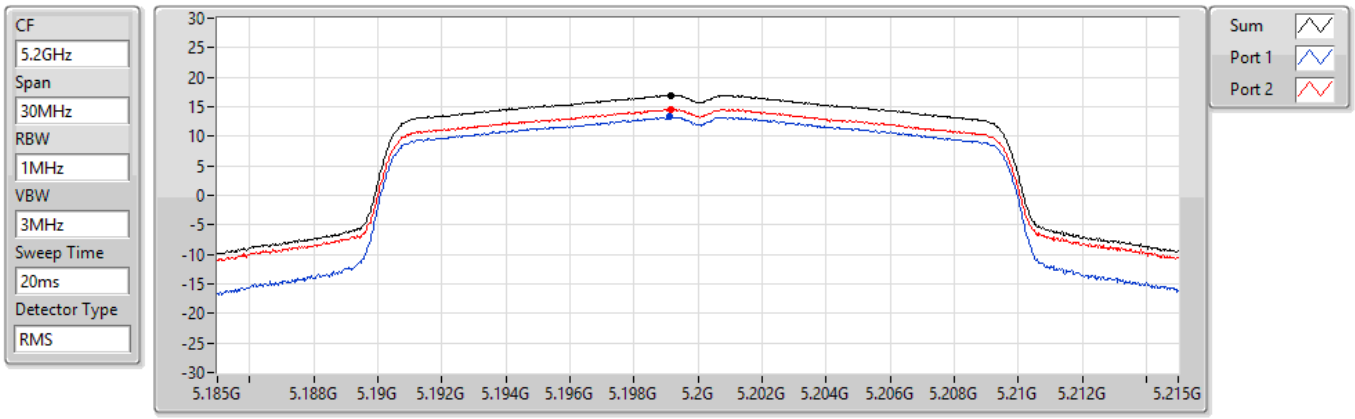

Sum	PD	Port 1	Port 2
(dBm/RBW)	(dBm/RBW)	(dBm/RBW)	(dBm/RBW)
16.96	16.96	13.25	14.56

802.11ax HEW20_Nss2,(MCS0)_2TX PSD

5240MHz

15/06/2022

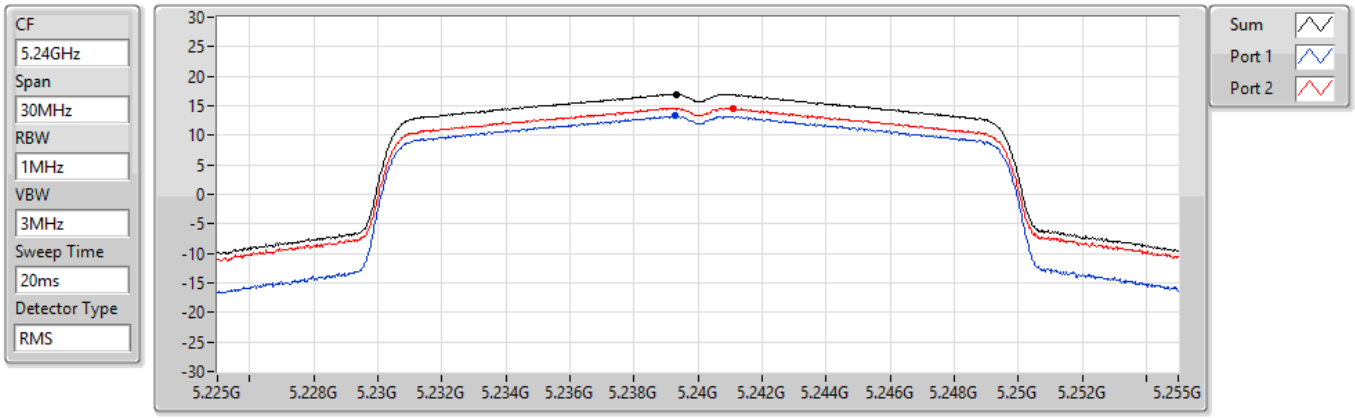

Sum	PD	Port 1	Port 2
(dBm/RBW)	(dBm/RBW)	(dBm/RBW)	(dBm/RBW)
16.96	16.96	13.25	14.62

802.11ax HEW20_Nss2,(MCS0)_2TX PSD

5745MHz

15/06/2022

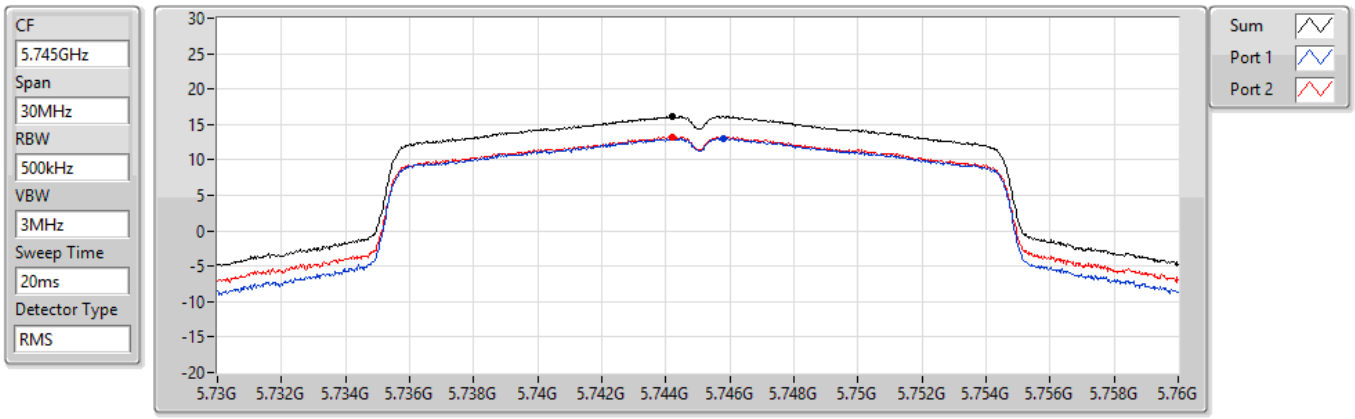

Sum	PD	Port 1	Port 2
(dBm/RBW)	(dBm/RBW)	(dBm/RBW)	(dBm/RBW)
16.14	16.14	13.05	13.30

802.11ax HEW20_Nss2,(MCS0)_2TX PSD

5785MHz

15/06/2022

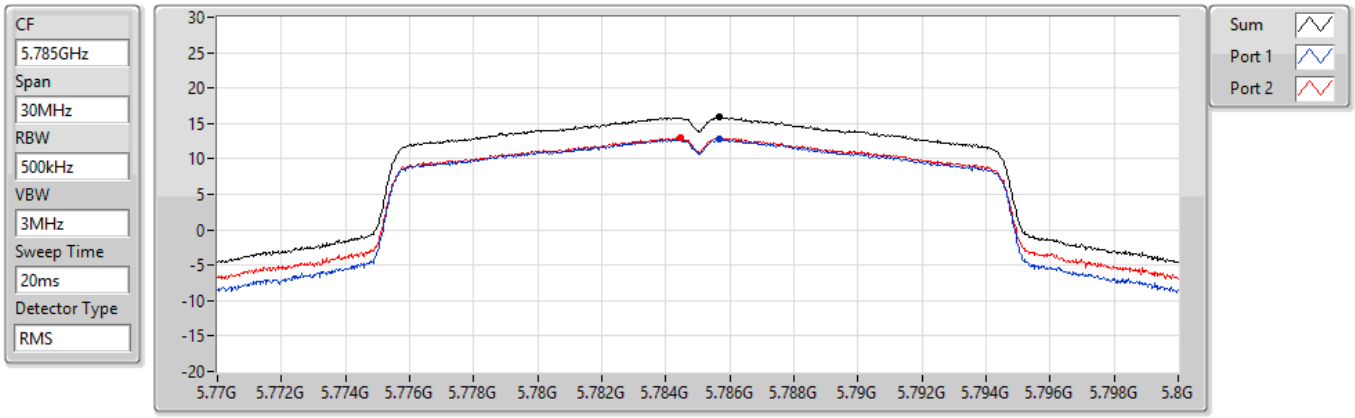

Sum	PD	Port 1	Port 2
(dBm/RBW)	(dBm/RBW)	(dBm/RBW)	(dBm/RBW)
15.85	15.85	12.76	12.95

802.11ax HEW20_Nss2,(MCS0)_2TX PSD

5825MHz

15/06/2022

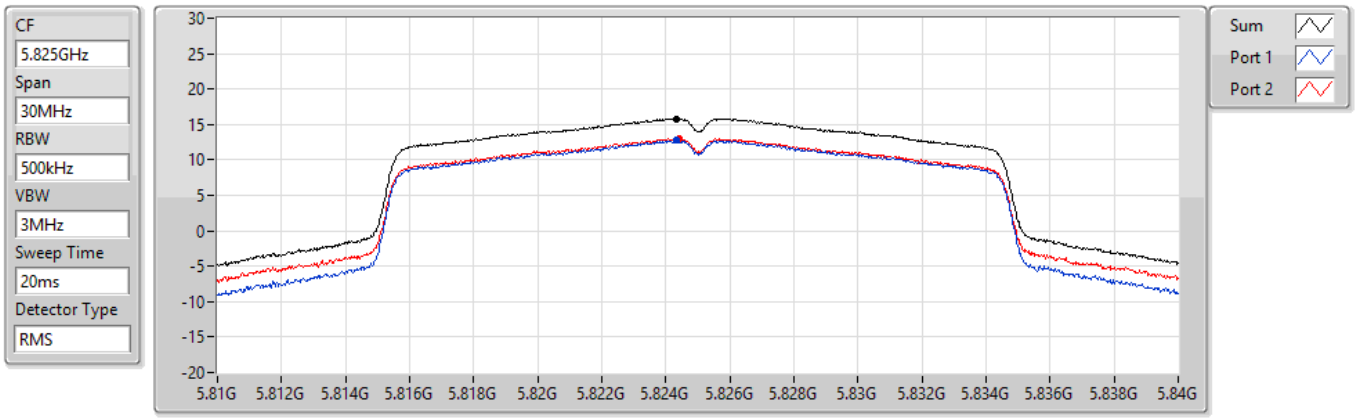

Sum	PD	Port 1	Port 2
(dBm/RBW)	(dBm/RBW)	(dBm/RBW)	(dBm/RBW)
15.82	15.82	12.72	12.94

802.11ax HEW40_Nss2,(MCS0)_2TX PSD

5190MHz

15/06/2022

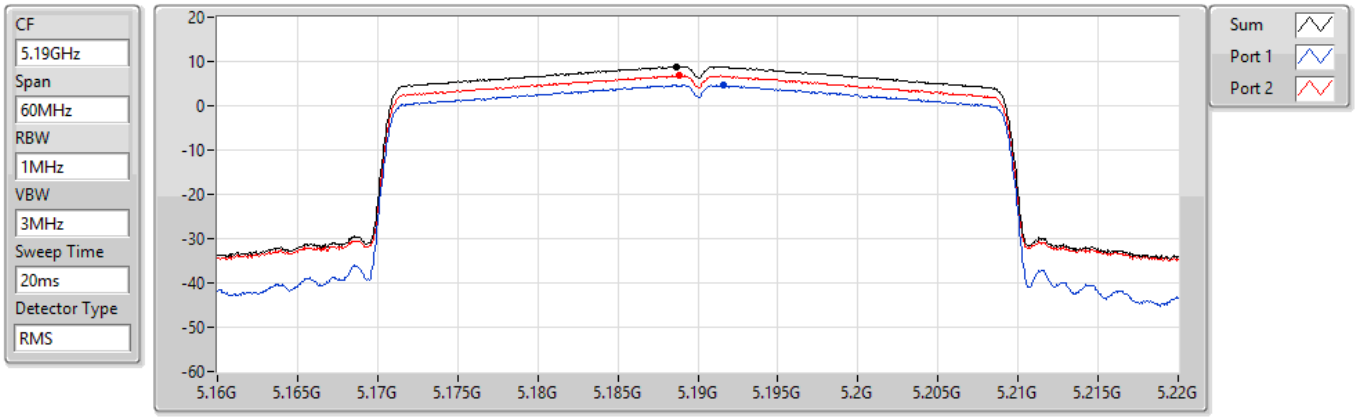

Sum	PD	Port 1	Port 2
(dBm/RBW)	(dBm/RBW)	(dBm/RBW)	(dBm/RBW)
8.85	8.85	4.71	6.84

802.11ax HEW40_Nss2,(MCS0)_2TX PSD

5230MHz

15/06/2022

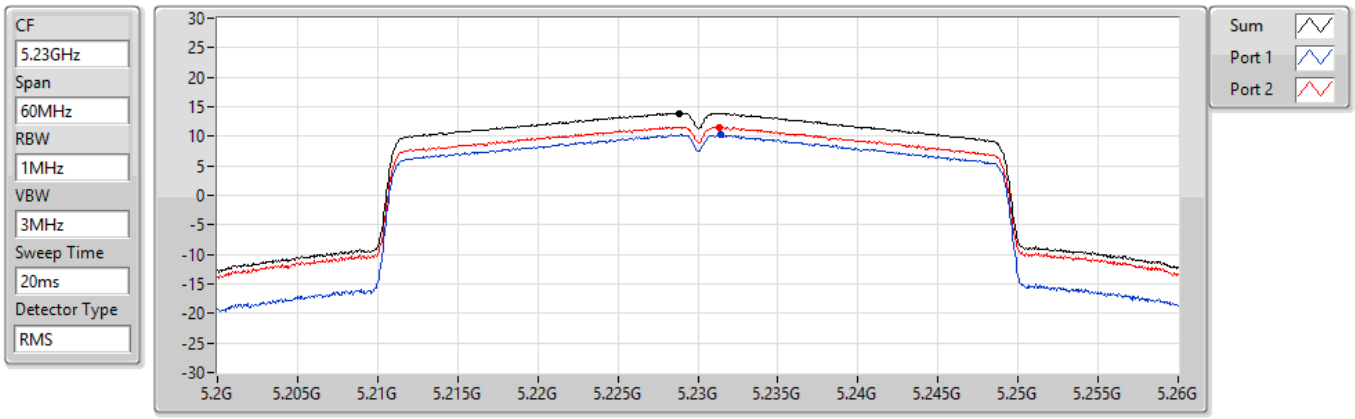

Sum	PD	Port 1	Port 2
(dBm/RBW)	(dBm/RBW)	(dBm/RBW)	(dBm/RBW)
13.94	13.94	10.25	11.59

802.11ax HEW40_Nss2,(MCS0)_2TX PSD

5755MHz

15/06/2022

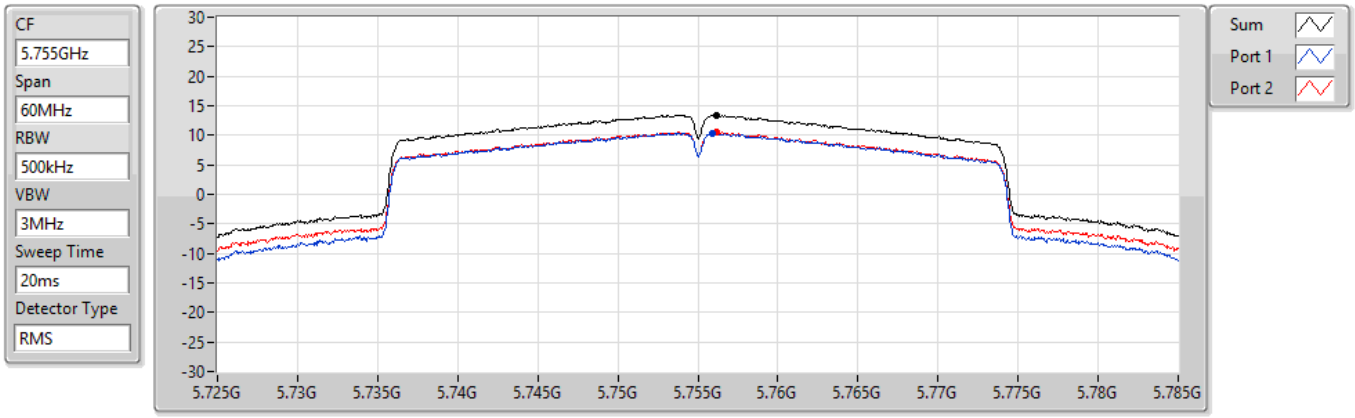

Sum	PD	Port 1	Port 2
(dBm/RBW)	(dBm/RBW)	(dBm/RBW)	(dBm/RBW)
13.45	13.45	10.37	10.61

802.11ax HEW40_Nss2,(MCS0)_2TX PSD

5795MHz

15/06/2022

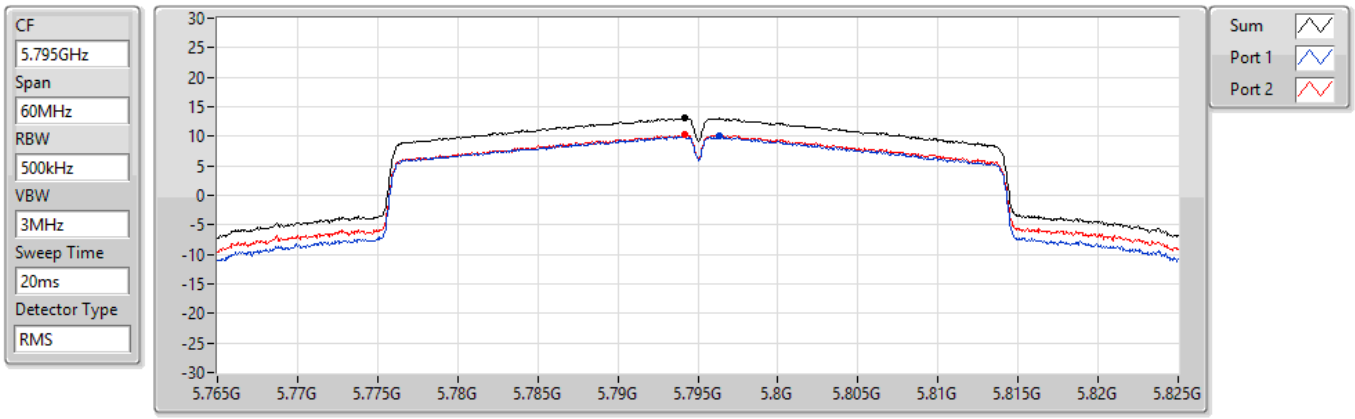

Sum	PD	Port 1	Port 2
(dBm/RBW)	(dBm/RBW)	(dBm/RBW)	(dBm/RBW)
13.04	13.04	10.01	10.29

802.11ax HEW80_Nss2,(MCS0)_2TX PSD

5210MHz

15/06/2022

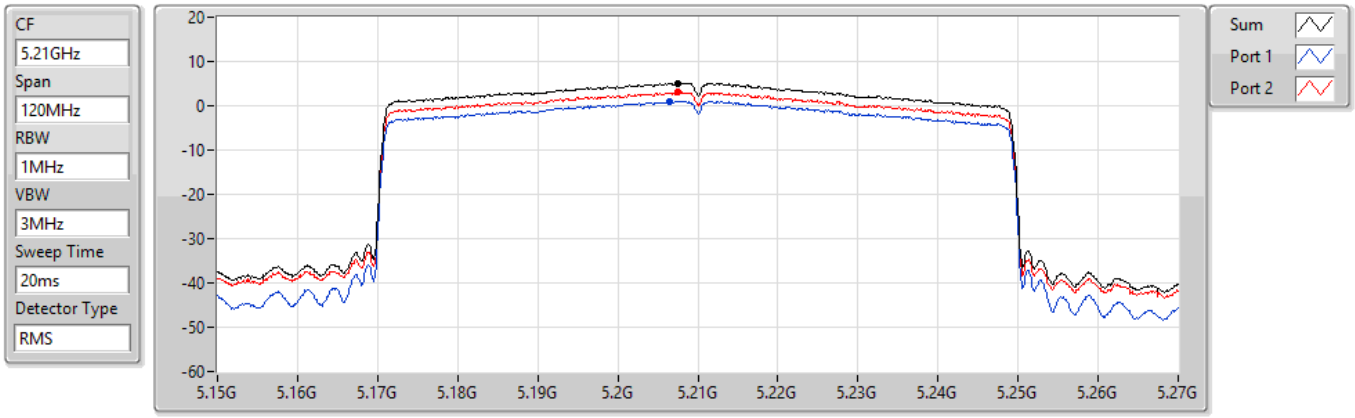

Sum	PD	Port 1	Port 2
(dBm/RBW)	(dBm/RBW)	(dBm/RBW)	(dBm/RBW)
5.13	5.13	1.09	3.05

802.11ax HEW80_Nss2,(MCS0)_2TX PSD

5775MHz

15/06/2022

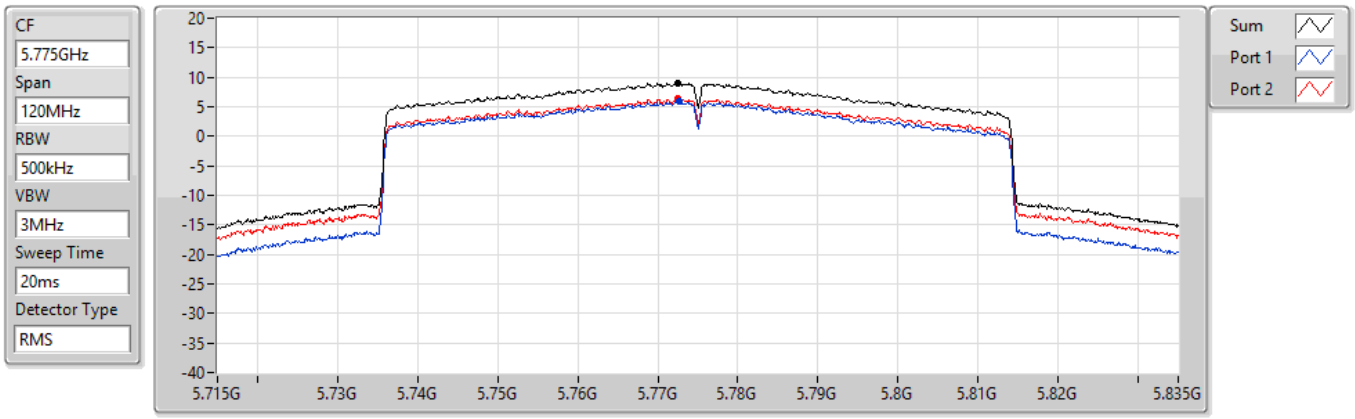

Sum	PD	Port 1	Port 2
(dBm/RBW)	(dBm/RBW)	(dBm/RBW)	(dBm/RBW)
9.06	9.06	5.85	6.33

Summary

Mode	PD (dBm/RBW)
5.15-5.25GHz	-
802.11ax HEW20-BF_Nss1,(MCS0)_2TX	16.68
802.11ax HEW40-BF_Nss1,(MCS0)_2TX	14.23
802.11ax HEW80-BF_Nss1,(MCS0)_2TX	1.92
5.725-5.85GHz	-
802.11ax HEW20-BF_Nss1,(MCS0)_2TX	16.11
802.11ax HEW40-BF_Nss1,(MCS0)_2TX	12.63
802.11ax HEW80-BF_Nss1,(MCS0)_2TX	6.48

RBW = 500kHz for 5.725-5.85GHz band / 1MHz for other band;

Result

Mode	Result	DG (dBi)	Port 1 (dBm/RBW)	Port 2 (dBm/RBW)	PD (dBm/RBW)	PD Limit (dBm/RBW)
802.11ax HEW20-BF_Nss1,(MCS0)_2TX	-	-	-	-	-	-
5180MHz	Pass	6.06	9.84	11.62	13.80	16.94
5200MHz	Pass	6.06	12.78	14.55	16.68	16.94
5240MHz	Pass	6.06	12.78	14.46	16.60	16.94
5745MHz	Pass	6.52	13.04	13.33	16.11	29.48
5785MHz	Pass	6.52	12.85	13.05	15.88	29.48
5825MHz	Pass	6.52	12.82	13.14	15.95	29.48
802.11ax HEW40-BF_Nss1,(MCS0)_2TX	-	-	-	-	-	-
5190MHz	Pass	6.06	7.03	8.85	10.94	16.94
5230MHz	Pass	6.06	10.60	11.86	14.23	16.94
5755MHz	Pass	6.52	8.74	9.25	11.96	29.48
5795MHz	Pass	6.52	9.53	9.75	12.63	29.48
802.11ax HEW80-BF_Nss1,(MCS0)_2TX	-	-	-	-	-	-
5210MHz	Pass	6.06	-1.35	-0.74	1.92	16.94
5775MHz	Pass	6.52	3.12	3.99	6.48	29.48

DG = Directional Gain; RBW = 500kHz for 5.725-5.85GHz band / 1MHz for other band;
PD = trace bin-by-bin of each transmits port summing can be performed maximum power density; Port X = Port X Power Density;

802.11ax HEW20-BF_Nss1,(MCS0)_2TX PSD

5180MHz

15/06/2022

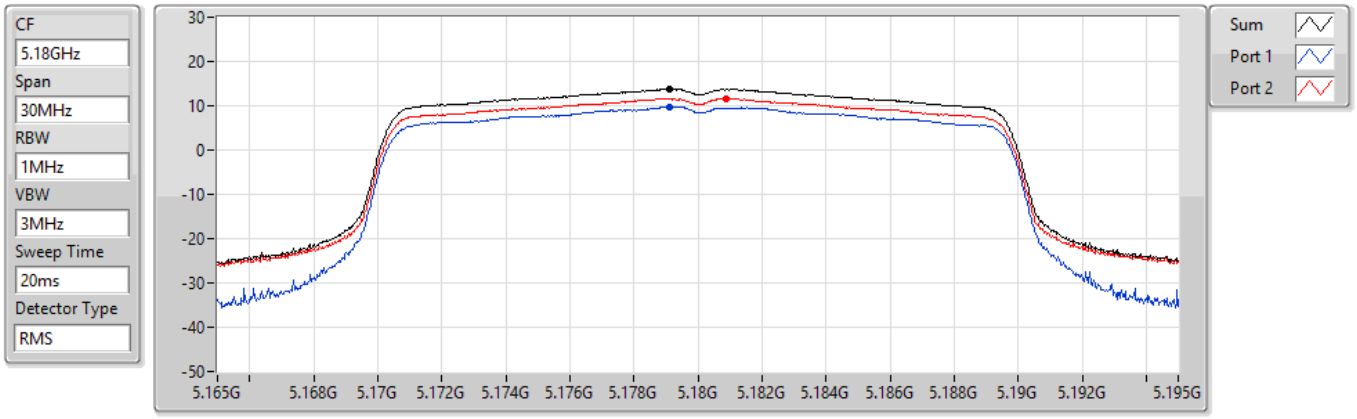

Sum	PD	Port 1	Port 2
(dBm/RBW)	(dBm/RBW)	(dBm/RBW)	(dBm/RBW)
13.80	13.80	9.84	11.62

802.11ax HEW20-BF_Nss1,(MCS0)_2TX PSD

5200MHz

15/06/2022

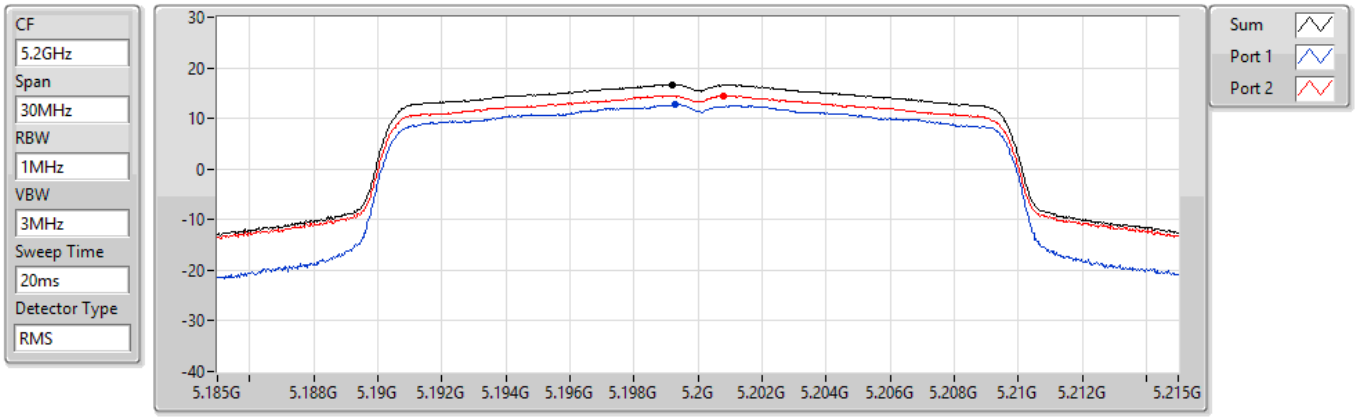

Sum	PD	Port 1	Port 2
(dBm/RBW)	(dBm/RBW)	(dBm/RBW)	(dBm/RBW)
16.68	16.68	12.78	14.55

802.11ax HEW20-BF_Nss1,(MCS0)_2TX PSD

5240MHz

15/06/2022

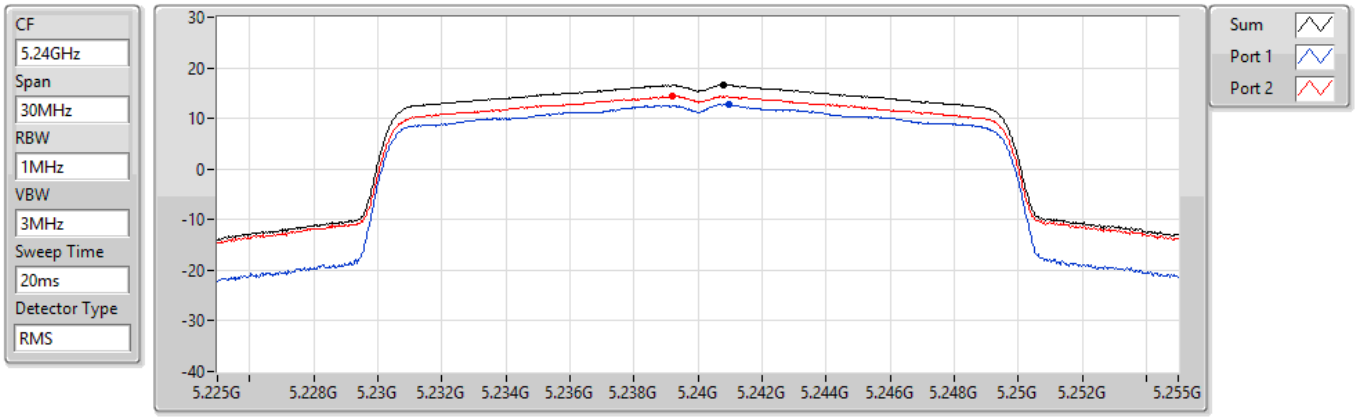

Sum	PD	Port 1	Port 2
(dBm/RBW)	(dBm/RBW)	(dBm/RBW)	(dBm/RBW)
16.60	16.60	12.78	14.46

802.11ax HEW20-BF_Nss1,(MCS0)_2TX PSD

5745MHz

15/06/2022

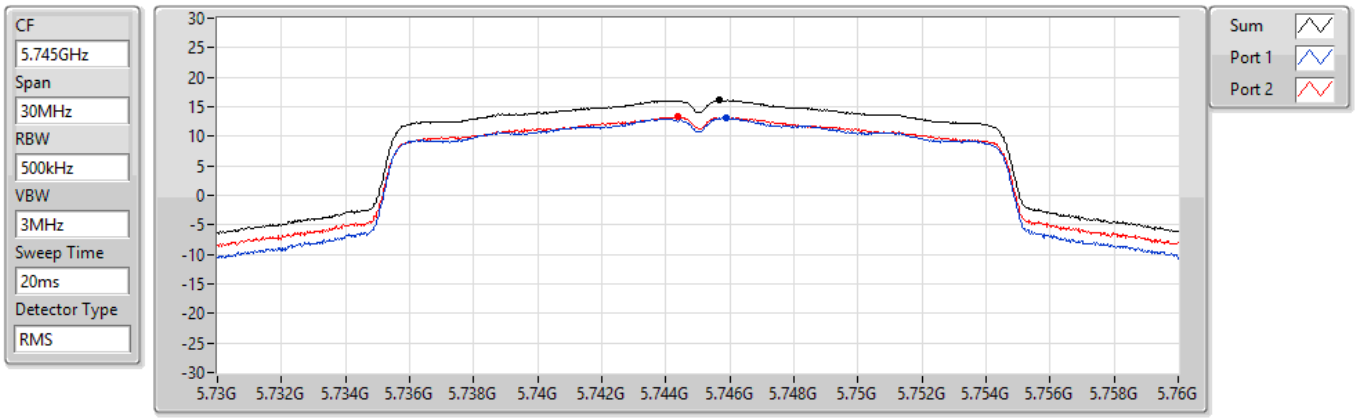

Sum	PD	Port 1	Port 2
(dBm/RBW)	(dBm/RBW)	(dBm/RBW)	(dBm/RBW)
16.11	16.11	13.04	13.33

802.11ax HEW20-BF_Nss1,(MCS0)_2TX PSD

5785MHz

15/06/2022

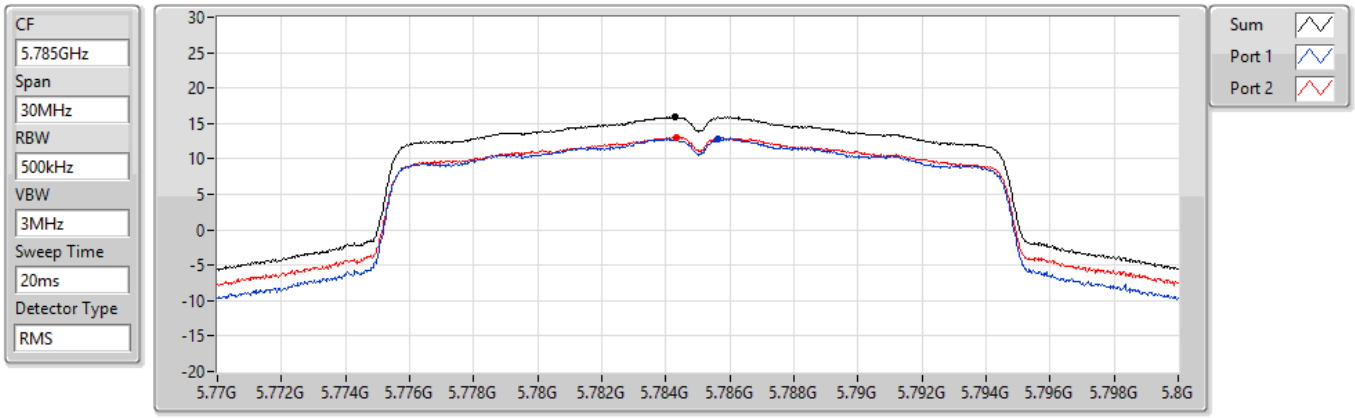

Sum	PD	Port 1	Port 2
(dBm/RBW)	(dBm/RBW)	(dBm/RBW)	(dBm/RBW)
15.88	15.88	12.85	13.05

802.11ax HEW20-BF_Nss1,(MCS0)_2TX PSD

5825MHz

15/06/2022

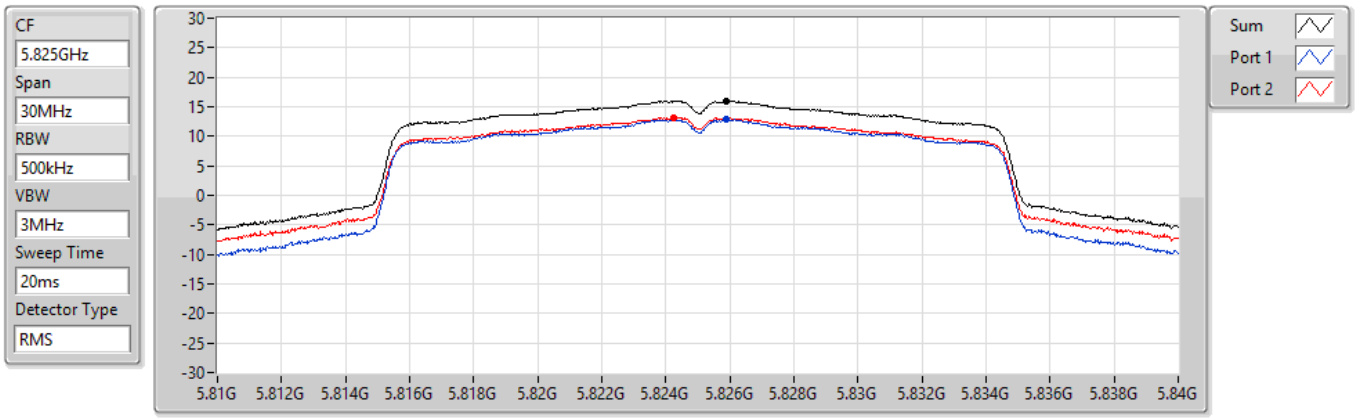

Sum	PD	Port 1	Port 2
(dBm/RBW)	(dBm/RBW)	(dBm/RBW)	(dBm/RBW)
15.95	15.95	12.82	13.14

802.11ax HEW40-BF_Nss1,(MCS0)_2TX PSD

5190MHz

15/06/2022

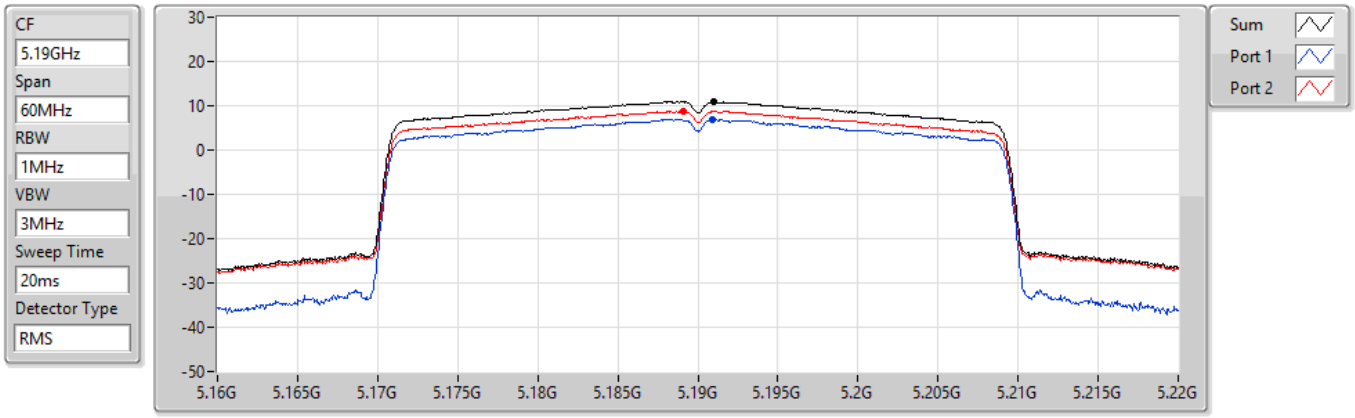

Sum	PD	Port 1	Port 2
(dBm/RBW)	(dBm/RBW)	(dBm/RBW)	(dBm/RBW)
10.94	10.94	7.03	8.85

802.11ax HEW40-BF_Nss1,(MCS0)_2TX PSD

5230MHz

15/06/2022

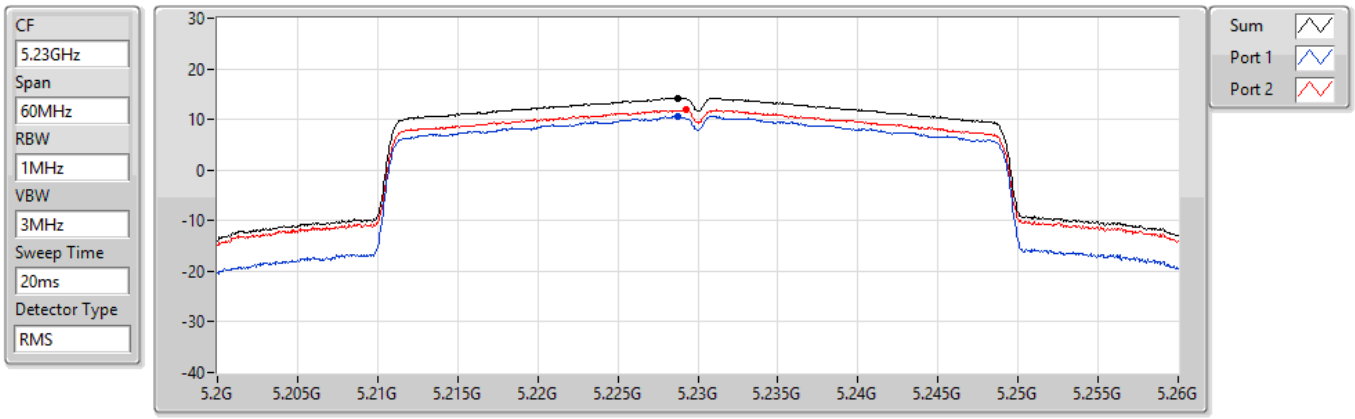

Sum	PD	Port 1	Port 2
(dBm/RBW)	(dBm/RBW)	(dBm/RBW)	(dBm/RBW)
14.23	14.23	10.60	11.86

802.11ax HEW40-BF_Nss1,(MCS0)_2TX PSD

5755MHz

15/06/2022

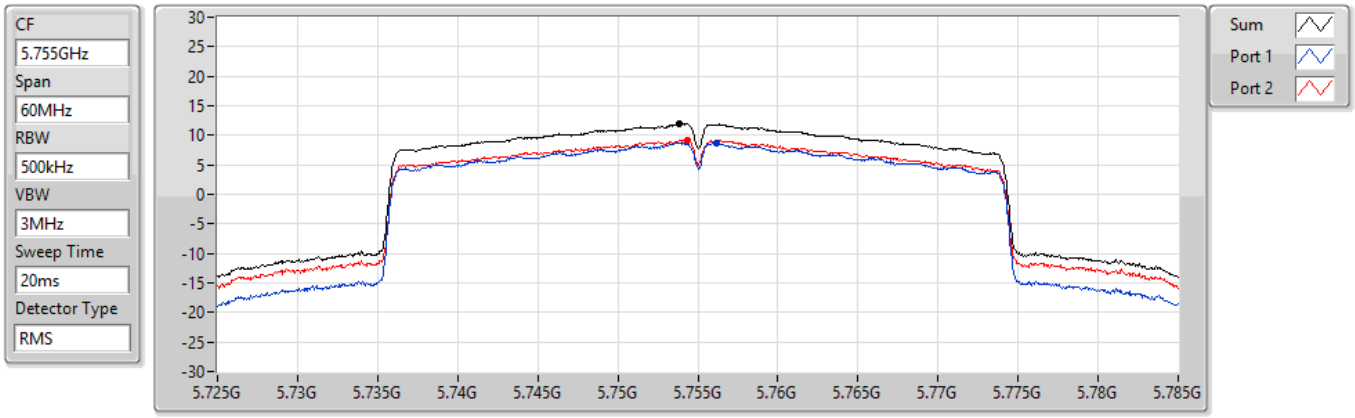

Sum	PD	Port 1	Port 2
(dBm/RBW)	(dBm/RBW)	(dBm/RBW)	(dBm/RBW)
11.96	11.96	8.74	9.25

802.11ax HEW40-BF_Nss1,(MCS0)_2TX PSD

5795MHz

15/06/2022

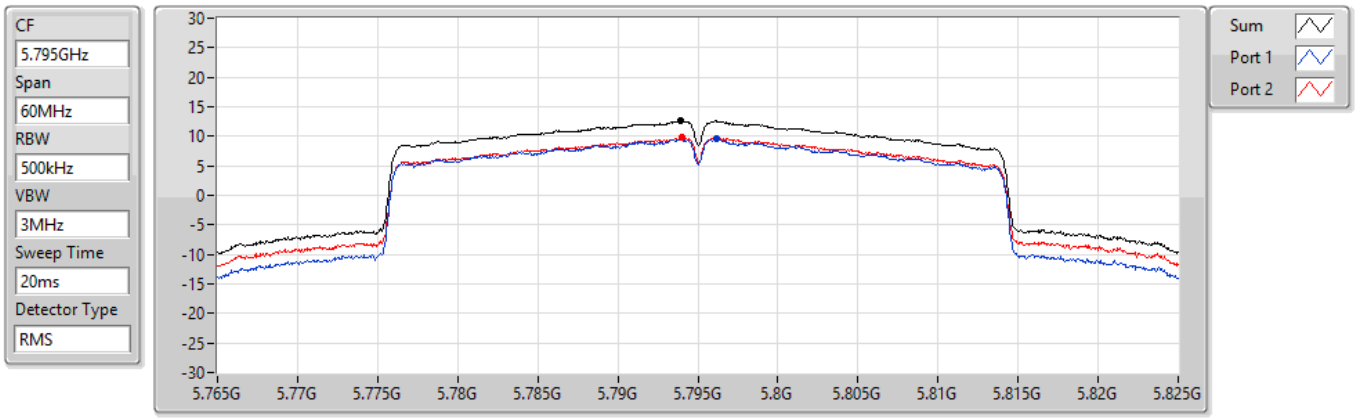

Sum	PD	Port 1	Port 2
(dBm/RBW)	(dBm/RBW)	(dBm/RBW)	(dBm/RBW)
12.63	12.63	9.53	9.75

802.11ax HEW80-BF_Nss1,(MCS0)_2TX PSD

5210MHz

15/06/2022

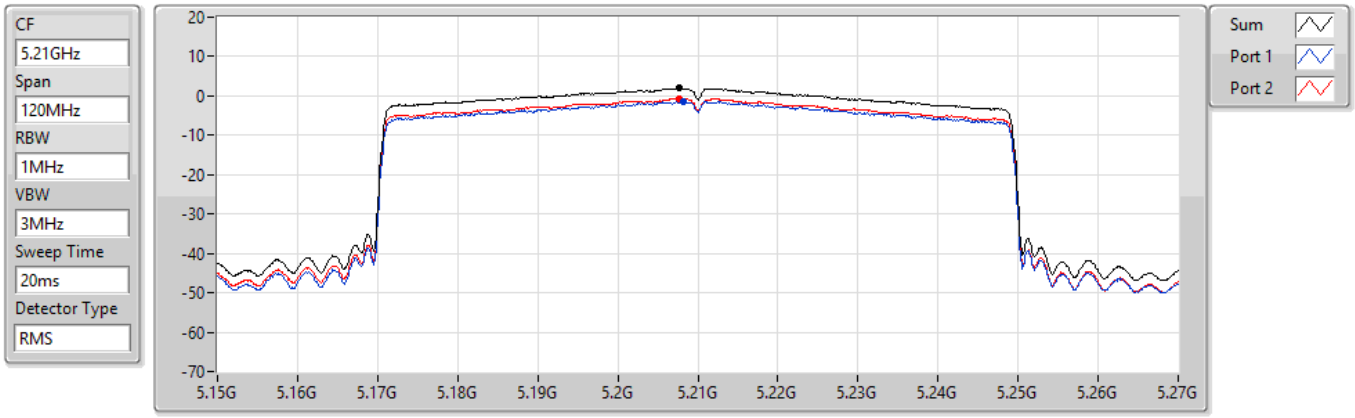

Sum	PD	Port 1	Port 2
(dBm/RBW)	(dBm/RBW)	(dBm/RBW)	(dBm/RBW)
1.92	1.92	-1.35	-0.74

802.11ax HEW80-BF_Nss1,(MCS0)_2TX PSD

5775MHz

15/06/2022

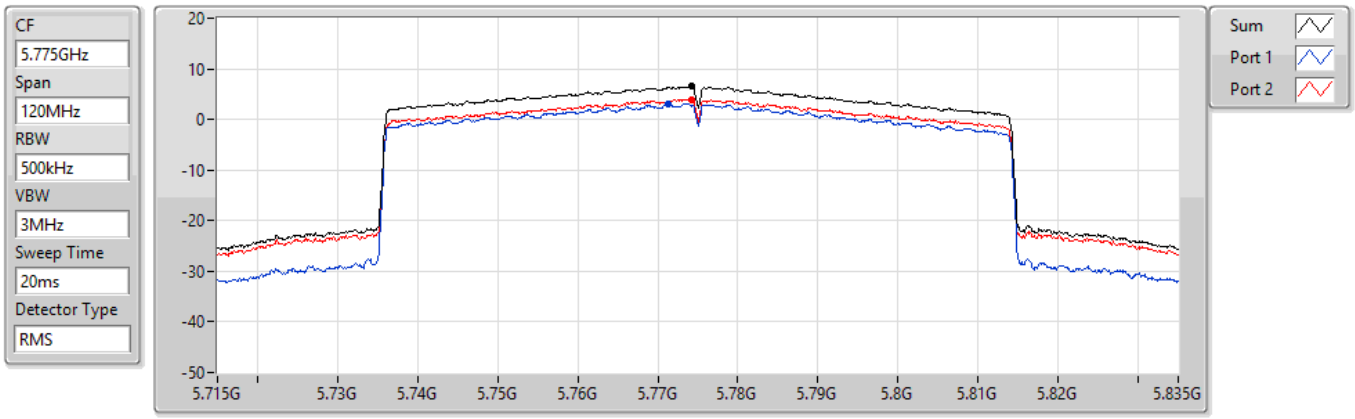

Sum	PD	Port 1	Port 2
(dBm/RBW)	(dBm/RBW)	(dBm/RBW)	(dBm/RBW)
6.48	6.48	3.12	3.99

Summary

Mode	Result	Type	Freq (Hz)	Level (dBuV/m)	Limit (dBuV/m)	Margin (dB)	Condition
Mode 1	Pass	PK	42.61M	34.83	40.00	-5.17	Vertical

Mode 1

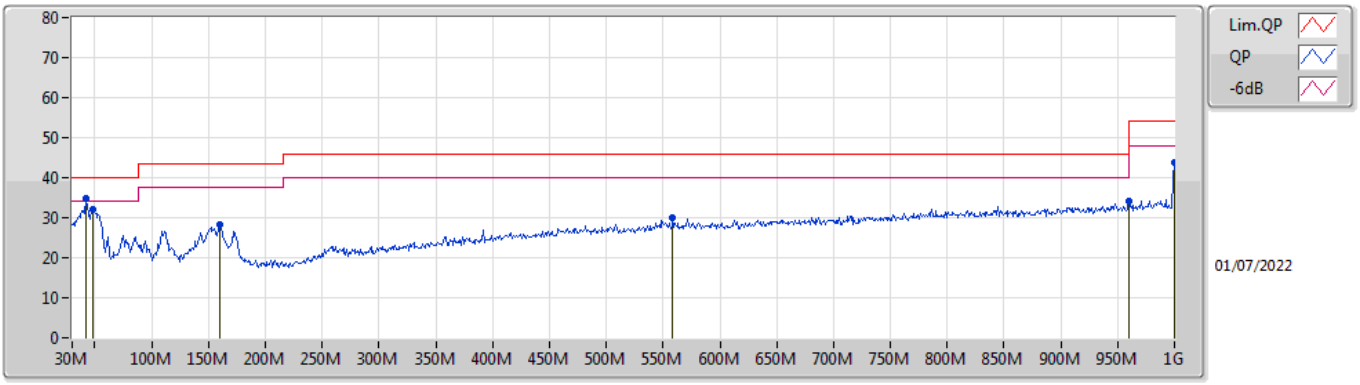

Type	Freq	Level	Limit	Margin	Factor	Dist	Condition	Azimuth	Height	Comment	Raw	AF	CL	PA
	(Hz)	(dBuV/m)	(dBuV/m)	(dB)	(dB/m)	(m)		(°)	(m)		(dBuV/m)	(dB/m)	(dB)	(dB)
PK	42.61M	34.83	40.00	-5.17	-13.61	3	Vertical	201	1.25	"Worst"	48.44	17.23	0.95	31.79
PK	48.43M	31.93	40.00	-8.07	-16.19	3	Vertical	335	1.00	-	48.12	14.59	1.07	31.85
PK	159.98M	28.19	43.50	-15.31	-14.23	3	Vertical	172	1.00	-	42.42	15.75	2.00	31.98
PK	558.65M	29.91	46.00	-16.09	-4.16	3	Vertical	0	1.50	-	34.07	24.41	3.83	32.40
PK	960M	34.25	54.00	-19.75	-0.22	3	Vertical	0	1.25	-	34.47	26.63	5.60	32.45
PK	1G	43.83	74.00	-30.17	0.32	3	Vertical	178	1.00	-	43.51	27.06	5.60	32.34

Mode 1

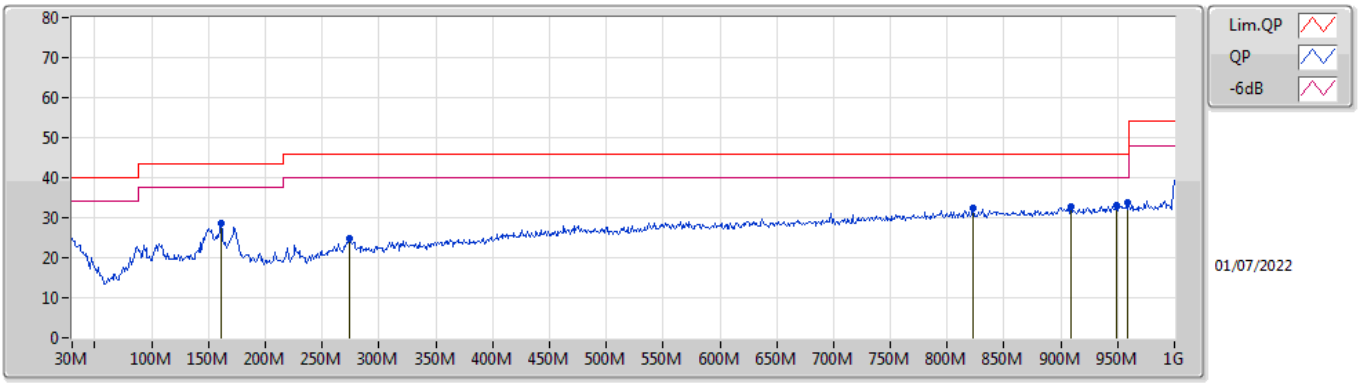

Type	Freq	Level	Limit	Margin	Factor	Dist	Condition	Azimuth	Height	Comment	Raw	AF	CL	PA
	(Hz)	(dBuV/m)	(dBuV/m)	(dB)	(dB/m)	(m)		(°)	(m)		(dBuV/m)	(dB/m)	(dB)	(dB)
PK	160.95M	28.56	43.50	-14.94	-14.27	3	Horizontal	245	1.50	-	42.83	15.71	2.00	31.98
PK	273.47M	24.83	46.00	-21.17	-10.90	3	Horizontal	121	1.25	-	35.73	18.56	2.59	32.05
PK	822.49M	32.56	46.00	-13.44	-1.94	3	Horizontal	334	2.00	-	34.50	25.57	4.99	32.50
PK	908.82M	32.81	46.00	-13.19	-0.93	3	Horizontal	53	1.25	-	33.74	26.21	5.35	32.49
PK	948.59M	33.17	46.00	-12.83	-0.43	3	Horizontal	359	1.50	-	33.60	26.46	5.59	32.48
PK	958.29M	33.76	46.00	-12.24	-0.24	3	Horizontal	360	1.00	"Worst"	34.00	26.62	5.60	32.46

Summary

Mode	Result	Type	Freq (Hz)	Level (dBuV/m)	Limit (dBuV/m)	Margin (dB)	Dist (m)	Condition	Azimuth (°)	Height (m)	Comments
5.15-5.25GHz	-	-	-	-	-	-	-	-	-	-	-
802.11ax HEW80_Nss2,(MCS0)_2TX	Pass	AV	5.15G	53.63	54.00	-0.37	3	Horizontal	355	1.04	-

802.11a_Nss1,(6Mbps)_2TX

5180MHz_TnomVnom

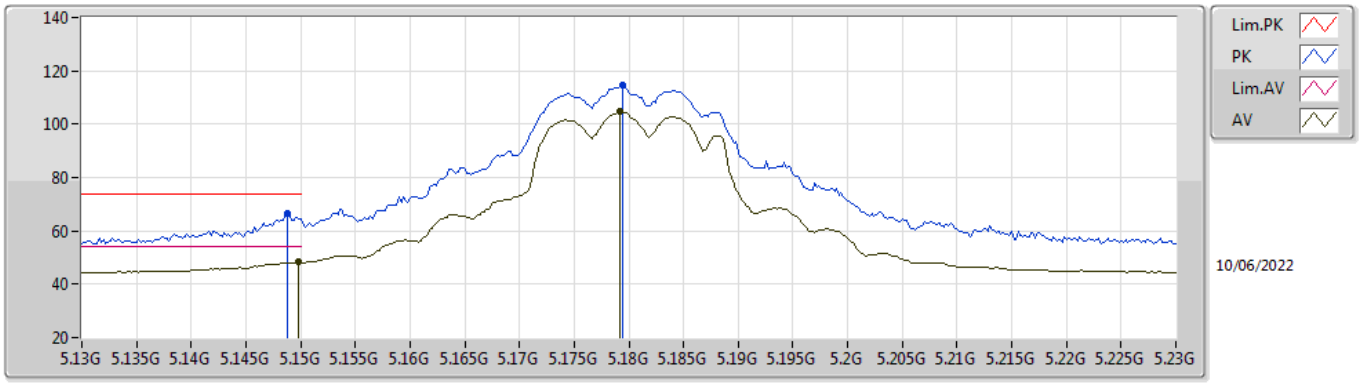

EUT X_2TX
Setting 41
02-B-C-6-10

Type	Freq	Level	Limit	Margin	Raw	Dist	Condition	Azimuth	Height	Comment	AF	CL	PA
	(Hz)	(dBuV/m)	(dBuV/m)	(dB)	(dBuV)	(m)		(°)	(m)		(dB)	(dB)	(dB)
PK	5.1488G	66.71	74.00	-7.29	60.01	3	Vertical	246	2.14	-	33.60	5.25	32.15
AV	5.1498G	48.22	54.00	-5.78	41.52	3	Vertical	246	2.14	-	33.60	5.25	32.15
PK	5.1794G	114.45	Inf	-Inf	107.66	3	Vertical	246	2.14	-	33.66	5.28	32.15
AV	5.1792G	104.71	Inf	-Inf	97.92	3	Vertical	246	2.14	-	33.66	5.28	32.15

802.11a_Nss1,(6Mbps)_2TX

5180MHz_TnomVnom

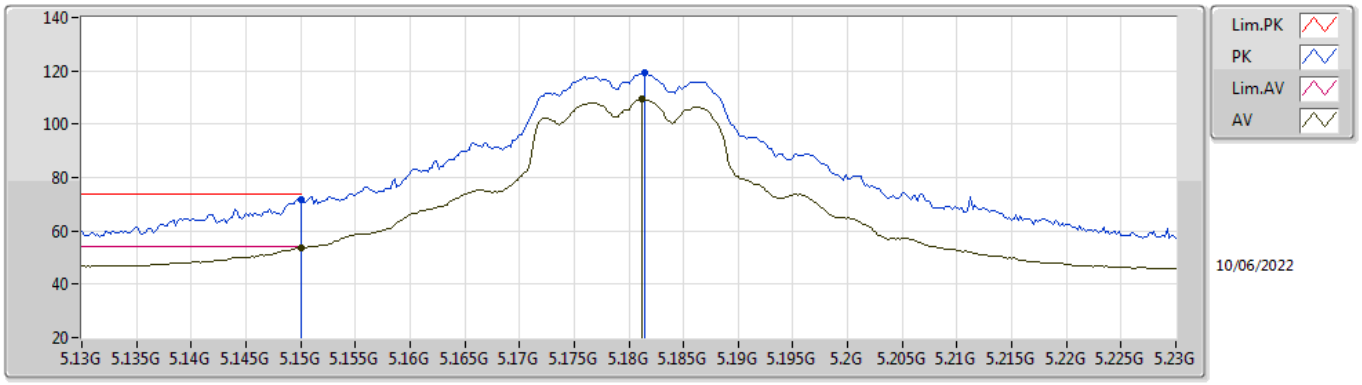

EUT X_2TX
Setting 41
02-B-C-6-10

Type	Freq	Level	Limit	Margin	Raw	Dist	Condition	Azimuth	Height	Comment	AF	CL	PA
	(Hz)	(dBuV/m)	(dBuV/m)	(dB)	(dBuV)	(m)		(°)	(m)		(dB)	(dB)	(dB)
PK	5.15G	71.68	74.00	-2.32	64.98	3	Horizontal	353	2.20	-	33.60	5.25	32.15
AV	5.15G	53.50	54.00	-0.50	46.80	3	Horizontal	353	2.20	-	33.60	5.25	32.15
PK	5.1814G	119.13	Inf	-Inf	112.34	3	Horizontal	353	2.20	-	33.66	5.28	32.15
AV	5.1812G	109.58	Inf	-Inf	102.79	3	Horizontal	353	2.20	-	33.66	5.28	32.15

802.11a_Nss1,(6Mbps)_2TX

5180MHz_TnomVnom

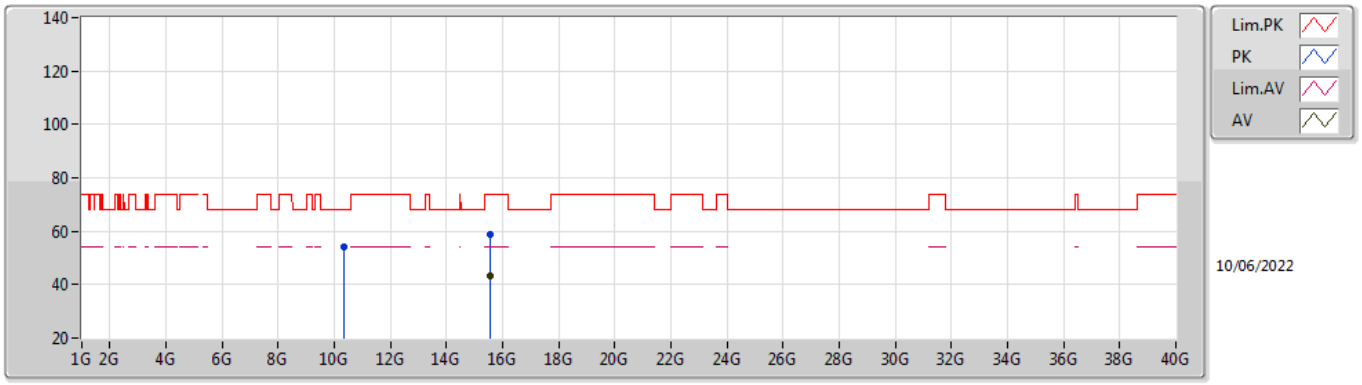

EUT X_2TX
Setting 41
02-B-C-6

Type	Freq	Level	Limit	Margin	Raw	Dist	Condition	Azimuth	Height	Comment	AF	CL	PA
	(Hz)	(dBuV/m)	(dBuV/m)	(dB)	(dBuV)	(m)		(°)	(m)		(dB)	(dB)	(dB)
PK	10.35856G	54.23	68.20	-13.97	41.11	3	Vertical	99	2.01	-	38.64	7.44	32.96
PK	15.54426G	59.05	74.00	-14.95	44.63	3	Vertical	104	1.79	-	37.83	9.79	33.20
AV	15.53964G	43.35	54.00	-10.65	28.90	3	Vertical	104	1.79	-	37.86	9.79	33.20

802.11a_Nss1,(6Mbps)_2TX

5180MHz_TnomVnom

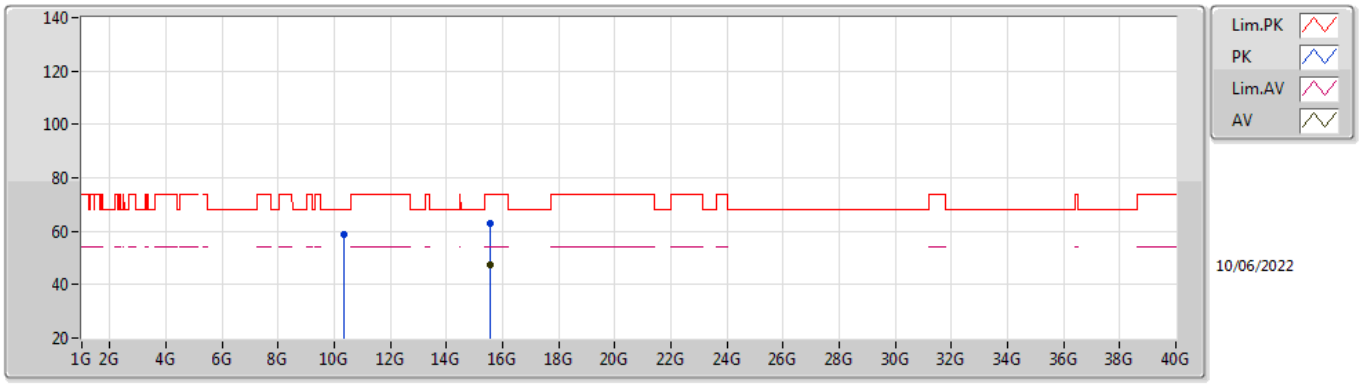

EUT X_2TX
Setting 41
02-B-C-6-10

Type	Freq	Level	Limit	Margin	Raw	Dist	Condition	Azimuth	Height	Comment	AF	CL	PA
	(Hz)	(dBuV/m)	(dBuV/m)	(dB)	(dBuV)	(m)		(°)	(m)		(dB)	(dB)	(dB)
PK	10.3567G	58.61	68.20	-9.59	45.49	3	Horizontal	39	1.79	-	38.64	7.44	32.96
PK	15.53574G	62.99	74.00	-11.01	48.50	3	Horizontal	142	1.80	-	37.89	9.79	33.19
AV	15.54066G	47.66	54.00	-6.34	33.21	3	Horizontal	142	1.80	-	37.86	9.79	33.20

802.11a_Nss1,(6Mbps)_2TX

5200MHz_TnomVnom

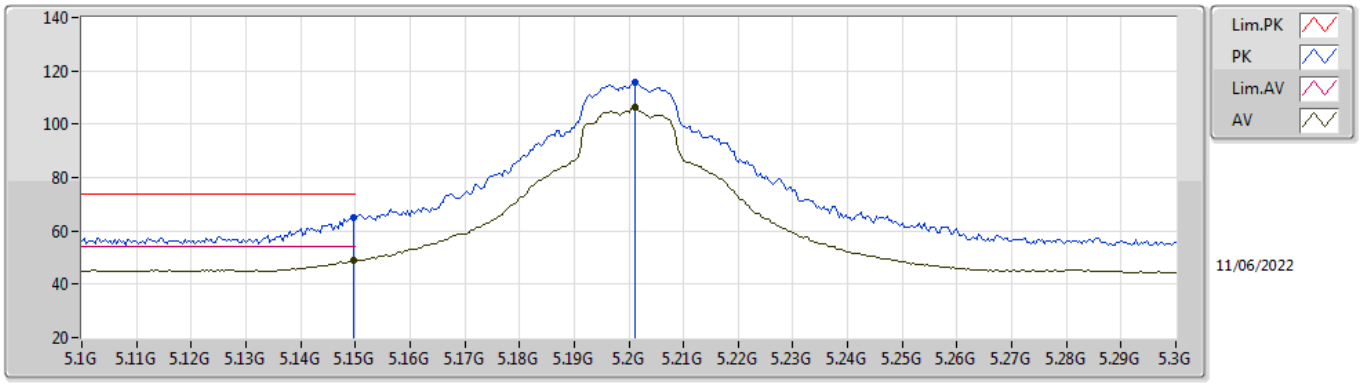

EUT X_2TX
Setting 57
02-B-C-6-10

Type	Freq	Level	Limit	Margin	Raw	Dist	Condition	Azimuth	Height	Comment	AF	CL	PA
	(Hz)	(dBuV/m)	(dBuV/m)	(dB)	(dBuV)	(m)		(°)	(m)		(dB)	(dB)	(dB)
PK	5.1496G	64.99	74.00	-9.01	58.29	3	Vertical	34	1.12	-	33.60	5.25	32.15
AV	5.1496G	48.89	54.00	-5.11	42.19	3	Vertical	34	1.12	-	33.60	5.25	32.15
PK	5.2012G	115.69	Inf	-Inf	108.84	3	Vertical	34	1.12	-	33.70	5.30	32.15
AV	5.2012G	106.28	Inf	-Inf	99.43	3	Vertical	34	1.12	-	33.70	5.30	32.15

802.11a_Nss1,(6Mbps)_2TX

5200MHz_TnomVnom

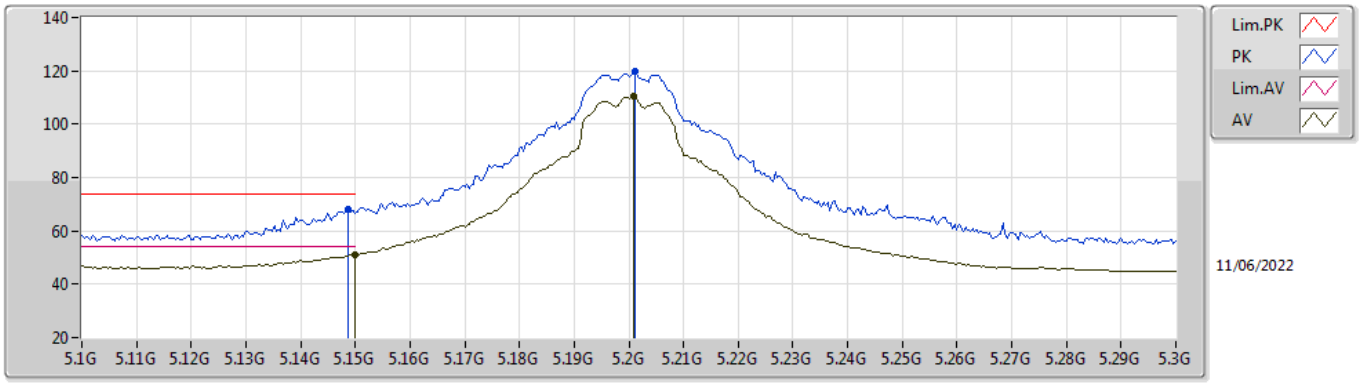

EUT X_2TX
Setting 57
02-B-C-6-10

Type	Freq	Level	Limit	Margin	Raw	Dist	Condition	Azimuth	Height	Comment	AF	CL	PA
	(Hz)	(dBuV/m)	(dBuV/m)	(dB)	(dBuV)	(m)		(°)	(m)		(dB)	(dB)	(dB)
PK	5.1488G	67.86	74.00	-6.14	61.16	3	Horizontal	178	1.06	-	33.60	5.25	32.15
AV	5.15G	51.19	54.00	-2.81	44.49	3	Horizontal	178	1.06	-	33.60	5.25	32.15
PK	5.2012G	119.87	Inf	-Inf	113.02	3	Horizontal	178	1.06	-	33.70	5.30	32.15
AV	5.2008G	110.30	Inf	-Inf	103.45	3	Horizontal	178	1.06	-	33.70	5.30	32.15

802.11a_Nss1,(6Mbps)_2TX

5200MHz_TnomVnom

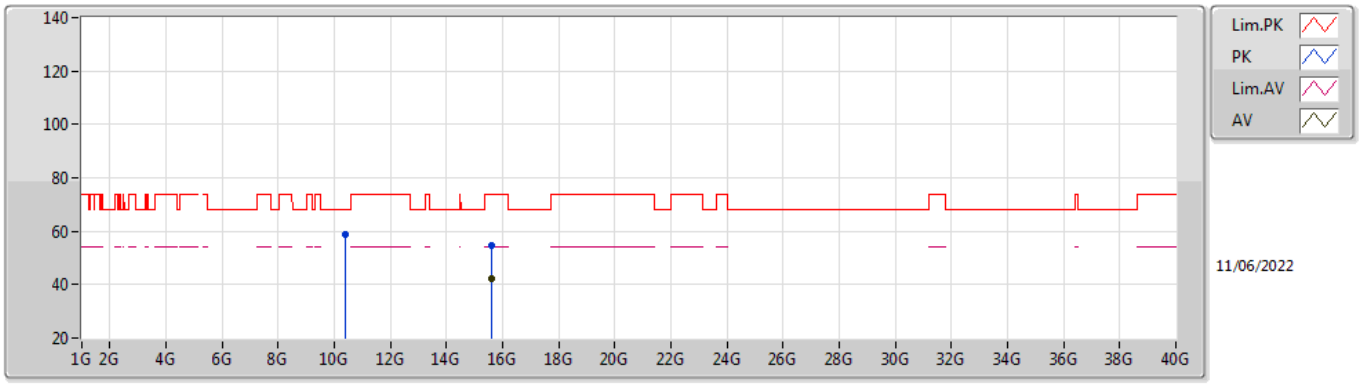

EUT X_2TX
Setting 57
02-B-C-6

Type	Freq	Level	Limit	Margin	Raw	Dist	Condition	Azimuth	Height	Comment	AF	CL	PA
	(Hz)	(dBuV/m)	(dBuV/m)	(dB)	(dBuV)	(m)		(°)	(m)		(dB)	(dB)	(dB)
PK	10.39646G	58.54	68.20	-9.66	45.46	3	Vertical	78	2.00	-	38.60	7.46	32.98
PK	15.5964G	54.85	74.00	-19.15	40.77	3	Vertical	188	1.30	-	37.52	9.82	33.26
AV	15.6018G	41.99	54.00	-12.01	27.94	3	Vertical	188	1.30	-	37.50	9.82	33.27

802.11a_Nss1,(6Mbps)_2TX

5200MHz_TnomVnom

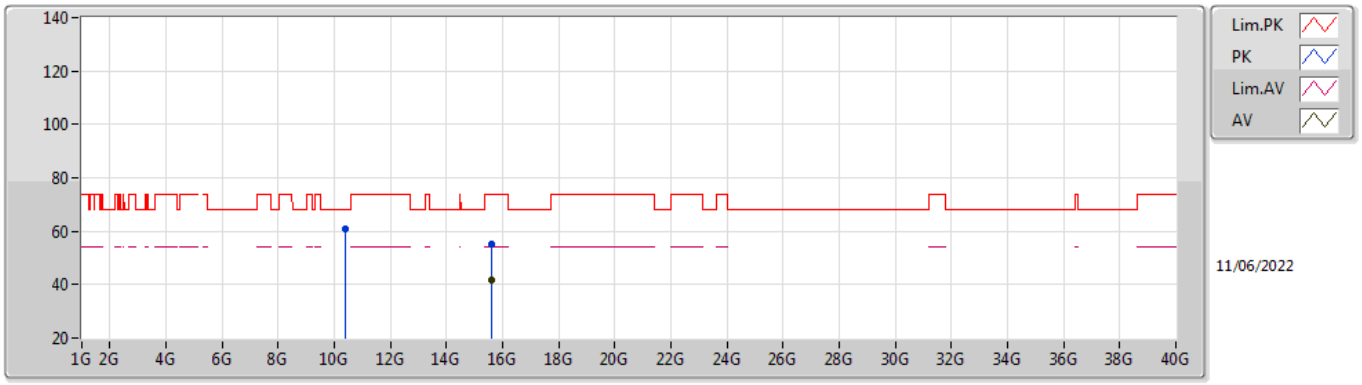

EUT X_2TX
Setting 57
02-B-C-6-10

Type	Freq	Level	Limit	Margin	Raw	Dist	Condition	Azimuth	Height	Comment	AF	CL	PA
	(Hz)	(dBuV/m)	(dBuV/m)	(dB)	(dBuV)	(m)		(°)	(m)		(dB)	(dB)	(dB)
PK	10.39886G	60.92	68.20	-7.28	47.84	3	Horizontal	43	1.80	-	38.60	7.46	32.98
PK	15.60684G	55.11	74.00	-18.89	41.07	3	Horizontal	92	1.79	-	37.50	9.82	33.28
AV	15.6024G	41.94	54.00	-12.06	27.89	3	Horizontal	92	1.79	-	37.50	9.82	33.27

802.11a_Nss1,(6Mbps)_2TX

5240MHz_TnomVnom

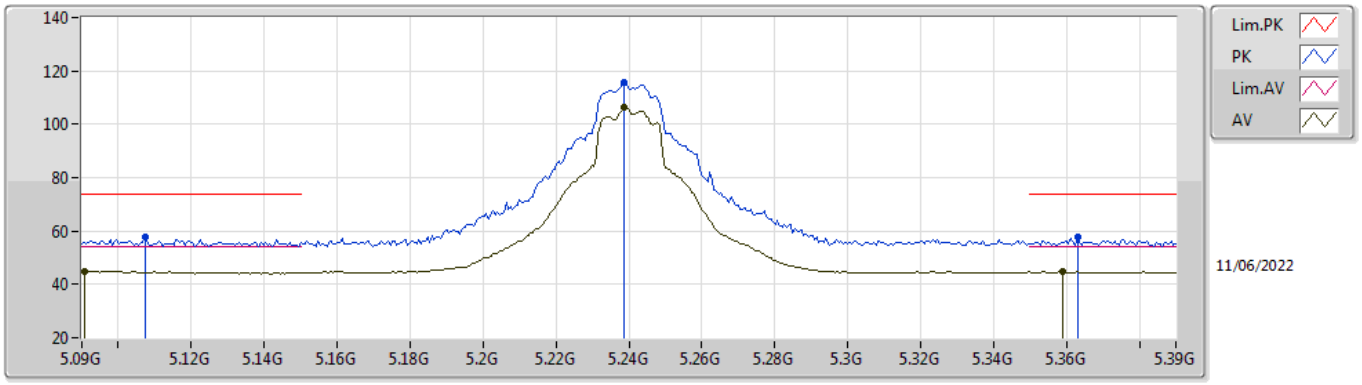

EUT X_2TX
Setting 57
02-B-C-6-10

Type	Freq	Level	Limit	Margin	Raw	Dist	Condition	Azimuth	Height	Comment	AF	CL	PA
	(Hz)	(dBuV/m)	(dBuV/m)	(dB)	(dBuV)	(m)		(°)	(m)		(dB)	(dB)	(dB)
PK	5.1074G	57.77	74.00	-16.23	51.20	3	Vertical	252	2.48	-	33.51	5.21	32.15
AV	5.0906G	44.94	54.00	-9.06	38.40	3	Vertical	252	2.48	-	33.50	5.19	32.15
PK	5.2388G	115.47	Inf	-Inf	108.60	3	Vertical	252	2.48	-	33.70	5.32	32.15
AV	5.2388G	106.14	Inf	-Inf	99.27	3	Vertical	252	2.48	-	33.70	5.32	32.15
PK	5.363G	57.81	74.00	-16.19	50.64	3	Vertical	252	2.48	-	33.93	5.38	32.14
AV	5.3588G	44.67	54.00	-9.33	37.51	3	Vertical	252	2.48	-	33.92	5.38	32.14

802.11a_Nss1,(6Mbps)_2TX

5240MHz_TnomVnom

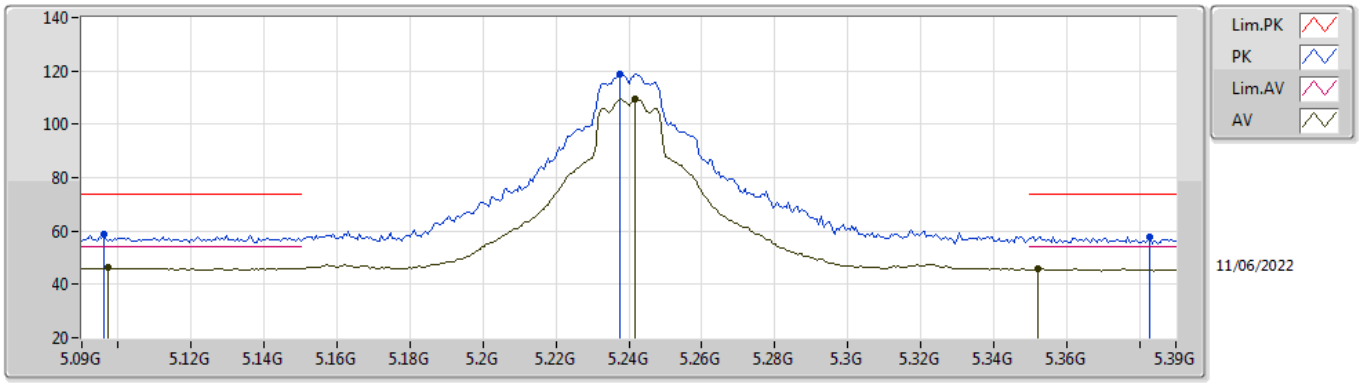

EUT X_2TX
Setting 57
02-B-C-6-10

Type	Freq	Level	Limit	Margin	Raw	Dist	Condition	Azimuth	Height	Comment	AF	CL	PA
	(Hz)	(dBuV/m)	(dBuV/m)	(dB)	(dBuV)	(m)		(°)	(m)		(dB)	(dB)	(dB)
PK	5.096G	58.57	74.00	-15.43	52.02	3	Horizontal	356	1.01	-	33.50	5.20	32.15
AV	5.0972G	46.15	54.00	-7.85	39.60	3	Horizontal	356	1.01	-	33.50	5.20	32.15
PK	5.2376G	119.00	Inf	-Inf	112.13	3	Horizontal	356	1.01	-	33.70	5.32	32.15
AV	5.2418G	109.36	Inf	-Inf	102.49	3	Horizontal	356	1.01	-	33.70	5.32	32.15
PK	5.3828G	57.84	74.00	-16.16	50.62	3	Horizontal	356	1.01	-	33.97	5.39	32.14
AV	5.3522G	45.83	54.00	-8.17	38.69	3	Horizontal	356	1.01	-	33.90	5.38	32.14

802.11a_Nss1,(6Mbps)_2TX

5240MHz_TnomVnom

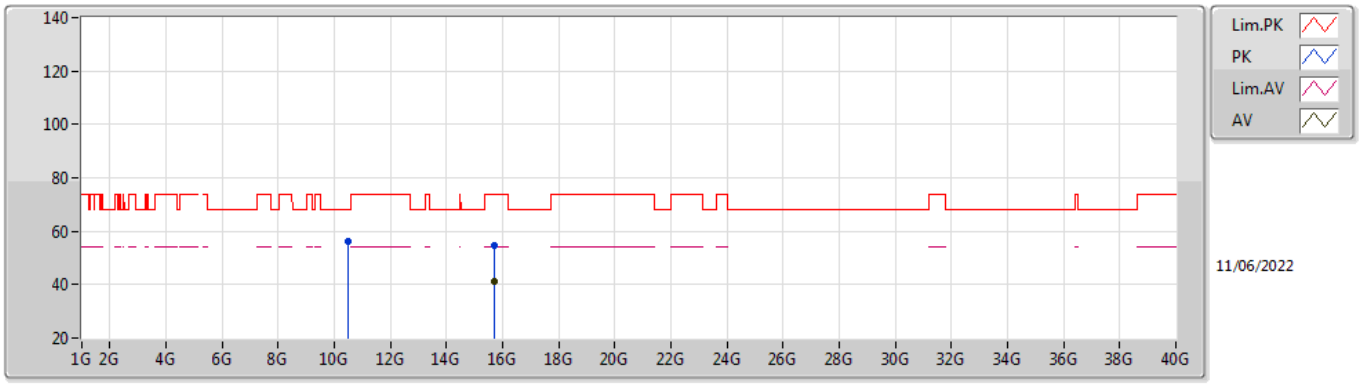

EUT X_2TX
Setting 57
02-B-C-6

Type	Freq	Level	Limit	Margin	Raw	Dist	Condition	Azimuth	Height	Comment	AF	CL	PA
	(Hz)	(dBuV/m)	(dBuV/m)	(dB)	(dBuV)	(m)		(°)	(m)		(dB)	(dB)	(dB)
PK	10.48204G	56.20	68.20	-12.00	43.15	3	Vertical	78	2.10	-	38.60	7.49	33.04
PK	15.72654G	54.63	74.00	-19.37	40.67	3	Vertical	39	2.26	-	37.50	9.88	33.42
AV	15.71856G	41.14	54.00	-12.86	27.18	3	Vertical	39	2.26	-	37.50	9.87	33.41

802.11a_Nss1,(6Mbps)_2TX

5240MHz_TnomVnom

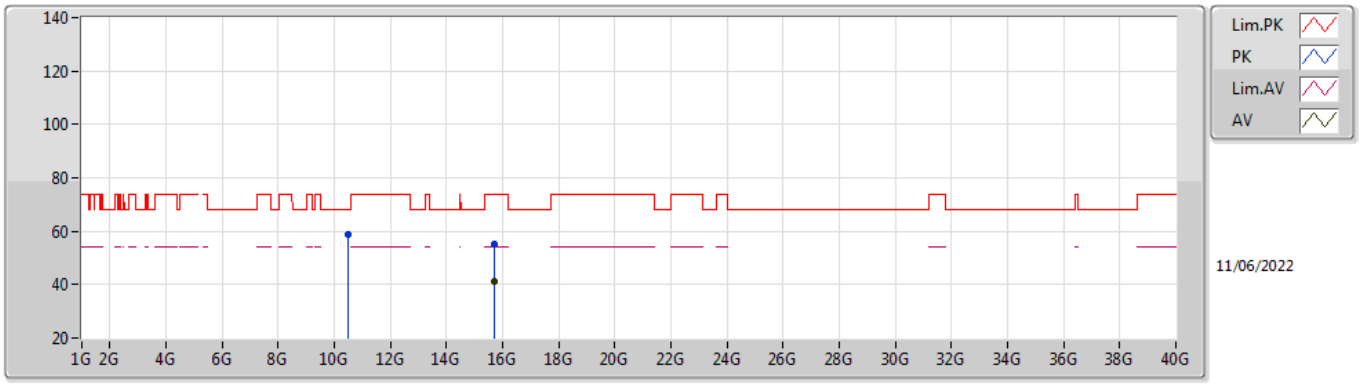

EUT X_2TX
Setting 57
02-B-C-6

Type	Freq	Level	Limit	Margin	Raw	Dist	Condition	Azimuth	Height	Comment	AF	CL	PA
	(Hz)	(dBuV/m)	(dBuV/m)	(dB)	(dBuV)	(m)		(°)	(m)		(dB)	(dB)	(dB)
PK	10.47892G	59.04	68.20	-9.16	45.99	3	Horizontal	241	1.91	-	38.60	7.49	33.04
PK	15.71796G	55.17	74.00	-18.83	41.21	3	Horizontal	66	1.80	-	37.50	9.87	33.41
AV	15.72288G	41.17	54.00	-12.83	27.20	3	Horizontal	66	1.80	-	37.50	9.88	33.41

802.11a_Nss1,(6Mbps)_2TX

5745MHz_TnomVnom

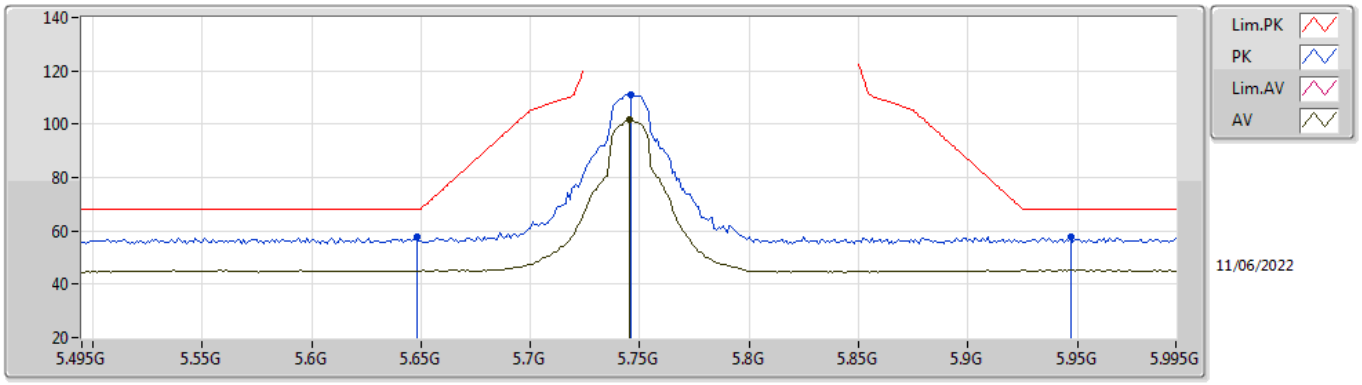

EUT X_2TX
Setting 54
02-B-C-6-10

Type	Freq	Level	Limit	Margin	Raw	Dist	Condition	Azimuth	Height	Comment	AF	CL	PA
	(Hz)	(dBuV/m)	(dBuV/m)	(dB)	(dBuV)	(m)		(°)	(m)		(dB)	(dB)	(dB)
PK	5.648G	57.98	68.20	-10.22	50.72	3	Vertical	17	1.54	-	33.80	5.60	32.14
PK	5.746G	111.23	Inf	-Inf	103.96	3	Vertical	17	1.54	-	33.81	5.60	32.14
AV	5.745G	101.90	Inf	-Inf	94.63	3	Vertical	17	1.54	-	33.81	5.60	32.14
PK	5.947G	57.88	68.20	-10.32	50.10	3	Vertical	17	1.54	-	34.19	5.75	32.16

802.11a_Nss1,(6Mbps)_2TX

5745MHz_TnomVnom

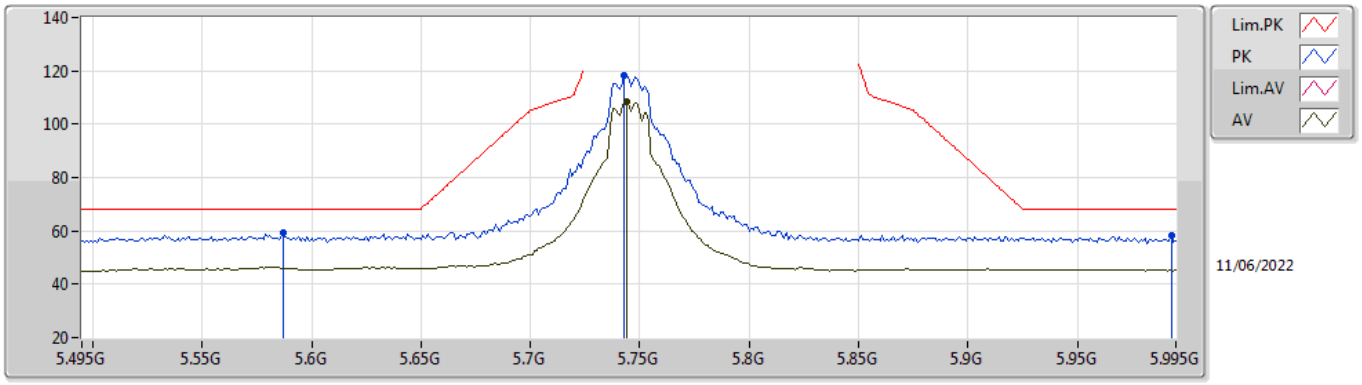

EUT X_2TX
Setting 54
02-B-C-6-10

Type	Freq	Level	Limit	Margin	Raw	Dist	Condition	Azimuth	Height	Comment	AF	CL	PA
	(Hz)	(dBuV/m)	(dBuV/m)	(dB)	(dBuV)	(m)		(°)	(m)		(dB)	(dB)	(dB)
PK	5.587G	59.34	68.20	-8.86	51.96	3	Horizontal	188	2.15	-	33.93	5.59	32.14
PK	5.743G	118.37	Inf	-Inf	111.10	3	Horizontal	188	2.15	-	33.81	5.60	32.14
AV	5.744G	108.41	Inf	-Inf	101.14	3	Horizontal	188	2.15	-	33.81	5.60	32.14
PK	5.993G	58.03	68.20	-10.17	50.20	3	Horizontal	188	2.15	-	34.20	5.79	32.16

802.11a_Nss1,(6Mbps)_2TX

5745MHz_TnomVnom

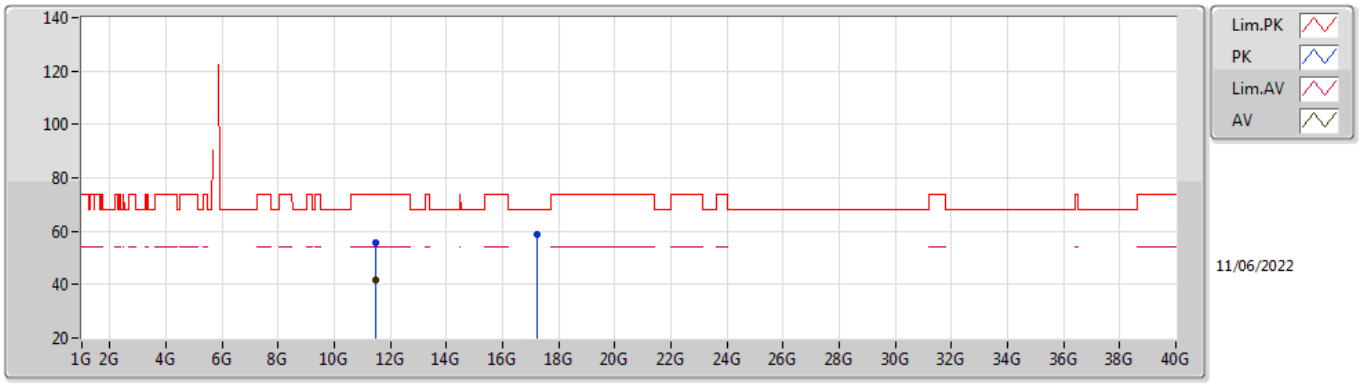

EUT X_2TX
Setting 54
02-B-C-6

Type	Freq	Level	Limit	Margin	Raw	Dist	Condition	Azimuth	Height	Comment	AF	CL	PA
	(Hz)	(dBuV/m)	(dBuV/m)	(dB)	(dBuV)	(m)		(°)	(m)		(dB)	(dB)	(dB)
PK	11.48952G	55.86	74.00	-18.14	42.20	3	Vertical	41	1.80	-	38.98	7.90	33.22
AV	11.49216G	41.56	54.00	-12.44	27.90	3	Vertical	41	1.80	-	38.98	7.90	33.22
PK	17.2284G	58.88	68.20	-9.32	39.41	3	Vertical	141	2.40	-	42.14	10.61	33.28

802.11a_Nss1,(6Mbps)_2TX

5745MHz_TnomVnom

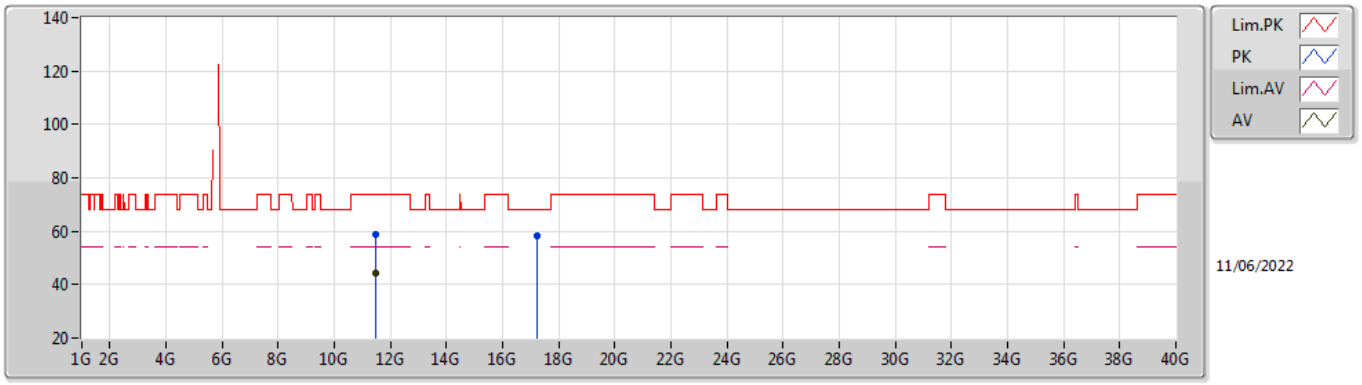

EUT X_2TX
Setting 54
02-B-C-6

Type	Freq	Level	Limit	Margin	Raw	Dist	Condition	Azimuth	Height	Comment	AF	CL	PA
	(Hz)	(dBuV/m)	(dBuV/m)	(dB)	(dBuV)	(m)		(°)	(m)		(dB)	(dB)	(dB)
PK	11.48922G	58.65	74.00	-15.35	44.99	3	Horizontal	165	1.75	-	38.98	7.90	33.22
AV	11.48838G	44.42	54.00	-9.58	30.76	3	Horizontal	165	1.75	-	38.98	7.90	33.22
PK	17.23944G	58.38	68.20	-9.82	38.83	3	Horizontal	116	2.87	-	42.20	10.62	33.27

802.11a_Nss1,(6Mbps)_2TX

5785MHz_TnomVnom

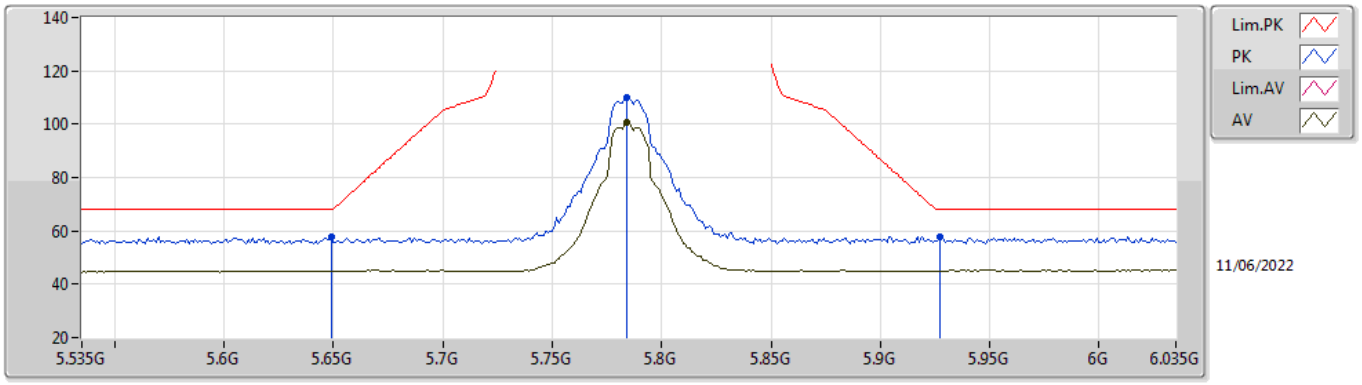

EUT X_2TX
Setting 54
02-B-C-6-10

Type	Freq	Level	Limit	Margin	Raw	Dist	Condition	Azimuth	Height	Comment	AF	CL	PA
	(Hz)	(dBuV/m)	(dBuV/m)	(dB)	(dBuV)	(m)		(°)	(m)		(dB)	(dB)	(dB)
PK	5.649G	57.68	68.20	-10.52	50.42	3	Vertical	22	1.78	-	33.80	5.60	32.14
PK	5.784G	110.03	Inf	-Inf	102.78	3	Vertical	22	1.78	-	33.80	5.60	32.15
AV	5.784G	100.84	Inf	-Inf	93.59	3	Vertical	22	1.78	-	33.80	5.60	32.15
PK	5.927G	57.97	68.20	-10.23	50.25	3	Vertical	22	1.78	-	34.15	5.73	32.16

802.11a_Nss1,(6Mbps)_2TX

5785MHz_TnomVnom

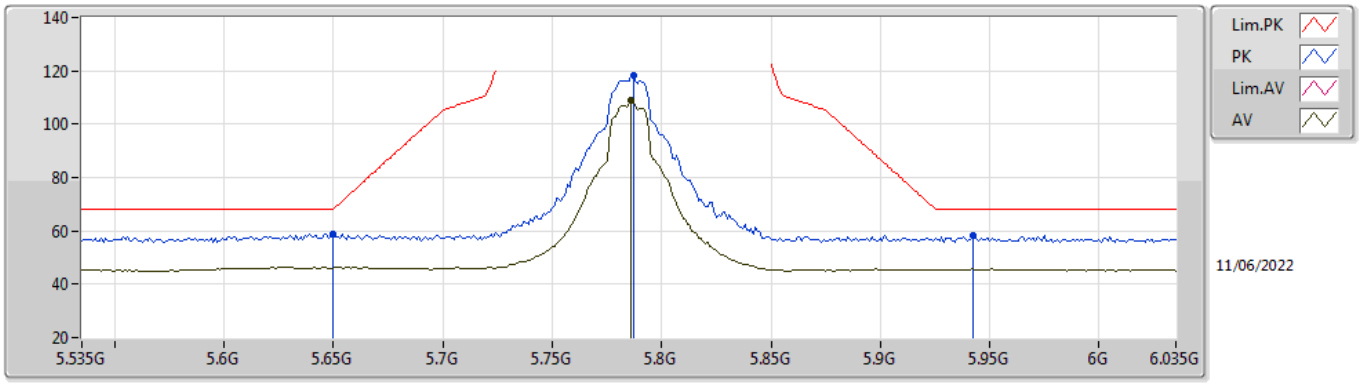

EUT X_2TX
Setting 54
02-B-C-6-10

Type	Freq	Level	Limit	Margin	Raw	Dist	Condition	Azimuth	Height	Comment	AF	CL	PA
	(Hz)	(dBuV/m)	(dBuV/m)	(dB)	(dBuV)	(m)		(°)	(m)		(dB)	(dB)	(dB)
PK	5.65G	58.92	68.20	-9.28	51.66	3	Horizontal	344	2.87	-	33.80	5.60	32.14
PK	5.787G	118.38	Inf	-Inf	111.13	3	Horizontal	344	2.87	-	33.80	5.60	32.15
AV	5.786G	108.97	Inf	-Inf	101.72	3	Horizontal	344	2.87	-	33.80	5.60	32.15
PK	5.942G	58.12	68.20	-10.08	50.36	3	Horizontal	344	2.87	-	34.18	5.74	32.16

802.11a_Nss1,(6Mbps)_2TX

5785MHz_TnomVnom

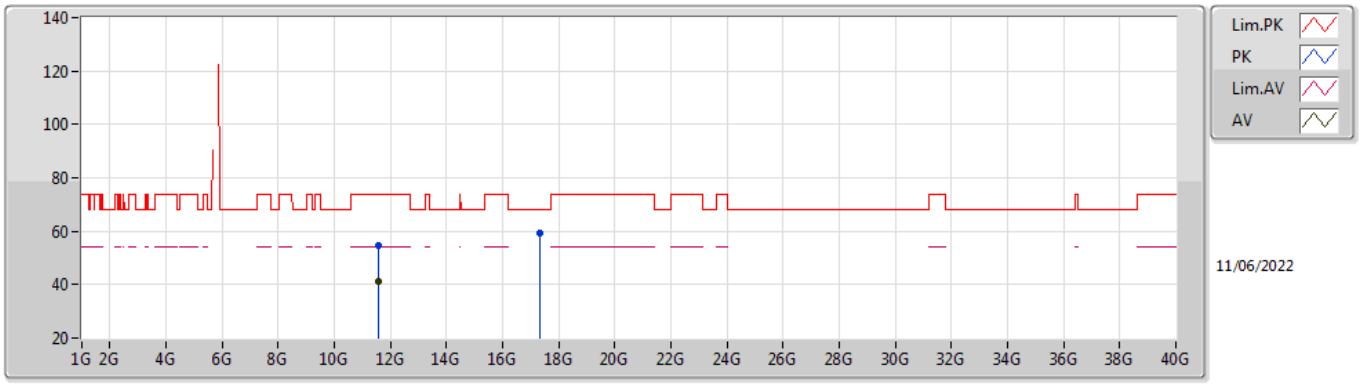

EUT X_2TX
Setting 54
02-B-C-6

Type	Freq	Level	Limit	Margin	Raw	Dist	Condition	Azimuth	Height	Comment	AF	CL	PA
	(Hz)	(dBuV/m)	(dBuV/m)	(dB)	(dBuV)	(m)		(°)	(m)		(dB)	(dB)	(dB)
PK	11.56868G	54.62	74.00	-19.38	40.72	3	Vertical	40	1.03	-	39.21	7.93	33.24
AV	11.57288G	41.11	54.00	-12.89	27.20	3	Vertical	40	1.03	-	39.22	7.93	33.24
PK	17.34618G	59.43	68.20	-8.77	39.13	3	Vertical	319	2.56	-	42.78	10.67	33.15

802.11a_Nss1,(6Mbps)_2TX

5785MHz_TnomVnom

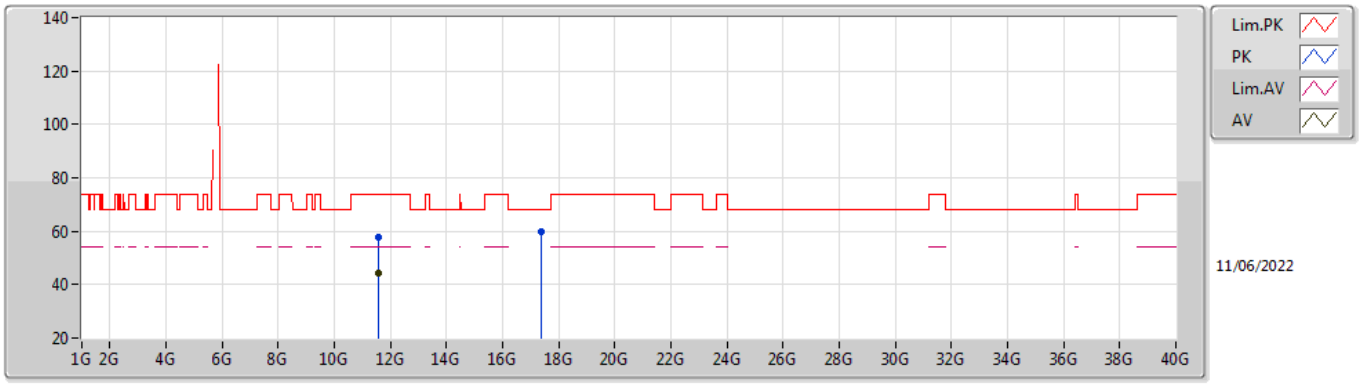

EUT X_2TX
Setting 54
02-B-C-6

Type	Freq	Level	Limit	Margin	Raw	Dist	Condition	Azimuth	Height	Comment	AF	CL	PA
	(Hz)	(dBuV/m)	(dBuV/m)	(dB)	(dBuV)	(m)		(°)	(m)		(dB)	(dB)	(dB)
PK	11.56892G	57.78	74.00	-16.22	43.88	3	Horizontal	166	1.80	-	39.21	7.93	33.24
AV	11.57258G	44.15	54.00	-9.85	30.24	3	Horizontal	166	1.80	-	39.22	7.93	33.24
PK	17.36364G	60.01	68.20	-8.19	39.58	3	Horizontal	202	1.45	-	42.88	10.68	33.13

802.11a_Nss1,(6Mbps)_2TX

5825MHz_TnomVnom

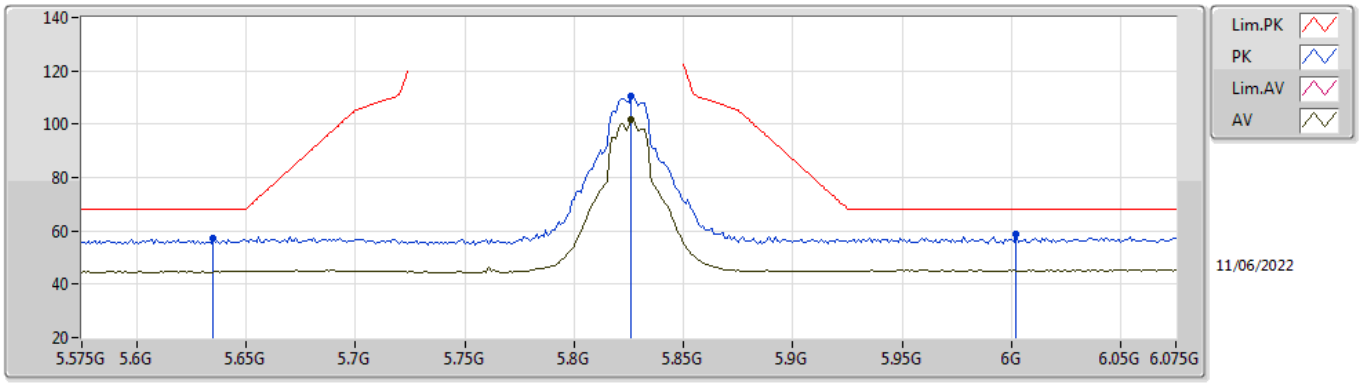

EUT X_2TX
Setting 54
02-B-C-6-10

Type	Freq	Level	Limit	Margin	Raw	Dist	Condition	Azimuth	Height	Comment	AF	CL	PA
	(Hz)	(dBuV/m)	(dBuV/m)	(dB)	(dBuV)	(m)		(°)	(m)		(dB)	(dB)	(dB)
PK	5.635G	57.04	68.20	-11.16	49.75	3	Vertical	81	2.68	-	33.83	5.60	32.14
PK	5.826G	110.73	Inf	-Inf	103.45	3	Vertical	81	2.68	-	33.80	5.63	32.15
AV	5.826G	101.55	Inf	-Inf	94.27	3	Vertical	81	2.68	-	33.80	5.63	32.15
PK	6.002G	58.79	68.20	-9.41	50.95	3	Vertical	81	2.68	-	34.20	5.80	32.16

802.11a_Nss1,(6Mbps)_2TX

5825MHz_TnomVnom

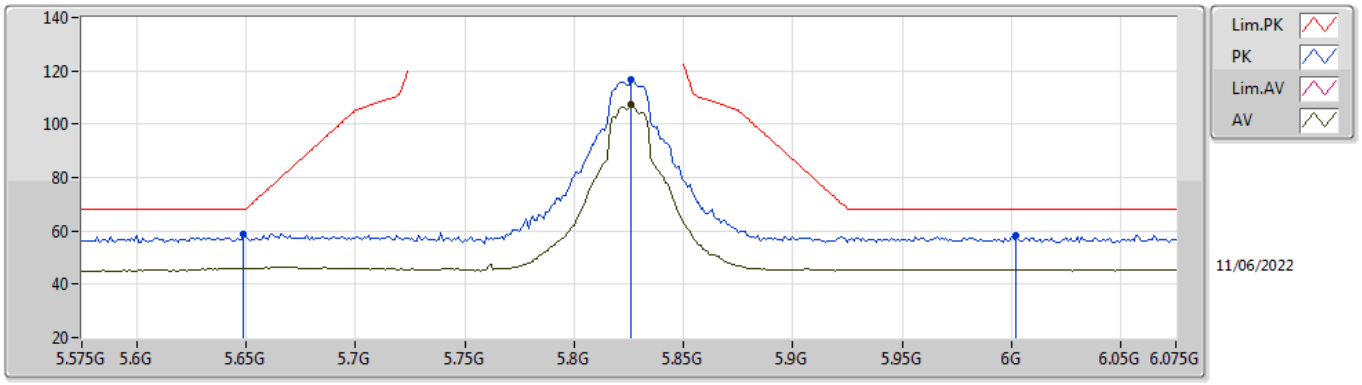

EUT X_2TX
Setting 54
02-B-C-6-10

Type	Freq	Level	Limit	Margin	Raw	Dist	Condition	Azimuth	Height	Comment	AF	CL	PA
	(Hz)	(dBuV/m)	(dBuV/m)	(dB)	(dBuV)	(m)		(°)	(m)		(dB)	(dB)	(dB)
PK	5.649G	58.62	68.20	-9.58	51.36	3	Horizontal	345	2.84	-	33.80	5.60	32.14
PK	5.826G	116.73	Inf	-Inf	109.45	3	Horizontal	345	2.84	-	33.80	5.63	32.15
AV	5.826G	107.64	Inf	-Inf	100.36	3	Horizontal	345	2.84	-	33.80	5.63	32.15
PK	6.002G	58.27	68.20	-9.93	50.43	3	Horizontal	345	2.84	-	34.20	5.80	32.16

802.11a_Nss1,(6Mbps)_2TX

5825MHz_TnomVnom

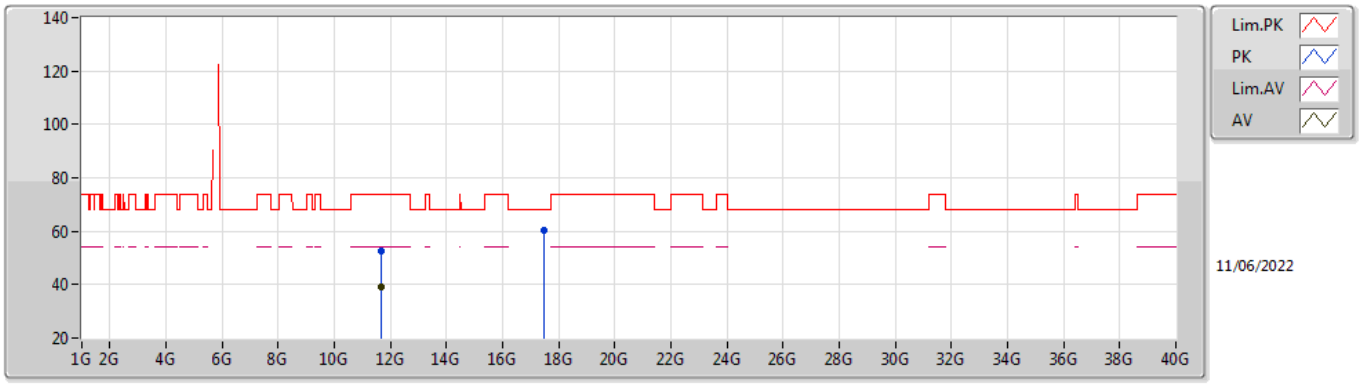

EUT X_2TX
Setting 54
02-B-C-6

Type	Freq	Level	Limit	Margin	Raw	Dist	Condition	Azimuth	Height	Comment	AF	CL	PA
	(Hz)	(dBuV/m)	(dBuV/m)	(dB)	(dBuV)	(m)		(°)	(m)		(dB)	(dB)	(dB)
PK	11.65846G	52.69	74.00	-21.31	38.57	3	Vertical	275	1.29	-	39.42	7.96	33.26
AV	11.65084G	39.07	54.00	-14.93	24.97	3	Vertical	275	1.29	-	39.40	7.96	33.26
PK	17.47344G	60.22	68.20	-7.98	38.79	3	Vertical	21	1.79	-	43.69	10.74	33.00

802.11a_Nss1,(6Mbps)_2TX

5825MHz_TnomVnom

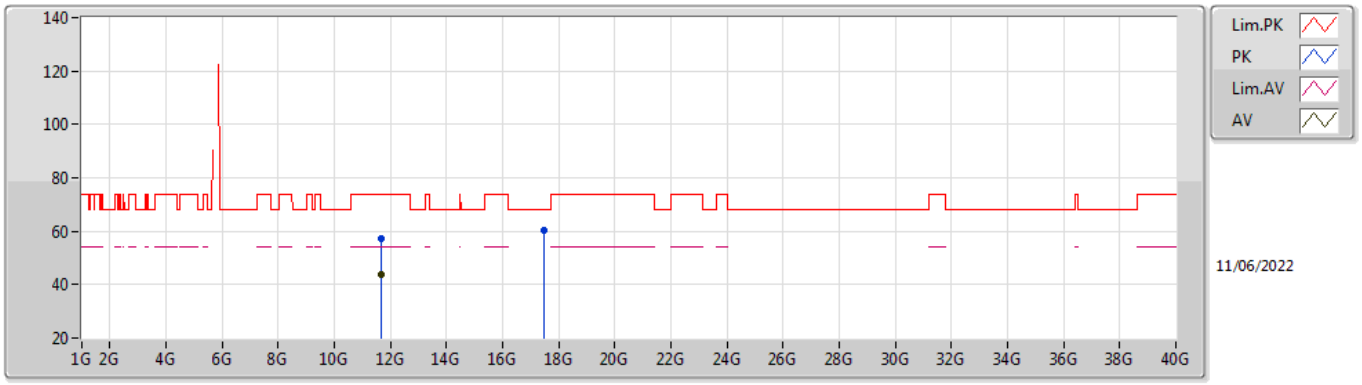

EUT X_2TX
Setting 54
02-B-C-6

Type	Freq	Level	Limit	Margin	Raw	Dist	Condition	Azimuth	Height	Comment	AF	CL	PA
	(Hz)	(dBuV/m)	(dBuV/m)	(dB)	(dBuV)	(m)		(°)	(m)		(dB)	(dB)	(dB)
PK	11.64886G	57.48	74.00	-16.52	43.38	3	Horizontal	165	1.74	-	39.40	7.96	33.26
AV	11.64832G	43.77	54.00	-10.23	29.67	3	Horizontal	165	1.74	-	39.40	7.96	33.26
PK	17.48796G	60.31	68.20	-7.89	38.75	3	Horizontal	354	2.39	-	43.80	10.74	32.98

802.11ax HEW20_Nss2,(MCS0)_2TX

5180MHz_TnomVnom

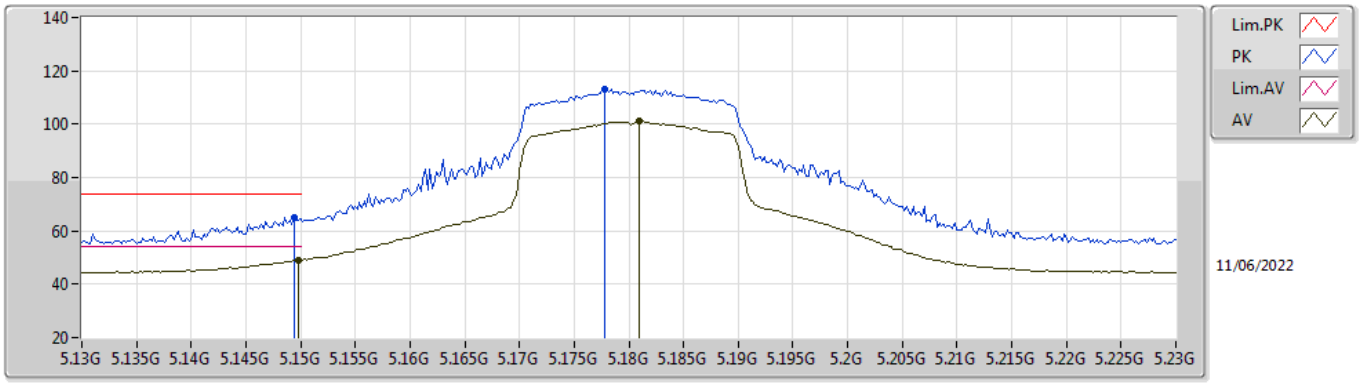

EUT X_2TX
Setting 41
02-B-C-6-10

Type	Freq	Level	Limit	Margin	Raw	Dist	Condition	Azimuth	Height	Comment	AF	CL	PA
	(Hz)	(dBuV/m)	(dBuV/m)	(dB)	(dBuV)	(m)		(°)	(m)		(dB)	(dB)	(dB)
PK	5.1494G	65.09	74.00	-8.91	58.39	3	Vertical	253	2.14	-	33.60	5.25	32.15
AV	5.1498G	48.99	54.00	-5.01	42.29	3	Vertical	253	2.14	-	33.60	5.25	32.15
PK	5.1778G	113.22	Inf	-Inf	106.43	3	Vertical	253	2.14	-	33.66	5.28	32.15
AV	5.181G	101.02	Inf	-Inf	94.23	3	Vertical	253	2.14	-	33.66	5.28	32.15

802.11ax HEW20_Nss2,(MCS0)_2TX

5180MHz_TnomVnom

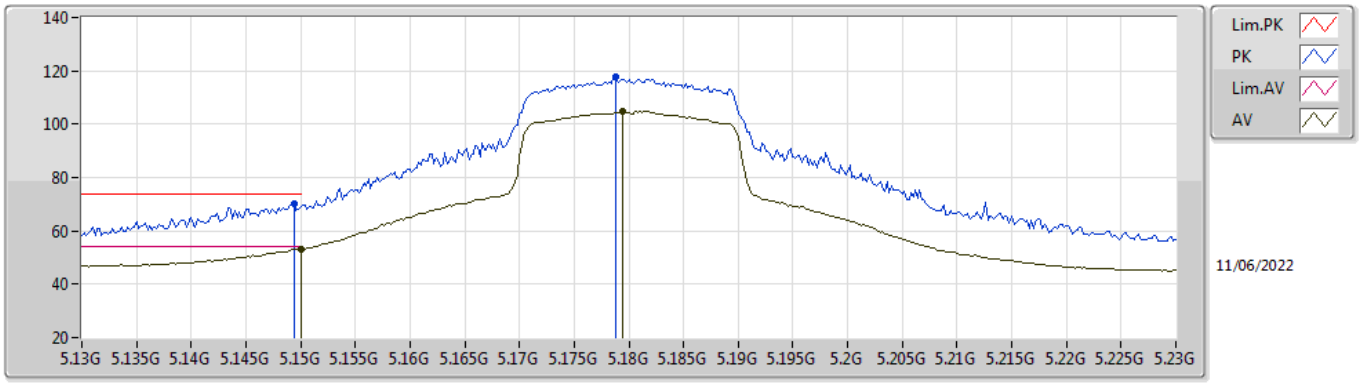

EUT X_2TX
Setting 41
02-B-C-6-10

Type	Freq	Level	Limit	Margin	Raw	Dist	Condition	Azimuth	Height	Comment	AF	CL	PA
	(Hz)	(dBuV/m)	(dBuV/m)	(dB)	(dBuV)	(m)		(°)	(m)		(dB)	(dB)	(dB)
PK	5.1494G	70.23	74.00	-3.77	63.53	3	Horizontal	350	2.21	-	33.60	5.25	32.15
AV	5.15G	53.36	54.00	-0.64	46.66	3	Horizontal	350	2.21	-	33.60	5.25	32.15
PK	5.1788G	117.87	Inf	-Inf	111.08	3	Horizontal	350	2.21	-	33.66	5.28	32.15
AV	5.1794G	104.79	Inf	-Inf	98.00	3	Horizontal	350	2.21	-	33.66	5.28	32.15

802.11ax HEW20_Nss2,(MCS0)_2TX

5180MHz_TnomVnom

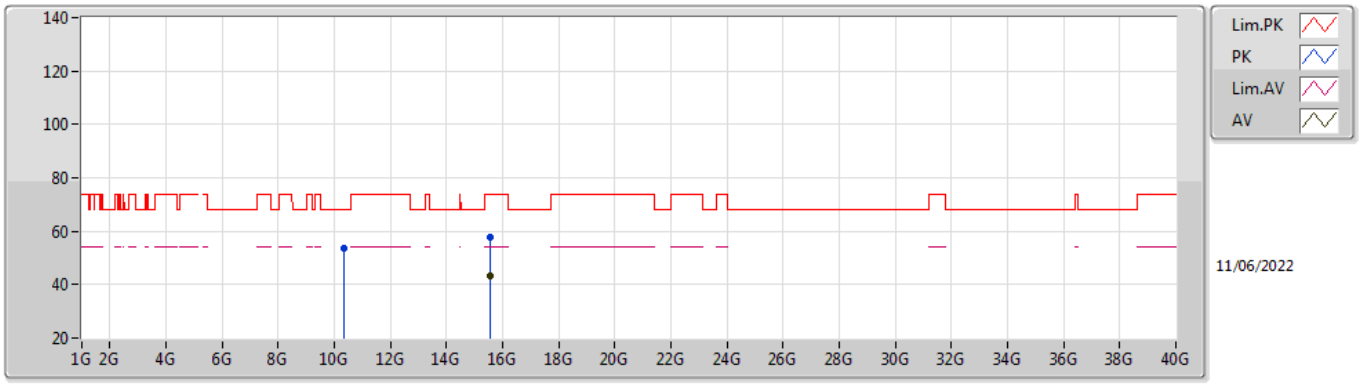

EUT X_2TX
Setting 41
02-B-C-6

Type	Freq	Level	Limit	Margin	Raw	Dist	Condition	Azimuth	Height	Comment	AF	CL	PA
	(Hz)	(dBuV/m)	(dBuV/m)	(dB)	(dBuV)	(m)		(°)	(m)		(dB)	(dB)	(dB)
PK	10.35514G	53.51	68.20	-14.69	40.38	3	Vertical	78	2.04	-	38.64	7.44	32.95
PK	15.54024G	58.00	74.00	-16.00	43.55	3	Vertical	112	1.80	-	37.86	9.79	33.20
AV	15.53778G	43.33	54.00	-10.67	28.86	3	Vertical	112	1.80	-	37.87	9.79	33.19

802.11ax HEW20_Nss2,(MCS0)_2TX

5180MHz_TnomVnom

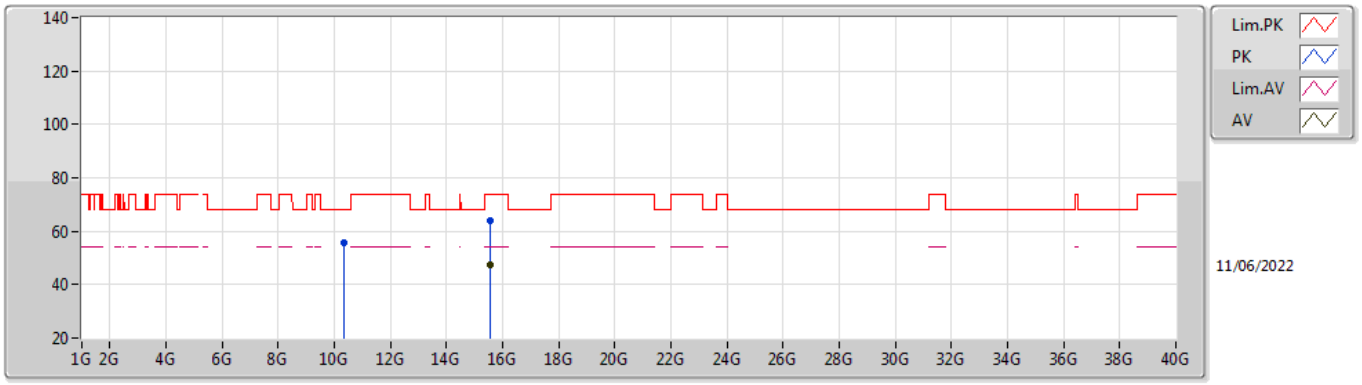

EUT X_2TX
Setting 41
02-B-C-6

Type	Freq	Level	Limit	Margin	Raw	Dist	Condition	Azimuth	Height	Comment	AF	CL	PA
	(Hz)	(dBuV/m)	(dBuV/m)	(dB)	(dBuV)	(m)		(°)	(m)		(dB)	(dB)	(dB)
PK	10.3567G	55.71	68.20	-12.49	42.59	3	Horizontal	40	1.80	-	38.64	7.44	32.96
PK	15.53304G	63.78	74.00	-10.22	49.28	3	Horizontal	122	2.91	-	37.90	9.79	33.19
AV	15.54126G	47.46	54.00	-6.54	33.02	3	Horizontal	122	2.91	-	37.85	9.79	33.20

802.11ax HEW20_Nss2,(MCS0)_2TX

5200MHz_TnomVnom

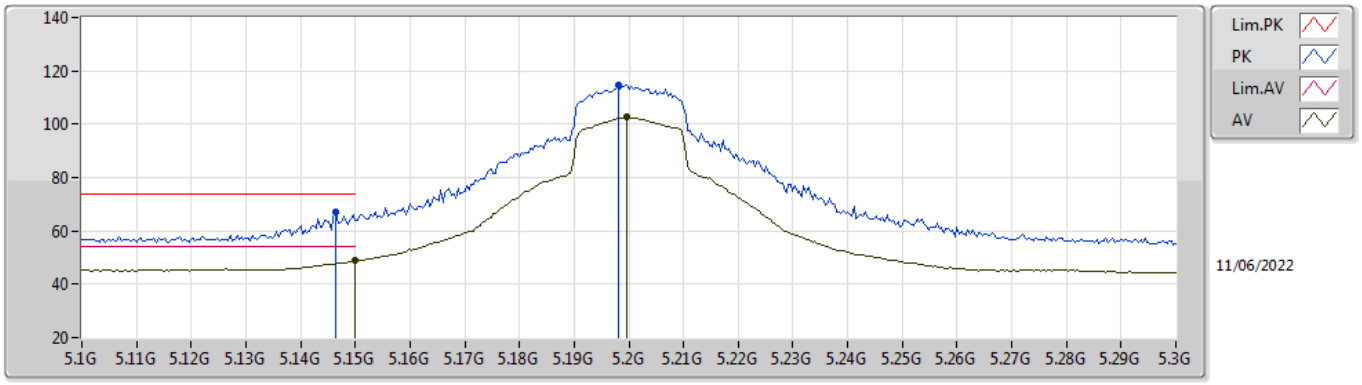

EUT X_2TX
Setting 57
02-B-C-6-10

Type	Freq	Level	Limit	Margin	Raw	Dist	Condition	Azimuth	Height	Comment	AF	CL	PA
	(Hz)	(dBuV/m)	(dBuV/m)	(dB)	(dBuV)	(m)		(°)	(m)		(dB)	(dB)	(dB)
PK	5.1464G	67.10	74.00	-6.90	60.41	3	Vertical	356	1.14	-	33.59	5.25	32.15
AV	5.15G	48.73	54.00	-5.27	42.03	3	Vertical	356	1.14	-	33.60	5.25	32.15
PK	5.198G	114.53	Inf	-Inf	107.68	3	Vertical	356	1.14	-	33.70	5.30	32.15
AV	5.1996G	102.60	Inf	-Inf	95.75	3	Vertical	356	1.14	-	33.70	5.30	32.15

802.11ax HEW20_Nss2,(MCS0)_2TX

5200MHz_TnomVnom

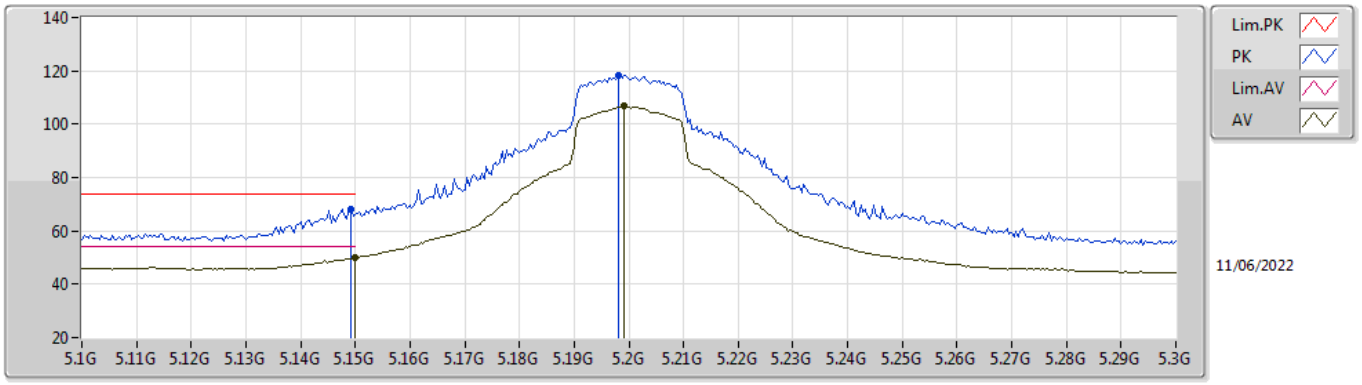

EUT X_2TX
Setting 57
02-B-C-6-10

Type	Freq	Level	Limit	Margin	Raw	Dist	Condition	Azimuth	Height	Comment	AF	CL	PA
	(Hz)	(dBuV/m)	(dBuV/m)	(dB)	(dBuV)	(m)		(°)	(m)		(dB)	(dB)	(dB)
PK	5.1492G	68.25	74.00	-5.75	61.55	3	Horizontal	189	1.05	-	33.60	5.25	32.15
AV	5.15G	50.02	54.00	-3.98	43.32	3	Horizontal	189	1.05	-	33.60	5.25	32.15
PK	5.198G	118.53	Inf	-Inf	111.68	3	Horizontal	189	1.05	-	33.70	5.30	32.15
AV	5.1992G	106.73	Inf	-Inf	99.88	3	Horizontal	189	1.05	-	33.70	5.30	32.15

802.11ax HEW20_Nss2,(MCS0)_2TX

5200MHz_TnomVnom

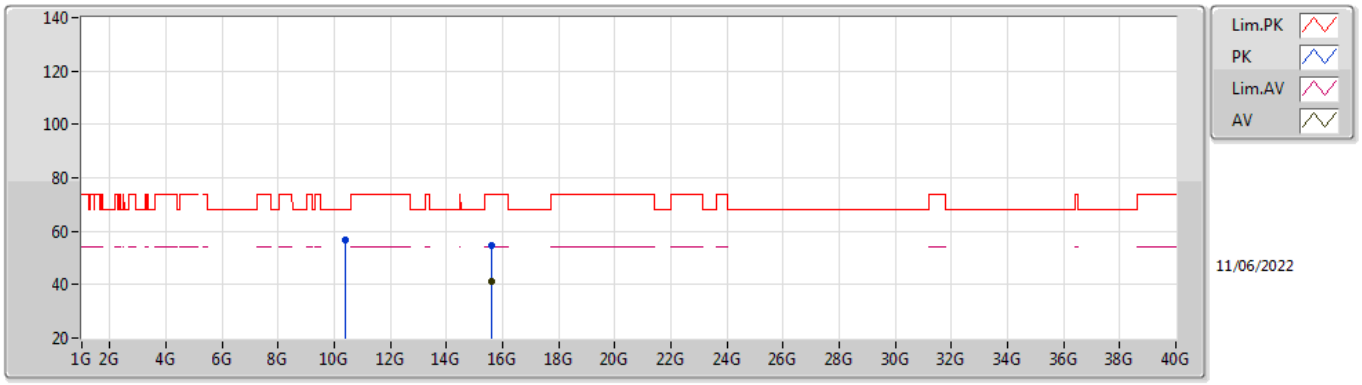

EUT X_2TX
Setting 57
02-B-C-6

Type	Freq	Level	Limit	Margin	Raw	Dist	Condition	Azimuth	Height	Comment	AF	CL	PA
	(Hz)	(dBuV/m)	(dBuV/m)	(dB)	(dBuV)	(m)		(°)	(m)		(dB)	(dB)	(dB)
PK	10.39604G	56.70	68.20	-11.50	43.62	3	Vertical	180	2.28	-	38.60	7.46	32.98
PK	15.6015G	54.85	74.00	-19.15	40.80	3	Vertical	95	1.73	-	37.50	9.82	33.27
AV	15.60012G	41.41	54.00	-12.59	27.36	3	Vertical	95	1.73	-	37.50	9.82	33.27

802.11ax HEW20_Nss2,(MCS0)_2TX

5200MHz_TnomVnom

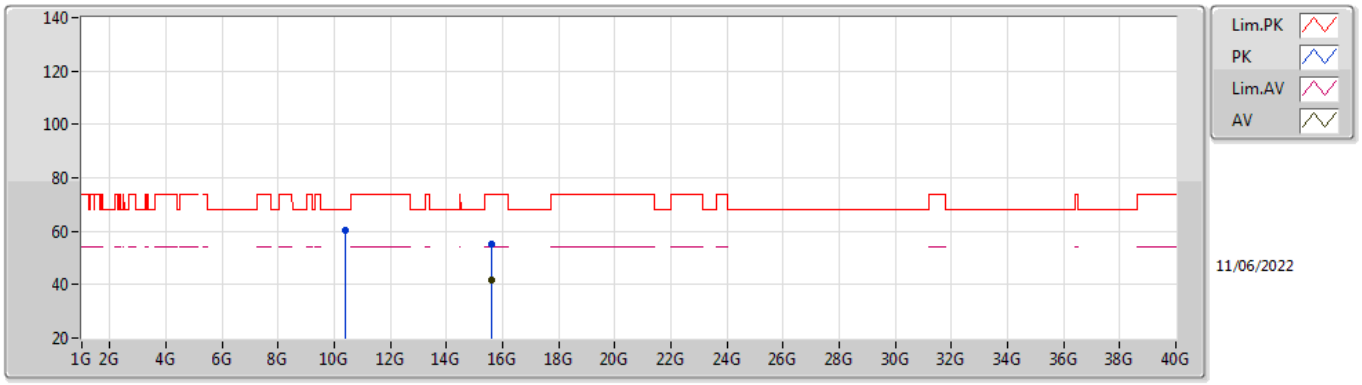

EUT X_2TX
Setting 57
02-B-C-6

Type	Freq	Level	Limit	Margin	Raw	Dist	Condition	Azimuth	Height	Comment	AF	CL	PA
	(Hz)	(dBuV/m)	(dBuV/m)	(dB)	(dBuV)	(m)		(°)	(m)		(dB)	(dB)	(dB)
PK	10.3979G	60.36	68.20	-7.84	47.28	3	Horizontal	39	1.79	-	38.60	7.46	32.98
PK	15.59964G	55.31	74.00	-18.69	41.26	3	Horizontal	67	1.80	-	37.50	9.82	33.27
AV	15.59784G	41.70	54.00	-12.30	27.64	3	Horizontal	67	1.80	-	37.51	9.82	33.27

802.11ax HEW20_Nss2,(MCS0)_2TX

5240MHz_TnomVnom

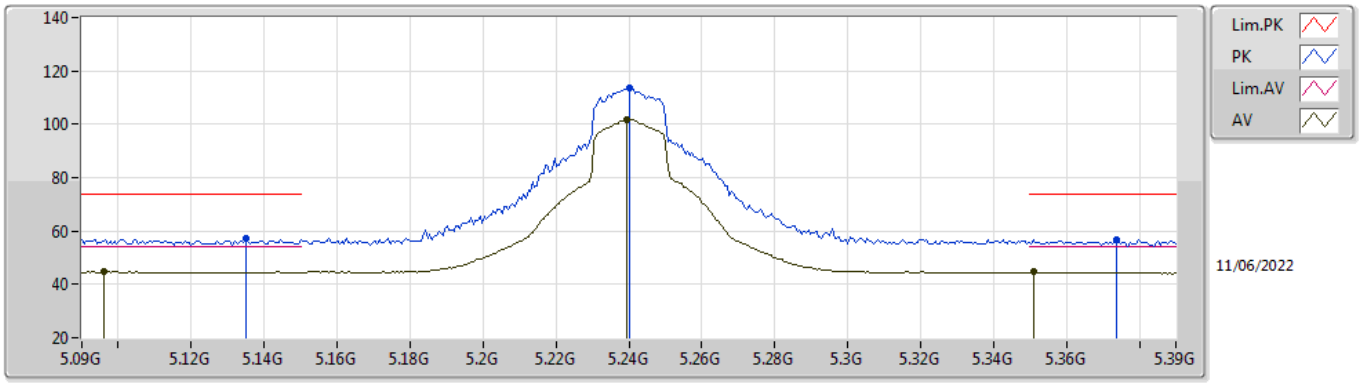

EUT X_2TX
Setting 57
02-B-C-6-10

Type	Freq	Level	Limit	Margin	Raw	Dist	Condition	Azimuth	Height	Comment	AF	CL	PA
	(Hz)	(dBuV/m)	(dBuV/m)	(dB)	(dBuV)	(m)		(°)	(m)		(dB)	(dB)	(dB)
PK	5.135G	57.10	74.00	-16.90	50.44	3	Vertical	75	1.03	-	33.57	5.24	32.15
AV	5.096G	44.72	54.00	-9.28	38.17	3	Vertical	75	1.03	-	33.50	5.20	32.15
PK	5.24G	113.47	Inf	-Inf	106.60	3	Vertical	75	1.03	-	33.70	5.32	32.15
AV	5.2394G	101.90	Inf	-Inf	95.03	3	Vertical	75	1.03	-	33.70	5.32	32.15
PK	5.3738G	56.67	74.00	-17.33	49.47	3	Vertical	75	1.03	-	33.95	5.39	32.14
AV	5.351G	44.64	54.00	-9.36	37.50	3	Vertical	75	1.03	-	33.90	5.38	32.14

802.11ax HEW20_Nss2,(MCS0)_2TX

5240MHz_TnomVnom

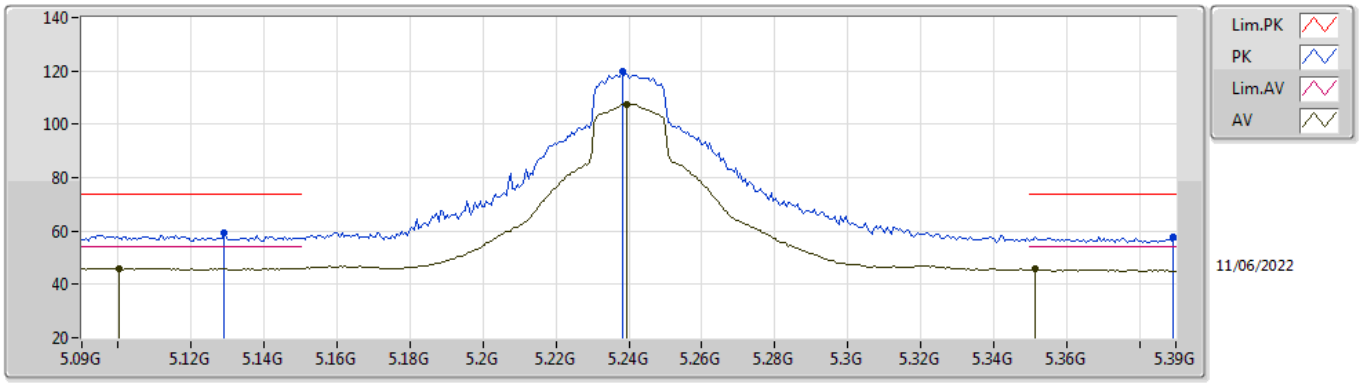

EUT X_2TX
Setting 57
02-B-C-6-10

Type	Freq	Level	Limit	Margin	Raw	Dist	Condition	Azimuth	Height	Comment	AF	CL	PA
	(Hz)	(dBuV/m)	(dBuV/m)	(dB)	(dBuV)	(m)		(°)	(m)		(dB)	(dB)	(dB)
PK	5.129G	59.32	74.00	-14.68	52.68	3	Horizontal	350	1.01	-	33.56	5.23	32.15
AV	5.1002G	46.07	54.00	-7.93	39.52	3	Horizontal	350	1.01	-	33.50	5.20	32.15
PK	5.2382G	119.81	Inf	-Inf	112.94	3	Horizontal	350	1.01	-	33.70	5.32	32.15
AV	5.2394G	107.58	Inf	-Inf	100.71	3	Horizontal	350	1.01	-	33.70	5.32	32.15
PK	5.3894G	57.68	74.00	-16.32	50.45	3	Horizontal	350	1.01	-	33.98	5.39	32.14
AV	5.3516G	45.67	54.00	-8.33	38.53	3	Horizontal	350	1.01	-	33.90	5.38	32.14

802.11ax HEW20_Nss2,(MCS0)_2TX

5240MHz_TnomVnom

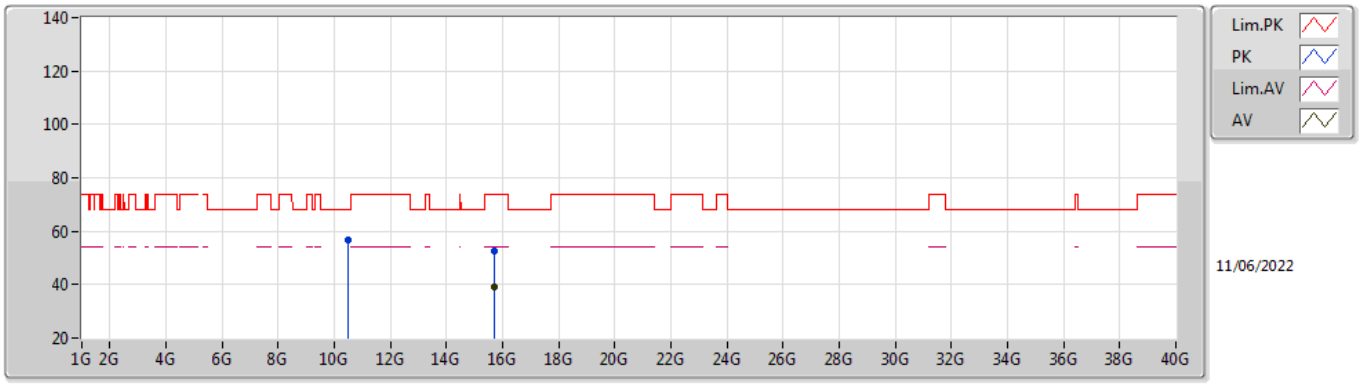

EUT X_2TX
Setting 57
02-B-C-6

Type	Freq	Level	Limit	Margin	Raw	Dist	Condition	Azimuth	Height	Comment	AF	CL	PA
	(Hz)	(dBuV/m)	(dBuV/m)	(dB)	(dBuV)	(m)		(°)	(m)		(dB)	(dB)	(dB)
PK	10.4821G	56.50	68.20	-11.70	43.45	3	Vertical	77	2.30	-	38.60	7.49	33.04
PK	15.71724G	52.52	74.00	-21.48	38.56	3	Vertical	272	1.53	-	37.50	9.87	33.41
AV	15.70968G	39.37	54.00	-14.63	25.40	3	Vertical	272	1.53	-	37.50	9.87	33.40

802.11ax HEW20_Nss2,(MCS0)_2TX

5240MHz_TnomVnom

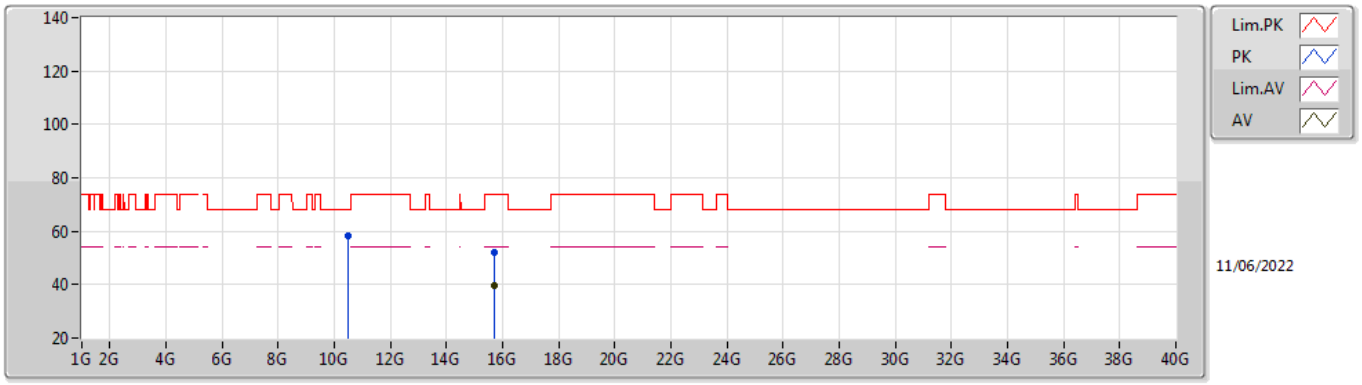

EUT X_2TX
Setting 57
02-B-C-6

Type	Freq	Level	Limit	Margin	Raw	Dist	Condition	Azimuth	Height	Comment	AF	CL	PA
	(Hz)	(dBuV/m)	(dBuV/m)	(dB)	(dBuV)	(m)		(°)	(m)		(dB)	(dB)	(dB)
PK	10.47586G	58.06	68.20	-10.14	45.00	3	Horizontal	241	1.90	-	38.60	7.49	33.03
PK	15.70908G	52.08	74.00	-21.92	38.11	3	Horizontal	324	1.23	-	37.50	9.87	33.40
AV	15.70968G	39.43	54.00	-14.57	25.46	3	Horizontal	324	1.23	-	37.50	9.87	33.40

802.11ax HEW20_Nss2,(MCS0)_2TX

5745MHz_TnomVnom

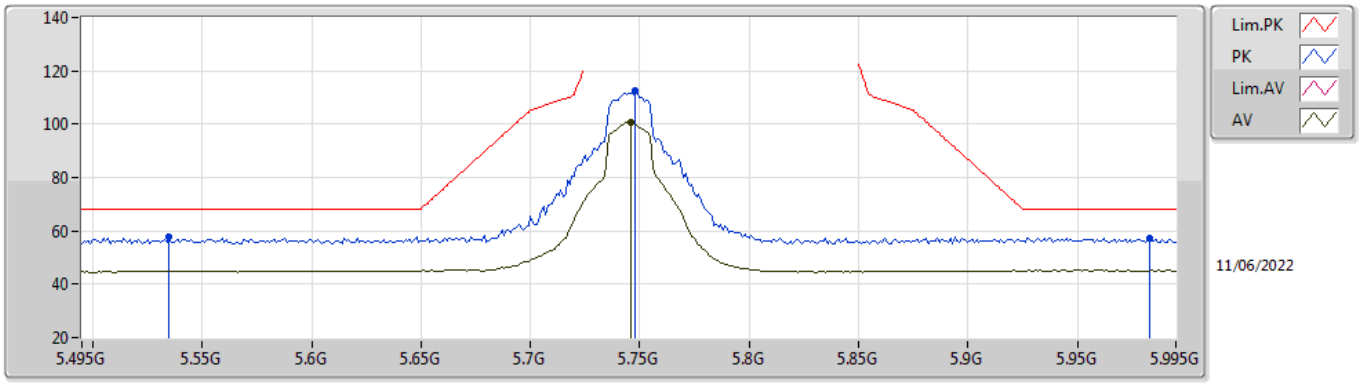

EUT X_2TX
Setting 54
02-B-C-6-10

Type	Freq	Level	Limit	Margin	Raw	Dist	Condition	Azimuth	Height	Comment	AF	CL	PA
	(Hz)	(dBuV/m)	(dBuV/m)	(dB)	(dBuV)	(m)		(°)	(m)		(dB)	(dB)	(dB)
PK	5.535G	57.65	68.20	-10.55	50.24	3	Vertical	16	1.28	-	34.00	5.54	32.13
PK	5.748G	112.43	Inf	-Inf	105.17	3	Vertical	16	1.28	-	33.80	5.60	32.14
AV	5.746G	100.72	Inf	-Inf	93.45	3	Vertical	16	1.28	-	33.81	5.60	32.14
PK	5.983G	57.49	68.20	-10.71	49.67	3	Vertical	16	1.28	-	34.20	5.78	32.16

802.11ax HEW20_Nss2,(MCS0)_2TX

5745MHz_TnomVnom

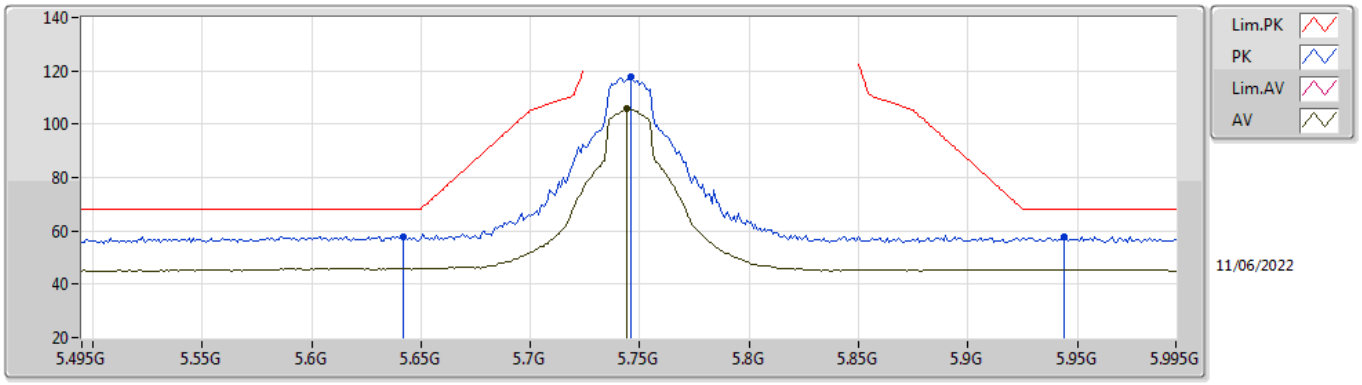

EUT X_2TX
Setting 54
02-B-C-6-10

Type	Freq	Level	Limit	Margin	Raw	Dist	Condition	Azimuth	Height	Comment	AF	CL	PA
	(Hz)	(dBuV/m)	(dBuV/m)	(dB)	(dBuV)	(m)		(°)	(m)		(dB)	(dB)	(dB)
PK	5.642G	57.98	68.20	-10.22	50.70	3	Horizontal	190	2.36	-	33.82	5.60	32.14
PK	5.746G	117.59	Inf	-Inf	110.32	3	Horizontal	190	2.36	-	33.81	5.60	32.14
AV	5.744G	105.72	Inf	-Inf	98.45	3	Horizontal	190	2.36	-	33.81	5.60	32.14
PK	5.944G	57.93	68.20	-10.27	50.16	3	Horizontal	190	2.36	-	34.19	5.74	32.16

802.11ax HEW20_Nss2,(MCS0)_2TX

5745MHz_TnomVnom

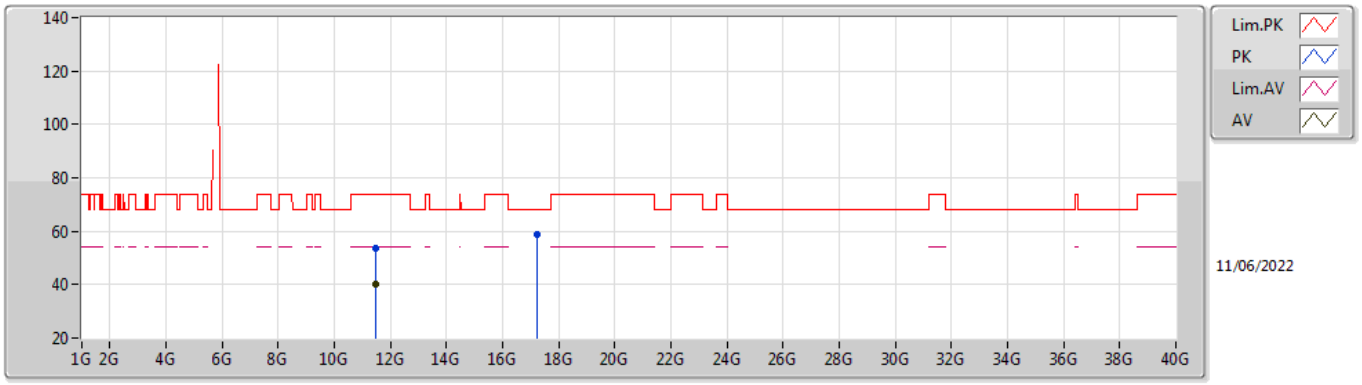

EUT X_2TX
Setting 54
02-B-C-6

Type	Freq	Level	Limit	Margin	Raw	Dist	Condition	Azimuth	Height	Comment	AF	CL	PA
	(Hz)	(dBuV/m)	(dBuV/m)	(dB)	(dBuV)	(m)		(°)	(m)		(dB)	(dB)	(dB)
PK	11.48868G	53.43	74.00	-20.57	39.77	3	Vertical	40	1.80	-	38.98	7.90	33.22
AV	11.49066G	40.11	54.00	-13.89	26.45	3	Vertical	40	1.80	-	38.98	7.90	33.22
PK	17.22288G	58.58	68.20	-9.62	39.15	3	Vertical	179	2.00	-	42.11	10.61	33.29

802.11ax HEW20_Nss2,(MCS0)_2TX

5745MHz_TnomVnom

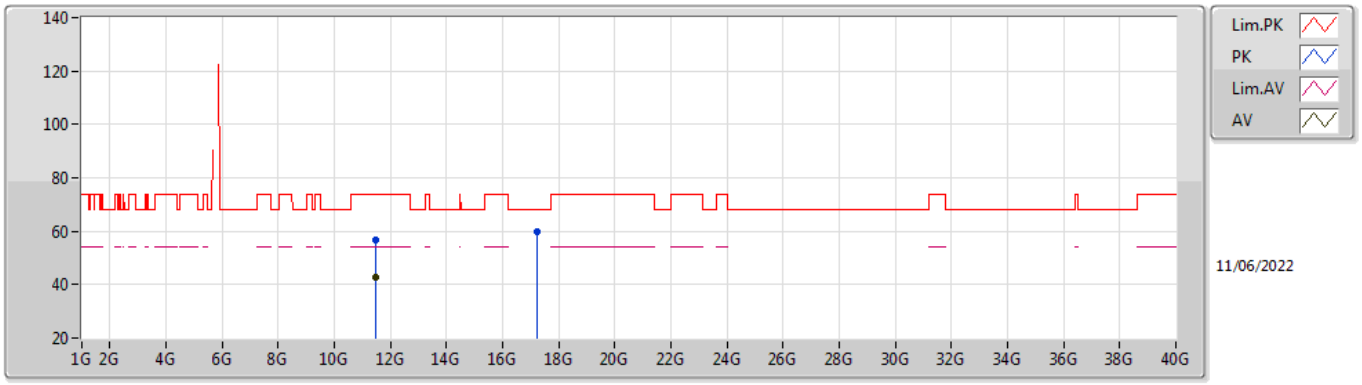

EUT X_2TX
Setting 54
02-B-C-6

Type	Freq	Level	Limit	Margin	Raw	Dist	Condition	Azimuth	Height	Comment	AF	CL	PA
	(Hz)	(dBuV/m)	(dBuV/m)	(dB)	(dBuV)	(m)		(°)	(m)		(dB)	(dB)	(dB)
PK	11.49636G	56.88	74.00	-17.12	43.21	3	Horizontal	166	1.80	-	38.99	7.90	33.22
AV	11.49042G	42.67	54.00	-11.33	29.01	3	Horizontal	166	1.80	-	38.98	7.90	33.22
PK	17.23392G	59.67	68.20	-8.53	40.15	3	Horizontal	65	2.95	-	42.17	10.62	33.27

802.11ax HEW20_Nss2,(MCS0)_2TX

5785MHz_TnomVnom

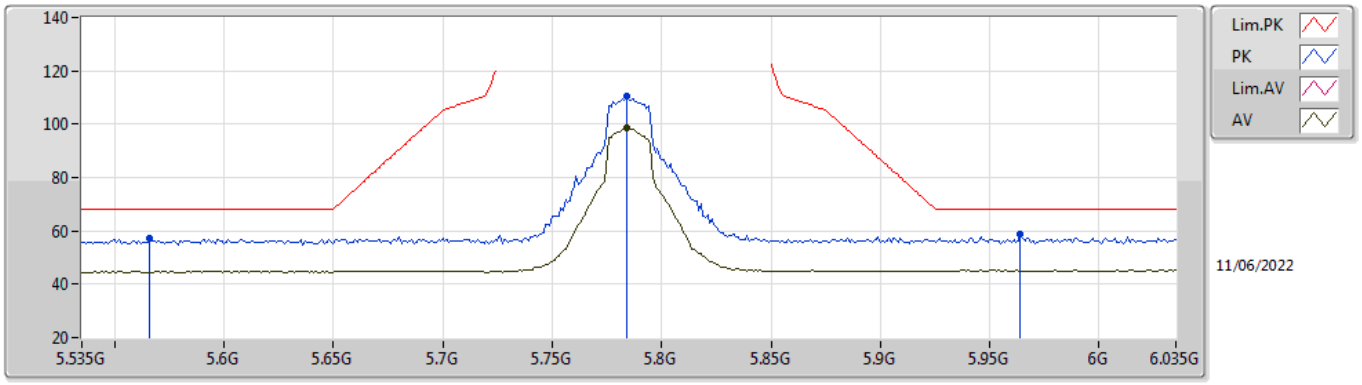

EUT X_2TX
Setting 54
02-B-C-6-10

Type	Freq	Level	Limit	Margin	Raw	Dist	Condition	Azimuth	Height	Comment	AF	CL	PA
	(Hz)	(dBuV/m)	(dBuV/m)	(dB)	(dBuV)	(m)		(°)	(m)		(dB)	(dB)	(dB)
PK	5.566G	57.07	68.20	-11.13	49.66	3	Vertical	22	1.78	-	33.97	5.57	32.13
PK	5.784G	110.42	Inf	-Inf	103.17	3	Vertical	22	1.78	-	33.80	5.60	32.15
AV	5.784G	98.43	Inf	-Inf	91.18	3	Vertical	22	1.78	-	33.80	5.60	32.15
PK	5.964G	58.56	68.20	-9.64	50.76	3	Vertical	22	1.78	-	34.20	5.76	32.16

802.11ax HEW20_Nss2,(MCS0)_2TX

5785MHz_TnomVnom

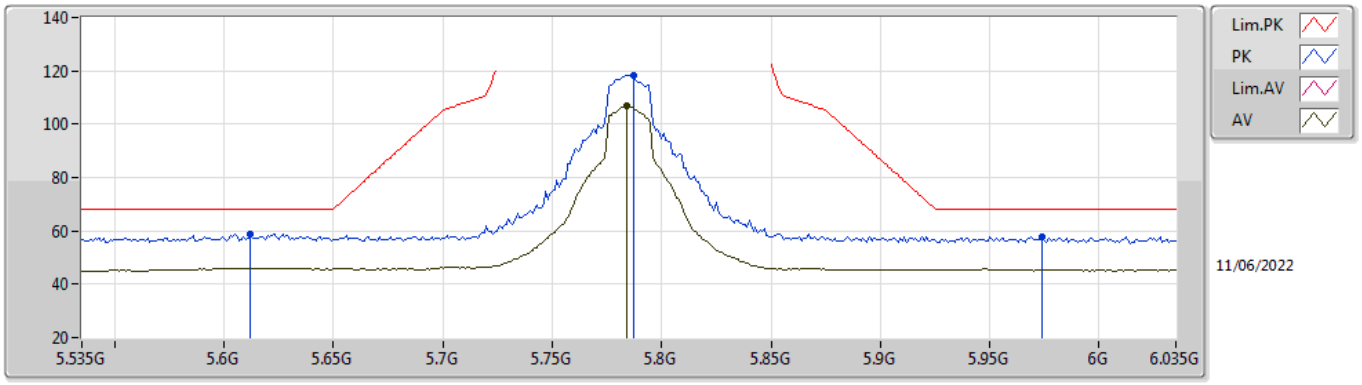

EUT X_2TX
Setting 54
02-B-C-6-10

Type	Freq	Level	Limit	Margin	Raw	Dist	Condition	Azimuth	Height	Comment	AF	CL	PA
	(Hz)	(dBuV/m)	(dBuV/m)	(dB)	(dBuV)	(m)		(°)	(m)		(dB)	(dB)	(dB)
PK	5.612G	59.03	68.20	-9.17	51.69	3	Horizontal	332	2.76	-	33.88	5.60	32.14
PK	5.787G	118.37	Inf	-Inf	111.12	3	Horizontal	332	2.76	-	33.80	5.60	32.15
AV	5.784G	107.02	Inf	-Inf	99.77	3	Horizontal	332	2.76	-	33.80	5.60	32.15
PK	5.974G	58.00	68.20	-10.20	50.19	3	Horizontal	332	2.76	-	34.20	5.77	32.16

802.11ax HEW20_Nss2,(MCS0)_2TX

5785MHz_TnomVnom

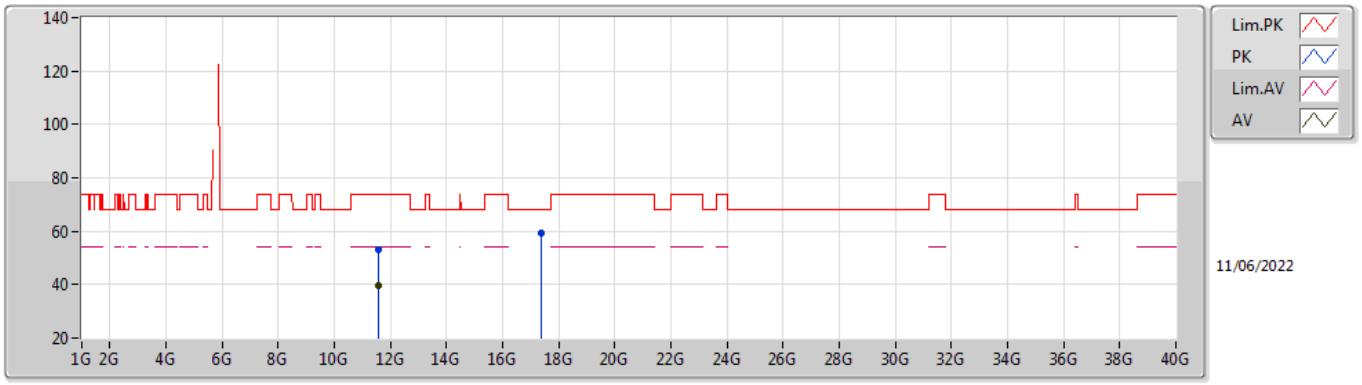

EUT X_2TX
Setting 54
02-B-C-6

Type	Freq	Level	Limit	Margin	Raw	Dist	Condition	Azimuth	Height	Comment	AF	CL	PA
	(Hz)	(dBuV/m)	(dBuV/m)	(dB)	(dBuV)	(m)		(°)	(m)		(dB)	(dB)	(dB)
PK	11.57168G	53.01	74.00	-20.99	39.10	3	Vertical	185	1.80	-	39.22	7.93	33.24
AV	11.57012G	39.85	54.00	-14.15	25.95	3	Vertical	185	1.80	-	39.21	7.93	33.24
PK	17.35254G	59.53	68.20	-8.67	39.17	3	Vertical	189	2.65	-	42.82	10.68	33.14

802.11ax HEW20_Nss2,(MCS0)_2TX

5785MHz_TnomVnom

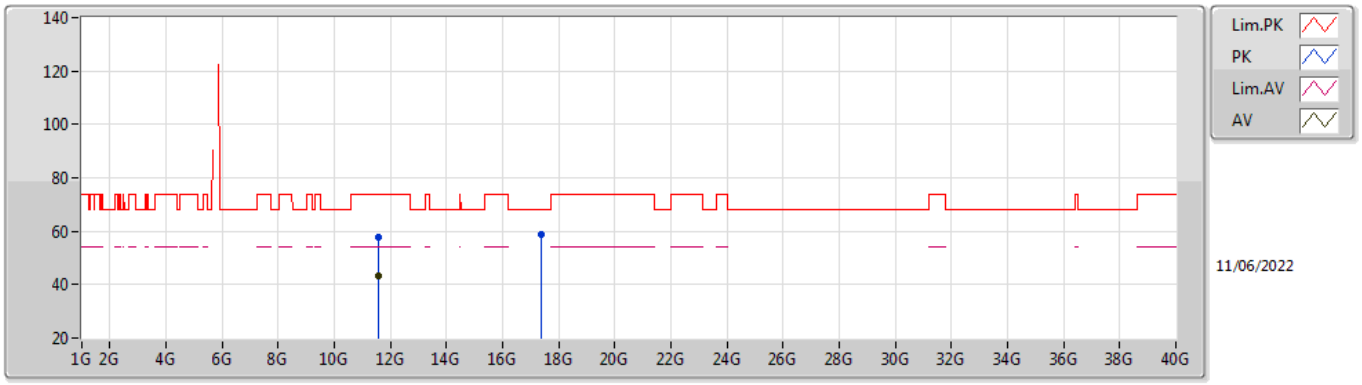

EUT X_2TX
Setting 54
02-B-C-6

Type	Freq	Level	Limit	Margin	Raw	Dist	Condition	Azimuth	Height	Comment	AF	CL	PA
	(Hz)	(dBuV/m)	(dBuV/m)	(dB)	(dBuV)	(m)		(°)	(m)		(dB)	(dB)	(dB)
PK	11.57282G	57.89	74.00	-16.11	43.98	3	Horizontal	166	1.80	-	39.22	7.93	33.24
AV	11.5715G	43.16	54.00	-10.84	29.26	3	Horizontal	166	1.80	-	39.21	7.93	33.24
PK	17.36826G	58.78	68.20	-9.42	38.31	3	Horizontal	198	1.92	-	42.91	10.68	33.12

802.11ax HEW20_Nss2,(MCS0)_2TX

5825MHz_TnomVnom

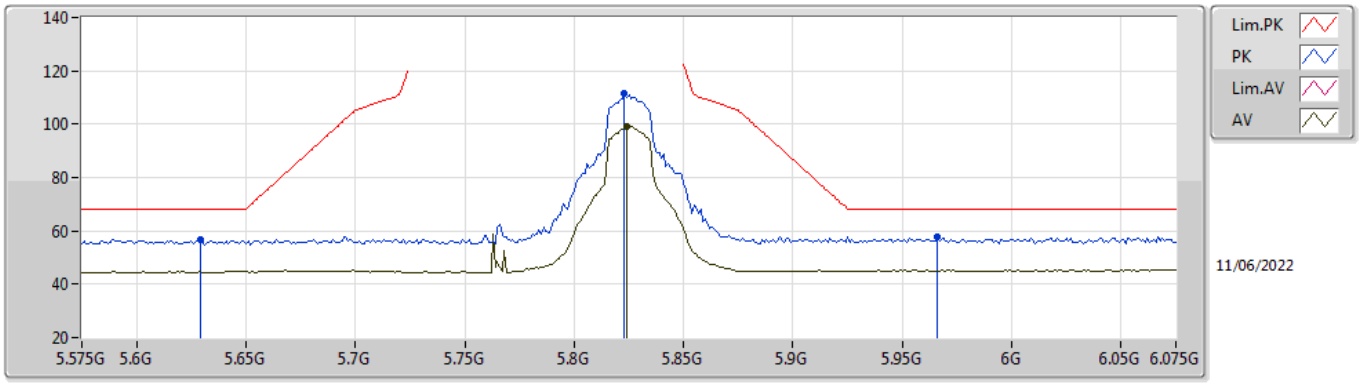

EUT X_2TX
Setting 54
02-B-C-6-10

Type	Freq	Level	Limit	Margin	Raw	Dist	Condition	Azimuth	Height	Comment	AF	CL	PA
	(Hz)	(dBuV/m)	(dBuV/m)	(dB)	(dBuV)	(m)		(°)	(m)		(dB)	(dB)	(dB)
PK	5.629G	56.50	68.20	-11.70	49.20	3	Vertical	83	2.68	-	33.84	5.60	32.14
PK	5.823G	111.63	Inf	-Inf	104.36	3	Vertical	83	2.68	-	33.80	5.62	32.15
AV	5.824G	99.00	Inf	-Inf	91.73	3	Vertical	83	2.68	-	33.80	5.62	32.15
PK	5.966G	57.79	68.20	-10.41	49.98	3	Vertical	83	2.68	-	34.20	5.77	32.16

802.11ax HEW20_Nss2,(MCS0)_2TX

5825MHz_TnomVnom

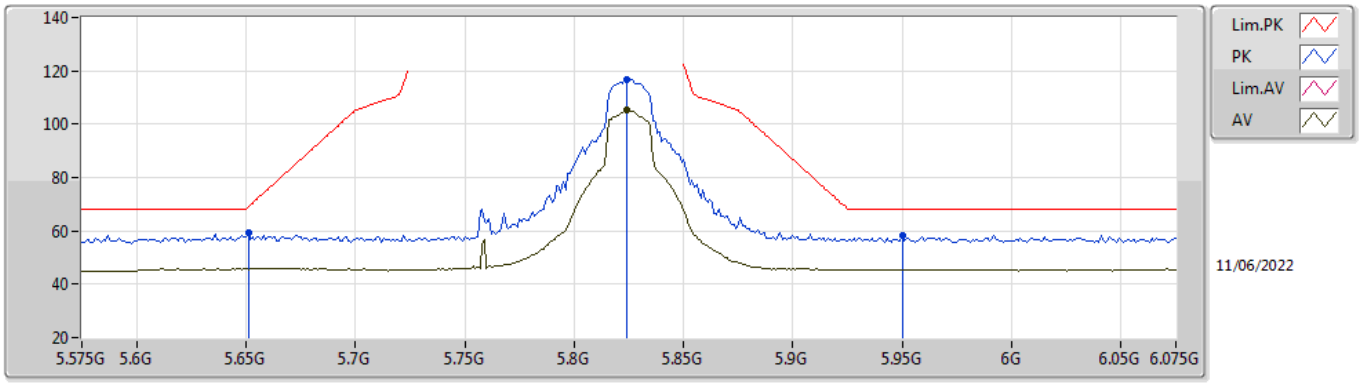

EUT X_2TX
Setting 54
02-B-C-6-10

Type	Freq	Level	Limit	Margin	Raw	Dist	Condition	Azimuth	Height	Comment	AF	CL	PA
	(Hz)	(dBuV/m)	(dBuV/m)	(dB)	(dBuV)	(m)		(°)	(m)		(dB)	(dB)	(dB)
PK	5.651G	59.43	68.94	-9.51	52.17	3	Horizontal	336	2.60	-	33.80	5.60	32.14
PK	5.824G	116.52	Inf	-Inf	109.25	3	Horizontal	336	2.60	-	33.80	5.62	32.15
AV	5.824G	105.18	Inf	-Inf	97.91	3	Horizontal	336	2.60	-	33.80	5.62	32.15
PK	5.95G	58.26	68.20	-9.94	50.47	3	Horizontal	336	2.60	-	34.20	5.75	32.16

802.11ax HEW20_Nss2,(MCS0)_2TX

5825MHz_TnomVnom

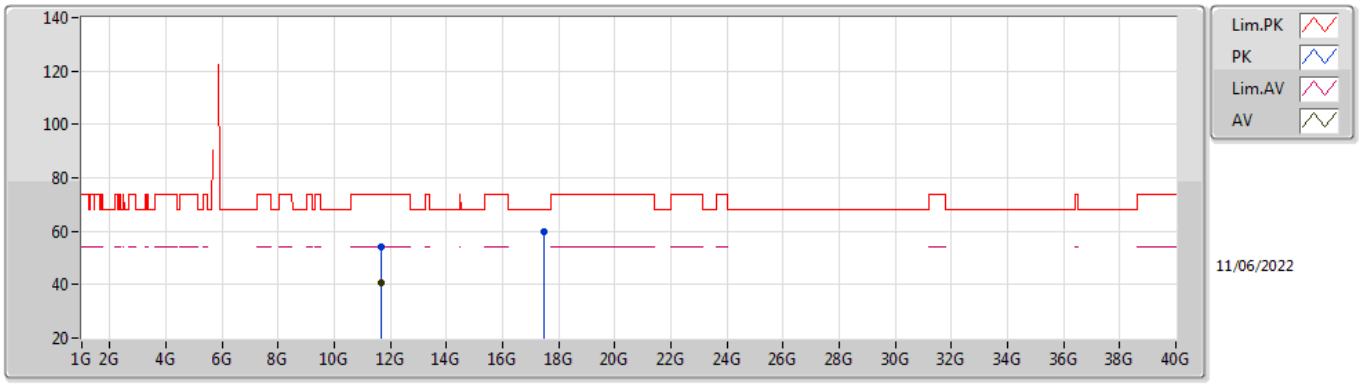

EUT X_2TX
Setting 54
02-B-C-6

Type	Freq	Level	Limit	Margin	Raw	Dist	Condition	Azimuth	Height	Comment	AF	CL	PA
	(Hz)	(dBuV/m)	(dBuV/m)	(dB)	(dBuV)	(m)		(°)	(m)		(dB)	(dB)	(dB)
PK	11.65492G	54.26	74.00	-19.74	40.15	3	Vertical	40	1.80	-	39.41	7.96	33.26
AV	11.65222G	40.79	54.00	-13.21	26.69	3	Vertical	40	1.80	-	39.40	7.96	33.26
PK	17.46408G	60.07	68.20	-8.13	38.74	3	Vertical	35	2.79	-	43.61	10.73	33.01

802.11ax HEW20_Nss2,(MCS0)_2TX

5825MHz_TnomVnom

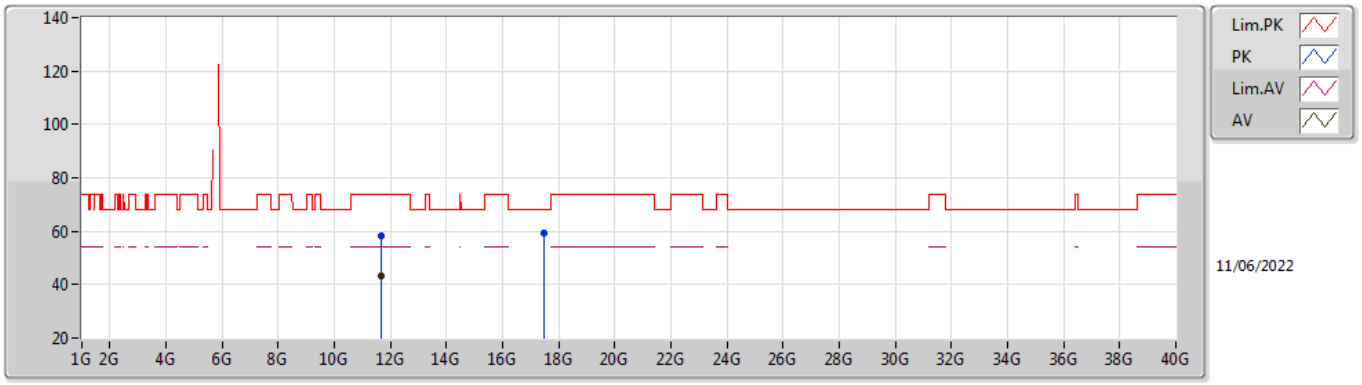

EUT X_2TX
Setting 54
02-B-C-6

Type	Freq	Level	Limit	Margin	Raw	Dist	Condition	Azimuth	Height	Comment	AF	CL	PA
	(Hz)	(dBuV/m)	(dBuV/m)	(dB)	(dBuV)	(m)		(°)	(m)		(dB)	(dB)	(dB)
PK	11.65612G	58.09	74.00	-15.91	43.98	3	Horizontal	166	1.74	-	39.41	7.96	33.26
AV	11.6494G	43.06	54.00	-10.94	28.96	3	Horizontal	166	1.74	-	39.40	7.96	33.26
PK	17.48844G	59.46	68.20	-8.74	37.89	3	Horizontal	276	2.59	-	43.81	10.74	32.98

802.11ax HEW40_Nss2,(MCS0)_2TX

5190MHz_TnomVnom

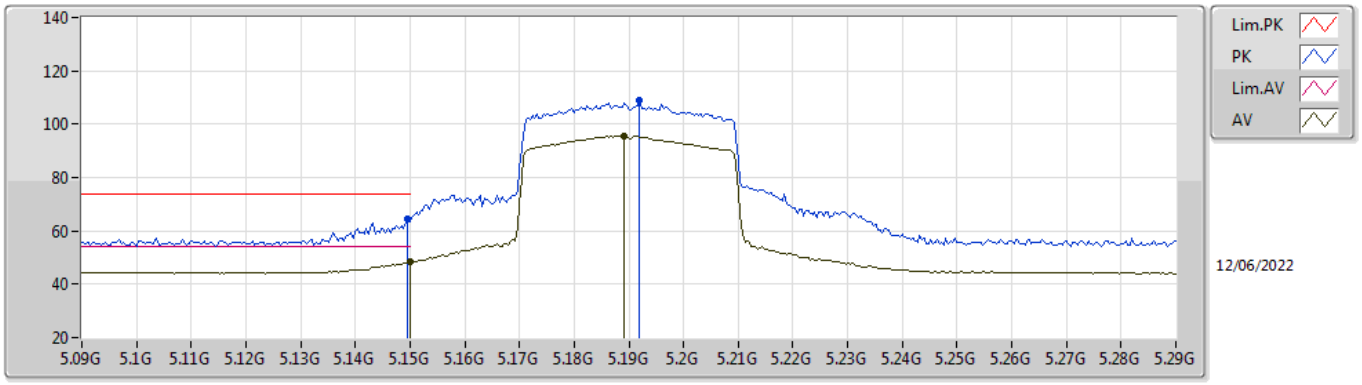

EUT X_2TX
Setting 32
02-B-K-3-10

Type	Freq	Level	Limit	Margin	Raw	Dist	Condition	Azimuth	Height	Comment	AF	CL	PA
	(Hz)	(dBuV/m)	(dBuV/m)	(dB)	(dBuV)	(m)		(°)	(m)		(dB)	(dB)	(dB)
PK	5.1496G	64.40	74.00	-9.60	57.70	3	Vertical	243	1.82	-	33.60	5.25	32.15
AV	5.15G	48.45	54.00	-5.55	41.75	3	Vertical	243	1.82	-	33.60	5.25	32.15
PK	5.192G	108.78	Inf	-Inf	101.96	3	Vertical	243	1.82	-	33.68	5.29	32.15
AV	5.1892G	95.63	Inf	-Inf	88.81	3	Vertical	243	1.82	-	33.68	5.29	32.15

802.11ax HEW40_Nss2,(MCS0)_2TX

5190MHz_TnomVnom

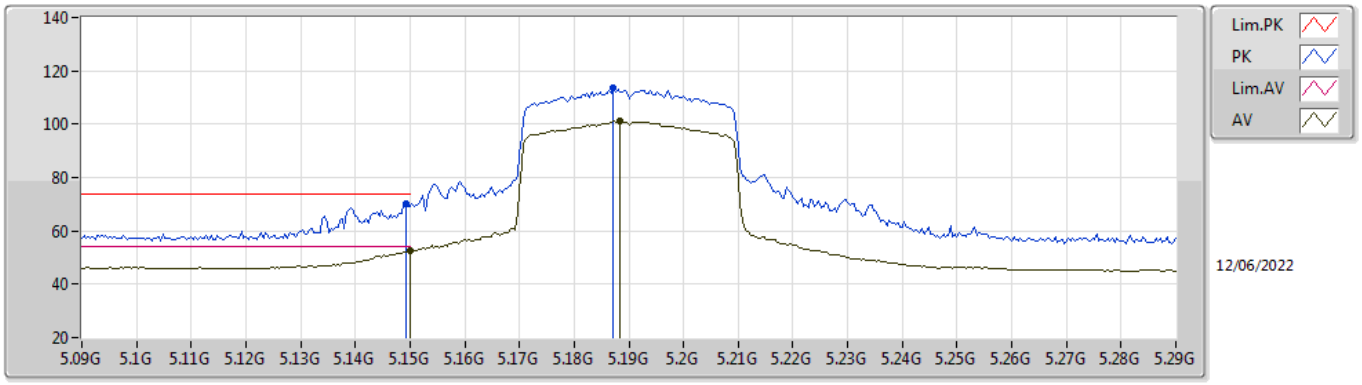

EUT X_2TX
Setting 32
02-B-K-3-10

Type	Freq	Level	Limit	Margin	Raw	Dist	Condition	Azimuth	Height	Comment	AF	CL	PA
	(Hz)	(dBuV/m)	(dBuV/m)	(dB)	(dBuV)	(m)		(°)	(m)		(dB)	(dB)	(dB)
PK	5.1492G	70.14	74.00	-3.86	63.44	3	Horizontal	353	1.08	-	33.60	5.25	32.15
AV	5.15G	52.41	54.00	-1.59	45.71	3	Horizontal	353	1.08	-	33.60	5.25	32.15
PK	5.1872G	113.81	Inf	-Inf	107.00	3	Horizontal	353	1.08	-	33.67	5.29	32.15
AV	5.1884G	100.99	Inf	-Inf	94.17	3	Horizontal	353	1.08	-	33.68	5.29	32.15

802.11ax HEW40_Nss2,(MCS0)_2TX

5190MHz_TnomVnom

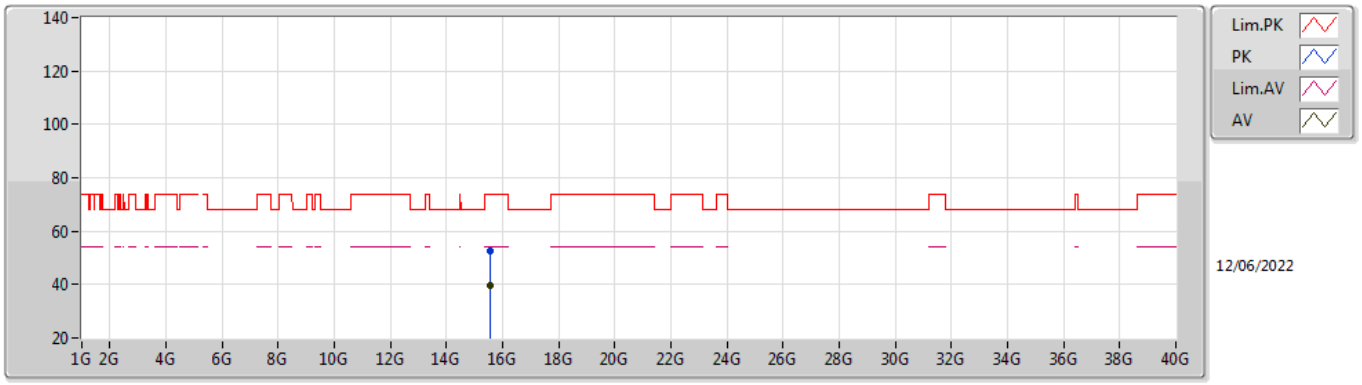

EUT X_2TX
Setting 32
02-B-K-3

Type	Freq	Level	Limit	Margin	Raw	Dist	Condition	Azimuth	Height	Comment	AF	CL	PA
	(Hz)	(dBuV/m)	(dBuV/m)	(dB)	(dBuV)	(m)		(°)	(m)		(dB)	(dB)	(dB)
PK	15.57005G	52.63	74.00	-21.37	38.37	3	Vertical	110	2.87	-	37.68	9.81	33.23
AV	15.57323G	39.65	54.00	-14.35	25.42	3	Vertical	110	2.87	-	37.66	9.81	33.24

802.11ax HEW40_Nss2,(MCS0)_2TX

5190MHz_TnomVnom

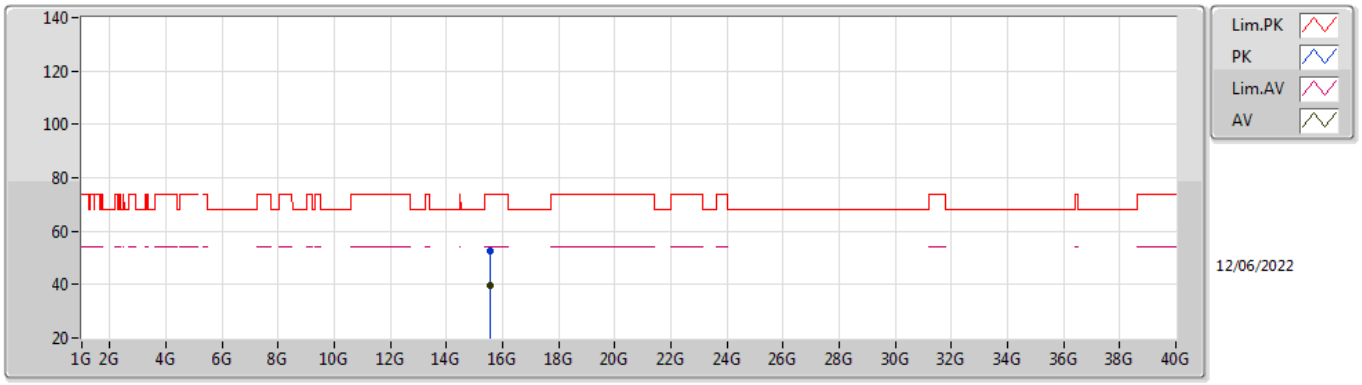

EUT X_2TX
Setting 32
02-B-K-3

Type	Freq	Level	Limit	Margin	Raw	Dist	Condition	Azimuth	Height	Comment	AF	CL	PA
	(Hz)	(dBuV/m)	(dBuV/m)	(dB)	(dBuV)	(m)		(°)	(m)		(dB)	(dB)	(dB)
PK	15.57187G	52.54	74.00	-21.46	38.29	3	Horizontal	145	2.41	-	37.67	9.81	33.23
AV	15.5688G	39.75	54.00	-14.25	25.48	3	Horizontal	145	2.41	-	37.69	9.81	33.23

802.11ax HEW40_Nss2,(MCS0)_2TX

5230MHz_TnomVnom

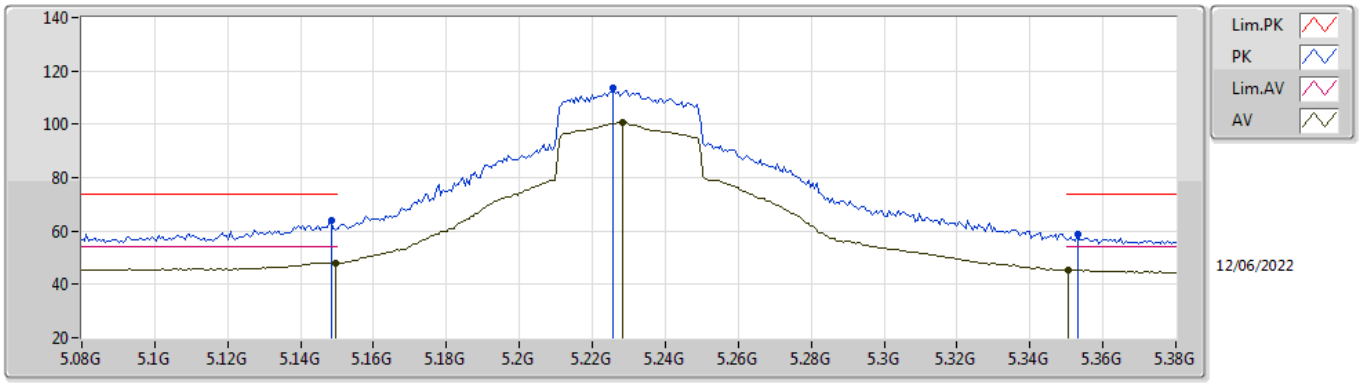

EUT X_2TX
Setting 55
02-B-K-3-10

Type	Freq	Level	Limit	Margin	Raw	Dist	Condition	Azimuth	Height	Comment	AF	CL	PA
	(Hz)	(dBuV/m)	(dBuV/m)	(dB)	(dBuV)	(m)		(°)	(m)		(dB)	(dB)	(dB)
PK	5.1484G	63.93	74.00	-10.07	57.23	3	Vertical	352	1.27	-	33.60	5.25	32.15
AV	5.1496G	48.13	54.00	-5.87	41.43	3	Vertical	352	1.27	-	33.60	5.25	32.15
PK	5.2258G	113.47	Inf	-Inf	106.61	3	Vertical	352	1.27	-	33.70	5.31	32.15
AV	5.2282G	100.67	Inf	-Inf	93.81	3	Vertical	352	1.27	-	33.70	5.31	32.15
PK	5.353G	58.64	74.00	-15.36	51.49	3	Vertical	352	1.27	-	33.91	5.38	32.14
AV	5.3506G	45.43	54.00	-8.57	38.29	3	Vertical	352	1.27	-	33.90	5.38	32.14

802.11ax HEW40_Nss2,(MCS0)_2TX

5230MHz_TnomVnom

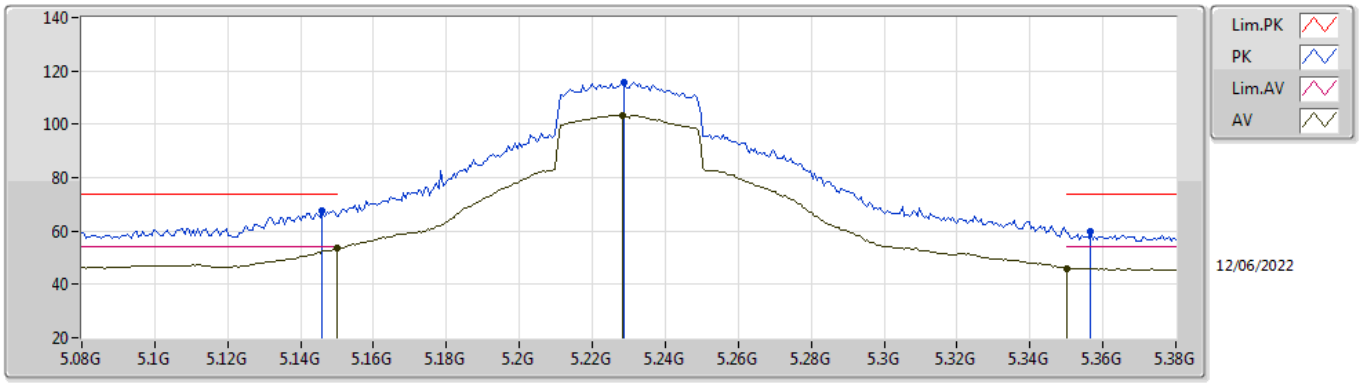

EUT X_2TX
Setting 55
02-B-K-3-10

Type	Freq	Level	Limit	Margin	Raw	Dist	Condition	Azimuth	Height	Comment	AF	CL	PA
	(Hz)	(dBuV/m)	(dBuV/m)	(dB)	(dBuV)	(m)		(°)	(m)		(dB)	(dB)	(dB)
PK	5.146G	67.59	74.00	-6.41	60.90	3	Horizontal	175	1.02	-	33.59	5.25	32.15
AV	5.15G	53.37	54.00	-0.63	46.67	3	Horizontal	175	1.02	-	33.60	5.25	32.15
PK	5.2288G	115.67	Inf	-Inf	108.81	3	Horizontal	175	1.02	-	33.70	5.31	32.15
AV	5.2282G	103.51	Inf	-Inf	96.65	3	Horizontal	175	1.02	-	33.70	5.31	32.15
PK	5.3566G	59.91	74.00	-14.09	52.76	3	Horizontal	175	1.02	-	33.91	5.38	32.14
AV	5.35G	46.11	54.00	-7.89	38.97	3	Horizontal	175	1.02	-	33.90	5.38	32.14

802.11ax HEW40_Nss2,(MCS0)_2TX

5230MHz_TnomVnom

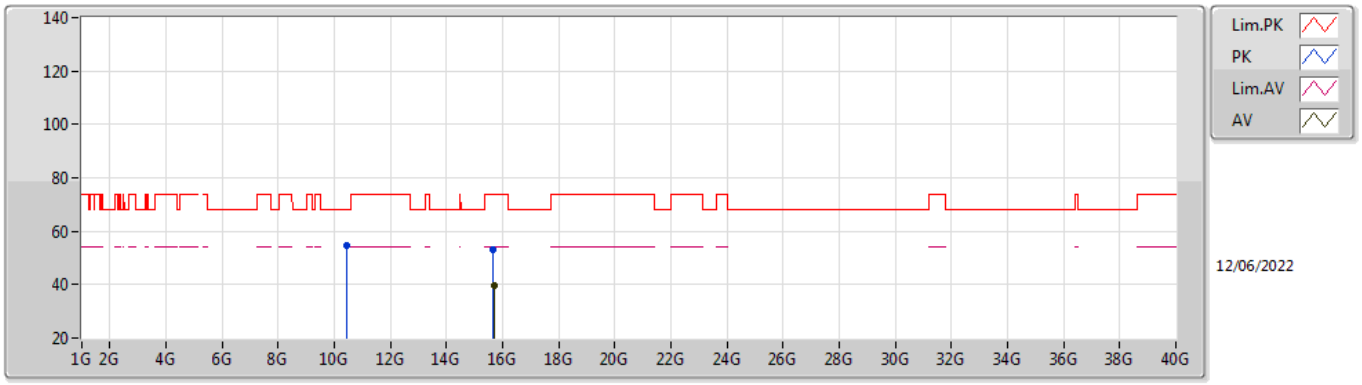

EUT X_2TX
Setting 55
02-B-K-3

Type	Freq	Level	Limit	Margin	Raw	Dist	Condition	Azimuth	Height	Comment	AF	CL	PA
	(Hz)	(dBuV/m)	(dBuV/m)	(dB)	(dBuV)	(m)		(°)	(m)		(dB)	(dB)	(dB)
PK	10.4616G	54.83	68.20	-13.37	41.77	3	Vertical	78	1.96	-	38.60	7.48	33.02
PK	15.68024G	53.03	74.00	-20.97	39.03	3	Vertical	132	1.00	-	37.50	9.86	33.36
AV	15.68712G	39.67	54.00	-14.33	25.68	3	Vertical	132	1.00	-	37.50	9.86	33.37

802.11ax HEW40_Nss2,(MCS0)_2TX

5230MHz_TnomVnom

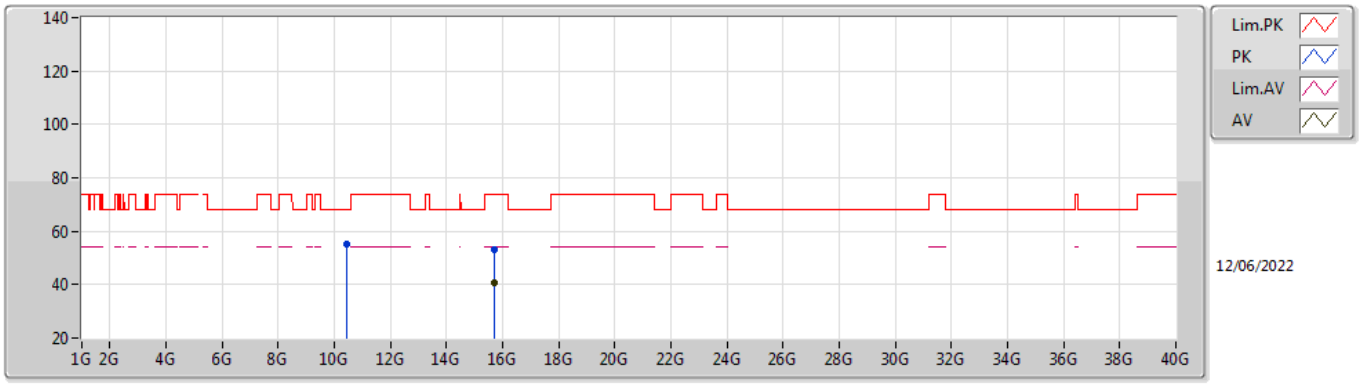

EUT X_2TX
Setting 55
02-B-K-3

Type	Freq	Level	Limit	Margin	Raw	Dist	Condition	Azimuth	Height	Comment	AF	CL	PA
	(Hz)	(dBuV/m)	(dBuV/m)	(dB)	(dBuV)	(m)		(°)	(m)		(dB)	(dB)	(dB)
PK	10.46192G	55.08	68.20	-13.12	42.02	3	Horizontal	242	1.81	-	38.60	7.48	33.02
PK	15.68248G	53.22	74.00	-20.78	39.23	3	Horizontal	83	1.95	-	37.50	9.86	33.37
AV	15.6836G	40.53	54.00	-13.47	26.54	3	Horizontal	83	1.95	-	37.50	9.86	33.37

802.11ax HEW40_Nss2,(MCS0)_2TX

5755MHz_TnomVnom

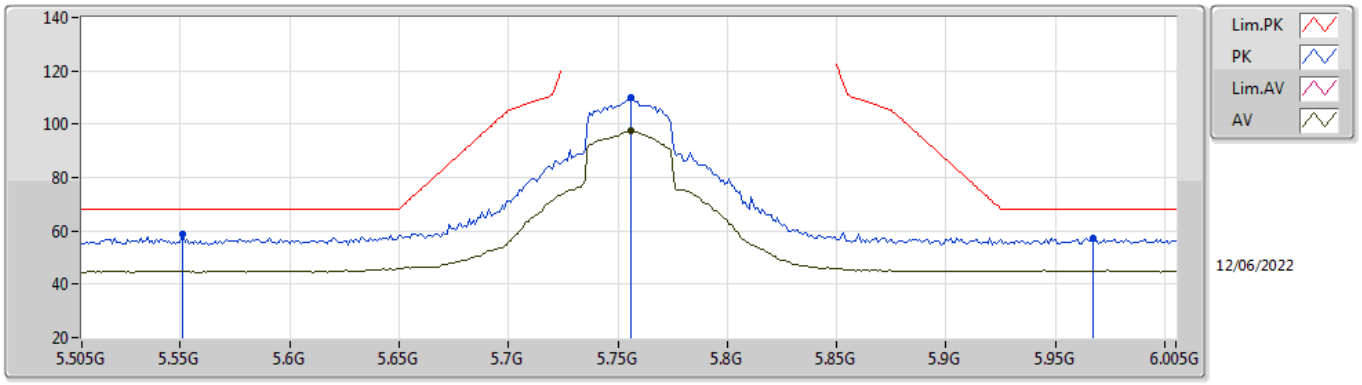

EUT X_2TX
Setting 54
02-B-K-3-10

Type	Freq	Level	Limit	Margin	Raw	Dist	Condition	Azimuth	Height	Comment	AF	CL	PA
	(Hz)	(dBuV/m)	(dBuV/m)	(dB)	(dBuV)	(m)		(°)	(m)		(dB)	(dB)	(dB)
PK	5.551G	58.72	68.20	-9.48	51.30	3	Vertical	8	1.10	-	34.00	5.55	32.13
PK	5.756G	109.91	Inf	-Inf	102.66	3	Vertical	8	1.10	-	33.80	5.60	32.15
AV	5.756G	97.54	Inf	-Inf	90.29	3	Vertical	8	1.10	-	33.80	5.60	32.15
PK	5.967G	57.45	68.20	-10.75	49.64	3	Vertical	8	1.10	-	34.20	5.77	32.16

802.11ax HEW40_Nss2,(MCS0)_2TX

5755MHz_TnomVnom

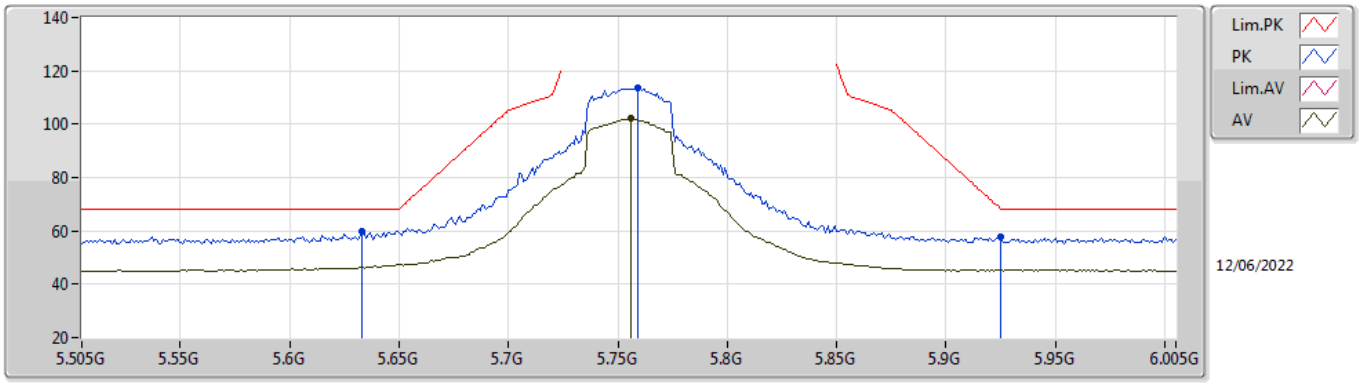

EUT X_2TX
Setting 54
02-B-K-3-10

Type	Freq	Level	Limit	Margin	Raw	Dist	Condition	Azimuth	Height	Comment	AF	CL	PA
	(Hz)	(dBuV/m)	(dBuV/m)	(dB)	(dBuV)	(m)		(°)	(m)		(dB)	(dB)	(dB)
PK	5.633G	59.74	68.20	-8.46	52.45	3	Horizontal	192	2.37	-	33.83	5.60	32.14
PK	5.759G	113.64	Inf	-Inf	106.39	3	Horizontal	192	2.37	-	33.80	5.60	32.15
AV	5.756G	102.09	Inf	-Inf	94.84	3	Horizontal	192	2.37	-	33.80	5.60	32.15
PK	5.925G	57.72	68.20	-10.48	50.00	3	Horizontal	192	2.37	-	34.15	5.73	32.16

802.11ax HEW40_Nss2,(MCS0)_2TX

5755MHz_TnomVnom

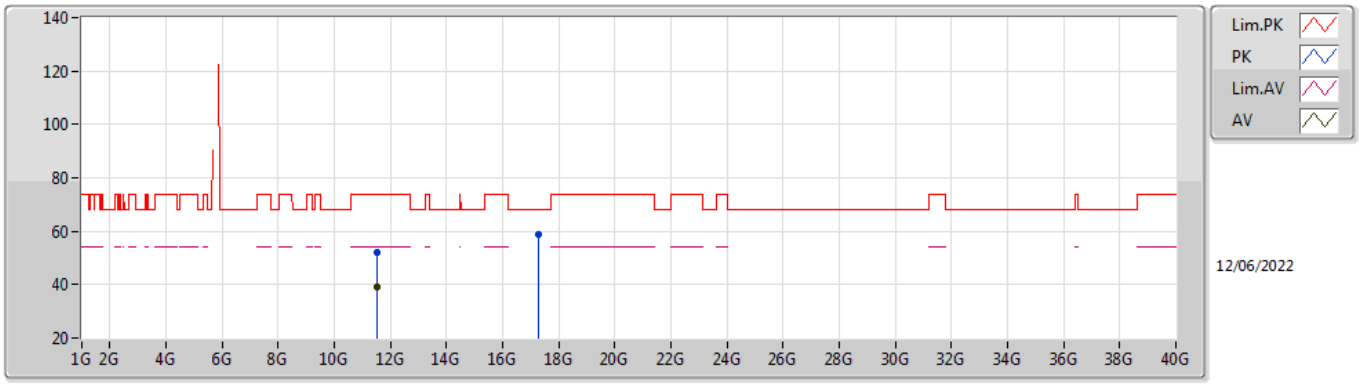

EUT X_2TX
Setting 54
02-B-K-3

Type	Freq	Level	Limit	Margin	Raw	Dist	Condition	Azimuth	Height	Comment	AF	CL	PA
	(Hz)	(dBuV/m)	(dBuV/m)	(dB)	(dBuV)	(m)		(°)	(m)		(dB)	(dB)	(dB)
PK	11.51272G	52.15	74.00	-21.85	38.42	3	Vertical	38	1.84	-	39.04	7.91	33.22
AV	11.50856G	39.32	54.00	-14.68	25.61	3	Vertical	38	1.84	-	39.03	7.90	33.22
PK	17.28852G	58.98	68.20	-9.22	39.11	3	Vertical	128	1.57	-	42.44	10.64	33.21

802.11ax HEW40_Nss2,(MCS0)_2TX

5755MHz_TnomVnom

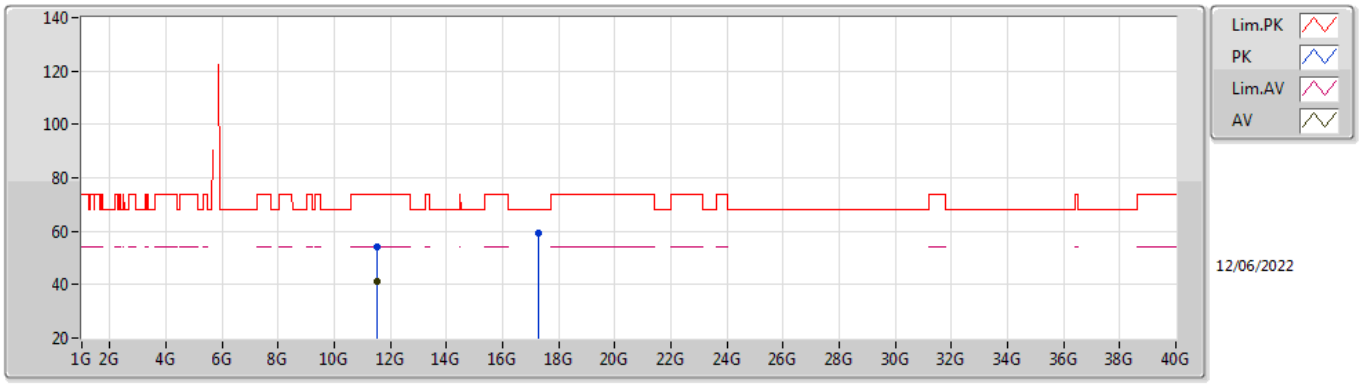

EUT X_2TX
Setting 54
02-B-K-3

Type	Freq	Level	Limit	Margin	Raw	Dist	Condition	Azimuth	Height	Comment	AF	CL	PA
	(Hz)	(dBuV/m)	(dBuV/m)	(dB)	(dBuV)	(m)		(°)	(m)		(dB)	(dB)	(dB)
PK	11.50792G	54.26	74.00	-19.74	40.56	3	Horizontal	167	1.80	-	39.02	7.90	33.22
AV	11.50728G	40.95	54.00	-13.05	27.25	3	Horizontal	167	1.80	-	39.02	7.90	33.22
PK	17.26692G	59.36	68.20	-8.84	39.64	3	Horizontal	86	2.96	-	42.33	10.63	33.24

802.11ax HEW40_Nss2,(MCS0)_2TX

5795MHz_TnomVnom

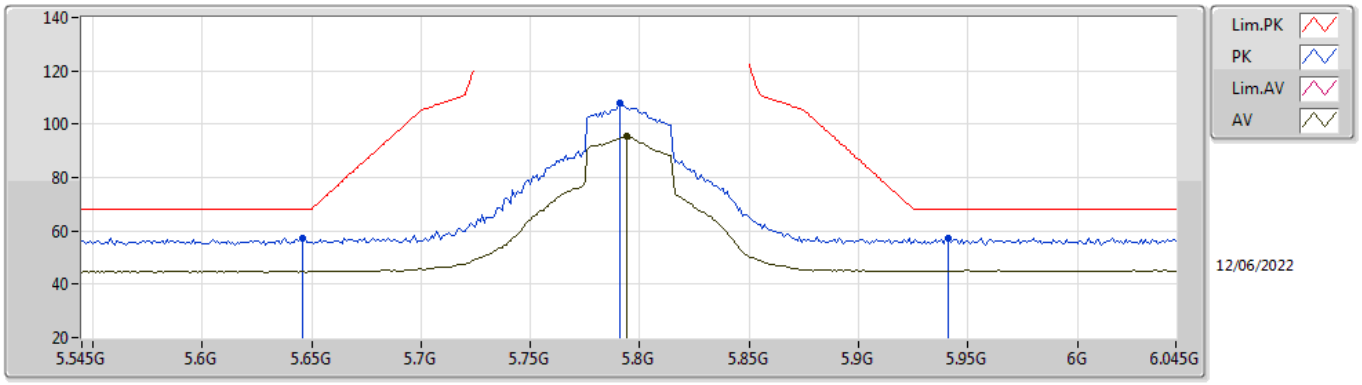

EUT X_2TX
Setting 54
02-B-K-3-10

Type	Freq	Level	Limit	Margin	Raw	Dist	Condition	Azimuth	Height	Comment	AF	CL	PA
	(Hz)	(dBuV/m)	(dBuV/m)	(dB)	(dBuV)	(m)		(°)	(m)		(dB)	(dB)	(dB)
PK	5.646G	57.32	68.20	-10.88	50.05	3	Vertical	9	1.81	-	33.81	5.60	32.14
PK	5.791G	107.86	Inf	-Inf	100.61	3	Vertical	9	1.81	-	33.80	5.60	32.15
AV	5.794G	95.29	Inf	-Inf	88.04	3	Vertical	9	1.81	-	33.80	5.60	32.15
PK	5.941G	57.41	68.20	-10.79	49.65	3	Vertical	9	1.81	-	34.18	5.74	32.16

802.11ax HEW40_Nss2,(MCS0)_2TX

5795MHz_TnomVnom

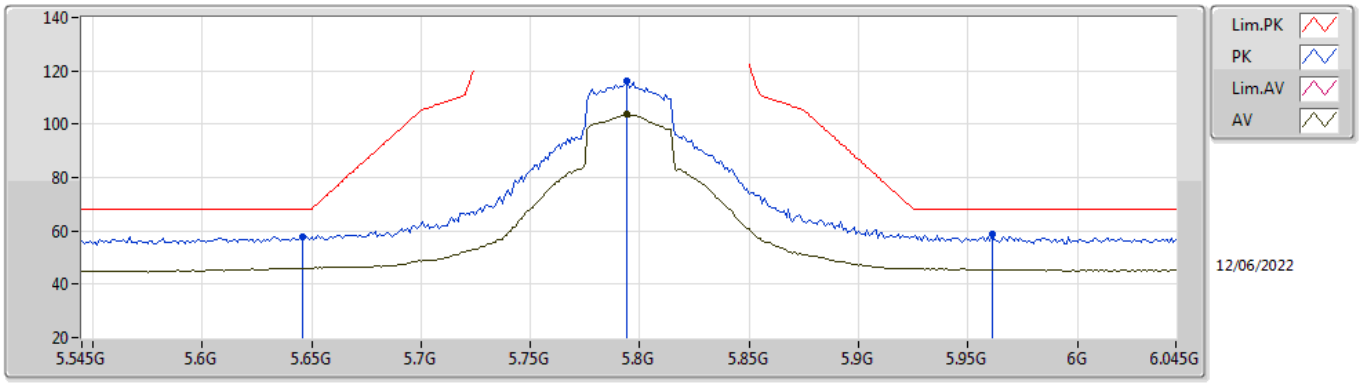

EUT X_2TX
Setting 54
02-B-K-3-10

Type	Freq	Level	Limit	Margin	Raw	Dist	Condition	Azimuth	Height	Comment	AF	CL	PA
	(Hz)	(dBuV/m)	(dBuV/m)	(dB)	(dBuV)	(m)		(°)	(m)		(dB)	(dB)	(dB)
PK	5.646G	57.85	68.20	-10.35	50.58	3	Horizontal	320	2.73	-	33.81	5.60	32.14
PK	5.794G	115.95	Inf	-Inf	108.70	3	Horizontal	320	2.73	-	33.80	5.60	32.15
AV	5.794G	103.82	Inf	-Inf	96.57	3	Horizontal	320	2.73	-	33.80	5.60	32.15
PK	5.961G	58.70	68.20	-9.50	50.90	3	Horizontal	320	2.73	-	34.20	5.76	32.16

802.11ax HEW40_Nss2,(MCS0)_2TX

5795MHz_TnomVnom

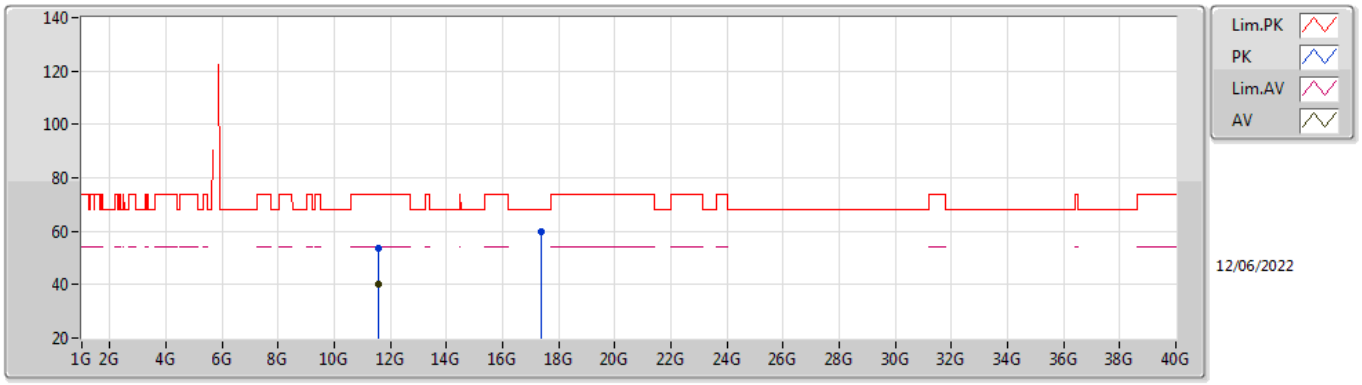

EUT X_2TX
Setting 54
02-B-K-3

Type	Freq	Level	Limit	Margin	Raw	Dist	Condition	Azimuth	Height	Comment	AF	CL	PA
	(Hz)	(dBuV/m)	(dBuV/m)	(dB)	(dBuV)	(m)		(°)	(m)		(dB)	(dB)	(dB)
PK	11.5844G	53.41	74.00	-20.59	39.47	3	Vertical	40	1.80	-	39.25	7.93	33.24
AV	11.58968G	39.96	54.00	-14.04	25.99	3	Vertical	40	1.80	-	39.27	7.94	33.24
PK	17.39572G	59.71	68.20	-8.49	39.03	3	Vertical	239	1.87	-	43.07	10.70	33.09

802.11ax HEW40_Nss2,(MCS0)_2TX

5795MHz_TnomVnom

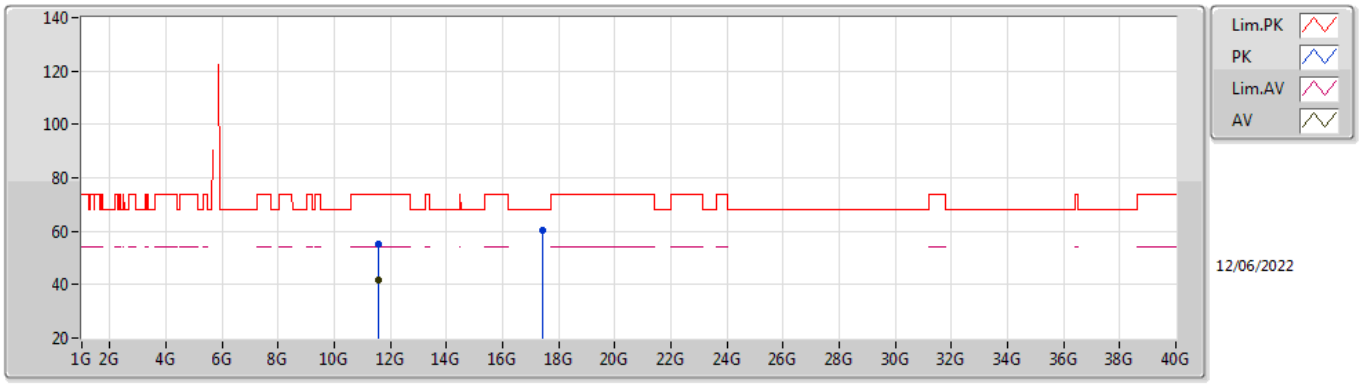

EUT X_2TX
Setting 54
02-B-K-3

Type	Freq	Level	Limit	Margin	Raw	Dist	Condition	Azimuth	Height	Comment	AF	CL	PA
	(Hz)	(dBuV/m)	(dBuV/m)	(dB)	(dBuV)	(m)		(°)	(m)		(dB)	(dB)	(dB)
PK	11.58648G	55.23	74.00	-18.77	41.28	3	Horizontal	161	1.80	-	39.26	7.93	33.24
AV	11.59G	41.51	54.00	-12.49	27.54	3	Horizontal	161	1.80	-	39.27	7.94	33.24
PK	17.41764G	60.09	68.20	-8.11	39.20	3	Horizontal	360	2.33	-	43.24	10.71	33.06

802.11ax HEW80_Nss2,(MCS0)_2TX

5210MHz_TnomVnom

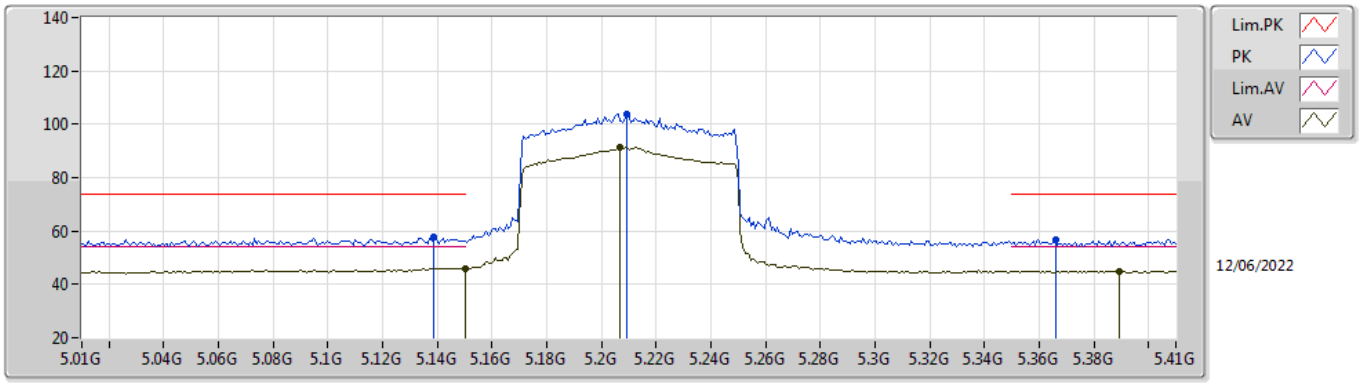

EUT X_2TX
Setting 33
02-B-K-3-10

Type	Freq	Level	Limit	Margin	Raw	Dist	Condition	Azimuth	Height	Comment	AF	CL	PA
	(Hz)	(dBuV/m)	(dBuV/m)	(dB)	(dBuV)	(m)		(°)	(m)		(dB)	(dB)	(dB)
PK	5.1388G	57.89	74.00	-16.11	51.22	3	Vertical	243	1.80	-	33.58	5.24	32.15
AV	5.15G	46.08	54.00	-7.92	39.38	3	Vertical	243	1.80	-	33.60	5.25	32.15
PK	5.2092G	103.64	Inf	-Inf	96.79	3	Vertical	243	1.80	-	33.70	5.30	32.15
AV	5.2068G	91.28	Inf	-Inf	84.43	3	Vertical	243	1.80	-	33.70	5.30	32.15
PK	5.366G	56.58	74.00	-17.42	49.41	3	Vertical	243	1.80	-	33.93	5.38	32.14
AV	5.3892G	44.98	54.00	-9.02	37.75	3	Vertical	243	1.80	-	33.98	5.39	32.14

802.11ax HEW80_Nss2,(MCS0)_2TX

5210MHz_TnomVnom

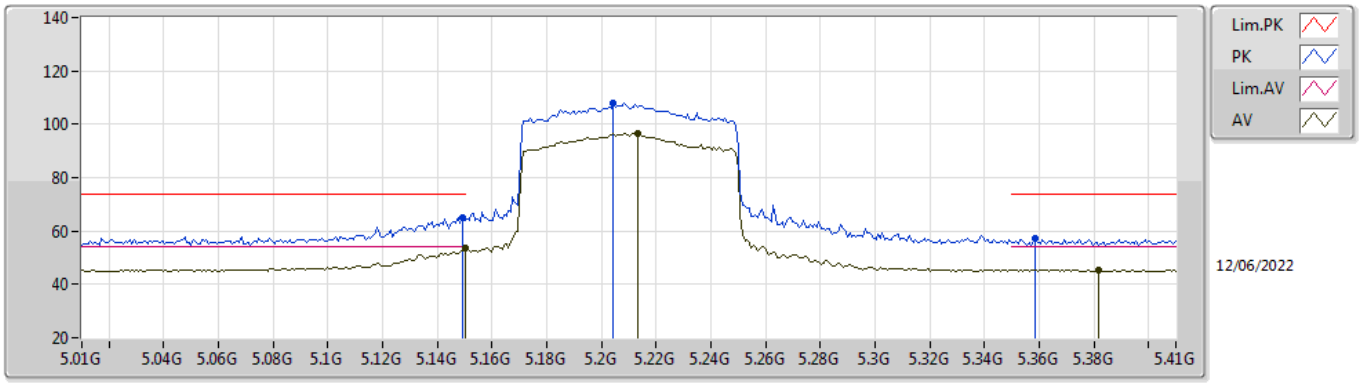

EUT X_2TX
Setting 33
02-B-K-3-10

Type	Freq	Level	Limit	Margin	Raw	Dist	Condition	Azimuth	Height	Comment	AF	CL	PA
	(Hz)	(dBuV/m)	(dBuV/m)	(dB)	(dBuV)	(m)		(°)	(m)		(dB)	(dB)	(dB)
PK	5.1492G	65.03	74.00	-8.97	58.33	3	Horizontal	355	1.04	-	33.60	5.25	32.15
AV	5.15G	53.63	54.00	-0.37	46.93	3	Horizontal	355	1.04	-	33.60	5.25	32.15
PK	5.2044G	107.91	Inf	-Inf	101.06	3	Horizontal	355	1.04	-	33.70	5.30	32.15
AV	5.2132G	96.71	Inf	-Inf	89.85	3	Horizontal	355	1.04	-	33.70	5.31	32.15
PK	5.3588G	57.03	74.00	-16.97	49.87	3	Horizontal	355	1.04	-	33.92	5.38	32.14
AV	5.382G	45.54	54.00	-8.46	38.33	3	Horizontal	355	1.04	-	33.96	5.39	32.14

802.11ax HEW80_Nss2,(MCS0)_2TX

5210MHz_TnomVnom

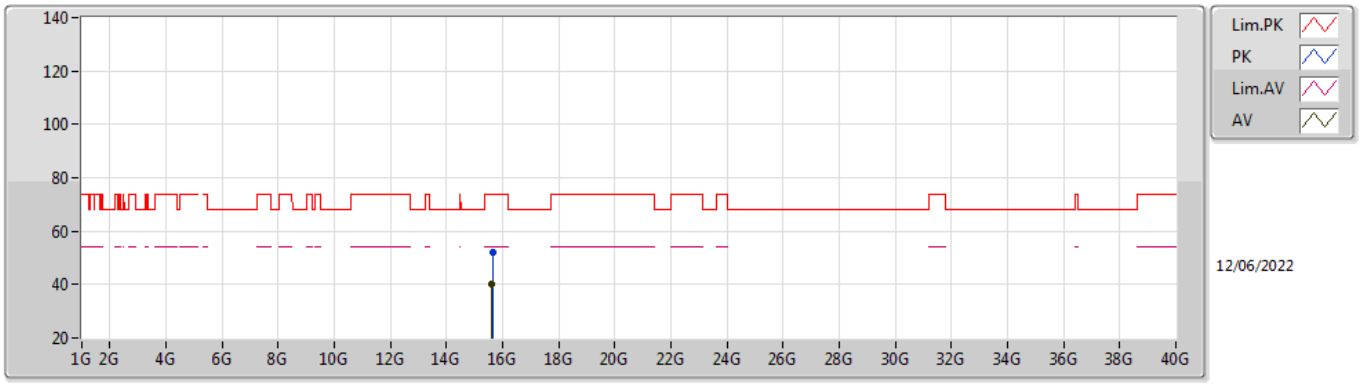

EUT X_2TX
Setting 33
02-B-K-3

Type	Freq	Level	Limit	Margin	Raw	Dist	Condition	Azimuth	Height	Comment	AF	CL	PA
	(Hz)	(dBuV/m)	(dBuV/m)	(dB)	(dBuV)	(m)		(°)	(m)		(dB)	(dB)	(dB)
PK	15.63269G	52.22	74.00	-21.78	38.20	3	Vertical	32	1.64	-	37.50	9.83	33.31
AV	15.62859G	40.13	54.00	-13.87	26.10	3	Vertical	32	1.64	-	37.50	9.83	33.30

802.11ax HEW80_Nss2,(MCS0)_2TX

5210MHz_TnomVnom

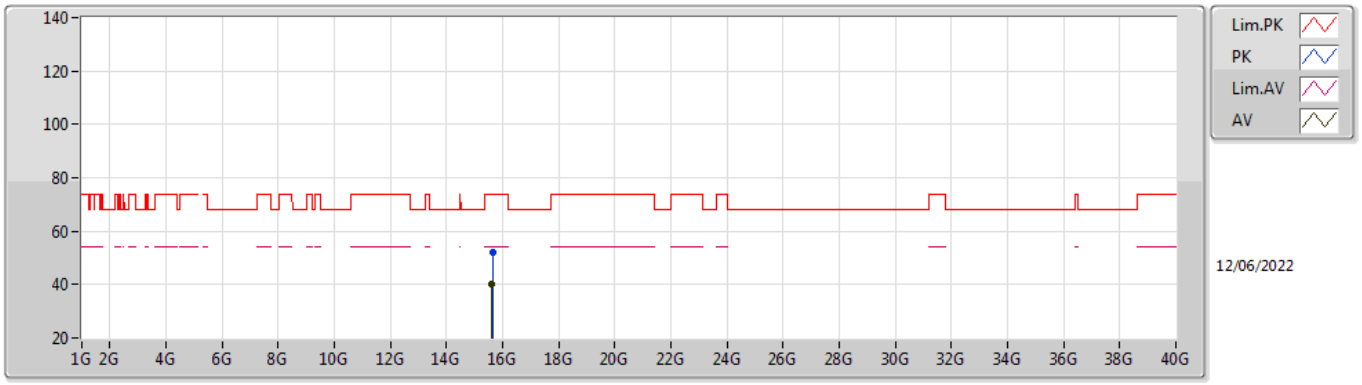

EUT X_2TX
Setting 33
02-B-K-3

Type	Freq	Level	Limit	Margin	Raw	Dist	Condition	Azimuth	Height	Comment	AF	CL	PA
	(Hz)	(dBuV/m)	(dBuV/m)	(dB)	(dBuV)	(m)		(°)	(m)		(dB)	(dB)	(dB)
PK	15.6313G	52.30	74.00	-21.70	38.27	3	Horizontal	252	2.51	-	37.50	9.83	33.30
AV	15.62766G	40.10	54.00	-13.90	26.07	3	Horizontal	252	2.51	-	37.50	9.83	33.30

802.11ax HEW80_Nss2,(MCS0)_2TX

5775MHz_TnomVnom

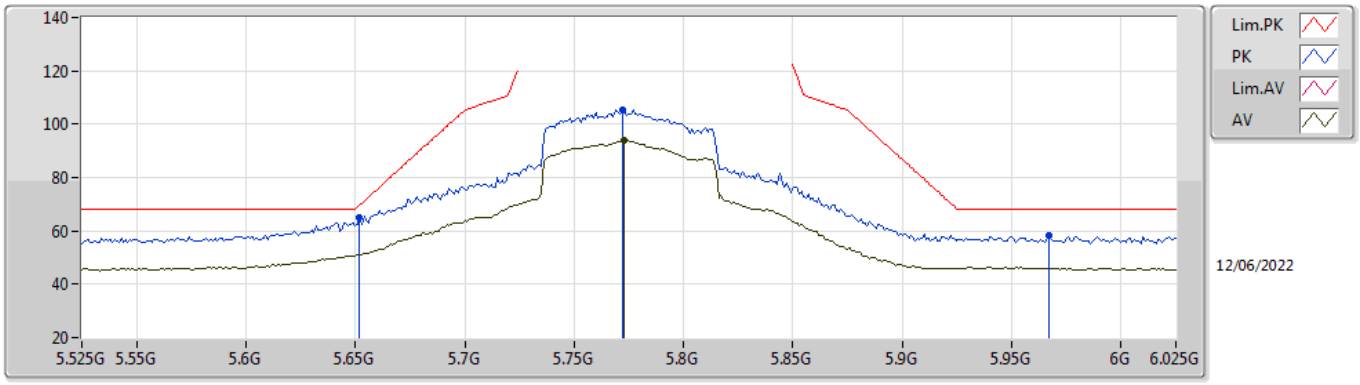

EUT X_2TX
Setting 53
02-B-K-3-10

Type	Freq	Level	Limit	Margin	Raw	Dist	Condition	Azimuth	Height	Comment	AF	CL	PA
	(Hz)	(dBuV/m)	(dBuV/m)	(dB)	(dBuV)	(m)		(°)	(m)		(dB)	(dB)	(dB)
PK	5.652G	64.76	69.68	-4.92	57.50	3	Vertical	12	1.79	-	33.80	5.60	32.14
PK	5.772G	105.53	Inf	-Inf	98.28	3	Vertical	12	1.79	-	33.80	5.60	32.15
AV	5.773G	94.01	Inf	-Inf	86.76	3	Vertical	12	1.79	-	33.80	5.60	32.15
PK	5.967G	58.04	68.20	-10.16	50.23	3	Vertical	12	1.79	-	34.20	5.77	32.16

802.11ax HEW80_Nss2,(MCS0)_2TX

5775MHz_TnomVnom

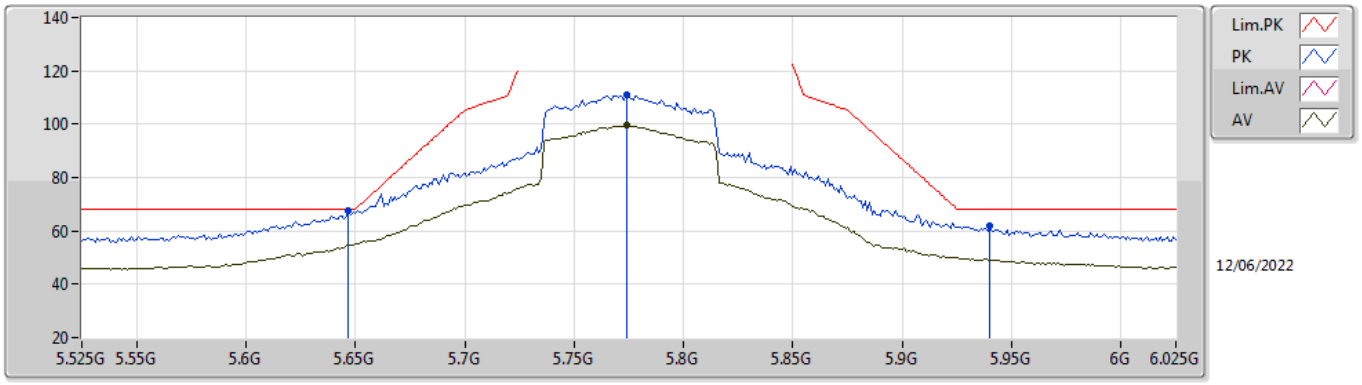

EUT X_2TX
Setting 53
02-B-K-3-10

Type	Freq	Level	Limit	Margin	Raw	Dist	Condition	Azimuth	Height	Comment	AF	CL	PA
	(Hz)	(dBuV/m)	(dBuV/m)	(dB)	(dBuV)	(m)		(°)	(m)		(dB)	(dB)	(dB)
PK	5.647G	67.72	68.20	-0.48	60.45	3	Horizontal	188	2.34	-	33.81	5.60	32.14
PK	5.774G	110.98	Inf	-Inf	103.73	3	Horizontal	188	2.34	-	33.80	5.60	32.15
AV	5.774G	99.81	Inf	-Inf	92.56	3	Horizontal	188	2.34	-	33.80	5.60	32.15
PK	5.94G	61.84	68.20	-6.36	54.08	3	Horizontal	188	2.34	-	34.18	5.74	32.16

802.11ax HEW80_Nss2,(MCS0)_2TX

5775MHz_TnomVnom

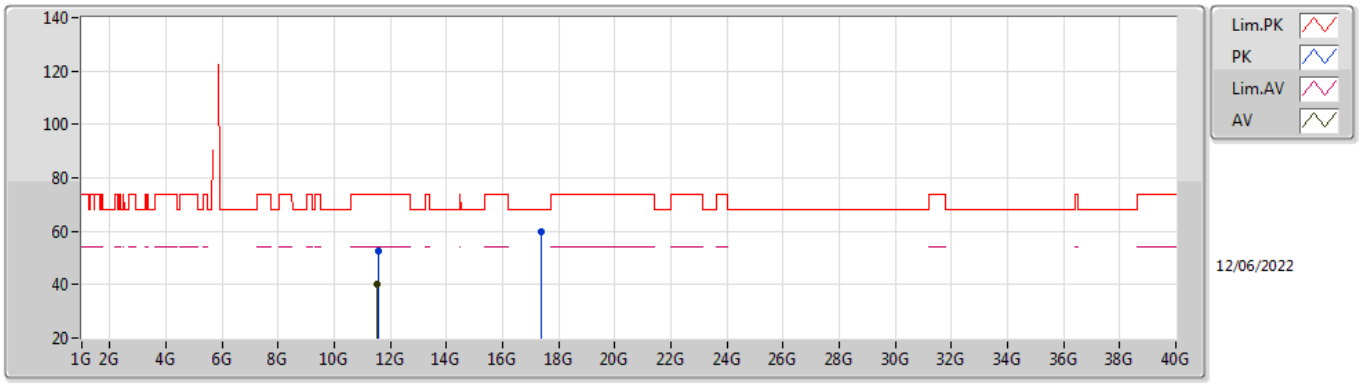

EUT X_2TX
Setting 53
02-B-K-3

Type	Freq	Level	Limit	Margin	Raw	Dist	Condition	Azimuth	Height	Comment	AF	CL	PA
	(Hz)	(dBuV/m)	(dBuV/m)	(dB)	(dBuV)	(m)		(°)	(m)		(dB)	(dB)	(dB)
PK	11.57032G	52.40	74.00	-21.60	38.50	3	Vertical	41	1.86	-	39.21	7.93	33.24
AV	11.54312G	39.96	54.00	-14.04	26.14	3	Vertical	41	1.86	-	39.13	7.92	33.23
PK	17.36404G	59.86	68.20	-8.34	39.42	3	Vertical	360	1.80	-	42.88	10.68	33.12

802.11ax HEW80_Nss2,(MCS0)_2TX

5775MHz_TnomVnom

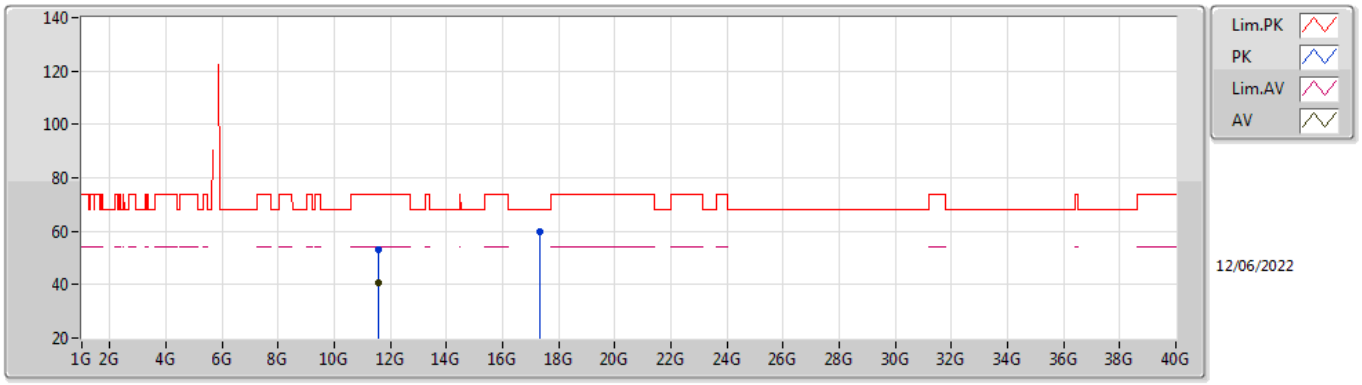

EUT X_2TX
Setting 53
02-B-K-3

Type	Freq	Level	Limit	Margin	Raw	Dist	Condition	Azimuth	Height	Comment	AF	CL	PA
	(Hz)	(dBuV/m)	(dBuV/m)	(dB)	(dBuV)	(m)		(°)	(m)		(dB)	(dB)	(dB)
PK	11.57016G	53.26	74.00	-20.74	39.36	3	Horizontal	166	1.80	-	39.21	7.93	33.24
AV	11.57912G	40.73	54.00	-13.27	26.80	3	Horizontal	166	1.80	-	39.24	7.93	33.24
PK	17.349G	59.64	68.20	-8.56	39.32	3	Horizontal	196	1.82	-	42.79	10.67	33.14

Summary

Mode	Result	Type	Freq (Hz)	Level (dBuV/m)	Limit (dBuV/m)	Margin (dB)	Dist (m)	Condition	Azimuth (°)	Height (m)	Comments
5.15-5.25GHz	-	-	-	-	-	-	-	-	-	-	-
802.11ax HEW20-BF_Nss1,(MCS0)_2TX	Pass	AV	5.15G	53.99	54.00	-0.01	3	Horizontal	182	1.05	-

802.11ax HEW20-BF_Nss1,(MCS0)_2TX

5180MHz_TnomVnom

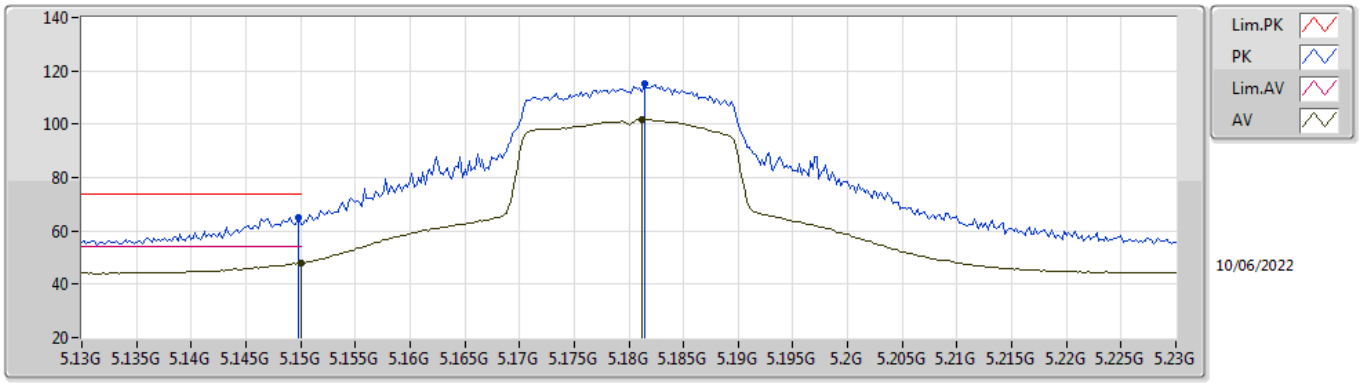

EUT X_2TX
Setting 37
02-B-C-6-10

Type	Freq	Level	Limit	Margin	Raw	Dist	Condition	Azimuth	Height	Comment	AF	CL	PA
	(Hz)	(dBuV/m)	(dBuV/m)	(dB)	(dBuV)	(m)		(°)	(m)		(dB)	(dB)	(dB)
PK	5.1498G	65.02	74.00	-8.98	58.32	3	Vertical	236	2.42	-	33.60	5.25	32.15
AV	5.15G	47.92	54.00	-6.08	41.22	3	Vertical	236	2.42	-	33.60	5.25	32.15
PK	5.1814G	115.03	Inf	-Inf	108.24	3	Vertical	236	2.42	-	33.66	5.28	32.15
AV	5.1812G	101.81	Inf	-Inf	95.02	3	Vertical	236	2.42	-	33.66	5.28	32.15

802.11ax HEW20-BF_Nss1,(MCS0)_2TX

5180MHz_TnomVnom

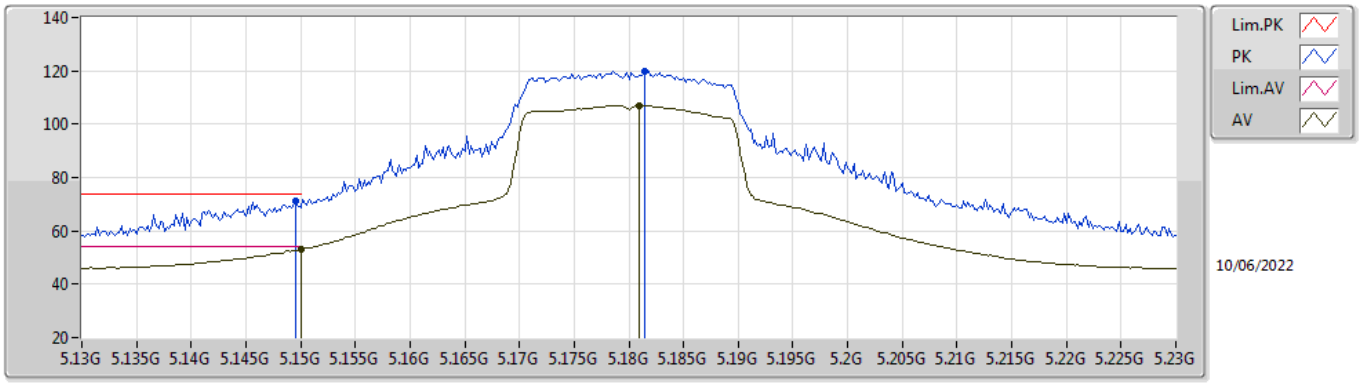

EUT X_2TX
Setting 37
02-B-C-6-10

Type	Freq	Level	Limit	Margin	Raw	Dist	Condition	Azimuth	Height	Comment	AF	CL	PA
	(Hz)	(dBuV/m)	(dBuV/m)	(dB)	(dBuV)	(m)		(°)	(m)		(dB)	(dB)	(dB)
PK	5.1496G	71.01	74.00	-2.99	64.31	3	Horizontal	352	1.27	-	33.60	5.25	32.15
AV	5.15G	52.94	54.00	-1.06	46.24	3	Horizontal	352	1.27	-	33.60	5.25	32.15
PK	5.1814G	120.02	Inf	-Inf	113.23	3	Horizontal	352	1.27	-	33.66	5.28	32.15
AV	5.181G	107.08	Inf	-Inf	100.29	3	Horizontal	352	1.27	-	33.66	5.28	32.15

802.11ax HEW20-BF_Nss1,(MCS0)_2TX

5180MHz_TnomVnom

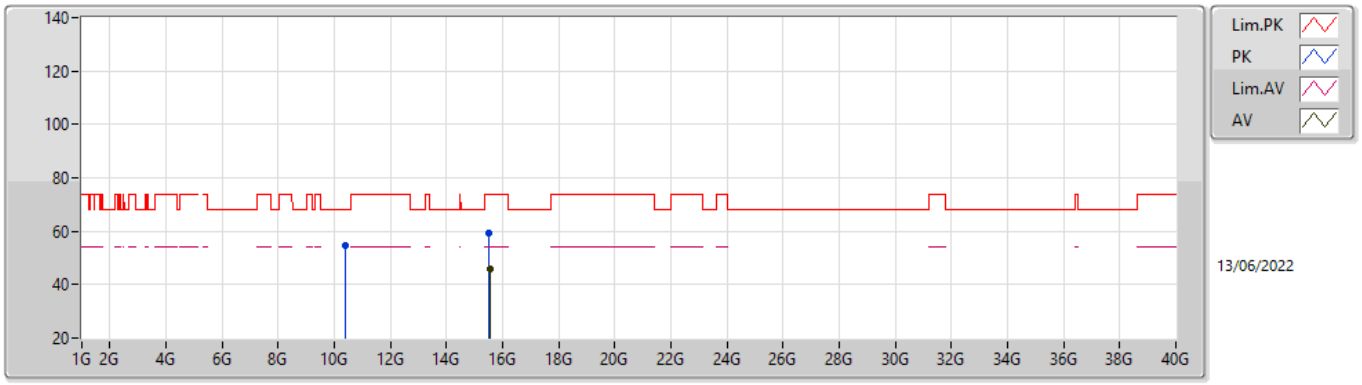

EUT X_2TX
Setting 37
04-E-G-4

Type	Freq	Level	Limit	Margin	Raw	Dist	Condition	Azimuth	Height	Comment	AF	CL	PA
	(Hz)	(dBuV/m)	(dBuV/m)	(dB)	(dBuV)	(m)		(°)	(m)		(dB)	(dB)	(dB)
PK	10.3864G	54.48	68.20	-13.72	41.63	3	Vertical	171	2.27	-	38.99	7.87	34.01
PK	15.51904G	59.32	74.00	-14.68	46.55	3	Vertical	13	2.57	-	38.92	8.98	35.13
AV	15.54912G	46.00	54.00	-8.00	33.34	3	Vertical	13	2.57	-	38.80	8.99	35.13

802.11ax HEW20-BF_Nss1,(MCS0)_2TX

5180MHz_TnomVnom

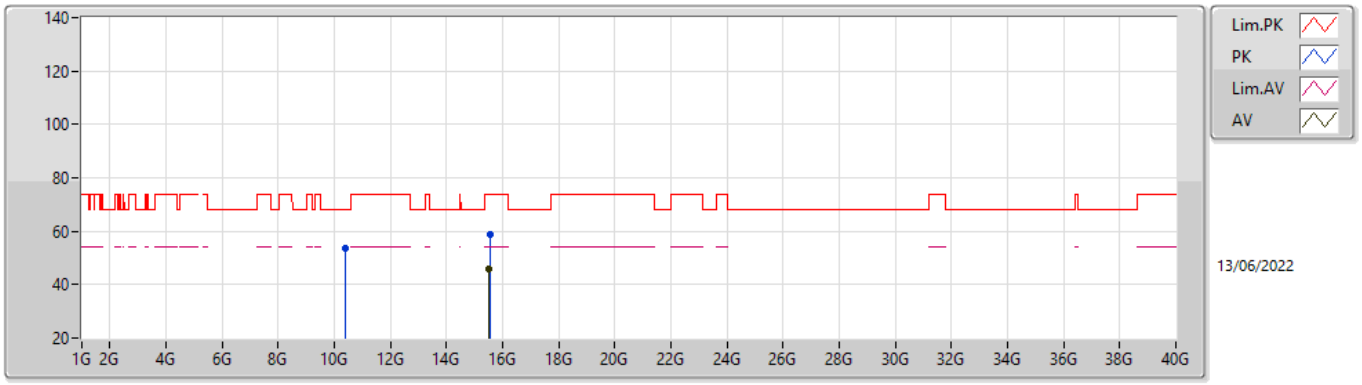

EUT X_2TX
Setting 37
04-E-G-4

Type	Freq	Level	Limit	Margin	Raw	Dist	Condition	Azimuth	Height	Comment	AF	CL	PA
	(Hz)	(dBuV/m)	(dBuV/m)	(dB)	(dBuV)	(m)		(°)	(m)		(dB)	(dB)	(dB)
PK	10.37728G	53.75	68.20	-14.45	40.91	3	Horizontal	259	1.30	-	38.98	7.86	34.00
PK	15.53824G	58.64	74.00	-15.36	45.94	3	Horizontal	13	1.98	-	38.85	8.98	35.13
AV	15.50256G	45.90	54.00	-8.10	33.06	3	Horizontal	13	1.98	-	38.99	8.98	35.13

802.11ax HEW20-BF_Nss1,(MCS0)_2TX

5200MHz_TnomVnom

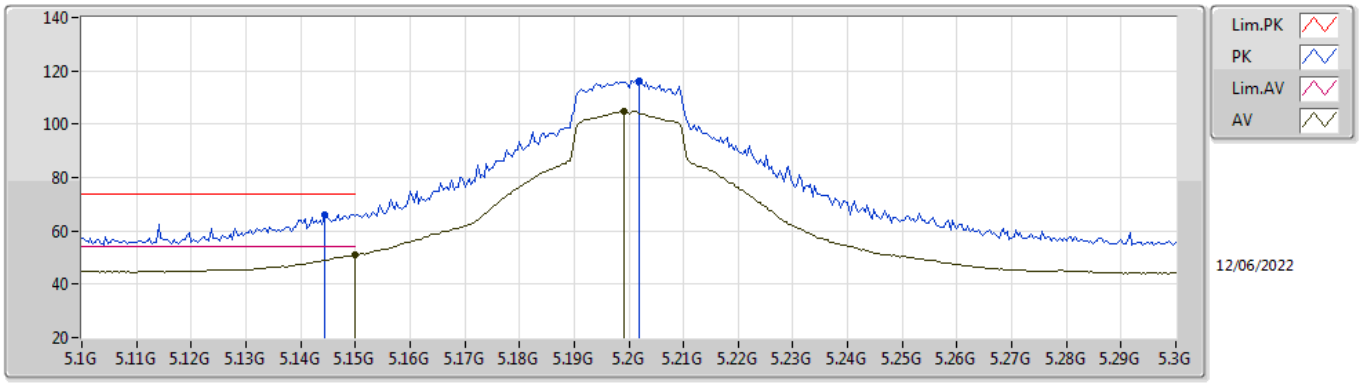

EUT X_2TX
Setting 57
02-B-K-3-10

Type	Freq	Level	Limit	Margin	Raw	Dist	Condition	Azimuth	Height	Comment	AF	CL	PA
	(Hz)	(dBuV/m)	(dBuV/m)	(dB)	(dBuV)	(m)		(°)	(m)		(dB)	(dB)	(dB)
PK	5.1444G	66.02	74.00	-7.98	59.34	3	Vertical	356	1.12	-	33.59	5.24	32.15
AV	5.15G	50.94	54.00	-3.06	44.24	3	Vertical	356	1.12	-	33.60	5.25	32.15
PK	5.202G	116.46	Inf	-Inf	109.61	3	Vertical	356	1.12	-	33.70	5.30	32.15
AV	5.1992G	104.92	Inf	-Inf	98.07	3	Vertical	356	1.12	-	33.70	5.30	32.15

802.11ax HEW20-BF_Nss1,(MCS0)_2TX

5200MHz_TnomVnom

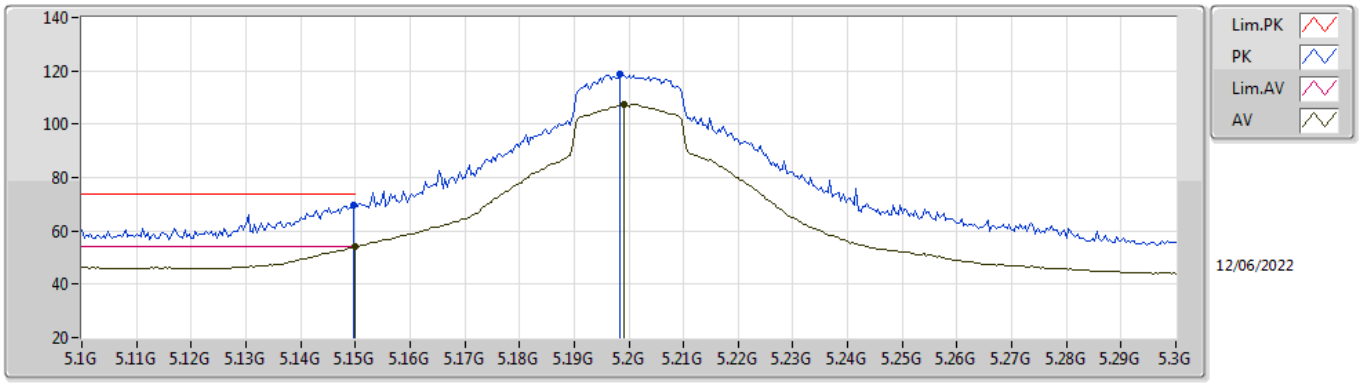

EUT X_2TX
Setting 57
02-B-K-3-10

Type	Freq	Level	Limit	Margin	Raw	Dist	Condition	Azimuth	Height	Comment	AF	CL	PA
	(Hz)	(dBuV/m)	(dBuV/m)	(dB)	(dBuV)	(m)		(°)	(m)		(dB)	(dB)	(dB)
PK	5.1496G	69.60	74.00	-4.40	62.90	3	Horizontal	182	1.05	-	33.60	5.25	32.15
AV	5.15G	53.99	54.00	-0.01	47.29	3	Horizontal	182	1.05	-	33.60	5.25	32.15
PK	5.1984G	118.60	Inf	-Inf	111.75	3	Horizontal	182	1.05	-	33.70	5.30	32.15
AV	5.1992G	107.54	Inf	-Inf	100.69	3	Horizontal	182	1.05	-	33.70	5.30	32.15

802.11ax HEW20-BF_Nss1,(MCS0)_2TX

5200MHz_TnomVnom

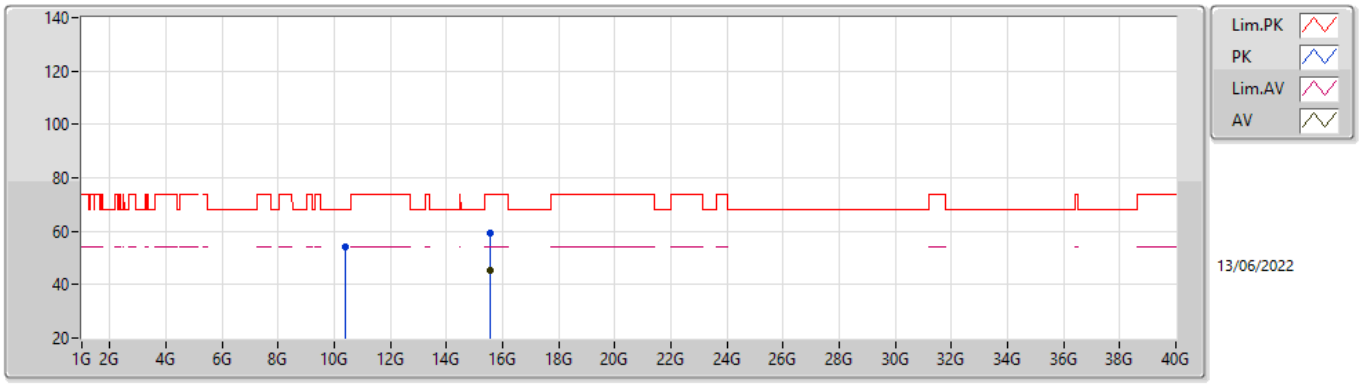

EUT X_2TX
Setting 57
04-E-G-4

Type	Freq	Level	Limit	Margin	Raw	Dist	Condition	Azimuth	Height	Comment	AF	CL	PA
	(Hz)	(dBuV/m)	(dBuV/m)	(dB)	(dBuV)	(m)		(°)	(m)		(dB)	(dB)	(dB)
PK	10.37776G	54.17	68.20	-14.03	41.33	3	Vertical	291	2.01	-	38.98	7.86	34.00
PK	15.57296G	59.54	74.00	-14.46	46.97	3	Vertical	290	2.07	-	38.71	8.99	35.13
AV	15.57184G	45.60	54.00	-8.40	33.03	3	Vertical	290	2.07	-	38.71	8.99	35.13

802.11ax HEW20-BF_Nss1,(MCS0)_2TX

5200MHz_TnomVnom

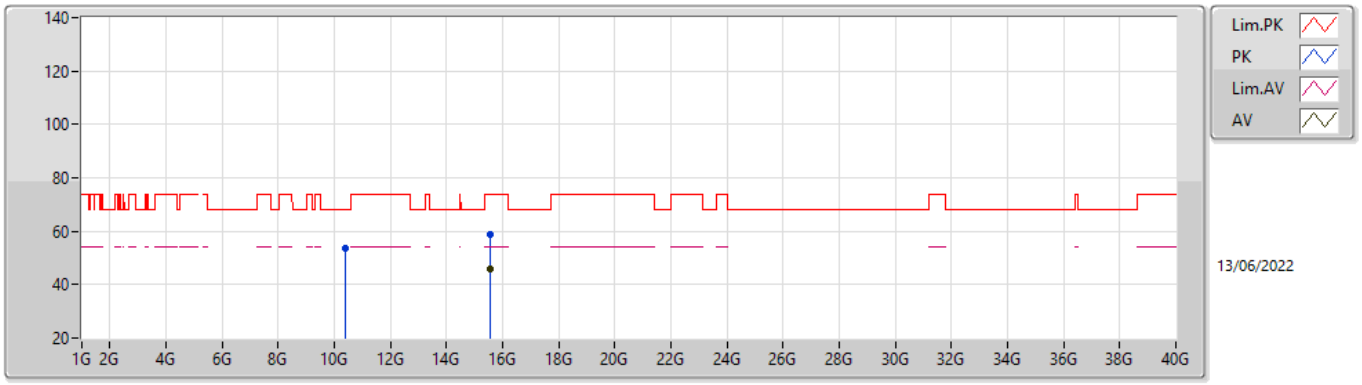

EUT X_2TX
Setting 57
04-E-G-4

Type	Freq	Level	Limit	Margin	Raw	Dist	Condition	Azimuth	Height	Comment	AF	CL	PA
	(Hz)	(dBuV/m)	(dBuV/m)	(dB)	(dBuV)	(m)		(°)	(m)		(dB)	(dB)	(dB)
PK	10.388G	53.45	68.20	-14.75	40.60	3	Horizontal	99	1.52	-	38.99	7.87	34.01
PK	15.56368G	58.91	74.00	-15.09	46.30	3	Horizontal	356	1.36	-	38.75	8.99	35.13
AV	15.56688G	45.65	54.00	-8.35	33.06	3	Horizontal	356	1.36	-	38.73	8.99	35.13

802.11ax HEW20-BF_Nss1,(MCS0)_2TX

5240MHz_TnomVnom

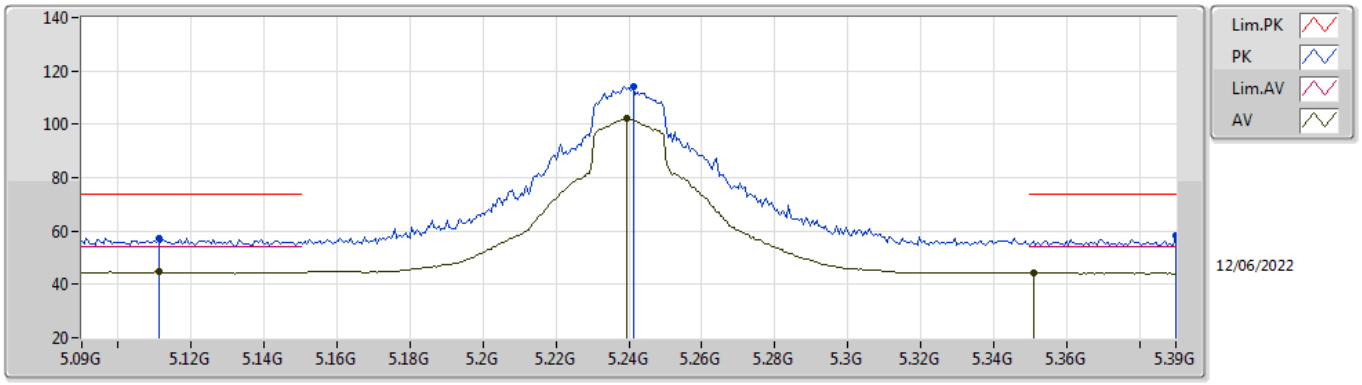

EUT X_2TX
Setting 57
02-B-K-3-10

Type	Freq	Level	Limit	Margin	Raw	Dist	Condition	Azimuth	Height	Comment	AF	CL	PA
	(Hz)	(dBuV/m)	(dBuV/m)	(dB)	(dBuV)	(m)		(°)	(m)		(dB)	(dB)	(dB)
PK	5.111G	57.47	74.00	-16.53	50.89	3	Vertical	77	1.02	-	33.52	5.21	32.15
AV	5.111G	44.63	54.00	-9.37	38.05	3	Vertical	77	1.02	-	33.52	5.21	32.15
PK	5.2412G	114.19	Inf	-Inf	107.32	3	Vertical	77	1.02	-	33.70	5.32	32.15
AV	5.2394G	102.06	Inf	-Inf	95.19	3	Vertical	77	1.02	-	33.70	5.32	32.15
PK	5.39G	58.07	74.00	-15.93	50.83	3	Vertical	77	1.02	-	33.98	5.40	32.14
AV	5.351G	44.48	54.00	-9.52	37.34	3	Vertical	77	1.02	-	33.90	5.38	32.14

802.11ax HEW20-BF_Nss1,(MCS0)_2TX

5240MHz_TnomVnom

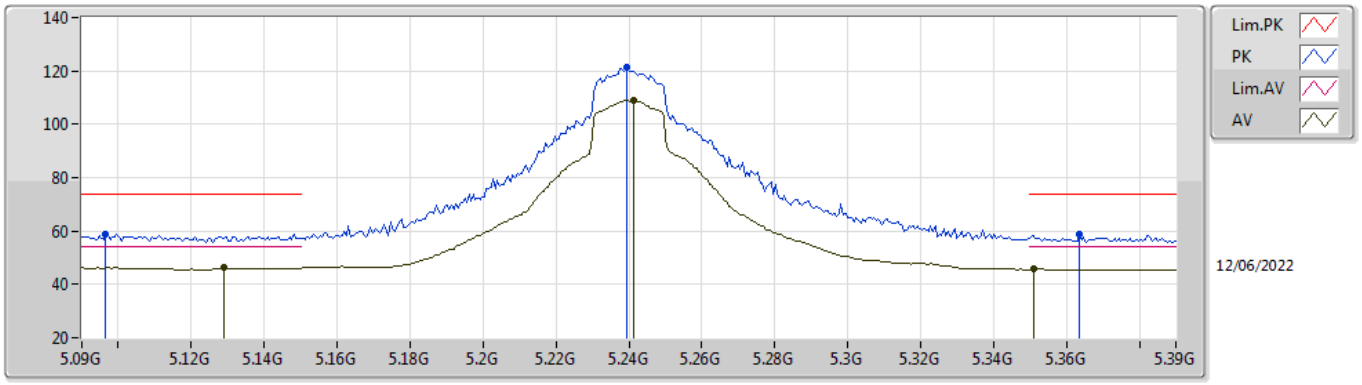

EUT X_2TX
Setting 57
02-B-K-3-10

Type	Freq	Level	Limit	Margin	Raw	Dist	Condition	Azimuth	Height	Comment	AF	CL	PA
	(Hz)	(dBuV/m)	(dBuV/m)	(dB)	(dBuV)	(m)		(°)	(m)		(dB)	(dB)	(dB)
PK	5.0966G	58.76	74.00	-15.24	52.21	3	Horizontal	-0	1.00	-	33.50	5.20	32.15
AV	5.129G	46.22	54.00	-7.78	39.58	3	Horizontal	-0	1.00	-	33.56	5.23	32.15
PK	5.2394G	121.20	Inf	-Inf	114.33	3	Horizontal	-0	1.00	-	33.70	5.32	32.15
AV	5.2412G	109.15	Inf	-Inf	102.28	3	Horizontal	-0	1.00	-	33.70	5.32	32.15
PK	5.3636G	58.65	74.00	-15.35	51.48	3	Horizontal	-0	1.00	-	33.93	5.38	32.14
AV	5.351G	46.01	54.00	-7.99	38.87	3	Horizontal	-0	1.00	-	33.90	5.38	32.14

802.11ax HEW20-BF_Nss1,(MCS0)_2TX

5240MHz_TnomVnom

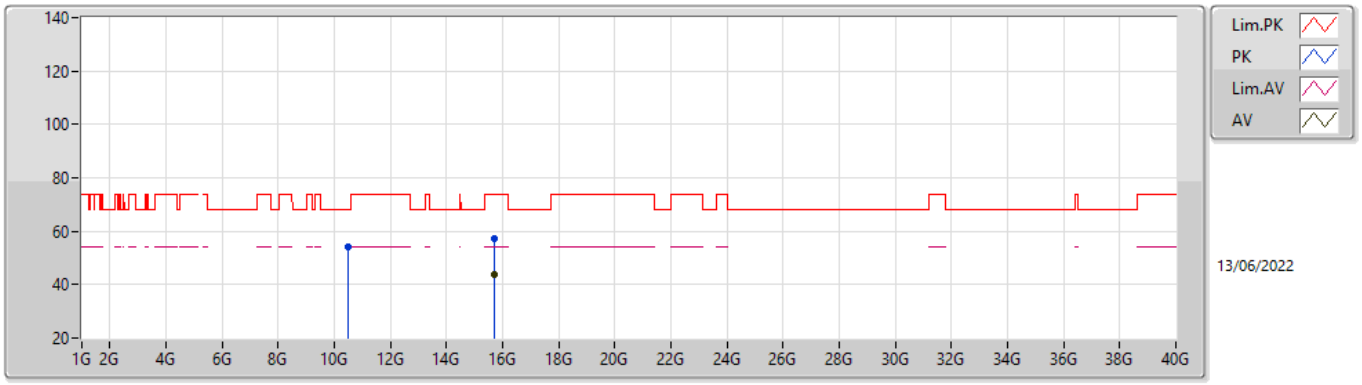

EUT X_2TX
Setting 57
04-E-G-4

Type	Freq	Level	Limit	Margin	Raw	Dist	Condition	Azimuth	Height	Comment	AF	CL	PA
	(Hz)	(dBuV/m)	(dBuV/m)	(dB)	(dBuV)	(m)		(°)	(m)		(dB)	(dB)	(dB)
PK	10.4849G	54.20	68.20	-14.00	41.20	3	Vertical	137	1.78	-	39.17	7.94	34.11
PK	15.72122G	57.03	74.00	-16.97	44.76	3	Vertical	215	1.98	-	38.38	9.03	35.14
AV	15.72158G	43.68	54.00	-10.32	31.40	3	Vertical	215	1.98	-	38.39	9.03	35.14

802.11ax HEW20-BF_Nss1,(MCS0)_2TX

5240MHz_TnomVnom

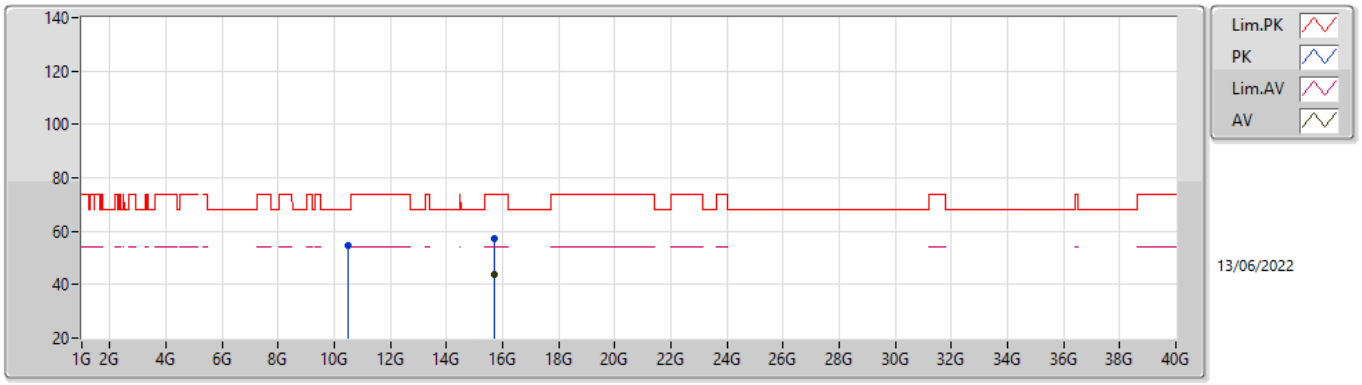

EUT X_2TX
Setting 57
04-E-G-4

Type	Freq	Level	Limit	Margin	Raw	Dist	Condition	Azimuth	Height	Comment	AF	CL	PA
	(Hz)	(dBuV/m)	(dBuV/m)	(dB)	(dBuV)	(m)		(°)	(m)		(dB)	(dB)	(dB)
PK	10.48428G	54.61	68.20	-13.59	41.60	3	Horizontal	329	2.12	-	39.17	7.94	34.10
PK	15.72412G	57.32	74.00	-16.68	45.03	3	Horizontal	307	2.00	-	38.40	9.03	35.14
AV	15.71526G	43.59	54.00	-10.41	31.34	3	Horizontal	307	2.00	-	38.36	9.03	35.14

802.11ax HEW20-BF_Nss1,(MCS0)_2TX

5745MHz_TnomVnom

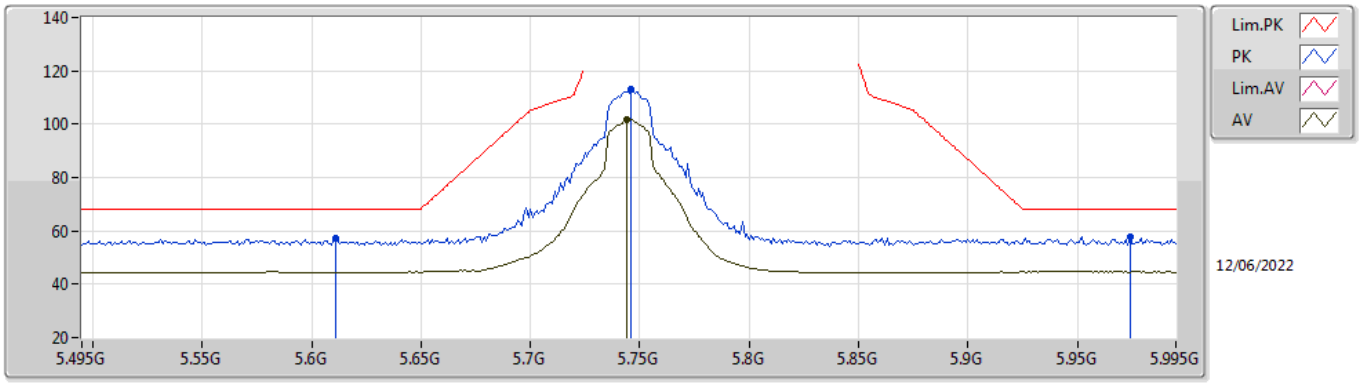

EUT X_2TX
Setting 54
02-B-K-3-10

Type	Freq	Level	Limit	Margin	Raw	Dist	Condition	Azimuth	Height	Comment	AF	CL	PA
	(Hz)	(dBuV/m)	(dBuV/m)	(dB)	(dBuV)	(m)		(°)	(m)		(dB)	(dB)	(dB)
PK	5.611G	57.09	68.20	-11.11	49.75	3	Vertical	16	1.28	-	33.88	5.60	32.14
PK	5.746G	112.99	Inf	-Inf	105.72	3	Vertical	16	1.28	-	33.81	5.60	32.14
AV	5.744G	101.61	Inf	-Inf	94.34	3	Vertical	16	1.28	-	33.81	5.60	32.14
PK	5.974G	57.78	68.20	-10.42	49.97	3	Vertical	16	1.28	-	34.20	5.77	32.16

802.11ax HEW20-BF_Nss1,(MCS0)_2TX

5745MHz_TnomVnom

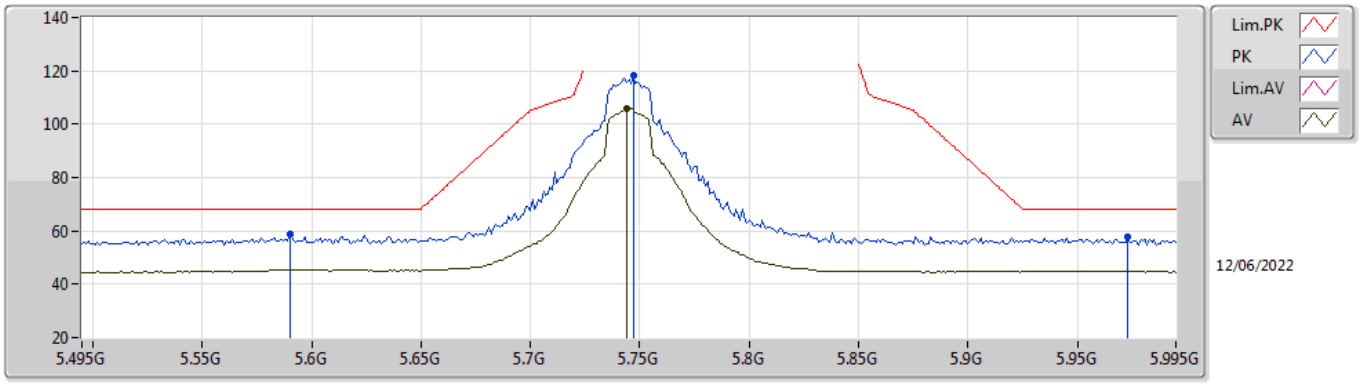

EUT X_2TX
Setting 54
02-B-K-3-10

Type	Freq	Level	Limit	Margin	Raw	Dist	Condition	Azimuth	Height	Comment	AF	CL	PA
	(Hz)	(dBuV/m)	(dBuV/m)	(dB)	(dBuV)	(m)		(°)	(m)		(dB)	(dB)	(dB)
PK	5.59G	58.69	68.20	-9.51	51.32	3	Horizontal	188	2.36	-	33.92	5.59	32.14
PK	5.747G	118.11	Inf	-Inf	110.84	3	Horizontal	188	2.36	-	33.81	5.60	32.14
AV	5.744G	105.79	Inf	-Inf	98.52	3	Horizontal	188	2.36	-	33.81	5.60	32.14
PK	5.973G	57.74	68.20	-10.46	49.93	3	Horizontal	188	2.36	-	34.20	5.77	32.16

802.11ax HEW20-BF_Nss1,(MCS0)_2TX

5745MHz_TnomVnom

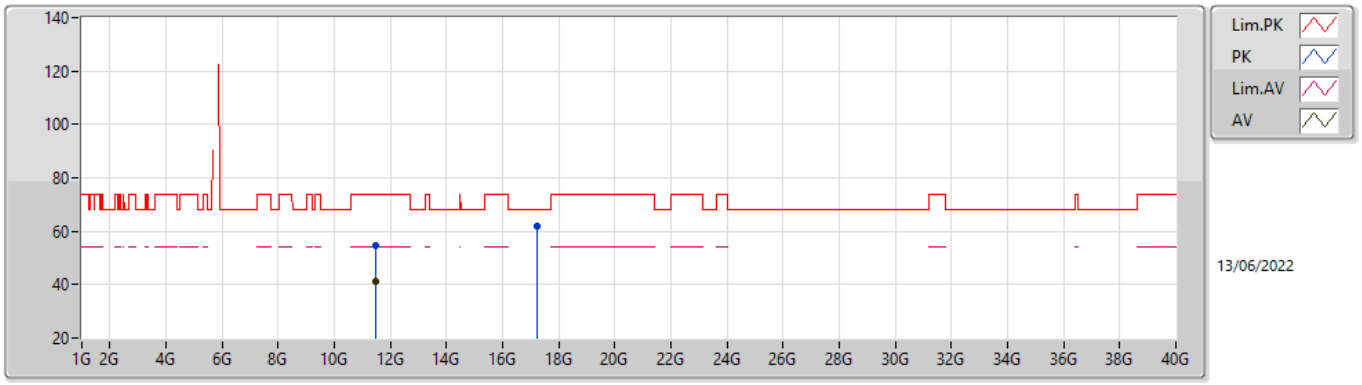

EUT X_2TX
Setting 54
04-E-G-4

Type	Freq	Level	Limit	Margin	Raw	Dist	Condition	Azimuth	Height	Comment	AF	CL	PA
	(Hz)	(dBuV/m)	(dBuV/m)	(dB)	(dBuV)	(m)		(°)	(m)		(dB)	(dB)	(dB)
PK	11.48556G	54.69	74.00	-19.31	41.49	3	Vertical	139	1.57	-	39.31	8.64	34.75
AV	11.49418G	41.43	54.00	-12.57	28.23	3	Vertical	139	1.57	-	39.31	8.65	34.76
PK	17.23324G	61.84	68.20	-6.36	45.62	3	Vertical	6	2.08	-	41.37	9.53	34.68

802.11ax HEW20-BF_Nss1,(MCS0)_2TX

5745MHz_TnomVnom

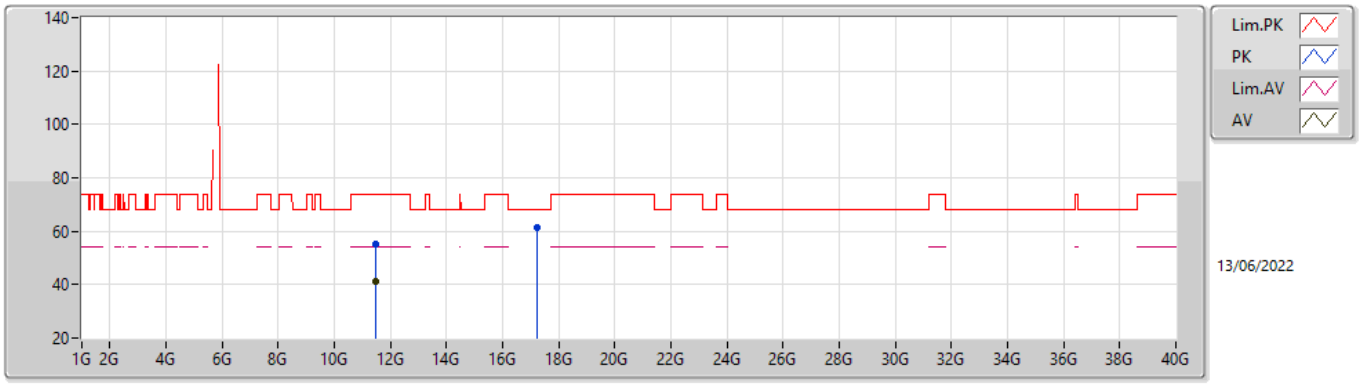

EUT X_2TX
Setting 54
04-E-G-4

Type	Freq	Level	Limit	Margin	Raw	Dist	Condition	Azimuth	Height	Comment	AF	CL	PA
	(Hz)	(dBuV/m)	(dBuV/m)	(dB)	(dBuV)	(m)		(°)	(m)		(dB)	(dB)	(dB)
PK	11.49294G	55.02	74.00	-18.98	41.82	3	Horizontal	136	1.72	-	39.31	8.65	34.76
AV	11.49052G	41.36	54.00	-12.64	28.17	3	Horizontal	136	1.72	-	39.31	8.64	34.76
PK	17.23934G	61.43	68.20	-6.77	45.17	3	Horizontal	7	1.66	-	41.40	9.53	34.67

802.11ax HEW20-BF_Nss1,(MCS0)_2TX

5785MHz_TnomVnom

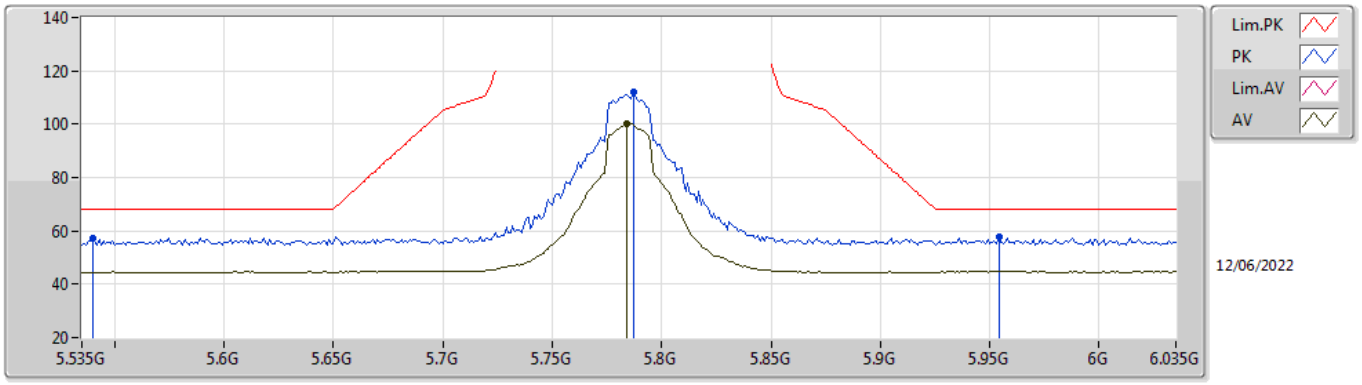

EUT X_2TX
Setting 54
02-B-K-3-10

Type	Freq	Level	Limit	Margin	Raw	Dist	Condition	Azimuth	Height	Comment	AF	CL	PA
	(Hz)	(dBuV/m)	(dBuV/m)	(dB)	(dBuV)	(m)		(°)	(m)		(dB)	(dB)	(dB)
PK	5.54G	57.26	68.20	-10.94	49.85	3	Vertical	2	1.00	-	34.00	5.54	32.13
PK	5.787G	112.04	Inf	-Inf	104.79	3	Vertical	2	1.00	-	33.80	5.60	32.15
AV	5.784G	100.02	Inf	-Inf	92.77	3	Vertical	2	1.00	-	33.80	5.60	32.15
PK	5.954G	57.77	68.20	-10.43	49.98	3	Vertical	2	1.00	-	34.20	5.75	32.16

802.11ax HEW20-BF_Nss1,(MCS0)_2TX

5785MHz_TnomVnom

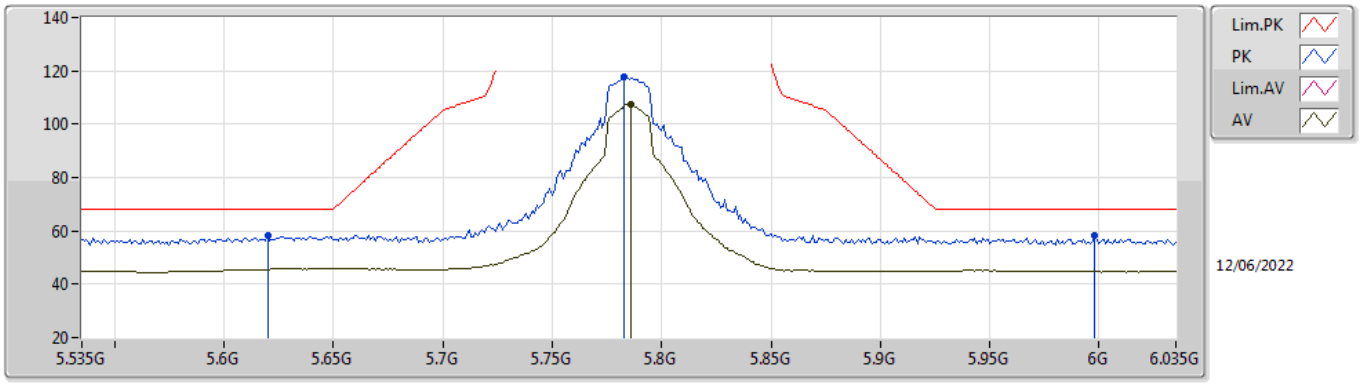

EUT X_2TX
Setting 54
02-B-K-3-10

Type	Freq	Level	Limit	Margin	Raw	Dist	Condition	Azimuth	Height	Comment	AF	CL	PA
	(Hz)	(dBuV/m)	(dBuV/m)	(dB)	(dBuV)	(m)		(°)	(m)		(dB)	(dB)	(dB)
PK	5.62G	58.52	68.20	-9.68	51.20	3	Horizontal	342	2.86	-	33.86	5.60	32.14
PK	5.783G	117.94	Inf	-Inf	110.69	3	Horizontal	342	2.86	-	33.80	5.60	32.15
AV	5.786G	107.24	Inf	-Inf	99.99	3	Horizontal	342	2.86	-	33.80	5.60	32.15
PK	5.998G	58.25	68.20	-9.95	50.41	3	Horizontal	342	2.86	-	34.20	5.80	32.16

802.11ax HEW20-BF_Nss1,(MCS0)_2TX

5785MHz_TnomVnom

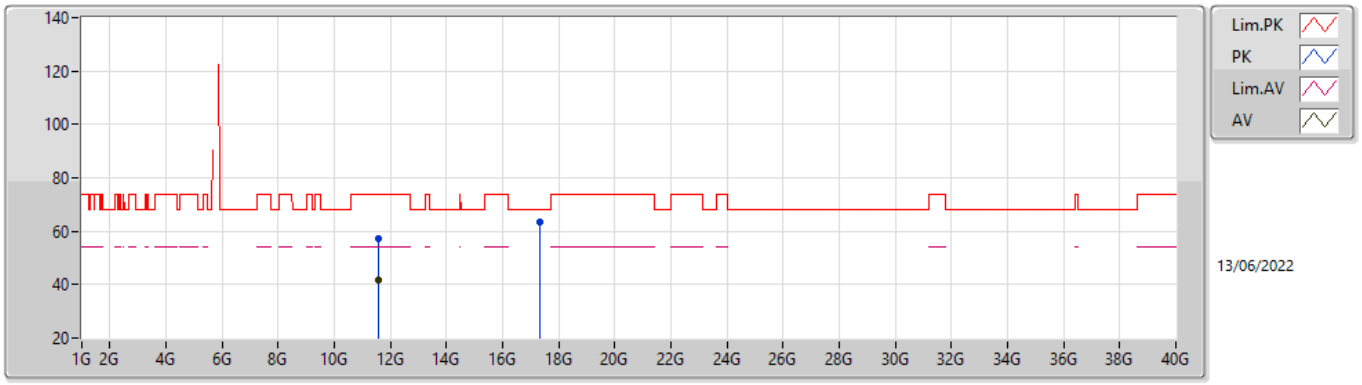

EUT X_2TX
Setting 54
04-E-G-4

Type	Freq	Level	Limit	Margin	Raw	Dist	Condition	Azimuth	Height	Comment	AF	CL	PA
	(Hz)	(dBuV/m)	(dBuV/m)	(dB)	(dBuV)	(m)		(°)	(m)		(dB)	(dB)	(dB)
PK	11.5655G	56.99	74.00	-17.01	43.77	3	Vertical	341	2.67	-	39.30	8.70	34.78
AV	11.5699G	41.75	54.00	-12.25	28.54	3	Vertical	341	2.67	-	39.30	8.70	34.79
PK	17.351G	63.24	68.20	-4.96	46.41	3	Vertical	252	2.11	-	41.85	9.57	34.59

802.11ax HEW20-BF_Nss1,(MCS0)_2TX

5785MHz_TnomVnom

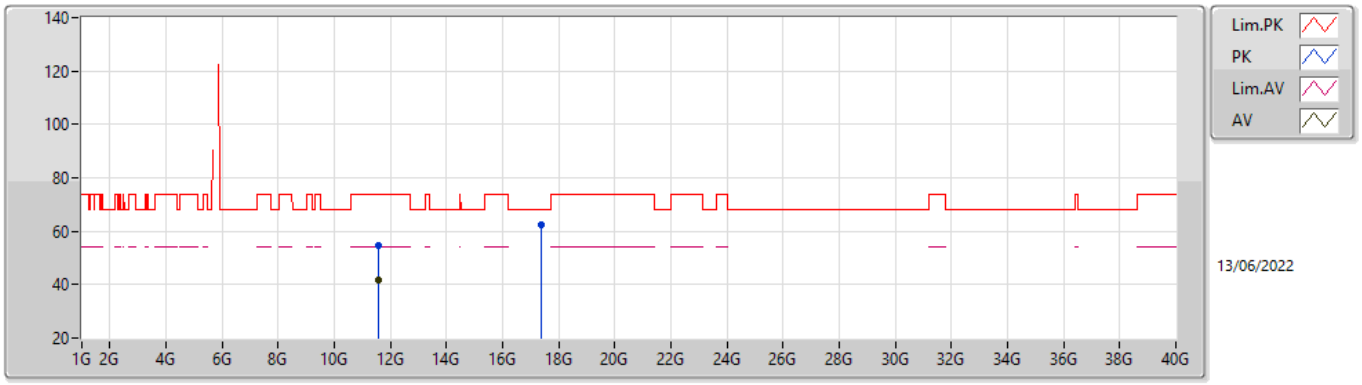

EUT X_2TX
Setting 54
04-E-G-4

Type	Freq	Level	Limit	Margin	Raw	Dist	Condition	Azimuth	Height	Comment	AF	CL	PA
	(Hz)	(dBuV/m)	(dBuV/m)	(dB)	(dBuV)	(m)		(°)	(m)		(dB)	(dB)	(dB)
PK	11.57218G	54.87	74.00	-19.13	41.66	3	Horizontal	216	2.10	-	39.30	8.70	34.79
AV	11.57262G	41.69	54.00	-12.31	28.48	3	Horizontal	216	2.10	-	39.30	8.70	34.79
PK	17.35802G	62.29	68.20	-5.91	45.43	3	Horizontal	199	1.48	-	41.87	9.58	34.59

802.11ax HEW20-BF_Nss1,(MCS0)_2TX

5825MHz_TnomVnom

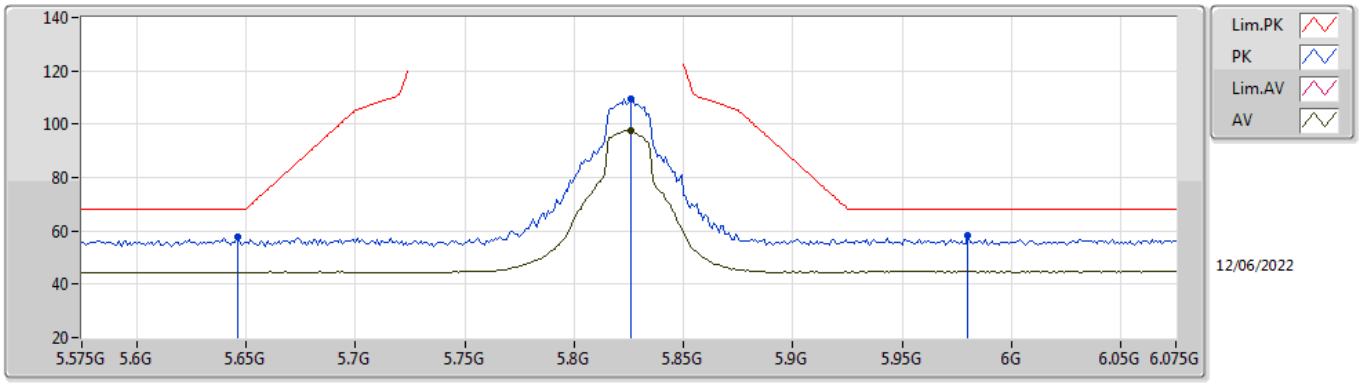

EUT X_2TX
Setting 54
02-B-K-3-10

Type	Freq	Level	Limit	Margin	Raw	Dist	Condition	Azimuth	Height	Comment	AF	CL	PA
	(Hz)	(dBuV/m)	(dBuV/m)	(dB)	(dBuV)	(m)		(°)	(m)		(dB)	(dB)	(dB)
PK	5.646G	57.66	68.20	-10.54	50.39	3	Vertical	7	1.45	-	33.81	5.60	32.14
PK	5.826G	109.31	Inf	-Inf	102.03	3	Vertical	7	1.45	-	33.80	5.63	32.15
AV	5.826G	97.75	Inf	-Inf	90.47	3	Vertical	7	1.45	-	33.80	5.63	32.15
PK	5.98G	58.28	68.20	-9.92	50.46	3	Vertical	7	1.45	-	34.20	5.78	32.16

802.11ax HEW20-BF_Nss1,(MCS0)_2TX

5825MHz_TnomVnom

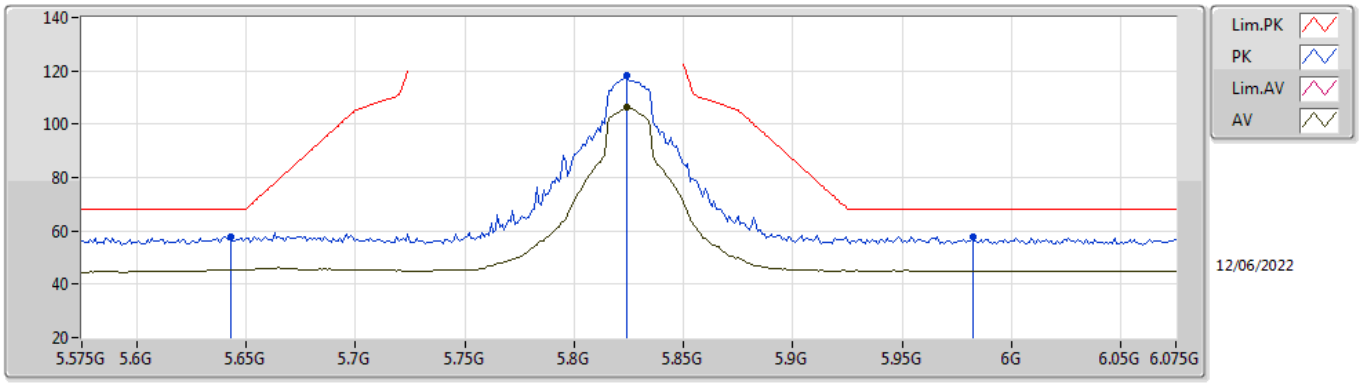

EUT X_2TX
Setting 54
02-B-K-3-10

Type	Freq	Level	Limit	Margin	Raw	Dist	Condition	Azimuth	Height	Comment	AF	CL	PA
	(Hz)	(dBuV/m)	(dBuV/m)	(dB)	(dBuV)	(m)		(°)	(m)		(dB)	(dB)	(dB)
PK	5.643G	57.83	68.20	-10.37	50.56	3	Horizontal	330	2.84	-	33.81	5.60	32.14
PK	5.824G	118.17	Inf	-Inf	110.90	3	Horizontal	330	2.84	-	33.80	5.62	32.15
AV	5.824G	106.34	Inf	-Inf	99.07	3	Horizontal	330	2.84	-	33.80	5.62	32.15
PK	5.982G	57.99	68.20	-10.21	50.17	3	Horizontal	330	2.84	-	34.20	5.78	32.16

802.11ax HEW20-BF_Nss1,(MCS0)_2TX

5825MHz_TnomVnom

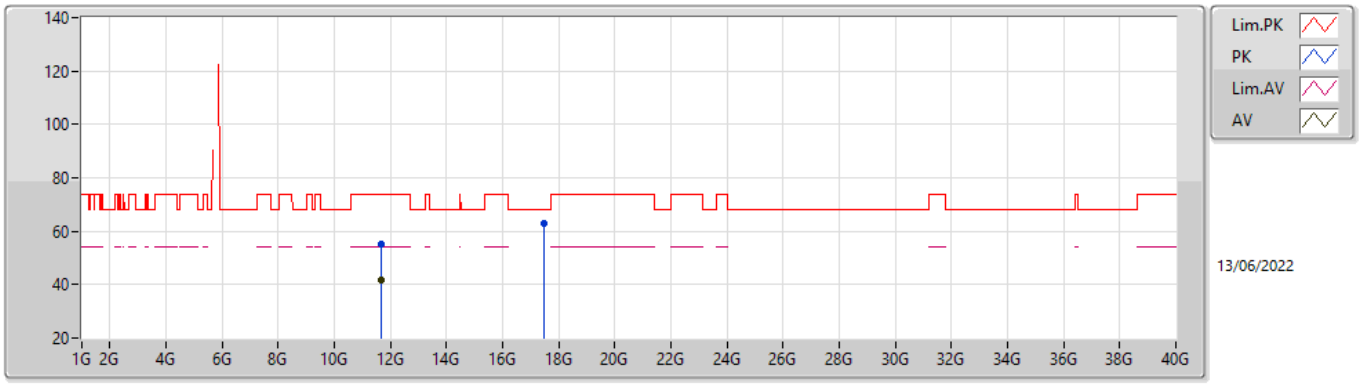

EUT X_2TX
Setting 54
04-E-G-4

Type	Freq	Level	Limit	Margin	Raw	Dist	Condition	Azimuth	Height	Comment	AF	CL	PA
	(Hz)	(dBuV/m)	(dBuV/m)	(dB)	(dBuV)	(m)		(°)	(m)		(dB)	(dB)	(dB)
PK	11.6504G	55.00	74.00	-19.00	41.81	3	Vertical	55	2.56	-	39.25	8.76	34.82
AV	11.65368G	41.56	54.00	-12.44	28.37	3	Vertical	55	2.56	-	39.25	8.76	34.82
PK	17.47894G	63.09	68.20	-5.11	45.89	3	Vertical	13	1.63	-	42.08	9.62	34.50

802.11ax HEW20-BF_Nss1,(MCS0)_2TX

5825MHz_TnomVnom

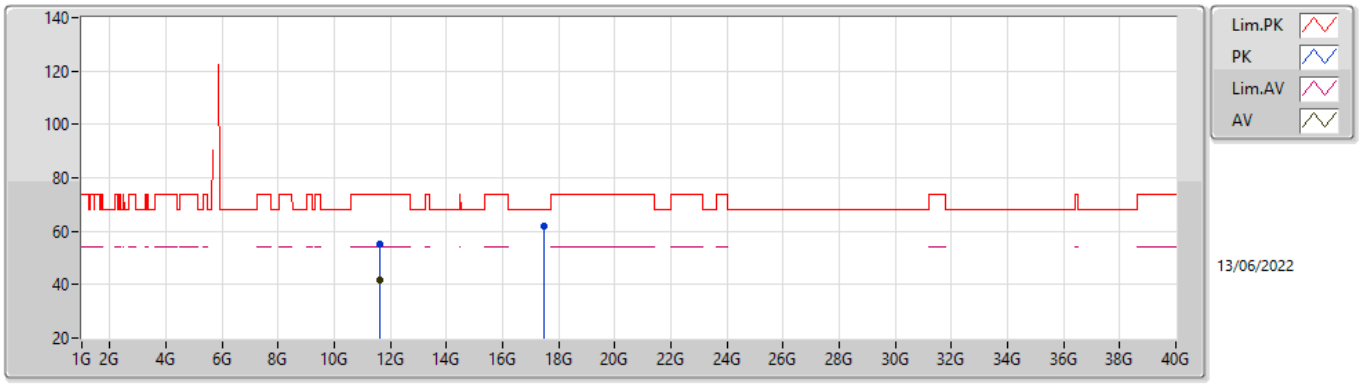

EUT X_2TX
Setting 54
04-E-G-4

Type	Freq	Level	Limit	Margin	Raw	Dist	Condition	Azimuth	Height	Comment	AF	CL	PA
	(Hz)	(dBuV/m)	(dBuV/m)	(dB)	(dBuV)	(m)		(°)	(m)		(dB)	(dB)	(dB)
PK	11.64534G	55.02	74.00	-18.98	41.84	3	Horizontal	227	1.65	-	39.25	8.75	34.82
AV	11.64574G	41.58	54.00	-12.42	28.40	3	Horizontal	227	1.65	-	39.25	8.75	34.82
PK	17.47536G	62.03	68.20	-6.17	44.83	3	Horizontal	104	1.42	-	42.08	9.62	34.50

802.11ax HEW40-BF_Nss1,(MCS0)_2TX

5190MHz_TnomVnom

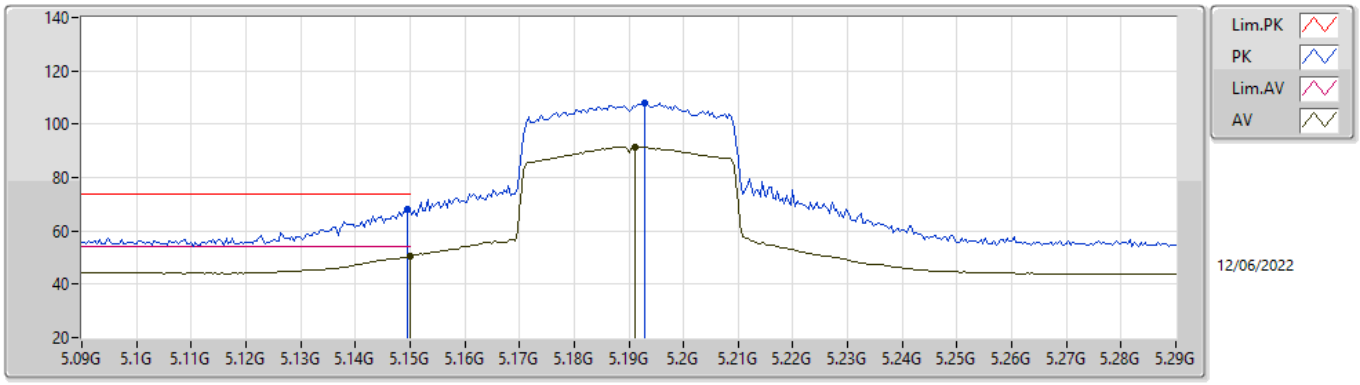

EUT X_2TX
Setting 38
02-B-K-3-10

Type	Freq	Level	Limit	Margin	Raw	Dist	Condition	Azimuth	Height	Comment	AF	CL	PA
	(Hz)	(dBuV/m)	(dBuV/m)	(dB)	(dBuV)	(m)		(°)	(m)		(dB)	(dB)	(dB)
PK	5.1496G	68.22	74.00	-5.78	61.52	3	Vertical	355	1.12	-	33.60	5.25	32.15
AV	5.15G	50.34	54.00	-3.66	43.64	3	Vertical	355	1.12	-	33.60	5.25	32.15
PK	5.1928G	107.93	Inf	-Inf	101.10	3	Vertical	355	1.12	-	33.69	5.29	32.15
AV	5.1912G	91.58	Inf	-Inf	84.76	3	Vertical	355	1.12	-	33.68	5.29	32.15

802.11ax HEW40-BF_Nss1,(MCS0)_2TX

5190MHz_TnomVnom

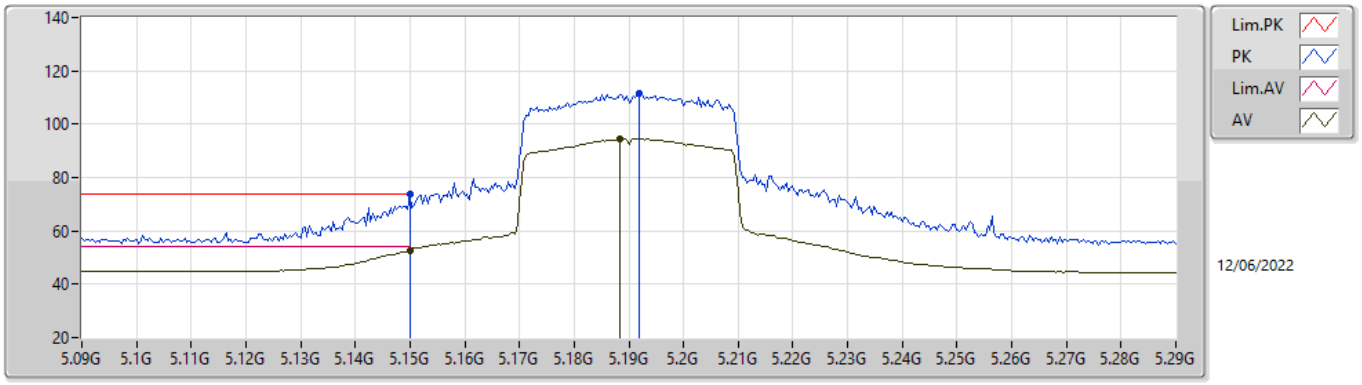

EUT X_2TX
Setting 38
02-B-K-3-10

Type	Freq	Level	Limit	Margin	Raw	Dist	Condition	Azimuth	Height	Comment	AF	CL	PA
	(Hz)	(dBuV/m)	(dBuV/m)	(dB)	(dBuV)	(m)		(°)	(m)		(dB)	(dB)	(dB)
PK	5.15G	73.83	74.00	-0.17	67.13	3	Horizontal	360	1.03	-	33.60	5.25	32.15
AV	5.15G	52.61	54.00	-1.39	45.91	3	Horizontal	360	1.03	-	33.60	5.25	32.15
PK	5.192G	111.51	Inf	-Inf	104.69	3	Horizontal	360	1.03	-	33.68	5.29	32.15
AV	5.1884G	94.67	Inf	-Inf	87.85	3	Horizontal	360	1.03	-	33.68	5.29	32.15

802.11ax HEW40-BF_Nss1,(MCS0)_2TX

5190MHz_TnomVnom

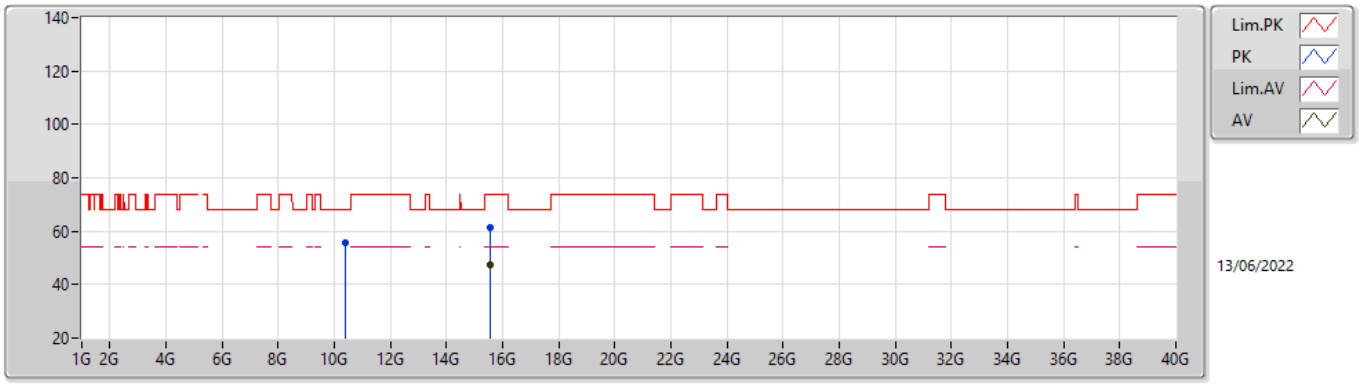

EUT X_2TX
Setting 38
04-E-G-4

Type	Freq	Level	Limit	Margin	Raw	Dist	Condition	Azimuth	Height	Comment	AF	CL	PA
	(Hz)	(dBuV/m)	(dBuV/m)	(dB)	(dBuV)	(m)		(°)	(m)		(dB)	(dB)	(dB)
PK	10.38024G	55.63	68.20	-12.57	42.53	3	Vertical	119	1.77	-	38.62	7.45	32.97
PK	15.5651G	61.56	74.00	-12.44	47.28	3	Vertical	252	2.98	-	37.71	9.80	33.23
AV	15.56618G	47.29	54.00	-6.71	33.02	3	Vertical	252	2.98	-	37.70	9.80	33.23

802.11ax HEW40-BF_Nss1,(MCS0)_2TX

5190MHz_TnomVnom

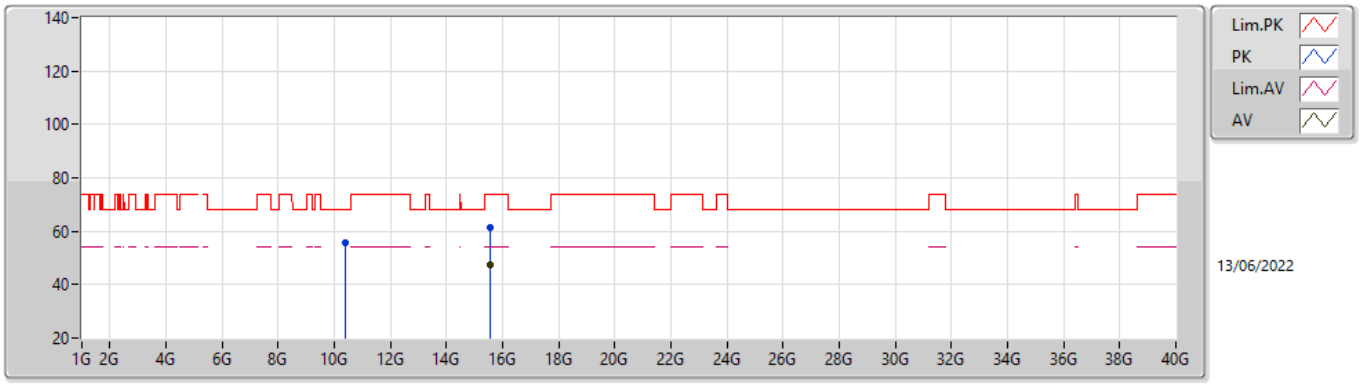

EUT X_2TX
Setting 38
04-E-G-4

Type	Freq	Level	Limit	Margin	Raw	Dist	Condition	Azimuth	Height	Comment	AF	CL	PA
	(Hz)	(dBuV/m)	(dBuV/m)	(dB)	(dBuV)	(m)		(°)	(m)		(dB)	(dB)	(dB)
PK	10.37538G	55.58	68.20	-12.62	42.48	3	Horizontal	274	2.66	-	38.62	7.45	32.97
PK	15.56658G	61.45	74.00	-12.55	47.18	3	Horizontal	240	1.02	-	37.70	9.80	33.23
AV	15.56764G	47.29	54.00	-6.71	33.02	3	Horizontal	240	1.02	-	37.69	9.81	33.23

802.11ax HEW40-BF_Nss1,(MCS0)_2TX

5230MHz_TnomVnom

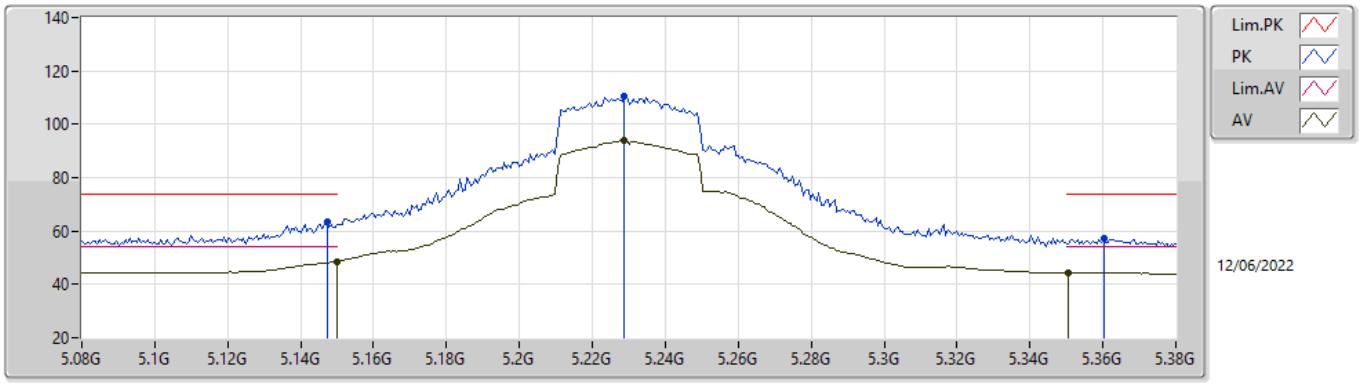

EUT X_2TX
Setting 54
02-B-K-3-10

Type	Freq	Level	Limit	Margin	Raw	Dist	Condition	Azimuth	Height	Comment	AF	CL	PA
	(Hz)	(dBuV/m)	(dBuV/m)	(dB)	(dBuV)	(m)		(°)	(m)		(dB)	(dB)	(dB)
PK	5.1472G	63.38	74.00	-10.62	56.69	3	Vertical	76	1.33	-	33.59	5.25	32.15
AV	5.15G	48.53	54.00	-5.47	41.83	3	Vertical	76	1.33	-	33.60	5.25	32.15
PK	5.2288G	110.54	Inf	-Inf	103.68	3	Vertical	76	1.33	-	33.70	5.31	32.15
AV	5.2288G	94.06	Inf	-Inf	87.20	3	Vertical	76	1.33	-	33.70	5.31	32.15
PK	5.3602G	57.34	74.00	-16.66	50.18	3	Vertical	76	1.33	-	33.92	5.38	32.14
AV	5.3506G	44.40	54.00	-9.60	37.26	3	Vertical	76	1.33	-	33.90	5.38	32.14

802.11ax HEW40-BF_Nss1,(MCS0)_2TX

5230MHz_TnomVnom

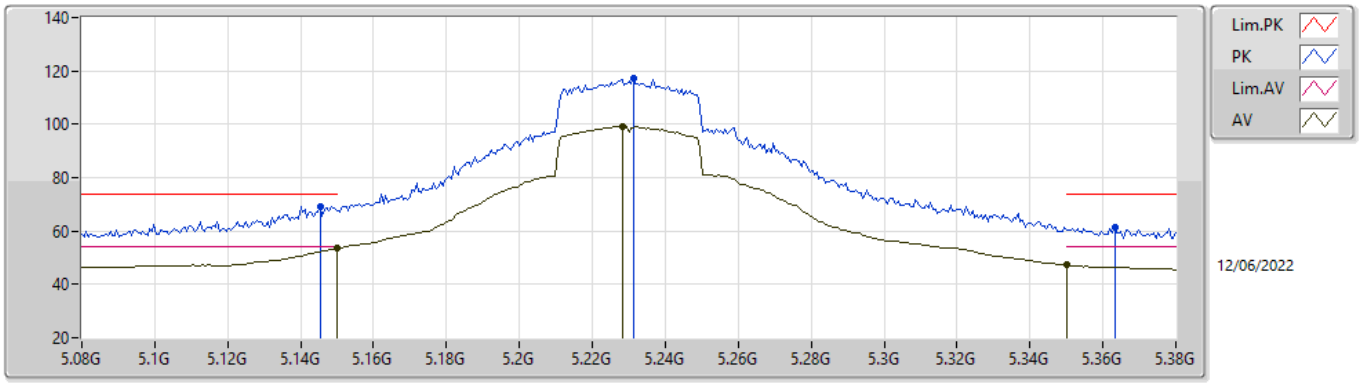

EUT X_2TX
Setting 54
02-B-K-3-10

Type	Freq	Level	Limit	Margin	Raw	Dist	Condition	Azimuth	Height	Comment	AF	CL	PA
	(Hz)	(dBuV/m)	(dBuV/m)	(dB)	(dBuV)	(m)		(°)	(m)		(dB)	(dB)	(dB)
PK	5.1454G	69.30	74.00	-4.70	62.61	3	Horizontal	348	1.01	-	33.59	5.25	32.15
AV	5.15G	53.48	54.00	-0.52	46.78	3	Horizontal	348	1.01	-	33.60	5.25	32.15
PK	5.2312G	117.05	Inf	-Inf	110.18	3	Horizontal	348	1.01	-	33.70	5.32	32.15
AV	5.2282G	99.25	Inf	-Inf	92.39	3	Horizontal	348	1.01	-	33.70	5.31	32.15
PK	5.3632G	61.22	74.00	-12.78	54.05	3	Horizontal	348	1.01	-	33.93	5.38	32.14
AV	5.35G	47.18	54.00	-6.82	40.04	3	Horizontal	348	1.01	-	33.90	5.38	32.14

802.11ax HEW40-BF_Nss1,(MCS0)_2TX

5230MHz_TnomVnom

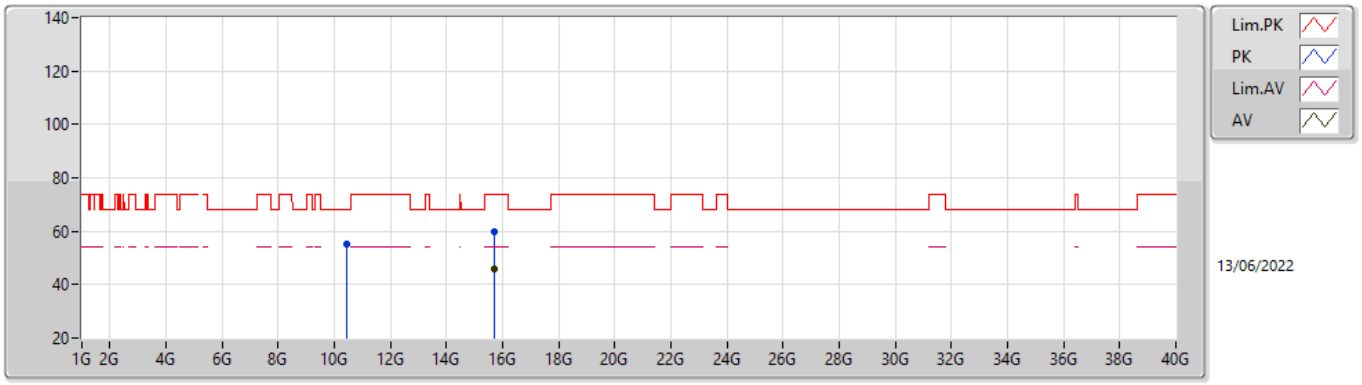

EUT X_2TX
Setting 54
04-E-G-4

Type	Freq	Level	Limit	Margin	Raw	Dist	Condition	Azimuth	Height	Comment	AF	CL	PA
	(Hz)	(dBuV/m)	(dBuV/m)	(dB)	(dBuV)	(m)		(°)	(m)		(dB)	(dB)	(dB)
PK	10.4627G	55.00	68.20	-13.20	41.94	3	Vertical	115	2.27	-	38.60	7.49	33.03
PK	15.69G	59.68	74.00	-14.32	45.69	3	Vertical	206	1.74	-	37.50	9.86	33.37
AV	15.68594G	46.11	54.00	-7.89	32.12	3	Vertical	206	1.74	-	37.50	9.86	33.37

802.11ax HEW40-BF_Nss1,(MCS0)_2TX

5230MHz_TnomVnom

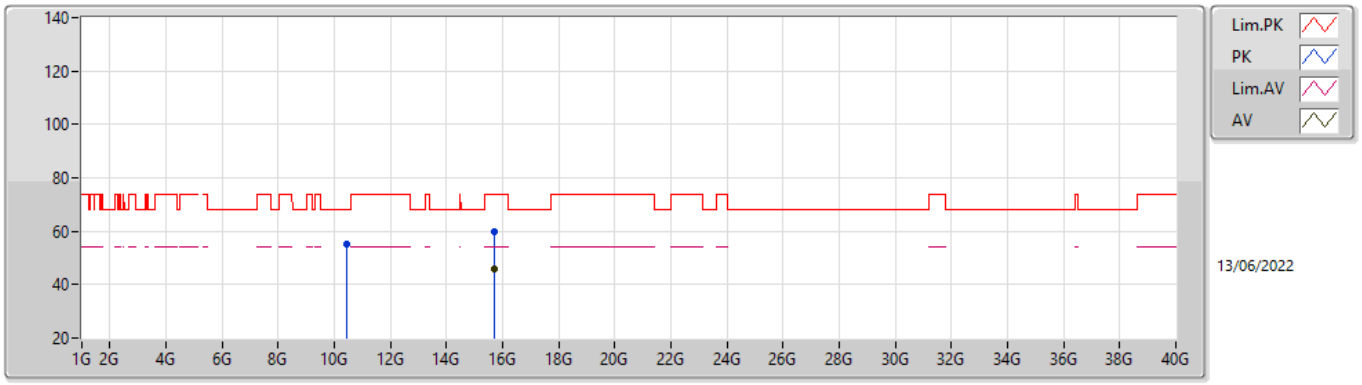

EUT X_2TX
Setting 54
04-E-G-4

Type	Freq	Level	Limit	Margin	Raw	Dist	Condition	Azimuth	Height	Comment	AF	CL	PA
	(Hz)	(dBuV/m)	(dBuV/m)	(dB)	(dBuV)	(m)		(°)	(m)		(dB)	(dB)	(dB)
PK	10.46474G	55.06	68.20	-13.14	42.00	3	Horizontal	349	1.94	-	38.60	7.49	33.03
PK	15.69042G	59.98	74.00	-14.02	45.99	3	Horizontal	201	1.21	-	37.50	9.86	33.37
AV	15.68516G	45.98	54.00	-8.02	31.99	3	Horizontal	201	1.21	-	37.50	9.86	33.37

802.11ax HEW40-BF_Nss1,(MCS0)_2TX

5755MHz_TnomVnom

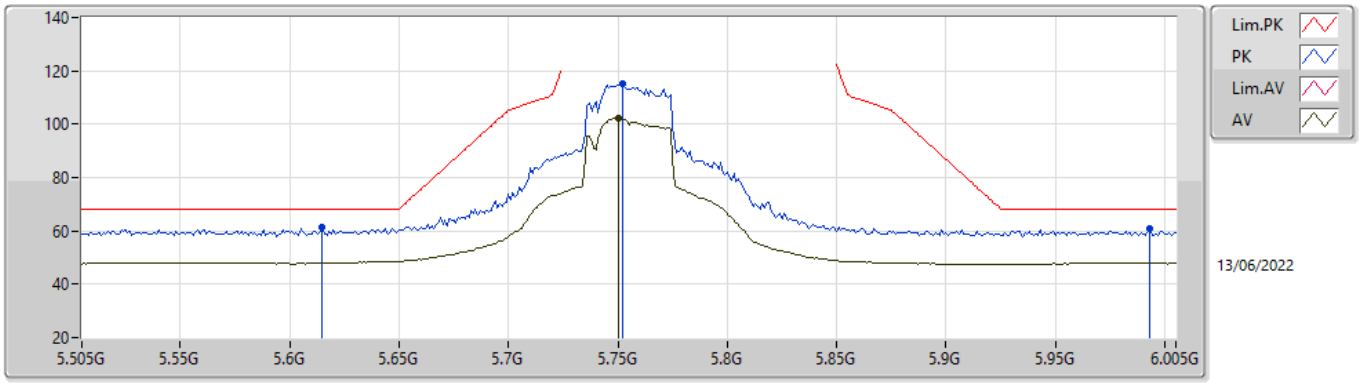

EUT X_2TX
Setting 45
04-E-G-4-10

Type	Freq	Level	Limit	Margin	Raw	Dist	Condition	Azimuth	Height	Comment	AF	CL	PA
	(Hz)	(dBuV/m)	(dBuV/m)	(dB)	(dBuV)	(m)		(°)	(m)		(dB)	(dB)	(dB)
PK	5.615G	61.35	68.20	-6.85	54.02	3	Vertical	337	2.24	-	33.87	5.60	32.14
PK	5.752G	115.21	Inf	-Inf	107.96	3	Vertical	337	2.24	-	33.80	5.60	32.15
AV	5.75G	102.14	Inf	-Inf	94.88	3	Vertical	337	2.24	-	33.80	5.60	32.14
PK	5.993G	60.77	68.20	-7.43	52.94	3	Vertical	337	2.24	-	34.20	5.79	32.16

802.11ax HEW40-BF_Nss1,(MCS0)_2TX

5755MHz_TnomVnom

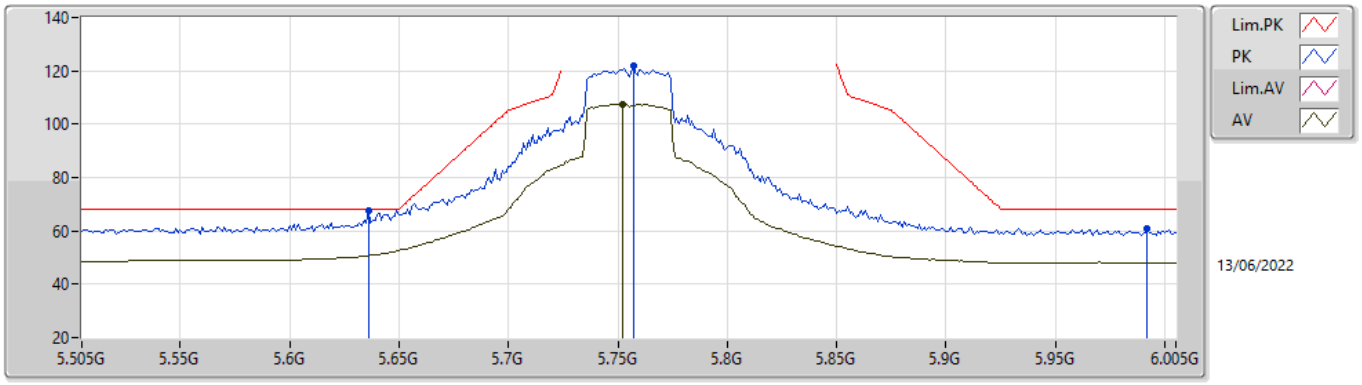

EUT X_2TX
Setting 45
04-E-G-4-10

Type	Freq	Level	Limit	Margin	Raw	Dist	Condition	Azimuth	Height	Comment	AF	CL	PA
	(Hz)	(dBuV/m)	(dBuV/m)	(dB)	(dBuV)	(m)		(°)	(m)		(dB)	(dB)	(dB)
PK	5.636G	67.84	68.20	-0.36	60.55	3	Horizontal	176	1.00	-	33.83	5.60	32.14
PK	5.757G	121.69	Inf	-Inf	114.44	3	Horizontal	176	1.00	-	33.80	5.60	32.15
AV	5.752G	107.53	Inf	-Inf	100.28	3	Horizontal	176	1.00	-	33.80	5.60	32.15
PK	5.992G	60.90	68.20	-7.30	53.07	3	Horizontal	176	1.00	-	34.20	5.79	32.16

802.11ax HEW40-BF_Nss1,(MCS0)_2TX

5755MHz_TnomVnom

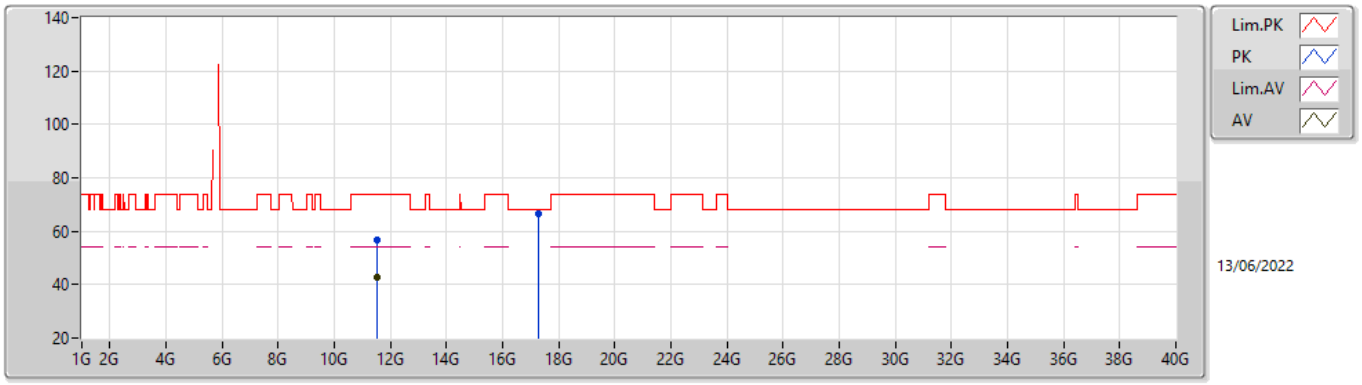

EUT X_2TX
Setting 45
04-E-G-4

Type	Freq	Level	Limit	Margin	Raw	Dist	Condition	Azimuth	Height	Comment	AF	CL	PA
	(Hz)	(dBuV/m)	(dBuV/m)	(dB)	(dBuV)	(m)		(°)	(m)		(dB)	(dB)	(dB)
PK	11.51014G	56.97	74.00	-17.03	43.26	3	Vertical	207	2.62	-	39.03	7.90	33.22
AV	11.50766G	42.56	54.00	-11.44	28.86	3	Vertical	207	2.62	-	39.02	7.90	33.22
PK	17.2602G	66.39	68.20	-1.81	46.70	3	Vertical	103	1.91	-	42.30	10.63	33.24

802.11ax HEW40-BF_Nss1,(MCS0)_2TX

5755MHz_TnomVnom

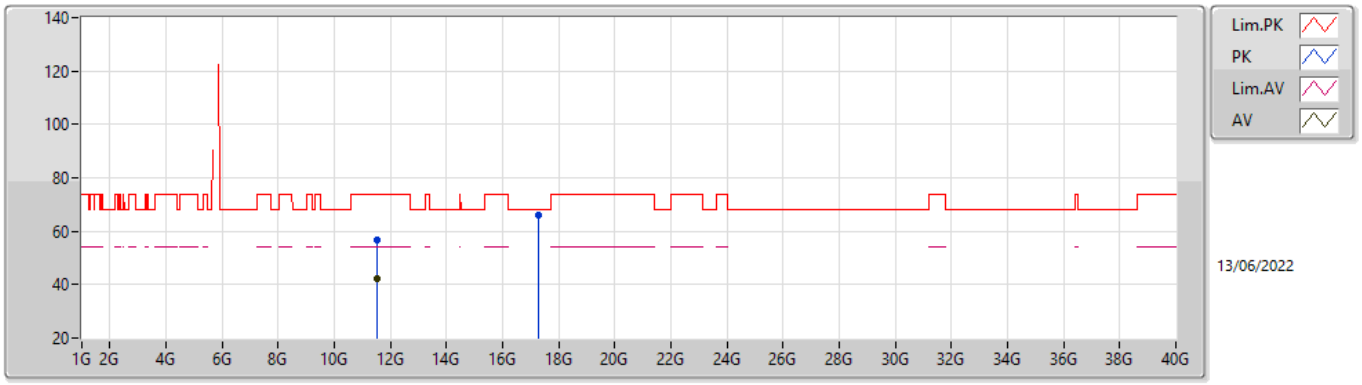

EUT X_2TX
Setting 45
04-E-G-4

Type	Freq	Level	Limit	Margin	Raw	Dist	Condition	Azimuth	Height	Comment	AF	CL	PA
	(Hz)	(dBuV/m)	(dBuV/m)	(dB)	(dBuV)	(m)		(°)	(m)		(dB)	(dB)	(dB)
PK	11.50806G	56.72	74.00	-17.28	43.02	3	Horizontal	9	1.54	-	39.02	7.90	33.22
AV	11.50536G	42.28	54.00	-11.72	28.58	3	Horizontal	9	1.54	-	39.02	7.90	33.22
PK	17.26816G	66.02	68.20	-2.18	46.28	3	Horizontal	244	1.47	-	42.34	10.63	33.23

802.11ax HEW40-BF_Nss1,(MCS0)_2TX

5795MHz_TnomVnom

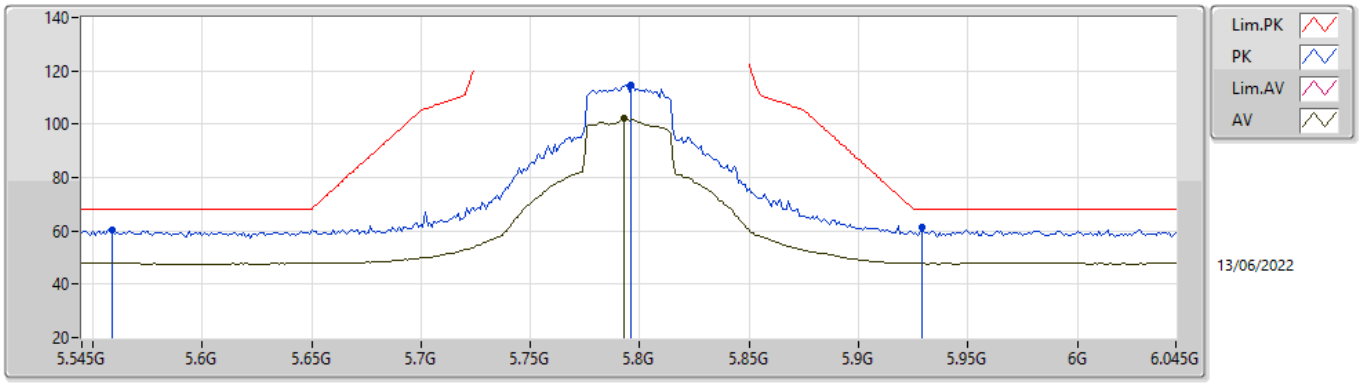

EUT X_2TX
Setting 50
04-E-G-4-10

Type	Freq	Level	Limit	Margin	Raw	Dist	Condition	Azimuth	Height	Comment	AF	CL	PA
	(Hz)	(dBuV/m)	(dBuV/m)	(dB)	(dBuV)	(m)		(°)	(m)		(dB)	(dB)	(dB)
PK	5.559G	60.60	68.20	-7.60	53.19	3	Vertical	352	2.83	-	33.98	5.56	32.13
PK	5.796G	114.70	Inf	-Inf	107.45	3	Vertical	352	2.83	-	33.80	5.60	32.15
AV	5.793G	102.01	Inf	-Inf	94.76	3	Vertical	352	2.83	-	33.80	5.60	32.15
PK	5.929G	61.13	68.20	-7.07	53.40	3	Vertical	352	2.83	-	34.16	5.73	32.16

802.11ax HEW40-BF_Nss1,(MCS0)_2TX

5795MHz_TnomVnom

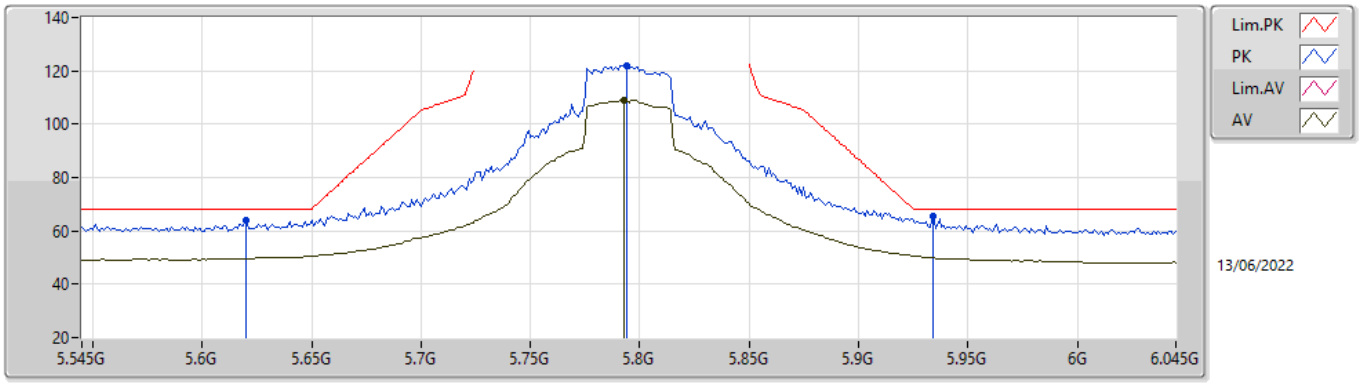

EUT X_2TX
Setting 50
04-E-G-4-10

Type	Freq	Level	Limit	Margin	Raw	Dist	Condition	Azimuth	Height	Comment	AF	CL	PA
	(Hz)	(dBuV/m)	(dBuV/m)	(dB)	(dBuV)	(m)		(°)	(m)		(dB)	(dB)	(dB)
PK	5.62G	64.10	68.20	-4.10	56.78	3	Horizontal	357	1.00	-	33.86	5.60	32.14
PK	5.794G	122.00	Inf	-Inf	114.75	3	Horizontal	357	1.00	-	33.80	5.60	32.15
AV	5.793G	109.18	Inf	-Inf	101.93	3	Horizontal	357	1.00	-	33.80	5.60	32.15
PK	5.934G	65.26	68.20	-2.94	57.52	3	Horizontal	357	1.00	-	34.17	5.73	32.16

802.11ax HEW40-BF_Nss1,(MCS0)_2TX

5795MHz_TnomVnom

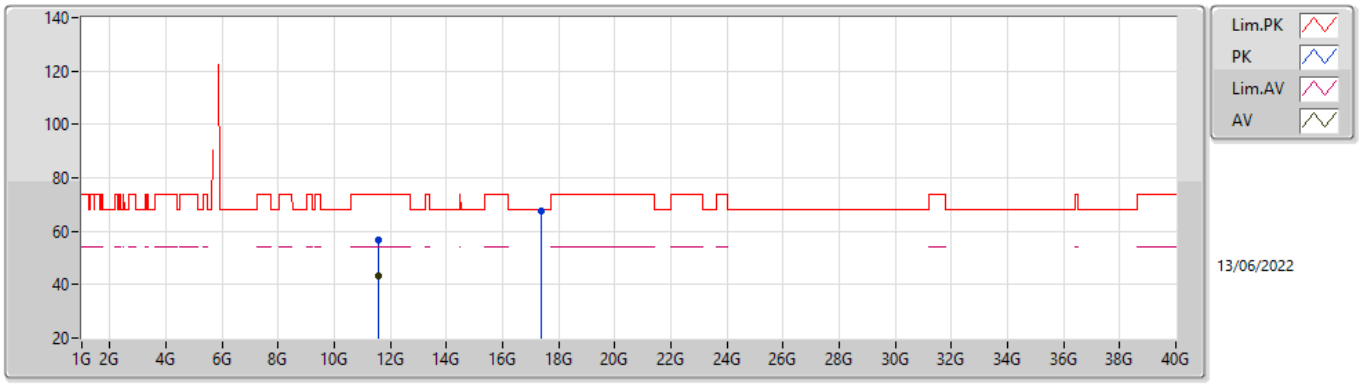

EUT X_2TX
Setting 50
04-E-G-4

Type	Freq	Level	Limit	Margin	Raw	Dist	Condition	Azimuth	Height	Comment	AF	CL	PA
	(Hz)	(dBuV/m)	(dBuV/m)	(dB)	(dBuV)	(m)		(°)	(m)		(dB)	(dB)	(dB)
PK	11.59372G	56.87	74.00	-17.13	42.89	3	Vertical	95	2.13	-	39.28	7.94	33.24
AV	11.58656G	43.05	54.00	-10.95	29.10	3	Vertical	95	2.13	-	39.26	7.93	33.24
PK	17.38158G	67.42	68.20	-0.78	46.84	3	Vertical	41	1.24	-	42.99	10.69	33.10

802.11ax HEW40-BF_Nss1,(MCS0)_2TX

5795MHz_TnomVnom

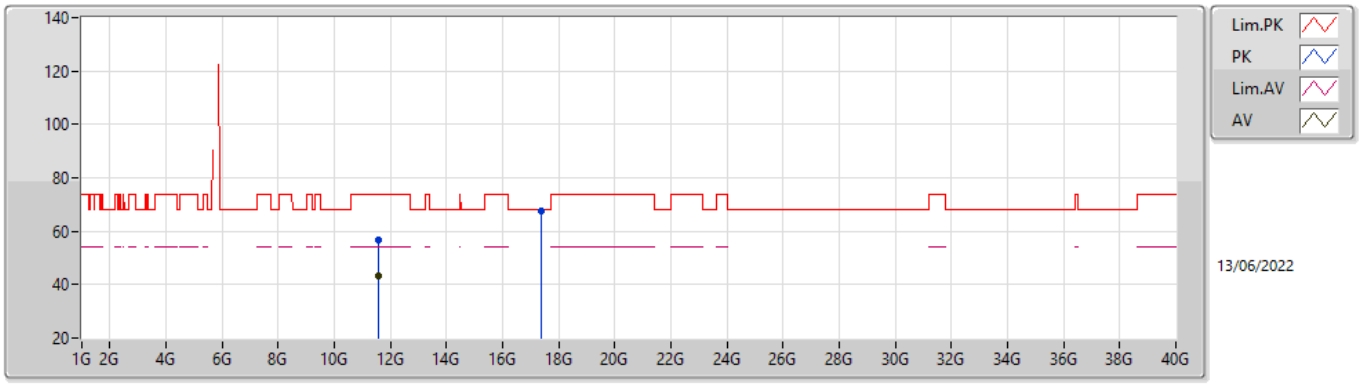

EUT X_2TX
Setting 50
04-E-G-4

Type	Freq	Level	Limit	Margin	Raw	Dist	Condition	Azimuth	Height	Comment	AF	CL	PA
	(Hz)	(dBuV/m)	(dBuV/m)	(dB)	(dBuV)	(m)		(°)	(m)		(dB)	(dB)	(dB)
PK	11.5888G	56.77	74.00	-17.23	42.80	3	Horizontal	40	1.33	-	39.27	7.94	33.24
AV	11.58922G	43.05	54.00	-10.95	29.08	3	Horizontal	40	1.33	-	39.27	7.94	33.24
PK	17.38884G	67.71	68.20	-0.49	47.09	3	Horizontal	85	1.66	-	43.03	10.69	33.10

802.11ax HEW80-BF_Nss1,(MCS0)_2TX

5210MHz_TnomVnom

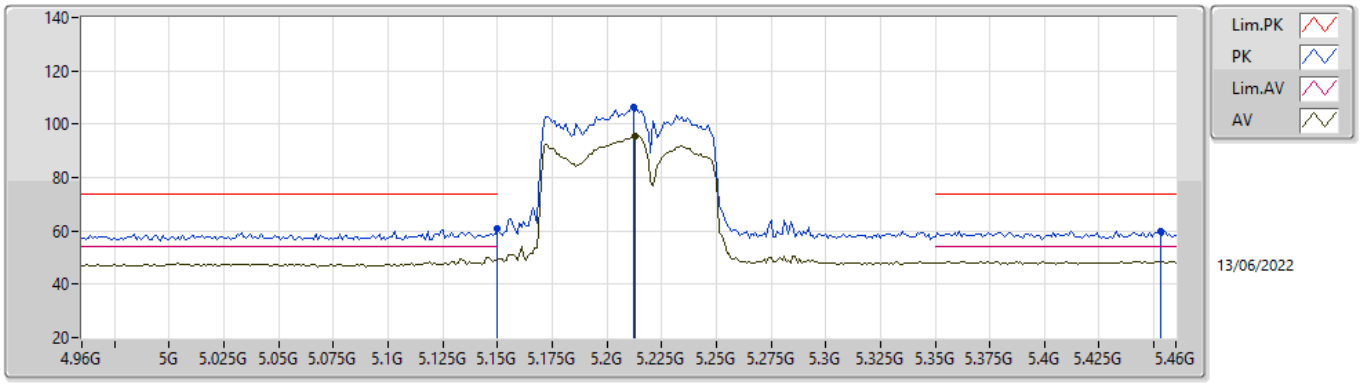

EUT X_2TX
Setting 27
04-E-G-4-10

Type	Freq	Level	Limit	Margin	Raw	Dist	Condition	Azimuth	Height	Comment	AF	CL	PA
	(Hz)	(dBuV/m)	(dBuV/m)	(dB)	(dBuV)	(m)		(°)	(m)		(dB)	(dB)	(dB)
PK	5.15G	60.82	74.00	-13.18	54.12	3	Vertical	306	2.10	-	33.60	5.25	32.15
PK	5.212G	106.58	Inf	-Inf	99.72	3	Vertical	306	2.10	-	33.70	5.31	32.15
AV	5.213G	95.58	Inf	-Inf	88.72	3	Vertical	306	2.10	-	33.70	5.31	32.15
PK	5.453G	59.82	74.00	-14.18	52.50	3	Vertical	306	2.10	-	34.00	5.45	32.13

802.11ax HEW80-BF_Nss1,(MCS0)_2TX

5210MHz_TnomVnom

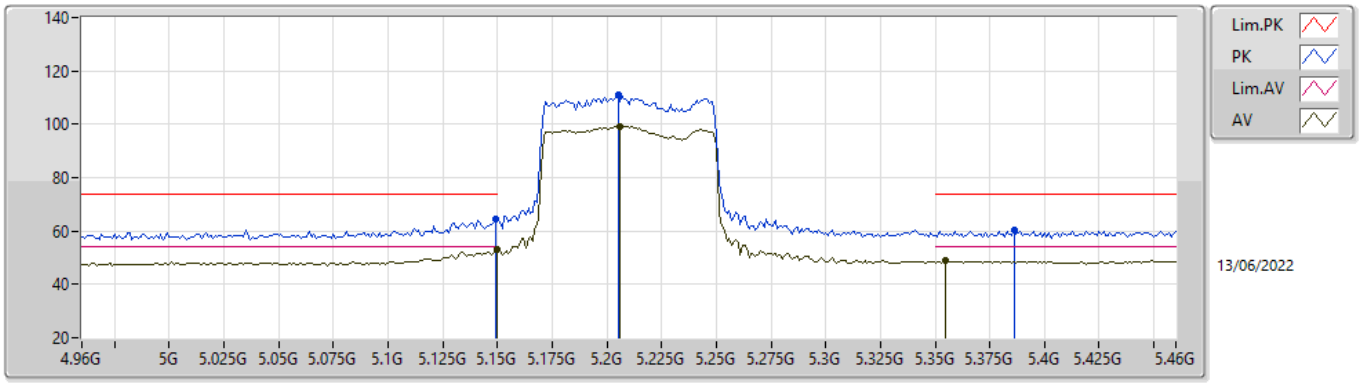

EUT X_2TX
Setting 27
04-E-G-4-10

Type	Freq	Level	Limit	Margin	Raw	Dist	Condition	Azimuth	Height	Comment	AF	CL	PA
	(Hz)	(dBuV/m)	(dBuV/m)	(dB)	(dBuV)	(m)		(°)	(m)		(dB)	(dB)	(dB)
PK	5.149G	64.26	74.00	-9.74	57.56	3	Horizontal	355	1.22	-	33.60	5.25	32.15
AV	5.15G	53.07	54.00	-0.93	46.37	3	Horizontal	355	1.22	-	33.60	5.25	32.15
PK	5.205G	110.93	Inf	-Inf	104.08	3	Horizontal	355	1.22	-	33.70	5.30	32.15
AV	5.206G	99.25	Inf	-Inf	92.40	3	Horizontal	355	1.22	-	33.70	5.30	32.15
PK	5.386G	60.19	74.00	-13.81	52.97	3	Horizontal	355	1.22	-	33.97	5.39	32.14
AV	5.355G	48.78	54.00	-5.22	41.63	3	Horizontal	355	1.22	-	33.91	5.38	32.14

802.11ax HEW80-BF_Nss1,(MCS0)_2TX

5210MHz_TnomVnom

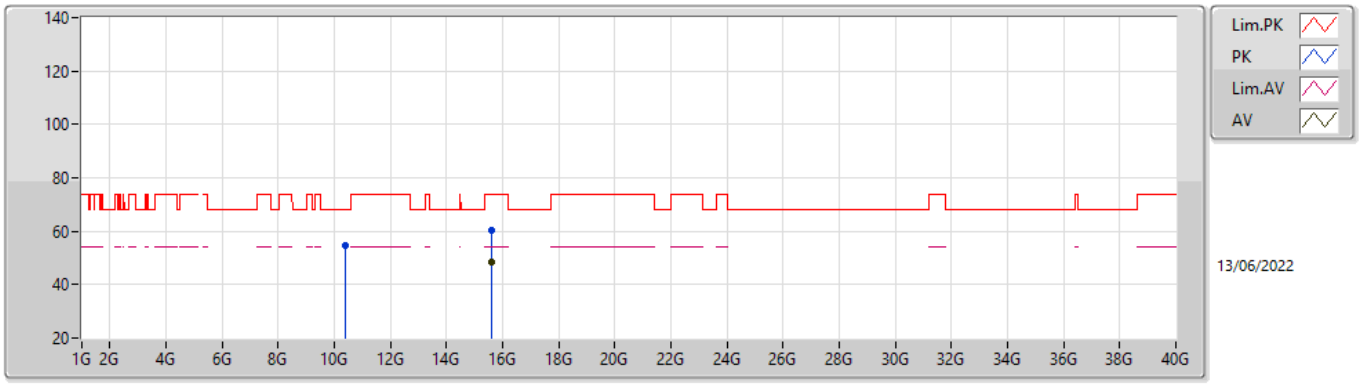

EUT X_2TX
Setting 27
04-E-G-4

Type	Freq	Level	Limit	Margin	Raw	Dist	Condition	Azimuth	Height	Comment	AF	CL	PA
	(Hz)	(dBuV/m)	(dBuV/m)	(dB)	(dBuV)	(m)		(°)	(m)		(dB)	(dB)	(dB)
PK	10.3824G	54.81	68.20	-13.39	41.71	3	Vertical	146	2.99	-	38.62	7.45	32.97
PK	15.60232G	60.31	74.00	-13.69	46.26	3	Vertical	325	2.24	-	37.50	9.82	33.27
AV	15.59512G	48.25	54.00	-5.75	34.16	3	Vertical	325	2.24	-	37.53	9.82	33.26

802.11ax HEW80-BF_Nss1,(MCS0)_2TX

5210MHz_TnomVnom

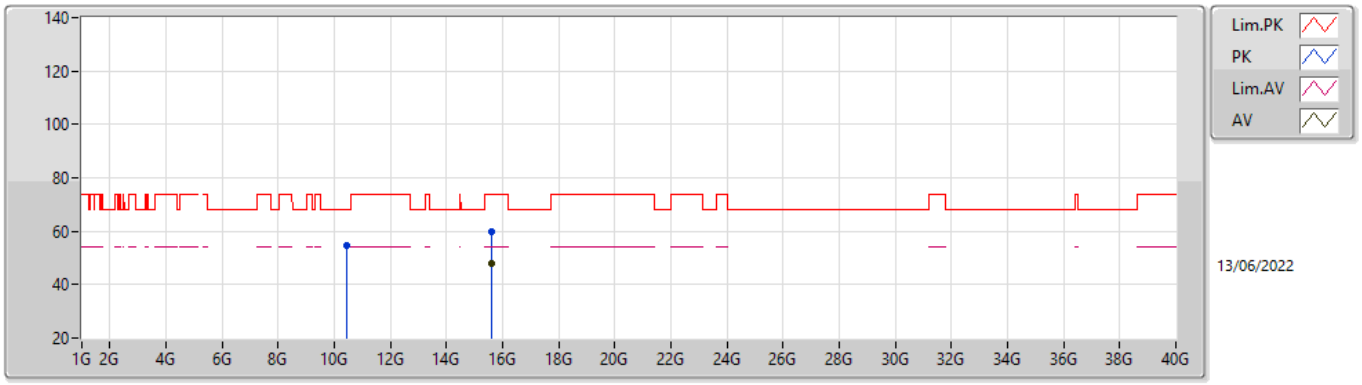

EUT X_2TX
Setting 27
04-E-G-4

Type	Freq	Level	Limit	Margin	Raw	Dist	Condition	Azimuth	Height	Comment	AF	CL	PA
	(Hz)	(dBuV/m)	(dBuV/m)	(dB)	(dBuV)	(m)		(°)	(m)		(dB)	(dB)	(dB)
PK	10.4232G	54.85	68.20	-13.35	41.78	3	Horizontal	211	1.80	-	38.60	7.47	33.00
PK	15.5972G	60.06	74.00	-13.94	45.98	3	Horizontal	0	1.80	-	37.52	9.82	33.26
AV	15.59096G	48.14	54.00	-5.86	34.03	3	Horizontal	0	1.80	-	37.55	9.82	33.26

802.11ax HEW80-BF_Nss1,(MCS0)_2TX

5775MHz_TnomVnom

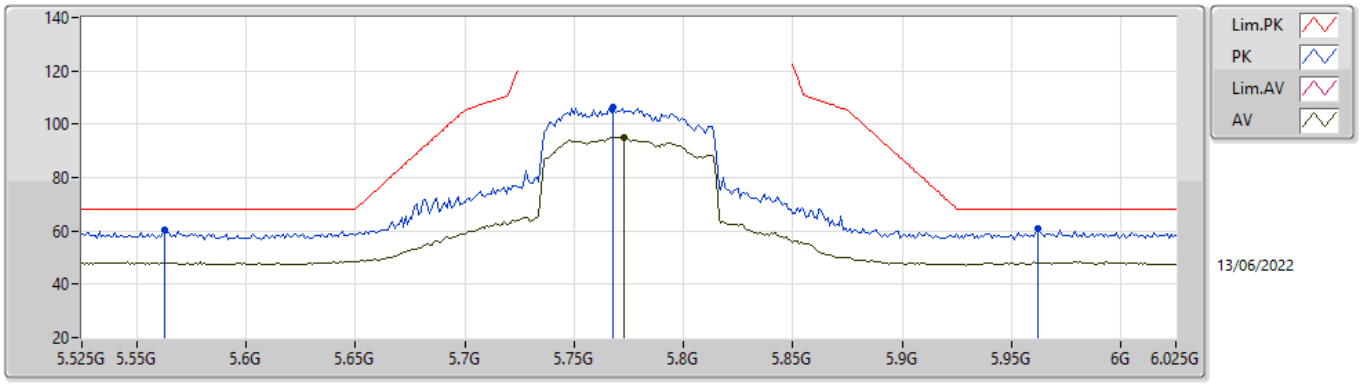

EUT X_2TX
Setting 39
04-E-G-4-10

Type	Freq	Level	Limit	Margin	Raw	Dist	Condition	Azimuth	Height	Comment	AF	CL	PA
	(Hz)	(dBuV/m)	(dBuV/m)	(dB)	(dBuV)	(m)		(°)	(m)		(dB)	(dB)	(dB)
PK	5.563G	60.28	68.20	-7.92	52.88	3	Vertical	352	2.07	-	33.97	5.56	32.13
PK	5.768G	106.59	Inf	-Inf	99.34	3	Vertical	352	2.07	-	33.80	5.60	32.15
AV	5.773G	95.02	Inf	-Inf	87.77	3	Vertical	352	2.07	-	33.80	5.60	32.15
PK	5.962G	60.84	68.20	-7.36	53.04	3	Vertical	352	2.07	-	34.20	5.76	32.16

802.11ax HEW80-BF_Nss1,(MCS0)_2TX

5775MHz_TnomVnom

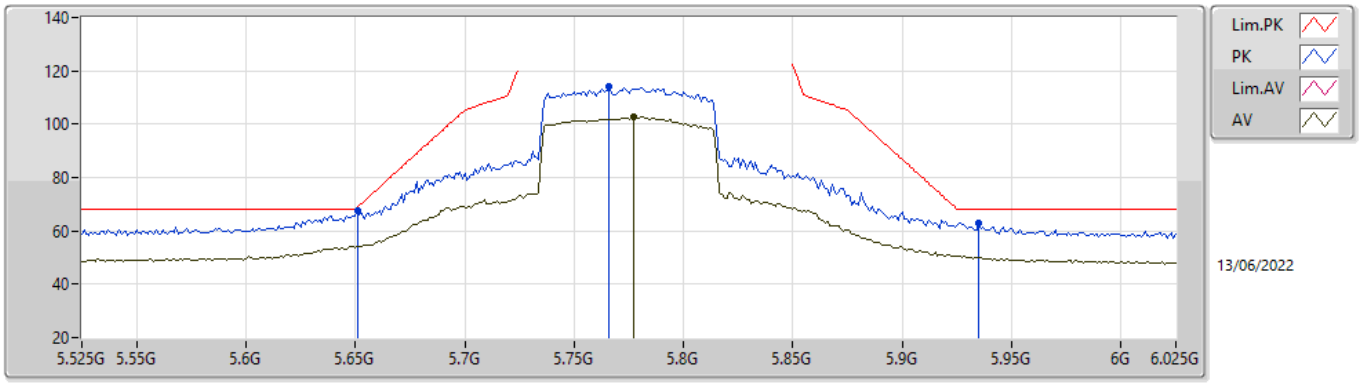

EUT X_2TX
Setting 39
04-E-G-4-10

Type	Freq	Level	Limit	Margin	Raw	Dist	Condition	Azimuth	Height	Comment	AF	CL	PA
	(Hz)	(dBuV/m)	(dBuV/m)	(dB)	(dBuV)	(m)		(°)	(m)		(dB)	(dB)	(dB)
PK	5.651G	67.77	68.94	-1.17	60.51	3	Horizontal	-0	1.11	-	33.80	5.60	32.14
PK	5.766G	114.00	Inf	-Inf	106.75	3	Horizontal	-0	1.11	-	33.80	5.60	32.15
AV	5.777G	102.55	Inf	-Inf	95.30	3	Horizontal	-0	1.11	-	33.80	5.60	32.15
PK	5.935G	62.75	68.20	-5.45	55.00	3	Horizontal	-0	1.11	-	34.17	5.74	32.16

802.11ax HEW80-BF_Nss1,(MCS0)_2TX

5775MHz_TnomVnom

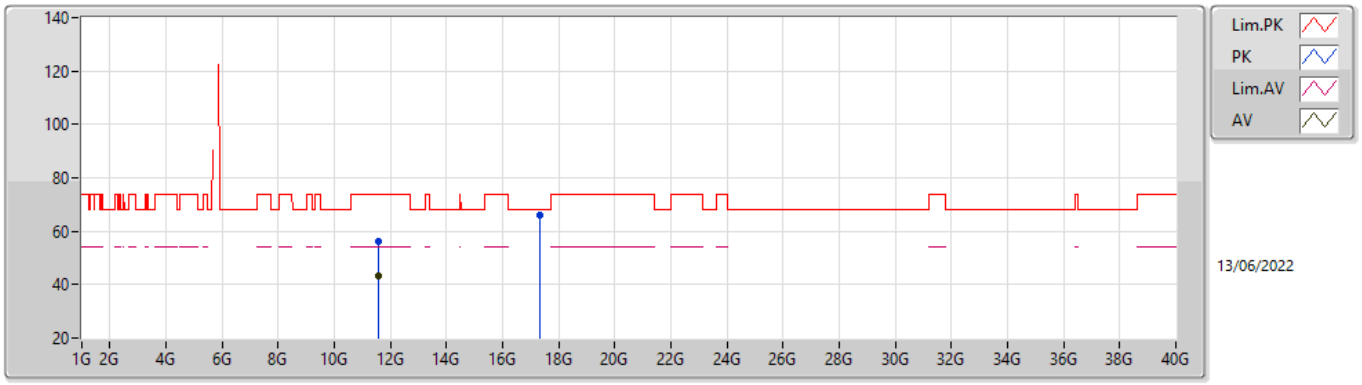

EUT X_2TX
Setting 39
04-E-G-4

Type	Freq	Level	Limit	Margin	Raw	Dist	Condition	Azimuth	Height	Comment	AF	CL	PA
	(Hz)	(dBuV/m)	(dBuV/m)	(dB)	(dBuV)	(m)		(°)	(m)		(dB)	(dB)	(dB)
PK	11.58776G	56.14	74.00	-17.86	42.18	3	Vertical	223	1.80	-	39.26	7.94	33.24
AV	11.5892G	43.51	54.00	-10.49	29.54	3	Vertical	223	1.80	-	39.27	7.94	33.24
PK	17.30852G	66.00	68.20	-2.20	45.99	3	Vertical	6	2.90	-	42.55	10.65	33.19

802.11ax HEW80-BF_Nss1,(MCS0)_2TX

5775MHz_TnomVnom

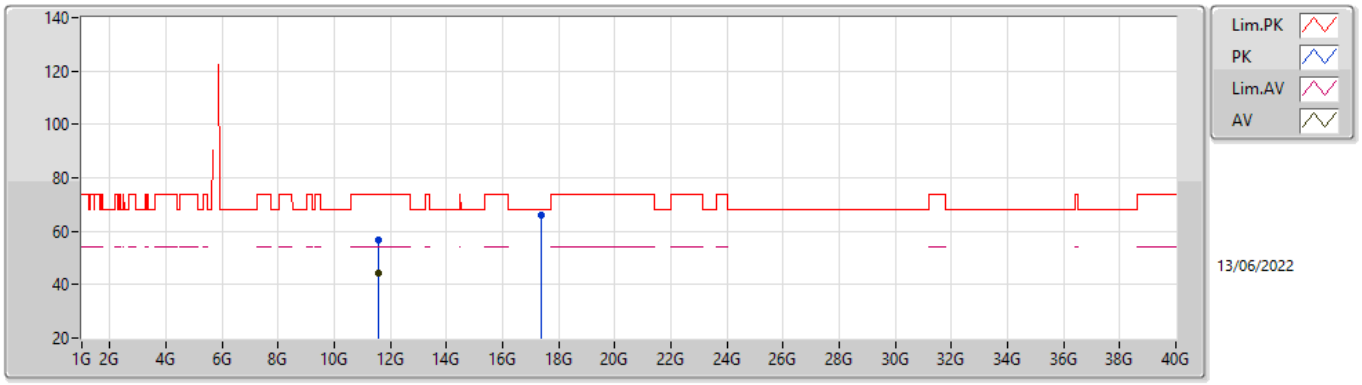

EUT X_2TX
Setting 39
04-E-G-4

Type	Freq	Level	Limit	Margin	Raw	Dist	Condition	Azimuth	Height	Comment	AF	CL	PA
	(Hz)	(dBuV/m)	(dBuV/m)	(dB)	(dBuV)	(m)		(°)	(m)		(dB)	(dB)	(dB)
PK	11.58408G	56.58	74.00	-17.42	42.64	3	Horizontal	140	1.00	-	39.25	7.93	33.24
AV	11.5604G	44.11	54.00	-9.89	30.25	3	Horizontal	140	1.00	-	39.18	7.92	33.24
PK	17.35908G	66.05	68.20	-2.15	45.65	3	Horizontal	59	1.58	-	42.85	10.68	33.13

Summary

Mode	Result	Type	Freq (Hz)	Level (dBuV/m)	Limit (dBuV/m)	Margin (dB)	Condition
Mode 1	Pass	AV	1.87506G	28.61	54.00	-25.39	Vertical

Mode 1

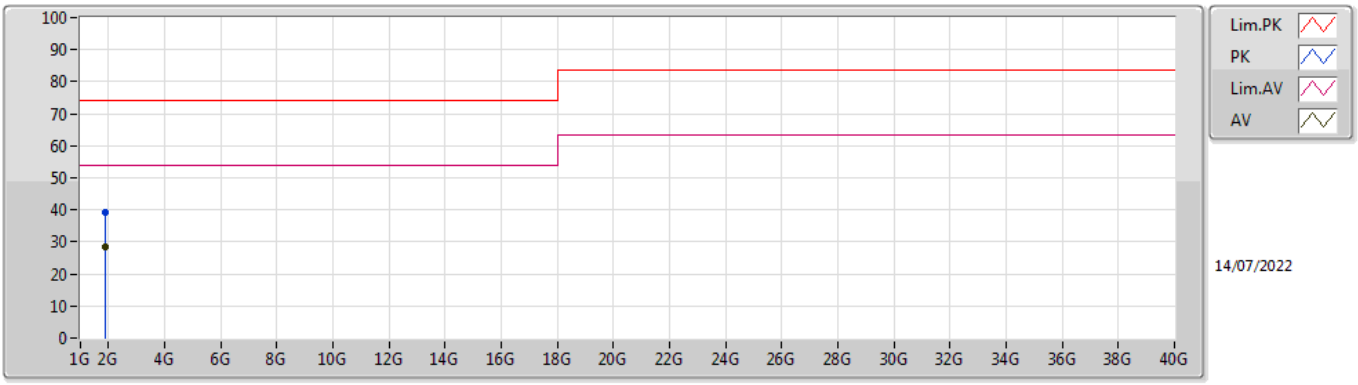

Type	Freq	Level	Limit	Margin	Factor	Dist	Condition	Azimuth	Height	Comment	Raw	AF	CL	PA
	(Hz)	(dBuV/m)	(dBuV/m)	(dB)	(dB/m)	(m)		(°)	(m)		(dBuV/m)	(dB/m)	(dB)	(dB)
PK	1.87453G	39.41	74.00	-34.59	-6.55	3	Vertical	356	1.48	-	45.96	25.40	4.45	36.40
AV	1.87506G	28.61	54.00	-25.39	-6.55	3	Vertical	356	1.48	"Worst"	35.16	25.40	4.45	36.40

Mode 1

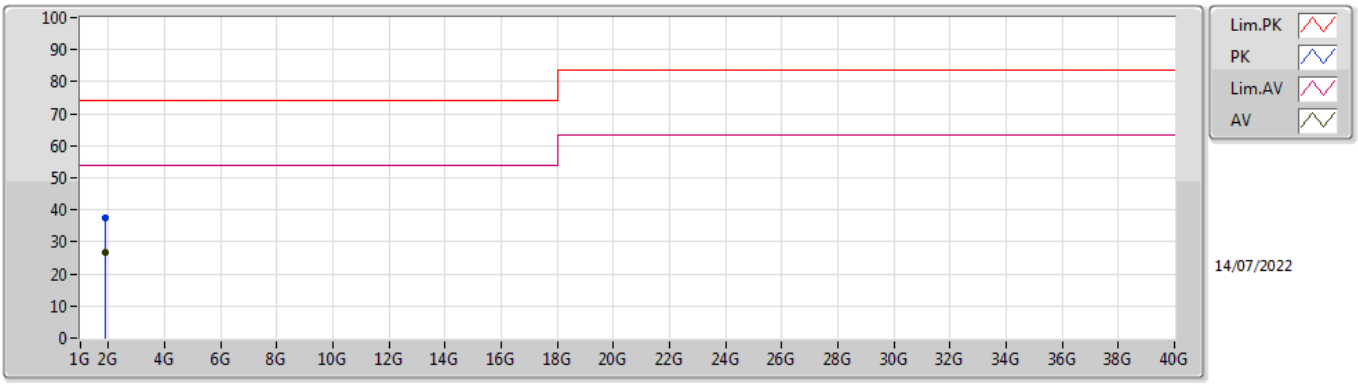

Type	Freq	Level	Limit	Margin	Factor	Dist	Condition	Azimuth	Height	Comment	Raw	AF	CL	PA
	(Hz)	(dBuV/m)	(dBuV/m)	(dB)	(dB/m)	(m)		(°)	(m)		(dBuV/m)	(dB/m)	(dB)	(dB)
PK	1.87501G	37.45	74.00	-36.55	-6.55	3	Horizontal	104	2.12	-	44.00	25.40	4.45	36.40
AV	1.87578G	26.68	54.00	-27.32	-6.55	3	Horizontal	104	2.25	"Worst"	33.23	25.40	4.45	36.40