FCC RADIO TEST REPORT

FCC ID	:	MSQ-RTAXJ300
Equipment	:	AX3000 Dual Band Wi-Fi Router, AX5400 Dual Band Wi-Fi Router
Brand Name	:	ASUS
Model Name	:	RT-AX58U, RT-AX82U
Applicant	:	ASUSTeK COMPUTER INC. 4F, No. 150, Li-Te Rd., Peitou, Taipei 112, Taiwan
Manufacturer (1)	:	Datamax Electronics (DongGuan) Co., Ltd. Niu Shan Foreign Economic Industrial Park, Dong Cheng District, Dong Guan City, Guang Dong, China
Manufacturer (2)	:	Compal Networking (KunShan) Co., LTD. No. 520, Nabbang Rd., Economic & Technical Development Zone Kunshan, Jiangsu Province China
Manufacturer (3)	:	ARCADYAN TECHNOLOGY (VIETNAM) CO., LTD. Ba Thien Industrial Park, Ba Hien commune, Binh Xuyen district, Vinh Phuc Province
Standard	:	47 CFR FCC Part 15.407

The product was received on Jun. 18, 2019, and testing was started from Jul. 01, 2019 and completed on Aug. 05, 2019. We, SPORTON INTERNATIONAL INC. EMC & Wireless Communications Laboratory, would like to declare that the tested sample has been evaluated in accordance with the procedures given in ANSI C63.10-2013 and shown compliance with the applicable technical standards.

The report must not be used by the client to claim product certification, approval, or endorsement by TAF or any agency of government.

The test results in this report apply exclusively to the tested model / sample. Without written approval of SPORTON INTERNATIONAL INC. EMC & Wireless Communications Laboratory, the test report shall not be reproduced except in full.

Approved by: Sam Chen

SPORTON INTERNATIONAL INC. EMC & Wireless Communications Laboratory
No. 52, Huaya 1st Rd., Guishan Dist., Taoyuan City, Taiwan (R.O.C.)

Table of Contents

History of this test report **3**

Summary of Test Result **4**

1 General Description **5**

1.1 Information 5
1.2 Applicable Standards 11
1.3 Testing Location Information 11
1.4 Measurement Uncertainty 11

2 Test Configuration of EUT **12**

2.1 Test Channel Mode 12
2.2 The Worst Case Measurement Configuration 16
2.3 EUT Operation during Test 17
2.4 Accessories 18
2.5 Support Equipment 18
2.6 Test Setup Diagram 20

3 Transmitter Test Result **24**

3.1 AC Power-line Conducted Emissions 24
3.2 Emission Bandwidth 26
3.3 Maximum Conducted Output Power 27
3.4 Peak Power Spectral Density 29
3.5 Unwanted Emissions 32

4 Test Equipment and Calibration Data **36**

Appendix A. Test Results of AC Power-line Conducted Emissions

Appendix B. Test Results of Emission Bandwidth

Appendix C. Test Results of Maximum Conducted Output Power

Appendix D. Test Results of Peak Power Spectral Density

Appendix E. Test Results of Unwanted Emissions

Appendix F. Test Results of Radiated Emission Co-location

Appendix G. Test Photos

Photographs of EUT v01

History of this test report

Report No.	Version	Description	Issued Date
FR952922AB	01	Initial issue of report	Aug. 22, 2019

Summary of Test Result

Report Clause	Ref Std. Clause	Test Items	Result (PASS/FAIL)	Remark
1.1.2	15.203	Antenna Requirement	PASS	-
3.1	15.207	AC Power-line Conducted Emissions	PASS	-
3.2	15.407(a)	Emission Bandwidth	PASS	-
3.3	15.407(a)	Maximum Conducted Output Power	PASS	-
3.4	15.407(a)	Peak Power Spectral Density	PASS	-
3.5	15.407(b)	Unwanted Emissions	PASS	-

Declaration of Conformity:
The test results with all measurement uncertainty excluded are presented in accordance with the regulation limits or requirements declared by manufacturers.
Comments and Explanations:
The declared of product specification for EUT presented in the report are provided by the manufacturer, and the manufacturer takes all the responsibilities for the accuracy of product specification.

Reviewed by: Sam Chen

Report Producer: Viola Huang

1 General Description

1.1 Information

1.1.1 RF General Information

Frequency Range (MHz)	IEEE Std. 802.11	Ch. Frequency (MHz)	Channel Number
5150-5250	a, n (HT20), ac (VHT20), ax (HEW20)	5180-5240	36-48 [4]
5725-5850		5745-5825	149-165 [5]
5150-5250	n (HT40), ac (VHT40), ax (HEW40)	5190-5230	38-46 [2]
5725-5850		5755-5795	151-159 [2]
5150-5250	ac (VHT80), ax (HEW80)	5210	42 [1]
5725-5850		5775	155 [1]

Band	Mode	BWch (MHz)	Nant
5.15-5.25GHz	802.11a	20	2TX / 4TX
5.15-5.25GHz	802.11n HT20	20	2TX / 4TX
5.15-5.25GHz	802.11n HT20-BF	20	2TX / 4TX
5.15-5.25GHz	802.11ac VHT20	20	2TX / 4TX
5.15-5.25GHz	802.11ac VHT20-BF	20	2TX / 4TX
5.15-5.25GHz	802.11ax HEW20	20	2TX / 4TX
5.15-5.25GHz	802.11ax HEW20-BF	20	2TX / 4TX
5.15-5.25GHz	802.11n HT40	40	2TX / 4TX
5.15-5.25GHz	802.11n HT40-BF	40	2TX / 4TX
5.15-5.25GHz	802.11ac VHT40	40	2TX / 4TX
5.15-5.25GHz	802.11ac VHT40-BF	40	2TX / 4TX
5.15-5.25GHz	802.11ax HEW40	40	2TX / 4TX
5.15-5.25GHz	802.11ax HEW40-BF	40	2TX / 4TX
5.15-5.25GHz	802.11ac VHT80	80	2TX / 4TX
5.15-5.25GHz	802.11ac VHT80-BF	80	2TX / 4TX
5.15-5.25GHz	802.11ax HEW80	80	2TX / 4TX
5.15-5.25GHz	802.11ax HEW80-BF	80	2TX / 4TX

5.725-5.85GHz	802.11a	20	2TX / 4TX
5.725-5.85GHz	802.11n HT20	20	2TX / 4TX
5.725-5.85GHz	802.11n HT20-BF	20	2TX / 4TX
5.725-5.85GHz	802.11ac VHT20	20	2TX / 4TX
5.725-5.85GHz	802.11ac VHT20-BF	20	2TX / 4TX
5.725-5.85GHz	802.11ax HEW20	20	2TX / 4TX
5.725-5.85GHz	802.11ax HEW20-BF	20	2TX / 4TX
5.725-5.85GHz	802.11n HT40	40	2TX / 4TX
5.725-5.85GHz	802.11n HT40-BF	40	2TX / 4TX
5.725-5.85GHz	802.11ac VHT40	40	2TX / 4TX
5.725-5.85GHz	802.11ac VHT40-BF	40	2TX / 4TX
5.725-5.85GHz	802.11ax HEW40	40	2TX / 4TX
5.725-5.85GHz	802.11ax HEW40-BF	40	2TX / 4TX
5.725-5.85GHz	802.11ac VHT80	80	2TX / 4TX
5.725-5.85GHz	802.11ac VHT80-BF	80	2TX / 4TX
5.725-5.85GHz	802.11ax HEW80	80	2TX / 4TX
5.725-5.85GHz	802.11ax HEW80-BF	80	2TX / 4TX

Note:
- 11a, HT20 and HT40 use a combination of OFDM-BPSK, QPSK, 16QAM, 64QAM modulation.
- VHT20, VHT40, VHT80 use a combination of OFDM-BPSK, QPSK, 16QAM, 64QAM, 256QAM, 1024QAM modulation.
- HEW20, HEW40, HEW80 use a combination of OFDMA-BPSK, QPSK, 16QAM, 64QAM, 256QAM, 1024QAM modulation.
- BWch is the nominal channel bandwidth.
- Nss-Min is the minimum number of spatial streams.
- Nant is the number of outputs. e.g., 2(2,3) means have 2 outputs for port 2 and port 3. 2 means have 2 outputs for port 1 and port 2.

1.1.2 Antenna Information

Set	Ant.	Brand	P/N	Antenna Type	Connector	Gain (dBi)
1	1	PSA	RFDPA161314IMLB701	Dipole Antenna	I-PEX	Note 1
	2	PSA	RFDPA161311IM5B702	Dipole Antenna	I-PEX	
	3	PSA	RFDPA161310IM5B701	Dipole Antenna	I-PEX	
	4	PSA	RFDPA161316IMLB701	Dipole Antenna	I-PEX	
2	1	M.gear	C660-510468-A	Dipole Antenna	I-PEX	
	2	M.gear	C660-510469-A	Dipole Antenna	I-PEX	
	3	M.gear	C660-510470-A	Dipole Antenna	I-PEX	
	4	M.gear	C660-510471-A	Dipole Antenna	I-PEX	
3	1	M.gear	C660-510472-A	Dipole Antenna	I-PEX	
	2	M.gear	C660-510473-A	Dipole Antenna	I-PEX	
	3	M.gear	C660-510474-A	Dipole Antenna	I-PEX	
	4	M.gear	C660-510475-A	Dipole Antenna	I-PEX	
4	1	PSA	RFDPA171314IMLB701	Dipole Antenna	I-PEX	
	2	PSA	RFDPA171311IM5B702	Dipole Antenna	I-PEX	
	3	PSA	RFDPA171310IM5B702	Dipole Antenna	I-PEX	
	4	PSA	RFDPA171316IMLB701	Dipole Antenna	I-PEX	

Note 1:

Set	Ant.	Port			2.4GHz	5GHz Band 1	5GHz Band 4
		2.4G 2TX	5G 2TX	5G 4TX			
1	1	2	-	2	1.71	1.75	1.70
	2	-	1	1	-	1.93	1.95
	3	-	2	4	-	1.75	1.89
	4	1	-	3	1.63	1.92	1.87
2	1	2	-	2	1.61	1.74	1.67
	2	-	1	1	-	1.76	1.87
	3	-	2	4	-	1.66	1.84
	4	1	-	3	1.6	1.88	1.86
3	1	2	-	2	1.7	1.71	1.68
	2	-	1	1	-	1.68	1.85
	3	-	2	4	-	1.63	1.77
	4	1	-	3	1.62	1.67	1.85
4	1	2	-	2	1.7	1.74	1.68
	2	-	1	1	-	1.86	1.9
	3	-	2	4	-	1.48	1.88
	4	1	-	3	1.61	1.63	1.86

Note 2: The above information was declared by manufacturer.

Note 3: The EUT has four sets of antennas and there are four antennas for each set.

Set 1~4 are the same type antenna. Only the highest gain Set 1 antenna was selected to test and record in this report.

For 2.4GHz WLAN function

IEEE 802.11b/g/n/VHT/ax mode (2TX/2RX):

Port 1 and port 2 can be used as transmitting/receiving antenna.

Port 1 and port 2 could transmit/receive simultaneously.

For 5GHz WLAN function

IEEE 802.11a/n/ac/ax mode (2TX, 4TX/4RX):

For 2TX

Port 1 and port 2 can be used as transmitting antenna.

Port 1 and port 2 could transmit simultaneously.

For 4TX, 4RX

Port 1, port 2, port 3 and port 4 can be used as transmitting/receiving antenna.

Port 1, port 2, port 3 and port 4 could transmit/receive simultaneously.

1.1.3 Mode Test Duty Cycle

For 2T1S

Mode	DC	DCF(dB)	T(s)	VBW(Hz) ≥ 1/T
802.11a	0.98	0.09	n/a (DC>=0.98)	n/a (DC>=0.98)
802.11ax HEW20-BF	0.975	0.11	1.148m	1k
802.11ax HEW40-BF	0.981	0.08	n/a (DC>=0.98)	n/a (DC>=0.98)
802.11ax HEW80-BF	0.974	0.11	1.243m	1k

For 2T2S

Mode	DC	DCF(dB)	T(s)	VBW(Hz) ≥ 1/T
802.11ax HEW20	0.954	0.2	2.923m	1k
802.11ax HEW40	0.94	0.27	4.365m	300
802.11ax HEW80	0.967	0.15	5.348m	300

For 4T1S

Mode	DC	DCF(dB)	T(s)	VBW(Hz) ≥ 1/T
802.11a	0.98	0.09	n/a (DC>=0.98)	n/a (DC>=0.98)
802.11ax HEW20-BF	0.975	0.11	1.148m	1k
802.11ax HEW40-BF	0.981	0.08	n/a (DC>=0.98)	n/a (DC>=0.98)
802.11ax HEW80-BF	0.974	0.11	1.243m	1k

For 4T2S

Mode	DC	DCF(dB)	T(s)	VBW(Hz) ≥ 1/T
802.11ax HEW20-BF	0.954	0.2	2.923m	1k
802.11ax HEW40-BF	0.94	0.27	4.365m	300
802.11ax HEW80-BF	0.967	0.15	5.348m	300

Note:
- DC is Duty Cycle.
- DCF is Duty Cycle Factor.

1.1.4 EUT Operational Condition

EUT Power Type	From Power Adapter			
Beamforming Function	☒	With beamforming	☐	Without beamforming
	For IEEE 802.11n/ax/VHT in 2.4GHz and IEEE 802.11n/ac/ax in 5GHz.			
Function	☐	Outdoor P2M	☒	Indoor P2M
	☐	Fixed P2P	☐	Client
Test Software Version	Mtool V3.1.0.3			

Note: The above information was declared by manufacturer.

1.1.5 Table for Multiple Listing

The Equipment and model names in the following table are all refer to the identical product.

Equipment	Model Name	Description
AX3000 Dual Band Wi-Fi Router, AX5400 Dual Band Wi-Fi Router	RT-AX82U, RT-AX58U	All the equipment and models are identical, the different equipment and model names served as marketing strategy.

From the above table, equipment: AX3000 Dual Band Wi-Fi Router and model: RT-AX82U was selected as representative model for the test and its data was recorded in this report.

1.1.6 Table for SKU information

SKU	Material	Housing	Brand	P/N
SKU 1	PJ-45 port was covered by plastic.	There are two different housings.	LAN port : ETSWAP / Mingtek WAN port : ETSWAP / Mingtek	LAN port : NS773602 / HN36201CG WAN port: NS771802 / HN18101CG
SKU 2	PJ-45 port was covered by metal.			

1.1.7 Table for EUT supports functions

Function	Support Type
AP Router	Master
Bridge	Slave without radar detection
Repeater	Master

1.2 Applicable Standards

According to the specifications of the manufacturer, the EUT must comply with the requirements of the following standards:

- 47 CFR FCC Part 15
- ANSI C63.10-2013
- FCC KDB 789033 D02 v02r01
- FCC KDB 662911 D01 v02r01
- FCC KDB 412172 D01 v01r01

1.3 Testing Location Information

Testing Location							
☐	HWA YA	ADD	:	No. 52, Huaya 1st Rd., Guishan Dist., Taoyuan City, Taiwan (R.O.C.)			
		TEL	:	886-3-327-3456	FAX	:	886-3-327-0973
☒	JHUBEI	ADD	:	No.8, Lane 724, Bo-ai St., Jhubei City, HsinChu County 302, Taiwan, R.O.C.			
		TEL	:	886-3-656-9065	FAX	:	886-3-656-9085

Test Condition	Test Site No.	Test Engineer	Test Environment	Test Date
RF Conducted	TH02-CB	Owen Hsu	26.4~27.3°C / 61~63%	Jul. 18, 2019~Aug. 01, 2019
Radiated below 1GHz	03CH06-CB	KJ Chang	26.8~28.8°C / 52~56%	Jul. 31, 2019
Radiated above 1GHz	03CH06-CB	KJ Chang	25.8~28.2°C / 63~67%	Jul. 01, 2019~Aug. 01, 2019
AC Conduction	CO01-CB	Wei Li	24.3~24.8°C / 59~63%	Jul. 11, 2019~Aug. 05, 2019

Test site Designation No. TW0006 with FCC
Test site registered number IC 4086B with Industry Canada.

1.4 Measurement Uncertainty

ISO/IEC 17025 requires that an estimate of the measurement uncertainties associated with the emissions test results be included in the report. The measurement uncertainties given below are based on a 95% confidence level (based on a coverage factor (k=2)

Test Items	Uncertainty	Remark
Conducted Emission (150kHz ~ 30MHz)	2.0 dB	Confidence levels of 95%
Radiated Emission (30MHz ~ 1,000MHz)	4.3 dB	Confidence levels of 95%
Radiated Emission (1GHz ~ 18GHz)	4.3 dB	Confidence levels of 95%
Radiated Emission (18GHz ~ 40GHz)	5.1 dB	Confidence levels of 95%
Conducted Emission	2.4 dB	Confidence levels of 95%
Output Power Measurement	1.5 dB	Confidence levels of 95%
Power Density Measurement	2.4 dB	Confidence levels of 95%
Bandwidth Measurement	2%	Confidence levels of 95%

2 Test Configuration of EUT

2.1 Test Channel Mode

For 2T1S

Mode	PowerSetting
802.11a_Nss1,(6Mbps)_2TX	-
5180MHz	93
5200MHz	108
5240MHz	109
5745MHz	108
5785MHz	108
5825MHz	108
802.11ax HEW20-BF_Nss1,(MCS0)_2TX	-
5180MHz	90
5200MHz	104
5240MHz	108
5745MHz	107
5785MHz	107
5825MHz	107
802.11ax HEW40-BF_Nss1,(MCS0)_2TX	-
5190MHz	81
5230MHz	100
5755MHz	104
5795MHz	107
802.11ax HEW80-BF_Nss1,(MCS0)_2TX	-
5210MHz	82
5775MHz	91

For 2T2S

Mode	PowerSetting
802.11ax HEW20_Nss2,(MCS0)_2TX	-
5180MHz	93
5200MHz	105
5240MHz	108
5745MHz	107
5785MHz	107
5825MHz	107
802.11ax HEW40_Nss2,(MCS0)_2TX	-
5190MHz	80
5230MHz	100
5755MHz	104
5795MHz	107
802.11ax HEW80_Nss2,(MCS0)_2TX	-
5210MHz	82
5775MHz	91

For 4T1S

Mode	PowerSetting
802.11a_Nss1,(6Mbps)_4TX	-
5180MHz	87
5200MHz	87
5240MHz	87
5745MHz	95
5785MHz	95
5825MHz	95
802.11ax HEW20-BF_Nss1,(MCS0)_4TX	-
5180MHz	86
5200MHz	86
5240MHz	86
5745MHz	86
5785MHz	86
5825MHz	86
802.11ax HEW40-BF_Nss1,(MCS0)_4TX	-
5190MHz	77
5230MHz	86
5755MHz	86
5795MHz	86
802.11ax HEW80-BF_Nss1,(MCS0)_4TX	-
5210MHz	75
5775MHz	85

For 4T2S

Mode	PowerSetting
802.11ax HEW20-BF_Nss2,(MCS0)_4TX	-
5180MHz	86
5200MHz	93
5240MHz	94
5745MHz	93
5785MHz	93
5825MHz	93
802.11ax HEW40-BF_Nss2,(MCS0)_4TX	-
5190MHz	77
5230MHz	93
5755MHz	93
5795MHz	94
802.11ax HEW80-BF_Nss2,(MCS0)_4TX	-
5210MHz	74
5775MHz	84

Note:
- After evaluating, 802.11ax mode has been evaluated to be the worst case, so it was selected to test and record in this test report.
- There are two modes of EUT for 802.11n/ax/VHT in 2.4GHz and 802.11n/ac/ax in 5GHz. One is beamforming mode, and the other is non-beamforming mode, after evaluating, beamforming mode has been evaluated to be the worst case, so it was selected to test and record in this test report.

2.2 The Worst Case Measurement Configuration

The Worst Case Mode for Following Conformance Tests	
Tests Item	AC power-line conducted emissions
Condition	AC power-line conducted measurement for line and neutral
Operating Mode	CTX
1	SKU 1 (2.4GHz) + adapter 1
2	SKU 1 (5GHz) + adapter 1
For operating mode 1 is the worst case and it was record in this test report.	

The Worst Case Mode for Following Conformance Tests	
Tests Item	Emission Bandwidth Maximum Conducted Output Power Peak Power Spectral Density
Test Condition	Conducted measurement at transmit chains

The Worst Case Mode for Following Conformance Tests	
Tests Item	Unwanted Emissions
Test Condition	Radiated measurement If EUT consist of multiple antenna assembly (multiple antenna are used in EUT regardless of spatial multiplexing MIMO configuration), the radiated test should be performed with highest antenna gain of each antenna type.
Operating Mode < 1GHz	CTX
1	SKU 1 (2.4GHz) + adapter 1
2	SKU 1 (5GHz) + adapter 1
Mode 1 has been evaluated to be the worst case among Mode 1~2, thus measurement for Mode 3 will follow this same test mode.	
3	SKU 2 (2.4GHz) + adapter 1
For operating mode 3 is the worst case and it was record in this test report.	
Operating Mode > 1GHz	CTX
1	SKU 1 (5GHz) + adapter 1

The Worst Case Mode for Following Conformance Tests	
Tests Item	Simultaneous Transmission Analysis - Radiated Emission Co-location
Test Condition	Radiated measurement
Operating Mode	Normal Link
1	SKU 1 - WLAN 2.4GHz + WLAN 5GHz
Refer to Appendix F for Radiated Emission Co-location.	

The Worst Case Mode for Following Conformance Tests	
Tests Item	Simultaneous Transmission Analysis - Co-location RF Exposure Evaluation
Operating Mode	
1	WLAN 2.4GHz + WLAN 5GHz
Refer to Sporton Test Report No.: FA952922 for Co-location RF Exposure Evaluation.	

Note:The EUT only uses in Z axis.

2.3 EUT Operation during Test

non-beamforming mode:

The EUT was programmed to be in continuously transmitting mode.

beamforming mode:

During the test, the following programs under WIN 7 were executed.

The program was executed as follows:

1. During the test, the EUT operation to normal function.
2. Executed command fixed test channel under telnet.
3. Executed "Lantest20" to link with the remote workstation to transmit and receive packet by Device and transmit duty cycle no less than 98%.

For Normal Link:

During the test, the EUT operation to normal function.

2.4 Accessories

Accessories				
Equipment Name	**Brand Name**	**Model Name**	**P/N**	**Rating**
Adapter 1	PI	AD2088320	010LF	INPUT: 100-240V ~ 50/60Hz, 0.8A OUTPUT: 19V, 1.75A
Adapter 2	PI	AD2088320	010-5LF	INPUT: 100-240V ~ 50/60Hz, 0.8A OUTPUT: 19V, 1.75A
Other				
RJ-45 cable*1, Non-shielded, 1.5m				

Note: The power adapter 1~ adapter 2 do not affect the test result of RF tests, so only adapter 1 was tested and recorded in this report.

2.5 Support Equipment

For AC Conduction:

Support Equipment				
No.	**Equipment**	**Brand Name**	**Model Name**	**FCC ID**
A	LAN NB	DELL	E6430	N/A
B	Flash disk3.0	Transcend	JetFlash-700	N/A

For Radiated (below 1GHz):

Support Equipment				
No.	**Equipment**	**Brand Name**	**Model Name**	**FCC ID**
A	NB	DELL	E4300	N/A

For Radiated (above 1GHz):
(For non beamforming mode)

Support Equipment				
No.	**Equipment**	**Brand Name**	**Model Name**	**FCC ID**
A	NB	DELL	E4300	N/A

(For beamforming mode)

Support Equipment				
No.	**Equipment**	**Brand Name**	**Model Name**	**FCC ID**
A	NB	DELL	E4300	N/A
B	Device	ASUS	RT-AX88U	N/A
C	NB	DELL	E4300	N/A

For RF Conducted:
(For non beamforming mode)

Support Equipment				
No.	**Equipment**	**Brand Name**	**Model Name**	**FCC ID**
A	NB	DELL	E4300	N/A

(For beamforming mode)

Support Equipment				
No.	**Equipment**	**Brand Name**	**Model Name**	**FCC ID**
A	NB	DELL	E4300	N/A
B	NB	DELL	E4300	N/A
C	Device	ASUS	RT-AX82U	NA

2.6 Test Setup Diagram

Test Setup Diagram – AC Line Conducted Emission Test

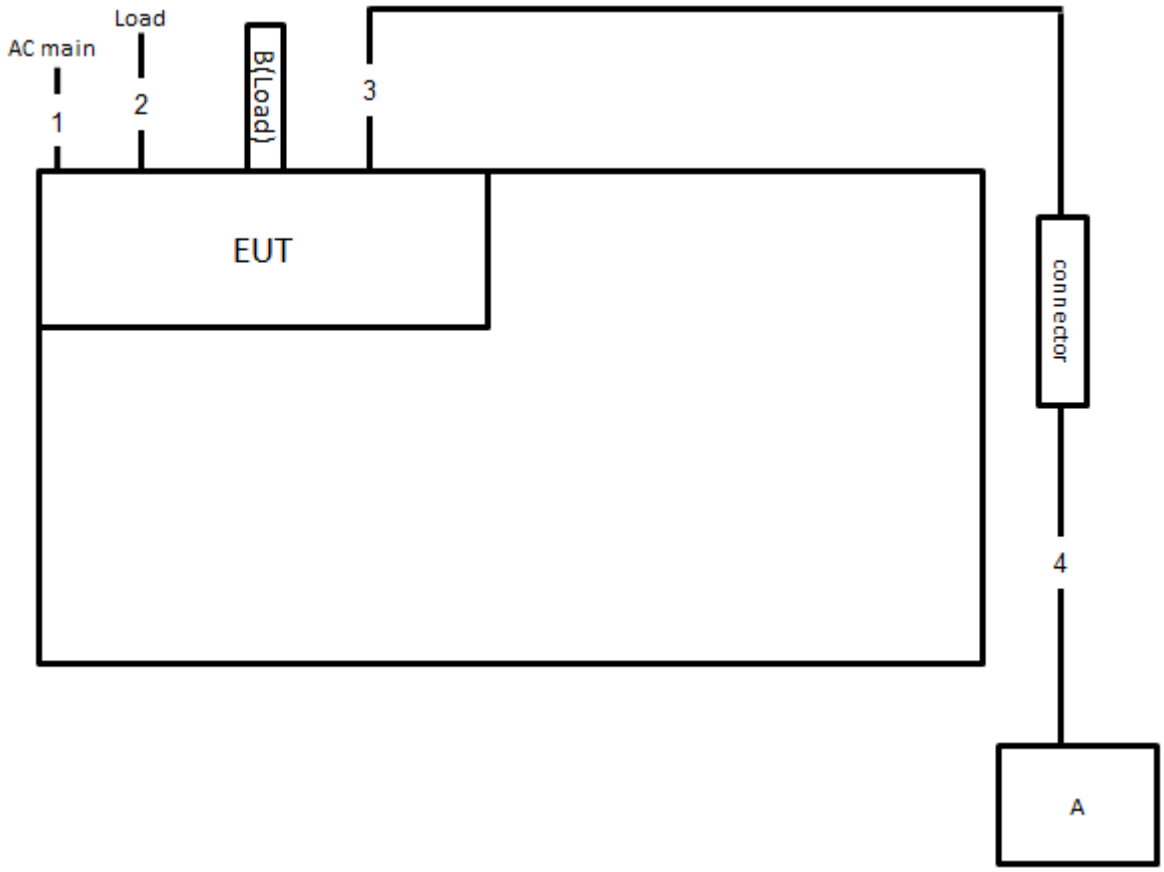

Item	Connection	Shielded	Length
1	Power cable	No	2.2m
2	RJ-45 cable*4	No	1.5m
3	RJ-45 cable	No	1.5m
4	RJ-45 cable	No	10m

Test Setup Diagram - Radiated Test < 1GHz

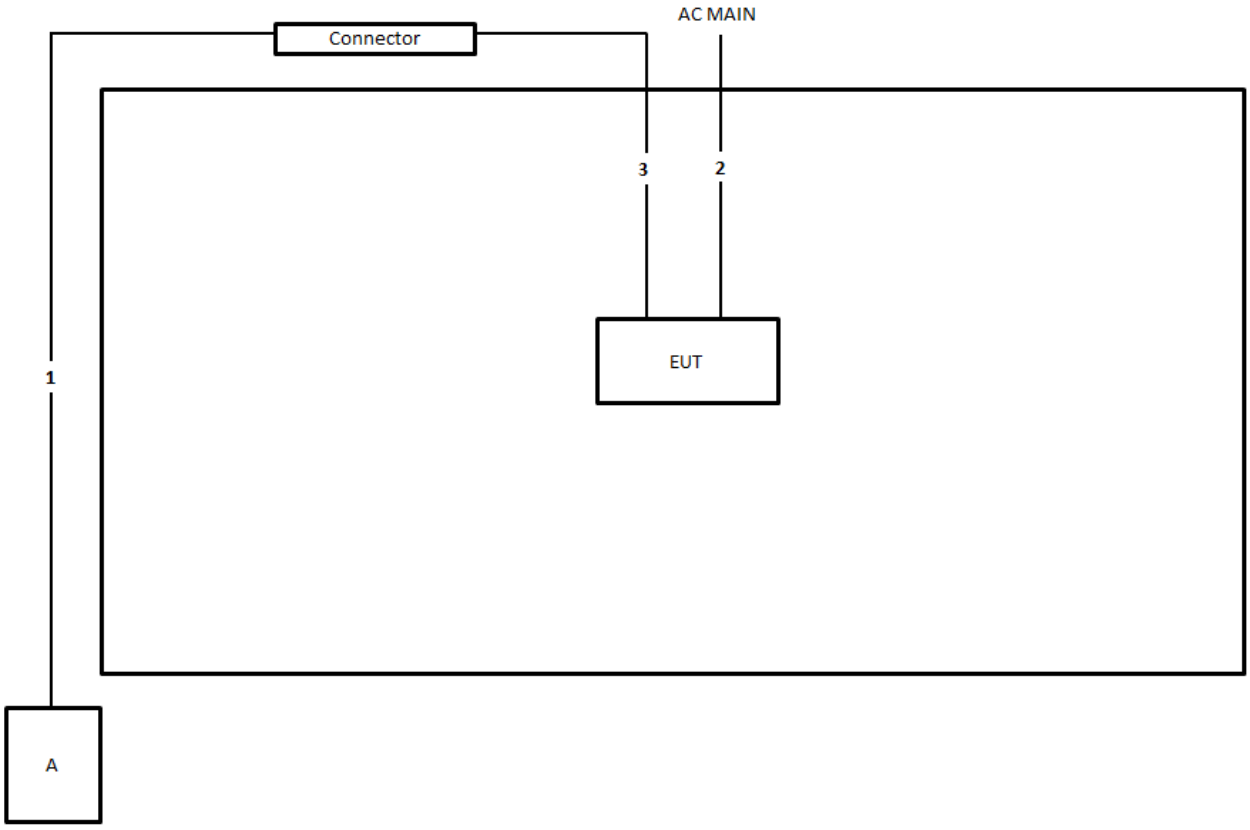

Item	Connection	Shielded	Length
1	RJ-45 cable	No	10m
2	Power cable	No	2.2m
3	RJ-45 cable	No	1.5m

Test Setup Diagram - Radiated Test > 1GHz / For non-beamforming mode

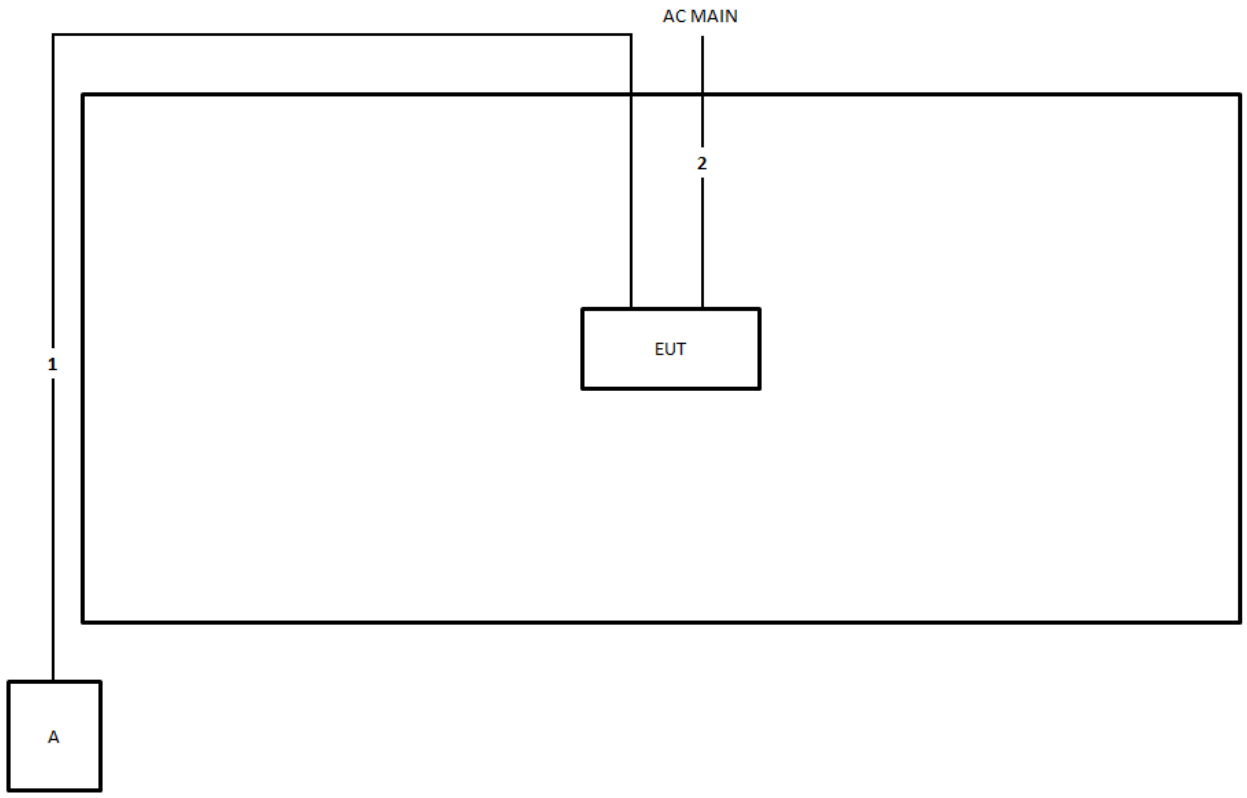

Item	Connection	Shielded	Length
1	RJ-45 cable	No	10m
2	Power cable	No	2.2m

Test Setup Diagram - Radiated Test > 1GHz / For beamforming mode

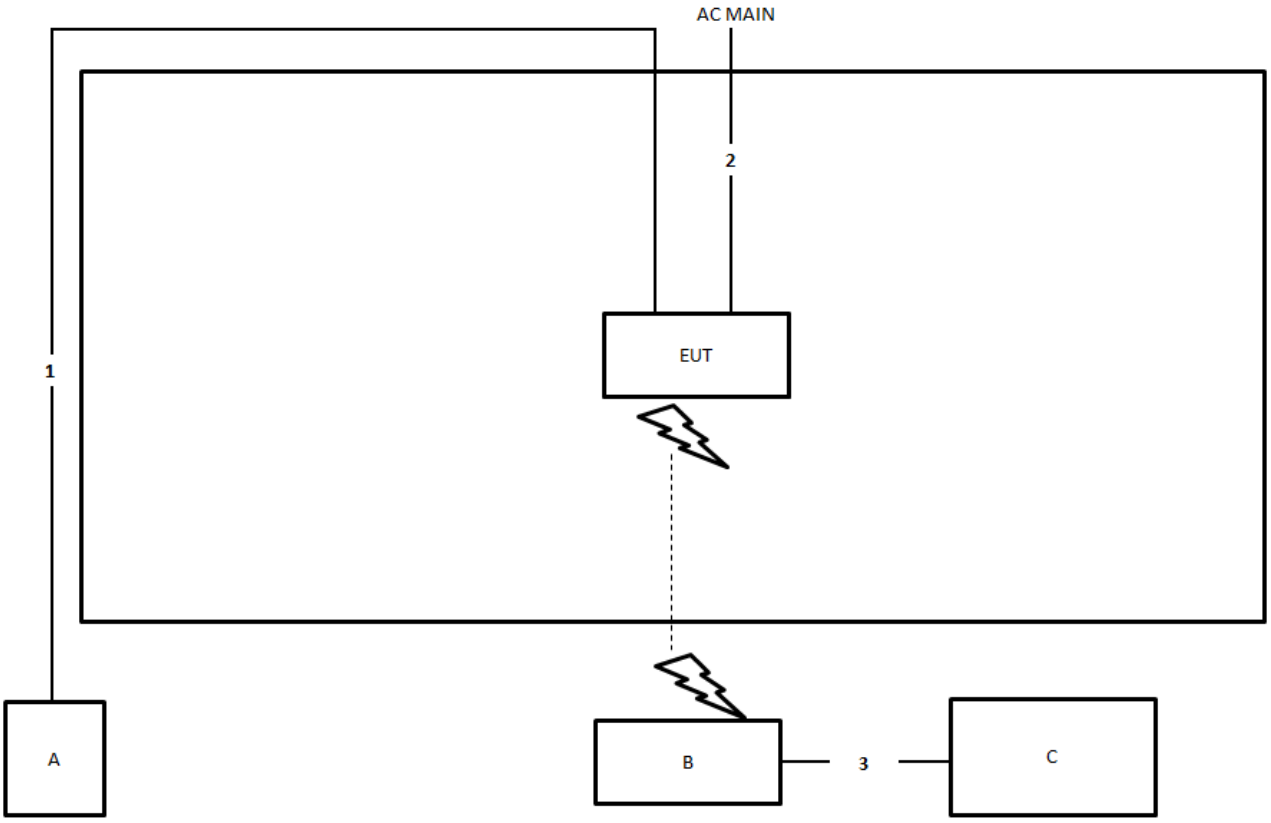

Item	Connection	Shielded	Length
1	RJ-45 cable	No	10m
2	Power cable	No	2.2m
3	RJ-45 cable	No	1.5m

3 Transmitter Test Result

3.1 AC Power-line Conducted Emissions

3.1.1 AC Power-line Conducted Emissions Limit

AC Power-line Conducted Emissions Limit		
Frequency Emission (MHz)	**Quasi-Peak**	**Average**
0.15-0.5	66 - 56 *	56 - 46 *
0.5-5	56	46
5-30	60	50
Note 1: * Decreases with the logarithm of the frequency.		

3.1.2 Measuring Instruments

Refer a test equipment and calibration data table in this test report.

3.1.3 Test Procedures

Test Method
☒ Refer as ANSI C63.10-2013, clause 6.2 for AC power-line conducted emissions.

3.1.4 Test Setup

AC Power-line Conducted Emissions

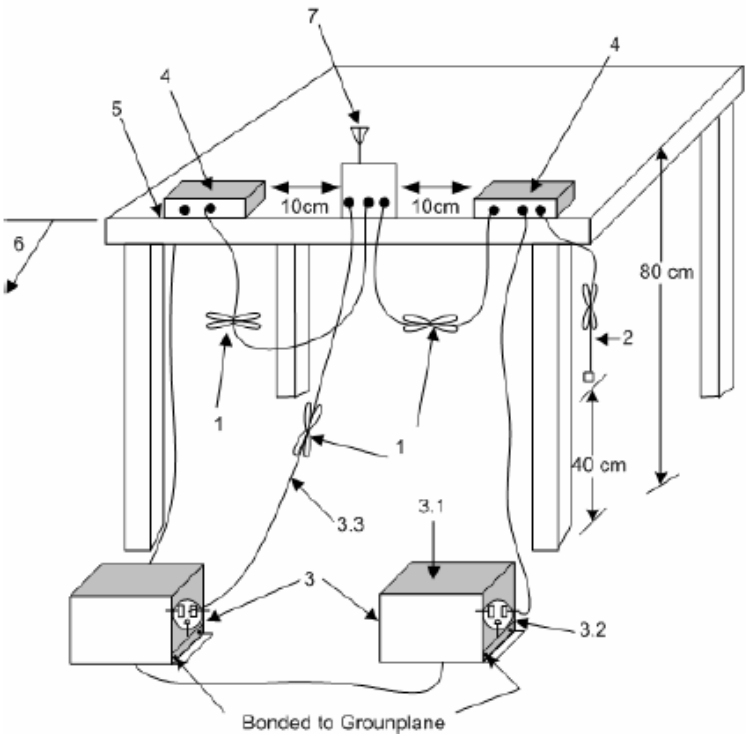

1—Interconnecting cables that hang closer than 40 cm to the ground plane shall be folded back and forth in the center forming a bundle 30 cm to 40 cm long.
2—The I/O cables that are not connected to an accessory shall be bundled in the center. The end of the cable may be terminated, if required, using the correct terminating impedance. The overall length shall not exceed 1 m.
3—EUT connected to one LISN. Unused LISN measuring port connectors shall be terminated in 50 Ω loads. LISN may be placed on top of, or immediately beneath, reference ground plane.
3.1—All other equipment powered from additional LISN(s).
3.2—A multiple-outlet strip may be used for multiple power cords of non-EUT equipment.
3.3—LISN at least 80 cm from nearest part of EUT chassis.
4—Non-EUT components of EUT system being tested.
5—Rear of EUT, including peripherals, shall all be aligned and flush with edge of tabletop.
6—Edge of tabletop shall be 40 cm removed from a vertical conducting plane that is bonded to the ground plane.
7—Antenna can be integral or detachable. If detachable, then the antenna shall be attached for this test.

3.1.5 Test Result of AC Power-line Conducted Emissions

Refer as Appendix A

3.2 Emission Bandwidth

3.2.1 Emission Bandwidth Limit

Emission Bandwidth Limit	
UNII Devices	
☒	For the 5.15-5.25 GHz band, N/A
☐	For the 5.25-5.35 GHz band, the maximum conducted output power shall not exceed the lesser of 250 mW or 11 dBm + 10 log B, where B is the 26 dB emission bandwidth in MHz.
☐	For the 5.47-5.725 GHz band, the maximum conducted output power shall not exceed the lesser of 250 mW or 11 dBm + 10 log B, where B is the 26 dB emission bandwidth in MHz.
☒	For the 5.725-5.85 GHz band, 6 dB emission bandwidth ≥ 500kHz.
LE-LAN Devices	
☐	For the band 5.15-5.25 GHz, the maximum e.i.r.p. shall not exceed 200 mW or 10 + 10 log B, dBm, whichever power is less. B is the 99% emission bandwidth in MHz.
☐	For the 5.25-5.35 GHz band, the maximum e.i.r.p. shall not exceed 1.0 W or 17 + 10 log B, dBm, whichever power is less. B is the 99% emission bandwidth in MHz
☐	For the 5.47-5.6 GHz band and 5.65-5.725 GHz band, the maximum e.i.r.p. shall not exceed 1.0 W or 17 + 10 log B, dBm, whichever power is less. B is the 99% emission bandwidth in MHz
☐	For the 5.725-5.85 GHz band, 6 dB emission bandwidth ≥ 500kHz.

3.2.2 Measuring Instruments

Refer a test equipment and calibration data table in this test report.

3.2.3 Test Procedures

Test Method		
▪	For the emission bandwidth shall be measured using one of the options below:	
	☒	Refer as FCC KDB 789033, clause C for EBW and clause D for OBW measurement.
	☐	Refer as ANSI C63.10, clause 6.9.1 for occupied bandwidth testing.
	☐	Refer as IC RSS-Gen, clause 4.6 for bandwidth testing.

3.2.4 Test Setup

Emission Bandwidth

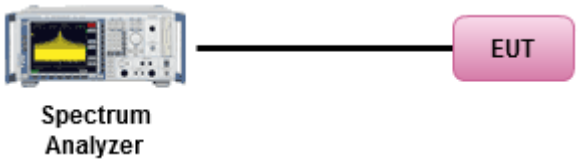

3.2.5 Test Result of Emission Bandwidth

Refer as Appendix B

3.3 Maximum Conducted Output Power

3.3.1 Maximum Conducted Output Power Limit

Maximum Conducted Output Power Limit	
UNII Devices	
☒	For the 5.15-5.25 GHz band:
	▪ Outdoor AP: the maximum conducted output power (P_{Out}) shall not exceed the lesser of 1 W. If G_{TX} > 6 dBi, then P_{Out} = 30 – (G_{TX} – 6). e.i.r.p. at any elevation angle above 30 degrees ≤ 125mW [21dBm]
	▪ Indoor AP: the maximum conducted output power (P_{Out}) shall not exceed the lesser of 1 W. If G_{TX} > 6 dBi, then P_{Out} = 30 – (G_{TX} – 6)
	▪ Point-to-point AP: the maximum conducted output power (P_{Out}) shall not exceed the lesser of 1 W If G_{TX} > 23 dBi, then P_{Out} = 30 – (G_{TX} – 23).
	▪ Mobile or Portable Client: the maximum conducted output power (P_{Out}) shall not exceed the lesser of 250 mW. If G_{TX} > 6 dBi, then P_{Out} = 24 – (G_{TX} – 6).
☐	For the 5.25-5.35 GHz band, the maximum conducted output power (P_{Out}) shall not exceed the lesser of 250 mW or 11 dBm + 10 log B, where B is the 26 dB emission bandwidth in MHz. If G_{TX} > 6 dBi, then P_{Out} = 24 – (G_{TX} – 6).
☐	For the 5.47-5.725 GHz band, the maximum conducted output power (P_{Out}) shall not exceed the lesser of 250 mW or 11 dBm + 10 log B, where B is the 26 dB emission bandwidth in MHz. If G_{TX} > 6 dBi, then P_{Out} = 24 – (G_{TX} – 6).
☒	For the 5.725-5.85 GHz band:
	▪ Point-to-multipoint systems (P2M): the maximum conducted output power (P_{Out}) shall not exceed the lesser of 1 W. If G_{TX} > 6 dBi, then P_{Out} = 30 – (G_{TX} – 6).
	▪ Point-to-point systems (P2P): the maximum conducted output power (P_{Out}) shall not exceed the lesser of 1 W.
LE-LAN Devices	
☐	For the 5.15-5.25 GHz band, the maximum e.i.r.p. shall not exceed 200 mW or 10 + 10 log B, dBm, whichever power is less. B is the 99% emission bandwidth in MHz.
☐	For the 5.25-5.35 GHz band, the maximum e.i.r.p. shall not exceed 1.0 W or 17 + 10 log B, dBm, whichever power is less. B is the 99% emission bandwidth in MHz
☐	For the 5.47-5.6 GHz band and 5.65-5.725 GHz band, the maximum e.i.r.p. shall not exceed 1.0 W or 17 + 10 log B, dBm, whichever power is less. B is the 99% emission bandwidth in MHz
☐	For the 5.725-5.85 GHz band:
	▪ Point-to-multipoint systems (P2M): the maximum conducted output power (P_{Out}) shall not exceed the lesser of 1 W. If G_{TX} > 6 dBi, then P_{Out} = 30 – (G_{TX} – 6).
	▪ Point-to-point systems (P2P): the maximum conducted output power (P_{Out}) shall not exceed the lesser of 1 W.
P_{Out} = maximum conducted output power in dBm, **G_{TX}** = the maximum transmitting antenna directional gain in dBi.	

3.3.2 Measuring Instruments

Refer a test equipment and calibration data table in this test report.

3.3.3 Test Procedures

Test Method	
▪ Maximum Conducted Output Power	
	Average over on/off periods with duty factor
	☐ Refer as FCC KDB 789033, clause E Method SA-2 (spectral trace averaging).
	☐ Refer as FCC KDB 789033, clause E Method SA-2 Alt. (RMS detection with slow sweep speed)
	Wideband RF power meter and average over on/off periods with duty factor
	☒ Refer as FCC KDB 789033, clause E Method PM-G (using an RF average power meter).
▪ For conducted measurement.	
	▪ If the EUT supports multiple transmit chains using options given below: Refer as FCC KDB 662911, In-band power measurements. Using the measure-and-sum approach, measured all transmit ports individually. Sum the power (in linear power units e.g., mW) of all ports for each individual sample and save them.
	▪ If multiple transmit chains, EIRP calculation could be following as methods: $P_{total} = P_1 + P_2 + \ldots + P_n$ (calculated in linear unit [mW] and transfer to log unit [dBm]) $EIRP_{total} = P_{total} + DG$

3.3.4 Test Setup

RF Output Power (Power Meter)

3.3.5 Test Result of Maximum Conducted Output Power

Refer as Appendix C

3.4 Peak Power Spectral Density

3.4.1 Peak Power Spectral Density Limit

Peak Power Spectral Density Limit	
UNII Devices	
☒	For the 5.15-5.25 GHz band:
	▪ Outdoor AP: the peak power spectral density (PPSD) shall not exceed the lesser of 17dBm/MHz. If G_{TX} > 6 dBi, then P_{Out} = 17 – (G_{TX} – 6).
	▪ Indoor AP: the peak power spectral density (PPSD) shall not exceed the lesser of 17dBm/MHz. If G_{TX} > 6 dBi, then P_{Out} = 17 – (G_{TX} – 6).
	▪ Point-to-point AP: the peak power spectral density (PPSD) shall not exceed the lesser of 17dBm/MHz. If G_{TX} > 23 dBi, then P_{Out} = 17 – (G_{TX} – 23).
	▪ Mobile or Portable Client: the peak power spectral density (PPSD) ≤ 11 dBm/MHz. If G_{TX} > 6 dBi, then PPSD= 11 – (G_{TX} – 6)..
☐	For the 5.25-5.35 GHz band, the peak power spectral density (PPSD) ≤ 11 dBm/MHz. If G_{TX} > 6 dBi, then PPSD= 11 – (G_{TX} – 6).
☐	For the 5.47-5.725 GHz band, the peak power spectral density (PPSD) ≤ 11 dBm/MHz. If G_{TX} > 6 dBi, then PPSD= 11 – (G_{TX} – 6).
☒	For the 5.725-5.85 GHz band:
	▪ Point-to-multipoint systems (P2M): the peak power spectral density (PPSD) ≤ 30 dBm/500kHz. If G_{TX} > 6 dBi, then PPSD= 30 – (G_{TX} – 6).
	▪ Point-to-point systems (P2P): the peak power spectral density (PPSD) ≤ 30 dBm/500kHz.
LE-LAN Devices	
☐	For the 5.15-5.25 GHz band, the e.i.r.p. peak power spectral density (PPSD) ≤ 10 dBm/MHz.
☐	For the 5.25-5.35 GHz band, the peak power spectral density (PPSD) ≤ 11 dBm/MHz.
	▪ e.i.r.p. greater than 200 mW shall comply with the following e.i.r.p. at different elevations, where θ is the angle above the local horizontal plane (of the Earth) as shown below: -13 dBW/MHz for 0° ≤ θ < 8° ; -13 − 0.716 (θ-8) dBW/MHz for 8° ≤ θ < 40° -35.9 − 1.22 (θ-40) dBW/MHz for 40° ≤ θ ≤ 45° ; -42 dBW/MHz for θ > 45°
☐	For the 5.47-5.6 GHz band and 5.65-5.725 GHz band, the peak power spectral density (PPSD) ≤ 11 dBm/MHz.
☐	For the 5.725-5.85 GHz band:
	▪ Point-to-multipoint systems (P2M): the peak power spectral density (PPSD) ≤ 30 dBm/500kHz. If G_{TX} > 6 dBi, then PPSD= 30 – (G_{TX} – 6).
	▪ Point-to-point systems (P2P): the peak power spectral density (PPSD) ≤ 30 dBm/500kHz.
PPSD = peak power spectral density that he same method as used to determine the conducted output power shall be used to determine the power spectral density. And power spectral density in dBm/MHz **G_{TX}** = the maximum transmitting antenna directional gain in dBi.	

3.4.2 Measuring Instruments

Refer a test equipment and calibration data table in this test report.

3.4.3 Test Procedures

Test Method		
▪ Peak power spectral density procedures that the same method as used to determine the conducted output power shall be used to determine the peak power spectral density and use the peak search function on the spectrum analyzer to find the peak of the spectrum. For the peak power spectral density shall be measured using below options:		
	☐ Refer as FCC KDB 789033, F)5) power spectral density can be measured using resolution bandwidths < 1 MHz provided that the results are integrated over 1 MHz bandwidth	
	[duty cycle ≥ 98% or external video / power trigger]	
	☒ Refer as FCC KDB 789033, clause E Method SA-1 (spectral trace averaging).	
	☐ Refer as FCC KDB 789033, clause E Method SA-1 Alt. (RMS detection with slow sweep speed)	
	duty cycle < 98% and average over on/off periods with duty factor	
	☒ Refer as FCC KDB 789033, clause E Method SA-2 (spectral trace averaging).	
	☐ Refer as FCC KDB 789033, clause E Method SA-2 Alt. (RMS detection with slow sweep speed)	
▪ For conducted measurement.		
	▪ If the EUT supports multiple transmit chains using options given below:	
		☒ Option 1: Measure and sum the spectra across the outputs. Refer as FCC KDB 662911, In-band power spectral density (PSD). Sample all transmit ports simultaneously using a spectrum analyzer for each transmit port. Where the trace bin-by-bin of each transmit port summing can be performed. (i.e., in the first spectral bin of output 1 is summed with that in the first spectral bin of output 2 and that from the first spectral bin of output 3, and so on up to the NTX output to obtain the value for the first frequency bin of the summed spectrum.). Add up the amplitude (power) values for the different transmit chains and use this as the new data trace.
		☐ Option 2: Measure and sum spectral maxima across the outputs. With this technique, spectra are measured at each output of the device at the required resolution bandwidth. The maximum value (peak) of each spectrum is determined. These maximum values are then summed mathematically in linear power units across the outputs. These operations shall be performed separately over frequency spans that have different out-of-band or spurious emission limits,
		☐ Option 3: Measure and add 10 log(N) dB, where N is the number of transmit chains. Refer as FCC KDB 662911, In-band power spectral density (PSD). Performed at each transmit chains and each transmit chains shall be compared with the limit have been reduced with 10 log(N). Or each transmit chains shall be add 10 log(N) to compared with the limit.
	▪	If multiple transmit chains, EIRP PPSD calculation could be following as methods: $PPSD_{total} = PPSD_1 + PPSD_2 + \ldots + PPSD_n$ (calculated in linear unit [mW] and transfer to log unit [dBm]) $EIRP_{total} = PPSD_{total} + DG$

3.4.4 Test Setup

Power Spectral Density

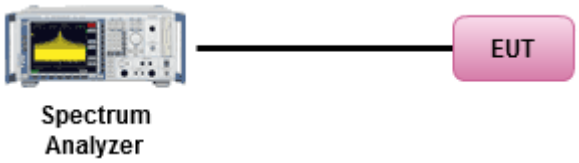

3.4.5 Test Result of Peak Power Spectral Density

Refer as Appendix D

3.5 Unwanted Emissions

3.5.1 Transmitter Unwanted Emissions Limit

Unwanted emissions below 1 GHz and restricted band emissions above 1GHz limit			
Frequency Range (MHz)	**Field Strength (uV/m)**	**Field Strength (dBuV/m)**	**Measure Distance (m)**
0.009~0.490	2400/F(kHz)	48.5 - 13.8	300
0.490~1.705	24000/F(kHz)	33.8 - 23	30
1.705~30.0	30	29	30
30~88	100	40	3
88~216	150	43.5	3
216~960	200	46	3
Above 960	500	54	3

Note 1: Test distance for frequencies at or above 30 MHz, measurements may be performed at a distance other than the limit distance provided they are not performed in the near field and the emissions to be measured can be detected by the measurement equipment. When performing measurements at a distance other than that specified, the results shall be extrapolated to the specified distance using an extrapolation factor of 20 dB/decade (inverse of linear distance for field-strength measurements, inverse of linear distance-squared for power-density measurements).

Note 2: Test distance for frequencies at below 30 MHz, measurements may be performed at a distance closer than the EUT limit distance; however, an attempt should be made to avoid making measurements in the near field. When performing measurements below 30 MHz at a closer distance than the limit distance, the results shall be extrapolated to the specified distance by either making measurements at a minimum of two or more distances on at least one radial to determine the proper extrapolation factor or by using the square of an inverse linear distance extrapolation factor (40 dB/decade). The test report shall specify the extrapolation method used to determine compliance of the EUT.

Note 3: Using the distance of 1m during the test for above 18 GHz, and the test value to correct for the distance factor at 3m.

Un-restricted band emissions above 1GHz Limit	
Operating Band	**Limit**
☒ 5.15 - 5.25 GHz	e.i.r.p. -27 dBm [68.2 dBuV/m@3m]
☐ 5.25 - 5.35 GHz	e.i.r.p. -27 dBm [68.2 dBuV/m@3m]
☐ 5.47 - 5.725 GHz	e.i.r.p. -27 dBm [68.2 dBuV/m@3m]
☒ 5.725 - 5.85 GHz	all emissions shall be limited to a level of -27 dBm/MHz at 75 MHz or more above or below the band edge increasing linearly to 10 dBm/MHz at 25 MHz above or below the band edge, and from 25 MHz above or below the band edge increasing linearly to a level of 15.6 dBm/MHz at 5 MHz above or below the band edge, and from 5 MHz above or below the band edge increasing linearly to a level of 27 dBm/MHz at the band edge.

Note 1: Measurements may be performed at a distance other than the limit distance provided they are not performed in the near field and the emissions to be measured can be detected by the measurement equipment. When performing measurements at a distance other than that specified, the results shall be extrapolated to the specified distance using an extrapolation factor of 20 dB/decade (inverse of

linear distance for field-strength measurements, inverse of linear distance-squared for power-density measurements).

3.5.2 Measuring Instruments

Refer a test equipment and calibration data table in this test report.

3.5.3 Test Procedures

Test Method		
▪ Measurements may be performed at a distance other than the limit distance provided they are not performed in the near field and the emissions to be measured can be detected by the measurement equipment. Measurements shall not be performed at a distance greater than 30 m for frequencies above 30 MHz, unless it can be further demonstrated that measurements at a distance of 30 m or less are impractical. When performing measurements at a distance other than that specified, the results shall be extrapolated to the specified distance using an extrapolation factor of 20 dB/decade (inverse of linear distance for field-strength measurements, inverse of linear distance-squared for power-density measurements).		
▪ The average emission levels shall be measured in [duty cycle ≥ 98 or duty factor].		
▪ For the transmitter unwanted emissions shall be measured using following options below:		
	▪ Refer as FCC KDB 789033, clause G)2) for unwanted emissions into non-restricted bands.	
	▪ Refer as FCC KDB 789033, clause G)1) for unwanted emissions into restricted bands.	
		☐ Refer as FCC KDB 789033, G)6) Method AD (Trace Averaging).
		☒ Refer as FCC KDB 789033, G)6) Method VB (Reduced VBW).
		☐ Refer as ANSI C63.10, clause 11.12.2.5.3 (Reduced VBW). VBW ≥ 1/T, where T is pulse time.
		☐ Refer as ANSI C63.10, clause 7.5 average value of pulsed emissions.
		☒ Refer as FCC KDB 789033, clause G)5) measurement procedure peak limit.
		☐ Refer as ANSI C63.10, clause 4.1.4.2.2 measurement procedure peak limit.
▪ For radiated measurement.		
	▪ Refer as ANSI C63.10, clause 6.4 for radiated emissions below 30 MHz and test distance is 3m.	
	▪ Refer as ANSI C63.10, clause 6.5 for radiated emissions 30 MHz to 1 GHz and test distance is 3m.	
	▪ Refer as ANSI C63.10, clause 6.6 for radiated emissions above 1GHz.	
▪ The any unwanted emissions level shall not exceed the fundamental emission level.		
▪ All amplitude of spurious emissions that are attenuated by more than 20 dB below the permissible value has no need to be reported.		

3.5.4 Test Setup

Transmitter Radiated Unwanted Emissions
9kHz ~30MHz
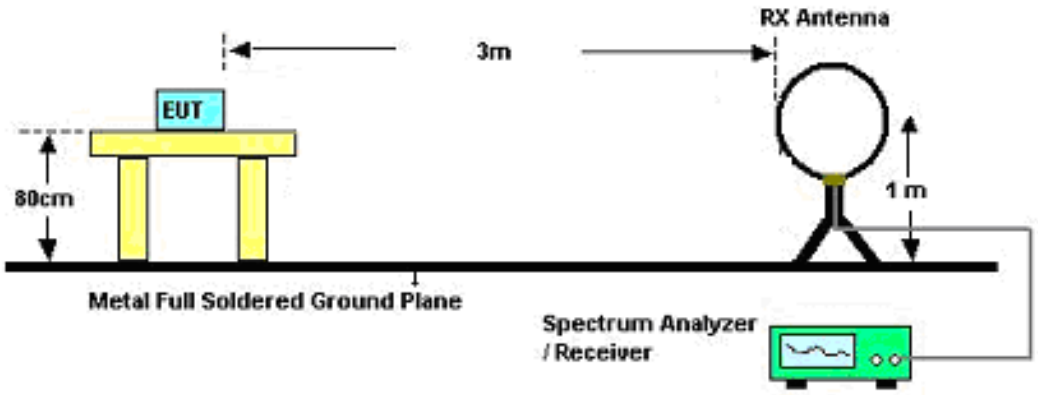
30MHz~1GHz
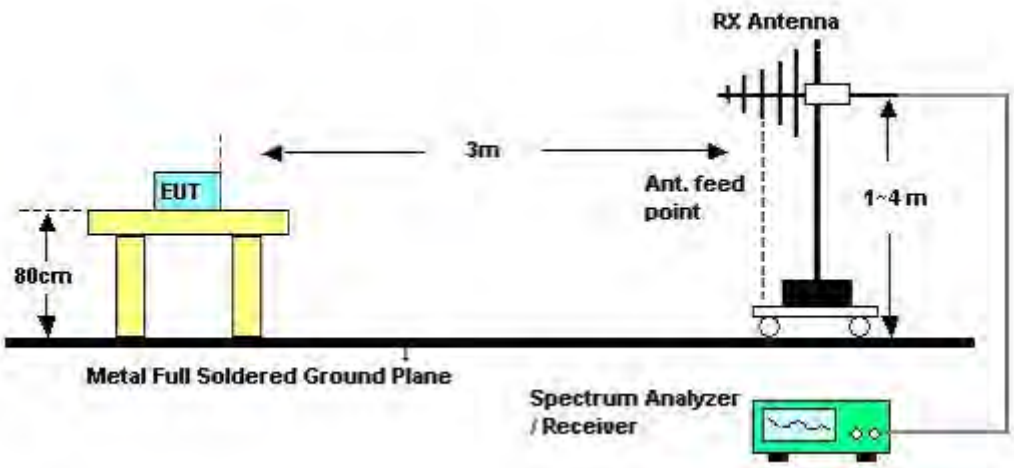

Above 1GHz

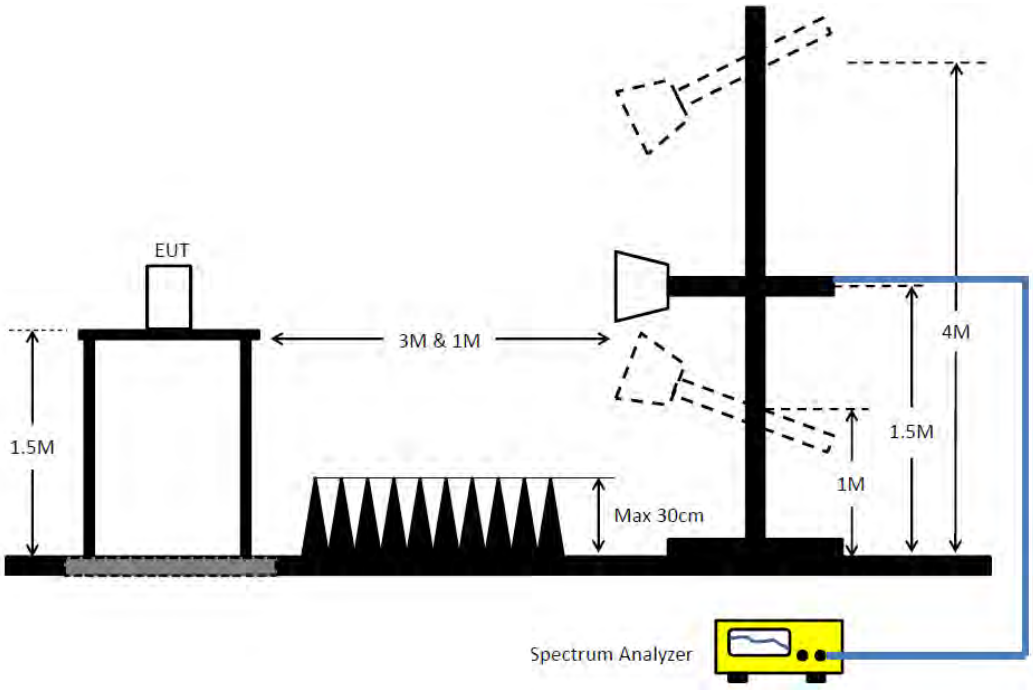

3.5.5 Measurement Results Calculation

The measured Level is calculated using:
Corrected Reading: Antenna Factor + Cable Loss + Read Level - Preamp Factor = Level.

3.5.6 Transmitter Unwanted Emissions (Below 30MHz)

All amplitude of spurious emissions that are attenuated by more than 20 dB below the permissible value has no need to be reported.
The radiated emissions were investigated from 9 kHz or the lowest frequency generated within the device, up to the 10 harmonic or 40 GHz, whichever is appropriate.

3.5.7 Test Result of Transmitter Unwanted Emissions

Refer as Appendix E

4 Test Equipment and Calibration Data

Instrument	Manufacturer	Model No.	Serial No.	Characteristics	Calibration Date	Calibration Due Date	Remark
EMI Receiver	Agilent	N9038A	My52260123	9kHz ~ 8.45GHz	Jan. 28, 2019	Jan. 29, 2020	Conduction (CO01-CB)
LISN	F.C.C.	FCC-LISN-50-1 6-2	04083	150kHz ~ 100MHz	Dec. 24, 2018	Dec. 23, 2019	Conduction (CO01-CB)
LISN	Schwarzbeck	NSLK 8127	8127647	9kHz ~ 30MHz	Jan. 11, 2019	Jan. 10, 2020	Conduction (CO01-CB)
COND Cable	Woken	Cable	Low cable-CO01	9kHz ~ 30MHz	May 21, 2019	May 20, 2020	Conduction (CO01-CB)
Software	Audix	E3	6.120210n	-	N.C.R.	N.C.R.	Conduction (CO01-CB)
Bilog Antenna with 6 dB attenuator	TESEQ & EMCI	CBL6112D & N-6-06	37878 & AT-N0606	20MHz ~ 2GHz	Aug. 04, 2018	Aug. 03, 2019	Radiation (03CH06-CB)
Loop Antenna	Teseq	HLA 6120	24155	9kHz - 30 MHz	Mar. 29, 2019	Mar. 28, 2020	Radiation (03CH06-CB)
Horn Antenna	SCHWARZBE CK	BBHA9120D	9120D-1292	1GHz~18GHz	Jul. 20, 2018	Jul. 19, 2019	Radiation (03CH06-CB)
Horn Antenna	SCHWARZBE CK	BBHA9120D	9120D-1292	1GHz~18GHz	Jul. 17, 2019	Jul. 16, 2020	Radiation (03CH06-CB)
Horn Antenna	SCHWARZBE CK	BBHA 9170	BBHA9170507	15GHz ~ 40GHz	Jun. 12, 2019	Jun. 11, 2020	Radiation (03CH06-CB)
Pre-Amplifier	Agilent	310N	187290	0.1MHz ~ 1GHz	May 07, 2019	May 06, 2020	Radiation (03CH06-CB)
Pre-Amplifier	Agilent	83017A	MY53270064	0.5GHz ~ 26.5GHz	May 08, 2019	May 07, 2020	Radiation (03CH06-CB)
Amplifier	MITEQ	TTA1840-35-HG	1864479	18GHz ~ 40GHz	Jul. 04, 2018	Jul. 03, 2019	Radiation (03CH06-CB)
Pre-Amplifier	MITEQ	TTA1840-35-HG	1864479	18GHz ~ 40GHz	Jul. 03, 2019	Jul. 02, 2020	Radiation (03CH06-CB)
Spectrum analyzer	R&S	FSP40	100080	9kHz~40GHz	Oct. 03, 2018	Oct. 02, 2019	Radiation (03CH06-CB)
EMI Test Receiver	R&S	ESCS	826547/017	9kHz ~ 2.75GHz	May 15, 2019	May 14, 2020	Radiation (03CH06-CB)
RF Cable-low	HUBER+ SUHNER	RG402	Low Cable-05+24	30MHz~1GHz	Oct. 08, 2018	Oct. 07, 2019	Radiation (03CH06-CB)
RF Cable-high	HUBER+ SUHNER	RG402	High Cable-05	1GHz~18GHz	Oct. 08, 2018	Oct. 07, 2019	Radiation (03CH06-CB)
RF Cable-high	HUBER+ SUHNER	RG402	High Cable-05+24	1GHz~18GHz	Oct. 08, 2018	Oct. 07, 2019	Radiation (03CH06-CB)
RF Cable-high	Woken	RG402	High Cable-40G#1	18GHz ~ 40 GHz	Jul. 27, 2018	Jul. 26, 2019	Radiation (03CH06-CB)
RF Cable-high	Woken	RG402	High Cable-40G#1	18GHz ~ 40 GHz	Jul. 24, 2019	Jul. 23, 2020	Radiation (03CH06-CB)
RF Cable-high	Woken	RG402	High Cable-40G#2	18GHz ~ 40 GHz	Jul. 27, 2018	Jul. 26, 2019	Radiation (03CH06-CB)

Instrument	Manufacturer	Model No.	Serial No.	Characteristics	Calibration Date	Calibration Due Date	Remark
RF Cable-high	Woken	RG402	High Cable-40G#2	18GHz ~ 40 GHz	Jul. 24, 2019	Jul. 23, 2020	Radiation (03CH06-CB)
Spectrum analyzer	R&S	FSV40	101027	9kHz~40GHz	Jul. 02, 2019	Jul. 01, 2020	Conducted (TH02-CB)
Power Sensor	Anritsu	MA2411B	1126203	300MHz~40GHz	Sep. 03, 2018	Sep. 02, 2019	Conducted (TH02-CB)
Power Meter	Anritsu	ML2495A	1210004	300MHz~40GHz	Sep. 03, 2018	Sep. 02, 2019	Conducted (TH02-CB)
RF Cable-high	Woken	RG402	High Cable-01	1 GHz – 26.5 GHz	Oct. 08, 2018	Oct. 07, 2019	Conducted (TH02-CB)
RF Cable-high	Woken	RG402	High Cable-02	1 GHz – 26.5 GHz	Oct. 08, 2018	Oct. 07, 2019	Conducted (TH02-CB)
RF Cable-high	Woken	RG402	High Cable-3	1 GHz – 26.5 GHz	Oct. 24, 2018	Oct. 23, 2019	Conducted (TH02-CB)
RF Cable-high	Woken	RG402	High Cable-04	1 GHz – 26.5 GHz	Oct. 08, 2018	Oct. 07, 2019	Conducted (TH02-CB)
RF Cable-high	Woken	RG402	High Cable-05	1 GHz – 26.5 GHz	Oct. 08, 2018	Oct. 07, 2019	Conducted (TH02-CB)

Note: Calibration Interval of instruments listed above is one year.

N.C.R. means Non-Calibration required.

AC Power-line Conducted Emissions Result			
Operating Mode	1	**Power Phase**	Line
Operating Function	CTX		

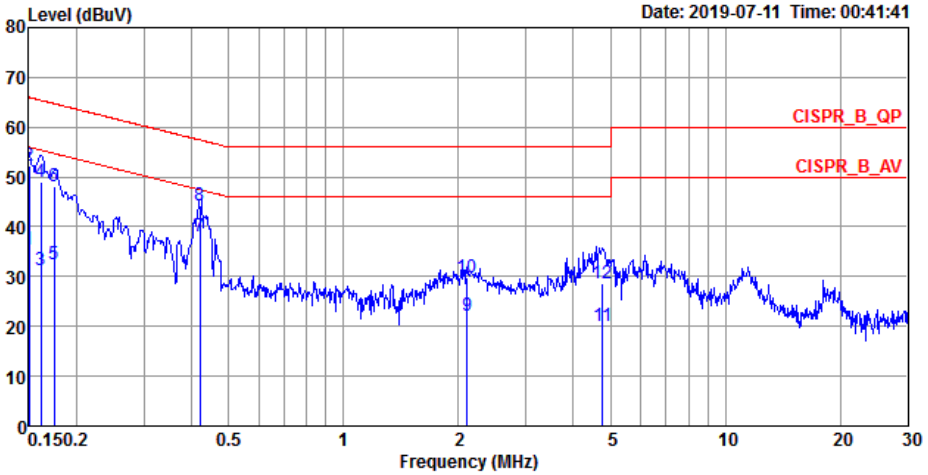

	Freq	Level	Over Limit	Limit Line	Read Level	LISN Factor	Cable Loss	Remark	Pol/Phase
	MHz	dBuV	dB	dBuV	dBuV	dB	dB		
1	0.1500	35.34	-20.66	56.00	25.44	9.84	0.06	Average	LINE
2	0.1500	52.30	-13.70	66.00	42.40	9.84	0.06	QP	LINE
3	0.1616	31.29	-24.09	55.38	21.39	9.84	0.06	Average	LINE
4	0.1616	49.08	-16.30	65.38	39.18	9.84	0.06	QP	LINE
5	0.1749	32.50	-22.22	54.72	22.59	9.85	0.06	Average	LINE
6	0.1749	48.04	-16.68	64.72	38.13	9.85	0.06	QP	LINE
7	0.4215	38.13	-9.29	47.42	28.20	9.87	0.06	Average	LINE
8	0.4215	44.24	-13.18	57.42	34.31	9.87	0.06	QP	LINE
9	2.1101	22.22	-23.78	46.00	12.18	9.92	0.12	Average	LINE
10	2.1101	29.71	-26.29	56.00	19.67	9.92	0.12	QP	LINE
11	4.7716	20.06	-25.94	46.00	9.91	9.97	0.18	Average	LINE
12	4.7716	28.65	-27.35	56.00	18.50	9.97	0.18	QP	LINE

Note 1: “>20dB” means emission levels that exceed the level of 20 dB below the applicable limit.
Note 2: “N/F” means Nothing Found emissions (No emissions were detected.)

AC Power-line Conducted Emissions Result			
Operating Mode	1	**Power Phase**	Neutral
Operating Function	CTX		

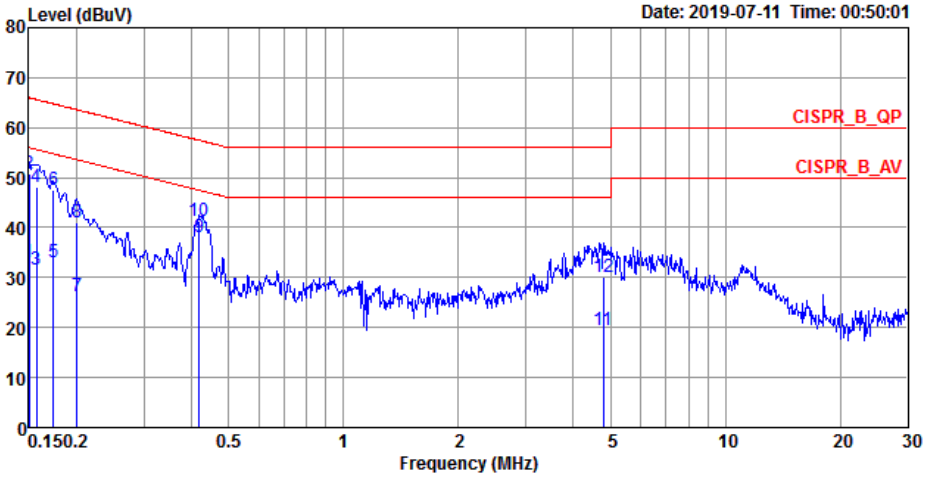

	Freq	Level	Over Limit	Limit Line	Read Level	LISN Factor	Cable Loss	Remark	Pol/Phase
	MHz	dBuV	dB	dBuV	dBuV	dB	dB		
1	0.1500	33.01	-22.99	56.00	23.12	9.83	0.06	Average	NEUTRAL
2	0.1500	50.86	-15.14	66.00	40.97	9.83	0.06	QP	NEUTRAL
3	0.1573	31.64	-23.96	55.60	21.75	9.83	0.06	Average	NEUTRAL
4	0.1573	48.26	-17.34	65.60	38.37	9.83	0.06	QP	NEUTRAL
5	0.1740	33.01	-21.76	54.77	23.12	9.83	0.06	Average	NEUTRAL
6	0.1740	47.38	-17.39	64.77	37.49	9.83	0.06	QP	NEUTRAL
7	0.2007	26.39	-27.19	53.58	16.50	9.83	0.06	Average	NEUTRAL
8	0.2007	40.89	-22.69	63.58	31.00	9.83	0.06	QP	NEUTRAL
9	0.4193	38.02	-9.44	47.46	28.11	9.85	0.06	Average	NEUTRAL
10	0.4193	41.32	-16.14	57.46	31.41	9.85	0.06	QP	NEUTRAL
11	4.7969	19.40	-26.60	46.00	9.27	9.95	0.18	Average	NEUTRAL
12	4.7969	29.97	-26.03	56.00	19.84	9.95	0.18	QP	NEUTRAL

Note 1: “>20dB” means emission levels that exceed the level of 20 dB below the applicable limit.
Note 2: “N/F” means Nothing Found emissions (No emissions were detected.)

For 2T1S
Summary

Mode	Max-N dB (Hz)	Max-OBW (Hz)	ITU-Code	Min-N dB (Hz)	Min-OBW (Hz)
5.15-5.25GHz	-	-	-	-	-
802.11a_Nss1,(6Mbps)_2TX	43.55M	19.04M	19M0D1D	21.7M	16.592M
802.11ax HEW20-BF_Nss1,(MCS0)_2TX	45.5M	19.565M	19M6D1D	21.75M	18.991M
802.11ax HEW40-BF_Nss1,(MCS0)_2TX	66.05M	37.781M	37M8D1D	39.85M	37.531M
802.11ax HEW80-BF_Nss1,(MCS0)_2TX	81.6M	76.962M	77M0D1D	81.4M	76.862M
5.725-5.85GHz	-	-	-	-	-
802.11a_Nss1,(6Mbps)_2TX	16.325M	17.091M	17M1D1D	16.3M	16.742M
802.11ax HEW20-BF_Nss1,(MCS0)_2TX	18.9M	19.115M	19M1D1D	18.375M	19.065M
802.11ax HEW40-BF_Nss1,(MCS0)_2TX	37.55M	37.881M	37M9D1D	36.6M	37.681M
802.11ax HEW80-BF_Nss1,(MCS0)_2TX	76.6M	77.061M	77M1D1D	76.3M	76.762M

Max-N dB = Maximum 6dB down bandwidth for 5.725-5.85GHz band / Maximum 26dB down bandwidth for other band;
Max-OBW = Maximum99% occupied bandwidth;
Min-N dB = Minimum 6dB down bandwidth for 5.725-5.85GHz band / Maximum 26dB down bandwidth for other band;
Min-OBW = Minimum 99% occupied bandwidth;

Result

Mode	Result	Limit (Hz)	Port 1-N dB (Hz)	Port 1-OBW (Hz)	Port 2-N dB (Hz)	Port 2-OBW (Hz)
802.11a_Nss1,(6Mbps)_2TX	-	-	-	-	-	-
5180MHz	Pass	Inf	21.7M	16.642M	22.075M	16.592M
5200MHz	Pass	Inf	43.05M	17.966M	40.75M	17.191M
5240MHz	Pass	Inf	43.55M	19.04M	40.925M	17.066M
5745MHz	Pass	500k	16.3M	16.892M	16.3M	17.091M
5785MHz	Pass	500k	16.3M	16.892M	16.325M	16.867M
5825MHz	Pass	500k	16.3M	16.742M	16.3M	17.091M
802.11ax HEW20-BF_Nss1,(MCS0)_2TX	-	-	-	-	-	-
5180MHz	Pass	Inf	22.45M	18.991M	21.75M	19.015M
5200MHz	Pass	Inf	41.425M	19.14M	31.275M	19.065M
5240MHz	Pass	Inf	45.5M	19.565M	38.725M	19.115M
5745MHz	Pass	500k	18.9M	19.065M	18.575M	19.09M
5785MHz	Pass	500k	18.375M	19.115M	18.85M	19.065M
5825MHz	Pass	500k	18.85M	19.065M	18.825M	19.09M
802.11ax HEW40-BF_Nss1,(MCS0)_2TX	-	-	-	-	-	-
5190MHz	Pass	Inf	40.05M	37.531M	39.85M	37.531M
5230MHz	Pass	Inf	66.05M	37.781M	56.75M	37.681M
5755MHz	Pass	500k	37M	37.681M	37.55M	37.681M
5795MHz	Pass	500k	37.4M	37.881M	36.6M	37.731M
802.11ax HEW80-BF_Nss1,(MCS0)_2TX	-	-	-	-	-	-
5210MHz	Pass	Inf	81.6M	76.862M	81.4M	76.962M
5775MHz	Pass	500k	76.6M	77.061M	76.3M	76.762M

Port X-N dB = Port **X** 6dB down bandwidth for 5.725-5.85GHz band / 26dB down bandwidth for other band
Port X-OBW = Port **X** 99% occupied bandwidth;

802.11a_Nss1,(6Mbps)_2TX

EBW

5180MHz

19/07/2019

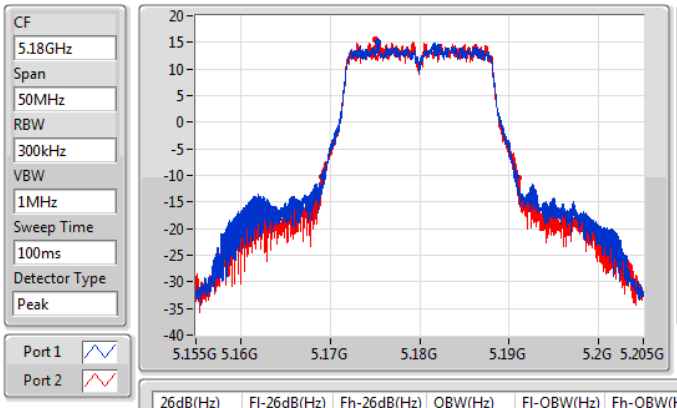

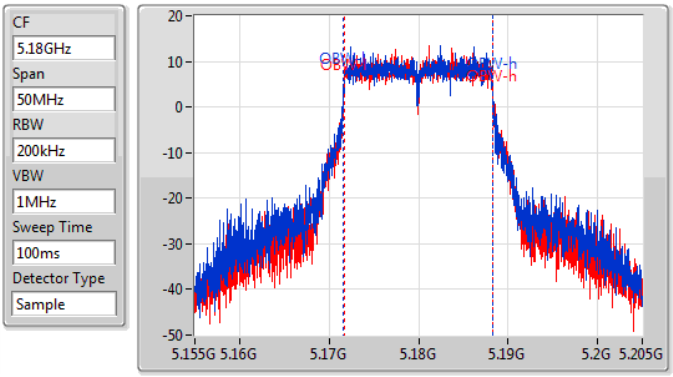

26dB(Hz)	Fl-26dB(Hz)	Fh-26dB(Hz)	OBW(Hz)	Fl-OBW(Hz)	Fh-OBW(Hz)	Limit(Hz)	Port
21.7M	5.16915G	5.19085G	16.642M	5.171629G	5.188271G	Inf	1
22.075M	5.169025G	5.1911G	16.592M	5.171679G	5.188271G	Inf	2

802.11a_Nss1,(6Mbps)_2TX

EBW

5200MHz

19/07/2019

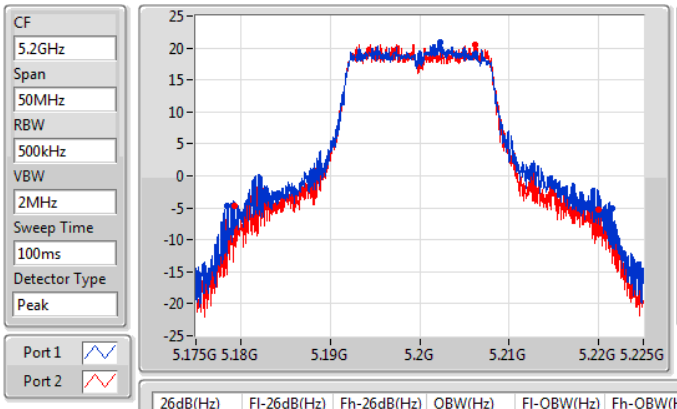

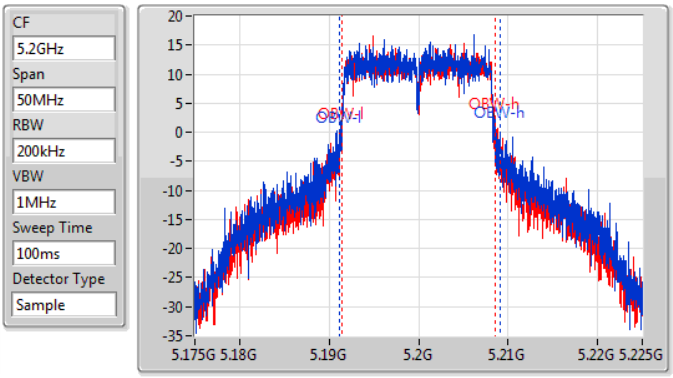

26dB(Hz)	Fl-26dB(Hz)	Fh-26dB(Hz)	OBW(Hz)	Fl-OBW(Hz)	Fh-OBW(Hz)	Limit(Hz)	Port
43.05M	5.17845G	5.2215G	17.966M	5.191104G	5.20907G	Inf	1
40.75M	5.179275G	5.220025G	17.191M	5.191404G	5.208596G	Inf	2

802.11a_Nss1,(6Mbps)_2TX

EBW

5240MHz

19/07/2019

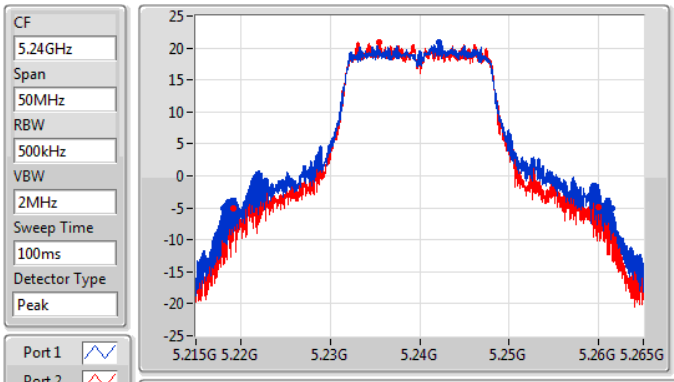

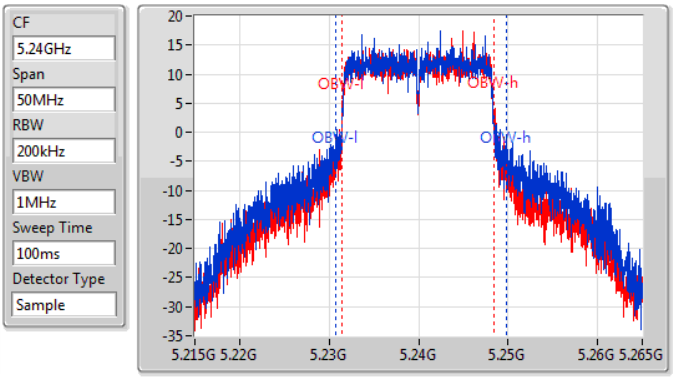

26dB(Hz)	Fl-26dB(Hz)	Fh-26dB(Hz)	OBW(Hz)	Fl-OBW(Hz)	Fh-OBW(Hz)	Limit(Hz)	Port
43.55M	5.218025G	5.261575G	19.04M	5.23073G	5.24977G	Inf	1
40.925M	5.219125G	5.26005G	17.066M	5.231429G	5.248496G	Inf	2

802.11a_Nss1,(6Mbps)_2TX

EBW

5745MHz

19/07/2019

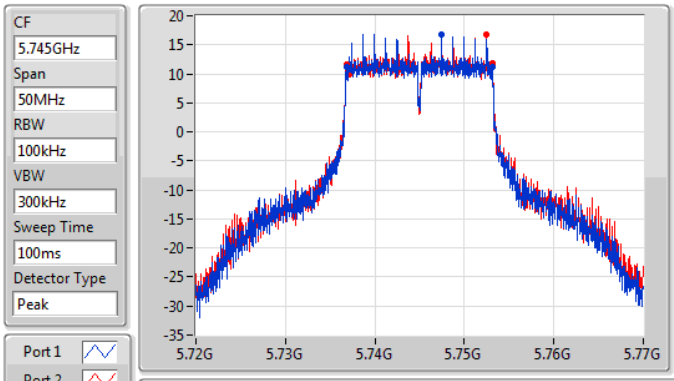

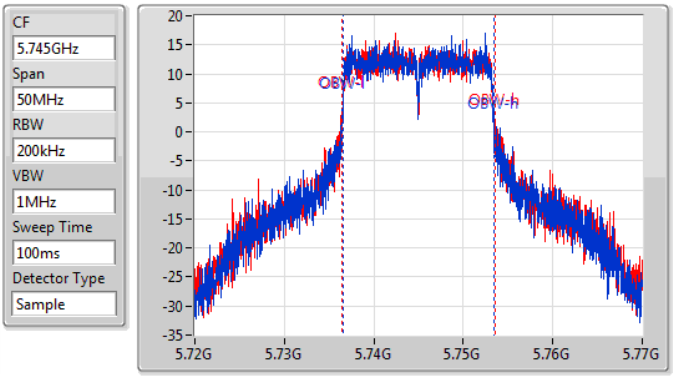

6dB(Hz)	Fl-6dB(Hz)	Fh-6dB(Hz)	OBW(Hz)	Fl-OBW(Hz)	Fh-OBW(Hz)	Limit(Hz)	Port
16.3M	5.7368G	5.7531G	16.892M	5.736504G	5.753396G	500k	1
16.3M	5.7368G	5.7531G	17.091M	5.736454G	5.753546G	500k	2

802.11a_Nss1,(6Mbps)_2TX

EBW

5785MHz

19/07/2019

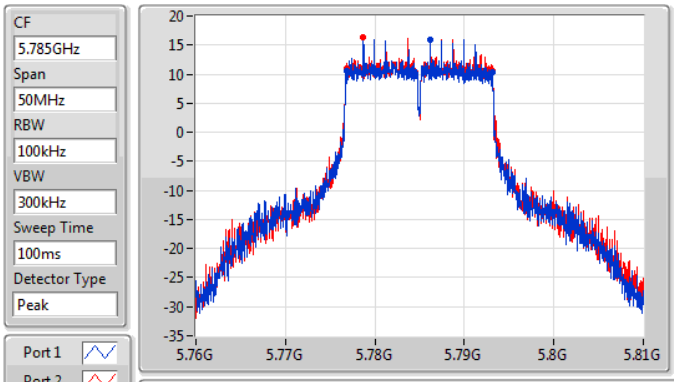

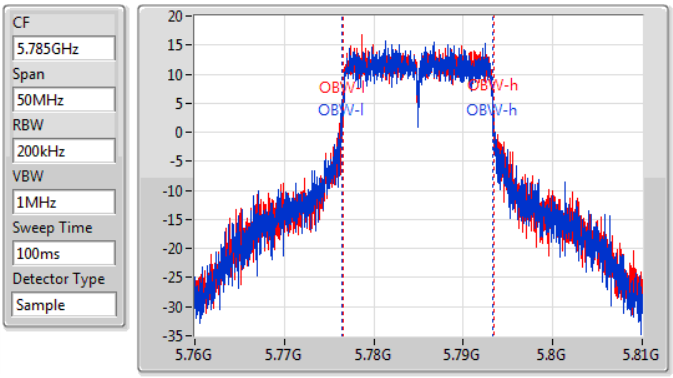

6dB(Hz)	Fl-6dB(Hz)	Fh-6dB(Hz)	OBW(Hz)	Fl-OBW(Hz)	Fh-OBW(Hz)	Limit(Hz)	Port
16.3M	5.7768G	5.7931G	16.892M	5.776429G	5.793321G	500k	1
16.325M	5.7768G	5.793125G	16.867M	5.776504G	5.793371G	500k	2

802.11a_Nss1,(6Mbps)_2TX

EBW

5825MHz

19/07/2019

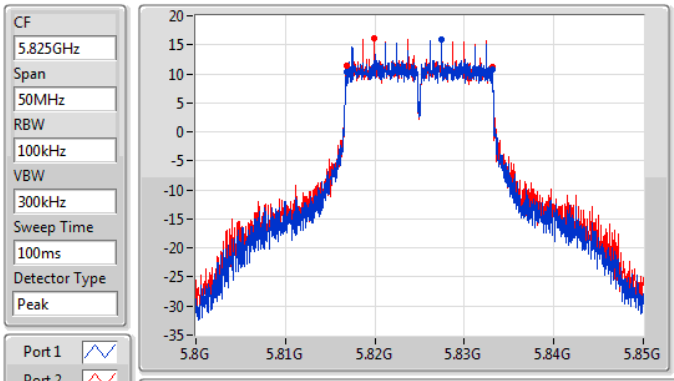

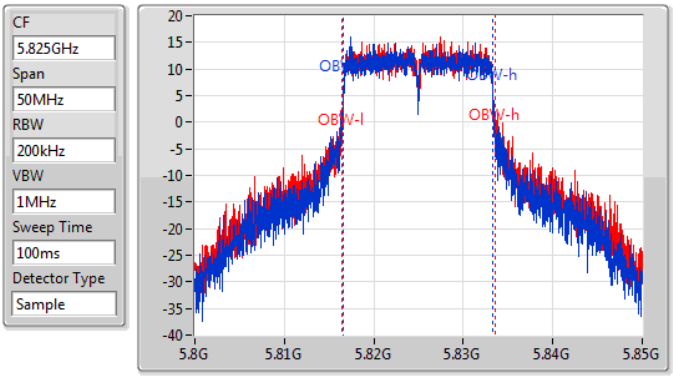

6dB(Hz)	Fl-6dB(Hz)	Fh-6dB(Hz)	OBW(Hz)	Fl-OBW(Hz)	Fh-OBW(Hz)	Limit(Hz)	Port
16.3M	5.8168G	5.8331G	16.742M	5.816579G	5.833321G	500k	1
16.3M	5.8168G	5.8331G	17.091M	5.816479G	5.833571G	500k	2

802.11ax HEW20-BF_Nss1,(MCS0)_2TX

EBW

5180MHz

19/07/2019

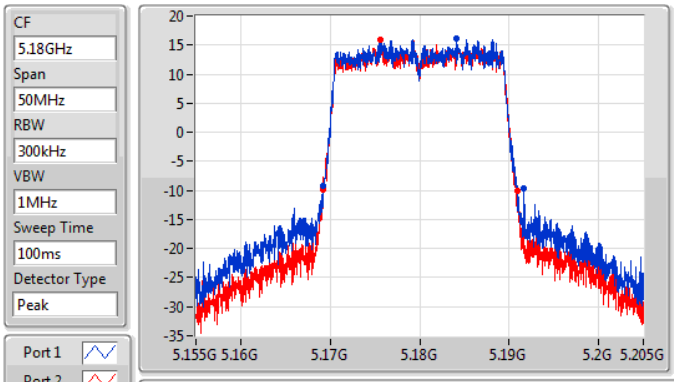

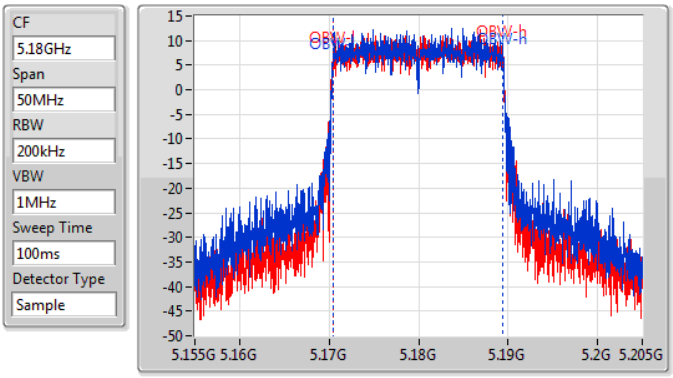

26dB(Hz)	Fl-26dB(Hz)	Fh-26dB(Hz)	OBW(Hz)	Fl-OBW(Hz)	Fh-OBW(Hz)	Limit(Hz)	Port
22.45M	5.169225G	5.191675G	18.991M	5.170455G	5.189445G	Inf	1
21.75M	5.16915G	5.1909G	19.015M	5.170455G	5.18947G	Inf	2

802.11ax HEW20-BF_Nss1,(MCS0)_2TX

EBW

5200MHz

19/07/2019

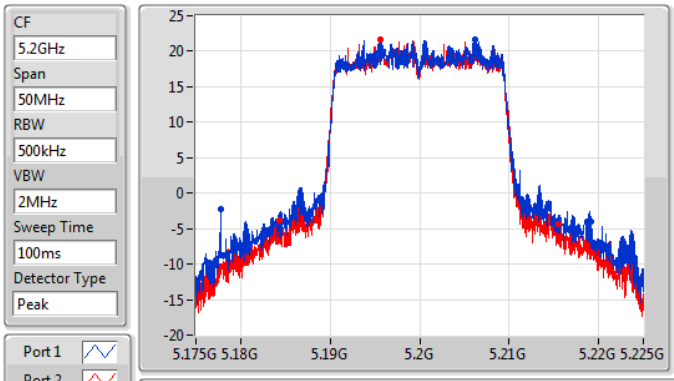

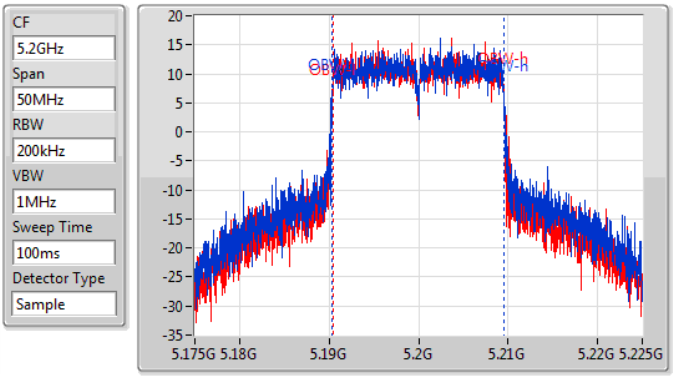

26dB(Hz)	Fl-26dB(Hz)	Fh-26dB(Hz)	OBW(Hz)	Fl-OBW(Hz)	Fh-OBW(Hz)	Limit(Hz)	Port
41.425M	5.177725G	5.21915G	19.14M	5.19038G	5.20952G	Inf	1
31.275M	5.184275G	5.21555G	19.065M	5.19043G	5.209495G	Inf	2

802.11ax HEW20-BF_Nss1,(MCS0)_2TX EBW

5240MHz

19/07/2019

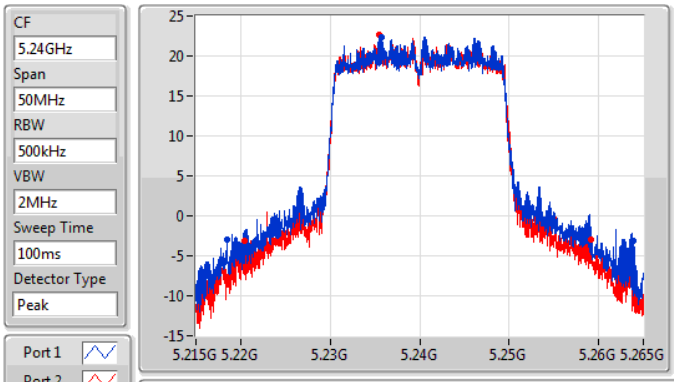

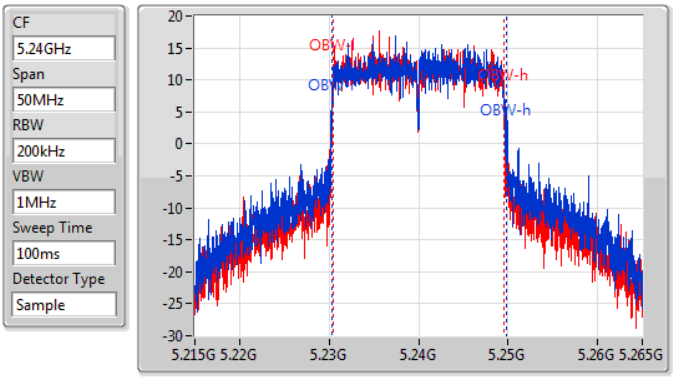

26dB(Hz)	Fl-26dB(Hz)	Fh-26dB(Hz)	OBW(Hz)	Fl-OBW(Hz)	Fh-OBW(Hz)	Limit(Hz)	Port
45.5M	5.218425G	5.263925G	19.565M	5.230255G	5.24982G	Inf	1
38.725M	5.220375G	5.2591G	19.115M	5.230405G	5.24952G	Inf	2

802.11ax HEW20-BF_Nss1,(MCS0)_2TX EBW

5745MHz

19/07/2019

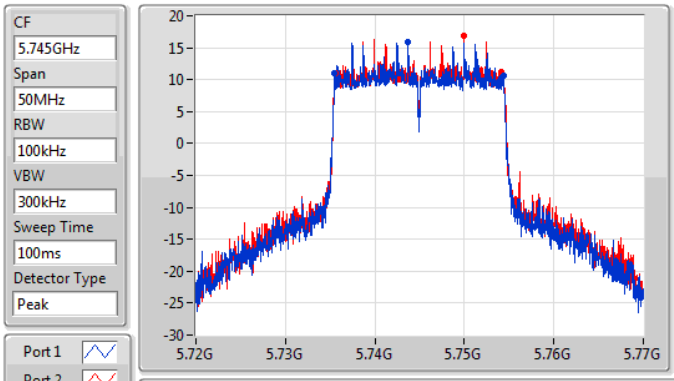

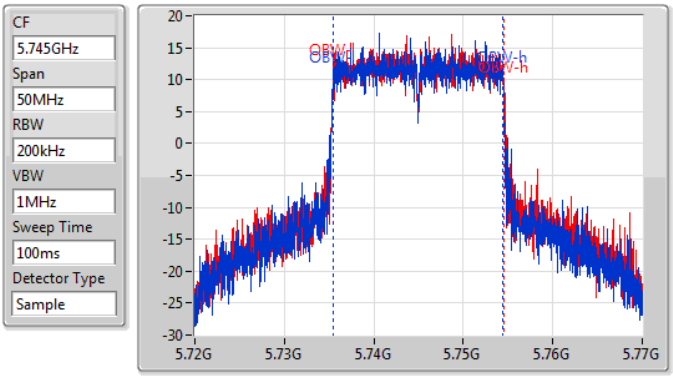

6dB(Hz)	Fl-6dB(Hz)	Fh-6dB(Hz)	OBW(Hz)	Fl-OBW(Hz)	Fh-OBW(Hz)	Limit(Hz)	Port
18.9M	5.735525G	5.754425G	19.065M	5.735405G	5.75447G	500k	1
18.575M	5.735575G	5.75415G	19.09M	5.73543G	5.75452G	500k	2

802.11ax HEW20-BF_Nss1,(MCS0)_2TX EBW

5785MHz

19/07/2019

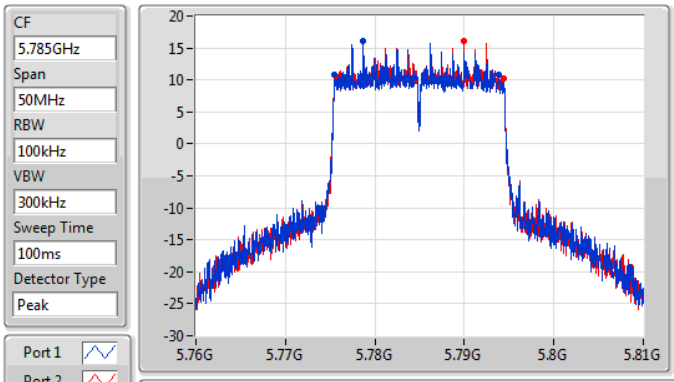

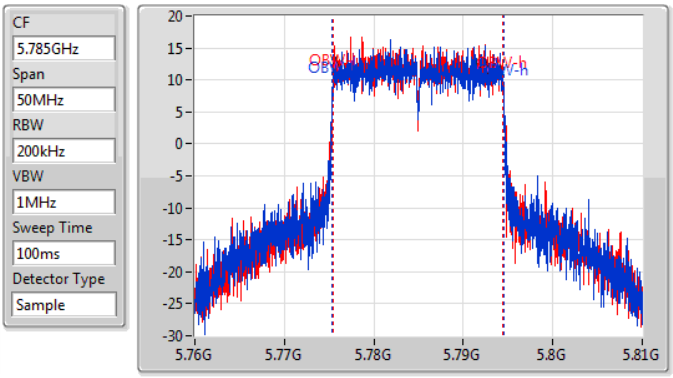

6dB(Hz)	Fl-6dB(Hz)	Fh-6dB(Hz)	OBW(Hz)	Fl-OBW(Hz)	Fh-OBW(Hz)	Limit(Hz)	Port
18.375M	5.775525G	5.7939G	19.115M	5.77538G	5.794495G	500k	1
18.85M	5.77555G	5.7944G	19.065M	5.775405G	5.79447G	500k	2

802.11ax HEW20-BF_Nss1,(MCS0)_2TX EBW

5825MHz

19/07/2019

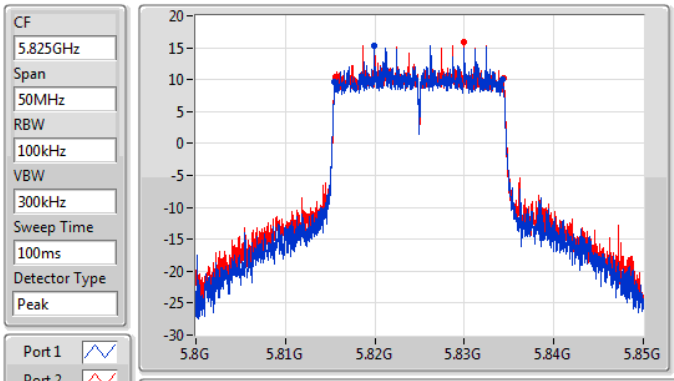

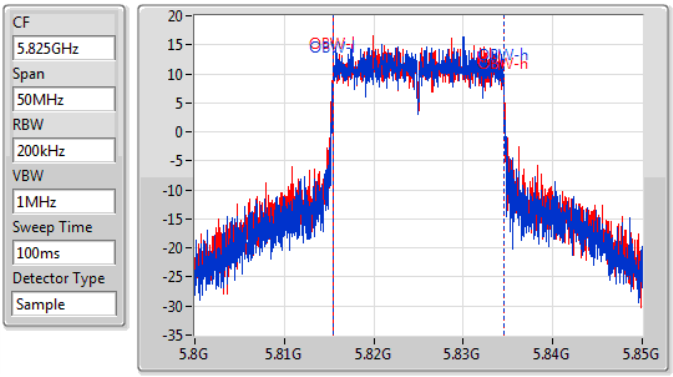

6dB(Hz)	Fl-6dB(Hz)	Fh-6dB(Hz)	OBW(Hz)	Fl-OBW(Hz)	Fh-OBW(Hz)	Limit(Hz)	Port
18.85M	5.815475G	5.834325G	19.065M	5.81543G	5.834495G	500k	1
18.825M	5.81555G	5.834375G	19.09M	5.815405G	5.834495G	500k	2

802.11ax HEW40-BF_Nss1,(MCS0)_2TX

EBW

5190MHz

19/07/2019

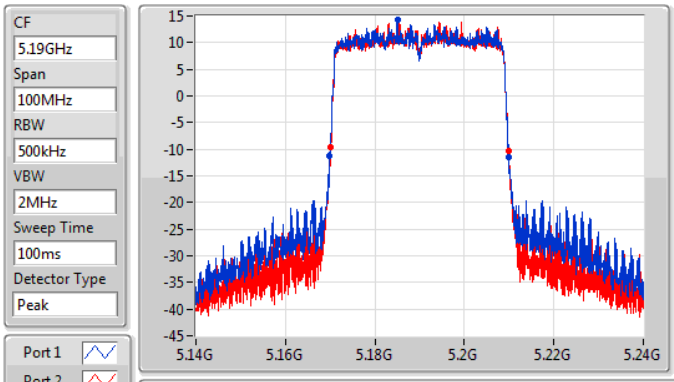

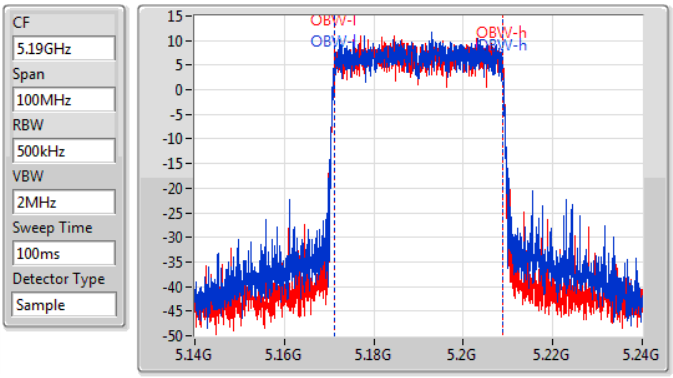

26dB(Hz)	Fl-26dB(Hz)	Fh-26dB(Hz)	OBW(Hz)	Fl-OBW(Hz)	Fh-OBW(Hz)	Limit(Hz)	Port
40.05M	5.1699G	5.20995G	37.531M	5.171209G	5.208741G	Inf	1
39.85M	5.17005G	5.2099G	37.531M	5.171209G	5.208741G	Inf	2

802.11ax HEW40-BF_Nss1,(MCS0)_2TX

EBW

5230MHz

19/07/2019

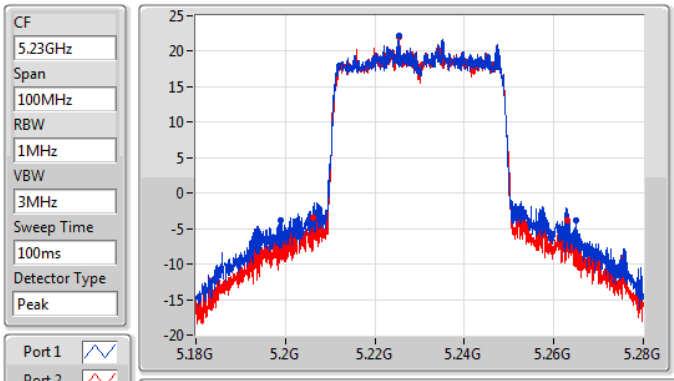

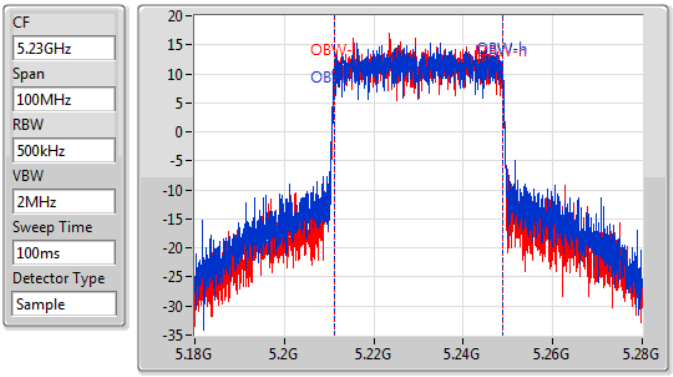

26dB(Hz)	Fl-26dB(Hz)	Fh-26dB(Hz)	OBW(Hz)	Fl-OBW(Hz)	Fh-OBW(Hz)	Limit(Hz)	Port
66.05M	5.199G	5.26505G	37.781M	5.211059G	5.248841G	Inf	1
56.75M	5.2062G	5.26295G	37.681M	5.211109G	5.248791G	Inf	2

802.11ax HEW40-BF_Nss1,(MCS0)_2TX

EBW

5755MHz

19/07/2019

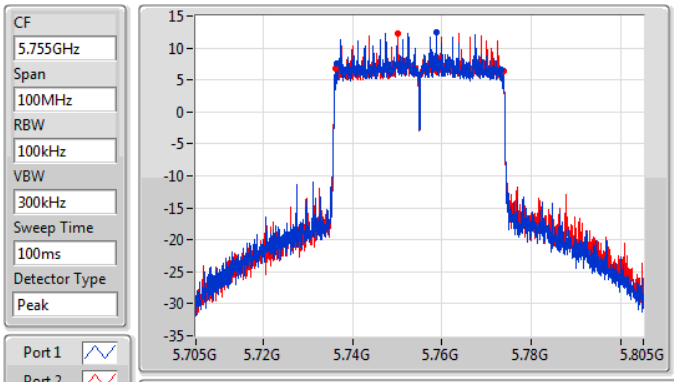

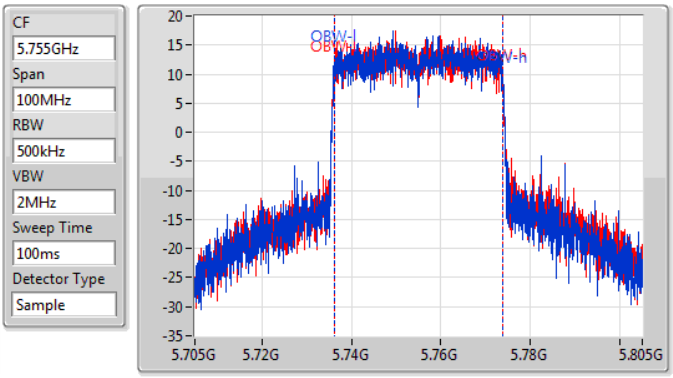

6dB(Hz)	Fl-6dB(Hz)	Fh-6dB(Hz)	OBW(Hz)	Fl-OBW(Hz)	Fh-OBW(Hz)	Limit(Hz)	Port
37M	5.73635G	5.77335G	37.681M	5.736109G	5.773791G	500k	1
37.55M	5.7362G	5.77375G	37.681M	5.736109G	5.773791G	500k	2

802.11ax HEW40-BF_Nss1,(MCS0)_2TX

EBW

5795MHz

19/07/2019

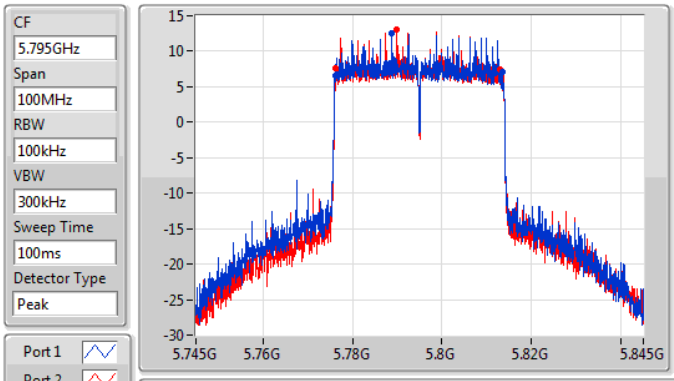

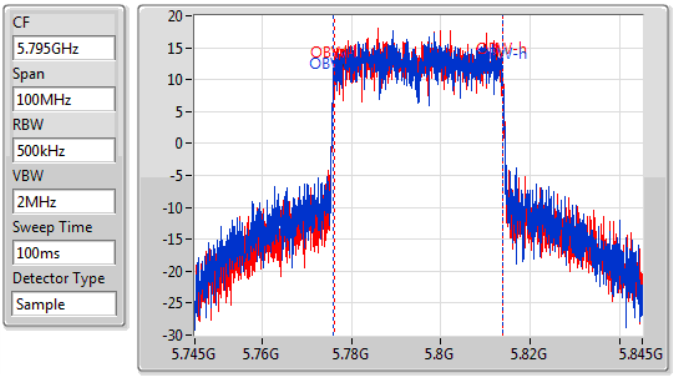

6dB(Hz)	Fl-6dB(Hz)	Fh-6dB(Hz)	OBW(Hz)	Fl-OBW(Hz)	Fh-OBW(Hz)	Limit(Hz)	Port
37.4M	5.7761G	5.8135G	37.881M	5.77596G	5.813841G	500k	1
36.6M	5.77625G	5.81285G	37.731M	5.776109G	5.813841G	500k	2

802.11ax HEW80-BF_Nss1,(MCS0)_2TX

EBW

5210MHz

19/07/2019

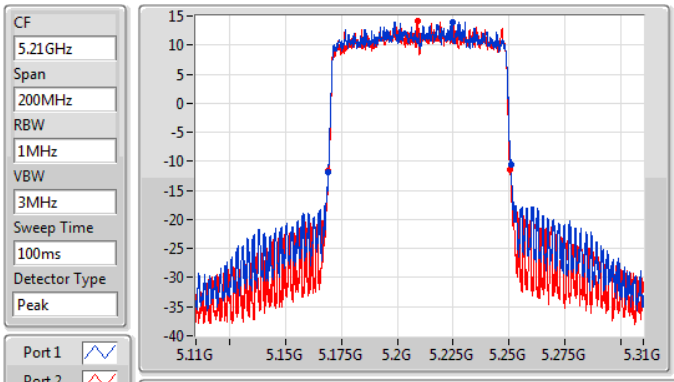

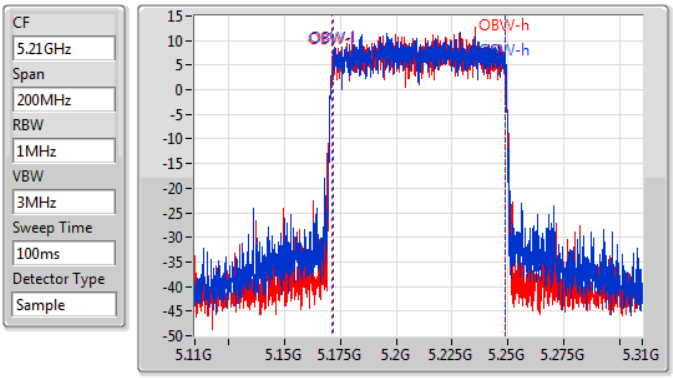

26dB(Hz)	Fl-26dB(Hz)	Fh-26dB(Hz)	OBW(Hz)	Fl-OBW(Hz)	Fh-OBW(Hz)	Limit(Hz)	Port
81.6M	5.1692G	5.2508G	76.862M	5.171619G	5.248481G	Inf	1
81.4M	5.1692G	5.2506G	76.962M	5.171519G	5.248481G	Inf	2

802.11ax HEW80-BF_Nss1,(MCS0)_2TX

EBW

5775MHz

19/07/2019

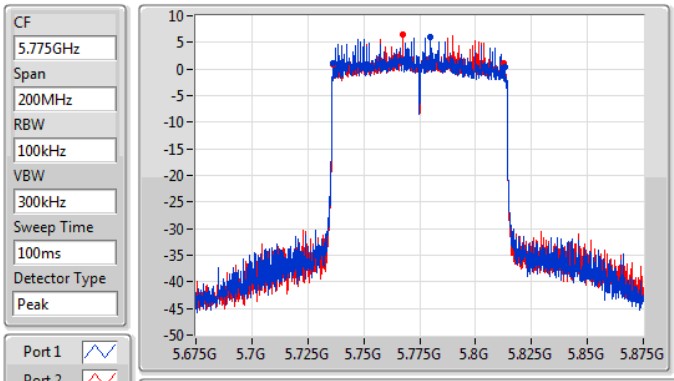

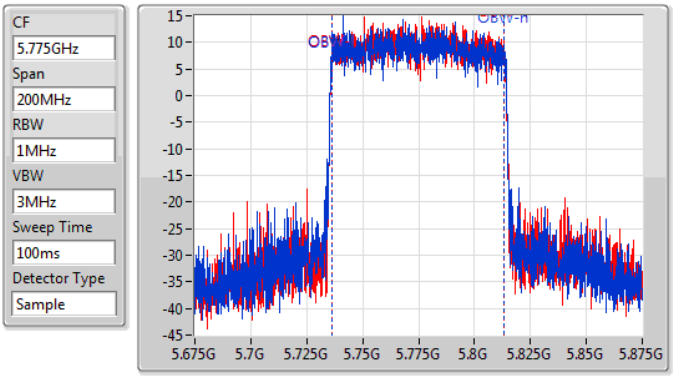

6dB(Hz)	Fl-6dB(Hz)	Fh-6dB(Hz)	OBW(Hz)	Fl-OBW(Hz)	Fh-OBW(Hz)	Limit(Hz)	Port
76.6M	5.7363G	5.8129G	77.061M	5.736319G	5.813381G	500k	1
76.3M	5.7365G	5.8128G	76.762M	5.736419G	5.813181G	500k	2

For 2T2S
Summary

Mode	Max-N dB (Hz)	Max-OBW (Hz)	ITU-Code	Min-N dB (Hz)	Min-OBW (Hz)
5.15-5.25GHz	-	-	-	-	-
802.11ax HEW20_Nss2,(MCS0)_2TX	44.85M	19.34M	19M3D1D	21.7M	18.966M
802.11ax HEW40_Nss2,(MCS0)_2TX	70.35M	37.731M	37M7D1D	39.75M	37.531M
802.11ax HEW80_Nss2,(MCS0)_2TX	81.6M	76.962M	77M0D1D	81.4M	76.962M
5.725-5.85GHz	-	-	-	-	-
802.11ax HEW20_Nss2,(MCS0)_2TX	18.875M	19.165M	19M2D1D	18.3M	19.04M
802.11ax HEW40_Nss2,(MCS0)_2TX	37.45M	37.881M	37M9D1D	37M	37.681M
802.11ax HEW80_Nss2,(MCS0)_2TX	76.1M	77.261M	77M3D1D	75.3M	76.962M

Max-N dB = Maximum 6dB down bandwidth for 5.725-5.85GHz band / Maximum 26dB down bandwidth for other band;
Max-OBW = Maximum99% occupied bandwidth;
Min-N dB = Minimum 6dB down bandwidth for 5.725-5.85GHz band / Maximum 26dB down bandwidth for other band;
Min-OBW = Minimum 99% occupied bandwidth;

Result

Mode	Result	Limit (Hz)	Port 1-N dB (Hz)	Port 1-OBW (Hz)	Port 2-N dB (Hz)	Port 2-OBW (Hz)
802.11ax HEW20_Nss2,(MCS0)_2TX	-	-	-	-	-	-
5180MHz	Pass	Inf	21.775M	18.991M	21.7M	18.966M
5200MHz	Pass	Inf	38.55M	19.115M	36.625M	19.04M
5240MHz	Pass	Inf	44.85M	19.34M	38.425M	19.19M
5745MHz	Pass	500k	18.825M	19.04M	18.85M	19.09M
5785MHz	Pass	500k	18.875M	19.09M	18.825M	19.165M
5825MHz	Pass	500k	18.3M	19.04M	18.775M	19.14M
802.11ax HEW40_Nss2,(MCS0)_2TX	-	-	-	-	-	-
5190MHz	Pass	Inf	40.1M	37.531M	39.75M	37.581M
5230MHz	Pass	Inf	70.35M	37.731M	51.5M	37.681M
5755MHz	Pass	500k	37.45M	37.681M	37.3M	37.731M
5795MHz	Pass	500k	37M	37.881M	37.45M	37.781M
802.11ax HEW80_Nss2,(MCS0)_2TX	-	-	-	-	-	-
5210MHz	Pass	Inf	81.6M	76.962M	81.4M	76.962M
5775MHz	Pass	500k	76.1M	77.261M	75.3M	76.962M

Port X-N dB = Port **X** 6dB down bandwidth for 5.725-5.85GHz band / 26dB down bandwidth for other band
Port X-OBW = Port **X** 99% occupied bandwidth;

802.11ax HEW20_Nss2,(MCS0)_2TX EBW

5180MHz

19/07/2019

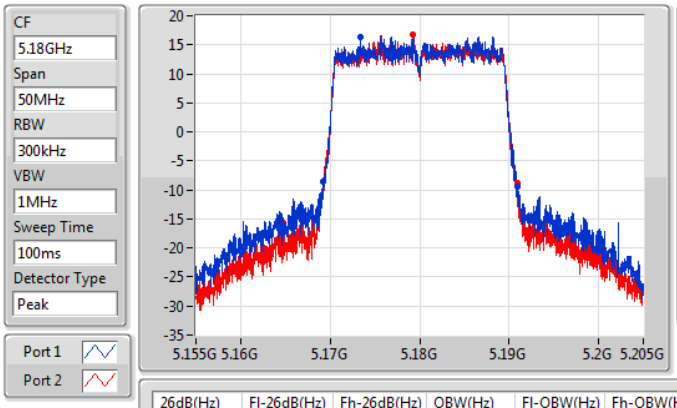

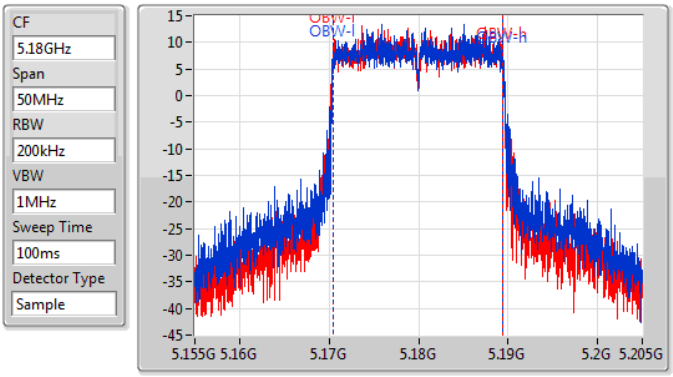

26dB(Hz)	Fl-26dB(Hz)	Fh-26dB(Hz)	OBW(Hz)	Fl-OBW(Hz)	Fh-OBW(Hz)	Limit(Hz)	Port
21.775M	5.1692G	5.190975G	18.991M	5.170455G	5.189445G	Inf	1
21.7M	5.169175G	5.190875G	18.966M	5.17048G	5.189445G	Inf	2

802.11ax HEW20_Nss2,(MCS0)_2TX EBW

5200MHz

19/07/2019

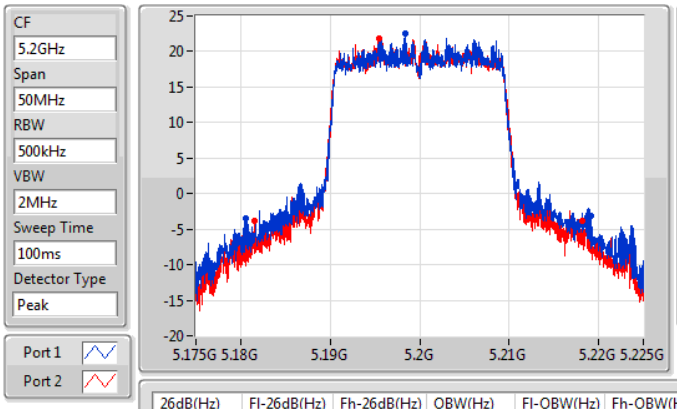

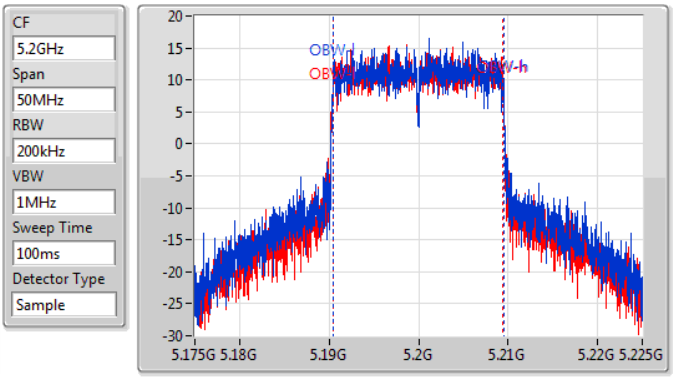

26dB(Hz)	Fl-26dB(Hz)	Fh-26dB(Hz)	OBW(Hz)	Fl-OBW(Hz)	Fh-OBW(Hz)	Limit(Hz)	Port
38.55M	5.1806G	5.21915G	19.115M	5.190405G	5.20952G	Inf	1
36.625M	5.1815G	5.218125G	19.04M	5.19043G	5.20947G	Inf	2

802.11ax HEW20_Nss2,(MCS0)_2TX

EBW

5240MHz

19/07/2019

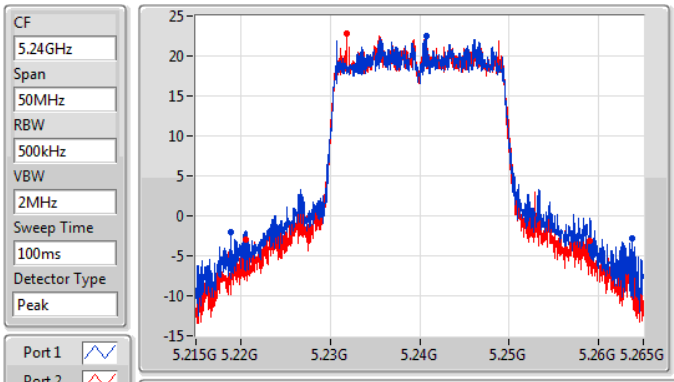

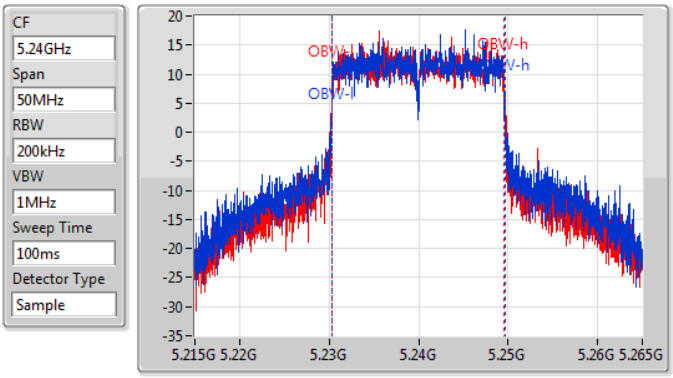

26dB(Hz)	Fl-26dB(Hz)	Fh-26dB(Hz)	OBW(Hz)	Fl-OBW(Hz)	Fh-OBW(Hz)	Limit(Hz)	Port
44.85M	5.21895G	5.2638G	19.34M	5.230305G	5.249645G	Inf	1
38.425M	5.22055G	5.258975G	19.19M	5.230355G	5.249545G	Inf	2

802.11ax HEW20_Nss2,(MCS0)_2TX

EBW

5745MHz

22/07/2019

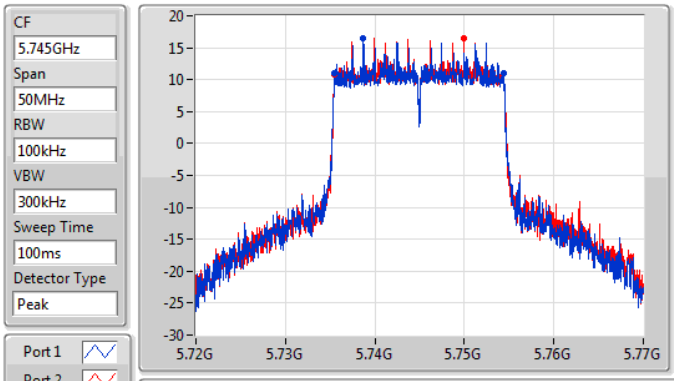

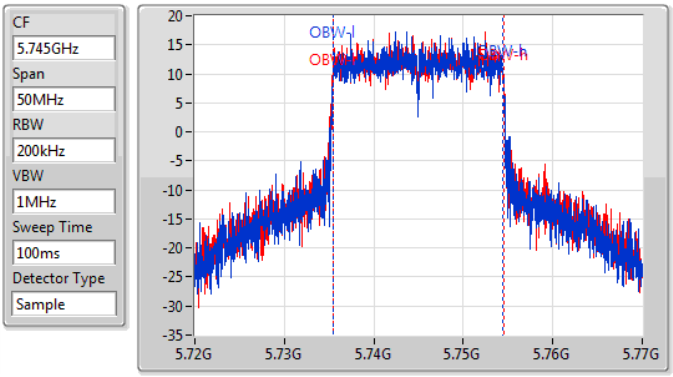

6dB(Hz)	Fl-6dB(Hz)	Fh-6dB(Hz)	OBW(Hz)	Fl-OBW(Hz)	Fh-OBW(Hz)	Limit(Hz)	Port
18.825M	5.735525G	5.75435G	19.04M	5.73543G	5.75447G	500k	1
18.85M	5.735525G	5.754375G	19.09M	5.735405G	5.754495G	500k	2

802.11ax HEW20_Nss2,(MCS0)_2TX

EBW

5785MHz

22/07/2019

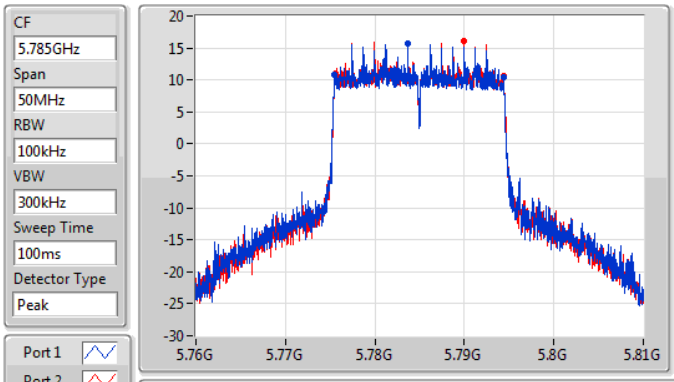

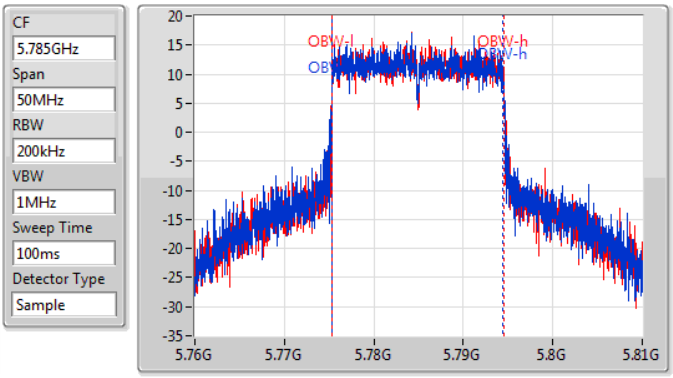

6dB(Hz)	Fl-6dB(Hz)	Fh-6dB(Hz)	OBW(Hz)	Fl-OBW(Hz)	Fh-OBW(Hz)	Limit(Hz)	Port
18.875M	5.775525G	5.7944G	19.09M	5.77538G	5.79447G	500k	1
18.825M	5.77555G	5.794375G	19.165M	5.775355G	5.79452G	500k	2

802.11ax HEW20_Nss2,(MCS0)_2TX

EBW

5825MHz

22/07/2019

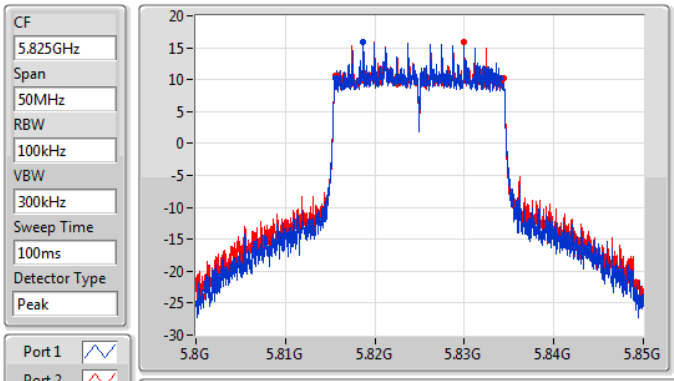

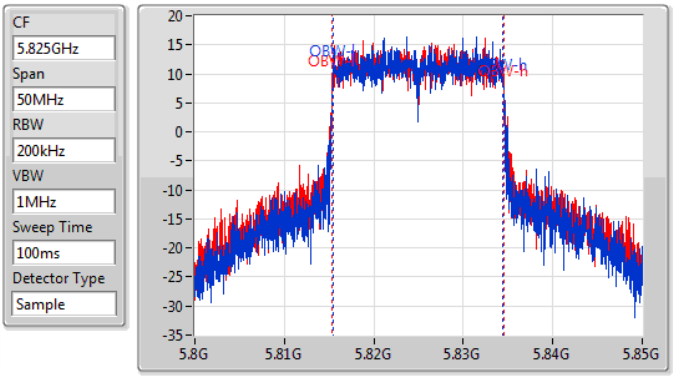

6dB(Hz)	Fl-6dB(Hz)	Fh-6dB(Hz)	OBW(Hz)	Fl-OBW(Hz)	Fh-OBW(Hz)	Limit(Hz)	Port
18.3M	5.81565G	5.83395G	19.04M	5.81543G	5.83447G	500k	1
18.775M	5.8156G	5.834375G	19.14M	5.81538G	5.83452G	500k	2

802.11ax HEW40_Nss2,(MCS0)_2TX

EBW

5190MHz

22/07/2019

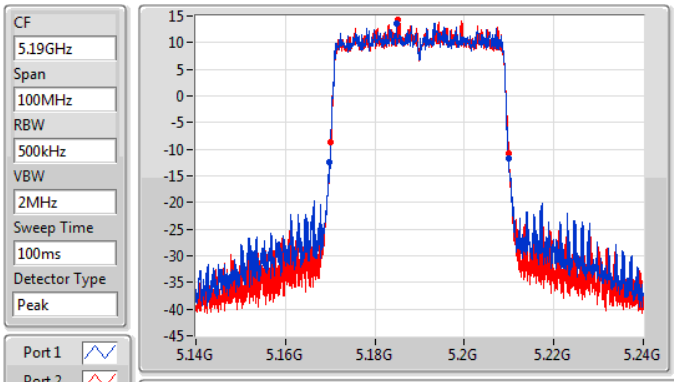

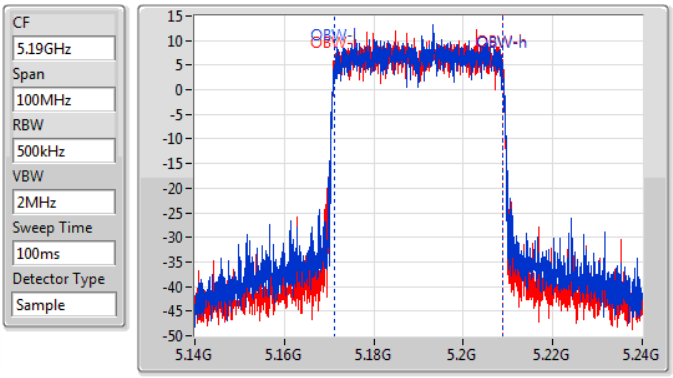

26dB(Hz)	Fl-26dB(Hz)	Fh-26dB(Hz)	OBW(Hz)	Fl-OBW(Hz)	Fh-OBW(Hz)	Limit(Hz)	Port
40.1M	5.16985G	5.20995G	37.531M	5.171209G	5.208741G	Inf	1
39.75M	5.1701G	5.20985G	37.581M	5.171159G	5.208741G	Inf	2

802.11ax HEW40_Nss2,(MCS0)_2TX

EBW

5230MHz

22/07/2019

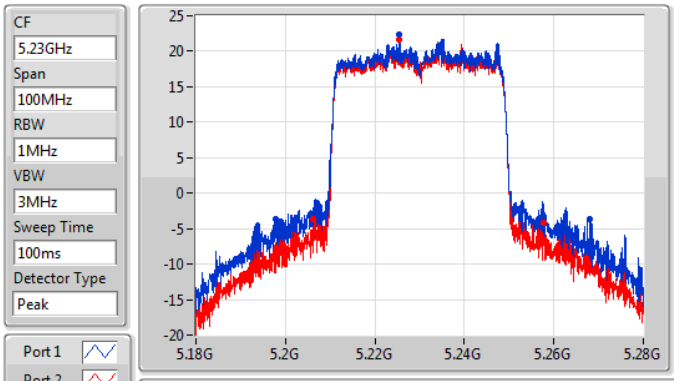

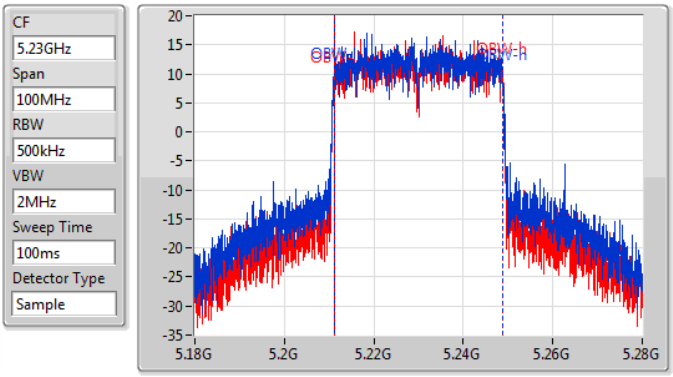

26dB(Hz)	Fl-26dB(Hz)	Fh-26dB(Hz)	OBW(Hz)	Fl-OBW(Hz)	Fh-OBW(Hz)	Limit(Hz)	Port
70.35M	5.19775G	5.2681G	37.731M	5.211059G	5.248791G	Inf	1
51.5M	5.2063G	5.2578G	37.681M	5.211109G	5.248791G	Inf	2

802.11ax HEW40_Nss2,(MCS0)_2TX EBW

5755MHz

22/07/2019

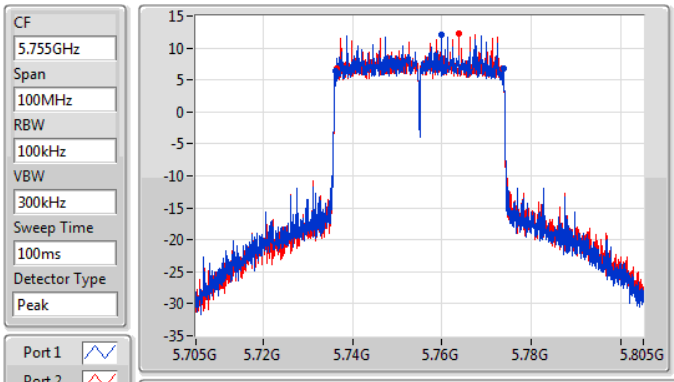

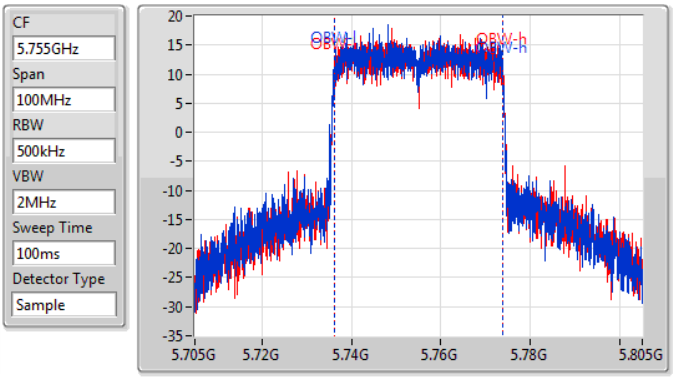

6dB(Hz)	Fl-6dB(Hz)	Fh-6dB(Hz)	OBW(Hz)	Fl-OBW(Hz)	Fh-OBW(Hz)	Limit(Hz)	Port
37.45M	5.73625G	5.7737G	37.681M	5.736109G	5.773791G	500k	1
37.3M	5.73635G	5.77365G	37.731M	5.736109G	5.773841G	500k	2

802.11ax HEW40_Nss2,(MCS0)_2TX EBW

5795MHz

22/07/2019

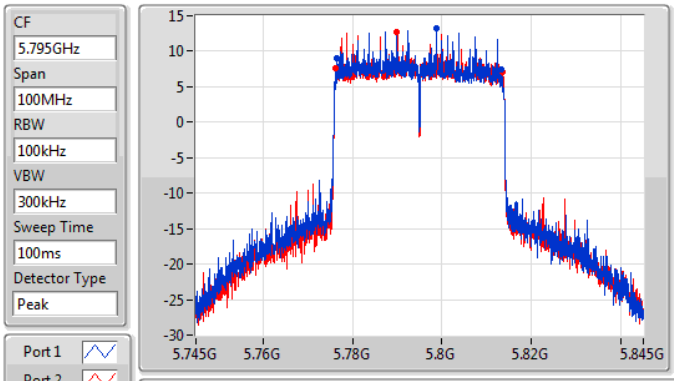

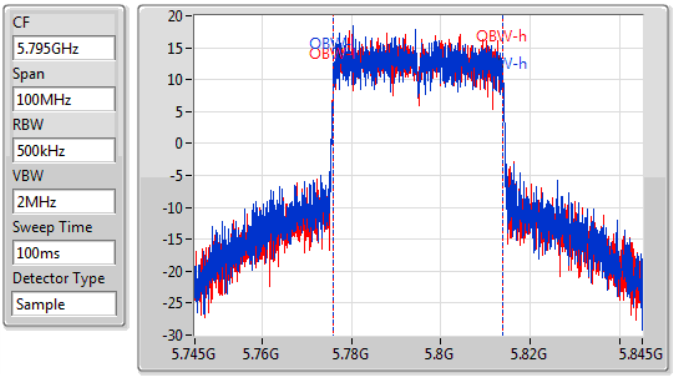

6dB(Hz)	Fl-6dB(Hz)	Fh-6dB(Hz)	OBW(Hz)	Fl-OBW(Hz)	Fh-OBW(Hz)	Limit(Hz)	Port
37M	5.77635G	5.81335G	37.881M	5.776009G	5.813891G	500k	1
37.45M	5.7762G	5.81365G	37.781M	5.776009G	5.813791G	500k	2

802.11ax HEW80_Nss2,(MCS0)_2TX EBW

5210MHz

22/07/2019

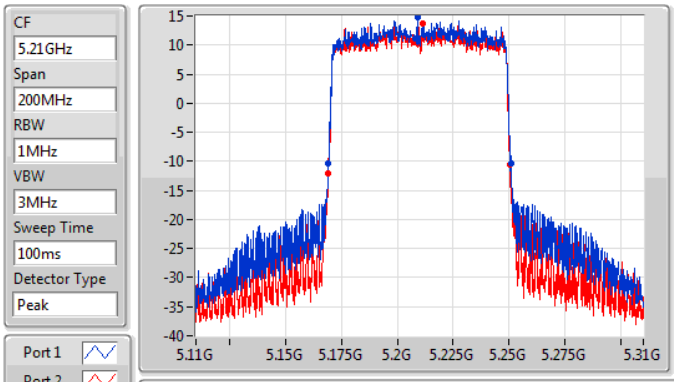

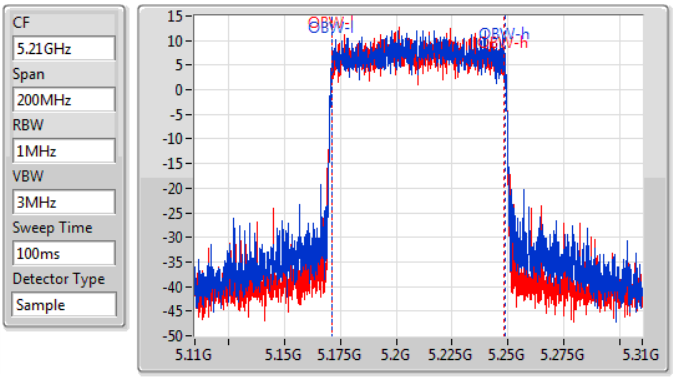

26dB(Hz)	Fl-26dB(Hz)	Fh-26dB(Hz)	OBW(Hz)	Fl-OBW(Hz)	Fh-OBW(Hz)	Limit(Hz)	Port
81.6M	5.1692G	5.2508G	76.962M	5.171519G	5.248481G	Inf	1
81.4M	5.1691G	5.2505G	76.962M	5.171419G	5.248381G	Inf	2

802.11ax HEW80_Nss2,(MCS0)_2TX EBW

5775MHz

22/07/2019

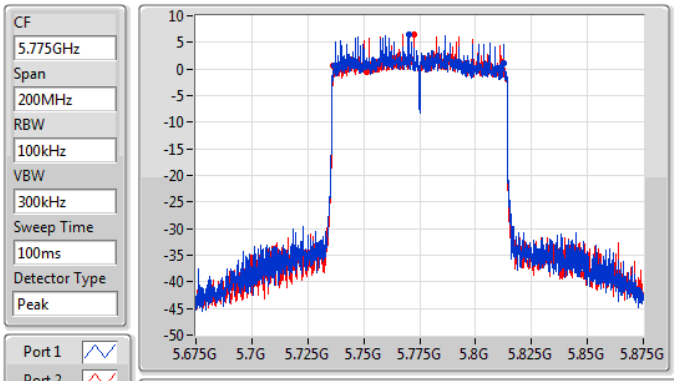

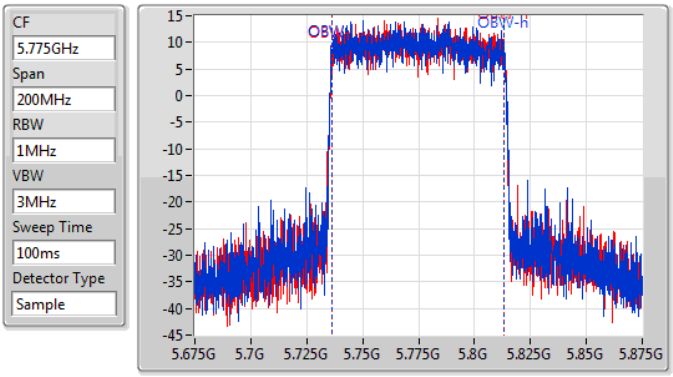

6dB(Hz)	Fl-6dB(Hz)	Fh-6dB(Hz)	OBW(Hz)	Fl-OBW(Hz)	Fh-OBW(Hz)	Limit(Hz)	Port
76.1M	5.7367G	5.8128G	77.261M	5.736119G	5.813381G	500k	1
75.3M	5.7365G	5.8118G	76.962M	5.736319G	5.813281G	500k	2

For 4T1S
Summary

Mode	Max-N dB (Hz)	Max-OBW (Hz)	ITU-Code	Min-N dB (Hz)	Min-OBW (Hz)
5.15-5.25GHz	-	-	-	-	-
802.11a_Nss1,(6Mbps)_4TX	21.8M	16.617M	16M6D1D	21.425M	16.517M
802.11ax HEW20-BF_Nss1,(MCS0)_4TX	21.925M	18.991M	19M0D1D	21.225M	18.941M
802.11ax HEW40-BF_Nss1,(MCS0)_4TX	40.05M	37.581M	37M6D1D	39.8M	37.481M
802.11ax HEW80-BF_Nss1,(MCS0)_4TX	81.8M	77.261M	77M3D1D	81.2M	76.862M
5.725-5.85GHz	-	-	-	-	-
802.11a_Nss1,(6Mbps)_4TX	16.325M	16.642M	16M6D1D	16.3M	16.542M
802.11ax HEW20-BF_Nss1,(MCS0)_4TX	18.975M	19.04M	19M0D1D	18.75M	18.916M
802.11ax HEW40-BF_Nss1,(MCS0)_4TX	37.55M	37.681M	37M7D1D	36.75M	37.481M
802.11ax HEW80-BF_Nss1,(MCS0)_4TX	76.8M	77.361M	77M4D1D	75.4M	77.061M

Max-N dB = Maximum 6dB down bandwidth for 5.725-5.85GHz band / Maximum 26dB down bandwidth for other band;
Max-OBW = Maximum99% occupied bandwidth;
Min-N dB = Minimum 6dB down bandwidth for 5.725-5.85GHz band / Maximum 26dB down bandwidth for other band;
Min-OBW = Minimum 99% occupied bandwidth;

Result

Mode	Result	Limit (Hz)	Port 1-N dB (Hz)	Port 1-OBW (Hz)	Port 2-N dB (Hz)	Port 2-OBW (Hz)	Port 3-N dB (Hz)	Port 3-OBW (Hz)	Port 4-N dB (Hz)	Port 4-OBW (Hz)
802.11a_Nss1,(6Mbps)_4TX	-	-	-	-	-	-	-	-	-	-
5180MHz	Pass	Inf	21.425M	16.592M	21.725M	16.542M	21.8M	16.617M	21.525M	16.542M
5200MHz	Pass	Inf	21.475M	16.542M	21.75M	16.567M	21.775M	16.542M	21.5M	16.567M
5240MHz	Pass	Inf	21.425M	16.542M	21.775M	16.617M	21.7M	16.517M	21.475M	16.517M
5745MHz	Pass	500k	16.3M	16.542M	16.3M	16.592M	16.325M	16.592M	16.3M	16.567M
5785MHz	Pass	500k	16.325M	16.542M	16.3M	16.567M	16.3M	16.592M	16.3M	16.592M
5825MHz	Pass	500k	16.325M	16.592M	16.325M	16.642M	16.325M	16.617M	16.325M	16.542M
802.11ax HEW20-BF_Nss1,(MCS0)_4TX	-	-	-	-	-	-	-	-	-	-
5180MHz	Pass	Inf	21.675M	18.991M	21.925M	18.991M	21.925M	18.966M	21.35M	18.966M
5200MHz	Pass	Inf	21.625M	18.966M	21.875M	18.991M	21.625M	18.991M	21.35M	18.966M
5240MHz	Pass	Inf	21.65M	18.991M	21.9M	18.941M	21.75M	18.941M	21.225M	18.991M
5745MHz	Pass	500k	18.75M	18.991M	18.975M	18.966M	18.775M	18.966M	18.975M	18.966M
5785MHz	Pass	500k	18.85M	18.966M	18.85M	18.991M	18.875M	18.966M	18.95M	18.941M
5825MHz	Pass	500k	18.925M	18.966M	18.75M	18.966M	18.825M	19.04M	18.95M	18.916M
802.11ax HEW40-BF_Nss1,(MCS0)_4TX	-	-	-	-	-	-	-	-	-	-
5190MHz	Pass	Inf	39.9M	37.531M	39.8M	37.531M	39.9M	37.531M	40.05M	37.531M
5230MHz	Pass	Inf	39.85M	37.581M	40.05M	37.581M	40M	37.531M	40M	37.481M
5755MHz	Pass	500k	37.45M	37.631M	37.5M	37.481M	37.5M	37.531M	36.75M	37.481M
5795MHz	Pass	500k	37.4M	37.681M	37.5M	37.581M	37M	37.681M	37.55M	37.681M
802.11ax HEW80-BF_Nss1,(MCS0)_4TX	-	-	-	-	-	-	-	-	-	-
5210MHz	Pass	Inf	81.8M	77.261M	81.2M	76.962M	81.5M	76.862M	81.6M	77.161M
5775MHz	Pass	500k	75.4M	77.261M	76.5M	77.161M	76.8M	77.361M	76.6M	77.061M

Port X-N dB = Port **X** 6dB down bandwidth for 5.725-5.85GHz band / 26dB down bandwidth for other band
Port X-OBW = Port **X** 99% occupied bandwidth;

802.11a_Nss1,(6Mbps)_4TX

EBW

5180MHz

18/07/2019

CF 5.18GHz
Span 50MHz
RBW 300kHz
VBW 1MHz
Sweep Time 100ms
Detector Type Peak

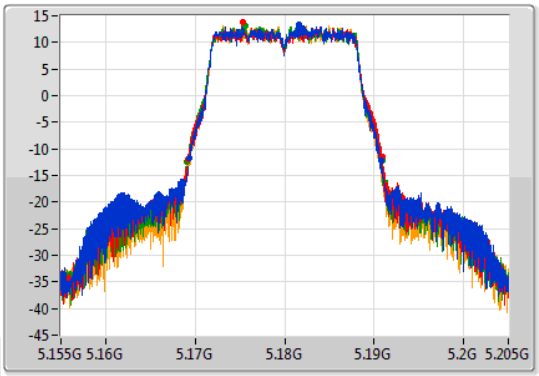

CF 5.18GHz
Span 50MHz
RBW 200kHz
VBW 1MHz
Sweep Time 100ms
Detector Type Sample

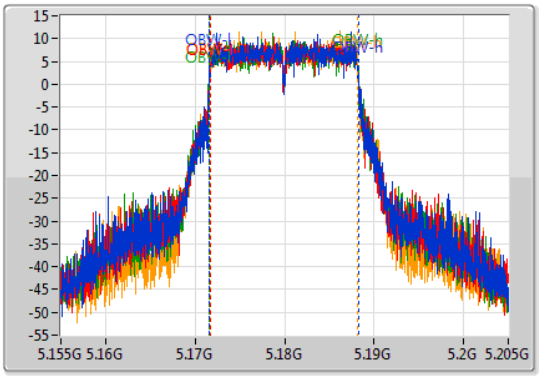

Port 1
Port 2
Port 3
Port 4

26dB(Hz)	Fl-26dB(Hz)	Fh-26dB(Hz)	OBW(Hz)	Fl-OBW(Hz)	Fh-OBW(Hz)	Limit(Hz)	Port
21.425M	5.16935G	5.190775G	16.592M	5.171629G	5.188221G	Inf	1
21.725M	5.1692G	5.190925G	16.542M	5.171679G	5.188221G	Inf	2
21.8M	5.169075G	5.190875G	16.617M	5.171629G	5.188246G	Inf	3
21.525M	5.169275G	5.1908G	16.542M	5.171654G	5.188196G	Inf	4

802.11a_Nss1,(6Mbps)_4TX

EBW

5200MHz

18/07/2019

CF 5.2GHz
Span 50MHz
RBW 300kHz
VBW 1MHz
Sweep Time 100ms
Detector Type Peak

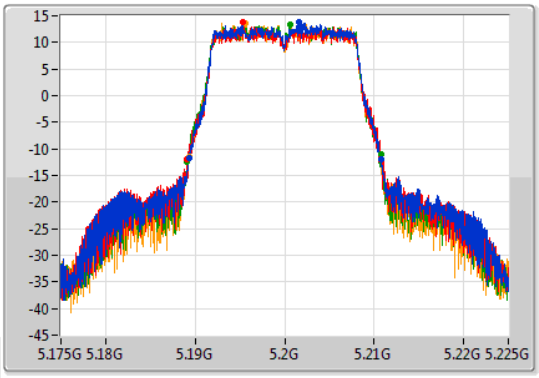

CF 5.2GHz
Span 50MHz
RBW 200kHz
VBW 1MHz
Sweep Time 100ms
Detector Type Sample

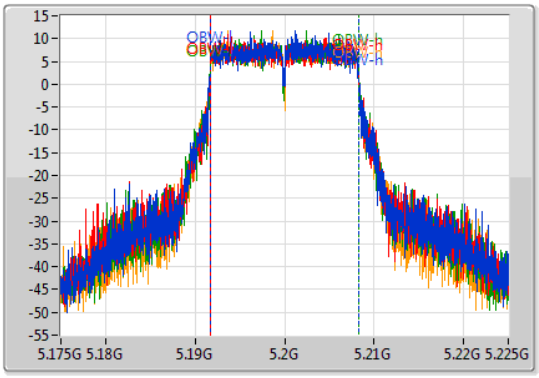

Port 1
Port 2
Port 3
Port 4

26dB(Hz)	Fl-26dB(Hz)	Fh-26dB(Hz)	OBW(Hz)	Fl-OBW(Hz)	Fh-OBW(Hz)	Limit(Hz)	Port
21.475M	5.189325G	5.2108G	16.542M	5.191679G	5.208221G	Inf	1
21.75M	5.18905G	5.2108G	16.567M	5.191679G	5.208246G	Inf	2
21.775M	5.189025G	5.2108G	16.542M	5.191679G	5.208221G	Inf	3
21.5M	5.1893G	5.2108G	16.567M	5.191679G	5.208246G	Inf	4

802.11a_Nss1,(6Mbps)_4TX

EBW

5240MHz

18/07/2019

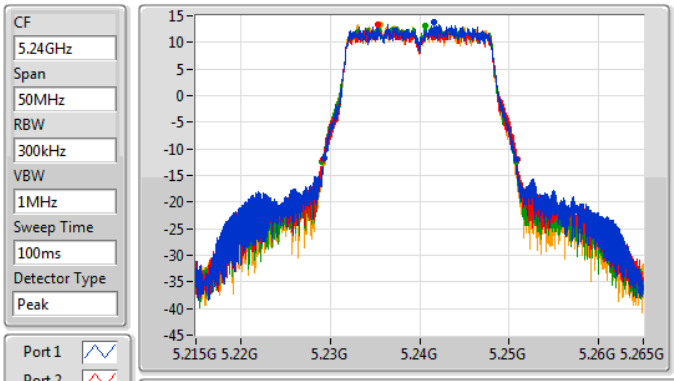

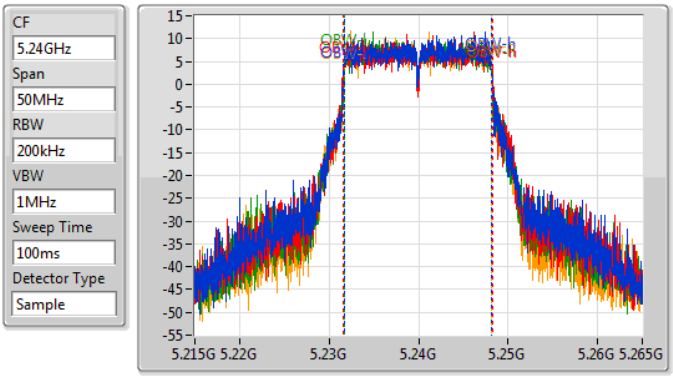

26dB(Hz)	Fl-26dB(Hz)	Fh-26dB(Hz)	OBW(Hz)	Fl-OBW(Hz)	Fh-OBW(Hz)	Limit(Hz)	Port
21.425M	5.22935G	5.250775G	16.542M	5.231654G	5.248196G	Inf	1
21.775M	5.229175G	5.25095G	16.617M	5.231629G	5.248246G	Inf	2
21.7M	5.229125G	5.250825G	16.517M	5.231679G	5.248196G	Inf	3
21.475M	5.229275G	5.25075G	16.517M	5.231679G	5.248196G	Inf	4

802.11a_Nss1,(6Mbps)_4TX

EBW

5745MHz

18/07/2019

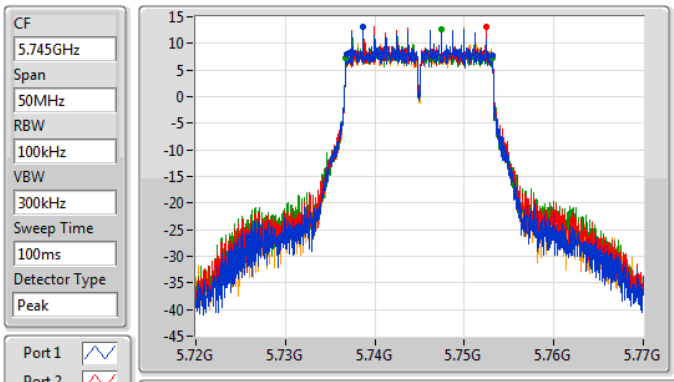

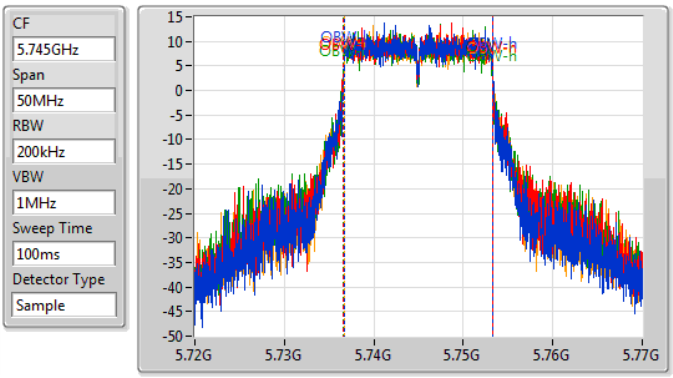

6dB(Hz)	Fl-6dB(Hz)	Fh-6dB(Hz)	OBW(Hz)	Fl-OBW(Hz)	Fh-OBW(Hz)	Limit(Hz)	Port
16.3M	5.7368G	5.7531G	16.542M	5.736679G	5.753221G	500k	1
16.3M	5.7368G	5.7531G	16.592M	5.736629G	5.753221G	500k	2
16.325M	5.736775G	5.7531G	16.592M	5.736629G	5.753221G	500k	3
16.3M	5.7368G	5.7531G	16.567M	5.736654G	5.753221G	500k	4

802.11a_Nss1,(6Mbps)_4TX

EBW

5785MHz

18/07/2019

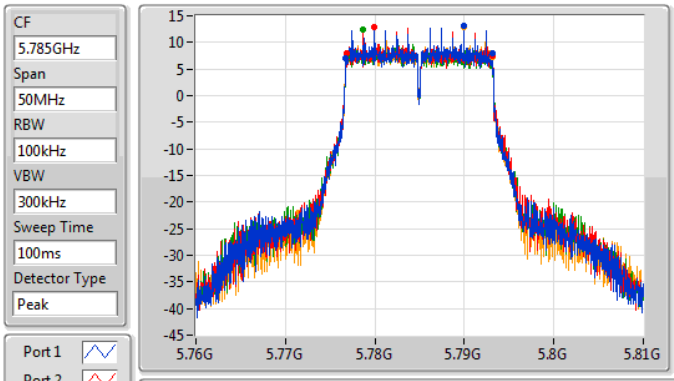

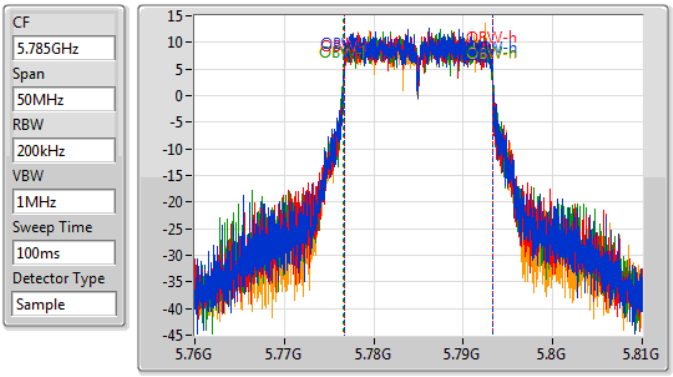

6dB(Hz)	Fl-6dB(Hz)	Fh-6dB(Hz)	OBW(Hz)	Fl-OBW(Hz)	Fh-OBW(Hz)	Limit(Hz)	Port
16.325M	5.776775G	5.7931G	16.542M	5.776679G	5.793221G	500k	1
16.3M	5.7768G	5.7931G	16.567M	5.776654G	5.793221G	500k	2
16.3M	5.7768G	5.7931G	16.592M	5.776629G	5.793221G	500k	3
16.3M	5.7768G	5.7931G	16.592M	5.776629G	5.793221G	500k	4

802.11a_Nss1,(6Mbps)_4TX

EBW

5825MHz

18/07/2019

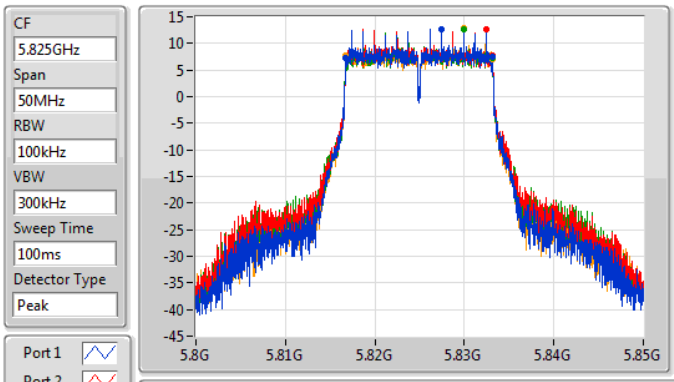

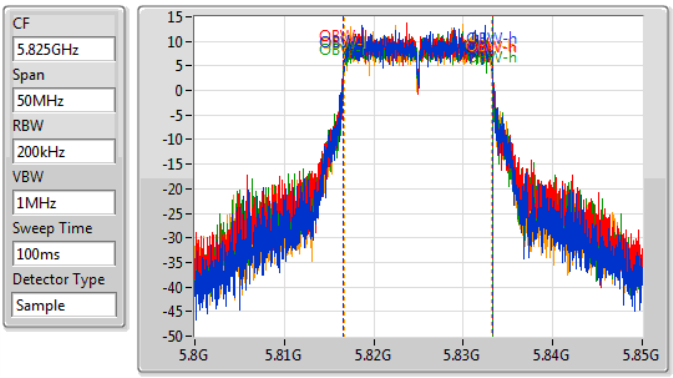

6dB(Hz)	Fl-6dB(Hz)	Fh-6dB(Hz)	OBW(Hz)	Fl-OBW(Hz)	Fh-OBW(Hz)	Limit(Hz)	Port
16.325M	5.816775G	5.8331G	16.592M	5.816629G	5.833221G	500k	1
16.325M	5.816775G	5.8331G	16.642M	5.816579G	5.833221G	500k	2
16.325M	5.816775G	5.8331G	16.617M	5.816629G	5.833246G	500k	3
16.325M	5.816775G	5.8331G	16.542M	5.816654G	5.833196G	500k	4

802.11ax HEW20-BF_Nss1,(MCS0)_4TX EBW

5180MHz

18/07/2019

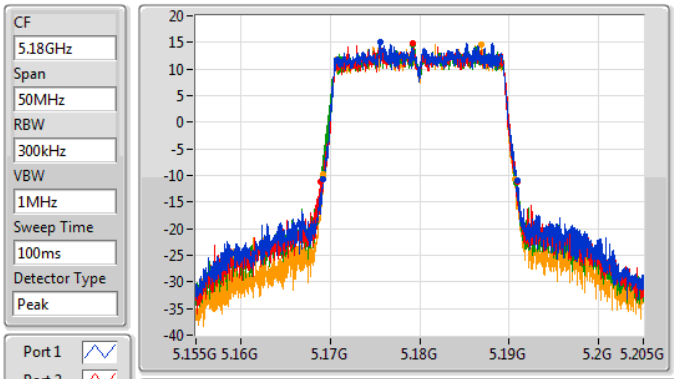

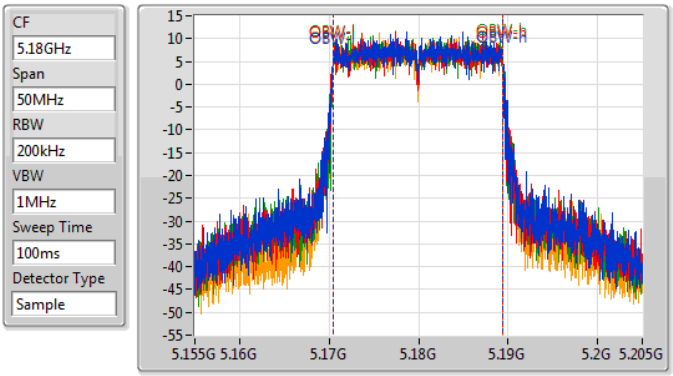

26dB(Hz)	Fl-26dB(Hz)	Fh-26dB(Hz)	OBW(Hz)	Fl-OBW(Hz)	Fh-OBW(Hz)	Limit(Hz)	Port
21.675M	5.169225G	5.1909G	18.991M	5.17043G	5.18942G	Inf	1
21.925M	5.16895G	5.190875G	18.991M	5.17043G	5.18942G	Inf	2
21.925M	5.168925G	5.19085G	18.966M	5.170455G	5.18942G	Inf	3
21.35M	5.169275G	5.190625G	18.966M	5.170455G	5.18942G	Inf	4

802.11ax HEW20-BF_Nss1,(MCS0)_4TX EBW

5200MHz

18/07/2019

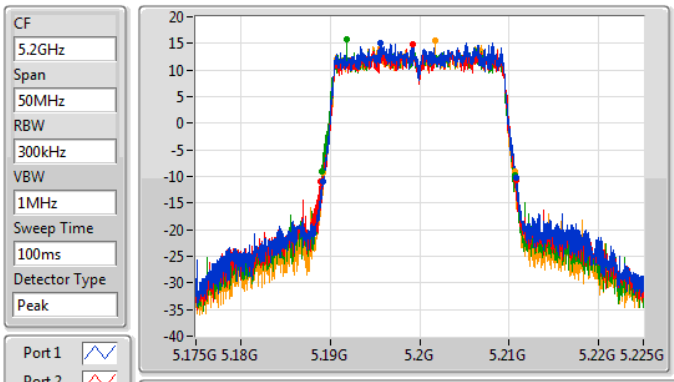

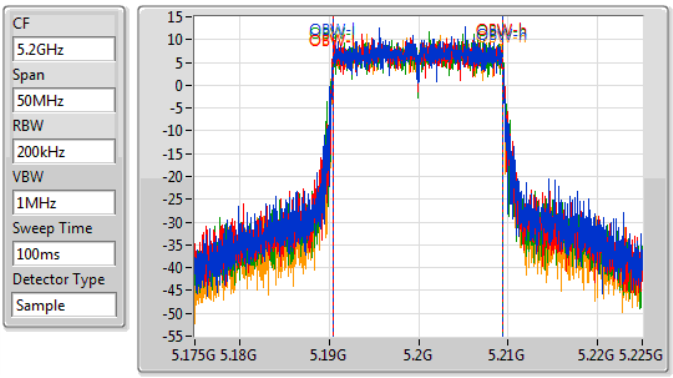

26dB(Hz)	Fl-26dB(Hz)	Fh-26dB(Hz)	OBW(Hz)	Fl-OBW(Hz)	Fh-OBW(Hz)	Limit(Hz)	Port
21.625M	5.1892G	5.210825G	18.966M	5.19043G	5.209395G	Inf	1
21.875M	5.18895G	5.210825G	18.991M	5.19043G	5.20942G	Inf	2
21.625M	5.18905G	5.210675G	18.991M	5.19043G	5.20942G	Inf	3
21.35M	5.18925G	5.2106G	18.966M	5.190455G	5.20942G	Inf	4

802.11ax HEW20-BF_Nss1,(MCS0)_4TX EBW

5240MHz

18/07/2019

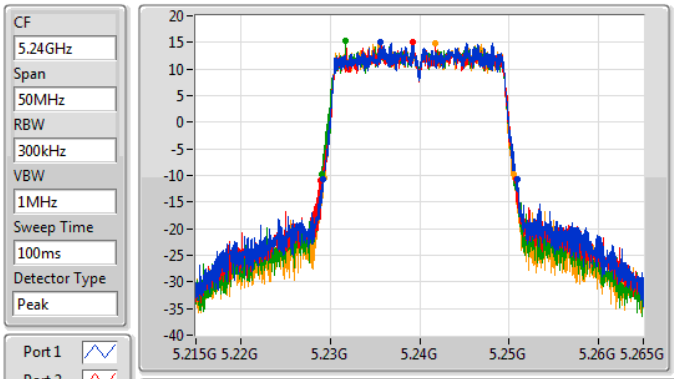

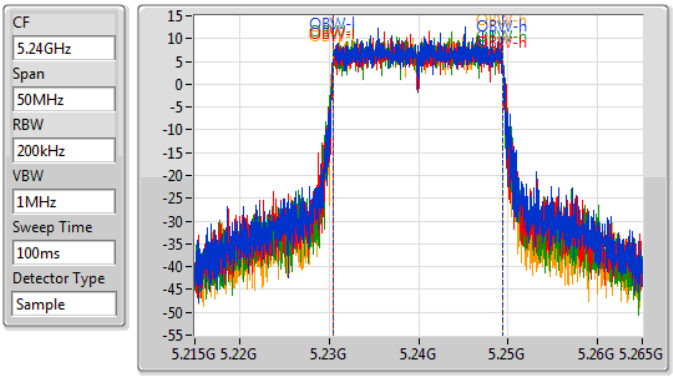

26dB(Hz)	Fl-26dB(Hz)	Fh-26dB(Hz)	OBW(Hz)	Fl-OBW(Hz)	Fh-OBW(Hz)	Limit(Hz)	Port
21.65M	5.229225G	5.250875G	18.991M	5.23043G	5.24942G	Inf	1
21.9M	5.228925G	5.250825G	18.941M	5.230455G	5.249395G	Inf	2
21.75M	5.229G	5.25075G	18.941M	5.230455G	5.249395G	Inf	3
21.225M	5.2293G	5.250525G	18.991M	5.23043G	5.24942G	Inf	4

802.11ax HEW20-BF_Nss1,(MCS0)_4TX EBW

5745MHz

18/07/2019

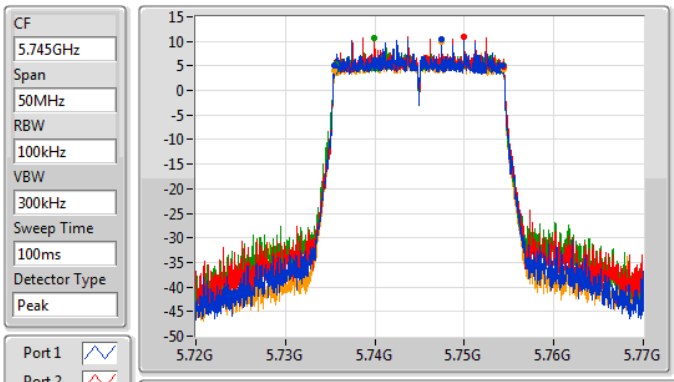

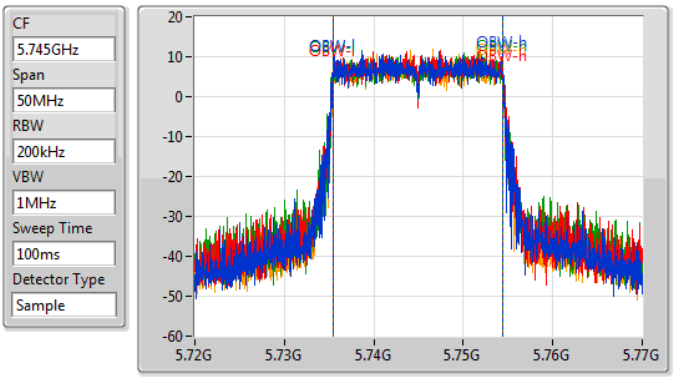

6dB(Hz)	Fl-6dB(Hz)	Fh-6dB(Hz)	OBW(Hz)	Fl-OBW(Hz)	Fh-OBW(Hz)	Limit(Hz)	Port
18.75M	5.735475G	5.754225G	18.991M	5.735405G	5.754395G	500k	1
18.975M	5.73545G	5.754425G	18.966M	5.735455G	5.75442G	500k	2
18.775M	5.735575G	5.75435G	18.966M	5.73543G	5.754395G	500k	3
18.975M	5.73545G	5.754425G	18.966M	5.735455G	5.75442G	500k	4

802.11ax HEW20-BF_Nss1,(MCS0)_4TX EBW

5785MHz

18/07/2019

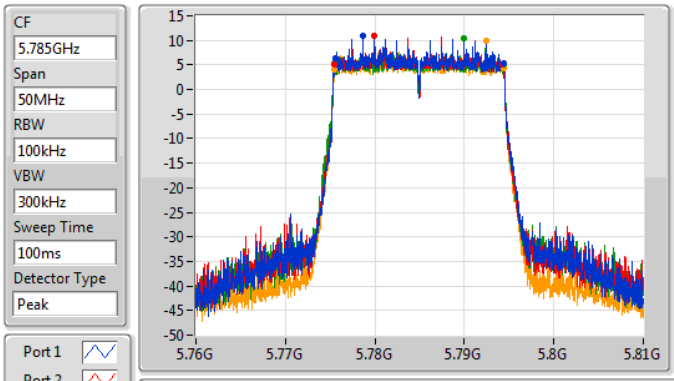

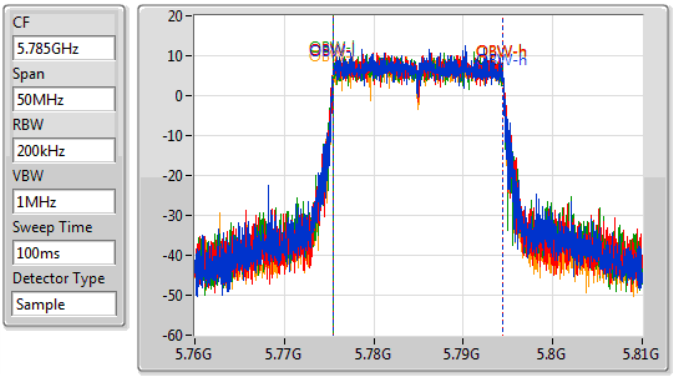

6dB(Hz)	Fl-6dB(Hz)	Fh-6dB(Hz)	OBW(Hz)	Fl-OBW(Hz)	Fh-OBW(Hz)	Limit(Hz)	Port
18.85M	5.77555G	5.7944G	18.966M	5.77543G	5.794395G	500k	1
18.85M	5.775475G	5.794325G	18.991M	5.77543G	5.79442G	500k	2
18.875M	5.7755G	5.794375G	18.966M	5.77543G	5.794395G	500k	3
18.95M	5.77545G	5.7944G	18.941M	5.775455G	5.794395G	500k	4

802.11ax HEW20-BF_Nss1,(MCS0)_4TX EBW

5825MHz

18/07/2019

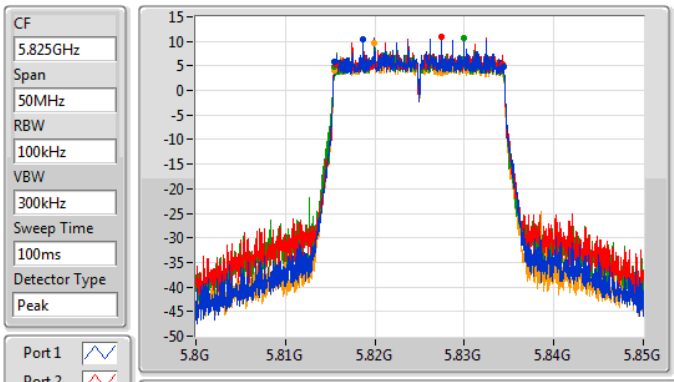

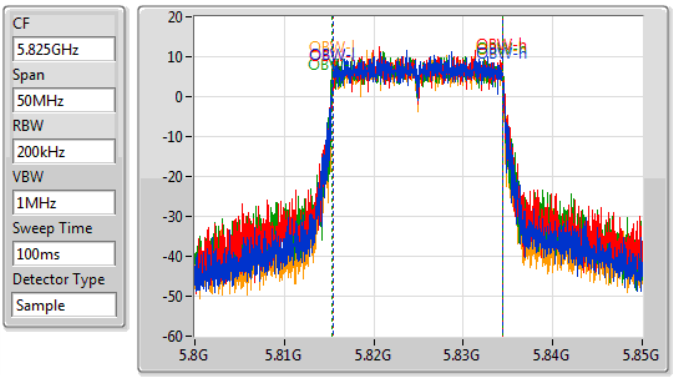

6dB(Hz)	Fl-6dB(Hz)	Fh-6dB(Hz)	OBW(Hz)	Fl-OBW(Hz)	Fh-OBW(Hz)	Limit(Hz)	Port
18.925M	5.8155G	5.834425G	18.966M	5.81543G	5.834395G	500k	1
18.75M	5.81555G	5.8343G	18.966M	5.815455G	5.83442G	500k	2
18.825M	5.8155G	5.834325G	19.04M	5.81538G	5.83442G	500k	3
18.95M	5.81545G	5.8344G	18.916M	5.815455G	5.83437G	500k	4

802.11ax HEW40-BF_Nss1,(MCS0)_4TX EBW

5190MHz

18/07/2019

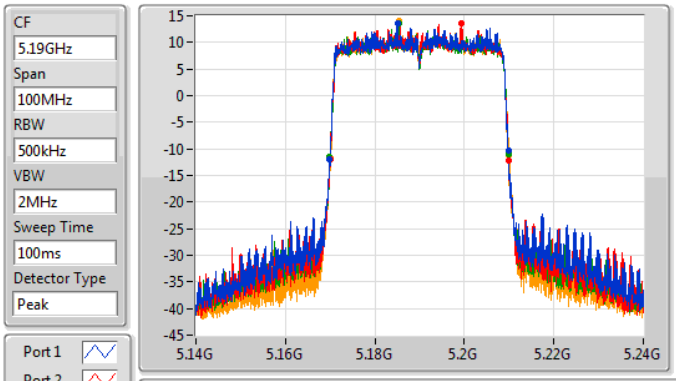

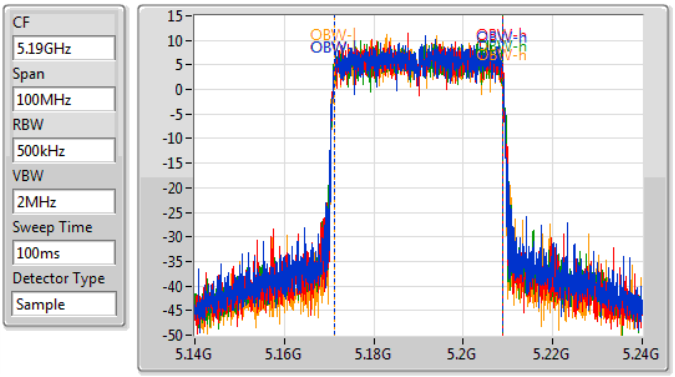

26dB(Hz)	Fl-26dB(Hz)	Fh-26dB(Hz)	OBW(Hz)	Fl-OBW(Hz)	Fh-OBW(Hz)	Limit(Hz)	Port
39.9M	5.1699G	5.2098G	37.531M	5.171159G	5.208691G	Inf	1
39.8M	5.17005G	5.20985G	37.531M	5.171159G	5.208691G	Inf	2
39.9M	5.1699G	5.2098G	37.531M	5.171159G	5.208691G	Inf	3
40.05M	5.16995G	5.21G	37.531M	5.171159G	5.208691G	Inf	4

802.11ax HEW40-BF_Nss1,(MCS0)_4TX EBW

5230MHz

18/07/2019

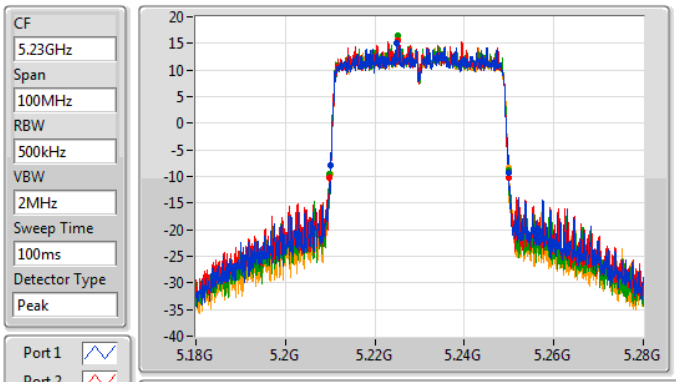

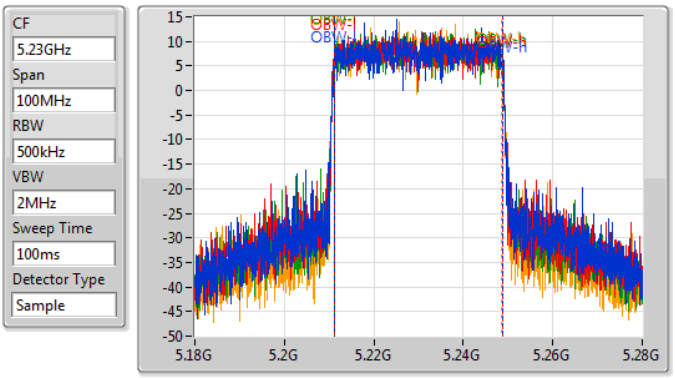

26dB(Hz)	Fl-26dB(Hz)	Fh-26dB(Hz)	OBW(Hz)	Fl-OBW(Hz)	Fh-OBW(Hz)	Limit(Hz)	Port
39.85M	5.21G	5.24985G	37.581M	5.211209G	5.248791G	Inf	1
40.05M	5.2099G	5.24995G	37.581M	5.211109G	5.248691G	Inf	2
40M	5.20985G	5.24985G	37.531M	5.211159G	5.248691G	Inf	3
40M	5.20995G	5.24995G	37.481M	5.211159G	5.248641G	Inf	4

802.11ax HEW40-BF_Nss1,(MCS0)_4TX EBW

5755MHz

18/07/2019

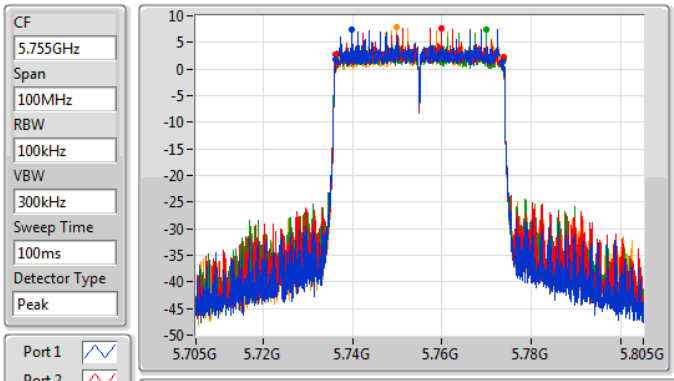

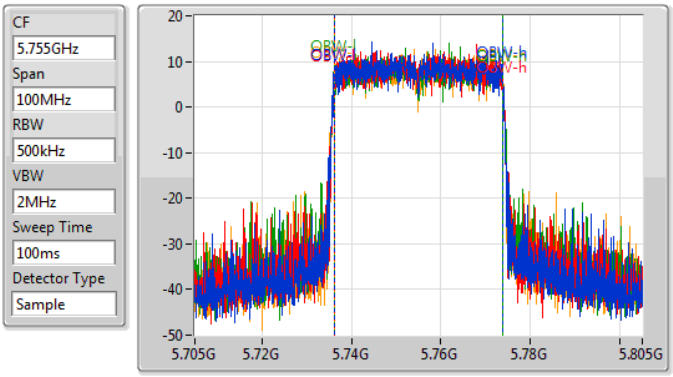

6dB(Hz)	Fl-6dB(Hz)	Fh-6dB(Hz)	OBW(Hz)	Fl-OBW(Hz)	Fh-OBW(Hz)	Limit(Hz)	Port
37.45M	5.73615G	5.7736G	37.631M	5.736109G	5.773741G	500k	1
37.5M	5.7362G	5.7737G	37.481M	5.736209G	5.773691G	500k	2
37.5M	5.7362G	5.7737G	37.531M	5.736159G	5.773691G	500k	3
36.75M	5.7365G	5.77325G	37.481M	5.736209G	5.773691G	500k	4

802.11ax HEW40-BF_Nss1,(MCS0)_4TX EBW

5795MHz

18/07/2019

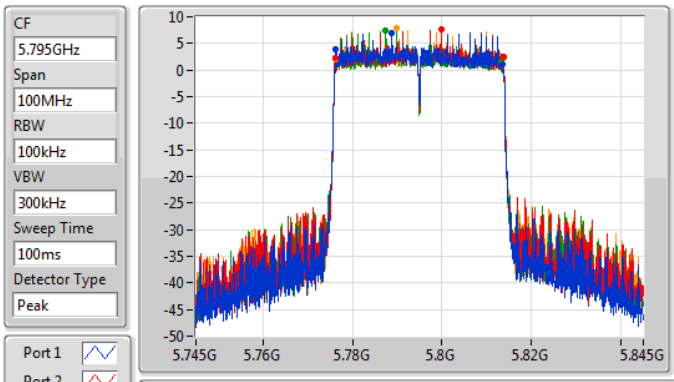

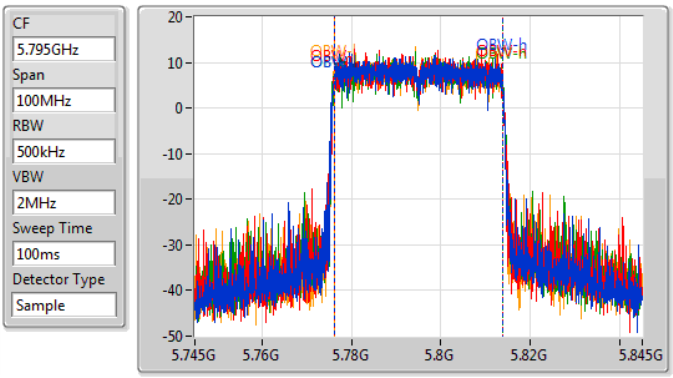

6dB(Hz)	Fl-6dB(Hz)	Fh-6dB(Hz)	OBW(Hz)	Fl-OBW(Hz)	Fh-OBW(Hz)	Limit(Hz)	Port
37.4M	5.77615G	5.81355G	37.681M	5.776059G	5.813741G	500k	1
37.5M	5.7762G	5.8137G	37.581M	5.776109G	5.813691G	500k	2
37M	5.77615G	5.81315G	37.681M	5.776109G	5.813791G	500k	3
37.55M	5.77615G	5.8137G	37.681M	5.776059G	5.813741G	500k	4

802.11ax HEW80-BF_Nss1,(MCS0)_4TX EBW

5210MHz

18/07/2019

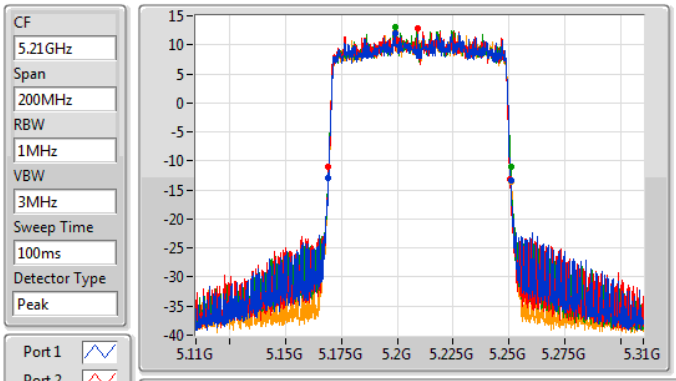

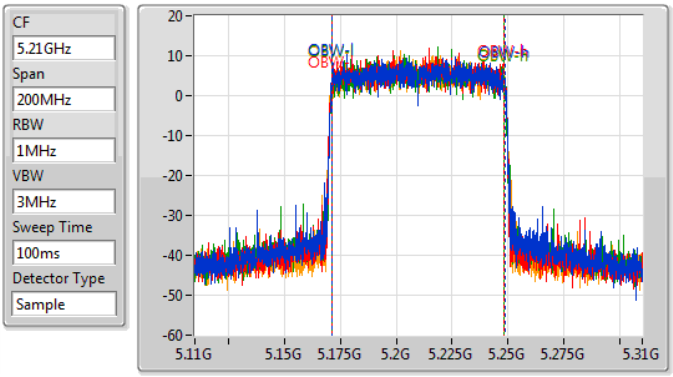

26dB(Hz)	Fl-26dB(Hz)	Fh-26dB(Hz)	OBW(Hz)	Fl-OBW(Hz)	Fh-OBW(Hz)	Limit(Hz)	Port
81.8M	5.1691G	5.2509G	77.261M	5.171219G	5.248481G	Inf	1
81.2M	5.1693G	5.2505G	76.962M	5.171419G	5.248381G	Inf	2
81.5M	5.1692G	5.2507G	76.862M	5.171419G	5.248281G	Inf	3
81.6M	5.1691G	5.2507G	77.161M	5.171219G	5.248381G	Inf	4

802.11ax HEW80-BF_Nss1,(MCS0)_4TX EBW

5775MHz

18/07/2019

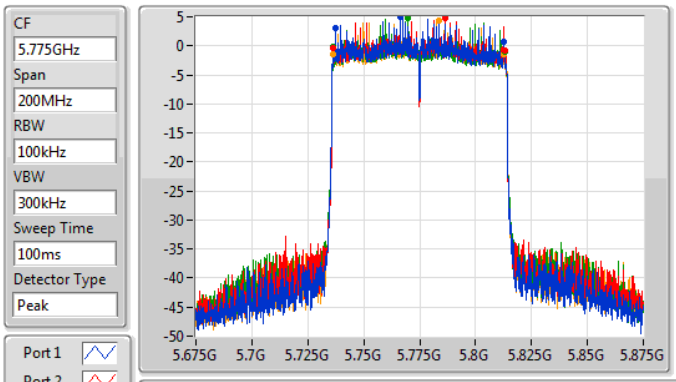

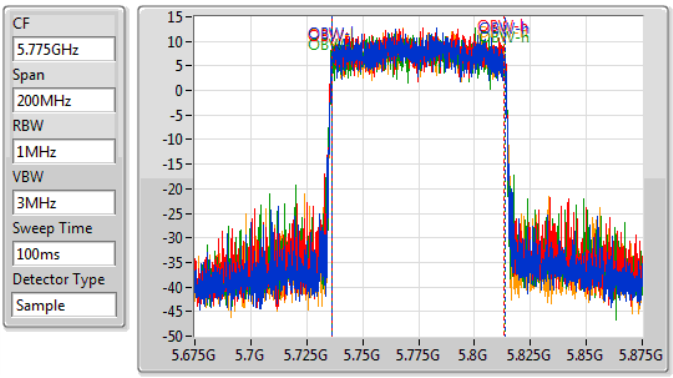

6dB(Hz)	Fl-6dB(Hz)	Fh-6dB(Hz)	OBW(Hz)	Fl-OBW(Hz)	Fh-OBW(Hz)	Limit(Hz)	Port
75.4M	5.7374G	5.8128G	77.261M	5.736219G	5.813481G	500k	1
76.5M	5.7365G	5.813G	77.161M	5.736219G	5.813381G	500k	2
76.8M	5.7362G	5.813G	77.361M	5.736119G	5.813481G	500k	3
76.6M	5.7362G	5.8128G	77.061M	5.736319G	5.813381G	500k	4

For 4T2S
Summary

Mode	Max-N dB (Hz)	Max-OBW (Hz)	ITU-Code	Min-N dB (Hz)	Min-OBW (Hz)
5.15-5.25GHz	-	-	-	-	-
802.11ax HEW20-BF_Nss2,(MCS0)_4TX	26.175M	19.015M	19M0D1D	21.25M	18.966M
802.11ax HEW40-BF_Nss2,(MCS0)_4TX	40.2M	37.631M	37M6D1D	39.9M	37.531M
802.11ax HEW80-BF_Nss2,(MCS0)_4TX	81.6M	77.161M	77M2D1D	81M	76.962M
5.725-5.85GHz	-	-	-	-	-
802.11ax HEW20-BF_Nss2,(MCS0)_4TX	18.925M	19.065M	19M1D1D	18.75M	18.941M
802.11ax HEW40-BF_Nss2,(MCS0)_4TX	37.5M	37.681M	37M7D1D	36.25M	37.531M
802.11ax HEW80-BF_Nss2,(MCS0)_4TX	76.8M	77.061M	77M1D1D	75.3M	76.962M

Max-N dB = Maximum 6dB down bandwidth for 5.725-5.85GHz band / Maximum 26dB down bandwidth for other band;
Max-OBW = Maximum99% occupied bandwidth;
Min-N dB = Minimum 6dB down bandwidth for 5.725-5.85GHz band / Maximum 26dB down bandwidth for other band;
Min-OBW = Minimum 99% occupied bandwidth;

Result

Mode	Result	Limit (Hz)	Port 1-N dB (Hz)	Port 1-OBW (Hz)	Port 2-N dB (Hz)	Port 2-OBW (Hz)	Port 3-N dB (Hz)	Port 3-OBW (Hz)	Port 4-N dB (Hz)	Port 4-OBW (Hz)
802.11ax HEW20-BF_Nss2,(MCS0)_4TX	-	-	-	-	-	-	-	-	-	-
5180MHz	Pass	Inf	21.6M	18.966M	21.625M	18.966M	21.65M	19.015M	21.3M	18.991M
5200MHz	Pass	Inf	23.45M	18.966M	24.225M	18.991M	21.9M	18.991M	21.375M	18.966M
5240MHz	Pass	Inf	21.9M	19.015M	26.175M	18.991M	21.75M	18.991M	21.25M	18.966M
5745MHz	Pass	500k	18.875M	18.991M	18.925M	18.966M	18.75M	18.966M	18.825M	18.941M
5785MHz	Pass	500k	18.85M	18.966M	18.85M	18.966M	18.825M	19.015M	18.9M	18.991M
5825MHz	Pass	500k	18.85M	18.966M	18.875M	19.015M	18.875M	19.065M	18.9M	18.966M
802.11ax HEW40-BF_Nss2,(MCS0)_4TX	-	-	-	-	-	-	-	-	-	-
5190MHz	Pass	Inf	40.1M	37.531M	39.95M	37.531M	40M	37.581M	40.2M	37.581M
5230MHz	Pass	Inf	40.2M	37.581M	39.95M	37.631M	39.9M	37.581M	39.9M	37.531M
5755MHz	Pass	500k	37.2M	37.631M	36.9M	37.631M	36.25M	37.531M	37.5M	37.581M
5795MHz	Pass	500k	37.35M	37.581M	37.5M	37.581M	37M	37.581M	37.3M	37.681M
802.11ax HEW80-BF_Nss2,(MCS0)_4TX	-	-	-	-	-	-	-	-	-	-
5210MHz	Pass	Inf	81.6M	77.061M	81M	76.962M	81.2M	76.962M	81.5M	77.161M
5775MHz	Pass	500k	76.3M	77.061M	75.3M	77.061M	76.1M	77.061M	76.8M	76.962M

Port X-N dB = Port **X** 6dB down bandwidth for 5.725-5.85GHz band / 26dB down bandwidth for other band
Port X-OBW = Port **X** 99% occupied bandwidth;

802.11ax HEW20-BF_Nss2,(MCS0)_4TX EBW

5180MHz

19/07/2019

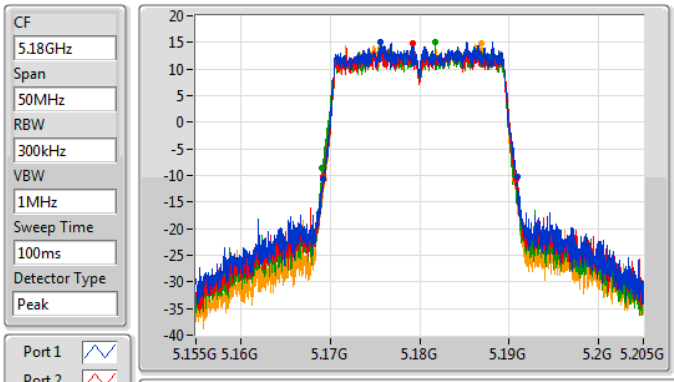

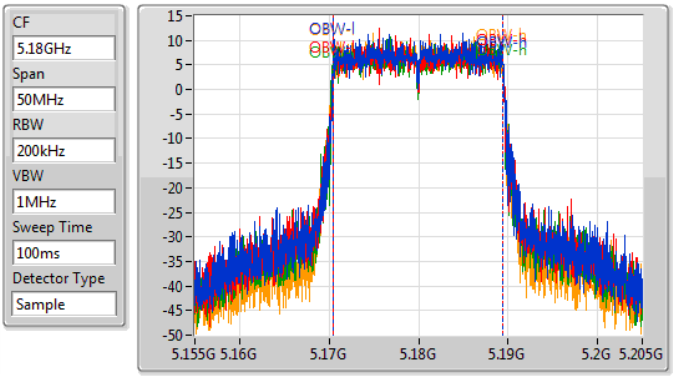

26dB(Hz)	Fl-26dB(Hz)	Fh-26dB(Hz)	OBW(Hz)	Fl-OBW(Hz)	Fh-OBW(Hz)	Limit(Hz)	Port
21.6M	5.169275G	5.190875G	18.966M	5.17048G	5.189445G	Inf	1
21.625M	5.169225G	5.19085G	18.966M	5.17048G	5.189445G	Inf	2
21.65M	5.169125G	5.190775G	19.015M	5.17043G	5.189445G	Inf	3
21.3M	5.169325G	5.190625G	18.991M	5.170455G	5.189445G	Inf	4

802.11ax HEW20-BF_Nss2,(MCS0)_4TX EBW

5200MHz

19/07/2019

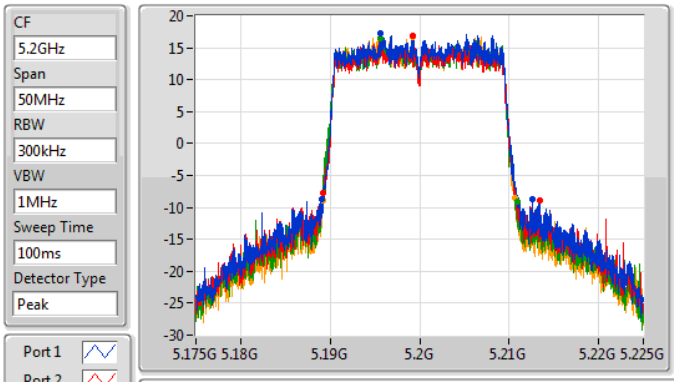

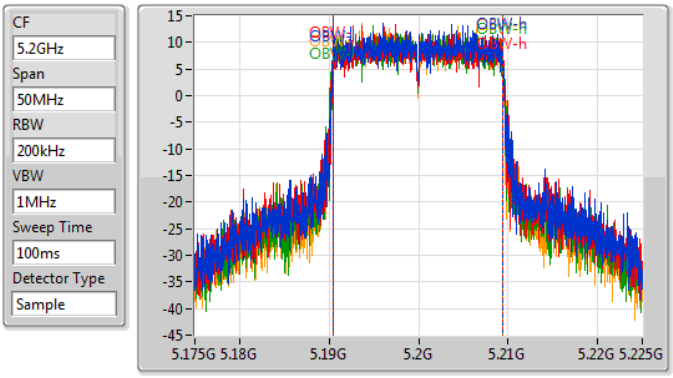

26dB(Hz)	Fl-26dB(Hz)	Fh-26dB(Hz)	OBW(Hz)	Fl-OBW(Hz)	Fh-OBW(Hz)	Limit(Hz)	Port
23.45M	5.1891G	5.21255G	18.966M	5.190455G	5.20942G	Inf	1
24.225M	5.189175G	5.2134G	18.991M	5.190455G	5.209445G	Inf	2
21.9M	5.189G	5.2109G	18.991M	5.190455G	5.209445G	Inf	3
21.375M	5.189275G	5.21065G	18.966M	5.190455G	5.20942G	Inf	4

802.11ax HEW20-BF_Nss2,(MCS0)_4TX EBW

5240MHz

19/07/2019

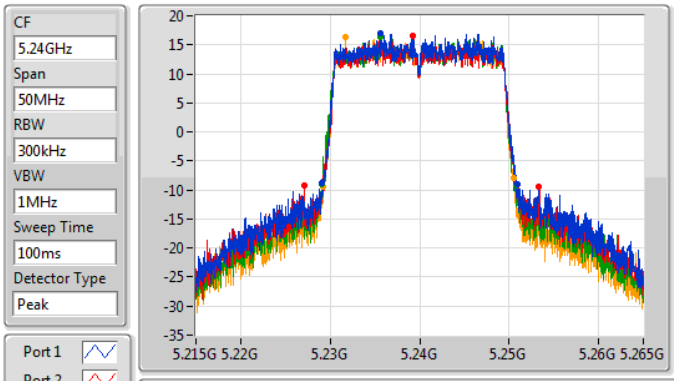

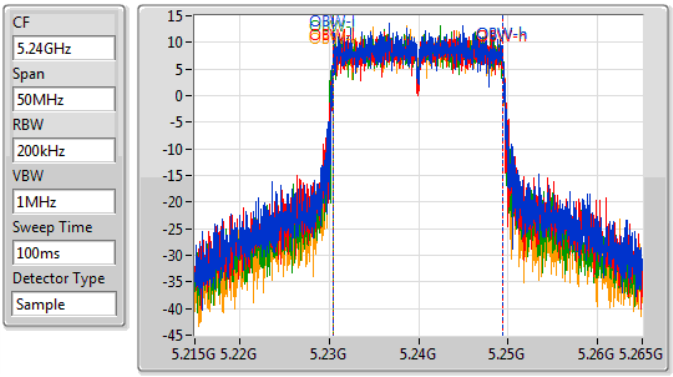

26dB(Hz)	Fl-26dB(Hz)	Fh-26dB(Hz)	OBW(Hz)	Fl-OBW(Hz)	Fh-OBW(Hz)	Limit(Hz)	Port
21.9M	5.229075G	5.250975G	19.015M	5.23043G	5.249445G	Inf	1
26.175M	5.227075G	5.25325G	18.991M	5.230455G	5.249445G	Inf	2
21.75M	5.229G	5.25075G	18.991M	5.230455G	5.249445G	Inf	3
21.25M	5.229275G	5.250525G	18.966M	5.230455G	5.24942G	Inf	4

802.11ax HEW20-BF_Nss2,(MCS0)_4TX EBW

5745MHz

19/07/2019

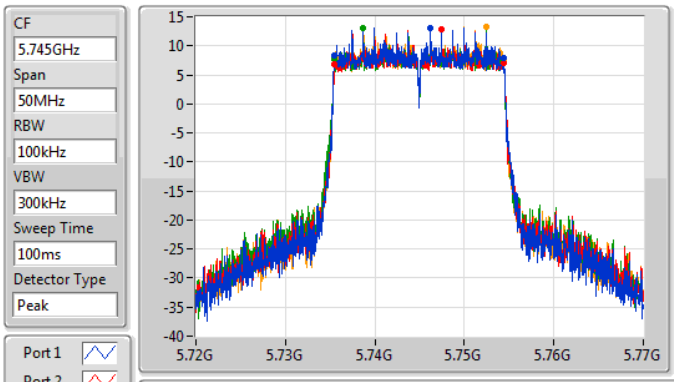

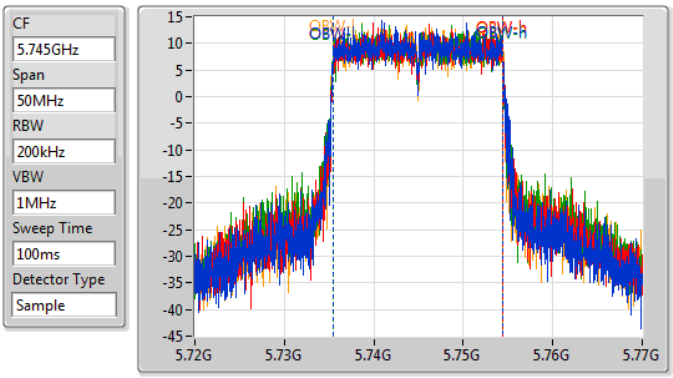

6dB(Hz)	Fl-6dB(Hz)	Fh-6dB(Hz)	OBW(Hz)	Fl-OBW(Hz)	Fh-OBW(Hz)	Limit(Hz)	Port
18.875M	5.735525G	5.7544G	18.991M	5.735455G	5.754445G	500k	1
18.925M	5.7355G	5.754425G	18.966M	5.73548G	5.754445G	500k	2
18.75M	5.735525G	5.754275G	18.966M	5.735455G	5.75442G	500k	3
18.825M	5.7356G	5.754425G	18.941M	5.73548G	5.75442G	500k	4

802.11ax HEW20-BF_Nss2,(MCS0)_4TX EBW

5785MHz

19/07/2019

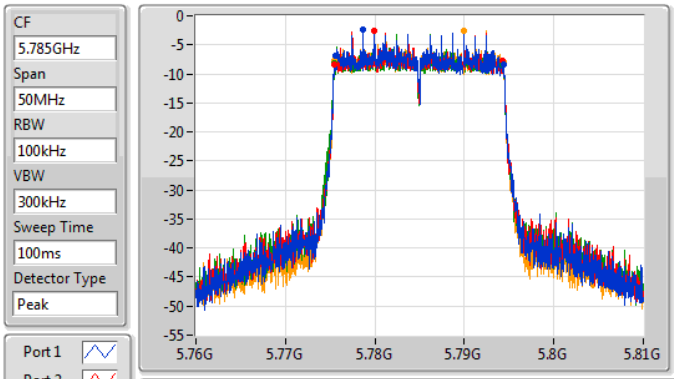

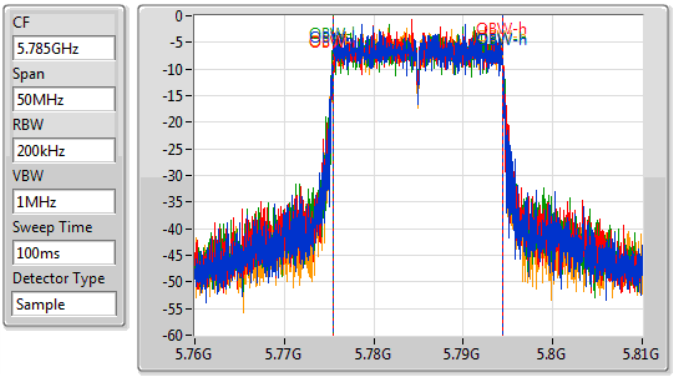

6dB(Hz)	Fl-6dB(Hz)	Fh-6dB(Hz)	OBW(Hz)	Fl-OBW(Hz)	Fh-OBW(Hz)	Limit(Hz)	Port
18.85M	5.77555G	5.7944G	18.966M	5.77543G	5.794395G	500k	1
18.85M	5.775475G	5.794325G	18.966M	5.77543G	5.794395G	500k	2
18.825M	5.7755G	5.794325G	19.015M	5.775405G	5.79442G	500k	3
18.9M	5.775475G	5.794375G	18.991M	5.775405G	5.794395G	500k	4

802.11ax HEW20-BF_Nss2,(MCS0)_4TX EBW

5825MHz

19/07/2019

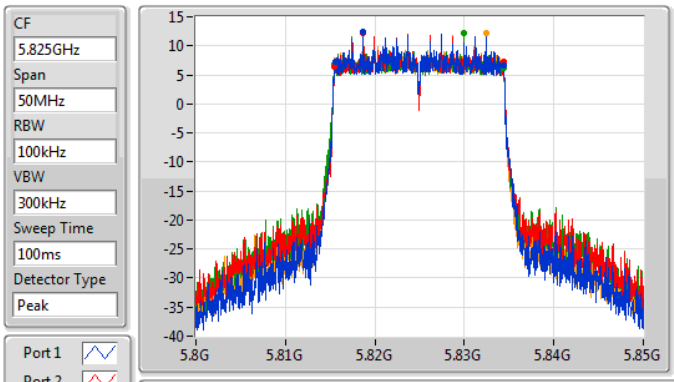

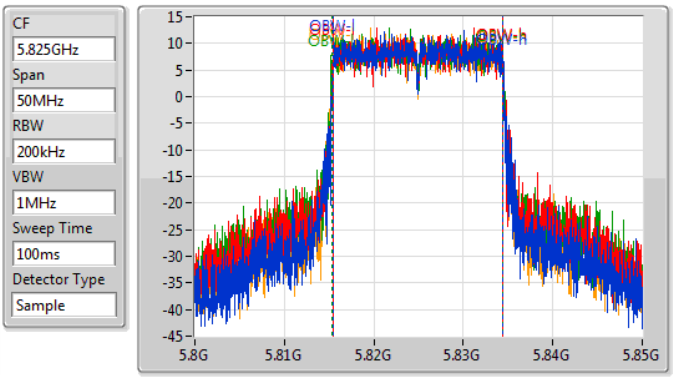

6dB(Hz)	Fl-6dB(Hz)	Fh-6dB(Hz)	OBW(Hz)	Fl-OBW(Hz)	Fh-OBW(Hz)	Limit(Hz)	Port
18.85M	5.81555G	5.8344G	18.966M	5.815455G	5.83442G	500k	1
18.875M	5.8155G	5.834375G	19.015M	5.81543G	5.834445G	500k	2
18.875M	5.8155G	5.834375G	19.065M	5.81538G	5.834445G	500k	3
18.9M	5.815475G	5.834375G	18.966M	5.81543G	5.834395G	500k	4

802.11ax HEW40-BF_Nss2,(MCS0)_4TX EBW

5190MHz

19/07/2019

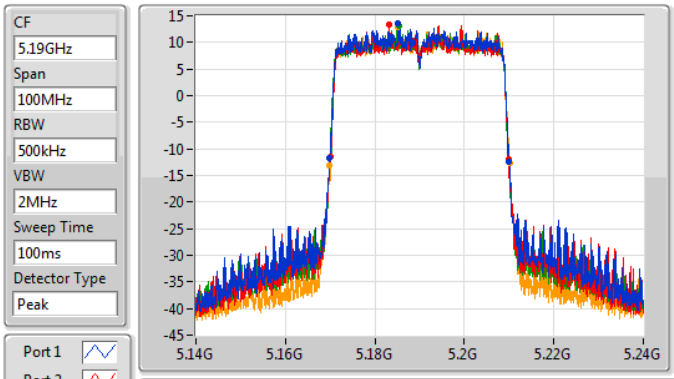

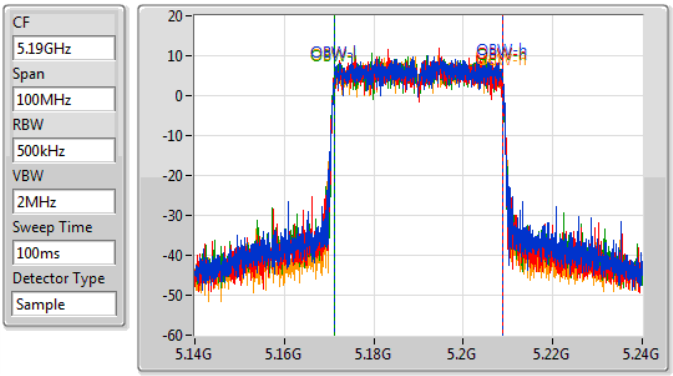

26dB(Hz)	Fl-26dB(Hz)	Fh-26dB(Hz)	OBW(Hz)	Fl-OBW(Hz)	Fh-OBW(Hz)	Limit(Hz)	Port
40.1M	5.1699G	5.21G	37.531M	5.171209G	5.208741G	Inf	1
39.95M	5.17G	5.20995G	37.531M	5.171159G	5.208691G	Inf	2
40M	5.1699G	5.2099G	37.581M	5.171159G	5.208741G	Inf	3
40.2M	5.1699G	5.2101G	37.581M	5.171109G	5.208691G	Inf	4

802.11ax HEW40-BF_Nss2,(MCS0)_4TX EBW

5230MHz

19/07/2019

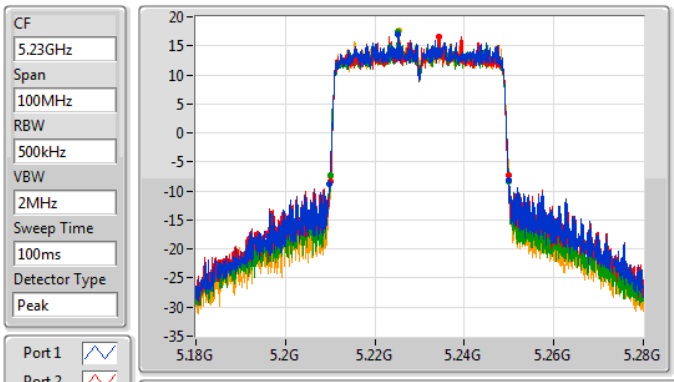

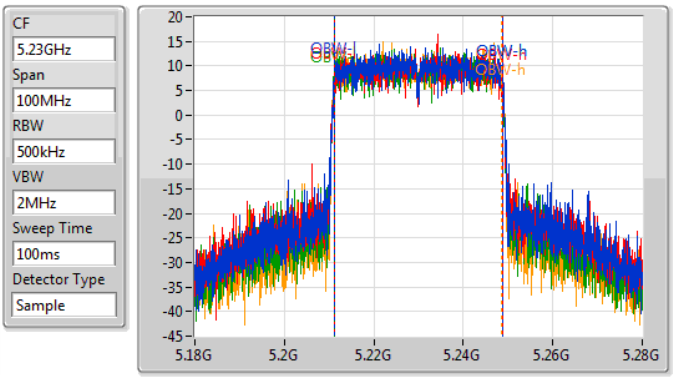

26dB(Hz)	Fl-26dB(Hz)	Fh-26dB(Hz)	OBW(Hz)	Fl-OBW(Hz)	Fh-OBW(Hz)	Limit(Hz)	Port
40.2M	5.20975G	5.24995G	37.581M	5.211209G	5.248791G	Inf	1
39.95M	5.20995G	5.2499G	37.631M	5.211159G	5.248791G	Inf	2
39.9M	5.20995G	5.24985G	37.581M	5.211109G	5.248691G	Inf	3
39.9M	5.21005G	5.24995G	37.531M	5.211109G	5.248641G	Inf	4

802.11ax HEW40-BF_Nss2,(MCS0)_4TX EBW

5755MHz

19/07/2019

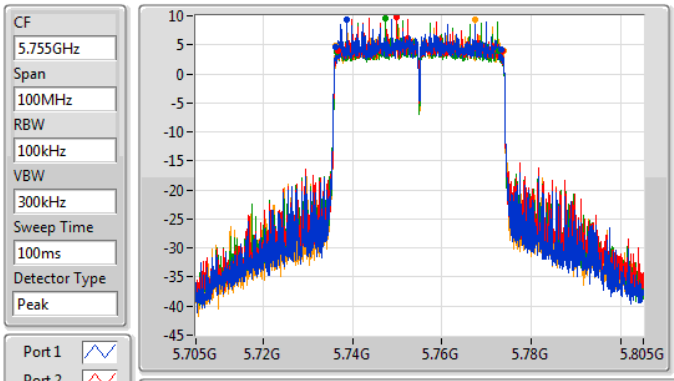

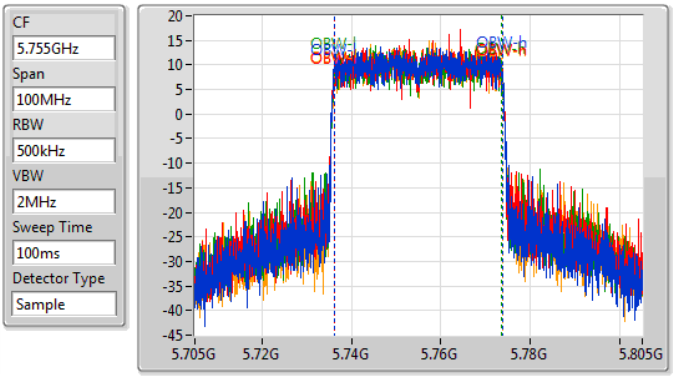

6dB(Hz)	Fl-6dB(Hz)	Fh-6dB(Hz)	OBW(Hz)	Fl-OBW(Hz)	Fh-OBW(Hz)	Limit(Hz)	Port
37.2M	5.73615G	5.77335G	37.631M	5.736109G	5.773741G	500k	1
36.9M	5.73675G	5.77365G	37.631M	5.736109G	5.773741G	500k	2
36.25M	5.7365G	5.77275G	37.531M	5.736109G	5.773641G	500k	3
37.5M	5.7362G	5.7737G	37.581M	5.736159G	5.773741G	500k	4

802.11ax HEW40-BF_Nss2,(MCS0)_4TX EBW

5795MHz

19/07/2019

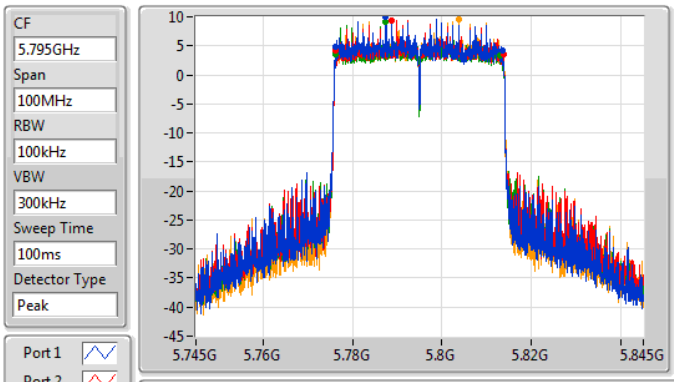

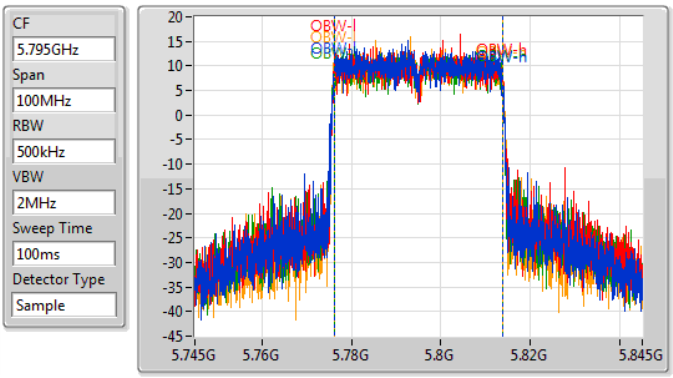

6dB(Hz)	Fl-6dB(Hz)	Fh-6dB(Hz)	OBW(Hz)	Fl-OBW(Hz)	Fh-OBW(Hz)	Limit(Hz)	Port
37.35M	5.77615G	5.8135G	37.581M	5.776109G	5.813691G	500k	1
37.5M	5.7762G	5.8137G	37.581M	5.776159G	5.813741G	500k	2
37M	5.7761G	5.8131G	37.581M	5.776109G	5.813691G	500k	3
37.3M	5.7762G	5.8135G	37.681M	5.776059G	5.813741G	500k	4

802.11ax HEW80-BF_Nss2,(MCS0)_4TX EBW

5210MHz

19/07/2019

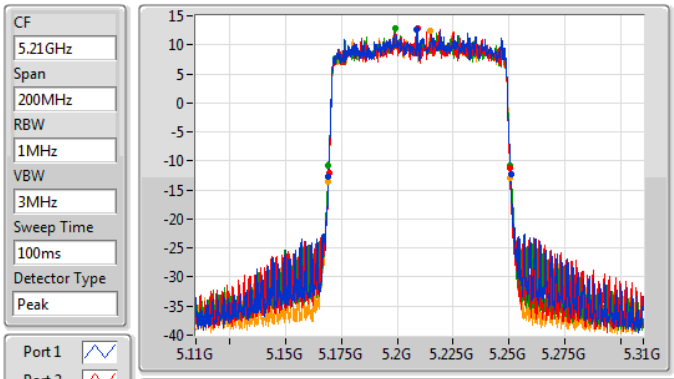

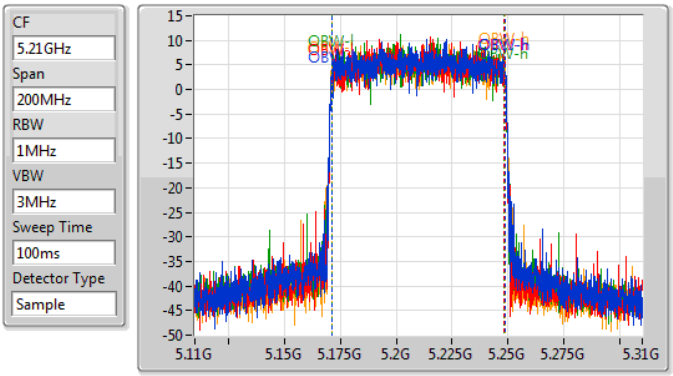

26dB(Hz)	Fl-26dB(Hz)	Fh-26dB(Hz)	OBW(Hz)	Fl-OBW(Hz)	Fh-OBW(Hz)	Limit(Hz)	Port
81.6M	5.1691G	5.2507G	77.061M	5.171419G	5.248481G	Inf	1
81M	5.1694G	5.2504G	76.962M	5.171419G	5.248381G	Inf	2
81.2M	5.1692G	5.2504G	76.962M	5.171319G	5.248281G	Inf	3
81.5M	5.1691G	5.2506G	77.161M	5.171319G	5.248481G	Inf	4

802.11ax HEW80-BF_Nss2,(MCS0)_4TX EBW

5775MHz

19/07/2019

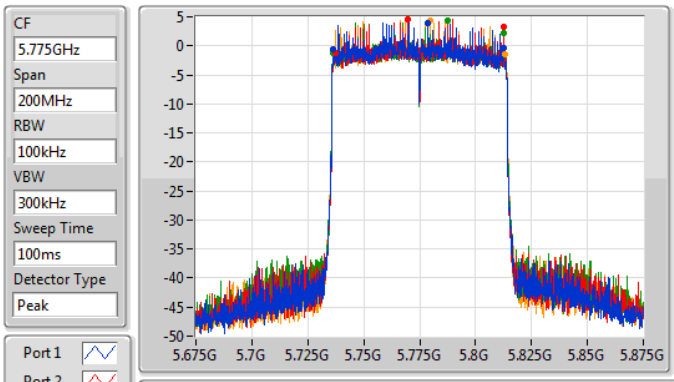

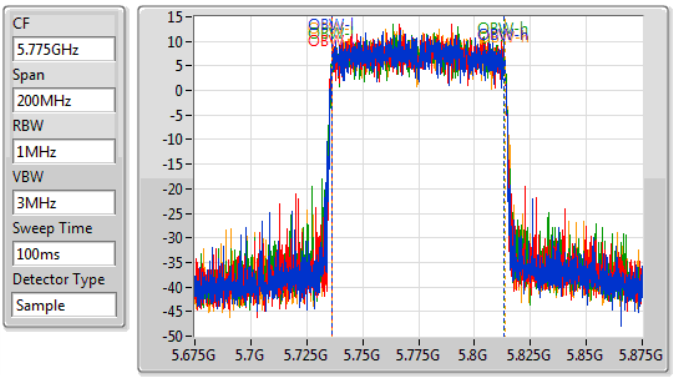

6dB(Hz)	Fl-6dB(Hz)	Fh-6dB(Hz)	OBW(Hz)	Fl-OBW(Hz)	Fh-OBW(Hz)	Limit(Hz)	Port
76.3M	5.7364G	5.8127G	77.061M	5.736319G	5.813381G	500k	1
75.3M	5.7372G	5.8125G	77.061M	5.736319G	5.813381G	500k	2
76.1M	5.7364G	5.8125G	77.061M	5.736319G	5.813381G	500k	3
76.8M	5.7362G	5.813G	76.962M	5.736519G	5.813481G	500k	4

For 2T1S
Summary

Mode	Total Power (dBm)	Total Power (W)
5.15-5.25GHz	-	-
802.11a_Nss1,(6Mbps)_2TX	29.89	0.97499
802.11ax HEW20-BF_Nss1,(MCS0)_2TX	29.90	0.97724
802.11ax HEW40-BF_Nss1,(MCS0)_2TX	28.38	0.68865
802.11ax HEW80-BF_Nss1,(MCS0)_2TX	24.09	0.25645
5.725-5.85GHz	-	-
802.11a_Nss1,(6Mbps)_2TX	29.98	0.99541
802.11ax HEW20-BF_Nss1,(MCS0)_2TX	29.91	0.97949
802.11ax HEW40-BF_Nss1,(MCS0)_2TX	29.84	0.96383
802.11ax HEW80-BF_Nss1,(MCS0)_2TX	26.55	0.45186

Result

Mode	Result	DG (dBi)	Port 1 (dBm)	Port 2 (dBm)	Total Power (dBm)	Power Limit (dBm)
802.11a_Nss1,(6Mbps)_2TX	-	-	-	-	-	-
5180MHz	Pass	1.93	23.65	23.63	26.65	30.00
5200MHz	Pass	1.93	26.99	26.77	29.89	30.00
5240MHz	Pass	1.93	27.02	26.73	29.89	30.00
5745MHz	Pass	1.95	26.81	27.12	29.98	30.00
5785MHz	Pass	1.95	26.78	26.93	29.87	30.00
5825MHz	Pass	1.95	26.79	26.97	29.89	30.00
802.11ax HEW20-BF_Nss1,(MCS0)_2TX	-	-	-	-	-	-
5180MHz	Pass	4.85	23.23	23.33	26.29	30.00
5200MHz	Pass	4.85	26.51	26.23	29.38	30.00
5240MHz	Pass	4.85	26.97	26.81	29.90	30.00
5745MHz	Pass	4.93	26.72	27.07	29.91	30.00
5785MHz	Pass	4.93	26.81	26.99	29.91	30.00
5825MHz	Pass	4.93	26.83	26.91	29.88	30.00
802.11ax HEW40-BF_Nss1,(MCS0)_2TX	-	-	-	-	-	-
5190MHz	Pass	4.85	21.22	20.69	23.97	30.00
5230MHz	Pass	4.85	25.50	25.24	28.38	30.00
5755MHz	Pass	4.93	26.21	26.33	29.28	30.00
5795MHz	Pass	4.93	26.82	26.84	29.84	30.00
802.11ax HEW80-BF_Nss1,(MCS0)_2TX	-	-	-	-	-	-
5210MHz	Pass	4.85	21.10	21.05	24.09	30.00
5775MHz	Pass	4.93	23.46	23.62	26.55	30.00

DG = Directional Gain; **Port X** = Port X output power

For 2T2S
Summary

Mode	Total Power (dBm)	Total Power (W)
5.15-5.25GHz	-	-
802.11ax HEW20_Nss2,(MCS0)_2TX	29.95	0.98855
802.11ax HEW40_Nss2,(MCS0)_2TX	28.26	0.66988
802.11ax HEW80_Nss2,(MCS0)_2TX	24.02	0.25235
5.725-5.85GHz	-	-
802.11ax HEW20_Nss2,(MCS0)_2TX	29.96	0.99083
802.11ax HEW40_Nss2,(MCS0)_2TX	29.92	0.98175
802.11ax HEW80_Nss2,(MCS0)_2TX	26.20	0.41687

Result

Mode	Result	DG (dBi)	Port 1 (dBm)	Port 2 (dBm)	Total Power (dBm)	Power Limit (dBm)
802.11ax HEW20_Nss2,(MCS0)_2TX	-	-	-	-	-	-
5180MHz	Pass	1.84	23.76	23.73	26.76	30.00
5200MHz	Pass	1.84	26.66	26.52	29.60	30.00
5240MHz	Pass	1.84	27.02	26.85	29.95	30.00
5745MHz	Pass	1.92	26.76	27.05	29.92	30.00
5785MHz	Pass	1.92	26.91	26.98	29.96	30.00
5825MHz	Pass	1.92	26.79	27.07	29.94	30.00
802.11ax HEW40_Nss2,(MCS0)_2TX	-	-	-	-	-	-
5190MHz	Pass	1.84	20.7	20.56	23.64	30.00
5230MHz	Pass	1.84	25.51	24.97	28.26	30.00
5755MHz	Pass	1.92	26.23	26.23	29.24	30.00
5795MHz	Pass	1.92	26.89	26.93	29.92	30.00
802.11ax HEW80_Nss2,(MCS0)_2TX	-	-	-	-	-	-
5210MHz	Pass	1.84	21.2	20.81	24.02	30.00
5775MHz	Pass	1.92	23.19	23.19	26.20	30.00

DG = Directional Gain; **Port X** = Port X output power

For 4T1S
Summary

Mode	Total Power (dBm)	Total Power (W)
5.15-5.25GHz	-	-
802.11a_Nss1,(6Mbps)_4TX	28.29	0.67453
802.11ax HEW20-BF_Nss1,(MCS0)_4TX	28.12	0.64863
802.11ax HEW40-BF_Nss1,(MCS0)_4TX	28.10	0.64565
802.11ax HEW80-BF_Nss1,(MCS0)_4TX	25.35	0.34277
5.725-5.85GHz	-	-
802.11a_Nss1,(6Mbps)_4TX	29.99	0.99770
802.11ax HEW20-BF_Nss1,(MCS0)_4TX	28.06	0.63973
802.11ax HEW40-BF_Nss1,(MCS0)_4TX	28.05	0.63826
802.11ax HEW80-BF_Nss1,(MCS0)_4TX	27.69	0.58749

Result

Mode	Result	DG (dBi)	Port 1 (dBm)	Port 2 (dBm)	Port 3 (dBm)	Port 4 (dBm)	Total Power (dBm)	Power Limit (dBm)
802.11a_Nss1,(6Mbps)_4TX	-	-	-	-	-	-	-	-
5180MHz	Pass	1.93	22.17	22.21	21.97	22.02	28.11	30.00
5200MHz	Pass	1.93	22.41	22.08	22.37	22.19	28.29	30.00
5240MHz	Pass	1.93	22.04	21.78	22.13	21.89	27.98	30.00
5745MHz	Pass	1.95	23.97	23.91	23.97	23.76	29.92	30.00
5785MHz	Pass	1.95	24.13	23.91	23.74	23.81	29.92	30.00
5825MHz	Pass	1.95	24.00	24.03	23.87	23.96	29.99	30.00
802.11ax HEW20-BF_Nss1,(MCS0)_4TX	-	-	-	-	-	-	-	-
5180MHz	Pass	7.86	22.06	22.15	22.05	22.14	28.12	28.14
5200MHz	Pass	7.86	22.16	22.08	22.10	22.01	28.11	28.14
5240MHz	Pass	7.86	21.94	21.93	22.03	22.02	28.00	28.14
5745MHz	Pass	7.87	22.03	22.31	21.93	21.73	28.03	28.13
5785MHz	Pass	7.87	22.23	22.28	22.05	21.54	28.06	28.13
5825MHz	Pass	7.87	22.22	22.34	21.99	21.52	28.05	28.13
802.11ax HEW40-BF_Nss1,(MCS0)_4TX	-	-	-	-	-	-	-	-
5190MHz	Pass	7.86	20.12	20.06	19.71	19.79	25.94	28.14
5230MHz	Pass	7.86	22.30	22.07	22.02	21.91	28.10	28.14
5755MHz	Pass	7.87	22.17	22.13	21.85	21.94	28.05	28.13
5795MHz	Pass	7.87	22.14	22.11	21.79	21.92	28.01	28.13
802.11ax HEW80-BF_Nss1,(MCS0)_4TX	-	-	-	-	-	-	-	-
5210MHz	Pass	7.86	19.26	19.54	19.31	19.19	25.35	28.14
5775MHz	Pass	7.87	21.64	22.01	21.49	21.51	27.69	28.13

DG = Directional Gain; **Port X** = Port X output power

For 4T2S
Summary

Mode	Total Power (dBm)	Total Power (W)
5.15-5.25GHz	-	-
802.11ax HEW20-BF_Nss2,(MCS0)_4TX	29.98	0.99541
802.11ax HEW40-BF_Nss2,(MCS0)_4TX	29.80	0.95499
802.11ax HEW80-BF_Nss2,(MCS0)_4TX	25.24	0.33420
5.725-5.85GHz	-	-
802.11ax HEW20-BF_Nss2,(MCS0)_4TX	29.88	0.97275
802.11ax HEW40-BF_Nss2,(MCS0)_4TX	29.92	0.98175
802.11ax HEW80-BF_Nss2,(MCS0)_4TX	27.53	0.56624

Result

Mode	Result	DG (dBi)	Port 1 (dBm)	Port 2 (dBm)	Port 3 (dBm)	Port 4 (dBm)	Total Power (dBm)	Power Limit (dBm)
802.11ax HEW20-BF_Nss2,(MCS0)_4TX	-	-	-	-	-	-	-	-
5180MHz	Pass	4.85	22.60	21.96	21.92	22.19	28.20	30.00
5200MHz	Pass	4.85	24.24	23.69	23.84	23.83	29.93	30.00
5240MHz	Pass	4.85	24.25	23.71	23.81	24.03	29.98	30.00
5745MHz	Pass	4.86	23.84	23.89	23.74	23.91	29.87	30.00
5785MHz	Pass	4.86	23.87	23.80	23.68	24.09	29.88	30.00
5825MHz	Pass	4.86	23.66	23.84	23.65	24.06	29.83	30.00
802.11ax HEW40-BF_Nss2,(MCS0)_4TX	-	-	-	-	-	-	-	-
5190MHz	Pass	4.85	20.26	19.75	19.70	19.96	25.94	30.00
5230MHz	Pass	4.85	24.05	23.71	23.76	23.60	29.80	30.00
5755MHz	Pass	4.86	23.85	24.08	23.54	23.87	29.86	30.00
5795MHz	Pass	4.86	24.00	23.91	23.58	24.09	29.92	30.00
802.11ax HEW80-BF_Nss2,(MCS0)_4TX	-	-	-	-	-	-	-	-
5210MHz	Pass	4.85	19.43	19.23	19.14	19.08	25.24	30.00
5775MHz	Pass	4.86	21.51	21.56	21.42	21.54	27.53	30.00

DG = Directional Gain; **Port X** = Port X output power

For 2T1S
Summary

Mode	PD (dBm/RBW)
5.15-5.25GHz	-
802.11a_Nss1,(6Mbps)_2TX	16.97
802.11ax HEW20-BF_Nss1,(MCS0)_2TX	16.49
802.11ax HEW40-BF_Nss1,(MCS0)_2TX	12.10
802.11ax HEW80-BF_Nss1,(MCS0)_2TX	4.97
5.725-5.85GHz	-
802.11a_Nss1,(6Mbps)_2TX	15.59
802.11ax HEW20-BF_Nss1,(MCS0)_2TX	14.99
802.11ax HEW40-BF_Nss1,(MCS0)_2TX	11.92
802.11ax HEW80-BF_Nss1,(MCS0)_2TX	5.65

RBW = 500 kHz for 5.725-5.85GHz band / 1MHz for other band;

Result

Mode	Result	DG (dBi)	Port 1 (dBm/RBW)	Port 2 (dBm/RBW)	PD (dBm/RBW)	PD Limit (dBm/RBW)
802.11a_Nss1,(6Mbps)_2TX	-	-	-	-	-	-
5180MHz	Pass	4.85	10.58	10.57	13.54	17.00
5200MHz	Pass	4.85	14.29	13.66	16.91	17.00
5240MHz	Pass	4.85	14.24	13.75	16.97	17.00
5745MHz	Pass	4.93	12.48	12.80	15.59	30.00
5785MHz	Pass	4.93	12.55	12.59	15.52	30.00
5825MHz	Pass	4.93	12.27	12.33	15.25	30.00
802.11ax HEW20-BF_Nss1,(MCS0)_2TX	-	-	-	-	-	-
5180MHz	Pass	4.85	9.63	9.67	12.65	17.00
5200MHz	Pass	4.85	12.98	12.72	15.79	17.00
5240MHz	Pass	4.85	13.61	13.49	16.49	17.00
5745MHz	Pass	4.93	11.89	12.22	14.99	30.00
5785MHz	Pass	4.93	11.94	12.30	14.99	30.00
5825MHz	Pass	4.93	11.58	11.76	14.62	30.00
802.11ax HEW40-BF_Nss1,(MCS0)_2TX	-	-	-	-	-	-
5190MHz	Pass	4.85	4.73	4.57	7.63	17.00
5230MHz	Pass	4.85	9.19	9.07	12.10	17.00
5755MHz	Pass	4.93	8.52	8.63	11.52	30.00
5795MHz	Pass	4.93	9.02	9.00	11.92	30.00
802.11ax HEW80-BF_Nss1,(MCS0)_2TX	-	-	-	-	-	-
5210MHz	Pass	4.85	2.14	1.83	4.97	17.00
5775MHz	Pass	4.93	2.68	2.67	5.65	30.00

DG = Directional Gain; **RBW** = 500 kHz for 5.725-5.85GHz band / 1MHz for other band;
PD = trace bin-by-bin of each transmits port summing can be performed maximum power density; **Port X** = Port X power density;

802.11a_Nss1,(6Mbps)_2TX

PSD

5180MHz

19/07/2019

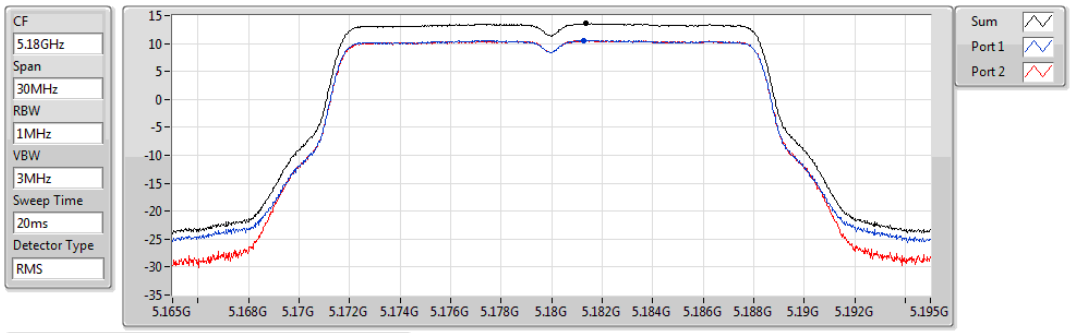

Sum	PD	Port 1	Port 2
(dBm/RBW)	(dBm/RBW)	(dBm/RBW)	(dBm/RBW)
13.54	13.54	10.58	10.57

802.11a_Nss1,(6Mbps)_2TX

PSD

5200MHz

19/07/2019

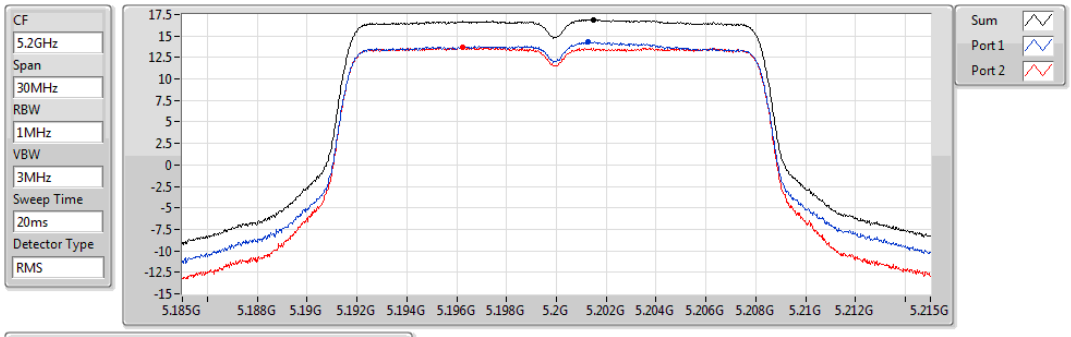

Sum	PD	Port 1	Port 2
(dBm/RBW)	(dBm/RBW)	(dBm/RBW)	(dBm/RBW)
16.91	16.91	14.29	13.66

802.11a_Nss1,(6Mbps)_2TX

PSD

5240MHz

19/07/2019

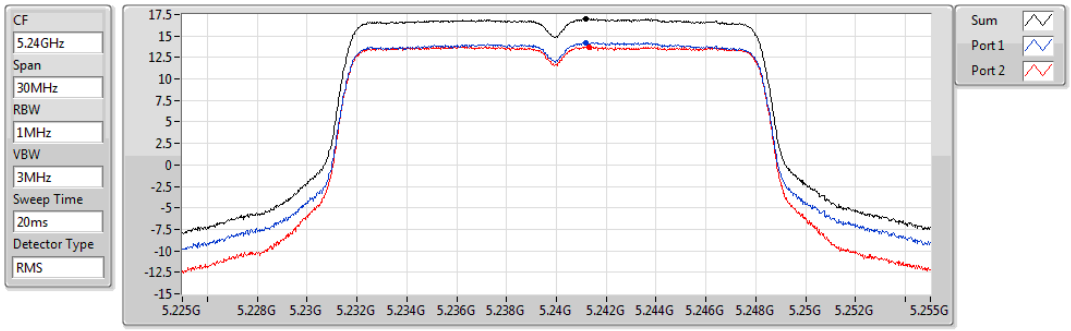

Sum	PD	Port 1	Port 2
(dBm/RBW)	(dBm/RBW)	(dBm/RBW)	(dBm/RBW)
16.97	16.97	14.24	13.75

802.11a_Nss1,(6Mbps)_2TX

PSD

5745MHz

19/07/2019

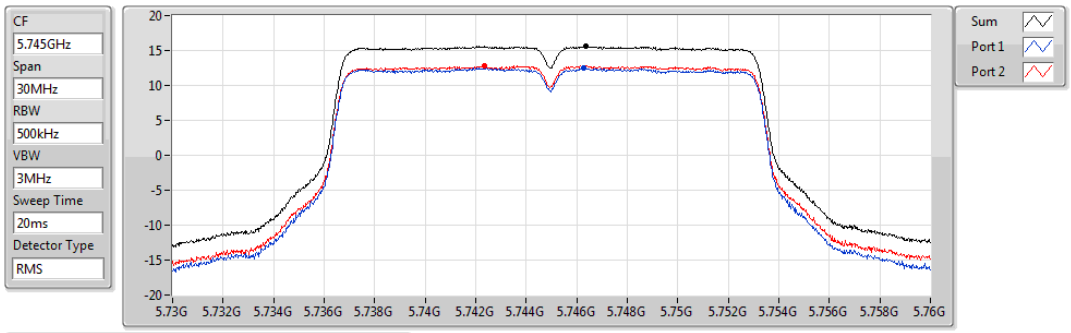

Sum	PD	Port 1	Port 2
(dBm/RBW)	(dBm/RBW)	(dBm/RBW)	(dBm/RBW)
15.59	15.59	12.48	12.80

802.11a_Nss1,(6Mbps)_2TX

PSD

5785MHz

19/07/2019

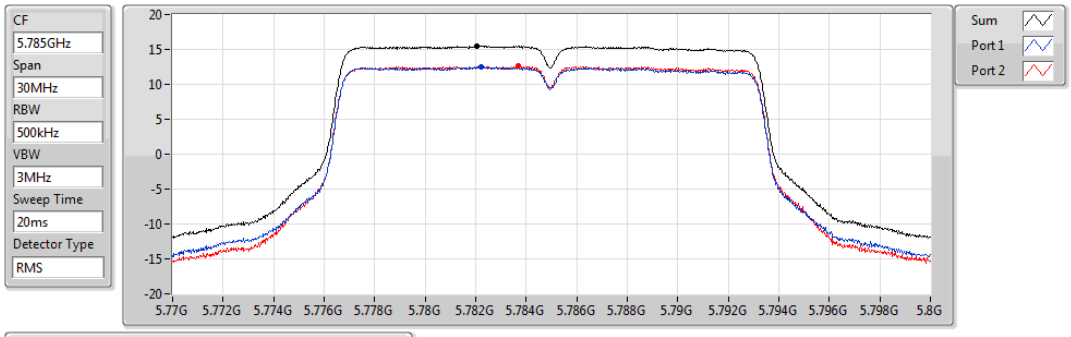

Sum	PD	Port 1	Port 2
(dBm/RBW)	(dBm/RBW)	(dBm/RBW)	(dBm/RBW)
15.52	15.52	12.55	12.59

802.11a_Nss1,(6Mbps)_2TX

PSD

5825MHz

19/07/2019

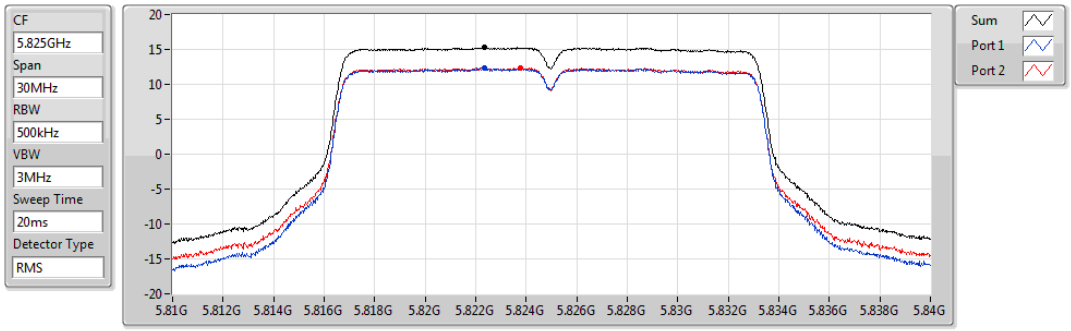

Sum	PD	Port 1	Port 2
(dBm/RBW)	(dBm/RBW)	(dBm/RBW)	(dBm/RBW)
15.25	15.25	12.27	12.33

802.11ax HEW20-BF_Nss1,(MCS0)_2TX PSD

5180MHz

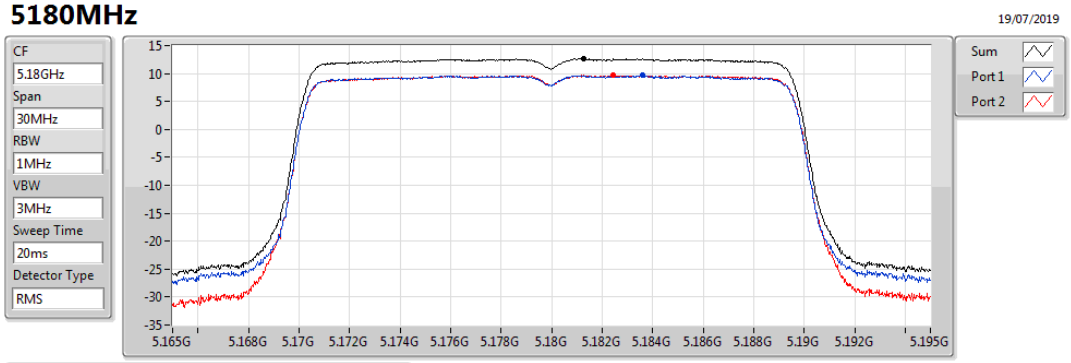

Sum	PD	Port 1	Port 2
(dBm/RBW)	(dBm/RBW)	(dBm/RBW)	(dBm/RBW)
12.65	12.65	9.63	9.67

802.11ax HEW20-BF_Nss1,(MCS0)_2TX PSD

5200MHz

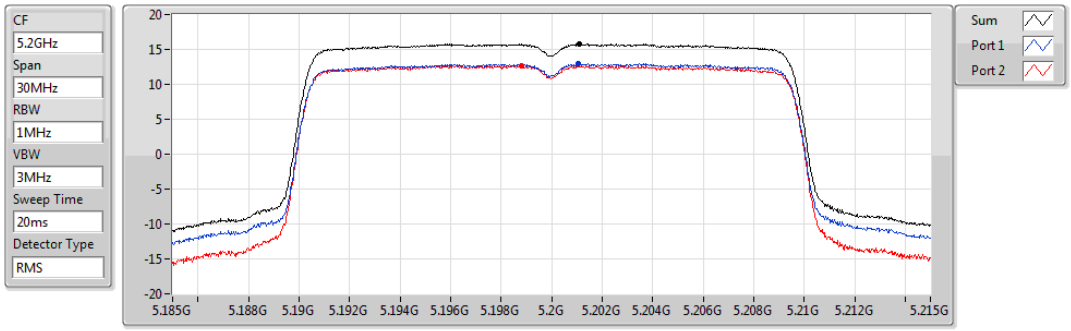

Sum	PD	Port 1	Port 2
(dBm/RBW)	(dBm/RBW)	(dBm/RBW)	(dBm/RBW)
15.79	15.79	12.98	12.72

802.11ax HEW20-BF_Nss1,(MCS0)_2TX PSD

5240MHz

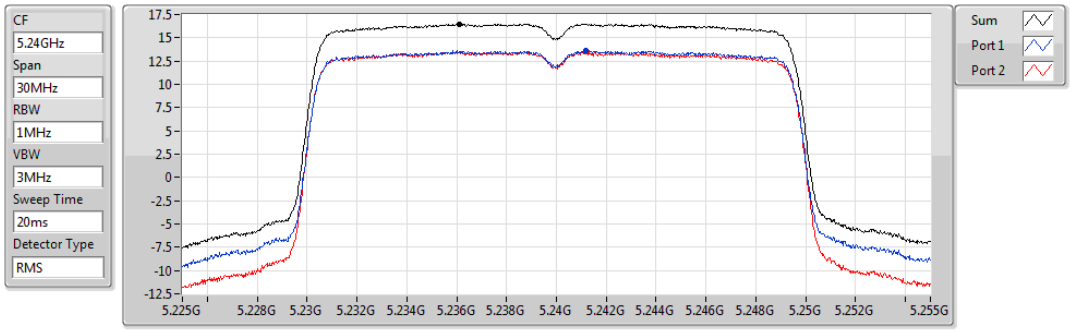

Sum	PD	Port 1	Port 2
(dBm/RBW)	(dBm/RBW)	(dBm/RBW)	(dBm/RBW)
16.49	16.49	13.61	13.49

802.11ax HEW20-BF_Nss1,(MCS0)_2TX PSD

5745MHz

19/07/2019

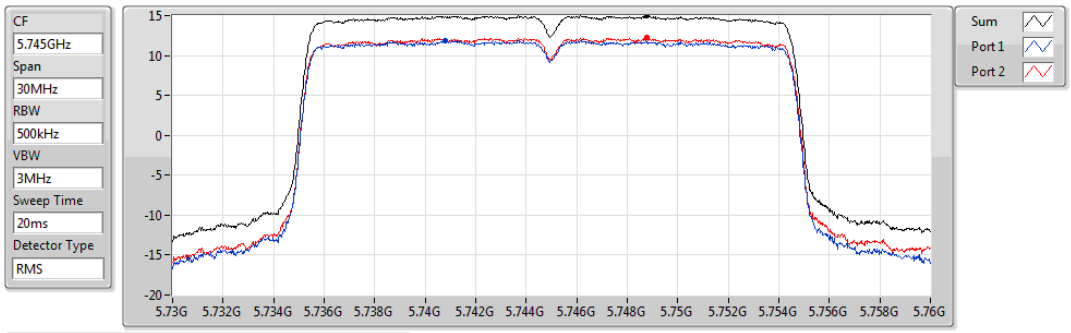

Sum	PD	Port 1	Port 2
(dBm/RBW)	(dBm/RBW)	(dBm/RBW)	(dBm/RBW)
14.99	14.99	11.89	12.22

802.11ax HEW20-BF_Nss1,(MCS0)_2TX PSD

5785MHz

19/07/2019

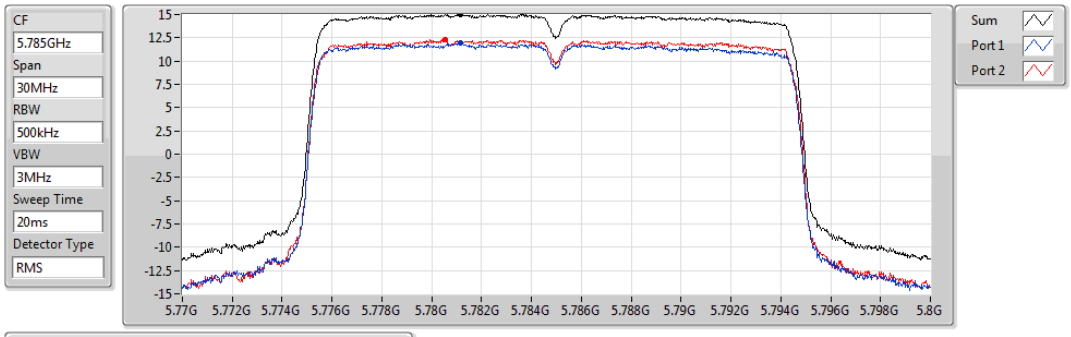

Sum	PD	Port 1	Port 2
(dBm/RBW)	(dBm/RBW)	(dBm/RBW)	(dBm/RBW)
14.99	14.99	11.94	12.30

802.11ax HEW20-BF_Nss1,(MCS0)_2TX PSD

5825MHz

19/07/2019

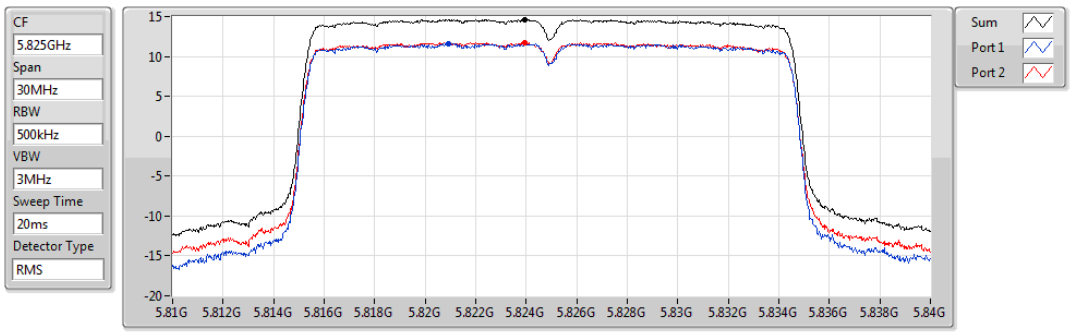

Sum	PD	Port 1	Port 2
(dBm/RBW)	(dBm/RBW)	(dBm/RBW)	(dBm/RBW)
14.62	14.62	11.58	11.76

802.11ax HEW40-BF_Nss1,(MCS0)_2TX PSD

5190MHz

19/07/2019

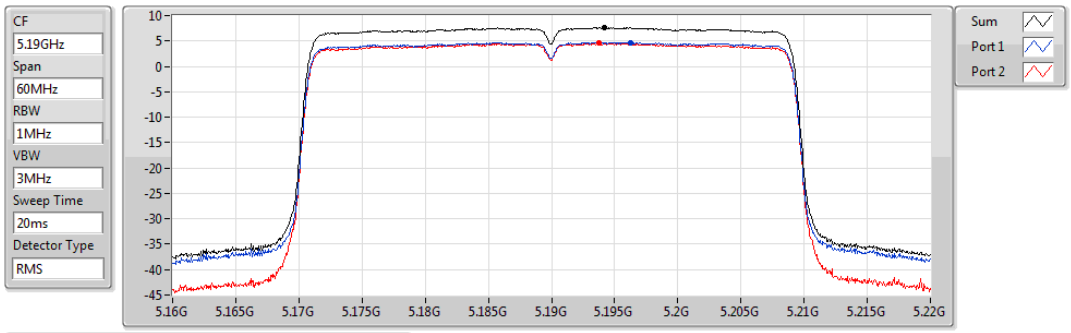

Sum	PD	Port 1	Port 2
(dBm/RBW)	(dBm/RBW)	(dBm/RBW)	(dBm/RBW)
7.63	7.63	4.73	4.57

802.11ax HEW40-BF_Nss1,(MCS0)_2TX PSD

5230MHz

19/07/2019

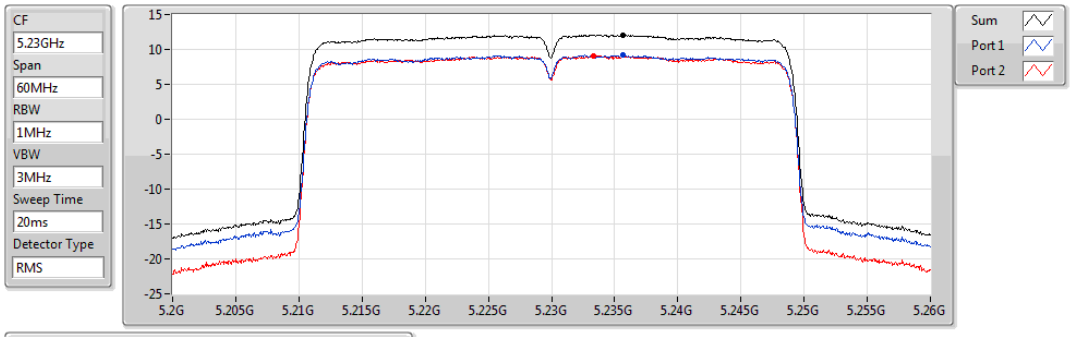

Sum	PD	Port 1	Port 2
(dBm/RBW)	(dBm/RBW)	(dBm/RBW)	(dBm/RBW)
12.10	12.10	9.19	9.07

802.11ax HEW40-BF_Nss1,(MCS0)_2TX PSD

5755MHz

19/07/2019

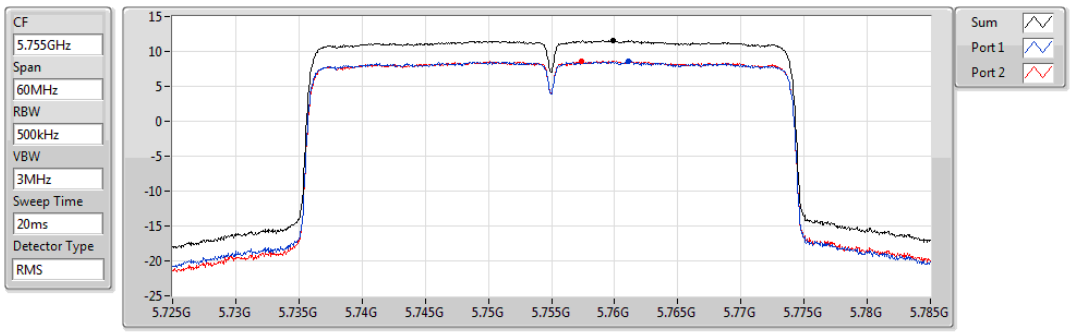

Sum	PD	Port 1	Port 2
(dBm/RBW)	(dBm/RBW)	(dBm/RBW)	(dBm/RBW)
11.52	11.52	8.52	8.63

802.11ax HEW40-BF_Nss1,(MCS0)_2TX PSD

5795MHz

19/07/2019

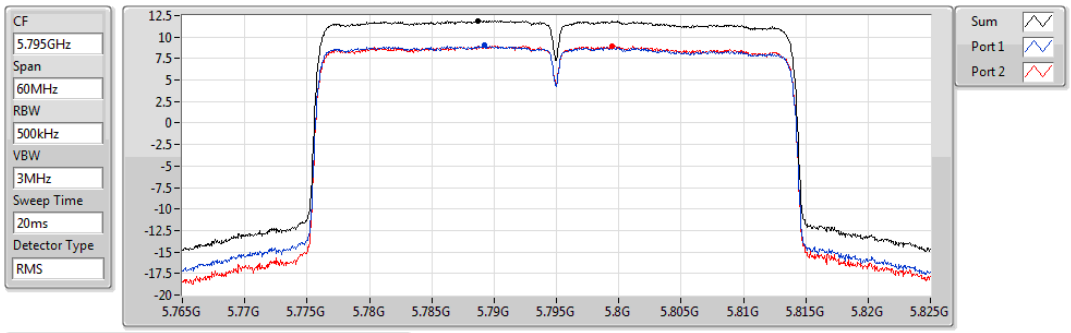

Sum	PD	Port 1	Port 2
(dBm/RBW)	(dBm/RBW)	(dBm/RBW)	(dBm/RBW)
11.92	11.92	9.02	9.00

802.11ax HEW80-BF_Nss1,(MCS0)_2TX PSD

5210MHz

19/07/2019

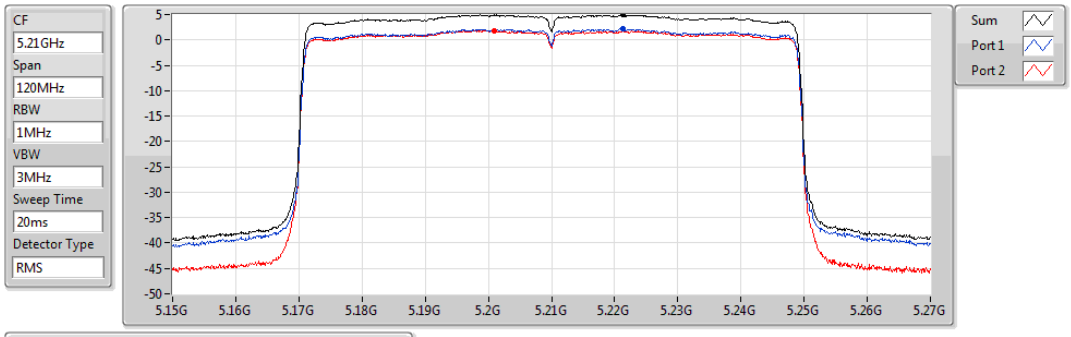

Sum	PD	Port 1	Port 2
(dBm/RBW)	(dBm/RBW)	(dBm/RBW)	(dBm/RBW)
4.97	4.97	2.14	1.83

802.11ax HEW80-BF_Nss1,(MCS0)_2TX PSD

5775MHz

19/07/2019

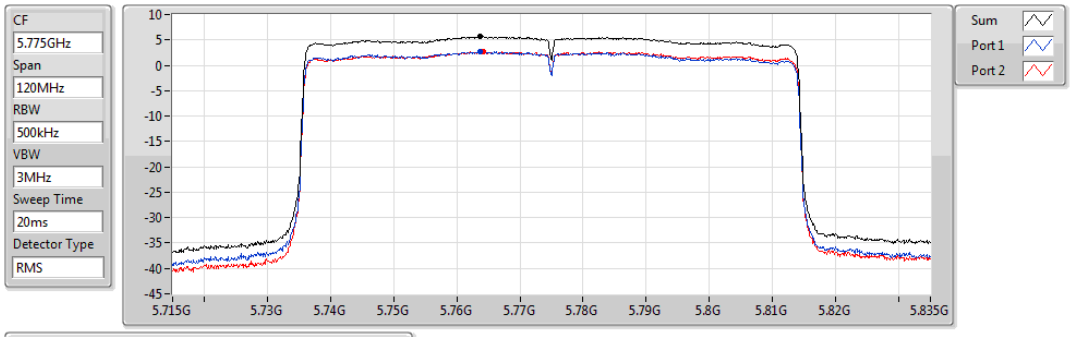

Sum	PD	Port 1	Port 2
(dBm/RBW)	(dBm/RBW)	(dBm/RBW)	(dBm/RBW)
5.65	5.65	2.68	2.67

For 2T2S
Summary

Mode	PD (dBm/RBW)
5.15-5.25GHz	-
802.11ax HEW20_Nss2,(MCS0)_2TX	16.25
802.11ax HEW40_Nss2,(MCS0)_2TX	12.42
802.11ax HEW80_Nss2,(MCS0)_2TX	5.11
5.725-5.85GHz	-
802.11ax HEW20_Nss2,(MCS0)_2TX	15.36
802.11ax HEW40_Nss2,(MCS0)_2TX	12.25
802.11ax HEW80_Nss2,(MCS0)_2TX	6.05

RBW = 500 kHz for 5.725-5.85GHz band / 1MHz for other band;

Result

Mode	Result	DG (dBi)	Port 1 (dBm/RBW)	Port 2 (dBm/RBW)	PD (dBm/RBW)	PD Limit (dBm/RBW)
802.11ax HEW20_Nss2,(MCS0)_2TX	-	-	-	-	-	-
5180MHz	Pass	1.84	10.17	10.17	13.11	17.00
5200MHz	Pass	1.84	12.89	12.76	15.77	17.00
5240MHz	Pass	1.84	13.35	13.23	16.25	17.00
5745MHz	Pass	1.92	12.27	12.58	15.36	30.00
5785MHz	Pass	1.92	12.13	12.31	15.16	30.00
5825MHz	Pass	1.92	11.95	12.17	14.98	30.00
802.11ax HEW40_Nss2,(MCS0)_2TX	-	-	-	-	-	-
5190MHz	Pass	1.84	4.87	4.59	7.68	17.00
5230MHz	Pass	1.84	9.67	9.16	12.42	17.00
5755MHz	Pass	1.92	8.96	8.96	11.92	30.00
5795MHz	Pass	1.92	9.28	9.3	12.25	30.00
802.11ax HEW80_Nss2,(MCS0)_2TX	-	-	-	-	-	-
5210MHz	Pass	1.84	2.28	2	5.11	17.00
5775MHz	Pass	1.92	3.09	3.07	6.05	30.00

DG = Directional Gain; **RBW** = 500 kHz for 5.725-5.85GHz band / 1MHz for other band;
PD = trace bin-by-bin of each transmits port summing can be performed maximum power density; **Port X** = Port X power density;

802.11ax HEW20_Nss2,(MCS0)_2TX

PSD

5180MHz

19/07/2019

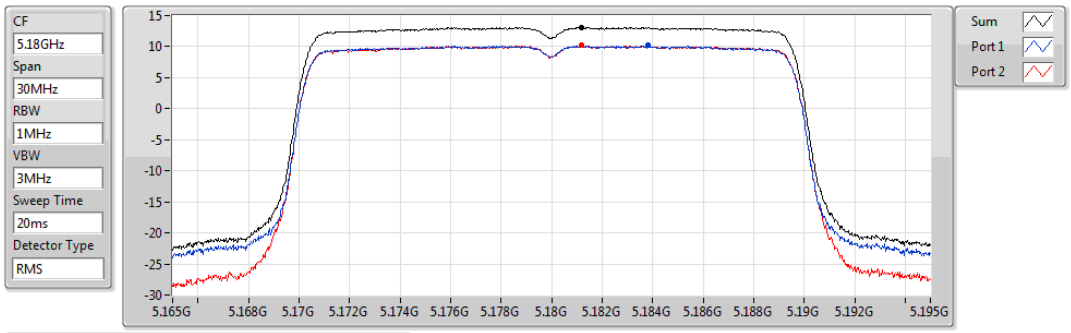

Sum	PD	Port 1	Port 2
(dBm/RBW)	(dBm/RBW)	(dBm/RBW)	(dBm/RBW)
13.11	13.11	10.17	10.17

802.11ax HEW20_Nss2,(MCS0)_2TX

PSD

5200MHz

19/07/2019

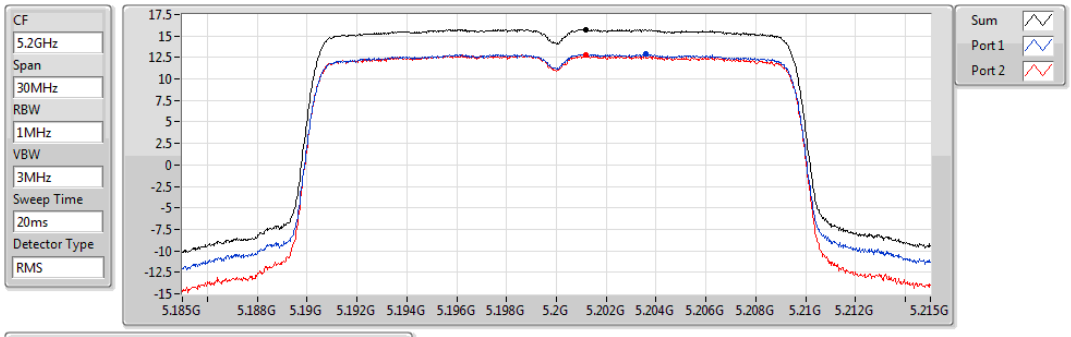

Sum	PD	Port 1	Port 2
(dBm/RBW)	(dBm/RBW)	(dBm/RBW)	(dBm/RBW)
15.77	15.77	12.89	12.76

802.11ax HEW20_Nss2,(MCS0)_2TX

PSD

5240MHz

19/07/2019

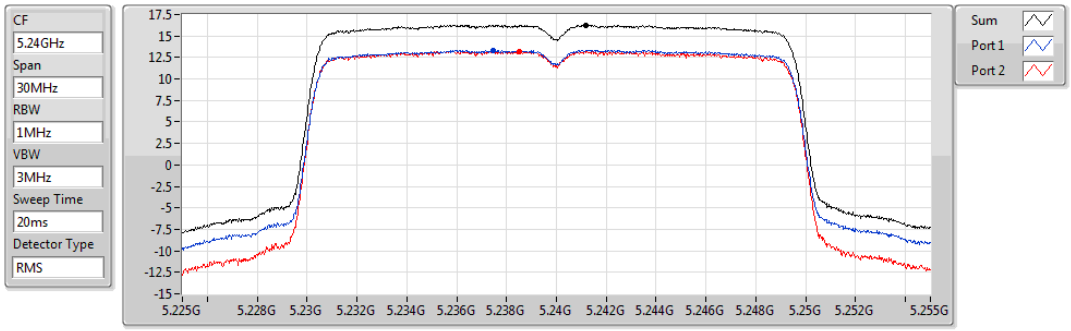

Sum	PD	Port 1	Port 2
(dBm/RBW)	(dBm/RBW)	(dBm/RBW)	(dBm/RBW)
16.25	16.25	13.35	13.23

802.11ax HEW20_Nss2,(MCS0)_2TX PSD

5745MHz

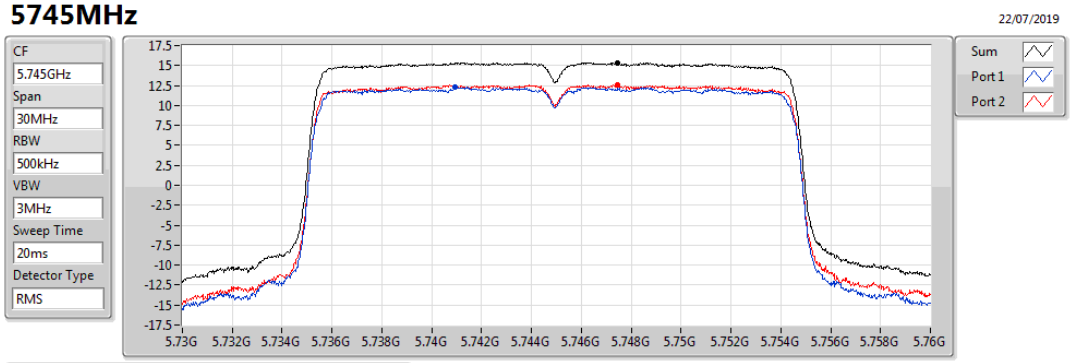

Sum	PD	Port 1	Port 2
(dBm/RBW)	(dBm/RBW)	(dBm/RBW)	(dBm/RBW)
15.36	15.36	12.27	12.58

802.11ax HEW20_Nss2,(MCS0)_2TX PSD

5785MHz

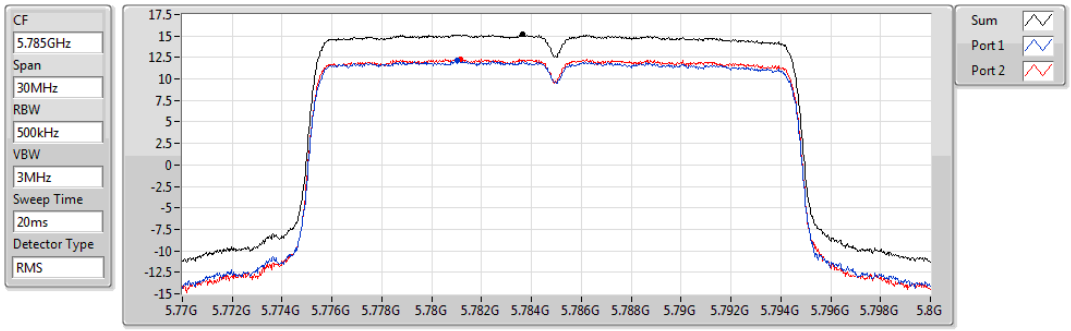

Sum	PD	Port 1	Port 2
(dBm/RBW)	(dBm/RBW)	(dBm/RBW)	(dBm/RBW)
15.16	15.16	12.13	12.31

802.11ax HEW20_Nss2,(MCS0)_2TX PSD

5825MHz

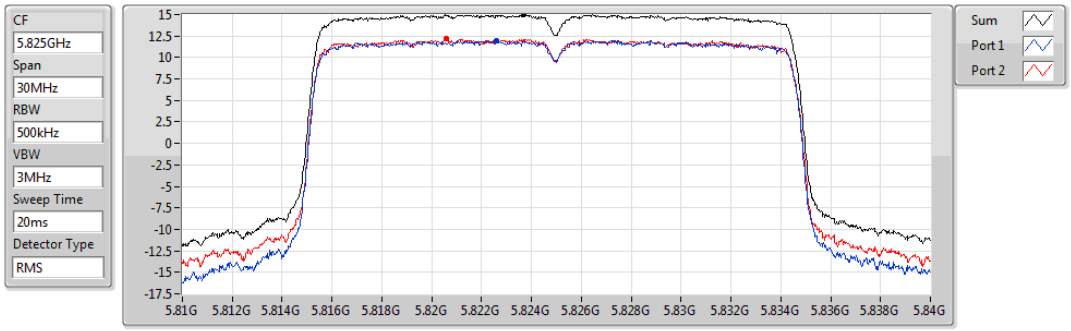

Sum	PD	Port 1	Port 2
(dBm/RBW)	(dBm/RBW)	(dBm/RBW)	(dBm/RBW)
14.98	14.98	11.95	12.17

802.11ax HEW40_Nss2,(MCS0)_2TX PSD

5190MHz

22/07/2019

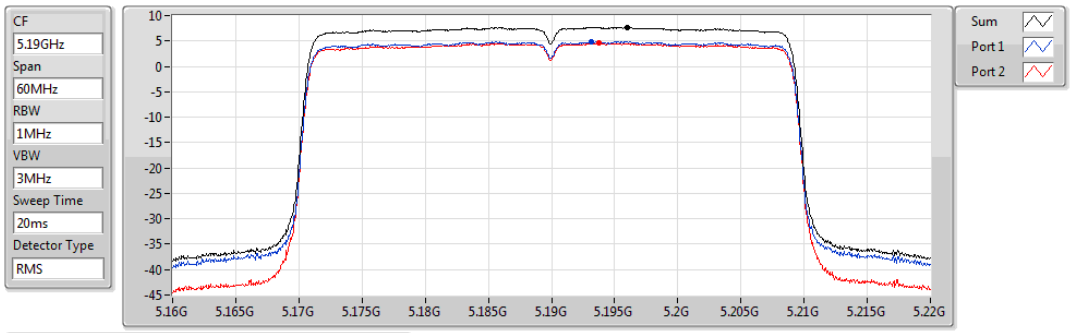

Sum	PD	Port 1	Port 2
(dBm/RBW)	(dBm/RBW)	(dBm/RBW)	(dBm/RBW)
7.68	7.68	4.87	4.59

802.11ax HEW40_Nss2,(MCS0)_2TX PSD

5230MHz

22/07/2019

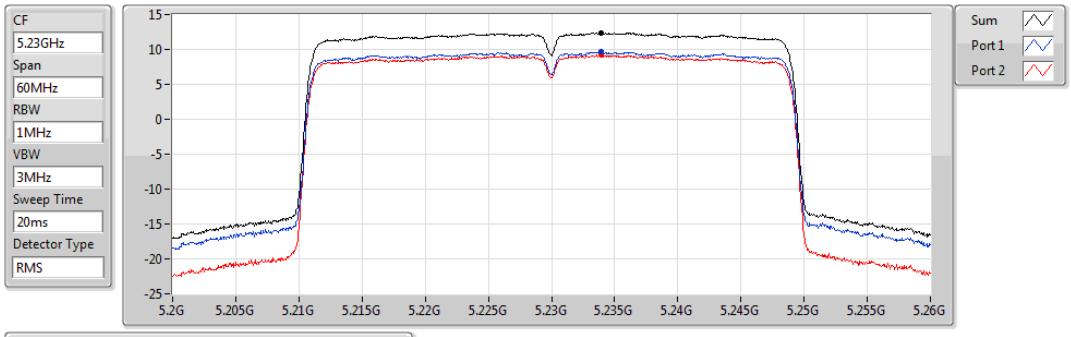

Sum	PD	Port 1	Port 2
(dBm/RBW)	(dBm/RBW)	(dBm/RBW)	(dBm/RBW)
12.42	12.42	9.67	9.16

802.11ax HEW40_Nss2,(MCS0)_2TX PSD

5755MHz

22/07/2019

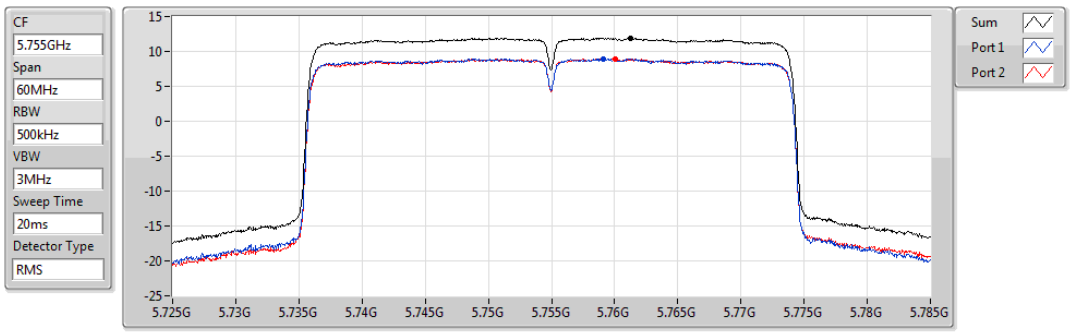

Sum	PD	Port 1	Port 2
(dBm/RBW)	(dBm/RBW)	(dBm/RBW)	(dBm/RBW)
11.92	11.92	8.96	8.96

802.11ax HEW40_Nss2,(MCS0)_2TX PSD

5795MHz

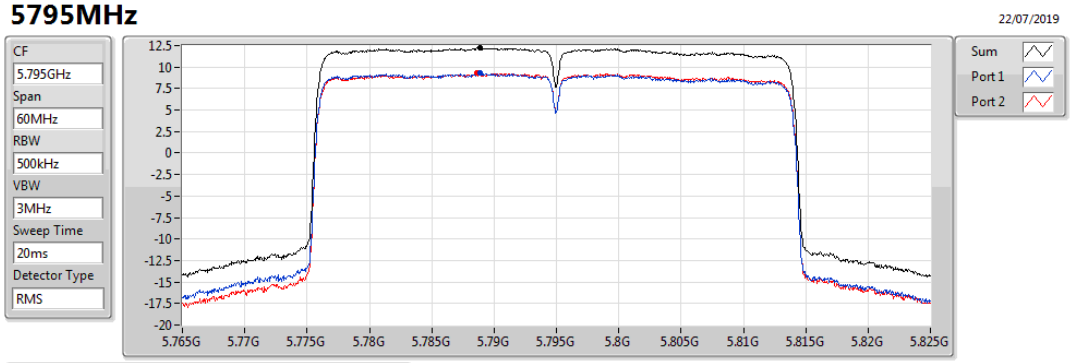

Sum	PD	Port 1	Port 2
(dBm/RBW)	(dBm/RBW)	(dBm/RBW)	(dBm/RBW)
12.25	12.25	9.28	9.30

802.11ax HEW80_Nss2,(MCS0)_2TX PSD

5210MHz

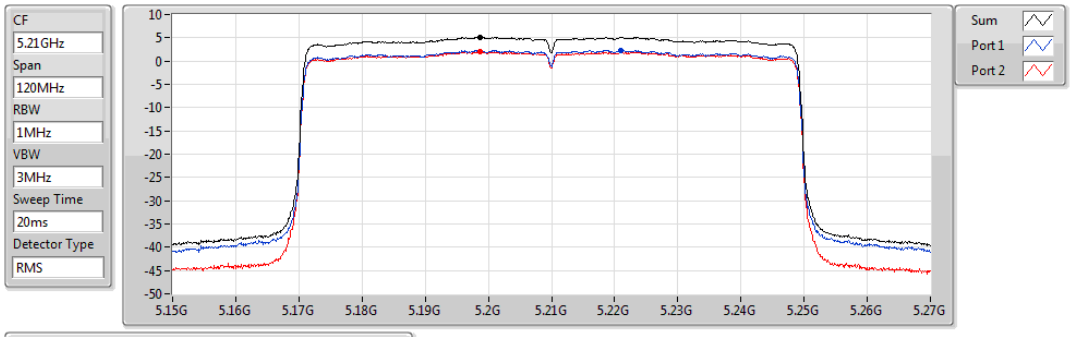

Sum	PD	Port 1	Port 2
(dBm/RBW)	(dBm/RBW)	(dBm/RBW)	(dBm/RBW)
5.11	5.11	2.28	2.00

802.11ax HEW80_Nss2,(MCS0)_2TX PSD

5775MHz

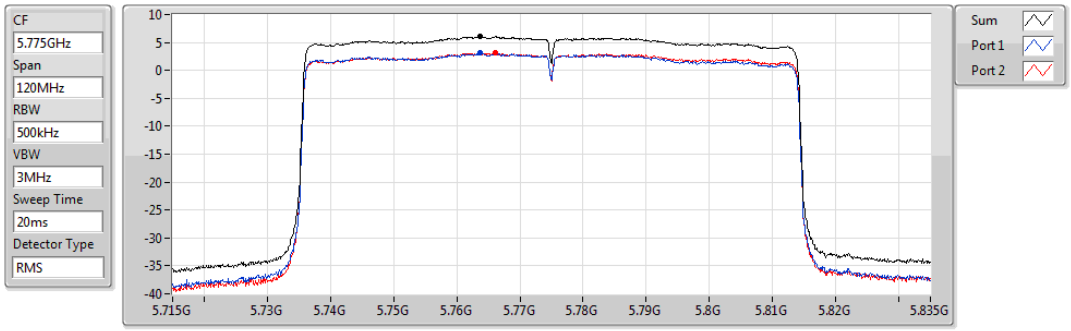

Sum	PD	Port 1	Port 2
(dBm/RBW)	(dBm/RBW)	(dBm/RBW)	(dBm/RBW)
6.05	6.05	3.09	3.07

For 4T1S
Summary

Mode	PD (dBm/RBW)
5.15-5.25GHz	-
802.11a_Nss1,(6Mbps)_4TX	15.08
802.11ax HEW20-BF_Nss1,(MCS0)_4TX	14.46
802.11ax HEW40-BF_Nss1,(MCS0)_4TX	11.80
802.11ax HEW80-BF_Nss1,(MCS0)_4TX	6.01
5.725-5.85GHz	-
802.11a_Nss1,(6Mbps)_4TX	15.54
802.11ax HEW20-BF_Nss1,(MCS0)_4TX	13.09
802.11ax HEW40-BF_Nss1,(MCS0)_4TX	10.10
802.11ax HEW80-BF_Nss1,(MCS0)_4TX	7.11

RBW = 500 kHz for 5.725-5.85GHz band / 1MHz for other band;

Result

Mode	Result	DG (dBi)	Port 1 (dBm/RBW)	Port 2 (dBm/RBW)	Port 3 (dBm/RBW)	Port 4 (dBm/RBW)	PD (dBm/RBW)	PD Limit (dBm/RBW)
802.11a_Nss1,(6Mbps)_4TX	-	-	-	-	-	-	-	-
5180MHz	Pass	7.86	9.15	9.09	9.04	9.05	15.01	15.14
5200MHz	Pass	7.86	9.46	9.02	9.24	9.04	15.08	15.14
5240MHz	Pass	7.86	9.29	8.79	9.20	9.13	15.00	15.14
5745MHz	Pass	7.87	9.82	9.77	9.63	9.77	15.54	28.13
5785MHz	Pass	7.87	9.60	9.64	9.34	9.59	15.35	28.13
5825MHz	Pass	7.87	9.34	9.67	9.37	9.40	15.23	28.13
802.11ax HEW20-BF_Nss1,(MCS0)_4TX	-	-	-	-	-	-	-	-
5180MHz	Pass	7.86	8.52	8.56	8.54	8.46	14.44	15.14
5200MHz	Pass	7.86	8.61	8.60	8.62	8.44	14.46	15.14
5240MHz	Pass	7.86	8.52	8.54	8.63	8.52	14.40	15.14
5745MHz	Pass	7.87	7.29	7.42	7.25	7.01	13.09	28.13
5785MHz	Pass	7.87	7.28	7.45	6.97	6.63	12.97	28.13
5825MHz	Pass	7.87	7.03	7.34	6.89	6.59	12.82	28.13
802.11ax HEW40-BF_Nss1,(MCS0)_4TX	-	-	-	-	-	-	-	-
5190MHz	Pass	7.86	3.84	3.71	3.54	3.55	9.61	15.14
5230MHz	Pass	7.86	6.04	5.80	5.74	5.81	11.80	15.14
5755MHz	Pass	7.87	4.19	4.38	4.15	4.12	10.10	28.13
5795MHz	Pass	7.87	4.28	4.35	3.91	3.97	10.06	28.13
802.11ax HEW80-BF_Nss1,(MCS0)_4TX	-	-	-	-	-	-	-	-
5210MHz	Pass	7.86	0.14	0.25	0.16	-0.05	6.01	15.14
5775MHz	Pass	7.87	1.25	1.43	0.97	1.07	7.11	28.13

DG = Directional Gain; **RBW** = 500 kHz for 5.725-5.85GHz band / 1MHz for other band;
PD = trace bin-by-bin of each transmits port summing can be performed maximum power density; **Port X** = Port X power density;

802.11a_Nss1,(6Mbps)_4TX PSD

5180MHz

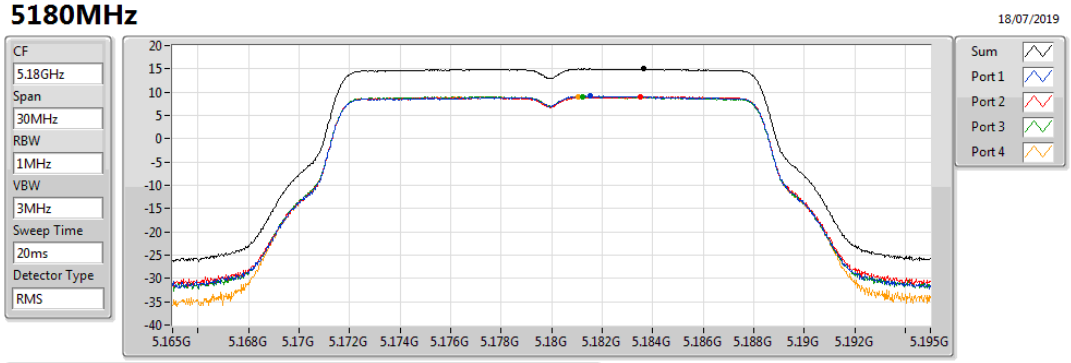

Sum	PD	Port 1	Port 2	Port 3	Port 4
(dBm/RBW)	(dBm/RBW)	(dBm/RBW)	(dBm/RBW)	(dBm/RBW)	(dBm/RBW)
15.01	15.01	9.15	9.09	9.04	9.05

802.11a_Nss1,(6Mbps)_4TX PSD

5200MHz

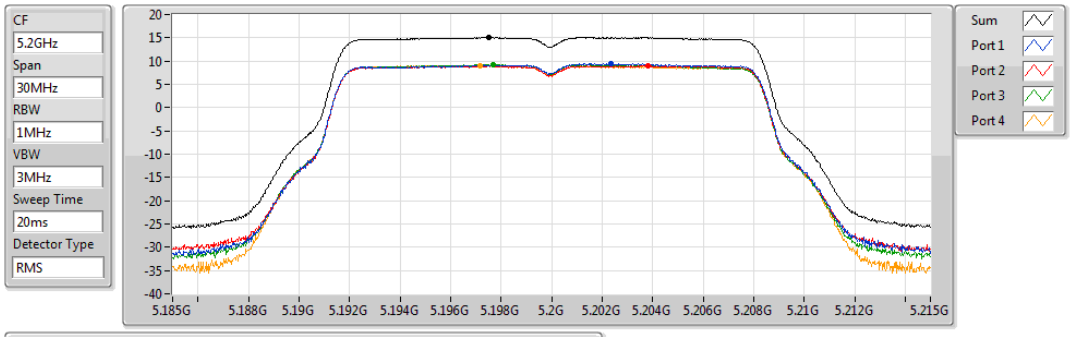

Sum	PD	Port 1	Port 2	Port 3	Port 4
(dBm/RBW)	(dBm/RBW)	(dBm/RBW)	(dBm/RBW)	(dBm/RBW)	(dBm/RBW)
15.08	15.08	9.46	9.02	9.24	9.04

802.11a_Nss1,(6Mbps)_4TX PSD

5240MHz

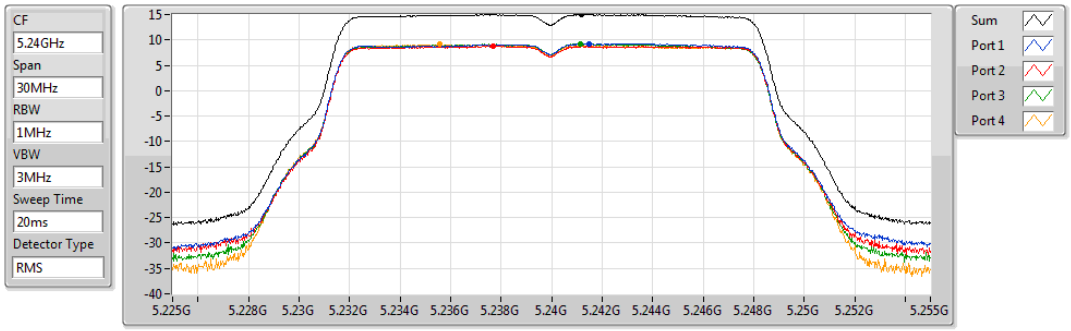

Sum	PD	Port 1	Port 2	Port 3	Port 4
(dBm/RBW)	(dBm/RBW)	(dBm/RBW)	(dBm/RBW)	(dBm/RBW)	(dBm/RBW)
15.00	15.00	9.29	8.79	9.20	9.13

802.11a_Nss1,(6Mbps)_4TX

PSD

5745MHz

18/07/2019

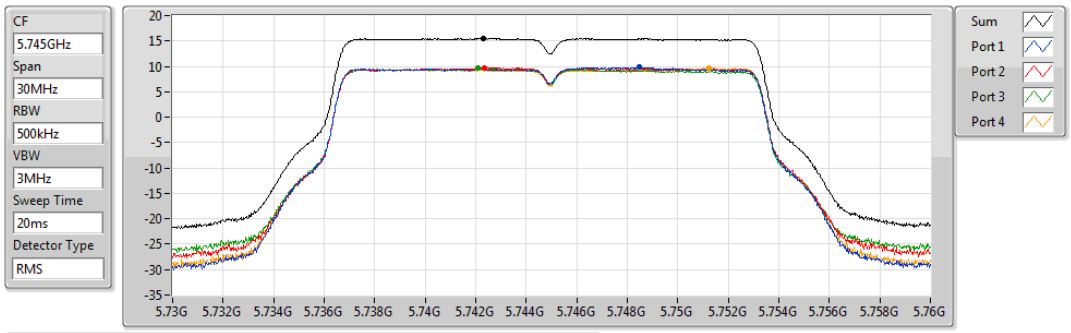

Sum	PD	Port 1	Port 2	Port 3	Port 4
(dBm/RBW)	(dBm/RBW)	(dBm/RBW)	(dBm/RBW)	(dBm/RBW)	(dBm/RBW)
15.54	15.54	9.82	9.77	9.63	9.77

802.11a_Nss1,(6Mbps)_4TX

PSD

5785MHz

18/07/2019

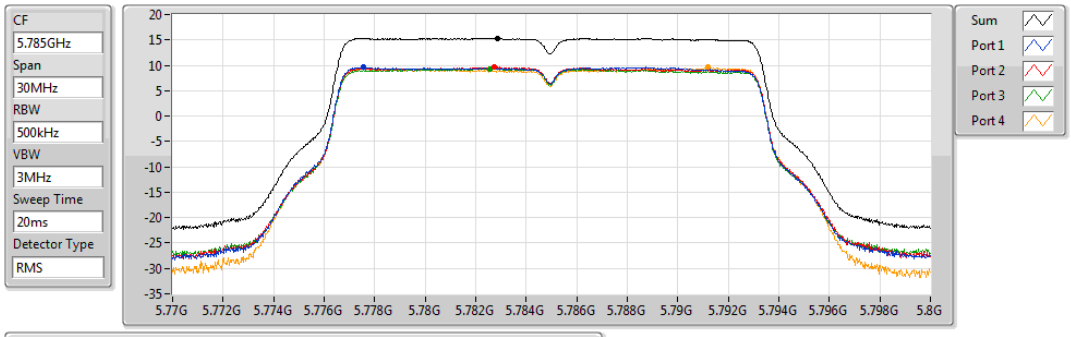

Sum	PD	Port 1	Port 2	Port 3	Port 4
(dBm/RBW)	(dBm/RBW)	(dBm/RBW)	(dBm/RBW)	(dBm/RBW)	(dBm/RBW)
15.35	15.35	9.60	9.64	9.34	9.59

802.11a_Nss1,(6Mbps)_4TX

PSD

5825MHz

18/07/2019

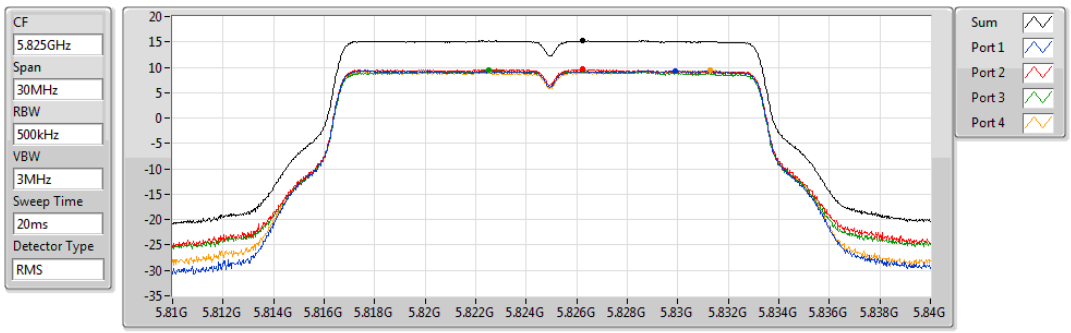

Sum	PD	Port 1	Port 2	Port 3	Port 4
(dBm/RBW)	(dBm/RBW)	(dBm/RBW)	(dBm/RBW)	(dBm/RBW)	(dBm/RBW)
15.23	15.23	9.34	9.67	9.37	9.40

802.11ax HEW20-BF_Nss1,(MCS0)_4TX PSD

5180MHz

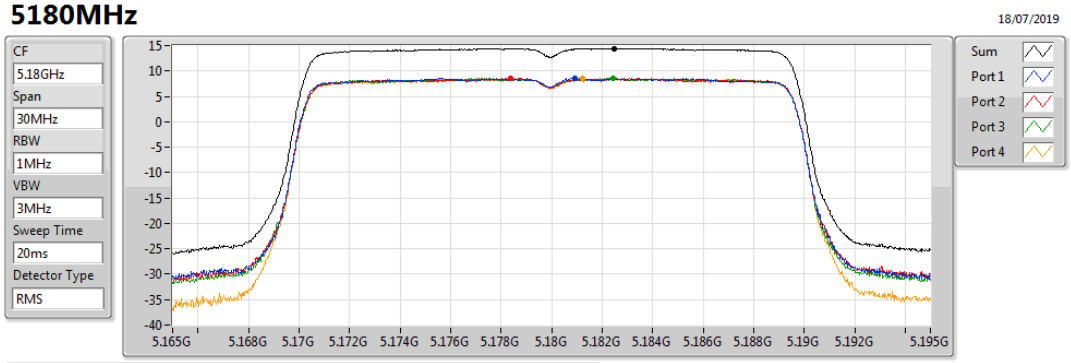

Sum	PD	Port 1	Port 2	Port 3	Port 4
(dBm/RBW)	(dBm/RBW)	(dBm/RBW)	(dBm/RBW)	(dBm/RBW)	(dBm/RBW)
14.44	14.44	8.52	8.56	8.54	8.46

802.11ax HEW20-BF_Nss1,(MCS0)_4TX PSD

5200MHz

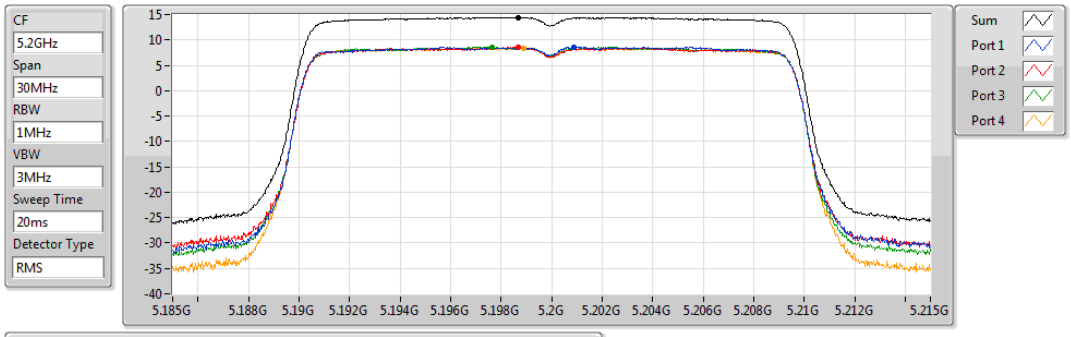

Sum	PD	Port 1	Port 2	Port 3	Port 4
(dBm/RBW)	(dBm/RBW)	(dBm/RBW)	(dBm/RBW)	(dBm/RBW)	(dBm/RBW)
14.46	14.46	8.61	8.60	8.62	8.44

802.11ax HEW20-BF_Nss1,(MCS0)_4TX PSD

5240MHz

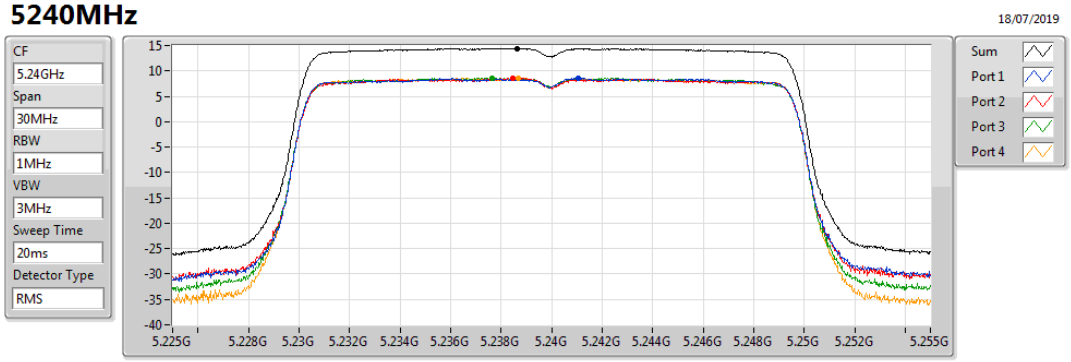

Sum	PD	Port 1	Port 2	Port 3	Port 4
(dBm/RBW)	(dBm/RBW)	(dBm/RBW)	(dBm/RBW)	(dBm/RBW)	(dBm/RBW)
14.40	14.40	8.52	8.54	8.63	8.52

802.11ax HEW20-BF_Nss1,(MCS0)_4TX PSD

5745MHz

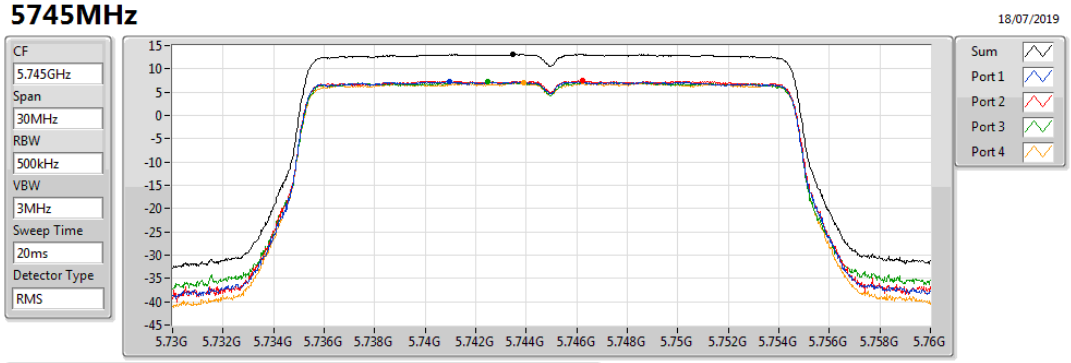

Sum	PD	Port 1	Port 2	Port 3	Port 4
(dBm/RBW)	(dBm/RBW)	(dBm/RBW)	(dBm/RBW)	(dBm/RBW)	(dBm/RBW)
13.09	13.09	7.29	7.42	7.25	7.01

802.11ax HEW20-BF_Nss1,(MCS0)_4TX PSD

5785MHz

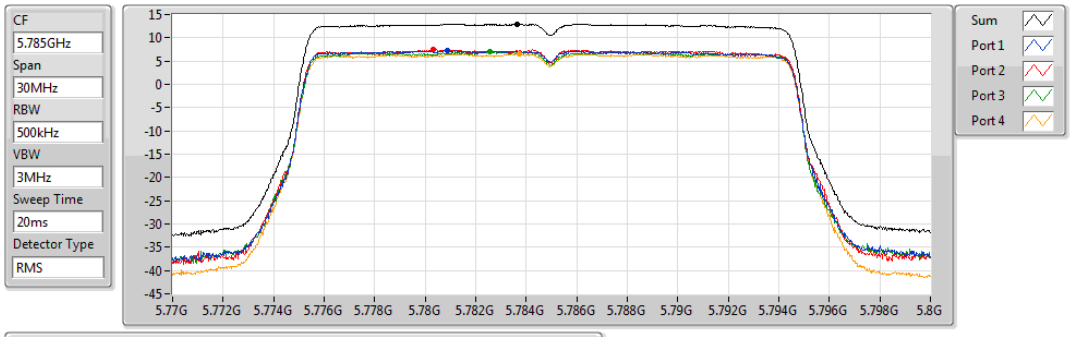

Sum	PD	Port 1	Port 2	Port 3	Port 4
(dBm/RBW)	(dBm/RBW)	(dBm/RBW)	(dBm/RBW)	(dBm/RBW)	(dBm/RBW)
12.97	12.97	7.28	7.45	6.97	6.63

802.11ax HEW20-BF_Nss1,(MCS0)_4TX PSD

5825MHz

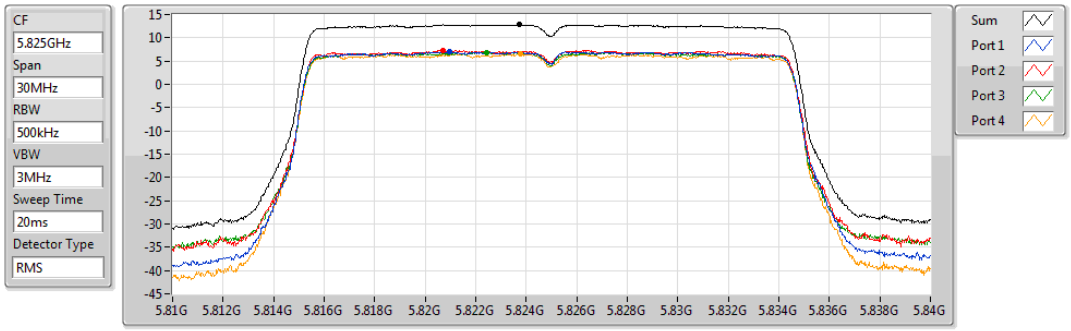

Sum	PD	Port 1	Port 2	Port 3	Port 4
(dBm/RBW)	(dBm/RBW)	(dBm/RBW)	(dBm/RBW)	(dBm/RBW)	(dBm/RBW)
12.82	12.82	7.03	7.34	6.89	6.59

802.11ax HEW40-BF_Nss1,(MCS0)_4TX

PSD

5190MHz

18/07/2019

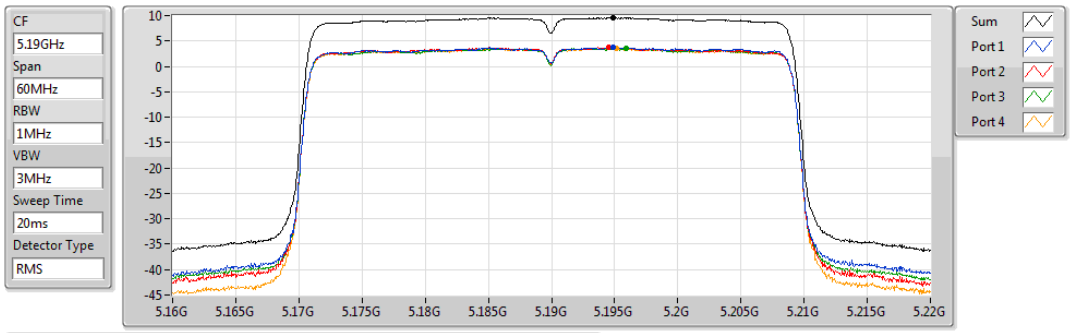

Sum	PD	Port 1	Port 2	Port 3	Port 4
(dBm/RBW)	(dBm/RBW)	(dBm/RBW)	(dBm/RBW)	(dBm/RBW)	(dBm/RBW)
9.61	9.61	3.84	3.71	3.54	3.55

802.11ax HEW40-BF_Nss1,(MCS0)_4TX

PSD

5230MHz

18/07/2019

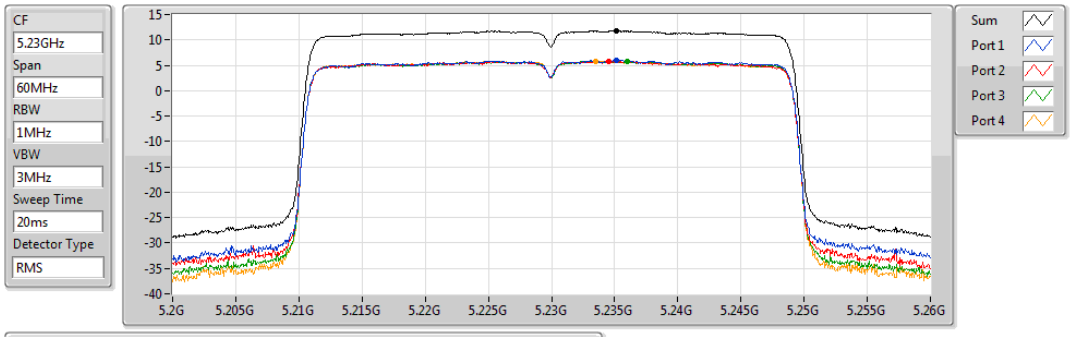

Sum	PD	Port 1	Port 2	Port 3	Port 4
(dBm/RBW)	(dBm/RBW)	(dBm/RBW)	(dBm/RBW)	(dBm/RBW)	(dBm/RBW)
11.80	11.80	6.04	5.80	5.74	5.81

802.11ax HEW40-BF_Nss1,(MCS0)_4TX

PSD

5755MHz

18/07/2019

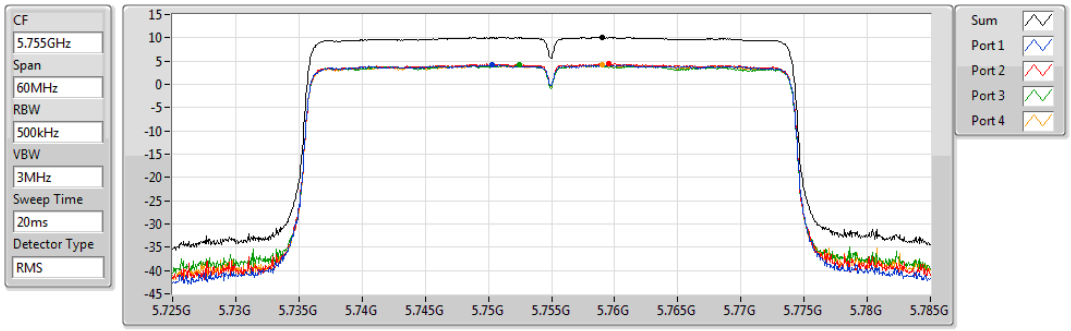

Sum	PD	Port 1	Port 2	Port 3	Port 4
(dBm/RBW)	(dBm/RBW)	(dBm/RBW)	(dBm/RBW)	(dBm/RBW)	(dBm/RBW)
10.10	10.10	4.19	4.38	4.15	4.12

802.11ax HEW40-BF_Nss1,(MCS0)_4TX

PSD

5795MHz

18/07/2019

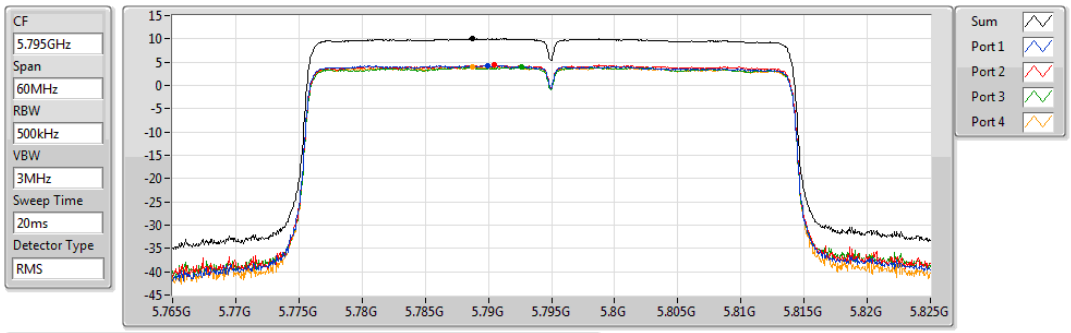

Sum	PD	Port 1	Port 2	Port 3	Port 4
(dBm/RBW)	(dBm/RBW)	(dBm/RBW)	(dBm/RBW)	(dBm/RBW)	(dBm/RBW)
10.06	10.06	4.28	4.35	3.91	3.97

802.11ax HEW80-BF_Nss1,(MCS0)_4TX

PSD

5210MHz

18/07/2019

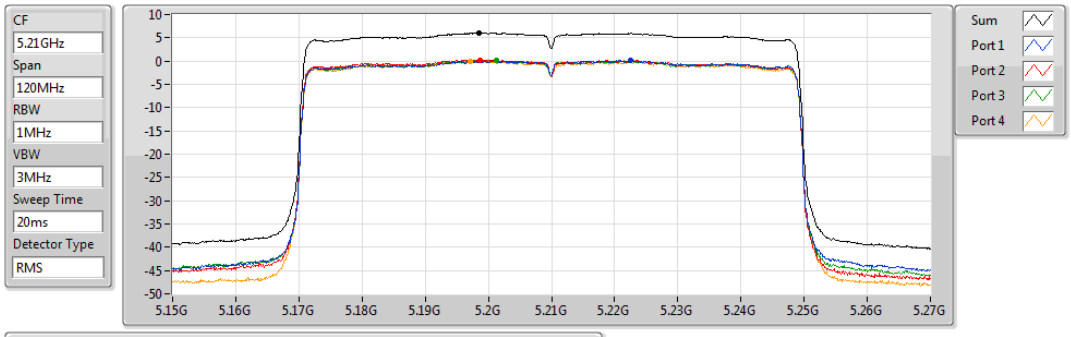

Sum	PD	Port 1	Port 2	Port 3	Port 4
(dBm/RBW)	(dBm/RBW)	(dBm/RBW)	(dBm/RBW)	(dBm/RBW)	(dBm/RBW)
6.01	6.01	0.14	0.25	0.16	-0.05

802.11ax HEW80-BF_Nss1,(MCS0)_4TX

PSD

5775MHz

18/07/2019

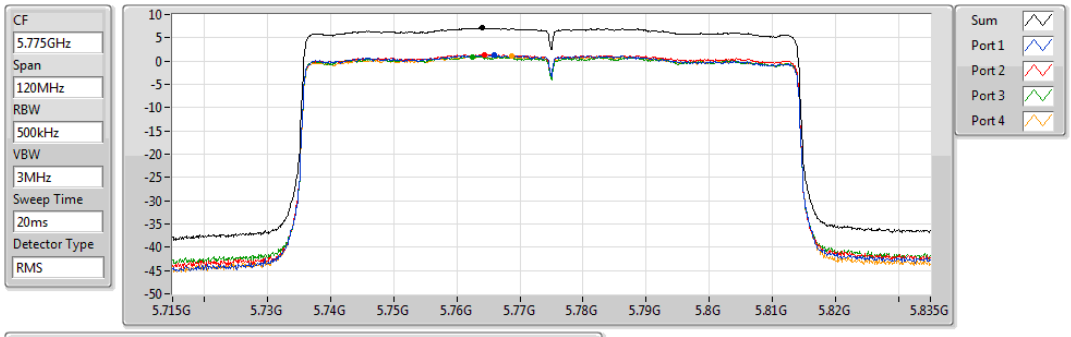

Sum	PD	Port 1	Port 2	Port 3	Port 4
(dBm/RBW)	(dBm/RBW)	(dBm/RBW)	(dBm/RBW)	(dBm/RBW)	(dBm/RBW)
7.11	7.11	1.25	1.43	0.97	1.07

For 4T2S
Summary

Mode	PD (dBm/RBW)
5.15-5.25GHz	-
802.11ax HEW20-BF_Nss2,(MCS0)_4TX	16.54
802.11ax HEW40-BF_Nss2,(MCS0)_4TX	13.63
802.11ax HEW80-BF_Nss2,(MCS0)_4TX	6.05
5.725-5.85GHz	-
802.11ax HEW20-BF_Nss2,(MCS0)_4TX	14.91
802.11ax HEW40-BF_Nss2,(MCS0)_4TX	12.27
802.11ax HEW80-BF_Nss2,(MCS0)_4TX	6.88

RBW = 500 kHz for 5.725-5.85GHz band / 1MHz for other band;

Result

Mode	Result	DG (dBi)	Port 1 (dBm/RBW)	Port 2 (dBm/RBW)	Port 3 (dBm/RBW)	Port 4 (dBm/RBW)	PD (dBm/RBW)	PD Limit (dBm/RBW)
802.11ax HEW20-BF_Nss2,(MCS0)_4TX	-	-	-	-	-	-	-	-
5180MHz	Pass	4.85	9.06	8.70	8.37	8.71	14.61	17.00
5200MHz	Pass	4.85	10.78	10.45	10.28	10.41	16.38	17.00
5240MHz	Pass	4.85	10.98	10.58	10.54	10.53	16.54	17.00
5745MHz	Pass	4.86	9.09	8.84	8.86	9.24	14.91	30.00
5785MHz	Pass	4.86	9.09	8.82	8.59	9.09	14.79	30.00
5825MHz	Pass	4.86	8.66	8.70	8.41	8.94	14.52	30.00
802.11ax HEW40-BF_Nss2,(MCS0)_4TX	-	-	-	-	-	-	-	-
5190MHz	Pass	4.85	4.00	3.82	3.66	3.86	9.77	17.00
5230MHz	Pass	4.85	8.05	7.72	7.54	7.66	13.63	17.00
5755MHz	Pass	4.86	6.40	6.46	6.10	6.66	12.27	30.00
5795MHz	Pass	4.86	6.43	6.26	5.91	6.65	12.23	30.00
802.11ax HEW80-BF_Nss2,(MCS0)_4TX	-	-	-	-	-	-	-	-
5210MHz	Pass	4.85	0.28	0.35	-0.02	-0.15	6.05	17.00
5775MHz	Pass	4.86	1.03	0.90	0.65	1.36	6.88	30.00

DG = Directional Gain; **RBW** = 500 kHz for 5.725-5.85GHz band / 1MHz for other band;
PD = trace bin-by-bin of each transmits port summing can be performed maximum power density; **Port X** = Port X power density;

802.11ax HEW20-BF_Nss2,(MCS0)_4TX — PSD

5180MHz

19/07/2019

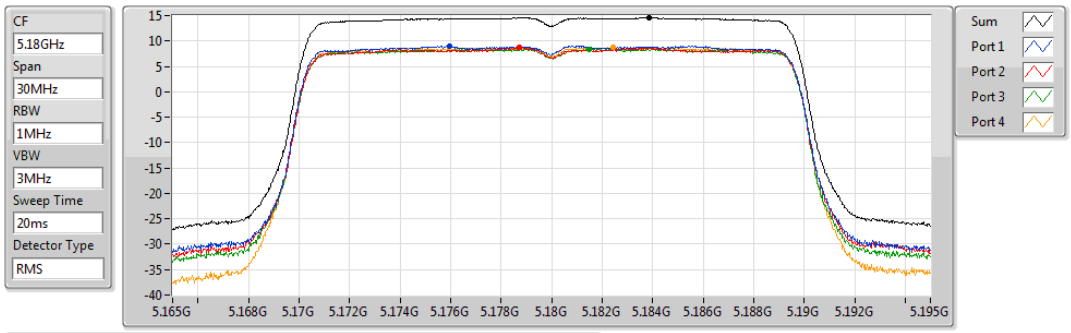

Sum	PD	Port 1	Port 2	Port 3	Port 4
(dBm/RBW)	(dBm/RBW)	(dBm/RBW)	(dBm/RBW)	(dBm/RBW)	(dBm/RBW)
14.61	14.61	9.06	8.70	8.37	8.71

802.11ax HEW20-BF_Nss2,(MCS0)_4TX — PSD

5200MHz

19/07/2019

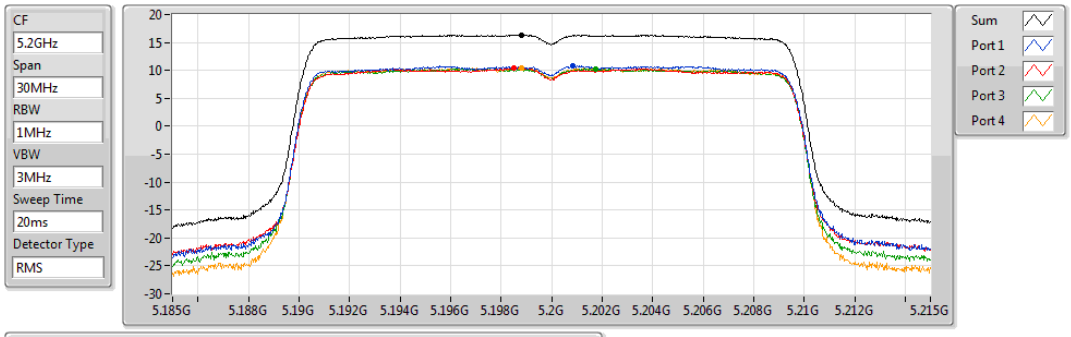

Sum	PD	Port 1	Port 2	Port 3	Port 4
(dBm/RBW)	(dBm/RBW)	(dBm/RBW)	(dBm/RBW)	(dBm/RBW)	(dBm/RBW)
16.38	16.38	10.78	10.45	10.28	10.41

802.11ax HEW20-BF_Nss2,(MCS0)_4TX — PSD

5240MHz

19/07/2019

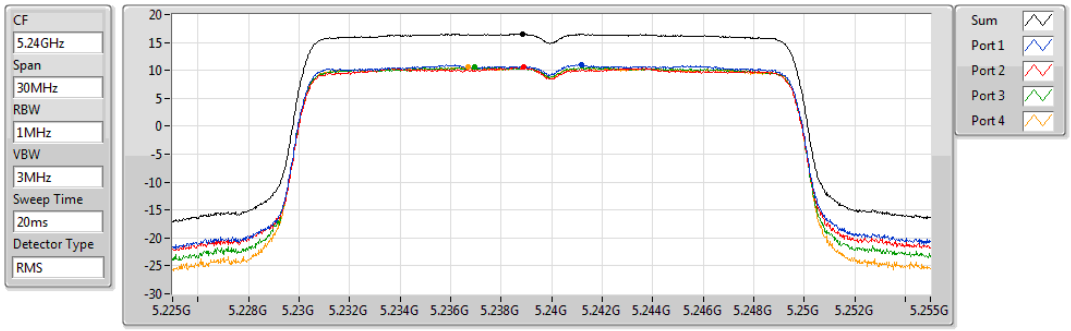

Sum	PD	Port 1	Port 2	Port 3	Port 4
(dBm/RBW)	(dBm/RBW)	(dBm/RBW)	(dBm/RBW)	(dBm/RBW)	(dBm/RBW)
16.54	16.54	10.98	10.58	10.54	10.53

802.11ax HEW20-BF_Nss2,(MCS0)_4TX PSD

5745MHz

19/07/2019

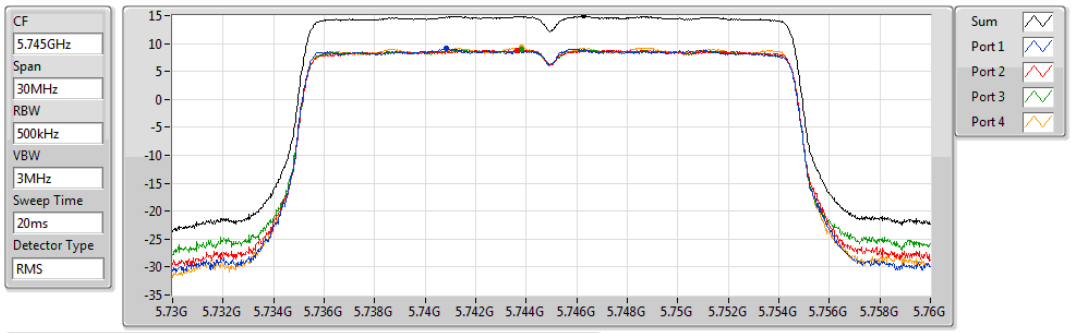

Sum	PD	Port 1	Port 2	Port 3	Port 4
(dBm/RBW)	(dBm/RBW)	(dBm/RBW)	(dBm/RBW)	(dBm/RBW)	(dBm/RBW)
14.91	14.91	9.09	8.84	8.86	9.24

802.11ax HEW20-BF_Nss2,(MCS0)_4TX PSD

5785MHz

19/07/2019

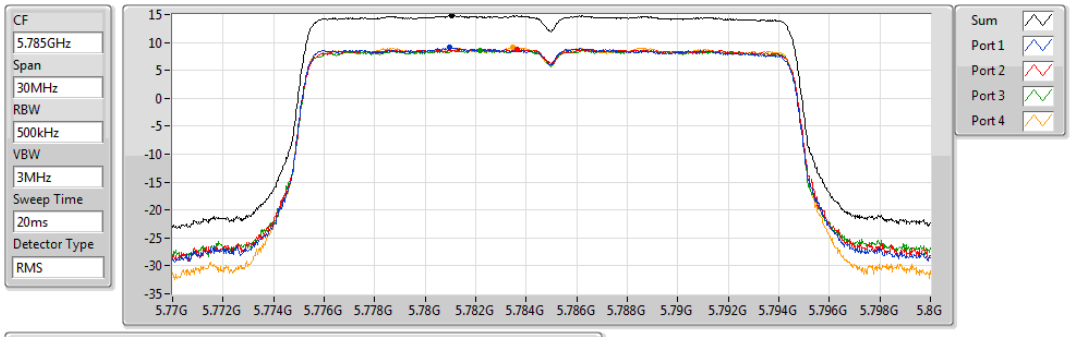

Sum	PD	Port 1	Port 2	Port 3	Port 4
(dBm/RBW)	(dBm/RBW)	(dBm/RBW)	(dBm/RBW)	(dBm/RBW)	(dBm/RBW)
14.79	14.79	9.09	8.82	8.59	9.09

802.11ax HEW20-BF_Nss2,(MCS0)_4TX PSD

5825MHz

19/07/2019

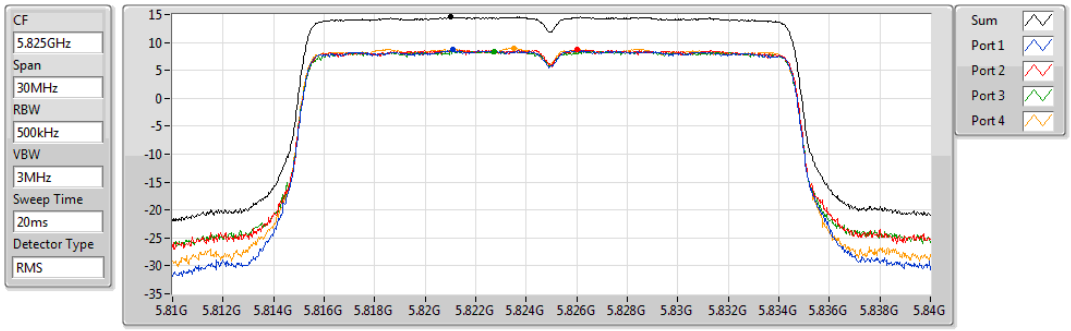

Sum	PD	Port 1	Port 2	Port 3	Port 4
(dBm/RBW)	(dBm/RBW)	(dBm/RBW)	(dBm/RBW)	(dBm/RBW)	(dBm/RBW)
14.52	14.52	8.66	8.70	8.41	8.94

802.11ax HEW40-BF_Nss2,(MCS0)_4TX PSD

5190MHz

19/07/2019

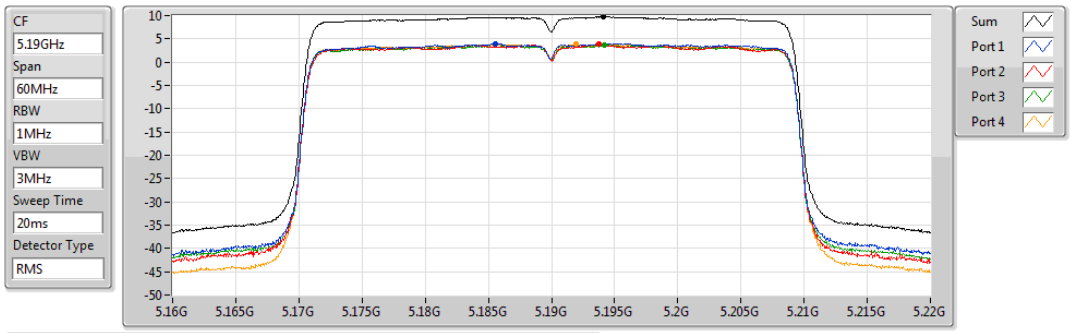

Sum	PD	Port 1	Port 2	Port 3	Port 4
(dBm/RBW)	(dBm/RBW)	(dBm/RBW)	(dBm/RBW)	(dBm/RBW)	(dBm/RBW)
9.77	9.77	4.00	3.82	3.66	3.86

802.11ax HEW40-BF_Nss2,(MCS0)_4TX PSD

5230MHz

19/07/2019

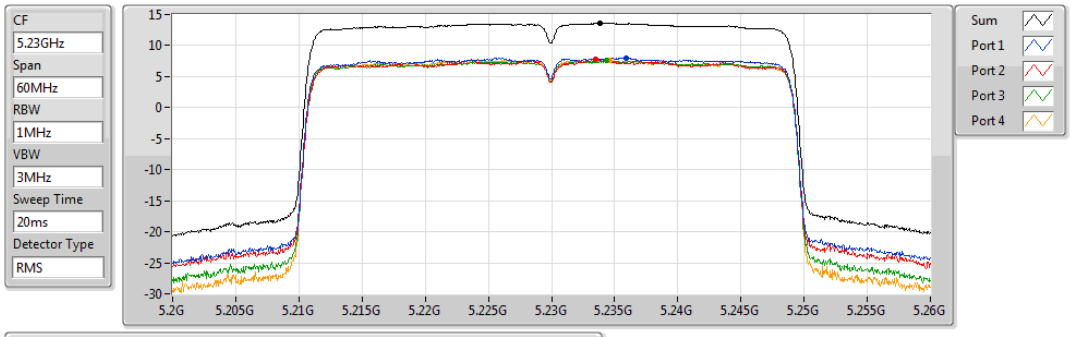

Sum	PD	Port 1	Port 2	Port 3	Port 4
(dBm/RBW)	(dBm/RBW)	(dBm/RBW)	(dBm/RBW)	(dBm/RBW)	(dBm/RBW)
13.63	13.63	8.05	7.72	7.54	7.66

802.11ax HEW40-BF_Nss2,(MCS0)_4TX PSD

5755MHz

19/07/2019

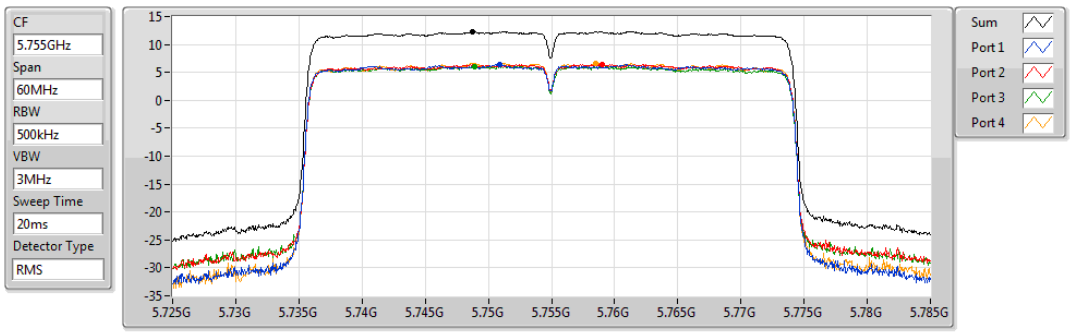

Sum	PD	Port 1	Port 2	Port 3	Port 4
(dBm/RBW)	(dBm/RBW)	(dBm/RBW)	(dBm/RBW)	(dBm/RBW)	(dBm/RBW)
12.27	12.27	6.40	6.46	6.10	6.66

802.11ax HEW40-BF_Nss2,(MCS0)_4TX

PSD

5795MHz

19/07/2019

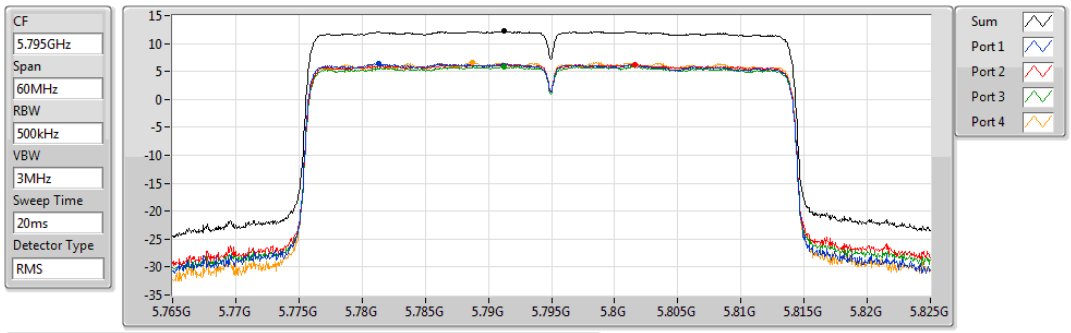

Sum	PD	Port 1	Port 2	Port 3	Port 4
(dBm/RBW)	(dBm/RBW)	(dBm/RBW)	(dBm/RBW)	(dBm/RBW)	(dBm/RBW)
12.23	12.23	6.43	6.26	5.91	6.65

802.11ax HEW80-BF_Nss2,(MCS0)_4TX

PSD

5210MHz

19/07/2019

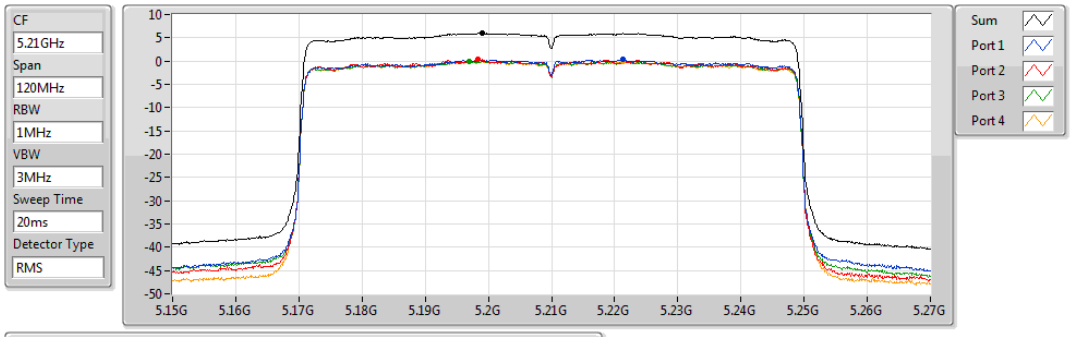

Sum	PD	Port 1	Port 2	Port 3	Port 4
(dBm/RBW)	(dBm/RBW)	(dBm/RBW)	(dBm/RBW)	(dBm/RBW)	(dBm/RBW)
6.05	6.05	0.28	0.35	-0.02	-0.15

802.11ax HEW80-BF_Nss2,(MCS0)_4TX

PSD

5775MHz

19/07/2019

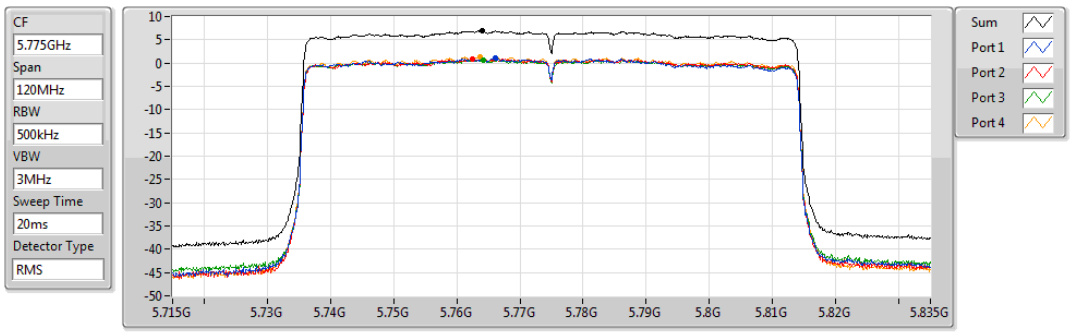

Sum	PD	Port 1	Port 2	Port 3	Port 4
(dBm/RBW)	(dBm/RBW)	(dBm/RBW)	(dBm/RBW)	(dBm/RBW)	(dBm/RBW)
6.88	6.88	1.03	0.90	0.65	1.36

RSE below 1GHz Result			
Operating Mode	3	**Polarization**	Vertical
Operating Function	CTX - SKU 2 (2.4GHz) + adapter 1		

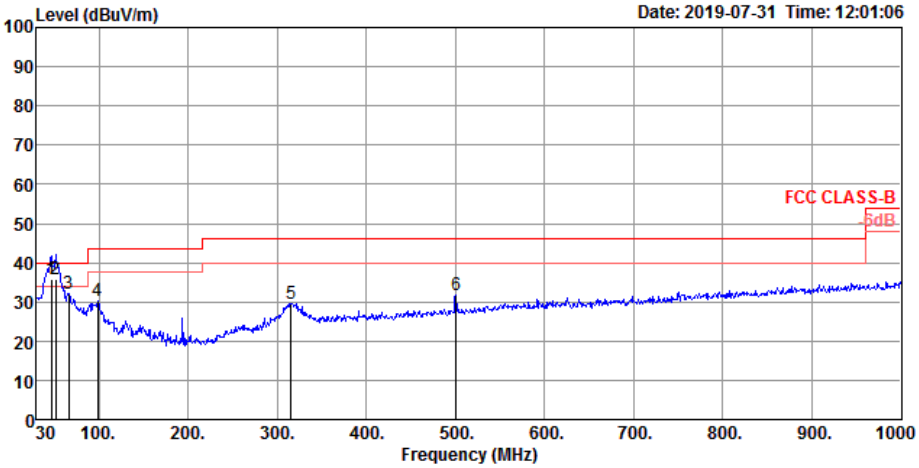

	Freq	Level	Limit Line	Over Limit	Read Level	Cable Loss	Antenna Factor	Preamp Factor	A/Pos	T/Pos	Remark	Pol/Phase
	MHz	dBuV/m	dBuV/m	dB	dBuV	dB	dB/m	dB	cm	deg		
1	46.49	35.96	40.00	-4.04	50.35	0.91	16.34	31.64	100	332	QP	VERTICAL
2	51.34	35.82	40.00	-4.18	52.16	0.92	14.50	31.76	125	1	QP	VERTICAL
3	65.89	32.10	40.00	-7.90	50.37	1.00	12.60	31.87	200	0	Peak	VERTICAL
4	98.87	30.14	43.50	-13.36	43.93	1.29	16.91	31.99	125	5	Peak	VERTICAL
5	315.18	29.64	46.00	-16.36	39.20	2.29	20.25	32.10	125	342	Peak	VERTICAL
6	500.45	31.61	46.00	-14.39	37.32	2.94	23.83	32.48	100	301	Peak	VERTICAL

Note 1: “>20dB” means emission levels that exceed the level of 20 dB below the applicable limit.
Note 2: “N/F” means Nothing Found emissions (No emissions were detected.)

RSE below 1GHz Result			
Operating Mode	3	**Polarization**	Horizontal
Operating Function	CTX - SKU 2 (2.4GHz) + adapter 1		

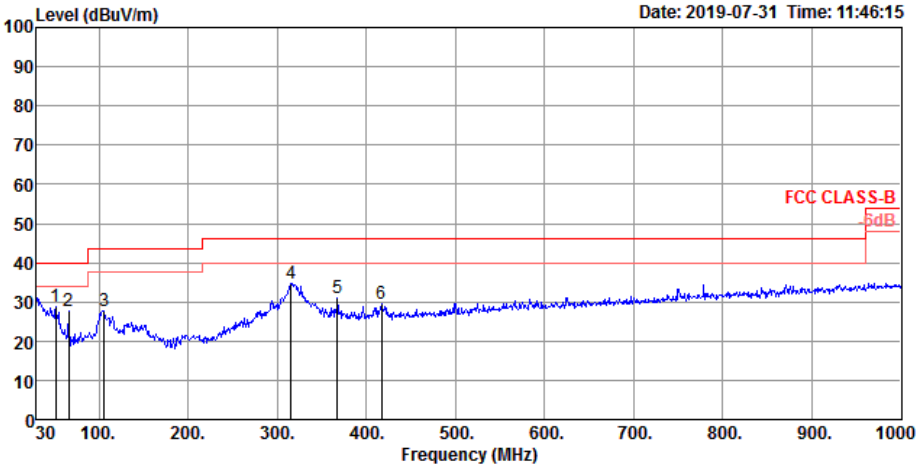

	Freq	Level	Limit Line	Over Limit	Read Level	Cable Loss	Antenna Factor	Preamp Factor	A/Pos	T/Pos	Remark	Pol/Phase
	MHz	dBuV/m	dBuV/m	dB	dBuV	dB	dB/m	dB	cm	deg		
1	51.34	28.86	40.00	-11.14	45.20	0.92	14.50	31.76	200	87	Peak	HORIZONTAL
2	65.89	27.60	40.00	-12.40	45.87	1.00	12.60	31.87	200	323	Peak	HORIZONTAL
3	105.66	27.68	43.50	-15.82	40.53	1.34	17.73	31.92	300	246	Peak	HORIZONTAL
4	315.18	34.74	46.00	-11.26	44.30	2.29	20.25	32.10	125	271	Peak	HORIZONTAL
5	367.56	30.87	46.00	-15.13	38.85	2.50	21.68	32.16	100	359	Peak	HORIZONTAL
6	417.03	29.69	46.00	-16.31	36.60	2.64	22.68	32.23	100	0	Peak	HORIZONTAL

Note 1: “>20dB” means emission levels that exceed the level of 20 dB below the applicable limit.
Note 2: “N/F” means Nothing Found emissions (No emissions were detected.)

For 2T1S / non-beamforming mode
Summary

Mode	Result	Type	Freq (Hz)	Level (dBuV/m)	Limit (dBuV/m)	Margin (dB)	Factor (dB)	Dist (m)	Condition	Azimuth (°)	Height (m)	Comments
5.15-5.25GHz	-	-	-	-	-	-	-	-	-	-	-	-
802.11a_Nss1,(6Mbps)_2TX	Pass	AV	5.1476G	53.97	54.00	-0.03	7.33	3	Vertical	343	1.48	-

802.11a_Nss1,(6Mbps)_2TX

5180MHz_TX

22/07/2019

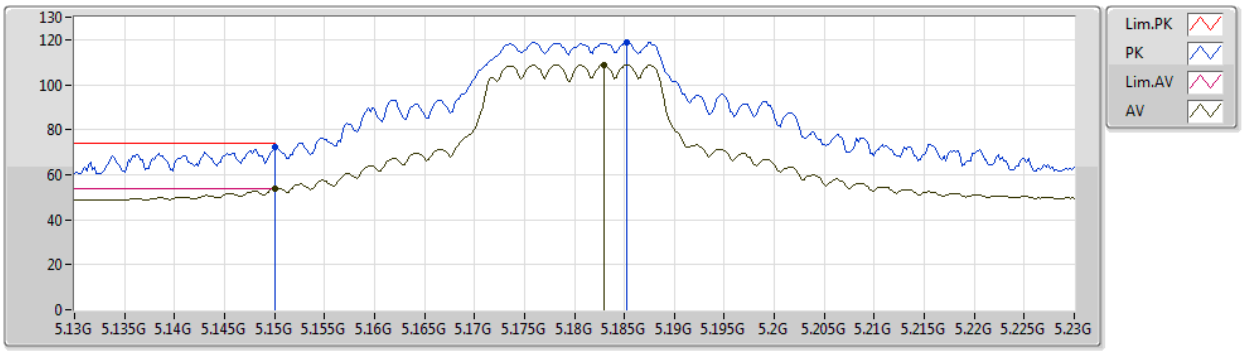

EUT Z_2TX
Setting 93
06-K-3-10
FSP

Type	Freq	Level	Limit	Margin	Factor	Dist	Condition	Azimuth	Height	Comment
	(Hz)	(dBuV/m)	(dBuV/m)	(dB)	(dB)	(m)		(°)	(m)	
PK	5.15G	72.34	74.00	-1.66	7.33	3	Vertical	346	1.96	-
AV	5.15G	53.76	54.00	-0.24	7.33	3	Vertical	346	1.96	-
PK	5.1852G	118.94	Inf	-Inf	7.28	3	Vertical	346	1.96	-
AV	5.183G	108.84	Inf	-Inf	7.27	3	Vertical	346	1.96	-

802.11a_Nss1,(6Mbps)_2TX

5180MHz_TX

22/07/2019

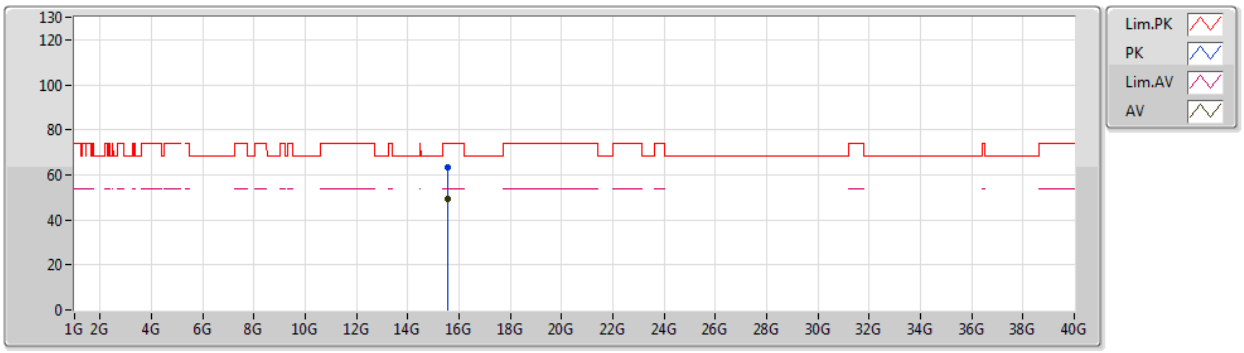

EUT Z_2TX
Setting 93
06-K-3
FSP

Type	Freq	Level	Limit	Margin	Factor	Dist	Condition	Azimuth	Height	Comment
	(Hz)	(dBuV/m)	(dBuV/m)	(dB)	(dB)	(m)		(°)	(m)	
PK	15.53862G	63.19	74.00	-10.81	18.06	3	Vertical	50	2.61	-
AV	15.55122G	49.26	54.00	-4.74	18.02	3	Vertical	50	2.61	-

802.11a_Nss1,(6Mbps)_2TX

5180MHz_TX

22/07/2019

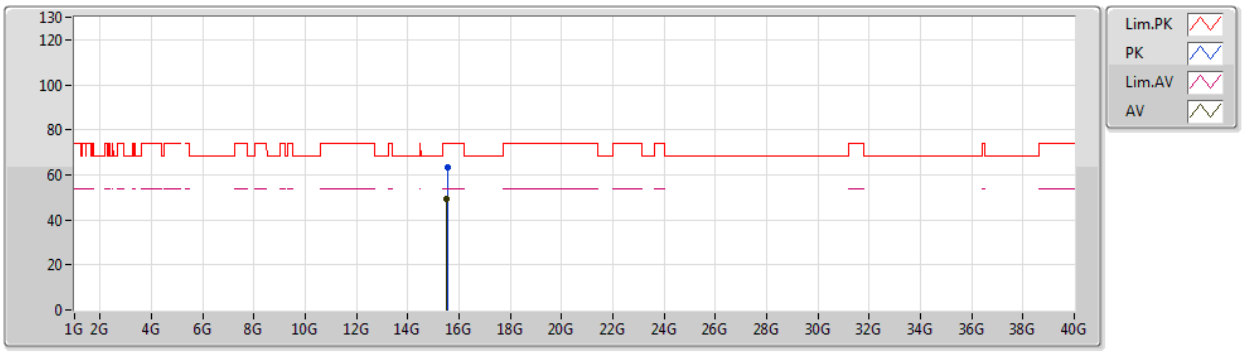

EUT Z_2TX
Setting 93
06-K-3
FSP

Type	Freq	Level	Limit	Margin	Factor	Dist	Condition	Azimuth	Height	Comment
	(Hz)	(dBuV/m)	(dBuV/m)	(dB)	(dB)	(m)		(°)	(m)	
PK	15.54924G	63.07	74.00	-10.93	18.02	3	Horizontal	350	1.14	-
AV	15.5259G	49.16	54.00	-4.84	18.12	3	Horizontal	350	1.14	-

802.11a_Nss1,(6Mbps)_2TX

5200MHz_TX

22/07/2019

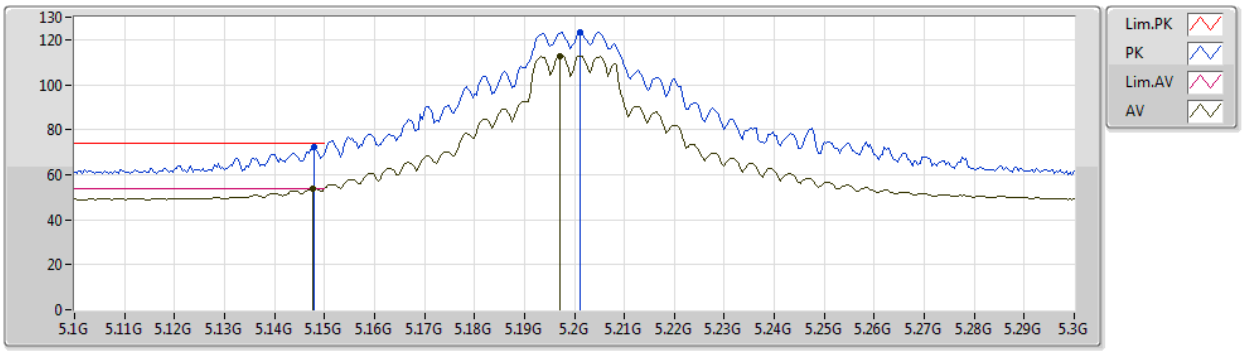

EUT Z_2TX
Setting 110
06-K-3-10
FSP

Type	Freq	Level	Limit	Margin	Factor	Dist	Condition	Azimuth	Height	Comment
	(Hz)	(dBuV/m)	(dBuV/m)	(dB)	(dB)	(m)		(°)	(m)	
PK	5.148G	72.01	74.00	-1.99	7.33	3	Vertical	343	1.48	-
AV	5.1476G	53.97	54.00	-0.03	7.33	3	Vertical	343	1.48	-
PK	5.2012G	123.32	Inf	-Inf	7.25	3	Vertical	343	1.48	-
AV	5.1972G	112.85	Inf	-Inf	7.26	3	Vertical	343	1.48	-

802.11a_Nss1,(6Mbps)_2TX

5200MHz_TX

22/07/2019

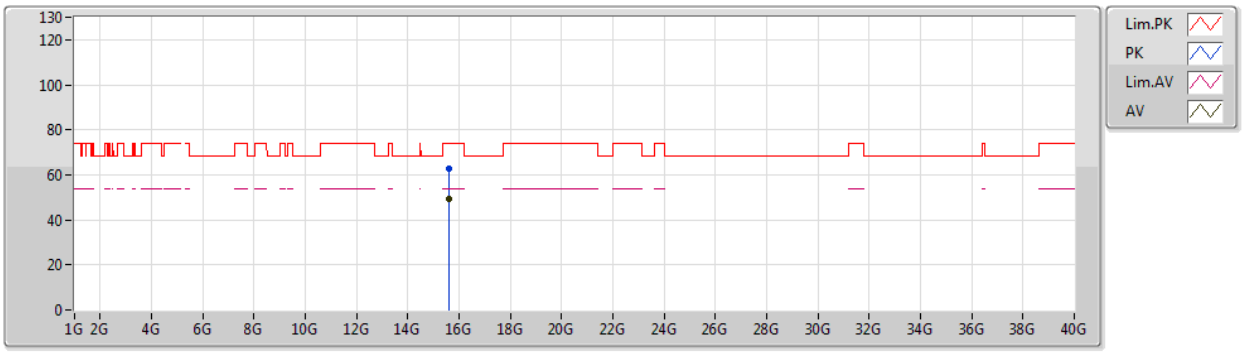

EUT Z_2TX
Setting 110
06-K-3
FSP

Type	Freq	Level	Limit	Margin	Factor	Dist	Condition	Azimuth	Height	Comment
	(Hz)	(dBuV/m)	(dBuV/m)	(dB)	(dB)	(m)		(°)	(m)	
PK	15.5907G	62.67	74.00	-11.33	17.87	3	Vertical	54	1.50	-
AV	15.59838G	49.17	54.00	-4.83	17.84	3	Vertical	54	1.50	-

802.11a_Nss1,(6Mbps)_2TX

5200MHz_TX

22/07/2019

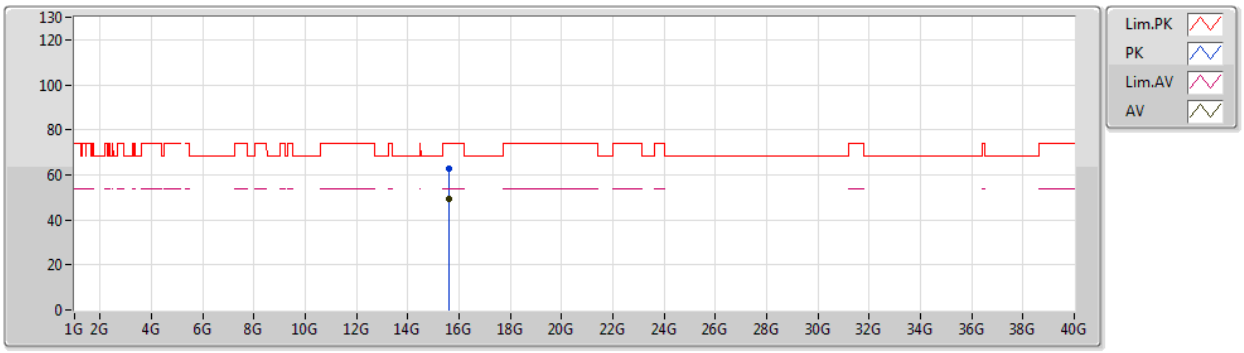

EUT Z_2TX
Setting 110
06-K-3
FSP

Type	Freq	Level	Limit	Margin	Factor	Dist	Condition	Azimuth	Height	Comment
	(Hz)	(dBuV/m)	(dBuV/m)	(dB)	(dB)	(m)		(°)	(m)	
PK	15.60846G	62.54	74.00	-11.46	17.81	3	Horizontal	265	1.37	-
AV	15.5943G	49.14	54.00	-4.86	17.85	3	Horizontal	265	1.37	-

802.11a_Nss1,(6Mbps)_2TX

5240MHz_TX

22/07/2019

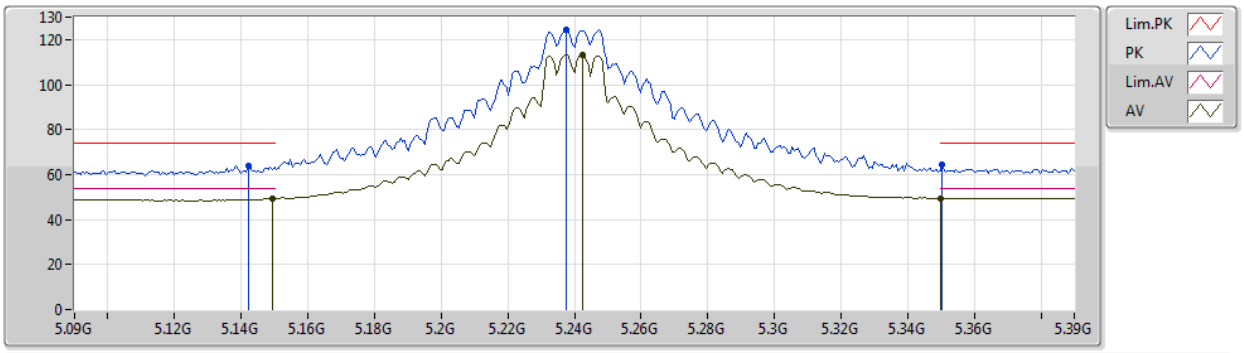

EUT Z_2TX
Setting 116
06-C-4-10
FSP

Type	Freq	Level	Limit	Margin	Factor	Dist	Condition	Azimuth	Height	Comment
	(Hz)	(dBuV/m)	(dBuV/m)	(dB)	(dB)	(m)		(°)	(m)	
PK	5.1422G	63.91	74.00	-10.09	7.35	3	Vertical	337	1.22	-
AV	5.1494G	49.20	54.00	-4.80	7.33	3	Vertical	337	1.22	-
PK	5.2376G	124.29	Inf	-Inf	7.17	3	Vertical	337	1.22	-
AV	5.2424G	113.18	Inf	-Inf	7.18	3	Vertical	337	1.22	-
PK	5.3504G	64.50	74.00	-9.50	7.21	3	Vertical	337	1.22	-
AV	5.35G	49.50	54.00	-4.50	7.21	3	Vertical	337	1.22	-

802.11a_Nss1,(6Mbps)_2TX

5240MHz_TX

22/07/2019

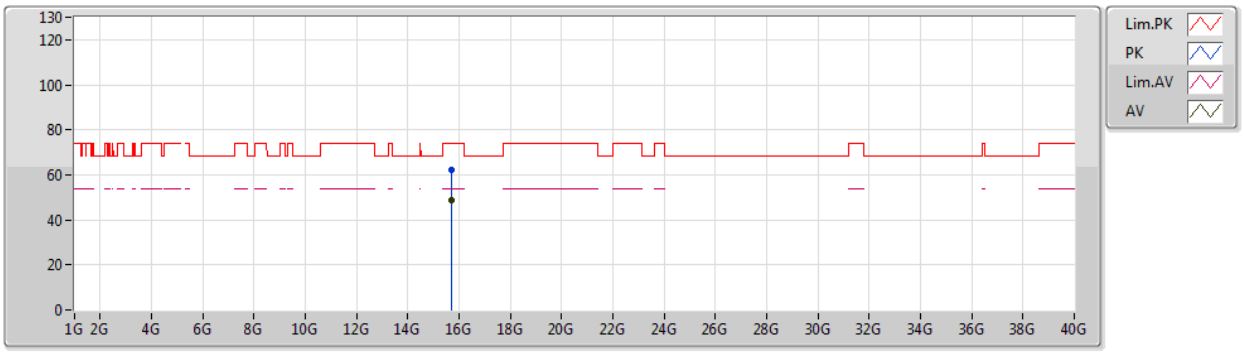

EUT Z_2TX
Setting 116
06-K-3
FSP

Type	Freq	Level	Limit	Margin	Factor	Dist	Condition	Azimuth	Height	Comment
	(Hz)	(dBuV/m)	(dBuV/m)	(dB)	(dB)	(m)		(°)	(m)	
PK	15.7116G	62.00	74.00	-12.00	17.42	3	Vertical	267	2.97	-
AV	15.7248G	48.63	54.00	-5.37	17.38	3	Vertical	267	2.97	-

802.11a_Nss1,(6Mbps)_2TX

5240MHz_TX

22/07/2019

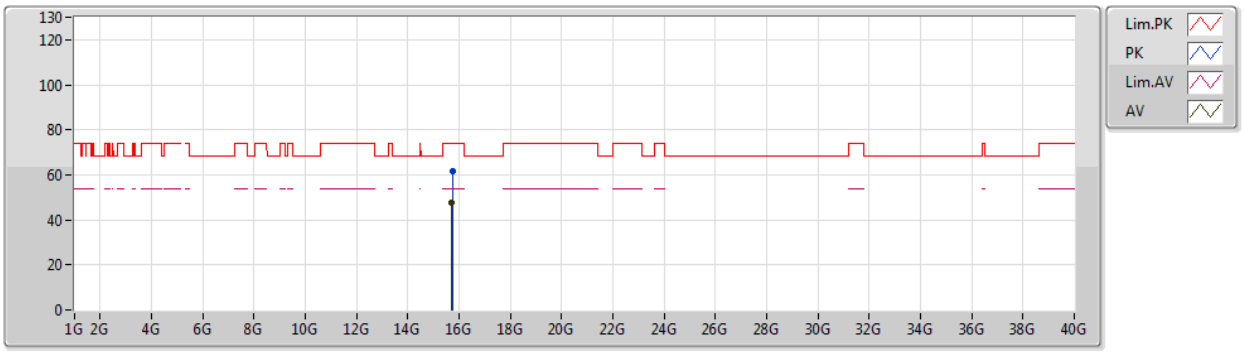

EUT Z_2TX
Setting 116
06-K-3
FSP

Type	Freq	Level	Limit	Margin	Factor	Dist	Condition	Azimuth	Height	Comment
	(Hz)	(dBuV/m)	(dBuV/m)	(dB)	(dB)	(m)		(°)	(m)	
PK	15.73488G	61.37	74.00	-12.63	17.34	3	Horizontal	50	1.50	-
AV	15.70608G	47.76	54.00	-6.24	17.45	3	Horizontal	50	1.50	-

802.11a_Nss1,(6Mbps)_2TX

5745MHz_TX

22/07/2019

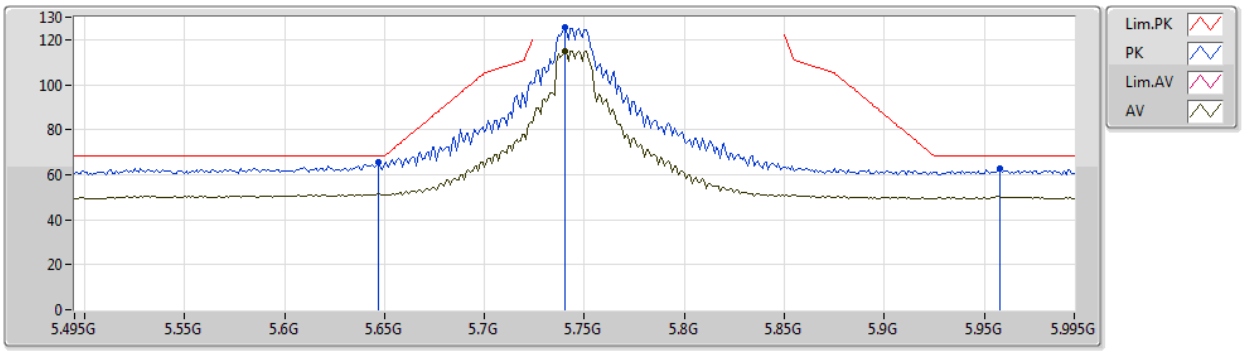

EUT Z_2TX
Setting 116
06-S-5-10
FSP

Type	Freq	Level	Limit	Margin	Factor	Dist	Condition	Azimuth	Height	Comment
	(Hz)	(dBuV/m)	(dBuV/m)	(dB)	(dB)	(m)		(°)	(m)	
PK	5.647G	65.40	68.20	-2.80	7.64	3	Vertical	337	2.99	-
PK	5.74G	125.38	Inf	-Inf	7.84	3	Vertical	337	2.99	-
AV	5.74G	115.03	Inf	-Inf	7.84	3	Vertical	337	2.99	-
PK	5.958G	62.85	68.20	-5.35	8.32	3	Vertical	337	2.99	-

802.11a_Nss1,(6Mbps)_2TX

5745MHz_TX

22/07/2019

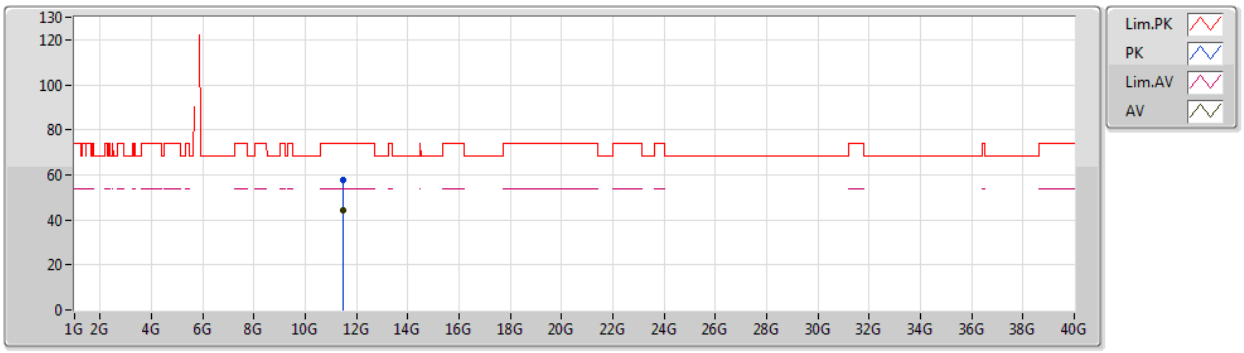

EUT Z_2TX
Setting 116
06-K-3
FSP

Type	Freq	Level	Limit	Margin	Factor	Dist	Condition	Azimuth	Height	Comment
	(Hz)	(dBuV/m)	(dBuV/m)	(dB)	(dB)	(m)		(°)	(m)	
PK	11.47506G	57.72	74.00	-16.28	16.63	3	Vertical	236	1.11	-
AV	11.48982G	44.52	54.00	-9.48	16.61	3	Vertical	236	1.11	-

802.11a_Nss1,(6Mbps)_2TX

5745MHz_TX

22/07/2019

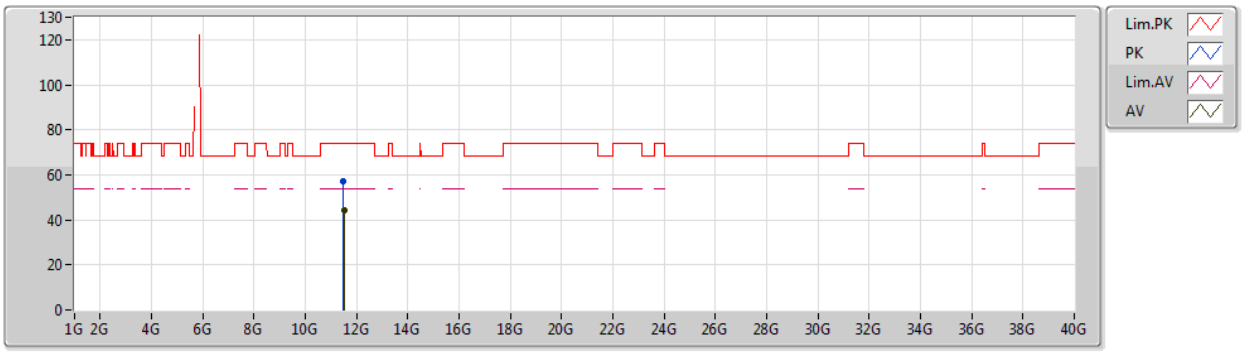

EUT Z_2TX
Setting 116
06-K-3
FSP

Type	Freq	Level	Limit	Margin	Factor	Dist	Condition	Azimuth	Height	Comment
	(Hz)	(dBuV/m)	(dBuV/m)	(dB)	(dB)	(m)		(°)	(m)	
PK	11.48658G	57.30	74.00	-16.70	16.61	3	Horizontal	2	1.50	-
AV	11.50398G	44.21	54.00	-9.79	16.60	3	Horizontal	2	1.50	-

802.11a_Nss1,(6Mbps)_2TX

5785MHz_TX

22/07/2019

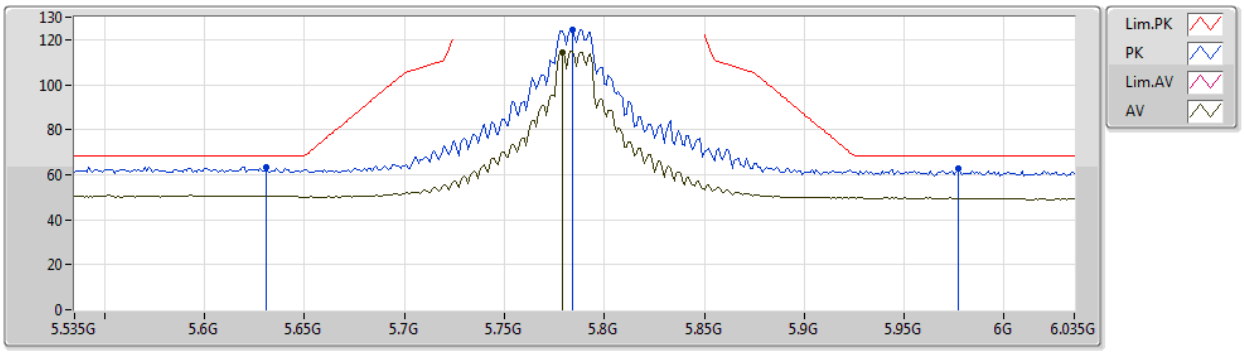

EUT Z_2TX
Setting 116
06-S-5-10
FSP

Type	Freq	Level	Limit	Margin	Factor	Dist	Condition	Azimuth	Height	Comment
	(Hz)	(dBuV/m)	(dBuV/m)	(dB)	(dB)	(m)		(°)	(m)	
PK	5.631G	63.54	68.20	-4.66	7.62	3	Vertical	331	2.99	-
PK	5.784G	124.37	Inf	-Inf	7.94	3	Vertical	331	2.99	-
AV	5.779G	114.51	Inf	-Inf	7.93	3	Vertical	331	2.99	-
PK	5.977G	62.81	68.20	-5.39	8.36	3	Vertical	331	2.99	-

802.11a_Nss1,(6Mbps)_2TX

5785MHz_TX

22/07/2019

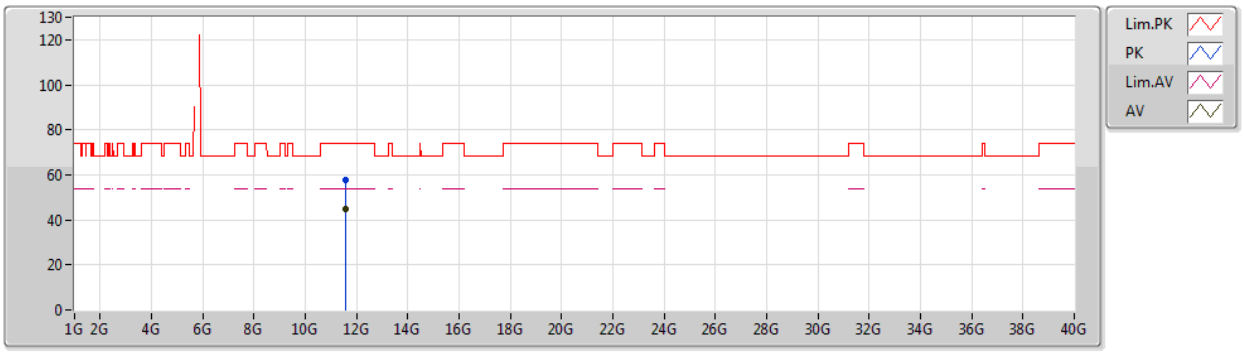

EUT Z_2TX
Setting 116
06-K-3
FSP

Type	Freq	Level	Limit	Margin	Factor	Dist	Condition	Azimuth	Height	Comment
	(Hz)	(dBuV/m)	(dBuV/m)	(dB)	(dB)	(m)		(°)	(m)	
PK	11.56472G	57.63	74.00	-16.37	16.55	3	Vertical	158	2.71	-
AV	11.57948G	44.84	54.00	-9.16	16.53	3	Vertical	158	2.71	-

802.11a_Nss1,(6Mbps)_2TX

5785MHz_TX

22/07/2019

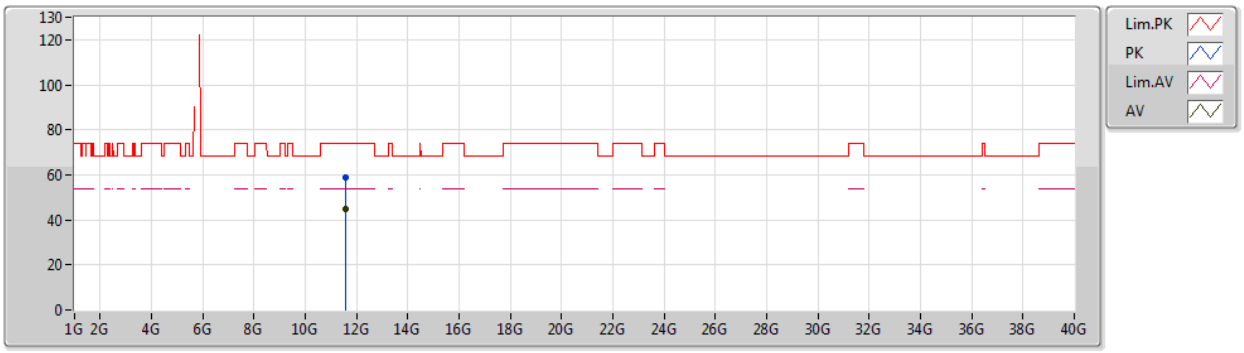

EUT Z_2TX
Setting 116
06-K-3
FSP

Type	Freq	Level	Limit	Margin	Factor	Dist	Condition	Azimuth	Height	Comment
	(Hz)	(dBuV/m)	(dBuV/m)	(dB)	(dB)	(m)		(°)	(m)	
PK	11.55578G	58.62	74.00	-15.38	16.56	3	Horizontal	8	1.50	-
AV	11.58164G	44.91	54.00	-9.09	16.53	3	Horizontal	8	1.50	-

802.11a_Nss1,(6Mbps)_2TX

5825MHz_TX

22/07/2019

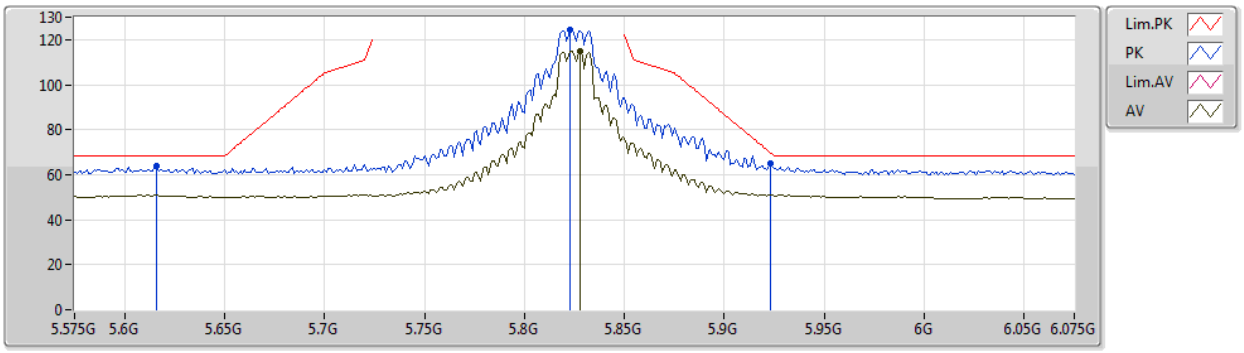

EUT Z_2TX
Setting 116
06-S-5-10
FSP

Type	Freq	Level	Limit	Margin	Factor	Dist	Condition	Azimuth	Height	Comment
	(Hz)	(dBuV/m)	(dBuV/m)	(dB)	(dB)	(m)		(°)	(m)	
PK	5.616G	63.81	68.20	-4.39	7.58	3	Vertical	338	2.90	-
PK	5.823G	124.42	Inf	-Inf	8.01	3	Vertical	338	2.90	-
AV	5.828G	114.75	Inf	-Inf	8.02	3	Vertical	338	2.90	-
PK	5.923G	65.10	69.68	-4.58	8.22	3	Vertical	338	2.90	-

802.11a_Nss1,(6Mbps)_2TX

5825MHz_TX

22/07/2019

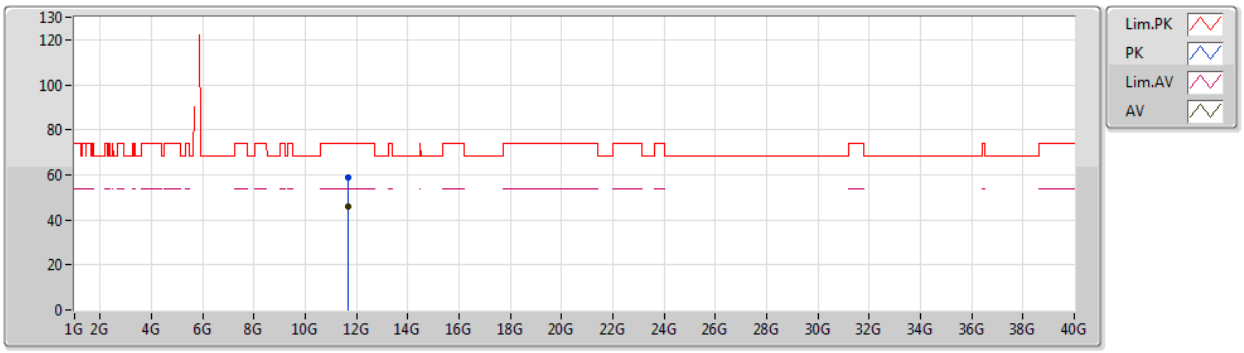

EUT Z_2TX
Setting 116
06-K-3
FSP

Type	Freq	Level	Limit	Margin	Factor	Dist	Condition	Azimuth	Height	Comment
	(Hz)	(dBuV/m)	(dBuV/m)	(dB)	(dB)	(m)		(°)	(m)	
PK	11.6524G	58.63	74.00	-15.37	16.47	3	Vertical	100	1.13	-
AV	11.64994G	45.69	54.00	-8.31	16.47	3	Vertical	100	1.13	-

802.11a_Nss1,(6Mbps)_2TX

5825MHz_TX

22/07/2019

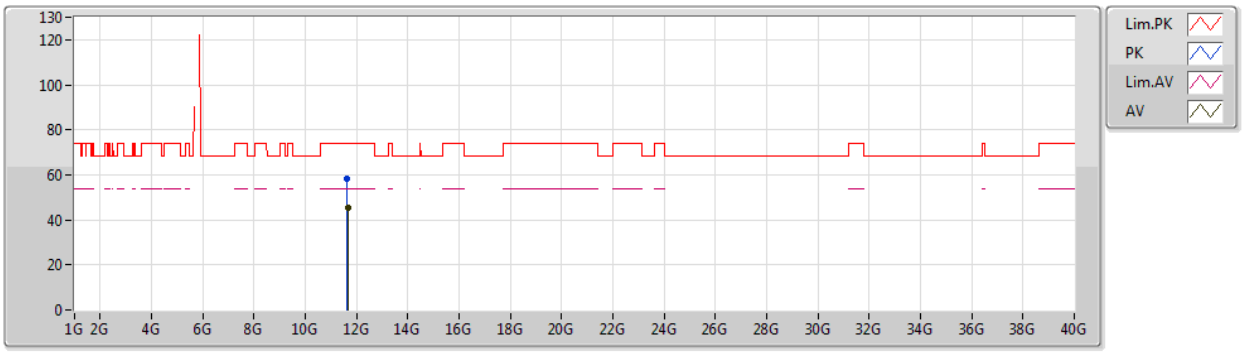

EUT Z_2TX
Setting 116
06-K-3
FSP

Type	Freq	Level	Limit	Margin	Factor	Dist	Condition	Azimuth	Height	Comment
	(Hz)	(dBuV/m)	(dBuV/m)	(dB)	(dB)	(m)		(°)	(m)	
PK	11.63614G	58.18	74.00	-15.82	16.49	3	Horizontal	122	1.29	-
AV	11.65594G	45.14	54.00	-8.86	16.47	3	Horizontal	122	1.29	-

For 2T1S / Beamforming mode
Summary

Mode	Result	Type	Freq (Hz)	Level (dBuV/m)	Limit (dBuV/m)	Margin (dB)	Factor (dB)	Dist (m)	Condition	Azimuth (°)	Height (m)	Comments
5.725-5.85GHz	-	-	-	-	-	-	-	-	-	-	-	-
802.11ax HEW80-BF_Nss1,(MCS0)_2TX	Pass	PK	5.645G	68.04	68.20	-0.16	7.64	3	Vertical	35	2.79	-

802.11ax HEW20-BF_Nss1,(MCS0)_2TX

5180MHz_TX

31/07/2019

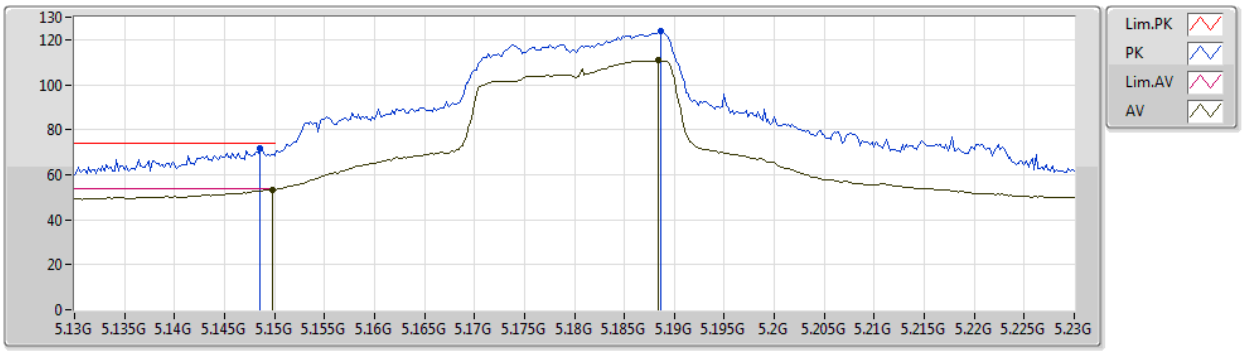

EUT Z_2TX
Setting 90
06-K-3-10
FSP

Type	Freq	Level	Limit	Margin	Factor	Dist	Condition	Azimuth	Height	Comment
	(Hz)	(dBuV/m)	(dBuV/m)	(dB)	(dB)	(m)		(°)	(m)	
PK	5.1486G	71.59	74.00	-2.41	7.33	3	Vertical	344	1.14	-
AV	5.1498G	53.43	54.00	-0.57	7.33	3	Vertical	344	1.14	-
PK	5.1886G	123.65	Inf	-Inf	7.27	3	Vertical	344	1.14	-
AV	5.1884G	111.00	Inf	-Inf	7.27	3	Vertical	344	1.14	-

802.11ax HEW20-BF_Nss1,(MCS0)_2TX

5180MHz_TX

31/07/2019

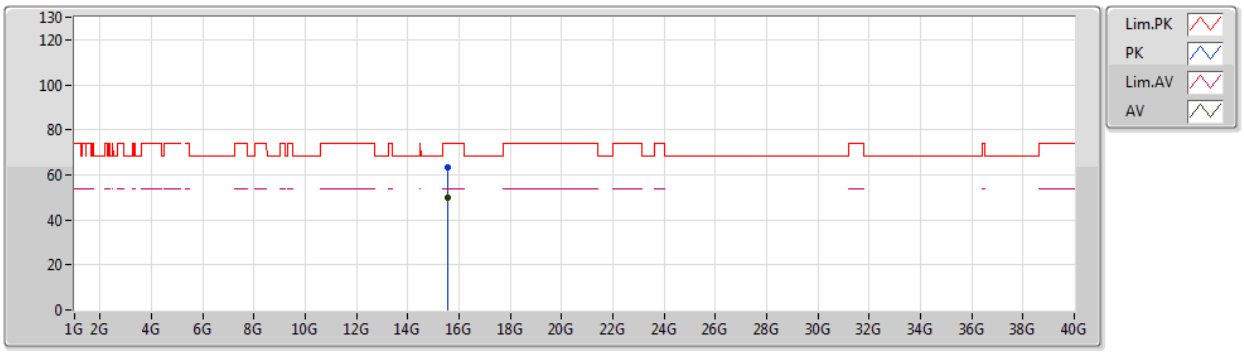

EUT Z_2TX
Setting 90
06-K-3
FSP

Type	Freq	Level	Limit	Margin	Factor	Dist	Condition	Azimuth	Height	Comment
	(Hz)	(dBuV/m)	(dBuV/m)	(dB)	(dB)	(m)		(°)	(m)	
PK	15.54438G	63.41	74.00	-10.59	18.04	3	Vertical	268	1.50	-
AV	15.54618G	49.93	54.00	-4.07	18.04	3	Vertical	268	1.50	-

802.11ax HEW20-BF_Nss1,(MCS0)_2TX

5180MHz_TX

31/07/2019

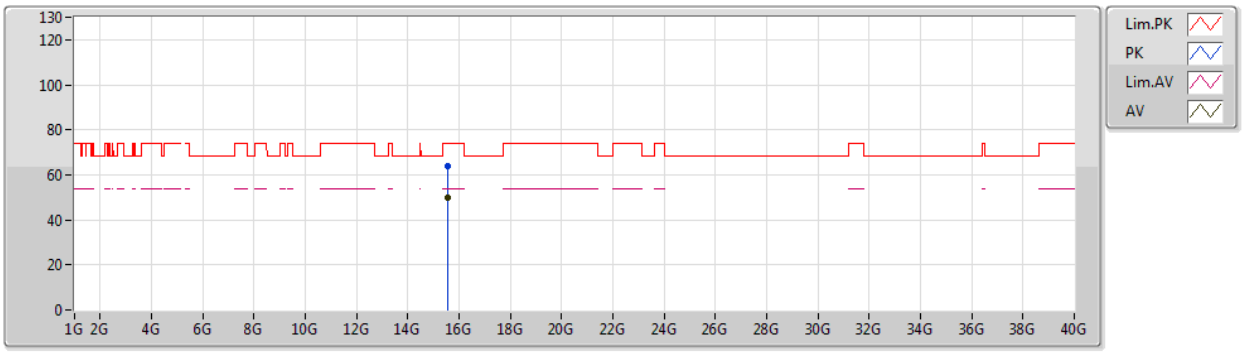

EUT Z_2TX
Setting 90
06-K-3
FSP

Type	Freq	Level	Limit	Margin	Factor	Dist	Condition	Azimuth	Height	Comment
	(Hz)	(dBuV/m)	(dBuV/m)	(dB)	(dB)	(m)		(°)	(m)	
PK	15.54276G	63.69	74.00	-10.31	18.05	3	Horizontal	357	1.70	-
AV	15.54942G	49.96	54.00	-4.04	18.02	3	Horizontal	357	1.70	-

802.11ax HEW20-BF_Nss1,(MCS0)_2TX

5200MHz_TX

31/07/2019

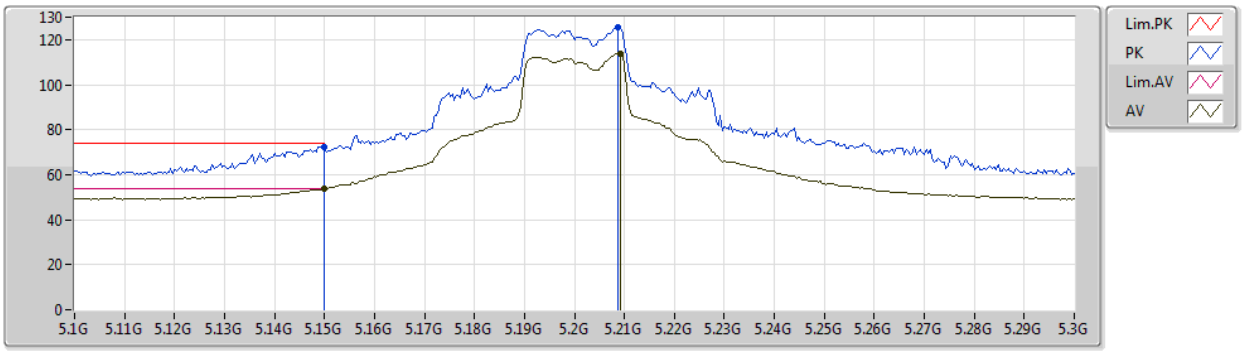

EUT Z_2TX
Setting 104
06-K-3-10
FSP

Type	Freq	Level	Limit	Margin	Factor	Dist	Condition	Azimuth	Height	Comment
	(Hz)	(dBuV/m)	(dBuV/m)	(dB)	(dB)	(m)		(°)	(m)	
PK	5.15G	72.41	74.00	-1.59	7.33	3	Vertical	350	2.21	-
AV	5.15G	53.69	54.00	-0.31	7.33	3	Vertical	350	2.21	-
PK	5.2088G	125.61	Inf	-Inf	7.24	3	Vertical	350	2.21	-
AV	5.2092G	113.74	Inf	-Inf	7.24	3	Vertical	350	2.21	-

802.11ax HEW20-BF_Nss1,(MCS0)_2TX

5200MHz_TX

31/07/2019

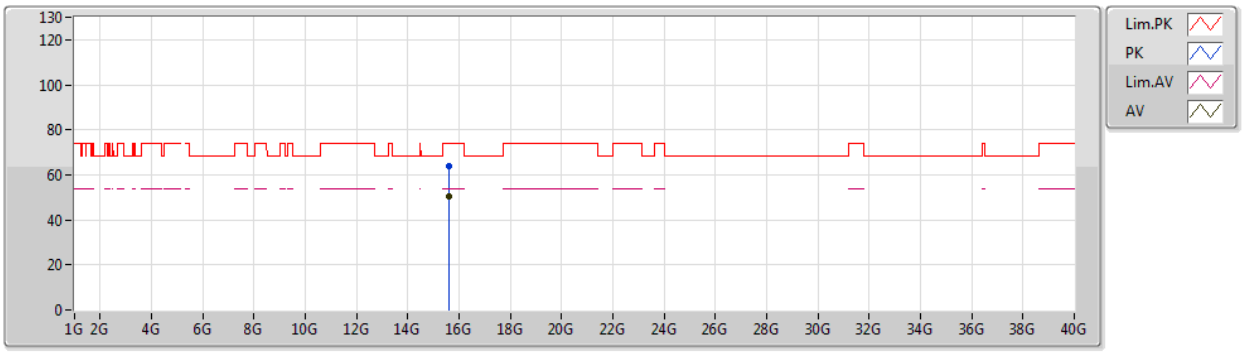

EUT Z_2TX
Setting 104
06-K-3
FSP

Type	Freq	Level	Limit	Margin	Factor	Dist	Condition	Azimuth	Height	Comment
	(Hz)	(dBuV/m)	(dBuV/m)	(dB)	(dB)	(m)		(°)	(m)	
PK	15.59394G	63.88	74.00	-10.12	17.85	3	Vertical	54	1.68	-
AV	15.59364G	50.56	54.00	-3.44	17.86	3	Vertical	54	1.68	-

802.11ax HEW20-BF_Nss1,(MCS0)_2TX

5200MHz_TX

31/07/2019

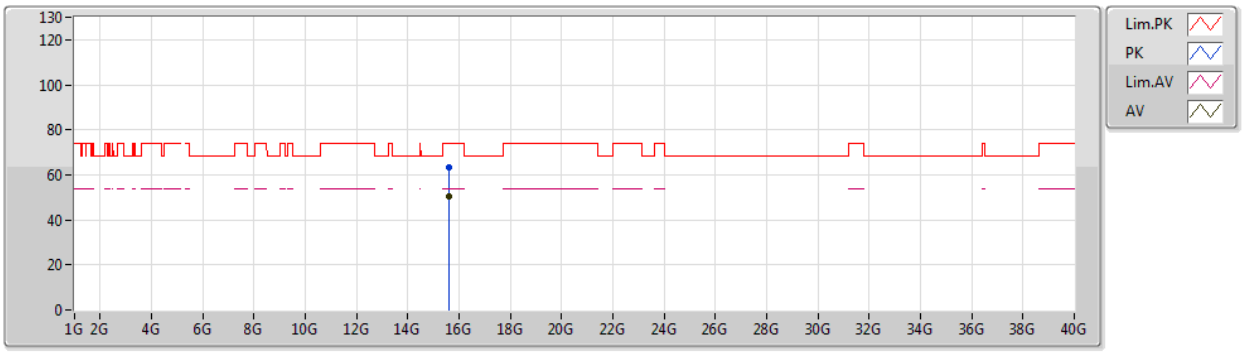

EUT Z_2TX
Setting 104
06-K-3
FSP

Type	Freq	Level	Limit	Margin	Factor	Dist	Condition	Azimuth	Height	Comment
	(Hz)	(dBuV/m)	(dBuV/m)	(dB)	(dB)	(m)		(°)	(m)	
PK	15.58824G	63.58	74.00	-10.42	17.39	3	Horizontal	3	1.50	-
AV	15.60246G	50.18	54.00	-3.82	17.37	3	Horizontal	3	1.50	-

802.11ax HEW20-BF_Nss1,(MCS0)_2TX

5240MHz_TX

31/07/2019

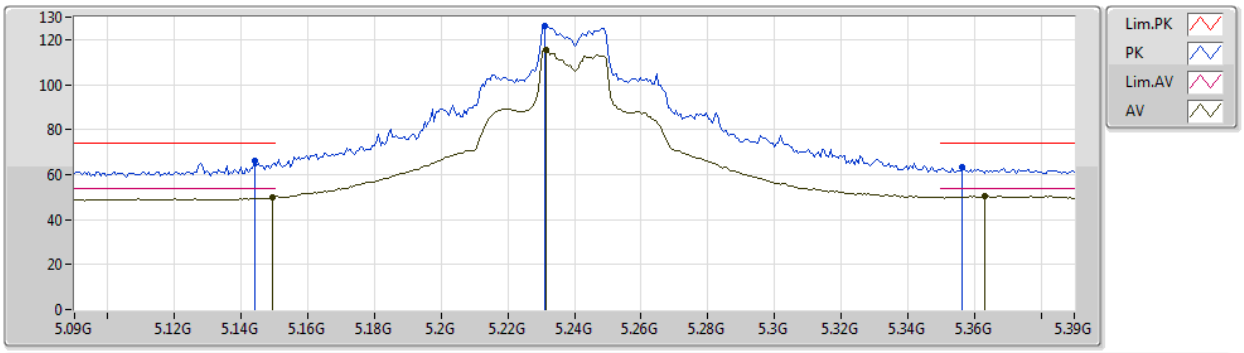

EUT Z_2TX
Setting 112
06-K-3-10
FSP

Type	Freq	Level	Limit	Margin	Factor	Dist	Condition	Azimuth	Height	Comment
	(Hz)	(dBuV/m)	(dBuV/m)	(dB)	(dB)	(m)		(°)	(m)	
PK	5.144G	66.01	74.00	-7.99	7.34	3	Vertical	204	2.24	-
AV	5.1494G	49.91	54.00	-4.09	7.33	3	Vertical	204	2.24	-
PK	5.231G	126.26	Inf	-Inf	7.19	3	Vertical	204	2.24	-
AV	5.2316G	115.65	Inf	-Inf	7.19	3	Vertical	204	2.24	-
PK	5.3564G	63.33	74.00	-10.67	7.23	3	Vertical	204	2.24	-
AV	5.363G	50.33	54.00	-3.67	7.26	3	Vertical	204	2.24	-

802.11ax HEW20-BF_Nss1,(MCS0)_2TX

5240MHz_TX

31/07/2019

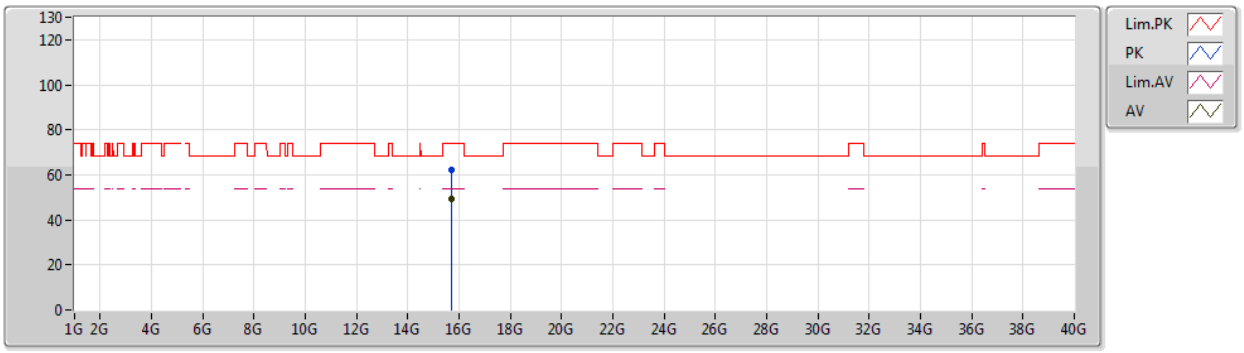

EUT Z_2TX
Setting 112
06-K-3
FSP

Type	Freq	Level	Limit	Margin	Factor	Dist	Condition	Azimuth	Height	Comment
	(Hz)	(dBuV/m)	(dBuV/m)	(dB)	(dB)	(m)		(°)	(m)	
PK	15.7137G	62.18	74.00	-11.82	17.42	3	Vertical	221	1.50	-
AV	15.70548G	49.17	54.00	-4.83	17.45	3	Vertical	221	1.50	-

802.11ax HEW20-BF_Nss1,(MCS0)_2TX

5240MHz_TX

31/07/2019

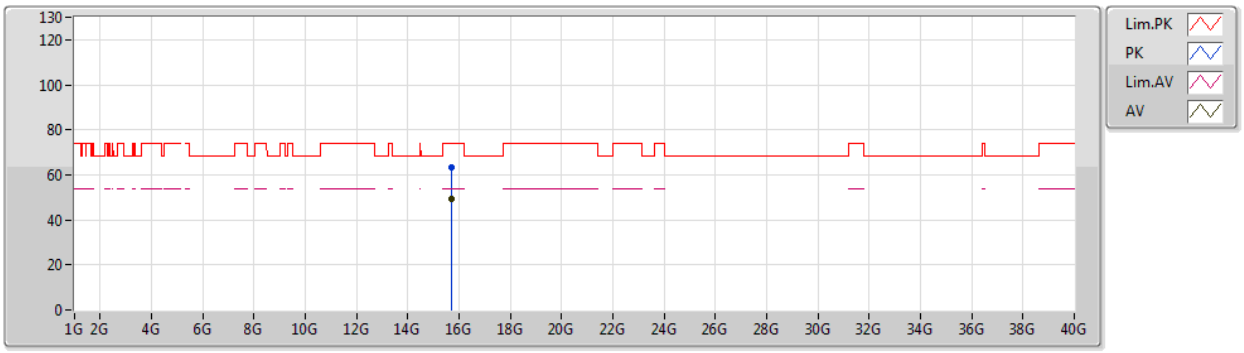

EUT Z_2TX
Setting 112
06-K-3
FSP

Type	Freq	Level	Limit	Margin	Factor	Dist	Condition	Azimuth	Height	Comment
	(Hz)	(dBuV/m)	(dBuV/m)	(dB)	(dB)	(m)		(°)	(m)	
PK	15.72048G	63.19	74.00	-10.81	17.39	3	Horizontal	256	1.61	-
AV	15.71364G	49.25	54.00	-4.75	17.42	3	Horizontal	256	1.61	-

802.11ax HEW20-BF_Nss1,(MCS0)_2TX

5745MHz_TX

31/07/2019

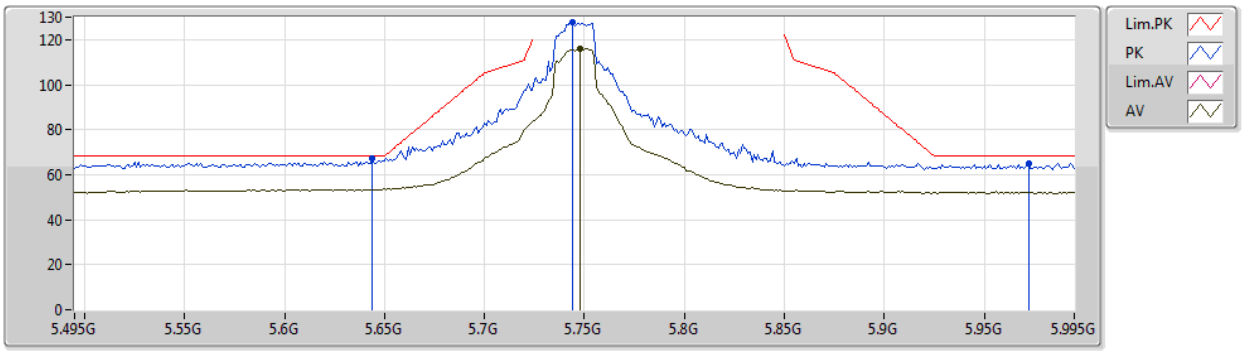

EUT Z_2TX
Setting 116
06-K-3-10
FSP

Type	Freq	Level	Limit	Margin	Factor	Dist	Condition	Azimuth	Height	Comment
	(Hz)	(dBuV/m)	(dBuV/m)	(dB)	(dB)	(m)		(°)	(m)	
PK	5.644G	67.24	68.20	-0.96	7.64	3	Vertical	153	2.11	-
PK	5.744G	127.96	Inf	-Inf	7.86	3	Vertical	153	2.11	-
AV	5.748G	115.79	Inf	-Inf	7.87	3	Vertical	153	2.11	-
PK	5.972G	65.21	68.20	-2.99	8.35	3	Vertical	153	2.11	-

802.11ax HEW20-BF_Nss1,(MCS0)_2TX

5745MHz_TX

31/07/2019

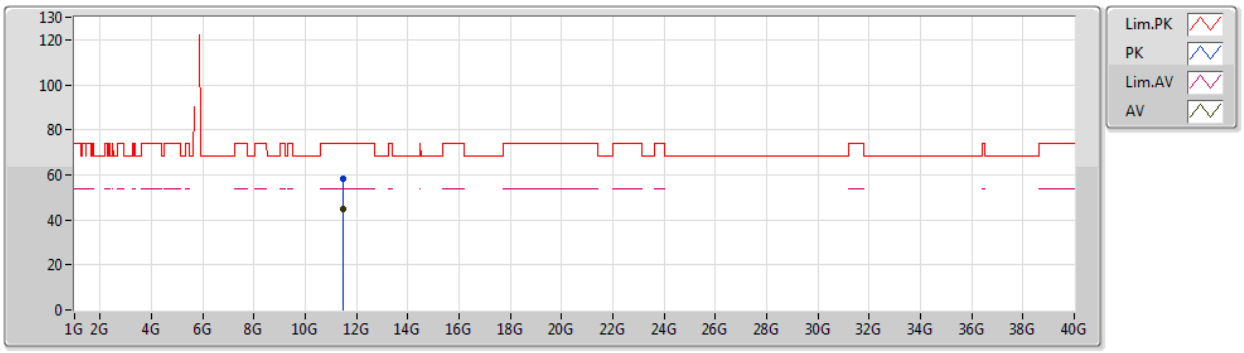

EUT Z_2TX
Setting 116
06-S-5
FSP

Type	Freq	Level	Limit	Margin	Factor	Dist	Condition	Azimuth	Height	Comment
	(Hz)	(dBuV/m)	(dBuV/m)	(dB)	(dB)	(m)		(°)	(m)	
PK	11.48544G	58.22	74.00	-15.78	17.16	3	Vertical	80	1.18	-
AV	11.49192G	44.85	54.00	-9.15	17.17	3	Vertical	80	1.18	-

802.11ax HEW20-BF_Nss1,(MCS0)_2TX

5745MHz_TX

31/07/2019

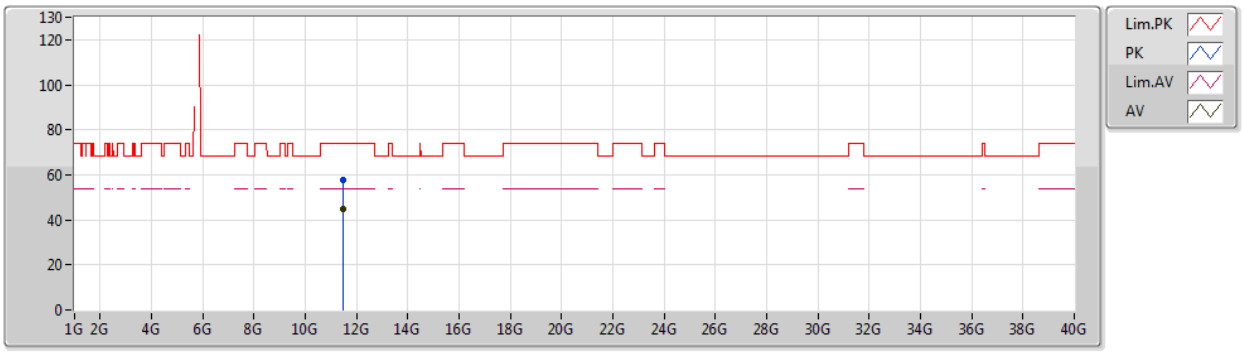

EUT Z_2TX
Setting 116
06-S-5
FSP

Type	Freq	Level	Limit	Margin	Factor	Dist	Condition	Azimuth	Height	Comment
	(Hz)	(dBuV/m)	(dBuV/m)	(dB)	(dB)	(m)		(°)	(m)	
PK	11.4816G	57.90	74.00	-16.10	17.16	3	Horizontal	24	1.76	-
AV	11.49944G	44.94	54.00	-9.06	17.16	3	Horizontal	24	1.76	-

802.11ax HEW20-BF_Nss1,(MCS0)_2TX

5785MHz_TX

31/07/2019

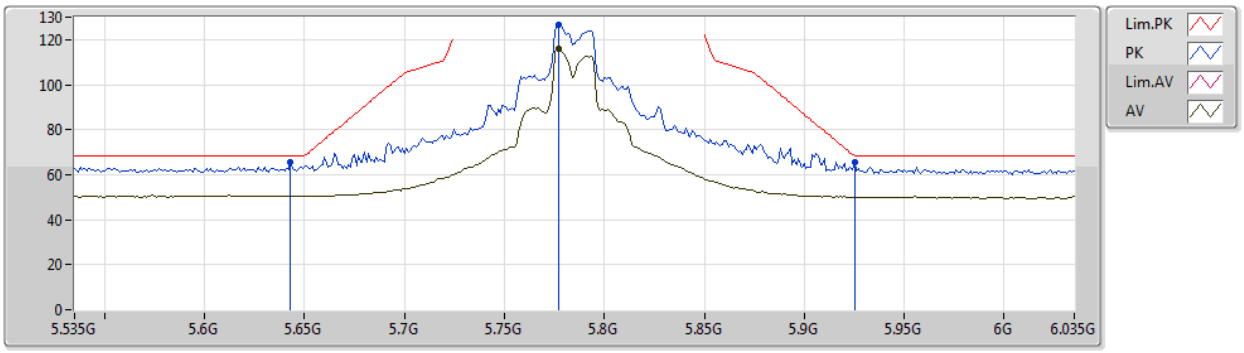

EUT Z_2TX
Setting 116
06-C-4-10
FSP

Type	Freq	Level	Limit	Margin	Factor	Dist	Condition	Azimuth	Height	Comment
	(Hz)	(dBuV/m)	(dBuV/m)	(dB)	(dB)	(m)		(°)	(m)	
PK	5.643G	65.73	68.20	-2.47	7.64	3	Vertical	343	1.06	-
PK	5.777G	126.46	Inf	-Inf	7.92	3	Vertical	343	1.06	-
AV	5.777G	115.86	Inf	-Inf	7.92	3	Vertical	343	1.06	-
PK	5.925G	65.44	68.20	-2.76	8.22	3	Vertical	343	1.06	-

802.11ax HEW20-BF_Nss1,(MCS0)_2TX

5785MHz_TX

31/07/2019

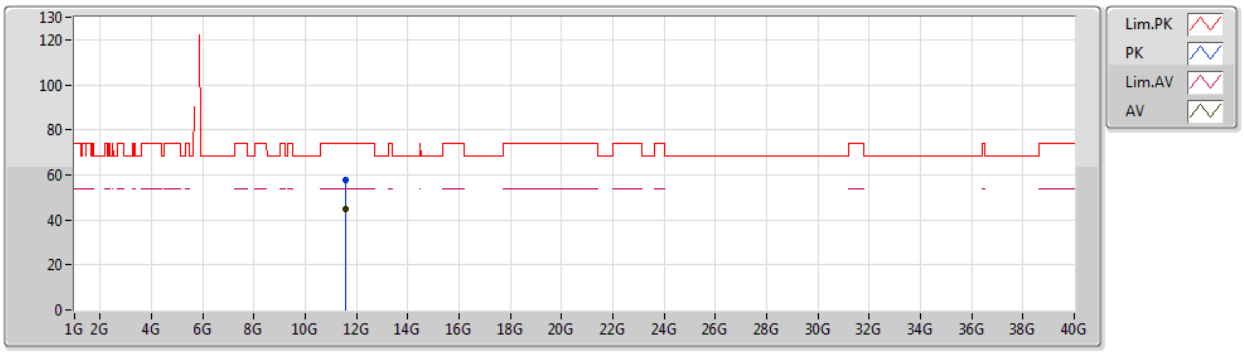

EUT Z_2TX
Setting 116
06-S-5
FSP

Type	Freq	Level	Limit	Margin	Factor	Dist	Condition	Azimuth	Height	Comment
	(Hz)	(dBuV/m)	(dBuV/m)	(dB)	(dB)	(m)		(°)	(m)	
PK	11.57744G	57.81	74.00	-16.19	16.53	3	Vertical	107	1.85	-
AV	11.57044G	44.65	54.00	-9.35	16.54	3	Vertical	107	1.85	-

802.11ax HEW20-BF_Nss1,(MCS0)_2TX

5785MHz_TX

31/07/2019

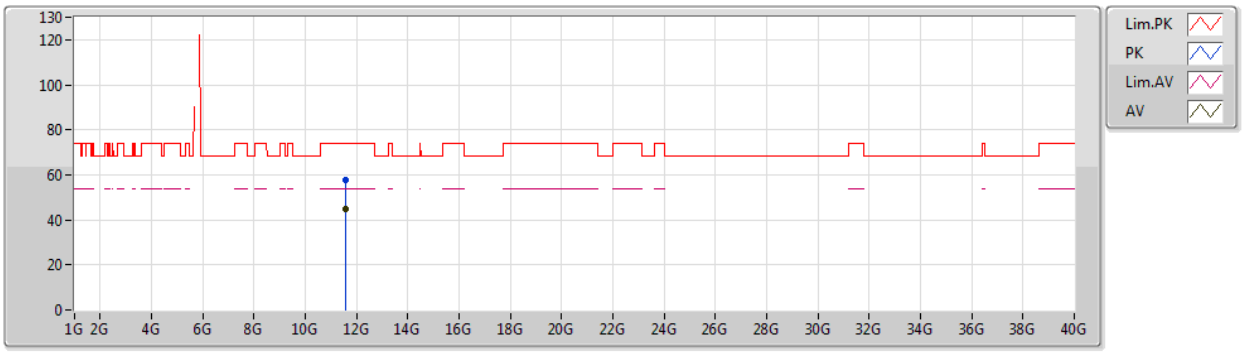

EUT Z_2TX
Setting 116
06-S-5
FSP

Type	Freq	Level	Limit	Margin	Factor	Dist	Condition	Azimuth	Height	Comment
	(Hz)	(dBuV/m)	(dBuV/m)	(dB)	(dB)	(m)		(°)	(m)	
PK	11.57636G	57.64	74.00	-16.36	16.54	3	Horizontal	75	1.67	-
AV	11.5674G	44.64	54.00	-9.36	16.55	3	Horizontal	75	1.67	-

802.11ax HEW20-BF_Nss1,(MCS0)_2TX

5825MHz_TX

31/07/2019

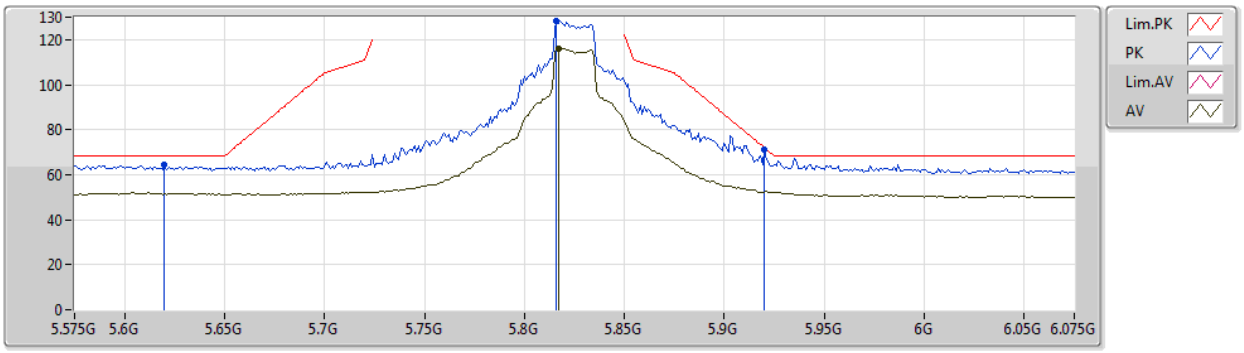

EUT Z_2TX
Setting 116
06-C-4-10
FSP

Type	Freq	Level	Limit	Margin	Factor	Dist	Condition	Azimuth	Height	Comment
	(Hz)	(dBuV/m)	(dBuV/m)	(dB)	(dB)	(m)		(°)	(m)	
PK	5.62G	64.58	68.20	-3.62	7.59	3	Vertical	334	2.99	-
PK	5.816G	128.50	Inf	-Inf	8.00	3	Vertical	334	2.99	-
AV	5.817G	116.19	Inf	-Inf	8.00	3	Vertical	334	2.99	-
PK	5.92G	71.23	71.90	-0.67	8.20	3	Vertical	334	2.99	-

802.11ax HEW20-BF_Nss1,(MCS0)_2TX

5825MHz_TX

31/07/2019

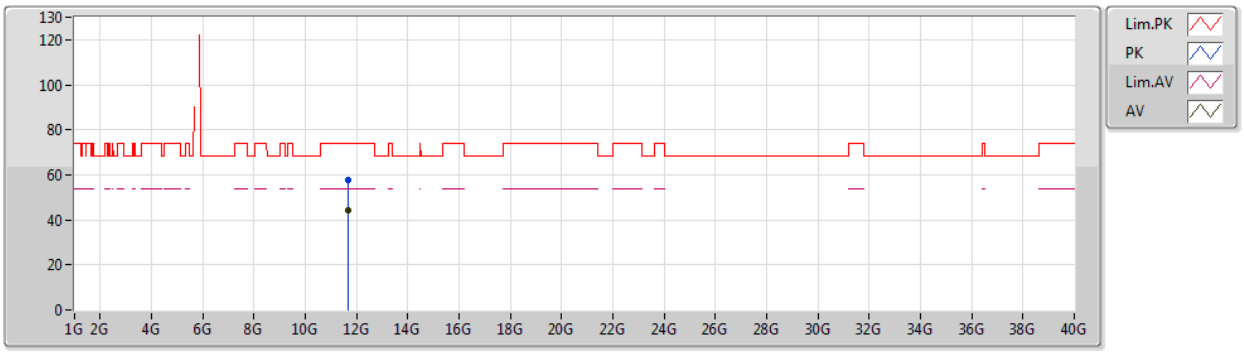

EUT Z_2TX
Setting 116
06-S-5
FSP

Type	Freq	Level	Limit	Margin	Factor	Dist	Condition	Azimuth	Height	Comment
	(Hz)	(dBuV/m)	(dBuV/m)	(dB)	(dB)	(m)		(°)	(m)	
PK	11.65624G	57.73	74.00	-16.27	16.47	3	Vertical	23	1.06	-
AV	11.65012G	44.52	54.00	-9.48	16.47	3	Vertical	23	1.06	-

802.11ax HEW20-BF_Nss1,(MCS0)_2TX

5825MHz_TX

31/07/2019

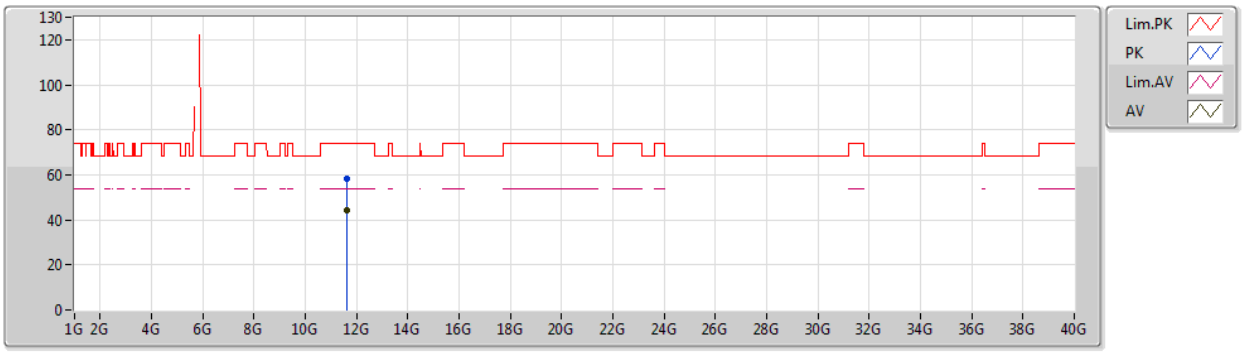

EUT Z_2TX
Setting 116
06-S-5
FSP

Type	Freq	Level	Limit	Margin	Factor	Dist	Condition	Azimuth	Height	Comment
	(Hz)	(dBuV/m)	(dBuV/m)	(dB)	(dB)	(m)		(°)	(m)	
PK	11.64216G	58.08	74.00	-15.92	16.47	3	Horizontal	24	1.94	-
AV	11.6418G	44.50	54.00	-9.50	16.47	3	Horizontal	24	1.94	-

802.11ax HEW40-BF_Nss1,(MCS0)_2TX

5190MHz_TX

31/07/2019

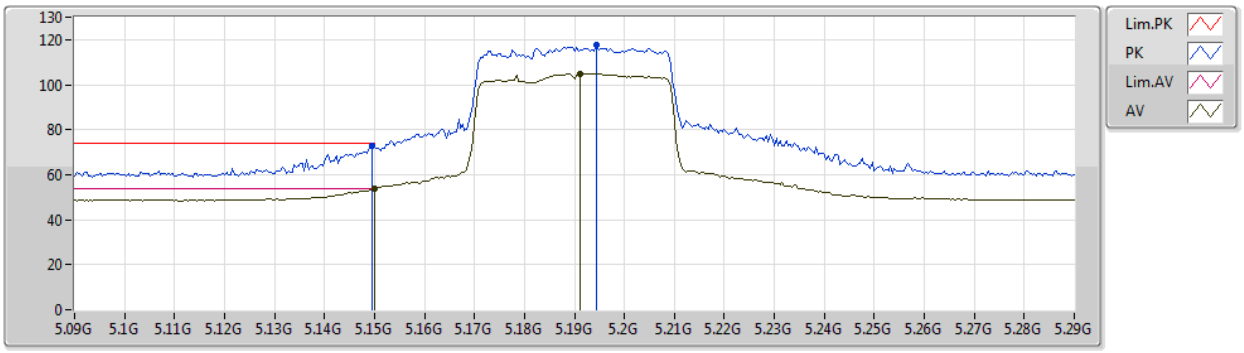

EUT Z_2TX
Setting 81
06-K-3-10
FSP

Type	Freq	Level	Limit	Margin	Factor	Dist	Condition	Azimuth	Height	Comment
	(Hz)	(dBuV/m)	(dBuV/m)	(dB)	(dB)	(m)		(°)	(m)	
PK	5.1496G	73.06	74.00	-0.94	7.33	3	Vertical	343	1.24	-
AV	5.15G	53.77	54.00	-0.23	7.33	3	Vertical	343	1.24	-
PK	5.1944G	117.84	Inf	-Inf	7.25	3	Vertical	343	1.24	-
AV	5.1912G	104.93	Inf	-Inf	7.26	3	Vertical	343	1.24	-

802.11ax HEW40-BF_Nss1,(MCS0)_2TX

5190MHz_TX

31/07/2019

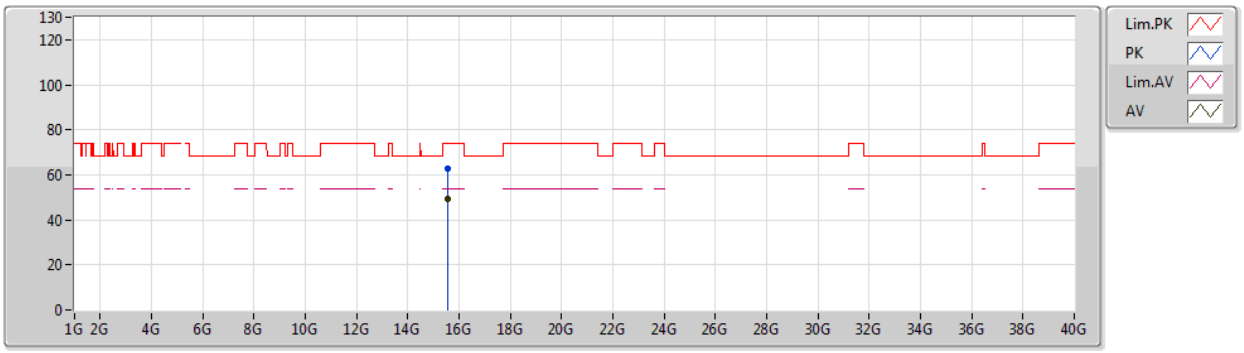

EUT Z_2TX
Setting 81
06-S-5
FSP

Type	Freq	Level	Limit	Margin	Factor	Dist	Condition	Azimuth	Height	Comment
	(Hz)	(dBuV/m)	(dBuV/m)	(dB)	(dB)	(m)		(°)	(m)	
PK	15.57324G	62.84	74.00	-11.16	17.94	3	Vertical	63	2.12	-
AV	15.57288G	49.46	54.00	-4.54	17.94	3	Vertical	63	2.12	-

802.11ax HEW40-BF_Nss1,(MCS0)_2TX

5190MHz_TX

31/07/2019

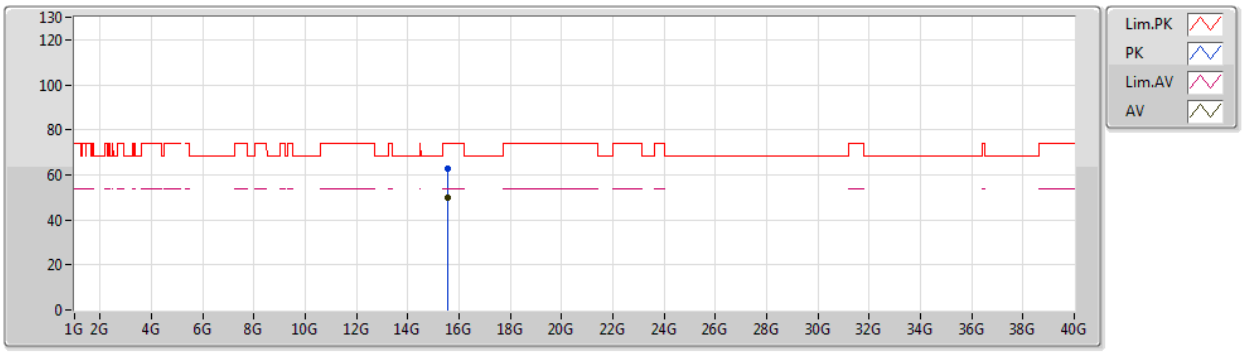

EUT Z_2TX
Setting 81
06-S-5
FSP

Type	Freq	Level	Limit	Margin	Factor	Dist	Condition	Azimuth	Height	Comment
	(Hz)	(dBuV/m)	(dBuV/m)	(dB)	(dB)	(m)		(°)	(m)	
PK	15.57312G	62.99	74.00	-11.01	17.94	3	Horizontal	222	1.97	-
AV	15.57288G	49.64	54.00	-4.36	17.94	3	Horizontal	222	1.97	-

802.11ax HEW40-BF_Nss1,(MCS0)_2TX

5230MHz_TX

31/07/2019

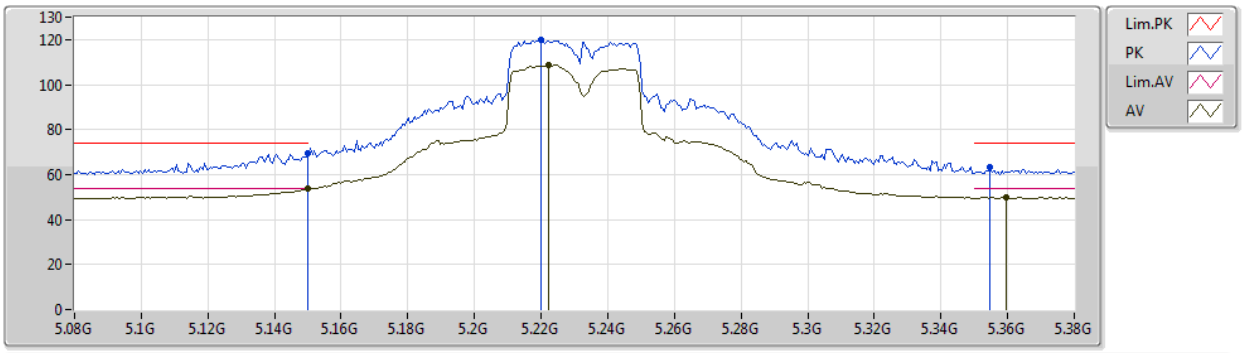

EUT Z_2TX
Setting 100
06-K-3-10
FSP

Type	Freq	Level	Limit	Margin	Factor	Dist	Condition	Azimuth	Height	Comment
	(Hz)	(dBuV/m)	(dBuV/m)	(dB)	(dB)	(m)		(°)	(m)	
PK	5.15G	69.47	74.00	-4.53	7.33	3	Vertical	10	1.87	-
AV	5.15G	53.62	54.00	-0.38	7.33	3	Vertical	10	1.87	-
PK	5.2198G	119.76	Inf	-Inf	7.21	3	Vertical	10	1.87	-
AV	5.2222G	108.60	Inf	-Inf	7.21	3	Vertical	10	1.87	-
PK	5.3548G	63.08	74.00	-10.92	7.22	3	Vertical	10	1.87	-
AV	5.3596G	49.86	54.00	-4.14	7.25	3	Vertical	10	1.87	-

802.11ax HEW40-BF_Nss1,(MCS0)_2TX

5230MHz_TX

31/07/2019

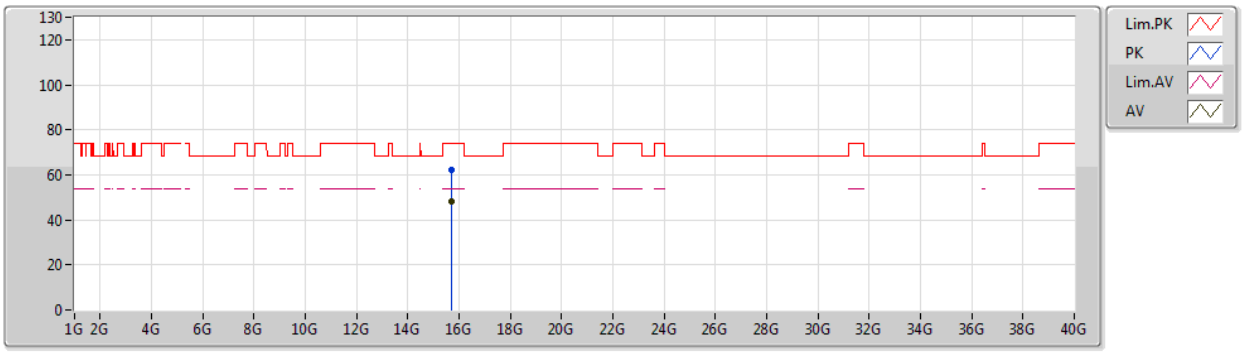

EUT Z_2TX
Setting 100
06-S-5
FSP

Type	Freq	Level	Limit	Margin	Factor	Dist	Condition	Azimuth	Height	Comment
	(Hz)	(dBuV/m)	(dBuV/m)	(dB)	(dB)	(m)		(°)	(m)	
PK	15.69424G	62.15	74.00	-11.85	17.17	3	Vertical	267	2.06	-
AV	15.68828G	48.29	54.00	-5.71	17.19	3	Vertical	267	2.06	-

802.11ax HEW40-BF_Nss1,(MCS0)_2TX

5230MHz_TX

31/07/2019

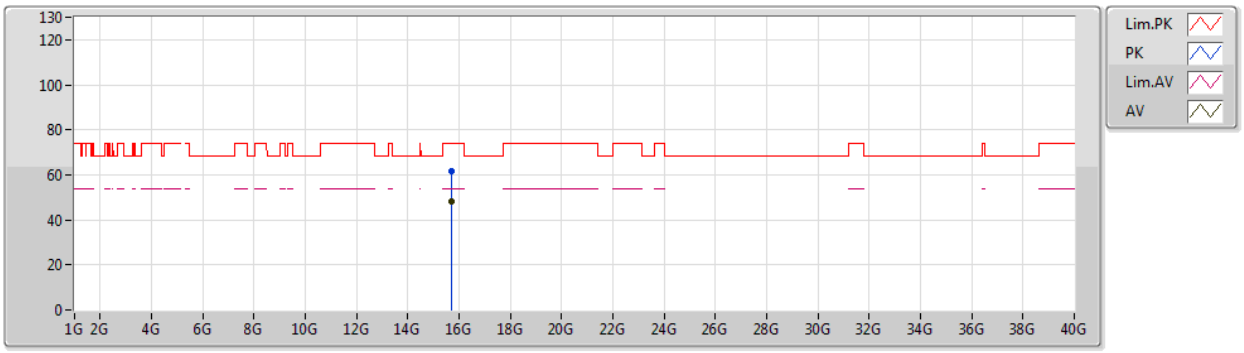

EUT Z_2TX
Setting 100
06-S-5
FSP

Type	Freq	Level	Limit	Margin	Factor	Dist	Condition	Azimuth	Height	Comment
	(Hz)	(dBuV/m)	(dBuV/m)	(dB)	(dB)	(m)		(°)	(m)	
PK	15.68868G	61.83	74.00	-12.17	17.19	3	Horizontal	23	1.92	-
AV	15.6962G	48.30	54.00	-5.70	17.16	3	Horizontal	23	1.92	-

802.11ax HEW40-BF_Nss1,(MCS0)_2TX

5755MHz_TX

31/07/2019

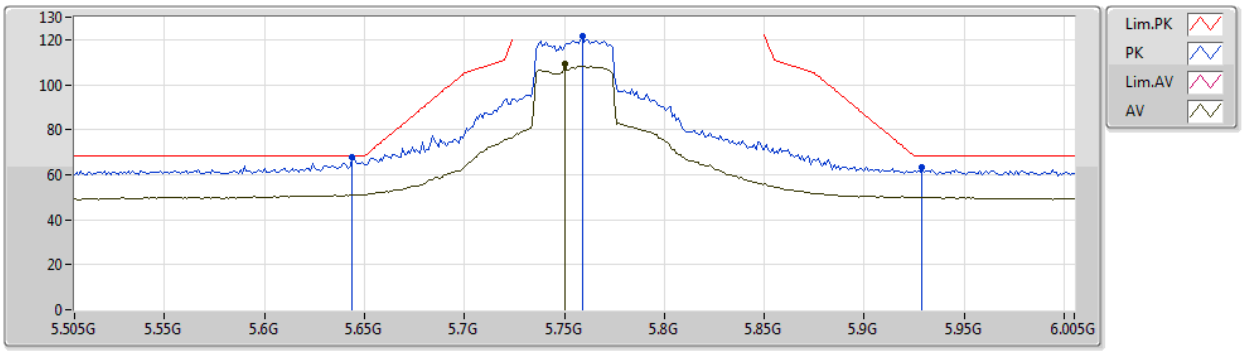

EUT Z_2TX
Setting 104
06-C-4-10
FSP

Type	Freq	Level	Limit	Margin	Factor	Dist	Condition	Azimuth	Height	Comment
	(Hz)	(dBuV/m)	(dBuV/m)	(dB)	(dB)	(m)		(°)	(m)	
PK	5.644G	67.56	68.20	-0.64	7.64	3	Vertical	355	1.16	-
PK	5.759G	121.42	Inf	-Inf	7.89	3	Vertical	355	1.16	-
AV	5.75G	109.54	Inf	-Inf	7.87	3	Vertical	355	1.16	-
PK	5.929G	63.35	68.20	-4.85	8.23	3	Vertical	355	1.16	-

802.11ax HEW40-BF_Nss1,(MCS0)_2TX

5755MHz_TX

31/07/2019

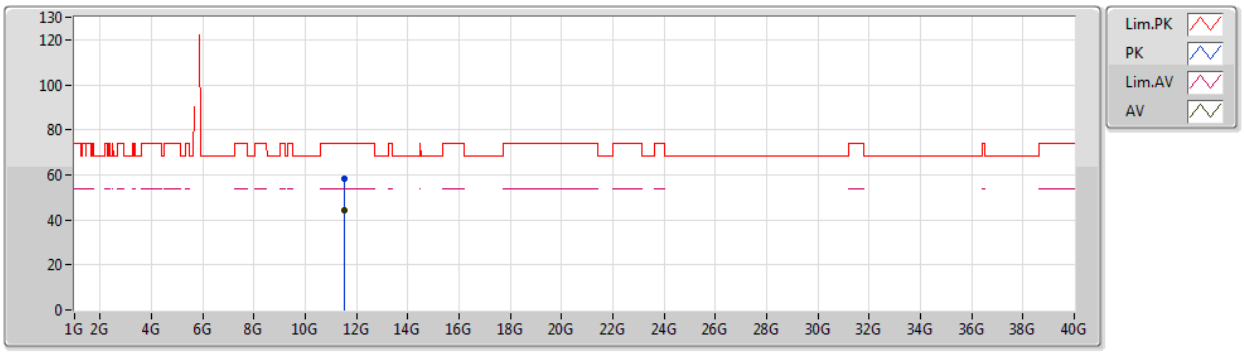

EUT Z_2TX
Setting 104
06-S-5
FSP

Type	Freq	Level	Limit	Margin	Factor	Dist	Condition	Azimuth	Height	Comment
	(Hz)	(dBuV/m)	(dBuV/m)	(dB)	(dB)	(m)		(°)	(m)	
PK	11.51896G	58.20	74.00	-15.80	16.59	3	Vertical	73	2.11	-
AV	11.50316G	44.40	54.00	-9.60	16.60	3	Vertical	73	2.11	-

802.11ax HEW40-BF_Nss1,(MCS0)_2TX

5755MHz_TX

31/07/2019

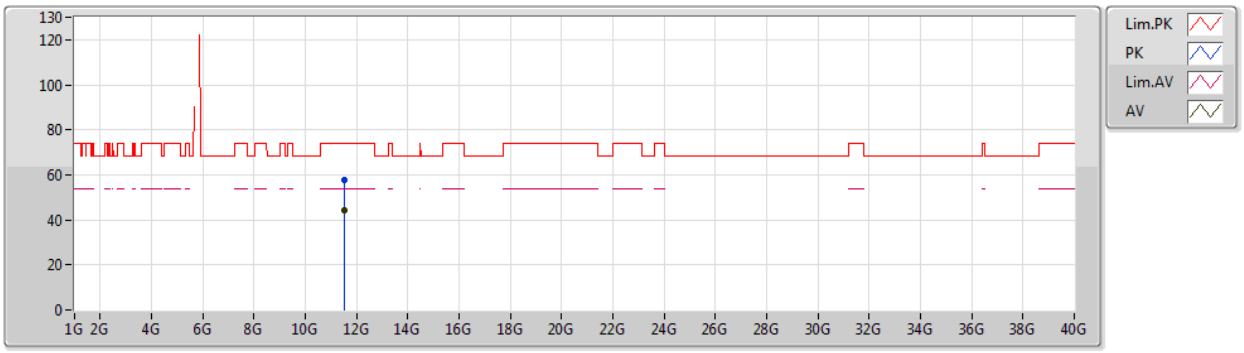

EUT Z_2TX
Setting 104
06-S-5
FSP

Type	Freq	Level	Limit	Margin	Factor	Dist	Condition	Azimuth	Height	Comment
	(Hz)	(dBuV/m)	(dBuV/m)	(dB)	(dB)	(m)		(°)	(m)	
PK	11.50108G	57.64	74.00	-16.36	16.60	3	Horizontal	131	1.80	-
AV	11.50548G	44.51	54.00	-9.49	16.59	3	Horizontal	131	1.80	-

802.11ax HEW40-BF_Nss1,(MCS0)_2TX

5795MHz_TX

31/07/2019

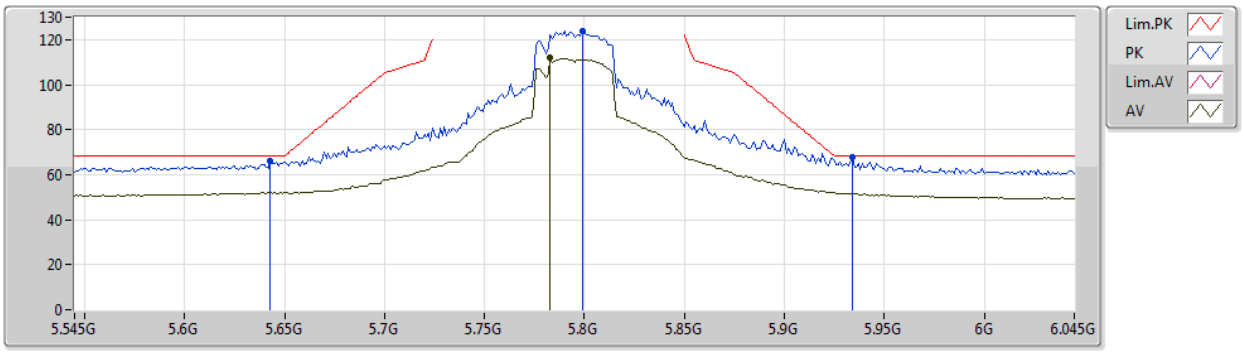

EUT Z_2TX
Setting 108
06-C-4-10
FSP

Type	Freq	Level	Limit	Margin	Factor	Dist	Condition	Azimuth	Height	Comment
	(Hz)	(dBuV/m)	(dBuV/m)	(dB)	(dB)	(m)		(°)	(m)	
PK	5.643G	65.96	68.20	-2.24	7.64	3	Vertical	155	2.11	-
PK	5.799G	123.92	Inf	-Inf	7.97	3	Vertical	155	2.11	-
AV	5.783G	112.16	Inf	-Inf	7.94	3	Vertical	155	2.11	-
PK	5.934G	67.64	68.20	-0.56	8.25	3	Vertical	155	2.11	-

802.11ax HEW40-BF_Nss1,(MCS0)_2TX

5795MHz_TX

31/07/2019

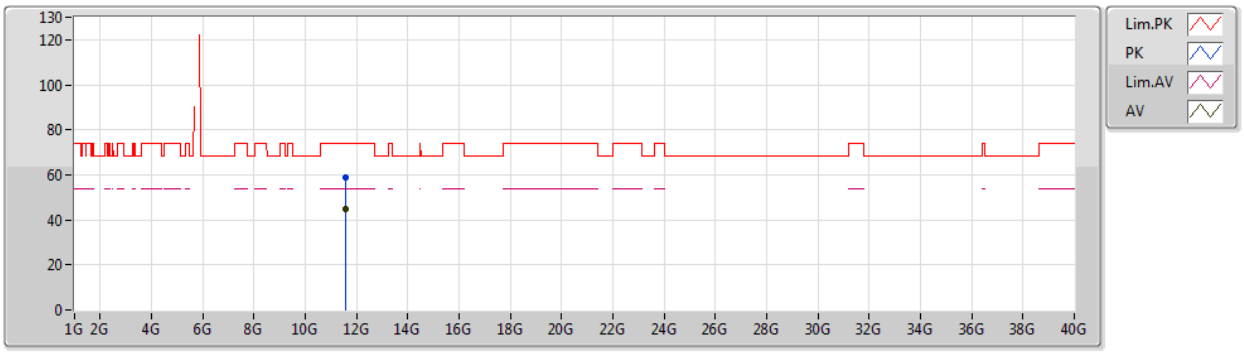

EUT Z_2TX
Setting 108
06-S-5
FSP

Type	Freq	Level	Limit	Margin	Factor	Dist	Condition	Azimuth	Height	Comment
	(Hz)	(dBuV/m)	(dBuV/m)	(dB)	(dB)	(m)		(°)	(m)	
PK	11.5872G	58.68	74.00	-15.32	16.52	3	Vertical	16	1.56	-
AV	11.59012G	44.62	54.00	-9.38	16.53	3	Vertical	16	1.56	-

802.11ax HEW40-BF_Nss1,(MCS0)_2TX

5795MHz_TX

31/07/2019

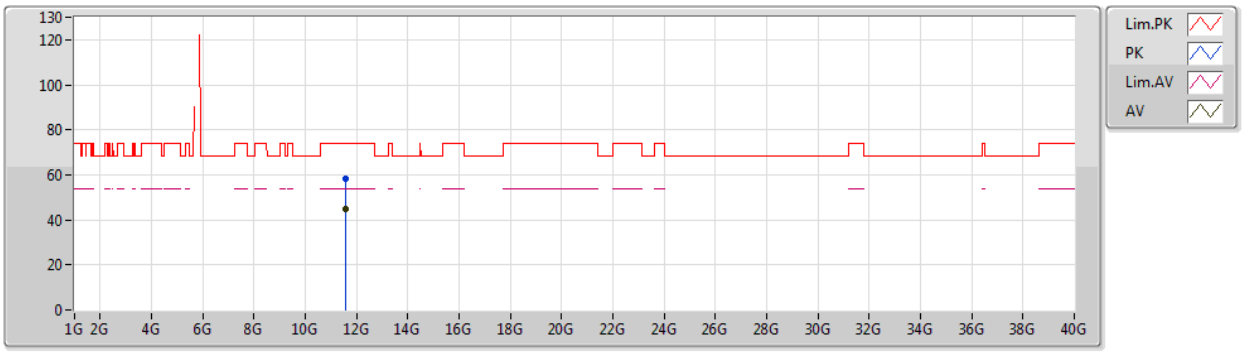

EUT Z_2TX
Setting 108
06-S-5
FSP

Type	Freq	Level	Limit	Margin	Factor	Dist	Condition	Azimuth	Height	Comment
	(Hz)	(dBuV/m)	(dBuV/m)	(dB)	(dB)	(m)		(°)	(m)	
PK	11.59556G	58.17	74.00	-15.83	16.52	3	Horizontal	113	1.07	-
AV	11.59496G	44.75	54.00	-9.25	16.53	3	Horizontal	113	1.07	-

802.11ax HEW80-BF_Nss1,(MCS0)_2TX

5210MHz_TX

31/07/2019

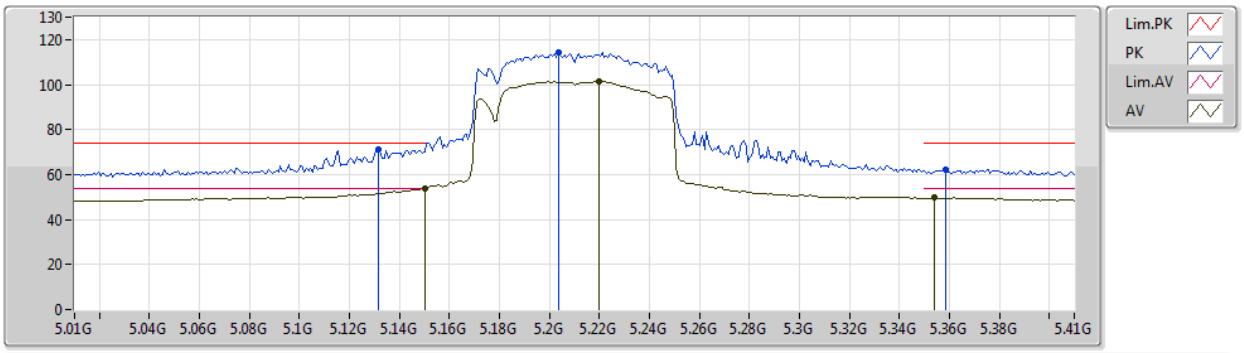

EUT Z_2TX
Setting 82
06-K-3-10
FSP

Type	Freq	Level	Limit	Margin	Factor	Dist	Condition	Azimuth	Height	Comment
	(Hz)	(dBuV/m)	(dBuV/m)	(dB)	(dB)	(m)		(°)	(m)	
PK	5.1316G	70.92	74.00	-3.08	7.36	3	Vertical	342	1.45	-
AV	5.15G	53.74	54.00	-0.26	7.33	3	Vertical	342	1.45	-
PK	5.2036G	114.48	Inf	-Inf	7.24	3	Vertical	342	1.45	-
AV	5.2196G	101.36	Inf	-Inf	7.21	3	Vertical	342	1.45	-
PK	5.3588G	62.46	74.00	-11.54	7.25	3	Vertical	342	1.45	-
AV	5.354G	49.64	54.00	-4.36	7.22	3	Vertical	342	1.45	-

802.11ax HEW80-BF_Nss1,(MCS0)_2TX

5210MHz_TX

31/07/2019

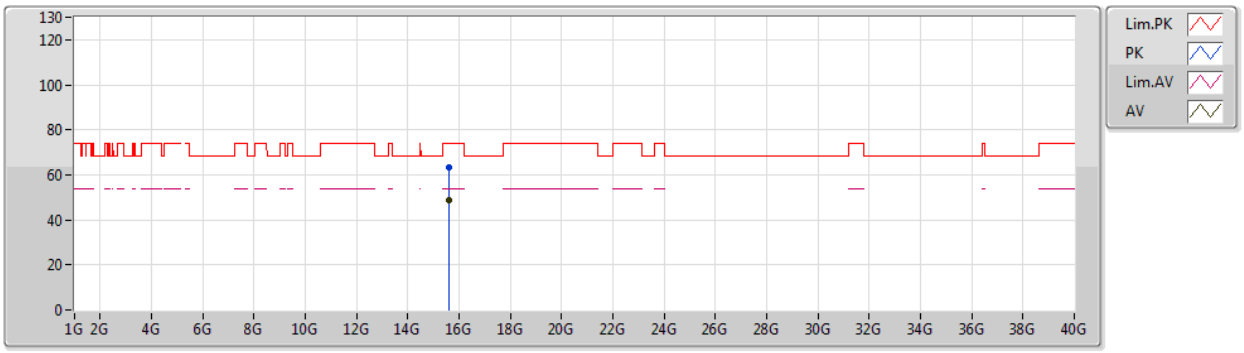

EUT Z_2TX
Setting 82
06-S-5
FSP

Type	Freq	Level	Limit	Margin	Factor	Dist	Condition	Azimuth	Height	Comment
	(Hz)	(dBuV/m)	(dBuV/m)	(dB)	(dB)	(m)		(°)	(m)	
PK	15.62332G	63.50	74.00	-10.50	17.76	3	Vertical	203	1.09	-
AV	15.62132G	48.80	54.00	-5.20	17.75	3	Vertical	203	1.09	-

802.11ax HEW80-BF_Nss1,(MCS0)_2TX

5210MHz_TX

31/07/2019

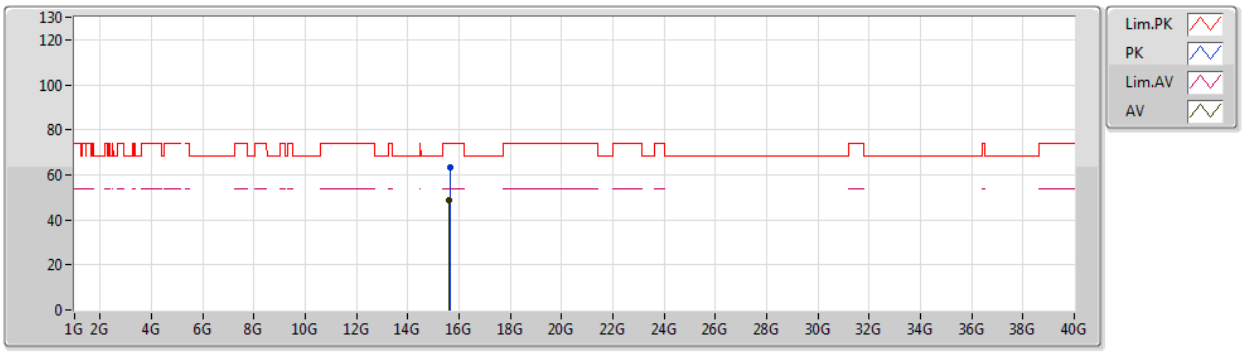

EUT Z_2TX
Setting 82
06-S-5
FSP

Type	Freq	Level	Limit	Margin	Factor	Dist	Condition	Azimuth	Height	Comment
	(Hz)	(dBuV/m)	(dBuV/m)	(dB)	(dB)	(m)		(°)	(m)	
PK	15.63204G	63.22	74.00	-10.78	17.72	3	Horizontal	206	1.52	-
AV	15.62076G	48.85	54.00	-5.15	17.76	3	Horizontal	206	1.52	-

802.11ax HEW80-BF_Nss1,(MCS0)_2TX

5775MHz_TX

31/07/2019

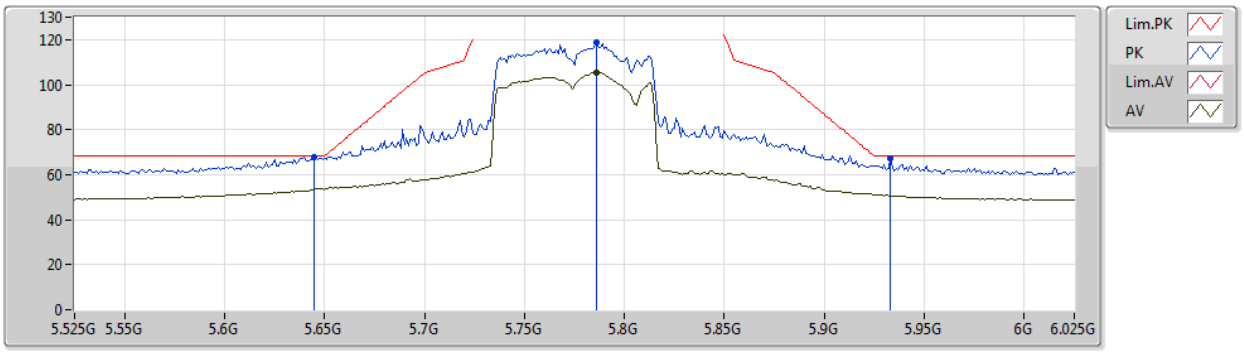

EUT Z_2TX
Setting 91
06-K-3-10
FSP

Type	Freq	Level	Limit	Margin	Factor	Dist	Condition	Azimuth	Height	Comment
	(Hz)	(dBuV/m)	(dBuV/m)	(dB)	(dB)	(m)		(°)	(m)	
PK	5.645G	68.04	68.20	-0.16	7.64	3	Vertical	35	2.79	-
PK	5.786G	118.89	Inf	-Inf	7.94	3	Vertical	35	2.79	-
AV	5.786G	105.57	Inf	-Inf	7.94	3	Vertical	35	2.79	-
PK	5.933G	66.99	68.20	-1.21	8.25	3	Vertical	35	2.79	-

802.11ax HEW80-BF_Nss1,(MCS0)_2TX

5775MHz_TX

31/07/2019

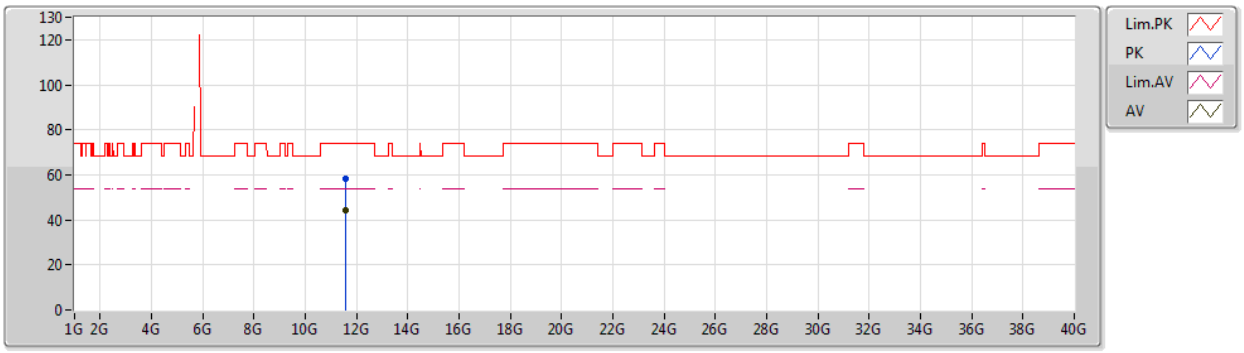

EUT Z_2TX
Setting 91
06-S-5
FSP

Type	Freq	Level	Limit	Margin	Factor	Dist	Condition	Azimuth	Height	Comment
	(Hz)	(dBuV/m)	(dBuV/m)	(dB)	(dB)	(m)		(°)	(m)	
PK	11.55724G	58.15	74.00	-15.85	16.56	3	Vertical	305	1.13	-
AV	11.55596G	44.05	54.00	-9.95	16.56	3	Vertical	305	1.13	-

802.11ax HEW80-BF_Nss1,(MCS0)_2TX

5775MHz_TX

31/07/2019

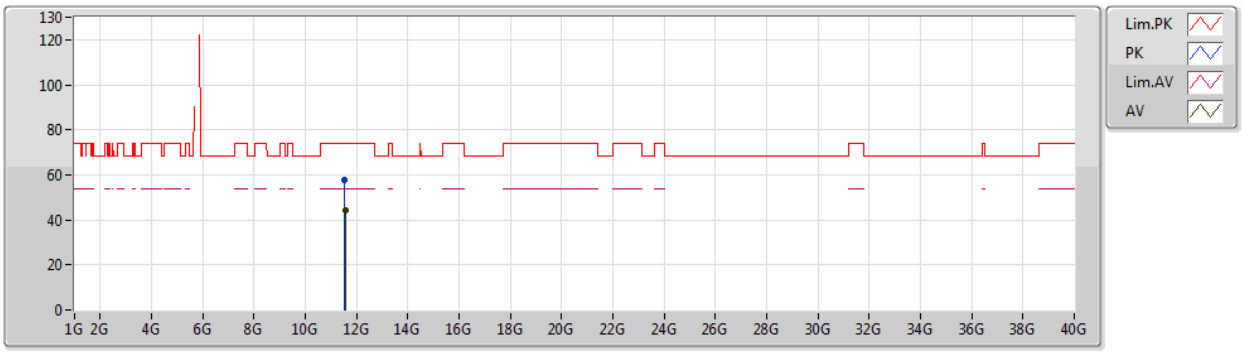

EUT Z_2TX
Setting 91
06-S-5
FSP

Type	Freq	Level	Limit	Margin	Factor	Dist	Condition	Azimuth	Height	Comment
	(Hz)	(dBuV/m)	(dBuV/m)	(dB)	(dB)	(m)		(°)	(m)	
PK	11.54892G	57.84	74.00	-16.16	16.56	3	Horizontal	264	1.88	-
AV	11.55656G	44.19	54.00	-9.81	16.56	3	Horizontal	264	1.88	-

For 2T2S / non-beamforming mode
Summary

Mode	Result	Type	Freq (Hz)	Level (dBuV/m)	Limit (dBuV/m)	Margin (dB)	Factor (dB)	Dist (m)	Condition	Azimuth (°)	Height (m)	Comments
5.15-5.25GHz	-	-	-	-	-	-	-	-	-	-	-	-
802.11ax HEW20_Nss2,(MCS0)_2TX	Pass	AV	5.15G	53.84	54.00	-0.16	7.33	3	Vertical	345	1.52	-

802.11ax HEW20_Nss2,(MCS0)_2TX

5180MHz_TX

12/07/2019

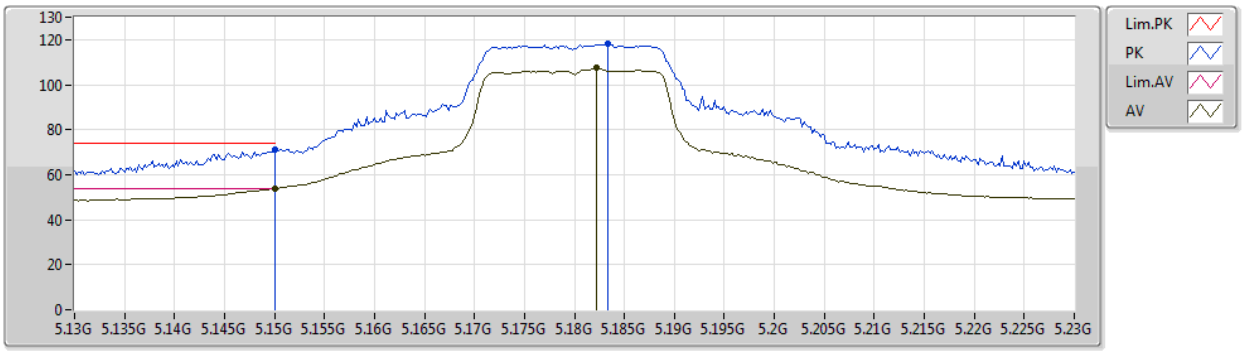

EUT Z_2TX
Setting 93
06-K-3-10
FSP

Type	Freq	Level	Limit	Margin	Factor	Dist	Condition	Azimuth	Height	Comment
	(Hz)	(dBuV/m)	(dBuV/m)	(dB)	(dB)	(m)		(°)	(m)	
PK	5.15G	71.38	74.00	-2.62	7.33	3	Vertical	345	1.52	-
AV	5.15G	53.84	54.00	-0.16	7.33	3	Vertical	345	1.52	-
PK	5.1834G	117.97	Inf	-Inf	7.28	3	Vertical	345	1.52	-
AV	5.1822G	107.41	Inf	-Inf	7.28	3	Vertical	345	1.52	-

802.11ax HEW20_Nss2,(MCS0)_2TX

5180MHz_TX

23/07/2019

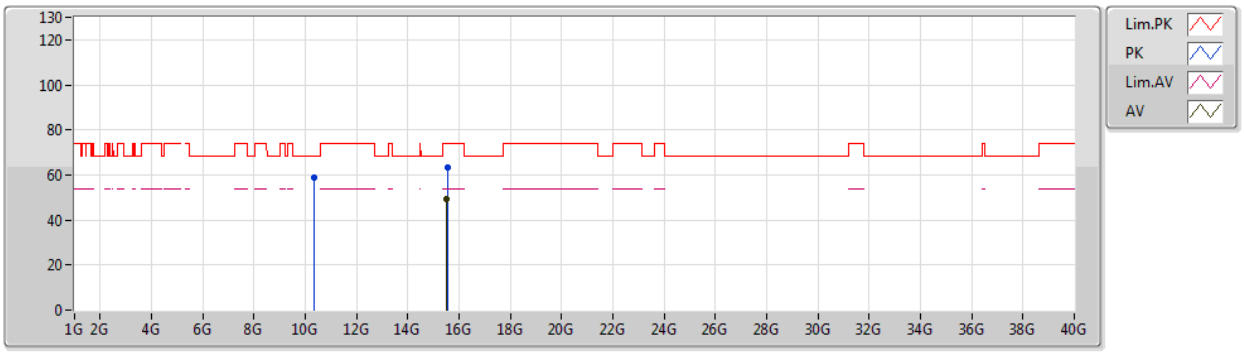

EUT Z_2TX
Setting 93
06-B-4
FSP

Type	Freq	Level	Limit	Margin	Factor	Dist	Condition	Azimuth	Height	Comment
	(Hz)	(dBuV/m)	(dBuV/m)	(dB)	(dB)	(m)		(°)	(m)	
PK	10.35148G	58.78	68.20	-9.42	16.06	3	Vertical	212	1.50	-
PK	15.53406G	63.51	74.00	-10.49	18.07	3	Vertical	106	1.50	-
AV	15.52596G	49.10	54.00	-4.90	18.12	3	Vertical	106	1.50	-

802.11ax HEW20_Nss2,(MCS0)_2TX

5180MHz_TX

23/07/2019

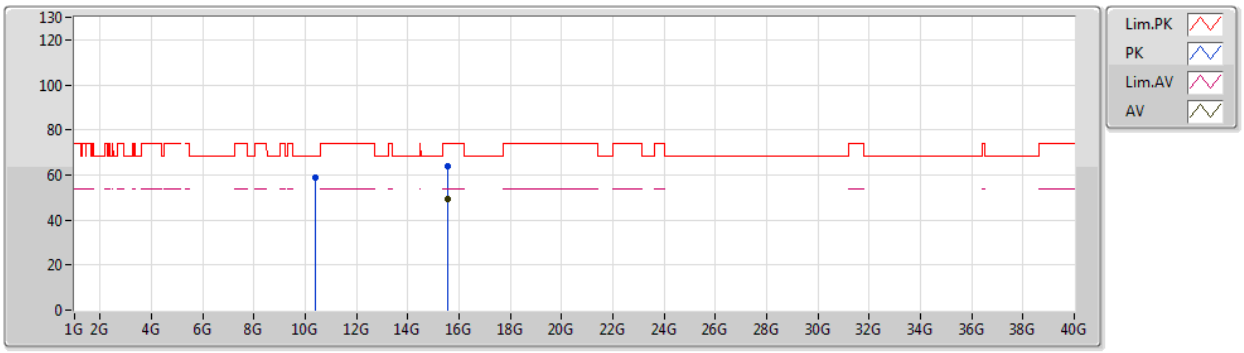

EUT Z_2TX
Setting 93
06-B-4
FSP

Type	Freq	Level	Limit	Margin	Factor	Dist	Condition	Azimuth	Height	Comment
	(Hz)	(dBuV/m)	(dBuV/m)	(dB)	(dB)	(m)		(°)	(m)	
PK	10.38G	58.84	68.20	-9.36	16.09	3	Horizontal	145	1.86	-
PK	15.55332G	63.64	74.00	-10.36	18.01	3	Horizontal	27	1.50	-
AV	15.5453G	49.15	54.00	-4.85	18.04	3	Horizontal	27	1.50	-

802.11ax HEW20_Nss2,(MCS0)_2TX

5200MHz_TX

12/07/2019

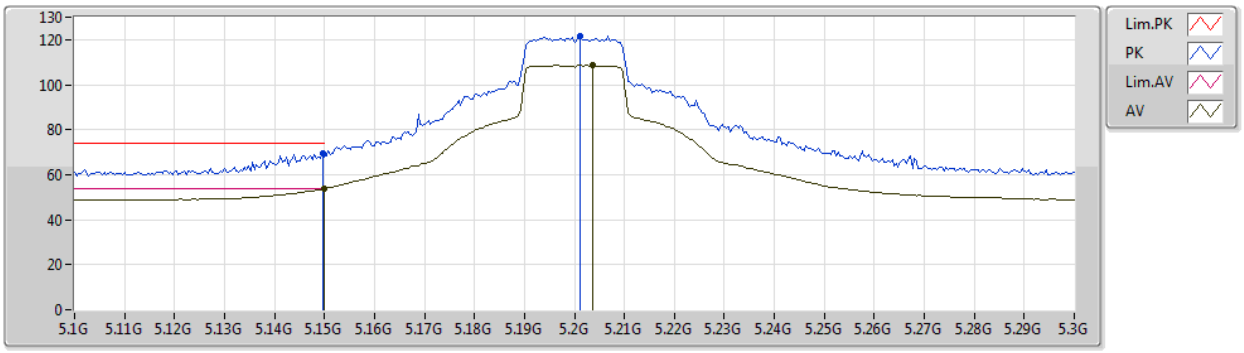

EUT Z_2TX
Setting 105
06-K-3-10
FSP

Type	Freq	Level	Limit	Margin	Factor	Dist	Condition	Azimuth	Height	Comment
	(Hz)	(dBuV/m)	(dBuV/m)	(dB)	(dB)	(m)		(°)	(m)	
PK	5.1496G	69.74	74.00	-4.26	7.33	3	Vertical	339	1.16	-
AV	5.15G	53.82	54.00	-0.18	7.33	3	Vertical	339	1.16	-
PK	5.2012G	121.65	Inf	-Inf	7.25	3	Vertical	339	1.16	-
AV	5.2036G	108.65	Inf	-Inf	7.24	3	Vertical	339	1.16	-

802.11ax HEW20_Nss2,(MCS0)_2TX

5200MHz_TX

23/07/2019

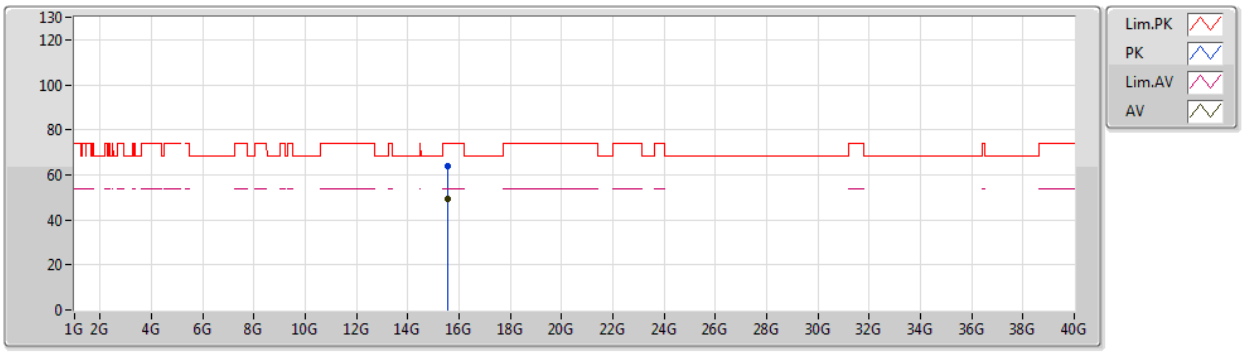

EUT Z_2TX
Setting 105
06-B-4
FSP

Type	Freq	Level	Limit	Margin	Factor	Dist	Condition	Azimuth	Height	Comment
	(Hz)	(dBuV/m)	(dBuV/m)	(dB)	(dB)	(m)		(°)	(m)	
PK	15.58176G	63.93	74.00	-10.07	17.91	3	Vertical	132	1.50	-
AV	15.58072G	49.05	54.00	-4.95	17.91	3	Vertical	132	1.50	-

802.11ax HEW20_Nss2,(MCS0)_2TX

5200MHz_TX

23/07/2019

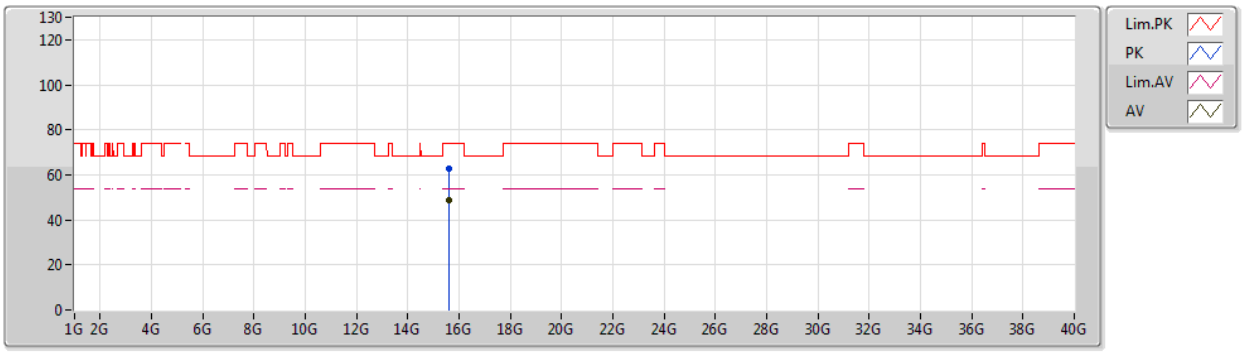

EUT Z_2TX
Setting 105
06-B-4
FSP

Type	Freq	Level	Limit	Margin	Factor	Dist	Condition	Azimuth	Height	Comment
	(Hz)	(dBuV/m)	(dBuV/m)	(dB)	(dB)	(m)		(°)	(m)	
PK	15.58576G	62.73	74.00	-11.27	17.89	3	Horizontal	82	1.52	-
AV	15.58344G	49.02	54.00	-4.98	17.90	3	Horizontal	82	1.52	-

802.11ax HEW20_Nss2,(MCS0)_2TX

5240MHz_TX

12/07/2019

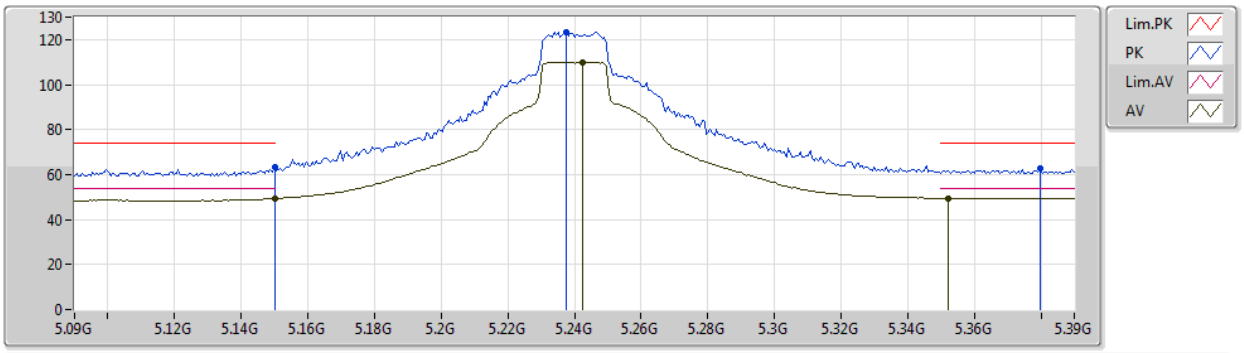

EUT Z_2TX
Setting 112
06-K-3-10
FSP

Type	Freq	Level	Limit	Margin	Factor	Dist	Condition	Azimuth	Height	Comment
	(Hz)	(dBuV/m)	(dBuV/m)	(dB)	(dB)	(m)		(°)	(m)	
PK	5.15G	63.16	74.00	-10.84	7.33	3	Vertical	340	1.22	-
AV	5.15G	49.30	54.00	-4.70	7.33	3	Vertical	340	1.22	-
PK	5.2376G	123.31	Inf	-Inf	7.17	3	Vertical	340	1.22	-
AV	5.2424G	110.10	Inf	-Inf	7.18	3	Vertical	340	1.22	-
PK	5.3798G	62.63	74.00	-11.37	7.31	3	Vertical	340	1.22	-
AV	5.3522G	49.57	54.00	-4.43	7.22	3	Vertical	340	1.22	-

802.11ax HEW20_Nss2,(MCS0)_2TX

5240MHz_TX

23/07/2019

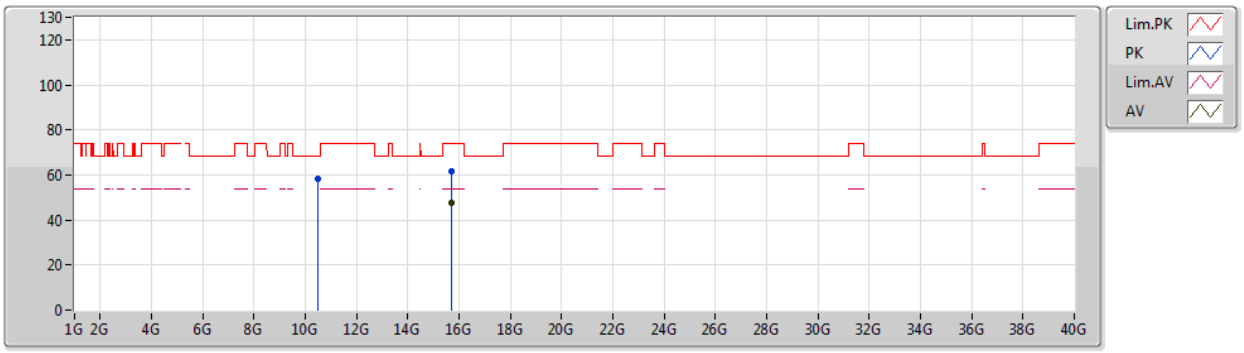

EUT Z_2TX
Setting 112
06-B-4
FSP

Type	Freq	Level	Limit	Margin	Factor	Dist	Condition	Azimuth	Height	Comment
	(Hz)	(dBuV/m)	(dBuV/m)	(dB)	(dB)	(m)		(°)	(m)	
PK	10.4888G	58.30	68.20	-9.90	16.27	3	Vertical	9	1.87	-
PK	15.70592G	61.72	74.00	-12.28	17.45	3	Vertical	28	1.50	-
AV	15.70064G	47.68	54.00	-6.32	17.46	3	Vertical	28	1.50	-

802.11ax HEW20_Nss2,(MCS0)_2TX

5240MHz_TX

23/07/2019

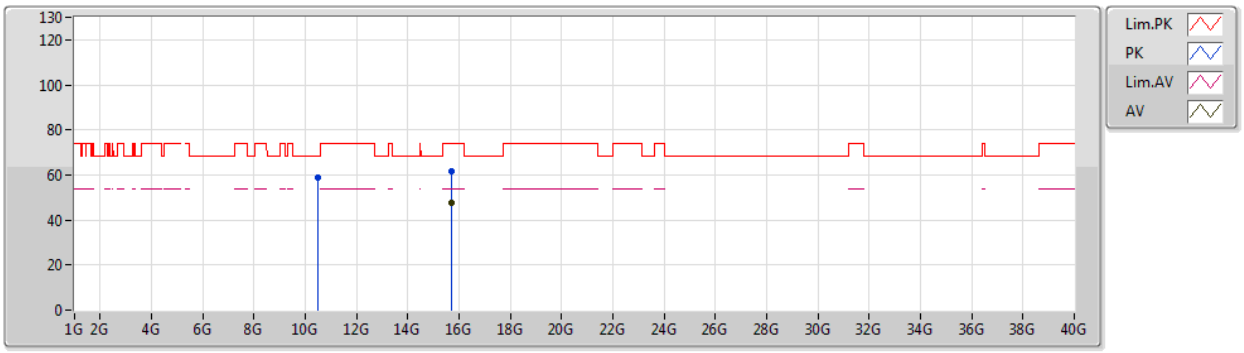

EUT Z_2TX
Setting 112
06-B-4
FSP

Type	Freq	Level	Limit	Margin	Factor	Dist	Condition	Azimuth	Height	Comment
	(Hz)	(dBuV/m)	(dBuV/m)	(dB)	(dB)	(m)		(°)	(m)	
PK	10.48112G	59.03	68.20	-9.17	16.26	3	Horizontal	241	2.94	-
PK	15.71512G	61.77	74.00	-12.23	17.41	3	Horizontal	159	1.48	-
AV	15.71408G	47.65	54.00	-6.35	17.41	3	Horizontal	159	1.48	-

802.11ax HEW20_Nss2,(MCS0)_2TX

5745MHz_TX

12/07/2019

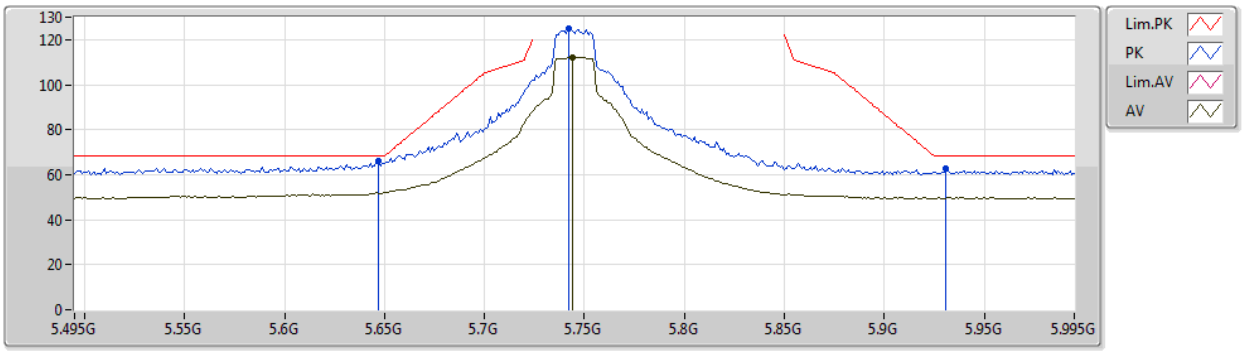

EUT Z_2TX
Setting 116
06-S-5-10
FSP

Type	Freq	Level	Limit	Margin	Factor	Dist	Condition	Azimuth	Height	Comment
	(Hz)	(dBuV/m)	(dBuV/m)	(dB)	(dB)	(m)		(°)	(m)	
PK	5.647G	66.37	68.20	-1.83	7.64	3	Vertical	335	2.90	-
PK	5.742G	124.79	Inf	-Inf	7.85	3	Vertical	335	2.90	-
AV	5.744G	112.17	Inf	-Inf	7.86	3	Vertical	335	2.90	-
PK	5.931G	62.65	68.20	-5.55	8.24	3	Vertical	335	2.90	-

802.11ax HEW20_Nss2,(MCS0)_2TX

5745MHz_TX

24/07/2019

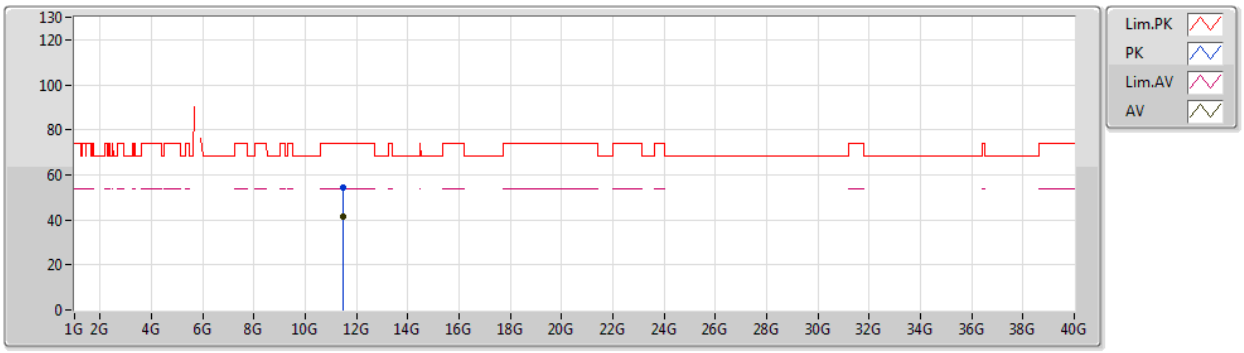

EUT Z_2TX
Setting 116
06-S-5
FSP

Type	Freq	Level	Limit	Margin	Factor	Dist	Condition	Azimuth	Height	Comment
	(Hz)	(dBuV/m)	(dBuV/m)	(dB)	(dB)	(m)		(°)	(m)	
PK	11.49096G	54.31	74.00	-19.69	13.00	3	Vertical	144	1.60	-
AV	11.49G	41.32	54.00	-12.68	13.00	3	Vertical	144	1.60	-

802.11ax HEW20_Nss2,(MCS0)_2TX

5745MHz_TX

24/07/2019

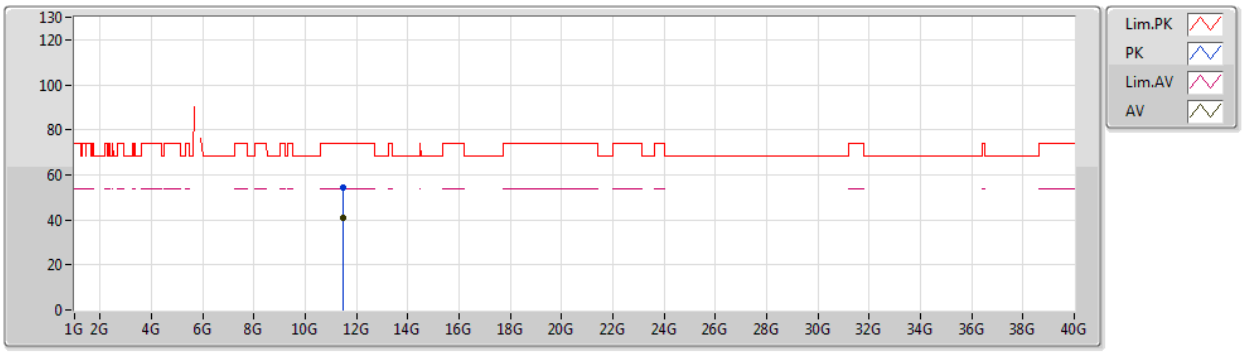

EUT Z_2TX
Setting 116
06-S-5
FSP

Type	Freq	Level	Limit	Margin	Factor	Dist	Condition	Azimuth	Height	Comment
	(Hz)	(dBuV/m)	(dBuV/m)	(dB)	(dB)	(m)		(°)	(m)	
PK	11.4968G	54.28	74.00	-19.72	13.01	3	Horizontal	13	1.34	-
AV	11.4974G	41.01	54.00	-12.99	13.01	3	Horizontal	13	1.34	-

802.11ax HEW20_Nss2,(MCS0)_2TX

5785MHz_TX

12/07/2019

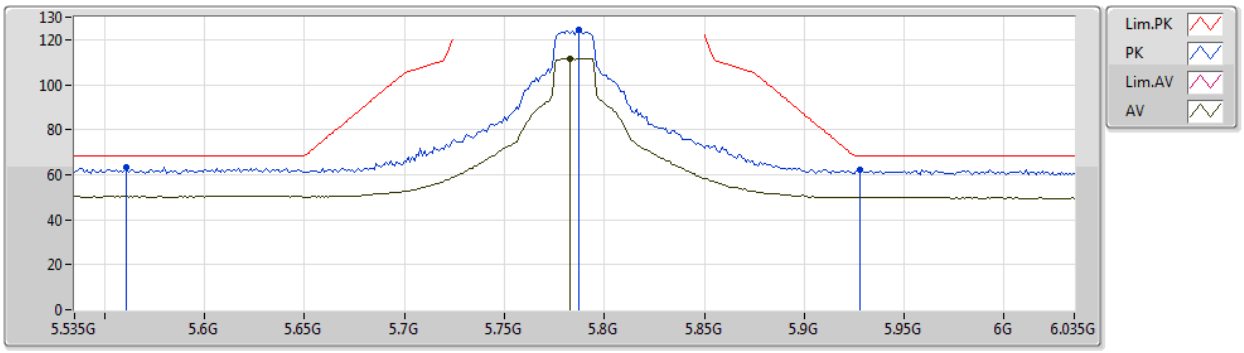

EUT Z_2TX
Setting 116
06-S-5-10
FSP

Type	Freq	Level	Limit	Margin	Factor	Dist	Condition	Azimuth	Height	Comment
	(Hz)	(dBuV/m)	(dBuV/m)	(dB)	(dB)	(m)		(°)	(m)	
PK	5.561G	63.56	68.20	-4.64	7.57	3	Vertical	337	2.95	-
PK	5.787G	124.38	Inf	-Inf	7.94	3	Vertical	337	2.95	-
AV	5.783G	111.66	Inf	-Inf	7.94	3	Vertical	337	2.95	-
PK	5.928G	62.16	68.20	-6.04	8.23	3	Vertical	337	2.95	-

802.11ax HEW20_Nss2,(MCS0)_2TX

5785MHz_TX

24/07/2019

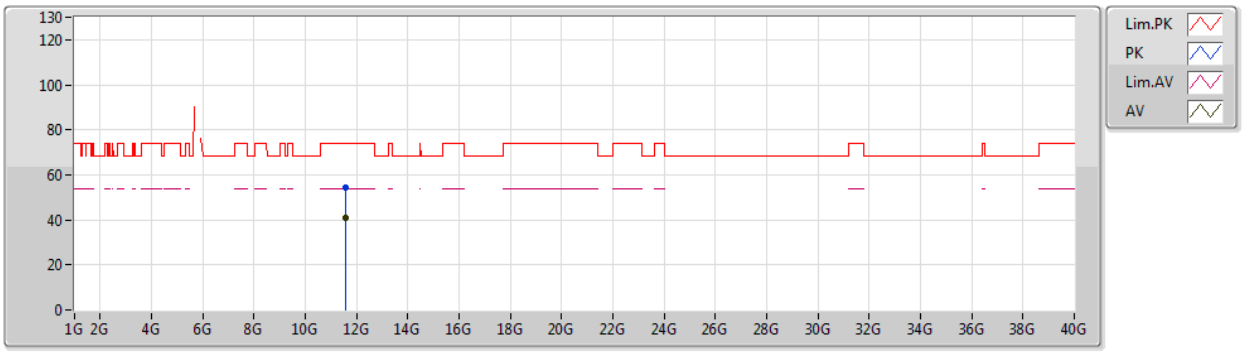

EUT Z_2TX
Setting 116
06-S-5
FSP

Type	Freq	Level	Limit	Margin	Factor	Dist	Condition	Azimuth	Height	Comment
	(Hz)	(dBuV/m)	(dBuV/m)	(dB)	(dB)	(m)		(°)	(m)	
PK	11.5616G	54.32	74.00	-19.68	13.03	3	Vertical	51	2.34	-
AV	11.56236G	40.98	54.00	-13.02	13.03	3	Vertical	51	2.34	-

802.11ax HEW20_Nss2,(MCS0)_2TX

5785MHz_TX

24/07/2019

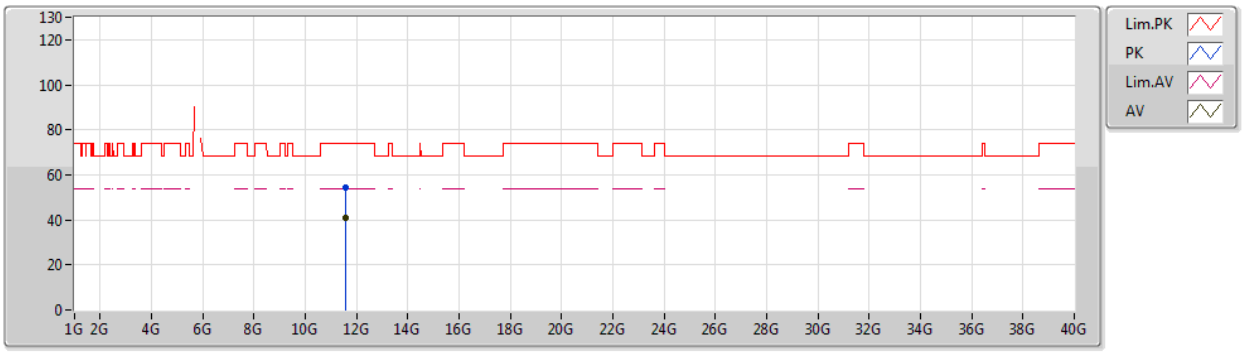

EUT Z_2TX
Setting 116
06-S-5
FSP

Type	Freq	Level	Limit	Margin	Factor	Dist	Condition	Azimuth	Height	Comment
	(Hz)	(dBuV/m)	(dBuV/m)	(dB)	(dB)	(m)		(°)	(m)	
PK	11.57444G	54.17	74.00	-19.83	13.04	3	Horizontal	159	1.00	-
AV	11.5698G	40.90	54.00	-13.10	13.04	3	Horizontal	159	1.00	-

802.11ax HEW20_Nss2,(MCS0)_2TX

5825MHz_TX

12/07/2019

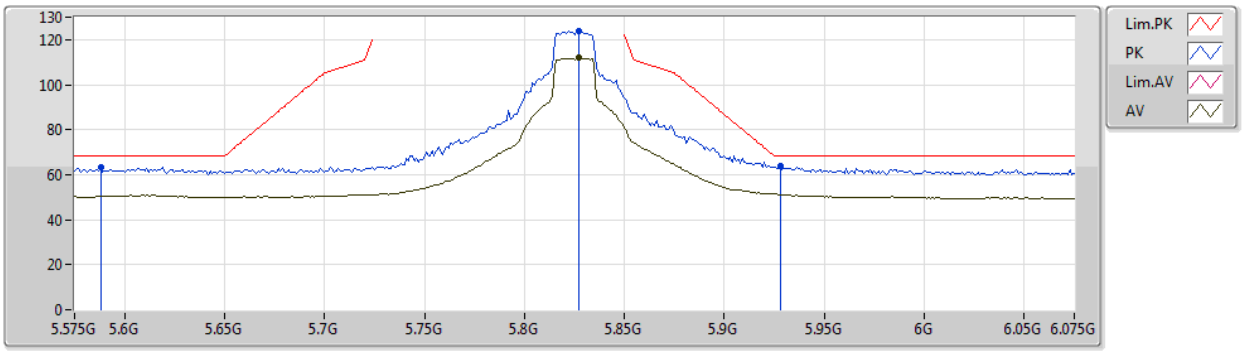

EUT Z_2TX
Setting 116
06-S-5-10
FSP

Type	Freq	Level	Limit	Margin	Factor	Dist	Condition	Azimuth	Height	Comment
	(Hz)	(dBuV/m)	(dBuV/m)	(dB)	(dB)	(m)		(°)	(m)	
PK	5.588G	63.51	68.20	-4.69	7.55	3	Vertical	336	2.90	-
PK	5.827G	123.74	Inf	-Inf	8.02	3	Vertical	336	2.90	-
AV	5.827G	111.95	Inf	-Inf	8.02	3	Vertical	336	2.90	-
PK	5.928G	64.11	68.20	-4.09	8.23	3	Vertical	336	2.90	-

802.11ax HEW20_Nss2,(MCS0)_2TX

5825MHz_TX

24/07/2019

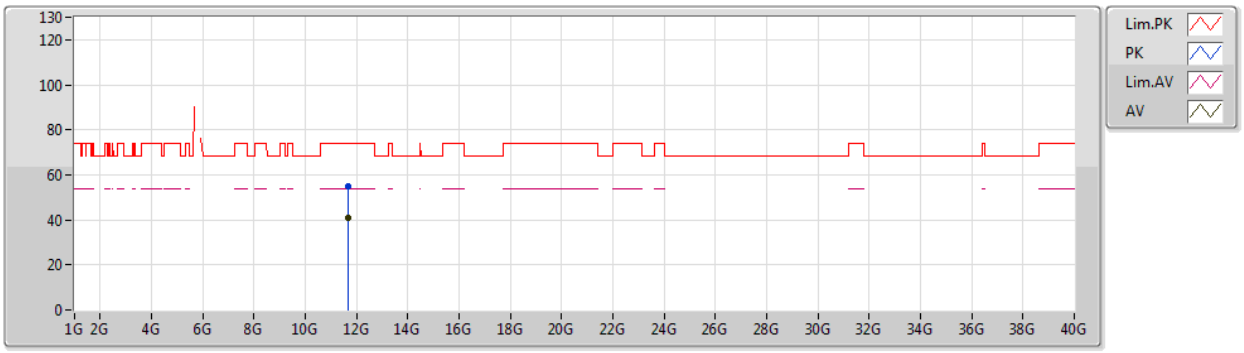

EUT Z_2TX
Setting 116
06-S-5
FSP

Type	Freq	Level	Limit	Margin	Factor	Dist	Condition	Azimuth	Height	Comment
	(Hz)	(dBuV/m)	(dBuV/m)	(dB)	(dB)	(m)		(°)	(m)	
PK	11.65192G	54.85	74.00	-19.15	13.09	3	Vertical	317	2.04	-
AV	11.65864G	41.11	54.00	-12.89	13.08	3	Vertical	317	2.04	-

802.11ax HEW20_Nss2,(MCS0)_2TX

5825MHz_TX

24/07/2019

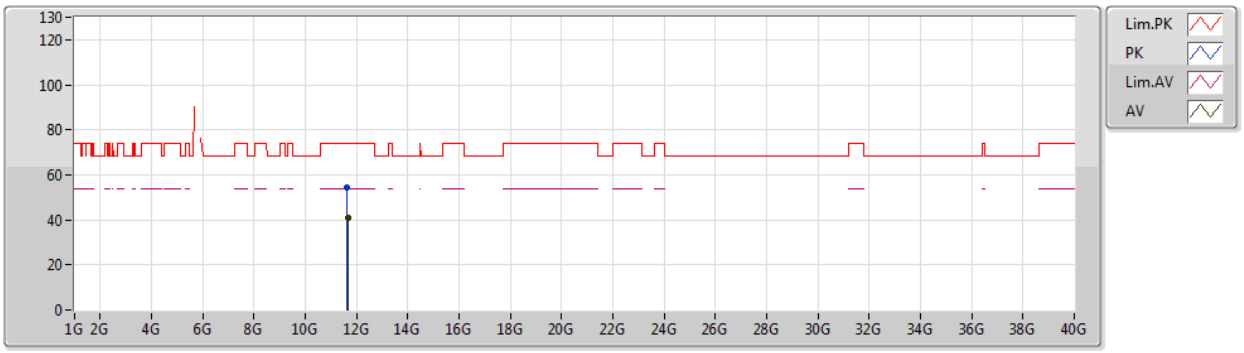

EUT Z_2TX
Setting 116
06-S-5
FSP

Type	Freq	Level	Limit	Margin	Factor	Dist	Condition	Azimuth	Height	Comment
	(Hz)	(dBuV/m)	(dBuV/m)	(dB)	(dB)	(m)		(°)	(m)	
PK	11.6458G	54.30	74.00	-19.70	13.08	3	Horizontal	270	1.66	-
AV	11.64976G	41.06	54.00	-12.94	13.08	3	Horizontal	270	1.66	-

802.11ax HEW40_Nss2,(MCS0)_2TX

5190MHz_TX

23/07/2019

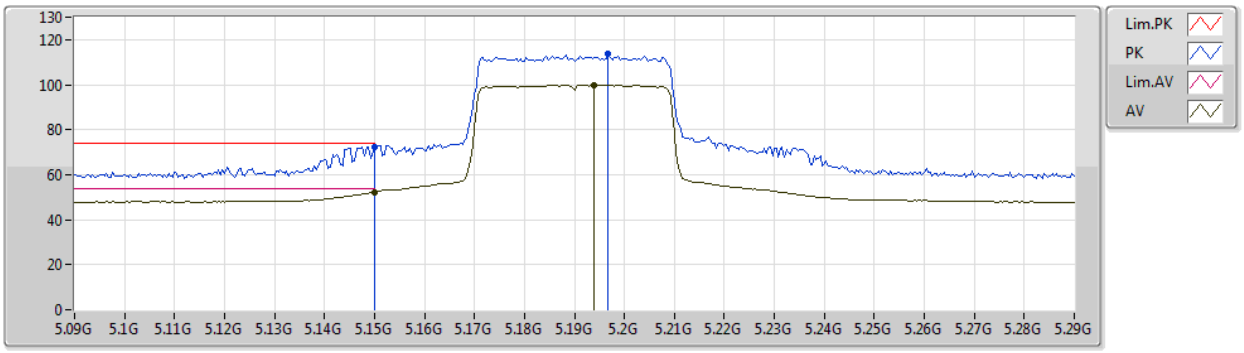

EUT Z_2TX
Setting 80
06-K-3-10
FSP

Type	Freq	Level	Limit	Margin	Factor	Dist	Condition	Azimuth	Height	Comment
	(Hz)	(dBuV/m)	(dBuV/m)	(dB)	(dB)	(m)		(°)	(m)	
PK	5.15G	72.40	74.00	-1.60	7.33	3	Vertical	338	1.16	-
AV	5.15G	52.23	54.00	-1.77	7.33	3	Vertical	338	1.16	-
PK	5.1968G	113.77	Inf	-Inf	7.26	3	Vertical	338	1.16	-
AV	5.194G	99.95	Inf	-Inf	7.25	3	Vertical	338	1.16	-

802.11ax HEW40_Nss2,(MCS0)_2TX

5190MHz_TX

23/07/2019

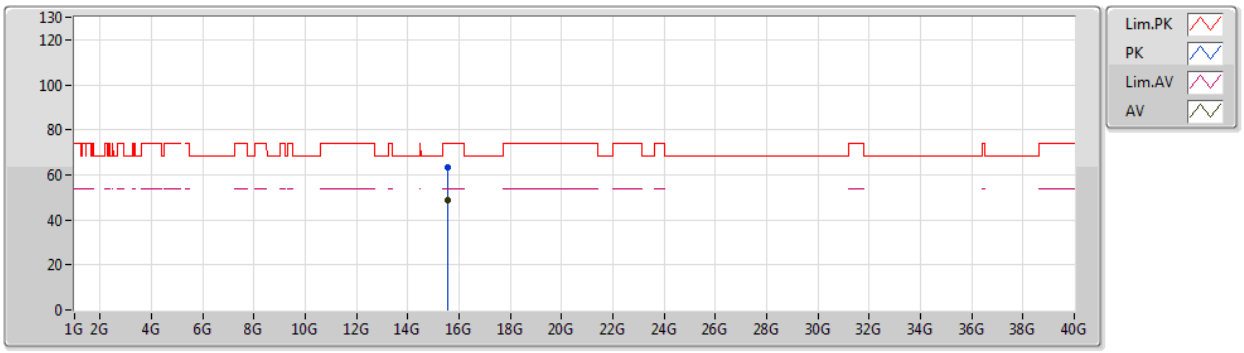

EUT Z_2TX
Setting 80
06-B-4
FSP

Type	Freq	Level	Limit	Margin	Factor	Dist	Condition	Azimuth	Height	Comment
	(Hz)	(dBuV/m)	(dBuV/m)	(dB)	(dB)	(m)		(°)	(m)	
PK	15.56528G	63.22	74.00	-10.78	17.97	3	Vertical	351	1.97	-
AV	15.58008G	48.89	54.00	-5.11	17.91	3	Vertical	351	1.97	-

802.11ax HEW40_Nss2,(MCS0)_2TX

5190MHz_TX

23/07/2019

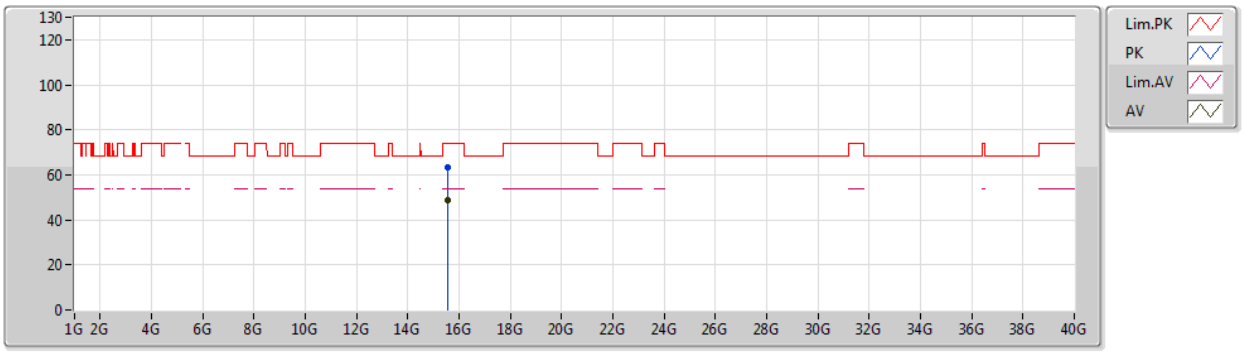

EUT Z_2TX
Setting 80
06-B-4
FSP

Type	Freq	Level	Limit	Margin	Factor	Dist	Condition	Azimuth	Height	Comment
	(Hz)	(dBuV/m)	(dBuV/m)	(dB)	(dB)	(m)		(°)	(m)	
PK	15.57928G	63.21	74.00	-10.79	17.91	3	Horizontal	4	1.47	-
AV	15.57424G	48.88	54.00	-5.12	17.93	3	Horizontal	4	1.47	-

802.11ax HEW40_Nss2,(MCS0)_2TX

5230MHz_TX

23/07/2019

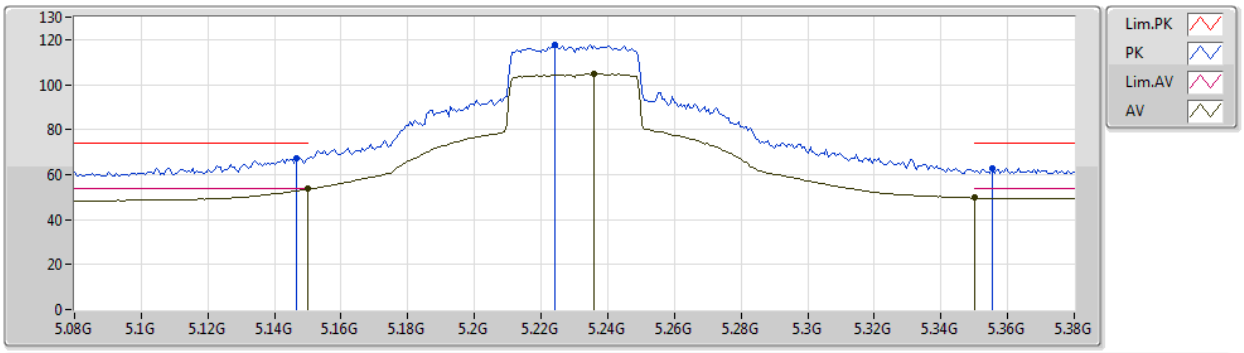

EUT Z_2TX
Setting 100
06-K-3-10
FSP

Type	Freq	Level	Limit	Margin	Factor	Dist	Condition	Azimuth	Height	Comment
	(Hz)	(dBuV/m)	(dBuV/m)	(dB)	(dB)	(m)		(°)	(m)	
PK	5.1466G	67.43	74.00	-6.57	7.34	3	Vertical	340	1.20	-
AV	5.15G	53.56	54.00	-0.44	7.33	3	Vertical	340	1.20	-
PK	5.224G	117.59	Inf	-Inf	7.20	3	Vertical	340	1.20	-
AV	5.236G	104.98	Inf	-Inf	7.18	3	Vertical	340	1.20	-
PK	5.3554G	62.89	74.00	-11.11	7.23	3	Vertical	340	1.20	-
AV	5.35G	49.64	54.00	-4.36	7.21	3	Vertical	340	1.20	-

802.11ax HEW40_Nss2,(MCS0)_2TX

5230MHz_TX

23/07/2019

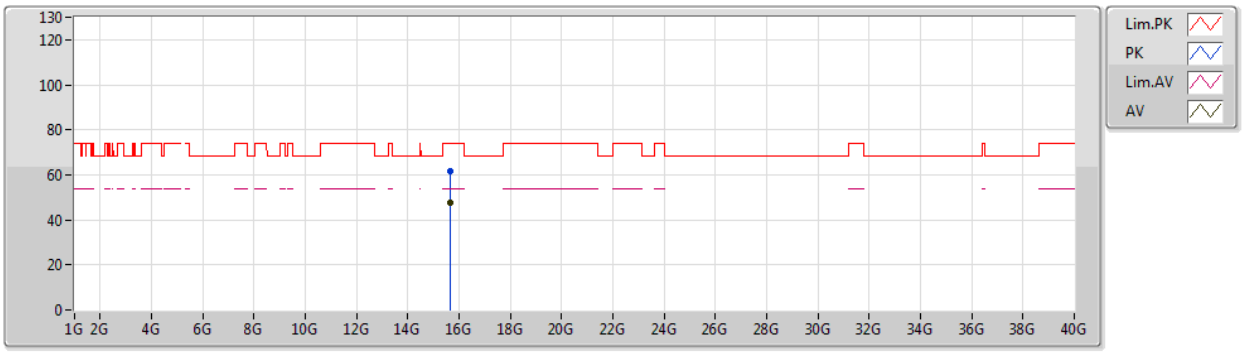

EUT Z_2TX
Setting 100
06-B-4
FSP

Type	Freq	Level	Limit	Margin	Factor	Dist	Condition	Azimuth	Height	Comment
	(Hz)	(dBuV/m)	(dBuV/m)	(dB)	(dB)	(m)		(°)	(m)	
PK	15.67056G	61.46	74.00	-12.54	17.58	3	Vertical	46	1.00	-
AV	15.6724G	47.82	54.00	-6.18	17.57	3	Vertical	46	1.00	-

802.11ax HEW40_Nss2,(MCS0)_2TX

5230MHz_TX

23/07/2019

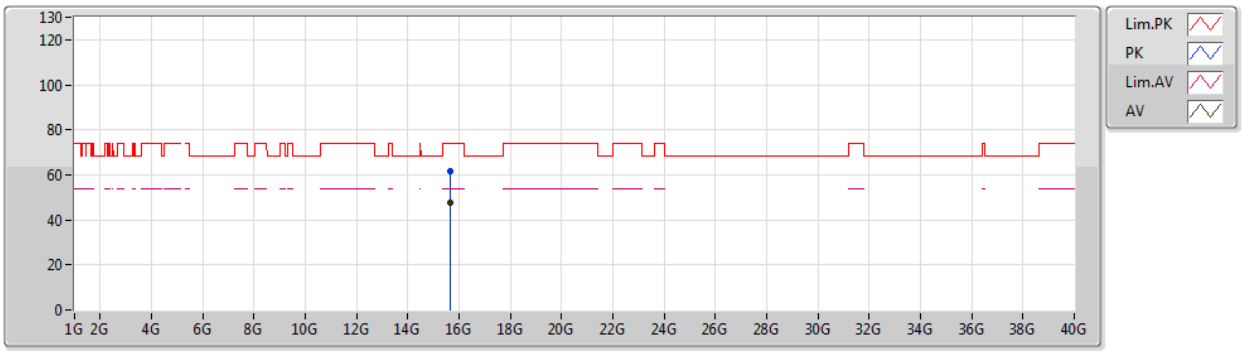

EUT Z_2TX
Setting 100
06-B-4
FSP

Type	Freq	Level	Limit	Margin	Factor	Dist	Condition	Azimuth	Height	Comment
	(Hz)	(dBuV/m)	(dBuV/m)	(dB)	(dB)	(m)		(°)	(m)	
PK	15.6784G	61.70	74.00	-12.30	17.55	3	Horizontal	90	1.71	-
AV	15.67016G	47.78	54.00	-6.22	17.58	3	Horizontal	90	1.71	-

802.11ax HEW40_Nss2,(MCS0)_2TX

5755MHz_TX

12/07/2019

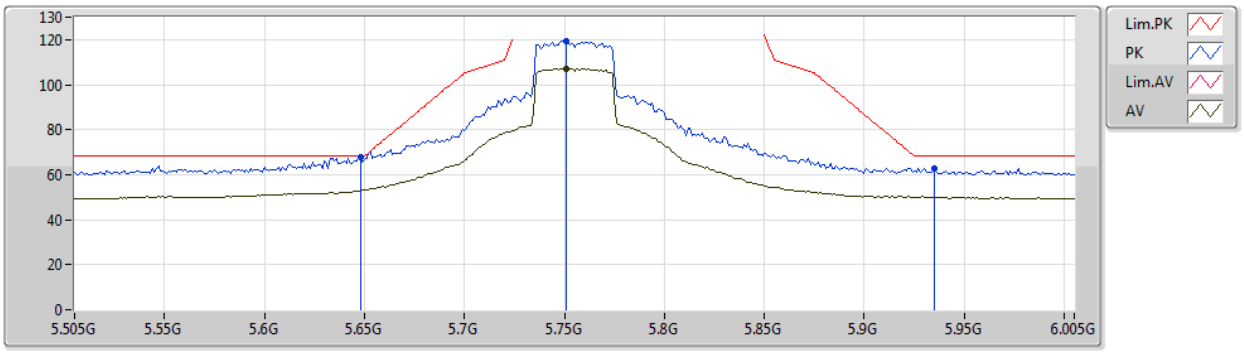

EUT Z_2TX
Setting 104
06-S-5-10
FSP

Type	Freq	Level	Limit	Margin	Factor	Dist	Condition	Azimuth	Height	Comment
	(Hz)	(dBuV/m)	(dBuV/m)	(dB)	(dB)	(m)		(°)	(m)	
PK	5.648G	67.99	68.20	-0.21	7.65	3	Vertical	336	2.90	-
PK	5.751G	119.51	Inf	-Inf	7.86	3	Vertical	336	2.90	-
AV	5.751G	107.27	Inf	-Inf	7.86	3	Vertical	336	2.90	-
PK	5.935G	62.92	68.20	-5.28	8.25	3	Vertical	336	2.90	-

802.11ax HEW40_Nss2,(MCS0)_2TX

5755MHz_TX

24/07/2019

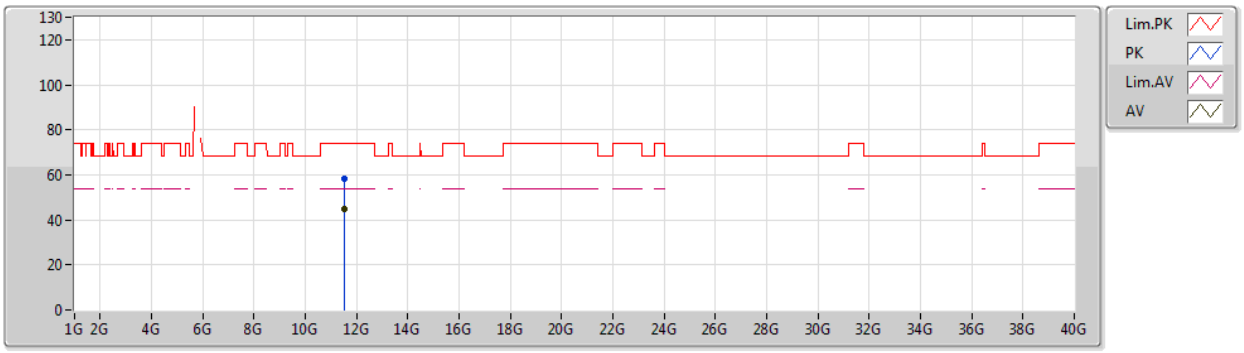

EUT Z_2TX
Setting 104
06-S-5
FSP

Type	Freq	Level	Limit	Margin	Factor	Dist	Condition	Azimuth	Height	Comment
	(Hz)	(dBuV/m)	(dBuV/m)	(dB)	(dB)	(m)		(°)	(m)	
PK	11.51744G	58.22	74.00	-15.78	16.84	3	Vertical	274	1.19	-
AV	11.51892G	44.83	54.00	-9.17	16.83	3	Vertical	274	1.19	-

802.11ax HEW40_Nss2,(MCS0)_2TX

5755MHz_TX

24/07/2019

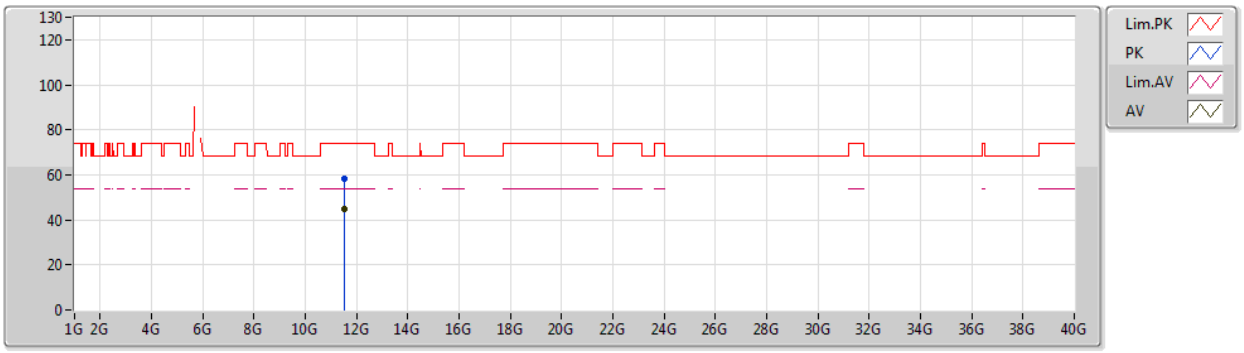

EUT Z_2TX
Setting 104
06-S-5
FSP

Type	Freq	Level	Limit	Margin	Factor	Dist	Condition	Azimuth	Height	Comment
	(Hz)	(dBuV/m)	(dBuV/m)	(dB)	(dB)	(m)		(°)	(m)	
PK	11.5114G	58.15	74.00	-15.85	16.84	3	Horizontal	41	1.53	-
AV	11.5156G	44.80	54.00	-9.20	16.84	3	Horizontal	41	1.53	-

802.11ax HEW40_Nss2,(MCS0)_2TX

5795MHz_TX

12/07/2019

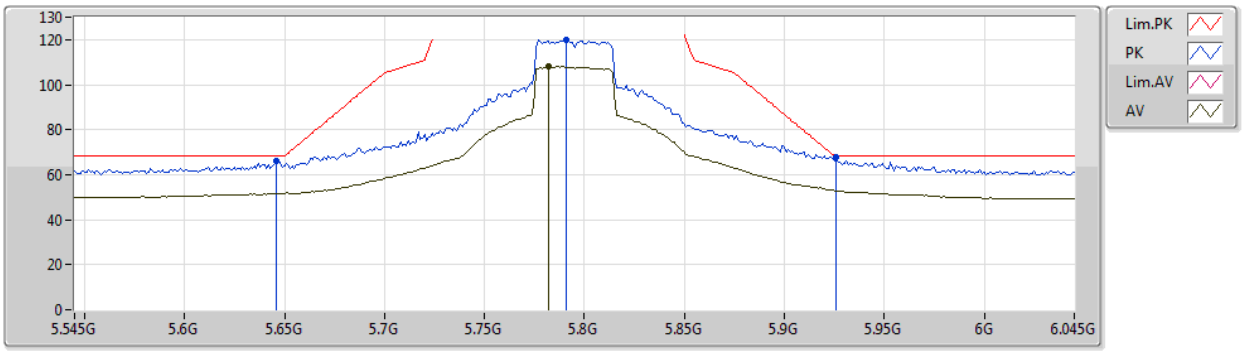

EUT Z_2TX
Setting 111
06-S-5-10
FSP

Type	Freq	Level	Limit	Margin	Factor	Dist	Condition	Azimuth	Height	Comment
	(Hz)	(dBuV/m)	(dBuV/m)	(dB)	(dB)	(m)		(°)	(m)	
PK	5.646G	65.88	68.20	-2.32	7.64	3	Vertical	339	2.99	-
PK	5.791G	120.14	Inf	-Inf	7.94	3	Vertical	339	2.99	-
AV	5.782G	108.14	Inf	-Inf	7.93	3	Vertical	339	2.99	-
PK	5.926G	67.98	68.20	-0.22	8.22	3	Vertical	339	2.99	-

802.11ax HEW40_Nss2,(MCS0)_2TX

5795MHz_TX

24/07/2019

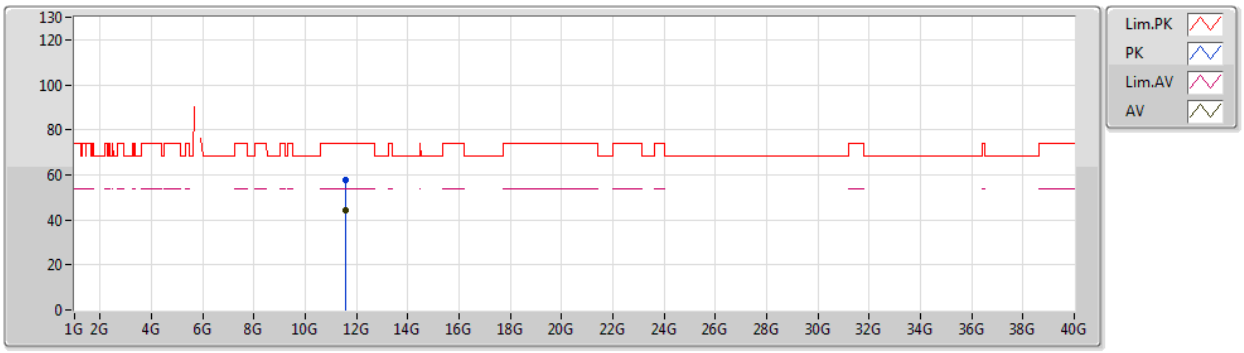

EUT Z_2TX
Setting 111
06-S-5
FSP

Type	Freq	Level	Limit	Margin	Factor	Dist	Condition	Azimuth	Height	Comment
	(Hz)	(dBuV/m)	(dBuV/m)	(dB)	(dB)	(m)		(°)	(m)	
PK	11.58044G	57.89	74.00	-16.11	16.76	3	Vertical	177	1.13	-
AV	11.58788G	44.54	54.00	-9.46	16.75	3	Vertical	177	1.13	-

802.11ax HEW40_Nss2,(MCS0)_2TX

5795MHz_TX

24/07/2019

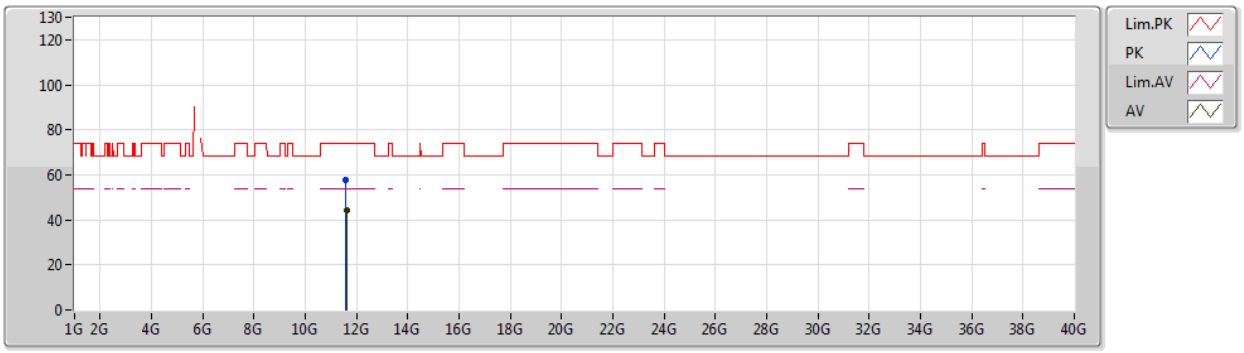

EUT Z_2TX
Setting 111
06-S-5
FSP

Type	Freq	Level	Limit	Margin	Factor	Dist	Condition	Azimuth	Height	Comment
	(Hz)	(dBuV/m)	(dBuV/m)	(dB)	(dB)	(m)		(°)	(m)	
PK	11.5972G	57.85	74.00	-16.15	16.74	3	Horizontal	263	1.44	-
AV	11.59896G	44.54	54.00	-9.46	16.74	3	Horizontal	263	1.44	-

802.11ax HEW80_Nss2,(MCS0)_2TX

5210MHz_TX

23/07/2019

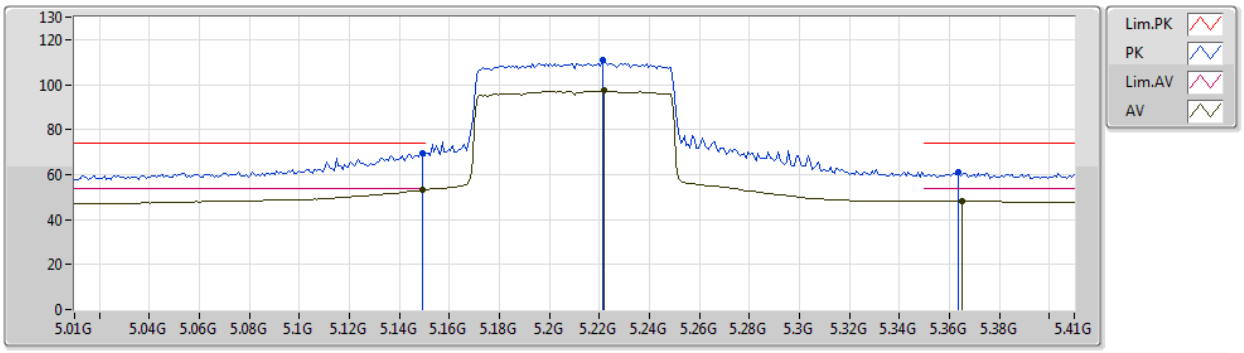

EUT Z_2TX
Setting 82
06-K-3-10
FSP

Type	Freq	Level	Limit	Margin	Factor	Dist	Condition	Azimuth	Height	Comment
	(Hz)	(dBuV/m)	(dBuV/m)	(dB)	(dB)	(m)		(°)	(m)	
PK	5.1492G	69.66	74.00	-4.34	7.33	3	Vertical	343	1.42	-
AV	5.1492G	53.17	54.00	-0.83	7.33	3	Vertical	343	1.42	-
PK	5.2212G	110.92	Inf	-Inf	7.21	3	Vertical	343	1.42	-
AV	5.222G	97.52	Inf	-Inf	7.21	3	Vertical	343	1.42	-
PK	5.3636G	60.85	74.00	-13.15	7.26	3	Vertical	343	1.42	-
AV	5.3652G	48.30	54.00	-5.70	7.27	3	Vertical	343	1.42	-

802.11ax HEW80_Nss2,(MCS0)_2TX

5210MHz_TX

23/07/2019

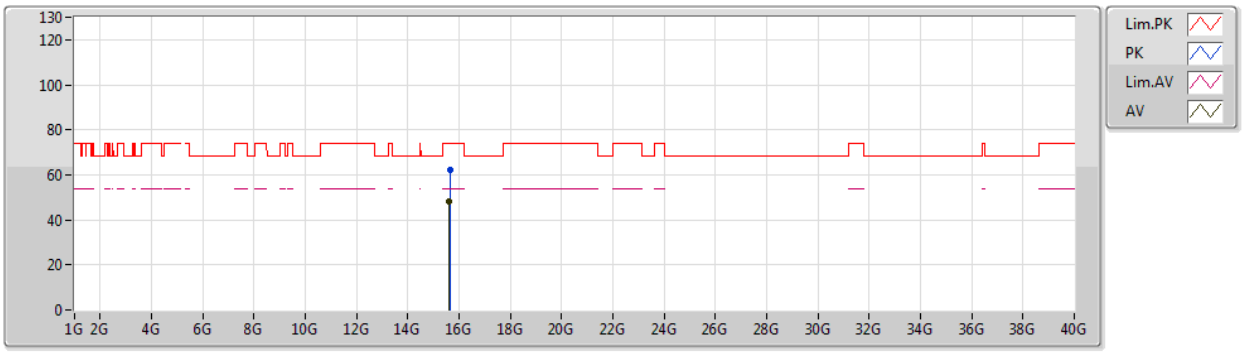

EUT Z_2TX
Setting 82
06-B-4
FSP

Type	Freq	Level	Limit	Margin	Factor	Dist	Condition	Azimuth	Height	Comment
	(Hz)	(dBuV/m)	(dBuV/m)	(dB)	(dB)	(m)		(°)	(m)	
PK	15.6376G	62.12	74.00	-11.88	17.70	3	Vertical	131	1.50	-
AV	15.61904G	48.45	54.00	-5.55	17.76	3	Vertical	131	1.50	-

802.11ax HEW80_Nss2,(MCS0)_2TX

5210MHz_TX

23/07/2019

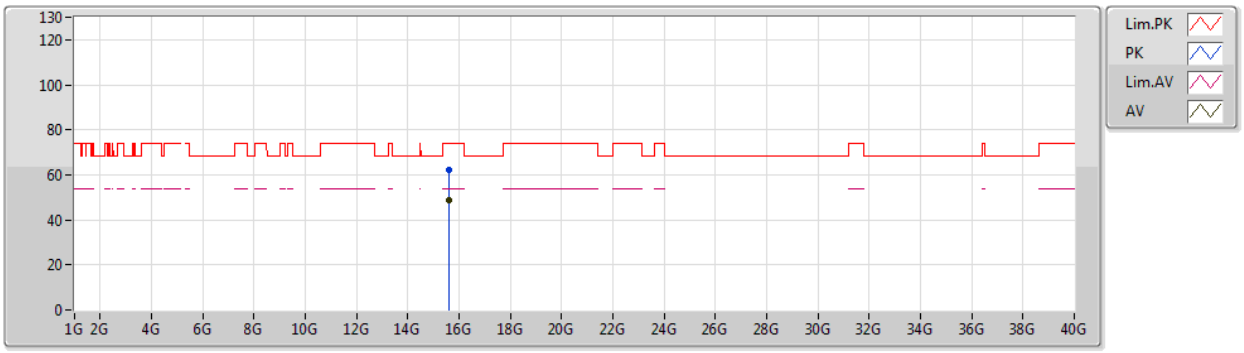

EUT Z_2TX
Setting 82
06-B-4
FSP

Type	Freq	Level	Limit	Margin	Factor	Dist	Condition	Azimuth	Height	Comment
	(Hz)	(dBuV/m)	(dBuV/m)	(dB)	(dB)	(m)		(°)	(m)	
PK	15.61112G	62.27	74.00	-11.73	17.80	3	Horizontal	335	2.79	-
AV	15.61336G	48.50	54.00	-5.50	17.79	3	Horizontal	335	2.79	-

802.11ax HEW80_Nss2,(MCS0)_2TX

5775MHz_TX

12/07/2019

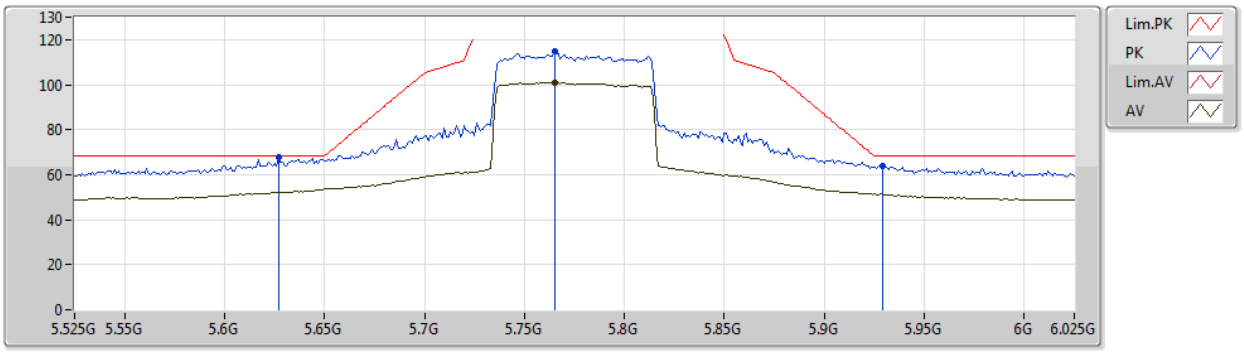

EUT Z_2TX
Setting 91
06-S-5-10
FSP

Type	Freq	Level	Limit	Margin	Factor	Dist	Condition	Azimuth	Height	Comment
	(Hz)	(dBuV/m)	(dBuV/m)	(dB)	(dB)	(m)		(°)	(m)	
PK	5.627G	67.98	68.20	-0.22	7.60	3	Vertical	337	2.87	-
PK	5.765G	114.75	Inf	-Inf	7.90	3	Vertical	337	2.87	-
AV	5.765G	101.10	Inf	-Inf	7.90	3	Vertical	337	2.87	-
PK	5.929G	63.71	68.20	-4.49	8.23	3	Vertical	337	2.87	-

802.11ax HEW80_Nss2,(MCS0)_2TX

5775MHz_TX

24/07/2019

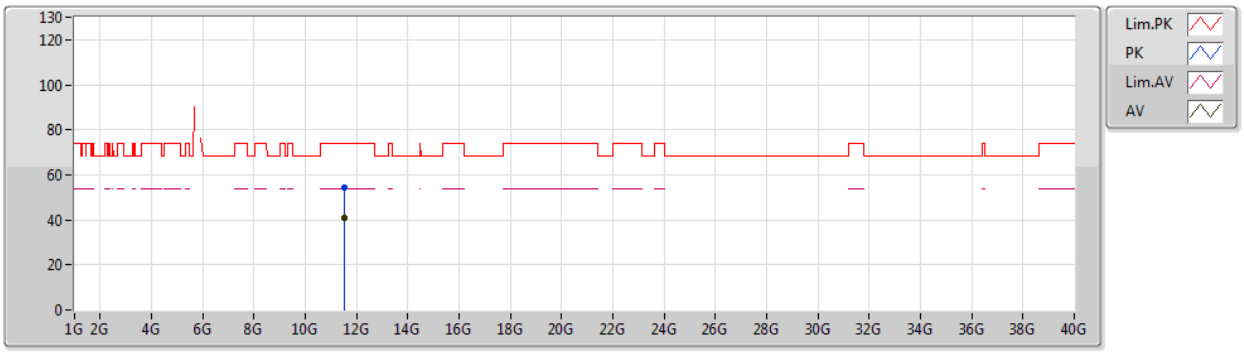

EUT Z_2TX
Setting 91
06-S-5
FSP

Type	Freq	Level	Limit	Margin	Factor	Dist	Condition	Azimuth	Height	Comment
	(Hz)	(dBuV/m)	(dBuV/m)	(dB)	(dB)	(m)		(°)	(m)	
PK	11.54592G	54.58	74.00	-19.42	13.02	3	Vertical	50	2.00	-
AV	11.54612G	40.81	54.00	-13.19	13.02	3	Vertical	50	2.00	-

802.11ax HEW80_Nss2,(MCS0)_2TX

5775MHz_TX

24/07/2019

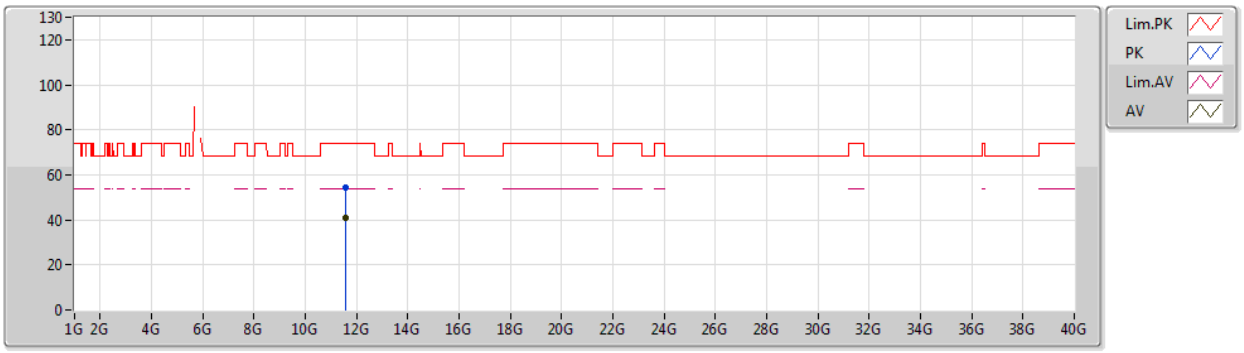

EUT Z_2TX
Setting 91
06-S-5
FSP

Type	Freq	Level	Limit	Margin	Factor	Dist	Condition	Azimuth	Height	Comment
	(Hz)	(dBuV/m)	(dBuV/m)	(dB)	(dB)	(m)		(°)	(m)	
PK	11.55168G	54.45	74.00	-19.55	13.03	3	Horizontal	277	1.79	-
AV	11.55348G	40.86	54.00	-13.14	13.03	3	Horizontal	277	1.79	-

For 4T1S / non-beamforming mode
Summary

Mode	Result	Type	Freq (Hz)	Level (dBuV/m)	Limit (dBuV/m)	Margin (dB)	Factor (dB)	Dist (m)	Condition	Azimuth (°)	Height (m)	Comments
5.725-5.85GHz	-	-	-	-	-	-	-	-	-	-	-	-
802.11a_Nss1,(6Mbps)_4TX	Pass	PK	5.925G	67.84	68.20	-0.36	8.22	3	Vertical	37	1.93	-

802.11a_Nss1,(6Mbps)_4TX

5180MHz_TX

23/07/2019

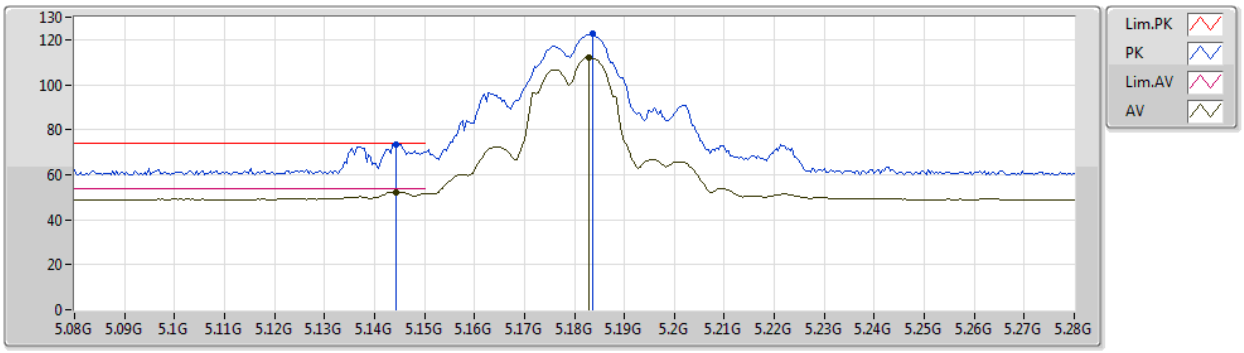

EUT Z_4TX
Setting 93
06-K-3-10
FSP

Type	Freq	Level	Limit	Margin	Factor	Dist	Condition	Azimuth	Height	Comment
	(Hz)	(dBuV/m)	(dBuV/m)	(dB)	(dB)	(m)		(°)	(m)	
PK	5.1444G	73.58	74.00	-0.42	7.34	3	Vertical	337	1.50	-
AV	5.1444G	52.30	54.00	-1.70	7.34	3	Vertical	337	1.50	-
PK	5.1836G	122.48	Inf	-Inf	7.28	3	Vertical	337	1.50	-
AV	5.1828G	111.87	Inf	-Inf	7.27	3	Vertical	337	1.50	-

802.11a_Nss1,(6Mbps)_4TX

5180MHz_TX

23/07/2019

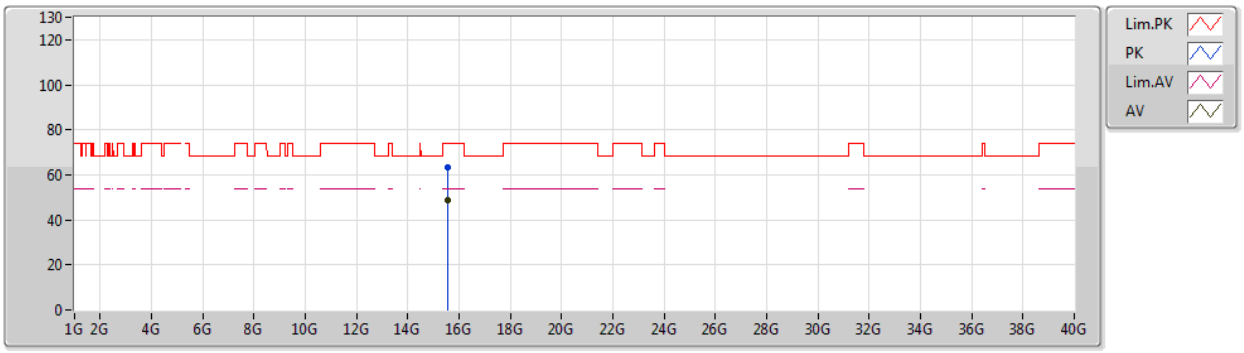

EUT Z_4TX
Setting 93
06-K-3
FSP

Type	Freq	Level	Limit	Margin	Factor	Dist	Condition	Azimuth	Height	Comment
	(Hz)	(dBuV/m)	(dBuV/m)	(dB)	(dB)	(m)		(°)	(m)	
PK	15.5643G	63.35	74.00	-10.65	17.97	3	Vertical	148	2.38	-
AV	15.5628G	49.01	54.00	-4.99	17.98	3	Vertical	148	2.38	-

802.11a_Nss1,(6Mbps)_4TX

5180MHz_TX

23/07/2019

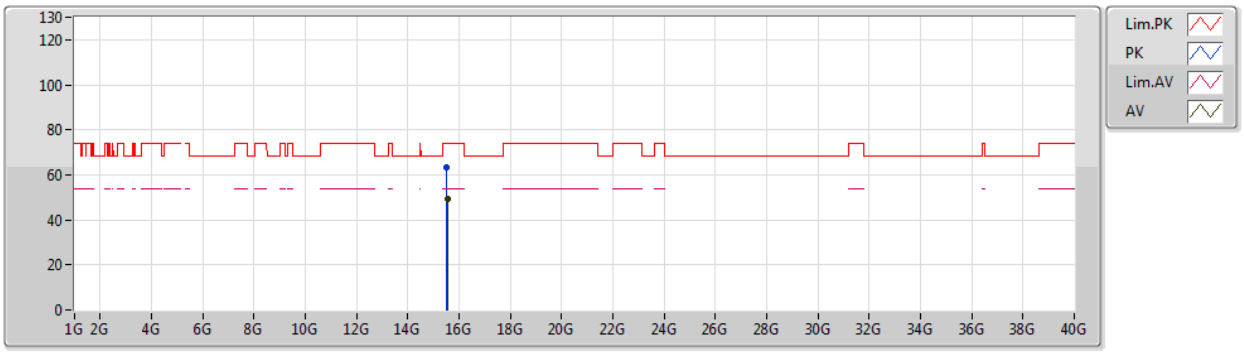

EUT Z_4TX
Setting 93
06-K-3
FSP

Type	Freq	Level	Limit	Margin	Factor	Dist	Condition	Azimuth	Height	Comment
	(Hz)	(dBuV/m)	(dBuV/m)	(dB)	(dB)	(m)		(°)	(m)	
PK	15.5261G	63.07	74.00	-10.93	18.12	3	Horizontal	45	1.50	-
AV	15.5645G	49.04	54.00	-4.96	17.97	3	Horizontal	45	1.50	-

802.11a_Nss1,(6Mbps)_4TX

5200MHz_TX

22/07/2019

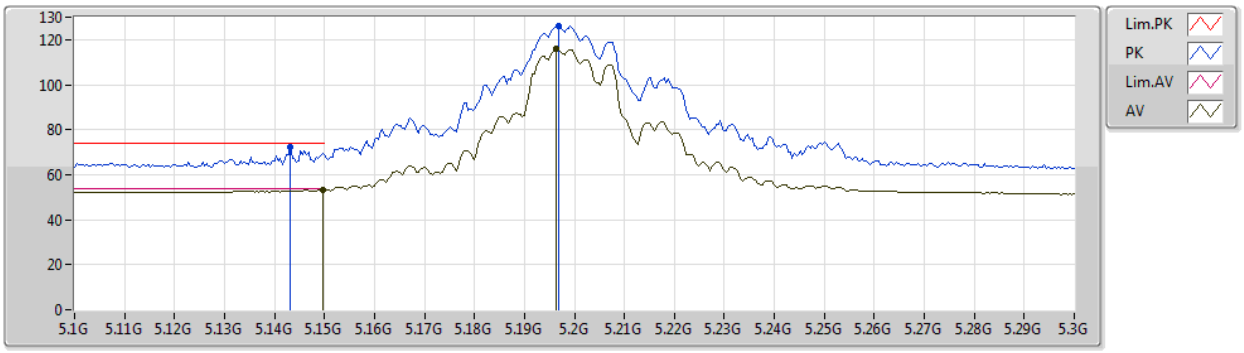

EUT Z_4TX
Setting 101
06-K-3-13
FSP

Type	Freq	Level	Limit	Margin	Factor	Dist	Condition	Azimuth	Height	Comment
	(Hz)	(dBuV/m)	(dBuV/m)	(dB)	(dB)	(m)		(°)	(m)	
PK	5.1432G	72.53	74.00	-1.47	7.34	3	Vertical	16	2.25	-
AV	5.1496G	53.47	54.00	-0.53	7.33	3	Vertical	16	2.25	-
PK	5.1968G	126.32	Inf	-Inf	7.26	3	Vertical	16	2.25	-
AV	5.1964G	116.03	Inf	-Inf	7.26	3	Vertical	16	2.25	-

802.11a_Nss1,(6Mbps)_4TX

5200MHz_TX

22/07/2019

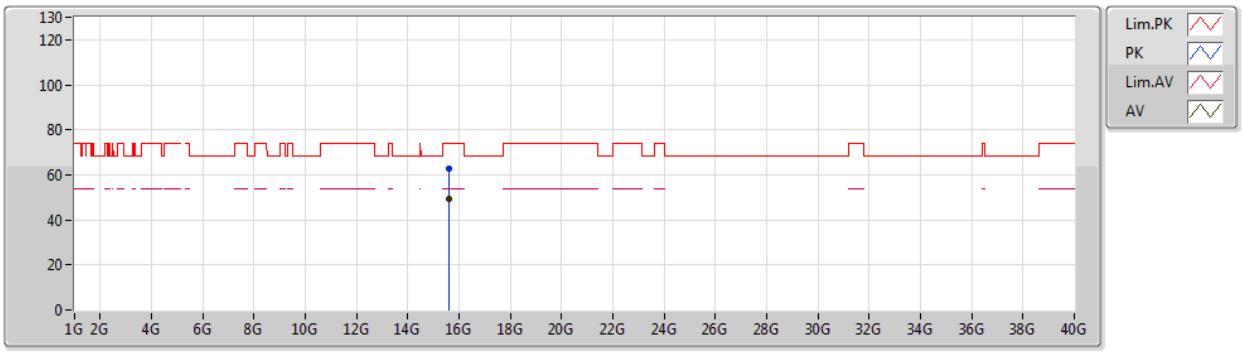

EUT Z_4TX
Setting 101
06-K-3
FSP

Type	Freq	Level	Limit	Margin	Factor	Dist	Condition	Azimuth	Height	Comment
	(Hz)	(dBuV/m)	(dBuV/m)	(dB)	(dB)	(m)		(°)	(m)	
PK	15.585G	62.89	74.00	-11.11	17.89	3	Vertical	280	1.02	-
AV	15.5943G	49.11	54.00	-4.89	17.85	3	Vertical	280	1.02	-

802.11a_Nss1,(6Mbps)_4TX

5200MHz_TX

22/07/2019

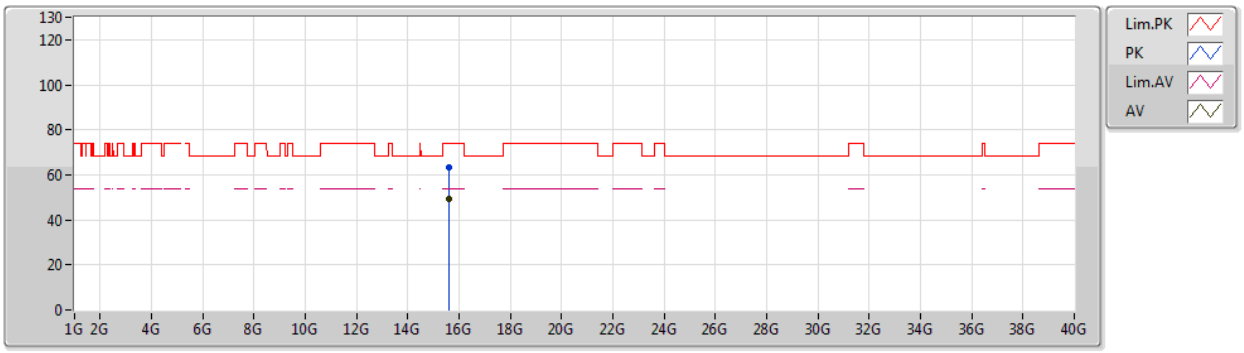

EUT Z_4TX
Setting 101
06-K-3
FSP

Type	Freq	Level	Limit	Margin	Factor	Dist	Condition	Azimuth	Height	Comment
	(Hz)	(dBuV/m)	(dBuV/m)	(dB)	(dB)	(m)		(°)	(m)	
PK	15.609G	63.51	74.00	-10.49	17.80	3	Horizontal	216	1.25	-
AV	15.5862G	49.13	54.00	-4.87	17.89	3	Horizontal	216	1.25	-

802.11a_Nss1,(6Mbps)_4TX

5240MHz_TX

22/07/2019

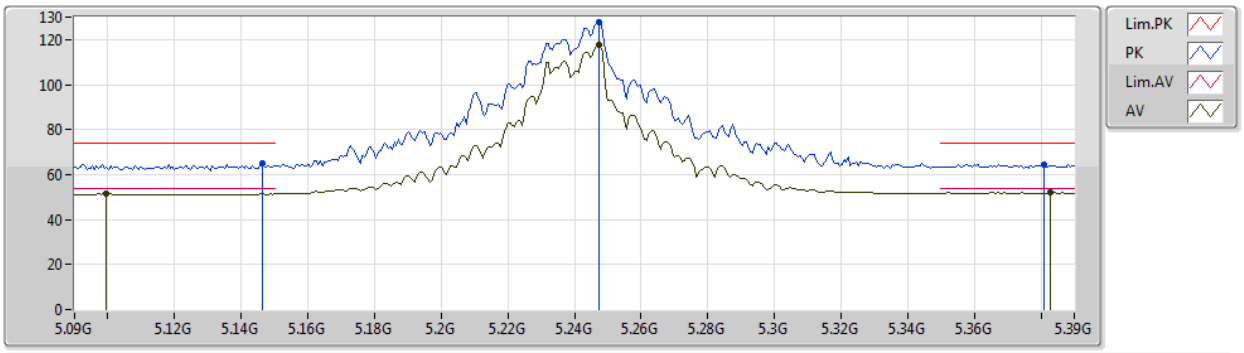

EUT Z_4TX
Setting 110
06-K-3-13
FSP

Type	Freq	Level	Limit	Margin	Factor	Dist	Condition	Azimuth	Height	Comment
	(Hz)	(dBuV/m)	(dBuV/m)	(dB)	(dB)	(m)		(°)	(m)	
PK	5.1464G	64.92	74.00	-9.08	7.34	3	Vertical	352	1.97	-
AV	5.0996G	51.37	54.00	-2.63	7.41	3	Vertical	352	1.97	-
PK	5.2472G	127.72	Inf	-Inf	7.17	3	Vertical	352	1.97	-
AV	5.2472G	117.50	Inf	-Inf	7.17	3	Vertical	352	1.97	-
PK	5.381G	64.47	74.00	-9.53	7.31	3	Vertical	352	1.97	-
AV	5.3828G	51.89	54.00	-2.11	7.32	3	Vertical	352	1.97	-

802.11a_Nss1,(6Mbps)_4TX

5240MHz_TX

22/07/2019

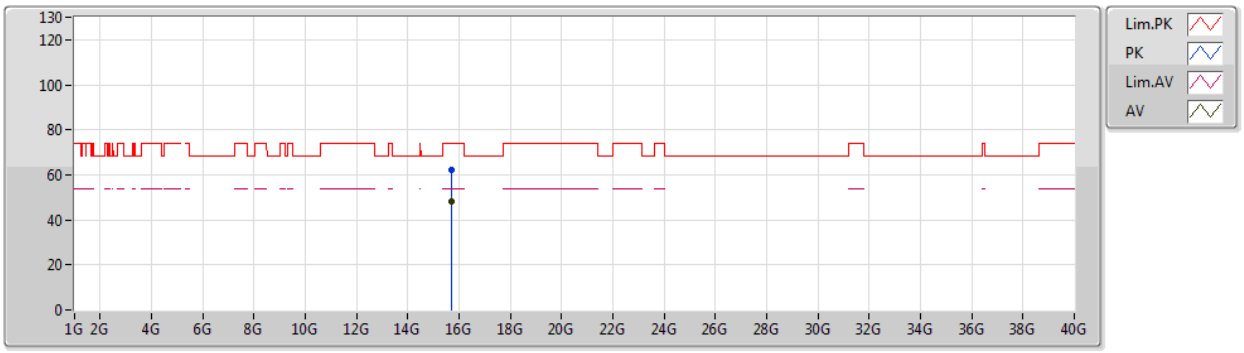

EUT Z_4TX
Setting 110
06-K-3
FSP

Type	Freq	Level	Limit	Margin	Factor	Dist	Condition	Azimuth	Height	Comment
	(Hz)	(dBuV/m)	(dBuV/m)	(dB)	(dB)	(m)		(°)	(m)	
PK	15.72086G	62.34	74.00	-11.66	17.39	3	Vertical	148	2.24	-
AV	15.71736G	48.02	54.00	-5.98	17.40	3	Vertical	148	2.24	-

802.11a_Nss1,(6Mbps)_4TX

5240MHz_TX

22/07/2019

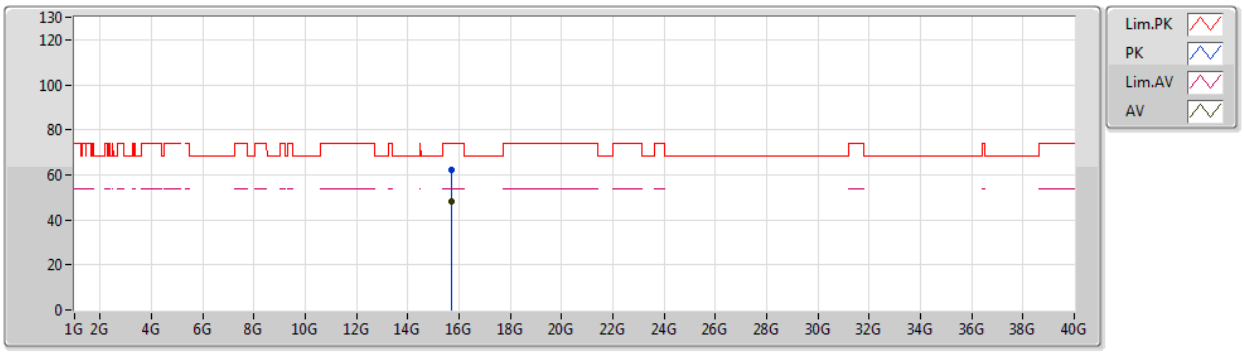

EUT Z_4TX
Setting 110
06-K-3
FSP

Type	Freq	Level	Limit	Margin	Factor	Dist	Condition	Azimuth	Height	Comment
	(Hz)	(dBuV/m)	(dBuV/m)	(dB)	(dB)	(m)		(°)	(m)	
PK	15.7192G	62.33	74.00	-11.67	17.39	3	Horizontal	340	2.22	-
AV	15.71524G	47.97	54.00	-6.03	17.41	3	Horizontal	340	2.22	-

802.11a_Nss1,(6Mbps)_4TX

5745MHz_TX

23/07/2019

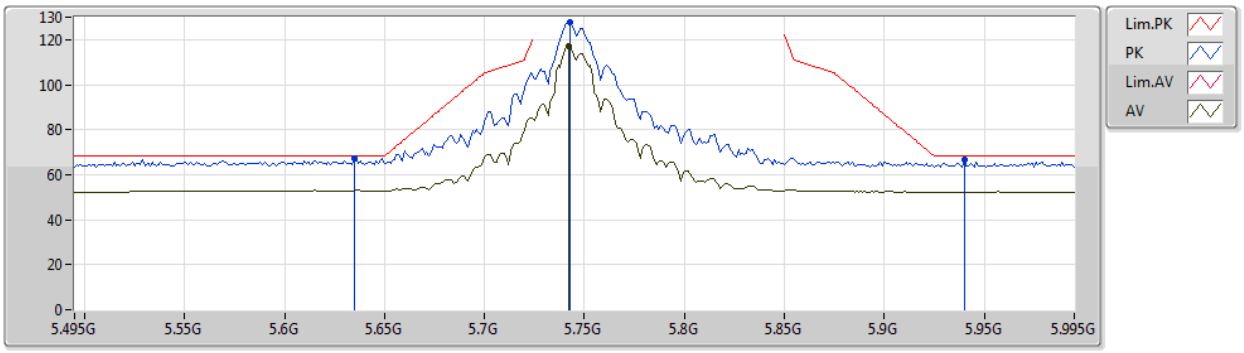

EUT Z_4TX
Setting 116
06-K-3-13
FSP

Type	Freq	Level	Limit	Margin	Factor	Dist	Condition	Azimuth	Height	Comment
	(Hz)	(dBuV/m)	(dBuV/m)	(dB)	(dB)	(m)		(°)	(m)	
PK	5.635G	67.26	68.20	-0.94	7.63	3	Vertical	341	2.98	-
PK	5.743G	127.77	Inf	-Inf	7.86	3	Vertical	341	2.98	-
AV	5.742G	116.98	Inf	-Inf	7.85	3	Vertical	341	2.98	-
PK	5.94G	66.50	68.20	-1.70	8.26	3	Vertical	341	2.98	-

802.11a_Nss1,(6Mbps)_4TX

5745MHz_TX

23/07/2019

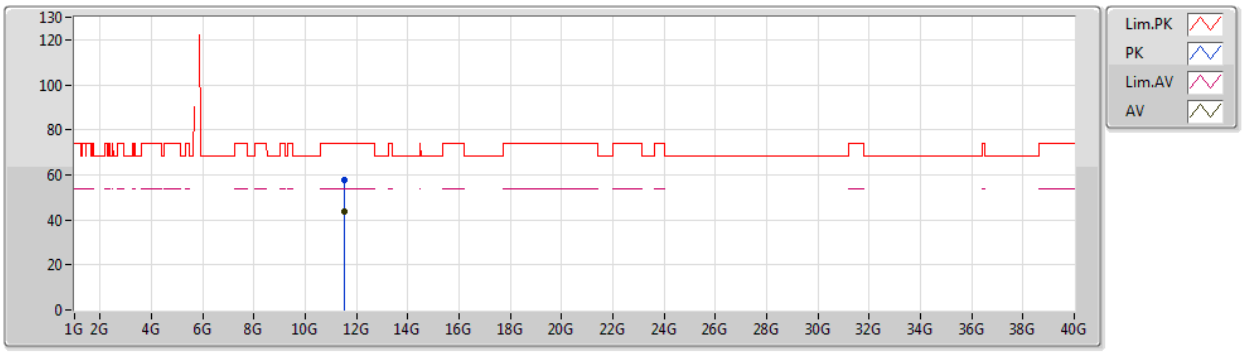

EUT Z_4TX
Setting 116
06-K-3
FSP

Type	Freq	Level	Limit	Margin	Factor	Dist	Condition	Azimuth	Height	Comment
	(Hz)	(dBuV/m)	(dBuV/m)	(dB)	(dB)	(m)		(°)	(m)	
PK	11.5098G	57.94	74.00	-16.06	16.59	3	Vertical	28	1.50	-
AV	11.5115G	43.52	54.00	-10.48	16.60	3	Vertical	28	1.50	-

802.11a_Nss1,(6Mbps)_4TX

5745MHz_TX

23/07/2019

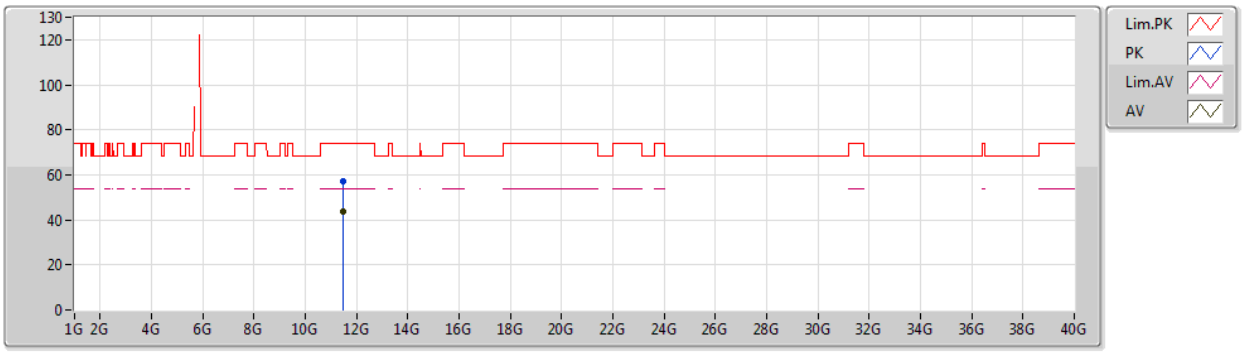

EUT Z_4TX
Setting 116
06-K-3
FSP

Type	Freq	Level	Limit	Margin	Factor	Dist	Condition	Azimuth	Height	Comment
	(Hz)	(dBuV/m)	(dBuV/m)	(dB)	(dB)	(m)		(°)	(m)	
PK	11.4775G	57.43	74.00	-16.57	16.62	3	Horizontal	105	1.35	-
AV	11.4655G	43.54	54.00	-10.46	16.64	3	Horizontal	105	1.35	-

802.11a_Nss1,(6Mbps)_4TX

5785MHz_TX

23/07/2019

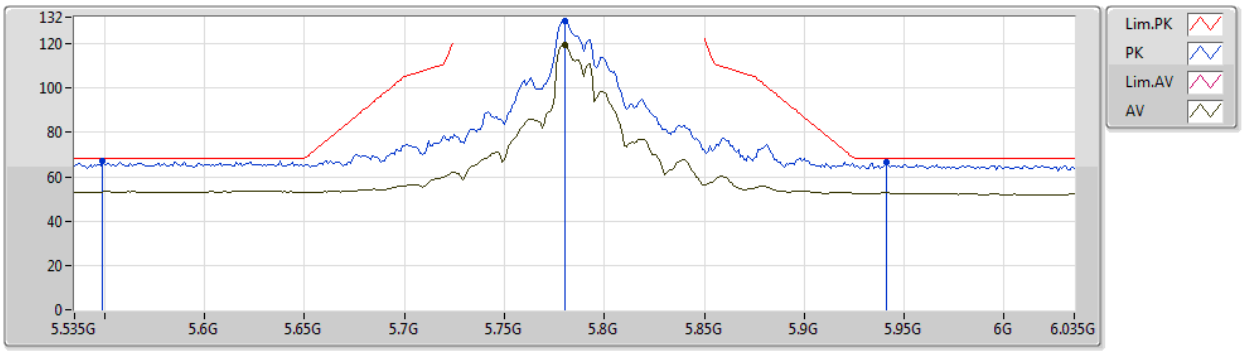

EUT Z_4TX
Setting 116
06-K-3-13
FSP

Type	Freq	Level	Limit	Margin	Factor	Dist	Condition	Azimuth	Height	Comment
	(Hz)	(dBuV/m)	(dBuV/m)	(dB)	(dB)	(m)		(°)	(m)	
PK	5.549G	66.96	68.20	-1.24	7.57	3	Vertical	36	2.23	-
PK	5.78G	130.29	Inf	-Inf	7.93	3	Vertical	36	2.23	-
AV	5.78G	119.29	Inf	-Inf	7.93	3	Vertical	36	2.23	-
PK	5.941G	66.42	68.20	-1.78	8.26	3	Vertical	36	2.23	-

802.11a_Nss1,(6Mbps)_4TX

5785MHz_TX

23/07/2019

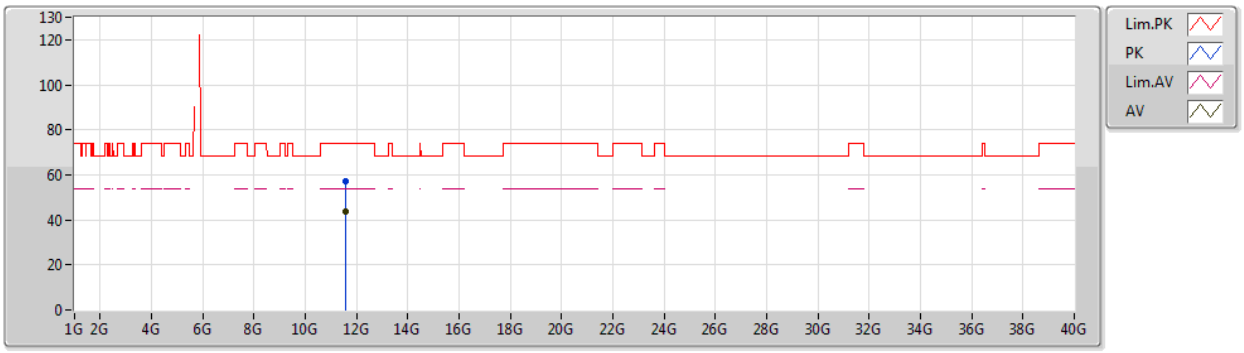

EUT Z_4TX
Setting 116
06-K-3
FSP

Type	Freq	Level	Limit	Margin	Factor	Dist	Condition	Azimuth	Height	Comment
	(Hz)	(dBuV/m)	(dBuV/m)	(dB)	(dB)	(m)		(°)	(m)	
PK	11.5655G	57.38	74.00	-16.62	16.55	3	Vertical	161	1.50	-
AV	11.58122G	43.72	54.00	-10.28	16.53	3	Vertical	161	1.50	-

802.11a_Nss1,(6Mbps)_4TX

5785MHz_TX

23/07/2019

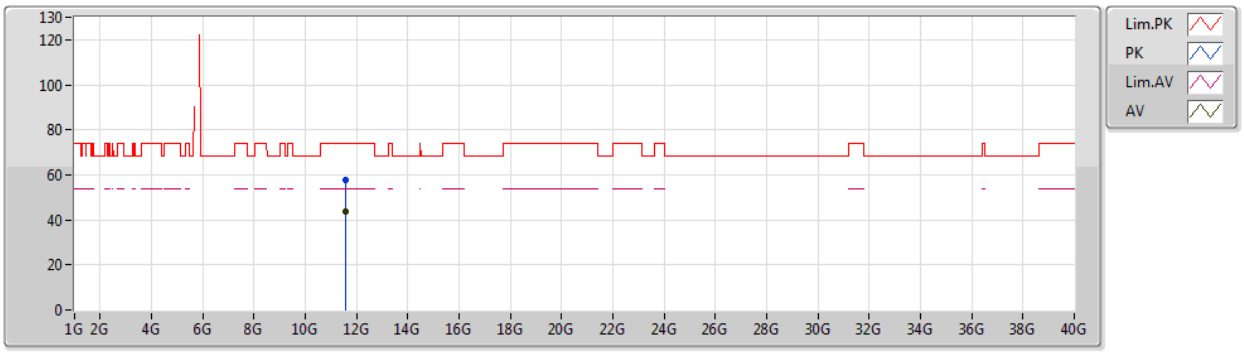

EUT Z_4TX
Setting 116
06-K-3
FSP

Type	Freq	Level	Limit	Margin	Factor	Dist	Condition	Azimuth	Height	Comment
	(Hz)	(dBuV/m)	(dBuV/m)	(dB)	(dB)	(m)		(°)	(m)	
PK	11.5688G	57.58	74.00	-16.42	16.54	3	Horizontal	187	1.92	-
AV	11.57522G	43.70	54.00	-10.30	16.54	3	Horizontal	187	1.92	-

802.11a_Nss1,(6Mbps)_4TX

5825MHz_TX

23/07/2019

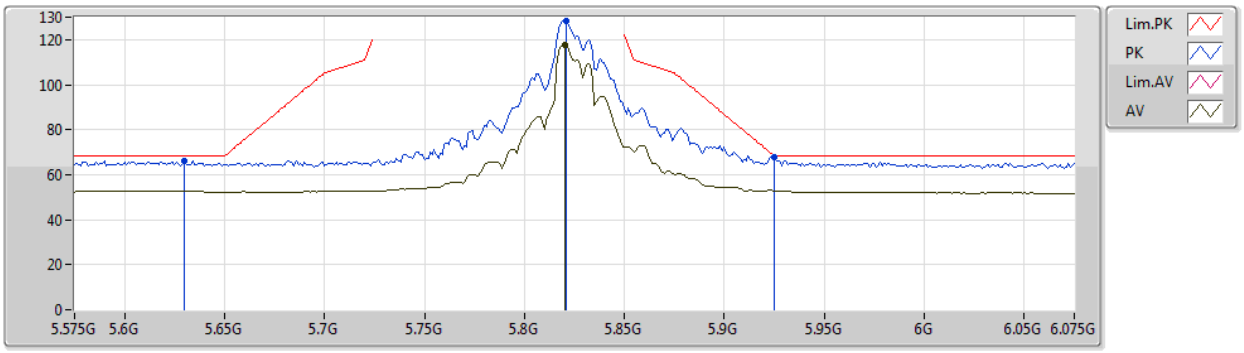

EUT Z_4TX
Setting 112
06-K-3-13
FSP

Type	Freq	Level	Limit	Margin	Factor	Dist	Condition	Azimuth	Height	Comment
	(Hz)	(dBuV/m)	(dBuV/m)	(dB)	(dB)	(m)		(°)	(m)	
PK	5.63G	65.99	68.20	-2.21	7.61	3	Vertical	37	1.93	-
PK	5.821G	128.25	Inf	-Inf	8.01	3	Vertical	37	1.93	-
AV	5.82G	117.41	Inf	-Inf	8.00	3	Vertical	37	1.93	-
PK	5.925G	67.84	68.20	-0.36	8.22	3	Vertical	37	1.93	-

802.11a_Nss1,(6Mbps)_4TX

5825MHz_TX

23/07/2019

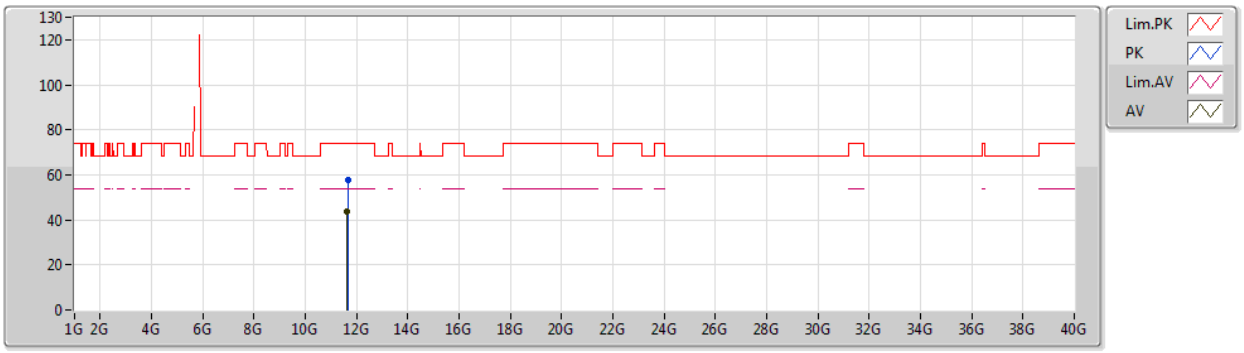

EUT Z_4TX
Setting 112
06-K-3
FSP

Type	Freq	Level	Limit	Margin	Factor	Dist	Condition	Azimuth	Height	Comment
	(Hz)	(dBuV/m)	(dBuV/m)	(dB)	(dB)	(m)		(°)	(m)	
PK	11.66446G	57.63	74.00	-16.37	16.46	3	Vertical	2	1.50	-
AV	11.64004G	43.60	54.00	-10.40	16.48	3	Vertical	2	1.50	-

802.11a_Nss1,(6Mbps)_4TX

5825MHz_TX

23/07/2019

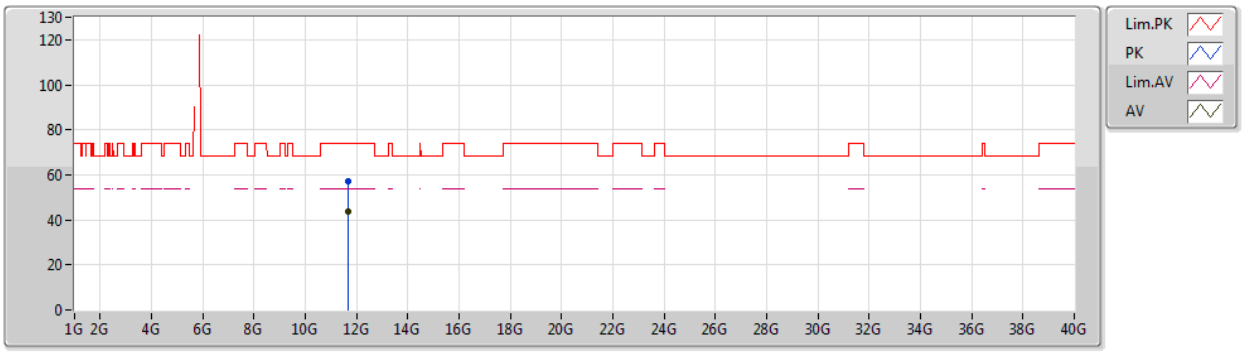

EUT Z_4TX
Setting 112
06-K-3
FSP

Type	Freq	Level	Limit	Margin	Factor	Dist	Condition	Azimuth	Height	Comment
	(Hz)	(dBuV/m)	(dBuV/m)	(dB)	(dB)	(m)		(°)	(m)	
PK	11.66368G	57.34	74.00	-16.66	16.46	3	Horizontal	35	1.30	-
AV	11.6644G	43.86	54.00	-10.14	16.46	3	Horizontal	35	1.30	-

For 4T1S / Beamforming mode
Summary

Mode	Result	Type	Freq (Hz)	Level (dBuV/m)	Limit (dBuV/m)	Margin (dB)	Factor (dB)	Dist (m)	Condition	Azimuth (°)	Height (m)	Comments
5.15-5.25GHz	-	-	-	-	-	-	-	-	-	-	-	-
802.11ax HEW40-BF_Nss1,(MCS0)_4TX	Pass	PK	5.1496G	73.98	74.00	-0.02	7.33	3	Vertical	18	1.94	-

802.11ax HEW20-BF_Nss1,(MCS0)_4TX

5180MHz_TX

15/07/2019

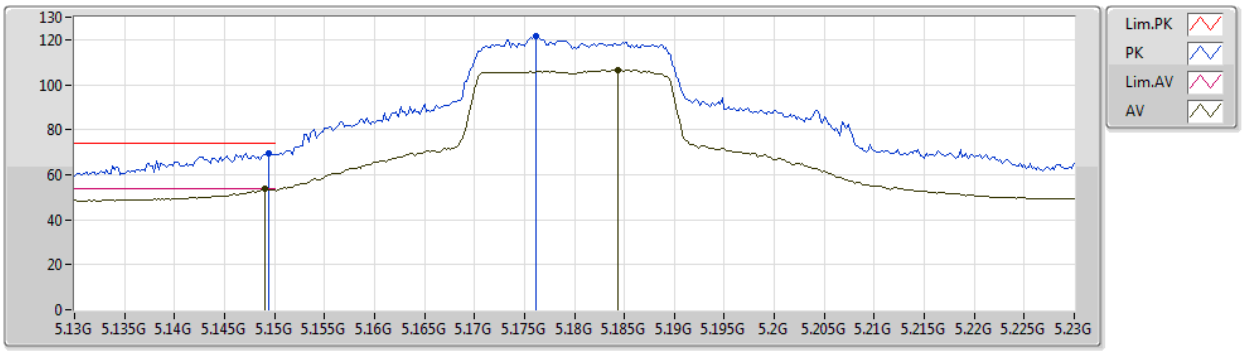

EUT Z_4TX
Setting 92
06-C-4-10
FSP

Type	Freq	Level	Limit	Margin	Factor	Dist	Condition	Azimuth	Height	Comment
	(Hz)	(dBuV/m)	(dBuV/m)	(dB)	(dB)	(m)		(°)	(m)	
PK	5.1494G	69.55	74.00	-4.45	7.33	3	Vertical	158	2.39	-
AV	5.149G	53.53	54.00	-0.47	7.33	3	Vertical	158	2.39	-
PK	5.1762G	121.68	Inf	-Inf	7.29	3	Vertical	158	2.39	-
AV	5.1844G	106.57	Inf	-Inf	7.28	3	Vertical	158	2.39	-

802.11ax HEW20-BF_Nss1,(MCS0)_4TX

5180MHz_TX

25/07/2019

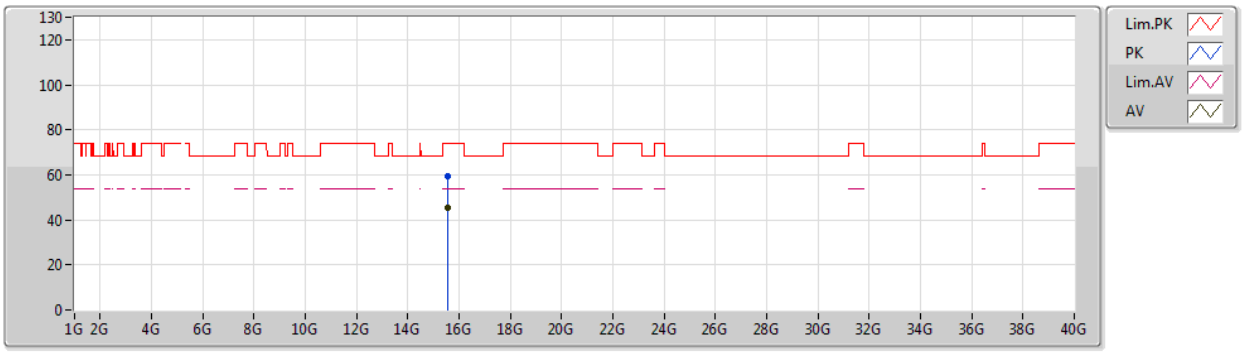

EUT Z_4TX
Setting 92
03-C-5
FSP

Type	Freq	Level	Limit	Margin	Factor	Dist	Condition	Azimuth	Height	Comment
	(Hz)	(dBuV/m)	(dBuV/m)	(dB)	(dB)	(m)		(°)	(m)	
PK	15.54138G	59.31	74.00	-14.69	14.40	3	Vertical	271	2.93	-
AV	15.55458G	45.43	54.00	-8.57	14.36	3	Vertical	271	2.93	-

802.11ax HEW20-BF_Nss1,(MCS0)_4TX

5180MHz_TX

25/07/2019

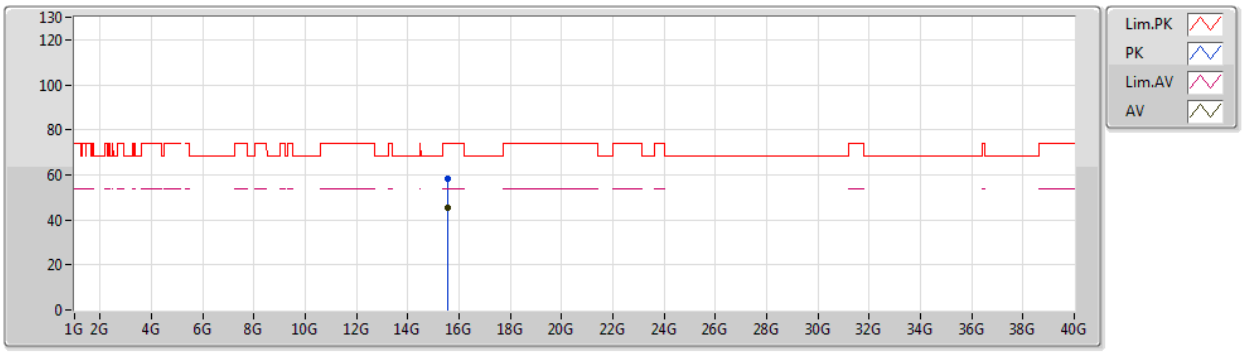

EUT Z_4TX
Setting 92
03-C-5
FSP

Type	Freq	Level	Limit	Margin	Factor	Dist	Condition	Azimuth	Height	Comment
	(Hz)	(dBuV/m)	(dBuV/m)	(dB)	(dB)	(m)		(°)	(m)	
PK	15.55038G	58.47	74.00	-15.53	14.36	3	Horizontal	166	1.95	-
AV	15.55236G	45.19	54.00	-8.81	14.36	3	Horizontal	166	1.95	-

802.11ax HEW20-BF_Nss1,(MCS0)_4TX

5200MHz_TX

15/07/2019

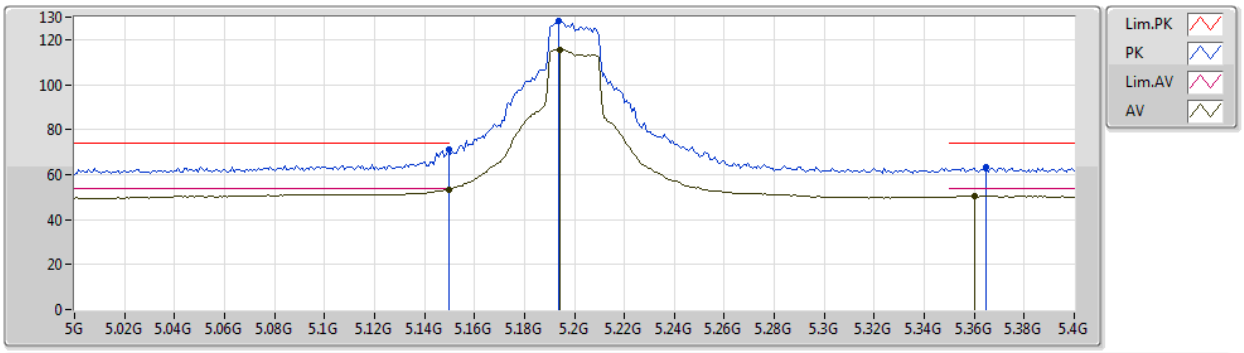

EUT Z_4TX
Setting 102
06-C-4-11
FSP

Type	Freq	Level	Limit	Margin	Factor	Dist	Condition	Azimuth	Height	Comment
	(Hz)	(dBuV/m)	(dBuV/m)	(dB)	(dB)	(m)		(°)	(m)	
PK	5.1496G	71.36	74.00	-2.64	7.33	3	Vertical	10	2.26	-
AV	5.1496G	53.23	54.00	-0.77	7.33	3	Vertical	10	2.26	-
PK	5.1936G	128.21	Inf	-Inf	7.25	3	Vertical	10	2.26	-
AV	5.1944G	115.60	Inf	-Inf	7.25	3	Vertical	10	2.26	-
PK	5.3648G	63.40	74.00	-10.60	7.26	3	Vertical	10	2.26	-
AV	5.36G	50.68	54.00	-3.32	7.25	3	Vertical	10	2.26	-

802.11ax HEW20-BF_Nss1,(MCS0)_4TX

5200MHz_TX

25/07/2019

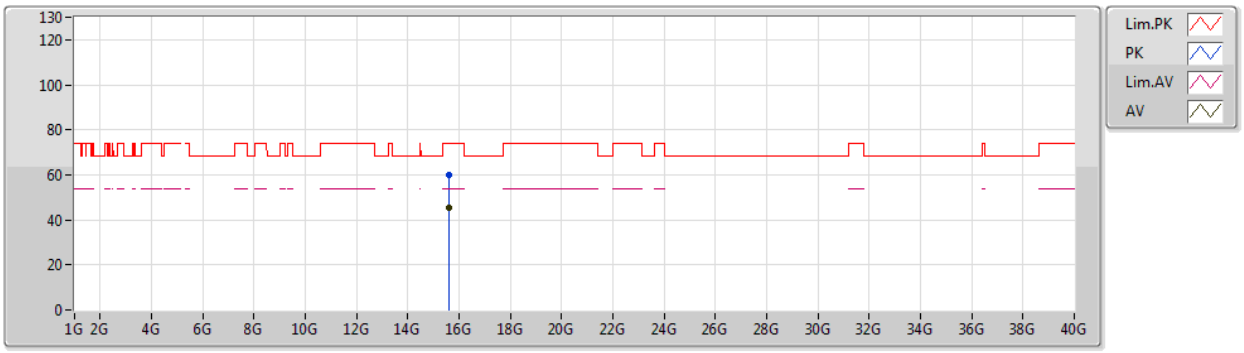

EUT Z_4TX
Setting 102
03-C-5
FSP

Type	Freq	Level	Limit	Margin	Factor	Dist	Condition	Azimuth	Height	Comment
	(Hz)	(dBuV/m)	(dBuV/m)	(dB)	(dB)	(m)		(°)	(m)	
PK	15.60858G	59.88	74.00	-14.12	14.15	3	Vertical	0	2.80	-
AV	15.60432G	45.40	54.00	-8.60	14.18	3	Vertical	0	2.80	-

802.11ax HEW20-BF_Nss1,(MCS0)_4TX

5200MHz_TX

25/07/2019

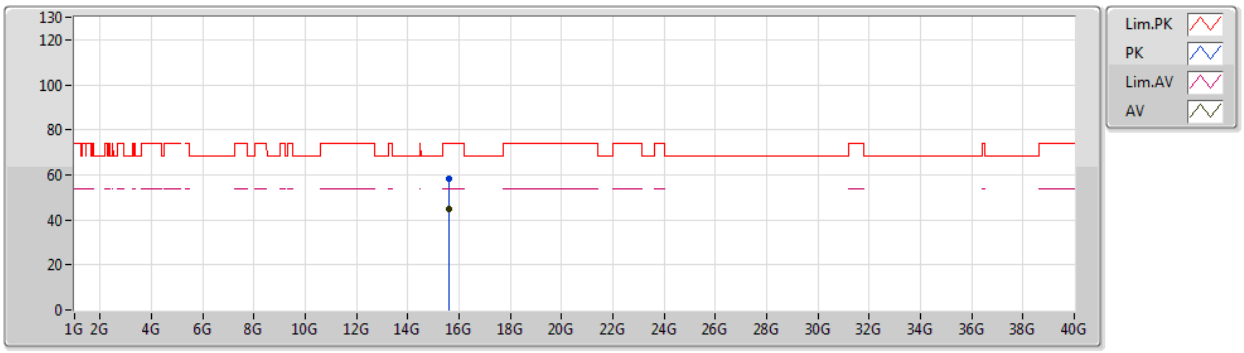

EUT Z_4TX
Setting 102
03-C-5
FSP

Type	Freq	Level	Limit	Margin	Factor	Dist	Condition	Azimuth	Height	Comment
	(Hz)	(dBuV/m)	(dBuV/m)	(dB)	(dB)	(m)		(°)	(m)	
PK	15.58608G	58.44	74.00	-15.56	14.23	3	Horizontal	218	2.97	-
AV	15.61374G	44.87	54.00	-9.13	14.14	3	Horizontal	218	2.97	-

802.11ax HEW20-BF_Nss1,(MCS0)_4TX

5240MHz_TX

15/07/2019

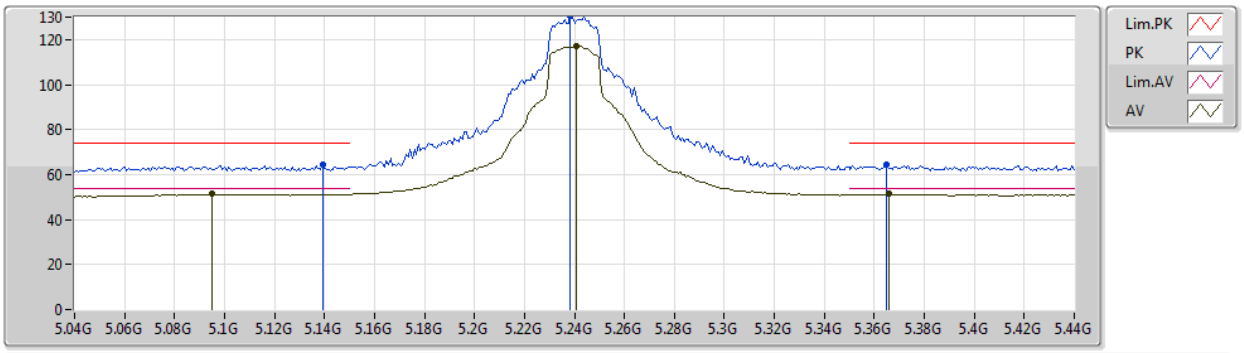

EUT Z_4TX
Setting 110
06-C-4-11
FSP

Type	Freq	Level	Limit	Margin	Factor	Dist	Condition	Azimuth	Height	Comment
	(Hz)	(dBuV/m)	(dBuV/m)	(dB)	(dB)	(m)		(°)	(m)	
PK	5.1392G	64.63	74.00	-9.37	7.35	3	Vertical	20	2.24	-
AV	5.0952G	51.34	54.00	-2.66	7.40	3	Vertical	20	2.24	-
PK	5.2384G	130.80	Inf	-Inf	7.17	3	Vertical	20	2.24	-
AV	5.2408G	117.30	Inf	-Inf	7.17	3	Vertical	20	2.24	-
PK	5.3648G	64.71	74.00	-9.29	7.26	3	Vertical	20	2.24	-
AV	5.3656G	51.28	54.00	-2.72	7.27	3	Vertical	20	2.24	-

802.11ax HEW20-BF_Nss1,(MCS0)_4TX

5240MHz_TX

25/07/2019

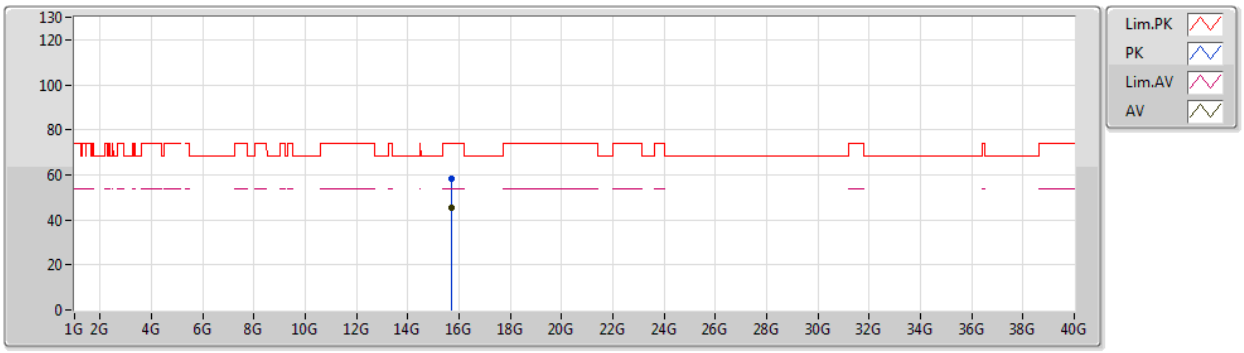

EUT Z_4TX
Setting 110
03-C-5
FSP

Type	Freq	Level	Limit	Margin	Factor	Dist	Condition	Azimuth	Height	Comment
	(Hz)	(dBuV/m)	(dBuV/m)	(dB)	(dB)	(m)		(°)	(m)	
PK	15.705G	58.40	74.00	-15.60	13.81	3	Vertical	222	2.25	-
AV	15.70578G	45.17	54.00	-8.83	13.80	3	Vertical	222	2.25	-

802.11ax HEW20-BF_Nss1,(MCS0)_4TX

5240MHz_TX

25/07/2019

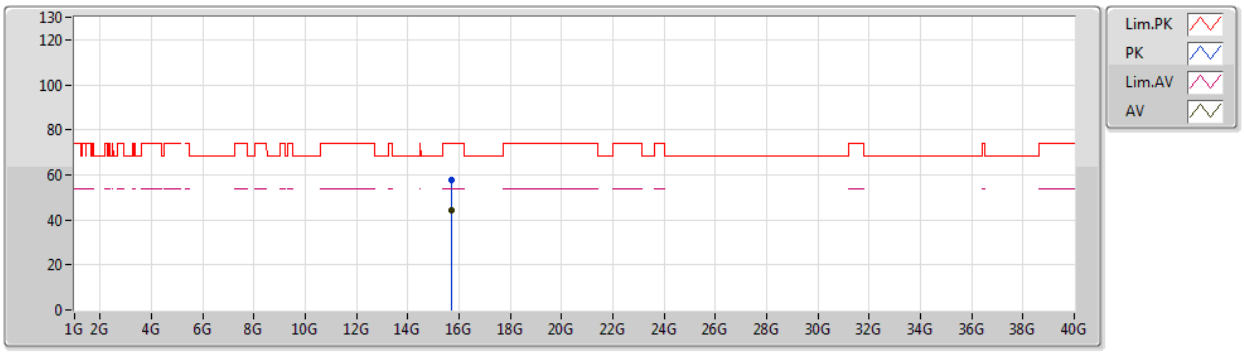

EUT Z_4TX
Setting 110
03-C-5
FSP

Type	Freq	Level	Limit	Margin	Factor	Dist	Condition	Azimuth	Height	Comment
	(Hz)	(dBuV/m)	(dBuV/m)	(dB)	(dB)	(m)		(°)	(m)	
PK	15.70632G	57.84	74.00	-16.16	13.80	3	Horizontal	231	1.33	-
AV	15.70572G	44.34	54.00	-9.66	13.80	3	Horizontal	231	1.33	-

802.11ax HEW20-BF_Nss1,(MCS0)_4TX

5745MHz_TX

15/07/2019

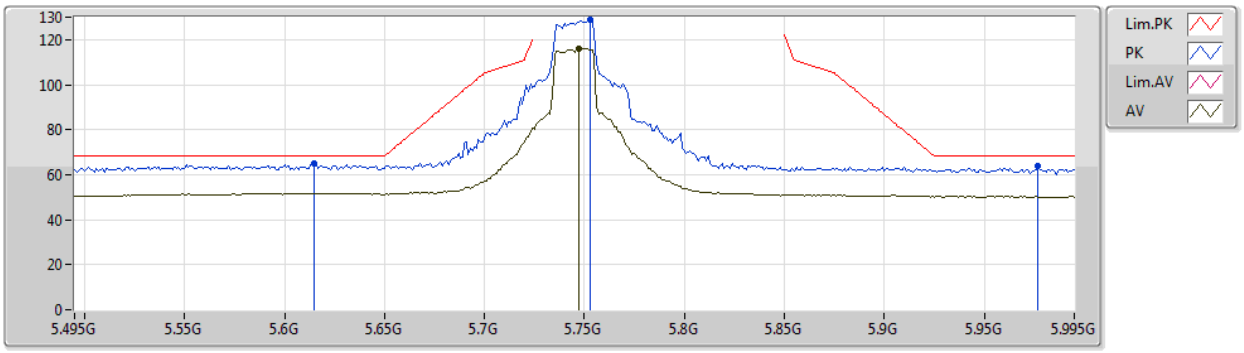

EUT Z_4TX
Setting 100
06-C-4-11
FSP

Type	Freq	Level	Limit	Margin	Factor	Dist	Condition	Azimuth	Height	Comment
	(Hz)	(dBuV/m)	(dBuV/m)	(dB)	(dB)	(m)		(°)	(m)	
PK	5.615G	65.14	68.20	-3.06	7.58	3	Vertical	325	2.06	-
PK	5.753G	128.66	Inf	-Inf	7.87	3	Vertical	325	2.06	-
AV	5.747G	116.27	Inf	-Inf	7.86	3	Vertical	325	2.06	-
PK	5.977G	64.13	68.20	-4.07	8.36	3	Vertical	325	2.06	-

802.11ax HEW20-BF_Nss1,(MCS0)_4TX

5745MHz_TX

25/07/2019

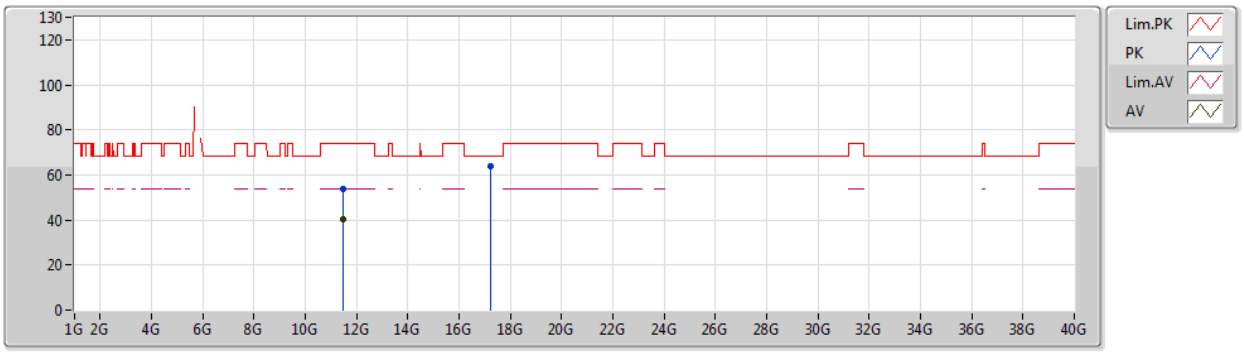

EUT Z_4TX
Setting 100
03-B-4
FSP

Type	Freq	Level	Limit	Margin	Factor	Dist	Condition	Azimuth	Height	Comment
	(Hz)	(dBuV/m)	(dBuV/m)	(dB)	(dB)	(m)		(°)	(m)	
PK	11.48208G	53.79	74.00	-20.21	13.00	3	Vertical	240	2.90	-
AV	11.49016G	40.22	54.00	-13.78	13.00	3	Vertical	240	2.90	-
PK	17.23316G	63.67	68.20	-4.53	17.33	3	Vertical	360	2.56	-

802.11ax HEW20-BF_Nss1,(MCS0)_4TX

5745MHz_TX

25/07/2019

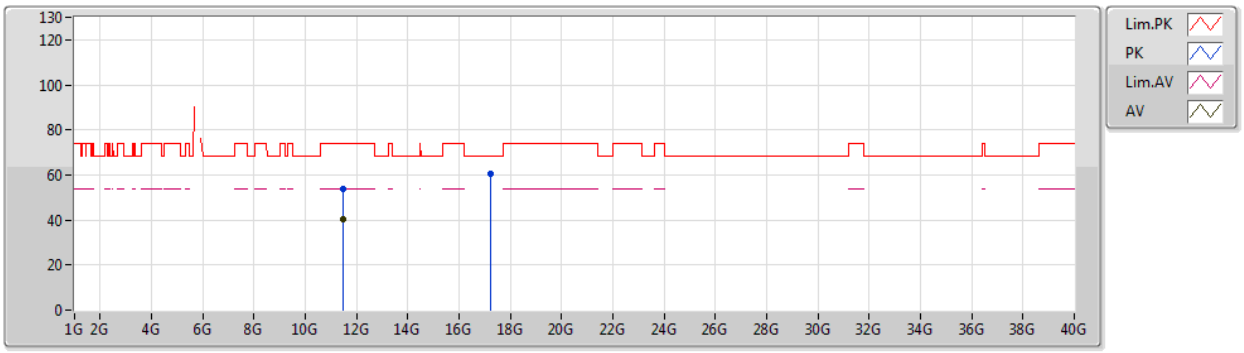

EUT Z_4TX
Setting 100
03-B-4
FSP

Type	Freq	Level	Limit	Margin	Factor	Dist	Condition	Azimuth	Height	Comment
	(Hz)	(dBuV/m)	(dBuV/m)	(dB)	(dB)	(m)		(°)	(m)	
PK	11.49872G	53.94	74.00	-20.06	13.01	3	Horizontal	93	2.46	-
AV	11.48692G	40.13	54.00	-13.87	13.00	3	Horizontal	93	2.46	-
PK	17.2396G	60.26	68.20	-7.94	17.35	3	Horizontal	88	2.35	-

802.11ax HEW20-BF_Nss1,(MCS0)_4TX

5785MHz_TX

15/07/2019

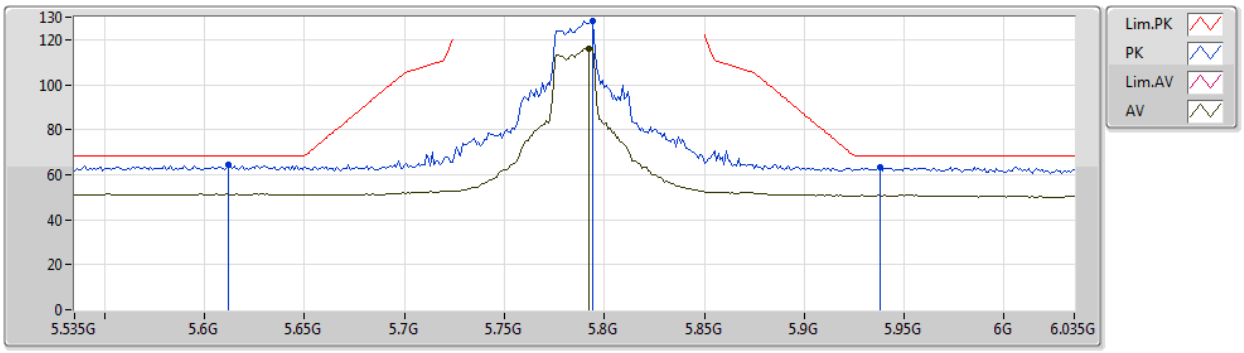

EUT Z_4TX
Setting 100
06-C-4-11
FSP

Type	Freq	Level	Limit	Margin	Factor	Dist	Condition	Azimuth	Height	Comment
	(Hz)	(dBuV/m)	(dBuV/m)	(dB)	(dB)	(m)		(°)	(m)	
PK	5.612G	64.59	68.20	-3.61	7.58	3	Vertical	36	1.94	-
PK	5.794G	128.57	Inf	-Inf	7.96	3	Vertical	36	1.94	-
AV	5.792G	116.26	Inf	-Inf	7.95	3	Vertical	36	1.94	-
PK	5.938G	63.14	68.20	-5.06	8.26	3	Vertical	36	1.94	-

802.11ax HEW20-BF_Nss1,(MCS0)_4TX

5785MHz_TX

25/07/2019

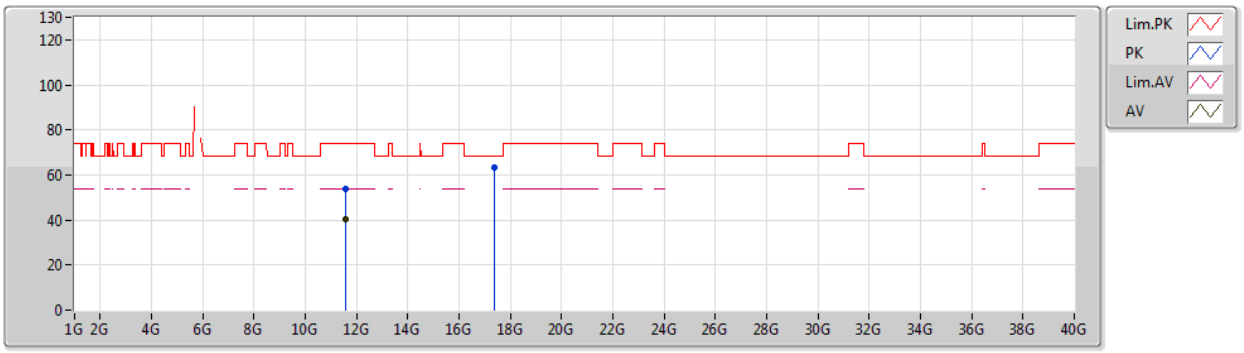

EUT Z_4TX
Setting 100
03-B-4
FSP

Type	Freq	Level	Limit	Margin	Factor	Dist	Condition	Azimuth	Height	Comment
	(Hz)	(dBuV/m)	(dBuV/m)	(dB)	(dB)	(m)		(°)	(m)	
PK	11.56968G	53.62	74.00	-20.38	13.04	3	Vertical	36	1.69	-
AV	11.5698G	40.54	54.00	-13.46	13.04	3	Vertical	36	1.69	-
PK	17.35864G	63.17	68.20	-5.03	17.97	3	Vertical	304	2.71	-

802.11ax HEW20-BF_Nss1,(MCS0)_4TX

5785MHz_TX

25/07/2019

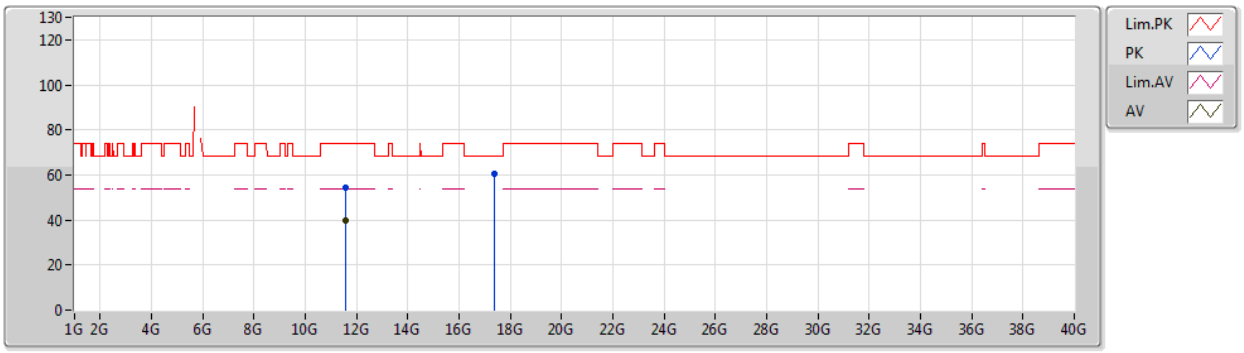

EUT Z_4TX
Setting 100
03-B-4
FSP

Type	Freq	Level	Limit	Margin	Factor	Dist	Condition	Azimuth	Height	Comment
	(Hz)	(dBuV/m)	(dBuV/m)	(dB)	(dB)	(m)		(°)	(m)	
PK	11.5714G	54.42	74.00	-19.58	13.04	3	Horizontal	109	1.01	-
AV	11.5788G	40.03	54.00	-13.97	13.05	3	Horizontal	109	1.01	-
PK	17.35632G	60.65	68.20	-7.55	17.96	3	Horizontal	30	2.70	-

802.11ax HEW20-BF_Nss1,(MCS0)_4TX

5825MHz_TX

15/07/2019

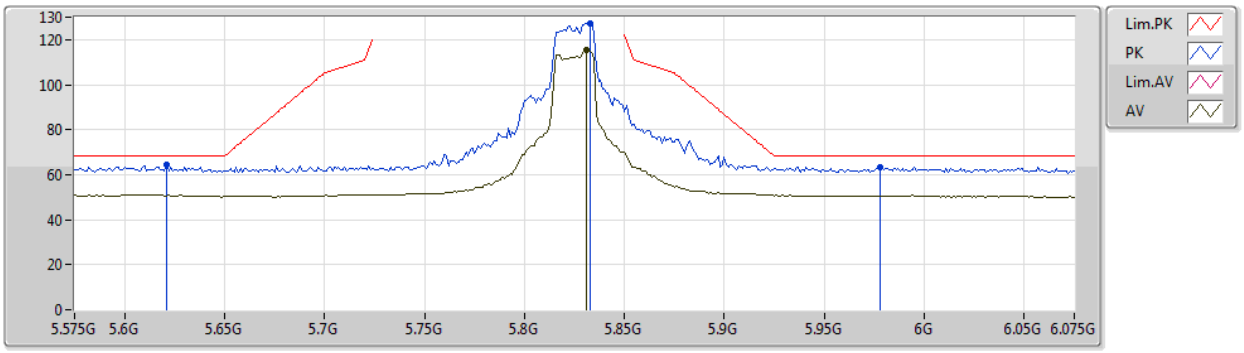

EUT Z_4TX
Setting 100
06-C-4-11
FSP

Type	Freq	Level	Limit	Margin	Factor	Dist	Condition	Azimuth	Height	Comment
	(Hz)	(dBuV/m)	(dBuV/m)	(dB)	(dB)	(m)		(°)	(m)	
PK	5.621G	64.48	68.20	-3.72	7.59	3	Vertical	343	2.98	-
PK	5.833G	127.14	Inf	-Inf	8.03	3	Vertical	343	2.98	-
AV	5.831G	115.40	Inf	-Inf	8.03	3	Vertical	343	2.98	-
PK	5.978G	63.55	68.20	-4.65	8.37	3	Vertical	343	2.98	-

802.11ax HEW20-BF_Nss1,(MCS0)_4TX

5825MHz_TX

25/07/2019

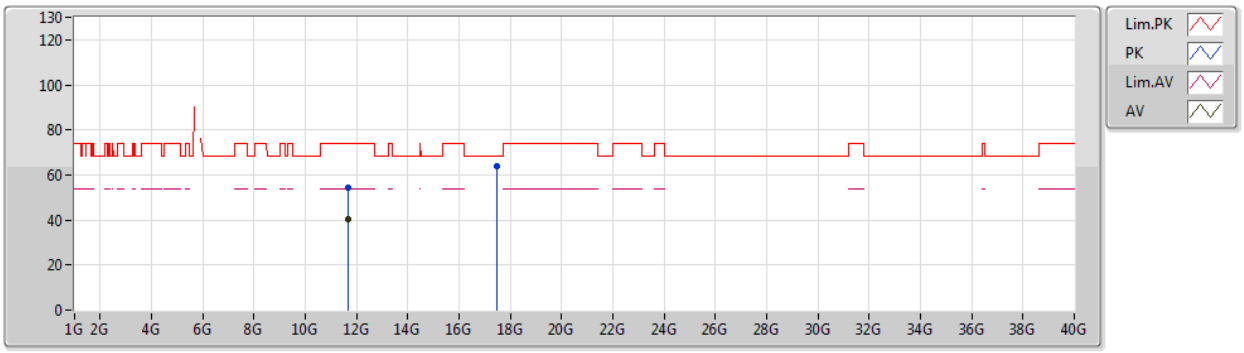

EUT Z_4TX
Setting 100
03-B-4
FSP

Type	Freq	Level	Limit	Margin	Factor	Dist	Condition	Azimuth	Height	Comment
	(Hz)	(dBuV/m)	(dBuV/m)	(dB)	(dB)	(m)		(°)	(m)	
PK	11.65828G	54.42	74.00	-19.58	13.08	3	Vertical	126	1.50	-
AV	11.65032G	40.19	54.00	-13.81	13.09	3	Vertical	126	1.50	-
PK	17.47092G	64.11	68.20	-4.09	18.54	3	Vertical	345	2.63	-

802.11ax HEW20-BF_Nss1,(MCS0)_4TX

5825MHz_TX

25/07/2019

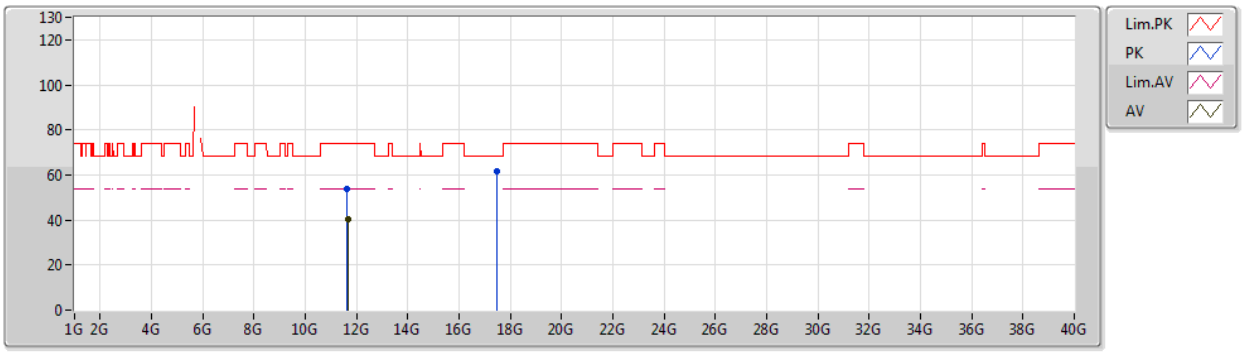

EUT Z_4TX
Setting 100
03-B-4
FSP

Type	Freq	Level	Limit	Margin	Factor	Dist	Condition	Azimuth	Height	Comment
	(Hz)	(dBuV/m)	(dBuV/m)	(dB)	(dB)	(m)		(°)	(m)	
PK	11.64232G	53.89	74.00	-20.11	13.08	3	Horizontal	309	2.15	-
AV	11.6558G	40.52	54.00	-13.48	13.09	3	Horizontal	309	2.15	-
PK	17.46728G	61.54	68.20	-6.66	18.52	3	Horizontal	17	2.23	-

802.11ax HEW40-BF_Nss1,(MCS0)_4TX

5190MHz_TX

15/07/2019

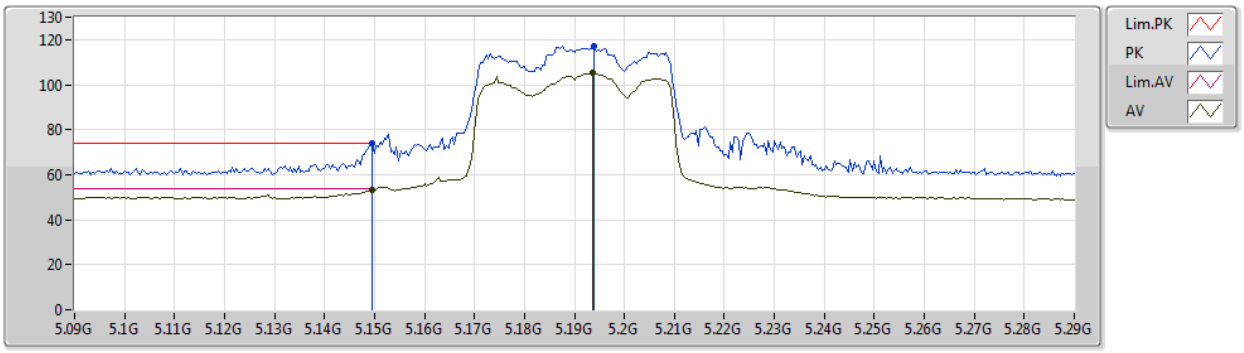

EUT Z_4TX
Setting 77
06-C-4-10
FSP

Type	Freq	Level	Limit	Margin	Factor	Dist	Condition	Azimuth	Height	Comment
	(Hz)	(dBuV/m)	(dBuV/m)	(dB)	(dB)	(m)		(°)	(m)	
PK	5.1496G	73.98	74.00	-0.02	7.33	3	Vertical	18	1.94	-
AV	5.1496G	53.17	54.00	-0.83	7.33	3	Vertical	18	1.94	-
PK	5.194G	117.36	Inf	-Inf	7.25	3	Vertical	18	1.94	-
AV	5.1936G	105.16	Inf	-Inf	7.25	3	Vertical	18	1.94	-

802.11ax HEW40-BF_Nss1,(MCS0)_4TX

5190MHz_TX

25/07/2019

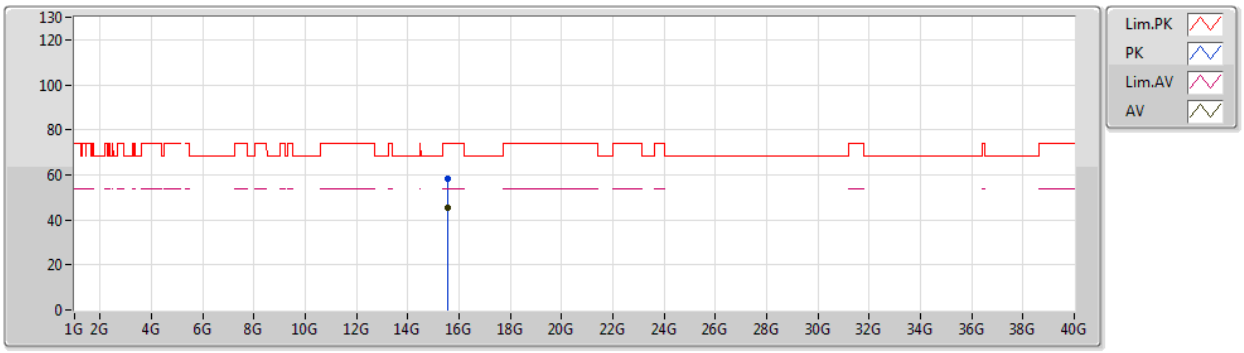

EUT Z_4TX
Setting 77
03-B-4
FSP

Type	Freq	Level	Limit	Margin	Factor	Dist	Condition	Azimuth	Height	Comment
	(Hz)	(dBuV/m)	(dBuV/m)	(dB)	(dB)	(m)		(°)	(m)	
PK	15.57264G	58.49	74.00	-15.51	14.28	3	Vertical	153	1.74	-
AV	15.5636G	45.53	54.00	-8.47	14.32	3	Vertical	153	1.74	-

802.11ax HEW40-BF_Nss1,(MCS0)_4TX

5190MHz_TX

25/07/2019

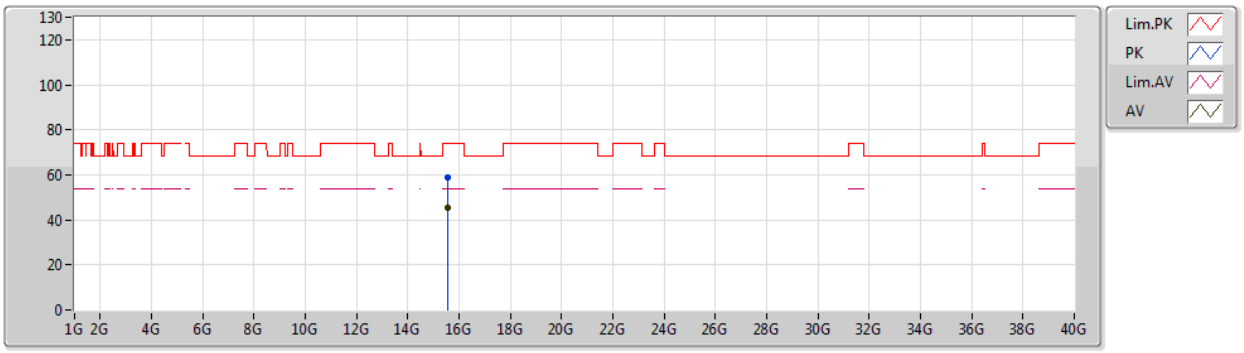

EUT Z_4TX
Setting 77
03-B-4
FSP

Type	Freq	Level	Limit	Margin	Factor	Dist	Condition	Azimuth	Height	Comment
	(Hz)	(dBuV/m)	(dBuV/m)	(dB)	(dB)	(m)		(°)	(m)	
PK	15.56752G	59.05	74.00	-14.95	14.30	3	Horizontal	151	1.42	-
AV	15.56716G	45.63	54.00	-8.37	14.30	3	Horizontal	151	1.42	-

802.11ax HEW40-BF_Nss1,(MCS0)_4TX

5230MHz_TX

15/07/2019

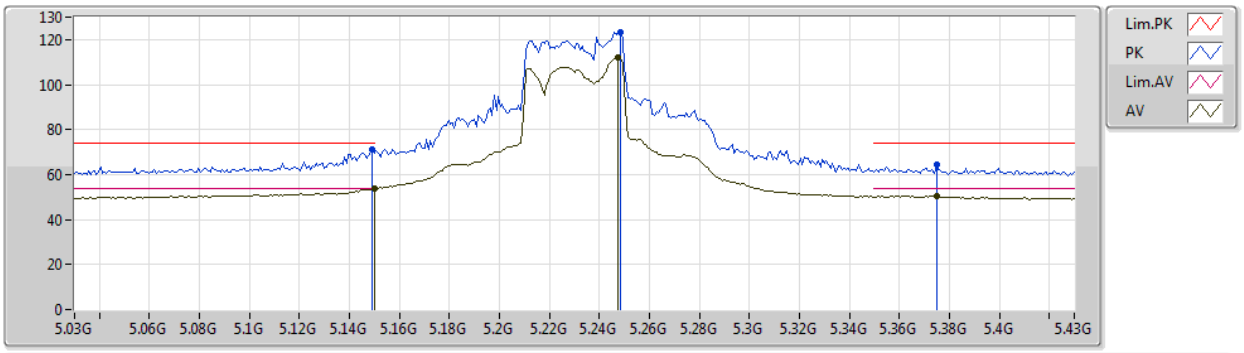

EUT Z_4TX
Setting 91
06-C-4-10
FSP

Type	Freq	Level	Limit	Margin	Factor	Dist	Condition	Azimuth	Height	Comment
	(Hz)	(dBuV/m)	(dBuV/m)	(dB)	(dB)	(m)		(°)	(m)	
PK	5.1492G	71.14	74.00	-2.86	7.33	3	Vertical	350	2.96	-
AV	5.15G	53.54	54.00	-0.46	7.33	3	Vertical	350	2.96	-
PK	5.2484G	123.54	Inf	-Inf	7.16	3	Vertical	350	2.96	-
AV	5.2476G	112.05	Inf	-Inf	7.16	3	Vertical	350	2.96	-
PK	5.3748G	64.29	74.00	-9.71	7.28	3	Vertical	350	2.96	-
AV	5.3748G	50.58	54.00	-3.42	7.28	3	Vertical	350	2.96	-

802.11ax HEW40-BF_Nss1,(MCS0)_4TX

5230MHz_TX

25/07/2019

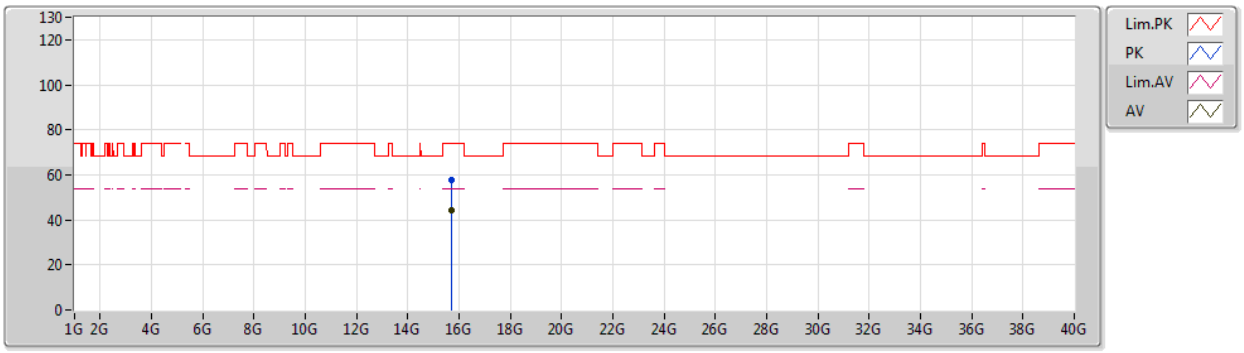

EUT Z_4TX
Setting 91
03-B-4
FSP

Type	Freq	Level	Limit	Margin	Factor	Dist	Condition	Azimuth	Height	Comment
	(Hz)	(dBuV/m)	(dBuV/m)	(dB)	(dB)	(m)		(°)	(m)	
PK	15.69156G	57.73	74.00	-16.27	13.86	3	Vertical	32	1.48	-
AV	15.69572G	44.27	54.00	-9.73	13.83	3	Vertical	32	1.48	-

802.11ax HEW40-BF_Nss1,(MCS0)_4TX

5230MHz_TX

25/07/2019

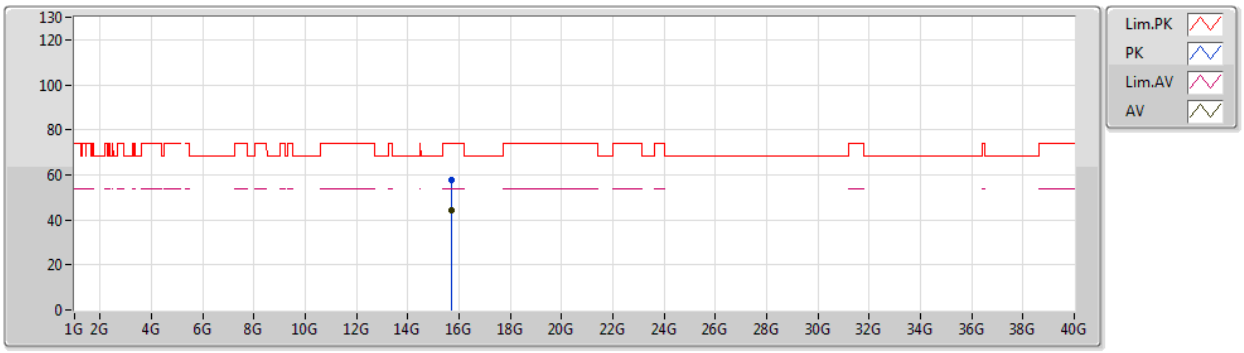

EUT Z_4TX
Setting 91
03-B-4
FSP

Type	Freq	Level	Limit	Margin	Factor	Dist	Condition	Azimuth	Height	Comment
	(Hz)	(dBuV/m)	(dBuV/m)	(dB)	(dB)	(m)		(°)	(m)	
PK	15.69064G	57.55	74.00	-16.45	13.86	3	Horizontal	257	2.48	-
AV	15.69584G	44.12	54.00	-9.88	13.83	3	Horizontal	257	2.48	-

802.11ax HEW40-BF_Nss1,(MCS0)_4TX

5755MHz_TX

15/07/2019

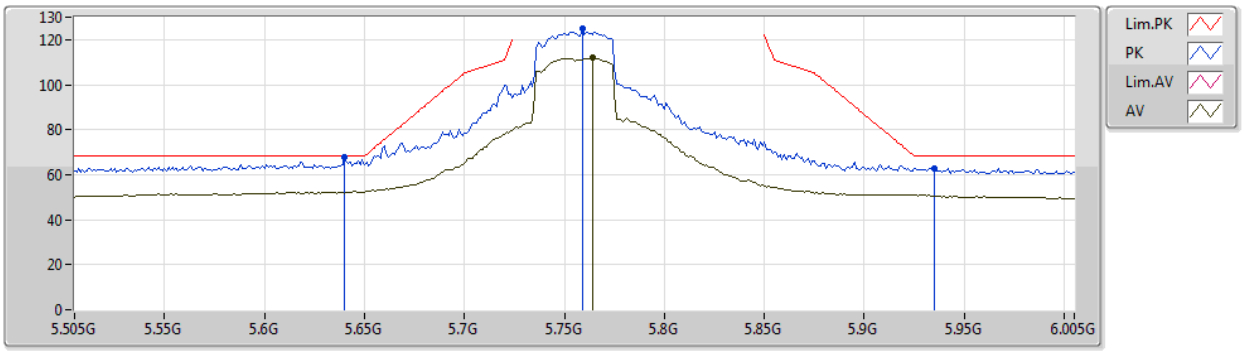

EUT Z_4TX
Setting 100
06-C-4-10
FSP

Type	Freq	Level	Limit	Margin	Factor	Dist	Condition	Azimuth	Height	Comment
	(Hz)	(dBuV/m)	(dBuV/m)	(dB)	(dB)	(m)		(°)	(m)	
PK	5.64G	67.98	68.20	-0.22	7.63	3	Vertical	141	2.26	-
PK	5.759G	124.78	Inf	-Inf	7.89	3	Vertical	141	2.26	-
AV	5.764G	111.83	Inf	-Inf	7.90	3	Vertical	141	2.26	-
PK	5.935G	62.87	68.20	-5.33	8.25	3	Vertical	141	2.26	-

802.11ax HEW40-BF_Nss1,(MCS0)_4TX

5755MHz_TX

25/07/2019

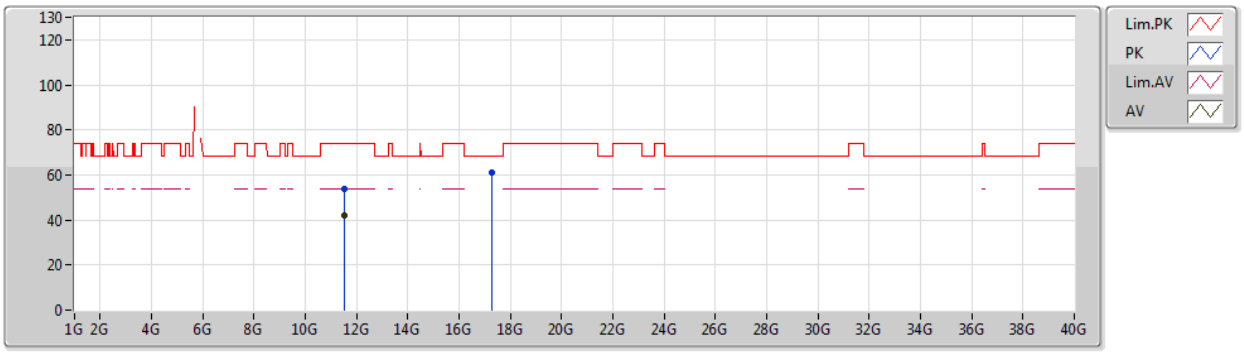

EUT Z_4TX
Setting 100
03-B-4
FSP

Type	Freq	Level	Limit	Margin	Factor	Dist	Condition	Azimuth	Height	Comment
	(Hz)	(dBuV/m)	(dBuV/m)	(dB)	(dB)	(m)		(°)	(m)	
PK	11.50996G	53.62	74.00	-20.38	13.01	3	Vertical	309	1.00	-
AV	11.50992G	42.03	54.00	-11.97	13.01	3	Vertical	309	1.00	-
PK	17.25644G	61.20	68.20	-7.00	17.44	3	Vertical	25	1.17	-

802.11ax HEW40-BF_Nss1,(MCS0)_4TX

5755MHz_TX

25/07/2019

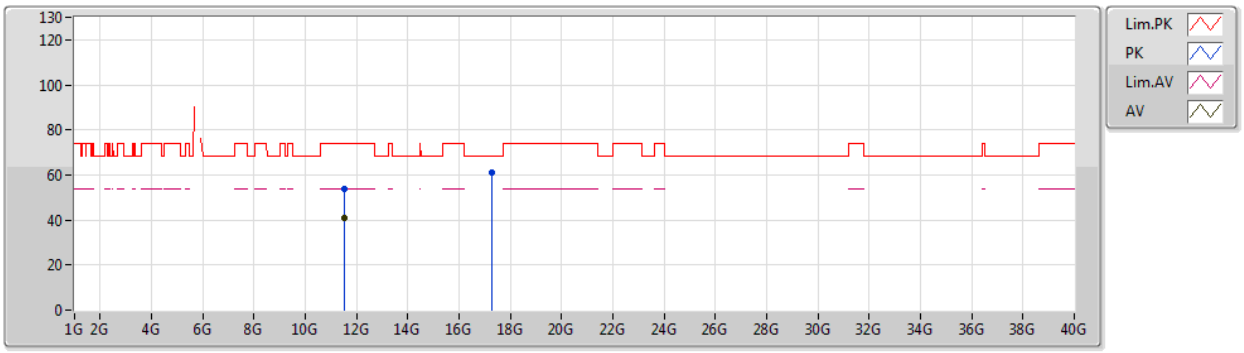

EUT Z_4TX
Setting 100
03-B-4
FSP

Type	Freq	Level	Limit	Margin	Factor	Dist	Condition	Azimuth	Height	Comment
	(Hz)	(dBuV/m)	(dBuV/m)	(dB)	(dB)	(m)		(°)	(m)	
PK	11.50444G	53.90	74.00	-20.10	13.00	3	Horizontal	301	1.05	-
AV	11.50416G	40.65	54.00	-13.35	13.00	3	Horizontal	301	1.05	-
PK	17.26312G	61.03	68.20	-7.17	17.47	3	Horizontal	25	2.19	-

802.11ax HEW40-BF_Nss1,(MCS0)_4TX

5795MHz_TX

15/07/2019

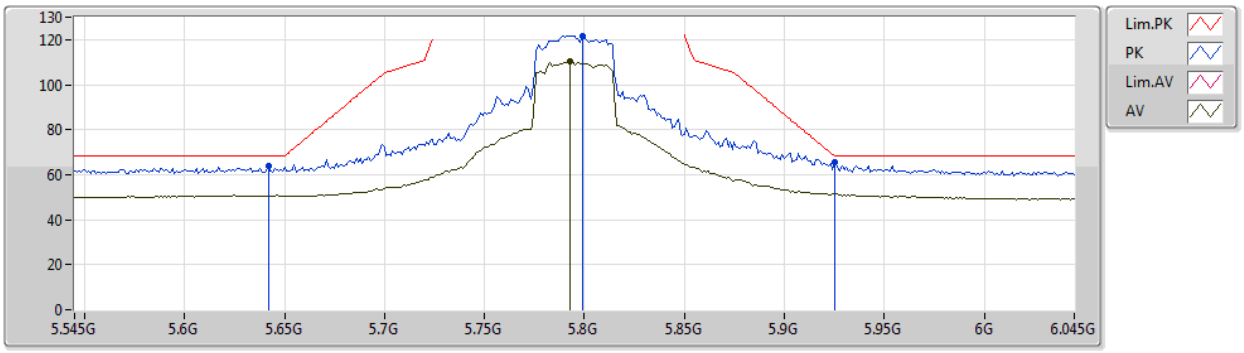

EUT Z_4TX
Setting 100
06-C-4-10
FSP

Type	Freq	Level	Limit	Margin	Factor	Dist	Condition	Azimuth	Height	Comment
	(Hz)	(dBuV/m)	(dBuV/m)	(dB)	(dB)	(m)		(°)	(m)	
PK	5.642G	64.11	68.20	-4.09	7.63	3	Vertical	38	1.50	-
PK	5.799G	121.79	Inf	-Inf	7.97	3	Vertical	38	1.50	-
AV	5.793G	110.19	Inf	-Inf	7.96	3	Vertical	38	1.50	-
PK	5.925G	65.61	68.20	-2.59	8.22	3	Vertical	38	1.50	-

802.11ax HEW40-BF_Nss1,(MCS0)_4TX

5795MHz_TX

25/07/2019

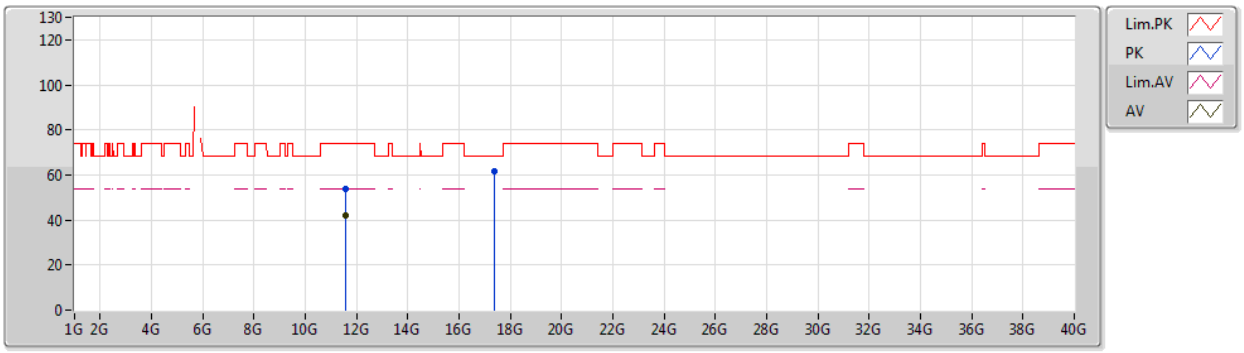

EUT Z_4TX
Setting 100
03-B-4
FSP

Type	Freq	Level	Limit	Margin	Factor	Dist	Condition	Azimuth	Height	Comment
	(Hz)	(dBuV/m)	(dBuV/m)	(dB)	(dB)	(m)		(°)	(m)	
PK	11.59G	53.97	74.00	-20.03	13.05	3	Vertical	309	1.11	-
AV	11.58984G	42.08	54.00	-11.92	13.05	3	Vertical	309	1.11	-
PK	17.38204G	61.55	68.20	-6.65	18.08	3	Vertical	252	2.01	-

802.11ax HEW40-BF_Nss1,(MCS0)_4TX

5795MHz_TX

25/07/2019

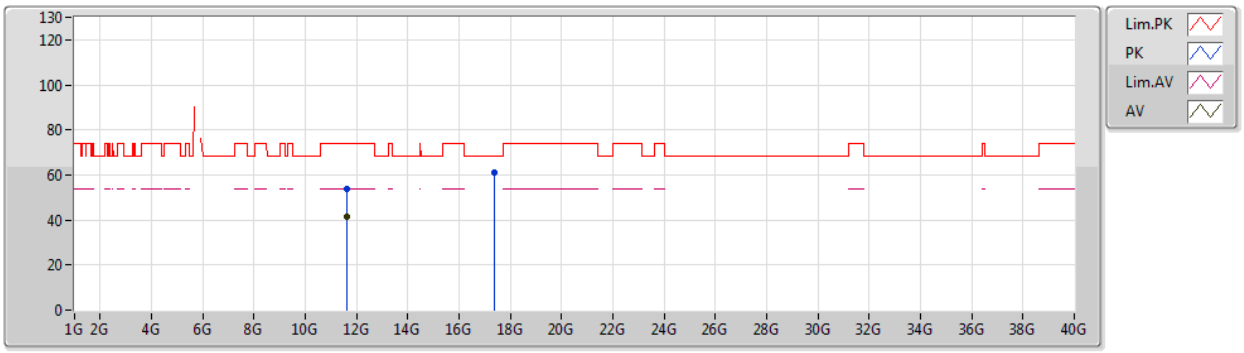

EUT Z_4TX
Setting 100
03-B-4
FSP

Type	Freq	Level	Limit	Margin	Factor	Dist	Condition	Azimuth	Height	Comment
	(Hz)	(dBuV/m)	(dBuV/m)	(dB)	(dB)	(m)		(°)	(m)	
PK	11.59928G	53.89	74.00	-20.11	13.05	3	Horizontal	16	1.01	-
AV	11.5998G	41.36	54.00	-12.64	13.05	3	Horizontal	16	1.01	-
PK	17.38372G	61.14	68.20	-7.06	18.10	3	Horizontal	146	1.69	-

802.11ax HEW80-BF_Nss1,(MCS0)_4TX

5210MHz_TX

26/07/2019

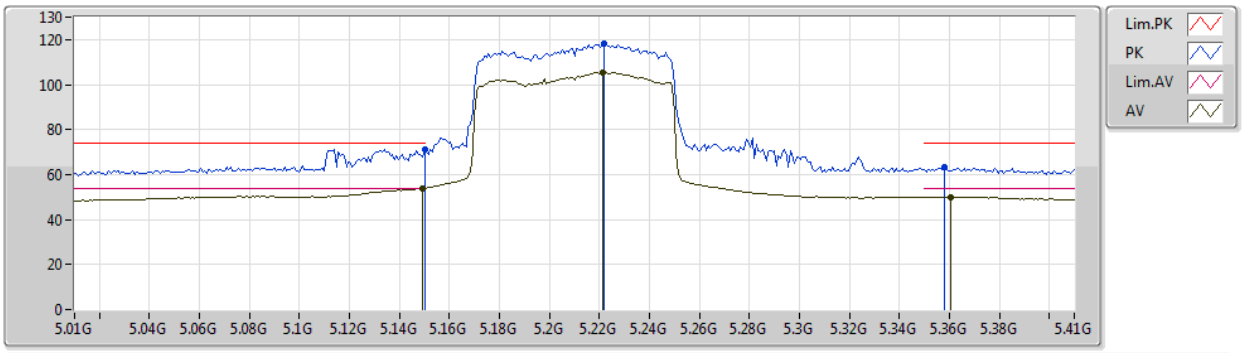

EUT Z_4TX
Setting 75
06-K-3-10
FSP

Type	Freq	Level	Limit	Margin	Factor	Dist	Condition	Azimuth	Height	Comment
	(Hz)	(dBuV/m)	(dBuV/m)	(dB)	(dB)	(m)		(°)	(m)	
PK	5.15G	71.33	74.00	-2.67	7.32	3	Vertical	21	1.96	-
AV	5.1492G	53.93	54.00	-0.07	7.32	3	Vertical	21	1.96	-
PK	5.222G	118.12	Inf	-Inf	7.38	3	Vertical	21	1.96	-
AV	5.2212G	105.50	Inf	-Inf	7.38	3	Vertical	21	1.96	-
PK	5.358G	63.07	74.00	-10.93	7.47	3	Vertical	21	1.96	-
AV	5.3604G	50.15	54.00	-3.85	7.49	3	Vertical	21	1.96	-

802.11ax HEW80-BF_Nss1,(MCS0)_4TX

5210MHz_TX

26/07/2019

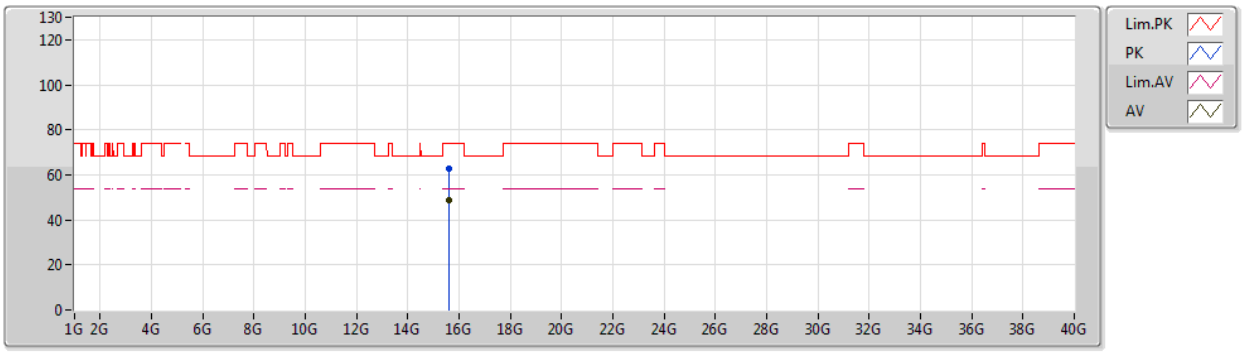

EUT Z_4TX
Setting 75
06-K-3
FSP

Type	Freq	Level	Limit	Margin	Factor	Dist	Condition	Azimuth	Height	Comment
	(Hz)	(dBuV/m)	(dBuV/m)	(dB)	(dB)	(m)		(°)	(m)	
PK	15.6274G	62.53	74.00	-11.47	17.74	3	Vertical	153	2.29	-
AV	15.62562G	48.98	54.00	-5.02	17.75	3	Vertical	153	2.29	-

802.11ax HEW80-BF_Nss1,(MCS0)_4TX

5210MHz_TX

26/07/2019

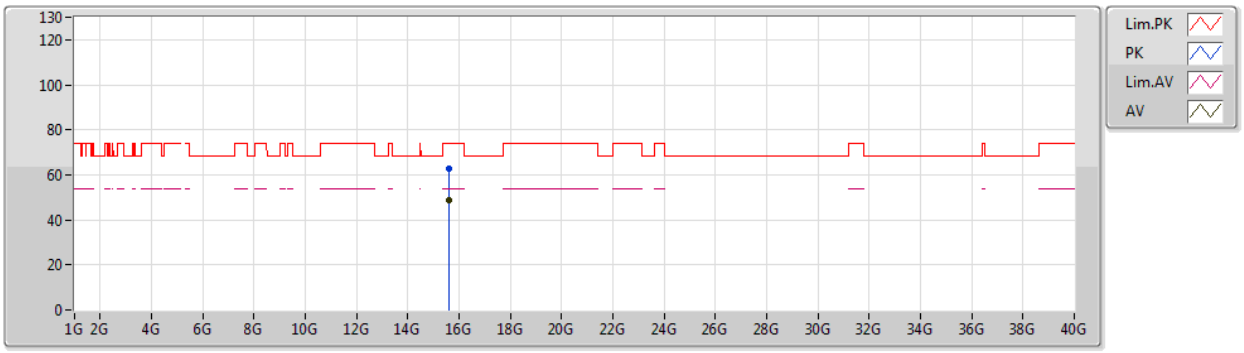

EUT Z_4TX
Setting 75
06-K-3
FSP

Type	Freq	Level	Limit	Margin	Factor	Dist	Condition	Azimuth	Height	Comment
	(Hz)	(dBuV/m)	(dBuV/m)	(dB)	(dB)	(m)		(°)	(m)	
PK	15.62964G	62.94	74.00	-11.06	17.73	3	Horizontal	105	2.32	-
AV	15.62714G	48.94	54.00	-5.06	17.74	3	Horizontal	105	2.32	-

802.11ax HEW80-BF_Nss1,(MCS0)_4TX

5775MHz_TX

26/07/2019

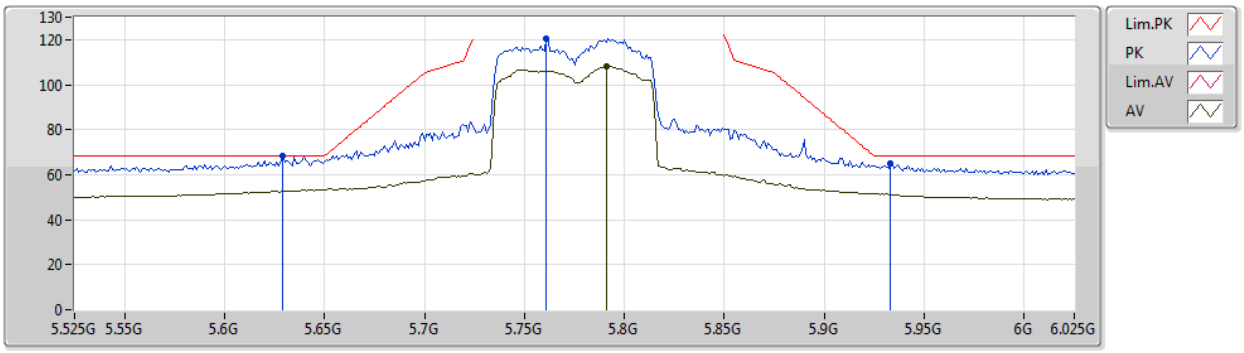

EUT Z_4TX
Setting 85
06-K-3-10
FSP

Type	Freq	Level	Limit	Margin	Factor	Dist	Condition	Azimuth	Height	Comment
	(Hz)	(dBuV/m)	(dBuV/m)	(dB)	(dB)	(m)		(°)	(m)	
PK	5.629G	68.16	68.20	-0.04	7.83	3	Vertical	141	2.06	-
PK	5.761G	120.50	Inf	-Inf	8.04	3	Vertical	141	2.06	-
AV	5.791G	107.99	Inf	-Inf	8.07	3	Vertical	141	2.06	-
PK	5.933G	64.80	68.20	-3.40	8.39	3	Vertical	141	2.06	-

802.11ax HEW80-BF_Nss1,(MCS0)_4TX

5775MHz_TX

26/07/2019

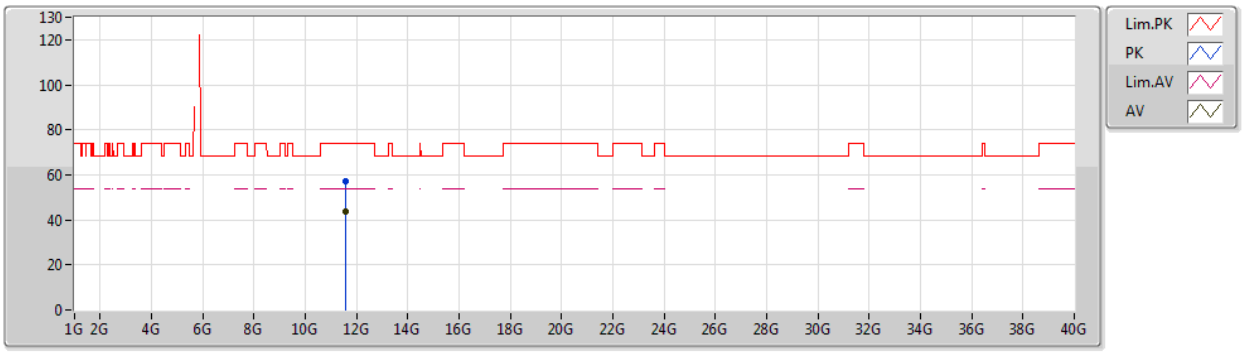

EUT Z_4TX
Setting 85
06-K-3
FSP

Type	Freq	Level	Limit	Margin	Factor	Dist	Condition	Azimuth	Height	Comment
	(Hz)	(dBuV/m)	(dBuV/m)	(dB)	(dB)	(m)		(°)	(m)	
PK	11.55054G	57.38	74.00	-16.62	16.56	3	Vertical	344	2.12	-
AV	11.5543G	43.88	54.00	-10.12	16.56	3	Vertical	344	2.12	-

802.11ax HEW80-BF_Nss1,(MCS0)_4TX

5775MHz_TX

26/07/2019

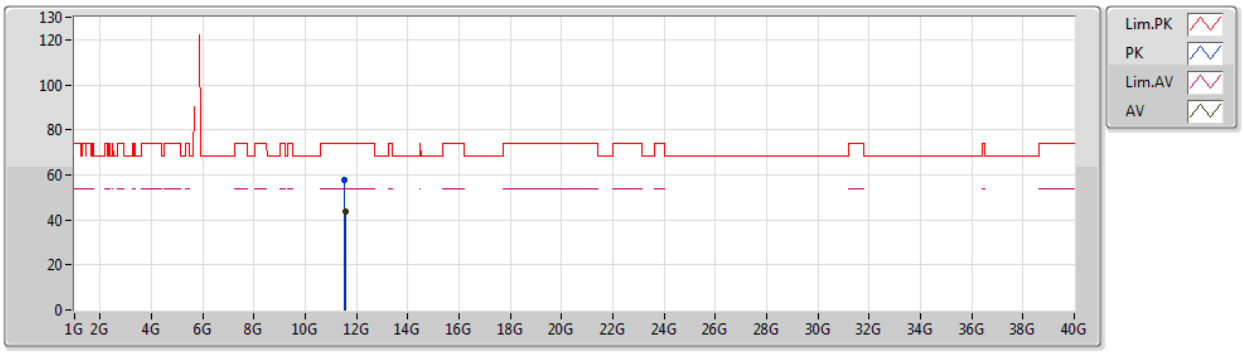

EUT Z_4TX
Setting 85
06-K-3
FSP

Type	Freq	Level	Limit	Margin	Factor	Dist	Condition	Azimuth	Height	Comment
	(Hz)	(dBuV/m)	(dBuV/m)	(dB)	(dB)	(m)		(°)	(m)	
PK	11.54626G	57.53	74.00	-16.47	16.56	3	Horizontal	141	1.43	-
AV	11.55174G	43.97	54.00	-10.03	16.56	3	Horizontal	141	1.43	-

For 4T2S / Beamforming mode
Summary

Mode	Result	Type	Freq (Hz)	Level (dBuV/m)	Limit (dBuV/m)	Margin (dB)	Factor (dB)	Dist (m)	Condition	Azimuth (°)	Height (m)	Comments
5.15-5.25GHz	-	-	-	-	-	-	-	-	-	-	-	-
802.11ax HEW20-BF_Nss2,(MCS0)_4TX	Pass	AV	5.1488G	53.91	54.00	-0.09	7.33	3	Vertical	352	2.71	-

802.11ax HEW20-BF_Nss2,(MCS0)_4TX

5180MHz_TX

17/07/2019

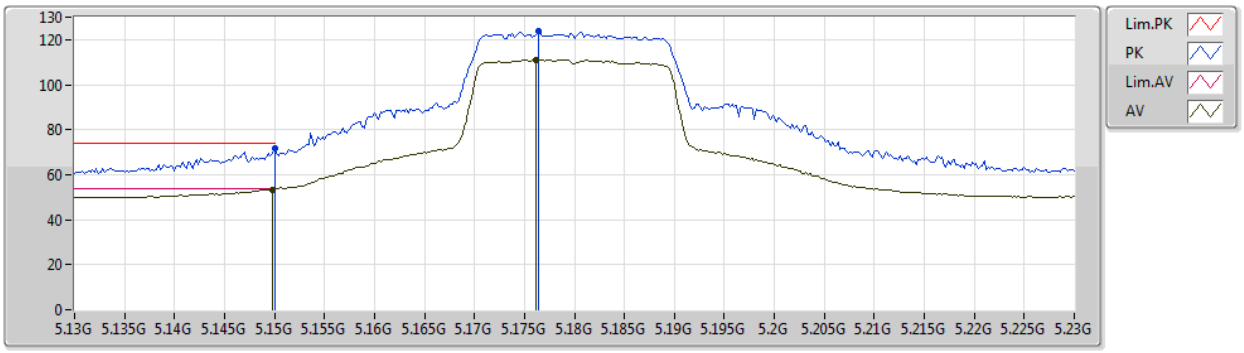

EUT Z_4TX
Setting 86
06-K-3-10
FSP

Type	Freq	Level	Limit	Margin	Factor	Dist	Condition	Azimuth	Height	Comment
	(Hz)	(dBuV/m)	(dBuV/m)	(dB)	(dB)	(m)		(°)	(m)	
PK	5.15G	71.49	74.00	-2.51	7.33	3	Vertical	315	2.00	-
AV	5.1498G	53.51	54.00	-0.49	7.33	3	Vertical	315	2.00	-
PK	5.1764G	123.71	Inf	-Inf	7.29	3	Vertical	315	2.00	-
AV	5.1762G	111.12	Inf	-Inf	7.29	3	Vertical	315	2.00	-

802.11ax HEW20-BF_Nss2,(MCS0)_4TX

5180MHz_TX

25/07/2019

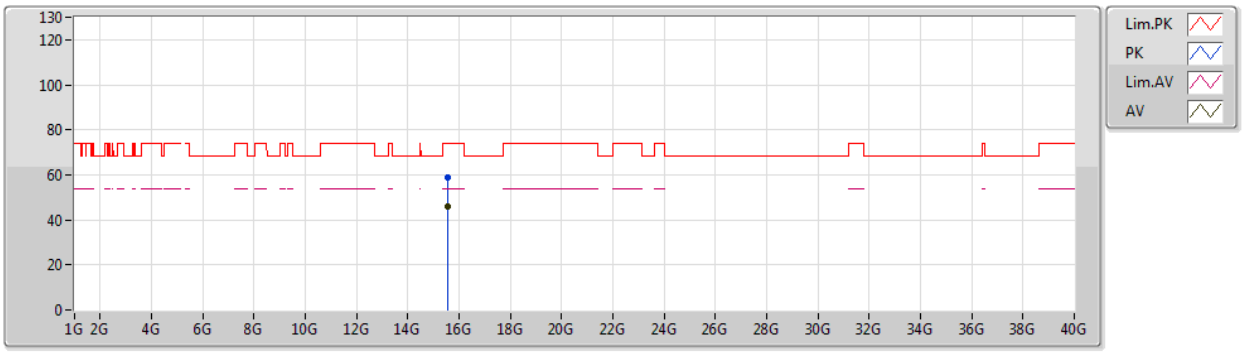

EUT Z_4TX
Setting 86
03-C-5
FSP

Type	Freq	Level	Limit	Margin	Factor	Dist	Condition	Azimuth	Height	Comment
	(Hz)	(dBuV/m)	(dBuV/m)	(dB)	(dB)	(m)		(°)	(m)	
PK	15.54252G	58.92	74.00	-15.08	14.39	3	Vertical	235	1.70	-
AV	15.5523G	45.80	54.00	-8.20	14.36	3	Vertical	235	1.70	-

802.11ax HEW20-BF_Nss2,(MCS0)_4TX

5180MHz_TX

25/07/2019

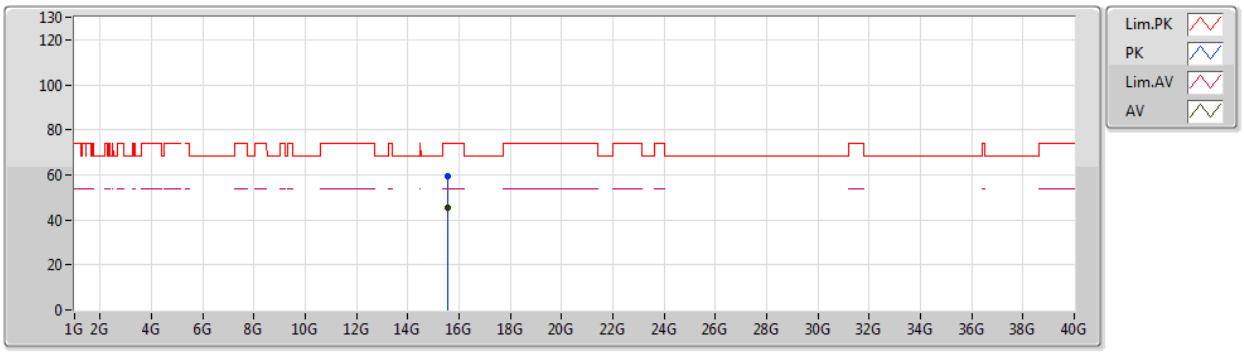

EUT Z_4TX
Setting 86
03-C-5
FSP

Type	Freq	Level	Limit	Margin	Factor	Dist	Condition	Azimuth	Height	Comment
	(Hz)	(dBuV/m)	(dBuV/m)	(dB)	(dB)	(m)		(°)	(m)	
PK	15.55326G	59.12	74.00	-14.88	14.36	3	Horizontal	73	2.11	-
AV	15.55218G	45.66	54.00	-8.34	14.36	3	Horizontal	73	2.11	-

802.11ax HEW20-BF_Nss2,(MCS0)_4TX

5200MHz_TX

17/07/2019

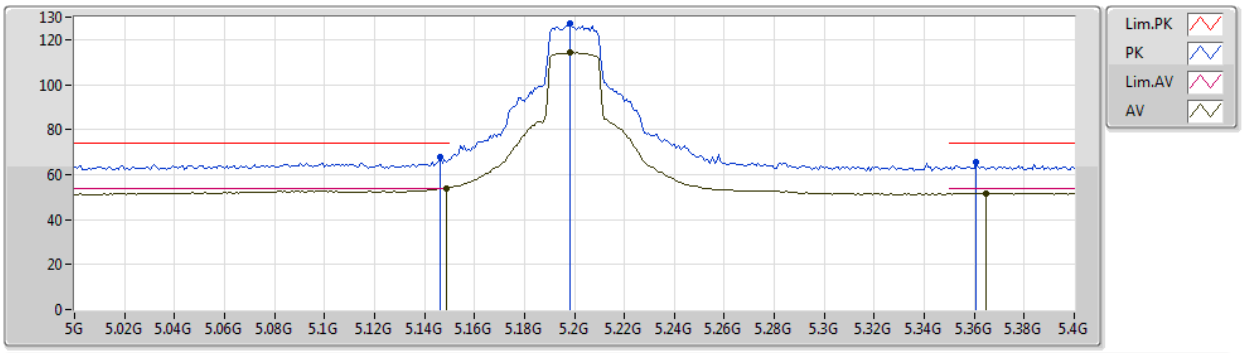

EUT Z_4TX
Setting 97
06-K-3-13
FSP

Type	Freq	Level	Limit	Margin	Factor	Dist	Condition	Azimuth	Height	Comment
	(Hz)	(dBuV/m)	(dBuV/m)	(dB)	(dB)	(m)		(°)	(m)	
PK	5.1464G	67.93	74.00	-6.07	7.34	3	Vertical	352	2.71	-
AV	5.1488G	53.91	54.00	-0.09	7.33	3	Vertical	352	2.71	-
PK	5.1984G	126.97	Inf	-Inf	7.25	3	Vertical	352	2.71	-
AV	5.1984G	114.36	Inf	-Inf	7.25	3	Vertical	352	2.71	-
PK	5.3608G	65.33	74.00	-8.67	7.25	3	Vertical	352	2.71	-
AV	5.3648G	51.77	54.00	-2.23	7.26	3	Vertical	352	2.71	-

802.11ax HEW20-BF_Nss2,(MCS0)_4TX

5200MHz_TX

25/07/2019

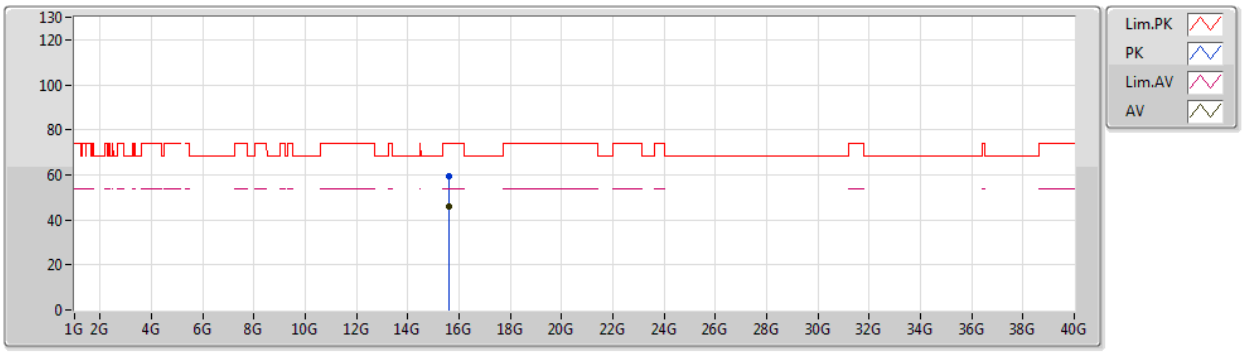

EUT Z_4TX
Setting 97
03-C-5
FSP

Type	Freq	Level	Limit	Margin	Factor	Dist	Condition	Azimuth	Height	Comment
	(Hz)	(dBuV/m)	(dBuV/m)	(dB)	(dB)	(m)		(°)	(m)	
PK	15.6021G	59.18	74.00	-14.82	14.17	3	Vertical	31	1.48	-
AV	15.6129G	45.69	54.00	-8.31	14.14	3	Vertical	31	1.48	-

802.11ax HEW20-BF_Nss2,(MCS0)_4TX

5200MHz_TX

25/07/2019

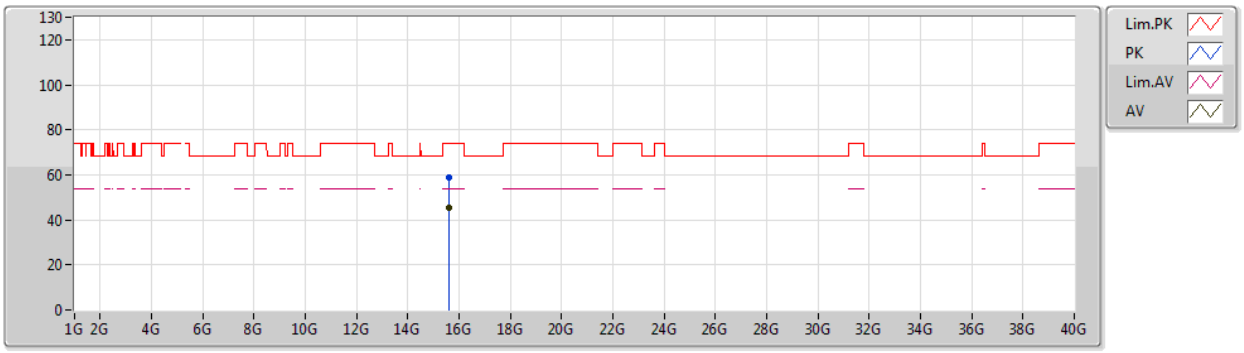

EUT Z_4TX
Setting 97
03-C-5
FSP

Type	Freq	Level	Limit	Margin	Factor	Dist	Condition	Azimuth	Height	Comment
	(Hz)	(dBuV/m)	(dBuV/m)	(dB)	(dB)	(m)		(°)	(m)	
PK	15.59538G	59.08	74.00	-14.92	14.19	3	Horizontal	323	1.31	-
AV	15.61362G	45.53	54.00	-8.47	14.14	3	Horizontal	323	1.31	-

802.11ax HEW20-BF_Nss2,(MCS0)_4TX

5240MHz_TX

17/07/2019

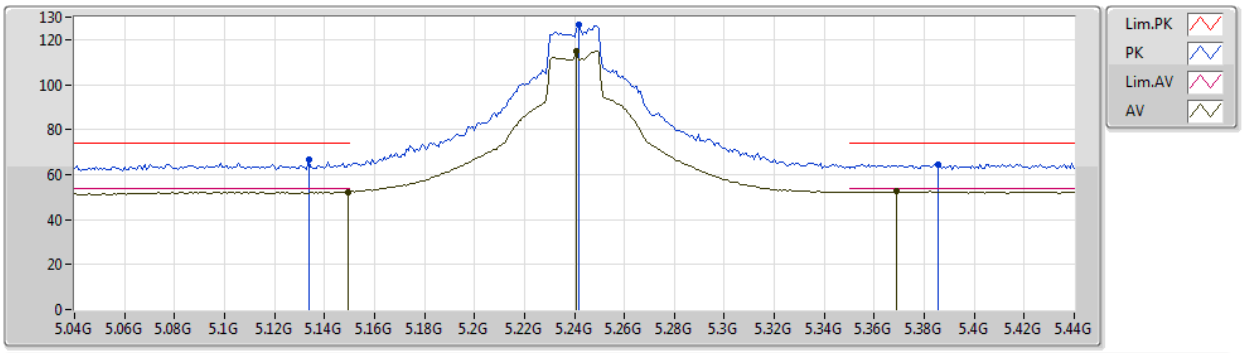

EUT Z_4TX
Setting 110
06-K-3-13
FSP

Type	Freq	Level	Limit	Margin	Factor	Dist	Condition	Azimuth	Height	Comment
	(Hz)	(dBuV/m)	(dBuV/m)	(dB)	(dB)	(m)		(°)	(m)	
PK	5.1336G	66.67	74.00	-7.33	7.35	3	Vertical	345	2.17	-
AV	5.1496G	52.32	54.00	-1.68	7.33	3	Vertical	345	2.17	-
PK	5.2416G	126.49	Inf	-Inf	7.17	3	Vertical	345	2.17	-
AV	5.2408G	114.93	Inf	-Inf	7.17	3	Vertical	345	2.17	-
PK	5.3856G	64.41	74.00	-9.59	7.33	3	Vertical	345	2.17	-
AV	5.3688G	52.45	54.00	-1.55	7.28	3	Vertical	345	2.17	-

802.11ax HEW20-BF_Nss2,(MCS0)_4TX

5240MHz_TX

25/07/2019

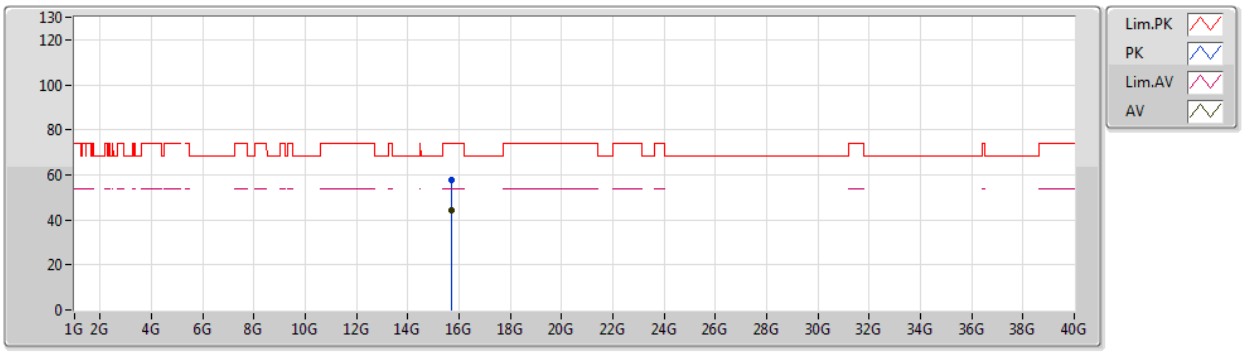

EUT Z_4TX
Setting 110
03-C-5
FSP

Type	Freq	Level	Limit	Margin	Factor	Dist	Condition	Azimuth	Height	Comment
	(Hz)	(dBuV/m)	(dBuV/m)	(dB)	(dB)	(m)		(°)	(m)	
PK	15.70788G	57.83	74.00	-16.17	13.80	3	Vertical	247	1.07	-
AV	15.705G	44.23	54.00	-9.77	13.81	3	Vertical	247	1.07	-

802.11ax HEW20-BF_Nss2,(MCS0)_4TX

5240MHz_TX

25/07/2019

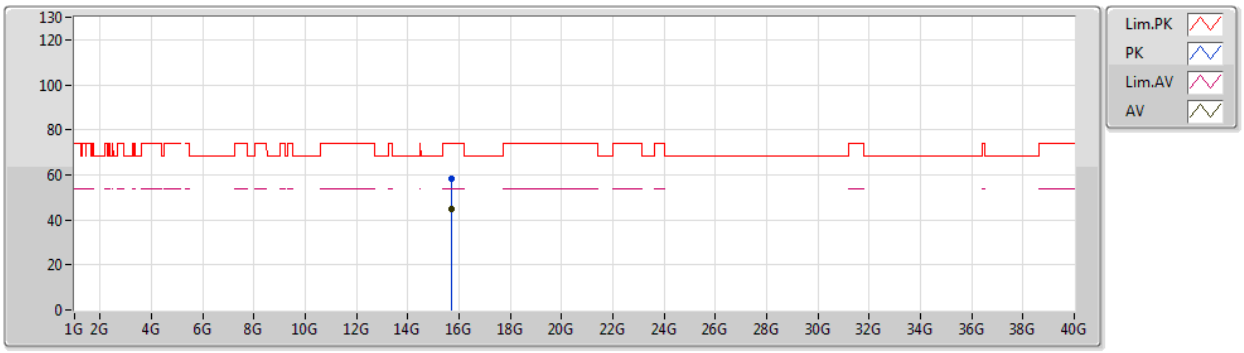

EUT Z_4TX
Setting 110
03-C-5
FSP

Type	Freq	Level	Limit	Margin	Factor	Dist	Condition	Azimuth	Height	Comment
	(Hz)	(dBuV/m)	(dBuV/m)	(dB)	(dB)	(m)		(°)	(m)	
PK	15.7074G	58.10	74.00	-15.90	13.80	3	Horizontal	142	1.79	-
AV	15.7053G	44.93	54.00	-9.07	13.80	3	Horizontal	142	1.79	-

802.11ax HEW20-BF_Nss2,(MCS0)_4TX

5745MHz_TX

17/07/2019

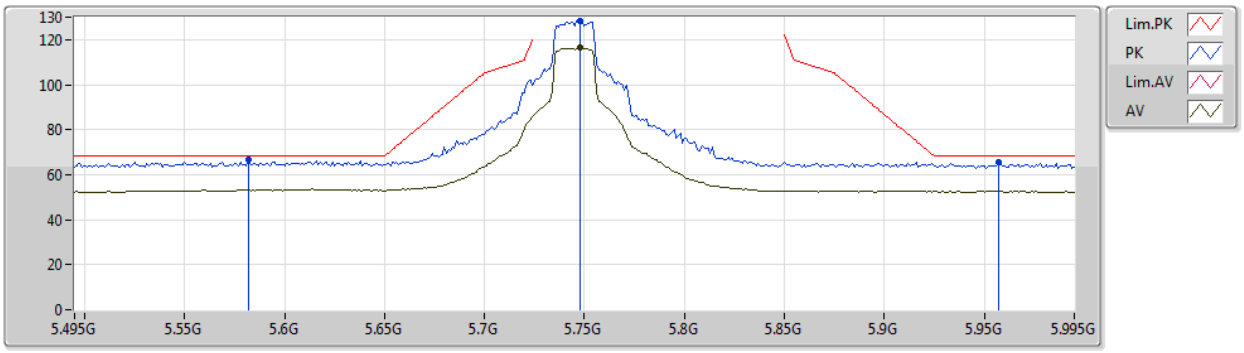

EUT Z_4TX
Setting 108
06-K-3-13
FSP

Type	Freq	Level	Limit	Margin	Factor	Dist	Condition	Azimuth	Height	Comment
	(Hz)	(dBuV/m)	(dBuV/m)	(dB)	(dB)	(m)		(°)	(m)	
PK	5.582G	66.58	68.20	-1.62	7.56	3	Vertical	35	2.54	-
PK	5.748G	128.48	Inf	-Inf	7.87	3	Vertical	35	2.54	-
AV	5.748G	116.34	Inf	-Inf	7.87	3	Vertical	35	2.54	-
PK	5.957G	65.31	68.20	-2.89	8.31	3	Vertical	35	2.54	-

802.11ax HEW20-BF_Nss2,(MCS0)_4TX

5745MHz_TX

25/07/2019

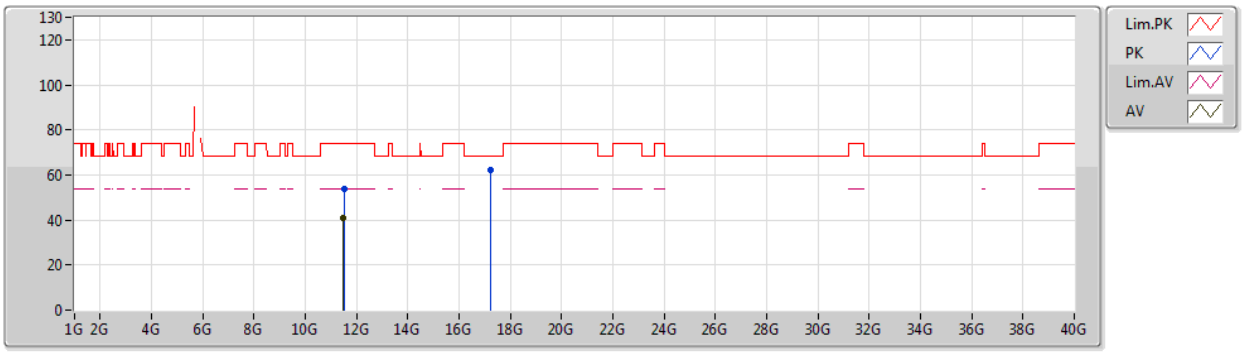

EUT Z_4TX
Setting 108
03-B-4
FSP

Type	Freq	Level	Limit	Margin	Factor	Dist	Condition	Azimuth	Height	Comment
	(Hz)	(dBuV/m)	(dBuV/m)	(dB)	(dB)	(m)		(°)	(m)	
PK	11.50386G	53.83	74.00	-20.17	13.00	3	Vertical	302	2.09	-
AV	11.4891G	40.93	54.00	-13.07	13.00	3	Vertical	302	2.09	-
PK	17.23338G	62.37	68.20	-5.83	17.32	3	Vertical	282	2.89	-

802.11ax HEW20-BF_Nss2,(MCS0)_4TX

5745MHz_TX

25/07/2019

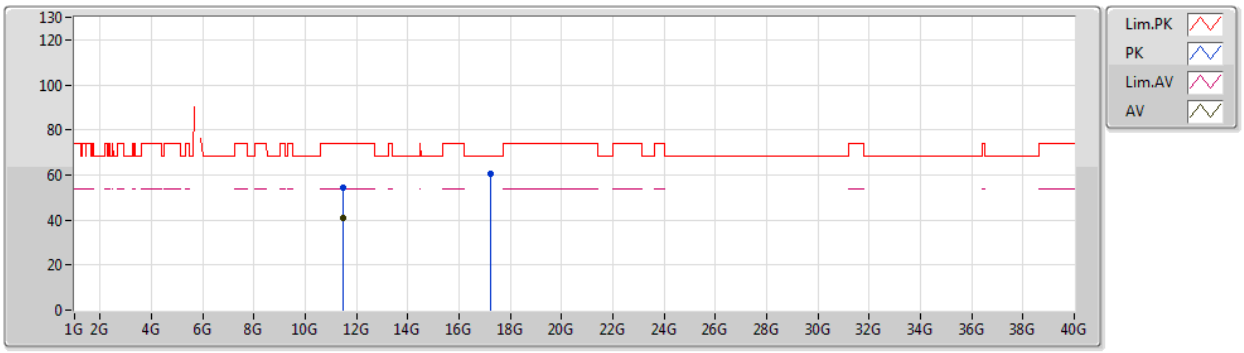

EUT Z_4TX
Setting 108
03-B-4
FSP

Type	Freq	Level	Limit	Margin	Factor	Dist	Condition	Azimuth	Height	Comment
	(Hz)	(dBuV/m)	(dBuV/m)	(dB)	(dB)	(m)		(°)	(m)	
PK	11.47848G	54.30	74.00	-19.70	12.99	3	Horizontal	67	2.02	-
AV	11.49522G	40.69	54.00	-13.31	13.01	3	Horizontal	67	2.02	-
PK	17.24994G	60.59	68.20	-7.61	17.40	3	Horizontal	221	1.87	-

802.11ax HEW20-BF_Nss2,(MCS0)_4TX

5785MHz_TX

17/07/2019

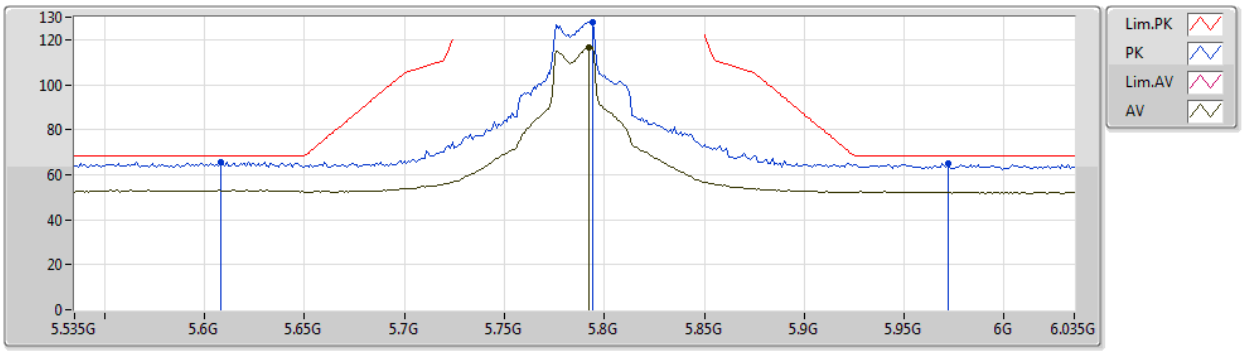

EUT Z_4TX
Setting 108
06-K-3-13
FSP

Type	Freq	Level	Limit	Margin	Factor	Dist	Condition	Azimuth	Height	Comment
	(Hz)	(dBuV/m)	(dBuV/m)	(dB)	(dB)	(m)		(°)	(m)	
PK	5.608G	65.69	68.20	-2.51	7.57	3	Vertical	327	1.95	-
PK	5.794G	127.63	Inf	-Inf	7.96	3	Vertical	327	1.95	-
AV	5.792G	116.52	Inf	-Inf	7.95	3	Vertical	327	1.95	-
PK	5.972G	65.24	68.20	-2.96	8.35	3	Vertical	327	1.95	-

802.11ax HEW20-BF_Nss2,(MCS0)_4TX

5785MHz_TX

25/07/2019

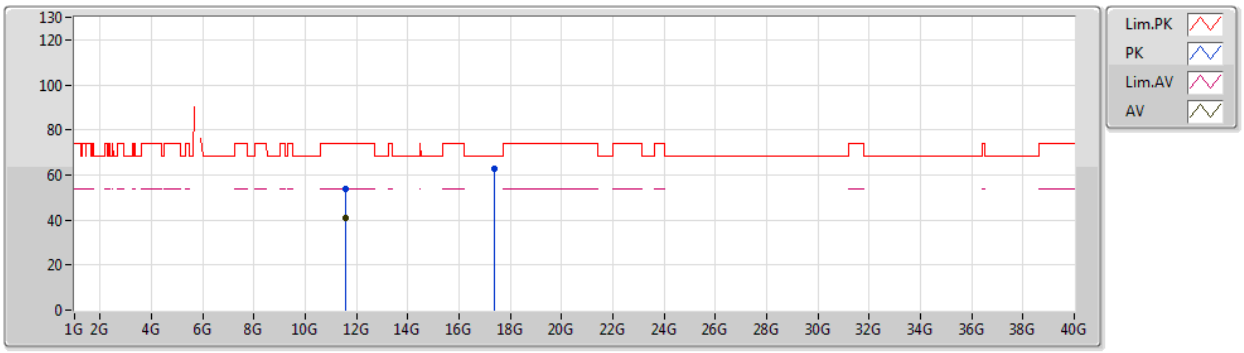

EUT Z_4TX
Setting 108
03-B-4
FSP

Type	Freq	Level	Limit	Margin	Factor	Dist	Condition	Azimuth	Height	Comment
	(Hz)	(dBuV/m)	(dBuV/m)	(dB)	(dB)	(m)		(°)	(m)	
PK	11.57612G	53.65	74.00	-20.35	13.04	3	Vertical	189	1.64	-
AV	11.56922G	40.67	54.00	-13.33	13.04	3	Vertical	189	1.64	-
PK	17.3595G	62.58	68.20	-5.62	17.97	3	Vertical	20	2.72	-

802.11ax HEW20-BF_Nss2,(MCS0)_4TX

5785MHz_TX

25/07/2019

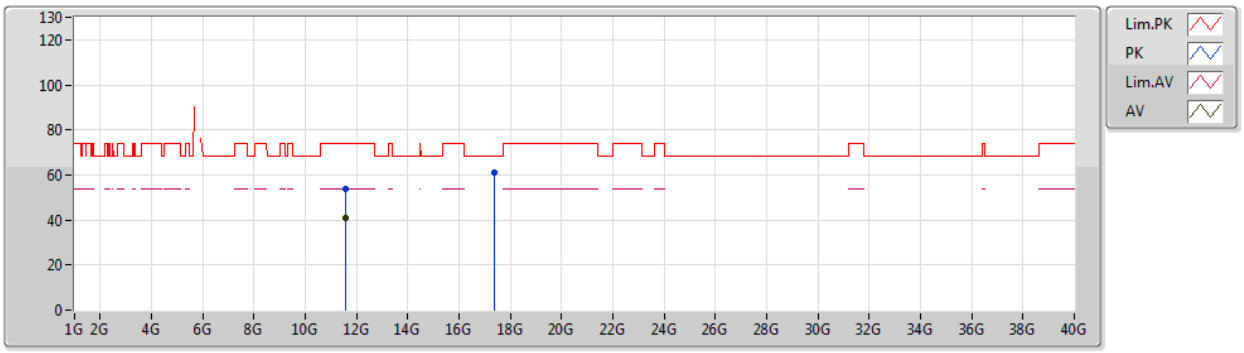

EUT Z_4TX
Setting 108
03-B-4
FSP

Type	Freq	Level	Limit	Margin	Factor	Dist	Condition	Azimuth	Height	Comment
	(Hz)	(dBuV/m)	(dBuV/m)	(dB)	(dB)	(m)		(°)	(m)	
PK	11.57756G	53.72	74.00	-20.28	13.04	3	Horizontal	35	2.28	-
AV	11.58284G	40.65	54.00	-13.35	13.05	3	Horizontal	35	2.28	-
PK	17.35446G	61.17	68.20	-7.03	17.95	3	Horizontal	137	1.85	-

802.11ax HEW20-BF_Nss2,(MCS0)_4TX

5825MHz_TX

17/07/2019

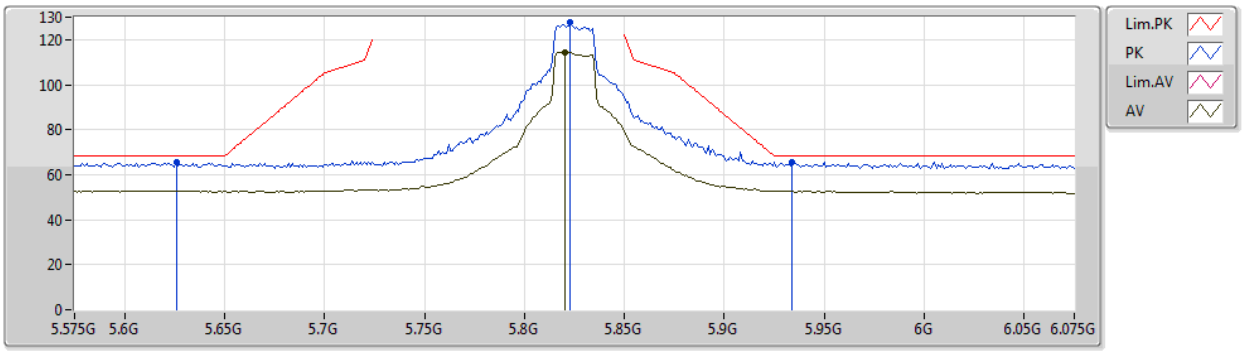

EUT Z_4TX
Setting 108
06-K-3-13
FSP

Type	Freq	Level	Limit	Margin	Factor	Dist	Condition	Azimuth	Height	Comment
	(Hz)	(dBuV/m)	(dBuV/m)	(dB)	(dB)	(m)		(°)	(m)	
PK	5.626G	65.72	68.20	-2.48	7.60	3	Vertical	327	2.11	-
PK	5.823G	127.53	Inf	-Inf	8.01	3	Vertical	327	2.11	-
AV	5.82G	114.54	Inf	-Inf	8.00	3	Vertical	327	2.11	-
PK	5.934G	65.78	68.20	-2.42	8.25	3	Vertical	327	2.11	-

802.11ax HEW20-BF_Nss2,(MCS0)_4TX

5825MHz_TX

25/07/2019

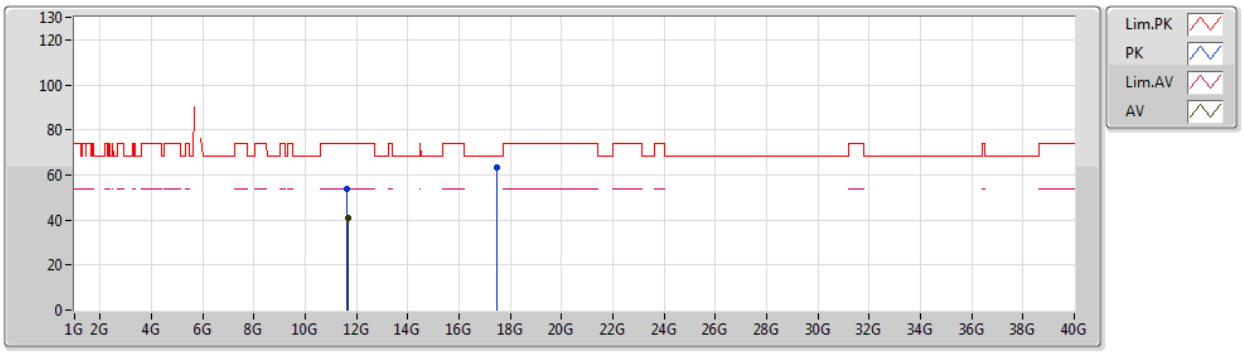

EUT Z_4TX
Setting 108
03-B-4
FSP

Type	Freq	Level	Limit	Margin	Factor	Dist	Condition	Azimuth	Height	Comment
	(Hz)	(dBuV/m)	(dBuV/m)	(dB)	(dB)	(m)		(°)	(m)	
PK	11.6467G	53.91	74.00	-20.09	13.08	3	Vertical	170	2.27	-
AV	11.65282G	40.67	54.00	-13.33	13.09	3	Vertical	170	2.27	-
PK	17.46312G	63.29	68.20	-4.91	18.50	3	Vertical	349	2.37	-

802.11ax HEW20-BF_Nss2,(MCS0)_4TX

5825MHz_TX

25/07/2019

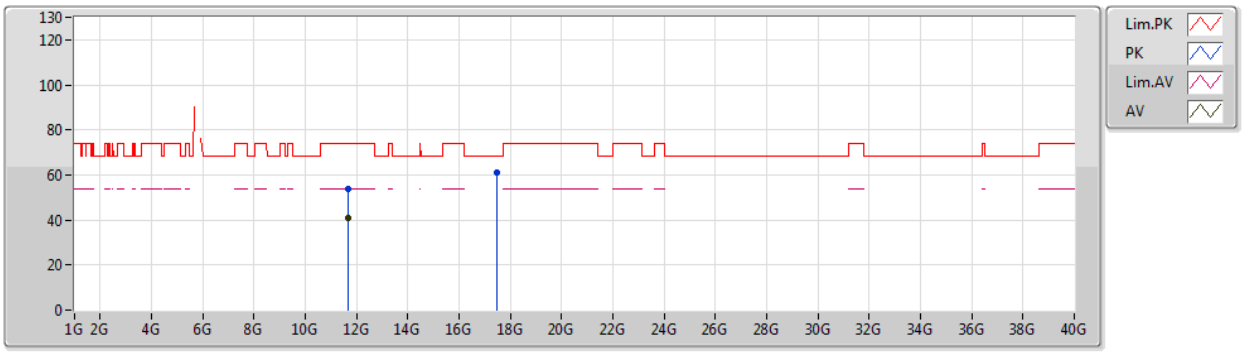

EUT Z_4TX
Setting 108
03-B-4
FSP

Type	Freq	Level	Limit	Margin	Factor	Dist	Condition	Azimuth	Height	Comment
	(Hz)	(dBuV/m)	(dBuV/m)	(dB)	(dB)	(m)		(°)	(m)	
PK	11.65002G	53.99	74.00	-20.01	13.09	3	Horizontal	8	1.93	-
AV	11.64928G	40.70	54.00	-13.30	13.08	3	Horizontal	8	1.93	-
PK	17.4603G	60.99	68.20	-7.21	18.49	3	Horizontal	63	2.89	-

802.11ax HEW40-BF_Nss2,(MCS0)_4TX

5190MHz_TX

17/07/2019

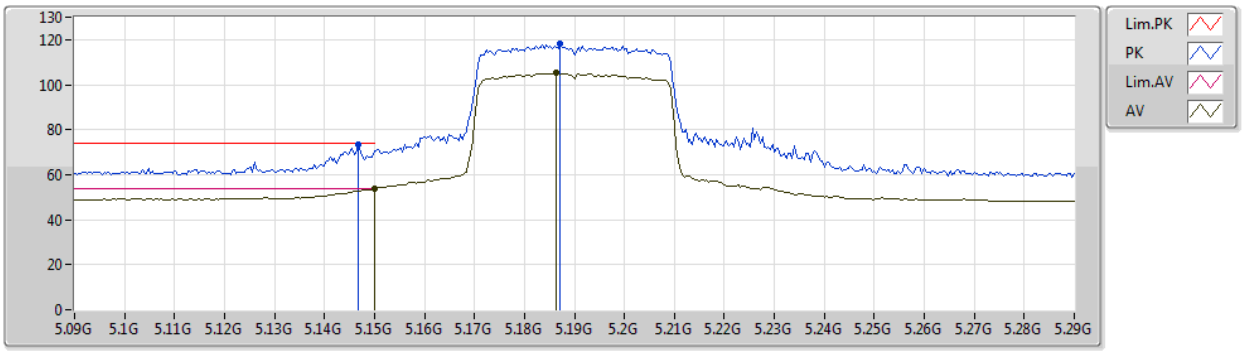

EUT Z_4TX
Setting 77
06-K-3-10
FSP

Type	Freq	Level	Limit	Margin	Factor	Dist	Condition	Azimuth	Height	Comment
	(Hz)	(dBuV/m)	(dBuV/m)	(dB)	(dB)	(m)		(°)	(m)	
PK	5.1468G	73.27	74.00	-0.73	7.34	3	Vertical	6	2.48	-
AV	5.15G	53.88	54.00	-0.12	7.33	3	Vertical	6	2.48	-
PK	5.1872G	118.04	Inf	-Inf	7.28	3	Vertical	6	2.48	-
AV	5.1864G	105.11	Inf	-Inf	7.28	3	Vertical	6	2.48	-

802.11ax HEW40-BF_Nss2,(MCS0)_4TX

5190MHz_TX

25/07/2019

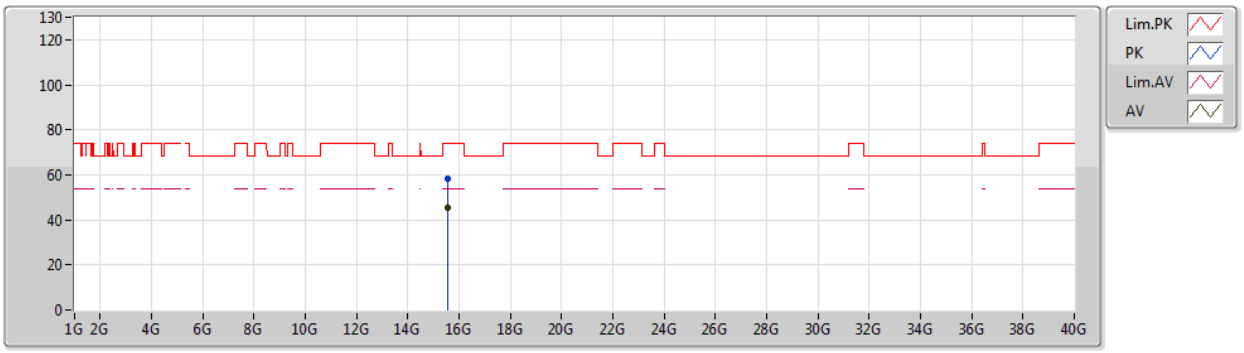

EUT Z_4TX
Setting 77
03-B-4
FSP

Type	Freq	Level	Limit	Margin	Factor	Dist	Condition	Azimuth	Height	Comment
	(Hz)	(dBuV/m)	(dBuV/m)	(dB)	(dB)	(m)		(°)	(m)	
PK	15.55854G	58.44	74.00	-15.56	14.33	3	Vertical	48	1.75	-
AV	15.55848G	45.16	54.00	-8.84	14.33	3	Vertical	48	1.75	-

802.11ax HEW40-BF_Nss2,(MCS0)_4TX

5190MHz_TX

25/07/2019

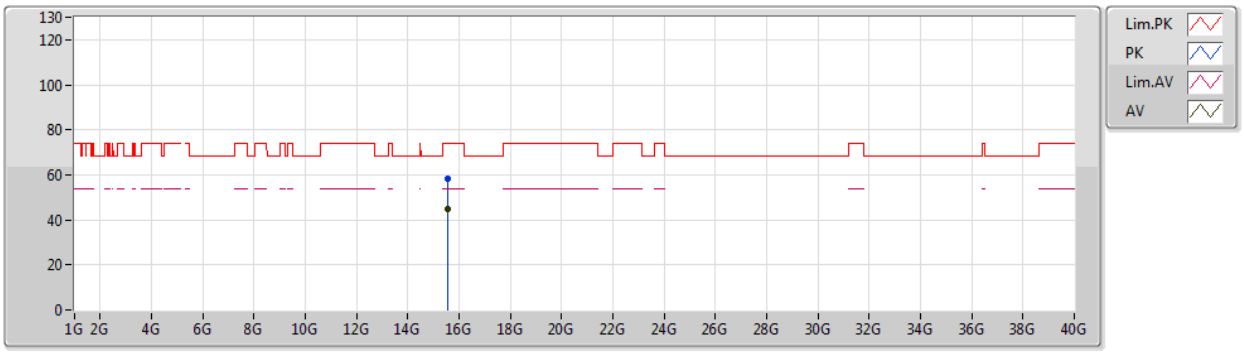

EUT Z_4TX
Setting 77
03-B-4
FSP

Type	Freq	Level	Limit	Margin	Factor	Dist	Condition	Azimuth	Height	Comment
	(Hz)	(dBuV/m)	(dBuV/m)	(dB)	(dB)	(m)		(°)	(m)	
PK	15.55572G	58.32	74.00	-15.68	14.34	3	Horizontal	298	1.87	-
AV	15.55872G	45.03	54.00	-8.97	14.33	3	Horizontal	298	1.87	-

802.11ax HEW40-BF_Nss2,(MCS0)_4TX

5230MHz_TX

17/07/2019

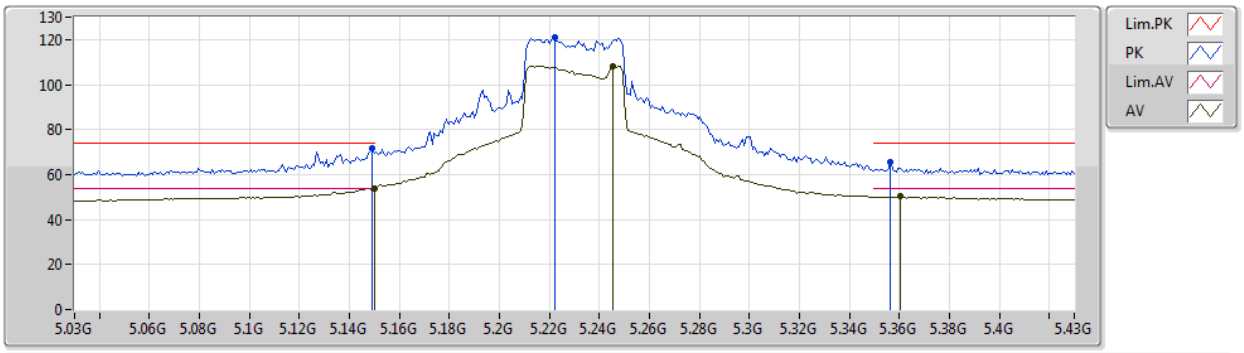

EUT Z_4TX
Setting 96
06-K-3-10
FSP

Type	Freq	Level	Limit	Margin	Factor	Dist	Condition	Azimuth	Height	Comment
	(Hz)	(dBuV/m)	(dBuV/m)	(dB)	(dB)	(m)		(°)	(m)	
PK	5.1492G	71.47	74.00	-2.53	7.33	3	Vertical	340	2.24	-
AV	5.15G	53.85	54.00	-0.15	7.33	3	Vertical	340	2.24	-
PK	5.222G	120.84	Inf	-Inf	7.21	3	Vertical	340	2.24	-
AV	5.2452G	108.16	Inf	-Inf	7.17	3	Vertical	340	2.24	-
PK	5.3564G	65.55	74.00	-8.45	7.23	3	Vertical	340	2.24	-
AV	5.3604G	50.17	54.00	-3.83	7.25	3	Vertical	340	2.24	-

802.11ax HEW40-BF_Nss2,(MCS0)_4TX

5230MHz_TX

25/07/2019

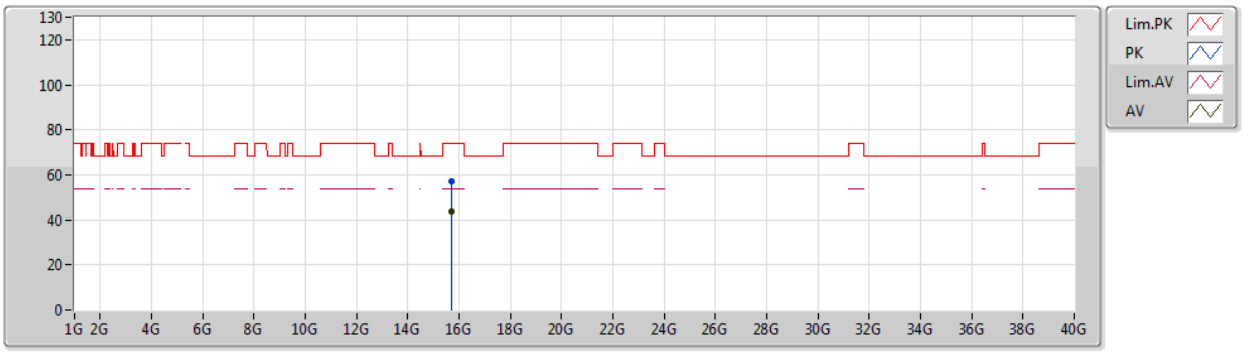

EUT Z_4TX
Setting 96
03-B-4
FSP

Type	Freq	Level	Limit	Margin	Factor	Dist	Condition	Azimuth	Height	Comment
	(Hz)	(dBuV/m)	(dBuV/m)	(dB)	(dB)	(m)		(°)	(m)	
PK	15.6921G	57.21	74.00	-16.79	13.85	3	Vertical	53	2.18	-
AV	15.7029G	43.92	54.00	-10.08	13.81	3	Vertical	53	2.18	-

802.11ax HEW40-BF_Nss2,(MCS0)_4TX

5230MHz_TX

25/07/2019

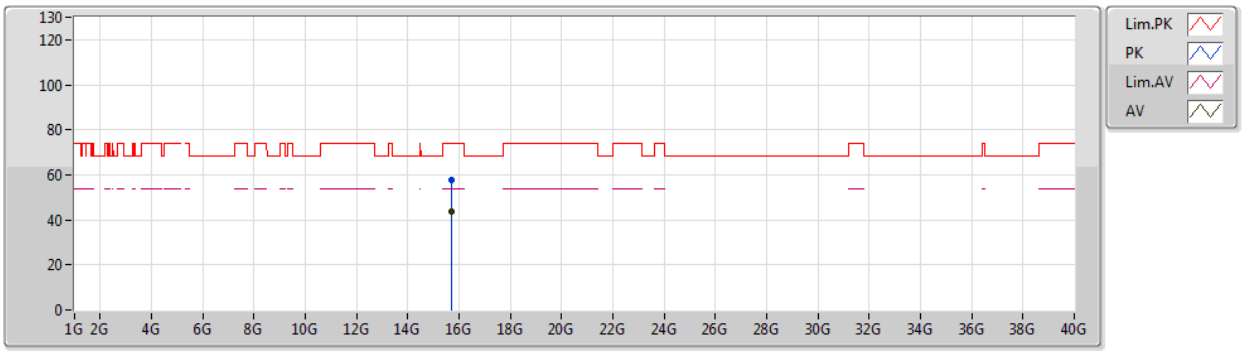

EUT Z_4TX
Setting 96
03-B-4
FSP

Type	Freq	Level	Limit	Margin	Factor	Dist	Condition	Azimuth	Height	Comment
	(Hz)	(dBuV/m)	(dBuV/m)	(dB)	(dB)	(m)		(°)	(m)	
PK	15.68772G	57.63	74.00	-16.37	13.87	3	Horizontal	185	2.35	-
AV	15.69366G	43.81	54.00	-10.19	13.85	3	Horizontal	185	2.35	-

802.11ax HEW40-BF_Nss2,(MCS0)_4TX

5755MHz_TX

17/07/2019

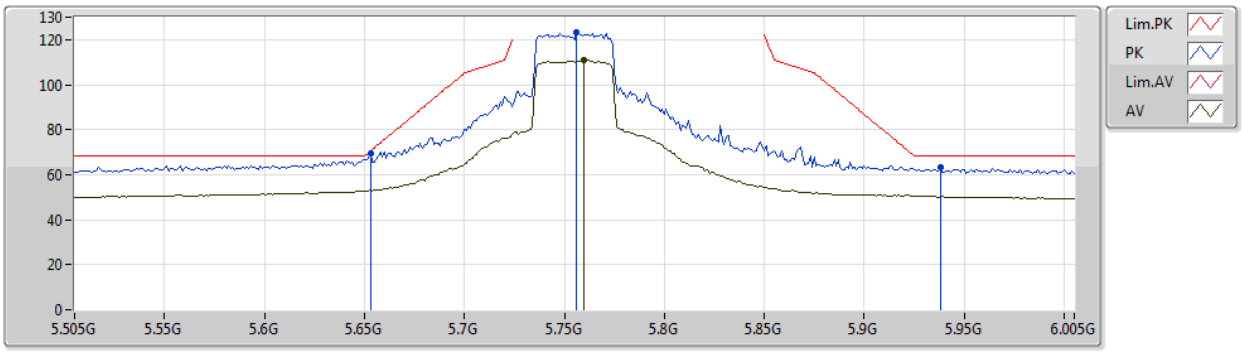

EUT Z_4TX
Setting 98
06-K-3-10
FSP

Type	Freq	Level	Limit	Margin	Factor	Dist	Condition	Azimuth	Height	Comment
	(Hz)	(dBuV/m)	(dBuV/m)	(dB)	(dB)	(m)		(°)	(m)	
PK	5.653G	69.26	70.42	-1.16	7.67	3	Vertical	19	2.12	-
PK	5.756G	123.34	Inf	-Inf	7.87	3	Vertical	19	2.12	-
AV	5.76G	110.97	Inf	-Inf	7.89	3	Vertical	19	2.12	-
PK	5.938G	63.14	68.20	-5.06	8.26	3	Vertical	19	2.12	-

802.11ax HEW40-BF_Nss2,(MCS0)_4TX

5755MHz_TX

25/07/2019

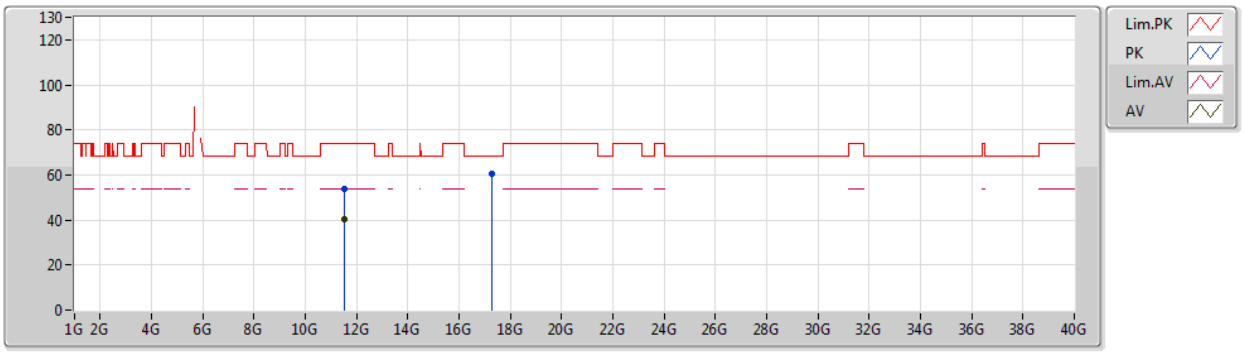

EUT Z_4TX
Setting 98
03-B-4
FSP

Type	Freq	Level	Limit	Margin	Factor	Dist	Condition	Azimuth	Height	Comment
	(Hz)	(dBuV/m)	(dBuV/m)	(dB)	(dB)	(m)		(°)	(m)	
PK	11.5148G	54.00	74.00	-20.00	13.01	3	Vertical	39	1.47	-
AV	11.5097G	40.18	54.00	-13.82	13.01	3	Vertical	39	1.47	-
PK	17.27862G	60.52	68.20	-7.68	17.56	3	Vertical	156	1.41	-

802.11ax HEW40-BF_Nss2,(MCS0)_4TX

5755MHz_TX

25/07/2019

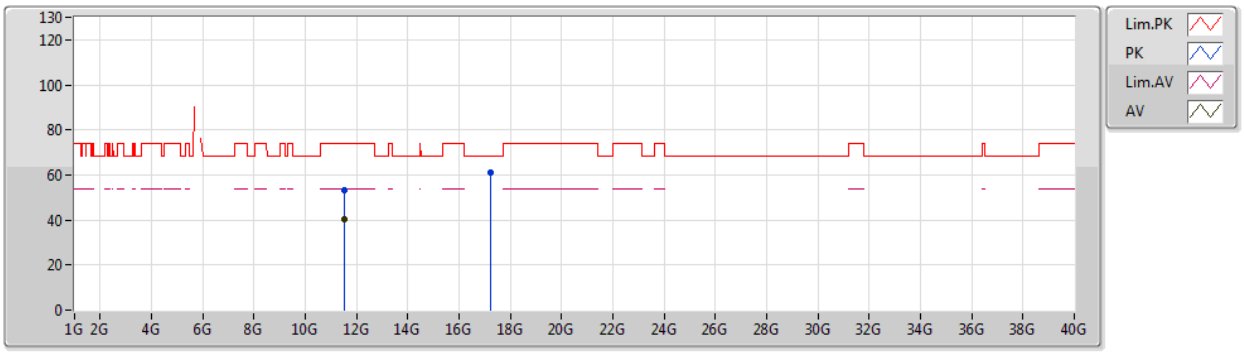

EUT Z_4TX
Setting 98
03-B-4
FSP

Type	Freq	Level	Limit	Margin	Factor	Dist	Condition	Azimuth	Height	Comment
	(Hz)	(dBuV/m)	(dBuV/m)	(dB)	(dB)	(m)		(°)	(m)	
PK	11.5115G	53.43	74.00	-20.57	13.01	3	Horizontal	346	2.05	-
AV	11.51894G	40.19	54.00	-13.81	13.01	3	Horizontal	346	2.05	-
PK	17.25348G	60.80	68.20	-7.40	17.42	3	Horizontal	357	2.16	-

802.11ax HEW40-BF_Nss2,(MCS0)_4TX

5795MHz_TX

17/07/2019

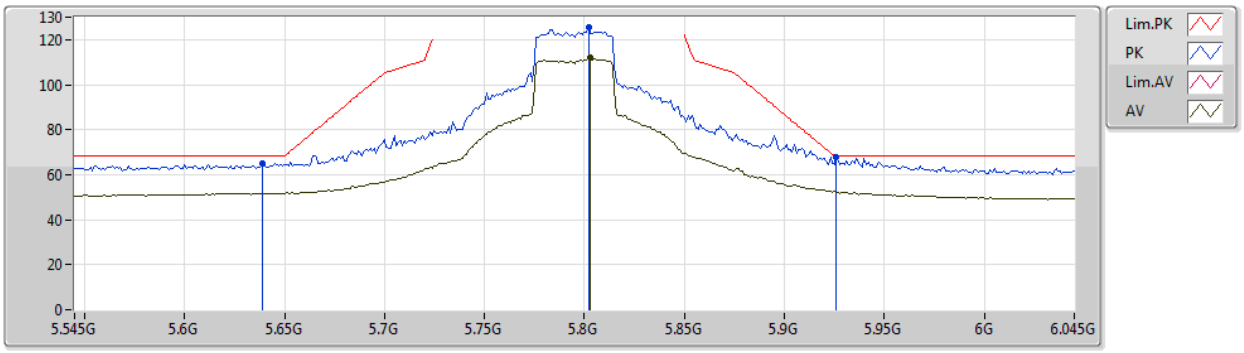

EUT Z_4TX
Setting 104
06-K-3-10
FSP

Type	Freq	Level	Limit	Margin	Factor	Dist	Condition	Azimuth	Height	Comment
	(Hz)	(dBuV/m)	(dBuV/m)	(dB)	(dB)	(m)		(°)	(m)	
PK	5.639G	65.17	68.20	-3.03	7.63	3	Vertical	329	2.98	-
PK	5.802G	125.65	Inf	-Inf	7.97	3	Vertical	329	2.98	-
AV	5.803G	111.83	Inf	-Inf	7.97	3	Vertical	329	2.98	-
PK	5.926G	67.66	68.20	-0.54	8.22	3	Vertical	329	2.98	-

802.11ax HEW40-BF_Nss2,(MCS0)_4TX

5795MHz_TX

25/07/2019

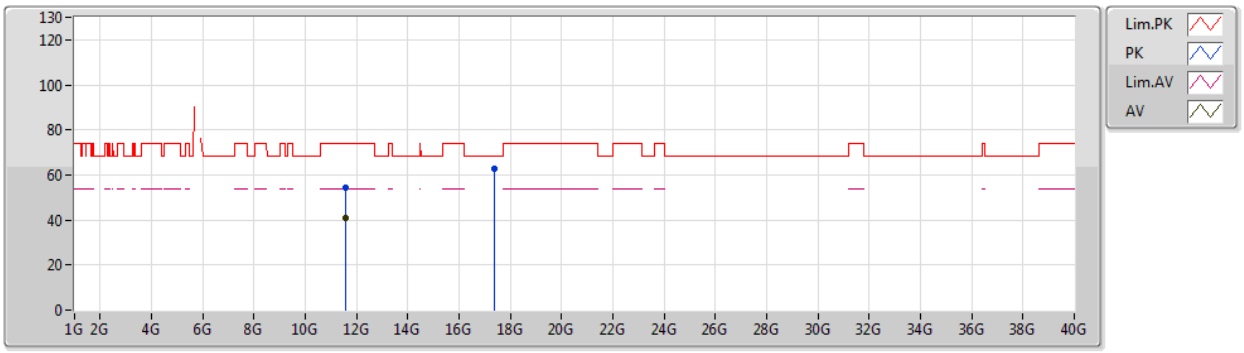

EUT Z_4TX
Setting 104
03-B-4
FSP

Type	Freq	Level	Limit	Margin	Factor	Dist	Condition	Azimuth	Height	Comment
	(Hz)	(dBuV/m)	(dBuV/m)	(dB)	(dB)	(m)		(°)	(m)	
PK	11.5969G	54.12	74.00	-19.88	13.05	3	Vertical	67	1.76	-
AV	11.58988G	40.74	54.00	-13.26	13.05	3	Vertical	67	1.76	-
PK	17.37948G	62.82	68.20	-5.38	18.07	3	Vertical	308	2.59	-

802.11ax HEW40-BF_Nss2,(MCS0)_4TX

5795MHz_TX

25/07/2019

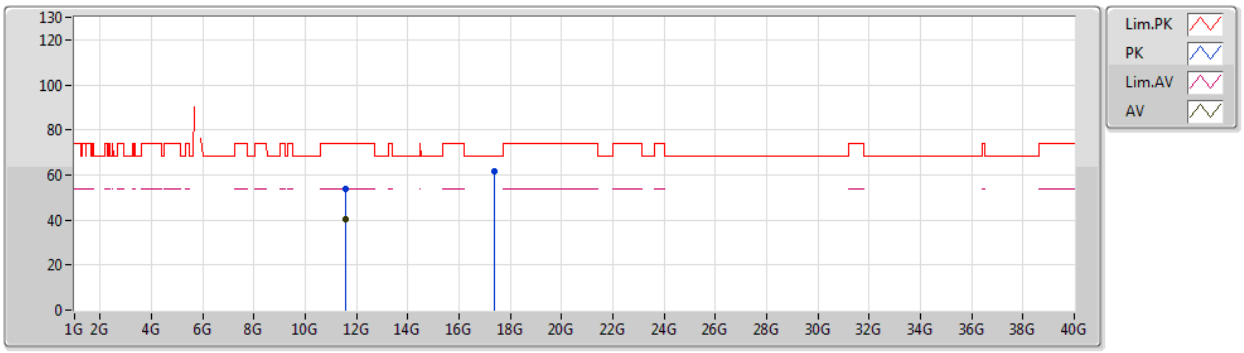

EUT Z_4TX
Setting 104
03-B-4
FSP

Type	Freq	Level	Limit	Margin	Factor	Dist	Condition	Azimuth	Height	Comment
	(Hz)	(dBuV/m)	(dBuV/m)	(dB)	(dB)	(m)		(°)	(m)	
PK	11.59348G	53.84	74.00	-20.16	13.06	3	Horizontal	73	1.09	-
AV	11.59456G	40.26	54.00	-13.74	13.05	3	Horizontal	73	1.09	-
PK	17.38944G	61.45	68.20	-6.75	18.13	3	Horizontal	65	1.89	-

802.11ax HEW80-BF_Nss2,(MCS0)_4TX

5210MHz_TX

26/07/2019

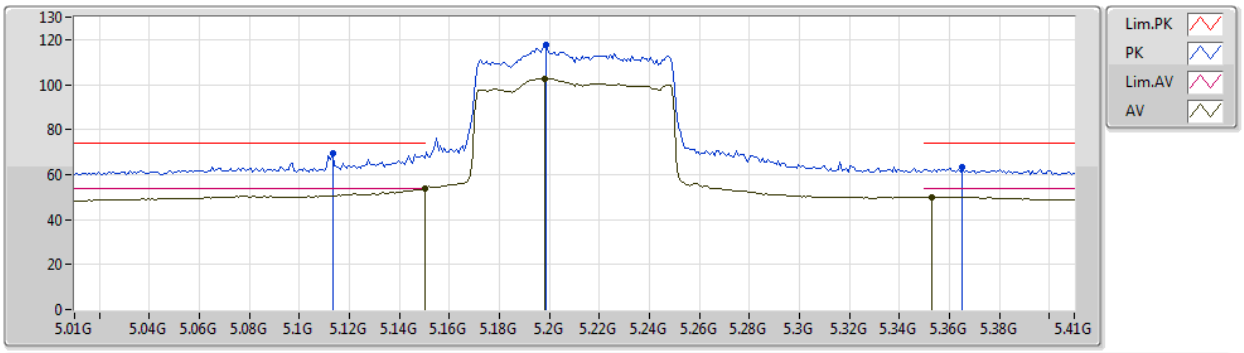

EUT Z_4TX
Setting 74
06-K-3-10
FSP

Type	Freq	Level	Limit	Margin	Factor	Dist	Condition	Azimuth	Height	Comment
	(Hz)	(dBuV/m)	(dBuV/m)	(dB)	(dB)	(m)		(°)	(m)	
PK	5.1132G	69.40	74.00	-4.60	7.28	3	Vertical	22	2.20	-
AV	5.15G	53.63	54.00	-0.37	7.32	3	Vertical	22	2.20	-
PK	5.1988G	117.89	Inf	-Inf	7.37	3	Vertical	22	2.20	-
AV	5.198G	102.81	Inf	-Inf	7.37	3	Vertical	22	2.20	-
PK	5.3652G	63.11	74.00	-10.89	7.49	3	Vertical	22	2.20	-
AV	5.3532G	50.14	54.00	-3.86	7.47	3	Vertical	22	2.20	-

802.11ax HEW80-BF_Nss2,(MCS0)_4TX

5210MHz_TX

26/07/2019

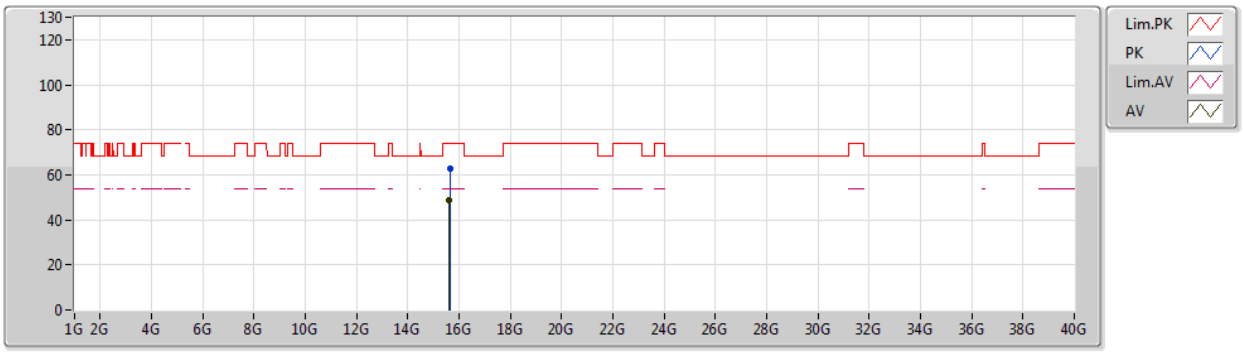

EUT Z_4TX
Setting 74
06-K-3
FSP

Type	Freq	Level	Limit	Margin	Factor	Dist	Condition	Azimuth	Height	Comment
	(Hz)	(dBuV/m)	(dBuV/m)	(dB)	(dB)	(m)		(°)	(m)	
PK	15.63388G	62.53	74.00	-11.47	17.71	3	Vertical	343	2.34	-
AV	15.62766G	48.99	54.00	-5.01	17.74	3	Vertical	343	2.34	-

802.11ax HEW80-BF_Nss2,(MCS0)_4TX

5210MHz_TX

26/07/2019

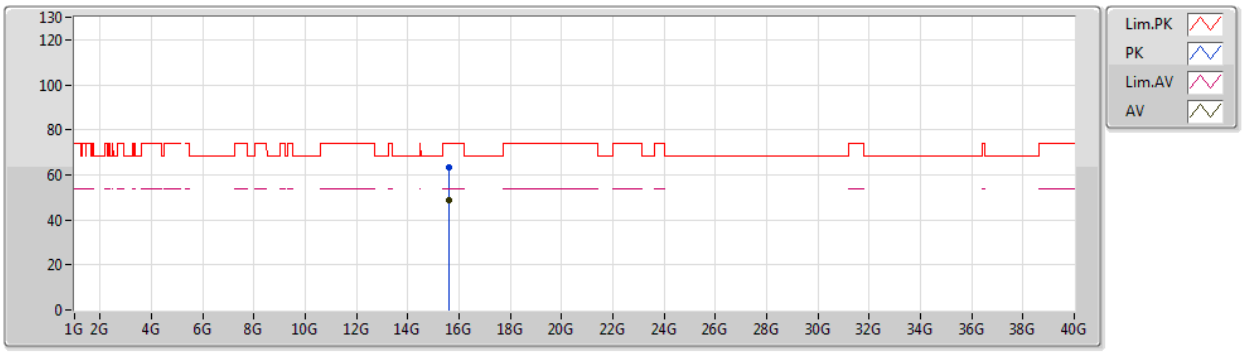

EUT Z_4TX
Setting 74
06-K-3
FSP

Type	Freq	Level	Limit	Margin	Factor	Dist	Condition	Azimuth	Height	Comment
	(Hz)	(dBuV/m)	(dBuV/m)	(dB)	(dB)	(m)		(°)	(m)	
PK	15.62972G	63.26	74.00	-10.74	17.73	3	Horizontal	344	1.95	-
AV	15.62678G	48.88	54.00	-5.12	17.74	3	Horizontal	344	1.95	-

802.11ax HEW80-BF_Nss2,(MCS0)_4TX

5775MHz_TX

01/07/2019

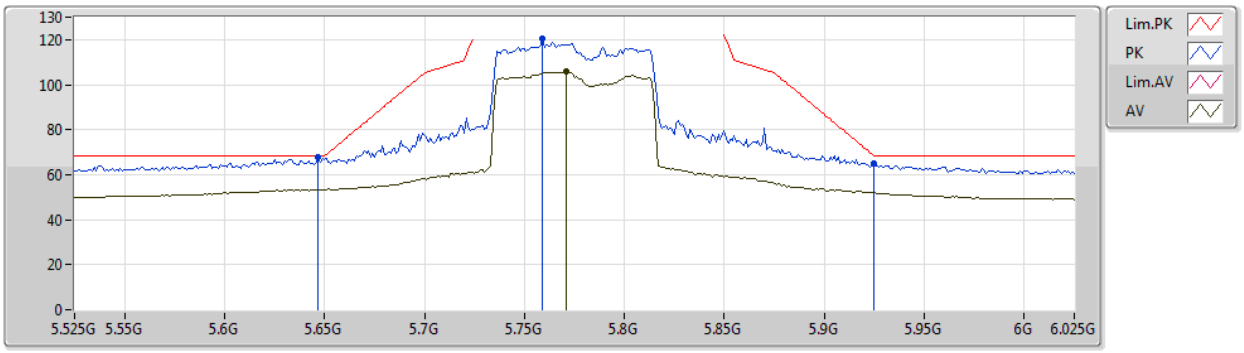

EUT Z_4TX
Setting 84
06-K-3-10
FSP

Type	Freq	Level	Limit	Margin	Factor	Dist	Condition	Azimuth	Height	Comment
	(Hz)	(dBuV/m)	(dBuV/m)	(dB)	(dB)	(m)		(°)	(m)	
PK	5.647G	67.73	68.20	-0.47	7.86	3	Vertical	34	2.18	-
PK	5.759G	120.54	Inf	-Inf	8.03	3	Vertical	34	2.18	-
AV	5.771G	105.76	Inf	-Inf	8.04	3	Vertical	34	2.18	-
PK	5.925G	64.85	68.20	-3.35	8.37	3	Vertical	34	2.18	-

802.11ax HEW80-BF_Nss2,(MCS0)_4TX

5775MHz_TX

26/07/2019

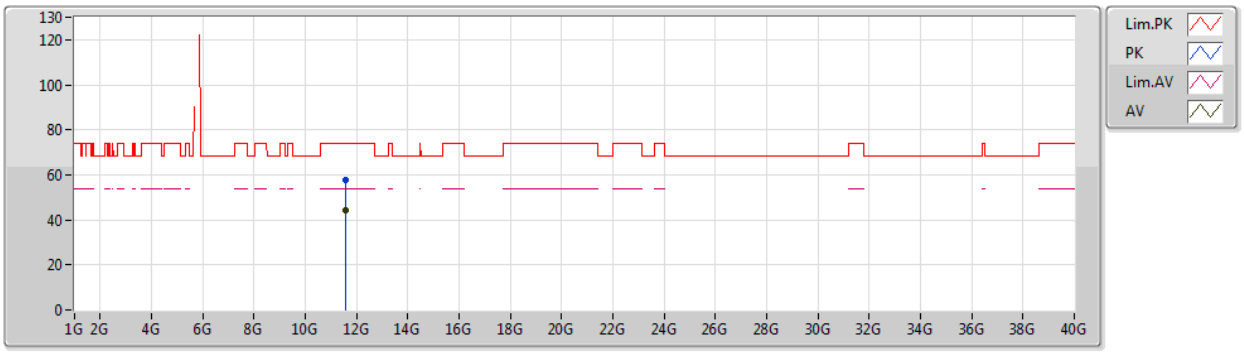

EUT Z_4TX
Setting 84
06-K-3
FSP

Type	Freq	Level	Limit	Margin	Factor	Dist	Condition	Azimuth	Height	Comment
	(Hz)	(dBuV/m)	(dBuV/m)	(dB)	(dB)	(m)		(°)	(m)	
PK	11.55422G	57.92	74.00	-16.08	16.56	3	Vertical	352	2.45	-
AV	11.55416G	44.00	54.00	-10.00	16.56	3	Vertical	352	2.45	-

802.11ax HEW80-BF_Nss2,(MCS0)_4TX

5775MHz_TX

26/07/2019

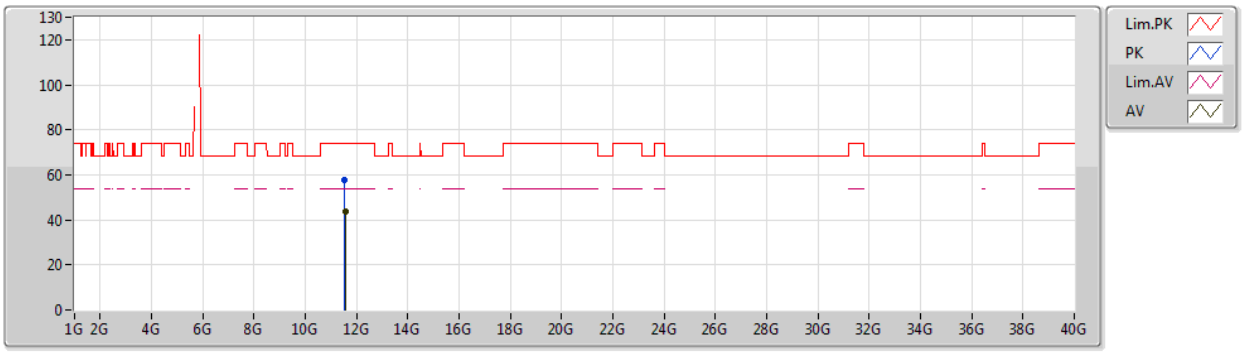

EUT Z_4TX
Setting 84
06-K-3
FSP

Type	Freq	Level	Limit	Margin	Factor	Dist	Condition	Azimuth	Height	Comment
	(Hz)	(dBuV/m)	(dBuV/m)	(dB)	(dB)	(m)		(°)	(m)	
PK	11.54624G	57.50	74.00	-16.50	16.56	3	Horizontal	75	1.90	-
AV	11.55438G	43.95	54.00	-10.05	16.56	3	Horizontal	75	1.90	-

RSE Co-location Result			
Operating Mode	1	**Polarization**	Horizontal
Operating Function	Normal Link		

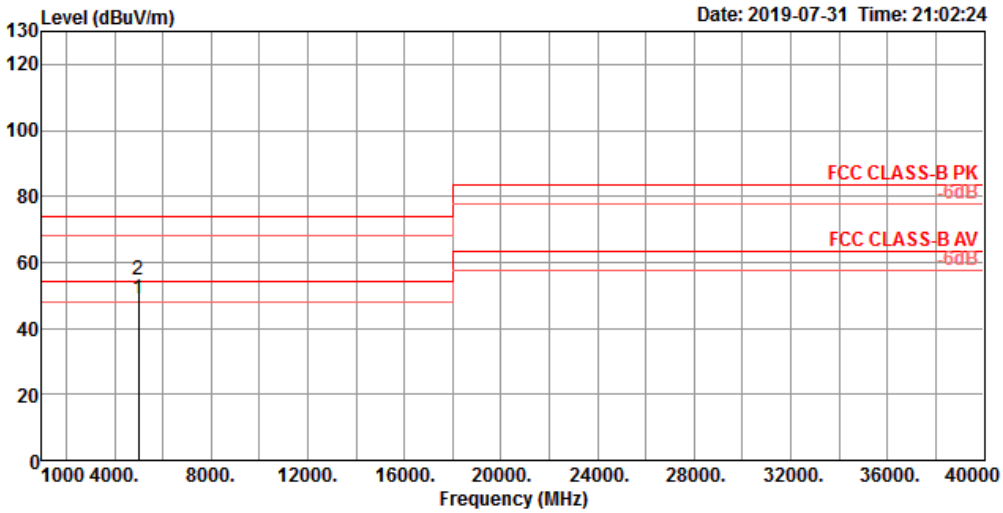

	Freq	Level	Limit Line	Over Limit	Read Level	Cable Loss	Antenna Factor	Preamp Factor	A/Pos	T/Pos	Remark	Pol/Phase
	MHz	dBuV/m	dBuV/m	dB	dBuV	dB	dB/m	dB	cm	deg		
1	4987.48	49.00	54.00	-5.00	42.93	8.19	34.17	36.29	100	153	Average	HORIZONTAL
2	4987.83	54.68	74.00	-19.32	48.61	8.19	34.17	36.29	100	153	Peak	HORIZONTAL

RSE Co-location Result			
Operating Mode	1	**Polarization**	Vertical
Operating Function	Normal Link		

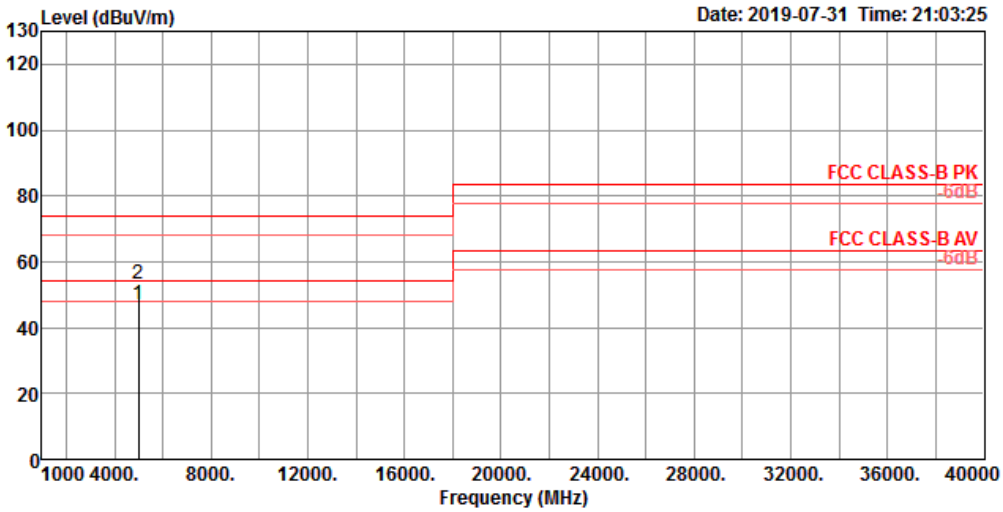

	Freq	Level	Limit Line	Over Limit	Read Level	Cable Loss	Antenna Factor	Preamp Factor	A/Pos	T/Pos	Remark	Pol/Phase
	MHz	dBuV/m	dBuV/m	dB	dBuV	dB	dB/m	dB	cm	deg		
1	4987.91	46.88	54.00	-7.12	40.81	8.19	34.17	36.29	101	241	Average	VERTICAL
2	4988.01	53.18	74.00	-20.82	47.11	8.19	34.17	36.29	101	241	Peak	VERTICAL