Testing Laboratory 3787

RADIO TEST REPORT

FCC ID	:	MSQ-RTAXJE01
Equipment	:	AX1800 Dual Band WiFi Router
Brand Name	:	ASUS
Model Name	:	XD4N, RP-AX1800, XD4RV2, XD4
Applicant	:	ASUSTeK COMPUTER INC. 1F., No. 15, Lide Rd., Beitou, Taipei 112, Taiwan
Manufacturer (1)	:	Datamax Electronics (DongGuan) Co., Ltd. Niu Shan Foreign Economic Industrial Park, Dong Cheng District, Dong Guan City, Guang Dong, China
Manufacturer (2)	:	Lukisen Electronic Corp. 3F.,No.236,Boai St., Shulin Dist.,New Taipei City 23845, Taiwan
Manufacturer (3)	:	Lih Rong Electronic Enterprise Co.,Ltd. No. 486, Sec. 1, Wanshou Road, Guishan District, , Taoyuan City, Taiwan
Standard	:	47 CFR FCC Part 15.247

The product was received on Jul. 15, 2020, and testing was started from Jul. 15, 2020 and completed on May 17, 2021. We, Sporton International Inc. Hsinchu Laboratory, would like to declare that the tested sample has been evaluated in accordance with the procedures given in ANSI C63.10-2013 and shown compliance with the applicable technical standards.

The test results in this variant report apply exclusively to the tested model / sample. Without written approval of Sporton International Inc. Hsinchu Laboratory, the test report shall not be reproduced except in full.

Approved by: Sam Chen

Sporton International Inc. Hsinchu Laboratory
No.8, Ln. 724, Bo'ai St., Zhubei City, Hsinchu County 302010, Taiwan (R.O.C.)

Table of Contents

History of this test report **3**

Summary of Test Result **4**

1 General Description **5**

1.1 Information 5
1.2 Applicable Standards 10
1.3 Testing Location Information 10
1.4 Measurement Uncertainty 11

2 Test Configuration of EUT **12**

2.1 Test Channel Mode 12
2.2 The Worst Case Measurement Configuration 13
2.3 EUT Operation during Test 15
2.4 Accessories 15
2.5 Support Equipment 16
2.6 Test Setup Diagram 17

3 Transmitter Test Result **20**

3.1 AC Power-line Conducted Emissions 20
3.2 DTS Bandwidth 22
3.3 Maximum Conducted Output Power 23
3.4 Power Spectral Density 26
3.5 Emissions in Non-restricted Frequency Bands 28
3.6 Emissions in Restricted Frequency Bands 29

4 Test Equipment and Calibration Data **33**

Appendix A. Test Results of AC Power-line Conducted Emissions

Appendix B. Test Results of DTS Bandwidth

Appendix C. Test Results of Maximum Conducted Output Power

Appendix D. Test Results of Power Spectral Density

Appendix E. Test Results of Emissions in Non-restricted Frequency Bands

Appendix F. Test Results of Emissions in Restricted Frequency Bands

Appendix G. Test Photos

Photographs of EUT v01

History of this test report

Report No.	Version	Description	Issued Date
FR021444-02AA	01	Initial issue of report	Jun. 25, 2021

Summary of Test Result

Report Clause	Ref Std. Clause	Test Items	Result (PASS/FAIL)	Remark
1.1.2	15.203	Antenna Requirement	PASS	-
3.1	15.207	AC Power-line Conducted Emissions	PASS	-
3.2	15.247(a)	DTS Bandwidth	PASS	-
3.3	15.247(b)	Maximum Conducted Output Power	PASS	-
3.4	15.247(e)	Power Spectral Density	PASS	-
3.5	15.247(d)	Emissions in Non-restricted Frequency Bands	PASS	-
3.6	15.247(d)	Emissions in Restricted Frequency Bands	PASS	-
Note: Reference to Sporton Project No.: 021444-01.				

Declaration of Conformity:

The test results with all measurement uncertainty excluded are presented in accordance with the regulation limits or requirements declared by manufacturers.

Comments and Explanations:

1. The test configuration, test mode and test software were written in this test report are declared by the manufacturer.
2. The declared of product specification for EUT presented in the report are provided by the manufacturer, and the manufacturer takes all the responsibilities for the accuracy of product specification.

Reviewed by: Sam Chen
Report Producer: Wendy Pan

1 General Description

1.1 Information

1.1.1 RF General Information

Frequency Range (MHz)	IEEE Std. 802.11	Ch. Frequency (MHz)	Channel Number
2400-2483.5	b, g, n (HT20), VHT20, ax (HEW20)	2412-2462	1-11 [11]
2400-2483.5	n (HT40), VHT40, ax (HEW40)	2422-2452	3-9 [7]

Band	Mode	BWch (MHz)	Nant
2.4-2.4835GHz	802.11b	20	2TX
2.4-2.4835GHz	802.11g	20	2TX
2.4-2.4835GHz	802.11n HT20	20	2TX
2.4-2.4835GHz	802.11n HT20-BF	20	2TX
2.4-2.4835GHz	VHT20	20	2TX
2.4-2.4835GHz	VHT20-BF	20	2TX
2.4-2.4835GHz	802.11ax HEW20	20	2TX
2.4-2.4835GHz	802.11ax HEW20-BF	20	2TX
2.4-2.4835GHz	802.11n HT40	40	2TX
2.4-2.4835GHz	802.11n HT40-BF	40	2TX
2.4-2.4835GHz	VHT40	40	2TX
2.4-2.4835GHz	VHT40-BF	40	2TX
2.4-2.4835GHz	802.11ax HEW40	40	2TX
2.4-2.4835GHz	802.11ax HEW40-BF	40	2TX

Note:
- 11b mode uses a combination of DSSS-DBPSK, DQPSK, CCK modulation.
- 11g, HT20 and HT40 use a combination of OFDM-BPSK, QPSK, 16QAM, 64QAM modulation.
- VHT20, VHT40 use a combination of OFDM-BPSK, QPSK, 16QAM, 64QAM, 256QAM, 1024QAM modulation.
- HEW20, HEW40 use a combination of OFDMA-BPSK, QPSK, 16QAM, 64QAM, 256QAM, 1024QAM modulation.
- BWch is the nominal channel bandwidth.
- Nss-Min is the minimum number of spatial streams.
- Nant is the number of outputs. e.g., 2(2,3) means have 2 outputs for port 2 and port 3. 2 means have 2 outputs for port 1 and port 2.

1.1.2 Antenna Information

Set	Ant.	Port	Brand	Part number	Type	Connector	Uncorrelated Gain (dBi)			Correlated Gain (dBi)		
							2.4GHz	5GHz B1	5GHz B4	2.4GHz	5GHz B1	5GHz B4
1	1	1	WHA YU	C660-510493-A (SRF20191786)	Dipole	I-PEX	0.69	0.88	1.22	3.68	3.85	4.08
	2	2	WHA YU	C660-510494-A (SRF20191787)	Dipole	I-PEX	0.69	0.88	1.22	3.68	3.85	4.08
Set	Ant.	Port	Brand	Part number	Type	Connector	Uncorrelated Gain (dBi)			Correlated Gain (dBi)		
							2.4GHz	5GHz B1	5GHz B4	2.4GHz	5GHz B1	5GHz B4
2	1	1	WALSIN	RFDPA210608IMLB902	Dipole	I-PEX	0.65	0.65	0.71	3.57	3.39	3.05
	2	2	WALSIN	RFDPA210606IMLB902	Dipole	I-PEX	0.65	0.65	0.71	3.57	3.39	3.05

Note1: The above information was declared by manufacturer.
Note2: For WLAN Function (2TX/2RX):
The WLAN 2.4GHz supports the b, g, n, VHT, ax, and the WLAN 5GHz supports the a, n, VHT, ax.
There are two set antenna for WLAN Function use, and each set contains two antennas.
Because Set 1 antenna & Set 2 antenna are the same type antennas, only the higher gain antenna "Set 1 antenna" was tested.
Port 1 and Port 2 could transmit/receive simultaneously.

1.1.3 Mode Test Duty Cycle

For EUT 6:

Mode	DC	DCF(dB)	T(s)	VBW(Hz) ≥ 1/T
802.11b	0.992	0.03	n/a (DC>=0.98)	n/a (DC>=0.98)
802.11g	0.992	0.03	n/a (DC>=0.98)	n/a (DC>=0.98)
802.11ax HEW20	0.991	0.04	n/a (DC>=0.98)	n/a (DC>=0.98)
802.11ax HEW40	0.991	0.04	n/a (DC>=0.98)	n/a (DC>=0.98)
802.11ax HEW20-BF	0.97	0.13	2.933m	1k
802.11ax HEW40-BF	0.98	0.09	n/a (DC>=0.98)	n/a (DC>=0.98)

Note:
- DC is Duty Cycle.
- DCF is Duty Cycle Factor.

1.1.4 EUT Operational Condition

EUT Power Type	From power adapter			
Beamforming Function	☒	With beamforming	☐	Without beamforming
	The product has beamforming function for n/VHT/ax in 2.4GHz and n/ac/ax in 5GHz.			
Function	☒	Point-to-multipoint	☐	Point-to-point
Test Software Version	For Non Beamforming: MTool:(3.1.0.3) For Beamforming: DOS(ver 6.1.7601)、Lan Test20			

Note: The above information was declared by manufacturer.

1.1.5 Table for EUT Supports Functions

Function	Support Type
AP Router	Master
Bridge	Client without radar detection
Repeater	Master
Mesh	Master

Note: 1.From the above, the “AP Router” and “Mesh” were performed EUT 5 for AC Power Port Conducted Emission, Emissions in Restricted Frequency Bands below 1GHz and the tests and recorded in this report by manufacturer request.
2.From the above, the “AP Router” was performed EUT 6 for all test items, EUT 7 for Radiated Emissions below 1GHz and all the tests and recorded in this report.
3.The above information was declared by manufacturer.

1.1.6 Table for Components Source Information

Items	Main source	Second Source	Third Source
2.4GHz PA	Brand name: Qorvo Model name: QPF4206B	Brand name: Skyworks Model name: SKY85337	Brand name: Richwave Model name: RTC7646HT

Note: The above information was declared by manufacturer.

1.1.7 Table for EUT information

EUT	Amount of LAN Port	2.4G PA	Size of DC jack port	Adapter
1	2	Main	Big	Adapter 1, 2, 5
2	2	Second	Big	Adapter 1, 2, 5
3	1	Main	Big	Adapter 1, 2, 5
4	1	Second	Big	Adapter 1, 2, 5
5	1	Main	Small	Adapter 3~4
6	2	Third	Big	Adapter 1, 2, 5
7	1	Third	Big	Adapter 1, 2, 5

1.1.8 Table for Multiple Listing

The EUT has four model names which are identical to each other in all aspects except for the following table:

Model Name	Description
XD4N	There is nothing different for two model names, just for different marketing use.
RP-AX1800	
XD4RV2	
XD4	

Note: 1.From the above models, model: XD4N was selected as representative model for the test and its data was recorded in this report.
2.The above information was declared by manufacturer.

1.1.9 Table for Class II Change

This product is an extension of original one reported under Sporton project number: FR021444AA
Below is the table for the change of the product with respect to the original one.

Modifications	Performance Checking
1. Adding EUT 5.	1. AC Power Port Conducted Emission. 2. Emissions in Restricted Frequency Bands below 1GHz.
2. Adding the third source of 2.4GHz PA combines as EUT 6~7.	1. AC Power Port Conducted Emission 2. DTS Bandwidth 3. Maximum Conducted Output Power 4. Power Spectral Density 5. Emissions in Non-restricted Frequency Bands 6. Emissions in Restricted Frequency Bands
3. Adding three adapters (Adapter 3, 4, 5).	1. AC Power Port Conducted Emission. 2. Emissions in Restricted Frequency Bands below 1GHz.
4. Adding one model name: XD4. 5. Changing the Manufacturer (3) information: from “Manufaturer: Kentec Inc. / address: No. 5, Tzu-Chiang 1st Rd. Chungli Industrial Zone, Taoyuan City, Taiwan” to “Manufacturer: Lih Rong Electronic Enterprise Co.,Ltd. / address: No. 486, Sec. 1, Wanshou Road, Guishan District, , Taoyuan City, Taiwan”.	After evaluating, it doesn't affect the test results.

1.2 Applicable Standards

According to the specifications of the manufacturer, the EUT must comply with the requirements of the following standards:

- 47 CFR FCC Part 15.247
- ANSI C63.10-2013

The following reference test guidance is not within the scope of accreditation of TAF.

- FCC KDB 558074 D01 v05r02
- FCC KDB 662911 D01 v02r01
- FCC KDB 414788 D01 v01r01

1.3 Testing Location Information

Testing Location Information	
Test Lab.：Sporton International Inc. Hsinchu Laboratory	
Hsinchu	ADD: No.8, Ln. 724, Bo'ai St., Zhubei City, Hsinchu County 302010, Taiwan (R.O.C.)
(TAF: 3787)	TEL: 886-3-656-9065 FAX: 886-3-656-9085
	Test site Designation No. TW3787 with FCC.
	Conformity Assessment Body Identifier (CABID) TW3787 with ISED.

Test Condition	Test Site No.	Test Engineer	Test Environment (°C / %)	Test Date
RF Conducted	TH01-CB	Owen Hsu	17.4-18.4 / 57-62	Apr. 12, 2021
Radiated <1GHz	03CH05-CB	Stim Sung	21.4-22.5 / 55-57	Apr. 01, 2021 ~ May 04, 2021
Radiated >1GHz	03CH06-CB	Stim Sung	20.3-21.5 / 56-58	Apr. 01, 2021 ~ May 04, 2021
AC Conduction (Test Mode: Mode 1 ~ 3)	CO01-CB	Peter Wu	22~23 / 57~58	Jul. 15, 2020
AC Conduction (Test Mode: Mode 4 ~ 5)	CO01-CB	Wei Li	22~23 / 60~62	May 17, 2021

1.4 Measurement Uncertainty

ISO/IEC 17025 requires that an estimate of the measurement uncertainties associated with the emissions test results be included in the report. The measurement uncertainties given below are based on a 95% confidence level (based on a coverage factor (k=2)

Test Items	Uncertainty	Remark
Conducted Emission (150kHz ~ 30MHz)	2.0 dB	Confidence levels of 95%
Radiated Emission (9kHz ~ 30MHz)	3.8 dB	Confidence levels of 95%
Radiated Emission (30MHz ~ 1,000MHz)	5.6 dB	Confidence levels of 95%
Radiated Emission (1GHz ~ 18GHz)	5.0 dB	Confidence levels of 95%
Radiated Emission (18GHz ~ 40GHz)	4.9 dB	Confidence levels of 95%
Conducted Emission	2.8 dB	Confidence levels of 95%
Output Power Measurement	1.4 dB	Confidence levels of 95%
Power Density Measurement	2.8 dB	Confidence levels of 95%
Bandwidth Measurement	0.4%	Confidence levels of 95%

2 Test Configuration of EUT

2.1 Test Channel Mode

Mode	Power Setting
802.11b_Nss1,(1Mbps)_2TX	-
2412MHz	106
2437MHz	109
2462MHz	105
802.11g_Nss1,(6Mbps)_2TX	-
2412MHz	86
2417MHz	87
2437MHz	107
2457MHz	86
2462MHz	83
802.11ax HEW20_Nss2,(MCS0)_2TX	-
2412MHz	82
2417MHz	88
2437MHz	104
2457MHz	89
2462MHz	85
802.11ax HEW40_Nss2,(MCS0)_2TX	-
2422MHz	80
2437MHz	88
2452MHz	82
802.11ax HEW20-BF_Nss1,(MCS0)_2TX	-
2412MHz	82
2417MHz	89
2437MHz	102
2457MHz	86
2462MHz	84
802.11ax HEW40-BF_Nss1,(MCS0)_2TX	-
2422MHz	79
2437MHz	87
2452MHz	79

Note:
- There are two modes of EUT, one is beamforming mode, and the other is non-beamforming mode for n/VHT/ax in 2.4GHz and n/ac/ax in 5GHz. Both modes have been tested and recorded in this test report
- Evaluated HEW20/HEW40 mode only, due to similar modulation. The power setting of HT20/HT40/VHT20/VHT40 mode are the same or lower than HEW20/HEW40.

2.2 The Worst Case Measurement Configuration

The Worst Case Mode for Following Conformance Tests	
Tests Item	AC power-line conducted emissions
Condition	AC power-line conducted measurement for line and neutral Test Voltage: 120Vac / 60Hz
Operating Mode	Normal Link
1	AP Router - EUT 5 + Adapter 3
2	AP Router - EUT 5 + Adapter 4
Mode 1 has been evaluated to be the worst case between Mode 1~2, thus measurement for Mode 3 will follow this same test mode.	
3	Mesh - EUT 5 + Adapter 3
AP Router mode has been evaluated to be the worst case, thus measurement for Mode 4 ~ 5 will follow this same test mode.	
4	AP Router - EUT 1 + Adapter 5
Adapter 2 has been evaluated to be the worst case, thus measurement for Mode 5 will follow this same test mode.	
5	AP Router - EUT 6 + Adapter 2
For operating mode 5 is the worst case and it was record in this test report.	

The Worst Case Mode for Following Conformance Tests	
Tests Item	DTS Bandwidth Maximum Conducted Output Power Power Spectral Density Emissions in Non-restricted Frequency Bands
Test Condition	Conducted measurement at transmit chains
1	EUT 6

The Worst Case Mode for Following Conformance Tests	
Tests Item	Emissions in Restricted Frequency Bands
Test Condition	Radiated measurement If EUT consist of multiple antenna assembly (multiple antenna are used in EUT regardless of spatial multiplexing MIMO configuration), the radiated test should be performed with highest antenna gain of each antenna type.
Operating Mode < 1GHz	CTX
The EUT performed testing at WLAN 2.4GHz and WLAN 5GHz mode, The WLAN 2.4GHz mode has been evaluated to be the worst case. So the measurement will follow this same test configuration.	
1	EUT 6 + WLAN 2.4GHz - Adapter 5
2	EUT 7 + WLAN 2.4GHz- Adapter 5
Adapter 2 has been evaluated to be the worst case from adapter 1, 2, 5, thus measurement for Mode 3 will follow this same test mode.	
3	EUT 6 + WLAN 2.4GHz - Adapter 2
EUT 1 has been evaluated to be the worst case from EUT 1~2, thus measurement for Mode 4 will follow this same test mode.	
4	EUT 1 + WLAN 2.4GHz - Adapter 5
5	EUT 5 + WLAN 2.4GHz - Adapter 3
6	EUT 5 + WLAN 2.4GHz - Adapter 4
For operating mode 3 is the worst case and it was record in this test report.	
Operating Mode > 1GHz	CTX
1	EUT 6

The Worst Case Mode for Following Conformance Tests	
Tests Item	Simultaneous Transmission Analysis - Co-location RF Exposure Evaluation
Operating Mode	
1	EUT 6 (WLAN 2.4GHz) + EUT 1 (WLAN 5GHz)
Refer to Sporton Test Report No.: FA021444-02 for Co-location RF Exposure Evaluation.	

Note: The EUT can only be used at Y axis position.

2.3 EUT Operation during Test

For CTX Mode:

non-beamforming mode:

The EUT was programmed to be in continuously transmitting mode.

beamforming mode:

For Conducted Mode:

The EUT was programmed to be in continuously transmitting mode.

For Radiated Mode:

During the test, the following programs under WIN 7 were executed.
The program was executed as follows:
1. During the test, the EUT operation to normal function.
2. Executed command fixed test channel under DOS(ver 6.1.7601).
3. Executed "Lantest.exe" to link with the remote workstation to transmit and receive packet by WLAN AP and transmit duty cycle no less than 98%.

2.4 Accessories

Accessories			
Equipment Name	**Brand Name**	**Model Name**	**Rating**
Adapter 1	LEI	MU18B1120150-A1	INPUT: 100-240V ~ 50/60Hz, 0.6A OUTPUT: 12V, 1.5A
Adapter 2	DVE	DSA-18PFR-12 FUS 120150	INPUT: 100-240V ~ 50/60Hz, 0.6A OUTPUT: 12V, 1.5A, 18.0W
Adapter 3	PI	AD2055320	INPUT: 100-240V ~ 50/60Hz, 0.6A OUTPUT: 12V, 2.0A
Adapter 4	DELTA	ADP-24EW B	INPUT: 100-240V ~ 0.9A, 50-60Hz OUTPUT: 12V, 2A
Adapter 5	LEI	MU18D1120150-A1	INPUT: 100-240V ~ 50/60Hz, 0.6A OUTPUT: 12V, 1.5A
Other			
RJ-45 cable*1: Non-shielded, 2m			

2.5 Support Equipment

For AC Conduction:

Support Equipment				
No.	**Equipment**	**Brand Name**	**Model Name**	**FCC ID**
A	LAN NB	DELL	E6430	N/A
B	WAN NB	DELL	E6430	N/A
C	2.4G NB	DELL	E6430	N/A
D	5G NB	DELL	E6430	N/A

For RF Conducted, Radiated (below 1GHz) and Radiated (above 1GHz) - Non-beamforming mode:

Support Equipment				
No.	**Equipment**	**Brand Name**	**Model Name**	**FCC ID**
A	Notebook	DELL	E4300	N/A

For Radiated (above 1GHz) - Beamforming mode:

Support Equipment				
No.	**Equipment**	**Brand Name**	**Model Name**	**FCC ID**
A	Notebook	DELL	E4300	N/A
B	WLAN AP	ASUS	AX88U	MSQ-RTAXHP00
C	Notebook	DELL	E4300	N/A

2.6 Test Setup Diagram

Test Setup Diagram – AC Line Conducted Emission Test

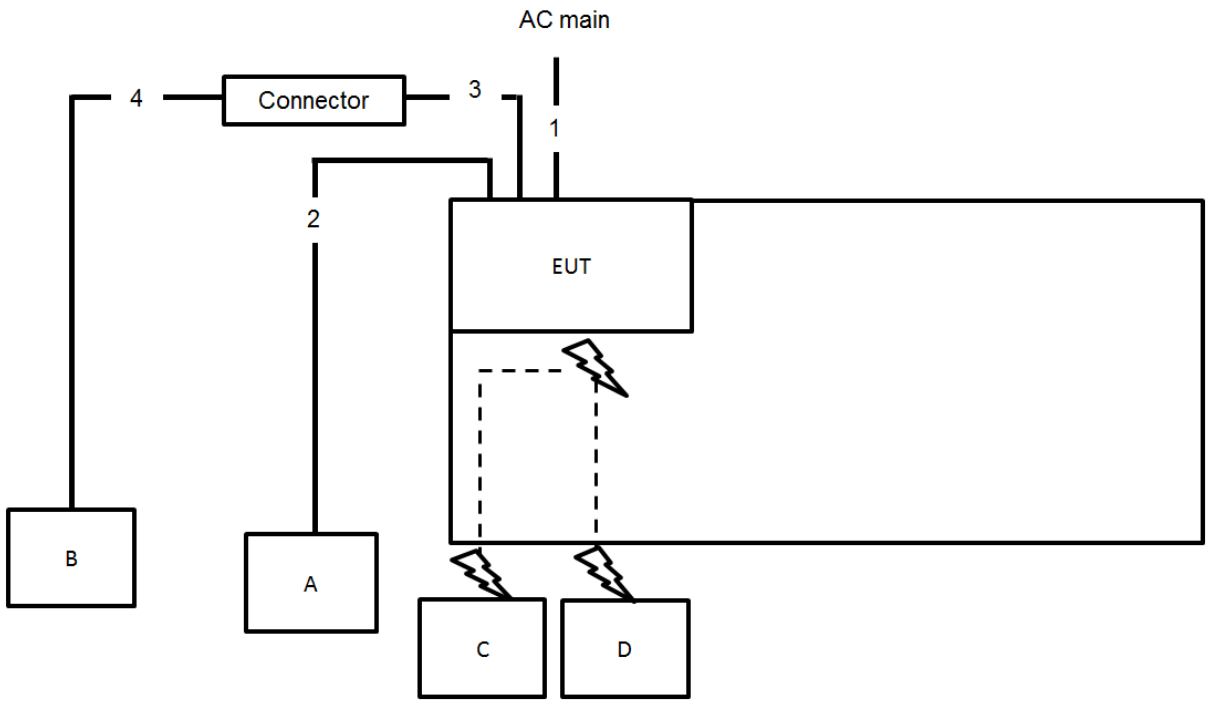

Item	Connection	Shielded	Length
1	Power cable	No	1.8m
2	RJ-45 cable	No	10m
3	RJ-45 cable	No	2m
4	RJ-45 cable	No	10m

Test Setup Diagram - Radiated Test < 1GHz and Non-beamforming mode > 1GHz

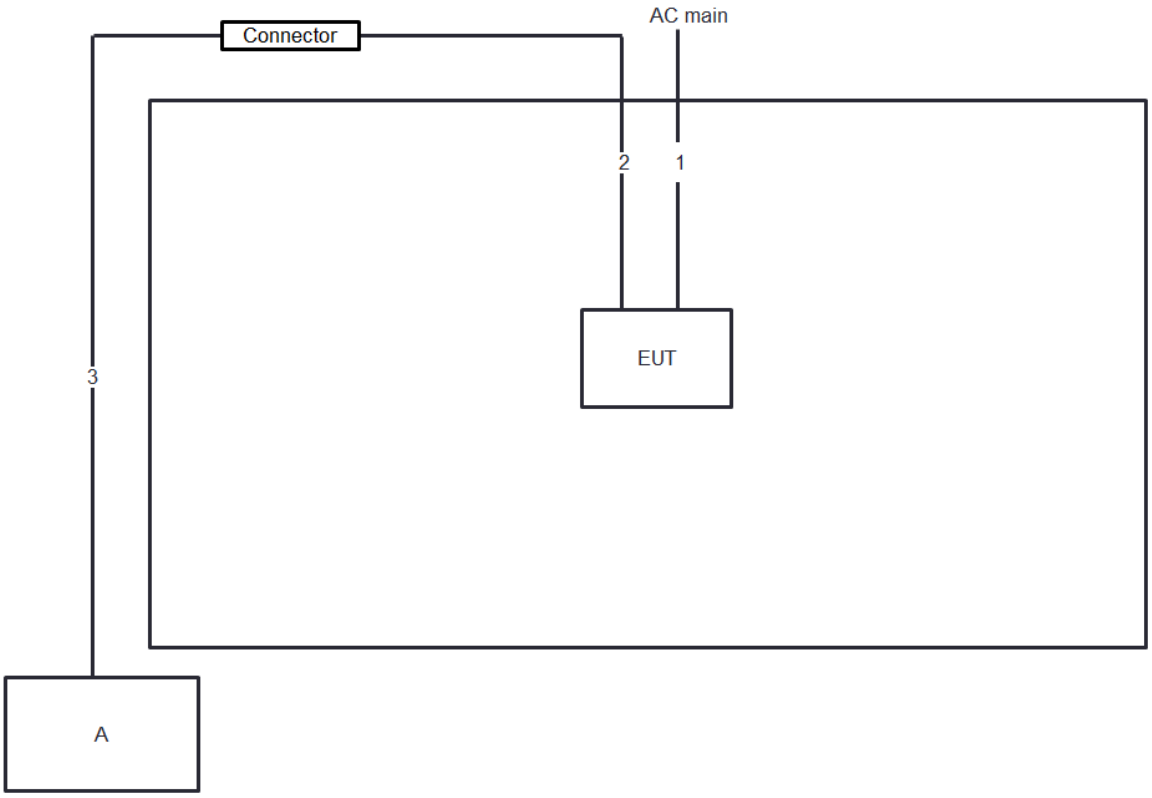

Item	Connection	Shielded	Length
1	Power cable	No	1.5m
2	RJ-45 cable	No	2m
3	RJ-45 cable	No	10m

Test Setup Diagram - Radiated Test > 1GHz / Beamforming mode

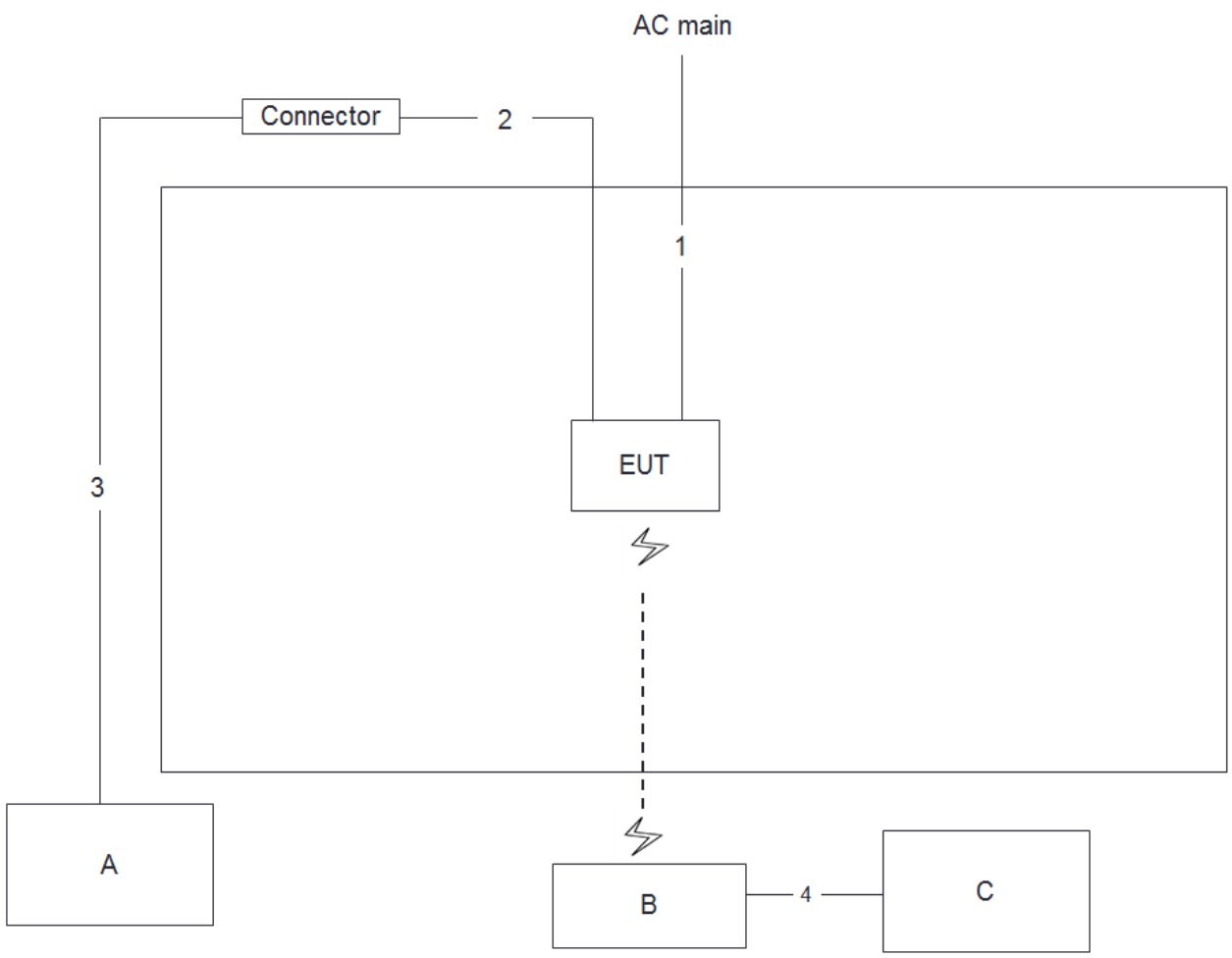

Item	Connection	Shielded	Length
1	Power cable	No	1.5m
2	RJ-45 cable	No	1.5m
3	RJ-45 cable	No	10m
4	RJ-45 cable	No	1.5m

3 Transmitter Test Result

3.1 AC Power-line Conducted Emissions

3.1.1 AC Power-line Conducted Emissions Limit

AC Power-line Conducted Emissions Limit		
Frequency Emission (MHz)	**Quasi-Peak**	**Average**
0.15-0.5	66 - 56 *	56 - 46 *
0.5-5	56	46
5-30	60	50
Note 1: * Decreases with the logarithm of the frequency.		

3.1.2 Measuring Instruments

Refer a test equipment and calibration data table in this test report.

3.1.3 Test Procedures

Test Method
☒ Refer as ANSI C63.10-2013, clause 6.2 for AC power-line conducted emissions.

3.1.4 Test Setup

AC Power-line Conducted Emissions

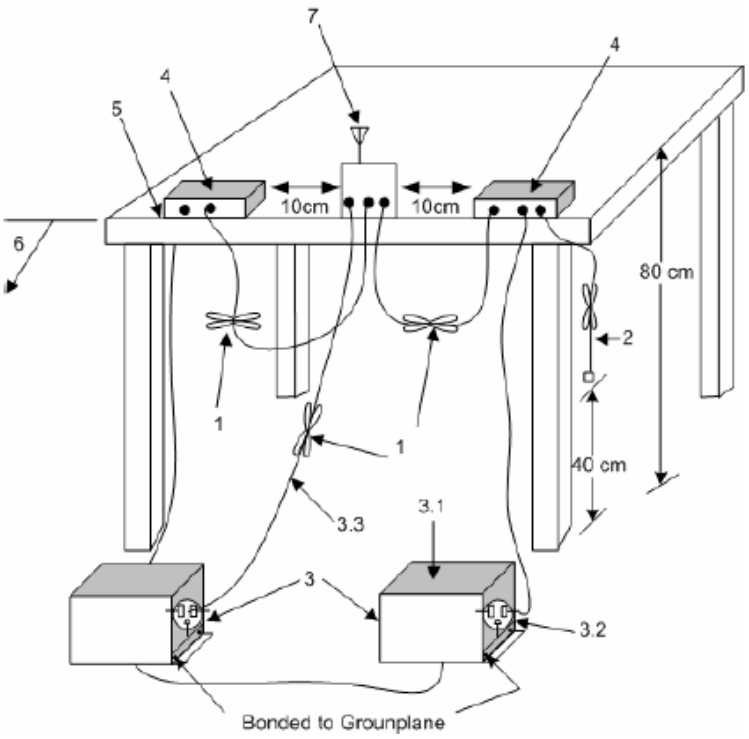

1—Interconnecting cables that hang closer than 40 cm to the ground plane shall be folded back and forth in the center forming a bundle 30 cm to 40 cm long.
2—The I/O cables that are not connected to an accessory shall be bundled in the center. The end of the cable may be terminated, if required, using the correct terminating impedance. The overall length shall not exceed 1 m.
3—EUT connected to one LISN. Unused LISN measuring port connectors shall be terminated in 50 Ω loads. LISN may be placed on top of, or immediately beneath, reference ground plane.
3.1—All other equipment powered from additional LISN(s).
3.2—A multiple-outlet strip may be used for multiple power cords of non-EUT equipment.
3.3—LISN at least 80 cm from nearest part of EUT chassis.
4—Non-EUT components of EUT system being tested.
5—Rear of EUT, including peripherals, shall all be aligned and flush with edge of tabletop.
6—Edge of tabletop shall be 40 cm removed from a vertical conducting plane that is bonded to the ground plane.
7—Antenna can be integral or detachable. If detachable, then the antenna shall be attached for this test.

3.1.5 Measurement Results Calculation

The measured Level is calculated using:

a. Corrected Reading: LISN Factor (LISN) + Attenuator (AT/AUX) + Cable Loss (CL) + Read Level (Raw) = Level

b. Margin = -Limit + Level

3.1.6 Test Result of AC Power-line Conducted Emissions

Refer as Appendix A

3.2 DTS Bandwidth

3.2.1 6dB Bandwidth Limit

6dB Bandwidth Limit
Systems using digital modulation techniques:
▪ 6 dB bandwidth ≥ 500 kHz.

3.2.2 Measuring Instruments

Refer a test equipment and calibration data table in this test report.

3.2.3 Test Procedures

Test Method	
▪ For the emission bandwidth shall be measured using one of the options below:	
	☒ Refer as FCC KDB 558074, clause 8.2 & C63.10 clause 11.8.1 Option 1 for 6 dB bandwidth measurement.
	☐ Refer as FCC KDB 558074, clause 8.2 & C63.10 clause 11.8.2 Option 2 for 6 dB bandwidth measurement.
	☐ Refer as ANSI C63.10, clause 6.9.1 for occupied bandwidth testing.

3.2.4 Test Setup

Emission Bandwidth
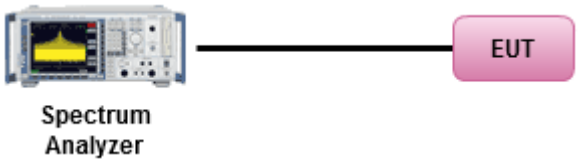

3.2.5 Test Result of Emission Bandwidth

Refer as Appendix B

3.3 Maximum Conducted Output Power

3.3.1 Maximum Conducted Output Power Limit

Maximum Conducted Output Power Limit			
	▪ If $G_{TX} \leq 6$ dBi, then $P_{Out} \leq 30$ dBm (1 W)		
	▪ Point-to-multipoint systems (P2M): If $G_{TX} > 6$ dBi, then $P_{Out} = 30 – (G_{TX} – 6)$ dBm		
	▪ Point-to-point systems (P2P): If $G_{TX} > 6$ dBi, then $P_{Out} = 30 – (G_{TX} – 6)/3$ dBm		
	▪ Smart antenna system (SAS):		
		- Single beam: If $G_{TX} > 6$ dBi, then $P_{Out} = 30 – (G_{TX} – 6)/3$ dBm	
		- Overlap beam: If $G_{TX} > 6$ dBi, then $P_{Out} = 30 – (G_{TX} – 6)/3$ dBm	
		- Aggregate power on all beams: If $G_{TX} > 6$ dBi, then $P_{Out} = 30 – (G_{TX} – 6)/3 + 8$dB dBm	
P_{Out} = maximum peak conducted output power or maximum conducted output power in dBm, **G_{TX}** = the maximum transmitting antenna directional gain in dBi.			

3.3.2 Measuring Instruments

Refer a test equipment and calibration data table in this test report.

3.3.3 Test Procedures

Test Method	
▪ Maximum Peak Conducted Output Power	
	☐ Refer as FCC KDB 558074, clause 8.3.1.1 & C63.10 clause 11.9.1.1 (RBW ≥ EBW method).
	☐ Refer as FCC KDB 558074, clause 8.3.1.3 & C63.10 clause 11.9.1.3 (peak power meter).
▪ Maximum Conducted Output Power	
	[duty cycle ≥ 98% or external video / power trigger]
	☐ Refer as FCC KDB 558074, clause 8.3.2.2 & C63.10 clause 11.9.2.2.2 Method AVGSA-1.
	☐ Refer as FCC KDB 558074, clause 8.3.2.2 & C63.10 clause 11.9.2.2.3 Method AVGSA-1A. (alternative)
	duty cycle < 98% and average over on/off periods with duty factor
	☐ Refer as FCC KDB 558074, clause 8.3.2.2 & C63.10 clause 11.9.2.2.4 Method AVGSA-2.
	☐ Refer as FCC KDB 558074, clause 8.3.2.2 & C63.10 clause 11.9.2.2.5 Method AVGSA-2A (alternative)
	☐ Refer as FCC KDB 558074, clause 8.3.2.2 & C63.10 clause 11.9.2.2.6 Method AVGSA-3
	☐ Refer as FCC KDB 558074, clause 8.3.2.2 & C63.10 clause 11.9.2.2.7 Method AVGSA-3A (alternative)
	Measurement using a power meter (PM)
	☐ Refer as FCC KDB 558074, clause 8.3.2.3 & C63.10 clause 11.9.2.3.1 Method AVGPM (using an RF average power meter).
	☒ Refer as FCC KDB 558074, clause 8.3.2.3 & C63.10 clause 11.9.2.3.2 Method AVGPM-G (using an gate RF average power meter).
▪ For conducted measurement.	
	▪ If the EUT supports multiple transmit chains using options given below: Refer as FCC KDB 662911, In-band power measurements. Using the measure-and-sum approach, measured all transmit ports individually. Sum the power (in linear power units e.g., mW) of all ports for each individual sample and save them.
	▪ If multiple transmit chains, EIRP calculation could be following as methods: $P_{total} = P_1 + P_2 + \ldots + P_n$ (calculated in linear unit [mW] and transfer to log unit [dBm]) $EIRP_{total} = P_{total} + DG$

3.3.4 Test Setup

Maximum Conducted Output Power (Power Meter)

3.3.5 Test Result of Maximum Conducted Output Power

Refer as Appendix C

3.4 Power Spectral Density

3.4.1 Power Spectral Density Limit

Power Spectral Density Limit
▪ Power Spectral Density (PSD) ≤ 8 dBm/3kHz

3.4.2 Measuring Instruments

Refer a test equipment and calibration data table in this test report.

3.4.3 Test Procedures

Test Method		
▪ Peak power spectral density procedures that the same method as used to determine the conducted output power. If maximum peak conducted output power was measured to demonstrate compliance to the output power limit, then the peak PSD procedure below (Method PKPSD) shall be used. If maximum conducted output power was measured to demonstrate compliance to the output power limit, then one of the average PSD procedures shall be used, as applicable based on the following criteria (the peak PSD procedure is also an acceptable option).		
	☒ Refer as FCC KDB 558074, clause 8.4 & C63.10 clause 11.10 Method Max. PSD.	
▪ For conducted measurement.		
	▪ If The EUT supports multiple transmit chains using options given below:	
		☒ Option 1: Measure and sum the spectra across the outputs. Refer as FCC KDB 662911, In-band power spectral density (PSD). Sample all transmit ports simultaneously using a spectrum analyzer for each transmit port. Where the trace bin-by-bin of each transmit port summing can be performed. (i.e., in the first spectral bin of output 1 is summed with that in the first spectral bin of output 2 and that from the first spectral bin of output 3, and so on up to the NTX output to obtain the value for the first frequency bin of the summed spectrum.). Add up the amplitude (power) values for the different transmit chains and use this as the new data trace.
		☐ Option 2: Measure and sum spectral maxima across the outputs. With this technique, spectra are measured at each output of the device at the required resolution bandwidth. The maximum value (peak) of each spectrum is determined. These maximum values are then summed mathematically in linear power units across the outputs. These operations shall be performed separately over frequency spans that have different out-of-band or spurious emission limits,
		☐ Option 3: Measure and add 10 log(N) dB, where N is the number of transmit chains. Refer as FCC KDB 662911, In-band power spectral density (PSD). Performed at each transmit chains and each transmit chains shall be compared with the limit have been reduced with 10 log(N). Or each transmit chains shall be add 10 log(N) to compared with the limit.

3.4.4 Test Setup

Power Spectral Density

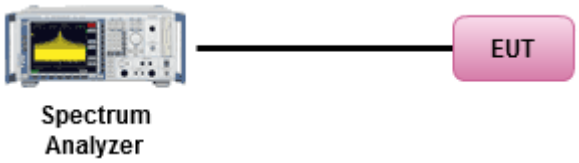

3.4.5 Test Result of Power Spectral Density

Refer as Appendix D

3.5 Emissions in Non-restricted Frequency Bands

3.5.1 Emissions in Non-restricted Frequency Bands Limit

Un-restricted Band Emissions Limit	
RF output power procedure	**Limit (dBc)**
Peak output power procedure	20
Average output power procedure	30

Note 1: If the peak output power procedure is used to measure the fundamental emission power to demonstrate compliance to requirements, then the peak conducted output power measured within any 100 kHz outside the authorized frequency band shall be attenuated by at least 20 dB relative to the maximum measured in-band peak PSD level.

Note 2: If the average output power procedure is used to measure the fundamental emission power to demonstrate compliance to requirements, then the power in any 100 kHz outside of the authorized frequency band shall be attenuated by at least 30 dB relative to the maximum measured in-band average PSD level.

3.5.2 Measuring Instruments

Refer a test equipment and calibration data table in this test report.

3.5.3 Test Procedures

Test Method
▪ Refer as FCC KDB 558074, clause 8.5 for unwanted emissions into non-restricted bands.

3.5.4 Test Setup

Emissions in Non-restricted Frequency Bands



3.5.5 Test Result of Emissions in Non-restricted Frequency Bands

Refer as Appendix E

3.6 Emissions in Restricted Frequency Bands

3.6.1 Emissions in Restricted Frequency Bands Limit

Restricted Band Emissions Limit			
Frequency Range (MHz)	**Field Strength (uV/m)**	**Field Strength (dBuV/m)**	**Measure Distance (m)**
0.009~0.490	2400/F(kHz)	48.5 - 13.8	300
0.490~1.705	24000/F(kHz)	33.8 - 23	30
1.705~30.0	30	29	30
30~88	100	40	3
88~216	150	43.5	3
216~960	200	46	3
Above 960	500	54	3

Note 1: Test distance for frequencies at or above 30 MHz, measurements may be performed at a distance other than the limit distance provided they are not performed in the near field and the emissions to be measured can be detected by the measurement equipment. When performing measurements at a distance other than that specified, the results shall be extrapolated to the specified distance using an extrapolation factor of 20 dB/decade (inverse of linear distance for field-strength measurements, inverse of linear distance-squared for power-density measurements).

Note 2: Test distance for frequencies at below 30 MHz, measurements may be performed at a distance closer than the EUT limit distance; however, an attempt should be made to avoid making measurements in the near field. When performing measurements below 30 MHz at a closer distance than the limit distance, the results shall be extrapolated to the specified distance by either making measurements at a minimum of two or more distances on at least one radial to determine the proper extrapolation factor or by using the square of an inverse linear distance extrapolation factor (40 dB/decade). The test report shall specify the extrapolation method used to determine compliance of the EUT.

Note 3: Using the distance of 1m during the test for above 18 GHz, and the test value to correct for the distance factor at 3m.

3.6.2 Measuring Instruments

Refer a test equipment and calibration data table in this test report.

3.6.3 Test Procedures

Test Method			
▪ The average emission levels shall be measured in [duty cycle ≥ 98 or duty factor].			
▪ Refer as ANSI C63.10, clause 6.10.3 band-edge testing shall be performed at the lowest frequency channel and highest frequency channel within the allowed operating band.			
▪ For the transmitter unwanted emissions shall be measured using following options below:			
	▪ Refer as FCC KDB 558074, clause 8.6 for unwanted emissions into restricted bands.		
		☐	Refer as FCC KDB 558074, clause 8.6 & C63.10 clause 11.12.2.5.1(trace averaging for duty cycle ≥98%).
		☐	Refer as FCC KDB 558074, clause 8.6 & C63.10 clause 11.12.2.5.2(trace averaging + duty factor).
		☒	Refer as FCC KDB 558074, clause 8.6 & C63.10 clause 11.12.2.5.3(Reduced VBW≥1/T).
		☐	Refer as ANSI C63.10, clause 11.12.2.5.3 (Reduced VBW). VBW ≥ 1/T, where T is pulse time.
		☐	Refer as ANSI C63.10, clause 7.5 average value of pulsed emissions.
		☒	Refer as FCC KDB 558074, clause 8.6 & C63.10 clause 11.12.2.4 measurement procedure peak limit.
▪ For the transmitter band-edge emissions shall be measured using following options below:			
	▪ Refer as FCC KDB 558074 clause 8.7 & C63.10 clause 11.13.1, When the performing peak or average radiated measurements, emissions within 2 MHz of the authorized band edge may be measured using the marker-delta method described below.		
	▪ Refer as FCC KDB 558074, clause 8.7 (ANSI C63.10, clause 6.10.6) for marker-delta method for band-edge measurements.		
	▪ Refer as FCC KDB 558074, clause 8.7 for narrower resolution bandwidth (100kHz) using the band power and summing the spectral levels (i.e., 1 MHz).		
	▪ For conducted unwanted emissions into restricted bands (absolute emission limits). Devices with multiple transmit chains using options given below: (1) Measure and sum the spectra across the outputs or (2) Measure and add 10 log(N) dB		
	▪ For FCC KDB 662911 The methodology described here may overestimate array gain, thereby resulting in apparent failures to satisfy the out-of-band limits even if the device is actually compliant. In such cases, compliance may be demonstrated by performing radiated tests around the frequencies at which the apparent failures occurred.		

3.6.4 Test Setup

Radiated - Emissions in Restricted Frequency Bands

9kHz ~30MHz

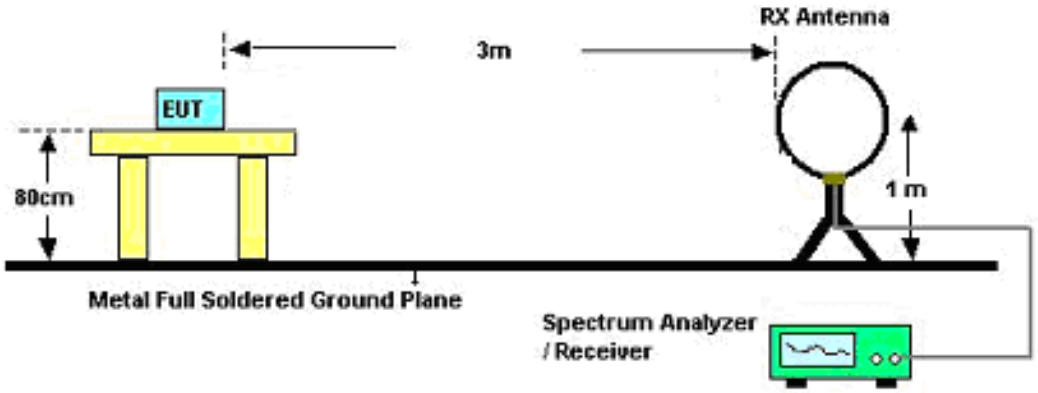

30MHz~1GHz

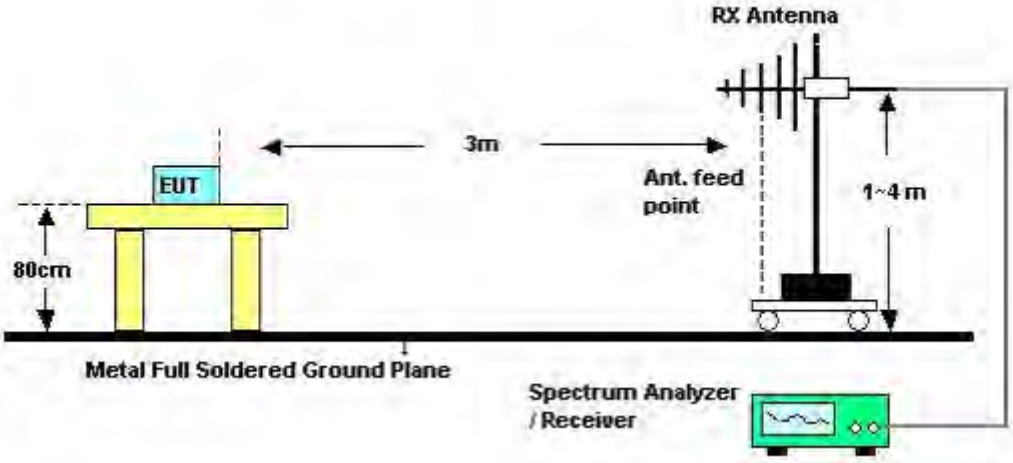

Above 1GHz

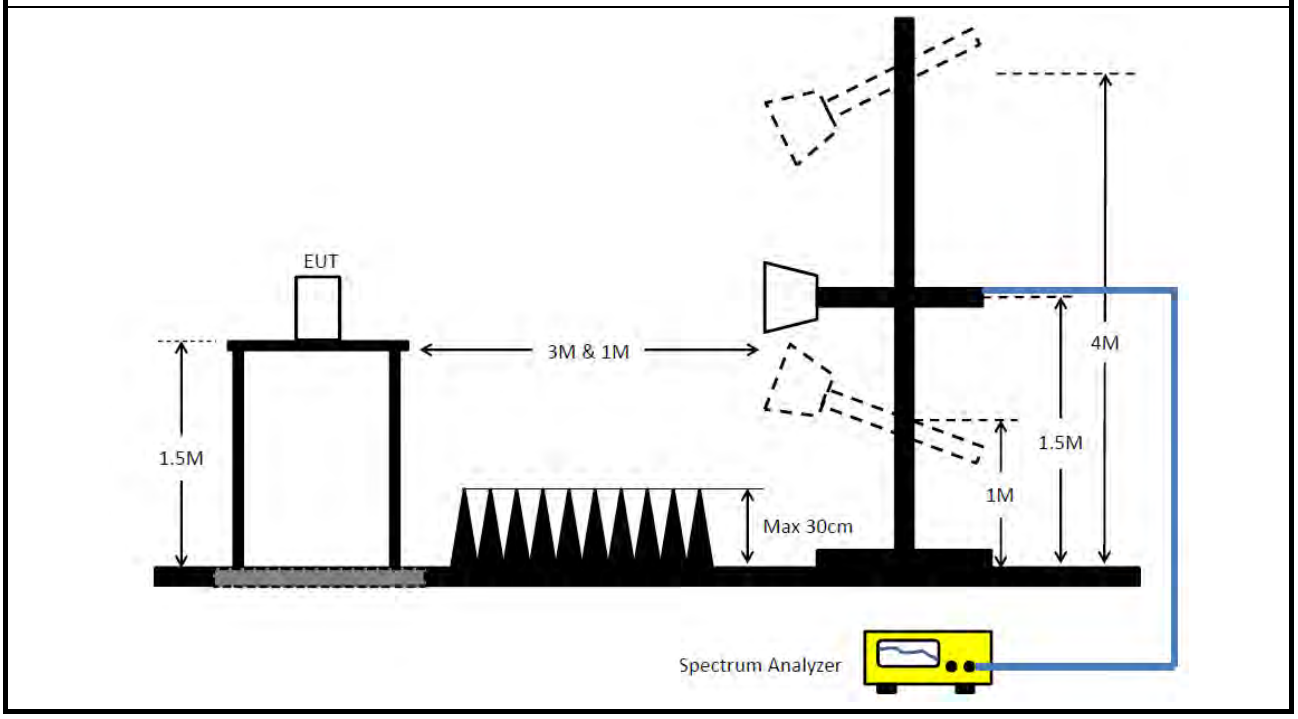

3.6.5 Measurement Results Calculation

The measured Level is calculated using:
Corrected Reading: Antenna factor (AF) + Cable loss (CL) + Read level (Raw) - Preamp factor (PA)(if applicable) = Level.

3.6.6 Emissions in Restricted Frequency Bands (Below 30MHz)

There is a comparison data of both open-field test site and alternative test site - semi-Anechoic chamber according to KDB414788 Radiated Test Site, and the result came out very similar.
All amplitude of spurious emissions that are attenuated by more than 20 dB below the permissible value has no need to be reported.
The radiated emissions were investigated from 9 kHz or the lowest frequency generated within the device, up to the 10th harmonic or 40 GHz, whichever is appropriate.

3.6.7 Test Result of Emissions in Restricted Frequency Bands

Refer as Appendix F

4 Test Equipment and Calibration Data

Instrument	Brand	Model No.	Serial No.	Characteristics	Calibration Date	Calibration Due Date	Remark
EMI Receiver	Agilent	N9038A	My52260123	9kHz ~ 8.45GHz	Feb. 26, 2020	Feb. 25, 2021	Conduction (CO01-CB)
EMI Receiver	Agilent	N9038A	My52260123	9kHz ~ 8.4GHz	Mar. 03, 2021	Mar. 02, 2022	Conduction (CO01-CB)
LISN	F.C.C.	FCC-LISN-50-16-2	04083	150kHz ~ 100MHz	Dec. 25, 2019	Dec. 24, 2020	Conduction (CO01-CB)
LISN	F.C.C.	FCC-LISN-50-16-2	04083	150kHz ~ 100MHz	Jan. 06, 2021	Jan. 05, 2022	Conduction (CO01-CB)
LISN	Schwarzbeck	NSLK 8127	8127650	9kHz ~ 30MHz	Nov. 21, 2019	Nov. 20, 2020	Conduction (CO01-CB)
LISN	Schwarzbeck	NSLK 8127	8127647	9kHz ~ 30MHz	Mar. 07, 2021	Mar. 06, 2022	Conduction (CO01-CB)
Pulse Limiter	Rohde&Schwarz	ESH3-Z2	100430	9kHz ~ 30MHz	Jan. 31, 2020	Jan. 30, 2021	Conduction (CO01-CB)
Pulse Limiter	Rohde&Schwarz	ESH3-Z2	100430	9kHz ~ 30MHz	Jan. 30, 2021	Jan. 29, 2022	Conduction (CO01-CB)
COND Cable	Woken	Cable	Low cable-CO01	9kHz ~ 30MHz	May 21, 2019	May 20, 2020	Conduction (CO01-CB)
COND Cable	Woken	Cable	Low cable-CO01	9kHz ~ 30MHz	May 20, 2020	May 19, 2021	Conduction (CO01-CB)
Software	SPORTON	SENSE	V5.10	-	N.C.R.	N.C.R.	Conduction (CO01-CB)
Loop Antenna	Teseq	HLA 6120	24155	9kHz - 30 MHz	Apr. 13, 2020	Apr. 12, 2021	Radiation (03CH05-CB)
Loop Antenna	Teseq	HLA 6120	31244	9kHz - 30 MHz	Mar. 16,. 2021	Mar. 15, 2022	Radiation (03CH05-CB)
3m Semi Anechoic Chamber NSA	TDK	SAC-3M	03CH05-CB	30 MHz ~ 1 GHz	Aug. 10, 2020	Aug. 09, 2021	Radiation (03CH05-CB)
Bilog Antenna with 6dB Attenuator	TESEQ & EMCI	CBL 6112D & N-6-06	35236 & AT-N0610	30MHz ~ 2GHz	Mar. 26, 2021	Mar. 25, 2022	Radiation (03CH05-CB)
Pre-Amplifier	EMCI	EMC330N	980331	20MHz ~ 3GHz	Apr. 28, 2020	Apr. 27, 2021	Radiation (03CH05-CB)
Pre-Amplifier	EMCI	EMC330N	980331	20MHz ~ 3GHz	Apr. 27, 2021	Apr. 26, 2022	Radiation (03CH05-CB)
Spectrum Analyzer	R&S	FSP40	100304	9kHz ~ 40GHz	Nov. 10, 2020	Nov. 09, 2021	Radiation (03CH05-CB)
EMI Test Receiver	R&S	ESCS	826547/017	9kHz ~ 2.75GHz	May 13, 2020	May 12, 2021	Radiation (03CH05-CB)

RF Cable-low	Woken	RG402	Low Cable-04+23	30MHz~1GHz	Oct. 05, 2020	Oct. 04, 2021	Radiation (03CH05-CB)
Test Software	SPORTON	SENSE	V5.10	-	N.C.R.	N.C.R.	Radiation (03CH05-CB)
3m Semi Anechoic Chamber VSWR	TDK	SAC-3M	03CH06-CB	1GHz ~18GHz 3m	Oct. 02, 2020	Oct. 01, 2021	Radiation (03CH06-CB)
Horn Antenna	SCHWARZBECK	BBHA9120D	BBHA 9120D-1292	1GHz~18GHz	Jul. 22, 2020	Jul. 21, 2021	Radiation (03CH06-CB)
Horn Antenna	Schwarzbeck	BBHA 9170	BBHA9170252	15GHz ~ 40GHz	Jul. 21, 2020	Jul. 20, 2021	Radiation (03CH06-CB)
Pre-Amplifier	Agilent	83017A	MY53270064	0.5GHz ~ 26.5GHz	May 07, 2020	May 06, 2021	Radiation (03CH06-CB)
Pre-Amplifier	Agilent	83017A	MY53270064	0.5GHz ~ 26.5GHz	May 06, 2021	May 05, 2022	Radiation (03CH06-CB)
Pre-Amplifier	MITEQ	TTA1840-35-HG	1864479	18GHz ~ 40GHz	Jul. 08, 2020	Jul. 07, 2021	Radiation (03CH06-CB)
Spectrum analyzer	R&S	FSP40	100080	9kHz~40GHz	Dec. 15, 2020	Dec. 14, 2021	Radiation (03CH06-CB)
RF Cable-high	Woken	RG402	High Cable-05	1GHz~18GHz	Oct. 05, 2020	Oct. 04, 2021	Radiation (03CH06-CB)
RF Cable-high	Woken	RG402	High Cable-05+24	1GHz~18GHz	Oct. 05, 2020	Oct. 04, 2021	Radiation (03CH06-CB)
RF Cable-high	Woken	RG402	High Cable-40G#1	18GHz ~ 40 GHz	Jul. 16, 2020	Jul. 15, 2021	Radiation (03CH06-CB)
RF Cable-high	Woken	RG402	High Cable-40G#2	18GHz ~ 40 GHz	Jul. 16, 2020	Jul. 15, 2021	Radiation (03CH06-CB)
Test Software	SPORTON	SENSE	V5.10	-	N.C.R.	N.C.R.	Radiation (03CH06-CB)
Spectrum analyzer	R&S	FSV40	100979	9kHz~40GHz	May 05, 2020	May 04, 2021	Conducted (TH01-CB)
RF Cable-high	Woken	RG402	High Cable-06	1 GHz – 26.5 GHz	Oct. 05, 2020	Oct. 04, 2021	Conducted (TH01-CB)
RF Cable-high	Woken	RG402	High Cable-07	1 GHz –26.5 GHz	Oct. 05, 2020	Oct. 04, 2021	Conducted (TH01-CB)
RF Cable-high	Woken	RG402	High Cable-08	1 GHz –26.5 GHz	Oct. 05, 2020	Oct. 04, 2021	Conducted (TH01-CB)
RF Cable-high	Woken	RG402	High Cable-09	1 GHz –26.5 GHz	Oct. 05, 2020	Oct. 04, 2021	Conducted (TH01-CB)
RF Cable-high	Woken	RG402	High Cable-10	1 GHz –26.5 GHz	Oct. 05, 2020	Oct. 04, 2021	Conducted (TH01-CB)
RF Cable-high	Woken	RG402	High Cable-30	1 GHz –26.5 GHz	Oct. 05, 2020	Oct. 04, 2021	Conducted (TH01-CB)
Cable	Woken	RG402	low Cable-30	9 kHz –1 GHz	Apr. 06, 2021	Apr. 05, 2022	Conducted (TH01-CB)
Power Sensor	Agilent	E9327A	US40442088	50MHz~18GHz	Feb. 23, 2021	Feb. 22, 2022	Conducted (TH01-CB)

Power Meter	Agilent	E4416A	GB41291199	50MHz~18GHz	Feb. 23, 2021	Feb. 22, 2022	Conducted (TH01-CB)
Test Software	SPORTON	SENSE	V5.10	-	N.C.R.	N.C.R.	Conducted (TH01-CB)

Note: Calibration Interval of instruments listed above is one year.

N.C.R. means Non-Calibration required.

Summary

Mode	Result	Type	Freq (Hz)	Level (dBuV)	Limit (dBuV)	Margin (dB)	Condition
Mode 5	Pass	QP	150k	54.32	66.00	-11.68	Neutral

Mode 5

17/05/2021

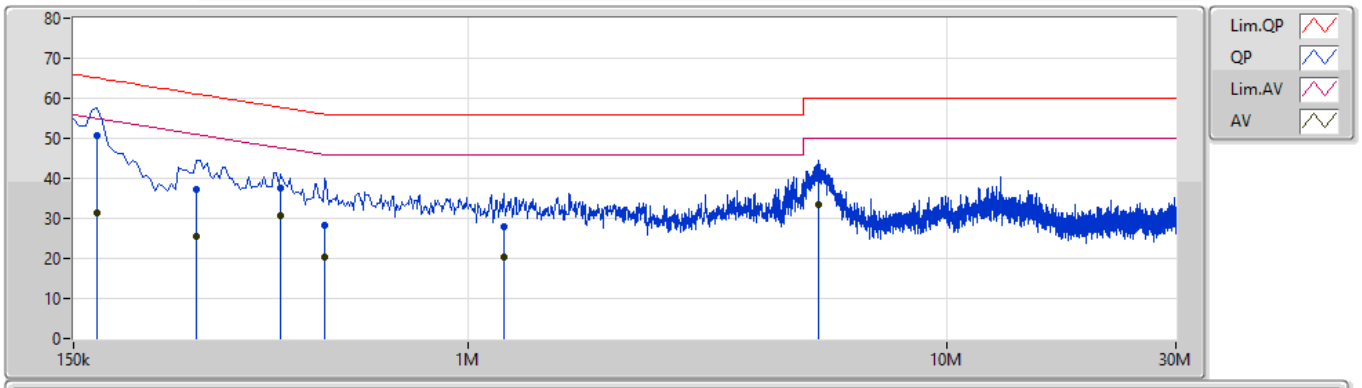

Type	Freq	Level	Limit	Margin	Factor	Condition	Comment	Raw	LISN	CL	AT
	(Hz)	(dBuV)	(dBuV)	(dB)	(dB)			(dBuV)	(dB)	(dB)	(dB)
QP	168k	50.55	65.06	-14.51	9.88	Line	"Worst"	40.67	0.04	0.03	9.81
AV	168k	31.23	55.06	-23.83	9.88	Line	-	21.35	0.04	0.03	9.81
QP	271.5k	37.24	61.07	-23.83	9.88	Line	-	27.36	0.04	0.03	9.81
AV	271.5k	25.48	51.07	-25.59	9.88	Line	-	15.60	0.04	0.03	9.81
QP	406.5k	37.68	57.72	-20.04	9.89	Line	-	27.79	0.04	0.03	9.82
AV	406.5k	30.59	47.72	-17.13	9.89	Line	-	20.70	0.04	0.03	9.82
QP	500k	28.42	56.00	-27.58	9.89	Line	-	18.53	0.04	0.03	9.82
AV	500k	20.49	46.00	-25.51	9.89	Line	-	10.60	0.04	0.03	9.82
QP	1.185M	27.85	56.00	-28.15	9.95	Line	-	17.90	0.07	0.05	9.83
AV	1.185M	20.30	46.00	-25.70	9.95	Line	-	10.35	0.07	0.05	9.83
QP	5.375M	40.17	60.00	-19.83	10.18	Line	-	29.99	0.16	0.14	9.88
AV	5.375M	33.55	50.00	-16.45	10.18	Line	-	23.37	0.16	0.14	9.88

Mode 5

17/05/2021

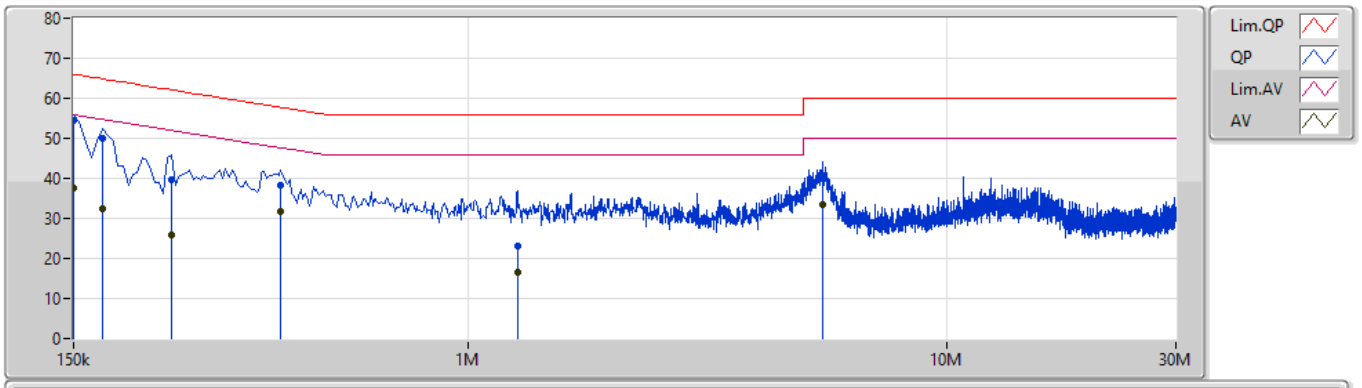

Type	Freq	Level	Limit	Margin	Factor	Condition	Comment	Raw	LISN	CL	AT
	(Hz)	(dBuV)	(dBuV)	(dB)	(dB)			(dBuV)	(dB)	(dB)	(dB)
QP	150k	54.32	66.00	-11.68	9.87	Neutral	"Worst"	44.45	0.03	0.03	9.81
AV	150k	37.68	56.00	-18.32	9.87	Neutral	-	27.81	0.03	0.03	9.81
QP	172.5k	50.05	64.83	-14.78	9.87	Neutral	-	40.18	0.03	0.03	9.81
AV	172.5k	32.57	54.83	-22.26	9.87	Neutral	-	22.70	0.03	0.03	9.81
QP	240k	39.53	62.10	-22.57	9.87	Neutral	-	29.66	0.03	0.03	9.81
AV	240k	26.00	52.10	-26.10	9.87	Neutral	-	16.13	0.03	0.03	9.81
QP	406.5k	38.42	57.72	-19.30	9.88	Neutral	-	28.54	0.03	0.03	9.82
AV	406.5k	31.62	47.72	-16.10	9.88	Neutral	-	21.74	0.03	0.03	9.82
QP	1.266M	23.24	56.00	-32.76	9.94	Neutral	-	13.30	0.06	0.05	9.83
AV	1.266M	16.41	46.00	-29.59	9.94	Neutral	-	6.47	0.06	0.05	9.83
QP	5.492M	40.01	60.00	-19.99	10.15	Neutral	-	29.86	0.13	0.14	9.88
AV	5.492M	33.44	50.00	-16.56	10.15	Neutral	-	23.29	0.13	0.14	9.88

Summary

Mode	Max-N dB (Hz)	Max-OBW (Hz)	ITU-Code	Min-N dB (Hz)	Min-OBW (Hz)
2.4-2.4835GHz	-	-	-	-	-
802.11b_Nss1,(1Mbps)_2TX	8.025M	12.044M	12M0G1D	6.525M	10.345M
802.11g_Nss1,(6Mbps)_2TX	16.35M	19.69M	19M7D1D	16.325M	16.717M
802.11ax HEW20_Nss2,(MCS0)_2TX	19M	19.415M	19M4D1D	18.8M	18.991M
802.11ax HEW40_Nss2,(MCS0)_2TX	37.65M	37.581M	37M6D1D	37.15M	37.531M
802.11ax HEW20-BF_Nss1,(MCS0)_2TX	19.05M	19.265M	19M3D1D	18.95M	18.991M
802.11ax HEW40-BF_Nss1,(MCS0)_2TX	37.65M	37.631M	37M6D1D	37.4M	37.481M

Max-N dB = Maximum 6dB down bandwidth; **Max-OBW** = Maximum 99% occupied bandwidth;
Min-N dB = Minimum 6dB down bandwidth; **Min-OBW** = Minimum 99% occupied bandwidth;

Result

Mode	Result	Limit (Hz)	Port 1-N dB (Hz)	Port 1-OBW (Hz)	Port 2-N dB (Hz)	Port 2-OBW (Hz)
802.11b_Nss1,(1Mbps)_2TX	-	-	-	-	-	-
2412MHz	Pass	500k	6.525M	10.395M	7.025M	11.244M
2437MHz	Pass	500k	7.025M	11.744M	8.025M	12.044M
2462MHz	Pass	500k	7.05M	10.345M	6.55M	10.67M
802.11g_Nss1,(6Mbps)_2TX	-	-	-	-	-	-
2412MHz	Pass	500k	16.35M	16.817M	16.35M	16.717M
2437MHz	Pass	500k	16.35M	19.665M	16.325M	19.69M
2462MHz	Pass	500k	16.325M	16.792M	16.35M	16.717M
802.11ax HEW20_Nss2,(MCS0)_2TX	-	-	-	-	-	-
2412MHz	Pass	500k	19M	19.015M	18.925M	19.015M
2437MHz	Pass	500k	18.9M	19.365M	18.8M	19.415M
2462MHz	Pass	500k	19M	19.015M	18.925M	18.991M
802.11ax HEW40_Nss2,(MCS0)_2TX	-	-	-	-	-	-
2422MHz	Pass	500k	37.65M	37.531M	37.55M	37.531M
2437MHz	Pass	500k	37.55M	37.581M	37.5M	37.581M
2452MHz	Pass	500k	37.15M	37.531M	37.4M	37.531M
802.11ax HEW20-BF_Nss1,(MCS0)_2TX	-	-	-	-	-	-
2412MHz	Pass	500k	19.05M	19.015M	18.95M	18.991M
2437MHz	Pass	500k	18.975M	19.265M	18.95M	19.215M
2462MHz	Pass	500k	19M	19.04M	18.95M	19.015M
802.11ax HEW40-BF_Nss1,(MCS0)_2TX	-	-	-	-	-	-
2422MHz	Pass	500k	37.55M	37.481M	37.4M	37.531M
2437MHz	Pass	500k	37.65M	37.631M	37.55M	37.581M
2452MHz	Pass	500k	37.45M	37.481M	37.45M	37.531M

Port X-N dB = Port **X** 6dB down bandwidth; **Port X-OBW** = Port **X** 99% occupied bandwidth;

802.11b_Nss1,(1Mbps)_2TX

EBW

2412MHz

12/04/2021

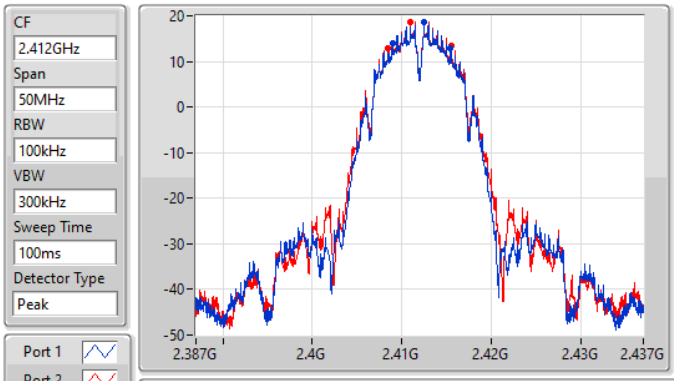

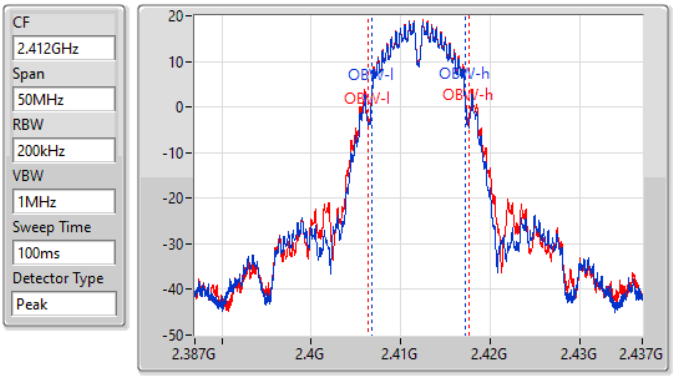

6dB(Hz)	Fl-6dB(Hz)	Fh-6dB(Hz)	OBW(Hz)	Fl-OBW(Hz)	Fh-OBW(Hz)	Limit(Hz)	Port
6.525M	2.40895G	2.415475G	10.395M	2.406778G	2.417172G	500k	1
7.025M	2.408475G	2.4155G	11.244M	2.406403G	2.417647G	500k	2

802.11b_Nss1,(1Mbps)_2TX

EBW

2437MHz

12/04/2021

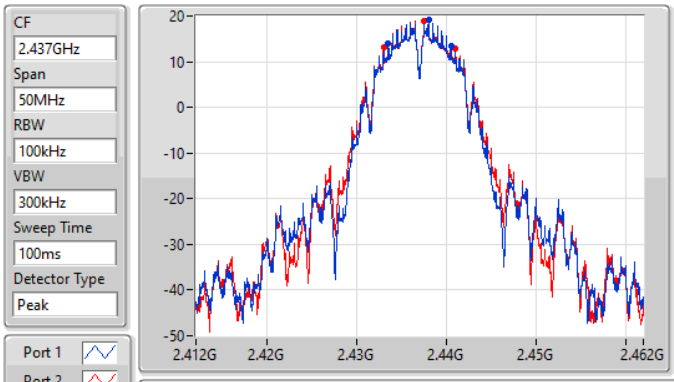

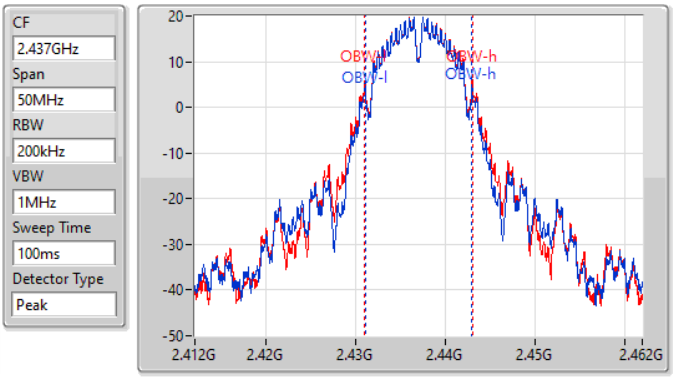

6dB(Hz)	Fl-6dB(Hz)	Fh-6dB(Hz)	OBW(Hz)	Fl-OBW(Hz)	Fh-OBW(Hz)	Limit(Hz)	Port
7.025M	2.433475G	2.4405G	11.744M	2.431128G	2.442872G	500k	1
8.025M	2.432975G	2.441G	12.044M	2.430978G	2.443022G	500k	2

802.11b_Nss1,(1Mbps)_2TX

EBW

2462MHz

12/04/2021

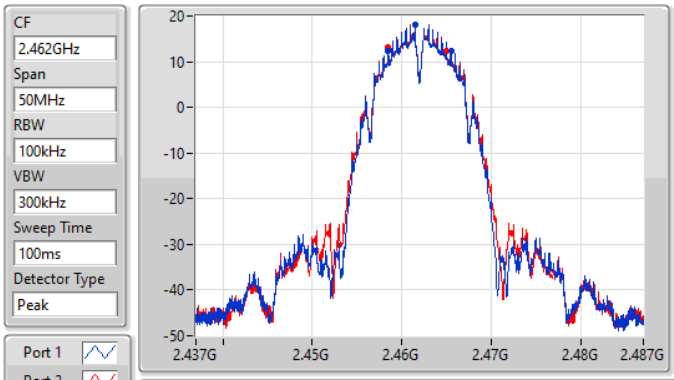

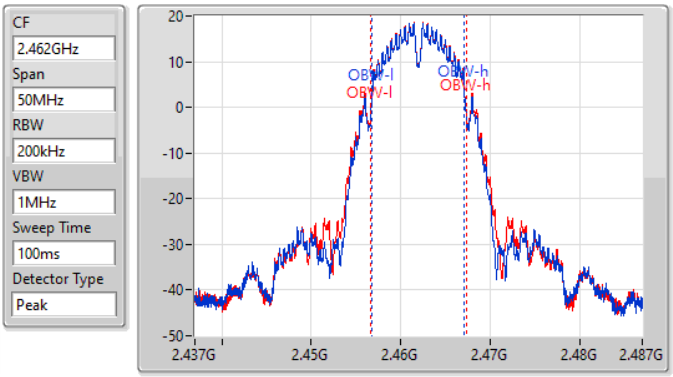

6dB(Hz)	Fl-6dB(Hz)	Fh-6dB(Hz)	OBW(Hz)	Fl-OBW(Hz)	Fh-OBW(Hz)	Limit(Hz)	Port
7.05M	2.45845G	2.4655G	10.345M	2.456803G	2.467147G	500k	1
6.55M	2.458475G	2.465025G	10.67M	2.456628G	2.467297G	500k	2

802.11g_Nss1,(6Mbps)_2TX

EBW

2412MHz

12/04/2021

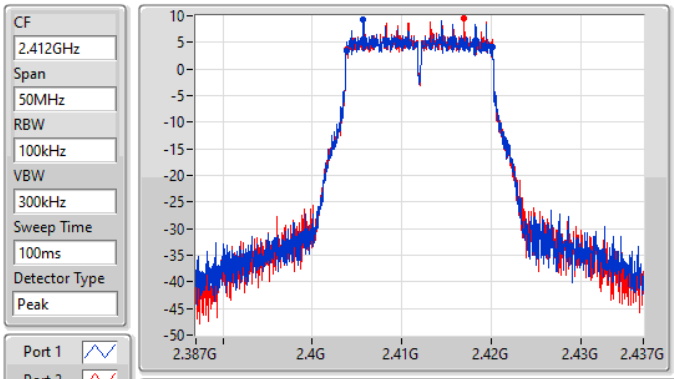

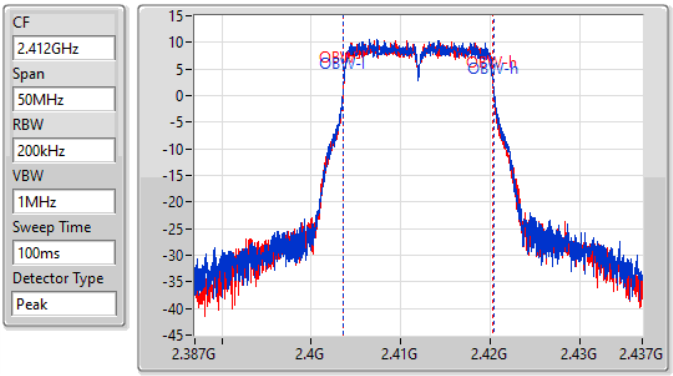

6dB(Hz)	Fl-6dB(Hz)	Fh-6dB(Hz)	OBW(Hz)	Fl-OBW(Hz)	Fh-OBW(Hz)	Limit(Hz)	Port
16.35M	2.4038G	2.42015G	16.817M	2.403604G	2.420421G	500k	1
16.35M	2.4038G	2.42015G	16.717M	2.403629G	2.420346G	500k	2

802.11g_Nss1,(6Mbps)_2TX EBW

2437MHz

12/04/2021

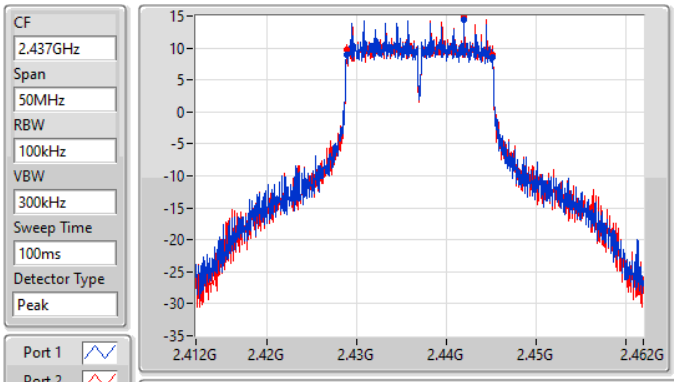

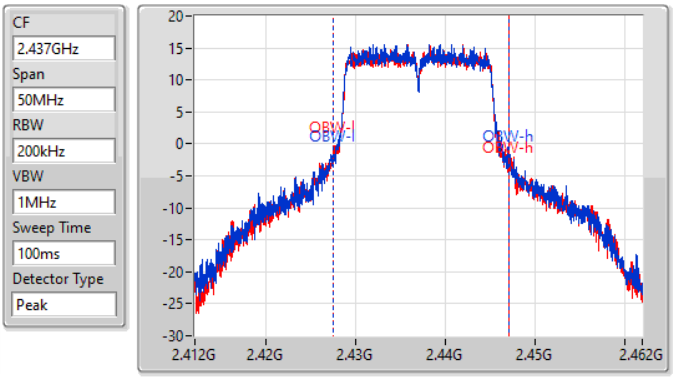

6dB(Hz)	Fl-6dB(Hz)	Fh-6dB(Hz)	OBW(Hz)	Fl-OBW(Hz)	Fh-OBW(Hz)	Limit(Hz)	Port
16.35M	2.4288G	2.44515G	19.665M	2.427405G	2.44707G	500k	1
16.325M	2.428825G	2.44515G	19.69M	2.42743G	2.44712G	500k	2

802.11g_Nss1,(6Mbps)_2TX EBW

2462MHz

12/04/2021

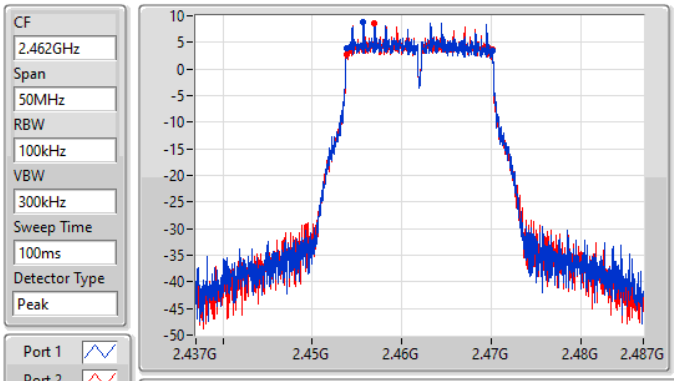

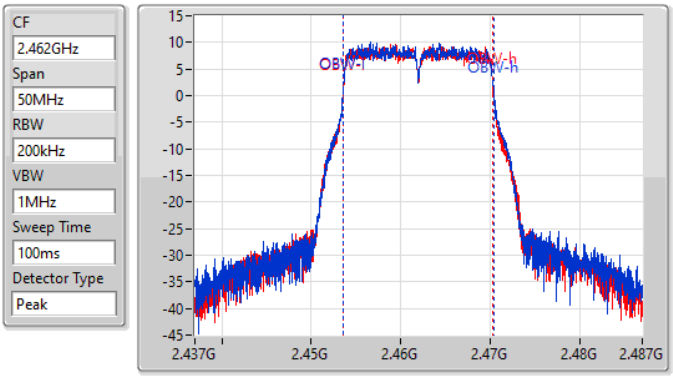

6dB(Hz)	Fl-6dB(Hz)	Fh-6dB(Hz)	OBW(Hz)	Fl-OBW(Hz)	Fh-OBW(Hz)	Limit(Hz)	Port
16.325M	2.453825G	2.47015G	16.792M	2.453604G	2.470396G	500k	1
16.35M	2.4538G	2.47015G	16.717M	2.453604G	2.470321G	500k	2

802.11ax HEW20_Nss2,(MCS0)_2TX EBW

2412MHz

12/04/2021

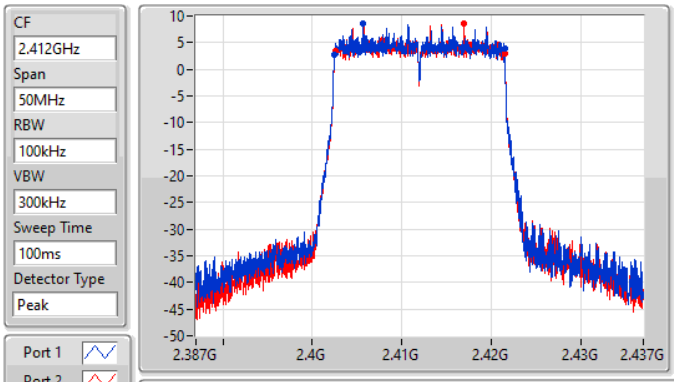

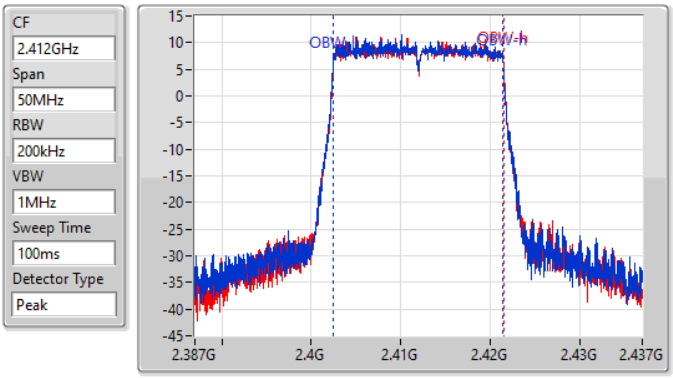

6dB(Hz)	Fl-6dB(Hz)	Fh-6dB(Hz)	OBW(Hz)	Fl-OBW(Hz)	Fh-OBW(Hz)	Limit(Hz)	Port
19M	2.402475G	2.421475G	19.015M	2.402455G	2.42147G	500k	1
18.925M	2.40255G	2.421475G	19.015M	2.40248G	2.421495G	500k	2

802.11ax HEW20_Nss2,(MCS0)_2TX EBW

2437MHz

12/04/2021

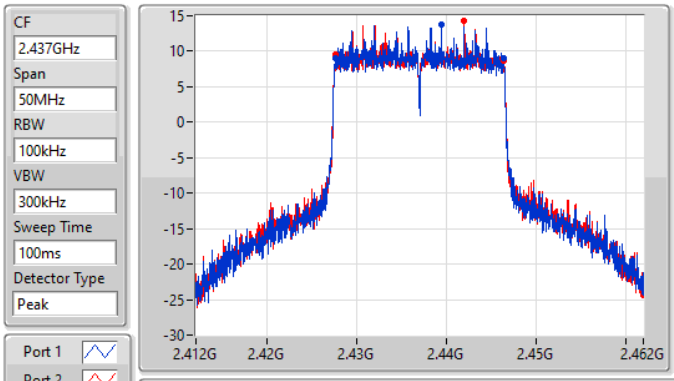

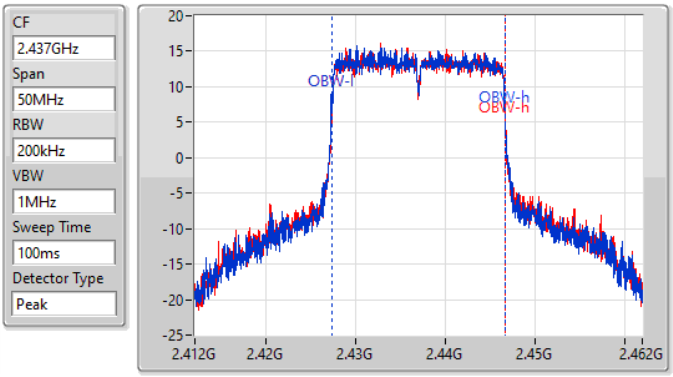

6dB(Hz)	Fl-6dB(Hz)	Fh-6dB(Hz)	OBW(Hz)	Fl-OBW(Hz)	Fh-OBW(Hz)	Limit(Hz)	Port
18.9M	2.42755G	2.44645G	19.365M	2.427305G	2.44667G	500k	1
18.8M	2.427625G	2.446425G	19.415M	2.427305G	2.44672G	500k	2

802.11ax HEW20_Nss2,(MCS0)_2TX EBW

2462MHz

12/04/2021

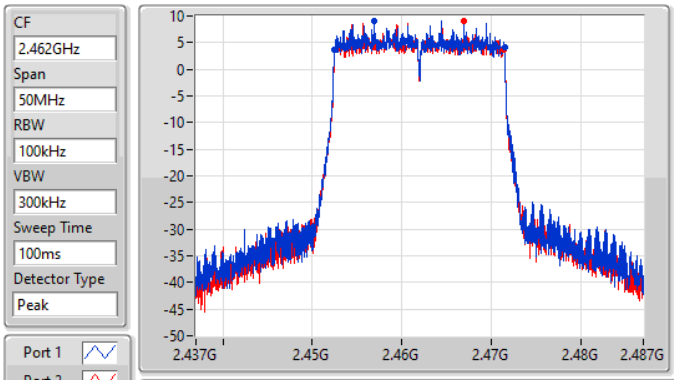

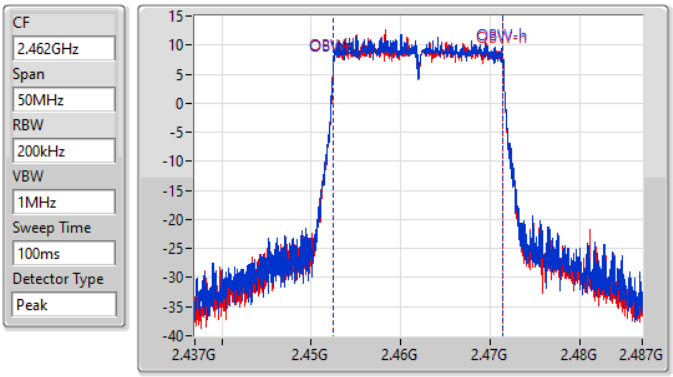

6dB(Hz)	Fl-6dB(Hz)	Fh-6dB(Hz)	OBW(Hz)	Fl-OBW(Hz)	Fh-OBW(Hz)	Limit(Hz)	Port
19M	2.452475G	2.471475G	19.015M	2.452455G	2.47147G	500k	1
18.925M	2.452525G	2.47145G	18.991M	2.45248G	2.47147G	500k	2

802.11ax HEW40_Nss2,(MCS0)_2TX EBW

2422MHz

12/04/2021

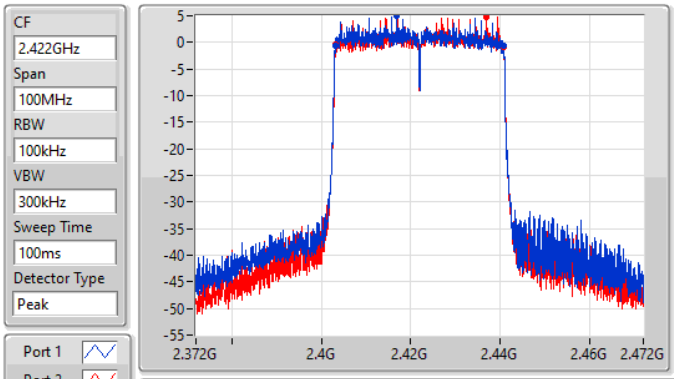

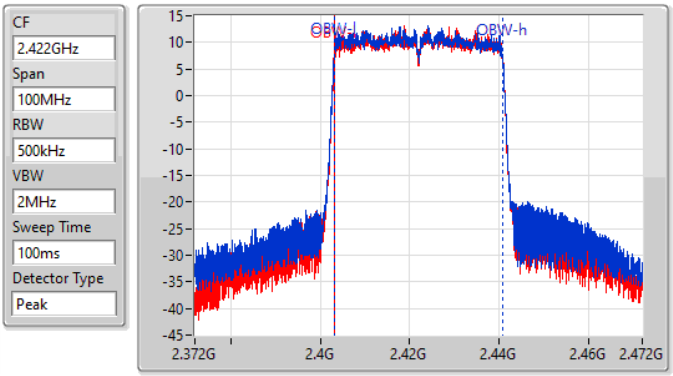

6dB(Hz)	Fl-6dB(Hz)	Fh-6dB(Hz)	OBW(Hz)	Fl-OBW(Hz)	Fh-OBW(Hz)	Limit(Hz)	Port
37.65M	2.4031G	2.44075G	37.531M	2.403209G	2.440741G	500k	1
37.55M	2.40315G	2.4407G	37.531M	2.403209G	2.440741G	500k	2

802.11ax HEW40_Nss2,(MCS0)_2TX EBW

2437MHz

12/04/2021

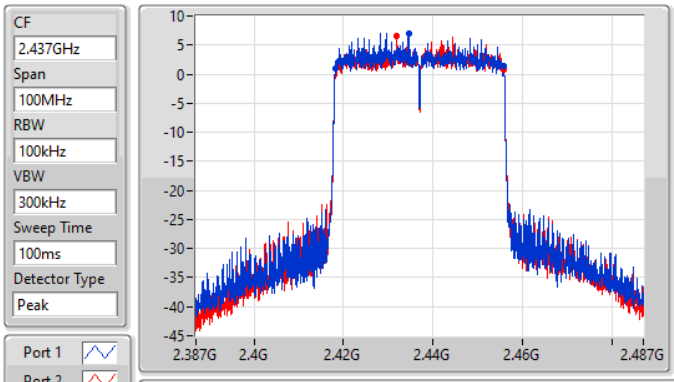

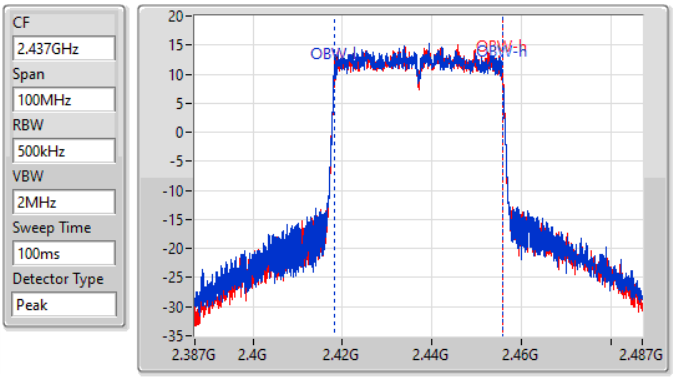

6dB(Hz)	Fl-6dB(Hz)	Fh-6dB(Hz)	OBW(Hz)	Fl-OBW(Hz)	Fh-OBW(Hz)	Limit(Hz)	Port
37.55M	2.4182G	2.45575G	37.581M	2.418159G	2.455741G	500k	1
37.5M	2.41825G	2.45575G	37.581M	2.418209G	2.455791G	500k	2

802.11ax HEW40_Nss2,(MCS0)_2TX EBW

2452MHz

12/04/2021

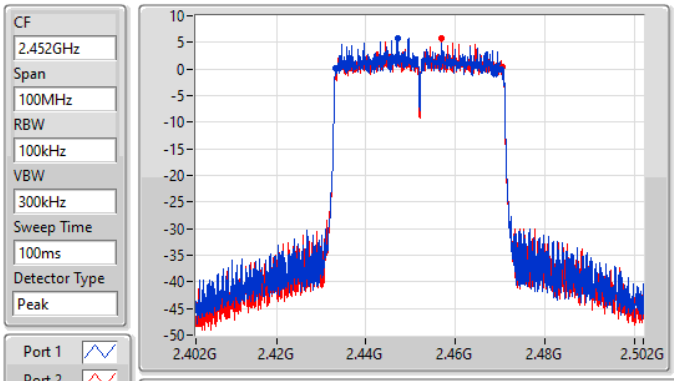

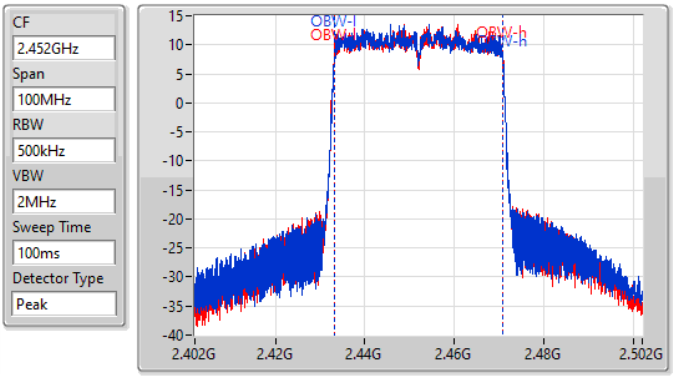

6dB(Hz)	Fl-6dB(Hz)	Fh-6dB(Hz)	OBW(Hz)	Fl-OBW(Hz)	Fh-OBW(Hz)	Limit(Hz)	Port
37.15M	2.43315G	2.4703G	37.531M	2.433209G	2.470741G	500k	1
37.4M	2.43315G	2.47055G	37.531M	2.433209G	2.470741G	500k	2

802.11ax HEW20-BF_Nss1,(MCS0)_2TX EBW

2412MHz

12/04/2021

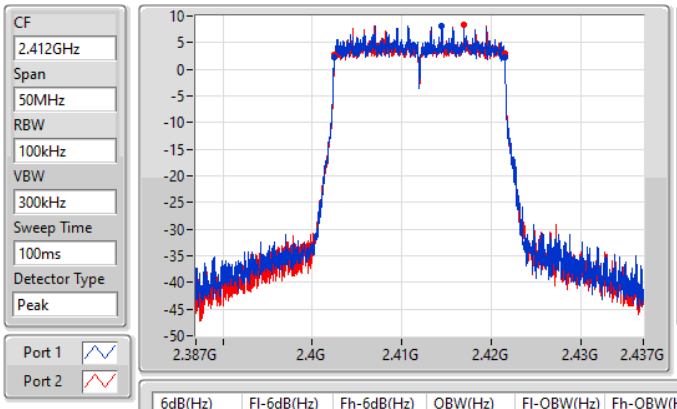

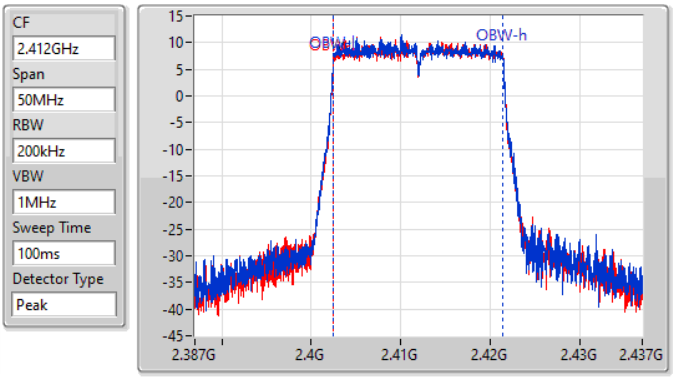

6dB(Hz)	Fl-6dB(Hz)	Fh-6dB(Hz)	OBW(Hz)	Fl-OBW(Hz)	Fh-OBW(Hz)	Limit(Hz)	Port
19.05M	2.40245G	2.4215G	19.015M	2.402455G	2.42147G	500k	1
18.95M	2.402525G	2.421475G	18.991M	2.40248G	2.42147G	500k	2

802.11ax HEW20-BF_Nss1,(MCS0)_2TX EBW

2437MHz

12/04/2021

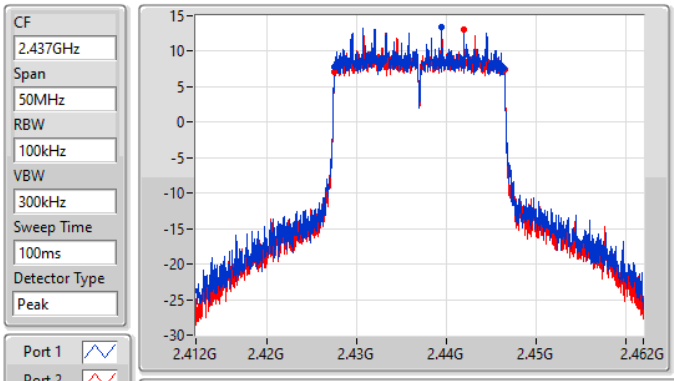

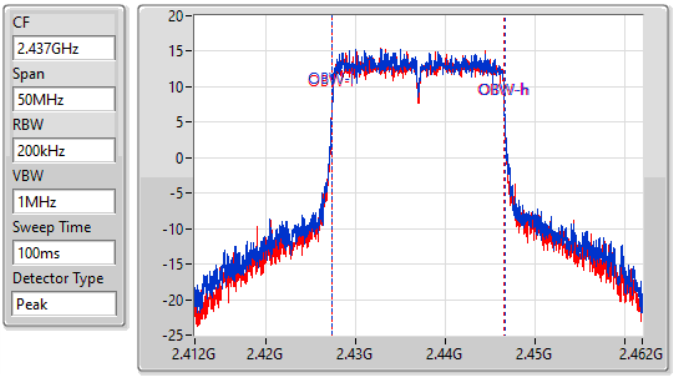

6dB(Hz)	Fl-6dB(Hz)	Fh-6dB(Hz)	OBW(Hz)	Fl-OBW(Hz)	Fh-OBW(Hz)	Limit(Hz)	Port
18.975M	2.427475G	2.44645G	19.265M	2.427355G	2.44662G	500k	1
18.95M	2.427525G	2.446475G	19.215M	2.42738G	2.446595G	500k	2

802.11ax HEW20-BF_Nss1,(MCS0)_2TX EBW

2462MHz

12/04/2021

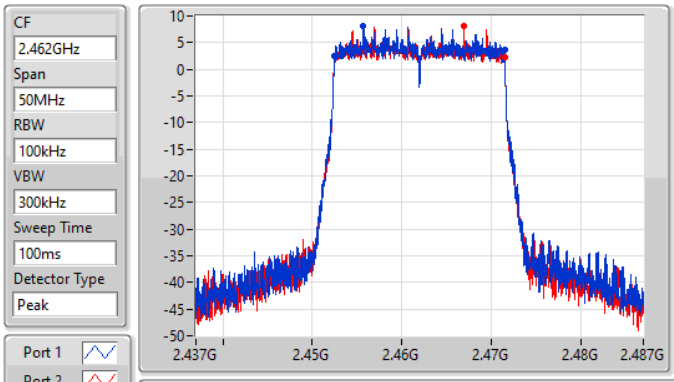

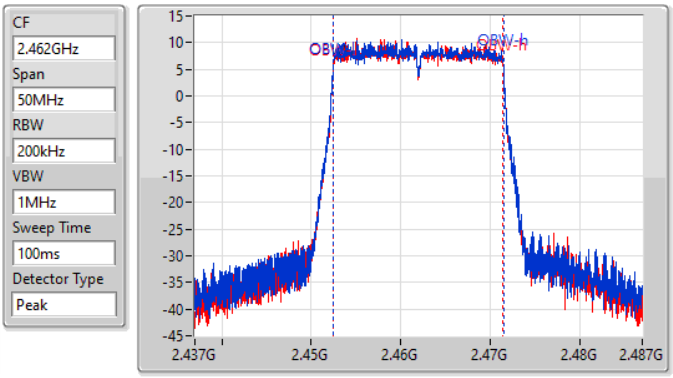

6dB(Hz)	Fl-6dB(Hz)	Fh-6dB(Hz)	OBW(Hz)	Fl-OBW(Hz)	Fh-OBW(Hz)	Limit(Hz)	Port
19M	2.452475G	2.471475G	19.04M	2.452455G	2.471495G	500k	1
18.95M	2.452525G	2.471475G	19.015M	2.452455G	2.47147G	500k	2

802.11ax HEW40-BF_Nss1,(MCS0)_2TX EBW

2422MHz

12/04/2021

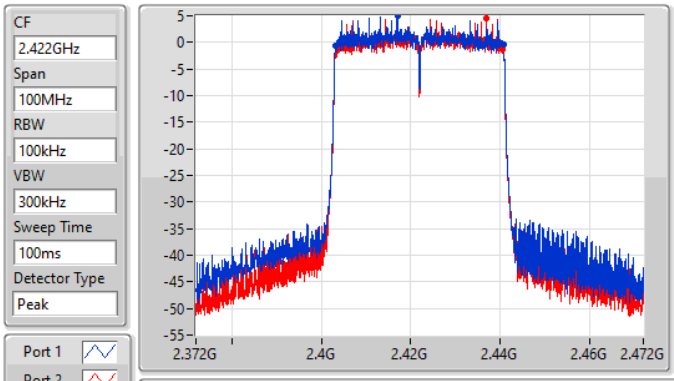

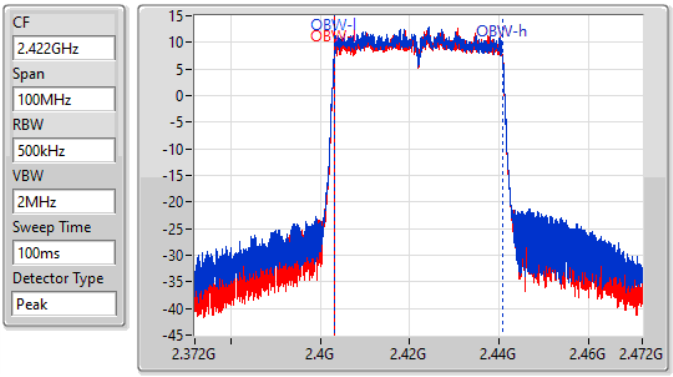

6dB(Hz)	Fl-6dB(Hz)	Fh-6dB(Hz)	OBW(Hz)	Fl-OBW(Hz)	Fh-OBW(Hz)	Limit(Hz)	Port
37.55M	2.40315G	2.4407G	37.481M	2.403209G	2.440691G	500k	1
37.4M	2.40315G	2.44055G	37.531M	2.403209G	2.440741G	500k	2

802.11ax HEW40-BF_Nss1,(MCS0)_2TX

EBW

2437MHz

12/04/2021

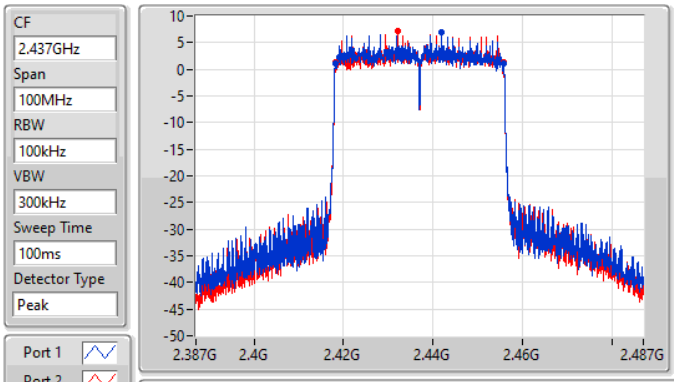

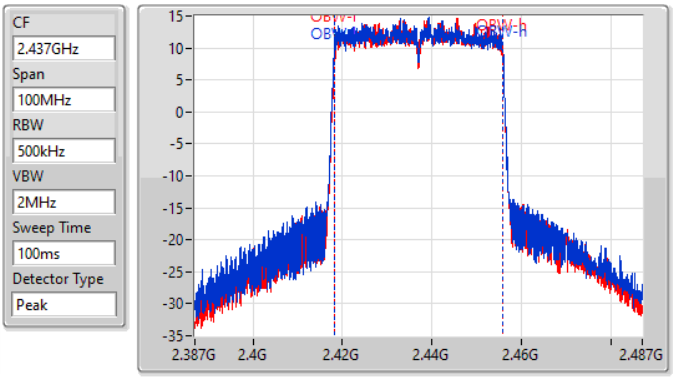

6dB(Hz)	Fl-6dB(Hz)	Fh-6dB(Hz)	OBW(Hz)	Fl-OBW(Hz)	Fh-OBW(Hz)	Limit(Hz)	Port
37.65M	2.4181G	2.45575G	37.631M	2.418159G	2.455791G	500k	1
37.55M	2.41815G	2.4557G	37.581M	2.418209G	2.455791G	500k	2

802.11ax HEW40-BF_Nss1,(MCS0)_2TX

EBW

2452MHz

12/04/2021

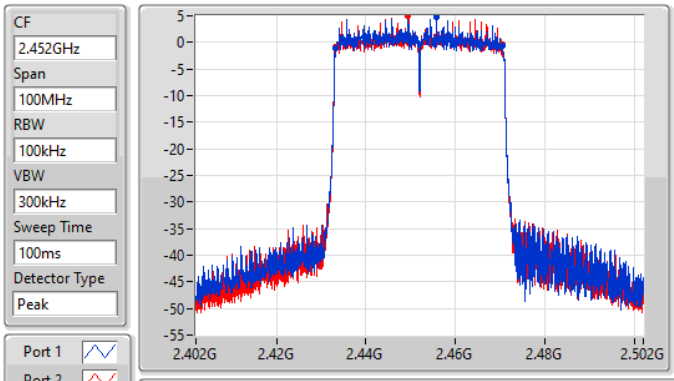

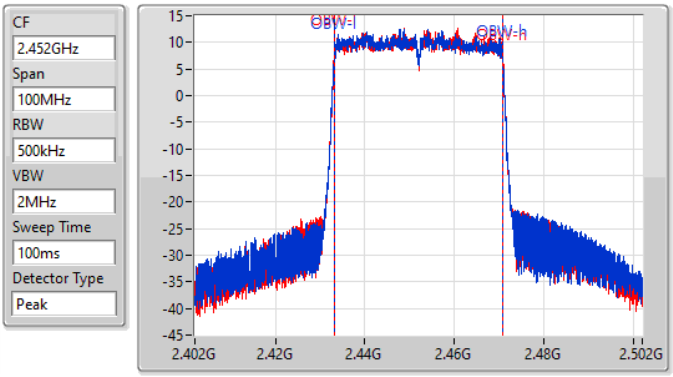

6dB(Hz)	Fl-6dB(Hz)	Fh-6dB(Hz)	OBW(Hz)	Fl-OBW(Hz)	Fh-OBW(Hz)	Limit(Hz)	Port
37.45M	2.43315G	2.4706G	37.481M	2.433209G	2.470691G	500k	1
37.45M	2.4331G	2.47055G	37.531M	2.433209G	2.470741G	500k	2

Summary

Mode	Total Power (dBm)	Total Power (W)
2.4-2.4835GHz	-	-
802.11b_Nss1,(1Mbps)_2TX	29.85	0.96605
802.11g_Nss1,(6Mbps)_2TX	28.75	0.74989
802.11ax HEW20_Nss2,(MCS0)_2TX	28.35	0.68391
802.11ax HEW40_Nss2,(MCS0)_2TX	24.95	0.31261
802.11ax HEW20-BF_Nss1,(MCS0)_2TX	27.88	0.61376
802.11ax HEW40-BF_Nss1,(MCS0)_2TX	24.60	0.28840

Result

Mode	Result	DG (dBi)	Port 1 (dBm)	Port 2 (dBm)	Total Power (dBm)	Power Limit (dBm)
802.11b_Nss1,(1Mbps)_2TX	-	-	-	-	-	-
2412MHz	Pass	0.69	26.03	26.34	29.20	30.00
2437MHz	Pass	0.69	26.79	26.88	29.85	30.00
2462MHz	Pass	0.69	25.64	25.82	28.74	30.00
802.11g_Nss1,(6Mbps)_2TX	-	-	-	-	-	-
2412MHz	Pass	0.69	21.01	20.90	23.97	30.00
2417MHz	Pass	0.69	21.29	21.19	24.25	30.00
2437MHz	Pass	0.69	25.74	25.73	28.75	30.00
2457MHz	Pass	0.69	21.08	20.88	23.99	30.00
2462MHz	Pass	0.69	20.30	20.42	23.37	30.00
802.11ax HEW20_Nss2,(MCS0)_2TX	-	-	-	-	-	-
2412MHz	Pass	0.69	20.44	20.50	23.48	30.00
2417MHz	Pass	0.69	21.87	21.71	24.80	30.00
2437MHz	Pass	0.69	25.22	25.45	28.35	30.00
2457MHz	Pass	0.69	21.84	21.99	24.93	30.00
2462MHz	Pass	0.69	20.95	20.89	23.93	30.00
802.11ax HEW40_Nss2,(MCS0)_2TX	-	-	-	-	-	-
2422MHz	Pass	0.69	20.00	19.66	22.84	30.00
2437MHz	Pass	0.69	21.95	21.92	24.95	30.00
2452MHz	Pass	0.69	20.31	20.20	23.27	30.00
802.11ax HEW20-BF_Nss1,(MCS0)_2TX	-	-	-	-	-	-
2412MHz	Pass	3.68	20.36	20.36	23.37	30.00
2417MHz	Pass	3.68	22.01	22.14	25.09	30.00
2437MHz	Pass	3.68	25.01	24.72	27.88	30.00
2457MHz	Pass	3.68	21.38	21.12	24.26	30.00
2462MHz	Pass	3.68	19.94	19.80	22.88	30.00
802.11ax HEW40-BF_Nss1,(MCS0)_2TX	-	-	-	-	-	-
2422MHz	Pass	3.68	19.72	19.46	22.60	30.00
2437MHz	Pass	3.68	21.60	21.58	24.60	30.00
2452MHz	Pass	3.68	19.60	19.65	22.64	30.00

DG = Directional Gain; **Port X** = Port X output power

Summary

Mode	PD (dBm/RBW)
2.4-2.4835GHz	-
802.11b_Nss1,(1Mbps)_2TX	5.59
802.11g_Nss1,(6Mbps)_2TX	2.65
802.11ax HEW20_Nss2,(MCS0)_2TX	1.17
802.11ax HEW40_Nss2,(MCS0)_2TX	-5.20
802.11ax HEW20-BF_Nss1,(MCS0)_2TX	1.30
802.11ax HEW40-BF_Nss1,(MCS0)_2TX	-5.29

RBW = 500 kHz for 5.725-5.85GHz band / 1MHz for other band;

Result

Mode	Result	DG (dBi)	Port 1 (dBm/RBW)	Port 2 (dBm/RBW)	PD (dBm/RBW)	PD Limit (dBm/RBW)
802.11b_Nss1,(1Mbps)_2TX	-	-	-	-	-	-
2412MHz	Pass	3.68	2.48	3.67	4.78	8.00
2437MHz	Pass	3.68	3.88	3.61	5.59	8.00
2462MHz	Pass	3.68	2.99	3.84	4.70	8.00
802.11g_Nss1,(6Mbps)_2TX	-	-	-	-	-	-
2412MHz	Pass	3.68	-4.82	-4.35	-1.57	8.00
2437MHz	Pass	3.68	0.07	-0.52	2.65	8.00
2462MHz	Pass	3.68	-5.85	-4.20	-1.94	8.00
802.11ax HEW20_Nss2,(MCS0)_2TX	-	-	-	-	-	-
2412MHz	Pass	3.68	-6.95	-6.70	-4.24	8.00
2437MHz	Pass	3.68	-1.51	-1.42	1.17	8.00
2462MHz	Pass	3.68	-4.13	-5.09	-1.57	8.00
802.11ax HEW40_Nss2,(MCS0)_2TX	-	-	-	-	-	-
2422MHz	Pass	3.68	-9.98	-9.51	-7.44	8.00
2437MHz	Pass	3.68	-7.11	-7.31	-5.20	8.00
2452MHz	Pass	3.68	-8.93	-8.75	-5.93	8.00
802.11ax HEW20-BF_Nss1,(MCS0)_2TX	-	-	-	-	-	-
2412MHz	Pass	3.68	-6.51	-6.19	-3.92	8.00
2437MHz	Pass	3.68	-2.47	-1.07	1.30	8.00
2462MHz	Pass	3.68	-4.13	-6.69	-3.67	8.00
802.11ax HEW40-BF_Nss1,(MCS0)_2TX	-	-	-	-	-	-
2422MHz	Pass	3.68	-9.88	-9.72	-7.17	8.00
2437MHz	Pass	3.68	-8.05	-7.51	-5.29	8.00
2452MHz	Pass	3.68	-9.96	-9.65	-7.01	8.00

DG = Directional Gain; **RBW** = 500 kHz for 5.725-5.85GHz band / 1MHz for other band;
PD = trace bin-by-bin of each transmits port summing can be performed maximum power density; **Port X** = Port X power density;

802.11b_Nss1,(1Mbps)_2TX PSD

2412MHz

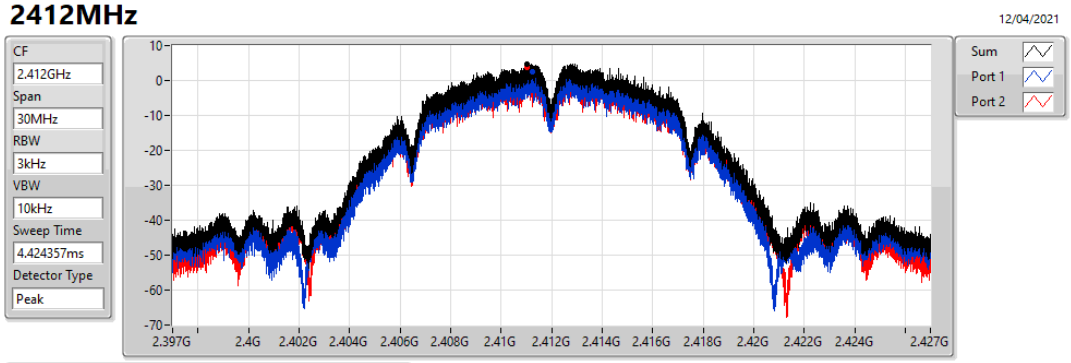

Sum	PD	Port 1	Port 2
(dBm/RBW)	(dBm/RBW)	(dBm/RBW)	(dBm/RBW)
4.78	4.78	2.48	3.67

802.11b_Nss1,(1Mbps)_2TX PSD

2437MHz

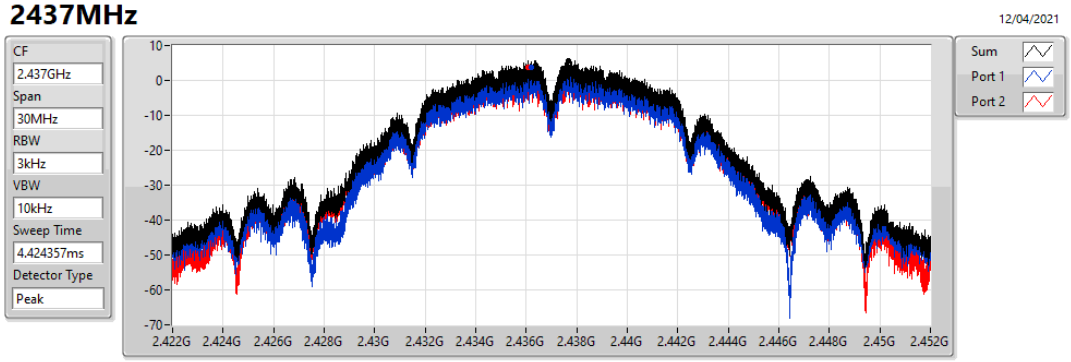

Sum	PD	Port 1	Port 2
(dBm/RBW)	(dBm/RBW)	(dBm/RBW)	(dBm/RBW)
5.59	5.59	3.88	3.61

802.11b_Nss1,(1Mbps)_2TX PSD

2462MHz

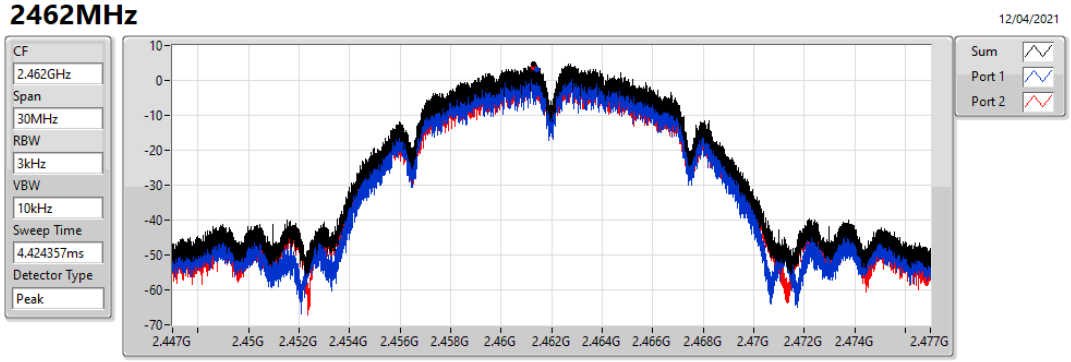

Sum	PD	Port 1	Port 2
(dBm/RBW)	(dBm/RBW)	(dBm/RBW)	(dBm/RBW)
4.70	4.70	2.99	3.84

802.11g_Nss1,(6Mbps)_2TX PSD

2412MHz

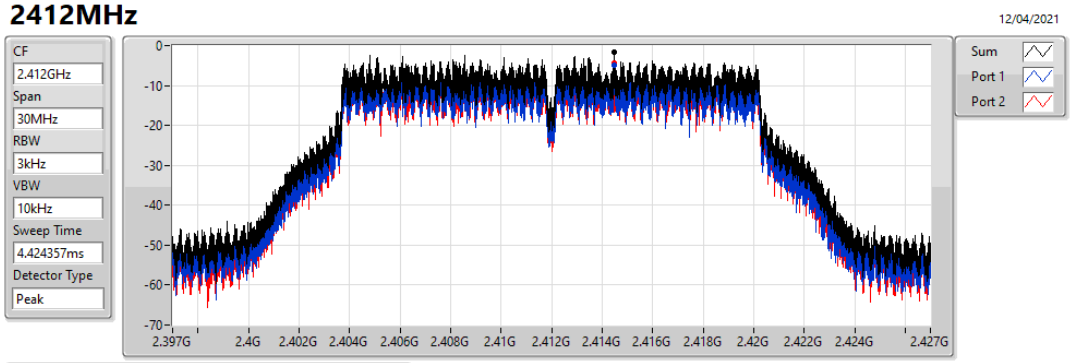

Sum	PD	Port 1	Port 2
(dBm/RBW)	(dBm/RBW)	(dBm/RBW)	(dBm/RBW)
-1.57	-1.57	-4.82	-4.35

802.11g_Nss1,(6Mbps)_2TX PSD

2437MHz

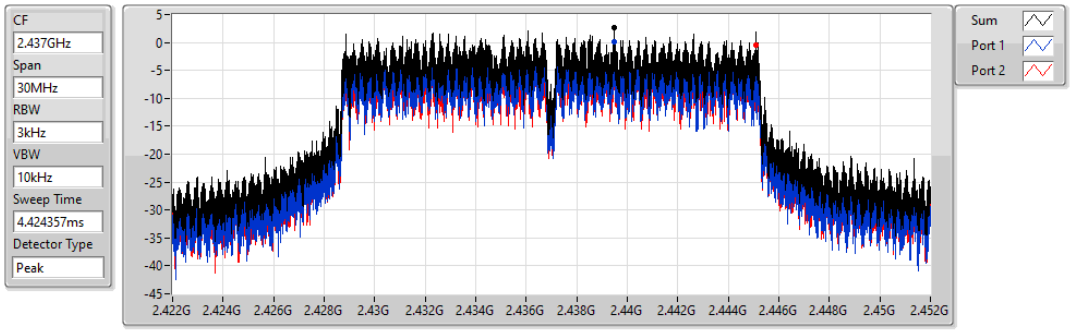

Sum	PD	Port 1	Port 2
(dBm/RBW)	(dBm/RBW)	(dBm/RBW)	(dBm/RBW)
2.65	2.65	0.07	-0.52

802.11g_Nss1,(6Mbps)_2TX PSD

2462MHz

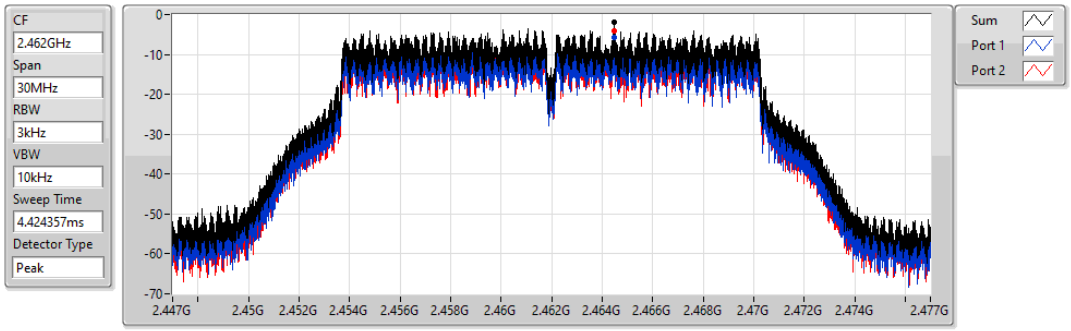

Sum	PD	Port 1	Port 2
(dBm/RBW)	(dBm/RBW)	(dBm/RBW)	(dBm/RBW)
-1.94	-1.94	-5.85	-4.20

802.11ax HEW20_Nss2,(MCS0)_2TX PSD

2412MHz

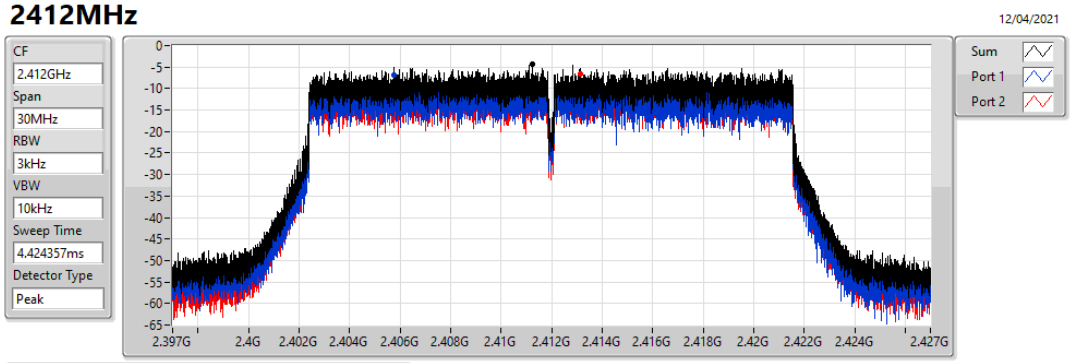

Sum	PD	Port 1	Port 2
(dBm/RBW)	(dBm/RBW)	(dBm/RBW)	(dBm/RBW)
-4.24	-4.24	-6.95	-6.70

802.11ax HEW20_Nss2,(MCS0)_2TX PSD

2437MHz

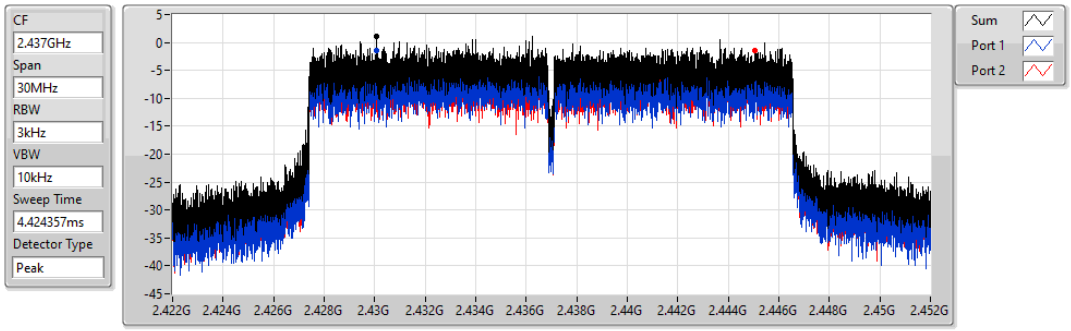

Sum	PD	Port 1	Port 2
(dBm/RBW)	(dBm/RBW)	(dBm/RBW)	(dBm/RBW)
1.17	1.17	-1.51	-1.42

802.11ax HEW20_Nss2,(MCS0)_2TX PSD

2462MHz

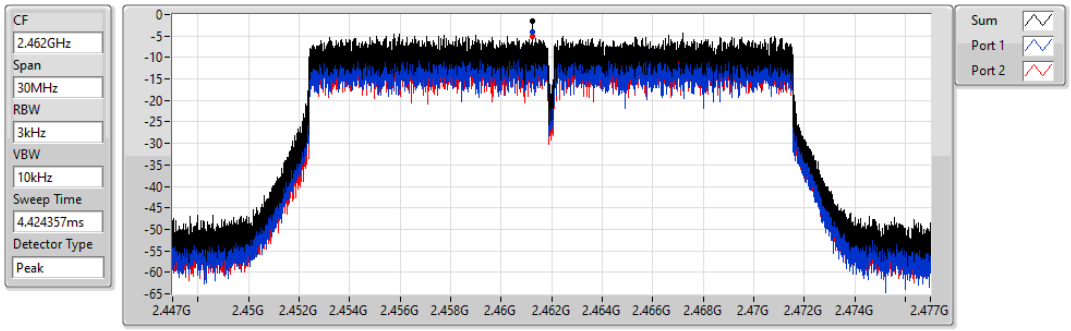

Sum	PD	Port 1	Port 2
(dBm/RBW)	(dBm/RBW)	(dBm/RBW)	(dBm/RBW)
-1.57	-1.57	-4.13	-5.09

802.11ax HEW40_Nss2,(MCS0)_2TX PSD

2422MHz

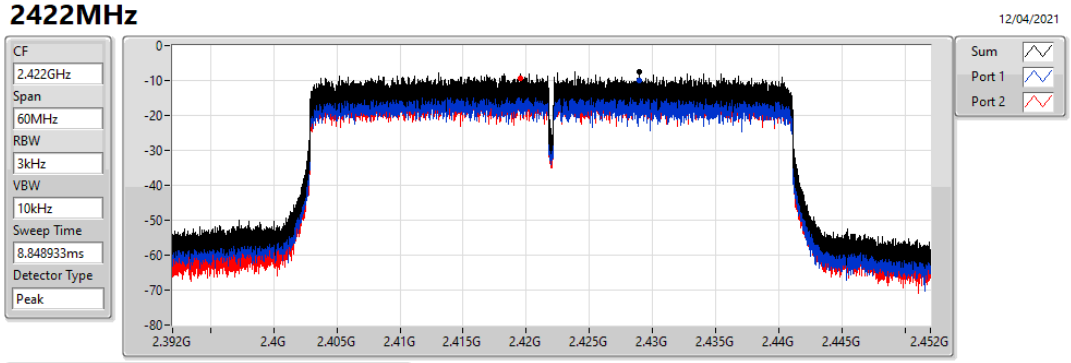

Sum	PD	Port 1	Port 2
(dBm/RBW)	(dBm/RBW)	(dBm/RBW)	(dBm/RBW)
-7.44	-7.44	-9.98	-9.51

802.11ax HEW40_Nss2,(MCS0)_2TX PSD

2437MHz

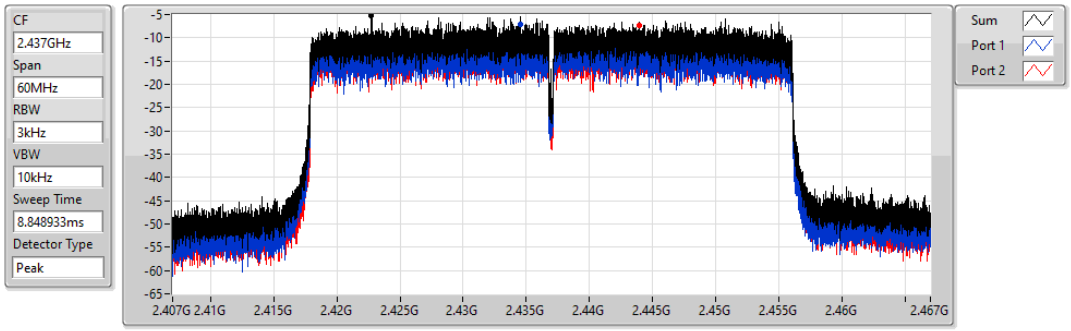

Sum	PD	Port 1	Port 2
(dBm/RBW)	(dBm/RBW)	(dBm/RBW)	(dBm/RBW)
-5.20	-5.20	-7.11	-7.31

802.11ax HEW40_Nss2,(MCS0)_2TX PSD

2452MHz

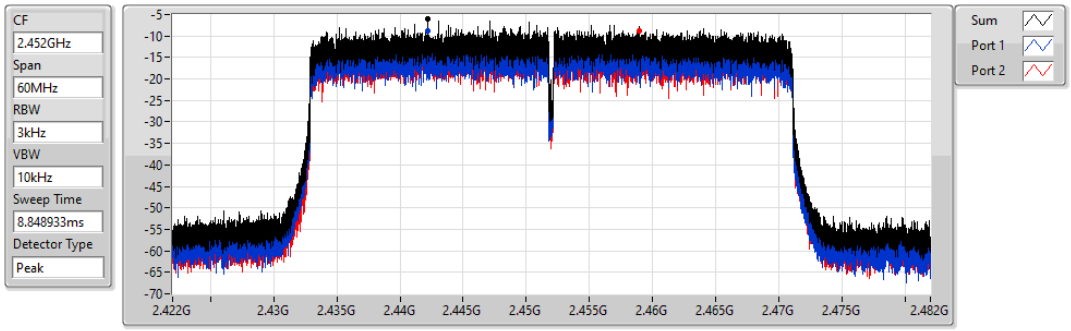

Sum	PD	Port 1	Port 2
(dBm/RBW)	(dBm/RBW)	(dBm/RBW)	(dBm/RBW)
-5.93	-5.93	-8.93	-8.75

802.11ax HEW20-BF_Nss1,(MCS0)_2TX PSD

2412MHz

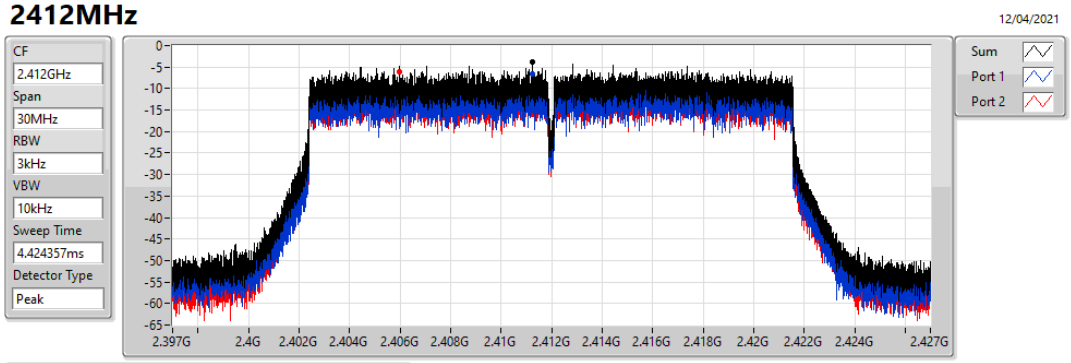

Sum	PD	Port 1	Port 2
(dBm/RBW)	(dBm/RBW)	(dBm/RBW)	(dBm/RBW)
-3.92	-3.92	-6.51	-6.19

802.11ax HEW20-BF_Nss1,(MCS0)_2TX PSD

2437MHz

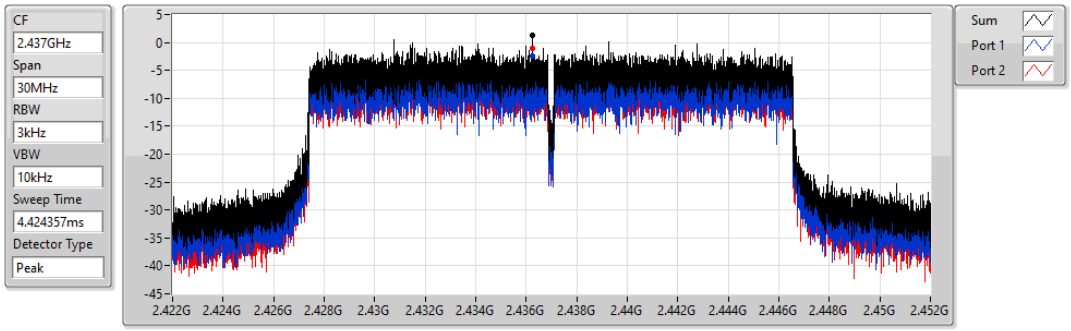

Sum	PD	Port 1	Port 2
(dBm/RBW)	(dBm/RBW)	(dBm/RBW)	(dBm/RBW)
1.30	1.30	-2.47	-1.07

802.11ax HEW20-BF_Nss1,(MCS0)_2TX PSD

2462MHz

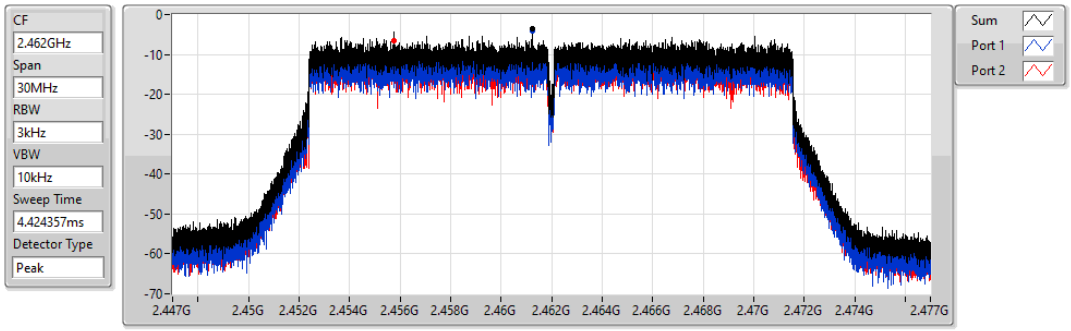

Sum	PD	Port 1	Port 2
(dBm/RBW)	(dBm/RBW)	(dBm/RBW)	(dBm/RBW)
-3.67	-3.67	-4.13	-6.69

802.11ax HEW40-BF_Nss1,(MCS0)_2TX PSD

2422MHz

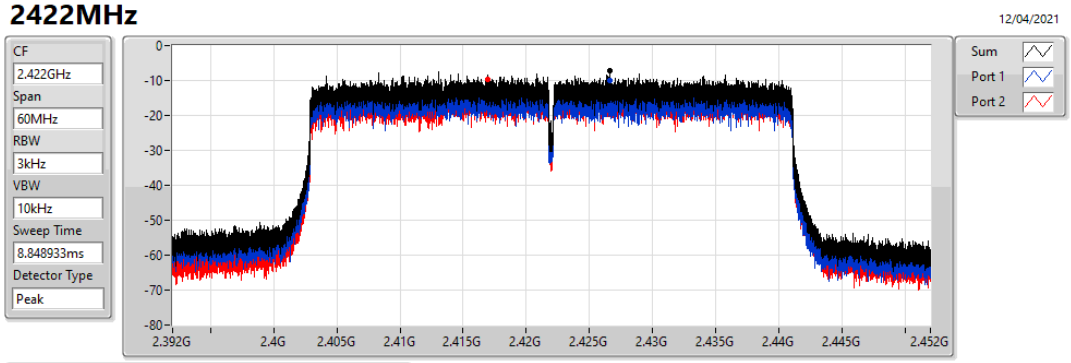

Sum	PD	Port 1	Port 2
(dBm/RBW)	(dBm/RBW)	(dBm/RBW)	(dBm/RBW)
-7.17	-7.17	-9.88	-9.72

802.11ax HEW40-BF_Nss1,(MCS0)_2TX PSD

2437MHz

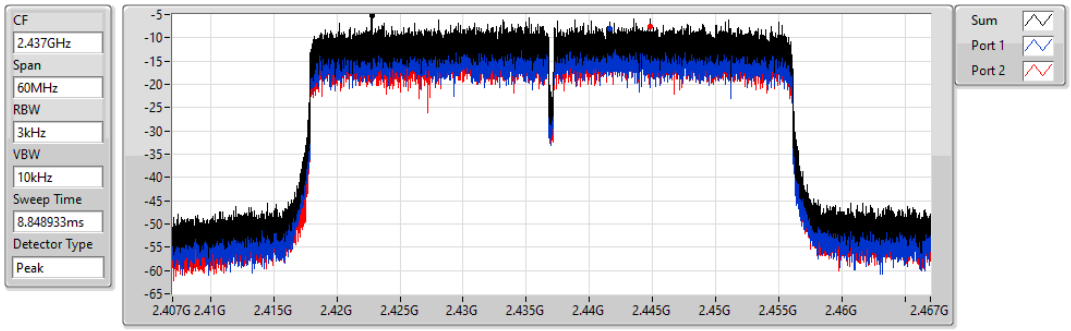

Sum	PD	Port 1	Port 2
(dBm/RBW)	(dBm/RBW)	(dBm/RBW)	(dBm/RBW)
-5.29	-5.29	-8.05	-7.51

802.11ax HEW40-BF_Nss1,(MCS0)_2TX PSD

2452MHz

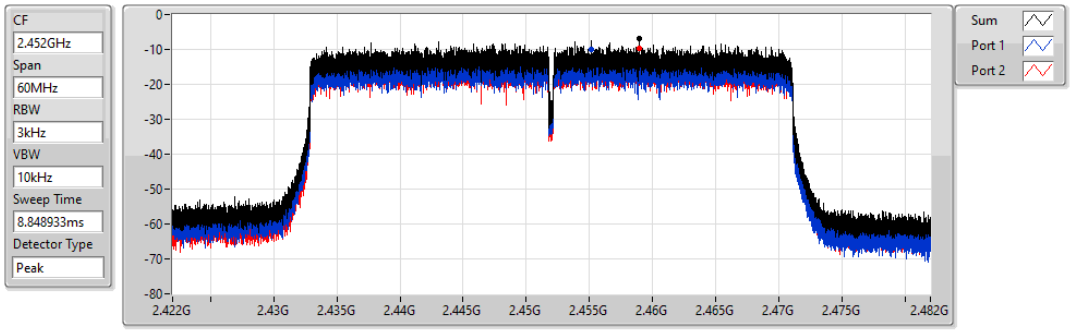

Sum	PD	Port 1	Port 2
(dBm/RBW)	(dBm/RBW)	(dBm/RBW)	(dBm/RBW)
-7.01	-7.01	-9.96	-9.65

Summary

Mode	Result	Ref (Hz)	Ref (dBm)	Limit (dBm)	Freq (Hz)	Level (dBm)	Freq (Hz)	Level (dBm)	Freq (Hz)	Level (dBm)	Freq (Hz)	Level (dBm)	Freq (Hz)	Level (dBm)	Port
2.4-2.4835GHz	-	-	-	-	-	-	-	-	-	-	-	-	-	-	-
802.11b_Nss1,(1Mbps)_2TX	Pass	2.43599G	19.29	-10.71	952.1M	-50.92	2.399G	-25.45	2.4G	-29.76	2.48642G	-48.12	6.99632G	-45.06	1
802.11g_Nss1,(6Mbps)_2TX	Pass	2.442G	14.94	-15.06	49.81M	-51.78	2.39974G	-27.77	2.4G	-30.90	2.49398G	-48.00	15.18901G	-44.57	2
802.11ax HEW20_Nss2,(MCS0)_2TX	Pass	2.43198G	13.83	-16.17	835.31M	-51.99	2.39626G	-29.93	2.4G	-35.55	2.49804G	-49.23	15.19182G	-44.92	2
802.11ax HEW40_Nss2,(MCS0)_2TX	Pass	2.44071G	7.22	-22.78	2.30311G	-50.46	2.39816G	-28.81	2.4G	-37.26	2.4873G	-33.64	24.73357G	-45.98	1
802.11ax HEW20-BF_Nss1,(MCS0)_2TX	Pass	2.4395G	13.45	-16.55	653.86M	-52.15	2.39782G	-30.84	2.4G	-34.89	2.4893G	-49.00	15.19182G	-44.87	1
802.11ax HEW40-BF_Nss1,(MCS0)_2TX	Pass	2.43198G	7.11	-22.89	2.30397G	-52.50	2.39512G	-30.22	2.4G	-34.70	2.48694G	-34.25	6.98349G	-44.44	1

Result

Mode	Result	Ref (Hz)	Ref (dBm)	Limit (dBm)	Freq (Hz)	Level (dBm)	Freq (Hz)	Level (dBm)	Freq (Hz)	Level (dBm)	Freq (Hz)	Level (dBm)	Freq (Hz)	Level (dBm)	Port
802.11b_Nss1,(1Mbps)_2TX	-	-	-	-	-	-	-	-	-	-	-	-	-	-	-
2412MHz	Pass	2.43599G	19.29	-10.71	952.1M	-50.92	2.399G	-25.45	2.4G	-29.76	2.48642G	-48.12	6.99632G	-45.06	1
2412MHz	Pass	2.43599G	19.29	-10.71	2.30816G	-51.50	2.39998G	-25.52	2.4G	-27.14	2.48356G	-47.81	15.18901G	-44.33	2
2437MHz	Pass	2.43599G	19.29	-10.71	788.71M	-52.12	2.3994G	-44.62	2.4G	-47.85	2.48592G	-46.45	24.4999G	-43.86	1
2437MHz	Pass	2.43599G	19.29	-10.71	2.30437G	-50.49	2.39954G	-44.78	2.4G	-45.96	2.48538G	-46.62	24.51395G	-44.96	2
2462MHz	Pass	2.43599G	19.29	-10.71	49.81M	-52.41	2.39468G	-46.25	2.4835G	-45.84	2.48556G	-43.52	24.43247G	-45.55	1
2462MHz	Pass	2.43599G	19.29	-10.71	353.87M	-52.40	2.39612G	-46.55	2.4835G	-45.03	2.48898G	-42.51	24.44652G	-44.92	2
802.11g_Nss1,(6Mbps)_2TX	-	-	-	-	-	-	-	-	-	-	-	-	-	-	-
2412MHz	Pass	2.442G	14.94	-15.06	2.30991G	-51.90	2.39996G	-28.77	2.4G	-30.10	2.49298G	-48.89	15.19463G	-45.16	1
2412MHz	Pass	2.442G	14.94	-15.06	49.81M	-51.78	2.39974G	-27.77	2.4G	-30.90	2.49398G	-48.00	15.18901G	-44.57	2
2437MHz	Pass	2.442G	14.94	-15.06	2.30117G	-51.76	2.39918G	-31.77	2.4G	-33.47	2.48414G	-36.24	21.88981G	-45.47	1
2437MHz	Pass	2.442G	14.94	-15.06	729.29M	-40.90	2.39952G	-33.89	2.4G	-37.44	2.48572G	-35.22	24.4718G	-45.36	2
2462MHz	Pass	2.442G	14.94	-15.06	915.98M	-52.26	2.3927G	-48.19	2.4835G	-38.19	2.4835G	-35.77	6.72942G	-45.94	1
2462MHz	Pass	2.442G	14.94	-15.06	800.07M	-52.77	2.39374G	-49.25	2.4835G	-40.20	2.4839G	-36.79	15.1862G	-45.21	2
802.11ax HEW20_Nss2,(MCS0)_2TX	-	-	-	-	-	-	-	-	-	-	-	-	-	-	-
2412MHz	Pass	2.43198G	13.83	-16.17	730.17M	-52.19	2.39836G	-30.73	2.4G	-34.03	2.50222G	-49.55	15.20025G	-44.41	1
2412MHz	Pass	2.43198G	13.83	-16.17	835.31M	-51.99	2.39626G	-29.93	2.4G	-35.55	2.49804G	-49.23	15.19182G	-44.92	2
2437MHz	Pass	2.43198G	13.83	-16.17	653.28M	-52.10	2.39932G	-31.15	2.4G	-35.20	2.484G	-36.89	24.11499G	-45.73	1
2437MHz	Pass	2.43198G	13.83	-16.17	854.53M	-51.49	2.39992G	-34.02	2.4G	-36.07	2.48394G	-38.58	24.84547G	-45.65	2
2462MHz	Pass	2.43198G	13.83	-16.17	849.58M	-51.80	2.39342G	-48.17	2.4835G	-34.35	2.48376G	-31.10	24.19647G	-44.99	1
2462MHz	Pass	2.43198G	13.83	-16.17	733.95M	-43.64	2.39504G	-48.29	2.4835G	-37.33	2.48368G	-31.16	21.87858G	-45.67	2
802.11ax HEW40_Nss2,(MCS0)_2TX	-	-	-	-	-	-	-	-	-	-	-	-	-	-	-
2422MHz	Pass	2.44071G	7.22	-22.78	640.57M	-51.87	2.39692G	-32.81	2.4G	-33.36	2.4847G	-46.81	24.78966G	-45.87	1
2422MHz	Pass	2.44071G	7.22	-22.78	826.92M	-52.15	2.39912G	-33.85	2.4G	-33.47	2.48402G	-48.04	24.49237G	-45.27	2
2437MHz	Pass	2.44071G	7.22	-22.78	2.30311G	-50.46	2.39816G	-28.81	2.4G	-37.26	2.4873G	-33.64	24.73357G	-45.98	1
2437MHz	Pass	2.44071G	7.22	-22.78	49.75M	-50.49	2.3992G	-31.57	2.4G	-36.86	2.4845G	-34.96	24.54005G	-45.00	2
2452MHz	Pass	2.44071G	7.22	-22.78	1.63558G	-52.19	2.39944G	-40.67	2.4835G	-39.16	2.4839G	-32.84	21.88974G	-45.13	1
2452MHz	Pass	2.44071G	7.22	-22.78	802.02M	-52.73	2.39856G	-43.71	2.4835G	-40.11	2.4883G	-33.55	14.85309G	-45.54	2
802.11ax HEW20-BF_Nss1,(MCS0)_2TX	-	-	-	-	-	-	-	-	-	-	-	-	-	-	-
2412MHz	Pass	2.4395G	13.45	-16.55	653.86M	-52.15	2.39782G	-30.84	2.4G	-34.89	2.4893G	-49.00	15.19182G	-44.87	1
2412MHz	Pass	2.4395G	13.45	-16.55	902.88M	-51.94	2.39914G	-31.72	2.4G	-32.40	2.48606G	-48.99	15.18339G	-44.85	2
2437MHz	Pass	2.4395G	13.45	-16.55	2.30699G	-52.01	2.39862G	-31.88	2.4G	-34.70	2.48396G	-37.73	15.16934G	-45.60	1
2437MHz	Pass	2.4395G	13.45	-16.55	2.18875G	-51.93	2.39856G	-36.44	2.4G	-39.32	2.48468G	-39.04	15.19182G	-44.80	2
2462MHz	Pass	2.4395G	13.45	-16.55	823.95M	-51.64	2.39514G	-48.08	2.4835G	-38.36	2.48372G	-35.21	15.17215G	-45.34	1
2462MHz	Pass	2.4395G	13.45	-16.55	606.38M	-51.39	2.39526G	-49.65	2.4835G	-42.11	2.48376G	-36.70	14.84624G	-45.77	2
802.11ax HEW40-BF_Nss1,(MCS0)_2TX	-	-	-	-	-	-	-	-	-	-	-	-	-	-	-
2422MHz	Pass	2.43198G	7.11	-22.89	736.18M	-48.67	2.39704G	-34.45	2.4G	-38.08	2.48942G	-47.83	21.88133G	-45.73	1
2422MHz	Pass	2.43198G	7.11	-22.89	2.30855G	-52.43	2.39264G	-35.95	2.4G	-40.70	2.48462G	-48.96	23.40981G	-45.41	2
2437MHz	Pass	2.43198G	7.11	-22.89	2.30397G	-52.50	2.39512G	-30.22	2.4G	-34.70	2.48694G	-34.25	6.98349G	-44.44	1
2437MHz	Pass	2.43198G	7.11	-22.89	917.38M	-51.39	2.39508G	-31.85	2.4G	-37.03	2.48734G	-36.32	15.17562G	-44.49	2
2452MHz	Pass	2.43198G	7.11	-22.89	2.30197G	-52.52	2.39756G	-42.81	2.4835G	-46.98	2.48382G	-36.17	15.19805G	-45.62	1
2452MHz	Pass	2.43198G	7.11	-22.89	729.02M	-44.85	2.39856G	-45.26	2.4835G	-40.25	2.48498G	-35.49	24.12217G	-45.73	2

802.11b_Nss1,(1Mbps)_2TX **CSE NdB**

2412MHz

Ref(Hz)	Ref(dBm)	Limit(dBm)	Freq(Hz)	Level(dBm)	Freq(Hz)	Level(dBm)	Freq(Hz)	Level(dBm)	Freq(Hz)	Level(dBm)	Freq(Hz)	Level(dBm)	Port
2.43599G	19.29	-10.71	952.1M	-50.92	2.399G	-25.45	2.4G	-29.76	2.48642G	-48.12	6.99632G	-45.06	1
2.43599G	19.29	-10.71	2.30816G	-51.50	2.39998G	-25.52	2.4G	-27.14	2.48356G	-47.81	15.18901G	-44.33	2

802.11b_Nss1,(1Mbps)_2TX **CSE NdB**

2437MHz

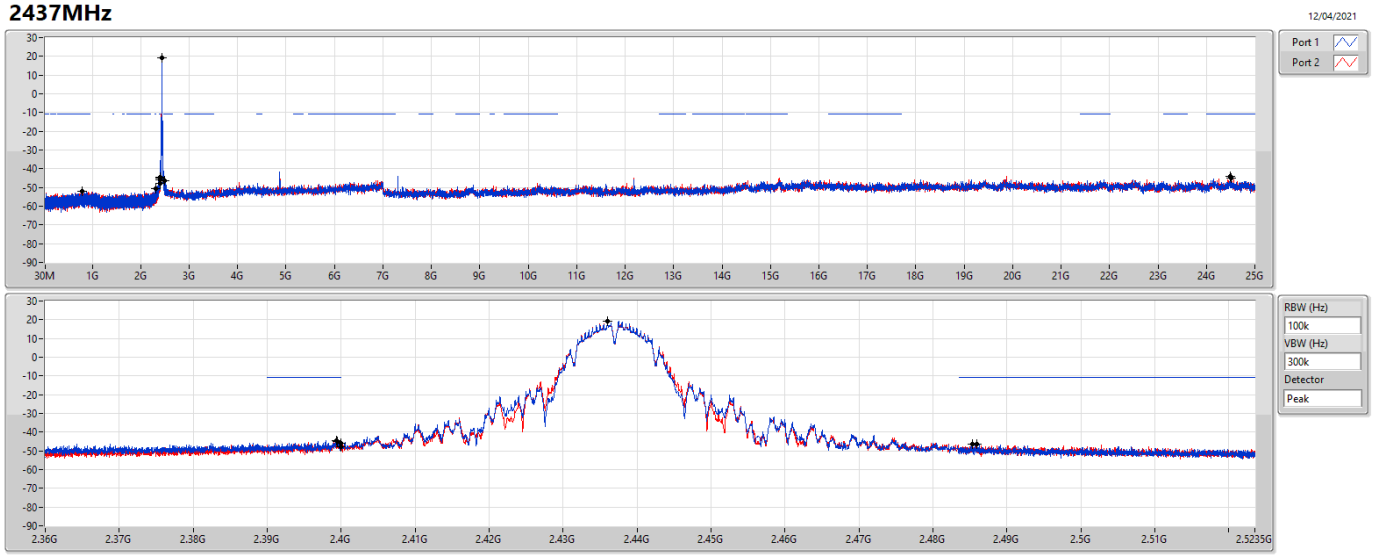

Ref(Hz)	Ref(dBm)	Limit(dBm)	Freq(Hz)	Level(dBm)	Freq(Hz)	Level(dBm)	Freq(Hz)	Level(dBm)	Freq(Hz)	Level(dBm)	Freq(Hz)	Level(dBm)	Port
2.43599G	19.29	-10.71	788.71M	-52.12	2.3994G	-44.62	2.4G	-47.85	2.48592G	-46.45	24.4999G	-43.86	1
2.43599G	19.29	-10.71	2.30437G	-50.49	2.39954G	-44.78	2.4G	-45.96	2.48538G	-46.62	24.51395G	-44.96	2

802.11b_Nss1,(1Mbps)_2TX **CSE NdB**

2462MHz

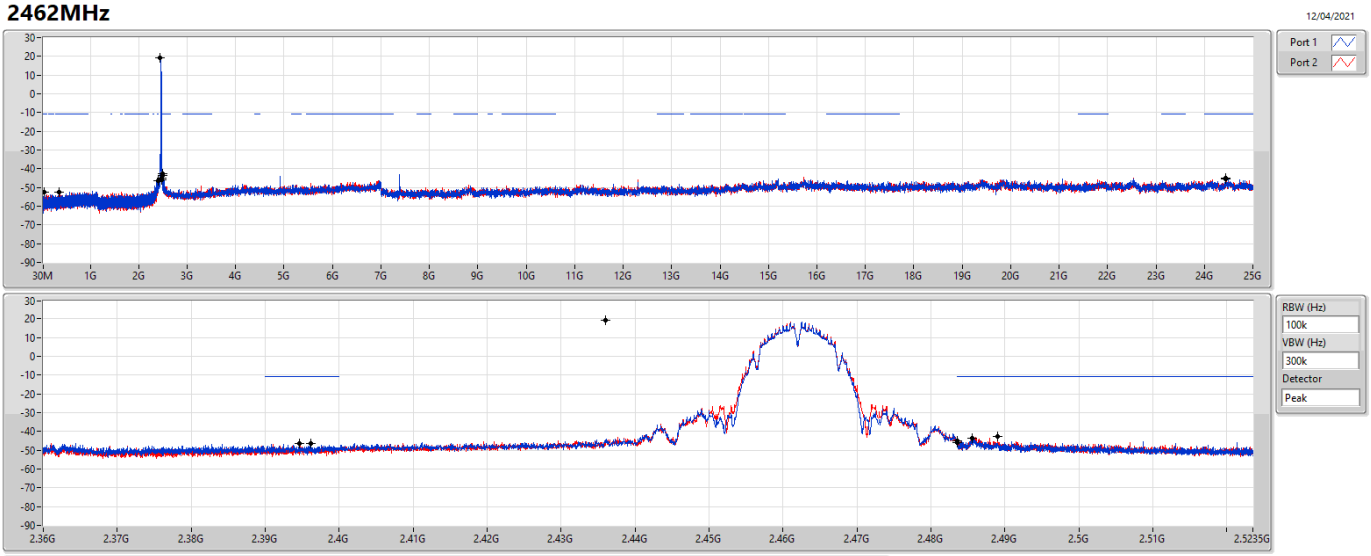

Ref(Hz)	Ref(dBm)	Limit(dBm)	Freq(Hz)	Level(dBm)	Freq(Hz)	Level(dBm)	Freq(Hz)	Level(dBm)	Freq(Hz)	Level(dBm)	Freq(Hz)	Level(dBm)	Port
2.43599G	19.29	-10.71	49.81M	-52.41	2.39468G	-46.25	2.4835G	-45.84	2.48556G	-43.52	24.43247G	-45.55	1
2.43599G	19.29	-10.71	353.87M	-52.40	2.39612G	-46.55	2.4835G	-45.03	2.48898G	-42.51	24.44652G	-44.92	2

802.11g_Nss1,(6Mbps)_2TX **CSE NdB**

2412MHz

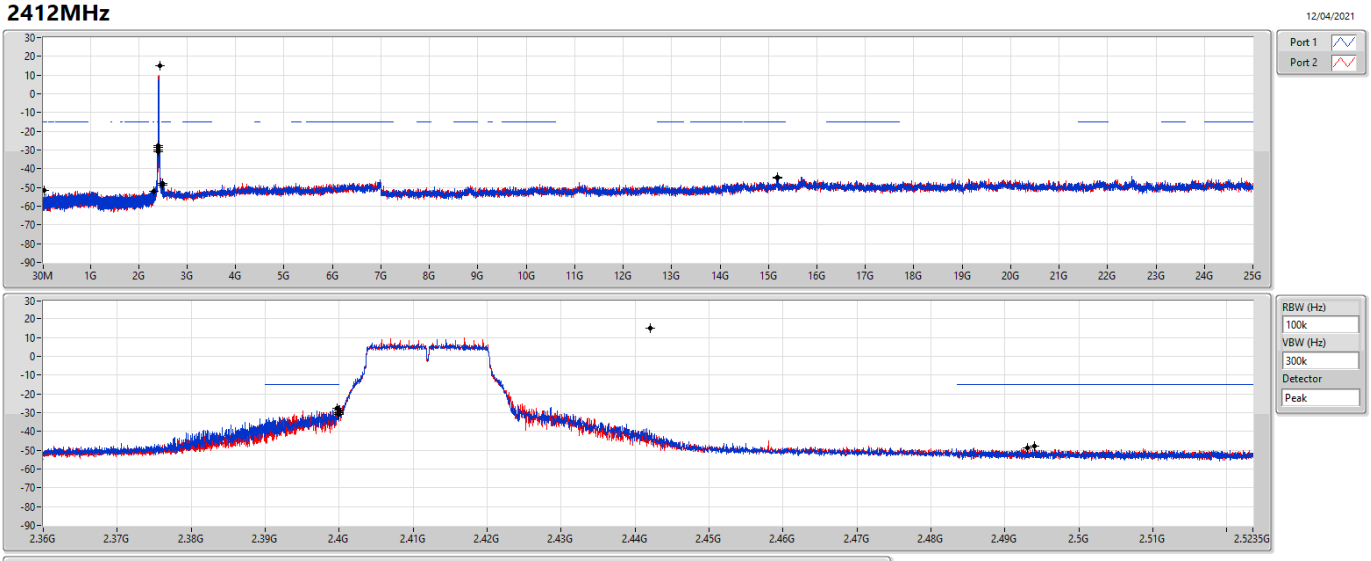

Ref(Hz)	Ref(dBm)	Limit(dBm)	Freq(Hz)	Level(dBm)	Freq(Hz)	Level(dBm)	Freq(Hz)	Level(dBm)	Freq(Hz)	Level(dBm)	Freq(Hz)	Level(dBm)	Port
2.442G	14.94	-15.06	2.30991G	-51.90	2.39996G	-28.77	2.4G	-30.10	2.49298G	-48.89	15.19463G	-45.16	1
2.442G	14.94	-15.06	49.81M	-51.78	2.39974G	-27.77	2.4G	-30.90	2.49398G	-48.00	15.18901G	-44.57	2

802.11g_Nss1,(6Mbps)_2TX **CSE NdB**

2437MHz

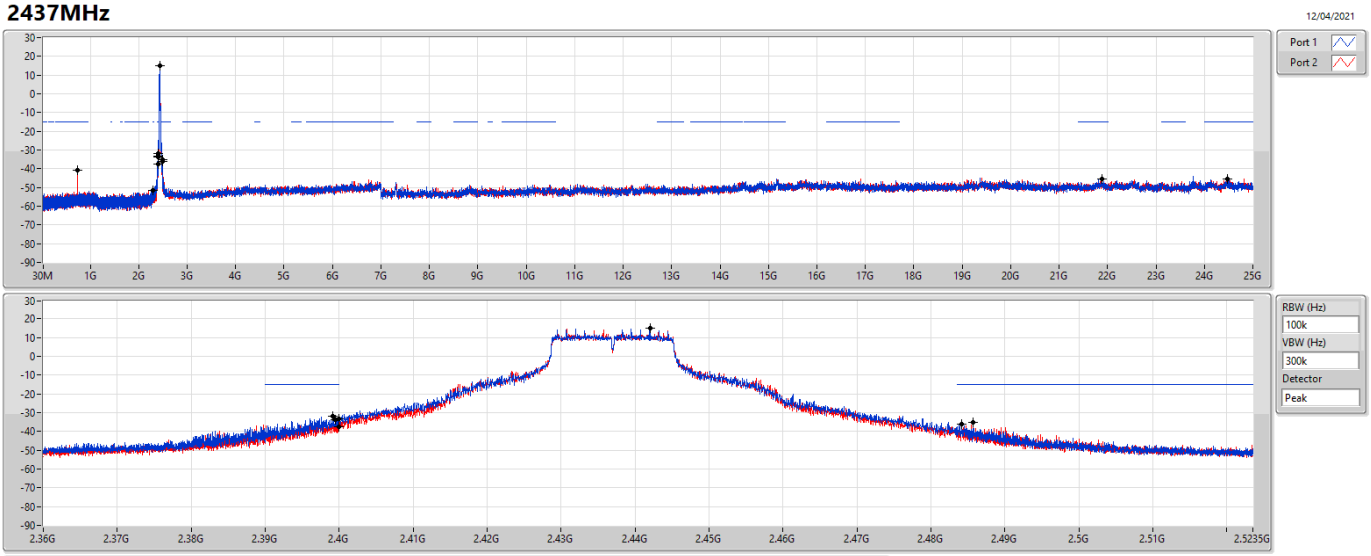

Ref(Hz)	Ref(dBm)	Limit(dBm)	Freq(Hz)	Level(dBm)	Freq(Hz)	Level(dBm)	Freq(Hz)	Level(dBm)	Freq(Hz)	Level(dBm)	Freq(Hz)	Level(dBm)	Port
2.442G	14.94	-15.06	2.30117G	-51.76	2.39918G	-31.77	2.4G	-33.47	2.48414G	-36.24	21.88981G	-45.47	1
2.442G	14.94	-15.06	729.29M	-40.90	2.39952G	-33.89	2.4G	-37.44	2.48572G	-35.22	24.4718G	-45.36	2

802.11g_Nss1,(6Mbps)_2TX **CSE NdB**

2462MHz

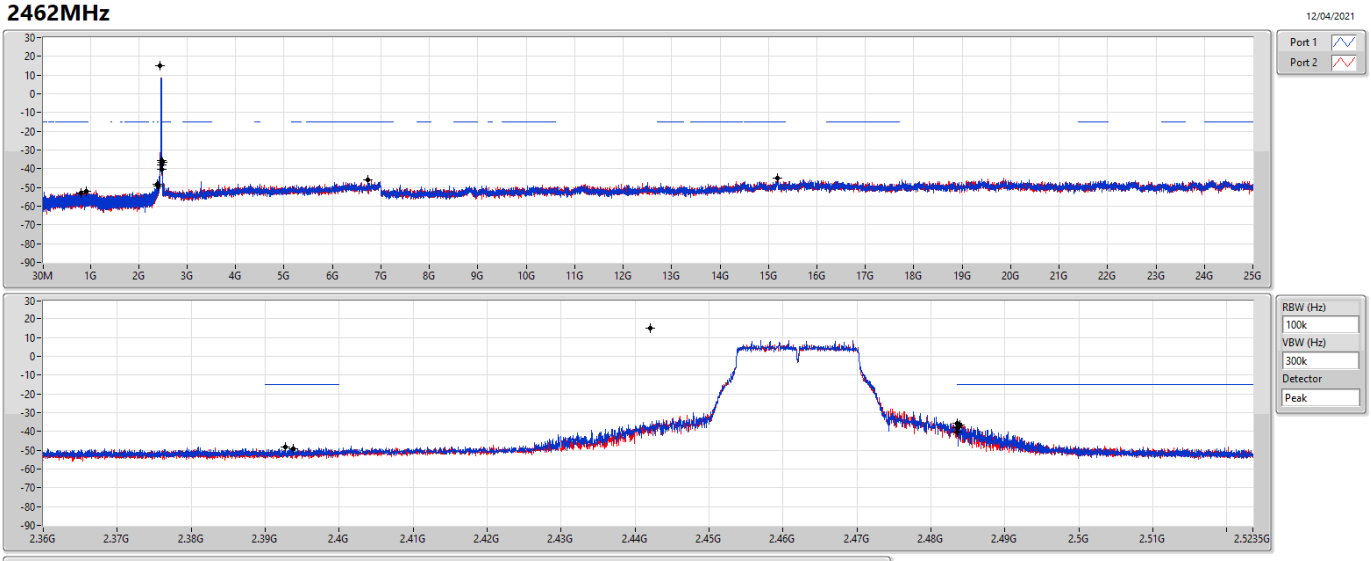

Ref(Hz)	Ref(dBm)	Limit(dBm)	Freq(Hz)	Level(dBm)	Freq(Hz)	Level(dBm)	Freq(Hz)	Level(dBm)	Freq(Hz)	Level(dBm)	Freq(Hz)	Level(dBm)	Port
2.442G	14.94	-15.06	915.98M	-52.26	2.3927G	-48.19	2.4835G	-38.19	2.4835G	-35.77	6.72942G	-45.94	1
2.442G	14.94	-15.06	800.07M	-52.77	2.39374G	-49.25	2.4835G	-40.20	2.4839G	-36.79	15.1862G	-45.21	2

802.11ax HEW20_Nss2,(MCS0)_2TX **CSE NdB**

2412MHz

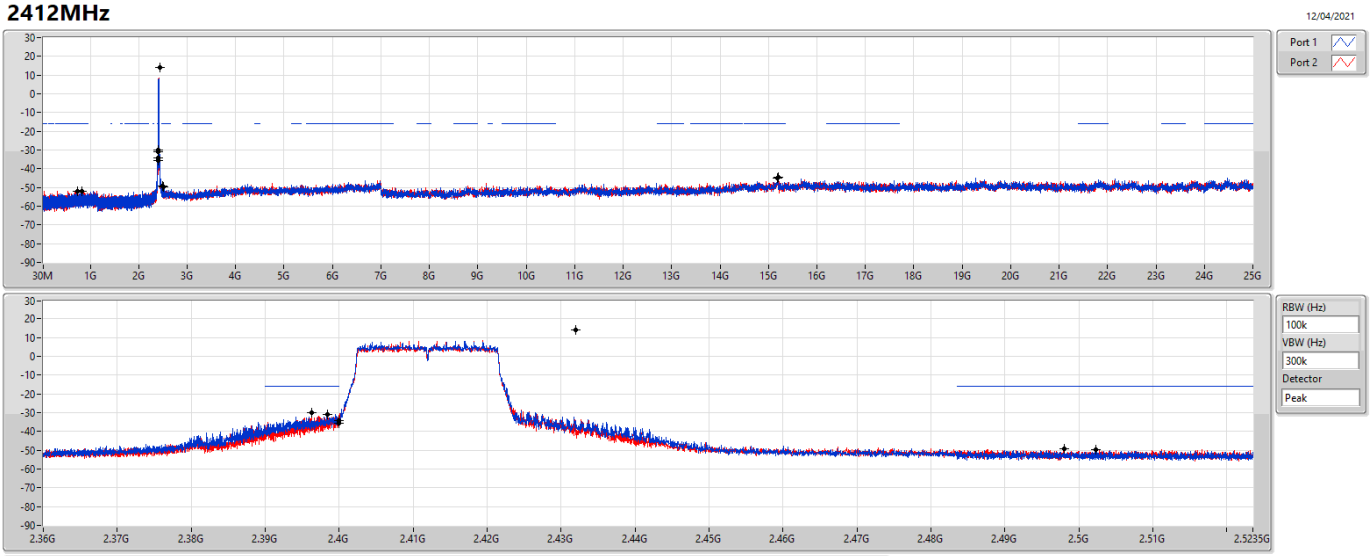

Ref(Hz)	Ref(dBm)	Limit(dBm)	Freq(Hz)	Level(dBm)	Freq(Hz)	Level(dBm)	Freq(Hz)	Level(dBm)	Freq(Hz)	Level(dBm)	Freq(Hz)	Level(dBm)	Port
2.43198G	13.83	-16.17	730.17M	-52.19	2.39836G	-30.73	2.4G	-34.03	2.50222G	-49.55	15.20025G	-44.41	1
2.43198G	13.83	-16.17	835.31M	-51.99	2.39626G	-29.93	2.4G	-35.55	2.49804G	-49.23	15.19182G	-44.92	2

802.11ax HEW20_Nss2,(MCS0)_2TX **CSE NdB**

2437MHz

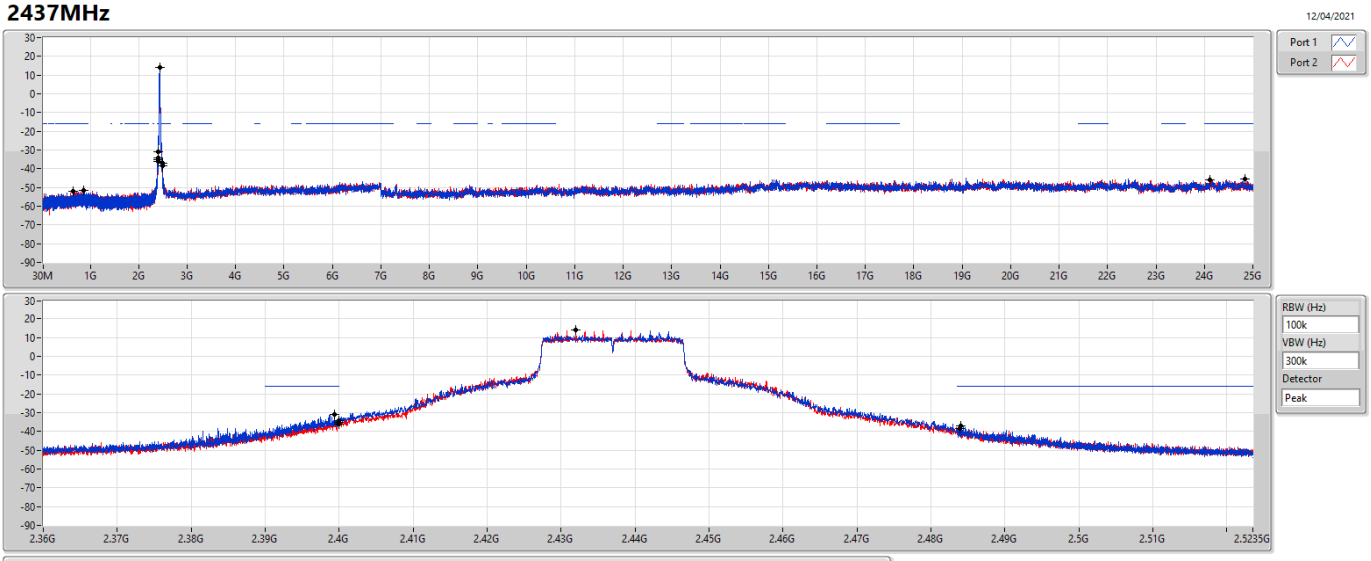

Ref(Hz)	Ref(dBm)	Limit(dBm)	Freq(Hz)	Level(dBm)	Freq(Hz)	Level(dBm)	Freq(Hz)	Level(dBm)	Freq(Hz)	Level(dBm)	Freq(Hz)	Level(dBm)	Port
2.43198G	13.83	-16.17	653.28M	-52.10	2.39932G	-31.15	2.4G	-35.20	2.484G	-36.89	24.11499G	-45.73	1
2.43198G	13.83	-16.17	854.53M	-51.49	2.39992G	-34.02	2.4G	-36.07	2.48394G	-38.58	24.84547G	-45.65	2

802.11ax HEW20_Nss2,(MCS0)_2TX **CSE NdB**

2462MHz

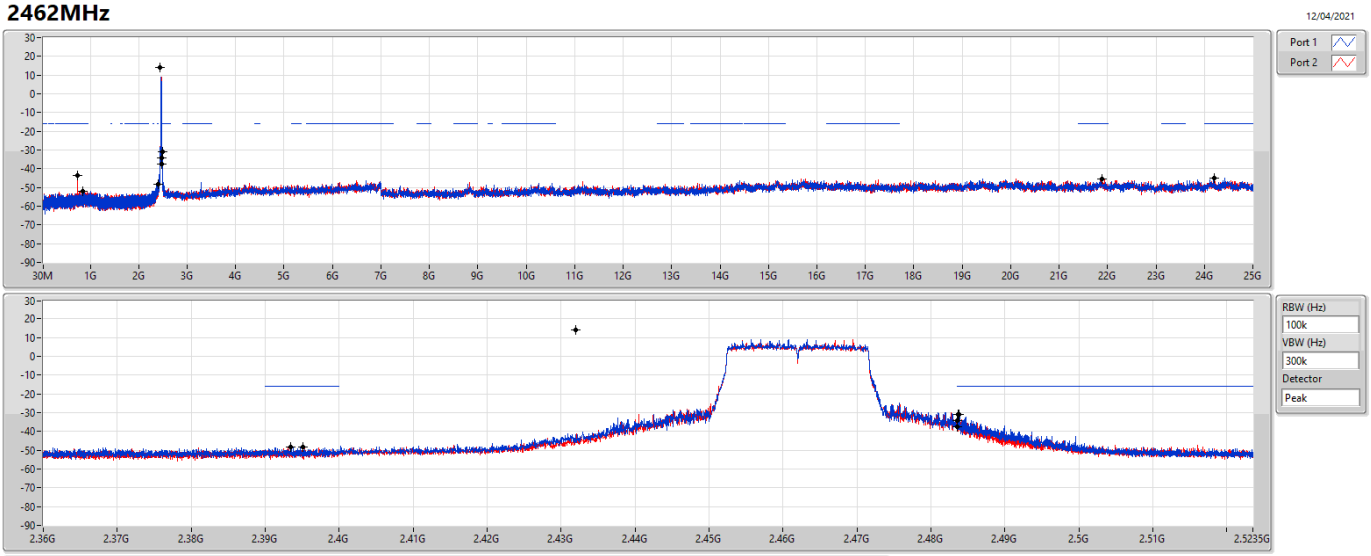

Ref(Hz)	Ref(dBm)	Limit(dBm)	Freq(Hz)	Level(dBm)	Freq(Hz)	Level(dBm)	Freq(Hz)	Level(dBm)	Freq(Hz)	Level(dBm)	Freq(Hz)	Level(dBm)	Port
2.43198G	13.83	-16.17	849.58M	-51.80	2.39342G	-48.17	2.4835G	-34.35	2.48376G	-31.10	24.19647G	-44.99	1
2.43198G	13.83	-16.17	733.95M	-43.64	2.39504G	-48.29	2.4835G	-37.33	2.48368G	-31.16	21.87858G	-45.67	2

802.11ax HEW40_Nss2,(MCS0)_2TX **CSE NdB**

2422MHz

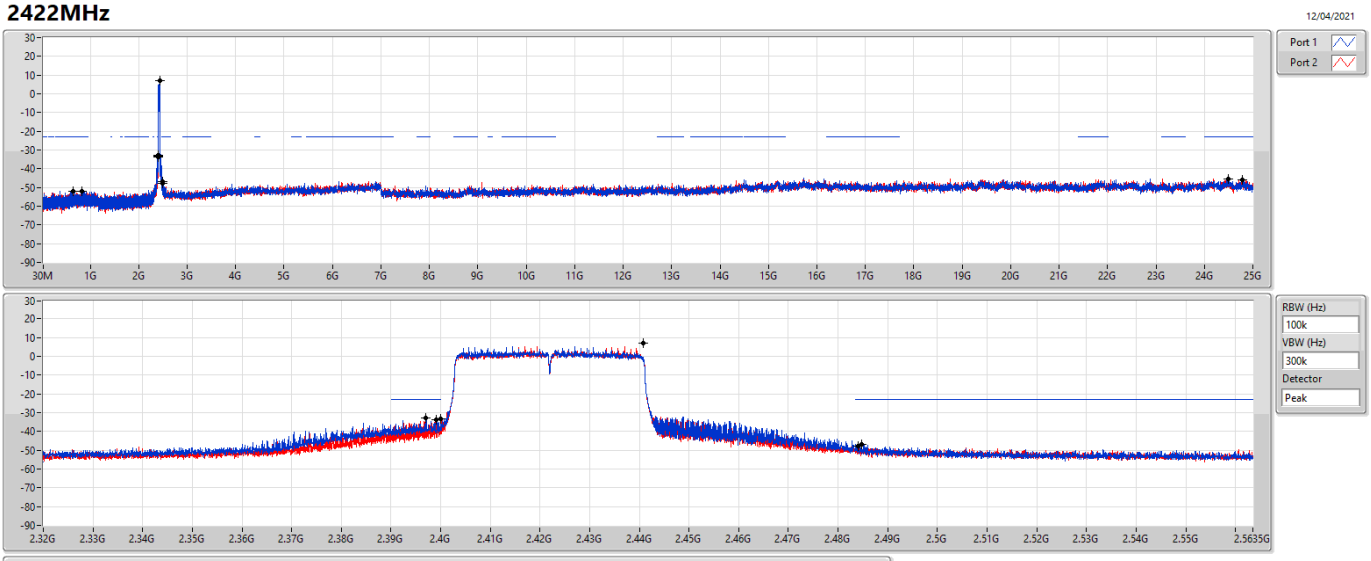

Ref(Hz)	Ref(dBm)	Limit(dBm)	Freq(Hz)	Level(dBm)	Freq(Hz)	Level(dBm)	Freq(Hz)	Level(dBm)	Freq(Hz)	Level(dBm)	Freq(Hz)	Level(dBm)	Port
2.44071G	7.22	-22.78	640.57M	-51.87	2.39692G	-32.81	2.4G	-33.36	2.4847G	-46.81	24.78966G	-45.87	1
2.44071G	7.22	-22.78	826.92M	-52.15	2.39912G	-33.85	2.4G	-33.47	2.48402G	-48.04	24.49237G	-45.27	2

802.11ax HEW40_Nss2,(MCS0)_2TX **CSE NdB**

2437MHz

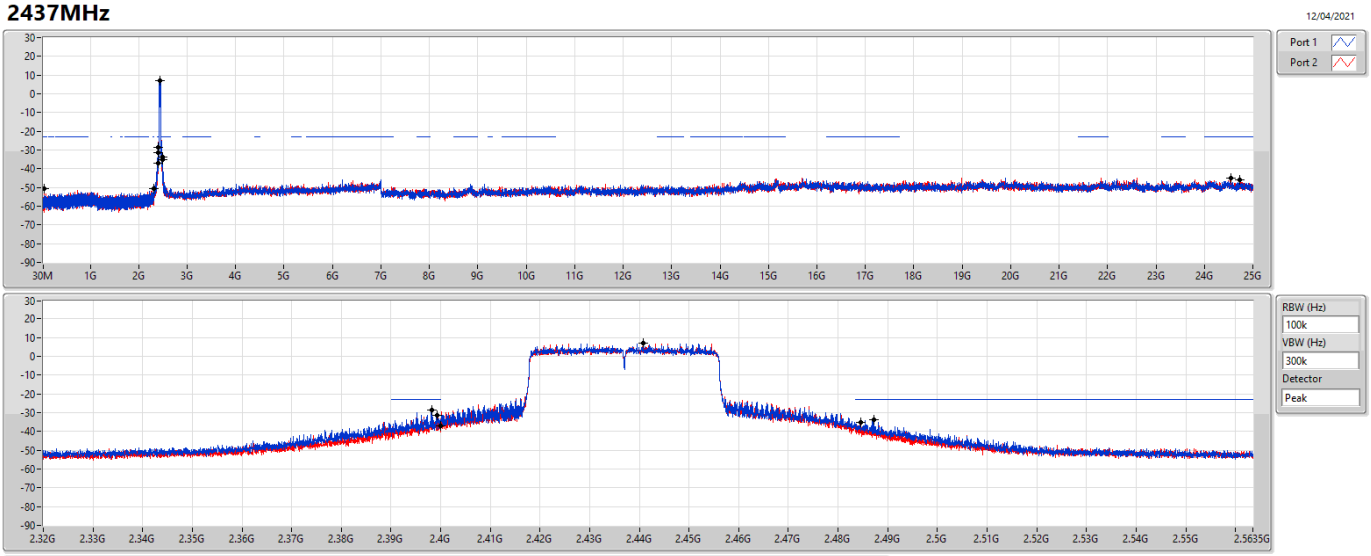

Ref(Hz)	Ref(dBm)	Limit(dBm)	Freq(Hz)	Level(dBm)	Freq(Hz)	Level(dBm)	Freq(Hz)	Level(dBm)	Freq(Hz)	Level(dBm)	Freq(Hz)	Level(dBm)	Port
2.44071G	7.22	-22.78	2.30311G	-50.46	2.39816G	-28.81	2.4G	-37.26	2.4873G	-33.64	24.73357G	-45.98	1
2.44071G	7.22	-22.78	49.75M	-50.49	2.3992G	-31.57	2.4G	-36.86	2.4845G	-34.96	24.54005G	-45.00	2

802.11ax HEW40_Nss2,(MCS0)_2TX **CSE NdB**

2452MHz

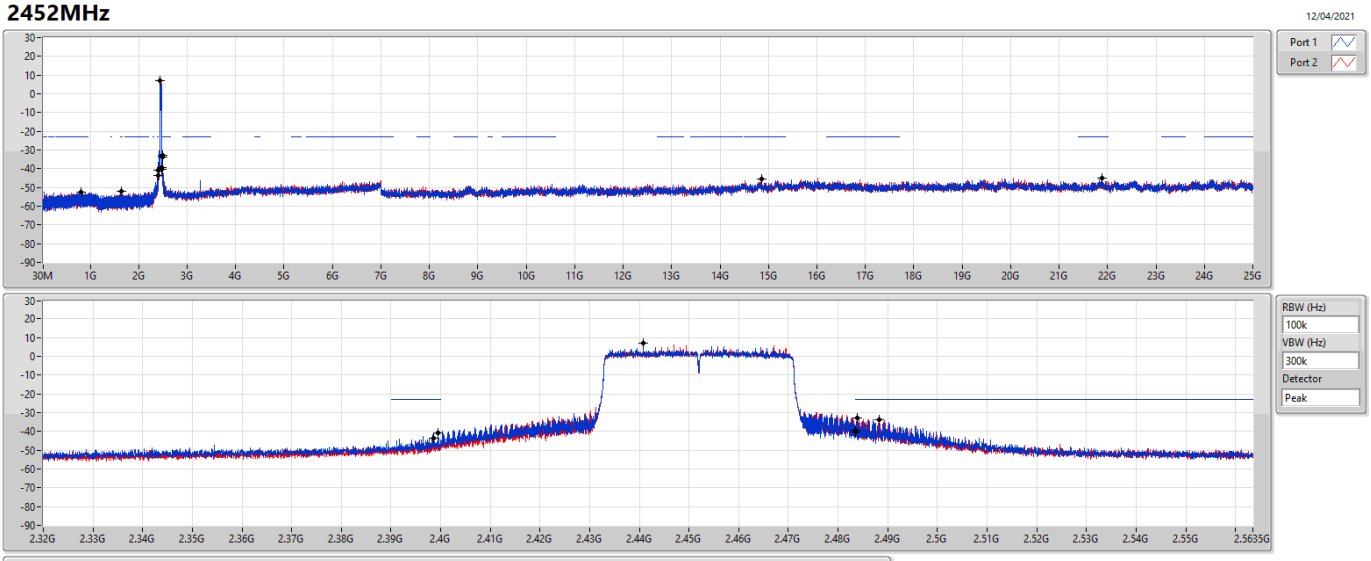

Ref(Hz)	Ref(dBm)	Limit(dBm)	Freq(Hz)	Level(dBm)	Freq(Hz)	Level(dBm)	Freq(Hz)	Level(dBm)	Freq(Hz)	Level(dBm)	Freq(Hz)	Level(dBm)	Port
2.44071G	7.22	-22.78	1.63558G	-52.19	2.39944G	-40.67	2.4835G	-39.16	2.4839G	-32.84	21.88974G	-45.13	1
2.44071G	7.22	-22.78	802.02M	-52.73	2.39856G	-43.71	2.4835G	-40.11	2.4883G	-33.55	14.85309G	-45.54	2

802.11ax HEW20-BF_Nss1,(MCS0)_2TX **CSE NdB**

2412MHz

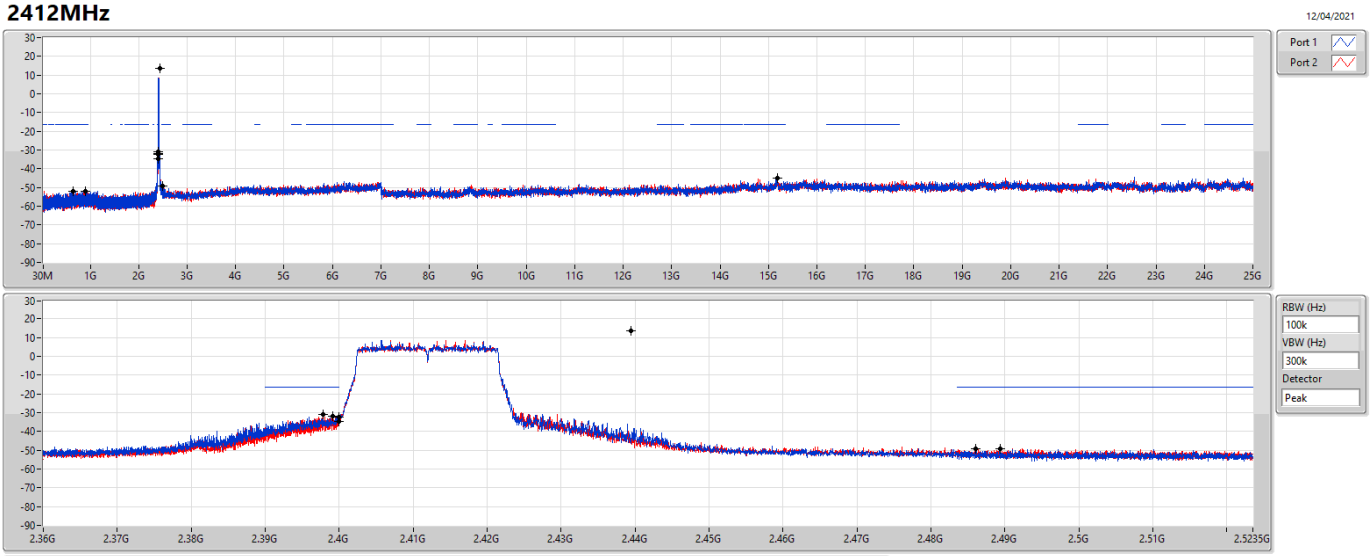

Ref(Hz)	Ref(dBm)	Limit(dBm)	Freq(Hz)	Level(dBm)	Freq(Hz)	Level(dBm)	Freq(Hz)	Level(dBm)	Freq(Hz)	Level(dBm)	Freq(Hz)	Level(dBm)	Port
2.4395G	13.45	-16.55	653.86M	-52.15	2.39782G	-30.84	2.4G	-34.89	2.4893G	-49.00	15.19182G	-44.87	1
2.4395G	13.45	-16.55	902.88M	-51.94	2.39914G	-31.72	2.4G	-32.40	2.48606G	-48.99	15.18339G	-44.85	2

802.11ax HEW20-BF_Nss1,(MCS0)_2TX **CSE NdB**

2437MHz

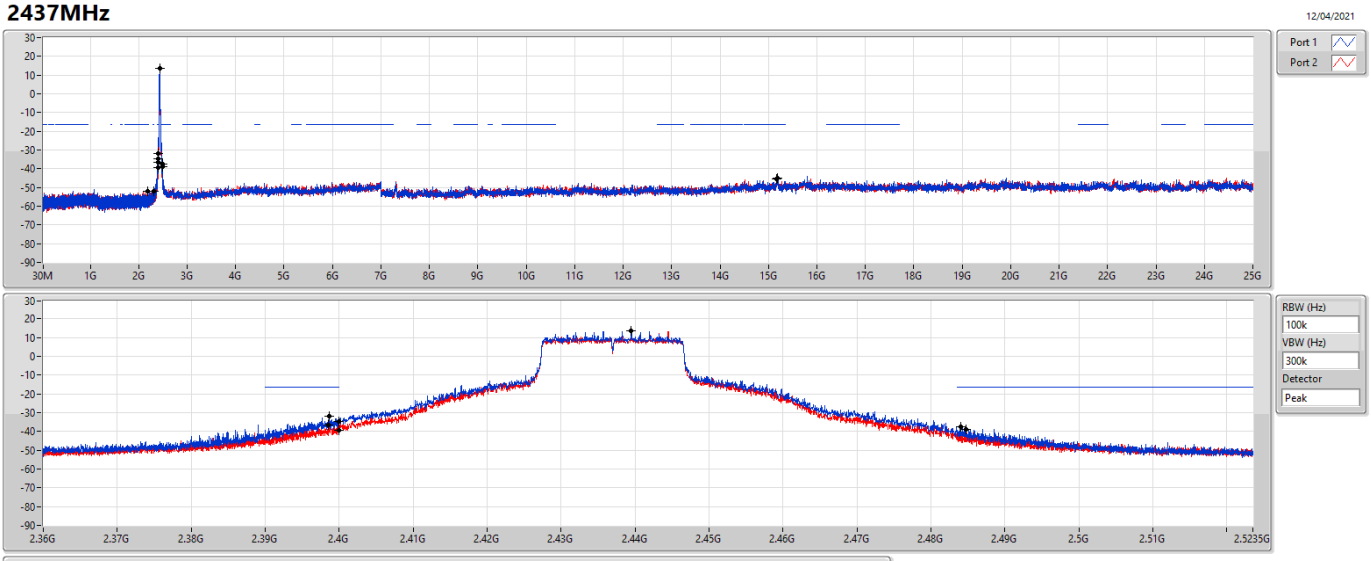

Ref(Hz)	Ref(dBm)	Limit(dBm)	Freq(Hz)	Level(dBm)	Freq(Hz)	Level(dBm)	Freq(Hz)	Level(dBm)	Freq(Hz)	Level(dBm)	Freq(Hz)	Level(dBm)	Port
2.4395G	13.45	-16.55	2.30699G	-52.01	2.39862G	-31.88	2.4G	-34.70	2.48396G	-37.73	15.16934G	-45.60	1
2.4395G	13.45	-16.55	2.18875G	-51.93	2.39856G	-36.44	2.4G	-39.32	2.48468G	-39.04	15.19182G	-44.80	2

802.11ax HEW20-BF_Nss1,(MCS0)_2TX **CSE NdB**

2462MHz

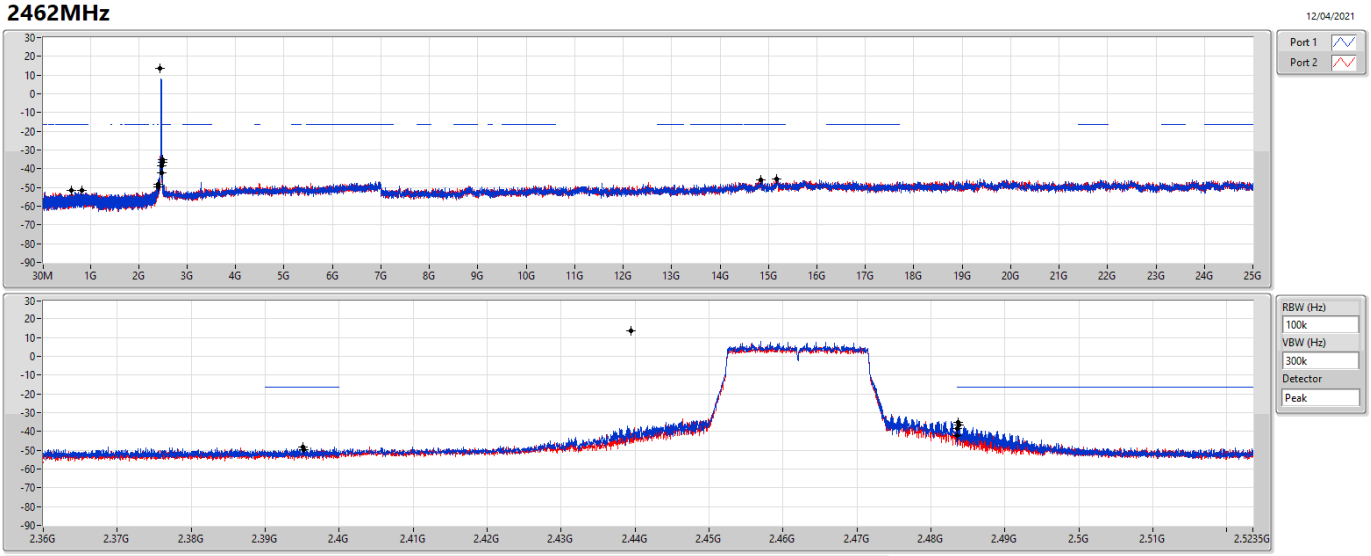

Ref(Hz)	Ref(dBm)	Limit(dBm)	Freq(Hz)	Level(dBm)	Freq(Hz)	Level(dBm)	Freq(Hz)	Level(dBm)	Freq(Hz)	Level(dBm)	Freq(Hz)	Level(dBm)	Port
2.4395G	13.45	-16.55	823.95M	-51.64	2.39514G	-48.08	2.4835G	-38.36	2.48372G	-35.21	15.17215G	-45.34	1
2.4395G	13.45	-16.55	606.38M	-51.39	2.39526G	-49.65	2.4835G	-42.11	2.48376G	-36.70	14.84624G	-45.77	2

802.11ax HEW40-BF_Nss1,(MCS0)_2TX **CSE NdB**

2422MHz

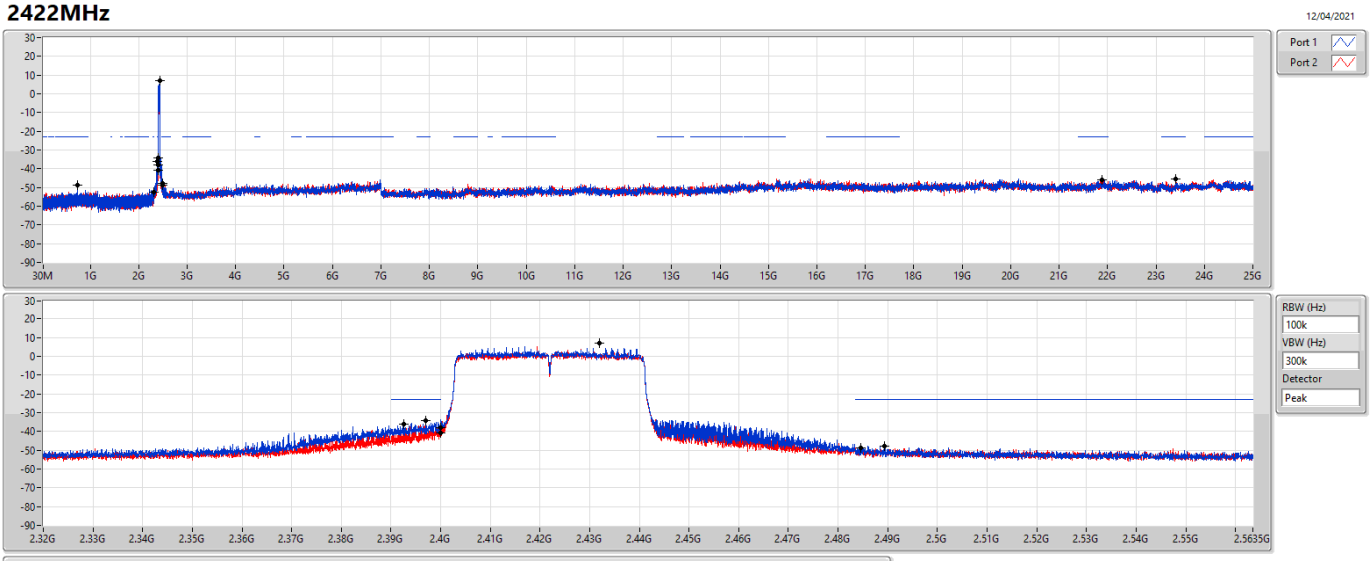

Ref(Hz)	Ref(dBm)	Limit(dBm)	Freq(Hz)	Level(dBm)	Freq(Hz)	Level(dBm)	Freq(Hz)	Level(dBm)	Freq(Hz)	Level(dBm)	Freq(Hz)	Level(dBm)	Port
2.43198G	7.11	-22.89	736.18M	-48.67	2.39704G	-34.45	2.4G	-38.08	2.48942G	-47.83	21.88133G	-45.73	1
2.43198G	7.11	-22.89	2.30855G	-52.43	2.39264G	-35.95	2.4G	-40.70	2.48462G	-48.96	23.40981G	-45.41	2

802.11ax HEW40-BF_Nss1,(MCS0)_2TX **CSE NdB**

2437MHz

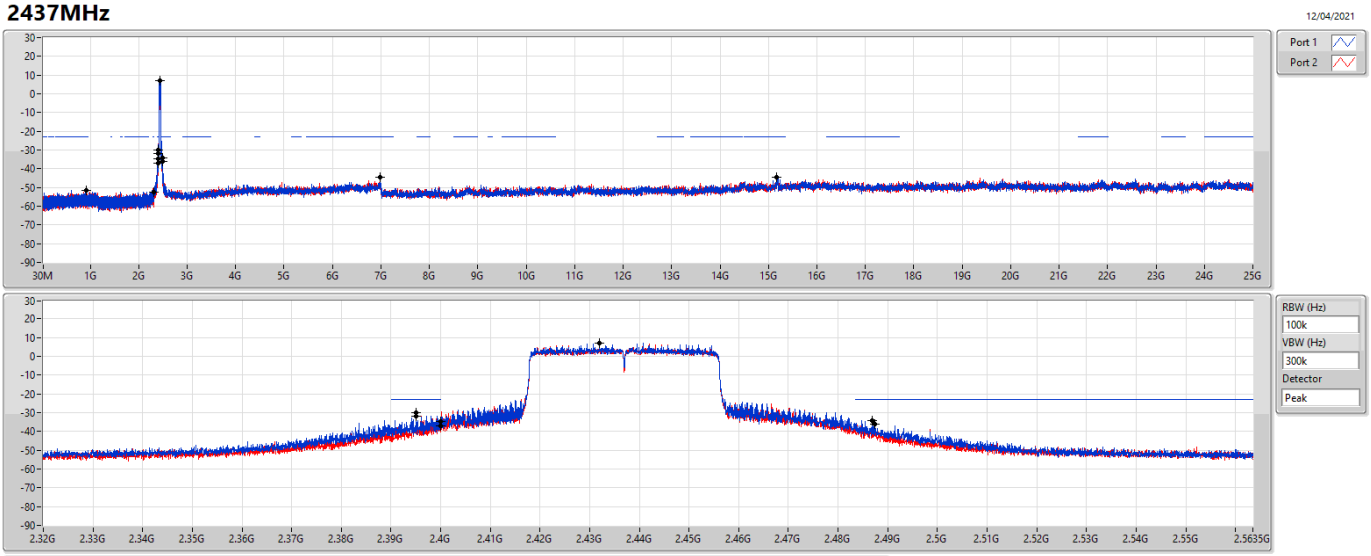

Ref(Hz)	Ref(dBm)	Limit(dBm)	Freq(Hz)	Level(dBm)	Freq(Hz)	Level(dBm)	Freq(Hz)	Level(dBm)	Freq(Hz)	Level(dBm)	Freq(Hz)	Level(dBm)	Port
2.43198G	7.11	-22.89	2.30397G	-52.50	2.39512G	-30.22	2.4G	-34.70	2.48694G	-34.25	6.98349G	-44.44	1
2.43198G	7.11	-22.89	917.38M	-51.39	2.39508G	-31.85	2.4G	-37.03	2.48734G	-36.32	15.17562G	-44.49	2

802.11ax HEW40-BF_Nss1,(MCS0)_2TX **CSE NdB**

2452MHz

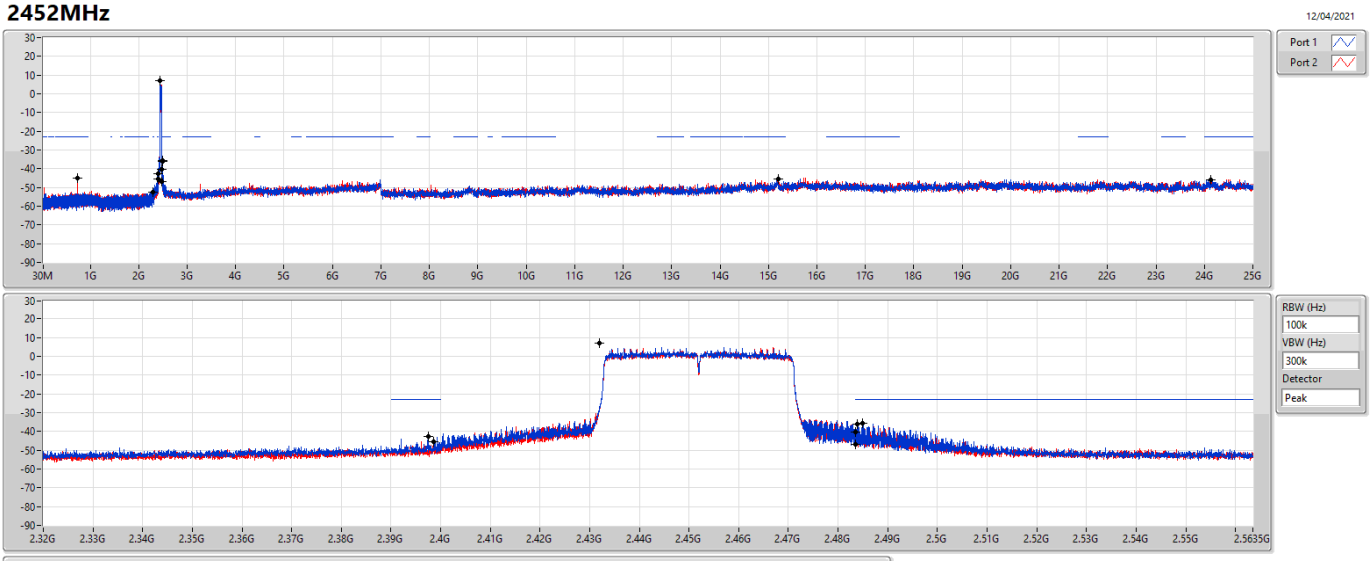

Ref(Hz)	Ref(dBm)	Limit(dBm)	Freq(Hz)	Level(dBm)	Freq(Hz)	Level(dBm)	Freq(Hz)	Level(dBm)	Freq(Hz)	Level(dBm)	Freq(Hz)	Level(dBm)	Port
2.43198G	7.11	-22.89	2.30197G	-52.52	2.39756G	-42.81	2.4835G	-46.98	2.48382G	-36.17	15.19805G	-45.62	1
2.43198G	7.11	-22.89	729.02M	-44.85	2.39856G	-45.26	2.4835G	-40.25	2.48498G	-35.49	24.12217G	-45.73	2

Summary

Mode	Result	Type	Freq (Hz)	Level (dBuV/m)	Limit (dBuV/m)	Margin (dB)	Condition
Mode 3	Pass	PK	65.89M	34.26	40.00	-5.74	Vertical

Mode 3

04/05/2021

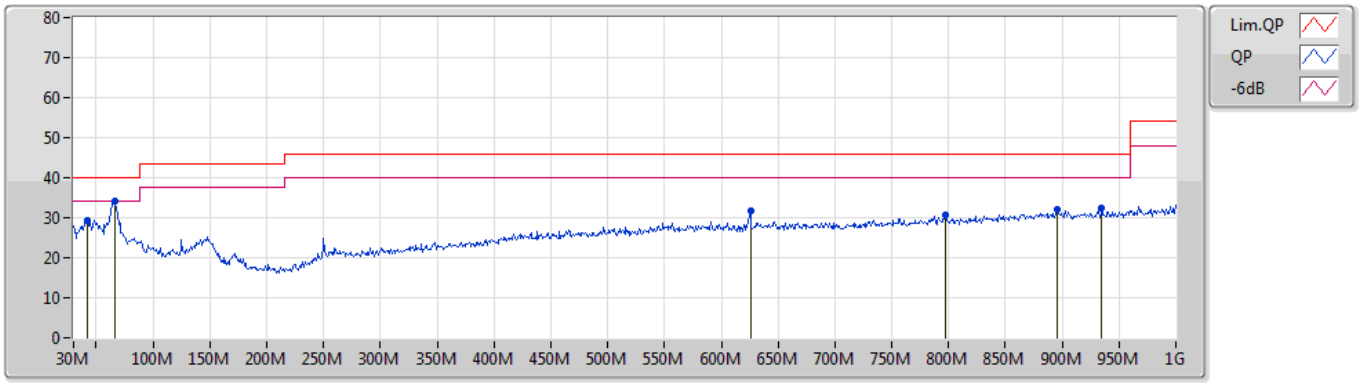

Type	Freq	Level	Limit	Margin	Factor	Dist	Condition	Azimuth	Height	Comment	Raw	AF	CL	PA
	(Hz)	(dBuV/m)	(dBuV/m)	(dB)	(dB)	(m)		(°)	(m)		(dBuV/m)	(dB/m)	(dB)	(dB)
PK	42.61M	29.21	40.00	-10.79	-13.67	3	Vertical	6	1.00	-	42.88	17.21	0.60	31.48
PK	65.89M	34.26	40.00	-5.74	-18.81	3	Vertical	136	1.00	"Worst"	53.07	12.10	0.80	31.71
PK	625.58M	31.88	46.00	-14.12	-4.61	3	Vertical	200	1.50	-	36.49	24.51	3.25	32.37
PK	797.27M	30.53	46.00	-15.47	-3.21	3	Vertical	281	2.00	-	33.74	25.55	3.79	32.55
PK	895.24M	31.90	46.00	-14.10	-2.01	3	Vertical	90	1.00	-	33.91	26.23	4.26	32.50
PK	935.01M	32.31	46.00	-13.69	-1.96	3	Vertical	111	1.25	-	34.27	26.27	4.30	32.53

Mode 3

04/05/2021

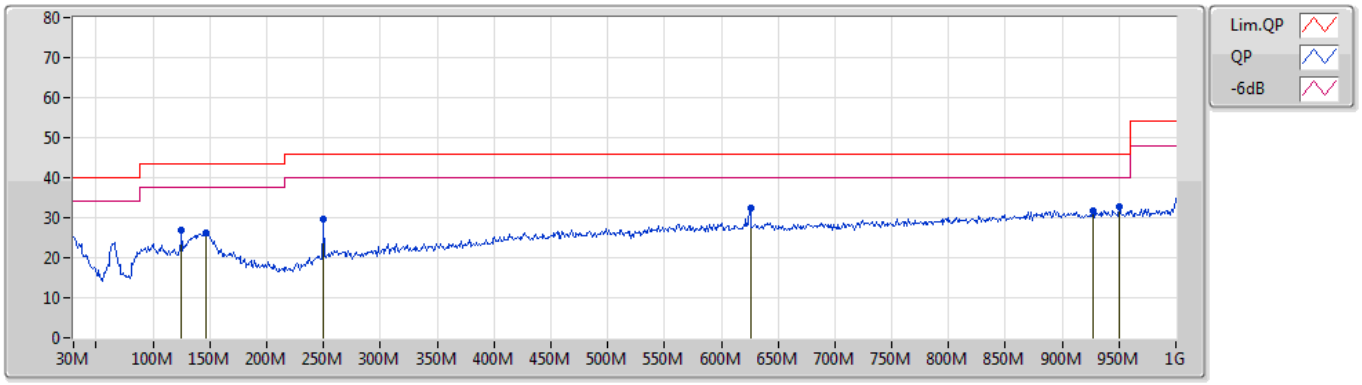

Type	Freq	Level	Limit	Margin	Factor	Dist	Condition	Azimuth	Height	Comment	Raw	AF	CL	PA
	(Hz)	(dBuV/m)	(dBuV/m)	(dB)	(dB)	(m)		(°)	(m)		(dBuV/m)	(dB/m)	(dB)	(dB)
PK	125.06M	27.04	43.50	-16.46	-12.52	3	Horizontal	105	3.00	-	39.56	17.93	1.30	31.75
PK	146.4M	26.34	43.50	-17.16	-14.00	3	Horizontal	280	2.00	-	40.34	16.43	1.33	31.76
PK	250.19M	29.59	46.00	-16.41	-11.69	3	Horizontal	110	1.00	-	41.28	18.19	1.90	31.78
PK	625.58M	32.52	46.00	-13.48	-4.61	3	Horizontal	153	1.25	-	37.13	24.51	3.25	32.37
PK	927.25M	31.62	46.00	-14.38	-2.03	3	Horizontal	90	2.00	-	33.65	26.19	4.30	32.52
PK	950.53M	32.66	46.00	-13.34	-1.77	3	Horizontal	302	1.00	"Worst"	34.43	26.47	4.30	32.54

Summary

Mode	Result	Type	Freq (Hz)	Level (dBuV/m)	Limit (dBuV/m)	Margin (dB)	Dist (m)	Condition	Azimuth (°)	Height (m)	Comments
2.4-2.4835GHz	-	-	-	-	-	-	-	-	-	-	-
802.11ax HEW20_Nss2,(MCS0)_2TX	Pass	AV	2.4835G	53.96	54.00	-0.04	3	Vertical	80	1.10	-

802.11b_Nss1,(1Mbps)_2TX

2412MHz_TX

01/04/2021

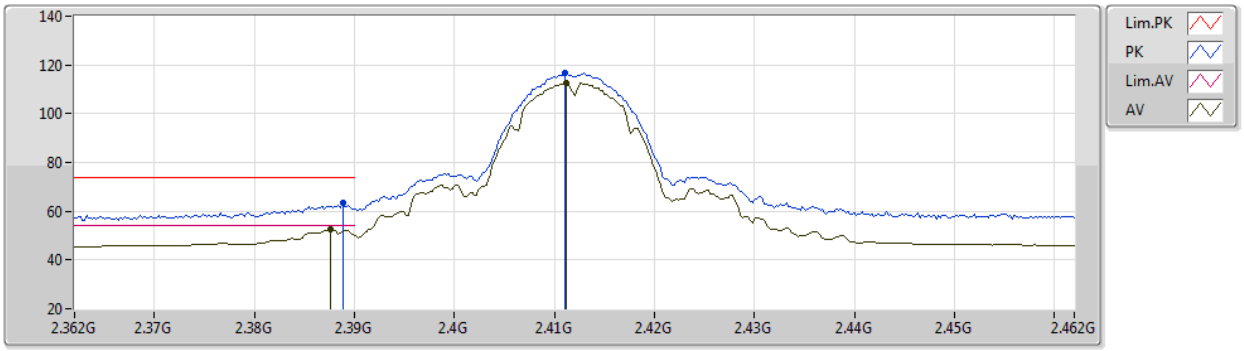

EUT Z_2TX
Setting 106
06-F-S-5

Type	Freq	Level	Limit	Margin	Raw	Dist	Condition	Azimuth	Height	Comment	AF	CL	PA
	(Hz)	(dBuV/m)	(dBuV/m)	(dB)	(dBuV)	(m)		(°)	(m)		(dB)	(dB)	(dB)
PK	2.3888G	63.61	74.00	-10.39	32.93	3	Vertical	72	1.75	-	27.60	3.08	-
AV	2.3876G	52.39	54.00	-1.61	21.71	3	Vertical	72	1.75	-	27.60	3.08	-
PK	2.411G	116.70	Inf	-Inf	86.03	3	Vertical	72	1.75	-	27.56	3.11	-
AV	2.4112G	112.83	Inf	-Inf	82.16	3	Vertical	72	1.75	-	27.56	3.11	-

802.11b_Nss1,(1Mbps)_2TX

2412MHz_TX

01/04/2021

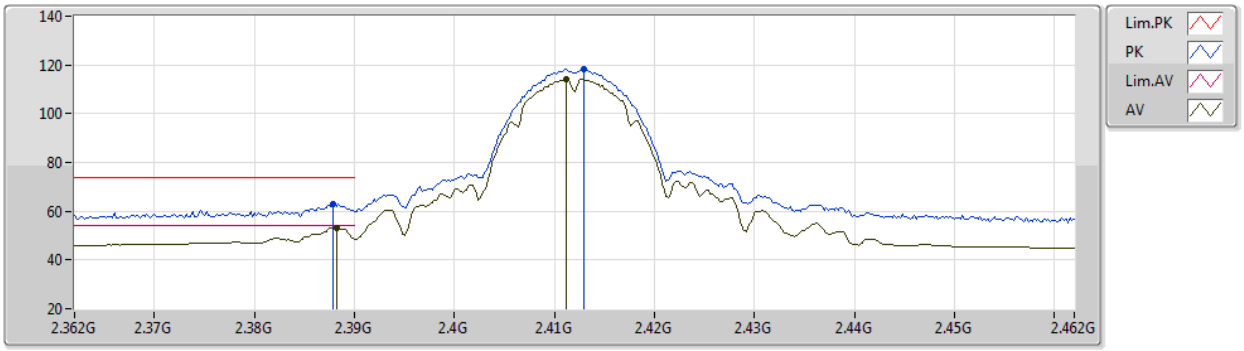

EUT Z_2TX
Setting 106
06-F-S-5

Type	Freq	Level	Limit	Margin	Raw	Dist	Condition	Azimuth	Height	Comment	AF	CL	PA
	(Hz)	(dBuV/m)	(dBuV/m)	(dB)	(dBuV)	(m)		(°)	(m)		(dB)	(dB)	(dB)
PK	2.3878G	62.84	74.00	-11.16	32.16	3	Horizontal	99	2.40	-	27.60	3.08	-
AV	2.3882G	52.99	54.00	-1.01	22.31	3	Horizontal	99	2.40	-	27.60	3.08	-
PK	2.413G	118.24	Inf	-Inf	87.58	3	Horizontal	99	2.40	-	27.55	3.11	-
AV	2.4112G	114.37	Inf	-Inf	83.70	3	Horizontal	99	2.40	-	27.56	3.11	-

802.11b_Nss1,(1Mbps)_2TX

2412MHz_TX

01/04/2021

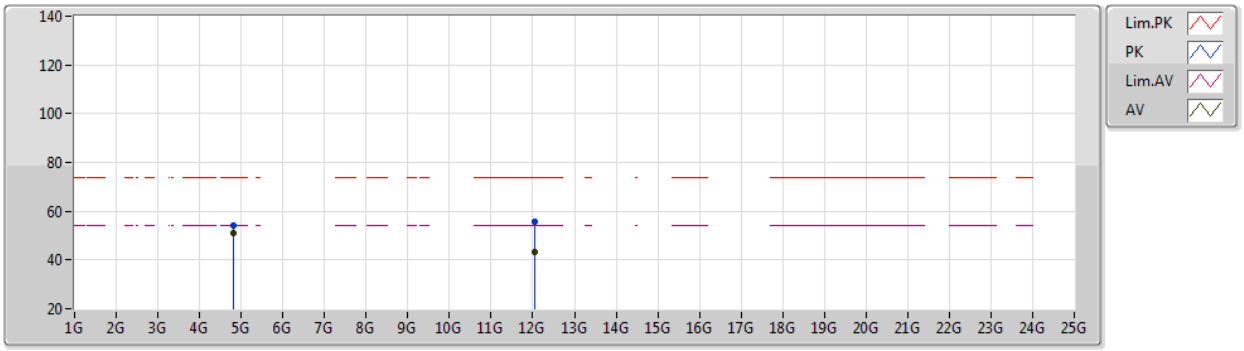

EUT Z_2TX
Setting 106
06-F-S-5

Type	Freq	Level	Limit	Margin	Raw	Dist	Condition	Azimuth	Height	Comment	AF	CL	PA
	(Hz)	(dBuV/m)	(dBuV/m)	(dB)	(dBuV)	(m)		(°)	(m)		(dB)	(dB)	(dB)
PK	4.82396G	53.90	74.00	-20.10	49.54	3	Vertical	186	1.00	-	31.10	5.00	31.74
AV	4.82396G	51.25	54.00	-2.75	46.89	3	Vertical	186	1.00	-	31.10	5.00	31.74
PK	12.05956G	55.73	74.00	-18.27	42.44	3	Vertical	193	1.00	-	38.90	8.53	34.14
AV	12.05824G	43.02	54.00	-10.98	29.73	3	Vertical	193	1.00	-	38.90	8.53	34.14

802.11b_Nss1,(1Mbps)_2TX

2412MHz_TX

01/04/2021

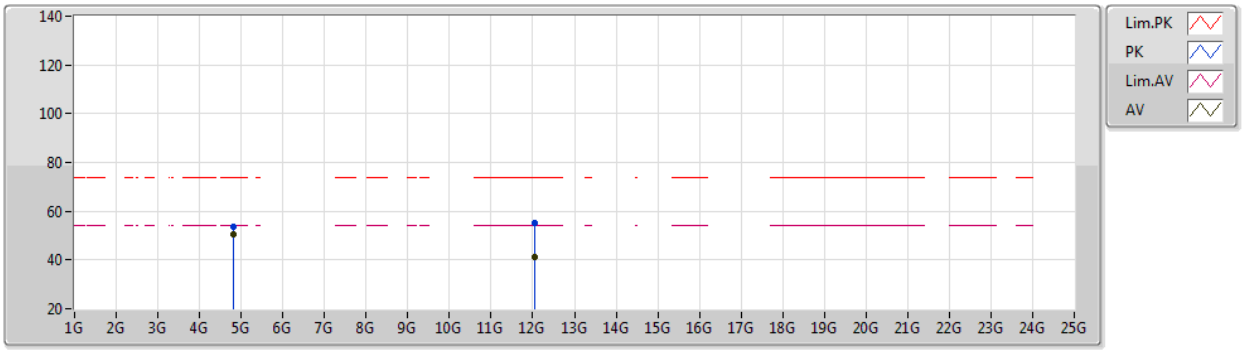

EUT Z_2TX
Setting 106
06-F-S-5

Type	Freq	Level	Limit	Margin	Raw	Dist	Condition	Azimuth	Height	Comment	AF	CL	PA
	(Hz)	(dBuV/m)	(dBuV/m)	(dB)	(dBuV)	(m)		(°)	(m)		(dB)	(dB)	(dB)
PK	4.82394G	53.51	74.00	-20.49	49.15	3	Horizontal	264	2.80	-	31.10	5.00	31.74
AV	4.82396G	50.69	54.00	-3.31	46.33	3	Horizontal	264	2.80	-	31.10	5.00	31.74
PK	12.0564G	55.26	74.00	-18.74	41.97	3	Horizontal	359	2.10	-	38.90	8.53	34.14
AV	12.05622G	40.95	54.00	-13.05	27.66	3	Horizontal	359	2.10	-	38.90	8.53	34.14

802.11b_Nss1,(1Mbps)_2TX

2437MHz_TX

01/04/2021

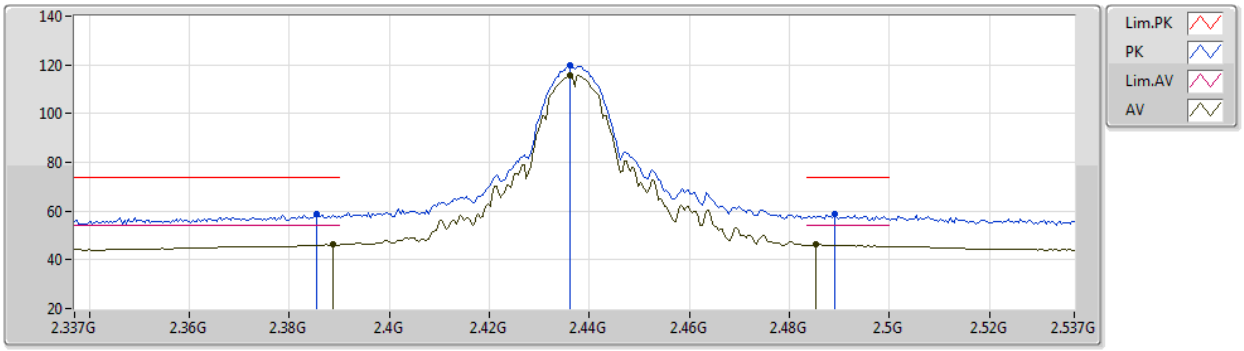

EUT Z_2TX
Setting 110
06-F-S-5

Type	Freq	Level	Limit	Margin	Raw	Dist	Condition	Azimuth	Height	Comment	AF	CL	PA
	(Hz)	(dBuV/m)	(dBuV/m)	(dB)	(dBuV)	(m)		(°)	(m)		(dB)	(dB)	(dB)
PK	2.3854G	58.76	74.00	-15.24	28.09	3	Vertical	73	1.24	-	27.60	3.07	-
AV	2.3886G	46.37	54.00	-7.63	15.69	3	Vertical	73	1.24	-	27.60	3.08	-
PK	2.4362G	119.67	Inf	-Inf	89.07	3	Vertical	73	1.24	-	27.46	3.14	-
AV	2.4362G	115.84	Inf	-Inf	85.24	3	Vertical	73	1.24	-	27.46	3.14	-
PK	2.489G	58.60	74.00	-15.40	28.01	3	Vertical	73	1.24	-	27.40	3.19	-
AV	2.4854G	46.32	54.00	-7.68	15.73	3	Vertical	73	1.24	-	27.40	3.19	-

802.11b_Nss1,(1Mbps)_2TX

2437MHz_TX

01/04/2021

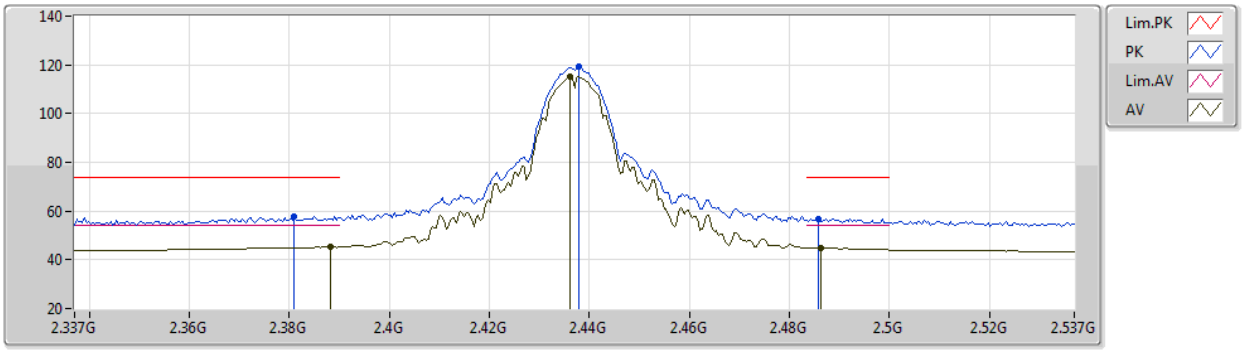

EUT Z_2TX
Setting 110
06-F-S-5

Type	Freq	Level	Limit	Margin	Raw	Dist	Condition	Azimuth	Height	Comment	AF	CL	PA
	(Hz)	(dBuV/m)	(dBuV/m)	(dB)	(dBuV)	(m)		(°)	(m)		(dB)	(dB)	(dB)
PK	2.381G	57.68	74.00	-16.32	27.02	3	Horizontal	311	1.00	-	27.60	3.06	-
AV	2.3882G	45.33	54.00	-8.67	14.65	3	Horizontal	311	1.00	-	27.60	3.08	-
PK	2.4378G	119.12	Inf	-Inf	88.53	3	Horizontal	311	1.00	-	27.45	3.14	-
AV	2.4362G	115.11	Inf	-Inf	84.51	3	Horizontal	311	1.00	-	27.46	3.14	-
PK	2.4858G	56.76	74.00	-17.24	26.17	3	Horizontal	311	1.00	-	27.40	3.19	-
AV	2.4862G	44.97	54.00	-9.03	14.38	3	Horizontal	311	1.00	-	27.40	3.19	-

802.11b_Nss1,(1Mbps)_2TX

2437MHz_TX

01/04/2021

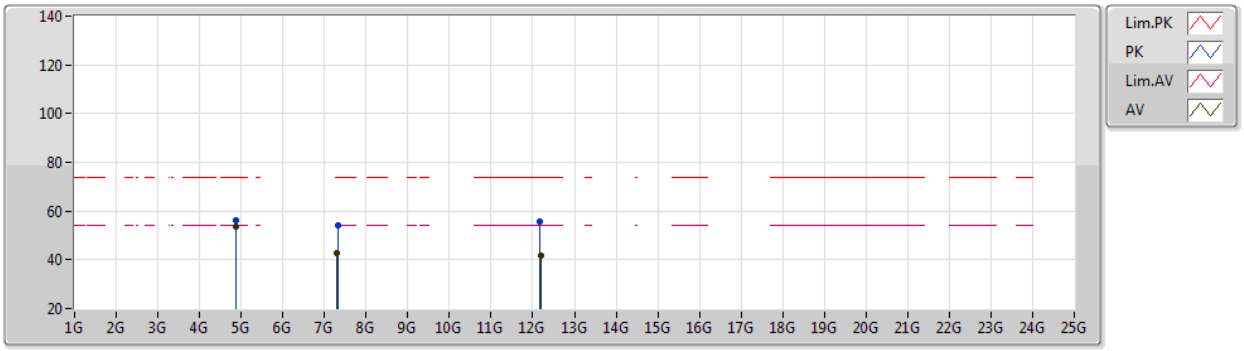

EUT Z_2TX
Setting 110
06-F-S-5

Type	Freq	Level	Limit	Margin	Raw	Dist	Condition	Azimuth	Height	Comment	AF	CL	PA
	(Hz)	(dBuV/m)	(dBuV/m)	(dB)	(dBuV)	(m)		(°)	(m)		(dB)	(dB)	(dB)
PK	4.874G	56.33	74.00	-17.67	51.86	3	Vertical	200	1.00	-	31.15	5.00	31.68
AV	4.87396G	53.43	54.00	-0.57	48.96	3	Vertical	200	1.00	-	31.15	5.00	31.68
PK	7.3121G	53.89	74.00	-20.11	44.60	3	Vertical	134	1.17	-	36.35	6.10	33.16
AV	7.31016G	42.83	54.00	-11.17	33.53	3	Vertical	134	1.17	-	36.36	6.10	33.16
PK	12.1821G	55.78	74.00	-18.22	42.37	3	Vertical	329	1.80	-	38.90	8.60	34.09
AV	12.18648G	41.96	54.00	-12.04	28.54	3	Vertical	329	1.80	-	38.90	8.60	34.08

802.11b_Nss1,(1Mbps)_2TX

2437MHz_TX

01/04/2021

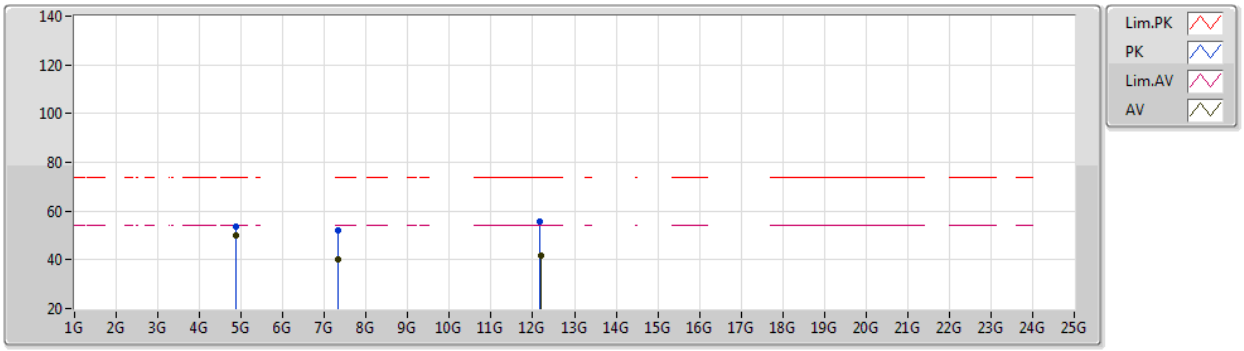

EUT Z_2TX
Setting 110
06-F-S-5

Type	Freq	Level	Limit	Margin	Raw	Dist	Condition	Azimuth	Height	Comment	AF	CL	PA
	(Hz)	(dBuV/m)	(dBuV/m)	(dB)	(dBuV)	(m)		(°)	(m)		(dB)	(dB)	(dB)
PK	4.87392G	53.38	74.00	-20.62	48.91	3	Horizontal	262	2.47	-	31.15	5.00	31.68
AV	4.87396G	49.79	54.00	-4.21	45.32	3	Horizontal	262	2.47	-	31.15	5.00	31.68
PK	7.311G	52.20	74.00	-21.80	42.90	3	Horizontal	303	1.00	-	36.36	6.10	33.16
AV	7.31172G	40.41	54.00	-13.59	31.12	3	Horizontal	303	1.00	-	36.35	6.10	33.16
PK	12.18162G	55.79	74.00	-18.21	42.38	3	Horizontal	160	1.80	-	38.90	8.60	34.09
AV	12.18842G	41.69	54.00	-12.31	28.27	3	Horizontal	160	1.80	-	38.90	8.60	34.08

802.11b_Nss1,(1Mbps)_2TX

2462MHz_TX

01/04/2021

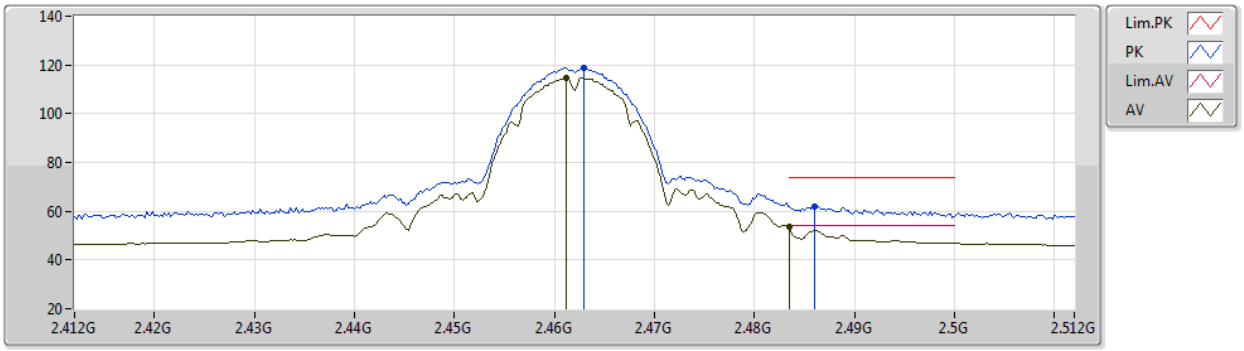

EUT Z_2TX
Setting 105
06-F-S-5

Type	Freq	Level	Limit	Margin	Raw	Dist	Condition	Azimuth	Height	Comment	AF	CL	PA
	(Hz)	(dBuV/m)	(dBuV/m)	(dB)	(dBuV)	(m)		(°)	(m)		(dB)	(dB)	(dB)
PK	2.463G	118.77	Inf	-Inf	88.21	3	Vertical	75	1.22	-	27.40	3.16	-
AV	2.4612G	114.74	Inf	-Inf	84.18	3	Vertical	75	1.22	-	27.40	3.16	-
PK	2.486G	62.13	74.00	-11.87	31.54	3	Vertical	75	1.22	-	27.40	3.19	-
AV	2.4835G	53.39	54.00	-0.61	22.81	3	Vertical	75	1.22	-	27.40	3.18	-

802.11b_Nss1,(1Mbps)_2TX

2462MHz_TX

01/04/2021

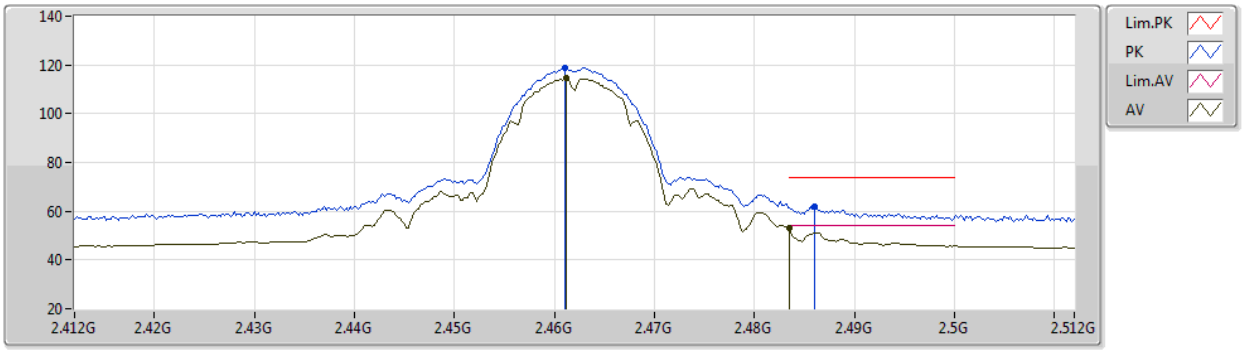

EUT Z_2TX
Setting 105
06-F-S-5

Type	Freq	Level	Limit	Margin	Raw	Dist	Condition	Azimuth	Height	Comment	AF	CL	PA
	(Hz)	(dBuV/m)	(dBuV/m)	(dB)	(dBuV)	(m)		(°)	(m)		(dB)	(dB)	(dB)
PK	2.461G	118.72	Inf	-Inf	88.16	3	Horizontal	47	2.93	-	27.40	3.16	-
AV	2.4612G	114.87	Inf	-Inf	84.31	3	Horizontal	47	2.93	-	27.40	3.16	-
PK	2.486G	61.84	74.00	-12.16	31.25	3	Horizontal	47	2.93	-	27.40	3.19	-
AV	2.4835G	53.01	54.00	-0.99	22.43	3	Horizontal	47	2.93	-	27.40	3.18	-

802.11b_Nss1,(1Mbps)_2TX

2462MHz_TX

01/04/2021

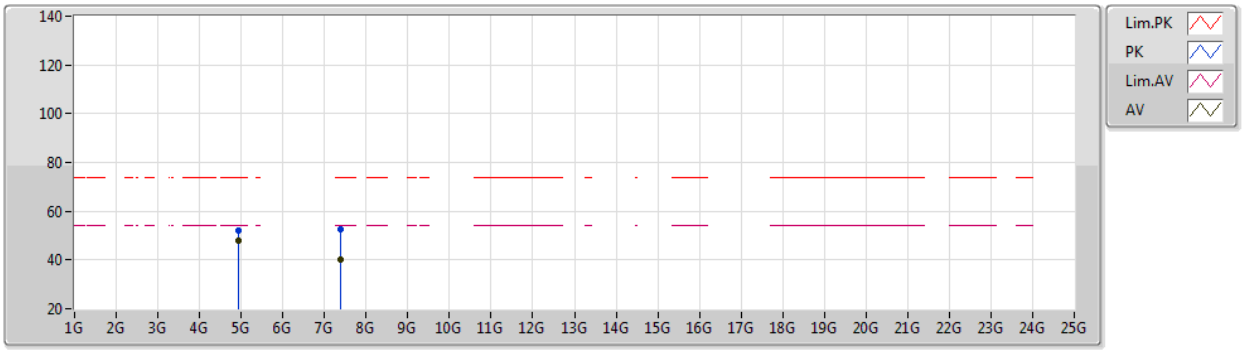

EUT Z_2TX
Setting 105
06-F-S-5

Type	Freq	Level	Limit	Margin	Raw	Dist	Condition	Azimuth	Height	Comment	AF	CL	PA
	(Hz)	(dBuV/m)	(dBuV/m)	(dB)	(dBuV)	(m)		(°)	(m)		(dB)	(dB)	(dB)
PK	4.92394G	51.82	74.00	-22.18	47.24	3	Vertical	185	1.19	-	31.20	5.00	31.62
AV	4.92394G	48.04	54.00	-5.96	43.46	3	Vertical	185	1.19	-	31.20	5.00	31.62
PK	7.38754G	52.71	74.00	-21.29	43.61	3	Vertical	220	1.18	-	36.20	6.10	33.20
AV	7.38668G	40.36	54.00	-13.64	31.26	3	Vertical	220	1.18	-	36.20	6.10	33.20

802.11b_Nss1,(1Mbps)_2TX

2462MHz_TX

01/04/2021

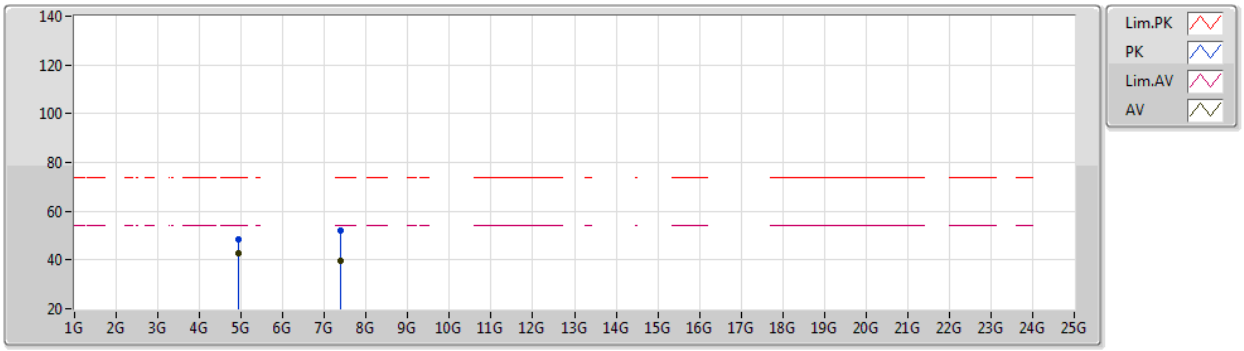

EUT Z_2TX
Setting 105
06-F-S-5

Type	Freq	Level	Limit	Margin	Raw	Dist	Condition	Azimuth	Height	Comment	AF	CL	PA
	(Hz)	(dBuV/m)	(dBuV/m)	(dB)	(dBuV)	(m)		(°)	(m)		(dB)	(dB)	(dB)
PK	4.92392G	48.49	74.00	-25.51	43.91	3	Horizontal	214	2.32	-	31.20	5.00	31.62
AV	4.92396G	42.95	54.00	-11.05	38.37	3	Horizontal	214	2.32	-	31.20	5.00	31.62
PK	7.38696G	52.31	74.00	-21.69	43.21	3	Horizontal	310	1.09	-	36.20	6.10	33.20
AV	7.3867G	39.70	54.00	-14.30	30.60	3	Horizontal	310	1.09	-	36.20	6.10	33.20

802.11g_Nss1,(6Mbps)_2TX

2412MHz_TX

01/04/2021

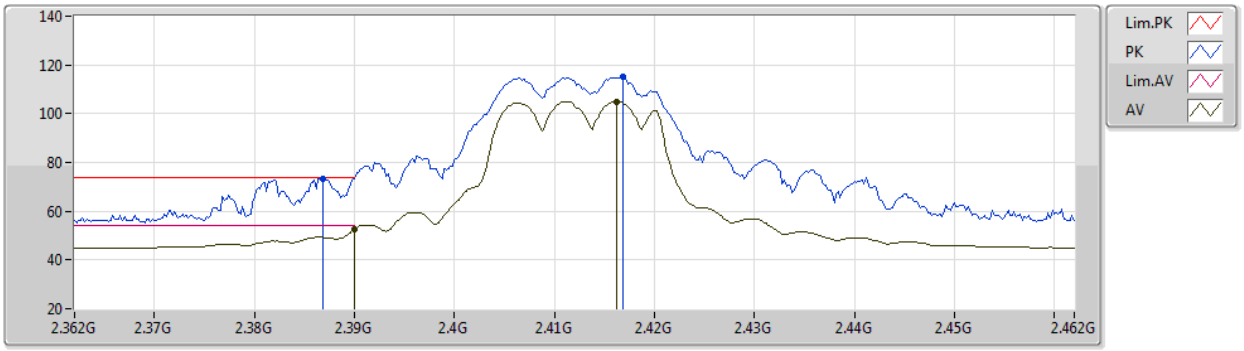

EUT Z_2TX
Setting 86
06-F-S-5

Type	Freq	Level	Limit	Margin	Raw	Dist	Condition	Azimuth	Height	Comment	AF	CL	PA
	(Hz)	(dBuV/m)	(dBuV/m)	(dB)	(dBuV)	(m)		(°)	(m)		(dB)	(dB)	(dB)
PK	2.3868G	73.45	74.00	-0.55	42.78	3	Vertical	266	1.11	-	27.60	3.07	-
AV	2.39G	52.39	54.00	-1.61	21.71	3	Vertical	266	1.11	-	27.60	3.08	-
PK	2.4168G	114.93	Inf	-Inf	84.28	3	Vertical	266	1.11	-	27.53	3.12	-
AV	2.4162G	104.91	Inf	-Inf	74.25	3	Vertical	266	1.11	-	27.54	3.12	-

802.11g_Nss1,(6Mbps)_2TX

2412MHz_TX

01/04/2021

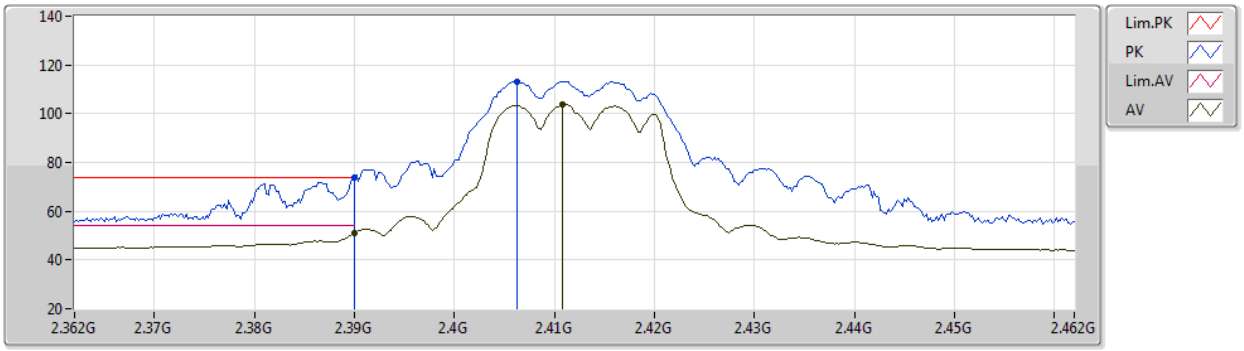

EUT Z_2TX
Setting 86
06-F-S-5

Type	Freq	Level	Limit	Margin	Raw	Dist	Condition	Azimuth	Height	Comment	AF	CL	PA
	(Hz)	(dBuV/m)	(dBuV/m)	(dB)	(dBuV)	(m)		(°)	(m)		(dB)	(dB)	(dB)
PK	2.39G	73.86	74.00	-0.14	43.18	3	Horizontal	98	2.38	-	27.60	3.08	-
AV	2.39G	51.14	54.00	-2.86	20.46	3	Horizontal	98	2.38	-	27.60	3.08	-
PK	2.4062G	113.30	Inf	-Inf	82.61	3	Horizontal	98	2.38	-	27.58	3.11	-
AV	2.4108G	103.60	Inf	-Inf	72.93	3	Horizontal	98	2.38	-	27.56	3.11	-

802.11g_Nss1,(6Mbps)_2TX

2412MHz_TX

01/04/2021

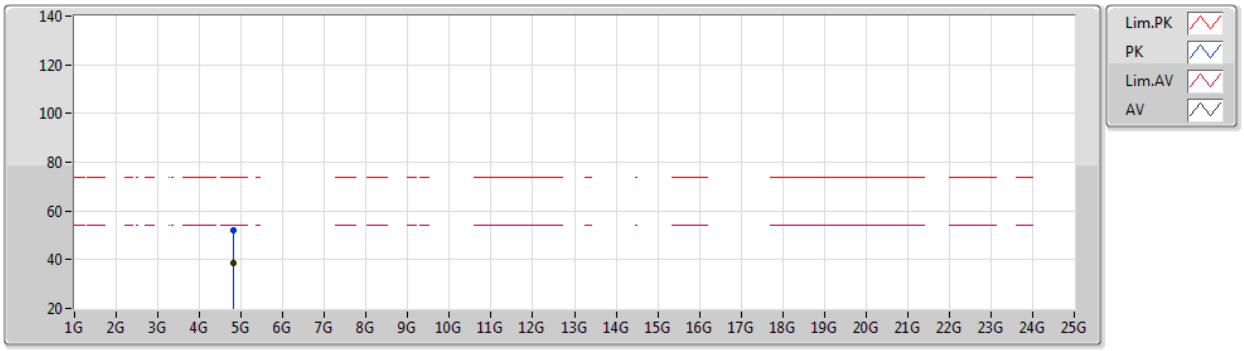

EUT Z_2TX
Setting 86
06-F-S-5

Type	Freq	Level	Limit	Margin	Raw	Dist	Condition	Azimuth	Height	Comment	AF	CL	PA
	(Hz)	(dBuV/m)	(dBuV/m)	(dB)	(dBuV)	(m)		(°)	(m)		(dB)	(dB)	(dB)
PK	4.8211G	52.08	74.00	-21.92	47.75	3	Vertical	311	2.34	-	31.08	5.00	31.75
AV	4.82034G	38.56	54.00	-15.44	34.23	3	Vertical	311	2.34	-	31.08	5.00	31.75

802.11g_Nss1,(6Mbps)_2TX

2412MHz_TX

01/04/2021

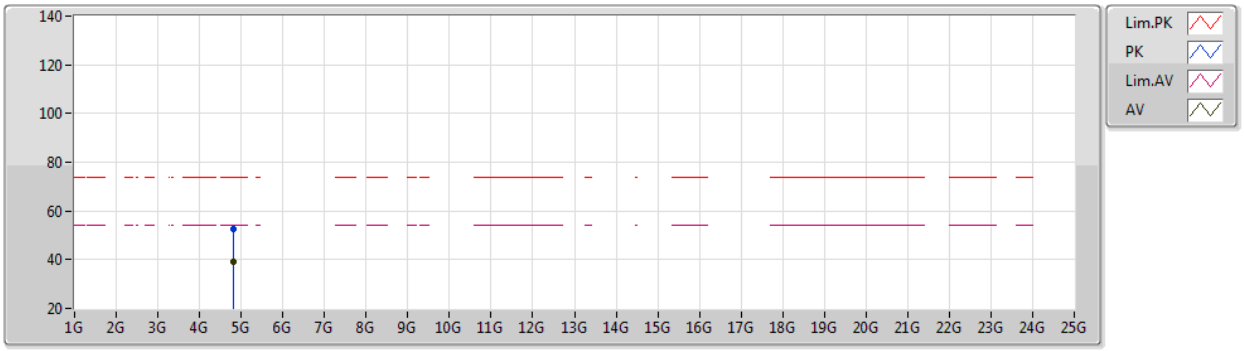

EUT Z_2TX
Setting 86
06-F-S-5

Type	Freq	Level	Limit	Margin	Raw	Dist	Condition	Azimuth	Height	Comment	AF	CL	PA
	(Hz)	(dBuV/m)	(dBuV/m)	(dB)	(dBuV)	(m)		(°)	(m)		(dB)	(dB)	(dB)
PK	4.82214G	52.41	74.00	-21.59	48.07	3	Horizontal	264	2.80	-	31.09	5.00	31.75
AV	4.82162G	39.26	54.00	-14.74	34.92	3	Horizontal	264	2.80	-	31.09	5.00	31.75

802.11g_Nss1,(6Mbps)_2TX

2417MHz_TX

01/04/2021

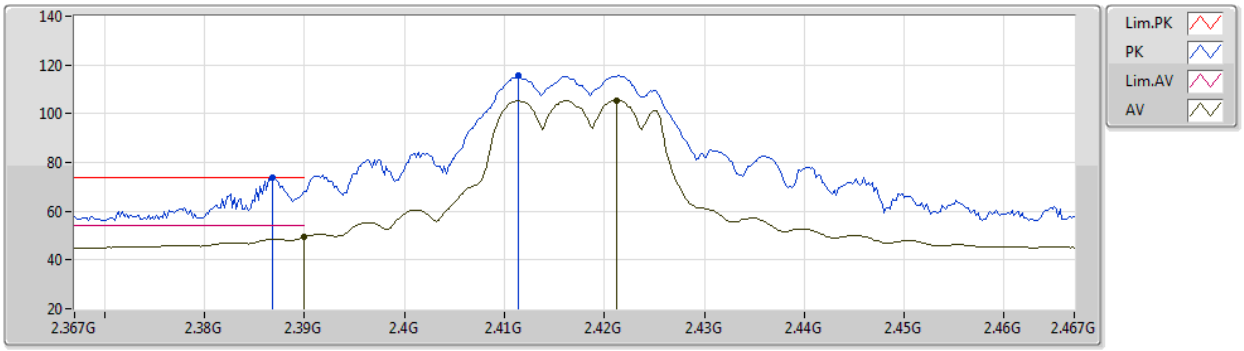

EUT Z_2TX
Setting 87
06-F-S-5

Type	Freq	Level	Limit	Margin	Raw	Dist	Condition	Azimuth	Height	Comment	AF	CL	PA
	(Hz)	(dBuV/m)	(dBuV/m)	(dB)	(dBuV)	(m)		(°)	(m)		(dB)	(dB)	(dB)
PK	2.3868G	73.75	74.00	-0.25	43.08	3	Vertical	266	1.13	-	27.60	3.07	-
AV	2.39G	49.24	54.00	-4.76	18.56	3	Vertical	266	1.13	-	27.60	3.08	-
PK	2.4114G	115.51	Inf	-Inf	84.85	3	Vertical	266	1.13	-	27.55	3.11	-
AV	2.4212G	105.42	Inf	-Inf	74.78	3	Vertical	266	1.13	-	27.52	3.12	-

802.11g_Nss1,(6Mbps)_2TX

2417MHz_TX

01/04/2021

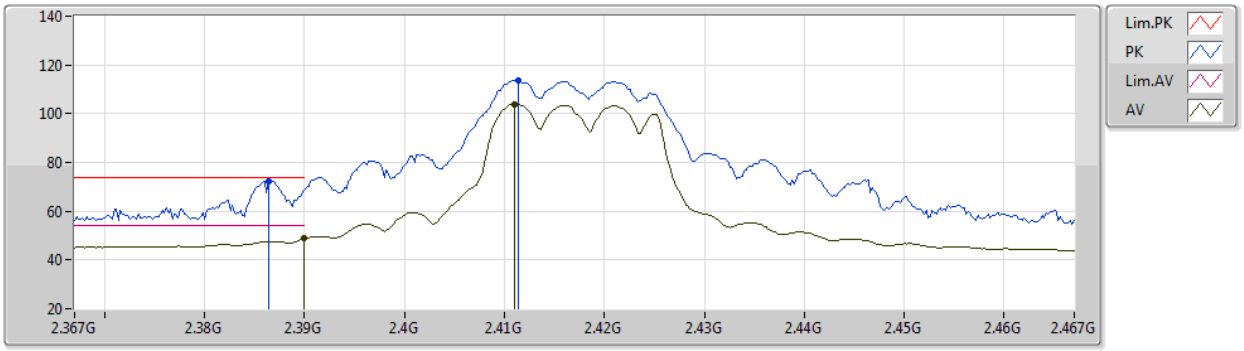

EUT Z_2TX
Setting 87
06-F-S-5

Type	Freq	Level	Limit	Margin	Raw	Dist	Condition	Azimuth	Height	Comment	AF	CL	PA
	(Hz)	(dBuV/m)	(dBuV/m)	(dB)	(dBuV)	(m)		(°)	(m)		(dB)	(dB)	(dB)
PK	2.3864G	72.43	74.00	-1.57	41.76	3	Horizontal	101	2.38	-	27.60	3.07	-
AV	2.39G	48.76	54.00	-5.24	18.08	3	Horizontal	101	2.38	-	27.60	3.08	-
PK	2.4114G	113.82	Inf	-Inf	83.16	3	Horizontal	101	2.38	-	27.55	3.11	-
AV	2.411G	104.04	Inf	-Inf	73.37	3	Horizontal	101	2.38	-	27.56	3.11	-

802.11g_Nss1,(6Mbps)_2TX

2437MHz_TX

01/04/2021

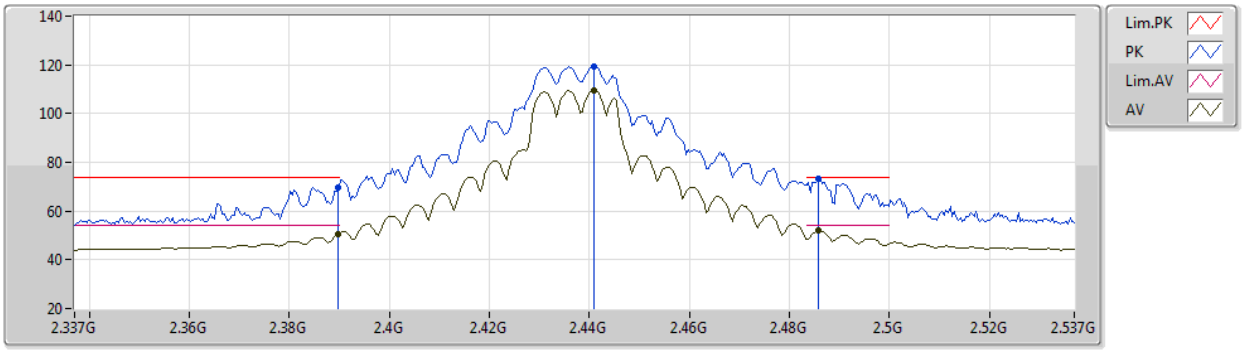

EUT Z_2TX
Setting 107
06-F-S-5

Type	Freq	Level	Limit	Margin	Raw	Dist	Condition	Azimuth	Height	Comment	AF	CL	PA
	(Hz)	(dBuV/m)	(dBuV/m)	(dB)	(dBuV)	(m)		(°)	(m)		(dB)	(dB)	(dB)
PK	2.3898G	69.89	74.00	-4.11	39.21	3	Vertical	69	1.07	-	27.60	3.08	-
AV	2.3898G	50.68	54.00	-3.32	20.00	3	Vertical	69	1.07	-	27.60	3.08	-
PK	2.441G	119.53	Inf	-Inf	88.95	3	Vertical	69	1.07	-	27.44	3.14	-
AV	2.441G	109.26	Inf	-Inf	78.68	3	Vertical	69	1.07	-	27.44	3.14	-
PK	2.4858G	73.31	74.00	-0.69	42.72	3	Vertical	69	1.07	-	27.40	3.19	-
AV	2.4858G	51.92	54.00	-2.08	21.33	3	Vertical	69	1.07	-	27.40	3.19	-

802.11g_Nss1,(6Mbps)_2TX

2437MHz_TX

01/04/2021

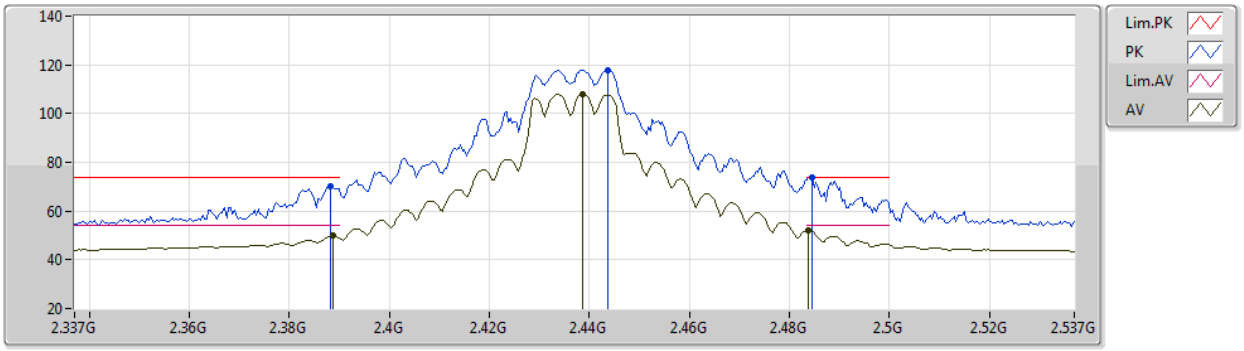

EUT Z_2TX
Setting 107
06-F-S-5

Type	Freq	Level	Limit	Margin	Raw	Dist	Condition	Azimuth	Height	Comment	AF	CL	PA
	(Hz)	(dBuV/m)	(dBuV/m)	(dB)	(dBuV)	(m)		(°)	(m)		(dB)	(dB)	(dB)
PK	2.3882G	70.38	74.00	-3.62	39.70	3	Horizontal	98	2.58	-	27.60	3.08	-
AV	2.3886G	49.79	54.00	-4.21	19.11	3	Horizontal	98	2.58	-	27.60	3.08	-
PK	2.4438G	117.98	Inf	-Inf	87.42	3	Horizontal	98	2.58	-	27.42	3.14	-
AV	2.4386G	107.95	Inf	-Inf	77.36	3	Horizontal	98	2.58	-	27.45	3.14	-
PK	2.4846G	73.89	74.00	-0.11	43.31	3	Horizontal	98	2.58	-	27.40	3.18	-
AV	2.4838G	52.04	54.00	-1.96	21.46	3	Horizontal	98	2.58	-	27.40	3.18	-

802.11g_Nss1,(6Mbps)_2TX

2437MHz_TX

01/04/2021

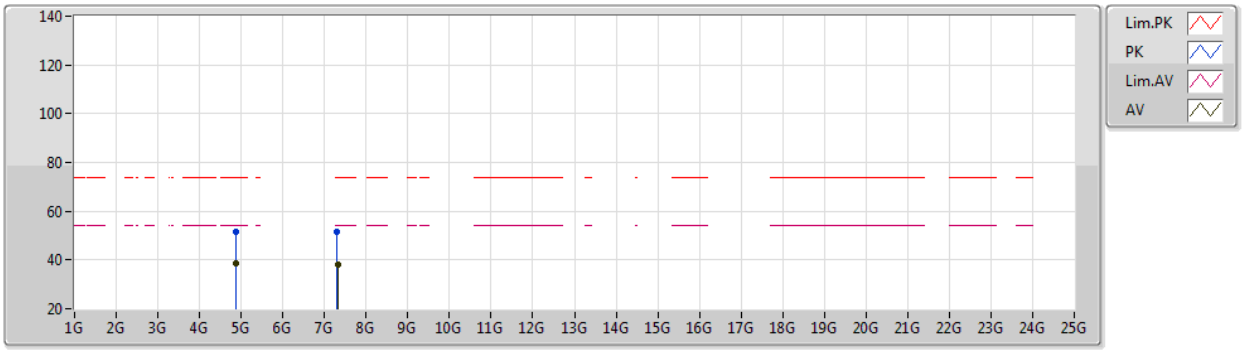

EUT Z_2TX
Setting 107
06-F-S-5

Type	Freq	Level	Limit	Margin	Raw	Dist	Condition	Azimuth	Height	Comment	AF	CL	PA
	(Hz)	(dBuV/m)	(dBuV/m)	(dB)	(dBuV)	(m)		(°)	(m)		(dB)	(dB)	(dB)
PK	4.87714G	51.65	74.00	-22.35	47.18	3	Vertical	185	1.22	-	31.15	5.00	31.68
AV	4.87304G	38.72	54.00	-15.28	34.25	3	Vertical	185	1.22	-	31.15	5.00	31.68
PK	7.30804G	51.37	74.00	-22.63	42.06	3	Vertical	215	1.01	-	36.37	6.10	33.16
AV	7.31362G	38.00	54.00	-16.00	28.71	3	Vertical	215	1.01	-	36.35	6.10	33.16

802.11g_Nss1,(6Mbps)_2TX

2437MHz_TX

01/04/2021

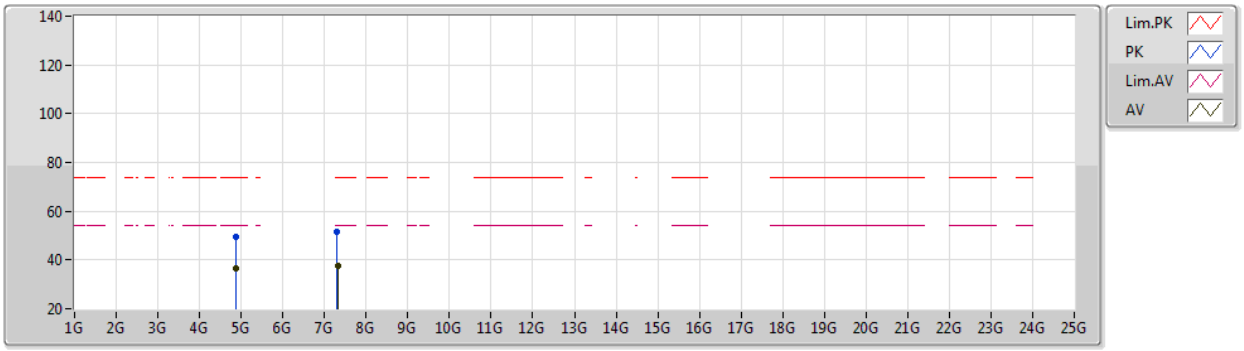

EUT Z_2TX
Setting 107
06-F-S-5

Type	Freq	Level	Limit	Margin	Raw	Dist	Condition	Azimuth	Height	Comment	AF	CL	PA
	(Hz)	(dBuV/m)	(dBuV/m)	(dB)	(dBuV)	(m)		(°)	(m)		(dB)	(dB)	(dB)
PK	4.8722G	49.70	74.00	-24.30	45.23	3	Horizontal	264	2.48	-	31.16	5.00	31.69
AV	4.87182G	36.64	54.00	-17.36	32.17	3	Horizontal	264	2.48	-	31.16	5.00	31.69
PK	7.30948G	51.60	74.00	-22.40	42.30	3	Horizontal	303	1.11	-	36.36	6.10	33.16
AV	7.31352G	37.81	54.00	-16.19	28.52	3	Horizontal	303	1.11	-	36.35	6.10	33.16

802.11g_Nss1,(6Mbps)_2TX

2457MHz_TX

01/04/2021

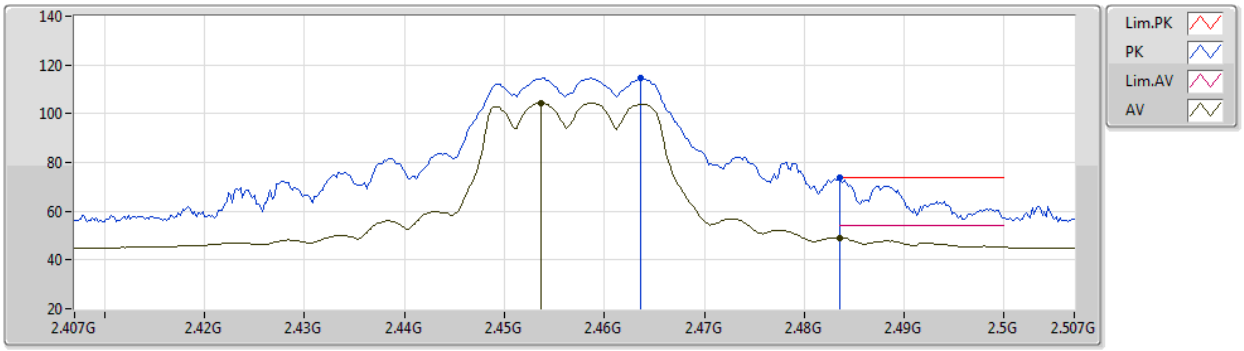

EUT Z_2TX
Setting 86
06-F-S-5

Type	Freq	Level	Limit	Margin	Raw	Dist	Condition	Azimuth	Height	Comment	AF	CL	PA
	(Hz)	(dBuV/m)	(dBuV/m)	(dB)	(dBuV)	(m)		(°)	(m)		(dB)	(dB)	(dB)
PK	2.4636G	114.58	Inf	-Inf	84.02	3	Vertical	80	1.04	-	27.40	3.16	-
AV	2.4536G	104.43	Inf	-Inf	73.88	3	Vertical	80	1.04	-	27.40	3.15	-
PK	2.4836G	73.57	74.00	-0.43	42.99	3	Vertical	80	1.04	-	27.40	3.18	-
AV	2.4835G	49.16	54.00	-4.84	18.58	3	Vertical	80	1.04	-	27.40	3.18	-

802.11g_Nss1,(6Mbps)_2TX

2457MHz_TX

01/04/2021

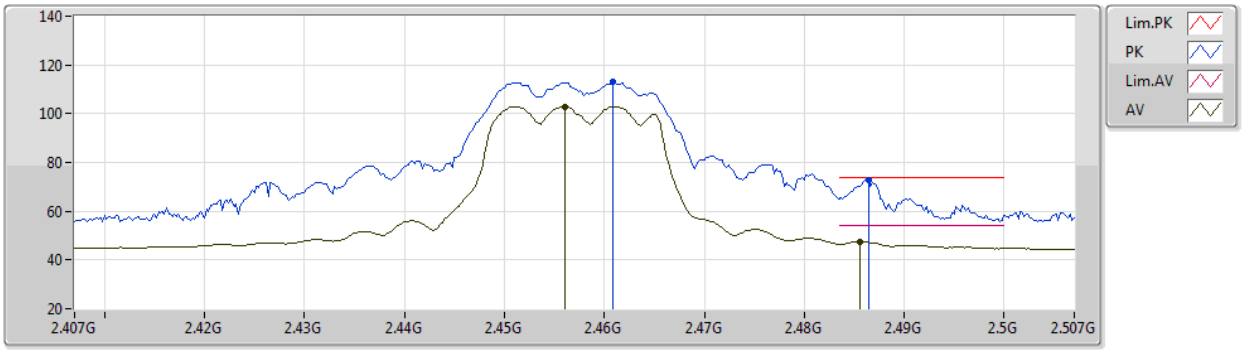

EUT Z_2TX
Setting 86
06-F-S-5

Type	Freq	Level	Limit	Margin	Raw	Dist	Condition	Azimuth	Height	Comment	AF	CL	PA
	(Hz)	(dBuV/m)	(dBuV/m)	(dB)	(dBuV)	(m)		(°)	(m)		(dB)	(dB)	(dB)
PK	2.4608G	112.85	Inf	-Inf	82.29	3	Horizontal	99	2.75	-	27.40	3.16	-
AV	2.456G	102.95	Inf	-Inf	72.39	3	Horizontal	99	2.75	-	27.40	3.16	-
PK	2.4864G	73.01	74.00	-0.99	42.42	3	Horizontal	99	2.75	-	27.40	3.19	-
AV	2.4856G	47.52	54.00	-6.48	16.93	3	Horizontal	99	2.75	-	27.40	3.19	-

802.11g_Nss1,(6Mbps)_2TX

2462MHz_TX

01/04/2021

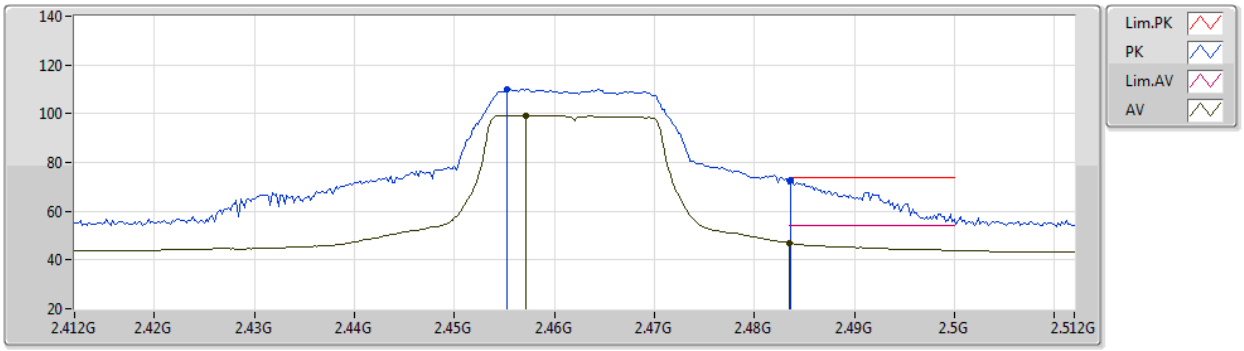

EUT Z_2TX
Setting 83
06-F-S-5

Type	Freq	Level	Limit	Margin	Raw	Dist	Condition	Azimuth	Height	Comment	AF	CL	PA
	(Hz)	(dBuV/m)	(dBuV/m)	(dB)	(dBuV)	(m)		(°)	(m)		(dB)	(dB)	(dB)
PK	2.4552G	109.97	Inf	-Inf	79.41	3	Vertical	168	2.28	-	27.40	3.16	-
AV	2.4572G	99.38	Inf	-Inf	68.82	3	Vertical	168	2.28	-	27.40	3.16	-
PK	2.4836G	72.73	74.00	-1.27	42.15	3	Vertical	168	2.28	-	27.40	3.18	-
AV	2.4835G	46.89	54.00	-7.11	16.31	3	Vertical	168	2.28	-	27.40	3.18	-

802.11g_Nss1,(6Mbps)_2TX

2462MHz_TX

01/04/2021

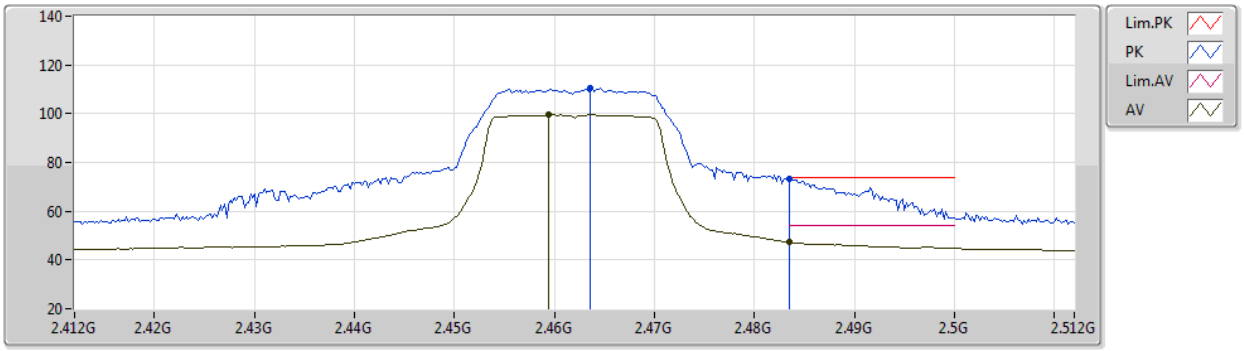

EUT Z_2TX
Setting 83
06-F-S-5

Type	Freq	Level	Limit	Margin	Raw	Dist	Condition	Azimuth	Height	Comment	AF	CL	PA
	(Hz)	(dBuV/m)	(dBuV/m)	(dB)	(dBuV)	(m)		(°)	(m)		(dB)	(dB)	(dB)
PK	2.4636G	110.52	Inf	-Inf	79.96	3	Horizontal	70	2.75	-	27.40	3.16	-
AV	2.4594G	99.45	Inf	-Inf	68.89	3	Horizontal	70	2.75	-	27.40	3.16	-
PK	2.4835G	73.24	74.00	-0.76	42.66	3	Horizontal	70	2.75	-	27.40	3.18	-
AV	2.4835G	47.35	54.00	-6.65	16.77	3	Horizontal	70	2.75	-	27.40	3.18	-

802.11g_Nss1,(6Mbps)_2TX

2462MHz_TX

01/04/2021

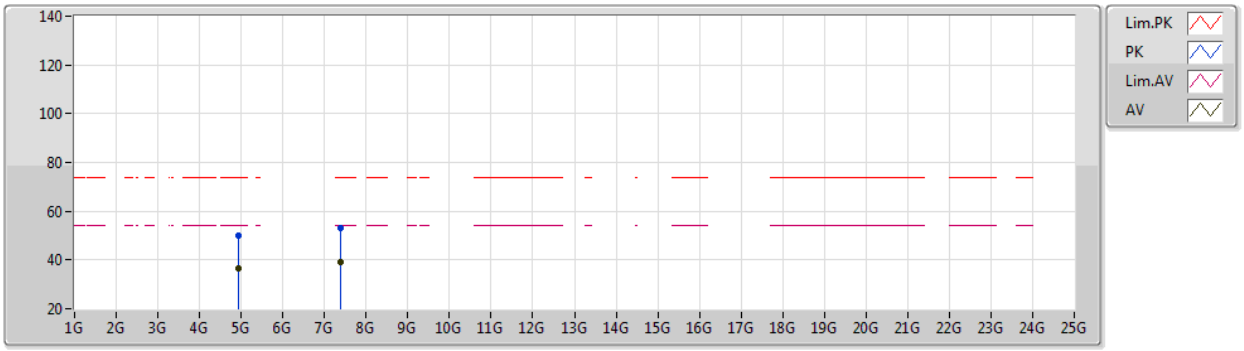

EUT Z_2TX
Setting 83
06-F-S-5

Type	Freq	Level	Limit	Margin	Raw	Dist	Condition	Azimuth	Height	Comment	AF	CL	PA
	(Hz)	(dBuV/m)	(dBuV/m)	(dB)	(dBuV)	(m)		(°)	(m)		(dB)	(dB)	(dB)
PK	4.92096G	50.06	74.00	-23.94	45.51	3	Vertical	185	1.02	-	31.18	5.00	31.63
AV	4.92484G	36.48	54.00	-17.52	31.90	3	Vertical	185	1.02	-	31.20	5.00	31.62
PK	7.38638G	53.10	74.00	-20.90	44.00	3	Vertical	122	1.06	-	36.20	6.10	33.20
AV	7.38648G	39.00	54.00	-15.00	29.90	3	Vertical	122	1.06	-	36.20	6.10	33.20

802.11g_Nss1,(6Mbps)_2TX

2462MHz_TX

01/04/2021

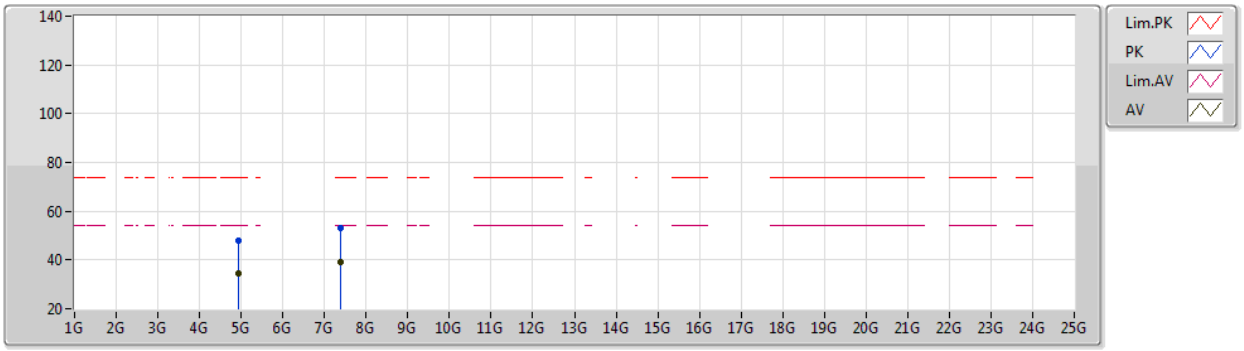

EUT Z_2TX
Setting 83
06-F-S-5

Type	Freq	Level	Limit	Margin	Raw	Dist	Condition	Azimuth	Height	Comment	AF	CL	PA
	(Hz)	(dBuV/m)	(dBuV/m)	(dB)	(dBuV)	(m)		(°)	(m)		(dB)	(dB)	(dB)
PK	4.92202G	47.82	74.00	-26.18	43.26	3	Horizontal	173	1.09	-	31.19	5.00	31.63
AV	4.92282G	34.56	54.00	-19.44	29.99	3	Horizontal	173	1.09	-	31.19	5.00	31.62
PK	7.38666G	52.93	74.00	-21.07	43.83	3	Horizontal	123	1.13	-	36.20	6.10	33.20
AV	7.3869G	39.02	54.00	-14.98	29.92	3	Horizontal	123	1.13	-	36.20	6.10	33.20

802.11ax HEW20_Nss2,(MCS0)_2TX

2412MHz_TX

01/04/2021

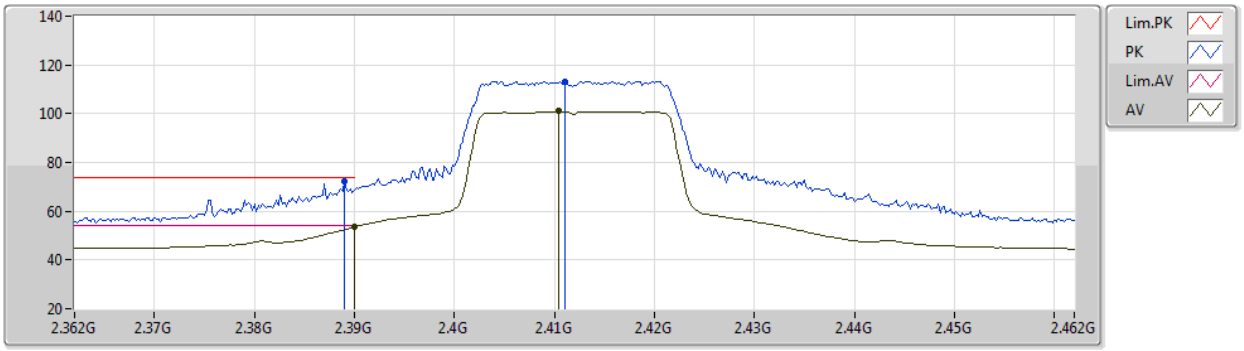

EUT Z_2TX
Setting 82
06-F-S-5

Type	Freq	Level	Limit	Margin	Raw	Dist	Condition	Azimuth	Height	Comment	AF	CL	PA
	(Hz)	(dBuV/m)	(dBuV/m)	(dB)	(dBuV)	(m)		(°)	(m)		(dB)	(dB)	(dB)
PK	2.389G	72.01	74.00	-1.99	41.33	3	Vertical	63	1.28	-	27.60	3.08	-
AV	2.39G	53.52	54.00	-0.48	22.84	3	Vertical	63	1.28	-	27.60	3.08	-
PK	2.411G	113.34	Inf	-Inf	82.67	3	Vertical	63	1.28	-	27.56	3.11	-
AV	2.4104G	101.01	Inf	-Inf	70.34	3	Vertical	63	1.28	-	27.56	3.11	-

802.11ax HEW20_Nss2,(MCS0)_2TX

2412MHz_TX

01/04/2021

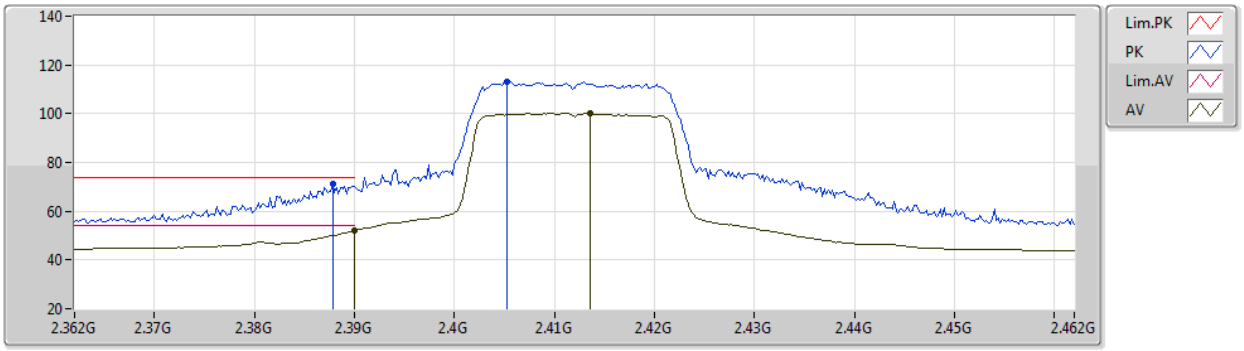

EUT Z_2TX
Setting 82
06-F-S-5

Type	Freq	Level	Limit	Margin	Raw	Dist	Condition	Azimuth	Height	Comment	AF	CL	PA
	(Hz)	(dBuV/m)	(dBuV/m)	(dB)	(dBuV)	(m)		(°)	(m)		(dB)	(dB)	(dB)
PK	2.3878G	71.24	74.00	-2.76	40.56	3	Horizontal	98	2.39	-	27.60	3.08	-
AV	2.39G	51.91	54.00	-2.09	21.23	3	Horizontal	98	2.39	-	27.60	3.08	-
PK	2.4052G	113.21	Inf	-Inf	82.52	3	Horizontal	98	2.39	-	27.58	3.11	-
AV	2.4136G	100.15	Inf	-Inf	69.49	3	Horizontal	98	2.39	-	27.55	3.11	-

802.11ax HEW20_Nss2,(MCS0)_2TX

2412MHz_TX

01/04/2021

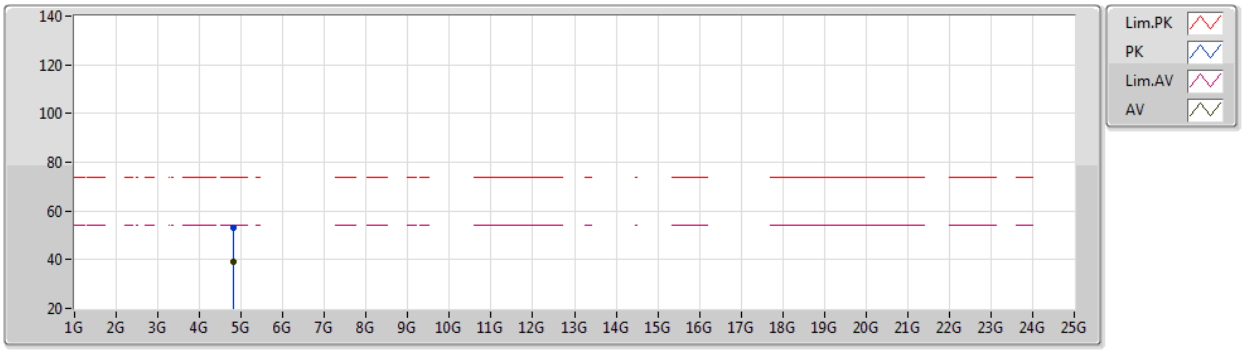

EUT Z_2TX
Setting 82
06-F-S-5

Type	Freq	Level	Limit	Margin	Raw	Dist	Condition	Azimuth	Height	Comment	AF	CL	PA
	(Hz)	(dBuV/m)	(dBuV/m)	(dB)	(dBuV)	(m)		(°)	(m)		(dB)	(dB)	(dB)
PK	4.82514G	53.02	74.00	-20.98	48.66	3	Vertical	186	1.00	-	31.10	5.00	31.74
AV	4.82312G	39.15	54.00	-14.85	34.81	3	Vertical	186	1.00	-	31.09	5.00	31.75

802.11ax HEW20_Nss2,(MCS0)_2TX

2412MHz_TX

01/04/2021

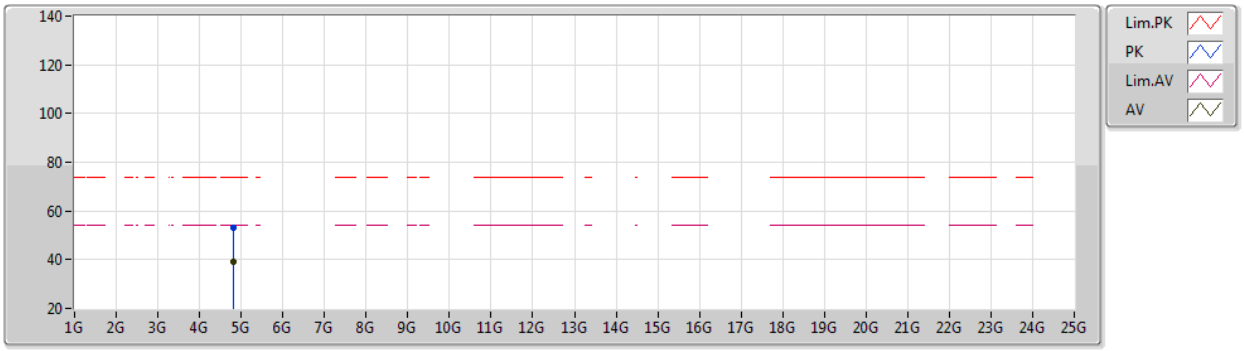

EUT Z_2TX
Setting 82
06-F-S-5

Type	Freq	Level	Limit	Margin	Raw	Dist	Condition	Azimuth	Height	Comment	AF	CL	PA
	(Hz)	(dBuV/m)	(dBuV/m)	(dB)	(dBuV)	(m)		(°)	(m)		(dB)	(dB)	(dB)
PK	4.82516G	53.12	74.00	-20.88	48.76	3	Horizontal	184	1.01	-	31.10	5.00	31.74
AV	4.82304G	39.23	54.00	-14.77	34.89	3	Horizontal	184	1.01	-	31.09	5.00	31.75

802.11ax HEW20_Nss2,(MCS0)_2TX

2417MHz_TX

01/04/2021

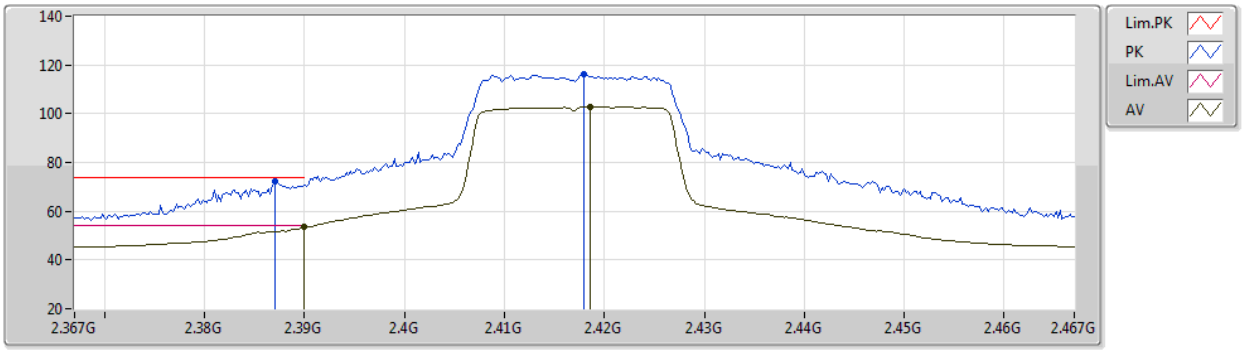

EUT Z_2TX
Setting 88
06-F-S-5

Type	Freq	Level	Limit	Margin	Raw	Dist	Condition	Azimuth	Height	Comment	AF	CL	PA
	(Hz)	(dBuV/m)	(dBuV/m)	(dB)	(dBuV)	(m)		(°)	(m)		(dB)	(dB)	(dB)
PK	2.387G	72.12	74.00	-1.88	41.45	3	Vertical	267	1.14	-	27.60	3.07	-
AV	2.39G	53.69	54.00	-0.31	23.01	3	Vertical	267	1.14	-	27.60	3.08	-
PK	2.418G	116.01	Inf	-Inf	85.36	3	Vertical	267	1.14	-	27.53	3.12	-
AV	2.4186G	102.87	Inf	-Inf	72.22	3	Vertical	267	1.14	-	27.53	3.12	-

802.11ax HEW20_Nss2,(MCS0)_2TX

2417MHz_TX

01/04/2021

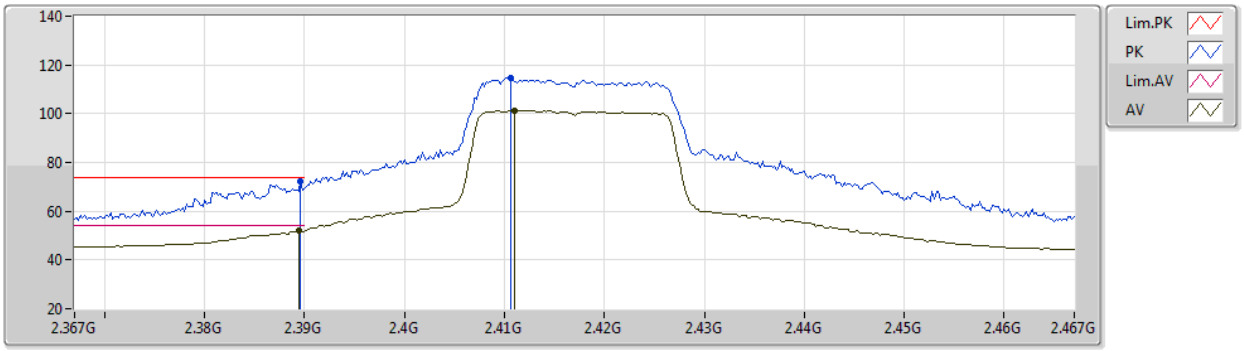

EUT Z_2TX
Setting 88
06-F-S-5

Type	Freq	Level	Limit	Margin	Raw	Dist	Condition	Azimuth	Height	Comment	AF	CL	PA
	(Hz)	(dBuV/m)	(dBuV/m)	(dB)	(dBuV)	(m)		(°)	(m)		(dB)	(dB)	(dB)
PK	2.3896G	72.31	74.00	-1.69	41.63	3	Horizontal	100	2.38	-	27.60	3.08	-
AV	2.3894G	51.97	54.00	-2.03	21.29	3	Horizontal	100	2.38	-	27.60	3.08	-
PK	2.4106G	114.80	Inf	-Inf	84.13	3	Horizontal	100	2.38	-	27.56	3.11	-
AV	2.411G	101.37	Inf	-Inf	70.70	3	Horizontal	100	2.38	-	27.56	3.11	-

802.11ax HEW20_Nss2,(MCS0)_2TX

2437MHz_TX

01/04/2021

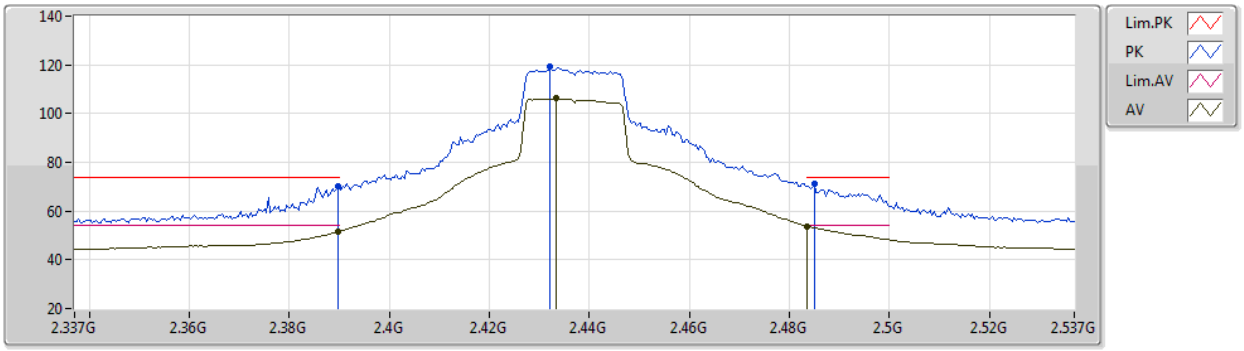

EUT Z_2TX
Setting 104
06-F-S-5

Type	Freq	Level	Limit	Margin	Raw	Dist	Condition	Azimuth	Height	Comment	AF	CL	PA
	(Hz)	(dBuV/m)	(dBuV/m)	(dB)	(dBuV)	(m)		(°)	(m)		(dB)	(dB)	(dB)
PK	2.3898G	70.06	74.00	-3.94	39.38	3	Vertical	279	1.00	-	27.60	3.08	-
AV	2.3898G	51.38	54.00	-2.62	20.70	3	Vertical	279	1.00	-	27.60	3.08	-
PK	2.4322G	119.13	Inf	-Inf	88.53	3	Vertical	279	1.00	-	27.47	3.13	-
AV	2.4334G	106.16	Inf	-Inf	75.56	3	Vertical	279	1.00	-	27.47	3.13	-
PK	2.485G	71.35	74.00	-2.65	40.76	3	Vertical	279	1.00	-	27.40	3.19	-
AV	2.4835G	53.75	54.00	-0.25	23.17	3	Vertical	279	1.00	-	27.40	3.18	-

802.11ax HEW20_Nss2,(MCS0)_2TX

2437MHz_TX

01/04/2021

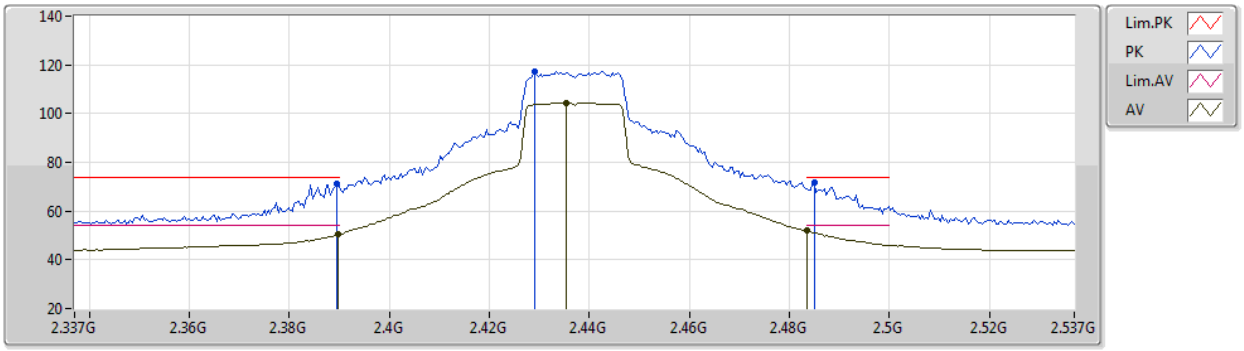

EUT Z_2TX
Setting 104
06-F-S-5

Type	Freq	Level	Limit	Margin	Raw	Dist	Condition	Azimuth	Height	Comment	AF	CL	PA
	(Hz)	(dBuV/m)	(dBuV/m)	(dB)	(dBuV)	(m)		(°)	(m)		(dB)	(dB)	(dB)
PK	2.3894G	71.26	74.00	-2.74	40.58	3	Horizontal	97	2.60	-	27.60	3.08	-
AV	2.3898G	50.34	54.00	-3.66	19.66	3	Horizontal	97	2.60	-	27.60	3.08	-
PK	2.429G	117.27	Inf	-Inf	86.66	3	Horizontal	97	2.60	-	27.48	3.13	-
AV	2.4354G	104.54	Inf	-Inf	73.94	3	Horizontal	97	2.60	-	27.46	3.14	-
PK	2.485G	71.80	74.00	-2.20	41.21	3	Horizontal	97	2.60	-	27.40	3.19	-
AV	2.4835G	51.99	54.00	-2.01	21.41	3	Horizontal	97	2.60	-	27.40	3.18	-

802.11ax HEW20_Nss2,(MCS0)_2TX

2437MHz_TX

01/04/2021

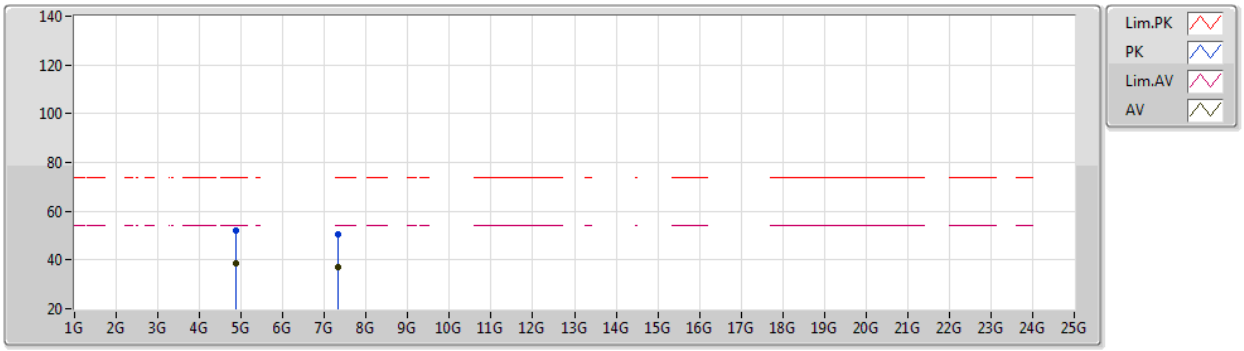

EUT Z_2TX
Setting 104
06-F-S-5

Type	Freq	Level	Limit	Margin	Raw	Dist	Condition	Azimuth	Height	Comment	AF	CL	PA
	(Hz)	(dBuV/m)	(dBuV/m)	(dB)	(dBuV)	(m)		(°)	(m)		(dB)	(dB)	(dB)
PK	4.87192G	52.31	74.00	-21.69	47.84	3	Vertical	185	1.01	-	31.16	5.00	31.69
AV	4.87306G	38.75	54.00	-15.25	34.28	3	Vertical	185	1.01	-	31.15	5.00	31.68
PK	7.31448G	50.51	74.00	-23.49	41.23	3	Vertical	208	1.23	-	36.34	6.10	33.16
AV	7.31454G	36.94	54.00	-17.06	27.66	3	Vertical	208	1.23	-	36.34	6.10	33.16

802.11ax HEW20_Nss2,(MCS0)_2TX

2437MHz_TX

01/04/2021

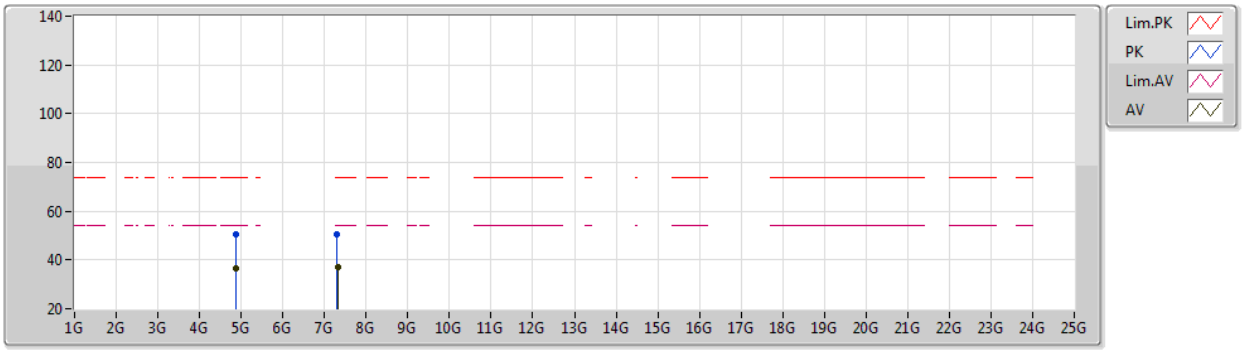

EUT Z_2TX
Setting 104
06-F-S-5

Type	Freq	Level	Limit	Margin	Raw	Dist	Condition	Azimuth	Height	Comment	AF	CL	PA
	(Hz)	(dBuV/m)	(dBuV/m)	(dB)	(dBuV)	(m)		(°)	(m)		(dB)	(dB)	(dB)
PK	4.87496G	50.30	74.00	-23.70	45.83	3	Horizontal	262	2.46	-	31.15	5.00	31.68
AV	4.87302G	36.54	54.00	-17.46	32.07	3	Horizontal	262	2.46	-	31.15	5.00	31.68
PK	7.30892G	50.56	74.00	-23.44	41.26	3	Horizontal	207	2.05	-	36.36	6.10	33.16
AV	7.31394G	36.86	54.00	-17.14	27.58	3	Horizontal	207	2.05	-	36.34	6.10	33.16

802.11ax HEW20_Nss2,(MCS0)_2TX

2457MHz_TX

01/04/2021

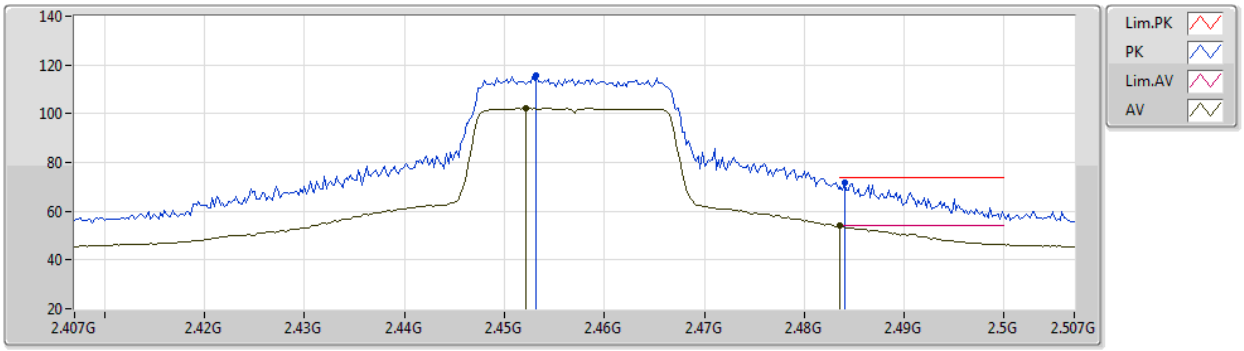

EUT Z_2TX
Setting 89
06-F-S-5

Type	Freq	Level	Limit	Margin	Raw	Dist	Condition	Azimuth	Height	Comment	AF	CL	PA
	(Hz)	(dBuV/m)	(dBuV/m)	(dB)	(dBuV)	(m)		(°)	(m)		(dB)	(dB)	(dB)
PK	2.4532G	115.49	Inf	-Inf	84.94	3	Vertical	80	1.10	-	27.40	3.15	-
AV	2.4522G	102.20	Inf	-Inf	71.65	3	Vertical	80	1.10	-	27.40	3.15	-
PK	2.484G	71.82	74.00	-2.18	41.24	3	Vertical	80	1.10	-	27.40	3.18	-
AV	2.4835G	53.96	54.00	-0.04	23.38	3	Vertical	80	1.10	-	27.40	3.18	-

802.11ax HEW20_Nss2,(MCS0)_2TX

2457MHz_TX

01/04/2021

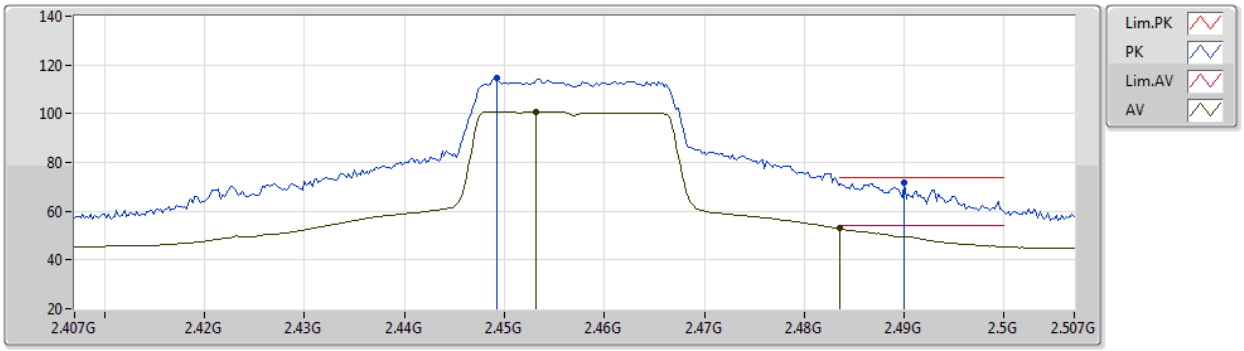

EUT Z_2TX
Setting 89
06-F-S-5

Type	Freq	Level	Limit	Margin	Raw	Dist	Condition	Azimuth	Height	Comment	AF	CL	PA
	(Hz)	(dBuV/m)	(dBuV/m)	(dB)	(dBuV)	(m)		(°)	(m)		(dB)	(dB)	(dB)
PK	2.4492G	114.53	Inf	-Inf	83.98	3	Horizontal	100	2.55	-	27.40	3.15	-
AV	2.4532G	100.88	Inf	-Inf	70.33	3	Horizontal	100	2.55	-	27.40	3.15	-
PK	2.49G	71.92	74.00	-2.08	41.33	3	Horizontal	100	2.55	-	27.40	3.19	-
AV	2.4835G	53.02	54.00	-0.98	22.44	3	Horizontal	100	2.55	-	27.40	3.18	-

802.11ax HEW20_Nss2,(MCS0)_2TX

2462MHz_TX

01/04/2021

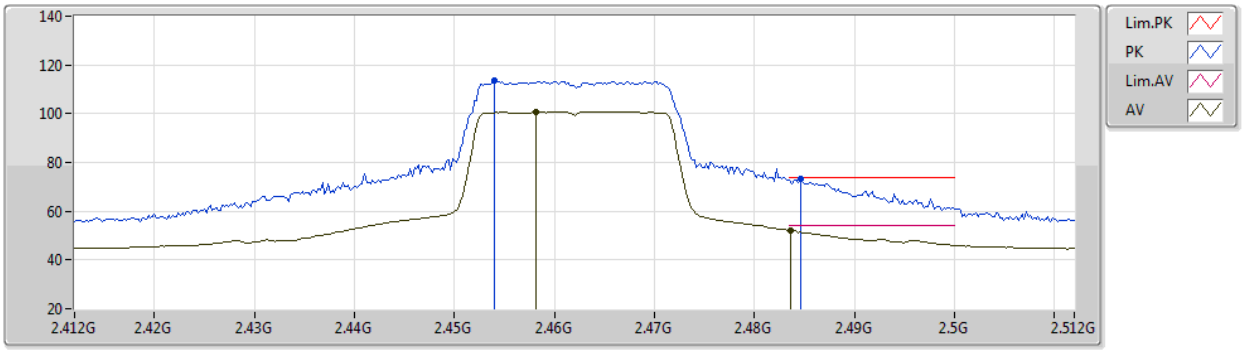

EUT Z_2TX
Setting 85
06-F-S-5

Type	Freq	Level	Limit	Margin	Raw	Dist	Condition	Azimuth	Height	Comment	AF	CL	PA
	(Hz)	(dBuV/m)	(dBuV/m)	(dB)	(dBuV)	(m)		(°)	(m)		(dB)	(dB)	(dB)
PK	2.454G	113.68	Inf	-Inf	83.13	3	Vertical	79	1.00	-	27.40	3.15	-
AV	2.4582G	100.87	Inf	-Inf	70.31	3	Vertical	79	1.00	-	27.40	3.16	-
PK	2.4846G	73.49	74.00	-0.51	42.91	3	Vertical	79	1.00	-	27.40	3.18	-
AV	2.4836G	52.06	54.00	-1.94	21.48	3	Vertical	79	1.00	-	27.40	3.18	-

802.11ax HEW20_Nss2,(MCS0)_2TX

2462MHz_TX

01/04/2021

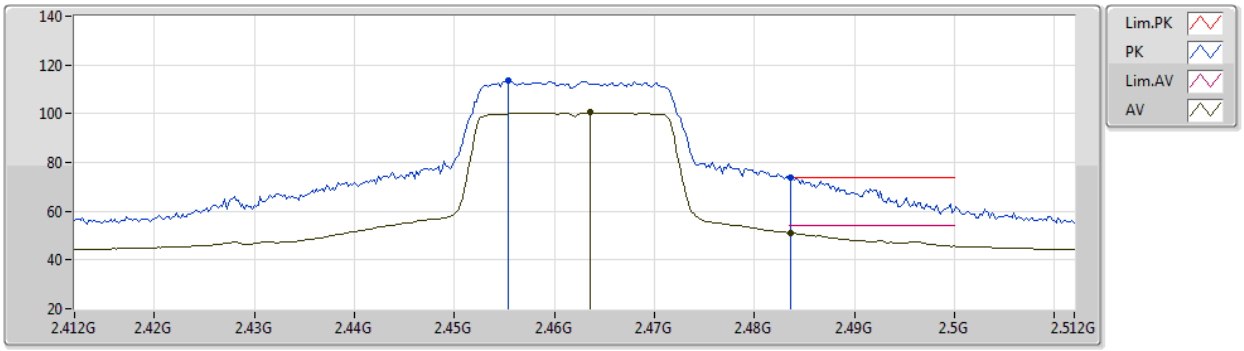

EUT Z_2TX
Setting 85
06-F-S-5

Type	Freq	Level	Limit	Margin	Raw	Dist	Condition	Azimuth	Height	Comment	AF	CL	PA
	(Hz)	(dBuV/m)	(dBuV/m)	(dB)	(dBuV)	(m)		(°)	(m)		(dB)	(dB)	(dB)
PK	2.4554G	113.70	Inf	-Inf	83.14	3	Horizontal	105	2.77	-	27.40	3.16	-
AV	2.4636G	100.53	Inf	-Inf	69.97	3	Horizontal	105	2.77	-	27.40	3.16	-
PK	2.4836G	73.64	74.00	-0.36	43.06	3	Horizontal	105	2.77	-	27.40	3.18	-
AV	2.4836G	51.11	54.00	-2.89	20.53	3	Horizontal	105	2.77	-	27.40	3.18	-

802.11ax HEW20_Nss2,(MCS0)_2TX

2462MHz_TX

01/04/2021

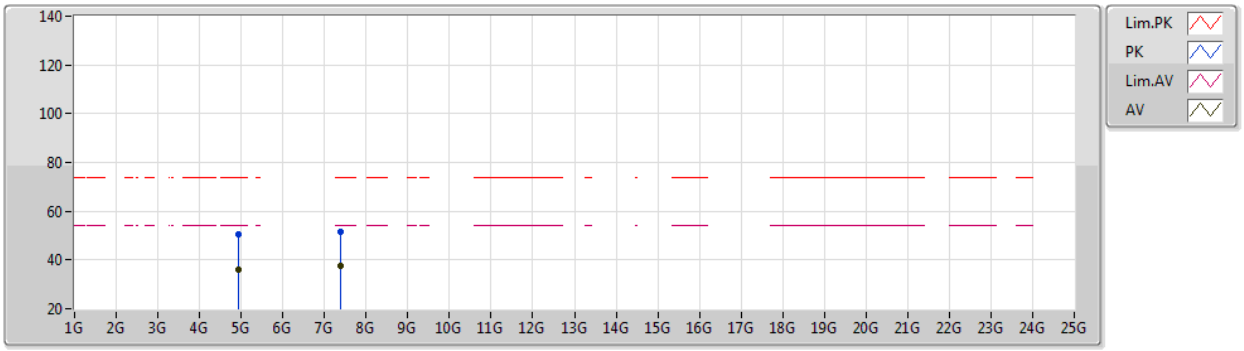

EUT Z_2TX
Setting 85
06-F-S-5

Type	Freq	Level	Limit	Margin	Raw	Dist	Condition	Azimuth	Height	Comment	AF	CL	PA
	(Hz)	(dBuV/m)	(dBuV/m)	(dB)	(dBuV)	(m)		(°)	(m)		(dB)	(dB)	(dB)
PK	4.92522G	50.37	74.00	-23.63	45.79	3	Vertical	185	1.20	-	31.20	5.00	31.62
AV	4.92294G	35.80	54.00	-18.20	31.23	3	Vertical	185	1.20	-	31.19	5.00	31.62
PK	7.3885G	51.78	74.00	-22.22	42.68	3	Vertical	182	1.00	-	36.20	6.10	33.20
AV	7.38986G	37.83	54.00	-16.17	28.73	3	Vertical	182	1.00	-	36.20	6.10	33.20

802.11ax HEW20_Nss2,(MCS0)_2TX

2462MHz_TX

01/04/2021

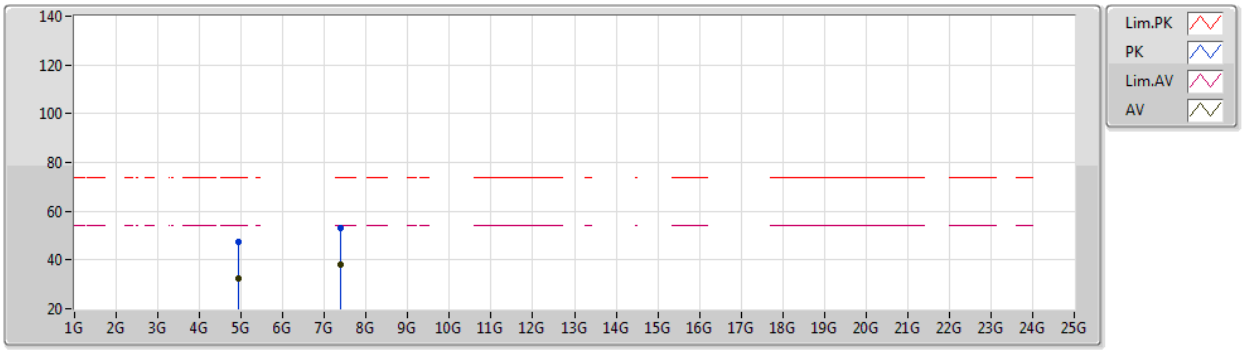

EUT Z_2TX
Setting 85
06-F-S-5

Type	Freq	Level	Limit	Margin	Raw	Dist	Condition	Azimuth	Height	Comment	AF	CL	PA
	(Hz)	(dBuV/m)	(dBuV/m)	(dB)	(dBuV)	(m)		(°)	(m)		(dB)	(dB)	(dB)
PK	4.91966G	47.19	74.00	-26.81	42.64	3	Horizontal	206	2.33	-	31.18	5.00	31.63
AV	4.92262G	32.49	54.00	-21.51	27.92	3	Horizontal	206	2.33	-	31.19	5.00	31.62
PK	7.3853G	52.85	74.00	-21.15	43.74	3	Horizontal	248	1.00	-	36.20	6.10	33.19
AV	7.3887G	38.33	54.00	-15.67	29.23	3	Horizontal	248	1.00	-	36.20	6.10	33.20

802.11ax HEW40_Nss2,(MCS0)_2TX

2422MHz_TX

01/04/2021

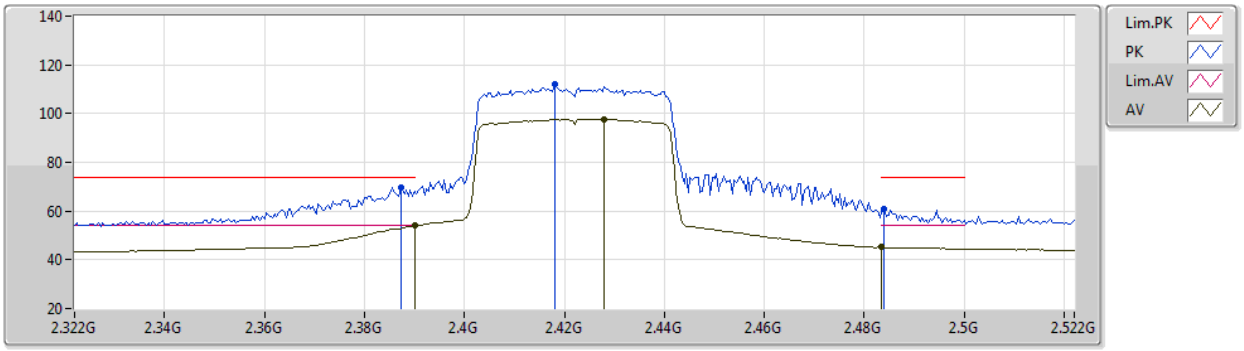

EUT Z_2TX
Setting 80
06-F-S-5

Type	Freq	Level	Limit	Margin	Raw	Dist	Condition	Azimuth	Height	Comment	AF	CL	PA
	(Hz)	(dBuV/m)	(dBuV/m)	(dB)	(dBuV)	(m)		(°)	(m)		(dB)	(dB)	(dB)
PK	2.3872G	69.72	74.00	-4.28	39.05	3	Vertical	266	1.00	-	27.60	3.07	-
AV	2.39G	53.89	54.00	-0.11	23.21	3	Vertical	266	1.00	-	27.60	3.08	-
PK	2.418G	112.18	Inf	-Inf	81.53	3	Vertical	266	1.00	-	27.53	3.12	-
AV	2.428G	97.73	Inf	-Inf	67.11	3	Vertical	266	1.00	-	27.49	3.13	-
PK	2.484G	60.61	74.00	-13.39	30.03	3	Vertical	266	1.00	-	27.40	3.18	-
AV	2.4835G	45.12	54.00	-8.88	14.54	3	Vertical	266	1.00	-	27.40	3.18	-

802.11ax HEW40_Nss2,(MCS0)_2TX

2422MHz_TX

01/04/2021

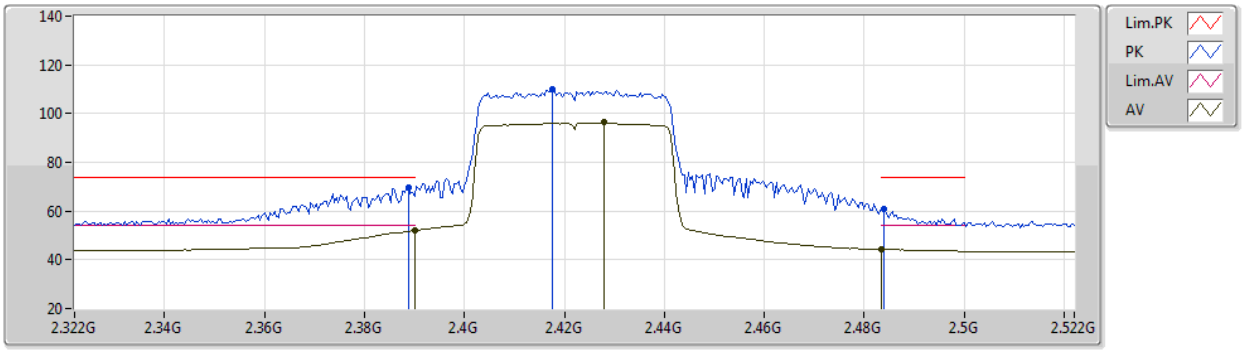

EUT Z_2TX
Setting 80
06-F-S-5

Type	Freq	Level	Limit	Margin	Raw	Dist	Condition	Azimuth	Height	Comment	AF	CL	PA
	(Hz)	(dBuV/m)	(dBuV/m)	(dB)	(dBuV)	(m)		(°)	(m)		(dB)	(dB)	(dB)
PK	2.3888G	69.50	74.00	-4.50	38.82	3	Horizontal	97	2.30	-	27.60	3.08	-
AV	2.39G	51.86	54.00	-2.14	21.18	3	Horizontal	97	2.30	-	27.60	3.08	-
PK	2.4176G	110.15	Inf	-Inf	79.50	3	Horizontal	97	2.30	-	27.53	3.12	-
AV	2.428G	96.30	Inf	-Inf	65.68	3	Horizontal	97	2.30	-	27.49	3.13	-
PK	2.484G	61.08	74.00	-12.92	30.50	3	Horizontal	97	2.30	-	27.40	3.18	-
AV	2.4835G	44.37	54.00	-9.63	13.79	3	Horizontal	97	2.30	-	27.40	3.18	-

802.11ax HEW40_Nss2,(MCS0)_2TX

2422MHz_TX

01/04/2021

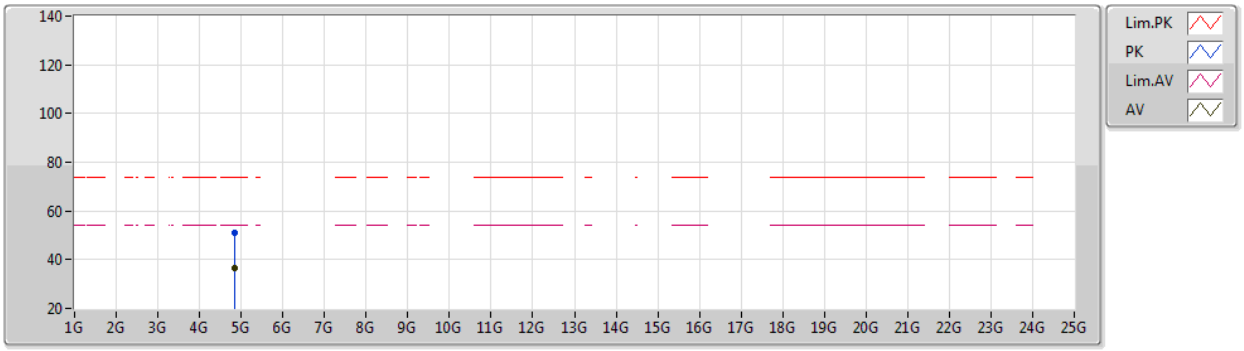

EUT Z_2TX
Setting 80
06-F-S-5

Type	Freq	Level	Limit	Margin	Raw	Dist	Condition	Azimuth	Height	Comment	AF	CL	PA
	(Hz)	(dBuV/m)	(dBuV/m)	(dB)	(dBuV)	(m)		(°)	(m)		(dB)	(dB)	(dB)
PK	4.8428G	51.14	74.00	-22.86	46.69	3	Vertical	185	1.40	-	31.17	5.00	31.72
AV	4.84104G	36.74	54.00	-17.26	32.30	3	Vertical	185	1.40	-	31.16	5.00	31.72

802.11ax HEW40_Nss2,(MCS0)_2TX

2422MHz_TX

01/04/2021

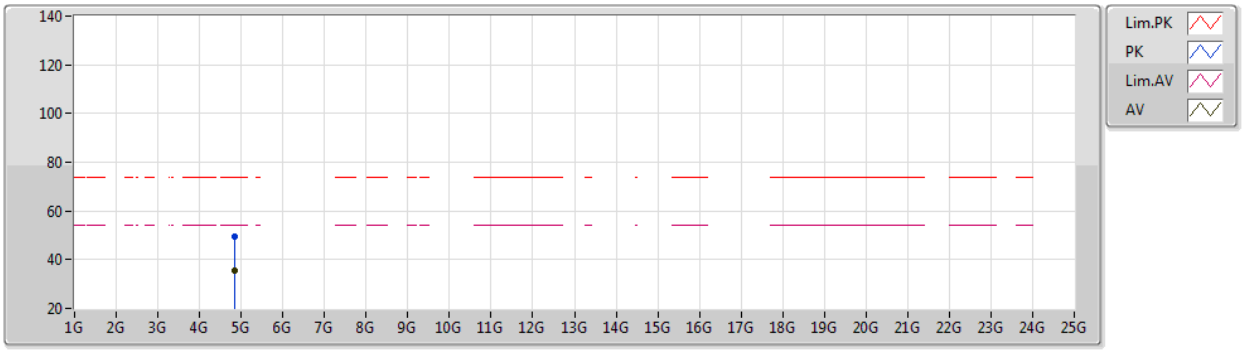

EUT Z_2TX
Setting 80
06-F-S-5

Type	Freq	Level	Limit	Margin	Raw	Dist	Condition	Azimuth	Height	Comment	AF	CL	PA
	(Hz)	(dBuV/m)	(dBuV/m)	(dB)	(dBuV)	(m)		(°)	(m)		(dB)	(dB)	(dB)
PK	4.84042G	49.66	74.00	-24.34	45.22	3	Horizontal	260	2.65	-	31.16	5.00	31.72
AV	4.84096G	35.74	54.00	-18.26	31.30	3	Horizontal	260	2.65	-	31.16	5.00	31.72

802.11ax HEW40_Nss2,(MCS0)_2TX

2437MHz_TX

01/04/2021

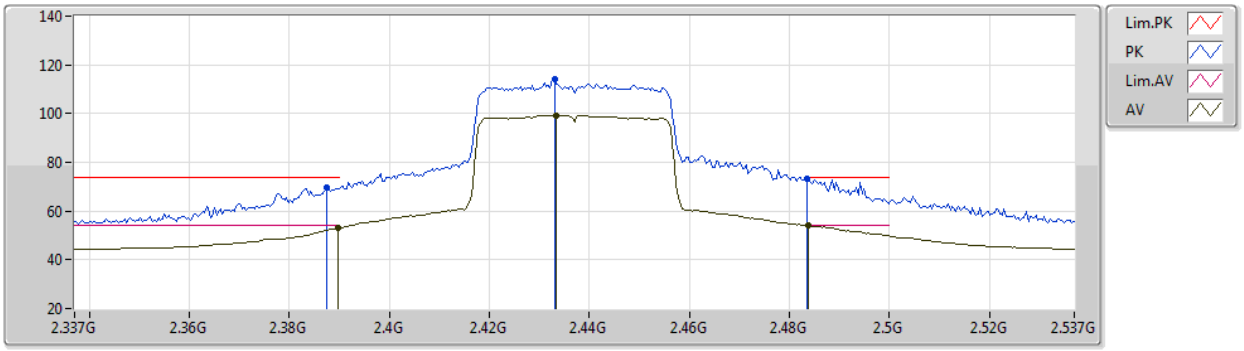

EUT Z_2TX
Setting 88
06-F-S-5

Type	Freq	Level	Limit	Margin	Raw	Dist	Condition	Azimuth	Height	Comment	AF	CL	PA
	(Hz)	(dBuV/m)	(dBuV/m)	(dB)	(dBuV)	(m)		(°)	(m)		(dB)	(dB)	(dB)
PK	2.3874G	69.51	74.00	-4.49	38.84	3	Vertical	67	1.21	-	27.60	3.07	-
AV	2.3898G	53.01	54.00	-0.99	22.33	3	Vertical	67	1.21	-	27.60	3.08	-
PK	2.433G	114.38	Inf	-Inf	83.78	3	Vertical	67	1.21	-	27.47	3.13	-
AV	2.4334G	99.34	Inf	-Inf	68.74	3	Vertical	67	1.21	-	27.47	3.13	-
PK	2.4835G	73.34	74.00	-0.66	42.76	3	Vertical	67	1.21	-	27.40	3.18	-
AV	2.4838G	53.93	54.00	-0.07	23.35	3	Vertical	67	1.21	-	27.40	3.18	-

802.11ax HEW40_Nss2,(MCS0)_2TX

2437MHz_TX

01/04/2021

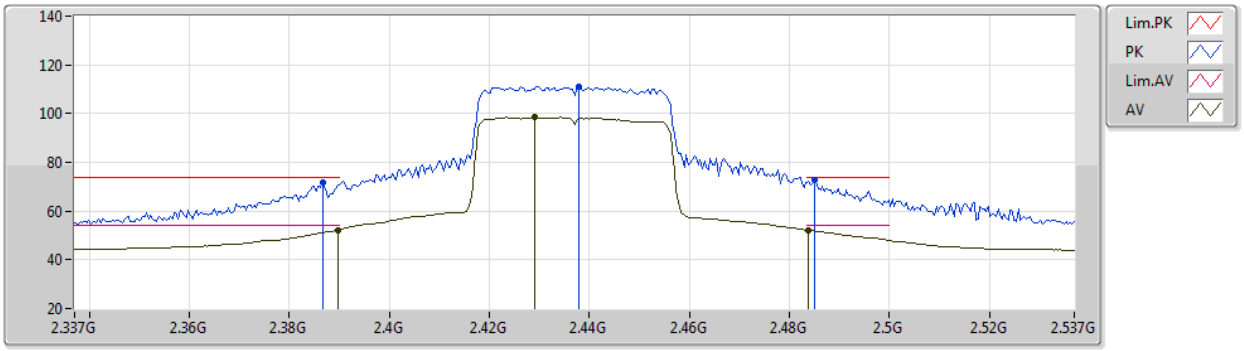

EUT Z_2TX
Setting 88
06-F-S-5

Type	Freq	Level	Limit	Margin	Raw	Dist	Condition	Azimuth	Height	Comment	AF	CL	PA
	(Hz)	(dBuV/m)	(dBuV/m)	(dB)	(dBuV)	(m)		(°)	(m)		(dB)	(dB)	(dB)
PK	2.3866G	71.56	74.00	-2.44	40.89	3	Horizontal	98	2.31	-	27.60	3.07	-
AV	2.3898G	52.23	54.00	-1.77	21.55	3	Horizontal	98	2.31	-	27.60	3.08	-
PK	2.4378G	111.27	Inf	-Inf	80.68	3	Horizontal	98	2.31	-	27.45	3.14	-
AV	2.429G	98.60	Inf	-Inf	67.99	3	Horizontal	98	2.31	-	27.48	3.13	-
PK	2.485G	72.68	74.00	-1.32	42.09	3	Horizontal	98	2.31	-	27.40	3.19	-
AV	2.4838G	52.23	54.00	-1.77	21.65	3	Horizontal	98	2.31	-	27.40	3.18	-

802.11ax HEW40_Nss2,(MCS0)_2TX

2437MHz_TX

01/04/2021

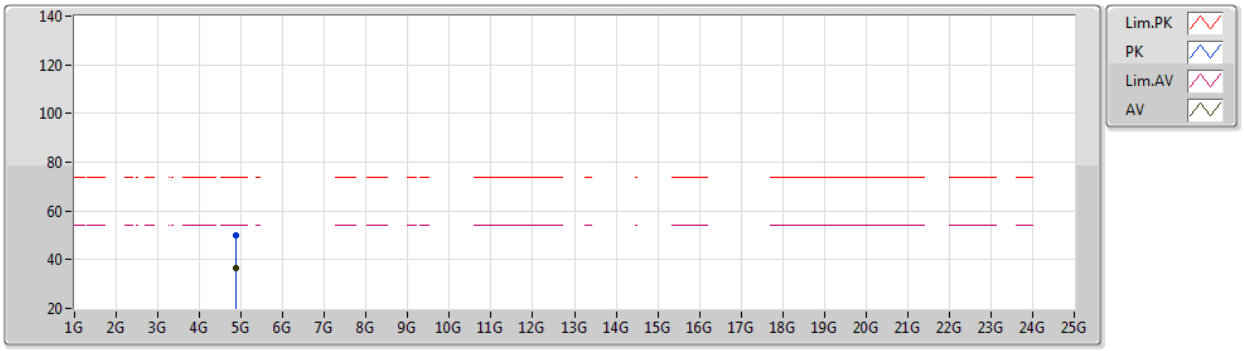

EUT Z_2TX
Setting 88
06-F-S-5

Type	Freq	Level	Limit	Margin	Raw	Dist	Condition	Azimuth	Height	Comment	AF	CL	PA
	(Hz)	(dBuV/m)	(dBuV/m)	(dB)	(dBuV)	(m)		(°)	(m)		(dB)	(dB)	(dB)
PK	4.86962G	50.20	74.00	-23.80	45.73	3	Vertical	186	1.01	-	31.16	5.00	31.69
AV	4.87188G	36.43	54.00	-17.57	31.96	3	Vertical	186	1.01	-	31.16	5.00	31.69

802.11ax HEW40_Nss2,(MCS0)_2TX

2437MHz_TX

01/04/2021

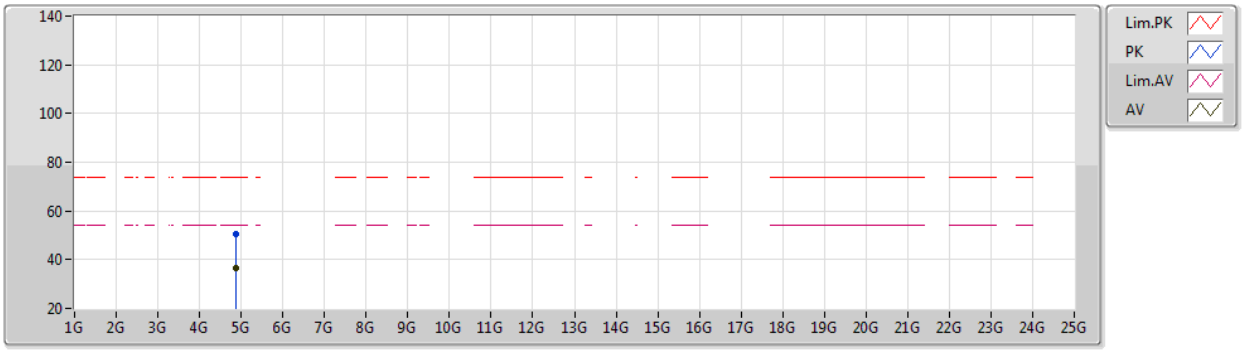

EUT Z_2TX
Setting 88
06-F-S-5

Type	Freq	Level	Limit	Margin	Raw	Dist	Condition	Azimuth	Height	Comment	AF	CL	PA
	(Hz)	(dBuV/m)	(dBuV/m)	(dB)	(dBuV)	(m)		(°)	(m)		(dB)	(dB)	(dB)
PK	4.86914G	50.58	74.00	-23.42	46.11	3	Horizontal	222	2.40	-	31.16	5.00	31.69
AV	4.8745G	36.44	54.00	-17.56	31.97	3	Horizontal	222	2.40	-	31.15	5.00	31.68

802.11ax HEW40_Nss2,(MCS0)_2TX

2452MHz_TX

01/04/2021

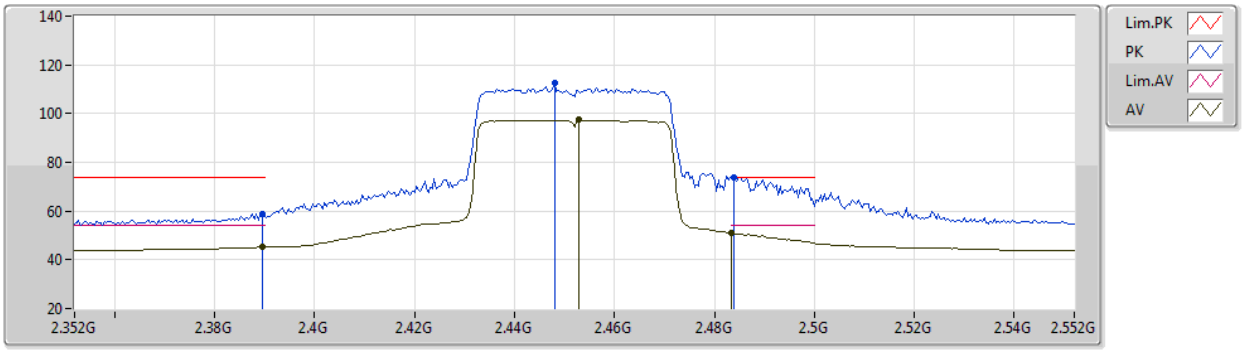

EUT Z_2TX
Setting 82
06-F-S-5

Type	Freq	Level	Limit	Margin	Raw	Dist	Condition	Azimuth	Height	Comment	AF	CL	PA
	(Hz)	(dBuV/m)	(dBuV/m)	(dB)	(dBuV)	(m)		(°)	(m)		(dB)	(dB)	(dB)
PK	2.3896G	58.94	74.00	-15.06	28.26	3	Vertical	80	1.06	-	27.60	3.08	-
AV	2.3896G	45.27	54.00	-8.73	14.59	3	Vertical	80	1.06	-	27.60	3.08	-
PK	2.448G	112.42	Inf	-Inf	81.86	3	Vertical	80	1.06	-	27.41	3.15	-
AV	2.4528G	97.37	Inf	-Inf	66.82	3	Vertical	80	1.06	-	27.40	3.15	-
PK	2.484G	73.93	74.00	-0.07	43.35	3	Vertical	80	1.06	-	27.40	3.18	-
AV	2.4835G	50.78	54.00	-3.22	20.20	3	Vertical	80	1.06	-	27.40	3.18	-

802.11ax HEW40_Nss2,(MCS0)_2TX

2452MHz_TX

01/04/2021

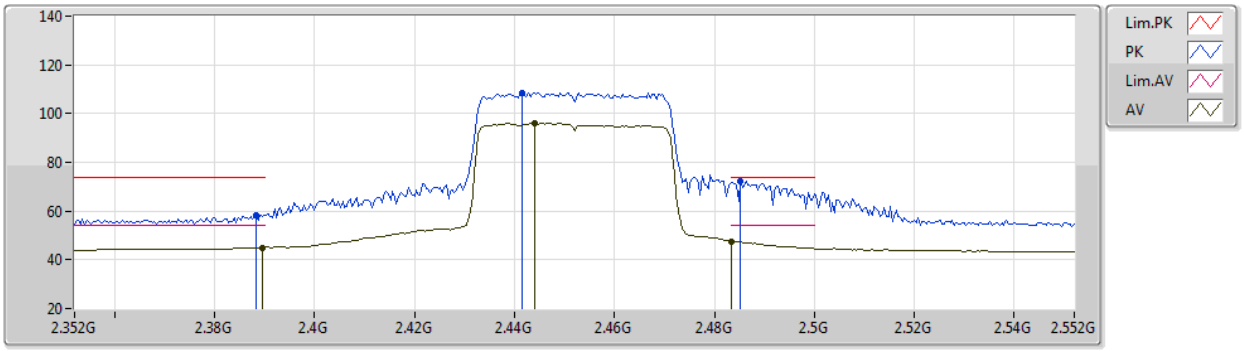

EUT Z_2TX
Setting 82
06-F-S-5

Type	Freq	Level	Limit	Margin	Raw	Dist	Condition	Azimuth	Height	Comment	AF	CL	PA
	(Hz)	(dBuV/m)	(dBuV/m)	(dB)	(dBuV)	(m)		(°)	(m)		(dB)	(dB)	(dB)
PK	2.3884G	58.19	74.00	-15.81	27.51	3	Horizontal	98	2.58	-	27.60	3.08	-
AV	2.3896G	45.08	54.00	-8.92	14.40	3	Horizontal	98	2.58	-	27.60	3.08	-
PK	2.4416G	108.54	Inf	-Inf	77.97	3	Horizontal	98	2.58	-	27.43	3.14	-
AV	2.444G	96.19	Inf	-Inf	65.63	3	Horizontal	98	2.58	-	27.42	3.14	-
PK	2.4852G	72.18	74.00	-1.82	41.59	3	Horizontal	98	2.58	-	27.40	3.19	-
AV	2.4835G	47.60	54.00	-6.40	17.02	3	Horizontal	98	2.58	-	27.40	3.18	-

802.11ax HEW40_Nss2,(MCS0)_2TX

2452MHz_TX

01/04/2021

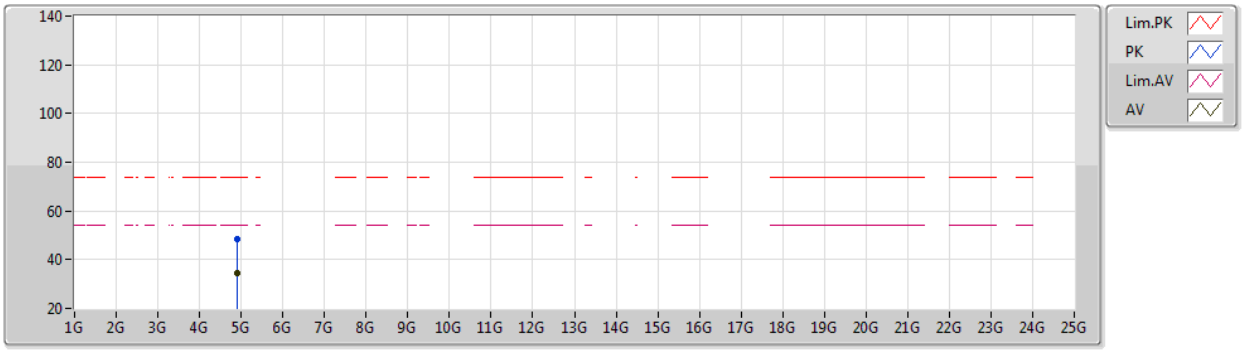

EUT Z_2TX
Setting 82
06-F-S-5

Type	Freq	Level	Limit	Margin	Raw	Dist	Condition	Azimuth	Height	Comment	AF	CL	PA
	(Hz)	(dBuV/m)	(dBuV/m)	(dB)	(dBuV)	(m)		(°)	(m)		(dB)	(dB)	(dB)
PK	4.89942G	48.64	74.00	-25.36	44.19	3	Vertical	180	1.80	-	31.10	5.00	31.65
AV	4.901G	34.37	54.00	-19.63	29.92	3	Vertical	180	1.80	-	31.10	5.00	31.65

802.11ax HEW40_Nss2,(MCS0)_2TX

2452MHz_TX

01/04/2021

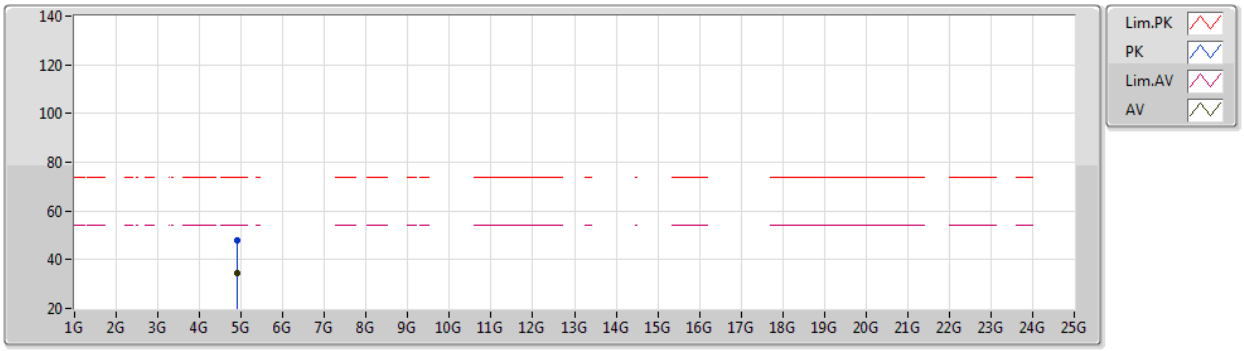

EUT Z_2TX
Setting 82
06-F-S-5

Type	Freq	Level	Limit	Margin	Raw	Dist	Condition	Azimuth	Height	Comment	AF	CL	PA
	(Hz)	(dBuV/m)	(dBuV/m)	(dB)	(dBuV)	(m)		(°)	(m)		(dB)	(dB)	(dB)
PK	4.89976G	48.12	74.00	-25.88	43.67	3	Horizontal	3	1.84	-	31.10	5.00	31.65
AV	4.90312G	34.36	54.00	-19.64	29.90	3	Horizontal	3	1.84	-	31.11	5.00	31.65

Summary

Mode	Result	Type	Freq (Hz)	Level (dBuV/m)	Limit (dBuV/m)	Margin (dB)	Dist (m)	Condition	Azimuth (°)	Height (m)	Comments
2.4-2.4835GHz	-	-	-	-	-	-	-	-	-	-	-
802.11ax HEW20-BF_Nss1,(MCS0)_2TX	Pass	PK	2.4835G	73.91	74.00	-0.09	3	Vertical	77	1.60	-

802.11ax HEW20-BF_Nss1,(MCS0)_2TX

2412MHz_TX

09/04/2021

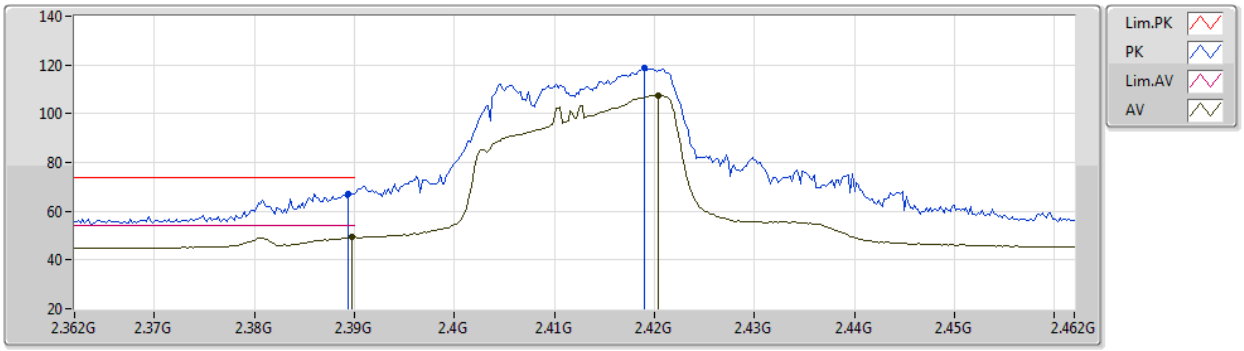

EUT Z_2TX
Setting 82
06-D-S-5

Type	Freq	Level	Limit	Margin	Raw	Dist	Condition	Azimuth	Height	Comment	AF	CL	PA
	(Hz)	(dBuV/m)	(dBuV/m)	(dB)	(dBuV)	(m)		(°)	(m)		(dB)	(dB)	(dB)
PK	2.3894G	67.17	74.00	-6.83	36.49	3	Vertical	0	2.71	-	27.60	3.08	-
AV	2.3898G	49.34	54.00	-4.66	18.66	3	Vertical	0	2.71	-	27.60	3.08	-
PK	2.419G	118.75	Inf	-Inf	88.11	3	Vertical	0	2.71	-	27.52	3.12	-
AV	2.4204G	107.44	Inf	-Inf	76.80	3	Vertical	0	2.71	-	27.52	3.12	-

802.11ax HEW20-BF_Nss1,(MCS0)_2TX

2412MHz_TX

09/04/2021

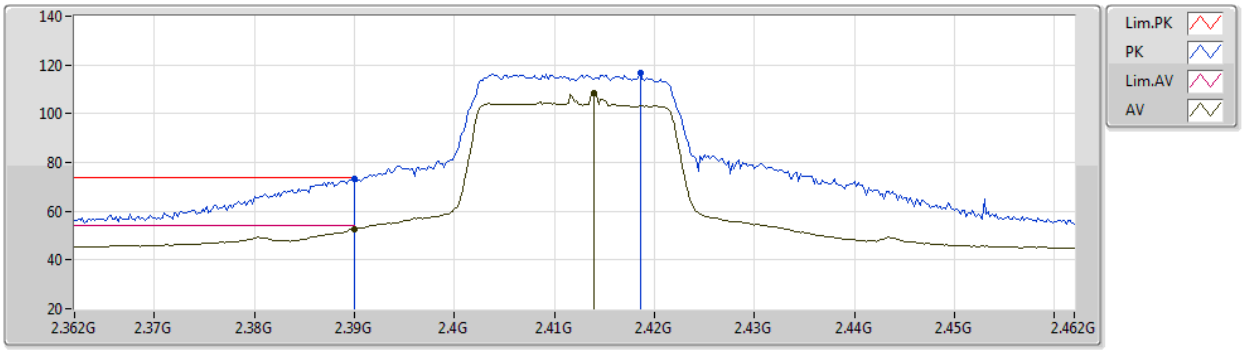

EUT Z_2TX
Setting 82
06-D-S-5

Type	Freq	Level	Limit	Margin	Raw	Dist	Condition	Azimuth	Height	Comment	AF	CL	PA
	(Hz)	(dBuV/m)	(dBuV/m)	(dB)	(dBuV)	(m)		(°)	(m)		(dB)	(dB)	(dB)
PK	2.39G	73.31	74.00	-0.69	42.63	3	Horizontal	107	2.65	-	27.60	3.08	-
AV	2.39G	52.83	54.00	-1.17	22.15	3	Horizontal	107	2.65	-	27.60	3.08	-
PK	2.4186G	116.71	Inf	-Inf	86.06	3	Horizontal	107	2.65	-	27.53	3.12	-
AV	2.414G	108.40	Inf	-Inf	77.75	3	Horizontal	107	2.65	-	27.54	3.11	-

802.11ax HEW20-BF_Nss1,(MCS0)_2TX

2412MHz_TX

09/04/2021

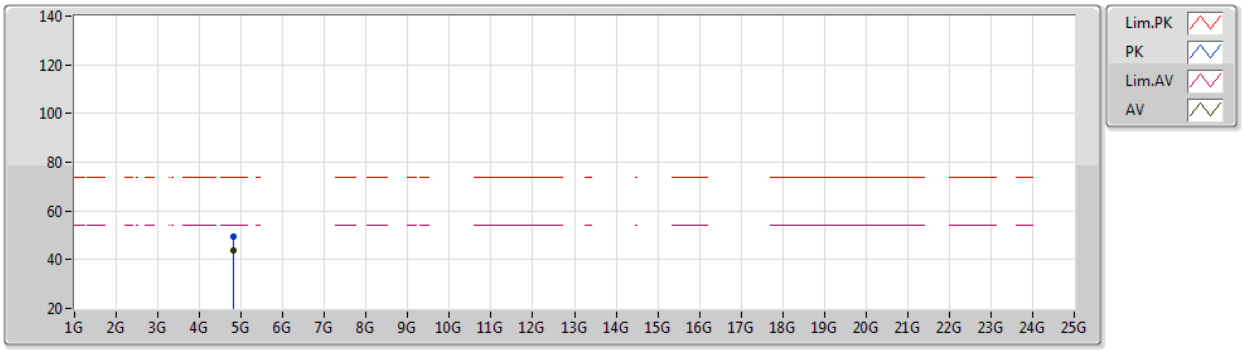

EUT Z_2TX
Setting 82
06-D-S-5

Type	Freq	Level	Limit	Margin	Raw	Dist	Condition	Azimuth	Height	Comment	AF	CL	PA
	(Hz)	(dBuV/m)	(dBuV/m)	(dB)	(dBuV)	(m)		(°)	(m)		(dB)	(dB)	(dB)
PK	4.824G	49.28	74.00	-24.72	44.92	3	Vertical	78	2.13	-	31.10	5.00	31.74
AV	4.8238G	43.86	54.00	-10.14	39.50	3	Vertical	78	2.13	-	31.10	5.00	31.74

802.11ax HEW20-BF_Nss1,(MCS0)_2TX

2412MHz_TX

09/04/2021

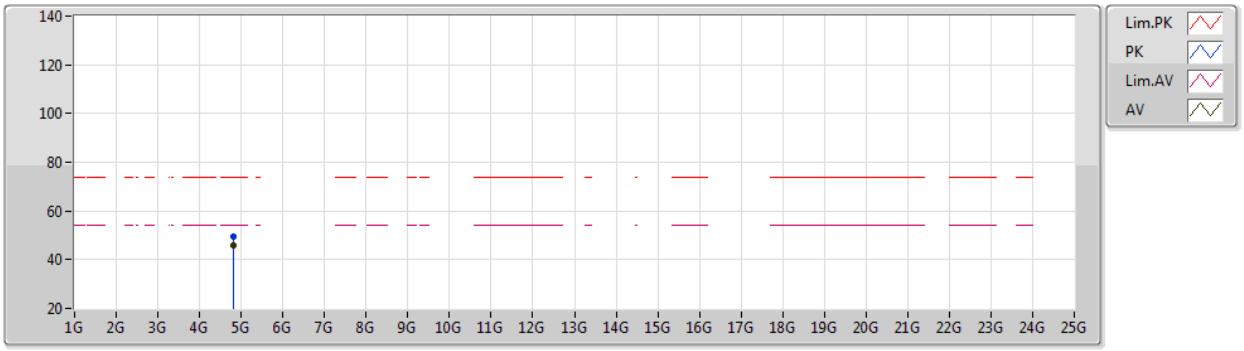

EUT Z_2TX
Setting 82
06-D-S-5

Type	Freq	Level	Limit	Margin	Raw	Dist	Condition	Azimuth	Height	Comment	AF	CL	PA
	(Hz)	(dBuV/m)	(dBuV/m)	(dB)	(dBuV)	(m)		(°)	(m)		(dB)	(dB)	(dB)
PK	4.82408G	49.48	74.00	-24.52	45.12	3	Horizontal	240	3.00	-	31.10	5.00	31.74
AV	4.824G	46.06	54.00	-7.94	41.70	3	Horizontal	240	3.00	-	31.10	5.00	31.74

802.11ax HEW20-BF_Nss1,(MCS0)_2TX

2417MHz_TX

09/04/2021

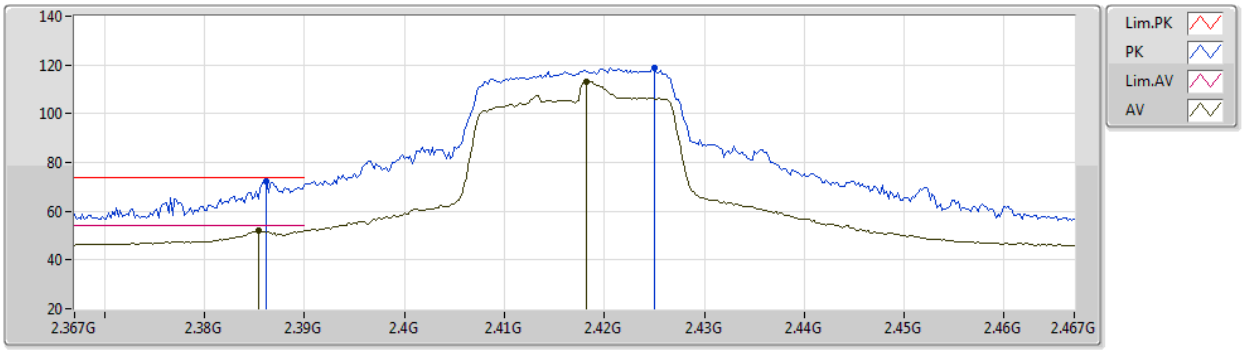

EUT Z_2TX
Setting 89
06-D-S-5

Type	Freq	Level	Limit	Margin	Raw	Dist	Condition	Azimuth	Height	Comment	AF	CL	PA
	(Hz)	(dBuV/m)	(dBuV/m)	(dB)	(dBuV)	(m)		(°)	(m)		(dB)	(dB)	(dB)
PK	2.3862G	72.10	74.00	-1.90	41.43	3	Vertical	343	1.27	-	27.60	3.07	-
AV	2.3854G	52.23	54.00	-1.77	21.56	3	Vertical	343	1.27	-	27.60	3.07	-
PK	2.425G	118.96	Inf	-Inf	88.34	3	Vertical	343	1.27	-	27.50	3.12	-
AV	2.4182G	113.34	Inf	-Inf	82.69	3	Vertical	343	1.27	-	27.53	3.12	-

802.11ax HEW20-BF_Nss1,(MCS0)_2TX

2417MHz_TX

09/04/2021

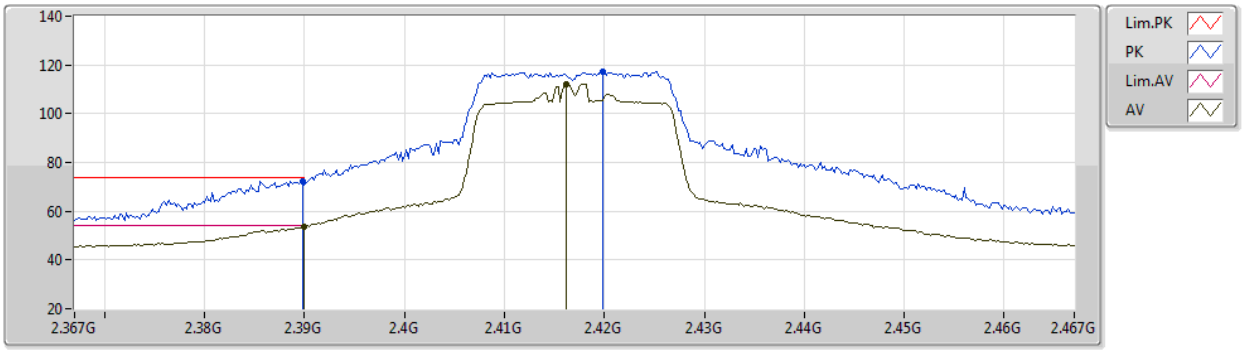

EUT Z_2TX
Setting 89
06-D-S-5

Type	Freq	Level	Limit	Margin	Raw	Dist	Condition	Azimuth	Height	Comment	AF	CL	PA
	(Hz)	(dBuV/m)	(dBuV/m)	(dB)	(dBuV)	(m)		(°)	(m)		(dB)	(dB)	(dB)
PK	2.3898G	72.38	74.00	-1.62	41.70	3	Horizontal	55	2.97	-	27.60	3.08	-
AV	2.39G	53.72	54.00	-0.28	23.04	3	Horizontal	55	2.97	-	27.60	3.08	-
PK	2.4198G	117.14	Inf	-Inf	86.50	3	Horizontal	55	2.97	-	27.52	3.12	-
AV	2.4162G	112.26	Inf	-Inf	81.60	3	Horizontal	55	2.97	-	27.54	3.12	-

802.11ax HEW20-BF_Nss1,(MCS0)_2TX

2437MHz_TX

09/04/2021

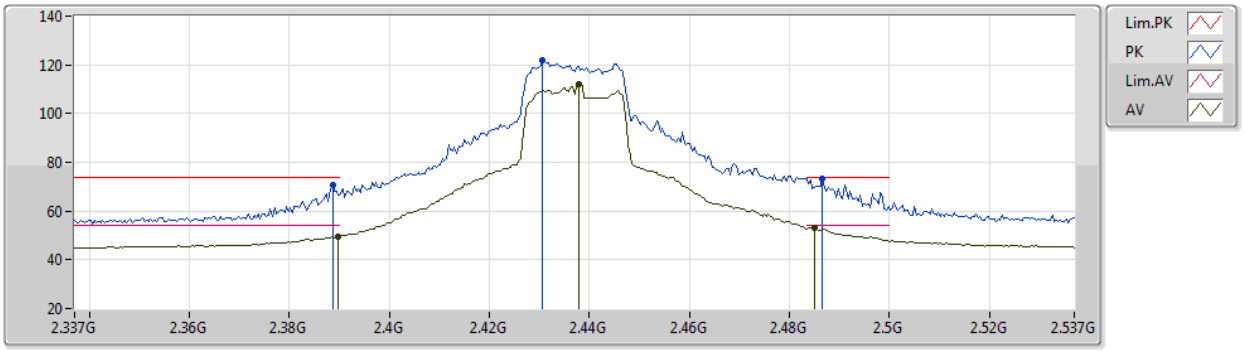

EUT Z_2TX
Setting 102
06-D-S-5

Type	Freq	Level	Limit	Margin	Raw	Dist	Condition	Azimuth	Height	Comment	AF	CL	PA
	(Hz)	(dBuV/m)	(dBuV/m)	(dB)	(dBuV)	(m)		(°)	(m)		(dB)	(dB)	(dB)
PK	2.3886G	70.82	74.00	-3.18	40.14	3	Vertical	76	1.00	-	27.60	3.08	-
AV	2.3898G	49.45	54.00	-4.55	18.77	3	Vertical	76	1.00	-	27.60	3.08	-
PK	2.4306G	121.77	Inf	-Inf	91.16	3	Vertical	76	1.00	-	27.48	3.13	-
AV	2.4378G	112.10	Inf	-Inf	81.51	3	Vertical	76	1.00	-	27.45	3.14	-
PK	2.4866G	73.51	74.00	-0.49	42.92	3	Vertical	76	1.00	-	27.40	3.19	-
AV	2.485G	53.25	54.00	-0.75	22.66	3	Vertical	76	1.00	-	27.40	3.19	-

802.11ax HEW20-BF_Nss1,(MCS0)_2TX

2437MHz_TX

09/04/2021

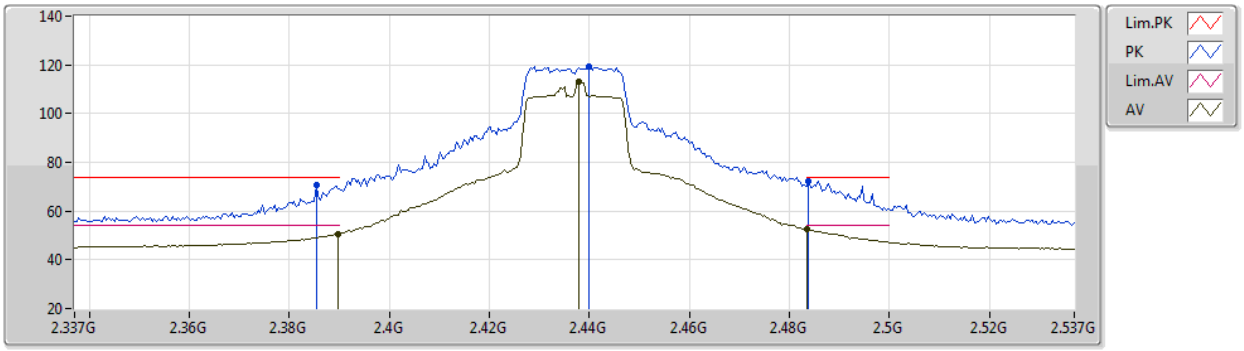

EUT Z_2TX
Setting 102
06-D-S-5

Type	Freq	Level	Limit	Margin	Raw	Dist	Condition	Azimuth	Height	Comment	AF	CL	PA
	(Hz)	(dBuV/m)	(dBuV/m)	(dB)	(dBuV)	(m)		(°)	(m)		(dB)	(dB)	(dB)
PK	2.3854G	70.82	74.00	-3.18	40.15	3	Horizontal	105	1.80	-	27.60	3.07	-
AV	2.3898G	50.62	54.00	-3.38	19.94	3	Horizontal	105	1.80	-	27.60	3.08	-
PK	2.4398G	119.30	Inf	-Inf	88.72	3	Horizontal	105	1.80	-	27.44	3.14	-
AV	2.4378G	113.36	Inf	-Inf	82.77	3	Horizontal	105	1.80	-	27.45	3.14	-
PK	2.4838G	72.30	74.00	-1.70	41.72	3	Horizontal	105	1.80	-	27.40	3.18	-
AV	2.4835G	52.60	54.00	-1.40	22.02	3	Horizontal	105	1.80	-	27.40	3.18	-

802.11ax HEW20-BF_Nss1,(MCS0)_2TX

2437MHz_TX

09/04/2021

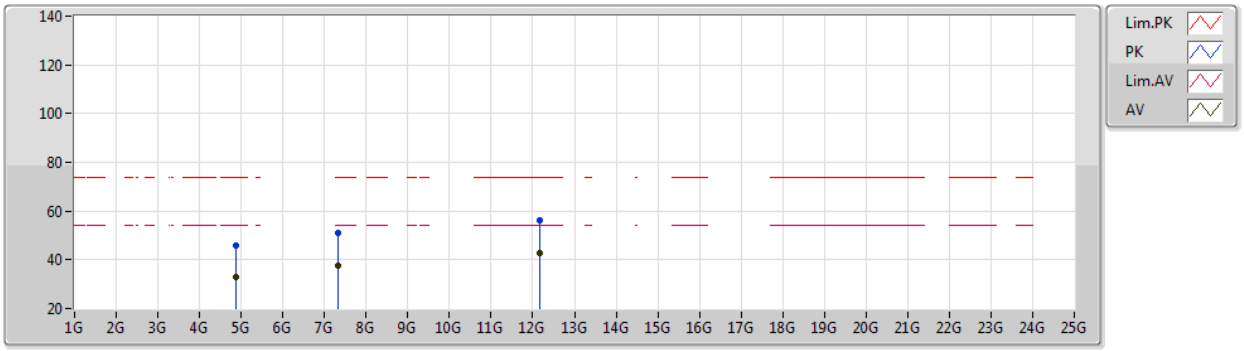

EUT Z_2TX
Setting 102
06-D-S-5

Type	Freq	Level	Limit	Margin	Raw	Dist	Condition	Azimuth	Height	Comment	AF	CL	PA
	(Hz)	(dBuV/m)	(dBuV/m)	(dB)	(dBuV)	(m)		(°)	(m)		(dB)	(dB)	(dB)
PK	4.87404G	46.03	74.00	-27.97	41.56	3	Vertical	196	1.05	-	31.15	5.00	31.68
AV	4.87096G	32.87	54.00	-21.13	28.40	3	Vertical	196	1.05	-	31.16	5.00	31.69
PK	7.31268G	51.20	74.00	-22.80	41.91	3	Vertical	194	1.80	-	36.35	6.10	33.16
AV	7.31868G	37.79	54.00	-16.21	28.52	3	Vertical	194	1.80	-	36.33	6.10	33.16
PK	12.17952G	56.35	74.00	-17.65	42.94	3	Vertical	187	1.80	-	38.90	8.60	34.09
AV	12.17712G	42.63	54.00	-11.37	29.22	3	Vertical	187	1.80	-	38.90	8.60	34.09

802.11ax HEW20-BF_Nss1,(MCS0)_2TX

2437MHz_TX

09/04/2021

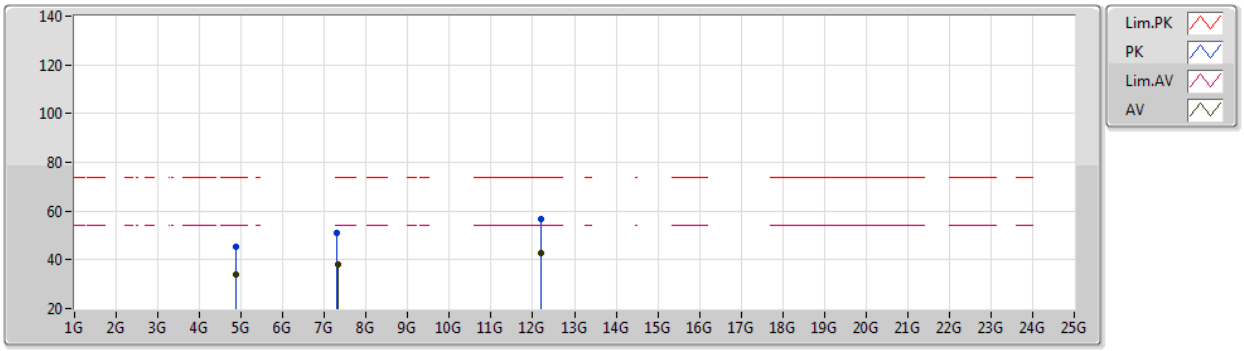

EUT Z_2TX
Setting 102
06-D-S-5

Type	Freq	Level	Limit	Margin	Raw	Dist	Condition	Azimuth	Height	Comment	AF	CL	PA
	(Hz)	(dBuV/m)	(dBuV/m)	(dB)	(dBuV)	(m)		(°)	(m)		(dB)	(dB)	(dB)
PK	4.87878G	45.44	74.00	-28.56	40.98	3	Horizontal	80	1.00	-	31.14	5.00	31.68
AV	4.87396G	33.96	54.00	-20.04	29.49	3	Horizontal	80	1.00	-	31.15	5.00	31.68
PK	7.30536G	51.20	74.00	-22.80	41.88	3	Horizontal	325	1.80	-	36.38	6.10	33.16
AV	7.3174G	38.16	54.00	-15.84	28.89	3	Horizontal	325	1.80	-	36.33	6.10	33.16
PK	12.18896G	56.74	74.00	-17.26	43.32	3	Horizontal	336	1.39	-	38.90	8.60	34.08
AV	12.1846G	42.72	54.00	-11.28	29.31	3	Horizontal	336	1.39	-	38.90	8.60	34.09

802.11ax HEW20-BF_Nss1,(MCS0)_2TX

2457MHz_TX

09/04/2021

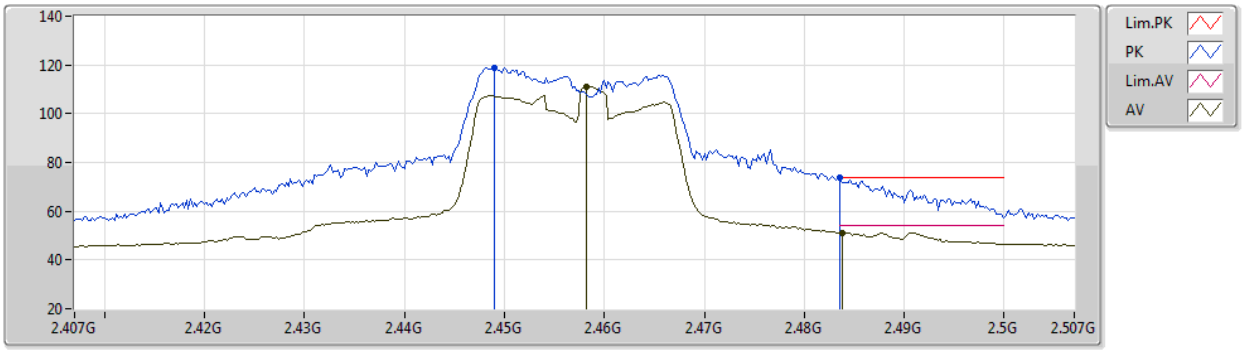

EUT Z_2TX
Setting 86
06-D-S-5

Type	Freq	Level	Limit	Margin	Raw	Dist	Condition	Azimuth	Height	Comment	AF	CL	PA
	(Hz)	(dBuV/m)	(dBuV/m)	(dB)	(dBuV)	(m)		(°)	(m)		(dB)	(dB)	(dB)
PK	2.449G	118.93	Inf	-Inf	88.38	3	Vertical	77	1.60	-	27.40	3.15	-
AV	2.4582G	111.11	Inf	-Inf	80.55	3	Vertical	77	1.60	-	27.40	3.16	-
PK	2.4835G	73.91	74.00	-0.09	43.33	3	Vertical	77	1.60	-	27.40	3.18	-
AV	2.4838G	51.27	54.00	-2.73	20.69	3	Vertical	77	1.60	-	27.40	3.18	-

802.11ax HEW20-BF_Nss1,(MCS0)_2TX

2457MHz_TX

09/04/2021

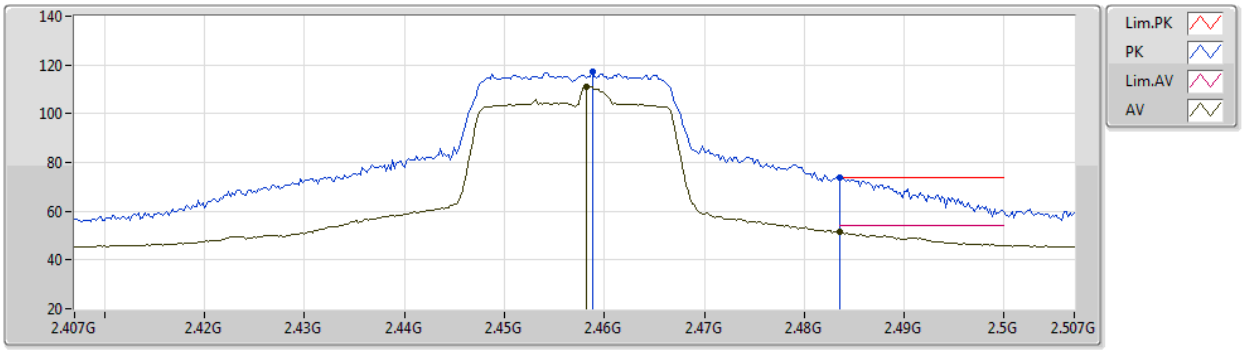

EUT Z_2TX
Setting 86
06-D-S-5

Type	Freq	Level	Limit	Margin	Raw	Dist	Condition	Azimuth	Height	Comment	AF	CL	PA
	(Hz)	(dBuV/m)	(dBuV/m)	(dB)	(dBuV)	(m)		(°)	(m)		(dB)	(dB)	(dB)
PK	2.4588G	117.22	Inf	-Inf	86.66	3	Horizontal	61	3.00	-	27.40	3.16	-
AV	2.4582G	111.25	Inf	-Inf	80.69	3	Horizontal	61	3.00	-	27.40	3.16	-
PK	2.4836G	73.77	74.00	-0.23	43.19	3	Horizontal	61	3.00	-	27.40	3.18	-
AV	2.4835G	51.50	54.00	-2.50	20.92	3	Horizontal	61	3.00	-	27.40	3.18	-

802.11ax HEW20-BF_Nss1,(MCS0)_2TX

2462MHz_TX

09/04/2021

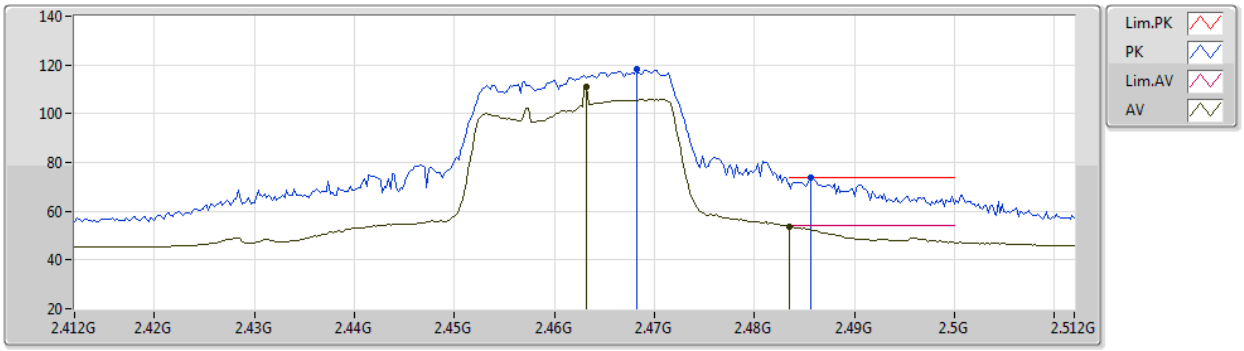

EUT Z_2TX
Setting 84
06-D-S-5

Type	Freq	Level	Limit	Margin	Raw	Dist	Condition	Azimuth	Height	Comment	AF	CL	PA
	(Hz)	(dBuV/m)	(dBuV/m)	(dB)	(dBuV)	(m)		(°)	(m)		(dB)	(dB)	(dB)
PK	2.4682G	118.49	Inf	-Inf	87.92	3	Vertical	83	1.80	-	27.40	3.17	-
AV	2.4632G	110.80	Inf	-Inf	80.24	3	Vertical	83	1.80	-	27.40	3.16	-
PK	2.4856G	73.57	74.00	-0.43	42.98	3	Vertical	83	1.80	-	27.40	3.19	-
AV	2.4835G	53.71	54.00	-0.29	23.13	3	Vertical	83	1.80	-	27.40	3.18	-

802.11ax HEW20-BF_Nss1,(MCS0)_2TX

2462MHz_TX

09/04/2021

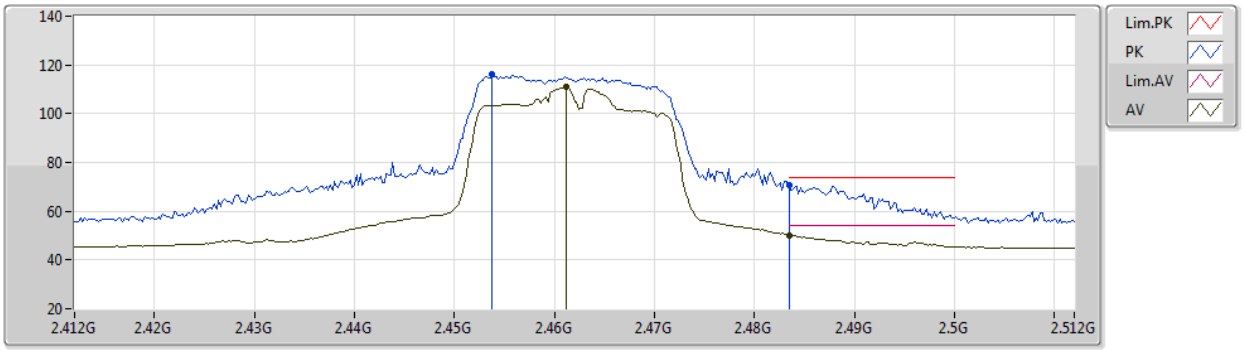

EUT Z_2TX
Setting 84
06-D-S-5

Type	Freq	Level	Limit	Margin	Raw	Dist	Condition	Azimuth	Height	Comment	AF	CL	PA
	(Hz)	(dBuV/m)	(dBuV/m)	(dB)	(dBuV)	(m)		(°)	(m)		(dB)	(dB)	(dB)
PK	2.4538G	116.38	Inf	-Inf	85.83	3	Horizontal	58	2.95	-	27.40	3.15	-
AV	2.4612G	111.07	Inf	-Inf	80.51	3	Horizontal	58	2.95	-	27.40	3.16	-
PK	2.4835G	70.94	74.00	-3.06	40.36	3	Horizontal	58	2.95	-	27.40	3.18	-
AV	2.4835G	50.25	54.00	-3.75	19.67	3	Horizontal	58	2.95	-	27.40	3.18	-

802.11ax HEW20-BF_Nss1,(MCS0)_2TX

2462MHz_TX

09/04/2021

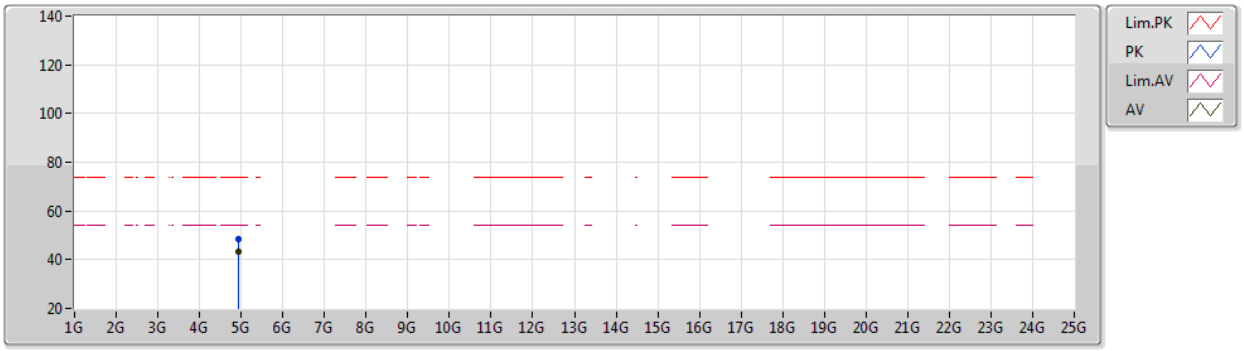

EUT Z_2TX
Setting 84
06-D-S-5

Type	Freq	Level	Limit	Margin	Raw	Dist	Condition	Azimuth	Height	Comment	AF	CL	PA
	(Hz)	(dBuV/m)	(dBuV/m)	(dB)	(dBuV)	(m)		(°)	(m)		(dB)	(dB)	(dB)
PK	4.92388G	48.21	74.00	-25.79	43.63	3	Vertical	196	1.03	-	31.20	5.00	31.62
AV	4.924G	43.44	54.00	-10.56	38.86	3	Vertical	196	1.03	-	31.20	5.00	31.62

802.11ax HEW20-BF_Nss1,(MCS0)_2TX

2462MHz_TX

09/04/2021

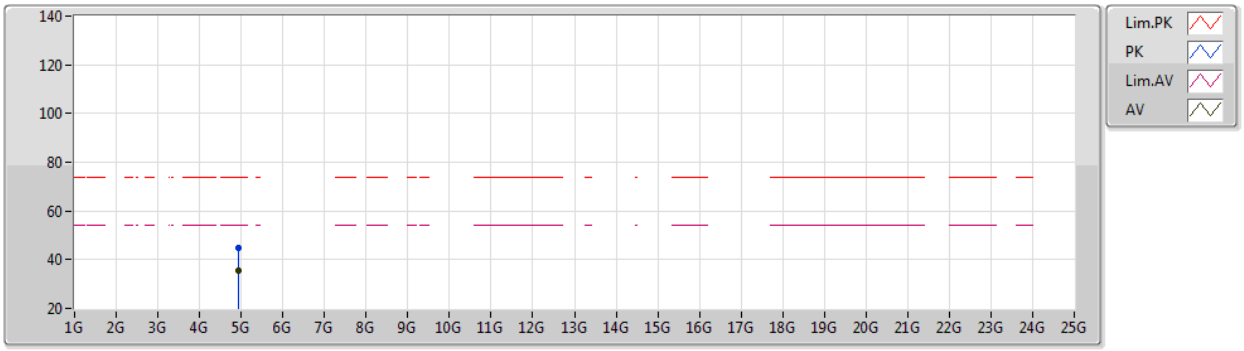

EUT Z_2TX
Setting 84
06-D-S-5

Type	Freq	Level	Limit	Margin	Raw	Dist	Condition	Azimuth	Height	Comment	AF	CL	PA
	(Hz)	(dBuV/m)	(dBuV/m)	(dB)	(dBuV)	(m)		(°)	(m)		(dB)	(dB)	(dB)
PK	4.92876G	44.70	74.00	-29.30	40.10	3	Horizontal	90	1.00	-	31.22	5.00	31.62
AV	4.92388G	35.35	54.00	-18.65	30.77	3	Horizontal	90	1.00	-	31.20	5.00	31.62

802.11ax HEW40-BF_Nss1,(MCS0)_2TX

2422MHz_TX

09/04/2021

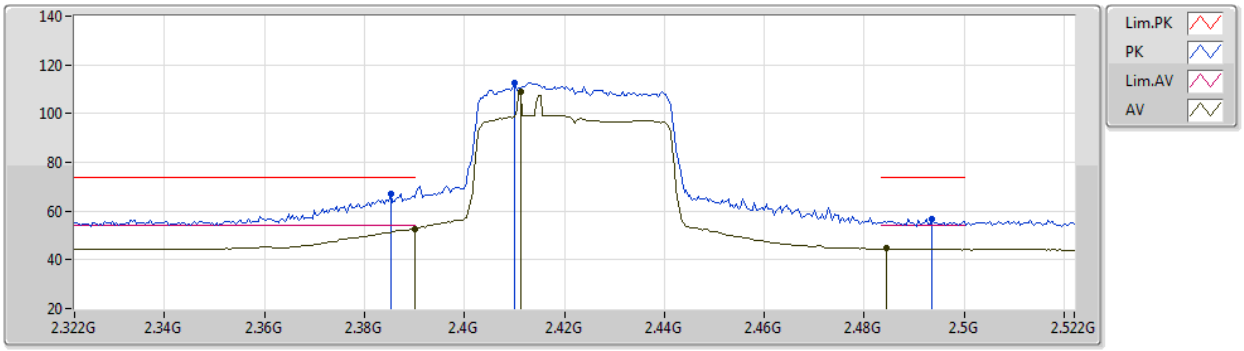

EUT Z_2TX
Setting 79
06-D-S-5

Type	Freq	Level	Limit	Margin	Raw	Dist	Condition	Azimuth	Height	Comment	AF	CL	PA
	(Hz)	(dBuV/m)	(dBuV/m)	(dB)	(dBuV)	(m)		(°)	(m)		(dB)	(dB)	(dB)
PK	2.3852G	67.07	74.00	-6.93	36.40	3	Vertical	344	2.47	-	27.60	3.07	-
AV	2.39G	52.77	54.00	-1.23	22.09	3	Vertical	344	2.47	-	27.60	3.08	-
PK	2.41G	112.63	Inf	-Inf	81.96	3	Vertical	344	2.47	-	27.56	3.11	-
AV	2.4112G	108.88	Inf	-Inf	78.21	3	Vertical	344	2.47	-	27.56	3.11	-
PK	2.4936G	56.60	74.00	-17.40	26.01	3	Vertical	344	2.47	-	27.40	3.19	-
AV	2.4844G	44.61	54.00	-9.39	14.03	3	Vertical	344	2.47	-	27.40	3.18	-

802.11ax HEW40-BF_Nss1,(MCS0)_2TX

2422MHz_TX

09/04/2021

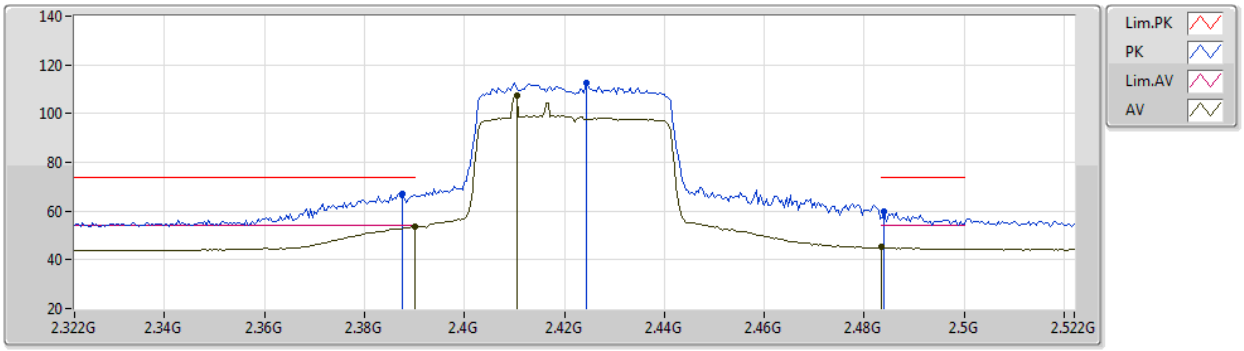

EUT Z_2TX
Setting 79
06-D-S-5

Type	Freq	Level	Limit	Margin	Raw	Dist	Condition	Azimuth	Height	Comment	AF	CL	PA
	(Hz)	(dBuV/m)	(dBuV/m)	(dB)	(dBuV)	(m)		(°)	(m)		(dB)	(dB)	(dB)
PK	2.3876G	67.18	74.00	-6.82	36.50	3	Horizontal	44	2.99	-	27.60	3.08	-
AV	2.39G	53.73	54.00	-0.27	23.05	3	Horizontal	44	2.99	-	27.60	3.08	-
PK	2.4244G	112.46	Inf	-Inf	81.84	3	Horizontal	44	2.99	-	27.50	3.12	-
AV	2.4104G	107.31	Inf	-Inf	76.64	3	Horizontal	44	2.99	-	27.56	3.11	-
PK	2.484G	59.67	74.00	-14.33	29.09	3	Horizontal	44	2.99	-	27.40	3.18	-
AV	2.4835G	45.18	54.00	-8.82	14.60	3	Horizontal	44	2.99	-	27.40	3.18	-

802.11ax HEW40-BF_Nss1,(MCS0)_2TX

2422MHz_TX

09/04/2021

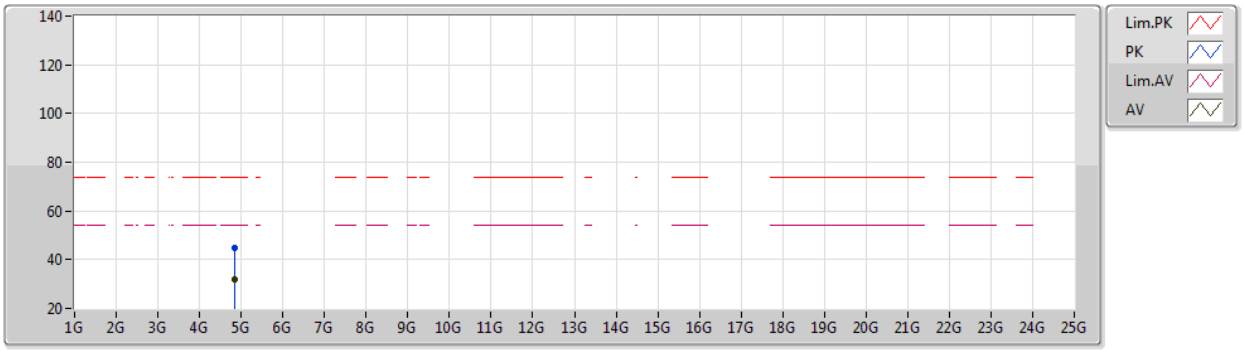

EUT Z_2TX
Setting 79
06-D-S-5

Type	Freq	Level	Limit	Margin	Raw	Dist	Condition	Azimuth	Height	Comment	AF	CL	PA
	(Hz)	(dBuV/m)	(dBuV/m)	(dB)	(dBuV)	(m)		(°)	(m)		(dB)	(dB)	(dB)
PK	4.8486G	44.60	74.00	-29.40	40.12	3	Vertical	202	2.26	-	31.19	5.00	31.71
AV	4.8466G	31.68	54.00	-22.32	27.21	3	Vertical	202	2.26	-	31.19	5.00	31.72

802.11ax HEW40-BF_Nss1,(MCS0)_2TX

2422MHz_TX

09/04/2021

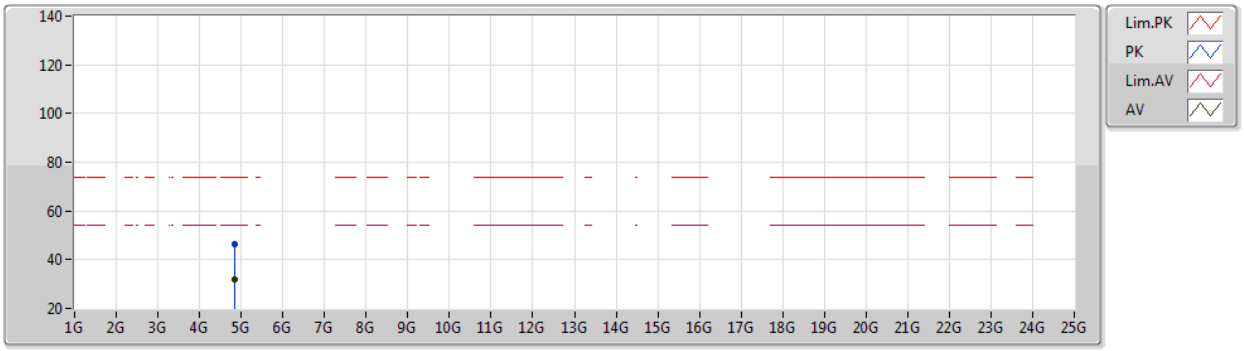

EUT Z_2TX
Setting 79
06-D-S-5

Type	Freq	Level	Limit	Margin	Raw	Dist	Condition	Azimuth	Height	Comment	AF	CL	PA
	(Hz)	(dBuV/m)	(dBuV/m)	(dB)	(dBuV)	(m)		(°)	(m)		(dB)	(dB)	(dB)
PK	4.83508G	46.14	74.00	-27.86	41.73	3	Horizontal	46	2.13	-	31.14	5.00	31.73
AV	4.84312G	31.72	54.00	-22.28	27.27	3	Horizontal	46	2.13	-	31.17	5.00	31.72

802.11ax HEW40-BF_Nss1,(MCS0)_2TX

2437MHz_TX

09/04/2021

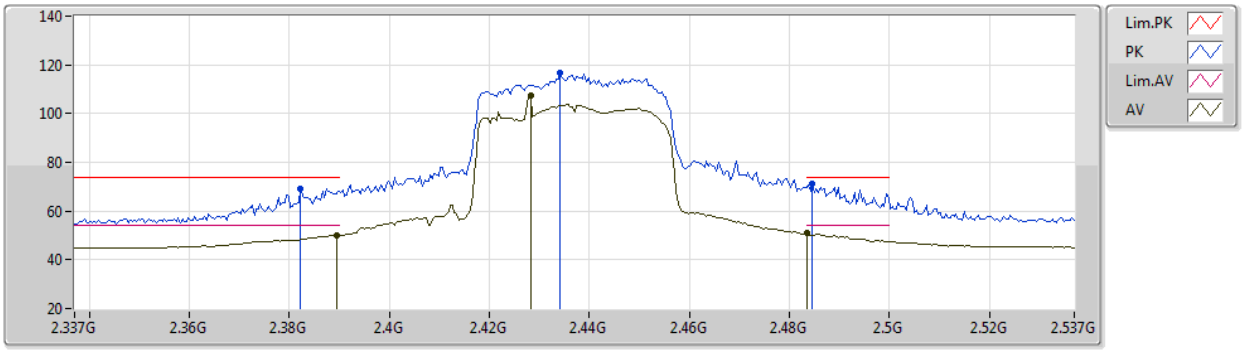

EUT Z_2TX
Setting 87
06-D-S-5

Type	Freq	Level	Limit	Margin	Raw	Dist	Condition	Azimuth	Height	Comment	AF	CL	PA
	(Hz)	(dBuV/m)	(dBuV/m)	(dB)	(dBuV)	(m)		(°)	(m)		(dB)	(dB)	(dB)
PK	2.3822G	69.27	74.00	-4.73	38.61	3	Vertical	76	1.35	-	27.60	3.06	-
AV	2.3894G	50.06	54.00	-3.94	19.38	3	Vertical	76	1.35	-	27.60	3.08	-
PK	2.4342G	116.65	Inf	-Inf	86.06	3	Vertical	76	1.35	-	27.46	3.13	-
AV	2.4282G	107.61	Inf	-Inf	76.99	3	Vertical	76	1.35	-	27.49	3.13	-
PK	2.4846G	71.12	74.00	-2.88	40.54	3	Vertical	76	1.35	-	27.40	3.18	-
AV	2.4835G	50.78	54.00	-3.22	20.20	3	Vertical	76	1.35	-	27.40	3.18	-

802.11ax HEW40-BF_Nss1,(MCS0)_2TX

2437MHz_TX

09/04/2021

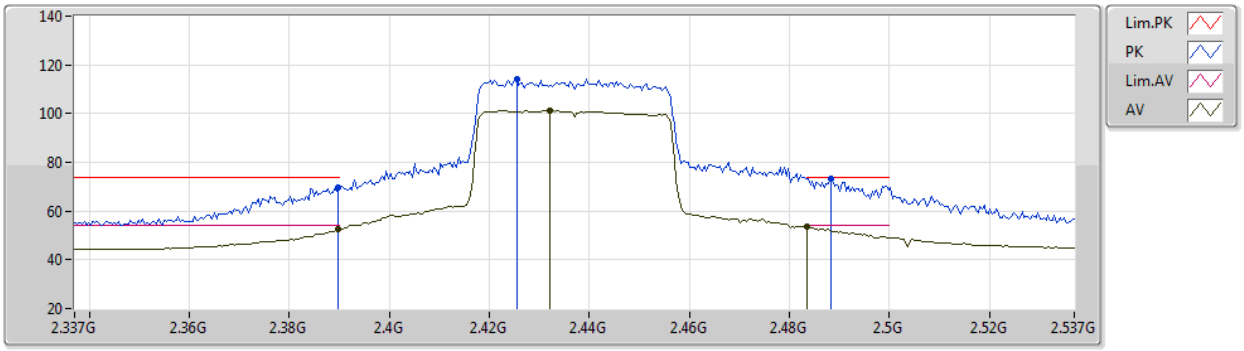

EUT Z_2TX
Setting 87
06-D-S-5

Type	Freq	Level	Limit	Margin	Raw	Dist	Condition	Azimuth	Height	Comment	AF	CL	PA
	(Hz)	(dBuV/m)	(dBuV/m)	(dB)	(dBuV)	(m)		(°)	(m)		(dB)	(dB)	(dB)
PK	2.3898G	69.62	74.00	-4.38	38.94	3	Horizontal	50	2.97	-	27.60	3.08	-
AV	2.3898G	52.51	54.00	-1.49	21.83	3	Horizontal	50	2.97	-	27.60	3.08	-
PK	2.4254G	114.11	Inf	-Inf	83.48	3	Horizontal	50	2.97	-	27.50	3.13	-
AV	2.4322G	101.33	Inf	-Inf	70.73	3	Horizontal	50	2.97	-	27.47	3.13	-
PK	2.4882G	73.19	74.00	-0.81	42.60	3	Horizontal	50	2.97	-	27.40	3.19	-
AV	2.4835G	53.63	54.00	-0.37	23.05	3	Horizontal	50	2.97	-	27.40	3.18	-

802.11ax HEW40-BF_Nss1,(MCS0)_2TX

2437MHz_TX

09/04/2021

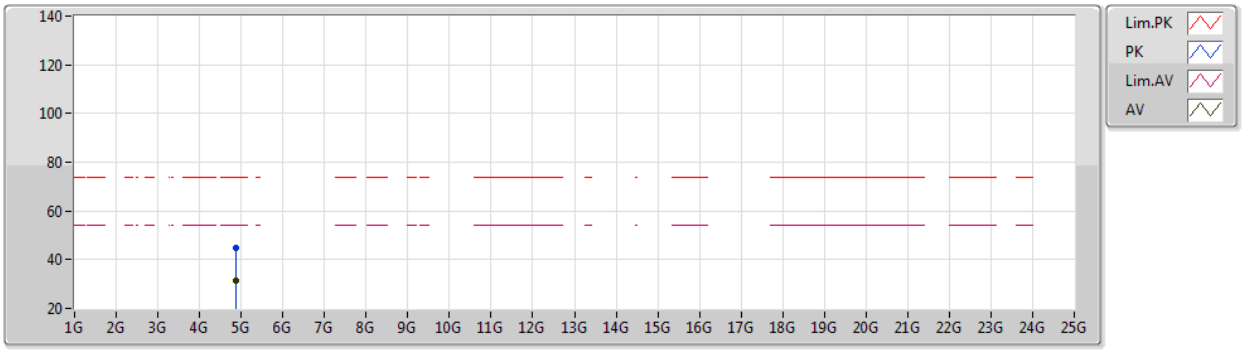

EUT Z_2TX
Setting 87
06-D-S-5

Type	Freq	Level	Limit	Margin	Raw	Dist	Condition	Azimuth	Height	Comment	AF	CL	PA
	(Hz)	(dBuV/m)	(dBuV/m)	(dB)	(dBuV)	(m)		(°)	(m)		(dB)	(dB)	(dB)
PK	4.874G	44.71	74.00	-29.29	40.24	3	Vertical	162	1.22	-	31.15	5.00	31.68
AV	4.87348G	31.38	54.00	-22.62	26.91	3	Vertical	162	1.22	-	31.15	5.00	31.68

802.11ax HEW40-BF_Nss1,(MCS0)_2TX

2437MHz_TX

09/04/2021

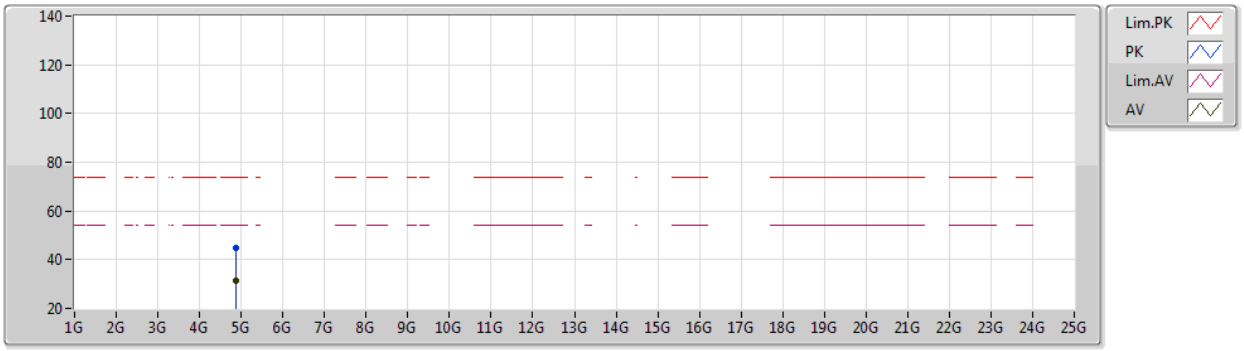

EUT Z_2TX
Setting 87
06-D-S-5

Type	Freq	Level	Limit	Margin	Raw	Dist	Condition	Azimuth	Height	Comment	AF	CL	PA
	(Hz)	(dBuV/m)	(dBuV/m)	(dB)	(dBuV)	(m)		(°)	(m)		(dB)	(dB)	(dB)
PK	4.87196G	45.01	74.00	-28.99	40.54	3	Horizontal	13	1.23	-	31.16	5.00	31.69
AV	4.88012G	31.42	54.00	-22.58	26.96	3	Horizontal	13	1.23	-	31.14	5.00	31.68

802.11ax HEW40-BF_Nss1,(MCS0)_2TX

2452MHz_TX

09/04/2021

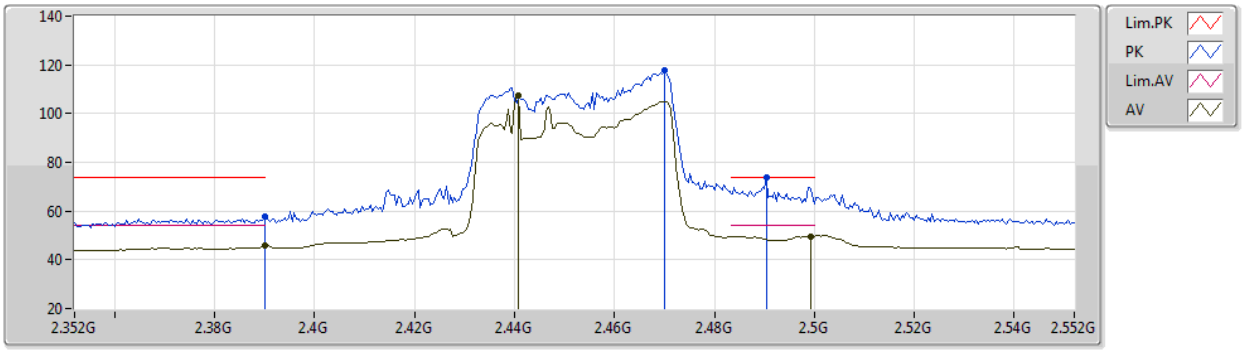

EUT Z_2TX
Setting 79
06-D-S-5

Type	Freq	Level	Limit	Margin	Raw	Dist	Condition	Azimuth	Height	Comment	AF	CL	PA
	(Hz)	(dBuV/m)	(dBuV/m)	(dB)	(dBuV)	(m)		(°)	(m)		(dB)	(dB)	(dB)
PK	2.39G	57.52	74.00	-16.48	26.84	3	Vertical	88	1.49	-	27.60	3.08	-
AV	2.39G	45.68	54.00	-8.32	15.00	3	Vertical	88	1.49	-	27.60	3.08	-
PK	2.47G	117.56	Inf	-Inf	86.99	3	Vertical	88	1.49	-	27.40	3.17	-
AV	2.4408G	107.65	Inf	-Inf	77.07	3	Vertical	88	1.49	-	27.44	3.14	-
PK	2.4904G	73.54	74.00	-0.46	42.95	3	Vertical	88	1.49	-	27.40	3.19	-
AV	2.4992G	49.64	54.00	-4.36	19.04	3	Vertical	88	1.49	-	27.40	3.20	-

802.11ax HEW40-BF_Nss1,(MCS0)_2TX

2452MHz_TX

09/04/2021

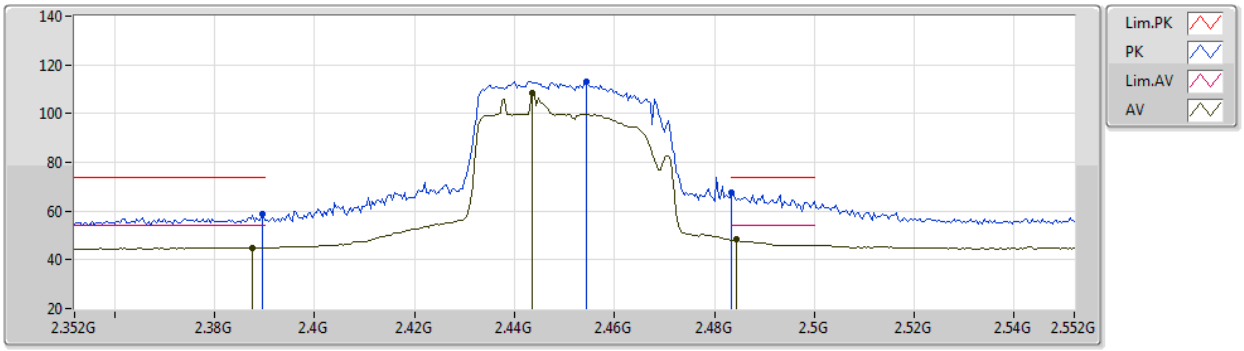

EUT Z_2TX
Setting 79
06-D-S-5

Type	Freq	Level	Limit	Margin	Raw	Dist	Condition	Azimuth	Height	Comment	AF	CL	PA
	(Hz)	(dBuV/m)	(dBuV/m)	(dB)	(dBuV)	(m)		(°)	(m)		(dB)	(dB)	(dB)
PK	2.3896G	58.87	74.00	-15.13	28.19	3	Horizontal	55	2.96	-	27.60	3.08	-
AV	2.3876G	44.91	54.00	-9.09	14.23	3	Horizontal	55	2.96	-	27.60	3.08	-
PK	2.4544G	113.00	Inf	-Inf	82.45	3	Horizontal	55	2.96	-	27.40	3.15	-
AV	2.4436G	108.68	Inf	-Inf	78.11	3	Horizontal	55	2.96	-	27.43	3.14	-
PK	2.4835G	67.36	74.00	-6.64	36.78	3	Horizontal	55	2.96	-	27.40	3.18	-
AV	2.4844G	48.21	54.00	-5.79	17.63	3	Horizontal	55	2.96	-	27.40	3.18	-

802.11ax HEW40-BF_Nss1,(MCS0)_2TX

2452MHz_TX

09/04/2021

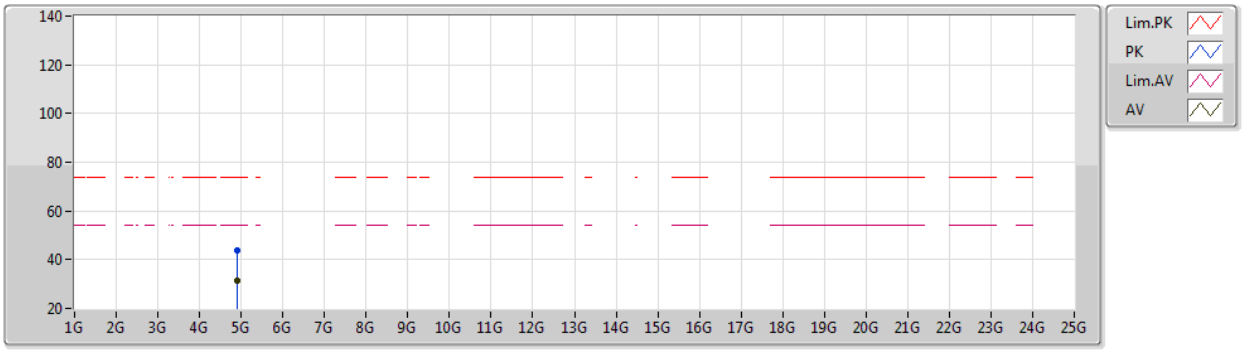

EUT Z_2TX
Setting 79
06-D-S-5

Type	Freq	Level	Limit	Margin	Raw	Dist	Condition	Azimuth	Height	Comment	AF	CL	PA
	(Hz)	(dBuV/m)	(dBuV/m)	(dB)	(dBuV)	(m)		(°)	(m)		(dB)	(dB)	(dB)
PK	4.90596G	44.03	74.00	-29.97	39.55	3	Vertical	44	2.82	-	31.12	5.00	31.64
AV	4.90456G	31.21	54.00	-22.79	26.74	3	Vertical	44	2.82	-	31.12	5.00	31.65

802.11ax HEW40-BF_Nss1,(MCS0)_2TX

2452MHz_TX

09/04/2021

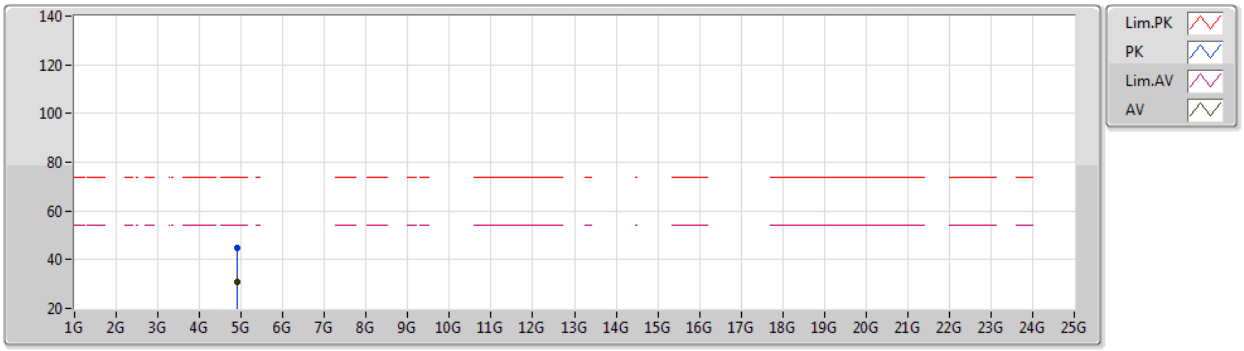

EUT Z_2TX
Setting 79
06-D-S-5

Type	Freq	Level	Limit	Margin	Raw	Dist	Condition	Azimuth	Height	Comment	AF	CL	PA
	(Hz)	(dBuV/m)	(dBuV/m)	(dB)	(dBuV)	(m)		(°)	(m)		(dB)	(dB)	(dB)
PK	4.90652G	45.05	74.00	-28.95	40.56	3	Horizontal	360	1.57	-	31.13	5.00	31.64
AV	4.90112G	30.86	54.00	-23.14	26.41	3	Horizontal	360	1.57	-	31.10	5.00	31.65