FCC RADIO TEST REPORT

FCC ID	:	MSQ-RTAXJE01
Equipment	:	AX1800 Dual Band WiFi Router
Brand Name	:	ASUS
Model Name	:	XD4N,RP-AX1800,XD4RV2
Applicant	:	ASUSTeK COMPUTER INC. 1F., No. 15, Lide Rd., Beitou, Taipei 112, Taiwan
Manufacturer (1)	:	Datamax Electronics (DongGuan) Co., Ltd. Niu Shan Foreign Economic Industrial Park, Dong Cheng District, Dong Guan City, Guang Dong, China
Manufacturer (2)	:	Lukisen Electronic Corp. 3F.,No.236,Boai St., Shulin Dist.,New Taipei City 23845, Taiwan
Manufacturer (3)	:	Kentec Inc. No. 5, Tzu-Chiang 1st Rd. Chungli Industrial Zone, Taoyuan City, Taiwan
Standard	:	47 CFR FCC Part 15.407

The product was received on Dec. 24, 2019, and testing was started from Dec. 25, 2019 and completed on Mar. 20, 2020. We, SPORTON INTERNATIONAL INC. EMC & Wireless Communications Laboratory, would like to declare that the tested sample has been evaluated in accordance with the procedures given in ANSI C63.10-2013 and shown compliance with the applicable technical standards.

The report must not be used by the client to claim product certification, approval, or endorsement by TAF or any agency of government.

The test results in this report apply exclusively to the tested model / sample. Without written approval of SPORTON INTERNATIONAL INC. EMC & Wireless Communications Laboratory, the test report shall not be reproduced except in full.

Approved by: Sam Chen

SPORTON INTERNATIONAL INC. EMC & Wireless Communications Laboratory
No. 52, Huaya 1st Rd., Guishan Dist., Taoyuan City, Taiwan (R.O.C.)

Table of Contents

History of this test report **3**

Summary of Test Result **4**

1 General Description **5**

1.1 Information 5
1.2 Applicable Standards 11
1.3 Testing Location Information 11
1.4 Measurement Uncertainty 11

2 Test Configuration of EUT **12**

2.1 Test Channel Mode 12
2.2 The Worst Case Measurement Configuration 14
2.3 EUT Operation during Test 15
2.4 Accessories 16
2.5 Support Equipment 16
2.6 Test Setup Diagram 17

3 Transmitter Test Result **20**

3.1 AC Power-line Conducted Emissions 20
3.2 Emission Bandwidth 22
3.3 Maximum Conducted Output Power 23
3.4 Peak Power Spectral Density 25
3.5 Unwanted Emissions 28

4 Test Equipment and Calibration Data **32**

Appendix A. Test Results of AC Power-line Conducted Emissions

Appendix B. Test Results of Emission Bandwidth

Appendix C. Test Results of Maximum Conducted Output Power

Appendix D. Test Results of Peak Power Spectral Density

Appendix E. Test Results of Unwanted Emissions

Appendix F. Test Results of Radiated Emission Co-location

Appendix G. Test Photos

Photographs of EUT v01

History of this test report

Report No.	Version	Description	Issued Date
FR021444AB	01	Initial issue of report	Apr. 09, 2020

Summary of Test Result

Report Clause	Ref Std. Clause	Test Items	Result (PASS/FAIL)	Remark
1.1.2	15.203	Antenna Requirement	PASS	-
3.1	15.207	AC Power-line Conducted Emissions	PASS	-
3.2	15.407(a)	Emission Bandwidth	PASS	-
3.3	15.407(a)	Maximum Conducted Output Power	PASS	-
3.4	15.407(a)	Peak Power Spectral Density	PASS	-
3.5	15.407(b)	Unwanted Emissions	PASS	-
Note: Reference to Sporton Project No.: 9N1802				

Declaration of Conformity:
The test results with all measurement uncertainty excluded are presented in accordance with the regulation limits or requirements declared by manufacturers.
Comments and Explanations:
The declared of product specification for EUT presented in the report are provided by the manufacturer, and the manufacturer takes all the responsibilities for the accuracy of product specification.

Reviewed by: Sam Chen

Report Producer: Vicky Huang

1 General Description

1.1 Information

1.1.1 RF General Information

Frequency Range (MHz)	IEEE Std. 802.11	Ch. Frequency (MHz)	Channel Number
5150-5250	a, n (HT20), ac (VHT20), ax (HEW20)	5180-5240	36-48 [4]
5725-5850		5745-5825	149-165 [5]
5150-5250	n (HT40), ac (VHT40), ax (HEW40)	5190-5230	38-46 [2]
5725-5850		5755-5795	151-159 [2]
5150-5250	ac (VHT80), ax (HEW80)	5210	42 [1]
5725-5850		5775	155 [1]

Band	Mode	BWch (MHz)	Nant
5.15-5.25GHz	802.11a	20	2TX
5.15-5.25GHz	802.11n (HT20)	20	2TX
5.15-5.25GHz	802.11n (HT20)-BF	20	2TX
5.15-5.25GHz	802.11ac VHT20	20	2TX
5.15-5.25GHz	802.11ac VHT20-BF	20	2TX
5.15-5.25GHz	802.11ax HEW20	20	2TX
5.15-5.25GHz	802.11ax HEW20-BF	20	2TX
5.15-5.25GHz	802.11n (HT40)	40	2TX
5.15-5.25GHz	802.11n (HT40)-BF	40	2TX
5.15-5.25GHz	802.11ac VHT40	40	2TX
5.15-5.25GHz	802.11ac VHT40-BF	40	2TX
5.15-5.25GHz	802.11ax HEW40	40	2TX
5.15-5.25GHz	802.11ax HEW40-BF	40	2TX
5.15-5.25GHz	802.11ac VHT80	80	2TX
5.15-5.25GHz	802.11ac VHT80-BF	80	2TX
5.15-5.25GHz	802.11ax HEW80	80	2TX
5.15-5.25GHz	802.11ax HEW80-BF	80	2TX
5.725-5.85GHz	802.11a	20	2TX
5.725-5.85GHz	802.11n (HT20)	20	2TX
5.725-5.85GHz	802.11n (HT20)-BF	20	2TX
5.725-5.85GHz	802.11ac VHT20	20	2TX
5.725-5.85GHz	802.11ac VHT20-BF	20	2TX
5.725-5.85GHz	802.11ax HEW20	20	2TX
5.725-5.85GHz	802.11ax HEW20-BF	20	2TX
5.725-5.85GHz	802.11n (HT40)	40	2TX
5.725-5.85GHz	802.11n (HT40)-BF	40	2TX
5.725-5.85GHz	802.11ac VHT40	40	2TX
5.725-5.85GHz	802.11ac VHT40-BF	40	2TX
5.725-5.85GHz	802.11ax HEW40	40	2TX
5.725-5.85GHz	802.11ax HEW40-BF	40	2TX

5.725-5.85GHz	802.11ac VHT80	80	2TX
5.725-5.85GHz	802.11ac VHT80-BF	80	2TX
5.725-5.85GHz	802.11ax HEW80	80	2TX
5.725-5.85GHz	802.11ax HEW80-BF	80	2TX

Note:
- 11a, HT20 and HT40 use a combination of OFDM-BPSK, QPSK, 16QAM, 64QAM modulation.
- VHT20, VHT40 and VHT80 use a combination of OFDM-BPSK, QPSK, 16QAM, 64QAM, 256QAM, 1024QAM modulation.
- HEW20, HEW40, HEW80 use a combination of OFDMA-BPSK, QPSK, 16QAM, 64QAM, 256QAM, 1024QAM modulation.
- BWch is the nominal channel bandwidth.
- Nss-Min is the minimum number of spatial streams.
- Nant is the number of outputs. e.g., 2(2,3) means have 2 outputs for port 2 and port 3. 2 means have 2 outputs for port 1 and port 2.

1.1.2 Antenna Information

Set	Ant.	Port	Brand	Part number	Type	Connector	Uncorrelated Gain (dBi)			Correlated Gain (dBi)		
							2.4GHz	5GHz B1	5GHz B4	2.4GHz	5GHz B1	5GHz B4
1	1	1	WHA YU	C660-510493-A (SRF20191786)	Dipole	I-PEX	0.69	0.88	1.22	3.68	3.85	4.08
	2	2	WHA YU	C660-510494-A (SRF20191787)	Dipole	I-PEX	0.69	0.88	1.22	3.68	3.85	4.08
Set	Ant.	Port	Brand	Part number	Type	Connector	Uncorrelated Gain (dBi)			Correlated Gain (dBi)		
							2.4GHz	5GHz B1	5GHz B4	2.4GHz	5GHz B1	5GHz B4
2	1	1	WALSIN	RFDPA210608IM LB902	Dipole	I-PEX	0.65	0.65	0.71	3.57	3.39	3.05
	2	2	WALSIN	RFDPA210606IM LB902	Dipole	I-PEX	0.65	0.65	0.71	3.57	3.39	3.05

Note1: The above information was declared by manufacturer.
Note2: For WLAN Function (2TX/2RX):
The WLAN 2.4GHz supports the b, g, n, VHT, ax, and the WLAN 5GHz supports the a, n, VHT, ax.
There are two set antenna for WLAN Function use, and each set contains two antennas.
Because Set 1 antenna & Set 2 antenna are the same type antennas, only the higher gain antenna “Set 1 antenna” was tested.
Port 1 and Port 2 could transmit/receive simultaneously.

1.1.3 Mode Test Duty Cycle

Mode	DC	DCF(dB)	T(s)	VBW(Hz) ≥ 1/T
802.11a	0.989	0.05	n/a (DC>=0.98)	n/a (DC>=0.98)
802.11ax HEW20	0.986	0.06	n/a (DC>=0.98)	n/a (DC>=0.98)
802.11ax HEW20-BF	0.936	0.29	3.214m	1k
802.11ax HEW40	0.989	0.05	n/a (DC>=0.98)	n/a (DC>=0.98)
802.11ax HEW40-BF	0.931	0.31	4.365m	300
802.11ax HEW80	0.985	0.07	n/a (DC>=0.98)	n/a (DC>=0.98)
802.11ax HEW80-BF	0.973	0.12	7.961m	300

Note:
- DC is Duty Cycle.
- DCF is Duty Cycle Factor.

1.1.4 EUT Operational Condition

EUT Power Type	From power adapter			
Beamforming Function	☒	With beamforming	☐	Without beamforming
	The product has beamforming function for n/VHT/ax in 2.4GHz and n/ac/ax in 5GHz.			
Function	☐	Outdoor P2M	☒	Indoor P2M
	☐	Fixed P2P	☐	Client
Test Software Version	accessMTool (3.1.0.3)			

Note: The above information was declared by manufacturer.

1.1.5 Table for EUT Supports Functions

Function	Support Type
AP Router	Master
Bridge	Client without radar detection
Repeater	Master
Mesh	Master

1.1.6 Table for Multiple Listing

1. There are four EUTs, the difference as following:

EUT	Amount of LAN Port	2.4G PA	
		Brand Name	Model Name
1	2	Qorvo	QPF4206B
2	2	Skyworks	SKY85337
3	1	Qorvo	QPF4206B
4	1	Skyworks	SKY85337

From the above, EUT 1 (for All test Items) and EUT 2 (for Unwanted Emissions below 1GHz and Co-location RF Exposure Evaluation tests) was selected as representative model for the test and its data was recorded in this report.

2. The EUT has three model names which are identical to each other in all aspects except for the following table:

Model Name	Description
XD4N	There is nothing different for two model names, just for different marketing use.
RP-AX1800	
XD4RV2	

From the above models, model: XD4N was selected as representative model for the test and its data was recorded in this report.

1.2 Applicable Standards

According to the specifications of the manufacturer, the EUT must comply with the requirements of the following standards:

- 47 CFR FCC Part 15
- ANSI C63.10-2013
- FCC KDB 789033 D02 v02r01
- FCC KDB 662911 D01 v02r01
- FCC KDB 412172 D01 v01r01
- FCC KDB 414788 D01 v01r01

1.3 Testing Location Information

Testing Location							
☐	HWA YA	ADD	:	No. 52, Huaya 1st Rd., Guishan Dist., Taoyuan City, Taiwan (R.O.C.)			
		TEL	:	886-3-327-3456	FAX	:	886-3-327-0973
☒	JHUBEI	ADD	:	No.8, Lane 724, Bo-ai St., Jhubei City, HsinChu County 302, Taiwan, R.O.C.			
		TEL	:	886-3-656-9065	FAX	:	886-3-656-9085

Test Condition	Test Site No.	Test Engineer	Test Environment	Test Date
RF Conducted	TH01-CB	Owen Hsu	17.4~18.4°C / 57~62%	Jan. 07, 2020~Feb. 04, 2020
Radiated	03CH05-CB	Cola Fan	21.8~23.3°C / 51~55%	Dec. 25, 2019~Mar. 20, 2020
AC Conduction	CO01-CB	Max Lin	21~22°C / 58~59%	Jan. 21, 2020~Mar. 11, 2020

Test site Designation No. TW0006 with FCC
Test site registered number IC 4086D with Industry Canada.

1.4 Measurement Uncertainty

ISO/IEC 17025 requires that an estimate of the measurement uncertainties associated with the emissions test results be included in the report. The measurement uncertainties given below are based on a 95% confidence level (based on a coverage factor (k=2)

Test Items	Uncertainty	Remark
Conducted Emission (150kHz ~ 30MHz)	2.0 dB	Confidence levels of 95%
Radiated Emission (30MHz ~ 1,000MHz)	4.3 dB	Confidence levels of 95%
Radiated Emission (1GHz ~ 18GHz)	4.3 dB	Confidence levels of 95%
Radiated Emission (18GHz ~ 40GHz)	5.1 dB	Confidence levels of 95%
Conducted Emission	2.4 dB	Confidence levels of 95%
Output Power Measurement	1.5 dB	Confidence levels of 95%
Power Density Measurement	2.4 dB	Confidence levels of 95%
Bandwidth Measurement	2%	Confidence levels of 95%

2 Test Configuration of EUT

2.1 Test Channel Mode

Mode	Power Setting
802.11a_Nss1,(6Mbps)_2TX	-
5180MHz	100
5200MHz	109
5240MHz	110
5745MHz	110
5785MHz	110
5825MHz	111
802.11ax HEW20_Nss2,(MCS0)_2TX	-
5180MHz	94
5200MHz	108
5240MHz	109
5745MHz	109
5785MHz	109
5825MHz	110
802.11ax HEW40_Nss2,(MCS0)_2TX	-
5190MHz	83
5230MHz	106
5755MHz	106
5795MHz	106
802.11ax HEW80_Nss2,(MCS0)_2TX	-
5210MHz	85
5775MHz	97
802.11ax HEW20-BF_Nss1,(MCS0)_2TX	-
5180MHz	96
5200MHz	108
5240MHz	109
5745MHz	109
5785MHz	109
5825MHz	110
802.11ax HEW40-BF_Nss1,(MCS0)_2TX	-
5190MHz	81
5230MHz	106
5755MHz	106

Mode	Power Setting
5795MHz	106
802.11ax HEW80-BF_Nss1,(MCS0)_2TX	-
5210MHz	85
5775MHz	98

Note:
- There are two modes of EUT, one is beamforming mode, and the other is non-beamforming mode for n/VHT/ax in 2.4GHz and n/ac/ax in 5GHz. Both modes have been tested and recorded in this test report

2.2 The Worst Case Measurement Configuration

The Worst Case Mode for Following Conformance Tests	
Tests Item	AC power-line conducted emissions
Condition	AC power-line conducted measurement for line and neutral
Operating Mode	CTX
1	WLAN 2.4GHz - EUT 1 + Adapter 1
2	WLAN 2.4GHz - EUT 1 + Adapter 2
Mode 2 has been evaluated to be the worst case between Mode 1~2, thus measurement for Mode 3 will follow this same test mode.	
3	WLAN 5GHz - EUT 1 + Adapter 2
For operating mode 3 is the worst case and it was record in this test report.	

The Worst Case Mode for Following Conformance Tests	
Tests Item	Emission Bandwidth Maximum Conducted Output Power Peak Power Spectral Density
Test Condition	Conducted measurement at transmit chains
Operating Mode	
1	EUT 1

The Worst Case Mode for Following Conformance Tests	
Tests Item	Unwanted Emissions
Test Condition	Radiated measurement If EUT consist of multiple antenna assembly (multiple antenna are used in EUT regardless of spatial multiplexing MIMO configuration), the radiated test should be performed with highest antenna gain of each antenna type.
Operating Mode < 1GHz	CTX
1	WLAN 2.4GHz - EUT 1 + Adapter 1
2	WLAN 2.4GHz - EUT 1 + Adapter 2
Mode 2 has been evaluated to be the worst case between Mode 1~2, thus measurement for Mode 3 will follow this same test mode.	
3	WLAN 5GHz - EUT 1 + Adapter 2
Mode 2 has been evaluated to be the worst case among Mode 1~3, thus measurement for Mode 4 will follow this same test mode.	
4	WLAN 2.4GHz - EUT 2 + Adapter 2
For operating mode 2 is the worst case and it was record in this test report.	
Operating Mode > 1GHz	CTX
1	EUT 1

The Worst Case Mode for Following Conformance Tests	
Tests Item	Simultaneous Transmission Analysis - Radiated Emission Co-location
Test Condition	Radiated measurement
Operating Mode	Normal Link
"EUT 1" generated the worst test result for Unwanted Emissions unintentional below 1GHz test, thus the measurement for Radiated Emission Co-location test will follow this same test configuration.	
1	WLAN 2.4GHz + WLAN 5GHz - EUT 1
Refer to Appendix F for Radiated Emission Co-location.	

The Worst Case Mode for Following Conformance Tests	
Tests Item	Simultaneous Transmission Analysis - Co-location RF Exposure Evaluation
Operating Mode	
1	WLAN 2.4GHz + WLAN 5GHz - EUT 1
2	WLAN 2.4GHz + WLAN 5GHz - EUT 2
Refer to Sporton Test Report No.: FA021444 for Co-location RF Exposure Evaluation.	

Note: The EUT can only be used at Y axis position.

2.3 EUT Operation during Test

For CTX Mode:

For non-beamforming mode:

The EUT was programmed to be in continuously transmitting mode.

For beamforming mode:

For Conducted Mode:

The EUT was programmed to be in continuously transmitting mode.

For Radiated Mode:

During the test, the following programs under WIN 7 were executed.
The program was executed as follows:
1. During the test, the EUT operation to normal function.
2. Executed command fixed test channel under Telnet.
3. Executed "Lantest.exe" to link with the remote workstation to transmit and receive packet by RX Device and transmit duty cycle no less than 98%.

For Normal Link:

During the test, the EUT operation to normal function.

2.4 Accessories

Accessories				
No.	**Power**	**Brand**	**Model**	**Rating**
1	Adapter 1	LEI	MU18B1120150-A1	INPUT: 100-240V ~ 50/60Hz, 0.6A OUTPUT: 12V, 1.5A
2	Adapter 2	DVE	DSA-18PFR-12 FUS 120150	INPUT: 100-240V ~ 50/60Hz, 0.6A OUTPUT: 12V, 1.5A, 18.0W
No.	**Other**			
3	RJ-45 cable*1: Non-shielded, 2m			

2.5 Support Equipment

For AC Conduction:

Support Equipment				
No.	**Equipment**	**Brand Name**	**Model Name**	**FCC ID**
A	LAN NB	DELL	E6430	N/A

For RF Conducted, Radiated (below 1GHz) and Radiated (above 1GHz) - Non-beamforming mode:

Support Equipment				
No.	**Equipment**	**Brand Name**	**Model Name**	**FCC ID**
A	Notebook	DELL	E4300	N/A

For Radiated (above 1GHz) - Beamforming mode:

Support Equipment				
No.	**Equipment**	**Brand Name**	**Model Name**	**FCC ID**
A	Notebook	DELL	E4300	N/A
B	RX Device	ASUS	AX88U	MSQ-RTAXHP00
C	Notebook	DELL	E4300	N/A

2.6 Test Setup Diagram

Test Setup Diagram – AC Line Conducted Emission Test

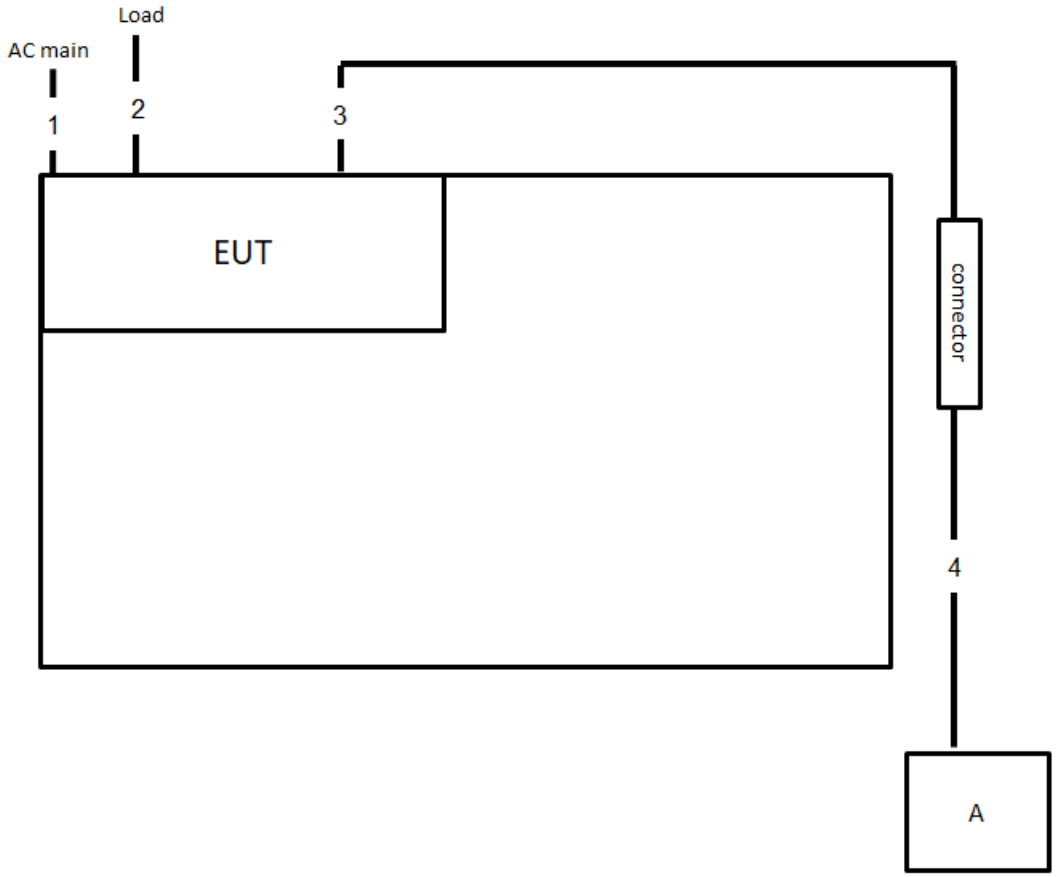

Item	Connection	Shielded	Length
1	Power cable	No	1.8m
2	RJ-45 cable	No	1.5m
3	RJ-45 cable	No	2m
4	RJ-45 cable	No	10m

Test Setup Diagram - Radiated Test Below 1GHz and Above 1GHz - Non-beamforming mode

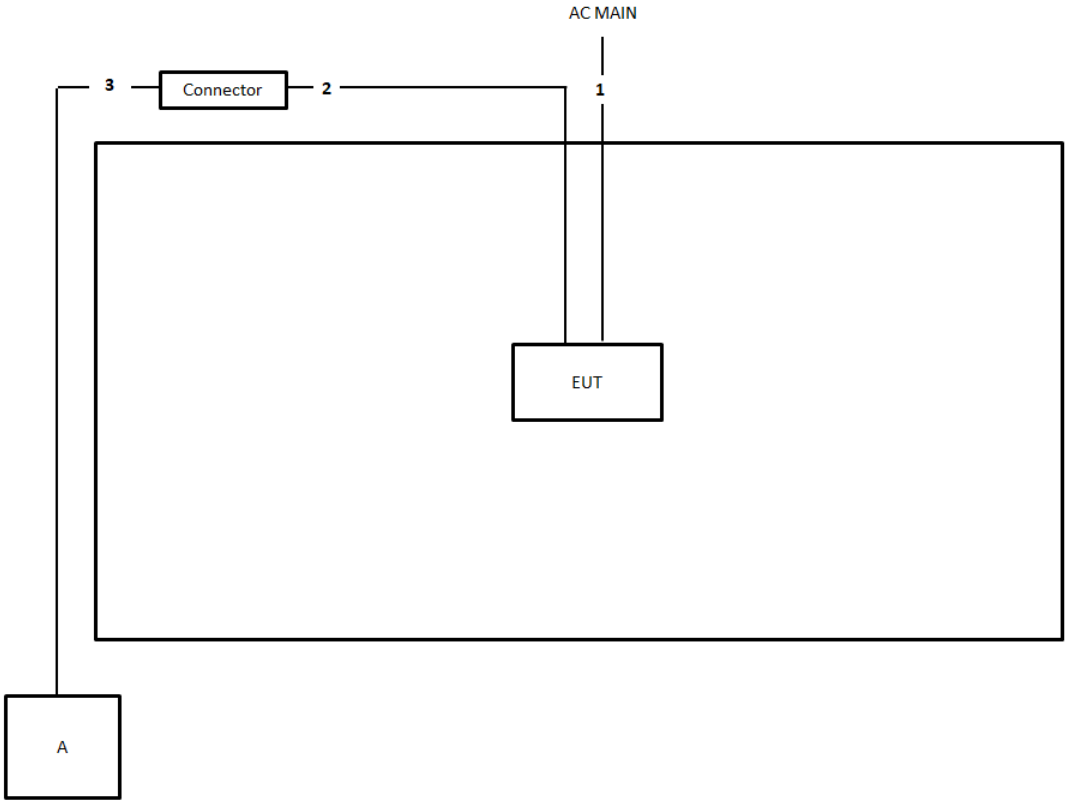

Item	Connection	Shielded	Length
1	Power cable	No	1.8m
2	RJ-45 cable	No	2m
3	RJ-45 cable	No	10m

Test Setup Diagram - Radiated Test Above 1GHz - Beamforming mode

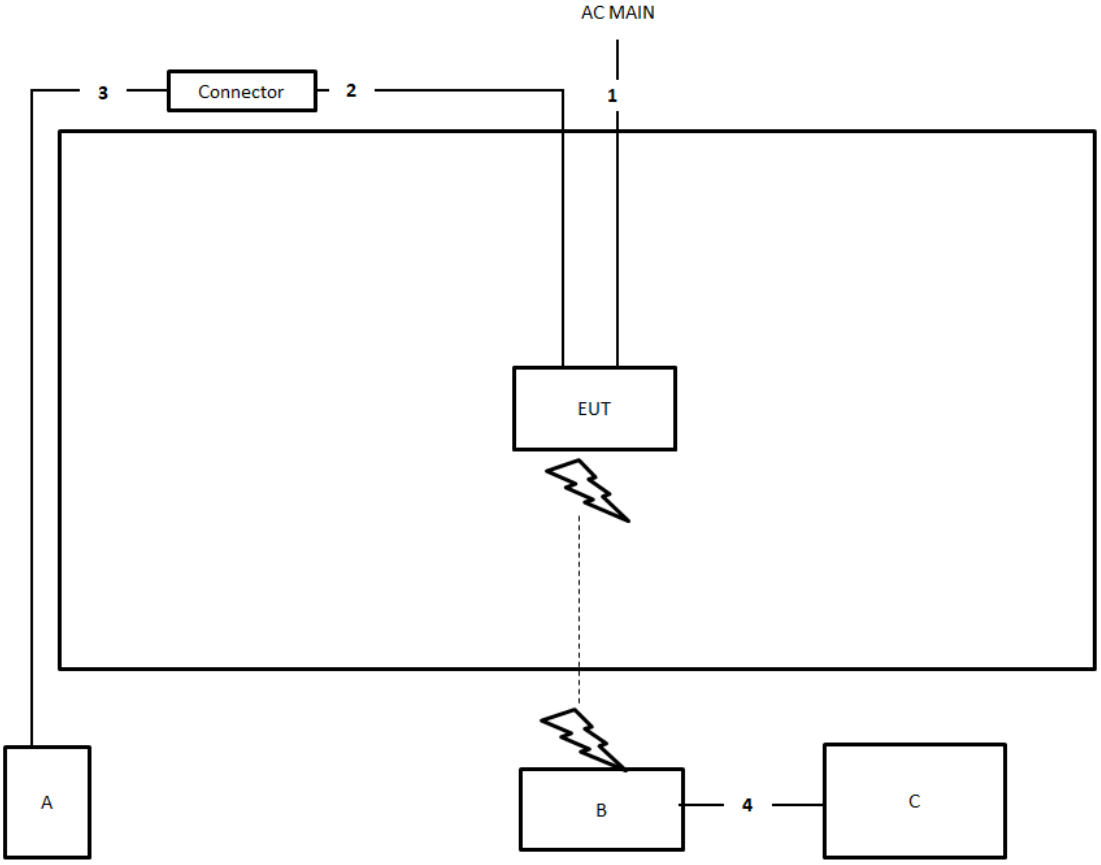

Item	Connection	Shielded	Length
1	Power cable	No	1.8m
2	RJ-45 cable	No	2m
3	RJ-45 cable	No	10m
4	RJ-45 cable	No	1.5m

3 Transmitter Test Result

3.1 AC Power-line Conducted Emissions

3.1.1 AC Power-line Conducted Emissions Limit

AC Power-line Conducted Emissions Limit		
Frequency Emission (MHz)	**Quasi-Peak**	**Average**
0.15-0.5	66 - 56 *	56 - 46 *
0.5-5	56	46
5-30	60	50
Note 1: * Decreases with the logarithm of the frequency.		

3.1.2 Measuring Instruments

Refer a test equipment and calibration data table in this test report.

3.1.3 Test Procedures

Test Method
☒ Refer as ANSI C63.10-2013, clause 6.2 for AC power-line conducted emissions.

3.1.4 Test Setup

AC Power-line Conducted Emissions

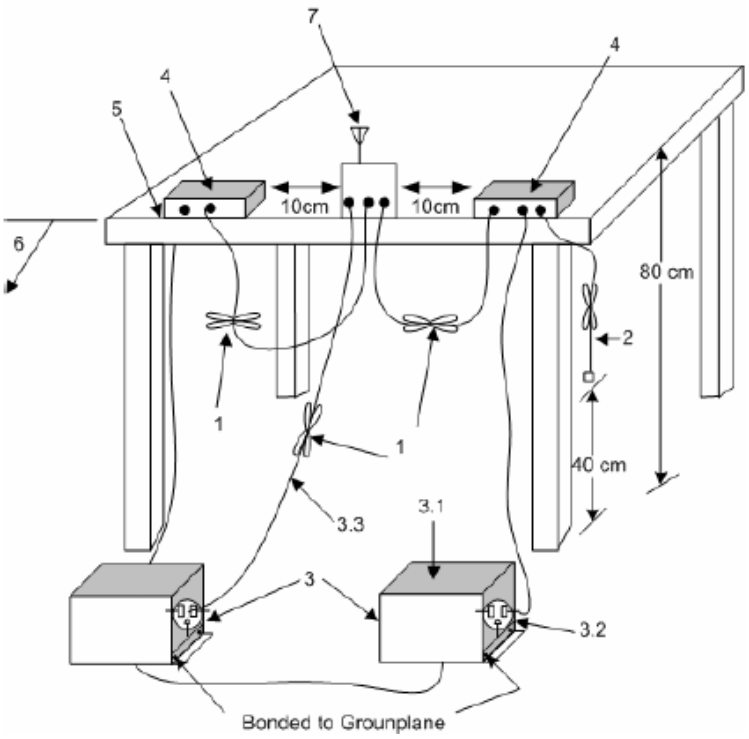

1—Interconnecting cables that hang closer than 40 cm to the ground plane shall be folded back and forth in the center forming a bundle 30 cm to 40 cm long.
2—The I/O cables that are not connected to an accessory shall be bundled in the center. The end of the cable may be terminated, if required, using the correct terminating impedance. The overall length shall not exceed 1 m.
3—EUT connected to one LISN. Unused LISN measuring port connectors shall be terminated in 50 Ω loads. LISN may be placed on top of, or immediately beneath, reference ground plane.
3.1—All other equipment powered from additional LISN(s).
3.2—A multiple-outlet strip may be used for multiple power cords of non-EUT equipment.
3.3—LISN at least 80 cm from nearest part of EUT chassis.
4—Non-EUT components of EUT system being tested.
5—Rear of EUT, including peripherals, shall all be aligned and flush with edge of tabletop.
6—Edge of tabletop shall be 40 cm removed from a vertical conducting plane that is bonded to the ground plane.
7—Antenna can be integral or detachable. If detachable, then the antenna shall be attached for this test.

3.1.5 Test Result of AC Power-line Conducted Emissions

Refer as Appendix A

3.2 Emission Bandwidth

3.2.1 Emission Bandwidth Limit

Emission Bandwidth Limit	
UNII Devices	
☒	For the 5.15-5.25 GHz band, N/A
☐	For the 5.25-5.35 GHz band, the maximum conducted output power shall not exceed the lesser of 250 mW or 11 dBm + 10 log B, where B is the 26 dB emission bandwidth in MHz.
☐	For the 5.47-5.725 GHz band, the maximum conducted output power shall not exceed the lesser of 250 mW or 11 dBm + 10 log B, where B is the 26 dB emission bandwidth in MHz.
☒	For the 5.725-5.85 GHz band, 6 dB emission bandwidth ≥ 500kHz.
LE-LAN Devices	
☐	For the band 5.15-5.25 GHz, the maximum e.i.r.p. shall not exceed 200 mW or 10 + 10 log B, dBm, whichever power is less. B is the 99% emission bandwidth in MHz.
☐	For the 5.25-5.35 GHz band, the maximum e.i.r.p. shall not exceed 1.0 W or 17 + 10 log B, dBm, whichever power is less. B is the 99% emission bandwidth in MHz
☐	For the 5.47-5.6 GHz band and 5.65-5.725 GHz band, the maximum e.i.r.p. shall not exceed 1.0 W or 17 + 10 log B, dBm, whichever power is less. B is the 99% emission bandwidth in MHz
☐	For the 5.725-5.85 GHz band, 6 dB emission bandwidth ≥ 500kHz.

3.2.2 Measuring Instruments

Refer a test equipment and calibration data table in this test report.

3.2.3 Test Procedures

Test Method		
▪	For the emission bandwidth shall be measured using one of the options below:	
	☒	Refer as FCC KDB 789033, clause C for EBW and clause D for OBW measurement.
	☐	Refer as ANSI C63.10, clause 6.9.1 for occupied bandwidth testing.
	☐	Refer as IC RSS-Gen, clause 4.6 for bandwidth testing.

3.2.4 Test Setup

Emission Bandwidth

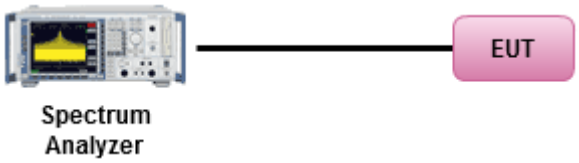

3.2.5 Test Result of Emission Bandwidth

Refer as Appendix B

3.3 Maximum Conducted Output Power

3.3.1 Maximum Conducted Output Power Limit

Maximum Conducted Output Power Limit	
UNII Devices	
☒	For the 5.15-5.25 GHz band:
	▪ Outdoor AP: the maximum conducted output power (P_{Out}) shall not exceed the lesser of 1 W. If G_{TX} > 6 dBi, then P_{Out} = 30 – (G_{TX} – 6). e.i.r.p. at any elevation angle above 30 degrees ≤ 125mW [21dBm]
	▪ Indoor AP: the maximum conducted output power (P_{Out}) shall not exceed the lesser of 1 W. If G_{TX} > 6 dBi, then P_{Out} = 30 – (G_{TX} – 6)
	▪ Point-to-point AP: the maximum conducted output power (P_{Out}) shall not exceed the lesser of 1 W If G_{TX} > 23 dBi, then P_{Out} = 30 – (G_{TX} – 23).
	▪ Mobile or Portable Client: the maximum conducted output power (P_{Out}) shall not exceed the lesser of 250 mW. If G_{TX} > 6 dBi, then P_{Out} = 24 – (G_{TX} – 6).
☐	For the 5.25-5.35 GHz band, the maximum conducted output power (P_{Out}) shall not exceed the lesser of 250 mW or 11 dBm + 10 log B, where B is the 26 dB emission bandwidth in MHz. If G_{TX} > 6 dBi, then P_{Out} = 24 – (G_{TX} – 6).
☐	For the 5.47-5.725 GHz band, the maximum conducted output power (P_{Out}) shall not exceed the lesser of 250 mW or 11 dBm + 10 log B, where B is the 26 dB emission bandwidth in MHz. If G_{TX} > 6 dBi, then P_{Out} = 24 – (G_{TX} – 6).
☒	For the 5.725-5.85 GHz band:
	▪ Point-to-multipoint systems (P2M): the maximum conducted output power (P_{Out}) shall not exceed the lesser of 1 W. If G_{TX} > 6 dBi, then P_{Out} = 30 – (G_{TX} – 6).
	▪ Point-to-point systems (P2P): the maximum conducted output power (P_{Out}) shall not exceed the lesser of 1 W.
LE-LAN Devices	
☐	For the 5.15-5.25 GHz band, the maximum e.i.r.p. shall not exceed 200 mW or 10 + 10 log B, dBm, whichever power is less. B is the 99% emission bandwidth in MHz.
☐	For the 5.25-5.35 GHz band, the maximum e.i.r.p. shall not exceed 1.0 W or 17 + 10 log B, dBm, whichever power is less. B is the 99% emission bandwidth in MHz
☐	For the 5.47-5.6 GHz band and 5.65-5.725 GHz band, the maximum e.i.r.p. shall not exceed 1.0 W or 17 + 10 log B, dBm, whichever power is less. B is the 99% emission bandwidth in MHz
☐	For the 5.725-5.85 GHz band:
	▪ Point-to-multipoint systems (P2M): the maximum conducted output power (P_{Out}) shall not exceed the lesser of 1 W. If G_{TX} > 6 dBi, then P_{Out} = 30 – (G_{TX} – 6).
	▪ Point-to-point systems (P2P): the maximum conducted output power (P_{Out}) shall not exceed the lesser of 1 W.
P_{Out} = maximum conducted output power in dBm, **G_{TX}** = the maximum transmitting antenna directional gain in dBi.	

3.3.2 Measuring Instruments

Refer a test equipment and calibration data table in this test report.

3.3.3 Test Procedures

Test Method	
▪ Maximum Conducted Output Power	
	Average over on/off periods with duty factor
	☐ Refer as FCC KDB 789033, clause E Method SA-2 (spectral trace averaging).
	☐ Refer as FCC KDB 789033, clause E Method SA-2 Alt. (RMS detection with slow sweep speed)
	Wideband RF power meter and average over on/off periods with duty factor
	☒ Refer as FCC KDB 789033, clause E Method PM-G (using an RF average power meter).
▪ For conducted measurement.	
	▪ If the EUT supports multiple transmit chains using options given below: Refer as FCC KDB 662911, In-band power measurements. Using the measure-and-sum approach, measured all transmit ports individually. Sum the power (in linear power units e.g., mW) of all ports for each individual sample and save them.
	▪ If multiple transmit chains, EIRP calculation could be following as methods: $P_{total} = P_1 + P_2 + \ldots + P_n$ (calculated in linear unit [mW] and transfer to log unit [dBm]) $EIRP_{total} = P_{total} + DG$

3.3.4 Test Setup

RF Output Power (Power Meter)

3.3.5 Test Result of Maximum Conducted Output Power

Refer as Appendix C

3.4 Peak Power Spectral Density

3.4.1 Peak Power Spectral Density Limit

Peak Power Spectral Density Limit	
UNII Devices	
☒	For the 5.15-5.25 GHz band:
	▪ Outdoor AP: the peak power spectral density (PPSD) shall not exceed the lesser of 17dBm/MHz. If G_{TX} > 6 dBi, then P_{Out} = 17 – (G_{TX} – 6).
	▪ Indoor AP: the peak power spectral density (PPSD) shall not exceed the lesser of 17dBm/MHz. If G_{TX} > 6 dBi, then P_{Out} = 17 – (G_{TX} – 6).
	▪ Point-to-point AP: the peak power spectral density (PPSD) shall not exceed the lesser of 17dBm/MHz. If G_{TX} > 23 dBi, then P_{Out} = 17 – (G_{TX} – 23).
	▪ Mobile or Portable Client: the peak power spectral density (PPSD) ≤ 11 dBm/MHz. If G_{TX} > 6 dBi, then PPSD= 11 – (G_{TX} – 6)..
☐	For the 5.25-5.35 GHz band, the peak power spectral density (PPSD) ≤ 11 dBm/MHz. If G_{TX} > 6 dBi, then PPSD= 11 – (G_{TX} – 6).
☐	For the 5.47-5.725 GHz band, the peak power spectral density (PPSD) ≤ 11 dBm/MHz. If G_{TX} > 6 dBi, then PPSD= 11 – (G_{TX} – 6).
☒	For the 5.725-5.85 GHz band:
	▪ Point-to-multipoint systems (P2M): the peak power spectral density (PPSD) ≤ 30 dBm/500kHz. If G_{TX} > 6 dBi, then PPSD= 30 – (G_{TX} – 6).
	▪ Point-to-point systems (P2P): the peak power spectral density (PPSD) ≤ 30 dBm/500kHz.
LE-LAN Devices	
☐	For the 5.15-5.25 GHz band, the e.i.r.p. peak power spectral density (PPSD) ≤ 10 dBm/MHz.
☐	For the 5.25-5.35 GHz band, the peak power spectral density (PPSD) ≤ 11 dBm/MHz.
	▪ e.i.r.p. greater than 200 mW shall comply with the following e.i.r.p. at different elevations, where θ is the angle above the local horizontal plane (of the Earth) as shown below: -13 dBW/MHz for 0° ≤ θ < 8° ; -13 − 0.716 (θ-8) dBW/MHz for 8° ≤ θ < 40° -35.9 − 1.22 (θ-40) dBW/MHz for 40° ≤ θ ≤ 45° ; -42 dBW/MHz for θ > 45°
☐	For the 5.47-5.6 GHz band and 5.65-5.725 GHz band, the peak power spectral density (PPSD) ≤ 11 dBm/MHz.
☐	For the 5.725-5.85 GHz band:
	▪ Point-to-multipoint systems (P2M): the peak power spectral density (PPSD) ≤ 30 dBm/500kHz. If G_{TX} > 6 dBi, then PPSD= 30 – (G_{TX} – 6).
	▪ Point-to-point systems (P2P): the peak power spectral density (PPSD) ≤ 30 dBm/500kHz.
PPSD = peak power spectral density that he same method as used to determine the conducted output power shall be used to determine the power spectral density. And power spectral density in dBm/MHz **G_{TX}** = the maximum transmitting antenna directional gain in dBi.	

3.4.2 Measuring Instruments

Refer a test equipment and calibration data table in this test report.

3.4.3 Test Procedures

Test Method		
▪ Peak power spectral density procedures that the same method as used to determine the conducted output power shall be used to determine the peak power spectral density and use the peak search function on the spectrum analyzer to find the peak of the spectrum. For the peak power spectral density shall be measured using below options:		
	☐ Refer as FCC KDB 789033, F)5) power spectral density can be measured using resolution bandwidths < 1 MHz provided that the results are integrated over 1 MHz bandwidth	
	[duty cycle ≥ 98% or external video / power trigger]	
	☒ Refer as FCC KDB 789033, clause E Method SA-1 (spectral trace averaging).	
	☐ Refer as FCC KDB 789033, clause E Method SA-1 Alt. (RMS detection with slow sweep speed)	
	duty cycle < 98% and average over on/off periods with duty factor	
	☒ Refer as FCC KDB 789033, clause E Method SA-2 (spectral trace averaging).	
	☐ Refer as FCC KDB 789033, clause E Method SA-2 Alt. (RMS detection with slow sweep speed)	
▪ For conducted measurement.		
	▪ If the EUT supports multiple transmit chains using options given below:	
		☒ Option 1: Measure and sum the spectra across the outputs. Refer as FCC KDB 662911, In-band power spectral density (PSD). Sample all transmit ports simultaneously using a spectrum analyzer for each transmit port. Where the trace bin-by-bin of each transmit port summing can be performed. (i.e., in the first spectral bin of output 1 is summed with that in the first spectral bin of output 2 and that from the first spectral bin of output 3, and so on up to the NTX output to obtain the value for the first frequency bin of the summed spectrum.). Add up the amplitude (power) values for the different transmit chains and use this as the new data trace.
		☐ Option 2: Measure and sum spectral maxima across the outputs. With this technique, spectra are measured at each output of the device at the required resolution bandwidth. The maximum value (peak) of each spectrum is determined. These maximum values are then summed mathematically in linear power units across the outputs. These operations shall be performed separately over frequency spans that have different out-of-band or spurious emission limits,
		☐ Option 3: Measure and add 10 log(N) dB, where N is the number of transmit chains. Refer as FCC KDB 662911, In-band power spectral density (PSD). Performed at each transmit chains and each transmit chains shall be compared with the limit have been reduced with 10 log(N). Or each transmit chains shall be add 10 log(N) to compared with the limit.
	▪	If multiple transmit chains, EIRP PPSD calculation could be following as methods: $PPSD_{total} = PPSD_1 + PPSD_2 + \ldots + PPSD_n$ (calculated in linear unit [mW] and transfer to log unit [dBm]) $EIRP_{total} = PPSD_{total} + DG$

3.4.4 Test Setup

Power Spectral Density

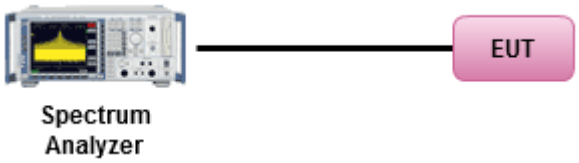

3.4.5 Test Result of Peak Power Spectral Density

Refer as Appendix D

3.5 Unwanted Emissions

3.5.1 Transmitter Unwanted Emissions Limit

Unwanted emissions below 1 GHz and restricted band emissions above 1GHz limit			
Frequency Range (MHz)	**Field Strength (uV/m)**	**Field Strength (dBuV/m)**	**Measure Distance (m)**
0.009~0.490	2400/F(kHz)	48.5 - 13.8	300
0.490~1.705	24000/F(kHz)	33.8 - 23	30
1.705~30.0	30	29	30
30~88	100	40	3
88~216	150	43.5	3
216~960	200	46	3
Above 960	500	54	3

Note 1: Test distance for frequencies at or above 30 MHz, measurements may be performed at a distance other than the limit distance provided they are not performed in the near field and the emissions to be measured can be detected by the measurement equipment. When performing measurements at a distance other than that specified, the results shall be extrapolated to the specified distance using an extrapolation factor of 20 dB/decade (inverse of linear distance for field-strength measurements, inverse of linear distance-squared for power-density measurements).

Note 2: Test distance for frequencies at below 30 MHz, measurements may be performed at a distance closer than the EUT limit distance; however, an attempt should be made to avoid making measurements in the near field. When performing measurements below 30 MHz at a closer distance than the limit distance, the results shall be extrapolated to the specified distance by either making measurements at a minimum of two or more distances on at least one radial to determine the proper extrapolation factor or by using the square of an inverse linear distance extrapolation factor (40 dB/decade). The test report shall specify the extrapolation method used to determine compliance of the EUT.

Note 3: Using the distance of 1m during the test for above 18 GHz, and the test value to correct for the distance factor at 3m.

Un-restricted band emissions above 1GHz Limit	
Operating Band	**Limit**
☒ 5.15 - 5.25 GHz	e.i.r.p. -27 dBm [68.2 dBuV/m@3m]
☐ 5.25 - 5.35 GHz	e.i.r.p. -27 dBm [68.2 dBuV/m@3m]
☐ 5.47 - 5.725 GHz	e.i.r.p. -27 dBm [68.2 dBuV/m@3m]
☒ 5.725 - 5.85 GHz	all emissions shall be limited to a level of -27 dBm/MHz at 75 MHz or more above or below the band edge increasing linearly to 10 dBm/MHz at 25 MHz above or below the band edge, and from 25 MHz above or below the band edge increasing linearly to a level of 15.6 dBm/MHz at 5 MHz above or below the band edge, and from 5 MHz above or below the band edge increasing linearly to a level of 27 dBm/MHz at the band edge.

Note 1: Measurements may be performed at a distance other than the limit distance provided they are not performed in the near field and the emissions to be measured can be detected by the measurement equipment. When performing measurements at a distance other than that specified, the results shall be extrapolated to the specified distance using an extrapolation factor of 20 dB/decade (inverse of

linear distance for field-strength measurements, inverse of linear distance-squared for power-density measurements).

3.5.2 Measuring Instruments

Refer a test equipment and calibration data table in this test report.

3.5.3 Test Procedures

Test Method		
▪ Measurements may be performed at a distance other than the limit distance provided they are not performed in the near field and the emissions to be measured can be detected by the measurement equipment. Measurements shall not be performed at a distance greater than 30 m for frequencies above 30 MHz, unless it can be further demonstrated that measurements at a distance of 30 m or less are impractical. When performing measurements at a distance other than that specified, the results shall be extrapolated to the specified distance using an extrapolation factor of 20 dB/decade (inverse of linear distance for field-strength measurements, inverse of linear distance-squared for power-density measurements).		
▪ The average emission levels shall be measured in [duty cycle ≥ 98 or duty factor].		
▪ For the transmitter unwanted emissions shall be measured using following options below:		
	▪ Refer as FCC KDB 789033, clause G)2) for unwanted emissions into non-restricted bands.	
	▪ Refer as FCC KDB 789033, clause G)1) for unwanted emissions into restricted bands.	
		☐ Refer as FCC KDB 789033, G)6) Method AD (Trace Averaging).
		☒ Refer as FCC KDB 789033, G)6) Method VB (Reduced VBW).
		☐ Refer as ANSI C63.10, clause 11.12.2.5.3 (Reduced VBW). VBW ≥ 1/T, where T is pulse time.
		☐ Refer as ANSI C63.10, clause 7.5 average value of pulsed emissions.
		☒ Refer as FCC KDB 789033, clause G)5) measurement procedure peak limit.
		☐ Refer as ANSI C63.10, clause 4.1.4.2.2 measurement procedure peak limit.
▪ For radiated measurement.		
	▪ Refer as ANSI C63.10, clause 6.4 for radiated emissions below 30 MHz and test distance is 3m.	
	▪ Refer as ANSI C63.10, clause 6.5 for radiated emissions 30 MHz to 1 GHz and test distance is 3m.	
	▪ Refer as ANSI C63.10, clause 6.6 for radiated emissions above 1GHz.	
▪ The any unwanted emissions level shall not exceed the fundamental emission level.		
▪ All amplitude of spurious emissions that are attenuated by more than 20 dB below the permissible value has no need to be reported.		

3.5.4 Test Setup

Transmitter Radiated Unwanted Emissions

9kHz ~30MHz

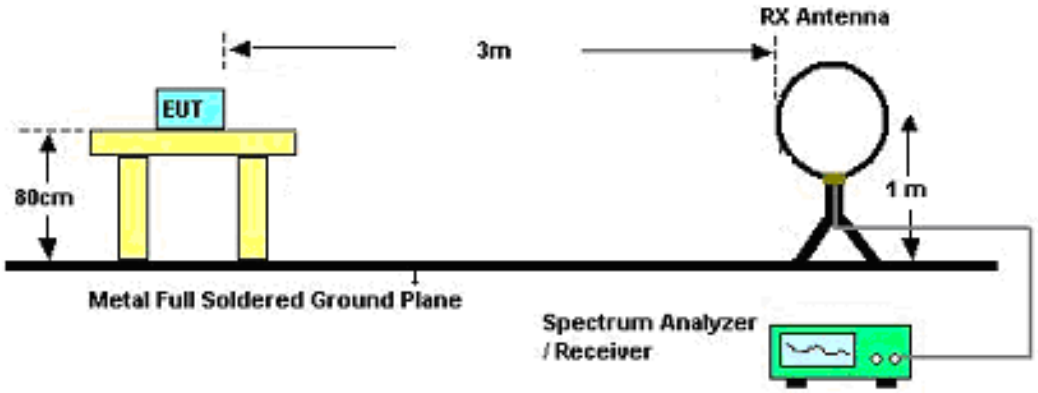

30MHz~1GHz

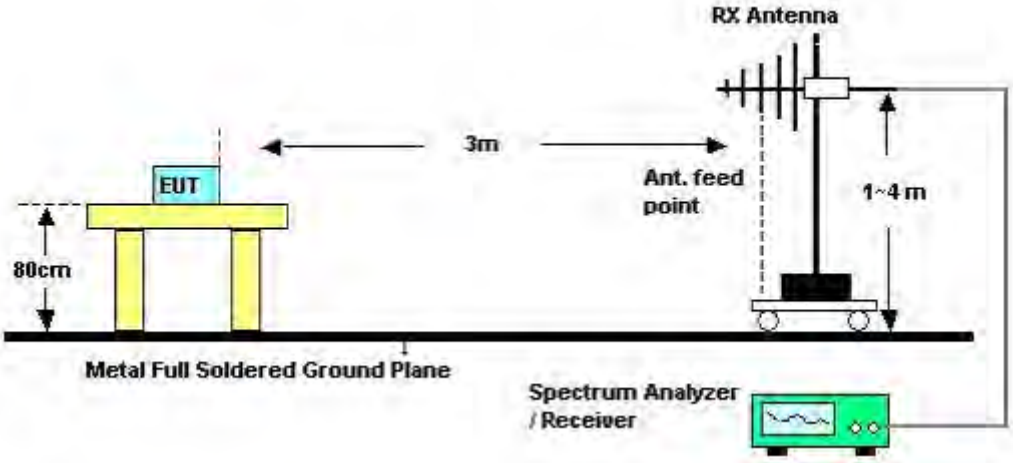

Above 1GHz

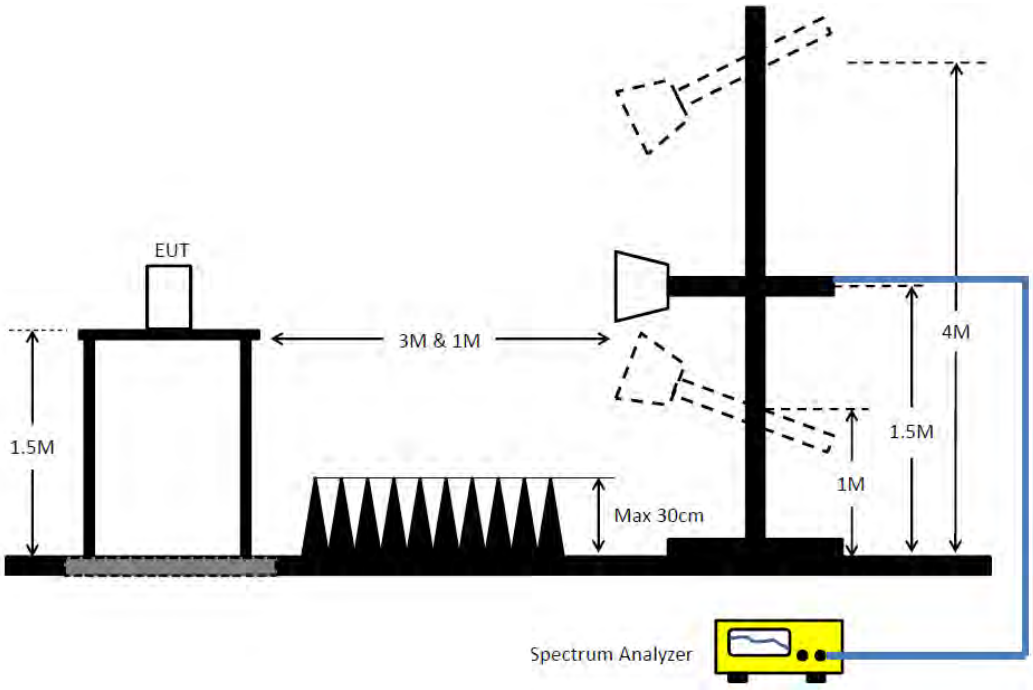

3.5.5 Measurement Results Calculation

The measured Level is calculated using:
Corrected Reading: Antenna Factor + Cable Loss + Read Level - Preamp Factor = Level.

3.5.6 Transmitter Unwanted Emissions (Below 30MHz)

There is a comparison data of both open-field test site and alternative test site - semi-Anechoic chamber according to KDB414788 Radiated Test Site, and the result came out very similar.
All amplitude of spurious emissions that are attenuated by more than 20 dB below the permissible value has no need to be reported.
The radiated emissions were investigated from 9 kHz or the lowest frequency generated within the device, up to the 10 harmonic or 40 GHz, whichever is appropriate.

3.5.7 Test Result of Transmitter Unwanted Emissions

Refer as Appendix E

4 Test Equipment and Calibration Data

Instrument	Manufacturer	Model No.	Serial No.	Characteristics	Calibration Date	Calibration Due Date	Remark
EMI Receiver	Agilent	N9038A	MY54130031	9kHz ~ 8.45GHz	Nov. 08, 2019	Nov. 07, 2020	Conduction (CO01-CB)
LISN	F.C.C.	FCC-LISN-50-16-2	04083	150kHz ~ 100MHz	Dec. 25, 2019	Dec. 24, 2020	Conduction (CO01-CB)
LISN	Schwarzbeck	NSLK 8127	8127650	9kHz ~ 30MHz	Nov. 21, 2019	Nov. 20, 2020	Conduction (CO01-CB)
COND Cable	Woken	Cable	Low cable-CO01	9kHz ~ 30MHz	May 21, 2019	May 20, 2020	Conduction (CO01-CB)
Software	Audix	E3	6.120210n	-	N.C.R.	N.C.R.	Conduction (CO01-CB)
Loop Antenna	Teseq	HLA 6120	24155	9kHz - 30 MHz	Mar. 29, 2019	Mar. 28, 2020	Radiation (03CH05-CB)
Bilog Antenna with 6dB Attenuator	TESEQ & EMCI	CBL 6112D & N-6-06	35236 & AT-N0610	30MHz ~ 2GHz	Mar. 28, 2019	Mar. 27, 2020	Radiation (03CH05-CB)
Horn Antenna	SCHWARZBECK	BBHA9120D	BBHA 9120D-1291	1GHz~18GHz	Oct. 05, 2019	Oct. 04, 2020	Radiation (03CH05-CB)
Horn Antenna	SCHWARZBECK	BBHA 9170	BBHA9170507	15GHz ~ 40GHz	Jun. 12, 2019	Jun. 11, 2020	Radiation (03CH05-CB)
Pre-Amplifier	EMCI	EMC330N	980331	20MHz ~ 3GHz	May 01, 2019	Apr. 30, 2020	Radiation (03CH05-CB)
Pre-Amplifier	EMCI	EMC12630SE	980287	1GHz – 26.5GHz	Apr. 16, 2019	Apr. 15, 2020	Radiation (03CH05-CB)
Pre-Amplifier	MITEQ	TTA1840-35-HG	1864479	18GHz ~ 40GHz	Jul. 03, 2019	Jul. 02, 2020	Radiation (03CH05-CB)
Spectrum Analyzer	R&S	FSP40	100304	9kHz ~ 40GHz	Aug. 15, 2019	Aug. 14, 2020	Radiation (03CH05-CB)
EMI Test Receiver	R&S	ESCS	826547/017	9kHz ~ 2.75GHz	May 15, 2019	May 14, 2020	Radiation (03CH05-CB)
RF Cable-low	Woken	RG402	LOW Cable-04+23	30MHz~1GHz	Oct. 07, 2019	Oct. 06, 2020	Radiation (03CH05-CB)
RF Cable-high	Woken	RG402	High Cable-28	1GHz~18GHz	Oct. 07, 2019	Oct. 06, 2020	Radiation (03CH05-CB)
RF Cable-high	Woken	RG402	High Cable-04+28	1GHz~18GHz	Oct. 07, 2019	Oct. 06, 2020	Radiation (03CH05-CB)
RF Cable-high	Woken	RG402	High Cable-40G#1	18GHz ~ 40 GHz	Jul. 24, 2019	Jul. 23, 2020	Radiation (03CH05-CB)
RF Cable-high	Woken	RG402	High Cable-40G#2	18GHz ~ 40 GHz	Jul. 24, 2019	Jul. 23, 2020	Radiation (03CH05-CB)
Spectrum analyzer	R&S	FSV40	100979	9kHz~40GHz	Feb. 25, 2019	Feb. 24, 2020	Conducted (TH01-CB)
RF Cable-high	Woken	RG402	High Cable-06	1 GHz – 26.5 GHz	Oct. 07, 2019	Oct. 06, 2020	Conducted (TH01-CB)
RF Cable-high	Woken	RG402	High Cable-07	1 GHz –26.5 GHz	Oct. 07, 2019	Oct. 06, 2020	Conducted (TH01-CB)

Instrument	Manufacturer	Model No.	Serial No.	Characteristics	Calibration Date	Calibration Due Date	Remark
RF Cable-high	Woken	RG402	High Cable-08	1 GHz –26.5 GHz	Oct. 07, 2019	Oct. 06, 2020	Conducted (TH01-CB)
RF Cable-high	Woken	RG402	High Cable-09	1 GHz –26.5 GHz	Oct. 07, 2019	Oct. 06, 2020	Conducted (TH01-CB)
RF Cable-high	Woken	RG402	High Cable-10	1 GHz –26.5 GHz	Oct. 07, 2019	Oct. 06, 2020	Conducted (TH01-CB)
RF Cable-high	Woken	RG402	High Cable-28	1 GHz –26.5 GHz	Nov. 18, 2019	Nov. 17, 2020	Conducted (TH01-CB)
Power Sensor	Anritsu	MA2411B	1126203	300MHz~40GHz	Sep. 11, 2019	Sep. 10, 2020	Conducted (TH01-CB)
Power Meter	Anritsu	ML2495A	1210004	300MHz~40GHz	Sep. 11, 2019	Sep. 10, 2020	Conducted (TH01-CB)

Note: Calibration Interval of instruments listed above is one year.
N.C.R. means Non-Calibration required.

AC Power-line Conducted Emissions Result			
Operating Mode	3	**Power Phase**	Line
Operating Function	CTX		

22/01/2020

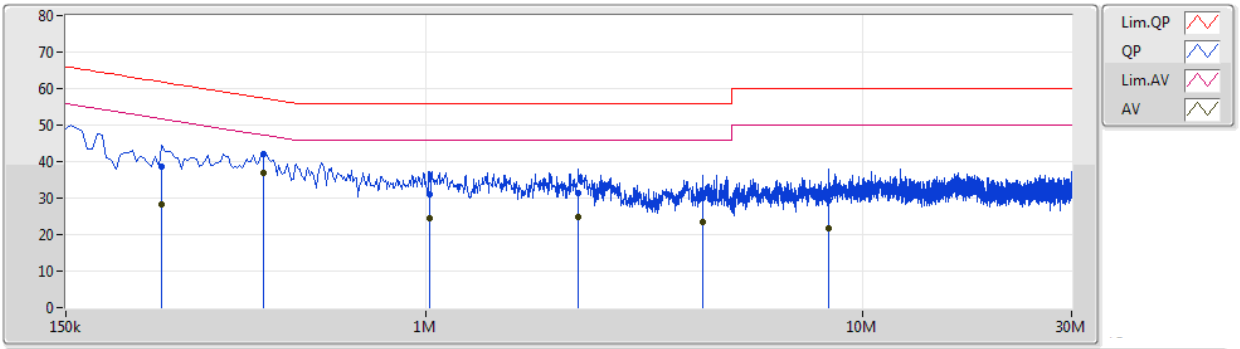

Type	Freq	Level	Limit	Margin	Factor	Condition	Comment	Raw	AF	CL	AT
	(Hz)	(dBuV)	(dBuV)	(dB)	(dB)			(dBuV)	(dB)	(dB)	(dB)
QP	249k	38.65	61.79	-23.14	10.22	Line	-	28.43	0.05	0.07	10.10
AV	249k	28.27	51.79	-23.52	10.22	Line	-	18.05	0.05	0.07	10.10
QP	424.5k	42.18	57.36	-15.18	10.23	Line	-	31.95	0.05	0.08	10.10
AV	424.5k	36.84	47.36	-10.52	10.23	Line	"Worst"	26.61	0.05	0.08	10.10
QP	1.019M	31.20	56.00	-24.80	10.28	Line	-	20.92	0.06	0.12	10.10
AV	1.019M	24.37	46.00	-21.63	10.28	Line	-	14.09	0.06	0.12	10.10
QP	2.229M	31.51	56.00	-24.49	10.35	Line	-	21.16	0.09	0.16	10.10
AV	2.229M	24.94	46.00	-21.06	10.35	Line	-	14.59	0.09	0.16	10.10
QP	4.304M	30.04	56.00	-25.96	10.38	Line	-	19.66	0.13	0.15	10.10
AV	4.304M	23.60	46.00	-22.40	10.38	Line	-	13.22	0.13	0.15	10.10
QP	8.363M	29.23	60.00	-30.77	10.48	Line	-	18.75	0.21	0.16	10.11
AV	8.363M	21.60	50.00	-28.40	10.48	Line	-	11.12	0.21	0.16	10.11

Note 1: “>20dB” means emission levels that exceed the level of 20 dB below the applicable limit.
Note 2: “N/F” means Nothing Found emissions (No emissions were detected.)

AC Power-line Conducted Emissions Result			
Operating Mode	3	**Power Phase**	Neutral
Operating Function	CTX		

22/01/2020

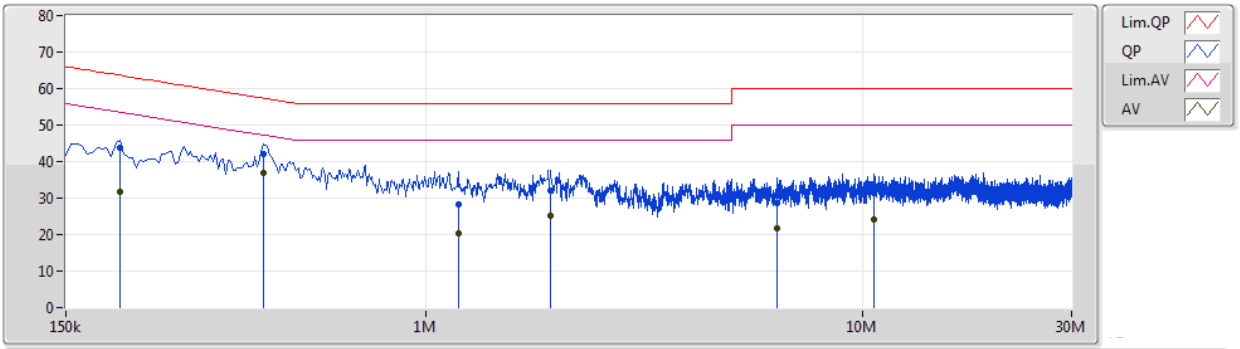

Type	Freq	Level	Limit	Margin	Factor	Condition	Comment	Raw	AF	CL	AT
	(Hz)	(dBuV)	(dBuV)	(dB)	(dB)			(dBuV)	(dB)	(dB)	(dB)
QP	199.5k	43.86	63.63	-19.77	10.22	Neutral	-	33.64	0.05	0.07	10.10
AV	199.5k	31.83	53.63	-21.80	10.22	Neutral	-	21.61	0.05	0.07	10.10
QP	424.5k	42.13	57.36	-15.23	10.23	Neutral	-	31.90	0.05	0.08	10.10
AV	424.5k	36.85	47.36	-10.51	10.23	Neutral	"Worst"	26.62	0.05	0.08	10.10
QP	1.185M	28.27	56.00	-27.73	10.29	Neutral	-	17.98	0.06	0.13	10.10
AV	1.185M	20.41	46.00	-25.59	10.29	Neutral	-	10.12	0.06	0.13	10.10
QP	1.928M	31.96	56.00	-24.04	10.34	Neutral	-	21.62	0.08	0.16	10.10
AV	1.928M	25.22	46.00	-20.78	10.34	Neutral	-	14.88	0.08	0.16	10.10
QP	6.365M	28.72	60.00	-31.28	10.42	Neutral	-	18.30	0.15	0.16	10.11
AV	6.365M	21.86	50.00	-28.14	10.42	Neutral	-	11.44	0.15	0.16	10.11
QP	10.608M	31.47	60.00	-28.53	10.48	Neutral	-	20.99	0.20	0.17	10.11
AV	10.608M	24.23	50.00	-25.77	10.48	Neutral	-	13.75	0.20	0.17	10.11

Note 1: “>20dB” means emission levels that exceed the level of 20 dB below the applicable limit.
Note 2: “N/F” means Nothing Found emissions (No emissions were detected.)

Summary

Mode	Max-N dB (Hz)	Max-OBW (Hz)	ITU-Code	Min-N dB (Hz)	Min-OBW (Hz)
5.15-5.25GHz	-	-	-	-	-
802.11a_Nss1,(6Mbps)_2TX	34.95M	19.46M	19M5D1D	22.83M	16.882M
802.11ax HEW20_Nss2,(MCS0)_2TX	39.21M	19.97M	20M0D1D	21.81M	19.07M
802.11ax HEW40_Nss2,(MCS0)_2TX	74.64M	38.381M	38M4D1D	39.9M	37.601M
802.11ax HEW80_Nss2,(MCS0)_2TX	81.6M	77.121M	77M1D1D	81.6M	77.121M
802.11ax HEW20-BF_Nss1,(MCS0)_2TX	38.91M	19.94M	19M9D1D	22.8M	19.07M
802.11ax HEW40-BF_Nss1,(MCS0)_2TX	75.24M	38.021M	38M0D1D	39.96M	37.481M
802.11ax HEW80-BF_Nss1,(MCS0)_2TX	81.72M	77.121M	77M1D1D	81.48M	77.121M
5.725-5.85GHz	-	-	-	-	-
802.11a_Nss1,(6Mbps)_2TX	16.32M	23.808M	23M8D1D	16.29M	18.471M
802.11ax HEW20_Nss2,(MCS0)_2TX	18.87M	22.879M	22M9D1D	18.24M	20.06M
802.11ax HEW40_Nss2,(MCS0)_2TX	37.32M	44.678M	44M7D1D	36.9M	38.921M
802.11ax HEW80_Nss2,(MCS0)_2TX	76.44M	77.481M	77M5D1D	75.96M	77.361M
802.11ax HEW20-BF_Nss1,(MCS0)_2TX	18.75M	25.787M	25M8D1D	18.21M	19.91M
802.11ax HEW40-BF_Nss1,(MCS0)_2TX	37.56M	49.115M	49M1D1D	36.54M	38.621M
802.11ax HEW80-BF_Nss1,(MCS0)_2TX	76.44M	77.601M	77M6D1D	75.96M	77.481M

Max-N dB = Maximum 6dB down bandwidth for 5.725-5.85GHz band / Maximum 26dB down bandwidth for other band;
Max-OBW = Maximum99% occupied bandwidth;
Min-N dB = Minimum 6dB down bandwidth for 5.725-5.85GHz band / Maximum 26dB down bandwidth for other band;
Min-OBW = Minimum 99% occupied bandwidth;

Result

Mode	Result	Limit (Hz)	Port 1-N dB (Hz)	Port 1-OBW (Hz)	Port 2-N dB (Hz)	Port 2-OBW (Hz)
802.11a_Nss1,(6Mbps)_2TX	-	-	-	-	-	-
5180MHz	Pass	Inf	22.83M	16.912M	23.13M	16.882M
5200MHz	Pass	Inf	30.87M	17.571M	34.41M	18.381M
5240MHz	Pass	Inf	34.53M	17.991M	34.95M	19.46M
5745MHz	Pass	500k	16.29M	19.13M	16.29M	22.249M
5785MHz	Pass	500k	16.29M	19.91M	16.32M	20.39M
5825MHz	Pass	500k	16.29M	18.471M	16.29M	23.808M
802.11ax HEW20_Nss2,(MCS0)_2TX	-	-	-	-	-	-
5180MHz	Pass	Inf	21.81M	19.1M	22.05M	19.07M
5200MHz	Pass	Inf	37.2M	19.58M	38.76M	19.43M
5240MHz	Pass	Inf	39.21M	19.97M	36.84M	19.37M
5745MHz	Pass	500k	18.24M	20.06M	18.66M	20.24M
5785MHz	Pass	500k	18.33M	22.579M	18.63M	22.879M
5825MHz	Pass	500k	18.72M	22.069M	18.87M	20.39M
802.11ax HEW40_Nss2,(MCS0)_2TX	-	-	-	-	-	-
5190MHz	Pass	Inf	39.9M	37.601M	40.14M	37.661M
5230MHz	Pass	Inf	74.64M	38.381M	73.2M	38.021M
5755MHz	Pass	500k	37.32M	38.921M	37.32M	42.399M
5795MHz	Pass	500k	37.14M	43.778M	36.9M	44.678M
802.11ax HEW80_Nss2,(MCS0)_2TX	-	-	-	-	-	-
5210MHz	Pass	Inf	81.6M	77.121M	81.6M	77.121M
5775MHz	Pass	500k	75.96M	77.361M	76.44M	77.481M
802.11ax HEW20-BF_Nss1,(MCS0)_2TX	-	-	-	-	-	-
5180MHz	Pass	Inf	22.98M	19.07M	22.8M	19.1M
5200MHz	Pass	Inf	36.54M	19.43M	38.91M	19.94M
5240MHz	Pass	Inf	36.48M	19.49M	38.85M	19.82M
5745MHz	Pass	500k	18.75M	19.91M	18.45M	22.279M
5785MHz	Pass	500k	18.3M	20.09M	18.57M	20.42M
5825MHz	Pass	500k	18.51M	19.94M	18.21M	25.787M
802.11ax HEW40-BF_Nss1,(MCS0)_2TX	-	-	-	-	-	-
5190MHz	Pass	Inf	40.02M	37.481M	39.96M	37.541M
5230MHz	Pass	Inf	73.14M	37.901M	75.24M	38.021M
5755MHz	Pass	500k	37.56M	45.517M	36.54M	49.115M
5795MHz	Pass	500k	36.96M	38.621M	37.38M	38.681M
802.11ax HEW80-BF_Nss1,(MCS0)_2TX	-	-	-	-	-	-
5210MHz	Pass	Inf	81.72M	77.121M	81.48M	77.121M
5775MHz	Pass	500k	76.44M	77.481M	75.96M	77.601M

Port X-N dB = Port **X** 6dB down bandwidth for 5.725-5.85GHz band / 26dB down bandwidth for other band
Port X-OBW = Port **X** 99% occupied bandwidth;

802.11a_Nss1,(6Mbps)_2TX EBW

5180MHz

07/01/2020

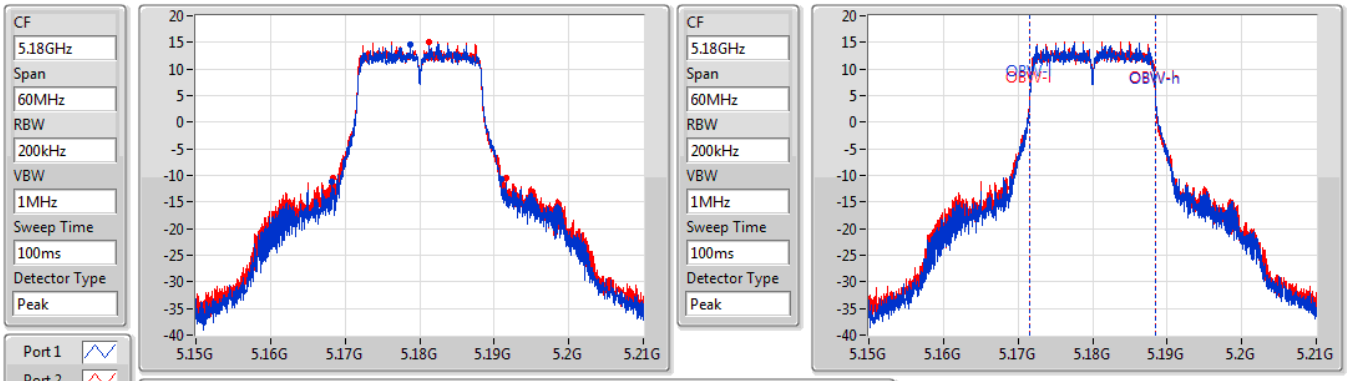

26dB(Hz)	Fl-26dB(Hz)	Fh-26dB(Hz)	OBW(Hz)	Fl-OBW(Hz)	Fh-OBW(Hz)	Limit(Hz)	Port
22.83M	5.16815G	5.19098G	16.912M	5.171604G	5.188516G	Inf	1
23.13M	5.16845G	5.19158G	16.882M	5.171574G	5.188456G	Inf	2

802.11a_Nss1,(6Mbps)_2TX EBW

5200MHz

07/01/2020

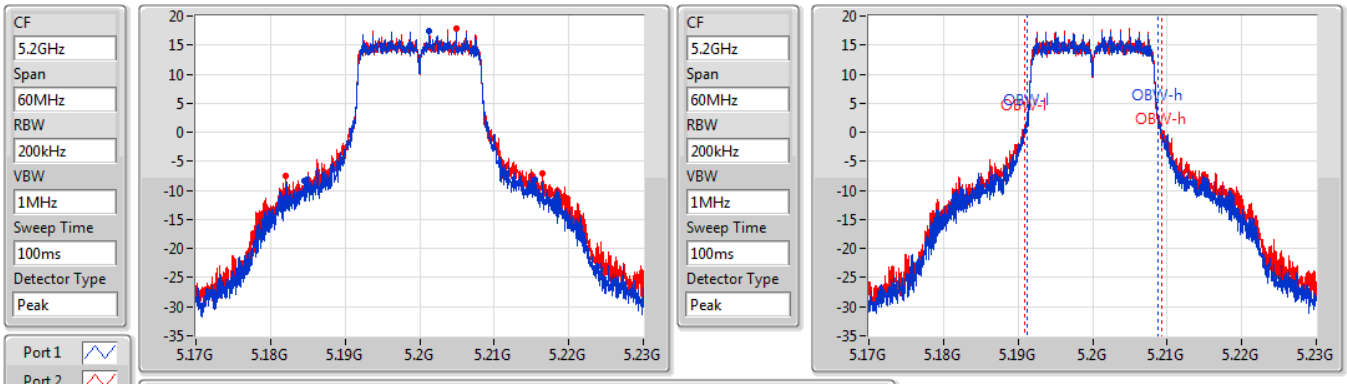

26dB(Hz)	Fl-26dB(Hz)	Fh-26dB(Hz)	OBW(Hz)	Fl-OBW(Hz)	Fh-OBW(Hz)	Limit(Hz)	Port
30.87M	5.18458G	5.21545G	17.571M	5.191244G	5.208816G	Inf	1
34.41M	5.18209G	5.2165G	18.381M	5.190915G	5.209295G	Inf	2

802.11a_Nss1,(6Mbps)_2TX EBW

5240MHz

07/01/2020

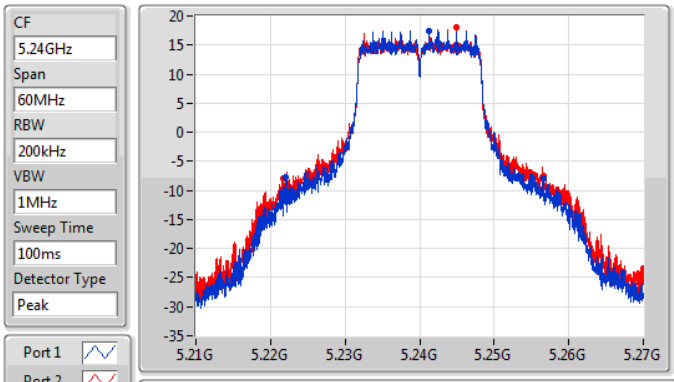

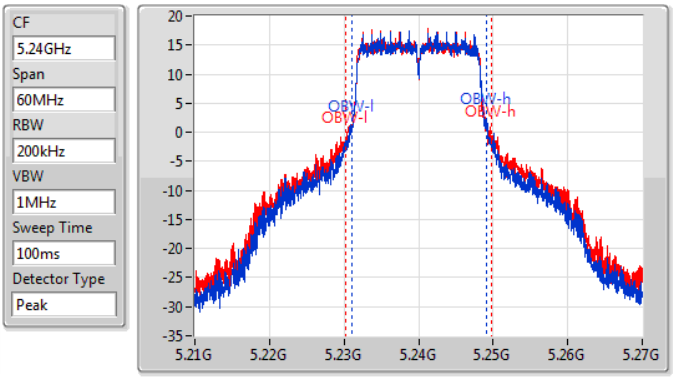

26dB(Hz)	Fl-26dB(Hz)	Fh-26dB(Hz)	OBW(Hz)	Fl-OBW(Hz)	Fh-OBW(Hz)	Limit(Hz)	Port
34.53M	5.22203G	5.25656G	17.991M	5.231064G	5.249055G	Inf	1
34.95M	5.22167G	5.25662G	19.46M	5.230285G	5.249745G	Inf	2

802.11a_Nss1,(6Mbps)_2TX EBW

5745MHz

07/01/2020

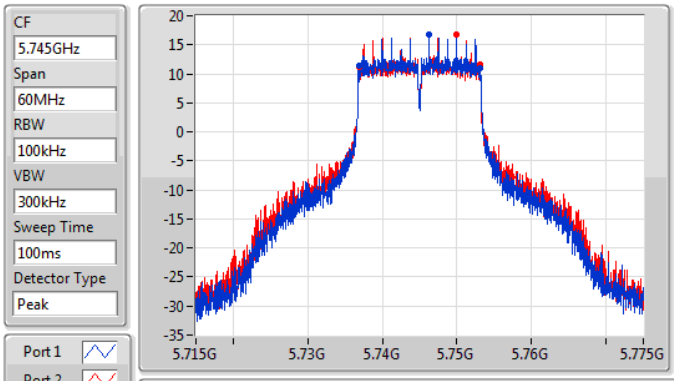

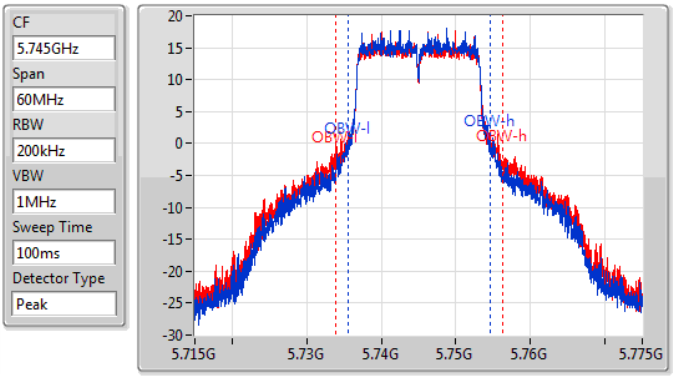

6dB(Hz)	Fl-6dB(Hz)	Fh-6dB(Hz)	OBW(Hz)	Fl-OBW(Hz)	Fh-OBW(Hz)	Limit(Hz)	Port
16.29M	5.73684G	5.75313G	19.13M	5.735525G	5.754655G	500k	1
16.29M	5.73684G	5.75313G	22.249M	5.733966G	5.756214G	500k	2

802.11a_Nss1,(6Mbps)_2TX EBW

5785MHz

07/01/2020

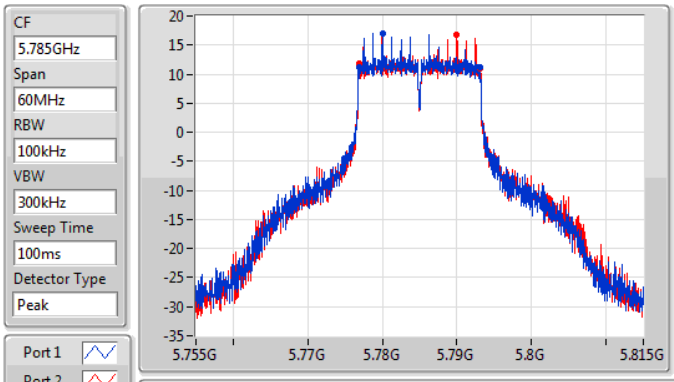

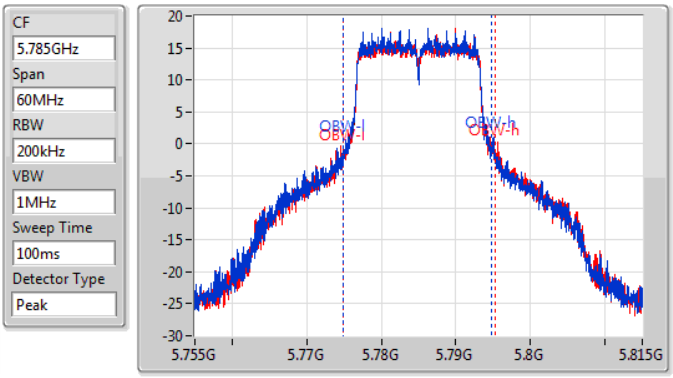

6dB(Hz)	Fl-6dB(Hz)	Fh-6dB(Hz)	OBW(Hz)	Fl-OBW(Hz)	Fh-OBW(Hz)	Limit(Hz)	Port
16.29M	5.77684G	5.79313G	19.91M	5.774925G	5.794835G	500k	1
16.32M	5.77684G	5.79316G	20.39M	5.774895G	5.795285G	500k	2

802.11a_Nss1,(6Mbps)_2TX EBW

5825MHz

07/01/2020

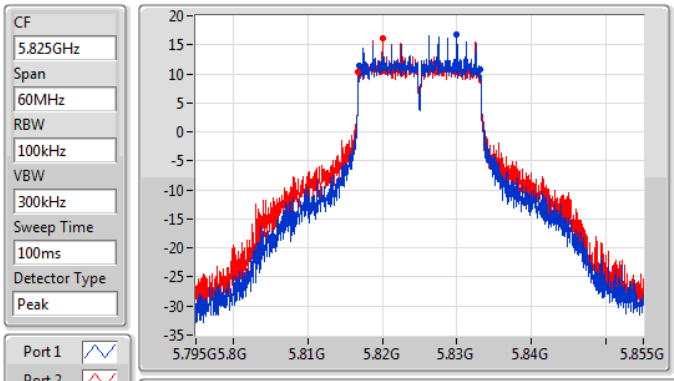

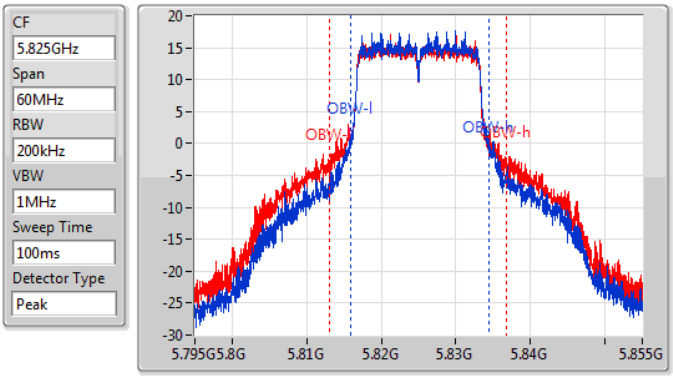

6dB(Hz)	Fl-6dB(Hz)	Fh-6dB(Hz)	OBW(Hz)	Fl-OBW(Hz)	Fh-OBW(Hz)	Limit(Hz)	Port
16.29M	5.81684G	5.83313G	18.471M	5.815975G	5.834445G	500k	1
16.29M	5.81681G	5.8331G	23.808M	5.813036G	5.836844G	500k	2

802.11ax HEW20_Nss2,(MCS0)_2TX EBW

5180MHz

30/01/2020

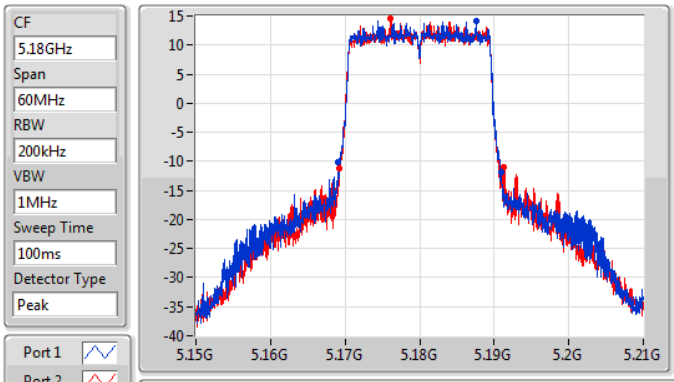

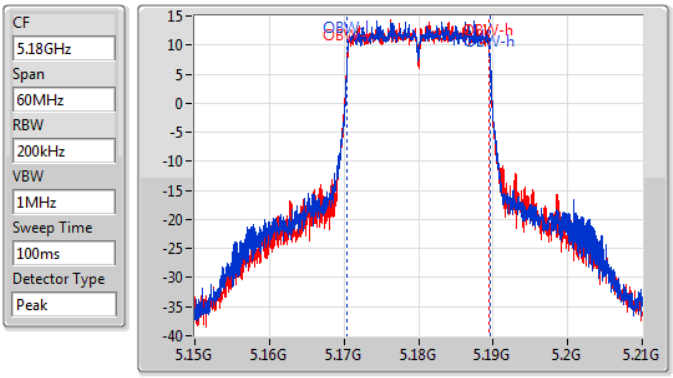

26dB(Hz)	Fl-26dB(Hz)	Fh-26dB(Hz)	OBW(Hz)	Fl-OBW(Hz)	Fh-OBW(Hz)	Limit(Hz)	Port
21.81M	5.16911G	5.19092G	19.1M	5.170465G	5.189565G	Inf	1
22.05M	5.16929G	5.19134G	19.07M	5.170435G	5.189505G	Inf	2

802.11ax HEW20_Nss2,(MCS0)_2TX EBW

5200MHz

30/01/2020

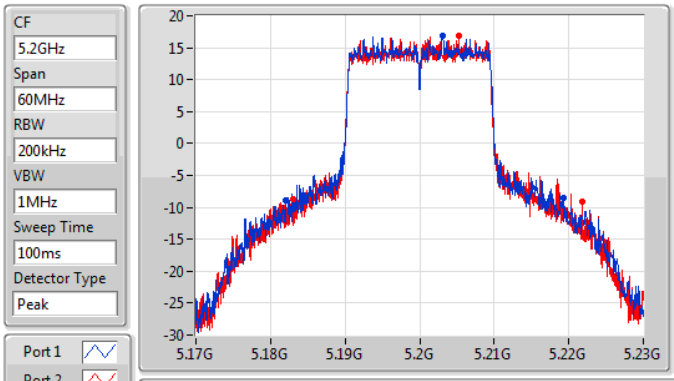

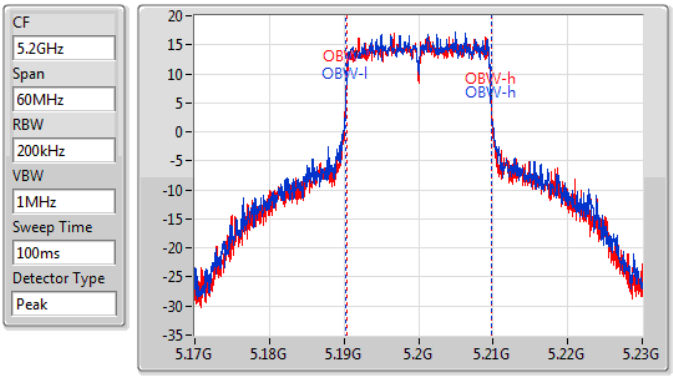

26dB(Hz)	Fl-26dB(Hz)	Fh-26dB(Hz)	OBW(Hz)	Fl-OBW(Hz)	Fh-OBW(Hz)	Limit(Hz)	Port
37.2M	5.18209G	5.21929G	19.58M	5.190255G	5.209835G	Inf	1
38.76M	5.18299G	5.22175G	19.43M	5.190315G	5.209745G	Inf	2

802.11ax HEW20_Nss2,(MCS0)_2TX EBW

5240MHz

30/01/2020

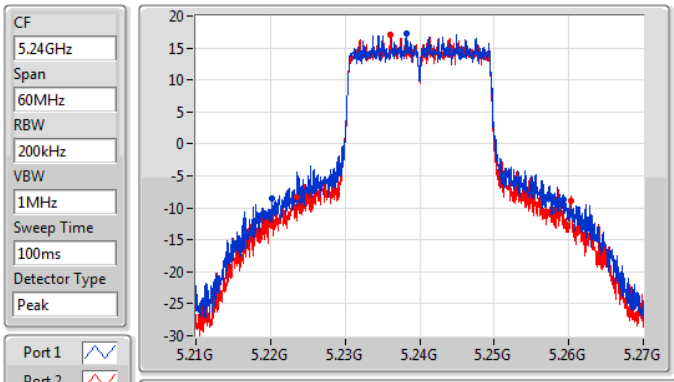

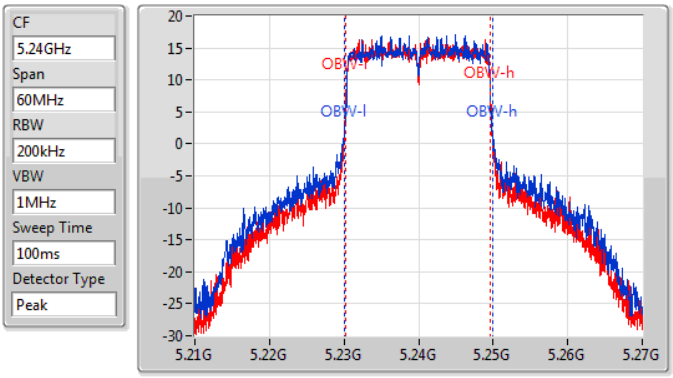

26dB(Hz)	Fl-26dB(Hz)	Fh-26dB(Hz)	OBW(Hz)	Fl-OBW(Hz)	Fh-OBW(Hz)	Limit(Hz)	Port
39.21M	5.22017G	5.25938G	19.97M	5.230015G	5.249985G	Inf	1
36.84M	5.2235G	5.26034G	19.37M	5.230285G	5.249655G	Inf	2

802.11ax HEW20_Nss2,(MCS0)_2TX EBW

5745MHz

30/01/2020

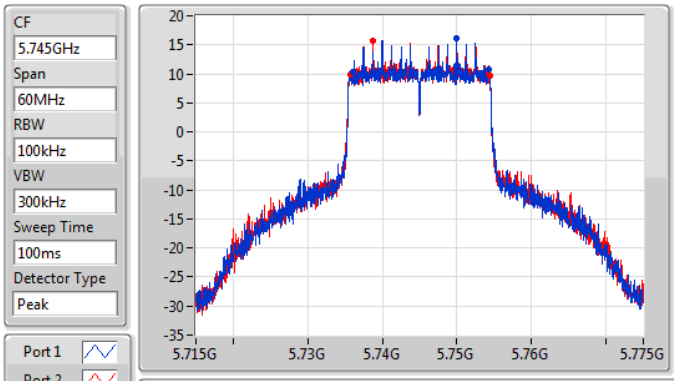

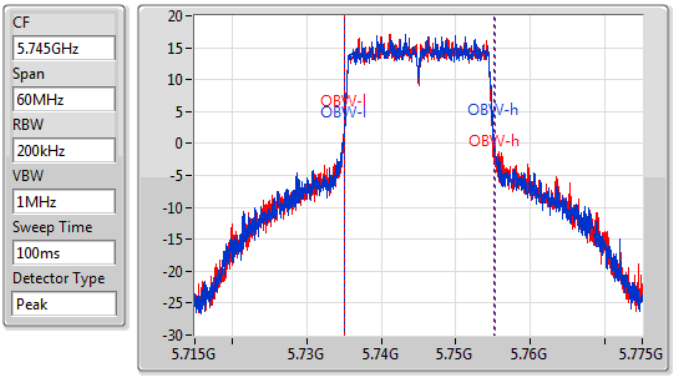

6dB(Hz)	Fl-6dB(Hz)	Fh-6dB(Hz)	OBW(Hz)	Fl-OBW(Hz)	Fh-OBW(Hz)	Limit(Hz)	Port
18.24M	5.736G	5.75424G	20.06M	5.735045G	5.755105G	500k	1
18.66M	5.73576G	5.75442G	20.24M	5.735075G	5.755315G	500k	2

802.11ax HEW20_Nss2,(MCS0)_2TX EBW

5785MHz

30/01/2020

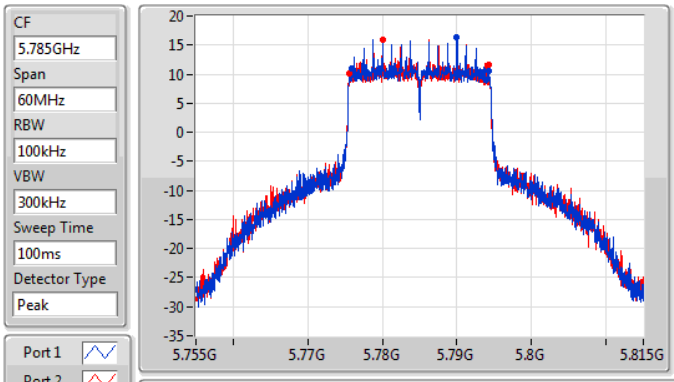

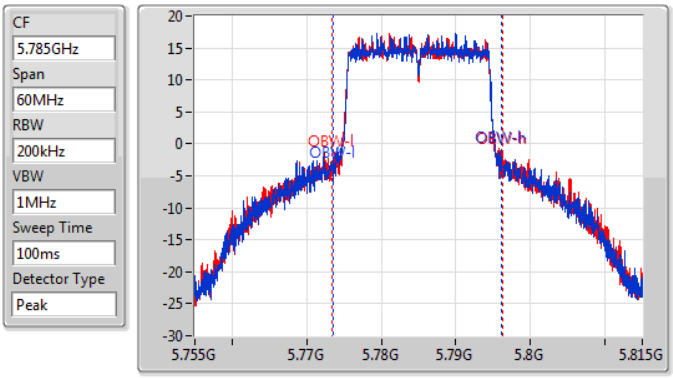

6dB(Hz)	Fl-6dB(Hz)	Fh-6dB(Hz)	OBW(Hz)	Fl-OBW(Hz)	Fh-OBW(Hz)	Limit(Hz)	Port
18.33M	5.77594G	5.79427G	22.579M	5.773606G	5.796184G	500k	1
18.63M	5.77564G	5.79427G	22.879M	5.773456G	5.796334G	500k	2

802.11ax HEW20_Nss2,(MCS0)_2TX EBW

5825MHz

30/01/2020

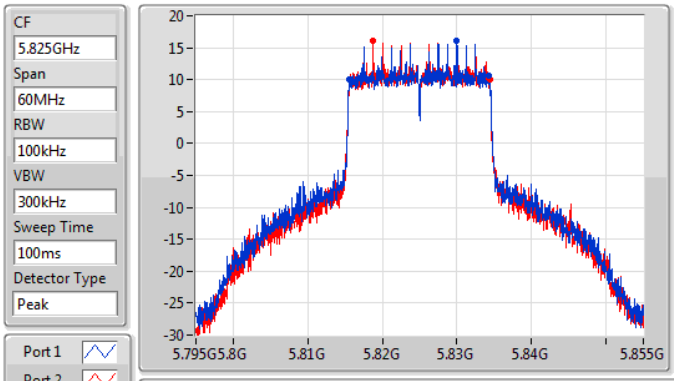

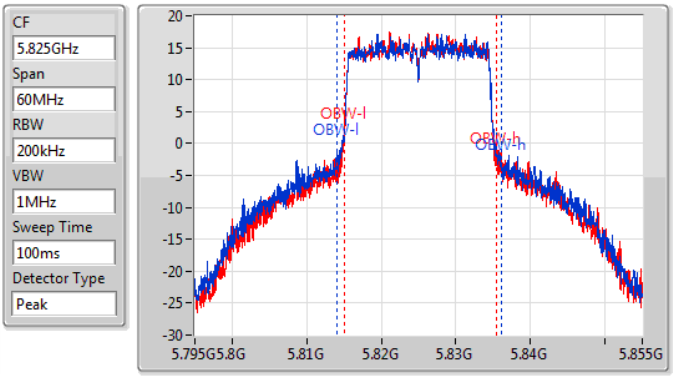

6dB(Hz)	Fl-6dB(Hz)	Fh-6dB(Hz)	OBW(Hz)	Fl-OBW(Hz)	Fh-OBW(Hz)	Limit(Hz)	Port
18.72M	5.81558G	5.8343G	22.069M	5.814025G	5.836094G	500k	1
18.87M	5.81558G	5.83445G	20.39M	5.815075G	5.835465G	500k	2

802.11ax HEW40_Nss2,(MCS0)_2TX EBW

5190MHz

30/01/2020

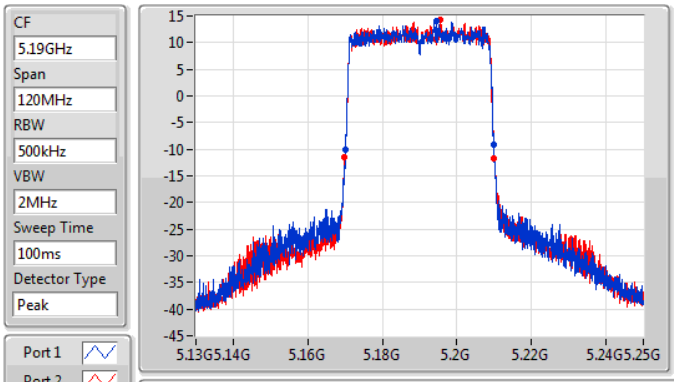

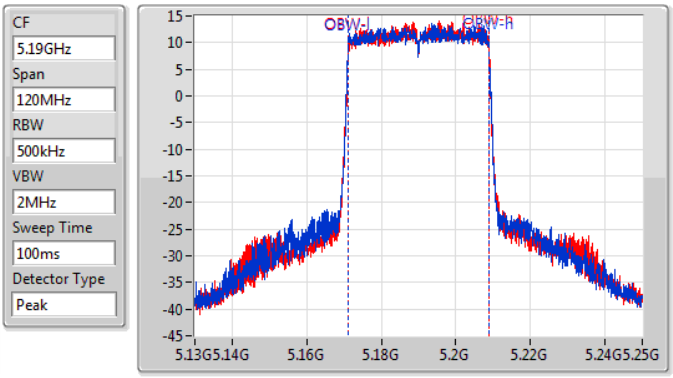

26dB(Hz)	Fl-26dB(Hz)	Fh-26dB(Hz)	OBW(Hz)	Fl-OBW(Hz)	Fh-OBW(Hz)	Limit(Hz)	Port
39.9M	5.17008G	5.20998G	37.601M	5.171229G	5.208831G	Inf	1
40.14M	5.1699G	5.21004G	37.661M	5.171169G	5.208831G	Inf	2

802.11ax HEW40_Nss2,(MCS0)_2TX EBW

5230MHz

30/01/2020

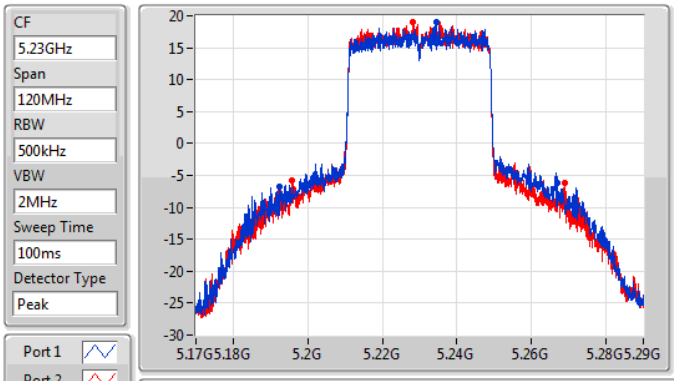

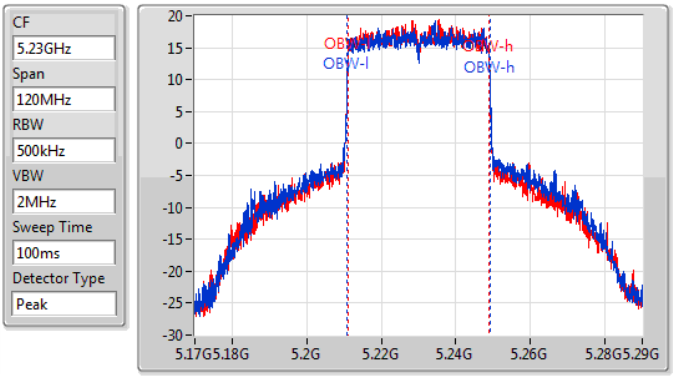

26dB(Hz)	Fl-26dB(Hz)	Fh-26dB(Hz)	OBW(Hz)	Fl-OBW(Hz)	Fh-OBW(Hz)	Limit(Hz)	Port
74.64M	5.19232G	5.26696G	38.381M	5.21087G	5.24925G	Inf	1
73.2M	5.19586G	5.26906G	38.021M	5.21099G	5.24901G	Inf	2

802.11ax HEW40_Nss2,(MCS0)_2TX EBW

5755MHz

30/01/2020

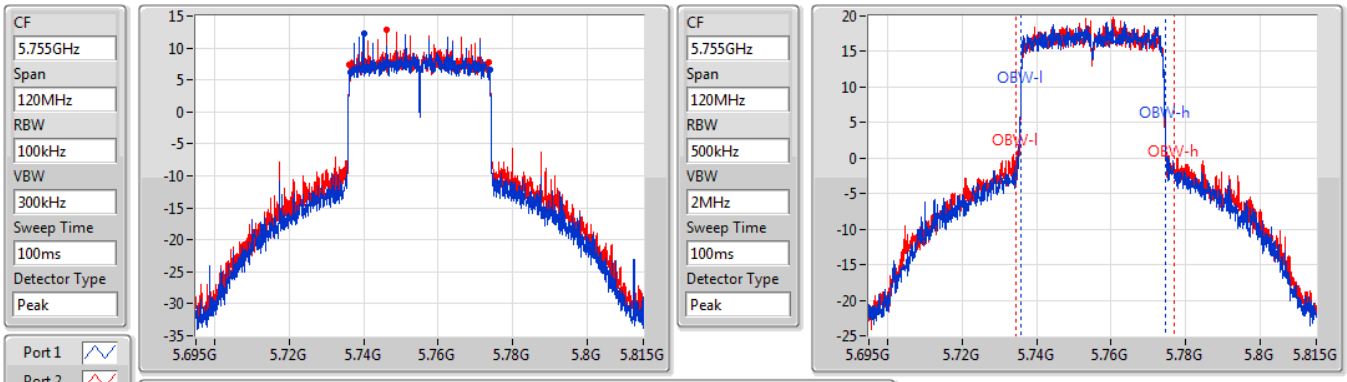

6dB(Hz)	Fl-6dB(Hz)	Fh-6dB(Hz)	OBW(Hz)	Fl-OBW(Hz)	Fh-OBW(Hz)	Limit(Hz)	Port
37.32M	5.73652G	5.77384G	38.921M	5.73569G	5.77461G	500k	1
37.32M	5.73628G	5.7736G	42.399M	5.73455G	5.776949G	500k	2

802.11ax HEW40_Nss2,(MCS0)_2TX EBW

5795MHz

30/01/2020

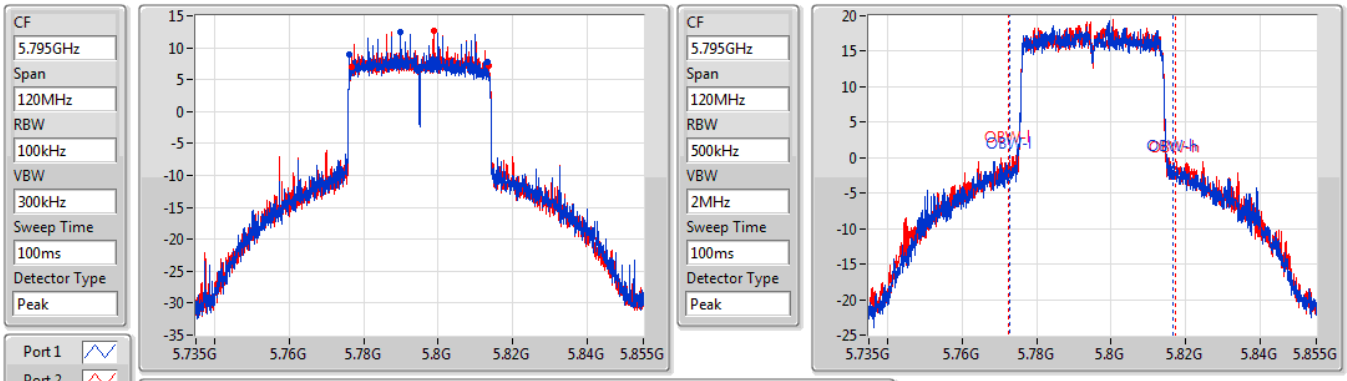

6dB(Hz)	Fl-6dB(Hz)	Fh-6dB(Hz)	OBW(Hz)	Fl-OBW(Hz)	Fh-OBW(Hz)	Limit(Hz)	Port
37.14M	5.77622G	5.81336G	43.778M	5.772691G	5.816469G	500k	1
36.9M	5.77664G	5.81354G	44.678M	5.772451G	5.817129G	500k	2

802.11ax HEW80_Nss2,(MCS0)_2TX EBW

5210MHz

30/01/2020

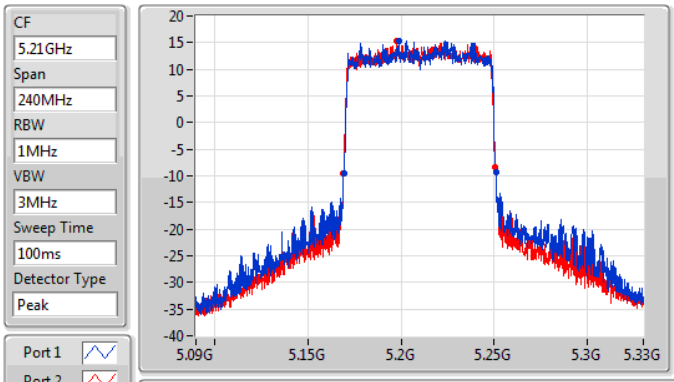

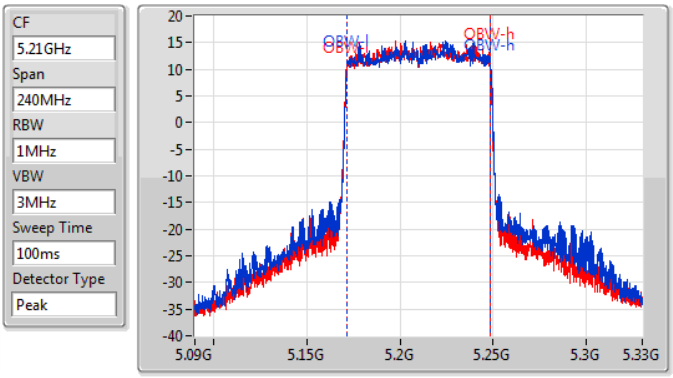

26dB(Hz)	Fl-26dB(Hz)	Fh-26dB(Hz)	OBW(Hz)	Fl-OBW(Hz)	Fh-OBW(Hz)	Limit(Hz)	Port
81.6M	5.16932G	5.25092G	77.121M	5.171619G	5.248741G	Inf	1
81.6M	5.16908G	5.25068G	77.121M	5.171379G	5.248501G	Inf	2

802.11ax HEW80_Nss2,(MCS0)_2TX EBW

5775MHz

30/01/2020

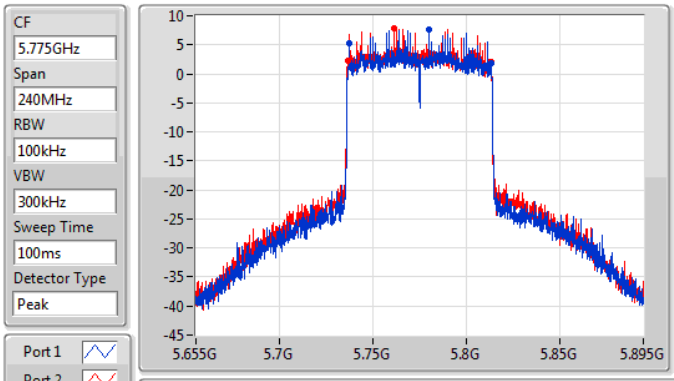

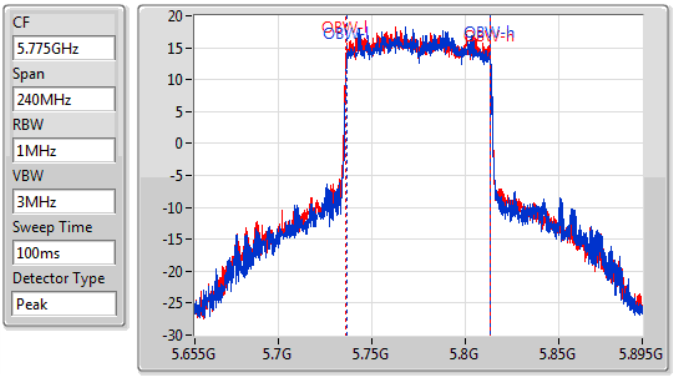

6dB(Hz)	Fl-6dB(Hz)	Fh-6dB(Hz)	OBW(Hz)	Fl-OBW(Hz)	Fh-OBW(Hz)	Limit(Hz)	Port
75.96M	5.73744G	5.8134G	77.361M	5.736379G	5.813741G	500k	1
76.44M	5.73672G	5.81316G	77.481M	5.736139G	5.813621G	500k	2

802.11ax HEW20-BF_Nss1,(MCS0)_2TX EBW

5180MHz

07/01/2020

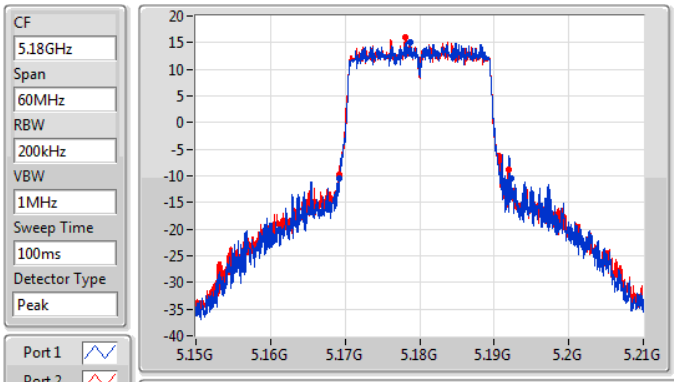

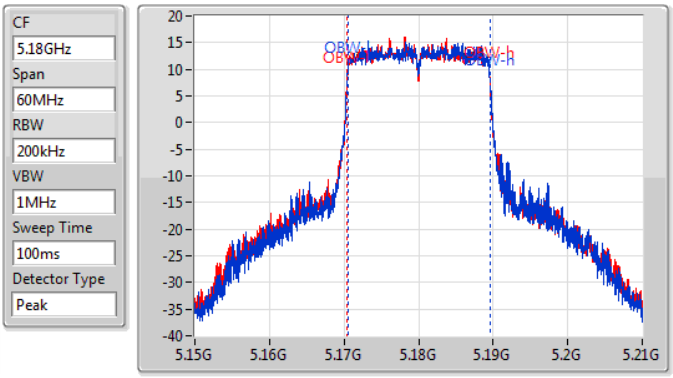

26dB(Hz)	Fl-26dB(Hz)	Fh-26dB(Hz)	OBW(Hz)	Fl-OBW(Hz)	Fh-OBW(Hz)	Limit(Hz)	Port
22.98M	5.16926G	5.19224G	19.07M	5.170495G	5.189565G	Inf	1
22.8M	5.16923G	5.19203G	19.1M	5.170435G	5.189535G	Inf	2

802.11ax HEW20-BF_Nss1,(MCS0)_2TX EBW

5200MHz

07/01/2020

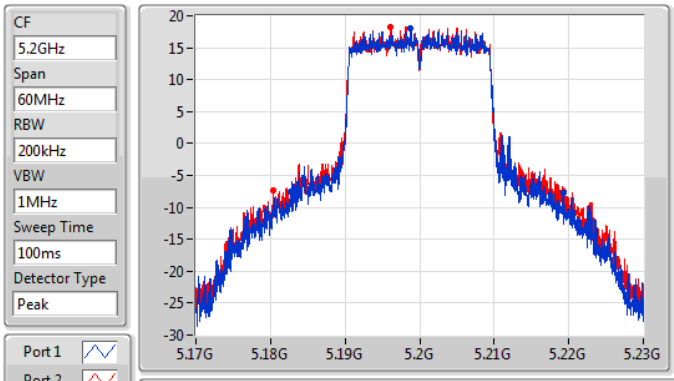

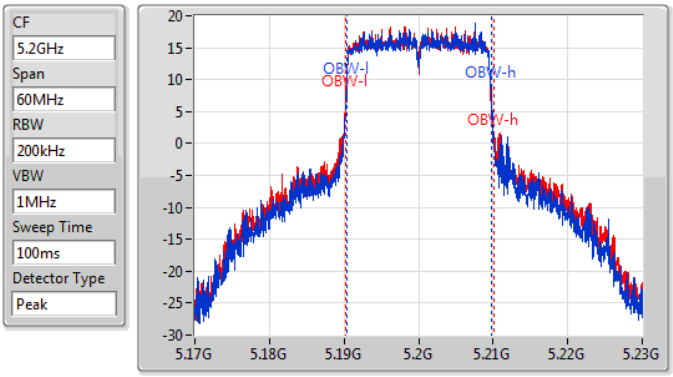

26dB(Hz)	Fl-26dB(Hz)	Fh-26dB(Hz)	OBW(Hz)	Fl-OBW(Hz)	Fh-OBW(Hz)	Limit(Hz)	Port
36.54M	5.18272G	5.21926G	19.43M	5.190345G	5.209775G	Inf	1
38.91M	5.18044G	5.21935G	19.94M	5.190165G	5.210105G	Inf	2

802.11ax HEW20-BF_Nss1,(MCS0)_2TX EBW

5240MHz

07/01/2020

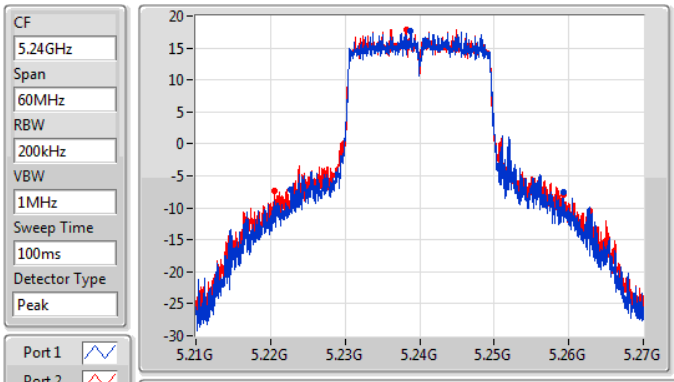

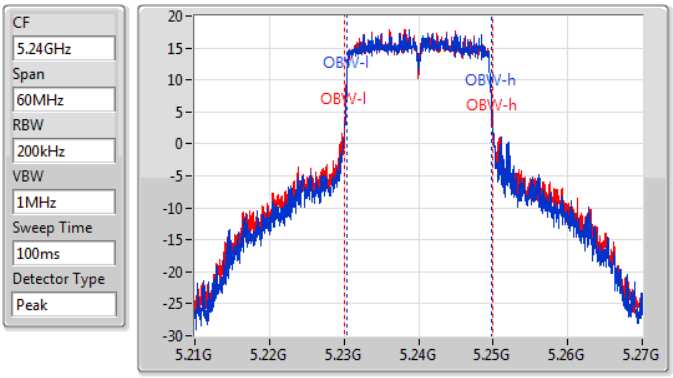

26dB(Hz)	Fl-26dB(Hz)	Fh-26dB(Hz)	OBW(Hz)	Fl-OBW(Hz)	Fh-OBW(Hz)	Limit(Hz)	Port
36.48M	5.22275G	5.25923G	19.49M	5.230315G	5.249805G	Inf	1
38.85M	5.22047G	5.25932G	19.82M	5.230135G	5.249955G	Inf	2

802.11ax HEW20-BF_Nss1,(MCS0)_2TX EBW

5745MHz

07/01/2020

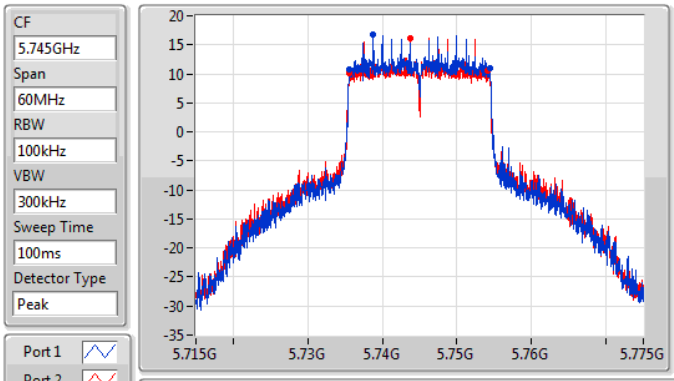

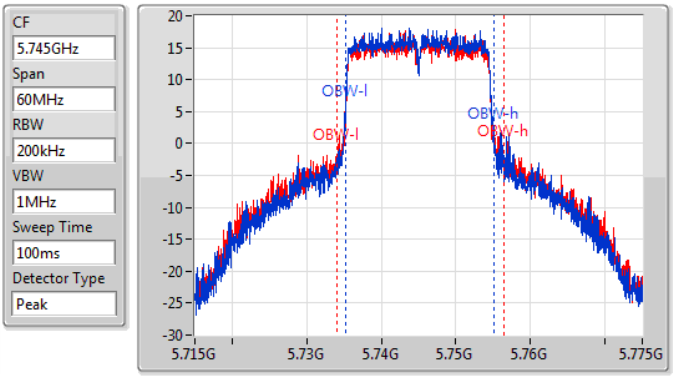

6dB(Hz)	Fl-6dB(Hz)	Fh-6dB(Hz)	OBW(Hz)	Fl-OBW(Hz)	Fh-OBW(Hz)	Limit(Hz)	Port
18.75M	5.73564G	5.75439G	19.91M	5.735165G	5.755075G	500k	1
18.45M	5.73564G	5.75409G	22.279M	5.734115G	5.756394G	500k	2

802.11ax HEW20-BF_Nss1,(MCS0)_2TX EBW

5785MHz

07/01/2020

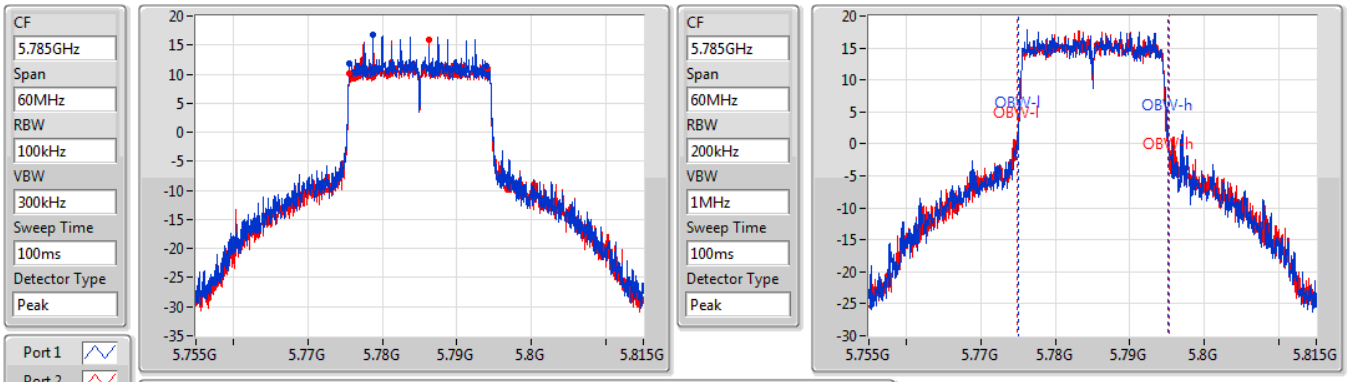

6dB(Hz)	Fl-6dB(Hz)	Fh-6dB(Hz)	OBW(Hz)	Fl-OBW(Hz)	Fh-OBW(Hz)	Limit(Hz)	Port
18.3M	5.77558G	5.79388G	20.09M	5.774985G	5.795075G	500k	1
18.57M	5.77558G	5.79415G	20.42M	5.774925G	5.795345G	500k	2

802.11ax HEW20-BF_Nss1,(MCS0)_2TX EBW

5825MHz

07/01/2020

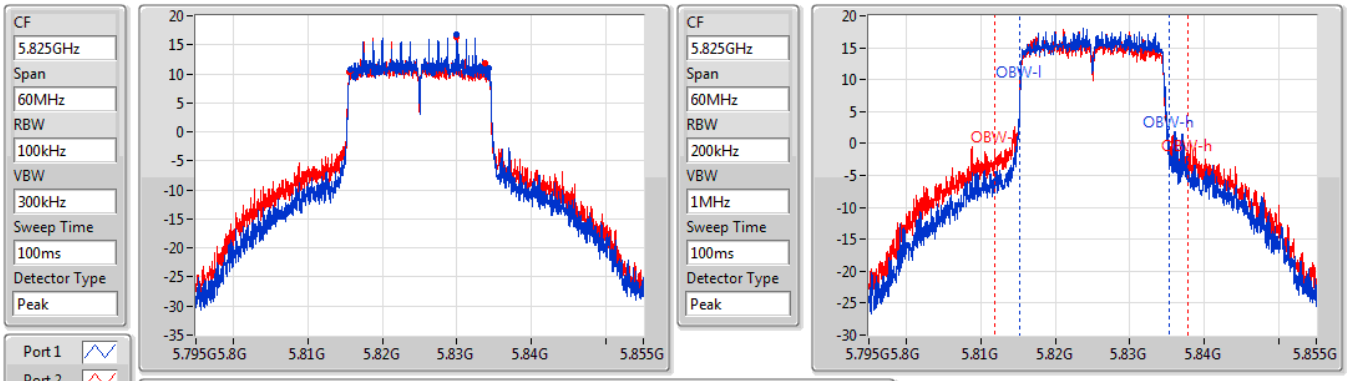

6dB(Hz)	Fl-6dB(Hz)	Fh-6dB(Hz)	OBW(Hz)	Fl-OBW(Hz)	Fh-OBW(Hz)	Limit(Hz)	Port
18.51M	5.8157G	5.83421G	19.94M	5.815285G	5.835225G	500k	1
18.21M	5.81564G	5.83385G	25.787M	5.811927G	5.837714G	500k	2

802.11ax HEW40-BF_Nss1,(MCS0)_2TX EBW

5190MHz

07/01/2020

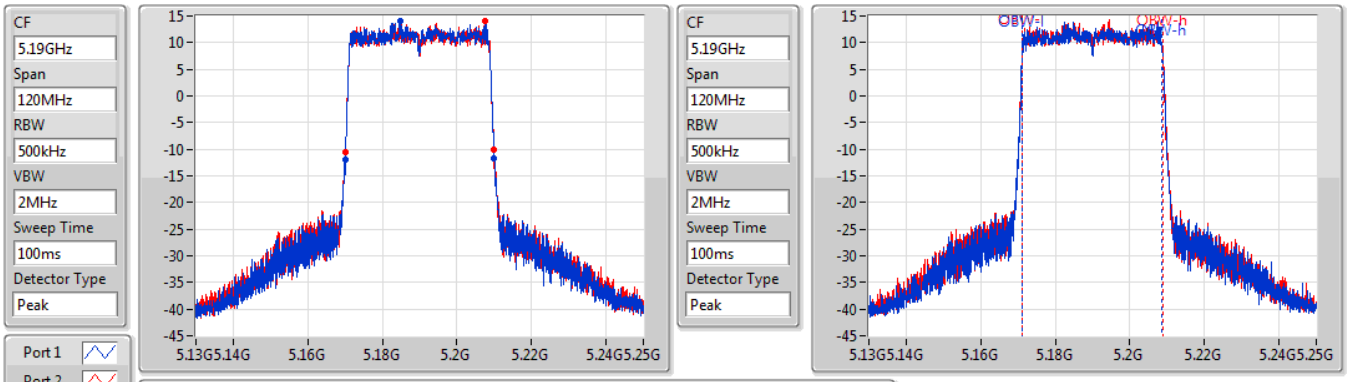

26dB(Hz)	Fl-26dB(Hz)	Fh-26dB(Hz)	OBW(Hz)	Fl-OBW(Hz)	Fh-OBW(Hz)	Limit(Hz)	Port
40.02M	5.17002G	5.21004G	37.481M	5.171229G	5.208711G	Inf	1
39.96M	5.17002G	5.20998G	37.541M	5.171229G	5.208771G	Inf	2

802.11ax HEW40-BF_Nss1,(MCS0)_2TX EBW

5230MHz

07/01/2020

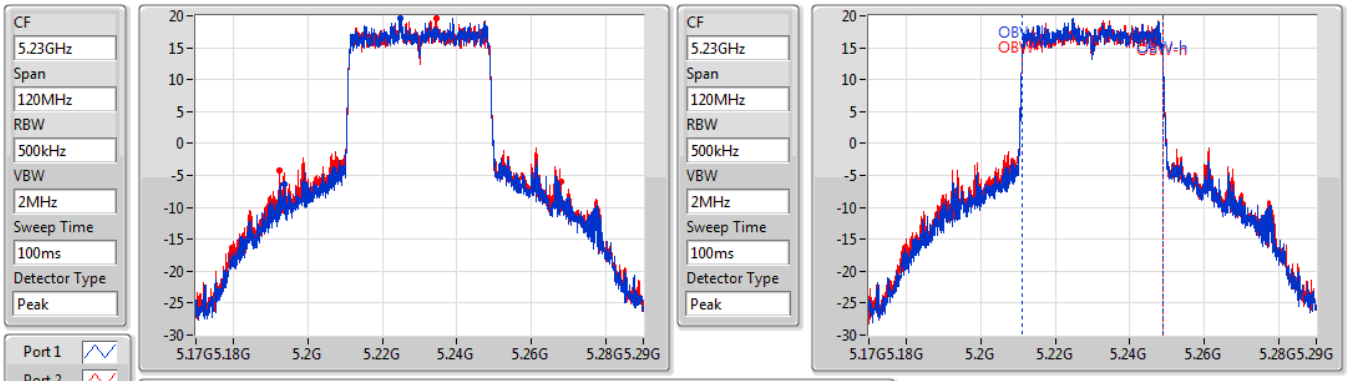

26dB(Hz)	Fl-26dB(Hz)	Fh-26dB(Hz)	OBW(Hz)	Fl-OBW(Hz)	Fh-OBW(Hz)	Limit(Hz)	Port
73.14M	5.19376G	5.2669G	37.901M	5.211049G	5.248951G	Inf	1
75.24M	5.19256G	5.2678G	38.021M	5.21099G	5.24901G	Inf	2

802.11ax HEW40-BF_Nss1,(MCS0)_2TX EBW

5755MHz

07/01/2020

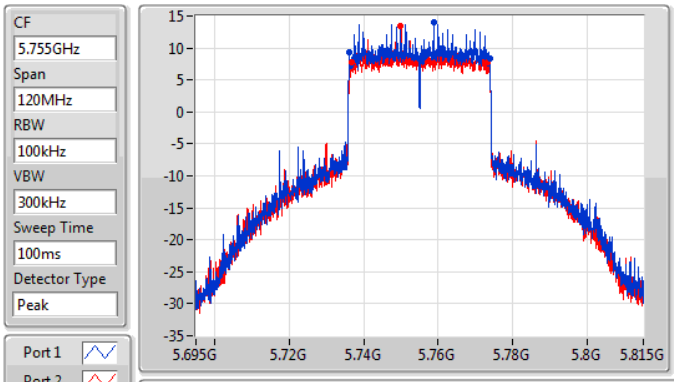

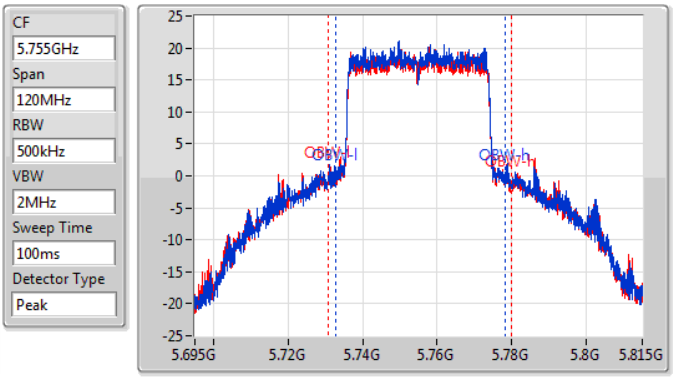

6dB(Hz)	Fl-6dB(Hz)	Fh-6dB(Hz)	OBW(Hz)	Fl-OBW(Hz)	Fh-OBW(Hz)	Limit(Hz)	Port
37.56M	5.73622G	5.77378G	45.517M	5.732631G	5.778148G	500k	1
36.54M	5.73664G	5.77318G	49.115M	5.730832G	5.779948G	500k	2

802.11ax HEW40-BF_Nss1,(MCS0)_2TX EBW

5795MHz

07/01/2020

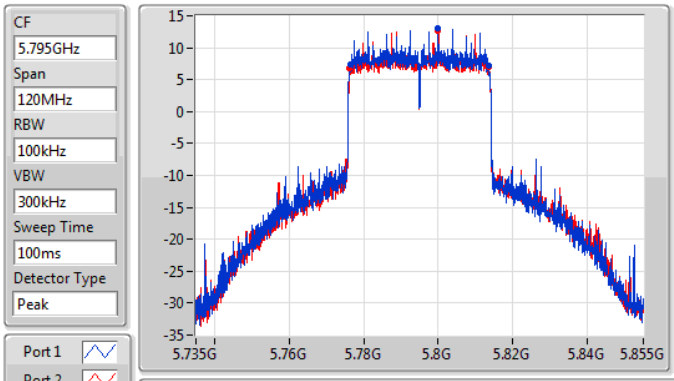

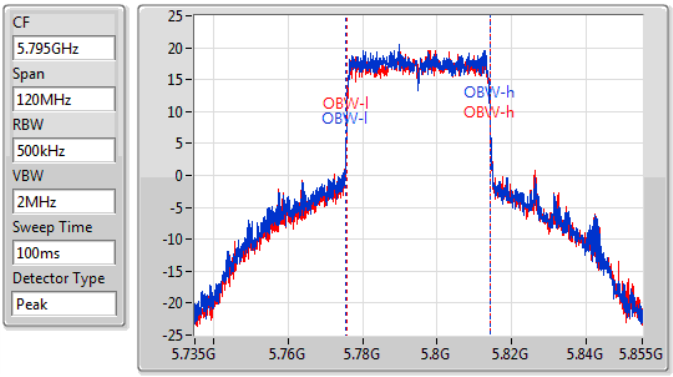

6dB(Hz)	Fl-6dB(Hz)	Fh-6dB(Hz)	OBW(Hz)	Fl-OBW(Hz)	Fh-OBW(Hz)	Limit(Hz)	Port
36.96M	5.77658G	5.81354G	38.621M	5.77557G	5.81419G	500k	1
37.38M	5.77628G	5.81366G	38.681M	5.77569G	5.81437G	500k	2

802.11ax HEW80-BF_Nss1,(MCS0)_2TX EBW

5210MHz

07/01/2020

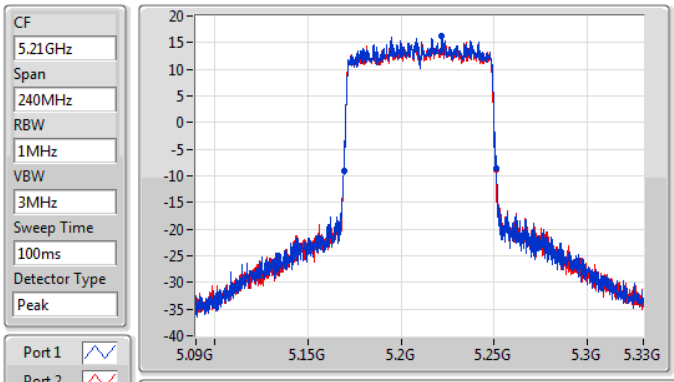

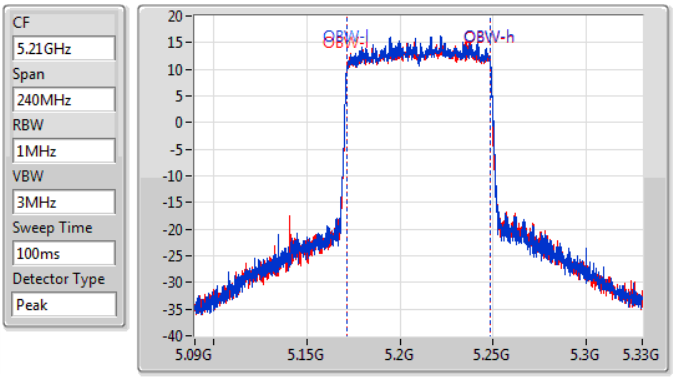

26dB(Hz)	Fl-26dB(Hz)	Fh-26dB(Hz)	OBW(Hz)	Fl-OBW(Hz)	Fh-OBW(Hz)	Limit(Hz)	Port
81.72M	5.16932G	5.25104G	77.121M	5.171619G	5.248741G	Inf	1
81.48M	5.16932G	5.2508G	77.121M	5.171499G	5.248621G	Inf	2

802.11ax HEW80-BF_Nss1,(MCS0)_2TX EBW

5775MHz

07/01/2020

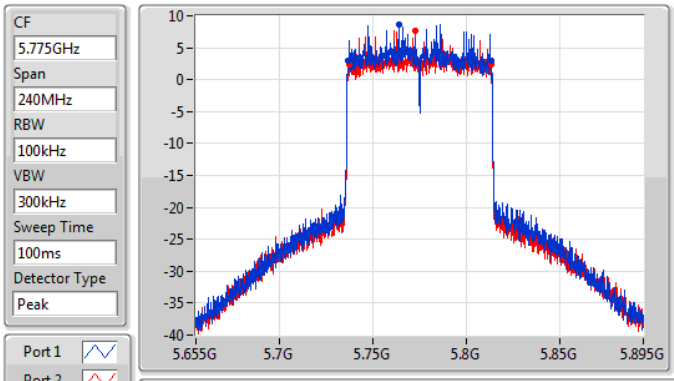

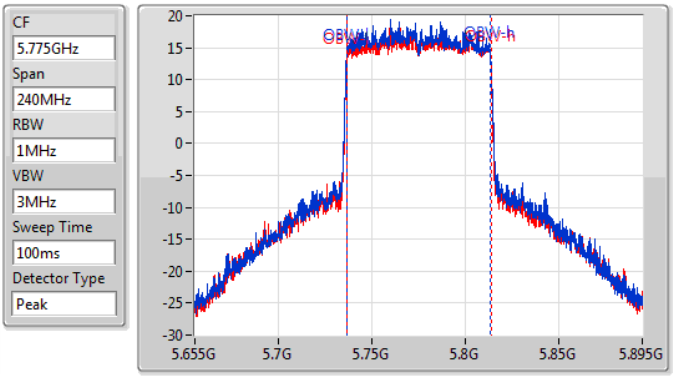

6dB(Hz)	Fl-6dB(Hz)	Fh-6dB(Hz)	OBW(Hz)	Fl-OBW(Hz)	Fh-OBW(Hz)	Limit(Hz)	Port
76.44M	5.73672G	5.81316G	77.481M	5.736259G	5.813741G	500k	1
75.96M	5.73732G	5.81328G	77.601M	5.736259G	5.813861G	500k	2

Summary

Mode	Total Power (dBm)	Total Power (W)
5.15-5.25GHz	-	-
802.11a_Nss1,(6Mbps)_2TX	29.80	0.95499
802.11ax HEW20_Nss2,(MCS0)_2TX	29.88	0.97275
802.11ax HEW40_Nss2,(MCS0)_2TX	29.54	0.89950
802.11ax HEW80_Nss2,(MCS0)_2TX	25.37	0.34435
802.11ax HEW20-BF_Nss1,(MCS0)_2TX	29.92	0.98175
802.11ax HEW40-BF_Nss1,(MCS0)_2TX	29.40	0.87096
802.11ax HEW80-BF_Nss1,(MCS0)_2TX	25.06	0.32063
5.725-5.85GHz	-	-
802.11a_Nss1,(6Mbps)_2TX	29.81	0.95719
802.11ax HEW20_Nss2,(MCS0)_2TX	29.95	0.98855
802.11ax HEW40_Nss2,(MCS0)_2TX	29.96	0.99083
802.11ax HEW80_Nss2,(MCS0)_2TX	28.03	0.63533
802.11ax HEW20-BF_Nss1,(MCS0)_2TX	29.98	0.99541
802.11ax HEW40-BF_Nss1,(MCS0)_2TX	29.96	0.99083
802.11ax HEW80-BF_Nss1,(MCS0)_2TX	27.77	0.59841

Result

Mode	Result	DG (dBi)	Port 1 (dBm)	Port 2 (dBm)	Total Power (dBm)	Power Limit (dBm)
802.11a_Nss1,(6Mbps)_2TX	-	-	-	-	-	-
5180MHz	Pass	0.88	24.77	24.88	27.84	30.00
5200MHz	Pass	0.88	26.68	26.88	29.79	30.00
5240MHz	Pass	0.88	26.68	26.89	29.80	30.00
5745MHz	Pass	1.22	26.94	26.66	29.81	30.00
5785MHz	Pass	1.22	26.83	26.75	29.80	30.00
5825MHz	Pass	1.22	26.90	26.63	29.78	30.00
802.11ax HEW20_Nss2,(MCS0)_2TX	-	-	-	-	-	-
5180MHz	Pass	0.88	24.06	23.86	26.97	30.00
5200MHz	Pass	0.88	26.84	26.87	29.87	30.00
5240MHz	Pass	0.88	26.85	26.89	29.88	30.00
5745MHz	Pass	1.22	26.87	26.77	29.83	30.00
5785MHz	Pass	1.22	27.01	26.87	29.95	30.00
5825MHz	Pass	1.22	26.83	26.97	29.91	30.00
802.11ax HEW40_Nss2,(MCS0)_2TX	-	-	-	-	-	-
5190MHz	Pass	0.88	21.60	21.52	24.57	30.00
5230MHz	Pass	0.88	26.36	26.69	29.54	30.00
5755MHz	Pass	1.22	26.88	26.89	29.90	30.00
5795MHz	Pass	1.22	26.91	26.98	29.96	30.00
802.11ax HEW80_Nss2,(MCS0)_2TX	-	-	-	-	-	-
5210MHz	Pass	0.88	22.20	22.51	25.37	30.00
5775MHz	Pass	1.22	24.91	25.12	28.03	30.00
802.11ax HEW20-BF_Nss1,(MCS0)_2TX	-	-	-	-	-	-
5180MHz	Pass	3.85	24.26	24.39	27.34	30.00
5200MHz	Pass	3.85	26.78	27.03	29.92	30.00
5240MHz	Pass	3.85	26.76	26.89	29.84	30.00
5745MHz	Pass	4.08	27.13	26.80	29.98	30.00
5785MHz	Pass	4.08	26.93	26.83	29.89	30.00
5825MHz	Pass	4.08	26.87	26.71	29.80	30.00
802.11ax HEW40-BF_Nss1,(MCS0)_2TX	-	-	-	-	-	-
5190MHz	Pass	3.85	20.86	20.74	23.81	30.00
5230MHz	Pass	3.85	26.49	26.28	29.40	30.00
5755MHz	Pass	4.08	27.34	26.51	29.96	30.00
5795MHz	Pass	4.08	27.01	26.63	29.83	30.00
802.11ax HEW80-BF_Nss1,(MCS0)_2TX	-	-	-	-	-	-
5210MHz	Pass	3.85	22.08	22.01	25.06	30.00
5775MHz	Pass	4.08	25.00	24.51	27.77	30.00

DG = Directional Gain; **Port X** = Port X output power

Summary

Mode	PD (dBm/RBW)
5.15-5.25GHz	-
802.11a_Nss1,(6Mbps)_2TX	16.88
802.11ax HEW20_Nss2,(MCS0)_2TX	15.78
802.11ax HEW40_Nss2,(MCS0)_2TX	12.77
802.11ax HEW80_Nss2,(MCS0)_2TX	5.82
802.11ax HEW20-BF_Nss1,(MCS0)_2TX	16.75
802.11ax HEW40-BF_Nss1,(MCS0)_2TX	13.52
802.11ax HEW80-BF_Nss1,(MCS0)_2TX	6.08
5.725-5.85GHz	-
802.11a_Nss1,(6Mbps)_2TX	15.45
802.11ax HEW20_Nss2,(MCS0)_2TX	14.52
802.11ax HEW40_Nss2,(MCS0)_2TX	11.83
802.11ax HEW80_Nss2,(MCS0)_2TX	6.97
802.11ax HEW20-BF_Nss1,(MCS0)_2TX	15.32
802.11ax HEW40-BF_Nss1,(MCS0)_2TX	12.58
802.11ax HEW80-BF_Nss1,(MCS0)_2TX	7.45

RBW = 500 kHz for 5.725-5.85GHz band / 1MHz for other band;

Result

Mode	Result	DG (dBi)	Port 1 (dBm/RBW)	Port 2 (dBm/RBW)	PD (dBm/RBW)	PD Limit (dBm/RBW)
802.11a_Nss1,(6Mbps)_2TX	-	-	-	-	-	-
5180MHz	Pass	3.85	11.69	11.88	14.76	17.00
5200MHz	Pass	3.85	13.78	14.03	16.88	17.00
5240MHz	Pass	3.85	13.79	13.99	16.86	17.00
5745MHz	Pass	4.08	12.64	12.34	15.43	30.00
5785MHz	Pass	4.08	12.66	12.43	15.45	30.00
5825MHz	Pass	4.08	12.52	12.19	15.30	30.00
802.11ax HEW20_Nss2,(MCS0)_2TX	-	-	-	-	-	-
5180MHz	Pass	3.85	10.05	9.86	12.93	17.00
5200MHz	Pass	3.85	12.91	12.50	15.67	17.00
5240MHz	Pass	3.85	12.94	12.60	15.78	17.00
5745MHz	Pass	4.08	11.62	11.50	14.52	30.00
5785MHz	Pass	4.08	11.49	11.25	14.36	30.00
5825MHz	Pass	4.08	11.48	11.52	14.43	30.00
802.11ax HEW40_Nss2,(MCS0)_2TX	-	-	-	-	-	-
5190MHz	Pass	3.85	4.82	4.87	7.80	17.00
5230MHz	Pass	3.85	9.66	9.93	12.77	17.00
5755MHz	Pass	4.08	8.79	8.84	11.83	30.00
5795MHz	Pass	4.08	8.59	8.63	11.54	30.00
802.11ax HEW80_Nss2,(MCS0)_2TX	-	-	-	-	-	-
5210MHz	Pass	3.85	2.73	2.98	5.82	17.00
5775MHz	Pass	4.08	3.89	4.12	6.97	30.00
802.11ax HEW20-BF_Nss1,(MCS0)_2TX	-	-	-	-	-	-
5180MHz	Pass	3.85	11.23	11.41	14.27	17.00
5200MHz	Pass	3.85	13.67	13.87	16.75	17.00
5240MHz	Pass	3.85	13.59	13.82	16.68	17.00
5745MHz	Pass	4.08	12.50	12.25	15.32	30.00
5785MHz	Pass	4.08	12.37	12.22	15.28	30.00
5825MHz	Pass	4.08	12.42	12.06	15.16	30.00
802.11ax HEW40-BF_Nss1,(MCS0)_2TX	-	-	-	-	-	-
5190MHz	Pass	3.85	4.86	4.80	7.81	17.00
5230MHz	Pass	3.85	10.59	10.49	13.52	17.00
5755MHz	Pass	4.08	9.88	9.33	12.58	30.00
5795MHz	Pass	4.08	9.54	9.24	12.37	30.00
802.11ax HEW80-BF_Nss1,(MCS0)_2TX	-	-	-	-	-	-
5210MHz	Pass	3.85	3.22	2.99	6.08	17.00
5775MHz	Pass	4.08	4.94	4.02	7.45	30.00

DG = Directional Gain; **RBW** = 500 kHz for 5.725-5.85GHz band / 1MHz for other band;
PD = trace bin-by-bin of each transmits port summing can be performed maximum power density; **Port X** = Port X power density;

802.11a_Nss1,(6Mbps)_2TX PSD

5180MHz

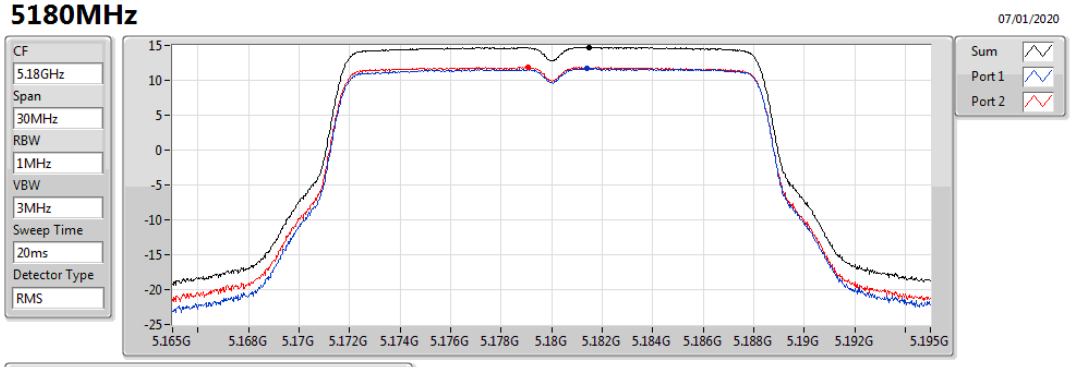

Sum	PD	Port 1	Port 2
(dBm/RBW)	(dBm/RBW)	(dBm/RBW)	(dBm/RBW)
14.76	14.76	11.69	11.88

802.11a_Nss1,(6Mbps)_2TX PSD

5200MHz

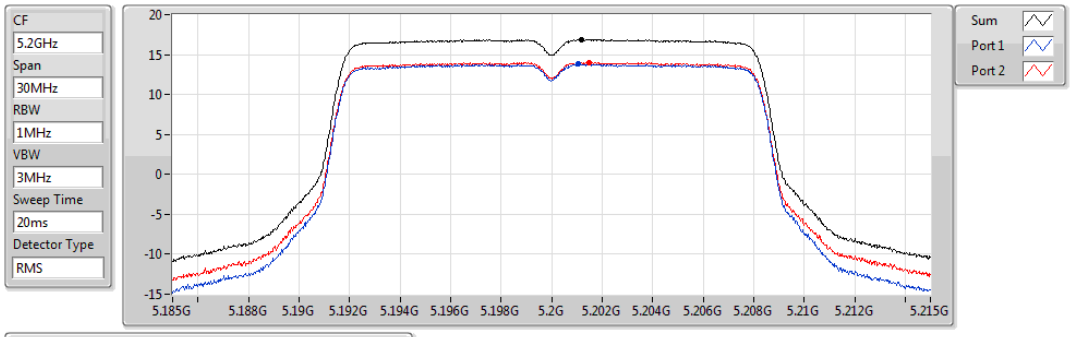

Sum	PD	Port 1	Port 2
(dBm/RBW)	(dBm/RBW)	(dBm/RBW)	(dBm/RBW)
16.88	16.88	13.78	14.03

802.11a_Nss1,(6Mbps)_2TX PSD

5240MHz

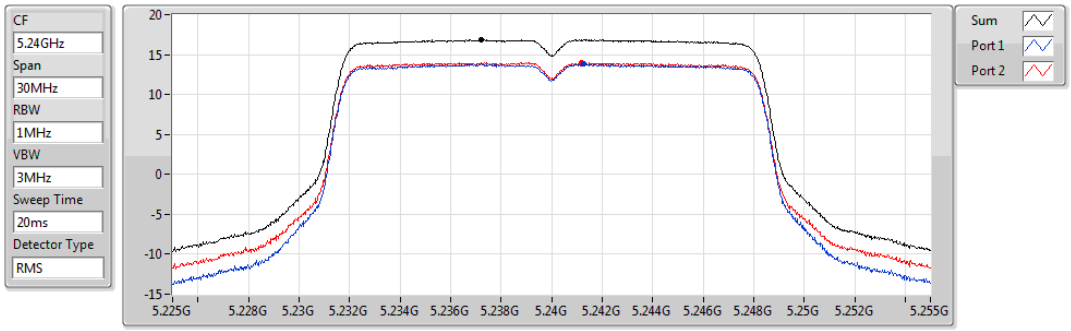

Sum	PD	Port 1	Port 2
(dBm/RBW)	(dBm/RBW)	(dBm/RBW)	(dBm/RBW)
16.86	16.86	13.79	13.99

802.11a_Nss1,(6Mbps)_2TX PSD

5745MHz

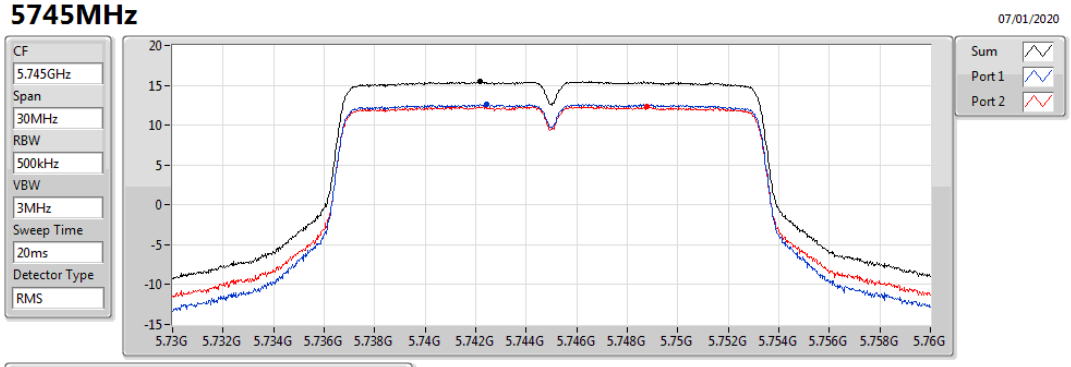

Sum	PD	Port 1	Port 2
(dBm/RBW)	(dBm/RBW)	(dBm/RBW)	(dBm/RBW)
15.43	15.43	12.64	12.34

802.11a_Nss1,(6Mbps)_2TX PSD

5785MHz

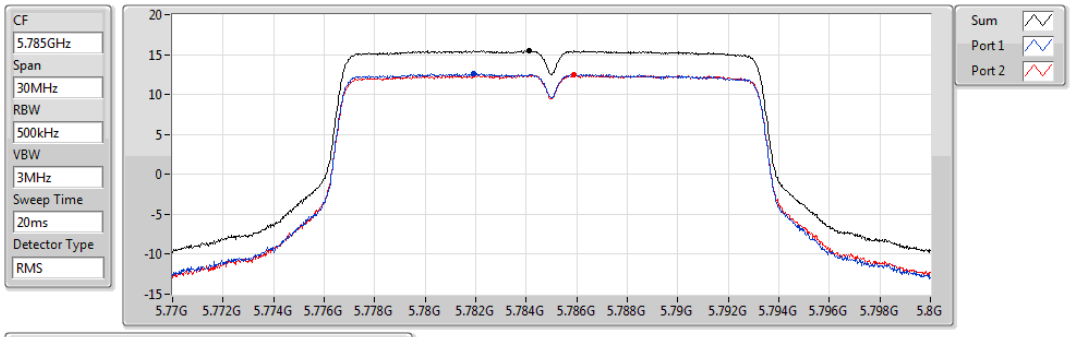

Sum	PD	Port 1	Port 2
(dBm/RBW)	(dBm/RBW)	(dBm/RBW)	(dBm/RBW)
15.45	15.45	12.66	12.43

802.11a_Nss1,(6Mbps)_2TX PSD

5825MHz

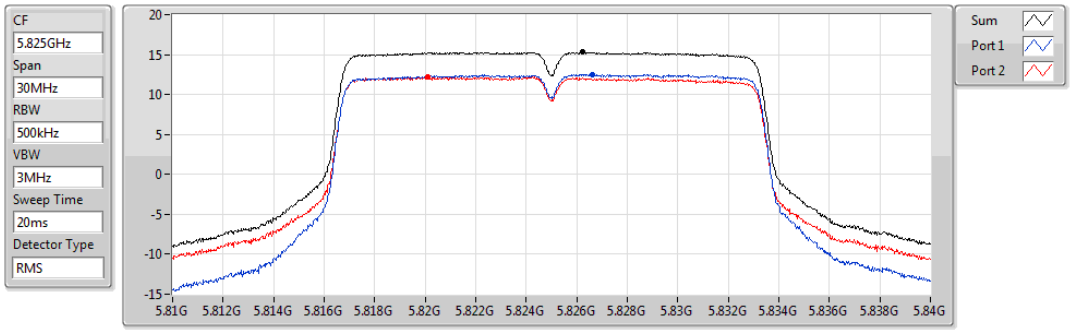

Sum	PD	Port 1	Port 2
(dBm/RBW)	(dBm/RBW)	(dBm/RBW)	(dBm/RBW)
15.30	15.30	12.52	12.19

802.11ax HEW20_Nss2,(MCS0)_2TX PSD

5180MHz

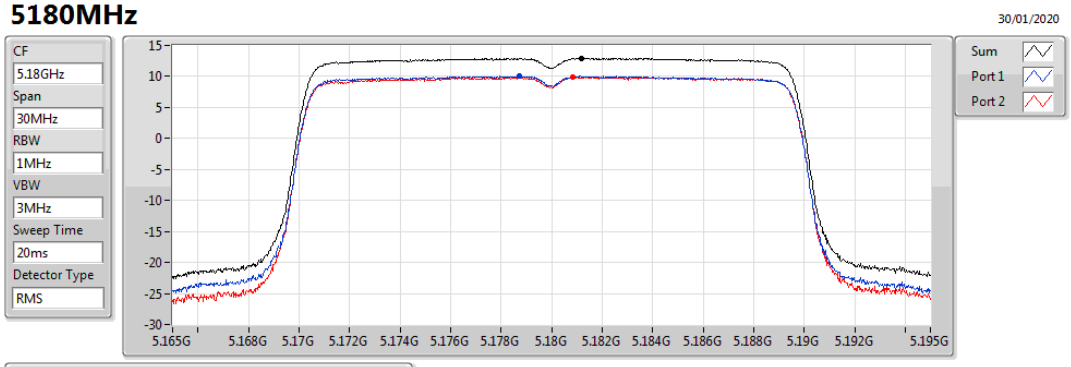

Sum	PD	Port 1	Port 2
(dBm/RBW)	(dBm/RBW)	(dBm/RBW)	(dBm/RBW)
12.93	12.93	10.05	9.86

802.11ax HEW20_Nss2,(MCS0)_2TX PSD

5200MHz

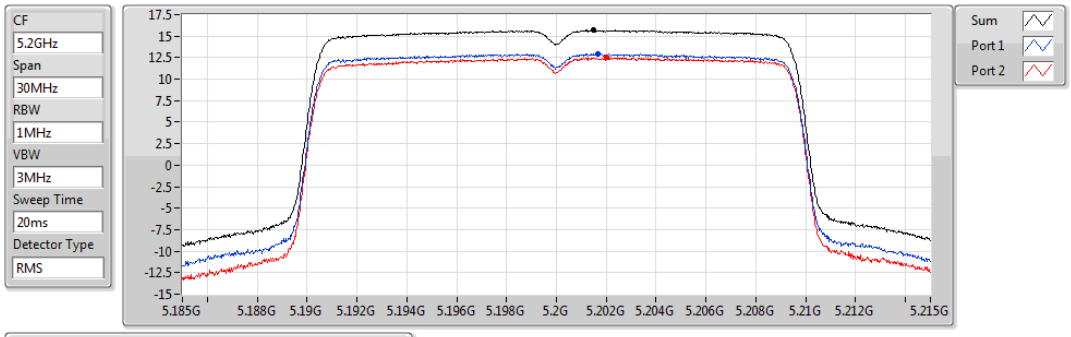

Sum	PD	Port 1	Port 2
(dBm/RBW)	(dBm/RBW)	(dBm/RBW)	(dBm/RBW)
15.67	15.67	12.91	12.50

802.11ax HEW20_Nss2,(MCS0)_2TX PSD

5240MHz

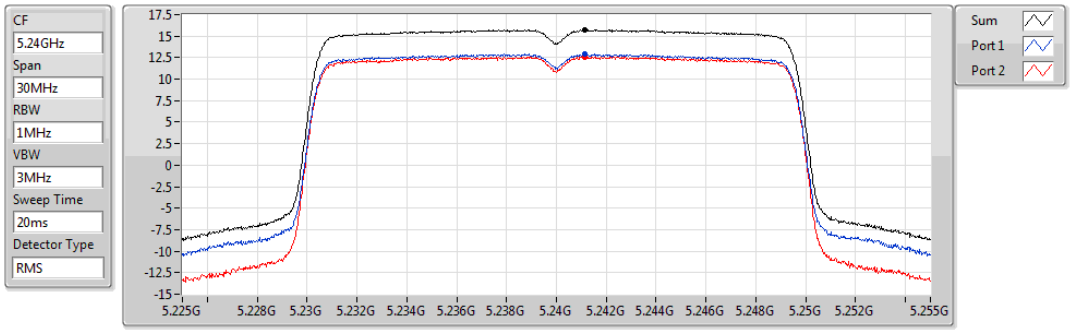

Sum	PD	Port 1	Port 2
(dBm/RBW)	(dBm/RBW)	(dBm/RBW)	(dBm/RBW)
15.78	15.78	12.94	12.60

802.11ax HEW20_Nss2,(MCS0)_2TX PSD

5745MHz

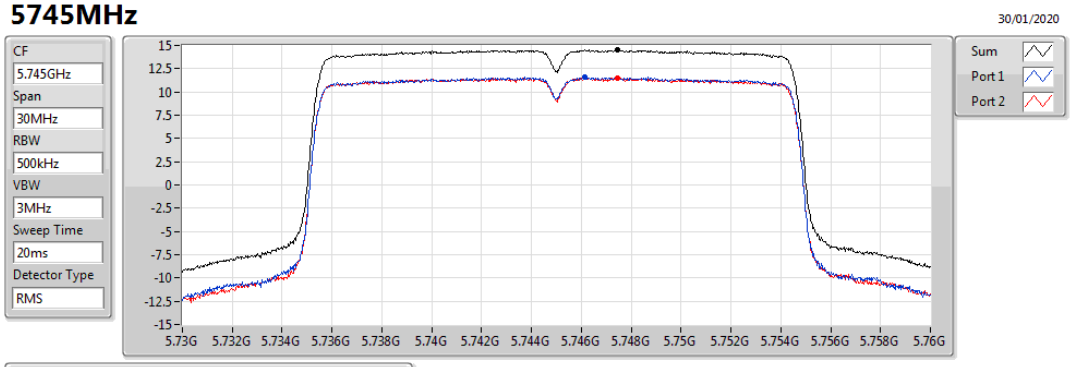

Sum	PD	Port 1	Port 2
(dBm/RBW)	(dBm/RBW)	(dBm/RBW)	(dBm/RBW)
14.52	14.52	11.62	11.50

802.11ax HEW20_Nss2,(MCS0)_2TX PSD

5785MHz

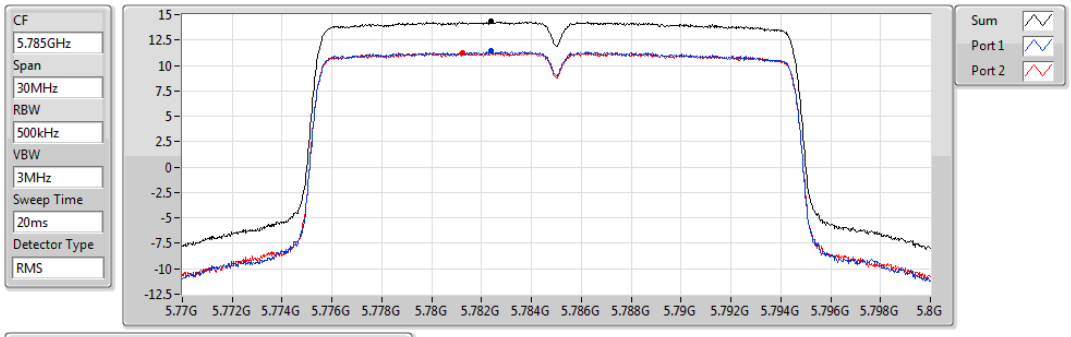

Sum	PD	Port 1	Port 2
(dBm/RBW)	(dBm/RBW)	(dBm/RBW)	(dBm/RBW)
14.36	14.36	11.49	11.25

802.11ax HEW20_Nss2,(MCS0)_2TX PSD

5825MHz

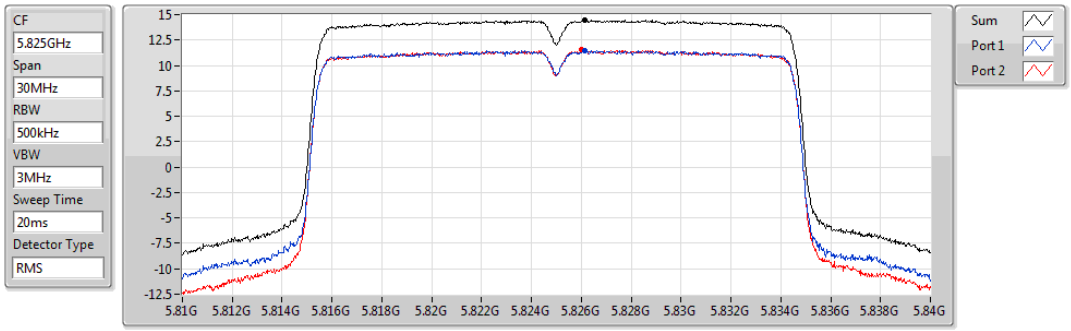

Sum	PD	Port 1	Port 2
(dBm/RBW)	(dBm/RBW)	(dBm/RBW)	(dBm/RBW)
14.43	14.43	11.48	11.52

802.11ax HEW40_Nss2,(MCS0)_2TX PSD

5190MHz

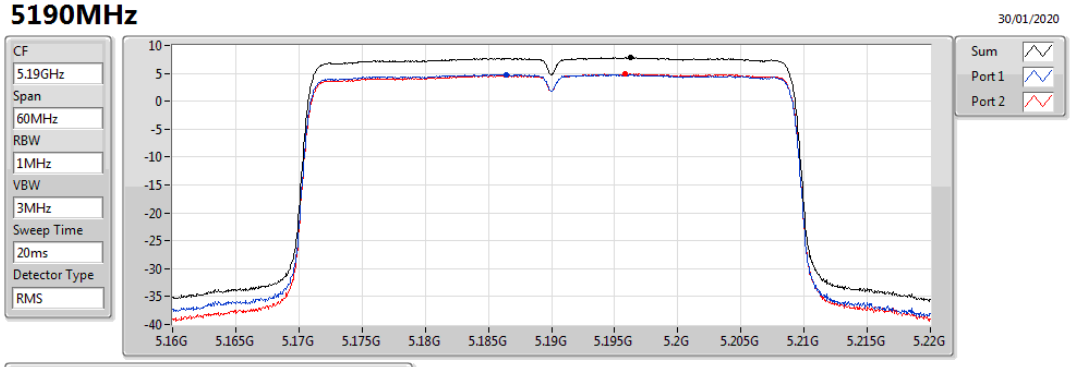

Sum	PD	Port 1	Port 2
(dBm/RBW)	(dBm/RBW)	(dBm/RBW)	(dBm/RBW)
7.80	7.80	4.82	4.87

802.11ax HEW40_Nss2,(MCS0)_2TX PSD

5230MHz

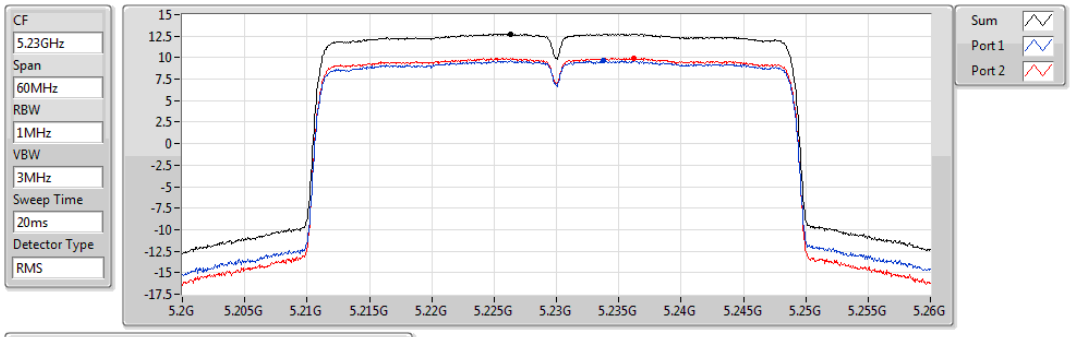

Sum	PD	Port 1	Port 2
(dBm/RBW)	(dBm/RBW)	(dBm/RBW)	(dBm/RBW)
12.77	12.77	9.66	9.93

802.11ax HEW40_Nss2,(MCS0)_2TX PSD

5755MHz

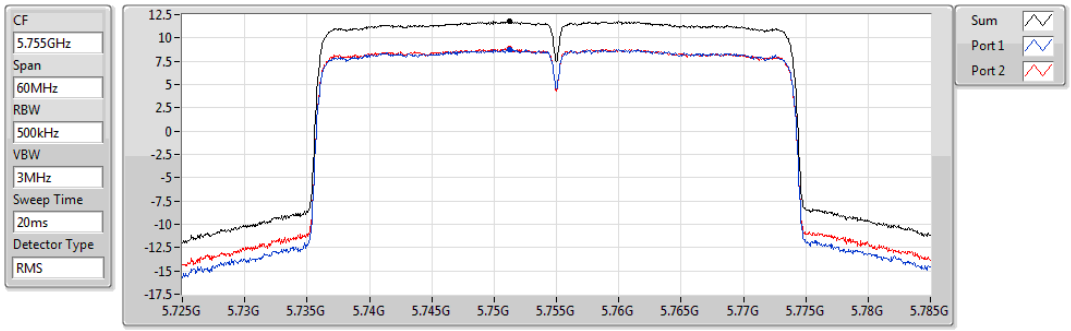

Sum	PD	Port 1	Port 2
(dBm/RBW)	(dBm/RBW)	(dBm/RBW)	(dBm/RBW)
11.83	11.83	8.79	8.84

802.11ax HEW40_Nss2,(MCS0)_2TX PSD

5795MHz

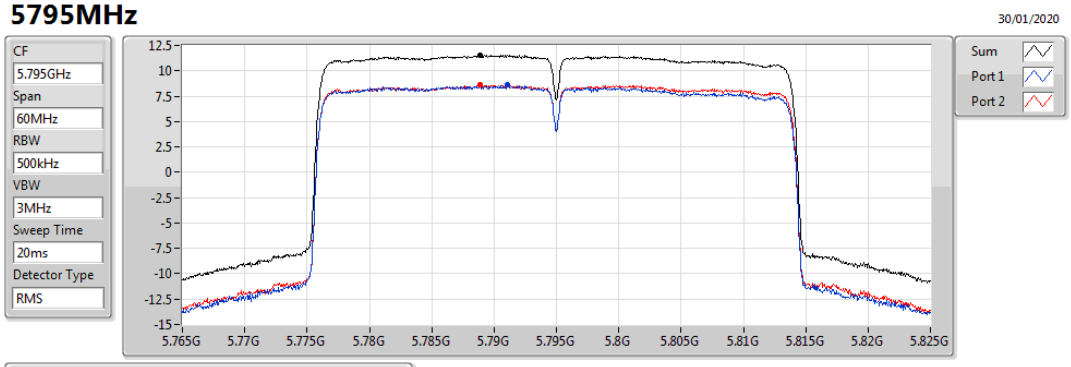

Sum	PD	Port 1	Port 2
(dBm/RBW)	(dBm/RBW)	(dBm/RBW)	(dBm/RBW)
11.54	11.54	8.59	8.63

802.11ax HEW80_Nss2,(MCS0)_2TX PSD

5210MHz

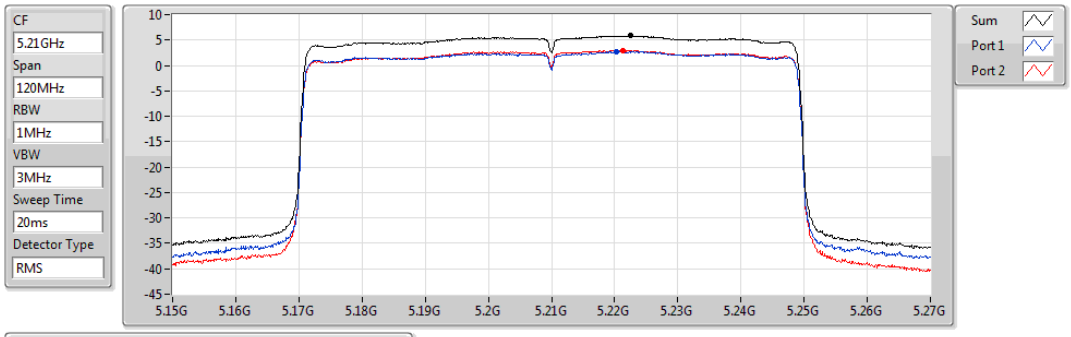

Sum	PD	Port 1	Port 2
(dBm/RBW)	(dBm/RBW)	(dBm/RBW)	(dBm/RBW)
5.82	5.82	2.73	2.98

802.11ax HEW80_Nss2,(MCS0)_2TX PSD

5775MHz

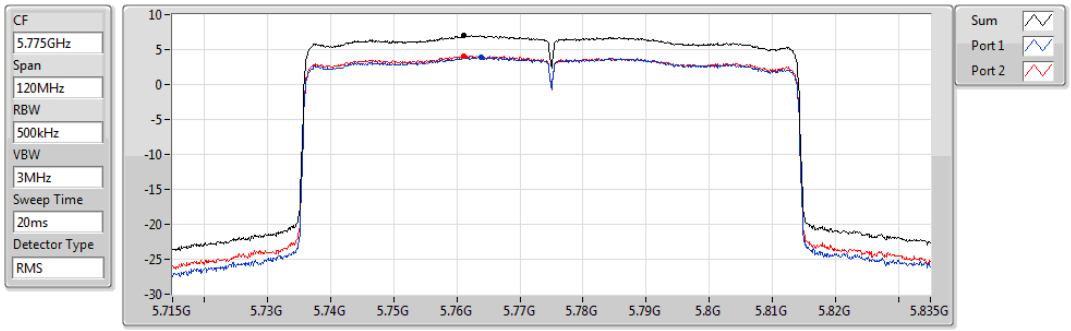

Sum	PD	Port 1	Port 2
(dBm/RBW)	(dBm/RBW)	(dBm/RBW)	(dBm/RBW)
6.97	6.97	3.89	4.12

802.11ax HEW20-BF_Nss1,(MCS0)_2TX PSD

5180MHz

07/01/2020

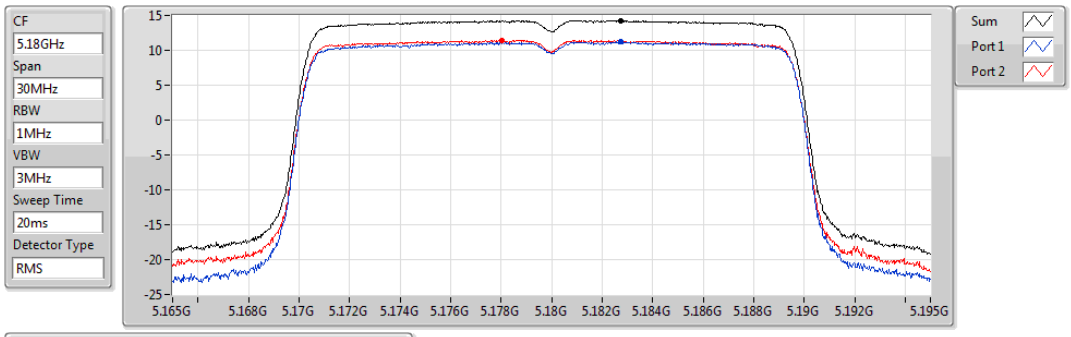

Sum	PD	Port 1	Port 2
(dBm/RBW)	(dBm/RBW)	(dBm/RBW)	(dBm/RBW)
14.27	14.27	11.23	11.41

802.11ax HEW20-BF_Nss1,(MCS0)_2TX PSD

5200MHz

07/01/2020

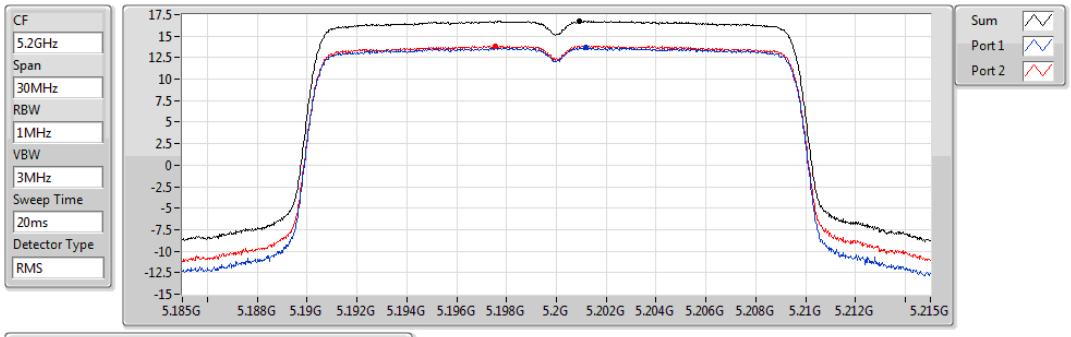

Sum	PD	Port 1	Port 2
(dBm/RBW)	(dBm/RBW)	(dBm/RBW)	(dBm/RBW)
16.75	16.75	13.67	13.87

802.11ax HEW20-BF_Nss1,(MCS0)_2TX PSD

5240MHz

07/01/2020

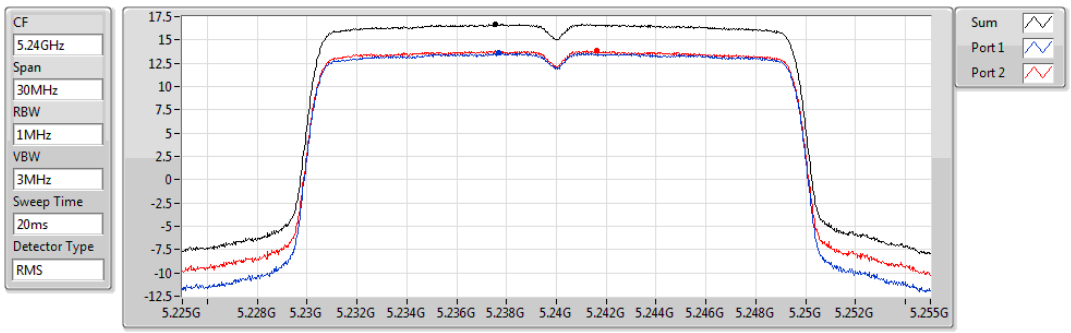

Sum	PD	Port 1	Port 2
(dBm/RBW)	(dBm/RBW)	(dBm/RBW)	(dBm/RBW)
16.68	16.68	13.59	13.82

802.11ax HEW20-BF_Nss1,(MCS0)_2TX PSD

5745MHz

07/01/2020

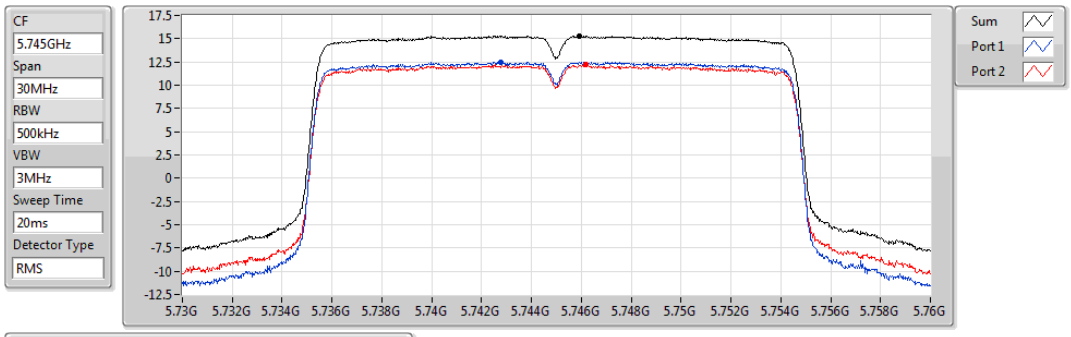

Sum	PD	Port 1	Port 2
(dBm/RBW)	(dBm/RBW)	(dBm/RBW)	(dBm/RBW)
15.32	15.32	12.50	12.25

802.11ax HEW20-BF_Nss1,(MCS0)_2TX PSD

5785MHz

07/01/2020

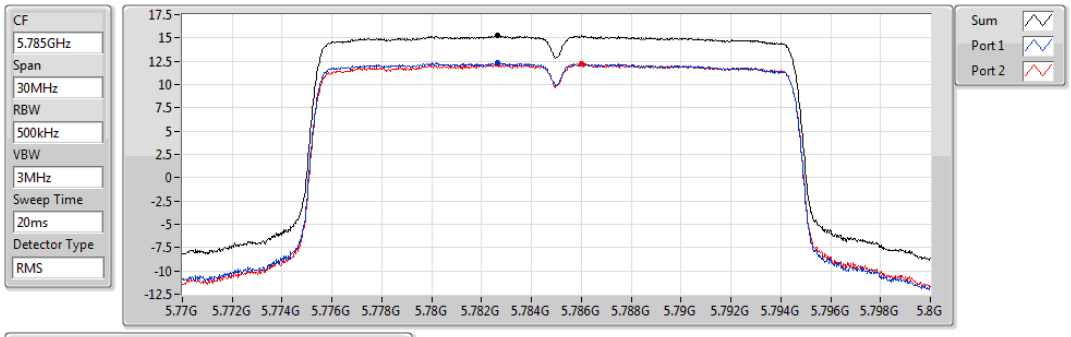

Sum	PD	Port 1	Port 2
(dBm/RBW)	(dBm/RBW)	(dBm/RBW)	(dBm/RBW)
15.28	15.28	12.37	12.22

802.11ax HEW20-BF_Nss1,(MCS0)_2TX PSD

5825MHz

07/01/2020

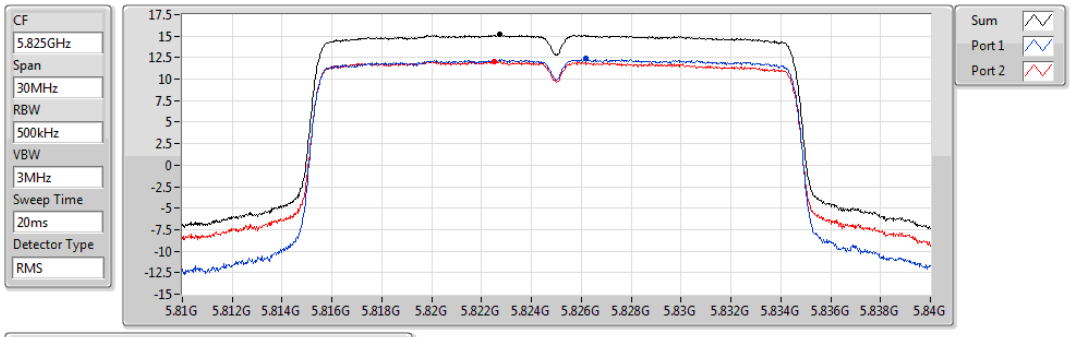

Sum	PD	Port 1	Port 2
(dBm/RBW)	(dBm/RBW)	(dBm/RBW)	(dBm/RBW)
15.16	15.16	12.42	12.06

802.11ax HEW40-BF_Nss1,(MCS0)_2TX PSD

5190MHz

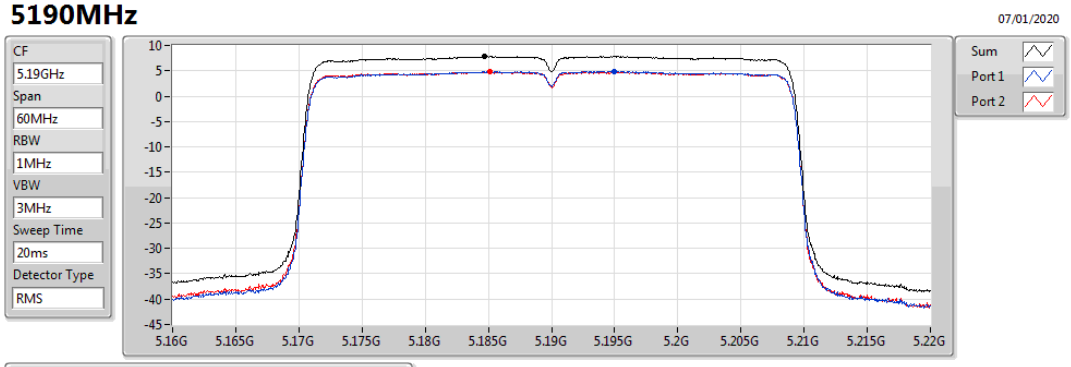

Sum	PD	Port 1	Port 2
(dBm/RBW)	(dBm/RBW)	(dBm/RBW)	(dBm/RBW)
7.81	7.81	4.86	4.80

802.11ax HEW40-BF_Nss1,(MCS0)_2TX PSD

5230MHz

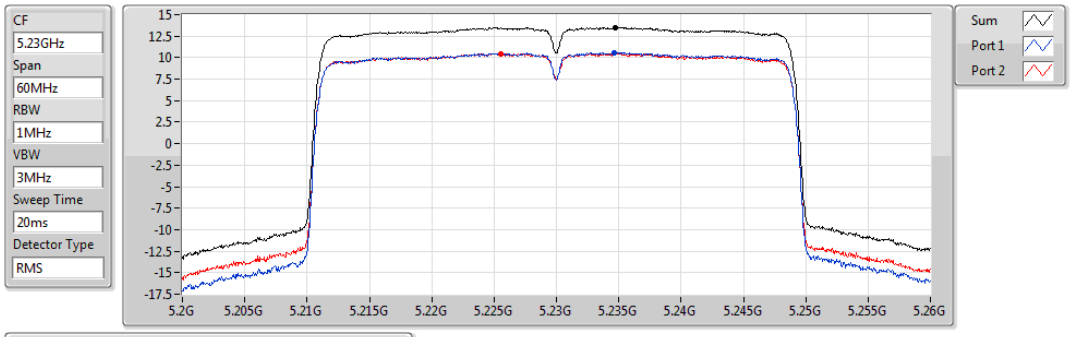

Sum	PD	Port 1	Port 2
(dBm/RBW)	(dBm/RBW)	(dBm/RBW)	(dBm/RBW)
13.52	13.52	10.59	10.49

802.11ax HEW40-BF_Nss1,(MCS0)_2TX PSD

5755MHz

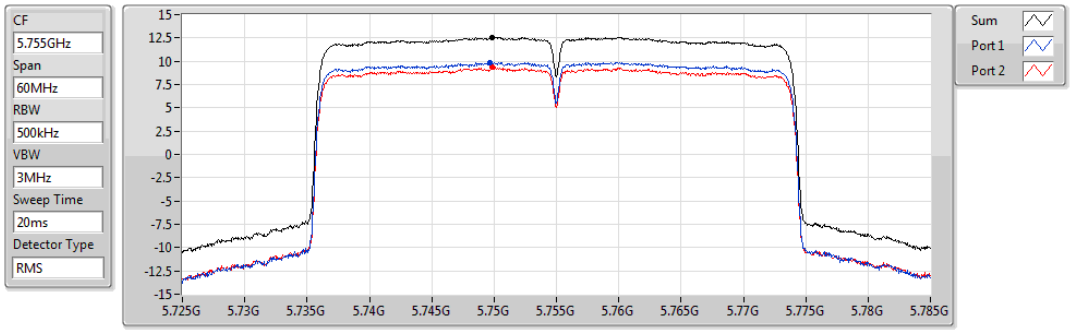

Sum	PD	Port 1	Port 2
(dBm/RBW)	(dBm/RBW)	(dBm/RBW)	(dBm/RBW)
12.58	12.58	9.88	9.33

802.11ax HEW40-BF_Nss1,(MCS0)_2TX PSD

5795MHz

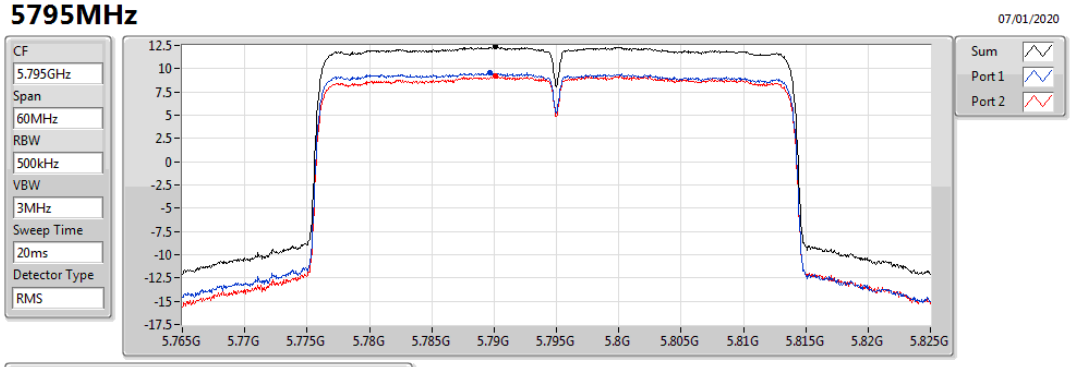

Sum	PD	Port 1	Port 2
(dBm/RBW)	(dBm/RBW)	(dBm/RBW)	(dBm/RBW)
12.37	12.37	9.54	9.24

802.11ax HEW80-BF_Nss1,(MCS0)_2TX PSD

5210MHz

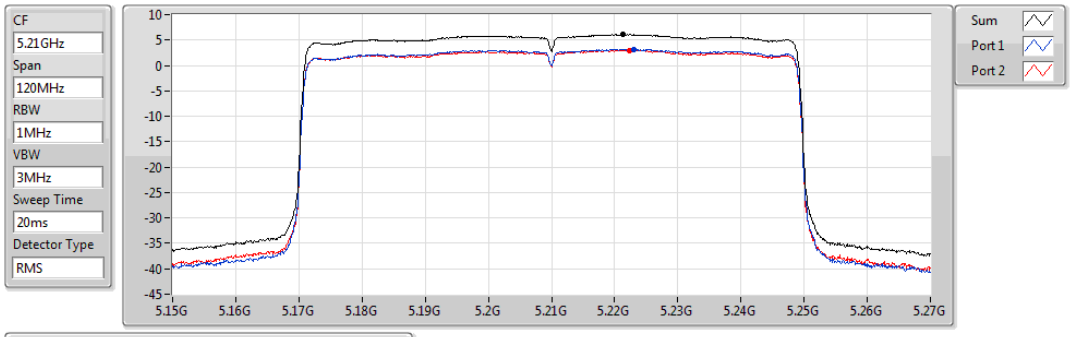

Sum	PD	Port 1	Port 2
(dBm/RBW)	(dBm/RBW)	(dBm/RBW)	(dBm/RBW)
6.08	6.08	3.22	2.99

802.11ax HEW80-BF_Nss1,(MCS0)_2TX PSD

5775MHz

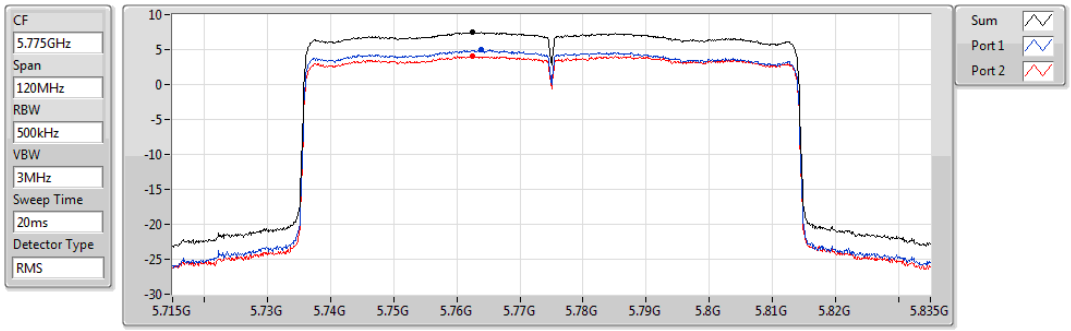

Sum	PD	Port 1	Port 2
(dBm/RBW)	(dBm/RBW)	(dBm/RBW)	(dBm/RBW)
7.45	7.45	4.94	4.02

RSE below 1GHz Result			
Operating Mode	2	**Polarization**	Vertical
Operating Function	CTX		

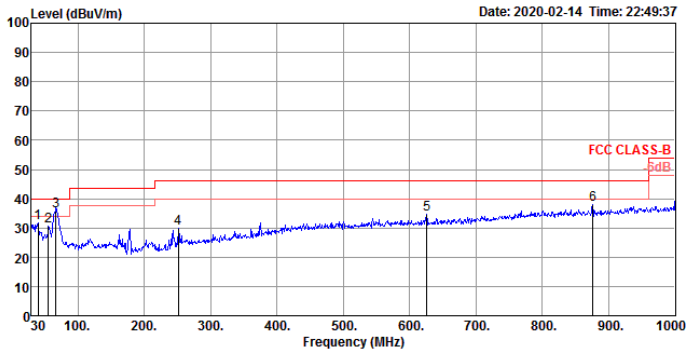

	Freq	Level	Limit Line	Over Limit	Read Level	Cable Loss	Antenna Factor	Preamp Factor	A/Pos	T/Pos	Remark	Pol/Phase
	MHz	dBuV/m	dBuV/m	dB	dBuV	dB	dB/m	dB	cm	deg		
1	39.70	31.73	40.00	-8.27	42.45	0.83	19.96	31.51	100	40	Peak	VERTICAL
2	55.22	30.47	40.00	-9.53	47.73	0.92	13.62	31.80	200	0	Peak	VERTICAL
3	66.86	35.81	40.00	-4.19	54.07	1.01	12.60	31.87	145	155	QP	VERTICAL
4	251.16	29.92	46.00	-16.08	40.92	2.04	18.99	32.03	100	13	Peak	VERTICAL
5	625.58	34.64	46.00	-11.36	38.58	3.28	25.21	32.43	300	163	Peak	VERTICAL
6	875.84	38.12	46.00	-7.88	39.10	3.92	27.50	32.40	125	192	Peak	VERTICAL

Note 1: “>20dB” means emission levels that exceed the level of 20 dB below the applicable limit.
Note 2: “N/F” means Nothing Found emissions (No emissions were detected.)

RSE below 1GHz Result			
Operating Mode	2	**Polarization**	Horizontal
Operating Function	CTX		

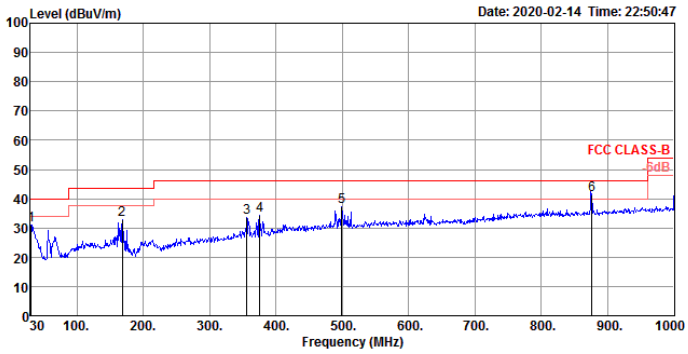

	Freq	Level	Limit Line	Over Limit	Read Level	Cable Loss	Antenna Factor	Preamp Factor	A/Pos	T/Pos	Remark	Pol/Phase
	MHz	dBuV/m	dBuV/m	dB	dBuV	dB	dB/m	dB	cm	deg		
1	30.97	30.88	40.00	-9.12	36.64	0.69	25.11	31.56	200	75	Peak	HORIZONTAL
2	168.71	32.70	43.50	-10.80	46.88	1.66	16.06	31.90	200	108	Peak	HORIZONTAL
3	355.92	33.76	46.00	-12.24	42.10	2.47	21.34	32.15	150	133	Peak	HORIZONTAL
4	375.32	34.39	46.00	-11.61	42.17	2.51	21.88	32.17	100	239	Peak	HORIZONTAL
5	499.48	37.18	46.00	-8.82	42.93	2.93	23.80	32.48	150	129	Peak	HORIZONTAL
6	875.84	41.47	46.00	-4.53	42.45	3.92	27.50	32.40	100	203	Peak	HORIZONTAL

Note 1: “>20dB” means emission levels that exceed the level of 20 dB below the applicable limit.
Note 2: “N/F” means Nothing Found emissions (No emissions were detected.)

Summary

Mode	Result	Type	Freq (Hz)	Level (dBuV/m)	Limit (dBuV/m)	Margin (dB)	Dist (m)	Condition	Azimuth (°)	Height (m)	Comments
5.15-5.25GHz	-	-	-	-	-	-	-	-	-	-	-
802.11ax HEW40_Nss2,(MCS0)_2TX	Pass	AV	5.1496G	53.99	54.00	-0.01	3	Horizontal	245	2.53	-

802.11a_Nss1,(6Mbps)_2TX

5180MHz_TX

31/12/2019

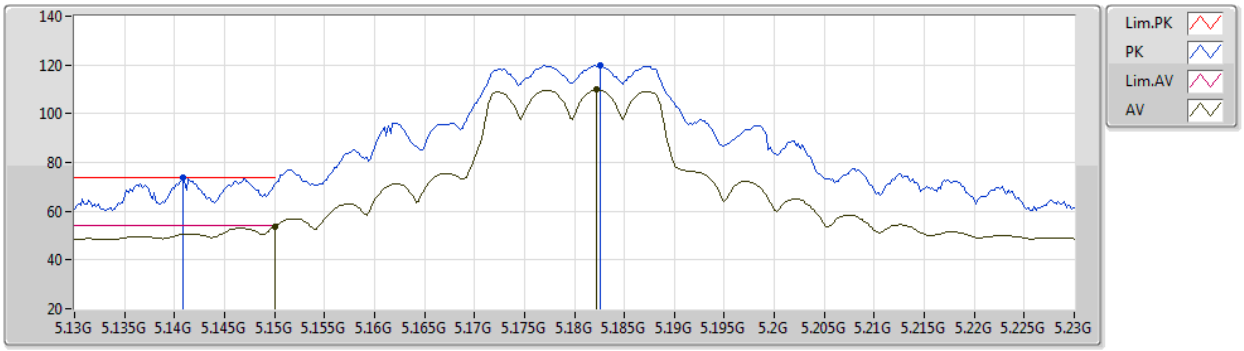

EUT Y_2TX
Setting 100
06-E-B-4-10

Type	Freq	Level	Limit	Margin	Raw	Dist	Condition	Azimuth	Height	Comment	AF	CL	PA
	(Hz)	(dBuV/m)	(dBuV/m)	(dB)	(dBuV)	(m)		(°)	(m)		(dB)	(dB)	(dB)
PK	5.1408G	73.85	74.00	-0.15	68.08	3	Vertical	150	2.32	-	31.80	5.60	31.63
AV	5.15G	53.51	54.00	-0.49	47.79	3	Vertical	150	2.32	-	31.75	5.60	31.63
PK	5.1826G	119.76	Inf	-Inf	114.22	3	Vertical	150	2.32	-	31.59	5.60	31.65
AV	5.1822G	109.77	Inf	-Inf	104.23	3	Vertical	150	2.32	-	31.59	5.60	31.65

802.11a_Nss1,(6Mbps)_2TX

5180MHz_TX

31/12/2019

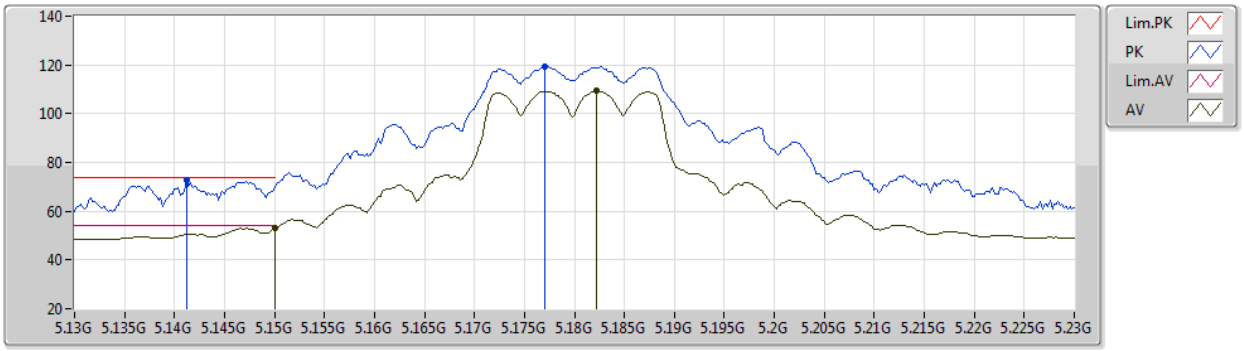

EUT Y_2TX
Setting 100
06-E-B-4-10

Type	Freq	Level	Limit	Margin	Raw	Dist	Condition	Azimuth	Height	Comment	AF	CL	PA
	(Hz)	(dBuV/m)	(dBuV/m)	(dB)	(dBuV)	(m)		(°)	(m)		(dB)	(dB)	(dB)
PK	5.1412G	72.61	74.00	-1.39	66.85	3	Horizontal	249	2.27	-	31.79	5.60	31.63
AV	5.15G	53.00	54.00	-1.00	47.28	3	Horizontal	249	2.27	-	31.75	5.60	31.63
PK	5.177G	119.39	Inf	-Inf	113.83	3	Horizontal	249	2.27	-	31.61	5.60	31.65
AV	5.1822G	109.27	Inf	-Inf	103.73	3	Horizontal	249	2.27	-	31.59	5.60	31.65

802.11a_Nss1,(6Mbps)_2TX

5180MHz_TX

31/12/2019

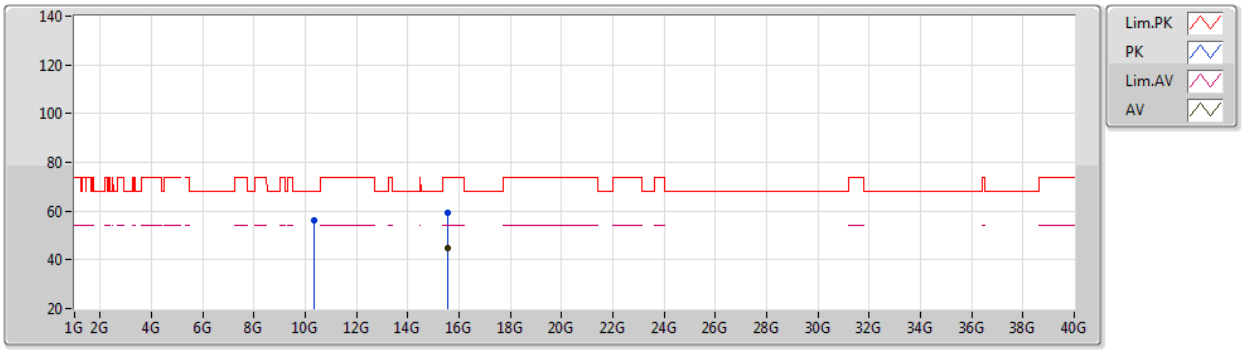

EUT Y_2TX
Setting 100
06-E-B-4

Type	Freq	Level	Limit	Margin	Raw	Dist	Condition	Azimuth	Height	Comment	AF	CL	PA
	(Hz)	(dBuV/m)	(dBuV/m)	(dB)	(dBuV)	(m)		(°)	(m)		(dB)	(dB)	(dB)
PK	10.36018G	56.46	68.20	-11.74	42.75	3	Vertical	0	2.18	-	39.57	7.73	33.59
PK	15.5433G	59.25	74.00	-14.75	45.12	3	Vertical	203	1.13	-	39.10	8.75	33.72
AV	15.54368G	44.84	54.00	-9.16	30.71	3	Vertical	203	1.13	-	39.10	8.75	33.72

802.11a_Nss1,(6Mbps)_2TX

5180MHz_TX

31/12/2019

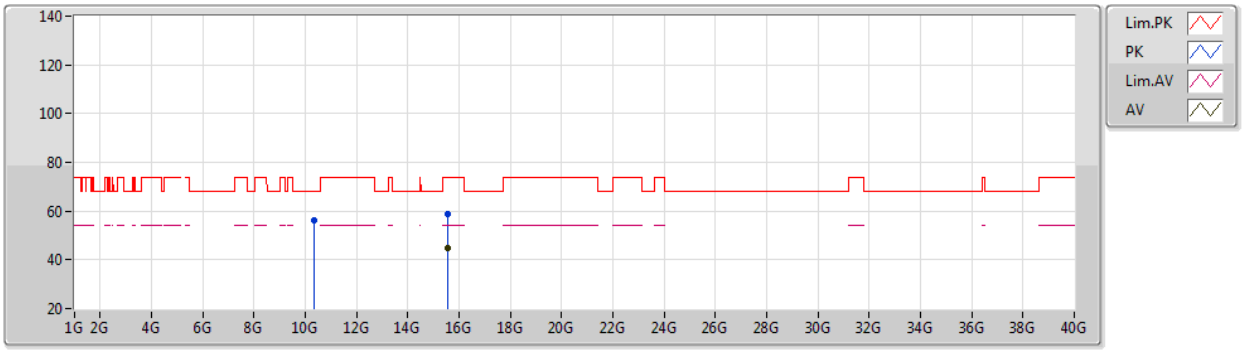

EUT Y_2TX
Setting 100
06-E-B-4

Type	Freq	Level	Limit	Margin	Raw	Dist	Condition	Azimuth	Height	Comment	AF	CL	PA
	(Hz)	(dBuV/m)	(dBuV/m)	(dB)	(dBuV)	(m)		(°)	(m)		(dB)	(dB)	(dB)
PK	10.3546G	56.03	68.20	-12.17	42.33	3	Horizontal	1	1.80	-	39.56	7.72	33.58
PK	15.54302G	58.89	74.00	-15.11	44.76	3	Horizontal	246	1.86	-	39.10	8.75	33.72
AV	15.54302G	44.69	54.00	-9.31	30.56	3	Horizontal	246	1.86	-	39.10	8.75	33.72

802.11a_Nss1,(6Mbps)_2TX

5200MHz_TX

31/12/2019

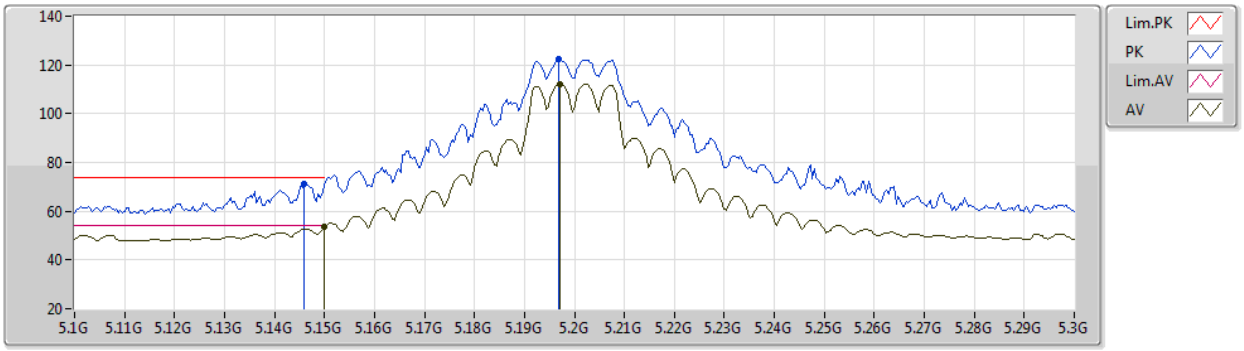

EUT Y_2TX
Setting 114
06-E-B-4-10

Type	Freq	Level	Limit	Margin	Raw	Dist	Condition	Azimuth	Height	Comment	AF	CL	PA
	(Hz)	(dBuV/m)	(dBuV/m)	(dB)	(dBuV)	(m)		(°)	(m)		(dB)	(dB)	(dB)
PK	5.146G	71.46	74.00	-2.54	65.72	3	Vertical	151	2.30	-	31.77	5.60	31.63
AV	5.15G	53.70	54.00	-0.30	47.98	3	Vertical	151	2.30	-	31.75	5.60	31.63
PK	5.1968G	122.38	Inf	-Inf	116.92	3	Vertical	151	2.30	-	31.52	5.60	31.66
AV	5.1972G	112.01	Inf	-Inf	106.56	3	Vertical	151	2.30	-	31.51	5.60	31.66

802.11a_Nss1,(6Mbps)_2TX

5200MHz_TX

31/12/2019

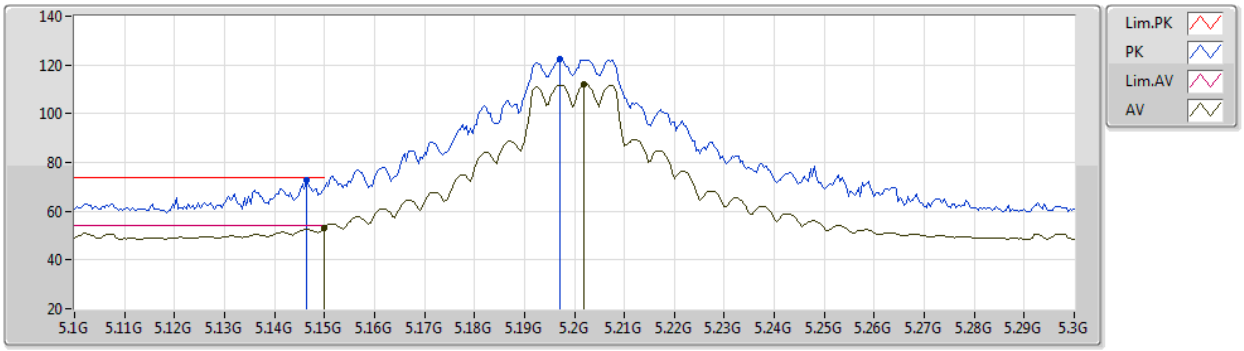

EUT Y_2TX
Setting 114
06-E-B-4-10

Type	Freq	Level	Limit	Margin	Raw	Dist	Condition	Azimuth	Height	Comment	AF	CL	PA
	(Hz)	(dBuV/m)	(dBuV/m)	(dB)	(dBuV)	(m)		(°)	(m)		(dB)	(dB)	(dB)
PK	5.1464G	72.51	74.00	-1.49	66.77	3	Horizontal	250	2.19	-	31.77	5.60	31.63
AV	5.15G	53.15	54.00	-0.85	47.43	3	Horizontal	250	2.19	-	31.75	5.60	31.63
PK	5.1972G	122.17	Inf	-Inf	116.72	3	Horizontal	250	2.19	-	31.51	5.60	31.66
AV	5.202G	111.91	Inf	-Inf	106.48	3	Horizontal	250	2.19	-	31.49	5.60	31.66

802.11a_Nss1,(6Mbps)_2TX

5200MHz_TX

31/12/2019

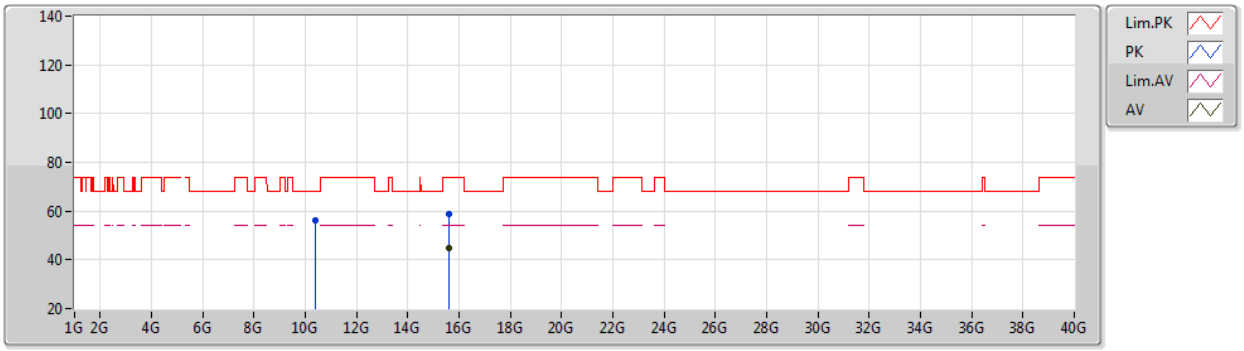

EUT Y_2TX
Setting 114
06-E-B-4

Type	Freq	Level	Limit	Margin	Raw	Dist	Condition	Azimuth	Height	Comment	AF	CL	PA
	(Hz)	(dBuV/m)	(dBuV/m)	(dB)	(dBuV)	(m)		(°)	(m)		(dB)	(dB)	(dB)
PK	10.3956G	56.17	68.20	-12.03	42.43	3	Vertical	354	2.12	-	39.60	7.73	33.59
PK	15.5958G	58.94	74.00	-15.06	45.02	3	Vertical	11	2.46	-	38.91	8.74	33.73
AV	15.5958G	44.95	54.00	-9.05	31.03	3	Vertical	11	2.46	-	38.91	8.74	33.73

802.11a_Nss1,(6Mbps)_2TX

5200MHz_TX

31/12/2019

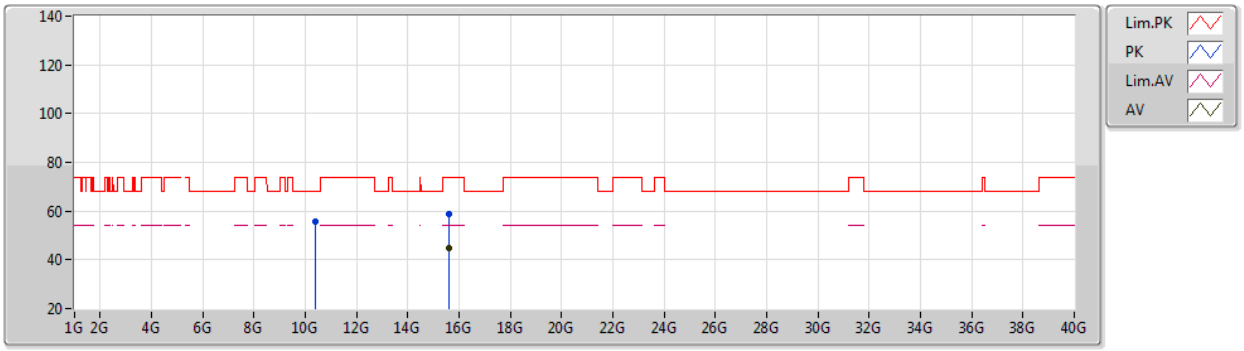

EUT Y_2TX
Setting 114
06-E-B-4

Type	Freq	Level	Limit	Margin	Raw	Dist	Condition	Azimuth	Height	Comment	AF	CL	PA
	(Hz)	(dBuV/m)	(dBuV/m)	(dB)	(dBuV)	(m)		(°)	(m)		(dB)	(dB)	(dB)
PK	10.40846G	55.80	68.20	-12.40	42.02	3	Horizontal	113	1.06	-	39.63	7.74	33.59
PK	15.59982G	58.70	74.00	-15.30	44.79	3	Horizontal	74	1.51	-	38.90	8.74	33.73
AV	15.59226G	44.98	54.00	-9.02	31.04	3	Horizontal	74	1.51	-	38.93	8.74	33.73

802.11a_Nss1,(6Mbps)_2TX

5240MHz_TX

31/12/2019

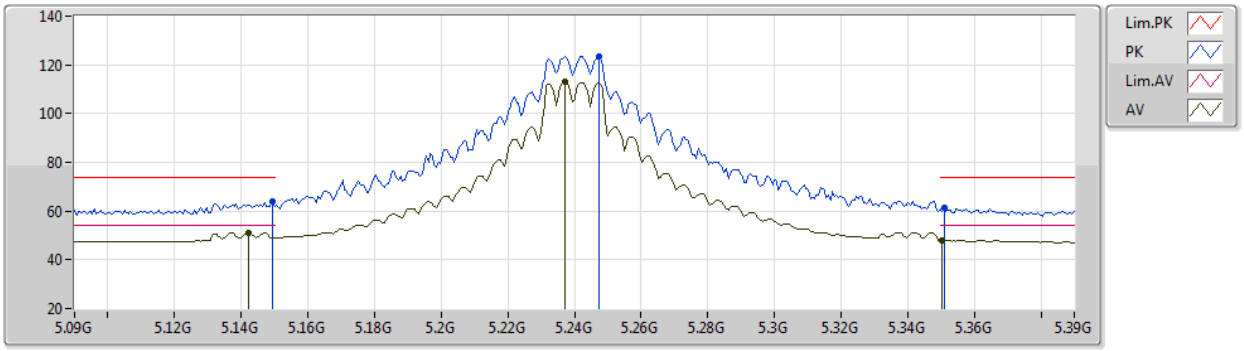

EUT Y_2TX
Setting 120
06-E-B-4-10

Type	Freq	Level	Limit	Margin	Raw	Dist	Condition	Azimuth	Height	Comment	AF	CL	PA
	(Hz)	(dBuV/m)	(dBuV/m)	(dB)	(dBuV)	(m)		(°)	(m)		(dB)	(dB)	(dB)
PK	5.1494G	63.80	74.00	-10.20	58.08	3	Vertical	153	2.28	-	31.75	5.60	31.63
AV	5.1422G	50.96	54.00	-3.04	45.20	3	Vertical	153	2.28	-	31.79	5.60	31.63
PK	5.2472G	123.51	Inf	-Inf	118.23	3	Vertical	153	2.28	-	31.31	5.65	31.68
AV	5.237G	112.92	Inf	-Inf	107.61	3	Vertical	153	2.28	-	31.35	5.64	31.68
PK	5.351G	61.21	74.00	-12.79	55.84	3	Vertical	153	2.28	-	31.36	5.75	31.74
AV	5.3504G	48.17	54.00	-5.83	42.81	3	Vertical	153	2.28	-	31.35	5.75	31.74

802.11a_Nss1,(6Mbps)_2TX

5240MHz_TX

31/12/2019

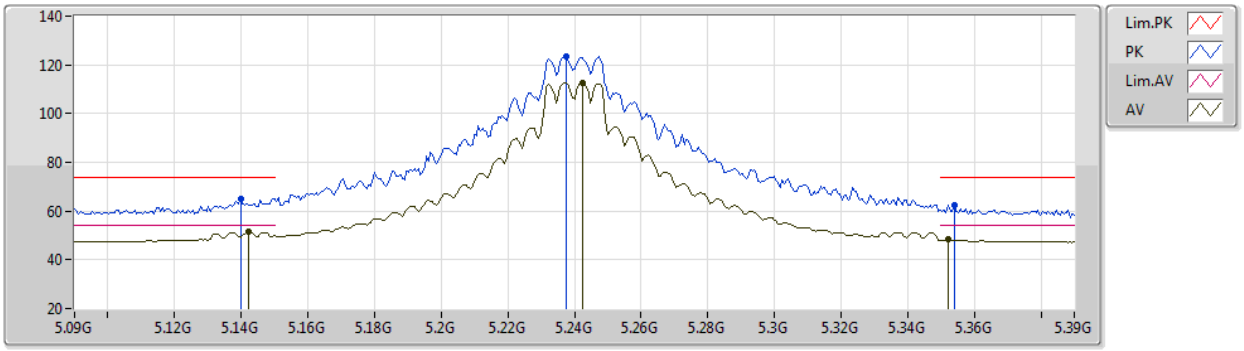

EUT Y_2TX
Setting 120
06-E-B-4-10

Type	Freq	Level	Limit	Margin	Raw	Dist	Condition	Azimuth	Height	Comment	AF	CL	PA
	(Hz)	(dBuV/m)	(dBuV/m)	(dB)	(dBuV)	(m)		(°)	(m)		(dB)	(dB)	(dB)
PK	5.1398G	65.20	74.00	-8.80	59.43	3	Horizontal	249	2.17	-	31.80	5.60	31.63
AV	5.1422G	51.37	54.00	-2.63	45.61	3	Horizontal	249	2.17	-	31.79	5.60	31.63
PK	5.2376G	123.34	Inf	-Inf	118.03	3	Horizontal	249	2.17	-	31.35	5.64	31.68
AV	5.2424G	112.77	Inf	-Inf	107.48	3	Horizontal	249	2.17	-	31.33	5.64	31.68
PK	5.354G	62.60	74.00	-11.40	57.22	3	Horizontal	249	2.17	-	31.37	5.75	31.74
AV	5.3522G	48.21	54.00	-5.79	42.84	3	Horizontal	249	2.17	-	31.36	5.75	31.74

802.11a_Nss1,(6Mbps)_2TX

5240MHz_TX

31/12/2019

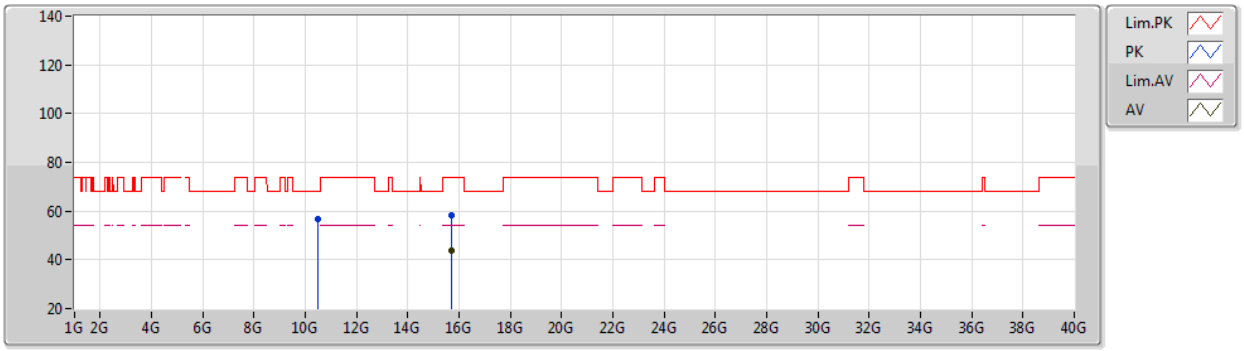

EUT Y_2TX
Setting 120
06-E-B-4

Type	Freq	Level	Limit	Margin	Raw	Dist	Condition	Azimuth	Height	Comment	AF	CL	PA
	(Hz)	(dBuV/m)	(dBuV/m)	(dB)	(dBuV)	(m)		(°)	(m)		(dB)	(dB)	(dB)
PK	10.49158G	56.59	68.20	-11.61	42.67	3	Vertical	16	2.05	-	39.74	7.77	33.59
PK	15.72276G	58.09	74.00	-15.91	44.64	3	Vertical	304	1.53	-	38.47	8.73	33.75
AV	15.72253G	43.61	54.00	-10.39	30.16	3	Vertical	304	1.53	-	38.47	8.73	33.75

802.11a_Nss1,(6Mbps)_2TX

5240MHz_TX

31/12/2019

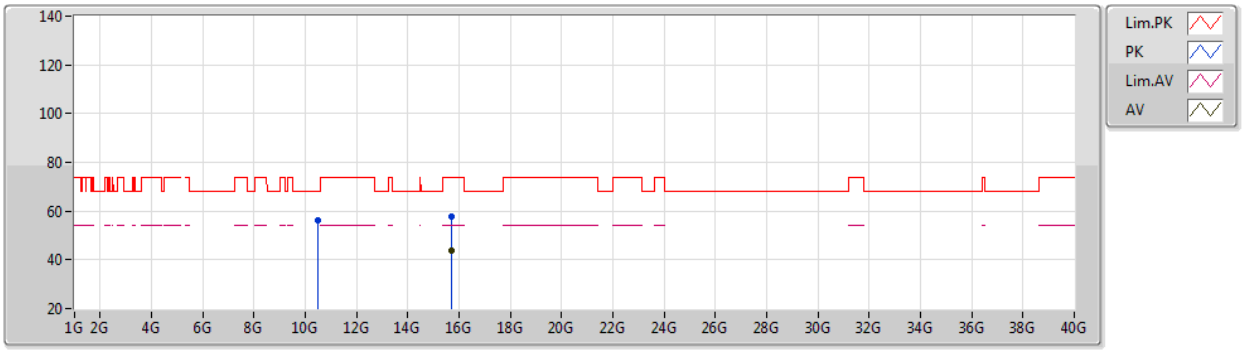

EUT Y_2TX
Setting 120
06-E-B-4

Type	Freq	Level	Limit	Margin	Raw	Dist	Condition	Azimuth	Height	Comment	AF	CL	PA
	(Hz)	(dBuV/m)	(dBuV/m)	(dB)	(dBuV)	(m)		(°)	(m)		(dB)	(dB)	(dB)
PK	10.49008G	56.03	68.20	-12.17	42.11	3	Horizontal	359	1.26	-	39.74	7.77	33.59
PK	15.72562G	57.67	74.00	-16.33	44.23	3	Horizontal	90	1.73	-	38.46	8.73	33.75
AV	15.72524G	43.68	54.00	-10.32	30.24	3	Horizontal	90	1.73	-	38.46	8.73	33.75

802.11a_Nss1,(6Mbps)_2TX

5745MHz_TX

31/12/2019

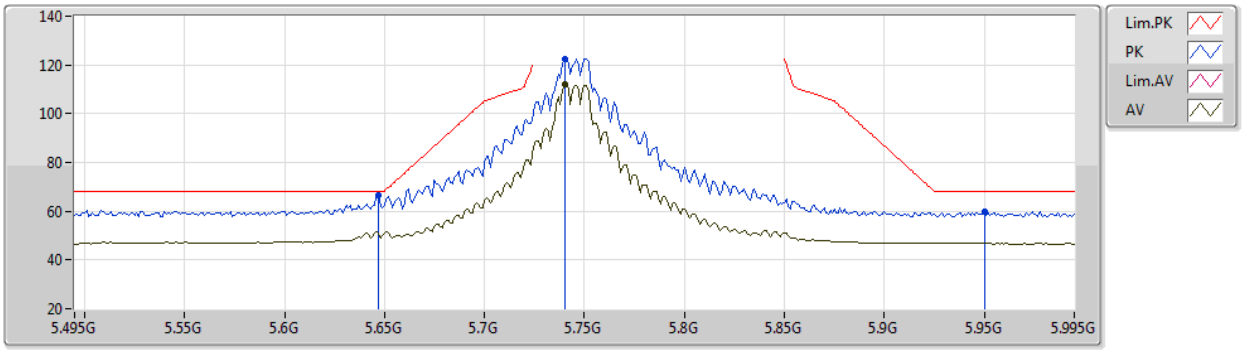

EUT Y_2TX
Setting 117
06-E-B-4-10

Type	Freq	Level	Limit	Margin	Raw	Dist	Condition	Azimuth	Height	Comment	AF	CL	PA
	(Hz)	(dBuV/m)	(dBuV/m)	(dB)	(dBuV)	(m)		(°)	(m)		(dB)	(dB)	(dB)
PK	5.647G	66.32	68.20	-1.88	60.70	3	Vertical	224	2.65	-	31.65	5.84	31.87
PK	5.74G	122.60	Inf	-Inf	116.72	3	Vertical	224	2.65	-	31.86	5.93	31.91
AV	5.74G	112.01	Inf	-Inf	106.13	3	Vertical	224	2.65	-	31.86	5.93	31.91
PK	5.95G	59.78	68.20	-8.42	53.45	3	Vertical	224	2.65	-	32.40	5.93	32.00

802.11a_Nss1,(6Mbps)_2TX

5745MHz_TX

31/12/2019

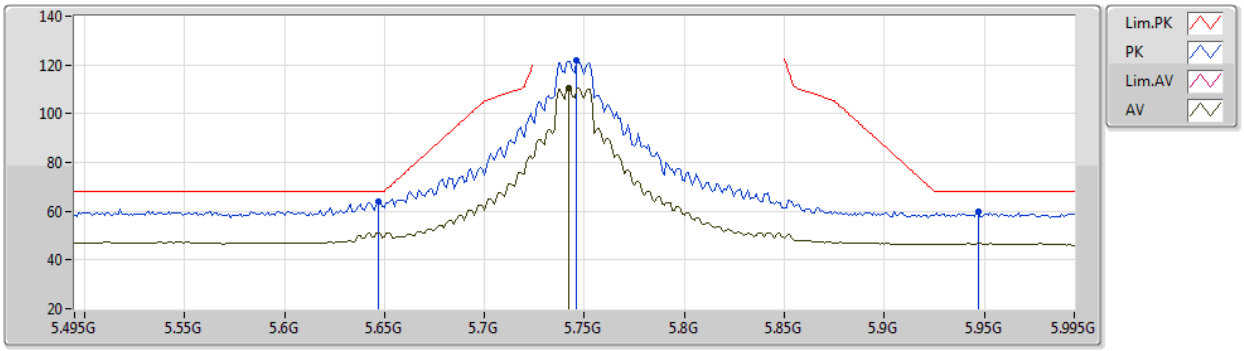

EUT Y_2TX
Setting 117
06-E-B-4-10

Type	Freq	Level	Limit	Margin	Raw	Dist	Condition	Azimuth	Height	Comment	AF	CL	PA
	(Hz)	(dBuV/m)	(dBuV/m)	(dB)	(dBuV)	(m)		(°)	(m)		(dB)	(dB)	(dB)
PK	5.647G	64.17	68.20	-4.03	58.55	3	Horizontal	248	2.76	-	31.65	5.84	31.87
PK	5.746G	121.97	Inf	-Inf	116.06	3	Horizontal	248	2.76	-	31.88	5.94	31.91
AV	5.742G	110.73	Inf	-Inf	104.83	3	Horizontal	248	2.76	-	31.87	5.94	31.91
PK	5.947G	59.71	68.20	-8.49	53.38	3	Horizontal	248	2.76	-	32.40	5.93	32.00

802.11a_Nss1,(6Mbps)_2TX

5745MHz_TX

31/12/2019

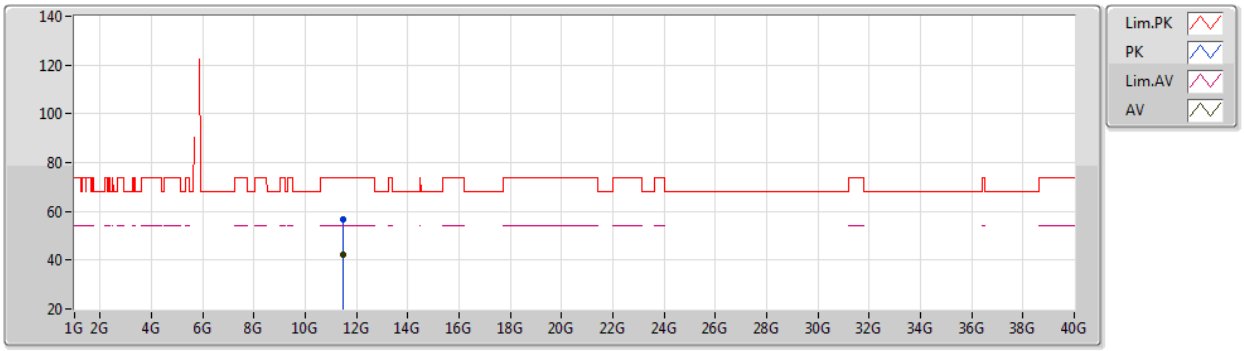

EUT Y_2TX
Setting 117
06-E-B-4

Type	Freq	Level	Limit	Margin	Raw	Dist	Condition	Azimuth	Height	Comment	AF	CL	PA
	(Hz)	(dBuV/m)	(dBuV/m)	(dB)	(dBuV)	(m)		(°)	(m)		(dB)	(dB)	(dB)
PK	11.48778G	56.47	74.00	-17.53	42.45	3	Vertical	114	2.30	-	39.67	8.12	33.77
AV	11.48714G	42.42	54.00	-11.58	28.40	3	Vertical	114	2.30	-	39.67	8.12	33.77

802.11a_Nss1,(6Mbps)_2TX

5745MHz_TX

31/12/2019

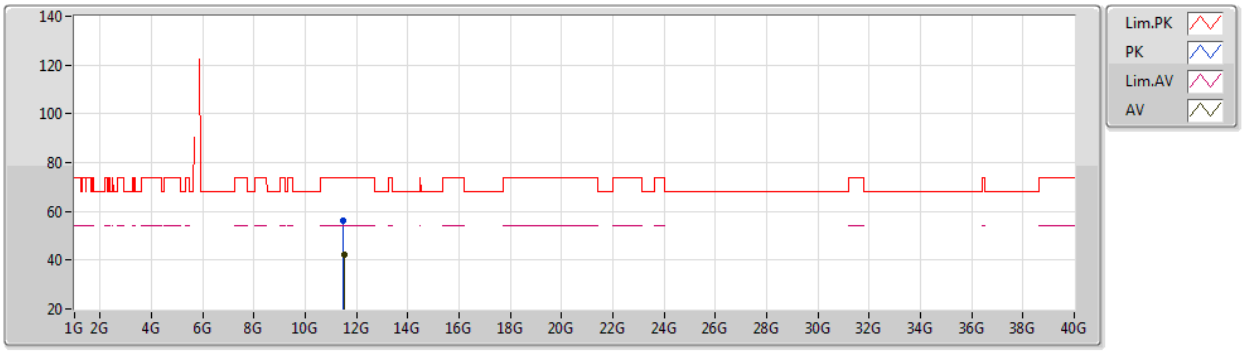

EUT Y_2TX
Setting 117
06-E-B-4

Type	Freq	Level	Limit	Margin	Raw	Dist	Condition	Azimuth	Height	Comment	AF	CL	PA
	(Hz)	(dBuV/m)	(dBuV/m)	(dB)	(dBuV)	(m)		(°)	(m)		(dB)	(dB)	(dB)
PK	11.49648G	56.27	74.00	-17.73	42.26	3	Horizontal	270	1.76	-	39.66	8.12	33.77
AV	11.50332G	42.34	54.00	-11.66	28.34	3	Horizontal	270	1.76	-	39.65	8.13	33.78

802.11a_Nss1,(6Mbps)_2TX

5785MHz_TX

31/12/2019

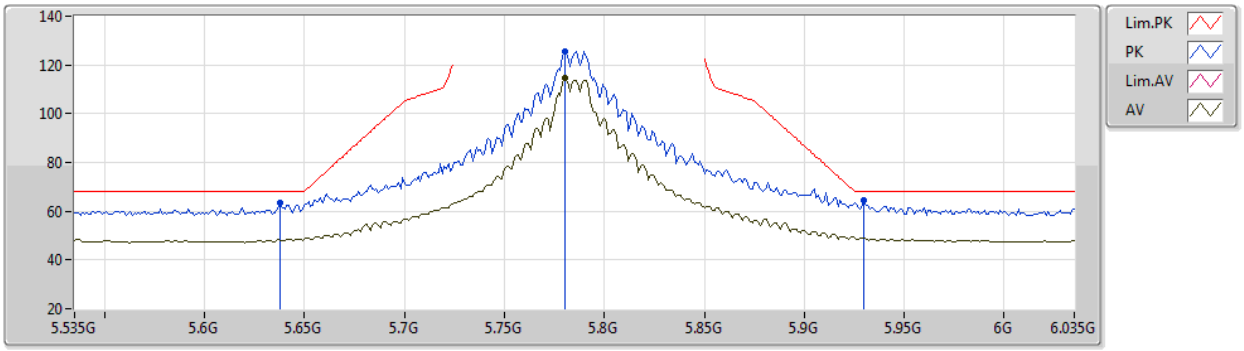

EUT Y_2TX
Setting 119
06-E-B-4-10

Type	Freq	Level	Limit	Margin	Raw	Dist	Condition	Azimuth	Height	Comment	AF	CL	PA
	(Hz)	(dBuV/m)	(dBuV/m)	(dB)	(dBuV)	(m)		(°)	(m)		(dB)	(dB)	(dB)
PK	5.638G	63.63	68.20	-4.57	58.03	3	Vertical	229	2.32	-	31.64	5.83	31.87
PK	5.78G	125.48	Inf	-Inf	119.41	3	Vertical	229	2.32	-	32.02	5.98	31.93
AV	5.78G	114.46	Inf	-Inf	108.39	3	Vertical	229	2.32	-	32.02	5.98	31.93
PK	5.93G	64.49	68.20	-3.71	58.14	3	Vertical	229	2.32	-	32.40	5.94	31.99

802.11a_Nss1,(6Mbps)_2TX

5785MHz_TX

31/12/2019

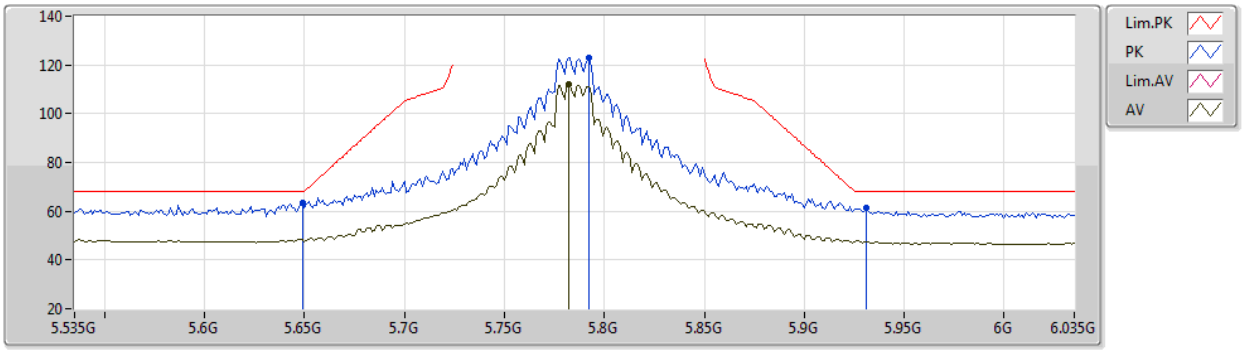

EUT Y_2TX
Setting 119
06-E-B-4-10

Type	Freq	Level	Limit	Margin	Raw	Dist	Condition	Azimuth	Height	Comment	AF	CL	PA
	(Hz)	(dBuV/m)	(dBuV/m)	(dB)	(dBuV)	(m)		(°)	(m)		(dB)	(dB)	(dB)
PK	5.649G	63.19	68.20	-5.01	57.57	3	Horizontal	247	2.45	-	31.65	5.84	31.87
PK	5.792G	123.18	Inf	-Inf	117.06	3	Horizontal	247	2.45	-	32.07	5.99	31.94
AV	5.782G	112.09	Inf	-Inf	106.01	3	Horizontal	247	2.45	-	32.03	5.98	31.93
PK	5.931G	61.20	68.20	-7.00	54.86	3	Horizontal	247	2.45	-	32.40	5.93	31.99

802.11a_Nss1,(6Mbps)_2TX

5785MHz_TX

31/12/2019

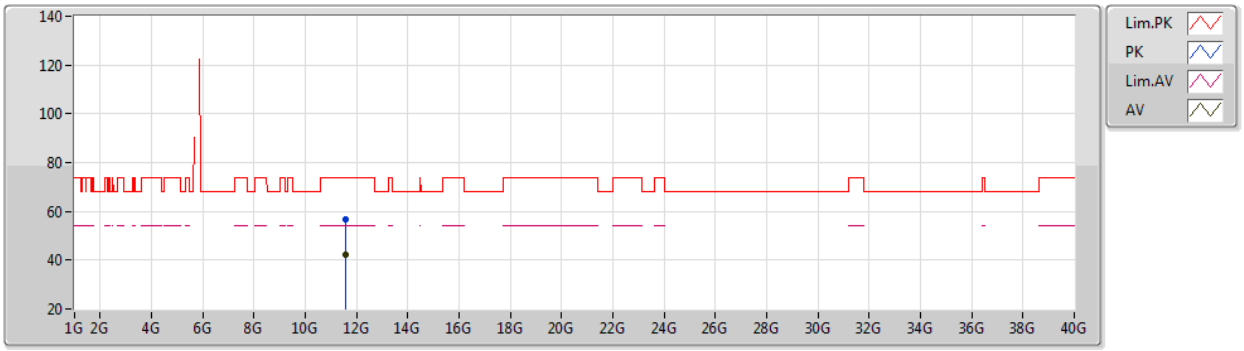

EUT Y_2TX
Setting 119
06-E-B-4

Type	Freq	Level	Limit	Margin	Raw	Dist	Condition	Azimuth	Height	Comment	AF	CL	PA
	(Hz)	(dBuV/m)	(dBuV/m)	(dB)	(dBuV)	(m)		(°)	(m)		(dB)	(dB)	(dB)
PK	11.57646G	56.57	74.00	-17.43	42.68	3	Vertical	65	2.08	-	39.54	8.15	33.80
AV	11.57636G	42.09	54.00	-11.91	28.20	3	Vertical	65	2.08	-	39.54	8.15	33.80

802.11a_Nss1,(6Mbps)_2TX

5785MHz_TX

31/12/2019

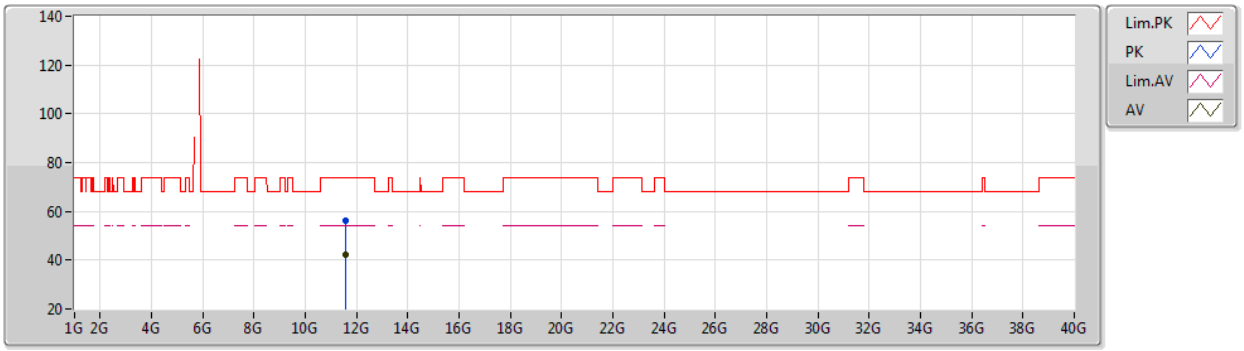

EUT Y_2TX
Setting 119
06-E-B-4

Type	Freq	Level	Limit	Margin	Raw	Dist	Condition	Azimuth	Height	Comment	AF	CL	PA
	(Hz)	(dBuV/m)	(dBuV/m)	(dB)	(dBuV)	(m)		(°)	(m)		(dB)	(dB)	(dB)
PK	11.57016G	56.04	74.00	-17.96	42.15	3	Horizontal	197	2.21	-	39.54	8.15	33.80
AV	11.57054G	42.07	54.00	-11.93	28.18	3	Horizontal	197	2.21	-	39.54	8.15	33.80

802.11a_Nss1,(6Mbps)_2TX

5825MHz_TX

31/12/2019

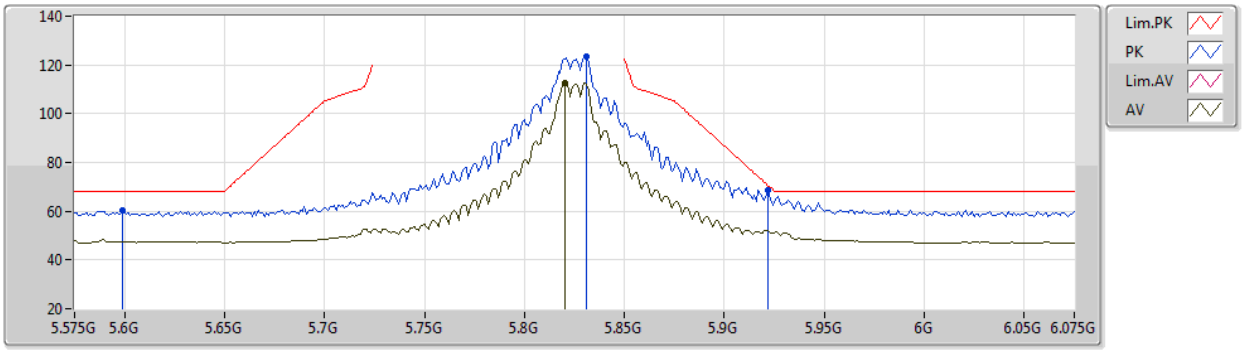

EUT Y_2TX
Setting 117
06-E-B-4-10

Type	Freq	Level	Limit	Margin	Raw	Dist	Condition	Azimuth	Height	Comment	AF	CL	PA
	(Hz)	(dBuV/m)	(dBuV/m)	(dB)	(dBuV)	(m)		(°)	(m)		(dB)	(dB)	(dB)
PK	5.599G	60.54	68.20	-7.66	54.99	3	Vertical	223	2.36	-	31.60	5.80	31.85
PK	5.831G	123.23	Inf	-Inf	117.01	3	Vertical	223	2.36	-	32.19	5.98	31.95
AV	5.82G	112.63	Inf	-Inf	106.43	3	Vertical	223	2.36	-	32.16	5.99	31.95
PK	5.922G	68.82	70.42	-1.60	62.47	3	Vertical	223	2.36	-	32.40	5.94	31.99

802.11a_Nss1,(6Mbps)_2TX

5825MHz_TX

31/12/2019

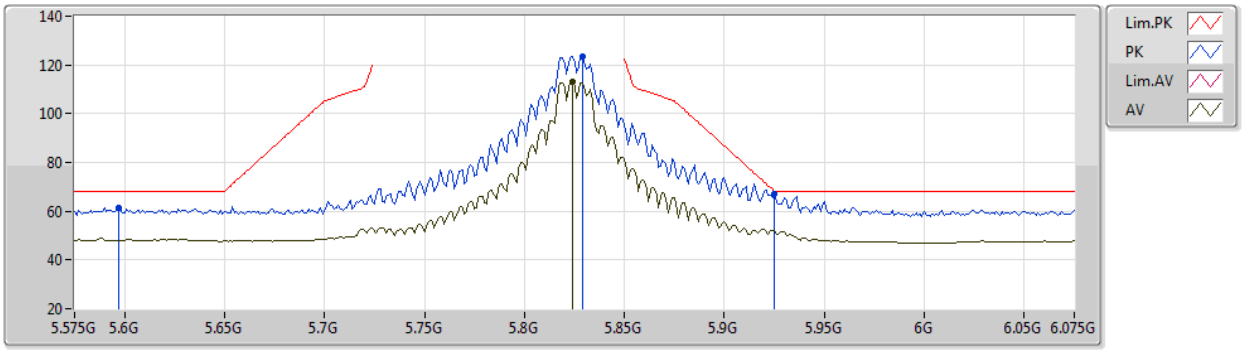

EUT Y_2TX
Setting 117
06-E-B-4-10

Type	Freq	Level	Limit	Margin	Raw	Dist	Condition	Azimuth	Height	Comment	AF	CL	PA
	(Hz)	(dBuV/m)	(dBuV/m)	(dB)	(dBuV)	(m)		(°)	(m)		(dB)	(dB)	(dB)
PK	5.597G	61.63	68.20	-6.57	56.07	3	Horizontal	282	2.83	-	31.61	5.80	31.85
PK	5.829G	123.53	Inf	-Inf	117.30	3	Horizontal	282	2.83	-	32.19	5.99	31.95
AV	5.824G	112.92	Inf	-Inf	106.71	3	Horizontal	282	2.83	-	32.17	5.99	31.95
PK	5.925G	67.28	68.20	-0.92	60.93	3	Horizontal	282	2.83	-	32.40	5.94	31.99

802.11a_Nss1,(6Mbps)_2TX

5825MHz_TX

31/12/2019

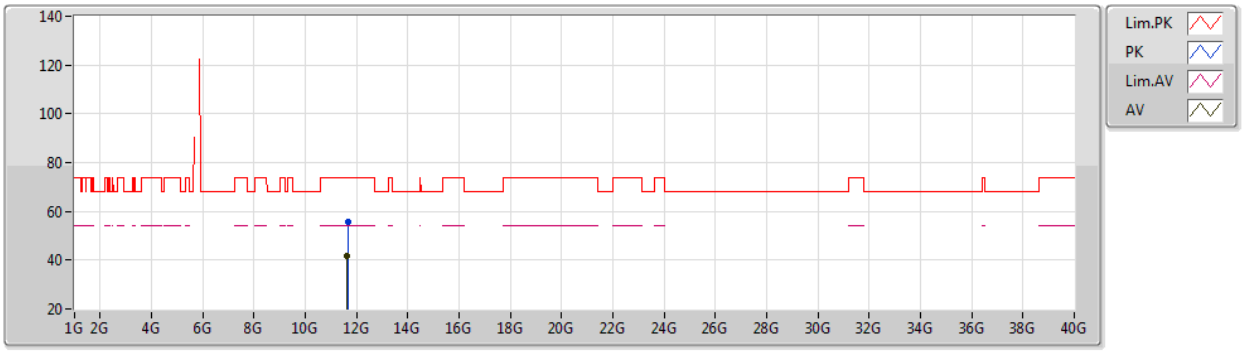

EUT Y_2TX
Setting 117
06-E-B-4

Type	Freq	Level	Limit	Margin	Raw	Dist	Condition	Azimuth	Height	Comment	AF	CL	PA
	(Hz)	(dBuV/m)	(dBuV/m)	(dB)	(dBuV)	(m)		(°)	(m)		(dB)	(dB)	(dB)
PK	11.64766G	55.68	74.00	-18.32	41.89	3	Vertical	339	1.52	-	39.43	8.18	33.82
AV	11.63974G	41.95	54.00	-12.05	28.16	3	Vertical	339	1.52	-	39.44	8.17	33.82

802.11a_Nss1,(6Mbps)_2TX

5825MHz_TX

31/12/2019

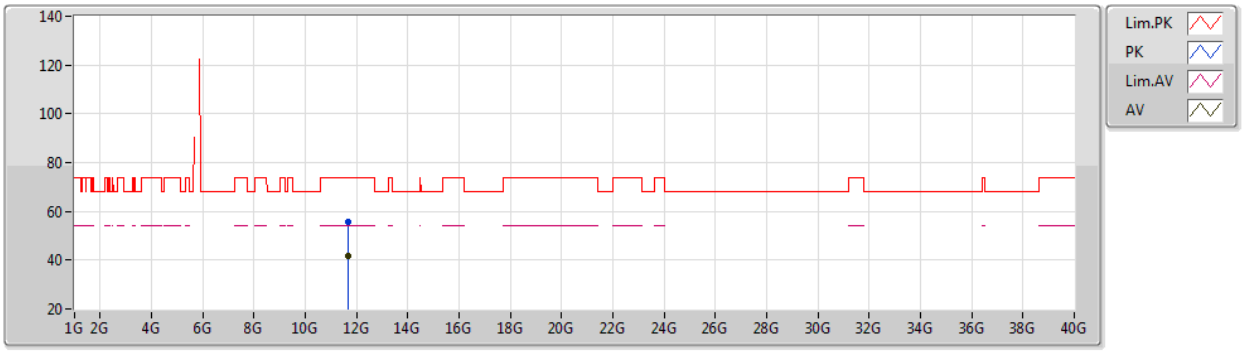

EUT Y_2TX
Setting 117
06-E-B-4

Type	Freq	Level	Limit	Margin	Raw	Dist	Condition	Azimuth	Height	Comment	AF	CL	PA
	(Hz)	(dBuV/m)	(dBuV/m)	(dB)	(dBuV)	(m)		(°)	(m)		(dB)	(dB)	(dB)
PK	11.65374G	55.80	74.00	-18.20	42.02	3	Horizontal	322	2.06	-	39.42	8.18	33.82
AV	11.6525G	41.91	54.00	-12.09	28.13	3	Horizontal	322	2.06	-	39.42	8.18	33.82

802.11ax HEW20_Nss2,(MCS0)_2TX

5180MHz_TX

31/12/2019

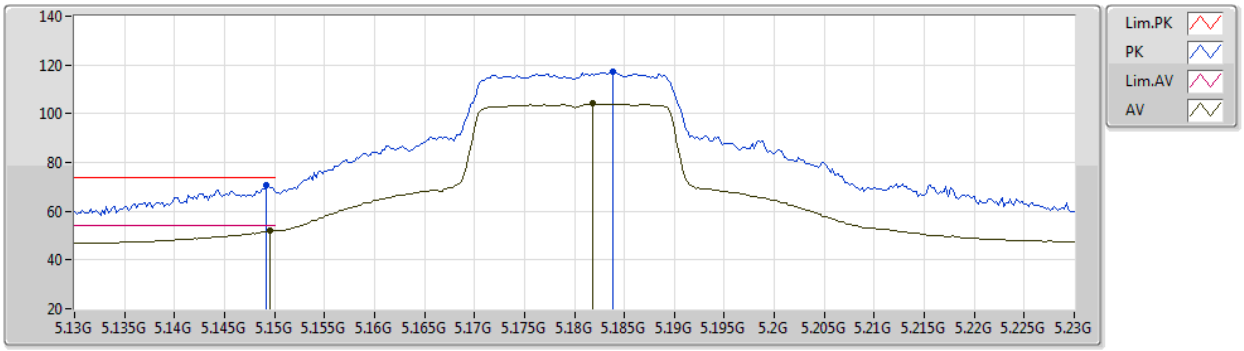

EUT Y_2TX
Setting 94
06-E-B-4-10

Type	Freq	Level	Limit	Margin	Raw	Dist	Condition	Azimuth	Height	Comment	AF	CL	PA
	(Hz)	(dBuV/m)	(dBuV/m)	(dB)	(dBuV)	(m)		(°)	(m)		(dB)	(dB)	(dB)
PK	5.1492G	70.59	74.00	-3.41	64.87	3	Vertical	20	1.00	-	31.75	5.60	31.63
AV	5.1496G	51.86	54.00	-2.14	46.14	3	Vertical	20	1.00	-	31.75	5.60	31.63
PK	5.1838G	117.05	Inf	-Inf	111.52	3	Vertical	20	1.00	-	31.58	5.60	31.65
AV	5.1818G	104.07	Inf	-Inf	98.53	3	Vertical	20	1.00	-	31.59	5.60	31.65

802.11ax HEW20_Nss2,(MCS0)_2TX

5180MHz_TX

31/12/2019

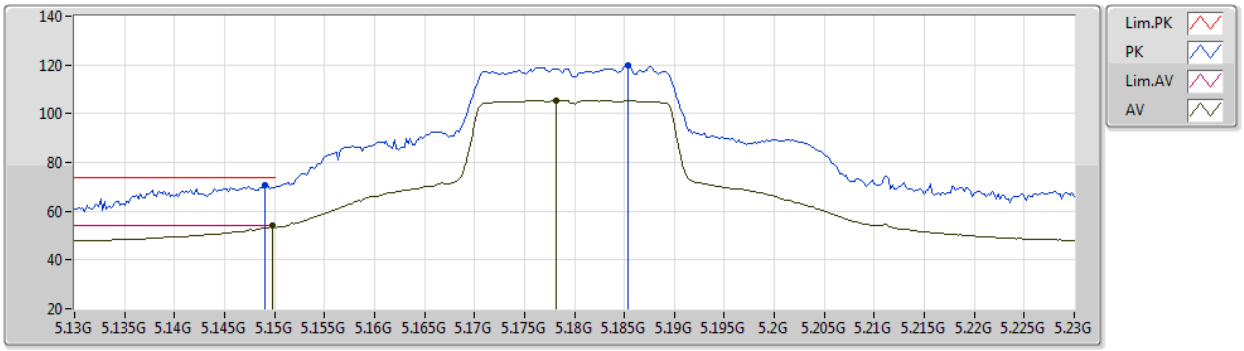

EUT Y_2TX
Setting 94
06-E-B-4-10

Type	Freq	Level	Limit	Margin	Raw	Dist	Condition	Azimuth	Height	Comment	AF	CL	PA
	(Hz)	(dBuV/m)	(dBuV/m)	(dB)	(dBuV)	(m)		(°)	(m)		(dB)	(dB)	(dB)
PK	5.149G	70.70	74.00	-3.30	64.98	3	Horizontal	259	1.00	-	31.75	5.60	31.63
AV	5.1498G	53.89	54.00	-0.11	48.17	3	Horizontal	259	1.00	-	31.75	5.60	31.63
PK	5.1854G	119.72	Inf	-Inf	114.20	3	Horizontal	259	1.00	-	31.57	5.60	31.65
AV	5.1782G	105.41	Inf	-Inf	99.85	3	Horizontal	259	1.00	-	31.61	5.60	31.65

802.11ax HEW20_Nss2,(MCS0)_2TX

5180MHz_TX

31/12/2019

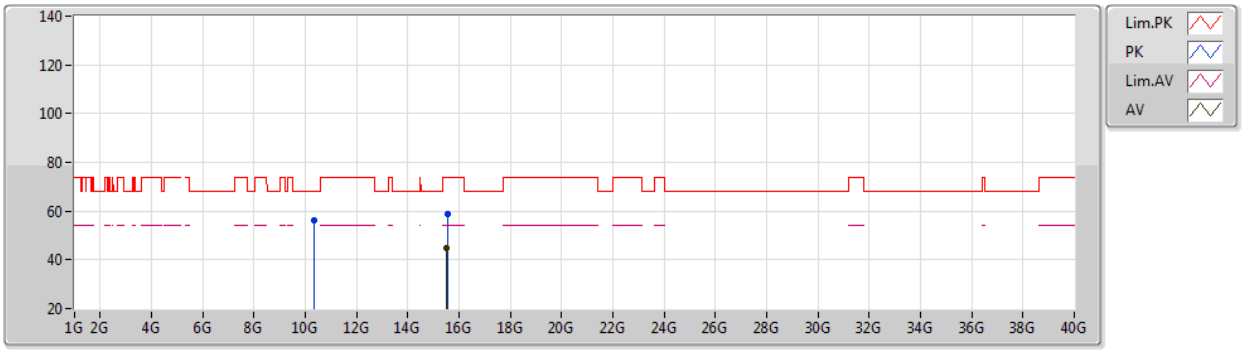

EUT Y_2TX
Setting 94
06-E-S-5

Type	Freq	Level	Limit	Margin	Raw	Dist	Condition	Azimuth	Height	Comment	AF	CL	PA
	(Hz)	(dBuV/m)	(dBuV/m)	(dB)	(dBuV)	(m)		(°)	(m)		(dB)	(dB)	(dB)
PK	10.35736G	56.36	68.20	-11.84	42.66	3	Vertical	0	1.87	-	39.56	7.73	33.59
PK	15.53292G	58.80	74.00	-15.20	44.64	3	Vertical	36	1.80	-	39.13	8.75	33.72
AV	15.52554G	44.87	54.00	-9.13	30.67	3	Vertical	36	1.80	-	39.16	8.75	33.71

802.11ax HEW20_Nss2,(MCS0)_2TX

5180MHz_TX

31/12/2019

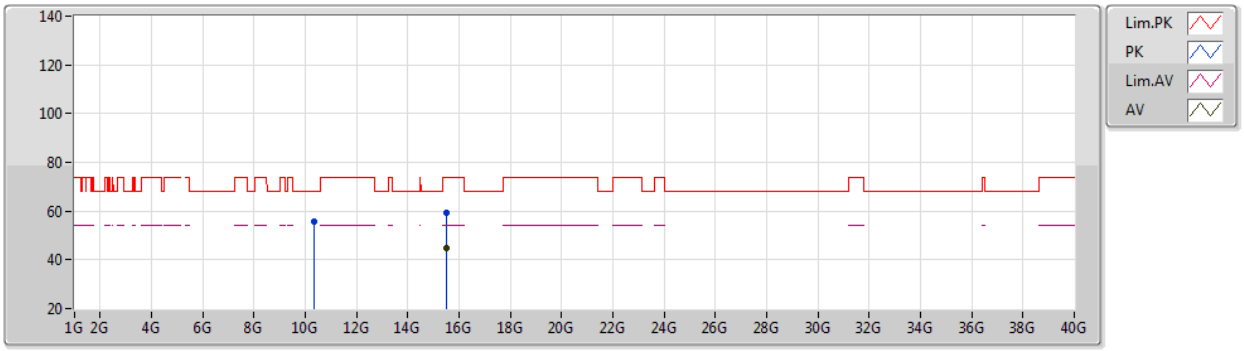

EUT Y_2TX
Setting 94
06-E-S-5

Type	Freq	Level	Limit	Margin	Raw	Dist	Condition	Azimuth	Height	Comment	AF	CL	PA
	(Hz)	(dBuV/m)	(dBuV/m)	(dB)	(dBuV)	(m)		(°)	(m)		(dB)	(dB)	(dB)
PK	10.34944G	55.66	68.20	-12.54	41.97	3	Horizontal	164	1.80	-	39.55	7.72	33.58
PK	15.52974G	59.10	74.00	-14.90	44.92	3	Horizontal	127	1.61	-	39.15	8.75	33.72
AV	15.52932G	44.80	54.00	-9.20	30.62	3	Horizontal	127	1.61	-	39.15	8.75	33.72

802.11ax HEW20_Nss2,(MCS0)_2TX

5200MHz_TX

31/12/2019

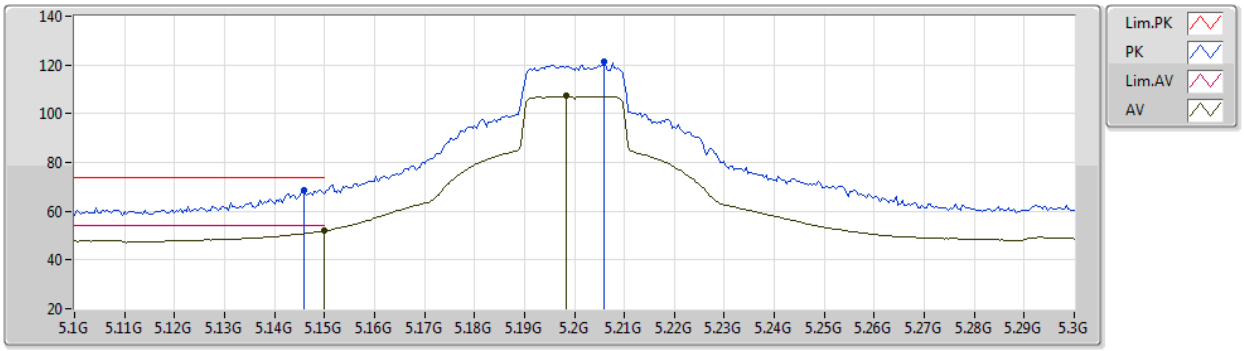

EUT Y_2TX
Setting 110
06-E-B-4-10

Type	Freq	Level	Limit	Margin	Raw	Dist	Condition	Azimuth	Height	Comment	AF	CL	PA
	(Hz)	(dBuV/m)	(dBuV/m)	(dB)	(dBuV)	(m)		(°)	(m)		(dB)	(dB)	(dB)
PK	5.146G	68.60	74.00	-5.40	62.86	3	Vertical	43	2.11	-	31.77	5.60	31.63
AV	5.15G	51.89	54.00	-2.11	46.17	3	Vertical	43	2.11	-	31.75	5.60	31.63
PK	5.206G	121.23	Inf	-Inf	115.80	3	Vertical	43	2.11	-	31.48	5.61	31.66
AV	5.1984G	107.18	Inf	-Inf	101.73	3	Vertical	43	2.11	-	31.51	5.60	31.66

802.11ax HEW20_Nss2,(MCS0)_2TX

5200MHz_TX

31/12/2019

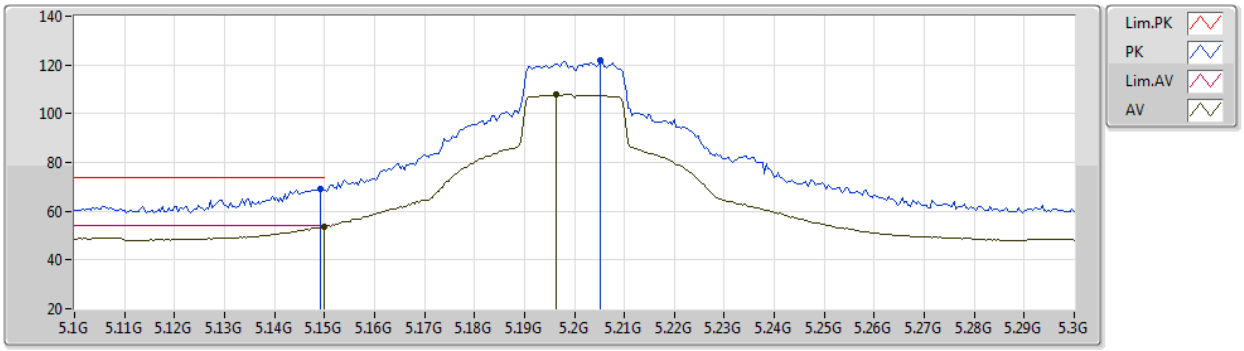

EUT Y_2TX
Setting 110
06-E-B-4-10

Type	Freq	Level	Limit	Margin	Raw	Dist	Condition	Azimuth	Height	Comment	AF	CL	PA
	(Hz)	(dBuV/m)	(dBuV/m)	(dB)	(dBuV)	(m)		(°)	(m)		(dB)	(dB)	(dB)
PK	5.1492G	69.23	74.00	-4.77	63.51	3	Horizontal	250	2.16	-	31.75	5.60	31.63
AV	5.15G	53.80	54.00	-0.20	48.08	3	Horizontal	250	2.16	-	31.75	5.60	31.63
PK	5.2052G	121.78	Inf	-Inf	116.35	3	Horizontal	250	2.16	-	31.48	5.61	31.66
AV	5.1964G	107.92	Inf	-Inf	102.46	3	Horizontal	250	2.16	-	31.52	5.60	31.66

802.11ax HEW20_Nss2,(MCS0)_2TX

5200MHz_TX

31/12/2019

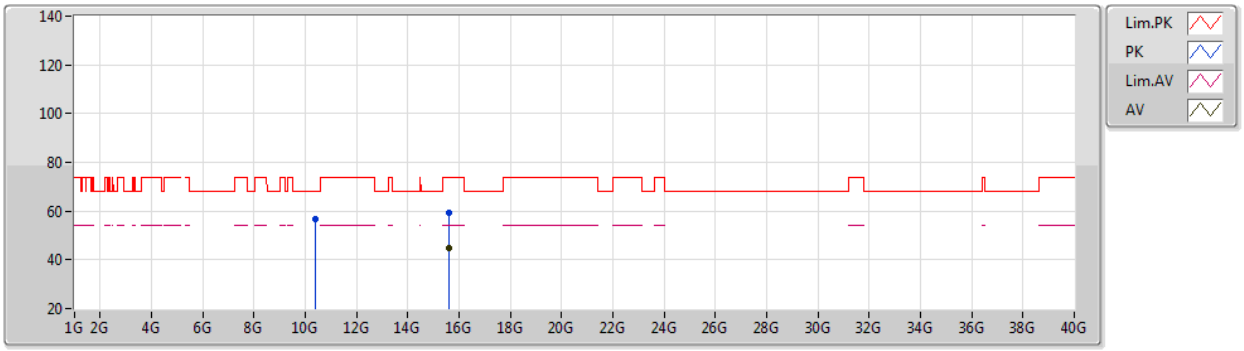

EUT Y_2TX
Setting 110
06-E-S-5

Type	Freq	Level	Limit	Margin	Raw	Dist	Condition	Azimuth	Height	Comment	AF	CL	PA
	(Hz)	(dBuV/m)	(dBuV/m)	(dB)	(dBuV)	(m)		(°)	(m)		(dB)	(dB)	(dB)
PK	10.39888G	56.79	68.20	-11.41	43.02	3	Vertical	2	1.95	-	39.62	7.74	33.59
PK	15.60944G	59.35	74.00	-14.65	45.47	3	Vertical	1	1.80	-	38.87	8.74	33.73
AV	15.5954G	44.79	54.00	-9.21	30.86	3	Vertical	1	1.80	-	38.92	8.74	33.73

802.11ax HEW20_Nss2,(MCS0)_2TX

5200MHz_TX

31/12/2019

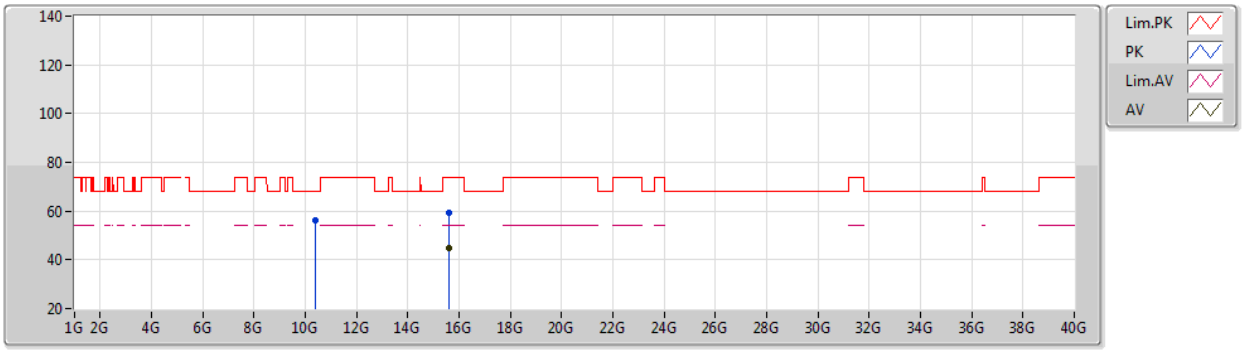

EUT Y_2TX
Setting 110
06-E-S-5

Type	Freq	Level	Limit	Margin	Raw	Dist	Condition	Azimuth	Height	Comment	AF	CL	PA
	(Hz)	(dBuV/m)	(dBuV/m)	(dB)	(dBuV)	(m)		(°)	(m)		(dB)	(dB)	(dB)
PK	10.40256G	56.08	68.20	-12.12	42.31	3	Horizontal	89	2.02	-	39.62	7.74	33.59
PK	15.59864G	59.26	74.00	-14.74	45.35	3	Horizontal	3	1.08	-	38.90	8.74	33.73
AV	15.59928G	44.79	54.00	-9.21	30.88	3	Horizontal	3	1.08	-	38.90	8.74	33.73

802.11ax HEW20_Nss2,(MCS0)_2TX

5240MHz_TX

31/12/2019

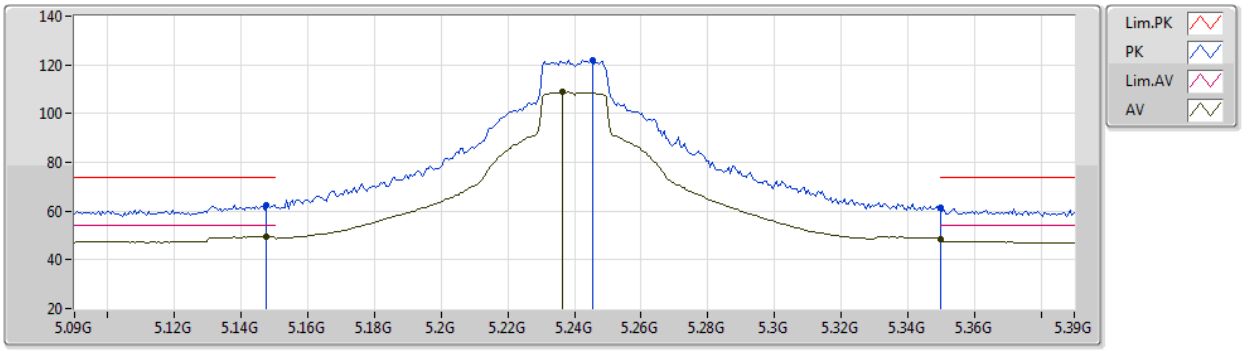

EUT Y_2TX
Setting 118
06-E-B-4-10

Type	Freq	Level	Limit	Margin	Raw	Dist	Condition	Azimuth	Height	Comment	AF	CL	PA
	(Hz)	(dBuV/m)	(dBuV/m)	(dB)	(dBuV)	(m)		(°)	(m)		(dB)	(dB)	(dB)
PK	5.1476G	62.46	74.00	-11.54	56.73	3	Vertical	154	2.27	-	31.76	5.60	31.63
AV	5.1476G	49.64	54.00	-4.36	43.91	3	Vertical	154	2.27	-	31.76	5.60	31.63
PK	5.2454G	122.04	Inf	-Inf	116.75	3	Vertical	154	2.27	-	31.32	5.65	31.68
AV	5.2364G	108.79	Inf	-Inf	103.48	3	Vertical	154	2.27	-	31.35	5.64	31.68
PK	5.35G	61.18	74.00	-12.82	55.82	3	Vertical	154	2.27	-	31.35	5.75	31.74
AV	5.35G	48.37	54.00	-5.63	43.01	3	Vertical	154	2.27	-	31.35	5.75	31.74

802.11ax HEW20_Nss2,(MCS0)_2TX

5240MHz_TX

31/12/2019

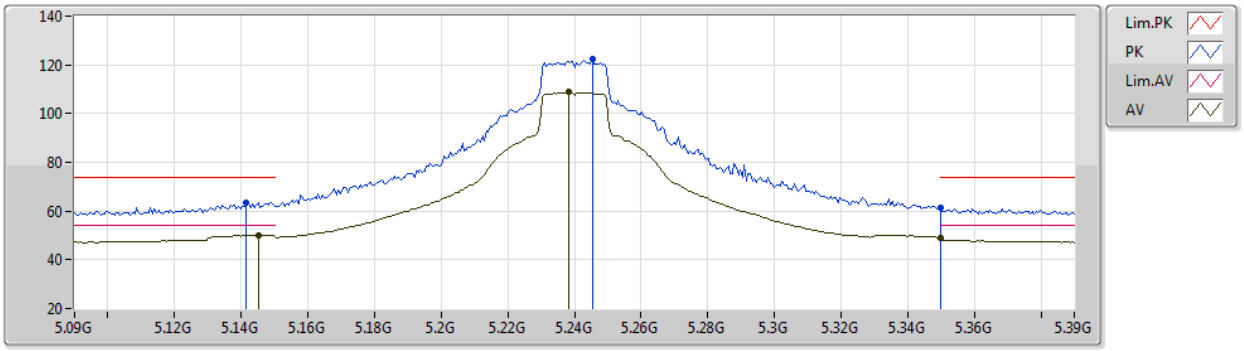

EUT Y_2TX
Setting 118
06-E-B-4-10

Type	Freq	Level	Limit	Margin	Raw	Dist	Condition	Azimuth	Height	Comment	AF	CL	PA
	(Hz)	(dBuV/m)	(dBuV/m)	(dB)	(dBuV)	(m)		(°)	(m)		(dB)	(dB)	(dB)
PK	5.1416G	63.58	74.00	-10.42	57.82	3	Horizontal	248	2.10	-	31.79	5.60	31.63
AV	5.1452G	50.13	54.00	-3.87	44.39	3	Horizontal	248	2.10	-	31.77	5.60	31.63
PK	5.2454G	122.31	Inf	-Inf	117.02	3	Horizontal	248	2.10	-	31.32	5.65	31.68
AV	5.2382G	108.73	Inf	-Inf	103.42	3	Horizontal	248	2.10	-	31.35	5.64	31.68
PK	5.35G	61.29	74.00	-12.71	55.93	3	Horizontal	248	2.10	-	31.35	5.75	31.74
AV	5.35G	48.99	54.00	-5.01	43.63	3	Horizontal	248	2.10	-	31.35	5.75	31.74

802.11ax HEW20_Nss2,(MCS0)_2TX

5240MHz_TX

31/12/2019

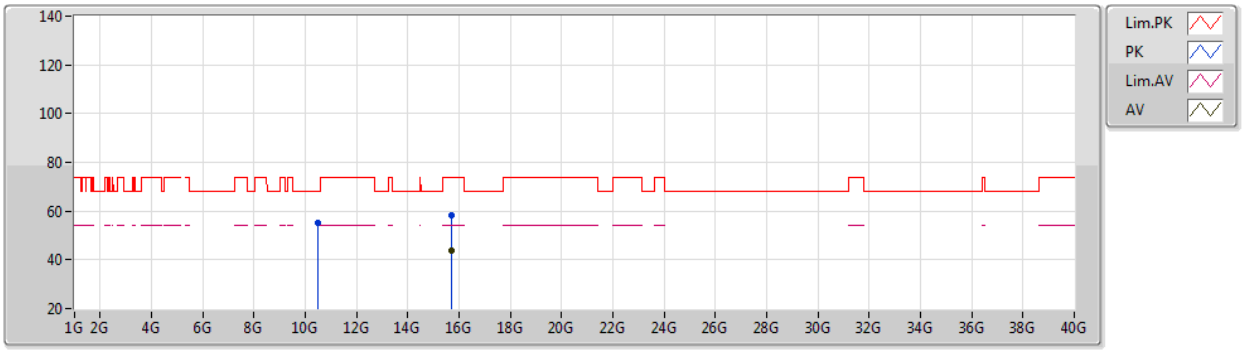

EUT Y_2TX
Setting 118
06-E-S-5

Type	Freq	Level	Limit	Margin	Raw	Dist	Condition	Azimuth	Height	Comment	AF	CL	PA
	(Hz)	(dBuV/m)	(dBuV/m)	(dB)	(dBuV)	(m)		(°)	(m)		(dB)	(dB)	(dB)
PK	10.47488G	55.35	68.20	-12.85	41.45	3	Vertical	199	1.24	-	39.72	7.77	33.59
PK	15.72436G	58.02	74.00	-15.98	44.58	3	Vertical	0	1.14	-	38.46	8.73	33.75
AV	15.71652G	43.66	54.00	-10.34	30.19	3	Vertical	0	1.14	-	38.49	8.73	33.75

802.11ax HEW20_Nss2,(MCS0)_2TX

5240MHz_TX

31/12/2019

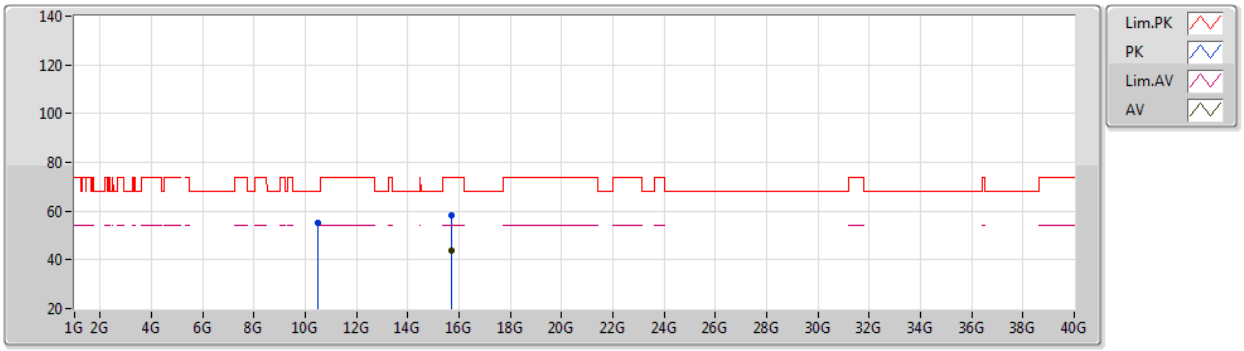

EUT Y_2TX
Setting 118
06-E-S-5

Type	Freq	Level	Limit	Margin	Raw	Dist	Condition	Azimuth	Height	Comment	AF	CL	PA
	(Hz)	(dBuV/m)	(dBuV/m)	(dB)	(dBuV)	(m)		(°)	(m)		(dB)	(dB)	(dB)
PK	10.4742G	55.43	68.20	-12.77	41.53	3	Horizontal	214	1.80	-	39.72	7.77	33.59
PK	15.72288G	58.31	74.00	-15.69	44.86	3	Horizontal	32	2.40	-	38.47	8.73	33.75
AV	15.71384G	43.55	54.00	-10.45	30.07	3	Horizontal	32	2.40	-	38.50	8.73	33.75

802.11ax HEW20_Nss2,(MCS0)_2TX

5745MHz_TX

31/12/2019

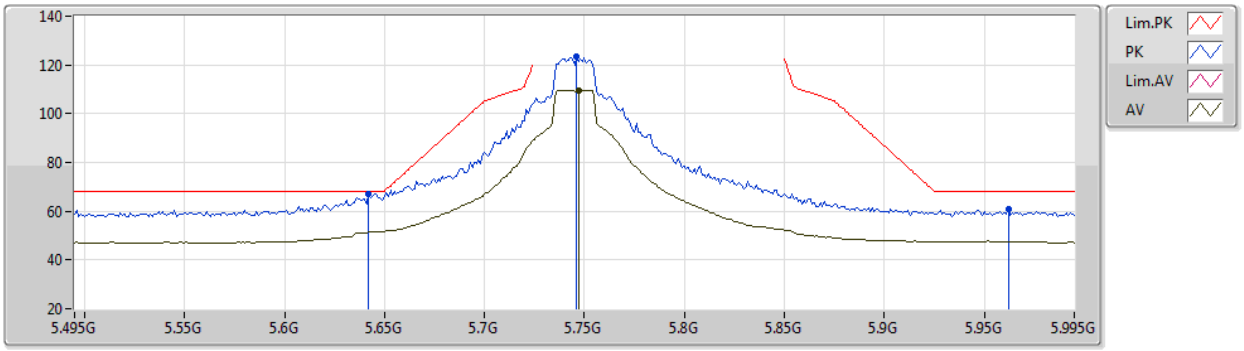

EUT Y_2TX
Setting 117
06-E-B-4-10

Type	Freq	Level	Limit	Margin	Raw	Dist	Condition	Azimuth	Height	Comment	AF	CL	PA
	(Hz)	(dBuV/m)	(dBuV/m)	(dB)	(dBuV)	(m)		(°)	(m)		(dB)	(dB)	(dB)
PK	5.642G	67.10	68.20	-1.10	61.49	3	Vertical	221	2.18	-	31.64	5.84	31.87
PK	5.746G	123.32	Inf	-Inf	117.41	3	Vertical	221	2.18	-	31.88	5.94	31.91
AV	5.747G	109.71	Inf	-Inf	103.79	3	Vertical	221	2.18	-	31.89	5.94	31.91
PK	5.962G	60.68	68.20	-7.52	54.36	3	Vertical	221	2.18	-	32.40	5.92	32.00

802.11ax HEW20_Nss2,(MCS0)_2TX

5745MHz_TX

31/12/2019

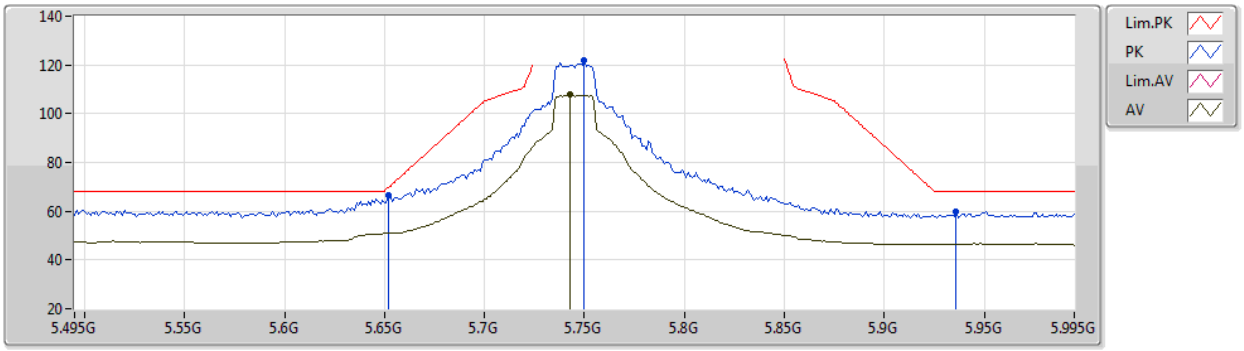

EUT Y_2TX
Setting 117
06-E-B-4-10

Type	Freq	Level	Limit	Margin	Raw	Dist	Condition	Azimuth	Height	Comment	AF	CL	PA
	(Hz)	(dBuV/m)	(dBuV/m)	(dB)	(dBuV)	(m)		(°)	(m)		(dB)	(dB)	(dB)
PK	5.652G	66.76	69.68	-2.92	61.13	3	Horizontal	248	2.35	-	31.65	5.85	31.87
PK	5.75G	121.82	Inf	-Inf	115.88	3	Horizontal	248	2.35	-	31.90	5.95	31.91
AV	5.743G	107.85	Inf	-Inf	101.95	3	Horizontal	248	2.35	-	31.87	5.94	31.91
PK	5.936G	59.71	68.20	-8.49	53.37	3	Horizontal	248	2.35	-	32.40	5.93	31.99

802.11ax HEW20_Nss2,(MCS0)_2TX

5745MHz_TX

31/12/2019

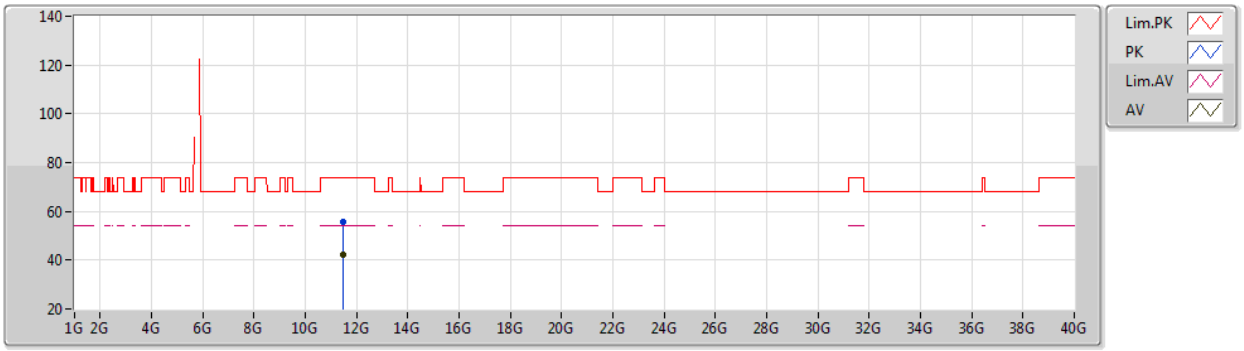

EUT Y_2TX
Setting 117
06-E-S-5

Type	Freq	Level	Limit	Margin	Raw	Dist	Condition	Azimuth	Height	Comment	AF	CL	PA
	(Hz)	(dBuV/m)	(dBuV/m)	(dB)	(dBuV)	(m)		(°)	(m)		(dB)	(dB)	(dB)
PK	11.49592G	55.82	74.00	-18.18	41.81	3	Vertical	65	1.29	-	39.66	8.12	33.77
AV	11.49424G	42.14	54.00	-11.86	28.13	3	Vertical	65	1.29	-	39.66	8.12	33.77

802.11ax HEW20_Nss2,(MCS0)_2TX

5745MHz_TX

31/12/2019

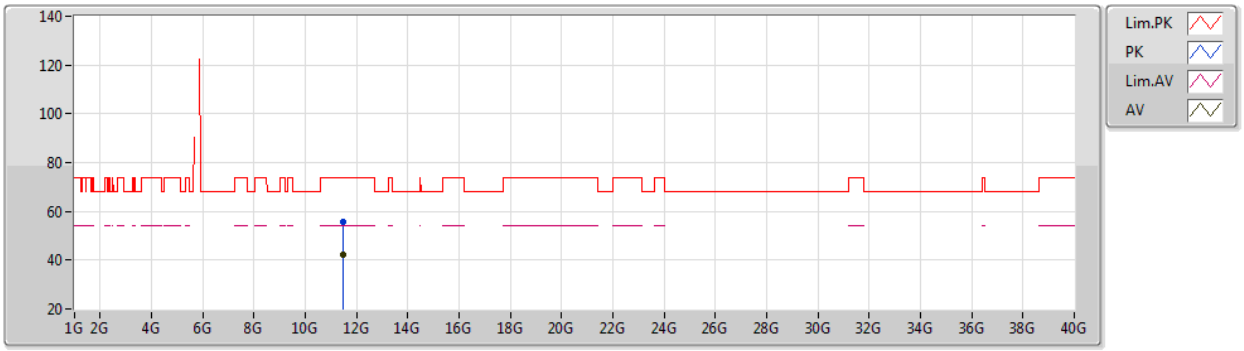

EUT Y_2TX
Setting 117
06-E-S-5

Type	Freq	Level	Limit	Margin	Raw	Dist	Condition	Azimuth	Height	Comment	AF	CL	PA
	(Hz)	(dBuV/m)	(dBuV/m)	(dB)	(dBuV)	(m)		(°)	(m)		(dB)	(dB)	(dB)
PK	11.48416G	55.69	74.00	-18.31	41.67	3	Horizontal	148	1.58	-	39.67	8.12	33.77
AV	11.48612G	42.19	54.00	-11.81	28.17	3	Horizontal	148	1.58	-	39.67	8.12	33.77

802.11ax HEW20_Nss2,(MCS0)_2TX

5785MHz_TX

31/12/2019

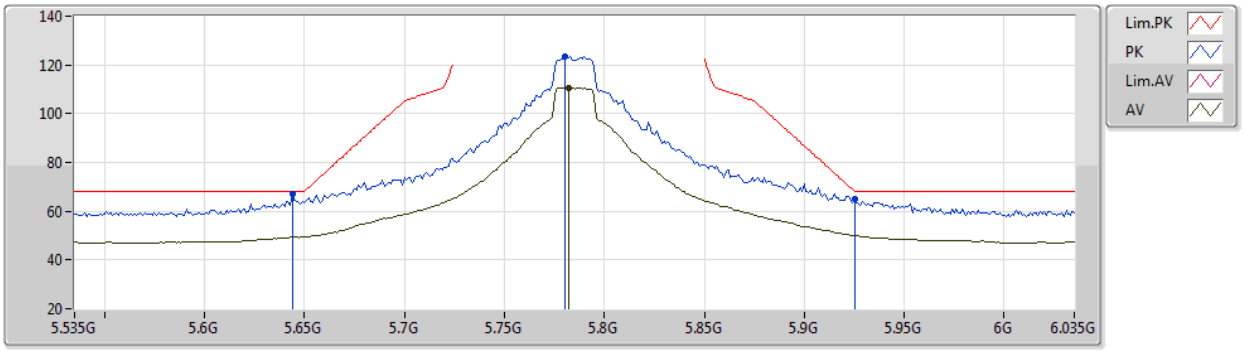

EUT Y_2TX
Setting 119
06-E-B-4-10

Type	Freq	Level	Limit	Margin	Raw	Dist	Condition	Azimuth	Height	Comment	AF	CL	PA
	(Hz)	(dBuV/m)	(dBuV/m)	(dB)	(dBuV)	(m)		(°)	(m)		(dB)	(dB)	(dB)
PK	5.644G	67.01	68.20	-1.19	61.40	3	Vertical	222	2.17	-	31.64	5.84	31.87
PK	5.78G	123.61	Inf	-Inf	117.54	3	Vertical	222	2.17	-	32.02	5.98	31.93
AV	5.782G	110.63	Inf	-Inf	104.55	3	Vertical	222	2.17	-	32.03	5.98	31.93
PK	5.925G	64.85	68.20	-3.35	58.50	3	Vertical	222	2.17	-	32.40	5.94	31.99

802.11ax HEW20_Nss2,(MCS0)_2TX

5785MHz_TX

31/12/2019

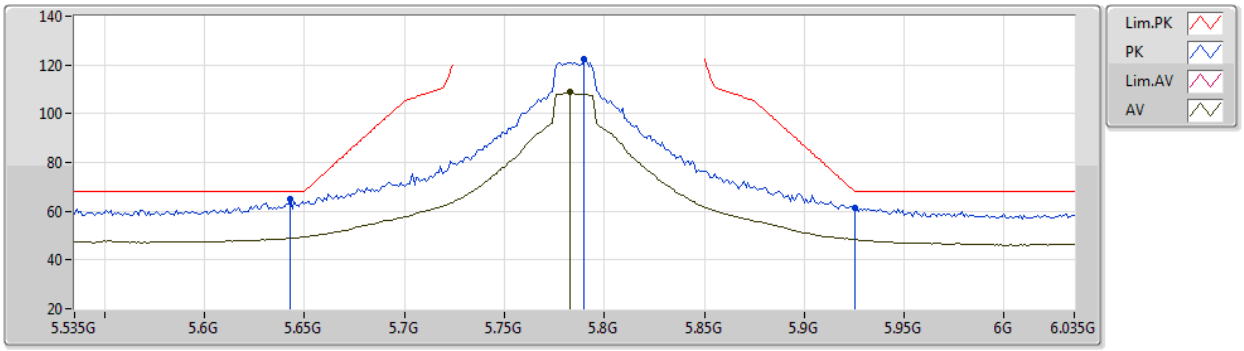

EUT Y_2TX
Setting 119
06-E-B-4-10

Type	Freq	Level	Limit	Margin	Raw	Dist	Condition	Azimuth	Height	Comment	AF	CL	PA
	(Hz)	(dBuV/m)	(dBuV/m)	(dB)	(dBuV)	(m)		(°)	(m)		(dB)	(dB)	(dB)
PK	5.643G	64.81	68.20	-3.39	59.20	3	Horizontal	250	2.12	-	31.64	5.84	31.87
PK	5.79G	122.26	Inf	-Inf	116.15	3	Horizontal	250	2.12	-	32.06	5.99	31.94
AV	5.783G	108.74	Inf	-Inf	102.66	3	Horizontal	250	2.12	-	32.03	5.98	31.93
PK	5.925G	61.22	68.20	-6.98	54.87	3	Horizontal	250	2.12	-	32.40	5.94	31.99

802.11ax HEW20_Nss2,(MCS0)_2TX

5785MHz_TX

31/12/2019

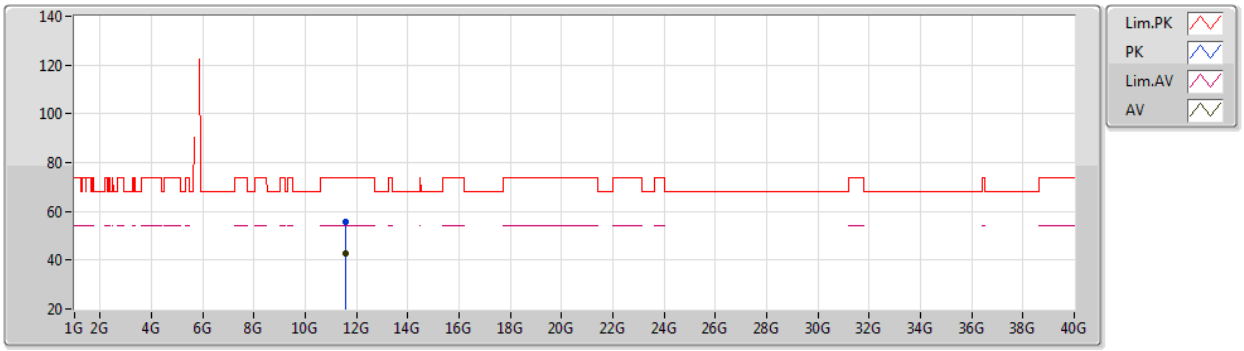

EUT Y_2TX
Setting 119
06-E-S-5

Type	Freq	Level	Limit	Margin	Raw	Dist	Condition	Azimuth	Height	Comment	AF	CL	PA
	(Hz)	(dBuV/m)	(dBuV/m)	(dB)	(dBuV)	(m)		(°)	(m)		(dB)	(dB)	(dB)
PK	11.56748G	55.93	74.00	-18.07	42.02	3	Vertical	13	1.52	-	39.55	8.15	33.79
AV	11.57792G	42.55	54.00	-11.45	28.67	3	Vertical	13	1.52	-	39.53	8.15	33.80

802.11ax HEW20_Nss2,(MCS0)_2TX

5785MHz_TX

31/12/2019

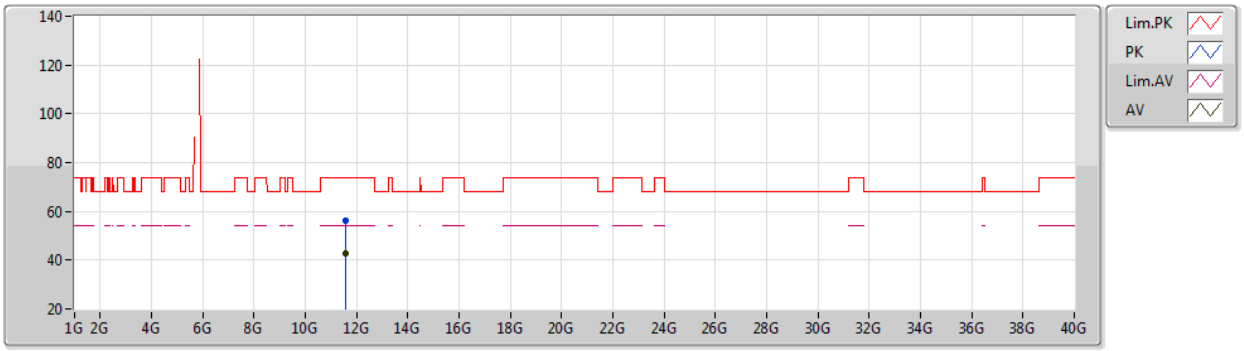

EUT Y_2TX
Setting 119
06-E-S-5

Type	Freq	Level	Limit	Margin	Raw	Dist	Condition	Azimuth	Height	Comment	AF	CL	PA
	(Hz)	(dBuV/m)	(dBuV/m)	(dB)	(dBuV)	(m)		(°)	(m)		(dB)	(dB)	(dB)
PK	11.56424G	56.22	74.00	-17.78	42.31	3	Horizontal	139	2.56	-	39.55	8.15	33.79
AV	11.57796G	42.64	54.00	-11.36	28.76	3	Horizontal	139	2.56	-	39.53	8.15	33.80

802.11ax HEW20_Nss2,(MCS0)_2TX

5825MHz_TX

31/12/2019

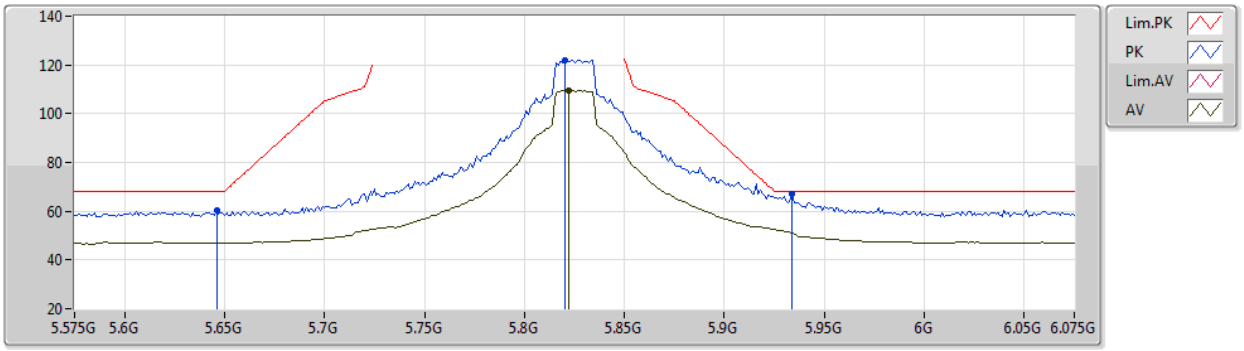

EUT Y_2TX
Setting 117
06-E-B-4-10

Type	Freq	Level	Limit	Margin	Raw	Dist	Condition	Azimuth	Height	Comment	AF	CL	PA
	(Hz)	(dBuV/m)	(dBuV/m)	(dB)	(dBuV)	(m)		(°)	(m)		(dB)	(dB)	(dB)
PK	5.646G	60.26	68.20	-7.94	54.64	3	Vertical	229	2.23	-	31.65	5.84	31.87
PK	5.82G	122.07	Inf	-Inf	115.87	3	Vertical	229	2.23	-	32.16	5.99	31.95
AV	5.822G	109.48	Inf	-Inf	103.27	3	Vertical	229	2.23	-	32.17	5.99	31.95
PK	5.934G	67.06	68.20	-1.14	60.72	3	Vertical	229	2.23	-	32.40	5.93	31.99

802.11ax HEW20_Nss2,(MCS0)_2TX

5825MHz_TX

31/12/2019

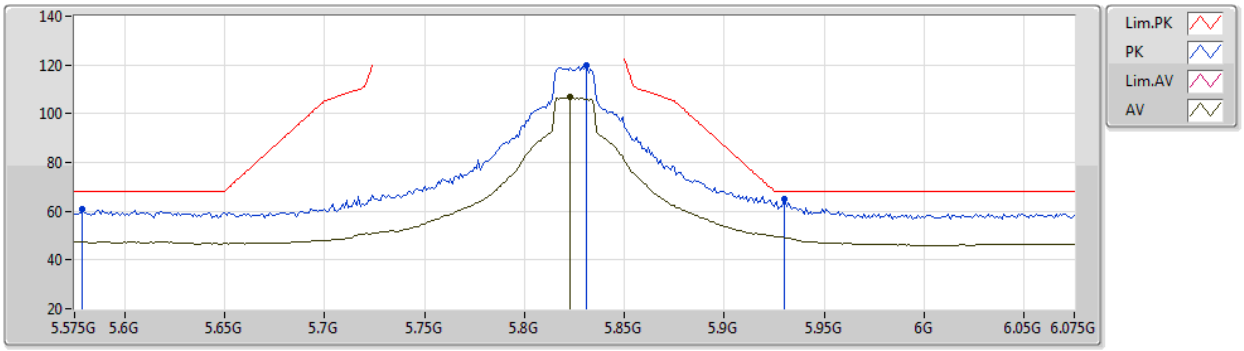

EUT Y_2TX
Setting 117
06-E-B-4-10

Type	Freq	Level	Limit	Margin	Raw	Dist	Condition	Azimuth	Height	Comment	AF	CL	PA
	(Hz)	(dBuV/m)	(dBuV/m)	(dB)	(dBuV)	(m)		(°)	(m)		(dB)	(dB)	(dB)
PK	5.579G	60.75	68.20	-7.45	55.15	3	Horizontal	250	2.40	-	31.64	5.80	31.84
PK	5.831G	119.86	Inf	-Inf	113.64	3	Horizontal	250	2.40	-	32.19	5.98	31.95
AV	5.823G	106.68	Inf	-Inf	100.47	3	Horizontal	250	2.40	-	32.17	5.99	31.95
PK	5.93G	65.01	68.20	-3.19	58.66	3	Horizontal	250	2.40	-	32.40	5.94	31.99

802.11ax HEW20_Nss2,(MCS0)_2TX

5825MHz_TX

31/12/2019

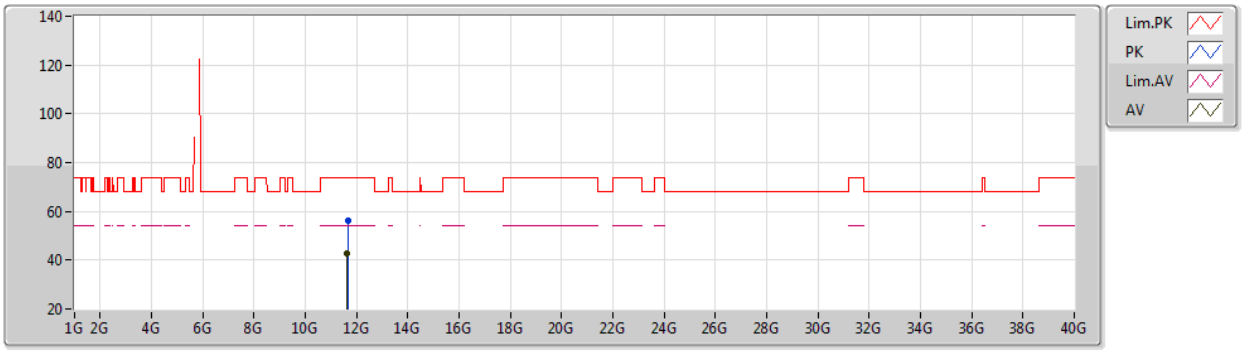

EUT Y_2TX
Setting 117
06-E-S-5

Type	Freq	Level	Limit	Margin	Raw	Dist	Condition	Azimuth	Height	Comment	AF	CL	PA
	(Hz)	(dBuV/m)	(dBuV/m)	(dB)	(dBuV)	(m)		(°)	(m)		(dB)	(dB)	(dB)
PK	11.6594G	55.98	74.00	-18.02	42.21	3	Vertical	319	2.08	-	39.41	8.18	33.82
AV	11.64292G	42.70	54.00	-11.30	28.90	3	Vertical	319	2.08	-	39.44	8.18	33.82

802.11ax HEW20_Nss2,(MCS0)_2TX

5825MHz_TX

31/12/2019

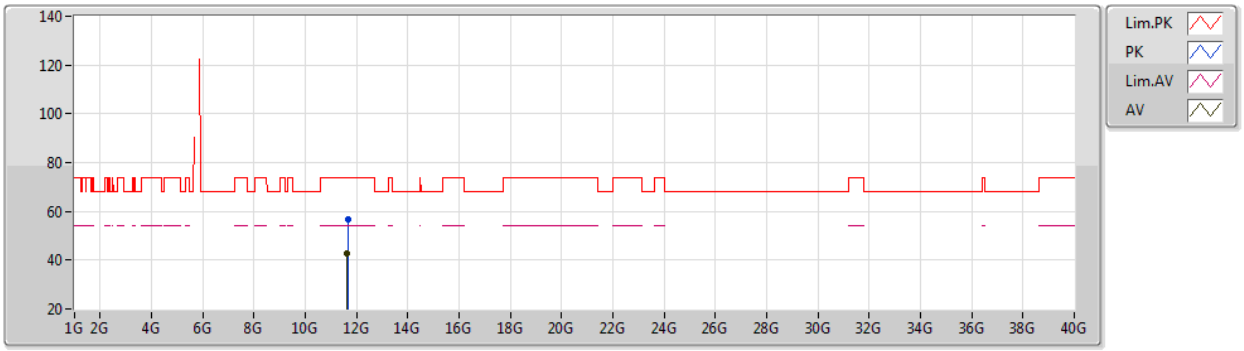

EUT Y_2TX
Setting 117
06-E-S-5

Type	Freq	Level	Limit	Margin	Raw	Dist	Condition	Azimuth	Height	Comment	AF	CL	PA
	(Hz)	(dBuV/m)	(dBuV/m)	(dB)	(dBuV)	(m)		(°)	(m)		(dB)	(dB)	(dB)
PK	11.64824G	56.64	74.00	-17.36	42.85	3	Horizontal	292	1.05	-	39.43	8.18	33.82
AV	11.64516G	42.68	54.00	-11.32	28.89	3	Horizontal	292	1.05	-	39.43	8.18	33.82

802.11ax HEW40_Nss2,(MCS0)_2TX

5190MHz_TX

31/12/2019

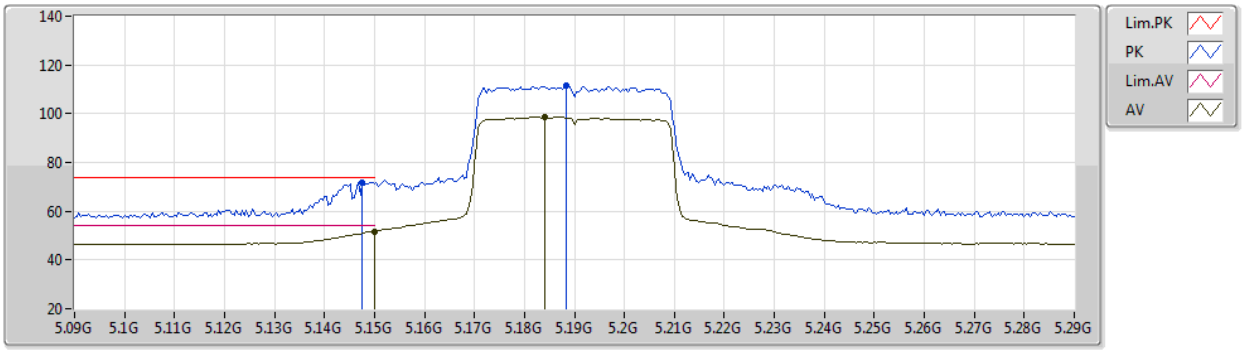

EUT Y_2TX
Setting 83
06-E-B-4-10

Type	Freq	Level	Limit	Margin	Raw	Dist	Condition	Azimuth	Height	Comment	AF	CL	PA
	(Hz)	(dBuV/m)	(dBuV/m)	(dB)	(dBuV)	(m)		(°)	(m)		(dB)	(dB)	(dB)
PK	5.1476G	71.66	74.00	-2.34	65.93	3	Vertical	20	1.00	-	31.76	5.60	31.63
AV	5.15G	51.76	54.00	-2.24	46.04	3	Vertical	20	1.00	-	31.75	5.60	31.63
PK	5.1884G	111.37	Inf	-Inf	105.86	3	Vertical	20	1.00	-	31.56	5.60	31.65
AV	5.184G	98.66	Inf	-Inf	93.13	3	Vertical	20	1.00	-	31.58	5.60	31.65

802.11ax HEW40_Nss2,(MCS0)_2TX

5190MHz_TX

31/12/2019

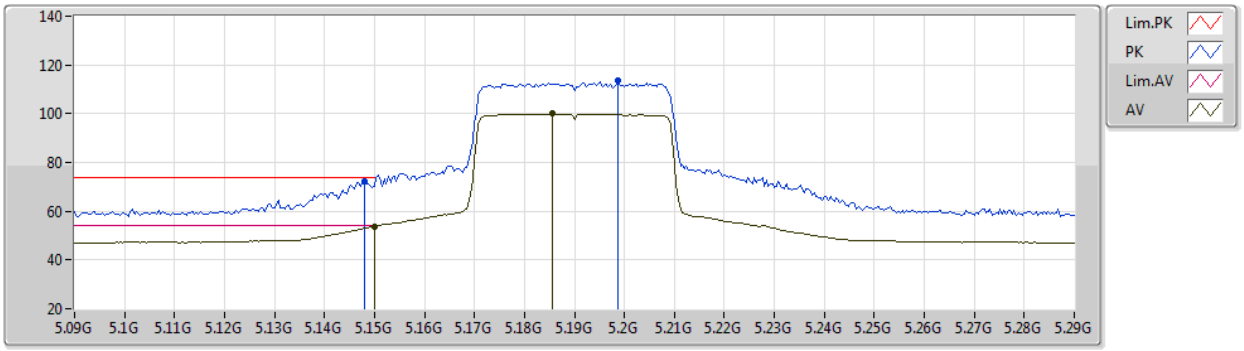

EUT Y_2TX
Setting 83
06-E-B-4-10

Type	Freq	Level	Limit	Margin	Raw	Dist	Condition	Azimuth	Height	Comment	AF	CL	PA
	(Hz)	(dBuV/m)	(dBuV/m)	(dB)	(dBuV)	(m)		(°)	(m)		(dB)	(dB)	(dB)
PK	5.148G	72.23	74.00	-1.77	66.50	3	Horizontal	258	1.00	-	31.76	5.60	31.63
AV	5.15G	53.83	54.00	-0.17	48.11	3	Horizontal	258	1.00	-	31.75	5.60	31.63
PK	5.1988G	113.51	Inf	-Inf	108.06	3	Horizontal	258	1.00	-	31.51	5.60	31.66
AV	5.1856G	99.92	Inf	-Inf	94.40	3	Horizontal	258	1.00	-	31.57	5.60	31.65

802.11ax HEW40_Nss2,(MCS0)_2TX

5190MHz_TX

31/12/2019

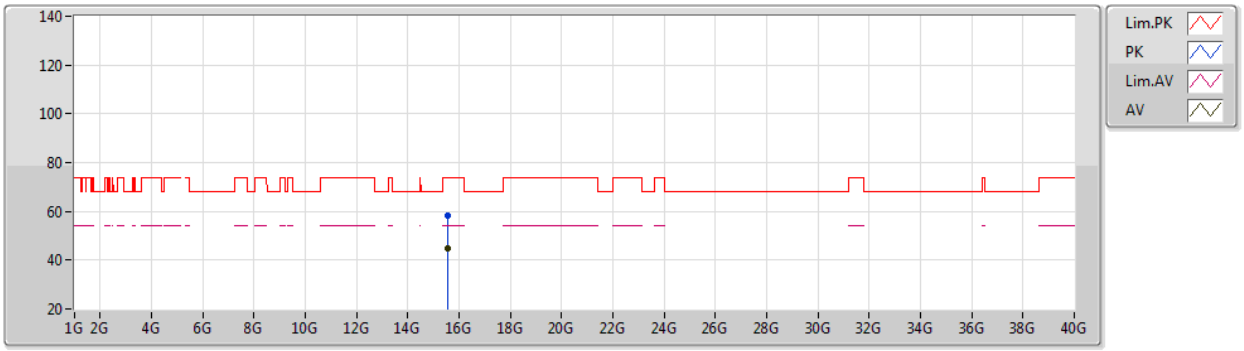

EUT Y_2TX
Setting 83
06-E-B-4

Type	Freq	Level	Limit	Margin	Raw	Dist	Condition	Azimuth	Height	Comment	AF	CL	PA
	(Hz)	(dBuV/m)	(dBuV/m)	(dB)	(dBuV)	(m)		(°)	(m)		(dB)	(dB)	(dB)
PK	15.57672G	58.28	74.00	-15.72	44.28	3	Vertical	54	2.20	-	38.98	8.74	33.72
AV	15.57828G	44.74	54.00	-9.26	30.74	3	Vertical	54	2.20	-	38.98	8.74	33.72

802.11ax HEW40_Nss2,(MCS0)_2TX

5190MHz_TX

31/12/2019

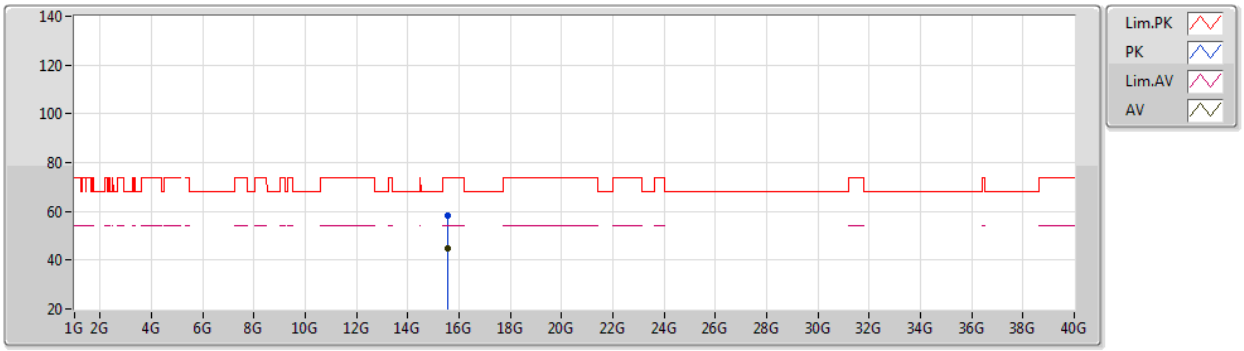

EUT Y_2TX
Setting 83
06-E-B-4

Type	Freq	Level	Limit	Margin	Raw	Dist	Condition	Azimuth	Height	Comment	AF	CL	PA
	(Hz)	(dBuV/m)	(dBuV/m)	(dB)	(dBuV)	(m)		(°)	(m)		(dB)	(dB)	(dB)
PK	15.564G	58.30	74.00	-15.70	44.25	3	Horizontal	336	2.40	-	39.03	8.74	33.72
AV	15.56808G	44.74	54.00	-9.26	30.71	3	Horizontal	336	2.40	-	39.01	8.74	33.72

802.11ax HEW40_Nss2,(MCS0)_2TX

5230MHz_TX

31/12/2019

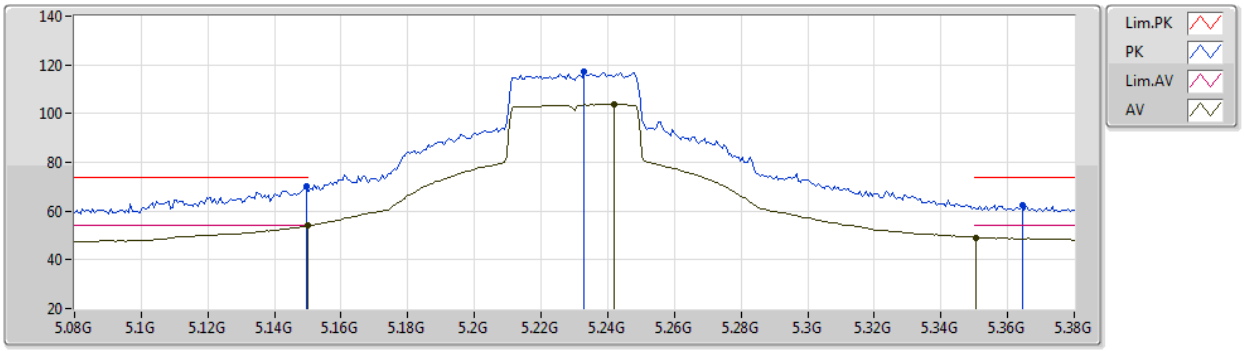

EUT Y_2TX
Setting 106
06-E-B-4-10

Type	Freq	Level	Limit	Margin	Raw	Dist	Condition	Azimuth	Height	Comment	AF	CL	PA
	(Hz)	(dBuV/m)	(dBuV/m)	(dB)	(dBuV)	(m)		(°)	(m)		(dB)	(dB)	(dB)
PK	5.1496G	69.94	74.00	-4.06	64.22	3	Vertical	39	2.16	-	31.75	5.60	31.63
AV	5.15G	53.92	54.00	-0.08	48.20	3	Vertical	39	2.16	-	31.75	5.60	31.63
PK	5.233G	117.04	Inf	-Inf	111.72	3	Vertical	39	2.16	-	31.37	5.63	31.68
AV	5.242G	103.76	Inf	-Inf	98.47	3	Vertical	39	2.16	-	31.33	5.64	31.68
PK	5.3644G	62.34	74.00	-11.66	56.90	3	Vertical	39	2.16	-	31.42	5.76	31.74
AV	5.3506G	49.00	54.00	-5.00	43.64	3	Vertical	39	2.16	-	31.35	5.75	31.74

802.11ax HEW40_Nss2,(MCS0)_2TX

5230MHz_TX

31/12/2019

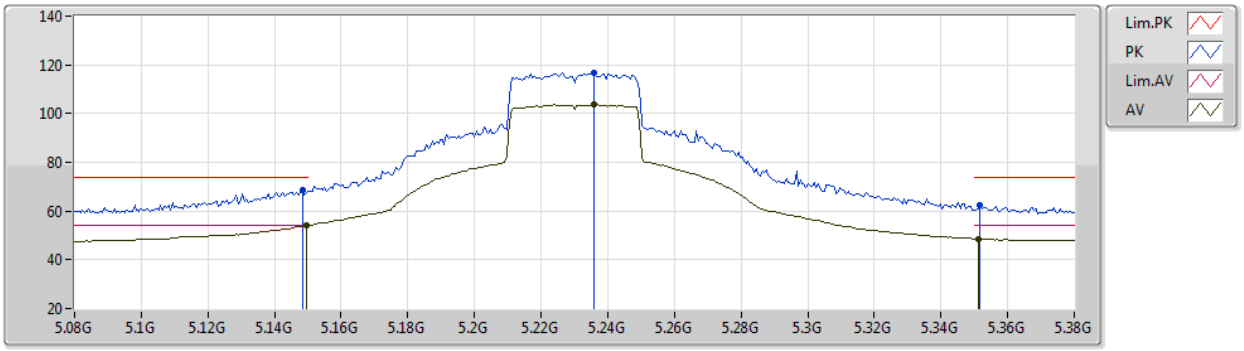

EUT Y_2TX
Setting 106
06-E-B-4-10

Type	Freq	Level	Limit	Margin	Raw	Dist	Condition	Azimuth	Height	Comment	AF	CL	PA
	(Hz)	(dBuV/m)	(dBuV/m)	(dB)	(dBuV)	(m)		(°)	(m)		(dB)	(dB)	(dB)
PK	5.1484G	68.42	74.00	-5.58	62.69	3	Horizontal	245	2.53	-	31.76	5.60	31.63
AV	5.1496G	53.99	54.00	-0.01	48.27	3	Horizontal	245	2.53	-	31.75	5.60	31.63
PK	5.236G	116.67	Inf	-Inf	111.35	3	Horizontal	245	2.53	-	31.36	5.64	31.68
AV	5.236G	103.86	Inf	-Inf	98.54	3	Horizontal	245	2.53	-	31.36	5.64	31.68
PK	5.3518G	62.58	74.00	-11.42	57.21	3	Horizontal	245	2.53	-	31.36	5.75	31.74
AV	5.3512G	48.55	54.00	-5.45	43.18	3	Horizontal	245	2.53	-	31.36	5.75	31.74

802.11ax HEW40_Nss2,(MCS0)_2TX

5230MHz_TX

31/12/2019

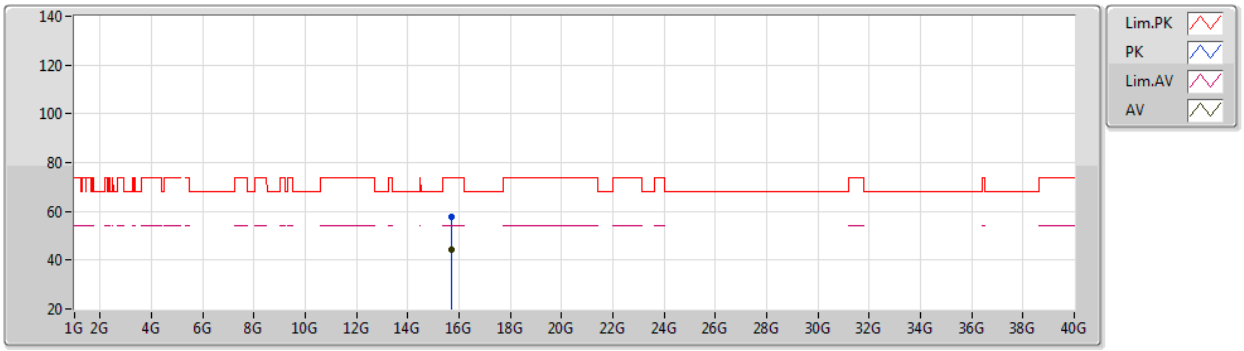

EUT Y_2TX
Setting 106
06-E-S-5

Type	Freq	Level	Limit	Margin	Raw	Dist	Condition	Azimuth	Height	Comment	AF	CL	PA
	(Hz)	(dBuV/m)	(dBuV/m)	(dB)	(dBuV)	(m)		(°)	(m)		(dB)	(dB)	(dB)
PK	15.68984G	57.89	74.00	-16.11	44.31	3	Vertical	287	2.84	-	38.59	8.73	33.74
AV	15.6812G	44.15	54.00	-9.85	30.54	3	Vertical	287	2.84	-	38.62	8.73	33.74

802.11ax HEW40_Nss2,(MCS0)_2TX

5230MHz_TX

31/12/2019

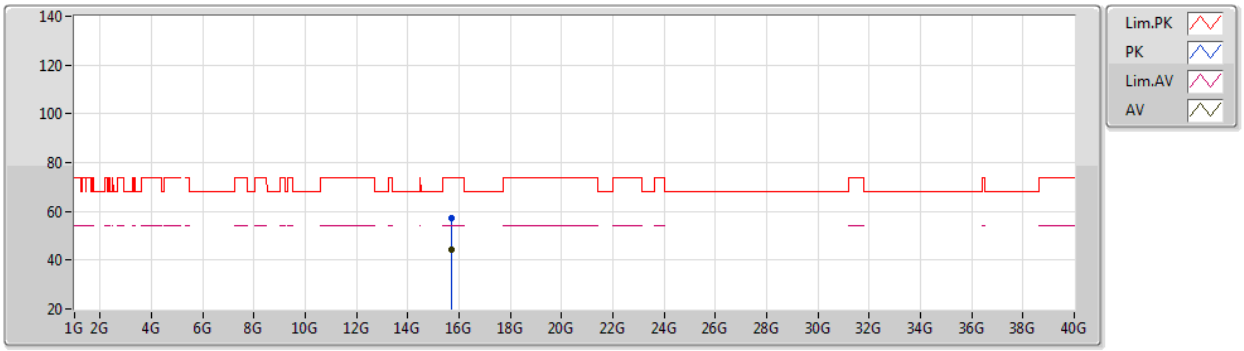

EUT Y_2TX
Setting 106
06-E-S-5

Type	Freq	Level	Limit	Margin	Raw	Dist	Condition	Azimuth	Height	Comment	AF	CL	PA
	(Hz)	(dBuV/m)	(dBuV/m)	(dB)	(dBuV)	(m)		(°)	(m)		(dB)	(dB)	(dB)
PK	15.68068G	57.25	74.00	-16.75	43.64	3	Horizontal	177	1.09	-	38.62	8.73	33.74
AV	15.6838G	44.09	54.00	-9.91	30.49	3	Horizontal	177	1.09	-	38.61	8.73	33.74

802.11ax HEW40_Nss2,(MCS0)_2TX

5755MHz_TX

31/12/2019

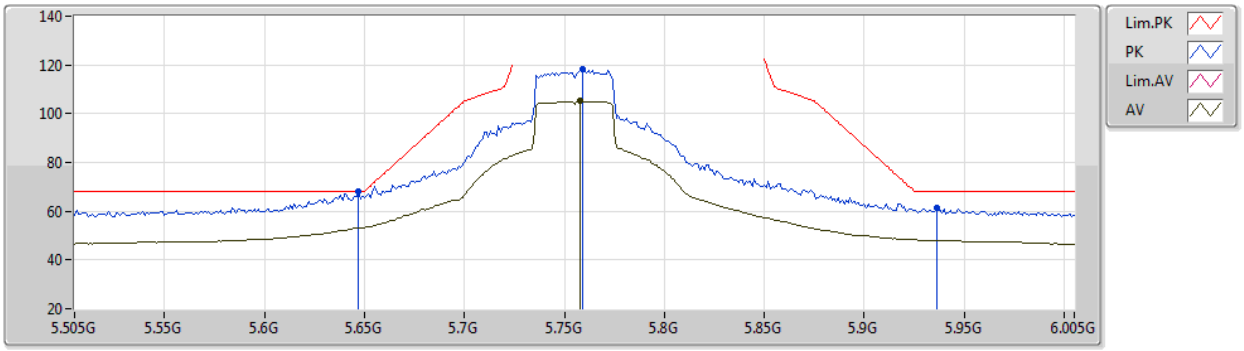

EUT Y_2TX
Setting 106
06-E-B-4-10

Type	Freq	Level	Limit	Margin	Raw	Dist	Condition	Azimuth	Height	Comment	AF	CL	PA
	(Hz)	(dBuV/m)	(dBuV/m)	(dB)	(dBuV)	(m)		(°)	(m)		(dB)	(dB)	(dB)
PK	5.647G	67.86	68.20	-0.34	62.24	3	Vertical	220	2.20	-	31.65	5.84	31.87
PK	5.759G	118.03	Inf	-Inf	112.06	3	Vertical	220	2.20	-	31.94	5.95	31.92
AV	5.758G	105.31	Inf	-Inf	99.35	3	Vertical	220	2.20	-	31.93	5.95	31.92
PK	5.936G	61.22	68.20	-6.98	54.88	3	Vertical	220	2.20	-	32.40	5.93	31.99

802.11ax HEW40_Nss2,(MCS0)_2TX

5755MHz_TX

31/12/2019

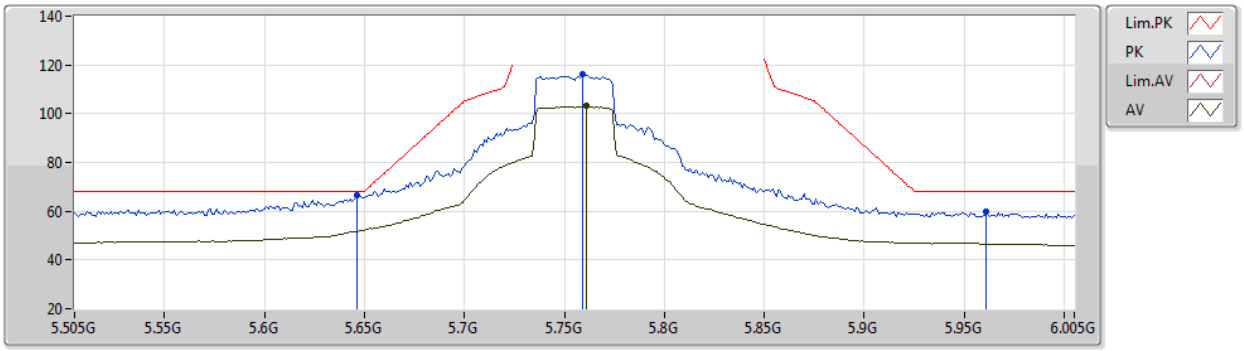

EUT Y_2TX
Setting 106
06-E-B-4-10

Type	Freq	Level	Limit	Margin	Raw	Dist	Condition	Azimuth	Height	Comment	AF	CL	PA
	(Hz)	(dBuV/m)	(dBuV/m)	(dB)	(dBuV)	(m)		(°)	(m)		(dB)	(dB)	(dB)
PK	5.646G	66.72	68.20	-1.48	61.10	3	Horizontal	248	2.36	-	31.65	5.84	31.87
PK	5.759G	115.97	Inf	-Inf	110.00	3	Horizontal	248	2.36	-	31.94	5.95	31.92
AV	5.761G	103.15	Inf	-Inf	97.17	3	Horizontal	248	2.36	-	31.94	5.96	31.92
PK	5.961G	59.61	68.20	-8.59	53.29	3	Horizontal	248	2.36	-	32.40	5.92	32.00

802.11ax HEW40_Nss2,(MCS0)_2TX

5755MHz_TX

31/12/2019

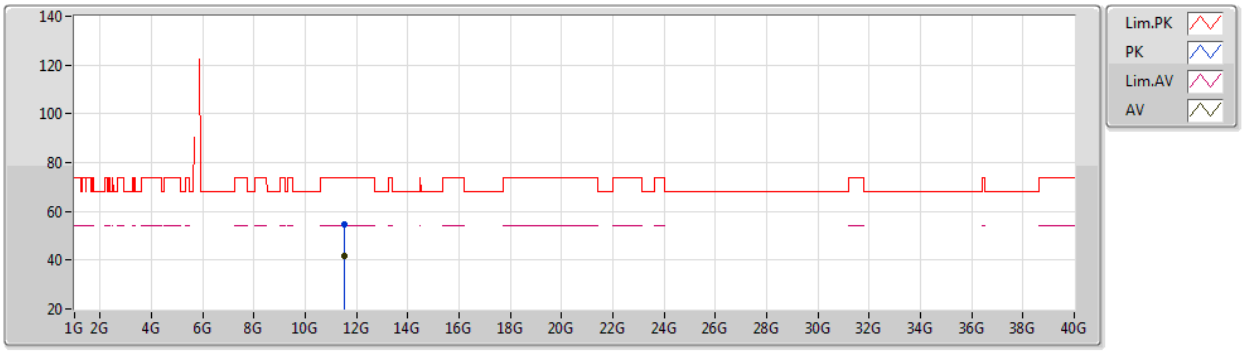

EUT Y_2TX
Setting 106
06-E-S-5

Type	Freq	Level	Limit	Margin	Raw	Dist	Condition	Azimuth	Height	Comment	AF	CL	PA
	(Hz)	(dBuV/m)	(dBuV/m)	(dB)	(dBuV)	(m)		(°)	(m)		(dB)	(dB)	(dB)
PK	11.51872G	54.70	74.00	-19.30	40.73	3	Vertical	297	2.73	-	39.62	8.13	33.78
AV	11.50488G	41.48	54.00	-12.52	27.49	3	Vertical	297	2.73	-	39.64	8.13	33.78

802.11ax HEW40_Nss2,(MCS0)_2TX

5755MHz_TX

31/12/2019

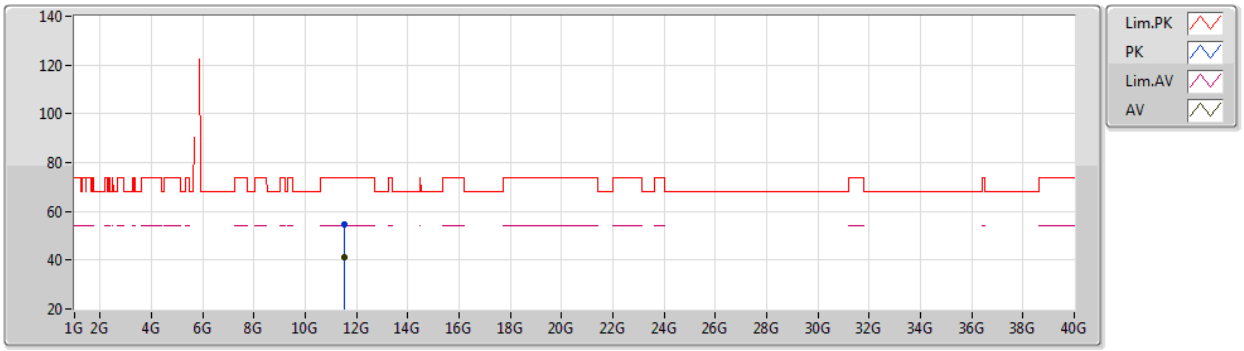

EUT Y_2TX
Setting 106
06-E-B-4

Type	Freq	Level	Limit	Margin	Raw	Dist	Condition	Azimuth	Height	Comment	AF	CL	PA
	(Hz)	(dBuV/m)	(dBuV/m)	(dB)	(dBuV)	(m)		(°)	(m)		(dB)	(dB)	(dB)
PK	11.50932G	54.89	74.00	-19.11	40.90	3	Horizontal	235	1.83	-	39.64	8.13	33.78
AV	11.5076G	41.43	54.00	-12.57	27.44	3	Horizontal	235	1.83	-	39.64	8.13	33.78

802.11ax HEW40_Nss2,(MCS0)_2TX

5795MHz_TX

31/12/2019

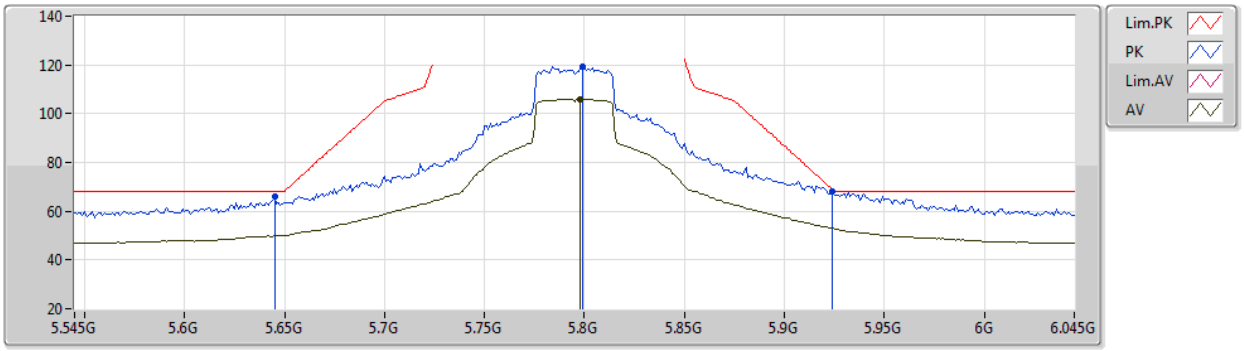

EUT Y_2TX
Setting 110
06-E-B-4-10

Type	Freq	Level	Limit	Margin	Raw	Dist	Condition	Azimuth	Height	Comment	AF	CL	PA
	(Hz)	(dBuV/m)	(dBuV/m)	(dB)	(dBuV)	(m)		(°)	(m)		(dB)	(dB)	(dB)
PK	5.645G	65.86	68.20	-2.34	60.25	3	Vertical	221	2.14	-	31.64	5.84	31.87
PK	5.799G	119.39	Inf	-Inf	113.23	3	Vertical	221	2.14	-	32.10	6.00	31.94
AV	5.798G	106.06	Inf	-Inf	99.91	3	Vertical	221	2.14	-	32.09	6.00	31.94
PK	5.924G	68.17	68.94	-0.77	61.82	3	Vertical	221	2.14	-	32.40	5.94	31.99

802.11ax HEW40_Nss2,(MCS0)_2TX

5795MHz_TX

31/12/2019

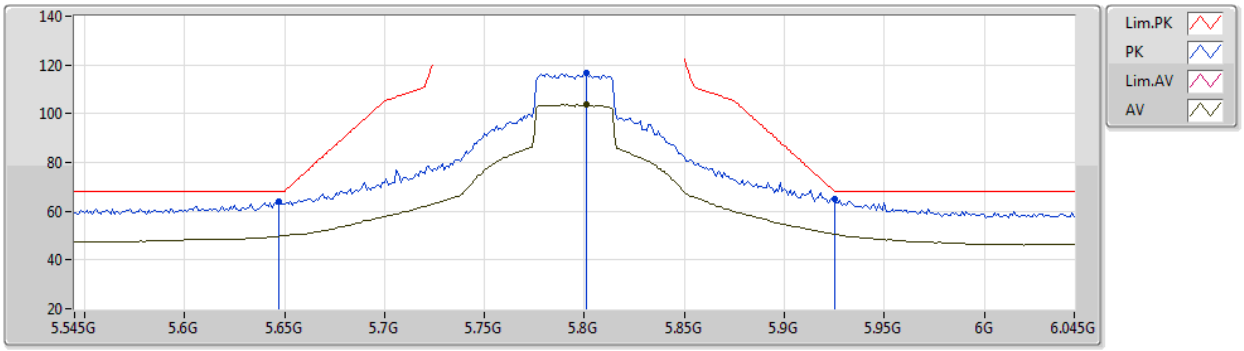

EUT Y_2TX
Setting 110
06-E-B-4-10

Type	Freq	Level	Limit	Margin	Raw	Dist	Condition	Azimuth	Height	Comment	AF	CL	PA
	(Hz)	(dBuV/m)	(dBuV/m)	(dB)	(dBuV)	(m)		(°)	(m)		(dB)	(dB)	(dB)
PK	5.647G	63.78	68.20	-4.42	58.16	3	Horizontal	249	2.39	-	31.65	5.84	31.87
PK	5.801G	116.50	Inf	-Inf	110.34	3	Horizontal	249	2.39	-	32.10	6.00	31.94
AV	5.801G	103.81	Inf	-Inf	97.65	3	Horizontal	249	2.39	-	32.10	6.00	31.94
PK	5.925G	65.00	68.20	-3.20	58.65	3	Horizontal	249	2.39	-	32.40	5.94	31.99

802.11ax HEW40_Nss2,(MCS0)_2TX

5795MHz_TX

31/12/2019

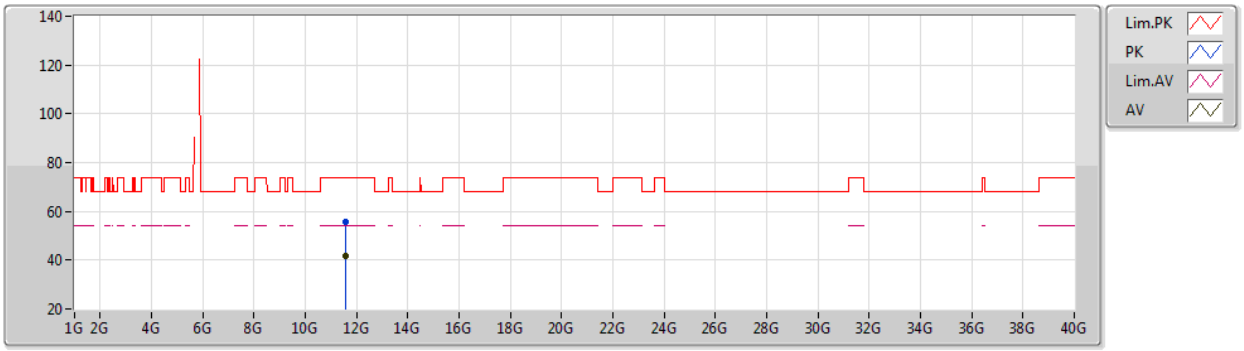

EUT Y_2TX
Setting 110
06-E-S-5

Type	Freq	Level	Limit	Margin	Raw	Dist	Condition	Azimuth	Height	Comment	AF	CL	PA
	(Hz)	(dBuV/m)	(dBuV/m)	(dB)	(dBuV)	(m)		(°)	(m)		(dB)	(dB)	(dB)
PK	11.58364G	55.64	74.00	-18.36	41.77	3	Vertical	103	1.54	-	39.52	8.15	33.80
AV	11.58104G	41.77	54.00	-12.23	27.89	3	Vertical	103	1.54	-	39.53	8.15	33.80

802.11ax HEW40_Nss2,(MCS0)_2TX

5795MHz_TX

31/12/2019

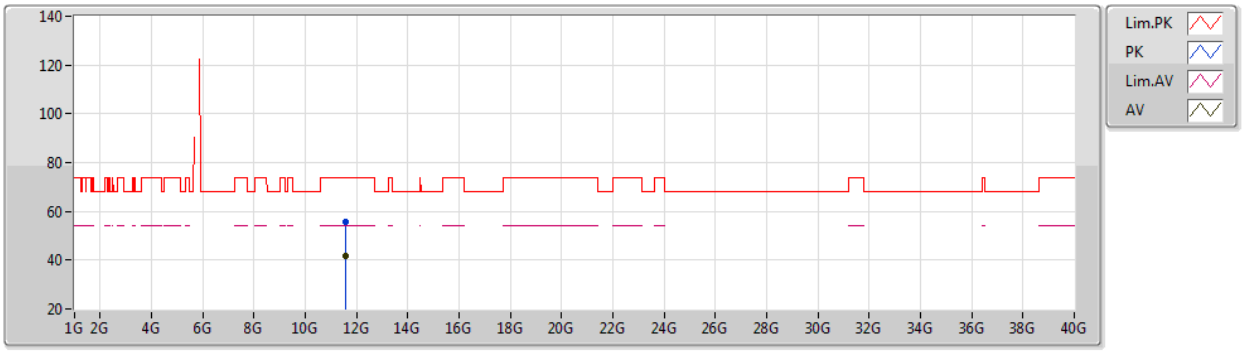

EUT Y_2TX
Setting 110
06-E-S-5

Type	Freq	Level	Limit	Margin	Raw	Dist	Condition	Azimuth	Height	Comment	AF	CL	PA
	(Hz)	(dBuV/m)	(dBuV/m)	(dB)	(dBuV)	(m)		(°)	(m)		(dB)	(dB)	(dB)
PK	11.58032G	55.54	74.00	-18.46	41.66	3	Horizontal	120	2.34	-	39.53	8.15	33.80
AV	11.58912G	41.86	54.00	-12.14	27.98	3	Horizontal	120	2.34	-	39.52	8.16	33.80

802.11ax HEW80_Nss2,(MCS0)_2TX

5210MHz_TX

31/12/2019

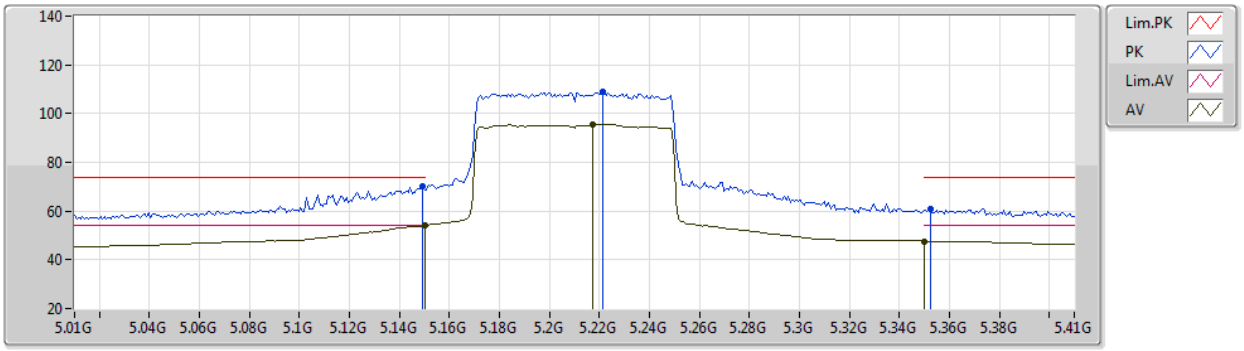

EUT Y_2TX
Setting 85
06-E-B-4-10

Type	Freq	Level	Limit	Margin	Raw	Dist	Condition	Azimuth	Height	Comment	AF	CL	PA
	(Hz)	(dBuV/m)	(dBuV/m)	(dB)	(dBuV)	(m)		(°)	(m)		(dB)	(dB)	(dB)
PK	5.1492G	70.02	74.00	-3.98	64.30	3	Vertical	19	1.00	-	31.75	5.60	31.63
AV	5.15G	53.90	54.00	-0.10	48.18	3	Vertical	19	1.00	-	31.75	5.60	31.63
PK	5.2212G	108.76	Inf	-Inf	103.39	3	Vertical	19	1.00	-	31.42	5.62	31.67
AV	5.2172G	95.54	Inf	-Inf	90.16	3	Vertical	19	1.00	-	31.43	5.62	31.67
PK	5.3524G	60.63	74.00	-13.37	55.26	3	Vertical	19	1.00	-	31.36	5.75	31.74
AV	5.35G	47.64	54.00	-6.36	42.27	3	Vertical	19	1.00	-	31.35	5.75	31.73

802.11ax HEW80_Nss2,(MCS0)_2TX

5210MHz_TX

31/12/2019

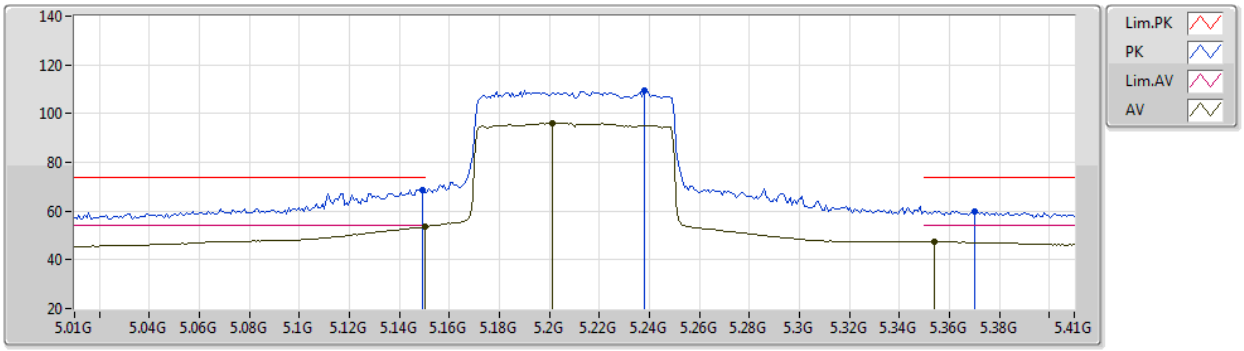

EUT Y_2TX
Setting 85
06-E-B-4-10

Type	Freq	Level	Limit	Margin	Raw	Dist	Condition	Azimuth	Height	Comment	AF	CL	PA
	(Hz)	(dBuV/m)	(dBuV/m)	(dB)	(dBuV)	(m)		(°)	(m)		(dB)	(dB)	(dB)
PK	5.1492G	68.71	74.00	-5.29	62.99	3	Horizontal	248	2.19	-	31.75	5.60	31.63
AV	5.15G	53.44	54.00	-0.56	47.72	3	Horizontal	248	2.19	-	31.75	5.60	31.63
PK	5.238G	109.45	Inf	-Inf	104.14	3	Horizontal	248	2.19	-	31.35	5.64	31.68
AV	5.2012G	96.01	Inf	-Inf	90.57	3	Horizontal	248	2.19	-	31.50	5.60	31.66
PK	5.37G	60.05	74.00	-13.95	54.58	3	Horizontal	248	2.19	-	31.45	5.77	31.75
AV	5.354G	47.45	54.00	-6.55	42.07	3	Horizontal	248	2.19	-	31.37	5.75	31.74

802.11ax HEW80_Nss2,(MCS0)_2TX

5210MHz_TX

31/12/2019

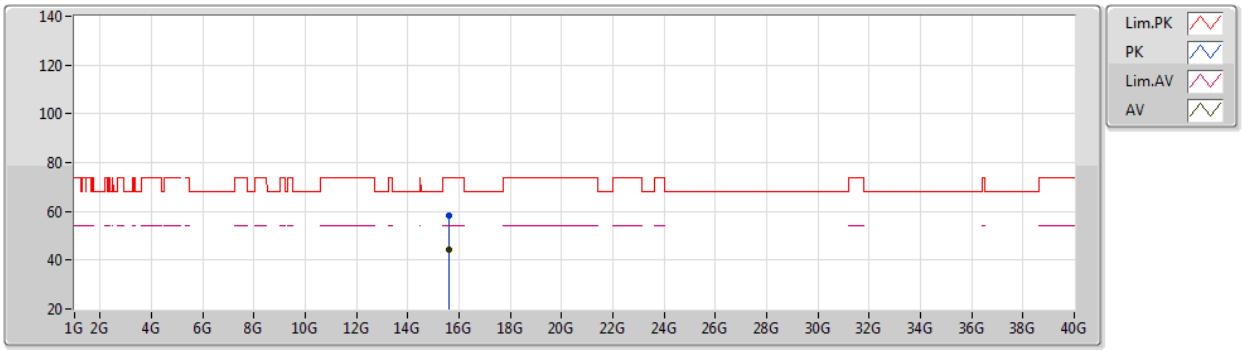

EUT Y_2TX
Setting 85
06-E-S-5

Type	Freq	Level	Limit	Margin	Raw	Dist	Condition	Azimuth	Height	Comment	AF	CL	PA
	(Hz)	(dBuV/m)	(dBuV/m)	(dB)	(dBuV)	(m)		(°)	(m)		(dB)	(dB)	(dB)
PK	15.63056G	58.48	74.00	-15.52	44.68	3	Vertical	6	1.80	-	38.79	8.74	33.73
AV	15.6204G	44.35	54.00	-9.65	30.51	3	Vertical	6	1.80	-	38.83	8.74	33.73

802.11ax HEW80_Nss2,(MCS0)_2TX

5210MHz_TX

31/12/2019

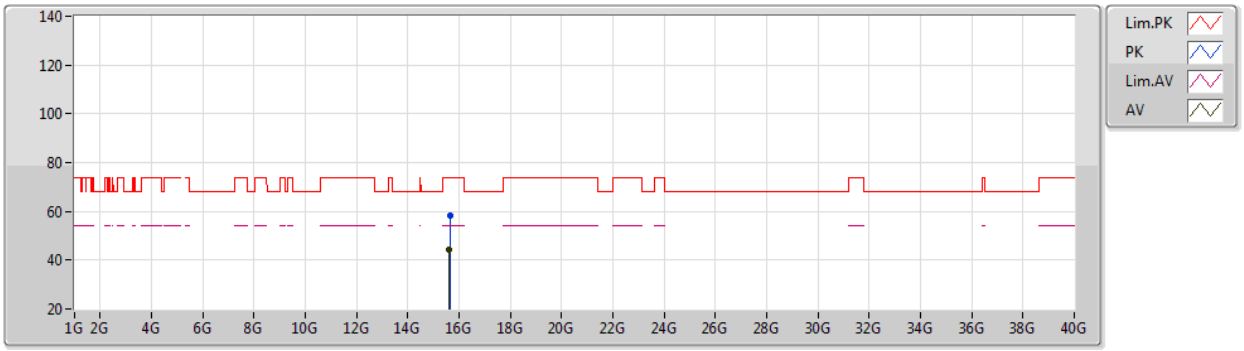

EUT Y_2TX
Setting 85
06-E-S-5

Type	Freq	Level	Limit	Margin	Raw	Dist	Condition	Azimuth	Height	Comment	AF	CL	PA
	(Hz)	(dBuV/m)	(dBuV/m)	(dB)	(dBuV)	(m)		(°)	(m)		(dB)	(dB)	(dB)
PK	15.63252G	58.33	74.00	-15.67	44.53	3	Horizontal	285	1.80	-	38.79	8.74	33.73
AV	15.62G	44.26	54.00	-9.74	30.42	3	Horizontal	285	1.80	-	38.83	8.74	33.73

802.11ax HEW80_Nss2,(MCS0)_2TX

5775MHz_TX

31/12/2019

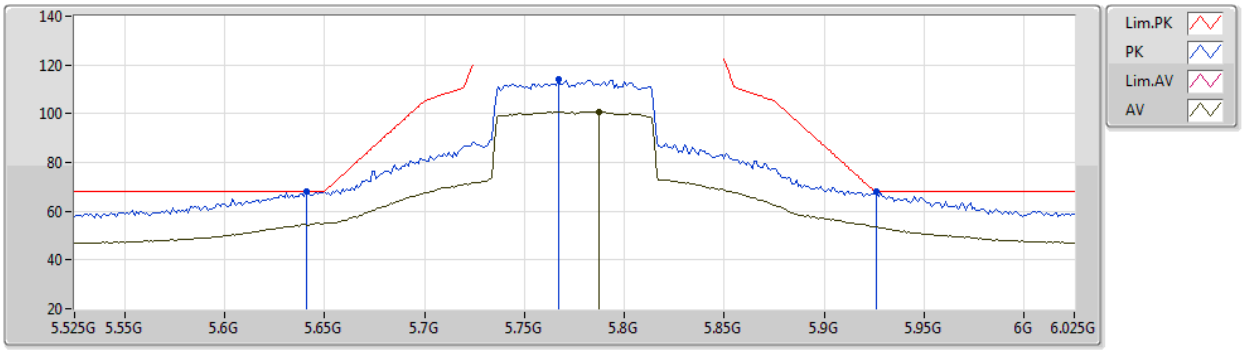

EUT Y_2TX
Setting 97
06-E-B-4-10

Type	Freq	Level	Limit	Margin	Raw	Dist	Condition	Azimuth	Height	Comment	AF	CL	PA
	(Hz)	(dBuV/m)	(dBuV/m)	(dB)	(dBuV)	(m)		(°)	(m)		(dB)	(dB)	(dB)
PK	5.641G	67.96	68.20	-0.24	62.35	3	Vertical	222	2.18	-	31.64	5.84	31.87
PK	5.767G	114.23	Inf	-Inf	108.22	3	Vertical	222	2.18	-	31.97	5.96	31.92
AV	5.787G	100.88	Inf	-Inf	94.77	3	Vertical	222	2.18	-	32.05	5.99	31.93
PK	5.926G	67.94	68.20	-0.26	61.59	3	Vertical	222	2.18	-	32.40	5.94	31.99

802.11ax HEW80_Nss2,(MCS0)_2TX

5775MHz_TX

31/12/2019

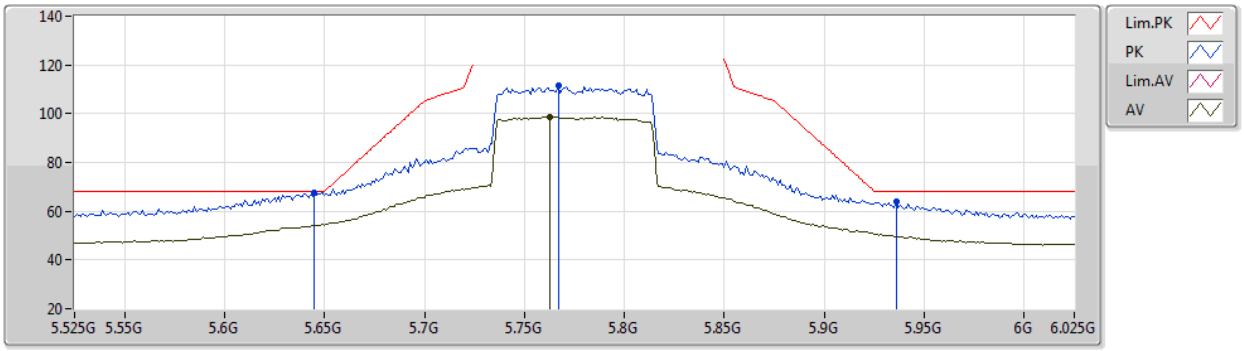

EUT Y_2TX
Setting 97
06-E-B-4-10

Type	Freq	Level	Limit	Margin	Raw	Dist	Condition	Azimuth	Height	Comment	AF	CL	PA
	(Hz)	(dBuV/m)	(dBuV/m)	(dB)	(dBuV)	(m)		(°)	(m)		(dB)	(dB)	(dB)
PK	5.645G	67.55	68.20	-0.65	61.94	3	Horizontal	258	1.00	-	31.64	5.84	31.87
PK	5.767G	111.78	Inf	-Inf	105.77	3	Horizontal	258	1.00	-	31.97	5.96	31.92
AV	5.763G	98.69	Inf	-Inf	92.70	3	Horizontal	258	1.00	-	31.95	5.96	31.92
PK	5.936G	63.77	68.20	-4.43	57.43	3	Horizontal	258	1.00	-	32.40	5.93	31.99

802.11ax HEW80_Nss2,(MCS0)_2TX

5775MHz_TX

31/12/2019

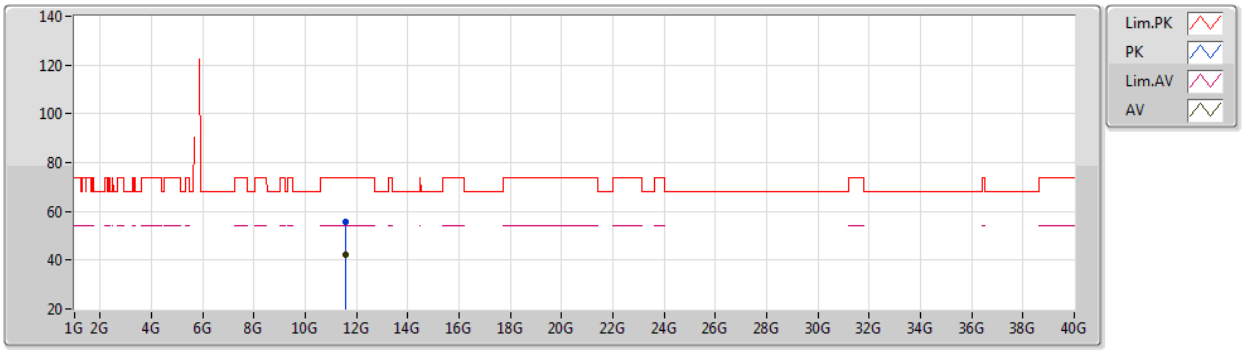

EUT Y_2TX
Setting 97
06-E-S-5

Type	Freq	Level	Limit	Margin	Raw	Dist	Condition	Azimuth	Height	Comment	AF	CL	PA
	(Hz)	(dBuV/m)	(dBuV/m)	(dB)	(dBuV)	(m)		(°)	(m)		(dB)	(dB)	(dB)
PK	11.55976G	55.91	74.00	-18.09	41.99	3	Vertical	349	1.80	-	39.56	8.15	33.79
AV	11.55596G	42.28	54.00	-11.72	28.36	3	Vertical	349	1.80	-	39.57	8.14	33.79

802.11ax HEW80_Nss2,(MCS0)_2TX

5775MHz_TX

31/12/2019

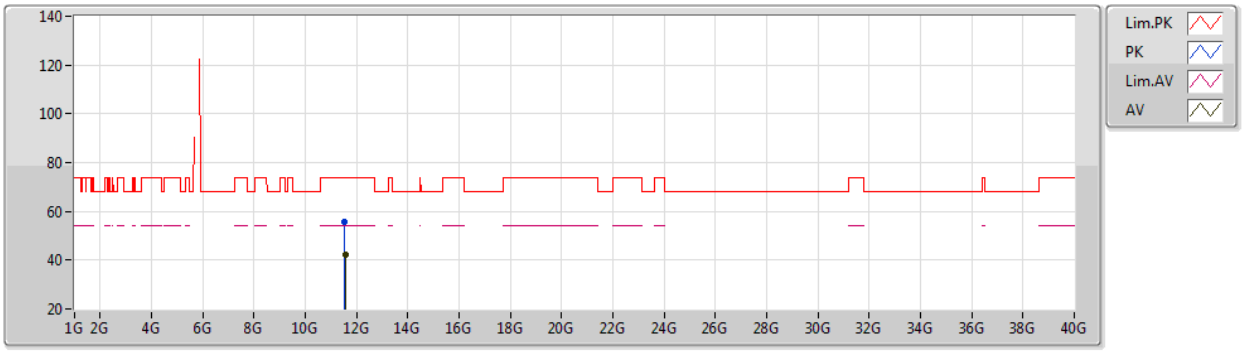

EUT Y_2TX
Setting 97
06-E-S-5

Type	Freq	Level	Limit	Margin	Raw	Dist	Condition	Azimuth	Height	Comment	AF	CL	PA
	(Hz)	(dBuV/m)	(dBuV/m)	(dB)	(dBuV)	(m)		(°)	(m)		(dB)	(dB)	(dB)
PK	11.54148G	55.52	74.00	-18.48	41.58	3	Horizontal	275	1.80	-	39.59	8.14	33.79
AV	11.55256G	42.36	54.00	-11.64	28.44	3	Horizontal	275	1.80	-	39.57	8.14	33.79

802.11ax HEW20-BF_Nss1,(MCS0)_2TX

5180MHz_TX

31/12/2019

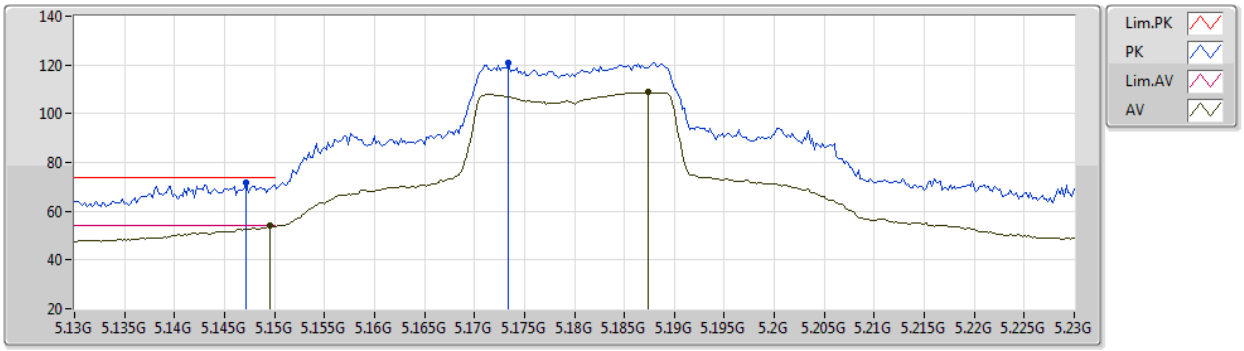

EUT Y_2TX
Setting 96
06-E-B-4-10

Type	Freq	Level	Limit	Margin	Raw	Dist	Condition	Azimuth	Height	Comment	AF	CL	PA
	(Hz)	(dBuV/m)	(dBuV/m)	(dB)	(dBuV)	(m)		(°)	(m)		(dB)	(dB)	(dB)
PK	5.1472G	71.49	74.00	-2.51	65.76	3	Vertical	152	2.40	-	31.76	5.60	31.63
AV	5.1496G	53.94	54.00	-0.06	48.22	3	Vertical	152	2.40	-	31.75	5.60	31.63
PK	5.1734G	121.08	Inf	-Inf	115.50	3	Vertical	152	2.40	-	31.63	5.60	31.65
AV	5.1874G	108.94	Inf	-Inf	103.43	3	Vertical	152	2.40	-	31.56	5.60	31.65

802.11ax HEW20-BF_Nss1,(MCS0)_2TX

5180MHz_TX

31/12/2019

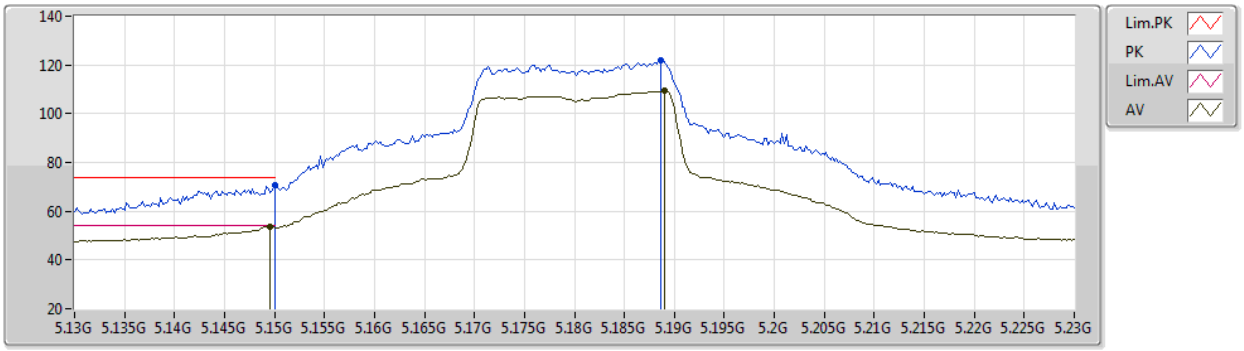

EUT Y_2TX
Setting 96
06-E-B-4-10

Type	Freq	Level	Limit	Margin	Raw	Dist	Condition	Azimuth	Height	Comment	AF	CL	PA
	(Hz)	(dBuV/m)	(dBuV/m)	(dB)	(dBuV)	(m)		(°)	(m)		(dB)	(dB)	(dB)
PK	5.15G	70.83	74.00	-3.17	65.11	3	Horizontal	251	2.49	-	31.75	5.60	31.63
AV	5.1496G	53.58	54.00	-0.42	47.86	3	Horizontal	251	2.49	-	31.75	5.60	31.63
PK	5.1886G	121.87	Inf	-Inf	116.36	3	Horizontal	251	2.49	-	31.56	5.60	31.65
AV	5.189G	109.50	Inf	-Inf	104.00	3	Horizontal	251	2.49	-	31.55	5.60	31.65

802.11ax HEW20-BF_Nss1,(MCS0)_2TX

5180MHz_TX

31/12/2019

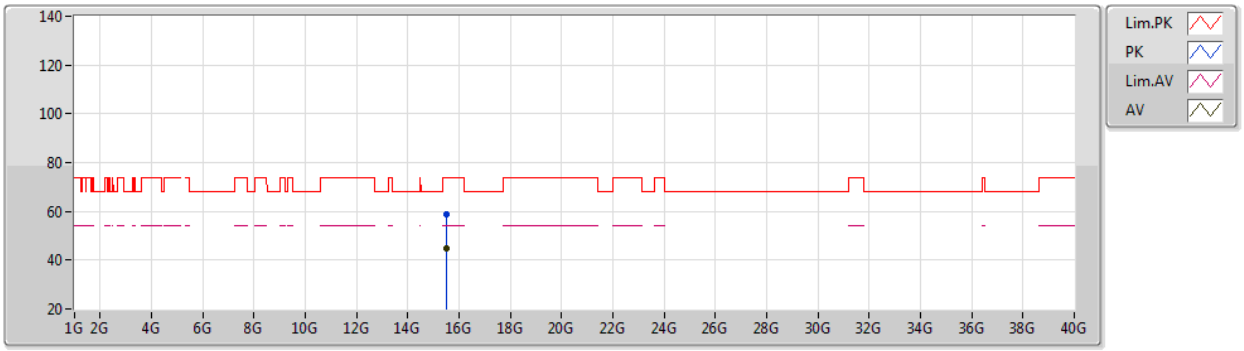

EUT Y_2TX
Setting 96
06-E-S-5

Type	Freq	Level	Limit	Margin	Raw	Dist	Condition	Azimuth	Height	Comment	AF	CL	PA
	(Hz)	(dBuV/m)	(dBuV/m)	(dB)	(dBuV)	(m)		(°)	(m)		(dB)	(dB)	(dB)
PK	15.53248G	58.77	74.00	-15.23	44.60	3	Vertical	232	1.80	-	39.14	8.75	33.72
AV	15.53168G	45.08	54.00	-8.92	30.91	3	Vertical	232	1.80	-	39.14	8.75	33.72

802.11ax HEW20-BF_Nss1,(MCS0)_2TX

5180MHz_TX

31/12/2019

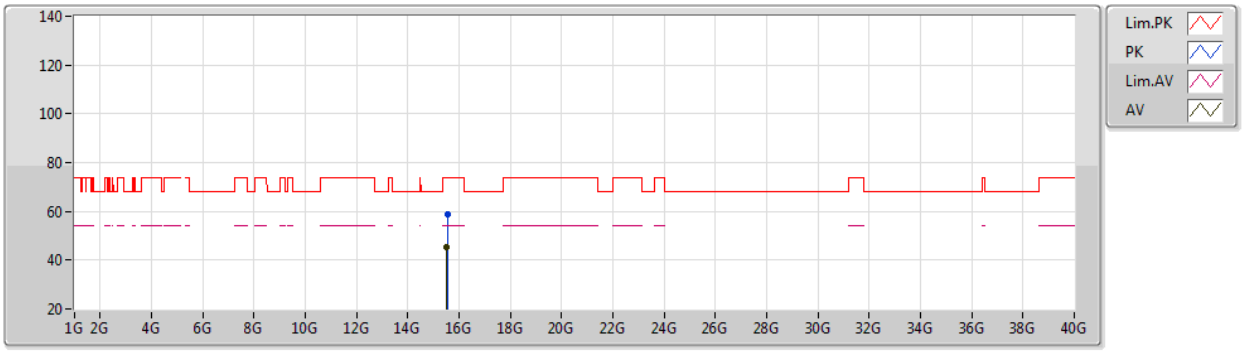

EUT Y_2TX
Setting 96
06-E-S-5

Type	Freq	Level	Limit	Margin	Raw	Dist	Condition	Azimuth	Height	Comment	AF	CL	PA
	(Hz)	(dBuV/m)	(dBuV/m)	(dB)	(dBuV)	(m)		(°)	(m)		(dB)	(dB)	(dB)
PK	15.54988G	58.60	74.00	-15.40	44.49	3	Horizontal	215	1.80	-	39.08	8.75	33.72
AV	15.53132G	45.24	54.00	-8.76	31.07	3	Horizontal	215	1.80	-	39.14	8.75	33.72

802.11ax HEW20-BF_Nss1,(MCS0)_2TX

5200MHz_TX

31/12/2019

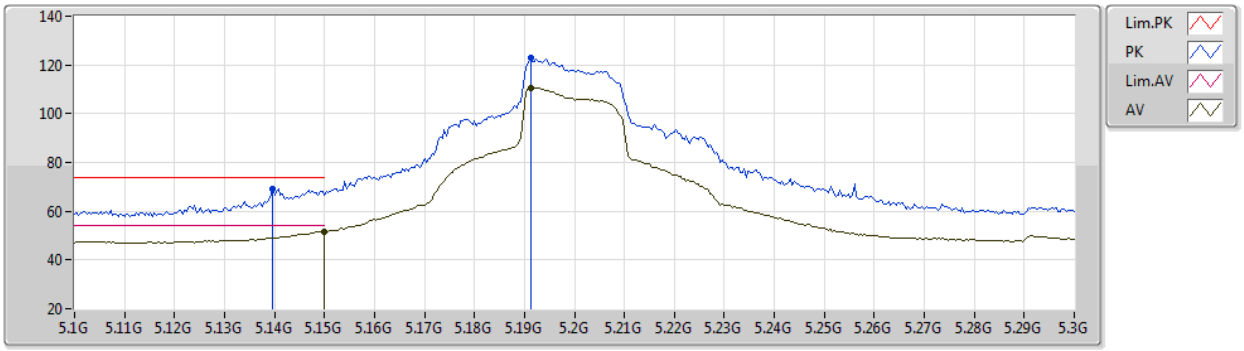

EUT Y_2TX
Setting 110
06-E-B-4-10

Type	Freq	Level	Limit	Margin	Raw	Dist	Condition	Azimuth	Height	Comment	AF	CL	PA
	(Hz)	(dBuV/m)	(dBuV/m)	(dB)	(dBuV)	(m)		(°)	(m)		(dB)	(dB)	(dB)
PK	5.1396G	69.31	74.00	-4.69	63.54	3	Vertical	44	1.00	-	31.80	5.60	31.63
AV	5.15G	51.60	54.00	-2.40	45.88	3	Vertical	44	1.00	-	31.75	5.60	31.63
PK	5.1912G	122.68	Inf	-Inf	117.20	3	Vertical	44	1.00	-	31.54	5.60	31.66
AV	5.1912G	110.66	Inf	-Inf	105.18	3	Vertical	44	1.00	-	31.54	5.60	31.66

802.11ax HEW20-BF_Nss1,(MCS0)_2TX

5200MHz_TX

31/12/2019

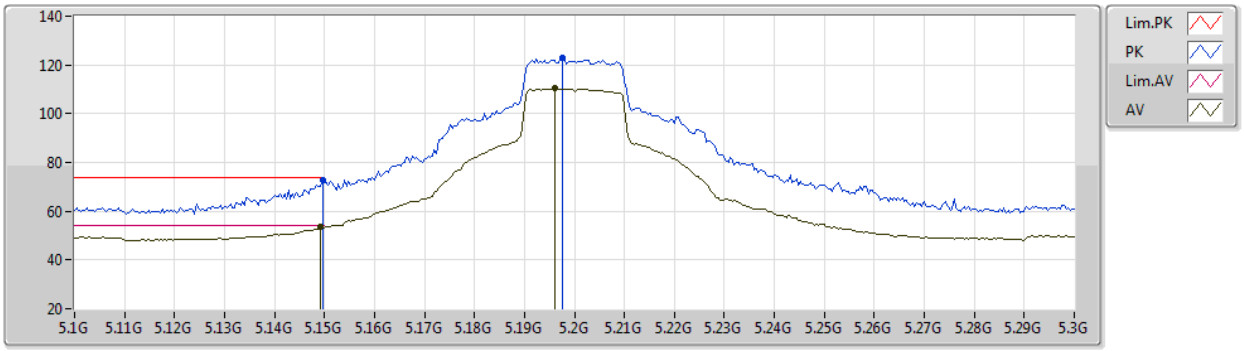

EUT Y_2TX
Setting 110
06-E-B-4-10

Type	Freq	Level	Limit	Margin	Raw	Dist	Condition	Azimuth	Height	Comment	AF	CL	PA
	(Hz)	(dBuV/m)	(dBuV/m)	(dB)	(dBuV)	(m)		(°)	(m)		(dB)	(dB)	(dB)
PK	5.1496G	72.57	74.00	-1.43	66.85	3	Horizontal	259	2.18	-	31.75	5.60	31.63
AV	5.1492G	53.53	54.00	-0.47	47.81	3	Horizontal	259	2.18	-	31.75	5.60	31.63
PK	5.1976G	123.03	Inf	-Inf	117.58	3	Horizontal	259	2.18	-	31.51	5.60	31.66
AV	5.196G	110.40	Inf	-Inf	104.94	3	Horizontal	259	2.18	-	31.52	5.60	31.66

802.11ax HEW20-BF_Nss1,(MCS0)_2TX

5200MHz_TX

31/12/2019

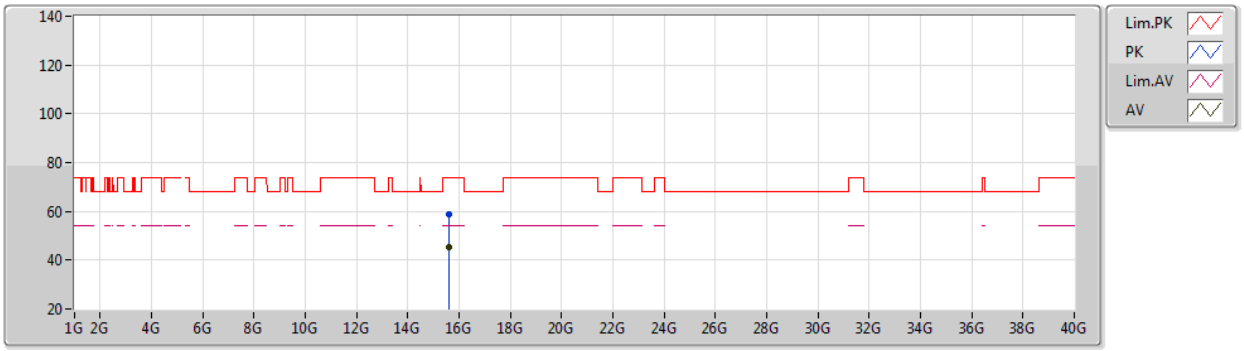

EUT Y_2TX
Setting 110
06-E-S-5

Type	Freq	Level	Limit	Margin	Raw	Dist	Condition	Azimuth	Height	Comment	AF	CL	PA
	(Hz)	(dBuV/m)	(dBuV/m)	(dB)	(dBuV)	(m)		(°)	(m)		(dB)	(dB)	(dB)
PK	15.60476G	58.70	74.00	-15.30	44.81	3	Vertical	110	3.00	-	38.88	8.74	33.73
AV	15.59204G	45.37	54.00	-8.63	31.43	3	Vertical	110	3.00	-	38.93	8.74	33.73

802.11ax HEW20-BF_Nss1,(MCS0)_2TX

5200MHz_TX

31/12/2019

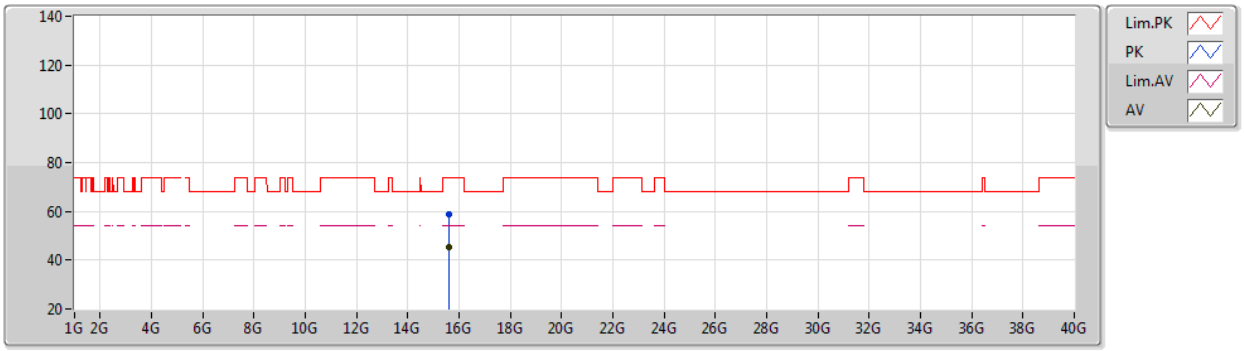

EUT Y_2TX
Setting 110
06-E-S-5

Type	Freq	Level	Limit	Margin	Raw	Dist	Condition	Azimuth	Height	Comment	AF	CL	PA
	(Hz)	(dBuV/m)	(dBuV/m)	(dB)	(dBuV)	(m)		(°)	(m)		(dB)	(dB)	(dB)
PK	15.59828G	58.78	74.00	-15.22	44.86	3	Horizontal	116	1.10	-	38.91	8.74	33.73
AV	15.59084G	45.25	54.00	-8.75	31.31	3	Horizontal	116	1.10	-	38.93	8.74	33.73

802.11ax HEW20-BF_Nss1,(MCS0)_2TX

5240MHz_TX

31/12/2019

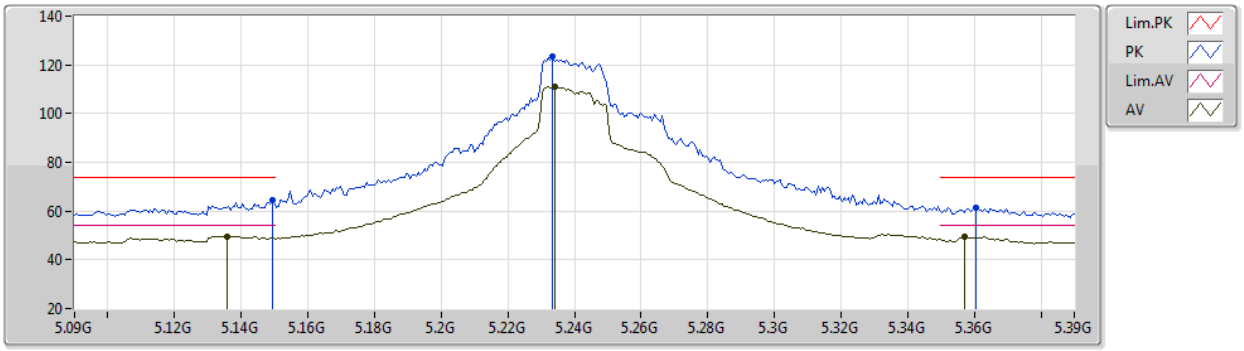

EUT Y_2TX
Setting 118
06-E-B-4-10

Type	Freq	Level	Limit	Margin	Raw	Dist	Condition	Azimuth	Height	Comment	AF	CL	PA
	(Hz)	(dBuV/m)	(dBuV/m)	(dB)	(dBuV)	(m)		(°)	(m)		(dB)	(dB)	(dB)
PK	5.1494G	64.51	74.00	-9.49	58.79	3	Vertical	150	2.27	-	31.75	5.60	31.63
AV	5.1356G	49.74	54.00	-4.26	43.95	3	Vertical	150	2.27	-	31.82	5.60	31.63
PK	5.2334G	123.36	Inf	-Inf	118.04	3	Vertical	150	2.27	-	31.37	5.63	31.68
AV	5.234G	110.82	Inf	-Inf	105.51	3	Vertical	150	2.27	-	31.36	5.63	31.68
PK	5.3606G	61.54	74.00	-12.46	56.12	3	Vertical	150	2.27	-	31.40	5.76	31.74
AV	5.357G	49.25	54.00	-4.75	43.84	3	Vertical	150	2.27	-	31.39	5.76	31.74

802.11ax HEW20-BF_Nss1,(MCS0)_2TX

5240MHz_TX

31/12/2019

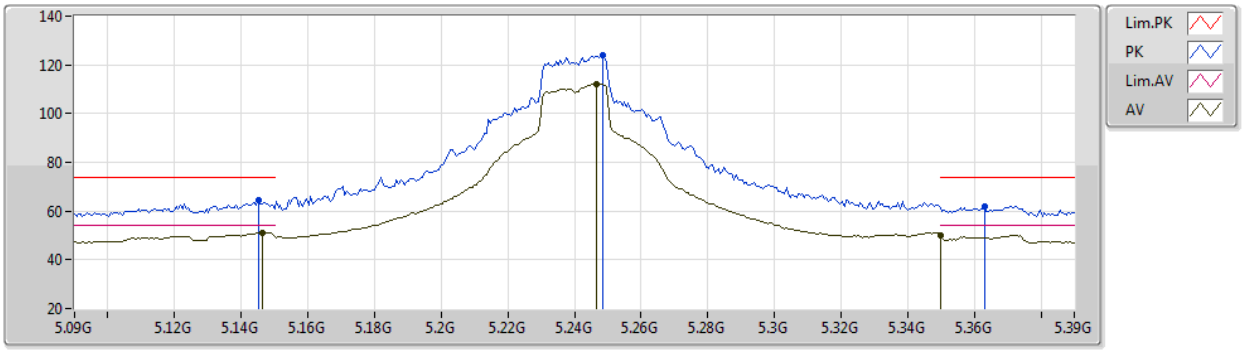

EUT Y_2TX
Setting 118
06-E-B-4-10

Type	Freq	Level	Limit	Margin	Raw	Dist	Condition	Azimuth	Height	Comment	AF	CL	PA
	(Hz)	(dBuV/m)	(dBuV/m)	(dB)	(dBuV)	(m)		(°)	(m)		(dB)	(dB)	(dB)
PK	5.1452G	64.36	74.00	-9.64	58.62	3	Horizontal	254	2.38	-	31.77	5.60	31.63
AV	5.1464G	51.25	54.00	-2.75	45.51	3	Horizontal	254	2.38	-	31.77	5.60	31.63
PK	5.2484G	123.94	Inf	-Inf	118.66	3	Horizontal	254	2.38	-	31.31	5.65	31.68
AV	5.2466G	112.20	Inf	-Inf	106.92	3	Horizontal	254	2.38	-	31.31	5.65	31.68
PK	5.363G	61.78	74.00	-12.22	56.34	3	Horizontal	254	2.38	-	31.42	5.76	31.74
AV	5.35G	50.23	54.00	-3.77	44.87	3	Horizontal	254	2.38	-	31.35	5.75	31.74

802.11ax HEW20-BF_Nss1,(MCS0)_2TX

5240MHz_TX

31/12/2019

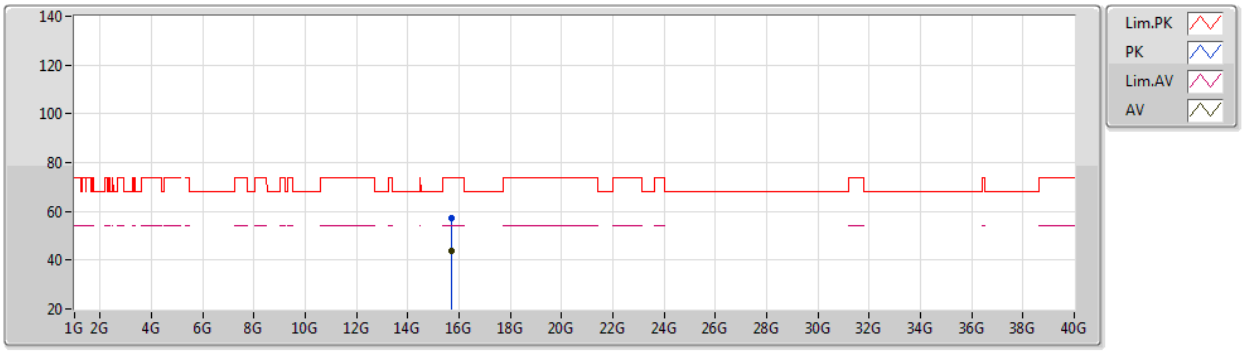

EUT Y_2TX
Setting 118
06-E-S-5

Type	Freq	Level	Limit	Margin	Raw	Dist	Condition	Azimuth	Height	Comment	AF	CL	PA
	(Hz)	(dBuV/m)	(dBuV/m)	(dB)	(dBuV)	(m)		(°)	(m)		(dB)	(dB)	(dB)
PK	15.7154G	57.42	74.00	-16.58	43.94	3	Vertical	0	1.11	-	38.50	8.73	33.75
AV	15.72156G	43.98	54.00	-10.02	30.53	3	Vertical	0	1.11	-	38.47	8.73	33.75

802.11ax HEW20-BF_Nss1,(MCS0)_2TX

5240MHz_TX

31/12/2019

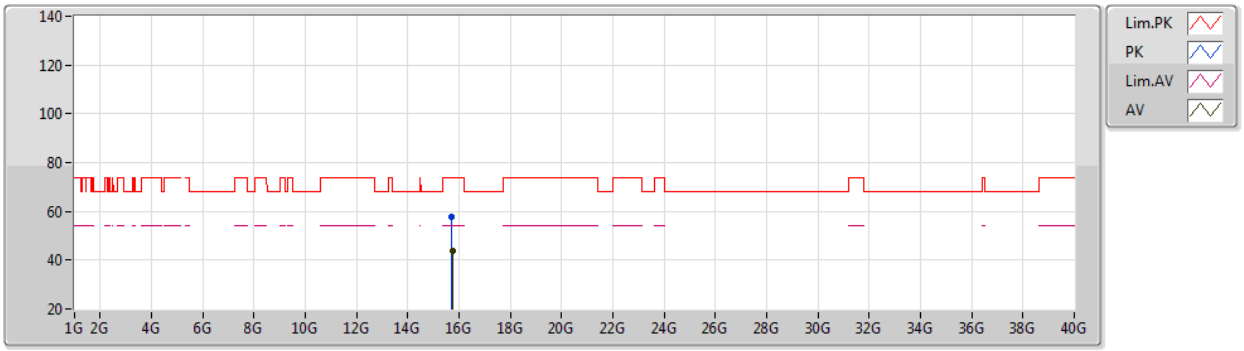

EUT Y_2TX
Setting 118
06-E-S-5

Type	Freq	Level	Limit	Margin	Raw	Dist	Condition	Azimuth	Height	Comment	AF	CL	PA
	(Hz)	(dBuV/m)	(dBuV/m)	(dB)	(dBuV)	(m)		(°)	(m)		(dB)	(dB)	(dB)
PK	15.71676G	58.00	74.00	-16.00	44.53	3	Horizontal	136	1.14	-	38.49	8.73	33.75
AV	15.7298G	43.94	54.00	-10.06	30.51	3	Horizontal	136	1.14	-	38.45	8.73	33.75

802.11ax HEW20-BF_Nss1,(MCS0)_2TX

5745MHz_TX

31/12/2019

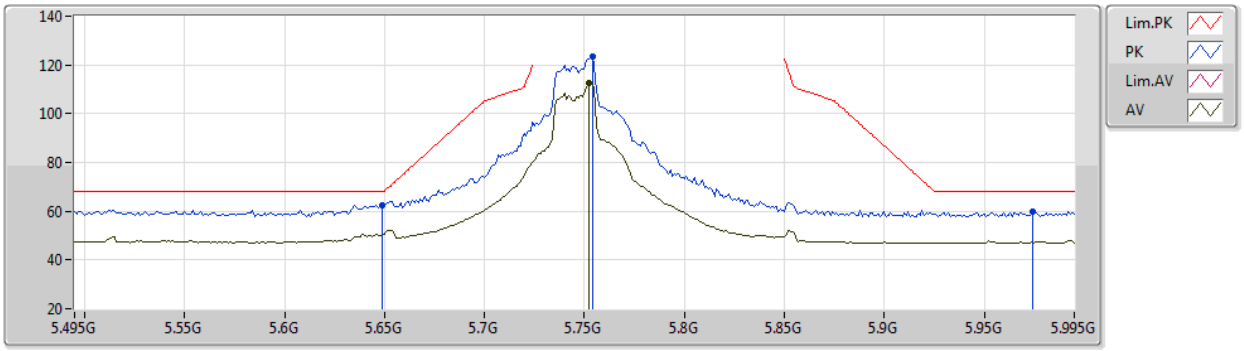

EUT Y_2TX
Setting 117
06-E-B-4-10

Type	Freq	Level	Limit	Margin	Raw	Dist	Condition	Azimuth	Height	Comment	AF	CL	PA
	(Hz)	(dBuV/m)	(dBuV/m)	(dB)	(dBuV)	(m)		(°)	(m)		(dB)	(dB)	(dB)
PK	5.649G	62.50	68.20	-5.70	56.88	3	Vertical	267	1.85	-	31.65	5.84	31.87
PK	5.754G	123.37	Inf	-Inf	117.42	3	Vertical	267	1.85	-	31.92	5.95	31.92
AV	5.752G	112.43	Inf	-Inf	106.49	3	Vertical	267	1.85	-	31.91	5.95	31.92
PK	5.974G	59.62	68.20	-8.58	53.32	3	Vertical	267	1.85	-	32.40	5.91	32.01

802.11ax HEW20-BF_Nss1,(MCS0)_2TX

5745MHz_TX

31/12/2019

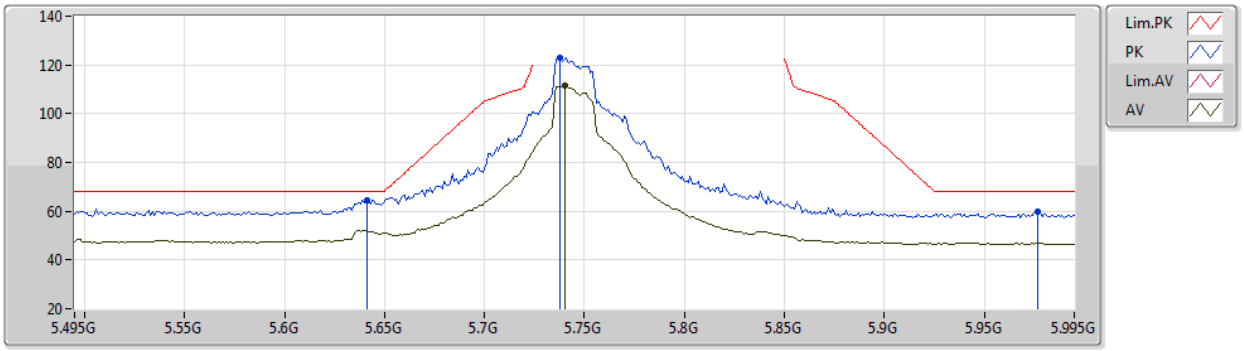

EUT Y_2TX
Setting 117
06-E-B-4-10

Type	Freq	Level	Limit	Margin	Raw	Dist	Condition	Azimuth	Height	Comment	AF	CL	PA
	(Hz)	(dBuV/m)	(dBuV/m)	(dB)	(dBuV)	(m)		(°)	(m)		(dB)	(dB)	(dB)
PK	5.641G	64.65	68.20	-3.55	59.04	3	Horizontal	242	1.86	-	31.64	5.84	31.87
PK	5.738G	122.82	Inf	-Inf	116.95	3	Horizontal	242	1.86	-	31.85	5.93	31.91
AV	5.74G	111.71	Inf	-Inf	105.83	3	Horizontal	242	1.86	-	31.86	5.93	31.91
PK	5.977G	59.74	68.20	-8.46	53.44	3	Horizontal	242	1.86	-	32.40	5.91	32.01

802.11ax HEW20-BF_Nss1,(MCS0)_2TX

5745MHz_TX

31/12/2019

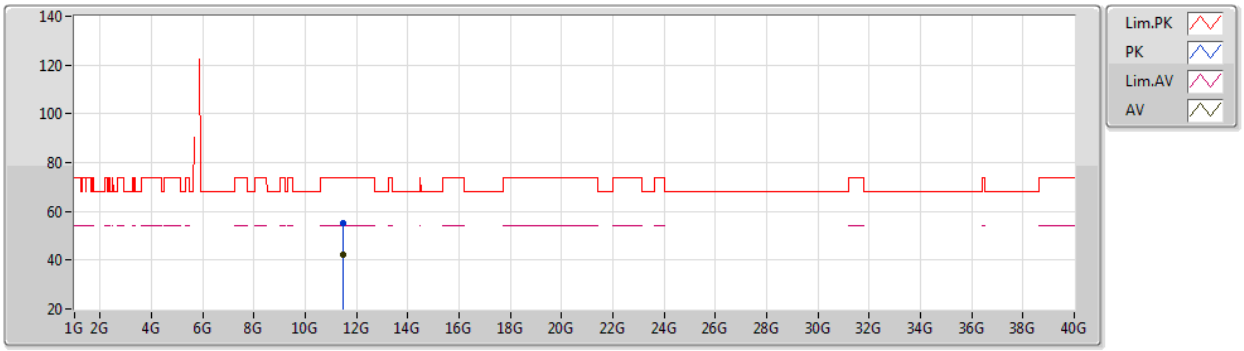

EUT Y_2TX
Setting 117
06-E-S-5

Type	Freq	Level	Limit	Margin	Raw	Dist	Condition	Azimuth	Height	Comment	AF	CL	PA
	(Hz)	(dBuV/m)	(dBuV/m)	(dB)	(dBuV)	(m)		(°)	(m)		(dB)	(dB)	(dB)
PK	11.48328G	55.35	74.00	-18.65	41.32	3	Vertical	206	1.80	-	39.68	8.12	33.77
AV	11.48884G	42.25	54.00	-11.75	28.23	3	Vertical	206	1.80	-	39.67	8.12	33.77

802.11ax HEW20-BF_Nss1,(MCS0)_2TX

5745MHz_TX

31/12/2019

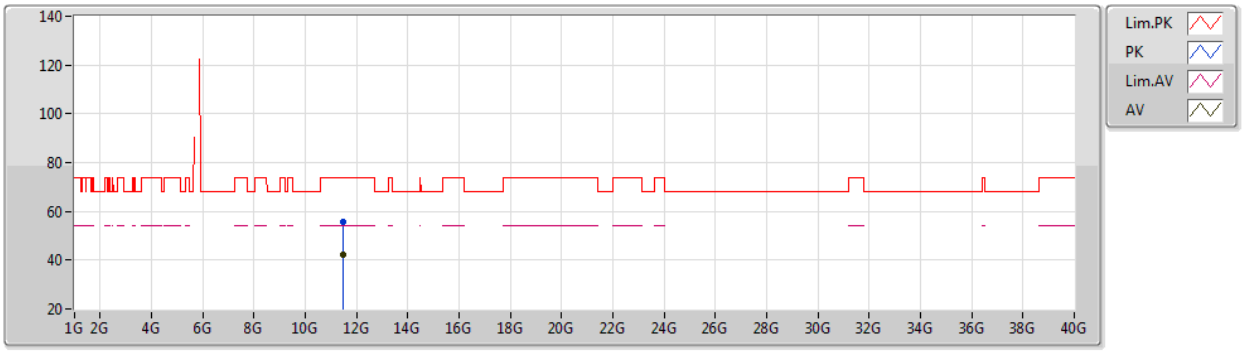

EUT Y_2TX
Setting 117
06-E-S-5

Type	Freq	Level	Limit	Margin	Raw	Dist	Condition	Azimuth	Height	Comment	AF	CL	PA
	(Hz)	(dBuV/m)	(dBuV/m)	(dB)	(dBuV)	(m)		(°)	(m)		(dB)	(dB)	(dB)
PK	11.4856G	55.64	74.00	-18.36	41.62	3	Horizontal	204	2.99	-	39.67	8.12	33.77
AV	11.4948G	42.25	54.00	-11.75	28.24	3	Horizontal	204	2.99	-	39.66	8.12	33.77

802.11ax HEW20-BF_Nss1,(MCS0)_2TX

5785MHz_TX

31/12/2019

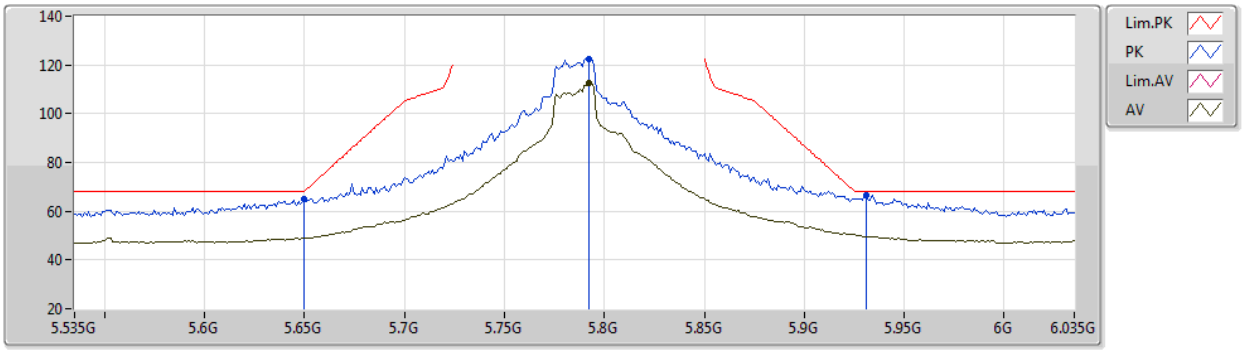

EUT Y_2TX
Setting 119
06-E-B-4-10

Type	Freq	Level	Limit	Margin	Raw	Dist	Condition	Azimuth	Height	Comment	AF	CL	PA
	(Hz)	(dBuV/m)	(dBuV/m)	(dB)	(dBuV)	(m)		(°)	(m)		(dB)	(dB)	(dB)
PK	5.65G	65.06	68.20	-3.14	59.44	3	Vertical	267	1.18	-	31.65	5.84	31.87
PK	5.792G	122.44	Inf	-Inf	116.32	3	Vertical	267	1.18	-	32.07	5.99	31.94
AV	5.792G	112.33	Inf	-Inf	106.21	3	Vertical	267	1.18	-	32.07	5.99	31.94
PK	5.931G	66.67	68.20	-1.53	60.33	3	Vertical	267	1.18	-	32.40	5.93	31.99

802.11ax HEW20-BF_Nss1,(MCS0)_2TX

5785MHz_TX

31/12/2019

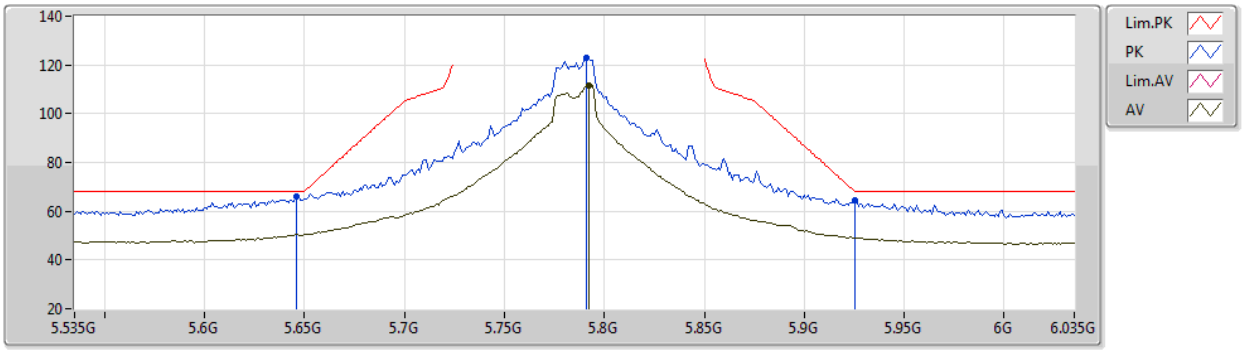

EUT Y_2TX
Setting 119
06-E-B-4-10

Type	Freq	Level	Limit	Margin	Raw	Dist	Condition	Azimuth	Height	Comment	AF	CL	PA
	(Hz)	(dBuV/m)	(dBuV/m)	(dB)	(dBuV)	(m)		(°)	(m)		(dB)	(dB)	(dB)
PK	5.646G	65.84	68.20	-2.36	60.22	3	Horizontal	74	1.00	-	31.65	5.84	31.87
PK	5.791G	122.86	Inf	-Inf	116.75	3	Horizontal	74	1.00	-	32.06	5.99	31.94
AV	5.792G	111.59	Inf	-Inf	105.47	3	Horizontal	74	1.00	-	32.07	5.99	31.94
PK	5.925G	64.55	68.20	-3.65	58.20	3	Horizontal	74	1.00	-	32.40	5.94	31.99

802.11ax HEW20-BF_Nss1,(MCS0)_2TX

5785MHz_TX

31/12/2019

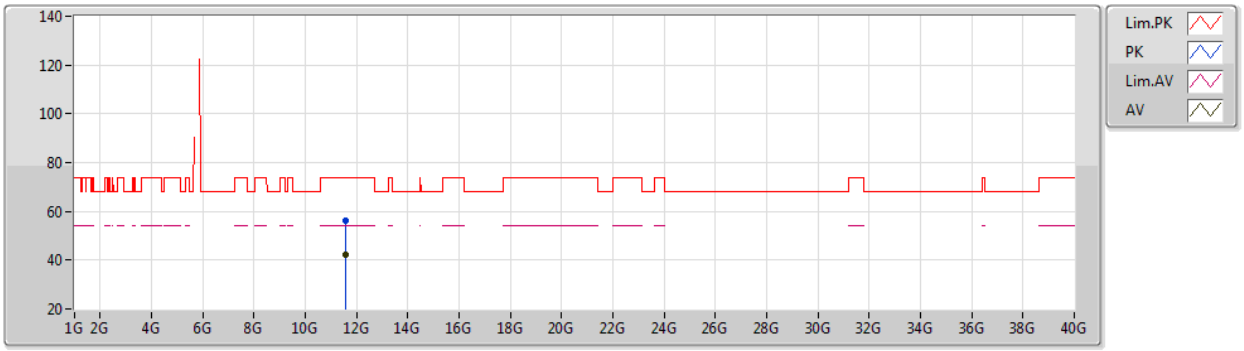

EUT Y_2TX
Setting 119
06-E-S-5

Type	Freq	Level	Limit	Margin	Raw	Dist	Condition	Azimuth	Height	Comment	AF	CL	PA
	(Hz)	(dBuV/m)	(dBuV/m)	(dB)	(dBuV)	(m)		(°)	(m)		(dB)	(dB)	(dB)
PK	11.56676G	56.22	74.00	-17.78	42.31	3	Vertical	159	1.79	-	39.55	8.15	33.79
AV	11.57404G	42.46	54.00	-11.54	28.57	3	Vertical	159	1.79	-	39.54	8.15	33.80

802.11ax HEW20-BF_Nss1,(MCS0)_2TX

5785MHz_TX

31/12/2019

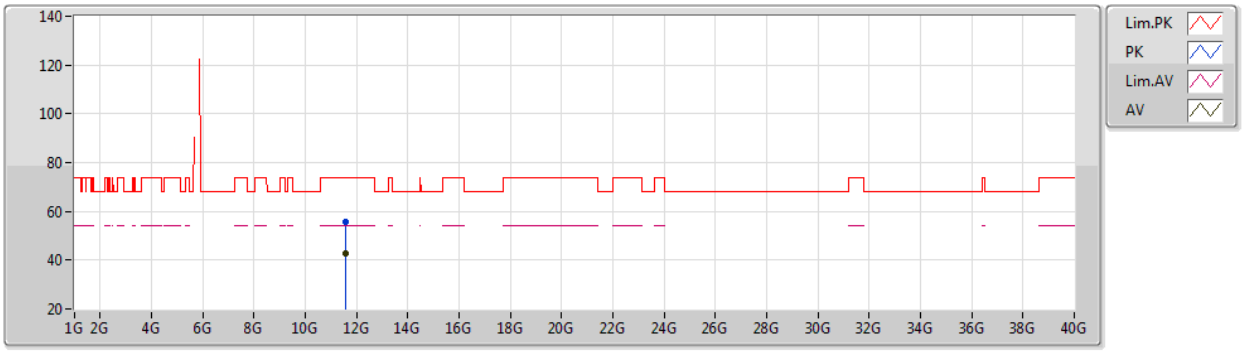

EUT Y_2TX
Setting 119
06-E-S-5

Type	Freq	Level	Limit	Margin	Raw	Dist	Condition	Azimuth	Height	Comment	AF	CL	PA
	(Hz)	(dBuV/m)	(dBuV/m)	(dB)	(dBuV)	(m)		(°)	(m)		(dB)	(dB)	(dB)
PK	11.57852G	55.86	74.00	-18.14	41.98	3	Horizontal	172	1.43	-	39.53	8.15	33.80
AV	11.57412G	42.53	54.00	-11.47	28.64	3	Horizontal	172	1.43	-	39.54	8.15	33.80

802.11ax HEW20-BF_Nss1,(MCS0)_2TX

5825MHz_TX

31/12/2019

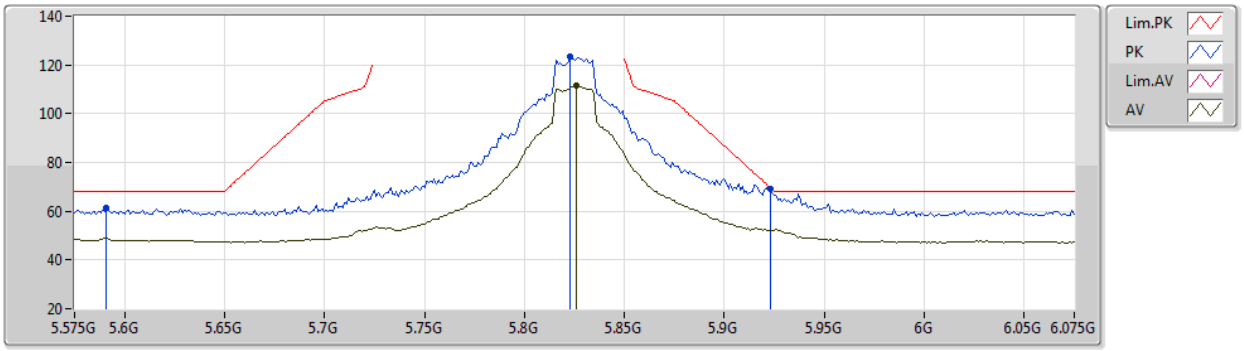

EUT Y_2TX
Setting 117
06-E-B-4-10

Type	Freq	Level	Limit	Margin	Raw	Dist	Condition	Azimuth	Height	Comment	AF	CL	PA
	(Hz)	(dBuV/m)	(dBuV/m)	(dB)	(dBuV)	(m)		(°)	(m)		(dB)	(dB)	(dB)
PK	5.591G	61.20	68.20	-7.00	55.63	3	Vertical	38	1.00	-	31.62	5.80	31.85
PK	5.823G	123.23	Inf	-Inf	117.02	3	Vertical	38	1.00	-	32.17	5.99	31.95
AV	5.826G	111.56	Inf	-Inf	105.34	3	Vertical	38	1.00	-	32.18	5.99	31.95
PK	5.923G	69.11	69.68	-0.57	62.76	3	Vertical	38	1.00	-	32.40	5.94	31.99

802.11ax HEW20-BF_Nss1,(MCS0)_2TX

5825MHz_TX

31/12/2019

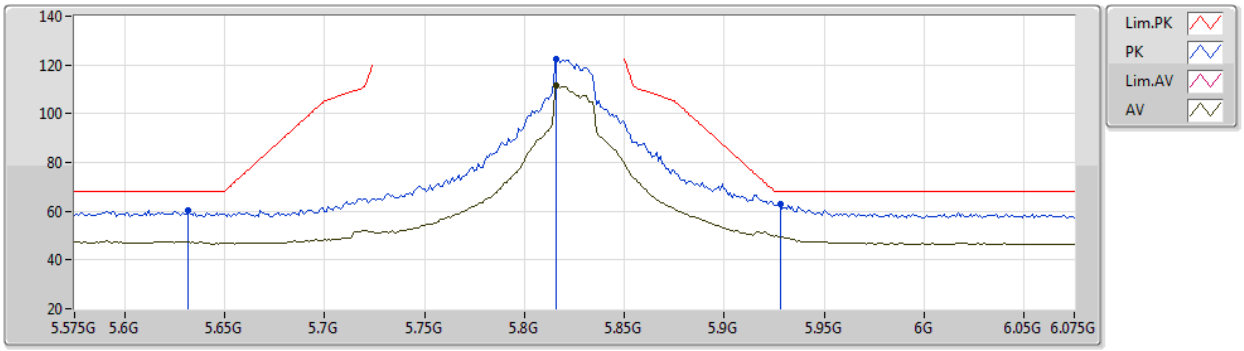

EUT Y_2TX
Setting 117
06-E-B-4-10

Type	Freq	Level	Limit	Margin	Raw	Dist	Condition	Azimuth	Height	Comment	AF	CL	PA
	(Hz)	(dBuV/m)	(dBuV/m)	(dB)	(dBuV)	(m)		(°)	(m)		(dB)	(dB)	(dB)
PK	5.632G	60.12	68.20	-8.08	54.52	3	Horizontal	270	1.00	-	31.63	5.83	31.86
PK	5.816G	122.53	Inf	-Inf	116.34	3	Horizontal	270	1.00	-	32.15	5.99	31.95
AV	5.816G	111.52	Inf	-Inf	105.33	3	Horizontal	270	1.00	-	32.15	5.99	31.95
PK	5.928G	62.76	68.20	-5.44	56.41	3	Horizontal	270	1.00	-	32.40	5.94	31.99

802.11ax HEW20-BF_Nss1,(MCS0)_2TX

5825MHz_TX

31/12/2019

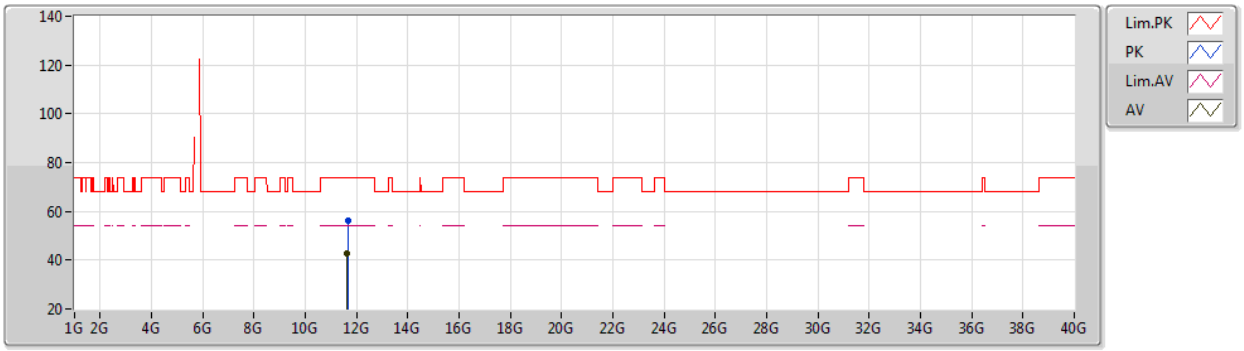

EUT Y_2TX
Setting 117
06-E-S-5

Type	Freq	Level	Limit	Margin	Raw	Dist	Condition	Azimuth	Height	Comment	AF	CL	PA
	(Hz)	(dBuV/m)	(dBuV/m)	(dB)	(dBuV)	(m)		(°)	(m)		(dB)	(dB)	(dB)
PK	11.65096G	56.10	74.00	-17.90	42.32	3	Vertical	42	2.09	-	39.42	8.18	33.82
AV	11.64072G	42.51	54.00	-11.49	28.72	3	Vertical	42	2.09	-	39.44	8.17	33.82

802.11ax HEW20-BF_Nss1,(MCS0)_2TX

5825MHz_TX

31/12/2019

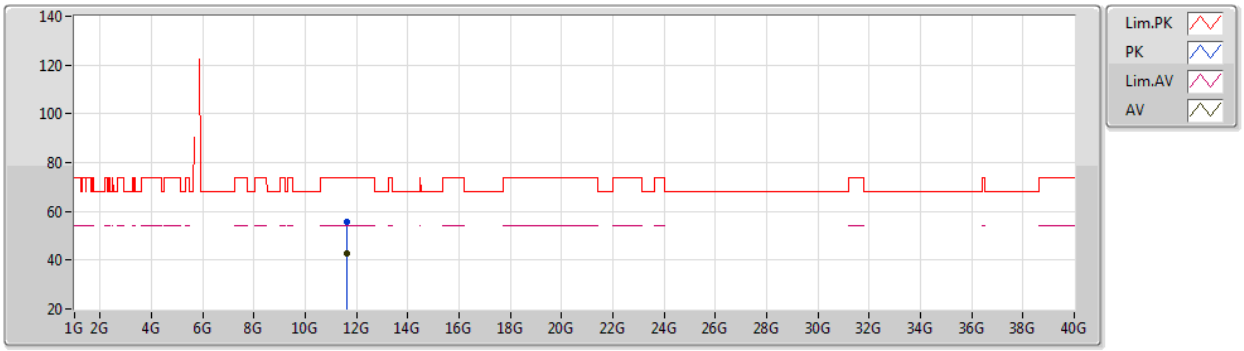

EUT Y_2TX
Setting 117
06-E-S-5

Type	Freq	Level	Limit	Margin	Raw	Dist	Condition	Azimuth	Height	Comment	AF	CL	PA
	(Hz)	(dBuV/m)	(dBuV/m)	(dB)	(dBuV)	(m)		(°)	(m)		(dB)	(dB)	(dB)
PK	11.64056G	55.62	74.00	-18.38	41.83	3	Horizontal	62	2.99	-	39.44	8.17	33.82
AV	11.64308G	42.53	54.00	-11.47	28.73	3	Horizontal	62	2.99	-	39.44	8.18	33.82

802.11ax HEW40-BF_Nss1,(MCS0)_2TX

5190MHz_TX

31/12/2019

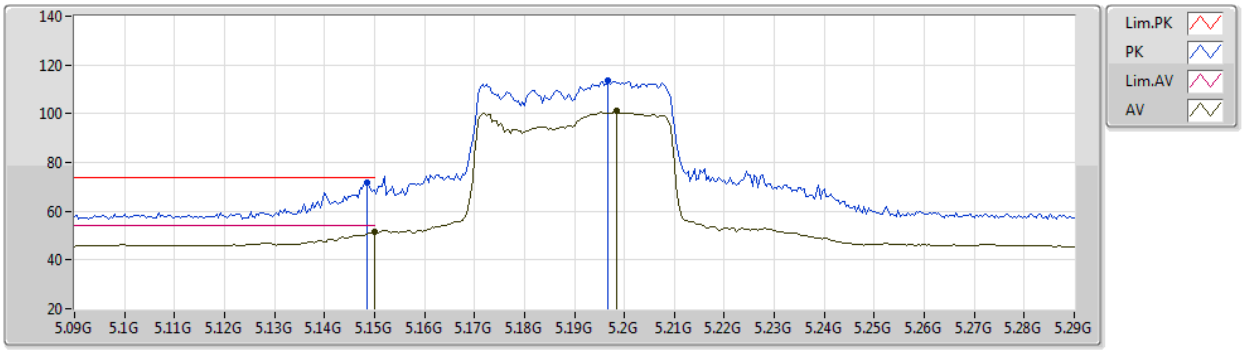

EUT Y_2TX
Setting 81
06-E-B-4-10

Type	Freq	Level	Limit	Margin	Raw	Dist	Condition	Azimuth	Height	Comment	AF	CL	PA
	(Hz)	(dBuV/m)	(dBuV/m)	(dB)	(dBuV)	(m)		(°)	(m)		(dB)	(dB)	(dB)
PK	5.1484G	71.80	74.00	-2.20	66.07	3	Vertical	158	2.32	-	31.76	5.60	31.63
AV	5.15G	51.48	54.00	-2.52	45.76	3	Vertical	158	2.32	-	31.75	5.60	31.63
PK	5.1968G	113.47	Inf	-Inf	108.01	3	Vertical	158	2.32	-	31.52	5.60	31.66
AV	5.1984G	101.17	Inf	-Inf	95.72	3	Vertical	158	2.32	-	31.51	5.60	31.66

802.11ax HEW40-BF_Nss1,(MCS0)_2TX

5190MHz_TX

31/12/2019

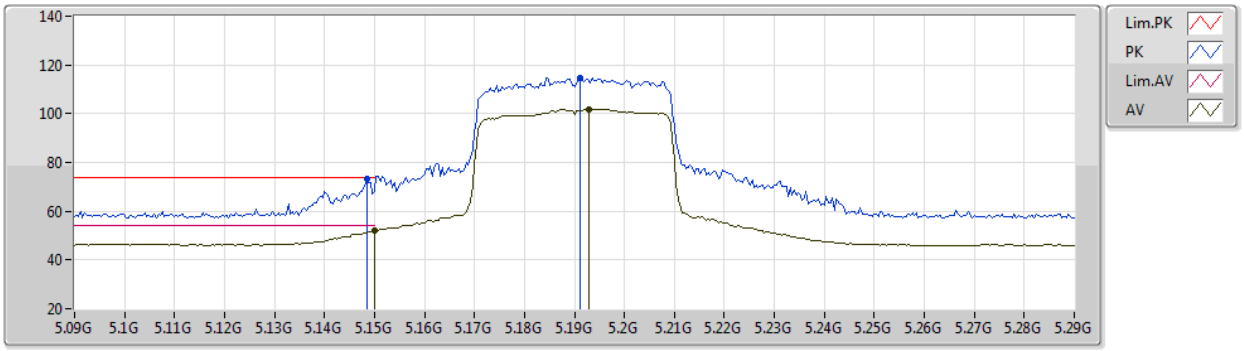

EUT Y_2TX
Setting 81
06-E-B-4-10

Type	Freq	Level	Limit	Margin	Raw	Dist	Condition	Azimuth	Height	Comment	AF	CL	PA
	(Hz)	(dBuV/m)	(dBuV/m)	(dB)	(dBuV)	(m)		(°)	(m)		(dB)	(dB)	(dB)
PK	5.1484G	73.42	74.00	-0.58	67.69	3	Horizontal	252	2.38	-	31.76	5.60	31.63
AV	5.15G	51.93	54.00	-2.07	46.21	3	Horizontal	252	2.38	-	31.75	5.60	31.63
PK	5.1912G	114.60	Inf	-Inf	109.12	3	Horizontal	252	2.38	-	31.54	5.60	31.66
AV	5.1928G	101.78	Inf	-Inf	96.30	3	Horizontal	252	2.38	-	31.54	5.60	31.66

802.11ax HEW40-BF_Nss1,(MCS0)_2TX

5190MHz_TX

31/12/2019

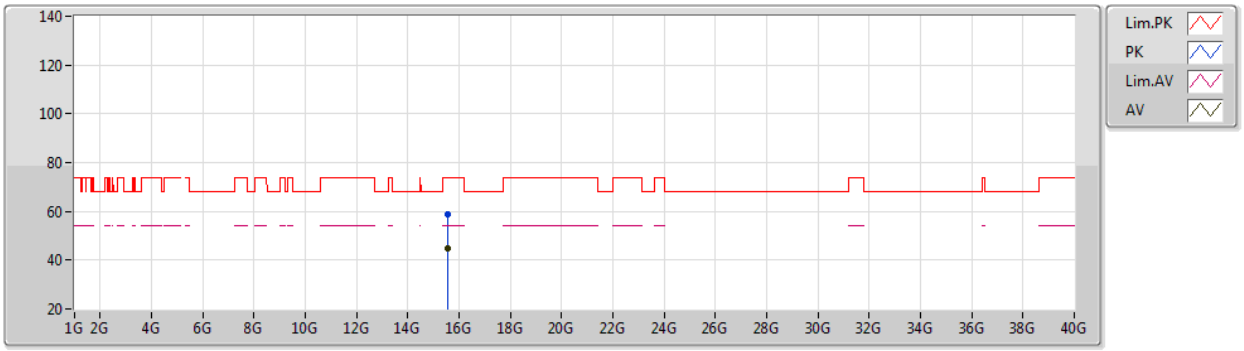

EUT Y_2TX
Setting 81
06-E-S-5

Type	Freq	Level	Limit	Margin	Raw	Dist	Condition	Azimuth	Height	Comment	AF	CL	PA
	(Hz)	(dBuV/m)	(dBuV/m)	(dB)	(dBuV)	(m)		(°)	(m)		(dB)	(dB)	(dB)
PK	15.57508G	58.62	74.00	-15.38	44.61	3	Vertical	170	1.75	-	38.99	8.74	33.72
AV	15.57652G	44.73	54.00	-9.27	30.73	3	Vertical	170	1.75	-	38.98	8.74	33.72

802.11ax HEW40-BF_Nss1,(MCS0)_2TX

5190MHz_TX

31/12/2019

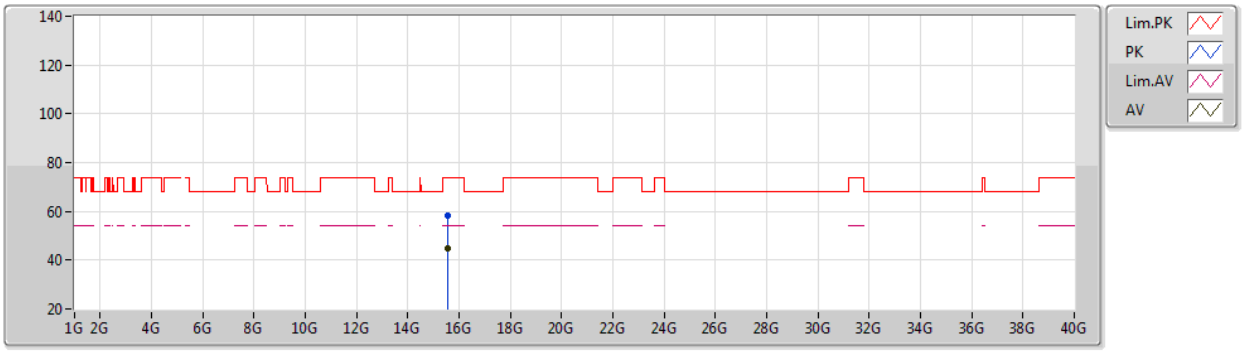

EUT Y_2TX
Setting 81
06-E-S-5

Type	Freq	Level	Limit	Margin	Raw	Dist	Condition	Azimuth	Height	Comment	AF	CL	PA
	(Hz)	(dBuV/m)	(dBuV/m)	(dB)	(dBuV)	(m)		(°)	(m)		(dB)	(dB)	(dB)
PK	15.56332G	58.33	74.00	-15.67	44.28	3	Horizontal	127	1.41	-	39.03	8.74	33.72
AV	15.57168G	44.74	54.00	-9.26	30.72	3	Horizontal	127	1.41	-	39.00	8.74	33.72

802.11ax HEW40-BF_Nss1,(MCS0)_2TX

5230MHz_TX

31/12/2019

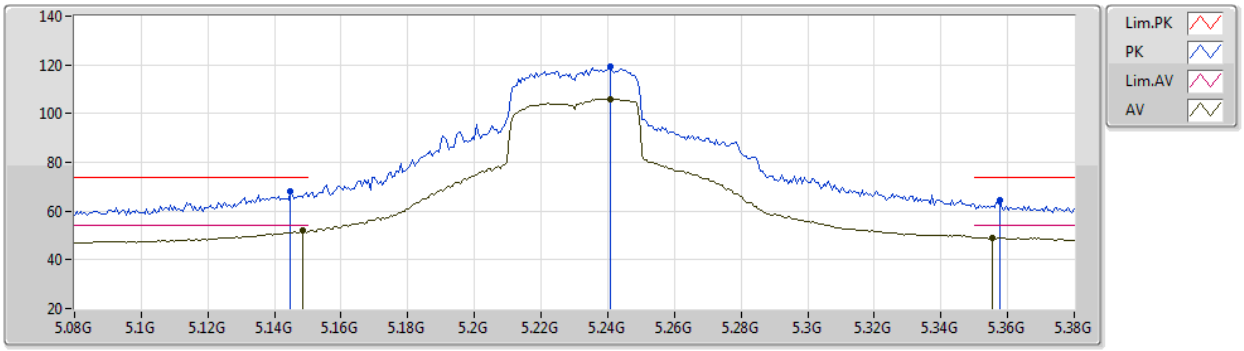

EUT Y_2TX
Setting 106
06-E-B-4-10

Type	Freq	Level	Limit	Margin	Raw	Dist	Condition	Azimuth	Height	Comment	AF	CL	PA
	(Hz)	(dBuV/m)	(dBuV/m)	(dB)	(dBuV)	(m)		(°)	(m)		(dB)	(dB)	(dB)
PK	5.1448G	67.91	74.00	-6.09	62.16	3	Vertical	38	1.13	-	31.78	5.60	31.63
AV	5.1484G	51.89	54.00	-2.11	46.16	3	Vertical	38	1.13	-	31.76	5.60	31.63
PK	5.2408G	119.32	Inf	-Inf	114.02	3	Vertical	38	1.13	-	31.34	5.64	31.68
AV	5.2408G	106.09	Inf	-Inf	100.79	3	Vertical	38	1.13	-	31.34	5.64	31.68
PK	5.3578G	64.66	74.00	-9.34	59.25	3	Vertical	38	1.13	-	31.39	5.76	31.74
AV	5.3554G	49.22	54.00	-4.78	43.82	3	Vertical	38	1.13	-	31.38	5.76	31.74

802.11ax HEW40-BF_Nss1,(MCS0)_2TX

5230MHz_TX

31/12/2019

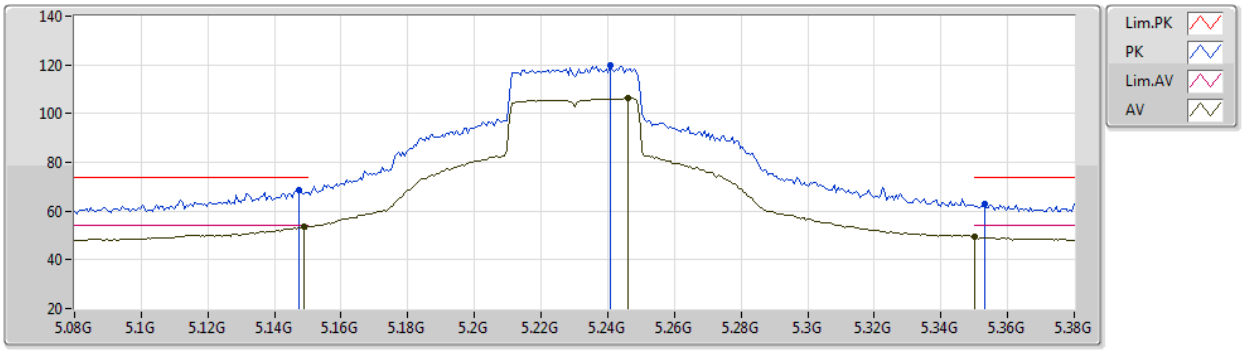

EUT Y_2TX
Setting 106
06-E-B-4-10

Type	Freq	Level	Limit	Margin	Raw	Dist	Condition	Azimuth	Height	Comment	AF	CL	PA
	(Hz)	(dBuV/m)	(dBuV/m)	(dB)	(dBuV)	(m)		(°)	(m)		(dB)	(dB)	(dB)
PK	5.1472G	68.53	74.00	-5.47	62.80	3	Horizontal	251	2.34	-	31.76	5.60	31.63
AV	5.149G	53.47	54.00	-0.53	47.75	3	Horizontal	251	2.34	-	31.75	5.60	31.63
PK	5.2408G	119.78	Inf	-Inf	114.48	3	Horizontal	251	2.34	-	31.34	5.64	31.68
AV	5.2462G	106.43	Inf	-Inf	101.14	3	Horizontal	251	2.34	-	31.32	5.65	31.68
PK	5.353G	63.00	74.00	-11.00	57.62	3	Horizontal	251	2.34	-	31.37	5.75	31.74
AV	5.35G	49.27	54.00	-4.73	43.90	3	Horizontal	251	2.34	-	31.35	5.75	31.73

802.11ax HEW40-BF_Nss1,(MCS0)_2TX

5230MHz_TX

31/12/2019

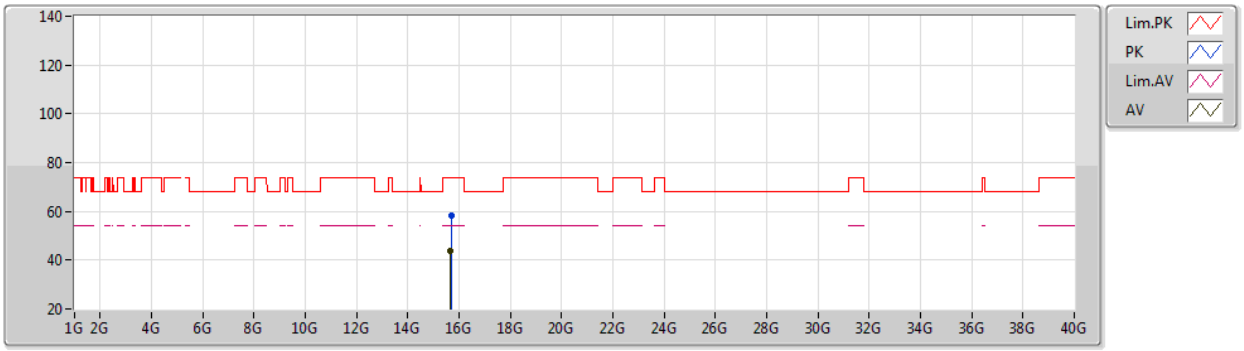

EUT Y_2TX
Setting 106
06-E-S-5

Type	Freq	Level	Limit	Margin	Raw	Dist	Condition	Azimuth	Height	Comment	AF	CL	PA
	(Hz)	(dBuV/m)	(dBuV/m)	(dB)	(dBuV)	(m)		(°)	(m)		(dB)	(dB)	(dB)
PK	15.68296G	58.07	74.00	-15.93	44.47	3	Vertical	100	1.80	-	38.61	8.73	33.74
AV	15.6802G	43.78	54.00	-10.22	30.17	3	Vertical	100	1.80	-	38.62	8.73	33.74

802.11ax HEW40-BF_Nss1,(MCS0)_2TX

5230MHz_TX

31/12/2019

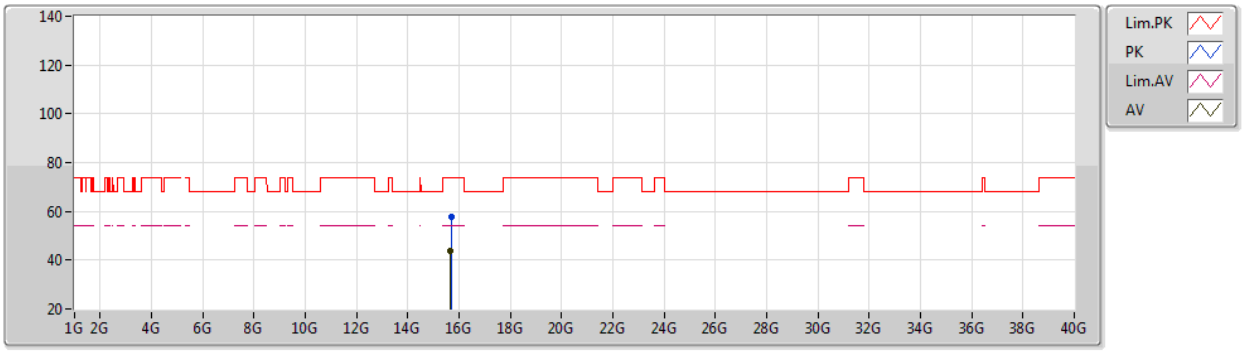

EUT Y_2TX
Setting 106
06-E-S-5

Type	Freq	Level	Limit	Margin	Raw	Dist	Condition	Azimuth	Height	Comment	AF	CL	PA
	(Hz)	(dBuV/m)	(dBuV/m)	(dB)	(dBuV)	(m)		(°)	(m)		(dB)	(dB)	(dB)
PK	15.68284G	57.95	74.00	-16.05	44.35	3	Horizontal	238	1.79	-	38.61	8.73	33.74
AV	15.68016G	43.78	54.00	-10.22	30.17	3	Horizontal	238	1.79	-	38.62	8.73	33.74

802.11ax HEW40-BF_Nss1,(MCS0)_2TX

5755MHz_TX

31/12/2019

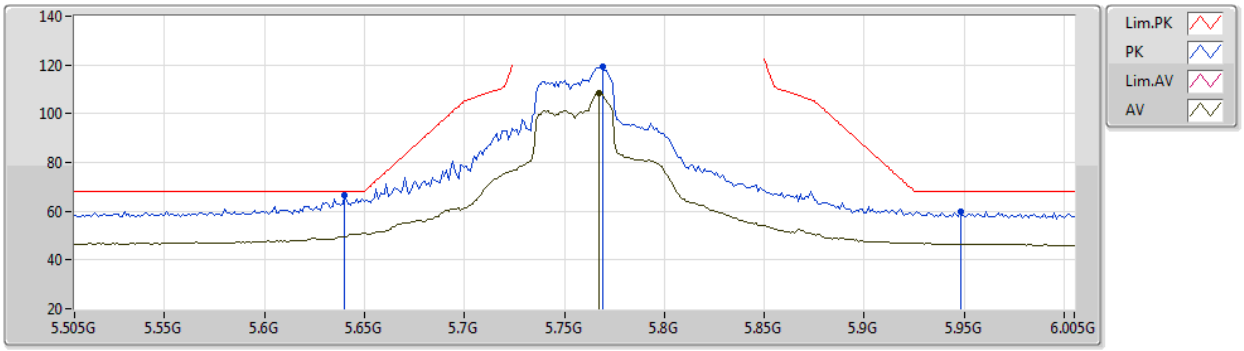

EUT Y_2TX
Setting 108
06-E-B-4-10

Type	Freq	Level	Limit	Margin	Raw	Dist	Condition	Azimuth	Height	Comment	AF	CL	PA
	(Hz)	(dBuV/m)	(dBuV/m)	(dB)	(dBuV)	(m)		(°)	(m)		(dB)	(dB)	(dB)
PK	5.64G	66.78	68.20	-1.42	61.17	3	Vertical	267	1.80	-	31.64	5.84	31.87
PK	5.769G	119.26	Inf	-Inf	113.23	3	Vertical	267	1.80	-	31.98	5.97	31.92
AV	5.767G	108.59	Inf	-Inf	102.58	3	Vertical	267	1.80	-	31.97	5.96	31.92
PK	5.948G	59.86	68.20	-8.34	53.53	3	Vertical	267	1.80	-	32.40	5.93	32.00

802.11ax HEW40-BF_Nss1,(MCS0)_2TX

5755MHz_TX

31/12/2019

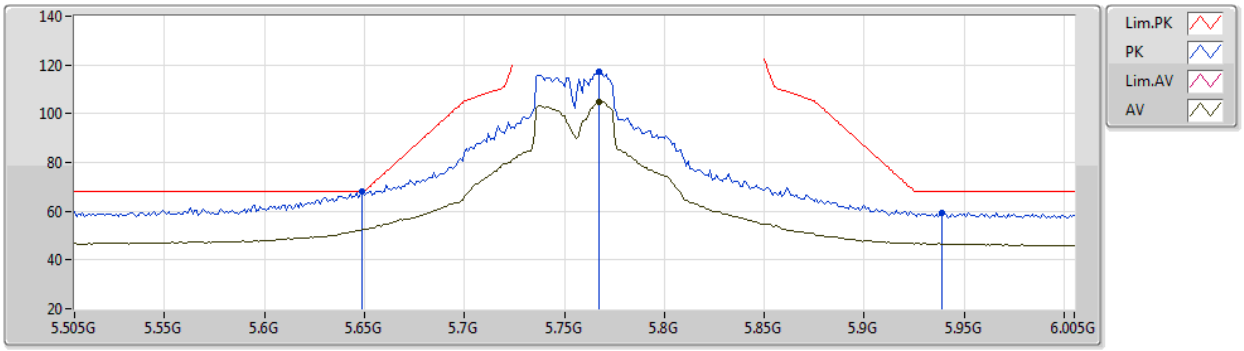

EUT Y_2TX
Setting 108
06-E-B-4-10

Type	Freq	Level	Limit	Margin	Raw	Dist	Condition	Azimuth	Height	Comment	AF	CL	PA
	(Hz)	(dBuV/m)	(dBuV/m)	(dB)	(dBuV)	(m)		(°)	(m)		(dB)	(dB)	(dB)
PK	5.649G	68.16	68.20	-0.04	62.54	3	Horizontal	260	2.19	-	31.65	5.84	31.87
PK	5.767G	117.00	Inf	-Inf	110.99	3	Horizontal	260	2.19	-	31.97	5.96	31.92
AV	5.767G	104.81	Inf	-Inf	98.80	3	Horizontal	260	2.19	-	31.97	5.96	31.92
PK	5.939G	59.41	68.20	-8.79	53.08	3	Horizontal	260	2.19	-	32.40	5.93	32.00

802.11ax HEW40-BF_Nss1,(MCS0)_2TX

5755MHz_TX

31/12/2019

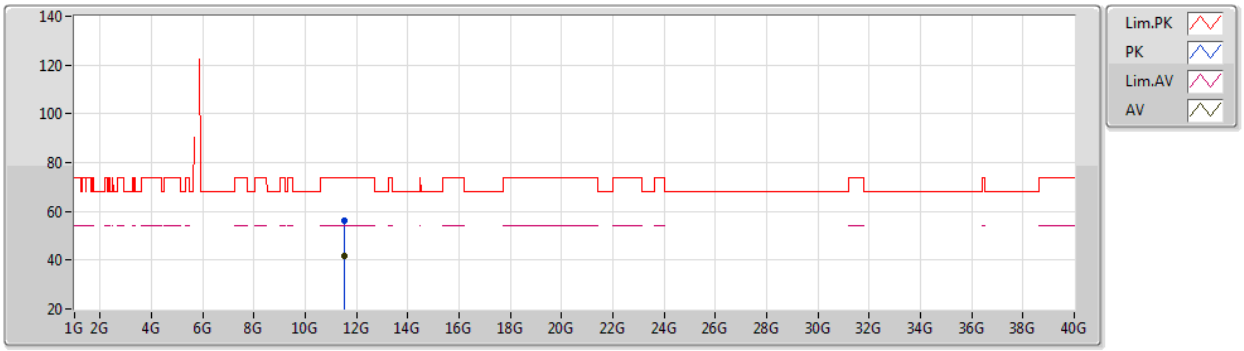

EUT Y_2TX
Setting 108
06-E-S-5

Type	Freq	Level	Limit	Margin	Raw	Dist	Condition	Azimuth	Height	Comment	AF	CL	PA
	(Hz)	(dBuV/m)	(dBuV/m)	(dB)	(dBuV)	(m)		(°)	(m)		(dB)	(dB)	(dB)
PK	11.5082G	56.09	74.00	-17.91	42.10	3	Vertical	2	1.03	-	39.64	8.13	33.78
AV	11.51084G	41.73	54.00	-12.27	27.75	3	Vertical	2	1.03	-	39.63	8.13	33.78

802.11ax HEW40-BF_Nss1,(MCS0)_2TX

5755MHz_TX

31/12/2019

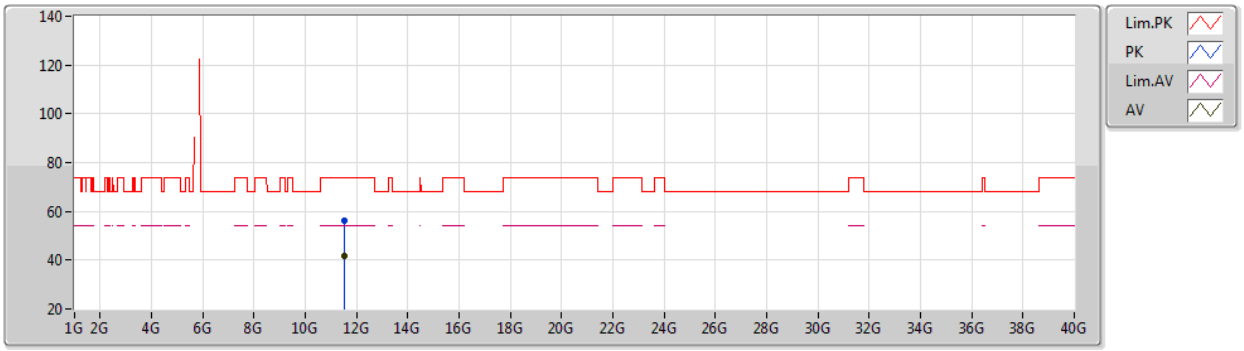

EUT Y_2TX
Setting 108
06-E-S-5

Type	Freq	Level	Limit	Margin	Raw	Dist	Condition	Azimuth	Height	Comment	AF	CL	PA
	(Hz)	(dBuV/m)	(dBuV/m)	(dB)	(dBuV)	(m)		(°)	(m)		(dB)	(dB)	(dB)
PK	11.5186G	56.34	74.00	-17.66	42.37	3	Horizontal	80	2.85	-	39.62	8.13	33.78
AV	11.5026G	41.83	54.00	-12.17	27.83	3	Horizontal	80	2.85	-	39.65	8.13	33.78

802.11ax HEW40-BF_Nss1,(MCS0)_2TX

5795MHz_TX

31/12/2019

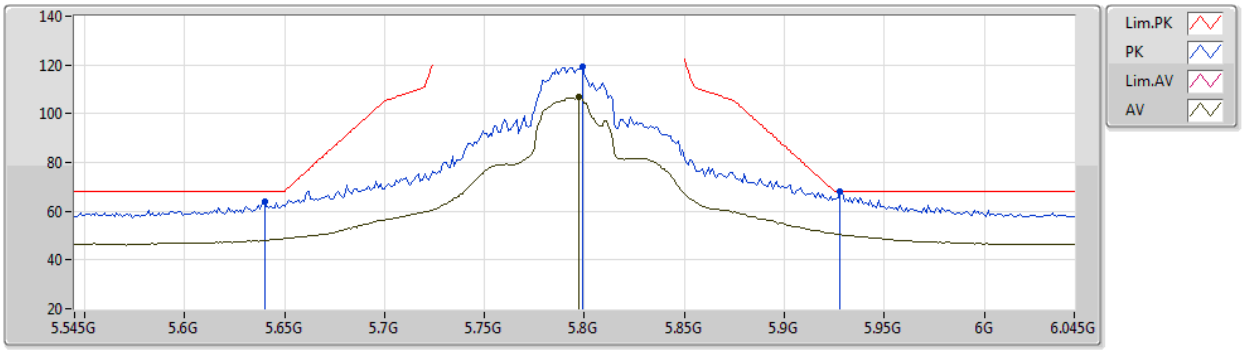

EUT Y_2TX
Setting 112
06-E-B-4-10

Type	Freq	Level	Limit	Margin	Raw	Dist	Condition	Azimuth	Height	Comment	AF	CL	PA
	(Hz)	(dBuV/m)	(dBuV/m)	(dB)	(dBuV)	(m)		(°)	(m)		(dB)	(dB)	(dB)
PK	5.64G	63.78	68.20	-4.42	58.17	3	Vertical	262	1.54	-	31.64	5.84	31.87
PK	5.799G	119.56	Inf	-Inf	113.40	3	Vertical	262	1.54	-	32.10	6.00	31.94
AV	5.797G	106.71	Inf	-Inf	100.56	3	Vertical	262	1.54	-	32.09	6.00	31.94
PK	5.928G	68.10	68.20	-0.10	61.75	3	Vertical	262	1.54	-	32.40	5.94	31.99

802.11ax HEW40-BF_Nss1,(MCS0)_2TX

5795MHz_TX

31/12/2019

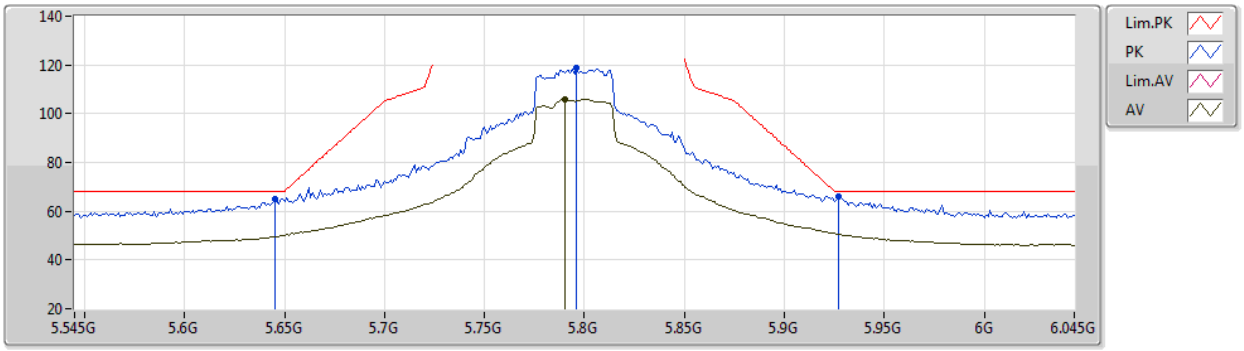

EUT Y_2TX
Setting 112
06-E-B-4-10

Type	Freq	Level	Limit	Margin	Raw	Dist	Condition	Azimuth	Height	Comment	AF	CL	PA
	(Hz)	(dBuV/m)	(dBuV/m)	(dB)	(dBuV)	(m)		(°)	(m)		(dB)	(dB)	(dB)
PK	5.645G	64.99	68.20	-3.21	59.38	3	Horizontal	75	1.06	-	31.64	5.84	31.87
PK	5.796G	118.70	Inf	-Inf	112.56	3	Horizontal	75	1.06	-	32.08	6.00	31.94
AV	5.79G	105.89	Inf	-Inf	99.78	3	Horizontal	75	1.06	-	32.06	5.99	31.94
PK	5.927G	66.01	68.20	-2.19	59.66	3	Horizontal	75	1.06	-	32.40	5.94	31.99

802.11ax HEW40-BF_Nss1,(MCS0)_2TX

5795MHz_TX

31/12/2019

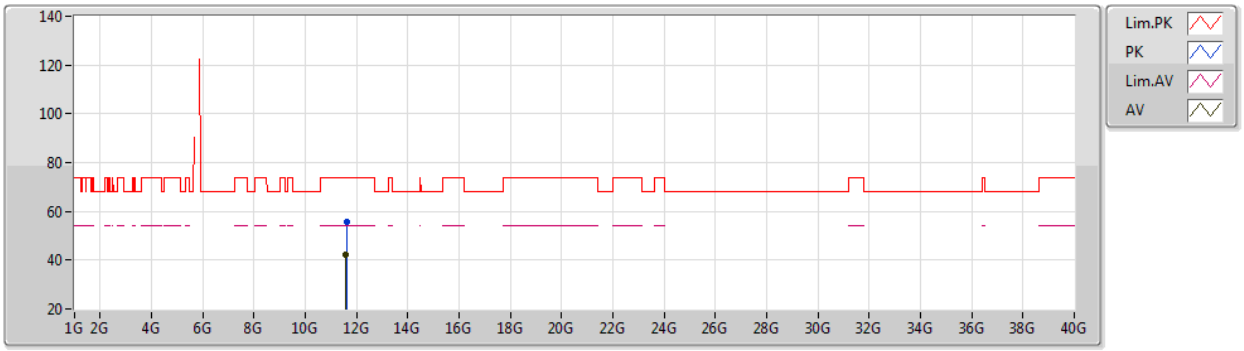

EUT Y_2TX
Setting 112
06-E-S-5

Type	Freq	Level	Limit	Margin	Raw	Dist	Condition	Azimuth	Height	Comment	AF	CL	PA
	(Hz)	(dBuV/m)	(dBuV/m)	(dB)	(dBuV)	(m)		(°)	(m)		(dB)	(dB)	(dB)
PK	11.59892G	55.70	74.00	-18.30	41.84	3	Vertical	0	1.80	-	39.50	8.16	33.80
AV	11.59324G	42.06	54.00	-11.94	28.19	3	Vertical	0	1.80	-	39.51	8.16	33.80

802.11ax HEW40-BF_Nss1,(MCS0)_2TX

5795MHz_TX

31/12/2019

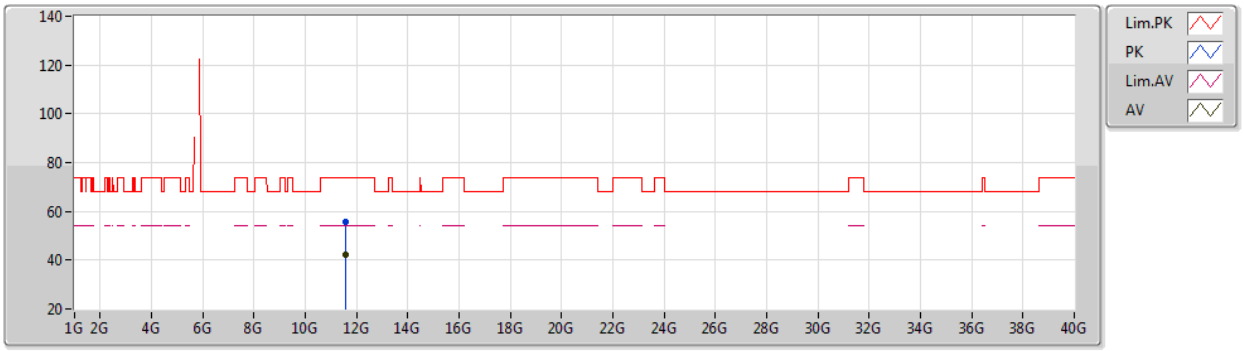

EUT Y_2TX
Setting 112
06-E-S-5

Type	Freq	Level	Limit	Margin	Raw	Dist	Condition	Azimuth	Height	Comment	AF	CL	PA
	(Hz)	(dBuV/m)	(dBuV/m)	(dB)	(dBuV)	(m)		(°)	(m)		(dB)	(dB)	(dB)
PK	11.5878G	55.82	74.00	-18.18	41.94	3	Horizontal	49	1.75	-	39.52	8.16	33.80
AV	11.59528G	42.14	54.00	-11.86	28.27	3	Horizontal	49	1.75	-	39.51	8.16	33.80

802.11ax HEW80-BF_Nss1,(MCS0)_2TX

5210MHz_TX

31/12/2019

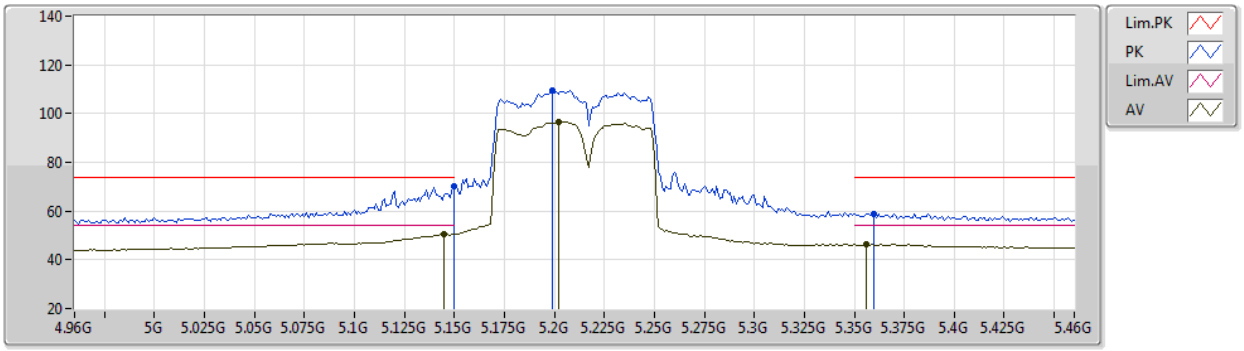

EUT Y_2TX
Setting 85
06-E-J-5-10

Type	Freq	Level	Limit	Margin	Raw	Dist	Condition	Azimuth	Height	Comment	AF	CL	PA
	(Hz)	(dBuV/m)	(dBuV/m)	(dB)	(dBuV)	(m)		(°)	(m)		(dB)	(dB)	(dB)
PK	5.15G	70.21	74.00	-3.79	64.49	3	Vertical	216	1.78	-	31.75	5.60	31.63
AV	5.145G	50.61	54.00	-3.39	44.87	3	Vertical	216	1.78	-	31.77	5.60	31.63
PK	5.199G	109.34	Inf	-Inf	103.90	3	Vertical	216	1.78	-	31.50	5.60	31.66
AV	5.202G	96.79	Inf	-Inf	91.36	3	Vertical	216	1.78	-	31.49	5.60	31.66
PK	5.36G	59.02	74.00	-14.98	53.60	3	Vertical	216	1.78	-	31.40	5.76	31.74
AV	5.356G	46.24	54.00	-7.76	40.84	3	Vertical	216	1.78	-	31.38	5.76	31.74

802.11ax HEW80-BF_Nss1,(MCS0)_2TX

5210MHz_TX

31/12/2019

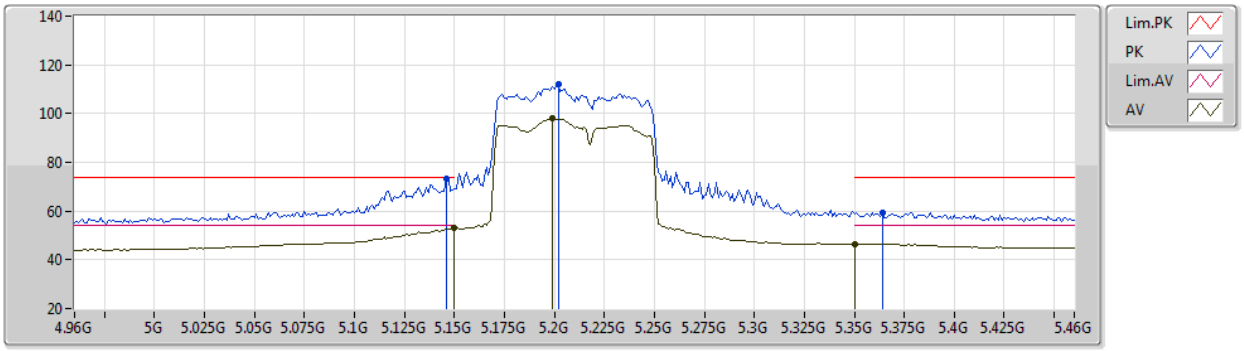

EUT Y_2TX
Setting 85
06-E-J-5-10

Type	Freq	Level	Limit	Margin	Raw	Dist	Condition	Azimuth	Height	Comment	AF	CL	PA
	(Hz)	(dBuV/m)	(dBuV/m)	(dB)	(dBuV)	(m)		(°)	(m)		(dB)	(dB)	(dB)
PK	5.146G	73.18	74.00	-0.82	67.44	3	Horizontal	228	3.00	-	31.77	5.60	31.63
AV	5.15G	52.90	54.00	-1.10	47.18	3	Horizontal	228	3.00	-	31.75	5.60	31.63
PK	5.202G	112.28	Inf	-Inf	106.85	3	Horizontal	228	3.00	-	31.49	5.60	31.66
AV	5.199G	98.06	Inf	-Inf	92.62	3	Horizontal	228	3.00	-	31.50	5.60	31.66
PK	5.364G	59.16	74.00	-14.84	53.72	3	Horizontal	228	3.00	-	31.42	5.76	31.74
AV	5.35G	46.43	54.00	-7.57	41.06	3	Horizontal	228	3.00	-	31.35	5.75	31.73

802.11ax HEW80-BF_Nss1,(MCS0)_2TX

5210MHz_TX

31/12/2019

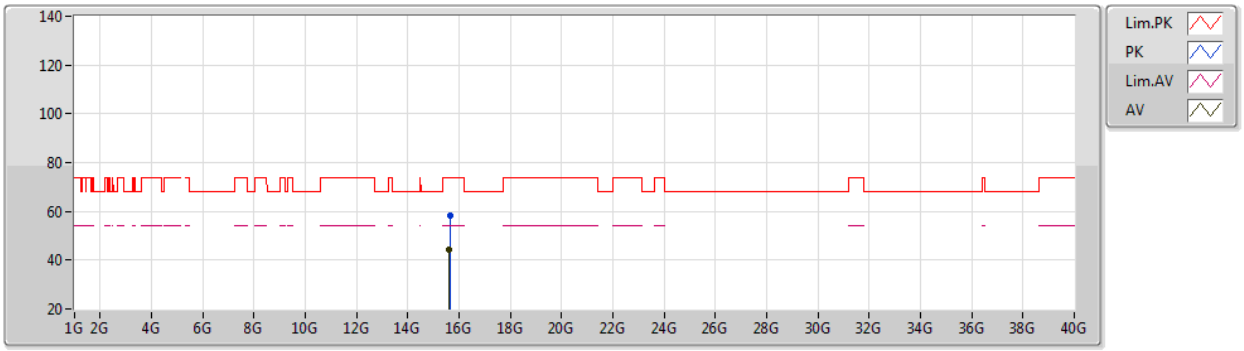

EUT Y_2TX
Setting 85
06-E-S-5

Type	Freq	Level	Limit	Margin	Raw	Dist	Condition	Azimuth	Height	Comment	AF	CL	PA
	(Hz)	(dBuV/m)	(dBuV/m)	(dB)	(dBuV)	(m)		(°)	(m)		(dB)	(dB)	(dB)
PK	15.63176G	58.11	74.00	-15.89	44.31	3	Vertical	64	1.80	-	38.79	8.74	33.73
AV	15.62036G	44.49	54.00	-9.51	30.65	3	Vertical	64	1.80	-	38.83	8.74	33.73

802.11ax HEW80-BF_Nss1,(MCS0)_2TX

5210MHz_TX

31/12/2019

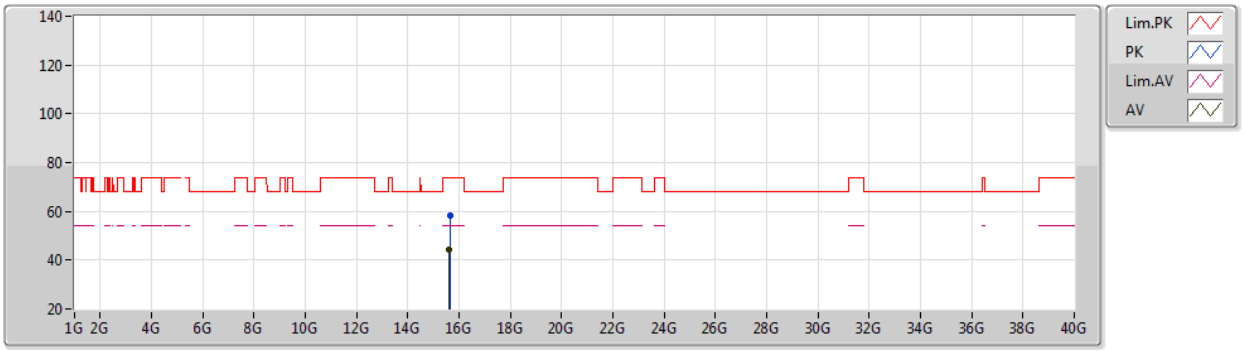

EUT Y_2TX
Setting 85
06-E-S-5

Type	Freq	Level	Limit	Margin	Raw	Dist	Condition	Azimuth	Height	Comment	AF	CL	PA
	(Hz)	(dBuV/m)	(dBuV/m)	(dB)	(dBuV)	(m)		(°)	(m)		(dB)	(dB)	(dB)
PK	15.63704G	58.24	74.00	-15.76	44.46	3	Horizontal	94	1.00	-	38.77	8.74	33.73
AV	15.62576G	44.41	54.00	-9.59	30.59	3	Horizontal	94	1.00	-	38.81	8.74	33.73

802.11ax HEW80-BF_Nss1,(MCS0)_2TX

5775MHz_TX

31/12/2019

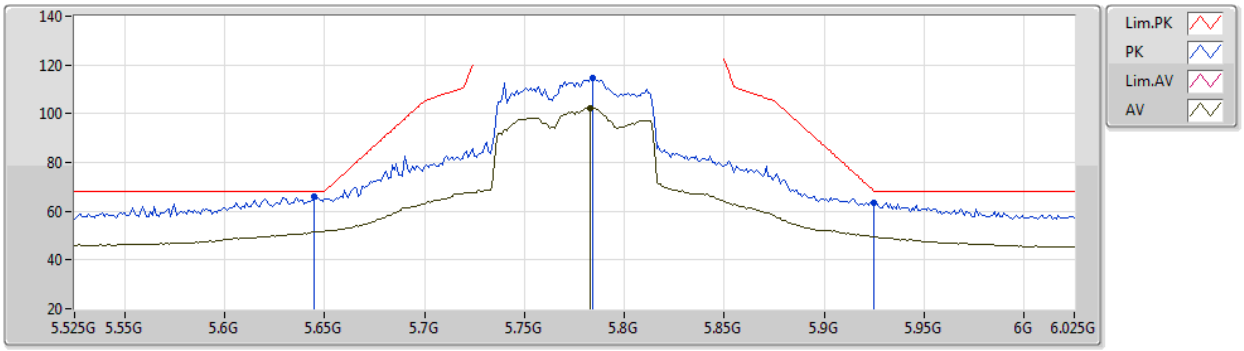

EUT Y_2TX
Setting 98
06-E-J-5-10

Type	Freq	Level	Limit	Margin	Raw	Dist	Condition	Azimuth	Height	Comment	AF	CL	PA
	(Hz)	(dBuV/m)	(dBuV/m)	(dB)	(dBuV)	(m)		(°)	(m)		(dB)	(dB)	(dB)
PK	5.645G	65.98	68.20	-2.22	60.37	3	Vertical	261	2.55	-	31.64	5.84	31.87
PK	5.784G	114.85	Inf	-Inf	108.76	3	Vertical	261	2.55	-	32.04	5.98	31.93
AV	5.783G	102.11	Inf	-Inf	96.03	3	Vertical	261	2.55	-	32.03	5.98	31.93
PK	5.925G	63.45	68.20	-4.75	57.10	3	Vertical	261	2.55	-	32.40	5.94	31.99

802.11ax HEW80-BF_Nss1,(MCS0)_2TX

5775MHz_TX

31/12/2019

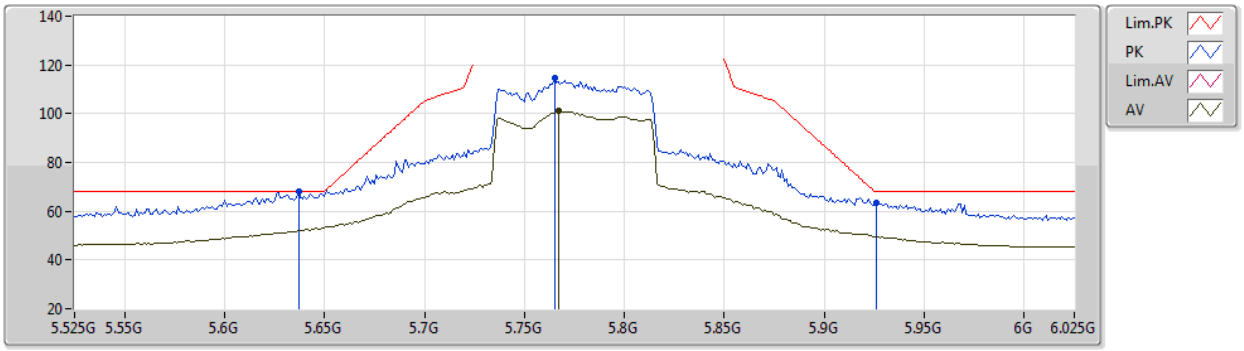

EUT Y_2TX
Setting 98
06-E-J-5-10

Type	Freq	Level	Limit	Margin	Raw	Dist	Condition	Azimuth	Height	Comment	AF	CL	PA
	(Hz)	(dBuV/m)	(dBuV/m)	(dB)	(dBuV)	(m)		(°)	(m)		(dB)	(dB)	(dB)
PK	5.637G	68.04	68.20	-0.16	62.43	3	Horizontal	67	2.21	-	31.64	5.83	31.86
PK	5.765G	114.58	Inf	-Inf	108.58	3	Horizontal	67	2.21	-	31.96	5.96	31.92
AV	5.767G	101.08	Inf	-Inf	95.07	3	Horizontal	67	2.21	-	31.97	5.96	31.92
PK	5.926G	63.32	68.20	-4.88	56.97	3	Horizontal	67	2.21	-	32.40	5.94	31.99

802.11ax HEW80-BF_Nss1,(MCS0)_2TX

5775MHz_TX

31/12/2019

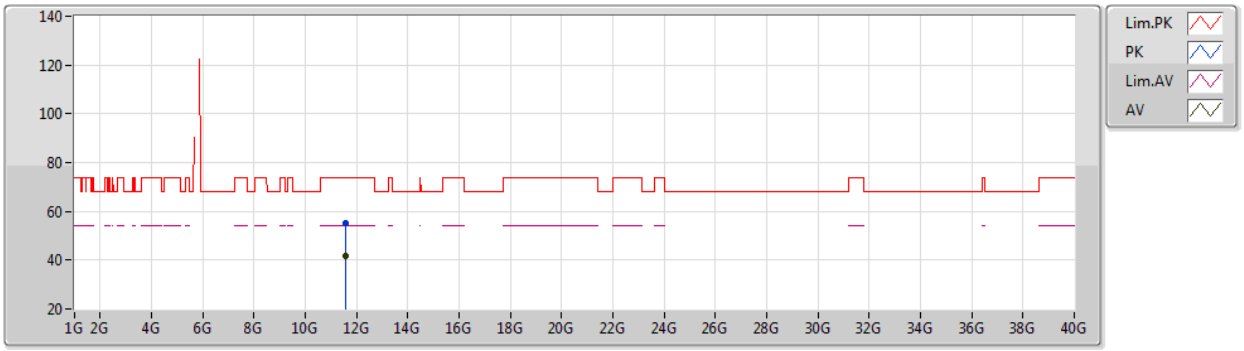

EUT Y_2TX
Setting 98
06-E-S-5

Type	Freq	Level	Limit	Margin	Raw	Dist	Condition	Azimuth	Height	Comment	AF	CL	PA
	(Hz)	(dBuV/m)	(dBuV/m)	(dB)	(dBuV)	(m)		(°)	(m)		(dB)	(dB)	(dB)
PK	11.5564G	55.39	74.00	-18.61	41.47	3	Vertical	197	1.80	-	39.57	8.14	33.79
AV	11.55512G	41.82	54.00	-12.18	27.90	3	Vertical	197	1.80	-	39.57	8.14	33.79

802.11ax HEW80-BF_Nss1,(MCS0)_2TX

5775MHz_TX

31/12/2019

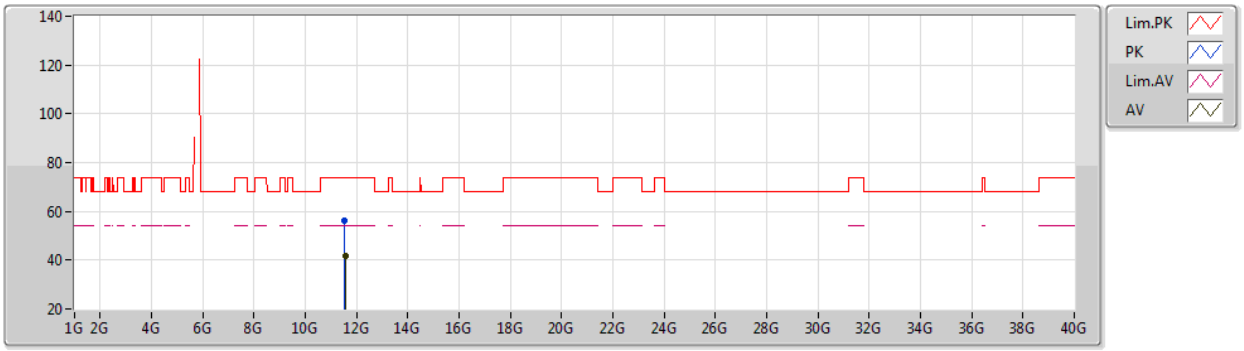

EUT Y_2TX
Setting 98
06-E-S-5

Type	Freq	Level	Limit	Margin	Raw	Dist	Condition	Azimuth	Height	Comment	AF	CL	PA
	(Hz)	(dBuV/m)	(dBuV/m)	(dB)	(dBuV)	(m)		(°)	(m)		(dB)	(dB)	(dB)
PK	11.54812G	56.09	74.00	-17.91	42.16	3	Horizontal	331	1.80	-	39.58	8.14	33.79
AV	11.55908G	41.88	54.00	-12.12	27.96	3	Horizontal	331	1.80	-	39.56	8.15	33.79

RSE Co-location Result			
Operating Mode	1	**Polarization**	Horizontal
Operating Function	Normal Link		

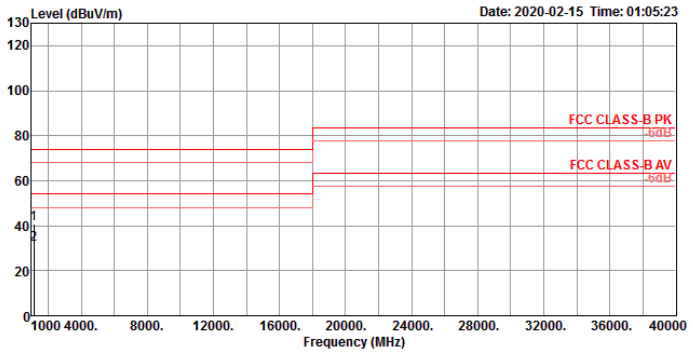

	Freq	Level	Limit Line	Over Limit	Read Level	Cable Loss	Antenna Factor	Preamp Factor	A/Pos	T/Pos	Remark	Pol/Phase
	MHz	dBuV/m	dBuV/m	dB	dBuV	dB	dB/m	dB	cm	deg		
1	1130.85	40.87	74.00	-33.13	49.93	2.85	24.90	36.81	124	152	Peak	HORIZONTAL
2	1131.05	31.87	54.00	-22.13	40.93	2.85	24.90	36.81	124	152	Average	HORIZONTAL

RSE Co-location Result			
Operating Mode	1	**Polarization**	Vertical
Operating Function	Normal Link		

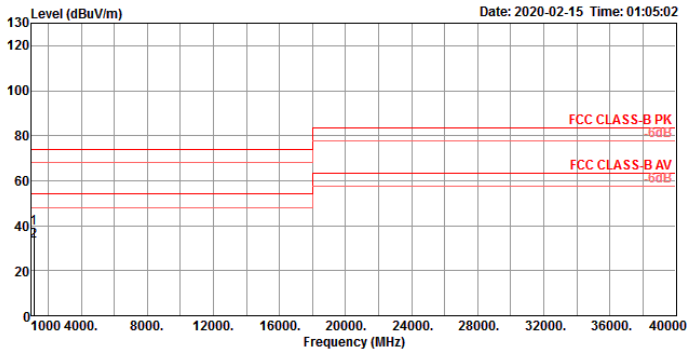

	Freq	Level	Limit Line	Over Limit	Read Level	Cable Loss	Antenna Factor	Preamp Factor	A/Pos	T/Pos	Remark	Pol/Phase
	MHz	dBuV/m	dBuV/m	dB	dBuV	dB	dB/m	dB	cm	deg		
1	1130.77	39.01	74.00	-34.99	48.07	2.85	24.90	36.81	154	214	Peak	VERTICAL
2	1133.96	33.01	54.00	-20.99	42.07	2.85	24.90	36.81	154	214	Average	VERTICAL