Testing Laboratory 3787

RADIO TEST REPORT

FCC ID	:	MSQ-RTBE8200
Equipment	:	BE6500 Dual Band WiFi7 Router
Brand Name	:	ASUS
Model Name	:	RT-BE82U
Applicant	:	ASUSTeK COMPUTER INC. 1F., No. 15, Lide Rd., Beitou, Taipei City 112, Taiwan
Standard	:	47 CFR FCC Part 15.247

The product was received on Oct. 04, 2024, and testing was started from Oct. 22, 2024 and completed on Dec. 11, 2024. We, Sporton International Inc. Hsinchu Laboratory, would like to declare that the tested sample has been evaluated in accordance with the procedures given in ANSI C63.10-2013 and shown compliance with the applicable technical standards.

The test results in this report apply exclusively to the tested model / sample. Without written approval of Sporton International Inc. Hsinchu Laboratory, the test report shall not be reproduced except in full.

Approved by: Sam Chen

Sporton International Inc. Hsinchu Laboratory
No.8, Ln. 724, Bo'ai St., Zhubei City, Hsinchu County 302010, Taiwan (R.O.C.)

Table of Contents

History of this test report **3**

Summary of Test Result **4**

1 General Description **5**

1.1 Information 5
1.2 Applicable Standards 9
1.3 Testing Location Information 9
1.4 Measurement Uncertainty 10

2 Test Configuration of EUT **11**

2.1 Test Channel Mode 11
2.2 The Worst Case Measurement Configuration 12
2.3 EUT Operation during Test 13
2.4 Accessories 14
2.5 Support Equipment 14
2.6 Test Setup Diagram 15

3 Transmitter Test Result **19**

3.1 AC Power-line Conducted Emissions 19
3.2 DTS Bandwidth 21
3.3 Maximum Conducted Output Power 22
3.4 Power Spectral Density 25
3.5 Emissions in Non-restricted Frequency Bands 27
3.6 Emissions in Restricted Frequency Bands 28

4 Test Equipment and Calibration Data **32**

Appendix A. Test Results of AC Power-line Conducted Emissions

Appendix B. Test Results of DTS Bandwidth

Appendix C. Test Results of Maximum Conducted Output Power

Appendix D. Test Results of Power Spectral Density

Appendix E. Test Results of Emissions in Non-restricted Frequency Bands

Appendix F. Test Results of Emissions in Restricted Frequency Bands

Appendix G. Test Results of Radiated Emission Co-location

Appendix H. Test Photos

Photographs of EUT v01

History of this test report

Report No.	Version	Description	Issued Date
FR482309AA	01	Initial issue of report	Dec. 25, 2024

Summary of Test Result

Report Clause	Ref Std. Clause	Test Items	Result (PASS/FAIL)	Remark
1.1.2	15.203	Antenna Requirement	PASS	-
3.1	15.207	AC Power-line Conducted Emissions	PASS	-
3.2	15.247(a)	DTS Bandwidth	PASS	-
3.3	15.247(b)	Maximum Conducted Output Power	PASS	-
3.4	15.247(e)	Power Spectral Density	PASS	-
3.5	15.247(d)	Emissions in Non-restricted Frequency Bands	PASS	-
3.6	15.247(d)	Emissions in Restricted Frequency Bands	PASS	-

Conformity Assessment Condition:

1. The test results (PASS/FAIL) with all measurement uncertainty excluded are presented against the regulation limits or in accordance with the requirements stipulated by the applicant/manufacturer who shall bear all the risks of non-compliance that may potentially occur if measurement uncertainty is taken into account.
2. The measurement uncertainty please refer to each test result in the chapter "Measurement Uncertainty".

Disclaimer:

The product specifications of the EUT presented in the test report that may affect the test assessments are declared by the manufacturer who shall take full responsibility for the authenticity.

Reviewed by: Sam Chen
Report Producer: Cathy Chiu

1 General Description

1.1 Information

1.1.1 RF General Information

Frequency Range (MHz)	IEEE Std. 802.11	Ch. Frequency (MHz)	Channel Number
2400-2483.5	b, g, n (HT20), VHT20, ax (HEW20), be (EHT20)	2412-2462	1-11 [11]
2400-2483.5	n (HT40), VHT40, ax (HEW40), be (EHT40)	2422-2452	3-9 [7]

Band	Mode	BWch	Nant
2.4-2.4835GHz	802.11b	20	2TX
2.4-2.4835GHz	802.11g	20	2TX
2.4-2.4835GHz	802.11n HT20	20	2TX
2.4-2.4835GHz	802.11n HT20-BF	20	2TX
2.4-2.4835GHz	VHT20	20	2TX
2.4-2.4835GHz	VHT20-BF	20	2TX
2.4-2.4835GHz	802.11ax HEW20	20	2TX
2.4-2.4835GHz	802.11ax HEW20-BF	20	2TX
2.4-2.4835GHz	802.11be EHT20	20	2TX
2.4-2.4835GHz	802.11be EHT20-BF	20	2TX
2.4-2.4835GHz	802.11n HT40	40	2TX
2.4-2.4835GHz	802.11n HT40-BF	40	2TX
2.4-2.4835GHz	VHT40	40	2TX
2.4-2.4835GHz	VHT40-BF	40	2TX
2.4-2.4835GHz	802.11ax HEW40	40	2TX
2.4-2.4835GHz	802.11ax HEW40-BF	40	2TX
2.4-2.4835GHz	802.11be EHT40	40	2TX
2.4-2.4835GHz	802.11be EHT40-BF	40	2TX

Note:
- 11b mode uses a combination of DSSS-DBPSK, DQPSK, CCK modulation.
- 11g, HT20 and HT40 use a combination of OFDM-BPSK, QPSK, 16QAM, 64QAM modulation.
- VHT20, VHT40 use a combination of OFDM-BPSK, QPSK, 16QAM, 64QAM, 256QAM, 1024QAM modulation.
- HEW20, HEW40 use a combination of OFDMA-BPSK, QPSK, 16QAM, 64QAM, 256QAM, 1024QAM modulation.
- EHT20, EHT40 use a combination of OFDMA-BPSK, QPSK, 16QAM, 64QAM, 256QAM, 1024QAM, 4096QAM modulation.
- BWch is the nominal channel bandwidth.

1.1.2 Antenna Information

Ant.	Port		Brand	Model Name	Antenna Type	Connector	Gain (dBi)
	WLAN 2.4GHz	WLAN 5GHz					
1	1	1	M.gear	C660-510640-A	Dipole Antenna	I-PEX	Note1
2	2	2	M.gear	C660-510641-A	Dipole Antenna	I-PEX	
3	-	3	M.gear	C660-510642-A	Dipole Antenna	I-PEX	
4	-	4	M.gear	C660-510643-A	Dipole Antenna	I-PEX	

Note1:

Ant.	Antenna Gain (dBi)				
	WLAN 2.4GHz	WLAN 5GHz UNII 1	WLAN 5GHz UNII 2A	WLAN 5GHz UNII 2C	WLAN 5GHz UNII 3
1	3.53	2.3	2.84	3.15	3.51
2	2.9	3.11	3.11	3.39	3.84
3	-	2.46	2.33	2.34	1.88
4	-	2.42	2.42	2.77	2.85

Note2: The above information was declared by manufacturer.

Note3: Directional gain information

Type	Maximum Output Power	Power Spectral Density
Non-BF	Directional gain = Max.gain + array gain. For power measurements on IEEE 802.11 devices Array Gain = 0 dB (i.e., no array gain) for N ANT ≤ 4	$DirectionalGain = 10 \cdot \log\left[\frac{\sum_{j=1}^{N_{SS}}\left\{\sum_{k=1}^{N_{ANT}} g_{j,k}\right\}^2}{N_{ANT}}\right]$
BF	$DirectionalGain = 10 \cdot \log\left[\frac{\sum_{j=1}^{N_{SS}}\left\{\sum_{k=1}^{N_{ANT}} g_{j,k}\right\}^2}{N_{ANT}}\right]$	$DirectionalGain = 10 \cdot \log\left[\frac{\sum_{j=1}^{N_{SS}}\left\{\sum_{k=1}^{N_{ANT}} g_{j,k}\right\}^2}{N_{ANT}}\right]$

Ex.

Directional Gain (NSS1) formula : $DirectionalGain = 10 \cdot \log\left[\frac{\sum_{j=1}^{N_{SS}}\left\{\sum_{k=1}^{N_{ANT}} g_{j,k}\right\}^2}{N_{ANT}}\right]$

NSS1(g1,1) = $10^{G1/20}$; NSS1(g1,2)= $10^{G2/20}$; NSS1(g1,2)= $10^{G3/20}$; NSS1(g1,2)= $10^{G4/20}$

gj,k =(Nss1(g1,1) + Nss1(g1,2) + Nss1(g1,3) + Nss1(g1,4))^2

DG = 10 log[(Nss1(g1,1) + Nss1(g1,2) + Nss1(g1,3) + Nss1(g1,4))^2 / N_{ANT}] => 10 log[($10^{G1/20}$ + $10^{G2/20}$ + $10^{G3/20}$ + $10^{G4/20}$)^2 / N_{ANT}]

Where ;

2.4G G1= 3.53 dBi ;G2= 2.9 dBi ;

5G UNII-1 G1 = 2.3 dBi; G2 = 3.11 dBi;G3 = 2.46 dBi; G4 = 2.42 dBi

5G UNII-2A G1 = 2.84 dBi; G2 = 3.11 dBi;G3 = 2.33 dBi; G4 = 2.42 dBi

5G UNII-2C G1 = 3.15 dBi; G2 = 3.39 dBi;G3 = 2.34 dBi; G4 = 2.77 dBi

5G UNII-3 G1 = 3.51 dBi; G2 = 3.84 dBi;G3 = 1.88 dBi; G4 = 2.85 dBi

2.4G DG = 6.23 dBi

5G UNII-1 DG = 8.60 dBi

5G UNII-2A DG = 8.70 dBi

5G UNII-2C DG = 8.94 dB

5G UNII-3 DG = 9.07 dBi

For 2.4GHz function:

For IEEE 802.11 b/g/n/VHT/ax/be mode (2TX/2RX)

Port 1 and Port 2 can be used as transmitting/receiving antenna.

Port 1 and Port 2 could transmit/receive simultaneously.

For 5GHz function:

For IEEE 802.11a/n/ac/ax/be mode (4TX/4RX)

Port 1, Port 2, Port 3 and Port 4 can be used as transmitting/receiving antenna.

Port 1, Port 2, Port 3 and Port 4 could transmit/receive simultaneously.

1.1.3 Mode Test Duty Cycle

Mode	DC	DCF (dB)	T (s)	VBW (Hz)_1/T
802.11b_Nss 1,(1D)	0.989	0.05	3.194m	10
802.11g_Nss 1,(6D)	0.989	0.05	3.01m	10
802.11be EHT20_Nss 2,(M0)	0.988	0.05	2.853m	10
802.11be EHT40_Nss 2,(M0)	0.989	0.05	2.849m	10
802.11be EHT20-BF_Nss 1,(M0)	0.989	0.05	2.866m	10
802.11be EHT40-BF_Nss 1,(M0)	0.986	0.06	2.849m	10

Note:
- DC is Duty Cycle.
- DCF is Duty Cycle Factor.

1.1.4 EUT Operational Condition

EUT Power Type	From Power Adapter			
Beamforming Function	☒	With beamforming	☐	Without beamforming
	The product has beamforming function for n/VHT/ax/be in 2.4GHz and n/ac/ax/be in 5GHz.			
Function	☒	Point-to-multipoint	☐	Point-to-point
Support RU	☒	Full RU	☐	Partial RU
Test Software Version	For RF Conducted and Radiated (Non-beamforming) mode: Mtool 3.3.0.8 For Radiated (beamforming) mode: DOS v6.1.7601			

Note: The above information was declared by manufacturer.

1.1.5 Table for EUT Supports Function

Function	Supports type
AP Router	Master
Bridge	Slave without radar detection
Extender	Master
Mesh	Master

Note 1: From the above, AP Router has been selected as representative mode for the test and its data was recorded in this report.
Note 2: The USB ports of the EUT support storage function and WWAN function. During the operation of WWAN function, the 2.5G WAN port will fix to LAN function.
Note 3: The above information was declared by manufacturer.

1.2 Applicable Standards

According to the specifications of the manufacturer, the EUT must comply with the requirements of the following standards:

- 47 CFR FCC Part 15.247
- ANSI C63.10-2013

The following reference test guidance is not within the scope of accreditation of TAF.

- FCC KDB 558074 D01 v05r02
- FCC KDB 662911 D01 v02r01
- FCC KDB 414788 D01 v01r01

1.3 Testing Location Information

Testing Location Information	
Test Lab.：Sporton International Inc. Hsinchu Laboratory	
Hsinchu	ADD: No.8, Ln. 724, Bo'ai St., Zhubei City, Hsinchu County 302010, Taiwan (R.O.C.)
(TAF: 3787)	TEL: 886-3-656-9065 FAX: 886-3-656-9085
	Test site Designation No. TW3787 with FCC.
	Conformity Assessment Body Identifier (CABID) TW3787 with ISED.

Test Condition	Test Site No.	Test Engineer	Test Environment (°C / %)	Test Date
RF Conducted	TH03-CB	Owen Hsu	23.6~24.6 / 63~64	Nov. 15, 2024~ Nov. 25, 2024
Radiated (below 1GHz and Co-location)	03CH04-CB	Jackson Peng	22.7-23.8 / 58-60	Dec. 11, 2024
Radiated (above 1GHz)	03CH02-CB	Jackson Peng	22-23 / 61-63	Oct. 22, 2024~ Nov. 05, 2024
AC Conduction	CO02-CB	Joe Chu	23~24 / 61~62	Nov. 21, 2024

1.4 Measurement Uncertainty

ISO/IEC 17025 requires that an estimate of the measurement uncertainties associated with the emissions test results be included in the report. The measurement uncertainties given below are based on a 95% confidence level (based on a coverage factor (k=2)

Test Items	Uncertainty	Remark
Conducted Emission (150kHz ~ 30MHz)	3.8 dB	Confidence levels of 95%
Radiated Emission (9kHz ~ 30MHz)	4.1 dB	Confidence levels of 95%
Radiated Emission (30MHz ~ 1,000MHz)	4.2 dB	Confidence levels of 95%
Radiated Emission (1GHz ~ 18GHz)	4.2 dB	Confidence levels of 95%
Radiated Emission (18GHz ~ 40GHz)	4.0 dB	Confidence levels of 95%
Conducted Emission	3.1 dB	Confidence levels of 95%
Output Power Measurement	0.8 dB	Confidence levels of 95%
Power Density Measurement	3.1 dB	Confidence levels of 95%
Bandwidth Measurement	2.1 %	Confidence levels of 95%

2 Test Configuration of EUT

2.1 Test Channel Mode

Mode
802.11b_Nss1,(1Mbps)_2TX
2412MHz
2417MHz
2437MHz
2457MHz
2462MHz
802.11g_Nss1,(6Mbps)_2TX
2412MHz
2417MHz
2437MHz
2457MHz
2462MHz
802.11be EHT20_Nss2,(MCS0)_2TX
2412MHz
2417MHz
2437MHz
2457MHz
2462MHz
802.11be EHT40_Nss2,(MCS0)_2TX
2422MHz
2437MHz
2452MHz
802.11be EHT20-BF_Nss1,(MCS0)_2TX
2412MHz
2417MHz
2437MHz
2457MHz
2462MHz
802.11be EHT40-BF_Nss1,(MCS0)_2TX
2422MHz
2437MHz
2452MHz

Note:
- Evaluated EHT20/EHT40 mode only, due to similar modulation. The power setting of HT20/HT40/ VHT20/VHT40/HEW20/HEW40 mode are the same or lower than EHT20/EHT40.
- For 2T1S: The EUT supports non-beamforming and beamforming mode, only beamforming mode has been selected to test.

2.2 The Worst Case Measurement Configuration

The Worst Case Mode for Following Conformance Tests	
Tests Item	AC power-line conducted emissions
Condition	AC power-line conducted measurement for line and neutral Test Voltage: 120Vac / 60Hz
Operating Mode	Normal Link
1	WAN mode: EUT + Adapter
2	WWAN mode: EUT + Adapter
For operating mode 1 is the worst case and it was record in this test report.	

The Worst Case Mode for Following Conformance Tests	
Tests Item	DTS Bandwidth Maximum Conducted Output Power Power Spectral Density Emissions in Non-restricted Frequency Bands
Test Condition	Conducted measurement at transmit chains

The Worst Case Mode for Following Conformance Tests	
Tests Item	Emissions in Restricted Frequency Bands
Test Condition	Radiated measurement If EUT consist of multiple antenna assembly (multiple antenna are used in EUT regardless of spatial multiplexing MIMO configuration), the radiated test should be performed with highest antenna gain of each antenna type.
Operating Mode < 1GHz	CTX
After evaluating, and the worst case was found at Z axis, so it was selected to perform test and its test result was written in the report.	
1	EUT in Z axis + WLAN 2.4GHz
2	EUT in Z axis + WLAN 5GHz
For operating mode 2 is the worst case and it was record in this test report.	
Operating Mode > 1GHz	CTX
After evaluating, and the worst case was found at Z axis, so it was selected to perform test and its test result was written in the report.	
1	EUT in Z axis

The Worst Case Mode for Following Conformance Tests	
Tests Item	Simultaneous Transmission Analysis - Radiated Emission Co-location
Test Condition	Radiated measurement
Operating Mode	Normal Link
After evaluating, and the worst case was found at Z axis, so it was selected to perform test and its test result was written in the report.	
1	EUT in Z axis + WLAN 2.4GHz + WLAN 5GHz
Refer to Appendix G for Radiated Emission Co-location.	

The Worst Case Mode for Following Conformance Tests	
Tests Item	Simultaneous Transmission Analysis - Co-location RF Exposure Evaluation
Operating Mode	
1	EUT + WLAN 2.4GHz + WLAN 5GHz
2	EUT + WLAN 2.4GHz + WLAN 5GHz + WWAN
Refer to Sporton Test Report No.: FA482309 for Co-location RF Exposure Evaluation.	

2.3 EUT Operation during Test

For CTX Mode:

non-beamforming mode:

The EUT was programmed to be in continuously transmitting mode.

beamforming mode:

For Conducted Mode:

The EUT was programmed to be in continuously transmitting mode.

For Radiated Mode:

During the test, the following programs under WIN 7 were executed.
The program was executed as follows:
1. During the test, the EUT operation to normal function.
2. Executed command fixed test channel under DOS.
3. Executed "Lantest.exe" to link with the remote workstation to transmit and receive packet by Client and transmit duty cycle no less than 98%.

For Normal Link Mode:

During the test, the EUT operation to normal function.

2.4 Accessories

Accessories			
Equipment Name	**Brand Name**	**Model Name**	**Rating**
Adapter	LEI	MU36D1120300-A1	INPUT: 100-240V ~ 50/60Hz, 1.0A OUTPUT: 12V, 3A
Others			
RJ-45 cable*1, non-shielded, 1.5m			

2.5 Support Equipment

For AC Conduction:

Support Equipment				
No.	**Equipment**	**Brand Name**	**Model Name**	**FCC ID**
A	WAN NB	DELL	E6430	N/A
B	LAN4 NB	DELL	E6430	N/A
C	LAN1 NB	DELL	E6430	N/A
D	2.4G NB	Apple	A1278	N/A
E	5G NB	Apple	A1278	N/A
F	Flash disk3.0	Transcend	JetFlash-703	N/A

For Radiated (below 1GHz), Radiated (above 1GHz) / Non-beamforming mode and RF Conducted:

Support Equipment				
No.	**Equipment**	**Brand Name**	**Model Name**	**FCC ID**
A	NB	DELL	E4300	N/A

For Radiated (above 1GHz) / Beamforming mode:

Support Equipment				
No.	**Equipment**	**Brand Name**	**Model Name**	**FCC ID**
A	NB	DELL	E4300	N/A
B	Client	ASUS	RT-BE96U	N/A
C	NB	DELL	E4300	N/A

2.6 Test Setup Diagram

Test Setup Diagram – AC Line Conducted Emission Test

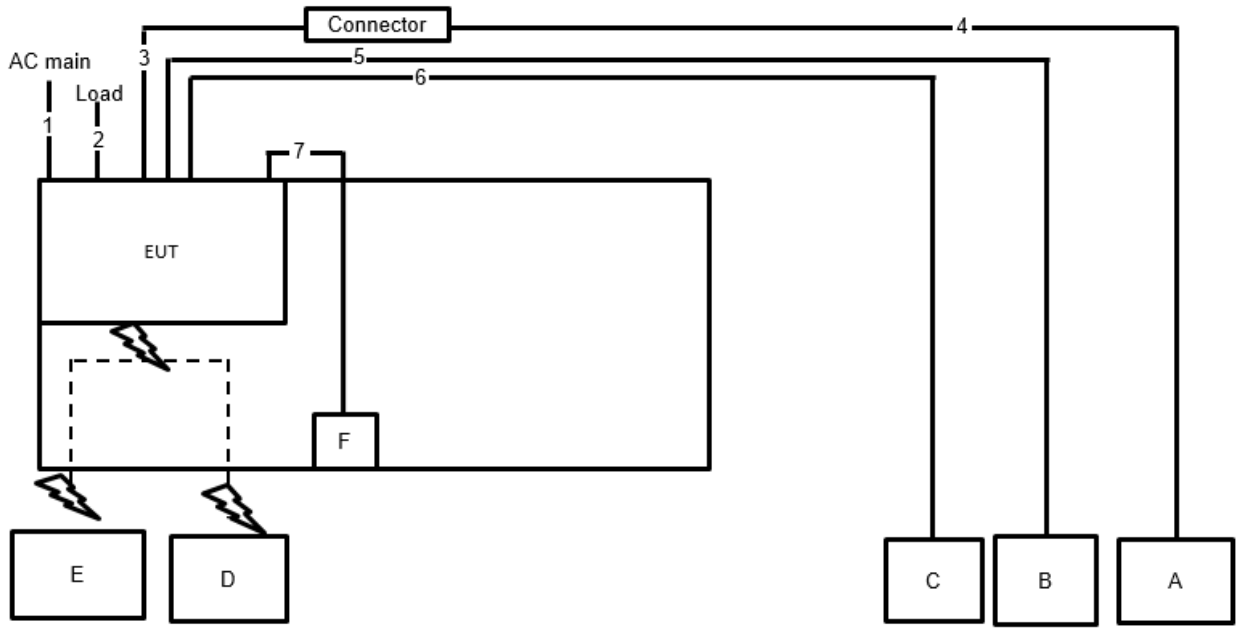

Item	Connection	Shielded	Length
1	Power cable	No	1.8m
2	RJ-45 cable*2	No	1.5m
3	RJ-45 cable	No	1.5m
4	RJ-45 cable	No	10m
5	RJ-45 cable	No	10m
6	RJ-45 cable	No	10m
7	USB cable	Yes	1.8m

Test Setup Diagram - Radiated Test < 1GHz

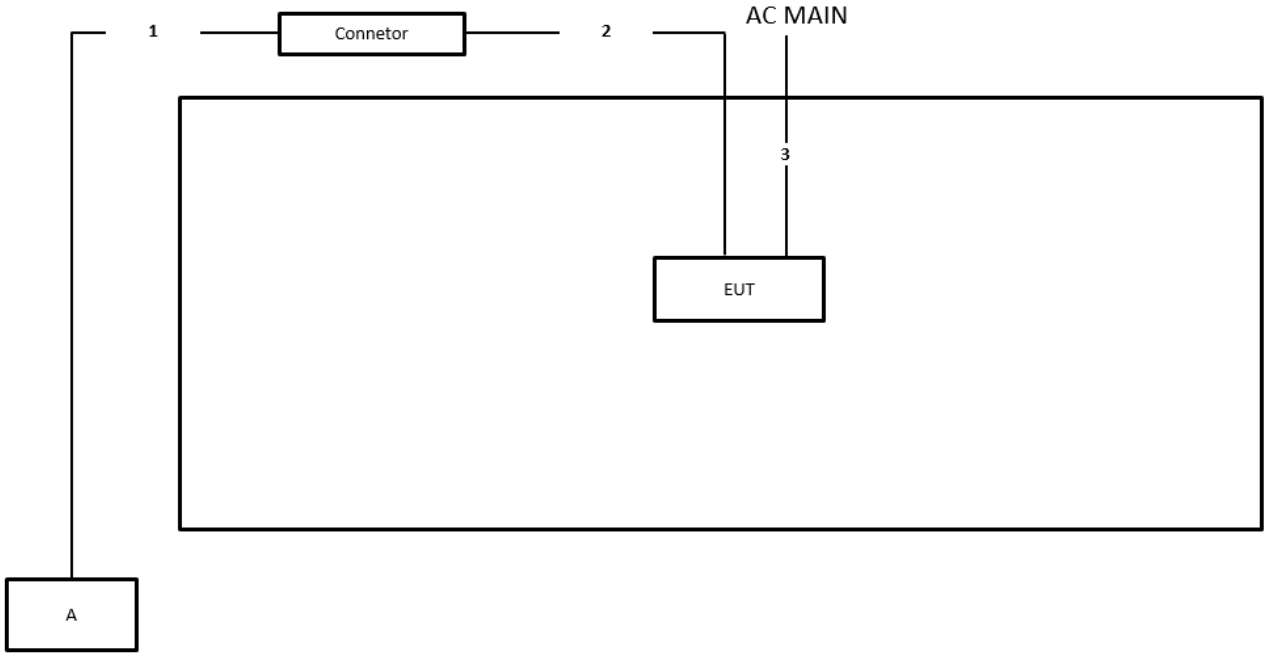

Item	Connection	Shielded	Length
1	RJ-45 cable	No	10m
2	RJ-45 cable	No	1.5m
3	Power cable	No	1.8m

Test Setup Diagram - Radiated Test > 1GHz / Non-beamforming mode

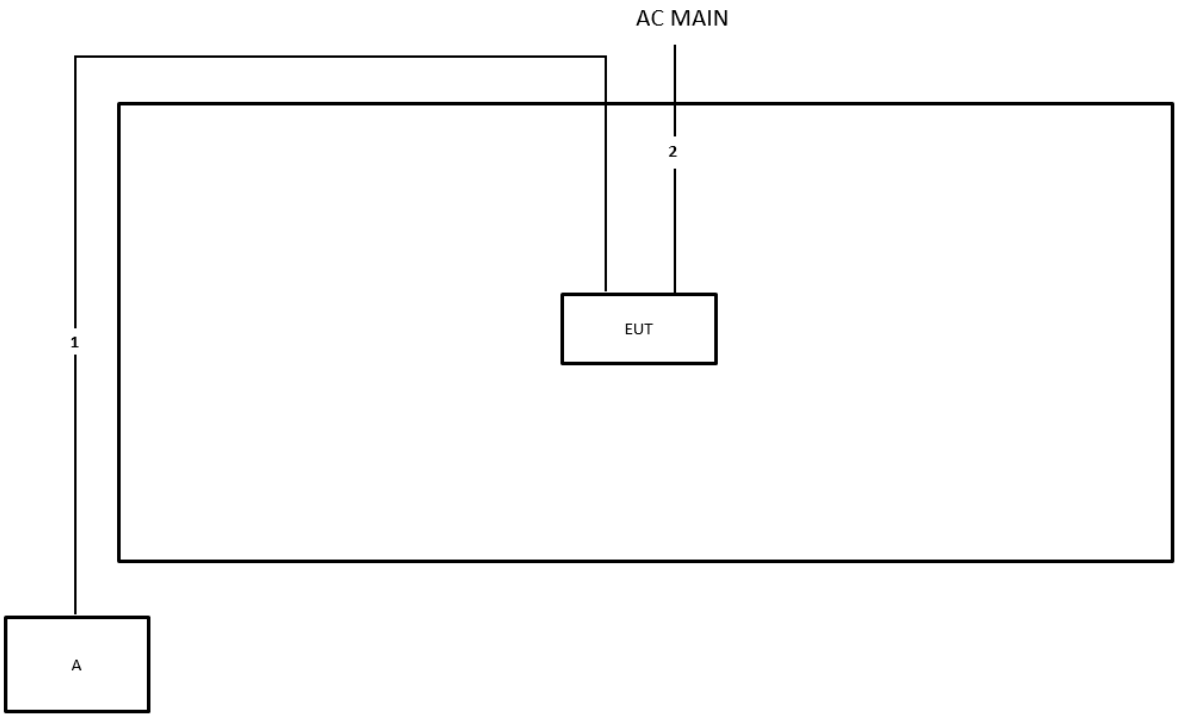

Item	Connection	Shielded	Length
1	RJ-45 cable	No	10m
2	Power cable	No	1.8m

Test Setup Diagram - Radiated Test > 1GHz / Beamforming mode

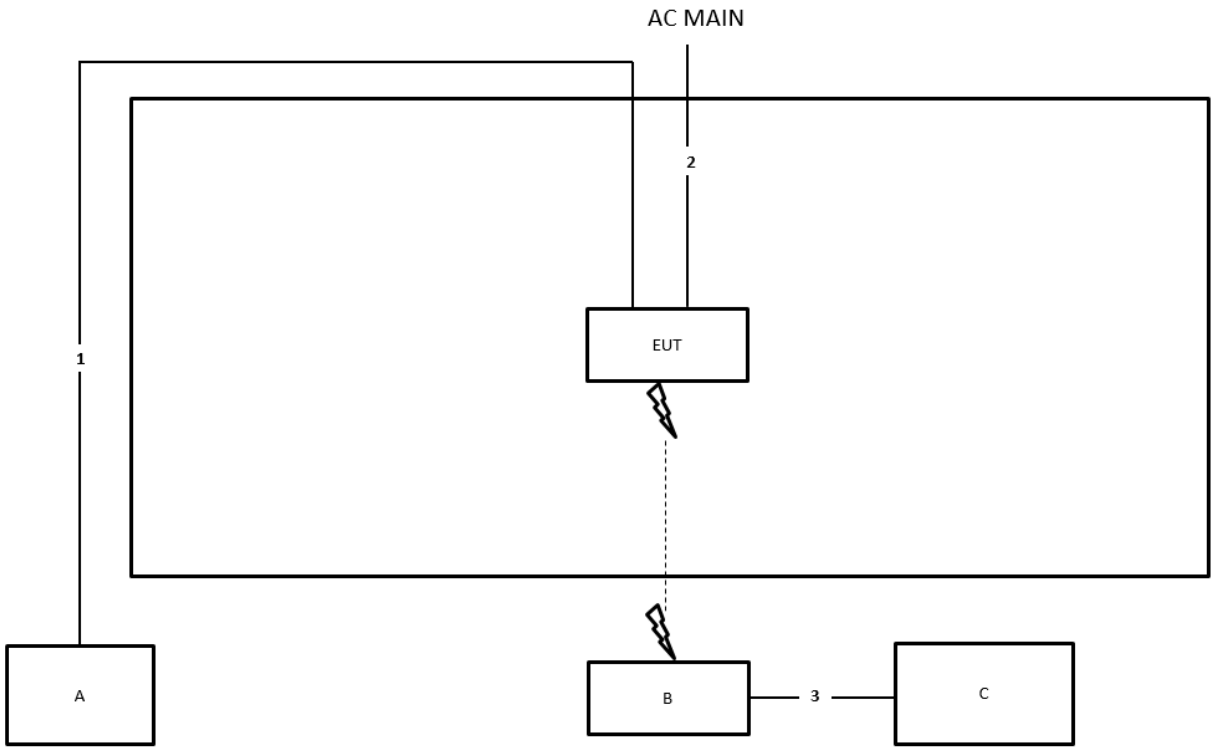

Item	Connection	Shielded	Length
1	RJ-45 cable	No	10m
2	Power cable	No	1.8m
3	RJ-45 cable	No	10m

3 Transmitter Test Result

3.1 AC Power-line Conducted Emissions

3.1.1 AC Power-line Conducted Emissions Limit

AC Power-line Conducted Emissions Limit		
Frequency Emission (MHz)	**Quasi-Peak**	**Average**
0.15-0.5	66 - 56 *	56 - 46 *
0.5-5	56	46
5-30	60	50
Note 1: * Decreases with the logarithm of the frequency.		

3.1.2 Measuring Instruments

Refer a test equipment and calibration data table in this test report.

3.1.3 Test Procedures

Test Method
☒ Refer as ANSI C63.10-2013, clause 6.2 for AC power-line conducted emissions.

3.1.4 Test Setup

AC Power-line Conducted Emissions

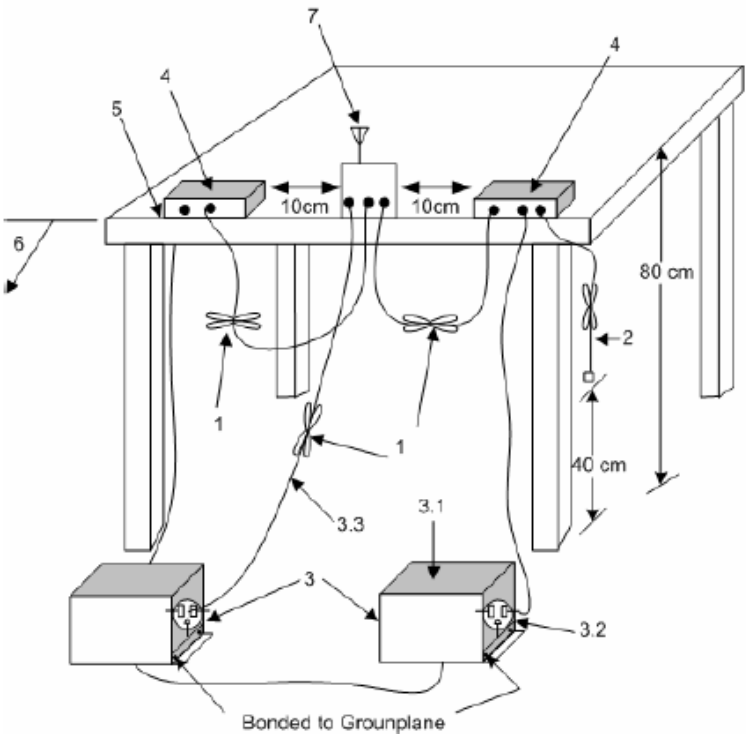

1—Interconnecting cables that hang closer than 40 cm to the ground plane shall be folded back and forth in the center forming a bundle 30 cm to 40 cm long.
2—The I/O cables that are not connected to an accessory shall be bundled in the center. The end of the cable may be terminated, if required, using the correct terminating impedance. The overall length shall not exceed 1 m.
3—EUT connected to one LISN. Unused LISN measuring port connectors shall be terminated in 50 Ω loads. LISN may be placed on top of, or immediately beneath, reference ground plane.
3.1—All other equipment powered from additional LISN(s).
3.2—A multiple-outlet strip may be used for multiple power cords of non-EUT equipment.
3.3—LISN at least 80 cm from nearest part of EUT chassis.
4—Non-EUT components of EUT system being tested.
5—Rear of EUT, including peripherals, shall all be aligned and flush with edge of tabletop.
6—Edge of tabletop shall be 40 cm removed from a vertical conducting plane that is bonded to the ground plane.
7—Antenna can be integral or detachable. If detachable, then the antenna shall be attached for this test.

3.1.5 Measurement Results Calculation

The measured Level is calculated using:

a. Corrected Reading: LISN Factor (LISN) + Attenuator (AT/AUX) + Cable Loss (CL) + Read Level (Raw) = Level

b. Margin = -Limit + Level

3.1.6 Test Result of AC Power-line Conducted Emissions

Refer as Appendix A

3.2 DTS Bandwidth

3.2.1 6dB Bandwidth Limit

6dB Bandwidth Limit
Systems using digital modulation techniques:
▪ 6 dB bandwidth ≥ 500 kHz.

3.2.2 Measuring Instruments

Refer a test equipment and calibration data table in this test report.

3.2.3 Test Procedures

Test Method	
▪ For the emission bandwidth shall be measured using one of the options below:	
	☒ Refer as FCC KDB 558074, clause 8.2 & C63.10 clause 11.8.1 Option 1 for 6 dB bandwidth measurement.
	☐ Refer as FCC KDB 558074, clause 8.2 & C63.10 clause 11.8.2 Option 2 for 6 dB bandwidth measurement.
	☐ Refer as ANSI C63.10, clause 6.9.1 for occupied bandwidth testing.

3.2.4 Test Setup

Emission Bandwidth
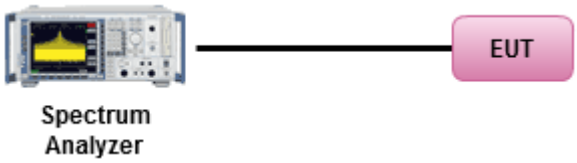

3.2.5 Test Result of Emission Bandwidth

Refer as Appendix B

3.3 Maximum Conducted Output Power

3.3.1 Maximum Conducted Output Power Limit

Maximum Conducted Output Power Limit		
	▪ If $G_{TX} \leq 6$ dBi, then $P_{Out} \leq 30$ dBm (1 W)	
	▪ Point-to-multipoint systems (P2M): If $G_{TX} > 6$ dBi, then $P_{Out} = 30 – (G_{TX} – 6)$ dBm	
	▪ Point-to-point systems (P2P): If $G_{TX} > 6$ dBi, then $P_{Out} = 30 – (G_{TX} – 6)/3$ dBm	
	▪ Smart antenna system (SAS):	
		- Single beam: If $G_{TX} > 6$ dBi, then $P_{Out} = 30 – (G_{TX} – 6)/3$ dBm
		- Overlap beam: If $G_{TX} > 6$ dBi, then $P_{Out} = 30 – (G_{TX} – 6)/3$ dBm
		- Aggregate power on all beams: If $G_{TX} > 6$ dBi, then $P_{Out} = 30 – (G_{TX} – 6)/3 + 8$dB dBm
P_{Out} = maximum peak conducted output power or maximum conducted output power in dBm, **G_{TX}** = the maximum transmitting antenna directional gain in dBi.		

3.3.2 Measuring Instruments

Refer a test equipment and calibration data table in this test report.

3.3.3 Test Procedures

Test Method	
▪ Maximum Peak Conducted Output Power	
	☐ Refer as FCC KDB 558074, clause 8.3.1.1 & C63.10 clause 11.9.1.1 (RBW ≥ EBW method).
	☐ Refer as FCC KDB 558074, clause 8.3.1.3 & C63.10 clause 11.9.1.3 (peak power meter).
▪ Maximum Conducted Output Power	
	[duty cycle ≥ 98% or external video / power trigger]
	☐ Refer as FCC KDB 558074, clause 8.3.2.2 & C63.10 clause 11.9.2.2.2 Method AVGSA-1.
	☐ Refer as FCC KDB 558074, clause 8.3.2.2 & C63.10 clause 11.9.2.2.3 Method AVGSA-1A. (alternative)
	duty cycle < 98% and average over on/off periods with duty factor
	☐ Refer as FCC KDB 558074, clause 8.3.2.2 & C63.10 clause 11.9.2.2.4 Method AVGSA-2.
	☐ Refer as FCC KDB 558074, clause 8.3.2.2 & C63.10 clause 11.9.2.2.5 Method AVGSA-2A (alternative)
	☐ Refer as FCC KDB 558074, clause 8.3.2.2 & C63.10 clause 11.9.2.2.6 Method AVGSA-3
	☐ Refer as FCC KDB 558074, clause 8.3.2.2 & C63.10 clause 11.9.2.2.7 Method AVGSA-3A (alternative)
	Measurement using a power meter (PM)
	☐ Refer as FCC KDB 558074, clause 8.3.2.3 & C63.10 clause 11.9.2.3.1 Method AVGPM (using an RF average power meter).
	☒ Refer as FCC KDB 558074, clause 8.3.2.3 & C63.10 clause 11.9.2.3.2 Method AVGPM-G (using an gate RF average power meter).
▪ For conducted measurement.	
	▪ If the EUT supports multiple transmit chains using options given below: Refer as FCC KDB 662911, In-band power measurements. Using the measure-and-sum approach, measured all transmit ports individually. Sum the power (in linear power units e.g., mW) of all ports for each individual sample and save them.
	▪ If multiple transmit chains, EIRP calculation could be following as methods: $P_{total} = P_1 + P_2 + \ldots + P_n$ (calculated in linear unit [mW] and transfer to log unit [dBm]) $EIRP_{total} = P_{total} + DG$

3.3.4 Test Setup

Maximum Conducted Output Power (Power Meter)

3.3.5 Test Result of Maximum Conducted Output Power

Refer as Appendix C

3.4 Power Spectral Density

3.4.1 Power Spectral Density Limit

Power Spectral Density Limit
▪ Power Spectral Density (PSD) ≤ 8 dBm/3kHz

3.4.2 Measuring Instruments

Refer a test equipment and calibration data table in this test report.

3.4.3 Test Procedures

Test Method		
▪ Peak power spectral density procedures that the same method as used to determine the conducted output power. If maximum peak conducted output power was measured to demonstrate compliance to the output power limit, then the peak PSD procedure below (Method PKPSD) shall be used. If maximum conducted output power was measured to demonstrate compliance to the output power limit, then one of the average PSD procedures shall be used, as applicable based on the following criteria (the peak PSD procedure is also an acceptable option).		
	☒ Refer as FCC KDB 558074, clause 8.4 & C63.10 clause 11.10 Method Max. PSD.	
▪ For conducted measurement.		
	▪ If The EUT supports multiple transmit chains using options given below:	
		☒ Option 1: Measure and sum the spectra across the outputs. Refer as FCC KDB 662911, In-band power spectral density (PSD). Sample all transmit ports simultaneously using a spectrum analyzer for each transmit port. Where the trace bin-by-bin of each transmit port summing can be performed. (i.e., in the first spectral bin of output 1 is summed with that in the first spectral bin of output 2 and that from the first spectral bin of output 3, and so on up to the NTX output to obtain the value for the first frequency bin of the summed spectrum.). Add up the amplitude (power) values for the different transmit chains and use this as the new data trace.
		☐ Option 2: Measure and sum spectral maxima across the outputs. With this technique, spectra are measured at each output of the device at the required resolution bandwidth. The maximum value (peak) of each spectrum is determined. These maximum values are then summed mathematically in linear power units across the outputs. These operations shall be performed separately over frequency spans that have different out-of-band or spurious emission limits,
		☐ Option 3: Measure and add 10 log(N) dB, where N is the number of transmit chains. Refer as FCC KDB 662911, In-band power spectral density (PSD). Performed at each transmit chains and each transmit chains shall be compared with the limit have been reduced with 10 log(N). Or each transmit chains shall be add 10 log(N) to compared with the limit.

3.4.4 Test Setup

Power Spectral Density

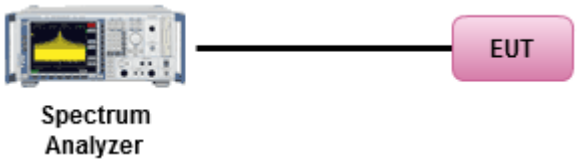

3.4.5 Test Result of Power Spectral Density

Refer as Appendix D

3.5 Emissions in Non-restricted Frequency Bands

3.5.1 Emissions in Non-restricted Frequency Bands Limit

Un-restricted Band Emissions Limit	
RF output power procedure	**Limit (dBc)**
Peak output power procedure	20
Average output power procedure	30

Note 1: If the peak output power procedure is used to measure the fundamental emission power to demonstrate compliance to requirements, then the peak conducted output power measured within any 100 kHz outside the authorized frequency band shall be attenuated by at least 20 dB relative to the maximum measured in-band peak PSD level.

Note 2: If the average output power procedure is used to measure the fundamental emission power to demonstrate compliance to requirements, then the power in any 100 kHz outside of the authorized frequency band shall be attenuated by at least 30 dB relative to the maximum measured in-band average PSD level.

3.5.2 Measuring Instruments

Refer a test equipment and calibration data table in this test report.

3.5.3 Test Procedures

Test Method
▪ Refer as FCC KDB 558074, clause 8.5 for unwanted emissions into non-restricted bands.

3.5.4 Test Setup

Emissions in Non-restricted Frequency Bands



3.5.5 Test Result of Emissions in Non-restricted Frequency Bands

Refer as Appendix E

3.6 Emissions in Restricted Frequency Bands

3.6.1 Emissions in Restricted Frequency Bands Limit

Restricted Band Emissions Limit			
Frequency Range (MHz)	**Field Strength (uV/m)**	**Field Strength (dBuV/m)**	**Measure Distance (m)**
0.009~0.490	2400/F(kHz)	48.5 - 13.8	300
0.490~1.705	24000/F(kHz)	33.8 - 23	30
1.705~30.0	30	29	30
30~88	100	40	3
88~216	150	43.5	3
216~960	200	46	3
Above 960	500	54	3

Note 1: Test distance for frequencies at or above 30 MHz, measurements may be performed at a distance other than the limit distance provided they are not performed in the near field and the emissions to be measured can be detected by the measurement equipment. When performing measurements at a distance other than that specified, the results shall be extrapolated to the specified distance using an extrapolation factor of 20 dB/decade (inverse of linear distance for field-strength measurements, inverse of linear distance-squared for power-density measurements).

Note 2: Test distance for frequencies at below 30 MHz, measurements may be performed at a distance closer than the EUT limit distance; however, an attempt should be made to avoid making measurements in the near field. When performing measurements below 30 MHz at a closer distance than the limit distance, the results shall be extrapolated to the specified distance by either making measurements at a minimum of two or more distances on at least one radial to determine the proper extrapolation factor or by using the square of an inverse linear distance extrapolation factor (40 dB/decade). The test report shall specify the extrapolation method used to determine compliance of the EUT.

Note 3: Using the distance of 1m during the test for above 18 GHz, and the test value to correct for the distance factor at 3m.

3.6.2 Measuring Instruments

Refer a test equipment and calibration data table in this test report.

3.6.3 Test Procedures

Test Method			
▪ The average emission levels shall be measured in [duty cycle ≥ 98 or duty factor].			
▪ Refer as ANSI C63.10, clause 6.10.3 band-edge testing shall be performed at the lowest frequency channel and highest frequency channel within the allowed operating band.			
▪ For the transmitter unwanted emissions shall be measured using following options below:			
	▪ Refer as FCC KDB 558074, clause 8.6 for unwanted emissions into restricted bands.		
		☐	Refer as FCC KDB 558074, clause 8.6 & C63.10 clause 11.12.2.5.1(trace averaging for duty cycle ≥98%).
		☐	Refer as FCC KDB 558074, clause 8.6 & C63.10 clause 11.12.2.5.2(trace averaging + duty factor).
		☒	Refer as FCC KDB 558074, clause 8.6 & C63.10 clause 11.12.2.5.3(Reduced VBW≥1/T).
		☐	Refer as ANSI C63.10, clause 11.12.2.5.3 (Reduced VBW). VBW ≥ 1/T, where T is pulse time.
		☐	Refer as ANSI C63.10, clause 7.5 average value of pulsed emissions.
		☒	Refer as FCC KDB 558074, clause 8.6 & C63.10 clause 11.12.2.4 measurement procedure peak limit.
▪ For the transmitter band-edge emissions shall be measured using following options below:			
	▪ Refer as FCC KDB 558074 clause 8.7 & C63.10 clause 11.13.1, When the performing peak or average radiated measurements, emissions within 2 MHz of the authorized band edge may be measured using the marker-delta method described below.		
	▪ Refer as FCC KDB 558074, clause 8.7 (ANSI C63.10, clause 6.10.6) for marker-delta method for band-edge measurements.		
	▪ Refer as FCC KDB 558074, clause 8.7 for narrower resolution bandwidth (100kHz) using the band power and summing the spectral levels (i.e., 1 MHz).		
	▪ For conducted unwanted emissions into restricted bands (absolute emission limits). Devices with multiple transmit chains using options given below: (1) Measure and sum the spectra across the outputs or (2) Measure and add 10 log(N) dB		
	▪ For FCC KDB 662911 The methodology described here may overestimate array gain, thereby resulting in apparent failures to satisfy the out-of-band limits even if the device is actually compliant. In such cases, compliance may be demonstrated by performing radiated tests around the frequencies at which the apparent failures occurred.		

3.6.4 Test Setup

Radiated - Emissions in Restricted Frequency Bands

9kHz ~30MHz

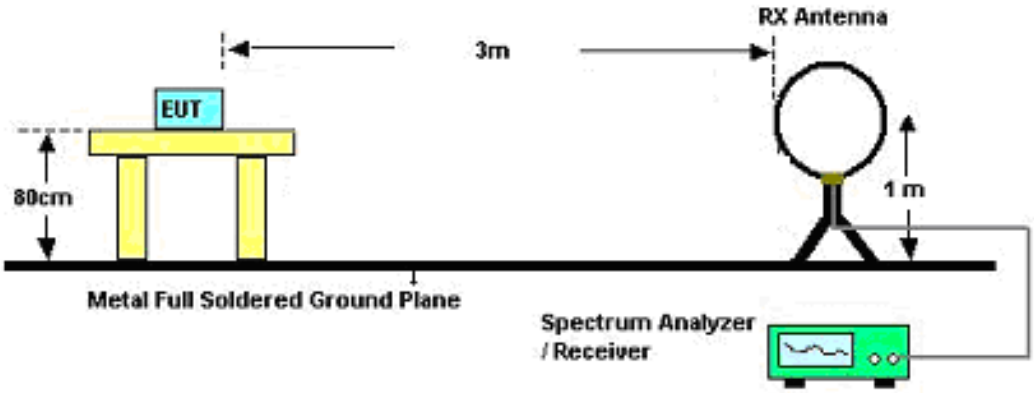

30MHz~1GHz

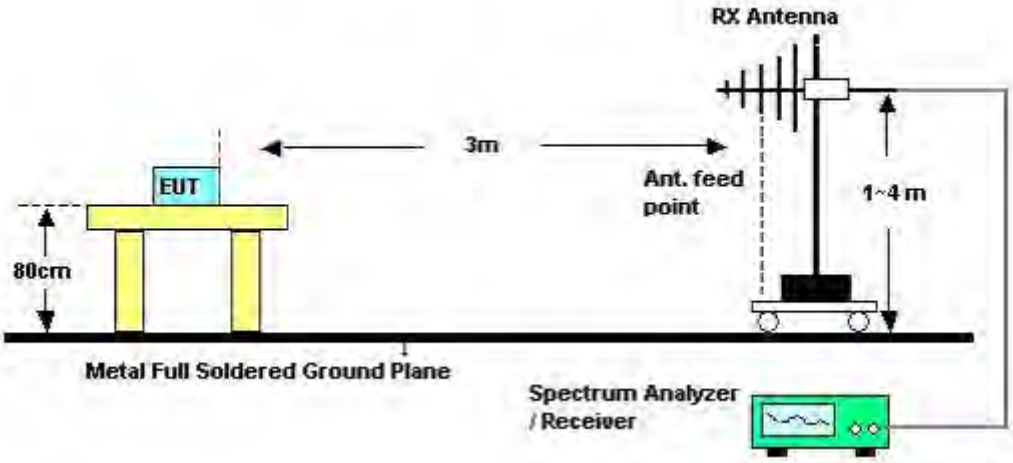

Above 1GHz

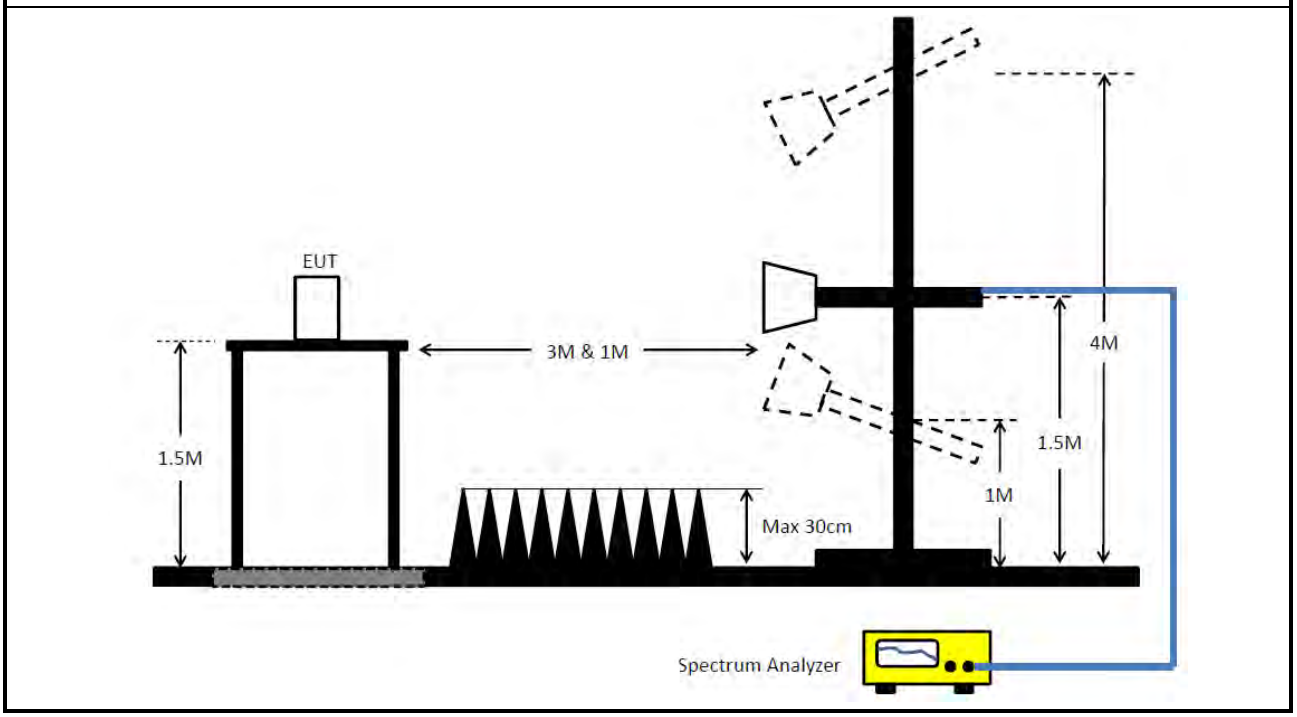

3.6.5 Measurement Results Calculation

The measured Level is calculated using:
Corrected Reading: Antenna factor (AF) + Cable loss (CL) + Read level (Raw) - Preamp factor (PA)(if applicable) = Level.

3.6.6 Emissions in Restricted Frequency Bands (Below 30MHz)

There is a comparison data of both open-field test site and alternative test site - semi-Anechoic chamber according to KDB414788 Radiated Test Site, and the result came out very similar.
All amplitude of spurious emissions that are attenuated by more than 20 dB below the permissible value has no need to be reported.
The radiated emissions were investigated from 9 kHz or the lowest frequency generated within the device, up to the 10th harmonic or 40 GHz, whichever is appropriate.

3.6.7 Test Result of Emissions in Restricted Frequency Bands

Refer as Appendix F

4 Test Equipment and Calibration Data

Instrument	Brand	Model No.	Serial No.	Characteristics	Calibration Date	Calibration Due Date	Remark
LISN	Schwarzbeck	NSLK 8127	8127650	9kHz ~ 30MHz	Apr. 15, 2024	Apr. 14, 2025	Conduction (CO02-CB)
LISN	Schwarzbeck	NSLK 8127	8127478	9kHz ~ 30MHz	Dec. 29, 2023	Dec. 28, 2024	Conduction (CO02-CB)
EMI Receiver	Agilent	N9038A	MY52260140	9kHz ~ 8.4GHz	May 15, 2024	May 14, 2025	Conduction (CO02-CB)
COND Cable	Woken	Cable	02	0.15MHz ~ 30MHz	Oct. 16, 2024	Oct. 15, 2025	Conduction (CO02-CB)
Pulse Limiter	Schwarzbeck	VTSD 9561F-N	00378	9kHz ~ 30MHz	Oct. 16, 2024	Oct. 15, 2025	Conduction (CO02-CB)
Test Software	SPORTON	SENSE-EMI	V5.11	150kHz-30MHz	N.C.R.	N.C.R.	Conduction (CO02-CB)
Loop Antenna	Teseq	HLA 6121	65417	9kHz - 30 MHz	Oct. 16, 2024	Oct. 15, 2025	Radiation (03CH04-CB)
3m Semi Anechoic Chamber NSA	TDK	SAC-3M	03CH04-CB	30 MHz ~ 1 GHz	Jul. 31, 2024	Jul. 30, 2025	Radiation (03CH04-CB)
3m Semi Anechoic Chamber VSWR	TDK	SAC-3M	03CH04-CB	1GHz ~18GHz 3m	Feb. 22, 2024	Feb. 21, 2025	Radiation (03CH04-CB)
BILOG ANTENNA with 6 dB attenuator	Schaffner & EMCI	CBL6112B & N-6-06	22021&AT-N0 607	30MHz ~ 1GHz	Oct. 05, 2024	Oct. 04, 2025	Radiation (03CH04-CB)
Horn Antenna	SCHWARZBECK	BBHA 9120 D	BBHA 9120D-01816	1GHz~18GHz	Dec. 20, 2023	Dec. 19, 2024	Radiation (03CH04-CB)
Horn Antenna	Schwarzbeck	BBHA 9170	BBHA9170252	15GHz ~ 40GHz	Sep. 23, 2024	Sep. 22, 2025	Radiation (03CH04-CB)
Pre-Amplifier	EMCI	EMC330N	980391	20MHz ~ 3GHz	May 22, 2024	May 21, 2025	Radiation (03CH04-CB)
Pre-Amplifier	SGH	SGH5265	20211115-1	1~ 26.5GHz	Jan. 17, 2024	Jan. 16, 2025	Radiation (03CH04-CB)
Pre-Amplifier	SGH	SGH184	20221107-3	18GHz ~ 40GHz	Nov. 25, 2024	Nov. 24, 2025	Radiation (03CH04-CB)
Spectrum Analyzer	R&S	FSP40	100142	9kHz~40GHz	Mar. 19, 2024	Mar. 18, 2025	Radiation (03CH04-CB
EMI Test Receiver	R&S	ESR7	102172	9kHz ~ 7GHz	Oct. 21, 2024	Oct. 20, 2025	Radiation (03CH04-CB)
RF Cable-low	Woken	RG402	Low Cable-03+67	30MHz – 1GHz	Oct. 01, 2024	Sep. 30, 2025	Radiation (03CH04-CB)
RF Cable-high	Woken	RG402	High Cable-21	1GHz - 18GHz	Oct. 01, 2024	Sep. 30, 2025	Radiation (03CH04-CB)
RF Cable-high	Woken	RG402	High Cable-21+67	1GHz - 18GHz	Oct. 01, 2024	Sep. 30, 2025	Radiation (03CH04-CB)

Instrument	Brand	Model No.	Serial No.	Characteristics	Calibration Date	Calibration Due Date	Remark
High Cable	Woken	WCA0929M	40G#5+6	1GHz ~ 40 GHz	Oct. 01, 2024	Sep. 30, 2025	Radiation (03CH04-CB)
Test Software	SPORTON	SENSE-EMI	V5.11.8	30MHz-40GHz	N.C.R.	N.C.R.	Radiation (03CH04-CB)
3m Semi Anechoic Chamber VSWR	RIKEN	SAC-3M	03CH02-CB	1GHz ~18GHz	Mar. 24, 2024	Mar. 23, 2025	Radiation (03CH02-CB)
Horn Antenna	EMCO	3115	9610-4976	1GHz ~ 18GHz	Apr. 12, 2024	Apr. 11, 2025	Radiation (03CH02-CB)
Horn Antenna	Schwarzbeck	BBHA 9170	BBHA9170252	15GHz ~ 40GHz	Sep. 23, 2024	Sep. 22, 2025	Radiation (03CH02-CB)
Pre-Amplifier	Agilent	83017A	MY39501305	1GHz ~ 26.5GHz	Jun. 29, 2024	Jun. 28, 2025	Radiation (03CH02-CB)
Signal Analyzer	R&S	FSV3044	101536	10kHz ~ 44GHz	Aug. 14, 2024	Aug. 13, 2025	Radiation (03CH02-CB)
RF Cable-high	Woken	RG402	High Cable-18	1GHz ~ 18GHz	Jun. 20, 2024	Jun. 19, 2025	Radiation (03CH02-CB)
RF Cable-high	Woken	RG402	High Cable-18+19	1GHz ~ 18GHz	Jun. 20, 2024	Jun. 19, 2025	Radiation (03CH02-CB)
High Cable	Woken	WCA0929M	40G#5+6	1GHz ~ 40 GHz	Oct. 01, 2024	Sep. 30, 2025	Radiation (03CH02-CB)
Test Software	SPORTON	SENSE-15247 _DTS	V5.11.18	2.4GHz-2.4835GHz	N.C.R.	N.C.R.	Radiation (03CH02-CB)
Spectrum analyzer	R&S	FSV40	101028	9kHz~40GHz	Dec. 22, 2023	Dec. 21, 2024	Conducted (TH03-CB)
Power Sensor	Anritsu	MA2411B	1726195	300MHz~40GHz	Sep. 06, 2024	Sep. 05, 2025	Conducted (TH03-CB)
Power Meter	Anritsu	ML2495A	1035008	300MHz~40GHz	Sep. 06, 2024	Sep. 05, 2025	Conducted (TH03-CB)
RF Cable	Woken	RG402	High Cable-11	30MHz –18 GHz	Oct. 01, 2024	Sep. 30, 2025	Conducted (TH03-CB)
RF Cable	Woken	RG402	High Cable-12	30MHz –18 GHz	Oct. 01, 2024	Sep. 30, 2025	Conducted (TH03-CB)
RF Cable	Woken	RG402	High Cable-13	30MHz –18 GHz	Oct. 01, 2024	Sep. 30, 2025	Conducted (TH03-CB)
RF Cable-high	Woken	RG402	High Cable-14	1 GHz –18 GHz	Oct. 01, 2024	Sep. 30, 2025	Conducted (TH03-CB)
RF Cable-high	Woken	RG402	High Cable-15	1 GHz –18 GHz	Oct. 01, 2024	Sep. 30, 2025	Conducted (TH03-CB)
Switch	SPTCB	SP-SWI	SWI-03	1~18GHz	Oct. 02, 2024	Oct. 01, 2025	Conducted (TH03-CB)
Test Software	SPORTON	SENSE-15247 _DTS	V5.11.18	2.4GHz-2.4835GHz	N.C.R.	N.C.R.	Conducted (TH03-CB)

Note: Calibration Interval of instruments listed above is one year.
NCR means Non-Calibration required.

Summary

Mode	Result	Type	Freq (Hz)	Level (dBuV)	Limit (dBuV)	Margin (dB)	Condition
Mode 1	Pass	AV	379.5k	37.73	48.29	-10.56	Neutral

Mode 1

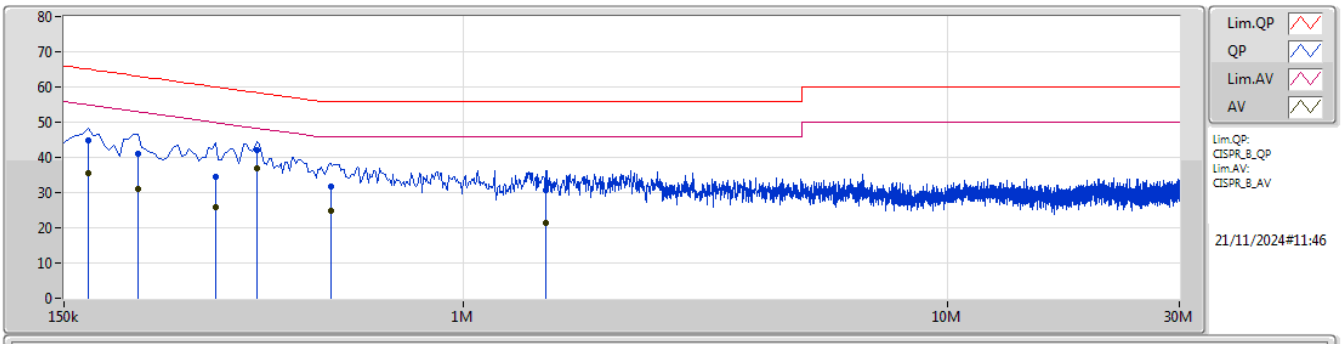

Type	Freq	Level	Limit	Margin	Factor	Condition	Comment	Raw	LISN	CL	AT
	(Hz)	(dBuV)	(dBuV)	(dB)	(dB)			(dBuV)	(dB)	(dB)	(dB)
QP	168k	44.77	65.06	-20.29	10.09	Line	-	34.68	0.05	0.02	10.02
AV	168k	35.40	55.06	-19.66	10.09	Line	-	25.31	0.05	0.02	10.02
QP	213k	41.05	63.09	-22.04	10.09	Line	-	30.96	0.05	0.02	10.02
AV	213k	31.18	53.09	-21.91	10.09	Line	-	21.09	0.05	0.02	10.02
QP	307.5k	34.40	60.03	-25.63	10.11	Line	-	24.29	0.05	0.03	10.03
AV	307.5k	25.86	50.03	-24.17	10.11	Line	-	15.75	0.05	0.03	10.03
QP	375k	42.00	58.39	-16.39	10.12	Line	-	31.88	0.05	0.04	10.03
AV	375k	36.76	48.39	-11.63	10.12	Line	"Worst"	26.64	0.05	0.04	10.03
QP	532.5k	31.71	56.00	-24.29	10.12	Line	-	21.59	0.06	0.03	10.03
AV	532.5k	24.77	46.00	-21.23	10.12	Line	-	14.65	0.06	0.03	10.03
QP	1.482M	30.80	56.00	-25.20	10.12	Line	-	20.68	0.08	0.02	10.02
AV	1.482M	21.28	46.00	-24.72	10.12	Line	-	11.16	0.08	0.02	10.02

Mode 1

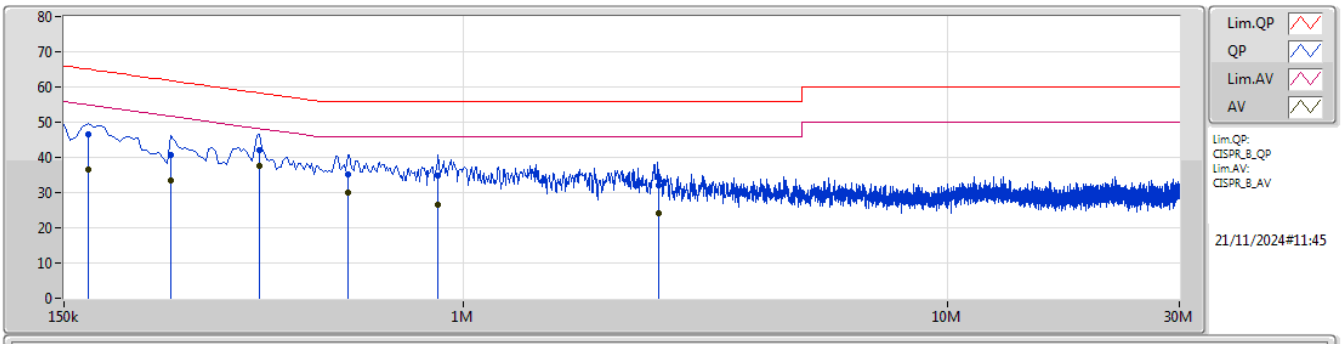

Type	Freq	Level	Limit	Margin	Factor	Condition	Comment	Raw	LISN	CL	AT
	(Hz)	(dBuV)	(dBuV)	(dB)	(dB)			(dBuV)	(dB)	(dB)	(dB)
QP	168k	46.38	65.06	-18.68	10.09	Neutral	-	36.29	0.05	0.02	10.02
AV	168k	36.69	55.06	-18.37	10.09	Neutral	-	26.60	0.05	0.02	10.02
QP	249k	40.61	61.79	-21.18	10.10	Neutral	-	30.51	0.05	0.03	10.02
AV	249k	33.60	51.79	-18.19	10.10	Neutral	-	23.50	0.05	0.03	10.02
QP	379.5k	42.13	58.29	-16.16	10.12	Neutral	-	32.01	0.05	0.04	10.03
AV	379.5k	37.73	48.29	-10.56	10.12	Neutral	"Worst"	27.61	0.05	0.04	10.03
QP	577.5k	35.13	56.00	-20.87	10.11	Neutral	-	25.02	0.05	0.03	10.03
AV	577.5k	30.14	46.00	-15.86	10.11	Neutral	-	20.03	0.05	0.03	10.03
QP	888k	34.97	56.00	-21.03	10.11	Neutral	-	24.86	0.06	0.02	10.03
AV	888k	26.55	46.00	-19.45	10.11	Neutral	-	16.44	0.06	0.02	10.03
QP	2.522M	32.19	56.00	-23.81	10.14	Neutral	-	22.05	0.09	0.02	10.03
AV	2.522M	24.28	46.00	-21.72	10.14	Neutral	-	14.14	0.09	0.02	10.03

Summary

Mode	Max-N dB (Hz)	Max-OBW (Hz)	ITU-Code	Min-N dB (Hz)	Min-OBW (Hz)
2.4-2.4835GHz	-	-	-	-	-
802.11b_Nss1,(1Mbps)_2TX	7.55M	10.328M	10M3G1D	5.55M	10.062M
802.11g_Nss1,(6Mbps)_2TX	16.55M	16.896M	16M9D1D	16.05M	16.76M
802.11be EHT20_Nss2,(MCS0)_2TX	18.6M	19.063M	19M1D1D	16.825M	19.003M
802.11be EHT20-BF_Nss1,(MCS0)_2TX	19.05M	19.088M	19M1D1D	17.15M	18.993M
802.11be EHT40_Nss2,(MCS0)_2TX	37.05M	37.828M	37M8D1D	36.15M	37.675M
802.11be EHT40-BF_Nss1,(MCS0)_2TX	37.4M	37.779M	37M8D1D	35.3M	37.657M

Max-N dB = Maximum 6dB down bandwidth; Max-OBW = Maximum 99% occupied bandwidth;
Min-N dB = Minimum 6dB down bandwidth; Min-OBW = Minimum 99% occupied bandwidth

Result

Mode	Result	Limit (Hz)	Port 1-N dB (Hz)	Port 1-OBW (Hz)	Port 2-N dB (Hz)	Port 2-OBW (Hz)
802.11b_Nss1,(1Mbps)_2TX	-	-	-	-	-	-
2412MHz	Pass	500k	6.175M	10.072M	6.1M	10.062M
2437MHz	Pass	500k	7.55M	10.189M	5.55M	10.328M
2462MHz	Pass	500k	7.475M	10.1M	6.575M	10.13M
802.11g_Nss1,(6Mbps)_2TX	-	-	-	-	-	-
2412MHz	Pass	500k	16.55M	16.888M	16.05M	16.894M
2437MHz	Pass	500k	16.3M	16.76M	16.35M	16.796M
2462MHz	Pass	500k	16.35M	16.896M	16.425M	16.892M
802.11be EHT20_Nss2,(MCS0)_2TX	-	-	-	-	-	-
2412MHz	Pass	500k	18.55M	19.063M	16.825M	19.054M
2437MHz	Pass	500k	18.6M	19.043M	18.4M	19.003M
2462MHz	Pass	500k	17M	19.014M	18.475M	19.057M
802.11be EHT40_Nss2,(MCS0)_2TX	-	-	-	-	-	-
2422MHz	Pass	500k	37.05M	37.782M	36.2M	37.828M
2437MHz	Pass	500k	36.85M	37.702M	36.45M	37.675M
2452MHz	Pass	500k	36.15M	37.757M	36.85M	37.725M
802.11be EHT20-BF_Nss1,(MCS0)_2TX	-	-	-	-	-	-
2412MHz	Pass	500k	18.85M	19.034M	17.15M	18.993M
2437MHz	Pass	500k	18.8M	19.007M	18.675M	19.021M
2462MHz	Pass	500k	19.05M	19.061M	17.975M	19.088M
802.11be EHT40-BF_Nss1,(MCS0)_2TX	-	-	-	-	-	-
2422MHz	Pass	500k	35.3M	37.76M	37.2M	37.721M
2437MHz	Pass	500k	36.75M	37.759M	36.2M	37.657M
2452MHz	Pass	500k	37.1M	37.779M	37.4M	37.751M

Port X-N dB = Port X 6dB down bandwidth;
Port X-OBW = Port X 99% occupied bandwidth

2.4-2.4835GHz_802.11b_Nss1,(1Mbps)_2TX **EBW**

2412MHz

15/11/2024

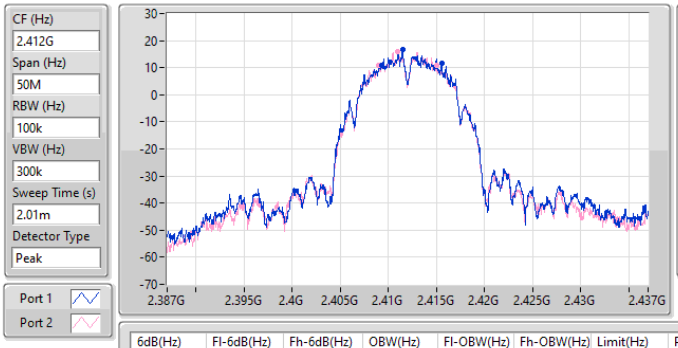

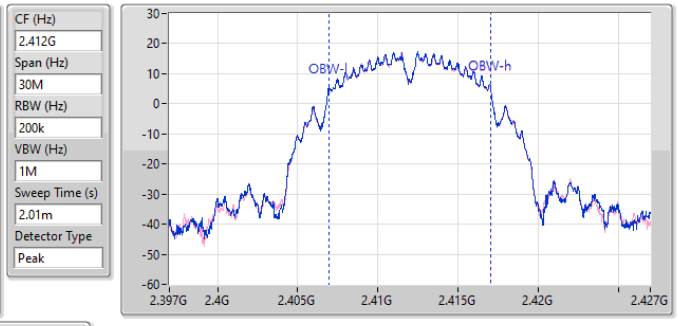

6dB(Hz)	Fl-6dB(Hz)	Fh-6dB(Hz)	OBW(Hz)	Fl-OBW(Hz)	Fh-OBW(Hz)	Limit(Hz)	Port
6.175M	2.40935G	2.415525G	10.072M	2.406959G	2.417031G	500k	1
6.1M	2.40895G	2.41505G	10.062M	2.406973G	2.417035G	500k	2

2.4-2.4835GHz_802.11b_Nss1,(1Mbps)_2TX **EBW**

2437MHz

15/11/2024

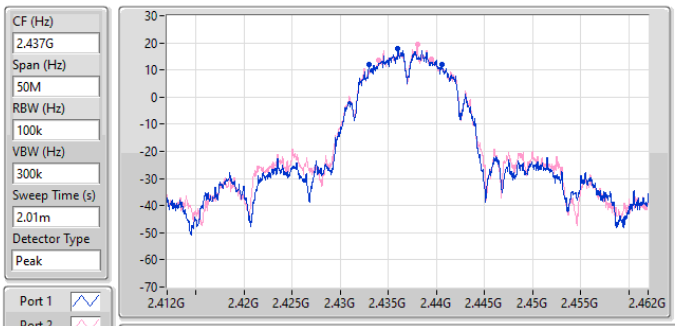

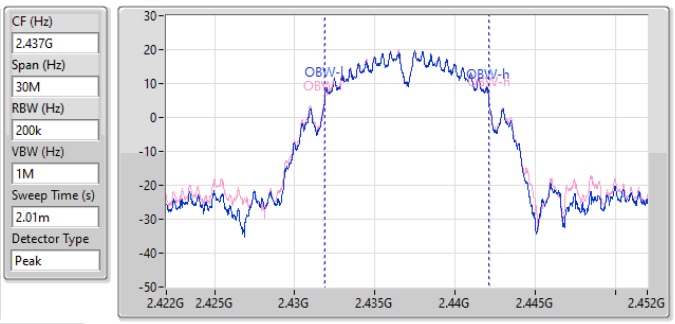

6dB(Hz)	Fl-6dB(Hz)	Fh-6dB(Hz)	OBW(Hz)	Fl-OBW(Hz)	Fh-OBW(Hz)	Limit(Hz)	Port
7.55M	2.432975G	2.440525G	10.189M	2.4319G	2.442089G	500k	1
5.55M	2.433975G	2.439525G	10.328M	2.431816G	2.442144G	500k	2

2.4-2.4835GHz_802.11b_Nss1,(1Mbps)_2TX **EBW**

2462MHz

15/11/2024

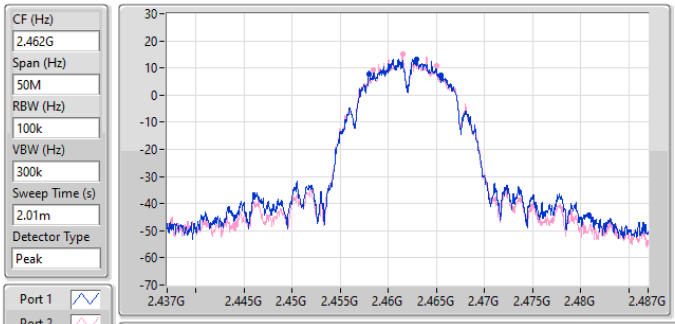

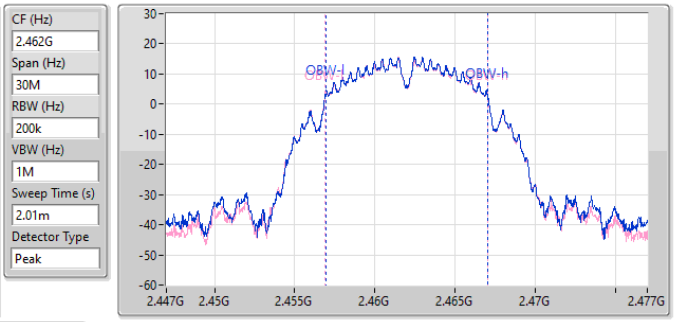

6dB(Hz)	Fl-6dB(Hz)	Fh-6dB(Hz)	OBW(Hz)	Fl-OBW(Hz)	Fh-OBW(Hz)	Limit(Hz)	Port
7.475M	2.45795G	2.465425G	10.1M	2.456928G	2.467028G	500k	1
6.575M	2.45845G	2.465025G	10.13M	2.456902G	2.467032G	500k	2

2.4-2.4835GHz_802.11g_Nss1,(6Mbps)_2TX **EBW**

2412MHz

15/11/2024

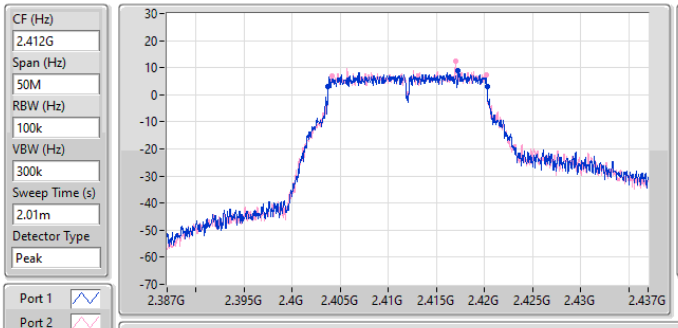

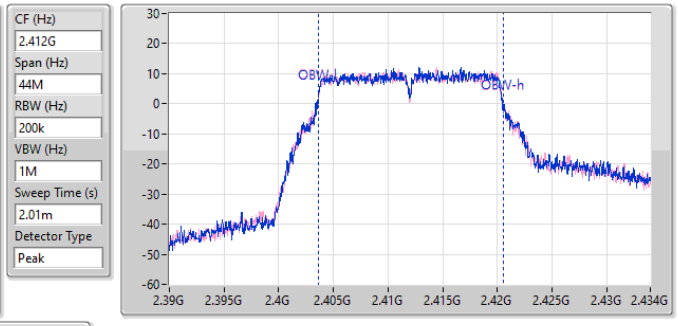

6dB(Hz)	Fl-6dB(Hz)	Fh-6dB(Hz)	OBW(Hz)	Fl-OBW(Hz)	Fh-OBW(Hz)	Limit(Hz)	Port
16.55M	2.403725G	2.420275G	16.888M	2.403652G	2.42054G	500k	1
16.05M	2.4041G	2.42015G	16.894M	2.403634G	2.420529G	500k	2

2.4-2.4835GHz_802.11g_Nss1,(6Mbps)_2TX **EBW**

2437MHz

15/11/2024

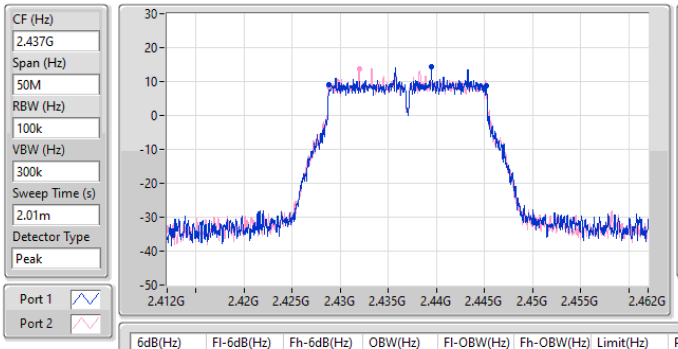

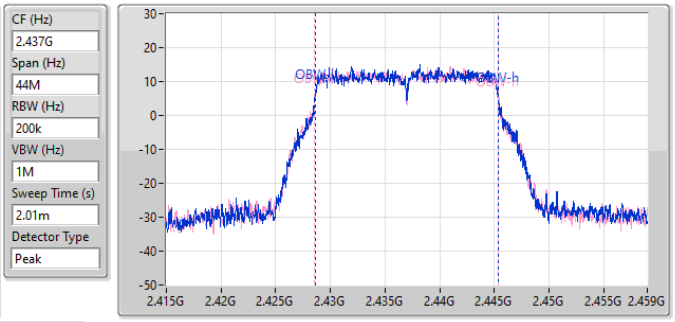

6dB(Hz)	Fl-6dB(Hz)	Fh-6dB(Hz)	OBW(Hz)	Fl-OBW(Hz)	Fh-OBW(Hz)	Limit(Hz)	Port
16.3M	2.42885G	2.44515G	16.76M	2.428611G	2.44537G	500k	1
16.35M	2.428825G	2.445175G	16.796M	2.428586G	2.445381G	500k	2

2.4-2.4835GHz_802.11g_Nss1,(6Mbps)_2TX **EBW**

2462MHz

15/11/2024

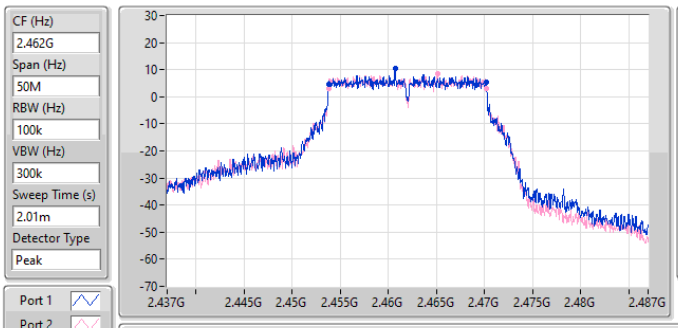

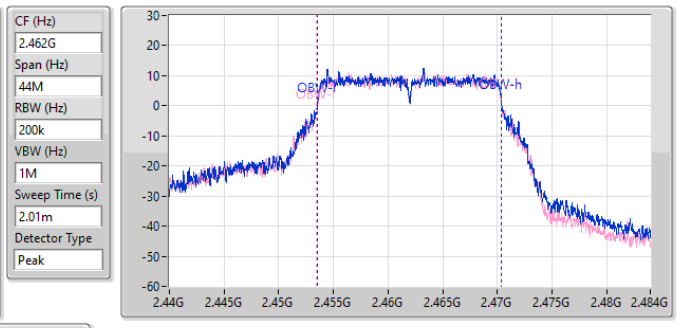

6dB(Hz)	Fl-6dB(Hz)	Fh-6dB(Hz)	OBW(Hz)	Fl-OBW(Hz)	Fh-OBW(Hz)	Limit(Hz)	Port
16.35M	2.4538G	2.47015G	16.896M	2.453498G	2.470394G	500k	1
16.425M	2.453775G	2.4702G	16.892M	2.453477G	2.47037G	500k	2

2.4-2.4835GHz_802.11be EHT20_Nss2,(MCS0)_2TX **EBW**

2412MHz

15/11/2024

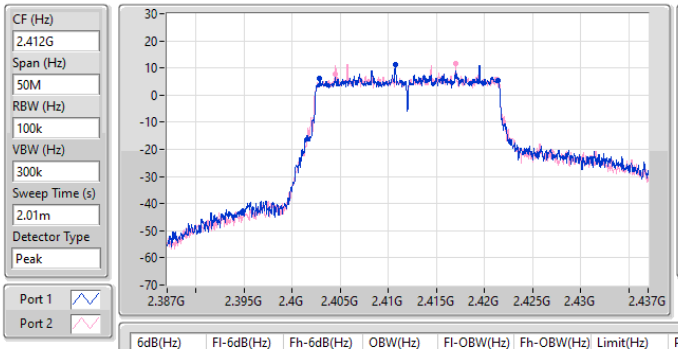

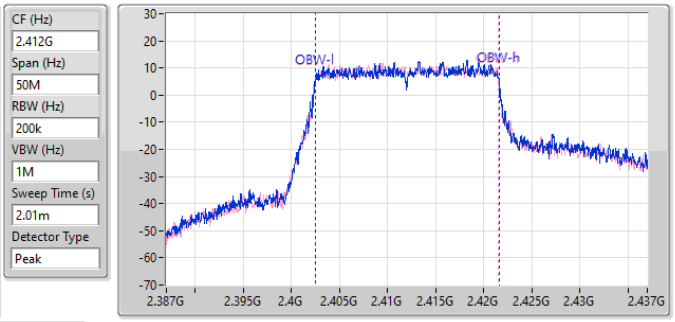

6dB(Hz)	Fl-6dB(Hz)	Fh-6dB(Hz)	OBW(Hz)	Fl-OBW(Hz)	Fh-OBW(Hz)	Limit(Hz)	Port
18.55M	2.402825G	2.421375G	19.063M	2.402504G	2.421567G	500k	1
16.825M	2.404425G	2.42125G	19.054M	2.402479G	2.421532G	500k	2

2.4-2.4835GHz_802.11be EHT20_Nss2,(MCS0)_2TX **EBW**

2437MHz

15/11/2024

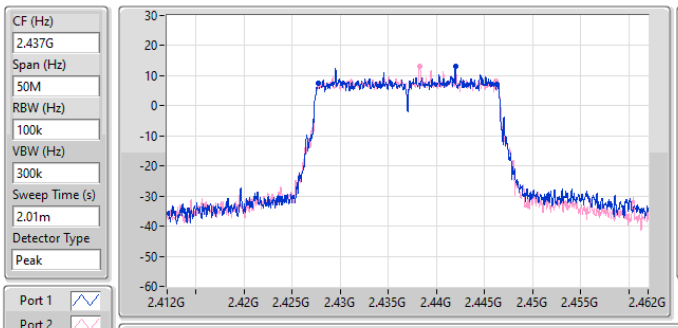

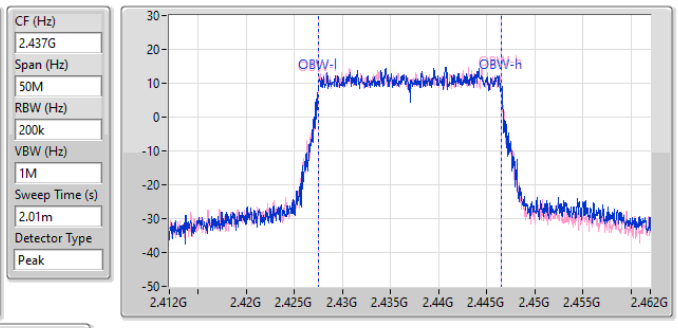

6dB(Hz)	Fl-6dB(Hz)	Fh-6dB(Hz)	OBW(Hz)	Fl-OBW(Hz)	Fh-OBW(Hz)	Limit(Hz)	Port
18.6M	2.4277G	2.4463G	19.043M	2.427471G	2.446514G	500k	1
18.4M	2.4278G	2.4462G	19.003M	2.427479G	2.446482G	500k	2

2.4-2.4835GHz_802.11be EHT20_Nss2,(MCS0)_2TX **EBW**

2462MHz

15/11/2024

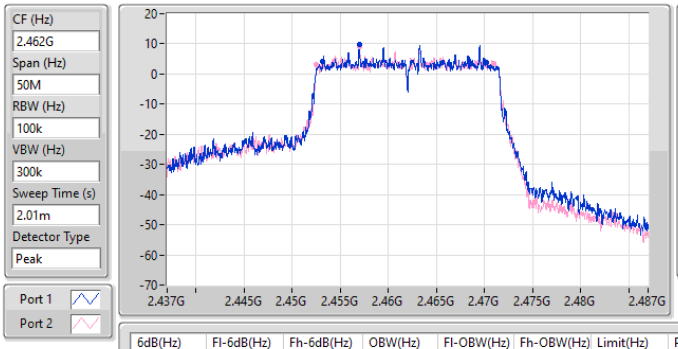

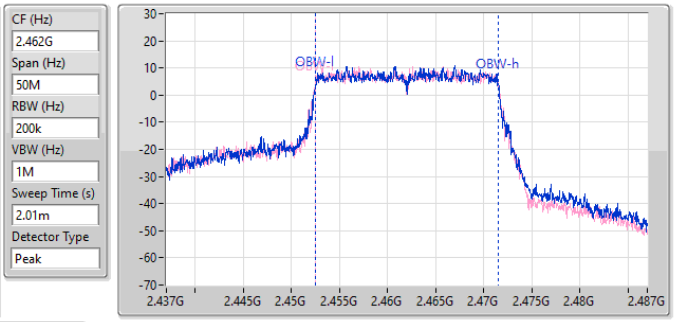

6dB(Hz)	Fl-6dB(Hz)	Fh-6dB(Hz)	OBW(Hz)	Fl-OBW(Hz)	Fh-OBW(Hz)	Limit(Hz)	Port
17M	2.4532G	2.4702G	19.014M	2.452468G	2.471482G	500k	1
18.475M	2.452475G	2.47095G	19.057M	2.452452G	2.471509G	500k	2

2.4-2.4835GHz_802.11be EHT40_Nss2,(MCS0)_2TX **EBW**

2422MHz

15/11/2024

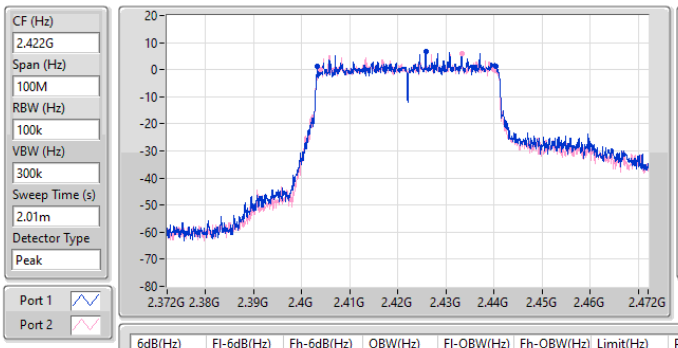

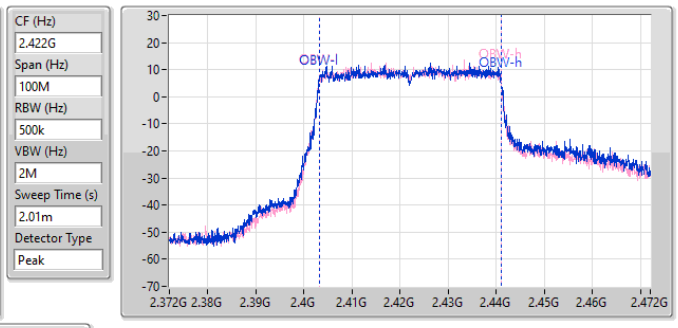

6dB(Hz)	Fl-6dB(Hz)	Fh-6dB(Hz)	OBW(Hz)	Fl-OBW(Hz)	Fh-OBW(Hz)	Limit(Hz)	Port
37.05M	2.4032G	2.44025G	37.782M	2.403194G	2.440976G	500k	1
36.2M	2.4038G	2.44G	37.828M	2.403144G	2.440972G	500k	2

2.4-2.4835GHz_802.11be EHT40_Nss2,(MCS0)_2TX **EBW**

2437MHz

15/11/2024

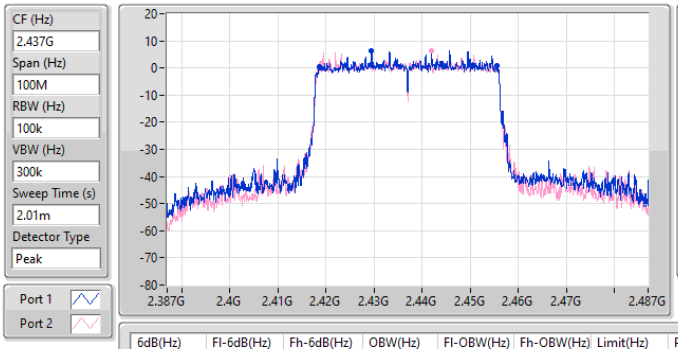

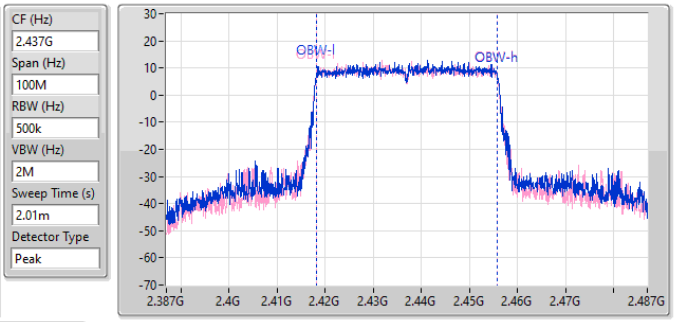

6dB(Hz)	Fl-6dB(Hz)	Fh-6dB(Hz)	OBW(Hz)	Fl-OBW(Hz)	Fh-OBW(Hz)	Limit(Hz)	Port
36.85M	2.4187G	2.45555G	37.702M	2.418173G	2.455875G	500k	1
36.45M	2.4191G	2.45555G	37.675M	2.41815G	2.455825G	500k	2

2.4-2.4835GHz_802.11be EHT40_Nss2,(MCS0)_2TX **EBW**

2452MHz

15/11/2024

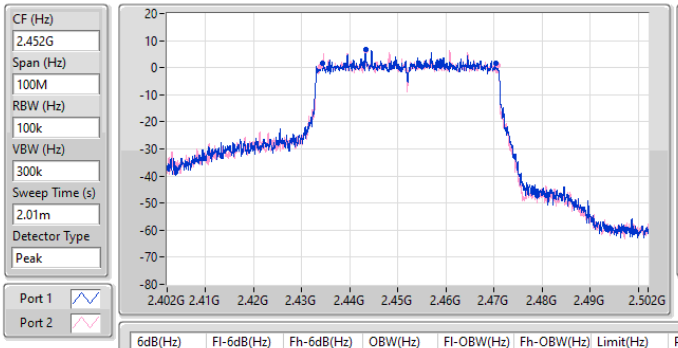

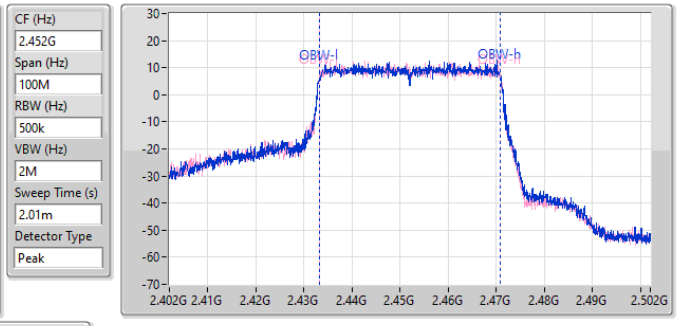

6dB(Hz)	Fl-6dB(Hz)	Fh-6dB(Hz)	OBW(Hz)	Fl-OBW(Hz)	Fh-OBW(Hz)	Limit(Hz)	Port
36.15M	2.4343G	2.47045G	37.757M	2.433136G	2.470892G	500k	1
36.85M	2.43385G	2.4707G	37.725M	2.433116G	2.470841G	500k	2

2.4-2.4835GHz_802.11be EHT20-BF_Nss1,(MCS0)_2TX **EBW**

2412MHz

15/11/2024

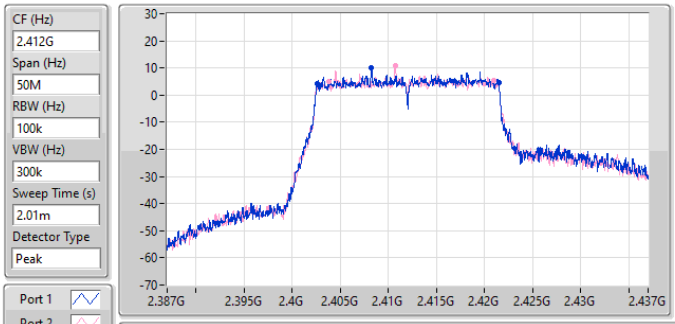

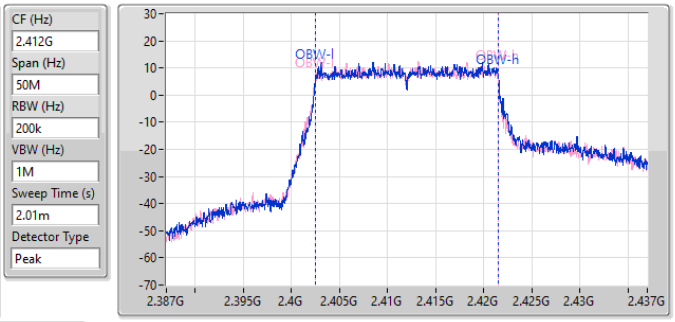

6dB(Hz)	Fl-6dB(Hz)	Fh-6dB(Hz)	OBW(Hz)	Fl-OBW(Hz)	Fh-OBW(Hz)	Limit(Hz)	Port
18.85M	2.40265G	2.4215G	19.034M	2.402521G	2.421554G	500k	1
17.15M	2.403775G	2.420925G	18.993M	2.402512G	2.421504G	500k	2

2.4-2.4835GHz_802.11be EHT20-BF_Nss1,(MCS0)_2TX **EBW**

2437MHz

15/11/2024

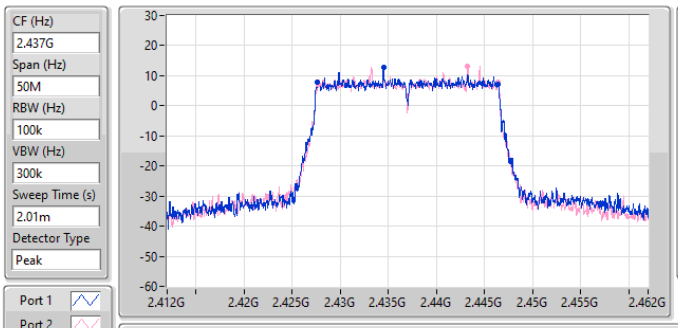

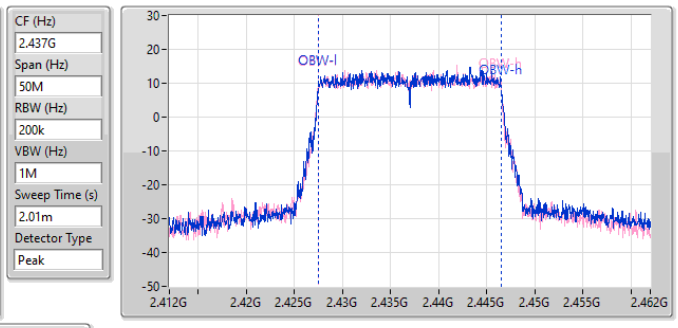

6dB(Hz)	Fl-6dB(Hz)	Fh-6dB(Hz)	OBW(Hz)	Fl-OBW(Hz)	Fh-OBW(Hz)	Limit(Hz)	Port
18.8M	2.4276G	2.4464G	19.007M	2.427493G	2.4465G	500k	1
18.675M	2.427725G	2.4464G	19.021M	2.427468G	2.446489G	500k	2

2.4-2.4835GHz_802.11be EHT20-BF_Nss1,(MCS0)_2TX **EBW**

2462MHz

15/11/2024

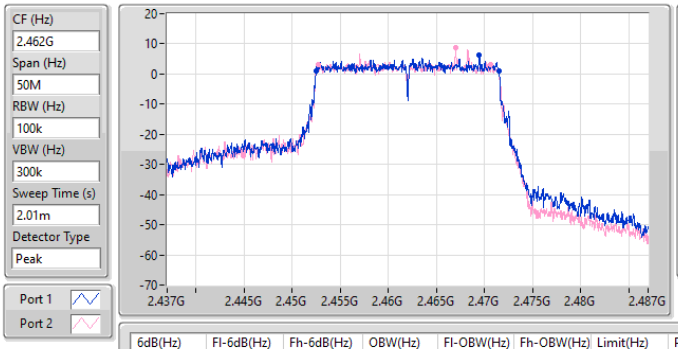

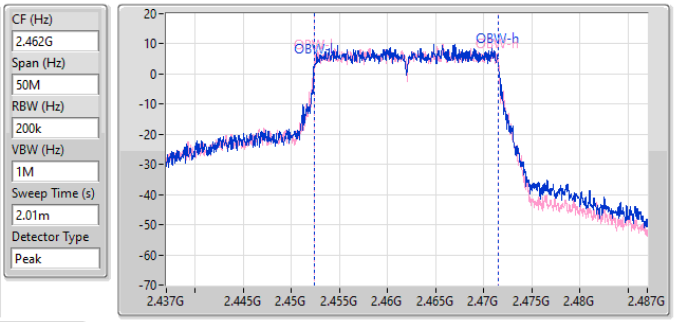

6dB(Hz)	Fl-6dB(Hz)	Fh-6dB(Hz)	OBW(Hz)	Fl-OBW(Hz)	Fh-OBW(Hz)	Limit(Hz)	Port
19.05M	2.452475G	2.471525G	19.061M	2.452416G	2.471477G	500k	1
17.975M	2.452675G	2.47065G	19.088M	2.452403G	2.471491G	500k	2

2.4-2.4835GHz_802.11be EHT40-BF_Nss1,(MCS0)_2TX **EBW**

2422MHz

15/11/2024

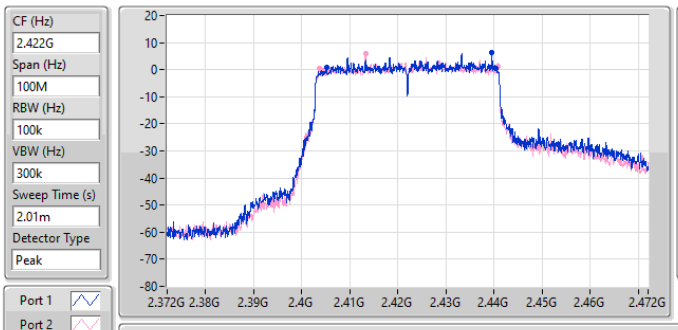

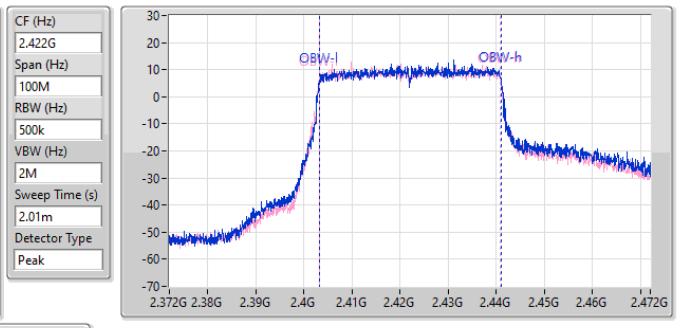

6dB(Hz)	Fl-6dB(Hz)	Fh-6dB(Hz)	OBW(Hz)	Fl-OBW(Hz)	Fh-OBW(Hz)	Limit(Hz)	Port
35.3M	2.40515G	2.44045G	37.76M	2.403223G	2.440984G	500k	1
37.2M	2.40365G	2.44085G	37.721M	2.403175G	2.440896G	500k	2

2.4-2.4835GHz_802.11be EHT40-BF_Nss1,(MCS0)_2TX **EBW**

2437MHz

15/11/2024

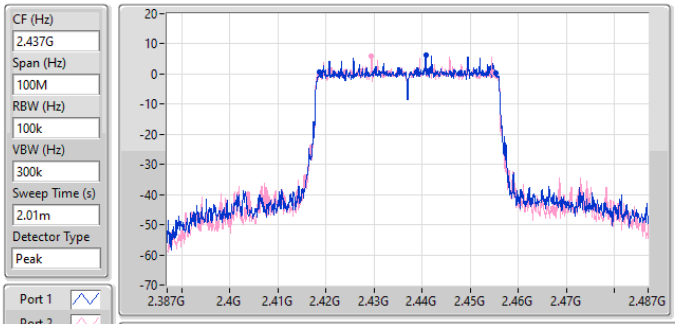

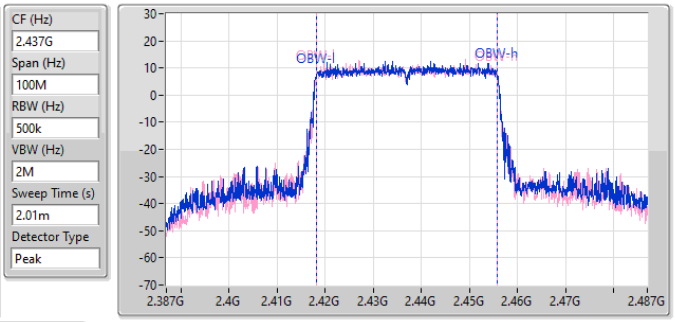

6dB(Hz)	Fl-6dB(Hz)	Fh-6dB(Hz)	OBW(Hz)	Fl-OBW(Hz)	Fh-OBW(Hz)	Limit(Hz)	Port
36.75M	2.41865G	2.4554G	37.759M	2.418105G	2.455864G	500k	1
36.2M	2.41855G	2.45475G	37.657M	2.418176G	2.455833G	500k	2

2.4-2.4835GHz_802.11be EHT40-BF_Nss1,(MCS0)_2TX **EBW**

2452MHz

15/11/2024

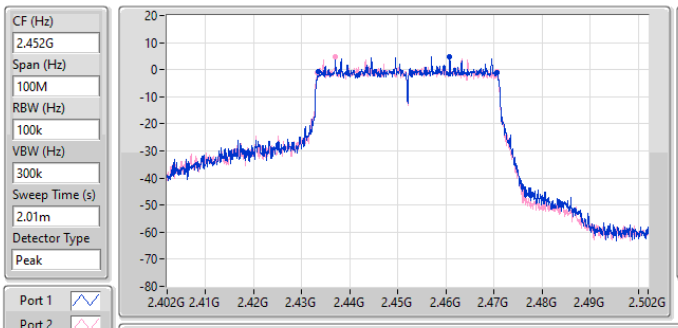

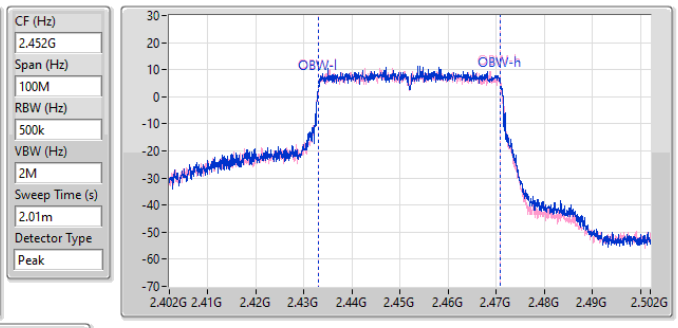

6dB(Hz)	Fl-6dB(Hz)	Fh-6dB(Hz)	OBW(Hz)	Fl-OBW(Hz)	Fh-OBW(Hz)	Limit(Hz)	Port
37.1M	2.4335G	2.4706G	37.779M	2.433092G	2.470871G	500k	1
37.4M	2.43325G	2.47065G	37.751M	2.433088G	2.470839G	500k	2

Summary

Mode	Total Power (dBm)	Total Power (W)
2.4-2.4835GHz	-	-
802.11b_Nss1,(1Mbps)_2TX	29.82	0.95940
802.11g_Nss1,(6Mbps)_2TX	28.12	0.64863
802.11be EHT20_Nss2,(MCS0)_2TX	27.50	0.56234
802.11be EHT20-BF_Nss1,(MCS0)_2TX	27.54	0.56754
802.11be EHT40_Nss2,(MCS0)_2TX	23.73	0.23605
802.11be EHT40-BF_Nss1,(MCS0)_2TX	23.66	0.23227

Result

Mode	Result	DG (dBi)	Port 1 (dBm)	Port 2 (dBm)	Total Power (dBm)	Power Limit (dBm)
802.11b_Nss1,(1Mbps)_2TX	-	-	-	-	-	-
2412MHz	Pass	3.53	24.15	24.28	27.23	30.00
2417MHz	Pass	3.53	25.79	25.43	28.62	30.00
2437MHz	Pass	3.53	26.77	26.84	29.82	30.00
2457MHz	Pass	3.53	23.87	23.96	26.93	30.00
2462MHz	Pass	3.53	22.86	22.63	25.76	30.00
802.11g_Nss1,(6Mbps)_2TX	-	-	-	-	-	-
2412MHz	Pass	3.53	22.45	22.42	25.45	30.00
2417MHz	Pass	3.53	24.22	24.13	27.19	30.00
2437MHz	Pass	3.53	25.07	25.14	28.12	30.00
2457MHz	Pass	3.53	22.71	22.96	25.85	30.00
2462MHz	Pass	3.53	21.87	21.81	24.85	30.00
802.11be EHT20_Nss2,(MCS0)_2TX	-	-	-	-	-	-
2412MHz	Pass	3.23	22.33	22.21	25.28	30.00
2417MHz	Pass	3.23	22.94	23.02	25.99	30.00
2437MHz	Pass	3.23	24.46	24.51	27.50	30.00
2457MHz	Pass	3.23	22.06	21.93	25.01	30.00
2462MHz	Pass	3.23	20.52	20.48	23.51	30.00
802.11be EHT40_Nss2,(MCS0)_2TX	-	-	-	-	-	-
2422MHz	Pass	3.23	20.49	20.42	23.47	30.00
2437MHz	Pass	3.23	20.79	20.64	23.73	30.00
2452MHz	Pass	3.23	20.58	20.42	23.51	30.00
802.11be EHT20-BF_Nss1,(MCS0)_2TX	-	-	-	-	-	-
2412MHz	Pass	6.23	22.02	21.86	24.95	29.77
2417MHz	Pass	6.23	22.84	22.78	25.82	29.77
2437MHz	Pass	6.23	24.58	24.47	27.54	29.77
2457MHz	Pass	6.23	21.49	21.38	24.45	29.77
2462MHz	Pass	6.23	19.73	19.65	22.70	29.77
802.11be EHT40-BF_Nss1,(MCS0)_2TX	-	-	-	-	-	-
2422MHz	Pass	6.23	20.62	20.46	23.55	29.77
2437MHz	Pass	6.23	20.73	20.56	23.66	29.77
2452MHz	Pass	6.23	19.24	18.96	22.11	29.77

DG = Directional Gain; Port X = Port X output power;
Inf = There's no restriction for the limit.

Summary

Mode	PD (dBm/RBW)
2.4-2.4835GHz	-
802.11b_Nss1,(1Mbps)_2TX	7.42
802.11g_Nss1,(6Mbps)_2TX	2.60
802.11be EHT20_Nss2,(MCS0)_2TX	0.78
802.11be EHT20-BF_Nss1,(MCS0)_2TX	-0.27
802.11be EHT40_Nss2,(MCS0)_2TX	-6.13
802.11be EHT40-BF_Nss1,(MCS0)_2TX	-6.61

RBW = 3kHz;

Result

Mode	Result	DG (dBi)	Port 1 (dBm/RBW)	Port 2 (dBm/RBW)	PD (dBm/RBW)	PD Limit (dBm/RBW)
802.11b_Nss1,(1Mbps)_2TX	-	-	-	-	-	-
2412MHz	Pass	6.23	1.83	1.86	4.04	7.77
2437MHz	Pass	6.23	4.60	4.49	7.42	7.77
2462MHz	Pass	6.23	0.13	-0.04	3.06	7.77
802.11g_Nss1,(6Mbps)_2TX	-	-	-	-	-	-
2412MHz	Pass	6.23	-2.52	-2.86	-0.34	7.77
2437MHz	Pass	6.23	-0.83	0.14	2.60	7.77
2462MHz	Pass	6.23	-3.07	-3.17	-1.45	7.77
802.11be EHT20_Nss2,(MCS0)_2TX	-	-	-	-	-	-
2412MHz	Pass	3.23	-3.91	-4.05	-2.47	8.00
2437MHz	Pass	3.23	-1.99	-1.41	0.78	8.00
2462MHz	Pass	3.23	-6.36	-5.97	-4.43	8.00
802.11be EHT40_Nss2,(MCS0)_2TX	-	-	-	-	-	-
2422MHz	Pass	3.23	-8.00	-8.82	-6.54	8.00
2437MHz	Pass	3.23	-8.18	-8.04	-6.13	8.00
2452MHz	Pass	3.23	-8.83	-7.61	-6.17	8.00
802.11be EHT20-BF_Nss1,(MCS0)_2TX	-	-	-	-	-	-
2412MHz	Pass	6.23	-5.08	-5.24	-2.93	7.77
2437MHz	Pass	6.23	-2.11	-2.20	-0.27	7.77
2462MHz	Pass	6.23	-6.71	-5.91	-5.15	7.77
802.11be EHT40-BF_Nss1,(MCS0)_2TX	-	-	-	-	-	-
2422MHz	Pass	6.23	-8.28	-8.29	-6.73	7.77
2437MHz	Pass	6.23	-8.49	-7.27	-6.61	7.77
2452MHz	Pass	6.23	-9.70	-9.23	-8.01	7.77

DG = Directional Gain; RBW = 3kHz;
PD = trace bin-by-bin of each transmits port summing can be performed maximum power density; Port X = Port X Power Density;
Inf = There's no restriction for the limit.

2.4-2.4835GHz_802.11b_Nss1,(1Mbps)_2TX **PSD**

2412MHz

15/11/2024

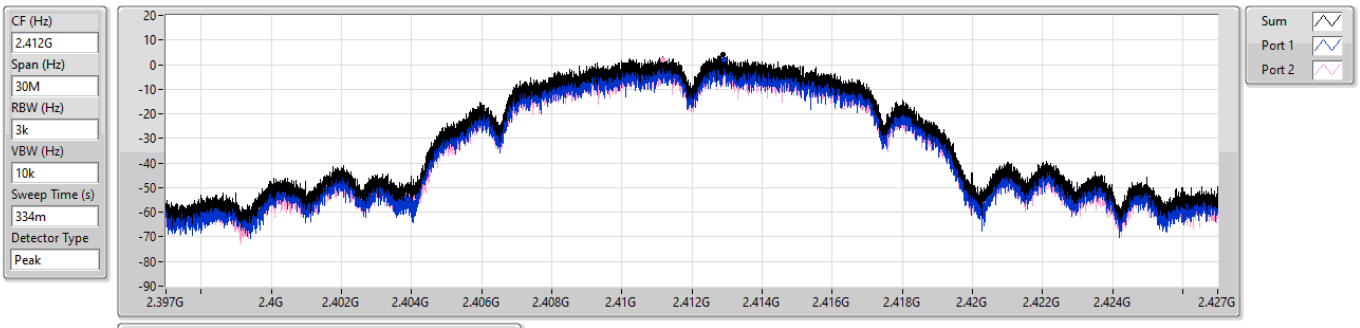

Sum	PD	Port 1	Port 2
(dBm/RBW)	(dBm/RBW)	(dBm/RBW)	(dBm/RBW)
4.04	4.04	1.83	1.86

2.4-2.4835GHz_802.11b_Nss1,(1Mbps)_2TX **PSD**

2437MHz

15/11/2024

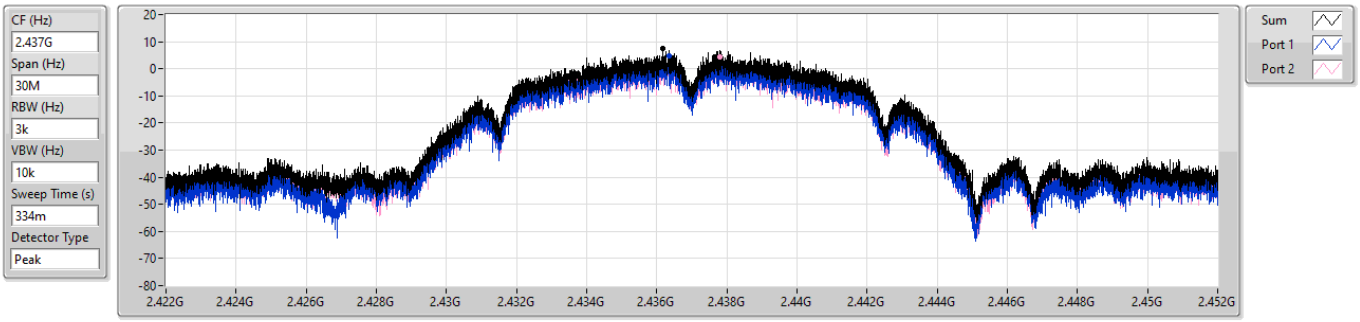

Sum	PD	Port 1	Port 2
(dBm/RBW)	(dBm/RBW)	(dBm/RBW)	(dBm/RBW)
7.42	7.42	4.60	4.49

2.4-2.4835GHz_802.11b_Nss1,(1Mbps)_2TX **PSD**

2462MHz

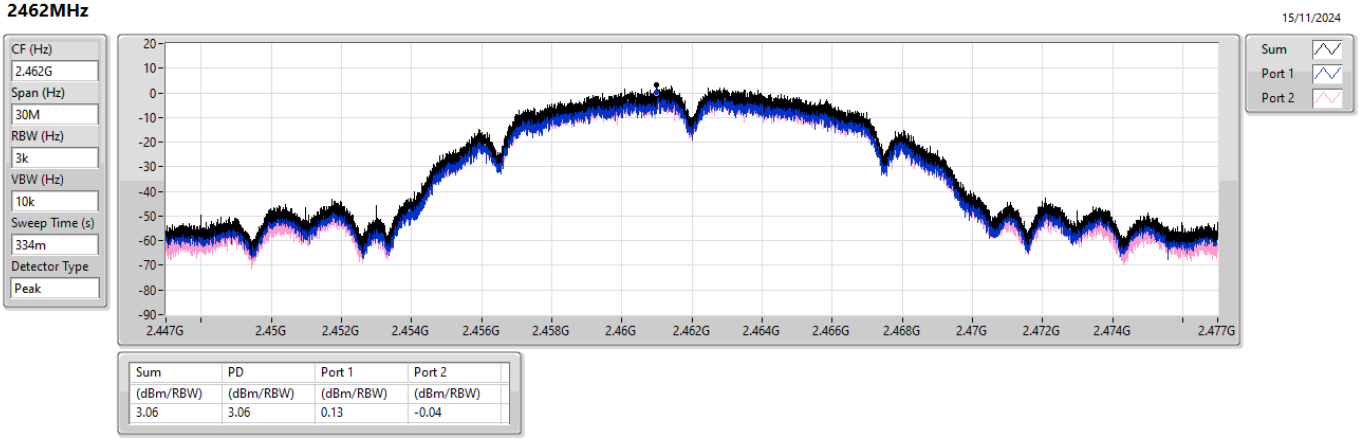

Sum	PD	Port 1	Port 2
(dBm/RBW)	(dBm/RBW)	(dBm/RBW)	(dBm/RBW)
3.06	3.06	0.13	-0.04

2.4-2.4835GHz_802.11g_Nss1,(6Mbps)_2TX **PSD**

2412MHz

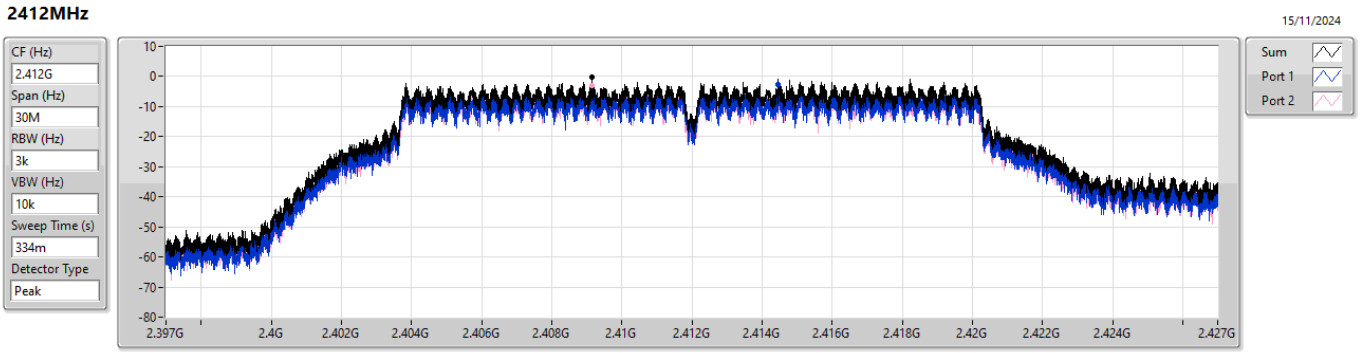

Sum	PD	Port 1	Port 2
(dBm/RBW)	(dBm/RBW)	(dBm/RBW)	(dBm/RBW)
-0.34	-0.34	-2.52	-2.86

2.4-2.4835GHz_802.11g_Nss1,(6Mbps)_2TX **PSD**

2437MHz

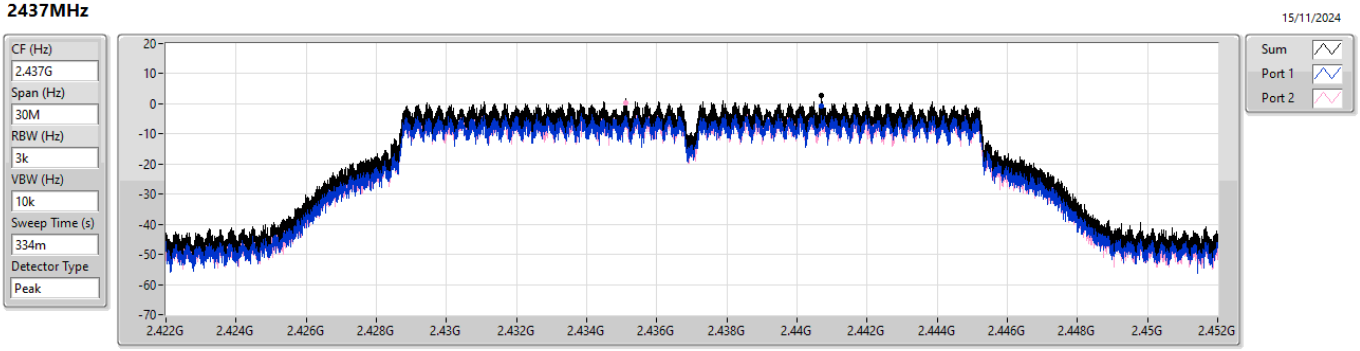

Sum	PD	Port 1	Port 2
(dBm/RBW)	(dBm/RBW)	(dBm/RBW)	(dBm/RBW)
2.60	2.60	-0.83	0.14

2.4-2.4835GHz_802.11g_Nss1,(6Mbps)_2TX **PSD**

2462MHz

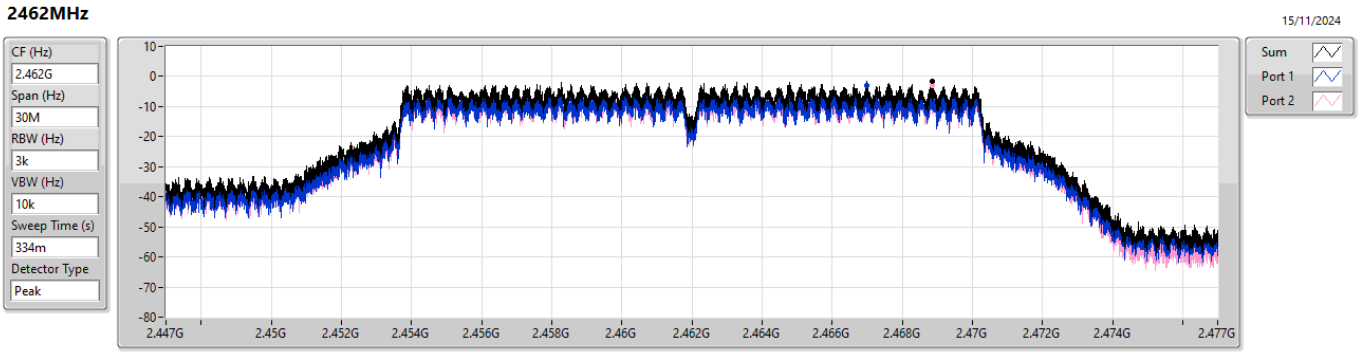

Sum	PD	Port 1	Port 2
(dBm/RBW)	(dBm/RBW)	(dBm/RBW)	(dBm/RBW)
-1.45	-1.45	-3.07	-3.17

2.4-2.4835GHz_802.11be EHT20_Nss2,(MCS0)_2TX **PSD**

2412MHz

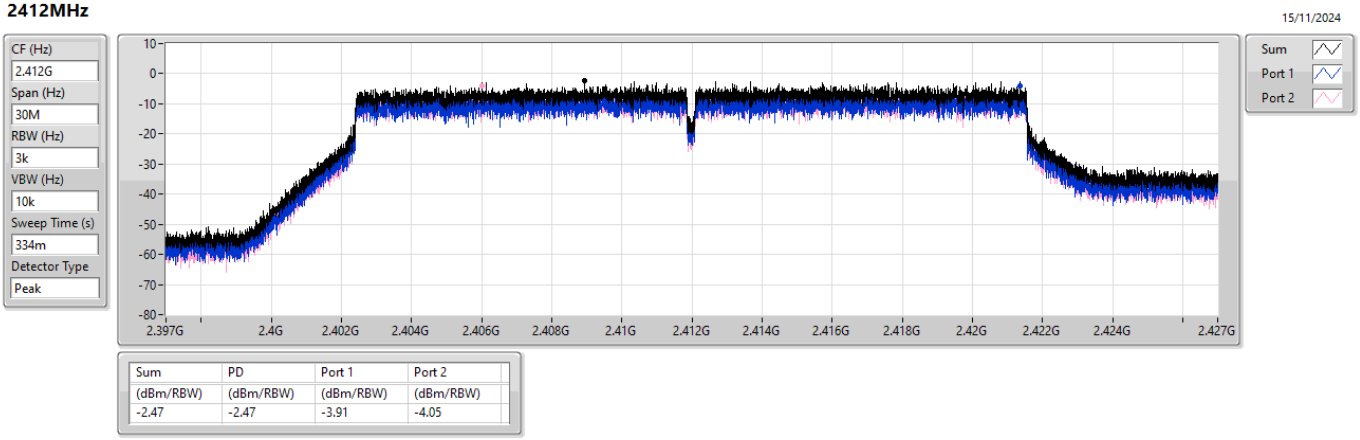

Sum	PD	Port 1	Port 2
(dBm/RBW)	(dBm/RBW)	(dBm/RBW)	(dBm/RBW)
-2.47	-2.47	-3.91	-4.05

2.4-2.4835GHz_802.11be EHT20_Nss2,(MCS0)_2TX **PSD**

2437MHz

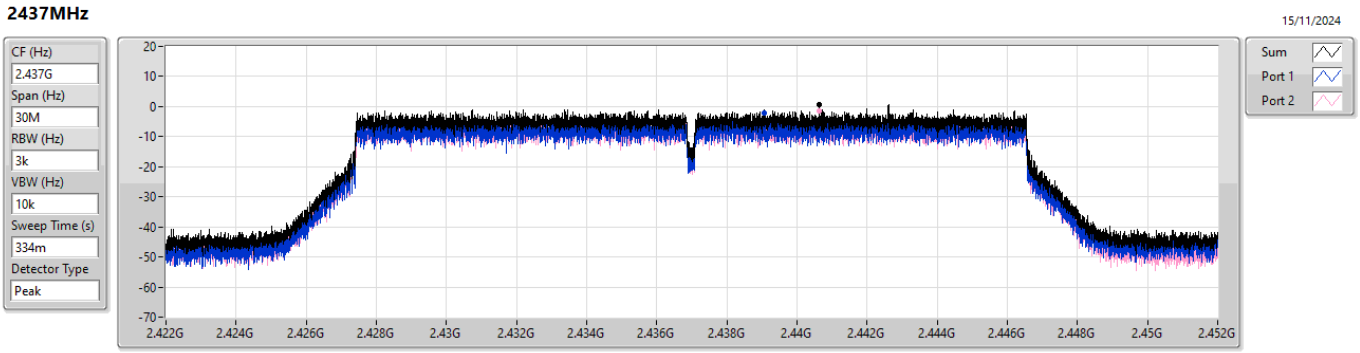

Sum	PD	Port 1	Port 2
(dBm/RBW)	(dBm/RBW)	(dBm/RBW)	(dBm/RBW)
0.78	0.78	-1.99	-1.41

2.4-2.4835GHz_802.11be EHT20_Nss2,(MCS0)_2TX **PSD**

2462MHz

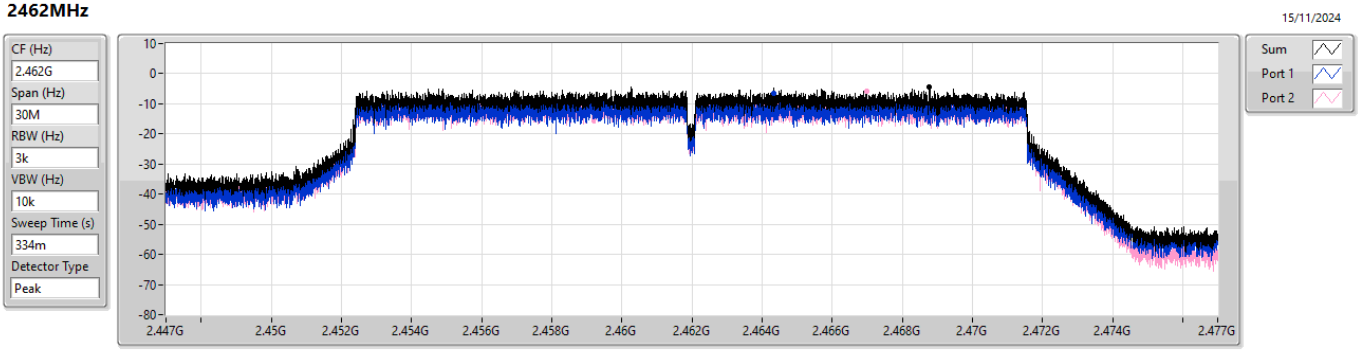

Sum	PD	Port 1	Port 2
(dBm/RBW)	(dBm/RBW)	(dBm/RBW)	(dBm/RBW)
-4.43	-4.43	-6.36	-5.97

2.4-2.4835GHz_802.11be EHT40_Nss2,(MCS0)_2TX **PSD**

2422MHz

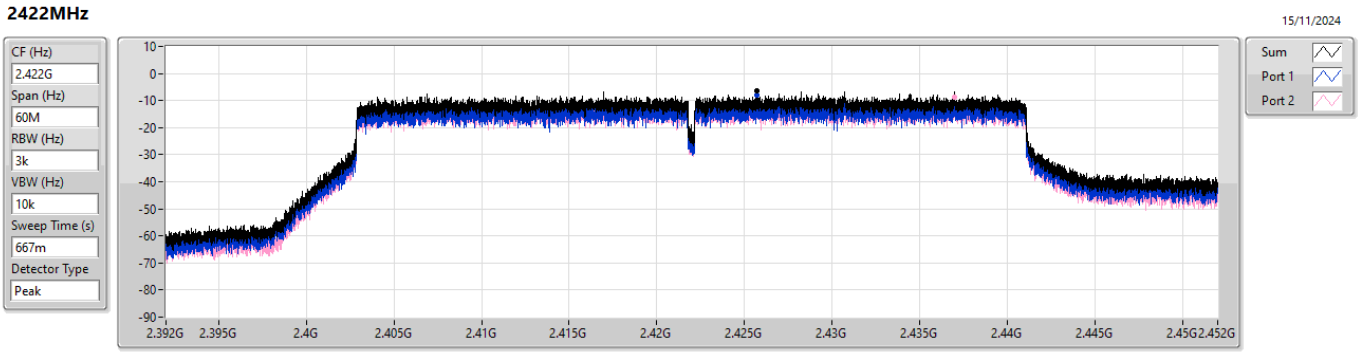

Sum	PD	Port 1	Port 2
(dBm/RBW)	(dBm/RBW)	(dBm/RBW)	(dBm/RBW)
-6.54	-6.54	-8.00	-8.82

2.4-2.4835GHz_802.11be EHT40_Nss2,(MCS0)_2TX **PSD**

2437MHz

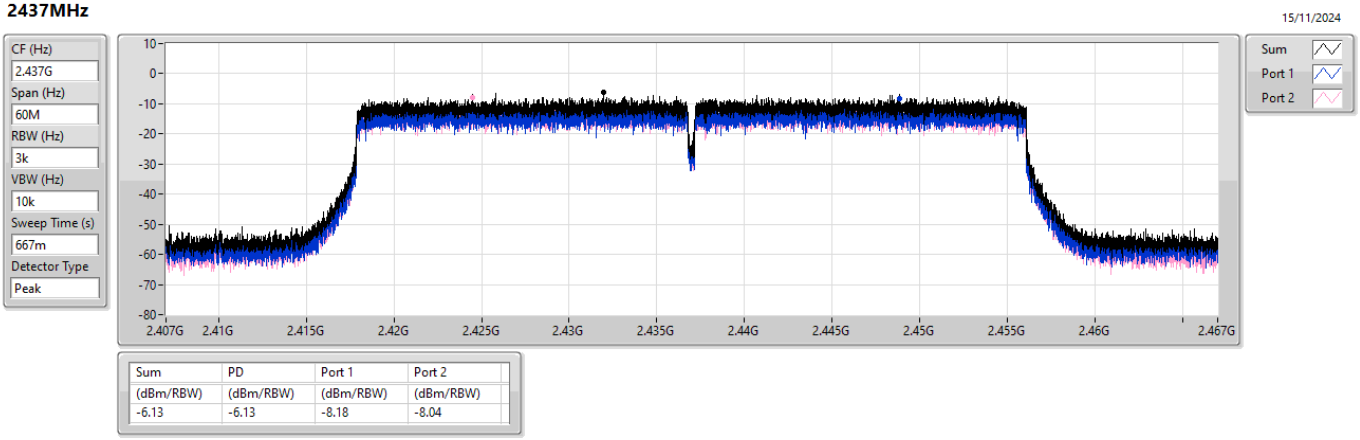

Sum	PD	Port 1	Port 2
(dBm/RBW)	(dBm/RBW)	(dBm/RBW)	(dBm/RBW)
-6.13	-6.13	-8.18	-8.04

2.4-2.4835GHz_802.11be EHT40_Nss2,(MCS0)_2TX **PSD**

2452MHz

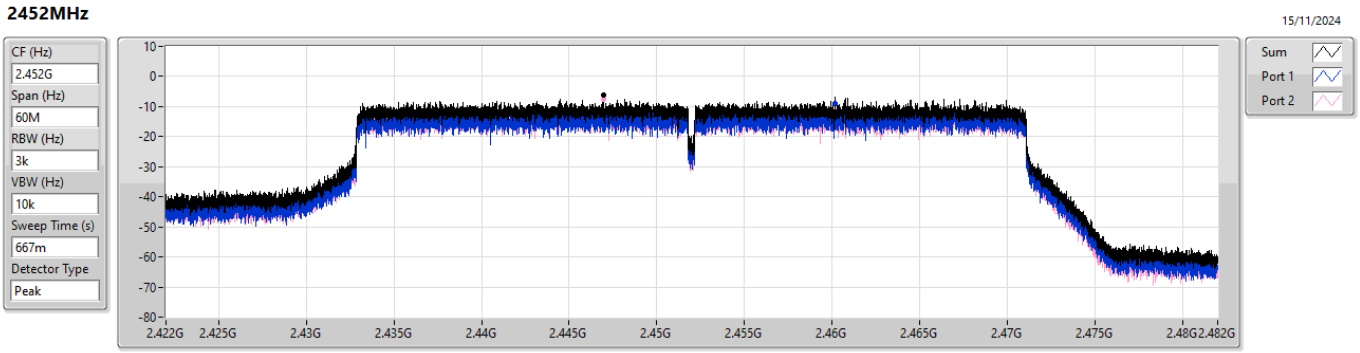

Sum	PD	Port 1	Port 2
(dBm/RBW)	(dBm/RBW)	(dBm/RBW)	(dBm/RBW)
-6.17	-6.17	-8.83	-7.61

2.4-2.4835GHz_802.11be EHT20-BF_Nss1,(MCS0)_2TX **PSD**

2412MHz

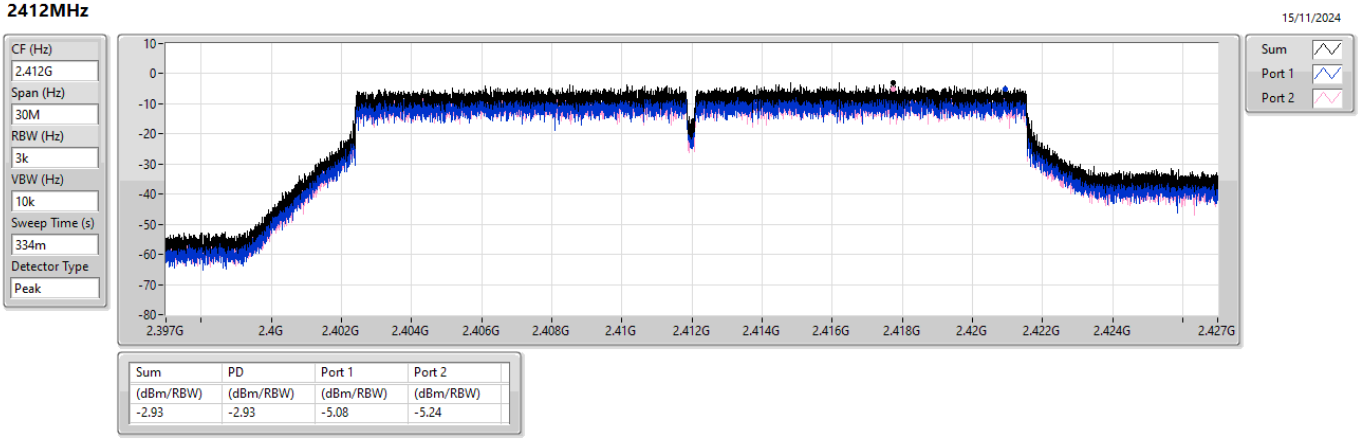

Sum	PD	Port 1	Port 2
(dBm/RBW)	(dBm/RBW)	(dBm/RBW)	(dBm/RBW)
-2.93	-2.93	-5.08	-5.24

2.4-2.4835GHz_802.11be EHT20-BF_Nss1,(MCS0)_2TX **PSD**

2437MHz

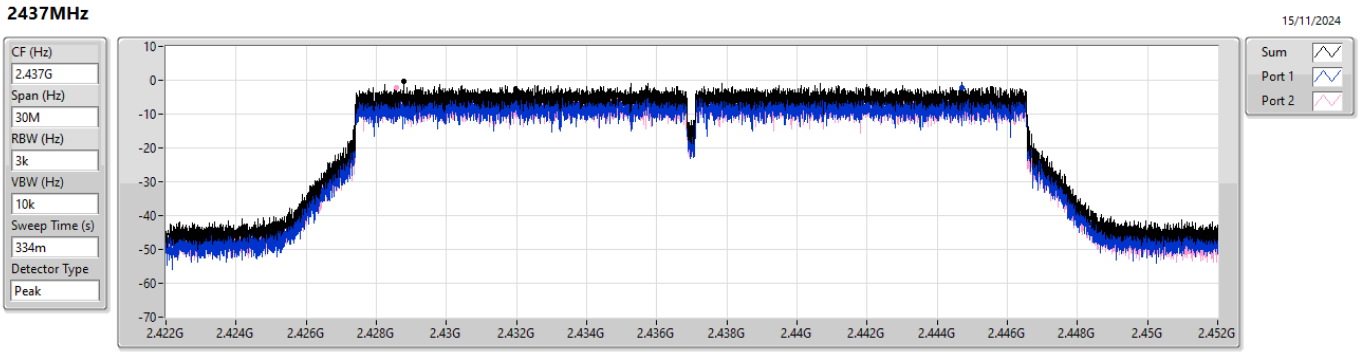

Sum	PD	Port 1	Port 2
(dBm/RBW)	(dBm/RBW)	(dBm/RBW)	(dBm/RBW)
-0.27	-0.27	-2.11	-2.20

2.4-2.4835GHz_802.11be EHT20-BF_Nss1,(MCS0)_2TX **PSD**

2462MHz

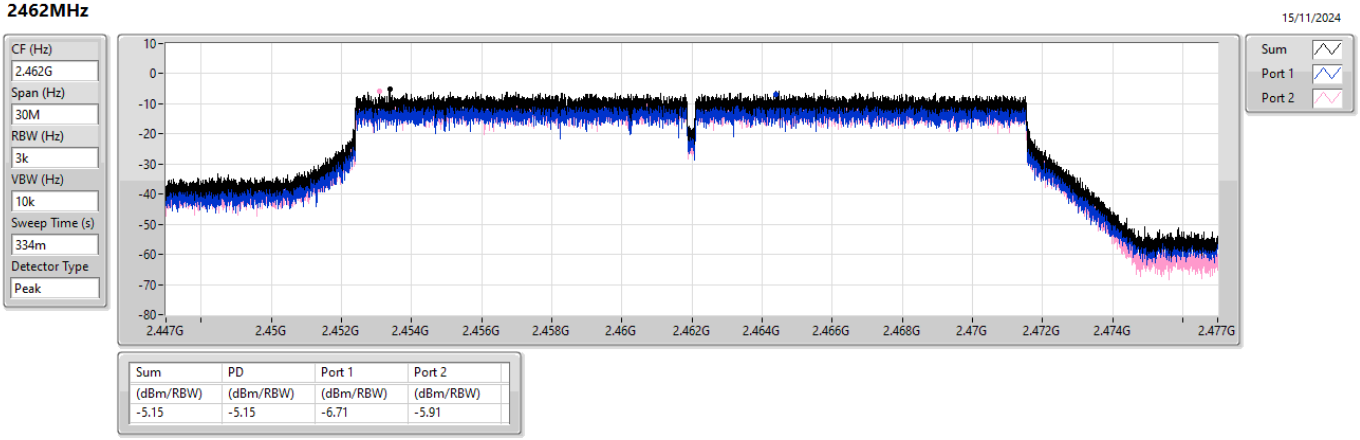

Sum	PD	Port 1	Port 2
(dBm/RBW)	(dBm/RBW)	(dBm/RBW)	(dBm/RBW)
-5.15	-5.15	-6.71	-5.91

2.4-2.4835GHz_802.11be EHT40-BF_Nss1,(MCS0)_2TX **PSD**

2422MHz

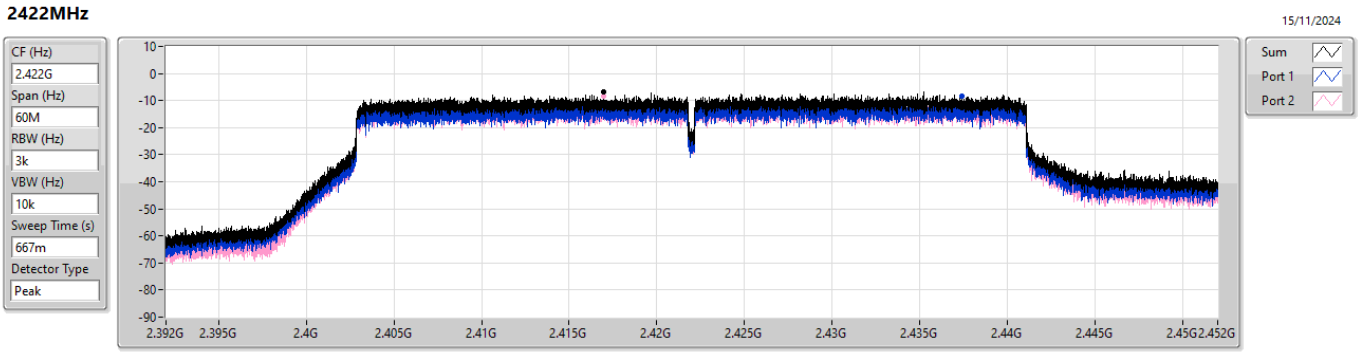

Sum	PD	Port 1	Port 2
(dBm/RBW)	(dBm/RBW)	(dBm/RBW)	(dBm/RBW)
-6.73	-6.73	-8.28	-8.29

2.4-2.4835GHz_802.11be EHT40-BF_Nss1,(MCS0)_2TX **PSD**

2437MHz

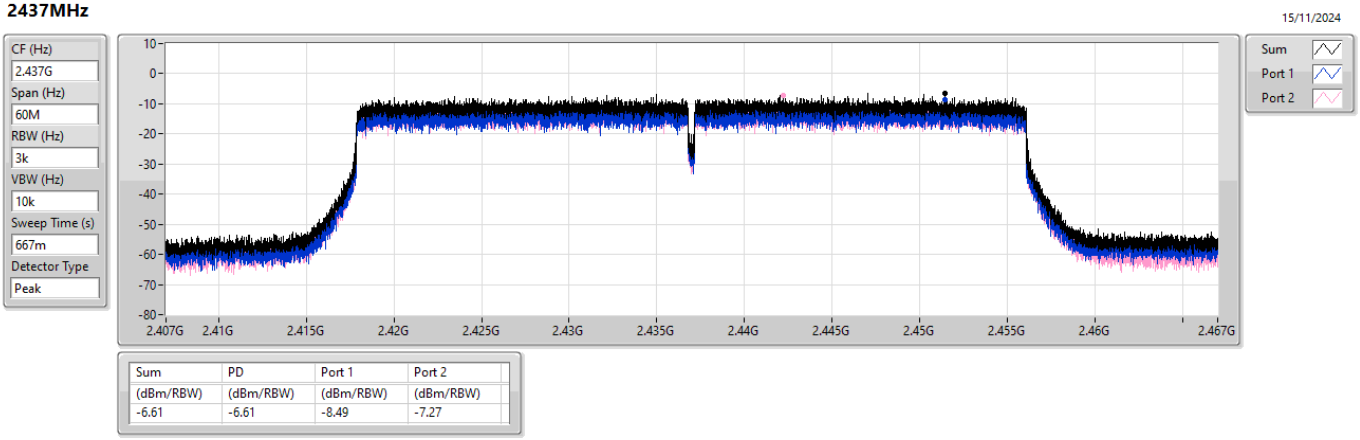

Sum	PD	Port 1	Port 2
(dBm/RBW)	(dBm/RBW)	(dBm/RBW)	(dBm/RBW)
-6.61	-6.61	-8.49	-7.27

2.4-2.4835GHz_802.11be EHT40-BF_Nss1,(MCS0)_2TX **PSD**

2452MHz

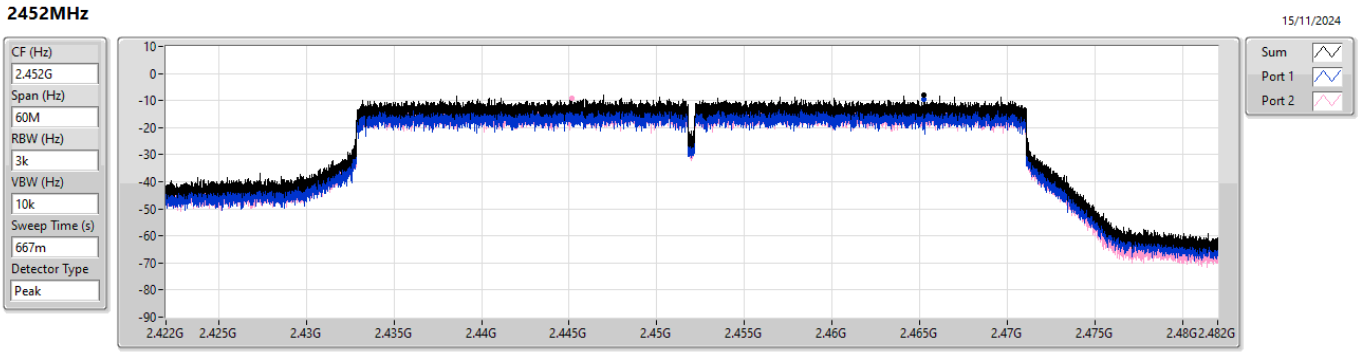

Sum	PD	Port 1	Port 2
(dBm/RBW)	(dBm/RBW)	(dBm/RBW)	(dBm/RBW)
-8.01	-8.01	-9.70	-9.23

Summary

Mode	Result	Ref (Hz)	Ref (dBm)	Limit (dBm)	Freq (Hz)	Level (dBm)	Freq (Hz)	Level (dBm)	Freq (Hz)	Level (dBm)	Freq (Hz)	Level (dBm)	Freq (Hz)	Level (dBm)	Port
2.4-2.4835GHz	-	-	-	-	-	-	-	-	-	-	-	-	-	-	-
802.11b_Nss1,(1Mbps)_2TX	Pass	2.43741G	19.56	-10.44	1.98953G	-53.02	2.4G	-33.22	2.4G	-34.02	2.5139G	-51.82	21.57514G	-44.84	1
802.11g_Nss1,(6Mbps)_2TX	Pass	2.44192G	14.42	-15.58	1.76236G	-54.42	2.39984G	-32.84	2.4G	-30.91	2.52006G	-52.46	21.56952G	-43.96	2
802.11be EHT20_Nss2,(MCS0)_2TX	Pass	2.44192G	14.01	-15.99	2.12001G	-54.01	2.4G	-31.65	2.4G	-29.01	2.52238G	-51.64	21.65381G	-45.13	1
802.11be EHT20-BF_Nss1,(MCS0)_2TX	Pass	2.44442G	13.96	-16.04	78.93M	-53.08	2.4G	-30.65	2.4G	-29.53	2.5131G	-51.53	21.62853G	-44.24	1
802.11be EHT40_Nss2,(MCS0)_2TX	Pass	2.44192G	6.80	-23.20	2.1826G	-53.68	2.4G	-29.20	2.4G	-28.02	2.51614G	-54.08	21.50832G	-44.56	1
802.11be EHT40-BF_Nss1,(MCS0)_2TX	Pass	2.4319G	6.47	-23.53	97.56M	-54.31	2.4G	-28.88	2.4G	-28.81	2.51118G	-53.56	21.88694G	-45.79	1

Result

Mode	Result	Ref (Hz)	Ref (dBm)	Limit (dBm)	Freq (Hz)	Level (dBm)	Freq (Hz)	Level (dBm)	Freq (Hz)	Level (dBm)	Freq (Hz)	Level (dBm)	Freq (Hz)	Level (dBm)	Port
802.11b_Nss1,(1Mbps)_2TX	-	-	-	-	-	-	-	-	-	-	-	-	-	-	-
2412MHz	Pass	2.43741G	19.56	-10.44	1.98953G	-53.02	2.4G	-33.22	2.4G	-34.02	2.5139G	-51.82	21.57514G	-44.84	1
2412MHz	Pass	2.43741G	19.56	-10.44	77.77M	-54.32	2.4G	-33.97	2.4G	-34.63	2.5171G	-51.68	22.00782G	-44.71	2
2437MHz	Pass	2.43741G	19.56	-10.44	2.16079G	-53.87	2.39912G	-43.76	2.4G	-46.05	2.51214G	-52.06	21.59481G	-44.26	1
2437MHz	Pass	2.43741G	19.56	-10.44	1.8742G	-53.45	2.4G	-45.09	2.4G	-47.21	2.5159G	-51.13	21.52738G	-44.93	2
2462MHz	Pass	2.43741G	19.56	-10.44	39.32M	-53.57	2.39976G	-48.33	2.4G	-50.64	2.5223G	-51.63	21.533G	-44.65	1
2462MHz	Pass	2.43741G	19.56	-10.44	2.08739G	-53.75	2.39896G	-48.69	2.4G	-49.77	2.51718G	-51.80	21.64538G	-44.42	2
802.11g_Nss1,(6Mbps)_2TX	-	-	-	-	-	-	-	-	-	-	-	-	-	-	-
2412MHz	Pass	2.44192G	14.42	-15.58	75.44M	-53.75	2.39984G	-35.09	2.4G	-31.00	2.51486G	-51.71	21.55829G	-45.59	1
2412MHz	Pass	2.44192G	14.42	-15.58	1.76236G	-54.42	2.39984G	-32.84	2.4G	-30.91	2.52006G	-52.46	21.56952G	-43.96	2
2437MHz	Pass	2.44192G	14.42	-15.58	1.83109G	-54.24	2.39888G	-35.51	2.4G	-36.90	2.50022G	-52.00	21.67348G	-44.21	1
2437MHz	Pass	2.44192G	14.42	-15.58	2.13982G	-54.07	2.39952G	-36.93	2.4G	-38.52	2.51974G	-51.79	21.45714G	-44.86	2
2462MHz	Pass	2.44192G	14.42	-15.58	2.13283G	-53.98	2.3972G	-48.84	2.4G	-49.98	2.50182G	-51.09	21.44028G	-45.33	1
2462MHz	Pass	2.44192G	14.42	-15.58	1.80663G	-53.53	2.39056G	-48.45	2.4G	-49.37	2.52142G	-52.63	21.64257G	-45.26	2
802.11be EHT20_Nss2,(MCS0)_2TX	-	-	-	-	-	-	-	-	-	-	-	-	-	-	-
2412MHz	Pass	2.44192G	14.01	-15.99	2.12001G	-54.01	2.4G	-31.65	2.4G	-29.01	2.52238G	-51.64	21.65381G	-45.13	1
2412MHz	Pass	2.44192G	14.01	-15.99	2.18176G	-54.07	2.4G	-31.90	2.4G	-29.92	2.50998G	-51.80	21.45433G	-43.16	2
2437MHz	Pass	2.44192G	14.01	-15.99	1.74605G	-53.63	2.3996G	-37.39	2.4G	-37.95	2.5163G	-52.00	21.53019G	-45.41	1
2437MHz	Pass	2.44192G	14.01	-15.99	152.33M	-54.41	2.39992G	-39.43	2.4G	-40.39	2.51054G	-51.65	21.46838G	-45.36	2
2462MHz	Pass	2.44192G	14.01	-15.99	2.08623G	-54.59	2.3988G	-49.59	2.4G	-52.01	2.50294G	-52.37	21.60605G	-44.34	1
2462MHz	Pass	2.44192G	14.01	-15.99	1.92196G	-54.06	2.39912G	-48.52	2.4G	-50.31	2.50806G	-52.35	21.69595G	-44.67	2
802.11be EHT40_Nss2,(MCS0)_2TX	-	-	-	-	-	-	-	-	-	-	-	-	-	-	-
2422MHz	Pass	2.44192G	6.80	-23.20	2.1826G	-53.68	2.4G	-29.20	2.4G	-28.02	2.51614G	-54.08	21.50832G	-44.56	1
2422MHz	Pass	2.44192G	6.80	-23.20	56.34M	-54.33	2.39984G	-32.29	2.4G	-29.51	2.53374G	-53.08	21.65416G	-44.93	2
2437MHz	Pass	2.44192G	6.80	-23.20	1.89406G	-54.29	2.39984G	-36.70	2.4G	-34.95	2.53918G	-53.36	21.57282G	-43.86	1
2437MHz	Pass	2.44192G	6.80	-23.20	2.19062G	-53.91	2.39984G	-37.48	2.4G	-38.87	2.52526G	-54.34	21.4943G	-44.85	2
2452MHz	Pass	2.44192G	6.80	-23.20	2.07841G	-53.95	2.39808G	-35.79	2.4G	-36.59	2.55278G	-54.14	21.58404G	-44.12	1
2452MHz	Pass	2.44192G	6.80	-23.20	1.76353G	-52.91	2.39968G	-35.62	2.4G	-36.32	2.52638G	-54.09	21.64294G	-44.77	2
802.11be EHT20-BF_Nss1,(MCS0)_2TX	-	-	-	-	-	-	-	-	-	-	-	-	-	-	-
2412MHz	Pass	2.44442G	13.96	-16.04	78.93M	-53.08	2.4G	-30.65	2.4G	-29.53	2.5131G	-51.53	21.62853G	-44.24	1
2412MHz	Pass	2.44442G	13.96	-16.04	2.04079G	-53.77	2.4G	-31.28	2.4G	-29.62	2.50926G	-51.78	21.48524G	-44.92	2
2437MHz	Pass	2.44442G	13.96	-16.04	2.30641G	-54.08	2.39824G	-38.13	2.4G	-39.99	2.52214G	-52.12	21.66505G	-45.46	1
2437MHz	Pass	2.44442G	13.96	-16.04	1.78449G	-54.20	2.39976G	-37.00	2.4G	-40.05	2.52246G	-51.38	21.55267G	-45.57	2
2462MHz	Pass	2.44442G	13.96	-16.04	2.12001G	-53.46	2.39992G	-50.53	2.4G	-52.63	2.51318G	-51.75	21.57514G	-44.63	1
2462MHz	Pass	2.44442G	13.96	-16.04	1.79847G	-54.49	2.39936G	-49.35	2.4G	-51.39	2.50046G	-51.63	21.96848G	-45.37	2
802.11be EHT40-BF_Nss1,(MCS0)_2TX	-	-	-	-	-	-	-	-	-	-	-	-	-	-	-
2422MHz	Pass	2.4319G	6.47	-23.53	97.56M	-54.31	2.4G	-28.88	2.4G	-28.81	2.51118G	-53.56	21.88694G	-45.79	1
2422MHz	Pass	2.4319G	6.47	-23.53	1.8288G	-53.39	2.4G	-30.58	2.4G	-30.73	2.54302G	-53.81	21.49991G	-45.35	2
2437MHz	Pass	2.4319G	6.47	-23.53	1.9307G	-52.16	2.4G	-36.83	2.4G	-35.36	2.5315G	-54.11	21.45784G	-44.85	1
2437MHz	Pass	2.4319G	6.47	-23.53	2.18375G	-53.57	2.39984G	-36.70	2.4G	-36.50	2.54734G	-54.63	21.58965G	-44.71	2
2452MHz	Pass	2.4319G	6.47	-23.53	1.71544G	-54.06	2.3968G	-37.11	2.4G	-37.60	2.52494G	-54.07	21.96266G	-45.54	1
2452MHz	Pass	2.4319G	6.47	-23.53	2.1597G	-54.36	2.39952G	-34.61	2.4G	-37.55	2.5563G	-54.13	21.65977G	-43.97	2

2.4-2.4835GHz_802.11b_Nss1,(1Mbps)_2TX **CSENdB**

2412MHz

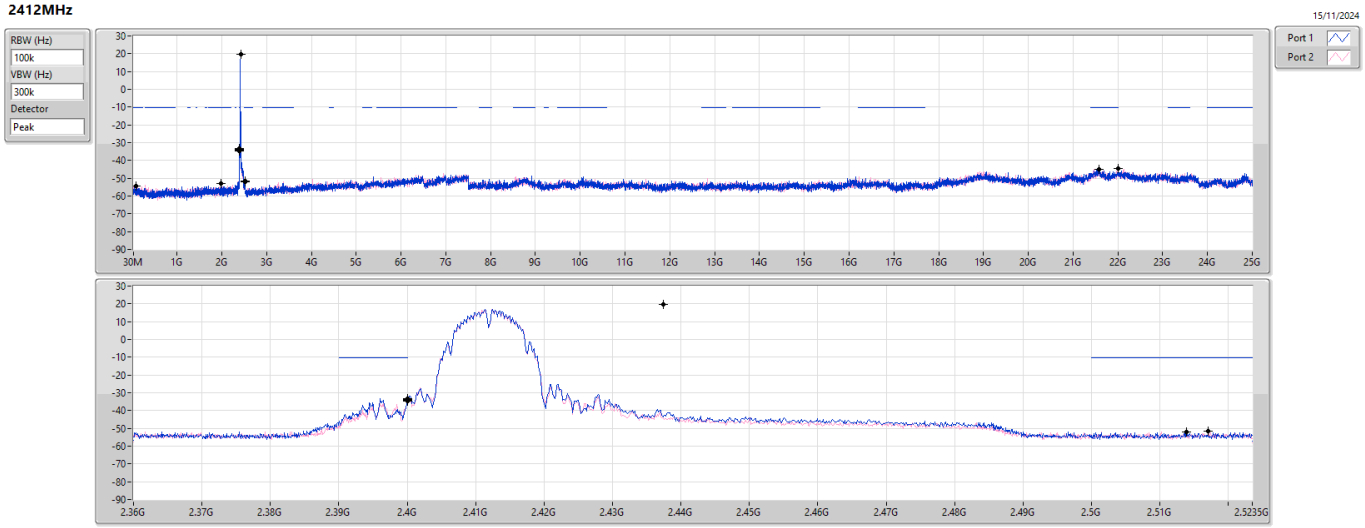

Ref(Hz)	Ref(dBm)	Limit(dBm)	Freq(Hz)	Level(dBm)	Freq(Hz)	Level(dBm)	Freq(Hz)	Level(dBm)	Freq(Hz)	Level(dBm)	Freq(Hz)	Level(dBm)	Port
2.43741G	19.56	-10.44	1.98953G	-53.02	2.4G	-33.22	2.4G	-34.02	2.5139G	-51.82	21.57514G	-44.84	1
2.43741G	19.56	-10.44	77.77M	-54.32	2.4G	-33.97	2.4G	-34.63	2.5171G	-51.68	22.00782G	-44.71	2

2.4-2.4835GHz_802.11b_Nss1,(1Mbps)_2TX **CSENdB**

2437MHz

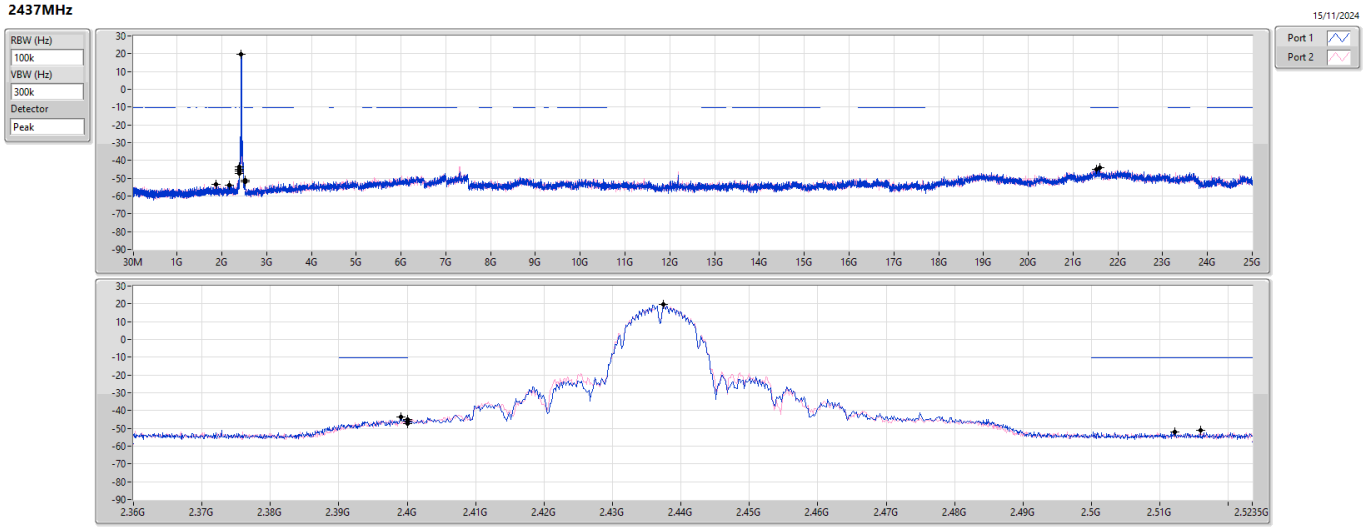

Ref(Hz)	Ref(dBm)	Limit(dBm)	Freq(Hz)	Level(dBm)	Freq(Hz)	Level(dBm)	Freq(Hz)	Level(dBm)	Freq(Hz)	Level(dBm)	Freq(Hz)	Level(dBm)	Port
2.43741G	19.56	-10.44	2.16079G	-53.87	2.39912G	-43.76	2.4G	-46.05	2.51214G	-52.06	21.59481G	-44.26	1
2.43741G	19.56	-10.44	1.8742G	-53.45	2.4G	-45.09	2.4G	-47.21	2.5159G	-51.13	21.52738G	-44.93	2

2.4-2.4835GHz_802.11b_Nss1,(1Mbps)_2TX **CSENdB**

2462MHz

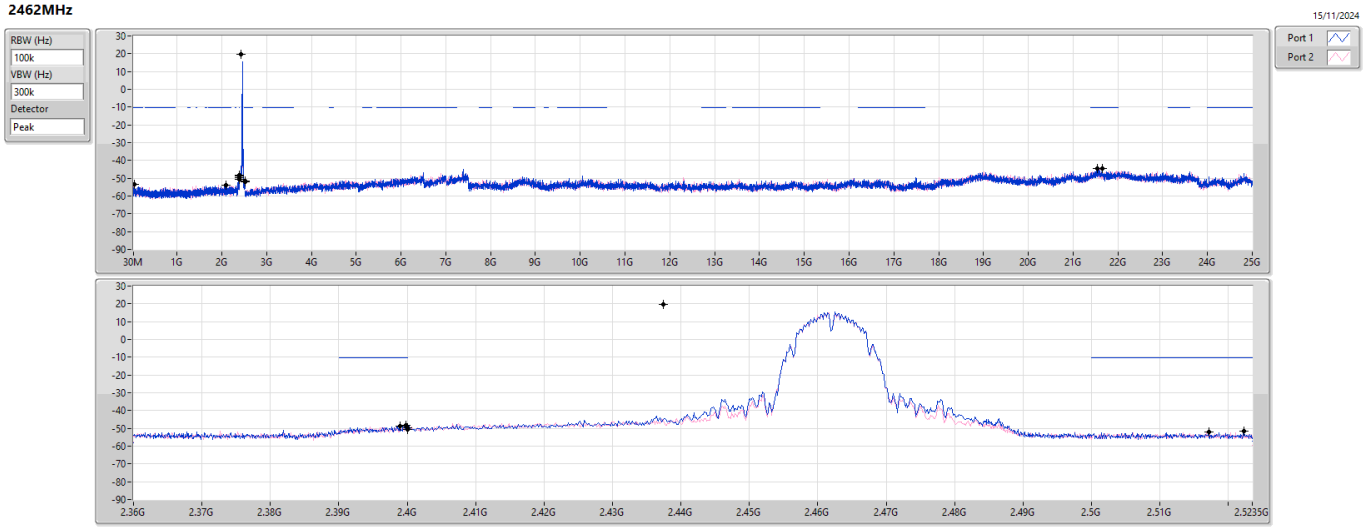

Ref(Hz)	Ref(dBm)	Limit(dBm)	Freq(Hz)	Level(dBm)	Freq(Hz)	Level(dBm)	Freq(Hz)	Level(dBm)	Freq(Hz)	Level(dBm)	Freq(Hz)	Level(dBm)	Port
2.43741G	19.56	-10.44	39.32M	-53.57	2.39976G	-48.33	2.4G	-50.64	2.5223G	-51.63	21.533G	-44.65	1
2.43741G	19.56	-10.44	2.08739G	-53.75	2.39896G	-48.69	2.4G	-49.77	2.51718G	-51.80	21.64538G	-44.42	2

2.4-2.4835GHz_802.11g_Nss1,(6Mbps)_2TX **CSENdB**

2412MHz

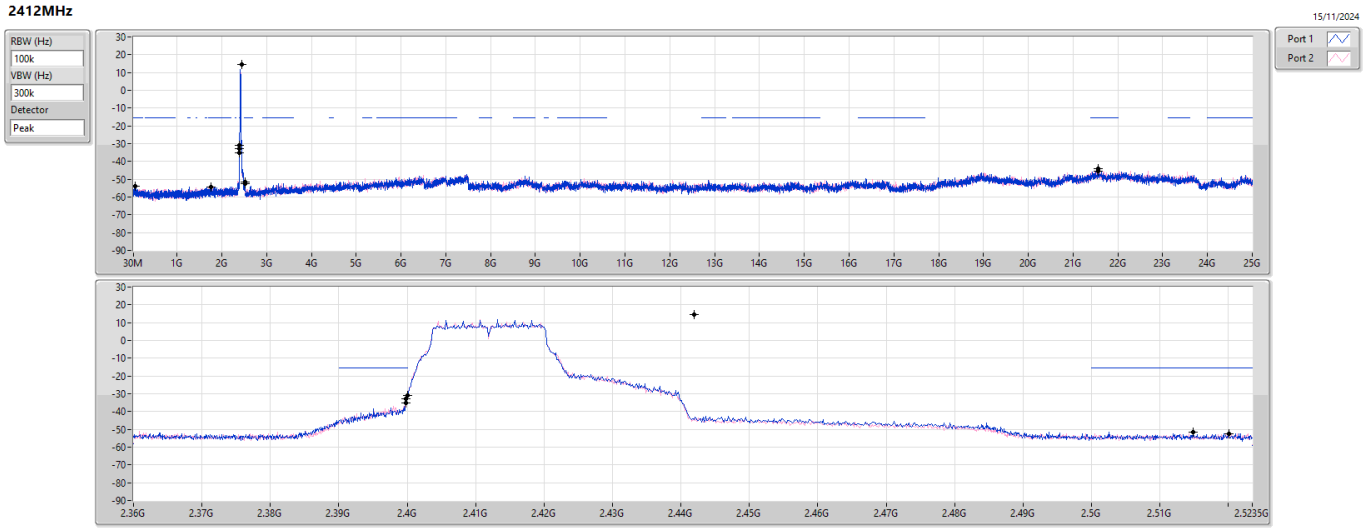

Ref(Hz)	Ref(dBm)	Limit(dBm)	Freq(Hz)	Level(dBm)	Freq(Hz)	Level(dBm)	Freq(Hz)	Level(dBm)	Freq(Hz)	Level(dBm)	Freq(Hz)	Level(dBm)	Port
2.44192G	14.42	-15.58	75.44M	-53.75	2.39984G	-35.09	2.4G	-31.00	2.51486G	-51.71	21.55829G	-45.59	1
2.44192G	14.42	-15.58	1.76236G	-54.42	2.39984G	-32.84	2.4G	-30.91	2.52006G	-52.46	21.56952G	-43.96	2

2.4-2.4835GHz_802.11g_Nss1,(6Mbps)_2TX **CSENdB**

2437MHz

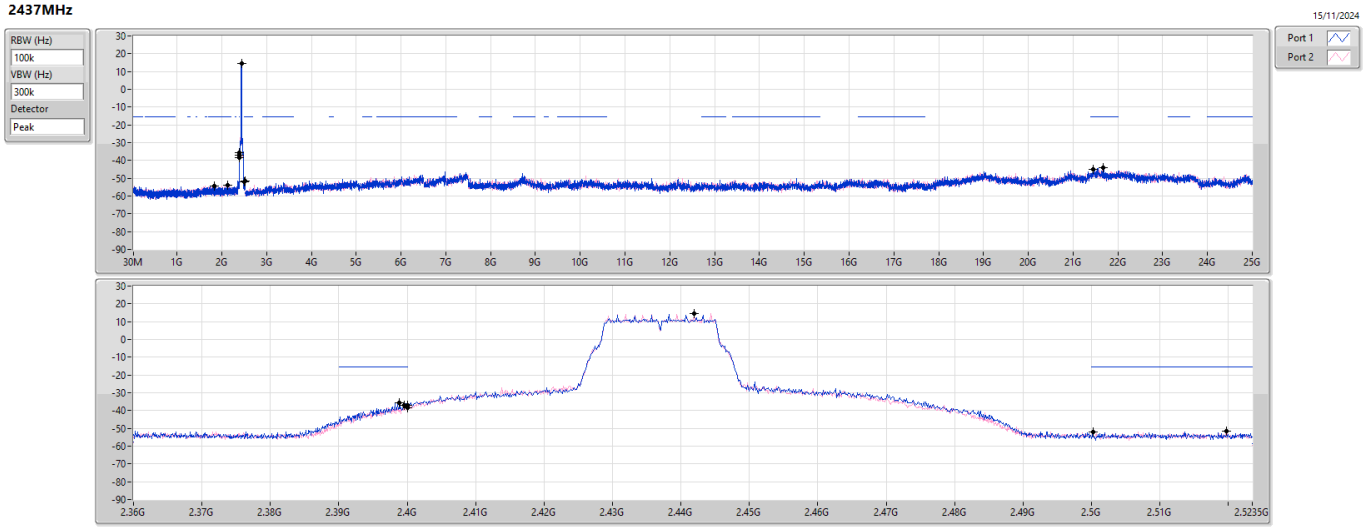

Ref(Hz)	Ref(dBm)	Limit(dBm)	Freq(Hz)	Level(dBm)	Freq(Hz)	Level(dBm)	Freq(Hz)	Level(dBm)	Freq(Hz)	Level(dBm)	Freq(Hz)	Level(dBm)	Port
2.44192G	14.42	-15.58	1.83109G	-54.24	2.39888G	-35.51	2.4G	-36.90	2.50022G	-52.00	21.67348G	-44.21	1
2.44192G	14.42	-15.58	2.13982G	-54.07	2.39952G	-36.93	2.4G	-38.52	2.51974G	-51.79	21.45714G	-44.86	2

2.4-2.4835GHz_802.11g_Nss1,(6Mbps)_2TX **CSENdB**

2462MHz

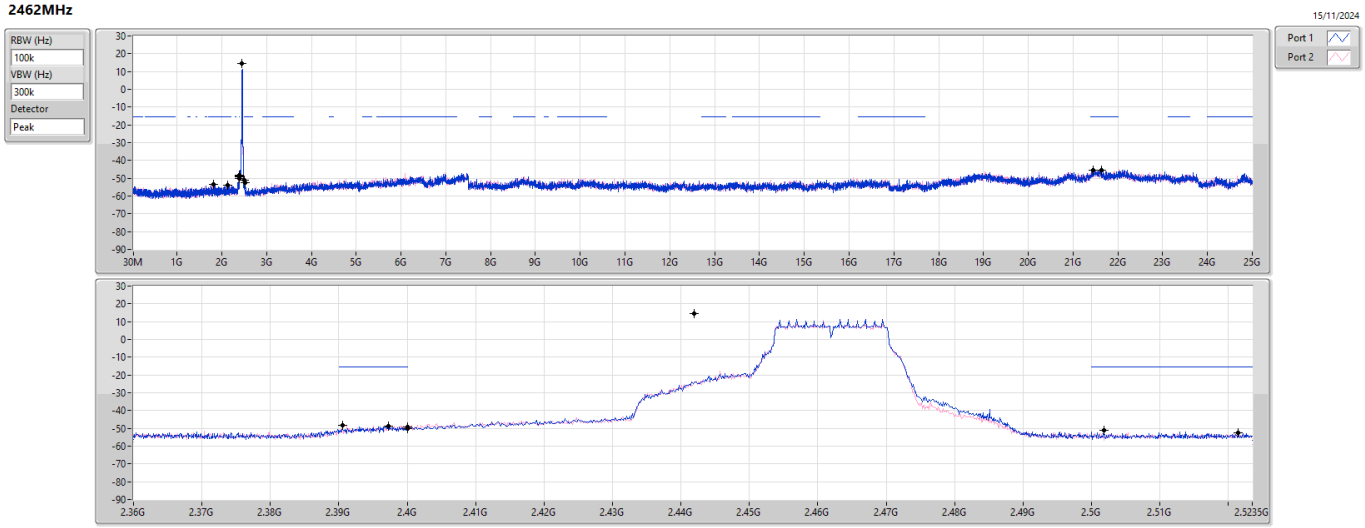

Ref(Hz)	Ref(dBm)	Limit(dBm)	Freq(Hz)	Level(dBm)	Freq(Hz)	Level(dBm)	Freq(Hz)	Level(dBm)	Freq(Hz)	Level(dBm)	Freq(Hz)	Level(dBm)	Port
2.44192G	14.42	-15.58	2.13283G	-53.98	2.3972G	-48.84	2.4G	-49.98	2.50182G	-51.09	21.44028G	-45.33	1
2.44192G	14.42	-15.58	1.80663G	-53.53	2.39056G	-48.45	2.4G	-49.37	2.52142G	-52.63	21.64257G	-45.26	2

2.4-2.4835GHz_802.11be EHT20_Nss2,(MCS0)_2TX **CSENdB**

2412MHz

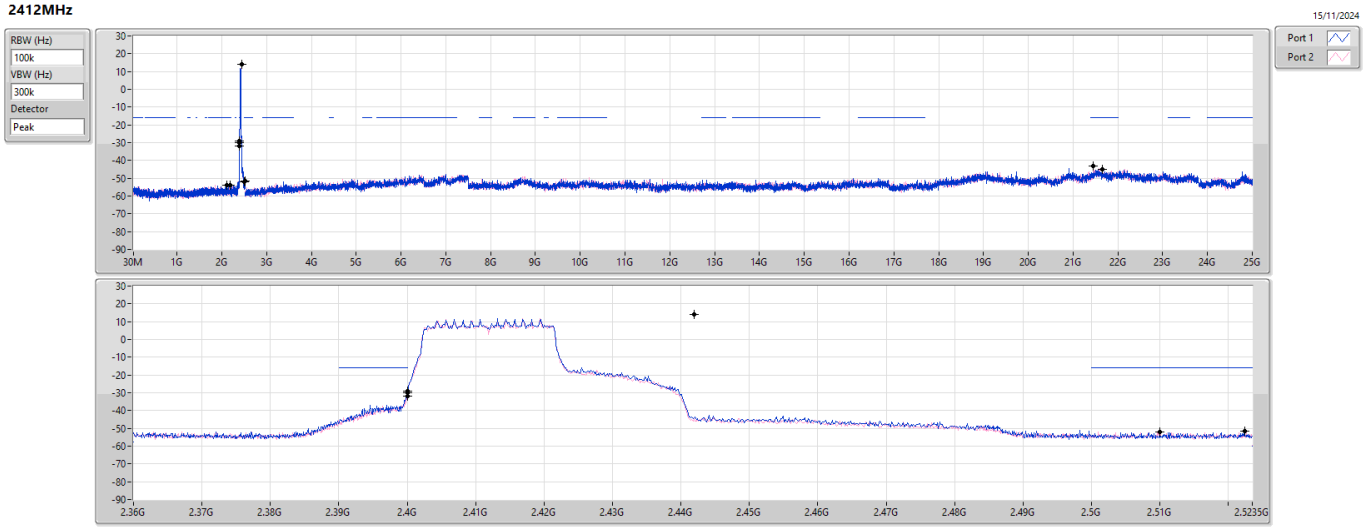

Ref(Hz)	Ref(dBm)	Limit(dBm)	Freq(Hz)	Level(dBm)	Freq(Hz)	Level(dBm)	Freq(Hz)	Level(dBm)	Freq(Hz)	Level(dBm)	Freq(Hz)	Level(dBm)	Port
2.44192G	14.01	-15.99	2.12001G	-54.01	2.4G	-31.65	2.4G	-29.01	2.52238G	-51.64	21.65381G	-45.13	1
2.44192G	14.01	-15.99	2.18176G	-54.07	2.4G	-31.90	2.4G	-29.92	2.50998G	-51.80	21.45433G	-43.16	2

2.4-2.4835GHz_802.11be EHT20_Nss2,(MCS0)_2TX **CSENdB**

2437MHz

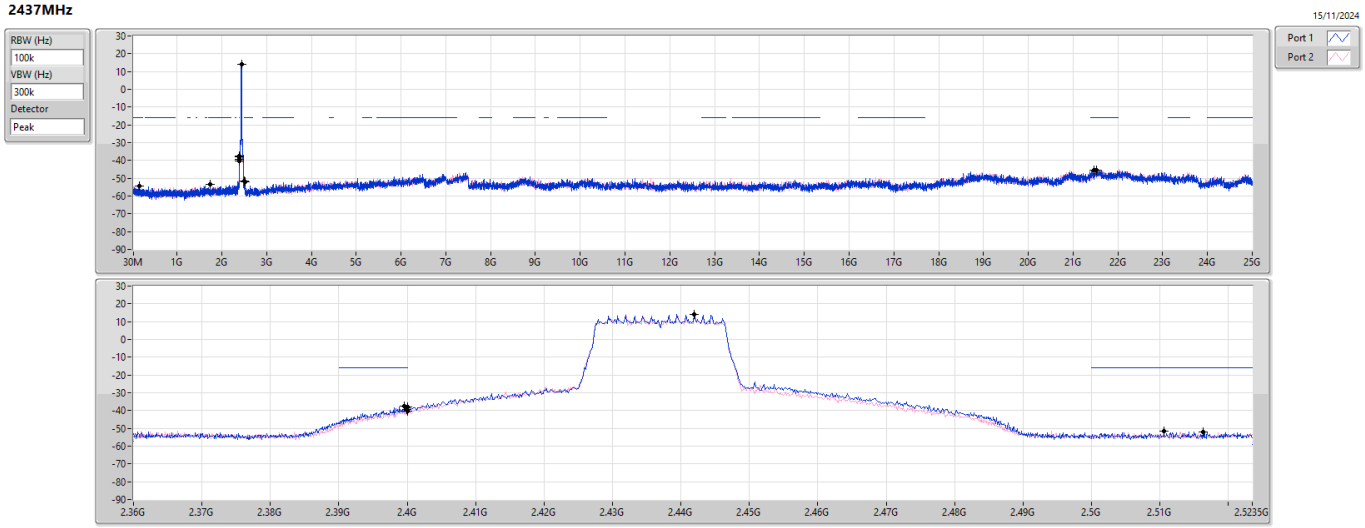

Ref(Hz)	Ref(dBm)	Limit(dBm)	Freq(Hz)	Level(dBm)	Freq(Hz)	Level(dBm)	Freq(Hz)	Level(dBm)	Freq(Hz)	Level(dBm)	Freq(Hz)	Level(dBm)	Port
2.44192G	14.01	-15.99	1.74605G	-53.63	2.3996G	-37.39	2.4G	-37.95	2.5163G	-52.00	21.53019G	-45.41	1
2.44192G	14.01	-15.99	152.33M	-54.41	2.39992G	-39.43	2.4G	-40.39	2.51054G	-51.65	21.46838G	-45.36	2

2.4-2.4835GHz_802.11be EHT20_Nss2,(MCS0)_2TX **CSENdB**

2462MHz

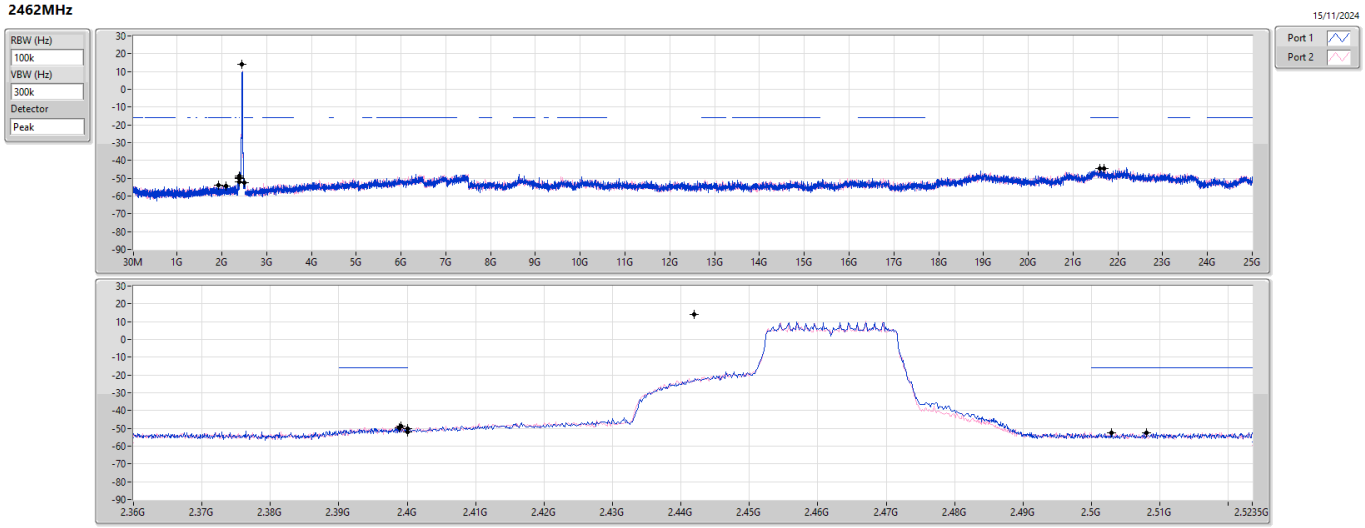

Ref(Hz)	Ref(dBm)	Limit(dBm)	Freq(Hz)	Level(dBm)	Freq(Hz)	Level(dBm)	Freq(Hz)	Level(dBm)	Freq(Hz)	Level(dBm)	Freq(Hz)	Level(dBm)	Port
2.44192G	14.01	-15.99	2.08623G	-54.59	2.3988G	-49.59	2.4G	-52.01	2.50294G	-52.37	21.60605G	-44.34	1
2.44192G	14.01	-15.99	1.92196G	-54.06	2.39912G	-48.52	2.4G	-50.31	2.50806G	-52.35	21.69595G	-44.67	2

2.4-2.4835GHz_802.11be EHT40_Nss2,(MCS0)_2TX **CSENdB**

2422MHz

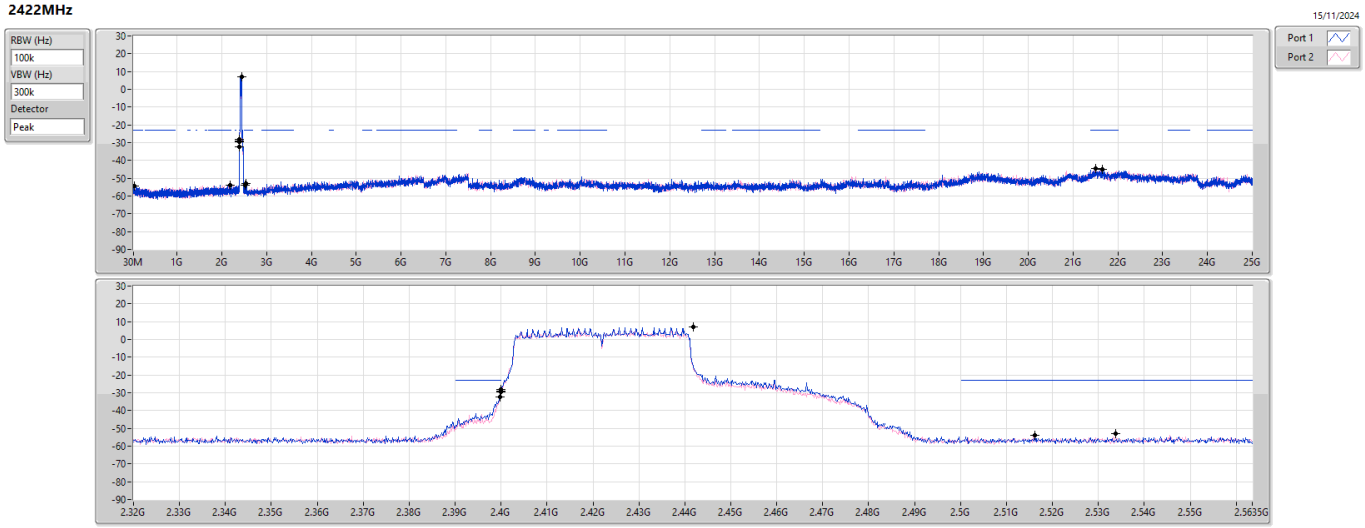

Ref(Hz)	Ref(dBm)	Limit(dBm)	Freq(Hz)	Level(dBm)	Freq(Hz)	Level(dBm)	Freq(Hz)	Level(dBm)	Freq(Hz)	Level(dBm)	Freq(Hz)	Level(dBm)	Port
2.44192G	6.80	-23.20	2.1826G	-53.68	2.4G	-29.20	2.4G	-28.02	2.51614G	-54.08	21.50832G	-44.56	1
2.44192G	6.80	-23.20	56.34M	-54.33	2.39984G	-32.29	2.4G	-29.51	2.53374G	-53.08	21.65416G	-44.93	2

2.4-2.4835GHz_802.11be EHT40_Nss2,(MCS0)_2TX **CSENdB**

2437MHz

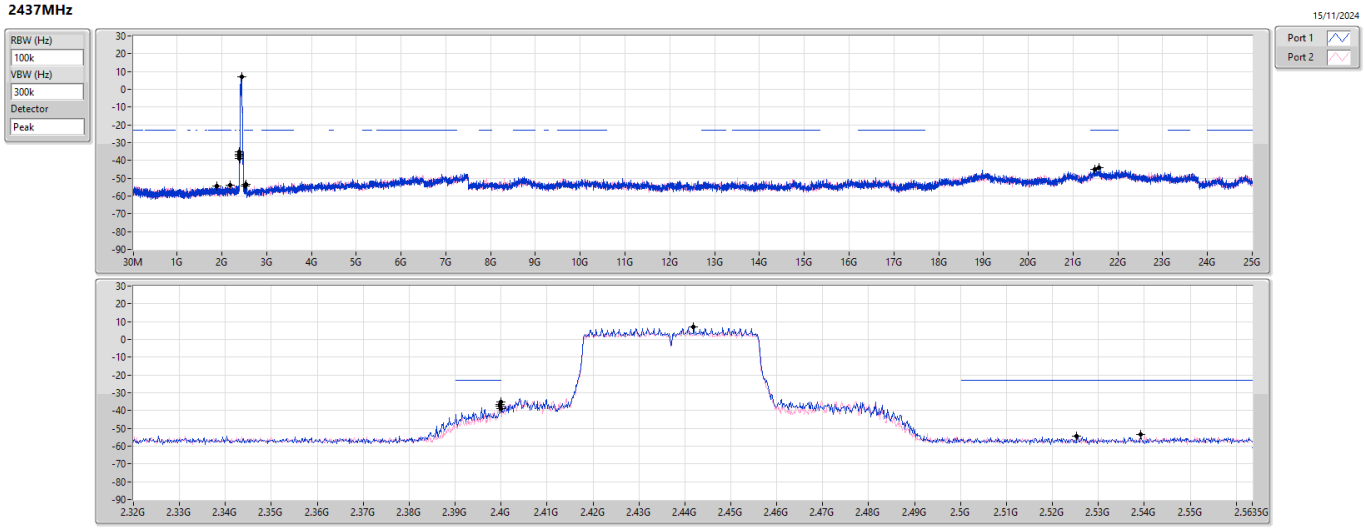

Ref(Hz)	Ref(dBm)	Limit(dBm)	Freq(Hz)	Level(dBm)	Freq(Hz)	Level(dBm)	Freq(Hz)	Level(dBm)	Freq(Hz)	Level(dBm)	Freq(Hz)	Level(dBm)	Port
2.44192G	6.80	-23.20	1.89406G	-54.29	2.39984G	-36.70	2.4G	-34.95	2.53918G	-53.36	21.57282G	-43.86	1
2.44192G	6.80	-23.20	2.19062G	-53.91	2.39984G	-37.48	2.4G	-38.87	2.52526G	-54.34	21.4943G	-44.85	2

2.4-2.4835GHz_802.11be EHT40_Nss2,(MCS0)_2TX **CSENdB**

2452MHz

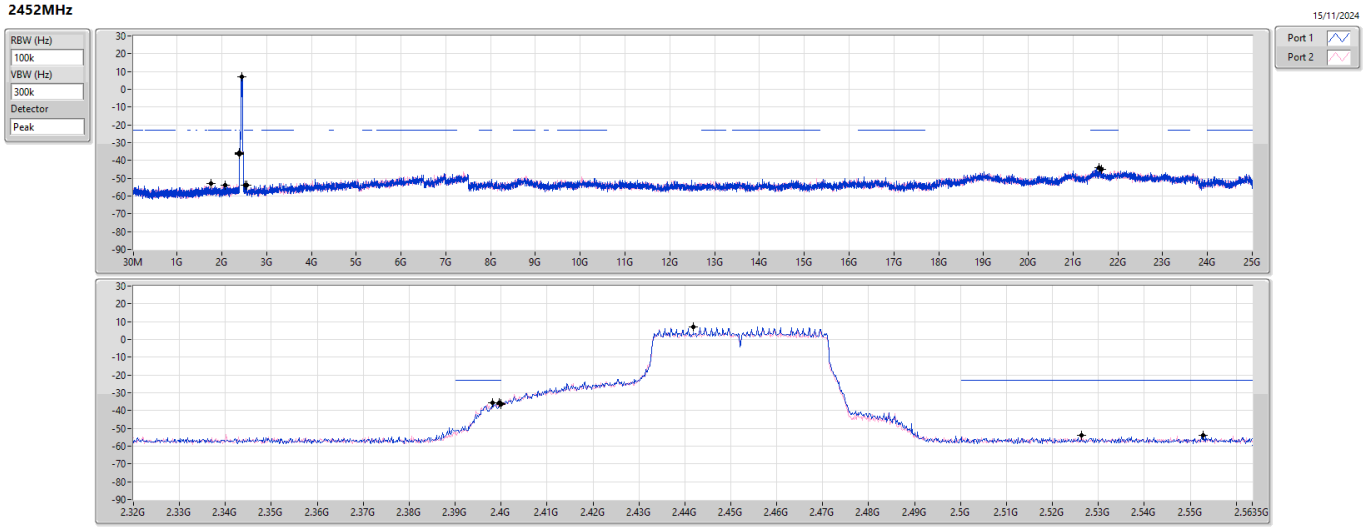

Ref(Hz)	Ref(dBm)	Limit(dBm)	Freq(Hz)	Level(dBm)	Freq(Hz)	Level(dBm)	Freq(Hz)	Level(dBm)	Freq(Hz)	Level(dBm)	Freq(Hz)	Level(dBm)	Port
2.44192G	6.80	-23.20	2.07841G	-53.95	2.39808G	-35.79	2.4G	-36.59	2.55278G	-54.14	21.58404G	-44.12	1
2.44192G	6.80	-23.20	1.76353G	-52.91	2.39968G	-35.62	2.4G	-36.32	2.52638G	-54.09	21.64294G	-44.77	2

2.4-2.4835GHz_802.11be EHT20-BF_Nss1,(MCS0)_2TX **CSENdB**

2412MHz

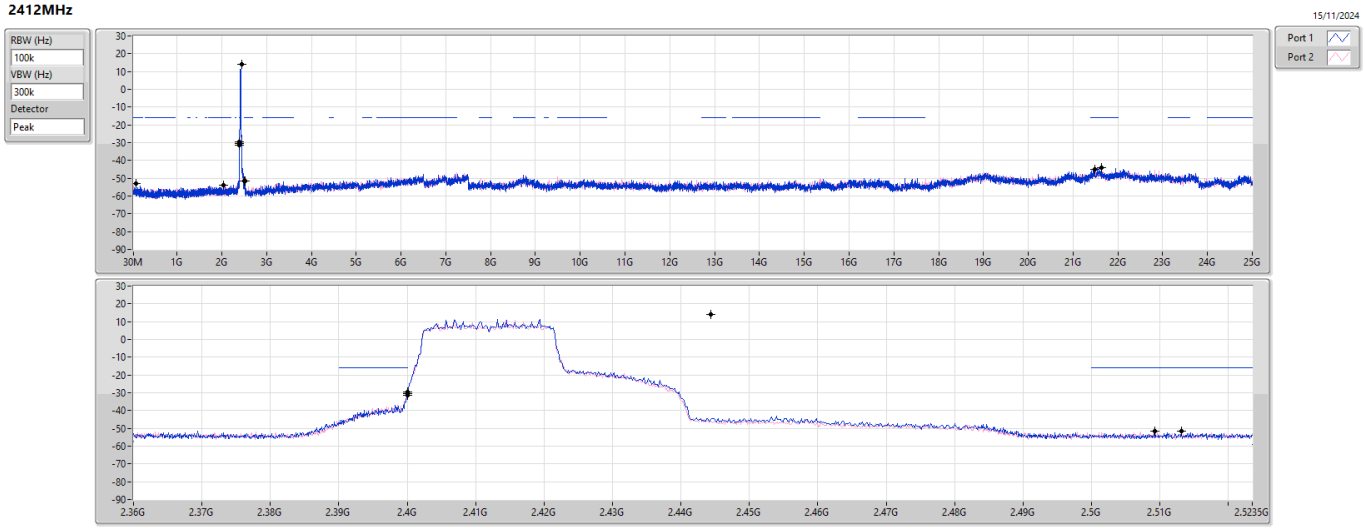

Ref(Hz)	Ref(dBm)	Limit(dBm)	Freq(Hz)	Level(dBm)	Freq(Hz)	Level(dBm)	Freq(Hz)	Level(dBm)	Freq(Hz)	Level(dBm)	Freq(Hz)	Level(dBm)	Port
2.44442G	13.96	-16.04	78.93M	-53.08	2.4G	-30.65	2.4G	-29.53	2.5131G	-51.53	21.62853G	-44.24	1
2.44442G	13.96	-16.04	2.04079G	-53.77	2.4G	-31.28	2.4G	-29.62	2.50926G	-51.78	21.48524G	-44.92	2

2.4-2.4835GHz_802.11be EHT20-BF_Nss1,(MCS0)_2TX **CSENdB**

2437MHz

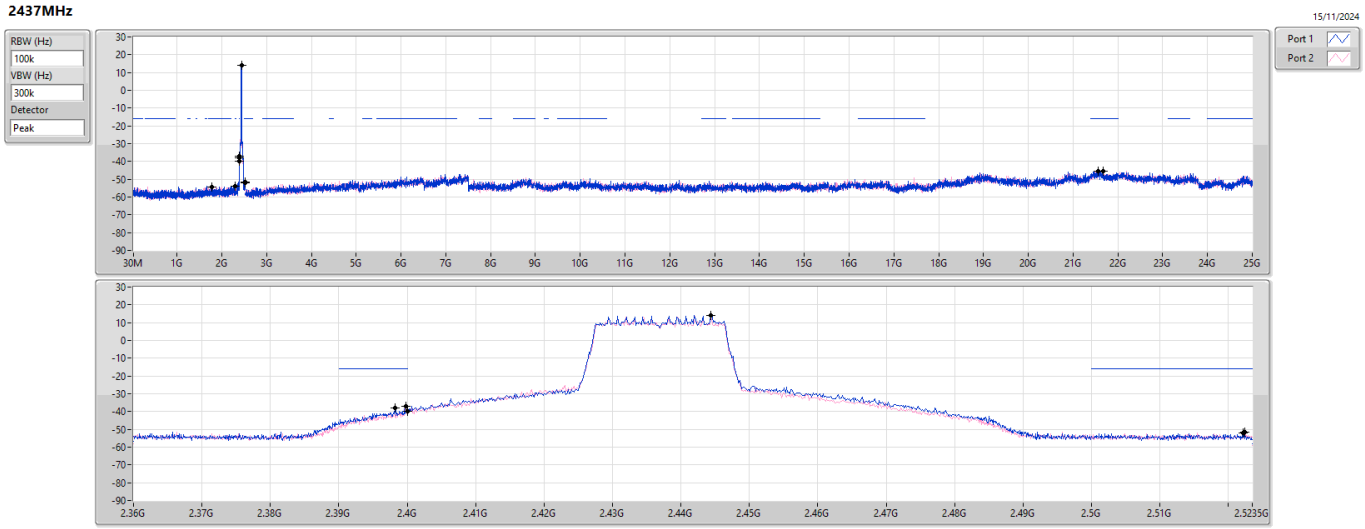

Ref(Hz)	Ref(dBm)	Limit(dBm)	Freq(Hz)	Level(dBm)	Freq(Hz)	Level(dBm)	Freq(Hz)	Level(dBm)	Freq(Hz)	Level(dBm)	Freq(Hz)	Level(dBm)	Port
2.44442G	13.96	-16.04	2.30641G	-54.08	2.39824G	-38.13	2.4G	-39.99	2.52214G	-52.12	21.66505G	-45.46	1
2.44442G	13.96	-16.04	1.78449G	-54.20	2.39976G	-37.00	2.4G	-40.05	2.52246G	-51.38	21.55267G	-45.57	2

2.4-2.4835GHz_802.11be EHT20-BF_Nss1,(MCS0)_2TX **CSENdB**

2462MHz

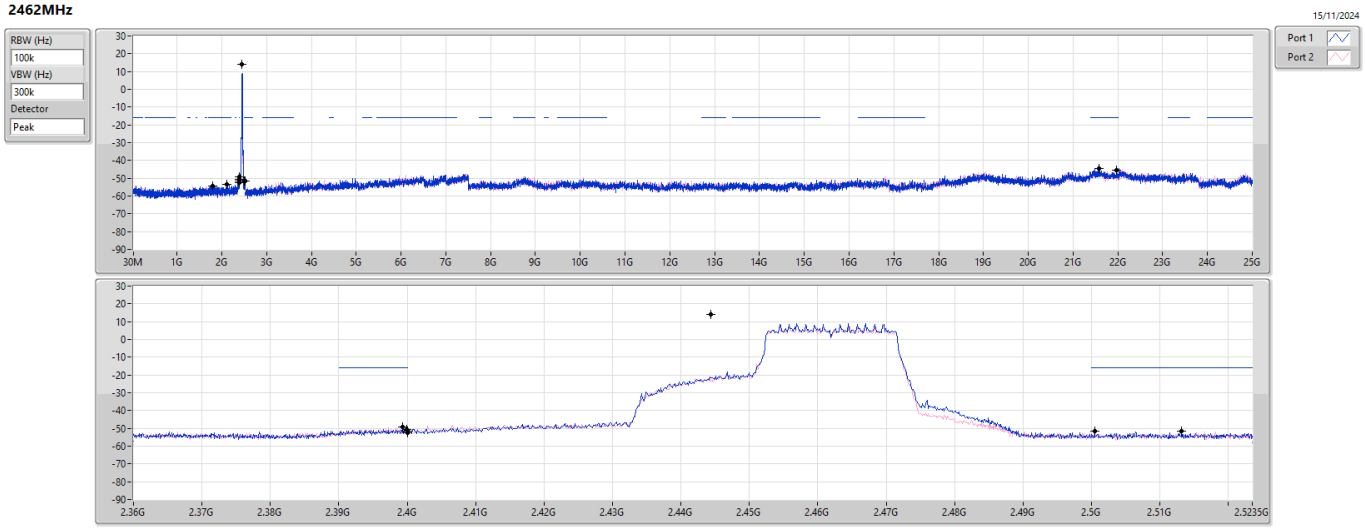

Ref(Hz)	Ref(dBm)	Limit(dBm)	Freq(Hz)	Level(dBm)	Freq(Hz)	Level(dBm)	Freq(Hz)	Level(dBm)	Freq(Hz)	Level(dBm)	Freq(Hz)	Level(dBm)	Port
2.44442G	13.96	-16.04	2.12001G	-53.46	2.39992G	-50.53	2.4G	-52.63	2.51318G	-51.75	21.57514G	-44.63	1
2.44442G	13.96	-16.04	1.79847G	-54.49	2.39936G	-49.35	2.4G	-51.39	2.50046G	-51.63	21.96848G	-45.37	2

2.4-2.4835GHz_802.11be EHT40-BF_Nss1,(MCS0)_2TX **CSENdB**

2422MHz

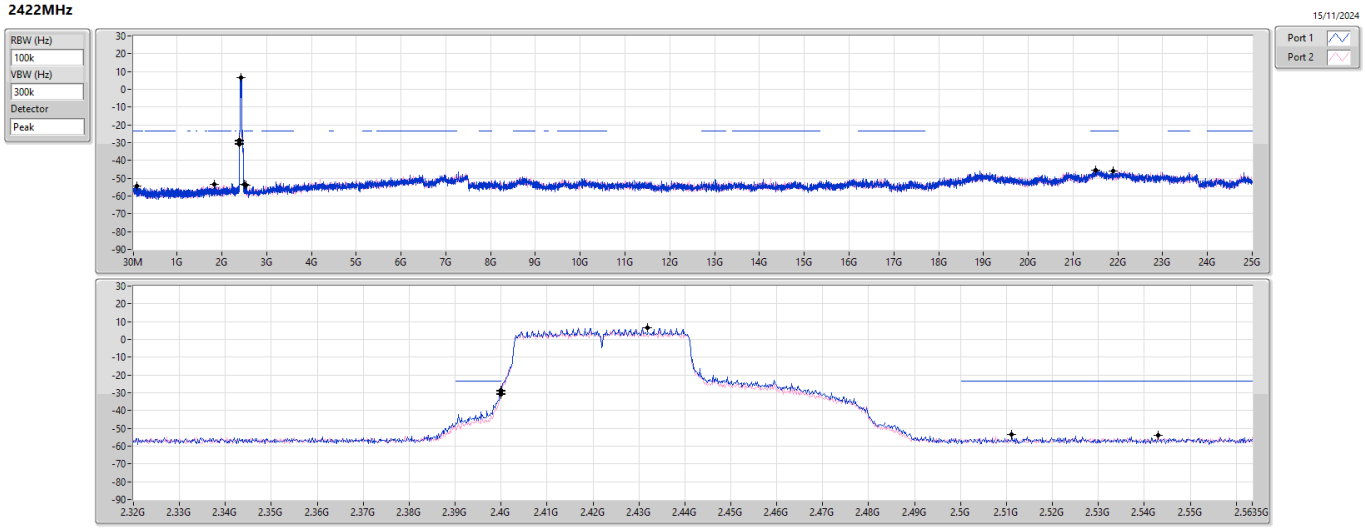

Ref(Hz)	Ref(dBm)	Limit(dBm)	Freq(Hz)	Level(dBm)	Freq(Hz)	Level(dBm)	Freq(Hz)	Level(dBm)	Freq(Hz)	Level(dBm)	Freq(Hz)	Level(dBm)	Port
2.4319G	6.47	-23.53	97.56M	-54.31	2.4G	-28.88	2.4G	-28.81	2.51118G	-53.56	21.88694G	-45.79	1
2.4319G	6.47	-23.53	1.8288G	-53.39	2.4G	-30.58	2.4G	-30.73	2.54302G	-53.81	21.49991G	-45.35	2

2.4-2.4835GHz_802.11be EHT40-BF_Nss1,(MCS0)_2TX **CSENdB**

2437MHz

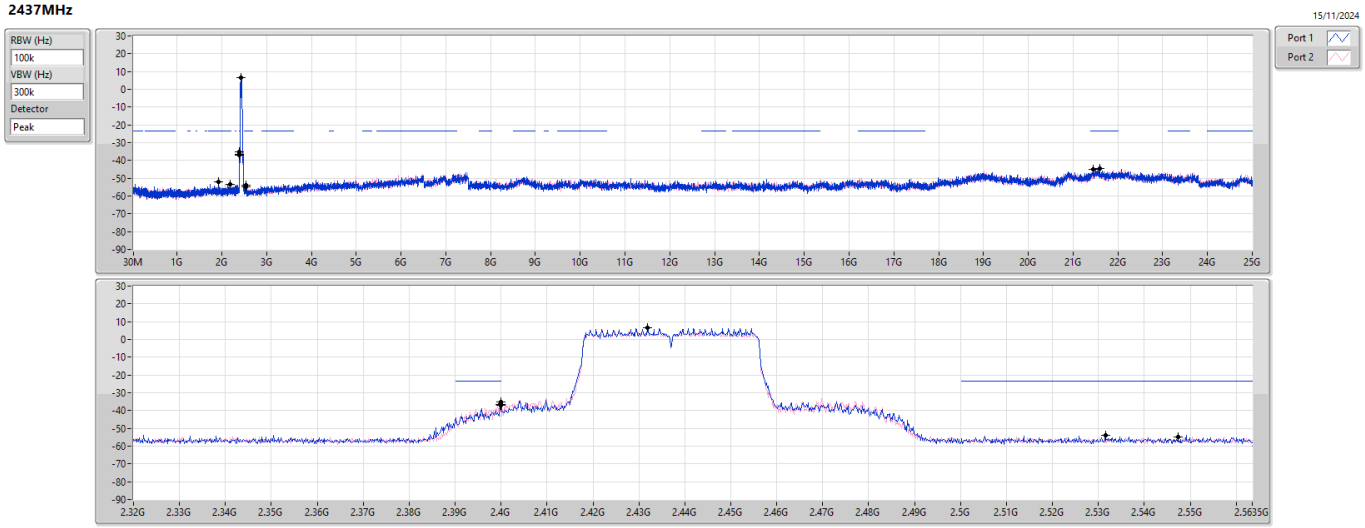

Ref(Hz)	Ref(dBm)	Limit(dBm)	Freq(Hz)	Level(dBm)	Freq(Hz)	Level(dBm)	Freq(Hz)	Level(dBm)	Freq(Hz)	Level(dBm)	Freq(Hz)	Level(dBm)	Port
2.4319G	6.47	-23.53	1.9307G	-52.16	2.4G	-36.83	2.4G	-35.36	2.5315G	-54.11	21.45784G	-44.85	1
2.4319G	6.47	-23.53	2.18375G	-53.57	2.39984G	-36.70	2.4G	-36.50	2.54734G	-54.63	21.58965G	-44.71	2

2.4-2.4835GHz_802.11be EHT40-BF_Nss1,(MCS0)_2TX **CSENdB**

2452MHz

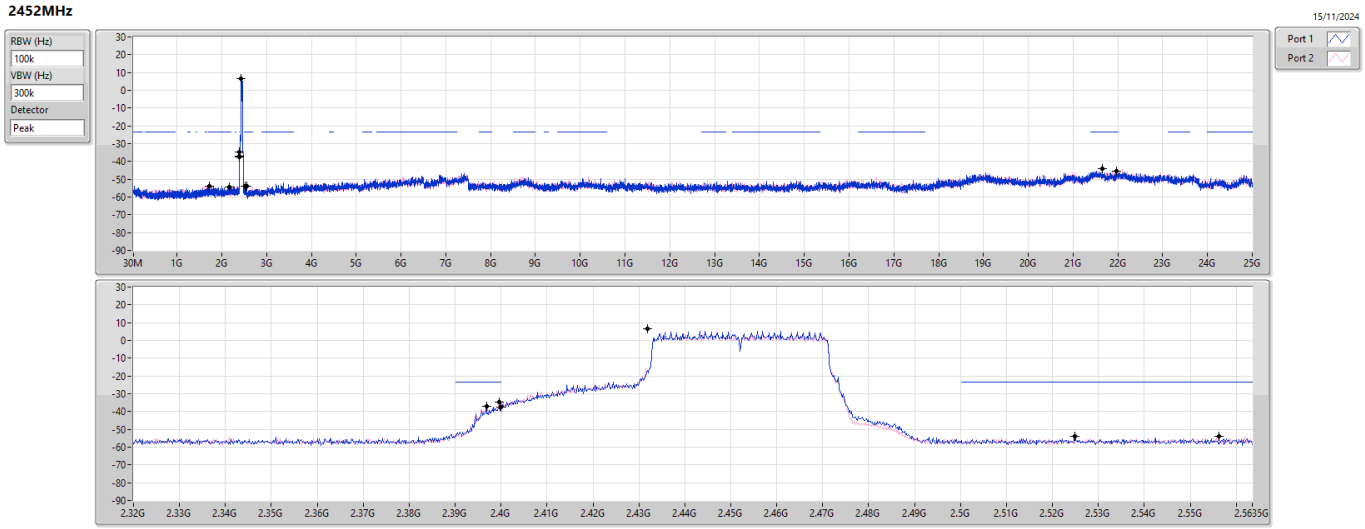

Ref(Hz)	Ref(dBm)	Limit(dBm)	Freq(Hz)	Level(dBm)	Freq(Hz)	Level(dBm)	Freq(Hz)	Level(dBm)	Freq(Hz)	Level(dBm)	Freq(Hz)	Level(dBm)	Port
2.4319G	6.47	-23.53	1.71544G	-54.06	2.3968G	-37.11	2.4G	-37.60	2.52494G	-54.07	21.96266G	-45.54	1
2.4319G	6.47	-23.53	2.1597G	-54.36	2.39952G	-34.61	2.4G	-37.55	2.5563G	-54.13	21.65977G	-43.97	2

Summary

Mode	Result	Type	Freq (Hz)	Level (dBuV/m)	Limit (dBuV/m)	Margin (dB)	Condition
Mode 2	Pass	PK	30M	35.65	40.00	-4.35	Vertical

Mode 2

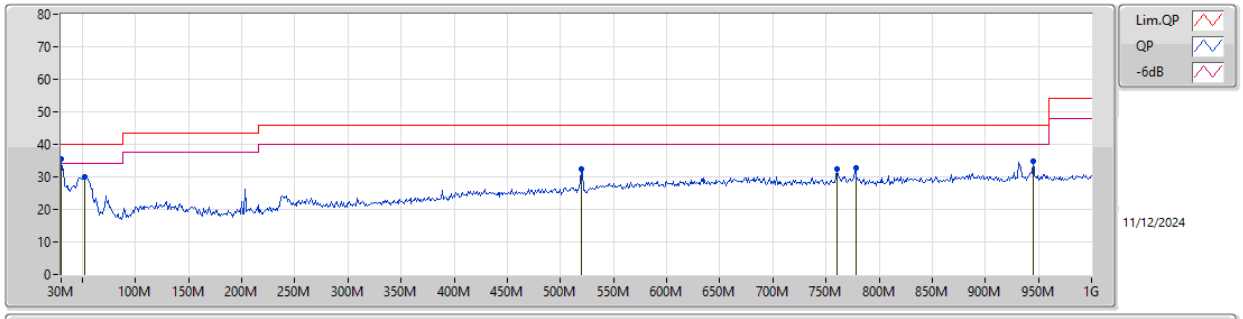

Type	Freq	Level	Limit	Margin	Factor	Dist	Condition	Azimuth	Height	Comment	Raw	AF	CL	PA
	(Hz)	(dBuV/m)	(dBuV/m)	(dB)	(dB/m)	(m)		(°)	(m)		(dBuV)	(dB/m)	(dB)	(dB)
PK	30M	35.65	40.00	-4.35	-6.74	3	Vertical	310	1.25	"Worst"	42.39	23.85	0.46	31.05
PK	52.31M	30.16	40.00	-9.84	-17.18	3	Vertical	233	1.00	-	47.34	13.18	0.65	31.01
PK	519.85M	32.27	46.00	-13.73	-5.67	3	Vertical	360	1.25	-	37.94	23.61	2.43	31.71
PK	760.41M	32.49	46.00	-13.51	-3.37	3	Vertical	128	1.50	-	35.86	25.75	2.96	32.08
PK	777.87M	32.66	46.00	-13.34	-3.35	3	Vertical	184	1.25	-	36.01	25.69	2.99	32.03
PK	944.71M	34.78	46.00	-11.22	-2.30	3	Vertical	246	2.00	-	37.08	26.66	3.31	32.27

Mode 2

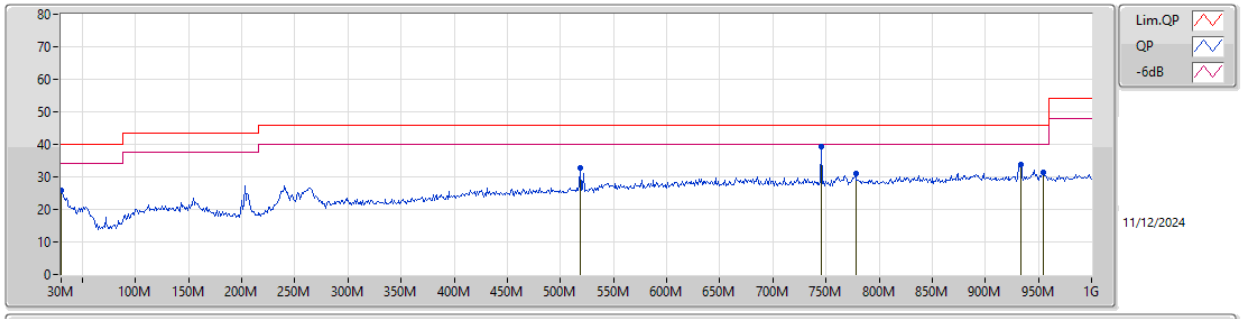

Type	Freq	Level	Limit	Margin	Factor	Dist	Condition	Azimuth	Height	Comment	Raw	AF	CL	PA
	(Hz)	(dBuV/m)	(dBuV/m)	(dB)	(dB/m)	(m)		(°)	(m)		(dBuV)	(dB/m)	(dB)	(dB)
PK	30M	25.96	40.00	-14.04	-6.74	3	Horizontal	192	1.25	-	32.70	23.85	0.46	31.05
PK	518.88M	32.62	46.00	-13.38	-5.66	3	Horizontal	203	2.00	-	38.28	23.62	2.43	31.71
PK	745.86M	39.32	46.00	-6.68	-3.47	3	Horizontal	53	1.25	"Worst"	42.79	25.69	2.93	32.09
PK	777.87M	31.16	46.00	-14.84	-3.35	3	Horizontal	357	1.50	-	34.51	25.69	2.99	32.03
PK	933.07M	33.84	46.00	-12.16	-2.26	3	Horizontal	272	2.00	-	36.10	26.60	3.31	32.17
PK	954.41M	31.48	46.00	-14.52	-2.22	3	Horizontal	313	1.00	-	33.70	26.76	3.32	32.30

Summary

Mode	Result	Type	Freq	Level	Limit	Margin	Dist	Condition	Azimuth	Height	Comments
			(Hz)	(dBuV/m)	(dBuV/m)	(dB)	(m)		(°)	(m)	
2.4-2.4835GHz	-	-	-	-	-	-	-	-	-	-	-
802.11be EHT40-BF_Nss1,(MCS0)_2TX	Pass	AV	2.4835G	52.97	54.00	-1.03	3	Vertical	17	2.08	-

2.4-2.4835GHz_802.11b_Nss1,(1Mbps)_2TX

2412MHz_TX

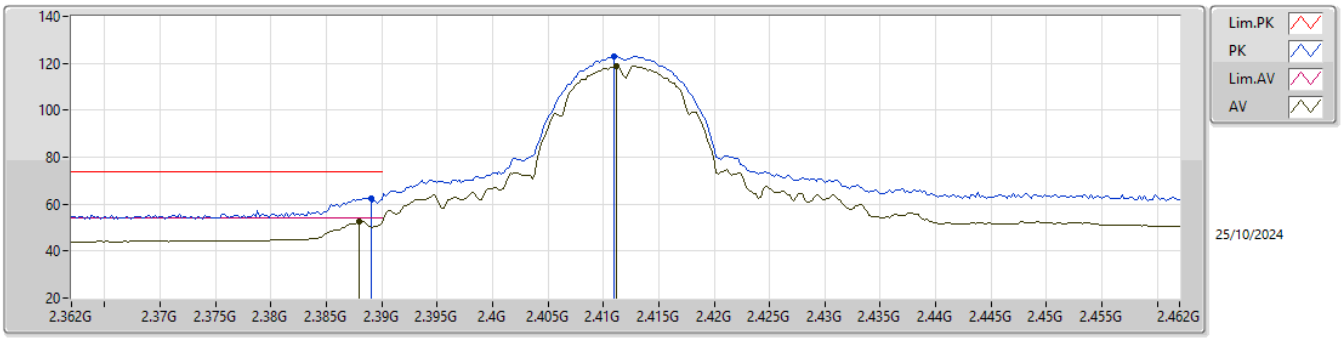

EUT Z_2TX
Setting 97
02-E-E-6

Type	Freq	Level	Limit	Margin	Raw	Dist	Condition	Azimuth	Height	Comment	AF	CL	PA
	(Hz)	(dBuV/m)	(dBuV/m)	(dB)	(dBuV)	(m)		(°)	(m)		(dB)	(dB)	(dB)
PK	2.389G	62.28	74.00	-11.72	29.73	3	Vertical	16	1.93	-	28.49	4.06	-
AV	2.388G	52.56	54.00	-1.44	20.02	3	Vertical	16	1.93	-	28.48	4.06	-
PK	2.411G	123.08	Inf	-Inf	90.60	3	Vertical	16	1.93	-	28.40	4.08	-
AV	2.4112G	118.99	Inf	-Inf	86.51	3	Vertical	16	1.93	-	28.40	4.08	-

2.4-2.4835GHz_802.11b_Nss1,(1Mbps)_2TX

2412MHz_TX

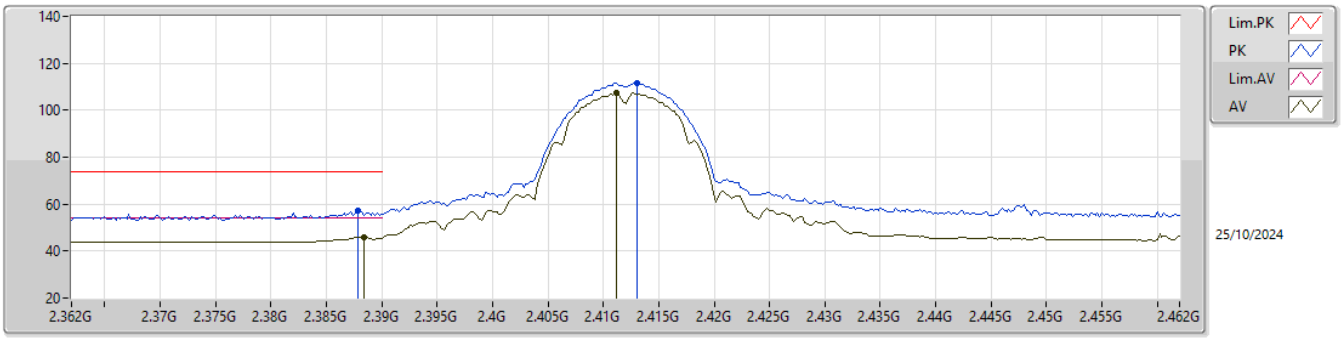

EUT Z_2TX
Setting 97
02-E-E-6

Type	Freq	Level	Limit	Margin	Raw	Dist	Condition	Azimuth	Height	Comment	AF	CL	PA
	(Hz)	(dBuV/m)	(dBuV/m)	(dB)	(dBuV)	(m)		(°)	(m)		(dB)	(dB)	(dB)
PK	2.3878G	57.01	74.00	-16.99	24.47	3	Horizontal	73	2.41	-	28.48	4.06	-
AV	2.3884G	46.07	54.00	-7.93	13.53	3	Horizontal	73	2.41	-	28.48	4.06	-
PK	2.413G	111.64	Inf	-Inf	79.16	3	Horizontal	73	2.41	-	28.40	4.08	-
AV	2.4112G	107.41	Inf	-Inf	74.93	3	Horizontal	73	2.41	-	28.40	4.08	-

2.4-2.4835GHz_802.11b_Nss1,(1Mbps)_2TX

2412MHz_TX

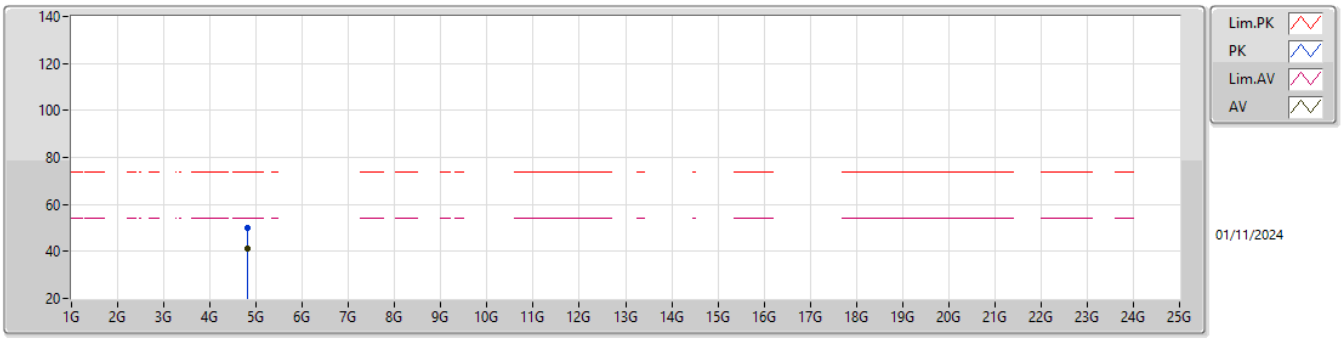

EUT Z_2TX
Setting 97
02-E-E-6

Type	Freq	Level	Limit	Margin	Raw	Dist	Condition	Azimuth	Height	Comment	AF	CL	PA
	(Hz)	(dBuV/m)	(dBuV/m)	(dB)	(dBuV)	(m)		(°)	(m)		(dB)	(dB)	(dB)
PK	4.82408G	50.15	74.00	-23.85	41.22	3	Vertical	194	2.15	-	33.15	6.78	31.00
AV	4.82396G	41.18	54.00	-12.82	32.25	3	Vertical	194	2.15	-	33.15	6.78	31.00

2.4-2.4835GHz_802.11b_Nss1,(1Mbps)_2TX

2412MHz_TX

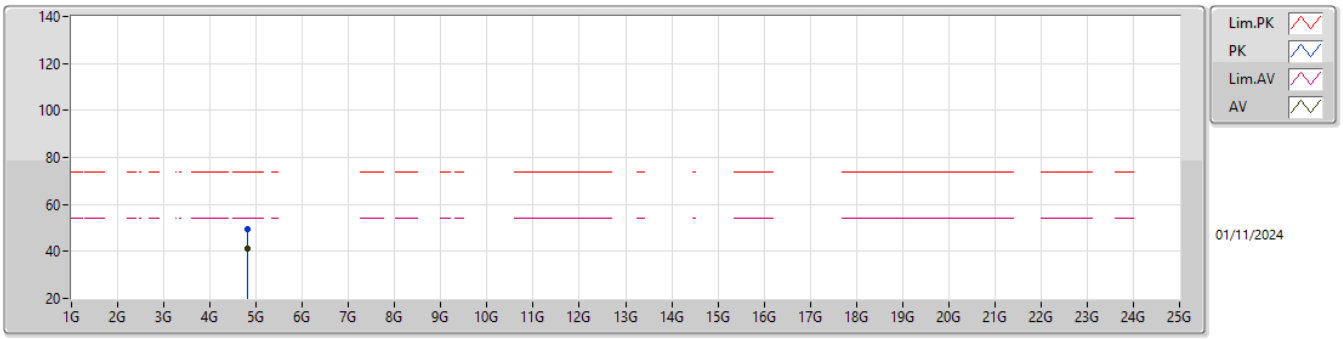

EUT Z_2TX
Setting 97
02-E-E-6

Type	Freq	Level	Limit	Margin	Raw	Dist	Condition	Azimuth	Height	Comment	AF	CL	PA
	(Hz)	(dBuV/m)	(dBuV/m)	(dB)	(dBuV)	(m)		(°)	(m)		(dB)	(dB)	(dB)
PK	4.82392G	49.53	74.00	-24.47	40.60	3	Horizontal	255	2.49	-	33.15	6.78	31.00
AV	4.82388G	40.97	54.00	-13.03	32.04	3	Horizontal	255	2.49	-	33.15	6.78	31.00

2.4-2.4835GHz_802.11b_Nss1,(1Mbps)_2TX

2417MHz_TX

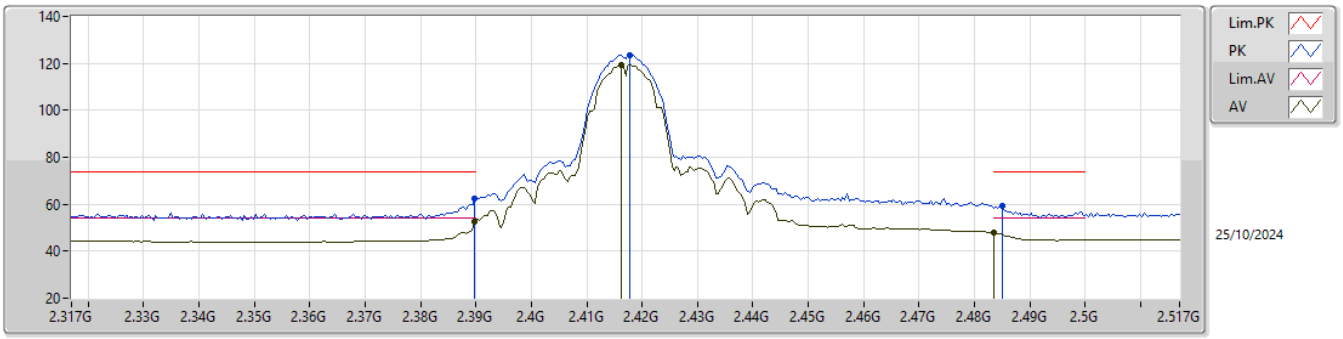

EUT Z_2TX
Setting 101
02-E-E-6

Type	Freq	Level	Limit	Margin	Raw	Dist	Condition	Azimuth	Height	Comment	AF	CL	PA
	(Hz)	(dBuV/m)	(dBuV/m)	(dB)	(dBuV)	(m)		(°)	(m)		(dB)	(dB)	(dB)
PK	2.3898G	62.16	74.00	-11.84	29.60	3	Vertical	324	1.84	-	28.50	4.06	-
AV	2.3898G	52.76	54.00	-1.24	20.20	3	Vertical	324	1.84	-	28.50	4.06	-
PK	2.4178G	123.54	Inf	-Inf	91.06	3	Vertical	324	1.84	-	28.40	4.08	-
AV	2.4162G	119.37	Inf	-Inf	86.89	3	Vertical	324	1.84	-	28.40	4.08	-
PK	2.485G	59.38	74.00	-14.62	26.65	3	Vertical	324	1.84	-	28.60	4.13	-
AV	2.4835G	47.83	54.00	-6.17	15.10	3	Vertical	324	1.84	-	28.60	4.13	-

2.4-2.4835GHz_802.11b_Nss1,(1Mbps)_2TX

2417MHz_TX

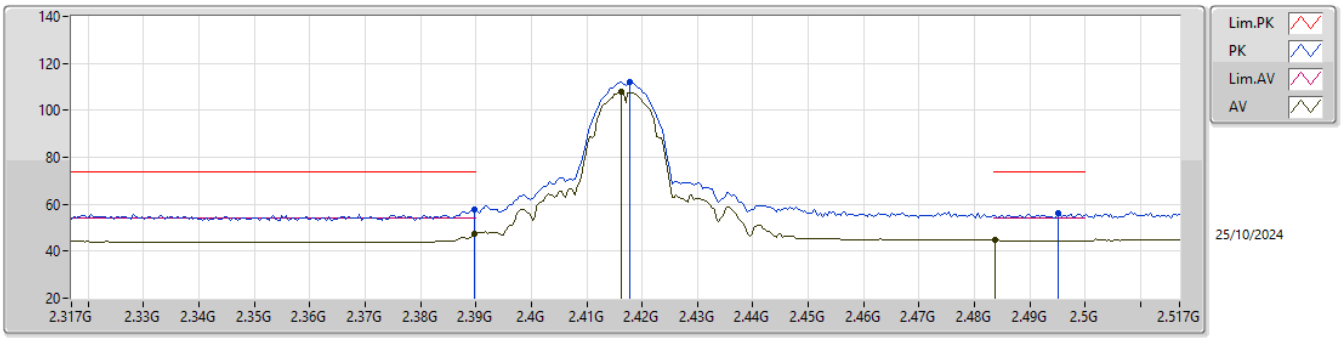

EUT Z_2TX
Setting 101
02-E-E-6

Type	Freq	Level	Limit	Margin	Raw	Dist	Condition	Azimuth	Height	Comment	AF	CL	PA
	(Hz)	(dBuV/m)	(dBuV/m)	(dB)	(dBuV)	(m)		(°)	(m)		(dB)	(dB)	(dB)
PK	2.3898G	57.86	74.00	-16.14	25.30	3	Horizontal	68	1.11	-	28.50	4.06	-
AV	2.3898G	47.28	54.00	-6.72	14.72	3	Horizontal	68	1.11	-	28.50	4.06	-
PK	2.4178G	111.91	Inf	-Inf	79.43	3	Horizontal	68	1.11	-	28.40	4.08	-
AV	2.4162G	107.86	Inf	-Inf	75.38	3	Horizontal	68	1.11	-	28.40	4.08	-
PK	2.495G	56.30	74.00	-17.70	23.56	3	Horizontal	68	1.11	-	28.60	4.14	-
AV	2.4838G	44.63	54.00	-9.37	11.90	3	Horizontal	68	1.11	-	28.60	4.13	-

2.4-2.4835GHz_802.11b_Nss1,(1Mbps)_2TX

2437MHz_TX

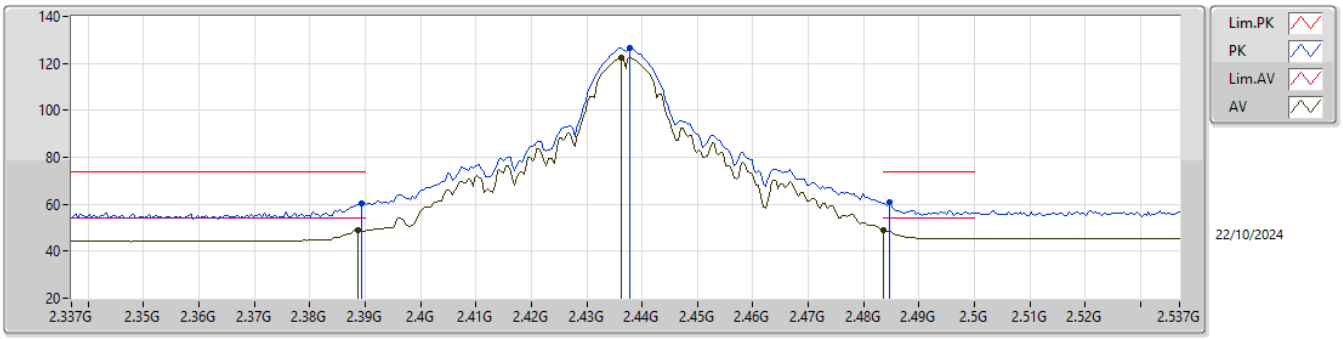

EUT Z_2TX
Setting 112
02-E-E-6

Type	Freq	Level	Limit	Margin	Raw	Dist	Condition	Azimuth	Height	Comment	AF	CL	PA
	(Hz)	(dBuV/m)	(dBuV/m)	(dB)	(dBuV)	(m)		(°)	(m)		(dB)	(dB)	(dB)
PK	2.3894G	60.36	74.00	-13.64	27.81	3	Vertical	13	1.72	-	28.49	4.06	-
AV	2.3886G	48.97	54.00	-5.03	16.42	3	Vertical	13	1.72	-	28.49	4.06	-
PK	2.4378G	126.50	Inf	-Inf	93.90	3	Vertical	13	1.72	-	28.50	4.10	-
AV	2.4362G	122.42	Inf	-Inf	89.82	3	Vertical	13	1.72	-	28.50	4.10	-
PK	2.4846G	60.67	74.00	-13.33	27.94	3	Vertical	13	1.72	-	28.60	4.13	-
AV	2.4835G	49.17	54.00	-4.83	16.44	3	Vertical	13	1.72	-	28.60	4.13	-

2.4-2.4835GHz_802.11b_Nss1,(1Mbps)_2TX

2437MHz_TX

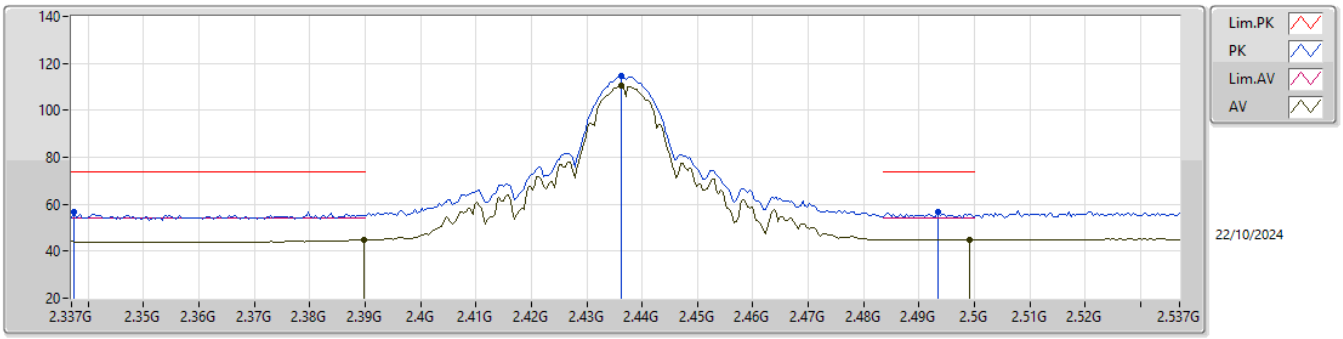

EUT Z_2TX
Setting 112
02-E-E-6

Type	Freq	Level	Limit	Margin	Raw	Dist	Condition	Azimuth	Height	Comment	AF	CL	PA
	(Hz)	(dBuV/m)	(dBuV/m)	(dB)	(dBuV)	(m)		(°)	(m)		(dB)	(dB)	(dB)
PK	2.3374G	56.56	74.00	-17.44	24.26	3	Horizontal	72	1.82	-	28.27	4.03	-
AV	2.3898G	44.78	54.00	-9.22	12.22	3	Horizontal	72	1.82	-	28.50	4.06	-
PK	2.4362G	114.44	Inf	-Inf	81.84	3	Horizontal	72	1.82	-	28.50	4.10	-
AV	2.4362G	110.45	Inf	-Inf	77.85	3	Horizontal	72	1.82	-	28.50	4.10	-
PK	2.4934G	56.55	74.00	-17.45	23.81	3	Horizontal	72	1.82	-	28.60	4.14	-
AV	2.499G	44.85	54.00	-9.15	12.11	3	Horizontal	72	1.82	-	28.60	4.14	-

2.4-2.4835GHz_802.11b_Nss1,(1Mbps)_2TX

2437MHz_TX

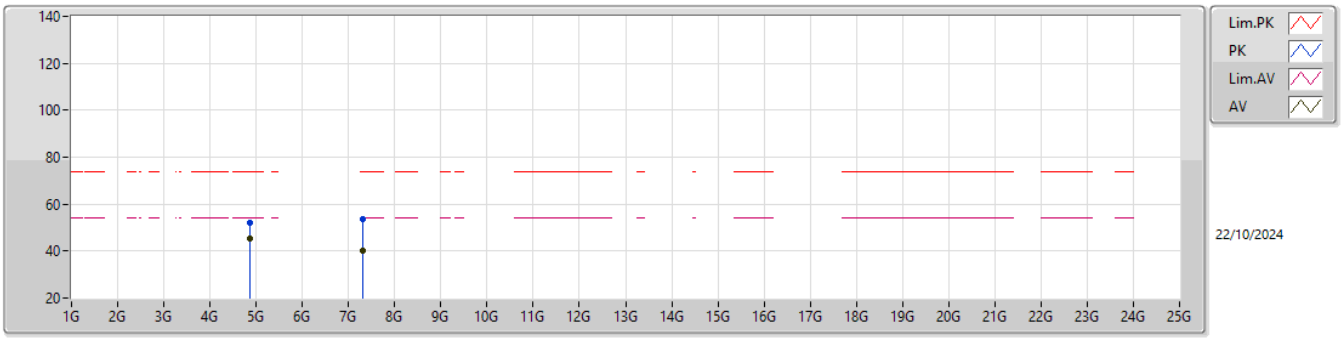

EUT Z_2TX
Setting 112
02-E-E-6

Type	Freq	Level	Limit	Margin	Raw	Dist	Condition	Azimuth	Height	Comment	AF	CL	PA
	(Hz)	(dBuV/m)	(dBuV/m)	(dB)	(dBuV)	(m)		(°)	(m)		(dB)	(dB)	(dB)
PK	4.87382G	52.15	74.00	-21.85	43.09	3	Vertical	127	1.80	-	33.25	6.81	31.00
AV	4.87394G	45.40	54.00	-8.60	36.34	3	Vertical	127	1.80	-	33.25	6.81	31.00
PK	7.31038G	53.81	74.00	-20.19	39.43	3	Vertical	113	1.08	-	36.44	9.37	31.43
AV	7.31168G	40.14	54.00	-13.86	25.75	3	Vertical	113	1.08	-	36.45	9.37	31.43

2.4-2.4835GHz_802.11b_Nss1,(1Mbps)_2TX

2437MHz_TX

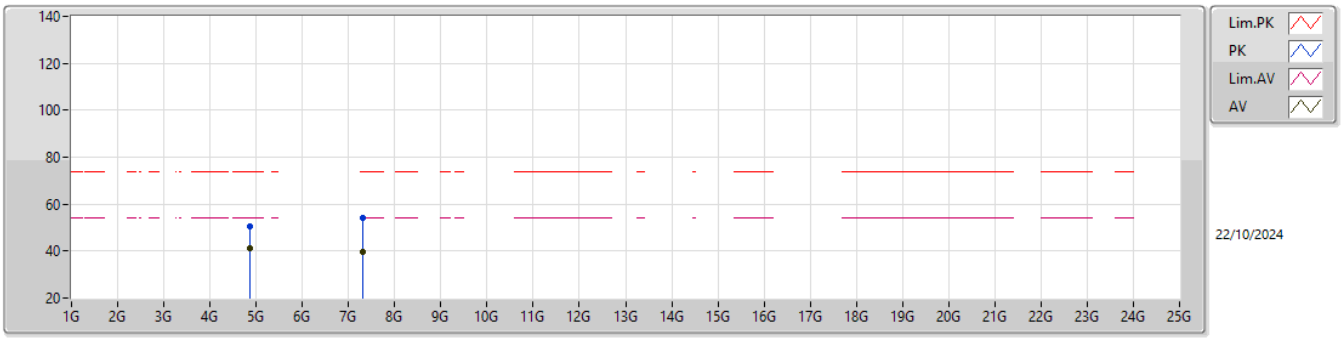

EUT Z_2TX
Setting 112
02-E-E-6

Type	Freq	Level	Limit	Margin	Raw	Dist	Condition	Azimuth	Height	Comment	AF	CL	PA
	(Hz)	(dBuV/m)	(dBuV/m)	(dB)	(dBuV)	(m)		(°)	(m)		(dB)	(dB)	(dB)
PK	4.87384G	50.71	74.00	-23.29	41.65	3	Horizontal	327	1.00	-	33.25	6.81	31.00
AV	4.87394G	41.21	54.00	-12.79	32.15	3	Horizontal	327	1.00	-	33.25	6.81	31.00
PK	7.31536G	54.11	74.00	-19.89	39.71	3	Horizontal	75	1.12	-	36.46	9.37	31.43
AV	7.3142G	39.64	54.00	-14.36	25.24	3	Horizontal	75	1.12	-	36.46	9.37	31.43

2.4-2.4835GHz_802.11b_Nss1,(1Mbps)_2TX

2457MHz_TX

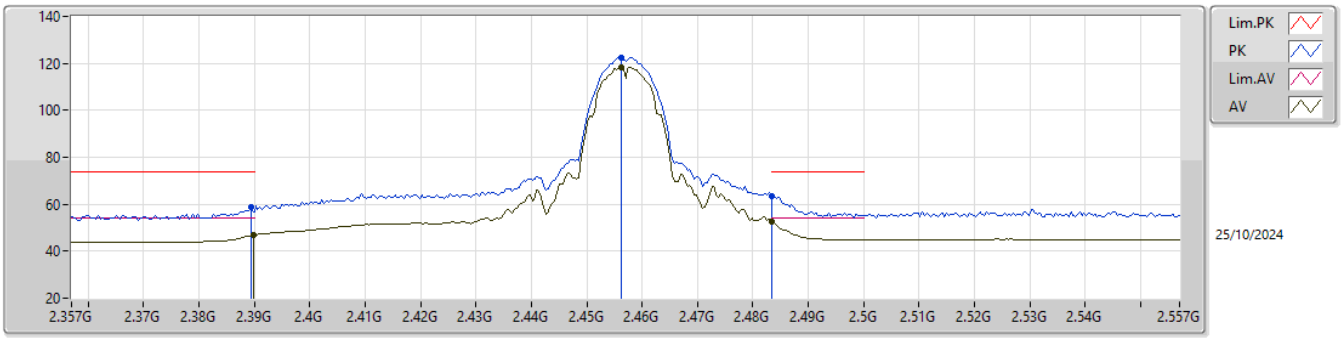

EUT Z_2TX
Setting 95
02-E-E-6

Type	Freq	Level	Limit	Margin	Raw	Dist	Condition	Azimuth	Height	Comment	AF	CL	PA
	(Hz)	(dBuV/m)	(dBuV/m)	(dB)	(dBuV)	(m)		(°)	(m)		(dB)	(dB)	(dB)
PK	2.3894G	58.76	74.00	-15.24	26.21	3	Vertical	14	2.08	-	28.49	4.06	-
AV	2.3898G	46.84	54.00	-7.16	14.28	3	Vertical	14	2.08	-	28.50	4.06	-
PK	2.4562G	122.44	Inf	-Inf	89.89	3	Vertical	14	2.08	-	28.44	4.11	-
AV	2.4562G	118.46	Inf	-Inf	85.91	3	Vertical	14	2.08	-	28.44	4.11	-
PK	2.4835G	63.30	74.00	-10.70	30.57	3	Vertical	14	2.08	-	28.60	4.13	-
AV	2.4835G	52.78	54.00	-1.22	20.05	3	Vertical	14	2.08	-	28.60	4.13	-

2.4-2.4835GHz_802.11b_Nss1,(1Mbps)_2TX

2457MHz_TX

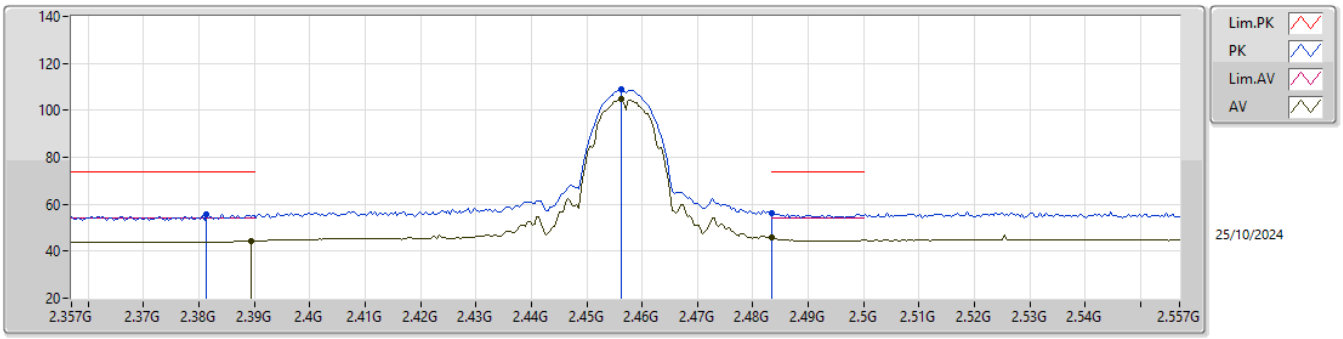

EUT Z_2TX
Setting 95
02-E-E-6

Type	Freq	Level	Limit	Margin	Raw	Dist	Condition	Azimuth	Height	Comment	AF	CL	PA
	(Hz)	(dBuV/m)	(dBuV/m)	(dB)	(dBuV)	(m)		(°)	(m)		(dB)	(dB)	(dB)
PK	2.3814G	55.64	74.00	-18.36	23.17	3	Horizontal	64	1.80	-	28.41	4.06	-
AV	2.3894G	44.34	54.00	-9.66	11.79	3	Horizontal	64	1.80	-	28.49	4.06	-
PK	2.4562G	108.79	Inf	-Inf	76.24	3	Horizontal	64	1.80	-	28.44	4.11	-
AV	2.4562G	104.76	Inf	-Inf	72.21	3	Horizontal	64	1.80	-	28.44	4.11	-
PK	2.4835G	56.44	74.00	-17.56	23.71	3	Horizontal	64	1.80	-	28.60	4.13	-
AV	2.4835G	45.63	54.00	-8.37	12.90	3	Horizontal	64	1.80	-	28.60	4.13	-

2.4-2.4835GHz_802.11b_Nss1,(1Mbps)_2TX

2462MHz_TX

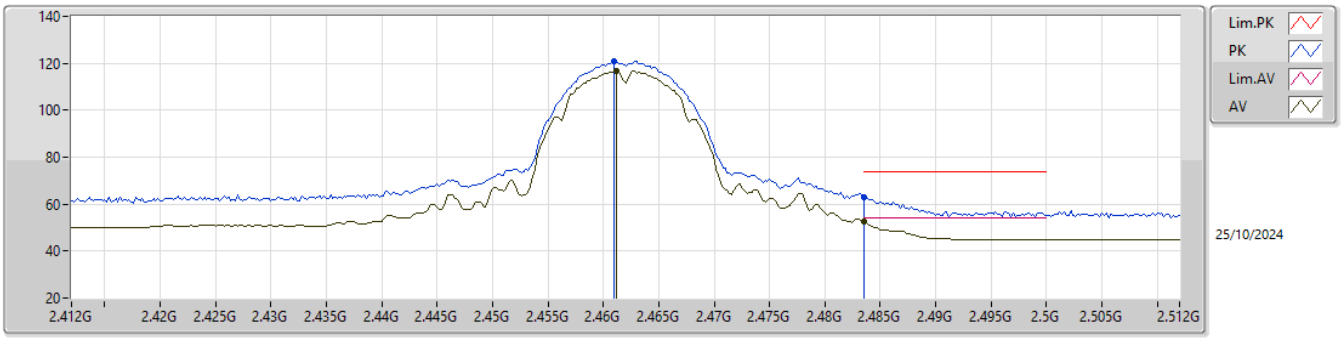

EUT Z_2TX
Setting 90
02-E-E-6

Type	Freq	Level	Limit	Margin	Raw	Dist	Condition	Azimuth	Height	Comment	AF	CL	PA
	(Hz)	(dBuV/m)	(dBuV/m)	(dB)	(dBuV)	(m)		(°)	(m)		(dB)	(dB)	(dB)
PK	2.461G	120.73	Inf	-Inf	88.20	3	Vertical	14	2.11	-	28.41	4.12	-
AV	2.4612G	116.69	Inf	-Inf	84.16	3	Vertical	14	2.11	-	28.41	4.12	-
PK	2.4835G	62.79	74.00	-11.21	30.06	3	Vertical	14	2.11	-	28.60	4.13	-
AV	2.4835G	52.83	54.00	-1.17	20.10	3	Vertical	14	2.11	-	28.60	4.13	-

2.4-2.4835GHz_802.11b_Nss1,(1Mbps)_2TX

2462MHz_TX

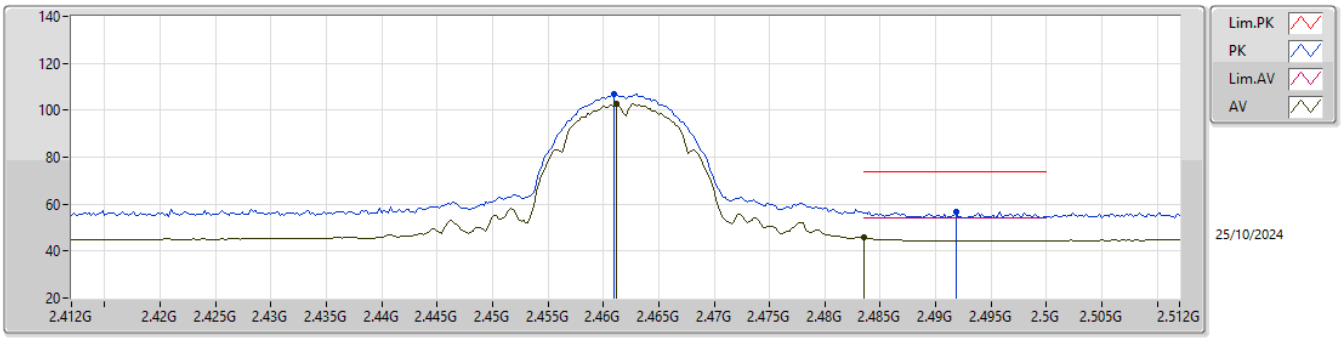

EUT Z_2TX
Setting 90
02-E-E-6

Type	Freq	Level	Limit	Margin	Raw	Dist	Condition	Azimuth	Height	Comment	AF	CL	PA
	(Hz)	(dBuV/m)	(dBuV/m)	(dB)	(dBuV)	(m)		(°)	(m)		(dB)	(dB)	(dB)
PK	2.461G	106.78	Inf	-Inf	74.25	3	Horizontal	66	1.80	-	28.41	4.12	-
AV	2.4612G	102.65	Inf	-Inf	70.12	3	Horizontal	66	1.80	-	28.41	4.12	-
PK	2.4918G	56.95	74.00	-17.05	24.21	3	Horizontal	66	1.80	-	28.60	4.14	-
AV	2.4835G	45.78	54.00	-8.22	13.05	3	Horizontal	66	1.80	-	28.60	4.13	-

2.4-2.4835GHz_802.11b_Nss1,(1Mbps)_2TX

2462MHz_TX

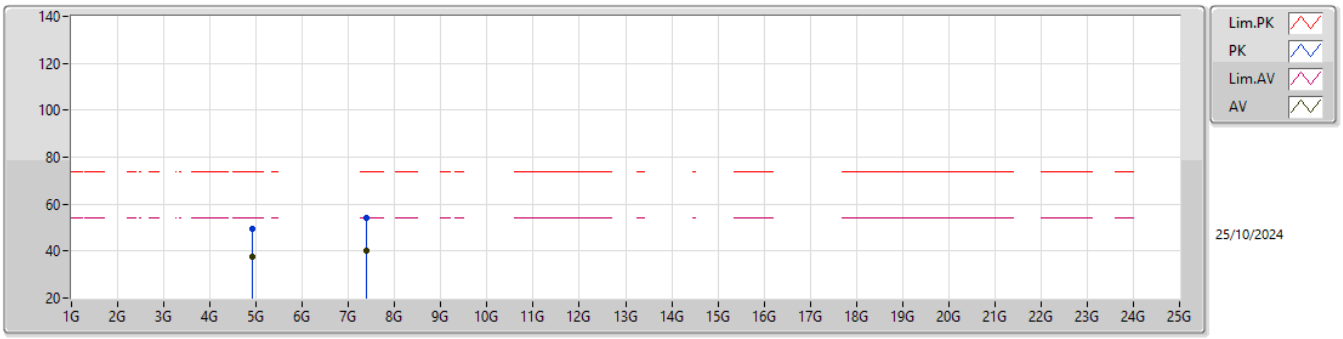

EUT Z_2TX
Setting 90
02-E-E-6

Type	Freq	Level	Limit	Margin	Raw	Dist	Condition	Azimuth	Height	Comment	AF	CL	PA
	(Hz)	(dBuV/m)	(dBuV/m)	(dB)	(dBuV)	(m)		(°)	(m)		(dB)	(dB)	(dB)
PK	4.92124G	49.50	74.00	-24.50	40.33	3	Vertical	124	2.29	-	33.34	6.84	31.01
AV	4.92392G	37.52	54.00	-16.48	28.34	3	Vertical	124	2.29	-	33.35	6.84	31.01
PK	7.39412G	54.32	74.00	-19.68	39.78	3	Vertical	129	2.77	-	36.60	9.37	31.43
AV	7.39588G	40.30	54.00	-13.70	25.76	3	Vertical	129	2.77	-	36.60	9.37	31.43

2.4-2.4835GHz_802.11b_Nss1,(1Mbps)_2TX

2462MHz_TX

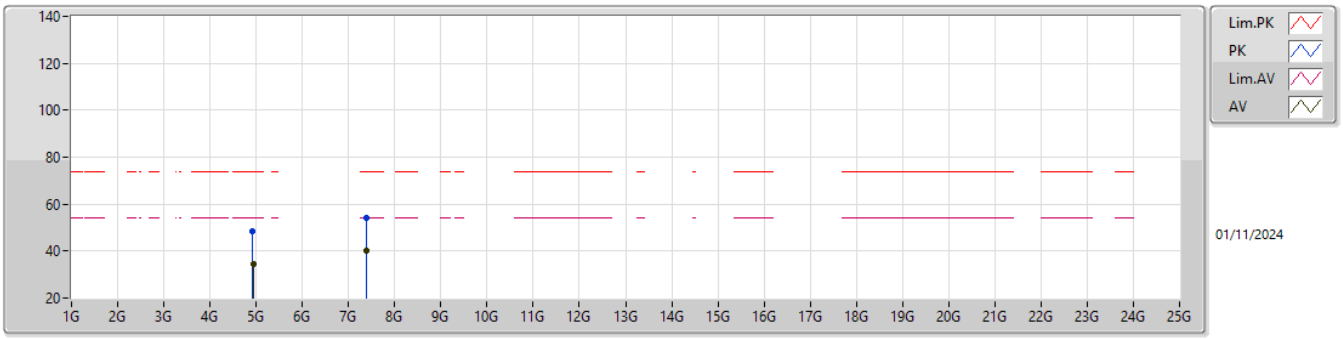

EUT Z_2TX
Setting 90
02-E-E-6

Type	Freq	Level	Limit	Margin	Raw	Dist	Condition	Azimuth	Height	Comment	AF	CL	PA
	(Hz)	(dBuV/m)	(dBuV/m)	(dB)	(dBuV)	(m)		(°)	(m)		(dB)	(dB)	(dB)
PK	4.92812G	48.29	74.00	-25.71	39.10	3	Horizontal	91	1.97	-	33.36	6.84	31.01
AV	4.93368G	34.54	54.00	-19.46	25.34	3	Horizontal	91	1.97	-	33.37	6.84	31.01
PK	7.38876G	54.08	74.00	-19.92	39.54	3	Horizontal	319	2.63	-	36.60	9.37	31.43
AV	7.39476G	40.26	54.00	-13.74	25.72	3	Horizontal	319	2.63	-	36.60	9.37	31.43

2.4-2.4835GHz_802.11g_Nss1,(6Mbps)_2TX

2412MHz_TX

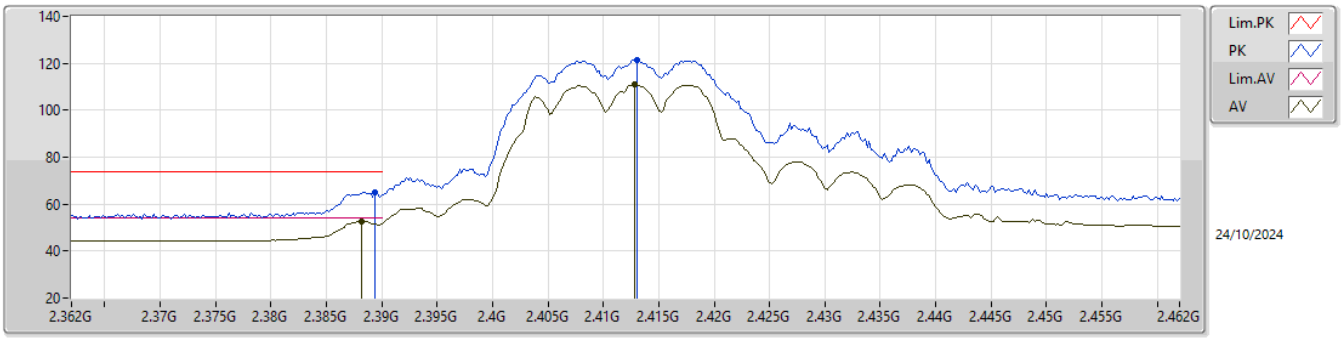

EUT Z_2TX
Setting 92
02-E-E-6

Type	Freq	Level	Limit	Margin	Raw	Dist	Condition	Azimuth	Height	Comment	AF	CL	PA
	(Hz)	(dBuV/m)	(dBuV/m)	(dB)	(dBuV)	(m)		(°)	(m)		(dB)	(dB)	(dB)
PK	2.3894G	65.25	74.00	-8.75	32.70	3	Vertical	7	2.34	-	28.49	4.06	-
AV	2.3882G	52.60	54.00	-1.40	20.06	3	Vertical	7	2.34	-	28.48	4.06	-
PK	2.413G	121.42	Inf	-Inf	88.94	3	Vertical	7	2.34	-	28.40	4.08	-
AV	2.4128G	110.92	Inf	-Inf	78.44	3	Vertical	7	2.34	-	28.40	4.08	-

2.4-2.4835GHz_802.11g_Nss1,(6Mbps)_2TX

2412MHz_TX

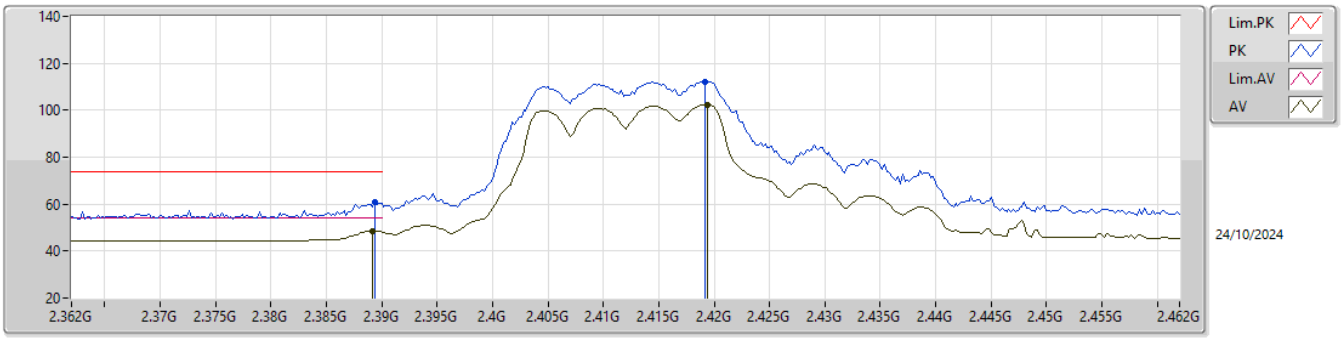

EUT Z_2TX
Setting 92
02-E-E-6

Type	Freq	Level	Limit	Margin	Raw	Dist	Condition	Azimuth	Height	Comment	AF	CL	PA
	(Hz)	(dBuV/m)	(dBuV/m)	(dB)	(dBuV)	(m)		(°)	(m)		(dB)	(dB)	(dB)
PK	2.3894G	60.82	74.00	-13.18	28.27	3	Horizontal	54	3.00	-	28.49	4.06	-
AV	2.3892G	48.57	54.00	-5.43	16.02	3	Horizontal	54	3.00	-	28.49	4.06	-
PK	2.4192G	112.24	Inf	-Inf	79.76	3	Horizontal	54	3.00	-	28.40	4.08	-
AV	2.4194G	102.31	Inf	-Inf	69.83	3	Horizontal	54	3.00	-	28.40	4.08	-

2.4-2.4835GHz_802.11g_Nss1,(6Mbps)_2TX

2412MHz_TX

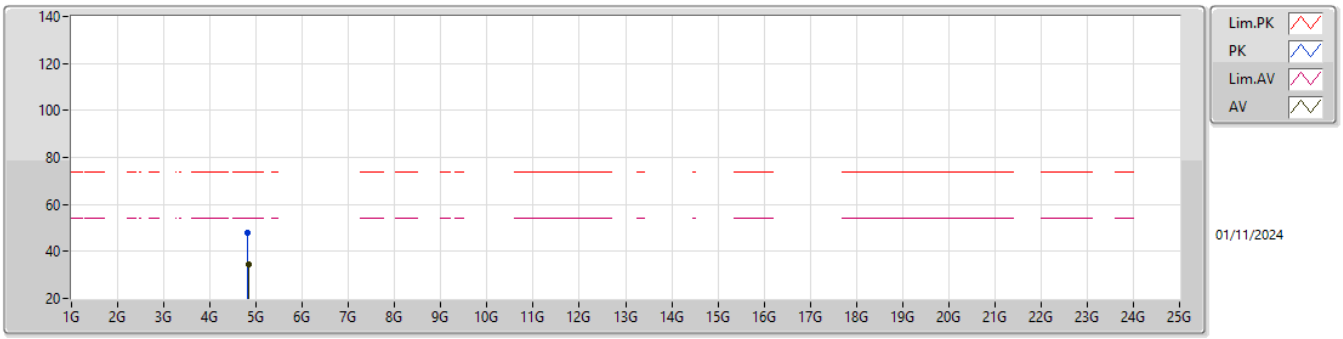

EUT Z_2TX
Setting 92
02-E-E-6

Type	Freq	Level	Limit	Margin	Raw	Dist	Condition	Azimuth	Height	Comment	AF	CL	PA
	(Hz)	(dBuV/m)	(dBuV/m)	(dB)	(dBuV)	(m)		(°)	(m)		(dB)	(dB)	(dB)
PK	4.81572G	48.08	74.00	-25.92	39.17	3	Vertical	178	2.18	-	33.13	6.78	31.00
AV	4.83112G	34.36	54.00	-19.64	25.41	3	Vertical	178	2.18	-	33.16	6.79	31.00

2.4-2.4835GHz_802.11g_Nss1,(6Mbps)_2TX

2412MHz_TX

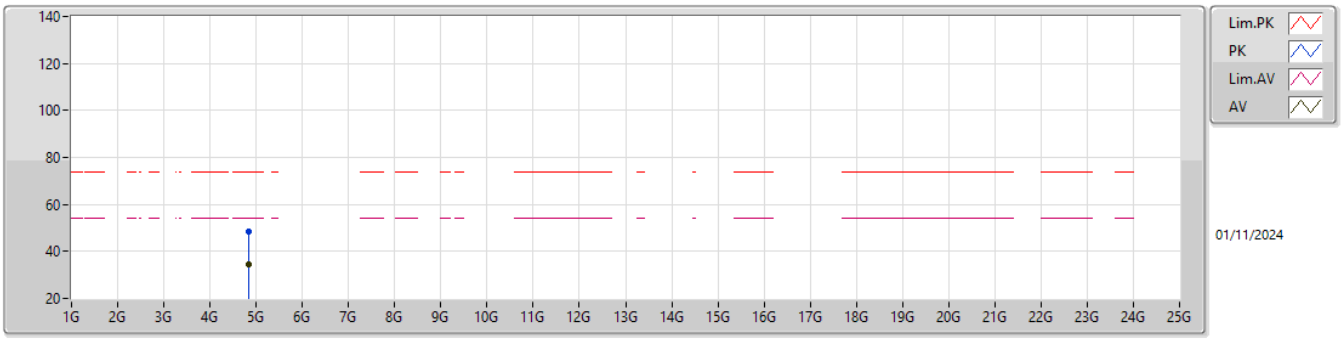

EUT Z_2TX
Setting 92
02-E-E-6

Type	Freq	Level	Limit	Margin	Raw	Dist	Condition	Azimuth	Height	Comment	AF	CL	PA
	(Hz)	(dBuV/m)	(dBuV/m)	(dB)	(dBuV)	(m)		(°)	(m)		(dB)	(dB)	(dB)
PK	4.832G	48.29	74.00	-25.71	39.34	3	Horizontal	199	2.57	-	33.16	6.79	31.00
AV	4.831G	34.39	54.00	-19.61	25.44	3	Horizontal	199	2.57	-	33.16	6.79	31.00

2.4-2.4835GHz_802.11g_Nss1,(6Mbps)_2TX

2417MHz_TX

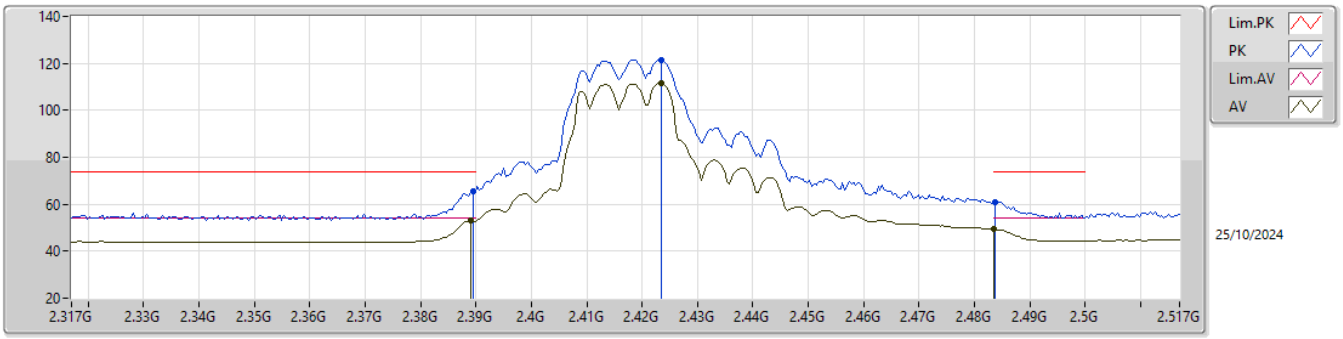

EUT Z_2TX
Setting 98
02-E-E-6

Type	Freq	Level	Limit	Margin	Raw	Dist	Condition	Azimuth	Height	Comment	AF	CL	PA
	(Hz)	(dBuV/m)	(dBuV/m)	(dB)	(dBuV)	(m)		(°)	(m)		(dB)	(dB)	(dB)
PK	2.3894G	65.52	74.00	-8.48	32.97	3	Vertical	360	1.82	-	28.49	4.06	-
AV	2.389G	52.88	54.00	-1.12	20.33	3	Vertical	360	1.82	-	28.49	4.06	-
PK	2.4234G	121.48	Inf	-Inf	88.96	3	Vertical	360	1.82	-	28.43	4.09	-
AV	2.4234G	111.47	Inf	-Inf	78.95	3	Vertical	360	1.82	-	28.43	4.09	-
PK	2.4838G	60.97	74.00	-13.03	28.24	3	Vertical	360	1.82	-	28.60	4.13	-
AV	2.4835G	49.38	54.00	-4.62	16.65	3	Vertical	360	1.82	-	28.60	4.13	-

2.4-2.4835GHz_802.11g_Nss1,(6Mbps)_2TX

2417MHz_TX

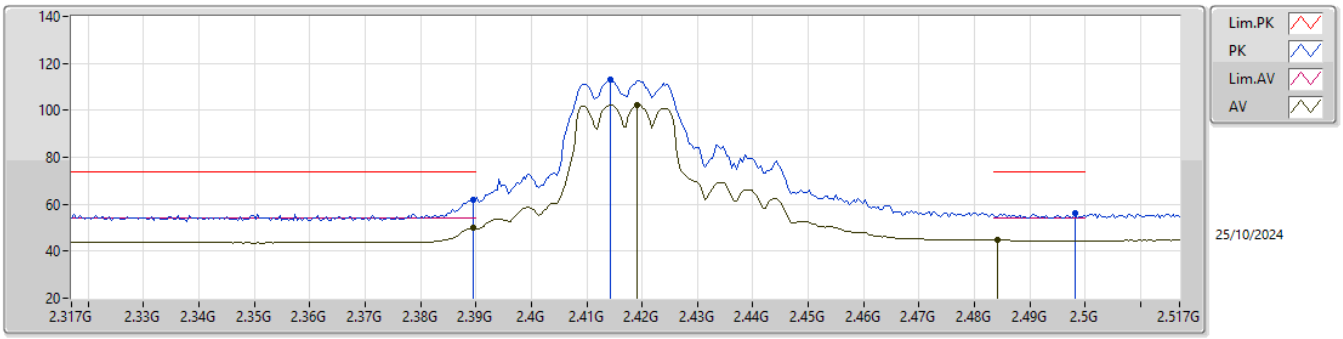

EUT Z_2TX
Setting 98
02-E-E-6

Type	Freq	Level	Limit	Margin	Raw	Dist	Condition	Azimuth	Height	Comment	AF	CL	PA
	(Hz)	(dBuV/m)	(dBuV/m)	(dB)	(dBuV)	(m)		(°)	(m)		(dB)	(dB)	(dB)
PK	2.3894G	61.98	74.00	-12.02	29.43	3	Horizontal	55	3.00	-	28.49	4.06	-
AV	2.3894G	49.78	54.00	-4.22	17.23	3	Horizontal	55	3.00	-	28.49	4.06	-
PK	2.4142G	113.11	Inf	-Inf	80.63	3	Horizontal	55	3.00	-	28.40	4.08	-
AV	2.419G	102.18	Inf	-Inf	69.70	3	Horizontal	55	3.00	-	28.40	4.08	-
PK	2.4982G	56.46	74.00	-17.54	23.72	3	Horizontal	55	3.00	-	28.60	4.14	-
AV	2.4842G	44.85	54.00	-9.15	12.12	3	Horizontal	55	3.00	-	28.60	4.13	-

2.4-2.4835GHz_802.11g_Nss1,(6Mbps)_2TX

2437MHz_TX

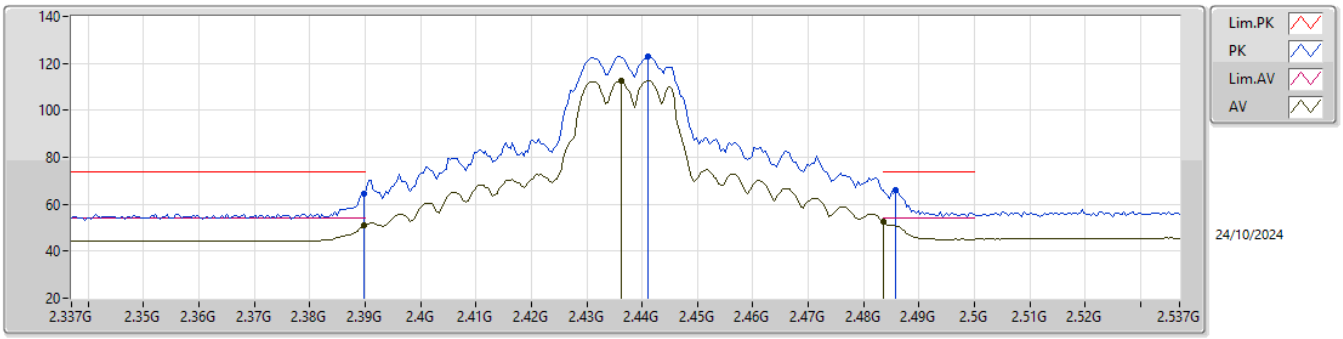

EUT Z_2TX
Setting 101
02-E-E-6

Type	Freq	Level	Limit	Margin	Raw	Dist	Condition	Azimuth	Height	Comment	AF	CL	PA
	(Hz)	(dBuV/m)	(dBuV/m)	(dB)	(dBuV)	(m)		(°)	(m)		(dB)	(dB)	(dB)
PK	2.3898G	64.33	74.00	-9.67	31.77	3	Vertical	331	1.89	-	28.50	4.06	-
AV	2.3898G	50.92	54.00	-3.08	18.36	3	Vertical	331	1.89	-	28.50	4.06	-
PK	2.441G	123.04	Inf	-Inf	90.44	3	Vertical	331	1.89	-	28.50	4.10	-
AV	2.4362G	112.50	Inf	-Inf	79.90	3	Vertical	331	1.89	-	28.50	4.10	-
PK	2.4858G	65.93	74.00	-8.07	33.20	3	Vertical	331	1.89	-	28.60	4.13	-
AV	2.4835G	52.76	54.00	-1.24	20.03	3	Vertical	331	1.89	-	28.60	4.13	-

2.4-2.4835GHz_802.11g_Nss1,(6Mbps)_2TX

2437MHz_TX

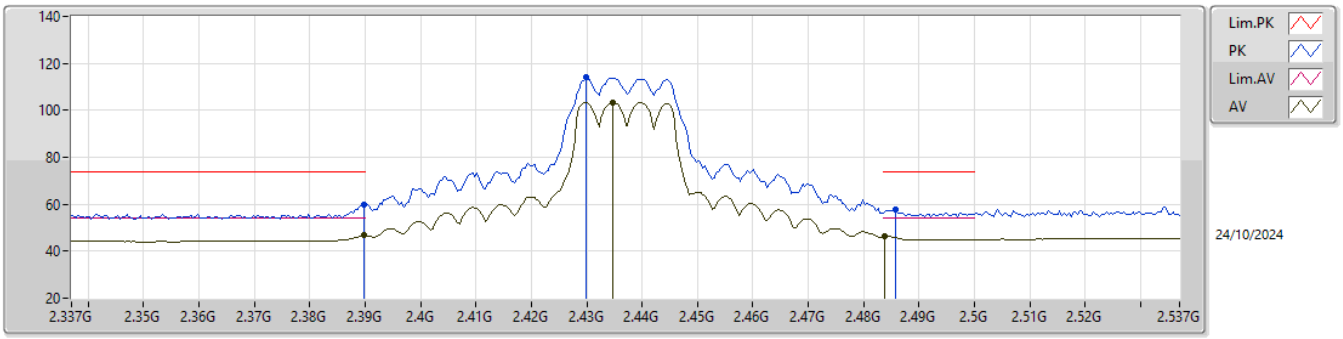

EUT Z_2TX
Setting 101
02-E-E-6

Type	Freq	Level	Limit	Margin	Raw	Dist	Condition	Azimuth	Height	Comment	AF	CL	PA
	(Hz)	(dBuV/m)	(dBuV/m)	(dB)	(dBuV)	(m)		(°)	(m)		(dB)	(dB)	(dB)
PK	2.3898G	59.98	74.00	-14.02	27.42	3	Horizontal	47	1.17	-	28.50	4.06	-
AV	2.3898G	46.64	54.00	-7.36	14.08	3	Horizontal	47	1.17	-	28.50	4.06	-
PK	2.4298G	114.18	Inf	-Inf	81.59	3	Horizontal	47	1.17	-	28.50	4.09	-
AV	2.4346G	103.52	Inf	-Inf	70.92	3	Horizontal	47	1.17	-	28.50	4.10	-
PK	2.4858G	57.51	74.00	-16.49	24.78	3	Horizontal	47	1.17	-	28.60	4.13	-
AV	2.4838G	46.34	54.00	-7.66	13.61	3	Horizontal	47	1.17	-	28.60	4.13	-

2.4-2.4835GHz_802.11g_Nss1,(6Mbps)_2TX

2437MHz_TX

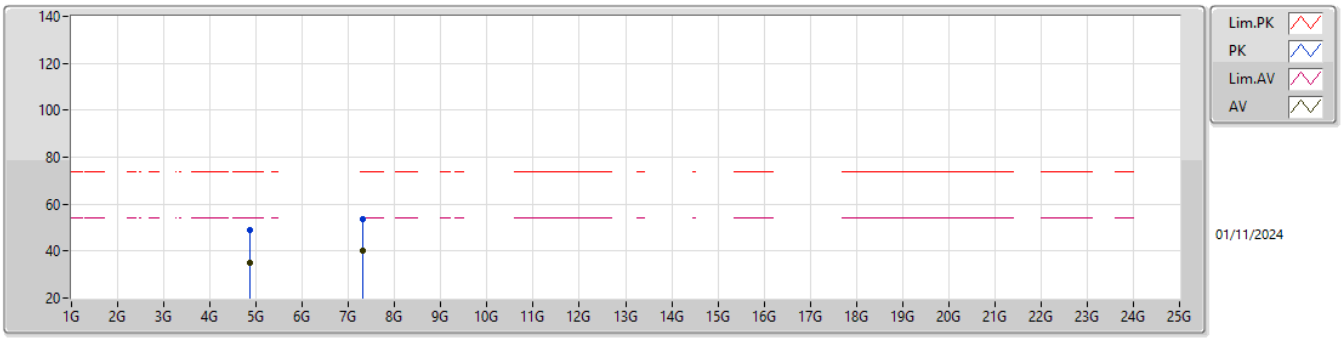

EUT Z_2TX
Setting 101
02-E-E-6

Type	Freq	Level	Limit	Margin	Raw	Dist	Condition	Azimuth	Height	Comment	AF	CL	PA
	(Hz)	(dBuV/m)	(dBuV/m)	(dB)	(dBuV)	(m)		(°)	(m)		(dB)	(dB)	(dB)
PK	4.87276G	49.08	74.00	-24.92	40.02	3	Vertical	227	1.80	-	33.25	6.81	31.00
AV	4.86964G	34.86	54.00	-19.14	25.81	3	Vertical	227	1.80	-	33.24	6.81	31.00
PK	7.30308G	53.79	74.00	-20.21	39.44	3	Vertical	164	1.80	-	36.41	9.37	31.43
AV	7.31976G	40.01	54.00	-13.99	25.59	3	Vertical	164	1.80	-	36.48	9.37	31.43

2.4-2.4835GHz_802.11g_Nss1,(6Mbps)_2TX

2437MHz_TX

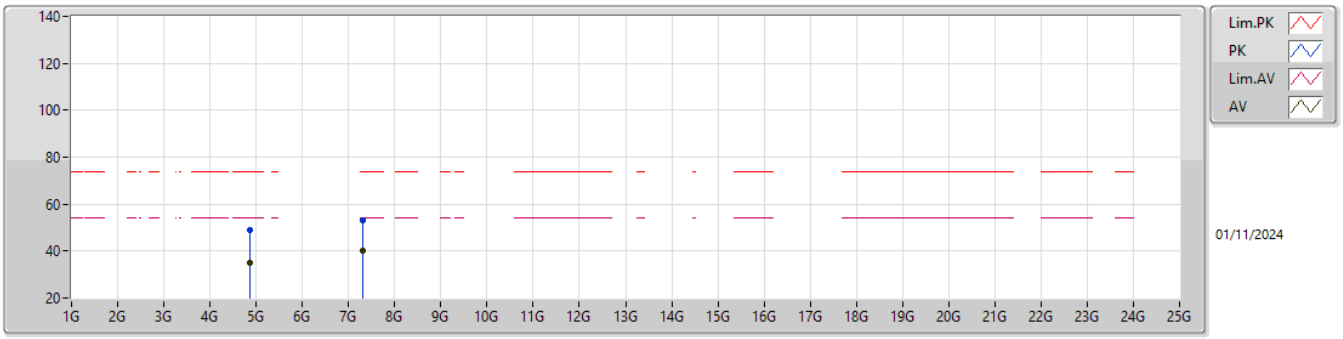

EUT Z_2TX
Setting 101
02-E-E-6

Type	Freq	Level	Limit	Margin	Raw	Dist	Condition	Azimuth	Height	Comment	AF	CL	PA
	(Hz)	(dBuV/m)	(dBuV/m)	(dB)	(dBuV)	(m)		(°)	(m)		(dB)	(dB)	(dB)
PK	4.8734G	48.89	74.00	-25.11	39.83	3	Horizontal	184	1.67	-	33.25	6.81	31.00
AV	4.86944G	34.83	54.00	-19.17	25.78	3	Horizontal	184	1.67	-	33.24	6.81	31.00
PK	7.31904G	53.23	74.00	-20.77	38.81	3	Horizontal	77	1.66	-	36.48	9.37	31.43
AV	7.31996G	39.97	54.00	-14.03	25.55	3	Horizontal	77	1.66	-	36.48	9.37	31.43

2.4-2.4835GHz_802.11g_Nss1,(6Mbps)_2TX

2457MHz_TX

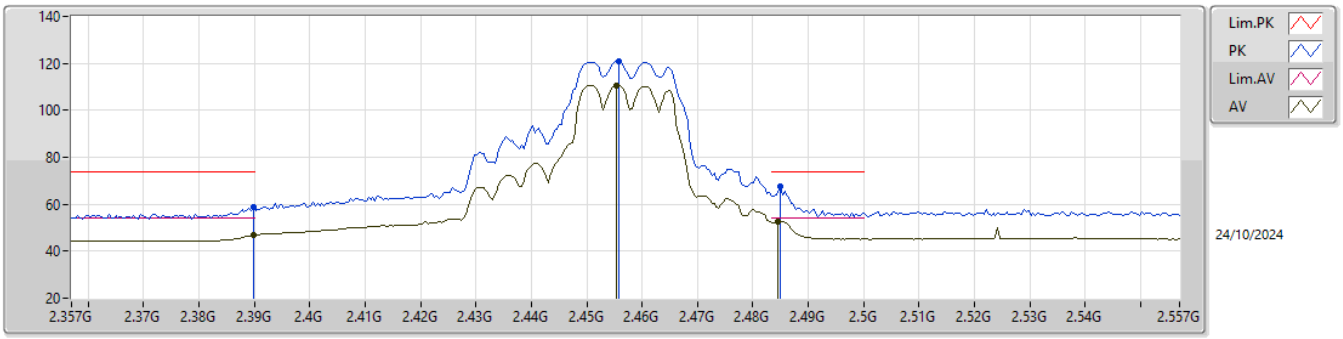

EUT Z_2TX
Setting 93
02-E-E-6

Type	Freq	Level	Limit	Margin	Raw	Dist	Condition	Azimuth	Height	Comment	AF	CL	PA
	(Hz)	(dBuV/m)	(dBuV/m)	(dB)	(dBuV)	(m)		(°)	(m)		(dB)	(dB)	(dB)
PK	2.3898G	58.76	74.00	-15.24	26.20	3	Vertical	337	1.80	-	28.50	4.06	-
AV	2.3898G	46.73	54.00	-7.27	14.17	3	Vertical	337	1.80	-	28.50	4.06	-
PK	2.4558G	121.05	Inf	-Inf	88.50	3	Vertical	337	1.80	-	28.44	4.11	-
AV	2.4554G	110.75	Inf	-Inf	78.19	3	Vertical	337	1.80	-	28.45	4.11	-
PK	2.485G	67.62	74.00	-6.38	34.89	3	Vertical	337	1.80	-	28.60	4.13	-
AV	2.4846G	52.80	54.00	-1.20	20.07	3	Vertical	337	1.80	-	28.60	4.13	-

2.4-2.4835GHz_802.11g_Nss1,(6Mbps)_2TX

2457MHz_TX

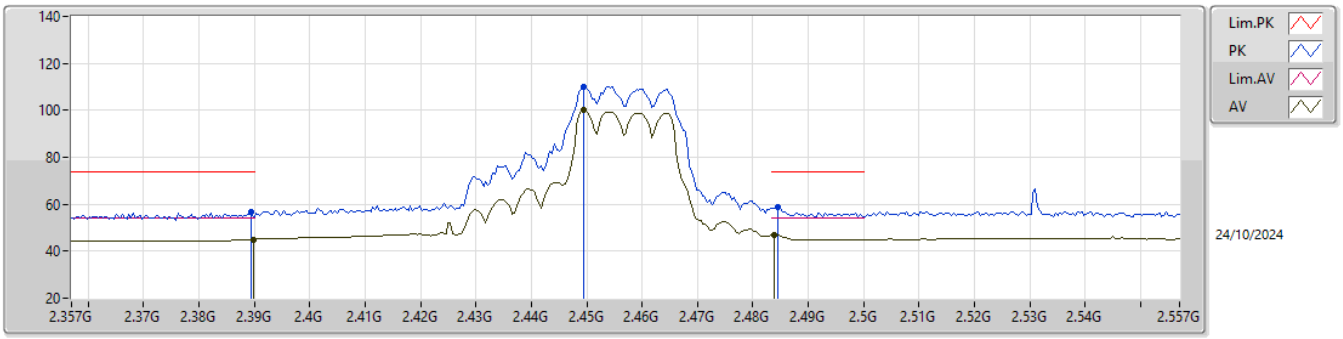

EUT Z_2TX
Setting 93
02-E-E-6

Type	Freq	Level	Limit	Margin	Raw	Dist	Condition	Azimuth	Height	Comment	AF	CL	PA
	(Hz)	(dBuV/m)	(dBuV/m)	(dB)	(dBuV)	(m)		(°)	(m)		(dB)	(dB)	(dB)
PK	2.3894G	56.67	74.00	-17.33	24.12	3	Horizontal	50	1.37	-	28.49	4.06	-
AV	2.3898G	45.04	54.00	-8.96	12.48	3	Horizontal	50	1.37	-	28.50	4.06	-
PK	2.4494G	110.01	Inf	-Inf	77.40	3	Horizontal	50	1.37	-	28.50	4.11	-
AV	2.4494G	100.11	Inf	-Inf	67.50	3	Horizontal	50	1.37	-	28.50	4.11	-
PK	2.4846G	58.68	74.00	-15.32	25.95	3	Horizontal	50	1.37	-	28.60	4.13	-
AV	2.4838G	47.05	54.00	-6.95	14.32	3	Horizontal	50	1.37	-	28.60	4.13	-

2.4-2.4835GHz_802.11g_Nss1,(6Mbps)_2TX

2462MHz_TX

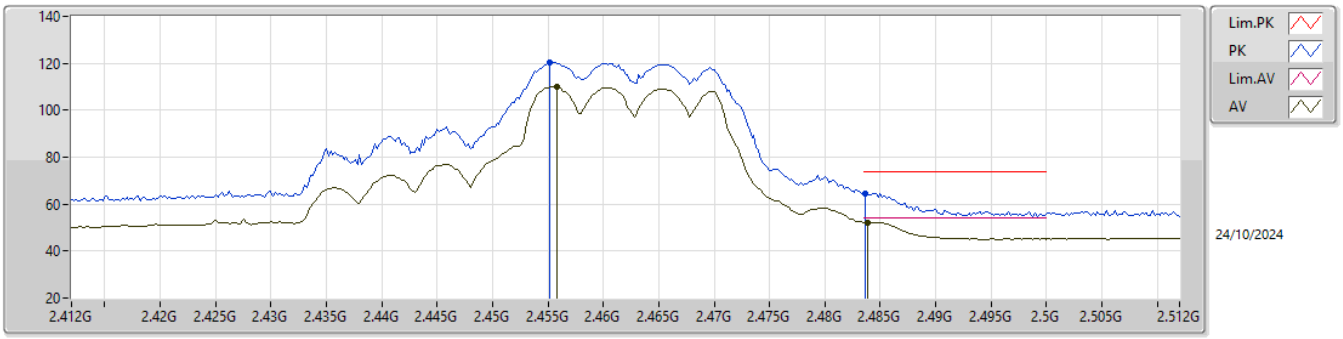

EUT Z_2TX
Setting 89
02-E-E-6

Type	Freq	Level	Limit	Margin	Raw	Dist	Condition	Azimuth	Height	Comment	AF	CL	PA
	(Hz)	(dBuV/m)	(dBuV/m)	(dB)	(dBuV)	(m)		(°)	(m)		(dB)	(dB)	(dB)
PK	2.4552G	120.54	Inf	-Inf	87.98	3	Vertical	338	2.04	-	28.45	4.11	-
AV	2.4558G	109.80	Inf	-Inf	77.25	3	Vertical	338	2.04	-	28.44	4.11	-
PK	2.4836G	64.60	74.00	-9.40	31.87	3	Vertical	338	2.04	-	28.60	4.13	-
AV	2.4838G	52.32	54.00	-1.68	19.59	3	Vertical	338	2.04	-	28.60	4.13	-

2.4-2.4835GHz_802.11g_Nss1,(6Mbps)_2TX

2462MHz_TX

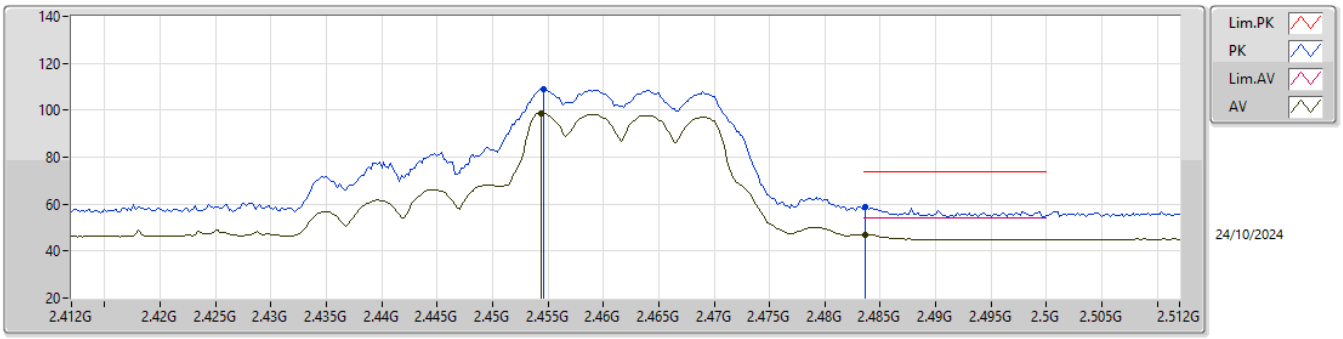

EUT Z_2TX
Setting 89
02-E-E-6

Type	Freq	Level	Limit	Margin	Raw	Dist	Condition	Azimuth	Height	Comment	AF	CL	PA
	(Hz)	(dBuV/m)	(dBuV/m)	(dB)	(dBuV)	(m)		(°)	(m)		(dB)	(dB)	(dB)
PK	2.4546G	108.88	Inf	-Inf	76.32	3	Horizontal	52	1.00	-	28.45	4.11	-
AV	2.4544G	98.80	Inf	-Inf	66.23	3	Horizontal	52	1.00	-	28.46	4.11	-
PK	2.4836G	58.86	74.00	-15.14	26.13	3	Horizontal	52	1.00	-	28.60	4.13	-
AV	2.4836G	46.99	54.00	-7.01	14.26	3	Horizontal	52	1.00	-	28.60	4.13	-

2.4-2.4835GHz_802.11g_Nss1,(6Mbps)_2TX

2462MHz_TX

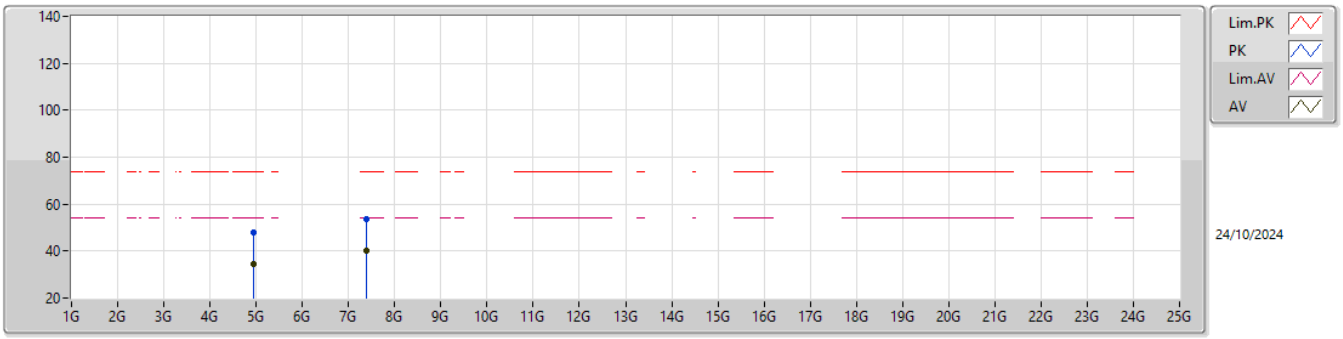

EUT Z_2TX
Setting 89
02-E-E-6

Type	Freq	Level	Limit	Margin	Raw	Dist	Condition	Azimuth	Height	Comment	AF	CL	PA
	(Hz)	(dBuV/m)	(dBuV/m)	(dB)	(dBuV)	(m)		(°)	(m)		(dB)	(dB)	(dB)
PK	4.93132G	48.09	74.00	-25.91	38.90	3	Vertical	231	1.80	-	33.36	6.84	31.01
AV	4.93396G	34.61	54.00	-19.39	25.41	3	Vertical	231	1.80	-	33.37	6.84	31.01
PK	7.39072G	53.80	74.00	-20.20	39.26	3	Vertical	165	1.80	-	36.60	9.37	31.43
AV	7.39312G	40.19	54.00	-13.81	25.65	3	Vertical	165	1.80	-	36.60	9.37	31.43

2.4-2.4835GHz_802.11g_Nss1,(6Mbps)_2TX

2462MHz_TX

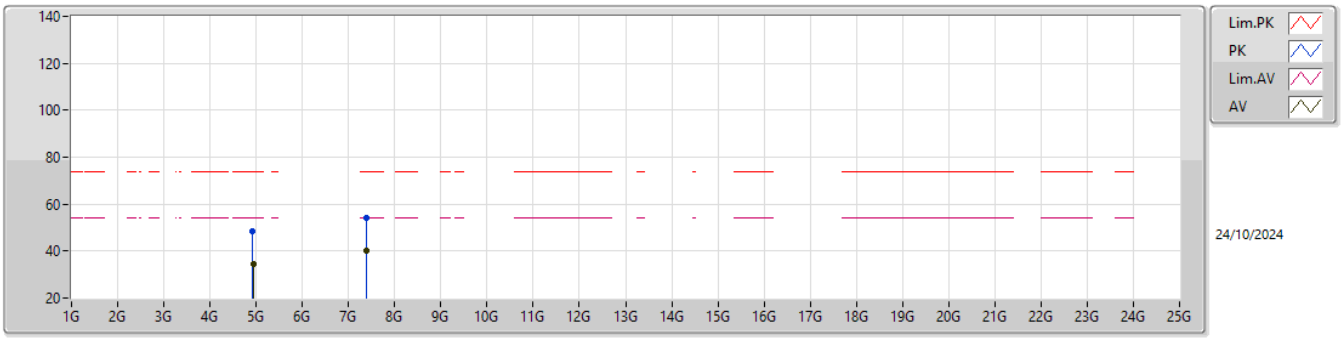

EUT Z_2TX
Setting 89
02-E-E-6

Type	Freq	Level	Limit	Margin	Raw	Dist	Condition	Azimuth	Height	Comment	AF	CL	PA
	(Hz)	(dBuV/m)	(dBuV/m)	(dB)	(dBuV)	(m)		(°)	(m)		(dB)	(dB)	(dB)
PK	4.92388G	48.27	74.00	-25.73	39.09	3	Horizontal	330	1.69	-	33.35	6.84	31.01
AV	4.93196G	34.58	54.00	-19.42	25.39	3	Horizontal	330	1.69	-	33.36	6.84	31.01
PK	7.38556G	54.06	74.00	-19.94	39.52	3	Horizontal	20	1.98	-	36.60	9.37	31.43
AV	7.391G	40.28	54.00	-13.72	25.74	3	Horizontal	20	1.98	-	36.60	9.37	31.43

2.4-2.4835GHz_802.11be EHT20_Nss2,(MCS0)_2TX

2412MHz_TX

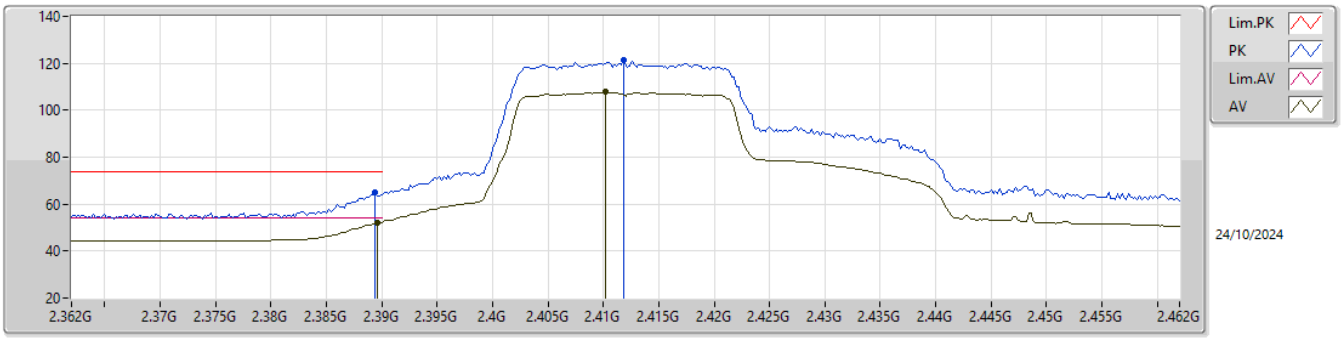

EUT Z_2TX
Setting 91
02-E-E-6

Type	Freq	Level	Limit	Margin	Raw	Dist	Condition	Azimuth	Height	Comment	AF	CL	PA
	(Hz)	(dBuV/m)	(dBuV/m)	(dB)	(dBuV)	(m)		(°)	(m)		(dB)	(dB)	(dB)
PK	2.3894G	64.95	74.00	-9.05	32.40	3	Vertical	2	2.32	-	28.49	4.06	-
AV	2.3896G	52.25	54.00	-1.75	19.69	3	Vertical	2	2.32	-	28.50	4.06	-
PK	2.4118G	121.51	Inf	-Inf	89.03	3	Vertical	2	2.32	-	28.40	4.08	-
AV	2.4102G	107.72	Inf	-Inf	75.24	3	Vertical	2	2.32	-	28.40	4.08	-

2.4-2.4835GHz_802.11be EHT20_Nss2,(MCS0)_2TX

2412MHz_TX

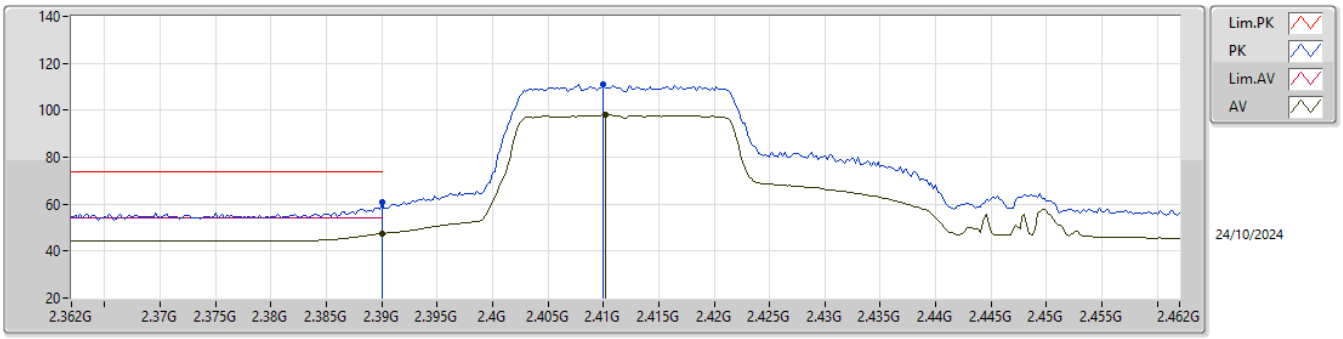

EUT Z_2TX
Setting 91
02-E-E-6

Type	Freq	Level	Limit	Margin	Raw	Dist	Condition	Azimuth	Height	Comment	AF	CL	PA
	(Hz)	(dBuV/m)	(dBuV/m)	(dB)	(dBuV)	(m)		(°)	(m)		(dB)	(dB)	(dB)
PK	2.39G	60.89	74.00	-13.11	28.33	3	Horizontal	65	1.75	-	28.50	4.06	-
AV	2.39G	47.35	54.00	-6.65	14.79	3	Horizontal	65	1.75	-	28.50	4.06	-
PK	2.41G	111.13	Inf	-Inf	78.65	3	Horizontal	65	1.75	-	28.40	4.08	-
AV	2.4102G	98.07	Inf	-Inf	65.59	3	Horizontal	65	1.75	-	28.40	4.08	-

2.4-2.4835GHz_802.11be EHT20_Nss2,(MCS0)_2TX

2412MHz_TX

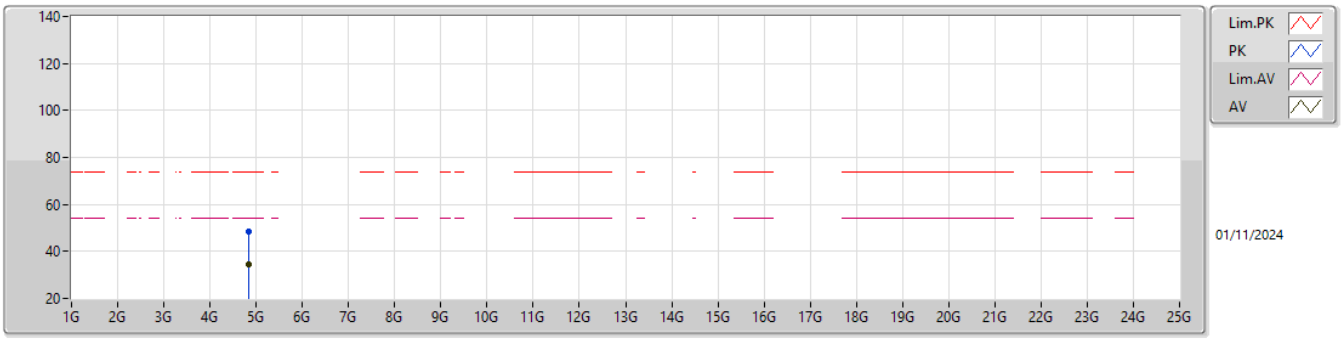

EUT Z_2TX
Setting 91
02-E-E-6

Type	Freq	Level	Limit	Margin	Raw	Dist	Condition	Azimuth	Height	Comment	AF	CL	PA
	(Hz)	(dBuV/m)	(dBuV/m)	(dB)	(dBuV)	(m)		(°)	(m)		(dB)	(dB)	(dB)
PK	4.82684G	48.27	74.00	-25.73	39.34	3	Vertical	100	2.02	-	33.15	6.78	31.00
AV	4.83108G	34.36	54.00	-19.64	25.41	3	Vertical	100	2.02	-	33.16	6.79	31.00

2.4-2.4835GHz_802.11be EHT20_Nss2,(MCS0)_2TX

2412MHz_TX

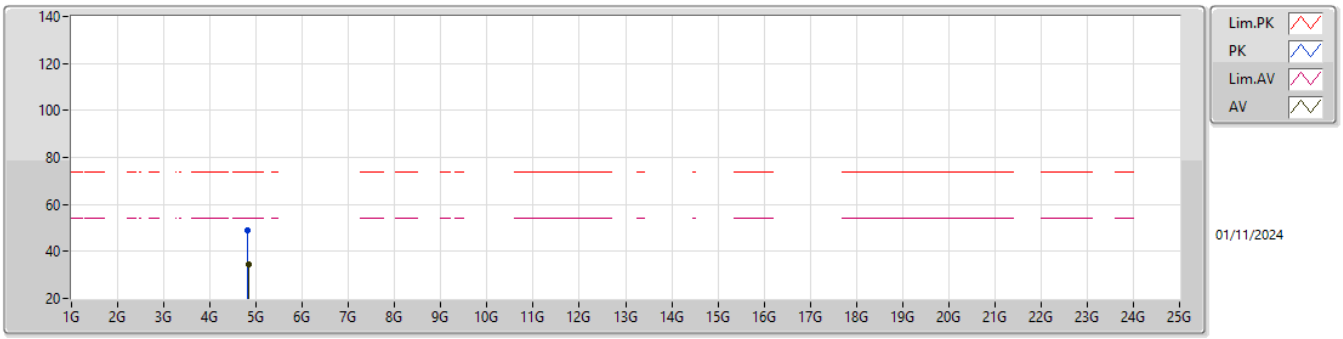

EUT Z_2TX
Setting 91
02-E-E-6

Type	Freq	Level	Limit	Margin	Raw	Dist	Condition	Azimuth	Height	Comment	AF	CL	PA
	(Hz)	(dBuV/m)	(dBuV/m)	(dB)	(dBuV)	(m)		(°)	(m)		(dB)	(dB)	(dB)
PK	4.82112G	48.73	74.00	-25.27	39.81	3	Horizontal	127	1.66	-	33.14	6.78	31.00
AV	4.83048G	34.35	54.00	-19.65	25.40	3	Horizontal	127	1.66	-	33.16	6.79	31.00

2.4-2.4835GHz_802.11be EHT20_Nss2,(MCS0)_2TX

2417MHz_TX

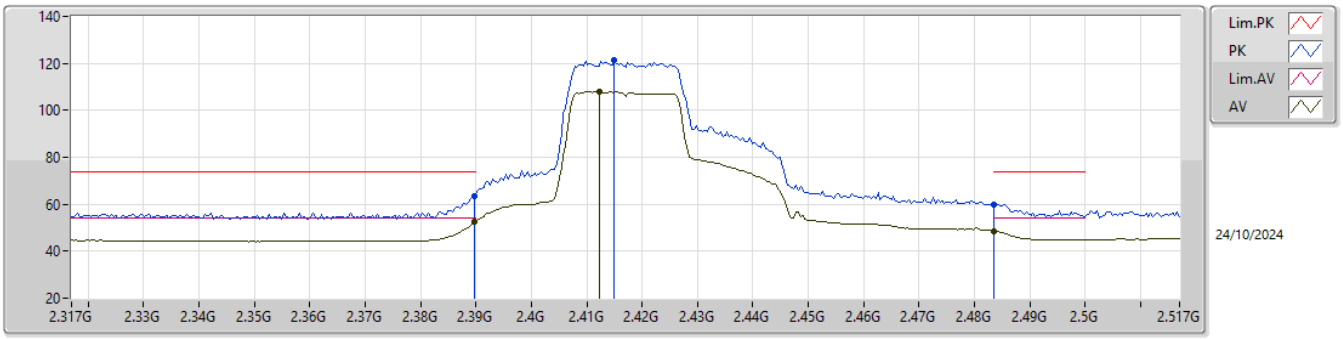

EUT Z_2TX
Setting 93
02-E-E-6

Type	Freq	Level	Limit	Margin	Raw	Dist	Condition	Azimuth	Height	Comment	AF	CL	PA
	(Hz)	(dBuV/m)	(dBuV/m)	(dB)	(dBuV)	(m)		(°)	(m)		(dB)	(dB)	(dB)
PK	2.3898G	63.32	74.00	-10.68	30.76	3	Vertical	4	2.34	-	28.50	4.06	-
AV	2.3898G	52.41	54.00	-1.59	19.85	3	Vertical	4	2.34	-	28.50	4.06	-
PK	2.415G	121.55	Inf	-Inf	89.07	3	Vertical	4	2.34	-	28.40	4.08	-
AV	2.4122G	107.87	Inf	-Inf	75.39	3	Vertical	4	2.34	-	28.40	4.08	-
PK	2.4835G	60.06	74.00	-13.94	27.33	3	Vertical	4	2.34	-	28.60	4.13	-
AV	2.4835G	48.67	54.00	-5.33	15.94	3	Vertical	4	2.34	-	28.60	4.13	-

2.4-2.4835GHz_802.11be EHT20_Nss2,(MCS0)_2TX

2417MHz_TX

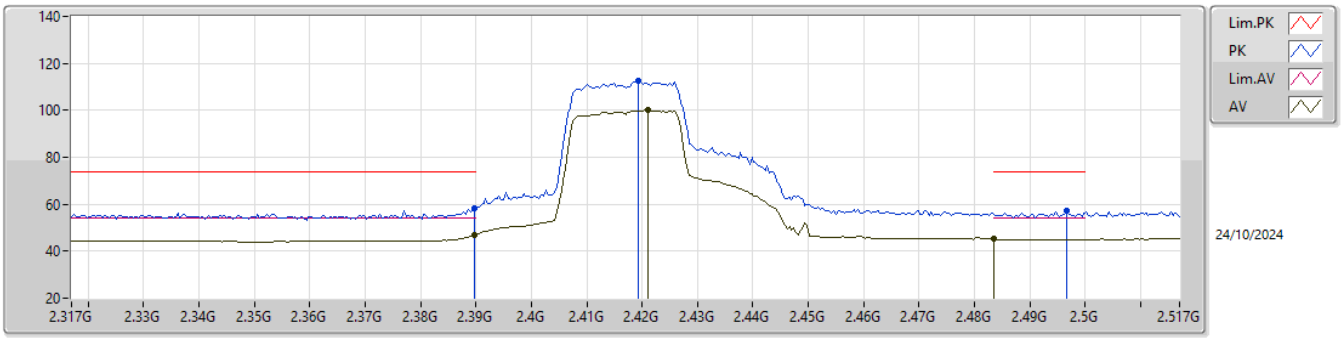

EUT Z_2TX
Setting 93
02-E-E-6

Type	Freq	Level	Limit	Margin	Raw	Dist	Condition	Azimuth	Height	Comment	AF	CL	PA
	(Hz)	(dBuV/m)	(dBuV/m)	(dB)	(dBuV)	(m)		(°)	(m)		(dB)	(dB)	(dB)
PK	2.3898G	58.42	74.00	-15.58	25.86	3	Horizontal	52	3.00	-	28.50	4.06	-
AV	2.3898G	46.79	54.00	-7.21	14.23	3	Horizontal	52	3.00	-	28.50	4.06	-
PK	2.4194G	112.33	Inf	-Inf	79.85	3	Horizontal	52	3.00	-	28.40	4.08	-
AV	2.421G	99.99	Inf	-Inf	67.49	3	Horizontal	52	3.00	-	28.41	4.09	-
PK	2.4966G	57.04	74.00	-16.96	24.30	3	Horizontal	52	3.00	-	28.60	4.14	-
AV	2.4835G	45.11	54.00	-8.89	12.38	3	Horizontal	52	3.00	-	28.60	4.13	-

2.4-2.4835GHz_802.11be EHT20_Nss2,(MCS0)_2TX

2437MHz_TX

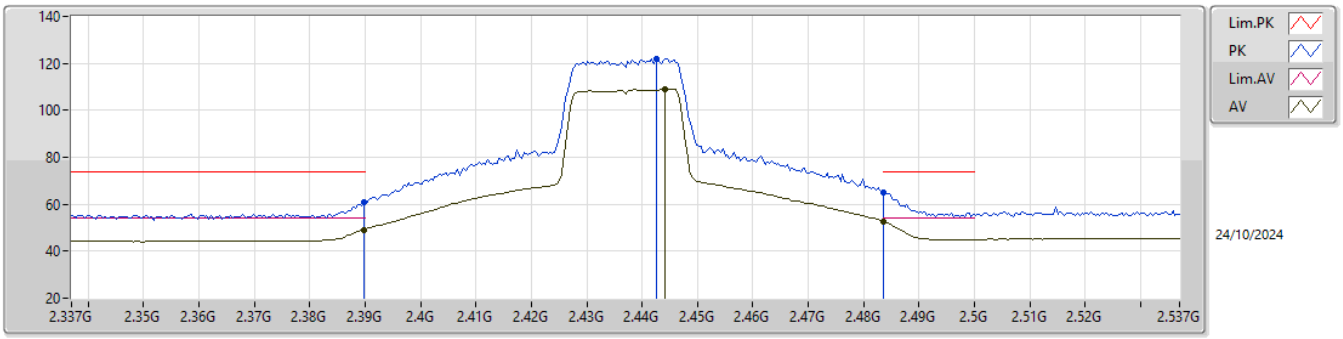

EUT Z_2TX
Setting 97
02-E-E-6

Type	Freq	Level	Limit	Margin	Raw	Dist	Condition	Azimuth	Height	Comment	AF	CL	PA
	(Hz)	(dBuV/m)	(dBuV/m)	(dB)	(dBuV)	(m)		(°)	(m)		(dB)	(dB)	(dB)
PK	2.3898G	60.64	74.00	-13.36	28.08	3	Vertical	333	1.85	-	28.50	4.06	-
AV	2.3898G	49.18	54.00	-4.82	16.62	3	Vertical	333	1.85	-	28.50	4.06	-
PK	2.4426G	122.15	Inf	-Inf	89.55	3	Vertical	333	1.85	-	28.50	4.10	-
AV	2.4442G	109.14	Inf	-Inf	76.54	3	Vertical	333	1.85	-	28.50	4.10	-
PK	2.4835G	65.17	74.00	-8.83	32.44	3	Vertical	333	1.85	-	28.60	4.13	-
AV	2.4835G	52.77	54.00	-1.23	20.04	3	Vertical	333	1.85	-	28.60	4.13	-

2.4-2.4835GHz_802.11be EHT20_Nss2,(MCS0)_2TX

2437MHz_TX

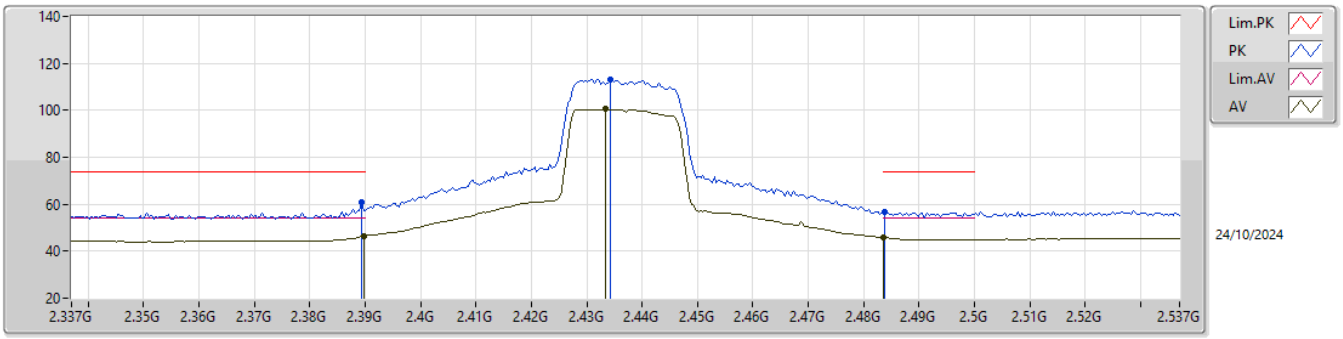

EUT Z_2TX
Setting 97
02-E-E-6

Type	Freq	Level	Limit	Margin	Raw	Dist	Condition	Azimuth	Height	Comment	AF	CL	PA
	(Hz)	(dBuV/m)	(dBuV/m)	(dB)	(dBuV)	(m)		(°)	(m)		(dB)	(dB)	(dB)
PK	2.3894G	60.65	74.00	-13.35	28.10	3	Horizontal	55	3.00	-	28.49	4.06	-
AV	2.3898G	46.35	54.00	-7.65	13.79	3	Horizontal	55	3.00	-	28.50	4.06	-
PK	2.4342G	113.18	Inf	-Inf	80.58	3	Horizontal	55	3.00	-	28.50	4.10	-
AV	2.4334G	100.46	Inf	-Inf	67.86	3	Horizontal	55	3.00	-	28.50	4.10	-
PK	2.4838G	56.87	74.00	-17.13	24.14	3	Horizontal	55	3.00	-	28.60	4.13	-
AV	2.4835G	45.71	54.00	-8.29	12.98	3	Horizontal	55	3.00	-	28.60	4.13	-

2.4-2.4835GHz_802.11be EHT20_Nss2,(MCS0)_2TX

2437MHz_TX

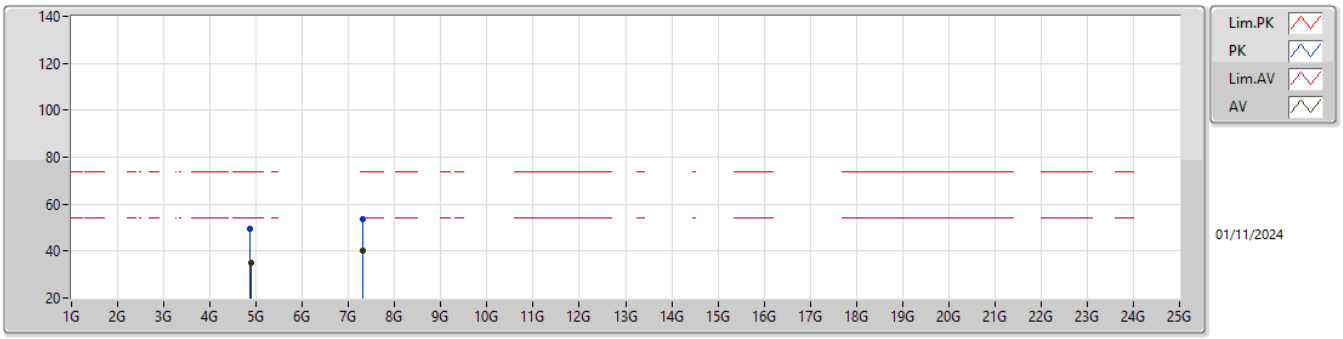

EUT Z_2TX
Setting 98
02-E-E-6

Type	Freq	Level	Limit	Margin	Raw	Dist	Condition	Azimuth	Height	Comment	AF	CL	PA
	(Hz)	(dBuV/m)	(dBuV/m)	(dB)	(dBuV)	(m)		(°)	(m)		(dB)	(dB)	(dB)
PK	4.87376G	49.45	74.00	-24.55	40.39	3	Vertical	132	3.00	-	33.25	6.81	31.00
AV	4.87816G	35.15	54.00	-18.85	26.08	3	Vertical	132	3.00	-	33.26	6.81	31.00
PK	7.31004G	53.76	74.00	-20.24	39.38	3	Vertical	210	1.80	-	36.44	9.37	31.43
AV	7.31988G	39.92	54.00	-14.08	25.50	3	Vertical	210	1.80	-	36.48	9.37	31.43

2.4-2.4835GHz_802.11be EHT20_Nss2,(MCS0)_2TX

2437MHz_TX

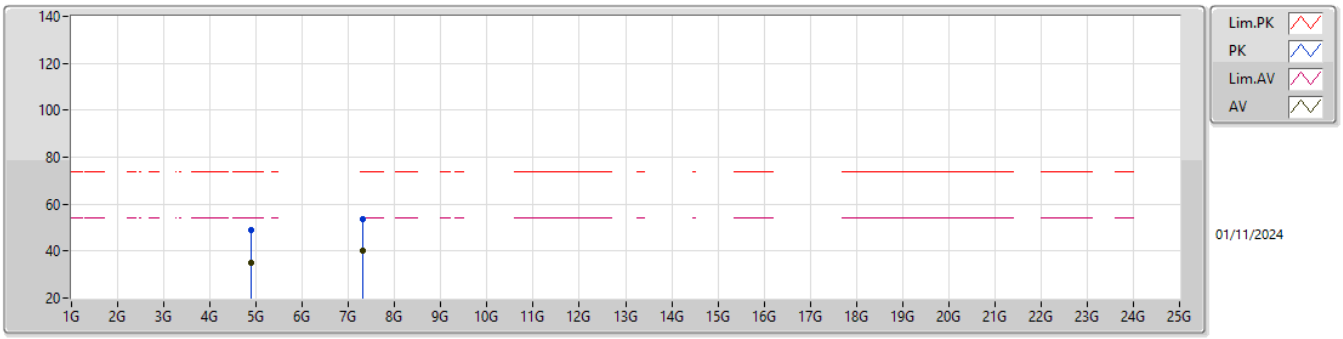

EUT Z_2TX
Setting 98
02-E-E-6

Type	Freq	Level	Limit	Margin	Raw	Dist	Condition	Azimuth	Height	Comment	AF	CL	PA
	(Hz)	(dBuV/m)	(dBuV/m)	(dB)	(dBuV)	(m)		(°)	(m)		(dB)	(dB)	(dB)
PK	4.8816G	49.18	74.00	-24.82	40.11	3	Horizontal	297	1.80	-	33.26	6.81	31.00
AV	4.87752G	34.90	54.00	-19.10	25.83	3	Horizontal	297	1.80	-	33.26	6.81	31.00
PK	7.31708G	53.83	74.00	-20.17	39.42	3	Horizontal	49	1.81	-	36.47	9.37	31.43
AV	7.31996G	40.12	54.00	-13.88	25.70	3	Horizontal	49	1.81	-	36.48	9.37	31.43

2.4-2.4835GHz_802.11be EHT20_Nss2,(MCS0)_2TX

2457MHz_TX

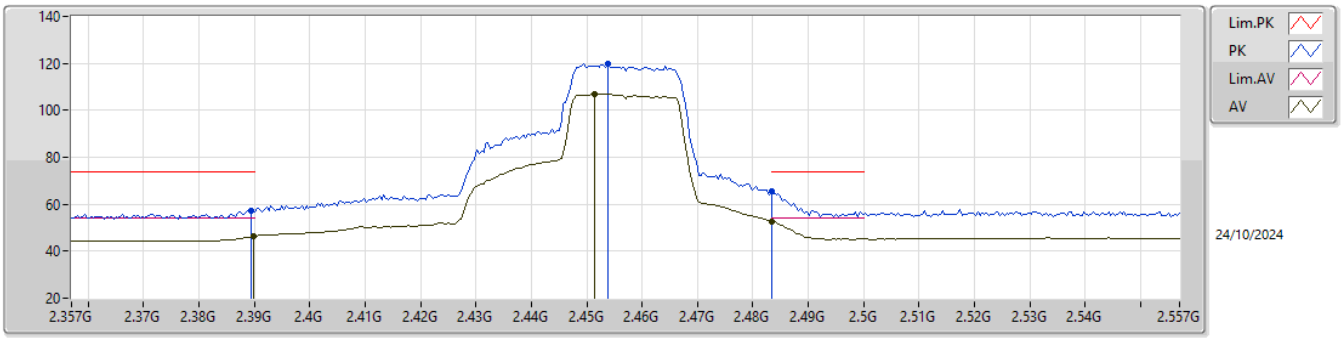

EUT Z_2TX
Setting 89
02-E-E-6

Type	Freq	Level	Limit	Margin	Raw	Dist	Condition	Azimuth	Height	Comment	AF	CL	PA
	(Hz)	(dBuV/m)	(dBuV/m)	(dB)	(dBuV)	(m)		(°)	(m)		(dB)	(dB)	(dB)
PK	2.3894G	57.44	74.00	-16.56	24.89	3	Vertical	336	1.79	-	28.49	4.06	-
AV	2.3898G	46.34	54.00	-7.66	13.78	3	Vertical	336	1.79	-	28.50	4.06	-
PK	2.4538G	119.79	Inf	-Inf	87.22	3	Vertical	336	1.79	-	28.46	4.11	-
AV	2.4514G	106.82	Inf	-Inf	74.22	3	Vertical	336	1.79	-	28.49	4.11	-
PK	2.4835G	65.75	74.00	-8.25	33.02	3	Vertical	336	1.79	-	28.60	4.13	-
AV	2.4835G	52.67	54.00	-1.33	19.94	3	Vertical	336	1.79	-	28.60	4.13	-

2.4-2.4835GHz_802.11be EHT20_Nss2,(MCS0)_2TX

2457MHz_TX

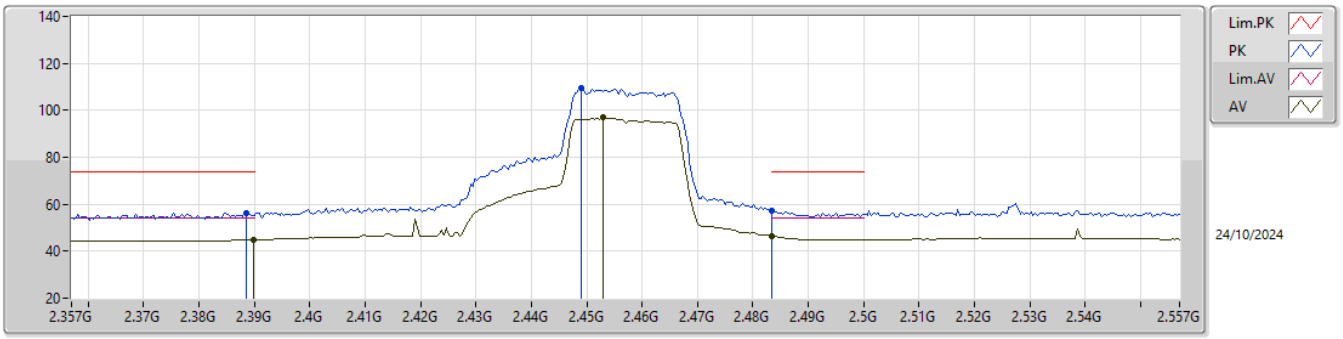

EUT Z_2TX
Setting 89
02-E-E-6

Type	Freq	Level	Limit	Margin	Raw	Dist	Condition	Azimuth	Height	Comment	AF	CL	PA
	(Hz)	(dBuV/m)	(dBuV/m)	(dB)	(dBuV)	(m)		(°)	(m)		(dB)	(dB)	(dB)
PK	2.3886G	56.22	74.00	-17.78	23.67	3	Horizontal	48	1.05	-	28.49	4.06	-
AV	2.3898G	44.87	54.00	-9.13	12.31	3	Horizontal	48	1.05	-	28.50	4.06	-
PK	2.449G	109.34	Inf	-Inf	76.73	3	Horizontal	48	1.05	-	28.50	4.11	-
AV	2.453G	96.85	Inf	-Inf	64.27	3	Horizontal	48	1.05	-	28.47	4.11	-
PK	2.4835G	57.16	74.00	-16.84	24.43	3	Horizontal	48	1.05	-	28.60	4.13	-
AV	2.4835G	46.44	54.00	-7.56	13.71	3	Horizontal	48	1.05	-	28.60	4.13	-

2.4-2.4835GHz_802.11be EHT20_Nss2,(MCS0)_2TX

2462MHz_TX

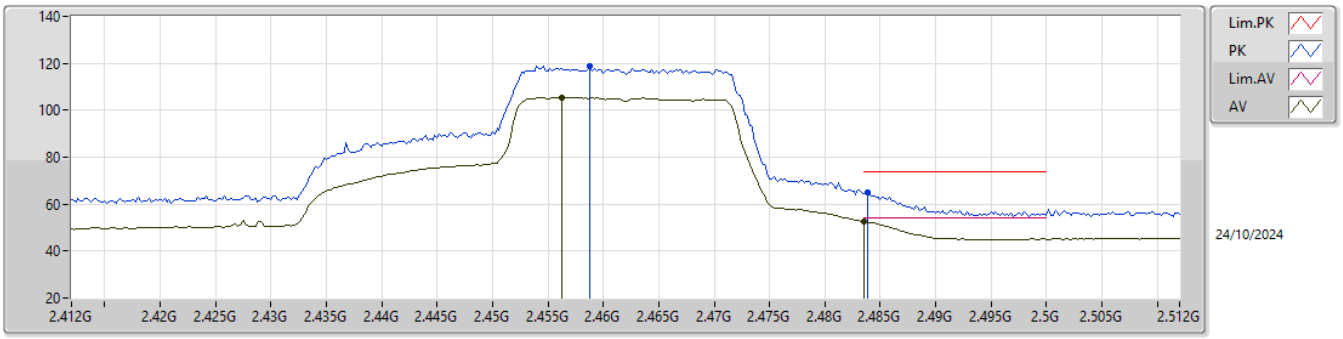

EUT Z_2TX
Setting 83
02-E-E-6

Type	Freq	Level	Limit	Margin	Raw	Dist	Condition	Azimuth	Height	Comment	AF	CL	PA
	(Hz)	(dBuV/m)	(dBuV/m)	(dB)	(dBuV)	(m)		(°)	(m)		(dB)	(dB)	(dB)
PK	2.4588G	119.02	Inf	-Inf	86.50	3	Vertical	333	2.06	-	28.41	4.11	-
AV	2.4562G	105.44	Inf	-Inf	72.89	3	Vertical	333	2.06	-	28.44	4.11	-
PK	2.4838G	64.99	74.00	-9.01	32.26	3	Vertical	333	2.06	-	28.60	4.13	-
AV	2.4835G	52.63	54.00	-1.37	19.90	3	Vertical	333	2.06	-	28.60	4.13	-

2.4-2.4835GHz_802.11be EHT20_Nss2,(MCS0)_2TX

2462MHz_TX

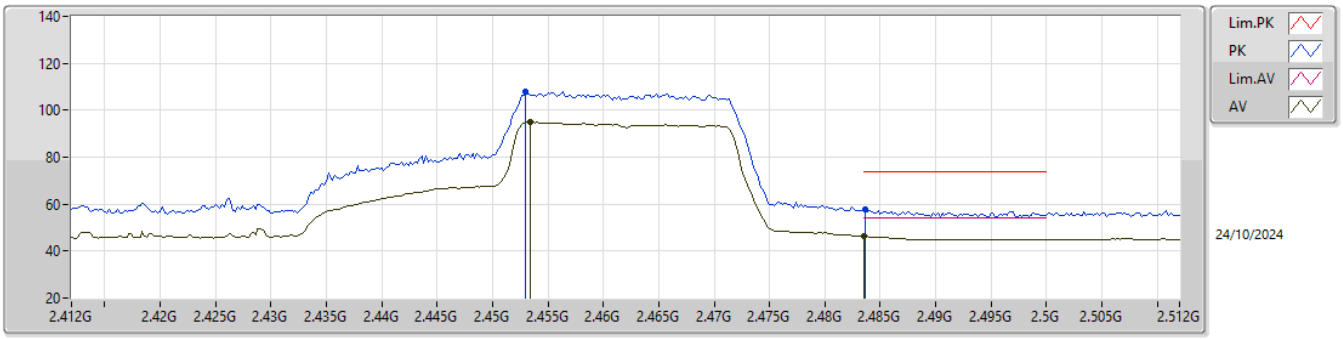

EUT Z_2TX
Setting 83
02-E-E-6

Type	Freq	Level	Limit	Margin	Raw	Dist	Condition	Azimuth	Height	Comment	AF	CL	PA
	(Hz)	(dBuV/m)	(dBuV/m)	(dB)	(dBuV)	(m)		(°)	(m)		(dB)	(dB)	(dB)
PK	2.453G	107.99	Inf	-Inf	75.41	3	Horizontal	49	1.10	-	28.47	4.11	-
AV	2.4534G	94.84	Inf	-Inf	62.26	3	Horizontal	49	1.10	-	28.47	4.11	-
PK	2.4836G	57.53	74.00	-16.47	24.80	3	Horizontal	49	1.10	-	28.60	4.13	-
AV	2.4835G	46.31	54.00	-7.69	13.58	3	Horizontal	49	1.10	-	28.60	4.13	-

2.4-2.4835GHz_802.11be EHT20_Nss2,(MCS0)_2TX

2462MHz_TX

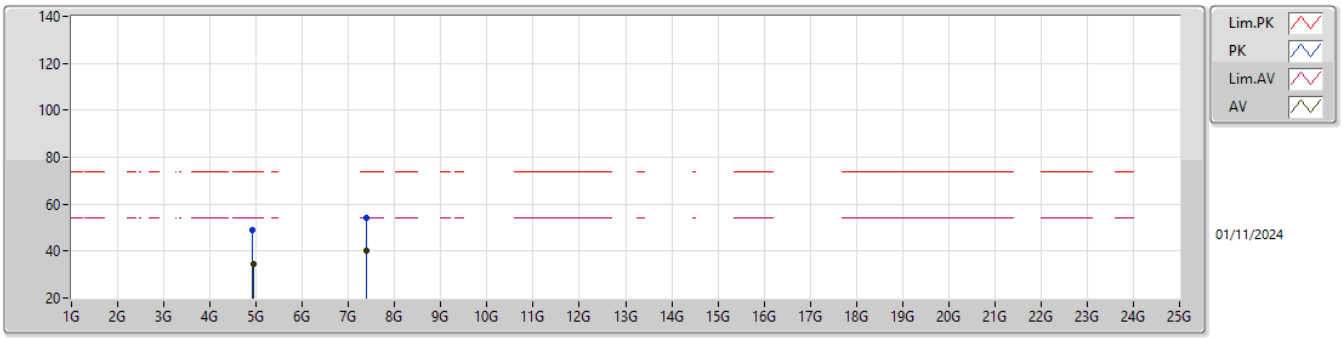

EUT Z_2TX
Setting 83
02-E-E-6

Type	Freq	Level	Limit	Margin	Raw	Dist	Condition	Azimuth	Height	Comment	AF	CL	PA
	(Hz)	(dBuV/m)	(dBuV/m)	(dB)	(dBuV)	(m)		(°)	(m)		(dB)	(dB)	(dB)
PK	4.92296G	48.72	74.00	-25.28	39.54	3	Vertical	309	1.80	-	33.35	6.84	31.01
AV	4.93336G	34.72	54.00	-19.28	25.52	3	Vertical	309	1.80	-	33.37	6.84	31.01
PK	7.38208G	54.02	74.00	-19.98	39.48	3	Vertical	240	1.80	-	36.60	9.37	31.43
AV	7.39032G	40.20	54.00	-13.80	25.66	3	Vertical	240	1.80	-	36.60	9.37	31.43

2.4-2.4835GHz_802.11be EHT20_Nss2,(MCS0)_2TX

2462MHz_TX

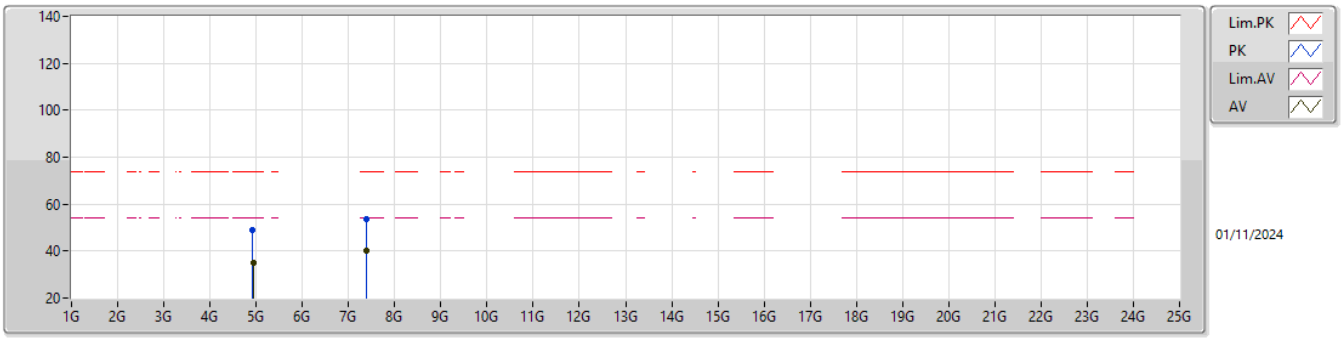

EUT Z_2TX
Setting 83
02-E-E-6

Type	Freq	Level	Limit	Margin	Raw	Dist	Condition	Azimuth	Height	Comment	AF	CL	PA
	(Hz)	(dBuV/m)	(dBuV/m)	(dB)	(dBuV)	(m)		(°)	(m)		(dB)	(dB)	(dB)
PK	4.92572G	48.82	74.00	-25.18	39.64	3	Horizontal	358	1.07	-	33.35	6.84	31.01
AV	4.9338G	34.77	54.00	-19.23	25.57	3	Horizontal	358	1.07	-	33.37	6.84	31.01
PK	7.39476G	53.84	74.00	-20.16	39.30	3	Horizontal	242	2.97	-	36.60	9.37	31.43
AV	7.39104G	40.38	54.00	-13.62	25.84	3	Horizontal	242	2.97	-	36.60	9.37	31.43

2.4-2.4835GHz_802.11be EHT40_Nss2,(MCS0)_2TX

2422MHz_TX

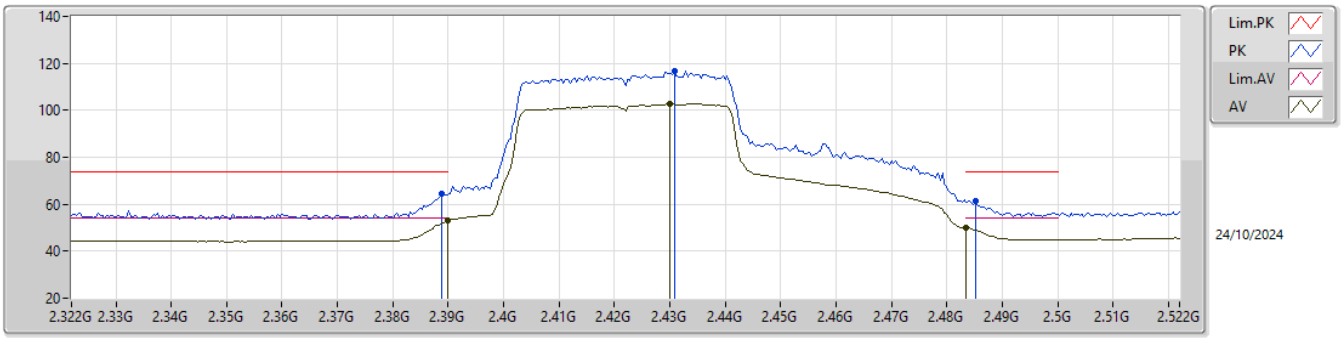

EUT Z_2TX
Setting 82
02-E-E-6

Type	Freq	Level	Limit	Margin	Raw	Dist	Condition	Azimuth	Height	Comment	AF	CL	PA
	(Hz)	(dBuV/m)	(dBuV/m)	(dB)	(dBuV)	(m)		(°)	(m)		(dB)	(dB)	(dB)
PK	2.3888G	64.45	74.00	-9.55	31.90	3	Vertical	360	1.90	-	28.49	4.06	-
AV	2.39G	52.85	54.00	-1.15	20.29	3	Vertical	360	1.90	-	28.50	4.06	-
PK	2.4308G	116.69	Inf	-Inf	84.10	3	Vertical	360	1.90	-	28.50	4.09	-
AV	2.43G	102.86	Inf	-Inf	70.27	3	Vertical	360	1.90	-	28.50	4.09	-
PK	2.4852G	61.47	74.00	-12.53	28.74	3	Vertical	360	1.90	-	28.60	4.13	-
AV	2.4835G	49.80	54.00	-4.20	17.07	3	Vertical	360	1.90	-	28.60	4.13	-

2.4-2.4835GHz_802.11be EHT40_Nss2,(MCS0)_2TX

2422MHz_TX

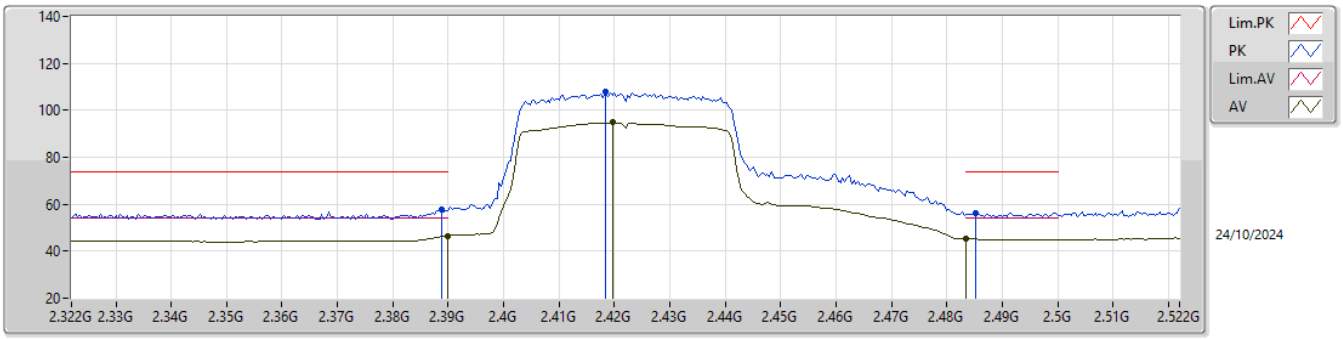

EUT Z_2TX
Setting 82
02-E-E-6

Type	Freq	Level	Limit	Margin	Raw	Dist	Condition	Azimuth	Height	Comment	AF	CL	PA
	(Hz)	(dBuV/m)	(dBuV/m)	(dB)	(dBuV)	(m)		(°)	(m)		(dB)	(dB)	(dB)
PK	2.3888G	57.95	74.00	-16.05	25.40	3	Horizontal	52	2.98	-	28.49	4.06	-
AV	2.39G	46.63	54.00	-7.37	14.07	3	Horizontal	52	2.98	-	28.50	4.06	-
PK	2.4184G	107.92	Inf	-Inf	75.44	3	Horizontal	52	2.98	-	28.40	4.08	-
AV	2.4196G	94.76	Inf	-Inf	62.28	3	Horizontal	52	2.98	-	28.40	4.08	-
PK	2.4852G	56.35	74.00	-17.65	23.62	3	Horizontal	52	2.98	-	28.60	4.13	-
AV	2.4835G	45.16	54.00	-8.84	12.43	3	Horizontal	52	2.98	-	28.60	4.13	-

2.4-2.4835GHz_802.11be EHT40_Nss2,(MCS0)_2TX

2422MHz_TX

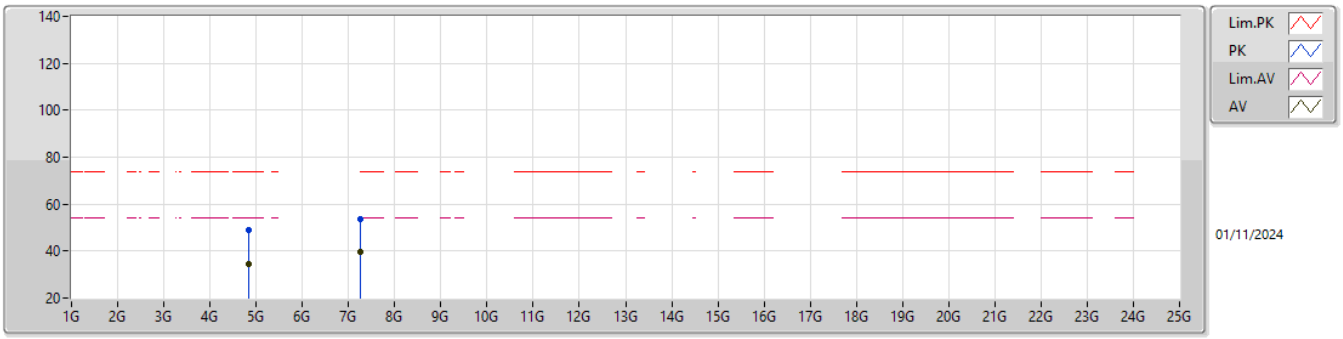

EUT Z_2TX
Setting 82
02-E-A-4

Type	Freq	Level	Limit	Margin	Raw	Dist	Condition	Azimuth	Height	Comment	AF	CL	PA
	(Hz)	(dBuV/m)	(dBuV/m)	(dB)	(dBuV)	(m)		(°)	(m)		(dB)	(dB)	(dB)
PK	4.85052G	48.72	74.00	-25.28	39.72	3	Vertical	75	2.93	-	33.20	6.80	31.00
AV	4.84992G	34.61	54.00	-19.39	25.61	3	Vertical	75	2.93	-	33.20	6.80	31.00
PK	7.264G	53.81	74.00	-20.19	39.61	3	Vertical	121	2.05	-	36.26	9.37	31.43
AV	7.2612G	39.90	54.00	-14.10	25.72	3	Vertical	121	2.05	-	36.24	9.37	31.43

2.4-2.4835GHz_802.11be EHT40_Nss2,(MCS0)_2TX

2422MHz_TX

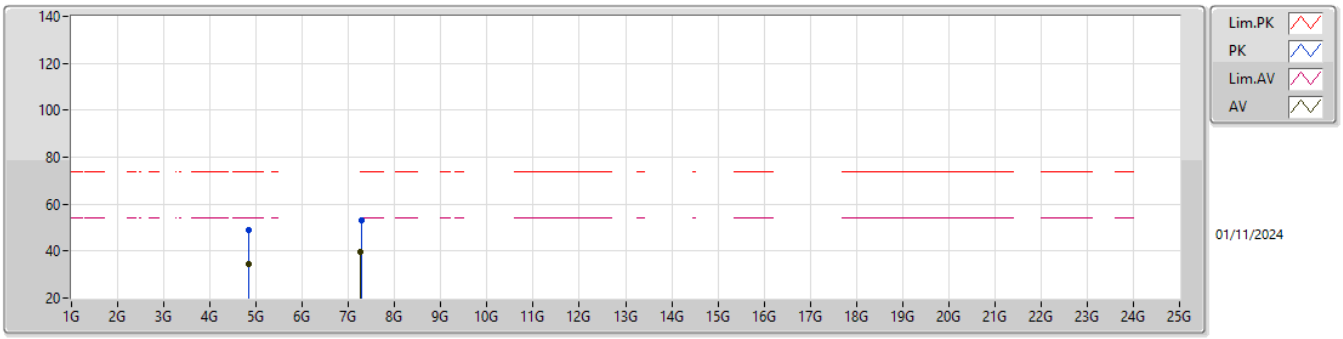

EUT Z_2TX
Setting 82
02-E-A-4

Type	Freq	Level	Limit	Margin	Raw	Dist	Condition	Azimuth	Height	Comment	AF	CL	PA
	(Hz)	(dBuV/m)	(dBuV/m)	(dB)	(dBuV)	(m)		(°)	(m)		(dB)	(dB)	(dB)
PK	4.85092G	49.02	74.00	-24.98	40.02	3	Horizontal	163	2.92	-	33.20	6.80	31.00
AV	4.84996G	34.63	54.00	-19.37	25.63	3	Horizontal	163	2.92	-	33.20	6.80	31.00
PK	7.27548G	53.28	74.00	-20.72	39.04	3	Horizontal	230	1.31	-	36.30	9.37	31.43
AV	7.26108G	39.84	54.00	-14.16	25.66	3	Horizontal	230	1.31	-	36.24	9.37	31.43

2.4-2.4835GHz_802.11be EHT40_Nss2,(MCS0)_2TX

2437MHz_TX

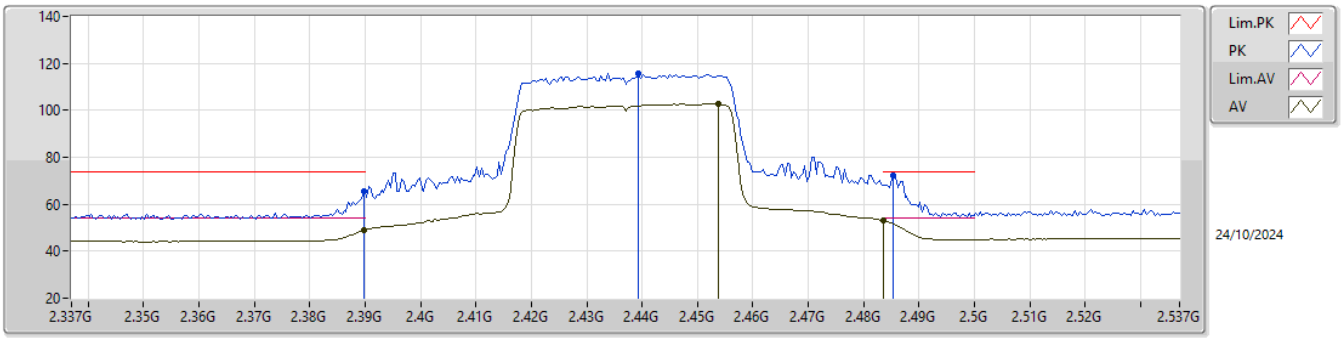

EUT Z_2TX
Setting 81
02-E-E-6

Type	Freq	Level	Limit	Margin	Raw	Dist	Condition	Azimuth	Height	Comment	AF	CL	PA
	(Hz)	(dBuV/m)	(dBuV/m)	(dB)	(dBuV)	(m)		(°)	(m)		(dB)	(dB)	(dB)
PK	2.3898G	65.29	74.00	-8.71	32.73	3	Vertical	336	1.80	-	28.50	4.06	-
AV	2.3898G	48.96	54.00	-5.04	16.40	3	Vertical	336	1.80	-	28.50	4.06	-
PK	2.4394G	115.51	Inf	-Inf	82.91	3	Vertical	336	1.80	-	28.50	4.10	-
AV	2.4538G	102.81	Inf	-Inf	70.24	3	Vertical	336	1.80	-	28.46	4.11	-
PK	2.4854G	72.37	74.00	-1.63	39.64	3	Vertical	336	1.80	-	28.60	4.13	-
AV	2.4835G	52.95	54.00	-1.05	20.22	3	Vertical	336	1.80	-	28.60	4.13	-

2.4-2.4835GHz_802.11be EHT40_Nss2,(MCS0)_2TX

2437MHz_TX

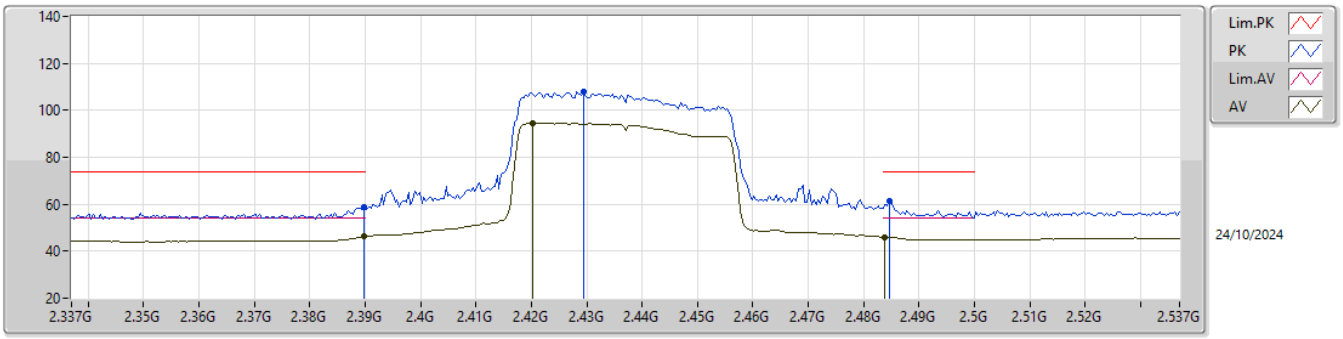

EUT Z_2TX
Setting 81
02-E-E-6

Type	Freq	Level	Limit	Margin	Raw	Dist	Condition	Azimuth	Height	Comment	AF	CL	PA
	(Hz)	(dBuV/m)	(dBuV/m)	(dB)	(dBuV)	(m)		(°)	(m)		(dB)	(dB)	(dB)
PK	2.3898G	58.69	74.00	-15.31	26.13	3	Horizontal	53	3.00	-	28.50	4.06	-
AV	2.3898G	46.20	54.00	-7.80	13.64	3	Horizontal	53	3.00	-	28.50	4.06	-
PK	2.4294G	107.84	Inf	-Inf	75.26	3	Horizontal	53	3.00	-	28.49	4.09	-
AV	2.4202G	94.53	Inf	-Inf	62.04	3	Horizontal	53	3.00	-	28.40	4.09	-
PK	2.4846G	61.41	74.00	-12.59	28.68	3	Horizontal	53	3.00	-	28.60	4.13	-
AV	2.4838G	46.00	54.00	-8.00	13.27	3	Horizontal	53	3.00	-	28.60	4.13	-

2.4-2.4835GHz_802.11be EHT40_Nss2,(MCS0)_2TX

2437MHz_TX

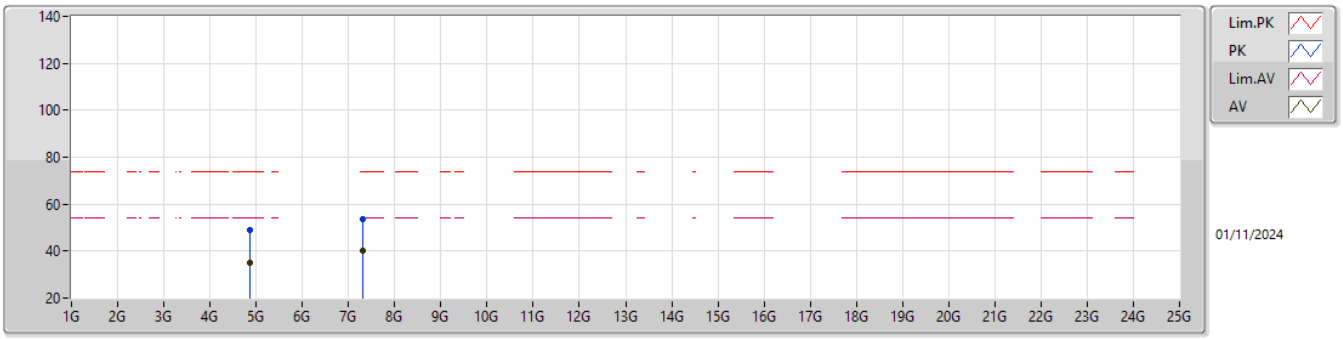

EUT Z_2TX
Setting 81
02-E-A-4

Type	Freq	Level	Limit	Margin	Raw	Dist	Condition	Azimuth	Height	Comment	AF	CL	PA
	(Hz)	(dBuV/m)	(dBuV/m)	(dB)	(dBuV)	(m)		(°)	(m)		(dB)	(dB)	(dB)
PK	4.86532G	48.93	74.00	-25.07	39.89	3	Vertical	281	1.35	-	33.23	6.81	31.00
AV	4.86636G	35.05	54.00	-18.95	26.01	3	Vertical	281	1.35	-	33.23	6.81	31.00
PK	7.31368G	53.68	74.00	-20.32	39.29	3	Vertical	234	2.15	-	36.45	9.37	31.43
AV	7.3146G	40.11	54.00	-13.89	25.71	3	Vertical	234	2.15	-	36.46	9.37	31.43

2.4-2.4835GHz_802.11be EHT40_Nss2,(MCS0)_2TX

2437MHz_TX

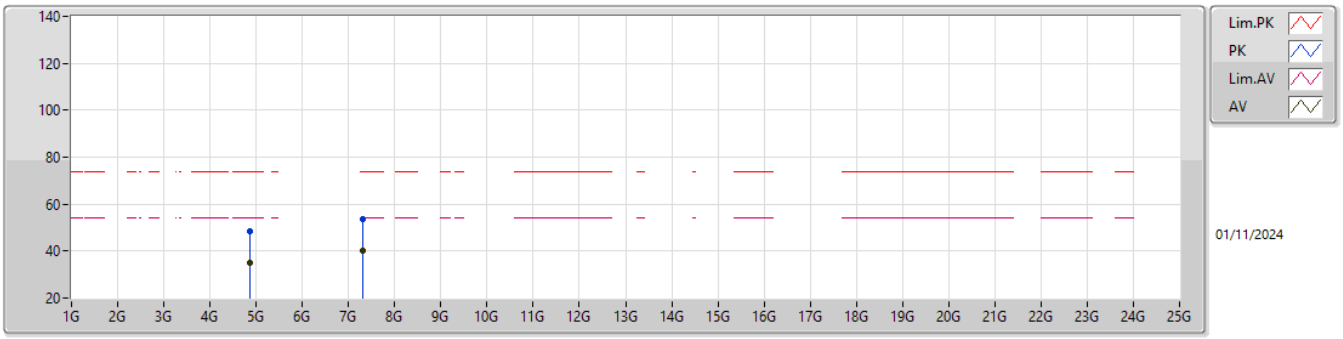

EUT Z_2TX
Setting 81
02-E-A-4

Type	Freq	Level	Limit	Margin	Raw	Dist	Condition	Azimuth	Height	Comment	AF	CL	PA
	(Hz)	(dBuV/m)	(dBuV/m)	(dB)	(dBuV)	(m)		(°)	(m)		(dB)	(dB)	(dB)
PK	4.86836G	48.67	74.00	-25.33	39.62	3	Horizontal	353	1.49	-	33.24	6.81	31.00
AV	4.86984G	34.99	54.00	-19.01	25.94	3	Horizontal	353	1.49	-	33.24	6.81	31.00
PK	7.30668G	53.47	74.00	-20.53	39.10	3	Horizontal	78	2.21	-	36.43	9.37	31.43
AV	7.31776G	40.20	54.00	-13.80	25.79	3	Horizontal	78	2.21	-	36.47	9.37	31.43

2.4-2.4835GHz_802.11be EHT40_Nss2,(MCS0)_2TX

2452MHz_TX

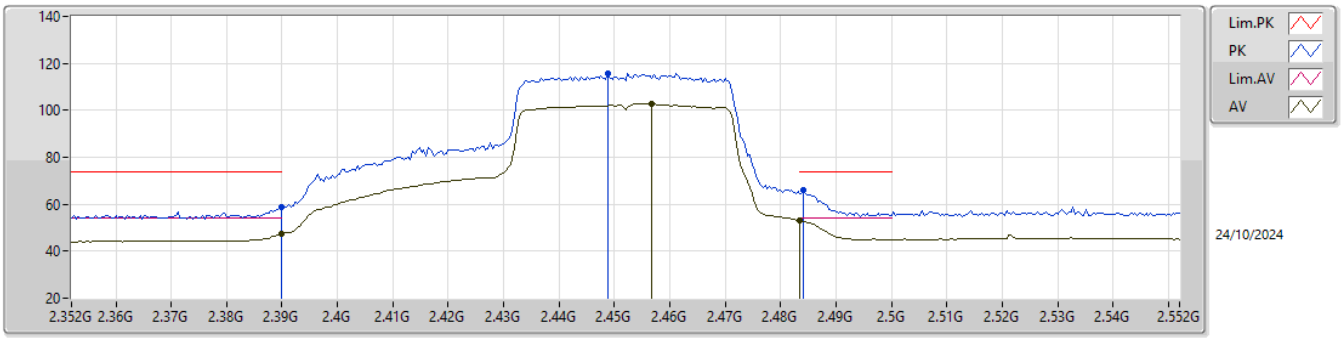

EUT Z_2TX
Setting 82
02-E-E-6

Type	Freq	Level	Limit	Margin	Raw	Dist	Condition	Azimuth	Height	Comment	AF	CL	PA
	(Hz)	(dBuV/m)	(dBuV/m)	(dB)	(dBuV)	(m)		(°)	(m)		(dB)	(dB)	(dB)
PK	2.39G	58.69	74.00	-15.31	26.13	3	Vertical	332	2.05	-	28.50	4.06	-
AV	2.39G	47.19	54.00	-6.81	14.63	3	Vertical	332	2.05	-	28.50	4.06	-
PK	2.4488G	115.81	Inf	-Inf	83.20	3	Vertical	332	2.05	-	28.50	4.11	-
AV	2.4568G	102.78	Inf	-Inf	70.24	3	Vertical	332	2.05	-	28.43	4.11	-
PK	2.484G	65.96	74.00	-8.04	33.23	3	Vertical	332	2.05	-	28.60	4.13	-
AV	2.4835G	52.93	54.00	-1.07	20.20	3	Vertical	332	2.05	-	28.60	4.13	-

2.4-2.4835GHz_802.11be EHT40_Nss2,(MCS0)_2TX

2452MHz_TX

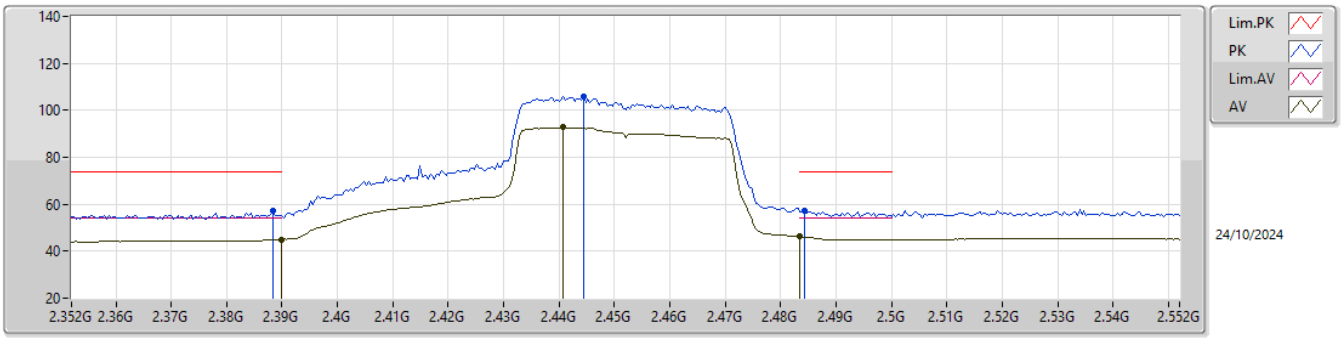

EUT Z_2TX
Setting 82
02-E-E-6

Type	Freq	Level	Limit	Margin	Raw	Dist	Condition	Azimuth	Height	Comment	AF	CL	PA
	(Hz)	(dBuV/m)	(dBuV/m)	(dB)	(dBuV)	(m)		(°)	(m)		(dB)	(dB)	(dB)
PK	2.3884G	57.05	74.00	-16.95	24.51	3	Horizontal	49	2.67	-	28.48	4.06	-
AV	2.39G	44.99	54.00	-9.01	12.43	3	Horizontal	49	2.67	-	28.50	4.06	-
PK	2.4444G	105.90	Inf	-Inf	73.30	3	Horizontal	49	2.67	-	28.50	4.10	-
AV	2.4408G	92.88	Inf	-Inf	60.28	3	Horizontal	49	2.67	-	28.50	4.10	-
PK	2.4844G	57.10	74.00	-16.90	24.37	3	Horizontal	49	2.67	-	28.60	4.13	-
AV	2.4835G	46.13	54.00	-7.87	13.40	3	Horizontal	49	2.67	-	28.60	4.13	-

2.4-2.4835GHz_802.11be EHT40_Nss2,(MCS0)_2TX

2452MHz_TX

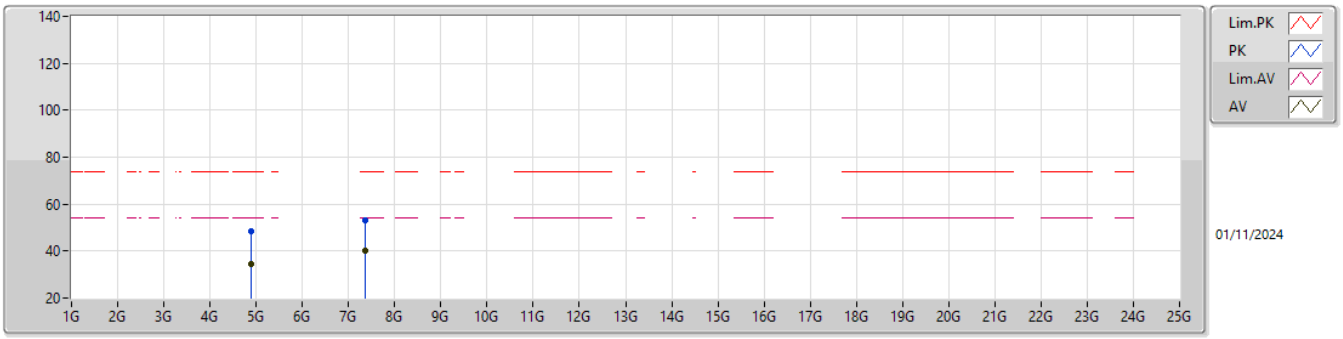

EUT Z_2TX
Setting 82
02-E-A-4

Type	Freq	Level	Limit	Margin	Raw	Dist	Condition	Azimuth	Height	Comment	AF	CL	PA
	(Hz)	(dBuV/m)	(dBuV/m)	(dB)	(dBuV)	(m)		(°)	(m)		(dB)	(dB)	(dB)
PK	4.90128G	48.26	74.00	-25.74	39.13	3	Vertical	48	2.92	-	33.30	6.83	31.00
AV	4.89452G	34.62	54.00	-19.38	25.51	3	Vertical	48	2.92	-	33.29	6.82	31.00
PK	7.35212G	53.22	74.00	-20.78	38.68	3	Vertical	342	3.00	-	36.60	9.37	31.43
AV	7.36544G	40.08	54.00	-13.92	25.54	3	Vertical	342	3.00	-	36.60	9.37	31.43

2.4-2.4835GHz_802.11be EHT40_Nss2,(MCS0)_2TX

2452MHz_TX

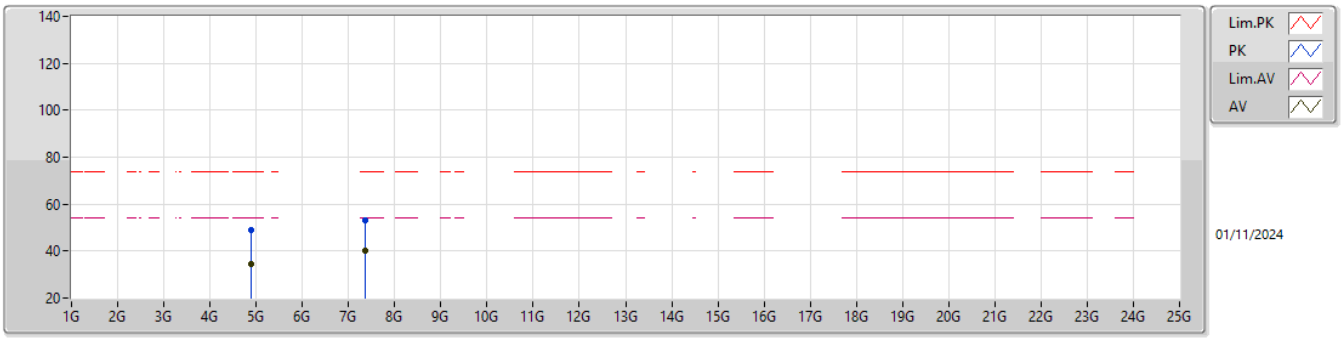

EUT Z_2TX
Setting 82
02-E-A-4

Type	Freq	Level	Limit	Margin	Raw	Dist	Condition	Azimuth	Height	Comment	AF	CL	PA
	(Hz)	(dBuV/m)	(dBuV/m)	(dB)	(dBuV)	(m)		(°)	(m)		(dB)	(dB)	(dB)
PK	4.9014G	48.74	74.00	-25.26	39.61	3	Horizontal	175	2.61	-	33.30	6.83	31.00
AV	4.89672G	34.64	54.00	-19.36	25.53	3	Horizontal	175	2.61	-	33.29	6.82	31.00
PK	7.36244G	52.98	74.00	-21.02	38.44	3	Horizontal	318	1.91	-	36.60	9.37	31.43
AV	7.35188G	40.00	54.00	-14.00	25.46	3	Horizontal	318	1.91	-	36.60	9.37	31.43

2.4-2.4835GHz_802.11be EHT20-BF_Nss1,(MCS0)_2TX

2412MHz_TX

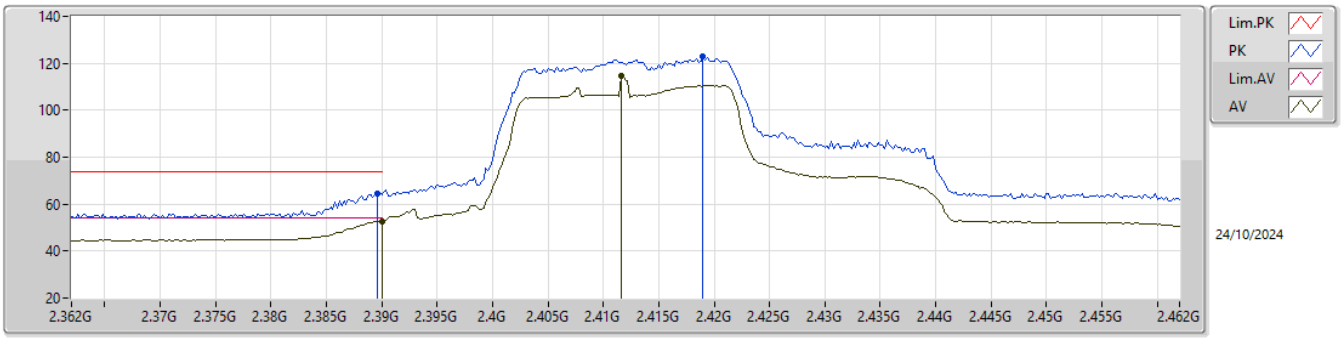

EUT Z_2TX
Setting 92
02-E-E-6

Type	Freq	Level	Limit	Margin	Raw	Dist	Condition	Azimuth	Height	Comment	AF	CL	PA
	(Hz)	(dBuV/m)	(dBuV/m)	(dB)	(dBuV)	(m)		(°)	(m)		(dB)	(dB)	(dB)
PK	2.3896G	64.35	74.00	-9.65	31.79	3	Vertical	167	2.10	-	28.50	4.06	-
AV	2.39G	52.66	54.00	-1.34	20.10	3	Vertical	167	2.10	-	28.50	4.06	-
PK	2.419G	122.82	Inf	-Inf	90.34	3	Vertical	167	2.10	-	28.40	4.08	-
AV	2.4116G	114.86	Inf	-Inf	82.38	3	Vertical	167	2.10	-	28.40	4.08	-

2.4-2.4835GHz_802.11be EHT20-BF_Nss1,(MCS0)_2TX

2412MHz_TX

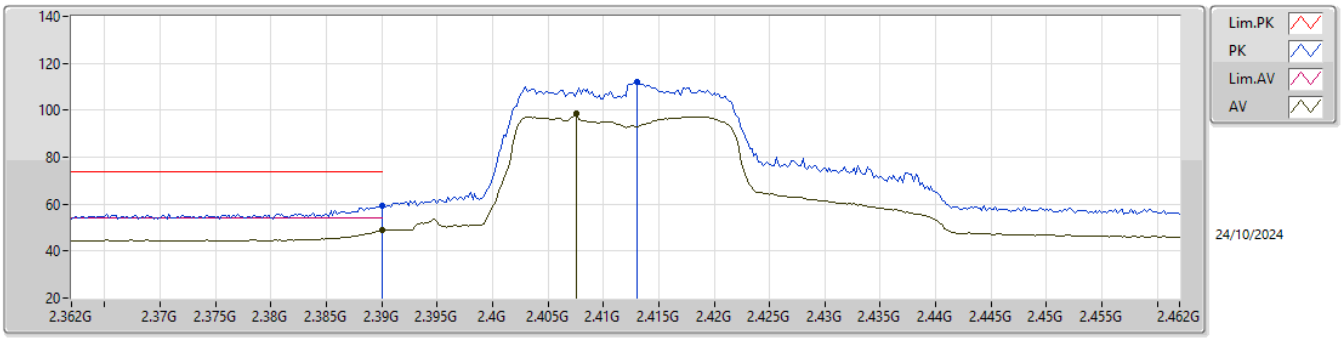

EUT Z_2TX
Setting 92
02-E-E-6

Type	Freq	Level	Limit	Margin	Raw	Dist	Condition	Azimuth	Height	Comment	AF	CL	PA
	(Hz)	(dBuV/m)	(dBuV/m)	(dB)	(dBuV)	(m)		(°)	(m)		(dB)	(dB)	(dB)
PK	2.39G	59.45	74.00	-14.55	26.89	3	Horizontal	62	1.14	-	28.50	4.06	-
AV	2.39G	48.80	54.00	-5.20	16.24	3	Horizontal	62	1.14	-	28.50	4.06	-
PK	2.413G	111.88	Inf	-Inf	79.40	3	Horizontal	62	1.14	-	28.40	4.08	-
AV	2.4076G	98.46	Inf	-Inf	65.96	3	Horizontal	62	1.14	-	28.42	4.08	-

2.4-2.4835GHz_802.11be EHT20-BF_Nss1,(MCS0)_2TX

2412MHz_TX

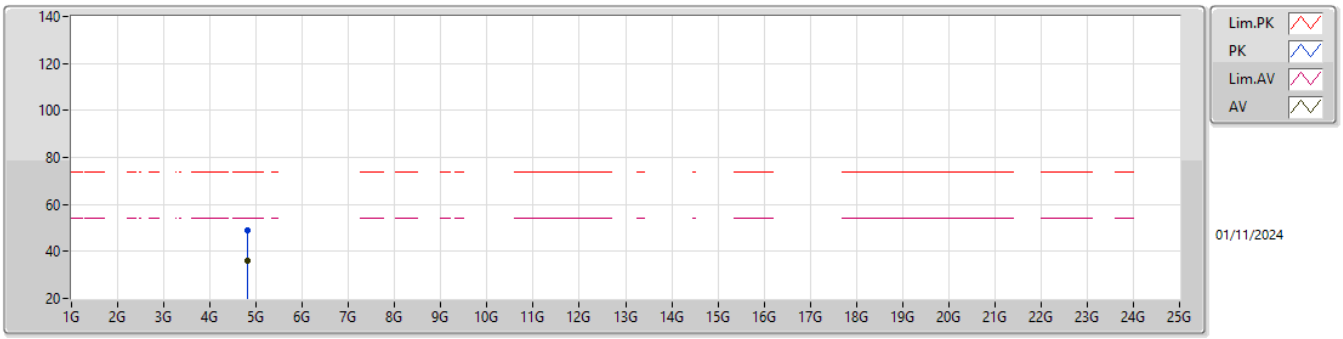

EUT Z_2TX
Setting 92
02-E-E-6

Type	Freq	Level	Limit	Margin	Raw	Dist	Condition	Azimuth	Height	Comment	AF	CL	PA
	(Hz)	(dBuV/m)	(dBuV/m)	(dB)	(dBuV)	(m)		(°)	(m)		(dB)	(dB)	(dB)
PK	4.82404G	48.83	74.00	-25.17	39.90	3	Vertical	224	1.73	-	33.15	6.78	31.00
AV	4.82376G	35.90	54.00	-18.10	26.97	3	Vertical	224	1.73	-	33.15	6.78	31.00

2.4-2.4835GHz_802.11be EHT20-BF_Nss1,(MCS0)_2TX

2412MHz_TX

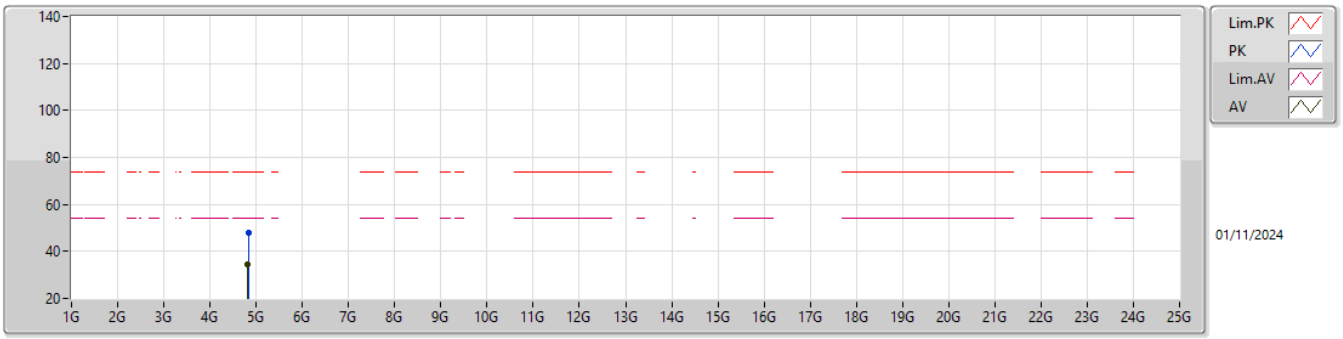

EUT Z_2TX
Setting 92
02-E-E-6

Type	Freq	Level	Limit	Margin	Raw	Dist	Condition	Azimuth	Height	Comment	AF	CL	PA
	(Hz)	(dBuV/m)	(dBuV/m)	(dB)	(dBuV)	(m)		(°)	(m)		(dB)	(dB)	(dB)
PK	4.8254G	47.80	74.00	-26.20	38.87	3	Horizontal	97	1.60	-	33.15	6.78	31.00
AV	4.82364G	34.71	54.00	-19.29	25.78	3	Horizontal	97	1.60	-	33.15	6.78	31.00

2.4-2.4835GHz_802.11be EHT20-BF_Nss1,(MCS0)_2TX

2417MHz_TX

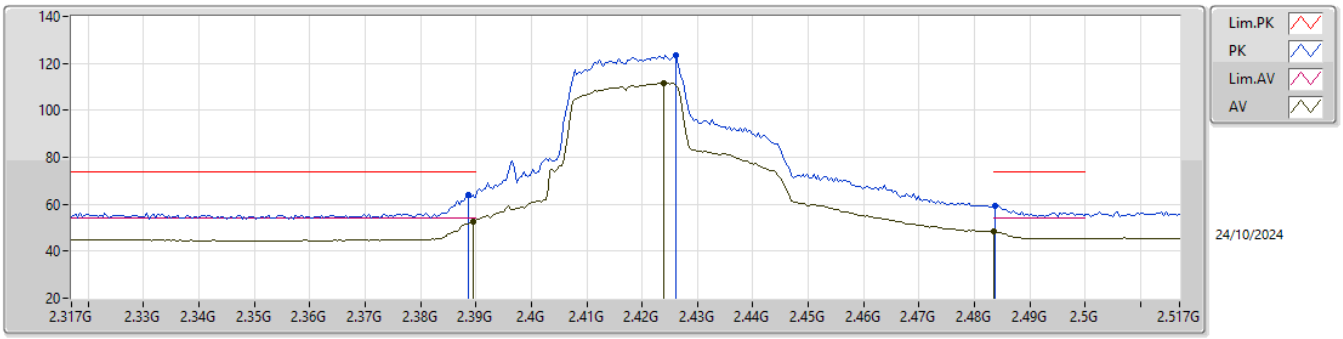

EUT Z_2TX
Setting 99
02-E-E-6

Type	Freq	Level	Limit	Margin	Raw	Dist	Condition	Azimuth	Height	Comment	AF	CL	PA
	(Hz)	(dBuV/m)	(dBuV/m)	(dB)	(dBuV)	(m)		(°)	(m)		(dB)	(dB)	(dB)
PK	2.3886G	63.92	74.00	-10.08	31.37	3	Vertical	313	1.80	-	28.49	4.06	-
AV	2.3894G	52.78	54.00	-1.22	20.23	3	Vertical	313	1.80	-	28.49	4.06	-
PK	2.4262G	123.70	Inf	-Inf	91.15	3	Vertical	313	1.80	-	28.46	4.09	-
AV	2.4238G	111.40	Inf	-Inf	78.87	3	Vertical	313	1.80	-	28.44	4.09	-
PK	2.4838G	59.21	74.00	-14.79	26.48	3	Vertical	313	1.80	-	28.60	4.13	-
AV	2.4835G	48.20	54.00	-5.80	15.47	3	Vertical	313	1.80	-	28.60	4.13	-

2.4-2.4835GHz_802.11be EHT20-BF_Nss1,(MCS0)_2TX

2417MHz_TX

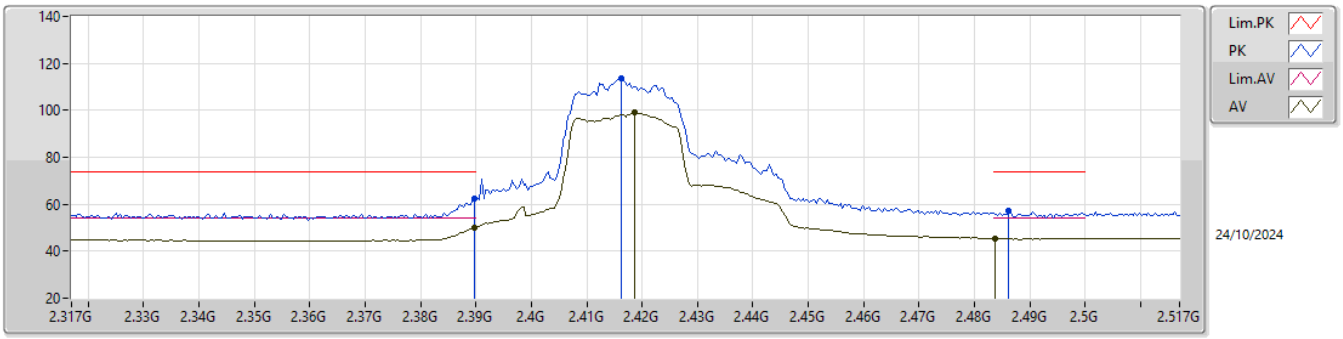

EUT Z_2TX
Setting 99
02-E-E-6

Type	Freq	Level	Limit	Margin	Raw	Dist	Condition	Azimuth	Height	Comment	AF	CL	PA
	(Hz)	(dBuV/m)	(dBuV/m)	(dB)	(dBuV)	(m)		(°)	(m)		(dB)	(dB)	(dB)
PK	2.3898G	62.63	74.00	-11.37	30.07	3	Horizontal	63	1.12	-	28.50	4.06	-
AV	2.3898G	49.92	54.00	-4.08	17.36	3	Horizontal	63	1.12	-	28.50	4.06	-
PK	2.4162G	113.39	Inf	-Inf	80.91	3	Horizontal	63	1.12	-	28.40	4.08	-
AV	2.4186G	98.95	Inf	-Inf	66.47	3	Horizontal	63	1.12	-	28.40	4.08	-
PK	2.4862G	57.50	74.00	-16.50	24.77	3	Horizontal	63	1.12	-	28.60	4.13	-
AV	2.4838G	45.60	54.00	-8.40	12.87	3	Horizontal	63	1.12	-	28.60	4.13	-

2.4-2.4835GHz_802.11be EHT20-BF_Nss1,(MCS0)_2TX

2437MHz_TX

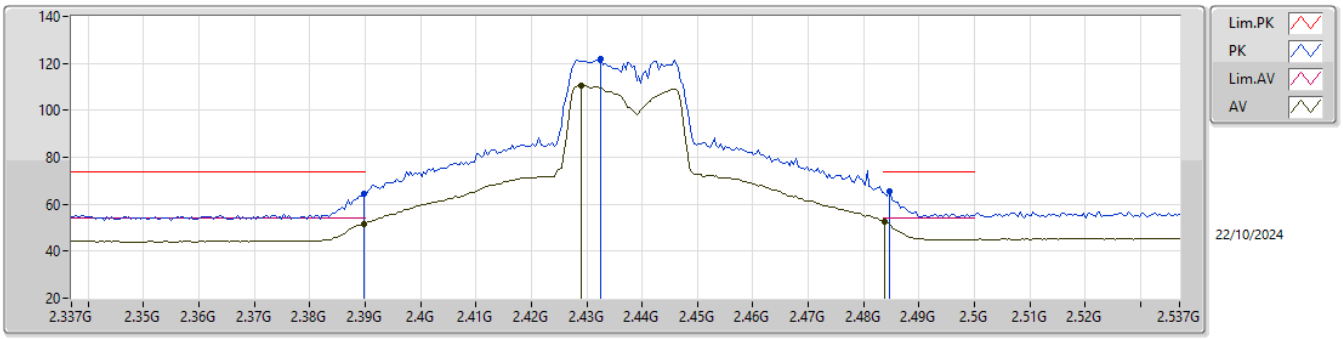

EUT Z_2TX
Setting 100
02-E-E-6

Type	Freq	Level	Limit	Margin	Raw	Dist	Condition	Azimuth	Height	Comment	AF	CL	PA
	(Hz)	(dBuV/m)	(dBuV/m)	(dB)	(dBuV)	(m)		(°)	(m)		(dB)	(dB)	(dB)
PK	2.3898G	64.33	74.00	-9.67	31.77	3	Vertical	15	2.54	-	28.50	4.06	-
AV	2.3898G	51.57	54.00	-2.43	19.01	3	Vertical	15	2.54	-	28.50	4.06	-
PK	2.4326G	122.07	Inf	-Inf	89.48	3	Vertical	15	2.54	-	28.50	4.09	-
AV	2.429G	110.47	Inf	-Inf	77.89	3	Vertical	15	2.54	-	28.49	4.09	-
PK	2.4846G	65.60	74.00	-8.40	32.87	3	Vertical	15	2.54	-	28.60	4.13	-
AV	2.4838G	52.49	54.00	-1.51	19.76	3	Vertical	15	2.54	-	28.60	4.13	-

2.4-2.4835GHz_802.11be EHT20-BF_Nss1,(MCS0)_2TX

2437MHz_TX

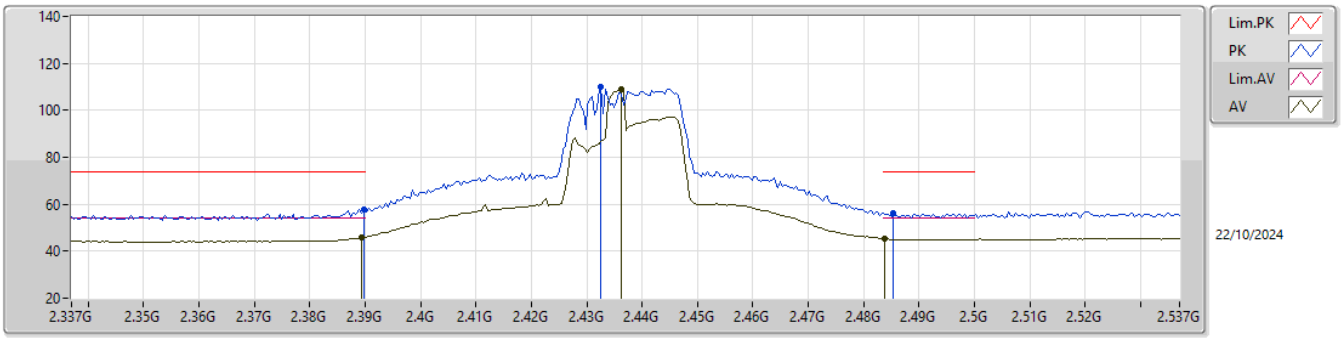

EUT Z_2TX
Setting 100
02-E-E-6

Type	Freq	Level	Limit	Margin	Raw	Dist	Condition	Azimuth	Height	Comment	AF	CL	PA
	(Hz)	(dBuV/m)	(dBuV/m)	(dB)	(dBuV)	(m)		(°)	(m)		(dB)	(dB)	(dB)
PK	2.3898G	57.92	74.00	-16.08	25.36	3	Horizontal	72	1.80	-	28.50	4.06	-
AV	2.3894G	45.92	54.00	-8.08	13.37	3	Horizontal	72	1.80	-	28.49	4.06	-
PK	2.4326G	109.95	Inf	-Inf	77.36	3	Horizontal	72	1.80	-	28.50	4.09	-
AV	2.4362G	108.76	Inf	-Inf	76.16	3	Horizontal	72	1.80	-	28.50	4.10	-
PK	2.4854G	56.23	74.00	-17.77	23.50	3	Horizontal	72	1.80	-	28.60	4.13	-
AV	2.4838G	45.33	54.00	-8.67	12.60	3	Horizontal	72	1.80	-	28.60	4.13	-

2.4-2.4835GHz_802.11be EHT20-BF_Nss1,(MCS0)_2TX

2437MHz_TX

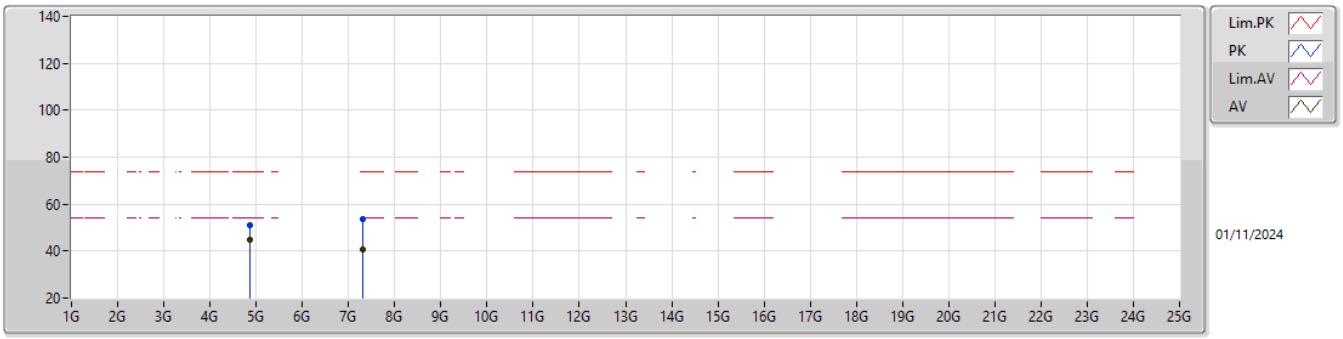

EUT Z_2TX
Setting 100
02-E-E-6

Type	Freq	Level	Limit	Margin	Raw	Dist	Condition	Azimuth	Height	Comment	AF	CL	PA
	(Hz)	(dBuV/m)	(dBuV/m)	(dB)	(dBuV)	(m)		(°)	(m)		(dB)	(dB)	(dB)
PK	4.87392G	51.25	74.00	-22.75	42.19	3	Vertical	223	2.62	-	33.25	6.81	31.00
AV	4.87396G	44.77	54.00	-9.23	35.71	3	Vertical	223	2.62	-	33.25	6.81	31.00
PK	7.30432G	53.63	74.00	-20.37	39.27	3	Vertical	77	2.09	-	36.42	9.37	31.43
AV	7.32096G	40.50	54.00	-13.50	26.08	3	Vertical	77	2.09	-	36.48	9.37	31.43

2.4-2.4835GHz_802.11be EHT20-BF_Nss1,(MCS0)_2TX

2437MHz_TX

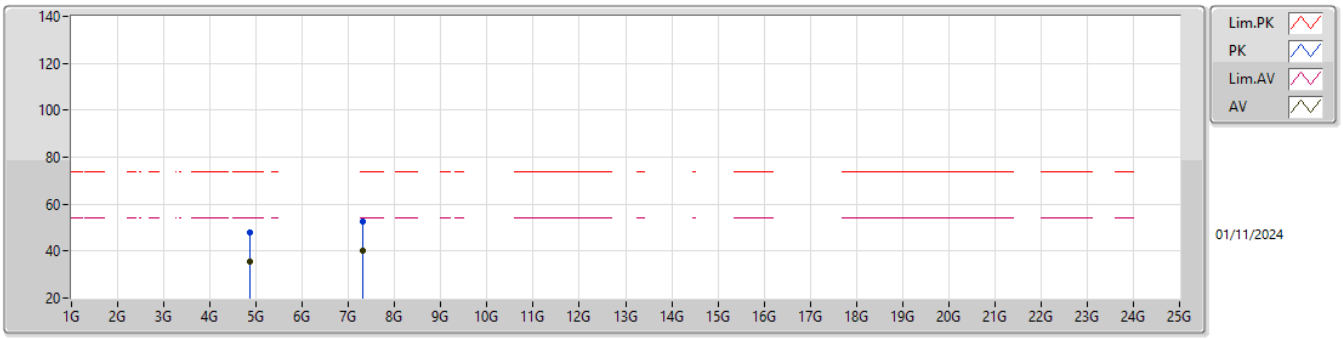

EUT Z_2TX
Setting 100
02-E-E-6

Type	Freq	Level	Limit	Margin	Raw	Dist	Condition	Azimuth	Height	Comment	AF	CL	PA
	(Hz)	(dBuV/m)	(dBuV/m)	(dB)	(dBuV)	(m)		(°)	(m)		(dB)	(dB)	(dB)
PK	4.8748G	48.13	74.00	-25.87	39.07	3	Horizontal	120	1.59	-	33.25	6.81	31.00
AV	4.87396G	35.67	54.00	-18.33	26.61	3	Horizontal	120	1.59	-	33.25	6.81	31.00
PK	7.30176G	52.79	74.00	-21.21	38.44	3	Horizontal	96	1.46	-	36.41	9.37	31.43
AV	7.30512G	40.14	54.00	-13.86	25.78	3	Horizontal	96	1.46	-	36.42	9.37	31.43

2.4-2.4835GHz_802.11be EHT20-BF_Nss1,(MCS0)_2TX

2457MHz_TX

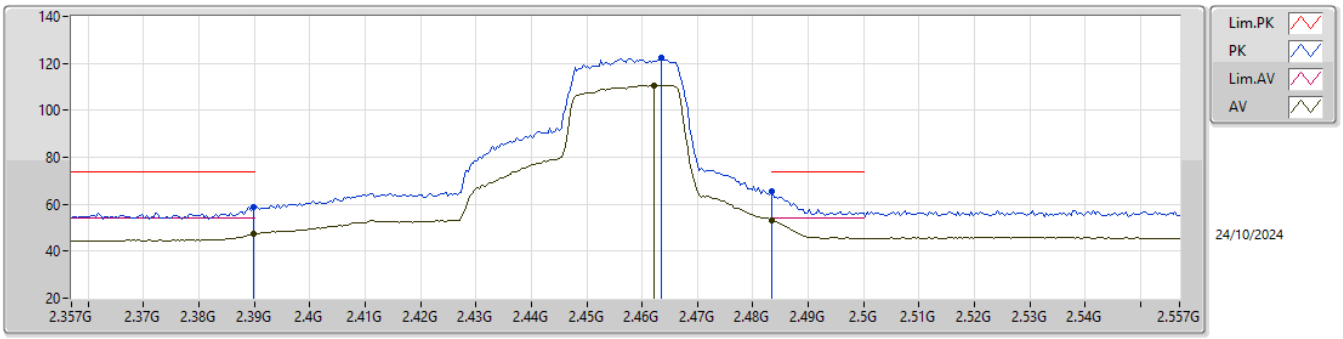

EUT Z_2TX
Setting 88
02-E-E-6

Type	Freq	Level	Limit	Margin	Raw	Dist	Condition	Azimuth	Height	Comment	AF	CL	PA
	(Hz)	(dBuV/m)	(dBuV/m)	(dB)	(dBuV)	(m)		(°)	(m)		(dB)	(dB)	(dB)
PK	2.3898G	59.00	74.00	-15.00	26.44	3	Vertical	15	2.08	-	28.50	4.06	-
AV	2.3898G	47.21	54.00	-6.79	14.65	3	Vertical	15	2.08	-	28.50	4.06	-
PK	2.4634G	122.19	Inf	-Inf	89.64	3	Vertical	15	2.08	-	28.43	4.12	-
AV	2.4622G	110.51	Inf	-Inf	77.97	3	Vertical	15	2.08	-	28.42	4.12	-
PK	2.4835G	65.75	74.00	-8.25	33.02	3	Vertical	15	2.08	-	28.60	4.13	-
AV	2.4835G	52.93	54.00	-1.07	20.20	3	Vertical	15	2.08	-	28.60	4.13	-

2.4-2.4835GHz_802.11be EHT20-BF_Nss1,(MCS0)_2TX

2457MHz_TX

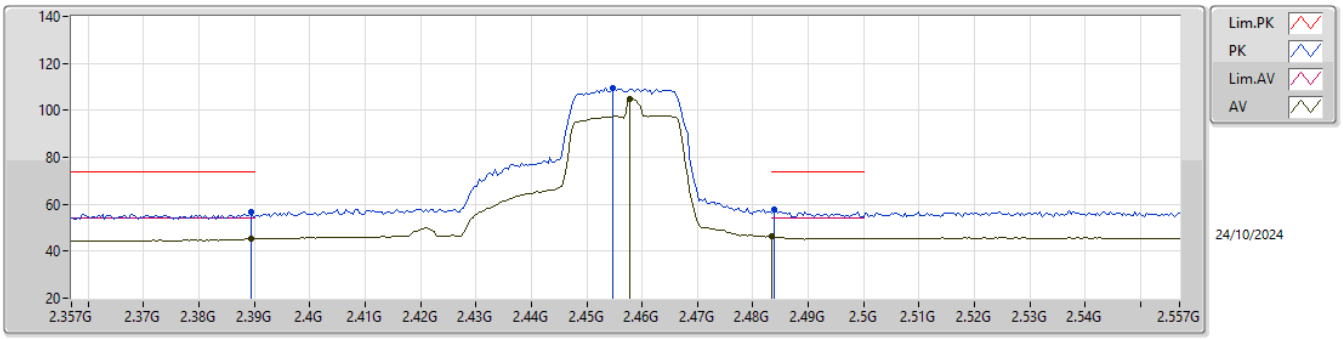

EUT Z_2TX
Setting 88
02-E-E-6

Type	Freq	Level	Limit	Margin	Raw	Dist	Condition	Azimuth	Height	Comment	AF	CL	PA
	(Hz)	(dBuV/m)	(dBuV/m)	(dB)	(dBuV)	(m)		(°)	(m)		(dB)	(dB)	(dB)
PK	2.3894G	56.97	74.00	-17.03	24.42	3	Horizontal	70	1.07	-	28.49	4.06	-
AV	2.3894G	45.14	54.00	-8.86	12.59	3	Horizontal	70	1.07	-	28.49	4.06	-
PK	2.4546G	109.66	Inf	-Inf	77.10	3	Horizontal	70	1.07	-	28.45	4.11	-
AV	2.4578G	104.95	Inf	-Inf	72.42	3	Horizontal	70	1.07	-	28.42	4.11	-
PK	2.4838G	57.89	74.00	-16.11	25.16	3	Horizontal	70	1.07	-	28.60	4.13	-
AV	2.4835G	46.17	54.00	-7.83	13.44	3	Horizontal	70	1.07	-	28.60	4.13	-

2.4-2.4835GHz_802.11be EHT20-BF_Nss1,(MCS0)_2TX

2462MHz_TX

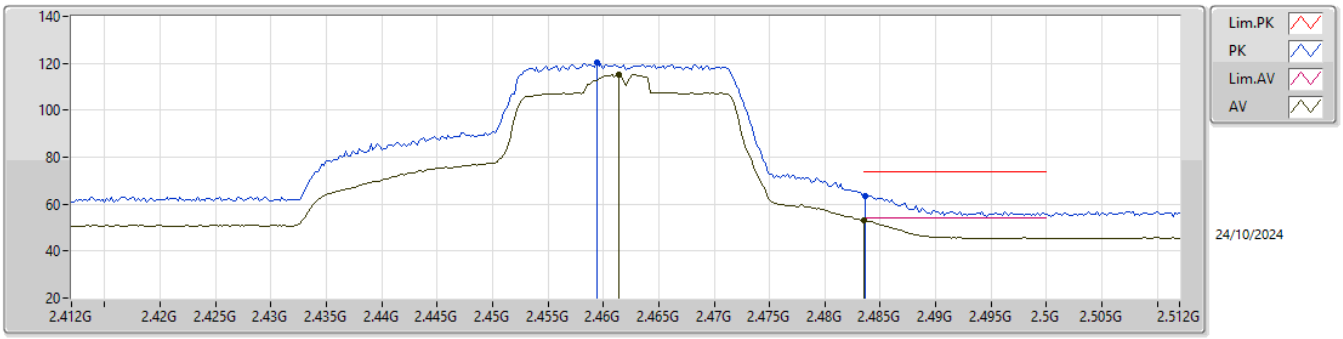

EUT Z_2TX
Setting 80
02-E-E-6

Type	Freq	Level	Limit	Margin	Raw	Dist	Condition	Azimuth	Height	Comment	AF	CL	PA
	(Hz)	(dBuV/m)	(dBuV/m)	(dB)	(dBuV)	(m)		(°)	(m)		(dB)	(dB)	(dB)
PK	2.4594G	120.27	Inf	-Inf	87.75	3	Vertical	17	2.08	-	28.41	4.11	-
AV	2.4614G	115.36	Inf	-Inf	82.83	3	Vertical	17	2.08	-	28.41	4.12	-
PK	2.4836G	63.44	74.00	-10.56	30.71	3	Vertical	17	2.08	-	28.60	4.13	-
AV	2.4835G	52.93	54.00	-1.07	20.20	3	Vertical	17	2.08	-	28.60	4.13	-

2.4-2.4835GHz_802.11be EHT20-BF_Nss1,(MCS0)_2TX

2462MHz_TX

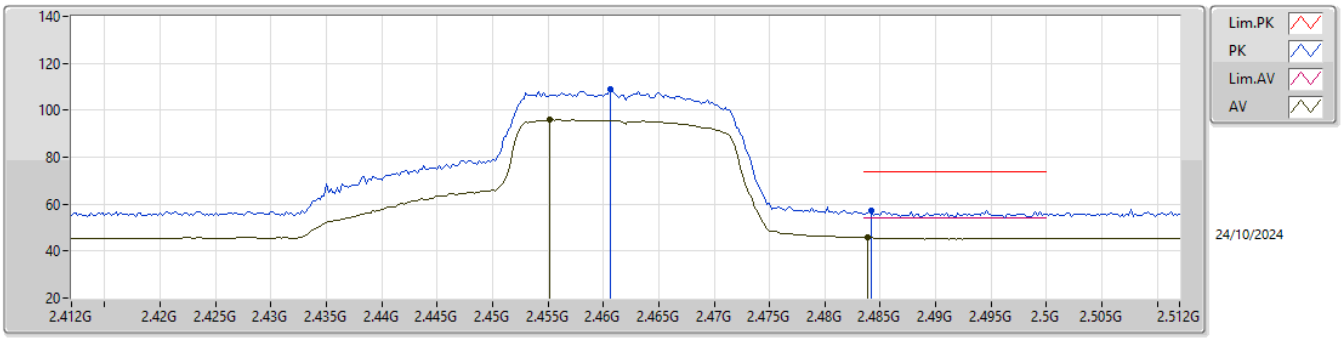

EUT Z_2TX
Setting 80
02-E-E-6

Type	Freq	Level	Limit	Margin	Raw	Dist	Condition	Azimuth	Height	Comment	AF	CL	PA
	(Hz)	(dBuV/m)	(dBuV/m)	(dB)	(dBuV)	(m)		(°)	(m)		(dB)	(dB)	(dB)
PK	2.4606G	108.87	Inf	-Inf	76.34	3	Horizontal	70	2.88	-	28.41	4.12	-
AV	2.4552G	95.99	Inf	-Inf	63.43	3	Horizontal	70	2.88	-	28.45	4.11	-
PK	2.4842G	57.26	74.00	-16.74	24.53	3	Horizontal	70	2.88	-	28.60	4.13	-
AV	2.4838G	45.67	54.00	-8.33	12.94	3	Horizontal	70	2.88	-	28.60	4.13	-

2.4-2.4835GHz_802.11be EHT20-BF_Nss1,(MCS0)_2TX

2462MHz_TX

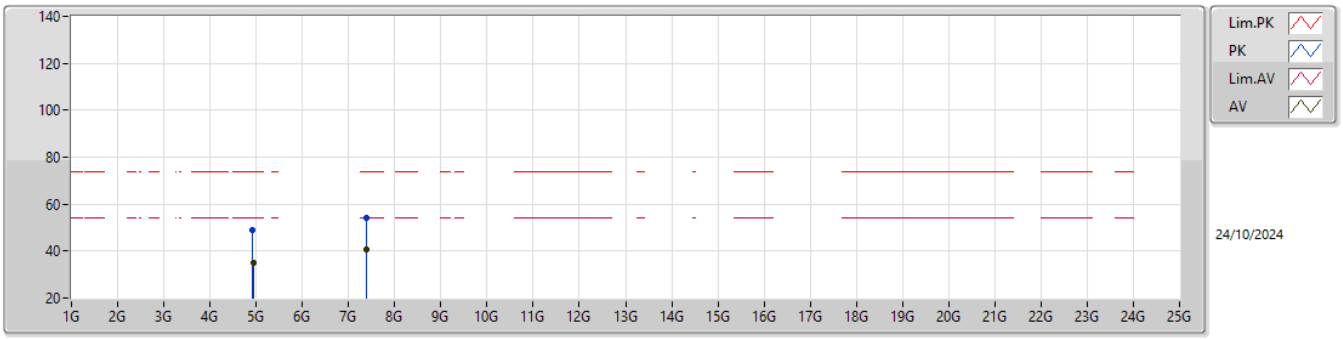

EUT Z_2TX
Setting 80
02-E-E-6

Type	Freq	Level	Limit	Margin	Raw	Dist	Condition	Azimuth	Height	Comment	AF	CL	PA
	(Hz)	(dBuV/m)	(dBuV/m)	(dB)	(dBuV)	(m)		(°)	(m)		(dB)	(dB)	(dB)
PK	4.92964G	49.08	74.00	-24.92	39.89	3	Vertical	125	1.79	-	33.36	6.84	31.01
AV	4.93212G	35.02	54.00	-18.98	25.83	3	Vertical	125	1.79	-	33.36	6.84	31.01
PK	7.37836G	54.38	74.00	-19.62	39.84	3	Vertical	176	1.80	-	36.60	9.37	31.43
AV	7.38892G	40.64	54.00	-13.36	26.10	3	Vertical	176	1.80	-	36.60	9.37	31.43

2.4-2.4835GHz_802.11be EHT20-BF_Nss1,(MCS0)_2TX

2462MHz_TX

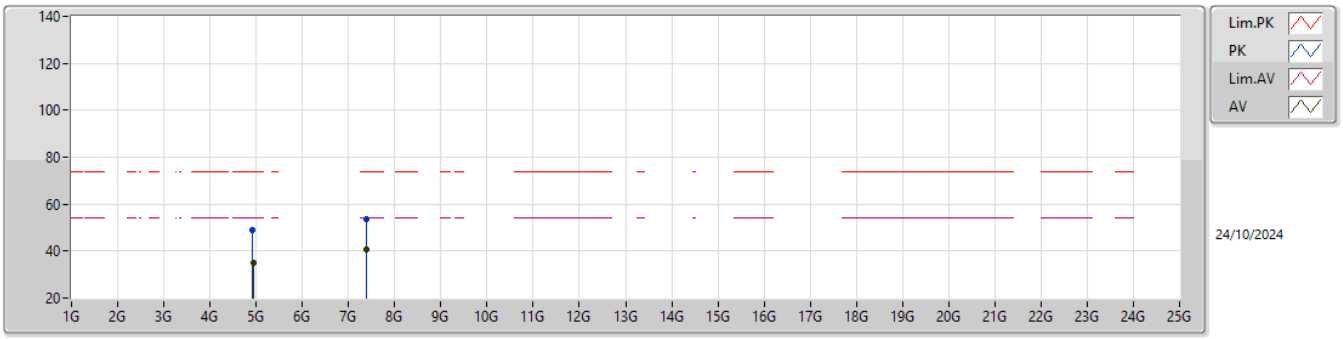

EUT Z_2TX
Setting 80
02-E-E-6

Type	Freq	Level	Limit	Margin	Raw	Dist	Condition	Azimuth	Height	Comment	AF	CL	PA
	(Hz)	(dBuV/m)	(dBuV/m)	(dB)	(dBuV)	(m)		(°)	(m)		(dB)	(dB)	(dB)
PK	4.92652G	48.82	74.00	-25.18	39.64	3	Horizontal	4	1.76	-	33.35	6.84	31.01
AV	4.93384G	35.11	54.00	-18.89	25.91	3	Horizontal	4	1.76	-	33.37	6.84	31.01
PK	7.39384G	53.68	74.00	-20.32	39.14	3	Horizontal	156	2.09	-	36.60	9.37	31.43
AV	7.39312G	40.53	54.00	-13.47	25.99	3	Horizontal	156	2.09	-	36.60	9.37	31.43

2.4-2.4835GHz_802.11be EHT40-BF_Nss1,(MCS0)_2TX

2422MHz_TX

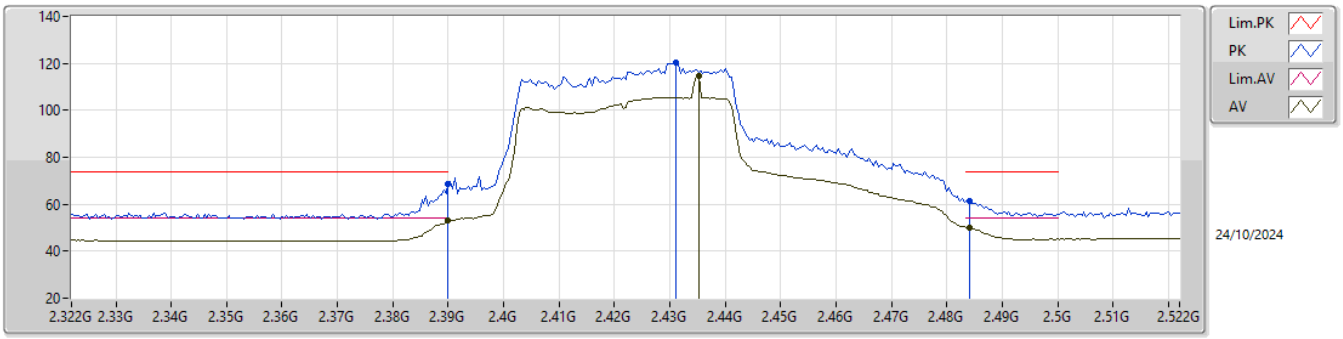

EUT Z_2TX
Setting 86
02-E-E-6

Type	Freq	Level	Limit	Margin	Raw	Dist	Condition	Azimuth	Height	Comment	AF	CL	PA
	(Hz)	(dBuV/m)	(dBuV/m)	(dB)	(dBuV)	(m)		(°)	(m)		(dB)	(dB)	(dB)
PK	2.39G	68.41	74.00	-5.59	35.85	3	Vertical	326	2.14	-	28.50	4.06	-
AV	2.39G	52.85	54.00	-1.15	20.29	3	Vertical	326	2.14	-	28.50	4.06	-
PK	2.4312G	120.30	Inf	-Inf	87.71	3	Vertical	326	2.14	-	28.50	4.09	-
AV	2.4352G	114.88	Inf	-Inf	82.28	3	Vertical	326	2.14	-	28.50	4.10	-
PK	2.484G	61.56	74.00	-12.44	28.83	3	Vertical	326	2.14	-	28.60	4.13	-
AV	2.484G	49.94	54.00	-4.06	17.21	3	Vertical	326	2.14	-	28.60	4.13	-

2.4-2.4835GHz_802.11be EHT40-BF_Nss1,(MCS0)_2TX

2422MHz_TX

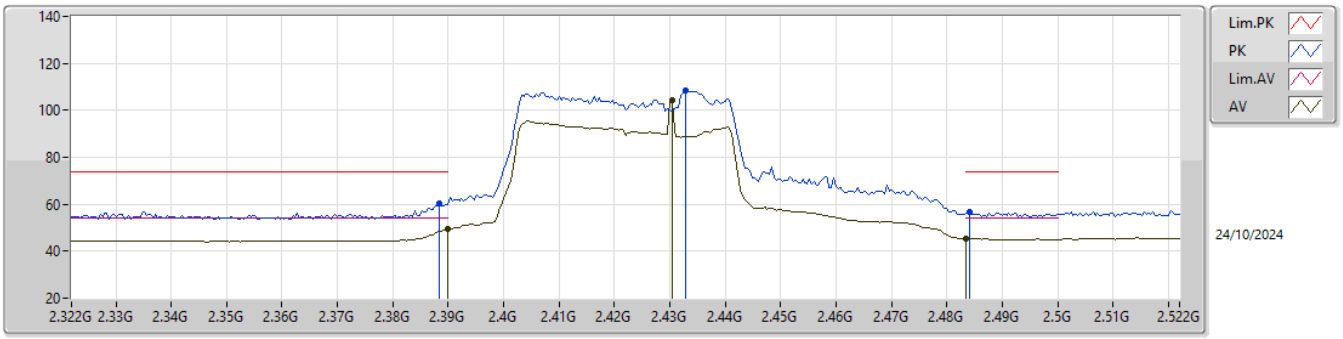

EUT Z_2TX
Setting 86
02-E-E-6

Type	Freq	Level	Limit	Margin	Raw	Dist	Condition	Azimuth	Height	Comment	AF	CL	PA
	(Hz)	(dBuV/m)	(dBuV/m)	(dB)	(dBuV)	(m)		(°)	(m)		(dB)	(dB)	(dB)
PK	2.3884G	60.18	74.00	-13.82	27.64	3	Horizontal	61	1.84	-	28.48	4.06	-
AV	2.39G	49.55	54.00	-4.45	16.99	3	Horizontal	61	1.84	-	28.50	4.06	-
PK	2.4328G	108.42	Inf	-Inf	75.83	3	Horizontal	61	1.84	-	28.50	4.09	-
AV	2.4304G	104.26	Inf	-Inf	71.67	3	Horizontal	61	1.84	-	28.50	4.09	-
PK	2.484G	56.85	74.00	-17.15	24.12	3	Horizontal	61	1.84	-	28.60	4.13	-
AV	2.4835G	45.49	54.00	-8.51	12.76	3	Horizontal	61	1.84	-	28.60	4.13	-

2.4-2.4835GHz_802.11be EHT40-BF_Nss1,(MCS0)_2TX

2422MHz_TX

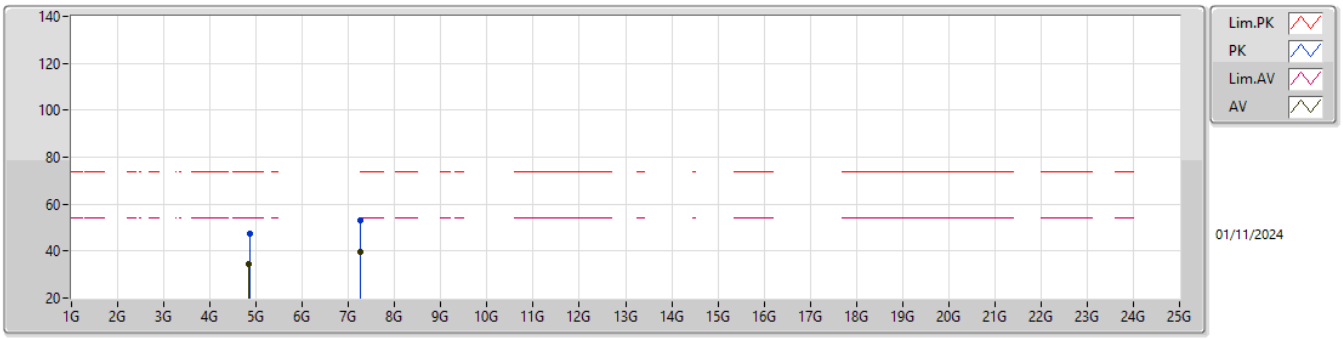

EUT Z_2TX
Setting 86
02-E-E-6

Type	Freq	Level	Limit	Margin	Raw	Dist	Condition	Azimuth	Height	Comment	AF	CL	PA
	(Hz)	(dBuV/m)	(dBuV/m)	(dB)	(dBuV)	(m)		(°)	(m)		(dB)	(dB)	(dB)
PK	4.854G	47.33	74.00	-26.67	38.32	3	Vertical	293	1.02	-	33.21	6.80	31.00
AV	4.85084G	34.49	54.00	-19.51	25.49	3	Vertical	293	1.02	-	33.20	6.80	31.00
PK	7.26608G	52.85	74.00	-21.15	38.65	3	Vertical	260	2.03	-	36.26	9.37	31.43
AV	7.25616G	39.76	54.00	-14.24	25.60	3	Vertical	260	2.03	-	36.22	9.37	31.43

2.4-2.4835GHz_802.11be EHT40-BF_Nss1,(MCS0)_2TX

2422MHz_TX

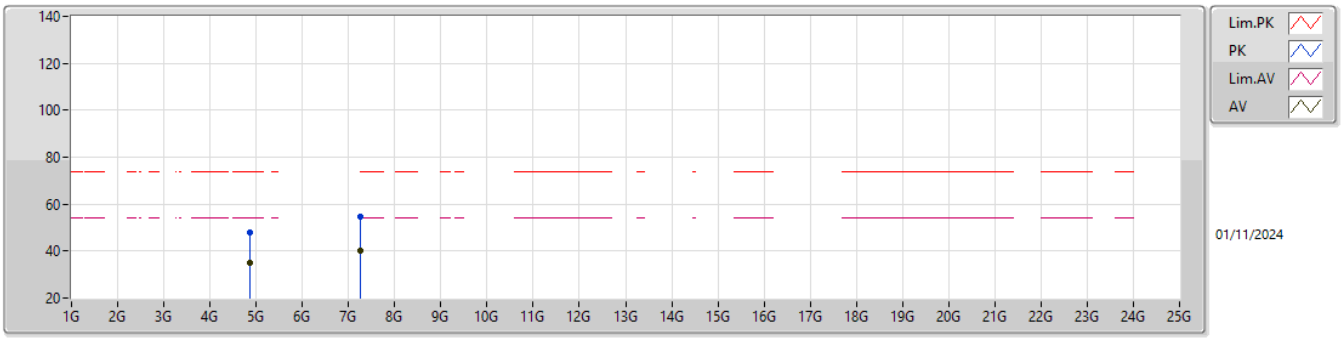

EUT Z_2TX
Setting 86
02-E-E-6

Type	Freq	Level	Limit	Margin	Raw	Dist	Condition	Azimuth	Height	Comment	AF	CL	PA
	(Hz)	(dBuV/m)	(dBuV/m)	(dB)	(dBuV)	(m)		(°)	(m)		(dB)	(dB)	(dB)
PK	4.85296G	47.82	74.00	-26.18	38.81	3	Horizontal	275	1.00	-	33.21	6.80	31.00
AV	4.85112G	34.75	54.00	-19.25	25.75	3	Horizontal	275	1.00	-	33.20	6.80	31.00
PK	7.25884G	54.46	74.00	-19.54	40.28	3	Horizontal	41	2.18	-	36.24	9.37	31.43
AV	7.26412G	40.10	54.00	-13.90	25.90	3	Horizontal	41	2.18	-	36.26	9.37	31.43

2.4-2.4835GHz_802.11be EHT40-BF_Nss1,(MCS0)_2TX

2437MHz_TX

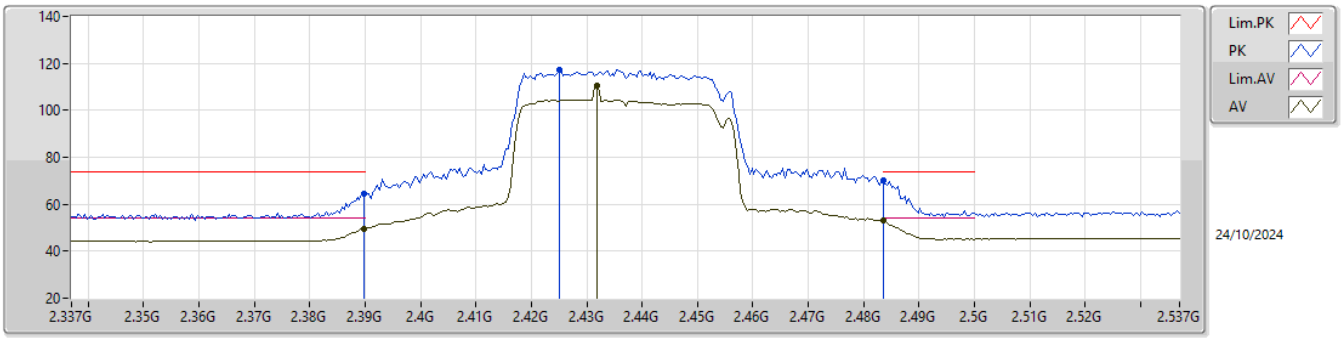

EUT Z_2TX
Setting 80
02-E-E-6

Type	Freq	Level	Limit	Margin	Raw	Dist	Condition	Azimuth	Height	Comment	AF	CL	PA
	(Hz)	(dBuV/m)	(dBuV/m)	(dB)	(dBuV)	(m)		(°)	(m)		(dB)	(dB)	(dB)
PK	2.3898G	64.28	74.00	-9.72	31.72	3	Vertical	321	1.79	-	28.50	4.06	-
AV	2.3898G	49.63	54.00	-4.37	17.07	3	Vertical	321	1.79	-	28.50	4.06	-
PK	2.425G	117.46	Inf	-Inf	84.92	3	Vertical	321	1.79	-	28.45	4.09	-
AV	2.4318G	110.43	Inf	-Inf	77.84	3	Vertical	321	1.79	-	28.50	4.09	-
PK	2.4835G	70.25	74.00	-3.75	37.52	3	Vertical	321	1.79	-	28.60	4.13	-
AV	2.4835G	52.95	54.00	-1.05	20.22	3	Vertical	321	1.79	-	28.60	4.13	-

2.4-2.4835GHz_802.11be EHT40-BF_Nss1,(MCS0)_2TX

2437MHz_TX

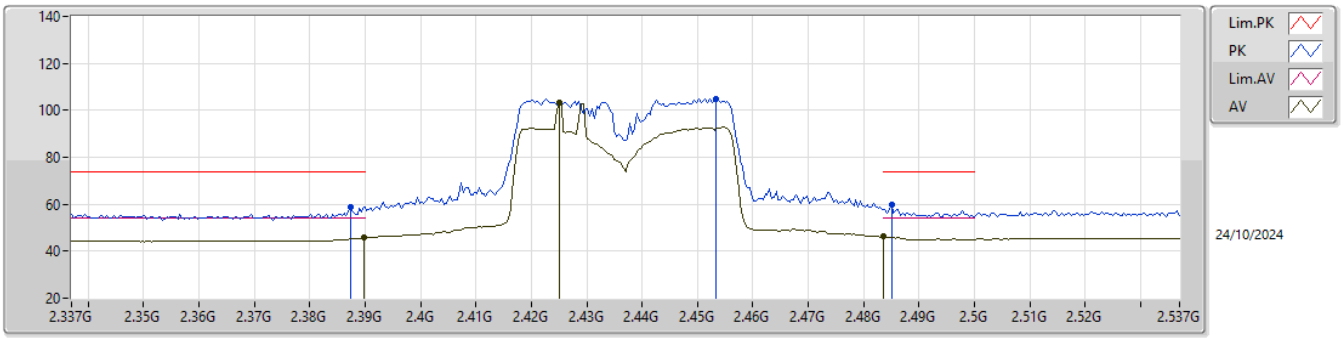

EUT Z_2TX
Setting 80
02-E-E-6

Type	Freq	Level	Limit	Margin	Raw	Dist	Condition	Azimuth	Height	Comment	AF	CL	PA
	(Hz)	(dBuV/m)	(dBuV/m)	(dB)	(dBuV)	(m)		(°)	(m)		(dB)	(dB)	(dB)
PK	2.3874G	58.95	74.00	-15.05	26.42	3	Horizontal	60	1.57	-	28.47	4.06	-
AV	2.3898G	45.71	54.00	-8.29	13.15	3	Horizontal	60	1.57	-	28.50	4.06	-
PK	2.4534G	104.79	Inf	-Inf	72.21	3	Horizontal	60	1.57	-	28.47	4.11	-
AV	2.425G	103.04	Inf	-Inf	70.50	3	Horizontal	60	1.57	-	28.45	4.09	-
PK	2.485G	59.58	74.00	-14.42	26.85	3	Horizontal	60	1.57	-	28.60	4.13	-
AV	2.4835G	46.26	54.00	-7.74	13.53	3	Horizontal	60	1.57	-	28.60	4.13	-

2.4-2.4835GHz_802.11be EHT40-BF_Nss1,(MCS0)_2TX

2437MHz_TX

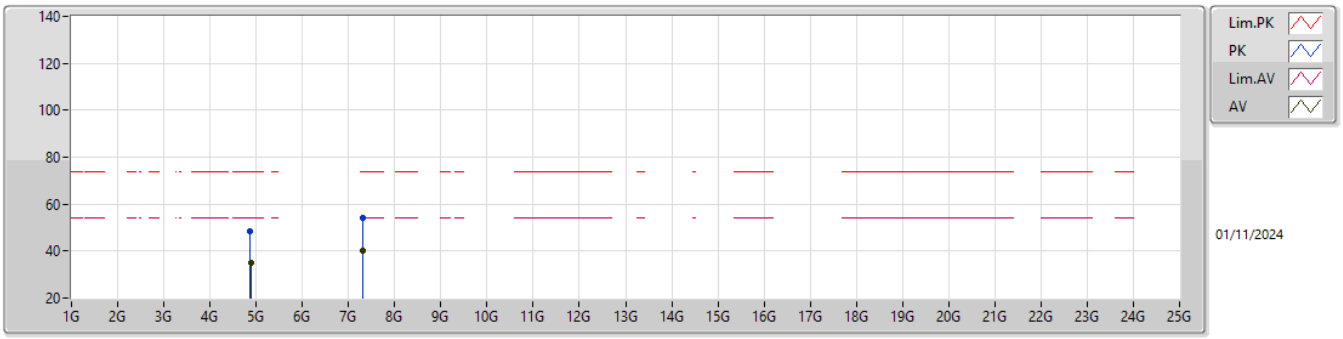

EUT Z_2TX
Setting 80
02-E-E-6

Type	Freq	Level	Limit	Margin	Raw	Dist	Condition	Azimuth	Height	Comment	AF	CL	PA
	(Hz)	(dBuV/m)	(dBuV/m)	(dB)	(dBuV)	(m)		(°)	(m)		(dB)	(dB)	(dB)
PK	4.87G	48.32	74.00	-25.68	39.27	3	Vertical	210	1.27	-	33.24	6.81	31.00
AV	4.87748G	34.82	54.00	-19.18	25.76	3	Vertical	210	1.27	-	33.25	6.81	31.00
PK	7.31184G	53.96	74.00	-20.04	39.57	3	Vertical	113	2.89	-	36.45	9.37	31.43
AV	7.31792G	40.12	54.00	-13.88	25.71	3	Vertical	113	2.89	-	36.47	9.37	31.43

2.4-2.4835GHz_802.11be EHT40-BF_Nss1,(MCS0)_2TX

2437MHz_TX

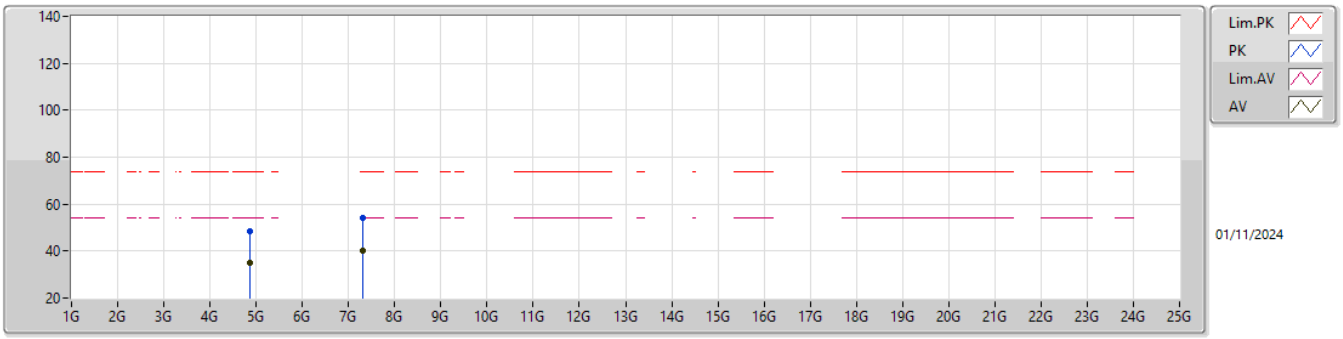

EUT Z_2TX
Setting 80
02-E-E-6

Type	Freq	Level	Limit	Margin	Raw	Dist	Condition	Azimuth	Height	Comment	AF	CL	PA
	(Hz)	(dBuV/m)	(dBuV/m)	(dB)	(dBuV)	(m)		(°)	(m)		(dB)	(dB)	(dB)
PK	4.87212G	48.61	74.00	-25.39	39.56	3	Horizontal	191	2.77	-	33.24	6.81	31.00
AV	4.87232G	34.94	54.00	-19.06	25.89	3	Horizontal	191	2.77	-	33.24	6.81	31.00
PK	7.31556G	54.16	74.00	-19.84	39.76	3	Horizontal	236	1.41	-	36.46	9.37	31.43
AV	7.31988G	40.15	54.00	-13.85	25.73	3	Horizontal	236	1.41	-	36.48	9.37	31.43

2.4-2.4835GHz_802.11be EHT40-BF_Nss1,(MCS0)_2TX

2447MHz_TX

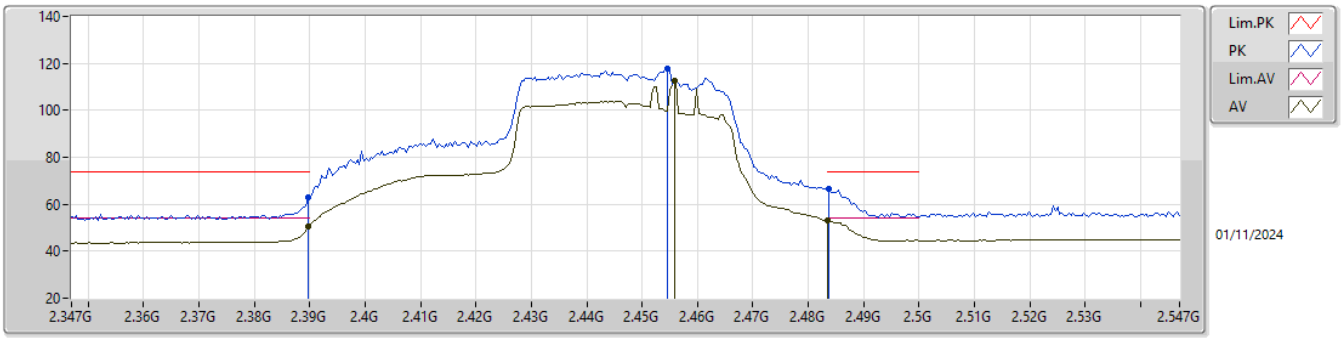

EUT Z_2TX
Setting 78
02-E-E-6

Type	Freq	Level	Limit	Margin	Raw	Dist	Condition	Azimuth	Height	Comment	AF	CL	PA
	(Hz)	(dBuV/m)	(dBuV/m)	(dB)	(dBuV)	(m)		(°)	(m)		(dB)	(dB)	(dB)
PK	2.3898G	63.13	74.00	-10.87	30.57	3	Vertical	17	2.08	-	28.50	4.06	-
AV	2.3898G	50.29	54.00	-3.71	17.73	3	Vertical	17	2.08	-	28.50	4.06	-
PK	2.4546G	117.57	Inf	-Inf	85.01	3	Vertical	17	2.08	-	28.45	4.11	-
AV	2.4558G	112.74	Inf	-Inf	80.19	3	Vertical	17	2.08	-	28.44	4.11	-
PK	2.4838G	66.55	74.00	-7.45	33.82	3	Vertical	17	2.08	-	28.60	4.13	-
AV	2.4835G	52.97	54.00	-1.03	20.24	3	Vertical	17	2.08	-	28.60	4.13	-

2.4-2.4835GHz_802.11be EHT40-BF_Nss1,(MCS0)_2TX

2447MHz_TX

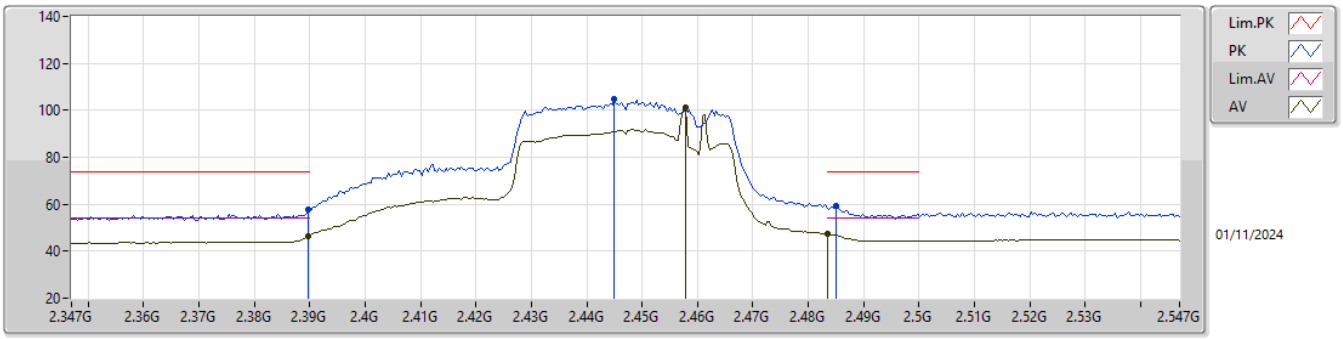

EUT Z_2TX
Setting 78
02-E-E-6

Type	Freq	Level	Limit	Margin	Raw	Dist	Condition	Azimuth	Height	Comment	AF	CL	PA
	(Hz)	(dBuV/m)	(dBuV/m)	(dB)	(dBuV)	(m)		(°)	(m)		(dB)	(dB)	(dB)
PK	2.3898G	57.79	74.00	-16.21	25.23	3	Horizontal	68	1.10	-	28.50	4.06	-
AV	2.3898G	46.46	54.00	-7.54	13.90	3	Horizontal	68	1.10	-	28.50	4.06	-
PK	2.445G	104.70	Inf	-Inf	72.10	3	Horizontal	68	1.10	-	28.50	4.10	-
AV	2.4578G	101.08	Inf	-Inf	68.55	3	Horizontal	68	1.10	-	28.42	4.11	-
PK	2.485G	59.33	74.00	-14.67	26.60	3	Horizontal	68	1.10	-	28.60	4.13	-
AV	2.4835G	47.32	54.00	-6.68	14.59	3	Horizontal	68	1.10	-	28.60	4.13	-

2.4-2.4835GHz_802.11be EHT40-BF_Nss1,(MCS0)_2TX

2452MHz_TX

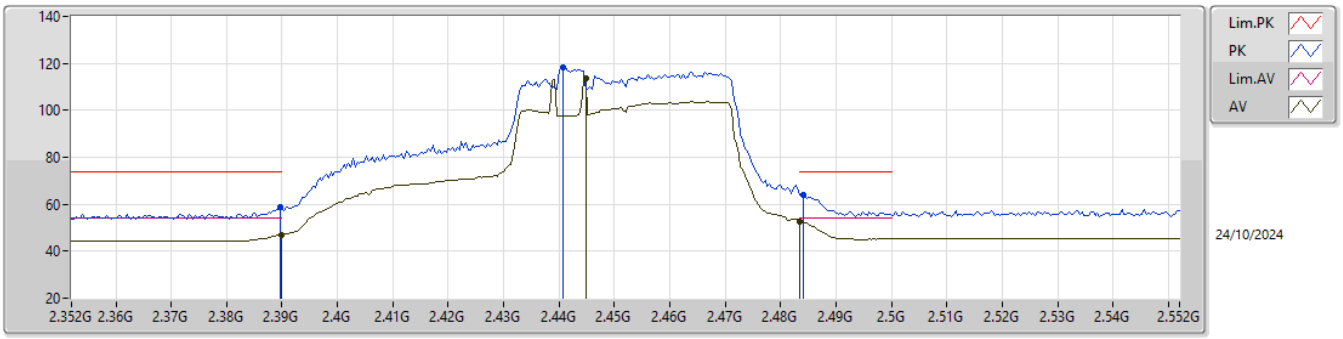

EUT Z_2TX
Setting 76
02-E-E-6

Type	Freq	Level	Limit	Margin	Raw	Dist	Condition	Azimuth	Height	Comment	AF	CL	PA
	(Hz)	(dBuV/m)	(dBuV/m)	(dB)	(dBuV)	(m)		(°)	(m)		(dB)	(dB)	(dB)
PK	2.3896G	58.61	74.00	-15.39	26.05	3	Vertical	12	1.73	-	28.50	4.06	-
AV	2.39G	47.05	54.00	-6.95	14.49	3	Vertical	12	1.73	-	28.50	4.06	-
PK	2.4408G	118.16	Inf	-Inf	85.56	3	Vertical	12	1.73	-	28.50	4.10	-
AV	2.4448G	113.69	Inf	-Inf	81.09	3	Vertical	12	1.73	-	28.50	4.10	-
PK	2.484G	64.05	74.00	-9.95	31.32	3	Vertical	12	1.73	-	28.60	4.13	-
AV	2.4835G	52.72	54.00	-1.28	19.99	3	Vertical	12	1.73	-	28.60	4.13	-

2.4-2.4835GHz_802.11be EHT40-BF_Nss1,(MCS0)_2TX

2452MHz_TX

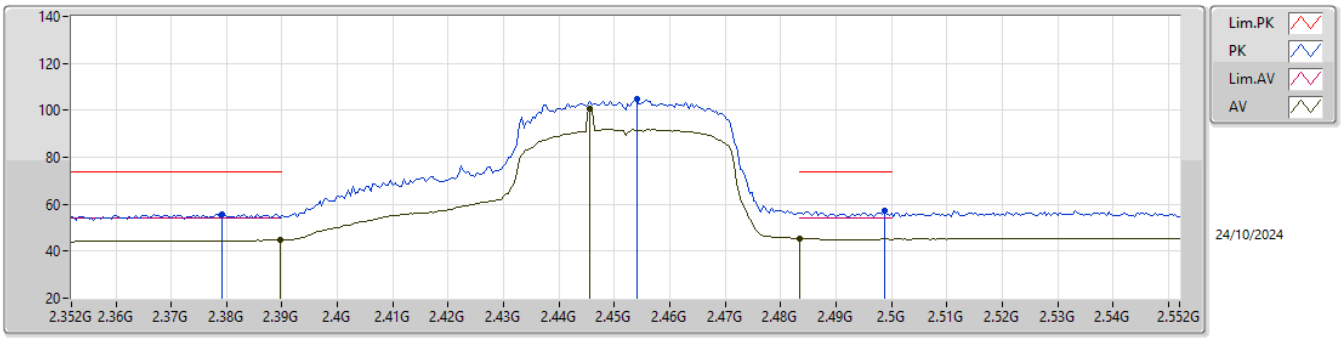

EUT Z_2TX
Setting 76
02-E-E-6

Type	Freq	Level	Limit	Margin	Raw	Dist	Condition	Azimuth	Height	Comment	AF	CL	PA
	(Hz)	(dBuV/m)	(dBuV/m)	(dB)	(dBuV)	(m)		(°)	(m)		(dB)	(dB)	(dB)
PK	2.3792G	55.81	74.00	-18.19	23.35	3	Horizontal	64	1.82	-	28.40	4.06	-
AV	2.3896G	44.90	54.00	-9.10	12.34	3	Horizontal	64	1.82	-	28.50	4.06	-
PK	2.454G	104.75	Inf	-Inf	72.18	3	Horizontal	64	1.82	-	28.46	4.11	-
AV	2.4456G	100.70	Inf	-Inf	68.10	3	Horizontal	64	1.82	-	28.50	4.10	-
PK	2.4988G	57.04	74.00	-16.96	24.30	3	Horizontal	64	1.82	-	28.60	4.14	-
AV	2.4835G	45.49	54.00	-8.51	12.76	3	Horizontal	64	1.82	-	28.60	4.13	-

2.4-2.4835GHz_802.11be EHT40-BF_Nss1,(MCS0)_2TX

2452MHz_TX

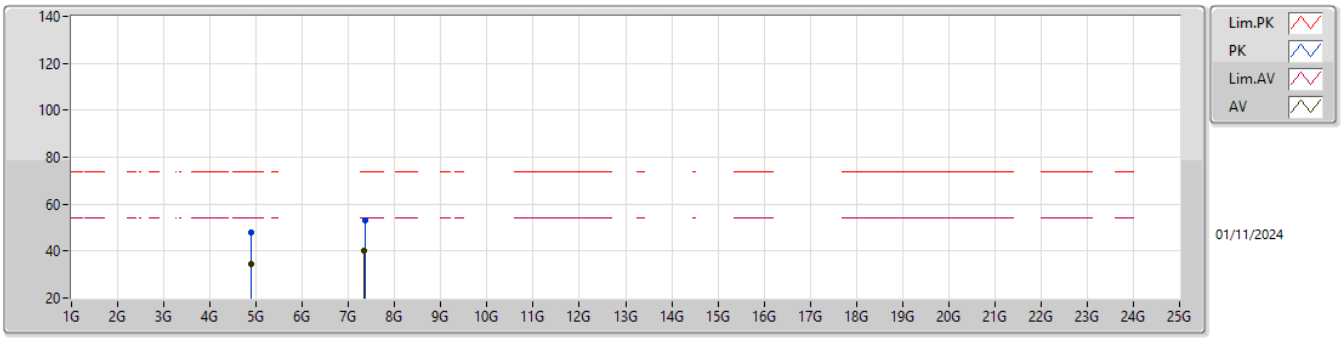

EUT Z_2TX
Setting 76
02-E-E-6

Type	Freq	Level	Limit	Margin	Raw	Dist	Condition	Azimuth	Height	Comment	AF	CL	PA
	(Hz)	(dBuV/m)	(dBuV/m)	(dB)	(dBuV)	(m)		(°)	(m)		(dB)	(dB)	(dB)
PK	4.89772G	47.98	74.00	-26.02	38.86	3	Vertical	67	2.09	-	33.30	6.82	31.00
AV	4.89708G	34.57	54.00	-19.43	25.46	3	Vertical	67	2.09	-	33.29	6.82	31.00
PK	7.35964G	53.17	74.00	-20.83	38.63	3	Vertical	188	2.35	-	36.60	9.37	31.43
AV	7.34644G	40.09	54.00	-13.91	25.56	3	Vertical	188	2.35	-	36.59	9.37	31.43

2.4-2.4835GHz_802.11be EHT40-BF_Nss1,(MCS0)_2TX

2452MHz_TX

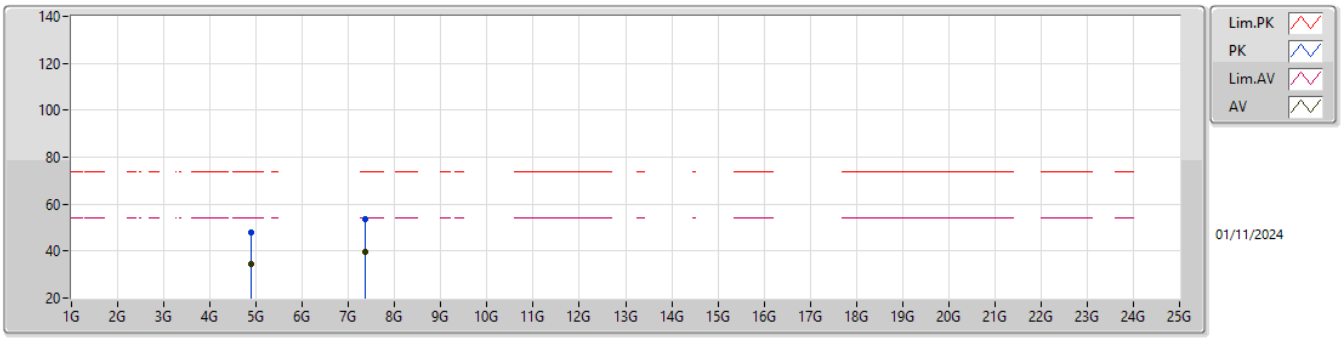

EUT Z_2TX
Setting 76
02-E-E-6

Type	Freq	Level	Limit	Margin	Raw	Dist	Condition	Azimuth	Height	Comment	AF	CL	PA
	(Hz)	(dBuV/m)	(dBuV/m)	(dB)	(dBuV)	(m)		(°)	(m)		(dB)	(dB)	(dB)
PK	4.90196G	47.97	74.00	-26.03	38.84	3	Horizontal	282	1.72	-	33.30	6.83	31.00
AV	4.89456G	34.65	54.00	-19.35	25.54	3	Horizontal	282	1.72	-	33.29	6.82	31.00
PK	7.36228G	53.55	74.00	-20.45	39.01	3	Horizontal	220	2.75	-	36.60	9.37	31.43
AV	7.35944G	39.91	54.00	-14.09	25.37	3	Horizontal	220	2.75	-	36.60	9.37	31.43

Summary

Mode	Result	Type	Freq (Hz)	Level (dBuV/m)	Limit (dBuV/m)	Margin (dB)	Condition
Mode 1	Pass	AV	1.0561G	38.64	54.00	-15.36	Vertical

Mode 1

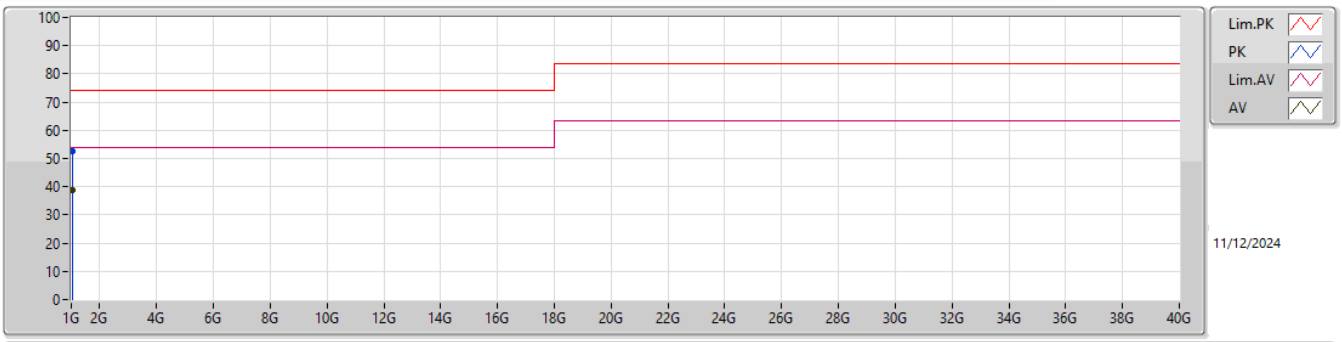

Type	Freq	Level	Limit	Margin	Factor	Dist	Condition	Azimuth	Height	Comment	Raw	AF	CL	PA
	(Hz)	(dBuV/m)	(dBuV/m)	(dB)	(dB/m)	(m)		(°)	(m)		(dBuV)	(dB/m)	(dB)	(dB)
PK	1.0556G	52.55	74.00	-21.45	-17.77	3	Vertical	5	1.80	-	70.32	24.14	2.51	44.42
AV	1.0561G	38.64	54.00	-15.36	-17.77	3	Vertical	5	1.80	"Worst"	56.41	24.14	2.51	44.42

Mode 1

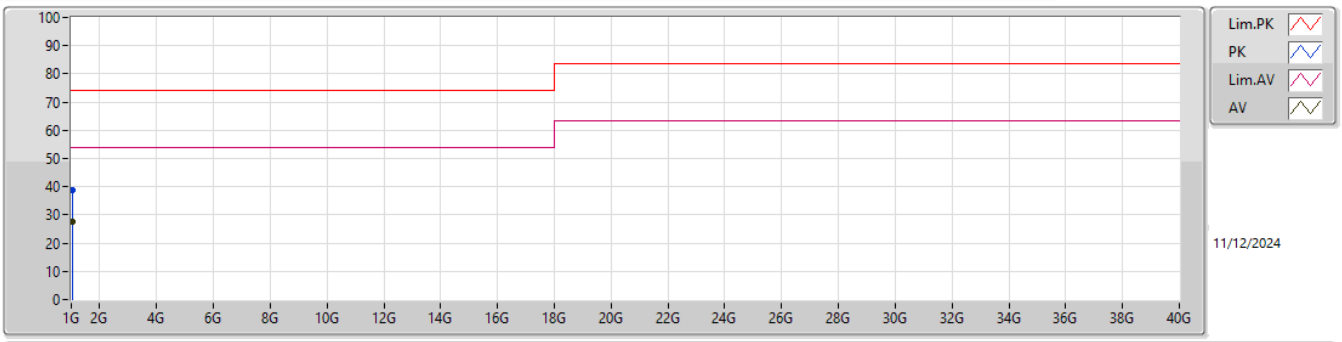

Type	Freq	Level	Limit	Margin	Factor	Dist	Condition	Azimuth	Height	Comment	Raw	AF	CL	PA
	(Hz)	(dBuV/m)	(dBuV/m)	(dB)	(dB/m)	(m)		(°)	(m)		(dBuV)	(dB/m)	(dB)	(dB)
PK	1.0531G	38.88	74.00	-35.12	-17.74	3	Horizontal	299	1.44	-	56.62	24.17	2.51	44.42
AV	1.0533G	27.64	54.00	-26.36	-17.74	3	Horizontal	299	1.44	"Worst"	45.38	24.17	2.51	44.42