5.15-5.25GHz_802.11a_Nss1,(6Mbps)_4TX

5180MHz_TX

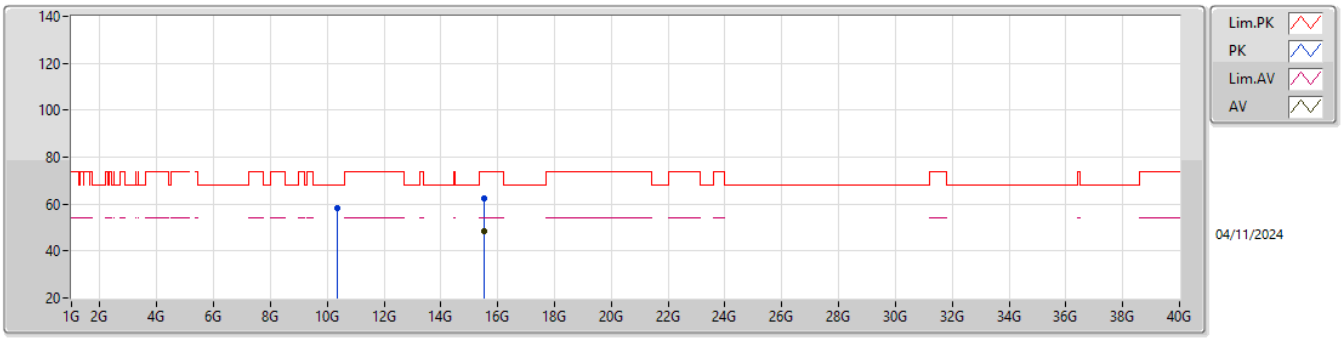

EUT Z_4TX
Setting 81
02-E-G-5

Type	Freq	Level	Limit	Margin	Raw	Dist	Condition	Azimuth	Height	Comment	AF	CL	PA
	(Hz)	(dBuV/m)	(dBuV/m)	(dB)	(dBuV)	(m)		(°)	(m)		(dB)	(dB)	(dB)
PK	10.35883G	58.23	68.20	-9.97	39.13	3	Vertical	119	1.46	-	38.58	11.04	30.52
PK	15.5418G	62.47	74.00	-11.53	44.54	3	Vertical	261	1.69	-	38.02	11.85	31.94
AV	15.53661G	48.55	54.00	-5.45	30.60	3	Vertical	261	1.69	-	38.03	11.85	31.93

5.15-5.25GHz_802.11a_Nss1,(6Mbps)_4TX

5180MHz_TX

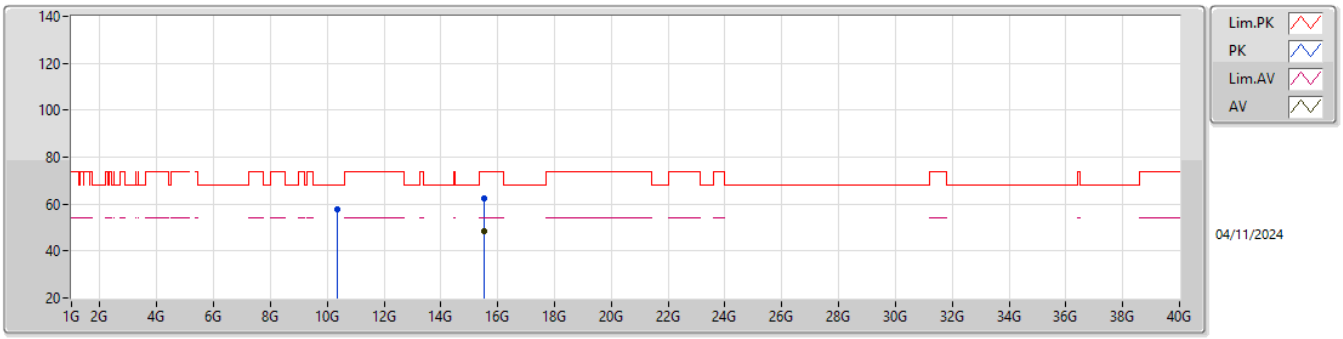

EUT Z_4TX
Setting 81
02-E-G-5

Type	Freq	Level	Limit	Margin	Raw	Dist	Condition	Azimuth	Height	Comment	AF	CL	PA
	(Hz)	(dBuV/m)	(dBuV/m)	(dB)	(dBuV)	(m)		(°)	(m)		(dB)	(dB)	(dB)
PK	10.36393G	57.81	68.20	-10.39	38.72	3	Horizontal	128	2.32	-	38.57	11.04	30.52
PK	15.53307G	62.53	74.00	-11.47	44.58	3	Horizontal	212	1.91	-	38.03	11.85	31.93
AV	15.537G	48.54	54.00	-5.46	30.59	3	Horizontal	212	1.91	-	38.03	11.85	31.93

5.15-5.25GHz_802.11a_Nss1,(6Mbps)_4TX

5200MHz_TX

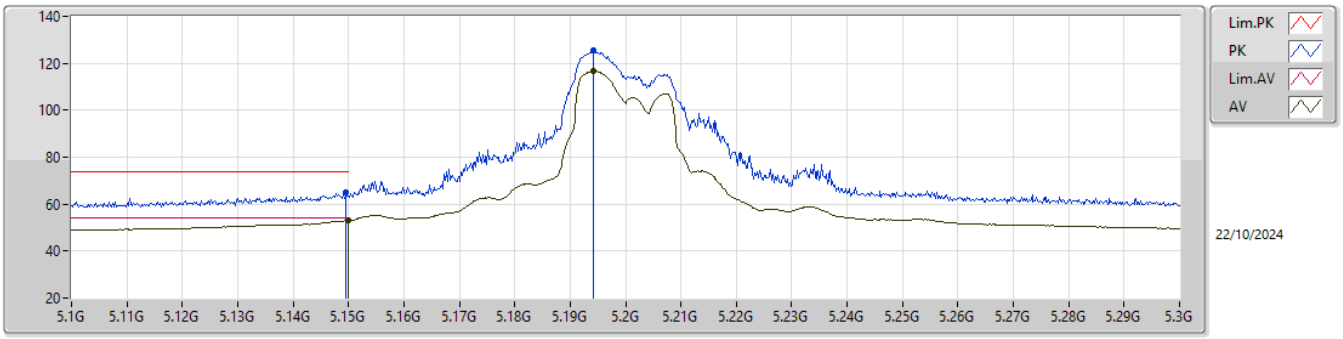

EUT Z_4TX
Setting 88
06-W-G-4-10

Type	Freq	Level	Limit	Margin	Raw	Dist	Condition	Azimuth	Height	Comment	AF	CL	PA
	(Hz)	(dBuV/m)	(dBuV/m)	(dB)	(dBuV)	(m)		(°)	(m)		(dB)	(dB)	(dB)
PK	5.1496G	64.96	74.00	-9.04	60.22	3	Vertical	83	1.79	-	32.00	6.78	34.04
AV	5.15G	52.94	54.00	-1.06	48.20	3	Vertical	83	1.79	-	32.00	6.78	34.04
PK	5.1942G	125.64	Inf	-Inf	121.12	3	Vertical	83	1.79	-	31.73	6.84	34.05
AV	5.1942G	116.65	Inf	-Inf	112.13	3	Vertical	83	1.79	-	31.73	6.84	34.05

5.15-5.25GHz_802.11a_Nss1,(6Mbps)_4TX

5200MHz_TX

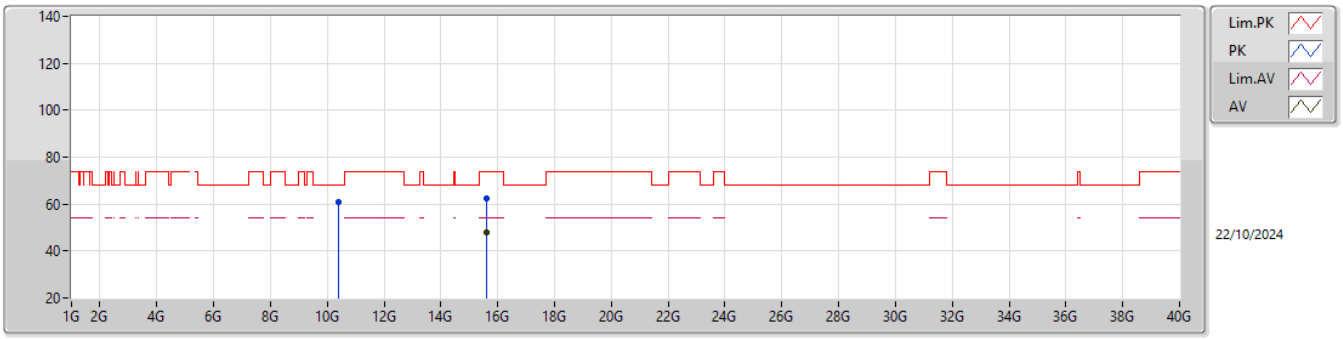

EUT Z_4TX
Setting 108
02-E-E-6

Type	Freq	Level	Limit	Margin	Raw	Dist	Condition	Azimuth	Height	Comment	AF	CL	PA
	(Hz)	(dBuV/m)	(dBuV/m)	(dB)	(dBuV)	(m)		(°)	(m)		(dB)	(dB)	(dB)
PK	10.39831G	60.74	68.20	-7.46	41.69	3	Vertical	299	1.78	-	38.50	11.06	30.51
PK	15.60492G	62.46	74.00	-11.54	44.71	3	Vertical	2	1.15	-	37.88	11.85	31.98
AV	15.59532G	47.75	54.00	-6.25	29.96	3	Vertical	2	1.15	-	37.91	11.85	31.97

5.15-5.25GHz_802.11a_Nss1,(6Mbps)_4TX

5200MHz_TX

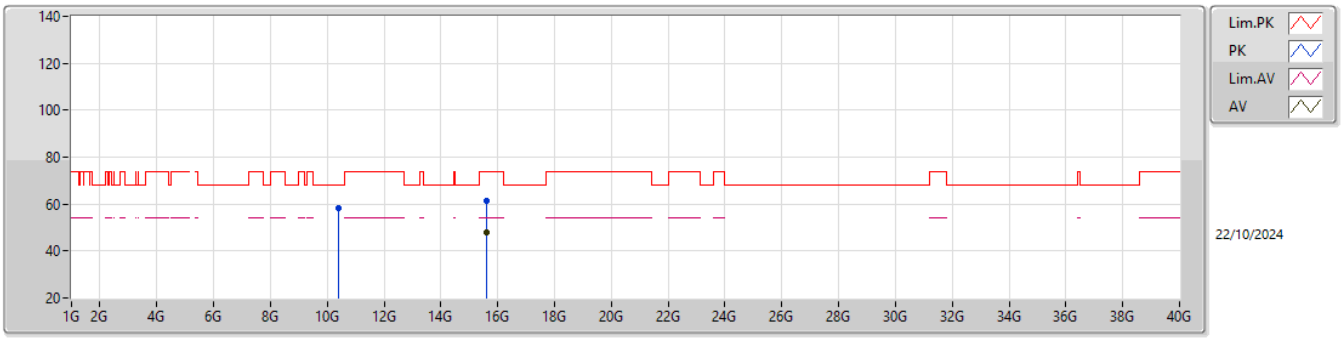

EUT Z_4TX
Setting 108
02-E-E-6

Type	Freq	Level	Limit	Margin	Raw	Dist	Condition	Azimuth	Height	Comment	AF	CL	PA
	(Hz)	(dBuV/m)	(dBuV/m)	(dB)	(dBuV)	(m)		(°)	(m)		(dB)	(dB)	(dB)
PK	10.40107G	58.37	68.20	-9.83	39.32	3	Horizontal	206	1.98	-	38.50	11.06	30.51
PK	15.5979G	61.33	74.00	-12.67	43.55	3	Horizontal	250	1.80	-	37.90	11.85	31.97
AV	15.59655G	47.74	54.00	-6.26	29.95	3	Horizontal	250	1.80	-	37.91	11.85	31.97

5.15-5.25GHz_802.11a_Nss1,(6Mbps)_4TX

5240MHz_TX

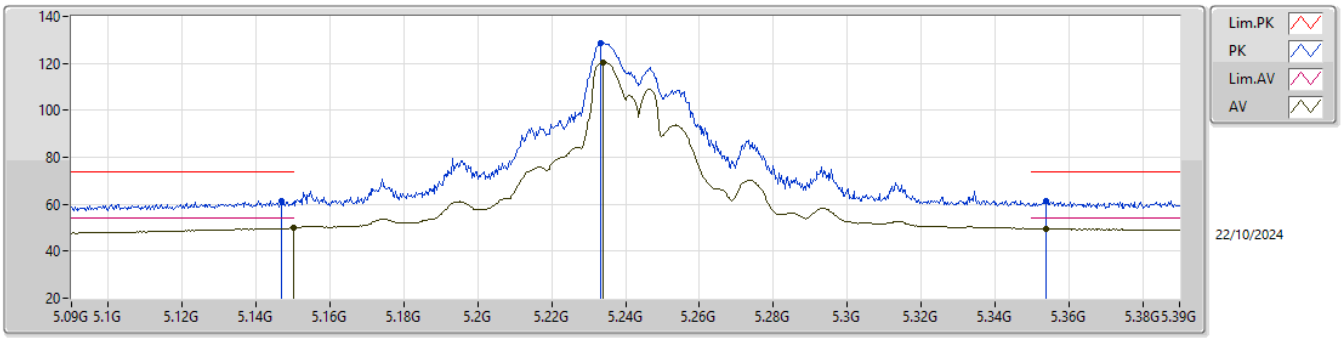

EUT Z_4TX
Setting 104
06-W-G-4-10

Type	Freq	Level	Limit	Margin	Raw	Dist	Condition	Azimuth	Height	Comment	AF	CL	PA
	(Hz)	(dBuV/m)	(dBuV/m)	(dB)	(dBuV)	(m)		(°)	(m)		(dB)	(dB)	(dB)
PK	5.1467G	61.51	74.00	-12.49	56.79	3	Vertical	82	1.70	-	31.99	6.77	34.04
AV	5.15G	49.87	54.00	-4.13	45.13	3	Vertical	82	1.70	-	32.00	6.78	34.04
PK	5.2331G	128.67	Inf	-Inf	124.38	3	Vertical	82	1.70	-	31.50	6.85	34.06
AV	5.234G	120.47	Inf	-Inf	116.17	3	Vertical	82	1.70	-	31.50	6.86	34.06
PK	5.354G	61.36	74.00	-12.64	57.18	3	Vertical	82	1.70	-	31.41	6.87	34.10
AV	5.354G	49.66	54.00	-4.34	45.48	3	Vertical	82	1.70	-	31.41	6.87	34.10

5.15-5.25GHz_802.11a_Nss1,(6Mbps)_4TX

5240MHz_TX

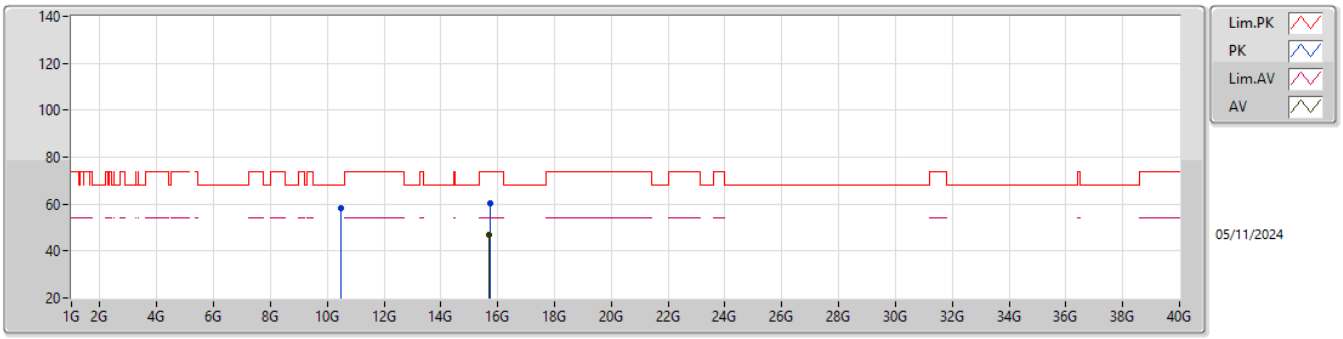

EUT Z_4TX
Setting 104
02-E-G-5

Type	Freq	Level	Limit	Margin	Raw	Dist	Condition	Azimuth	Height	Comment	AF	CL	PA
	(Hz)	(dBuV/m)	(dBuV/m)	(dB)	(dBuV)	(m)		(°)	(m)		(dB)	(dB)	(dB)
PK	10.48048G	58.21	68.20	-9.99	39.12	3	Vertical	325	1.72	-	38.46	11.12	30.49
PK	15.72468G	60.38	74.00	-13.62	43.02	3	Vertical	122	1.76	-	37.55	11.86	32.05
AV	15.70563G	46.97	54.00	-7.03	29.56	3	Vertical	122	1.76	-	37.59	11.86	32.04

5.15-5.25GHz_802.11a_Nss1,(6Mbps)_4TX

5240MHz_TX

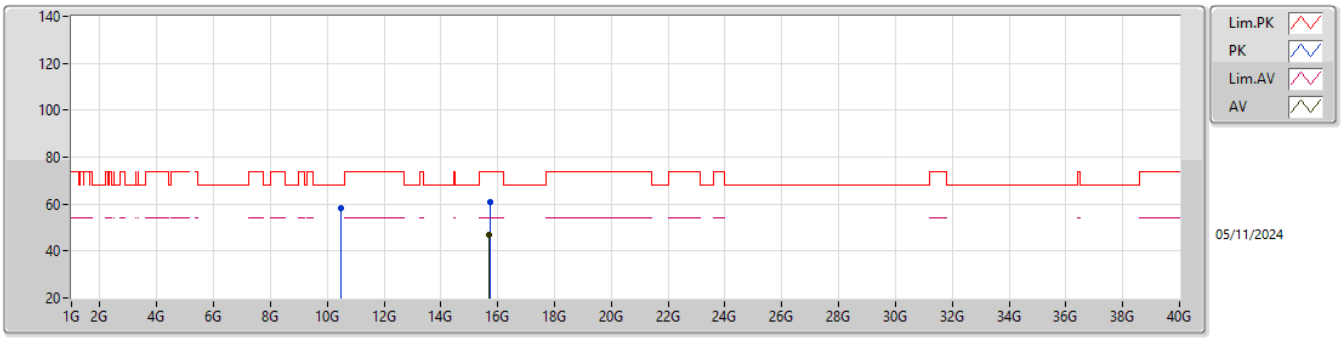

EUT Z_4TX
Setting 104
02-E-G-5

Type	Freq	Level	Limit	Margin	Raw	Dist	Condition	Azimuth	Height	Comment	AF	CL	PA
	(Hz)	(dBuV/m)	(dBuV/m)	(dB)	(dBuV)	(m)		(°)	(m)		(dB)	(dB)	(dB)
PK	10.468G	58.11	68.20	-10.09	39.06	3	Horizontal	246	2.60	-	38.44	11.11	30.50
PK	15.71976G	60.71	74.00	-13.29	43.34	3	Horizontal	229	2.79	-	37.56	11.86	32.05
AV	15.70503G	46.87	54.00	-7.13	29.46	3	Horizontal	229	2.79	-	37.59	11.86	32.04

5.25-5.35GHz_802.11a_Nss1,(6Mbps)_4TX

5260MHz_TX

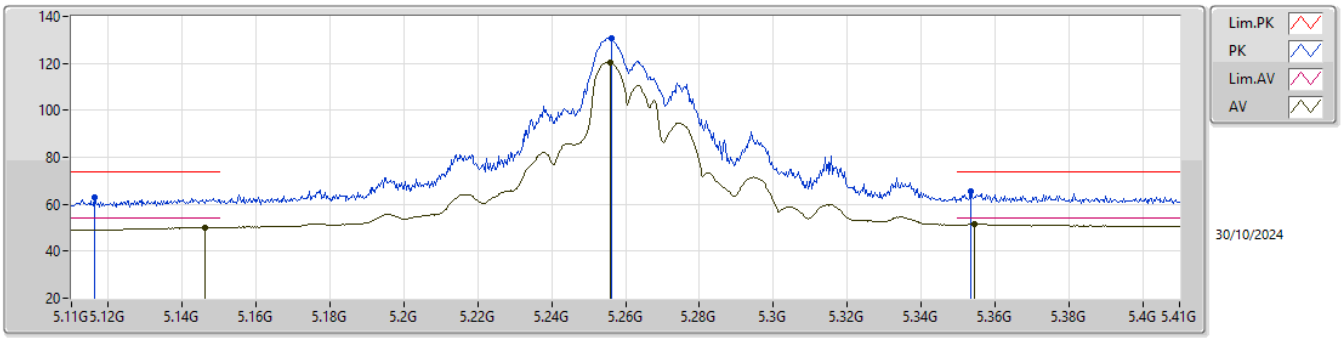

EUT Z_4TX
Setting 108
02-E-G-5-10

Type	Freq	Level	Limit	Margin	Raw	Dist	Condition	Azimuth	Height	Comment	AF	CL	PA
	(Hz)	(dBuV/m)	(dBuV/m)	(dB)	(dBuV)	(m)		(°)	(m)		(dB)	(dB)	(dB)
PK	5.1163G	63.07	74.00	-10.93	53.45	3	Vertical	81	1.80	-	33.60	6.96	30.94
AV	5.146G	50.09	54.00	-3.91	40.45	3	Vertical	81	1.80	-	33.60	6.97	30.93
PK	5.2561G	130.85	Inf	-Inf	120.91	3	Vertical	81	1.80	-	33.81	7.00	30.87
AV	5.2558G	120.41	Inf	-Inf	110.47	3	Vertical	81	1.80	-	33.81	7.00	30.87
PK	5.3536G	65.41	74.00	-8.59	55.34	3	Vertical	81	1.80	-	33.91	6.97	30.81
AV	5.3545G	51.63	54.00	-2.37	41.56	3	Vertical	81	1.80	-	33.91	6.97	30.81

5.25-5.35GHz_802.11a_Nss1,(6Mbps)_4TX

5260MHz_TX

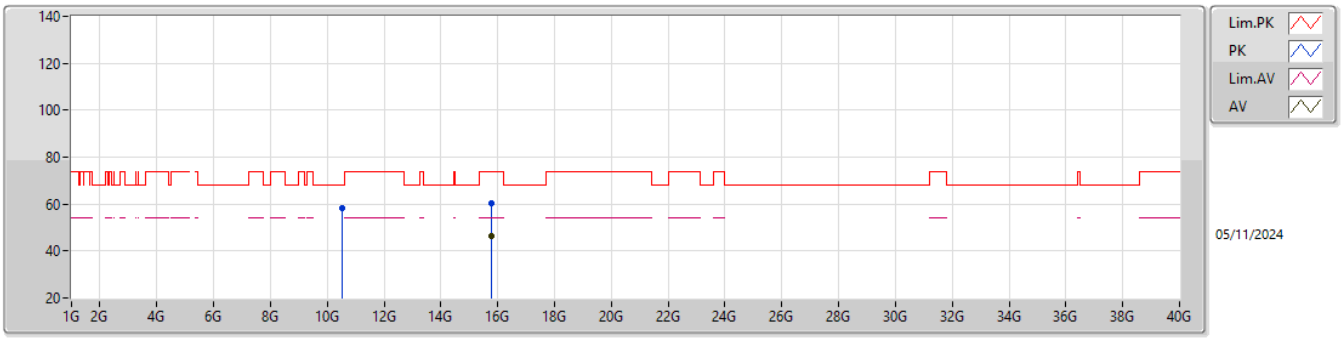

EUT Z_4TX
Setting 108
02-E-G-5

Type	Freq	Level	Limit	Margin	Raw	Dist	Condition	Azimuth	Height	Comment	AF	CL	PA
	(Hz)	(dBuV/m)	(dBuV/m)	(dB)	(dBuV)	(m)		(°)	(m)		(dB)	(dB)	(dB)
PK	10.50629G	58.14	68.20	-10.06	38.99	3	Vertical	329	2.10	-	38.51	11.13	30.49
PK	15.78237G	60.20	74.00	-13.80	42.99	3	Vertical	103	1.70	-	37.44	11.86	32.09
AV	15.76869G	46.38	54.00	-7.62	29.14	3	Vertical	103	1.70	-	37.46	11.86	32.08

5.25-5.35GHz_802.11a_Nss1,(6Mbps)_4TX

5260MHz_TX

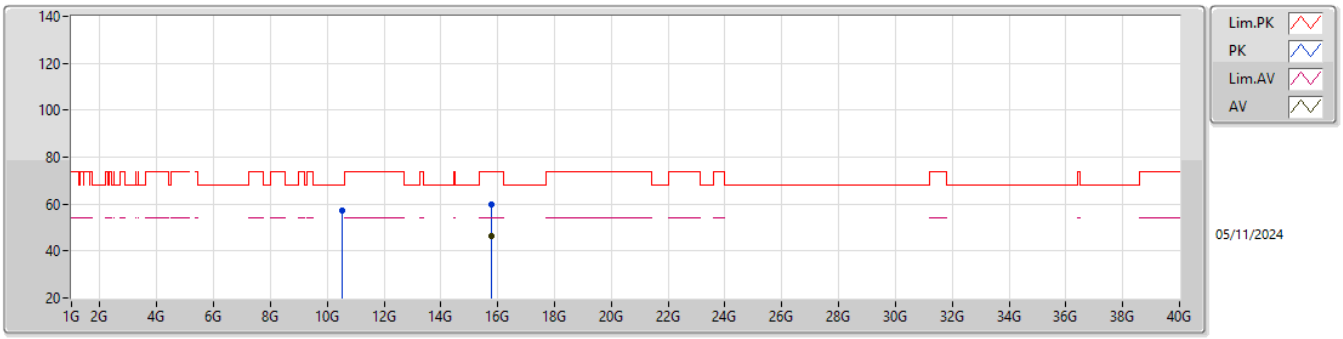

EUT Z_4TX
Setting 108
02-E-G-5

Type	Freq	Level	Limit	Margin	Raw	Dist	Condition	Azimuth	Height	Comment	AF	CL	PA
	(Hz)	(dBuV/m)	(dBuV/m)	(dB)	(dBuV)	(m)		(°)	(m)		(dB)	(dB)	(dB)
PK	10.51568G	57.45	68.20	-10.75	38.27	3	Horizontal	224	2.63	-	38.53	11.14	30.49
PK	15.77043G	59.83	74.00	-14.17	42.59	3	Horizontal	170	1.76	-	37.46	11.86	32.08
AV	15.76509G	46.41	54.00	-7.59	29.16	3	Horizontal	170	1.76	-	37.47	11.86	32.08

5.25-5.35GHz_802.11a_Nss1,(6Mbps)_4TX

5300MHz_TX

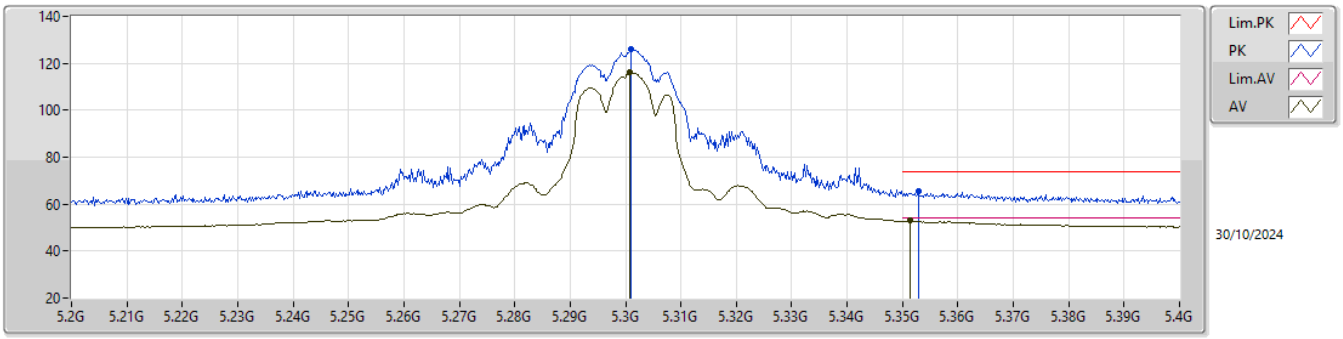

EUT Z_4TX
Setting 89
02-E-G-5-10

Type	Freq	Level	Limit	Margin	Raw	Dist	Condition	Azimuth	Height	Comment	AF	CL	PA
	(Hz)	(dBuV/m)	(dBuV/m)	(dB)	(dBuV)	(m)		(°)	(m)		(dB)	(dB)	(dB)
PK	5.301G	125.85	Inf	-Inf	115.81	3	Vertical	28	1.80	-	33.90	6.98	30.84
AV	5.3008G	116.03	Inf	-Inf	105.99	3	Vertical	28	1.80	-	33.90	6.98	30.84
PK	5.3528G	65.35	74.00	-8.65	55.28	3	Vertical	28	1.80	-	33.91	6.97	30.81
AV	5.3514G	52.88	54.00	-1.12	42.82	3	Vertical	28	1.80	-	33.90	6.97	30.81

5.25-5.35GHz_802.11a_Nss1,(6Mbps)_4TX

5300MHz_TX

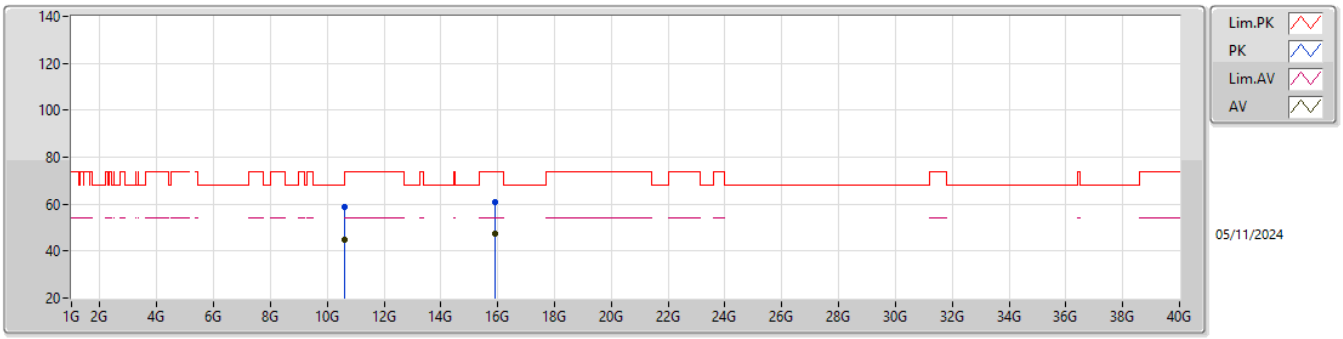

EUT Z_4TX
Setting 89
02-E-G-5

Type	Freq	Level	Limit	Margin	Raw	Dist	Condition	Azimuth	Height	Comment	AF	CL	PA
	(Hz)	(dBuV/m)	(dBuV/m)	(dB)	(dBuV)	(m)		(°)	(m)		(dB)	(dB)	(dB)
PK	10.60036G	58.85	74.00	-15.15	39.55	3	Vertical	195	2.29	-	38.60	11.19	30.49
AV	10.61323G	44.96	54.00	-9.04	25.68	3	Vertical	195	2.29	-	38.57	11.20	30.49
PK	15.90771G	60.75	74.00	-13.25	43.38	3	Vertical	51	2.01	-	37.67	11.87	32.17
AV	15.91386G	47.42	54.00	-6.58	30.08	3	Vertical	51	2.01	-	37.64	11.87	32.17

5.25-5.35GHz_802.11a_Nss1,(6Mbps)_4TX

5300MHz_TX

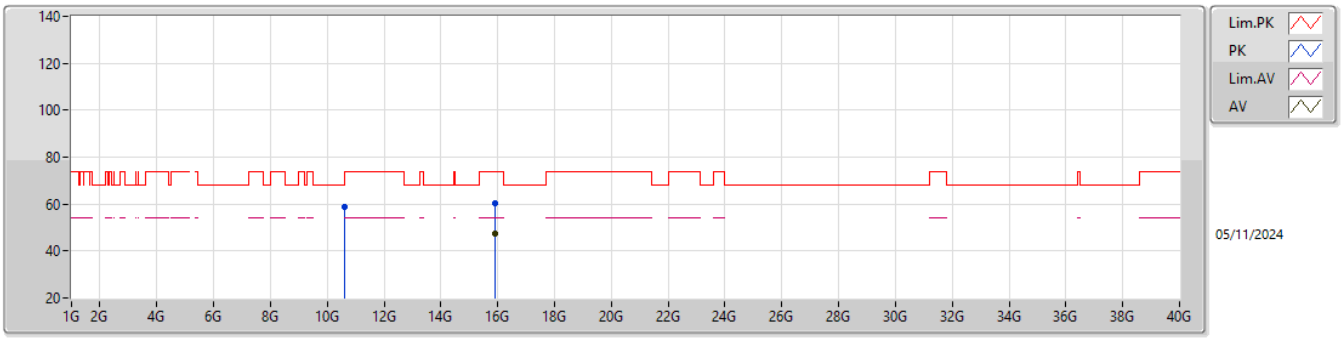

EUT Z_4TX
Setting 89
02-E-G-5

Type	Freq	Level	Limit	Margin	Raw	Dist	Condition	Azimuth	Height	Comment	AF	CL	PA
	(Hz)	(dBuV/m)	(dBuV/m)	(dB)	(dBuV)	(m)		(°)	(m)		(dB)	(dB)	(dB)
PK	10.60606G	58.85	74.00	-15.15	39.56	3	Horizontal	295	2.35	-	38.59	11.19	30.49
PK	15.9144G	60.57	74.00	-13.43	43.24	3	Horizontal	196	2.47	-	37.64	11.87	32.18
AV	15.91326G	47.37	54.00	-6.63	30.02	3	Horizontal	196	2.47	-	37.65	11.87	32.17

5.25-5.35GHz_802.11a_Nss1,(6Mbps)_4TX

5320MHz_TX

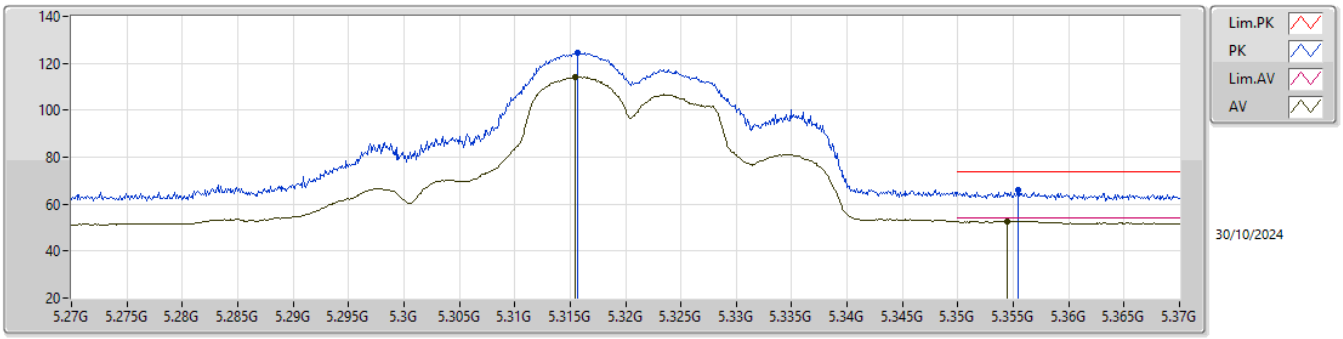

EUT Z_4TX
Setting 84
02-E-G-5-10

Type	Freq	Level	Limit	Margin	Raw	Dist	Condition	Azimuth	Height	Comment	AF	CL	PA
	(Hz)	(dBuV/m)	(dBuV/m)	(dB)	(dBuV)	(m)		(°)	(m)		(dB)	(dB)	(dB)
PK	5.3157G	124.57	Inf	-Inf	114.52	3	Vertical	79	1.95	-	33.90	6.98	30.83
AV	5.3155G	114.19	Inf	-Inf	104.14	3	Vertical	79	1.95	-	33.90	6.98	30.83
PK	5.3554G	66.13	74.00	-7.87	56.06	3	Vertical	79	1.95	-	33.91	6.97	30.81
AV	5.3545G	52.77	54.00	-1.23	42.70	3	Vertical	79	1.95	-	33.91	6.97	30.81

5.25-5.35GHz_802.11a_Nss1,(6Mbps)_4TX

5320MHz_TX

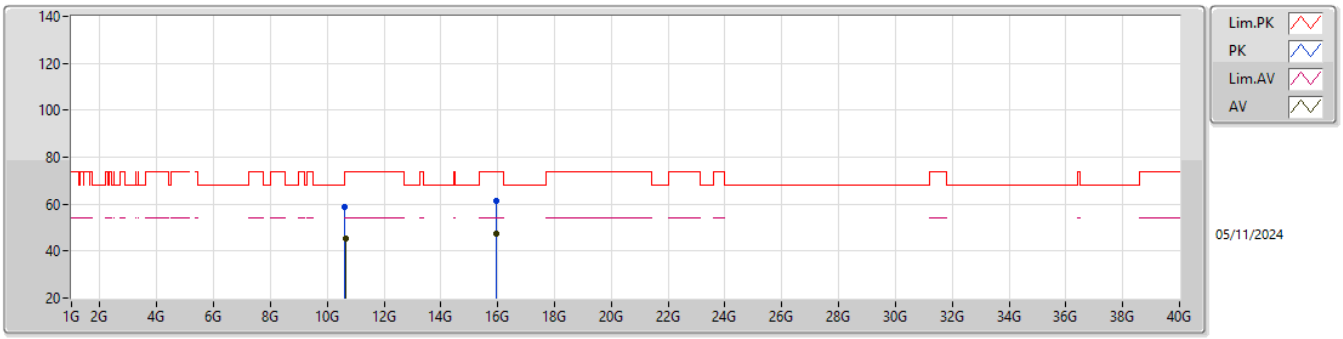

EUT Z_4TX
Setting 84
02-E-G-5

Type	Freq	Level	Limit	Margin	Raw	Dist	Condition	Azimuth	Height	Comment	AF	CL	PA
	(Hz)	(dBuV/m)	(dBuV/m)	(dB)	(dBuV)	(m)		(°)	(m)		(dB)	(dB)	(dB)
PK	10.6274G	58.72	74.00	-15.28	39.45	3	Vertical	52	1.88	-	38.55	11.21	30.49
AV	10.63472G	45.16	54.00	-8.84	25.91	3	Vertical	52	1.88	-	38.53	11.21	30.49
PK	15.95412G	61.30	74.00	-12.70	44.13	3	Vertical	336	1.76	-	37.50	11.87	32.20
AV	15.94821G	47.55	54.00	-6.45	30.37	3	Vertical	336	1.76	-	37.51	11.87	32.20

5.25-5.35GHz_802.11a_Nss1,(6Mbps)_4TX

5320MHz_TX

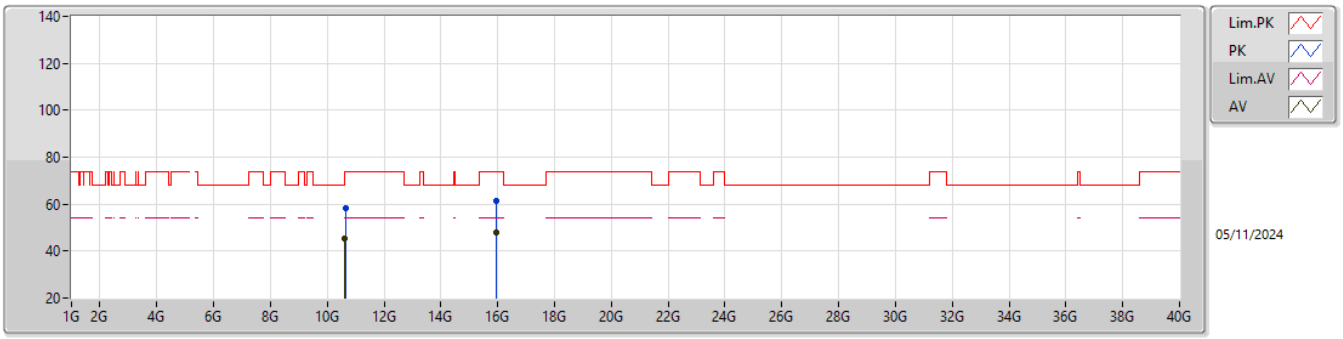

EUT Z_4TX
Setting 84
02-E-G-5

Type	Freq	Level	Limit	Margin	Raw	Dist	Condition	Azimuth	Height	Comment	AF	CL	PA
	(Hz)	(dBuV/m)	(dBuV/m)	(dB)	(dBuV)	(m)		(°)	(m)		(dB)	(dB)	(dB)
PK	10.64135G	58.26	74.00	-15.74	39.01	3	Horizontal	214	2.21	-	38.52	11.22	30.49
AV	10.62914G	45.20	54.00	-8.80	25.94	3	Horizontal	214	2.21	-	38.54	11.21	30.49
PK	15.97059G	61.61	74.00	-12.39	44.45	3	Horizontal	271	2.82	-	37.50	11.87	32.21
AV	15.9495G	47.85	54.00	-6.15	30.68	3	Horizontal	271	2.82	-	37.50	11.87	32.20

5.47-5.725GHz_802.11a_Nss1,(6Mbps)_4TX

5500MHz_TX

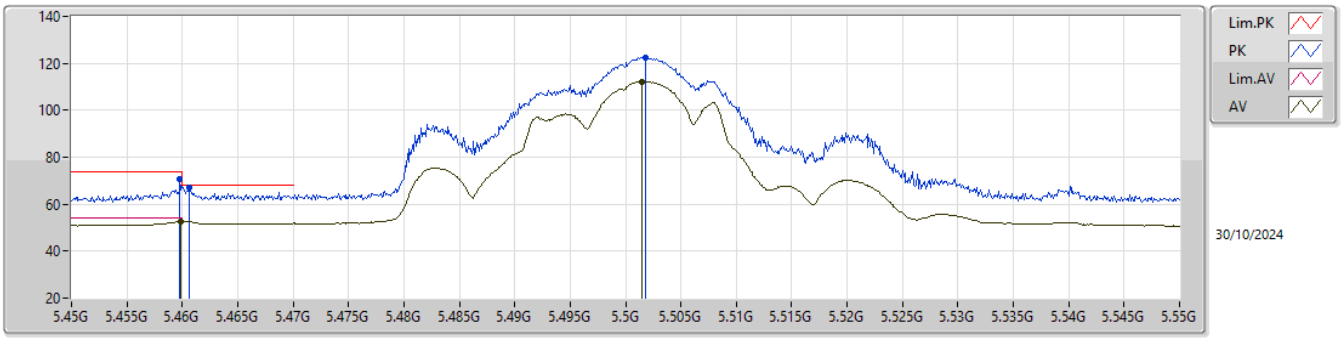

EUT Z_4TX
Setting 72
02-E-G-5-10

Type	Freq	Level	Limit	Margin	Raw	Dist	Condition	Azimuth	Height	Comment	AF	CL	PA
	(Hz)	(dBuV/m)	(dBuV/m)	(dB)	(dBuV)	(m)		(°)	(m)		(dB)	(dB)	(dB)
PK	5.4598G	70.78	74.00	-3.22	60.35	3	Vertical	161	1.80	-	34.02	7.16	30.75
AV	5.4599G	52.51	54.00	-1.49	42.08	3	Vertical	161	1.80	-	34.02	7.16	30.75
PK	5.4606G	66.95	68.20	-1.25	56.52	3	Vertical	161	1.80	-	34.02	7.16	30.75
PK	5.5018G	122.63	Inf	-Inf	111.96	3	Vertical	161	1.80	-	34.10	7.30	30.73
AV	5.5015G	112.29	Inf	-Inf	101.63	3	Vertical	161	1.80	-	34.10	7.29	30.73

5.47-5.725GHz_802.11a_Nss1,(6Mbps)_4TX

5500MHz_TX

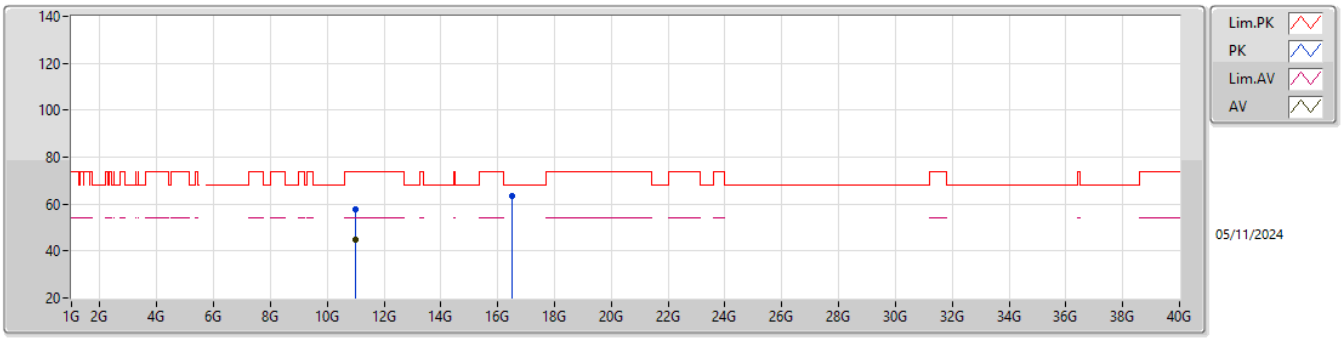

EUT Z_4TX
Setting 72
02-E-G-5

Type	Freq	Level	Limit	Margin	Raw	Dist	Condition	Azimuth	Height	Comment	AF	CL	PA
	(Hz)	(dBuV/m)	(dBuV/m)	(dB)	(dBuV)	(m)		(°)	(m)		(dB)	(dB)	(dB)
PK	11.00531G	57.89	74.00	-16.11	38.32	3	Vertical	207	2.76	-	38.60	11.45	30.48
AV	10.99523G	44.70	54.00	-9.30	25.14	3	Vertical	207	2.76	-	38.60	11.44	30.48
PK	16.50507G	63.44	68.20	-4.76	44.54	3	Vertical	6	2.18	-	38.84	12.11	32.05

5.47-5.725GHz_802.11a_Nss1,(6Mbps)_4TX

5500MHz_TX

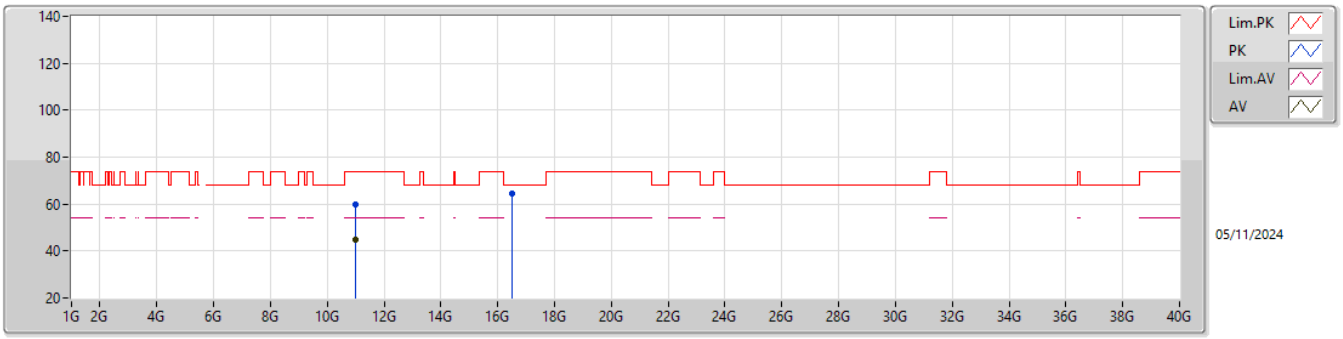

EUT Z_4TX
Setting 72
02-E-G-5

Type	Freq	Level	Limit	Margin	Raw	Dist	Condition	Azimuth	Height	Comment	AF	CL	PA
	(Hz)	(dBuV/m)	(dBuV/m)	(dB)	(dBuV)	(m)		(°)	(m)		(dB)	(dB)	(dB)
PK	11.00522G	59.94	74.00	-14.06	40.37	3	Horizontal	295	2.34	-	38.60	11.45	30.48
AV	11.01302G	45.02	54.00	-8.98	25.46	3	Horizontal	295	2.34	-	38.60	11.45	30.49
PK	16.49886G	64.31	68.20	-3.89	45.46	3	Horizontal	38	1.50	-	38.79	12.11	32.05

5.47-5.725GHz_802.11a_Nss1,(6Mbps)_4TX

5580MHz_TX

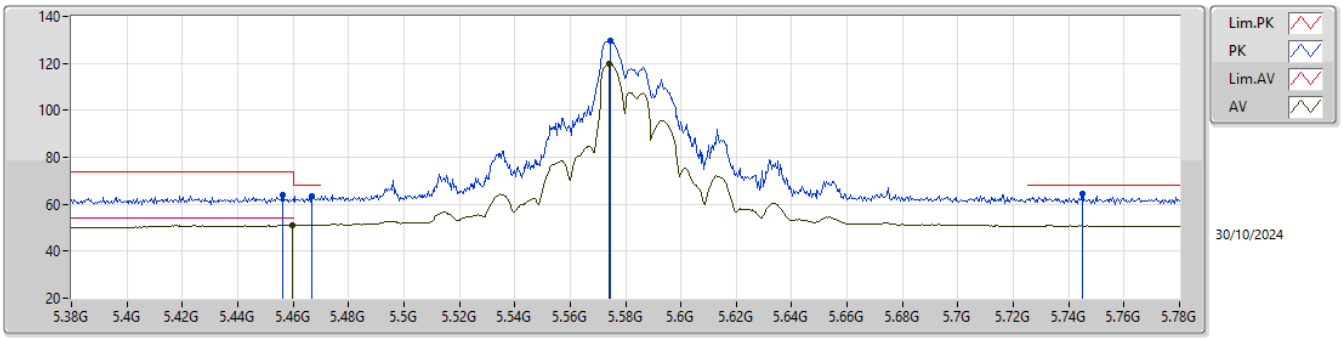

EUT Z_4TX
Setting 108
02-E-G-5-10

Type	Freq	Level	Limit	Margin	Raw	Dist	Condition	Azimuth	Height	Comment	AF	CL	PA
	(Hz)	(dBuV/m)	(dBuV/m)	(dB)	(dBuV)	(m)		(°)	(m)		(dB)	(dB)	(dB)
PK	5.4564G	63.90	74.00	-10.10	53.49	3	Vertical	99	1.98	-	34.01	7.15	30.75
AV	5.4596G	51.01	54.00	-2.99	40.58	3	Vertical	99	1.98	-	34.02	7.16	30.75
PK	5.4668G	63.50	68.20	-4.70	53.04	3	Vertical	99	1.98	-	34.03	7.18	30.75
PK	5.5744G	129.89	Inf	-Inf	119.06	3	Vertical	99	1.98	-	34.00	7.54	30.71
AV	5.574G	119.71	Inf	-Inf	108.89	3	Vertical	99	1.98	-	34.00	7.53	30.71
PK	5.7448G	64.60	68.20	-3.60	53.52	3	Vertical	99	1.98	-	34.00	7.75	30.67

5.47-5.725GHz_802.11a_Nss1,(6Mbps)_4TX

5580MHz_TX

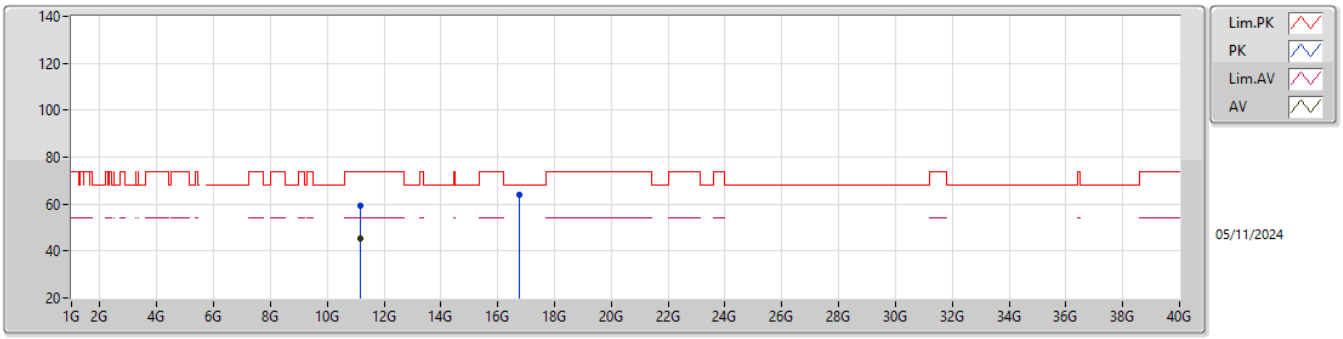

EUT Z_4TX
Setting 108
02-E-G-5

Type	Freq	Level	Limit	Margin	Raw	Dist	Condition	Azimuth	Height	Comment	AF	CL	PA
	(Hz)	(dBuV/m)	(dBuV/m)	(dB)	(dBuV)	(m)		(°)	(m)		(dB)	(dB)	(dB)
PK	11.16348G	59.47	74.00	-14.53	39.88	3	Vertical	142	2.88	-	38.60	11.55	30.56
AV	11.17266G	45.32	54.00	-8.68	25.73	3	Vertical	142	2.88	-	38.60	11.55	30.56
PK	16.74381G	63.72	68.20	-4.48	43.59	3	Vertical	127	1.79	-	39.99	12.22	32.08

5.47-5.725GHz_802.11a_Nss1,(6Mbps)_4TX

5580MHz_TX

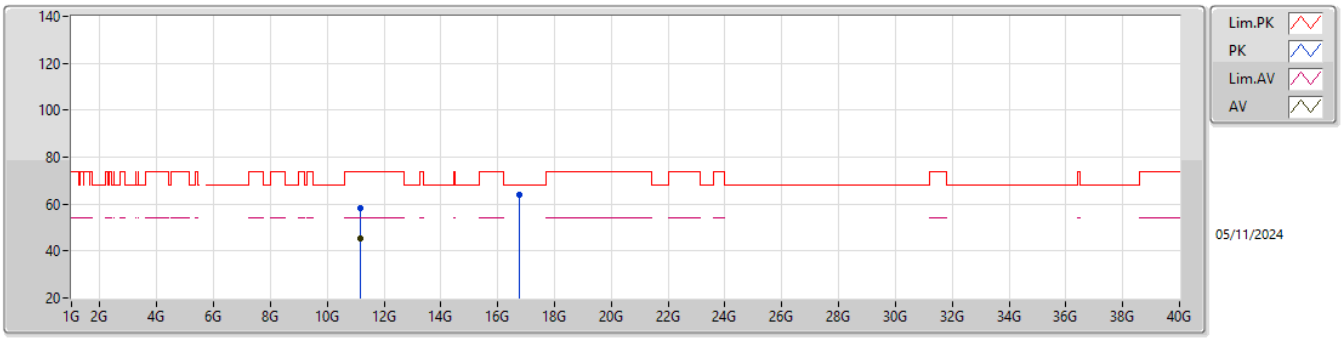

EUT Z_4TX
Setting 108
02-E-G-5

Type	Freq	Level	Limit	Margin	Raw	Dist	Condition	Azimuth	Height	Comment	AF	CL	PA
	(Hz)	(dBuV/m)	(dBuV/m)	(dB)	(dBuV)	(m)		(°)	(m)		(dB)	(dB)	(dB)
PK	11.15886G	58.38	74.00	-15.62	38.78	3	Horizontal	335	2.42	-	38.60	11.55	30.55
AV	11.17221G	45.27	54.00	-8.73	25.68	3	Horizontal	335	2.42	-	38.60	11.55	30.56
PK	16.74867G	63.92	68.20	-4.28	43.77	3	Horizontal	206	1.38	-	40.00	12.23	32.08

5.47-5.725GHz_802.11a_Nss1,(6Mbps)_4TX

5700MHz_TX

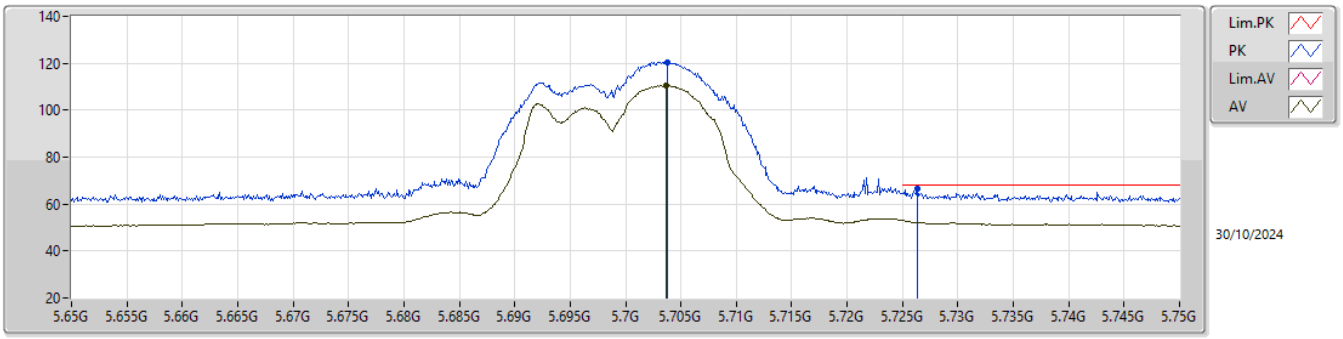

EUT Z_4TX
Setting 65
02-E-G-5-10

Type	Freq	Level	Limit	Margin	Raw	Dist	Condition	Azimuth	Height	Comment	AF	CL	PA
	(Hz)	(dBuV/m)	(dBuV/m)	(dB)	(dBuV)	(m)		(°)	(m)		(dB)	(dB)	(dB)
PK	5.7038G	120.56	Inf	-Inf	109.53	3	Vertical	18	1.80	-	34.00	7.71	30.68
AV	5.7037G	110.69	Inf	-Inf	99.66	3	Vertical	18	1.80	-	34.00	7.71	30.68
PK	5.7263G	66.34	68.20	-1.86	55.29	3	Vertical	18	1.80	-	34.00	7.73	30.68

5.47-5.725GHz_802.11a_Nss1,(6Mbps)_4TX

5700MHz_TX

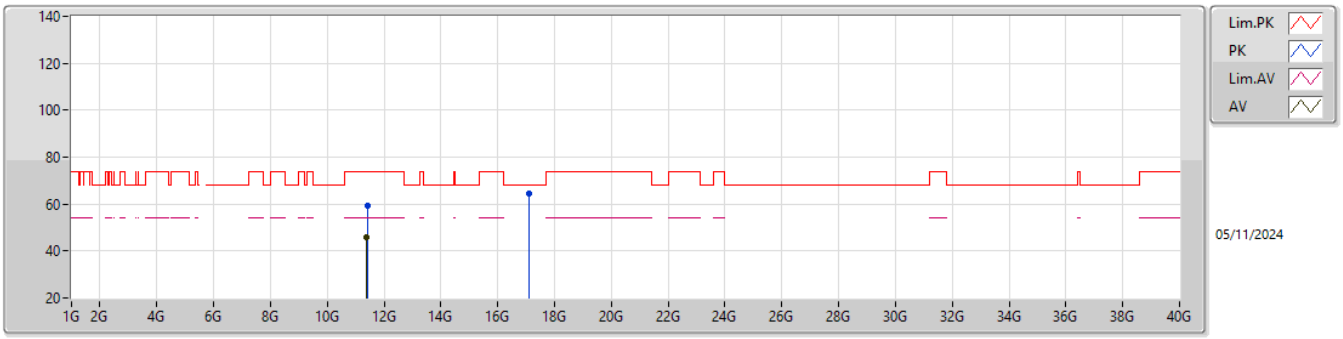

EUT Z_4TX
Setting 65
02-E-G-5

Type	Freq	Level	Limit	Margin	Raw	Dist	Condition	Azimuth	Height	Comment	AF	CL	PA
	(Hz)	(dBuV/m)	(dBuV/m)	(dB)	(dBuV)	(m)		(°)	(m)		(dB)	(dB)	(dB)
PK	11.40777G	59.54	74.00	-14.46	39.69	3	Vertical	265	2.00	-	38.82	11.70	30.67
AV	11.39697G	45.82	54.00	-8.18	25.99	3	Vertical	265	2.00	-	38.79	11.70	30.66
PK	17.11194G	64.58	68.20	-3.62	42.77	3	Vertical	190	1.89	-	41.57	12.40	32.16

5.47-5.725GHz_802.11a_Nss1,(6Mbps)_4TX

5700MHz_TX

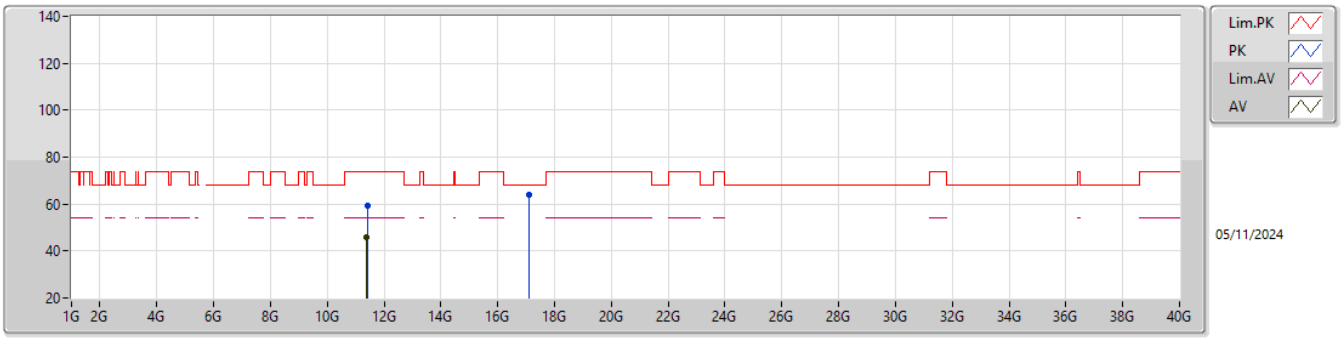

EUT Z_4TX
Setting 65
02-E-G-5

Type	Freq	Level	Limit	Margin	Raw	Dist	Condition	Azimuth	Height	Comment	AF	CL	PA
	(Hz)	(dBuV/m)	(dBuV/m)	(dB)	(dBuV)	(m)		(°)	(m)		(dB)	(dB)	(dB)
PK	11.40561G	59.27	74.00	-14.73	39.43	3	Horizontal	293	1.35	-	38.81	11.70	30.67
AV	11.39664G	46.07	54.00	-7.93	26.24	3	Horizontal	293	1.35	-	38.79	11.70	30.66
PK	17.09745G	64.14	68.20	-4.06	42.42	3	Horizontal	226	2.47	-	41.49	12.39	32.16

5.47-5.725GHz_802.11a_Nss1,(6Mbps)_4TX

5720MHz Straddle 5.47-5.725GHz_TX

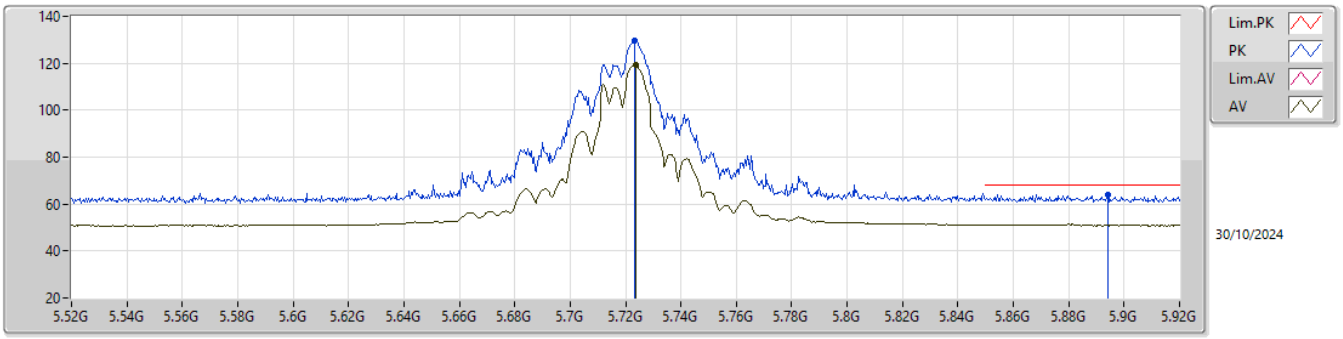

EUT Z_4TX
Setting 108
02-E-G-5-10

Type	Freq	Level	Limit	Margin	Raw	Dist	Condition	Azimuth	Height	Comment	AF	CL	PA
	(Hz)	(dBuV/m)	(dBuV/m)	(dB)	(dBuV)	(m)		(°)	(m)		(dB)	(dB)	(dB)
PK	5.7232G	129.49	Inf	-Inf	118.44	3	Vertical	18	1.80	-	34.00	7.73	30.68
AV	5.7236G	119.31	Inf	-Inf	108.26	3	Vertical	18	1.80	-	34.00	7.73	30.68
PK	5.894G	64.01	68.20	-4.19	52.61	3	Vertical	18	1.80	-	34.18	7.86	30.64

5.47-5.725GHz_802.11a_Nss1,(6Mbps)_4TX

5720MHz Straddle 5.47-5.725GHz_TX

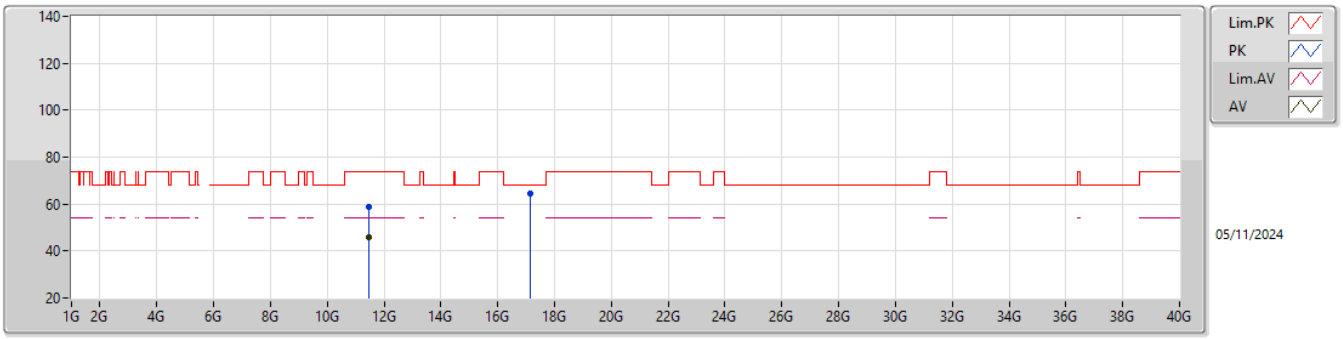

EUT Z_4TX
Setting 108
02-E-G-5

Type	Freq	Level	Limit	Margin	Raw	Dist	Condition	Azimuth	Height	Comment	AF	CL	PA
	(Hz)	(dBuV/m)	(dBuV/m)	(dB)	(dBuV)	(m)		(°)	(m)		(dB)	(dB)	(dB)
PK	11.44504G	59.00	74.00	-15.00	39.06	3	Vertical	296	2.74	-	38.89	11.73	30.68
AV	11.45014G	45.77	54.00	-8.23	25.83	3	Vertical	296	2.74	-	38.90	11.73	30.69
PK	17.16675G	64.53	68.20	-3.67	42.42	3	Vertical	19	1.87	-	41.87	12.42	32.18

5.47-5.725GHz_802.11a_Nss1,(6Mbps)_4TX

5720MHz Straddle 5.47-5.725GHz_TX

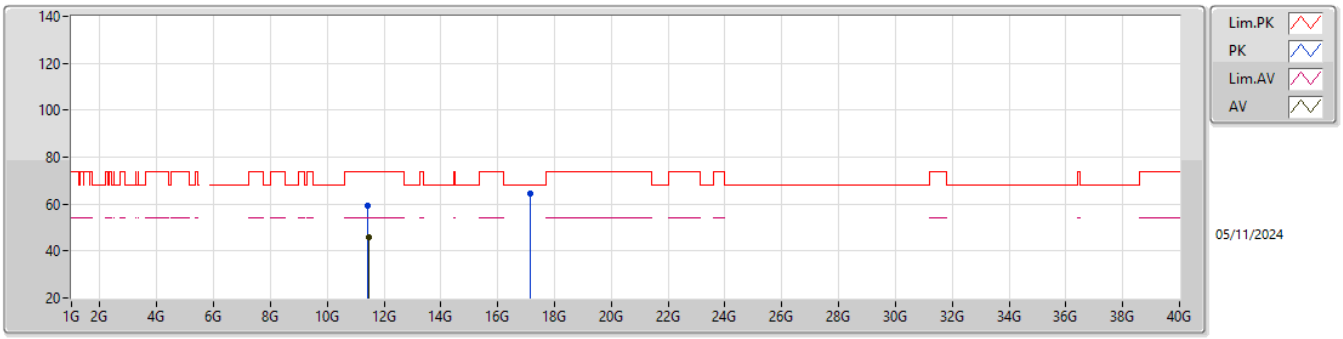

EUT Z_4TX
Setting 108
02-E-G-5

Type	Freq	Level	Limit	Margin	Raw	Dist	Condition	Azimuth	Height	Comment	AF	CL	PA
	(Hz)	(dBuV/m)	(dBuV/m)	(dB)	(dBuV)	(m)		(°)	(m)		(dB)	(dB)	(dB)
PK	11.42806G	59.31	74.00	-14.69	39.41	3	Horizontal	176	1.67	-	38.86	11.72	30.68
AV	11.4529G	45.74	54.00	-8.26	25.79	3	Horizontal	176	1.67	-	38.91	11.73	30.69
PK	17.16159G	64.65	68.20	-3.55	42.56	3	Horizontal	252	1.71	-	41.85	12.42	32.18

5.725-5.85GHz_802.11a_Nss1,(6Mbps)_4TX

5745MHz_TX

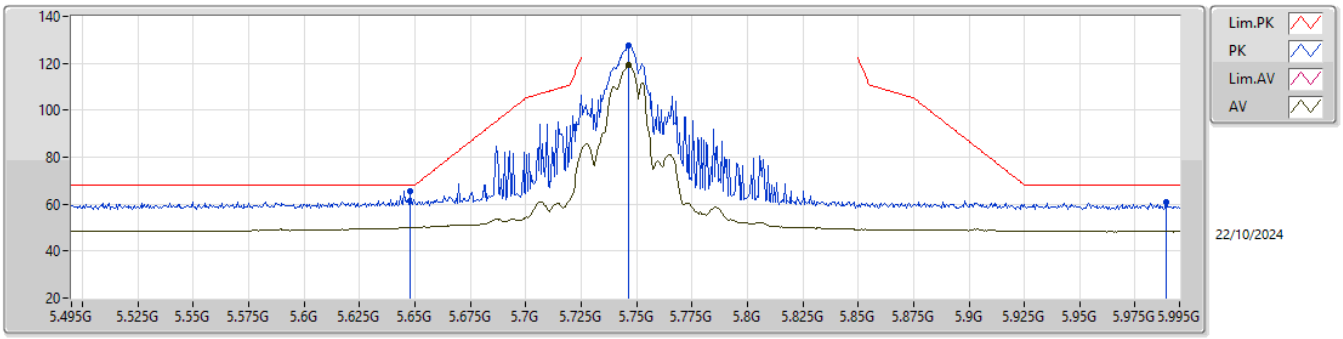

EUT Z_4TX
Setting 97
06-W-G-4-10

Type	Freq	Level	Limit	Margin	Raw	Dist	Condition	Azimuth	Height	Comment	AF	CL	PA
	(Hz)	(dBuV/m)	(dBuV/m)	(dB)	(dBuV)	(m)		(°)	(m)		(dB)	(dB)	(dB)
PK	5.648G	65.64	68.20	-2.56	61.09	3	Vertical	19	2.03	-	31.89	6.97	34.31
PK	5.7465G	127.60	Inf	-Inf	122.80	3	Vertical	19	2.03	-	32.10	7.11	34.41
AV	5.7465G	119.33	Inf	-Inf	114.53	3	Vertical	19	2.03	-	32.10	7.11	34.41
PK	5.989G	60.67	68.20	-7.53	55.55	3	Vertical	19	2.03	-	32.48	7.31	34.67

5.725-5.85GHz_802.11a_Nss1,(6Mbps)_4TX

5745MHz_TX

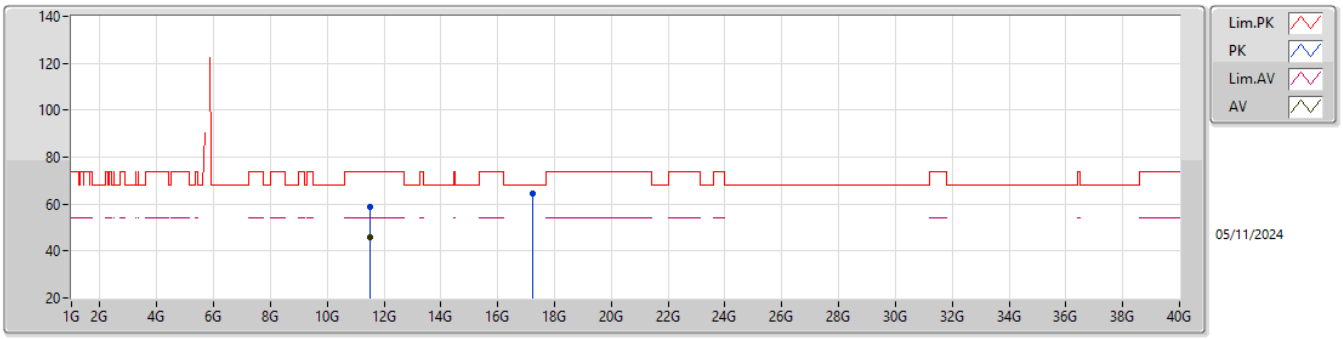

EUT Z_4TX
Setting 97
02-E-G-5

Type	Freq	Level	Limit	Margin	Raw	Dist	Condition	Azimuth	Height	Comment	AF	CL	PA
	(Hz)	(dBuV/m)	(dBuV/m)	(dB)	(dBuV)	(m)		(°)	(m)		(dB)	(dB)	(dB)
PK	11.49588G	58.66	74.00	-15.34	38.62	3	Vertical	110	1.31	-	38.99	11.76	30.71
AV	11.49213G	45.62	54.00	-8.38	25.59	3	Vertical	110	1.31	-	38.98	11.76	30.71
PK	17.22357G	64.52	68.20	-3.68	42.13	3	Vertical	321	1.12	-	42.14	12.45	32.20

5.725-5.85GHz_802.11a_Nss1,(6Mbps)_4TX

5745MHz_TX

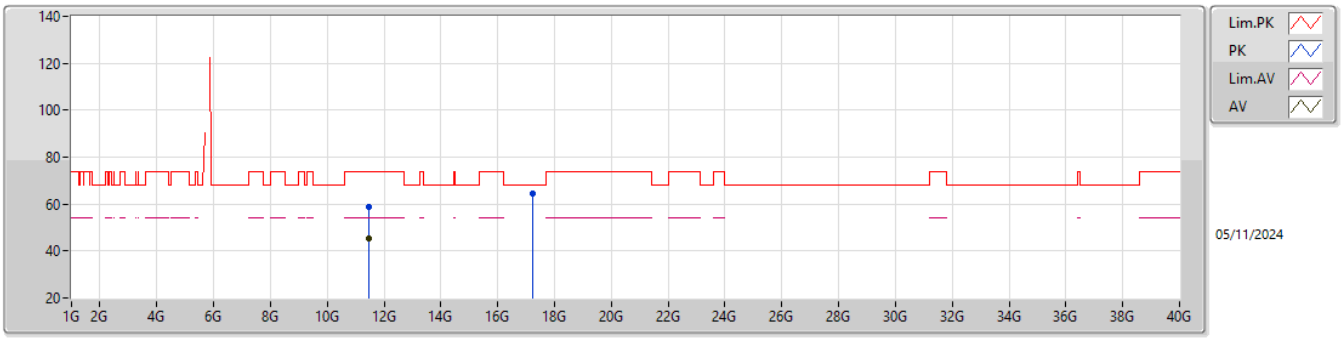

EUT Z_4TX
Setting 97
02-E-G-5

Type	Freq	Level	Limit	Margin	Raw	Dist	Condition	Azimuth	Height	Comment	AF	CL	PA
	(Hz)	(dBuV/m)	(dBuV/m)	(dB)	(dBuV)	(m)		(°)	(m)		(dB)	(dB)	(dB)
PK	11.47764G	59.02	74.00	-14.98	39.01	3	Horizontal	47	2.99	-	38.96	11.75	30.70
AV	11.48358G	45.55	54.00	-8.45	25.53	3	Horizontal	47	2.99	-	38.97	11.75	30.70
PK	17.22285G	64.59	68.20	-3.61	42.20	3	Horizontal	114	2.45	-	42.14	12.45	32.20

5.725-5.85GHz_802.11a_Nss1,(6Mbps)_4TX

5785MHz_TX

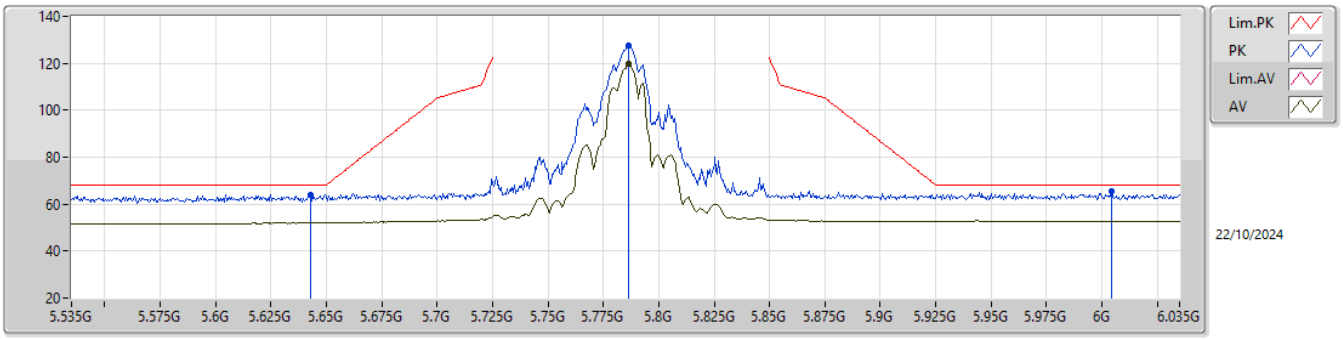

EUT Z_4TX
Setting 104
06-W-G-4-10

Type	Freq	Level	Limit	Margin	Raw	Dist	Condition	Azimuth	Height	Comment	AF	CL	PA
	(Hz)	(dBuV/m)	(dBuV/m)	(dB)	(dBuV)	(m)		(°)	(m)		(dB)	(dB)	(dB)
PK	5.643G	64.09	68.20	-4.11	59.55	3	Vertical	19	2.01	-	31.87	6.97	34.30
PK	5.7865G	127.64	Inf	-Inf	122.83	3	Vertical	19	2.01	-	32.10	7.16	34.45
AV	5.7865G	119.62	Inf	-Inf	114.81	3	Vertical	19	2.01	-	32.10	7.16	34.45
PK	6.0045G	65.64	68.20	-2.56	60.50	3	Vertical	19	2.01	-	32.50	7.32	34.68

5.725-5.85GHz_802.11a_Nss1,(6Mbps)_4TX

5785MHz_TX

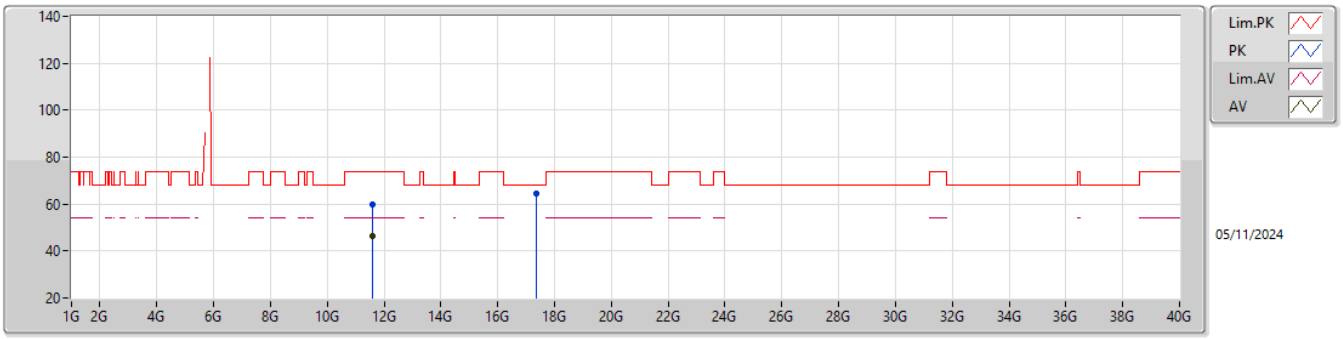

EUT Z_4TX
Setting 104
02-E-G-5

Type	Freq	Level	Limit	Margin	Raw	Dist	Condition	Azimuth	Height	Comment	AF	CL	PA
	(Hz)	(dBuV/m)	(dBuV/m)	(dB)	(dBuV)	(m)		(°)	(m)		(dB)	(dB)	(dB)
PK	11.57837G	59.93	74.00	-14.07	39.69	3	Vertical	29	1.21	-	39.21	11.81	30.78
AV	11.58416G	46.46	54.00	-7.54	26.18	3	Vertical	29	1.21	-	39.24	11.82	30.78
PK	17.36334G	64.29	68.20	-3.91	40.94	3	Vertical	328	1.46	-	43.08	12.52	32.25

5.725-5.85GHz_802.11a_Nss1,(6Mbps)_4TX

5785MHz_TX

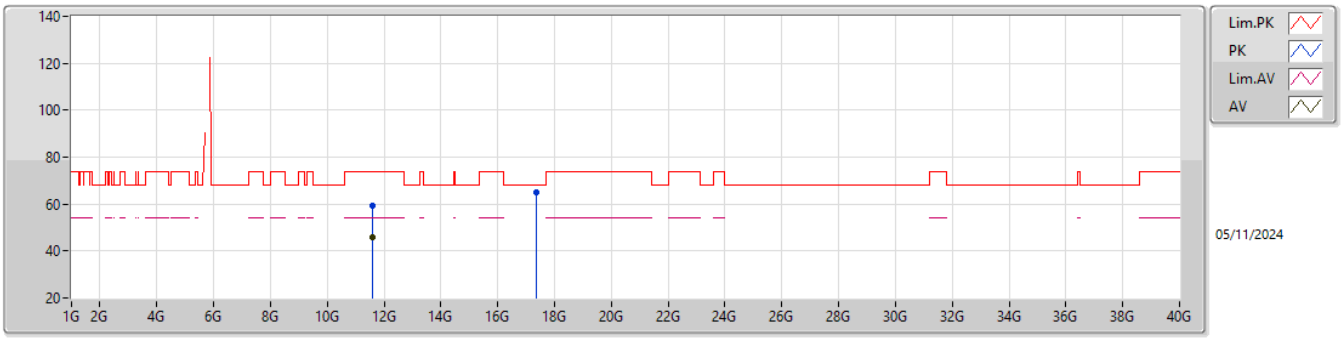

EUT Z_4TX
Setting 104
02-E-G-5

Type	Freq	Level	Limit	Margin	Raw	Dist	Condition	Azimuth	Height	Comment	AF	CL	PA
	(Hz)	(dBuV/m)	(dBuV/m)	(dB)	(dBuV)	(m)		(°)	(m)		(dB)	(dB)	(dB)
PK	11.57717G	59.38	74.00	-14.62	39.13	3	Horizontal	352	1.49	-	39.21	11.81	30.77
AV	11.57882G	46.10	54.00	-7.90	25.85	3	Horizontal	352	1.49	-	39.22	11.81	30.78
PK	17.36847G	64.97	68.20	-3.23	41.59	3	Horizontal	278	1.27	-	43.11	12.52	32.25

5.725-5.85GHz_802.11a_Nss1,(6Mbps)_4TX

5825MHz_TX

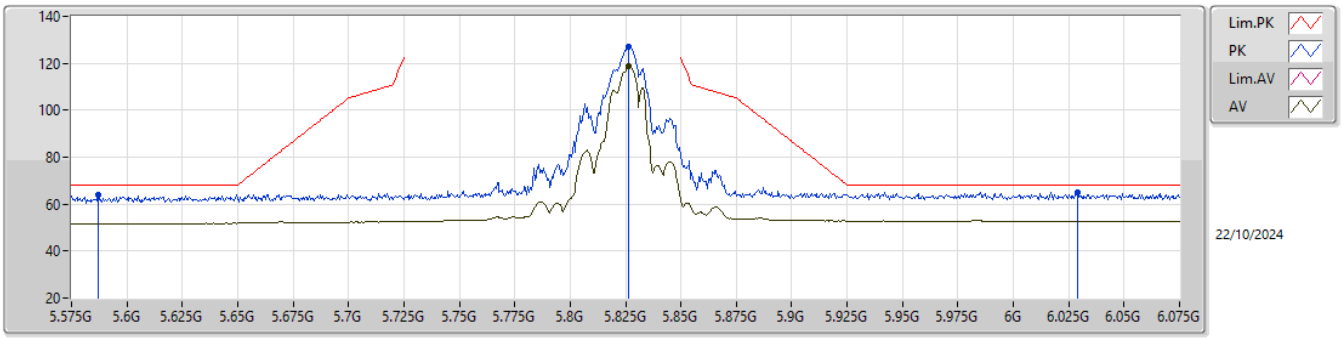

EUT Z_4TX
Setting 104
06-W-G-4-10

Type	Freq	Level	Limit	Margin	Raw	Dist	Condition	Azimuth	Height	Comment	AF	CL	PA
	(Hz)	(dBuV/m)	(dBuV/m)	(dB)	(dBuV)	(m)		(°)	(m)		(dB)	(dB)	(dB)
PK	5.587G	64.14	68.20	-4.06	59.74	3	Vertical	18	1.99	-	31.73	6.91	34.24
PK	5.8265G	126.95	Inf	-Inf	122.10	3	Vertical	18	1.99	-	32.15	7.20	34.50
AV	5.8265G	118.86	Inf	-Inf	114.01	3	Vertical	18	1.99	-	32.15	7.20	34.50
PK	6.029G	65.21	68.20	-2.99	60.02	3	Vertical	18	1.99	-	32.50	7.34	34.65

5.725-5.85GHz_802.11a_Nss1,(6Mbps)_4TX

5825MHz_TX

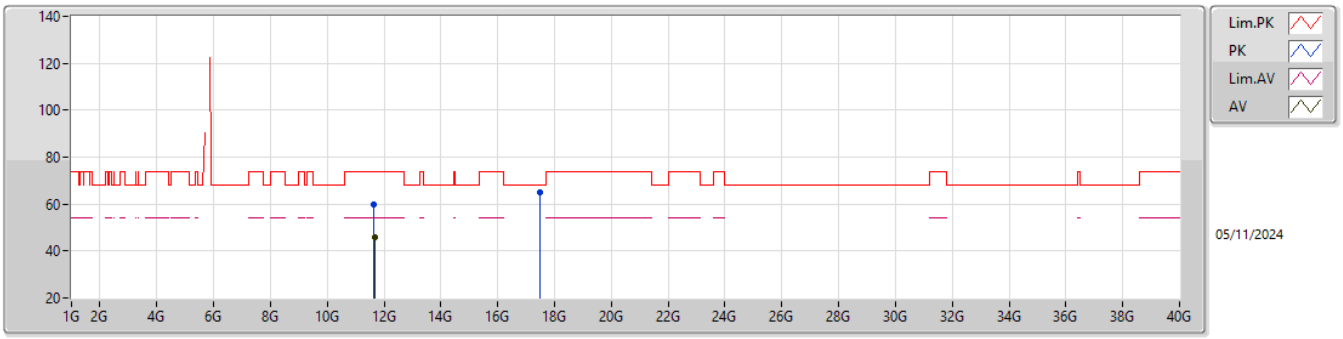

EUT Z_4TX
Setting 104
02-E-G-5

Type	Freq	Level	Limit	Margin	Raw	Dist	Condition	Azimuth	Height	Comment	AF	CL	PA
	(Hz)	(dBuV/m)	(dBuV/m)	(dB)	(dBuV)	(m)		(°)	(m)		(dB)	(dB)	(dB)
PK	11.64142G	59.62	74.00	-14.38	39.30	3	Vertical	14	2.12	-	39.30	11.85	30.83
AV	11.65996G	46.04	54.00	-7.96	25.68	3	Vertical	14	2.12	-	39.34	11.86	30.84
PK	17.48346G	64.90	68.20	-3.30	40.59	3	Vertical	300	2.55	-	44.03	12.57	32.29

5.725-5.85GHz_802.11a_Nss1,(6Mbps)_4TX

5825MHz_TX

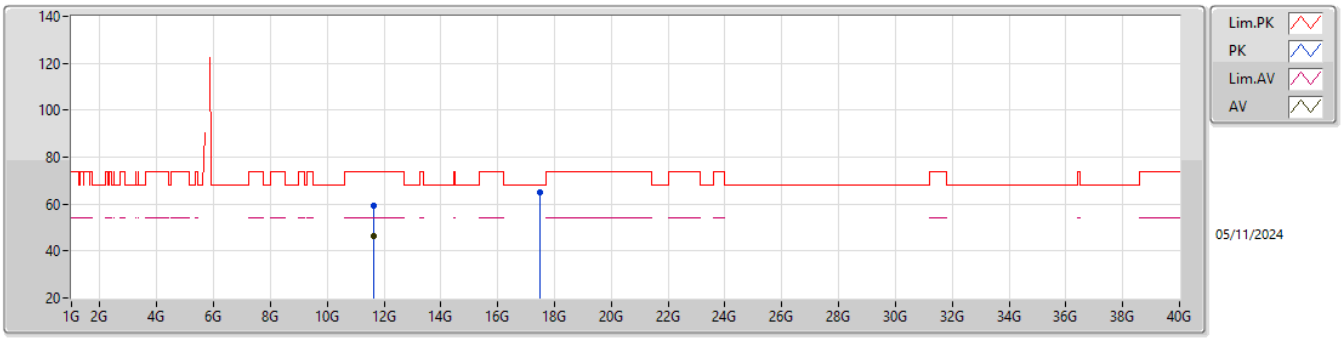

EUT Z_4TX
Setting 104
02-E-G-5

Type	Freq	Level	Limit	Margin	Raw	Dist	Condition	Azimuth	Height	Comment	AF	CL	PA
	(Hz)	(dBuV/m)	(dBuV/m)	(dB)	(dBuV)	(m)		(°)	(m)		(dB)	(dB)	(dB)
PK	11.64238G	59.38	74.00	-14.62	39.06	3	Horizontal	312	2.67	-	39.30	11.85	30.83
AV	11.64601G	46.15	54.00	-7.85	25.82	3	Horizontal	312	2.67	-	39.30	11.86	30.83
PK	17.47902G	64.88	68.20	-3.32	40.61	3	Horizontal	215	1.82	-	43.99	12.57	32.29

5.15-5.25GHz_802.11be EHT20-BF_Nss1,(MCS0)_4TX

5180MHz_TX

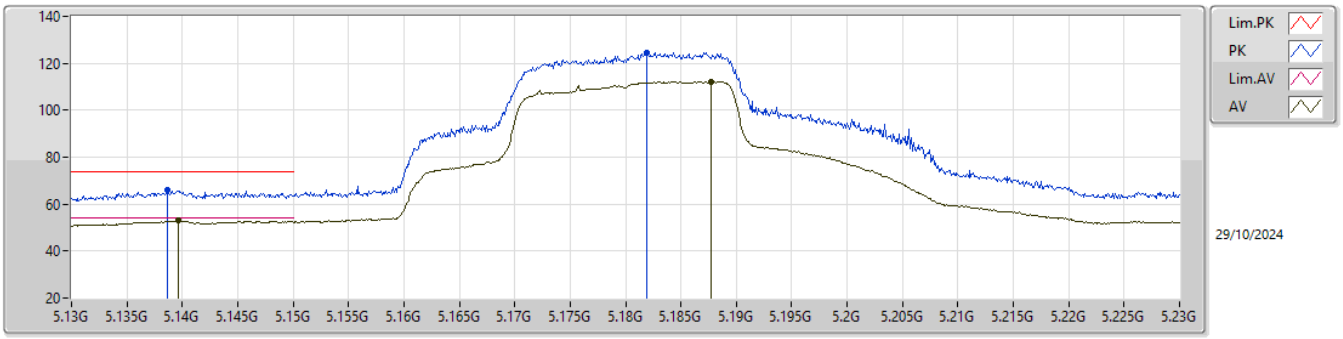

EUT Z_4TX
Setting 78
02-E-E-6-10

Type	Freq	Level	Limit	Margin	Raw	Dist	Condition	Azimuth	Height	Comment	AF	CL	PA
	(Hz)	(dBuV/m)	(dBuV/m)	(dB)	(dBuV)	(m)		(°)	(m)		(dB)	(dB)	(dB)
PK	5.1386G	65.83	74.00	-8.17	56.19	3	Vertical	100	1.79	-	33.60	6.97	30.93
AV	5.1396G	52.90	54.00	-1.10	43.26	3	Vertical	100	1.79	-	33.60	6.97	30.93
PK	5.1819G	124.68	Inf	-Inf	114.93	3	Vertical	100	1.79	-	33.66	7.00	30.91
AV	5.1877G	112.04	Inf	-Inf	102.26	3	Vertical	100	1.79	-	33.68	7.00	30.90

5.15-5.25GHz_802.11be EHT20-BF_Nss1,(MCS0)_4TX

5180MHz_TX

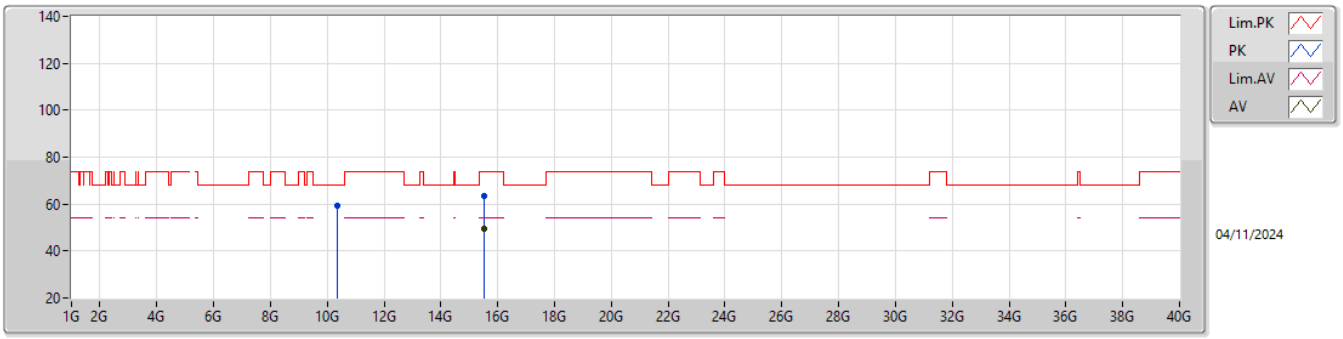

EUT Z_4TX
Setting 78
02-E-G-5

Type	Freq	Level	Limit	Margin	Raw	Dist	Condition	Azimuth	Height	Comment	AF	CL	PA
	(Hz)	(dBuV/m)	(dBuV/m)	(dB)	(dBuV)	(m)		(°)	(m)		(dB)	(dB)	(dB)
PK	10.3555G	59.22	68.20	-8.98	40.11	3	Vertical	0	1.80	-	38.59	11.04	30.52
PK	15.5316G	63.33	74.00	-10.67	45.37	3	Vertical	179	1.80	-	38.04	11.85	31.93
AV	15.5208G	49.56	54.00	-4.44	31.57	3	Vertical	179	1.80	-	38.06	11.85	31.92

5.15-5.25GHz_802.11be EHT20-BF_Nss1,(MCS0)_4TX

5180MHz_TX

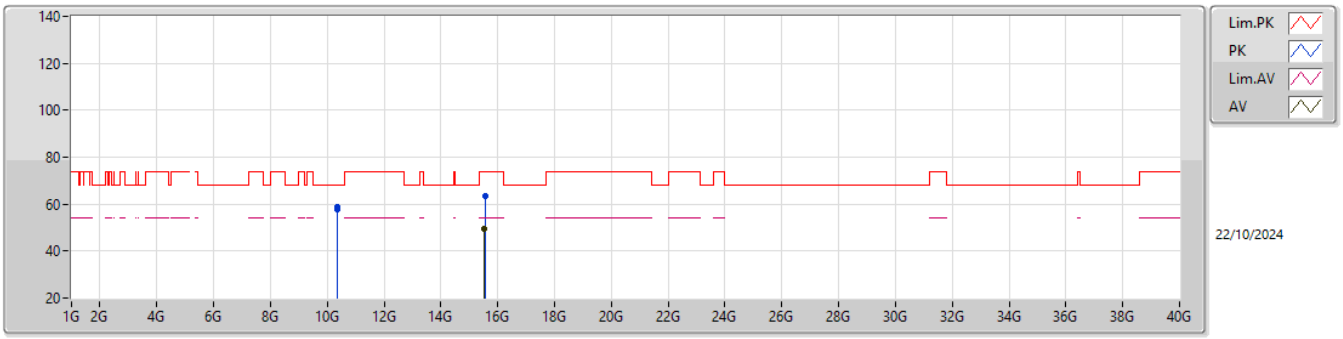

EUT Z_4TX
Setting 78
02-E-G-5

Type	Freq	Level	Limit	Margin	Raw	Dist	Condition	Azimuth	Height	Comment	AF	CL	PA
	(Hz)	(dBuV/m)	(dBuV/m)	(dB)	(dBuV)	(m)		(°)	(m)		(dB)	(dB)	(dB)
PK	10.33996G	58.61	68.20	-9.59	39.49	3	Horizontal	36	1.80	-	38.62	11.03	30.53
PK	10.35472G	58.01	68.20	-10.19	38.90	3	Horizontal	36	1.80	-	38.59	11.04	30.52
PK	15.54696G	63.36	74.00	-10.64	45.44	3	Horizontal	260	1.78	-	38.01	11.85	31.94
AV	15.51636G	49.59	54.00	-4.41	31.59	3	Horizontal	260	1.78	-	38.07	11.85	31.92

5.15-5.25GHz_802.11be EHT20-BF_Nss1,(MCS0)_4TX

5200MHz_TX

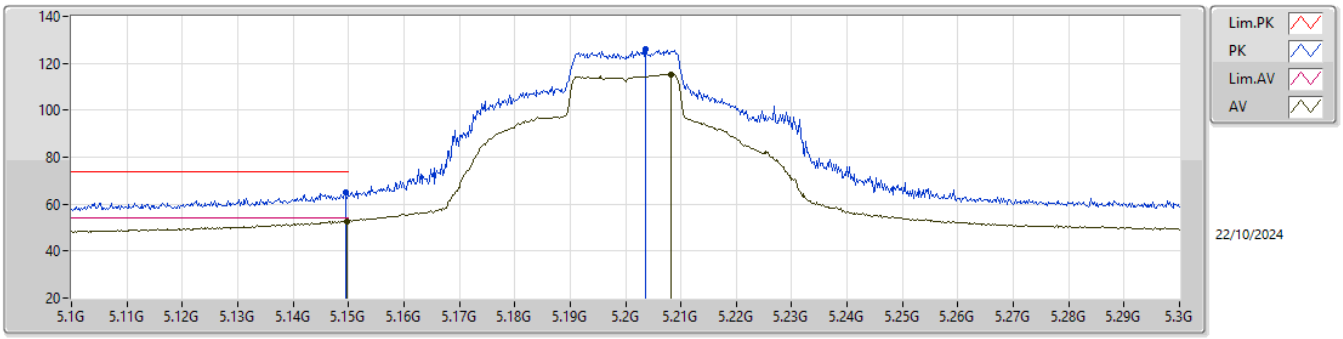

EUT Z_4TX
Setting 87
06-W-G-4-10

Type	Freq	Level	Limit	Margin	Raw	Dist	Condition	Azimuth	Height	Comment	AF	CL	PA
	(Hz)	(dBuV/m)	(dBuV/m)	(dB)	(dBuV)	(m)		(°)	(m)		(dB)	(dB)	(dB)
PK	5.1494G	65.09	74.00	-8.91	60.35	3	Vertical	79	1.89	-	32.00	6.78	34.04
AV	5.1498G	52.84	54.00	-1.16	48.10	3	Vertical	79	1.89	-	32.00	6.78	34.04
PK	5.2036G	126.08	Inf	-Inf	121.61	3	Vertical	79	1.89	-	31.68	6.85	34.06
AV	5.2082G	115.41	Inf	-Inf	110.97	3	Vertical	79	1.89	-	31.65	6.85	34.06

5.15-5.25GHz_802.11be EHT20-BF_Nss1,(MCS0)_4TX

5200MHz_TX

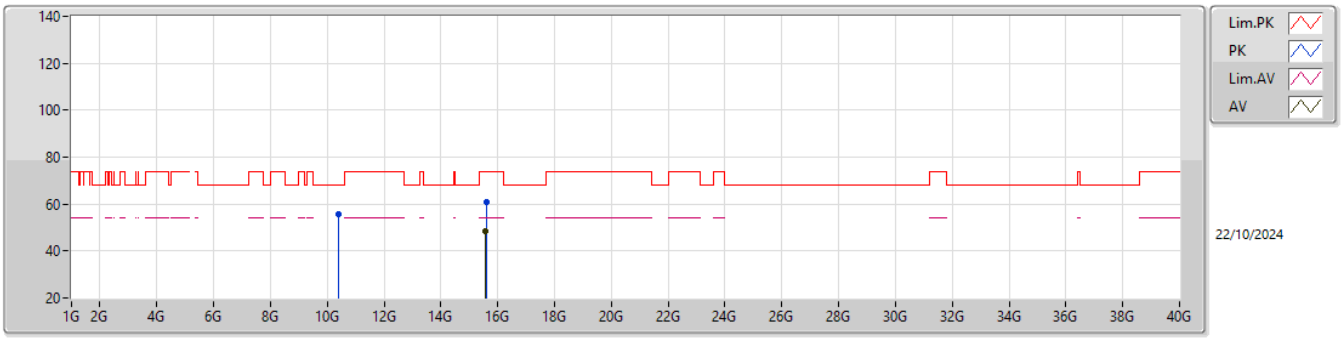

EUT Z_4TX
Setting 87
02-E-G-5

Type	Freq	Level	Limit	Margin	Raw	Dist	Condition	Azimuth	Height	Comment	AF	CL	PA
	(Hz)	(dBuV/m)	(dBuV/m)	(dB)	(dBuV)	(m)		(°)	(m)		(dB)	(dB)	(dB)
PK	10.39862G	55.60	68.20	-12.60	39.44	3	Vertical	318	1.80	-	39.60	11.04	34.48
PK	15.61674G	61.09	74.00	-12.91	44.25	3	Vertical	112	1.19	-	37.83	13.15	34.14
AV	15.5781G	48.53	54.00	-5.47	31.45	3	Vertical	112	1.19	-	38.09	13.12	34.13

5.15-5.25GHz_802.11be EHT20-BF_Nss1,(MCS0)_4TX

5200MHz_TX

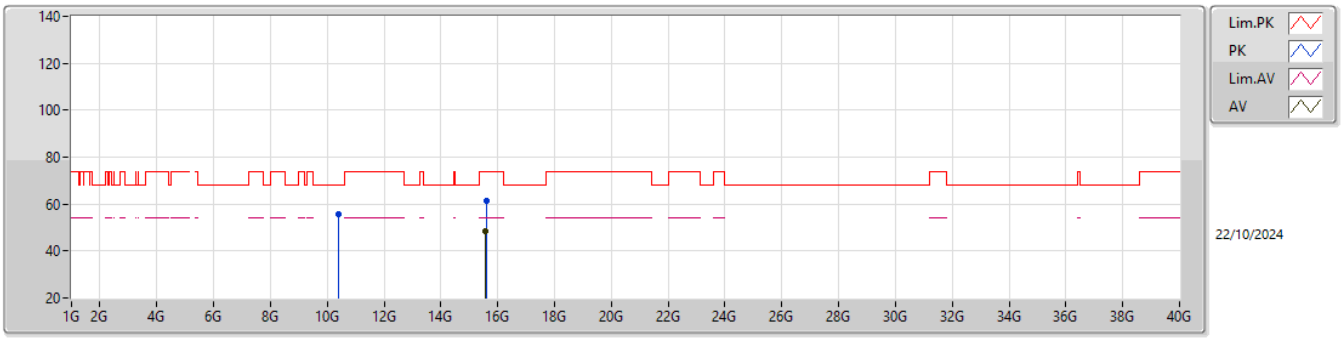

EUT Z_4TX
Setting 87
02-E-G-5

Type	Freq	Level	Limit	Margin	Raw	Dist	Condition	Azimuth	Height	Comment	AF	CL	PA
	(Hz)	(dBuV/m)	(dBuV/m)	(dB)	(dBuV)	(m)		(°)	(m)		(dB)	(dB)	(dB)
PK	10.41278G	55.78	68.20	-12.42	39.58	3	Horizontal	235	1.80	-	39.63	11.05	34.48
PK	15.59466G	61.48	74.00	-12.52	44.46	3	Horizontal	338	2.47	-	38.02	13.14	34.14
AV	15.57054G	48.54	54.00	-5.46	31.43	3	Horizontal	338	2.47	-	38.12	13.12	34.13

5.15-5.25GHz_802.11be EHT20-BF_Nss1,(MCS0)_4TX

5240MHz_TX

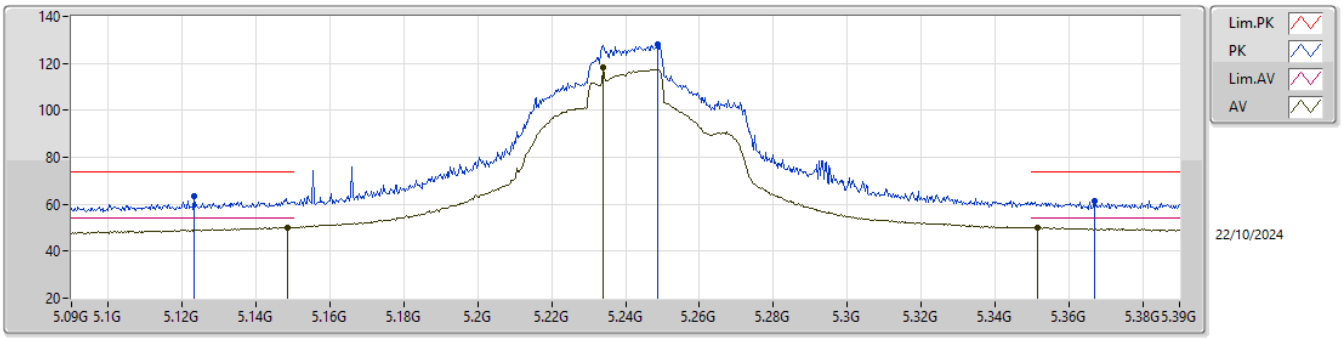

EUT Z_4TX
Setting 96
06-W-G-4-10

Type	Freq	Level	Limit	Margin	Raw	Dist	Condition	Azimuth	Height	Comment	AF	CL	PA
	(Hz)	(dBuV/m)	(dBuV/m)	(dB)	(dBuV)	(m)		(°)	(m)		(dB)	(dB)	(dB)
PK	5.1233G	63.36	74.00	-10.64	58.76	3	Vertical	80	1.87	-	31.89	6.74	34.03
AV	5.1485G	50.20	54.00	-3.80	45.47	3	Vertical	80	1.87	-	31.99	6.78	34.04
PK	5.2487G	128.13	Inf	-Inf	123.93	3	Vertical	80	1.87	-	31.41	6.86	34.07
AV	5.234G	118.27	Inf	-Inf	113.97	3	Vertical	80	1.87	-	31.50	6.86	34.06
PK	5.3669G	61.23	74.00	-12.77	57.03	3	Vertical	80	1.87	-	31.43	6.88	34.11
AV	5.3516G	49.98	54.00	-4.02	45.81	3	Vertical	80	1.87	-	31.40	6.87	34.10

5.15-5.25GHz_802.11be EHT20-BF_Nss1,(MCS0)_4TX

5240MHz_TX

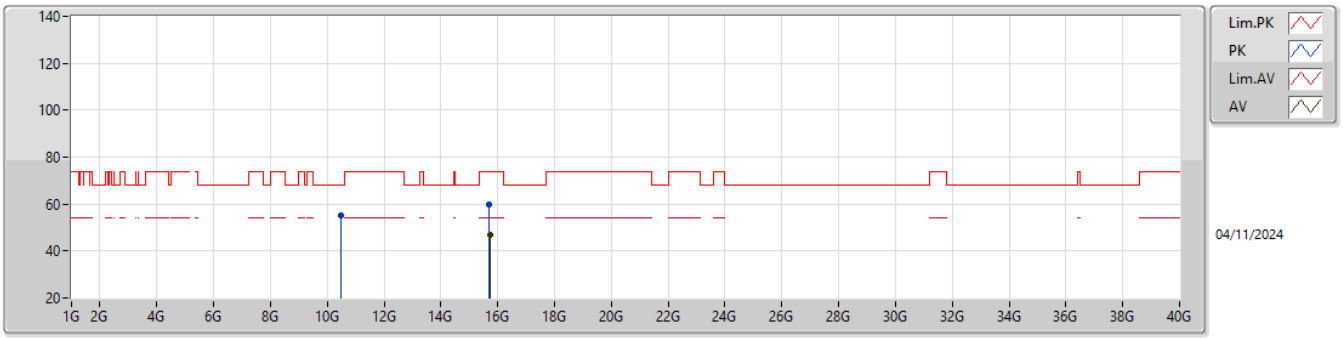

EUT Z_4TX
Setting 96
02-E-G-5

Type	Freq	Level	Limit	Margin	Raw	Dist	Condition	Azimuth	Height	Comment	AF	CL	PA
	(Hz)	(dBuV/m)	(dBuV/m)	(dB)	(dBuV)	(m)		(°)	(m)		(dB)	(dB)	(dB)
PK	10.48858G	55.42	68.20	-12.78	39.12	3	Vertical	176	2.08	-	39.70	11.10	34.50
PK	15.71499G	59.90	74.00	-14.10	43.12	3	Vertical	242	1.47	-	37.73	13.22	34.17
AV	15.72549G	46.83	54.00	-7.17	30.02	3	Vertical	242	1.47	-	37.75	13.23	34.17

5.15-5.25GHz_802.11be EHT20-BF_Nss1,(MCS0)_4TX

5240MHz_TX

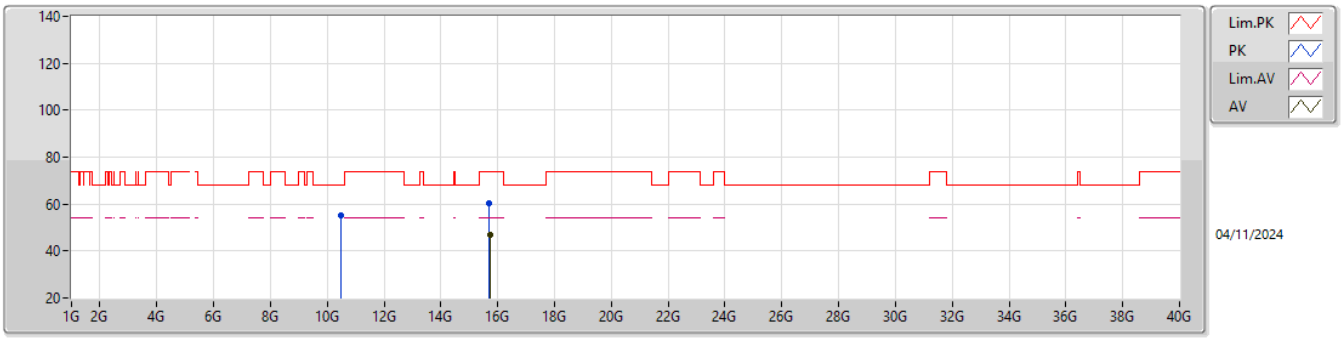

EUT Z_4TX
Setting 96
02-E-G-5

Type	Freq	Level	Limit	Margin	Raw	Dist	Condition	Azimuth	Height	Comment	AF	CL	PA
	(Hz)	(dBuV/m)	(dBuV/m)	(dB)	(dBuV)	(m)		(°)	(m)		(dB)	(dB)	(dB)
PK	10.48384G	54.92	68.20	-13.28	38.63	3	Horizontal	69	2.02	-	39.70	11.09	34.50
PK	15.70713G	60.39	74.00	-13.61	43.64	3	Horizontal	173	1.42	-	37.71	13.21	34.17
AV	15.72453G	46.65	54.00	-7.35	29.84	3	Horizontal	173	1.42	-	37.75	13.23	34.17

5.25-5.35GHz_802.11be EHT20-BF_Nss1,(MCS0)_4TX

5260MHz_TX

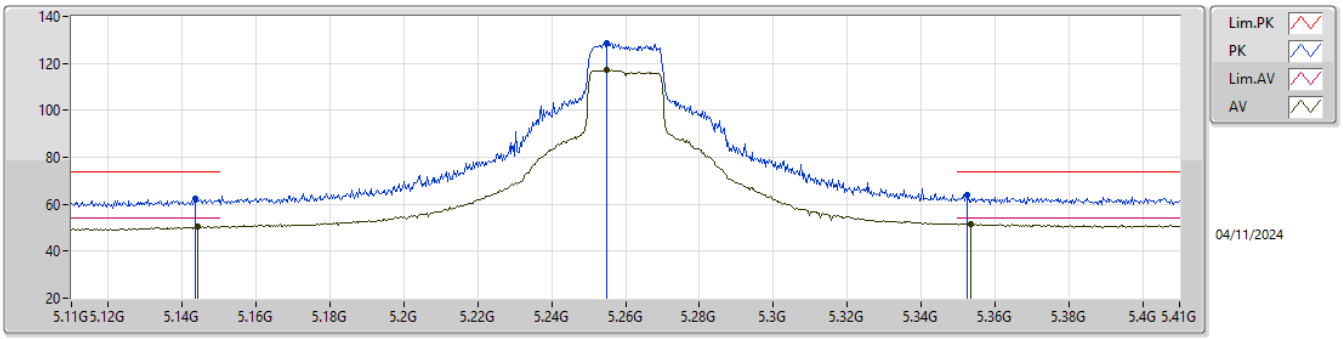

EUT Z_4TX
Setting 100
02-E-A-4-10

Type	Freq	Level	Limit	Margin	Raw	Dist	Condition	Azimuth	Height	Comment	AF	CL	PA
	(Hz)	(dBuV/m)	(dBuV/m)	(dB)	(dBuV)	(m)		(°)	(m)		(dB)	(dB)	(dB)
PK	5.1436G	62.43	74.00	-11.57	52.79	3	Vertical	33	1.94	-	33.60	6.97	30.93
AV	5.1442G	50.45	54.00	-3.55	40.81	3	Vertical	33	1.94	-	33.60	6.97	30.93
PK	5.2549G	128.70	Inf	-Inf	118.76	3	Vertical	33	1.94	-	33.81	7.00	30.87
AV	5.2549G	117.31	Inf	-Inf	107.37	3	Vertical	33	1.94	-	33.81	7.00	30.87
PK	5.3524G	63.98	74.00	-10.02	53.92	3	Vertical	33	1.94	-	33.90	6.97	30.81
AV	5.3536G	51.58	54.00	-2.42	41.51	3	Vertical	33	1.94	-	33.91	6.97	30.81

5.25-5.35GHz_802.11be EHT20-BF_Nss1,(MCS0)_4TX

5260MHz_TX

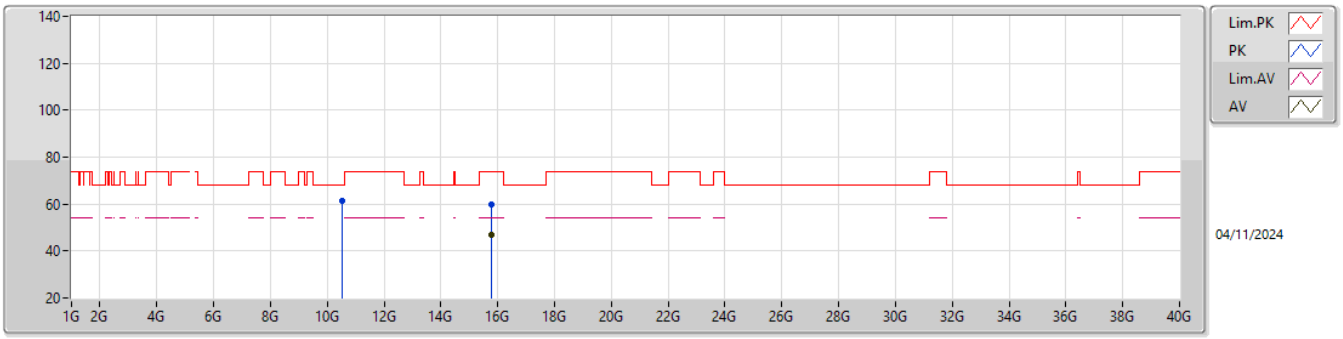

EUT Z_4TX
Setting 100
02-E-G-5

Type	Freq	Level	Limit	Margin	Raw	Dist	Condition	Azimuth	Height	Comment	AF	CL	PA
	(Hz)	(dBuV/m)	(dBuV/m)	(dB)	(dBuV)	(m)		(°)	(m)		(dB)	(dB)	(dB)
PK	10.51565G	61.44	68.20	-6.76	42.26	3	Vertical	306	2.00	-	38.53	11.14	30.49
PK	15.77787G	59.83	74.00	-14.17	42.62	3	Vertical	355	1.80	-	37.44	11.86	32.09
AV	15.77202G	47.00	54.00	-7.00	29.76	3	Vertical	355	1.80	-	37.46	11.86	32.08

5.25-5.35GHz_802.11be EHT20-BF_Nss1,(MCS0)_4TX

5260MHz_TX

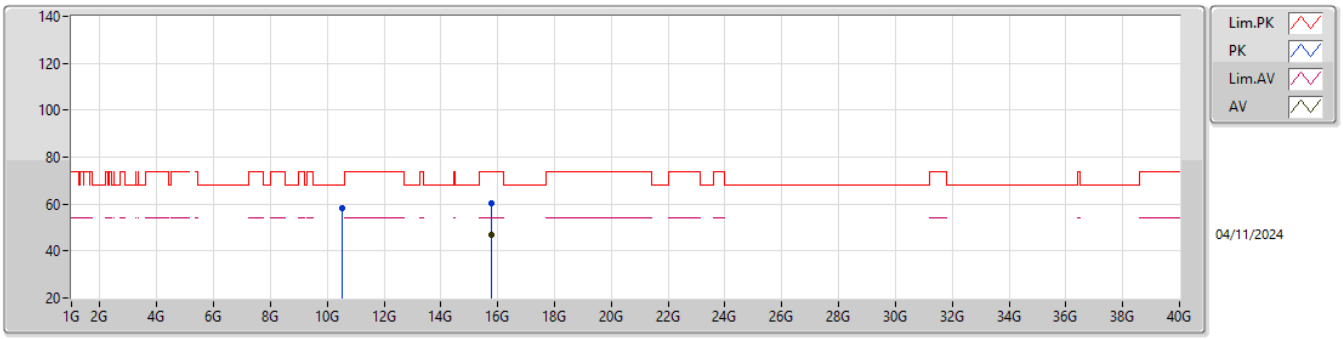

EUT Z_4TX
Setting 100
02-E-G-5

Type	Freq	Level	Limit	Margin	Raw	Dist	Condition	Azimuth	Height	Comment	AF	CL	PA
	(Hz)	(dBuV/m)	(dBuV/m)	(dB)	(dBuV)	(m)		(°)	(m)		(dB)	(dB)	(dB)
PK	10.51022G	58.51	68.20	-9.69	39.35	3	Horizontal	193	2.08	-	38.52	11.13	30.49
PK	15.77736G	60.20	74.00	-13.80	42.98	3	Horizontal	156	1.30	-	37.45	11.86	32.09
AV	15.76749G	47.00	54.00	-7.00	29.75	3	Horizontal	156	1.30	-	37.47	11.86	32.08

5.25-5.35GHz_802.11be EHT20-BF_Nss1,(MCS0)_4TX

5300MHz_TX

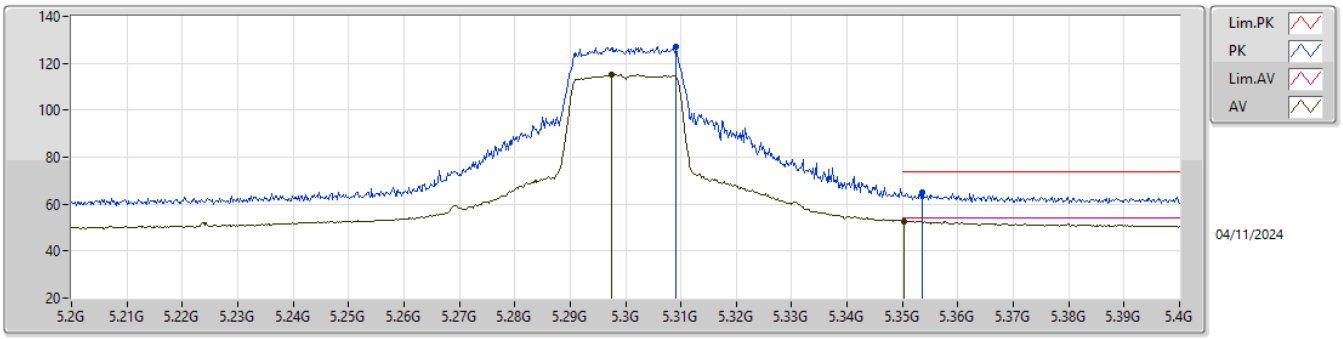

EUT Z_4TX
Setting 86
02-E-A-4-10

Type	Freq	Level	Limit	Margin	Raw	Dist	Condition	Azimuth	Height	Comment	AF	CL	PA
	(Hz)	(dBuV/m)	(dBuV/m)	(dB)	(dBuV)	(m)		(°)	(m)		(dB)	(dB)	(dB)
PK	5.3092G	127.07	Inf	-Inf	117.03	3	Vertical	76	1.79	-	33.90	6.98	30.84
AV	5.2974G	115.29	Inf	-Inf	105.25	3	Vertical	76	1.79	-	33.89	6.99	30.84
PK	5.3536G	64.79	74.00	-9.21	54.72	3	Vertical	76	1.79	-	33.91	6.97	30.81
AV	5.3502G	52.80	54.00	-1.20	42.74	3	Vertical	76	1.79	-	33.90	6.97	30.81

5.25-5.35GHz_802.11be EHT20-BF_Nss1,(MCS0)_4TX

5300MHz_TX

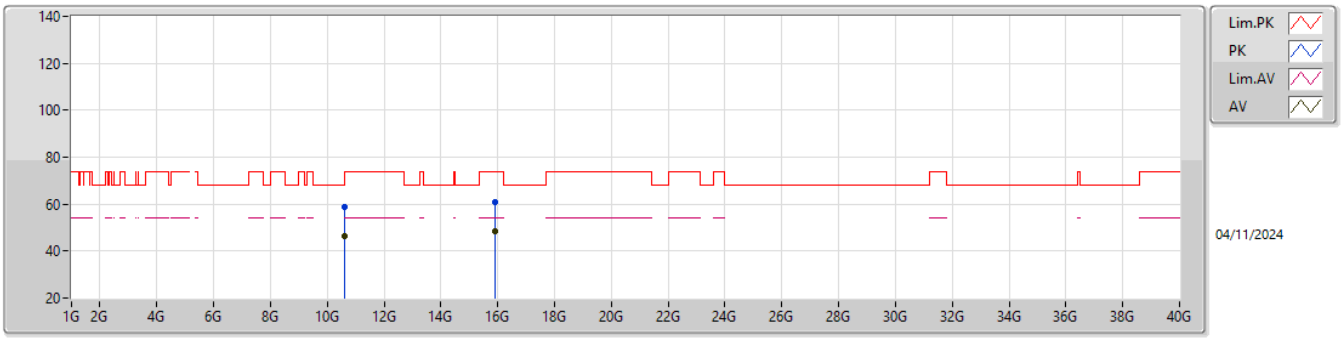

EUT Z_4TX
Setting 86
02-E-G-5

Type	Freq	Level	Limit	Margin	Raw	Dist	Condition	Azimuth	Height	Comment	AF	CL	PA
	(Hz)	(dBuV/m)	(dBuV/m)	(dB)	(dBuV)	(m)		(°)	(m)		(dB)	(dB)	(dB)
PK	10.59574G	58.75	68.20	-9.45	39.45	3	Vertical	360	1.26	-	38.60	11.19	30.49
AV	10.6144G	46.17	54.00	-7.83	26.89	3	Vertical	360	1.26	-	38.57	11.20	30.49
PK	15.91089G	60.82	74.00	-13.18	43.46	3	Vertical	236	1.51	-	37.66	11.87	32.17
AV	15.912G	48.19	54.00	-5.81	30.84	3	Vertical	236	1.51	-	37.65	11.87	32.17

5.25-5.35GHz_802.11be EHT20-BF_Nss1,(MCS0)_4TX

5300MHz_TX

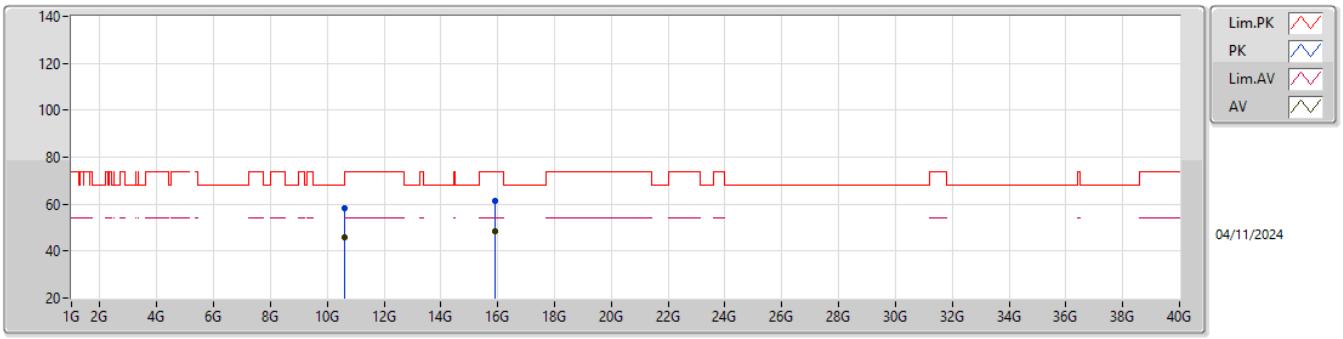

EUT Z_4TX
Setting 86
02-E-G-5

Type	Freq	Level	Limit	Margin	Raw	Dist	Condition	Azimuth	Height	Comment	AF	CL	PA
	(Hz)	(dBuV/m)	(dBuV/m)	(dB)	(dBuV)	(m)		(°)	(m)		(dB)	(dB)	(dB)
PK	10.59793G	58.43	68.20	-9.77	39.13	3	Horizontal	310	1.32	-	38.60	11.19	30.49
AV	10.60351G	45.78	54.00	-8.22	26.49	3	Horizontal	310	1.32	-	38.59	11.19	30.49
PK	15.90567G	61.34	74.00	-12.66	43.96	3	Horizontal	285	2.81	-	37.68	11.87	32.17
AV	15.91248G	48.49	54.00	-5.51	31.14	3	Horizontal	285	2.81	-	37.65	11.87	32.17

5.25-5.35GHz_802.11be EHT20-BF_Nss1,(MCS0)_4TX

5320MHz_TX

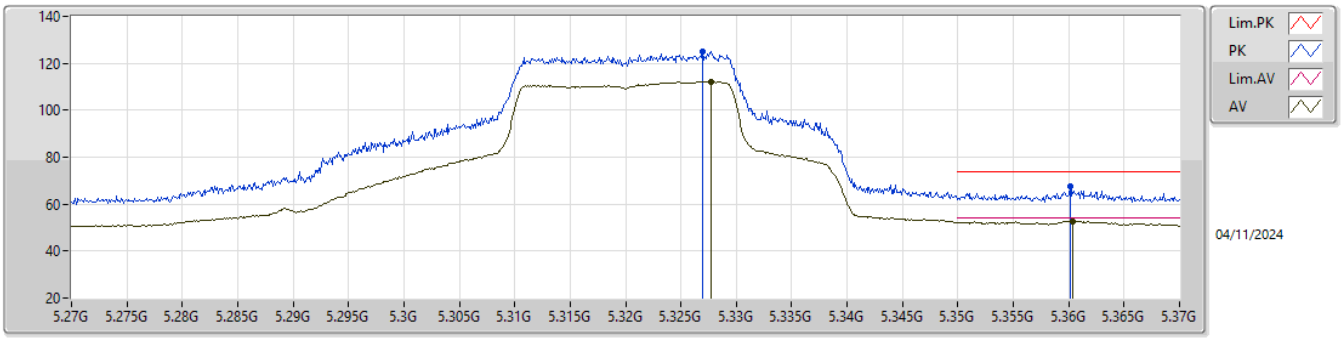

EUT Z_4TX
Setting 78
02-E-A-4-10

Type	Freq	Level	Limit	Margin	Raw	Dist	Condition	Azimuth	Height	Comment	AF	CL	PA
	(Hz)	(dBuV/m)	(dBuV/m)	(dB)	(dBuV)	(m)		(°)	(m)		(dB)	(dB)	(dB)
PK	5.327G	124.85	Inf	-Inf	114.80	3	Vertical	77	1.71	-	33.90	6.98	30.83
AV	5.3277G	112.32	Inf	-Inf	102.27	3	Vertical	77	1.71	-	33.90	6.98	30.83
PK	5.3601G	67.34	74.00	-6.66	57.26	3	Vertical	77	1.71	-	33.92	6.97	30.81
AV	5.3604G	52.81	54.00	-1.19	42.73	3	Vertical	77	1.71	-	33.92	6.97	30.81

5.25-5.35GHz_802.11be EHT20-BF_Nss1,(MCS0)_4TX

5320MHz_TX

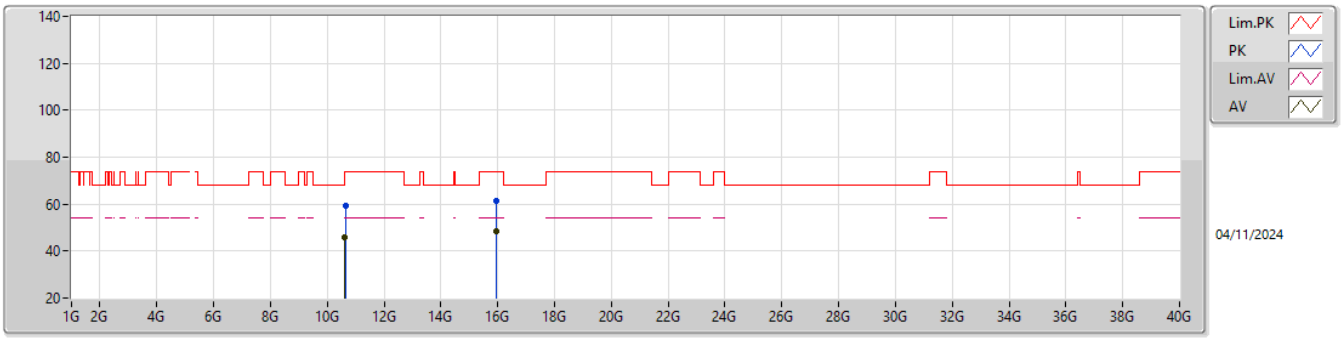

EUT Z_4TX
Setting 78
02-E-G-5

Type	Freq	Level	Limit	Margin	Raw	Dist	Condition	Azimuth	Height	Comment	AF	CL	PA
	(Hz)	(dBuV/m)	(dBuV/m)	(dB)	(dBuV)	(m)		(°)	(m)		(dB)	(dB)	(dB)
PK	10.64279G	59.30	74.00	-14.70	40.06	3	Vertical	44	1.27	-	38.51	11.22	30.49
AV	10.63196G	45.92	54.00	-8.08	26.66	3	Vertical	44	1.27	-	38.54	11.21	30.49
PK	15.96501G	61.21	74.00	-12.79	44.05	3	Vertical	111	1.82	-	37.50	11.87	32.21
AV	15.96966G	48.62	54.00	-5.38	31.46	3	Vertical	111	1.82	-	37.50	11.87	32.21

5.25-5.35GHz_802.11be EHT20-BF_Nss1,(MCS0)_4TX

5320MHz_TX

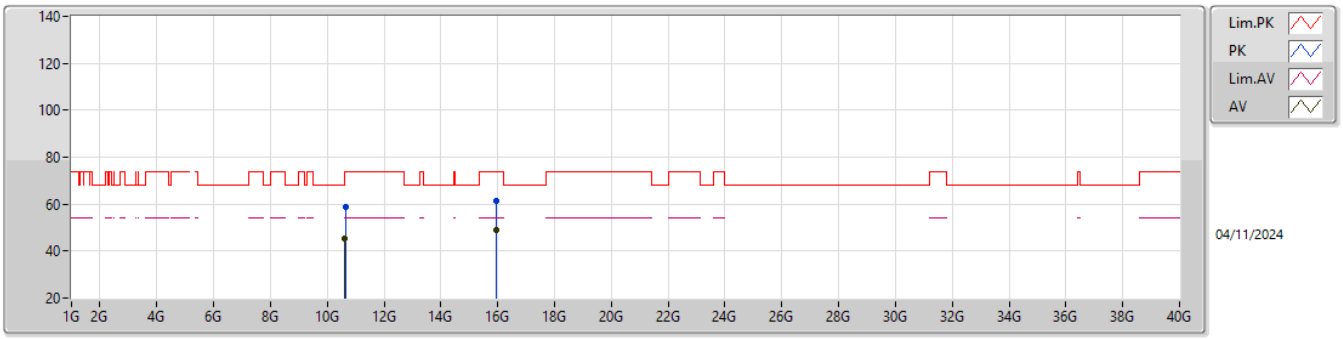

EUT Z_4TX
Setting 78
02-E-G-5

Type	Freq	Level	Limit	Margin	Raw	Dist	Condition	Azimuth	Height	Comment	AF	CL	PA
	(Hz)	(dBuV/m)	(dBuV/m)	(dB)	(dBuV)	(m)		(°)	(m)		(dB)	(dB)	(dB)
PK	10.6343G	59.00	74.00	-15.00	39.75	3	Horizontal	302	2.03	-	38.53	11.21	30.49
AV	10.62611G	45.52	54.00	-8.48	26.25	3	Horizontal	302	2.03	-	38.55	11.21	30.49
PK	15.96234G	61.55	74.00	-12.45	44.39	3	Horizontal	344	2.32	-	37.50	11.87	32.21
AV	15.9468G	48.72	54.00	-5.28	31.54	3	Horizontal	344	2.32	-	37.51	11.87	32.20

5.47-5.725GHz_802.11be EHT20-BF_Nss1,(MCS0)_4TX

5500MHz_TX

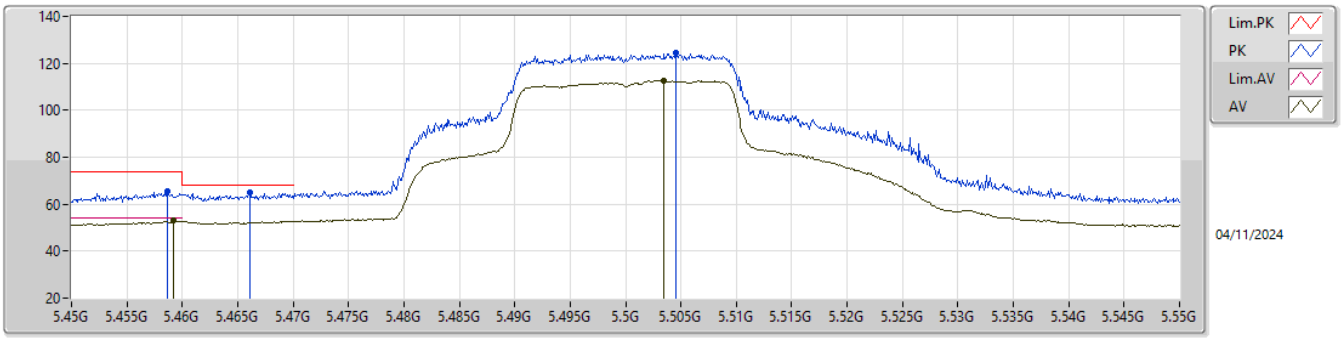

EUT Z_4TX
Setting 78
02-E-A-4-10

Type	Freq	Level	Limit	Margin	Raw	Dist	Condition	Azimuth	Height	Comment	AF	CL	PA
	(Hz)	(dBuV/m)	(dBuV/m)	(dB)	(dBuV)	(m)		(°)	(m)		(dB)	(dB)	(dB)
PK	5.4586G	65.26	74.00	-8.74	54.84	3	Vertical	76	1.56	-	34.02	7.15	30.75
AV	5.4592G	52.87	54.00	-1.13	42.44	3	Vertical	76	1.56	-	34.02	7.16	30.75
PK	5.4661G	65.00	68.20	-3.20	54.54	3	Vertical	76	1.56	-	34.03	7.18	30.75
PK	5.5045G	124.73	Inf	-Inf	114.07	3	Vertical	76	1.56	-	34.09	7.30	30.73
AV	5.5034G	112.68	Inf	-Inf	102.02	3	Vertical	76	1.56	-	34.09	7.30	30.73

5.47-5.725GHz_802.11be EHT20-BF_Nss1,(MCS0)_4TX

5500MHz_TX

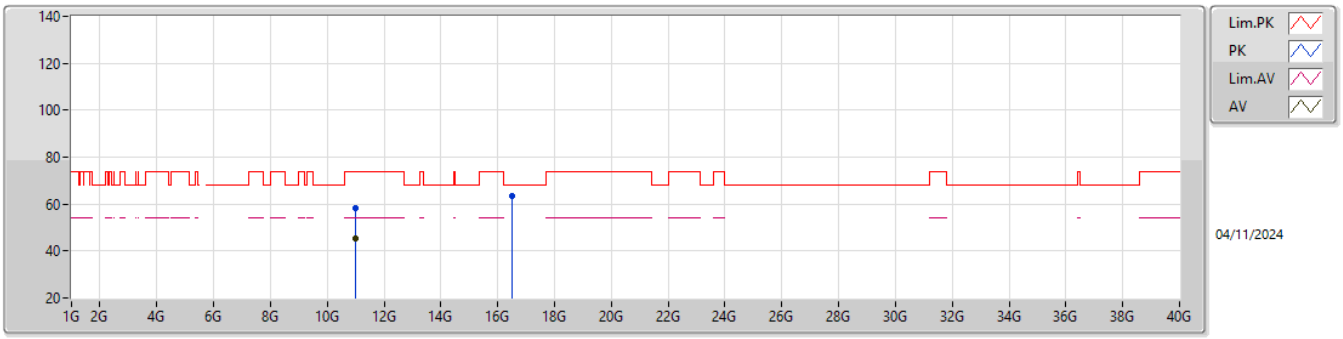

EUT Z_4TX
Setting 78
02-E-G-5

Type	Freq	Level	Limit	Margin	Raw	Dist	Condition	Azimuth	Height	Comment	AF	CL	PA
	(Hz)	(dBuV/m)	(dBuV/m)	(dB)	(dBuV)	(m)		(°)	(m)		(dB)	(dB)	(dB)
PK	11.00057G	58.05	74.00	-15.95	38.48	3	Vertical	209	1.23	-	38.60	11.45	30.48
AV	10.98851G	45.45	54.00	-8.55	25.89	3	Vertical	209	1.23	-	38.60	11.44	30.48
PK	16.50342G	63.48	68.20	-4.72	44.59	3	Vertical	240	1.34	-	38.83	12.11	32.05

5.47-5.725GHz_802.11be EHT20-BF_Nss1,(MCS0)_4TX

5500MHz_TX

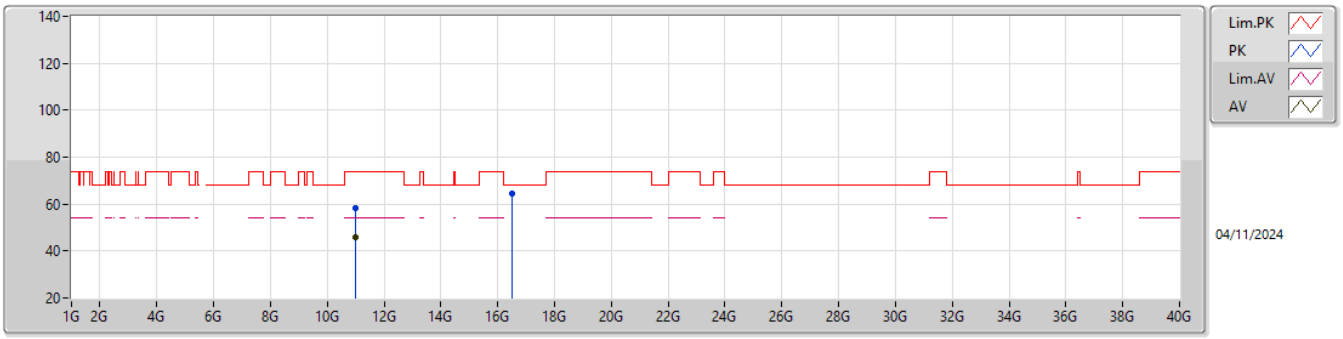

EUT Z_4TX
Setting 78
02-E-G-5

Type	Freq	Level	Limit	Margin	Raw	Dist	Condition	Azimuth	Height	Comment	AF	CL	PA
	(Hz)	(dBuV/m)	(dBuV/m)	(dB)	(dBuV)	(m)		(°)	(m)		(dB)	(dB)	(dB)
PK	10.99313G	58.50	74.00	-15.50	38.94	3	Horizontal	89	1.08	-	38.60	11.44	30.48
AV	10.9937G	45.65	54.00	-8.35	26.09	3	Horizontal	89	1.08	-	38.60	11.44	30.48
PK	16.51239G	64.40	68.20	-3.80	45.44	3	Horizontal	65	1.67	-	38.90	12.11	32.05

5.47-5.725GHz_802.11be EHT20-BF_Nss1,(MCS0)_4TX

5580MHz_TX

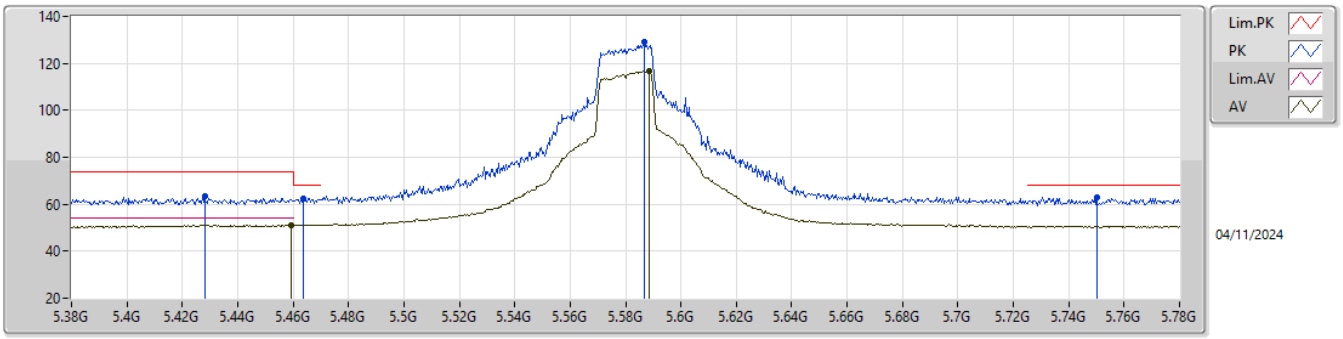

EUT Z_4TX
Setting 100
02-E-A-4-10

Type	Freq	Level	Limit	Margin	Raw	Dist	Condition	Azimuth	Height	Comment	AF	CL	PA
	(Hz)	(dBuV/m)	(dBuV/m)	(dB)	(dBuV)	(m)		(°)	(m)		(dB)	(dB)	(dB)
PK	5.428G	63.46	74.00	-10.54	53.18	3	Vertical	75	1.80	-	34.00	7.05	30.77
PK	5.4636G	62.67	68.20	-5.53	52.22	3	Vertical	75	1.80	-	34.03	7.17	30.75
AV	5.4592G	51.17	54.00	-2.83	40.74	3	Vertical	75	1.80	-	34.02	7.16	30.75
PK	5.5868G	128.95	Inf	-Inf	118.08	3	Vertical	75	1.80	-	34.00	7.58	30.71
AV	5.5884G	116.73	Inf	-Inf	105.86	3	Vertical	75	1.80	-	34.00	7.58	30.71
PK	5.75G	63.10	68.20	-5.10	52.02	3	Vertical	75	1.80	-	34.00	7.75	30.67

5.47-5.725GHz_802.11be EHT20-BF_Nss1,(MCS0)_4TX

5580MHz_TX

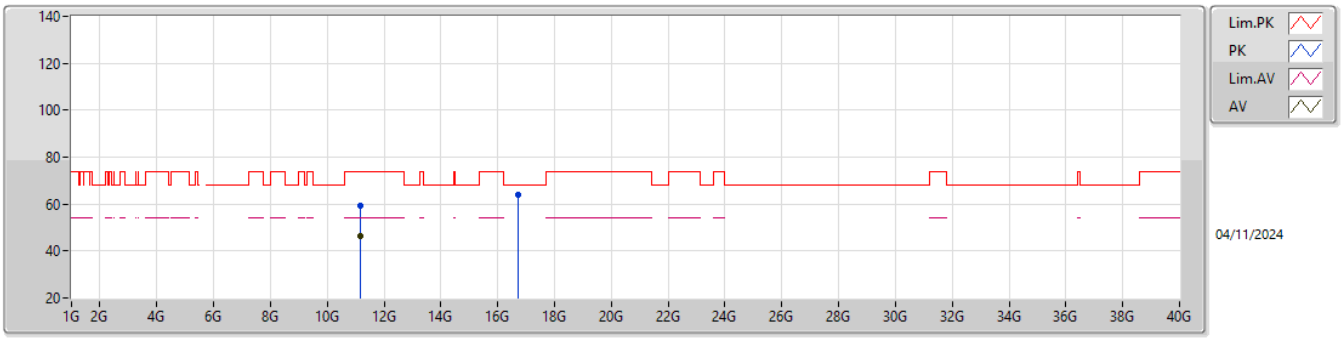

EUT Z_4TX
Setting 100
02-E-G-5

Type	Freq	Level	Limit	Margin	Raw	Dist	Condition	Azimuth	Height	Comment	AF	CL	PA
	(Hz)	(dBuV/m)	(dBuV/m)	(dB)	(dBuV)	(m)		(°)	(m)		(dB)	(dB)	(dB)
PK	11.16096G	59.37	74.00	-14.63	39.77	3	Vertical	34	2.69	-	38.60	11.55	30.55
AV	11.16852G	46.15	54.00	-7.85	26.56	3	Vertical	34	2.69	-	38.60	11.55	30.56
PK	16.72749G	63.77	68.20	-4.43	43.68	3	Vertical	157	2.82	-	39.95	12.22	32.08

5.47-5.725GHz_802.11be EHT20-BF_Nss1,(MCS0)_4TX

5580MHz_TX

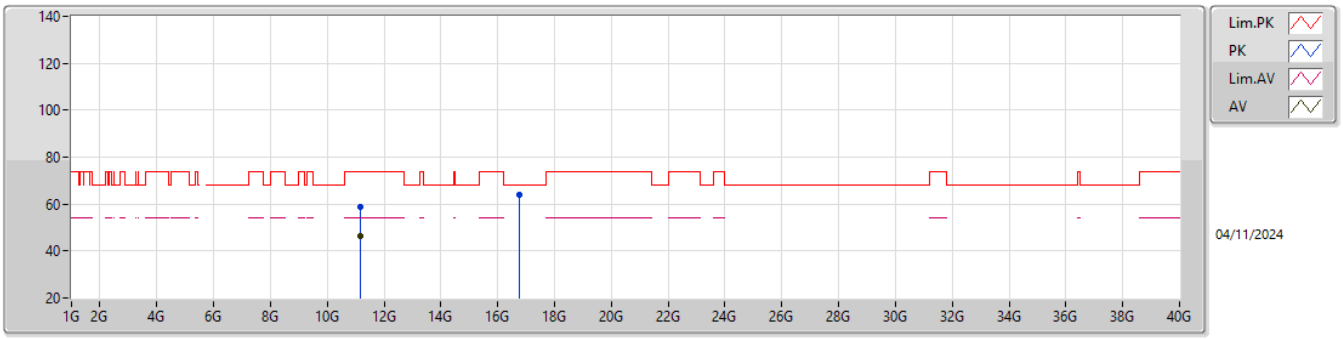

EUT Z_4TX
Setting 100
02-E-G-5

Type	Freq	Level	Limit	Margin	Raw	Dist	Condition	Azimuth	Height	Comment	AF	CL	PA
	(Hz)	(dBuV/m)	(dBuV/m)	(dB)	(dBuV)	(m)		(°)	(m)		(dB)	(dB)	(dB)
PK	11.17395G	58.98	74.00	-15.02	39.38	3	Horizontal	202	1.02	-	38.60	11.56	30.56
AV	11.16399G	46.20	54.00	-7.80	26.61	3	Horizontal	202	1.02	-	38.60	11.55	30.56
PK	16.74621G	63.74	68.20	-4.46	43.61	3	Horizontal	48	1.69	-	39.99	12.22	32.08

5.47-5.725GHz_802.11be EHT20-BF_Nss1,(MCS0)_4TX

5700MHz_TX

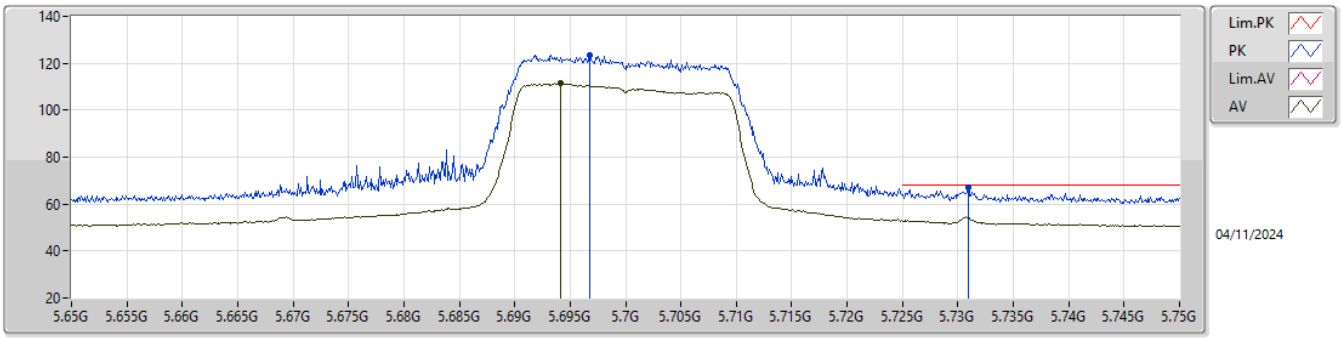

EUT Z_4TX
Setting 68
02-E-A-4-10

Type	Freq	Level	Limit	Margin	Raw	Dist	Condition	Azimuth	Height	Comment	AF	CL	PA
	(Hz)	(dBuV/m)	(dBuV/m)	(dB)	(dBuV)	(m)		(°)	(m)		(dB)	(dB)	(dB)
PK	5.6968G	123.70	Inf	-Inf	112.67	3	Vertical	69	1.78	-	34.00	7.71	30.68
AV	5.6941G	111.47	Inf	-Inf	100.45	3	Vertical	69	1.78	-	34.00	7.70	30.68
PK	5.7309G	67.11	68.20	-1.09	56.04	3	Vertical	69	1.78	-	34.00	7.74	30.67

5.47-5.725GHz_802.11be EHT20-BF_Nss1,(MCS0)_4TX

5700MHz_TX

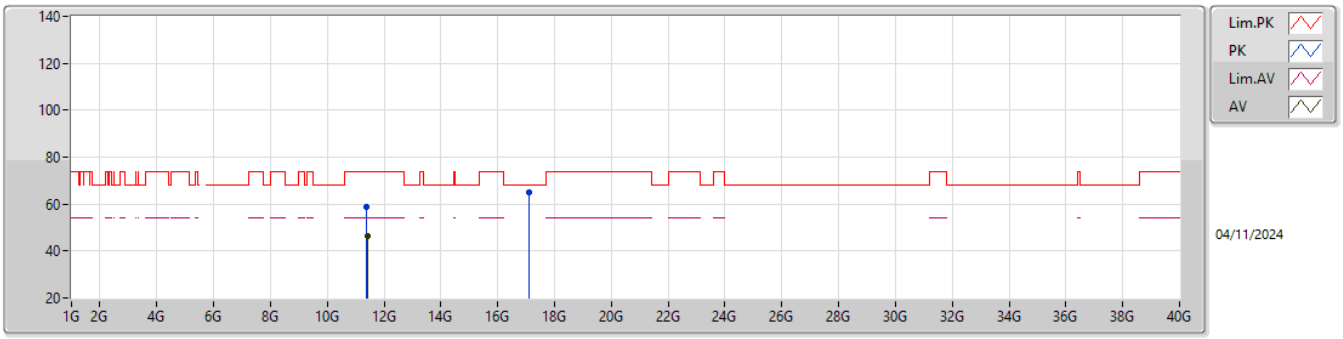

EUT Z_4TX
Setting 68
02-E-G-5

Type	Freq	Level	Limit	Margin	Raw	Dist	Condition	Azimuth	Height	Comment	AF	CL	PA
	(Hz)	(dBuV/m)	(dBuV/m)	(dB)	(dBuV)	(m)		(°)	(m)		(dB)	(dB)	(dB)
PK	11.39055G	58.80	74.00	-15.20	38.99	3	Vertical	277	1.16	-	38.78	11.69	30.66
AV	11.40798G	46.47	54.00	-7.53	26.62	3	Vertical	277	1.16	-	38.82	11.70	30.67
PK	17.10549G	65.02	68.20	-3.18	43.25	3	Vertical	118	1.65	-	41.53	12.40	32.16

5.47-5.725GHz_802.11be EHT20-BF_Nss1,(MCS0)_4TX

5700MHz_TX

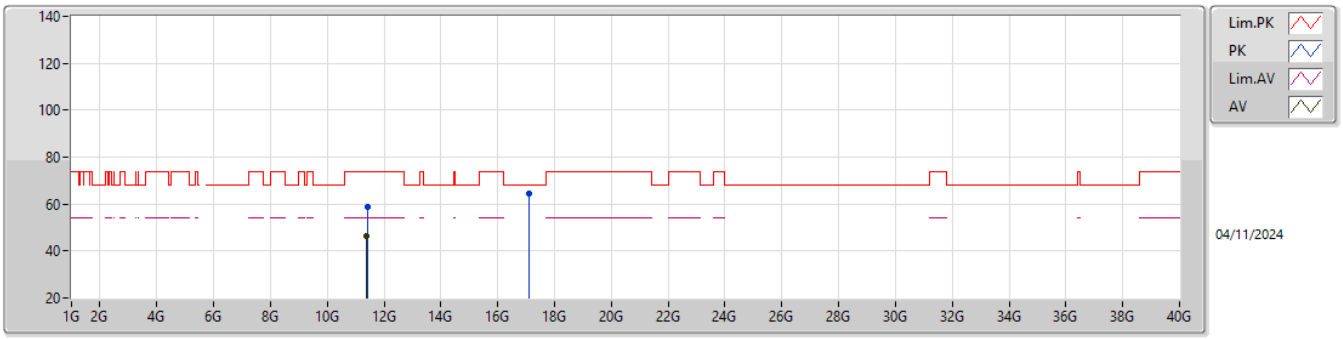

EUT Z_4TX
Setting 68
02-E-G-5

Type	Freq	Level	Limit	Margin	Raw	Dist	Condition	Azimuth	Height	Comment	AF	CL	PA
	(Hz)	(dBuV/m)	(dBuV/m)	(dB)	(dBuV)	(m)		(°)	(m)		(dB)	(dB)	(dB)
PK	11.41098G	58.99	74.00	-15.01	39.13	3	Horizontal	287	2.46	-	38.82	11.71	30.67
AV	11.39982G	46.34	54.00	-7.66	26.50	3	Horizontal	287	2.46	-	38.80	11.70	30.66
PK	17.11077G	64.51	68.20	-3.69	42.71	3	Horizontal	120	2.64	-	41.56	12.40	32.16

5.47-5.725GHz_802.11be EHT20-BF_Nss1,(MCS0)_4TX

5720MHz Straddle 5.47-5.725GHz_TX

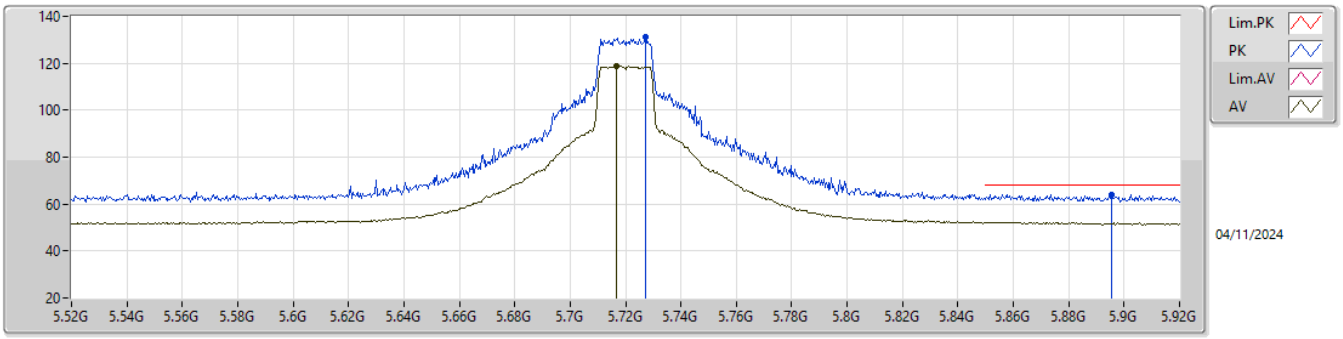

EUT Z_4TX
Setting 100
02-E-A-4-10

Type	Freq	Level	Limit	Margin	Raw	Dist	Condition	Azimuth	Height	Comment	AF	CL	PA
	(Hz)	(dBuV/m)	(dBuV/m)	(dB)	(dBuV)	(m)		(°)	(m)		(dB)	(dB)	(dB)
PK	5.7272G	131.20	Inf	-Inf	120.15	3	Vertical	88	1.79	-	34.00	7.73	30.68
AV	5.7168G	118.66	Inf	-Inf	107.61	3	Vertical	88	1.79	-	34.00	7.73	30.68
PK	5.8956G	64.21	68.20	-3.99	52.81	3	Vertical	88	1.79	-	34.18	7.86	30.64

5.47-5.725GHz_802.11be EHT20-BF_Nss1,(MCS0)_4TX

5720MHz Straddle 5.47-5.725GHz_TX

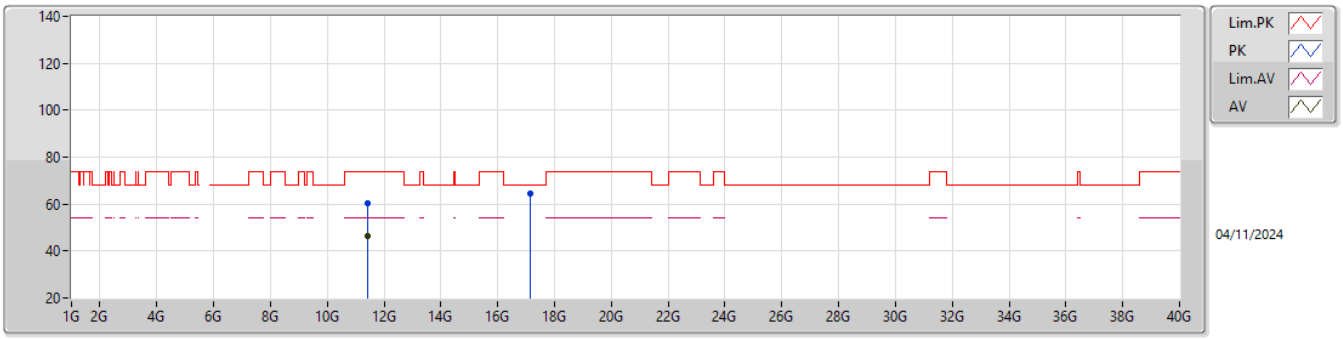

EUT Z_4TX
Setting 100
02-E-G-5

Type	Freq	Level	Limit	Margin	Raw	Dist	Condition	Azimuth	Height	Comment	AF	CL	PA
	(Hz)	(dBuV/m)	(dBuV/m)	(dB)	(dBuV)	(m)		(°)	(m)		(dB)	(dB)	(dB)
PK	11.44204G	60.19	74.00	-13.81	40.26	3	Vertical	47	1.99	-	38.88	11.73	30.68
AV	11.43904G	46.42	54.00	-7.58	26.50	3	Vertical	47	1.99	-	38.88	11.72	30.68
PK	17.14584G	64.41	68.20	-3.79	42.39	3	Vertical	296	2.70	-	41.78	12.41	32.17

5.47-5.725GHz_802.11be EHT20-BF_Nss1,(MCS0)_4TX

5720MHz Straddle 5.47-5.725GHz_TX

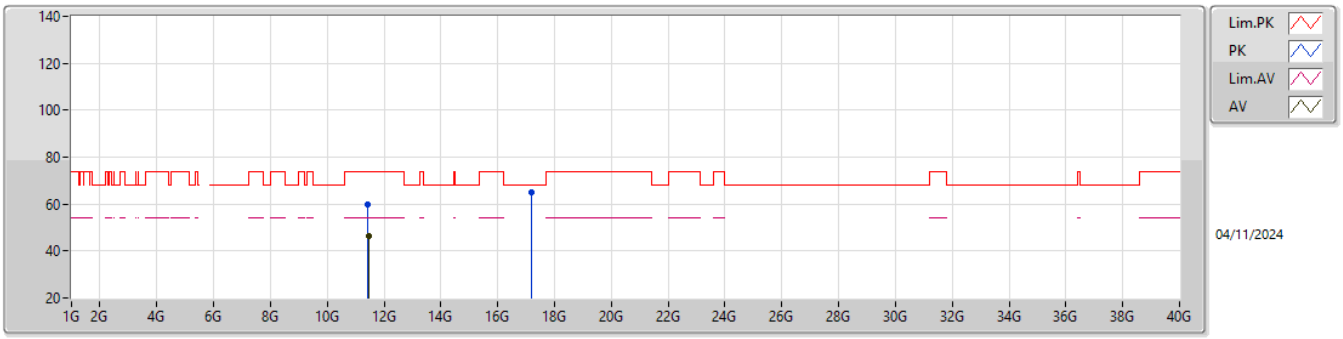

EUT Z_4TX
Setting 100
02-E-G-5

Type	Freq	Level	Limit	Margin	Raw	Dist	Condition	Azimuth	Height	Comment	AF	CL	PA
	(Hz)	(dBuV/m)	(dBuV/m)	(dB)	(dBuV)	(m)		(°)	(m)		(dB)	(dB)	(dB)
PK	11.44111G	59.90	74.00	-14.10	39.97	3	Horizontal	135	2.86	-	38.88	11.73	30.68
AV	11.44597G	46.53	54.00	-7.47	26.60	3	Horizontal	135	2.86	-	38.89	11.73	30.69
PK	17.17128G	65.02	68.20	-3.18	42.88	3	Horizontal	240	1.20	-	41.89	12.43	32.18

5.725-5.85GHz_802.11be EHT20-BF_Nss1,(MCS0)_4TX

5745MHz_TX

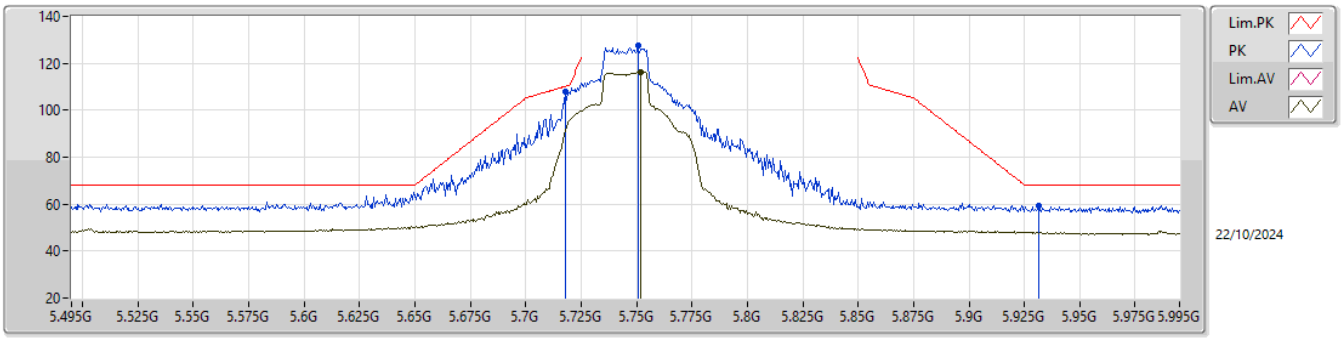

EUT Z_4TX
Setting 96
06-W-G-4-10

Type	Freq	Level	Limit	Margin	Raw	Dist	Condition	Azimuth	Height	Comment	AF	CL	PA
	(Hz)	(dBuV/m)	(dBuV/m)	(dB)	(dBuV)	(m)		(°)	(m)		(dB)	(dB)	(dB)
PK	5.718G	107.95	110.24	-2.29	103.16	3	Vertical	95	1.68	-	32.10	7.07	34.38
PK	5.7505G	127.45	Inf	-Inf	122.66	3	Vertical	95	1.68	-	32.10	7.11	34.42
AV	5.752G	116.46	Inf	-Inf	111.66	3	Vertical	95	1.68	-	32.10	7.12	34.42
PK	5.9315G	59.49	68.20	-8.71	54.43	3	Vertical	95	1.68	-	32.40	7.27	34.61

5.725-5.85GHz_802.11be EHT20-BF_Nss1,(MCS0)_4TX

5745MHz_TX

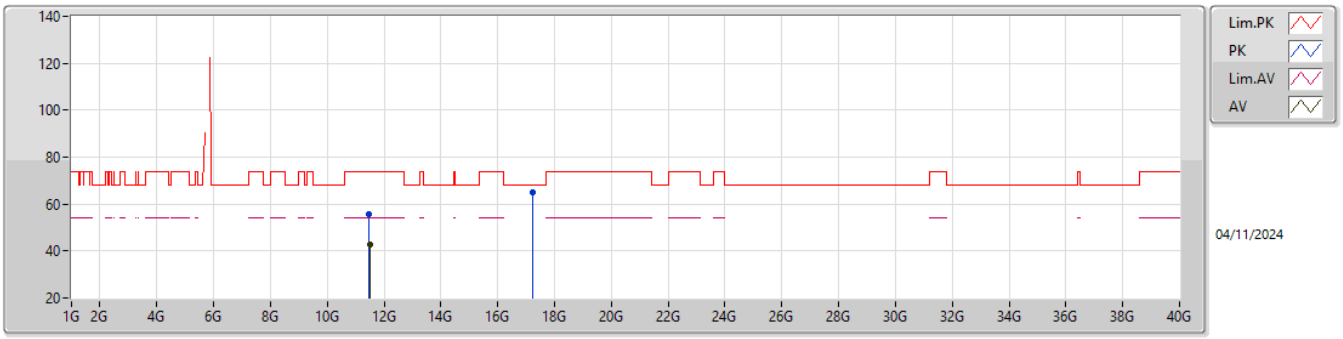

EUT Z_4TX
Setting 96
02-E-G-5

Type	Freq	Level	Limit	Margin	Raw	Dist	Condition	Azimuth	Height	Comment	AF	CL	PA
	(Hz)	(dBuV/m)	(dBuV/m)	(dB)	(dBuV)	(m)		(°)	(m)		(dB)	(dB)	(dB)
PK	11.48622G	55.62	74.00	-18.38	38.97	3	Vertical	46	1.56	-	39.87	11.75	34.97
AV	11.49756G	42.70	54.00	-11.30	26.04	3	Vertical	46	1.56	-	39.90	11.75	34.99
PK	17.2287G	64.98	68.20	-3.22	44.44	3	Vertical	265	1.96	-	40.91	13.84	34.21

5.725-5.85GHz_802.11be EHT20-BF_Nss1,(MCS0)_4TX

5745MHz_TX

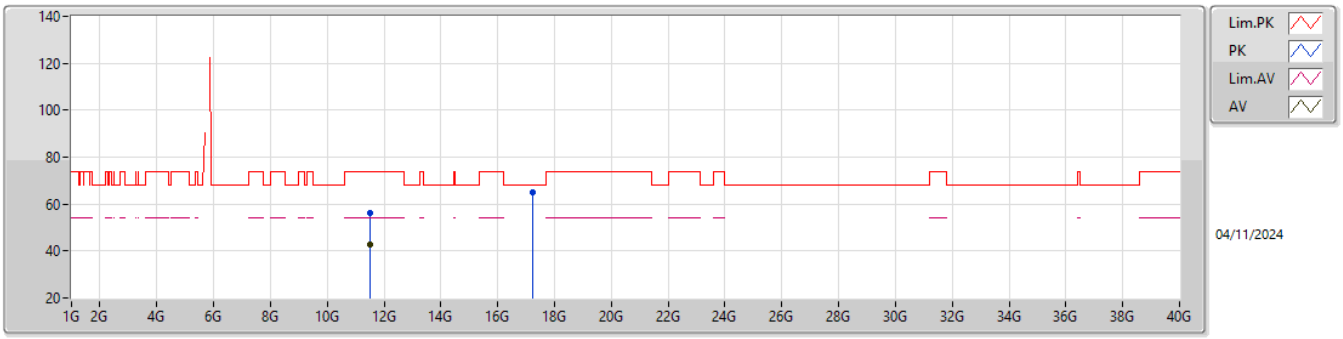

EUT Z_4TX
Setting 96
02-E-G-5

Type	Freq	Level	Limit	Margin	Raw	Dist	Condition	Azimuth	Height	Comment	AF	CL	PA
	(Hz)	(dBuV/m)	(dBuV/m)	(dB)	(dBuV)	(m)		(°)	(m)		(dB)	(dB)	(dB)
PK	11.49321G	56.22	74.00	-17.78	39.56	3	Horizontal	260	1.64	-	39.89	11.75	34.98
AV	11.5038G	42.71	54.00	-11.29	26.04	3	Horizontal	260	1.64	-	39.90	11.76	34.99
PK	17.23962G	64.91	68.20	-3.29	44.32	3	Horizontal	47	1.36	-	40.96	13.84	34.21

5.725-5.85GHz_802.11be EHT20-BF_Nss1,(MCS0)_4TX

5785MHz_TX

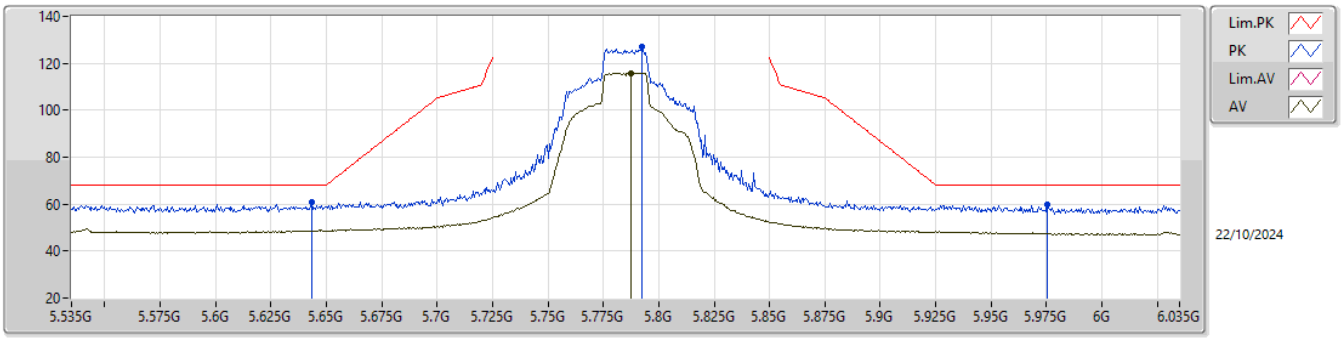

EUT Z_4TX
Setting 96
06-W-G-4-10

Type	Freq	Level	Limit	Margin	Raw	Dist	Condition	Azimuth	Height	Comment	AF	CL	PA
	(Hz)	(dBuV/m)	(dBuV/m)	(dB)	(dBuV)	(m)		(°)	(m)		(dB)	(dB)	(dB)
PK	5.6435G	60.61	68.20	-7.59	56.07	3	Vertical	97	1.64	-	31.87	6.97	34.30
PK	5.7925G	126.86	Inf	-Inf	122.05	3	Vertical	97	1.64	-	32.10	7.17	34.46
AV	5.7875G	115.88	Inf	-Inf	111.07	3	Vertical	97	1.64	-	32.10	7.16	34.45
PK	5.9755G	60.06	68.20	-8.14	54.96	3	Vertical	97	1.64	-	32.45	7.30	34.65

5.725-5.85GHz_802.11be EHT20-BF_Nss1,(MCS0)_4TX

5785MHz_TX

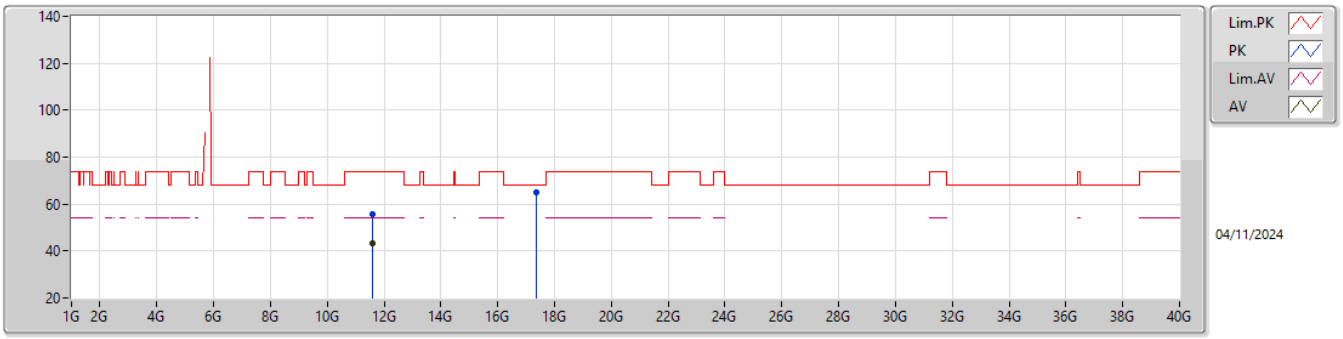

EUT Z_4TX
Setting 96
02-E-G-5

Type	Freq	Level	Limit	Margin	Raw	Dist	Condition	Azimuth	Height	Comment	AF	CL	PA
	(Hz)	(dBuV/m)	(dBuV/m)	(dB)	(dBuV)	(m)		(°)	(m)		(dB)	(dB)	(dB)
PK	11.57678G	55.91	74.00	-18.09	39.24	3	Vertical	20	2.95	-	39.79	11.80	34.92
AV	11.58476G	43.48	54.00	-10.52	26.83	3	Vertical	20	2.95	-	39.76	11.81	34.92
PK	17.34501G	65.04	68.20	-3.16	43.78	3	Vertical	217	2.12	-	41.56	13.88	34.18

5.725-5.85GHz_802.11be EHT20-BF_Nss1,(MCS0)_4TX

5785MHz_TX

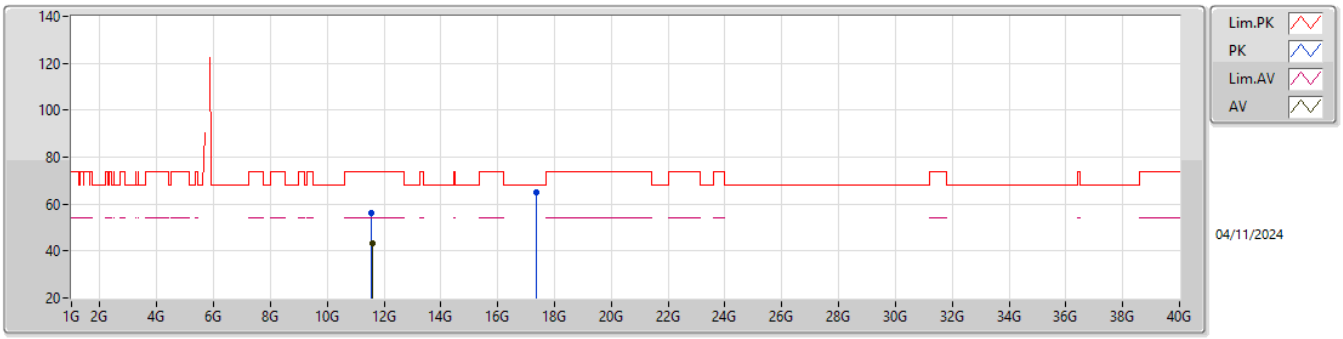

EUT Z_4TX
Setting 96
02-E-G-5

Type	Freq	Level	Limit	Margin	Raw	Dist	Condition	Azimuth	Height	Comment	AF	CL	PA
	(Hz)	(dBuV/m)	(dBuV/m)	(dB)	(dBuV)	(m)		(°)	(m)		(dB)	(dB)	(dB)
PK	11.55701G	56.46	74.00	-17.54	39.74	3	Horizontal	241	2.31	-	39.87	11.79	34.94
AV	11.58332G	43.31	54.00	-10.69	26.65	3	Horizontal	241	2.31	-	39.77	11.81	34.92
PK	17.35287G	64.81	68.20	-3.39	43.48	3	Horizontal	298	2.63	-	41.63	13.88	34.18

5.725-5.85GHz_802.11be EHT20-BF_Nss1,(MCS0)_4TX

5825MHz_TX

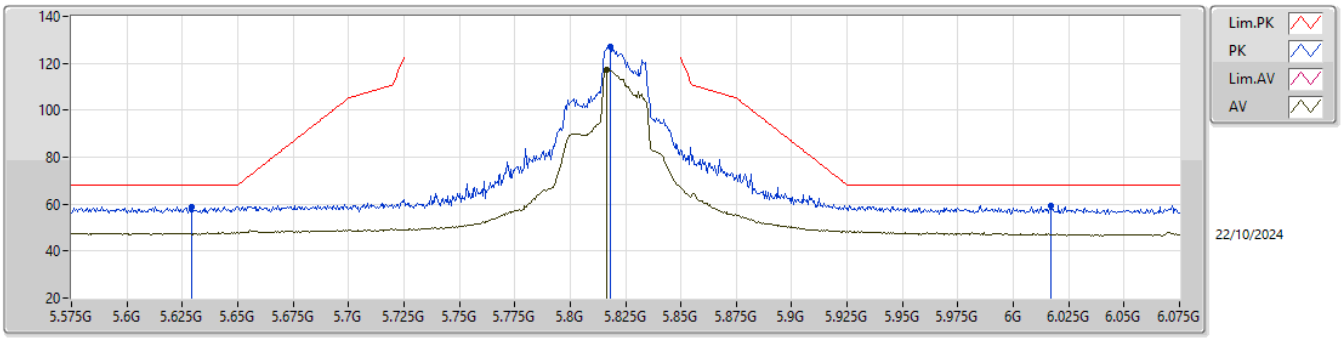

EUT Z_4TX
Setting 96
06-W-G-4-10

Type	Freq	Level	Limit	Margin	Raw	Dist	Condition	Azimuth	Height	Comment	AF	CL	PA
	(Hz)	(dBuV/m)	(dBuV/m)	(dB)	(dBuV)	(m)		(°)	(m)		(dB)	(dB)	(dB)
PK	5.629G	58.95	68.20	-9.25	54.47	3	Vertical	343	1.88	-	31.82	6.95	34.29
PK	5.818G	127.22	Inf	-Inf	122.38	3	Vertical	343	1.88	-	32.14	7.19	34.49
AV	5.8165G	117.22	Inf	-Inf	112.39	3	Vertical	343	1.88	-	32.13	7.19	34.49
PK	6.017G	59.40	68.20	-8.80	54.23	3	Vertical	343	1.88	-	32.50	7.33	34.66

5.725-5.85GHz_802.11be EHT20-BF_Nss1,(MCS0)_4TX

5825MHz_TX

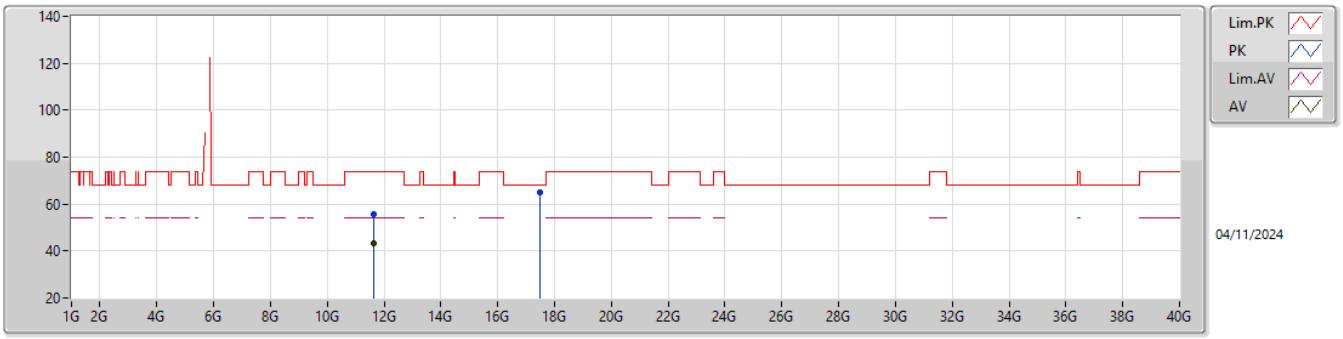

EUT Z_4TX
Setting 96
02-E-G-5

Type	Freq	Level	Limit	Margin	Raw	Dist	Condition	Azimuth	Height	Comment	AF	CL	PA
	(Hz)	(dBuV/m)	(dBuV/m)	(dB)	(dBuV)	(m)		(°)	(m)		(dB)	(dB)	(dB)
PK	11.63941G	55.85	74.00	-18.15	39.41	3	Vertical	327	1.00	-	39.46	11.85	34.87
AV	11.6428G	43.51	54.00	-10.49	27.08	3	Vertical	327	1.00	-	39.44	11.85	34.86
PK	17.47989G	65.06	68.20	-3.14	42.75	3	Vertical	0	2.86	-	42.54	13.92	34.15

5.725-5.85GHz_802.11be EHT20-BF_Nss1,(MCS0)_4TX

5825MHz_TX

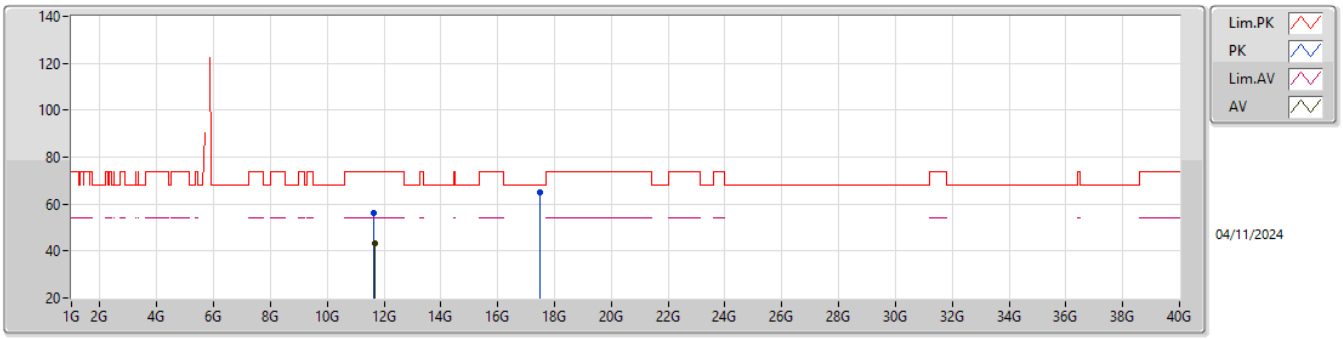

EUT Z_4TX
Setting 96
02-E-G-5

Type	Freq	Level	Limit	Margin	Raw	Dist	Condition	Azimuth	Height	Comment	AF	CL	PA
	(Hz)	(dBuV/m)	(dBuV/m)	(dB)	(dBuV)	(m)		(°)	(m)		(dB)	(dB)	(dB)
PK	11.65387G	56.39	74.00	-17.61	40.00	3	Horizontal	80	1.59	-	39.38	11.86	34.85
AV	11.65777G	43.22	54.00	-10.78	26.84	3	Horizontal	80	1.59	-	39.37	11.86	34.85
PK	17.47668G	65.01	68.20	-3.19	42.74	3	Horizontal	353	1.80	-	42.51	13.92	34.16

5.15-5.25GHz_802.11be EHT40-BF_Nss1,(MCS0)_4TX

5190MHz_TX

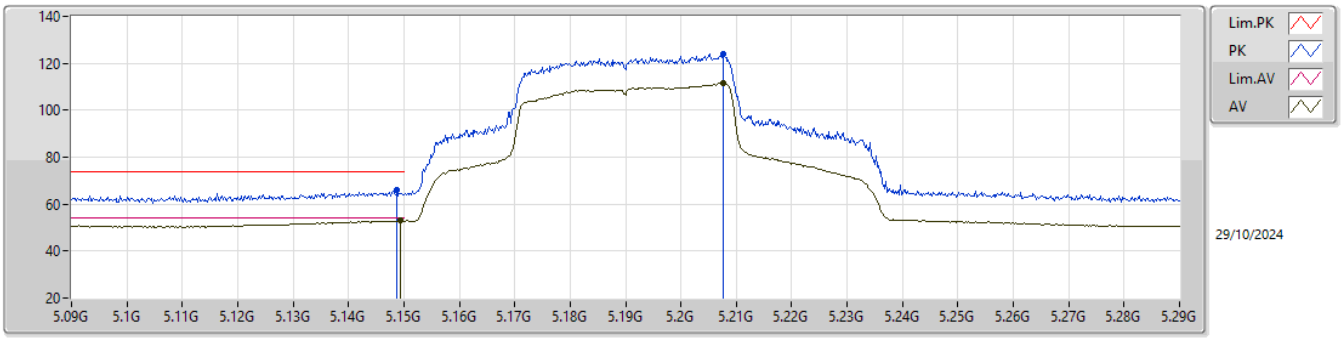

EUT Z_4TX
Setting 78
02-E-E-6-10

Type	Freq	Level	Limit	Margin	Raw	Dist	Condition	Azimuth	Height	Comment	AF	CL	PA
	(Hz)	(dBuV/m)	(dBuV/m)	(dB)	(dBuV)	(m)		(°)	(m)		(dB)	(dB)	(dB)
PK	5.1488G	66.27	74.00	-7.73	56.62	3	Vertical	204	1.84	-	33.60	6.98	30.93
AV	5.1494G	52.86	54.00	-1.14	43.21	3	Vertical	204	1.84	-	33.60	6.98	30.93
PK	5.2076G	124.19	Inf	-Inf	114.35	3	Vertical	204	1.84	-	33.72	7.01	30.89
AV	5.2076G	111.43	Inf	-Inf	101.59	3	Vertical	204	1.84	-	33.72	7.01	30.89

5.15-5.25GHz_802.11be EHT40-BF_Nss1,(MCS0)_4TX

5190MHz_TX

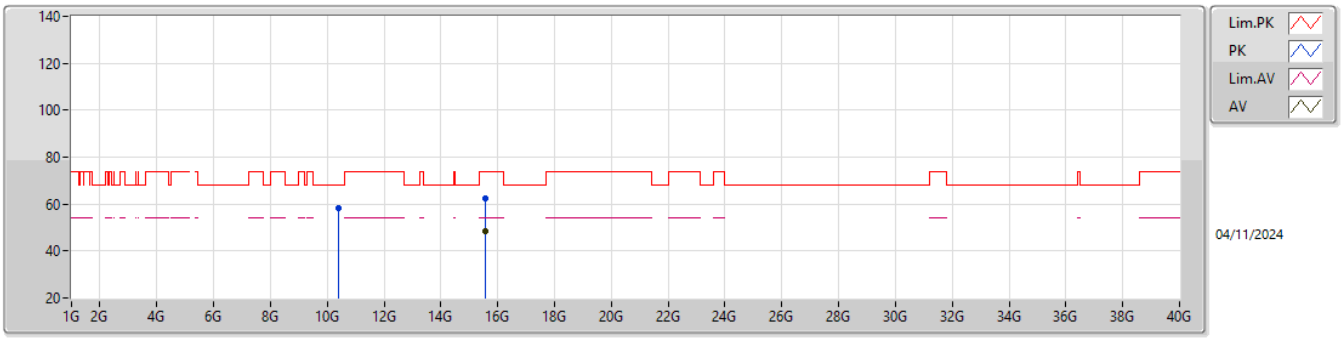

EUT Z_4TX
Setting 78
02-E-G-5

Type	Freq	Level	Limit	Margin	Raw	Dist	Condition	Azimuth	Height	Comment	AF	CL	PA
	(Hz)	(dBuV/m)	(dBuV/m)	(dB)	(dBuV)	(m)		(°)	(m)		(dB)	(dB)	(dB)
PK	10.37943G	58.21	68.20	-9.99	39.14	3	Vertical	292	1.80	-	38.54	11.05	30.52
PK	15.55758G	62.65	74.00	-11.35	44.77	3	Vertical	75	2.69	-	37.98	11.85	31.95
AV	15.5583G	48.63	54.00	-5.37	30.75	3	Vertical	75	2.69	-	37.98	11.85	31.95

5.15-5.25GHz_802.11be EHT40-BF_Nss1,(MCS0)_4TX

5190MHz_TX

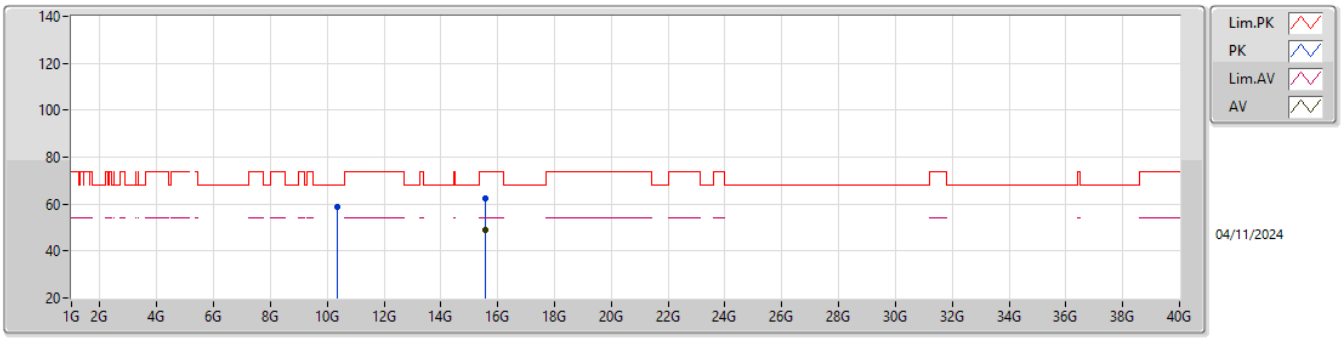

EUT Z_4TX
Setting 78
02-E-G-5

Type	Freq	Level	Limit	Margin	Raw	Dist	Condition	Azimuth	Height	Comment	AF	CL	PA
	(Hz)	(dBuV/m)	(dBuV/m)	(dB)	(dBuV)	(m)		(°)	(m)		(dB)	(dB)	(dB)
PK	10.37079G	58.78	68.20	-9.42	39.69	3	Horizontal	325	1.80	-	38.56	11.05	30.52
PK	15.55629G	62.35	74.00	-11.65	44.46	3	Horizontal	330	1.80	-	37.99	11.85	31.95
AV	15.56232G	48.83	54.00	-5.17	30.95	3	Horizontal	330	1.80	-	37.98	11.85	31.95

5.15-5.25GHz_802.11be EHT40-BF_Nss1,(MCS0)_4TX

5230MHz_TX

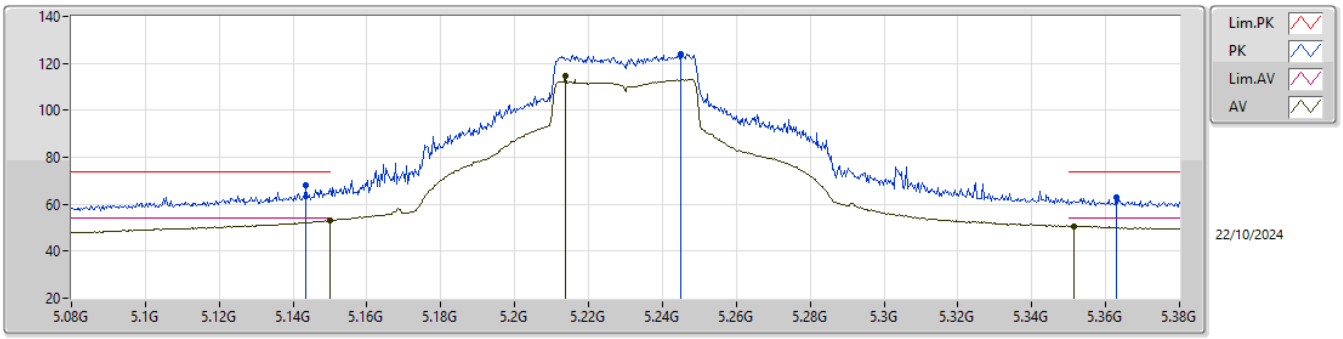

EUT Z_4TX
Setting 90
06-W-G-4-10

Type	Freq	Level	Limit	Margin	Raw	Dist	Condition	Azimuth	Height	Comment	AF	CL	PA
	(Hz)	(dBuV/m)	(dBuV/m)	(dB)	(dBuV)	(m)		(°)	(m)		(dB)	(dB)	(dB)
PK	5.1433G	68.36	74.00	-5.64	63.66	3	Vertical	81	1.80	-	31.97	6.77	34.04
AV	5.1499G	52.98	54.00	-1.02	48.24	3	Vertical	81	1.80	-	32.00	6.78	34.04
PK	5.245G	124.02	Inf	-Inf	119.80	3	Vertical	81	1.80	-	31.43	6.86	34.07
AV	5.2138G	114.86	Inf	-Inf	110.45	3	Vertical	81	1.80	-	31.62	6.85	34.06
PK	5.3629G	62.95	74.00	-11.05	58.76	3	Vertical	81	1.80	-	31.43	6.87	34.11
AV	5.3515G	50.74	54.00	-3.26	46.57	3	Vertical	81	1.80	-	31.40	6.87	34.10

5.15-5.25GHz_802.11be EHT40-BF_Nss1,(MCS0)_4TX

5230MHz_TX

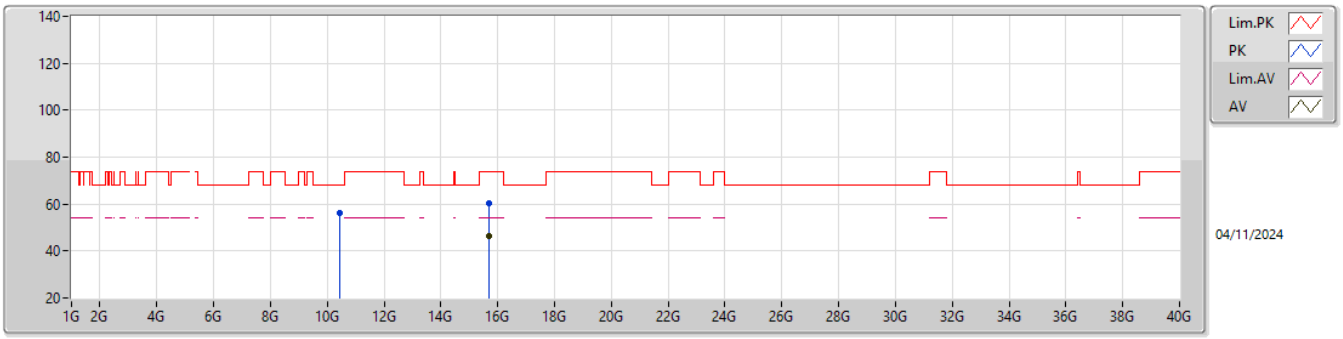

EUT Z_4TX
Setting 90
02-E-G-5

Type	Freq	Level	Limit	Margin	Raw	Dist	Condition	Azimuth	Height	Comment	AF	CL	PA
	(Hz)	(dBuV/m)	(dBuV/m)	(dB)	(dBuV)	(m)		(°)	(m)		(dB)	(dB)	(dB)
PK	10.44644G	56.32	68.20	-11.88	40.05	3	Vertical	45	1.85	-	39.69	11.07	34.49
PK	15.68049G	60.34	74.00	-13.66	43.68	3	Vertical	226	2.45	-	37.62	13.20	34.16
AV	15.68376G	46.45	54.00	-7.55	29.77	3	Vertical	226	2.45	-	37.64	13.20	34.16

5.15-5.25GHz_802.11be EHT40-BF_Nss1,(MCS0)_4TX

5230MHz_TX

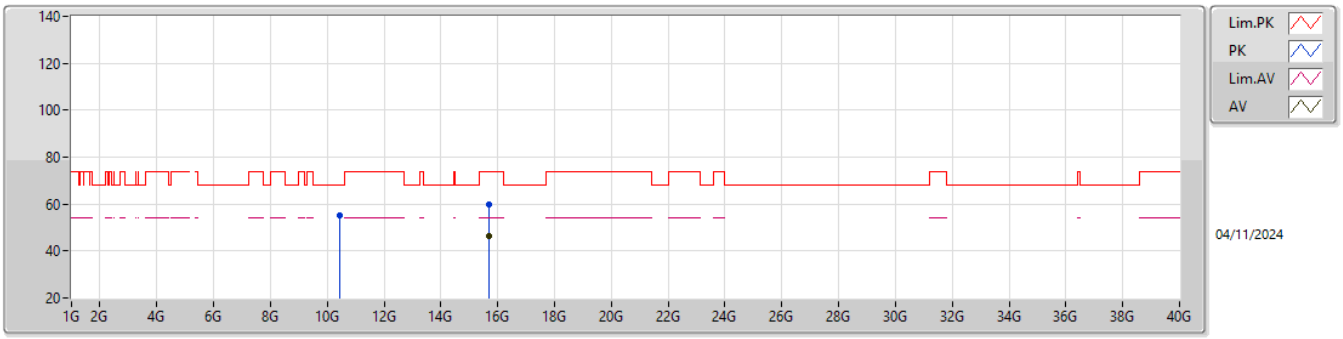

EUT Z_4TX
Setting 90
02-E-G-5

Type	Freq	Level	Limit	Margin	Raw	Dist	Condition	Azimuth	Height	Comment	AF	CL	PA
	(Hz)	(dBuV/m)	(dBuV/m)	(dB)	(dBuV)	(m)		(°)	(m)		(dB)	(dB)	(dB)
PK	10.44875G	55.17	68.20	-13.03	38.89	3	Horizontal	123	2.17	-	39.70	11.07	34.49
PK	15.69588G	59.92	74.00	-14.08	43.19	3	Horizontal	32	2.43	-	37.68	13.21	34.16
AV	15.67881G	46.42	54.00	-7.58	29.76	3	Horizontal	32	2.43	-	37.62	13.20	34.16

5.25-5.35GHz_802.11be EHT40-BF_Nss1,(MCS0)_4TX

5270MHz_TX

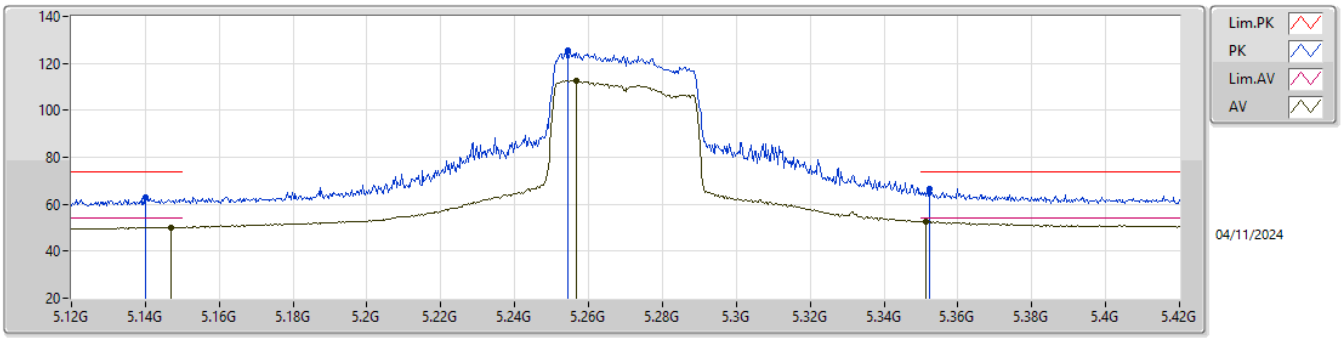

EUT Z_4TX
Setting 83
02-E-A-4-10

Type	Freq	Level	Limit	Margin	Raw	Dist	Condition	Azimuth	Height	Comment	AF	CL	PA
	(Hz)	(dBuV/m)	(dBuV/m)	(dB)	(dBuV)	(m)		(°)	(m)		(dB)	(dB)	(dB)
PK	5.1401G	62.96	74.00	-11.04	53.32	3	Vertical	31	1.76	-	33.60	6.97	30.93
AV	5.147G	50.24	54.00	-3.76	40.59	3	Vertical	31	1.76	-	33.60	6.98	30.93
PK	5.2544G	125.61	Inf	-Inf	115.67	3	Vertical	31	1.76	-	33.81	7.00	30.87
AV	5.2568G	112.55	Inf	-Inf	102.61	3	Vertical	31	1.76	-	33.81	7.00	30.87
PK	5.3522G	66.57	74.00	-7.43	56.51	3	Vertical	31	1.76	-	33.90	6.97	30.81
AV	5.3513G	52.73	54.00	-1.27	42.67	3	Vertical	31	1.76	-	33.90	6.97	30.81

5.25-5.35GHz_802.11be EHT40-BF_Nss1,(MCS0)_4TX

5270MHz_TX

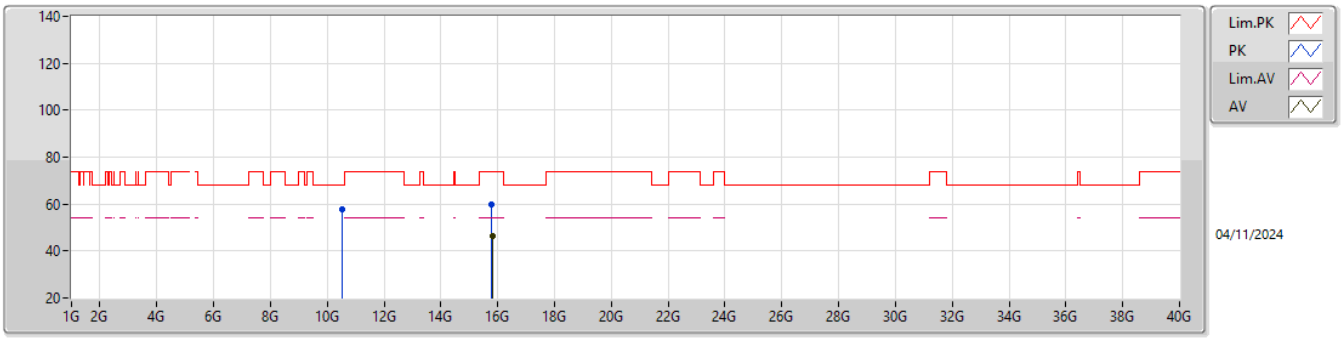

EUT Z_4TX
Setting 83
02-E-G-5

Type	Freq	Level	Limit	Margin	Raw	Dist	Condition	Azimuth	Height	Comment	AF	CL	PA
	(Hz)	(dBuV/m)	(dBuV/m)	(dB)	(dBuV)	(m)		(°)	(m)		(dB)	(dB)	(dB)
PK	10.53664G	57.77	68.20	-10.43	38.54	3	Vertical	348	1.39	-	38.57	11.15	30.49
PK	15.80085G	59.77	74.00	-14.23	42.61	3	Vertical	73	2.38	-	37.40	11.86	32.10
AV	15.80217G	46.45	54.00	-7.55	29.29	3	Vertical	73	2.38	-	37.40	11.86	32.10

5.25-5.35GHz_802.11be EHT40-BF_Nss1,(MCS0)_4TX

5270MHz_TX

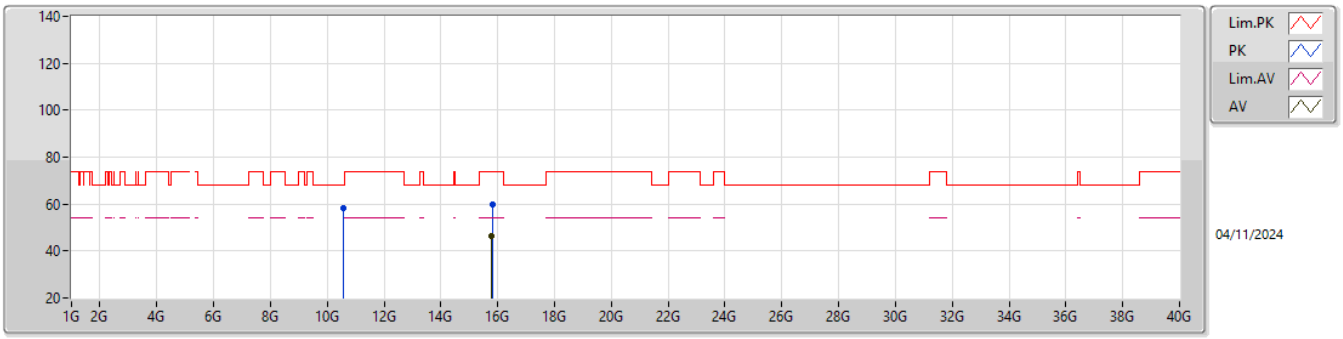

EUT Z_4TX
Setting 83
02-E-G-5

Type	Freq	Level	Limit	Margin	Raw	Dist	Condition	Azimuth	Height	Comment	AF	CL	PA
	(Hz)	(dBuV/m)	(dBuV/m)	(dB)	(dBuV)	(m)		(°)	(m)		(dB)	(dB)	(dB)
PK	10.54804G	58.26	68.20	-9.94	38.99	3	Horizontal	338	2.96	-	38.60	11.16	30.49
PK	15.80754G	59.58	74.00	-14.42	42.41	3	Horizontal	267	1.48	-	37.42	11.86	32.11
AV	15.79533G	46.53	54.00	-7.47	29.36	3	Horizontal	267	1.48	-	37.41	11.86	32.10

5.25-5.35GHz_802.11be EHT40-BF_Nss1,(MCS0)_4TX

5310MHz_TX

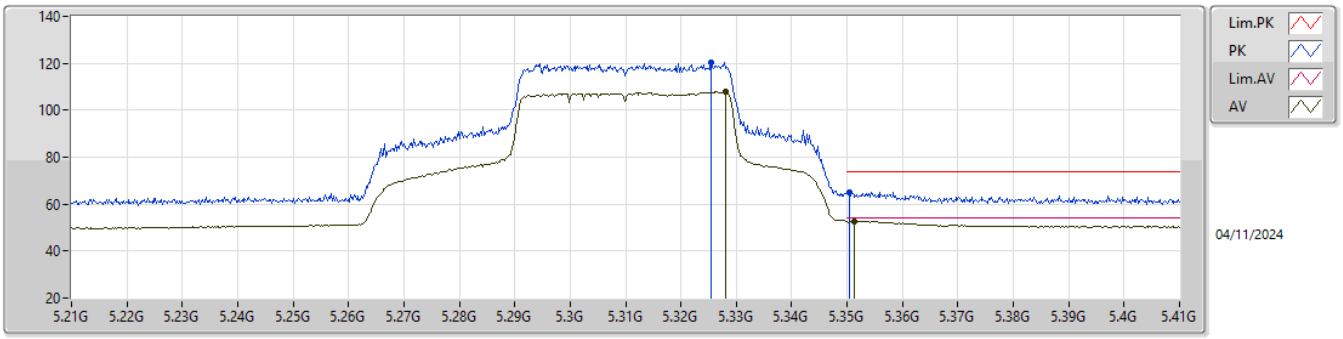

EUT Z_4TX
Setting 69
02-E-A-4-10

Type	Freq	Level	Limit	Margin	Raw	Dist	Condition	Azimuth	Height	Comment	AF	CL	PA
	(Hz)	(dBuV/m)	(dBuV/m)	(dB)	(dBuV)	(m)		(°)	(m)		(dB)	(dB)	(dB)
PK	5.3254G	120.39	Inf	-Inf	110.34	3	Vertical	74	1.74	-	33.90	6.98	30.83
AV	5.328G	107.95	Inf	-Inf	97.90	3	Vertical	74	1.74	-	33.90	6.98	30.83
PK	5.3504G	65.07	74.00	-8.93	55.01	3	Vertical	74	1.74	-	33.90	6.97	30.81
AV	5.3512G	52.84	54.00	-1.16	42.78	3	Vertical	74	1.74	-	33.90	6.97	30.81

5.25-5.35GHz_802.11be EHT40-BF_Nss1,(MCS0)_4TX

5310MHz_TX

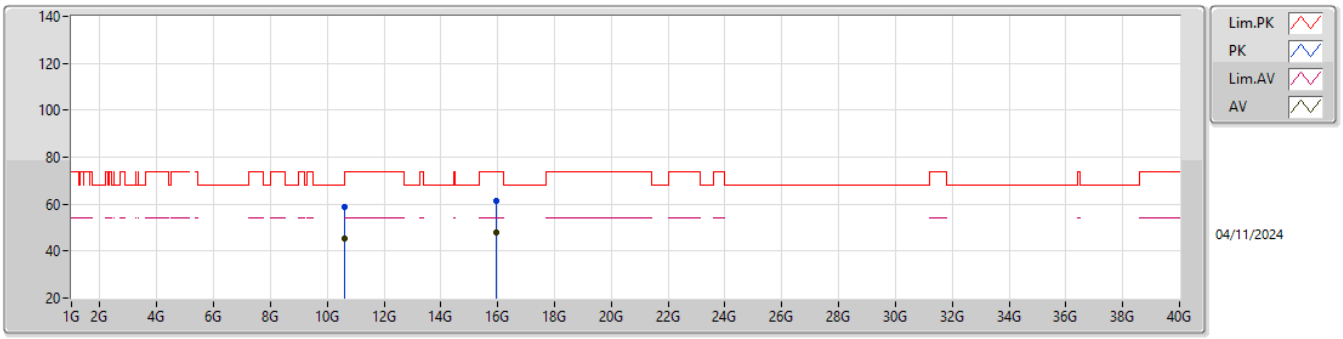

EUT Z_4TX
Setting 69
02-E-G-5

Type	Freq	Level	Limit	Margin	Raw	Dist	Condition	Azimuth	Height	Comment	AF	CL	PA
	(Hz)	(dBuV/m)	(dBuV/m)	(dB)	(dBuV)	(m)		(°)	(m)		(dB)	(dB)	(dB)
PK	10.60569G	58.98	74.00	-15.02	39.69	3	Vertical	335	2.85	-	38.59	11.19	30.49
AV	10.63038G	45.29	54.00	-8.71	26.03	3	Vertical	335	2.85	-	38.54	11.21	30.49
PK	15.94164G	61.23	74.00	-12.77	44.02	3	Vertical	263	2.00	-	37.53	11.87	32.19
AV	15.93906G	47.94	54.00	-6.06	30.72	3	Vertical	263	2.00	-	37.54	11.87	32.19

5.25-5.35GHz_802.11be EHT40-BF_Nss1,(MCS0)_4TX

5310MHz_TX

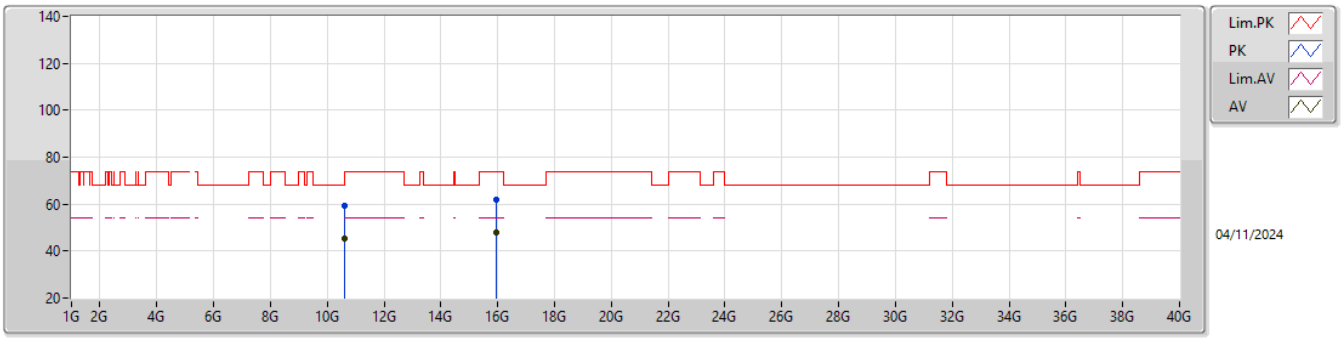

EUT Z_4TX
Setting 69
02-E-G-5

Type	Freq	Level	Limit	Margin	Raw	Dist	Condition	Azimuth	Height	Comment	AF	CL	PA
	(Hz)	(dBuV/m)	(dBuV/m)	(dB)	(dBuV)	(m)		(°)	(m)		(dB)	(dB)	(dB)
PK	10.62129G	59.37	74.00	-14.63	40.10	3	Horizontal	75	1.66	-	38.56	11.20	30.49
AV	10.63236G	45.23	54.00	-8.77	25.97	3	Horizontal	75	1.66	-	38.54	11.21	30.49
PK	15.93969G	62.06	74.00	-11.94	44.84	3	Horizontal	154	2.78	-	37.54	11.87	32.19
AV	15.93357G	47.85	54.00	-6.15	30.60	3	Horizontal	154	2.78	-	37.57	11.87	32.19

5.47-5.725GHz_802.11be EHT40-BF_Nss1,(MCS0)_4TX

5510MHz_TX

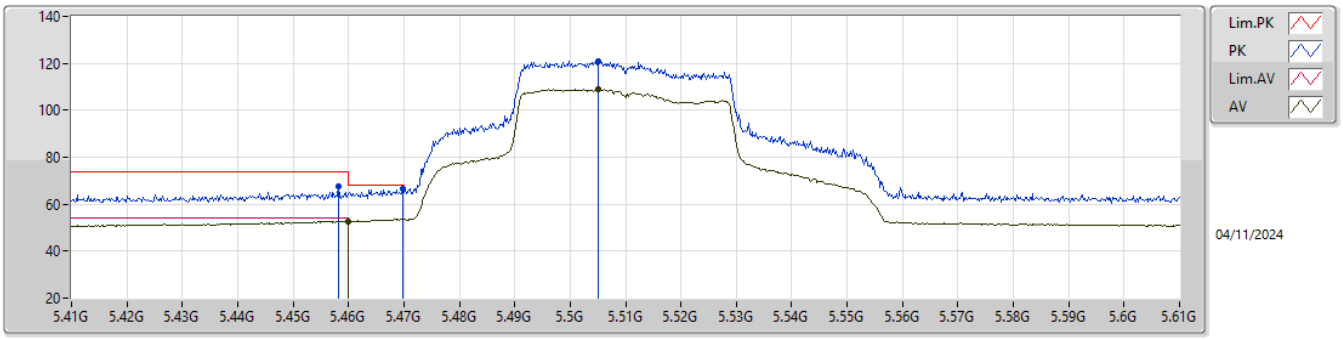

EUT Z_4TX
Setting 77
02-E-A-4-10

Type	Freq	Level	Limit	Margin	Raw	Dist	Condition	Azimuth	Height	Comment	AF	CL	PA
	(Hz)	(dBuV/m)	(dBuV/m)	(dB)	(dBuV)	(m)		(°)	(m)		(dB)	(dB)	(dB)
PK	5.4582G	67.69	74.00	-6.31	57.27	3	Vertical	160	1.78	-	34.02	7.15	30.75
AV	5.46G	52.67	54.00	-1.33	42.24	3	Vertical	160	1.78	-	34.02	7.16	30.75
PK	5.4698G	66.43	68.20	-1.77	55.95	3	Vertical	160	1.78	-	34.04	7.19	30.75
PK	5.505G	120.70	Inf	-Inf	110.03	3	Vertical	160	1.78	-	34.09	7.31	30.73
AV	5.505G	108.95	Inf	-Inf	98.28	3	Vertical	160	1.78	-	34.09	7.31	30.73

5.47-5.725GHz_802.11be EHT40-BF_Nss1,(MCS0)_4TX

5510MHz_TX

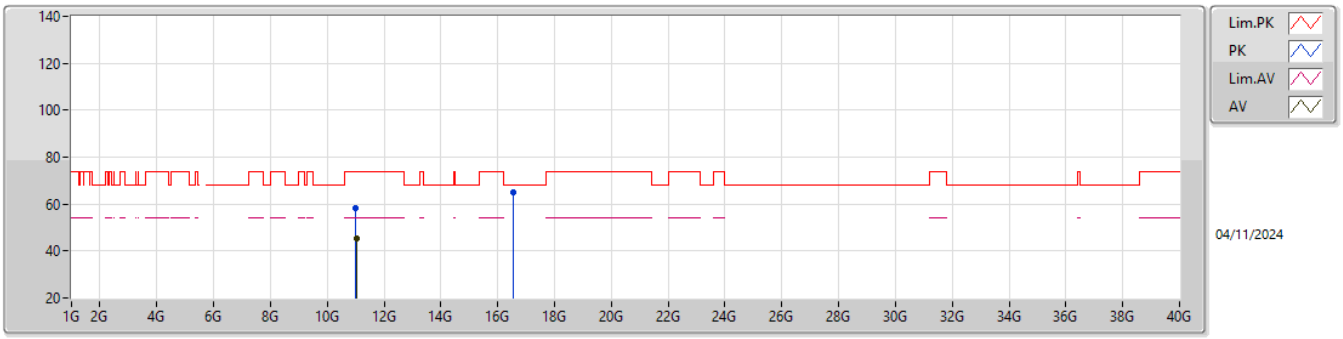

EUT Z_4TX
Setting 77
02-E-G-5

Type	Freq	Level	Limit	Margin	Raw	Dist	Condition	Azimuth	Height	Comment	AF	CL	PA
	(Hz)	(dBuV/m)	(dBuV/m)	(dB)	(dBuV)	(m)		(°)	(m)		(dB)	(dB)	(dB)
PK	11.00803G	58.36	74.00	-15.64	38.79	3	Vertical	227	2.80	-	38.60	11.45	30.48
AV	11.02957G	45.27	54.00	-8.73	25.70	3	Vertical	227	2.80	-	38.60	11.46	30.49
PK	16.54248G	64.84	68.20	-3.36	45.63	3	Vertical	217	2.54	-	39.14	12.13	32.06

5.47-5.725GHz_802.11be EHT40-BF_Nss1,(MCS0)_4TX

5510MHz_TX

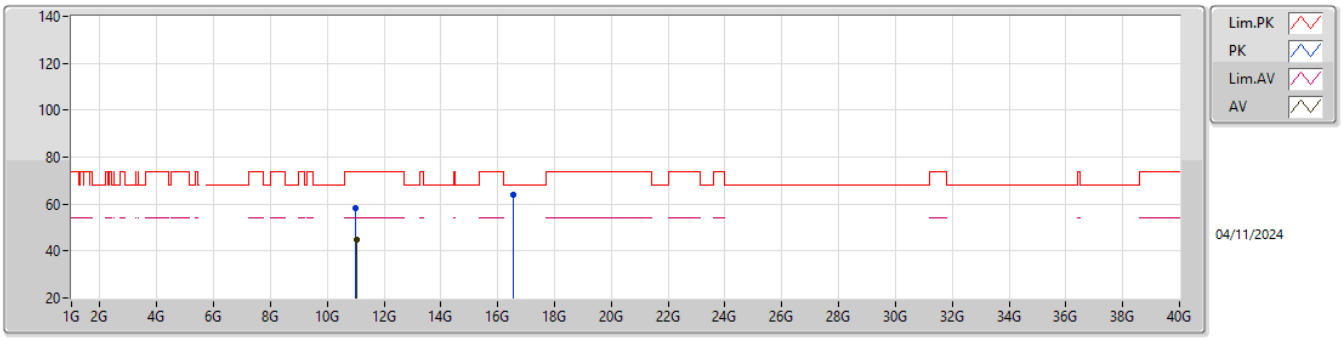

EUT Z_4TX
Setting 77
02-E-G-5

Type	Freq	Level	Limit	Margin	Raw	Dist	Condition	Azimuth	Height	Comment	AF	CL	PA
	(Hz)	(dBuV/m)	(dBuV/m)	(dB)	(dBuV)	(m)		(°)	(m)		(dB)	(dB)	(dB)
PK	11.01595G	58.23	74.00	-15.77	38.66	3	Horizontal	163	1.14	-	38.60	11.46	30.49
AV	11.03251G	44.97	54.00	-9.03	25.39	3	Horizontal	163	1.14	-	38.60	11.47	30.49
PK	16.5438G	64.19	68.20	-4.01	44.97	3	Horizontal	91	2.22	-	39.15	12.13	32.06

5.47-5.725GHz_802.11be EHT40-BF_Nss1,(MCS0)_4TX

5550MHz_TX

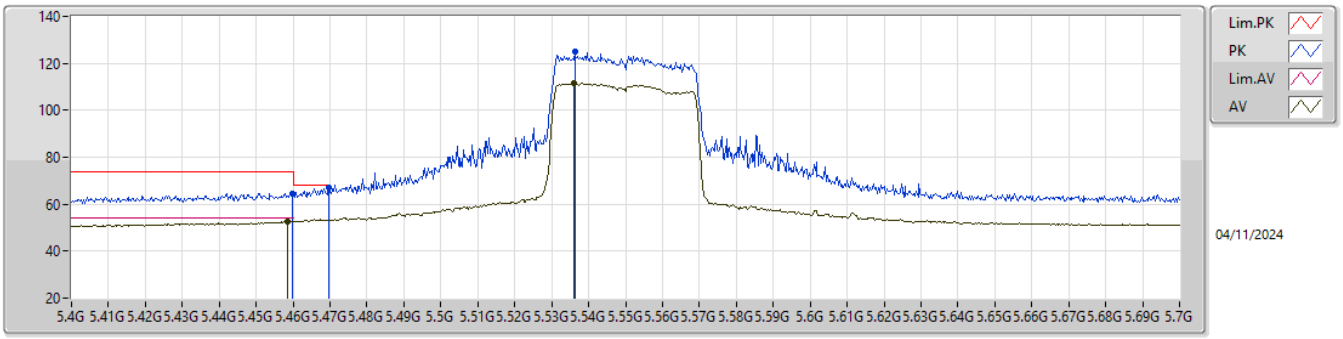

EUT Z_4TX
Setting 80
02-E-A-4-10

Type	Freq	Level	Limit	Margin	Raw	Dist	Condition	Azimuth	Height	Comment	AF	CL	PA
	(Hz)	(dBuV/m)	(dBuV/m)	(dB)	(dBuV)	(m)		(°)	(m)		(dB)	(dB)	(dB)
PK	5.4597G	64.65	74.00	-9.35	54.22	3	Vertical	74	1.80	-	34.02	7.16	30.75
AV	5.4585G	52.52	54.00	-1.48	42.10	3	Vertical	74	1.80	-	34.02	7.15	30.75
PK	5.4696G	67.18	68.20	-1.02	56.70	3	Vertical	74	1.80	-	34.04	7.19	30.75
PK	5.5362G	124.79	Inf	-Inf	114.07	3	Vertical	74	1.80	-	34.03	7.41	30.72
AV	5.5359G	111.40	Inf	-Inf	100.68	3	Vertical	74	1.80	-	34.03	7.41	30.72

5.47-5.725GHz_802.11be EHT40-BF_Nss1,(MCS0)_4TX

5550MHz_TX

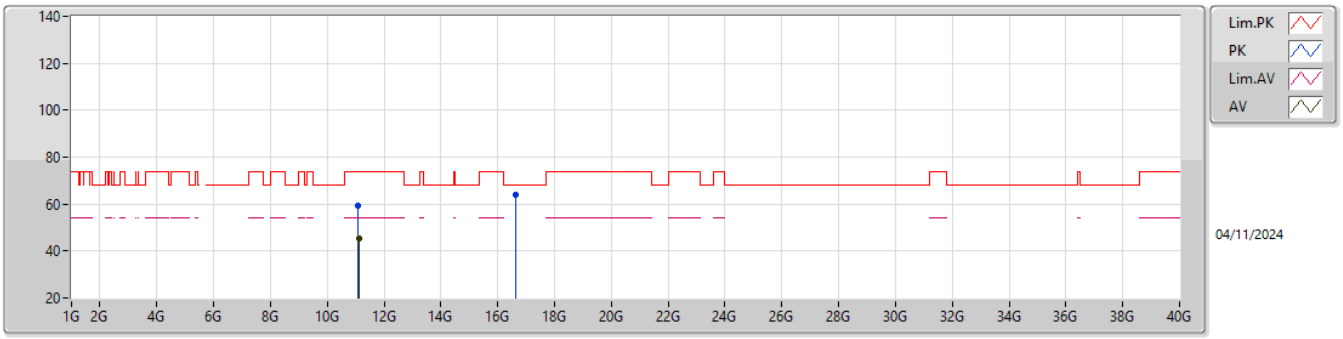

EUT Z_4TX
Setting 80
02-E-G-5

Type	Freq	Level	Limit	Margin	Raw	Dist	Condition	Azimuth	Height	Comment	AF	CL	PA
	(Hz)	(dBuV/m)	(dBuV/m)	(dB)	(dBuV)	(m)		(°)	(m)		(dB)	(dB)	(dB)
PK	11.09826G	59.10	74.00	-14.90	39.52	3	Vertical	31	2.39	-	38.60	11.51	30.53
AV	11.11089G	45.56	54.00	-8.44	25.97	3	Vertical	31	2.39	-	38.60	11.52	30.53
PK	16.641G	64.13	68.20	-4.07	44.27	3	Vertical	334	2.56	-	39.76	12.17	32.07

5.47-5.725GHz_802.11be EHT40-BF_Nss1,(MCS0)_4TX

5550MHz_TX

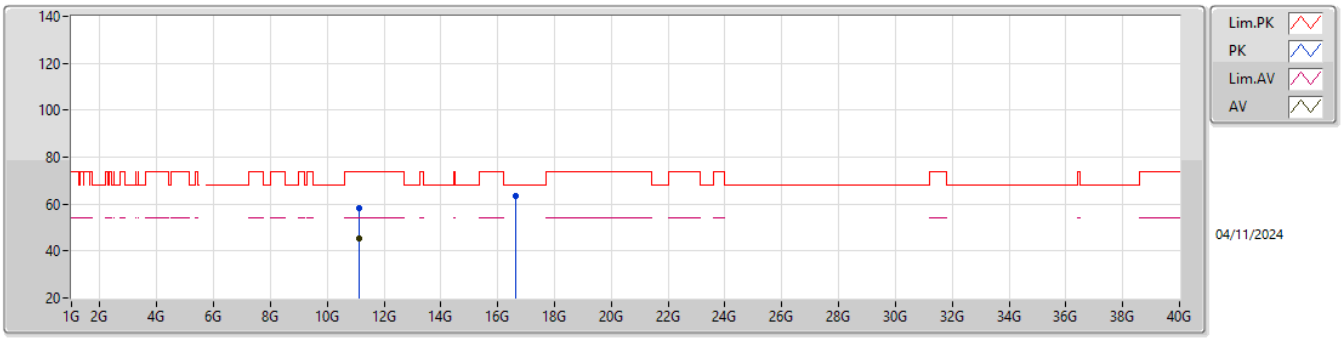

EUT Z_4TX
Setting 80
02-E-G-5

Type	Freq	Level	Limit	Margin	Raw	Dist	Condition	Azimuth	Height	Comment	AF	CL	PA
	(Hz)	(dBuV/m)	(dBuV/m)	(dB)	(dBuV)	(m)		(°)	(m)		(dB)	(dB)	(dB)
PK	11.10675G	58.44	74.00	-15.56	38.86	3	Horizontal	20	1.42	-	38.60	11.51	30.53
AV	11.11386G	45.59	54.00	-8.41	26.00	3	Horizontal	20	1.42	-	38.60	11.52	30.53
PK	16.63683G	63.67	68.20	-4.53	43.82	3	Horizontal	338	1.07	-	39.75	12.17	32.07

5.47-5.725GHz_802.11be EHT40-BF_Nss1,(MCS0)_4TX

5670MHz_TX

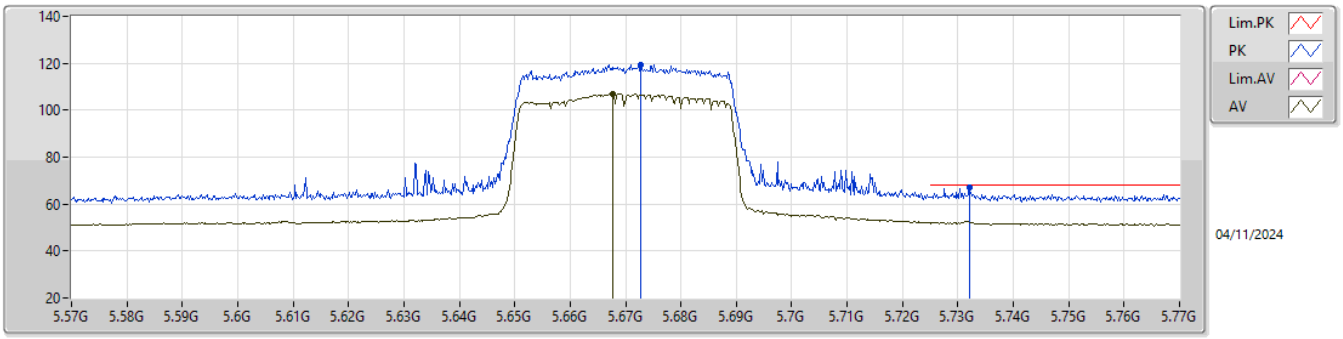

EUT Z_4TX
Setting 71
02-E-A-4-10

Type	Freq	Level	Limit	Margin	Raw	Dist	Condition	Azimuth	Height	Comment	AF	CL	PA
	(Hz)	(dBuV/m)	(dBuV/m)	(dB)	(dBuV)	(m)		(°)	(m)		(dB)	(dB)	(dB)
PK	5.6728G	119.52	Inf	-Inf	108.52	3	Vertical	158	1.79	-	34.00	7.69	30.69
AV	5.6676G	107.12	Inf	-Inf	96.13	3	Vertical	158	1.79	-	34.00	7.68	30.69
PK	5.732G	67.03	68.20	-1.17	55.96	3	Vertical	158	1.79	-	34.00	7.74	30.67

5.47-5.725GHz_802.11be EHT40-BF_Nss1,(MCS0)_4TX

5670MHz_TX

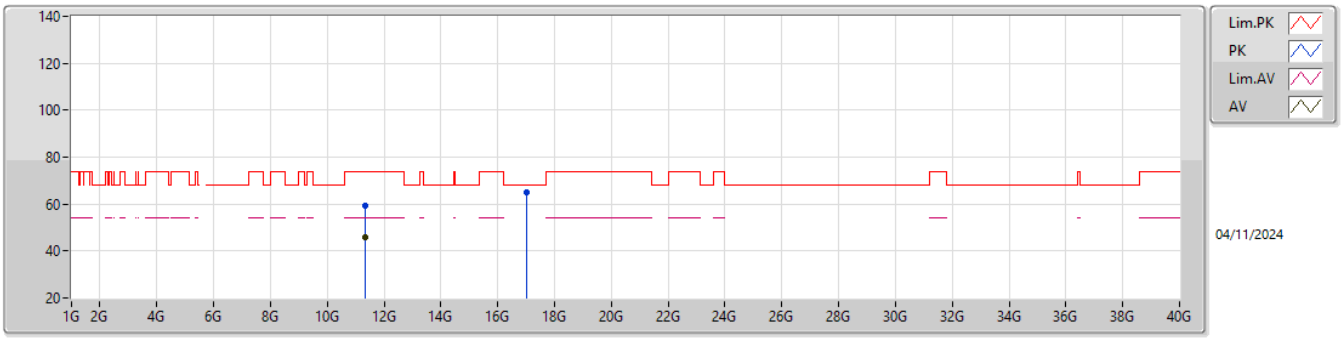

EUT Z_4TX
Setting 71
02-E-G-5

Type	Freq	Level	Limit	Margin	Raw	Dist	Condition	Azimuth	Height	Comment	AF	CL	PA
	(Hz)	(dBuV/m)	(dBuV/m)	(dB)	(dBuV)	(m)		(°)	(m)		(dB)	(dB)	(dB)
PK	11.33829G	59.06	74.00	-14.94	39.34	3	Vertical	114	1.24	-	38.70	11.66	30.64
AV	11.32743G	45.61	54.00	-8.39	25.89	3	Vertical	114	1.24	-	38.70	11.65	30.63
PK	17.01741G	64.78	68.20	-3.42	43.16	3	Vertical	289	1.29	-	41.40	12.35	32.13

5.47-5.725GHz_802.11be EHT40-BF_Nss1,(MCS0)_4TX

5670MHz_TX

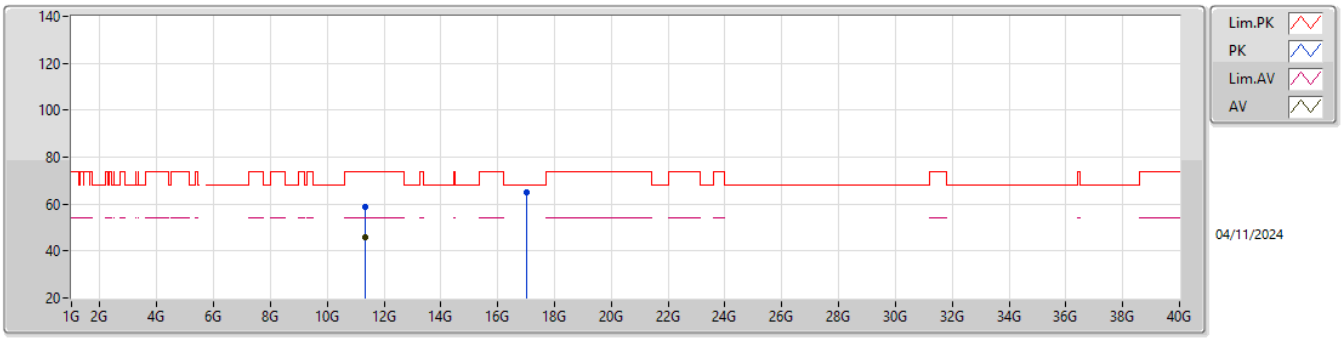

EUT Z_4TX
Setting 71
02-E-G-5

Type	Freq	Level	Limit	Margin	Raw	Dist	Condition	Azimuth	Height	Comment	AF	CL	PA
	(Hz)	(dBuV/m)	(dBuV/m)	(dB)	(dBuV)	(m)		(°)	(m)		(dB)	(dB)	(dB)
PK	11.33211G	58.55	74.00	-15.45	38.82	3	Horizontal	259	1.06	-	38.70	11.66	30.63
AV	11.33037G	45.63	54.00	-8.37	25.91	3	Horizontal	259	1.06	-	38.70	11.65	30.63
PK	17.01846G	65.09	68.20	-3.11	43.47	3	Horizontal	73	1.44	-	41.40	12.35	32.13

5.47-5.725GHz_802.11be EHT40-BF_Nss1,(MCS0)_4TX

5710MHz Straddle 5.47-5.725GHz_TX

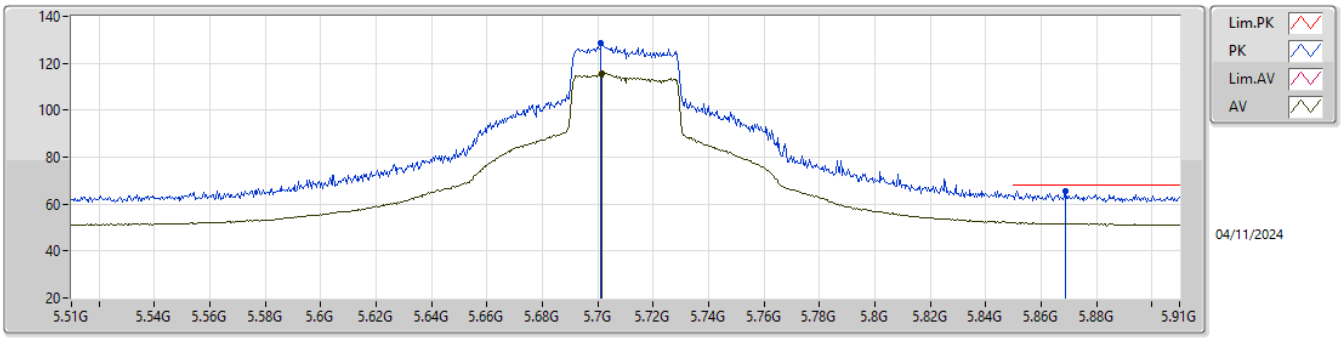

EUT Z_4TX
Setting 100
02-E-A-4-10

Type	Freq	Level	Limit	Margin	Raw	Dist	Condition	Azimuth	Height	Comment	AF	CL	PA
	(Hz)	(dBuV/m)	(dBuV/m)	(dB)	(dBuV)	(m)		(°)	(m)		(dB)	(dB)	(dB)
PK	5.7012G	128.49	Inf	-Inf	117.46	3	Vertical	127	1.80	-	34.00	7.71	30.68
AV	5.7016G	115.59	Inf	-Inf	104.56	3	Vertical	127	1.80	-	34.00	7.71	30.68
PK	5.8688G	65.41	68.20	-2.79	54.13	3	Vertical	127	1.80	-	34.08	7.84	30.64

5.47-5.725GHz_802.11be EHT40-BF_Nss1,(MCS0)_4TX

5710MHz Straddle 5.47-5.725GHz_TX

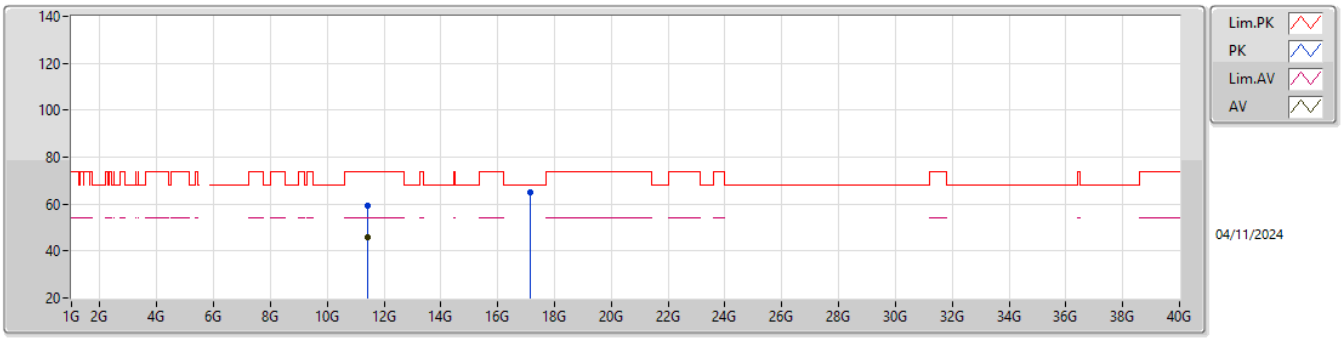

EUT Z_4TX
Setting 100
02-E-G-5

Type	Freq	Level	Limit	Margin	Raw	Dist	Condition	Azimuth	Height	Comment	AF	CL	PA
	(Hz)	(dBuV/m)	(dBuV/m)	(dB)	(dBuV)	(m)		(°)	(m)		(dB)	(dB)	(dB)
PK	11.42225G	59.16	74.00	-14.84	39.28	3	Vertical	179	1.43	-	38.84	11.71	30.67
AV	11.42759G	45.89	54.00	-8.11	25.99	3	Vertical	179	1.43	-	38.86	11.72	30.68
PK	17.14428G	64.78	68.20	-3.42	42.77	3	Vertical	259	1.80	-	41.77	12.41	32.17

5.47-5.725GHz_802.11be EHT40-BF_Nss1,(MCS0)_4TX

5710MHz Straddle 5.47-5.725GHz_TX

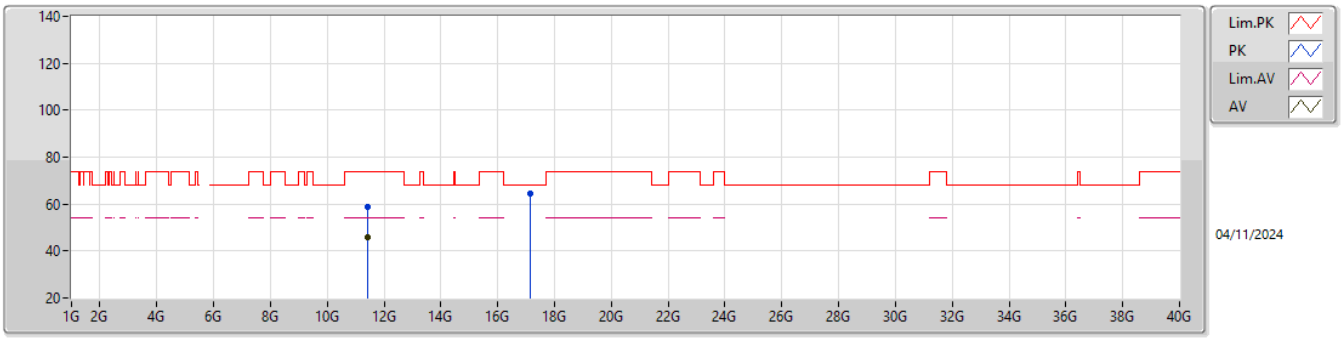

EUT Z_4TX
Setting 100
02-E-G-5

Type	Freq	Level	Limit	Margin	Raw	Dist	Condition	Azimuth	Height	Comment	AF	CL	PA
	(Hz)	(dBuV/m)	(dBuV/m)	(dB)	(dBuV)	(m)		(°)	(m)		(dB)	(dB)	(dB)
PK	11.41607G	58.83	74.00	-15.17	38.96	3	Horizontal	210	2.95	-	38.83	11.71	30.67
AV	11.41667G	45.92	54.00	-8.08	26.05	3	Horizontal	210	2.95	-	38.83	11.71	30.67
PK	17.12658G	64.46	68.20	-3.74	42.56	3	Horizontal	281	2.50	-	41.66	12.41	32.17

5.725-5.85GHz_802.11be EHT40-BF_Nss1,(MCS0)_4TX

5755MHz_TX

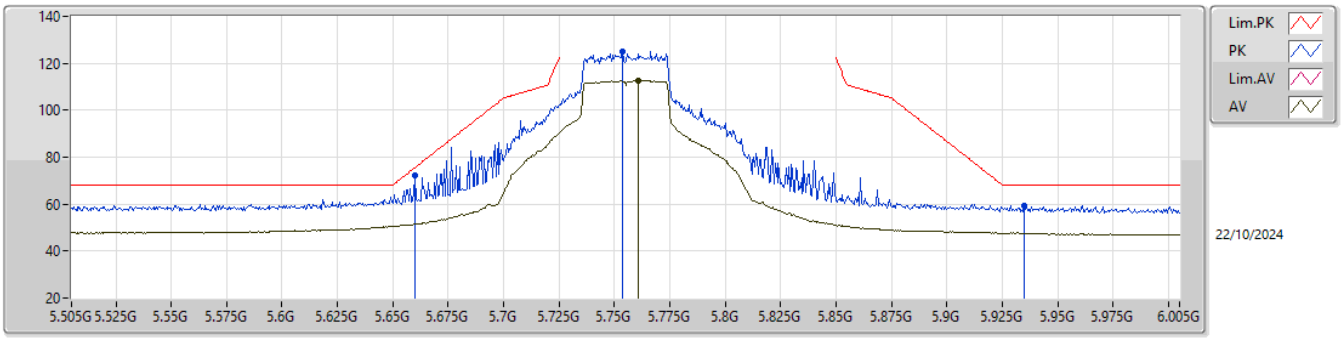

EUT Z_4TX
Setting 92
06-W-G-4-10

Type	Freq	Level	Limit	Margin	Raw	Dist	Condition	Azimuth	Height	Comment	AF	CL	PA
	(Hz)	(dBuV/m)	(dBuV/m)	(dB)	(dBuV)	(m)		(°)	(m)		(dB)	(dB)	(dB)
PK	5.66G	72.21	75.60	-3.39	67.60	3	Vertical	90	1.80	-	31.94	6.99	34.32
PK	5.7535G	125.08	Inf	-Inf	120.28	3	Vertical	90	1.80	-	32.10	7.12	34.42
AV	5.761G	112.64	Inf	-Inf	107.84	3	Vertical	90	1.80	-	32.10	7.13	34.43
PK	5.935G	59.20	68.20	-9.00	54.14	3	Vertical	90	1.80	-	32.40	7.27	34.61

5.725-5.85GHz_802.11be EHT40-BF_Nss1,(MCS0)_4TX

5755MHz_TX

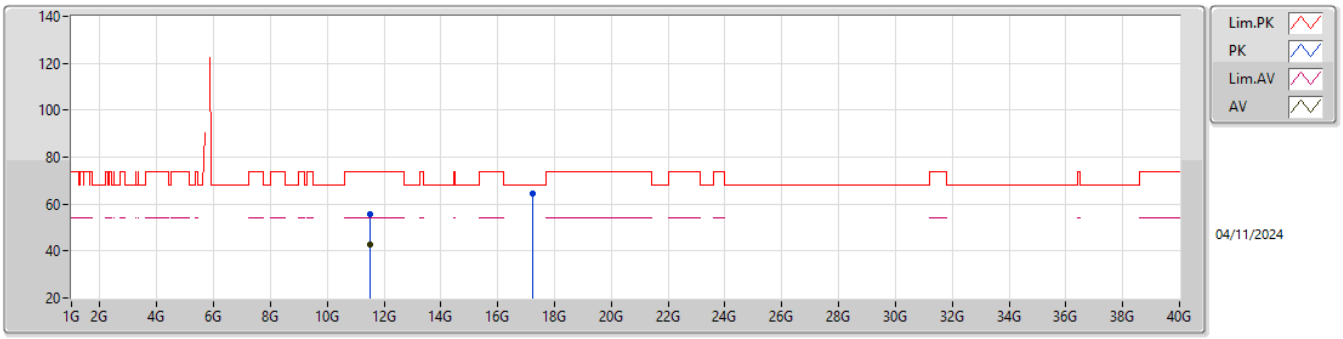

EUT Z_4TX
Setting 92
02-E-G-5

Type	Freq	Level	Limit	Margin	Raw	Dist	Condition	Azimuth	Height	Comment	AF	CL	PA
	(Hz)	(dBuV/m)	(dBuV/m)	(dB)	(dBuV)	(m)		(°)	(m)		(dB)	(dB)	(dB)
PK	11.51747G	55.55	74.00	-18.45	38.85	3	Vertical	117	1.95	-	39.90	11.77	34.97
AV	11.52164G	42.71	54.00	-11.29	26.01	3	Vertical	117	1.95	-	39.90	11.77	34.97
PK	17.25348G	64.68	68.20	-3.52	44.02	3	Vertical	15	2.85	-	41.01	13.85	34.20

5.725-5.85GHz_802.11be EHT40-BF_Nss1,(MCS0)_4TX

5755MHz_TX

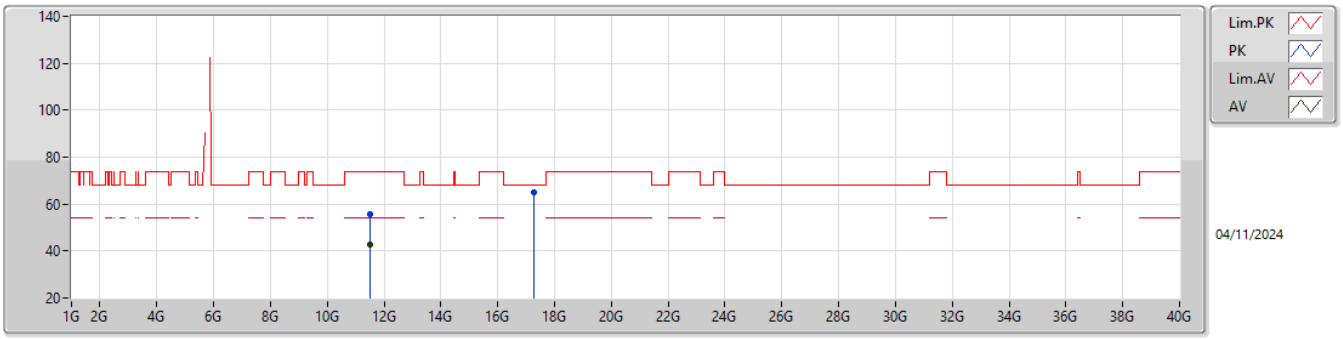

EUT Z_4TX
Setting 92
02-E-G-5

Type	Freq	Level	Limit	Margin	Raw	Dist	Condition	Azimuth	Height	Comment	AF	CL	PA
	(Hz)	(dBuV/m)	(dBuV/m)	(dB)	(dBuV)	(m)		(°)	(m)		(dB)	(dB)	(dB)
PK	11.50058G	55.64	74.00	-18.36	38.97	3	Horizontal	14	2.15	-	39.90	11.76	34.99
AV	11.51411G	42.55	54.00	-11.45	25.87	3	Horizontal	14	2.15	-	39.90	11.76	34.98
PK	17.25375G	64.77	68.20	-3.43	44.10	3	Horizontal	243	1.86	-	41.02	13.85	34.20

5.725-5.85GHz_802.11be EHT40-BF_Nss1,(MCS0)_4TX

5795MHz_TX

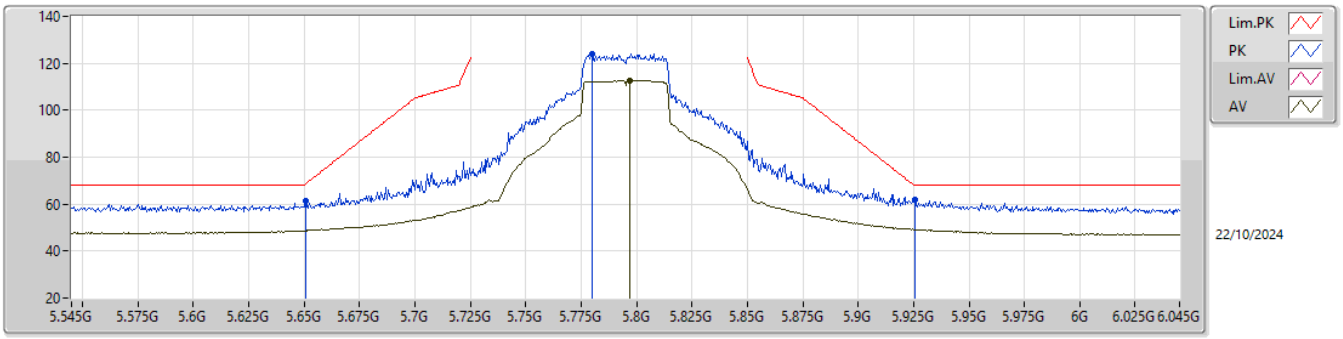

EUT Z_4TX
Setting 96
06-W-G-4-10

Type	Freq	Level	Limit	Margin	Raw	Dist	Condition	Azimuth	Height	Comment	AF	CL	PA
	(Hz)	(dBuV/m)	(dBuV/m)	(dB)	(dBuV)	(m)		(°)	(m)		(dB)	(dB)	(dB)
PK	5.6505G	61.15	68.57	-7.42	56.58	3	Vertical	86	1.80	-	31.90	6.98	34.31
PK	5.78G	124.13	Inf	-Inf	119.33	3	Vertical	86	1.80	-	32.10	7.15	34.45
AV	5.797G	112.55	Inf	-Inf	107.73	3	Vertical	86	1.80	-	32.10	7.18	34.46
PK	5.9255G	61.86	68.20	-6.34	56.79	3	Vertical	86	1.80	-	32.40	7.27	34.60

5.725-5.85GHz_802.11be EHT40-BF_Nss1,(MCS0)_4TX

5795MHz_TX

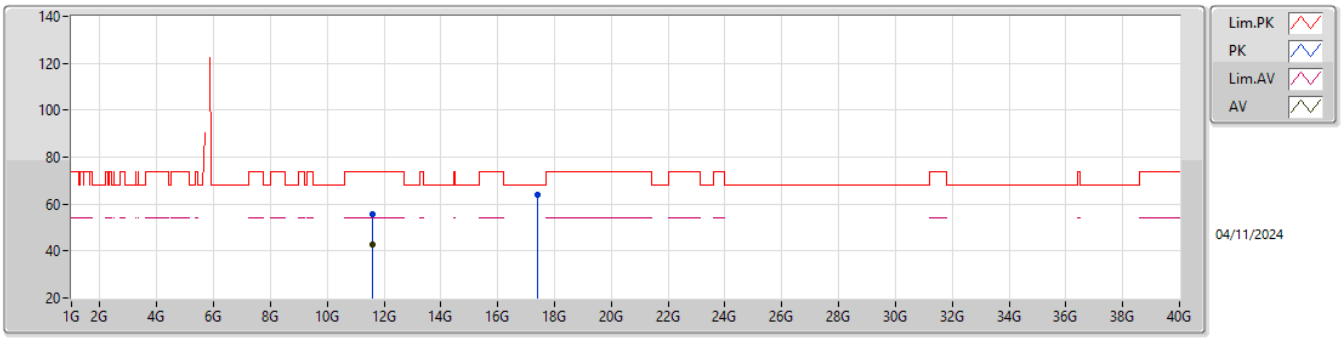

EUT Z_4TX
Setting 96
02-E-G-5

Type	Freq	Level	Limit	Margin	Raw	Dist	Condition	Azimuth	Height	Comment	AF	CL	PA
	(Hz)	(dBuV/m)	(dBuV/m)	(dB)	(dBuV)	(m)		(°)	(m)		(dB)	(dB)	(dB)
PK	11.60449G	55.88	74.00	-18.12	39.29	3	Vertical	236	2.19	-	39.67	11.82	34.90
AV	11.58682G	42.73	54.00	-11.27	26.08	3	Vertical	236	2.19	-	39.75	11.81	34.91
PK	17.39385G	63.73	68.20	-4.47	41.97	3	Vertical	220	2.72	-	42.04	13.89	34.17

5.725-5.85GHz_802.11be EHT40-BF_Nss1,(MCS0)_4TX

5795MHz_TX

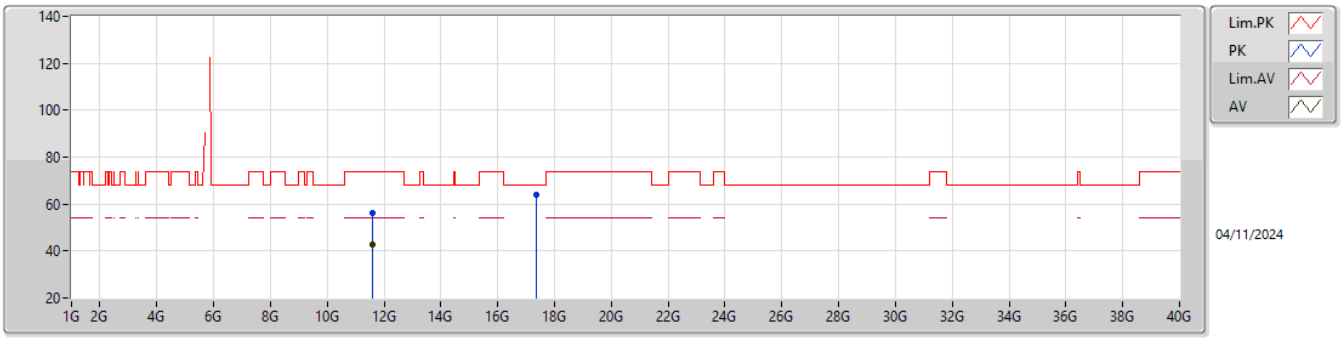

EUT Z_4TX
Setting 96
02-E-G-5

Type	Freq	Level	Limit	Margin	Raw	Dist	Condition	Azimuth	Height	Comment	AF	CL	PA
	(Hz)	(dBuV/m)	(dBuV/m)	(dB)	(dBuV)	(m)		(°)	(m)		(dB)	(dB)	(dB)
PK	11.6041G	56.10	74.00	-17.90	39.50	3	Horizontal	200	1.92	-	39.68	11.82	34.90
AV	11.59588G	42.75	54.00	-11.25	26.12	3	Horizontal	200	1.92	-	39.72	11.82	34.91
PK	17.37885G	64.12	68.20	-4.08	42.52	3	Horizontal	218	1.96	-	41.89	13.89	34.18

5.15-5.25GHz_802.11be EHT80-BF_Nss1,(MCS0)_4TX

5210MHz_TX

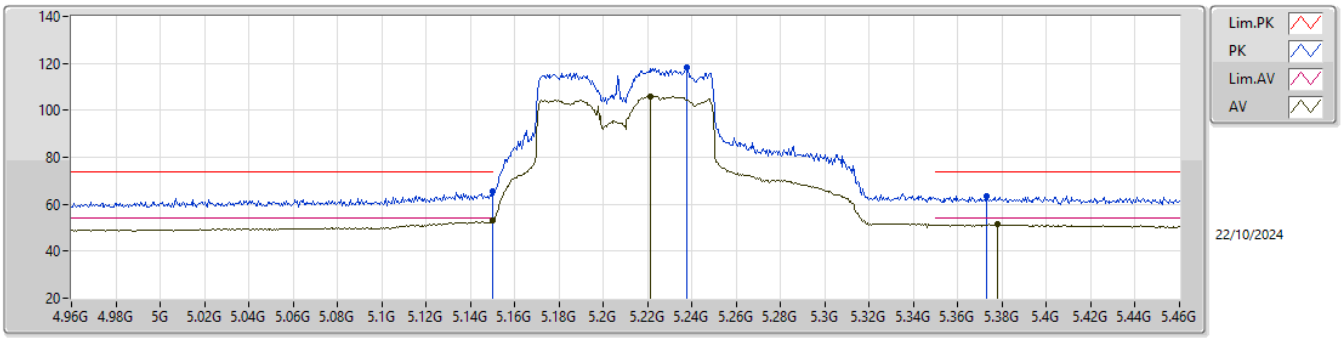

EUT Z_4TX
Setting 81
02-E-E-6-10

Type	Freq	Level	Limit	Margin	Raw	Dist	Condition	Azimuth	Height	Comment	AF	CL	PA
	(Hz)	(dBuV/m)	(dBuV/m)	(dB)	(dBuV)	(m)		(°)	(m)		(dB)	(dB)	(dB)
PK	5.15G	65.46	74.00	-8.54	55.81	3	Vertical	75	1.80	-	33.60	6.98	30.93
AV	5.15G	52.96	54.00	-1.04	43.31	3	Vertical	75	1.80	-	33.60	6.98	30.93
PK	5.2375G	118.19	Inf	-Inf	108.30	3	Vertical	75	1.80	-	33.77	7.00	30.88
AV	5.2215G	106.05	Inf	-Inf	96.20	3	Vertical	75	1.80	-	33.74	7.00	30.89
PK	5.373G	63.47	74.00	-10.53	53.35	3	Vertical	75	1.80	-	33.95	6.97	30.80
AV	5.378G	51.44	54.00	-2.56	41.31	3	Vertical	75	1.80	-	33.96	6.97	30.80

5.15-5.25GHz_802.11be EHT80-BF_Nss1,(MCS0)_4TX

5210MHz_TX

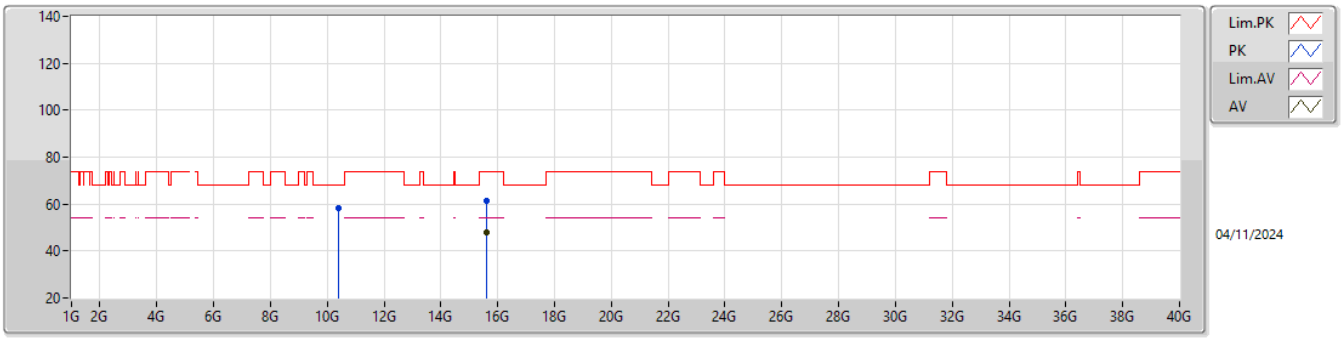

EUT Z_4TX
Setting 81
02-E-G-5

Type	Freq	Level	Limit	Margin	Raw	Dist	Condition	Azimuth	Height	Comment	AF	CL	PA
	(Hz)	(dBuV/m)	(dBuV/m)	(dB)	(dBuV)	(m)		(°)	(m)		(dB)	(dB)	(dB)
PK	10.40734G	58.41	68.20	-9.79	39.36	3	Vertical	23	1.77	-	38.49	11.07	30.51
PK	15.62418G	61.42	74.00	-12.58	43.76	3	Vertical	272	1.44	-	37.80	11.85	31.99
AV	15.6153G	48.01	54.00	-5.99	30.30	3	Vertical	272	1.44	-	37.84	11.85	31.98

5.15-5.25GHz_802.11be EHT80-BF_Nss1,(MCS0)_4TX

5210MHz_TX

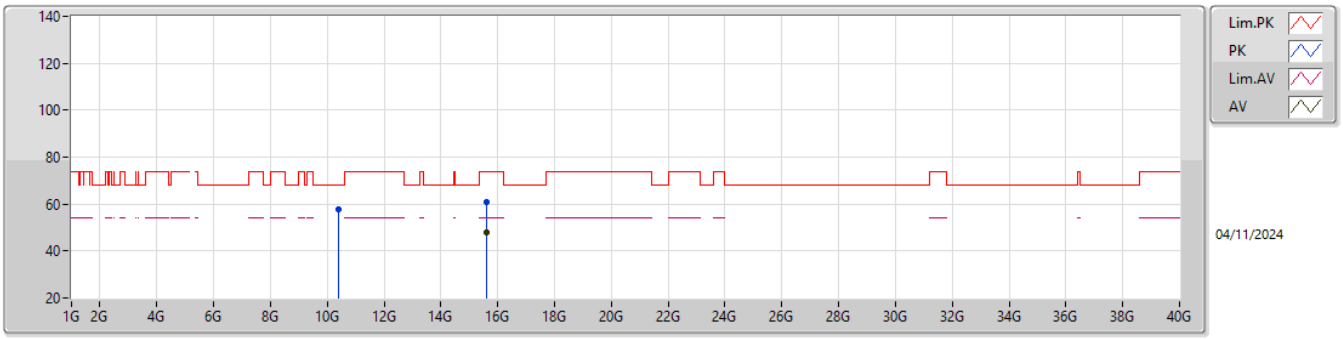

EUT Z_4TX
Setting 81
02-E-G-5

Type	Freq	Level	Limit	Margin	Raw	Dist	Condition	Azimuth	Height	Comment	AF	CL	PA
	(Hz)	(dBuV/m)	(dBuV/m)	(dB)	(dBuV)	(m)		(°)	(m)		(dB)	(dB)	(dB)
PK	10.40965G	57.77	68.20	-10.43	38.73	3	Horizontal	27	2.00	-	38.48	11.07	30.51
PK	15.61839G	61.05	74.00	-12.95	43.36	3	Horizontal	55	2.74	-	37.83	11.85	31.99
AV	15.61761G	48.05	54.00	-5.95	30.36	3	Horizontal	55	2.74	-	37.83	11.85	31.99

5.25-5.35GHz_802.11be EHT80-BF_Nss1,(MCS0)_4TX

5290MHz_TX

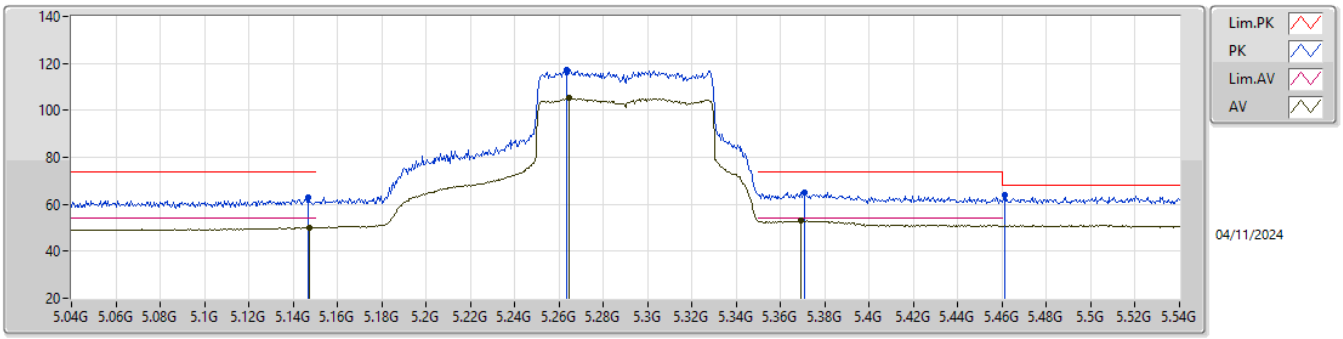

EUT Z_4TX
Setting 73
02-E-A-4-10

Type	Freq	Level	Limit	Margin	Raw	Dist	Condition	Azimuth	Height	Comment	AF	CL	PA
	(Hz)	(dBuV/m)	(dBuV/m)	(dB)	(dBuV)	(m)		(°)	(m)		(dB)	(dB)	(dB)
PK	5.147G	62.85	74.00	-11.15	53.20	3	Vertical	82	1.80	-	33.60	6.98	30.93
AV	5.1475G	50.13	54.00	-3.87	40.48	3	Vertical	82	1.80	-	33.60	6.98	30.93
PK	5.2635G	117.17	Inf	-Inf	107.21	3	Vertical	82	1.80	-	33.83	6.99	30.86
AV	5.2645G	105.22	Inf	-Inf	95.26	3	Vertical	82	1.80	-	33.83	6.99	30.86
PK	5.371G	65.21	74.00	-8.79	55.10	3	Vertical	82	1.80	-	33.94	6.97	30.80
AV	5.369G	52.93	54.00	-1.07	42.82	3	Vertical	82	1.80	-	33.94	6.97	30.80
PK	5.461G	63.72	68.20	-4.48	53.29	3	Vertical	82	1.80	-	34.02	7.16	30.75

5.25-5.35GHz_802.11be EHT80-BF_Nss1,(MCS0)_4TX

5290MHz_TX

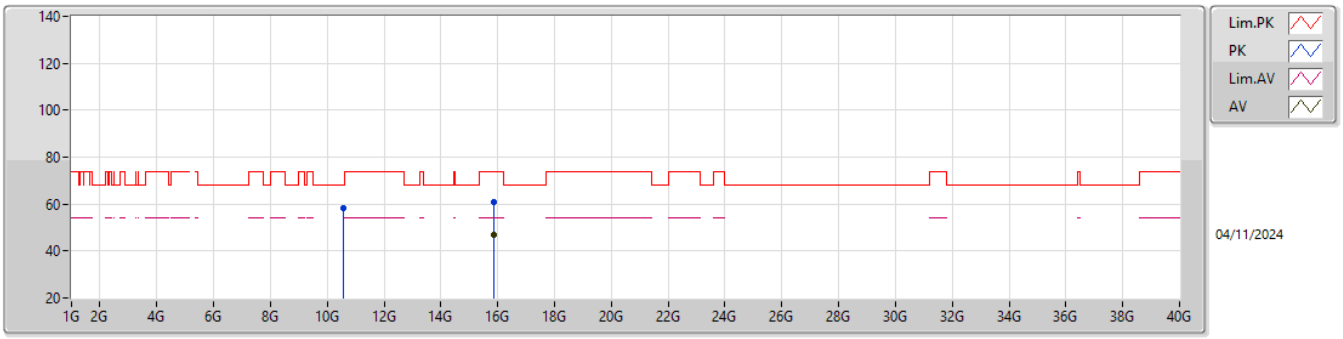

EUT Z_4TX
Setting 73
02-E-G-5

Type	Freq	Level	Limit	Margin	Raw	Dist	Condition	Azimuth	Height	Comment	AF	CL	PA
	(Hz)	(dBuV/m)	(dBuV/m)	(dB)	(dBuV)	(m)		(°)	(m)		(dB)	(dB)	(dB)
PK	10.57139G	58.39	68.20	-9.81	39.11	3	Vertical	328	2.43	-	38.60	11.17	30.49
PK	15.88323G	60.70	74.00	-13.30	43.37	3	Vertical	203	1.50	-	37.63	11.86	32.16
AV	15.88419G	47.13	54.00	-6.87	29.79	3	Vertical	203	1.50	-	37.64	11.86	32.16

5.25-5.35GHz_802.11be EHT80-BF_Nss1,(MCS0)_4TX

5290MHz_TX

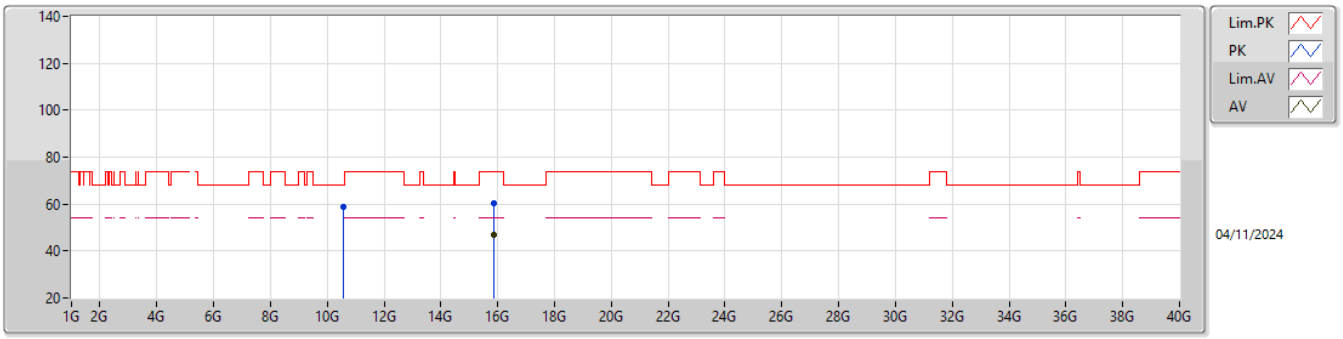

EUT Z_4TX
Setting 73
02-E-G-5

Type	Freq	Level	Limit	Margin	Raw	Dist	Condition	Azimuth	Height	Comment	AF	CL	PA
	(Hz)	(dBuV/m)	(dBuV/m)	(dB)	(dBuV)	(m)		(°)	(m)		(dB)	(dB)	(dB)
PK	10.56503G	58.69	68.20	-9.51	39.41	3	Horizontal	91	1.71	-	38.60	11.17	30.49
PK	15.88314G	60.14	74.00	-13.86	42.81	3	Horizontal	153	1.51	-	37.63	11.86	32.16
AV	15.88347G	47.03	54.00	-6.97	29.70	3	Horizontal	153	1.51	-	37.63	11.86	32.16

5.47-5.725GHz_802.11be EHT80-BF_Nss1,(MCS0)_4TX

5530MHz_TX

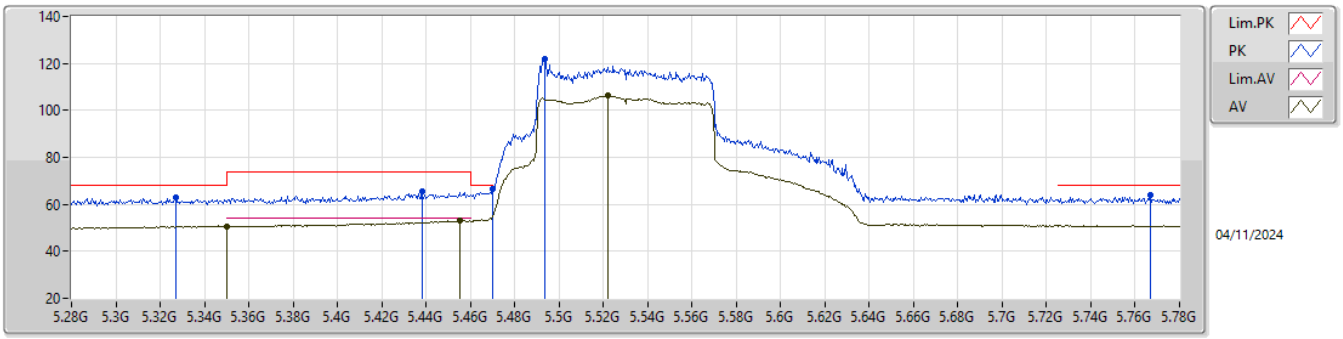

EUT Z_4TX
Setting 75
02-E-A-4-10

Type	Freq	Level	Limit	Margin	Raw	Dist	Condition	Azimuth	Height	Comment	AF	CL	PA
	(Hz)	(dBuV/m)	(dBuV/m)	(dB)	(dBuV)	(m)		(°)	(m)		(dB)	(dB)	(dB)
PK	5.327G	62.71	68.20	-5.49	52.66	3	Vertical	102.3	1.77	-	33.90	6.98	30.83
AV	5.35G	50.59	54.00	-3.41	40.53	3	Vertical	102.3	1.77	-	33.90	6.97	30.81
PK	5.438G	65.31	74.00	-8.69	54.98	3	Vertical	102.3	1.77	-	34.00	7.09	30.76
PK	5.47G	66.51	68.20	-1.69	56.03	3	Vertical	102.3	1.77	-	34.04	7.19	30.75
AV	5.455G	52.96	54.00	-1.04	42.57	3	Vertical	102.3	1.77	-	34.01	7.14	30.76
PK	5.4935G	121.77	Inf	-Inf	111.14	3	Vertical	102.3	1.77	-	34.09	7.27	30.73
AV	5.522G	106.26	Inf	-Inf	95.56	3	Vertical	102.3	1.77	-	34.06	7.36	30.72
PK	5.767G	64.04	68.20	-4.16	52.91	3	Vertical	102.3	1.77	-	34.03	7.77	30.67

5.47-5.725GHz_802.11be EHT80-BF_Nss1,(MCS0)_4TX

5530MHz_TX

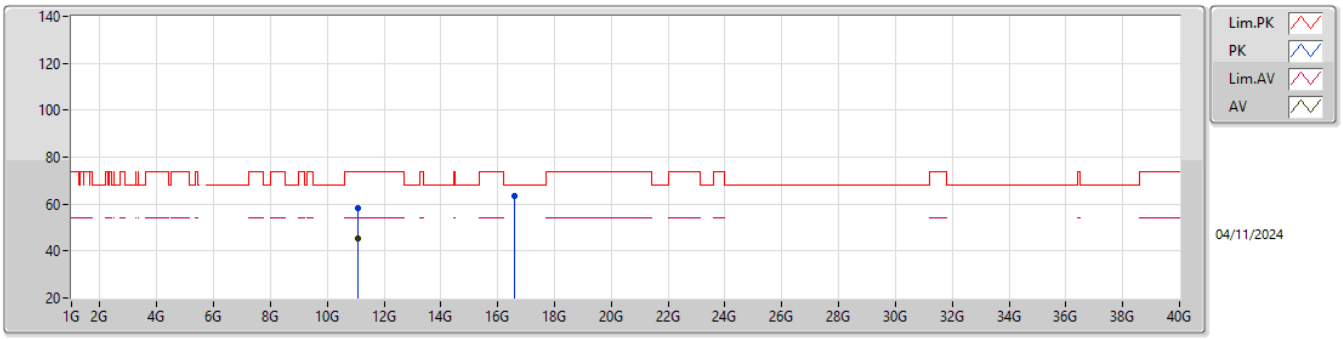

EUT Z_4TX
Setting 75
02-E-G-5

Type	Freq	Level	Limit	Margin	Raw	Dist	Condition	Azimuth	Height	Comment	AF	CL	PA
	(Hz)	(dBuV/m)	(dBuV/m)	(dB)	(dBuV)	(m)		(°)	(m)		(dB)	(dB)	(dB)
PK	11.07416G	58.46	74.00	-15.54	38.88	3	Vertical	324	2.09	-	38.60	11.49	30.51
AV	11.0747G	45.29	54.00	-8.71	25.71	3	Vertical	324	2.09	-	38.60	11.49	30.51
PK	16.58778G	63.32	68.20	-4.88	43.73	3	Vertical	289	2.99	-	39.50	12.15	32.06

5.47-5.725GHz_802.11be EHT80-BF_Nss1,(MCS0)_4TX

5530MHz_TX

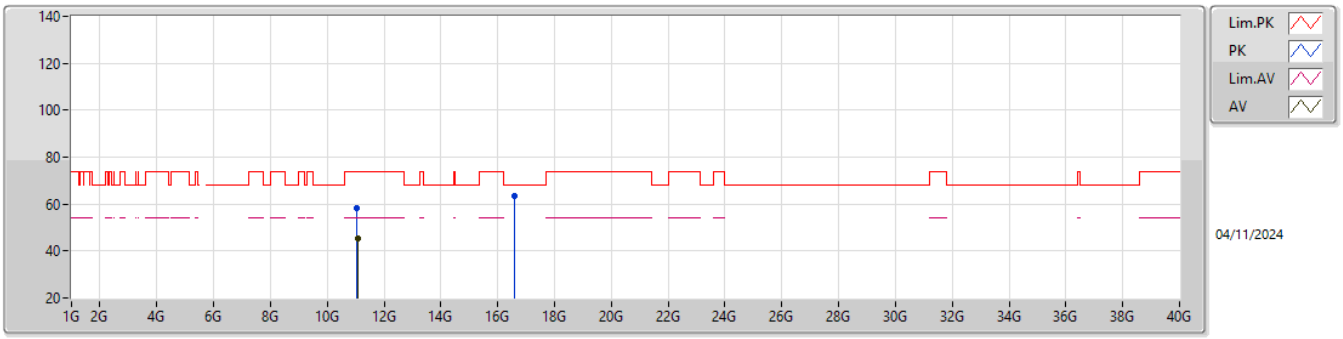

EUT Z_4TX
Setting 75
02-E-G-5

Type	Freq	Level	Limit	Margin	Raw	Dist	Condition	Azimuth	Height	Comment	AF	CL	PA
	(Hz)	(dBuV/m)	(dBuV/m)	(dB)	(dBuV)	(m)		(°)	(m)		(dB)	(dB)	(dB)
PK	11.05586G	58.49	74.00	-15.51	38.92	3	Horizontal	175	2.02	-	38.60	11.48	30.51
AV	11.07464G	45.29	54.00	-8.71	25.71	3	Horizontal	175	2.02	-	38.60	11.49	30.51
PK	16.60326G	63.47	68.20	-4.73	43.76	3	Horizontal	320	2.97	-	39.61	12.16	32.06

5.47-5.725GHz_802.11be EHT80-BF_Nss1,(MCS0)_4TX

5610MHz_TX

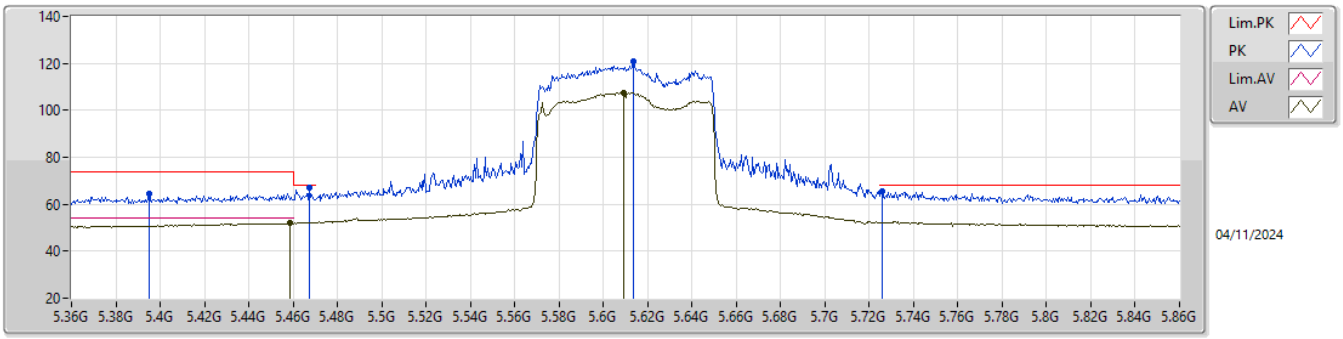

EUT Z_4TX
Setting 77
02-E-A-4-10

Type	Freq	Level	Limit	Margin	Raw	Dist	Condition	Azimuth	Height	Comment	AF	CL	PA
	(Hz)	(dBuV/m)	(dBuV/m)	(dB)	(dBuV)	(m)		(°)	(m)		(dB)	(dB)	(dB)
PK	5.395G	64.51	74.00	-9.49	54.35	3	Vertical	70	1.95	-	33.99	6.96	30.79
PK	5.4675G	66.99	68.20	-1.21	56.53	3	Vertical	70	1.95	-	34.03	7.18	30.75
AV	5.4585G	51.97	54.00	-2.03	41.55	3	Vertical	70	1.95	-	34.02	7.15	30.75
PK	5.6135G	120.99	Inf	-Inf	110.06	3	Vertical	70	1.95	-	34.00	7.63	30.70
AV	5.609G	107.53	Inf	-Inf	96.60	3	Vertical	70	1.95	-	34.00	7.63	30.70
PK	5.726G	65.34	68.20	-2.86	54.29	3	Vertical	70	1.95	-	34.00	7.73	30.68

5.47-5.725GHz_802.11be EHT80-BF_Nss1,(MCS0)_4TX

5610MHz_TX

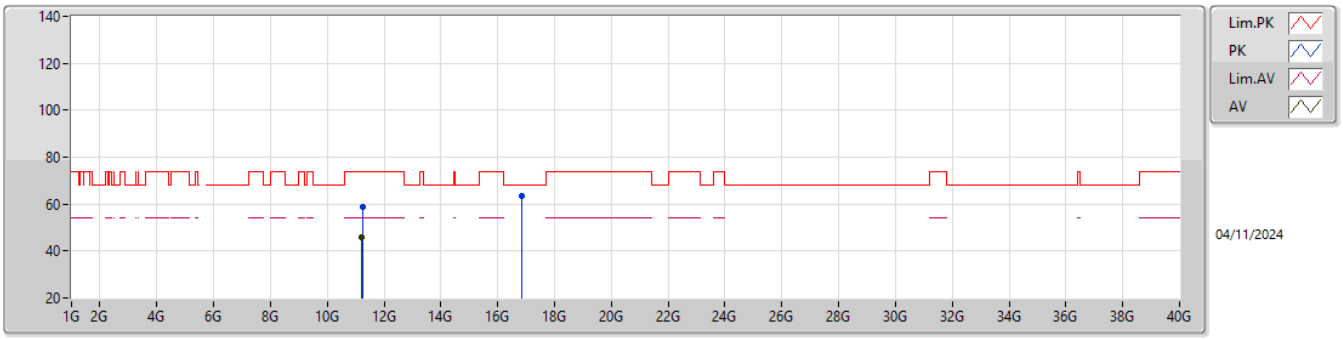

EUT Z_4TX
Setting 77
02-E-G-5

Type	Freq	Level	Limit	Margin	Raw	Dist	Condition	Azimuth	Height	Comment	AF	CL	PA
	(Hz)	(dBuV/m)	(dBuV/m)	(dB)	(dBuV)	(m)		(°)	(m)		(dB)	(dB)	(dB)
PK	11.23173G	58.90	74.00	-15.10	39.24	3	Vertical	105	1.60	-	38.66	11.59	30.59
AV	11.2263G	45.72	54.00	-8.28	26.06	3	Vertical	105	1.60	-	38.65	11.59	30.58
PK	16.84359G	63.67	68.20	-4.53	42.94	3	Vertical	291	2.99	-	40.56	12.27	32.10

5.47-5.725GHz_802.11be EHT80-BF_Nss1,(MCS0)_4TX

5610MHz_TX

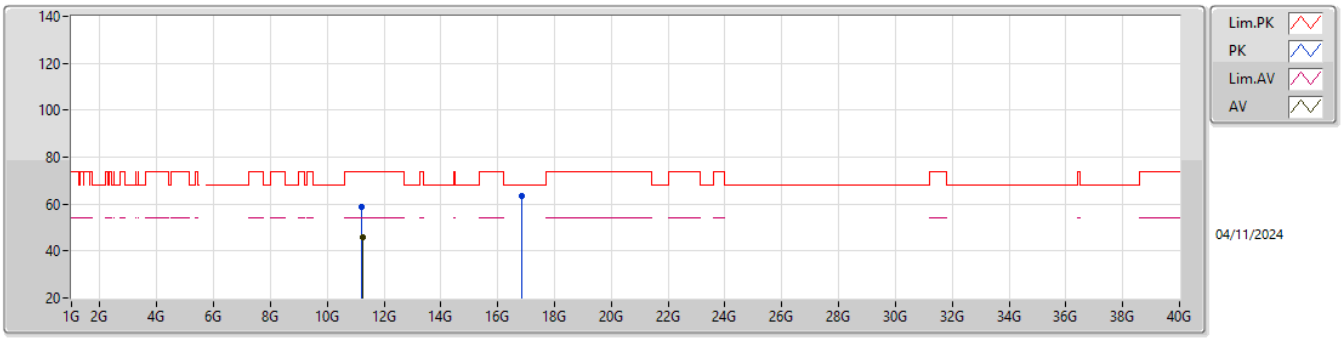

EUT Z_4TX
Setting 77
02-E-G-5

Type	Freq	Level	Limit	Margin	Raw	Dist	Condition	Azimuth	Height	Comment	AF	CL	PA
	(Hz)	(dBuV/m)	(dBuV/m)	(dB)	(dBuV)	(m)		(°)	(m)		(dB)	(dB)	(dB)
PK	11.22891G	58.73	74.00	-15.27	39.07	3	Horizontal	204	2.13	-	38.66	11.59	30.59
AV	11.23443G	45.65	54.00	-8.35	25.98	3	Horizontal	204	2.13	-	38.67	11.59	30.59
PK	16.8354G	63.68	68.20	-4.52	43.00	3	Horizontal	60	1.00	-	40.51	12.27	32.10

5.47-5.725GHz_802.11be EHT80-BF_Nss1,(MCS0)_4TX

5690MHz Straddle 5.47-5.725GHz_TX

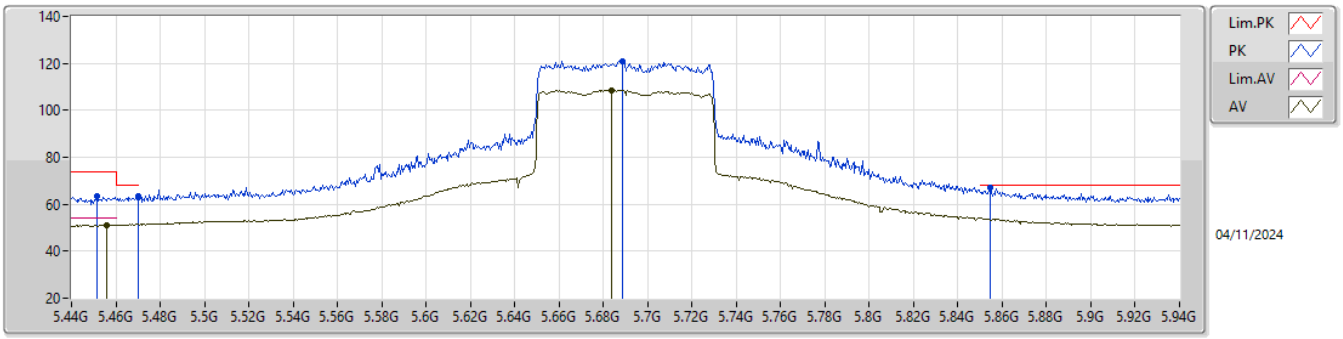

EUT Z_4TX
Setting 90
02-E-A-4-10

Type	Freq	Level	Limit	Margin	Raw	Dist	Condition	Azimuth	Height	Comment	AF	CL	PA
	(Hz)	(dBuV/m)	(dBuV/m)	(dB)	(dBuV)	(m)		(°)	(m)		(dB)	(dB)	(dB)
PK	5.4515G	63.47	74.00	-10.53	53.10	3	Vertical	349	1.80	-	34.00	7.13	30.76
AV	5.456G	51.24	54.00	-2.76	40.84	3	Vertical	349	1.80	-	34.01	7.14	30.75
PK	5.47G	63.68	68.20	-4.52	53.20	3	Vertical	349	1.80	-	34.04	7.19	30.75
PK	5.6885G	120.93	Inf	-Inf	109.91	3	Vertical	349	1.80	-	34.00	7.70	30.68
AV	5.6835G	108.69	Inf	-Inf	97.68	3	Vertical	349	1.80	-	34.00	7.70	30.69
PK	5.8545G	67.02	68.20	-1.18	55.80	3	Vertical	349	1.80	-	34.02	7.84	30.64

5.47-5.725GHz_802.11be EHT80-BF_Nss1,(MCS0)_4TX

5690MHz Straddle 5.47-5.725GHz_TX

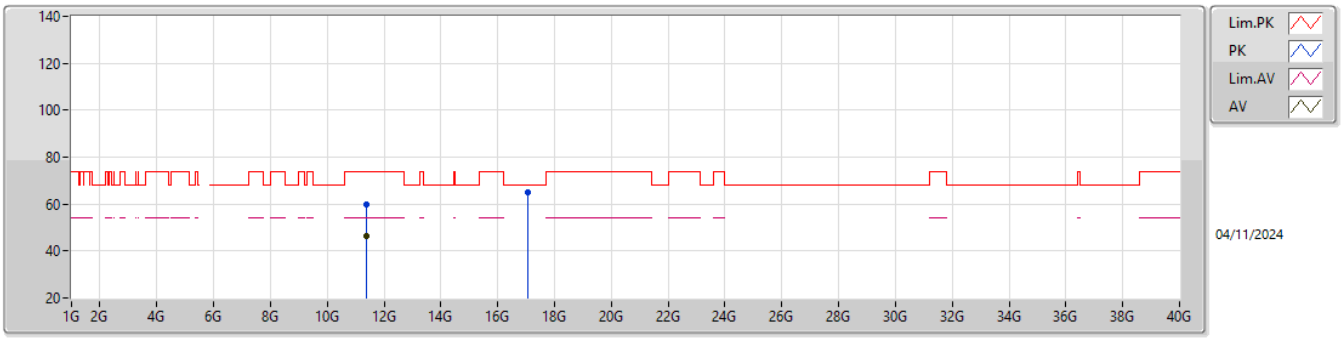

EUT Z_4TX
Setting 90
02-E-G-5

Type	Freq	Level	Limit	Margin	Raw	Dist	Condition	Azimuth	Height	Comment	AF	CL	PA
	(Hz)	(dBuV/m)	(dBuV/m)	(dB)	(dBuV)	(m)		(°)	(m)		(dB)	(dB)	(dB)
PK	11.3911G	59.59	74.00	-14.41	39.78	3	Vertical	255	1.61	-	38.78	11.69	30.66
AV	11.39128G	46.21	54.00	-7.79	26.40	3	Vertical	255	1.61	-	38.78	11.69	30.66
PK	17.06853G	64.96	68.20	-3.24	43.28	3	Vertical	219	1.39	-	41.44	12.38	32.14

5.47-5.725GHz_802.11be EHT80-BF_Nss1,(MCS0)_4TX

5690MHz Straddle 5.47-5.725GHz_TX

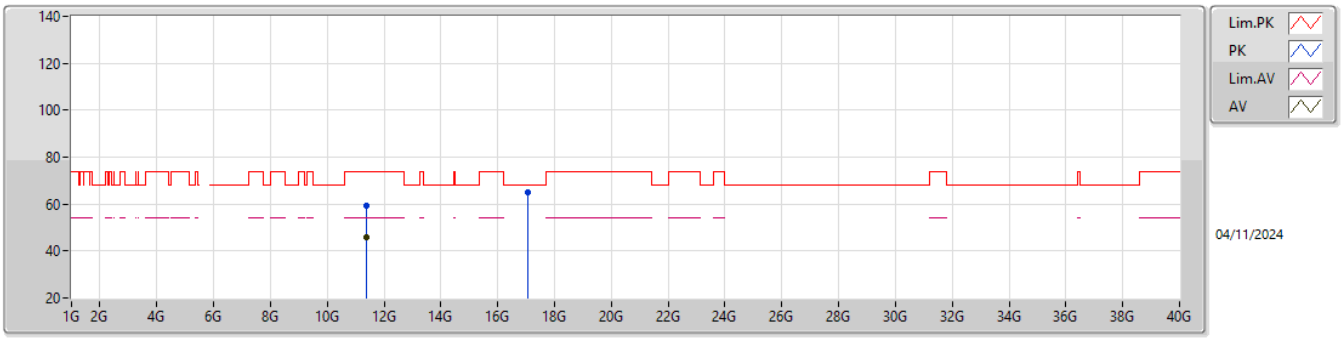

EUT Z_4TX
Setting 90
02-E-G-5

Type	Freq	Level	Limit	Margin	Raw	Dist	Condition	Azimuth	Height	Comment	AF	CL	PA
	(Hz)	(dBuV/m)	(dBuV/m)	(dB)	(dBuV)	(m)		(°)	(m)		(dB)	(dB)	(dB)
PK	11.38564G	59.40	74.00	-14.60	39.60	3	Horizontal	170	1.46	-	38.77	11.69	30.66
AV	11.39134G	46.11	54.00	-7.89	26.30	3	Horizontal	170	1.46	-	38.78	11.69	30.66
PK	17.07768G	64.83	68.20	-3.37	43.14	3	Horizontal	251	2.81	-	41.46	12.38	32.15

5.725-5.85GHz_802.11be EHT80-BF_Nss1,(MCS0)_4TX

5775MHz_TX

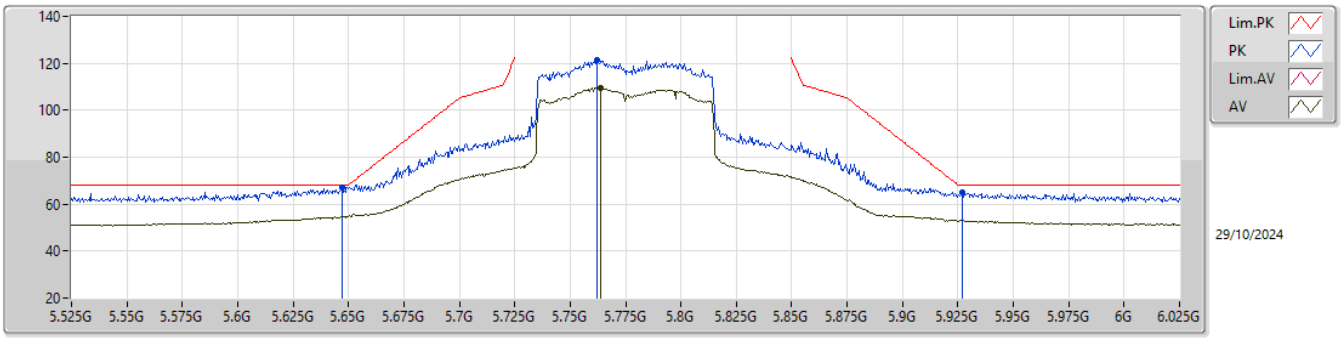

EUT Z_4TX
Setting 87
02-E-E-6-10

Type	Freq	Level	Limit	Margin	Raw	Dist	Condition	Azimuth	Height	Comment	AF	CL	PA
	(Hz)	(dBuV/m)	(dBuV/m)	(dB)	(dBuV)	(m)		(°)	(m)		(dB)	(dB)	(dB)
PK	5.647G	67.17	68.20	-1.03	56.20	3	Vertical	360	1.80	-	34.00	7.66	30.69
PK	5.762G	121.36	Inf	-Inf	110.24	3	Vertical	360	1.80	-	34.02	7.77	30.67
AV	5.764G	109.35	Inf	-Inf	98.22	3	Vertical	360	1.80	-	34.03	7.77	30.67
PK	5.927G	65.14	68.20	-3.06	53.69	3	Vertical	360	1.80	-	34.20	7.88	30.63

5.725-5.85GHz_802.11be EHT80-BF_Nss1,(MCS0)_4TX

5775MHz_TX

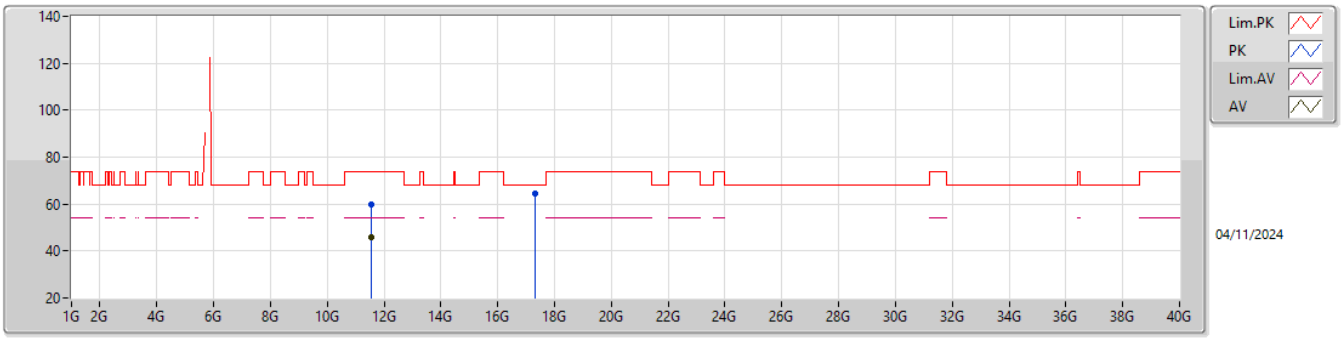

EUT Z_4TX
Setting 87
02-E-G-5

Type	Freq	Level	Limit	Margin	Raw	Dist	Condition	Azimuth	Height	Comment	AF	CL	PA
	(Hz)	(dBuV/m)	(dBuV/m)	(dB)	(dBuV)	(m)		(°)	(m)		(dB)	(dB)	(dB)
PK	11.54832G	59.80	74.00	-14.20	39.66	3	Vertical	65	1.80	-	39.10	11.79	30.75
AV	11.56173G	46.08	54.00	-7.92	25.89	3	Vertical	65	1.80	-	39.15	11.80	30.76
PK	17.32218G	64.33	68.20	-3.87	41.24	3	Vertical	235	2.67	-	42.83	12.50	32.24

5.725-5.85GHz_802.11be EHT80-BF_Nss1,(MCS0)_4TX

5775MHz_TX

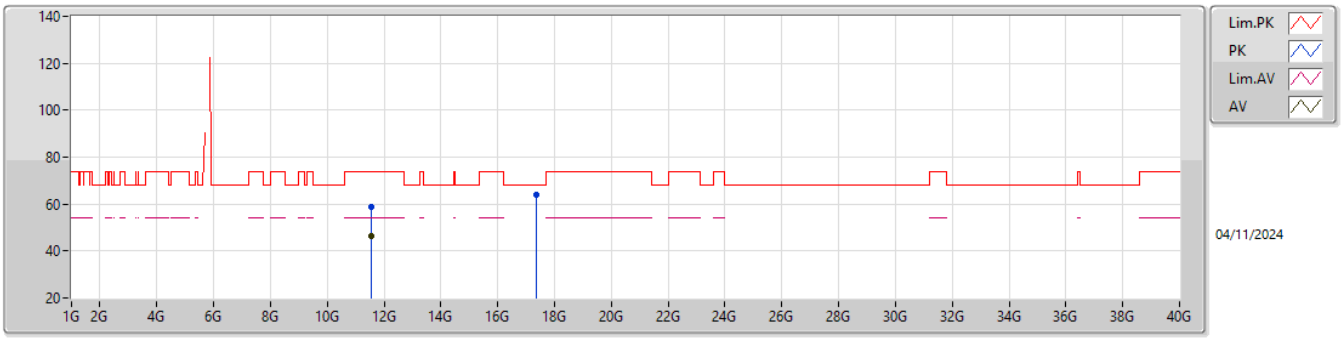

EUT Z_4TX
Setting 87
02-E-G-5

Type	Freq	Level	Limit	Margin	Raw	Dist	Condition	Azimuth	Height	Comment	AF	CL	PA
	(Hz)	(dBuV/m)	(dBuV/m)	(dB)	(dBuV)	(m)		(°)	(m)		(dB)	(dB)	(dB)
PK	11.5611G	58.91	74.00	-15.09	38.73	3	Horizontal	292	1.28	-	39.14	11.80	30.76
AV	11.56218G	46.21	54.00	-7.79	26.02	3	Horizontal	292	1.28	-	39.15	11.80	30.76
PK	17.33937G	64.02	68.20	-4.18	40.81	3	Horizontal	196	1.89	-	42.94	12.51	32.24

5.25-5.35GHz_802.11be EHT160-BF_Nss1,(MCS0)_4TX

5250MHz Straddle 5.25-5.35GHz_TX

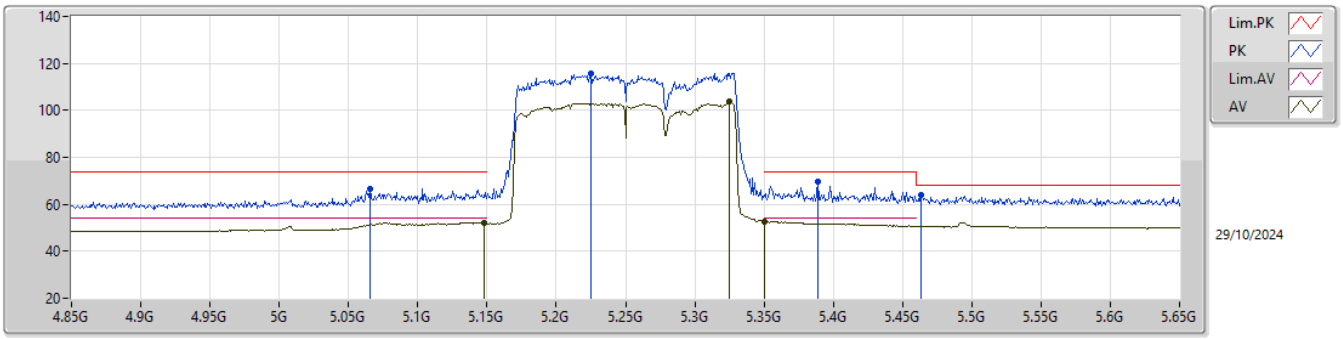

EUT Z_4TX
Setting 77
02-E-E-6-10

Type	Freq	Level	Limit	Margin	Raw	Dist	Condition	Azimuth	Height	Comment	AF	CL	PA
	(Hz)	(dBuV/m)	(dBuV/m)	(dB)	(dBuV)	(m)		(°)	(m)		(dB)	(dB)	(dB)
PK	5.0652G	66.38	74.00	-7.62	56.97	3	Vertical	88	1.80	-	33.46	6.92	30.97
PK	5.2252G	115.81	Inf	-Inf	105.94	3	Vertical	88	1.80	-	33.75	7.00	30.88
AV	5.1476G	52.31	54.00	-1.69	42.66	3	Vertical	88	1.80	-	33.60	6.98	30.93
PK	5.3892G	69.50	74.00	-4.50	59.35	3	Vertical	88	1.80	-	33.98	6.96	30.79
AV	5.3252G	103.61	Inf	-Inf	93.56	3	Vertical	88	1.80	-	33.90	6.98	30.83
AV	5.35G	52.71	54.00	-1.29	42.65	3	Vertical	88	1.80	-	33.90	6.97	30.81
PK	5.4636G	64.02	68.20	-4.18	53.57	3	Vertical	88	1.80	-	34.03	7.17	30.75

5.25-5.35GHz_802.11be EHT160-BF_Nss1,(MCS0)_4TX

5250MHz Straddle 5.25-5.35GHz_TX

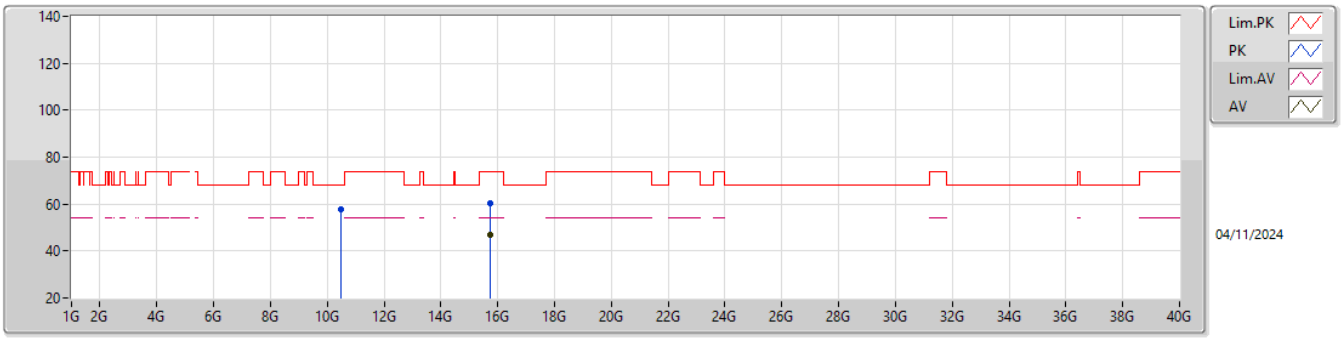

EUT Z_4TX
Setting 77
02-E-G-5

Type	Freq	Level	Limit	Margin	Raw	Dist	Condition	Azimuth	Height	Comment	AF	CL	PA
	(Hz)	(dBuV/m)	(dBuV/m)	(dB)	(dBuV)	(m)		(°)	(m)		(dB)	(dB)	(dB)
PK	10.49334G	57.83	68.20	-10.37	38.71	3	Vertical	227	2.98	-	38.49	11.12	30.49
PK	15.74712G	60.15	74.00	-13.85	42.85	3	Vertical	210	2.25	-	37.51	11.86	32.07
AV	15.73689G	46.72	54.00	-7.28	29.39	3	Vertical	210	2.25	-	37.53	11.86	32.06

5.25-5.35GHz_802.11be EHT160-BF_Nss1,(MCS0)_4TX

5250MHz Straddle 5.25-5.35GHz_TX

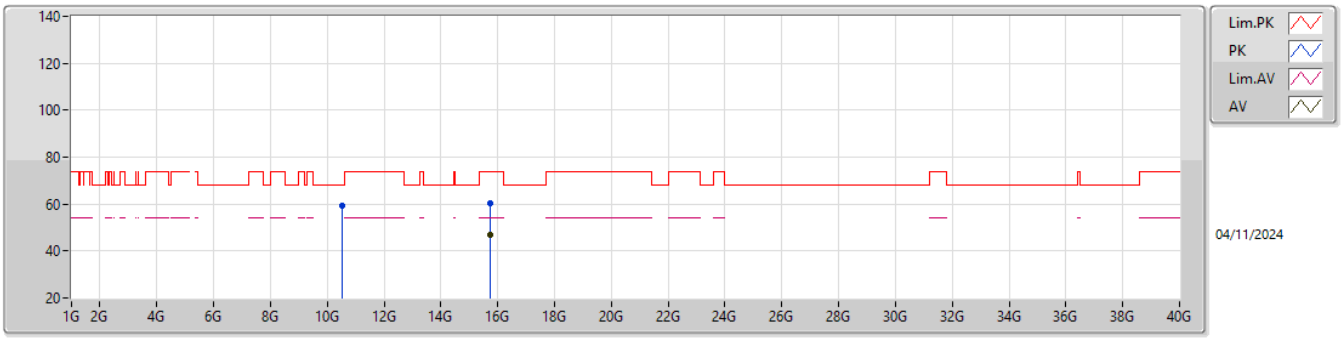

EUT Z_4TX
Setting 77
02-E-G-5

Type	Freq	Level	Limit	Margin	Raw	Dist	Condition	Azimuth	Height	Comment	AF	CL	PA
	(Hz)	(dBuV/m)	(dBuV/m)	(dB)	(dBuV)	(m)		(°)	(m)		(dB)	(dB)	(dB)
PK	10.50456G	59.30	68.20	-8.90	40.15	3	Horizontal	108	2.46	-	38.51	11.13	30.49
PK	15.73842G	60.27	74.00	-13.73	42.95	3	Horizontal	294	2.97	-	37.52	11.86	32.06
AV	15.73914G	46.82	54.00	-7.18	29.50	3	Horizontal	294	2.97	-	37.52	11.86	32.06

5.47-5.725GHz_802.11be EHT160-BF_Nss1,(MCS0)_4TX

5570MHz_TX

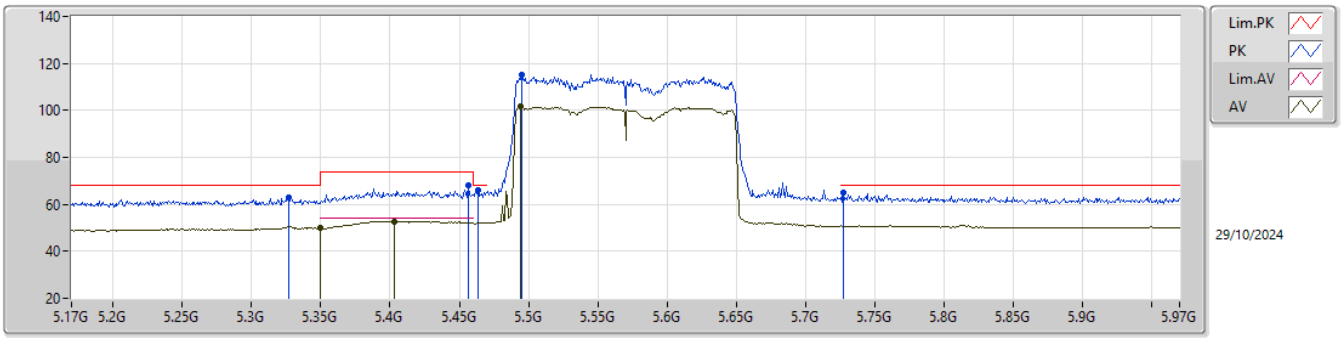

EUT Z_4TX
Setting 73
02-E-E-6-10

Type	Freq	Level	Limit	Margin	Raw	Dist	Condition	Azimuth	Height	Comment	AF	CL	PA
	(Hz)	(dBuV/m)	(dBuV/m)	(dB)	(dBuV)	(m)		(°)	(m)		(dB)	(dB)	(dB)
PK	5.3268G	63.15	68.20	-5.05	53.10	3	Vertical	60	1.80	-	33.90	6.98	30.83
AV	5.35G	49.86	54.00	-4.14	39.80	3	Vertical	60	1.80	-	33.90	6.97	30.81
PK	5.4564G	68.27	74.00	-5.73	57.86	3	Vertical	60	1.80	-	34.01	7.15	30.75
AV	5.4028G	52.83	54.00	-1.17	42.64	3	Vertical	60	1.80	-	34.00	6.97	30.78
PK	5.4636G	66.06	68.20	-2.14	55.61	3	Vertical	60	1.80	-	34.03	7.17	30.75
PK	5.4948G	115.25	Inf	-Inf	104.62	3	Vertical	60	1.80	-	34.09	7.27	30.73
AV	5.494G	101.65	Inf	-Inf	91.02	3	Vertical	60	1.80	-	34.09	7.27	30.73
PK	5.7276G	64.98	68.20	-3.22	53.93	3	Vertical	60	1.80	-	34.00	7.73	30.68

5.47-5.725GHz_802.11be EHT160-BF_Nss1,(MCS0)_4TX

5570MHz_TX

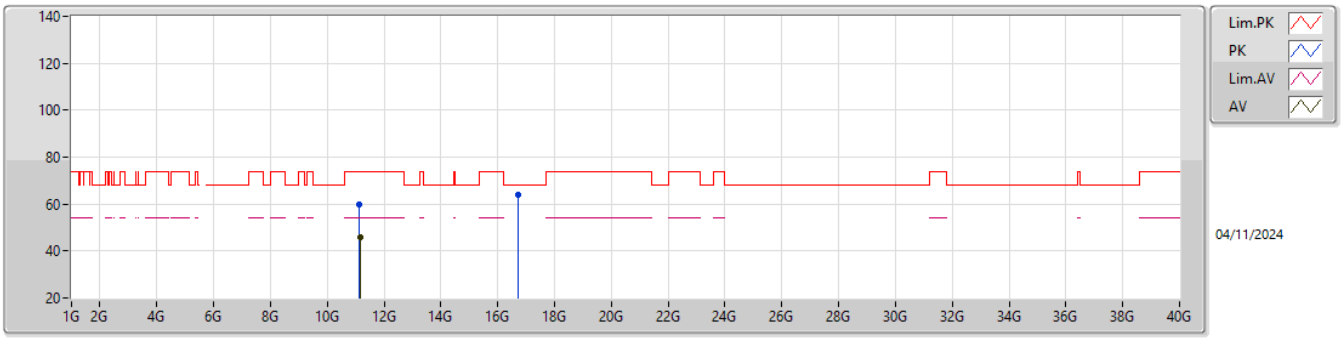

EUT Z_4TX
Setting 73
02-E-G-5

Type	Freq	Level	Limit	Margin	Raw	Dist	Condition	Azimuth	Height	Comment	AF	CL	PA
	(Hz)	(dBuV/m)	(dBuV/m)	(dB)	(dBuV)	(m)		(°)	(m)		(dB)	(dB)	(dB)
PK	11.14468G	60.01	74.00	-13.99	40.42	3	Vertical	127	2.25	-	38.60	11.54	30.55
AV	11.1469G	45.76	54.00	-8.24	26.17	3	Vertical	127	2.25	-	38.60	11.54	30.55
PK	16.7217G	63.86	68.20	-4.34	43.79	3	Vertical	143	1.30	-	39.94	12.21	32.08

5.47-5.725GHz_802.11be EHT160-BF_Nss1,(MCS0)_4TX

5570MHz_TX

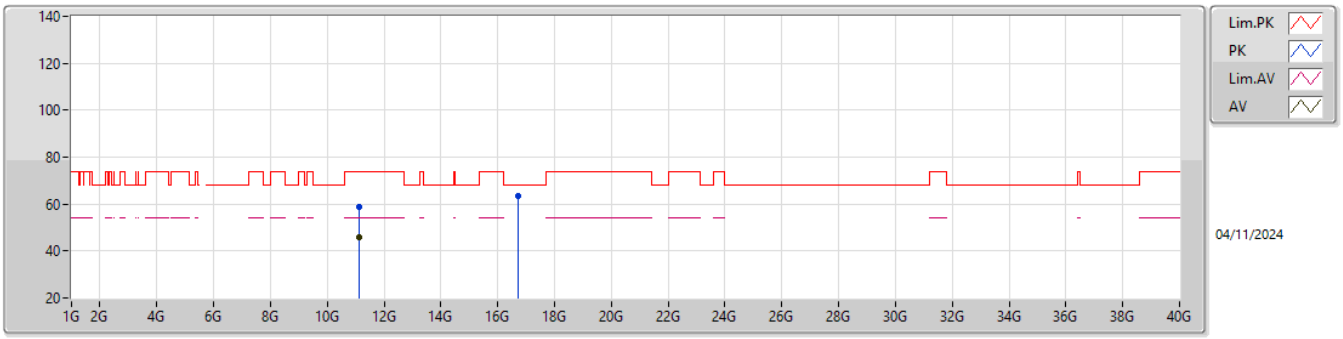

EUT Z_4TX
Setting 73
02-E-G-5

Type	Freq	Level	Limit	Margin	Raw	Dist	Condition	Azimuth	Height	Comment	AF	CL	PA
	(Hz)	(dBuV/m)	(dBuV/m)	(dB)	(dBuV)	(m)		(°)	(m)		(dB)	(dB)	(dB)
PK	11.12689G	58.96	74.00	-15.04	39.37	3	Horizontal	204	1.68	-	38.60	11.53	30.54
AV	11.12743G	45.77	54.00	-8.23	26.18	3	Horizontal	204	1.68	-	38.60	11.53	30.54
PK	16.72152G	63.27	68.20	-4.93	43.20	3	Horizontal	211	1.34	-	39.94	12.21	32.08

5.15-5.25GHz_802.11be EHT20-BF_Nss2,(MCS0)_4TX

5180MHz_TX

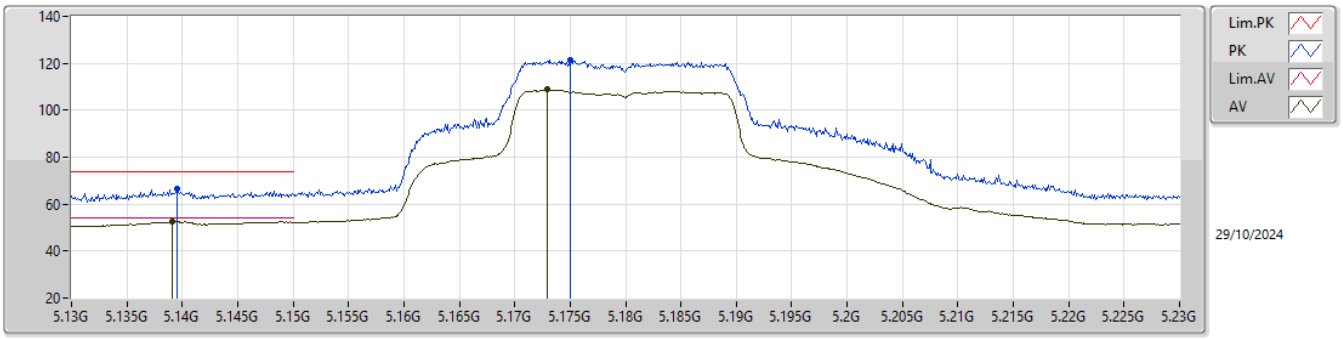

EUT Z_4TX
Setting 79
02-E-E-6-10

Type	Freq	Level	Limit	Margin	Raw	Dist	Condition	Azimuth	Height	Comment	AF	CL	PA
	(Hz)	(dBuV/m)	(dBuV/m)	(dB)	(dBuV)	(m)		(°)	(m)		(dB)	(dB)	(dB)
PK	5.1395G	66.47	74.00	-7.53	56.83	3	Vertical	97	1.82	-	33.60	6.97	30.93
AV	5.1391G	52.65	54.00	-1.35	43.01	3	Vertical	97	1.82	-	33.60	6.97	30.93
PK	5.175G	121.51	Inf	-Inf	111.78	3	Vertical	97	1.82	-	33.65	6.99	30.91
AV	5.1729G	108.81	Inf	-Inf	99.08	3	Vertical	97	1.82	-	33.65	6.99	30.91

5.15-5.25GHz_802.11be EHT20-BF_Nss2,(MCS0)_4TX

5180MHz_TX

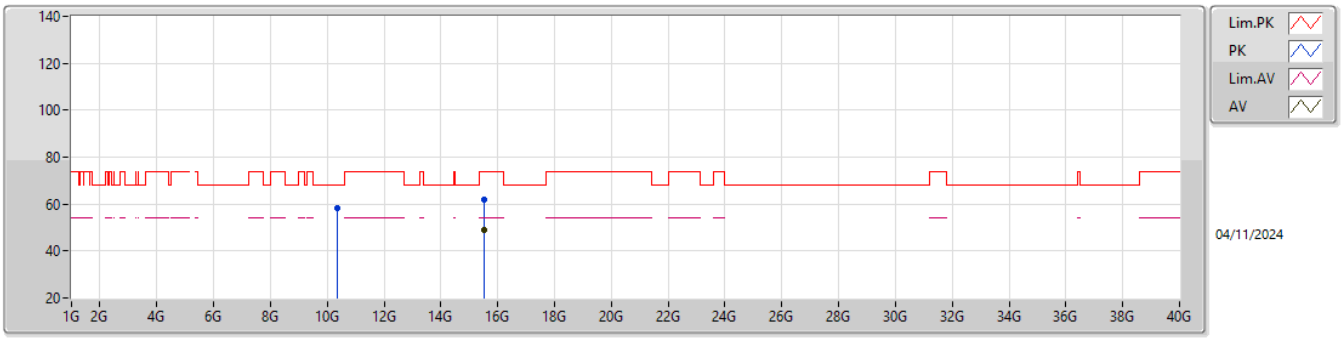

EUT Z_4TX
Setting 79
02-E-G-5

Type	Freq	Level	Limit	Margin	Raw	Dist	Condition	Azimuth	Height	Comment	AF	CL	PA
	(Hz)	(dBuV/m)	(dBuV/m)	(dB)	(dBuV)	(m)		(°)	(m)		(dB)	(dB)	(dB)
PK	10.37182G	58.52	68.20	-9.68	39.43	3	Vertical	44	2.91	-	38.56	11.05	30.52
PK	15.54336G	62.07	74.00	-11.93	44.15	3	Vertical	212	1.05	-	38.01	11.85	31.94
AV	15.5292G	48.82	54.00	-5.18	30.86	3	Vertical	212	1.05	-	38.04	11.85	31.93

5.15-5.25GHz_802.11be EHT20-BF_Nss2,(MCS0)_4TX

5180MHz_TX

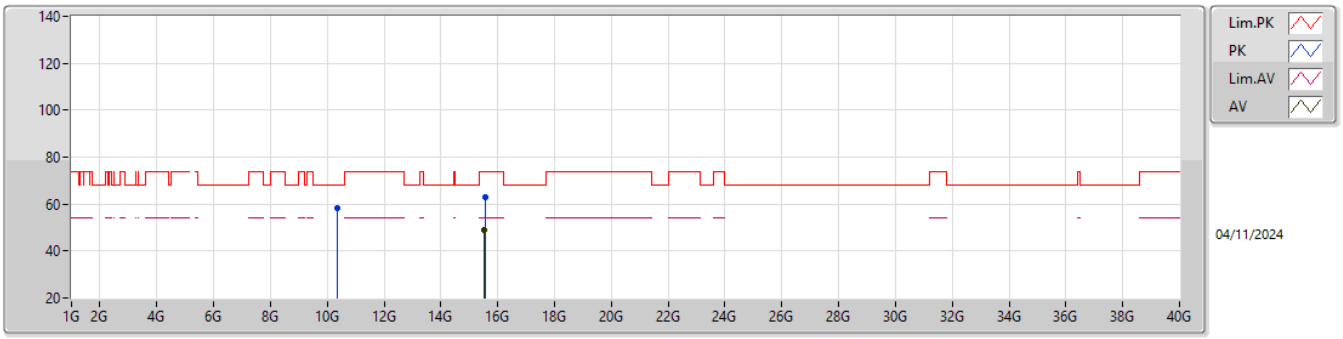

EUT Z_4TX
Setting 79
02-E-G-5

Type	Freq	Level	Limit	Margin	Raw	Dist	Condition	Azimuth	Height	Comment	AF	CL	PA
	(Hz)	(dBuV/m)	(dBuV/m)	(dB)	(dBuV)	(m)		(°)	(m)		(dB)	(dB)	(dB)
PK	10.34506G	58.09	68.20	-10.11	38.98	3	Horizontal	360	1.80	-	38.61	11.03	30.53
PK	15.54978G	62.94	74.00	-11.06	45.03	3	Horizontal	79	1.80	-	38.00	11.85	31.94
AV	15.52695G	48.83	54.00	-5.17	30.86	3	Horizontal	79	1.80	-	38.05	11.85	31.93

5.15-5.25GHz_802.11be EHT20-BF_Nss2,(MCS0)_4TX

5200MHz_TX

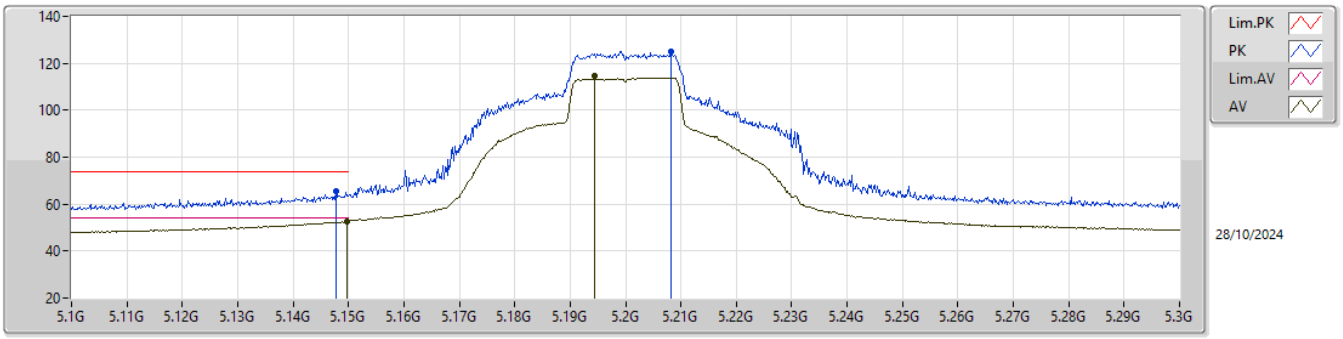

EUT Z_4TX
Setting 88
06-W-G-4-10

Type	Freq	Level	Limit	Margin	Raw	Dist	Condition	Azimuth	Height	Comment	AF	CL	PA
	(Hz)	(dBuV/m)	(dBuV/m)	(dB)	(dBuV)	(m)		(°)	(m)		(dB)	(dB)	(dB)
PK	5.1478G	65.44	74.00	-8.56	60.72	3	Vertical	81	1.77	-	31.99	6.77	34.04
AV	5.1498G	52.83	54.00	-1.17	48.09	3	Vertical	81	1.77	-	32.00	6.78	34.04
PK	5.2082G	125.12	Inf	-Inf	120.68	3	Vertical	81	1.77	-	31.65	6.85	34.06
AV	5.1944G	114.75	Inf	-Inf	110.23	3	Vertical	81	1.77	-	31.73	6.84	34.05

5.15-5.25GHz_802.11be EHT20-BF_Nss2,(MCS0)_4TX

5200MHz_TX

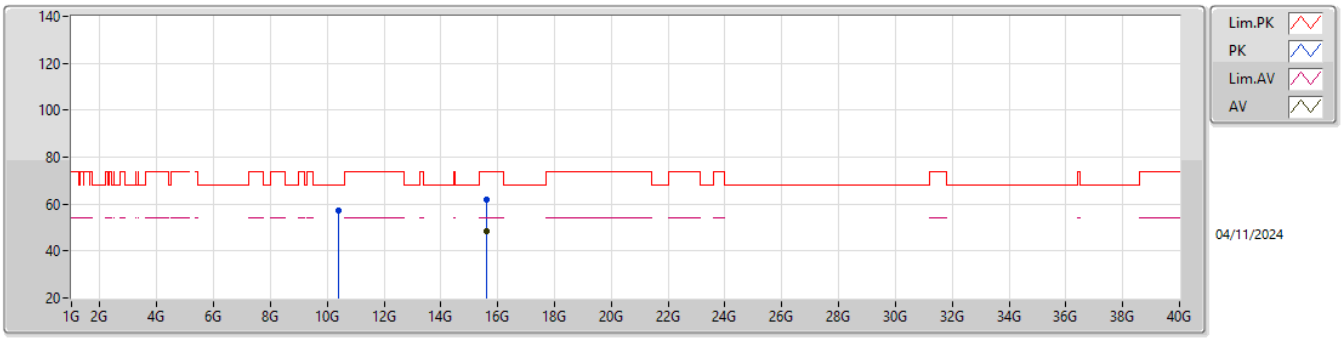

EUT Z_4TX
Setting 88
02-E-G-5

Type	Freq	Level	Limit	Margin	Raw	Dist	Condition	Azimuth	Height	Comment	AF	CL	PA
	(Hz)	(dBuV/m)	(dBuV/m)	(dB)	(dBuV)	(m)		(°)	(m)		(dB)	(dB)	(dB)
PK	10.41146G	57.27	68.20	-10.93	38.23	3	Vertical	335	2.86	-	38.48	11.07	30.51
PK	15.59733G	61.74	74.00	-12.26	43.95	3	Vertical	288	2.35	-	37.91	11.85	31.97
AV	15.59007G	48.46	54.00	-5.54	30.66	3	Vertical	288	2.35	-	37.92	11.85	31.97

5.15-5.25GHz_802.11be EHT20-BF_Nss2,(MCS0)_4TX

5200MHz_TX

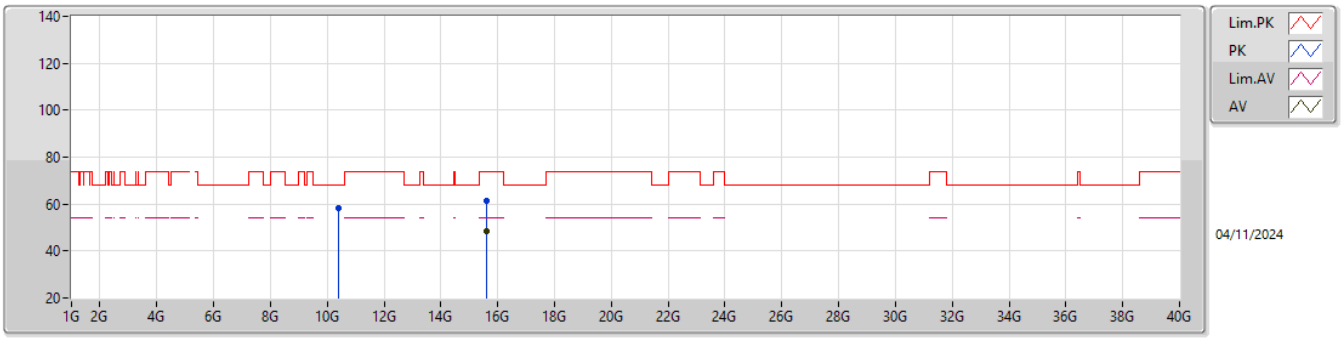

EUT Z_4TX
Setting 88
02-E-G-5

Type	Freq	Level	Limit	Margin	Raw	Dist	Condition	Azimuth	Height	Comment	AF	CL	PA
	(Hz)	(dBuV/m)	(dBuV/m)	(dB)	(dBuV)	(m)		(°)	(m)		(dB)	(dB)	(dB)
PK	10.4117G	58.29	68.20	-9.91	39.25	3	Horizontal	107	1.60	-	38.48	11.07	30.51
PK	15.58929G	61.25	74.00	-12.75	43.45	3	Horizontal	14	2.31	-	37.92	11.85	31.97
AV	15.58887G	48.44	54.00	-5.56	30.64	3	Horizontal	14	2.31	-	37.92	11.85	31.97

5.15-5.25GHz_802.11be EHT20-BF_Nss2,(MCS0)_4TX

5240MHz_TX

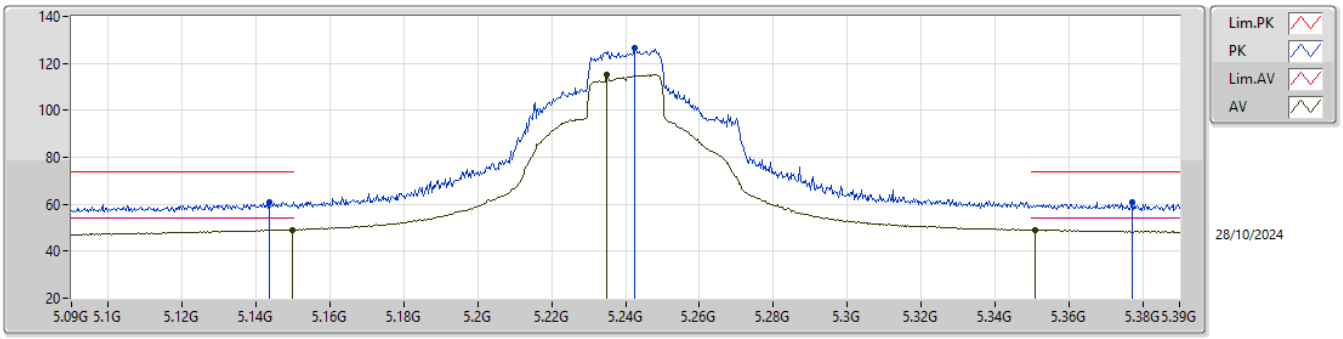

EUT Z_4TX
Setting 96
06-W-G-4-10

Type	Freq	Level	Limit	Margin	Raw	Dist	Condition	Azimuth	Height	Comment	AF	CL	PA
	(Hz)	(dBuV/m)	(dBuV/m)	(dB)	(dBuV)	(m)		(°)	(m)		(dB)	(dB)	(dB)
PK	5.1434G	60.91	74.00	-13.09	56.21	3	Vertical	77	1.82	-	31.97	6.77	34.04
AV	5.1497G	49.09	54.00	-4.91	44.35	3	Vertical	77	1.82	-	32.00	6.78	34.04
PK	5.2424G	126.35	Inf	-Inf	122.11	3	Vertical	77	1.82	-	31.45	6.86	34.07
AV	5.2349G	115.40	Inf	-Inf	111.12	3	Vertical	77	1.82	-	31.49	6.86	34.07
PK	5.3771G	60.84	74.00	-13.16	56.62	3	Vertical	77	1.82	-	31.45	6.88	34.11
AV	5.351G	49.13	54.00	-4.87	44.96	3	Vertical	77	1.82	-	31.40	6.87	34.10

5.15-5.25GHz_802.11be EHT20-BF_Nss2,(MCS0)_4TX

5240MHz_TX

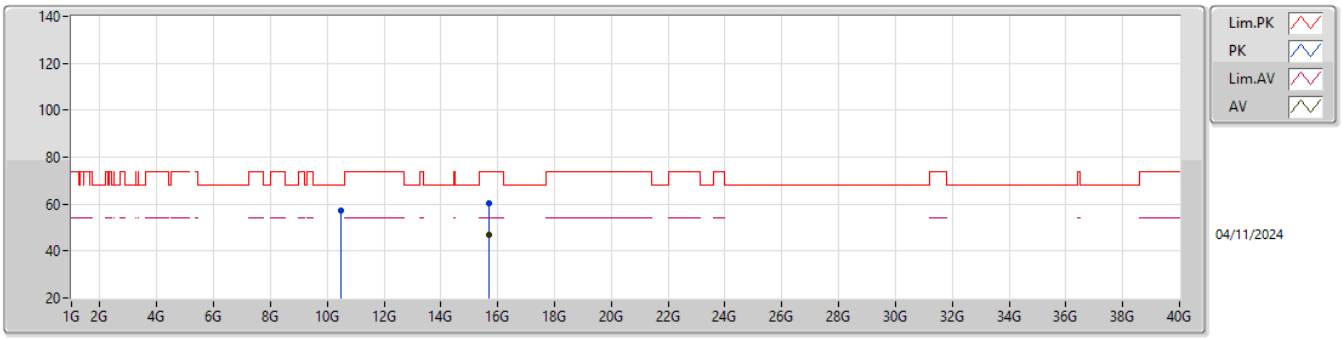

EUT Z_4TX
Setting 96
02-E-G-5

Type	Freq	Level	Limit	Margin	Raw	Dist	Condition	Azimuth	Height	Comment	AF	CL	PA
	(Hz)	(dBuV/m)	(dBuV/m)	(dB)	(dBuV)	(m)		(°)	(m)		(dB)	(dB)	(dB)
PK	10.49416G	57.41	68.20	-10.79	38.29	3	Vertical	9	2.77	-	38.49	11.12	30.49
PK	15.70806G	60.46	74.00	-13.54	43.06	3	Vertical	82	1.84	-	37.58	11.86	32.04
AV	15.70866G	47.08	54.00	-6.92	29.68	3	Vertical	82	1.84	-	37.58	11.86	32.04

5.15-5.25GHz_802.11be EHT20-BF_Nss2,(MCS0)_4TX

5240MHz_TX

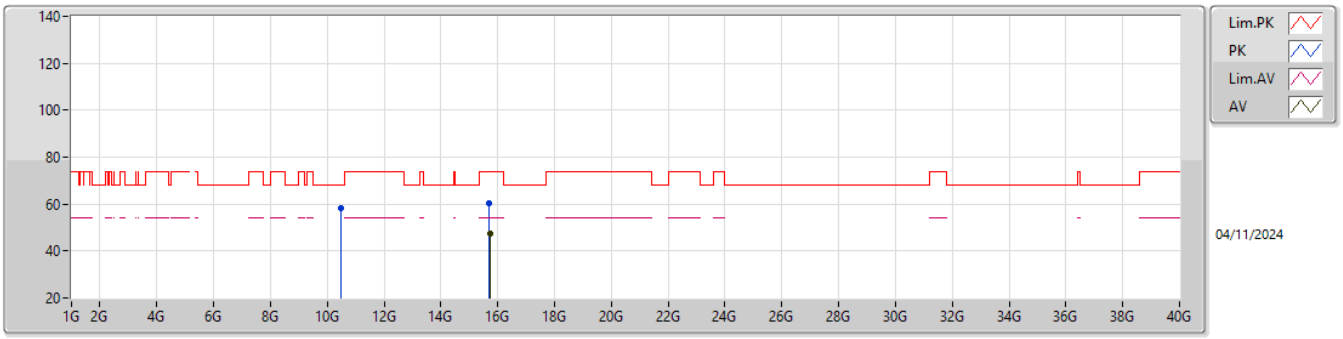

EUT Z_4TX
Setting 96
02-E-G-5

Type	Freq	Level	Limit	Margin	Raw	Dist	Condition	Azimuth	Height	Comment	AF	CL	PA
	(Hz)	(dBuV/m)	(dBuV/m)	(dB)	(dBuV)	(m)		(°)	(m)		(dB)	(dB)	(dB)
PK	10.47754G	58.45	68.20	-9.75	39.38	3	Horizontal	261	2.29	-	38.46	11.11	30.50
PK	15.70851G	60.26	74.00	-13.74	42.86	3	Horizontal	173	2.25	-	37.58	11.86	32.04
AV	15.71901G	47.18	54.00	-6.82	29.81	3	Horizontal	173	2.25	-	37.56	11.86	32.05

5.25-5.35GHz_802.11be EHT20-BF_Nss2,(MCS0)_4TX

5260MHz_TX

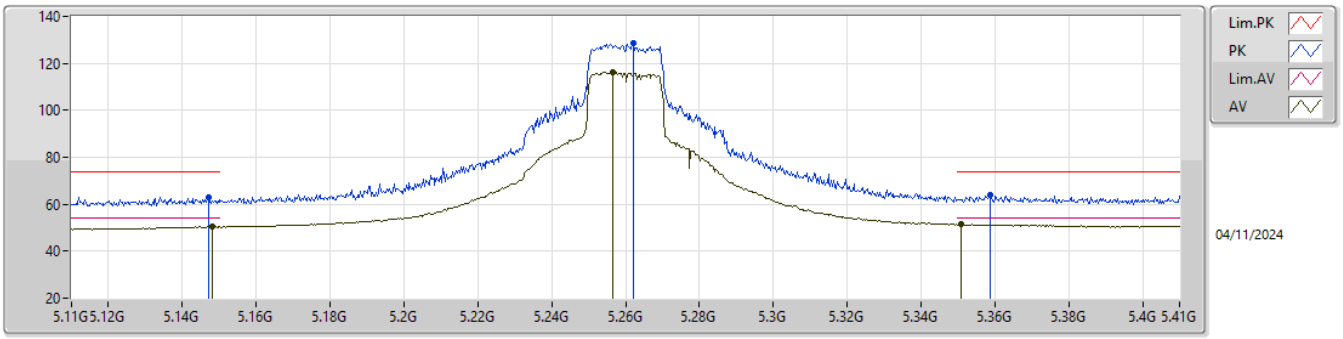

EUT Z_4TX
Setting 100
02-E-A-4-10

Type	Freq	Level	Limit	Margin	Raw	Dist	Condition	Azimuth	Height	Comment	AF	CL	PA
	(Hz)	(dBuV/m)	(dBuV/m)	(dB)	(dBuV)	(m)		(°)	(m)		(dB)	(dB)	(dB)
PK	5.1472G	63.16	74.00	-10.84	53.51	3	Vertical	31	1.76	-	33.60	6.98	30.93
AV	5.1481G	50.49	54.00	-3.51	40.84	3	Vertical	31	1.76	-	33.60	6.98	30.93
PK	5.2621G	128.48	Inf	-Inf	118.53	3	Vertical	31	1.76	-	33.82	6.99	30.86
AV	5.2564G	116.32	Inf	-Inf	106.38	3	Vertical	31	1.76	-	33.81	7.00	30.87
PK	5.3587G	63.85	74.00	-10.15	53.77	3	Vertical	31	1.76	-	33.92	6.97	30.81
AV	5.3509G	51.40	54.00	-2.60	41.34	3	Vertical	31	1.76	-	33.90	6.97	30.81

5.25-5.35GHz_802.11be EHT20-BF_Nss2,(MCS0)_4TX

5260MHz_TX

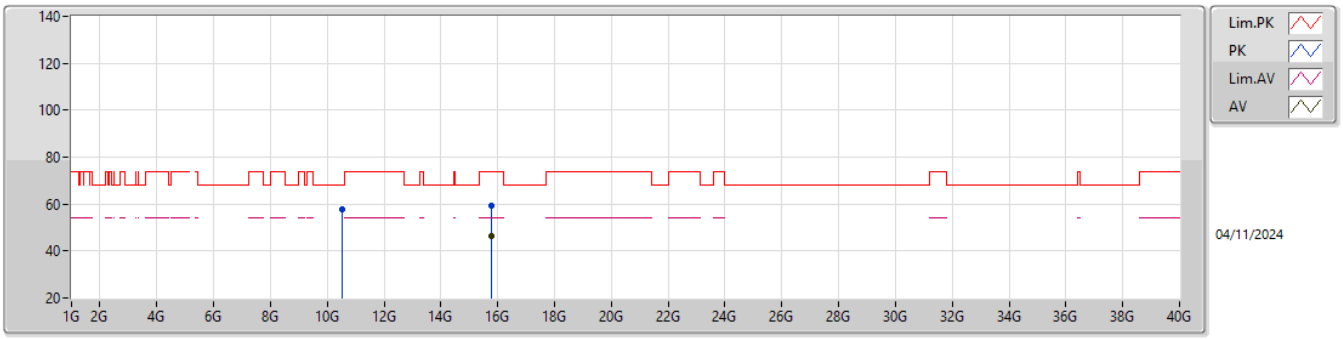

EUT Z_4TX
Setting 100
02-E-G-5

Type	Freq	Level	Limit	Margin	Raw	Dist	Condition	Azimuth	Height	Comment	AF	CL	PA
	(Hz)	(dBuV/m)	(dBuV/m)	(dB)	(dBuV)	(m)		(°)	(m)		(dB)	(dB)	(dB)
PK	10.51625G	57.80	68.20	-10.40	38.62	3	Vertical	322	2.05	-	38.53	11.14	30.49
PK	15.77973G	59.49	74.00	-14.51	42.28	3	Vertical	168	2.25	-	37.44	11.86	32.09
AV	15.76764G	46.56	54.00	-7.44	29.32	3	Vertical	168	2.25	-	37.46	11.86	32.08

5.25-5.35GHz_802.11be EHT20-BF_Nss2,(MCS0)_4TX

5260MHz_TX

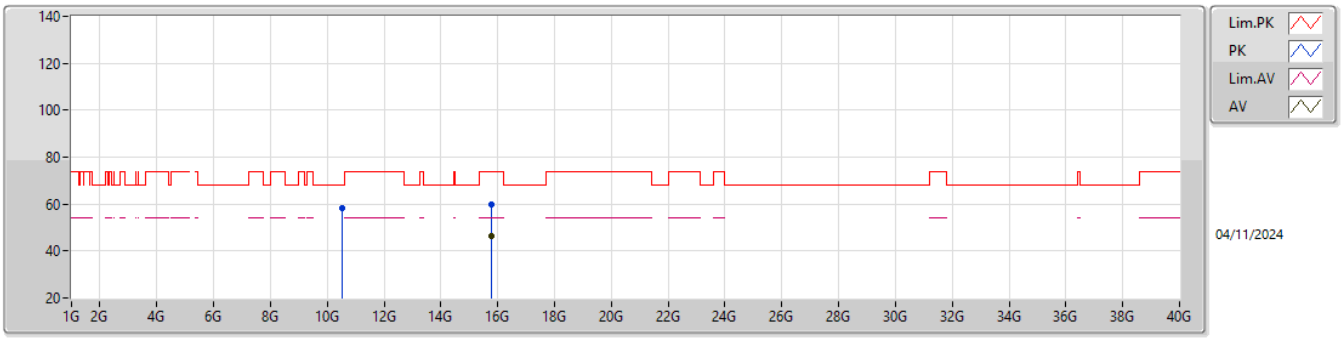

EUT Z_4TX
Setting 100
02-E-G-5

Type	Freq	Level	Limit	Margin	Raw	Dist	Condition	Azimuth	Height	Comment	AF	CL	PA
	(Hz)	(dBuV/m)	(dBuV/m)	(dB)	(dBuV)	(m)		(°)	(m)		(dB)	(dB)	(dB)
PK	10.52198G	58.31	68.20	-9.89	39.12	3	Horizontal	146	2.68	-	38.54	11.14	30.49
PK	15.77148G	59.86	74.00	-14.14	42.62	3	Horizontal	216	2.19	-	37.46	11.86	32.08
AV	15.76968G	46.55	54.00	-7.45	29.31	3	Horizontal	216	2.19	-	37.46	11.86	32.08

5.25-5.35GHz_802.11be EHT20-BF_Nss2,(MCS0)_4TX

5300MHz_TX

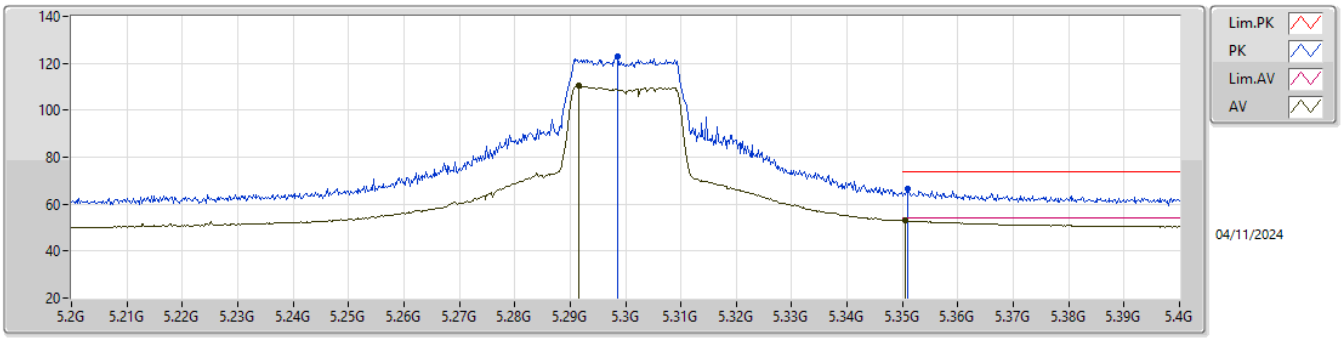

EUT Z_4TX
Setting 87
02-E-A-4-10

Type	Freq	Level	Limit	Margin	Raw	Dist	Condition	Azimuth	Height	Comment	AF	CL	PA
	(Hz)	(dBuV/m)	(dBuV/m)	(dB)	(dBuV)	(m)		(°)	(m)		(dB)	(dB)	(dB)
PK	5.2986G	123.11	Inf	-Inf	113.06	3	Vertical	31	1.76	-	33.90	6.99	30.84
AV	5.2916G	110.26	Inf	-Inf	100.24	3	Vertical	31	1.76	-	33.88	6.99	30.85
PK	5.351G	66.72	74.00	-7.28	56.66	3	Vertical	31	1.76	-	33.90	6.97	30.81
AV	5.3504G	52.92	54.00	-1.08	42.86	3	Vertical	31	1.76	-	33.90	6.97	30.81

5.25-5.35GHz_802.11be EHT20-BF_Nss2,(MCS0)_4TX

5300MHz_TX

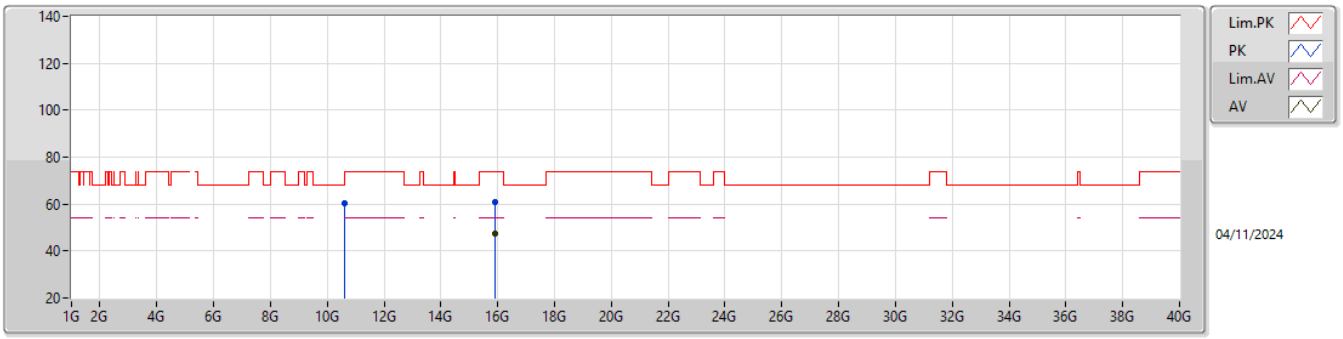

EUT Z_4TX
Setting 87
02-E-G-5

Type	Freq	Level	Limit	Margin	Raw	Dist	Condition	Azimuth	Height	Comment	AF	CL	PA
	(Hz)	(dBuV/m)	(dBuV/m)	(dB)	(dBuV)	(m)		(°)	(m)		(dB)	(dB)	(dB)
PK	10.61425G	60.10	74.00	-13.90	40.82	3	Vertical	104	2.46	-	38.57	11.20	30.49
PK	15.91497G	60.96	74.00	-13.04	43.63	3	Vertical	212	2.29	-	37.64	11.87	32.18
AV	15.91389G	47.67	54.00	-6.33	30.33	3	Vertical	212	2.29	-	37.64	11.87	32.17

5.25-5.35GHz_802.11be EHT20-BF_Nss2,(MCS0)_4TX

5300MHz_TX

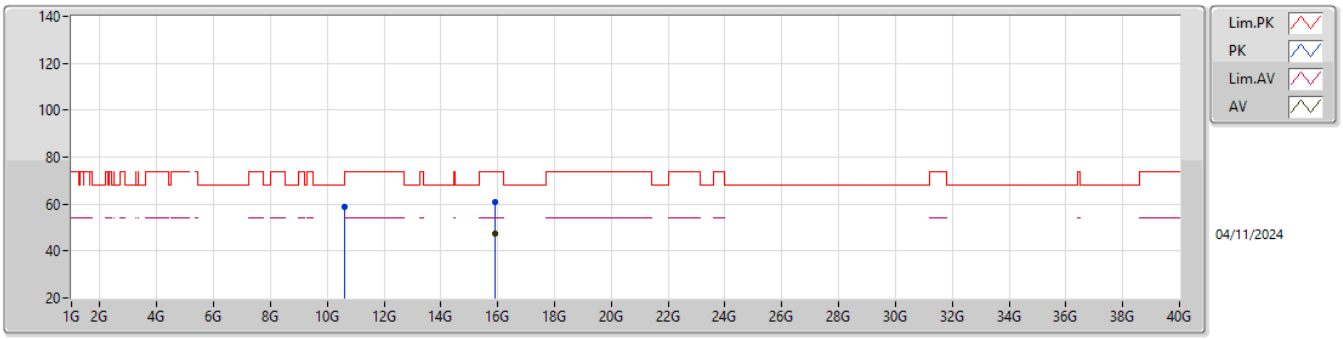

EUT Z_4TX
Setting 87
02-E-G-5

Type	Freq	Level	Limit	Margin	Raw	Dist	Condition	Azimuth	Height	Comment	AF	CL	PA
	(Hz)	(dBuV/m)	(dBuV/m)	(dB)	(dBuV)	(m)		(°)	(m)		(dB)	(dB)	(dB)
PK	10.61416G	58.58	74.00	-15.42	39.30	3	Horizontal	275	1.03	-	38.57	11.20	30.49
PK	15.90828G	61.08	74.00	-12.92	43.71	3	Horizontal	334	2.13	-	37.67	11.87	32.17
AV	15.91149G	47.52	54.00	-6.48	30.17	3	Horizontal	334	2.13	-	37.65	11.87	32.17

5.25-5.35GHz_802.11be EHT20-BF_Nss2,(MCS0)_4TX

5320MHz_TX

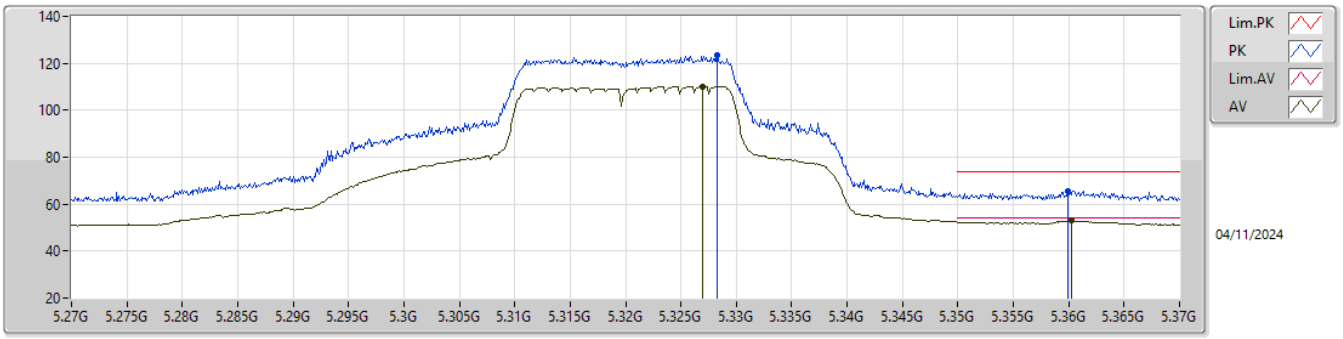

EUT Z_4TX
Setting 77
02-E-A-4-10

Type	Freq	Level	Limit	Margin	Raw	Dist	Condition	Azimuth	Height	Comment	AF	CL	PA
	(Hz)	(dBuV/m)	(dBuV/m)	(dB)	(dBuV)	(m)		(°)	(m)		(dB)	(dB)	(dB)
PK	5.3283G	123.62	Inf	-Inf	113.57	3	Vertical	78	1.75	-	33.90	6.98	30.83
AV	5.327G	110.14	Inf	-Inf	100.09	3	Vertical	78	1.75	-	33.90	6.98	30.83
PK	5.3599G	65.60	74.00	-8.40	55.52	3	Vertical	78	1.75	-	33.92	6.97	30.81
AV	5.3602G	52.98	54.00	-1.02	42.90	3	Vertical	78	1.75	-	33.92	6.97	30.81

5.25-5.35GHz_802.11be EHT20-BF_Nss2,(MCS0)_4TX

5320MHz_TX

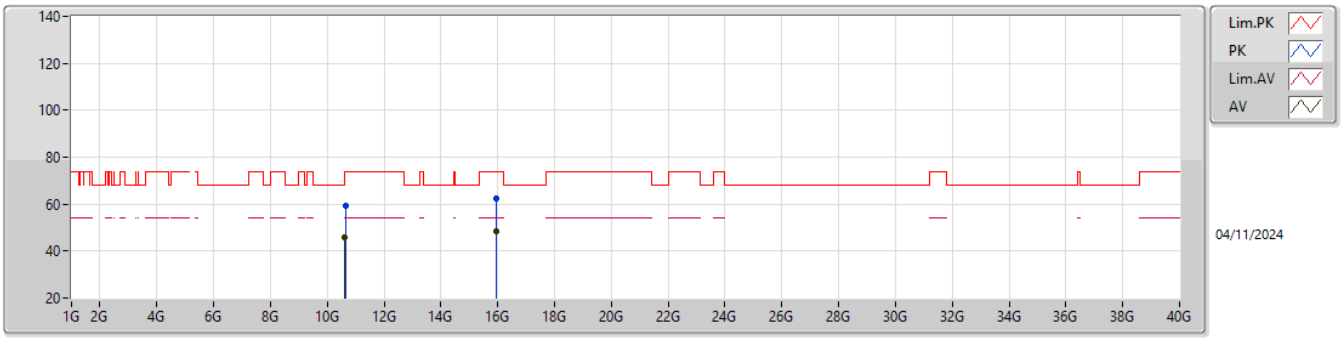

EUT Z_4TX
Setting 77
02-E-G-5

Type	Freq	Level	Limit	Margin	Raw	Dist	Condition	Azimuth	Height	Comment	AF	CL	PA
	(Hz)	(dBuV/m)	(dBuV/m)	(dB)	(dBuV)	(m)		(°)	(m)		(dB)	(dB)	(dB)
PK	10.63562G	59.12	74.00	-14.88	39.87	3	Vertical	331	2.94	-	38.53	11.21	30.49
AV	10.63157G	45.69	54.00	-8.31	26.43	3	Vertical	331	2.94	-	38.54	11.21	30.49
PK	15.96069G	62.52	74.00	-11.48	45.35	3	Vertical	31	2.36	-	37.50	11.87	32.20
AV	15.96255G	48.28	54.00	-5.72	31.12	3	Vertical	31	2.36	-	37.50	11.87	32.21

5.25-5.35GHz_802.11be EHT20-BF_Nss2,(MCS0)_4TX

5320MHz_TX

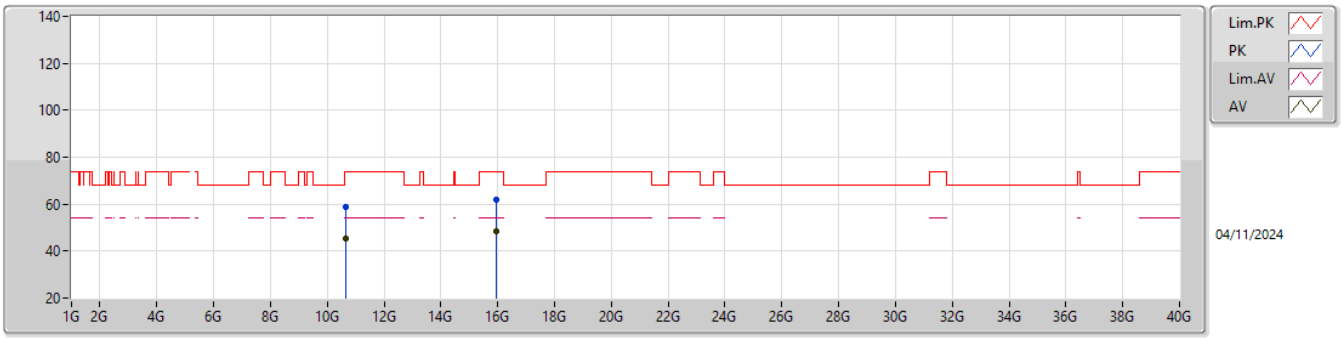

EUT Z_4TX
Setting 77
02-E-G-5

Type	Freq	Level	Limit	Margin	Raw	Dist	Condition	Azimuth	Height	Comment	AF	CL	PA
	(Hz)	(dBuV/m)	(dBuV/m)	(dB)	(dBuV)	(m)		(°)	(m)		(dB)	(dB)	(dB)
PK	10.64114G	58.77	74.00	-15.23	39.52	3	Horizontal	203	2.65	-	38.52	11.22	30.49
AV	10.63367G	45.36	54.00	-8.64	26.11	3	Horizontal	203	2.65	-	38.53	11.21	30.49
PK	15.95406G	61.72	74.00	-12.28	44.55	3	Horizontal	92	2.18	-	37.50	11.87	32.20
AV	15.94824G	48.38	54.00	-5.62	31.20	3	Horizontal	92	2.18	-	37.51	11.87	32.20

5.47-5.725GHz_802.11be EHT20-BF_Nss2,(MCS0)_4TX

5500MHz_TX

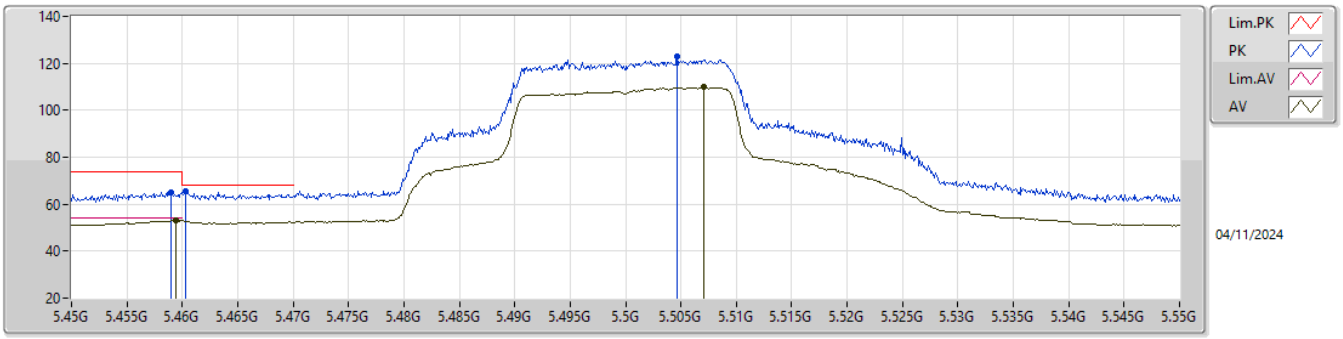

EUT Z_4TX
Setting 74
02-E-A-4-10

Type	Freq	Level	Limit	Margin	Raw	Dist	Condition	Azimuth	Height	Comment	AF	CL	PA
	(Hz)	(dBuV/m)	(dBuV/m)	(dB)	(dBuV)	(m)		(°)	(m)		(dB)	(dB)	(dB)
PK	5.459G	65.16	74.00	-8.84	54.74	3	Vertical	76	1.80	-	34.02	7.15	30.75
AV	5.4594G	52.98	54.00	-1.02	42.55	3	Vertical	76	1.80	-	34.02	7.16	30.75
PK	5.4603G	65.63	68.20	-2.57	55.20	3	Vertical	76	1.80	-	34.02	7.16	30.75
PK	5.5047G	122.97	Inf	-Inf	112.30	3	Vertical	76	1.80	-	34.09	7.31	30.73
AV	5.5071G	109.77	Inf	-Inf	99.10	3	Vertical	76	1.80	-	34.09	7.31	30.73

5.47-5.725GHz_802.11be EHT20-BF_Nss2,(MCS0)_4TX

5500MHz_TX

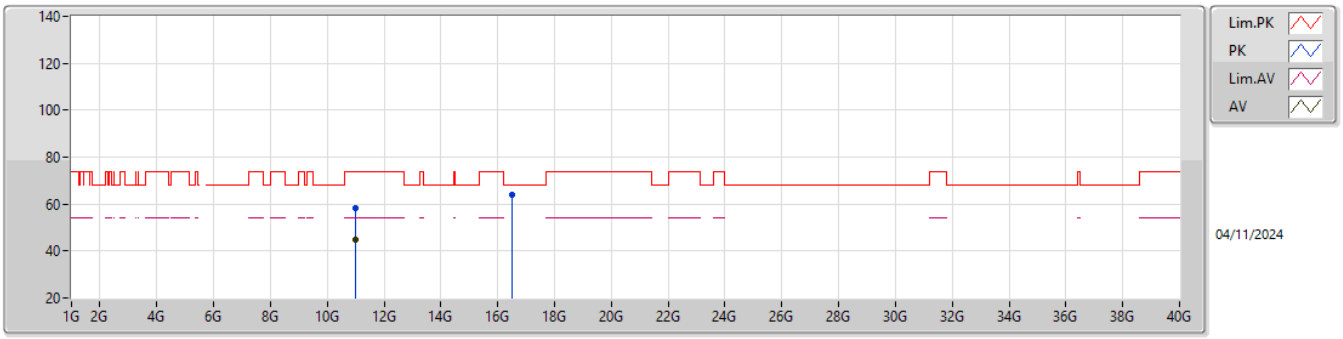

EUT Z_4TX
Setting 74
02-E-G-5

Type	Freq	Level	Limit	Margin	Raw	Dist	Condition	Azimuth	Height	Comment	AF	CL	PA
	(Hz)	(dBuV/m)	(dBuV/m)	(dB)	(dBuV)	(m)		(°)	(m)		(dB)	(dB)	(dB)
PK	11.00123G	58.41	74.00	-15.59	38.84	3	Vertical	242	2.34	-	38.60	11.45	30.48
AV	10.98773G	44.89	54.00	-9.11	25.33	3	Vertical	242	2.34	-	38.60	11.44	30.48
PK	16.49544G	63.92	68.20	-4.28	45.09	3	Vertical	332	1.15	-	38.77	12.11	32.05

5.47-5.725GHz_802.11be EHT20-BF_Nss2,(MCS0)_4TX

5500MHz_TX

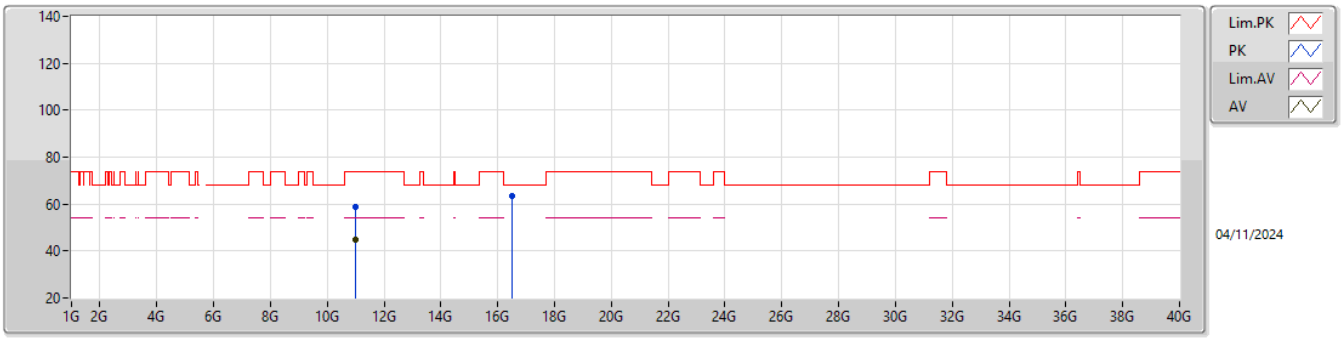

EUT Z_4TX
Setting 74
02-E-G-5

Type	Freq	Level	Limit	Margin	Raw	Dist	Condition	Azimuth	Height	Comment	AF	CL	PA
	(Hz)	(dBuV/m)	(dBuV/m)	(dB)	(dBuV)	(m)		(°)	(m)		(dB)	(dB)	(dB)
PK	10.99487G	58.63	74.00	-15.37	39.07	3	Horizontal	198	2.87	-	38.60	11.44	30.48
AV	11.0129G	44.96	54.00	-9.04	25.40	3	Horizontal	198	2.87	-	38.60	11.45	30.49
PK	16.50594G	63.70	68.20	-4.50	44.79	3	Horizontal	209	2.98	-	38.85	12.11	32.05

5.47-5.725GHz_802.11be EHT20-BF_Nss2,(MCS0)_4TX

5580MHz_TX

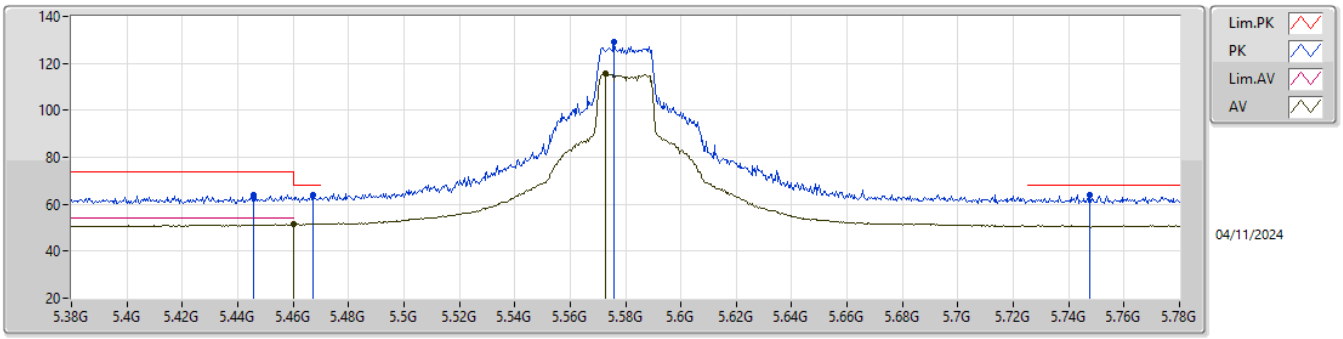

EUT Z_4TX
Setting 100
02-E-A-4-10

Type	Freq	Level	Limit	Margin	Raw	Dist	Condition	Azimuth	Height	Comment	AF	CL	PA
	(Hz)	(dBuV/m)	(dBuV/m)	(dB)	(dBuV)	(m)		(°)	(m)		(dB)	(dB)	(dB)
PK	5.4456G	64.06	74.00	-9.94	53.71	3	Vertical	79	1.80	-	34.00	7.11	30.76
PK	5.4672G	63.80	68.20	-4.40	53.34	3	Vertical	79	1.80	-	34.03	7.18	30.75
AV	5.46G	51.47	54.00	-2.53	41.04	3	Vertical	79	1.80	-	34.02	7.16	30.75
PK	5.576G	128.92	Inf	-Inf	118.09	3	Vertical	79	1.80	-	34.00	7.54	30.71
AV	5.5728G	115.46	Inf	-Inf	104.64	3	Vertical	79	1.80	-	34.00	7.53	30.71
PK	5.7476G	64.07	68.20	-4.13	52.99	3	Vertical	79	1.80	-	34.00	7.75	30.67

5.47-5.725GHz_802.11be EHT20-BF_Nss2,(MCS0)_4TX

5580MHz_TX

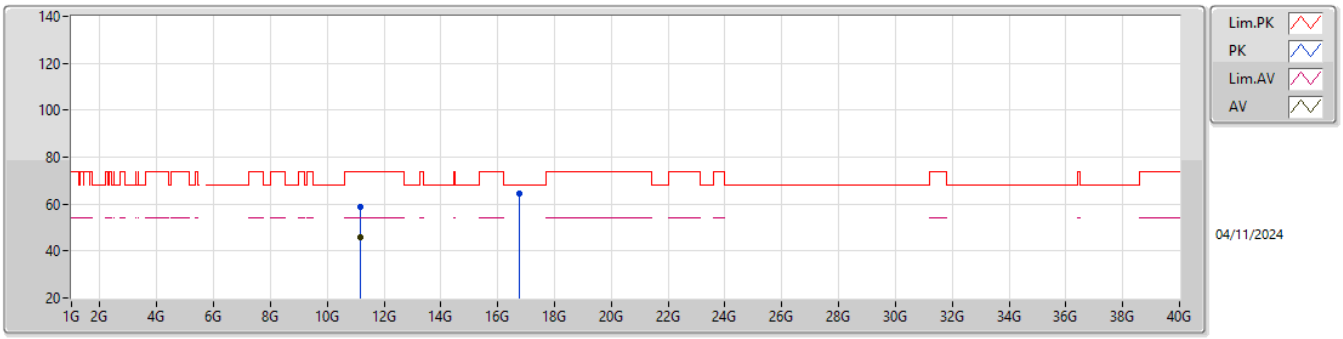

EUT Z_4TX
Setting 100
02-E-G-5

Type	Freq	Level	Limit	Margin	Raw	Dist	Condition	Azimuth	Height	Comment	AF	CL	PA
	(Hz)	(dBuV/m)	(dBuV/m)	(dB)	(dBuV)	(m)		(°)	(m)		(dB)	(dB)	(dB)
PK	11.14821G	58.86	74.00	-15.14	39.27	3	Vertical	54	1.06	-	38.60	11.54	30.55
AV	11.16078G	45.86	54.00	-8.14	26.26	3	Vertical	54	1.06	-	38.60	11.55	30.55
PK	16.74627G	64.42	68.20	-3.78	44.29	3	Vertical	110	1.67	-	39.99	12.22	32.08

5.47-5.725GHz_802.11be EHT20-BF_Nss2,(MCS0)_4TX

5580MHz_TX

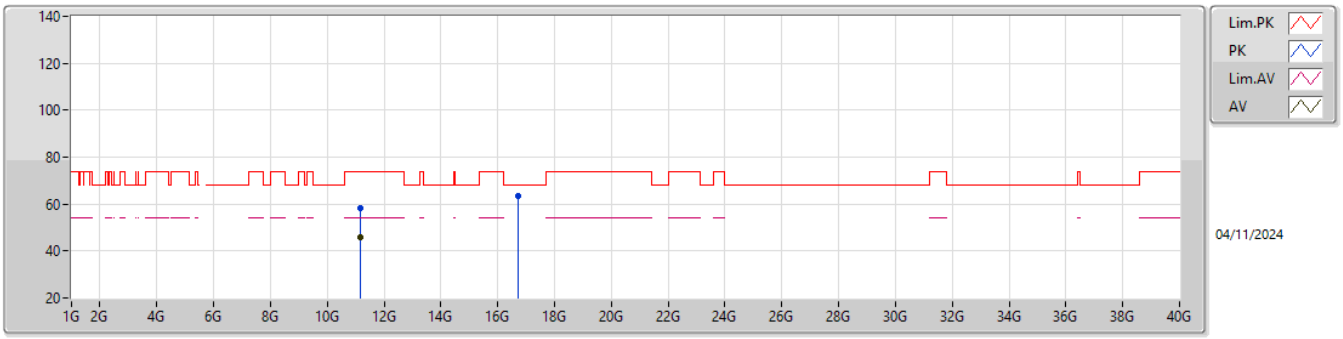

EUT Z_4TX
Setting 100
02-E-G-5

Type	Freq	Level	Limit	Margin	Raw	Dist	Condition	Azimuth	Height	Comment	AF	CL	PA
	(Hz)	(dBuV/m)	(dBuV/m)	(dB)	(dBuV)	(m)		(°)	(m)		(dB)	(dB)	(dB)
PK	11.14923G	58.40	74.00	-15.60	38.81	3	Horizontal	307	1.21	-	38.60	11.54	30.55
AV	11.15028G	45.77	54.00	-8.23	26.18	3	Horizontal	307	1.21	-	38.60	11.54	30.55
PK	16.73223G	63.37	68.20	-4.83	43.27	3	Horizontal	79	2.40	-	39.96	12.22	32.08

5.47-5.725GHz_802.11be EHT20-BF_Nss2,(MCS0)_4TX

5700MHz_TX

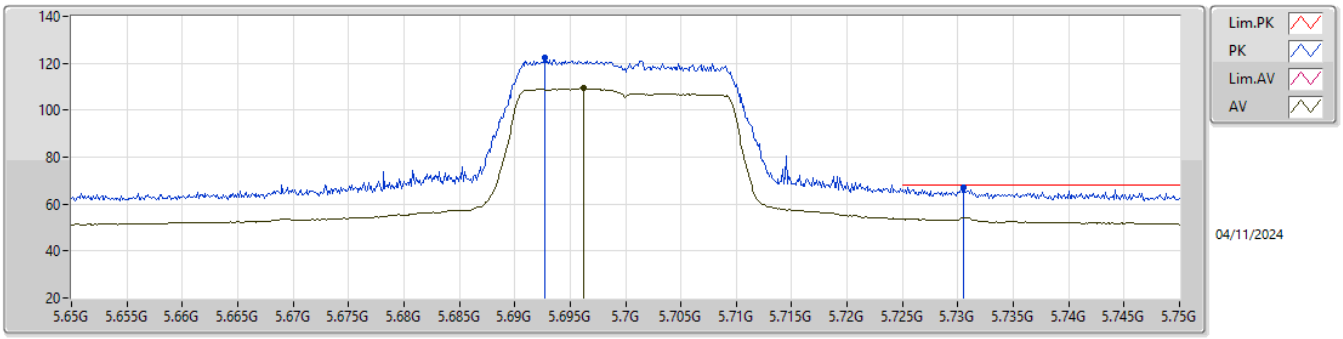

EUT Z_4TX
Setting 69
02-E-A-4-10

Type	Freq	Level	Limit	Margin	Raw	Dist	Condition	Azimuth	Height	Comment	AF	CL	PA
	(Hz)	(dBuV/m)	(dBuV/m)	(dB)	(dBuV)	(m)		(°)	(m)		(dB)	(dB)	(dB)
PK	5.6927G	122.31	Inf	-Inf	111.29	3	Vertical	18	1.80	-	34.00	7.70	30.68
AV	5.6962G	109.38	Inf	-Inf	98.35	3	Vertical	18	1.80	-	34.00	7.71	30.68
PK	5.7305G	67.05	68.20	-1.15	55.98	3	Vertical	18	1.80	-	34.00	7.74	30.67

5.47-5.725GHz_802.11be EHT20-BF_Nss2,(MCS0)_4TX

5700MHz_TX

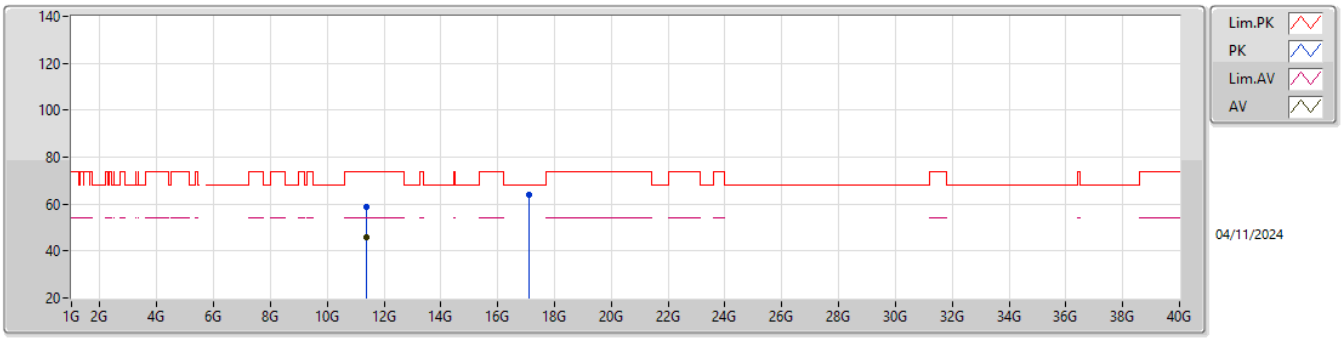

EUT Z_4TX
Setting 69
02-E-G-5

Type	Freq	Level	Limit	Margin	Raw	Dist	Condition	Azimuth	Height	Comment	AF	CL	PA
	(Hz)	(dBuV/m)	(dBuV/m)	(dB)	(dBuV)	(m)		(°)	(m)		(dB)	(dB)	(dB)
PK	11.39643G	59.01	74.00	-14.99	39.18	3	Vertical	333	2.09	-	38.79	11.70	30.66
AV	11.39988G	46.03	54.00	-7.97	26.19	3	Vertical	333	2.09	-	38.80	11.70	30.66
PK	17.08896G	64.06	68.20	-4.14	42.34	3	Vertical	282	1.47	-	41.48	12.39	32.15

5.47-5.725GHz_802.11be EHT20-BF_Nss2,(MCS0)_4TX

5700MHz_TX

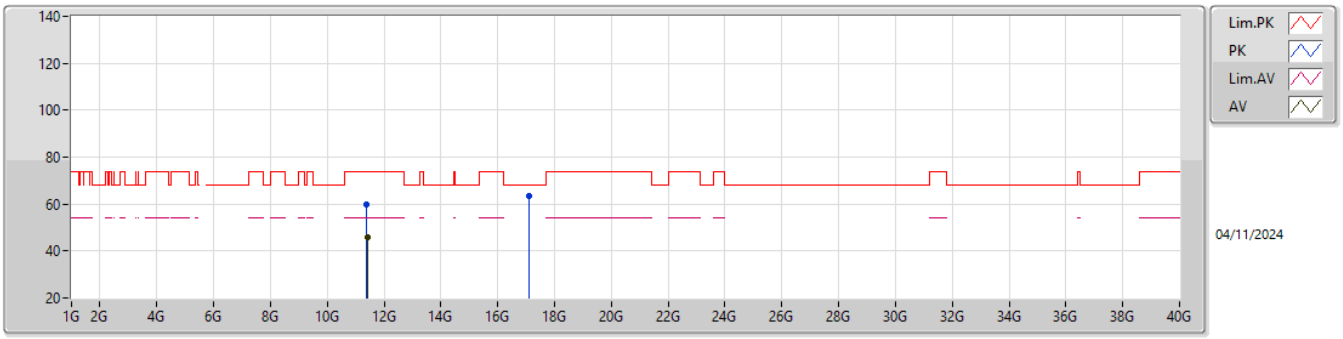

EUT Z_4TX
Setting 69
02-E-G-5

Type	Freq	Level	Limit	Margin	Raw	Dist	Condition	Azimuth	Height	Comment	AF	CL	PA
	(Hz)	(dBuV/m)	(dBuV/m)	(dB)	(dBuV)	(m)		(°)	(m)		(dB)	(dB)	(dB)
PK	11.38815G	60.08	74.00	-13.92	40.27	3	Horizontal	221	1.46	-	38.78	11.69	30.66
AV	11.40234G	46.02	54.00	-7.98	26.19	3	Horizontal	221	1.46	-	38.80	11.70	30.67
PK	17.08971G	63.36	68.20	-4.84	41.64	3	Horizontal	248	1.03	-	41.48	12.39	32.15

5.47-5.725GHz_802.11be EHT20-BF_Nss2,(MCS0)_4TX

5720MHz Straddle 5.47-5.725GHz_TX

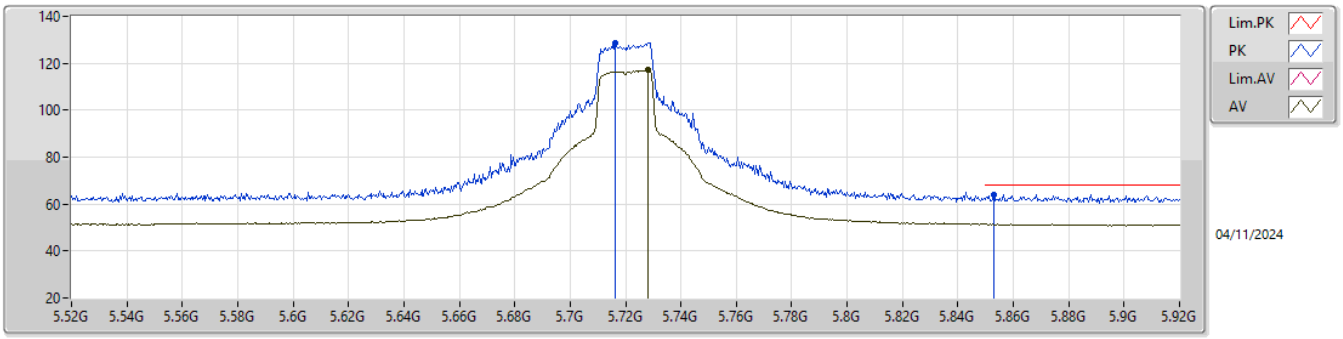

EUT Z_4TX
Setting 100
02-E-A-4-10

Type	Freq	Level	Limit	Margin	Raw	Dist	Condition	Azimuth	Height	Comment	AF	CL	PA
	(Hz)	(dBuV/m)	(dBuV/m)	(dB)	(dBuV)	(m)		(°)	(m)		(dB)	(dB)	(dB)
PK	5.7164G	128.72	Inf	-Inf	117.68	3	Vertical	17	2.04	-	34.00	7.72	30.68
AV	5.728G	117.17	Inf	-Inf	106.11	3	Vertical	17	2.04	-	34.00	7.74	30.68
PK	5.8528G	64.02	68.20	-4.18	52.83	3	Vertical	17	2.04	-	34.01	7.83	30.65

5.47-5.725GHz_802.11be EHT20-BF_Nss2,(MCS0)_4TX

5720MHz Straddle 5.47-5.725GHz_TX

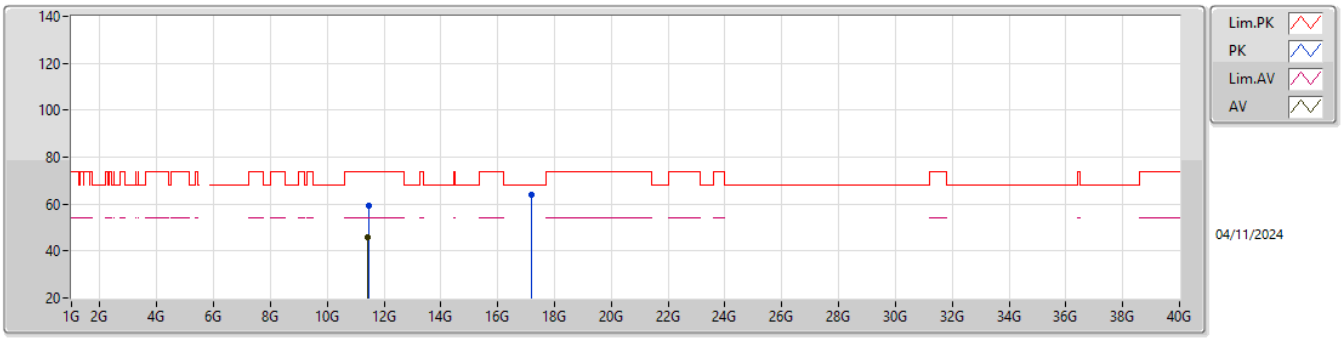

EUT Z_4TX
Setting 100
02-E-G-5

Type	Freq	Level	Limit	Margin	Raw	Dist	Condition	Azimuth	Height	Comment	AF	CL	PA
	(Hz)	(dBuV/m)	(dBuV/m)	(dB)	(dBuV)	(m)		(°)	(m)		(dB)	(dB)	(dB)
PK	11.44765G	59.55	74.00	-14.45	39.61	3	Vertical	99	1.23	-	38.90	11.73	30.69
AV	11.4331G	46.02	54.00	-7.98	26.11	3	Vertical	99	1.23	-	38.87	11.72	30.68
PK	17.17431G	64.13	68.20	-4.07	41.98	3	Vertical	218	1.24	-	41.90	12.43	32.18

5.47-5.725GHz_802.11be EHT20-BF_Nss2,(MCS0)_4TX

5720MHz Straddle 5.47-5.725GHz_TX

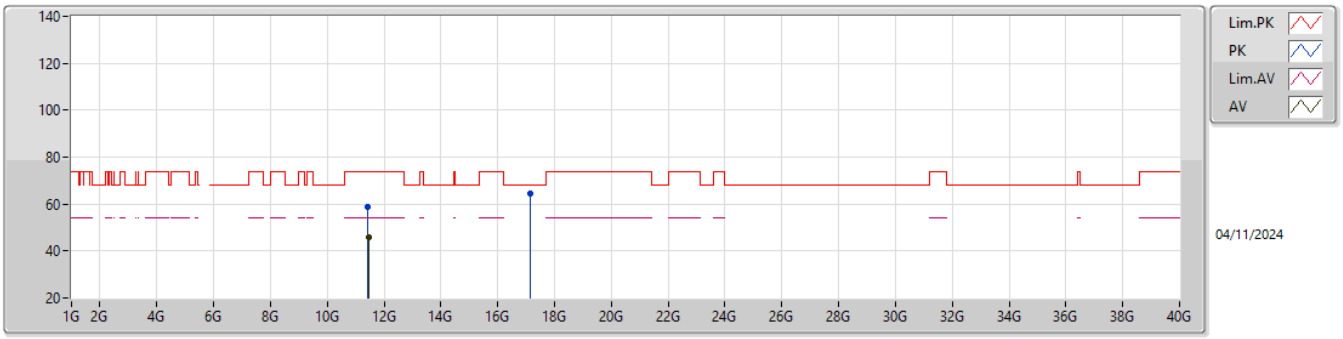

EUT Z_4TX
Setting 100
02-E-G-5

Type	Freq	Level	Limit	Margin	Raw	Dist	Condition	Azimuth	Height	Comment	AF	CL	PA
	(Hz)	(dBuV/m)	(dBuV/m)	(dB)	(dBuV)	(m)		(°)	(m)		(dB)	(dB)	(dB)
PK	11.43238G	59.03	74.00	-14.97	39.13	3	Horizontal	193	2.20	-	38.86	11.72	30.68
AV	11.44735G	45.96	54.00	-8.04	26.03	3	Horizontal	193	2.20	-	38.89	11.73	30.69
PK	17.14806G	64.53	68.20	-3.67	42.49	3	Horizontal	305	1.02	-	41.79	12.42	32.17

5.725-5.85GHz_802.11be EHT20-BF_Nss2,(MCS0)_4TX

5745MHz_TX

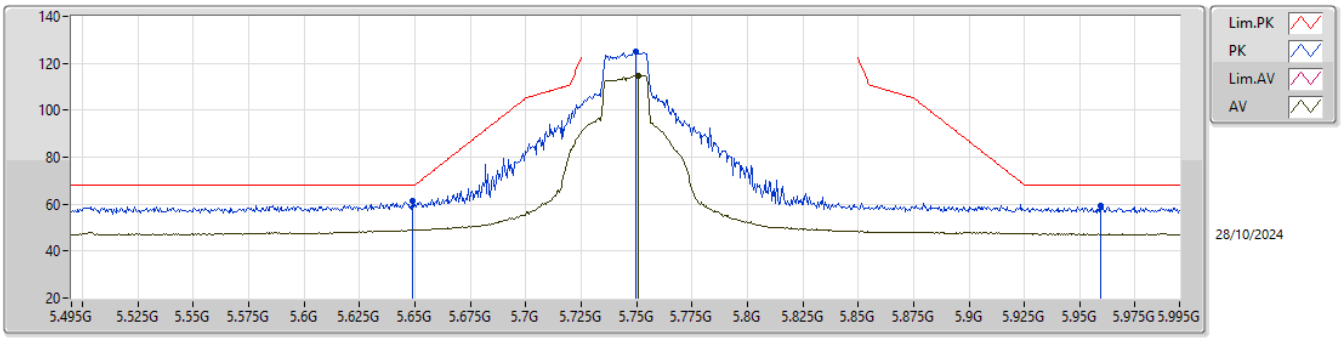

EUT Z_4TX
Setting 96
06-W-G-4-10

Type	Freq	Level	Limit	Margin	Raw	Dist	Condition	Azimuth	Height	Comment	AF	CL	PA
	(Hz)	(dBuV/m)	(dBuV/m)	(dB)	(dBuV)	(m)		(°)	(m)		(dB)	(dB)	(dB)
PK	5.649G	61.48	68.20	-6.72	56.91	3	Vertical	355	1.80	-	31.90	6.98	34.31
PK	5.7495G	125.19	Inf	-Inf	120.39	3	Vertical	355	1.80	-	32.10	7.11	34.41
AV	5.751G	114.80	Inf	-Inf	110.01	3	Vertical	355	1.80	-	32.10	7.11	34.42
PK	5.9595G	59.31	68.20	-8.89	54.24	3	Vertical	355	1.80	-	32.42	7.29	34.64

5.725-5.85GHz_802.11be EHT20-BF_Nss2,(MCS0)_4TX

5745MHz_TX

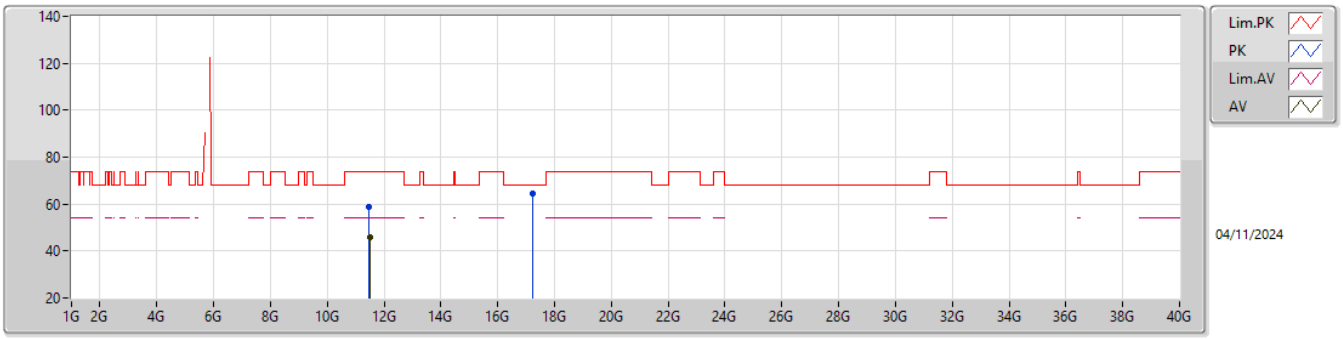

EUT Z_4TX
Setting 96
02-E-G-5

Type	Freq	Level	Limit	Margin	Raw	Dist	Condition	Azimuth	Height	Comment	AF	CL	PA
	(Hz)	(dBuV/m)	(dBuV/m)	(dB)	(dBuV)	(m)		(°)	(m)		(dB)	(dB)	(dB)
PK	11.48517G	58.75	74.00	-15.25	38.73	3	Vertical	200	2.65	-	38.97	11.75	30.70
AV	11.50344G	45.72	54.00	-8.28	25.66	3	Vertical	200	2.65	-	39.01	11.76	30.71
PK	17.2242G	64.54	68.20	-3.66	42.14	3	Vertical	9	2.60	-	42.15	12.45	32.20

5.725-5.85GHz_802.11be EHT20-BF_Nss2,(MCS0)_4TX

5745MHz_TX

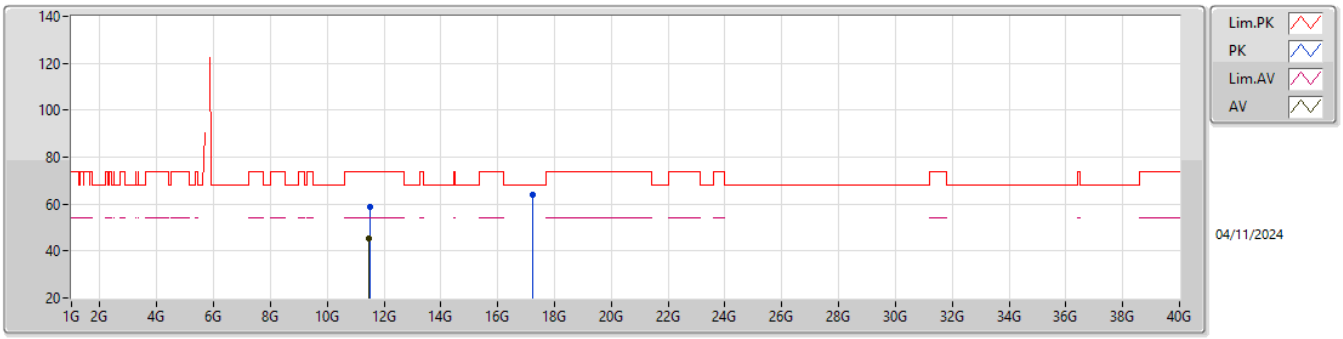

EUT Z_4TX
Setting 96
02-E-G-5

Type	Freq	Level	Limit	Margin	Raw	Dist	Condition	Azimuth	Height	Comment	AF	CL	PA
	(Hz)	(dBuV/m)	(dBuV/m)	(dB)	(dBuV)	(m)		(°)	(m)		(dB)	(dB)	(dB)
PK	11.50182G	58.75	74.00	-15.25	38.70	3	Horizontal	107	1.35	-	39.00	11.76	30.71
AV	11.4756G	45.60	54.00	-8.40	25.60	3	Horizontal	107	1.35	-	38.95	11.75	30.70
PK	17.2383G	64.06	68.20	-4.14	41.58	3	Horizontal	158	1.02	-	42.23	12.46	32.21

5.725-5.85GHz_802.11be EHT20-BF_Nss2,(MCS0)_4TX

5785MHz_TX

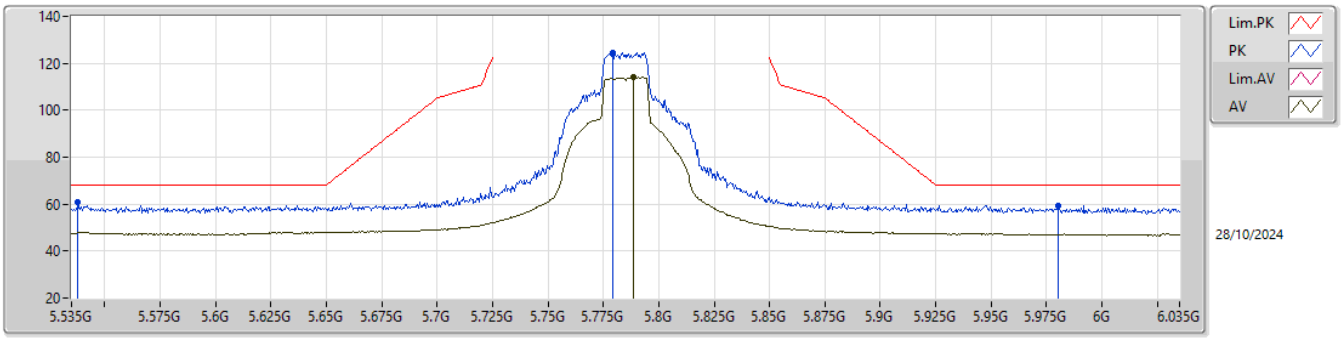

EUT Z_4TX
Setting 96
06-W-G-4-10

Type	Freq	Level	Limit	Margin	Raw	Dist	Condition	Azimuth	Height	Comment	AF	CL	PA
	(Hz)	(dBuV/m)	(dBuV/m)	(dB)	(dBuV)	(m)		(°)	(m)		(dB)	(dB)	(dB)
PK	5.538G	60.71	68.20	-7.49	56.20	3	Vertical	86	1.85	-	31.80	6.90	34.19
PK	5.779G	124.62	Inf	-Inf	119.82	3	Vertical	86	1.85	-	32.10	7.15	34.45
AV	5.7885G	114.13	Inf	-Inf	109.33	3	Vertical	86	1.85	-	32.10	7.16	34.46
PK	5.98G	59.50	68.20	-8.70	54.39	3	Vertical	86	1.85	-	32.46	7.31	34.66

5.725-5.85GHz_802.11be EHT20-BF_Nss2,(MCS0)_4TX

5785MHz_TX

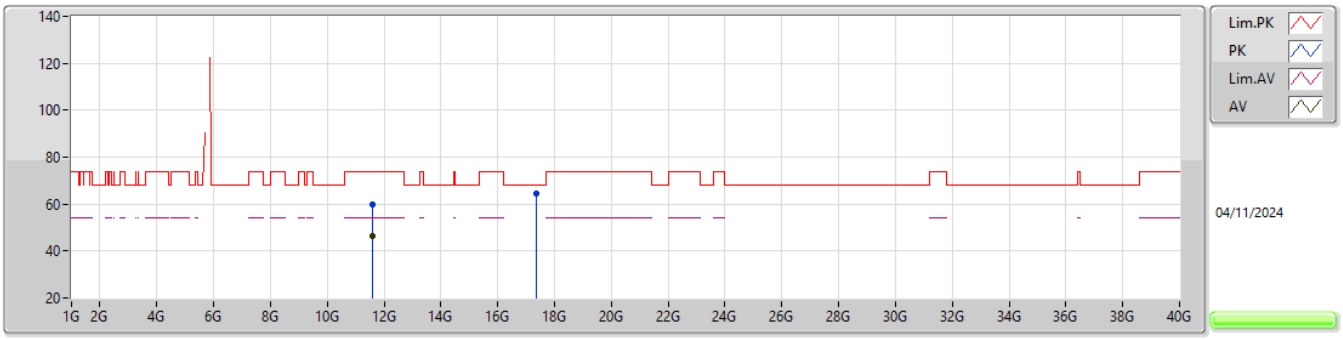

EUT Z_4TX
Setting 96
02-E-G-5

Type	Freq	Level	Limit	Margin	Raw	Dist	Condition	Azimuth	Height	Comment	AF	CL	PA
	(Hz)	(dBuV/m)	(dBuV/m)	(dB)	(dBuV)	(m)		(°)	(m)		(dB)	(dB)	(dB)
PK	11.58095G	59.78	74.00	-14.22	39.53	3	Vertical	218	1.07	-	39.22	11.81	30.78
AV	11.58137G	46.32	54.00	-7.68	26.06	3	Vertical	218	1.07	-	39.23	11.81	30.78
PK	17.36616G	64.27	68.20	-3.93	40.90	3	Vertical	149	1.18	-	43.10	12.52	32.25

5.725-5.85GHz_802.11be EHT20-BF_Nss2,(MCS0)_4TX

5785MHz_TX

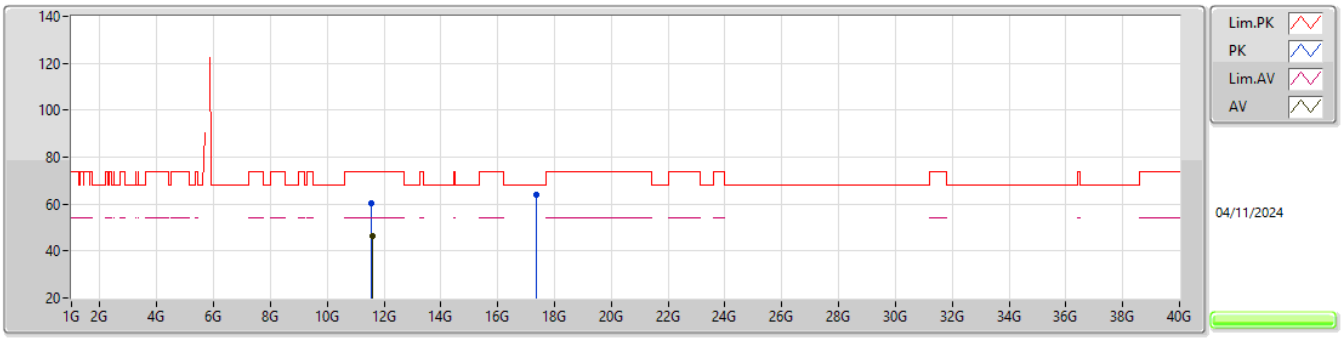

EUT Z_4TX
Setting 96
02-E-G-5

Type	Freq	Level	Limit	Margin	Raw	Dist	Condition	Azimuth	Height	Comment	AF	CL	PA
	(Hz)	(dBuV/m)	(dBuV/m)	(dB)	(dBuV)	(m)		(°)	(m)		(dB)	(dB)	(dB)
PK	11.56895G	60.21	74.00	-13.79	39.99	3	Horizontal	2	1.06	-	39.18	11.81	30.77
AV	11.58359G	46.33	54.00	-7.67	26.06	3	Horizontal	2	1.06	-	39.23	11.82	30.78
PK	17.36298G	64.06	68.20	-4.14	40.71	3	Horizontal	197	2.59	-	43.08	12.52	32.25

5.725-5.85GHz_802.11be EHT20-BF_Nss2,(MCS0)_4TX

5825MHz_TX

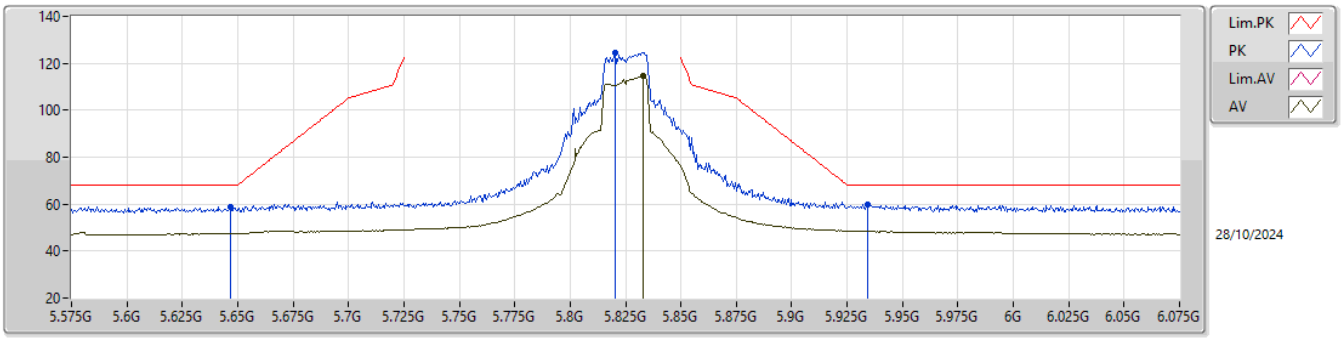

EUT Z_4TX
Setting 96
06-W-G-4-10

Type	Freq	Level	Limit	Margin	Raw	Dist	Condition	Azimuth	Height	Comment	AF	CL	PA
	(Hz)	(dBuV/m)	(dBuV/m)	(dB)	(dBuV)	(m)		(°)	(m)		(dB)	(dB)	(dB)
PK	5.647G	58.94	68.20	-9.26	54.39	3	Vertical	360	1.78	-	31.89	6.97	34.31
PK	5.8205G	124.62	Inf	-Inf	119.78	3	Vertical	360	1.78	-	32.14	7.19	34.49
AV	5.833G	114.80	Inf	-Inf	109.93	3	Vertical	360	1.78	-	32.17	7.20	34.50
PK	5.9345G	59.89	68.20	-8.31	54.83	3	Vertical	360	1.78	-	32.40	7.27	34.61

5.725-5.85GHz_802.11be EHT20-BF_Nss2,(MCS0)_4TX

5825MHz_TX

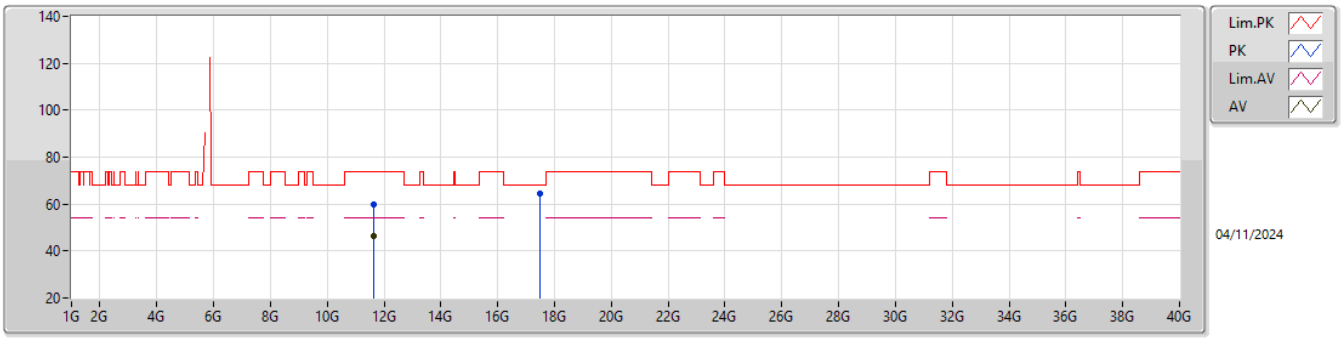

EUT Z_4TX
Setting 96
02-E-G-5

Type	Freq	Level	Limit	Margin	Raw	Dist	Condition	Azimuth	Height	Comment	AF	CL	PA
	(Hz)	(dBuV/m)	(dBuV/m)	(dB)	(dBuV)	(m)		(°)	(m)		(dB)	(dB)	(dB)
PK	11.63593G	59.97	74.00	-14.03	39.64	3	Vertical	108	1.92	-	39.30	11.85	30.82
AV	11.65453G	46.30	54.00	-7.70	25.96	3	Vertical	108	1.92	-	39.32	11.86	30.84
PK	17.48925G	64.66	68.20	-3.54	40.29	3	Vertical	222	2.53	-	44.09	12.58	32.30

5.725-5.85GHz_802.11be EHT20-BF_Nss2,(MCS0)_4TX

5825MHz_TX

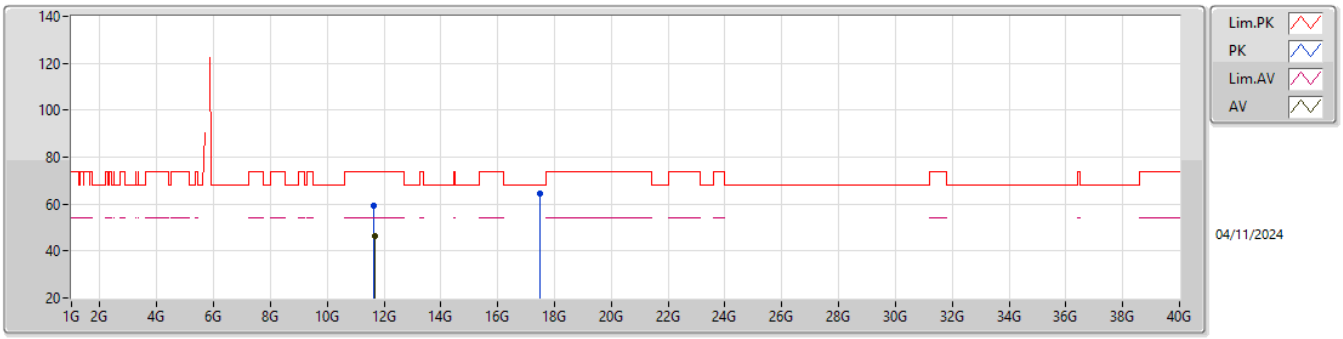

EUT Z_4TX
Setting 96
02-E-G-5

Type	Freq	Level	Limit	Margin	Raw	Dist	Condition	Azimuth	Height	Comment	AF	CL	PA
	(Hz)	(dBuV/m)	(dBuV/m)	(dB)	(dBuV)	(m)		(°)	(m)		(dB)	(dB)	(dB)
PK	11.63995G	59.41	74.00	-14.59	39.09	3	Horizontal	9	2.37	-	39.30	11.85	30.83
AV	11.65978G	46.53	54.00	-7.47	26.17	3	Horizontal	9	2.37	-	39.34	11.86	30.84
PK	17.48001G	64.60	68.20	-3.60	40.32	3	Horizontal	123	2.83	-	44.00	12.57	32.29

5.15-5.25GHz_802.11be EHT40-BF_Nss2,(MCS0)_4TX

5190MHz_TX

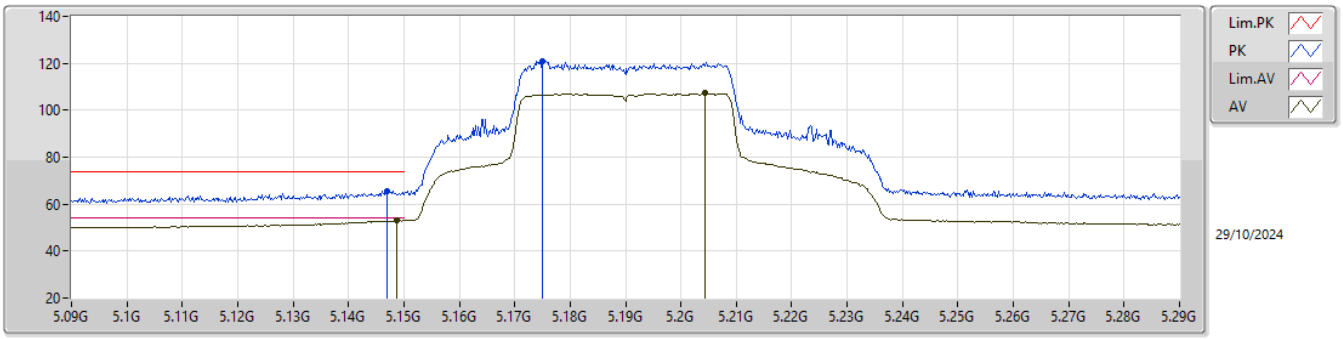

EUT Z_4TX
Setting 79
02-E-E-6-10

Type	Freq	Level	Limit	Margin	Raw	Dist	Condition	Azimuth	Height	Comment	AF	CL	PA
	(Hz)	(dBuV/m)	(dBuV/m)	(dB)	(dBuV)	(m)		(°)	(m)		(dB)	(dB)	(dB)
PK	5.147G	65.57	74.00	-8.43	55.92	3	Vertical	79	1.80	-	33.60	6.98	30.93
AV	5.1486G	52.97	54.00	-1.03	43.32	3	Vertical	79	1.80	-	33.60	6.98	30.93
PK	5.175G	120.86	Inf	-Inf	111.13	3	Vertical	79	1.80	-	33.65	6.99	30.91
AV	5.2044G	107.25	Inf	-Inf	97.43	3	Vertical	79	1.80	-	33.71	7.01	30.90

5.15-5.25GHz_802.11be EHT40-BF_Nss2,(MCS0)_4TX

5190MHz_TX

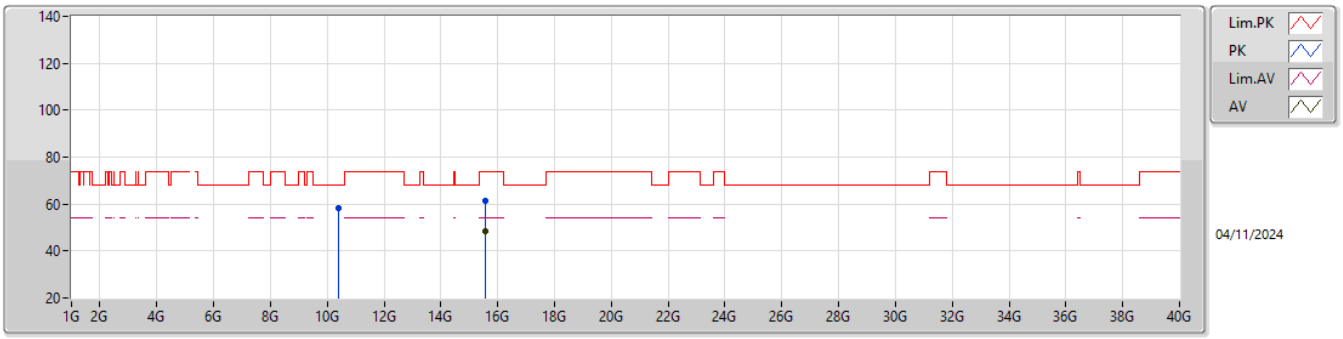

EUT Z_4TX
Setting 79
02-E-G-5

Type	Freq	Level	Limit	Margin	Raw	Dist	Condition	Azimuth	Height	Comment	AF	CL	PA
	(Hz)	(dBuV/m)	(dBuV/m)	(dB)	(dBuV)	(m)		(°)	(m)		(dB)	(dB)	(dB)
PK	10.38621G	58.23	68.20	-9.97	39.16	3	Vertical	68	2.47	-	38.53	11.06	30.52
PK	15.57117G	61.62	74.00	-12.38	43.77	3	Vertical	297	1.94	-	37.96	11.85	31.96
AV	15.56034G	48.70	54.00	-5.30	30.82	3	Vertical	297	1.94	-	37.98	11.85	31.95

5.15-5.25GHz_802.11be EHT40-BF_Nss2,(MCS0)_4TX

5190MHz_TX

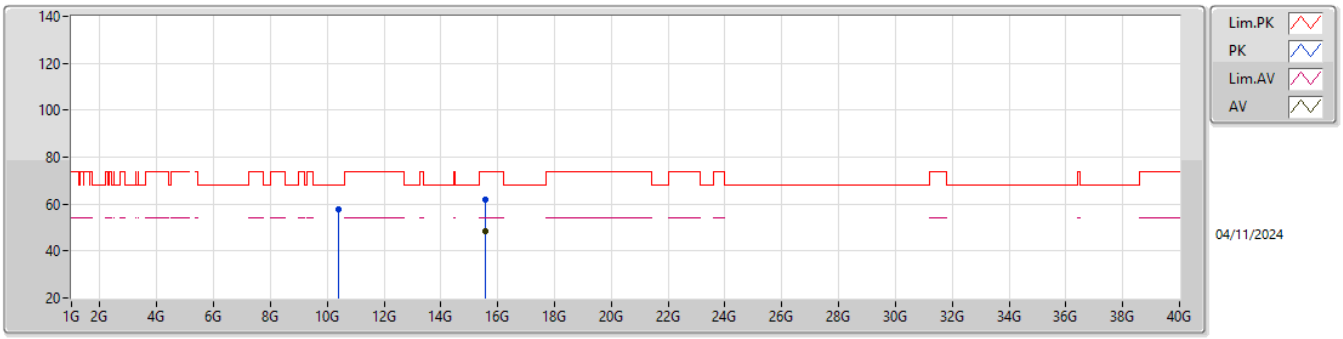

EUT Z_4TX
Setting 79
02-E-G-5

Type	Freq	Level	Limit	Margin	Raw	Dist	Condition	Azimuth	Height	Comment	AF	CL	PA
	(Hz)	(dBuV/m)	(dBuV/m)	(dB)	(dBuV)	(m)		(°)	(m)		(dB)	(dB)	(dB)
PK	10.38219G	57.79	68.20	-10.41	38.72	3	Horizontal	302	1.02	-	38.54	11.05	30.52
PK	15.555G	61.76	74.00	-12.24	43.87	3	Horizontal	94	2.54	-	37.99	11.85	31.95
AV	15.56262G	48.66	54.00	-5.34	30.79	3	Horizontal	94	2.54	-	37.97	11.85	31.95

5.15-5.25GHz_802.11be EHT40-BF_Nss2,(MCS0)_4TX

5230MHz_TX

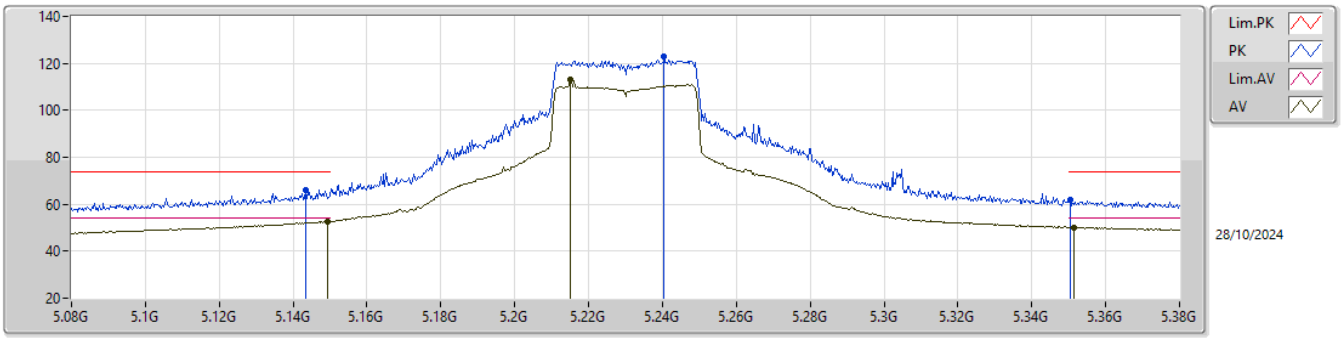

EUT Z_4TX
Setting 87
06-W-G-4-10

Type	Freq	Level	Limit	Margin	Raw	Dist	Condition	Azimuth	Height	Comment	AF	CL	PA
	(Hz)	(dBuV/m)	(dBuV/m)	(dB)	(dBuV)	(m)		(°)	(m)		(dB)	(dB)	(dB)
PK	5.1433G	65.98	74.00	-8.02	61.28	3	Vertical	80	1.82	-	31.97	6.77	34.04
AV	5.1493G	52.74	54.00	-1.26	48.00	3	Vertical	80	1.82	-	32.00	6.78	34.04
PK	5.2405G	122.86	Inf	-Inf	118.61	3	Vertical	80	1.82	-	31.46	6.86	34.07
AV	5.215G	113.02	Inf	-Inf	108.62	3	Vertical	80	1.82	-	31.61	6.85	34.06
PK	5.3503G	61.79	74.00	-12.21	57.62	3	Vertical	80	1.82	-	31.40	6.87	34.10
AV	5.3515G	50.18	54.00	-3.82	46.01	3	Vertical	80	1.82	-	31.40	6.87	34.10

5.15-5.25GHz_802.11be EHT40-BF_Nss2,(MCS0)_4TX

5230MHz_TX

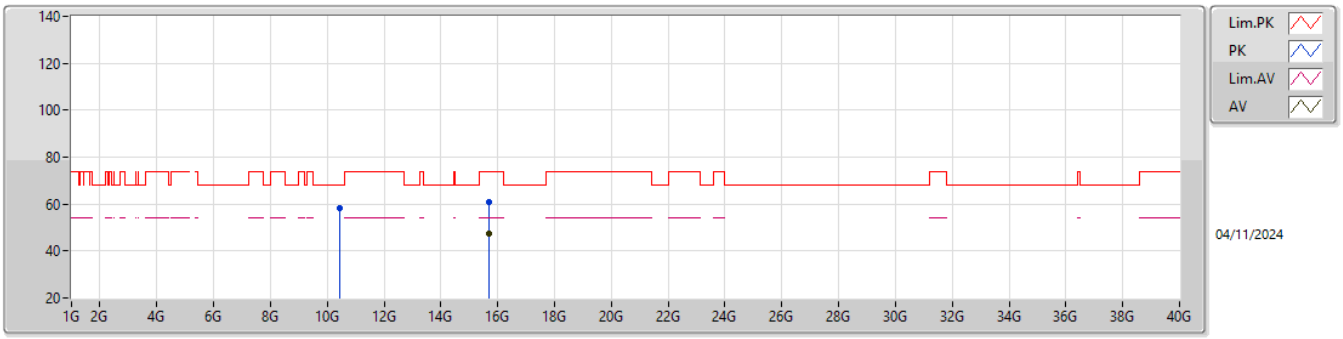

EUT Z_4TX
Setting 87
02-E-G-5

Type	Freq	Level	Limit	Margin	Raw	Dist	Condition	Azimuth	Height	Comment	AF	CL	PA
	(Hz)	(dBuV/m)	(dBuV/m)	(dB)	(dBuV)	(m)		(°)	(m)		(dB)	(dB)	(dB)
PK	10.44599G	58.20	68.20	-10.00	39.20	3	Vertical	38	2.48	-	38.41	11.09	30.50
PK	15.68712G	61.11	74.00	-12.89	43.65	3	Vertical	274	1.04	-	37.63	11.86	32.03
AV	15.67881G	47.20	54.00	-6.80	29.72	3	Vertical	274	1.04	-	37.64	11.86	32.02

5.15-5.25GHz_802.11be EHT40-BF_Nss2,(MCS0)_4TX

5230MHz_TX

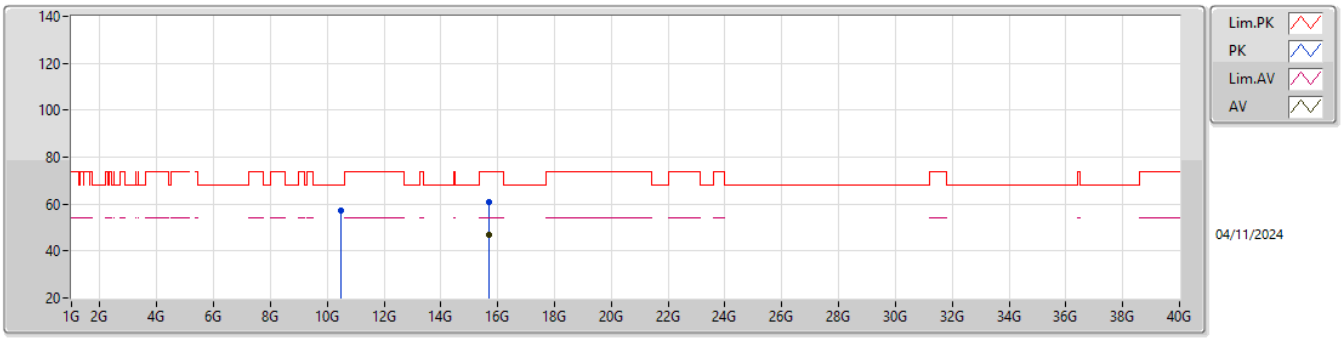

EUT Z_4TX
Setting 87
02-E-G-5

Type	Freq	Level	Limit	Margin	Raw	Dist	Condition	Azimuth	Height	Comment	AF	CL	PA
	(Hz)	(dBuV/m)	(dBuV/m)	(dB)	(dBuV)	(m)		(°)	(m)		(dB)	(dB)	(dB)
PK	10.47104G	57.46	68.20	-10.74	38.41	3	Horizontal	154	2.90	-	38.44	11.11	30.50
PK	15.69054G	60.75	74.00	-13.25	43.30	3	Horizontal	20	2.37	-	37.62	11.86	32.03
AV	15.67854G	47.15	54.00	-6.85	29.67	3	Horizontal	20	2.37	-	37.64	11.86	32.02

5.25-5.35GHz_802.11be EHT40-BF_Nss2,(MCS0)_4TX

5270MHz_TX

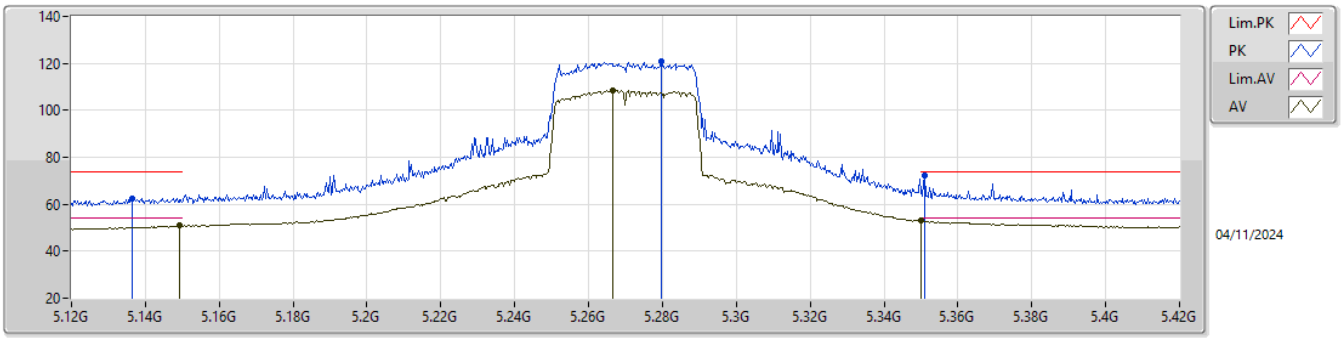

EUT Z_4TX
Setting 88
02-E-A-4-10

Type	Freq	Level	Limit	Margin	Raw	Dist	Condition	Azimuth	Height	Comment	AF	CL	PA
	(Hz)	(dBuV/m)	(dBuV/m)	(dB)	(dBuV)	(m)		(°)	(m)		(dB)	(dB)	(dB)
PK	5.1365G	62.62	74.00	-11.38	52.98	3	Vertical	204	1.86	-	33.60	6.97	30.93
AV	5.1494G	50.80	54.00	-3.20	41.15	3	Vertical	204	1.86	-	33.60	6.98	30.93
PK	5.2796G	120.64	Inf	-Inf	110.64	3	Vertical	204	1.86	-	33.86	6.99	30.85
AV	5.2664G	108.51	Inf	-Inf	98.55	3	Vertical	204	1.86	-	33.83	6.99	30.86
PK	5.351G	72.45	74.00	-1.55	62.39	3	Vertical	204	1.86	-	33.90	6.97	30.81
AV	5.35G	52.88	54.00	-1.12	42.82	3	Vertical	204	1.86	-	33.90	6.97	30.81

5.25-5.35GHz_802.11be EHT40-BF_Nss2,(MCS0)_4TX

5270MHz_TX

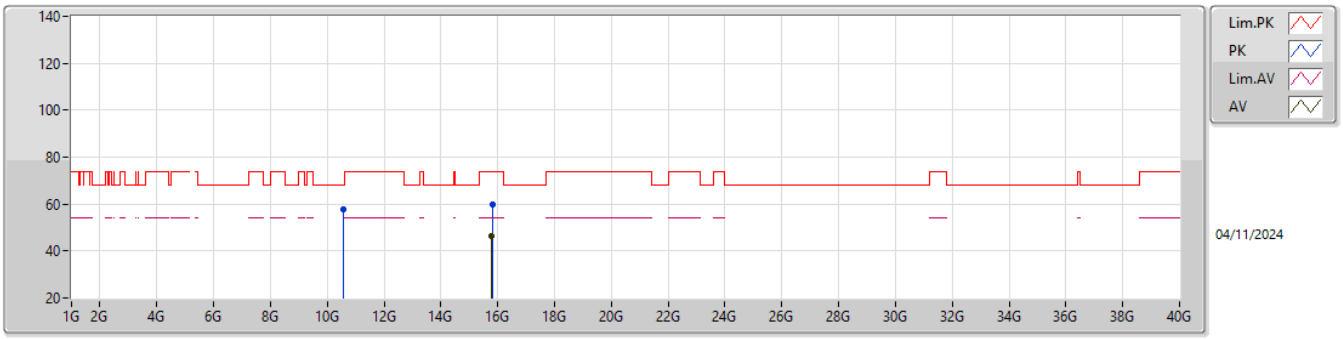

EUT Z_4TX
Setting 88
02-E-G-5

Type	Freq	Level	Limit	Margin	Raw	Dist	Condition	Azimuth	Height	Comment	AF	CL	PA
	(Hz)	(dBuV/m)	(dBuV/m)	(dB)	(dBuV)	(m)		(°)	(m)		(dB)	(dB)	(dB)
PK	10.55146G	57.94	68.20	-10.26	38.67	3	Vertical	66	2.84	-	38.60	11.16	30.49
PK	15.82269G	59.75	74.00	-14.25	42.56	3	Vertical	326	2.56	-	37.45	11.86	32.12
AV	15.79818G	46.41	54.00	-7.59	29.25	3	Vertical	326	2.56	-	37.40	11.86	32.10

5.25-5.35GHz_802.11be EHT40-BF_Nss2,(MCS0)_4TX

5270MHz_TX

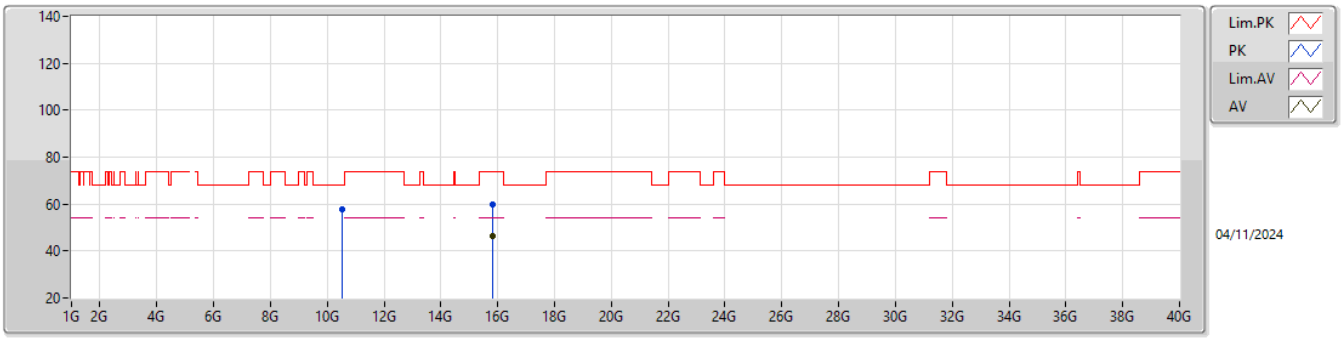

EUT Z_4TX
Setting 88
02-E-G-5

Type	Freq	Level	Limit	Margin	Raw	Dist	Condition	Azimuth	Height	Comment	AF	CL	PA
	(Hz)	(dBuV/m)	(dBuV/m)	(dB)	(dBuV)	(m)		(°)	(m)		(dB)	(dB)	(dB)
PK	10.52515G	57.56	68.20	-10.64	38.36	3	Horizontal	347	1.62	-	38.55	11.14	30.49
PK	15.80259G	59.62	74.00	-14.38	42.45	3	Horizontal	97	1.22	-	37.41	11.86	32.10
AV	15.82014G	46.41	54.00	-7.59	29.22	3	Horizontal	97	1.22	-	37.44	11.86	32.11

5.25-5.35GHz_802.11be EHT40-BF_Nss2,(MCS0)_4TX

5310MHz_TX

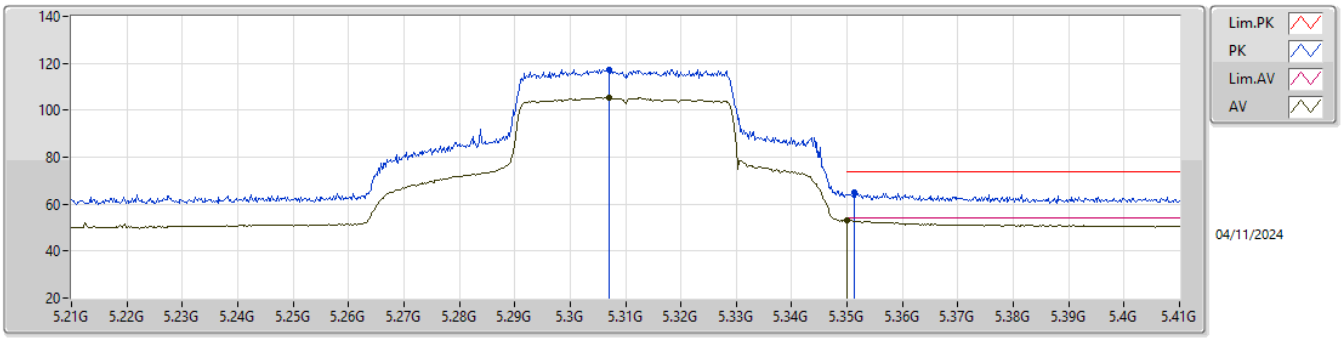

EUT Z_4TX
Setting 72
02-E-A-4-10

Type	Freq	Level	Limit	Margin	Raw	Dist	Condition	Azimuth	Height	Comment	AF	CL	PA
	(Hz)	(dBuV/m)	(dBuV/m)	(dB)	(dBuV)	(m)		(°)	(m)		(dB)	(dB)	(dB)
PK	5.307G	117.31	Inf	-Inf	107.27	3	Vertical	99	1.80	-	33.90	6.98	30.84
AV	5.307G	105.44	Inf	-Inf	95.40	3	Vertical	99	1.80	-	33.90	6.98	30.84
PK	5.3514G	64.85	74.00	-9.15	54.79	3	Vertical	99	1.80	-	33.90	6.97	30.81
AV	5.35G	52.97	54.00	-1.03	42.91	3	Vertical	99	1.80	-	33.90	6.97	30.81

5.25-5.35GHz_802.11be EHT40-BF_Nss2,(MCS0)_4TX

5310MHz_TX

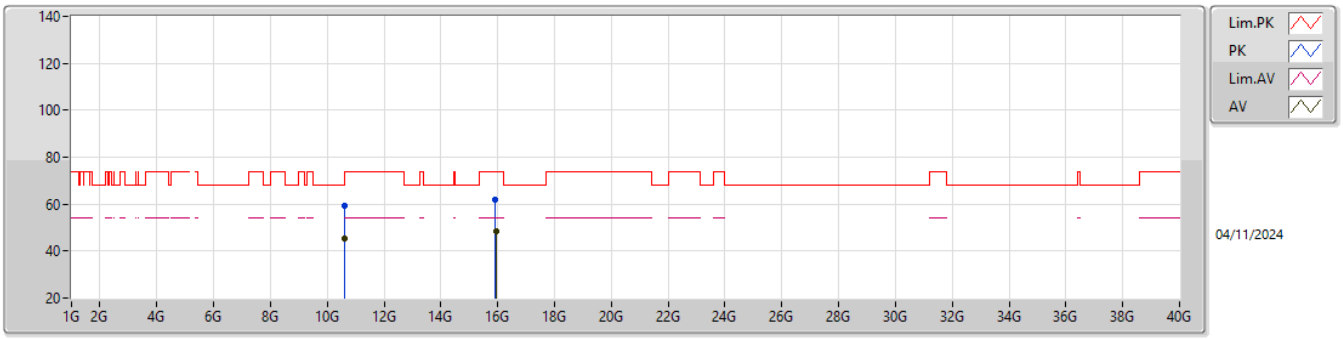

EUT Z_4TX
Setting 72
02-E-G-5

Type	Freq	Level	Limit	Margin	Raw	Dist	Condition	Azimuth	Height	Comment	AF	CL	PA
	(Hz)	(dBuV/m)	(dBuV/m)	(dB)	(dBuV)	(m)		(°)	(m)		(dB)	(dB)	(dB)
PK	10.61757G	59.18	74.00	-14.82	39.91	3	Vertical	102	2.79	-	38.56	11.20	30.49
AV	10.62321G	45.54	54.00	-8.46	26.27	3	Vertical	102	2.79	-	38.55	11.21	30.49
PK	15.92187G	61.77	74.00	-12.23	44.47	3	Vertical	254	1.54	-	37.61	11.87	32.18
AV	15.9366G	48.28	54.00	-5.72	31.05	3	Vertical	254	1.54	-	37.55	11.87	32.19

5.25-5.35GHz_802.11be EHT40-BF_Nss2,(MCS0)_4TX

5310MHz_TX

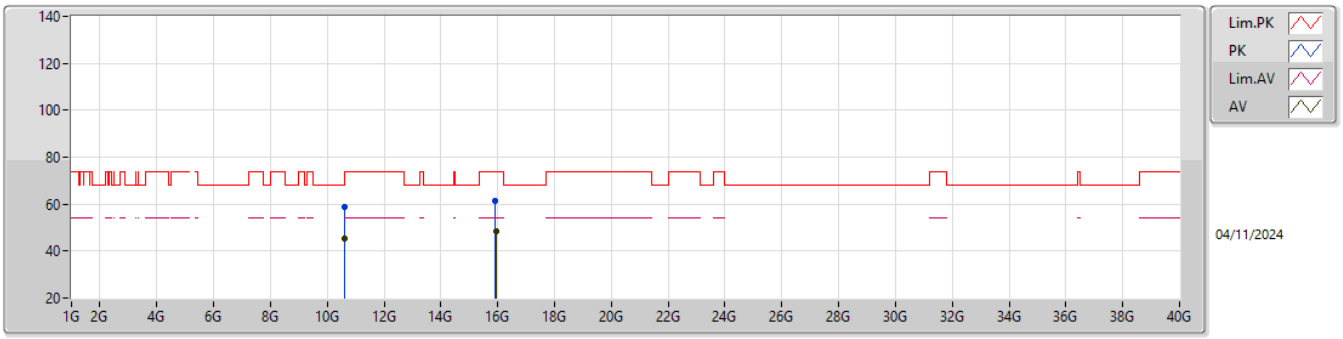

EUT Z_4TX
Setting 72
02-E-G-5

Type	Freq	Level	Limit	Margin	Raw	Dist	Condition	Azimuth	Height	Comment	AF	CL	PA
	(Hz)	(dBuV/m)	(dBuV/m)	(dB)	(dBuV)	(m)		(°)	(m)		(dB)	(dB)	(dB)
PK	10.60836G	58.90	74.00	-15.10	39.61	3	Horizontal	244	1.35	-	38.58	11.20	30.49
AV	10.61241G	45.34	54.00	-8.66	26.05	3	Horizontal	244	1.35	-	38.58	11.20	30.49
PK	15.91686G	61.32	74.00	-12.68	44.00	3	Horizontal	263	1.74	-	37.63	11.87	32.18
AV	15.94353G	48.23	54.00	-5.77	31.02	3	Horizontal	263	1.74	-	37.53	11.87	32.19

5.47-5.725GHz_802.11be EHT40-BF_Nss2,(MCS0)_4TX

5510MHz_TX

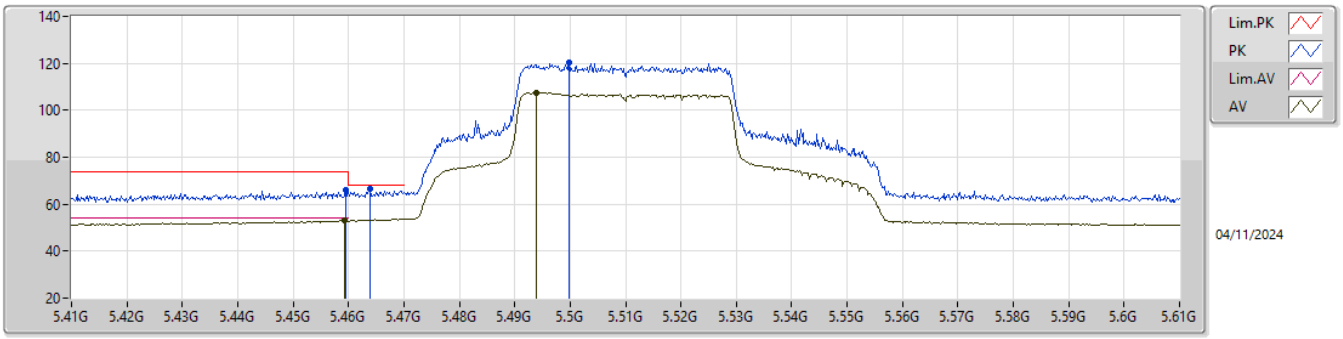

EUT Z_4TX
Setting 79
02-E-A-4-10

Type	Freq	Level	Limit	Margin	Raw	Dist	Condition	Azimuth	Height	Comment	AF	CL	PA
	(Hz)	(dBuV/m)	(dBuV/m)	(dB)	(dBuV)	(m)		(°)	(m)		(dB)	(dB)	(dB)
PK	5.4594G	65.91	74.00	-8.09	55.48	3	Vertical	91	1.80	-	34.02	7.16	30.75
AV	5.4592G	52.89	54.00	-1.11	42.46	3	Vertical	91	1.80	-	34.02	7.16	30.75
PK	5.4638G	66.45	68.20	-1.75	56.00	3	Vertical	91	1.80	-	34.03	7.17	30.75
PK	5.4998G	120.31	Inf	-Inf	109.65	3	Vertical	91	1.80	-	34.10	7.29	30.73
AV	5.4938G	107.48	Inf	-Inf	96.85	3	Vertical	91	1.80	-	34.09	7.27	30.73

5.47-5.725GHz_802.11be EHT40-BF_Nss2,(MCS0)_4TX

5510MHz_TX

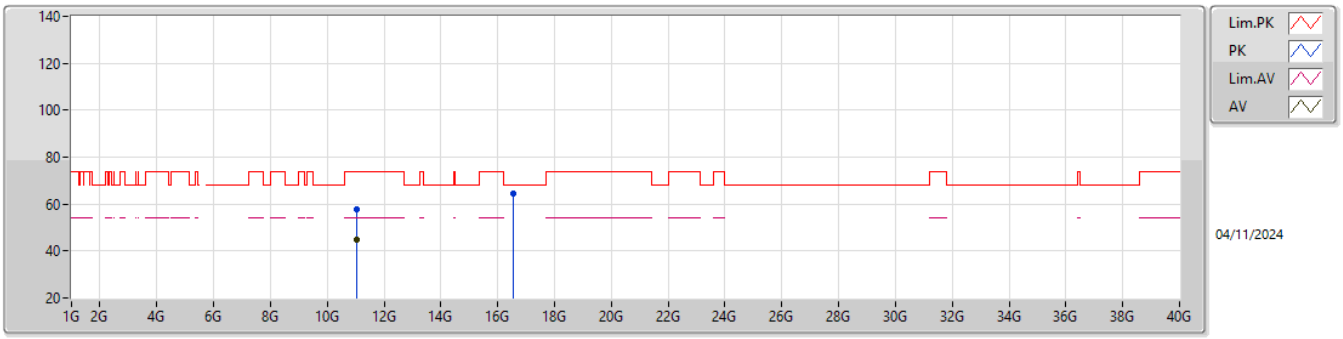

EUT Z_4TX
Setting 79
02-E-G-5

Type	Freq	Level	Limit	Margin	Raw	Dist	Condition	Azimuth	Height	Comment	AF	CL	PA
	(Hz)	(dBuV/m)	(dBuV/m)	(dB)	(dBuV)	(m)		(°)	(m)		(dB)	(dB)	(dB)
PK	11.01721G	57.96	74.00	-16.04	38.39	3	Vertical	331	2.26	-	38.60	11.46	30.49
AV	11.02414G	44.82	54.00	-9.18	25.25	3	Vertical	331	2.26	-	38.60	11.46	30.49
PK	16.54056G	64.25	68.20	-3.95	45.06	3	Vertical	341	1.62	-	39.12	12.13	32.06

5.47-5.725GHz_802.11be EHT40-BF_Nss2,(MCS0)_4TX

5510MHz_TX

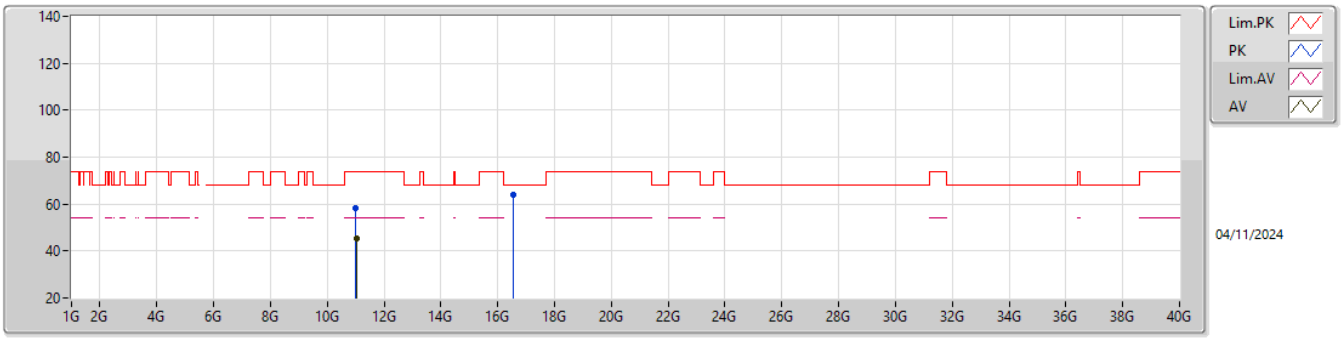

EUT Z_4TX
Setting 79
02-E-G-5

Type	Freq	Level	Limit	Margin	Raw	Dist	Condition	Azimuth	Height	Comment	AF	CL	PA
	(Hz)	(dBuV/m)	(dBuV/m)	(dB)	(dBuV)	(m)		(°)	(m)		(dB)	(dB)	(dB)
PK	11.00653G	58.06	74.00	-15.94	38.49	3	Horizontal	322	1.74	-	38.60	11.45	30.48
AV	11.02942G	45.21	54.00	-8.79	25.64	3	Horizontal	322	1.74	-	38.60	11.46	30.49
PK	16.53174G	63.72	68.20	-4.48	44.60	3	Horizontal	86	1.25	-	39.05	12.12	32.05

5.47-5.725GHz_802.11be EHT40-BF_Nss2,(MCS0)_4TX

5550MHz_TX

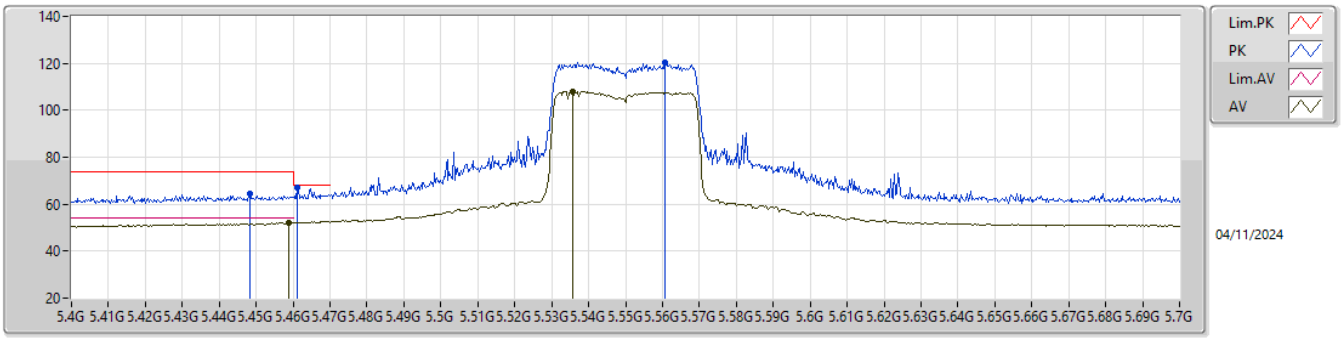

EUT Z_4TX
Setting 79
02-E-A-4-10

Type	Freq	Level	Limit	Margin	Raw	Dist	Condition	Azimuth	Height	Comment	AF	CL	PA
	(Hz)	(dBuV/m)	(dBuV/m)	(dB)	(dBuV)	(m)		(°)	(m)		(dB)	(dB)	(dB)
PK	5.4483G	64.42	74.00	-9.58	54.06	3	Vertical	76	1.80	-	34.00	7.12	30.76
PK	5.4612G	66.93	68.20	-1.27	56.50	3	Vertical	76	1.80	-	34.02	7.16	30.75
AV	5.4588G	52.07	54.00	-1.93	41.65	3	Vertical	76	1.80	-	34.02	7.15	30.75
PK	5.5608G	120.44	Inf	-Inf	109.67	3	Vertical	76	1.80	-	34.00	7.49	30.72
AV	5.5356G	108.08	Inf	-Inf	97.36	3	Vertical	76	1.80	-	34.03	7.41	30.72

5.47-5.725GHz_802.11be EHT40-BF_Nss2,(MCS0)_4TX

5550MHz_TX

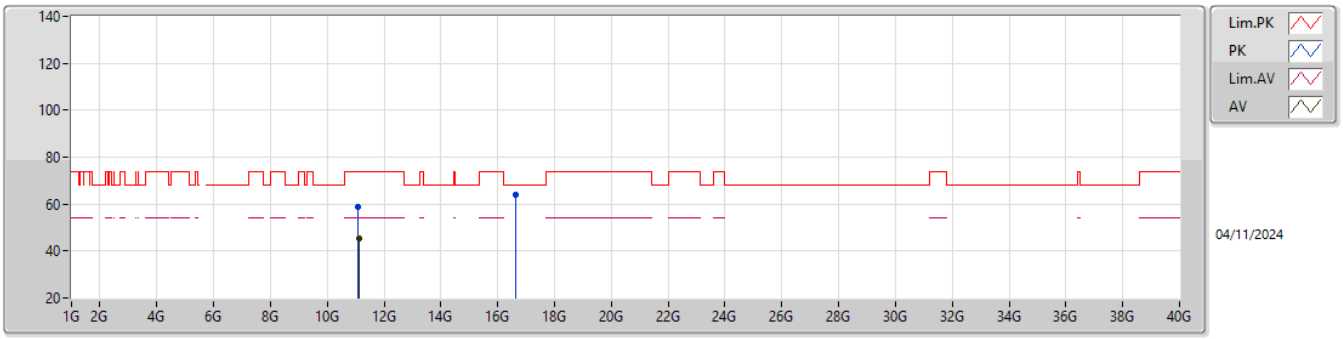

EUT Z_4TX
Setting 79
02-E-G-5

Type	Freq	Level	Limit	Margin	Raw	Dist	Condition	Azimuth	Height	Comment	AF	CL	PA
	(Hz)	(dBuV/m)	(dBuV/m)	(dB)	(dBuV)	(m)		(°)	(m)		(dB)	(dB)	(dB)
PK	11.09502G	58.71	74.00	-15.29	39.12	3	Vertical	32	1.60	-	38.60	11.51	30.52
AV	11.11092G	45.51	54.00	-8.49	25.92	3	Vertical	32	1.60	-	38.60	11.52	30.53
PK	16.6362G	64.21	68.20	-3.99	44.37	3	Vertical	78	1.23	-	39.74	12.17	32.07

5.47-5.725GHz_802.11be EHT40-BF_Nss2,(MCS0)_4TX

5550MHz_TX

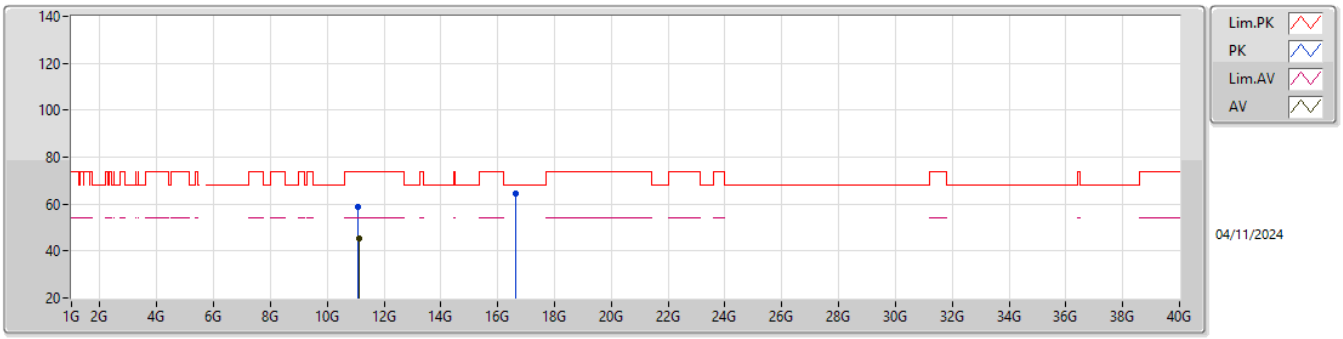

EUT Z_4TX
Setting 79
02-E-G-5

Type	Freq	Level	Limit	Margin	Raw	Dist	Condition	Azimuth	Height	Comment	AF	CL	PA
	(Hz)	(dBuV/m)	(dBuV/m)	(dB)	(dBuV)	(m)		(°)	(m)		(dB)	(dB)	(dB)
PK	11.09721G	58.71	74.00	-15.29	39.12	3	Horizontal	20	2.67	-	38.60	11.51	30.52
AV	11.11104G	45.53	54.00	-8.47	25.94	3	Horizontal	20	2.67	-	38.60	11.52	30.53
PK	16.63995G	64.63	68.20	-3.57	44.77	3	Horizontal	182	1.63	-	39.76	12.17	32.07

5.47-5.725GHz_802.11be EHT40-BF_Nss2,(MCS0)_4TX

5670MHz_TX

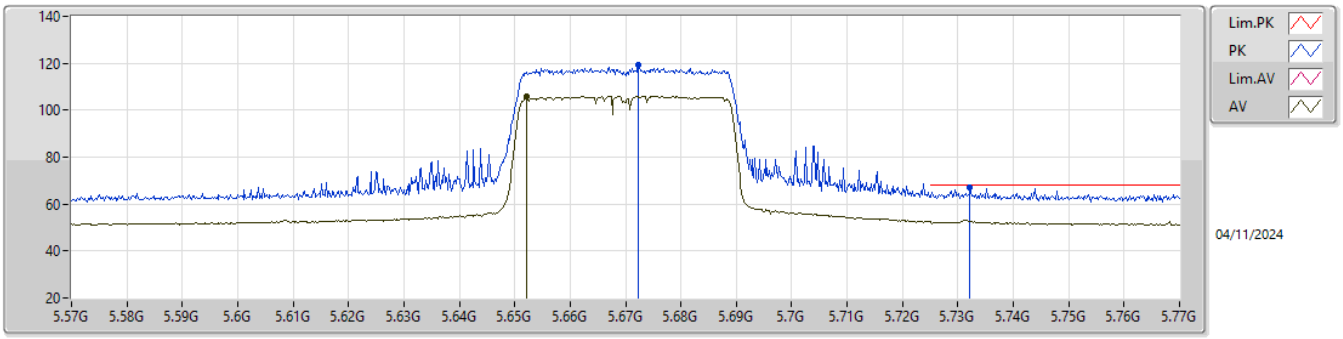

EUT Z_4TX
Setting 73
02-E-A-4-10

Type	Freq	Level	Limit	Margin	Raw	Dist	Condition	Azimuth	Height	Comment	AF	CL	PA
	(Hz)	(dBuV/m)	(dBuV/m)	(dB)	(dBuV)	(m)		(°)	(m)		(dB)	(dB)	(dB)
PK	5.6722G	119.38	Inf	-Inf	108.39	3	Vertical	97	1.80	-	34.00	7.68	30.69
AV	5.6522G	105.99	Inf	-Inf	95.01	3	Vertical	97	1.80	-	34.00	7.67	30.69
PK	5.7322G	66.91	68.20	-1.29	55.84	3	Vertical	97	1.80	-	34.00	7.74	30.67

5.47-5.725GHz_802.11be EHT40-BF_Nss2,(MCS0)_4TX

5670MHz_TX

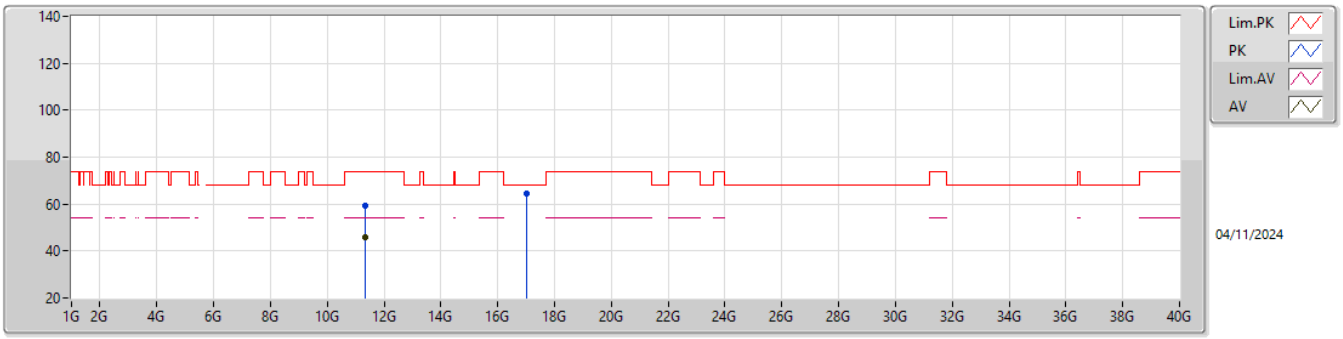

EUT Z_4TX
Setting 73
02-E-G-5

Type	Freq	Level	Limit	Margin	Raw	Dist	Condition	Azimuth	Height	Comment	AF	CL	PA
	(Hz)	(dBuV/m)	(dBuV/m)	(dB)	(dBuV)	(m)		(°)	(m)		(dB)	(dB)	(dB)
PK	11.35296G	59.39	74.00	-14.61	39.65	3	Vertical	272	1.43	-	38.71	11.67	30.64
AV	11.33607G	45.85	54.00	-8.15	26.12	3	Vertical	272	1.43	-	38.70	11.66	30.63
PK	17.01471G	64.46	68.20	-3.74	42.84	3	Vertical	297	2.25	-	41.40	12.35	32.13

5.47-5.725GHz_802.11be EHT40-BF_Nss2,(MCS0)_4TX

5670MHz_TX

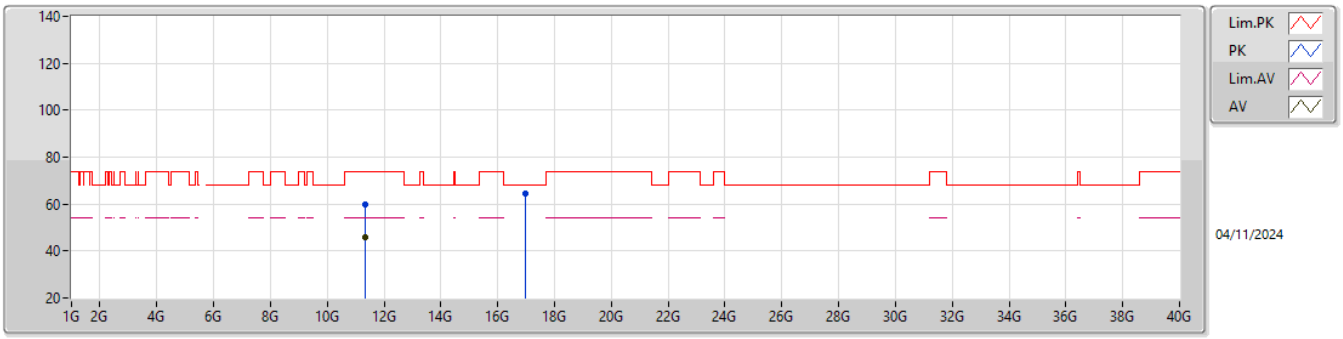

EUT Z_4TX
Setting 73
02-E-G-5

Type	Freq	Level	Limit	Margin	Raw	Dist	Condition	Azimuth	Height	Comment	AF	CL	PA
	(Hz)	(dBuV/m)	(dBuV/m)	(dB)	(dBuV)	(m)		(°)	(m)		(dB)	(dB)	(dB)
PK	11.33319G	59.57	74.00	-14.43	39.84	3	Horizontal	121	1.66	-	38.70	11.66	30.63
AV	11.3388G	46.05	54.00	-7.95	26.33	3	Horizontal	121	1.66	-	38.70	11.66	30.64
PK	16.99578G	64.73	68.20	-3.47	43.13	3	Horizontal	171	3.00	-	41.38	12.34	32.12

5.47-5.725GHz_802.11be EHT40-BF_Nss2,(MCS0)_4TX

5710MHz Straddle 5.47-5.725GHz_TX

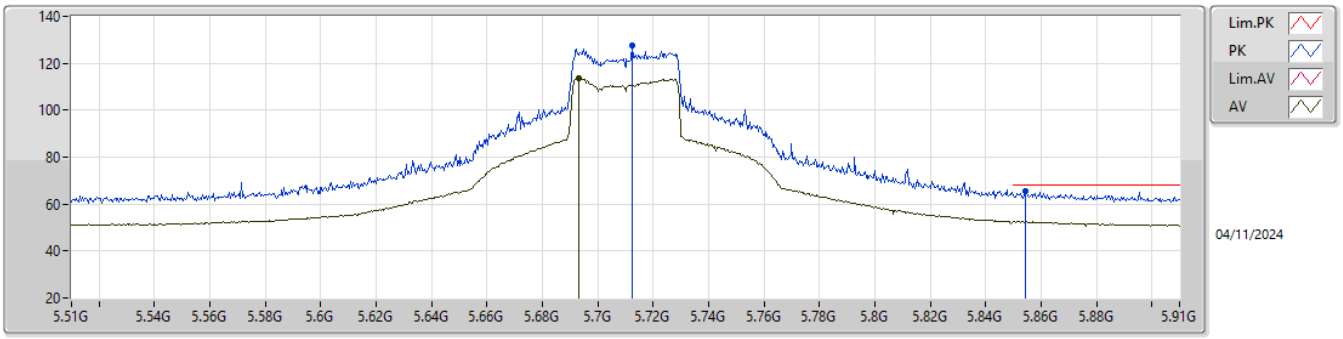

EUT Z_4TX
Setting 100
02-E-A-4-10

Type	Freq	Level	Limit	Margin	Raw	Dist	Condition	Azimuth	Height	Comment	AF	CL	PA
	(Hz)	(dBuV/m)	(dBuV/m)	(dB)	(dBuV)	(m)		(°)	(m)		(dB)	(dB)	(dB)
PK	5.7124G	127.76	Inf	-Inf	116.72	3	Vertical	16	1.80	-	34.00	7.72	30.68
AV	5.6932G	113.39	Inf	-Inf	102.37	3	Vertical	16	1.80	-	34.00	7.70	30.68
PK	5.8544G	65.41	68.20	-2.79	54.19	3	Vertical	16	1.80	-	34.02	7.84	30.64

5.47-5.725GHz_802.11be EHT40-BF_Nss2,(MCS0)_4TX

5710MHz Straddle 5.47-5.725GHz_TX

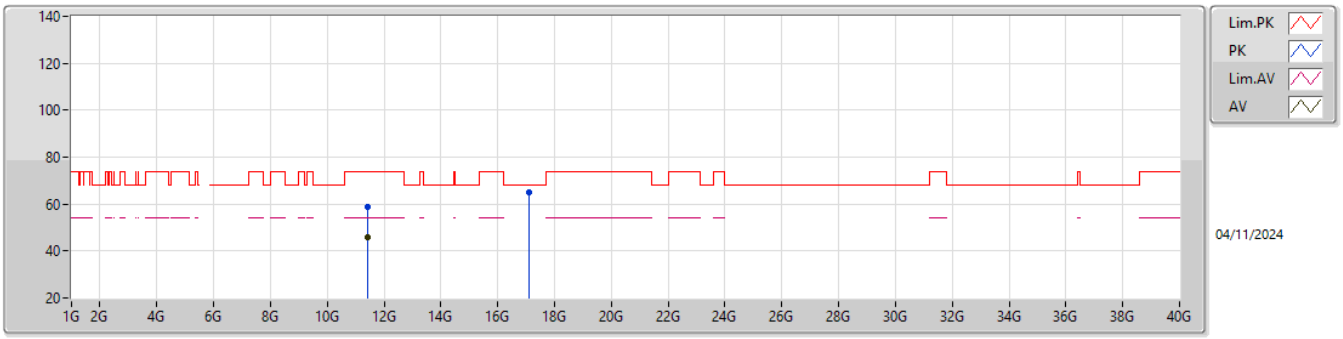

EUT Z_4TX
Setting 100
02-E-G-5

Type	Freq	Level	Limit	Margin	Raw	Dist	Condition	Azimuth	Height	Comment	AF	CL	PA
	(Hz)	(dBuV/m)	(dBuV/m)	(dB)	(dBuV)	(m)		(°)	(m)		(dB)	(dB)	(dB)
PK	11.42234G	58.88	74.00	-15.12	39.00	3	Vertical	306	1.99	-	38.84	11.71	30.67
AV	11.41664G	45.91	54.00	-8.09	26.04	3	Vertical	306	1.99	-	38.83	11.71	30.67
PK	17.11524G	64.78	68.20	-3.42	42.95	3	Vertical	51	2.01	-	41.59	12.40	32.16

5.47-5.725GHz_802.11be EHT40-BF_Nss2,(MCS0)_4TX

5710MHz Straddle 5.47-5.725GHz_TX

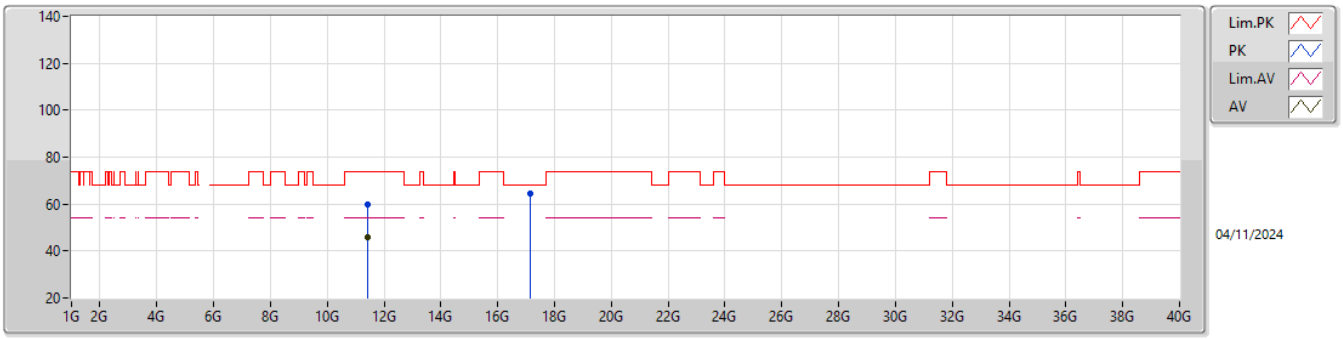

EUT Z_4TX
Setting 100
02-E-G-5

Type	Freq	Level	Limit	Margin	Raw	Dist	Condition	Azimuth	Height	Comment	AF	CL	PA
	(Hz)	(dBuV/m)	(dBuV/m)	(dB)	(dBuV)	(m)		(°)	(m)		(dB)	(dB)	(dB)
PK	11.4152G	59.67	74.00	-14.33	39.80	3	Horizontal	145	1.87	-	38.83	11.71	30.67
AV	11.43311G	45.86	54.00	-8.14	25.95	3	Horizontal	145	1.87	-	38.87	11.72	30.68
PK	17.14338G	64.73	68.20	-3.47	42.73	3	Horizontal	136	2.10	-	41.76	12.41	32.17

5.725-5.85GHz_802.11be EHT40-BF_Nss2,(MCS0)_4TX

5755MHz_TX

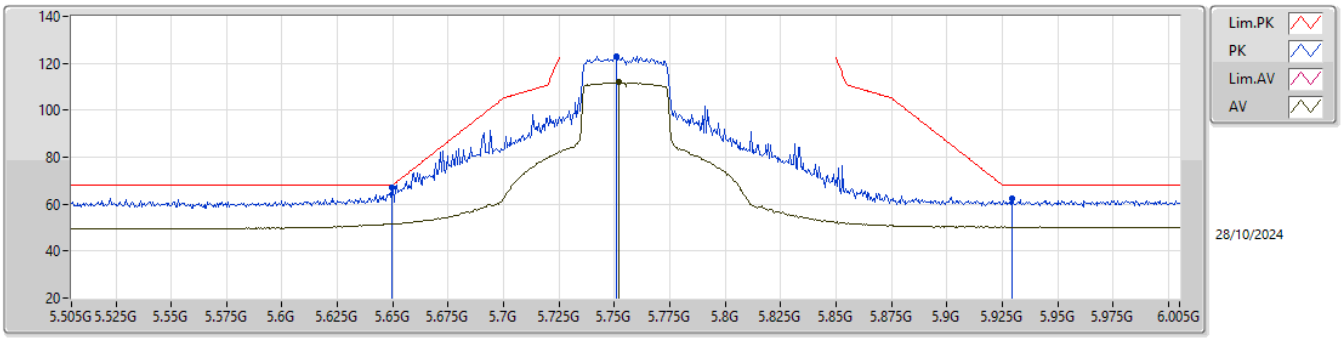

EUT Z_4TX
Setting 93
06-W-G-4-10

Type	Freq	Level	Limit	Margin	Raw	Dist	Condition	Azimuth	Height	Comment	AF	CL	PA
	(Hz)	(dBuV/m)	(dBuV/m)	(dB)	(dBuV)	(m)		(°)	(m)		(dB)	(dB)	(dB)
PK	5.6495G	67.03	68.20	-1.17	62.46	3	Vertical	50.1	1.80	-	31.90	6.98	34.31
PK	5.751G	123.02	Inf	-Inf	118.23	3	Vertical	50.1	1.80	-	32.10	7.11	34.42
AV	5.752G	112.05	Inf	-Inf	107.25	3	Vertical	50.1	1.80	-	32.10	7.12	34.42
PK	5.9295G	62.58	68.20	-5.62	57.52	3	Vertical	50.1	1.80	-	32.40	7.27	34.61

5.725-5.85GHz_802.11be EHT40-BF_Nss2,(MCS0)_4TX

5755MHz_TX

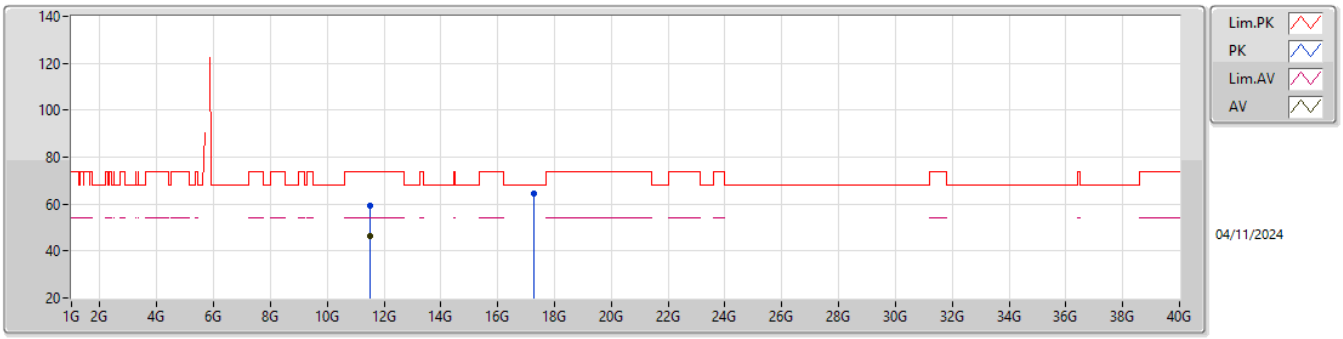

EUT Z_4TX
Setting 93
02-E-G-5

Type	Freq	Level	Limit	Margin	Raw	Dist	Condition	Azimuth	Height	Comment	AF	CL	PA
	(Hz)	(dBuV/m)	(dBuV/m)	(dB)	(dBuV)	(m)		(°)	(m)		(dB)	(dB)	(dB)
PK	11.5055G	59.29	74.00	-14.71	39.22	3	Vertical	196	2.21	-	39.01	11.77	30.71
AV	11.52242G	46.14	54.00	-7.86	26.05	3	Vertical	196	2.21	-	39.04	11.78	30.73
PK	17.26731G	64.41	68.20	-3.79	41.72	3	Vertical	195	1.82	-	42.44	12.47	32.22

5.725-5.85GHz_802.11be EHT40-BF_Nss2,(MCS0)_4TX

5755MHz_TX

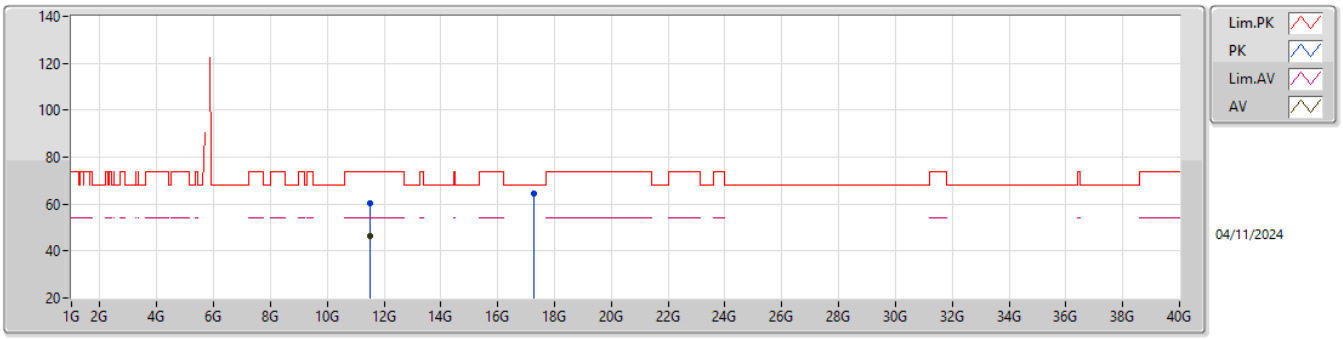

EUT Z_4TX
Setting 93
02-E-G-5

Type	Freq	Level	Limit	Margin	Raw	Dist	Condition	Azimuth	Height	Comment	AF	CL	PA
	(Hz)	(dBuV/m)	(dBuV/m)	(dB)	(dBuV)	(m)		(°)	(m)		(dB)	(dB)	(dB)
PK	11.50523G	60.32	74.00	-13.68	40.25	3	Horizontal	11	1.85	-	39.01	11.77	30.71
AV	11.51459G	46.21	54.00	-7.79	26.13	3	Horizontal	11	1.85	-	39.03	11.77	30.72
PK	17.2665G	64.29	68.20	-3.91	41.61	3	Horizontal	226	1.42	-	42.43	12.47	32.22

5.725-5.85GHz_802.11be EHT40-BF_Nss2,(MCS0)_4TX

5795MHz_TX

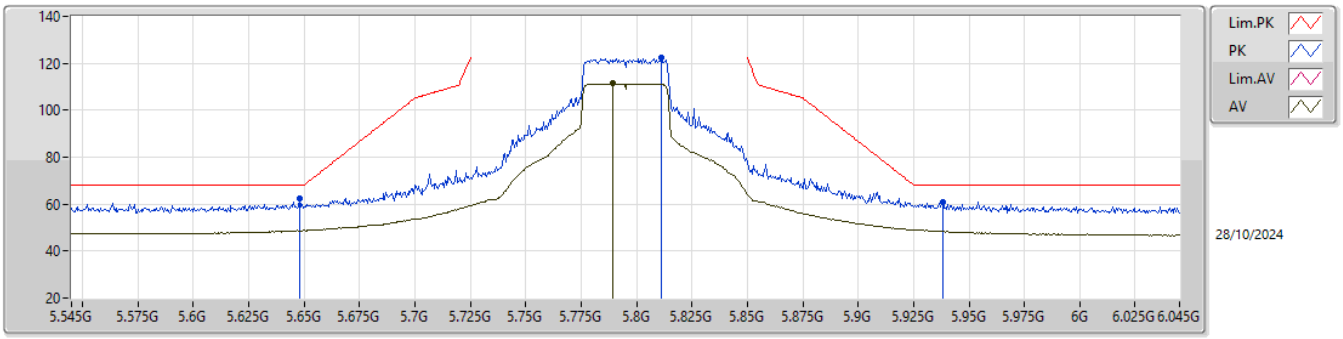

EUT Z_4TX
Setting 96
06-W-G-4-10

Type	Freq	Level	Limit	Margin	Raw	Dist	Condition	Azimuth	Height	Comment	AF	CL	PA
	(Hz)	(dBuV/m)	(dBuV/m)	(dB)	(dBuV)	(m)		(°)	(m)		(dB)	(dB)	(dB)
PK	5.648G	62.39	68.20	-5.81	57.84	3	Vertical	90	1.80	-	31.89	6.97	34.31
PK	5.811G	122.33	Inf	-Inf	117.50	3	Vertical	90	1.80	-	32.12	7.19	34.48
AV	5.789G	111.35	Inf	-Inf	106.54	3	Vertical	90	1.80	-	32.10	7.17	34.46
PK	5.938G	60.87	68.20	-7.33	55.80	3	Vertical	90	1.80	-	32.40	7.28	34.61

5.725-5.85GHz_802.11be EHT40-BF_Nss2,(MCS0)_4TX

5795MHz_TX

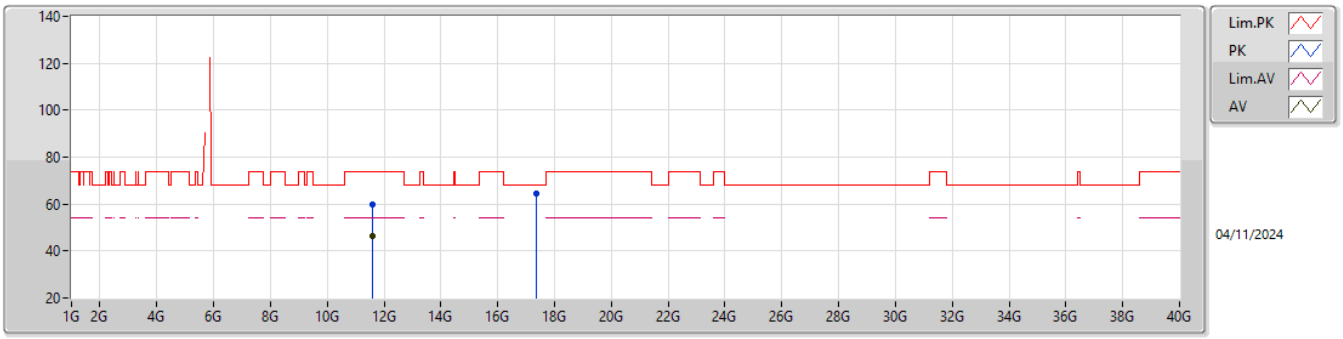

EUT Z_4TX
Setting 96
02-E-G-5

Type	Freq	Level	Limit	Margin	Raw	Dist	Condition	Azimuth	Height	Comment	AF	CL	PA
	(Hz)	(dBuV/m)	(dBuV/m)	(dB)	(dBuV)	(m)		(°)	(m)		(dB)	(dB)	(dB)
PK	11.59927G	59.78	74.00	-14.22	39.44	3	Vertical	210	2.62	-	39.30	11.83	30.79
AV	11.59234G	46.51	54.00	-7.49	26.21	3	Vertical	210	2.62	-	39.27	11.82	30.79
PK	17.3718G	64.39	68.20	-3.81	40.99	3	Vertical	316	1.42	-	43.13	12.52	32.25

5.725-5.85GHz_802.11be EHT40-BF_Nss2,(MCS0)_4TX

5795MHz_TX

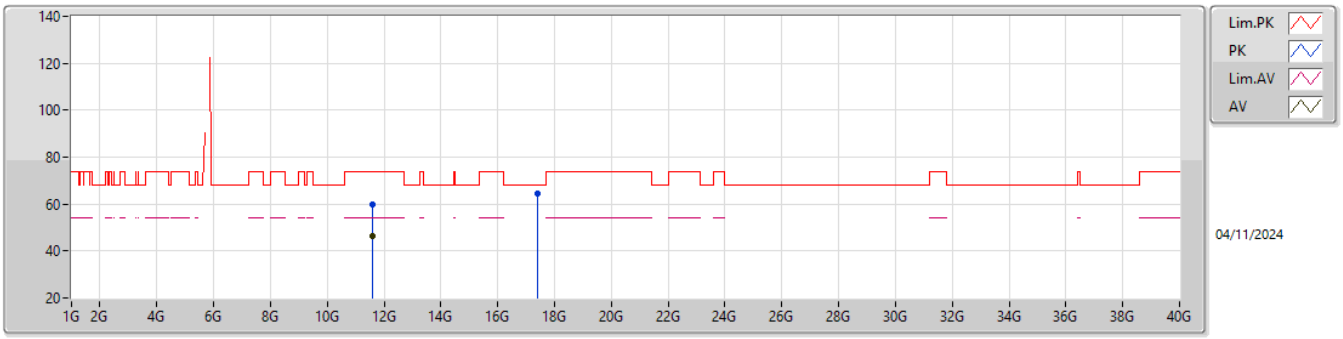

EUT Z_4TX
Setting 96
02-E-G-5

Type	Freq	Level	Limit	Margin	Raw	Dist	Condition	Azimuth	Height	Comment	AF	CL	PA
	(Hz)	(dBuV/m)	(dBuV/m)	(dB)	(dBuV)	(m)		(°)	(m)		(dB)	(dB)	(dB)
PK	11.60287G	59.57	74.00	-14.43	39.24	3	Horizontal	327	1.43	-	39.30	11.83	30.80
AV	11.59246G	46.50	54.00	-7.50	26.20	3	Horizontal	327	1.43	-	39.27	11.82	30.79
PK	17.39898G	64.52	68.20	-3.68	40.96	3	Horizontal	112	2.42	-	43.29	12.53	32.26

5.15-5.25GHz_802.11be EHT80-BF_Nss2,(MCS0)_4TX

5210MHz_TX

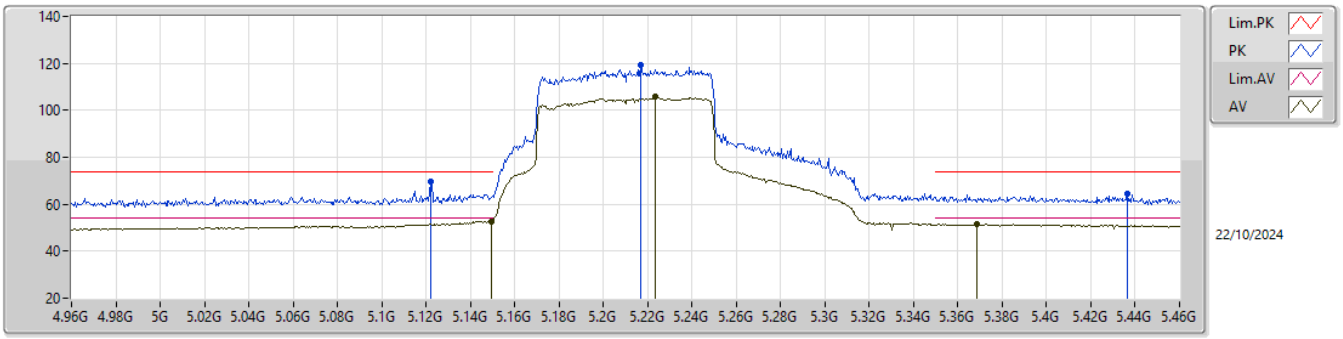

EUT Z_4TX
Setting 81
02-E-E-6-10

Type	Freq	Level	Limit	Margin	Raw	Dist	Condition	Azimuth	Height	Comment	AF	CL	PA
	(Hz)	(dBuV/m)	(dBuV/m)	(dB)	(dBuV)	(m)		(°)	(m)		(dB)	(dB)	(dB)
PK	5.122G	69.84	74.00	-4.16	60.22	3	Vertical	97.9	1.80	-	33.60	6.96	30.94
AV	5.1495G	52.82	54.00	-1.18	43.17	3	Vertical	97.9	1.80	-	33.60	6.98	30.93
PK	5.217G	119.46	Inf	-Inf	109.61	3	Vertical	97.9	1.80	-	33.73	7.01	30.89
AV	5.2235G	105.76	Inf	-Inf	95.89	3	Vertical	97.9	1.80	-	33.75	7.00	30.88
PK	5.4365G	64.73	74.00	-9.27	54.42	3	Vertical	97.9	1.80	-	34.00	7.08	30.77
AV	5.3685G	51.40	54.00	-2.60	41.29	3	Vertical	97.9	1.80	-	33.94	6.97	30.80

5.15-5.25GHz_802.11be EHT80-BF_Nss2,(MCS0)_4TX

5210MHz_TX

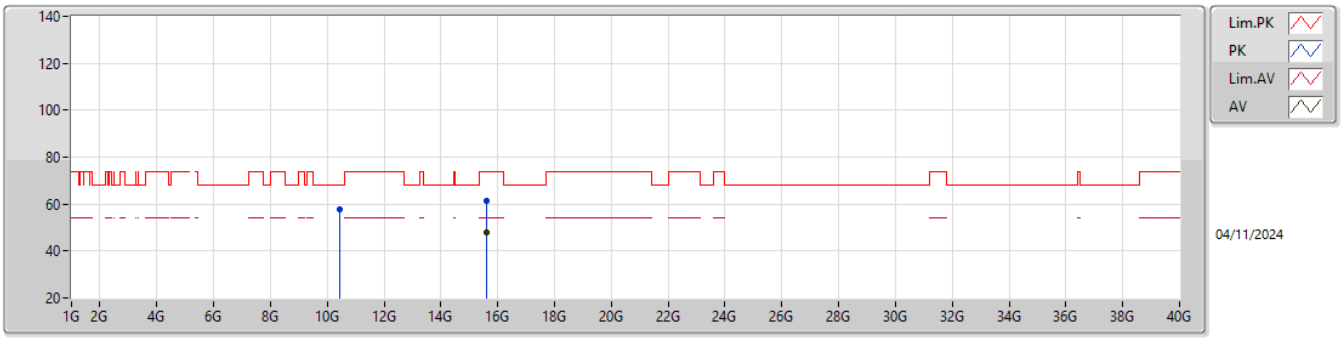

EUT Z_4TX
Setting 81
02-E-G-5

Type	Freq	Level	Limit	Margin	Raw	Dist	Condition	Azimuth	Height	Comment	AF	CL	PA
	(Hz)	(dBuV/m)	(dBuV/m)	(dB)	(dBuV)	(m)		(°)	(m)		(dB)	(dB)	(dB)
PK	10.42024G	57.93	68.20	-10.27	38.90	3	Vertical	349	1.33	-	38.46	11.08	30.51
PK	15.6228G	61.32	74.00	-12.68	43.65	3	Vertical	38	1.19	-	37.81	11.85	31.99
AV	15.61593G	47.98	54.00	-6.02	30.27	3	Vertical	38	1.19	-	37.84	11.85	31.98

5.15-5.25GHz_802.11be EHT80-BF_Nss2,(MCS0)_4TX

5210MHz_TX

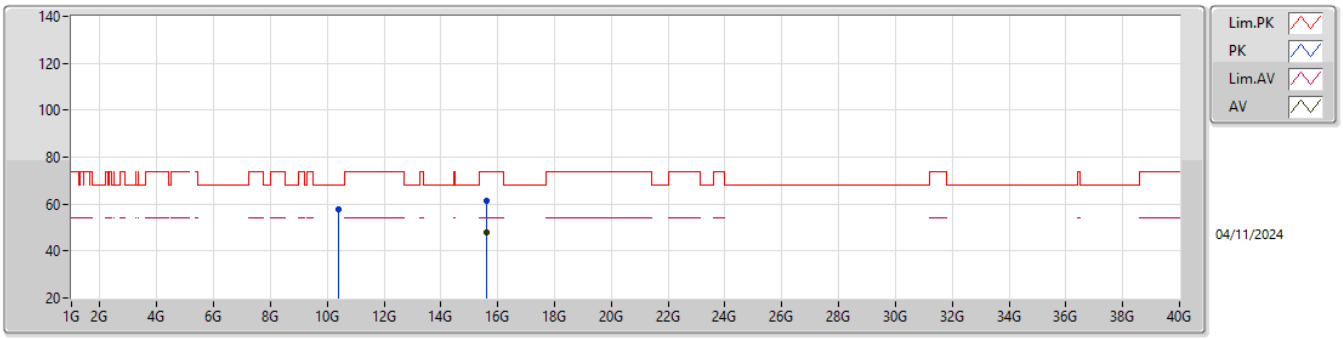

EUT Z_4TX
Setting 81
02-E-G-5

Type	Freq	Level	Limit	Margin	Raw	Dist	Condition	Azimuth	Height	Comment	AF	CL	PA
	(Hz)	(dBuV/m)	(dBuV/m)	(dB)	(dBuV)	(m)		(°)	(m)		(dB)	(dB)	(dB)
PK	10.41532G	57.60	68.20	-10.60	38.57	3	Horizontal	170	1.58	-	38.47	11.07	30.51
PK	15.61635G	61.40	74.00	-12.60	43.70	3	Horizontal	273	1.55	-	37.83	11.85	31.98
AV	15.61557G	48.05	54.00	-5.95	30.34	3	Horizontal	273	1.55	-	37.84	11.85	31.98

5.25-5.35GHz_802.11be EHT80-BF_Nss2,(MCS0)_4TX

5290MHz_TX

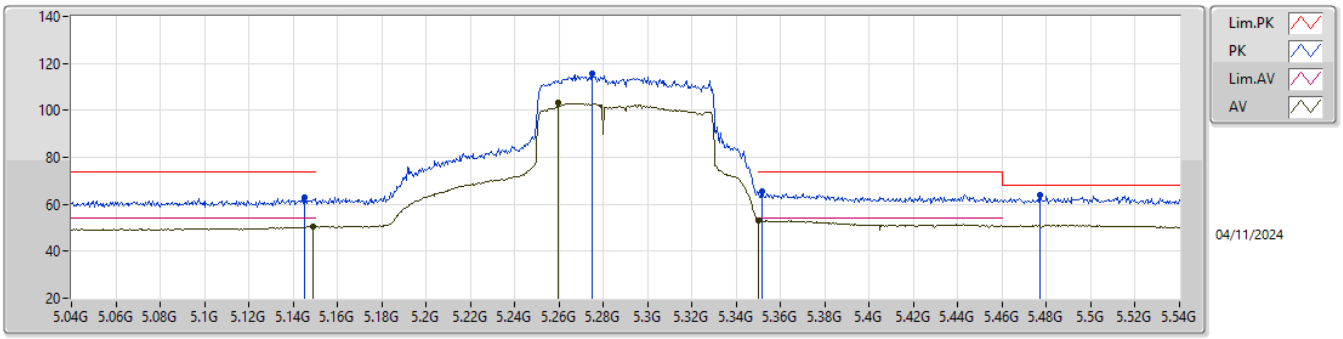

EUT Z_4TX
Setting 81
02-E-A-4-10

Type	Freq	Level	Limit	Margin	Raw	Dist	Condition	Azimuth	Height	Comment	AF	CL	PA
	(Hz)	(dBuV/m)	(dBuV/m)	(dB)	(dBuV)	(m)		(°)	(m)		(dB)	(dB)	(dB)
PK	5.145G	62.74	74.00	-11.26	53.10	3	Vertical	151	1.80	-	33.60	6.97	30.93
AV	5.149G	50.43	54.00	-3.57	40.78	3	Vertical	151	1.80	-	33.60	6.98	30.93
PK	5.275G	115.71	Inf	-Inf	105.73	3	Vertical	151	1.80	-	33.85	6.99	30.86
AV	5.2595G	103.20	Inf	-Inf	93.24	3	Vertical	151	1.80	-	33.82	7.00	30.86
PK	5.3515G	65.69	74.00	-8.31	55.63	3	Vertical	151	1.80	-	33.90	6.97	30.81
AV	5.35G	52.98	54.00	-1.02	42.92	3	Vertical	151	1.80	-	33.90	6.97	30.81
PK	5.477G	63.88	68.20	-4.32	53.36	3	Vertical	151	1.80	-	34.05	7.21	30.74

5.25-5.35GHz_802.11be EHT80-BF_Nss2,(MCS0)_4TX

5290MHz_TX

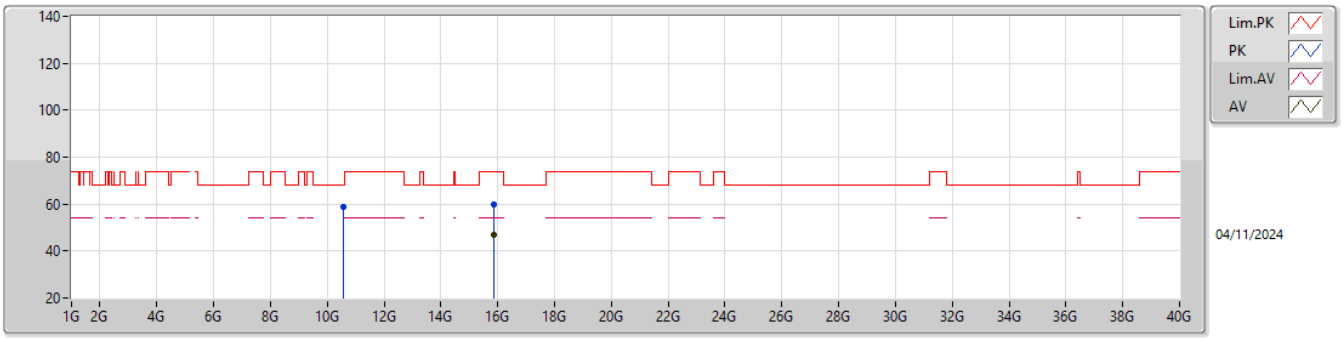

EUT Z_4TX
Setting 81
02-E-G-5

Type	Freq	Level	Limit	Margin	Raw	Dist	Condition	Azimuth	Height	Comment	AF	CL	PA
	(Hz)	(dBuV/m)	(dBuV/m)	(dB)	(dBuV)	(m)		(°)	(m)		(dB)	(dB)	(dB)
PK	10.5779G	58.91	68.20	-9.29	39.62	3	Vertical	300	1.06	-	38.60	11.18	30.49
PK	15.87537G	60.07	74.00	-13.93	42.76	3	Vertical	88	1.53	-	37.60	11.86	32.15
AV	15.8844G	47.11	54.00	-6.89	29.77	3	Vertical	88	1.53	-	37.64	11.86	32.16

5.25-5.35GHz_802.11be EHT80-BF_Nss2,(MCS0)_4TX

5290MHz_TX

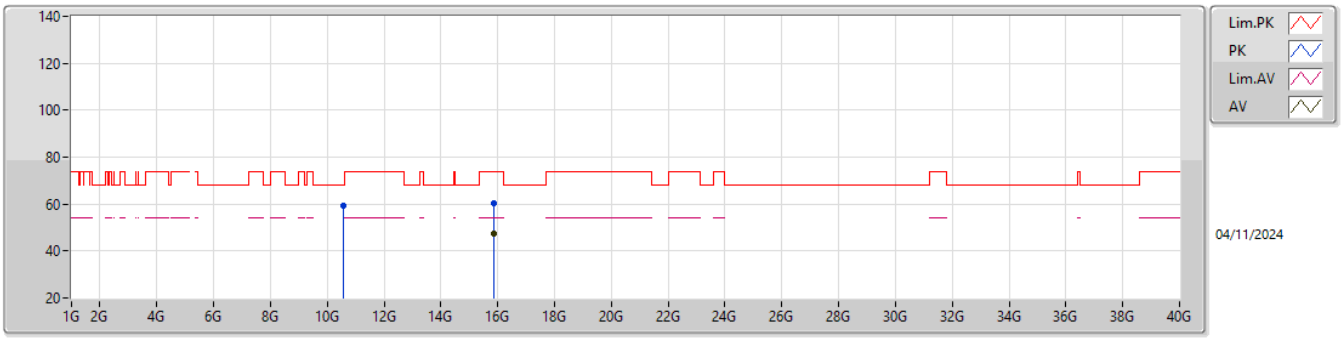

EUT Z_4TX
Setting 81
02-E-G-5

Type	Freq	Level	Limit	Margin	Raw	Dist	Condition	Azimuth	Height	Comment	AF	CL	PA
	(Hz)	(dBuV/m)	(dBuV/m)	(dB)	(dBuV)	(m)		(°)	(m)		(dB)	(dB)	(dB)
PK	10.58618G	59.16	68.20	-9.04	39.87	3	Horizontal	226	2.88	-	38.60	11.18	30.49
PK	15.8697G	60.46	74.00	-13.54	43.17	3	Horizontal	357	2.19	-	37.58	11.86	32.15
AV	15.88212G	47.19	54.00	-6.81	29.85	3	Horizontal	357	2.19	-	37.63	11.86	32.15

5.47-5.725GHz_802.11be EHT80-BF_Nss2,(MCS0)_4TX

5530MHz_TX

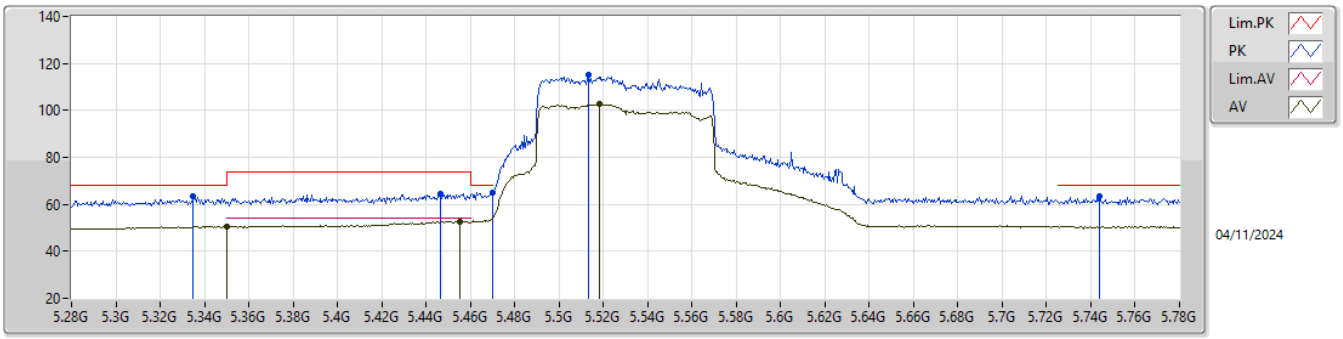

EUT Z_4TX
Setting 77
02-E-A-4-10

Type	Freq	Level	Limit	Margin	Raw	Dist	Condition	Azimuth	Height	Comment	AF	CL	PA
	(Hz)	(dBuV/m)	(dBuV/m)	(dB)	(dBuV)	(m)		(°)	(m)		(dB)	(dB)	(dB)
PK	5.335G	63.44	68.20	-4.76	53.38	3	Vertical	113	1.80	-	33.90	6.98	30.82
AV	5.35G	50.43	54.00	-3.57	40.37	3	Vertical	113	1.80	-	33.90	6.97	30.81
PK	5.4465G	64.51	74.00	-9.49	54.16	3	Vertical	113	1.80	-	34.00	7.11	30.76
AV	5.4555G	52.82	54.00	-1.18	42.42	3	Vertical	113	1.80	-	34.01	7.14	30.75
PK	5.47G	64.91	68.20	-3.29	54.43	3	Vertical	113	1.80	-	34.04	7.19	30.75
PK	5.5135G	115.36	Inf	-Inf	104.69	3	Vertical	113	1.80	-	34.07	7.33	30.73
AV	5.518G	102.67	Inf	-Inf	91.99	3	Vertical	113	1.80	-	34.06	7.35	30.73
PK	5.744G	63.52	68.20	-4.68	52.44	3	Vertical	113	1.80	-	34.00	7.75	30.67

5.47-5.725GHz_802.11be EHT80-BF_Nss2,(MCS0)_4TX

5530MHz_TX

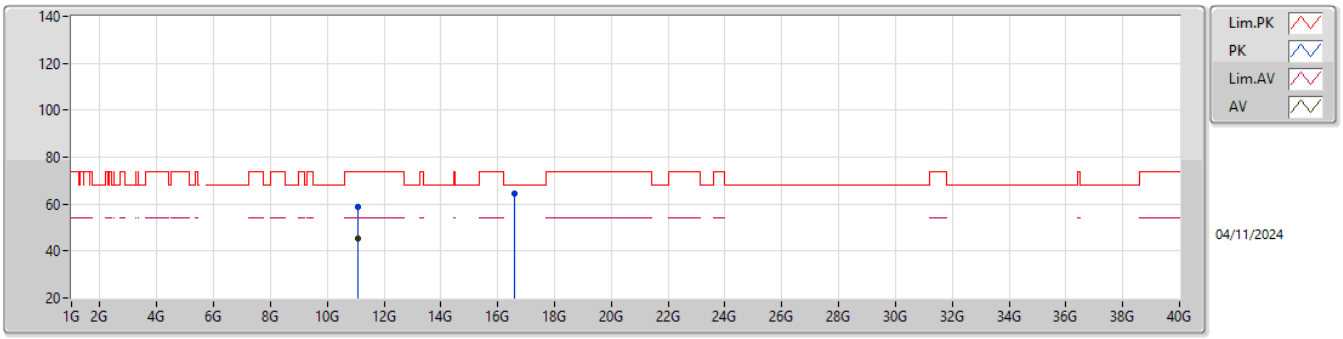

EUT Z_4TX
Setting 77
02-E-G-5

Type	Freq	Level	Limit	Margin	Raw	Dist	Condition	Azimuth	Height	Comment	AF	CL	PA
	(Hz)	(dBuV/m)	(dBuV/m)	(dB)	(dBuV)	(m)		(°)	(m)		(dB)	(dB)	(dB)
PK	11.06015G	58.75	74.00	-15.25	39.18	3	Vertical	291	2.77	-	38.60	11.48	30.51
AV	11.07452G	45.31	54.00	-8.69	25.73	3	Vertical	291	2.77	-	38.60	11.49	30.51
PK	16.57521G	64.24	68.20	-3.96	44.76	3	Vertical	116	2.07	-	39.40	12.14	32.06

5.47-5.725GHz_802.11be EHT80-BF_Nss2,(MCS0)_4TX

5530MHz_TX

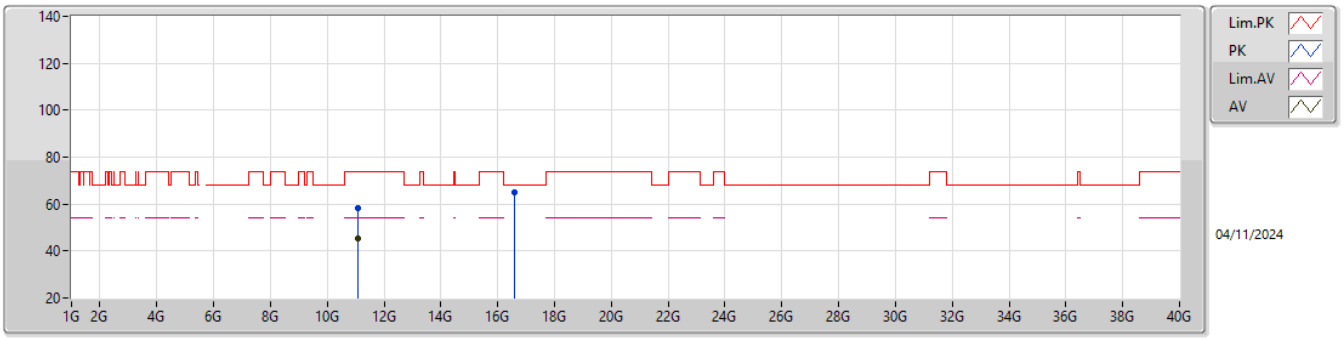

EUT Z_4TX
Setting 77
02-E-G-5

Type	Freq	Level	Limit	Margin	Raw	Dist	Condition	Azimuth	Height	Comment	AF	CL	PA
	(Hz)	(dBuV/m)	(dBuV/m)	(dB)	(dBuV)	(m)		(°)	(m)		(dB)	(dB)	(dB)
PK	11.06045G	58.17	74.00	-15.83	38.60	3	Horizontal	81	2.49	-	38.60	11.48	30.51
AV	11.06912G	45.29	54.00	-8.71	25.71	3	Horizontal	81	2.49	-	38.60	11.49	30.51
PK	16.6005G	64.84	68.20	-3.36	45.14	3	Horizontal	312	1.34	-	39.60	12.16	32.06

5.47-5.725GHz_802.11be EHT80-BF_Nss2,(MCS0)_4TX

5610MHz_TX

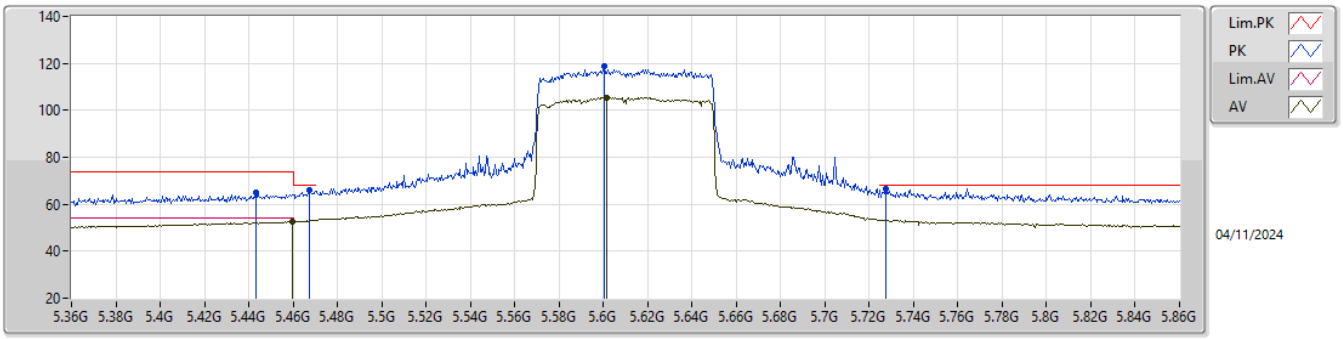

EUT Z_4TX
Setting 82
02-E-A-4-10

Type	Freq	Level	Limit	Margin	Raw	Dist	Condition	Azimuth	Height	Comment	AF	CL	PA
	(Hz)	(dBuV/m)	(dBuV/m)	(dB)	(dBuV)	(m)		(°)	(m)		(dB)	(dB)	(dB)
PK	5.4435G	64.85	74.00	-9.15	54.51	3	Vertical	62.6	1.80	-	34.00	7.10	30.76
PK	5.4675G	65.78	68.20	-2.42	55.32	3	Vertical	62.6	1.80	-	34.03	7.18	30.75
AV	5.4595G	52.81	54.00	-1.19	42.38	3	Vertical	62.6	1.80	-	34.02	7.16	30.75
PK	5.6005G	118.64	Inf	-Inf	107.73	3	Vertical	62.6	1.80	-	34.00	7.62	30.71
AV	5.6015G	105.52	Inf	-Inf	94.61	3	Vertical	62.6	1.80	-	34.00	7.62	30.71
PK	5.7275G	66.70	68.20	-1.50	55.65	3	Vertical	62.6	1.80	-	34.00	7.73	30.68

5.47-5.725GHz_802.11be EHT80-BF_Nss2,(MCS0)_4TX

5610MHz_TX

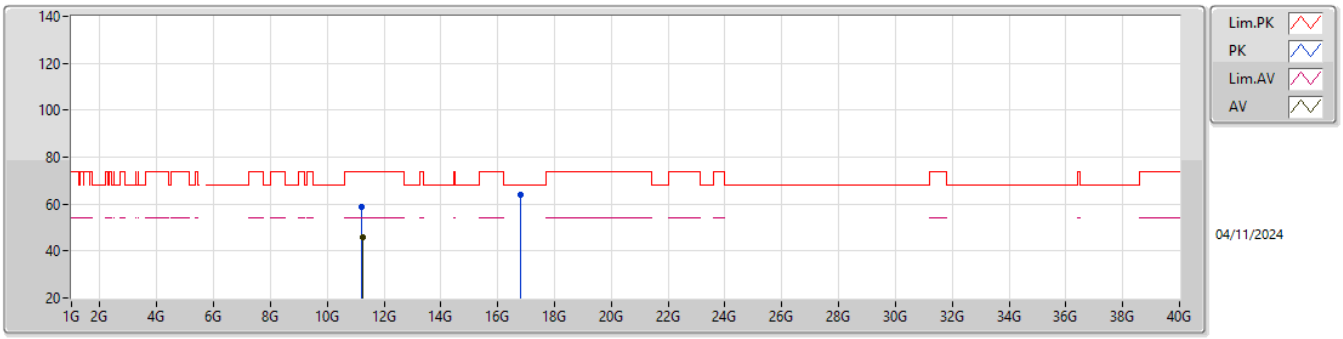

EUT Z_4TX
Setting 82
02-E-G-5

Type	Freq	Level	Limit	Margin	Raw	Dist	Condition	Azimuth	Height	Comment	AF	CL	PA
	(Hz)	(dBuV/m)	(dBuV/m)	(dB)	(dBuV)	(m)		(°)	(m)		(dB)	(dB)	(dB)
PK	11.21967G	58.79	74.00	-15.21	39.15	3	Vertical	264	1.83	-	38.64	11.58	30.58
AV	11.23413G	46.05	54.00	-7.95	26.38	3	Vertical	264	1.83	-	38.67	11.59	30.59
PK	16.81587G	63.95	68.20	-4.25	43.38	3	Vertical	223	1.69	-	40.40	12.26	32.09

5.47-5.725GHz_802.11be EHT80-BF_Nss2,(MCS0)_4TX

5610MHz_TX

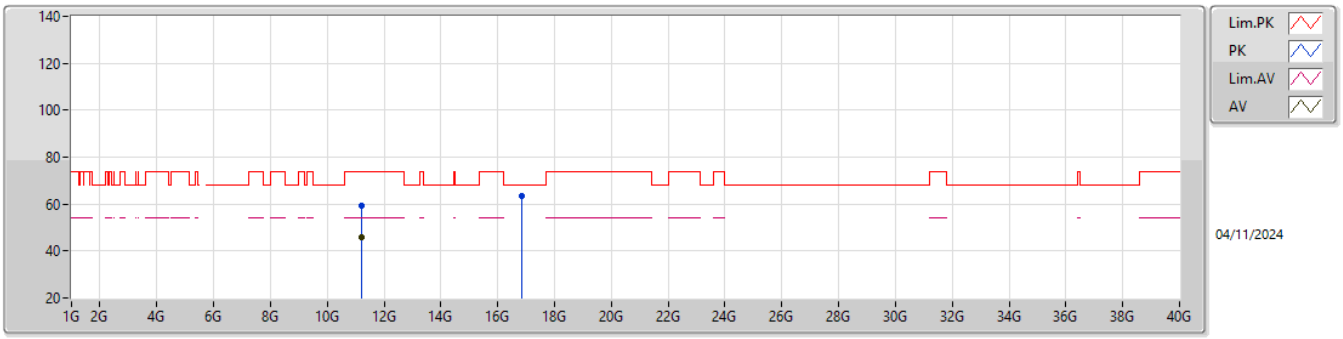

EUT Z_4TX
Setting 82
02-E-G-5

Type	Freq	Level	Limit	Margin	Raw	Dist	Condition	Azimuth	Height	Comment	AF	CL	PA
	(Hz)	(dBuV/m)	(dBuV/m)	(dB)	(dBuV)	(m)		(°)	(m)		(dB)	(dB)	(dB)
PK	11.2167G	59.22	74.00	-14.78	39.59	3	Horizontal	287	2.05	-	38.63	11.58	30.58
AV	11.22327G	45.86	54.00	-8.14	26.20	3	Horizontal	287	2.05	-	38.65	11.59	30.58
PK	16.83132G	63.57	68.20	-4.63	42.92	3	Horizontal	110	1.47	-	40.49	12.26	32.10

5.47-5.725GHz_802.11be EHT80-BF_Nss2,(MCS0)_4TX

5690MHz Straddle 5.47-5.725GHz_TX

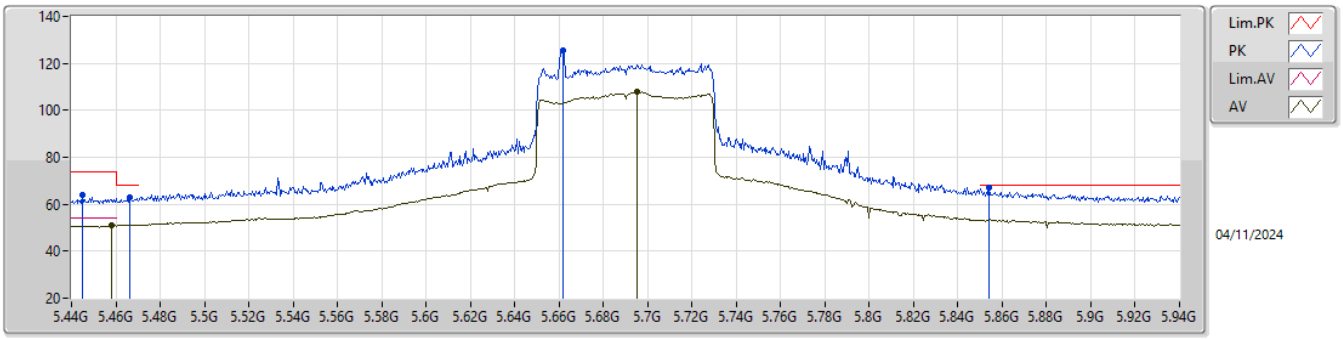

EUT Z_4TX
Setting 90
02-E-A-4-10

Type	Freq	Level	Limit	Margin	Raw	Dist	Condition	Azimuth	Height	Comment	AF	CL	PA
	(Hz)	(dBuV/m)	(dBuV/m)	(dB)	(dBuV)	(m)		(°)	(m)		(dB)	(dB)	(dB)
PK	5.445G	63.73	74.00	-10.27	53.38	3	Vertical	18.4	1.80	-	34.00	7.11	30.76
PK	5.4665G	62.84	68.20	-5.36	52.38	3	Vertical	18.4	1.80	-	34.03	7.18	30.75
AV	5.458G	50.85	54.00	-3.15	40.43	3	Vertical	18.4	1.80	-	34.02	7.15	30.75
PK	5.662G	125.61	Inf	-Inf	114.62	3	Vertical	18.4	1.80	-	34.00	7.68	30.69
AV	5.695G	107.91	Inf	-Inf	96.88	3	Vertical	18.4	1.80	-	34.00	7.71	30.68
PK	5.854G	66.92	68.20	-1.28	55.71	3	Vertical	18.4	1.80	-	34.02	7.84	30.65

5.47-5.725GHz_802.11be EHT80-BF_Nss2,(MCS0)_4TX

5690MHz Straddle 5.47-5.725GHz_TX

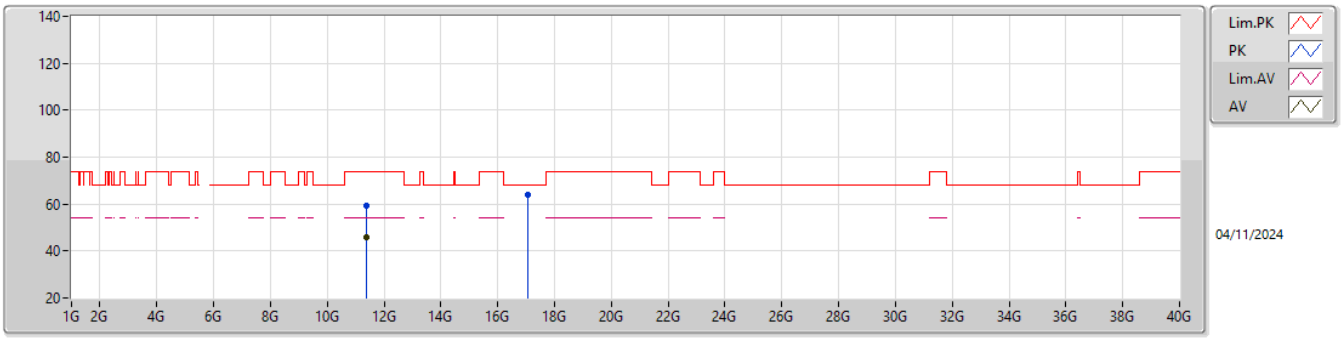

EUT Z_4TX
Setting 90
02-E-G-5

Type	Freq	Level	Limit	Margin	Raw	Dist	Condition	Azimuth	Height	Comment	AF	CL	PA
	(Hz)	(dBuV/m)	(dBuV/m)	(dB)	(dBuV)	(m)		(°)	(m)		(dB)	(dB)	(dB)
PK	11.37235G	59.33	74.00	-14.67	39.56	3	Vertical	310	2.30	-	38.74	11.68	30.65
AV	11.38885G	45.98	54.00	-8.02	26.17	3	Vertical	310	2.30	-	38.78	11.69	30.66
PK	17.06184G	64.10	68.20	-4.10	42.45	3	Vertical	69	2.64	-	41.42	12.37	32.14

5.47-5.725GHz_802.11be EHT80-BF_Nss2,(MCS0)_4TX

5690MHz Straddle 5.47-5.725GHz_TX

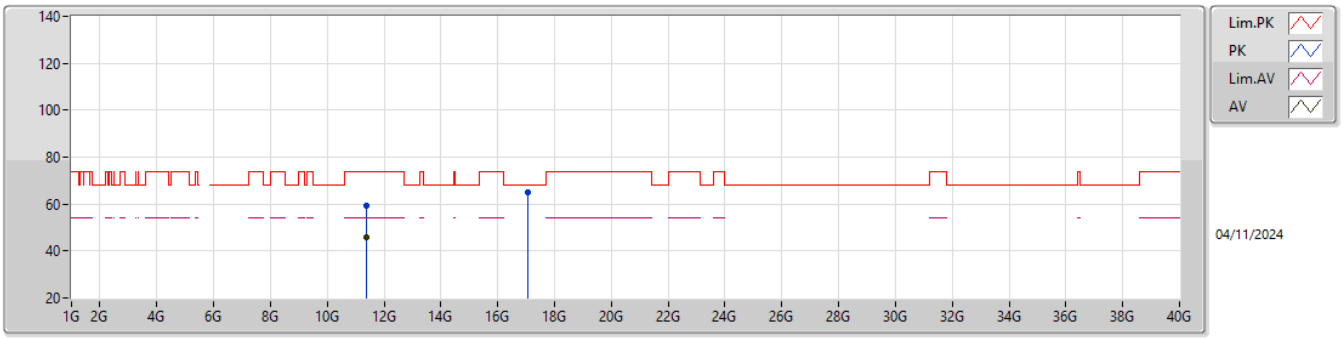

EUT Z_4TX
Setting 90
02-E-G-5

Type	Freq	Level	Limit	Margin	Raw	Dist	Condition	Azimuth	Height	Comment	AF	CL	PA
	(Hz)	(dBuV/m)	(dBuV/m)	(dB)	(dBuV)	(m)		(°)	(m)		(dB)	(dB)	(dB)
PK	11.37856G	59.19	74.00	-14.81	39.39	3	Horizontal	274	1.40	-	38.76	11.69	30.65
AV	11.39422G	46.07	54.00	-7.93	26.24	3	Horizontal	274	1.40	-	38.79	11.70	30.66
PK	17.07117G	64.91	68.20	-3.29	43.24	3	Horizontal	227	1.92	-	41.44	12.38	32.15

5.725-5.85GHz_802.11be EHT80-BF_Nss2,(MCS0)_4TX

5775MHz_TX

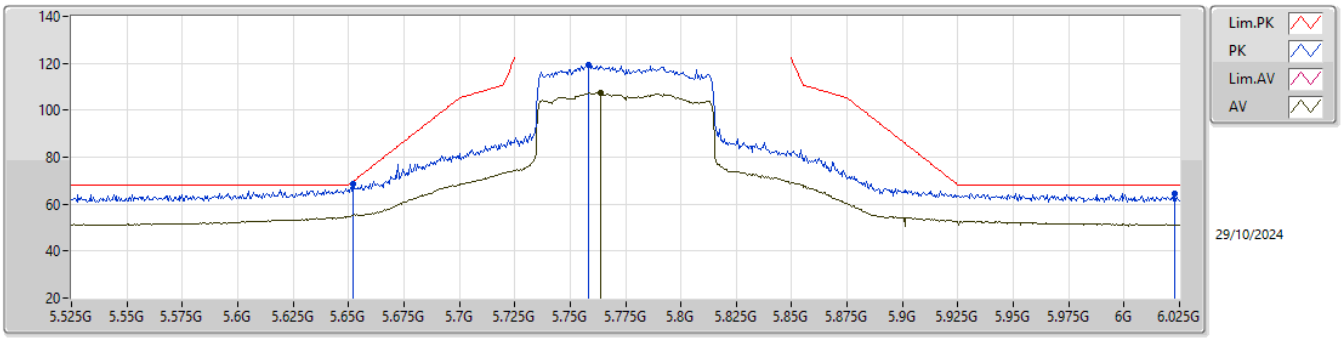

EUT Z_4TX
Setting 88
02-E-E-6-10

Type	Freq	Level	Limit	Margin	Raw	Dist	Condition	Azimuth	Height	Comment	AF	CL	PA
	(Hz)	(dBuV/m)	(dBuV/m)	(dB)	(dBuV)	(m)		(°)	(m)		(dB)	(dB)	(dB)
PK	5.652G	68.54	69.68	-1.14	57.56	3	Vertical	357	1.80	-	34.00	7.67	30.69
PK	5.7585G	119.19	Inf	-Inf	108.08	3	Vertical	357	1.80	-	34.02	7.76	30.67
AV	5.7635G	107.67	Inf	-Inf	96.54	3	Vertical	357	1.80	-	34.03	7.77	30.67
PK	6.023G	64.58	68.20	-3.62	52.94	3	Vertical	357	1.80	-	34.30	7.97	30.63

5.725-5.85GHz_802.11be EHT80-BF_Nss2,(MCS0)_4TX

5775MHz_TX

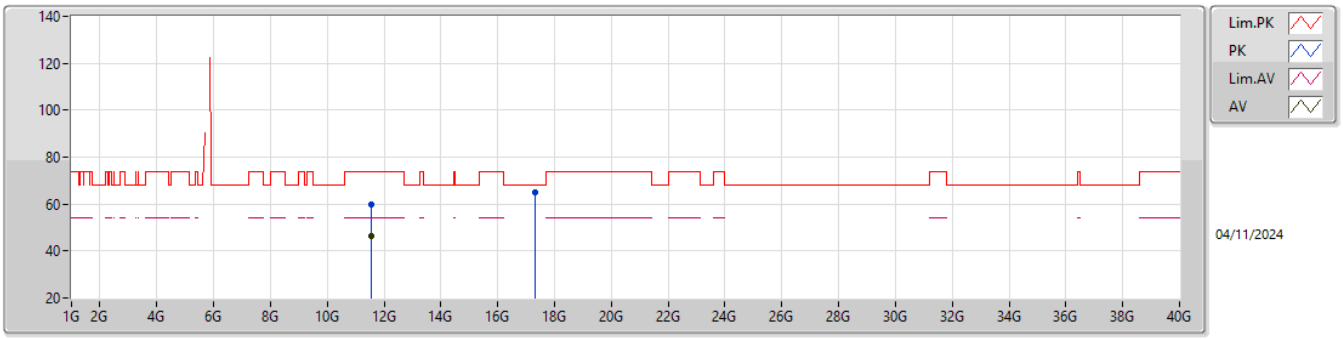

EUT Z_4TX
Setting 88
02-E-G-5

Type	Freq	Level	Limit	Margin	Raw	Dist	Condition	Azimuth	Height	Comment	AF	CL	PA
	(Hz)	(dBuV/m)	(dBuV/m)	(dB)	(dBuV)	(m)		(°)	(m)		(dB)	(dB)	(dB)
PK	11.5593G	59.80	74.00	-14.20	39.62	3	Vertical	220	1.92	-	39.14	11.80	30.76
AV	11.55645G	46.45	54.00	-7.55	26.28	3	Vertical	220	1.92	-	39.13	11.80	30.76
PK	17.31429G	64.98	68.20	-3.22	41.93	3	Vertical	355	2.84	-	42.79	12.49	32.23

5.725-5.85GHz_802.11be EHT80-BF_Nss2,(MCS0)_4TX

5775MHz_TX

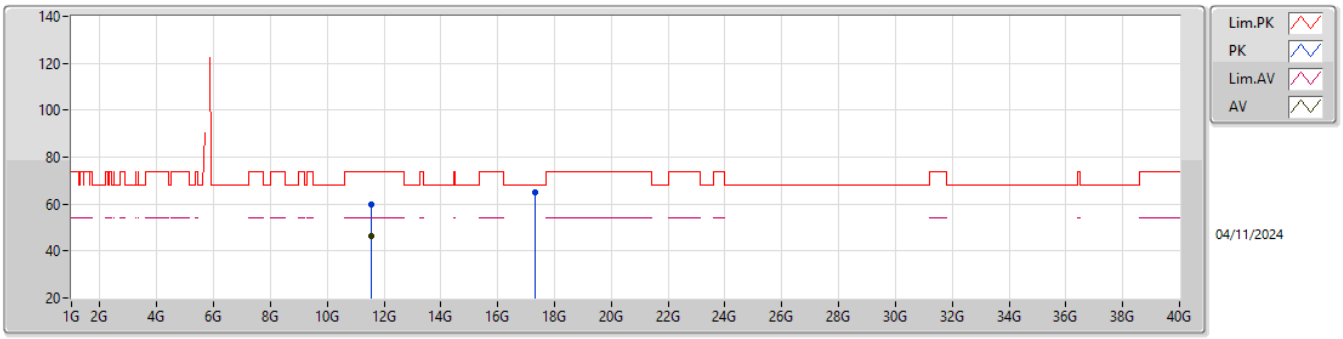

EUT Z_4TX
Setting 88
02-E-G-5

Type	Freq	Level	Limit	Margin	Raw	Dist	Condition	Azimuth	Height	Comment	AF	CL	PA
	(Hz)	(dBuV/m)	(dBuV/m)	(dB)	(dBuV)	(m)		(°)	(m)		(dB)	(dB)	(dB)
PK	11.53857G	59.87	74.00	-14.13	39.74	3	Horizontal	333	2.42	-	39.08	11.79	30.74
AV	11.56479G	46.31	54.00	-7.69	26.11	3	Horizontal	333	2.42	-	39.16	11.80	30.76
PK	17.33088G	64.84	68.20	-3.36	41.69	3	Horizontal	109	2.16	-	42.89	12.50	32.24

5.25-5.35GHz_802.11be EHT160-BF_Nss2,(MCS0)_4TX

5250MHz Straddle 5.25-5.35GHz_TX

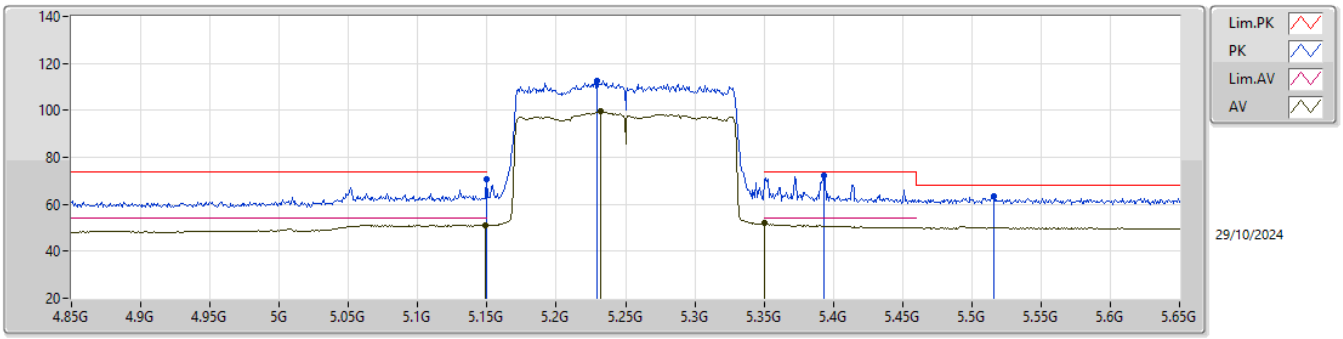

EUT Z_4TX
Setting 78
02-E-E-6-10

Type	Freq	Level	Limit	Margin	Raw	Dist	Condition	Azimuth	Height	Comment	AF	CL	PA
	(Hz)	(dBuV/m)	(dBuV/m)	(dB)	(dBuV)	(m)		(°)	(m)		(dB)	(dB)	(dB)
PK	5.15G	70.81	74.00	-3.19	61.16	3	Vertical	329	1.80	-	33.60	6.98	30.93
AV	5.1484G	51.09	54.00	-2.91	41.44	3	Vertical	329	1.80	-	33.60	6.98	30.93
PK	5.2292G	112.61	Inf	-Inf	102.73	3	Vertical	329	1.80	-	33.76	7.00	30.88
AV	5.2324G	99.43	Inf	-Inf	89.55	3	Vertical	329	1.80	-	33.76	7.00	30.88
PK	5.3932G	72.25	74.00	-1.75	62.09	3	Vertical	329	1.80	-	33.99	6.96	30.79
AV	5.35G	51.83	54.00	-2.17	41.77	3	Vertical	329	1.80	-	33.90	6.97	30.81
PK	5.5156G	63.57	68.20	-4.63	52.89	3	Vertical	329	1.80	-	34.07	7.34	30.73

5.25-5.35GHz_802.11be EHT160-BF_Nss2,(MCS0)_4TX

5250MHz Straddle 5.25-5.35GHz_TX

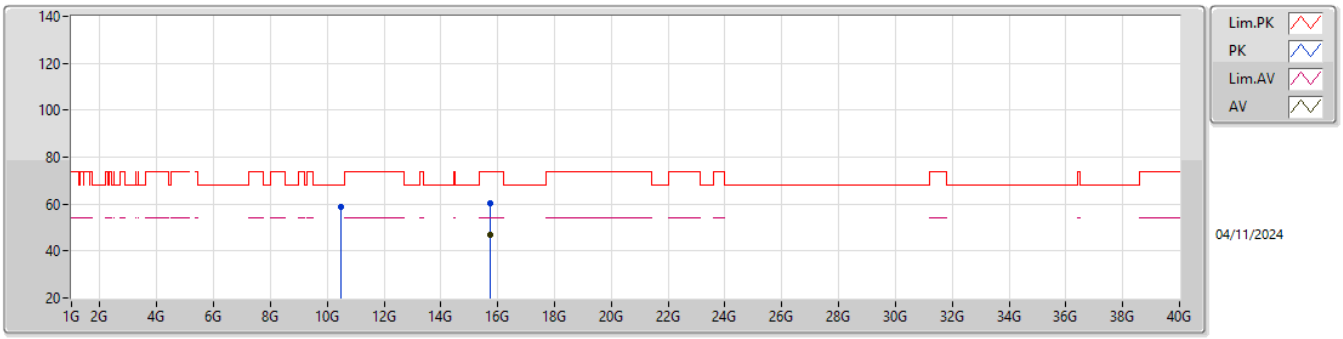

EUT Z_4TX
Setting 78
02-E-G-5

Type	Freq	Level	Limit	Margin	Raw	Dist	Condition	Azimuth	Height	Comment	AF	CL	PA
	(Hz)	(dBuV/m)	(dBuV/m)	(dB)	(dBuV)	(m)		(°)	(m)		(dB)	(dB)	(dB)
PK	10.49163G	58.55	68.20	-9.65	39.44	3	Vertical	224	1.22	-	38.48	11.12	30.49
PK	15.74253G	60.50	74.00	-13.50	43.20	3	Vertical	345	1.18	-	37.51	11.86	32.07
AV	15.73899G	46.73	54.00	-7.27	29.41	3	Vertical	345	1.18	-	37.52	11.86	32.06

5.25-5.35GHz_802.11be EHT160-BF_Nss2,(MCS0)_4TX

5250MHz Straddle 5.25-5.35GHz_TX

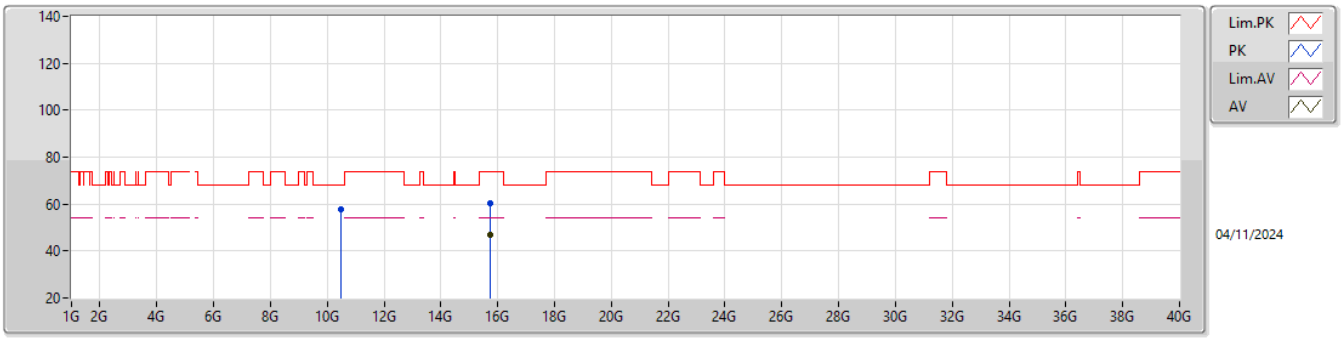

EUT Z_4TX
Setting 78
02-E-G-5

Type	Freq	Level	Limit	Margin	Raw	Dist	Condition	Azimuth	Height	Comment	AF	CL	PA
	(Hz)	(dBuV/m)	(dBuV/m)	(dB)	(dBuV)	(m)		(°)	(m)		(dB)	(dB)	(dB)
PK	10.4928G	57.85	68.20	-10.35	38.73	3	Horizontal	241	1.81	-	38.49	11.12	30.49
PK	15.74073G	60.50	74.00	-13.50	43.18	3	Horizontal	194	1.86	-	37.52	11.86	32.06
AV	15.7365G	46.77	54.00	-7.23	29.44	3	Horizontal	194	1.86	-	37.53	11.86	32.06

5.47-5.725GHz_802.11be EHT160-BF_Nss2,(MCS0)_4TX

5570MHz_TX

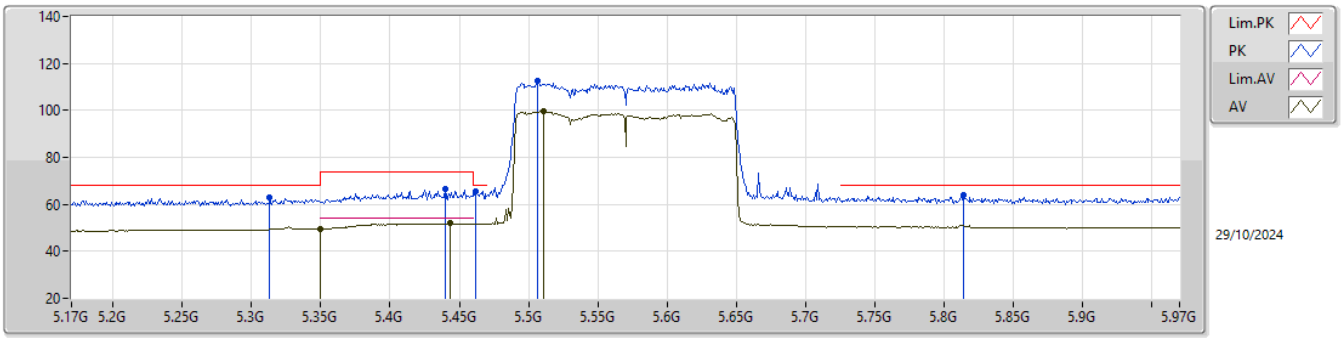

EUT Z_4TX
Setting 74
02-E-E-6-10

Type	Freq	Level	Limit	Margin	Raw	Dist	Condition	Azimuth	Height	Comment	AF	CL	PA
	(Hz)	(dBuV/m)	(dBuV/m)	(dB)	(dBuV)	(m)		(°)	(m)		(dB)	(dB)	(dB)
PK	5.3132G	63.15	68.20	-5.05	53.10	3	Vertical	60	1.80	-	33.90	6.98	30.83
AV	5.35G	49.54	54.00	-4.46	39.48	3	Vertical	60	1.80	-	33.90	6.97	30.81
PK	5.4396G	66.35	74.00	-7.65	56.02	3	Vertical	60	1.80	-	34.00	7.09	30.76
AV	5.4436G	51.85	54.00	-2.15	41.51	3	Vertical	60	1.80	-	34.00	7.10	30.76
PK	5.462G	65.56	68.20	-2.64	55.13	3	Vertical	60	1.80	-	34.02	7.16	30.75
PK	5.5068G	112.82	Inf	-Inf	102.15	3	Vertical	60	1.80	-	34.09	7.31	30.73
AV	5.5108G	99.44	Inf	-Inf	88.76	3	Vertical	60	1.80	-	34.08	7.33	30.73
PK	5.814G	64.21	68.20	-3.99	52.98	3	Vertical	60	1.80	-	34.07	7.81	30.65

5.47-5.725GHz_802.11be EHT160-BF_Nss2,(MCS0)_4TX

5570MHz_TX

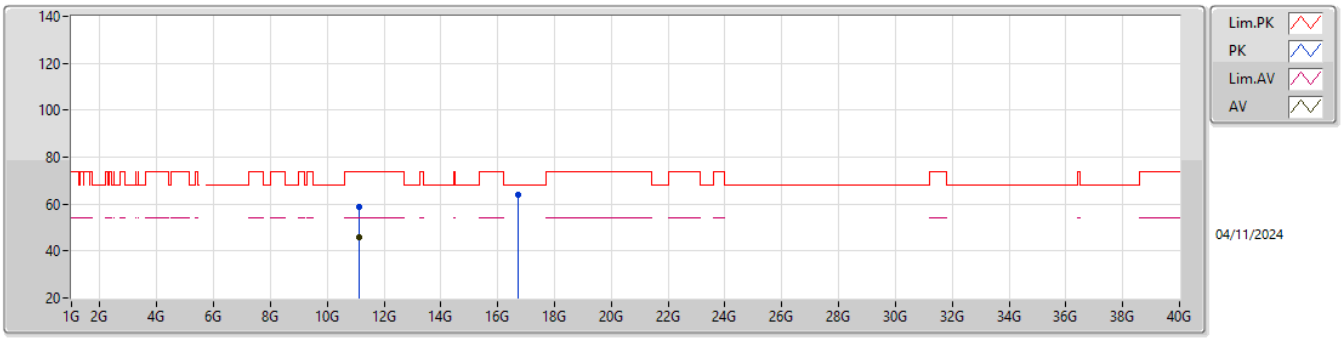

EUT Z_4TX
Setting 74
02-E-G-5

Type	Freq	Level	Limit	Margin	Raw	Dist	Condition	Azimuth	Height	Comment	AF	CL	PA
	(Hz)	(dBuV/m)	(dBuV/m)	(dB)	(dBuV)	(m)		(°)	(m)		(dB)	(dB)	(dB)
PK	11.12797G	58.91	74.00	-15.09	39.32	3	Vertical	246	1.50	-	38.60	11.53	30.54
AV	11.13631G	46.08	54.00	-7.92	26.49	3	Vertical	246	1.50	-	38.60	11.53	30.54
PK	16.7079G	63.82	68.20	-4.38	43.77	3	Vertical	295	2.30	-	39.92	12.21	32.08

5.47-5.725GHz_802.11be EHT160-BF_Nss2,(MCS0)_4TX

5570MHz_TX

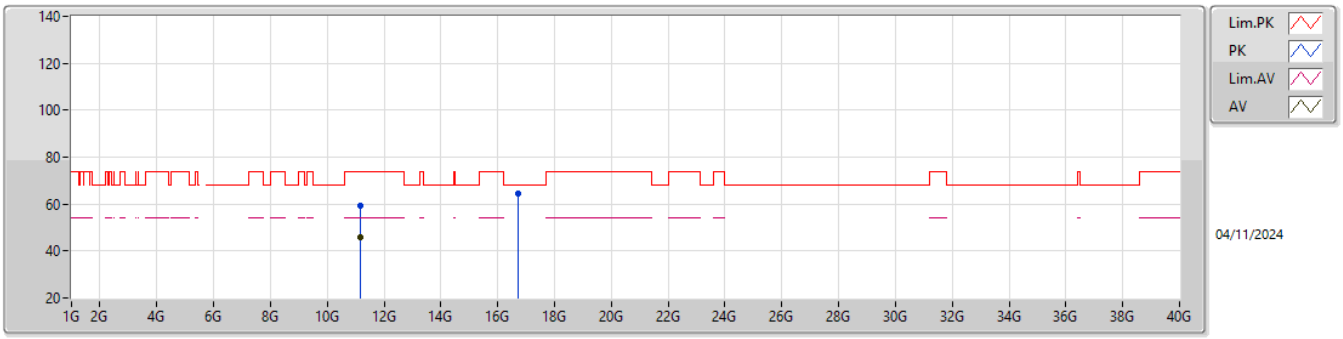

EUT Z_4TX
Setting 74
02-E-G-5

Type	Freq	Level	Limit	Margin	Raw	Dist	Condition	Azimuth	Height	Comment	AF	CL	PA
	(Hz)	(dBuV/m)	(dBuV/m)	(dB)	(dBuV)	(m)		(°)	(m)		(dB)	(dB)	(dB)
PK	11.15086G	59.10	74.00	-14.90	39.51	3	Horizontal	73	1.96	-	38.60	11.54	30.55
AV	11.15257G	45.84	54.00	-8.16	26.25	3	Horizontal	73	1.96	-	38.60	11.54	30.55
PK	16.72263G	64.63	68.20	-3.57	44.55	3	Horizontal	133	1.75	-	39.95	12.21	32.08

Summary

Mode	Result	Type	Freq (Hz)	Level (dBuV/m)	Limit (dBuV/m)	Margin (dB)	Condition
Mode 1	Pass	AV	1.0561G	38.64	54.00	-15.36	Vertical

Mode 1

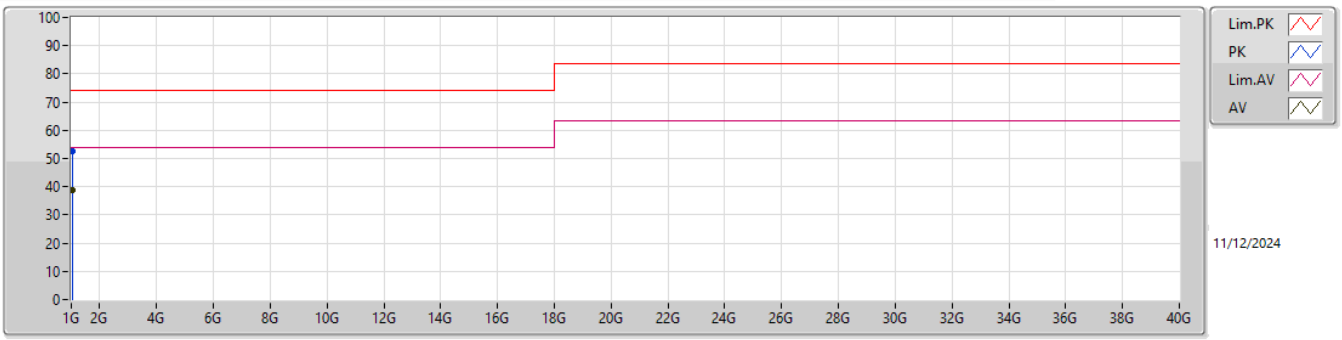

Type	Freq	Level	Limit	Margin	Factor	Dist	Condition	Azimuth	Height	Comment	Raw	AF	CL	PA
	(Hz)	(dBuV/m)	(dBuV/m)	(dB)	(dB/m)	(m)		(°)	(m)		(dBuV)	(dB/m)	(dB)	(dB)
PK	1.0556G	52.55	74.00	-21.45	-17.77	3	Vertical	5	1.80	-	70.32	24.14	2.51	44.42
AV	1.0561G	38.64	54.00	-15.36	-17.77	3	Vertical	5	1.80	"Worst"	56.41	24.14	2.51	44.42

Mode 1

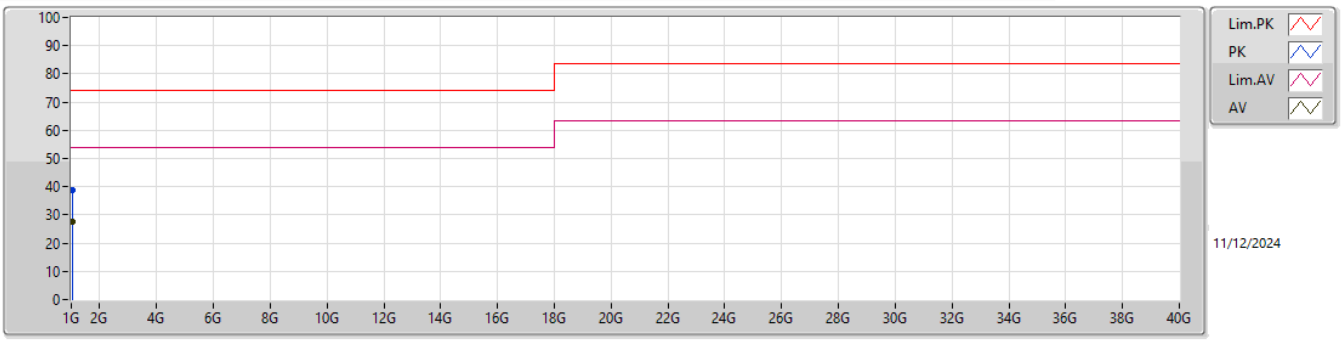

Type	Freq	Level	Limit	Margin	Factor	Dist	Condition	Azimuth	Height	Comment	Raw	AF	CL	PA
	(Hz)	(dBuV/m)	(dBuV/m)	(dB)	(dB/m)	(m)		(°)	(m)		(dBuV)	(dB/m)	(dB)	(dB)
PK	1.0531G	38.88	74.00	-35.12	-17.74	3	Horizontal	299	1.44	-	56.62	24.17	2.51	44.42
AV	1.0533G	27.64	54.00	-26.36	-17.74	3	Horizontal	299	1.44	"Worst"	45.38	24.17	2.51	44.42