RADIO TEST REPORT

FCC ID	:	MSQ-RTBE8R00
Equipment	:	BE3600 Dual Band WiFi Router
Brand Name	:	ASUS
Model Name	:	RT-BE58 Go
Applicant	:	ASUSTeK COMPUTER INC. 1F., No. 15, Lide Rd., Beitou, Taipei City 112, Taiwan
Standard	:	47 CFR FCC Part 15.407

The product was received on Apr. 07, 2025, and testing was started from Apr. 25, 2025 and completed on Jun. 18, 2025. We, Sporton International Inc. Hsinchu Laboratory, would like to declare that the tested sample has been evaluated in accordance with the procedures given in ANSI C63.10-2013 and shown compliance with the applicable technical standards.

The test results in this report apply exclusively to the tested model / sample. Without written approval of Sporton International Inc. Hsinchu Laboratory, the test report shall not be reproduced except in full.

Approved by: Sam Chen

Sporton International Inc. Hsinchu Laboratory
No.8, Ln. 724, Bo'ai St., Zhubei City, Hsinchu County 302010, Taiwan (R.O.C.)

Table of Contents

History of this test report **3**

Summary of Test Result **4**

1 General Description **5**

1.1 Information 5
1.2 Applicable Standards 13
1.3 Testing Location Information 13
1.4 Measurement Uncertainty 14

2 Test Configuration of EUT **15**

2.1 Test Channel Mode 15
2.2 The Worst Case Measurement Configuration 17
2.3 EUT Operation during Test 19
2.4 Accessories 19
2.5 Support Equipment 20
2.6 Test Setup Diagram 21

3 Transmitter Test Result **25**

3.1 AC Power-line Conducted Emissions 25
3.2 Emission Bandwidth 27
3.3 Maximum Output Power 28
3.4 Power Spectral Density 31
3.5 Unwanted Emissions 34

4 Test Equipment and Calibration Data **39**

Appendix A. Test Results of AC Power-line Conducted Emissions
Appendix B. Test Results of Emission Bandwidth
Appendix C. Test Results of Maximum Output Power
Appendix D. Test Results of Power Spectral Density
Appendix E. Test Results of Unwanted Emissions
Appendix F. Test Results of Radiated Emission Co-location
Appendix G. Test Photos
Photographs of EUT v01

History of this test report

Report No.	Version	Description	Issued Date
FR540708AB	01	Initial issue of report	Jun. 25, 2025

Summary of Test Result

Report Clause	Ref Std. Clause	Test Items	Result (PASS/FAIL)	Remark
1.1.2	15.203	Antenna Requirement	PASS	-
3.1	15.207	AC Power-line Conducted Emissions	PASS	-
3.2	15.407(a)	Emission Bandwidth	PASS	-
3.3	15.407(a)	Maximum Output Power	PASS	-
3.4	15.407(a)	Power Spectral Density	PASS	-
3.5	15.407(b)	Unwanted Emissions	PASS	-

Conformity Assessment Condition:

1. The test results (PASS/FAIL) with all measurement uncertainty excluded are presented against the regulation limits or in accordance with the requirements stipulated by the applicant/manufacturer who shall bear all the risks of non-compliance that may potentially occur if measurement uncertainty is taken into account.
2. The measurement uncertainty please refer to each test result in the chapter "Measurement Uncertainty".

Disclaimer:

The product specifications of the EUT presented in the test report that may affect the test assessments are declared by the manufacturer who shall take full responsibility for the authenticity.

Reviewed by: Sam Chen
Report Producer: Wendy Pan

1 General Description

1.1 Information

1.1.1 RF General Information

Frequency Range (MHz)	IEEE Std. 802.11	Ch. Frequency (MHz)	Channel Number
5150-5250	a, n (HT20), ac (VHT20), ax (HEW20), be (EHT20)	5180-5240	36-48 [4]
5250-5350		5260-5320	52-64 [4]
5470-5725		5500-5720	100-144 [12]
5725-5850		5745-5825	149-165 [5]
5150-5250	n (HT40), ac (VHT40), ax (HEW40), be (EHT40)	5190-5230	38-46 [2]
5250-5350		5270-5310	54-62 [2]
5470-5725		5510-5710	102-142 [6]
5725-5850		5755-5795	151-159 [2]
5150-5250	ac (VHT80), ax (HEW80), be (EHT80)	5210	42 [1]
5250-5350		5290	58 [1]
5470-5725		5530-5690	106-138 [3]
5725-5850		5775	155 [1]
5150-5350	ac (VHT160), ax (HEW160), be (EHT160)	5250	50 [1]
5470-5725		5570	114 [1]

Band	Mode	BWch (MHz)	Nant
5.15-5.25GHz	802.11a	20	2TX
5.15-5.25GHz	802.11n HT20	20	2TX
5.15-5.25GHz	802.11n HT20-BF	20	2TX
5.15-5.25GHz	802.11ac VHT20	20	2TX
5.15-5.25GHz	802.11ac VHT20-BF	20	2TX
5.15-5.25GHz	802.11ax HEW20	20	2TX
5.15-5.25GHz	802.11ax HEW20-BF	20	2TX
5.15-5.25GHz	802.11be EHT20	20	2TX
5.15-5.25GHz	802.11be EHT20-BF	20	2TX
5.15-5.25GHz	802.11n HT40	40	2TX
5.15-5.25GHz	802.11n HT40-BF	40	2TX
5.15-5.25GHz	802.11ac VHT40	40	2TX
5.15-5.25GHz	802.11ac VHT40-BF	40	2TX
5.15-5.25GHz	802.11ax HEW40	40	2TX

Band	Mode	BWch (MHz)	Nant
5.15-5.25GHz	802.11ax HEW40-BF	40	2TX
5.15-5.25GHz	802.11be EHT40	40	2TX
5.15-5.25GHz	802.11be EHT40-BF	40	2TX
5.15-5.25GHz	802.11ac VHT80	80	2TX
5.15-5.25GHz	802.11ac VHT80-BF	80	2TX
5.15-5.25GHz	802.11ax HEW80	80	2TX
5.15-5.25GHz	802.11ax HEW80-BF	80	2TX
5.15-5.25GHz	802.11be EHT80	80	2TX
5.15-5.25GHz	802.11be EHT80-BF	80	2TX
5.15-5.35GHz	802.11ac VHT160	160	2TX
5.15-5.35GHz	802.11ac VHT160-BF	160	2TX
5.15-5.35GHz	802.11ax HEW160	160	2TX
5.15-5.35GHz	802.11ax HEW160-BF	160	2TX
5.15-5.35GHz	802.11be EHT160	160	2TX
5.15-5.35GHz	802.11be EHT160-BF	160	2TX
5.25-5.35GHz	802.11a	20	2TX
5.25-5.35GHz	802.11n HT20	20	2TX
5.25-5.35GHz	802.11n HT20-BF	20	2TX
5.25-5.35GHz	802.11ac VHT20	20	2TX
5.15-5.35GHz	802.11ac VHT20-BF	20	2TX
5.25-5.35GHz	802.11ax HEW20	20	2TX
5.25-5.35GHz	802.11ax HEW20-BF	20	2TX
5.25-5.35GHz	802.11be EHT20	20	2TX
5.25-5.35GHz	802.11be EHT20-BF	20	2TX
5.25-5.35GHz	802.11n HT40	40	2TX
5.25-5.35GHz	802.11n HT40-BF	40	2TX
5.25-5.35GHz	802.11ac VHT40	40	2TX
5.25-5.35GHz	802.11ac VHT40-BF	40	2TX
5.25-5.35GHz	802.11ax HEW40	40	2TX
5.25-5.35GHz	802.11ax HEW40-BF	40	2TX
5.25-5.35GHz	802.11be EHT40	40	2TX
5.25-5.35GHz	802.11be EHT40-BF	40	2TX
5.25-5.35GHz	802.11ac VHT80	80	2TX
5.25-5.35GHz	802.11ac VHT80-BF	80	2TX
5.25-5.35GHz	802.11ax HEW80	80	2TX
5.25-5.35GHz	802.11ax HEW80-BF	80	2TX
5.25-5.35GHz	802.11be EHT80	80	2TX

Band	Mode	BWch (MHz)	Nant
5.25-5.35GHz	802.11be EHT80-BF	80	2TX
5.47-5.725GHz	802.11a	20	2TX
5.47-5.725GHz	802.11n HT20	20	2TX
5.47-5.725GHz	802.11n HT20-BF	20	2TX
5.47-5.725GHz	802.11ac VHT20	20	2TX
5.47-5.725GHz	802.11ac VHT20-BF	20	2TX
5.47-5.725GHz	802.11ax HEW20	20	2TX
5.47-5.725GHz	802.11ax HEW20-BF	20	2TX
5.47-5.725GHz	802.11be EHT20	20	2TX
5.47-5.725GHz	802.11be EHT20-BF	20	2TX
5.47-5.725GHz	802.11n HT40	40	2TX
5.47-5.725GHz	802.11n HT40-BF	40	2TX
5.47-5.725GHz	802.11ac VHT40	40	2TX
5.47-5.725GHz	802.11ac VHT40-BF	40	2TX
5.47-5.725GHz	802.11ax HEW40	40	2TX
5.47-5.725GHz	802.11ax HEW40-BF	40	2TX
5.47-5.725GHz	802.11be EHT40	40	2TX
5.47-5.725GHz	802.11be EHT40-BF	40	2TX
5.47-5.725GHz	802.11ac VHT80	80	2TX
5.47-5.725GHz	802.11ac VHT80-BF	80	2TX
5.47-5.725GHz	802.11ax HEW80	80	2TX
5.47-5.725GHz	802.11ax HEW80-BF	80	2TX
5.47-5.725GHz	802.11be EHT80	80	2TX
5.47-5.725GHz	802.11be EHT80-BF	80	2TX
5.47-5.725GHz	802.11ac VHT160	160	2TX
5.47-5.725GHz	802.11ac VHT160-BF	160	2TX
5.47-5.725GHz	802.11ax HEW160	160	2TX
5.47-5.725GHz	802.11ax HEW160-BF	160	2TX
5.47-5.725GHz	802.11be EHT160	160	2TX
5.47-5.725GHz	802.11be EHT160-BF	160	2TX
5.725-5.85GHz	802.11a	20	2TX
5.725-5.85GHz	802.11n HT20	20	2TX
5.725-5.85GHz	802.11n HT20-BF	20	2TX
5.725-5.85GHz	802.11ac VHT20	20	2TX
5.725-5.85GHz	802.11ac VHT20-BF	20	2TX
5.725-5.85GHz	802.11ax HEW20	20	2TX
5.725-5.85GHz	802.11ax HEW20-BF	20	2TX

Band	Mode	BWch (MHz)	Nant
5.725-5.85GHz	802.11be EHT20	20	2TX
5.725-5.85GHz	802.11be EHT20-BF	20	2TX
5.725-5.85GHz	802.11n HT40	40	2TX
5.725-5.85GHz	802.11n HT40-BF	40	2TX
5.725-5.85GHz	802.11ac VHT40	40	2TX
5.725-5.85GHz	802.11ac VHT40-BF	40	2TX
5.725-5.85GHz	802.11ax HEW40	40	2TX
5.725-5.85GHz	802.11ax HEW40-BF	40	2TX
5.725-5.85GHz	802.11be EHT40	40	2TX
5.725-5.85GHz	802.11be EHT40-BF	40	2TX
5.725-5.85GHz	802.11ac VHT80	80	2TX
5.725-5.85GHz	802.11ac VHT80-BF	80	2TX
5.725-5.85GHz	802.11ax HEW80	80	2TX
5.725-5.85GHz	802.11ax HEW80-BF	80	2TX
5.725-5.85GHz	802.11be EHT80	80	2TX
5.725-5.85GHz	802.11be EHT80-BF	80	2TX

Note:
- 11a, HT20 and HT40 use a combination of OFDM-BPSK, QPSK, 16QAM, 64QAM modulation.
- VHT20, VHT40, VHT80 and VHT160 use a combination of OFDM-BPSK, QPSK, 16QAM, 64QAM, 256QAM, 1024QAM modulation.
- HEW20, HEW40, HEW80 and HEW160 use a combination of OFDMA-BPSK, QPSK, 16QAM, 64QAM, 256QAM, 1024QAM modulation.
- EHT20, EHT40, EHT80 and EHT160 use a combination of OFDMA-BPSK, QPSK, 16QAM, 64QAM, 256QAM, 1024QAM, 4096QAM modulation.
- BWch is the nominal channel bandwidth.

1.1.2 Antenna Information

Ant.	Port	Brand	Model Name	Antenna Type	Connector	Gain (dBi)
1	1	XINSHENG	8000000060681341	Dipole Antenna	MHF	Note 1
2	2	XINSHENG	8000000060691341	Dipole Antenna	MHF	

Note 1:

Ant.	Antenna Gain (dBi)				
	WLAN 2.4GHz	WLAN 5GHz UNII 1	WLAN 5GHz UNII 2A	WLAN 5GHz UNII 2C	WLAN 5GHz UNII 3
1	3.13	3.27	3.25	3.39	3.38
2	2.97	2.84	2.75	2.97	3.40

Note 2: The above information was declared by manufacturer.

Note 3: **For 2.4GHz function:**

For IEEE 802.11 b/g/n/VHT/ax/be (2TX/2RX):

Port 1~2 can be used as transmitting/receiving antenna.

Port 1~2 could transmit/receive simultaneously.

For 5GHz function:

For IEEE 802.11 a/n/ac/ax/be (2TX/2RX):

Port 1~2 can be used as transmitting/receiving antenna.

Port 1~2 could transmit/receive simultaneously.

Note 4: Directional gain information

Type	Maximum Output Power	Power Spectral Density
Non-BF	Directional gain = Max.gain + array gain. For power measurements on IEEE 802.11 devices Array Gain = 0 dB (i.e., no array gain) for N ANT ≤ 4	$DirectionalGain = 10 \cdot \log\left[\frac{\sum_{j=1}^{N_{SS}}\left\{\sum_{k=1}^{N_{ANT}} g_{j,k}\right\}^2}{N_{ANT}}\right]$
BF	$DirectionalGain = 10 \cdot \log\left[\frac{\sum_{j=1}^{N_{SS}}\left\{\sum_{k=1}^{N_{ANT}} g_{j,k}\right\}^2}{N_{ANT}}\right]$	$DirectionalGain = 10 \cdot \log\left[\frac{\sum_{j=1}^{N_{SS}}\left\{\sum_{k=1}^{N_{ANT}} g_{j,k}\right\}^2}{N_{ANT}}\right]$

Ex.

Directional Gain (NSS1) formula :

$$DirectionalGain = 10 \cdot \log\left[\frac{\sum_{j=1}^{N_{SS}}\left\{\sum_{k=1}^{N_{ANT}} g_{j,k}\right\}^2}{N_{ANT}}\right]$$

NSS1(g1,1) = $10^{G1/20}$; NSS1(g1,2)= $10^{G2/20}$; NSS1(g1,2)= $10^{G3/20}$; NSS1(g1,2)= $10^{G4/20}$

gj,k =$(Nss1(g1,1) + Nss1(g1,2) + Nss1(g1,3) + Nss1(g1,4))^2$

DG = 10 log[$(Nss1(g1,1) + Nss1(g1,2) + Nss1(g1,3) + Nss1(g1,4))^2 / N_{ANT}$] => 10 log[$(10^{G1/20} + 10^{G2/20} + 10^{G3/20} + 10^{G4/20})^2 / N_{ANT}$]

Where ;

2.4G G1= 3.13 dBi ;G2= 2.97 dBi ;

5G UNII-1 G1 = 3.27 dBi; G2 = 2.84 dBi;

5G UNII-2A G1 = 3.25 dBi; G2 = 2.75 dBi;

5G UNII-2C G1 = 3.39 dBi; G2 = 2.97 dBi;

5G UNII-3 G1 = 3.38 dBi; G2 = 3.4 dBi;

2.4G DG = 6.06 dBi

5G UNII-1 DG = 6.07 dBi

5G UNII-2A DG = 6.01 dBi

5G UNII-2C DG = 6.19 dB

5G UNII-3 DG = 6.40 dBi

1.1.3 Mode Test Duty Cycle

Mode	DC	DCF (dB)	T (s)	VBW (Hz)_1/T
802.11a_Nss 1,(6D)	0.992	0.03	3.025m	10Hz (DC>=0.98)
802.11be EHT20-BF_Nss 1,(M0)	0.958	0.19	4.975m	300
802.11be EHT40-BF_Nss 1,(M0)	0.944	0.25	4.675m	300
802.11be EHT80-BF_Nss 1,(M0)	0.92	0.36	3.413m	300
802.11be EHT160-BF_Nss 1,(M0)	0.926	0.33	4.95m	300

Note:
- DC is Duty Cycle.
- DCF is Duty Cycle Factor.

1.1.4 EUT Operational Condition

EUT Power Type	From Power Adapter			
Beamforming Function	☒	With beamforming	☐	Without beamforming
	The product has beamforming function for n/VHT/ax/be in 2.4GHz and n/ac/ax/be in 5GHz.			
Weather Band	☒	With 5600~5650MHz	☐	Without 5600~5650MHz
Function	☐	Outdoor P2M	☒	Indoor P2M
	☐	Fixed P2P	☐	Client
	☒	Point-to-multipoint	☐	Point-to-point
TPC Function	☒	With TPC	☐	Without TPC
Channel Puncturing Function	☐	Supported Static Puncturing		
	☐	Supported Dynamic Puncturing (Reduce BW)		
	☒	Unsupported		
Support RU	☒	Full RU	☐	Partial RU
Test Software Version	For RF Conducted and Radiated (Non-beamforming) mode: accessMtool 3.3.0.7 For Radiated (beamforming) mode: DOS [ver 6.1.7601]			

Note: The above information was declared by manufacturer.

1.1.5 Table for EUT Supports Function

Function	Support Type
AP Router	Master
Bridge	Slave without radar detection
Repeater	Master
Mesh	Master

Note 1: From the above, after evaluating, AP Router was selected to test and record in the report.
Note 2: The USB port on this device supports both storage and WWAN functionality and EUT in WWAN mode, 2.5G WAN ports will be fixed in LAN function.
Note 3: The above information was declared by manufacturer.

1.2 Applicable Standards

According to the specifications of the manufacturer, the EUT must comply with the requirements of the following standards:

- 47 CFR FCC Part 15
- ANSI C63.10-2013
- FCC KDB 789033 D02 v02r01

The following reference test guidance is not within the scope of accreditation of TAF.

- FCC KDB 662911 D01 v02r01
- FCC KDB 412172 D01 v01r01
- FCC KDB 414788 D01 v01r01

1.3 Testing Location Information

Testing Location Information	
Test Lab.：Sporton International Inc. Hsinchu Laboratory	
Hsinchu (TAF: 3787)	ADD: No.8, Ln. 724, Bo'ai St., Zhubei City, Hsinchu County 302010, Taiwan (R.O.C.) TEL: 886-3-656-9065 FAX: 886-3-656-9085 Test site Designation No. TW3787 with FCC. Conformity Assessment Body Identifier (CABID) TW3787 with ISED.

Test Condition	Test Site No.	Test Engineer	Test Environment (°C / %)	Test Date
RF Conducted	TH01-CB	Brian Sun	21.9~22.7 / 58~63	May 22, 2025~ Jun. 08, 2025
Radiated (Below 1GHz)	03CH05-CB	Viola Huang	21.5~22.9 / 57~60	Jun. 06, 2025~ Jun. 07, 2025
Radiated Co-location	03CH05-CB	Viola Huang	21.5~22.9 / 57~60	Jun. 18, 2025
Radiated (Above 1GHz)	03CH04-CB	Viola Huang	21.4~22.6 / 57~61	May 17, 2025 Jun. 09, 2025
	03CH02-CB		21.5~23.3 / 58~61	
AC Conduction	CO01-CB	Tim Chen	21~22 / 58~60	Apr. 25, 2025

1.4 Measurement Uncertainty

ISO/IEC 17025 requires that an estimate of the measurement uncertainties associated with the emissions test results be included in the report. The measurement uncertainties given below are based on a 95% confidence level (based on a coverage factor (k=2)

Test Date: Before May 28, 2025

Test Items	Uncertainty	Remark
Conducted Emission (150kHz ~ 30MHz)	3.8 dB	Confidence levels of 95%
Radiated Emission (1GHz ~ 18GHz)	4.2 dB	Confidence levels of 95%
Radiated Emission (18GHz ~ 40GHz)	4.0 dB	Confidence levels of 95%
Conducted Emission	3.1 dB	Confidence levels of 95%
Output Power Measurement	0.8 dB	Confidence levels of 95%
Power Density Measurement	3.1 dB	Confidence levels of 95%
Bandwidth Measurement	2.1 %	Confidence levels of 95%

Test Date: After May 27, 2025

Test Items	Uncertainty	Remark
Radiated Emission (9kHz ~ 30MHz)	3.8 dB	Confidence levels of 95%
Radiated Emission (30MHz ~ 1,000MHz)	4.7 dB	Confidence levels of 95%
Radiated Emission (1GHz ~ 18GHz)	4.3 dB	Confidence levels of 95%
Radiated Emission (18GHz ~ 40GHz)	4.2 dB	Confidence levels of 95%
Conducted Emission	2.5 dB	Confidence levels of 95%
Output Power Measurement	1.3 dB	Confidence levels of 95%
Power Density Measurement	2.0 dB	Confidence levels of 95%
Bandwidth Measurement	1.0 %	Confidence levels of 95%

2 Test Configuration of EUT

2.1 Test Channel Mode

Mode
802.11a_Nss1,(6Mbps)_2TX
5180MHz
5200MHz
5240MHz
5260MHz
5300MHz
5320MHz
5500MHz
5580MHz
5700MHz
5720MHz Straddle 5.47-5.725GHz
5720MHz Straddle 5.725-5.85GHz
5745MHz
5785MHz
5825MHz
802.11be EHT20-BF_Nss1,(MCS0)_2TX
5180MHz
5200MHz
5240MHz
5260MHz
5300MHz
5320MHz
5500MHz
5580MHz
5700MHz
5720MHz Straddle 5.47-5.725GHz
5720MHz Straddle 5.725-5.85GHz
5745MHz
5785MHz
5825MHz
802.11be EHT40-BF_Nss1,(MCS0)_2TX
5190MHz
5230MHz
5270MHz
5310MHz
5510MHz
5550MHz
5670MHz
5710MHz Straddle 5.47-5.725GHz
5710MHz Straddle 5.725-5.85GHz
5755MHz
5795MHz
802.11be EHT80-BF_Nss1,(MCS0)_2TX

5210MHz
5290MHz
5530MHz
5610MHz
5690MHz Straddle 5.47-5.725GHz
5690MHz Straddle 5.725-5.85GHz
5775MHz
802.11be EHT160-BF_Nss1,(MCS0)_2TX
5250MHz Straddle 5.15-5.25GHz
5250MHz Straddle 5.25-5.35GHz
5570MHz

Note:

- Evaluated EHT20 / EHT40 / EHT80 / EHT160 covers HT20 / HT40 / VHT20 / VHT40 / VHT80 / VHT160 / HEW20 / HEW40 / HEW80 / HEW160 due to similar modulation. The power setting for HT20 / HT40 / VHT20 / VHT40 / VHT80 / VHT160 / HEW20 / HEW40 / HEW80 / HEW160 is the same or lower than EHT20 / EHT40 / EHT80 / EHT160.
- The EUT supports non-beamforming and beamforming modes, after evaluating, the beamforming mode has been selected to test.

2.2 The Worst Case Measurement Configuration

The Worst Case Mode for Following Conformance Tests			
Tests Item	AC power-line conducted emissions		
Condition	AC power-line conducted measurement for line and neutral Test Voltage: 120Vac / 60Hz		
Operating Mode	Normal Link		
Test Mode	**Normal Link**	**Interfaces**	**Powered**
1	AP Router Mode + WAN Mode	LAN + 2.5G WAN (WAN) + USB (R/W)	Adapter 1
2	AP Router Mode + WWAN Mode	LAN + 2.5G WAN (LAN) + USB (WWAN)	Adapter 1
Mode 1 has been evaluated to be the worst case between Mode 1~2, thus measurement for Mode 3 will follow this same test mode.			
3	AP Router Mode + WAN Mode	LAN + 2.5G WAN (WAN) + USB (R/W)	Adapter 2
Mode 3 generated the worst test result, so it was recorded in this report.			

The Worst Case Mode for Following Conformance Tests	
Tests Item	Emission Bandwidth Maximum Output Power Power Spectral Density
Test Condition	Conducted measurement at transmit chains

The Worst Case Mode for Following Conformance Tests	
Tests Item	Unwanted Emissions
Test Condition	Radiated measurement If EUT consist of multiple antenna assembly (multiple antenna are used in EUT regardless of spatial multiplexing MIMO configuration), the radiated test should be performed with highest antenna gain of each antenna type.
Operating Mode < 1GHz	CTX
After evaluating, the worst case was found at Z axis for Radiated Emission above 1GHz. Thus, the measurement will follow this same test configuration.	
1	EUT in Z axis + WLAN 2.4GHz + Adapter 1
2	EUT in Z axis + WLAN 5GHz + Adapter 1
Mode 1 has been evaluated to be the worst case between Mode 1~2, thus measurement for Mode 3 will follow this same test mode.	
3	EUT in Z axis + WLAN 2.4GHz + Adapter 2
For operating mode 1 is the worst case and it was record in this test report.	
Operating Mode > 1GHz	CTX
After evaluating, and the worst case was found as below, so it was selected to perform test and its test result was written in the report.	
1	EUT in Y axis for bandedge / EUT in Z axis for harmonic

The Worst Case Mode for Following Conformance Tests	
Tests Item	Simultaneous Transmission Analysis - Radiated Emission Co-location
Test Condition	Radiated measurement
Operating Mode	Normal Link
After evaluating, and the worst case was found at Z axis, so it was selected to perform test and its test result was written in the report.	
1	EUT_WLAN 2.4GHz + WLAN 5GHz
Refer to Appendix F for Radiated Emission Co-location.	

The Worst Case Mode for Following Conformance Tests	
Tests Item	Simultaneous Transmission Analysis - Co-location RF Exposure Evaluation
Operating Mode	
1	EUT_WLAN 2.4GHz + WLAN 5GHz
2	EUT_WLAN 2.4GHz + WLAN 5GHz + WWAN
Refer to Sporton Test Report No.: FA540708 for Co-location RF Exposure Evaluation.	

2.3 EUT Operation during Test

For CTX Mode:

non-beamforming mode:

The EUT was programmed to be in continuously transmitting mode.

beamforming mode:

For Conducted Mode:
The EUT was programmed to be in continuously transmitting mode.
For Radiated Mode:
During the test, the following programs under WIN 7 were executed.
The program was executed as follows:
1. During the test, the EUT operation to normal function.
2. Executed command fixed test channel under DOS [ver 6.1.7601]
3. Executed "Lantest.exe" to link with the remote workstation to transmit and receive packet by Client and transmit duty cycle no less than 98%.

For Normal Link Mode:

During the test, the EUT operation to normal function.

2.4 Accessories

Accessories			
Equipment Name	**Brand Name**	**Model Name**	**Rating**
Adapter 1	KEYU	KA2401A-1202000US	INPUT:100-240V~50/60Hz, 0.65A Max OUTPUT:12V, 2000mA
Adapter 2	AMC	AD-0241200200US-3	INPUT:100-240V~50/60Hz, 06A OUTPUT:12V, 2A
Others			
RJ-45 cable*1: Non-Shielded, 1m			

2.5 Support Equipment

For AC Conduction:

Support Equipment				
No.	**Equipment**	**Brand Name**	**Model Name**	**FCC ID**
A	Flash disk3.0	Transcend	JetFlash-703	N/A
B	2.5G WAN (WAN Funciton) PC	ASUS	S300TA	TX2-RTL8821CE
C	LAN NB	DELL	E6430	N/A
D	2.4G NB	DELL	E6430	N/A
E	5G NB	DELL	E6430	N/A

For Radiated (below 1GHz), Radiated (above 1GHz) / Non-beamforming mode and RF Conducted:

Support Equipment				
No.	**Equipment**	**Brand Name**	**Model Name**	**FCC ID**
A	Notebook	DELL	E4300	N/A

For Radiated (above 1GHz) / Beamforming mode:

Support Equipment				
No.	**Equipment**	**Brand Name**	**Model Name**	**FCC ID**
A	Notebook	DELL	E4300	N/A
B	Client Device	ASUS	RT-BE58 Go	MSQ-RTBE8R00
C	Notebook	DELL	E4300	N/A

2.6 Test Setup Diagram

Test Setup Diagram – AC Line Conducted Emission Test

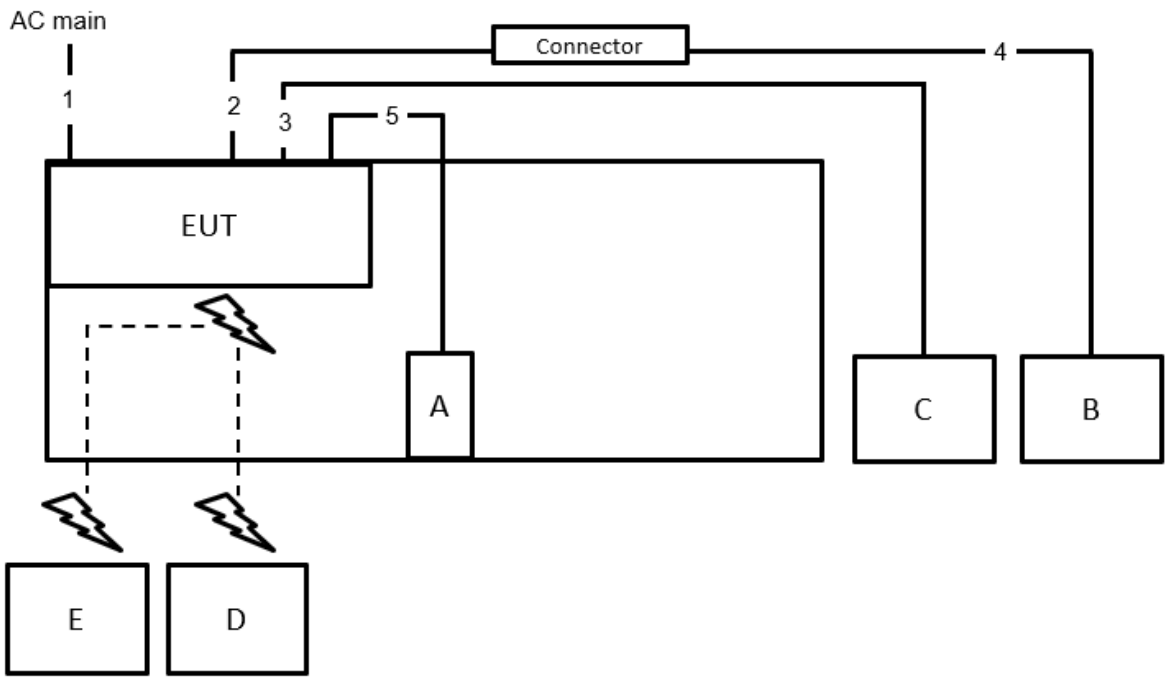

Item	Connection	Shielded	Length
1	Power cable	No	1.5m
2	RJ-45 cable	No	1m
3	RJ-45 cable	No	10m
4	RJ-45 cable	No	10m
5	USB cable	Yes	1.8m

Test Setup Diagram - Radiated Test < 1GHz

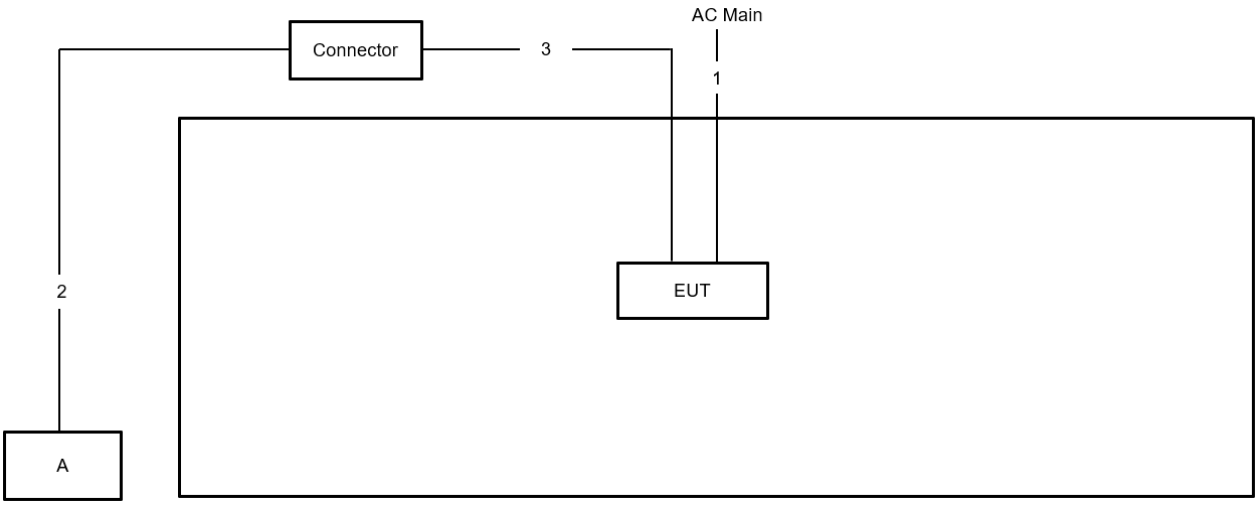

Item	Connection	Shielded	Length
1	Power cable	No	1.5m
2	RJ-45 cable	No	10m
3	RJ-45 cable	No	1m

Test Setup Diagram - Radiated Test > 1GHz / Non-beamforming mode

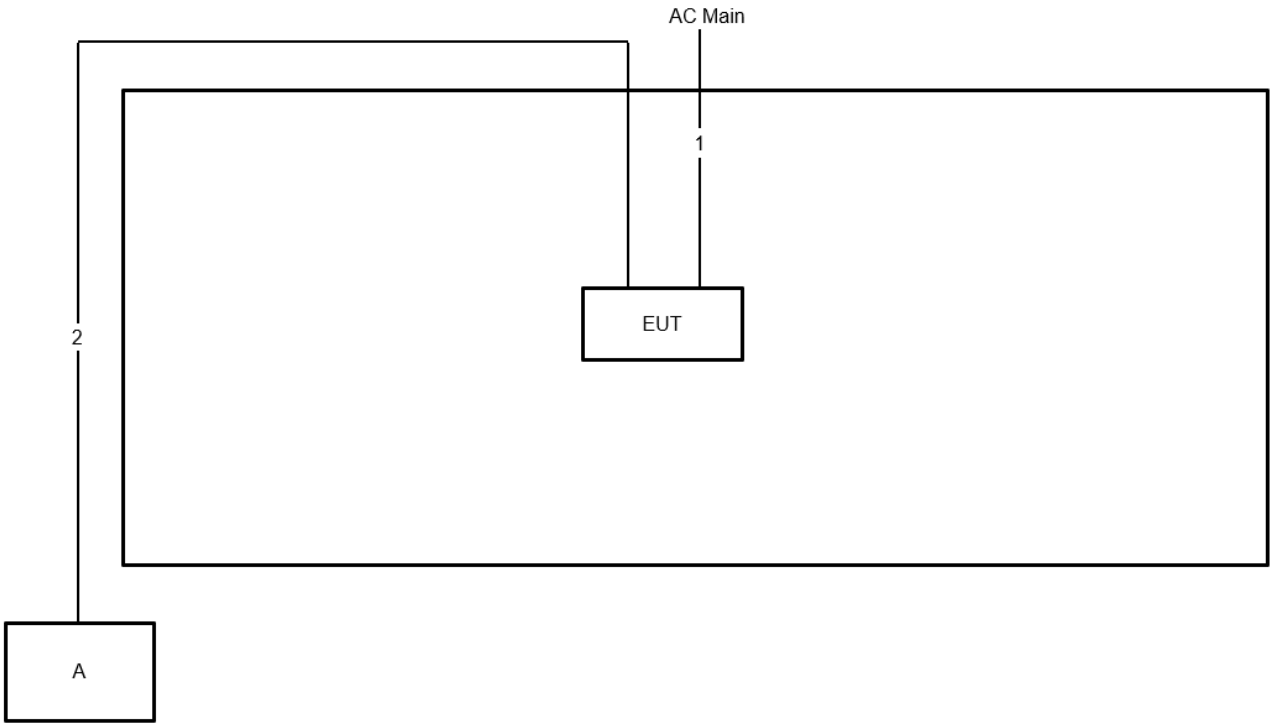

Item	Connection	Shielded	Length
1	Power cable	No	1.5m
2	RJ-45 cable	No	10m

Test Setup Diagram - Radiated Test > 1GHz / Beamforming mode

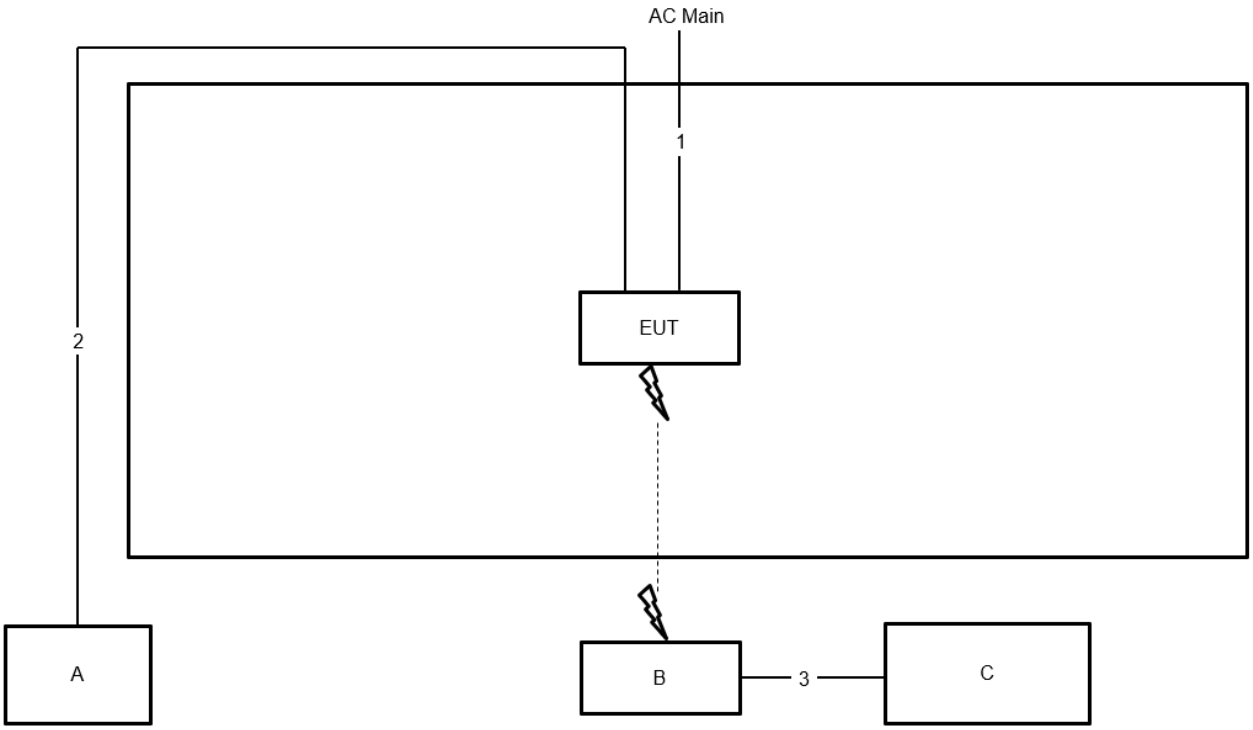

Item	Connection	Shielded	Length
1	Power cable	No	1.5m
2	RJ-45 cable	No	10m
3	RJ-45 cable	No	1.5m

3 Transmitter Test Result

3.1 AC Power-line Conducted Emissions

3.1.1 AC Power-line Conducted Emissions Limit

AC Power-line Conducted Emissions Limit		
Frequency Emission (MHz)	**Quasi-Peak**	**Average**
0.15-0.5	66 - 56 *	56 - 46 *
0.5-5	56	46
5-30	60	50
Note 1: * Decreases with the logarithm of the frequency.		

3.1.2 Measuring Instruments

Refer a test equipment and calibration data table in this test report.

3.1.3 Test Procedures

Test Method
☒ Refer as ANSI C63.10-2013, clause 6.2 for AC power-line conducted emissions.

3.1.4 Test Setup

AC Power-line Conducted Emissions

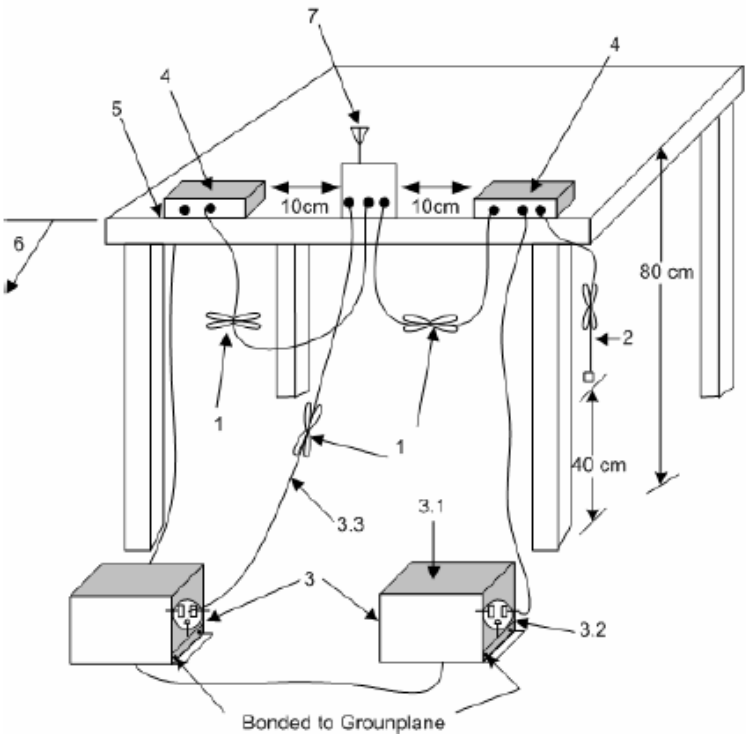

1—Interconnecting cables that hang closer than 40 cm to the ground plane shall be folded back and forth in the center forming a bundle 30 cm to 40 cm long.
2—The I/O cables that are not connected to an accessory shall be bundled in the center. The end of the cable may be terminated, if required, using the correct terminating impedance. The overall length shall not exceed 1 m.
3—EUT connected to one LISN. Unused LISN measuring port connectors shall be terminated in 50 Ω loads. LISN may be placed on top of, or immediately beneath, reference ground plane.
3.1—All other equipment powered from additional LISN(s).
3.2—A multiple-outlet strip may be used for multiple power cords of non-EUT equipment.
3.3—LISN at least 80 cm from nearest part of EUT chassis.
4—Non-EUT components of EUT system being tested.
5—Rear of EUT, including peripherals, shall all be aligned and flush with edge of tabletop.
6—Edge of tabletop shall be 40 cm removed from a vertical conducting plane that is bonded to the ground plane.
7—Antenna can be integral or detachable. If detachable, then the antenna shall be attached for this test.

3.1.5 Measurement Results Calculation

The measured Level is calculated using:

a. Corrected Reading: LISN Factor (LISN) + Attenuator (AT/AUX) + Cable Loss (CL) + Read Level (Raw) = Level

b. Margin = -Limit + Level

3.1.6 Test Result of AC Power-line Conducted Emissions

Refer as Appendix A

3.2 Emission Bandwidth

3.2.1 Emission Bandwidth Limit

Emission Bandwidth Limit	
UNII Devices	
☒	For the 5.15-5.25 GHz band, N/A
☒	For the 5.25-5.35 GHz band, the maximum conducted output power shall not exceed the lesser of 250 mW or 11 dBm + 10 log B, where B is the 26 dB emission bandwidth in MHz.
☒	For the 5.47-5.725 GHz band, the maximum conducted output power shall not exceed the lesser of 250 mW or 11 dBm + 10 log B, where B is the 26 dB emission bandwidth in MHz.
☒	For the 5.725-5.85 GHz band, 26 dB emission bandwidth ,N/A. 6 dB emission bandwidth ≥ 500kHz.
LE-LAN Devices	
☐	For the band 5.15-5.25 GHz, the maximum e.i.r.p. shall not exceed 200 mW or 10 + 10 log B, dBm, whichever power is less. B is the 99% emission bandwidth in MHz.
☐	For the 5.25-5.35 GHz band, the maximum e.i.r.p. shall not exceed 1.0 W or 17 + 10 log B, dBm, whichever power is less. B is the 99% emission bandwidth in MHz
☐	For the 5.47-5.6 GHz band and 5.65-5.725 GHz band, the maximum e.i.r.p. shall not exceed 1.0 W or 17 + 10 log B, dBm, whichever power is less. B is the 99% emission bandwidth in MHz
☐	For the 5.725-5.85 GHz band, 6 dB emission bandwidth ≥ 500kHz.

3.2.2 Measuring Instruments

Refer a test equipment and calibration data table in this test report.

3.2.3 Test Procedures

Test Method		
▪	For the emission bandwidth shall be measured using one of the options below:	
	☒	Refer as FCC KDB 789033 D02, clause C for EBW and clause D for OBW measurement.
	☐	Refer as ANSI C63.10, clause 6.9.1 for occupied bandwidth testing.
	☐	Refer as IC RSS-Gen, clause 4.6 for bandwidth testing.

3.2.4 Test Setup

Emission Bandwidth



3.2.5 Test Result of Emission Bandwidth

Refer as Appendix B

3.3 Maximum Output Power

3.3.1 Limit

Maximum Output Power Limit	
UNII Devices	
☒	For the 5.15-5.25 GHz band:
	▪ Outdoor AP: the maximum conducted output power (P_{Out}) shall not exceed the lesser of 1 W. If G_{TX} > 6 dBi, then P_{Out} = 30 – (G_{TX} – 6). e.i.r.p. at any elevation angle above 30 degrees ≤ 125mW [21dBm]
	▪ Indoor AP: the maximum conducted output power (P_{Out}) shall not exceed the lesser of 1 W. If G_{TX} > 6 dBi, then P_{Out} = 30 – (G_{TX} – 6)
	▪ Point-to-point AP: the maximum conducted output power (P_{Out}) shall not exceed the lesser of 1 W If G_{TX} > 23 dBi, then P_{Out} = 30 – (G_{TX} – 23).
	▪ Mobile or Portable Client: the maximum conducted output power (P_{Out}) shall not exceed the lesser of 250 mW. If G_{TX} > 6 dBi, then P_{Out} = 24 – (G_{TX} – 6).
☒	For the 5.25-5.35 GHz band, the maximum conducted output power (P_{Out}) shall not exceed the lesser of 250 mW or 11 dBm + 10 log B, where B is the 26 dB emission bandwidth in MHz. If G_{TX} > 6 dBi, then P_{Out} = 24 – (G_{TX} – 6).
☒	For the 5.47-5.725 GHz band, the maximum conducted output power (P_{Out}) shall not exceed the lesser of 250 mW or 11 dBm + 10 log B, where B is the 26 dB emission bandwidth in MHz. If G_{TX} > 6 dBi, then P_{Out} = 24 – (G_{TX} – 6).
☒	For the 5.725-5.85 GHz band:
	▪ Point-to-multipoint systems (P2M): the maximum conducted output power (P_{Out}) shall not exceed the lesser of 1 W. If G_{TX} > 6 dBi, then P_{Out} = 30 – (G_{TX} – 6).
	▪ Point-to-point systems (P2P): the maximum conducted output power (P_{Out}) shall not exceed the lesser of 1 W.
LE-LAN Devices	
☐	For the 5.15-5.25 GHz band:
	▪ For other devices: The maximum e.i.r.p. shall not exceed 200 mW or 10 + 10 log B, dBm, whichever power is less. B is the 99% emission bandwidth in MHz.
	▪ Vehicles devices: The maximum e.i.r.p. shall not exceed 30 mW or 1.76 + 10 log B, dBm, whichever power is less. B is the 99% emission bandwidth in MHz.
☐	For the 5.25-5.35 GHz band:
	▪ For other devices: The maximum conducted output power shall not exceed 250 mW or 11 + 10 log 10 B, dBm, and the maximum e.i.r.p. shall not exceed 1.0 W or 17 + 10 log B, dBm, whichever power is less. B is the 99% emission bandwidth in MHz
	▪ Vehicles devices: The maximum e.i.r.p. shall not exceed 30 mW or 1.76 + 10 log B, dBm, whichever power is less. B is the 99% emission bandwidth in MHz.
☐	For the 5.47-5.6 GHz band and 5.65-5.725 GHz band, the maximum conducted output power shall not exceed 250 mW or 11 + 10 log 10 B, dBm, and the maximum e.i.r.p. shall not exceed 1.0 W or 17 + 10 log B, dBm, whichever power is less. B is the 99% emission bandwidth in MHz.
☐	For the 5.725-5.85 GHz band:

	▪ Point-to-multipoint systems (P2M): the maximum conducted output power (P_{Out}) shall not exceed the lesser of 1 W. If G_{TX} > 6 dBi, then P_{Out} = 30 – (G_{TX} – 6).
	▪ Point-to-point systems (P2P): the maximum conducted output power (P_{Out}) shall not exceed the lesser of 1 W.
P_{Out} = maximum conducted output power in dBm, **G_{TX}** = the maximum transmitting antenna directional gain in dBi.	

3.3.2 Measuring Instruments

Refer a test equipment and calibration data table in this test report.

3.3.3 Test Procedures

Test Method	
	Average over on/off periods with duty factor
	☒ Refer as FCC KDB 789033 D02, clause E Method SA-2 (spectral trace averaging).
	☐ Refer as FCC KDB 789033 D02, clause E Method SA-2 Alt. (RMS detection with slow sweep speed)
	Wideband RF power meter and average over on/off periods with duty factor
	☒ Refer as FCC KDB 789033 D02, clause E Method PM-G (using an RF average power meter).
☒	For conducted measurement.
	▪ If the EUT supports multiple transmit chains using options given below: Refer as FCC KDB 662911, In-band power measurements. Using the measure-and-sum approach, measured all transmit ports individually. Sum the power (in linear power units e.g., mW) of all ports for each individual sample and save them.
	▪ If multiple transmit chains, EIRP calculation could be following as methods: $P_{total} = P_1 + P_2 + \ldots + P_n$ (calculated in linear unit [mW] and transfer to log unit [dBm]) $EIRP_{total} = P_{total} + DG$
☐	For radiated measurement.
	▪ Refer as FCC KDB 789033 D02 clause II A.1.F ”Antenna-port Conducted versus Radiated Testing”
	▪ Refer as ANSI C63.10, clause 6.6 for radiated emissions above 1GHz.
	▪ Refer as FCC KDB 412172 D01 clause 2.2 for EIRP calculation.

3.3.4 Test Setup

For Straddle channel mode:

Conducted Measurement (Spectrum Analyzer)

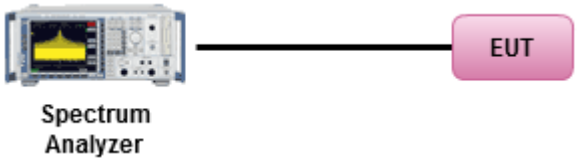

For other modes:

Conducted Measurement (Power Meter)

3.3.5 Test Result of Maximum Output Power

Refer as Appendix C

3.4 Power Spectral Density

3.4.1 Limit

Peak Power Spectral Density Limit	
UNII Devices	
☒	For the 5.15-5.25 GHz band:
	▪ Outdoor AP: the peak power spectral density (PPSD) shall not exceed the lesser of 17dBm/MHz. If G_{TX} > 6 dBi, then P_{Out} = 17 – (G_{TX} – 6).
	▪ Indoor AP: the peak power spectral density (PPSD) shall not exceed the lesser of 17dBm/MHz. If G_{TX} > 6 dBi, then P_{Out} = 17 – (G_{TX} – 6).
	▪ Point-to-point AP: the peak power spectral density (PPSD) shall not exceed the lesser of 17dBm/MHz. If G_{TX} > 23 dBi, then P_{Out} = 17 – (G_{TX} – 23).
	▪ Mobile or Portable Client: the peak power spectral density (PPSD) ≤ 11 dBm/MHz. If G_{TX} > 6 dBi, then PPSD= 11 – (G_{TX} – 6)..
☒	For the 5.25-5.35 GHz band, the peak power spectral density (PPSD) ≤ 11 dBm/MHz. If G_{TX} > 6 dBi, then PPSD= 11 – (G_{TX} – 6).
☒	For the 5.47-5.725 GHz band, the peak power spectral density (PPSD) ≤ 11 dBm/MHz. If G_{TX} > 6 dBi, then PPSD= 11 – (G_{TX} – 6).
☒	For the 5.725-5.85 GHz band:
	▪ Point-to-multipoint systems (P2M): the peak power spectral density (PPSD) ≤ 30 dBm/500kHz. If G_{TX} > 6 dBi, then PPSD= 30 – (G_{TX} – 6).
	▪ Point-to-point systems (P2P): the peak power spectral density (PPSD) ≤ 30 dBm/500kHz.
LE-LAN Devices	
☐	For the 5.15-5.25 GHz band, the e.i.r.p. peak power spectral density (PPSD) ≤ 10 dBm/MHz.
☐	For the 5.25-5.35 GHz band, the peak power spectral density (PPSD) ≤ 11 dBm/MHz.
	▪ e.i.r.p. greater than 200 mW shall comply with the following e.i.r.p. at different elevations, where θ is the angle above the local horizontal plane (of the Earth) as shown below: -13 dBW/MHz for 0° ≤ θ < 8° ; -13 − 0.716 (θ-8) dBW/MHz for 8° ≤ θ < 40° -35.9 − 1.22 (θ-40) dBW/MHz for 40° ≤ θ ≤ 45° ; -42 dBW/MHz for θ > 45°
☐	For the 5.47-5.6 GHz band and 5.65-5.725 GHz band, the peak power spectral density (PPSD) ≤ 11 dBm/MHz.
☐	For the 5.725-5.85 GHz band:
	▪ Point-to-multipoint systems (P2M): the peak power spectral density (PPSD) ≤ 30 dBm/500kHz. If G_{TX} > 6 dBi, then PPSD= 30 – (G_{TX} – 6).
	▪ Point-to-point systems (P2P): the peak power spectral density (PPSD) ≤ 30 dBm/500kHz.
PPSD = peak power spectral density that he same method as used to determine the conducted output power shall be used to determine the power spectral density. And power spectral density in dBm/MHz **G_{TX}** = the maximum transmitting antenna directional gain in dBi.	

3.4.2 Measuring Instruments

Refer a test equipment and calibration data table in this test report.

3.4.3 Test Procedures

Test Method			
▪ Peak power spectral density procedures that the same method as used to determine the conducted output power shall be used to determine the peak power spectral density and use the peak search function on the spectrum analyzer to find the peak of the spectrum. For the peak power spectral density shall be measured using below options:			
	☐ Refer as FCC KDB 789033 D02, F)5) power spectral density can be measured using resolution bandwidths < 1 MHz provided that the results are integrated over 1 MHz bandwidth		
	[duty cycle ≥ 98% or external video / power trigger]		
	☒ Refer as FCC KDB 789033 D02, clause E Method SA-1 (spectral trace averaging).		
	☐ Refer as FCC KDB 789033 D02, clause E Method SA-1 Alt. (RMS detection with slow sweep speed)		
	duty cycle < 98% and average over on/off periods with duty factor		
	☒ Refer as FCC KDB 789033 D02, clause E Method SA-2 (spectral trace averaging).		
	☐ Refer as FCC KDB 789033 D02, clause E Method SA-2 Alt. (RMS detection with slow sweep speed)		
☒ For conducted measurement.			
	▪ If the EUT supports multiple transmit chains using options given below:		
		☒ Option 1: Measure and sum the spectra across the outputs. Refer as FCC KDB 662911, In-band power spectral density (PSD). Sample all transmit ports simultaneously using a spectrum analyzer for each transmit port. Where the trace bin-by-bin of each transmit port summing can be performed. (i.e., in the first spectral bin of output 1 is summed with that in the first spectral bin of output 2 and that from the first spectral bin of output 3, and so on up to the NTX output to obtain the value for the first frequency bin of the summed spectrum.). Add up the amplitude (power) values for the different transmit chains and use this as the new data trace.	
		☐ Option 2: Measure and sum spectral maxima across the outputs. With this technique, spectra are measured at each output of the device at the required resolution bandwidth. The maximum value (peak) of each spectrum is determined. These maximum values are then summed mathematically in linear power units across the outputs. These operations shall be performed separately over frequency spans that have different out-of-band or spurious emission limits,	
		☐ Option 3: Measure and add 10 log(N) dB, where N is the number of transmit chains. Refer as FCC KDB 662911, In-band power spectral density (PSD). Performed at each transmit chains and each transmit chains shall be compared with the limit have been reduced with 10 log(N). Or each transmit chains shall be add 10 log(N) to compared with the limit.	
	▪ If multiple transmit chains, EIRP PPSD calculation could be following as methods: $PPSD_{total} = PPSD_1 + PPSD_2 + \ldots + PPSD_n$ (calculated in linear unit [mW] and transfer to log unit [dBm]) $EIRP_{total} = PPSD_{total} + DG$		
☐ For radiated measurement.			
	▪ Refer as FCC KDB 789033 D02 clause II A.1.F ”Antenna-port Conducted versus Radiated Testing”		
	▪ Refer as ANSI C63.10, clause 6.6 for radiated emissions above 1GHz.		

Test Method	
	▪ Refer as FCC KDB 412172 D01 clause 2.2 for EIRP calculation.

3.4.4 Test Setup

Conducted Measurement



3.4.5 Test Result of Power Spectral Density

Refer as Appendix D

3.5 Unwanted Emissions

3.5.1 Transmitter Unwanted Emissions Limit

Unwanted emissions below 1 GHz and restricted band emissions above 1GHz limit			
Frequency Range (MHz)	**Field Strength (uV/m)**	**Field Strength (dBuV/m)**	**Measure Distance (m)**
0.009~0.490	2400/F(kHz)	48.5 - 13.8	300
0.490~1.705	24000/F(kHz)	33.8 - 23	30
1.705~30.0	30	29	30
30~88	100	40	3
88~216	150	43.5	3
216~960	200	46	3
Above 960	500	54	3

Note 1: Test distance for frequencies at or above 30 MHz, measurements may be performed at a distance other than the limit distance provided they are not performed in the near field and the emissions to be measured can be detected by the measurement equipment. When performing measurements at a distance other than that specified, the results shall be extrapolated to the specified distance using an extrapolation factor of 20 dB/decade (inverse of linear distance for field-strength measurements, inverse of linear distance-squared for power-density measurements).

Note 2: Test distance for frequencies at below 30 MHz, measurements may be performed at a distance closer than the EUT limit distance; however, an attempt should be made to avoid making measurements in the near field. When performing measurements below 30 MHz at a closer distance than the limit distance, the results shall be extrapolated to the specified distance by either making measurements at a minimum of two or more distances on at least one radial to determine the proper extrapolation factor or by using the square of an inverse linear distance extrapolation factor (40 dB/decade). The test report shall specify the extrapolation method used to determine compliance of the EUT.

Note 3: Using the distance of 1m during the test for above 18 GHz, and the test value to correct for the distance factor at 3m.

Un-restricted band emissions above 1GHz Limit	
Operating Band	**Limit**
☒ 5.15 - 5.25 GHz	e.i.r.p. -27 dBm [68.2 dBuV/m@3m]
☒ 5.25 - 5.35 GHz	e.i.r.p. -27 dBm [68.2 dBuV/m@3m]
☒ 5.47 - 5.725 GHz	e.i.r.p. -27 dBm [68.2 dBuV/m@3m]
☒ 5.725 - 5.85 GHz	all emissions shall be limited to a level of -27 dBm/MHz at 75 MHz or more above or below the band edge increasing linearly to 10 dBm/MHz at 25 MHz above or below the band edge, and from 25 MHz above or below the band edge increasing linearly to a level of 15.6 dBm/MHz at 5 MHz above or below the band edge, and from 5 MHz above or below the band edge increasing linearly to a level of 27 dBm/MHz at the band edge.
Note 1: Measurements may be performed at a distance other than the limit distance provided they are not performed in the near field and the emissions to be measured can be detected by the measurement equipment. When performing measurements at a distance other than that specified, the results shall be extrapolated to the specified distance using an extrapolation factor of 20 dB/decade (inverse of linear distance for field-strength measurements, inverse of linear distance-squared for power-density measurements).	

3.5.2 Measuring Instruments

Refer a test equipment and calibration data table in this test report.

3.5.3 Test Procedures

Test Method			
▪ Measurements may be performed at a distance other than the limit distance provided they are not performed in the near field and the emissions to be measured can be detected by the measurement equipment. Measurements shall not be performed at a distance greater than 30 m for frequencies above 30 MHz, unless it can be further demonstrated that measurements at a distance of 30 m or less are impractical. When performing measurements at a distance other than that specified, the results shall be extrapolated to the specified distance using an extrapolation factor of 20 dB/decade (inverse of linear distance for field-strength measurements, inverse of linear distance-squared for power-density measurements).			
▪ The average emission levels shall be measured in [duty cycle ≥ 98 or duty factor].			
▪ For the transmitter unwanted emissions shall be measured using following options below:			
	▪ Refer as FCC KDB 789033 D02, clause G)2) for unwanted emissions into non-restricted bands.		
	▪ Refer as FCC KDB 789033 D02, clause G)1) for unwanted emissions into restricted bands.		
		☐	Refer as FCC KDB 789033 D02, G)6) Method AD (Trace Averaging).
		☒	Refer as FCC KDB 789033 D02, G)6) Method VB (Reduced VBW).
		☐	Refer as ANSI C63.10, clause 11.12.2.5.3 (Reduced VBW). VBW ≥ 1/T, where T is pulse time.
		☐	Refer as ANSI C63.10, clause 7.5 average value of pulsed emissions.
		☒	Refer as FCC KDB 789033 D02, clause G)5) measurement procedure peak limit.
		☐	Refer as ANSI C63.10, clause 4.1.4.2.2 measurement procedure peak limit.
▪ For radiated measurement.			
	▪ Refer as ANSI C63.10, clause 6.4 for radiated emissions below 30 MHz and test distance is 3m.		
	▪ Refer as ANSI C63.10, clause 6.5 for radiated emissions 30 MHz to 1 GHz and test distance is 3m.		
	▪ Refer as ANSI C63.10, clause 6.6 for radiated emissions above 1GHz.		
▪ The any unwanted emissions level shall not exceed the fundamental emission level.			
▪ All amplitude of spurious emissions that are attenuated by more than 20 dB below the permissible value has no need to be reported.			

3.5.4 Test Setup

Transmitter Radiated Unwanted Emissions

9kHz ~30MHz

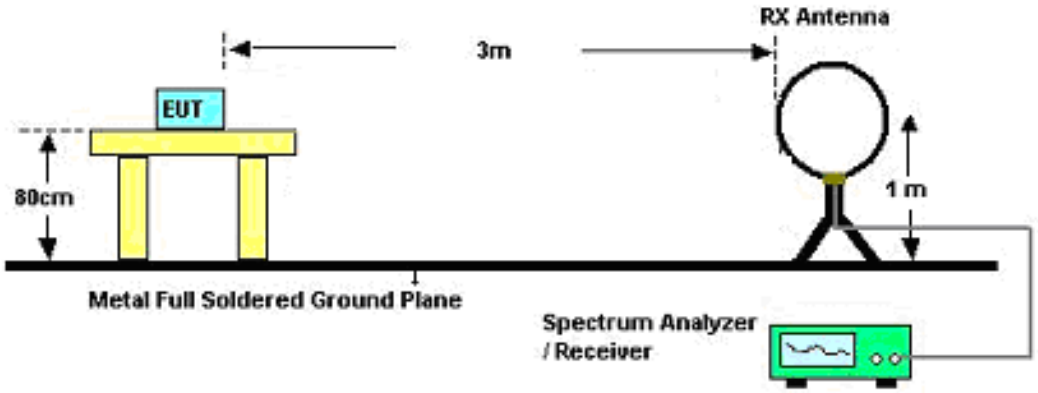

30MHz~1GHz

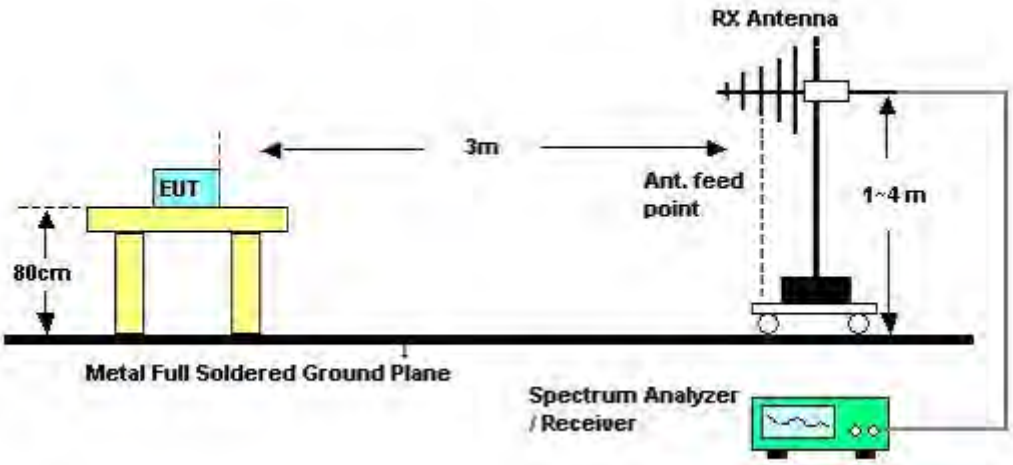

Above 1GHz

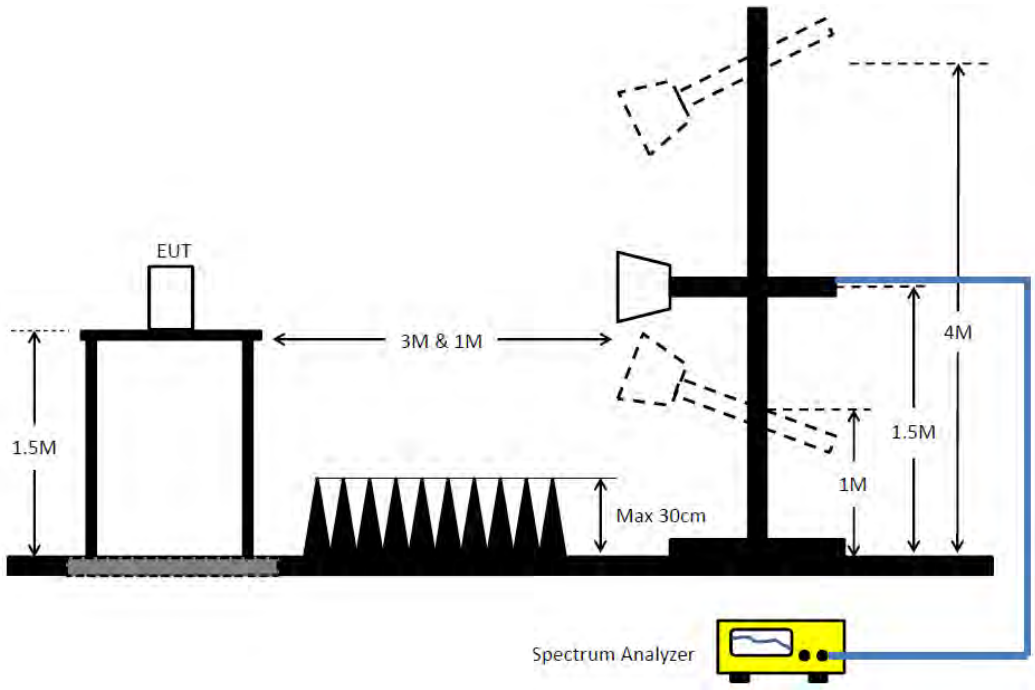

3.5.5 Measurement Results Calculation

The measured Level is calculated using:
Corrected Reading: Antenna factor (AF) + Cable loss (CL) + Read level (Raw) - Preamp factor (PA)(if applicable) = Level.

3.5.6 Transmitter Unwanted Emissions (Below 30MHz)

There is a comparison data of both open-field test site and alternative test site - semi-Anechoic chamber according to KDB414788 Radiated Test Site, and the result came out very similar.
All amplitude of spurious emissions that are attenuated by more than 20 dB below the permissible value has no need to be reported.
The radiated emissions were investigated from 9 kHz or the lowest frequency generated within the device, up to the 10th harmonic or 40 GHz, whichever is appropriate.

3.5.7 Test Result of Transmitter Unwanted Emissions

Refer as Appendix E

4 Test Equipment and Calibration Data

Instrument	Brand	Model No.	Serial No.	Characteristics	Calibration Date	Calibration Due Date	Remark
EMI Receiver	Agilent	N9038A	My52260123	9kHz ~ 8.4GHz	Mar. 06, 2025	Mar. 05, 2026	Conduction (CO01-CB)
LISN	F.C.C.	FCC-LISN-50-16-2	04083	150kHz ~ 100MHz	Feb. 18, 2025	Feb. 17, 2026	Conduction (CO01-CB)
LISN	Schwarzbeck	NSLK 8127	8127478	9kHz ~ 30MHz	Feb. 06, 2025	Feb. 05, 2026	Conduction (CO01-CB)
Pulse Limiter	Rohde&Schwarz	ESH3-Z2	100430	9kHz ~ 30MHz	Oct. 16, 2024	Oct. 15, 2025	Conduction (CO01-CB)
COND Cable	Woken	Cable	Low cable-CO01	9kHz ~ 30MHz	Oct. 16, 2024	Oct. 15, 2025	Conduction (CO01-CB)
Test Software	SPORTON	SENSE-EMI	V5.11	150kHz-30MHz	N.C.R.	N.C.R.	Conduction (CO01-CB)
Loop Antenna	Teseq	HLA 6121	65417	9kHz - 30MHz	Oct. 17, 2024	Oct. 16, 2025	Radiation (03CH05-CB)
3m Semi Anechoic Chamber NSA	TDK	SAC-3M	03CH05-CB	30 MHz ~ 1 GHz	Aug. 01, 2024	Jul. 31, 2025	Radiation (03CH05-CB)
3m Semi Anechoic Chamber VSWR	TDK	SAC-3M	03CH05-CB	1GHz ~18GHz 3m	Sep. 28, 2024	Sep. 27, 2025	Radiation (03CH05-CB)
Bilog Antenna with 6dB Attenuator	TESEQ & EMCI	CBL 6112D & N-6-06	35236 & AT-N0610	30MHz ~ 2GHz	Mar. 22, 2025	Mar. 21, 2026	Radiation (03CH05-CB)
Horn Antenna	SCHWARZBECK	BBHA 9120 D	BBHA 9120 D 1370	1GHz~18GHz	Jul. 11, 2024	Jul. 10, 2025	Radiation (03CH05-CB)
Horn Antenna	Schwarzbeck	BBHA 9170	BBHA9170252	15GHz ~ 40GHz	Sep. 23, 2024	Sep. 22, 2025	Radiation (03CH05-CB)
Amplifier	EMCI	EMC330N	980331	20MHz ~ 3GHz	May 01, 2025	Apr. 30, 2026	Radiation (03CH05-CB)
Pre-Amplifier	EMCI	EMC12630SE	980287	1GHz – 26.5GHz	Jun. 29, 2024	Jun. 28, 2025	Radiation (03CH05-CB)
Pre-Amplifier	SGH	SGH184	20221107-3	18GHz ~ 40GHz	Nov. 25, 2024	Nov. 24, 2025	Radiation (03CH05-CB)
Signal Analyzer	R&S	FSV3044	101321	9kHz ~ 44GHz	Jun. 26, 2024	Jun. 25, 2025	Radiation (03CH05-CB)
EMI Test Receiver	R&S	ESR7	102172	9kHz ~ 7GHz	Oct. 21, 2024	Oct. 20, 2025	Radiation (03CH05-CB)
RF Cable-low	Woken	RG402	Low Cable-04+23	30MHz~1GHz	Oct. 01, 2024	Sep. 30, 2025	Radiation (03CH05-CB)
RF Cable-high	Woken	RG402	High Cable-28	1GHz~18GHz	Oct. 01, 2024	Sep. 30, 2025	Radiation (03CH05-CB)
RF Cable-high	Woken	RG402	High Cable-04+28	1GHz~18GHz	Oct. 01, 2024	Sep. 30, 2025	Radiation (03CH05-CB)
High Cable	Woken	WCA0929M	40G#5+6	1GHz ~ 40 GHz	Oct. 01, 2024	Sep. 30, 2025	Radiation (03CH05-CB)
Test Software	SPORTON	SENSE-EMI	V5.11.8	30MHz-40GHz	N.C.R.	N.C.R.	Radiation (03CH05-CB)

Instrument	Brand	Model No.	Serial No.	Characteristics	Calibration Date	Calibration Due Date	Remark
3m Semi Anechoic Chamber VSWR	TDK	SAC-3M	03CH04-CB	1GHz ~18GHz 3m	Feb. 21, 2025	Feb. 20, 2026	Radiation (03CH04-CB)
Horn Antenna	SCHWARZBECK	BBHA 9120 D	BBHA 9120D-01816	1GHz~18GHz	Dec. 20, 2024	Dec. 19, 2025	Radiation (03CH04-CB)
Horn Antenna	Schwarzbeck	BBHA 9170	BBHA9170252	15GHz ~ 40GHz	Sep. 23, 2024	Sep. 22, 2025	Radiation (03CH04-CB)
Pre-Amplifier	SGH	SGH5265	20211115-1	1~ 26.5GHz	Jan. 16, 2025	Jan. 15, 2026	Radiation (03CH04-CB)
Pre-Amplifier	SGH	SGH184	20221107-3	18GHz ~ 40GHz	Nov. 25, 2024	Nov. 24, 2025	Radiation (03CH04-CB)
Spectrum Analyzer	R&S	FSP40	100142	9kHz~40GHz	Mar. 24, 2025	Mar. 23, 2026	Radiation (03CH04-CB
RF Cable-high	Woken	RG402	High Cable-21	1GHz - 18GHz	Oct. 01, 2024	Sep. 30, 2025	Radiation (03CH04-CB)
RF Cable-high	Woken	RG402	High Cable-21+67	1GHz - 18GHz	Oct. 01, 2024	Sep. 30, 2025	Radiation (03CH04-CB)
High Cable	Woken	WCA0929M	40G#5+6	1GHz ~ 40 GHz	Oct. 01, 2024	Sep. 30, 2025	Radiation (03CH04-CB)
Test Software	SPORTON	SENSE-15407 _NII	V5.11. 23	5.15GHz-7.115GHz	N.C.R.	N.C.R.	Radiation (03CH04-CB)
3m Semi Anechoic Chamber VSWR	RIKEN	SAC-3M	03CH02-CB	1GHz ~18GHz	Mar. 23, 2025	Mar. 22, 2026	Radiation (03CH02-CB)
Horn Antenna	SCHWARZBECK	BBHA 9120 D	BBHA 9120 D 1370	1GHz~18GHz	Jul. 11, 2024	Jul. 10, 2025	Radiation (03CH02-CB)
Horn Antenna	Schwarzbeck	BBHA 9170	BBHA9170252	15GHz ~ 40GHz	Sep. 23, 2024	Sep. 22, 2025	Radiation (03CH02-CB)
Pre-Amplifier	Agilent	83017A	MY39501305	1GHz ~ 26.5GHz	Jun. 29, 2024	Jun. 28, 2025	Radiation (03CH02-CB)
Pre-Amplifier	SGH	SGH184	20221107-3	18GHz ~ 40GHz	Nov. 25, 2024	Nov. 24, 2025	Radiation (03CH02-CB)
Signal Analyzer	R&S	FSV3044	101536	10kHz ~ 44GHz	Aug. 14, 2024	Aug. 13, 2025	Radiation (03CH02-CB)
RF Cable-high	Woken	RG402	High Cable-18	1GHz ~ 18GHz	Jun. 20, 2024	Jun. 19, 2025	Radiation (03CH02-CB)
RF Cable-high	Woken	RG402	High Cable-18+19	1GHz ~ 18GHz	Jun. 20, 2024	Jun. 19, 2025	Radiation (03CH02-CB)
High Cable	Woken	WCA0929M	40G#5+6	1GHz ~ 40 GHz	Oct. 01, 2024	Sep. 30, 2025	Radiation (03CH02-CB)
Test Software	SPORTON	SENSE-15407 _NII	V5.11. 23	5.15GHz-7.115GHz	N.C.R.	N.C.R.	Radiation (03CH02-CB)
Signal Analyzer	R&S	FSV3044	101320	9kHz ~ 44GHz	Jul. 27, 2024	Jul. 28, 2025	Conducted (TH01-CB)
Switch	SPTCB	SP-SWI	SWI-01	1~18 GHz	Oct. 02, 2024	Oct. 01, 2025	Conducted (TH01-CB)
RF Cable-high	Woken	RG402	High Cable-06	1 GHz – 18 GHz	Oct. 01, 2024	Sep. 30, 2025	Conducted (TH01-CB)
RF Cable-high	Woken	RG402	High Cable-07	1 GHz – 18 GHz	Oct. 01, 2024	Sep. 30, 2025	Conducted (TH01-CB)

Instrument	Brand	Model No.	Serial No.	Characteristics	Calibration Date	Calibration Due Date	Remark
RF Cable-high	Woken	RG402	High Cable-08	1 GHz – 18 GHz	Oct. 01, 2024	Sep. 30, 2025	Conducted (TH01-CB)
RF Cable-high	Woken	RG402	High Cable-09	1 GHz – 18 GHz	Oct. 01, 2024	Sep. 30, 2025	Conducted (TH01-CB)
RF Cable-high	Woken	RG402	High Cable-10	1 GHz – 18 GHz	Oct. 01, 2024	Sep. 30, 2025	Conducted (TH01-CB)
Power Sensor	Anritsu	MA2411B	1339408	300MHz~40GHz	Sep. 13, 2024	Sep. 12, 2025	Conducted (TH01-CB)
Power Meter	Anritsu	ML2495A	1517009	300MHz~40GHz	Sep. 13, 2024	Sep. 12, 2025	Conducted (TH01-CB)
Test Software	SPORTON	SENSE-15407_NII	V5.11. 23	5.15GHz-7.115GHz	N.C.R.	N.C.R.	Conducted (TH01-CB)

Note: Calibration Interval of instruments listed above is one year.
N.C.R. means Non-Calibration required.

Summary

Mode	Result	Type	Freq (Hz)	Level (dBuV)	Limit (dBuV)	Margin (dB)	Condition
Mode 3	Pass	AV	456k	40.93	46.76	-5.83	Neutral

Mode 3

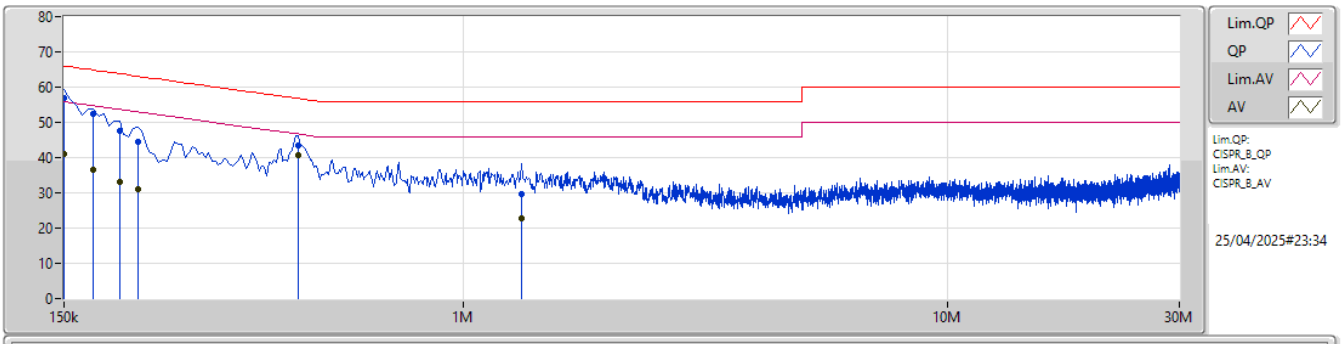

Type	Freq	Level	Limit	Margin	Factor	Condition	Comment	Raw	LISN	CL	AT
	(Hz)	(dBuV)	(dBuV)	(dB)	(dB)			(dBuV)	(dB)	(dB)	(dB)
QP	150k	56.93	66.00	-9.07	10.03	Line	-	46.90	0.04	0.08	9.91
AV	150k	41.02	56.00	-14.98	10.03	Line	-	30.99	0.04	0.08	9.91
QP	172.5k	52.51	64.83	-12.32	10.04	Line	-	42.47	0.04	0.07	9.93
AV	172.5k	36.64	54.83	-18.19	10.04	Line	-	26.60	0.04	0.07	9.93
QP	195k	47.50	63.82	-16.32	10.06	Line	-	37.44	0.04	0.07	9.95
AV	195k	32.97	53.82	-20.85	10.06	Line	-	22.91	0.04	0.07	9.95
QP	213k	44.61	63.09	-18.48	10.07	Line	-	34.54	0.04	0.07	9.96
AV	213k	31.17	53.09	-21.92	10.07	Line	-	21.10	0.04	0.07	9.96
QP	456k	43.60	56.76	-13.16	10.21	Line	-	33.39	0.04	0.10	10.07
AV	456k	40.61	46.76	-6.15	10.21	Line	"Worst"	30.40	0.04	0.10	10.07
QP	1.316M	29.56	56.00	-26.44	10.27	Line	-	19.29	0.08	0.11	10.08
AV	1.316M	22.91	46.00	-23.09	10.27	Line	-	12.64	0.08	0.11	10.08

Mode 3

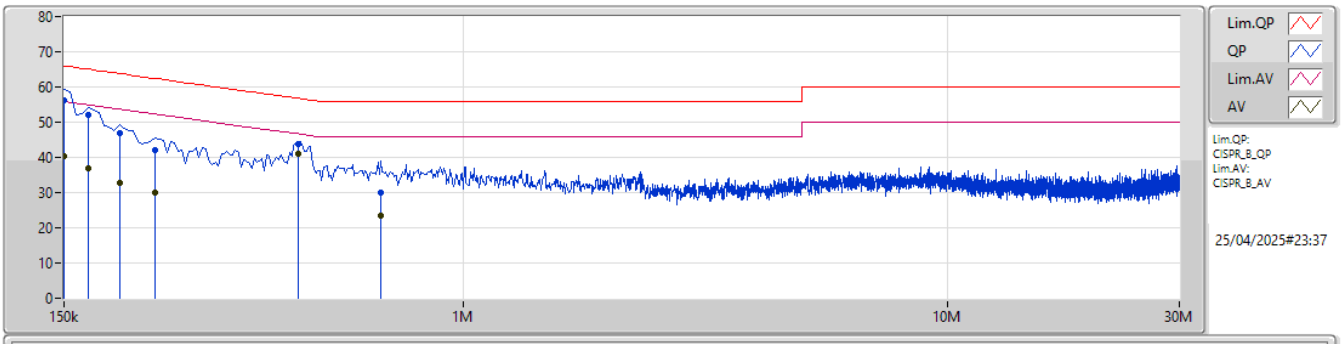

Type	Freq	Level	Limit	Margin	Factor	Condition	Comment	Raw	LISN	CL	AT
	(Hz)	(dBuV)	(dBuV)	(dB)	(dB)			(dBuV)	(dB)	(dB)	(dB)
QP	150k	56.10	66.00	-9.90	10.03	Neutral	-	46.07	0.04	0.08	9.91
AV	150k	40.24	56.00	-15.76	10.03	Neutral	-	30.21	0.04	0.08	9.91
QP	168k	52.23	65.06	-12.83	10.05	Neutral	-	42.18	0.04	0.08	9.93
AV	168k	36.88	55.06	-18.18	10.05	Neutral	-	26.83	0.04	0.08	9.93
QP	195k	47.02	63.82	-16.80	10.06	Neutral	-	36.96	0.04	0.07	9.95
AV	195k	32.64	53.82	-21.18	10.06	Neutral	-	22.58	0.04	0.07	9.95
QP	231k	42.03	62.41	-20.38	10.09	Neutral	-	31.94	0.04	0.08	9.97
AV	231k	29.87	52.41	-22.54	10.09	Neutral	-	19.78	0.04	0.08	9.97
QP	456k	43.73	56.76	-13.03	10.21	Neutral	-	33.52	0.04	0.10	10.07
AV	456k	40.93	46.76	-5.83	10.21	Neutral	"Worst"	30.72	0.04	0.10	10.07
QP	676.5k	30.02	56.00	-25.98	10.26	Neutral	-	19.76	0.05	0.09	10.12
AV	676.5k	23.52	46.00	-22.48	10.26	Neutral	-	13.26	0.05	0.09	10.12

Summary

Mode	Max-N dB (Hz)	Max-OBW (Hz)	ITU-Code	Min-N dB (Hz)	Min-OBW (Hz)
5.15-5.25GHz	-	-	-	-	-
802.11a_Nss1,(6Mbps)_2TX	37.785M	18.309M	18M3D1D	21.175M	16.756M
802.11be EHT20-BF_Nss1,(MCS0)_2TX	36.41M	19.448M	19M4D1D	21.56M	19.09M
802.11be EHT40-BF_Nss1,(MCS0)_2TX	45.65M	37.881M	37M9D1D	40.59M	37.731M
802.11be EHT80-BF_Nss1,(MCS0)_2TX	81.62M	77.161M	77M2D1D	81.18M	77.161M
802.11be EHT160-BF_Nss1,(MCS0)_2TX	81.68M	77.401M	77M4D1D	81.44M	77.321M
5.25-5.35GHz	-	-	-	-	-
802.11a_Nss1,(6Mbps)_2TX	21.56M	16.896M	16M9D1D	21.34M	16.771M
802.11be EHT20-BF_Nss1,(MCS0)_2TX	21.835M	19.117M	19M1D1D	21.395M	19.051M
802.11be EHT40-BF_Nss1,(MCS0)_2TX	41.36M	37.831M	37M8D1D	40.59M	37.754M
802.11be EHT80-BF_Nss1,(MCS0)_2TX	81.84M	77.261M	77M3D1D	81.4M	77.261M
802.11be EHT160-BF_Nss1,(MCS0)_2TX	81.68M	77.321M	77M3D1D	81.36M	77.321M
5.47-5.725GHz	-	-	-	-	-
802.11a_Nss1,(6Mbps)_2TX	21.67M	16.924M	16M9D1D	16.23M	13.498M
802.11be EHT20-BF_Nss1,(MCS0)_2TX	22.11M	19.111M	19M1D1D	15.78M	14.571M
802.11be EHT40-BF_Nss1,(MCS0)_2TX	40.81M	37.79M	37M8D1D	35.245M	33.817M
802.11be EHT80-BF_Nss1,(MCS0)_2TX	82.5M	77.374M	77M4D1D	75.825M	73.271M
802.11be EHT160-BF_Nss1,(MCS0)_2TX	165.44M	156.122M	156MD1D	164.56M	156.122M
5.725-5.85GHz	-	-	-	-	-
802.11a_Nss1,(6Mbps)_2TX	16.39M	16.839M	16M8D1D	3.12M	4.246M
802.11be EHT20-BF_Nss1,(MCS0)_2TX	18.975M	19.153M	19M2D1D	4.56M	4.605M
802.11be EHT40-BF_Nss1,(MCS0)_2TX	37.84M	37.897M	37M9D1D	3.88M	4.337M
802.11be EHT80-BF_Nss1,(MCS0)_2TX	77.22M	77.561M	77M6D1D	3.84M	5.691M

Max-N dB = Maximum 6dB down bandwidth for 5.725-5.85GHz band / Maximum 26dB down bandwidth for other band;
Max-OBW = Maximum 99% occupied bandwidth;
Min-N dB = Minimum 6dB down bandwidth for 5.725-5.85GHz band / Maximum 26dB down bandwidth for other band;
Min-OBW = Minimum 99% occupied bandwidth

Result

Mode	Result	Limit (Hz)	Port 1-N dB (Hz)	Port 1-OBW (Hz)	Port 2-N dB (Hz)	Port 2-OBW (Hz)
802.11a_Nss1,(6Mbps)_2TX	-	-	-	-	-	-
5180MHz	Pass	Inf	21.23M	16.822M	21.175M	16.756M
5200MHz	Pass	Inf	37.455M	18.159M	37.235M	18.309M
5240MHz	Pass	Inf	37.785M	17.995M	34.705M	17.753M
5260MHz	Pass	Inf	21.34M	16.822M	21.395M	16.773M
5300MHz	Pass	Inf	21.395M	16.843M	21.56M	16.781M
5320MHz	Pass	Inf	21.56M	16.896M	21.34M	16.771M
5500MHz	Pass	Inf	21.56M	16.822M	21.45M	16.734M
5580MHz	Pass	Inf	21.45M	16.924M	21.67M	16.788M
5700MHz	Pass	Inf	21.175M	16.844M	21.395M	16.756M
5720MHz Straddle 5.47-5.725GHz	Pass	Inf	16.23M	13.586M	16.8M	13.498M
5720MHz Straddle 5.725-5.85GHz	Pass	500k	3.12M	4.631M	3.12M	4.246M
5745MHz	Pass	500k	16.335M	16.839M	16.39M	16.739M
5785MHz	Pass	500k	16.335M	16.824M	16.335M	16.754M
5825MHz	Pass	500k	16.335M	16.819M	16.39M	16.724M
802.11be EHT20-BF_Nss1,(MCS0)_2TX	-	-	-	-	-	-
5180MHz	Pass	Inf	21.56M	19.09M	21.56M	19.09M
5200MHz	Pass	Inf	34.32M	19.24M	32.89M	19.24M
5240MHz	Pass	Inf	36.41M	19.448M	35.75M	19.447M
5260MHz	Pass	Inf	21.615M	19.063M	21.395M	19.051M
5300MHz	Pass	Inf	21.835M	19.059M	21.67M	19.107M
5320MHz	Pass	Inf	21.67M	19.09M	21.395M	19.117M
5500MHz	Pass	Inf	21.615M	19.09M	21.505M	19.09M
5580MHz	Pass	Inf	22.11M	19.111M	21.56M	19.066M
5700MHz	Pass	Inf	21.67M	19.09M	21.505M	19.065M
5720MHz Straddle 5.47-5.725GHz	Pass	Inf	16.02M	14.571M	15.78M	14.592M
5720MHz Straddle 5.725-5.85GHz	Pass	500k	4.56M	4.607M	4.56M	4.605M
5745MHz	Pass	500k	18.865M	19.132M	18.865M	19.123M
5785MHz	Pass	500k	18.975M	19.075M	18.92M	19.097M
5825MHz	Pass	500k	18.975M	19.149M	18.81M	19.153M
802.11be EHT40-BF_Nss1,(MCS0)_2TX	-	-	-	-	-	-
5190MHz	Pass	Inf	40.92M	37.731M	40.59M	37.731M
5230MHz	Pass	Inf	45.65M	37.881M	45.32M	37.881M
5270MHz	Pass	Inf	41.36M	37.754M	40.59M	37.763M
5310MHz	Pass	Inf	41.14M	37.831M	40.59M	37.831M
5510MHz	Pass	Inf	40.81M	37.781M	40.26M	37.781M
5550MHz	Pass	Inf	40.48M	37.785M	40.26M	37.784M
5670MHz	Pass	Inf	40.81M	37.764M	40.37M	37.79M
5710MHz Straddle 5.47-5.725GHz	Pass	Inf	35.455M	33.829M	35.245M	33.817M
5710MHz Straddle 5.725-5.85GHz	Pass	500k	4M	4.844M	3.88M	4.337M
5755MHz	Pass	500k	37.73M	37.883M	37.73M	37.893M
5795MHz	Pass	500k	37.73M	37.814M	37.84M	37.897M
802.11be EHT80-BF_Nss1,(MCS0)_2TX	-	-	-	-	-	-
5210MHz	Pass	Inf	81.18M	77.161M	81.62M	77.161M
5290MHz	Pass	Inf	81.84M	77.261M	81.4M	77.261M
5530MHz	Pass	Inf	81.4M	77.161M	81.62M	77.161M
5610MHz	Pass	Inf	82.5M	77.284M	82.28M	77.374M
5690MHz Straddle 5.47-5.725GHz	Pass	Inf	76.125M	73.418M	75.825M	73.271M
5690MHz Straddle 5.725-5.85GHz	Pass	500k	3.84M	6.606M	3.86M	5.691M
5775MHz	Pass	500k	77.22M	77.561M	76.56M	77.461M
802.11be EHT160-BF_Nss1,(MCS0)_2TX	-	-	-	-	-	-
5250MHz Straddle 5.15-5.25GHz	Pass	Inf	81.68M	77.321M	81.44M	77.401M
5250MHz Straddle 5.25-5.35GHz	Pass	Inf	81.68M	77.321M	81.36M	77.321M
5570MHz	Pass	Inf	165.44M	156.122M	164.56M	156.122M

Port X-N dB = Port X 6dB down bandwidth for 5.725-5.85GHz band / 26dB down bandwidth for other band
Port X-OBW = Port X 99% occupied bandwidth

5.15-5.25GHz_802.11a_Nss1,(6Mbps)_2TX **EBW**

5180MHz

04/06/2025

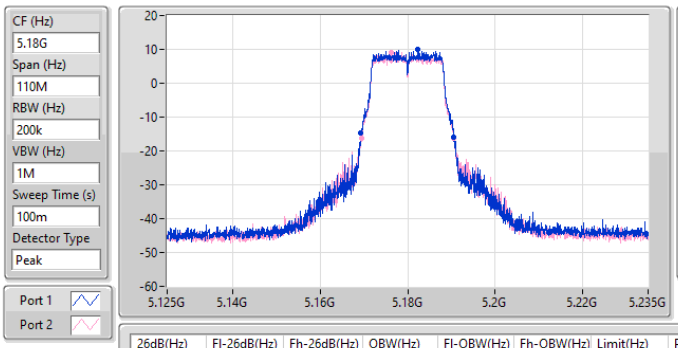

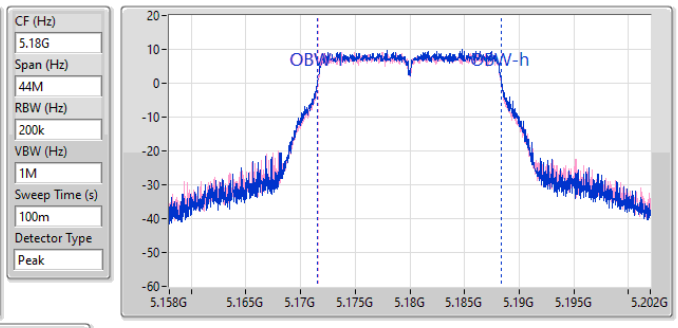

26dB(Hz)	Fl-26dB(Hz)	Fh-26dB(Hz)	OBW(Hz)	Fl-OBW(Hz)	Fh-OBW(Hz)	Limit(Hz)	Port
21.23M	5.16933G	5.19056G	16.822M	5.171556G	5.188378G	Inf	1
21.175M	5.16944G	5.190615G	16.756M	5.1716G	5.188356G	Inf	2

5.15-5.25GHz_802.11a_Nss1,(6Mbps)_2TX **EBW**

5200MHz

22/05/2025

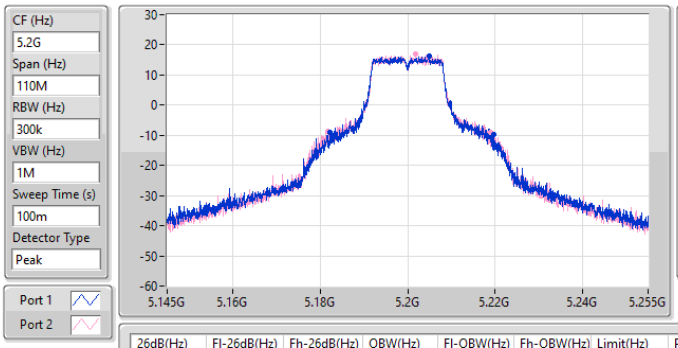

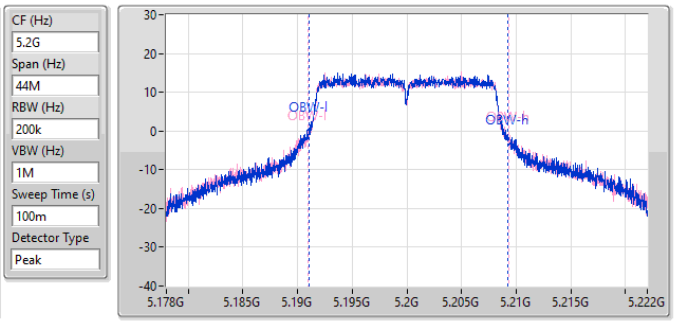

26dB(Hz)	Fl-26dB(Hz)	Fh-26dB(Hz)	OBW(Hz)	Fl-OBW(Hz)	Fh-OBW(Hz)	Limit(Hz)	Port
37.455M	5.182235G	5.21969G	18.159M	5.191044G	5.209203G	Inf	1
37.235M	5.181685G	5.21892G	18.309M	5.190999G	5.209309G	Inf	2

5.15-5.25GHz_802.11a_Nss1,(6Mbps)_2TX **EBW**

5240MHz

22/05/2025

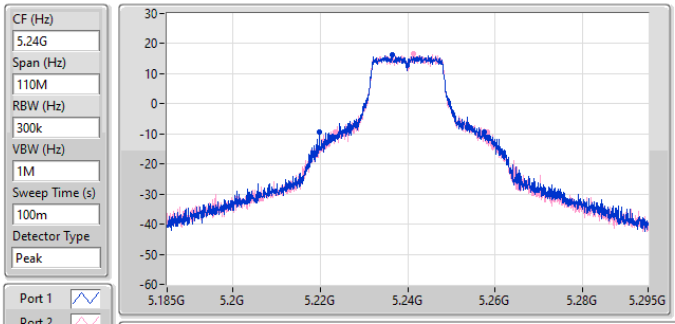

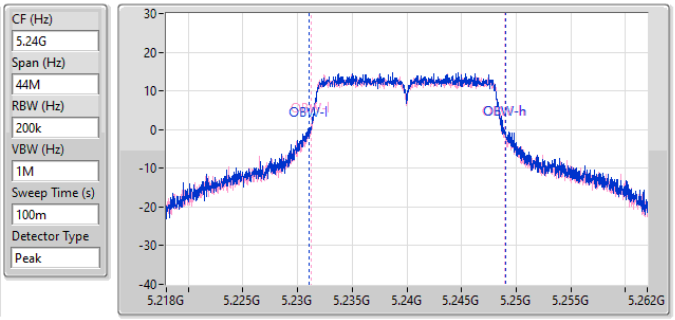

26dB(Hz)	Fl-26dB(Hz)	Fh-26dB(Hz)	OBW(Hz)	Fl-OBW(Hz)	Fh-OBW(Hz)	Limit(Hz)	Port
37.785M	5.219815G	5.2576G	17.995M	5.231074G	5.249069G	Inf	1
34.705M	5.223555G	5.25826G	17.753M	5.231209G	5.248962G	Inf	2

5.25-5.35GHz_802.11a_Nss1,(6Mbps)_2TX **EBW**

5260MHz

22/05/2025

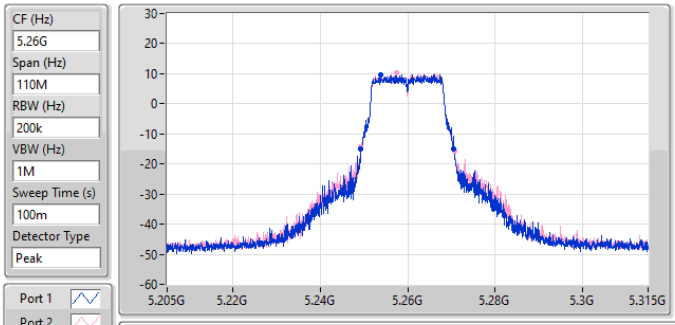

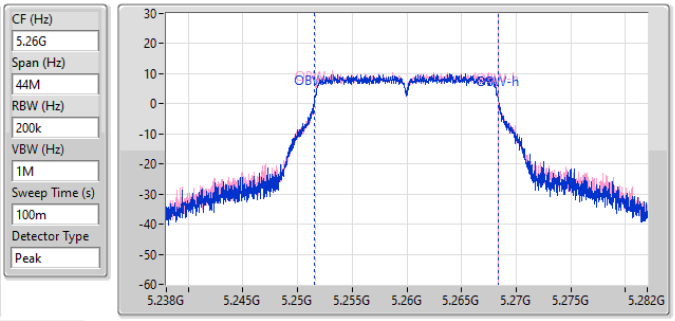

26dB(Hz)	Fl-26dB(Hz)	Fh-26dB(Hz)	OBW(Hz)	Fl-OBW(Hz)	Fh-OBW(Hz)	Limit(Hz)	Port
21.34M	5.24922G	5.27056G	16.822M	5.251551G	5.268373G	Inf	1
21.395M	5.24933G	5.270725G	16.773M	5.251593G	5.268366G	Inf	2

5.25-5.35GHz_802.11a_Nss1,(6Mbps)_2TX **EBW**

5300MHz

22/05/2025

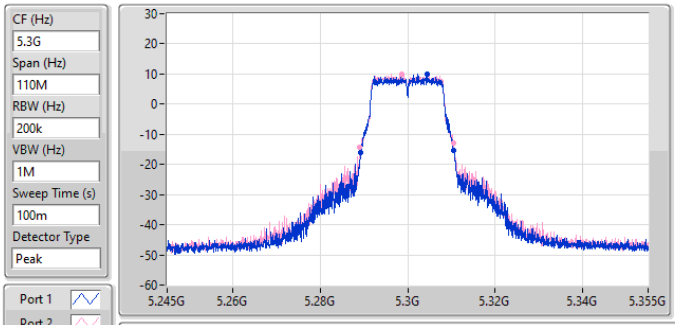

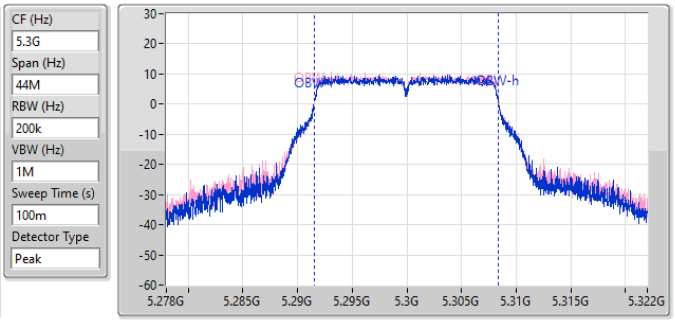

26dB(Hz)	Fl-26dB(Hz)	Fh-26dB(Hz)	OBW(Hz)	Fl-OBW(Hz)	Fh-OBW(Hz)	Limit(Hz)	Port
21.395M	5.28922G	5.310615G	16.843M	5.291528G	5.308372G	Inf	1
21.56M	5.289055G	5.310615G	16.781M	5.291586G	5.308367G	Inf	2

5.25-5.35GHz_802.11a_Nss1,(6Mbps)_2TX **EBW**

5320MHz

22/05/2025

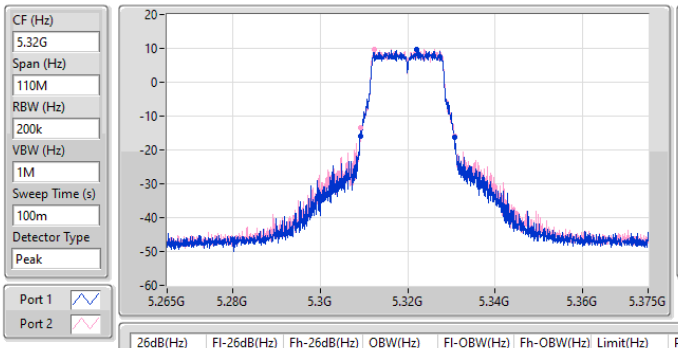

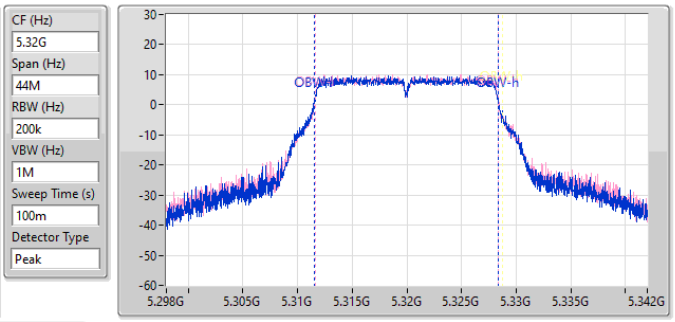

26dB(Hz)	Fl-26dB(Hz)	Fh-26dB(Hz)	OBW(Hz)	Fl-OBW(Hz)	Fh-OBW(Hz)	Limit(Hz)	Port
21.56M	5.309165G	5.330725G	16.896M	5.311501G	5.328397G	Inf	1
21.34M	5.30933G	5.33067G	16.771M	5.311589G	5.32836G	Inf	2

5.47-5.725GHz_802.11a_Nss1,(6Mbps)_2TX **EBW**

5500MHz

04/06/2025

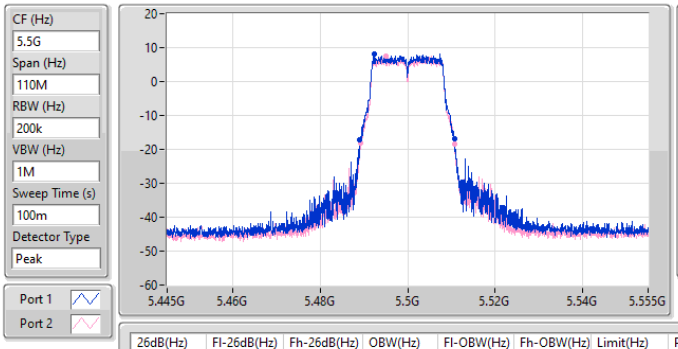

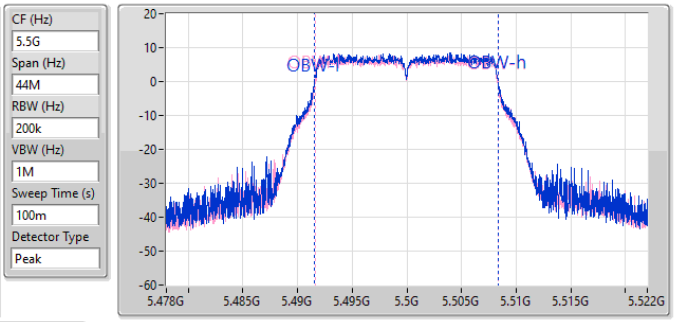

26dB(Hz)	Fl-26dB(Hz)	Fh-26dB(Hz)	OBW(Hz)	Fl-OBW(Hz)	Fh-OBW(Hz)	Limit(Hz)	Port
21.56M	5.48911G	5.51067G	16.822M	5.491556G	5.508378G	Inf	1
21.45M	5.48922G	5.51067G	16.734M	5.4916G	5.508334G	Inf	2

5.47-5.725GHz_802.11a_Nss1,(6Mbps)_2TX **EBW**

5580MHz

22/05/2025

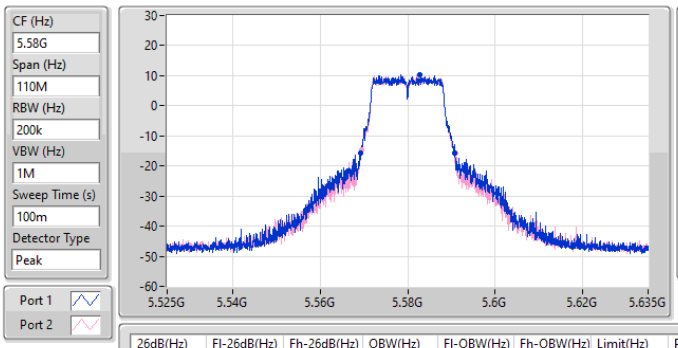

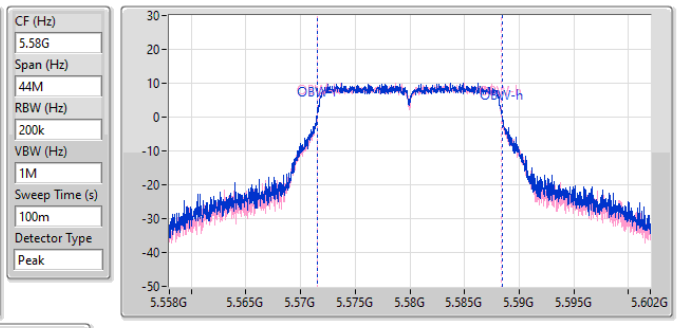

26dB(Hz)	Fl-26dB(Hz)	Fh-26dB(Hz)	OBW(Hz)	Fl-OBW(Hz)	Fh-OBW(Hz)	Limit(Hz)	Port
21.45M	5.569275G	5.590725G	16.924M	5.571505G	5.58843G	Inf	1
21.67M	5.569385G	5.591055G	16.788M	5.571578G	5.588366G	Inf	2

5.47-5.725GHz_802.11a_Nss1,(6Mbps)_2TX **EBW**

5700MHz

04/06/2025

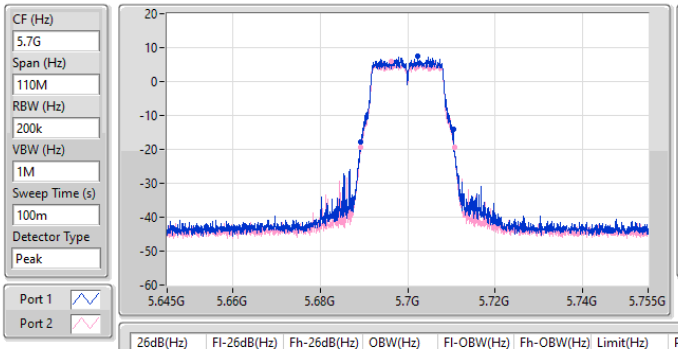

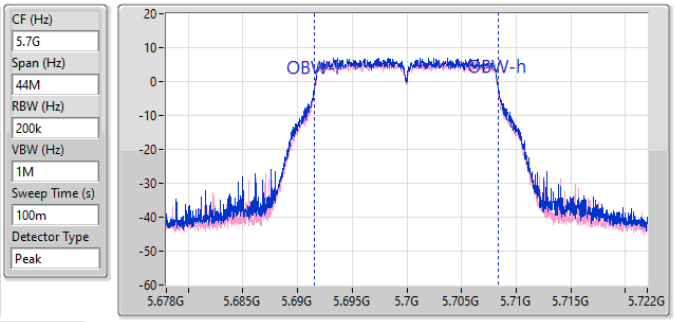

26dB(Hz)	Fl-26dB(Hz)	Fh-26dB(Hz)	OBW(Hz)	Fl-OBW(Hz)	Fh-OBW(Hz)	Limit(Hz)	Port
21.175M	5.68933G	5.710505G	16.844M	5.691534G	5.708378G	Inf	1
21.395M	5.689275G	5.71067G	16.756M	5.691578G	5.708334G	Inf	2

5.47-5.725GHz_802.11a_Nss1,(6Mbps)_2TX **EBW**

5720MHz Straddle 5.47-5.725GHz

22/05/2025

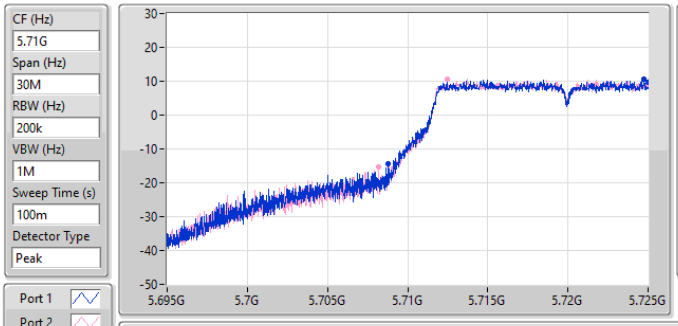

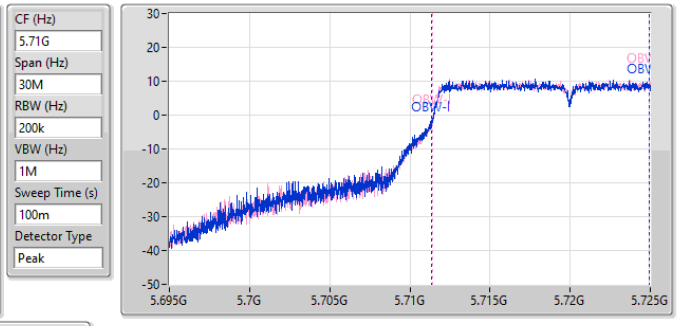

26dB(Hz)	Fl-26dB(Hz)	Fh-26dB(Hz)	OBW(Hz)	Fl-OBW(Hz)	Fh-OBW(Hz)	Limit(Hz)	Port
16.23M	5.70877G	5.725G	13.586M	5.711341G	5.724927G	Inf	1
16.8M	5.7082G	5.725G	13.498M	5.711447G	5.724944G	Inf	2

5.725-5.85GHz_802.11a_Nss1,(6Mbps)_2TX **EBW**

5720MHz Straddle 5.725-5.85GHz

22/05/2025

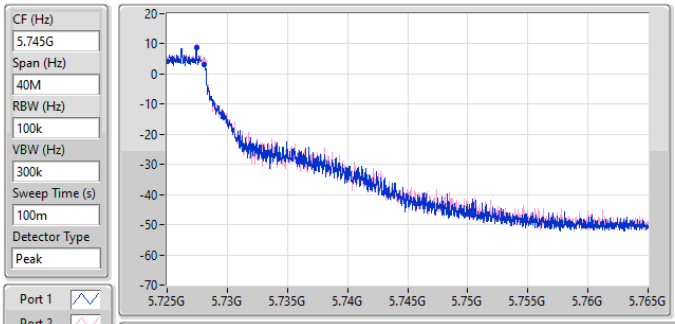

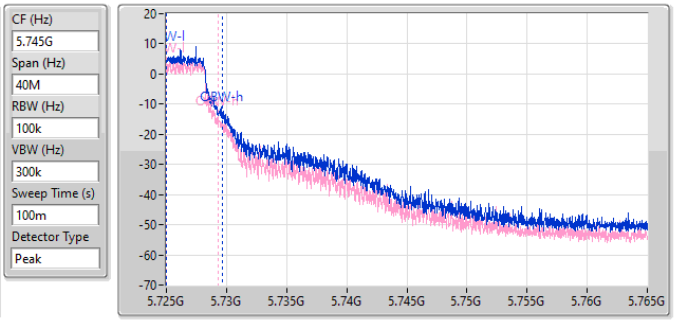

6dB(Hz)	Fl-6dB(Hz)	Fh-6dB(Hz)	OBW(Hz)	Fl-OBW(Hz)	Fh-OBW(Hz)	Limit(Hz)	Port
3.12M	5.725G	5.72812G	4.631M	5.725013G	5.729644G	500k	1
3.12M	5.725G	5.72812G	4.246M	5.72502G	5.729266G	500k	2

5.725-5.85GHz_802.11a_Nss1,(6Mbps)_2TX **EBW**

5720MHz Straddle 5.725-5.85GHz

22/05/2025

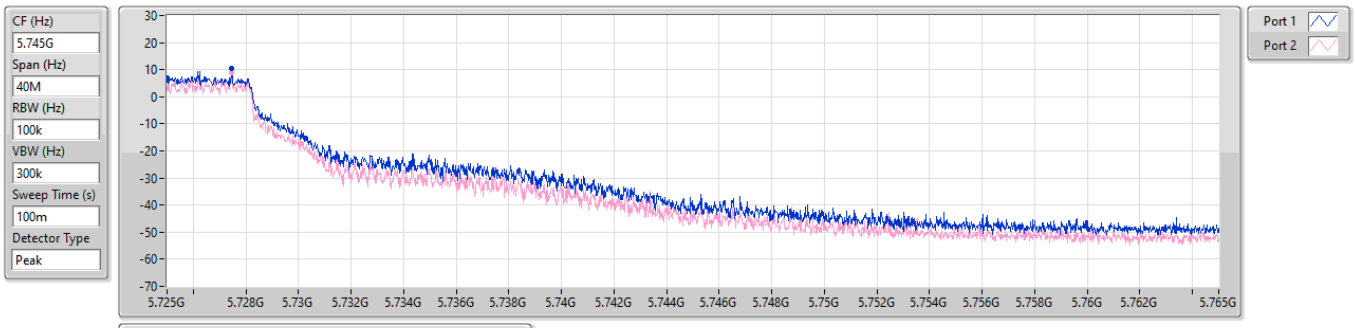

26dB(Hz)	Fl-26dB(Hz)	Fh-26dB(Hz)	Limit(Hz)	Port
5.26M	5.725G	5.73026G	Inf	1
5.1M	5.725G	5.7301G	Inf	2

5.725-5.85GHz_802.11a_Nss1,(6Mbps)_2TX **EBW**

5745MHz

22/05/2025

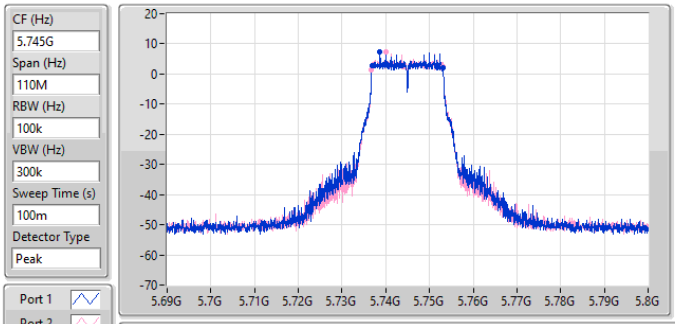

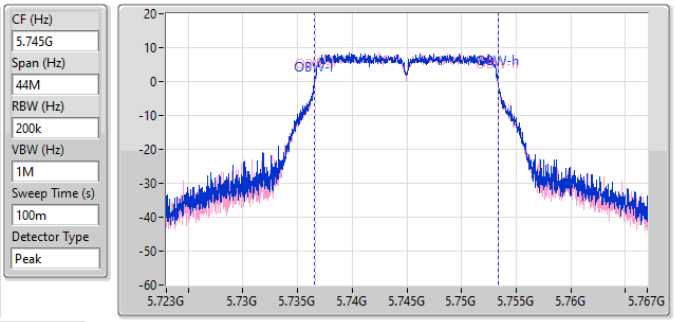

6dB(Hz)	Fl-6dB(Hz)	Fh-6dB(Hz)	OBW(Hz)	Fl-OBW(Hz)	Fh-OBW(Hz)	Limit(Hz)	Port
16.335M	5.736805G	5.75314G	16.839M	5.736516G	5.753356G	500k	1
16.39M	5.73675G	5.75314G	16.739M	5.736589G	5.753328G	500k	2

5.725-5.85GHz_802.11a_Nss1,(6Mbps)_2TX **EBW**

5745MHz

22/05/2025

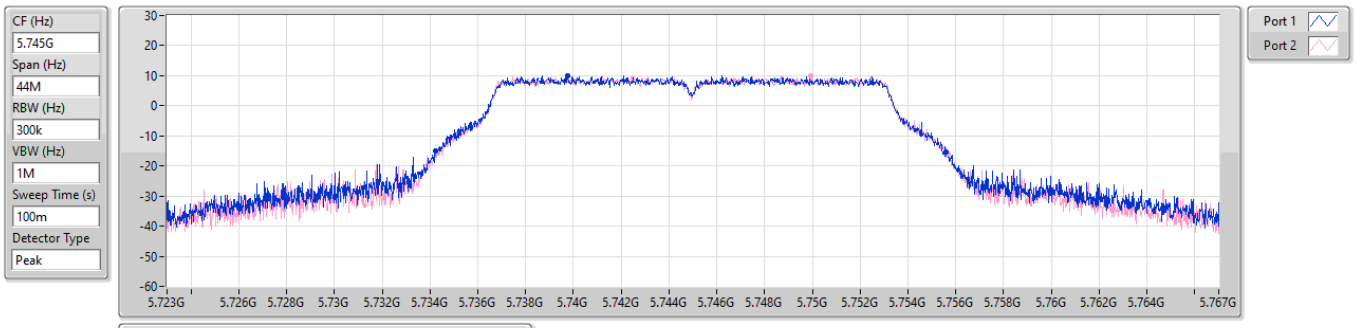

26dB(Hz)	Fl-26dB(Hz)	Fh-26dB(Hz)	Limit(Hz)	Port
21.362M	5.73422G	5.755582G	Inf	1
21.362M	5.73433G	5.755692G	Inf	2

5.725-5.85GHz_802.11a_Nss1,(6Mbps)_2TX **EBW**

5785MHz

22/05/2025

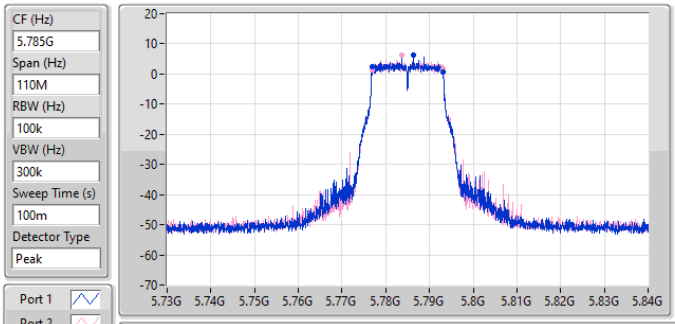

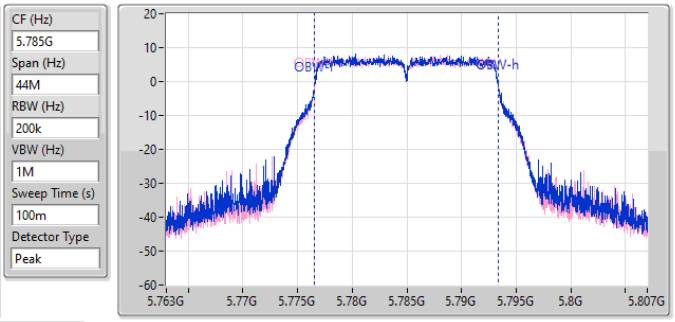

6dB(Hz)	Fl-6dB(Hz)	Fh-6dB(Hz)	OBW(Hz)	Fl-OBW(Hz)	Fh-OBW(Hz)	Limit(Hz)	Port
16.335M	5.776805G	5.79314G	16.824M	5.77654G	5.793365G	500k	1
16.335M	5.776805G	5.79314G	16.754M	5.776584G	5.793338G	500k	2

5.725-5.85GHz_802.11a_Nss1,(6Mbps)_2TX **EBW**

5785MHz

22/05/2025

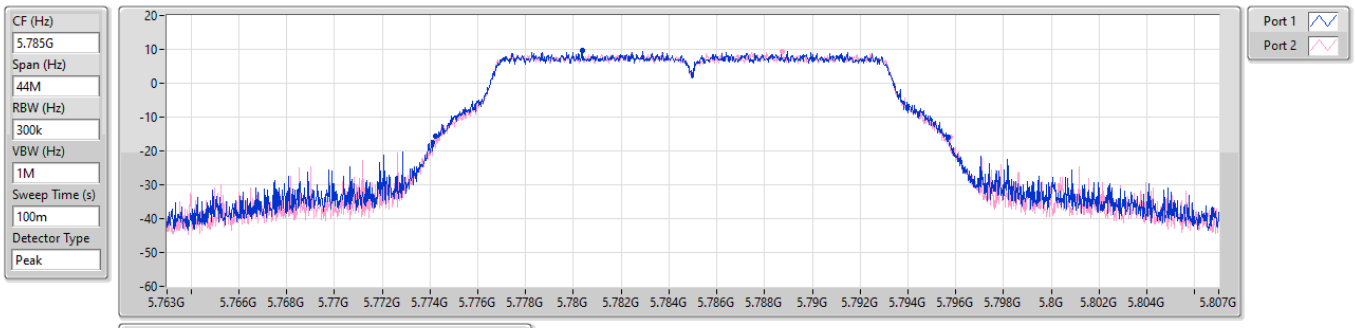

26dB(Hz)	Fl-26dB(Hz)	Fh-26dB(Hz)	Limit(Hz)	Port
21.45M	5.774242G	5.795692G	Inf	1
21.472M	5.774286G	5.795758G	Inf	2

5.725-5.85GHz_802.11a_Nss1,(6Mbps)_2TX **EBW**

5825MHz

22/05/2025

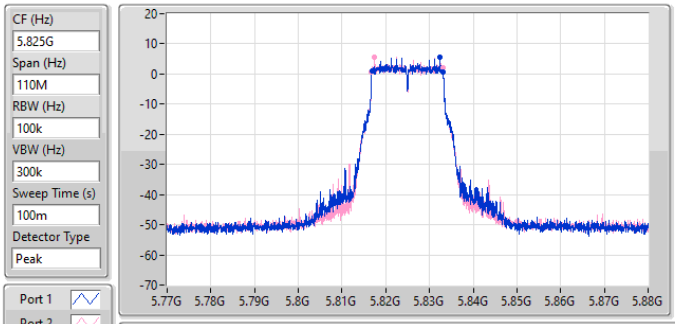

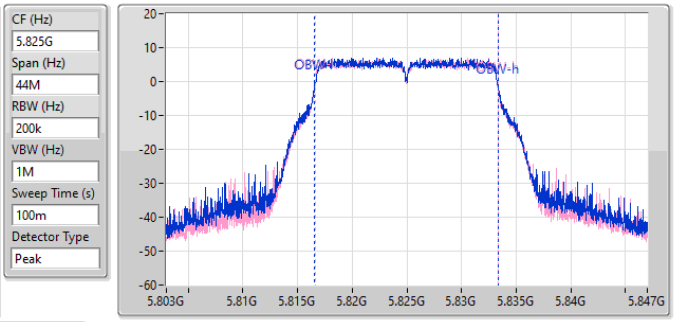

6dB(Hz)	Fl-6dB(Hz)	Fh-6dB(Hz)	OBW(Hz)	Fl-OBW(Hz)	Fh-OBW(Hz)	Limit(Hz)	Port
16.335M	5.816805G	5.83314G	16.819M	5.816531G	5.83335G	500k	1
16.39M	5.81675G	5.83314G	16.724M	5.816605G	5.833329G	500k	2

5.725-5.85GHz_802.11a_Nss1,(6Mbps)_2TX **EBW**

5825MHz

22/05/2025

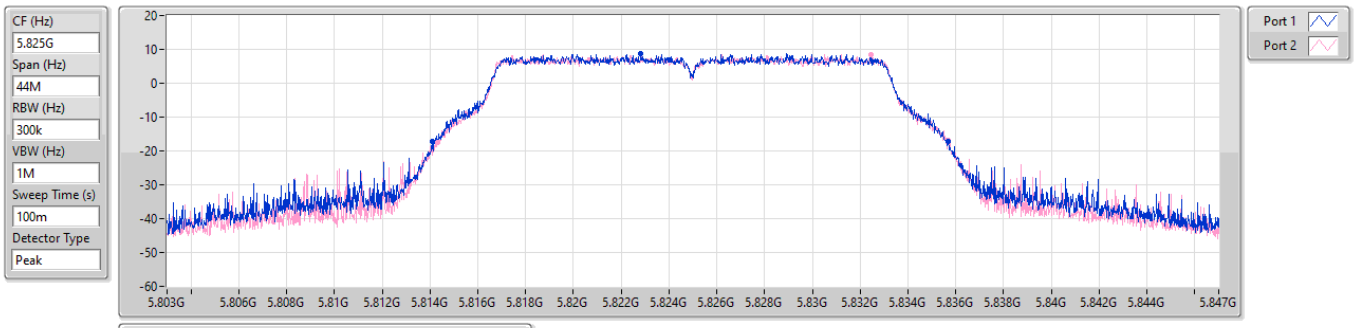

26dB(Hz)	Fl-26dB(Hz)	Fh-26dB(Hz)	Limit(Hz)	Port
21.604M	5.814088G	5.835692G	Inf	1
21.362M	5.814308G	5.83567G	Inf	2

5.15-5.25GHz_802.11be EHT20-BF_Nss1,(MCS0)_2TX **EBW**

5180MHz

04/06/2025

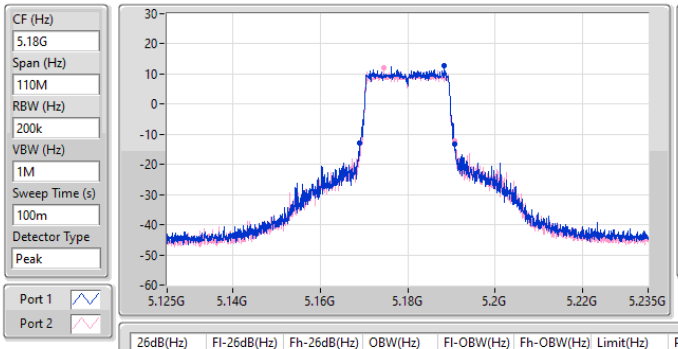

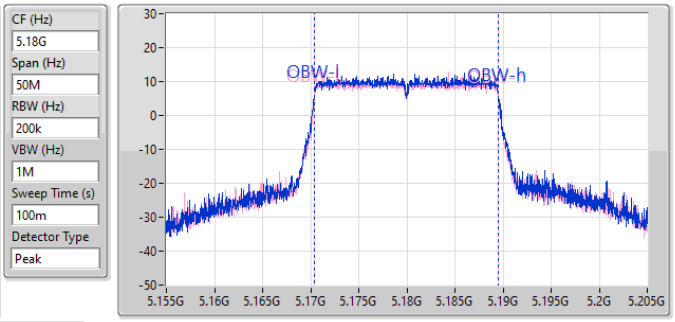

26dB(Hz)	Fl-26dB(Hz)	Fh-26dB(Hz)	OBW(Hz)	Fl-OBW(Hz)	Fh-OBW(Hz)	Limit(Hz)	Port
21.56M	5.16911G	5.19067G	19.09M	5.170405G	5.189495G	Inf	1
21.56M	5.16922G	5.19078G	19.09M	5.170405G	5.189495G	Inf	2

5.15-5.25GHz_802.11be EHT20-BF_Nss1,(MCS0)_2TX **EBW**

5200MHz

04/06/2025

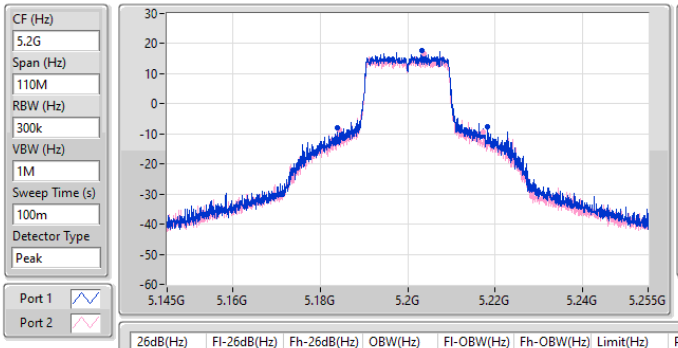

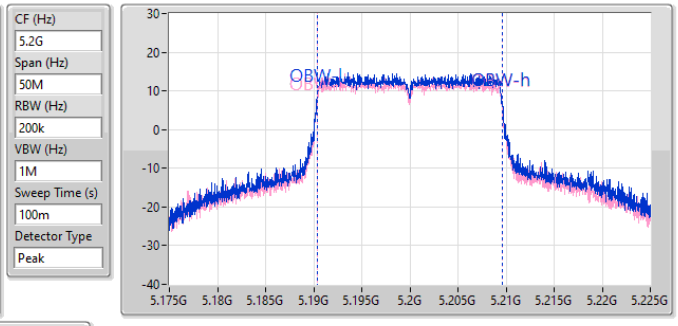

26dB(Hz)	Fl-26dB(Hz)	Fh-26dB(Hz)	OBW(Hz)	Fl-OBW(Hz)	Fh-OBW(Hz)	Limit(Hz)	Port
34.32M	5.183885G	5.218205G	19.24M	5.190355G	5.209595G	Inf	1
32.89M	5.184435G	5.217325G	19.24M	5.19033G	5.20957G	Inf	2

5.15-5.25GHz_802.11be EHT20-BF_Nss1,(MCS0)_2TX **EBW**

5240MHz

22/05/2025

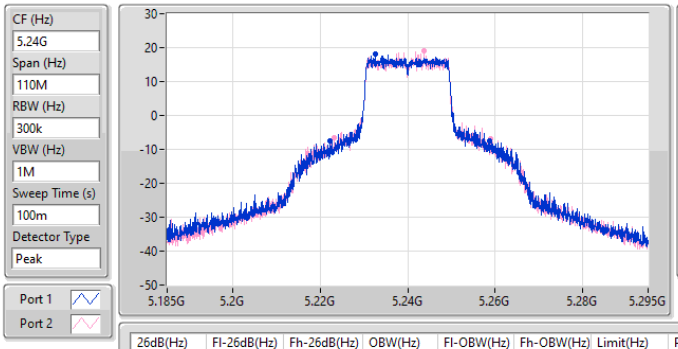

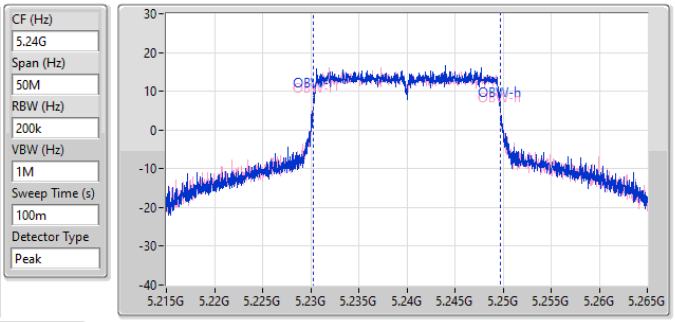

26dB(Hz)	Fl-26dB(Hz)	Fh-26dB(Hz)	OBW(Hz)	Fl-OBW(Hz)	Fh-OBW(Hz)	Limit(Hz)	Port
36.41M	5.222345G	5.258755G	19.448M	5.230286G	5.249734G	Inf	1
35.75M	5.22328G	5.25903G	19.447M	5.230289G	5.249736G	Inf	2

5.25-5.35GHz_802.11be EHT20-BF_Nss1,(MCS0)_2TX **EBW**

5260MHz

22/05/2025

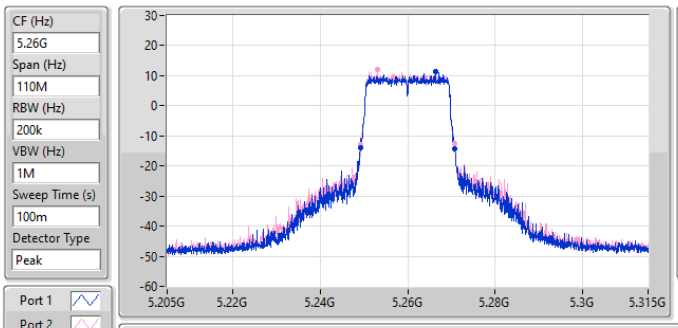

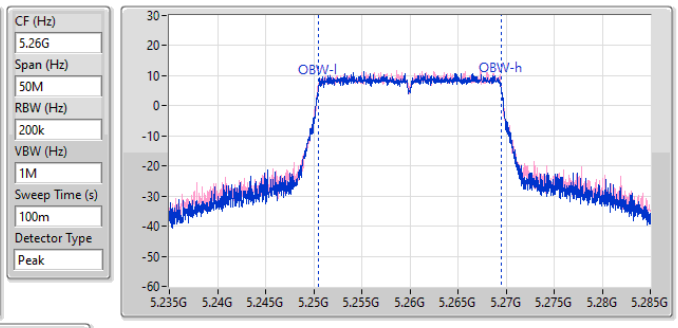

26dB(Hz)	Fl-26dB(Hz)	Fh-26dB(Hz)	OBW(Hz)	Fl-OBW(Hz)	Fh-OBW(Hz)	Limit(Hz)	Port
21.615M	5.249165G	5.27078G	19.063M	5.250462G	5.269525G	Inf	1
21.395M	5.249275G	5.27067G	19.051M	5.250444G	5.269495G	Inf	2

5.25-5.35GHz_802.11be EHT20-BF_Nss1,(MCS0)_2TX **EBW**

5300MHz

22/05/2025

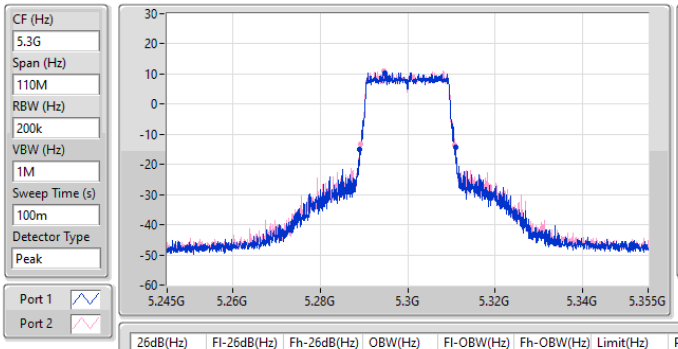

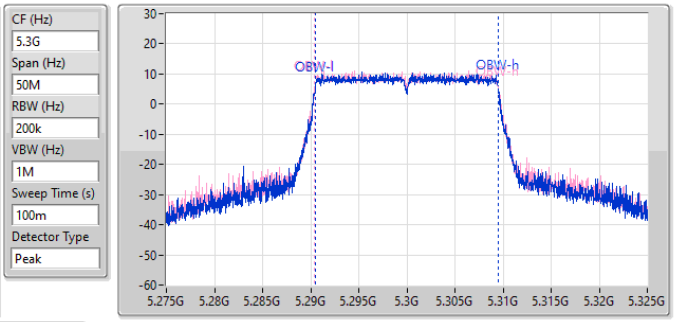

26dB(Hz)	Fl-26dB(Hz)	Fh-26dB(Hz)	OBW(Hz)	Fl-OBW(Hz)	Fh-OBW(Hz)	Limit(Hz)	Port
21.835M	5.289055G	5.31089G	19.059M	5.290447G	5.309507G	Inf	1
21.67M	5.289165G	5.310835G	19.107M	5.290412G	5.309519G	Inf	2

5.25-5.35GHz_802.11be EHT20-BF_Nss1,(MCS0)_2TX **EBW**

5320MHz

22/05/2025

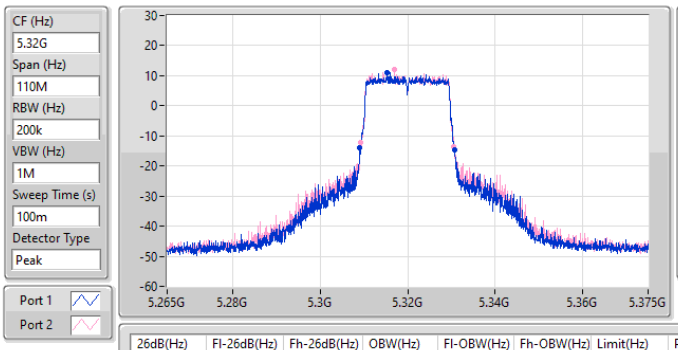

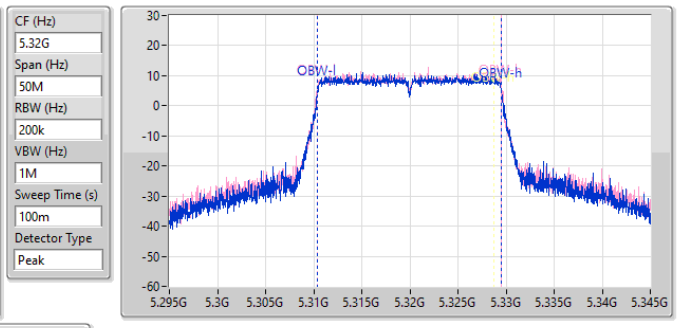

26dB(Hz)	Fl-26dB(Hz)	Fh-26dB(Hz)	OBW(Hz)	Fl-OBW(Hz)	Fh-OBW(Hz)	Limit(Hz)	Port
21.67M	5.30911G	5.33078G	19.09M	5.310421G	5.329511G	Inf	1
21.395M	5.30922G	5.330615G	19.117M	5.310425G	5.329542G	Inf	2

5.47-5.725GHz_802.11be EHT20-BF_Nss1,(MCS0)_2TX **EBW**

5500MHz

04/06/2025

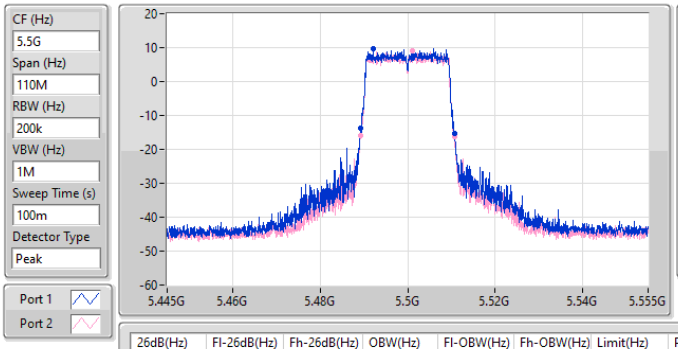

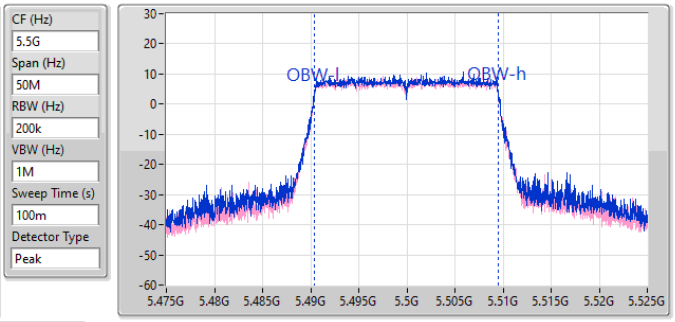

26dB(Hz)	Fl-26dB(Hz)	Fh-26dB(Hz)	OBW(Hz)	Fl-OBW(Hz)	Fh-OBW(Hz)	Limit(Hz)	Port
21.615M	5.489165G	5.51078G	19.09M	5.490405G	5.509495G	Inf	1
21.505M	5.489165G	5.51067G	19.09M	5.490405G	5.509495G	Inf	2

5.47-5.725GHz_802.11be EHT20-BF_Nss1,(MCS0)_2TX **EBW**

5580MHz

22/05/2025

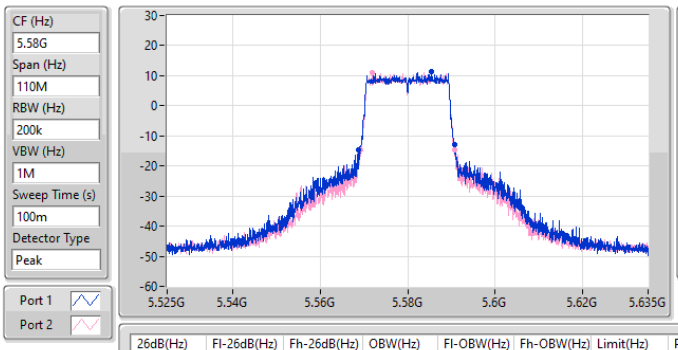

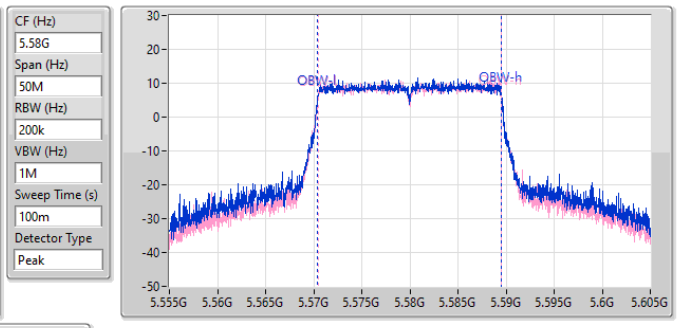

26dB(Hz)	Fl-26dB(Hz)	Fh-26dB(Hz)	OBW(Hz)	Fl-OBW(Hz)	Fh-OBW(Hz)	Limit(Hz)	Port
22.11M	5.56867G	5.59078G	19.111M	5.570414G	5.589525G	Inf	1
21.56M	5.56922G	5.59078G	19.066M	5.570441G	5.589506G	Inf	2

5.47-5.725GHz_802.11be EHT20-BF_Nss1,(MCS0)_2TX **EBW**

5700MHz

04/06/2025

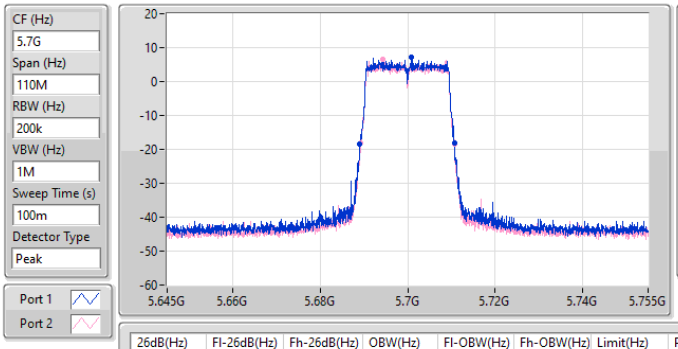

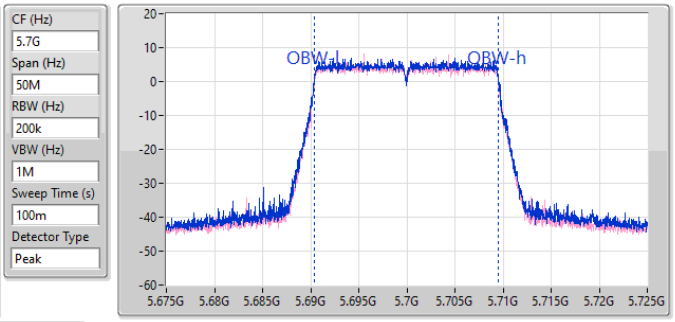

26dB(Hz)	Fl-26dB(Hz)	Fh-26dB(Hz)	OBW(Hz)	Fl-OBW(Hz)	Fh-OBW(Hz)	Limit(Hz)	Port
21.67M	5.689G	5.71067G	19.09M	5.690405G	5.709495G	Inf	1
21.505M	5.68922G	5.710725G	19.065M	5.690405G	5.70947G	Inf	2

5.47-5.725GHz_802.11be EHT20-BF_Nss1,(MCS0)_2TX **EBW**

5720MHz Straddle 5.47-5.725GHz

22/05/2025

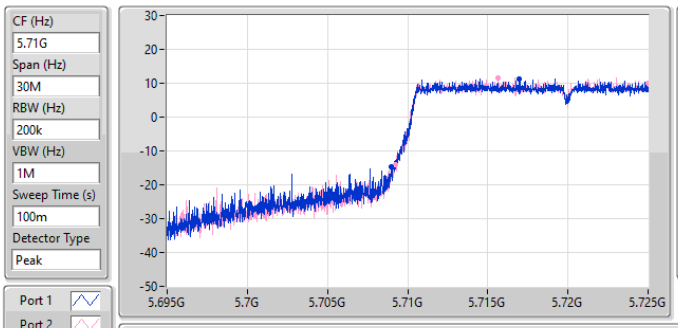

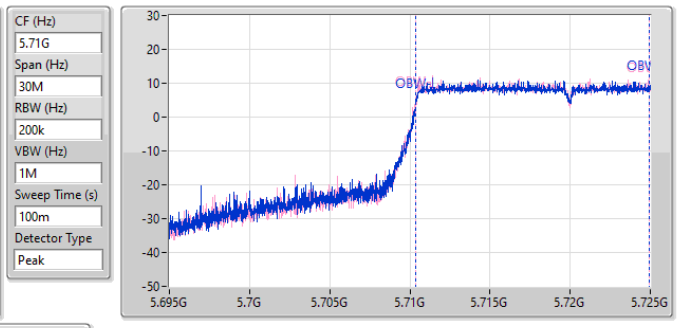

26dB(Hz)	Fl-26dB(Hz)	Fh-26dB(Hz)	OBW(Hz)	Fl-OBW(Hz)	Fh-OBW(Hz)	Limit(Hz)	Port
16.02M	5.70898G	5.725G	14.571M	5.710364G	5.724934G	Inf	1
15.78M	5.70922G	5.725G	14.592M	5.710339G	5.724931G	Inf	2

5.725-5.85GHz_802.11be EHT20-BF_Nss1,(MCS0)_2TX **EBW**

5720MHz Straddle 5.725-5.85GHz

22/05/2025

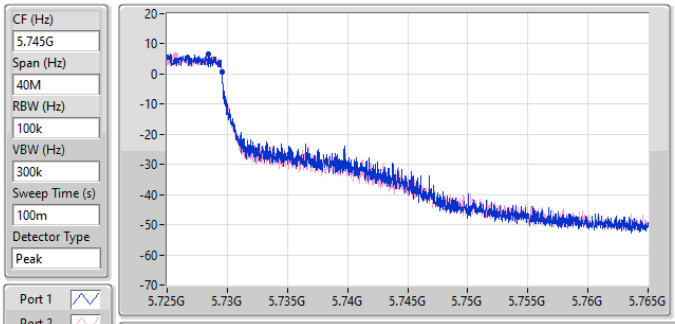

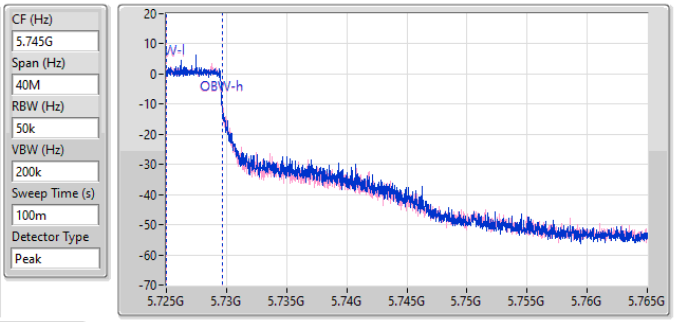

6dB(Hz)	Fl-6dB(Hz)	Fh-6dB(Hz)	OBW(Hz)	Fl-OBW(Hz)	Fh-OBW(Hz)	Limit(Hz)	Port
4.56M	5.725G	5.72956G	4.607M	5.725025G	5.729632G	500k	1
4.56M	5.725G	5.72956G	4.605M	5.725024G	5.729629G	500k	2

5.725-5.85GHz_802.11be EHT20-BF_Nss1,(MCS0)_2TX **EBW**

5720MHz Straddle 5.725-5.85GHz

22/05/2025

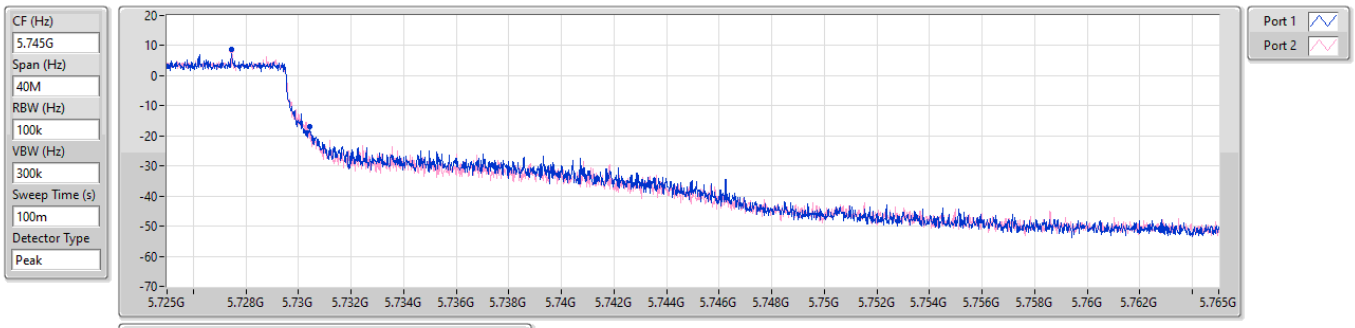

26dB(Hz)	Fl-26dB(Hz)	Fh-26dB(Hz)	Limit(Hz)	Port
5.44M	5.725G	5.73044G	Inf	1
5.32M	5.725G	5.73032G	Inf	2

5.725-5.85GHz_802.11be EHT20-BF_Nss1,(MCS0)_2TX **EBW**

5745MHz

22/05/2025

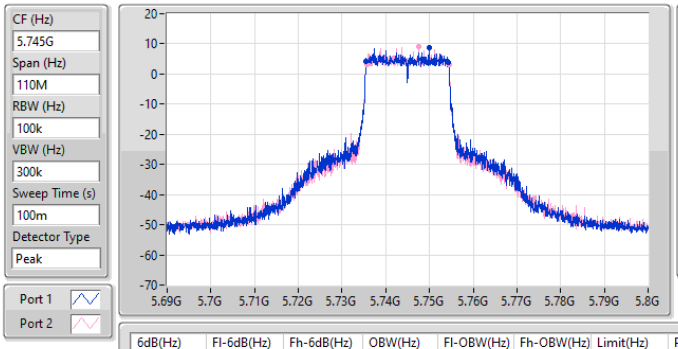

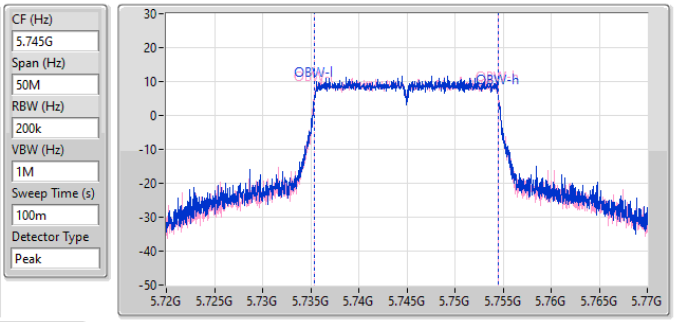

6dB(Hz)	Fl-6dB(Hz)	Fh-6dB(Hz)	OBW(Hz)	Fl-OBW(Hz)	Fh-OBW(Hz)	Limit(Hz)	Port
18.865M	5.735485G	5.75435G	19.132M	5.735398G	5.754529G	500k	1
18.865M	5.735595G	5.75446G	19.123M	5.735396G	5.754518G	500k	2

5.725-5.85GHz_802.11be EHT20-BF_Nss1,(MCS0)_2TX **EBW**

5745MHz

22/05/2025

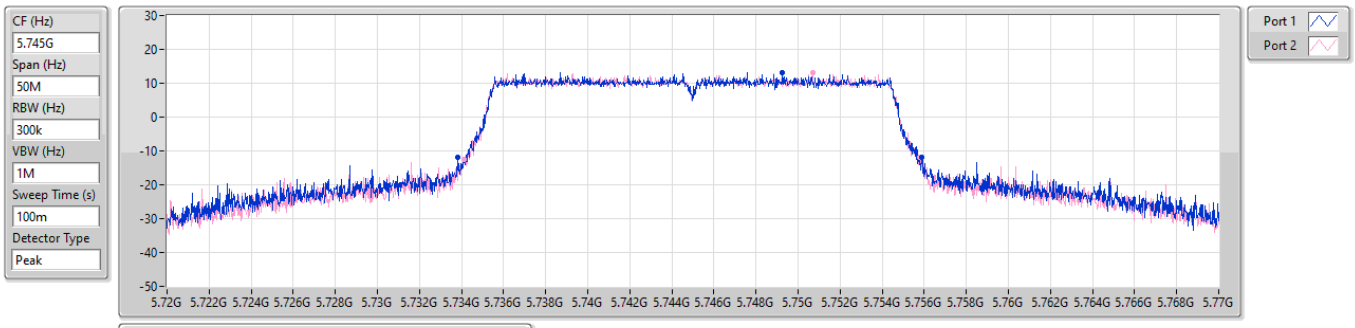

26dB(Hz)	Fl-26dB(Hz)	Fh-26dB(Hz)	Limit(Hz)	Port
22.075M	5.7338G	5.755875G	Inf	1
21.7M	5.7341G	5.7558G	Inf	2

5.725-5.85GHz_802.11be EHT20-BF_Nss1,(MCS0)_2TX **EBW**

5785MHz

22/05/2025

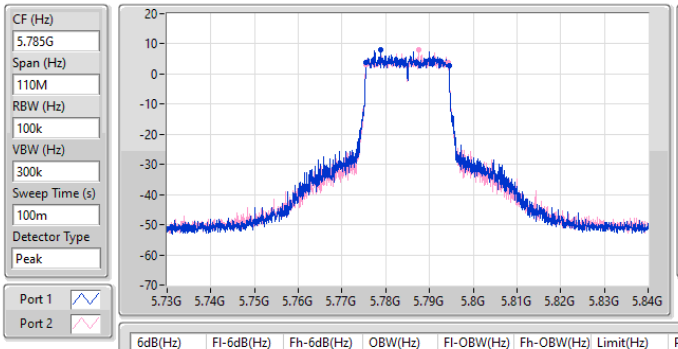

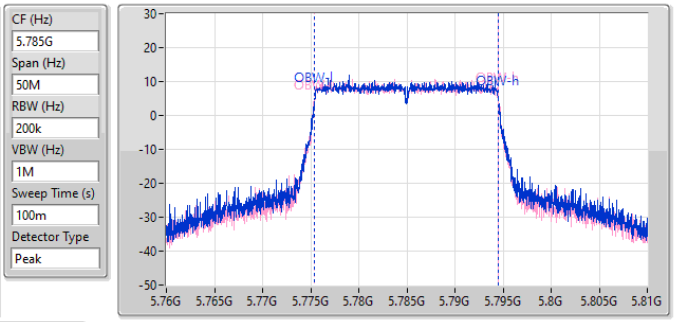

6dB(Hz)	Fl-6dB(Hz)	Fh-6dB(Hz)	OBW(Hz)	Fl-OBW(Hz)	Fh-OBW(Hz)	Limit(Hz)	Port
18.975M	5.775485G	5.79446G	19.075M	5.775431G	5.794506G	500k	1
18.92M	5.775485G	5.794405G	19.097M	5.775412G	5.794509G	500k	2

5.725-5.85GHz_802.11be EHT20-BF_Nss1,(MCS0)_2TX **EBW**

5785MHz

22/05/2025

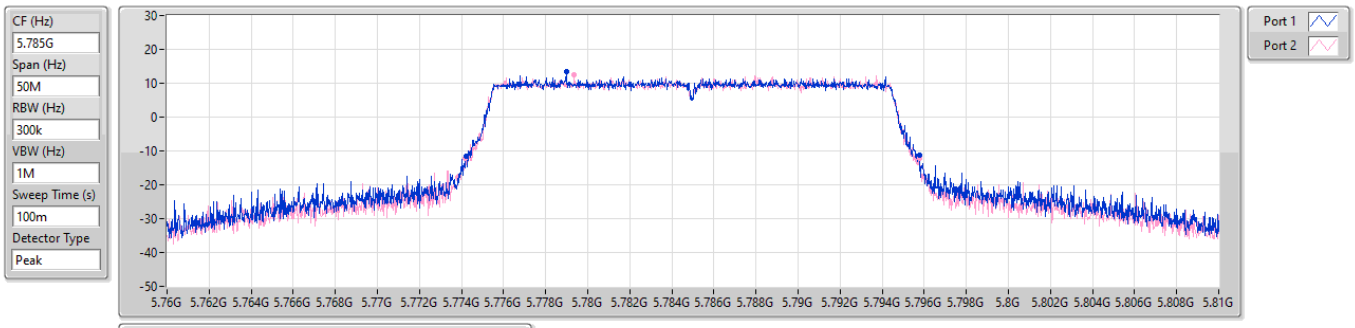

26dB(Hz)	Fl-26dB(Hz)	Fh-26dB(Hz)	Limit(Hz)	Port
21.55M	5.774225G	5.795775G	Inf	1
21.6M	5.774175G	5.795775G	Inf	2

5.725-5.85GHz_802.11be EHT20-BF_Nss1,(MCS0)_2TX **EBW**

5825MHz

22/05/2025

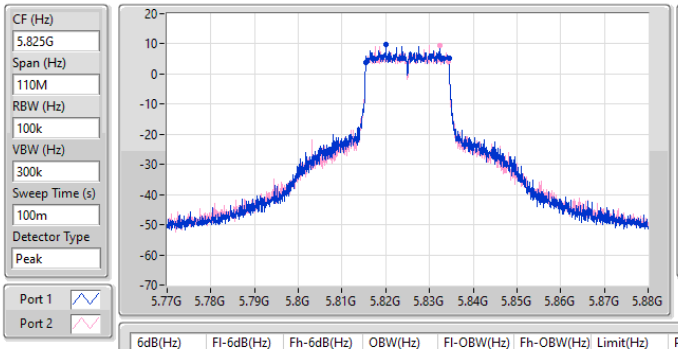

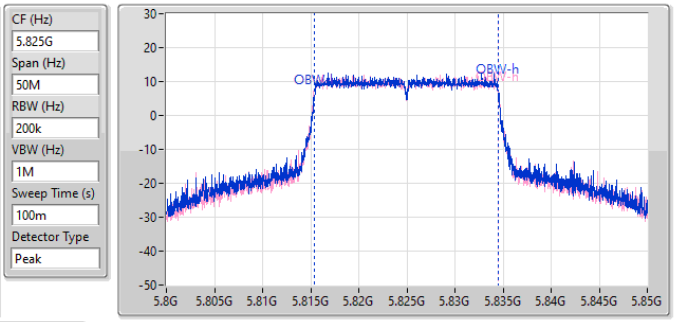

6dB(Hz)	Fl-6dB(Hz)	Fh-6dB(Hz)	OBW(Hz)	Fl-OBW(Hz)	Fh-OBW(Hz)	Limit(Hz)	Port
18.975M	5.815485G	5.83446G	19.149M	5.815394G	5.834543G	500k	1
18.81M	5.81554G	5.83435G	19.153M	5.815359G	5.834511G	500k	2

5.725-5.85GHz_802.11be EHT20-BF_Nss1,(MCS0)_2TX **EBW**

5825MHz

22/05/2025

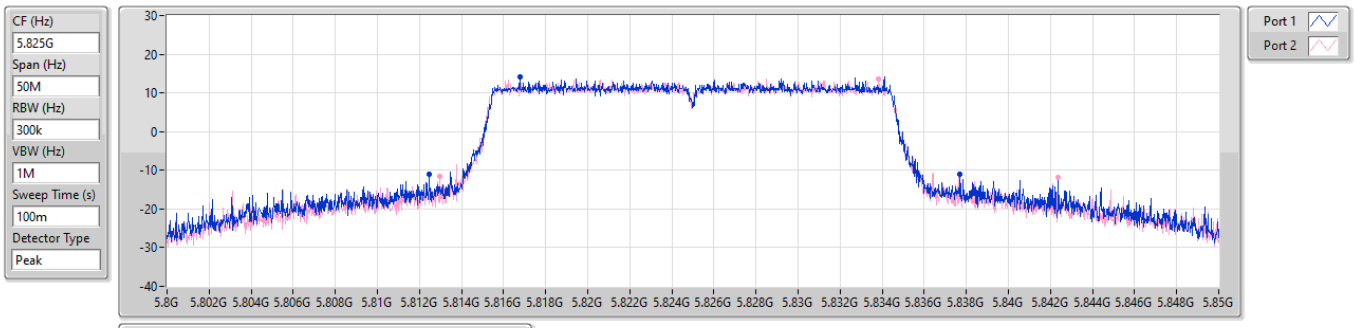

26dB(Hz)	Fl-26dB(Hz)	Fh-26dB(Hz)	Limit(Hz)	Port
25.225M	5.812475G	5.8377G	Inf	1
29.375M	5.812975G	5.84235G	Inf	2

5.15-5.25GHz_802.11be EHT40-BF_Nss1,(MCS0)_2TX **EBW**

5190MHz

04/06/2025

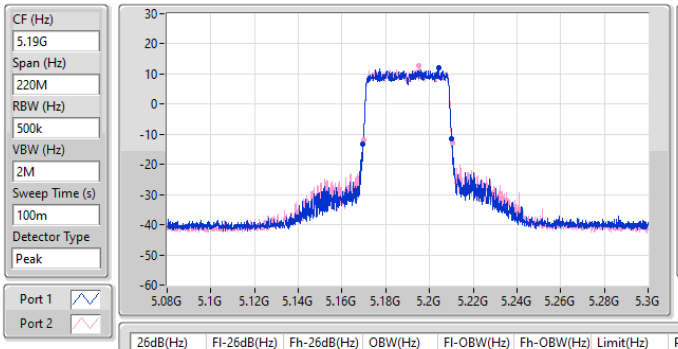

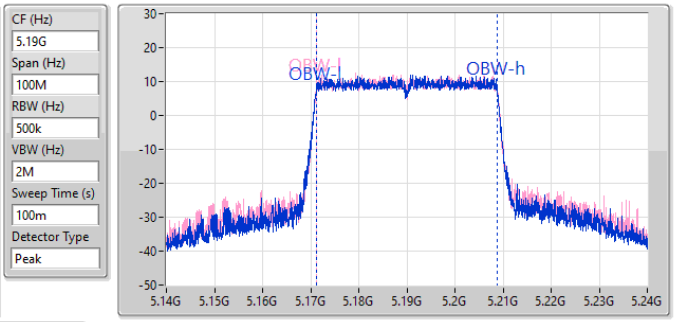

26dB(Hz)	Fl-26dB(Hz)	Fh-26dB(Hz)	OBW(Hz)	Fl-OBW(Hz)	Fh-OBW(Hz)	Limit(Hz)	Port
40.92M	5.16932G	5.21024G	37.731M	5.171109G	5.208841G	Inf	1
40.59M	5.16976G	5.21035G	37.731M	5.171109G	5.208841G	Inf	2

5.15-5.25GHz_802.11be EHT40-BF_Nss1,(MCS0)_2TX **EBW**

5230MHz

04/06/2025

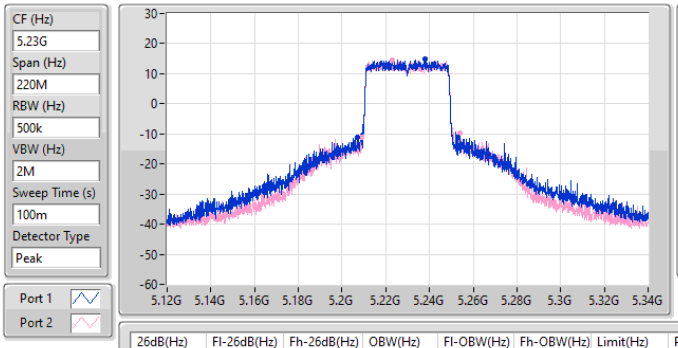

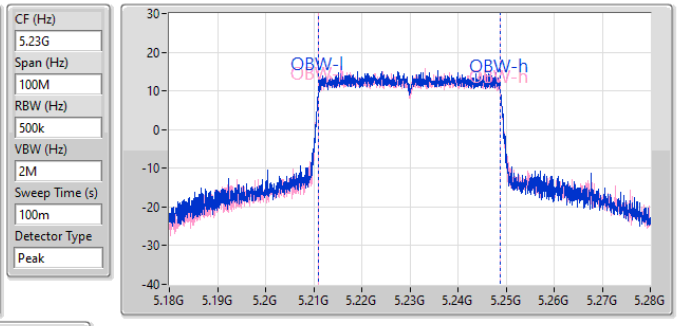

26dB(Hz)	Fl-26dB(Hz)	Fh-26dB(Hz)	OBW(Hz)	Fl-OBW(Hz)	Fh-OBW(Hz)	Limit(Hz)	Port
45.65M	5.20712G	5.25277G	37.881M	5.211009G	5.248891G	Inf	1
45.32M	5.20877G	5.25409G	37.881M	5.211009G	5.248891G	Inf	2

5.25-5.35GHz_802.11be EHT40-BF_Nss1,(MCS0)_2TX **EBW**

5270MHz

22/05/2025

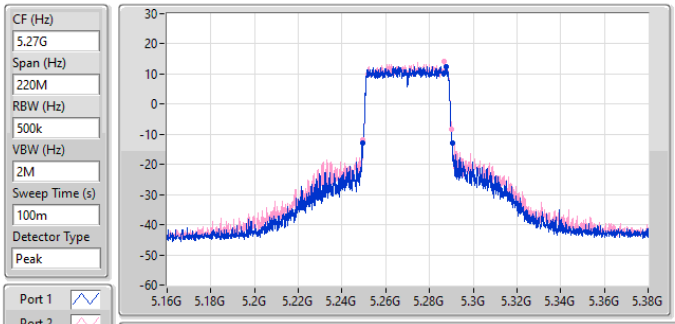

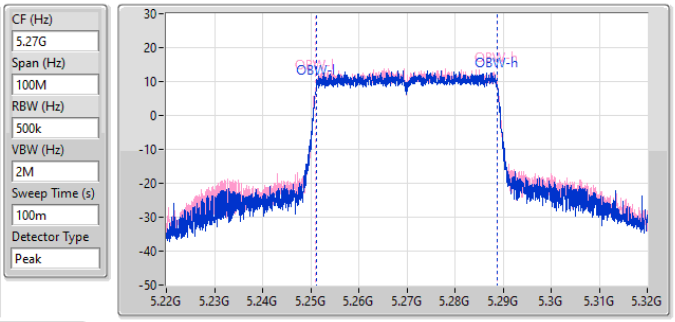

26dB(Hz)	Fl-26dB(Hz)	Fh-26dB(Hz)	OBW(Hz)	Fl-OBW(Hz)	Fh-OBW(Hz)	Limit(Hz)	Port
41.36M	5.24921G	5.29057G	37.754M	5.251122G	5.288876G	Inf	1
40.59M	5.24954G	5.29013G	37.763M	5.251098G	5.288861G	Inf	2

5.25-5.35GHz_802.11be EHT40-BF_Nss1,(MCS0)_2TX **EBW**

5310MHz

04/06/2025

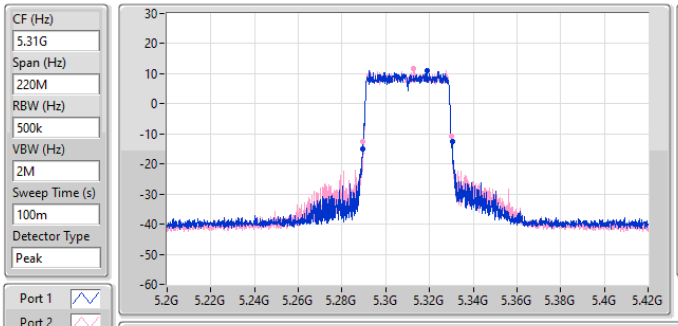

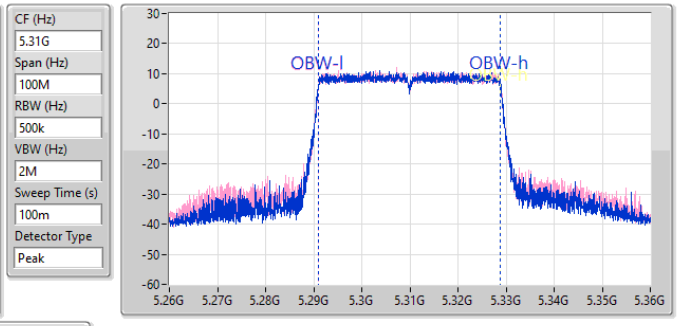

26dB(Hz)	Fl-26dB(Hz)	Fh-26dB(Hz)	OBW(Hz)	Fl-OBW(Hz)	Fh-OBW(Hz)	Limit(Hz)	Port
41.14M	5.28921G	5.33035G	37.831M	5.291009G	5.328841G	Inf	1
40.59M	5.28965G	5.33024G	37.831M	5.291059G	5.328891G	Inf	2

5.47-5.725GHz_802.11be EHT40-BF_Nss1,(MCS0)_2TX **EBW**

5510MHz

04/06/2025

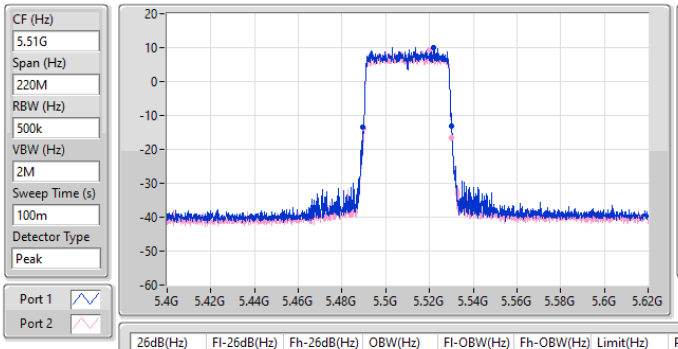

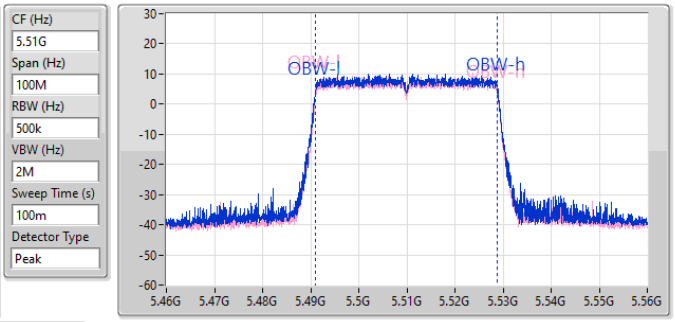

26dB(Hz)	Fl-26dB(Hz)	Fh-26dB(Hz)	OBW(Hz)	Fl-OBW(Hz)	Fh-OBW(Hz)	Limit(Hz)	Port
40.81M	5.48943G	5.53024G	37.781M	5.491059G	5.528841G	Inf	1
40.26M	5.48987G	5.53013G	37.781M	5.491059G	5.528841G	Inf	2

5.47-5.725GHz_802.11be EHT40-BF_Nss1,(MCS0)_2TX **EBW**

5550MHz

22/05/2025

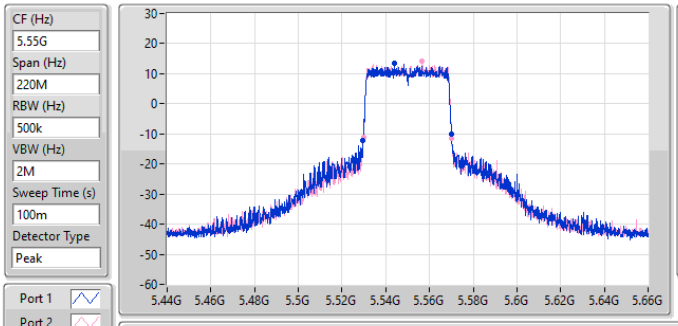

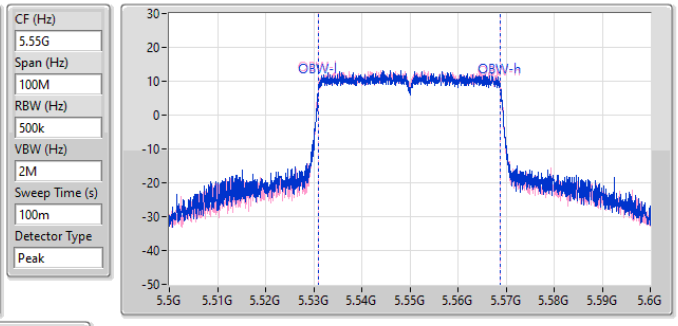

26dB(Hz)	Fl-26dB(Hz)	Fh-26dB(Hz)	OBW(Hz)	Fl-OBW(Hz)	Fh-OBW(Hz)	Limit(Hz)	Port
40.48M	5.52965G	5.57013G	37.785M	5.531072G	5.568857G	Inf	1
40.26M	5.52987G	5.57013G	37.784M	5.531065G	5.568849G	Inf	2

5.47-5.725GHz_802.11be EHT40-BF_Nss1,(MCS0)_2TX **EBW**

5670MHz

22/05/2025

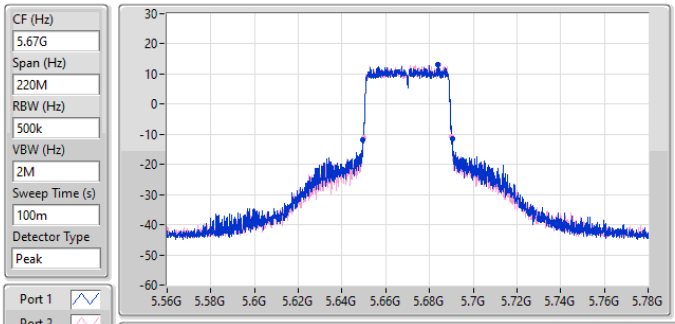

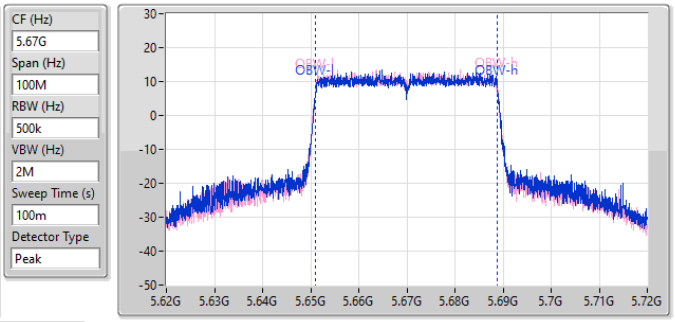

26dB(Hz)	Fl-26dB(Hz)	Fh-26dB(Hz)	OBW(Hz)	Fl-OBW(Hz)	Fh-OBW(Hz)	Limit(Hz)	Port
40.81M	5.64954G	5.69035G	37.764M	5.651088G	5.688852G	Inf	1
40.37M	5.64976G	5.69013G	37.79M	5.651061G	5.688851G	Inf	2

5.47-5.725GHz_802.11be EHT40-BF_Nss1,(MCS0)_2TX **EBW**

5710MHz Straddle 5.47-5.725GHz

22/05/2025

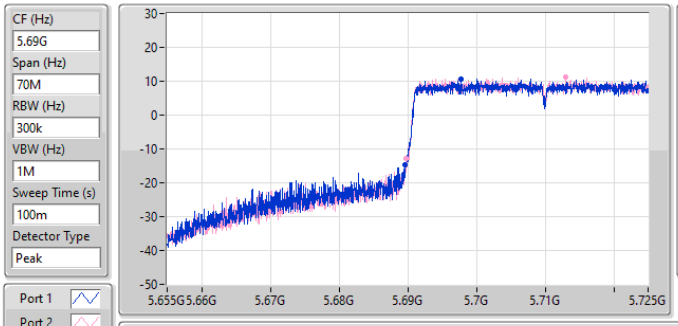

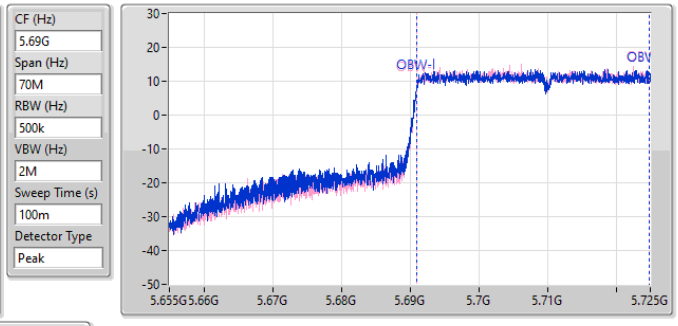

26dB(Hz)	Fl-26dB(Hz)	Fh-26dB(Hz)	OBW(Hz)	Fl-OBW(Hz)	Fh-OBW(Hz)	Limit(Hz)	Port
35.455M	5.689545G	5.725G	33.829M	5.690996G	5.724825G	Inf	1
35.245M	5.689755G	5.725G	33.817M	5.690999G	5.724816G	Inf	2

5.725-5.85GHz_802.11be EHT40-BF_Nss1,(MCS0)_2TX **EBW**

5710MHz Straddle 5.725-5.85GHz

22/05/2025

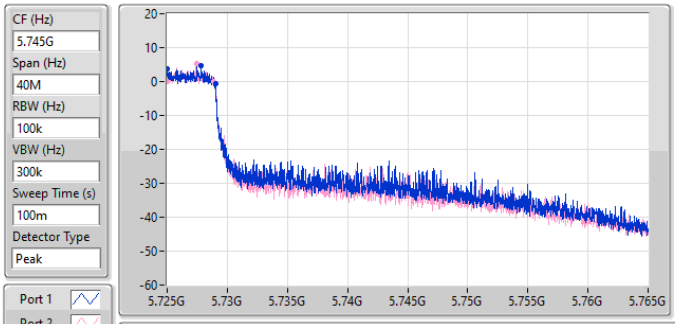

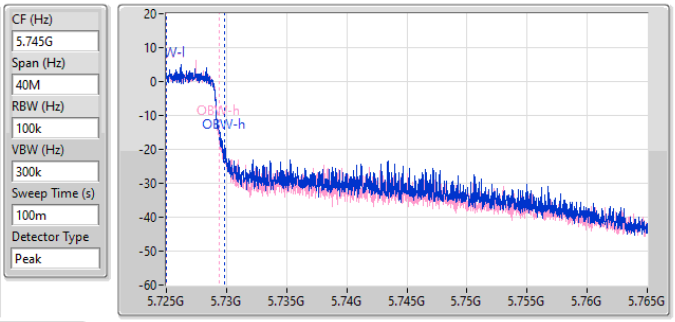

6dB(Hz)	Fl-6dB(Hz)	Fh-6dB(Hz)	OBW(Hz)	Fl-OBW(Hz)	Fh-OBW(Hz)	Limit(Hz)	Port
4M	5.725G	5.729G	4.844M	5.725015G	5.729859G	500k	1
3.88M	5.725G	5.72888G	4.337M	5.725016G	5.729353G	500k	2

5.725-5.85GHz_802.11be EHT40-BF_Nss1,(MCS0)_2TX **EBW**

5710MHz Straddle 5.725-5.85GHz

22/05/2025

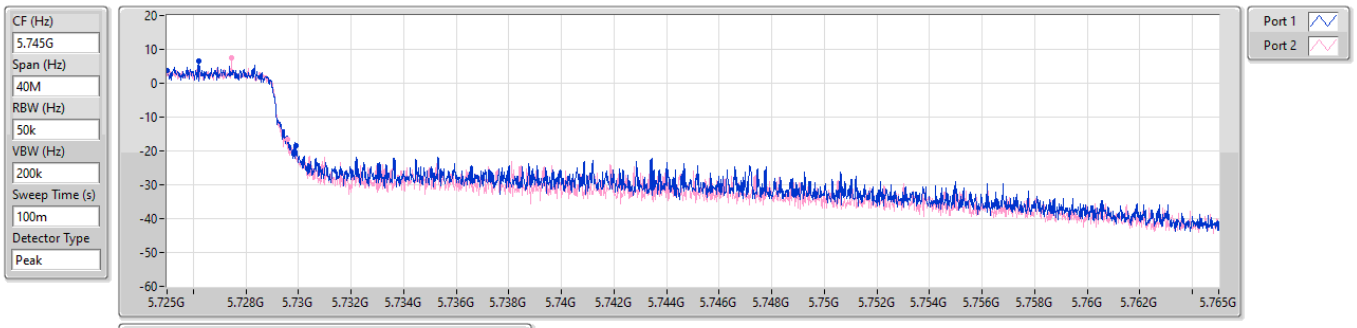

26dB(Hz)	Fl-26dB(Hz)	Fh-26dB(Hz)	Limit(Hz)	Port
4.9M	5.725G	5.7299G	Inf	1
4.6M	5.725G	5.7296G	Inf	2

5.725-5.85GHz_802.11be EHT40-BF_Nss1,(MCS0)_2TX **EBW**

5755MHz

22/05/2025

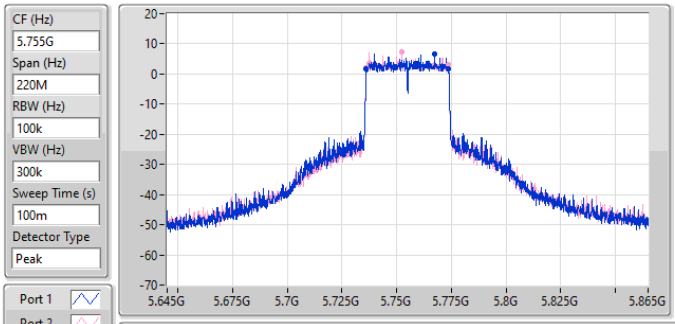

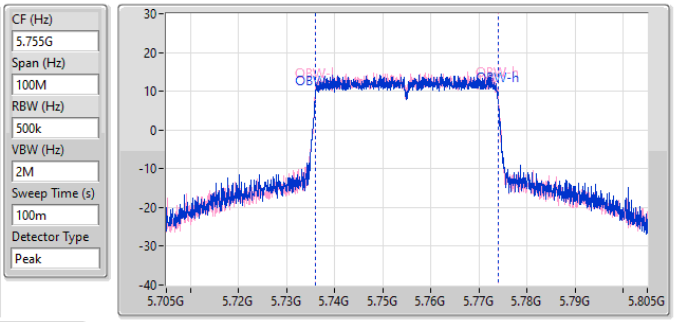

6dB(Hz)	Fl-6dB(Hz)	Fh-6dB(Hz)	OBW(Hz)	Fl-OBW(Hz)	Fh-OBW(Hz)	Limit(Hz)	Port
37.73M	5.73608G	5.77381G	37.883M	5.73603G	5.773913G	500k	1
37.73M	5.73608G	5.77381G	37.893M	5.736011G	5.773904G	500k	2

5.725-5.85GHz_802.11be EHT40-BF_Nss1,(MCS0)_2TX **EBW**

5755MHz

22/05/2025

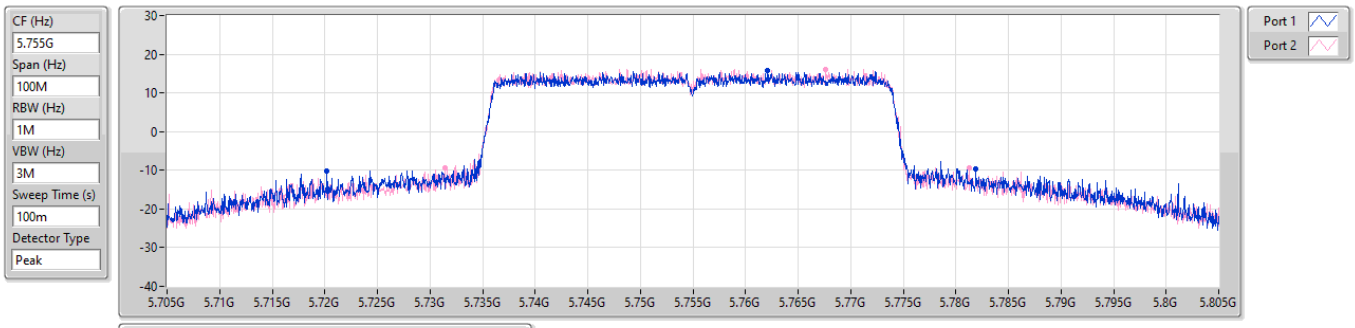

26dB(Hz)	Fl-26dB(Hz)	Fh-26dB(Hz)	Limit(Hz)	Port
61.7M	5.7202G	5.7819G	Inf	1
49.8M	5.73145G	5.78125G	Inf	2

5.725-5.85GHz_802.11be EHT40-BF_Nss1,(MCS0)_2TX **EBW**

5795MHz

22/05/2025

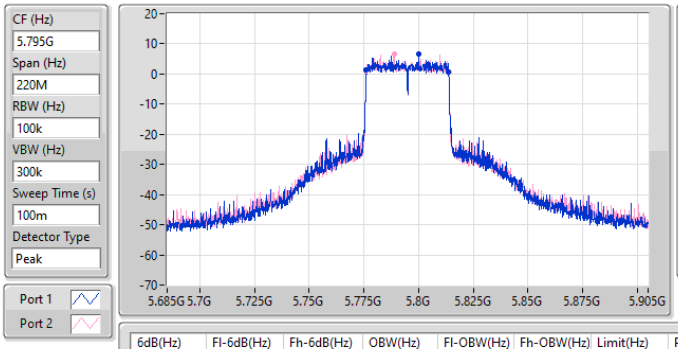

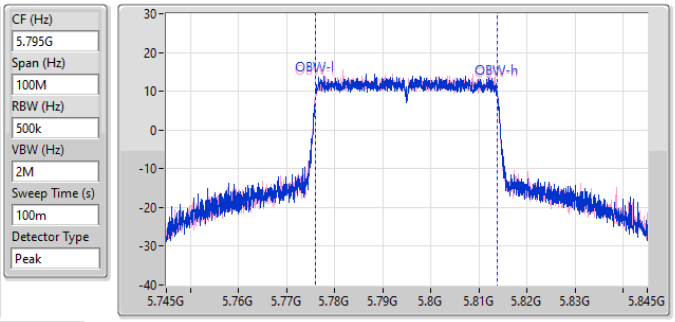

6dB(Hz)	Fl-6dB(Hz)	Fh-6dB(Hz)	OBW(Hz)	Fl-OBW(Hz)	Fh-OBW(Hz)	Limit(Hz)	Port
37.73M	5.77597G	5.8137G	37.814M	5.776047G	5.813861G	500k	1
37.84M	5.77608G	5.81392G	37.897M	5.775993G	5.81389G	500k	2

5.725-5.85GHz_802.11be EHT40-BF_Nss1,(MCS0)_2TX **EBW**

5795MHz

22/05/2025

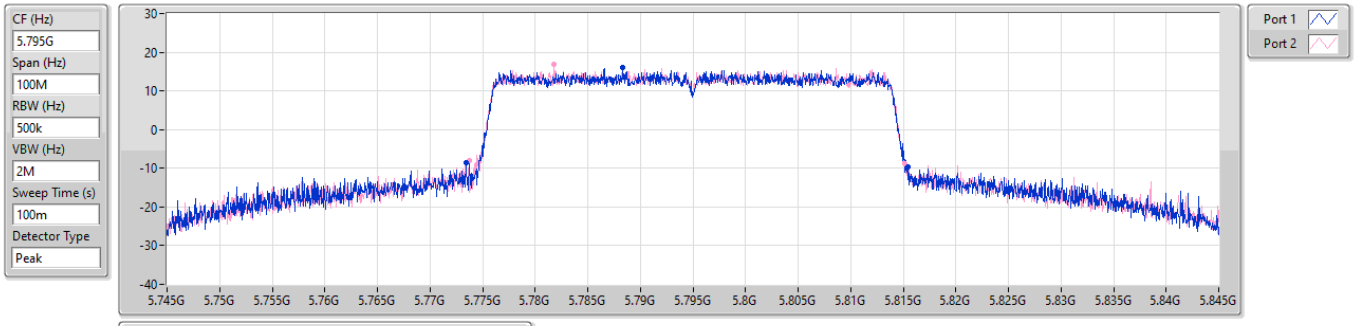

26dB(Hz)	Fl-26dB(Hz)	Fh-26dB(Hz)	Limit(Hz)	Port
42.05M	5.7734G	5.81545G	Inf	1
41.45M	5.7737G	5.81515G	Inf	2

5.15-5.25GHz_802.11be EHT80-BF_Nss1,(MCS0)_2TX **EBW**

5210MHz

04/06/2025

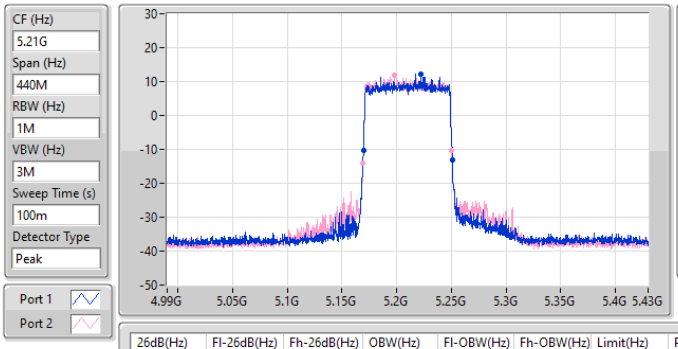

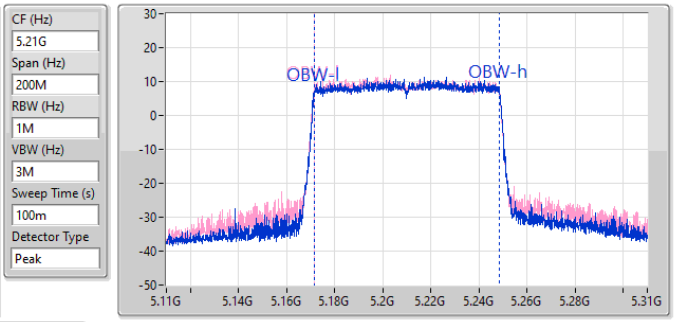

26dB(Hz)	Fl-26dB(Hz)	Fh-26dB(Hz)	OBW(Hz)	Fl-OBW(Hz)	Fh-OBW(Hz)	Limit(Hz)	Port
81.18M	5.16952G	5.2507G	77.161M	5.171419G	5.248581G	Inf	1
81.62M	5.16886G	5.25048G	77.161M	5.171319G	5.248481G	Inf	2

5.25-5.35GHz_802.11be EHT80-BF_Nss1,(MCS0)_2TX **EBW**

5290MHz

04/06/2025

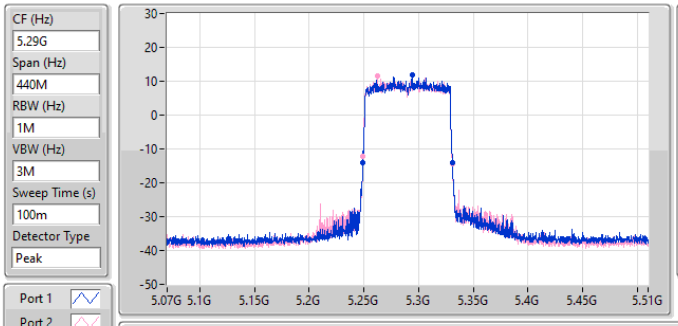

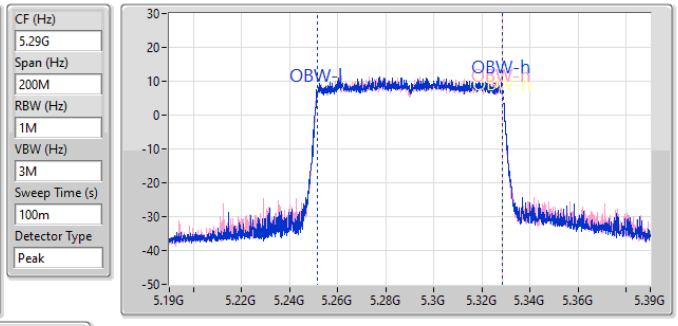

26dB(Hz)	Fl-26dB(Hz)	Fh-26dB(Hz)	OBW(Hz)	Fl-OBW(Hz)	Fh-OBW(Hz)	Limit(Hz)	Port
81.84M	5.24908G	5.33092G	77.261M	5.251319G	5.328581G	Inf	1
81.4M	5.2493G	5.3307G	77.261M	5.251319G	5.328581G	Inf	2

5.47-5.725GHz_802.11be EHT80-BF_Nss1,(MCS0)_2TX **EBW**

5530MHz

04/06/2025

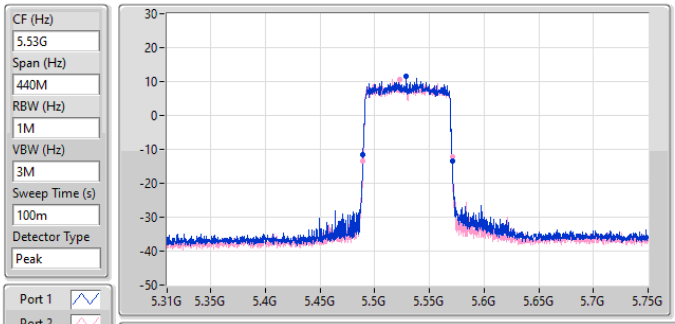

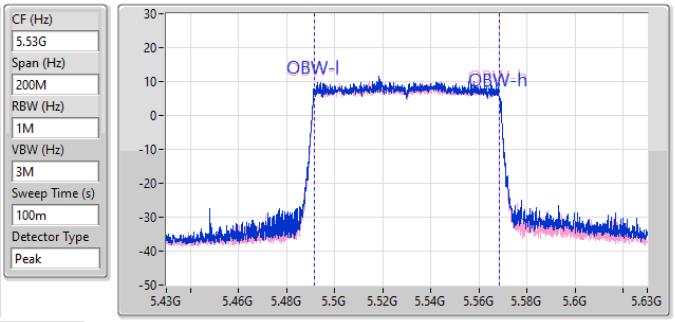

26dB(Hz)	Fl-26dB(Hz)	Fh-26dB(Hz)	OBW(Hz)	Fl-OBW(Hz)	Fh-OBW(Hz)	Limit(Hz)	Port
81.4M	5.4893G	5.5707G	77.161M	5.491319G	5.568481G	Inf	1
81.62M	5.48908G	5.5707G	77.161M	5.491419G	5.568581G	Inf	2

5.47-5.725GHz_802.11be EHT80-BF_Nss1,(MCS0)_2TX **EBW**

5610MHz

22/05/2025

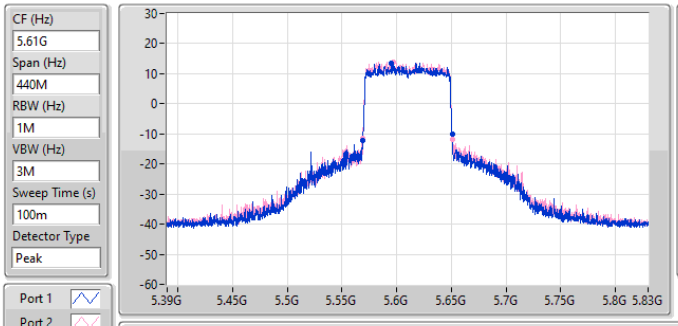

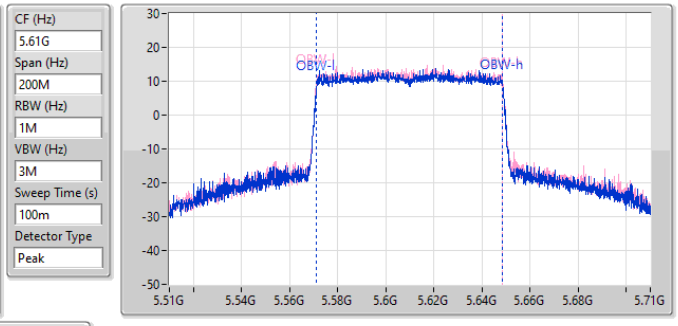

26dB(Hz)	Fl-26dB(Hz)	Fh-26dB(Hz)	OBW(Hz)	Fl-OBW(Hz)	Fh-OBW(Hz)	Limit(Hz)	Port
82.5M	5.56842G	5.65092G	77.284M	5.571315G	5.648598G	Inf	1
82.28M	5.56886G	5.65114G	77.374M	5.571242G	5.648616G	Inf	2

5.47-5.725GHz_802.11be EHT80-BF_Nss1,(MCS0)_2TX **EBW**

5690MHz Straddle 5.47-5.725GHz

22/05/2025

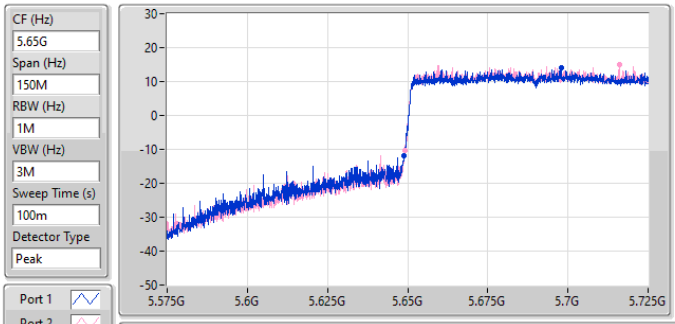

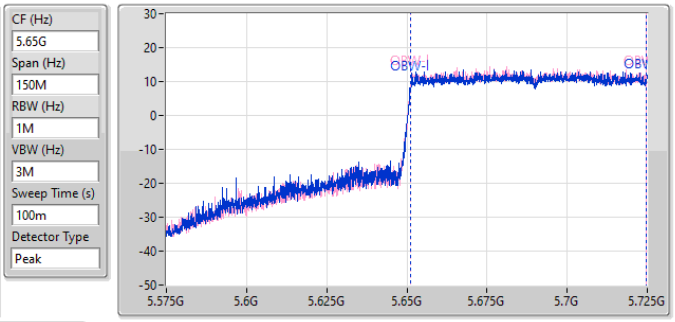

26dB(Hz)	Fl-26dB(Hz)	Fh-26dB(Hz)	OBW(Hz)	Fl-OBW(Hz)	Fh-OBW(Hz)	Limit(Hz)	Port
76.125M	5.648875G	5.725G	73.418M	5.651217G	5.724634G	Inf	1
75.825M	5.649175G	5.725G	73.271M	5.651253G	5.724524G	Inf	2

5.725-5.85GHz_802.11be EHT80-BF_Nss1,(MCS0)_2TX **EBW**

5690MHz Straddle 5.725-5.85GHz

22/05/2025

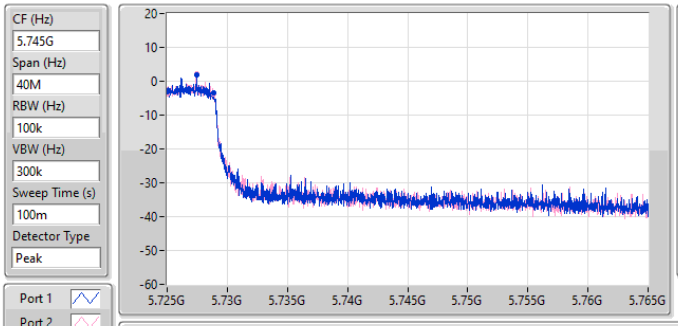

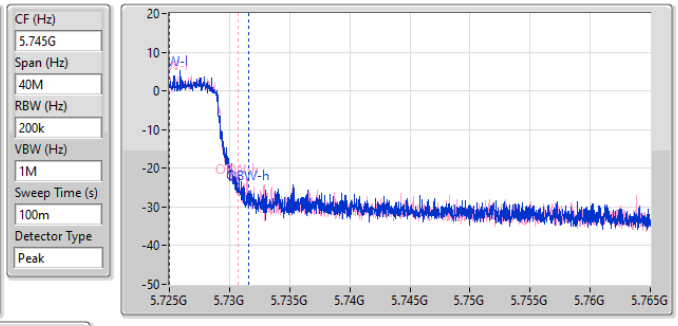

6dB(Hz)	Fl-6dB(Hz)	Fh-6dB(Hz)	OBW(Hz)	Fl-OBW(Hz)	Fh-OBW(Hz)	Limit(Hz)	Port
3.84M	5.725G	5.72884G	6.606M	5.725016G	5.731623G	500k	1
3.86M	5.725G	5.72886G	5.691M	5.725022G	5.730713G	500k	2

5.725-5.85GHz_802.11be EHT80-BF_Nss1,(MCS0)_2TX **EBW**

5690MHz Straddle 5.725-5.85GHz

22/05/2025

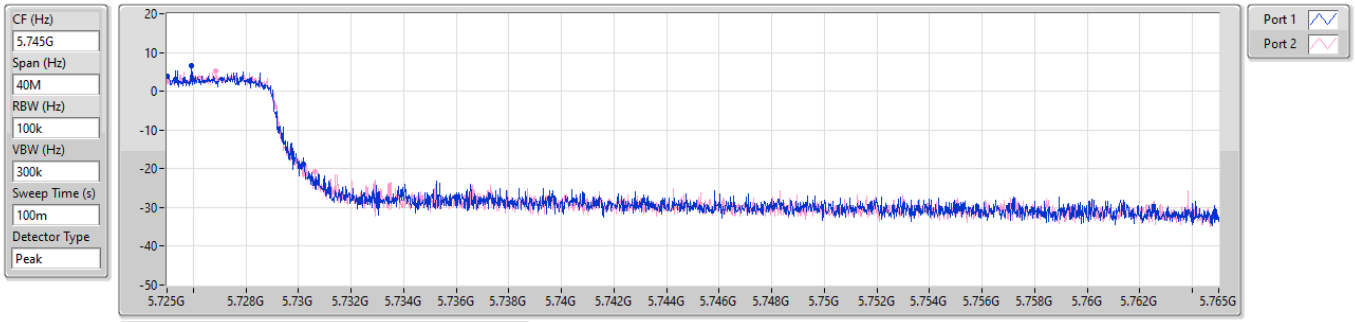

26dB(Hz)	Fl-26dB(Hz)	Fh-26dB(Hz)	Limit(Hz)	Port
5.2M	5.725G	5.7302G	Inf	1
5.64M	5.725G	5.73064G	Inf	2

5.725-5.85GHz_802.11be EHT80-BF_Nss1,(MCS0)_2TX **EBW**

5775MHz

04/06/2025

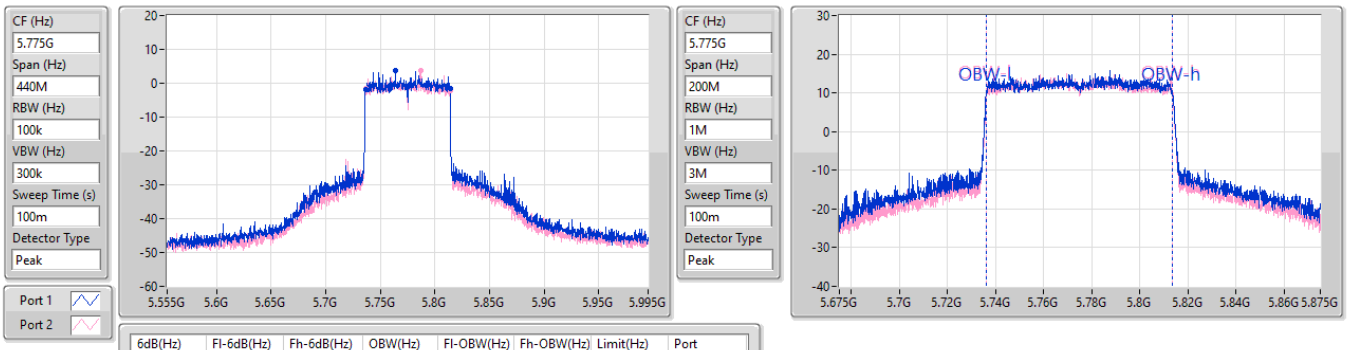

6dB(Hz)	Fl-6dB(Hz)	Fh-6dB(Hz)	OBW(Hz)	Fl-OBW(Hz)	Fh-OBW(Hz)	Limit(Hz)	Port
77.22M	5.7365G	5.81372G	77.561M	5.736119G	5.813681G	500k	1
76.56M	5.73716G	5.81372G	77.461M	5.736219G	5.813681G	500k	2

5.725-5.85GHz_802.11be EHT80-BF_Nss1,(MCS0)_2TX **EBW**

5775MHz

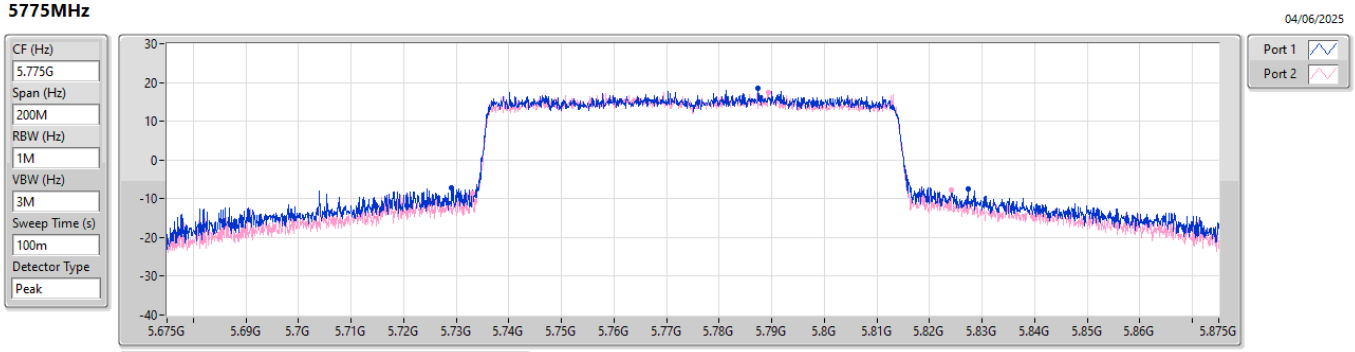

26dB(Hz)	Fl-26dB(Hz)	Fh-26dB(Hz)	Limit(Hz)	Port
98.2M	5.7291G	5.8273G	Inf	1
91.1M	5.733G	5.8241G	Inf	2

5.15-5.25GHz_802.11be EHT160-BF_Nss1,(MCS0)_2TX **EBW**

5250MHz Straddle 5.15-5.25GHz

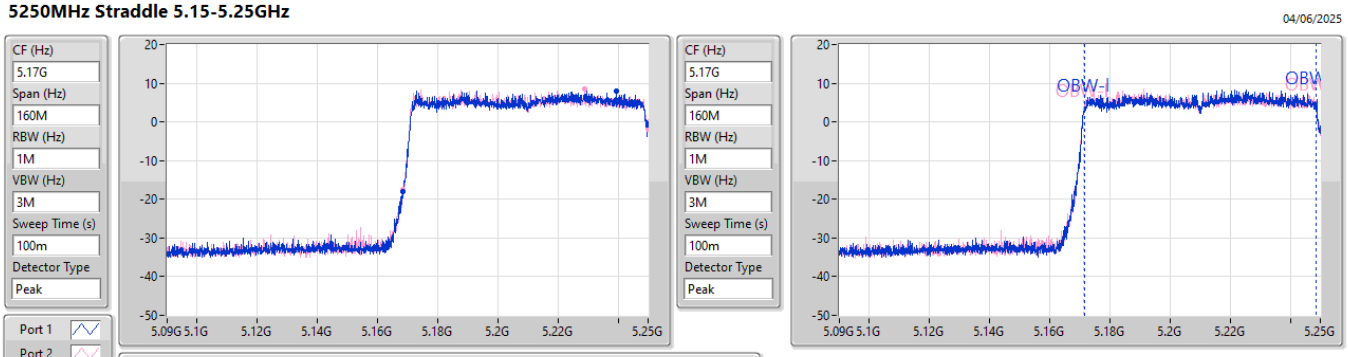

26dB(Hz)	Fl-26dB(Hz)	Fh-26dB(Hz)	OBW(Hz)	Fl-OBW(Hz)	Fh-OBW(Hz)	Limit(Hz)	Port
81.68M	5.16832G	5.25G	77.321M	5.171439G	5.248761G	Inf	1
81.44M	5.16856G	5.25G	77.401M	5.171359G	5.248761G	Inf	2

5.25-5.35GHz_802.11be EHT160-BF_Nss1,(MCS0)_2TX **EBW**

5250MHz Straddle 5.25-5.35GHz

04/06/2025

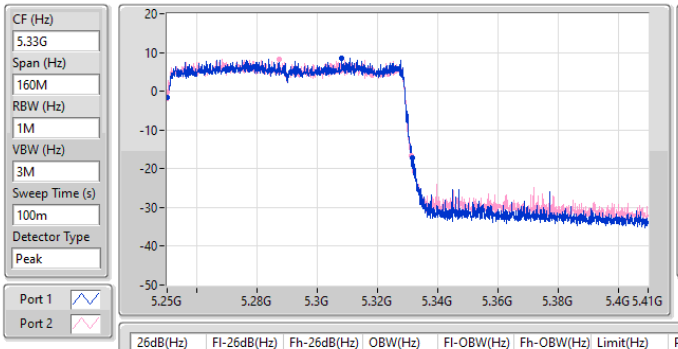

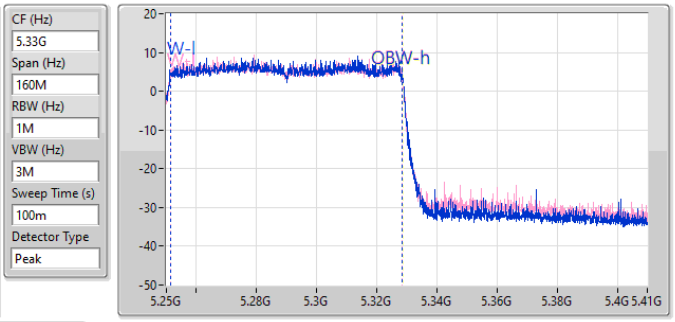

26dB(Hz)	Fl-26dB(Hz)	Fh-26dB(Hz)	OBW(Hz)	Fl-OBW(Hz)	Fh-OBW(Hz)	Limit(Hz)	Port
81.68M	5.25G	5.33168G	77.321M	5.251239G	5.328561G	Inf	1
81.36M	5.25G	5.33136G	77.321M	5.251239G	5.328561G	Inf	2

5.47-5.725GHz_802.11be EHT160-BF_Nss1,(MCS0)_2TX **EBW**

5570MHz

04/06/2025

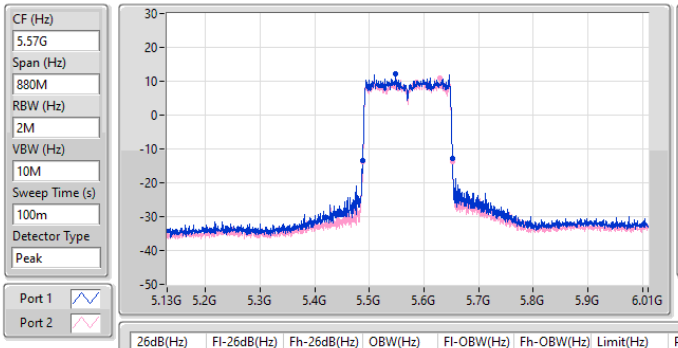

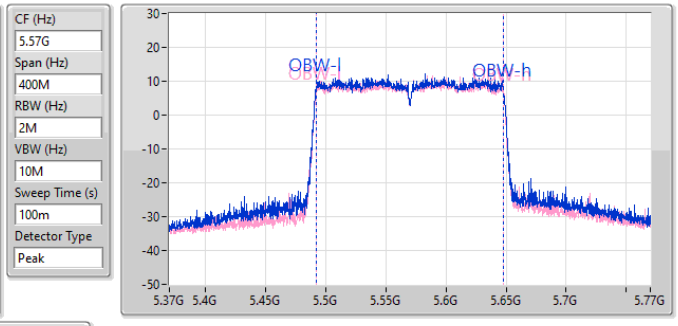

26dB(Hz)	Fl-26dB(Hz)	Fh-26dB(Hz)	OBW(Hz)	Fl-OBW(Hz)	Fh-OBW(Hz)	Limit(Hz)	Port
165.44M	5.48684G	5.65228G	156.122M	5.491839G	5.647961G	Inf	1
164.56M	5.48772G	5.65228G	156.122M	5.491839G	5.647961G	Inf	2

Summary

Mode	Total Power (dBm)	Total Power (W)
5.15-5.25GHz	-	-
802.11a_Nss1,(6Mbps)_2TX	28.36	0.68549
802.11be EHT20-BF_Nss1,(MCS0)_2TX	28.40	0.69183
802.11be EHT40-BF_Nss1,(MCS0)_2TX	25.58	0.36141
802.11be EHT80-BF_Nss1,(MCS0)_2TX	21.40	0.13804
802.11be EHT160-BF_Nss1,(MCS0)_2TX	18.20	0.06607
5.25-5.35GHz	-	-
802.11a_Nss1,(6Mbps)_2TX	23.89	0.24491
802.11be EHT20-BF_Nss1,(MCS0)_2TX	23.92	0.24660
802.11be EHT40-BF_Nss1,(MCS0)_2TX	23.86	0.24322
802.11be EHT80-BF_Nss1,(MCS0)_2TX	21.13	0.12972
802.11be EHT160-BF_Nss1,(MCS0)_2TX	18.45	0.06998
5.47-5.725GHz	-	-
802.11a_Nss1,(6Mbps)_2TX	23.83	0.24155
802.11be EHT20-BF_Nss1,(MCS0)_2TX	23.76	0.23768
802.11be EHT40-BF_Nss1,(MCS0)_2TX	23.76	0.23768
802.11be EHT80-BF_Nss1,(MCS0)_2TX	23.66	0.23227
802.11be EHT160-BF_Nss1,(MCS0)_2TX	20.81	0.12050
5.725-5.85GHz	-	-
802.11a_Nss1,(6Mbps)_2TX	22.24	0.16749
802.11be EHT20-BF_Nss1,(MCS0)_2TX	24.81	0.30269
802.11be EHT40-BF_Nss1,(MCS0)_2TX	25.36	0.34356
802.11be EHT80-BF_Nss1,(MCS0)_2TX	24.65	0.29174

Result

Mode	Result	DG (dBi)	Port 1 (dBm)	Port 2 (dBm)	Total Power (dBm)	Power Limit (dBm)
802.11a_Nss1,(6Mbps)_2TX	-	-	-	-	-	-
5180MHz	Pass	3.27	19.99	20.75	23.40	30.00
5200MHz	Pass	3.27	25.24	25.45	28.36	30.00
5240MHz	Pass	3.27	24.96	25.19	28.09	30.00
5260MHz	Pass	3.25	20.53	21.03	23.80	23.98
5300MHz	Pass	3.25	20.64	21.11	23.89	23.98
5320MHz	Pass	3.25	20.54	20.93	23.75	23.98
5500MHz	Pass	3.39	18.61	18.99	21.81	23.98
5580MHz	Pass	3.39	20.78	20.86	23.83	23.98
5700MHz	Pass	3.39	17.32	17.55	20.45	23.98
5720MHz Straddle 5.47-5.725GHz	Pass	3.39	19.84	20.15	23.01	23.10
5720MHz Straddle 5.725-5.85GHz	Pass	3.40	13.65	14.04	16.86	30.00
5745MHz	Pass	3.40	19.17	19.28	22.24	30.00
5785MHz	Pass	3.40	18.55	18.51	21.54	30.00
5825MHz	Pass	3.40	17.92	17.90	20.92	30.00
802.11be EHT20-BF_Nss1,(MCS0)_2TX	-	-	-	-	-	-
5180MHz	Pass	6.07	21.42	22.12	24.79	29.93
5200MHz	Pass	6.07	24.22	24.53	27.39	29.93
5240MHz	Pass	6.07	25.32	25.45	28.40	29.93
5260MHz	Pass	6.01	20.70	21.11	23.92	23.97
5300MHz	Pass	6.01	20.69	21.03	23.87	23.97
5320MHz	Pass	6.01	20.72	21.08	23.91	23.97
5500MHz	Pass	6.19	18.92	19.29	22.12	23.79
5580MHz	Pass	6.19	20.88	20.62	23.76	23.79
5700MHz	Pass	6.19	16.01	16.56	19.30	23.79
5720MHz Straddle 5.47-5.725GHz	Pass	6.19	19.66	19.88	22.78	22.79
5720MHz Straddle 5.725-5.85GHz	Pass	6.40	14.50	14.73	17.63	29.60
5745MHz	Pass	6.40	20.90	21.16	24.04	29.60
5785MHz	Pass	6.40	20.43	20.20	23.33	29.60
5825MHz	Pass	6.40	21.84	21.75	24.81	29.60
802.11be EHT40-BF_Nss1,(MCS0)_2TX	-	-	-	-	-	-
5190MHz	Pass	6.07	19.15	20.28	22.76	29.93
5230MHz	Pass	6.07	21.93	23.12	25.58	29.93
5270MHz	Pass	6.01	20.59	21.10	23.86	23.97
5310MHz	Pass	6.01	17.99	19.08	21.58	23.97
5510MHz	Pass	6.19	16.88	17.20	20.05	23.79
5550MHz	Pass	6.19	20.62	20.88	23.76	23.79
5670MHz	Pass	6.19	20.41	20.65	23.54	23.79
5710MHz Straddle 5.47-5.725GHz	Pass	6.19	20.61	20.70	23.67	23.79
5710MHz Straddle 5.725-5.85GHz	Pass	6.40	10.92	11.00	13.97	29.60
5755MHz	Pass	6.40	22.30	22.40	25.36	29.60
5795MHz	Pass	6.40	21.68	22.25	24.98	29.60
802.11be EHT80-BF_Nss1,(MCS0)_2TX	-	-	-	-	-	-
5210MHz	Pass	6.07	17.74	18.96	21.40	29.93
5290MHz	Pass	6.01	17.64	18.56	21.13	23.97
5530MHz	Pass	6.19	16.73	17.41	20.09	23.79
5610MHz	Pass	6.19	20.31	20.96	23.66	23.79
5690MHz Straddle 5.47-5.725GHz	Pass	6.19	20.35	20.77	23.58	23.79
5690MHz Straddle 5.725-5.85GHz	Pass	6.40	6.91	7.25	10.09	29.60
5775MHz	Pass	6.40	21.40	21.86	24.65	29.60
802.11be EHT160-BF_Nss1,(MCS0)_2TX	-	-	-	-	-	-
5250MHz Straddle 5.15-5.25GHz	Pass	6.07	14.67	15.65	18.20	29.93
5250MHz Straddle 5.25-5.35GHz	Pass	6.01	15.01	15.83	18.45	23.97
5570MHz	Pass	6.19	17.73	17.87	20.81	23.79

DG = Directional Gain; Port X = Port X output power
Inf = There's no restriction for the limit.

5.47-5.725GHz_802.11a_Nss1,(6Mbps)_2TX **AV Power**

5720MHz Straddle 5.47-5.725GHz_TX

22/05/2025

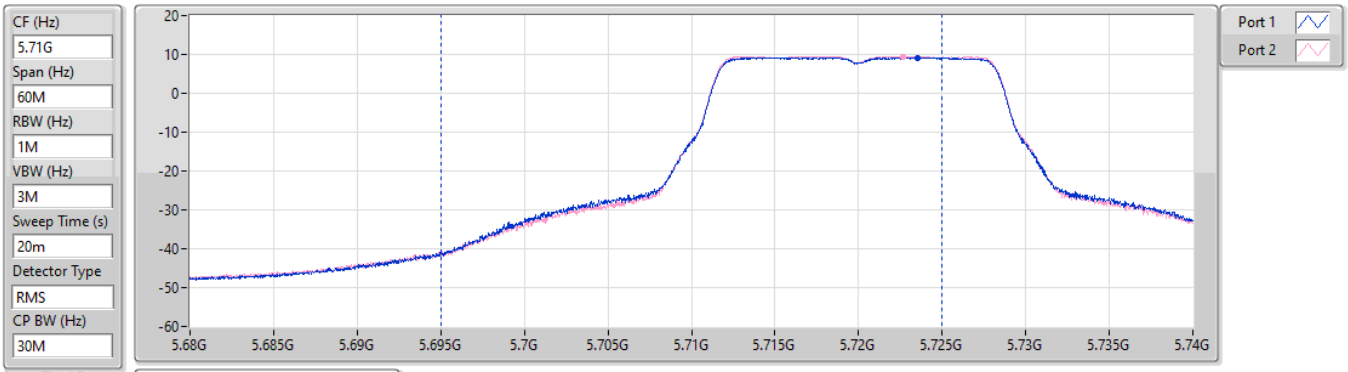

Sum=Total Power
PX=Port X

Sum(dBm)	P1(dBm)	P2(dBm)
23.01	19.84	20.15

5.725-5.85GHz_802.11a_Nss1,(6Mbps)_2TX **AV Power**

5720MHz Straddle 5.725-5.85GHz_TX

22/05/2025

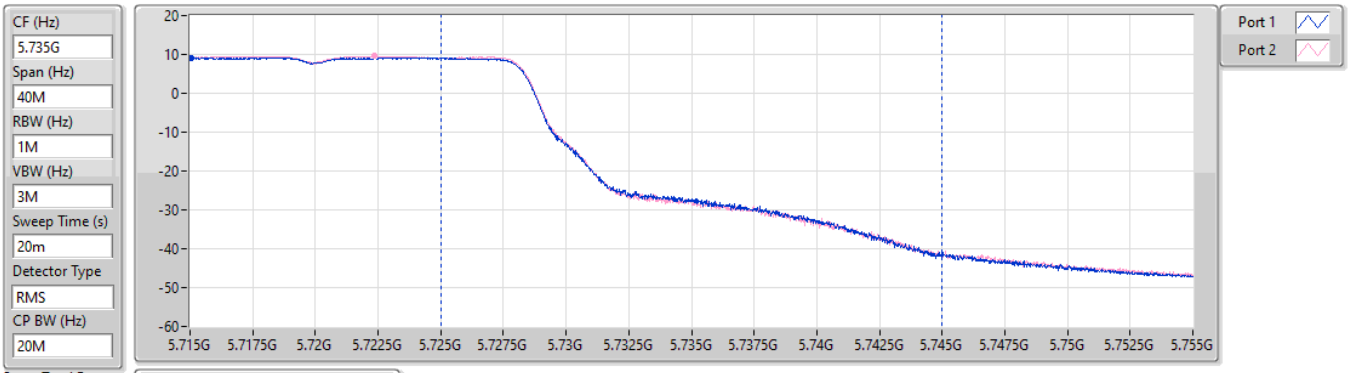

Sum=Total Power
PX=Port X

Sum(dBm)	P1(dBm)	P2(dBm)
16.86	13.65	14.04

5.47-5.725GHz_802.11be EHT20-BF_Nss1,(MCS0)_2TX **AV Power**

5720MHz Straddle 5.47-5.725GHz_TX

22/05/2025

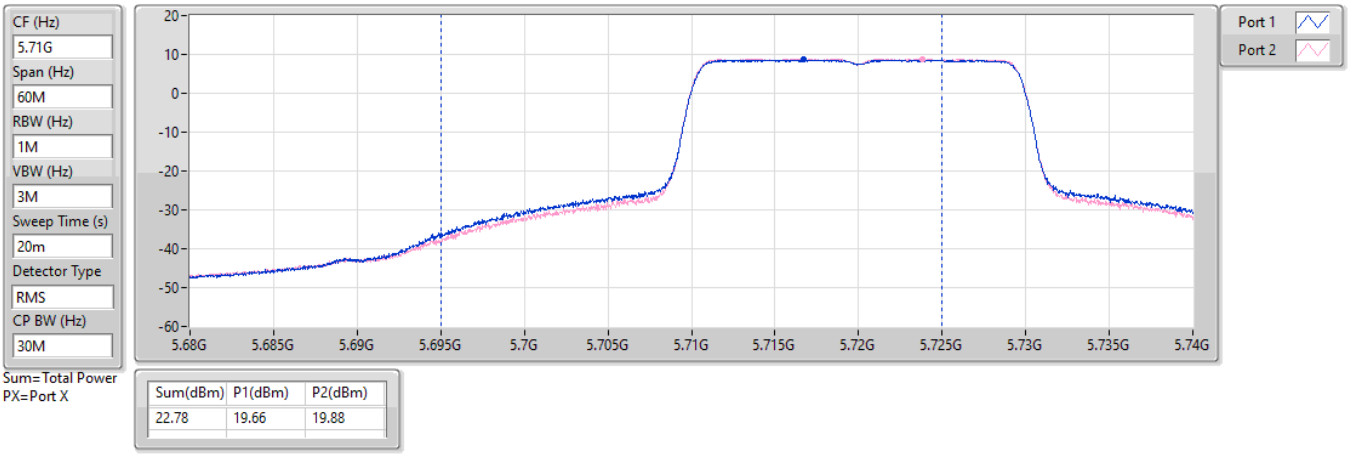

Sum(dBm)	P1(dBm)	P2(dBm)
22.78	19.66	19.88

5.725-5.85GHz_802.11be EHT20-BF_Nss1,(MCS0)_2TX **AV Power**

5720MHz Straddle 5.725-5.85GHz_TX

22/05/2025

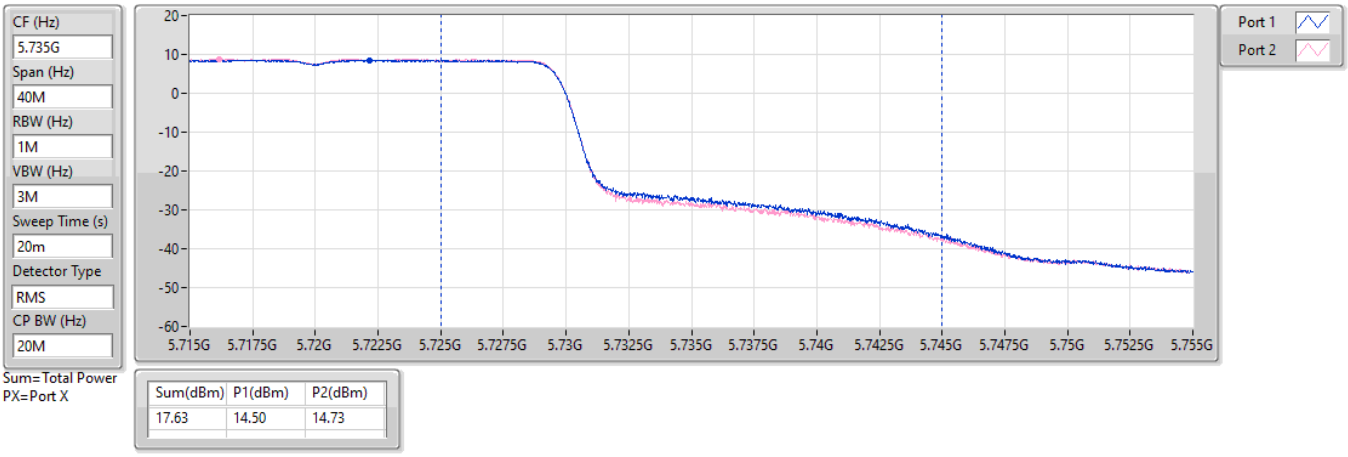

Sum(dBm)	P1(dBm)	P2(dBm)
17.63	14.50	14.73

5.47-5.725GHz_802.11be EHT40-BF_Nss1,(MCS0)_2TX **AV Power**

5710MHz Straddle 5.47-5.725GHz_TX

22/05/2025

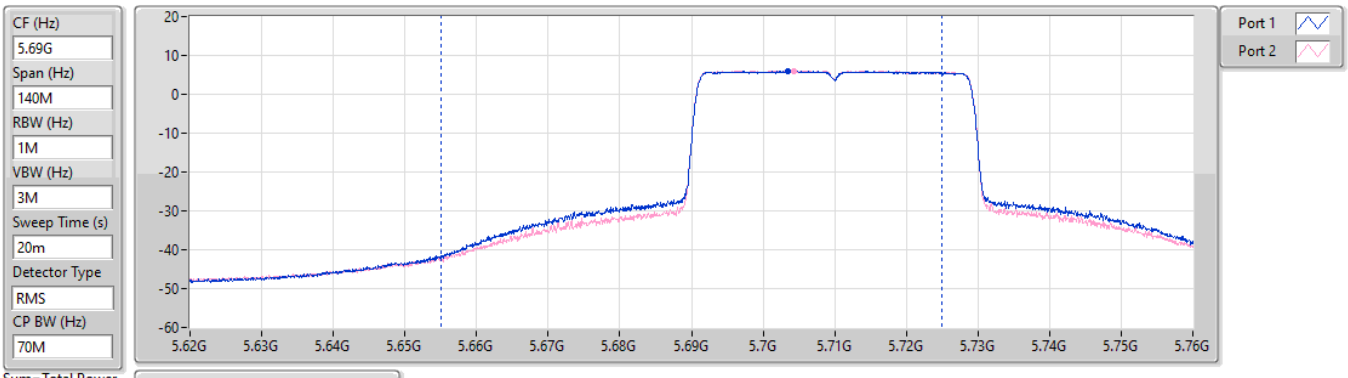

Sum=Total Power
PX=Port X

Sum(dBm)	P1(dBm)	P2(dBm)
23.67	20.61	20.70

5.725-5.85GHz_802.11be EHT40-BF_Nss1,(MCS0)_2TX **AV Power**

5710MHz Straddle 5.725-5.85GHz_TX

22/05/2025

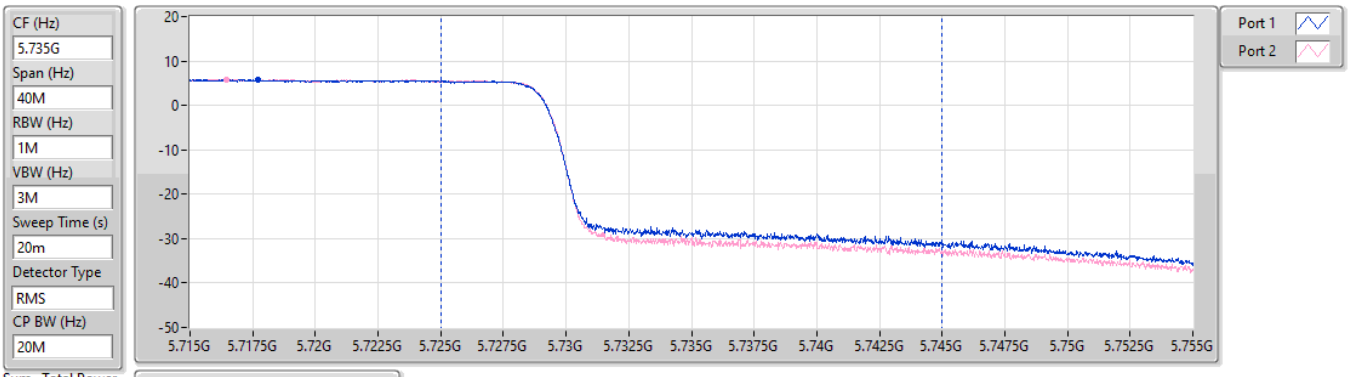

Sum=Total Power
PX=Port X

Sum(dBm)	P1(dBm)	P2(dBm)
13.97	10.92	11.00

5.47-5.725GHz_802.11be EHT80-BF_Nss1,(MCS0)_2TX **AV Power**

5690MHz Straddle 5.47-5.725GHz_TX

22/05/2025

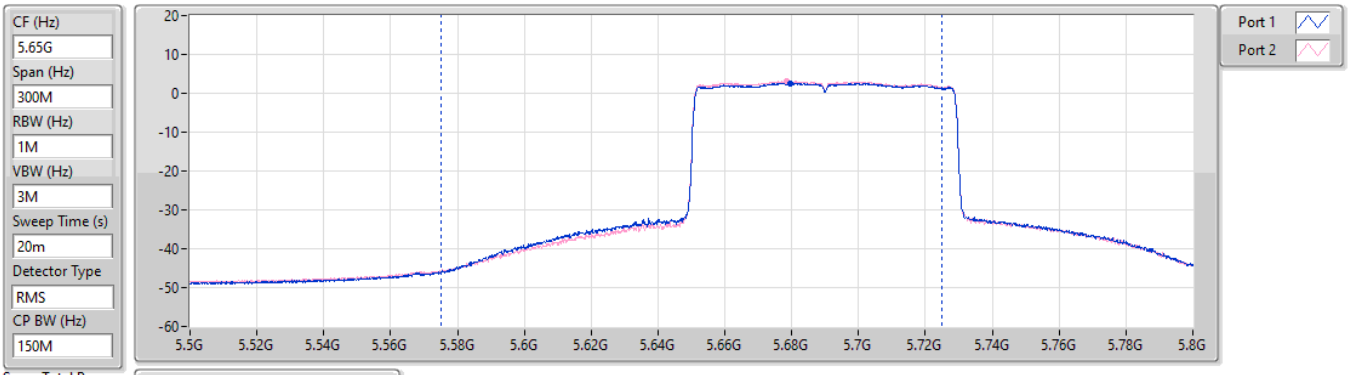

Sum=Total Power
PX=Port X

Sum(dBm)	P1(dBm)	P2(dBm)
23.58	20.35	20.77

5.725-5.85GHz_802.11be EHT80-BF_Nss1,(MCS0)_2TX **AV Power**

5690MHz Straddle 5.725-5.85GHz_TX

22/05/2025

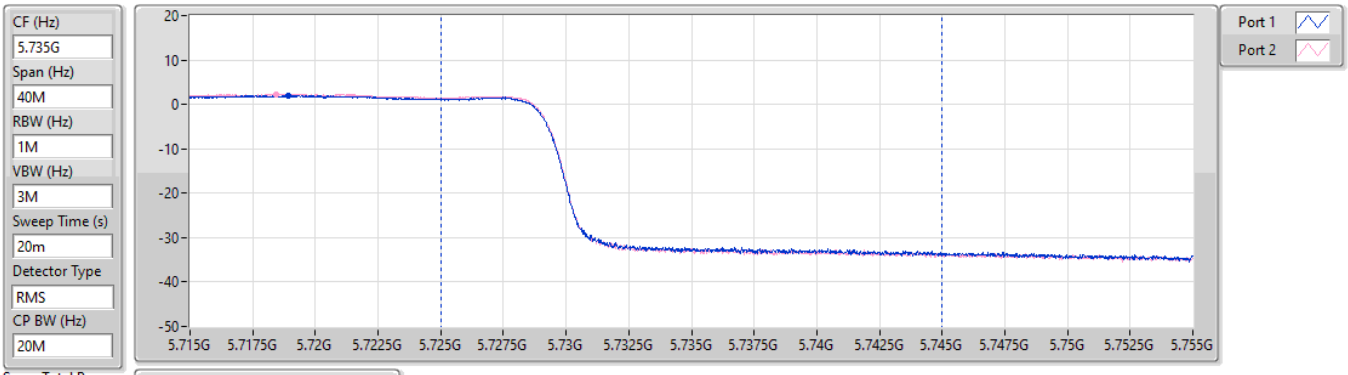

Sum=Total Power
PX=Port X

Sum(dBm)	P1(dBm)	P2(dBm)
10.09	6.91	7.25

5.15-5.25GHz_802.11be EHT160-BF_Nss1,(MCS0)_2TX **AV Power**

5250MHz Straddle 5.15-5.25GHz_TX

28/05/2025

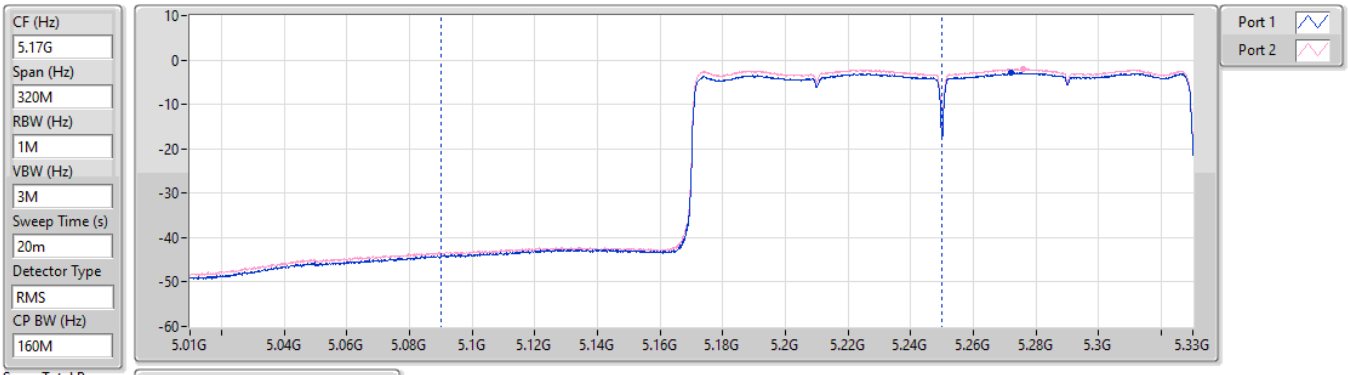

Sum=Total Power
PX=Port X

Sum(dBm)	P1(dBm)	P2(dBm)
18.20	14.67	15.65

5.25-5.35GHz_802.11be EHT160-BF_Nss1,(MCS0)_2TX **AV Power**

5250MHz Straddle 5.25-5.35GHz_TX

28/05/2025

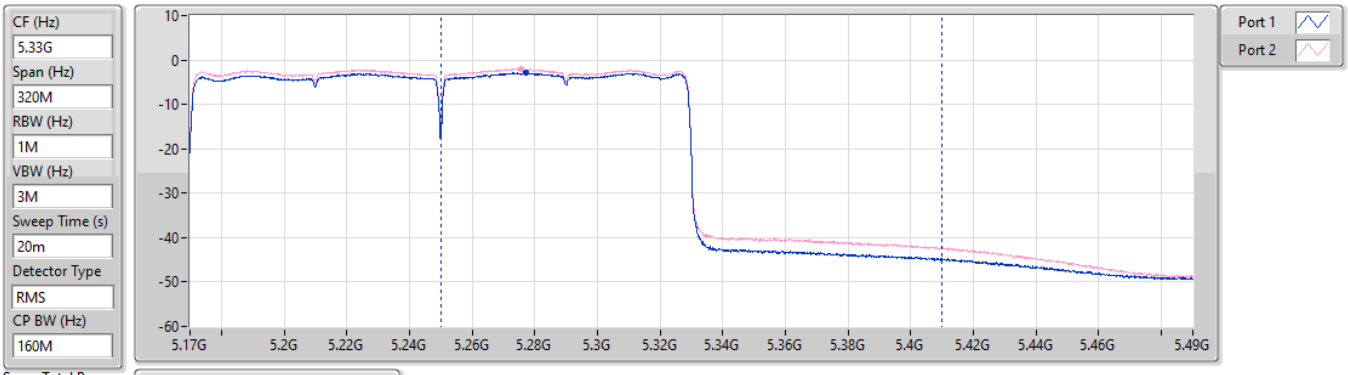

Sum=Total Power
PX=Port X

Sum(dBm)	P1(dBm)	P2(dBm)
18.45	15.01	15.83

Summary

Mode	PD (dBm/RBW)
5.15-5.25GHz	-
802.11a_Nss1,(6Mbps)_2TX	14.70
802.11be EHT20-BF_Nss1,(MCS0)_2TX	14.48
802.11be EHT40-BF_Nss1,(MCS0)_2TX	8.81
802.11be EHT80-BF_Nss1,(MCS0)_2TX	1.85
802.11be EHT160-BF_Nss1,(MCS0)_2TX	-1.33
5.25-5.35GHz	-
802.11a_Nss1,(6Mbps)_2TX	10.49
802.11be EHT20-BF_Nss1,(MCS0)_2TX	10.02
802.11be EHT40-BF_Nss1,(MCS0)_2TX	7.21
802.11be EHT80-BF_Nss1,(MCS0)_2TX	1.55
802.11be EHT160-BF_Nss1,(MCS0)_2TX	-1.02
5.47-5.725GHz	-
802.11a_Nss1,(6Mbps)_2TX	10.78
802.11be EHT20-BF_Nss1,(MCS0)_2TX	10.16
802.11be EHT40-BF_Nss1,(MCS0)_2TX	7.41
802.11be EHT80-BF_Nss1,(MCS0)_2TX	4.49
802.11be EHT160-BF_Nss1,(MCS0)_2TX	-1.24
5.725-5.85GHz	-
802.11a_Nss1,(6Mbps)_2TX	9.08
802.11be EHT20-BF_Nss1,(MCS0)_2TX	9.44
802.11be EHT40-BF_Nss1,(MCS0)_2TX	7.01
802.11be EHT80-BF_Nss1,(MCS0)_2TX	3.90

RBW = 500kHz for 5.725-5.85GHz band / 1MHz for other band;

Result

Mode	Result	DG (dBi)	Port 1 (dBm/RBW)	Port 2 (dBm/RBW)	PD (dBm/RBW)	PD Limit (dBm/RBW)
802.11a_Nss1,(6Mbps)_2TX	-	-	-	-	-	-
5180MHz	Pass	6.07	7.00	6.51	9.71	16.93
5200MHz	Pass	6.07	11.79	11.67	14.70	16.93
5240MHz	Pass	6.07	11.69	11.49	14.52	16.93
5260MHz	Pass	6.01	7.25	7.76	10.49	10.99
5300MHz	Pass	6.01	6.99	7.55	10.19	10.99
5320MHz	Pass	6.01	6.96	7.44	10.11	10.99
5500MHz	Pass	6.19	5.86	5.33	8.57	10.81
5580MHz	Pass	6.19	7.39	7.47	10.40	10.81
5700MHz	Pass	6.19	4.47	3.89	7.17	10.81
5720MHz Straddle 5.47-5.725GHz	Pass	6.19	7.62	8.05	10.78	10.81
5720MHz Straddle 5.725-5.85GHz	Pass	6.40	6.04	6.34	9.08	29.60
5745MHz	Pass	6.40	4.28	4.42	7.24	29.60
5785MHz	Pass	6.40	3.71	3.75	6.65	29.60
5825MHz	Pass	6.40	2.98	3.07	5.95	29.60
802.11be EHT20-BF_Nss1,(MCS0)_2TX	-	-	-	-	-	-
5180MHz	Pass	6.07	8.01	7.43	10.68	16.93
5200MHz	Pass	6.07	10.67	9.83	13.24	16.93
5240MHz	Pass	6.07	11.63	11.46	14.48	16.93
5260MHz	Pass	6.01	6.84	7.32	10.02	10.99
5300MHz	Pass	6.01	6.81	7.12	9.88	10.99
5320MHz	Pass	6.01	6.64	7.13	9.81	10.99
5500MHz	Pass	6.19	5.67	5.15	8.41	10.81
5580MHz	Pass	6.19	7.01	6.88	9.91	10.81
5700MHz	Pass	6.19	2.83	2.32	5.57	10.81
5720MHz Straddle 5.47-5.725GHz	Pass	6.19	7.10	7.36	10.16	10.81
5720MHz Straddle 5.725-5.85GHz	Pass	6.40	5.41	5.68	8.48	29.60
5745MHz	Pass	6.40	5.53	5.84	8.65	29.60
5785MHz	Pass	6.40	4.98	5.13	7.98	29.60
5825MHz	Pass	6.40	6.43	6.52	9.44	29.60
802.11be EHT40-BF_Nss1,(MCS0)_2TX	-	-	-	-	-	-
5190MHz	Pass	6.07	2.78	2.73	5.74	16.93
5230MHz	Pass	6.07	6.09	5.68	8.81	16.93
5270MHz	Pass	6.01	3.94	4.58	7.21	10.99
5310MHz	Pass	6.01	1.95	1.93	4.86	10.99
5510MHz	Pass	6.19	0.70	0.05	3.37	10.81
5550MHz	Pass	6.19	3.87	4.12	6.95	10.81
5670MHz	Pass	6.19	3.66	3.96	6.77	10.81
5710MHz Straddle 5.47-5.725GHz	Pass	6.19	4.39	4.50	7.41	10.81
5710MHz Straddle 5.725-5.85GHz	Pass	6.40	2.45	2.53	5.39	29.60
5755MHz	Pass	6.40	3.93	4.20	7.01	29.60
5795MHz	Pass	6.40	3.55	3.79	6.60	29.60
802.11be EHT80-BF_Nss1,(MCS0)_2TX	-	-	-	-	-	-
5210MHz	Pass	6.07	-1.11	-0.96	1.85	16.93
5290MHz	Pass	6.01	-1.30	-1.48	1.55	10.99
5530MHz	Pass	6.19	-1.92	-2.29	0.88	10.81
5610MHz	Pass	6.19	1.15	1.86	4.49	10.81
5690MHz Straddle 5.47-5.725GHz	Pass	6.19	1.03	1.53	4.26	10.81
5690MHz Straddle 5.725-5.85GHz	Pass	6.40	-1.39	-1.22	1.63	29.60
5775MHz	Pass	6.40	1.23	0.82	3.90	29.60
802.11be EHT160-BF_Nss1,(MCS0)_2TX	-	-	-	-	-	-
5250MHz Straddle 5.15-5.25GHz	Pass	6.07	-4.11	-4.46	-1.33	16.93
5250MHz Straddle 5.25-5.35GHz	Pass	6.01	-3.99	-4.04	-1.02	10.99
5570MHz	Pass	6.19	-3.97	-4.48	-1.24	10.81

DG = Directional Gain; RBW = 500kHz for 5.725-5.85GHz band / 1MHz for other band;
PD = trace bin-by-bin of each transmits port summing can be performed maximum power density; Port X = Port X Power Density;
Inf = There's no restriction for the limit.

5.15-5.25GHz_802.11a_Nss1,(6Mbps)_2TX **PSD**

5180MHz

04/06/2025

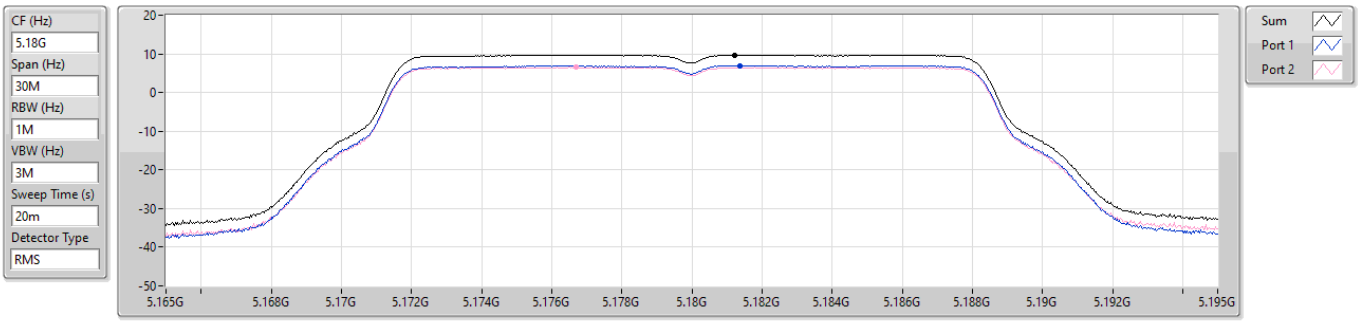

Sum	PD	Port 1	Port 2
(dBm/RBW)	(dBm/RBW)	(dBm/RBW)	(dBm/RBW)
9.71	9.71	7.00	6.51

5.15-5.25GHz_802.11a_Nss1,(6Mbps)_2TX **PSD**

5200MHz

22/05/2025

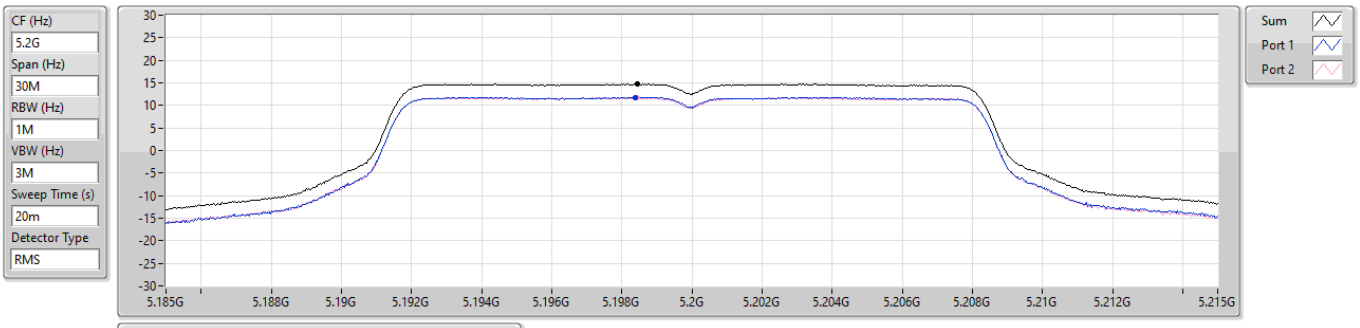

Sum	PD	Port 1	Port 2
(dBm/RBW)	(dBm/RBW)	(dBm/RBW)	(dBm/RBW)
14.70	14.70	11.79	11.67

5.15-5.25GHz_802.11a_Nss1,(6Mbps)_2TX **PSD**

5240MHz

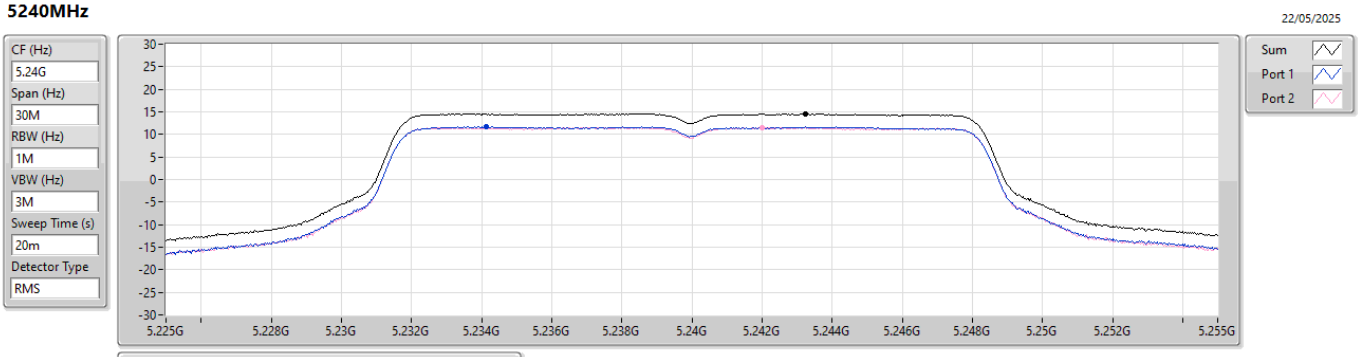

Sum	PD	Port 1	Port 2
(dBm/RBW)	(dBm/RBW)	(dBm/RBW)	(dBm/RBW)
14.52	14.52	11.69	11.49

5.25-5.35GHz_802.11a_Nss1,(6Mbps)_2TX **PSD**

5260MHz

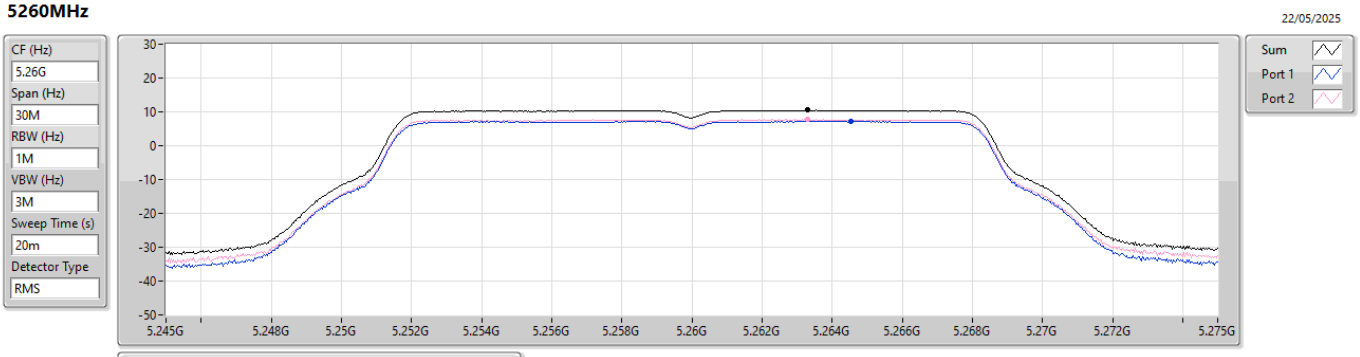

Sum	PD	Port 1	Port 2
(dBm/RBW)	(dBm/RBW)	(dBm/RBW)	(dBm/RBW)
10.49	10.49	7.25	7.76

5.25-5.35GHz_802.11a_Nss1,(6Mbps)_2TX **PSD**

5300MHz

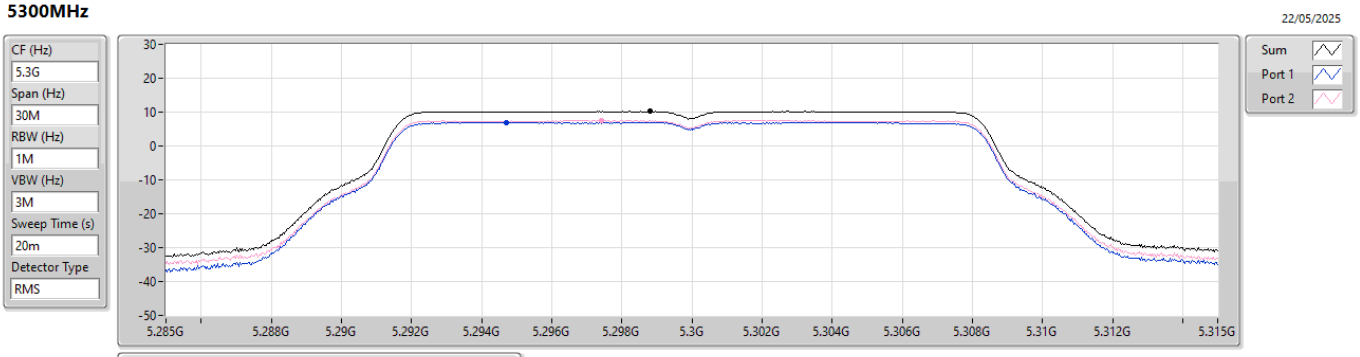

Sum	PD	Port 1	Port 2
(dBm/RBW)	(dBm/RBW)	(dBm/RBW)	(dBm/RBW)
10.19	10.19	6.99	7.55

5.25-5.35GHz_802.11a_Nss1,(6Mbps)_2TX **PSD**

5320MHz

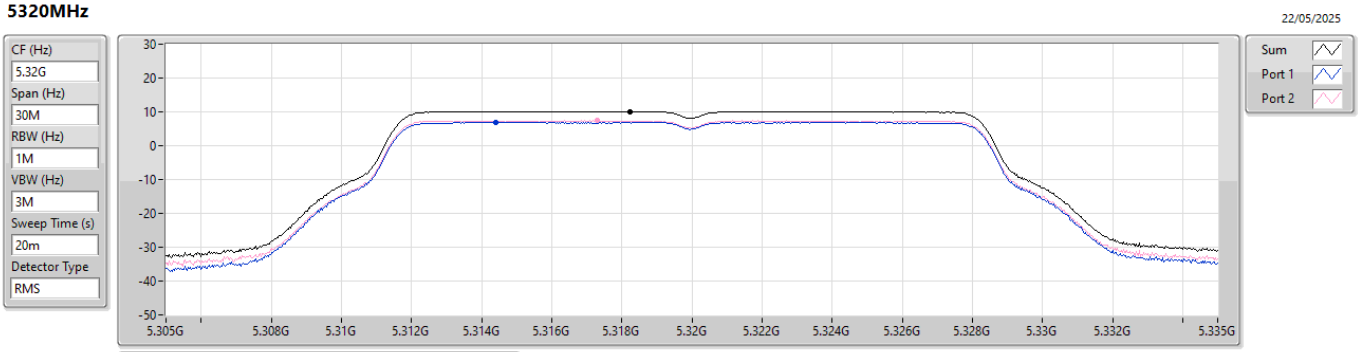

Sum	PD	Port 1	Port 2
(dBm/RBW)	(dBm/RBW)	(dBm/RBW)	(dBm/RBW)
10.11	10.11	6.96	7.44

5.47-5.725GHz_802.11a_Nss1,(6Mbps)_2TX **PSD**

5500MHz

04/06/2025

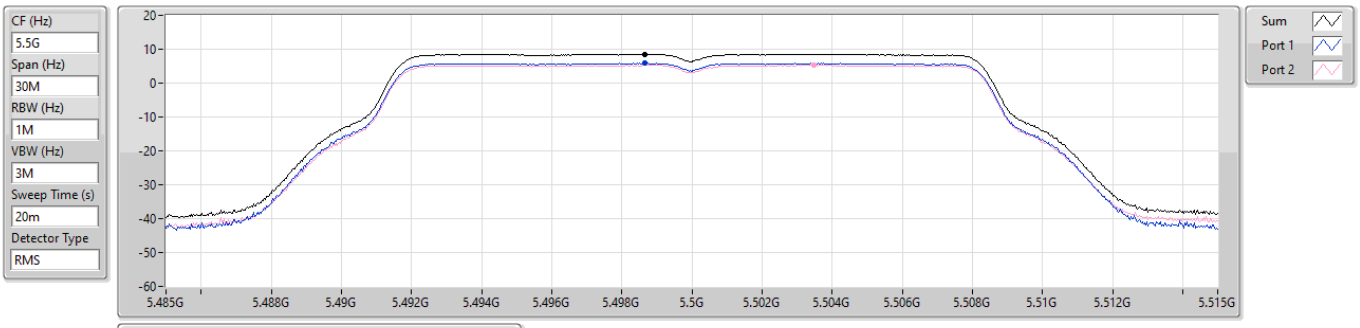

Sum	PD	Port 1	Port 2
(dBm/RBW)	(dBm/RBW)	(dBm/RBW)	(dBm/RBW)
8.57	8.57	5.86	5.33

5.47-5.725GHz_802.11a_Nss1,(6Mbps)_2TX **PSD**

5580MHz

22/05/2025

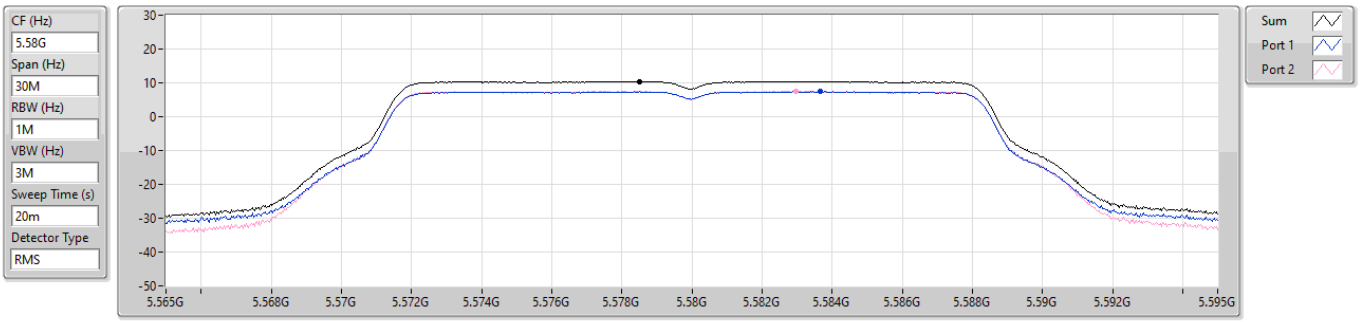

Sum	PD	Port 1	Port 2
(dBm/RBW)	(dBm/RBW)	(dBm/RBW)	(dBm/RBW)
10.40	10.40	7.39	7.47

5.47-5.725GHz_802.11a_Nss1,(6Mbps)_2TX **PSD**

5700MHz

04/06/2025

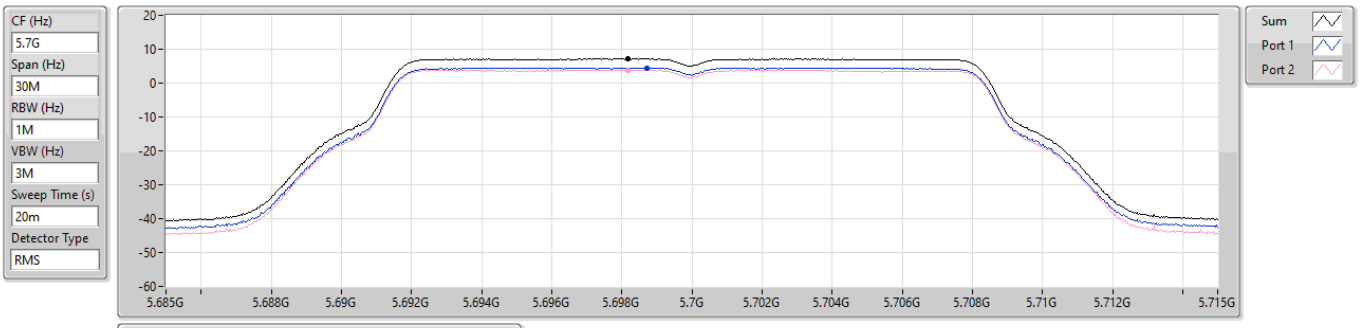

Sum	PD	Port 1	Port 2
(dBm/RBW)	(dBm/RBW)	(dBm/RBW)	(dBm/RBW)
7.17	7.17	4.47	3.89

5.47-5.725GHz_802.11a_Nss1,(6Mbps)_2TX **PSD**

5720MHz Straddle 5.47-5.725GHz

22/05/2025

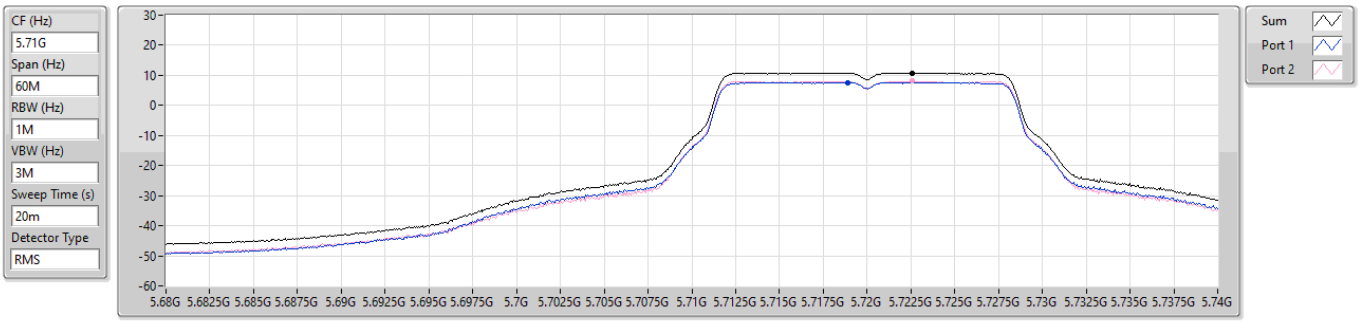

Sum	PD	Port 1	Port 2
(dBm/RBW)	(dBm/RBW)	(dBm/RBW)	(dBm/RBW)
10.78	10.78	7.62	8.05

5.725-5.85GHz_802.11a_Nss1,(6Mbps)_2TX **PSD**

5720MHz Straddle 5.725-5.85GHz

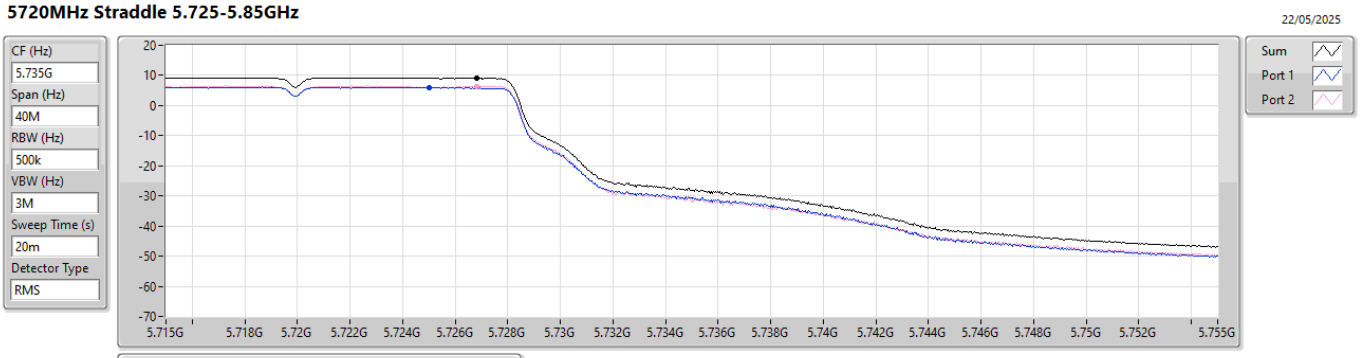

Sum	PD	Port 1	Port 2
(dBm/RBW)	(dBm/RBW)	(dBm/RBW)	(dBm/RBW)
9.08	9.08	6.04	6.34

5.725-5.85GHz_802.11a_Nss1,(6Mbps)_2TX **PSD**

5745MHz

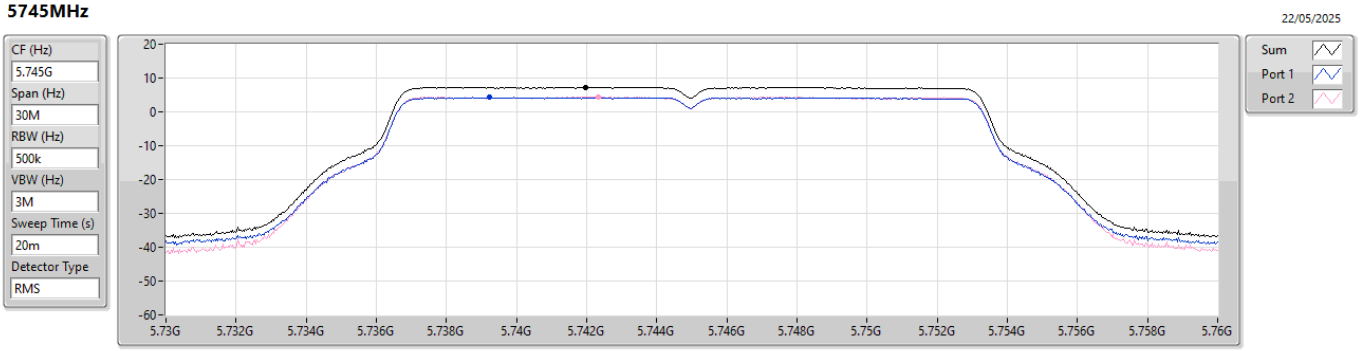

Sum	PD	Port 1	Port 2
(dBm/RBW)	(dBm/RBW)	(dBm/RBW)	(dBm/RBW)
7.24	7.24	4.28	4.42

5.725-5.85GHz_802.11a_Nss1,(6Mbps)_2TX **PSD**

5785MHz

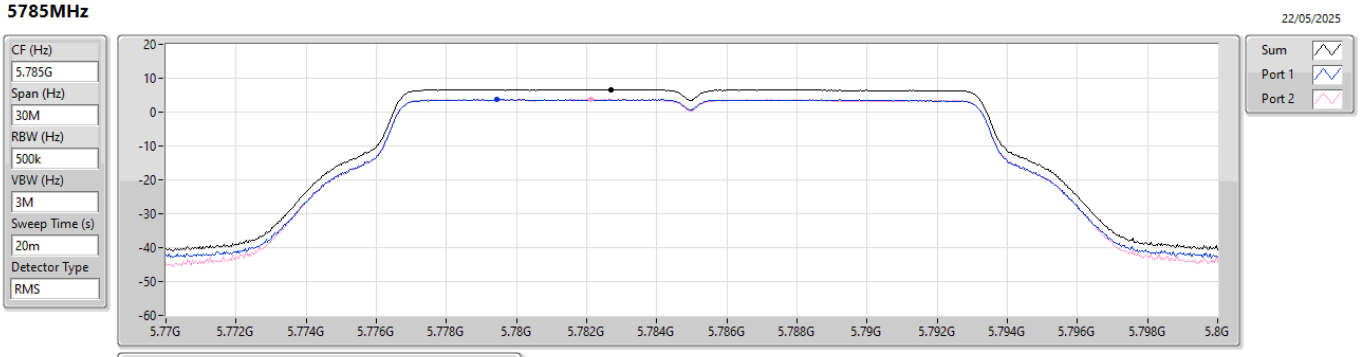

Sum	PD	Port 1	Port 2
(dBm/RBW)	(dBm/RBW)	(dBm/RBW)	(dBm/RBW)
6.65	6.65	3.71	3.75

5.725-5.85GHz_802.11a_Nss1,(6Mbps)_2TX **PSD**

5825MHz

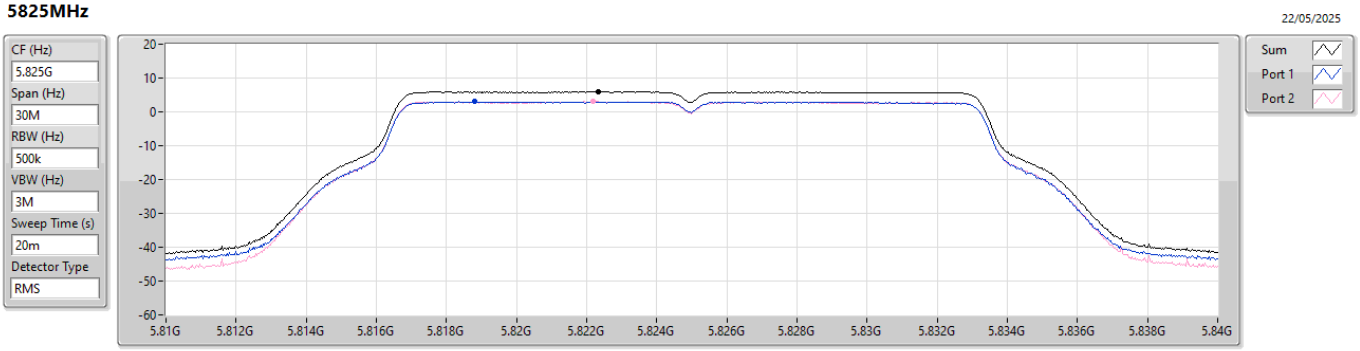

Sum	PD	Port 1	Port 2
(dBm/RBW)	(dBm/RBW)	(dBm/RBW)	(dBm/RBW)
5.95	5.95	2.98	3.07

5.15-5.25GHz_802.11be EHT20-BF_Nss1,(MCS0)_2TX **PSD**

5180MHz

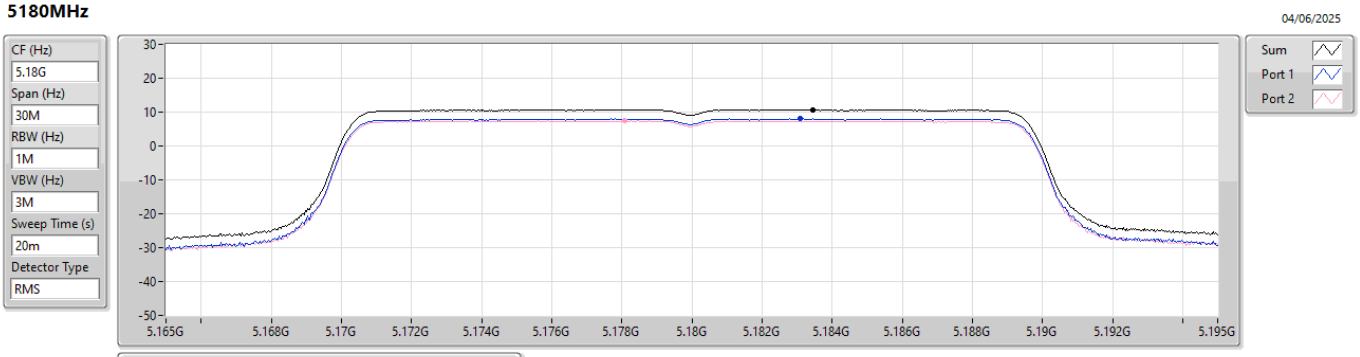

Sum	PD	Port 1	Port 2
(dBm/RBW)	(dBm/RBW)	(dBm/RBW)	(dBm/RBW)
10.68	10.68	8.01	7.43

5.15-5.25GHz_802.11be EHT20-BF_Nss1,(MCS0)_2TX **PSD**

5200MHz

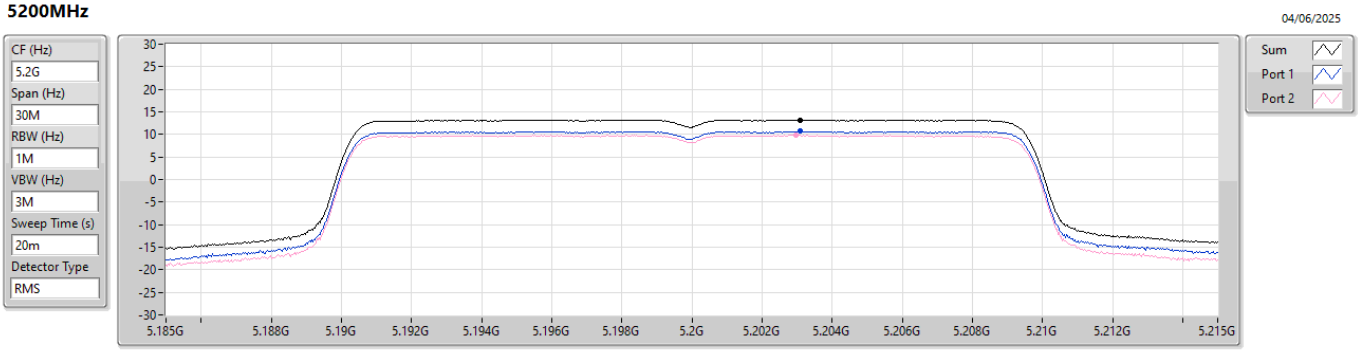

Sum	PD	Port 1	Port 2
(dBm/RBW)	(dBm/RBW)	(dBm/RBW)	(dBm/RBW)
13.24	13.24	10.67	9.83

5.15-5.25GHz_802.11be EHT20-BF_Nss1,(MCS0)_2TX **PSD**

5240MHz

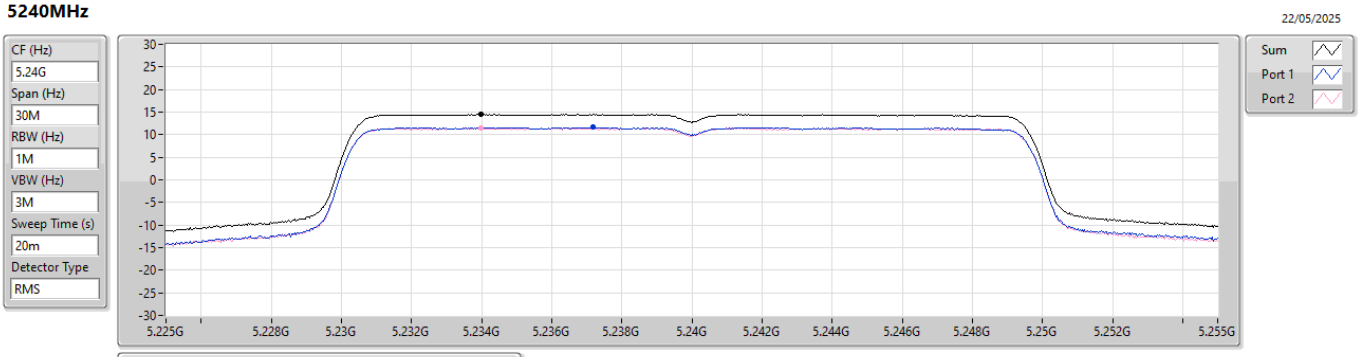

Sum	PD	Port 1	Port 2
(dBm/RBW)	(dBm/RBW)	(dBm/RBW)	(dBm/RBW)
14.48	14.48	11.63	11.46

5.25-5.35GHz_802.11be EHT20-BF_Nss1,(MCS0)_2TX **PSD**

5260MHz

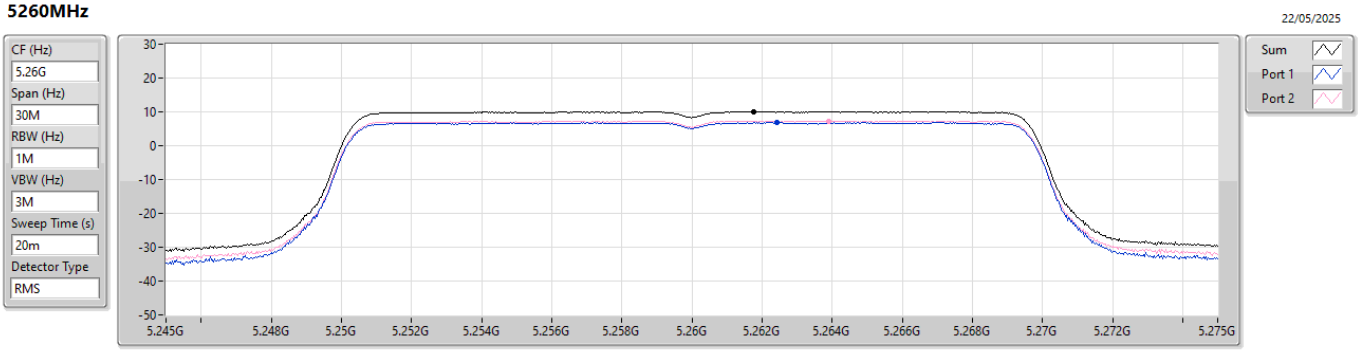

Sum	PD	Port 1	Port 2
(dBm/RBW)	(dBm/RBW)	(dBm/RBW)	(dBm/RBW)
10.02	10.02	6.84	7.32

5.25-5.35GHz_802.11be EHT20-BF_Nss1,(MCS0)_2TX **PSD**

5300MHz

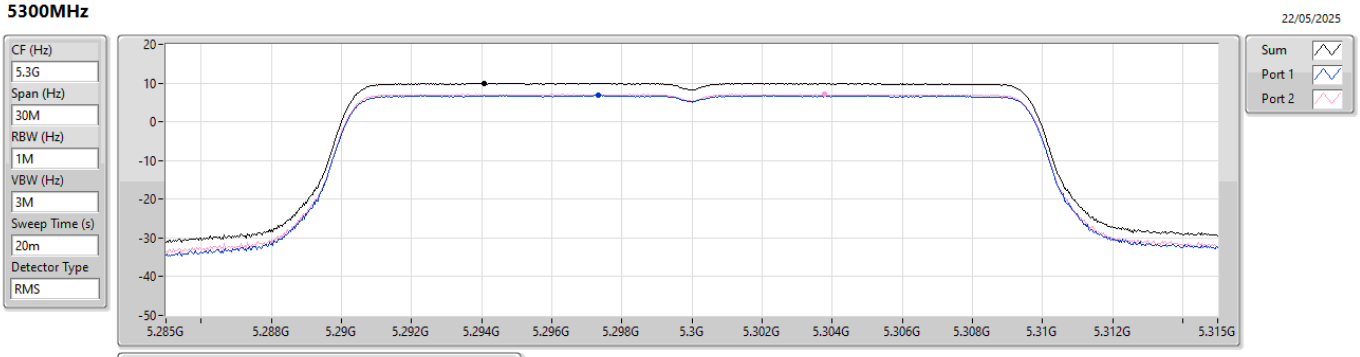

Sum	PD	Port 1	Port 2
(dBm/RBW)	(dBm/RBW)	(dBm/RBW)	(dBm/RBW)
9.88	9.88	6.81	7.12

5.25-5.35GHz_802.11be EHT20-BF_Nss1,(MCS0)_2TX **PSD**

5320MHz

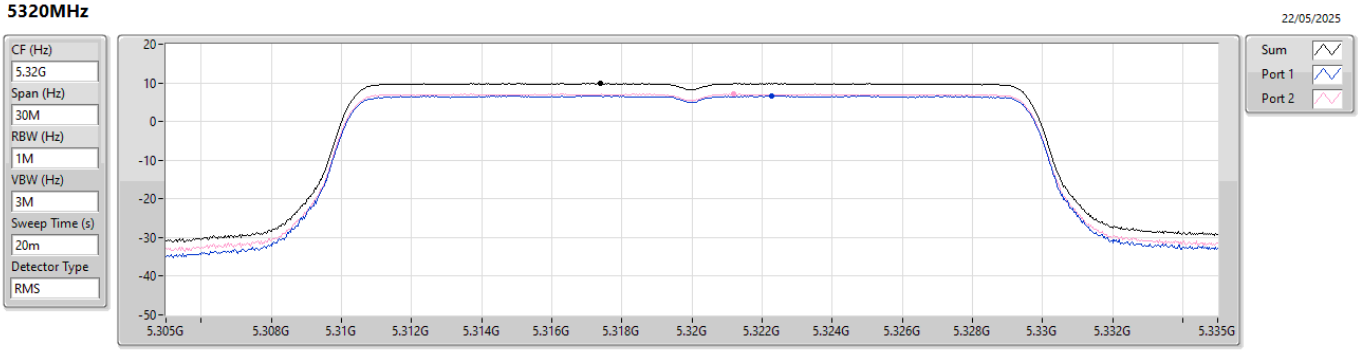

Sum	PD	Port 1	Port 2
(dBm/RBW)	(dBm/RBW)	(dBm/RBW)	(dBm/RBW)
9.81	9.81	6.64	7.13

5.47-5.725GHz_802.11be EHT20-BF_Nss1,(MCS0)_2TX **PSD**

5500MHz

04/06/2025

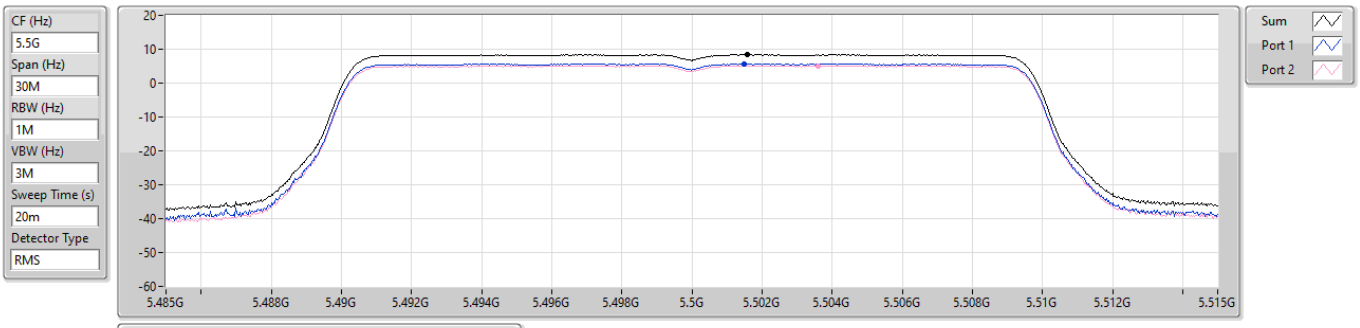

Sum	PD	Port 1	Port 2
(dBm/RBW)	(dBm/RBW)	(dBm/RBW)	(dBm/RBW)
8.41	8.41	5.67	5.15

5.47-5.725GHz_802.11be EHT20-BF_Nss1,(MCS0)_2TX **PSD**

5580MHz

22/05/2025

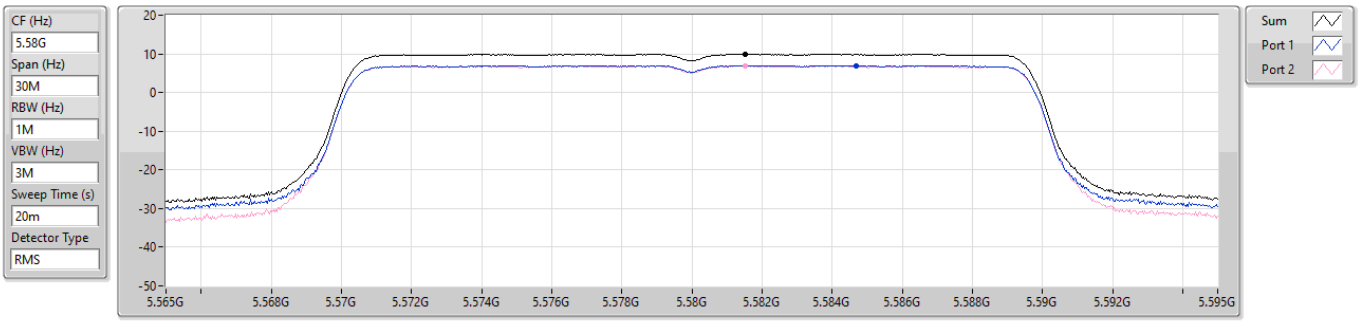

Sum	PD	Port 1	Port 2
(dBm/RBW)	(dBm/RBW)	(dBm/RBW)	(dBm/RBW)
9.91	9.91	7.01	6.88

5.47-5.725GHz_802.11be EHT20-BF_Nss1,(MCS0)_2TX **PSD**

5700MHz

04/06/2025

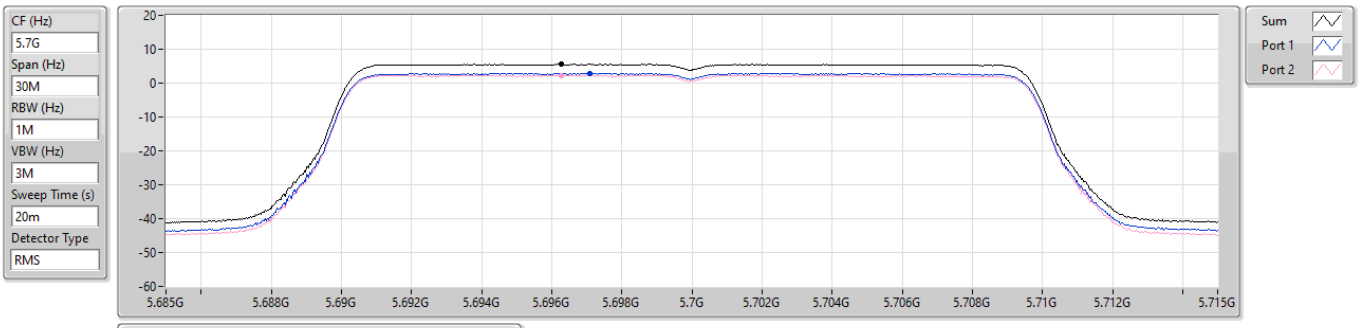

Sum	PD	Port 1	Port 2
(dBm/RBW)	(dBm/RBW)	(dBm/RBW)	(dBm/RBW)
5.57	5.57	2.83	2.32

5.47-5.725GHz_802.11be EHT20-BF_Nss1,(MCS0)_2TX **PSD**

5720MHz Straddle 5.47-5.725GHz

22/05/2025

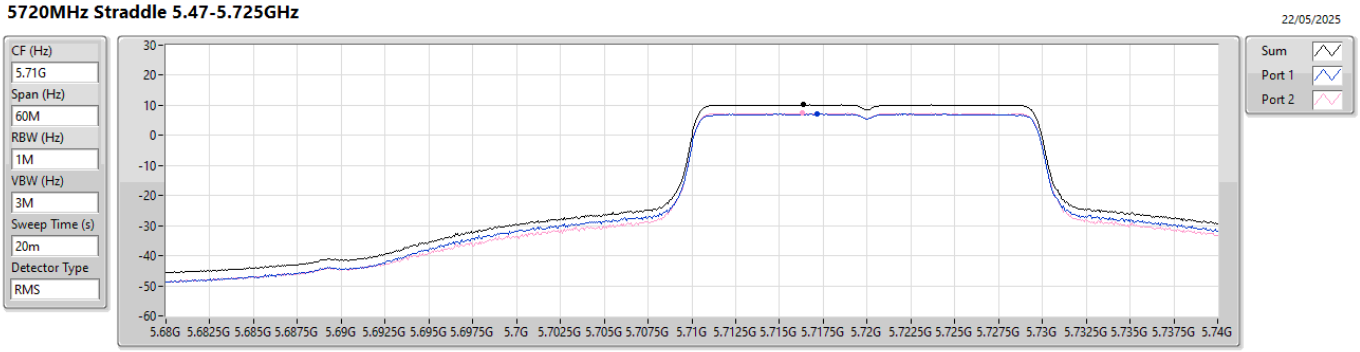

Sum	PD	Port 1	Port 2
(dBm/RBW)	(dBm/RBW)	(dBm/RBW)	(dBm/RBW)
10.16	10.16	7.10	7.36

5.725-5.85GHz_802.11be EHT20-BF_Nss1,(MCS0)_2TX **PSD**

5720MHz Straddle 5.725-5.85GHz

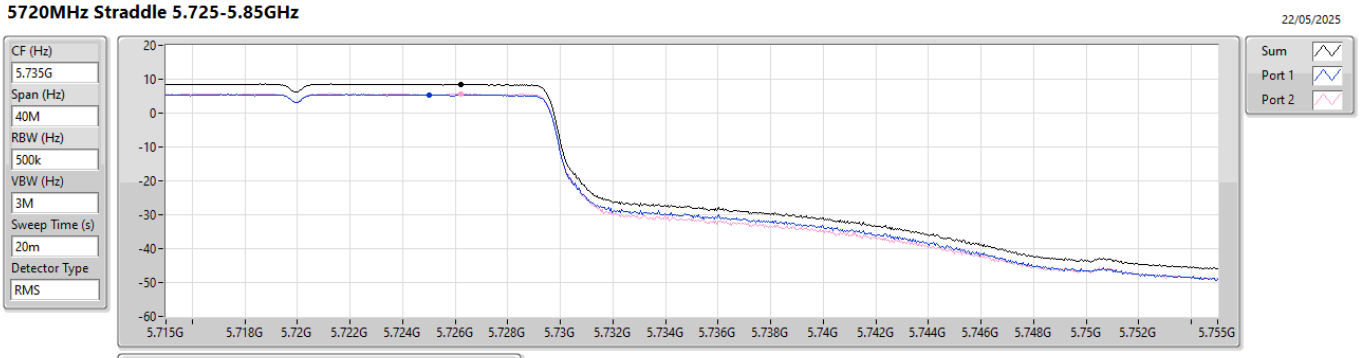

Sum	PD	Port 1	Port 2
(dBm/RBW)	(dBm/RBW)	(dBm/RBW)	(dBm/RBW)
8.48	8.48	5.41	5.68

5.725-5.85GHz_802.11be EHT20-BF_Nss1,(MCS0)_2TX **PSD**

5745MHz

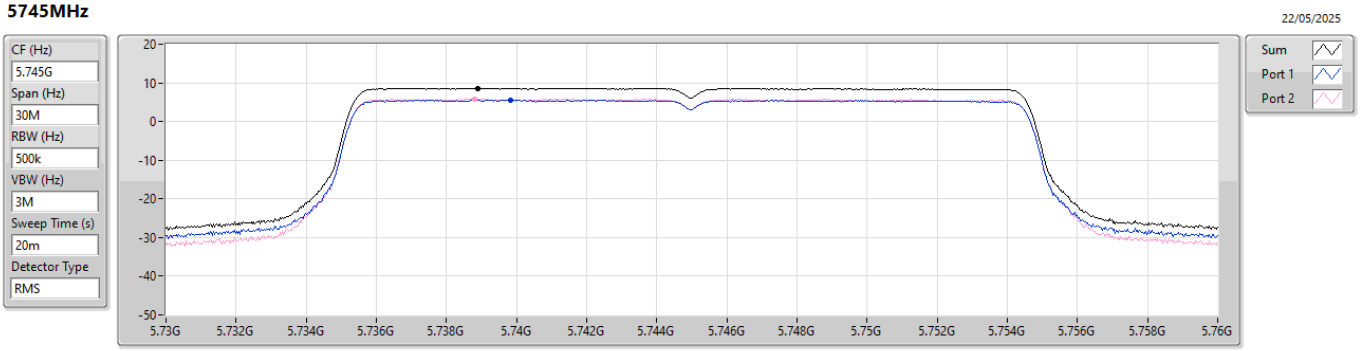

Sum	PD	Port 1	Port 2
(dBm/RBW)	(dBm/RBW)	(dBm/RBW)	(dBm/RBW)
8.65	8.65	5.53	5.84

5.725-5.85GHz_802.11be EHT20-BF_Nss1,(MCS0)_2TX **PSD**

5785MHz

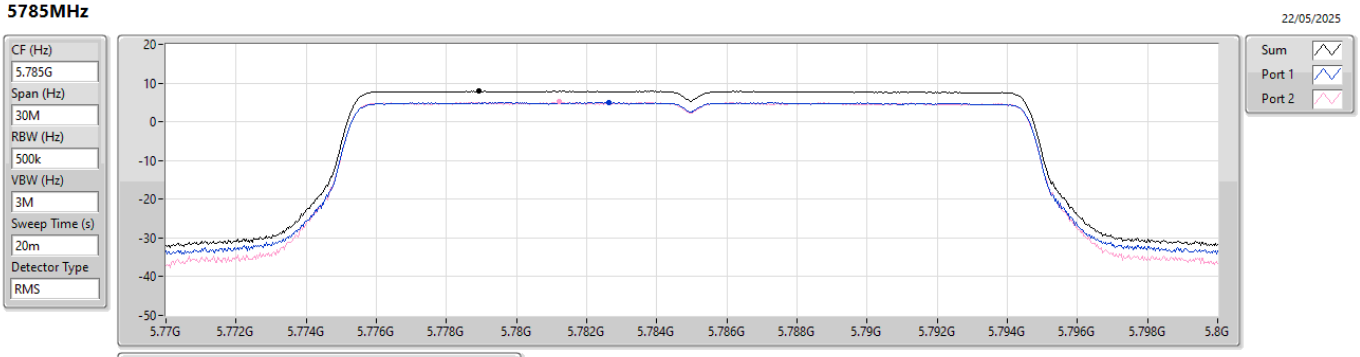

Sum	PD	Port 1	Port 2
(dBm/RBW)	(dBm/RBW)	(dBm/RBW)	(dBm/RBW)
7.98	7.98	4.98	5.13

5.725-5.85GHz_802.11be EHT20-BF_Nss1,(MCS0)_2TX **PSD**

5825MHz

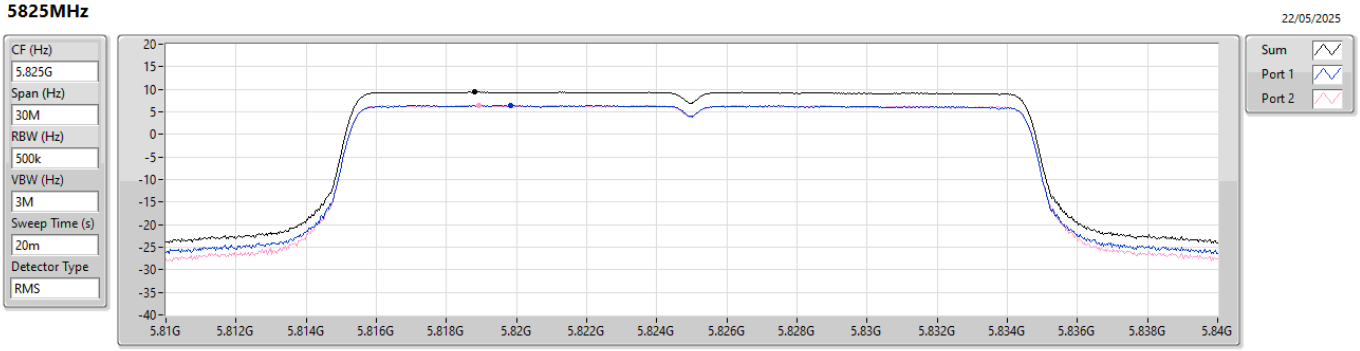

Sum	PD	Port 1	Port 2
(dBm/RBW)	(dBm/RBW)	(dBm/RBW)	(dBm/RBW)
9.44	9.44	6.43	6.52

5.15-5.25GHz_802.11be EHT40-BF_Nss1,(MCS0)_2TX **PSD**

5190MHz

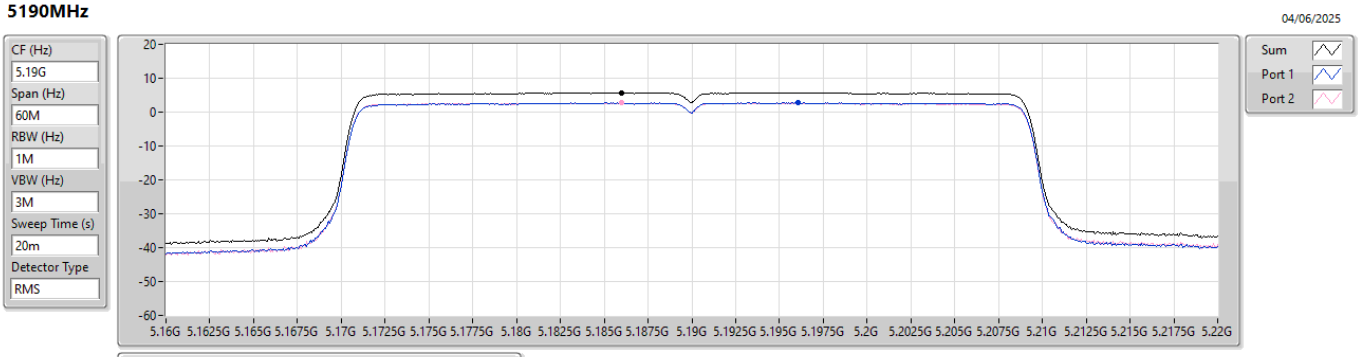

Sum	PD	Port 1	Port 2
(dBm/RBW)	(dBm/RBW)	(dBm/RBW)	(dBm/RBW)
5.74	5.74	2.78	2.73

5.15-5.25GHz_802.11be EHT40-BF_Nss1,(MCS0)_2TX **PSD**

5230MHz

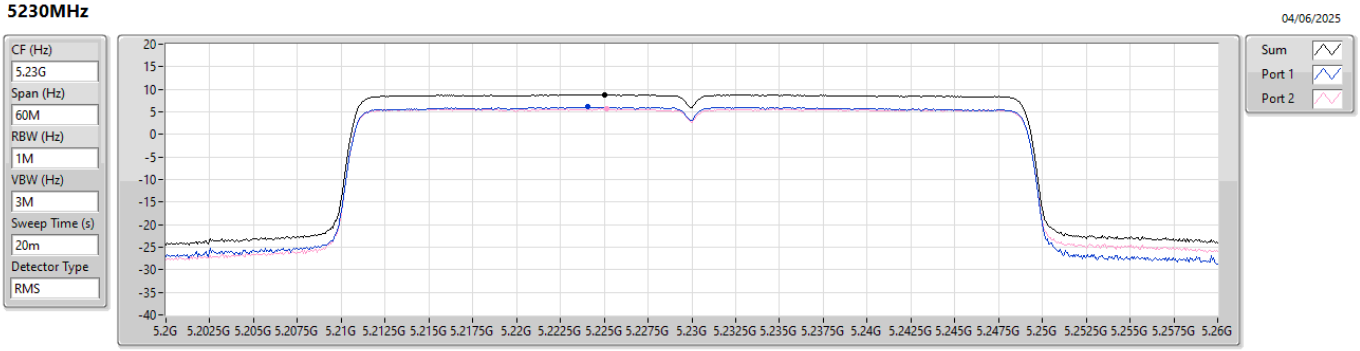

Sum	PD	Port 1	Port 2
(dBm/RBW)	(dBm/RBW)	(dBm/RBW)	(dBm/RBW)
8.81	8.81	6.09	5.68

5.25-5.35GHz_802.11be EHT40-BF_Nss1,(MCS0)_2TX **PSD**

5270MHz

22/05/2025

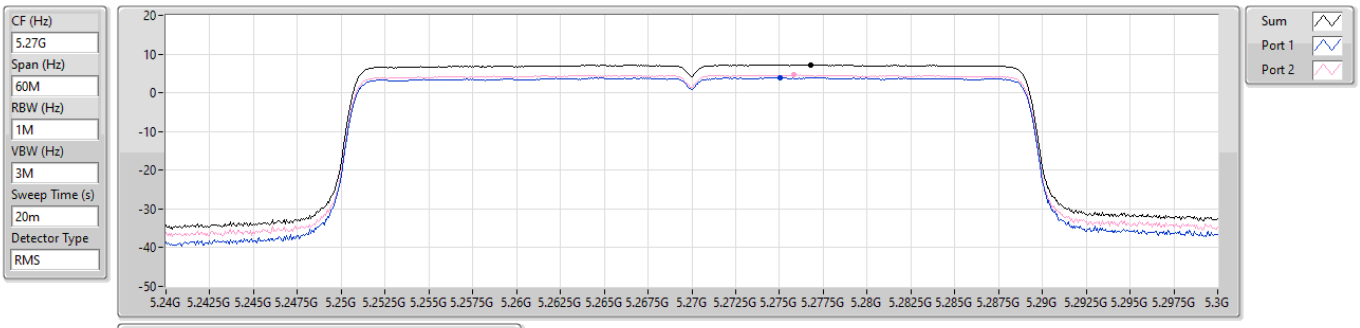

Sum	PD	Port 1	Port 2
(dBm/RBW)	(dBm/RBW)	(dBm/RBW)	(dBm/RBW)
7.21	7.21	3.94	4.58

5.25-5.35GHz_802.11be EHT40-BF_Nss1,(MCS0)_2TX **PSD**

5310MHz

04/06/2025

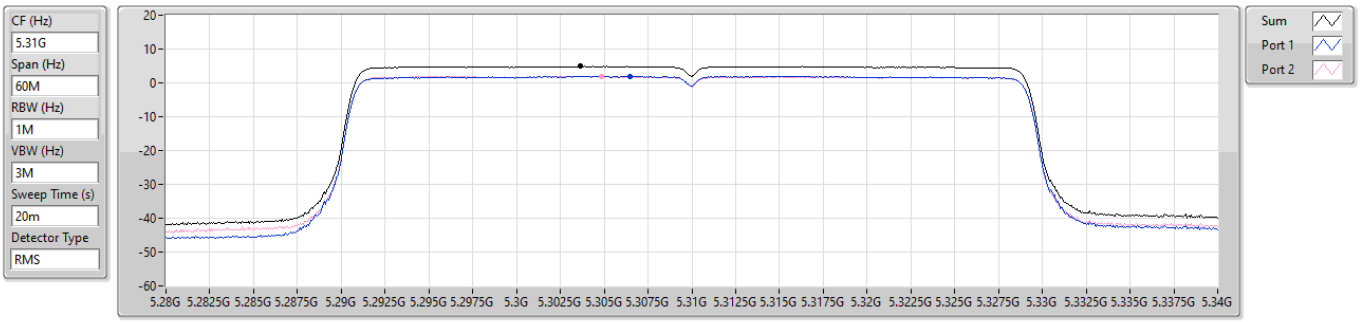

Sum	PD	Port 1	Port 2
(dBm/RBW)	(dBm/RBW)	(dBm/RBW)	(dBm/RBW)
4.86	4.86	1.95	1.93

5.47-5.725GHz_802.11be EHT40-BF_Nss1,(MCS0)_2TX **PSD**

5510MHz

04/06/2025

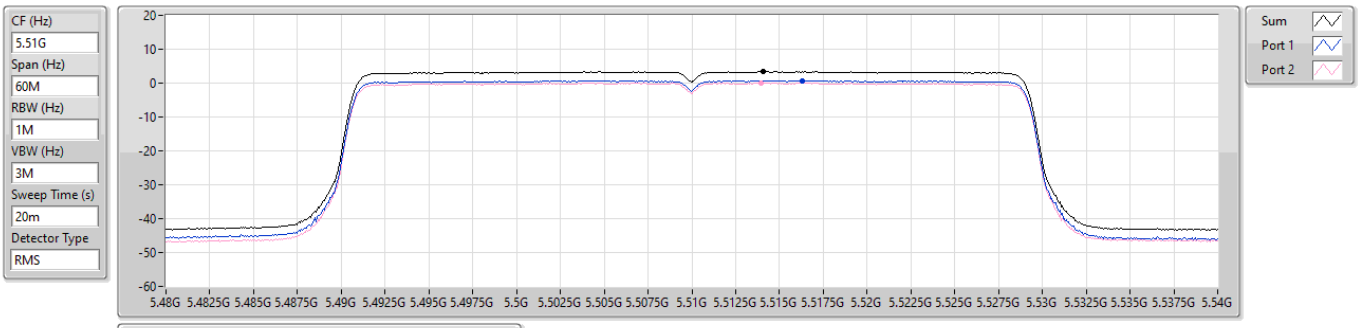

Sum	PD	Port 1	Port 2
(dBm/RBW)	(dBm/RBW)	(dBm/RBW)	(dBm/RBW)
3.37	3.37	0.70	0.05

5.47-5.725GHz_802.11be EHT40-BF_Nss1,(MCS0)_2TX **PSD**

5550MHz

22/05/2025

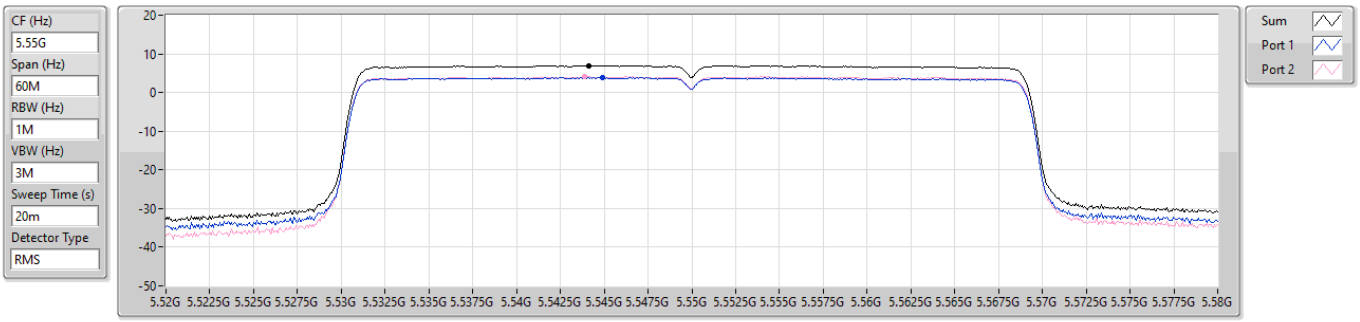

Sum	PD	Port 1	Port 2
(dBm/RBW)	(dBm/RBW)	(dBm/RBW)	(dBm/RBW)
6.95	6.95	3.87	4.12

5.47-5.725GHz_802.11be EHT40-BF_Nss1,(MCS0)_2TX **PSD**

5670MHz

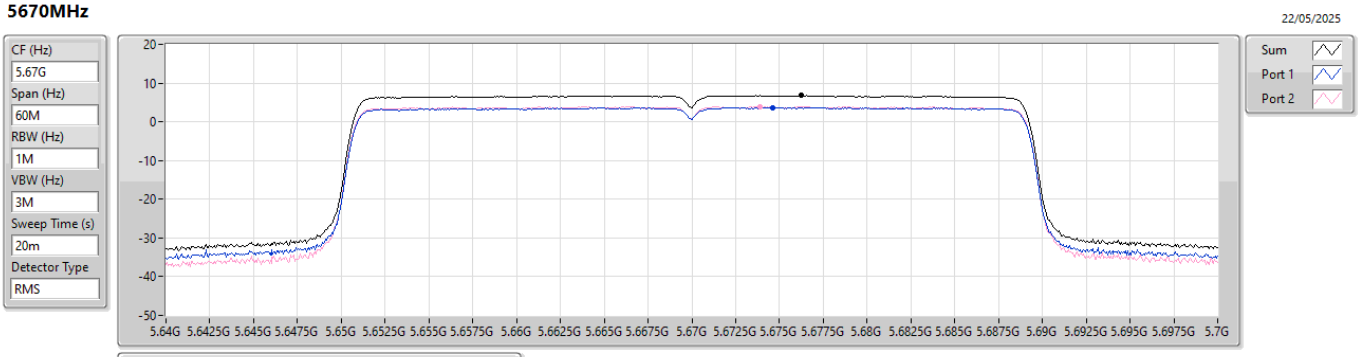

Sum	PD	Port 1	Port 2
(dBm/RBW)	(dBm/RBW)	(dBm/RBW)	(dBm/RBW)
6.77	6.77	3.66	3.96

5.47-5.725GHz_802.11be EHT40-BF_Nss1,(MCS0)_2TX **PSD**

5710MHz Straddle 5.47-5.725GHz

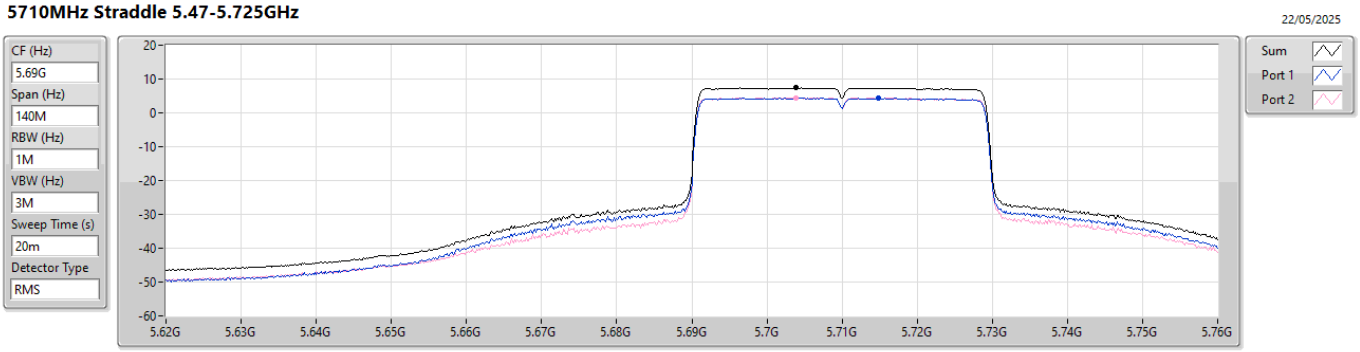

Sum	PD	Port 1	Port 2
(dBm/RBW)	(dBm/RBW)	(dBm/RBW)	(dBm/RBW)
7.41	7.41	4.39	4.50

5.725-5.85GHz_802.11be EHT40-BF_Nss1,(MCS0)_2TX **PSD**

5710MHz Straddle 5.725-5.85GHz

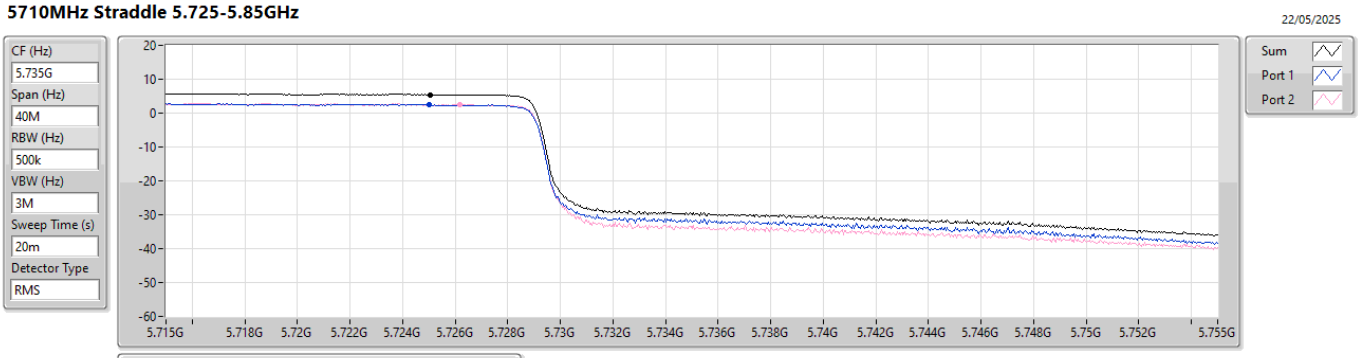

Sum	PD	Port 1	Port 2
(dBm/RBW)	(dBm/RBW)	(dBm/RBW)	(dBm/RBW)
5.39	5.39	2.45	2.53

5.725-5.85GHz_802.11be EHT40-BF_Nss1,(MCS0)_2TX **PSD**

5755MHz

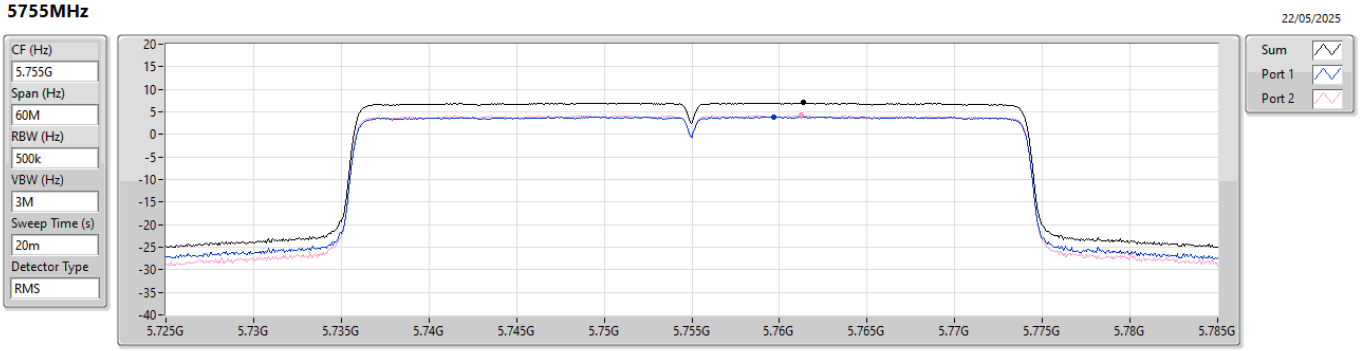

Sum	PD	Port 1	Port 2
(dBm/RBW)	(dBm/RBW)	(dBm/RBW)	(dBm/RBW)
7.01	7.01	3.93	4.20

5.725-5.85GHz_802.11be EHT40-BF_Nss1,(MCS0)_2TX **PSD**

5795MHz

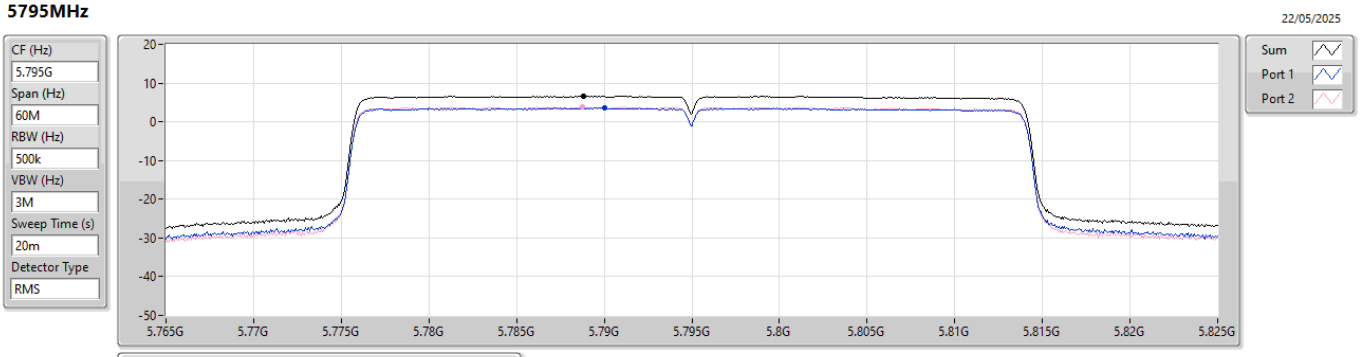

Sum	PD	Port 1	Port 2
(dBm/RBW)	(dBm/RBW)	(dBm/RBW)	(dBm/RBW)
6.60	6.60	3.55	3.79

5.15-5.25GHz_802.11be EHT80-BF_Nss1,(MCS0)_2TX **PSD**

5210MHz

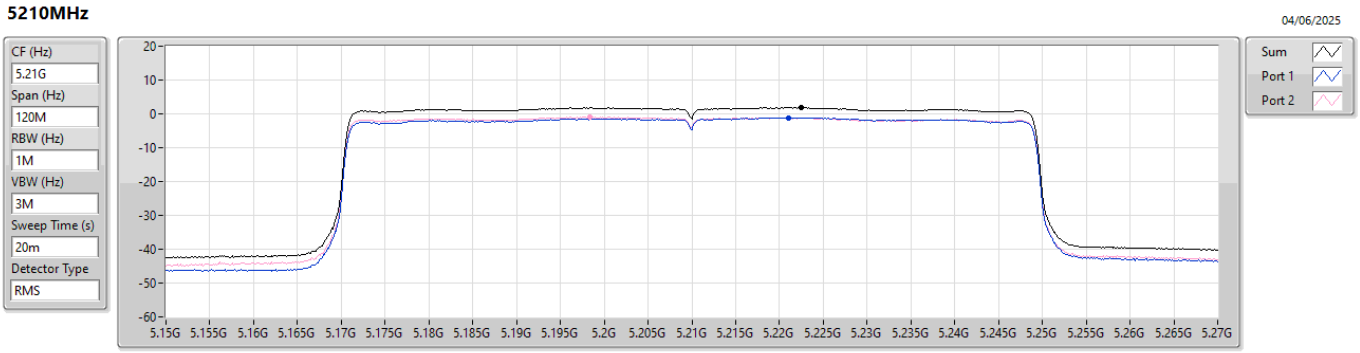

Sum	PD	Port 1	Port 2
(dBm/RBW)	(dBm/RBW)	(dBm/RBW)	(dBm/RBW)
1.85	1.85	-1.11	-0.96

5.25-5.35GHz_802.11be EHT80-BF_Nss1,(MCS0)_2TX **PSD**

5290MHz

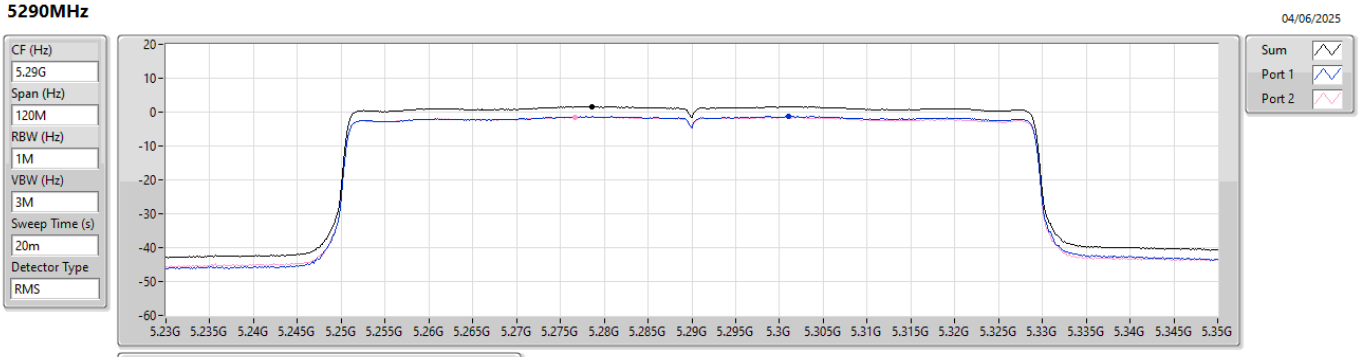

Sum	PD	Port 1	Port 2
(dBm/RBW)	(dBm/RBW)	(dBm/RBW)	(dBm/RBW)
1.55	1.55	-1.30	-1.48

5.47-5.725GHz_802.11be EHT80-BF_Nss1,(MCS0)_2TX **PSD**

5530MHz

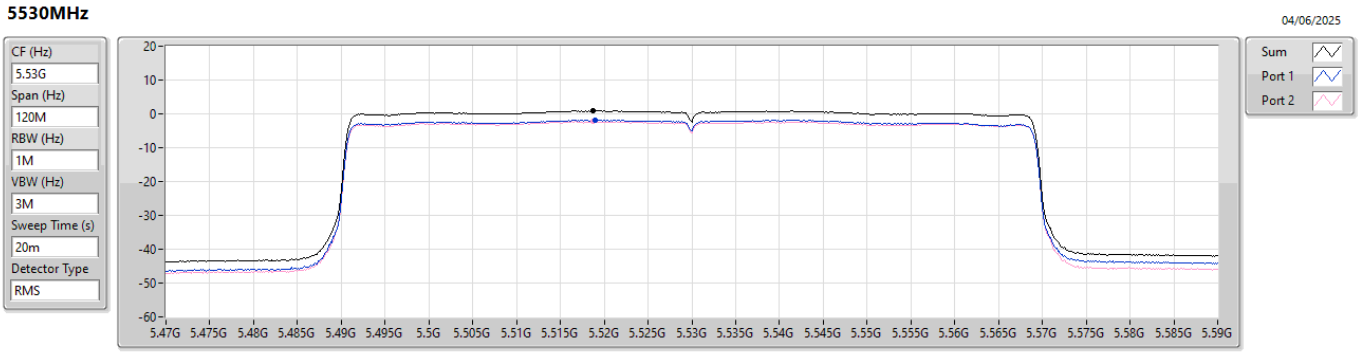

Sum	PD	Port 1	Port 2
(dBm/RBW)	(dBm/RBW)	(dBm/RBW)	(dBm/RBW)
0.88	0.88	-1.92	-2.29

5.47-5.725GHz_802.11be EHT80-BF_Nss1,(MCS0)_2TX **PSD**

5610MHz

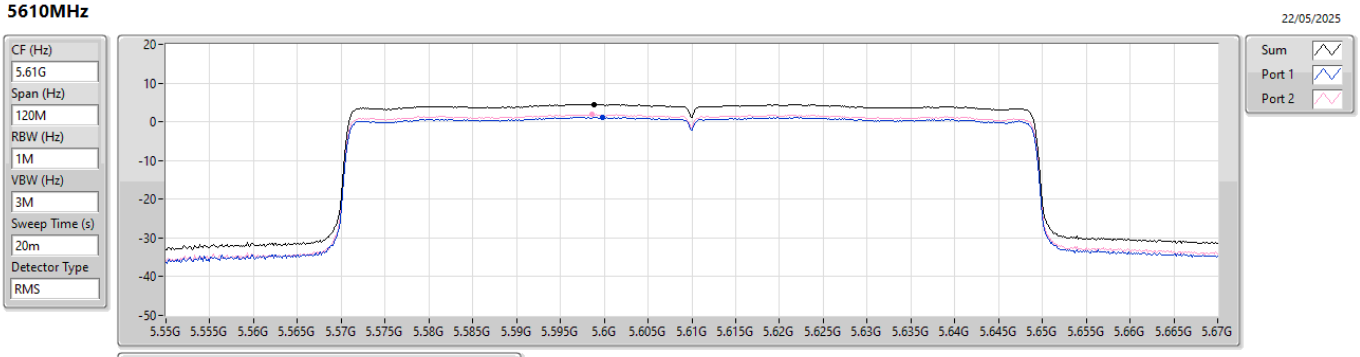

Sum	PD	Port 1	Port 2
(dBm/RBW)	(dBm/RBW)	(dBm/RBW)	(dBm/RBW)
4.49	4.49	1.15	1.86

5.47-5.725GHz_802.11be EHT80-BF_Nss1,(MCS0)_2TX **PSD**

5690MHz Straddle 5.47-5.725GHz

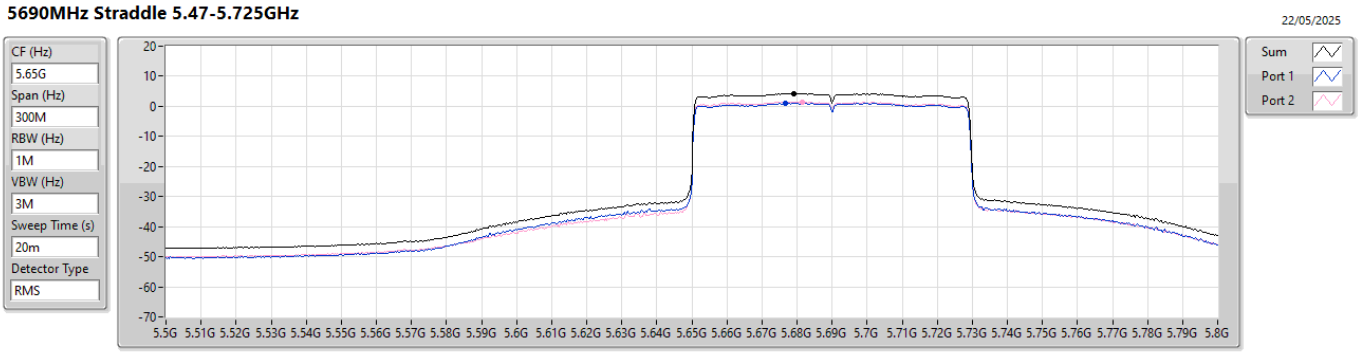

Sum	PD	Port 1	Port 2
(dBm/RBW)	(dBm/RBW)	(dBm/RBW)	(dBm/RBW)
4.26	4.26	1.03	1.53

5.725-5.85GHz_802.11be EHT80-BF_Nss1,(MCS0)_2TX **PSD**

5690MHz Straddle 5.725-5.85GHz

22/05/2025

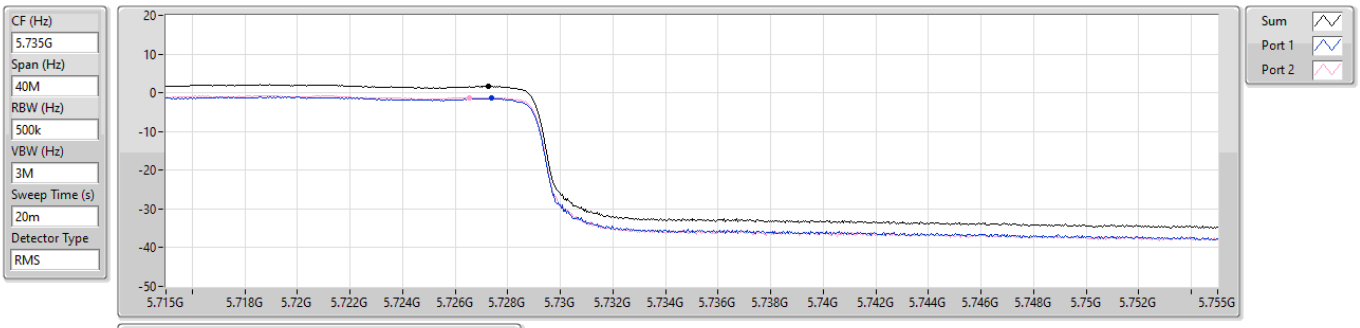

Sum	PD	Port 1	Port 2
(dBm/RBW)	(dBm/RBW)	(dBm/RBW)	(dBm/RBW)
1.63	1.63	-1.39	-1.22

5.725-5.85GHz_802.11be EHT80-BF_Nss1,(MCS0)_2TX **PSD**

5775MHz

04/06/2025

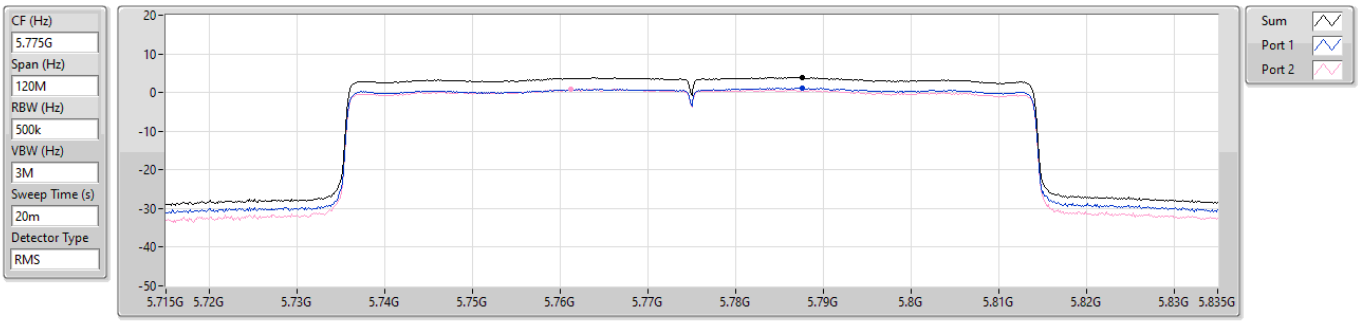

Sum	PD	Port 1	Port 2
(dBm/RBW)	(dBm/RBW)	(dBm/RBW)	(dBm/RBW)
3.90	3.90	1.23	0.82

5.15-5.25GHz_802.11be EHT160-BF_Nss1,(MCS0)_2TX **PSD**

5250MHz Straddle 5.15-5.25GHz

04/06/2025

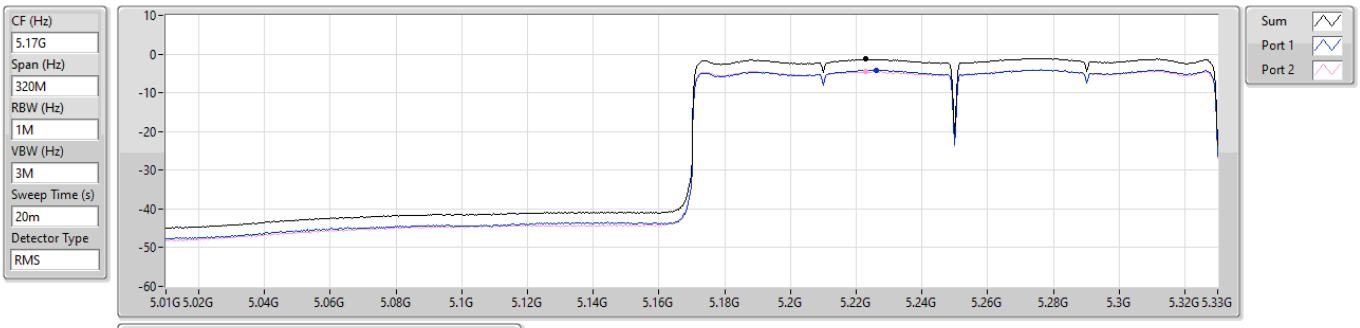

Sum	PD	Port 1	Port 2
(dBm/RBW)	(dBm/RBW)	(dBm/RBW)	(dBm/RBW)
-1.33	-1.33	-4.11	-4.46

5.25-5.35GHz_802.11be EHT160-BF_Nss1,(MCS0)_2TX **PSD**

5250MHz Straddle 5.25-5.35GHz

04/06/2025

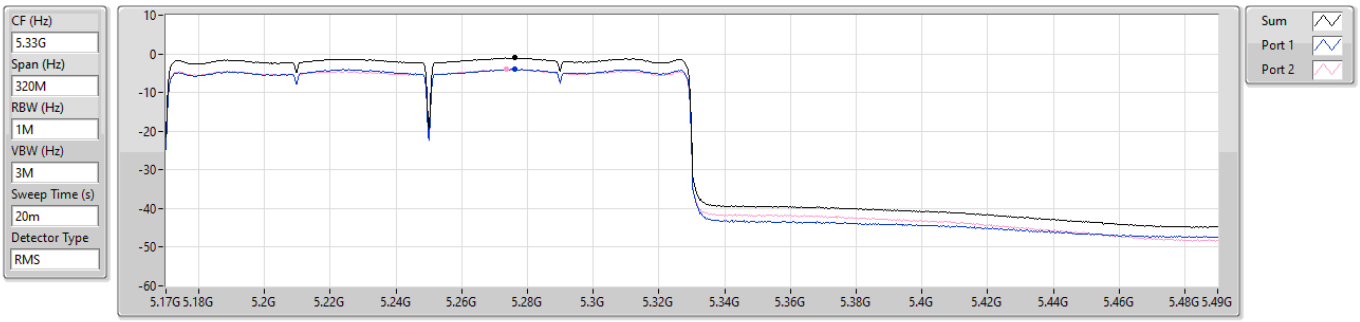

Sum	PD	Port 1	Port 2
(dBm/RBW)	(dBm/RBW)	(dBm/RBW)	(dBm/RBW)
-1.02	-1.02	-3.99	-4.04

5.47-5.725GHz_802.11be EHT160-BF_Nss1,(MCS0)_2TX **PSD**

5570MHz

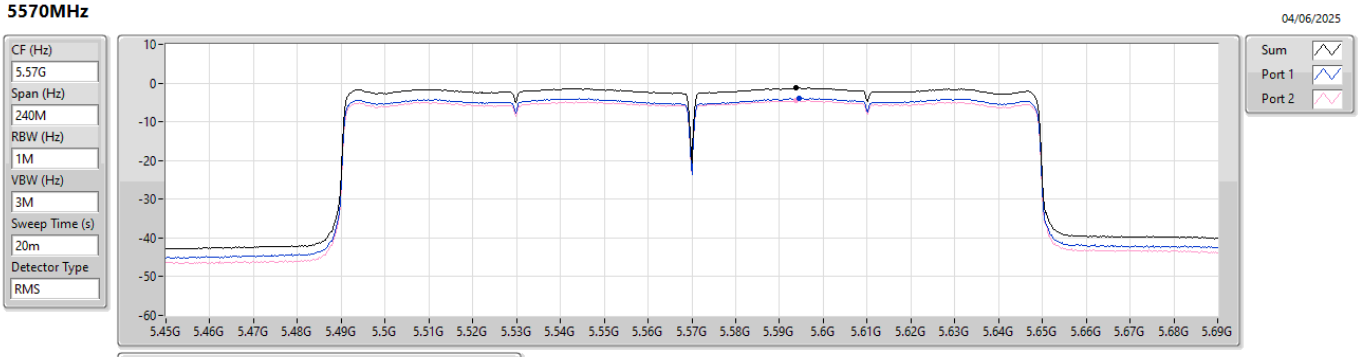

Sum	PD	Port 1	Port 2
(dBm/RBW)	(dBm/RBW)	(dBm/RBW)	(dBm/RBW)
-1.24	-1.24	-3.97	-4.48

Summary

Mode	Result	Type	Freq (Hz)	Level (dBuV/m)	Limit (dBuV/m)	Margin (dB)	Condition
Mode 1	Pass	QP	38.73M	35.46	40.00	-4.54	Vertical

Mode 1

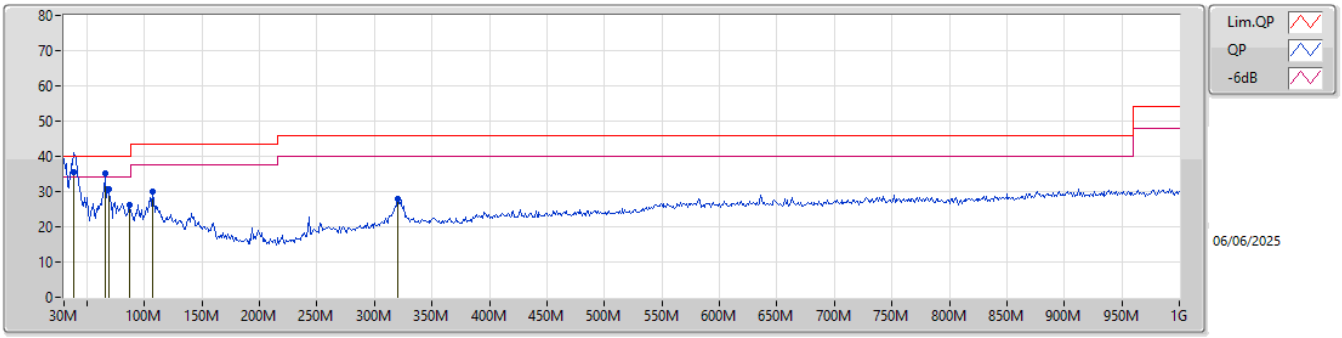

Type	Freq	Level	Limit	Margin	Factor	Dist	Condition	Azimuth	Height	Comment	Raw	AF	CL	PA
	(Hz)	(dBuV/m)	(dBuV/m)	(dB)	(dB/m)	(m)		(°)	(m)		(dBuV)	(dB/m)	(dB)	(dB)
QP	38.73M	35.46	40.00	-4.54	-11.20	3	Vertical	215	1.00	"Worst"	46.66	19.49	1.05	31.74
PK	65.89M	35.08	40.00	-4.92	-18.40	3	Vertical	127	1.00	-	53.48	12.29	1.29	31.98
PK	68.8M	30.70	40.00	-9.30	-18.29	3	Vertical	126	1.50	-	48.99	12.37	1.31	31.97
PK	87.23M	26.28	40.00	-13.72	-16.28	3	Vertical	172	1.25	-	42.56	14.29	1.45	32.02
PK	106.63M	30.05	43.50	-13.45	-12.90	3	Vertical	194	1.00	-	42.95	17.48	1.58	31.96
PK	320.03M	27.78	46.00	-18.22	-9.75	3	Vertical	155	1.25	-	37.53	19.66	2.73	32.14

Mode 1

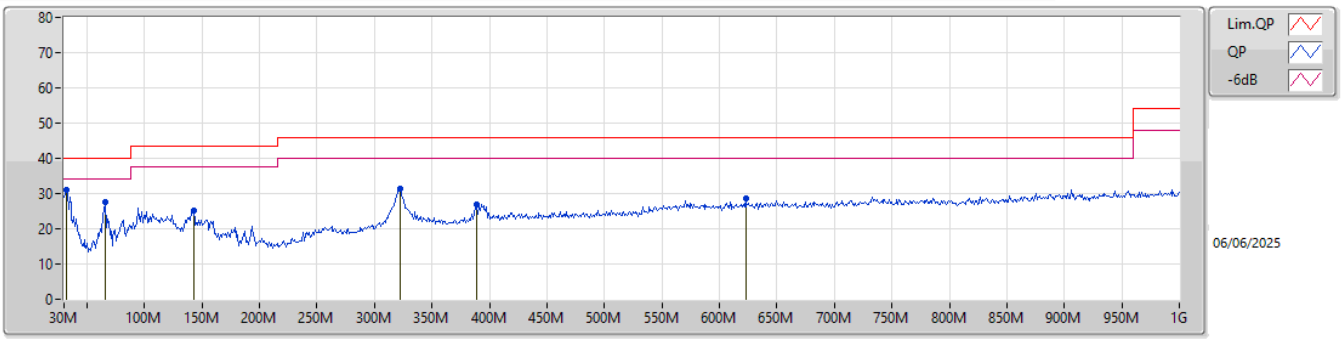

Type	Freq	Level	Limit	Margin	Factor	Dist	Condition	Azimuth	Height	Comment	Raw	AF	CL	PA
	(Hz)	(dBuV/m)	(dBuV/m)	(dB)	(dB/m)	(m)		(°)	(m)		(dBuV)	(dB/m)	(dB)	(dB)
PK	31.94M	30.99	40.00	-9.01	-8.50	3	Horizontal	236	2.00	"Worst"	39.49	22.67	0.97	32.14
PK	65.89M	27.55	40.00	-12.45	-18.40	3	Horizontal	62	3.00	-	45.95	12.29	1.29	31.98
PK	142.52M	25.30	43.50	-18.20	-13.32	3	Horizontal	100	2.00	-	38.62	16.98	1.81	32.11
PK	321.97M	31.46	46.00	-14.54	-9.72	3	Horizontal	233	1.25	-	41.18	19.68	2.74	32.14
PK	388.9M	26.80	46.00	-19.20	-7.91	3	Horizontal	247	1.00	-	34.71	21.23	3.03	32.17
PK	622.67M	28.67	46.00	-17.33	-3.93	3	Horizontal	203	1.00	-	32.60	24.76	3.84	32.53

Summary

Mode	Result	Type	Freq (Hz)	Level (dBuV/m)	Limit (dBuV/m)	Margin (dB)	Dist (m)	Condition	Azimuth (°)	Height (m)	Comments
5.47-5.725GHz	-	-	-	-	-	-	-	-	-	-	-
802.11a_Nss1,(6Mbps)_2TX	Pass	PK	5.4685G	67.20	68.20	-1.00	3	Vertical	153	1.80	-

5.15-5.25GHz_802.11a_Nss1,(6Mbps)_2TX

5180MHz_TX

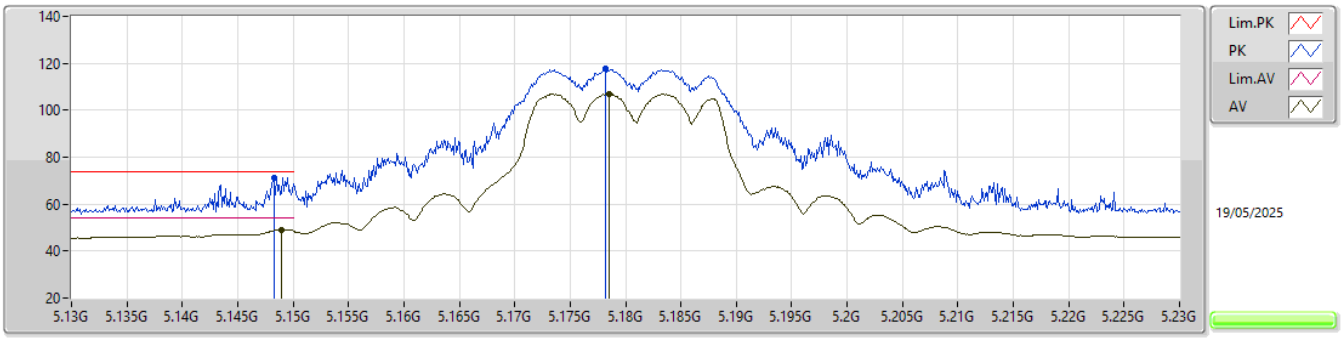

EUT Y_2TX
Setting 86
04-E-B-5-10

Type	Freq	Level	Limit	Margin	Raw	Dist	Condition	Azimuth	Height	Comment	AF	CL	PA
	(Hz)	(dBuV/m)	(dBuV/m)	(dB)	(dBuV)	(m)		(°)	(m)		(dB)	(dB)	(dB)
PK	5.1483G	71.35	74.00	-2.65	74.85	3	Vertical	11	1.80	-	31.99	8.39	43.88
AV	5.149G	49.14	54.00	-4.86	52.64	3	Vertical	11	1.80	-	31.99	8.39	43.88
PK	5.1782G	117.95	Inf	-Inf	121.57	3	Vertical	11	1.80	-	31.83	8.41	43.86
AV	5.1785G	107.05	Inf	-Inf	110.67	3	Vertical	11	1.80	-	31.83	8.41	43.86

5.15-5.25GHz_802.11a_Nss1,(6Mbps)_2TX

5180MHz_TX

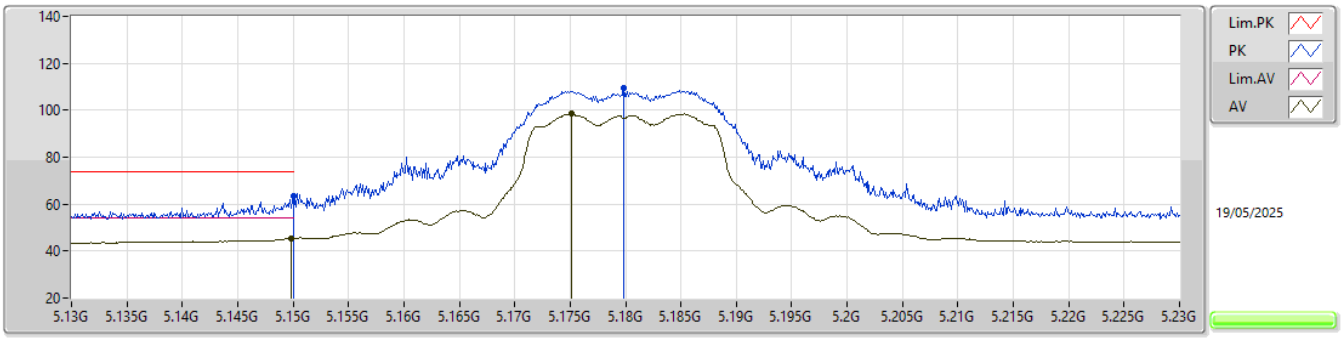

EUT Y_2TX
Setting 86
04-E-B-5-10

Type	Freq	Level	Limit	Margin	Raw	Dist	Condition	Azimuth	Height	Comment	AF	CL	PA
	(Hz)	(dBuV/m)	(dBuV/m)	(dB)	(dBuV)	(m)		(°)	(m)		(dB)	(dB)	(dB)
PK	5.15G	63.56	74.00	-10.44	67.04	3	Horizontal	33	1.80	-	32.00	8.39	43.87
AV	5.1498G	45.53	54.00	-8.47	49.02	3	Horizontal	33	1.80	-	32.00	8.39	43.88
PK	5.1798G	109.41	Inf	-Inf	113.04	3	Horizontal	33	1.80	-	31.82	8.41	43.86
AV	5.1751G	98.38	Inf	-Inf	101.98	3	Horizontal	33	1.80	-	31.85	8.41	43.86

5.15-5.25GHz_802.11a_Nss1,(6Mbps)_2TX

5180MHz_TX

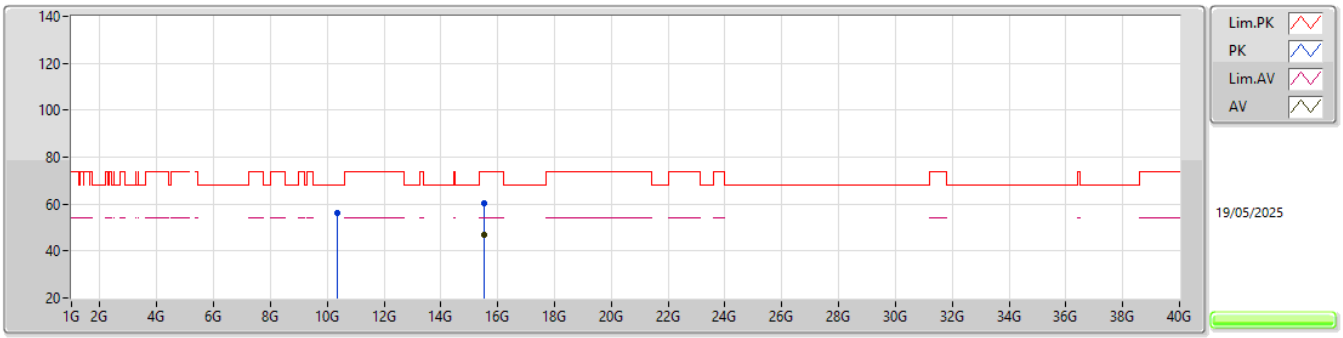

EUT Z_2TX
Setting 86
04-E-B-5

Type	Freq	Level	Limit	Margin	Raw	Dist	Condition	Azimuth	Height	Comment	AF	CL	PA
	(Hz)	(dBuV/m)	(dBuV/m)	(dB)	(dBuV)	(m)		(°)	(m)		(dB)	(dB)	(dB)
PK	10.36584G	56.19	68.20	-12.01	47.72	3	Vertical	162	1.79	-	39.13	12.42	43.08
PK	15.53576G	60.22	74.00	-13.78	48.34	3	Vertical	221	2.02	-	37.96	16.17	42.25
AV	15.5392G	46.64	54.00	-7.36	34.78	3	Vertical	221	2.02	-	37.94	16.17	42.25

5.15-5.25GHz_802.11a_Nss1,(6Mbps)_2TX

5180MHz_TX

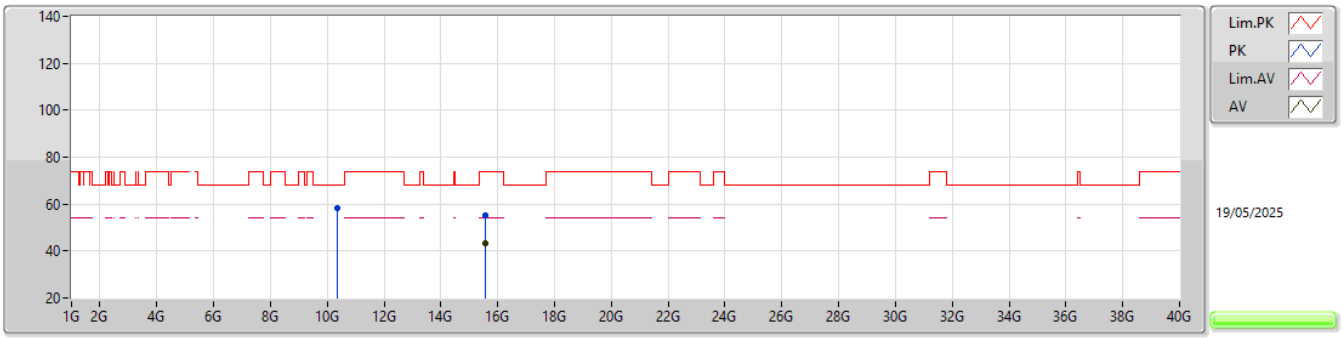

EUT Z_2TX
Setting 86
04-E-B-5

Type	Freq	Level	Limit	Margin	Raw	Dist	Condition	Azimuth	Height	Comment	AF	CL	PA
	(Hz)	(dBuV/m)	(dBuV/m)	(dB)	(dBuV)	(m)		(°)	(m)		(dB)	(dB)	(dB)
PK	10.37206G	58.17	68.20	-10.03	49.69	3	Horizontal	352	2.03	-	39.14	12.43	43.09
PK	15.54996G	55.26	74.00	-18.74	43.45	3	Horizontal	22	1.36	-	37.90	16.17	42.26
AV	15.55389G	43.12	54.00	-10.88	31.33	3	Horizontal	22	1.36	-	37.88	16.17	42.26

5.15-5.25GHz_802.11a_Nss1,(6Mbps)_2TX

5200MHz_TX

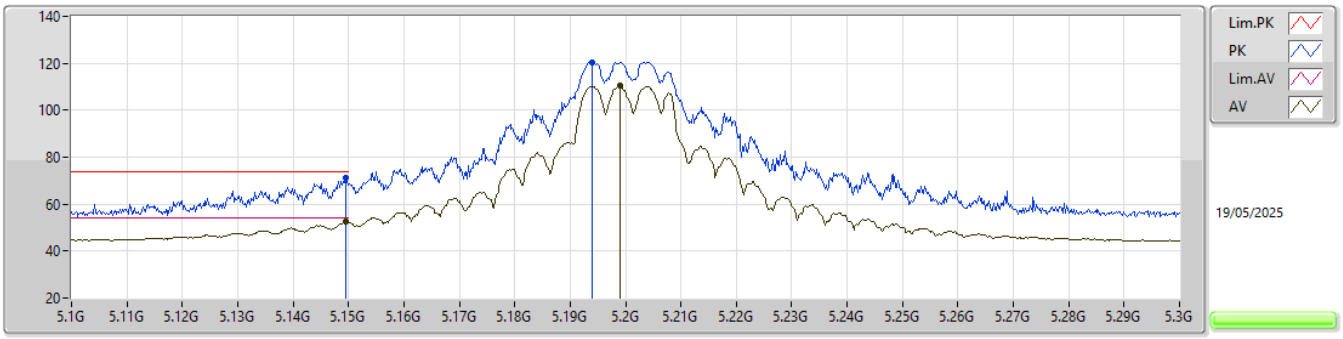

EUT Y_2TX
Setting 108
04-E-B-5-10

Type	Freq	Level	Limit	Margin	Raw	Dist	Condition	Azimuth	Height	Comment	AF	CL	PA
	(Hz)	(dBuV/m)	(dBuV/m)	(dB)	(dBuV)	(m)		(°)	(m)		(dB)	(dB)	(dB)
PK	5.1494G	71.18	74.00	-2.82	74.67	3	Vertical	8	1.80	-	32.00	8.39	43.88
AV	5.1496G	52.40	54.00	-1.60	55.89	3	Vertical	8	1.80	-	32.00	8.39	43.88
PK	5.194G	120.24	Inf	-Inf	123.93	3	Vertical	8	1.80	-	31.74	8.42	43.85
AV	5.199G	110.26	Inf	-Inf	113.98	3	Vertical	8	1.80	-	31.71	8.42	43.85

5.15-5.25GHz_802.11a_Nss1,(6Mbps)_2TX

5200MHz_TX

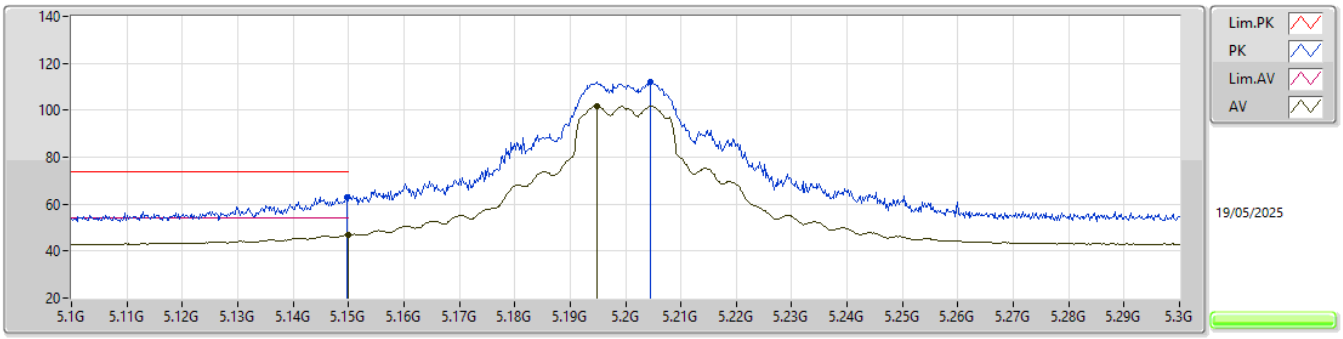

EUT Y_2TX
Setting 108
04-E-B-5-10

Type	Freq	Level	Limit	Margin	Raw	Dist	Condition	Azimuth	Height	Comment	AF	CL	PA
	(Hz)	(dBuV/m)	(dBuV/m)	(dB)	(dBuV)	(m)		(°)	(m)		(dB)	(dB)	(dB)
PK	5.1498G	62.81	74.00	-11.19	66.30	3	Horizontal	35	1.80	-	32.00	8.39	43.88
AV	5.15G	47.14	54.00	-6.86	50.62	3	Horizontal	35	1.80	-	32.00	8.39	43.87
PK	5.2046G	112.05	Inf	-Inf	115.81	3	Horizontal	35	1.80	-	31.67	8.42	43.85
AV	5.1948G	101.86	Inf	-Inf	105.56	3	Horizontal	35	1.80	-	31.73	8.42	43.85

5.15-5.25GHz_802.11a_Nss1,(6Mbps)_2TX

5200MHz_TX

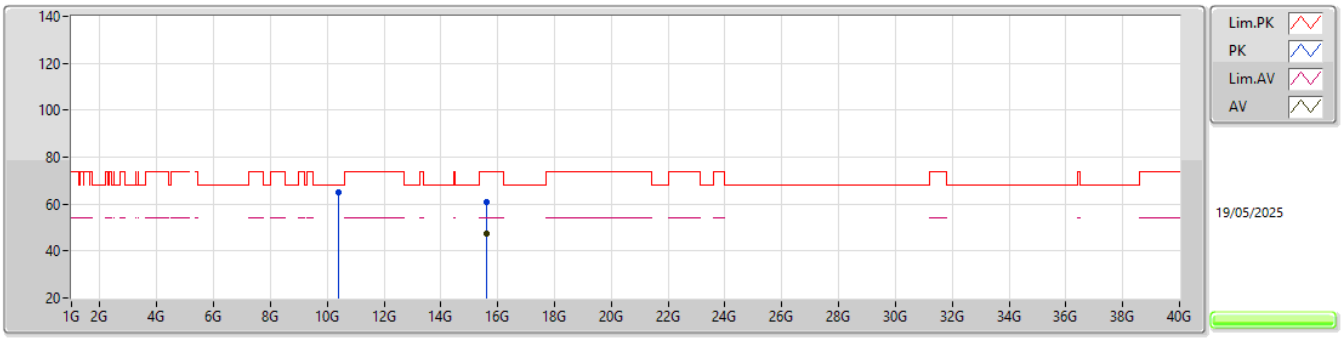

EUT Z_2TX
Setting 108
04-E-S-2

Type	Freq	Level	Limit	Margin	Raw	Dist	Condition	Azimuth	Height	Comment	AF	CL	PA
	(Hz)	(dBuV/m)	(dBuV/m)	(dB)	(dBuV)	(m)		(°)	(m)		(dB)	(dB)	(dB)
PK	10.40858G	64.98	68.20	-3.22	56.44	3	Vertical	11	1.00	-	39.22	12.45	43.13
PK	15.60882G	60.99	74.00	-13.01	49.56	3	Vertical	74	1.97	-	37.55	16.18	42.30
AV	15.59826G	47.39	54.00	-6.61	35.90	3	Vertical	74	1.97	-	37.61	16.18	42.30

5.15-5.25GHz_802.11a_Nss1,(6Mbps)_2TX

5200MHz_TX

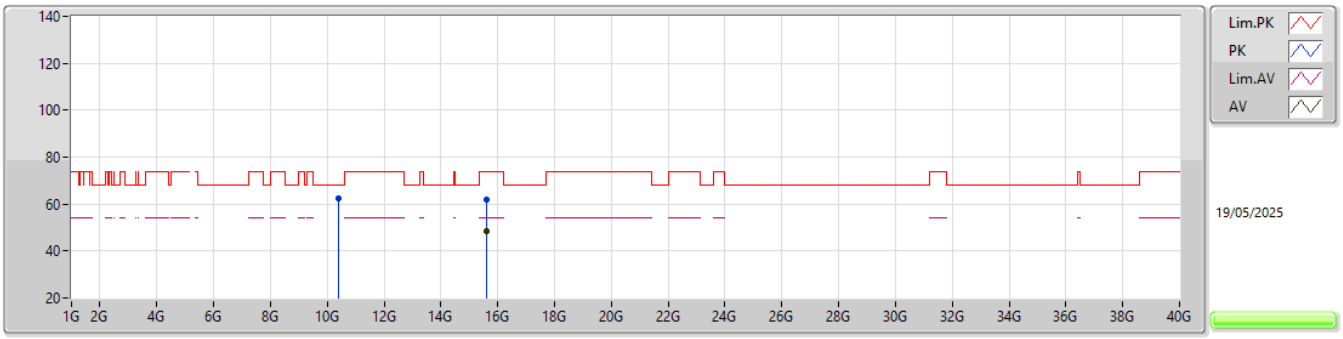

EUT Z_2TX
Setting 108
04-E-S-2

Type	Freq	Level	Limit	Margin	Raw	Dist	Condition	Azimuth	Height	Comment	AF	CL	PA
	(Hz)	(dBuV/m)	(dBuV/m)	(dB)	(dBuV)	(m)		(°)	(m)		(dB)	(dB)	(dB)
PK	10.39973G	62.17	68.20	-6.03	53.64	3	Horizontal	284	1.00	-	39.20	12.45	43.12
PK	15.59226G	62.10	74.00	-11.90	50.56	3	Horizontal	127	1.06	-	37.65	16.18	42.29
AV	15.59835G	48.38	54.00	-5.62	36.89	3	Horizontal	127	1.06	-	37.61	16.18	42.30

5.15-5.25GHz_802.11a_Nss1,(6Mbps)_2TX

5240MHz_TX

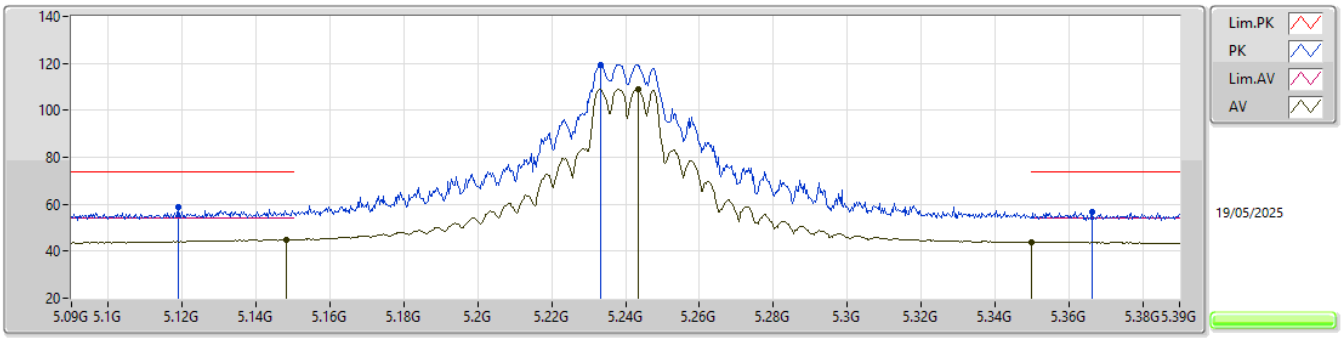

EUT Y_2TX
Setting 108
04-E-B-5-10

Type	Freq	Level	Limit	Margin	Raw	Dist	Condition	Azimuth	Height	Comment	AF	CL	PA
	(Hz)	(dBuV/m)	(dBuV/m)	(dB)	(dBuV)	(m)		(°)	(m)		(dB)	(dB)	(dB)
PK	5.1188G	58.54	74.00	-15.46	62.24	3	Vertical	12	1.80	-	31.81	8.38	43.89
AV	5.1482G	44.97	54.00	-9.03	48.47	3	Vertical	12	1.80	-	31.99	8.39	43.88
PK	5.2331G	119.53	Inf	-Inf	123.43	3	Vertical	12	1.80	-	31.50	8.43	43.83
AV	5.2433G	109.17	Inf	-Inf	113.12	3	Vertical	12	1.80	-	31.44	8.44	43.83
PK	5.3663G	56.71	74.00	-17.29	60.60	3	Vertical	12	1.80	-	31.40	8.48	43.77
AV	5.35G	43.87	54.00	-10.13	47.77	3	Vertical	12	1.80	-	31.40	8.47	43.77

5.15-5.25GHz_802.11a_Nss1,(6Mbps)_2TX

5240MHz_TX

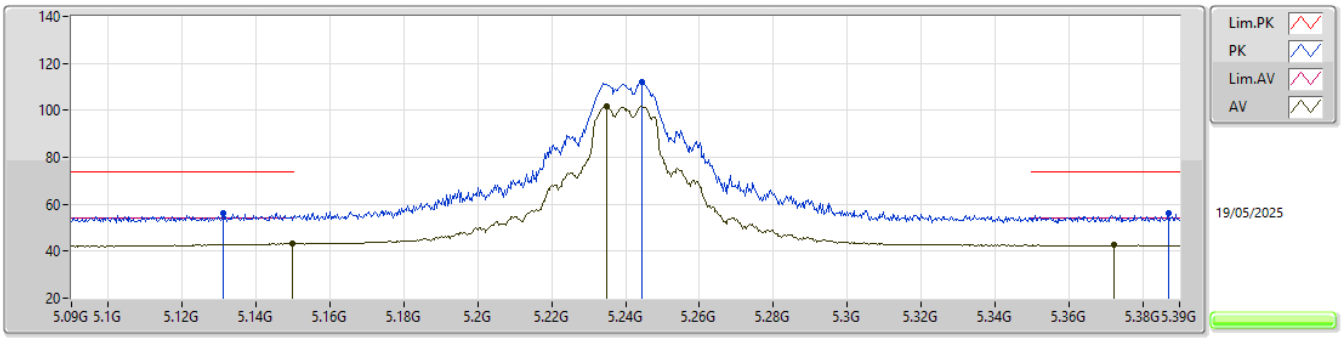

EUT Y_2TX
Setting 108
04-E-B-5-10

Type	Freq	Level	Limit	Margin	Raw	Dist	Condition	Azimuth	Height	Comment	AF	CL	PA
	(Hz)	(dBuV/m)	(dBuV/m)	(dB)	(dBuV)	(m)		(°)	(m)		(dB)	(dB)	(dB)
PK	5.1311G	56.15	74.00	-17.85	59.76	3	Horizontal	36	1.80	-	31.89	8.38	43.88
AV	5.1497G	43.22	54.00	-10.78	46.71	3	Horizontal	36	1.80	-	32.00	8.39	43.88
PK	5.2445G	111.82	Inf	-Inf	115.78	3	Horizontal	36	1.80	-	31.43	8.44	43.83
AV	5.2349G	101.81	Inf	-Inf	105.72	3	Horizontal	36	1.80	-	31.49	8.43	43.83
PK	5.387G	56.30	74.00	-17.70	60.17	3	Horizontal	36	1.80	-	31.40	8.49	43.76
AV	5.3723G	42.58	54.00	-11.42	46.46	3	Horizontal	36	1.80	-	31.40	8.48	43.76

5.15-5.25GHz_802.11a_Nss1,(6Mbps)_2TX

5240MHz_TX

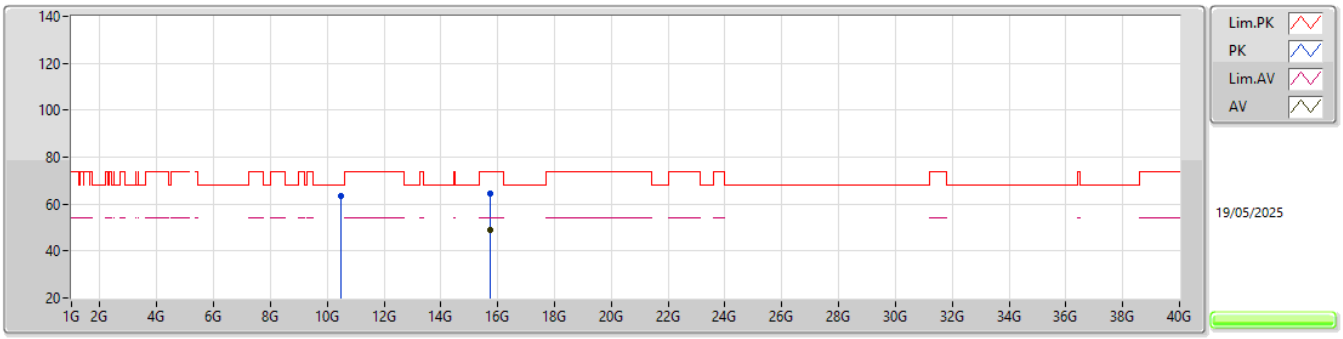

EUT Z_2TX
Setting 108
04-E-S-2

Type	Freq	Level	Limit	Margin	Raw	Dist	Condition	Azimuth	Height	Comment	AF	CL	PA
	(Hz)	(dBuV/m)	(dBuV/m)	(dB)	(dBuV)	(m)		(°)	(m)		(dB)	(dB)	(dB)
PK	10.47802G	63.47	68.20	-4.73	54.81	3	Vertical	12	1.01	-	39.36	12.50	43.20
PK	15.72118G	64.67	74.00	-9.33	53.24	3	Vertical	208	1.00	-	37.64	16.18	42.39
AV	15.72146G	49.19	54.00	-4.81	37.76	3	Vertical	208	1.00	-	37.64	16.18	42.39

5.15-5.25GHz_802.11a_Nss1,(6Mbps)_2TX

5240MHz_TX

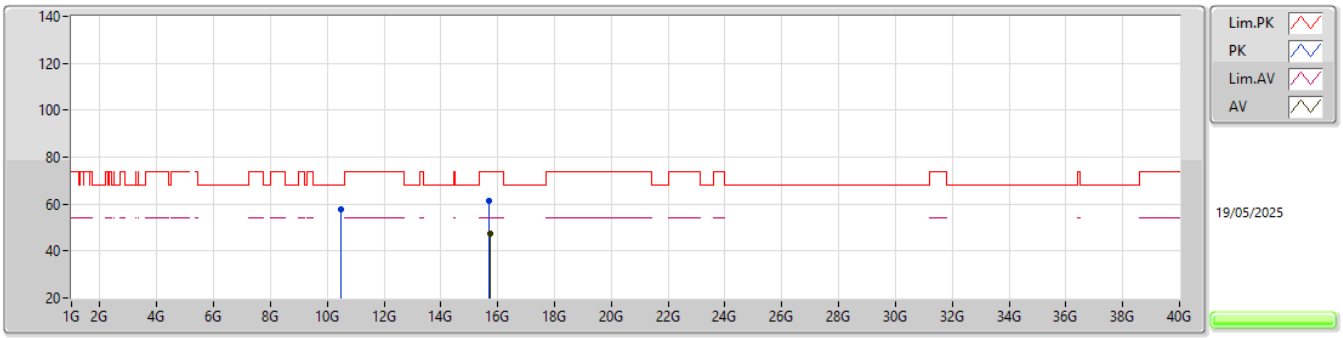

EUT Z_2TX
Setting 108
04-E-S-2

Type	Freq	Level	Limit	Margin	Raw	Dist	Condition	Azimuth	Height	Comment	AF	CL	PA
	(Hz)	(dBuV/m)	(dBuV/m)	(dB)	(dBuV)	(m)		(°)	(m)		(dB)	(dB)	(dB)
PK	10.48687G	57.76	68.20	-10.44	49.09	3	Horizontal	165	3.00	-	39.37	12.51	43.21
PK	15.70938G	61.58	74.00	-12.42	50.16	3	Horizontal	130	1.00	-	37.62	16.18	42.38
AV	15.71826G	47.25	54.00	-6.75	35.82	3	Horizontal	130	1.00	-	37.64	16.18	42.39

5.25-5.35GHz_802.11a_Nss1,(6Mbps)_2TX

5260MHz_TX

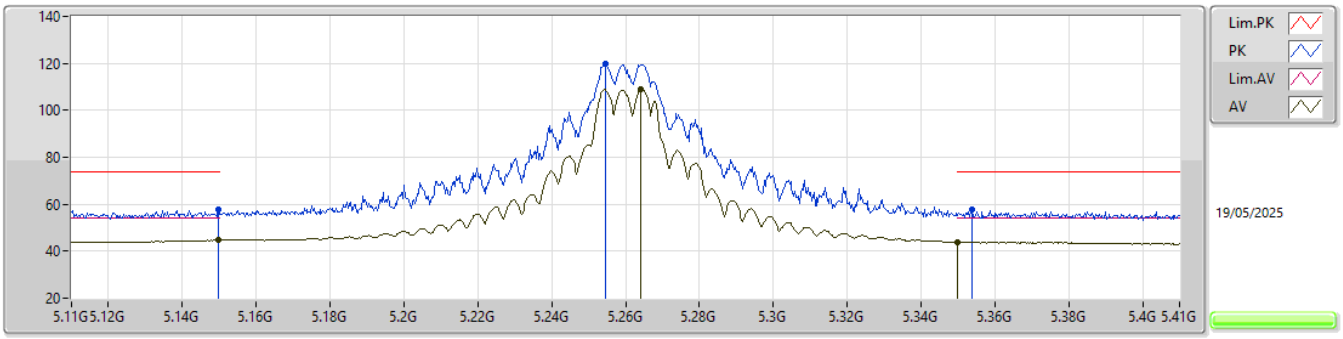

EUT Y_2TX
Setting 108
04-E-B-5-10

Type	Freq	Level	Limit	Margin	Raw	Dist	Condition	Azimuth	Height	Comment	AF	CL	PA
	(Hz)	(dBuV/m)	(dBuV/m)	(dB)	(dBuV)	(m)		(°)	(m)		(dB)	(dB)	(dB)
PK	5.1496G	57.94	74.00	-16.06	61.43	3	Vertical	150	1.80	-	32.00	8.39	43.88
AV	5.1499G	44.73	54.00	-9.27	48.22	3	Vertical	150	1.80	-	32.00	8.39	43.88
PK	5.2546G	119.57	Inf	-Inf	123.57	3	Vertical	150	1.80	-	31.38	8.44	43.82
AV	5.2642G	108.82	Inf	-Inf	112.86	3	Vertical	150	1.80	-	31.34	8.44	43.82
PK	5.3539G	57.78	74.00	-16.22	61.68	3	Vertical	150	1.80	-	31.40	8.47	43.77
AV	5.35G	43.87	54.00	-10.13	47.77	3	Vertical	150	1.80	-	31.40	8.47	43.77

5.25-5.35GHz_802.11a_Nss1,(6Mbps)_2TX

5260MHz_TX

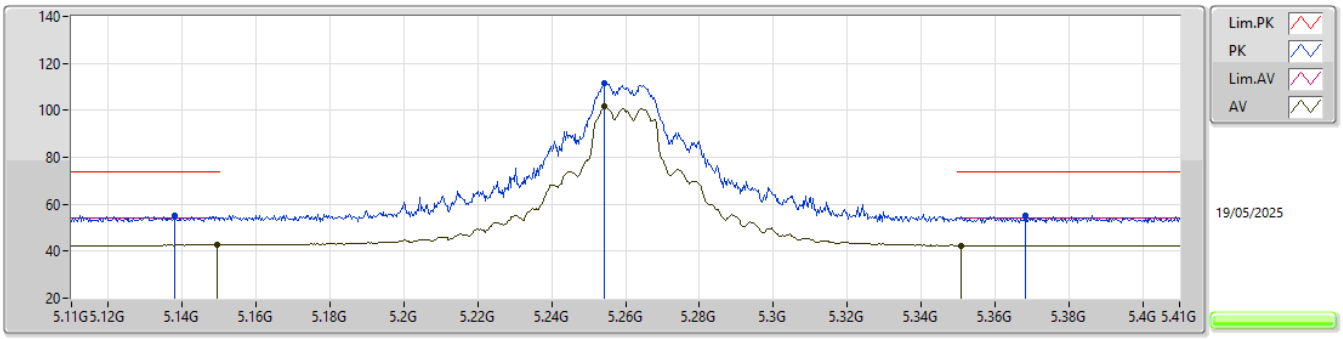

EUT Y_2TX
Setting 108
04-E-B-5-10

Type	Freq	Level	Limit	Margin	Raw	Dist	Condition	Azimuth	Height	Comment	AF	CL	PA
	(Hz)	(dBuV/m)	(dBuV/m)	(dB)	(dBuV)	(m)		(°)	(m)		(dB)	(dB)	(dB)
PK	5.1379G	55.25	74.00	-18.75	58.81	3	Horizontal	33	1.80	-	31.93	8.39	43.88
AV	5.1493G	42.85	54.00	-11.15	46.34	3	Horizontal	33	1.80	-	32.00	8.39	43.88
PK	5.2543G	111.57	Inf	-Inf	115.57	3	Horizontal	33	1.80	-	31.38	8.44	43.82
AV	5.2543G	101.47	Inf	-Inf	105.47	3	Horizontal	33	1.80	-	31.38	8.44	43.82
PK	5.3683G	55.31	74.00	-18.69	59.20	3	Horizontal	33	1.80	-	31.40	8.48	43.77
AV	5.3509G	42.49	54.00	-11.51	46.39	3	Horizontal	33	1.80	-	31.40	8.47	43.77

5.25-5.35GHz_802.11a_Nss1,(6Mbps)_2TX

5260MHz_TX

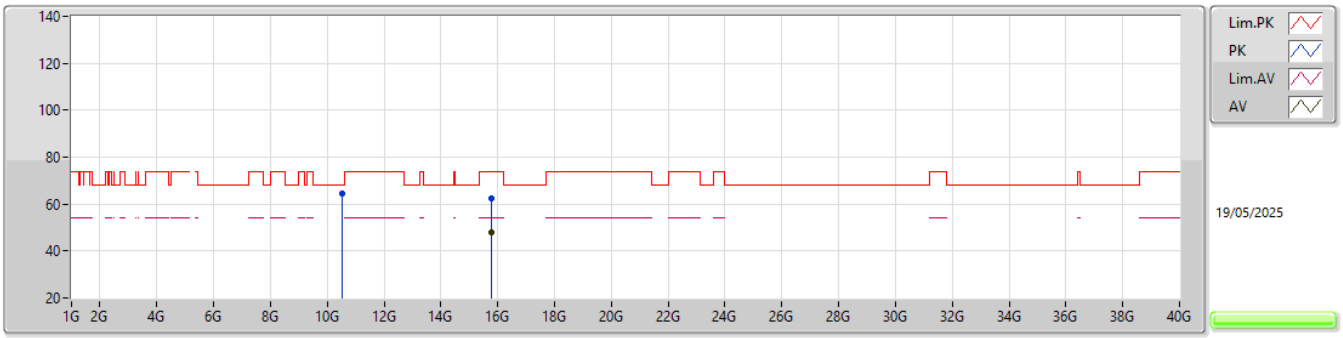

EUT Z_2TX
Setting 108
04-E-S-2

Type	Freq	Level	Limit	Margin	Raw	Dist	Condition	Azimuth	Height	Comment	AF	CL	PA
	(Hz)	(dBuV/m)	(dBuV/m)	(dB)	(dBuV)	(m)		(°)	(m)		(dB)	(dB)	(dB)
PK	10.51835G	64.59	68.20	-3.61	55.87	3	Vertical	11	1.01	-	39.40	12.53	43.21
PK	15.78015G	62.39	74.00	-11.61	51.06	3	Vertical	209	1.02	-	37.58	16.19	42.44
AV	15.7815G	48.01	54.00	-5.99	36.69	3	Vertical	209	1.02	-	37.57	16.19	42.44

5.25-5.35GHz_802.11a_Nss1,(6Mbps)_2TX

5260MHz_TX

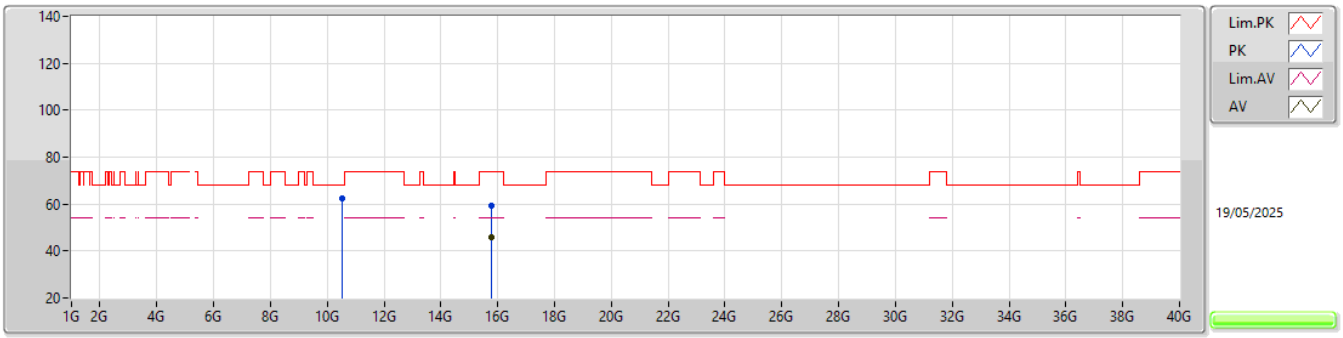

EUT Z_2TX
Setting 108
04-E-S-2

Type	Freq	Level	Limit	Margin	Raw	Dist	Condition	Azimuth	Height	Comment	AF	CL	PA
	(Hz)	(dBuV/m)	(dBuV/m)	(dB)	(dBuV)	(m)		(°)	(m)		(dB)	(dB)	(dB)
PK	10.51457G	62.58	68.20	-5.62	53.86	3	Horizontal	291	1.06	-	39.40	12.53	43.21
PK	15.78969G	59.21	74.00	-14.79	47.93	3	Horizontal	43	1.80	-	37.54	16.19	42.45
AV	15.76833G	45.72	54.00	-8.28	34.33	3	Horizontal	43	1.80	-	37.63	16.19	42.43

5.25-5.35GHz_802.11a_Nss1,(6Mbps)_2TX

5300MHz_TX

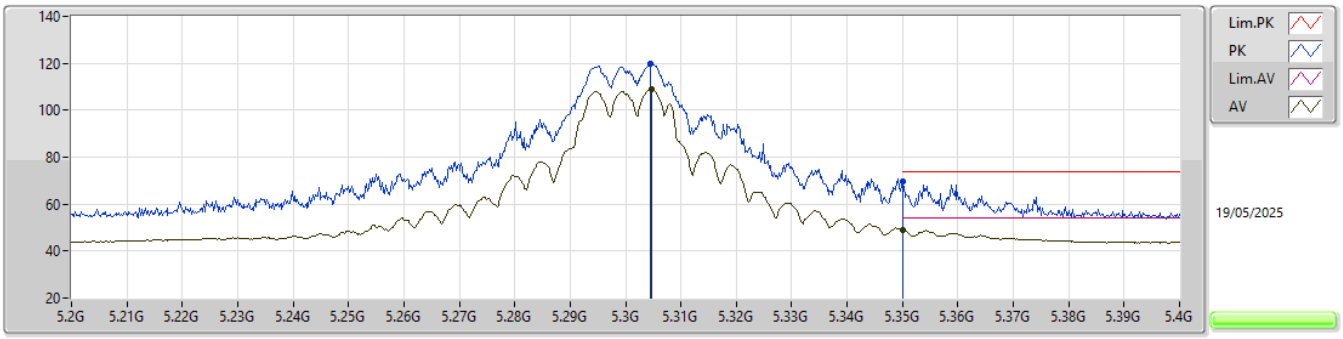

EUT Y_2TX
Setting 108
04-E-B-5-10

Type	Freq	Level	Limit	Margin	Raw	Dist	Condition	Azimuth	Height	Comment	AF	CL	PA
	(Hz)	(dBuV/m)	(dBuV/m)	(dB)	(dBuV)	(m)		(°)	(m)		(dB)	(dB)	(dB)
PK	5.3046G	119.58	Inf	-Inf	123.70	3	Vertical	37	2.99	-	31.22	8.46	43.80
AV	5.3048G	108.99	Inf	-Inf	113.11	3	Vertical	37	2.99	-	31.22	8.46	43.80
PK	5.35G	69.69	74.00	-4.31	73.59	3	Vertical	37	2.99	-	31.40	8.47	43.77
AV	5.35G	48.84	54.00	-5.16	52.74	3	Vertical	37	2.99	-	31.40	8.47	43.77

5.25-5.35GHz_802.11a_Nss1,(6Mbps)_2TX

5300MHz_TX

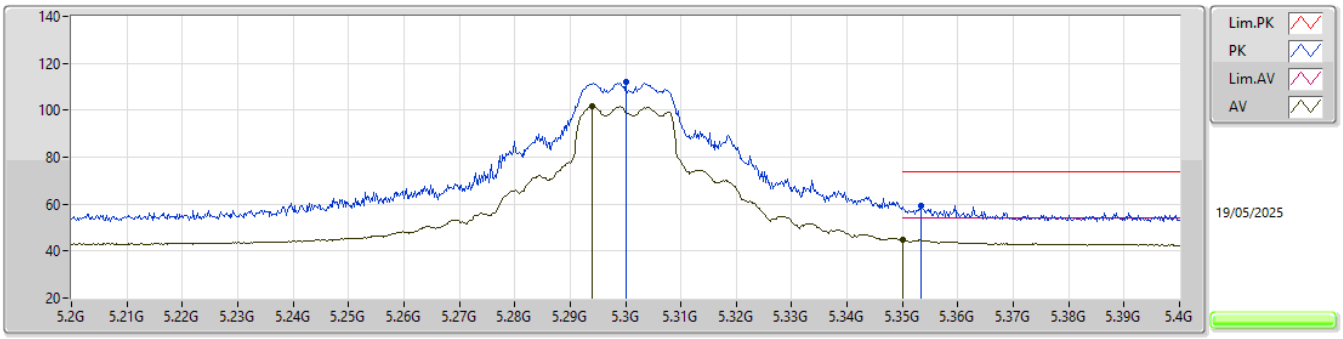

EUT Y_2TX
Setting 108
04-E-B-5-10

Type	Freq	Level	Limit	Margin	Raw	Dist	Condition	Azimuth	Height	Comment	AF	CL	PA
	(Hz)	(dBuV/m)	(dBuV/m)	(dB)	(dBuV)	(m)		(°)	(m)		(dB)	(dB)	(dB)
PK	5.3G	111.97	Inf	-Inf	116.11	3	Horizontal	40	1.80	-	31.20	8.46	43.80
AV	5.294G	101.51	Inf	-Inf	105.64	3	Horizontal	40	1.80	-	31.22	8.45	43.80
PK	5.3534G	59.22	74.00	-14.78	63.12	3	Horizontal	40	1.80	-	31.40	8.47	43.77
AV	5.35G	44.78	54.00	-9.22	48.68	3	Horizontal	40	1.80	-	31.40	8.47	43.77

5.25-5.35GHz_802.11a_Nss1,(6Mbps)_2TX

5300MHz_TX

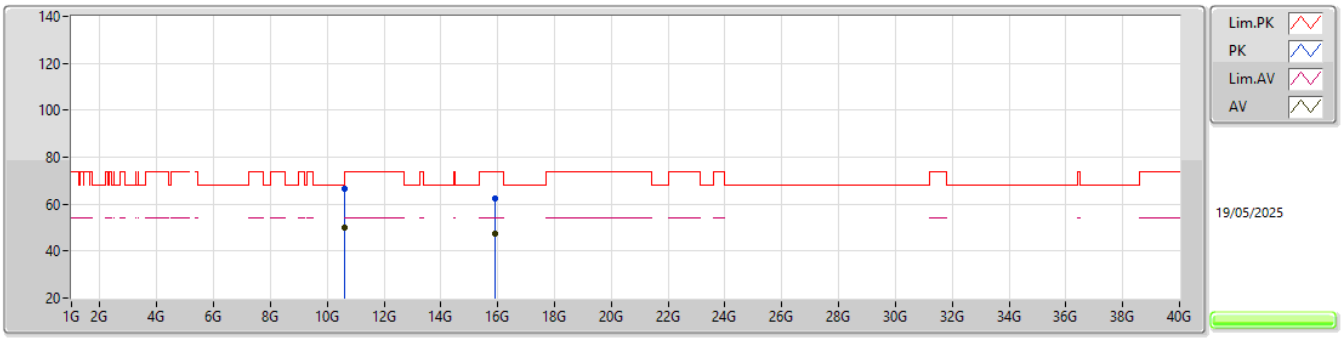

EUT Z_2TX
Setting 108
04-E-S-2

Type	Freq	Level	Limit	Margin	Raw	Dist	Condition	Azimuth	Height	Comment	AF	CL	PA
	(Hz)	(dBuV/m)	(dBuV/m)	(dB)	(dBuV)	(m)		(°)	(m)		(dB)	(dB)	(dB)
PK	10.60789G	66.50	74.00	-7.50	57.64	3	Vertical	14	1.00	-	39.42	12.59	43.15
AV	10.60282G	50.02	54.00	-3.98	41.18	3	Vertical	14	1.00	-	39.41	12.59	43.16
PK	15.89534G	62.21	74.00	-11.79	51.26	3	Vertical	210	1.00	-	37.29	16.19	42.53
AV	15.90061G	47.56	54.00	-6.44	36.60	3	Vertical	210	1.00	-	37.30	16.19	42.53

5.25-5.35GHz_802.11a_Nss1,(6Mbps)_2TX

5300MHz_TX

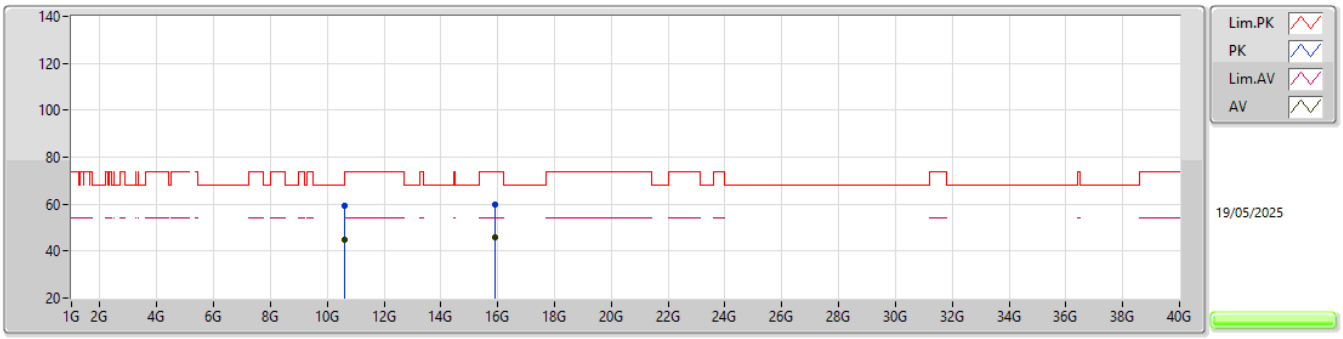

EUT Z_2TX
Setting 108
04-E-S-2

Type	Freq	Level	Limit	Margin	Raw	Dist	Condition	Azimuth	Height	Comment	AF	CL	PA
	(Hz)	(dBuV/m)	(dBuV/m)	(dB)	(dBuV)	(m)		(°)	(m)		(dB)	(dB)	(dB)
PK	10.60238G	59.40	74.00	-14.60	50.57	3	Horizontal	80	1.01	-	39.40	12.59	43.16
AV	10.60226G	44.85	54.00	-9.15	36.02	3	Horizontal	80	1.01	-	39.40	12.59	43.16
PK	15.8972G	59.86	74.00	-14.14	48.91	3	Horizontal	188	1.26	-	37.29	16.19	42.53
AV	15.89859G	45.95	54.00	-8.05	34.99	3	Horizontal	188	1.26	-	37.30	16.19	42.53

5.25-5.35GHz_802.11a_Nss1,(6Mbps)_2TX

5320MHz_TX

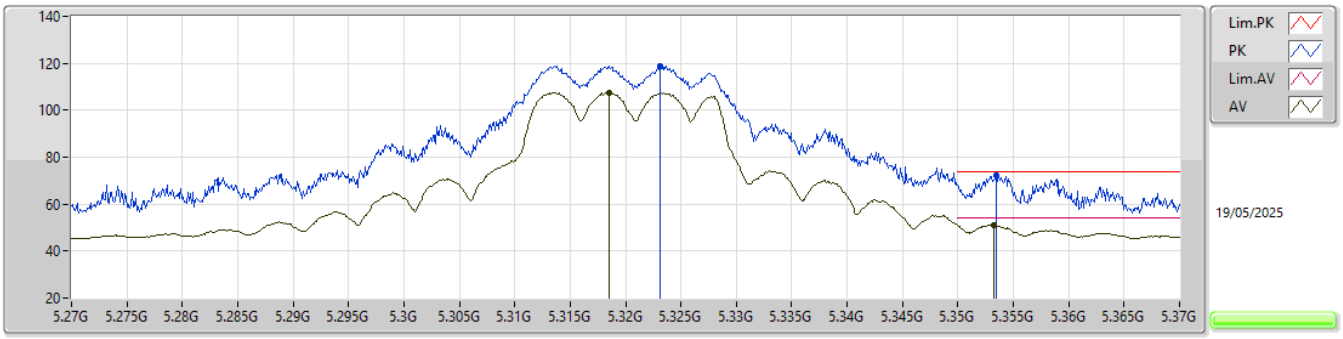

EUT Y_2TX
Setting 98
04-E-B-5-10

Type	Freq	Level	Limit	Margin	Raw	Dist	Condition	Azimuth	Height	Comment	AF	CL	PA
	(Hz)	(dBuV/m)	(dBuV/m)	(dB)	(dBuV)	(m)		(°)	(m)		(dB)	(dB)	(dB)
PK	5.3231G	118.80	Inf	-Inf	122.84	3	Vertical	8	1.80	-	31.29	8.46	43.79
AV	5.3185G	107.56	Inf	-Inf	111.62	3	Vertical	8	1.80	-	31.27	8.46	43.79
PK	5.3535G	72.03	74.00	-1.97	75.93	3	Vertical	8	1.80	-	31.40	8.47	43.77
AV	5.3532G	51.27	54.00	-2.73	55.17	3	Vertical	8	1.80	-	31.40	8.47	43.77

5.25-5.35GHz_802.11a_Nss1,(6Mbps)_2TX

5320MHz_TX

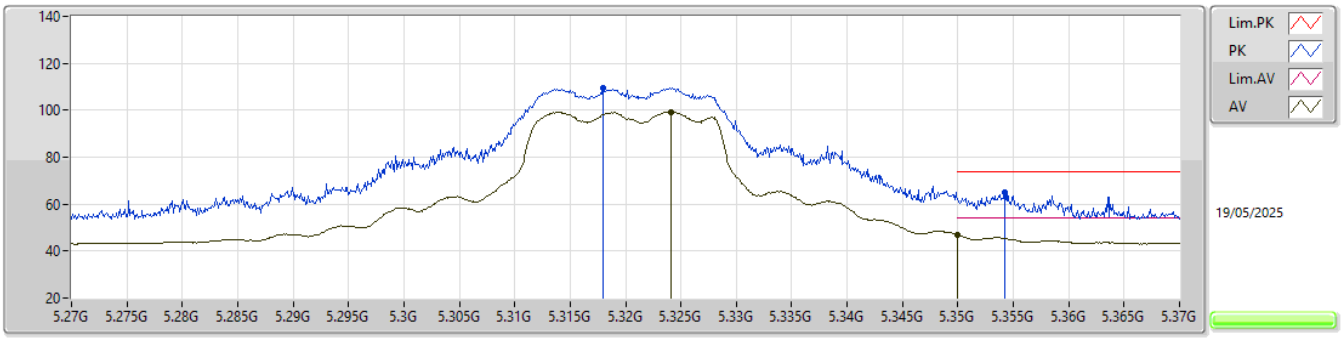

EUT Y_2TX
Setting 98
04-E-B-5-10

Type	Freq	Level	Limit	Margin	Raw	Dist	Condition	Azimuth	Height	Comment	AF	CL	PA
	(Hz)	(dBuV/m)	(dBuV/m)	(dB)	(dBuV)	(m)		(°)	(m)		(dB)	(dB)	(dB)
PK	5.318G	109.31	Inf	-Inf	113.37	3	Horizontal	37	1.80	-	31.27	8.46	43.79
AV	5.3241G	99.38	Inf	-Inf	103.41	3	Horizontal	37	1.80	-	31.30	8.46	43.79
PK	5.3542G	64.88	74.00	-9.12	68.78	3	Horizontal	37	1.80	-	31.40	8.47	43.77
AV	5.35G	46.92	54.00	-7.08	50.82	3	Horizontal	37	1.80	-	31.40	8.47	43.77

5.25-5.35GHz_802.11a_Nss1,(6Mbps)_2TX

5320MHz_TX

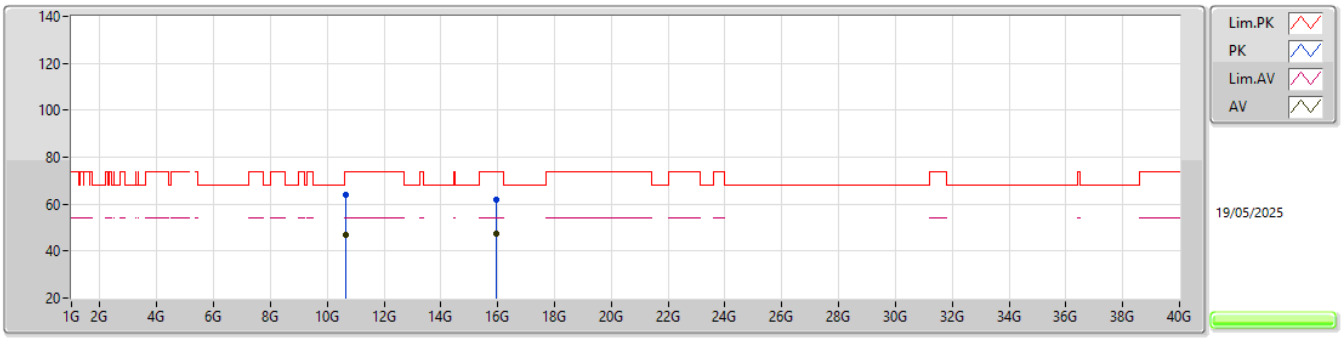

EUT Z_2TX
Setting 98
04-E-S-2

Type	Freq	Level	Limit	Margin	Raw	Dist	Condition	Azimuth	Height	Comment	AF	CL	PA
	(Hz)	(dBuV/m)	(dBuV/m)	(dB)	(dBuV)	(m)		(°)	(m)		(dB)	(dB)	(dB)
PK	10.64319G	64.10	74.00	-9.90	55.12	3	Vertical	10	1.01	-	39.49	12.62	43.13
AV	10.64303G	47.04	54.00	-6.96	38.06	3	Vertical	10	1.01	-	39.49	12.62	43.13
PK	15.95553G	62.09	74.00	-11.91	51.39	3	Vertical	210	1.00	-	37.08	16.20	42.58
AV	15.9556G	47.56	54.00	-6.44	36.86	3	Vertical	210	1.00	-	37.08	16.20	42.58

5.25-5.35GHz_802.11a_Nss1,(6Mbps)_2TX

5320MHz_TX

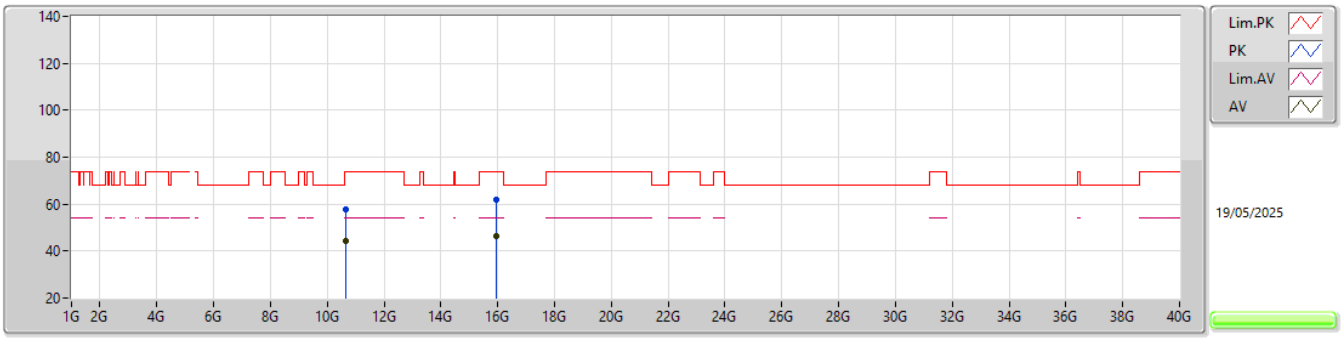

EUT Z_2TX
Setting 98
04-E-S-2

Type	Freq	Level	Limit	Margin	Raw	Dist	Condition	Azimuth	Height	Comment	AF	CL	PA
	(Hz)	(dBuV/m)	(dBuV/m)	(dB)	(dBuV)	(m)		(°)	(m)		(dB)	(dB)	(dB)
PK	10.63647G	57.78	74.00	-16.22	48.83	3	Horizontal	1	1.03	-	39.47	12.62	43.14
AV	10.63756G	44.20	54.00	-9.80	35.23	3	Horizontal	1	1.03	-	39.48	12.62	43.13
PK	15.9612G	61.97	74.00	-12.03	51.29	3	Horizontal	160	2.83	-	37.06	16.20	42.58
AV	15.95642G	46.63	54.00	-7.37	35.94	3	Horizontal	160	2.83	-	37.07	16.20	42.58

5.47-5.725GHz_802.11a_Nss1,(6Mbps)_2TX

5500MHz_TX

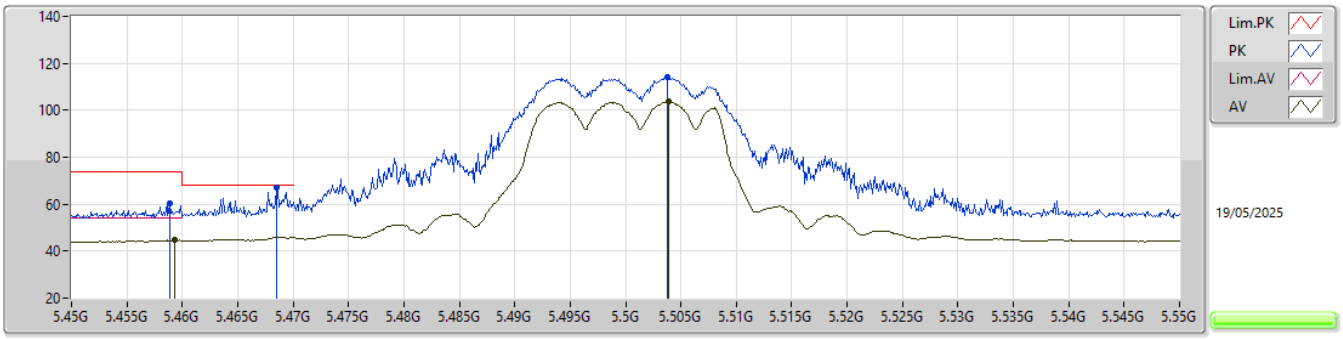

EUT Y_2TX
Setting 80
04-E-B-5-10

Type	Freq	Level	Limit	Margin	Raw	Dist	Condition	Azimuth	Height	Comment	AF	CL	PA
	(Hz)	(dBuV/m)	(dBuV/m)	(dB)	(dBuV)	(m)		(°)	(m)		(dB)	(dB)	(dB)
PK	5.4589G	60.10	74.00	-13.90	63.63	3	Vertical	153	1.80	-	31.64	8.55	43.72
AV	5.4593G	44.65	54.00	-9.35	48.18	3	Vertical	153	1.80	-	31.64	8.55	43.72
PK	5.4685G	67.20	68.20	-1.00	70.69	3	Vertical	153	1.80	-	31.67	8.56	43.72
PK	5.5038G	114.05	Inf	-Inf	117.36	3	Vertical	153	1.80	-	31.79	8.60	43.70
AV	5.5039G	103.56	Inf	-Inf	106.87	3	Vertical	153	1.80	-	31.79	8.60	43.70

5.47-5.725GHz_802.11a_Nss1,(6Mbps)_2TX

5500MHz_TX

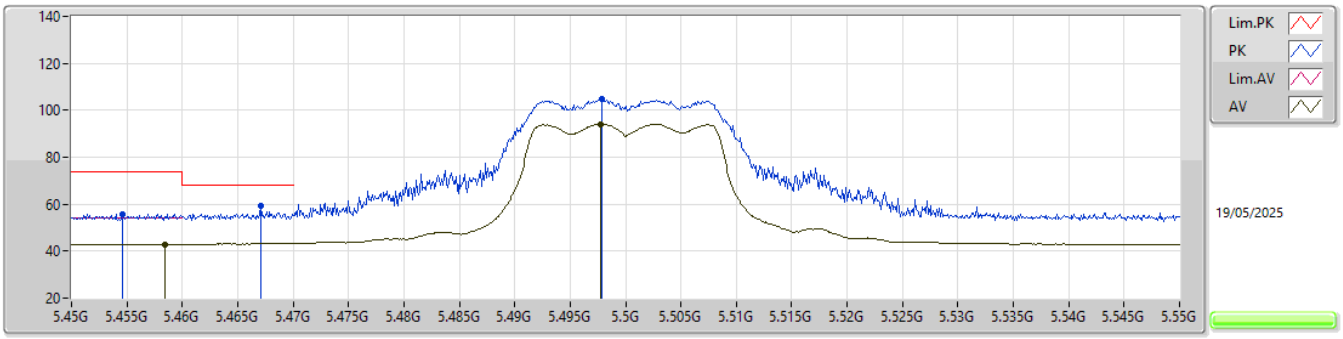

EUT Y_2TX
Setting 80
04-E-B-5-10

Type	Freq	Level	Limit	Margin	Raw	Dist	Condition	Azimuth	Height	Comment	AF	CL	PA
	(Hz)	(dBuV/m)	(dBuV/m)	(dB)	(dBuV)	(m)		(°)	(m)		(dB)	(dB)	(dB)
PK	5.4546G	55.78	74.00	-18.22	59.33	3	Horizontal	44	1.80	-	31.62	8.55	43.72
AV	5.4584G	42.93	54.00	-11.07	46.47	3	Horizontal	44	1.80	-	31.63	8.55	43.72
PK	5.4671G	59.29	68.20	-8.91	62.78	3	Horizontal	44	1.80	-	31.67	8.56	43.72
PK	5.4979G	104.90	Inf	-Inf	108.22	3	Horizontal	44	1.80	-	31.79	8.59	43.70
AV	5.4977G	94.14	Inf	-Inf	97.46	3	Horizontal	44	1.80	-	31.79	8.59	43.70

5.47-5.725GHz_802.11a_Nss1,(6Mbps)_2TX

5500MHz_TX

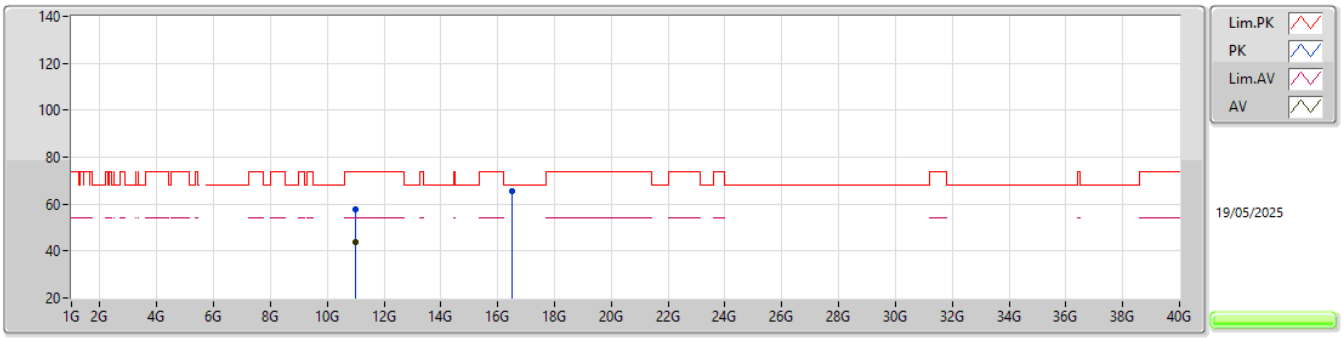

EUT Z_2TX
Setting 80
04-E-S-2

Type	Freq	Level	Limit	Margin	Raw	Dist	Condition	Azimuth	Height	Comment	AF	CL	PA
	(Hz)	(dBuV/m)	(dBuV/m)	(dB)	(dBuV)	(m)		(°)	(m)		(dB)	(dB)	(dB)
PK	10.99819G	57.92	74.00	-16.08	47.96	3	Vertical	19	2.74	-	40.00	12.87	42.91
AV	11.00493G	43.84	54.00	-10.16	33.88	3	Vertical	19	2.74	-	39.99	12.88	42.91
PK	16.49792G	65.49	68.20	-2.71	52.29	3	Vertical	331	1.00	-	39.08	16.25	42.13

5.47-5.725GHz_802.11a_Nss1,(6Mbps)_2TX

5500MHz_TX

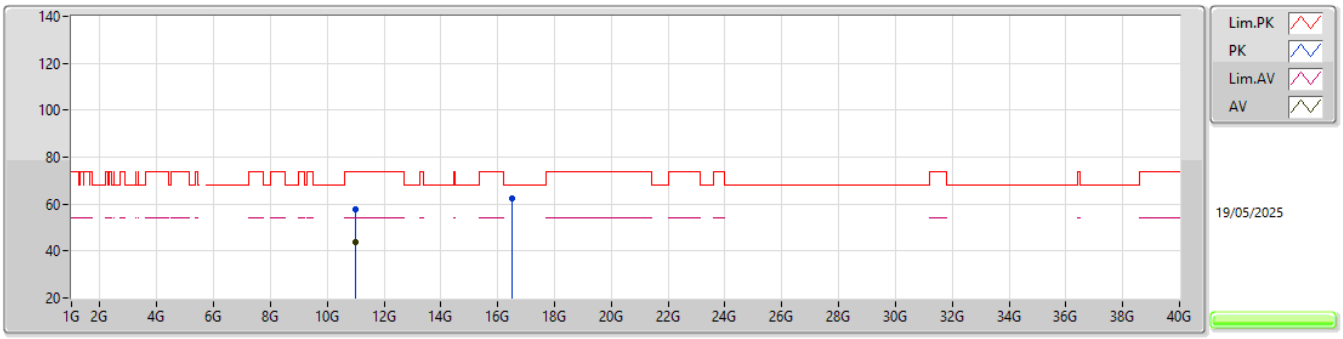

EUT Z_2TX
Setting 80
04-E-S-2

Type	Freq	Level	Limit	Margin	Raw	Dist	Condition	Azimuth	Height	Comment	AF	CL	PA
	(Hz)	(dBuV/m)	(dBuV/m)	(dB)	(dBuV)	(m)		(°)	(m)		(dB)	(dB)	(dB)
PK	11.0035G	57.75	74.00	-16.25	47.79	3	Horizontal	355	2.80	-	39.99	12.88	42.91
AV	11.005G	43.85	54.00	-10.15	33.89	3	Horizontal	355	2.80	-	39.99	12.88	42.91
PK	16.49651G	62.56	68.20	-5.64	49.37	3	Horizontal	26	3.00	-	39.07	16.25	42.13

5.47-5.725GHz_802.11a_Nss1,(6Mbps)_2TX

5580MHz_TX

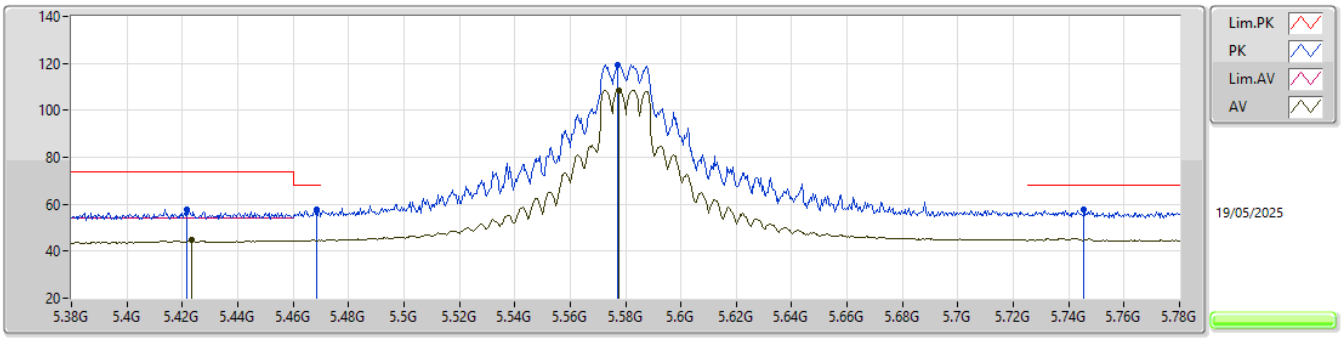

EUT Y_2TX
Setting 108
04-E-B-5-10

Type	Freq	Level	Limit	Margin	Raw	Dist	Condition	Azimuth	Height	Comment	AF	CL	PA
	(Hz)	(dBuV/m)	(dBuV/m)	(dB)	(dBuV)	(m)		(°)	(m)		(dB)	(dB)	(dB)
PK	5.4216G	57.62	74.00	-16.38	61.36	3	Vertical	298	1.80	-	31.49	8.51	43.74
AV	5.4232G	44.59	54.00	-9.41	48.33	3	Vertical	298	1.80	-	31.49	8.51	43.74
PK	5.4684G	57.65	68.20	-10.55	61.14	3	Vertical	298	1.80	-	31.67	8.56	43.72
PK	5.5772G	119.24	Inf	-Inf	122.53	3	Vertical	298	1.80	-	31.65	8.68	43.62
AV	5.5776G	108.60	Inf	-Inf	111.90	3	Vertical	298	1.80	-	31.64	8.68	43.62
PK	5.7456G	57.60	68.20	-10.60	60.11	3	Vertical	298	1.80	-	32.09	8.85	43.45

5.47-5.725GHz_802.11a_Nss1,(6Mbps)_2TX

5580MHz_TX

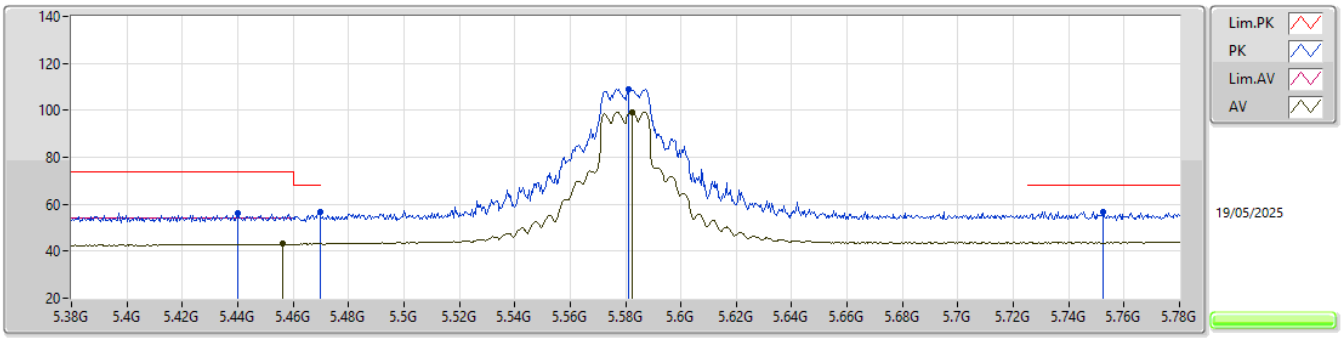

EUT Y_2TX
Setting 108
04-E-B-5-10

Type	Freq	Level	Limit	Margin	Raw	Dist	Condition	Azimuth	Height	Comment	AF	CL	PA
	(Hz)	(dBuV/m)	(dBuV/m)	(dB)	(dBuV)	(m)		(°)	(m)		(dB)	(dB)	(dB)
PK	5.44G	56.29	74.00	-17.71	59.93	3	Horizontal	49	1.05	-	31.56	8.53	43.73
PK	5.4696G	56.52	68.20	-11.68	60.00	3	Horizontal	49	1.05	-	31.68	8.56	43.72
AV	5.4564G	43.03	54.00	-10.97	46.57	3	Horizontal	49	1.05	-	31.63	8.55	43.72
PK	5.5812G	109.13	Inf	-Inf	112.43	3	Horizontal	49	1.05	-	31.64	8.68	43.62
AV	5.5824G	99.33	Inf	-Inf	102.63	3	Horizontal	49	1.05	-	31.64	8.68	43.62
PK	5.7524G	56.82	68.20	-11.38	59.31	3	Horizontal	49	1.05	-	32.10	8.86	43.45

5.47-5.725GHz_802.11a_Nss1,(6Mbps)_2TX

5580MHz_TX

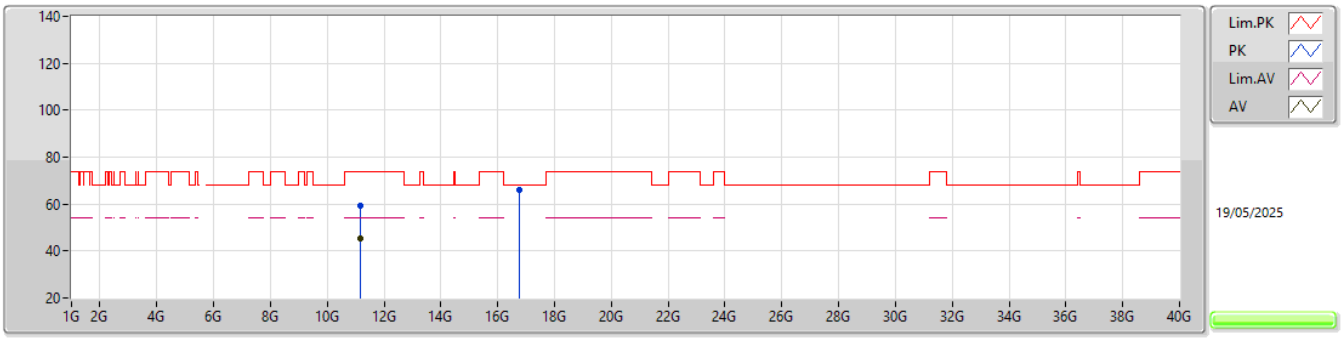

EUT Z_2TX
Setting 90
04-E-S-2

Type	Freq	Level	Limit	Margin	Raw	Dist	Condition	Azimuth	Height	Comment	AF	CL	PA
	(Hz)	(dBuV/m)	(dBuV/m)	(dB)	(dBuV)	(m)		(°)	(m)		(dB)	(dB)	(dB)
PK	11.16187G	59.12	74.00	-14.88	49.50	3	Vertical	127	1.00	-	39.48	12.99	42.85
AV	11.1619G	45.29	54.00	-8.71	35.67	3	Vertical	127	1.00	-	39.48	12.99	42.85
PK	16.74321G	65.83	68.20	-2.37	52.35	3	Vertical	224	1.03	-	39.46	16.28	42.26

5.47-5.725GHz_802.11a_Nss1,(6Mbps)_2TX

5580MHz_TX

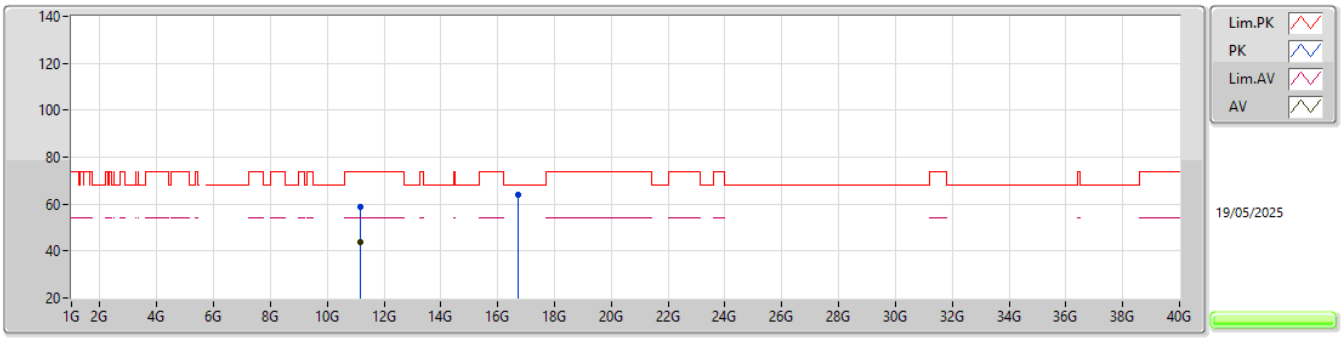

EUT Z_2TX
Setting 90
04-E-S-2

Type	Freq	Level	Limit	Margin	Raw	Dist	Condition	Azimuth	Height	Comment	AF	CL	PA
	(Hz)	(dBuV/m)	(dBuV/m)	(dB)	(dBuV)	(m)		(°)	(m)		(dB)	(dB)	(dB)
PK	11.16238G	58.72	74.00	-15.28	49.10	3	Horizontal	22	2.97	-	39.48	12.99	42.85
AV	11.15642G	43.93	54.00	-10.07	34.31	3	Horizontal	22	2.97	-	39.49	12.99	42.86
PK	16.73653G	63.77	68.20	-4.43	50.32	3	Horizontal	318	1.06	-	39.42	16.28	42.25

5.47-5.725GHz_802.11a_Nss1,(6Mbps)_2TX

5700MHz_TX

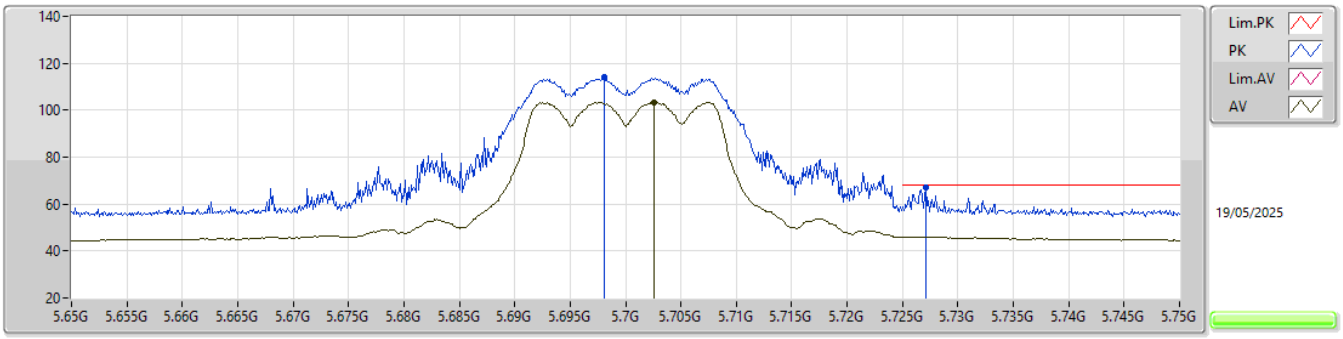

EUT Y_2TX
Setting 76
04-E-B-5-10

Type	Freq	Level	Limit	Margin	Raw	Dist	Condition	Azimuth	Height	Comment	AF	CL	PA
	(Hz)	(dBuV/m)	(dBuV/m)	(dB)	(dBuV)	(m)		(°)	(m)		(dB)	(dB)	(dB)
PK	5.6981G	114.27	Inf	-Inf	116.98	3	Vertical	297	1.80	-	31.99	8.80	43.50
AV	5.7026G	103.38	Inf	-Inf	106.06	3	Vertical	297	1.80	-	32.01	8.81	43.50
PK	5.7271G	67.02	68.20	-1.18	69.61	3	Vertical	297	1.80	-	32.05	8.83	43.47

5.47-5.725GHz_802.11a_Nss1,(6Mbps)_2TX

5700MHz_TX

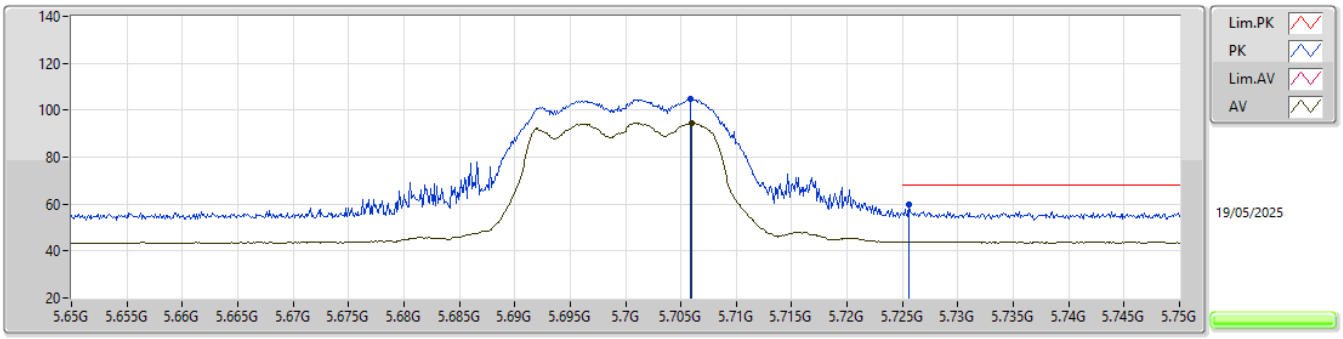

EUT Y_2TX
Setting 76
04-E-B-5-10

Type	Freq	Level	Limit	Margin	Raw	Dist	Condition	Azimuth	Height	Comment	AF	CL	PA
	(Hz)	(dBuV/m)	(dBuV/m)	(dB)	(dBuV)	(m)		(°)	(m)		(dB)	(dB)	(dB)
PK	5.7059G	104.67	Inf	-Inf	107.34	3	Horizontal	49	1.00	-	32.01	8.81	43.49
AV	5.706G	94.61	Inf	-Inf	97.28	3	Horizontal	49	1.00	-	32.01	8.81	43.49
PK	5.7256G	59.57	68.20	-8.63	62.16	3	Horizontal	49	1.00	-	32.05	8.83	43.47

5.47-5.725GHz_802.11a_Nss1,(6Mbps)_2TX

5700MHz_TX

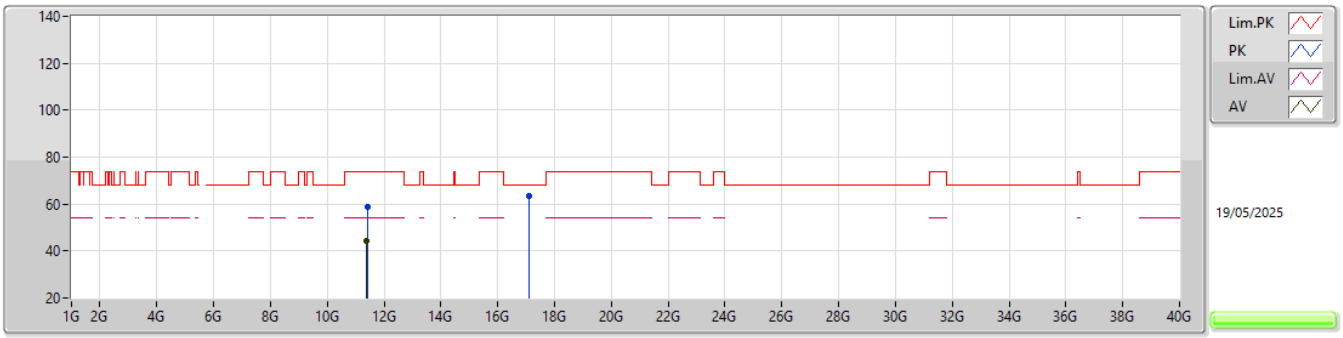

EUT Z_2TX
Setting 74
04-E-S-2

Type	Freq	Level	Limit	Margin	Raw	Dist	Condition	Azimuth	Height	Comment	AF	CL	PA
	(Hz)	(dBuV/m)	(dBuV/m)	(dB)	(dBuV)	(m)		(°)	(m)		(dB)	(dB)	(dB)
PK	11.40359G	58.76	74.00	-15.24	48.47	3	Vertical	39	1.80	-	39.90	13.16	42.77
AV	11.40015G	44.56	54.00	-9.44	34.27	3	Vertical	39	1.80	-	39.90	13.16	42.77
PK	17.10061G	63.26	68.20	-4.94	49.49	3	Vertical	296	1.00	-	40.00	16.32	42.55

5.47-5.725GHz_802.11a_Nss1,(6Mbps)_2TX

5700MHz_TX

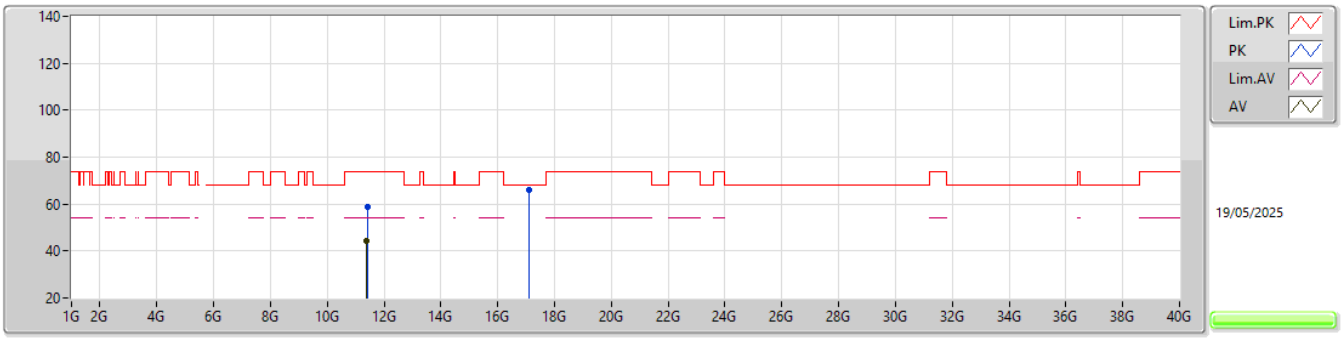

EUT Z_2TX
Setting 74
04-E-S-2

Type	Freq	Level	Limit	Margin	Raw	Dist	Condition	Azimuth	Height	Comment	AF	CL	PA
	(Hz)	(dBuV/m)	(dBuV/m)	(dB)	(dBuV)	(m)		(°)	(m)		(dB)	(dB)	(dB)
PK	11.405G	58.64	74.00	-15.36	48.35	3	Horizontal	360	1.00	-	39.90	13.16	42.77
AV	11.40048G	44.56	54.00	-9.44	34.27	3	Horizontal	360	1.00	-	39.90	13.16	42.77
PK	17.10186G	66.04	68.20	-2.16	52.26	3	Horizontal	333	1.00	-	40.01	16.32	42.55

5.47-5.725GHz_802.11a_Nss1,(6Mbps)_2TX

5720MHz Straddle 5.47-5.725GHz_TX

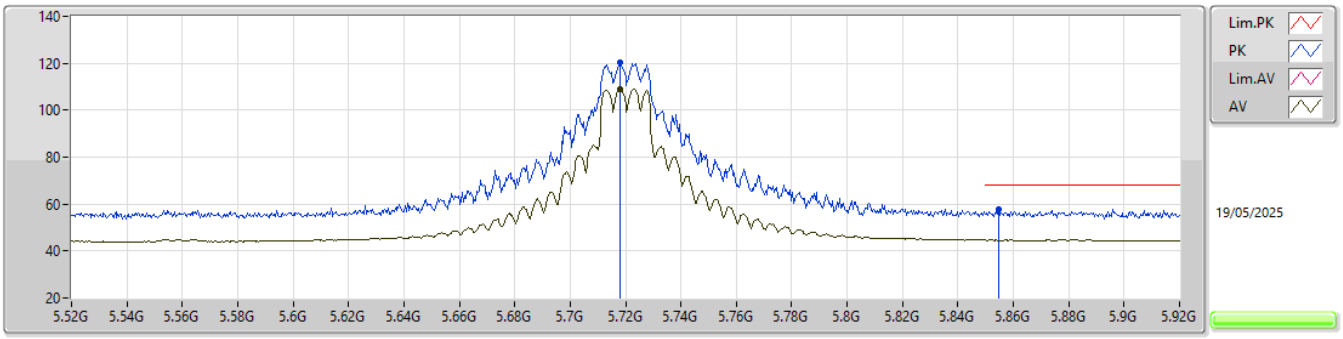

EUT Y_2TX
Setting 108
04-E-B-5-10

Type	Freq	Level	Limit	Margin	Raw	Dist	Condition	Azimuth	Height	Comment	AF	CL	PA
	(Hz)	(dBuV/m)	(dBuV/m)	(dB)	(dBuV)	(m)		(°)	(m)		(dB)	(dB)	(dB)
PK	5.718G	120.41	Inf	-Inf	123.03	3	Vertical	106	1.80	-	32.04	8.82	43.48
AV	5.718G	108.91	Inf	-Inf	111.53	3	Vertical	106	1.80	-	32.04	8.82	43.48
PK	5.8548G	57.71	68.20	-10.49	59.97	3	Vertical	106	1.80	-	32.12	8.97	43.35

5.47-5.725GHz_802.11a_Nss1,(6Mbps)_2TX

5720MHz Straddle 5.47-5.725GHz_TX

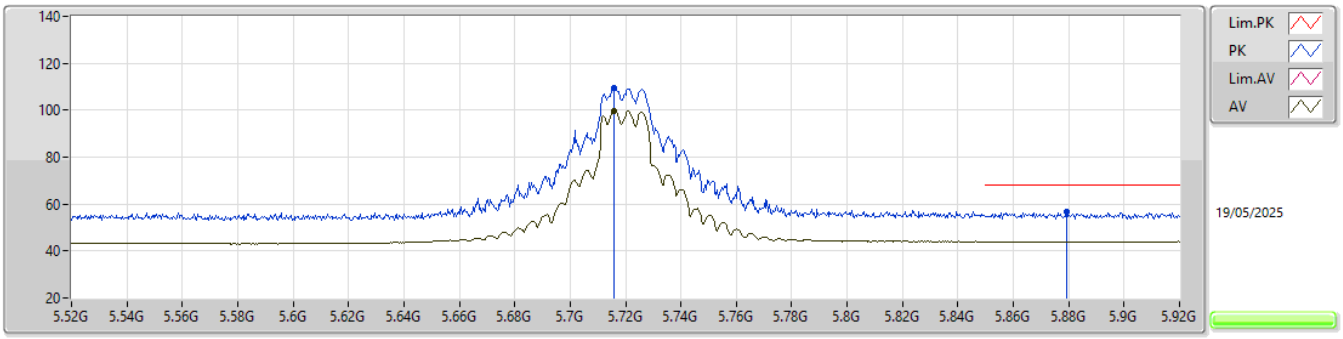

EUT Y_2TX
Setting 108
04-E-B-5-10

Type	Freq	Level	Limit	Margin	Raw	Dist	Condition	Azimuth	Height	Comment	AF	CL	PA
	(Hz)	(dBuV/m)	(dBuV/m)	(dB)	(dBuV)	(m)		(°)	(m)		(dB)	(dB)	(dB)
PK	5.716G	109.59	Inf	-Inf	112.22	3	Horizontal	49	1.01	-	32.03	8.82	43.48
AV	5.716G	99.85	Inf	-Inf	102.48	3	Horizontal	49	1.01	-	32.03	8.82	43.48
PK	5.8792G	56.47	68.20	-11.73	58.57	3	Horizontal	49	1.01	-	32.22	9.00	43.32

5.47-5.725GHz_802.11a_Nss1,(6Mbps)_2TX

5720MHz Straddle 5.47-5.725GHz_TX

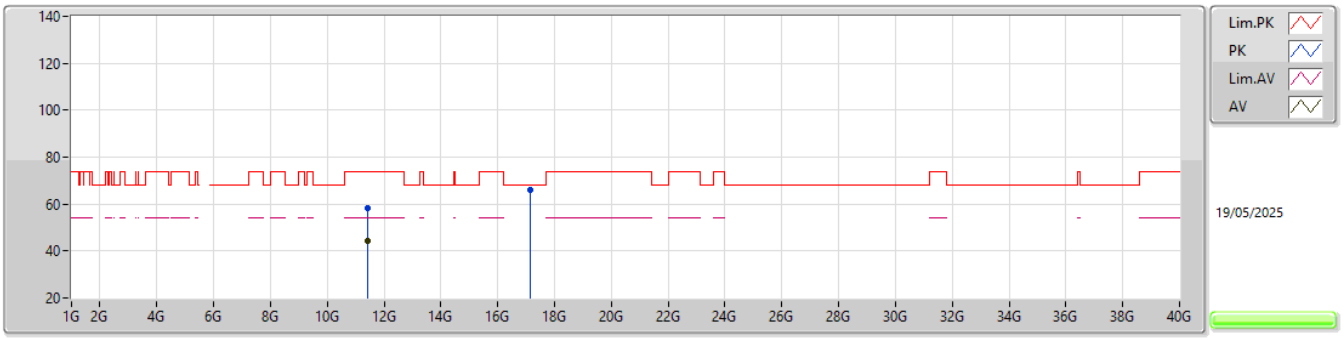

EUT Z_2TX
Setting 88
04-E-S-2

Type	Freq	Level	Limit	Margin	Raw	Dist	Condition	Azimuth	Height	Comment	AF	CL	PA
	(Hz)	(dBuV/m)	(dBuV/m)	(dB)	(dBuV)	(m)		(°)	(m)		(dB)	(dB)	(dB)
PK	11.43998G	58.52	74.00	-15.48	48.19	3	Vertical	127	1.80	-	39.90	13.19	42.76
AV	11.43645G	44.37	54.00	-9.63	34.04	3	Vertical	127	1.80	-	39.90	13.19	42.76
PK	17.16334G	65.90	68.20	-2.30	51.77	3	Vertical	124	1.03	-	40.45	16.33	42.65

5.47-5.725GHz_802.11a_Nss1,(6Mbps)_2TX

5720MHz Straddle 5.47-5.725GHz_TX

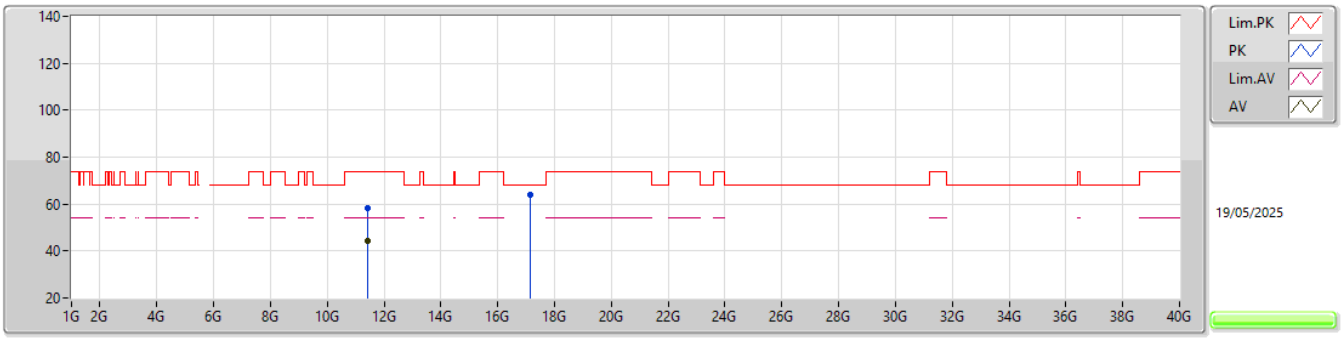

EUT Z_2TX
Setting 88
04-E-S-2

Type	Freq	Level	Limit	Margin	Raw	Dist	Condition	Azimuth	Height	Comment	AF	CL	PA
	(Hz)	(dBuV/m)	(dBuV/m)	(dB)	(dBuV)	(m)		(°)	(m)		(dB)	(dB)	(dB)
PK	11.44328G	58.40	74.00	-15.60	48.07	3	Horizontal	360	1.80	-	39.90	13.19	42.76
AV	11.43643G	44.45	54.00	-9.55	34.12	3	Horizontal	360	1.80	-	39.90	13.19	42.76
PK	17.16339G	63.90	68.20	-4.30	49.77	3	Horizontal	217	1.09	-	40.45	16.33	42.65

5.725-5.85GHz_802.11a_Nss1,(6Mbps)_2TX

5745MHz_TX

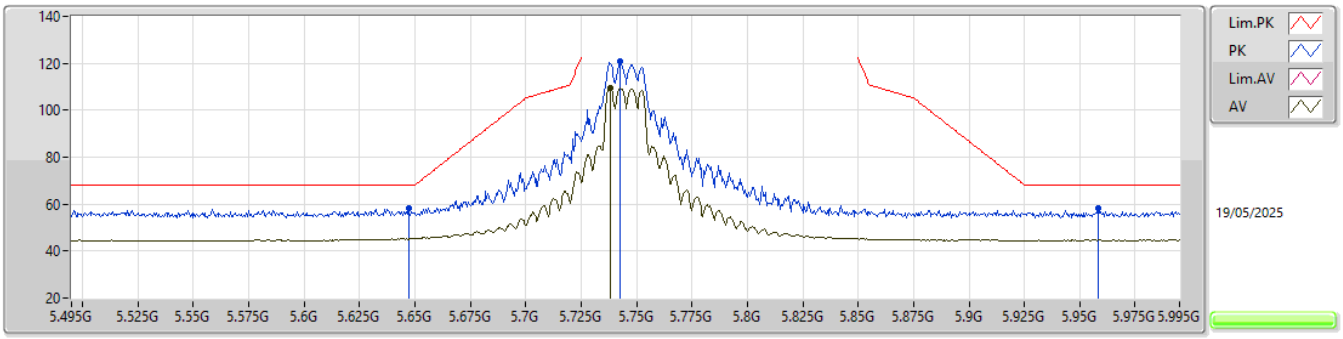

EUT Y_2TX
Setting 108
04-E-B-5-10

Type	Freq	Level	Limit	Margin	Raw	Dist	Condition	Azimuth	Height	Comment	AF	CL	PA
	(Hz)	(dBuV/m)	(dBuV/m)	(dB)	(dBuV)	(m)		(°)	(m)		(dB)	(dB)	(dB)
PK	5.647G	58.47	68.20	-9.73	61.48	3	Vertical	104	1.78	-	31.79	8.75	43.55
PK	5.7425G	120.68	Inf	-Inf	123.20	3	Vertical	104	1.78	-	32.09	8.85	43.46
AV	5.738G	109.42	Inf	-Inf	111.96	3	Vertical	104	1.78	-	32.08	8.84	43.46
PK	5.9585G	58.24	68.20	-9.96	60.07	3	Vertical	104	1.78	-	32.32	9.09	43.24

5.725-5.85GHz_802.11a_Nss1,(6Mbps)_2TX

5745MHz_TX

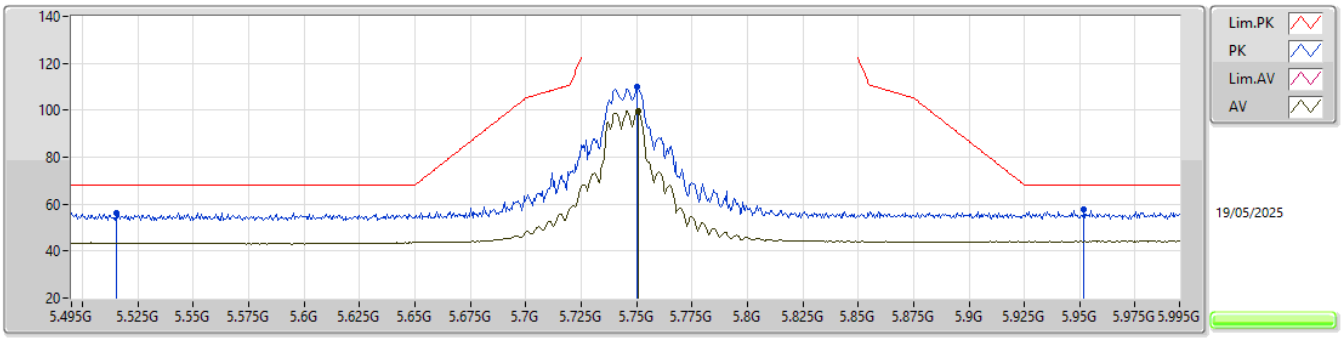

EUT Y_2TX
Setting 108
04-E-B-5-10

Type	Freq	Level	Limit	Margin	Raw	Dist	Condition	Azimuth	Height	Comment	AF	CL	PA
	(Hz)	(dBuV/m)	(dBuV/m)	(dB)	(dBuV)	(m)		(°)	(m)		(dB)	(dB)	(dB)
PK	5.5155G	56.31	68.20	-11.89	59.61	3	Horizontal	51	1.00	-	31.77	8.61	43.68
PK	5.75G	109.75	Inf	-Inf	112.24	3	Horizontal	51	1.00	-	32.10	8.86	43.45
AV	5.751G	99.85	Inf	-Inf	102.34	3	Horizontal	51	1.00	-	32.10	8.86	43.45
PK	5.952G	57.54	68.20	-10.66	59.41	3	Horizontal	51	1.00	-	32.30	9.08	43.25

5.725-5.85GHz_802.11a_Nss1,(6Mbps)_2TX

5745MHz_TX

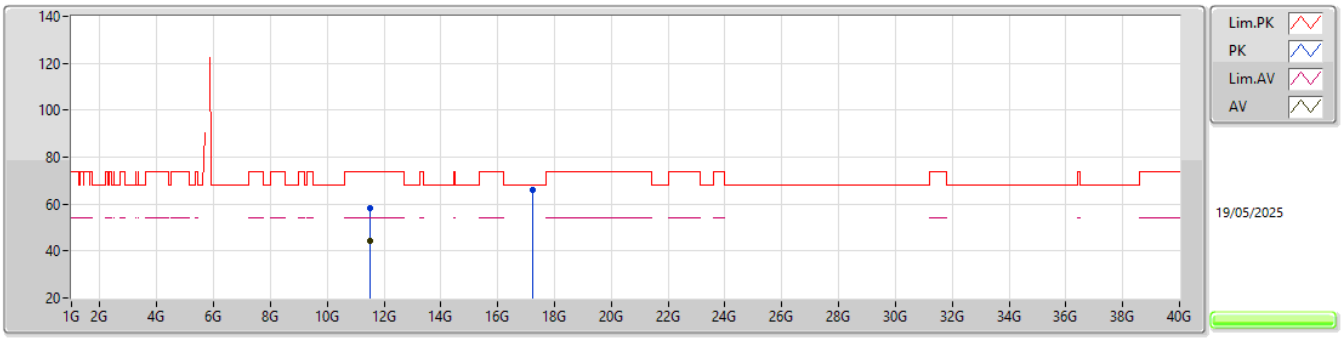

EUT Z_2TX
Setting 76
04-E-S-2

Type	Freq	Level	Limit	Margin	Raw	Dist	Condition	Azimuth	Height	Comment	AF	CL	PA
	(Hz)	(dBuV/m)	(dBuV/m)	(dB)	(dBuV)	(m)		(°)	(m)		(dB)	(dB)	(dB)
PK	11.4884G	58.14	74.00	-15.86	47.68	3	Vertical	238	1.80	-	39.98	13.22	42.74
AV	11.49826G	44.35	54.00	-9.65	33.86	3	Vertical	238	1.80	-	40.00	13.23	42.74
PK	17.23726G	66.13	68.20	-2.07	51.95	3	Vertical	216	1.04	-	40.60	16.34	42.76

5.725-5.85GHz_802.11a_Nss1,(6Mbps)_2TX

5745MHz_TX

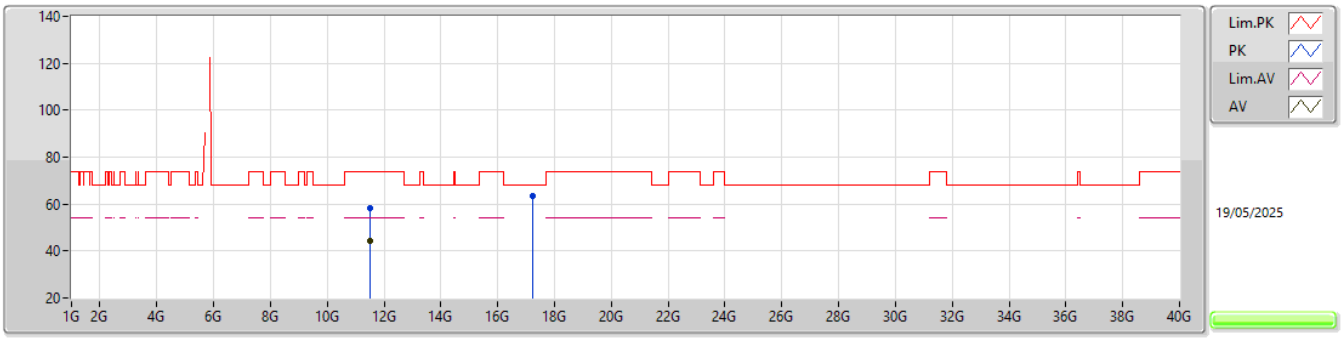

EUT Z_2TX
Setting 76
04-E-S-2

Type	Freq	Level	Limit	Margin	Raw	Dist	Condition	Azimuth	Height	Comment	AF	CL	PA
	(Hz)	(dBuV/m)	(dBuV/m)	(dB)	(dBuV)	(m)		(°)	(m)		(dB)	(dB)	(dB)
PK	11.49326G	58.13	74.00	-15.87	47.65	3	Horizontal	44	1.37	-	39.99	13.23	42.74
AV	11.49548G	44.40	54.00	-9.60	33.92	3	Horizontal	44	1.37	-	39.99	13.23	42.74
PK	17.24022G	63.25	68.20	-4.95	49.08	3	Horizontal	264	2.97	-	40.60	16.34	42.77

5.725-5.85GHz_802.11a_Nss1,(6Mbps)_2TX

5785MHz_TX

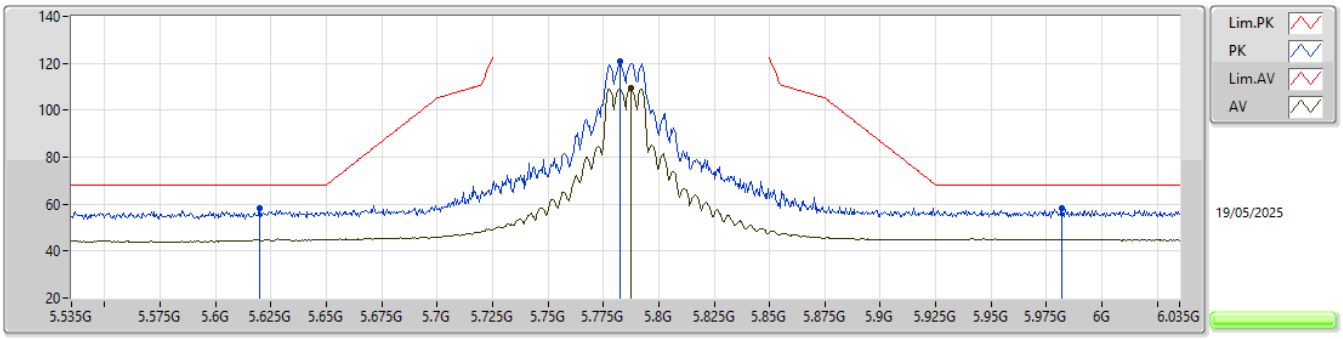

EUT Y_2TX
Setting 108
04-E-B-5-10

Type	Freq	Level	Limit	Margin	Raw	Dist	Condition	Azimuth	Height	Comment	AF	CL	PA
	(Hz)	(dBuV/m)	(dBuV/m)	(dB)	(dBuV)	(m)		(°)	(m)		(dB)	(dB)	(dB)
PK	5.62G	58.04	68.20	-10.16	61.22	3	Vertical	93	1.80	-	31.68	8.72	43.58
PK	5.7825G	120.93	Inf	-Inf	123.36	3	Vertical	93	1.80	-	32.10	8.89	43.42
AV	5.7875G	109.34	Inf	-Inf	111.75	3	Vertical	93	1.80	-	32.10	8.90	43.41
PK	5.982G	58.10	68.20	-10.10	59.84	3	Vertical	93	1.80	-	32.36	9.12	43.22

5.725-5.85GHz_802.11a_Nss1,(6Mbps)_2TX

5785MHz_TX

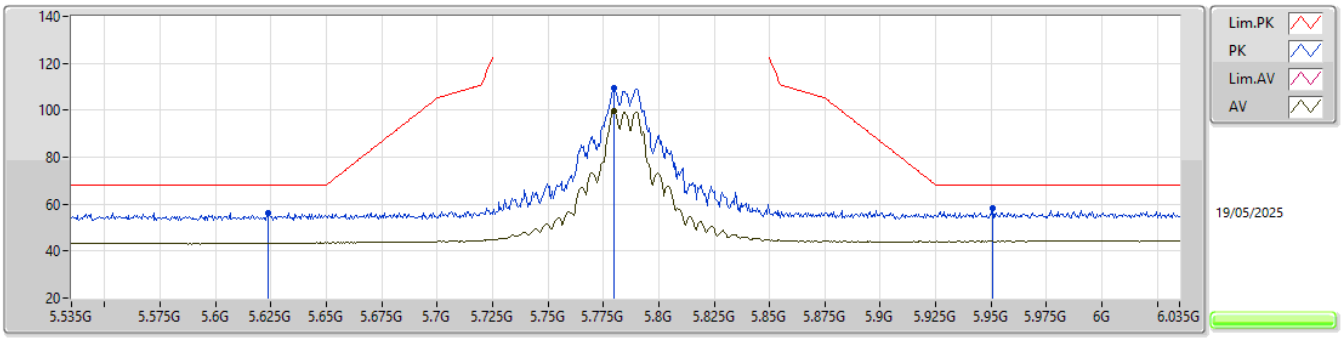

EUT Y_2TX
Setting 108
04-E-B-5-10

Type	Freq	Level	Limit	Margin	Raw	Dist	Condition	Azimuth	Height	Comment	AF	CL	PA
	(Hz)	(dBuV/m)	(dBuV/m)	(dB)	(dBuV)	(m)		(°)	(m)		(dB)	(dB)	(dB)
PK	5.6235G	56.42	68.20	-11.78	59.59	3	Horizontal	55	1.73	-	31.69	8.72	43.58
PK	5.78G	109.59	Inf	-Inf	112.02	3	Horizontal	55	1.73	-	32.10	8.89	43.42
AV	5.78G	99.55	Inf	-Inf	101.98	3	Horizontal	55	1.73	-	32.10	8.89	43.42
PK	5.9505G	58.06	68.20	-10.14	59.93	3	Horizontal	55	1.73	-	32.30	9.08	43.25

5.725-5.85GHz_802.11a_Nss1,(6Mbps)_2TX

5785MHz_TX

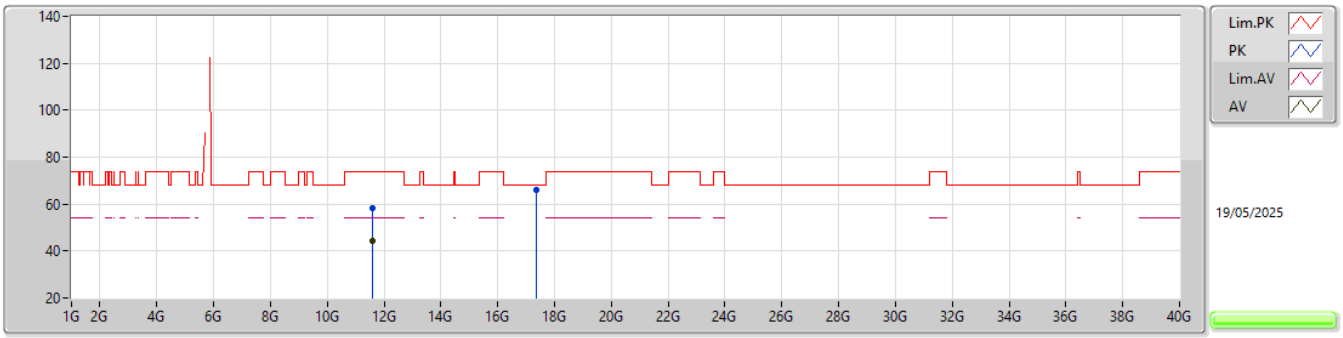

EUT Z_2TX
Setting 74
04-E-S-2

Type	Freq	Level	Limit	Margin	Raw	Dist	Condition	Azimuth	Height	Comment	AF	CL	PA
	(Hz)	(dBuV/m)	(dBuV/m)	(dB)	(dBuV)	(m)		(°)	(m)		(dB)	(dB)	(dB)
PK	11.57832G	58.07	74.00	-15.93	47.84	3	Vertical	285	1.80	-	39.79	13.29	42.85
AV	11.57356G	44.50	54.00	-9.50	34.24	3	Vertical	285	1.80	-	39.81	13.29	42.84
PK	17.36124G	65.95	68.20	-2.25	51.17	3	Vertical	40	1.00	-	41.39	16.35	42.96

5.725-5.85GHz_802.11a_Nss1,(6Mbps)_2TX

5785MHz_TX

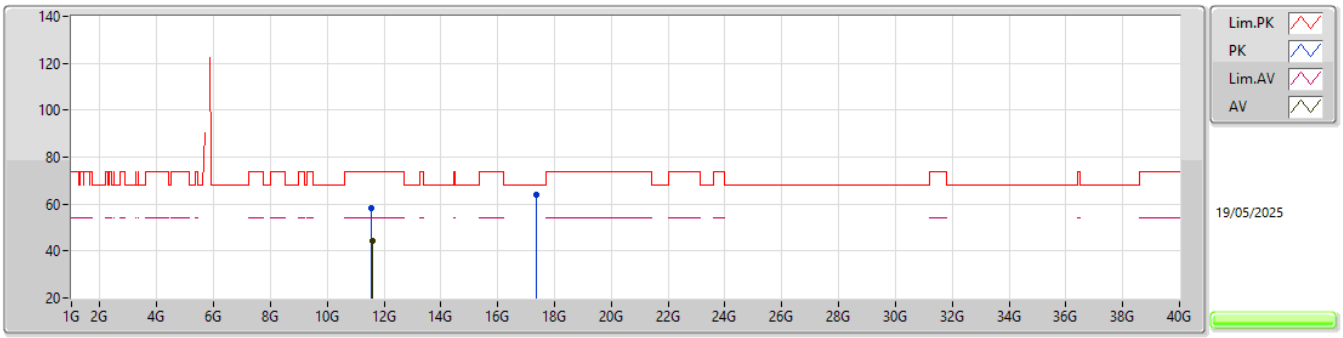

EUT Z_2TX
Setting 74
04-E-S-2

Type	Freq	Level	Limit	Margin	Raw	Dist	Condition	Azimuth	Height	Comment	AF	CL	PA
	(Hz)	(dBuV/m)	(dBuV/m)	(dB)	(dBuV)	(m)		(°)	(m)		(dB)	(dB)	(dB)
PK	11.56442G	58.31	74.00	-15.69	48.02	3	Horizontal	1	1.80	-	39.84	13.28	42.83
AV	11.57374G	44.54	54.00	-9.46	34.28	3	Horizontal	1	1.80	-	39.81	13.29	42.84
PK	17.3519G	63.90	68.20	-4.30	49.18	3	Horizontal	118	1.80	-	41.32	16.35	42.95

5.725-5.85GHz_802.11a_Nss1,(6Mbps)_2TX

5825MHz_TX

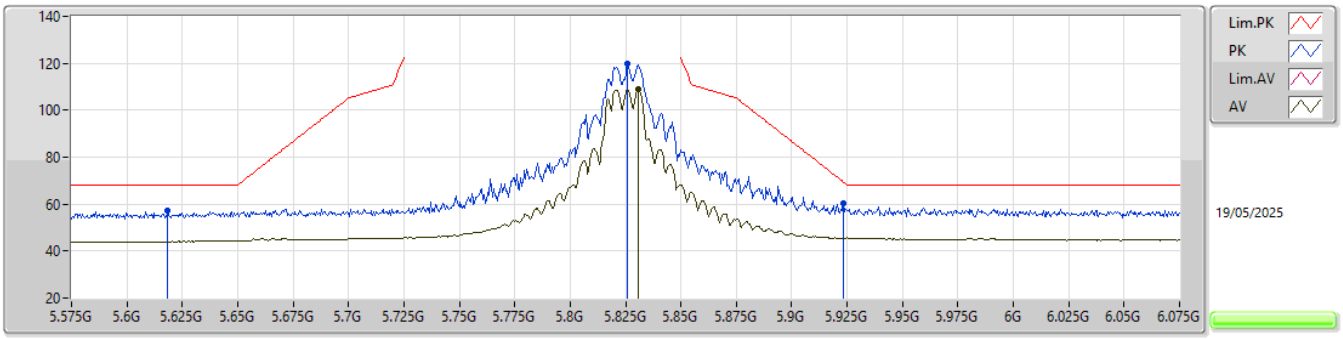

EUT Y_2TX
Setting 108
04-E-B-5-10

Type	Freq	Level	Limit	Margin	Raw	Dist	Condition	Azimuth	Height	Comment	AF	CL	PA
	(Hz)	(dBuV/m)	(dBuV/m)	(dB)	(dBuV)	(m)		(°)	(m)		(dB)	(dB)	(dB)
PK	5.6185G	57.06	68.20	-11.14	60.25	3	Vertical	232	1.80	-	31.67	8.72	43.58
PK	5.826G	119.76	Inf	-Inf	122.09	3	Vertical	232	1.80	-	32.10	8.94	43.37
AV	5.831G	108.83	Inf	-Inf	111.15	3	Vertical	232	1.80	-	32.10	8.95	43.37
PK	5.9235G	60.18	69.31	-9.13	62.11	3	Vertical	232	1.80	-	32.30	9.05	43.28

5.725-5.85GHz_802.11a_Nss1,(6Mbps)_2TX

5825MHz_TX

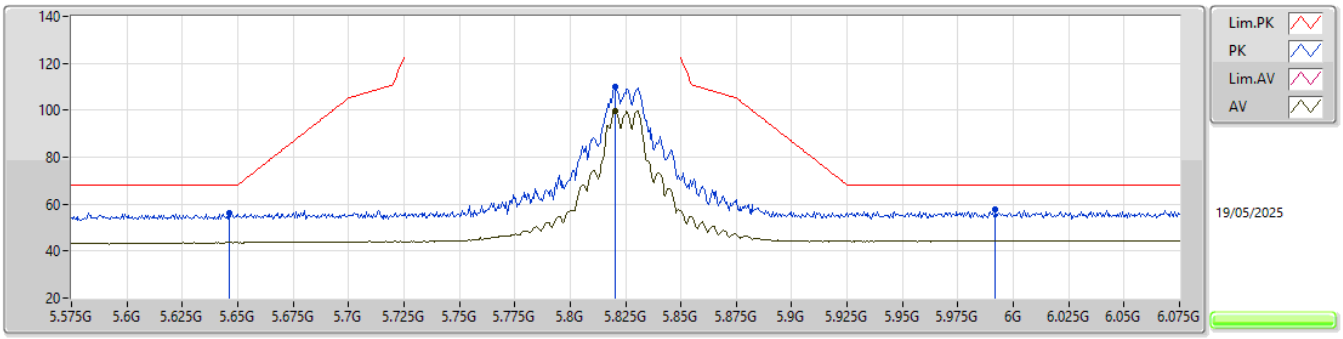

EUT Y_2TX
Setting 108
04-E-B-5-10

Type	Freq	Level	Limit	Margin	Raw	Dist	Condition	Azimuth	Height	Comment	AF	CL	PA
	(Hz)	(dBuV/m)	(dBuV/m)	(dB)	(dBuV)	(m)		(°)	(m)		(dB)	(dB)	(dB)
PK	5.646G	56.23	68.20	-11.97	59.25	3	Horizontal	49	1.08	-	31.78	8.75	43.55
PK	5.8205G	109.77	Inf	-Inf	112.12	3	Horizontal	49	1.08	-	32.10	8.93	43.38
AV	5.8205G	99.87	Inf	-Inf	102.22	3	Horizontal	49	1.08	-	32.10	8.93	43.38
PK	5.992G	57.82	68.20	-10.38	59.52	3	Horizontal	49	1.08	-	32.38	9.13	43.21

5.725-5.85GHz_802.11a_Nss1,(6Mbps)_2TX

5825MHz_TX

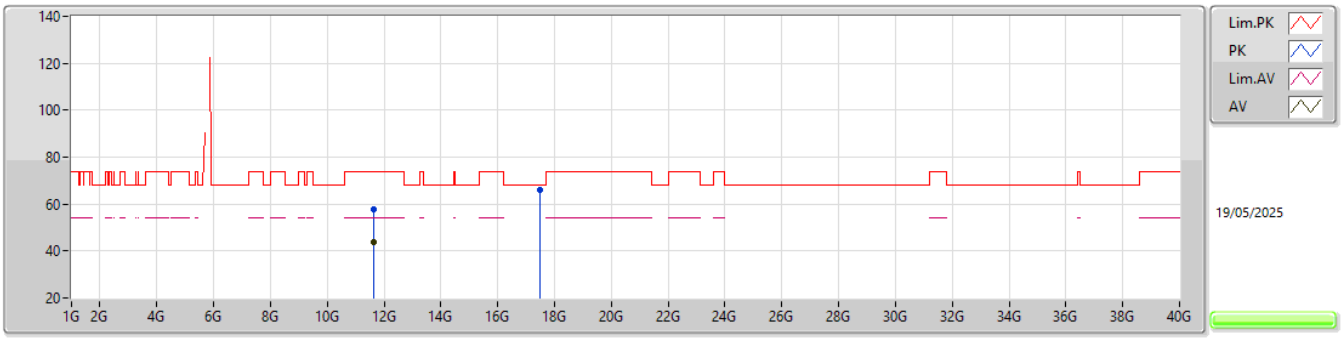

EUT Z_2TX
Setting 72
04-E-S-2

Type	Freq	Level	Limit	Margin	Raw	Dist	Condition	Azimuth	Height	Comment	AF	CL	PA
	(Hz)	(dBuV/m)	(dBuV/m)	(dB)	(dBuV)	(m)		(°)	(m)		(dB)	(dB)	(dB)
PK	11.646G	57.90	74.00	-16.10	47.99	3	Vertical	343	1.80	-	39.52	13.34	42.95
AV	11.64068G	44.00	54.00	-10.00	34.07	3	Vertical	343	1.80	-	39.54	13.33	42.94
PK	17.47692G	66.18	68.20	-2.02	50.74	3	Vertical	37	1.00	-	42.22	16.36	43.14

5.725-5.85GHz_802.11a_Nss1,(6Mbps)_2TX

5825MHz_TX

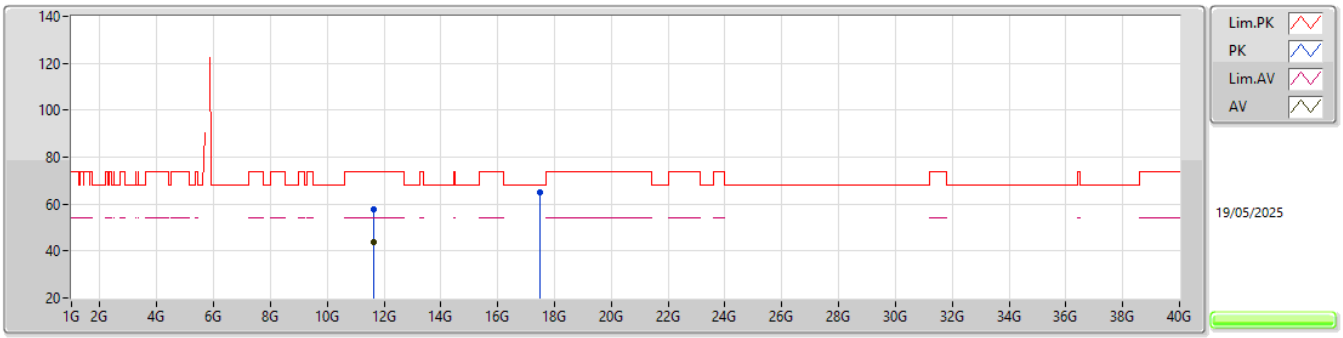

EUT Z_2TX
Setting 72
04-E-S-2

Type	Freq	Level	Limit	Margin	Raw	Dist	Condition	Azimuth	Height	Comment	AF	CL	PA
	(Hz)	(dBuV/m)	(dBuV/m)	(dB)	(dBuV)	(m)		(°)	(m)		(dB)	(dB)	(dB)
PK	11.65186G	57.93	74.00	-16.07	48.05	3	Horizontal	79	1.80	-	39.50	13.34	42.96
AV	11.6401G	43.98	54.00	-10.02	34.05	3	Horizontal	79	1.80	-	39.54	13.33	42.94
PK	17.48478G	65.00	68.20	-3.20	49.52	3	Horizontal	52	1.78	-	42.28	16.36	43.16

5.15-5.25GHz_802.11be EHT20-BF_Nss1,(MCS0)_2TX

5180MHz_TX

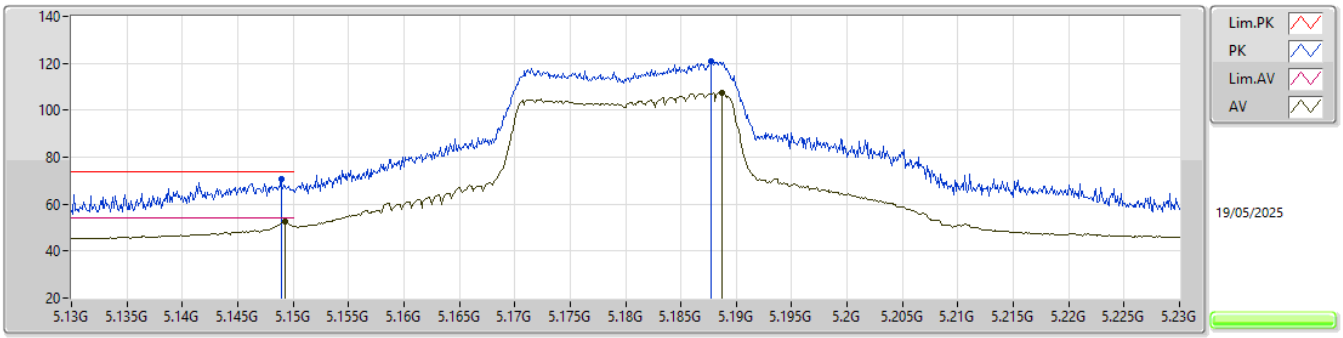

EUT Y_2TX
Setting 91
04-E-S-2-10

Type	Freq	Level	Limit	Margin	Raw	Dist	Condition	Azimuth	Height	Comment	AF	CL	PA
	(Hz)	(dBuV/m)	(dBuV/m)	(dB)	(dBuV)	(m)		(°)	(m)		(dB)	(dB)	(dB)
PK	5.1489G	70.57	74.00	-3.43	74.07	3	Vertical	324	1.80	-	31.99	8.39	43.88
AV	5.1493G	52.54	54.00	-1.46	56.03	3	Vertical	324	1.80	-	32.00	8.39	43.88
PK	5.1877G	120.76	Inf	-Inf	124.44	3	Vertical	324	1.80	-	31.77	8.41	43.86
AV	5.1887G	107.53	Inf	-Inf	111.21	3	Vertical	324	1.80	-	31.77	8.41	43.86

5.15-5.25GHz_802.11be EHT20-BF_Nss1,(MCS0)_2TX

5180MHz_TX

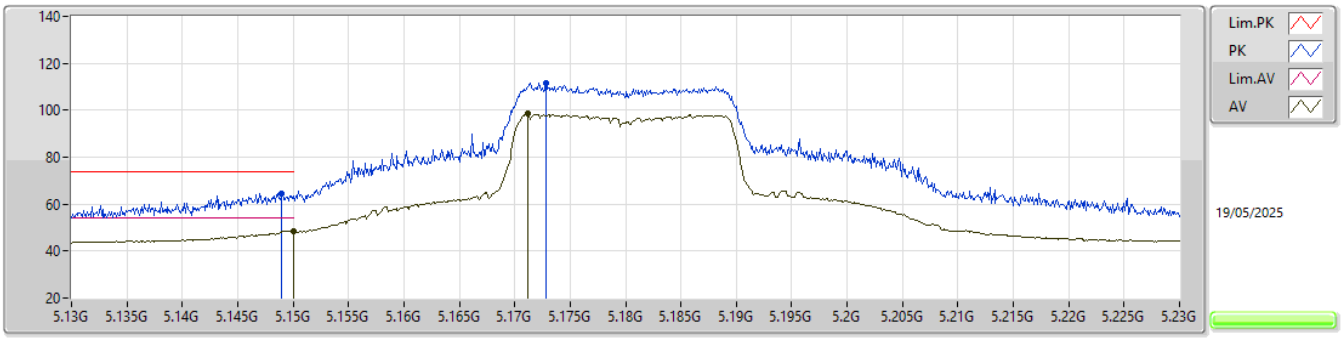

EUT Y_2TX
Setting 91
04-E-S-2-10

Type	Freq	Level	Limit	Margin	Raw	Dist	Condition	Azimuth	Height	Comment	AF	CL	PA
	(Hz)	(dBuV/m)	(dBuV/m)	(dB)	(dBuV)	(m)		(°)	(m)		(dB)	(dB)	(dB)
PK	5.149G	64.61	74.00	-9.39	68.11	3	Horizontal	36	1.80	-	31.99	8.39	43.88
AV	5.15G	48.45	54.00	-5.55	51.93	3	Horizontal	36	1.80	-	32.00	8.39	43.87
PK	5.1728G	111.37	Inf	-Inf	114.96	3	Horizontal	36	1.80	-	31.86	8.41	43.86
AV	5.1712G	98.37	Inf	-Inf	101.96	3	Horizontal	36	1.80	-	31.87	8.40	43.86

5.15-5.25GHz_802.11be EHT20-BF_Nss1,(MCS0)_2TX

5180MHz_TX

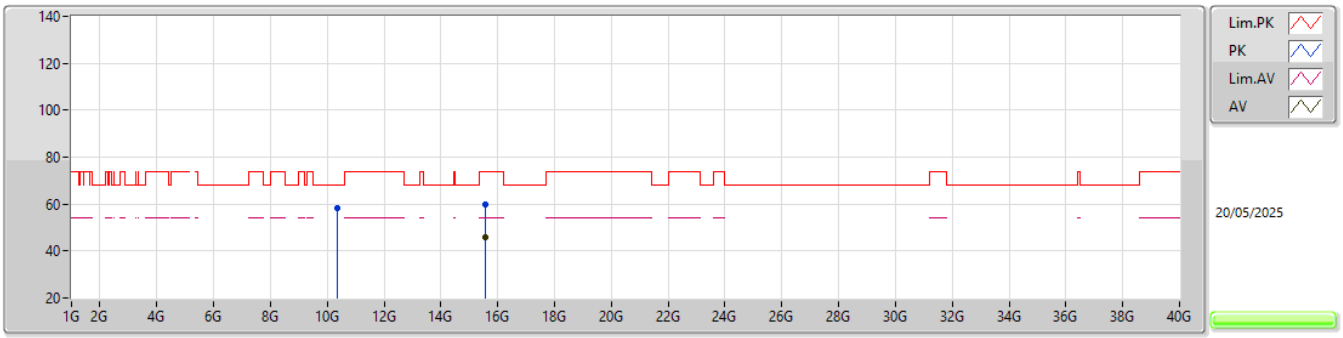

EUT Z_2TX
Setting 91
02-D-S-2

Type	Freq	Level	Limit	Margin	Raw	Dist	Condition	Azimuth	Height	Comment	AF	CL	PA
	(Hz)	(dBuV/m)	(dBuV/m)	(dB)	(dBuV)	(m)		(°)	(m)		(dB)	(dB)	(dB)
PK	10.35772G	58.38	68.20	-9.82	39.48	3	Vertical	4	1.00	-	38.38	11.04	30.52
PK	15.54922G	60.08	74.00	-13.92	42.27	3	Vertical	231	1.80	-	37.90	11.85	31.94
AV	15.54966G	45.75	54.00	-8.25	27.94	3	Vertical	231	1.80	-	37.90	11.85	31.94

5.15-5.25GHz_802.11be EHT20-BF_Nss1,(MCS0)_2TX

5180MHz_TX

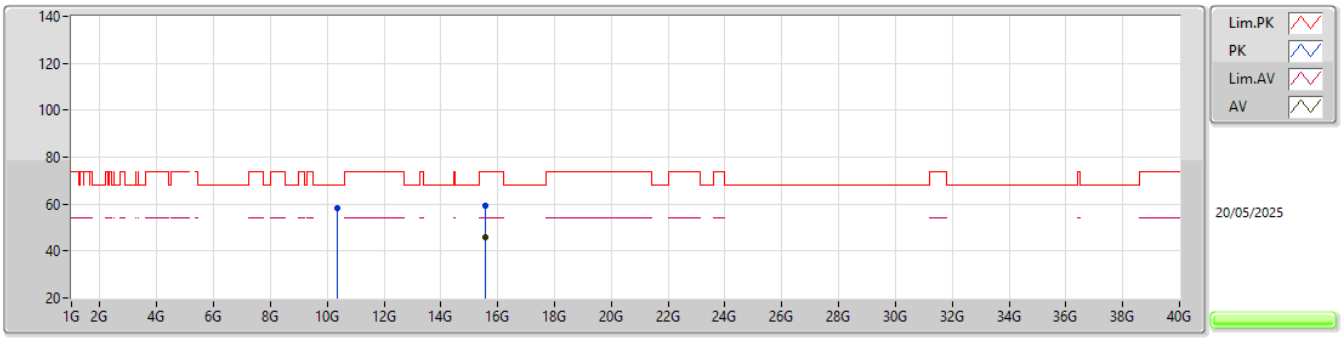

EUT Z_2TX
Setting 91
02-D-S-2

Type	Freq	Level	Limit	Margin	Raw	Dist	Condition	Azimuth	Height	Comment	AF	CL	PA
	(Hz)	(dBuV/m)	(dBuV/m)	(dB)	(dBuV)	(m)		(°)	(m)		(dB)	(dB)	(dB)
PK	10.3604G	58.17	68.20	-10.03	39.27	3	Horizontal	312	2.02	-	38.38	11.04	30.52
PK	15.55G	59.46	74.00	-14.54	41.65	3	Horizontal	86	1.80	-	37.90	11.85	31.94
AV	15.55184G	45.62	54.00	-8.38	27.81	3	Horizontal	86	1.80	-	37.90	11.85	31.94

5.15-5.25GHz_802.11be EHT20-BF_Nss1,(MCS0)_2TX

5200MHz_TX

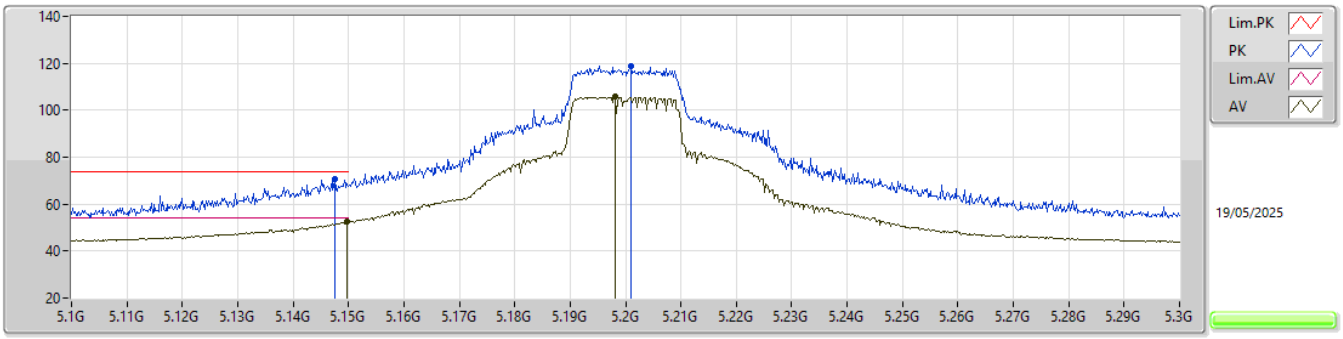

EUT Y_2TX
Setting 106
04-E-S-2-10

Type	Freq	Level	Limit	Margin	Raw	Dist	Condition	Azimuth	Height	Comment	AF	CL	PA
	(Hz)	(dBuV/m)	(dBuV/m)	(dB)	(dBuV)	(m)		(°)	(m)		(dB)	(dB)	(dB)
PK	5.1476G	70.73	74.00	-3.27	74.23	3	Vertical	40	1.80	-	31.99	8.39	43.88
AV	5.1498G	52.63	54.00	-1.37	56.12	3	Vertical	40	1.80	-	32.00	8.39	43.88
PK	5.201G	118.74	Inf	-Inf	122.48	3	Vertical	40	1.80	-	31.69	8.42	43.85
AV	5.1982G	105.62	Inf	-Inf	109.34	3	Vertical	40	1.80	-	31.71	8.42	43.85

5.15-5.25GHz_802.11be EHT20-BF_Nss1,(MCS0)_2TX

5200MHz_TX

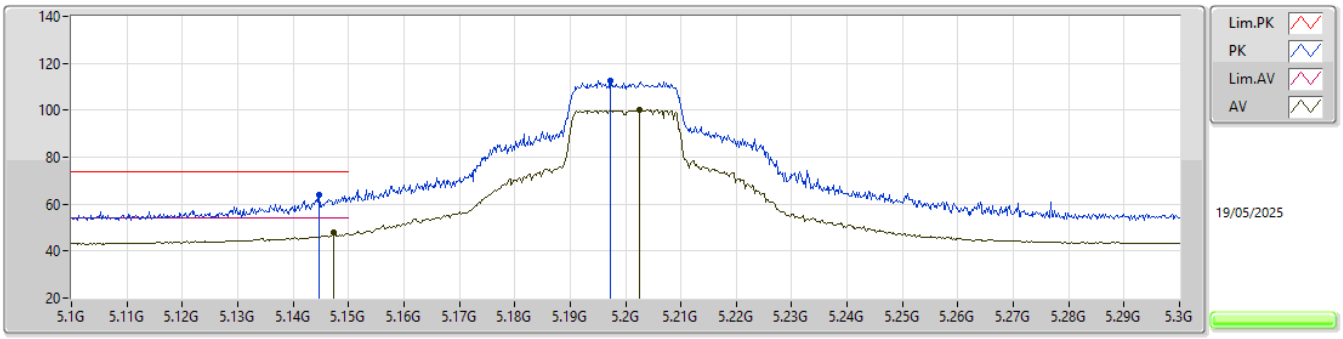

EUT Y_2TX
Setting 106
04-E-S-2-10

Type	Freq	Level	Limit	Margin	Raw	Dist	Condition	Azimuth	Height	Comment	AF	CL	PA
	(Hz)	(dBuV/m)	(dBuV/m)	(dB)	(dBuV)	(m)		(°)	(m)		(dB)	(dB)	(dB)
PK	5.1446G	64.21	74.00	-9.79	67.73	3	Horizontal	29	1.80	-	31.97	8.39	43.88
AV	5.1474G	47.75	54.00	-6.25	51.26	3	Horizontal	29	1.80	-	31.98	8.39	43.88
PK	5.1972G	112.50	Inf	-Inf	116.21	3	Horizontal	29	1.80	-	31.72	8.42	43.85
AV	5.2026G	100.16	Inf	-Inf	103.91	3	Horizontal	29	1.80	-	31.68	8.42	43.85

5.15-5.25GHz_802.11be EHT20-BF_Nss1,(MCS0)_2TX

5200MHz_TX

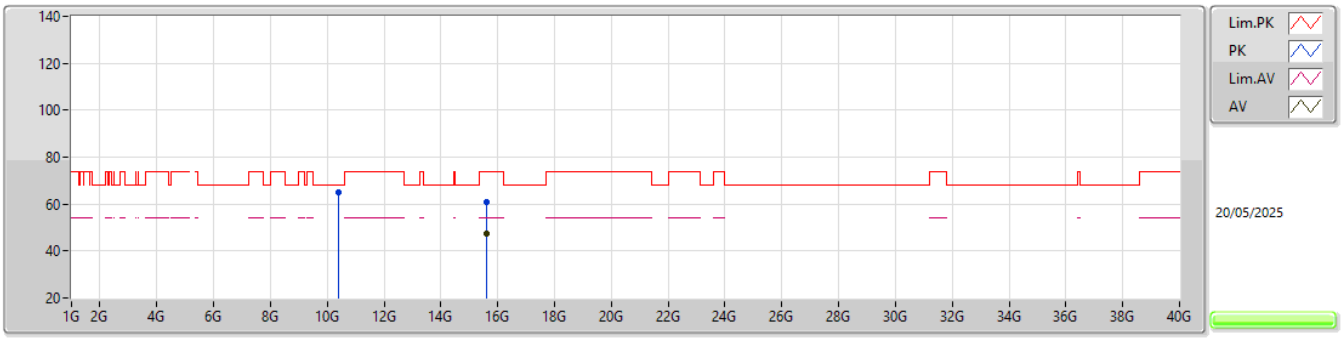

EUT Z_2TX
Setting 106
02-D-S-2

Type	Freq	Level	Limit	Margin	Raw	Dist	Condition	Azimuth	Height	Comment	AF	CL	PA
	(Hz)	(dBuV/m)	(dBuV/m)	(dB)	(dBuV)	(m)		(°)	(m)		(dB)	(dB)	(dB)
PK	10.4054G	64.78	68.20	-3.42	45.93	3	Vertical	8	1.01	-	38.29	11.07	30.51
PK	15.61092G	60.80	74.00	-13.20	43.15	3	Vertical	309	1.01	-	37.78	11.85	31.98
AV	15.60156G	47.62	54.00	-6.38	29.94	3	Vertical	309	1.01	-	37.80	11.85	31.97

5.15-5.25GHz_802.11be EHT20-BF_Nss1,(MCS0)_2TX

5200MHz_TX

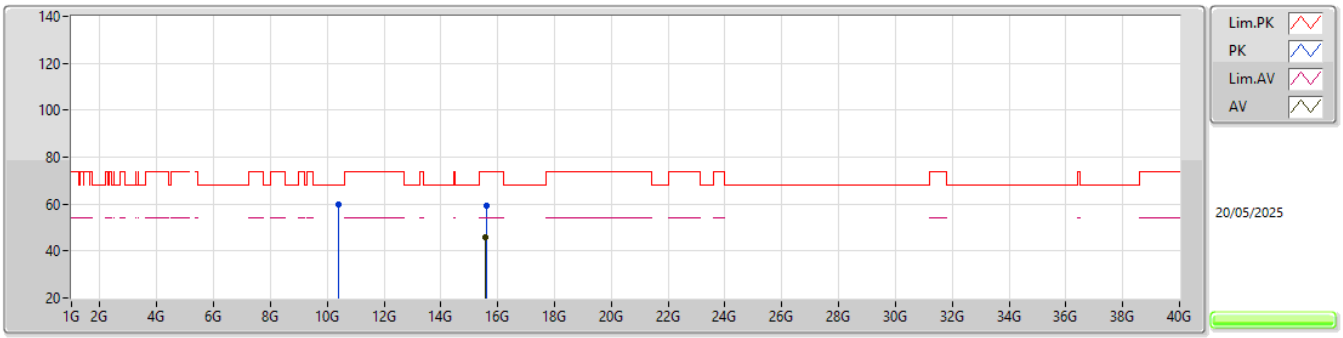

EUT Z_2TX
Setting 106
02-D-S-2

Type	Freq	Level	Limit	Margin	Raw	Dist	Condition	Azimuth	Height	Comment	AF	CL	PA
	(Hz)	(dBuV/m)	(dBuV/m)	(dB)	(dBuV)	(m)		(°)	(m)		(dB)	(dB)	(dB)
PK	10.39984G	59.59	68.20	-8.61	40.74	3	Horizontal	142	1.00	-	38.30	11.06	30.51
PK	15.61916G	59.20	74.00	-14.80	41.58	3	Horizontal	83	1.80	-	37.76	11.85	31.99
AV	15.58464G	45.92	54.00	-8.08	28.20	3	Horizontal	83	1.80	-	37.83	11.85	31.96

5.15-5.25GHz_802.11be EHT20-BF_Nss1,(MCS0)_2TX

5240MHz_TX

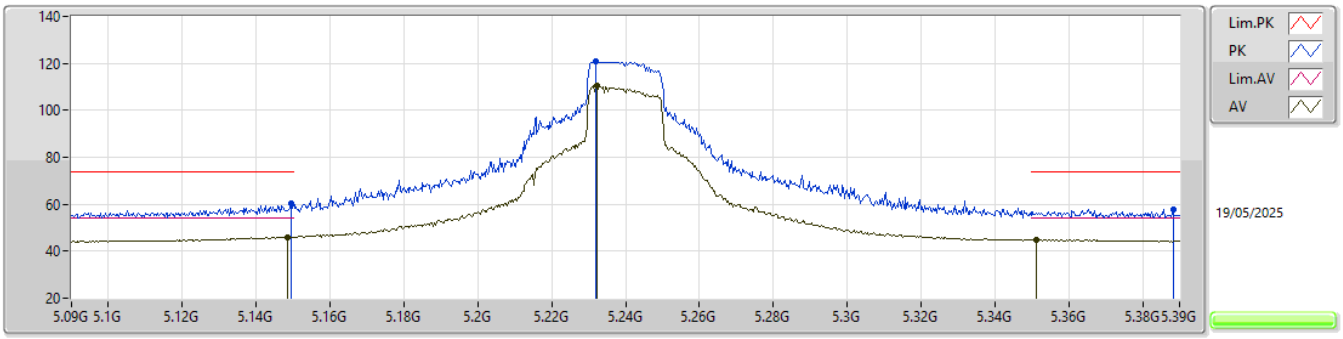

EUT Y_2TX
Setting 108
04-E-S-2-10

Type	Freq	Level	Limit	Margin	Raw	Dist	Condition	Azimuth	Height	Comment	AF	CL	PA
	(Hz)	(dBuV/m)	(dBuV/m)	(dB)	(dBuV)	(m)		(°)	(m)		(dB)	(dB)	(dB)
PK	5.1494G	60.38	74.00	-13.62	63.87	3	Vertical	171	1.80	-	32.00	8.39	43.88
AV	5.1485G	46.12	54.00	-7.88	49.62	3	Vertical	171	1.80	-	31.99	8.39	43.88
PK	5.2319G	120.61	Inf	-Inf	124.50	3	Vertical	171	1.80	-	31.51	8.43	43.83
AV	5.2322G	110.45	Inf	-Inf	114.34	3	Vertical	171	1.80	-	31.51	8.43	43.83
PK	5.3882G	57.73	74.00	-16.27	61.60	3	Vertical	171	1.80	-	31.40	8.49	43.76
AV	5.3513G	45.05	54.00	-8.95	48.95	3	Vertical	171	1.80	-	31.40	8.47	43.77

5.15-5.25GHz_802.11be EHT20-BF_Nss1,(MCS0)_2TX

5240MHz_TX

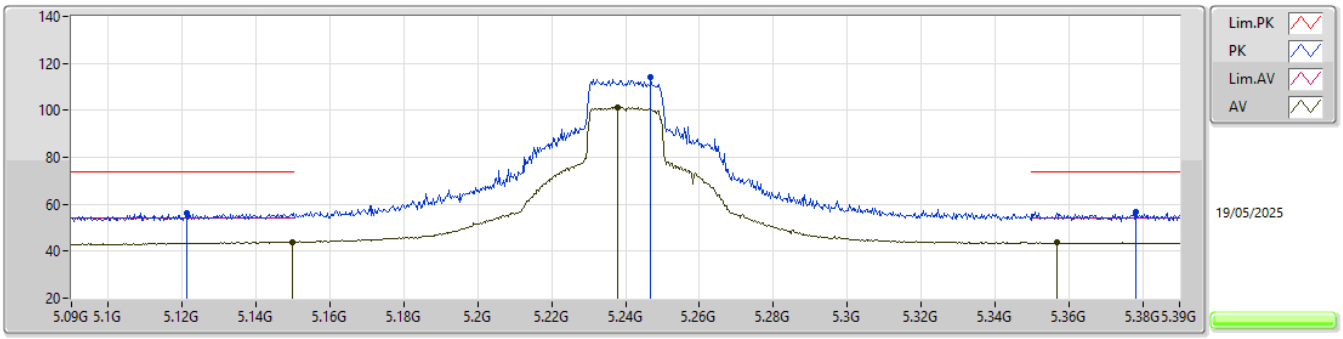

EUT Y_2TX
Setting 108
04-E-S-2-10

Type	Freq	Level	Limit	Margin	Raw	Dist	Condition	Azimuth	Height	Comment	AF	CL	PA
	(Hz)	(dBuV/m)	(dBuV/m)	(dB)	(dBuV)	(m)		(°)	(m)		(dB)	(dB)	(dB)
PK	5.1212G	56.23	74.00	-17.77	59.91	3	Horizontal	37	1.80	-	31.83	8.38	43.89
AV	5.1497G	44.03	54.00	-9.97	47.52	3	Horizontal	37	1.80	-	32.00	8.39	43.88
PK	5.2469G	113.99	Inf	-Inf	117.96	3	Horizontal	37	1.80	-	31.42	8.44	43.83
AV	5.2379G	101.28	Inf	-Inf	105.21	3	Horizontal	37	1.80	-	31.47	8.43	43.83
PK	5.3783G	56.86	74.00	-17.14	60.74	3	Horizontal	37	1.80	-	31.40	8.48	43.76
AV	5.3567G	43.60	54.00	-10.40	47.50	3	Horizontal	37	1.80	-	31.40	8.47	43.77

5.15-5.25GHz_802.11be EHT20-BF_Nss1,(MCS0)_2TX

5240MHz_TX

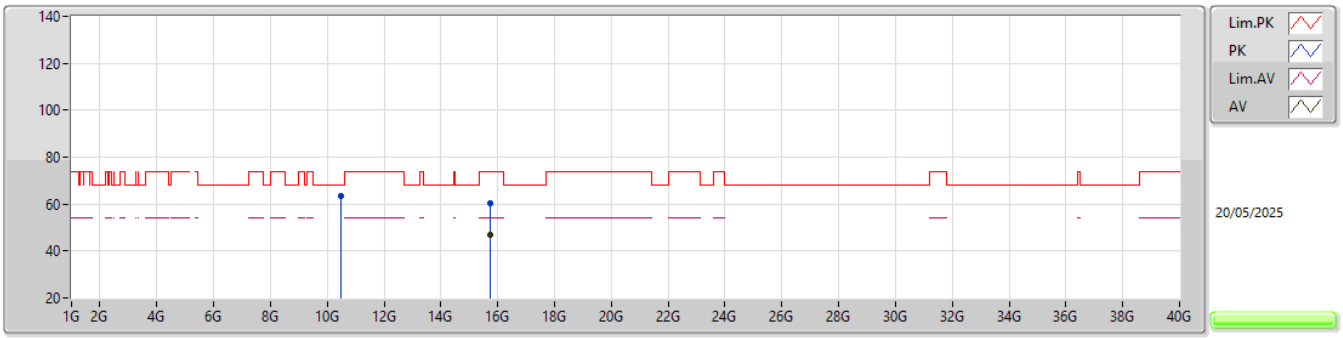

EUT Z_2TX
Setting 108
02-D-S-2

Type	Freq	Level	Limit	Margin	Raw	Dist	Condition	Azimuth	Height	Comment	AF	CL	PA
	(Hz)	(dBuV/m)	(dBuV/m)	(dB)	(dBuV)	(m)		(°)	(m)		(dB)	(dB)	(dB)
PK	10.49476G	63.69	68.20	-4.51	44.77	3	Vertical	11	1.35	-	38.29	11.12	30.49
PK	15.72496G	60.32	74.00	-13.68	42.96	3	Vertical	310	1.80	-	37.55	11.86	32.05
AV	15.72176G	47.14	54.00	-6.86	29.77	3	Vertical	310	1.80	-	37.56	11.86	32.05

5.15-5.25GHz_802.11be EHT20-BF_Nss1,(MCS0)_2TX

5240MHz_TX

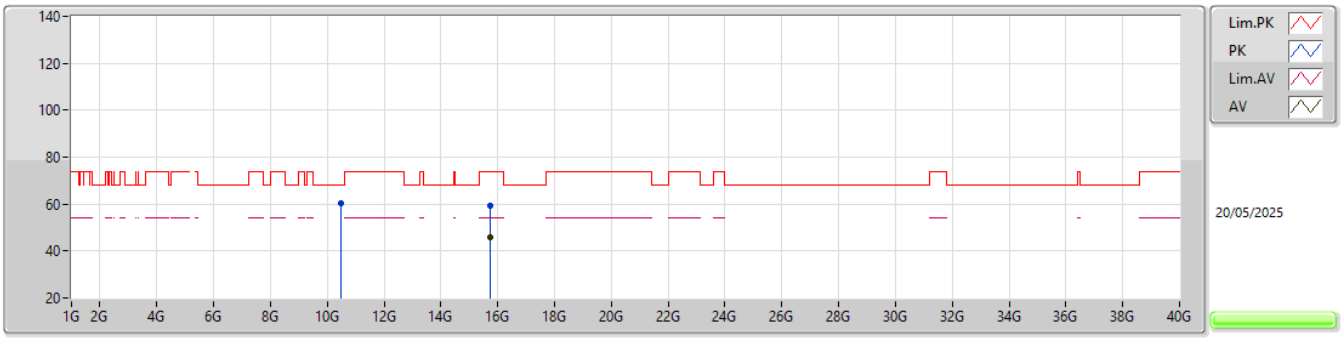

EUT Z_2TX
Setting 108
02-D-S-2

Type	Freq	Level	Limit	Margin	Raw	Dist	Condition	Azimuth	Height	Comment	AF	CL	PA
	(Hz)	(dBuV/m)	(dBuV/m)	(dB)	(dBuV)	(m)		(°)	(m)		(dB)	(dB)	(dB)
PK	10.48668G	60.20	68.20	-8.00	41.30	3	Horizontal	282	1.09	-	38.27	11.12	30.49
PK	15.73804G	59.30	74.00	-14.70	41.98	3	Horizontal	307	1.79	-	37.52	11.86	32.06
AV	15.72588G	46.10	54.00	-7.90	28.74	3	Horizontal	307	1.79	-	37.55	11.86	32.05

5.25-5.35GHz_802.11be EHT20-BF_Nss1,(MCS0)_2TX

5260MHz_TX

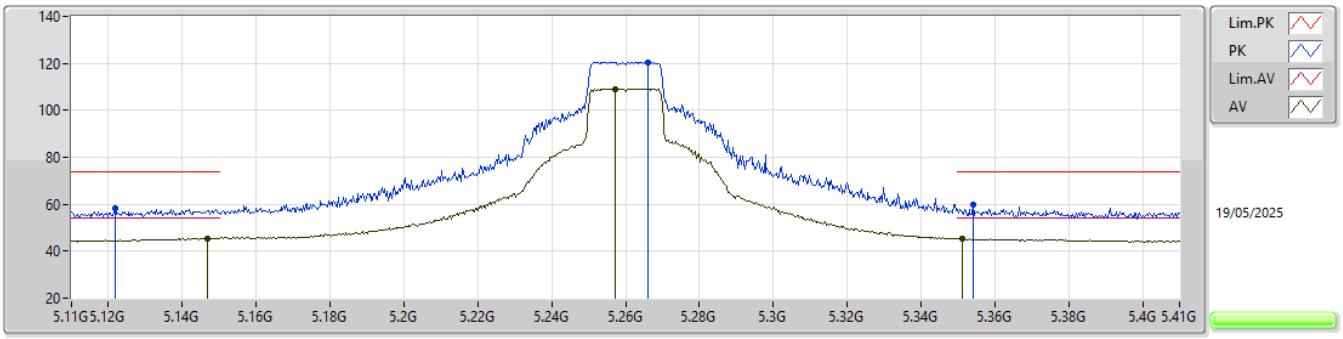

EUT Y_2TX
Setting 108
04-E-S-2-10

Type	Freq	Level	Limit	Margin	Raw	Dist	Condition	Azimuth	Height	Comment	AF	CL	PA
	(Hz)	(dBuV/m)	(dBuV/m)	(dB)	(dBuV)	(m)		(°)	(m)		(dB)	(dB)	(dB)
PK	5.1217G	58.10	74.00	-15.90	61.78	3	Vertical	145	1.80	-	31.83	8.38	43.89
AV	5.1469G	45.58	54.00	-8.42	49.09	3	Vertical	145	1.80	-	31.98	8.39	43.88
PK	5.266G	120.50	Inf	-Inf	124.54	3	Vertical	145	1.80	-	31.34	8.44	43.82
AV	5.2573G	109.22	Inf	-Inf	113.23	3	Vertical	145	1.80	-	31.37	8.44	43.82
PK	5.3542G	59.82	74.00	-14.18	63.72	3	Vertical	145	1.80	-	31.40	8.47	43.77
AV	5.3512G	45.37	54.00	-8.63	49.27	3	Vertical	145	1.80	-	31.40	8.47	43.77

5.25-5.35GHz_802.11be EHT20-BF_Nss1,(MCS0)_2TX

5260MHz_TX

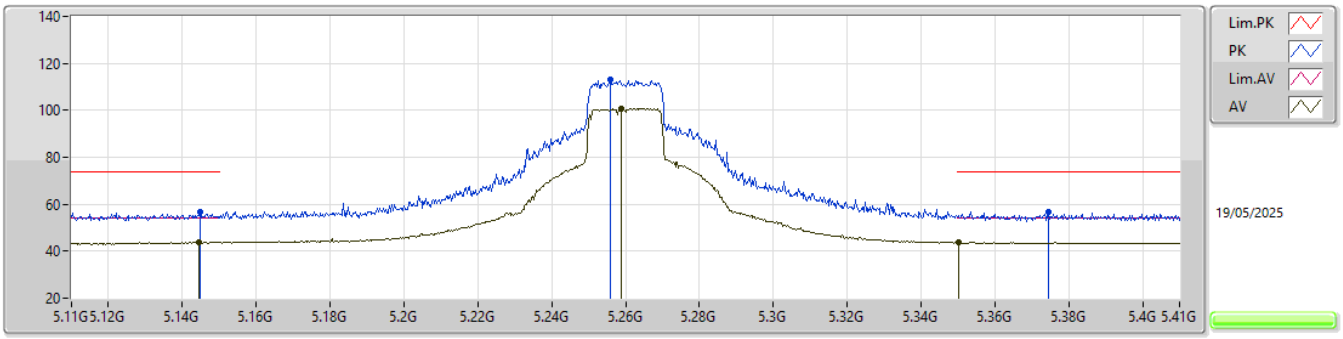

EUT Y_2TX
Setting 108
04-E-S-2-10

Type	Freq	Level	Limit	Margin	Raw	Dist	Condition	Azimuth	Height	Comment	AF	CL	PA
	(Hz)	(dBuV/m)	(dBuV/m)	(dB)	(dBuV)	(m)		(°)	(m)		(dB)	(dB)	(dB)
PK	5.1448G	56.50	74.00	-17.50	60.02	3	Horizontal	40	1.80	-	31.97	8.39	43.88
AV	5.1445G	43.96	54.00	-10.04	47.48	3	Horizontal	40	1.80	-	31.97	8.39	43.88
PK	5.2558G	113.12	Inf	-Inf	117.12	3	Horizontal	40	1.80	-	31.38	8.44	43.82
AV	5.2588G	100.78	Inf	-Inf	104.80	3	Horizontal	40	1.80	-	31.36	8.44	43.82
PK	5.3746G	56.76	74.00	-17.24	60.64	3	Horizontal	40	1.80	-	31.40	8.48	43.76
AV	5.3503G	43.72	54.00	-10.28	47.62	3	Horizontal	40	1.80	-	31.40	8.47	43.77

5.25-5.35GHz_802.11be EHT20-BF_Nss1,(MCS0)_2TX

5260MHz_TX

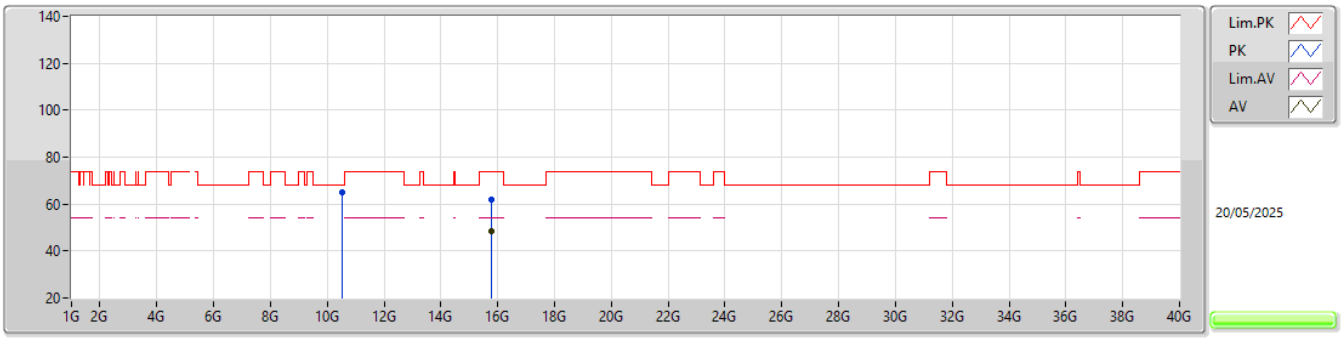

EUT Z_2TX
Setting 108
02-D-S-2

Type	Freq	Level	Limit	Margin	Raw	Dist	Condition	Azimuth	Height	Comment	AF	CL	PA
	(Hz)	(dBuV/m)	(dBuV/m)	(dB)	(dBuV)	(m)		(°)	(m)		(dB)	(dB)	(dB)
PK	10.51932G	65.03	68.20	-3.17	46.08	3	Vertical	15	2.06	-	38.30	11.14	30.49
PK	15.78008G	61.88	74.00	-12.12	44.67	3	Vertical	310	1.08	-	37.44	11.86	32.09
AV	15.77904G	48.57	54.00	-5.43	31.36	3	Vertical	310	1.08	-	37.44	11.86	32.09

5.25-5.35GHz_802.11be EHT20-BF_Nss1,(MCS0)_2TX

5260MHz_TX

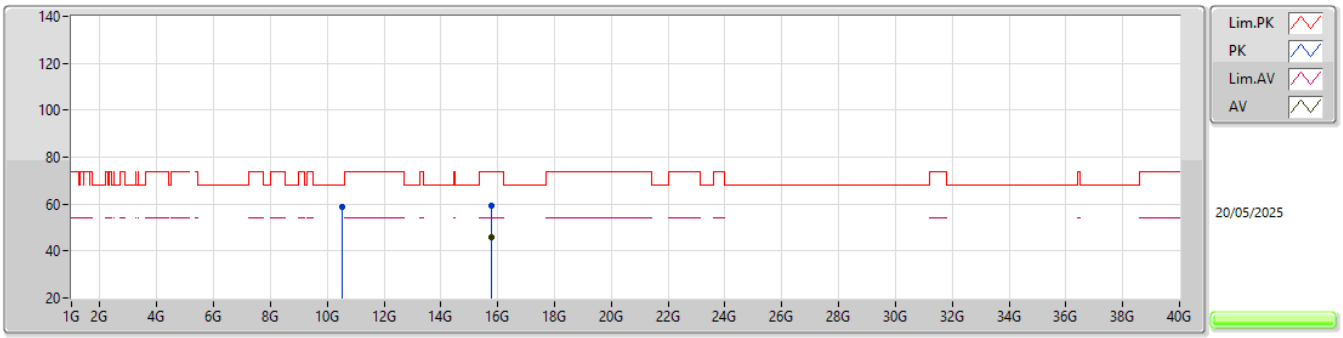

EUT Z_2TX
Setting 108
02-D-S-2

Type	Freq	Level	Limit	Margin	Raw	Dist	Condition	Azimuth	Height	Comment	AF	CL	PA
	(Hz)	(dBuV/m)	(dBuV/m)	(dB)	(dBuV)	(m)		(°)	(m)		(dB)	(dB)	(dB)
PK	10.52604G	59.05	68.20	-9.15	40.10	3	Horizontal	263	1.00	-	38.30	11.14	30.49
PK	15.7722G	59.13	74.00	-14.87	41.89	3	Horizontal	306	1.82	-	37.46	11.86	32.08
AV	15.77668G	45.80	54.00	-8.20	28.58	3	Horizontal	306	1.82	-	37.45	11.86	32.09

5.25-5.35GHz_802.11be EHT20-BF_Nss1,(MCS0)_2TX

5300MHz_TX

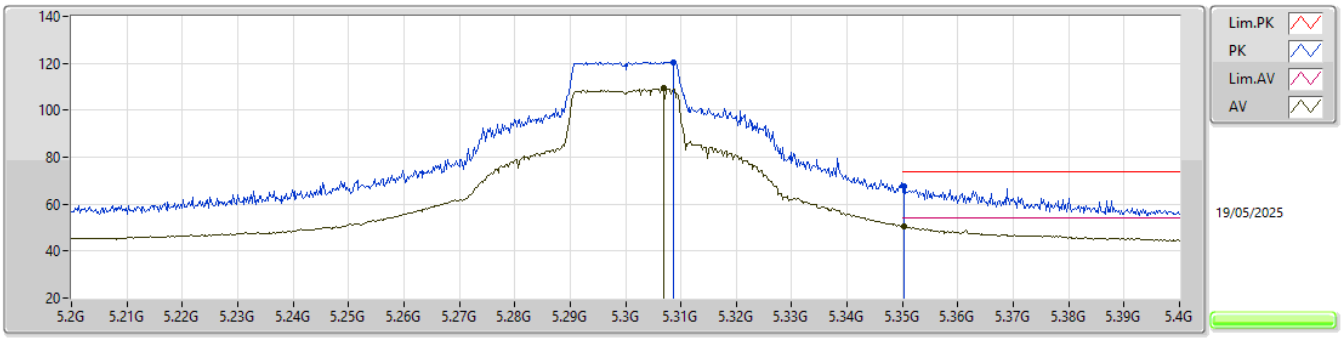

EUT Y_2TX
Setting 108
04-E-S-2-10

Type	Freq	Level	Limit	Margin	Raw	Dist	Condition	Azimuth	Height	Comment	AF	CL	PA
	(Hz)	(dBuV/m)	(dBuV/m)	(dB)	(dBuV)	(m)		(°)	(m)		(dB)	(dB)	(dB)
PK	5.3086G	120.30	Inf	-Inf	124.41	3	Vertical	142	1.80	-	31.23	8.46	43.80
AV	5.3068G	109.24	Inf	-Inf	113.35	3	Vertical	142	1.80	-	31.23	8.46	43.80
PK	5.3502G	67.80	74.00	-6.20	71.70	3	Vertical	142	1.80	-	31.40	8.47	43.77
AV	5.3502G	50.57	54.00	-3.43	54.47	3	Vertical	142	1.80	-	31.40	8.47	43.77

5.25-5.35GHz_802.11be EHT20-BF_Nss1,(MCS0)_2TX

5300MHz_TX

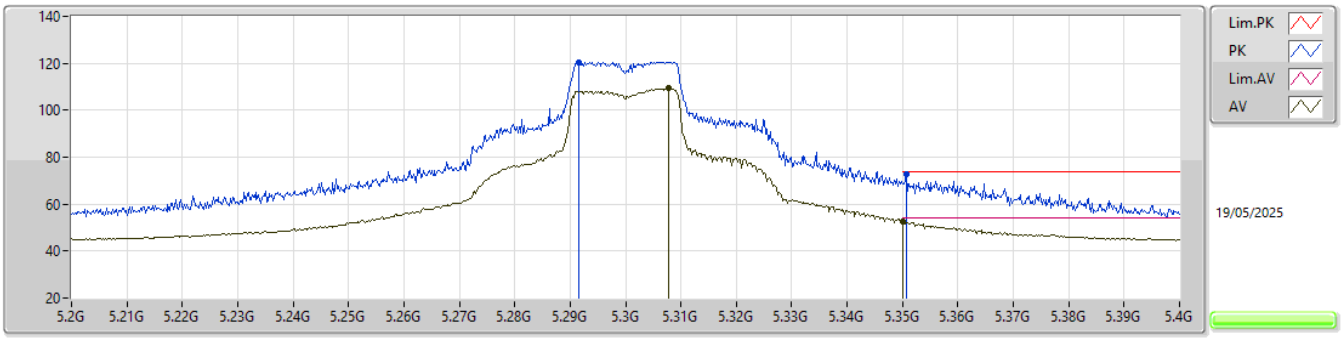

EUT Y_2TX
Setting 108
04-E-S-2-10

Type	Freq	Level	Limit	Margin	Raw	Dist	Condition	Azimuth	Height	Comment	AF	CL	PA
	(Hz)	(dBuV/m)	(dBuV/m)	(dB)	(dBuV)	(m)		(°)	(m)		(dB)	(dB)	(dB)
PK	5.2916G	120.53	Inf	-Inf	124.65	3	Horizontal	136	1.80	-	31.23	8.45	43.80
AV	5.3078G	109.38	Inf	-Inf	113.49	3	Horizontal	136	1.80	-	31.23	8.46	43.80
PK	5.3508G	72.94	74.00	-1.06	76.84	3	Horizontal	136	1.80	-	31.40	8.47	43.77
AV	5.35G	52.58	54.00	-1.42	56.48	3	Horizontal	136	1.80	-	31.40	8.47	43.77

5.25-5.35GHz_802.11be EHT20-BF_Nss1,(MCS0)_2TX

5300MHz_TX

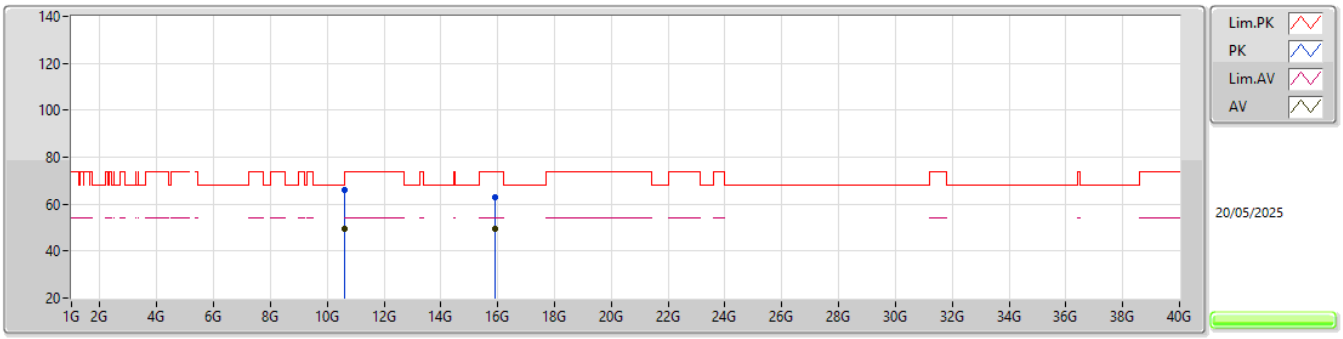

EUT Z_2TX
Setting 108
02-D-S-2

Type	Freq	Level	Limit	Margin	Raw	Dist	Condition	Azimuth	Height	Comment	AF	CL	PA
	(Hz)	(dBuV/m)	(dBuV/m)	(dB)	(dBuV)	(m)		(°)	(m)		(dB)	(dB)	(dB)
PK	10.60011G	66.10	74.00	-7.90	47.00	3	Vertical	19	1.00	-	38.40	11.19	30.49
AV	10.60016G	49.63	54.00	-4.37	30.53	3	Vertical	19	1.00	-	38.40	11.19	30.49
PK	15.90012G	62.88	74.00	-11.12	45.48	3	Vertical	311	1.04	-	37.70	11.87	32.17
AV	15.89972G	49.41	54.00	-4.59	32.01	3	Vertical	311	1.04	-	37.70	11.87	32.17

5.25-5.35GHz_802.11be EHT20-BF_Nss1,(MCS0)_2TX

5300MHz_TX

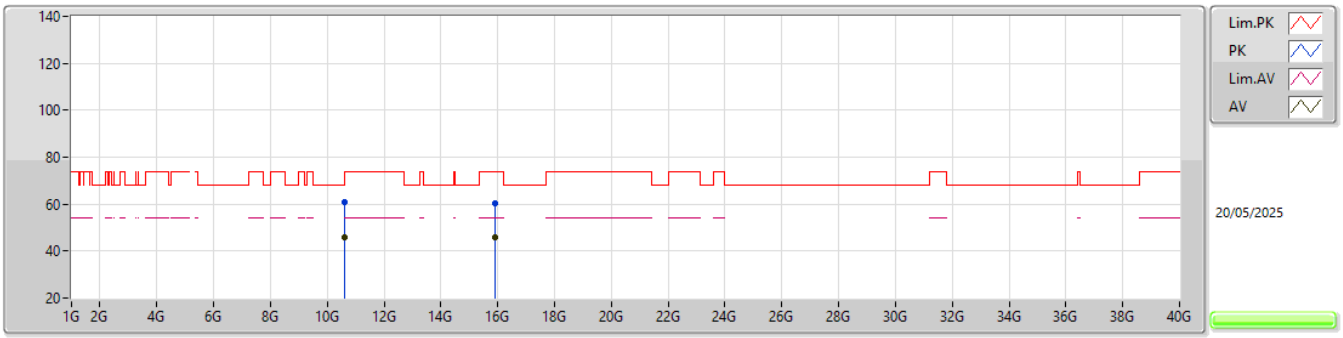

EUT Z_2TX
Setting 108
02-D-S-2

Type	Freq	Level	Limit	Margin	Raw	Dist	Condition	Azimuth	Height	Comment	AF	CL	PA
	(Hz)	(dBuV/m)	(dBuV/m)	(dB)	(dBuV)	(m)		(°)	(m)		(dB)	(dB)	(dB)
PK	10.60102G	61.04	74.00	-12.96	41.94	3	Horizontal	141	2.65	-	38.40	11.19	30.49
AV	10.60105G	46.01	54.00	-7.99	26.91	3	Horizontal	141	2.65	-	38.40	11.19	30.49
PK	15.90274G	60.12	74.00	-13.88	42.73	3	Horizontal	214	1.80	-	37.69	11.87	32.17
AV	15.89901G	46.10	54.00	-7.90	28.70	3	Horizontal	214	1.80	-	37.70	11.87	32.17

5.25-5.35GHz_802.11be EHT20-BF_Nss1,(MCS0)_2TX

5320MHz_TX

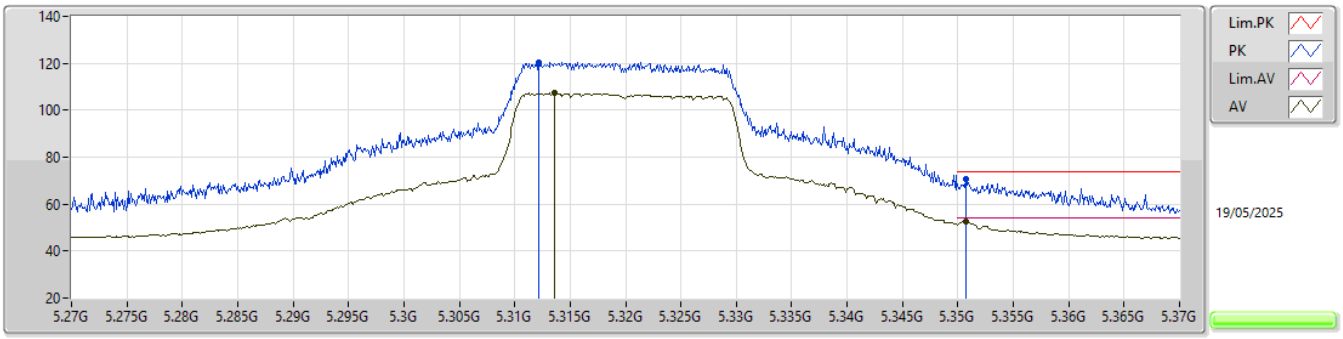

EUT Y_2TX
Setting 92
04-E-S-2-10

Type	Freq	Level	Limit	Margin	Raw	Dist	Condition	Azimuth	Height	Comment	AF	CL	PA
	(Hz)	(dBuV/m)	(dBuV/m)	(dB)	(dBuV)	(m)		(°)	(m)		(dB)	(dB)	(dB)
PK	5.3122G	120.33	Inf	-Inf	124.41	3	Vertical	149	1.80	-	31.25	8.46	43.79
AV	5.3136G	107.28	Inf	-Inf	111.36	3	Vertical	149	1.80	-	31.25	8.46	43.79
PK	5.3507G	70.46	74.00	-3.54	74.36	3	Vertical	149	1.80	-	31.40	8.47	43.77
AV	5.3507G	52.66	54.00	-1.34	56.56	3	Vertical	149	1.80	-	31.40	8.47	43.77

5.25-5.35GHz_802.11be EHT20-BF_Nss1,(MCS0)_2TX

5320MHz_TX

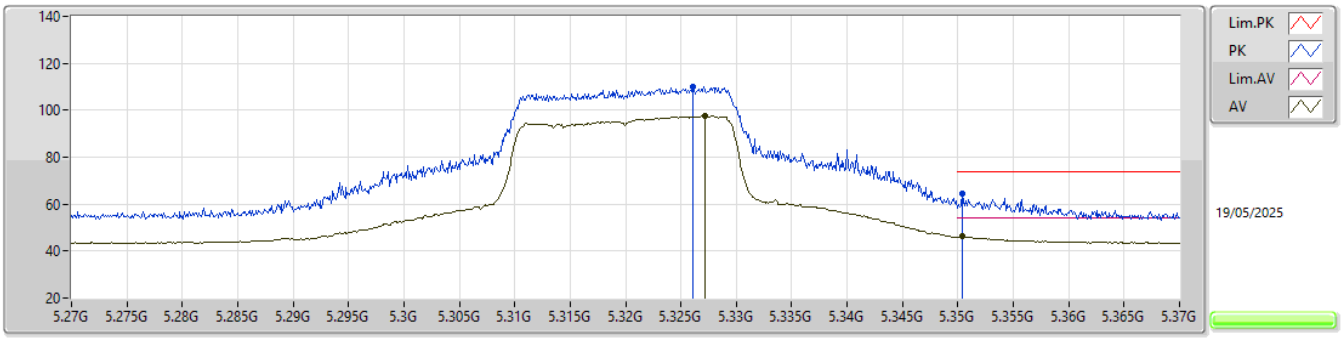

EUT Y_2TX
Setting 92
04-E-S-2-10

Type	Freq	Level	Limit	Margin	Raw	Dist	Condition	Azimuth	Height	Comment	AF	CL	PA
	(Hz)	(dBuV/m)	(dBuV/m)	(dB)	(dBuV)	(m)		(°)	(m)		(dB)	(dB)	(dB)
PK	5.3261G	109.88	Inf	-Inf	113.91	3	Horizontal	42	1.80	-	31.30	8.46	43.79
AV	5.3272G	97.59	Inf	-Inf	101.61	3	Horizontal	42	1.80	-	31.31	8.46	43.79
PK	5.3504G	64.33	74.00	-9.67	68.23	3	Horizontal	42	1.80	-	31.40	8.47	43.77
AV	5.3504G	46.13	54.00	-7.87	50.03	3	Horizontal	42	1.80	-	31.40	8.47	43.77

5.25-5.35GHz_802.11be EHT20-BF_Nss1,(MCS0)_2TX

5320MHz_TX

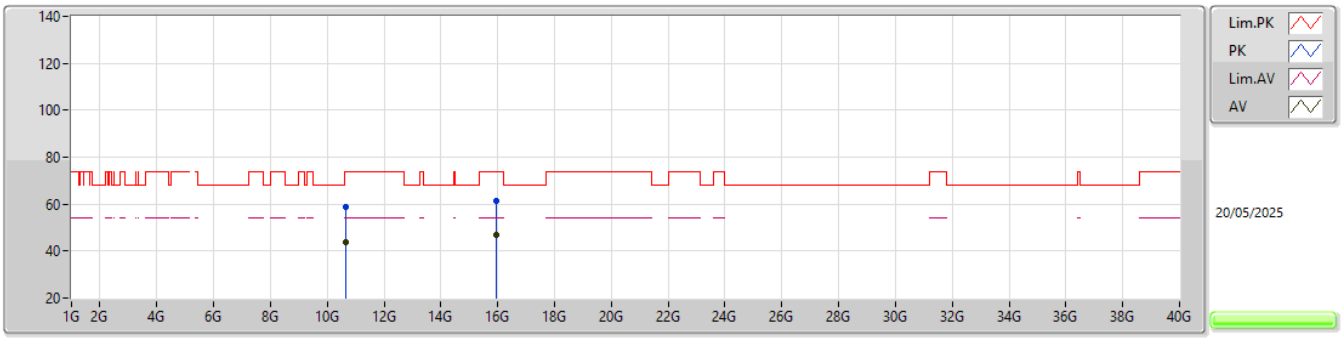

EUT Z_2TX
Setting 92
02-D-S-2

Type	Freq	Level	Limit	Margin	Raw	Dist	Condition	Azimuth	Height	Comment	AF	CL	PA
	(Hz)	(dBuV/m)	(dBuV/m)	(dB)	(dBuV)	(m)		(°)	(m)		(dB)	(dB)	(dB)
PK	10.63852G	58.86	74.00	-15.14	39.73	3	Vertical	360	1.17	-	38.40	11.22	30.49
AV	10.63582G	43.81	54.00	-10.19	24.69	3	Vertical	360	1.17	-	38.40	11.21	30.49
PK	15.95914G	61.27	74.00	-12.73	44.10	3	Vertical	309	1.02	-	37.50	11.87	32.20
AV	15.95636G	46.94	54.00	-7.06	29.77	3	Vertical	309	1.02	-	37.50	11.87	32.20

5.25-5.35GHz_802.11be EHT20-BF_Nss1,(MCS0)_2TX

5320MHz_TX

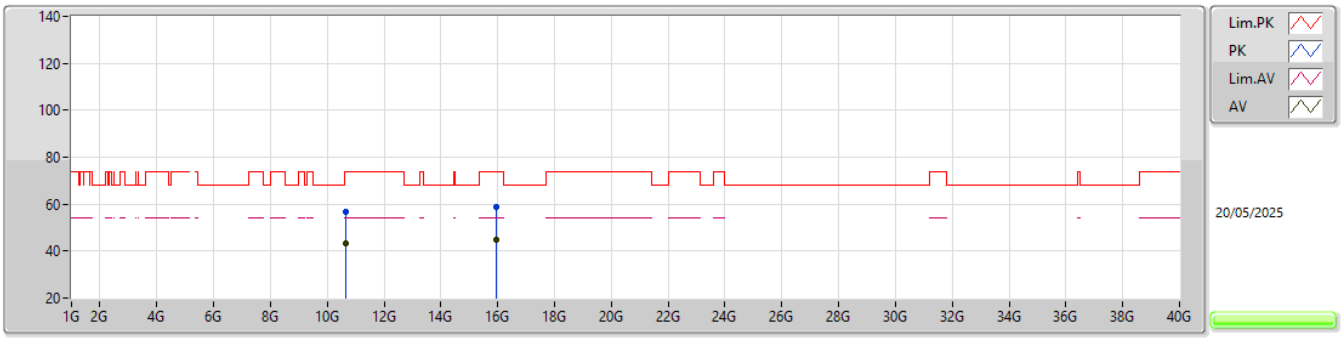

EUT Z_2TX
Setting 92
02-D-S-2

Type	Freq	Level	Limit	Margin	Raw	Dist	Condition	Azimuth	Height	Comment	AF	CL	PA
	(Hz)	(dBuV/m)	(dBuV/m)	(dB)	(dBuV)	(m)		(°)	(m)		(dB)	(dB)	(dB)
PK	10.64484G	56.92	74.00	-17.08	37.79	3	Horizontal	229	2.06	-	38.40	11.22	30.49
AV	10.64698G	43.11	54.00	-10.89	23.98	3	Horizontal	229	2.06	-	38.40	11.22	30.49
PK	15.95194G	58.68	74.00	-15.32	41.51	3	Horizontal	200	1.80	-	37.50	11.87	32.20
AV	15.9599G	44.89	54.00	-9.11	27.72	3	Horizontal	200	1.80	-	37.50	11.87	32.20

5.47-5.725GHz_802.11be EHT20-BF_Nss1,(MCS0)_2TX

5500MHz_TX

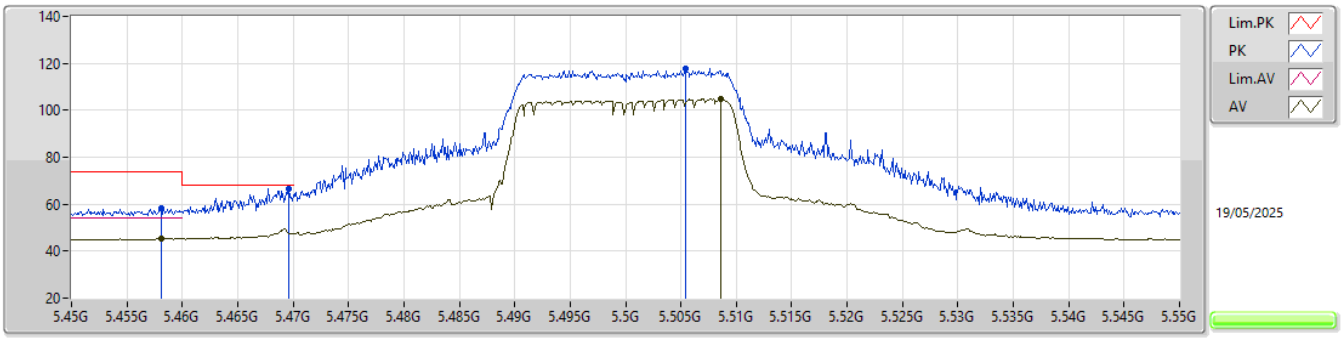

EUT Y_2TX
Setting 80
04-E-S-2-10

Type	Freq	Level	Limit	Margin	Raw	Dist	Condition	Azimuth	Height	Comment	AF	CL	PA
	(Hz)	(dBuV/m)	(dBuV/m)	(dB)	(dBuV)	(m)		(°)	(m)		(dB)	(dB)	(dB)
PK	5.4581G	58.49	74.00	-15.51	62.03	3	Vertical	90	1.79	-	31.63	8.55	43.72
AV	5.4581G	45.45	54.00	-8.55	48.99	3	Vertical	90	1.79	-	31.63	8.55	43.72
PK	5.4696G	66.69	68.20	-1.51	70.17	3	Vertical	90	1.79	-	31.68	8.56	43.72
PK	5.5054G	117.62	Inf	-Inf	120.92	3	Vertical	90	1.79	-	31.79	8.60	43.69
AV	5.5086G	104.73	Inf	-Inf	108.04	3	Vertical	90	1.79	-	31.78	8.60	43.69

5.47-5.725GHz_802.11be EHT20-BF_Nss1,(MCS0)_2TX

5500MHz_TX

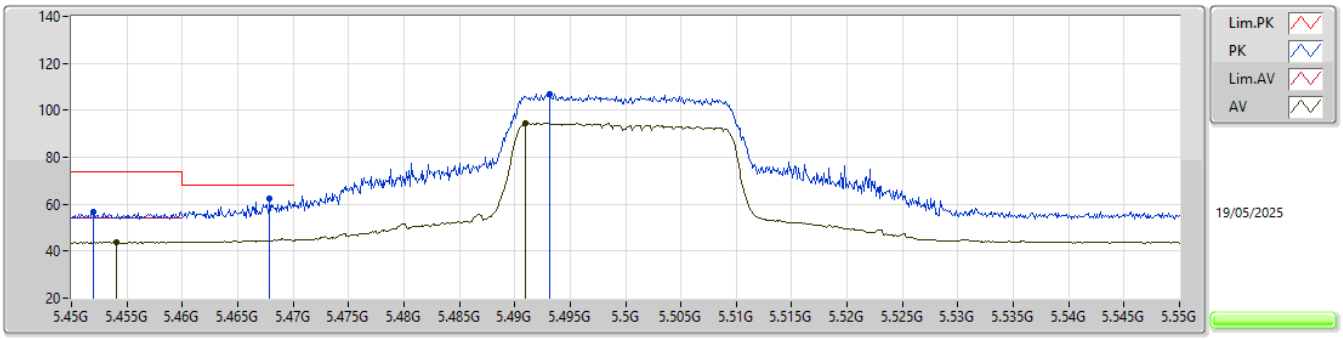

EUT Y_2TX
Setting 80
04-E-S-2-10

Type	Freq	Level	Limit	Margin	Raw	Dist	Condition	Azimuth	Height	Comment	AF	CL	PA
	(Hz)	(dBuV/m)	(dBuV/m)	(dB)	(dBuV)	(m)		(°)	(m)		(dB)	(dB)	(dB)
PK	5.452G	56.61	74.00	-17.39	60.18	3	Horizontal	42	1.80	-	31.61	8.54	43.72
AV	5.4541G	43.82	54.00	-10.18	47.37	3	Horizontal	42	1.80	-	31.62	8.55	43.72
PK	5.4679G	62.47	68.20	-5.73	65.96	3	Horizontal	42	1.80	-	31.67	8.56	43.72
PK	5.4931G	107.12	Inf	-Inf	110.46	3	Horizontal	42	1.80	-	31.77	8.59	43.70
AV	5.491G	94.45	Inf	-Inf	97.80	3	Horizontal	42	1.80	-	31.76	8.59	43.70

5.47-5.725GHz_802.11be EHT20-BF_Nss1,(MCS0)_2TX

5500MHz_TX

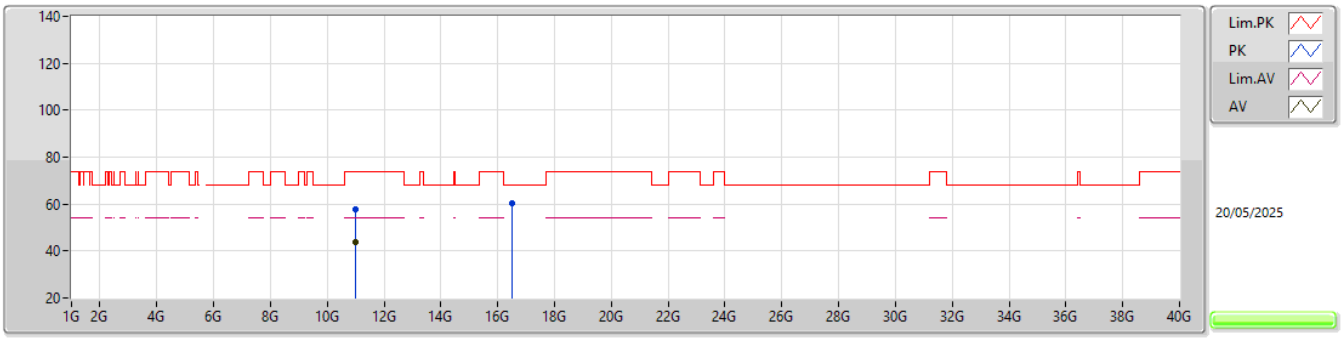

EUT Z_2TX
Setting 80
02-D-S-2

Type	Freq	Level	Limit	Margin	Raw	Dist	Condition	Azimuth	Height	Comment	AF	CL	PA
	(Hz)	(dBuV/m)	(dBuV/m)	(dB)	(dBuV)	(m)		(°)	(m)		(dB)	(dB)	(dB)
PK	11.00342G	57.56	74.00	-16.44	38.18	3	Vertical	124	1.80	-	38.41	11.45	30.48
AV	11.00396G	43.82	54.00	-10.18	24.44	3	Vertical	124	1.80	-	38.41	11.45	30.48
PK	16.50892G	60.14	68.20	-8.06	41.23	3	Vertical	327	1.37	-	38.85	12.11	32.05

5.47-5.725GHz_802.11be EHT20-BF_Nss1,(MCS0)_2TX

5500MHz_TX

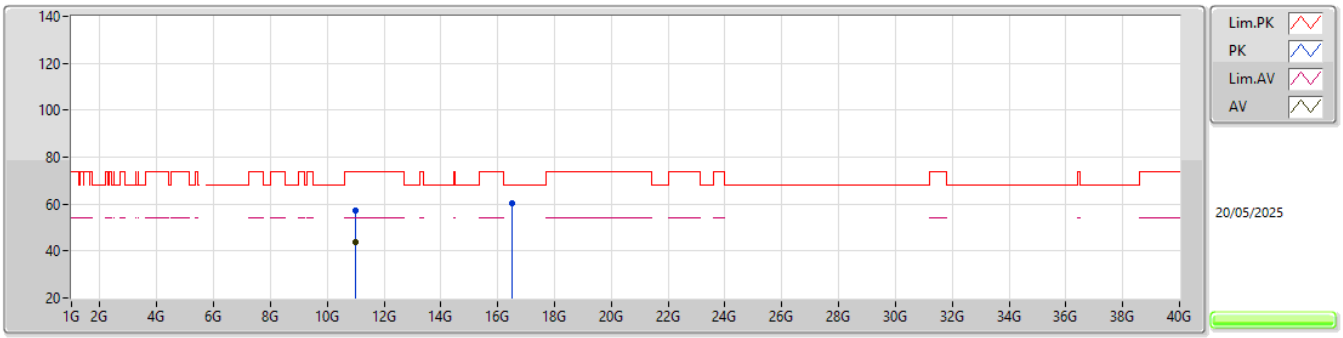

EUT Z_2TX
Setting 80
02-D-S-2

Type	Freq	Level	Limit	Margin	Raw	Dist	Condition	Azimuth	Height	Comment	AF	CL	PA
	(Hz)	(dBuV/m)	(dBuV/m)	(dB)	(dBuV)	(m)		(°)	(m)		(dB)	(dB)	(dB)
PK	11.0017G	57.07	74.00	-16.93	37.70	3	Horizontal	175	1.80	-	38.40	11.45	30.48
AV	11.00184G	43.63	54.00	-10.37	24.26	3	Horizontal	175	1.80	-	38.40	11.45	30.48
PK	16.5046G	60.51	68.20	-7.69	41.62	3	Horizontal	330	1.80	-	38.83	12.11	32.05

5.47-5.725GHz_802.11be EHT20-BF_Nss1,(MCS0)_2TX

5580MHz_TX

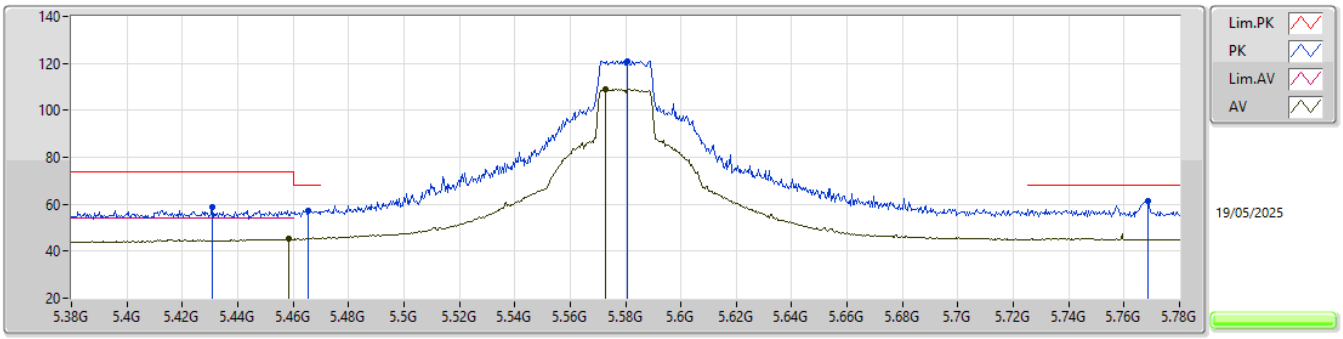

EUT Y_2TX
Setting 108
04-E-S-2-10

Type	Freq	Level	Limit	Margin	Raw	Dist	Condition	Azimuth	Height	Comment	AF	CL	PA
	(Hz)	(dBuV/m)	(dBuV/m)	(dB)	(dBuV)	(m)		(°)	(m)		(dB)	(dB)	(dB)
PK	5.4308G	58.61	74.00	-15.39	62.30	3	Vertical	111	1.80	-	31.52	8.52	43.73
PK	5.4656G	57.17	68.20	-11.03	60.67	3	Vertical	111	1.80	-	31.66	8.56	43.72
AV	5.4584G	45.10	54.00	-8.90	48.64	3	Vertical	111	1.80	-	31.63	8.55	43.72
PK	5.5808G	121.04	Inf	-Inf	124.34	3	Vertical	111	1.80	-	31.64	8.68	43.62
AV	5.5728G	109.00	Inf	-Inf	112.31	3	Vertical	111	1.80	-	31.65	8.67	43.63
PK	5.7688G	61.26	68.20	-6.94	63.71	3	Vertical	111	1.80	-	32.10	8.88	43.43

5.47-5.725GHz_802.11be EHT20-BF_Nss1,(MCS0)_2TX

5580MHz_TX

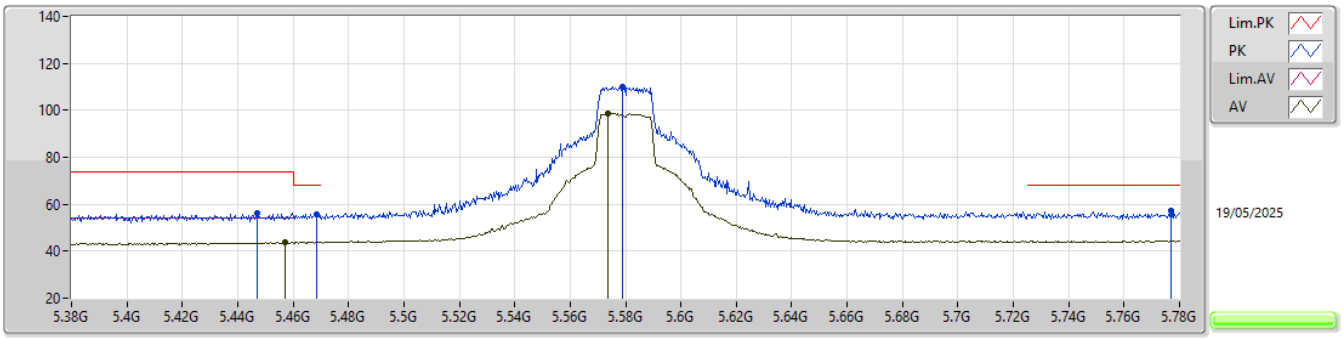

EUT Y_2TX
Setting 108
04-E-S-2-10

Type	Freq	Level	Limit	Margin	Raw	Dist	Condition	Azimuth	Height	Comment	AF	CL	PA
	(Hz)	(dBuV/m)	(dBuV/m)	(dB)	(dBuV)	(m)		(°)	(m)		(dB)	(dB)	(dB)
PK	5.4472G	56.45	74.00	-17.55	60.05	3	Horizontal	50	1.80	-	31.59	8.54	43.73
AV	5.4572G	43.61	54.00	-10.39	47.15	3	Horizontal	50	1.80	-	31.63	8.55	43.72
PK	5.4684G	55.88	68.20	-12.32	59.37	3	Horizontal	50	1.80	-	31.67	8.56	43.72
PK	5.5788G	110.24	Inf	-Inf	113.54	3	Horizontal	50	1.80	-	31.64	8.68	43.62
AV	5.5736G	98.66	Inf	-Inf	101.97	3	Horizontal	50	1.80	-	31.65	8.67	43.63
PK	5.7768G	57.22	68.20	-10.98	59.65	3	Horizontal	50	1.80	-	32.10	8.89	43.42

5.47-5.725GHz_802.11be EHT20-BF_Nss1,(MCS0)_2TX

5580MHz_TX

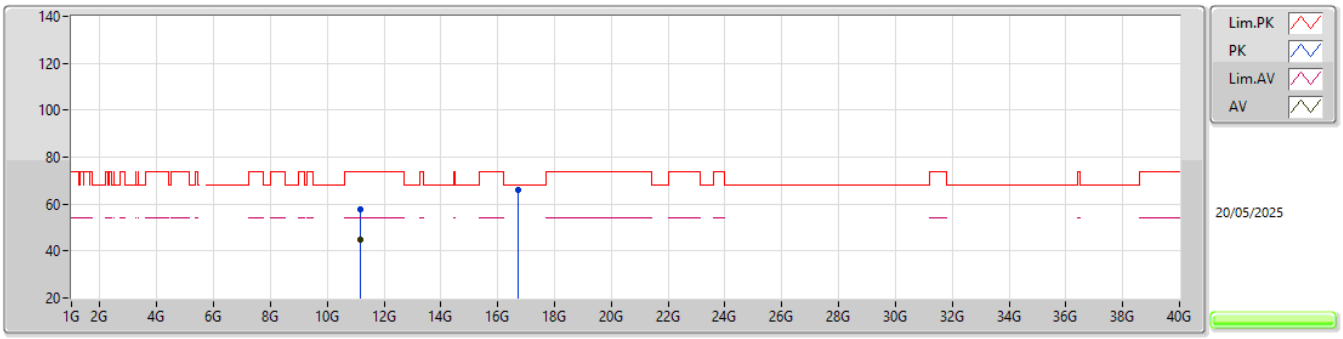

EUT Z_2TX
Setting 100
02-D-S-2

Type	Freq	Level	Limit	Margin	Raw	Dist	Condition	Azimuth	Height	Comment	AF	CL	PA
	(Hz)	(dBuV/m)	(dBuV/m)	(dB)	(dBuV)	(m)		(°)	(m)		(dB)	(dB)	(dB)
PK	11.15744G	57.88	74.00	-16.12	38.39	3	Vertical	114	2.20	-	38.50	11.54	30.55
AV	11.16008G	44.80	54.00	-9.20	25.30	3	Vertical	114	2.20	-	38.50	11.55	30.55
PK	16.73884G	65.85	68.20	-2.35	45.73	3	Vertical	322	1.01	-	39.98	12.22	32.08

5.47-5.725GHz_802.11be EHT20-BF_Nss1,(MCS0)_2TX

5580MHz_TX

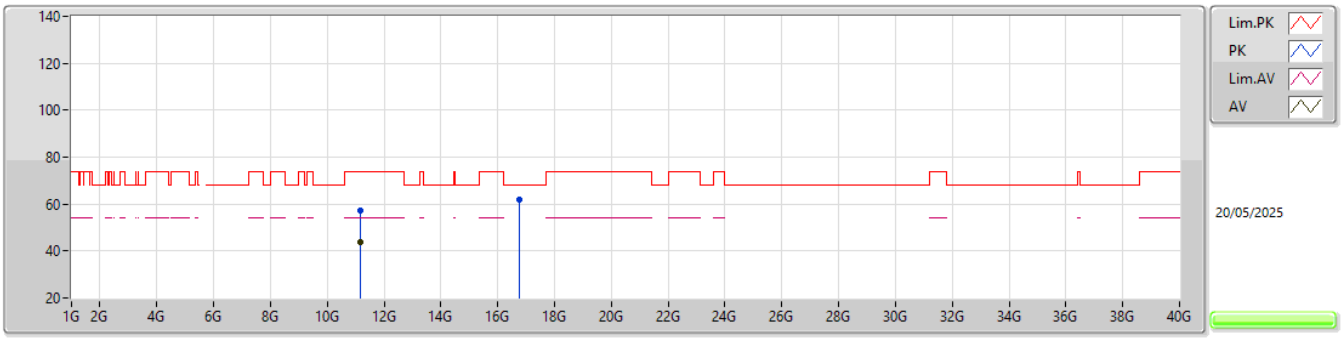

EUT Z_2TX
Setting 100
02-D-S-2

Type	Freq	Level	Limit	Margin	Raw	Dist	Condition	Azimuth	Height	Comment	AF	CL	PA
	(Hz)	(dBuV/m)	(dBuV/m)	(dB)	(dBuV)	(m)		(°)	(m)		(dB)	(dB)	(dB)
PK	11.16982G	57.38	74.00	-16.62	37.89	3	Horizontal	252	3.00	-	38.50	11.55	30.56
AV	11.1585G	43.63	54.00	-10.37	24.13	3	Horizontal	252	3.00	-	38.50	11.55	30.55
PK	16.74222G	62.10	68.20	-6.10	41.98	3	Horizontal	314	1.80	-	39.98	12.22	32.08

5.47-5.725GHz_802.11be EHT20-BF_Nss1,(MCS0)_2TX

5700MHz_TX

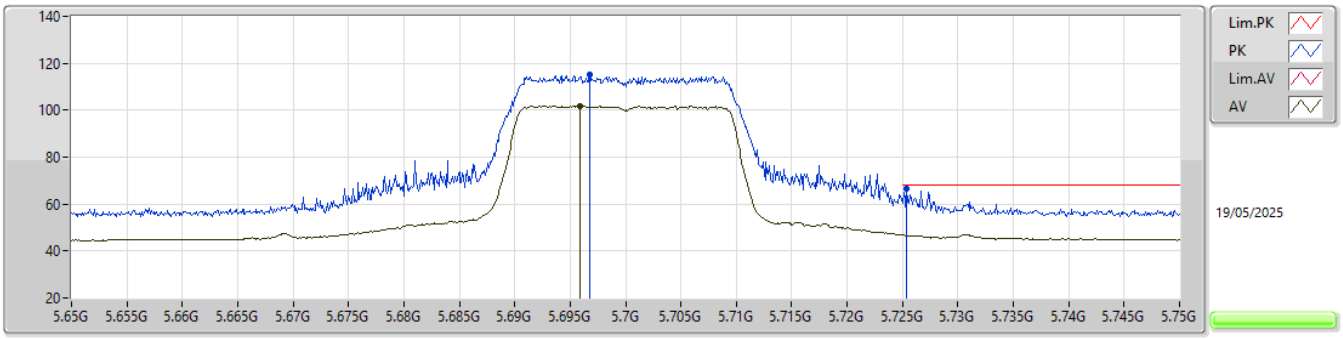

EUT Y_2TX
Setting 68
04-E-S-2-10

Type	Freq	Level	Limit	Margin	Raw	Dist	Condition	Azimuth	Height	Comment	AF	CL	PA
	(Hz)	(dBuV/m)	(dBuV/m)	(dB)	(dBuV)	(m)		(°)	(m)		(dB)	(dB)	(dB)
PK	5.6968G	115.30	Inf	-Inf	118.01	3	Vertical	111	1.80	-	31.99	8.80	43.50
AV	5.6959G	101.84	Inf	-Inf	104.56	3	Vertical	111	1.80	-	31.98	8.80	43.50
PK	5.7254G	66.70	68.20	-1.50	69.29	3	Vertical	111	1.80	-	32.05	8.83	43.47

5.47-5.725GHz_802.11be EHT20-BF_Nss1,(MCS0)_2TX

5700MHz_TX

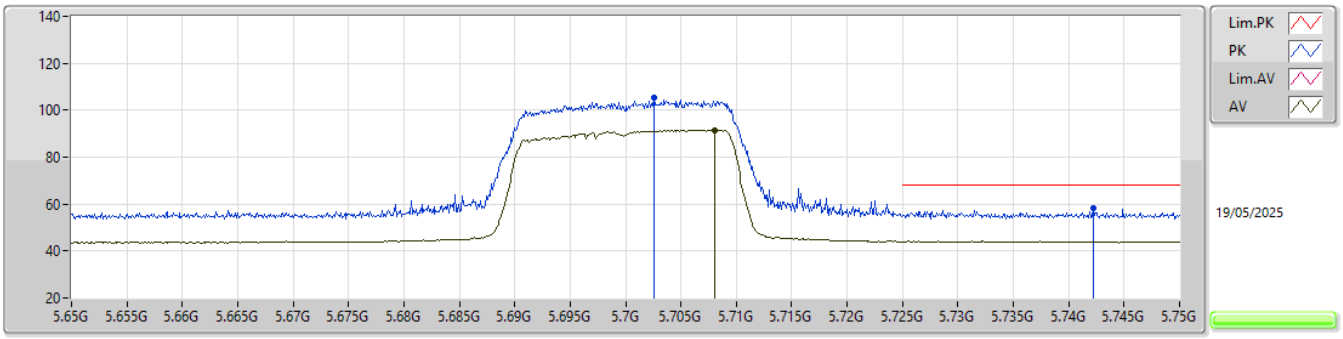

EUT Y_2TX
Setting 68
04-E-S-2-10

Type	Freq	Level	Limit	Margin	Raw	Dist	Condition	Azimuth	Height	Comment	AF	CL	PA
	(Hz)	(dBuV/m)	(dBuV/m)	(dB)	(dBuV)	(m)		(°)	(m)		(dB)	(dB)	(dB)
PK	5.7026G	105.24	Inf	-Inf	107.92	3	Horizontal	57	1.80	-	32.01	8.81	43.50
AV	5.708G	91.53	Inf	-Inf	94.19	3	Horizontal	57	1.80	-	32.02	8.81	43.49
PK	5.7422G	58.10	68.20	-10.10	60.63	3	Horizontal	57	1.80	-	32.08	8.85	43.46

5.47-5.725GHz_802.11be EHT20-BF_Nss1,(MCS0)_2TX

5700MHz_TX

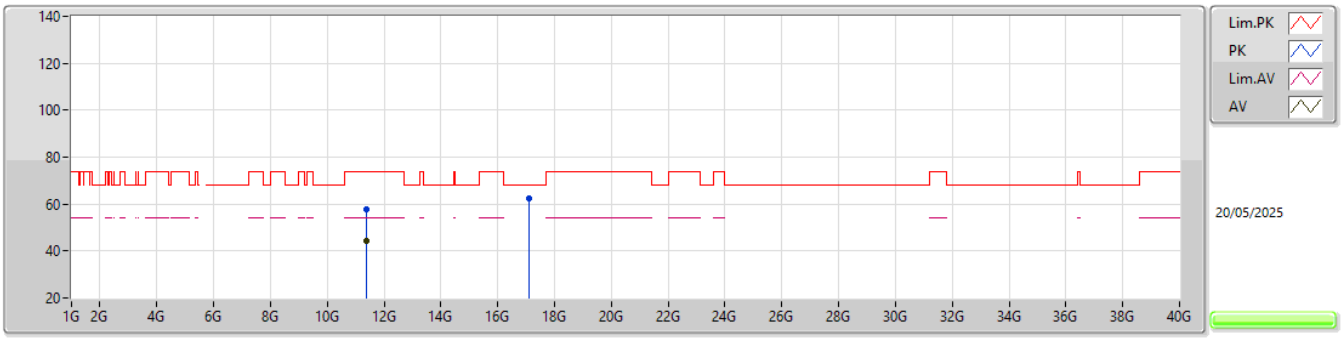

EUT Z_2TX
Setting 68
03-D-S-2

Type	Freq	Level	Limit	Margin	Raw	Dist	Condition	Azimuth	Height	Comment	AF	CL	PA
	(Hz)	(dBuV/m)	(dBuV/m)	(dB)	(dBuV)	(m)		(°)	(m)		(dB)	(dB)	(dB)
PK	11.3919G	57.93	74.00	-16.07	38.20	3	Vertical	47	1.80	-	38.70	11.69	30.66
AV	11.3921G	44.30	54.00	-9.70	24.57	3	Vertical	47	1.80	-	38.70	11.69	30.66
PK	17.10426G	62.45	68.20	-5.75	40.80	3	Vertical	290	1.46	-	41.42	12.39	32.16

5.47-5.725GHz_802.11be EHT20-BF_Nss1,(MCS0)_2TX

5700MHz_TX

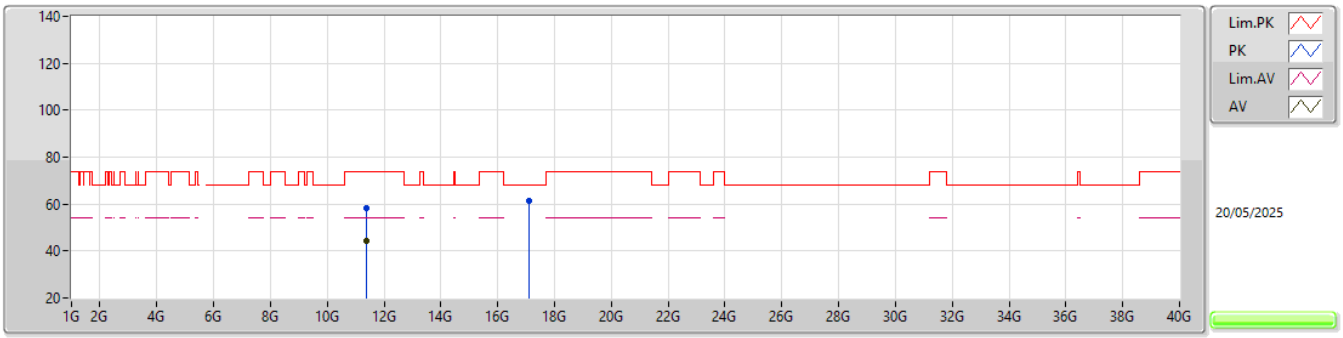

EUT Z_2TX
Setting 68
03-D-S-2

Type	Freq	Level	Limit	Margin	Raw	Dist	Condition	Azimuth	Height	Comment	AF	CL	PA
	(Hz)	(dBuV/m)	(dBuV/m)	(dB)	(dBuV)	(m)		(°)	(m)		(dB)	(dB)	(dB)
PK	11.39774G	58.04	74.00	-15.96	38.30	3	Horizontal	149	2.13	-	38.70	11.70	30.66
AV	11.39146G	44.27	54.00	-9.73	24.54	3	Horizontal	149	2.13	-	38.70	11.69	30.66
PK	17.10394G	61.55	68.20	-6.65	39.90	3	Horizontal	221	1.61	-	41.42	12.39	32.16

5.47-5.725GHz_802.11be EHT20-BF_Nss1,(MCS0)_2TX

5720MHz Straddle 5.47-5.725GHz_TX

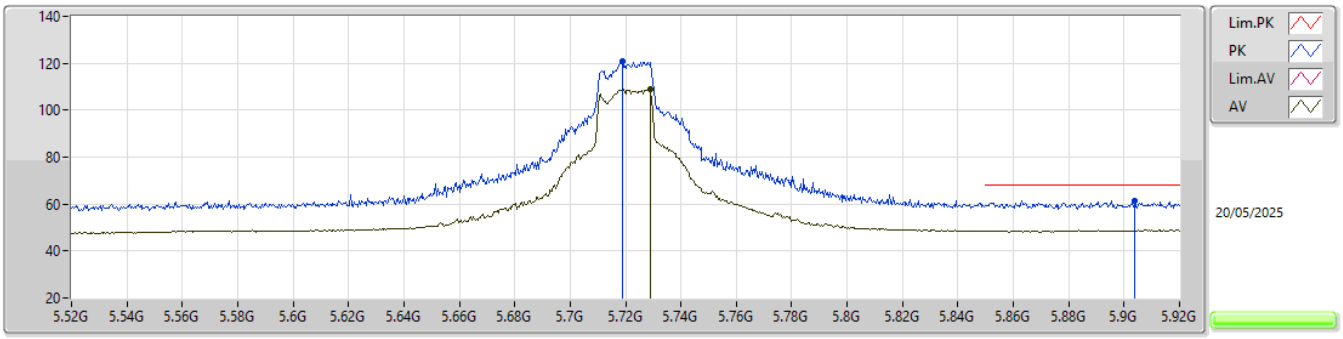

EUT Y_2TX
Setting 108
02-D-E-3-10

Type	Freq	Level	Limit	Margin	Raw	Dist	Condition	Azimuth	Height	Comment	AF	CL	PA
	(Hz)	(dBuV/m)	(dBuV/m)	(dB)	(dBuV)	(m)		(°)	(m)		(dB)	(dB)	(dB)
PK	5.7188G	120.63	Inf	-Inf	109.58	3	Vertical	305	2.58	-	34.00	7.73	30.68
AV	5.7288G	108.85	Inf	-Inf	97.79	3	Vertical	305	2.58	-	34.00	7.74	30.68
PK	5.904G	61.37	68.20	-6.83	50.02	3	Vertical	305	2.58	-	34.11	7.87	30.63

5.47-5.725GHz_802.11be EHT20-BF_Nss1,(MCS0)_2TX

5720MHz Straddle 5.47-5.725GHz_TX

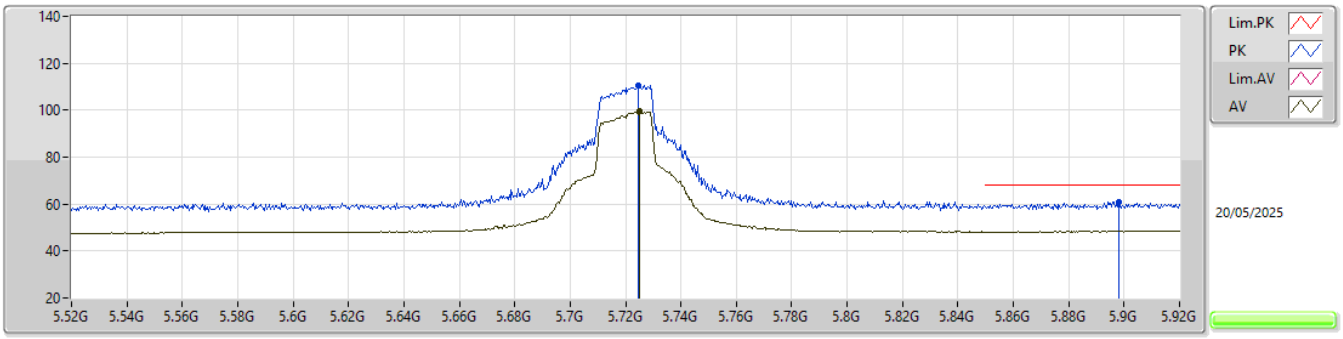

EUT Y_2TX
Setting 108
02-D-E-3-10

Type	Freq	Level	Limit	Margin	Raw	Dist	Condition	Azimuth	Height	Comment	AF	CL	PA
	(Hz)	(dBuV/m)	(dBuV/m)	(dB)	(dBuV)	(m)		(°)	(m)		(dB)	(dB)	(dB)
PK	5.7248G	110.70	Inf	-Inf	99.65	3	Horizontal	24	1.80	-	34.00	7.73	30.68
AV	5.7252G	99.63	Inf	-Inf	88.58	3	Horizontal	24	1.80	-	34.00	7.73	30.68
PK	5.898G	60.92	68.20	-7.28	49.60	3	Horizontal	24	1.80	-	34.09	7.86	30.63

5.47-5.725GHz_802.11be EHT20-BF_Nss1,(MCS0)_2TX

5720MHz Straddle 5.47-5.725GHz_TX

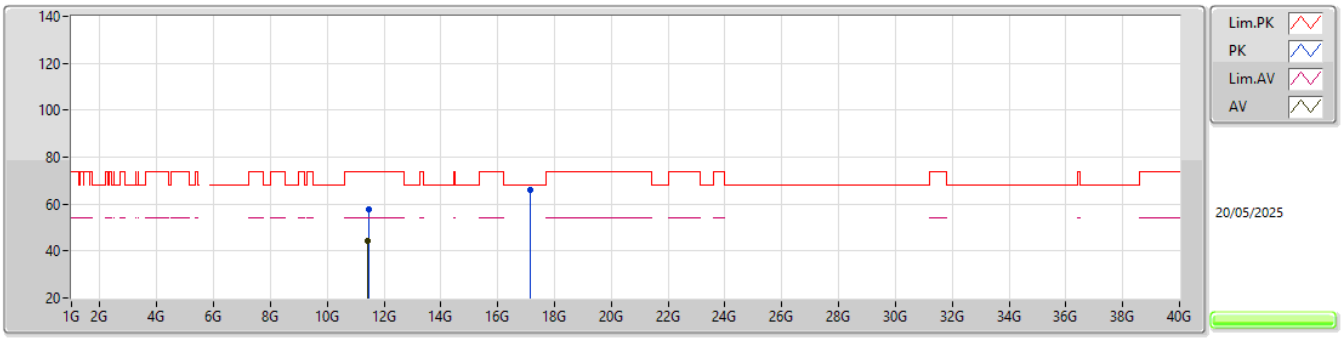

EUT Y_2TX
Setting 90
02-D-S-2

Type	Freq	Level	Limit	Margin	Raw	Dist	Condition	Azimuth	Height	Comment	AF	CL	PA
	(Hz)	(dBuV/m)	(dBuV/m)	(dB)	(dBuV)	(m)		(°)	(m)		(dB)	(dB)	(dB)
PK	11.45556G	57.62	74.00	-16.38	37.76	3	Vertical	156	1.30	-	38.82	11.73	30.69
AV	11.43148G	44.54	54.00	-9.46	24.74	3	Vertical	156	1.30	-	38.76	11.72	30.68
PK	17.15536G	65.87	68.20	-2.33	44.01	3	Vertical	320	1.10	-	41.62	12.42	32.18

5.47-5.725GHz_802.11be EHT20-BF_Nss1,(MCS0)_2TX

5720MHz Straddle 5.47-5.725GHz_TX

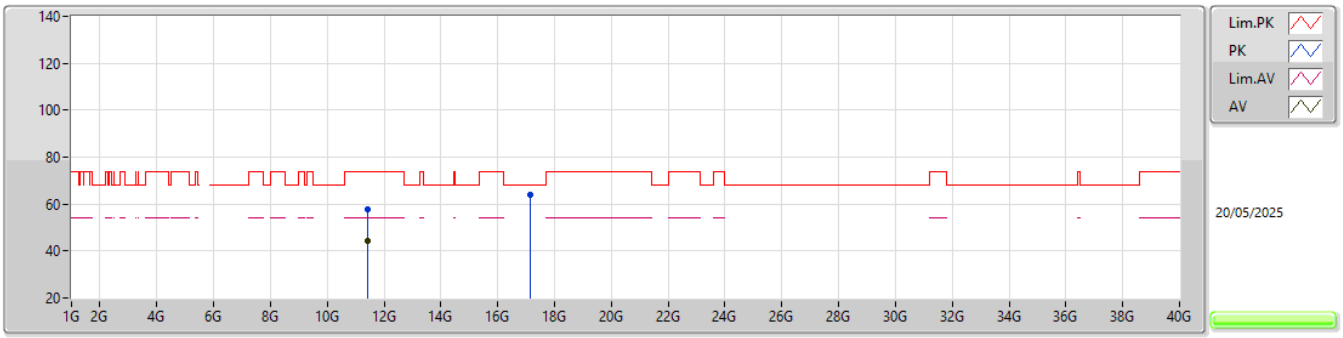

EUT Y_2TX
Setting 90
02-D-S-2

Type	Freq	Level	Limit	Margin	Raw	Dist	Condition	Azimuth	Height	Comment	AF	CL	PA
	(Hz)	(dBuV/m)	(dBuV/m)	(dB)	(dBuV)	(m)		(°)	(m)		(dB)	(dB)	(dB)
PK	11.43596G	57.54	74.00	-16.46	37.73	3	Horizontal	141	2.20	-	38.77	11.72	30.68
AV	11.42376G	44.39	54.00	-9.61	24.60	3	Horizontal	141	2.20	-	38.75	11.71	30.67
PK	17.16604G	63.96	68.20	-4.24	42.06	3	Horizontal	312	1.00	-	41.66	12.42	32.18

5.725-5.85GHz_802.11be EHT20-BF_Nss1,(MCS0)_2TX

5745MHz_TX

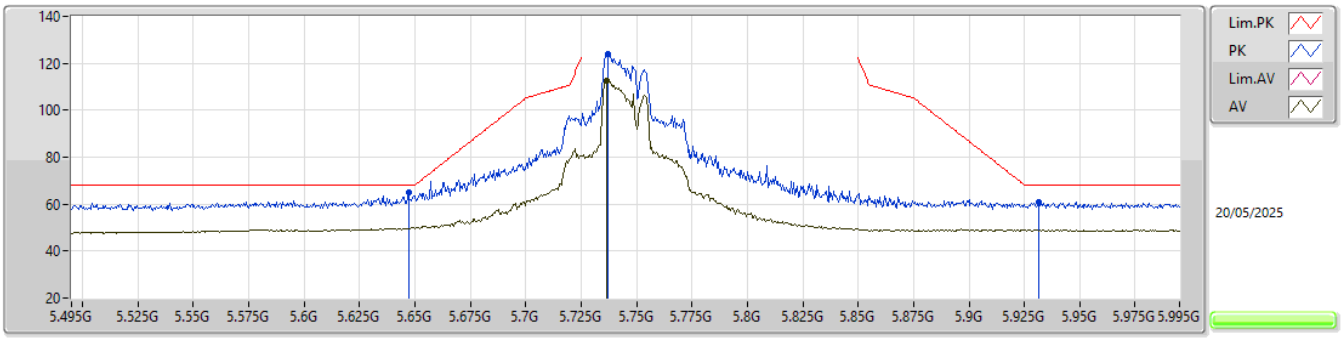

EUT Y_2TX
Setting 108
02-D-E-3-10

Type	Freq	Level	Limit	Margin	Raw	Dist	Condition	Azimuth	Height	Comment	AF	CL	PA
	(Hz)	(dBuV/m)	(dBuV/m)	(dB)	(dBuV)	(m)		(°)	(m)		(dB)	(dB)	(dB)
PK	5.647G	65.12	68.20	-3.08	54.15	3	Vertical	79	2.44	-	34.00	7.66	30.69
PK	5.737G	124.07	Inf	-Inf	113.00	3	Vertical	79	2.44	-	34.00	7.74	30.67
AV	5.7365G	112.75	Inf	-Inf	101.68	3	Vertical	79	2.44	-	34.00	7.74	30.67
PK	5.9315G	60.93	68.20	-7.27	49.51	3	Vertical	79	2.44	-	34.16	7.89	30.63

5.725-5.85GHz_802.11be EHT20-BF_Nss1,(MCS0)_2TX

5745MHz_TX

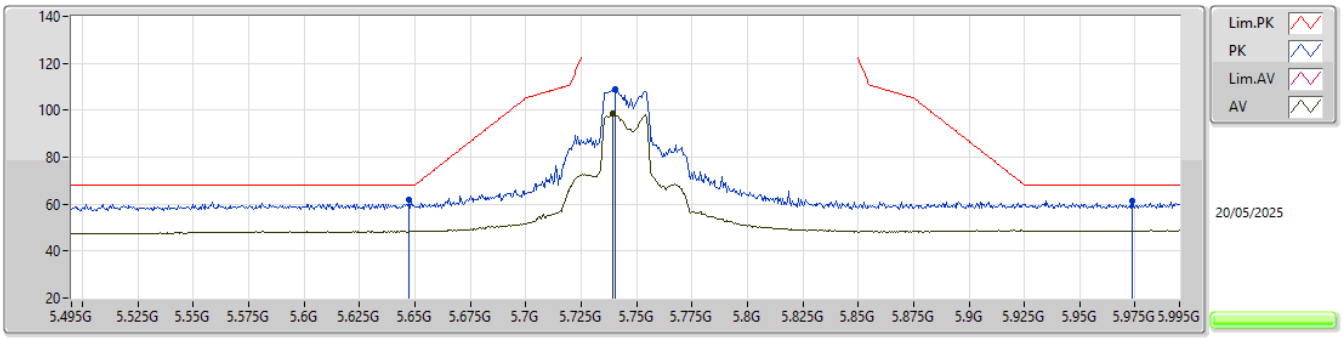

EUT Y_2TX
Setting 108
02-D-E-3-10

Type	Freq	Level	Limit	Margin	Raw	Dist	Condition	Azimuth	Height	Comment	AF	CL	PA
	(Hz)	(dBuV/m)	(dBuV/m)	(dB)	(dBuV)	(m)		(°)	(m)		(dB)	(dB)	(dB)
PK	5.6475G	62.02	68.20	-6.18	51.05	3	Horizontal	36	1.67	-	34.00	7.66	30.69
PK	5.7405G	109.17	Inf	-Inf	98.09	3	Horizontal	36	1.67	-	34.00	7.75	30.67
AV	5.7395G	98.46	Inf	-Inf	87.38	3	Horizontal	36	1.67	-	34.00	7.75	30.67
PK	5.9735G	61.47	68.20	-6.73	49.93	3	Horizontal	36	1.67	-	34.25	7.91	30.62

5.725-5.85GHz_802.11be EHT20-BF_Nss1,(MCS0)_2TX

5745MHz_TX

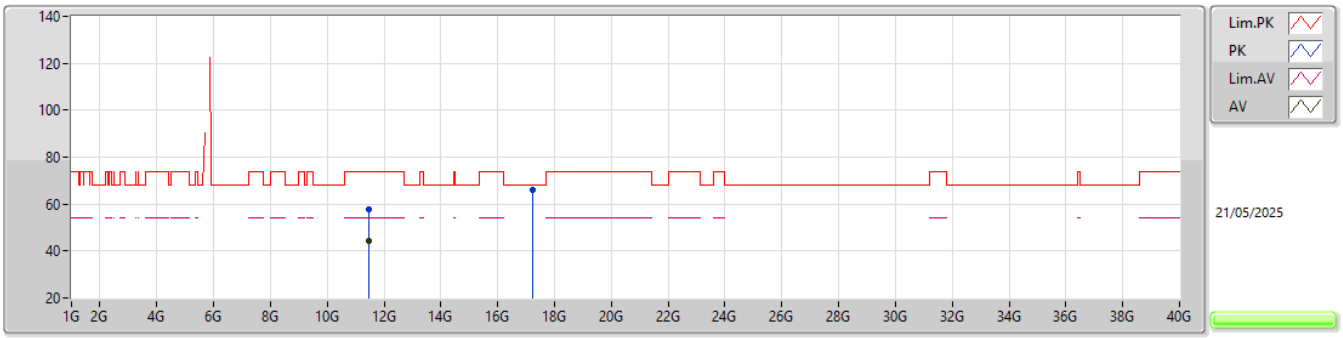

EUT Z_2TX
Setting 83
02-D-S-2

Type	Freq	Level	Limit	Margin	Raw	Dist	Condition	Azimuth	Height	Comment	AF	CL	PA
	(Hz)	(dBuV/m)	(dBuV/m)	(dB)	(dBuV)	(m)		(°)	(m)		(dB)	(dB)	(dB)
PK	11.47872G	57.61	74.00	-16.39	37.65	3	Vertical	110	1.80	-	38.91	11.75	30.70
AV	11.48168G	44.53	54.00	-9.47	24.55	3	Vertical	110	1.80	-	38.93	11.75	30.70
PK	17.22756G	65.85	68.20	-2.35	43.63	3	Vertical	324	1.01	-	41.97	12.45	32.20

5.725-5.85GHz_802.11be EHT20-BF_Nss1,(MCS0)_2TX

5745MHz_TX

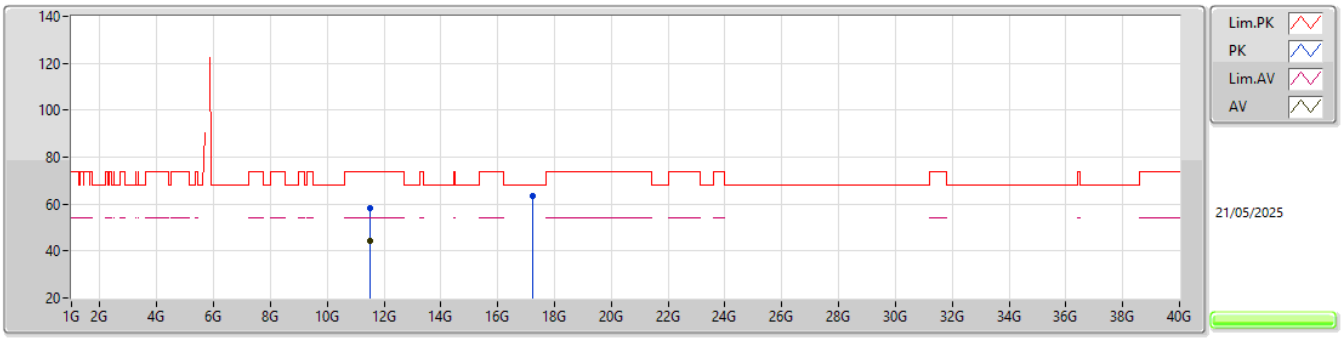

EUT Z_2TX
Setting 83
02-D-S-2

Type	Freq	Level	Limit	Margin	Raw	Dist	Condition	Azimuth	Height	Comment	AF	CL	PA
	(Hz)	(dBuV/m)	(dBuV/m)	(dB)	(dBuV)	(m)		(°)	(m)		(dB)	(dB)	(dB)
PK	11.50452G	58.17	74.00	-15.83	38.10	3	Horizontal	294	1.37	-	39.01	11.77	30.71
AV	11.50564G	44.46	54.00	-9.54	24.39	3	Horizontal	294	1.37	-	39.01	11.77	30.71
PK	17.22376G	63.70	68.20	-4.50	41.51	3	Horizontal	312	1.04	-	41.94	12.45	32.20

5.725-5.85GHz_802.11be EHT20-BF_Nss1,(MCS0)_2TX

5785MHz_TX

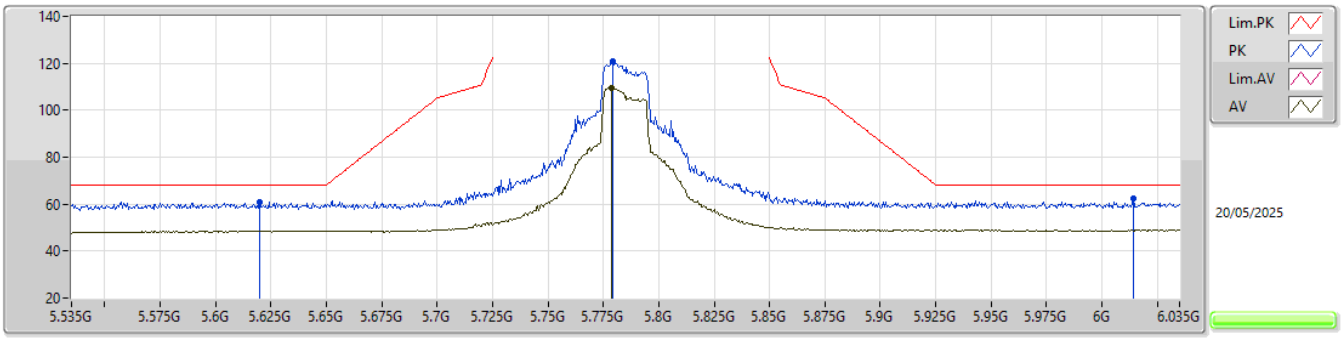

EUT Y_2TX
Setting 108
02-D-E-3-10

Type	Freq	Level	Limit	Margin	Raw	Dist	Condition	Azimuth	Height	Comment	AF	CL	PA
	(Hz)	(dBuV/m)	(dBuV/m)	(dB)	(dBuV)	(m)		(°)	(m)		(dB)	(dB)	(dB)
PK	5.62G	61.04	68.20	-7.16	50.10	3	Vertical	28	2.36	-	34.00	7.64	30.70
PK	5.7795G	120.98	Inf	-Inf	109.86	3	Vertical	28	2.36	-	34.00	7.78	30.66
AV	5.7785G	109.44	Inf	-Inf	98.32	3	Vertical	28	2.36	-	34.00	7.78	30.66
PK	6.014G	62.22	68.20	-5.98	50.56	3	Vertical	28	2.36	-	34.33	7.95	30.62

5.725-5.85GHz_802.11be EHT20-BF_Nss1,(MCS0)_2TX

5785MHz_TX

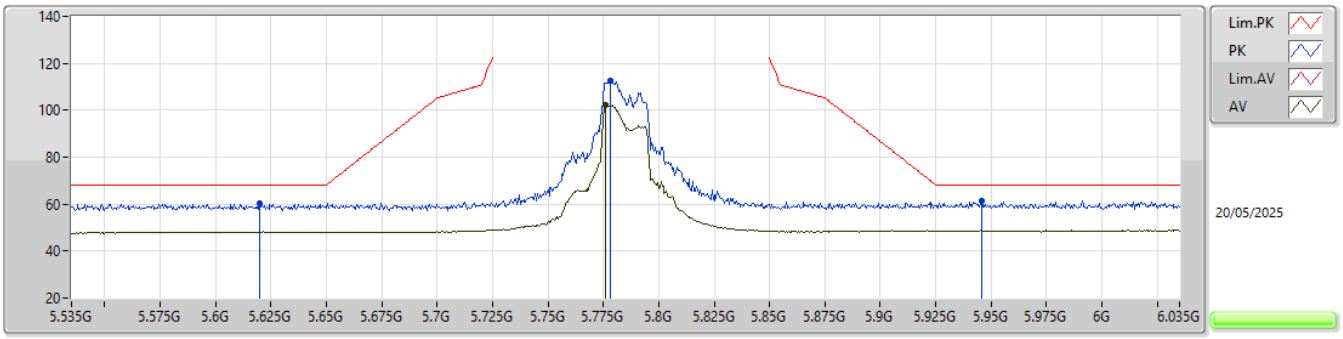

EUT Y_2TX
Setting 108
02-D-E-3-10

Type	Freq	Level	Limit	Margin	Raw	Dist	Condition	Azimuth	Height	Comment	AF	CL	PA
	(Hz)	(dBuV/m)	(dBuV/m)	(dB)	(dBuV)	(m)		(°)	(m)		(dB)	(dB)	(dB)
PK	5.62G	60.32	68.20	-7.88	49.38	3	Horizontal	35	1.80	-	34.00	7.64	30.70
PK	5.778G	112.37	Inf	-Inf	101.25	3	Horizontal	35	1.80	-	34.00	7.78	30.66
AV	5.776G	102.16	Inf	-Inf	91.04	3	Horizontal	35	1.80	-	34.00	7.78	30.66
PK	5.946G	61.50	68.20	-6.70	50.04	3	Horizontal	35	1.80	-	34.19	7.89	30.62

5.725-5.85GHz_802.11be EHT20-BF_Nss1,(MCS0)_2TX

5785MHz_TX

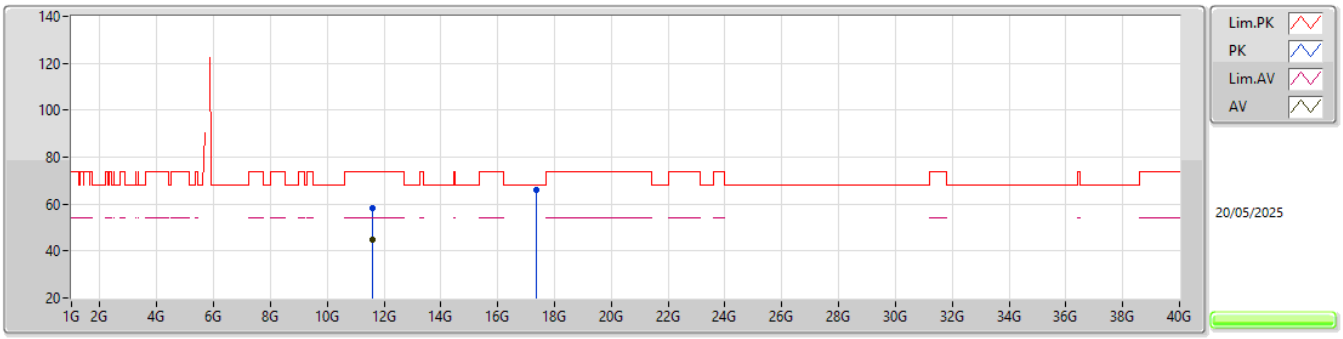

EUT Z_2TX
Setting 80
02-D-S-2

Type	Freq	Level	Limit	Margin	Raw	Dist	Condition	Azimuth	Height	Comment	AF	CL	PA
	(Hz)	(dBuV/m)	(dBuV/m)	(dB)	(dBuV)	(m)		(°)	(m)		(dB)	(dB)	(dB)
PK	11.5784G	58.33	74.00	-15.67	38.14	3	Vertical	23	3.00	-	39.16	11.81	30.78
AV	11.57656G	44.81	54.00	-9.19	24.62	3	Vertical	23	3.00	-	39.15	11.81	30.77
PK	17.34964G	66.11	68.20	-2.09	42.95	3	Vertical	320	1.01	-	42.90	12.51	32.25

5.725-5.85GHz_802.11be EHT20-BF_Nss1,(MCS0)_2TX

5785MHz_TX

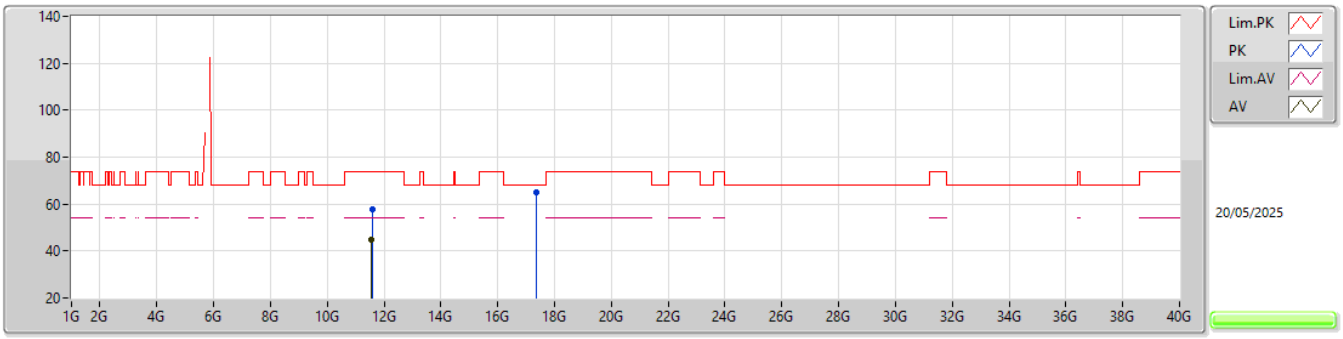

EUT Z_2TX
Setting 80
02-D-S-2

Type	Freq	Level	Limit	Margin	Raw	Dist	Condition	Azimuth	Height	Comment	AF	CL	PA
	(Hz)	(dBuV/m)	(dBuV/m)	(dB)	(dBuV)	(m)		(°)	(m)		(dB)	(dB)	(dB)
PK	11.58192G	57.98	74.00	-16.02	37.79	3	Horizontal	29	1.02	-	39.16	11.81	30.78
AV	11.57036G	44.61	54.00	-9.39	24.43	3	Horizontal	29	1.02	-	39.14	11.81	30.77
PK	17.35656G	64.88	68.20	-3.32	41.69	3	Horizontal	327	1.74	-	42.93	12.51	32.25

5.725-5.85GHz_802.11be EHT20-BF_Nss1,(MCS0)_2TX

5825MHz_TX

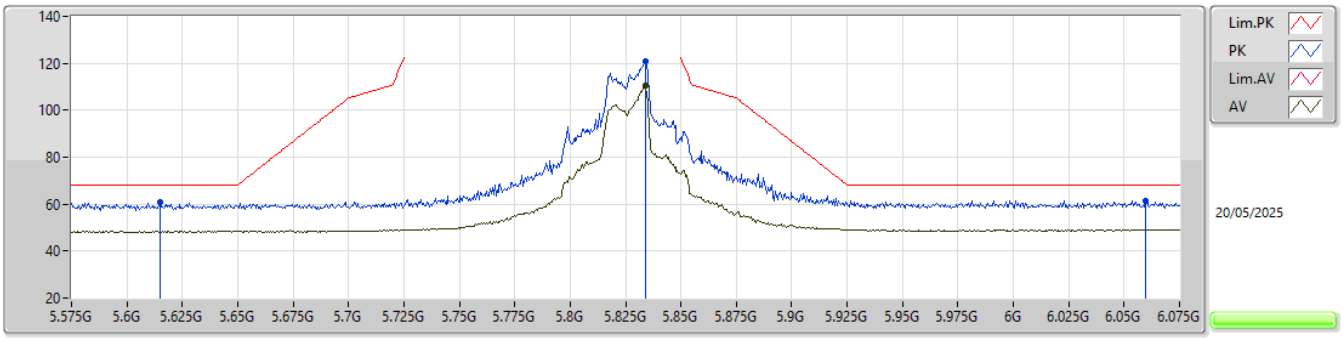

EUT Y_2TX
Setting 108
02-D-E-3-10

Type	Freq	Level	Limit	Margin	Raw	Dist	Condition	Azimuth	Height	Comment	AF	CL	PA
	(Hz)	(dBuV/m)	(dBuV/m)	(dB)	(dBuV)	(m)		(°)	(m)		(dB)	(dB)	(dB)
PK	5.615G	60.78	68.20	-7.42	49.85	3	Vertical	354	1.81	-	34.00	7.63	30.70
PK	5.834G	120.87	Inf	-Inf	109.77	3	Vertical	354	1.81	-	33.93	7.82	30.65
AV	5.834G	110.38	Inf	-Inf	99.28	3	Vertical	354	1.81	-	33.93	7.82	30.65
PK	6.0595G	61.52	68.20	-6.68	49.75	3	Vertical	354	1.81	-	34.42	8.02	30.67

5.725-5.85GHz_802.11be EHT20-BF_Nss1,(MCS0)_2TX

5825MHz_TX

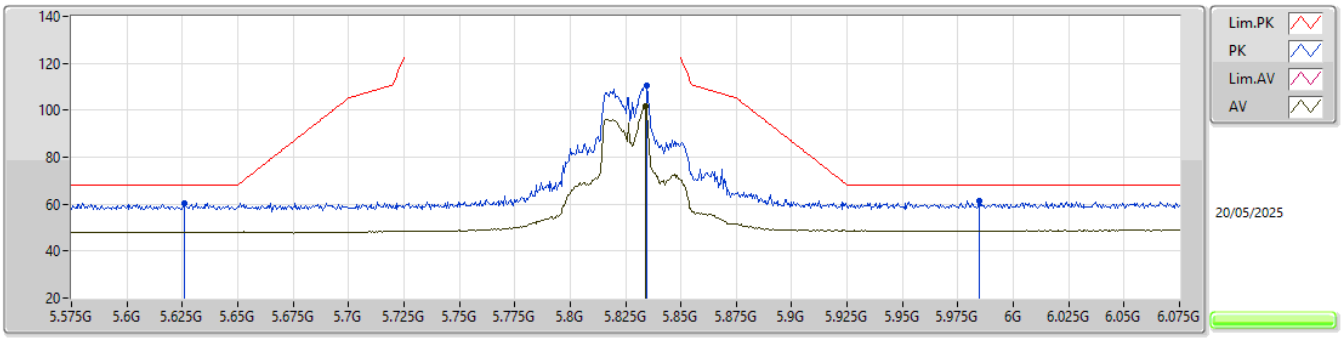

EUT Y_2TX
Setting 108
02-D-E-3-10

Type	Freq	Level	Limit	Margin	Raw	Dist	Condition	Azimuth	Height	Comment	AF	CL	PA
	(Hz)	(dBuV/m)	(dBuV/m)	(dB)	(dBuV)	(m)		(°)	(m)		(dB)	(dB)	(dB)
PK	5.626G	60.46	68.20	-7.74	49.52	3	Horizontal	356	2.26	-	34.00	7.64	30.70
PK	5.8345G	110.53	Inf	-Inf	99.43	3	Horizontal	356	2.26	-	33.93	7.82	30.65
AV	5.834G	101.48	Inf	-Inf	90.38	3	Horizontal	356	2.26	-	33.93	7.82	30.65
PK	5.9845G	61.57	68.20	-6.63	49.99	3	Horizontal	356	2.26	-	34.27	7.92	30.61

5.725-5.85GHz_802.11be EHT20-BF_Nss1,(MCS0)_2TX

5825MHz_TX

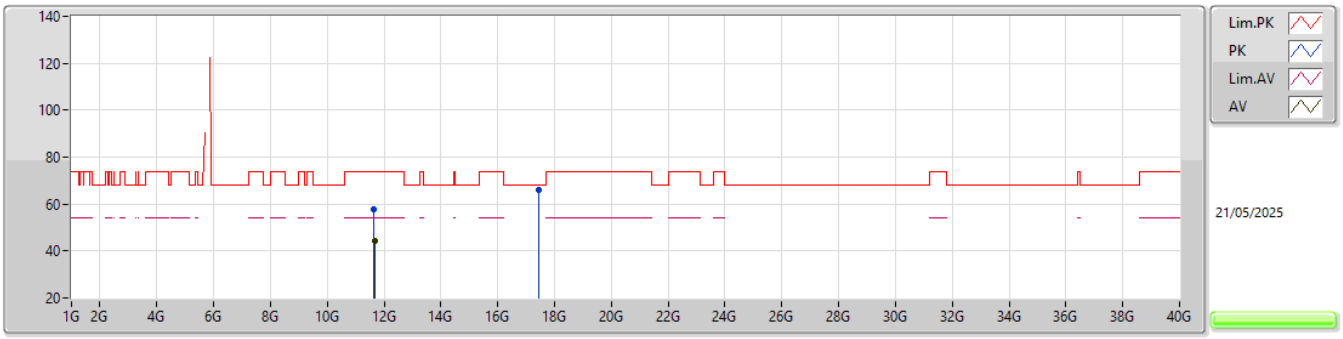

EUT Z_2TX
Setting 88
02-D-S-2

Type	Freq	Level	Limit	Margin	Raw	Dist	Condition	Azimuth	Height	Comment	AF	CL	PA
	(Hz)	(dBuV/m)	(dBuV/m)	(dB)	(dBuV)	(m)		(°)	(m)		(dB)	(dB)	(dB)
PK	11.6344G	57.59	74.00	-16.41	37.29	3	Vertical	25	1.56	-	39.27	11.85	30.82
AV	11.66624G	44.51	54.00	-9.49	24.16	3	Vertical	25	1.56	-	39.33	11.87	30.85
PK	17.45804G	66.11	68.20	-2.09	42.27	3	Vertical	327	1.74	-	43.56	12.56	32.28

5.725-5.85GHz_802.11be EHT20-BF_Nss1,(MCS0)_2TX

5825MHz_TX

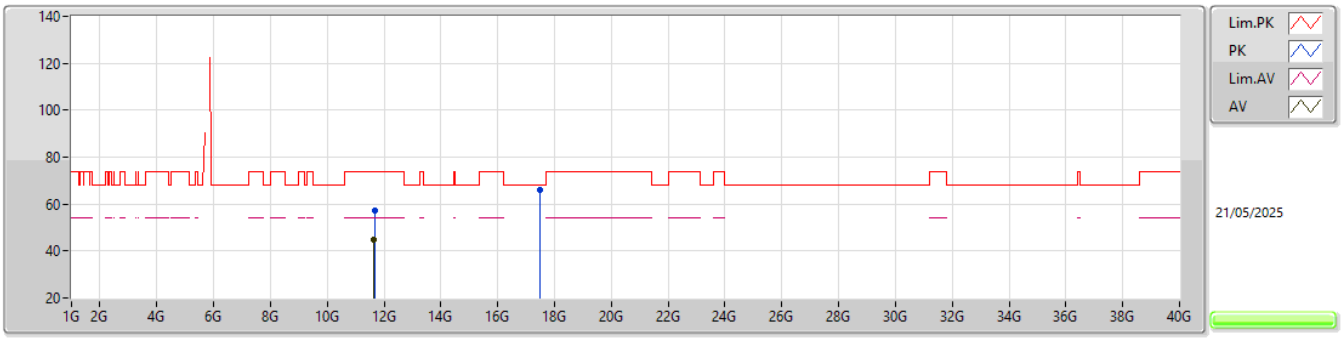

EUT Z_2TX
Setting 88
02-D-S-2

Type	Freq	Level	Limit	Margin	Raw	Dist	Condition	Azimuth	Height	Comment	AF	CL	PA
	(Hz)	(dBuV/m)	(dBuV/m)	(dB)	(dBuV)	(m)		(°)	(m)		(dB)	(dB)	(dB)
PK	11.65904G	57.21	74.00	-16.79	36.87	3	Horizontal	203	2.85	-	39.32	11.86	30.84
AV	11.6396G	44.57	54.00	-9.43	24.27	3	Horizontal	203	2.85	-	39.28	11.85	30.83
PK	17.47464G	66.04	68.20	-2.16	42.06	3	Horizontal	311	1.79	-	43.70	12.57	32.29

5.15-5.25GHz_802.11be EHT40-BF_Nss1,(MCS0)_2TX

5190MHz_TX

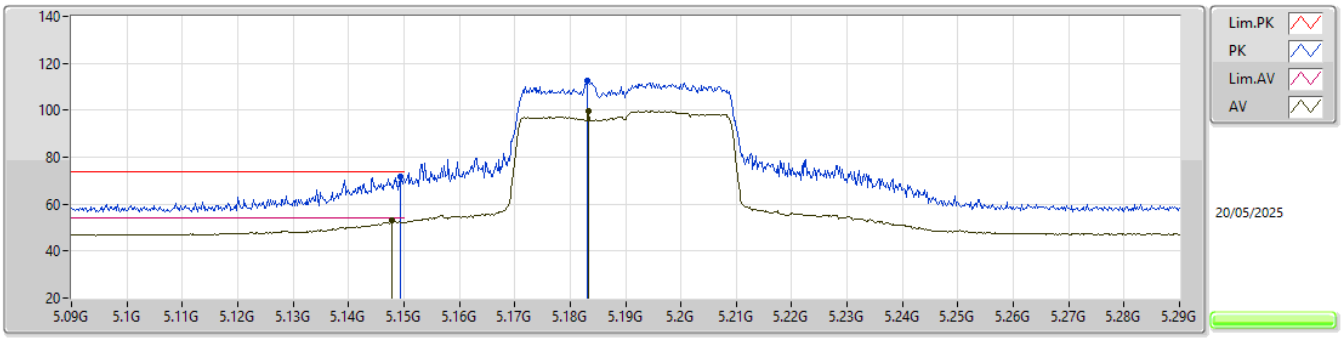

EUT Y_2TX
Setting 82
02-D-E-3-10

Type	Freq	Level	Limit	Margin	Raw	Dist	Condition	Azimuth	Height	Comment	AF	CL	PA
	(Hz)	(dBuV/m)	(dBuV/m)	(dB)	(dBuV)	(m)		(°)	(m)		(dB)	(dB)	(dB)
PK	5.1494G	71.90	74.00	-2.10	62.25	3	Vertical	1	1.57	-	33.60	6.98	30.93
AV	5.1478G	52.87	54.00	-1.13	43.22	3	Vertical	1	1.57	-	33.60	6.98	30.93
PK	5.1832G	112.49	Inf	-Inf	102.73	3	Vertical	1	1.57	-	33.67	7.00	30.91
AV	5.1834G	99.73	Inf	-Inf	89.97	3	Vertical	1	1.57	-	33.67	7.00	30.91

5.15-5.25GHz_802.11be EHT40-BF_Nss1,(MCS0)_2TX

5190MHz_TX

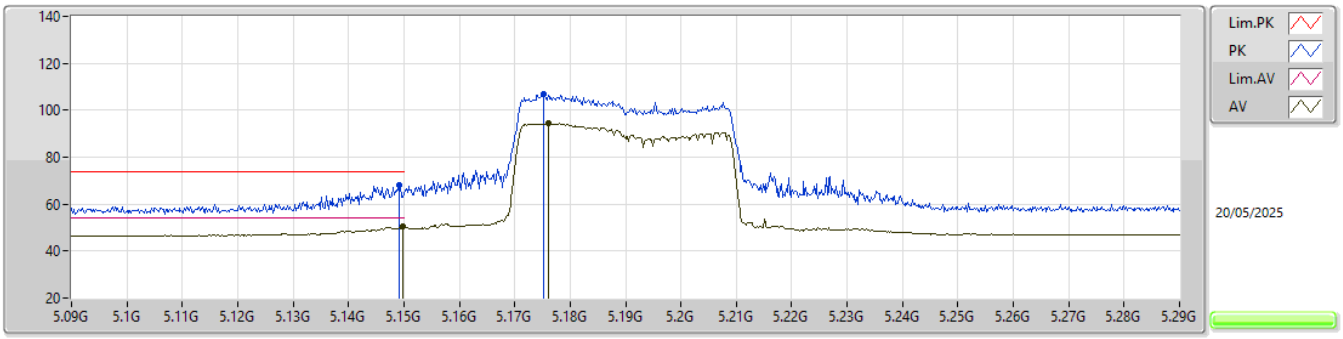

EUT Y_2TX
Setting 82
02-D-E-3-10

Type	Freq	Level	Limit	Margin	Raw	Dist	Condition	Azimuth	Height	Comment	AF	CL	PA
	(Hz)	(dBuV/m)	(dBuV/m)	(dB)	(dBuV)	(m)		(°)	(m)		(dB)	(dB)	(dB)
PK	5.1492G	68.19	74.00	-5.81	58.54	3	Horizontal	18	2.19	-	33.60	6.98	30.93
AV	5.1498G	50.33	54.00	-3.67	40.68	3	Horizontal	18	2.19	-	33.60	6.98	30.93
PK	5.1752G	106.78	Inf	-Inf	97.05	3	Horizontal	18	2.19	-	33.65	6.99	30.91
AV	5.176G	94.31	Inf	-Inf	84.58	3	Horizontal	18	2.19	-	33.65	6.99	30.91

5.15-5.25GHz_802.11be EHT40-BF_Nss1,(MCS0)_2TX

5190MHz_TX

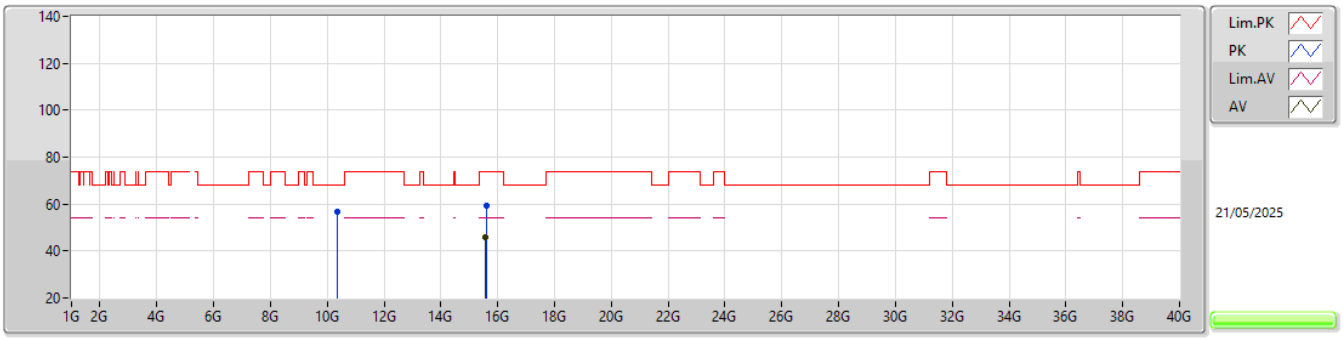

EUT Z_2TX
Setting 82
02-D-S-2

Type	Freq	Level	Limit	Margin	Raw	Dist	Condition	Azimuth	Height	Comment	AF	CL	PA
	(Hz)	(dBuV/m)	(dBuV/m)	(dB)	(dBuV)	(m)		(°)	(m)		(dB)	(dB)	(dB)
PK	10.36468G	56.88	68.20	-11.32	37.99	3	Vertical	92	1.86	-	38.37	11.04	30.52
PK	15.58976G	59.42	74.00	-14.58	41.72	3	Vertical	141	3.00	-	37.82	11.85	31.97
AV	15.5876G	46.08	54.00	-7.92	28.38	3	Vertical	141	3.00	-	37.82	11.85	31.97

5.15-5.25GHz_802.11be EHT40-BF_Nss1,(MCS0)_2TX

5190MHz_TX

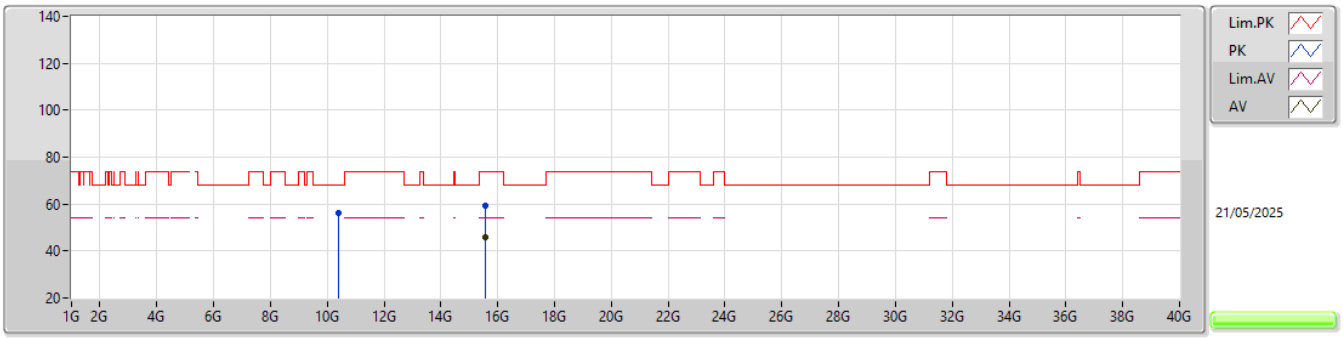

EUT Z_2TX
Setting 82
02-D-S-2

Type	Freq	Level	Limit	Margin	Raw	Dist	Condition	Azimuth	Height	Comment	AF	CL	PA
	(Hz)	(dBuV/m)	(dBuV/m)	(dB)	(dBuV)	(m)		(°)	(m)		(dB)	(dB)	(dB)
PK	10.37728G	56.19	68.20	-12.01	37.31	3	Horizontal	238	2.57	-	38.35	11.05	30.52
PK	15.5818G	59.35	74.00	-14.65	41.62	3	Horizontal	183	2.07	-	37.84	11.85	31.96
AV	15.5732G	45.86	54.00	-8.14	28.12	3	Horizontal	183	2.07	-	37.85	11.85	31.96

5.15-5.25GHz_802.11be EHT40-BF_Nss1,(MCS0)_2TX

5230MHz_TX

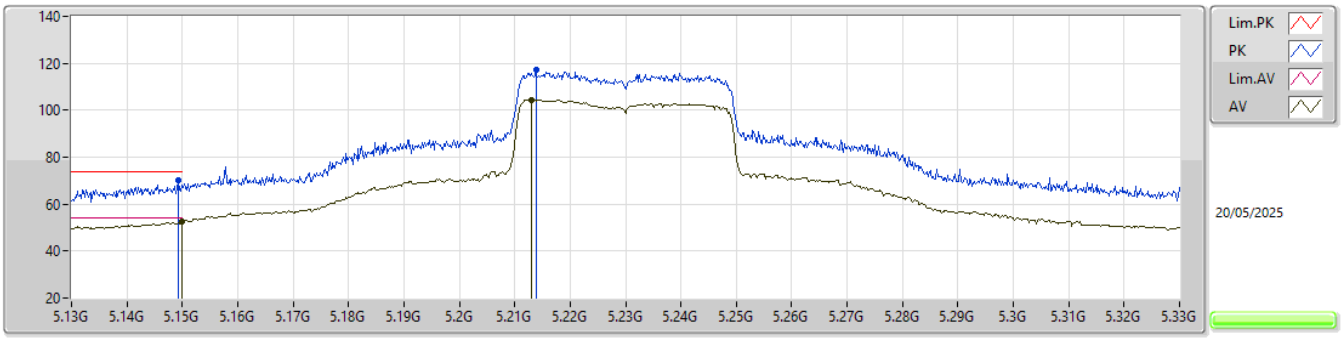

EUT Y_2TX
Setting 98
02-D-E-3-10

Type	Freq	Level	Limit	Margin	Raw	Dist	Condition	Azimuth	Height	Comment	AF	CL	PA
	(Hz)	(dBuV/m)	(dBuV/m)	(dB)	(dBuV)	(m)		(°)	(m)		(dB)	(dB)	(dB)
PK	5.1492G	70.31	74.00	-3.69	60.66	3	Vertical	355	1.76	-	33.60	6.98	30.93
AV	5.15G	52.58	54.00	-1.42	42.93	3	Vertical	355	1.76	-	33.60	6.98	30.93
PK	5.2138G	117.08	Inf	-Inf	107.26	3	Vertical	355	1.76	-	33.70	7.01	30.89
AV	5.213G	104.41	Inf	-Inf	94.59	3	Vertical	355	1.76	-	33.70	7.01	30.89

5.15-5.25GHz_802.11be EHT40-BF_Nss1,(MCS0)_2TX

5230MHz_TX

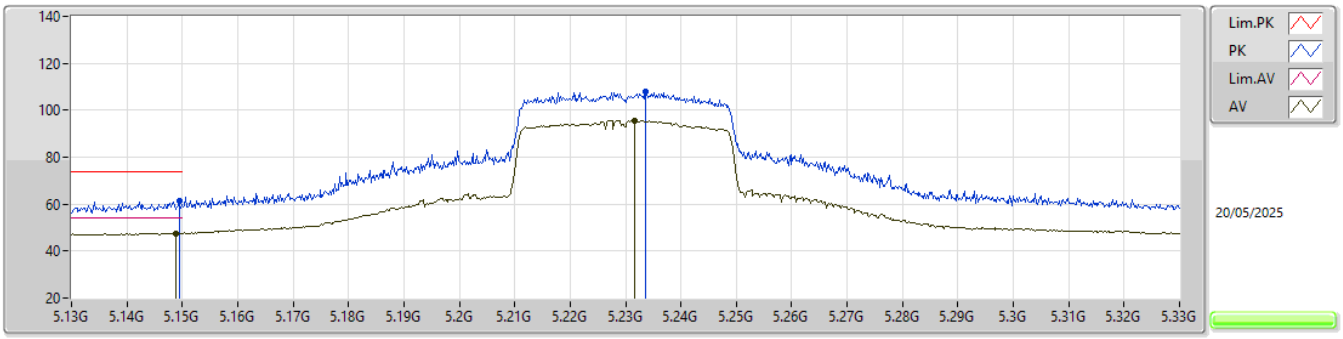

EUT Y_2TX
Setting 98
02-D-E-3-10

Type	Freq	Level	Limit	Margin	Raw	Dist	Condition	Azimuth	Height	Comment	AF	CL	PA
	(Hz)	(dBuV/m)	(dBuV/m)	(dB)	(dBuV)	(m)		(°)	(m)		(dB)	(dB)	(dB)
PK	5.1494G	61.23	74.00	-12.77	51.58	3	Horizontal	24	1.80	-	33.60	6.98	30.93
AV	5.1488G	47.66	54.00	-6.34	38.01	3	Horizontal	24	1.80	-	33.60	6.98	30.93
PK	5.2336G	108.00	Inf	-Inf	98.18	3	Horizontal	24	1.80	-	33.70	7.00	30.88
AV	5.2316G	95.73	Inf	-Inf	85.91	3	Horizontal	24	1.80	-	33.70	7.00	30.88

5.15-5.25GHz_802.11be EHT40-BF_Nss1,(MCS0)_2TX

5230MHz_TX

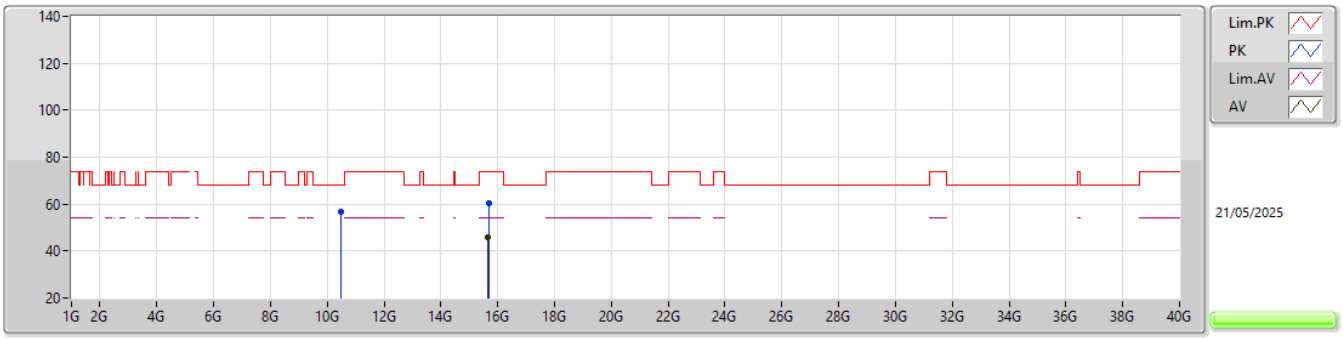

EUT Z_2TX
Setting 98
02-D-S-2

Type	Freq	Level	Limit	Margin	Raw	Dist	Condition	Azimuth	Height	Comment	AF	CL	PA
	(Hz)	(dBuV/m)	(dBuV/m)	(dB)	(dBuV)	(m)		(°)	(m)		(dB)	(dB)	(dB)
PK	10.46464G	56.57	68.20	-11.63	37.73	3	Vertical	154	1.80	-	38.23	11.11	30.50
PK	15.70924G	60.39	74.00	-13.61	42.99	3	Vertical	137	1.80	-	37.58	11.86	32.04
AV	15.67268G	46.10	54.00	-7.90	28.61	3	Vertical	137	1.80	-	37.65	11.86	32.02

5.15-5.25GHz_802.11be EHT40-BF_Nss1,(MCS0)_2TX

5230MHz_TX

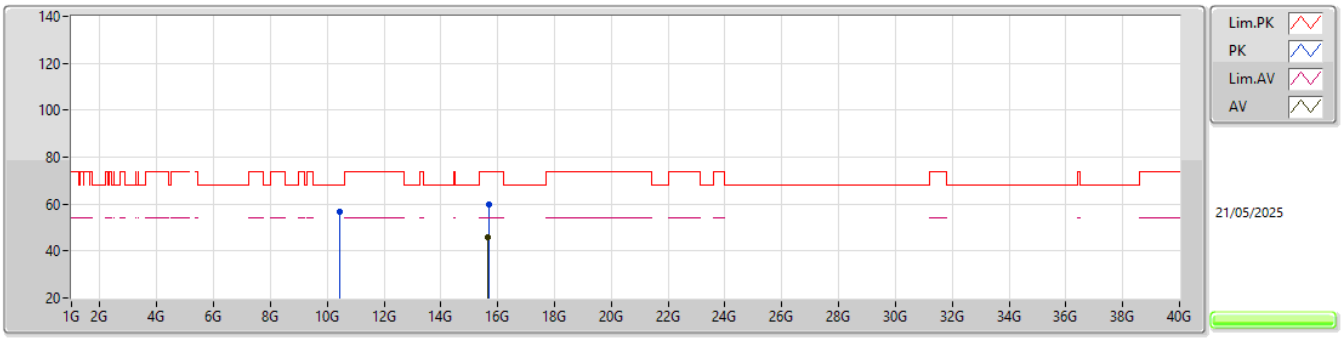

EUT Z_2TX
Setting 98
02-D-S-2

Type	Freq	Level	Limit	Margin	Raw	Dist	Condition	Azimuth	Height	Comment	AF	CL	PA
	(Hz)	(dBuV/m)	(dBuV/m)	(dB)	(dBuV)	(m)		(°)	(m)		(dB)	(dB)	(dB)
PK	10.45724G	56.92	68.20	-11.28	38.11	3	Horizontal	89	1.68	-	38.21	11.10	30.50
PK	15.67896G	59.74	74.00	-14.26	42.26	3	Horizontal	137	1.13	-	37.64	11.86	32.02
AV	15.67044G	45.90	54.00	-8.10	28.40	3	Horizontal	137	1.13	-	37.66	11.86	32.02

5.25-5.35GHz_802.11be EHT40-BF_Nss1,(MCS0)_2TX

5270MHz_TX

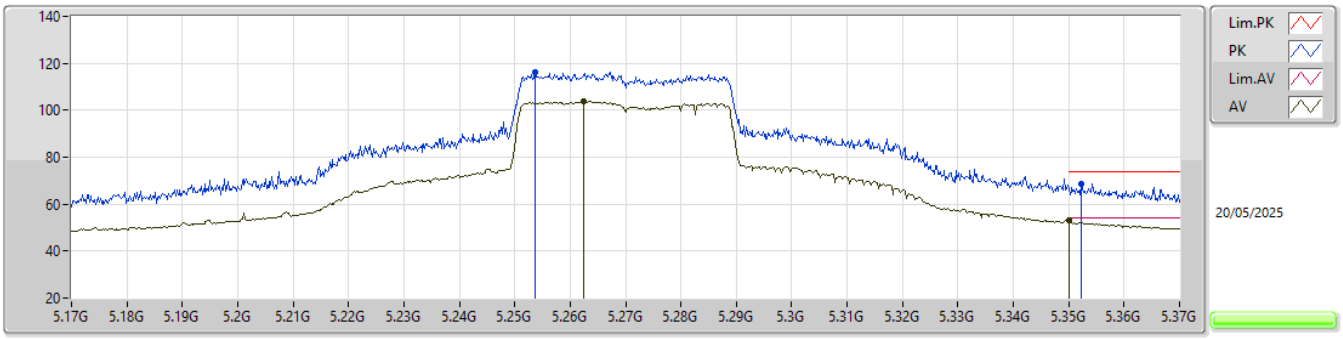

EUT Y_2TX
Setting 103
02-D-E-3-10

Type	Freq	Level	Limit	Margin	Raw	Dist	Condition	Azimuth	Height	Comment	AF	CL	PA
	(Hz)	(dBuV/m)	(dBuV/m)	(dB)	(dBuV)	(m)		(°)	(m)		(dB)	(dB)	(dB)
PK	5.2536G	116.15	Inf	-Inf	106.31	3	Vertical	158	1.70	-	33.71	7.00	30.87
AV	5.2624G	103.60	Inf	-Inf	93.75	3	Vertical	158	1.70	-	33.72	6.99	30.86
PK	5.3522G	68.59	74.00	-5.41	58.53	3	Vertical	158	1.70	-	33.90	6.97	30.81
AV	5.35G	52.88	54.00	-1.12	42.82	3	Vertical	158	1.70	-	33.90	6.97	30.81

5.25-5.35GHz_802.11be EHT40-BF_Nss1,(MCS0)_2TX

5270MHz_TX

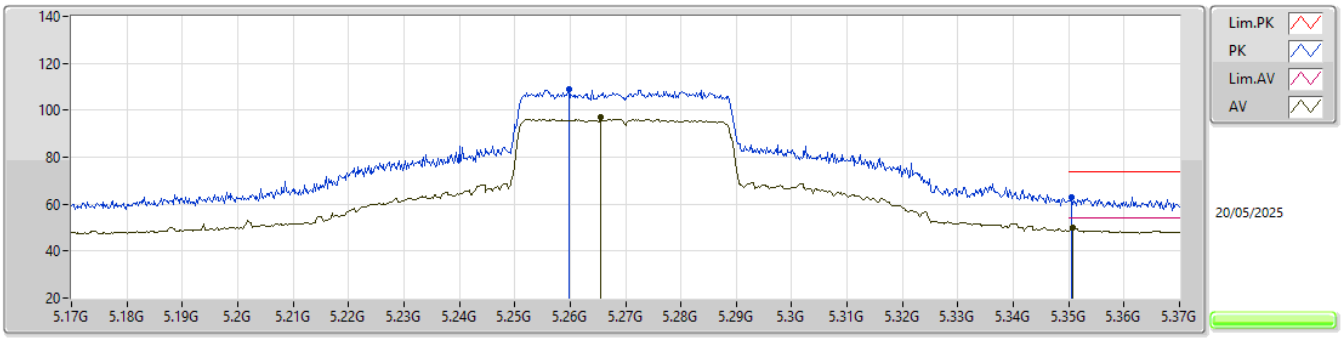

EUT Y_2TX
Setting 103
02-D-E-3-10

Type	Freq	Level	Limit	Margin	Raw	Dist	Condition	Azimuth	Height	Comment	AF	CL	PA
	(Hz)	(dBuV/m)	(dBuV/m)	(dB)	(dBuV)	(m)		(°)	(m)		(dB)	(dB)	(dB)
PK	5.2598G	108.73	Inf	-Inf	98.87	3	Horizontal	26	2.03	-	33.72	7.00	30.86
AV	5.2656G	97.20	Inf	-Inf	87.34	3	Horizontal	26	2.03	-	33.73	6.99	30.86
PK	5.3506G	63.14	74.00	-10.86	53.08	3	Horizontal	26	2.03	-	33.90	6.97	30.81
AV	5.3508G	49.82	54.00	-4.18	39.76	3	Horizontal	26	2.03	-	33.90	6.97	30.81

5.25-5.35GHz_802.11be EHT40-BF_Nss1,(MCS0)_2TX

5270MHz_TX

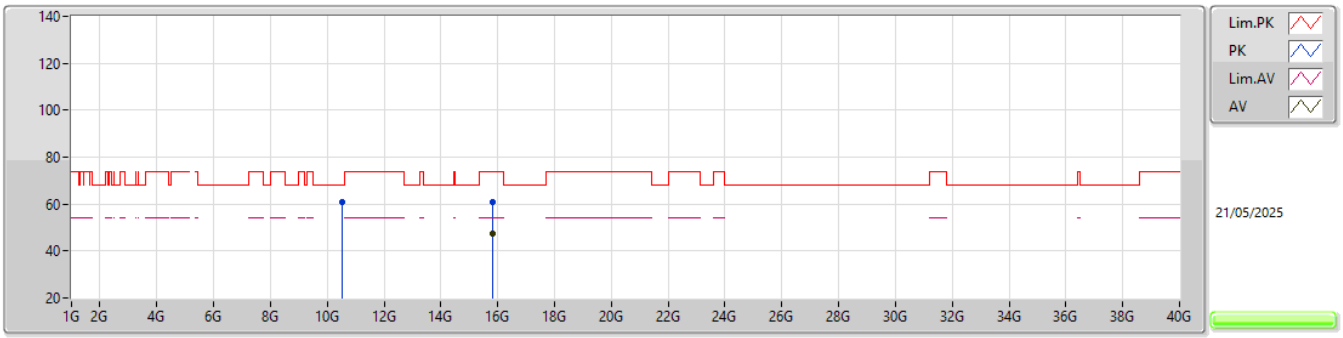

EUT Z_2TX
Setting 103
02-D-S-2

Type	Freq	Level	Limit	Margin	Raw	Dist	Condition	Azimuth	Height	Comment	AF	CL	PA
	(Hz)	(dBuV/m)	(dBuV/m)	(dB)	(dBuV)	(m)		(°)	(m)		(dB)	(dB)	(dB)
PK	10.54056G	61.10	68.20	-7.10	42.14	3	Vertical	18	2.22	-	38.30	11.15	30.49
PK	15.8062G	60.73	74.00	-13.27	43.57	3	Vertical	310	1.05	-	37.41	11.86	32.11
AV	15.81G	47.30	54.00	-6.70	30.13	3	Vertical	310	1.05	-	37.42	11.86	32.11

5.25-5.35GHz_802.11be EHT40-BF_Nss1,(MCS0)_2TX

5270MHz_TX

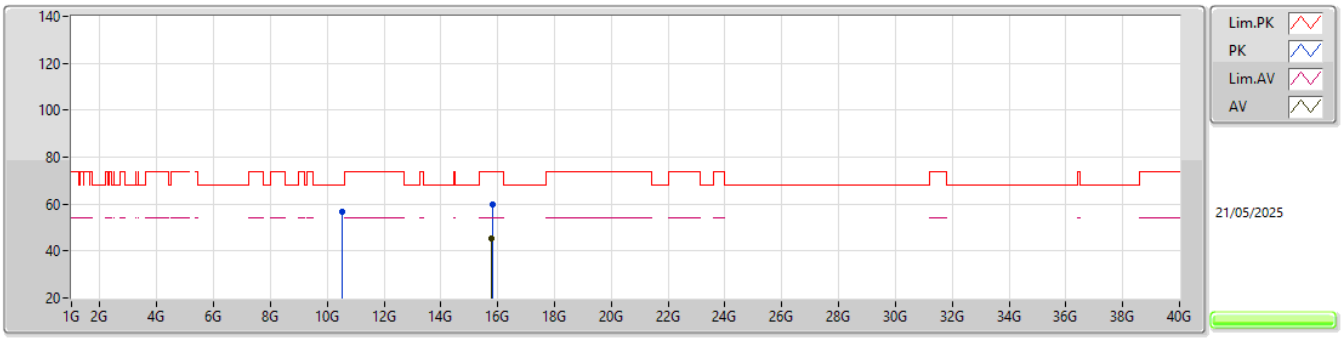

EUT Z_2TX
Setting 103
02-D-S-2

Type	Freq	Level	Limit	Margin	Raw	Dist	Condition	Azimuth	Height	Comment	AF	CL	PA
	(Hz)	(dBuV/m)	(dBuV/m)	(dB)	(dBuV)	(m)		(°)	(m)		(dB)	(dB)	(dB)
PK	10.531G	56.78	68.20	-11.42	37.82	3	Horizontal	95	1.80	-	38.30	11.15	30.49
PK	15.81384G	59.82	74.00	-14.18	42.64	3	Horizontal	306	2.01	-	37.43	11.86	32.11
AV	15.801G	45.46	54.00	-8.54	28.30	3	Horizontal	306	2.01	-	37.40	11.86	32.10

5.25-5.35GHz_802.11be EHT40-BF_Nss1,(MCS0)_2TX

5310MHz_TX

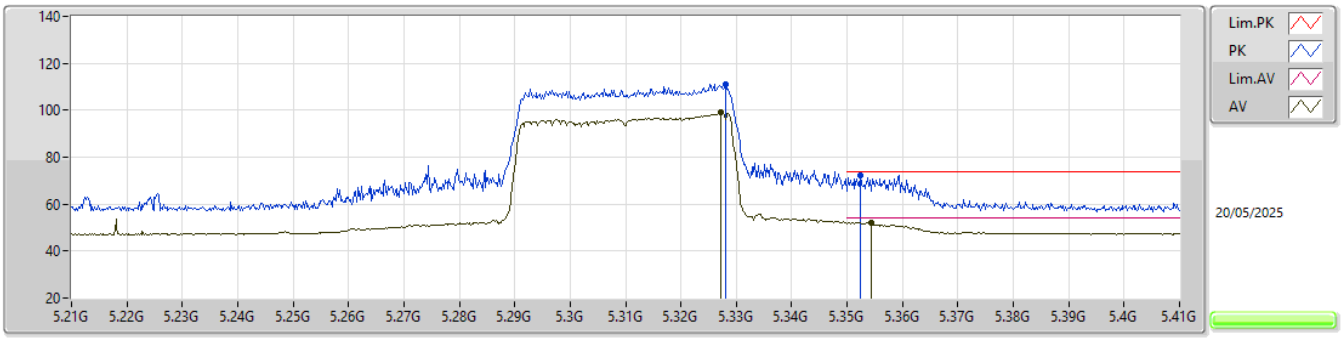

EUT Y_2TX
Setting 80
02-D-E-3-10

Type	Freq	Level	Limit	Margin	Raw	Dist	Condition	Azimuth	Height	Comment	AF	CL	PA
	(Hz)	(dBuV/m)	(dBuV/m)	(dB)	(dBuV)	(m)		(°)	(m)		(dB)	(dB)	(dB)
PK	5.328G	111.09	Inf	-Inf	101.08	3	Vertical	339.7	1.80	-	33.86	6.98	30.83
AV	5.3272G	99.00	Inf	-Inf	89.00	3	Vertical	339.7	1.80	-	33.85	6.98	30.83
PK	5.3524G	72.49	74.00	-1.51	62.43	3	Vertical	339.7	1.80	-	33.90	6.97	30.81
AV	5.3544G	52.31	54.00	-1.69	42.25	3	Vertical	339.7	1.80	-	33.90	6.97	30.81

5.25-5.35GHz_802.11be EHT40-BF_Nss1,(MCS0)_2TX

5310MHz_TX

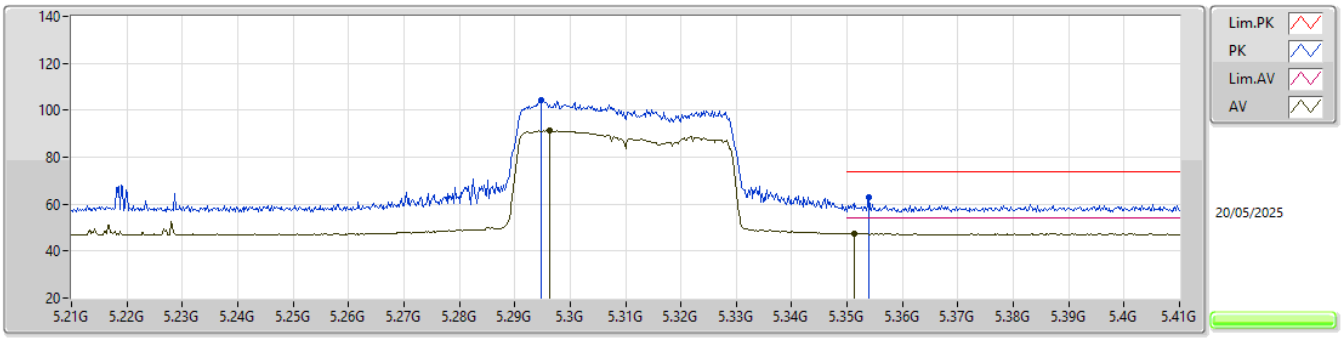

EUT Y_2TX
Setting 80
02-D-E-3-10

Type	Freq	Level	Limit	Margin	Raw	Dist	Condition	Azimuth	Height	Comment	AF	CL	PA
	(Hz)	(dBuV/m)	(dBuV/m)	(dB)	(dBuV)	(m)		(°)	(m)		(dB)	(dB)	(dB)
PK	5.2948G	104.19	Inf	-Inf	94.25	3	Horizontal	23	2.14	-	33.79	6.99	30.84
AV	5.2962G	91.34	Inf	-Inf	81.40	3	Horizontal	23	2.14	-	33.79	6.99	30.84
PK	5.354G	62.82	74.00	-11.18	52.76	3	Horizontal	23	2.14	-	33.90	6.97	30.81
AV	5.3512G	47.51	54.00	-6.49	37.45	3	Horizontal	23	2.14	-	33.90	6.97	30.81

5.25-5.35GHz_802.11be EHT40-BF_Nss1,(MCS0)_2TX

5310MHz_TX

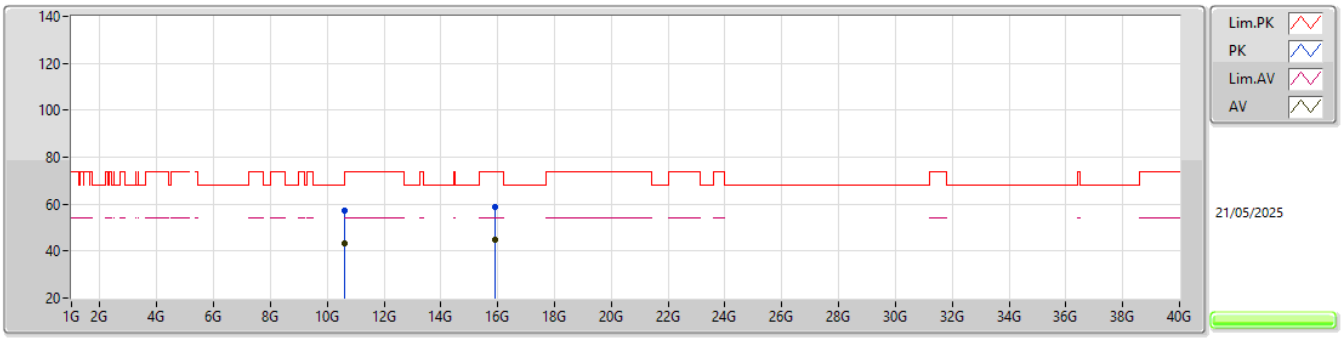

EUT Z_2TX
Setting 80
02-D-S-2

Type	Freq	Level	Limit	Margin	Raw	Dist	Condition	Azimuth	Height	Comment	AF	CL	PA
	(Hz)	(dBuV/m)	(dBuV/m)	(dB)	(dBuV)	(m)		(°)	(m)		(dB)	(dB)	(dB)
PK	10.60964G	57.16	74.00	-16.84	38.05	3	Vertical	238	2.46	-	38.40	11.20	30.49
AV	10.6G	43.25	54.00	-10.75	24.15	3	Vertical	238	2.46	-	38.40	11.19	30.49
PK	15.9192G	58.63	74.00	-15.37	41.32	3	Vertical	2	1.80	-	37.62	11.87	32.18
AV	15.91036G	45.01	54.00	-8.99	27.65	3	Vertical	2	1.80	-	37.66	11.87	32.17

5.25-5.35GHz_802.11be EHT40-BF_Nss1,(MCS0)_2TX

5310MHz_TX

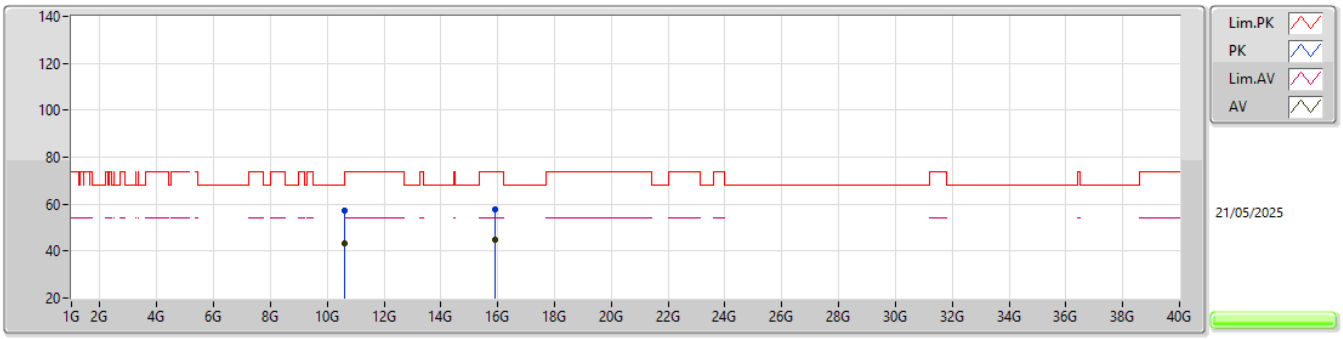

EUT Z_2TX
Setting 80
02-D-S-2

Type	Freq	Level	Limit	Margin	Raw	Dist	Condition	Azimuth	Height	Comment	AF	CL	PA
	(Hz)	(dBuV/m)	(dBuV/m)	(dB)	(dBuV)	(m)		(°)	(m)		(dB)	(dB)	(dB)
PK	10.63156G	56.99	74.00	-17.01	37.87	3	Horizontal	198	2.77	-	38.40	11.21	30.49
AV	10.60368G	43.29	54.00	-10.71	24.19	3	Horizontal	198	2.77	-	38.40	11.19	30.49
PK	15.91016G	57.88	74.00	-16.12	40.52	3	Horizontal	102	2.10	-	37.66	11.87	32.17
AV	15.91008G	44.90	54.00	-9.10	27.54	3	Horizontal	102	2.10	-	37.66	11.87	32.17