6. Radiated Emission Band Edge

6.1. Test Setup

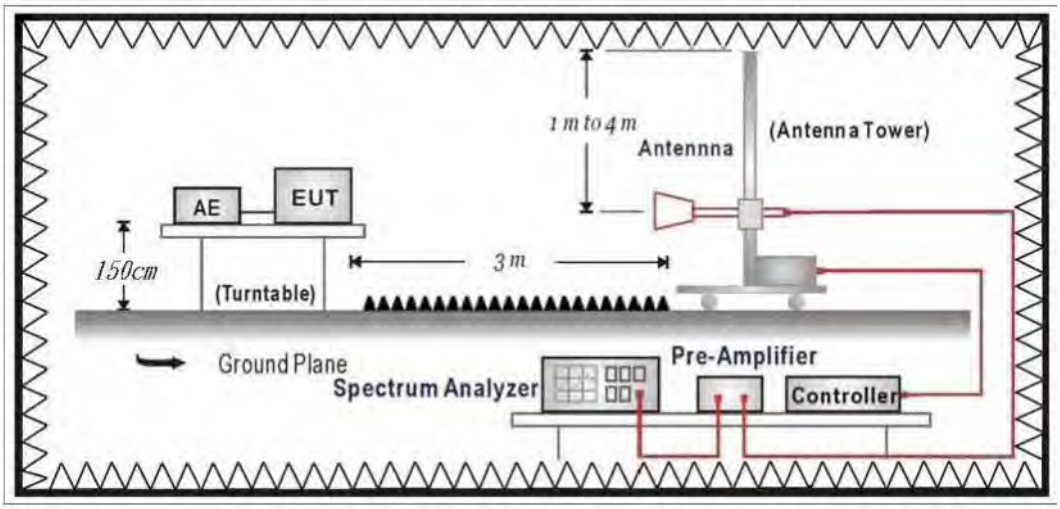

6.2. Limits

Emissions radiated outside of the specified frequency bands, except for harmonics, shall be attenuated by at least 20dB below the level of the fundamental or to the general radiated emission limits in paragraph 15.209, whichever is the lesser attenuation.

6.3. Test Procedure

The EUT was setup according to ANSI C63.10: 2013 and tested according to DTS test procedure of KDB 558074 D01 V05 for compliance to FCC 47CFR 15.247 requirements.
The EUT and its simulators are placed on a turn table which is 1.5 meter above ground. The turn table can rotate 360 degrees to determine the position of the maximum emission level.
The EUT was positioned such that the distance from antenna to the EUT was 3 meters.
The antenna can move up and down between 1 meter and 4 meters to find out the maximum emission level.
Both horizontal and vertical polarization of the antenna are set on measurement. In order to find the maximum emission, all of the interface cables must be manipulated according to ANSI C63.10: 2013 on radiated measurement.

6.4. Test Specification

According to FCC Part 15 Subpart C Paragraph 15.247: 2017

6.5. Test Result

Site : DEKRA Taiwan CB2-H	Time : 2018/07/07
Limit : FCC_SpartC_15.209_03M_PK	Margin : 6
Probe : CB2-H_FCC_EFS_B091_1-18GHz_3M_0117 - HORIZONTAL	Power : AC 120V / 60Hz
EUT : Wireless-AC2200 Tri Band Gigabit Router	Note : Mode 1: Transmit_CDD_ADP-45BW B 802.11b_2412MHz

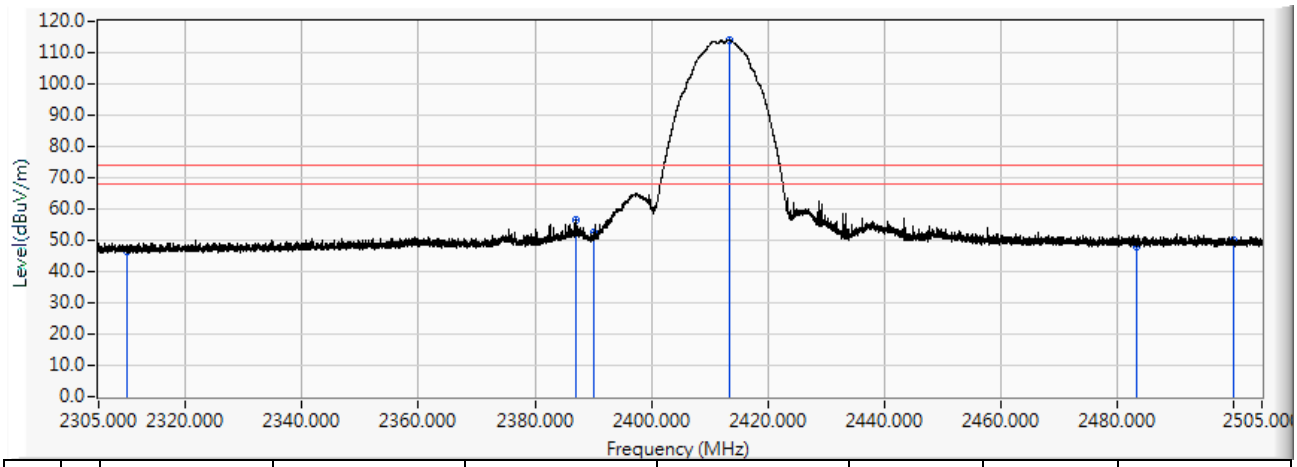

		Frequency (MHz)	Correct Factor (dB)	Reading Level (dBuV)	Measure Level (dBuV/m)	Margin (dB)	Limit (dBuV/m)	Detector Type
1		2310.000	12.384	34.013	46.397	-27.603	74.000	PEAK
2		2387.060	12.892	43.510	56.402	-17.598	74.000	PEAK
3		2390.000	12.911	39.489	52.400	-21.600	74.000	PEAK
4	*	2413.380	13.065	101.124	114.189	40.189	74.000	PEAK
5		2483.500	13.527	34.448	47.975	-26.025	74.000	PEAK
6		2500.000	13.629	36.176	49.805	-24.195	74.000	PEAK

Note:

1. All reading above 1GHz is performed with peak and/or average measurements as necessary.
2. “ * ”, means this data is the worst emission level.
3. Measurement Level = Reading Level + Correct Factor.
4. The average measurement was not performed when the peak measured data under the limit of average detection.
5. The fundamental for reference only, it’s restricted by unwanted emission limit.

Site : DEKRA Taiwan CB2-H	Time : 2018/07/07
Limit : FCC_SpartC_15.209_03M_AV	Margin : 6
Probe : CB2-H_FCC_EFS_B091_1-18GHz_3M_0117 - HORIZONTAL	Power : AC 120V / 60Hz
EUT : Wireless-AC2200 Tri Band Gigabit Router	Note : Mode 1: Transmit_CDD_ADP-45BW B 802.11b_2412MHz

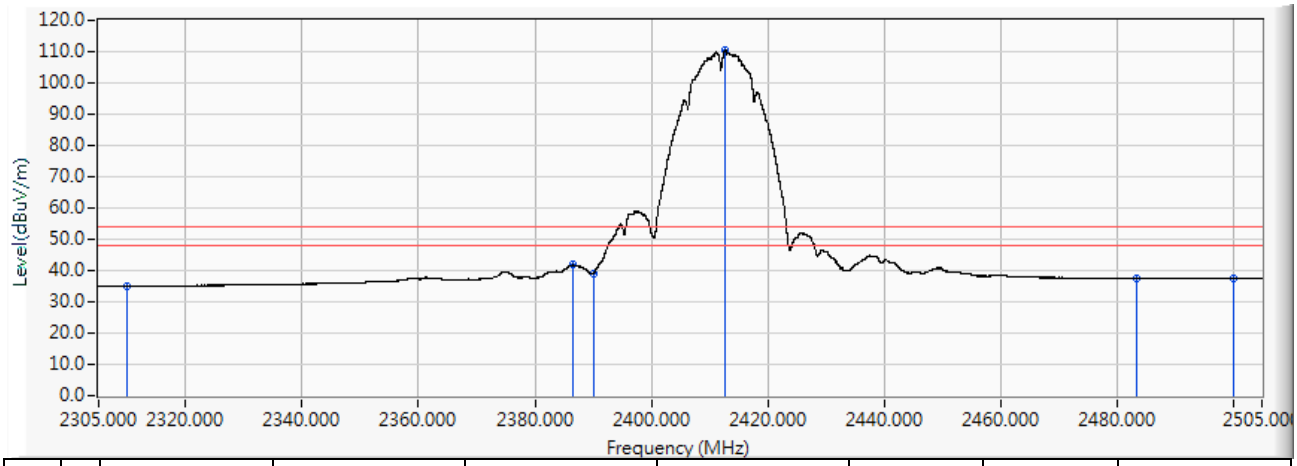

		Frequency (MHz)	Correct Factor (dB)	Reading Level (dBuV)	Measure Level (dBuV/m)	Margin (dB)	Limit (dBuV/m)	Detector Type
1		2310.000	12.384	22.535	34.919	-19.081	54.000	AVERAGE
2		2386.440	12.888	28.869	41.757	-12.243	54.000	AVERAGE
3		2390.000	12.911	26.321	39.232	-14.768	54.000	AVERAGE
4	*	2412.800	13.061	97.246	110.307	56.307	54.000	AVERAGE
5		2483.500	13.527	23.984	37.511	-16.489	54.000	AVERAGE
6		2500.000	13.629	23.790	37.419	-16.581	54.000	AVERAGE

Note:

1. All reading above 1GHz is performed with peak and/or average measurements as necessary.
2. “ * ”, means this data is the worst emission level.
3. Measurement Level = Reading Level + Correct Factor.
4. The average measurement was not performed when the peak measured data under the limit of average detection.
5. The fundamental for reference only, it’s restricted by unwanted emission limit.

Site : DEKRA Taiwan CB2-H	Time : 2018/07/07
Limit : FCC_SpartC_15.209_03M_PK	Margin : 6
Probe : CB2-H_FCC_EFS_B091_1-18GHz_3M_0117 - VERTICAL	Power : AC 120V / 60Hz
EUT : Wireless-AC2200 Tri Band Gigabit Router	Note : Mode 1: Transmit_CDD_ADP-45BW B 802.11b_2412MHz

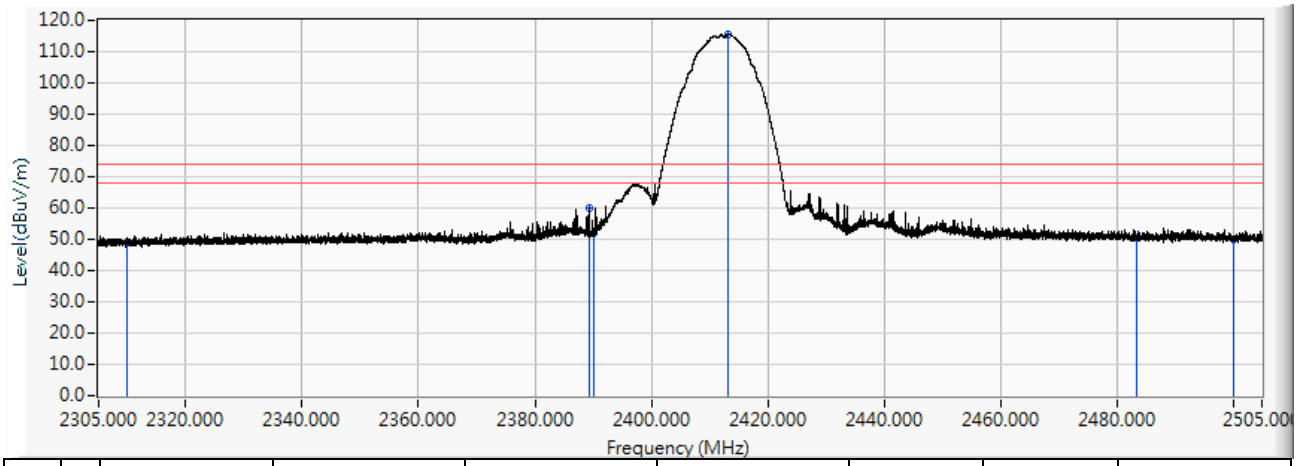

		Frequency (MHz)	Correct Factor (dB)	Reading Level (dBuV)	Measure Level (dBuV/m)	Margin (dB)	Limit (dBuV/m)	Detector Type
1		2310.000	12.384	36.443	48.827	-25.173	74.000	PEAK
2		2389.400	12.908	46.922	59.829	-14.171	74.000	PEAK
3		2390.000	12.911	38.905	51.816	-22.184	74.000	PEAK
4	*	2413.240	13.065	102.625	115.689	41.689	74.000	PEAK
5		2483.500	13.527	37.141	50.668	-23.332	74.000	PEAK
6		2500.000	13.629	36.443	50.072	-23.928	74.000	PEAK

Note:

1. All reading above 1GHz is performed with peak and/or average measurements as necessary.
2. “ * ”, means this data is the worst emission level.
3. Measurement Level = Reading Level + Correct Factor.
4. The average measurement was not performed when the peak measured data under the limit of average detection.
5. The fundamental for reference only, it’s restricted by unwanted emission limit.

Site : DEKRA Taiwan CB2-H	Time : 2018/07/07
Limit : FCC_SpartC_15.209_03M_AV	Margin : 6
Probe : CB2-H_FCC_EFS_B091_1-18GHz_3M_0117 - VERTICAL	Power : AC 120V / 60Hz
EUT : Wireless-AC2200 Tri Band Gigabit Router	Note : Mode 1: Transmit_CDD_ADP-45BW B 802.11b_2412MHz

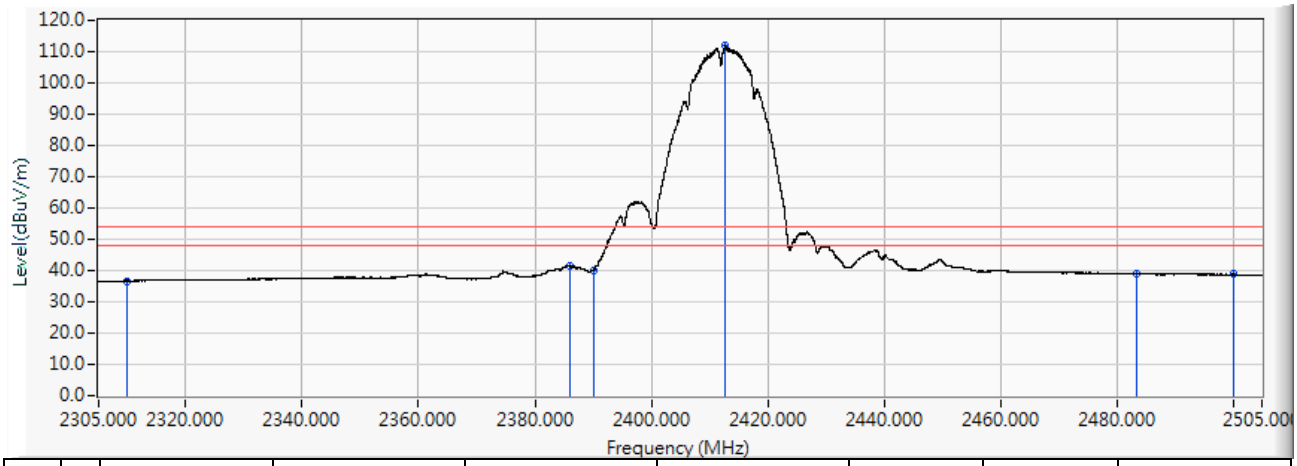

		Frequency (MHz)	Correct Factor (dB)	Reading Level (dBuV)	Measure Level (dBuV/m)	Margin (dB)	Limit (dBuV/m)	Detector Type
1		2310.000	12.384	24.340	36.724	-17.276	54.000	AVERAGE
2		2385.900	12.884	28.418	41.302	-12.698	54.000	AVERAGE
3		2390.000	12.911	27.233	40.144	-13.856	54.000	AVERAGE
4	*	2412.700	13.061	98.740	111.801	57.801	54.000	AVERAGE
5		2483.500	13.527	25.312	38.839	-15.161	54.000	AVERAGE
6		2500.000	13.629	25.141	38.770	-15.230	54.000	AVERAGE

Note:

1. All reading above 1GHz is performed with peak and/or average measurements as necessary.
2. “ * ”, means this data is the worst emission level.
3. Measurement Level = Reading Level + Correct Factor.
4. The average measurement was not performed when the peak measured data under the limit of average detection.
5. The fundamental for reference only, it’s restricted by unwanted emission limit.

Site : DEKRA Taiwan CB2-H	Time : 2018/07/07
Limit : FCC_SpartC_15.209_03M_PK	Margin : 6
Probe : CB2-H_FCC_EFS_B091_1-18GHz_3M_0117 - HORIZONTAL	Power : AC 120V / 60Hz
EUT : Wireless-AC2200 Tri Band Gigabit Router	Note : Mode 1: Transmit_CDD_ADP-45BW B 802.11b_2437MHz

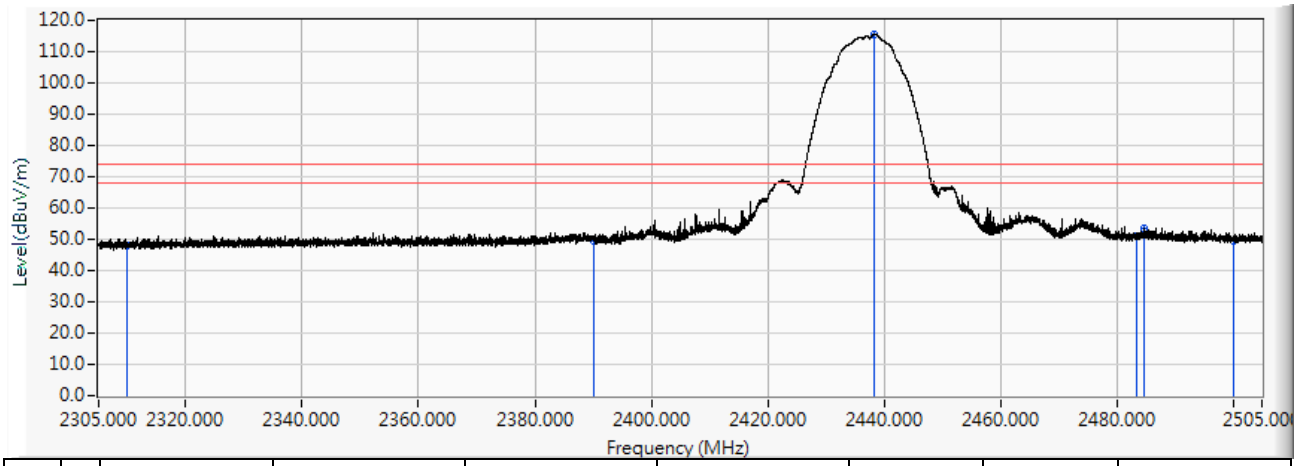

		Frequency (MHz)	Correct Factor (dB)	Reading Level (dBuV)	Measure Level (dBuV/m)	Margin (dB)	Limit (dBuV/m)	Detector Type
1		2310.000	12.384	35.518	47.902	-26.098	74.000	PEAK
2		2390.000	12.911	36.779	49.690	-24.310	74.000	PEAK
3	*	2438.400	13.230	102.293	115.523	41.523	74.000	PEAK
4		2483.500	13.527	37.275	50.802	-23.198	74.000	PEAK
5		2484.800	13.536	39.783	53.319	-20.681	74.000	PEAK
6		2500.000	13.629	36.088	49.717	-24.283	74.000	PEAK

Note:

1. All reading above 1GHz is performed with peak and/or average measurements as necessary.
2. “ * ”, means this data is the worst emission level.
3. Measurement Level = Reading Level + Correct Factor.
4. The average measurement was not performed when the peak measured data under the limit of average detection.
5. The fundamental for reference only, it’s restricted by unwanted emission limit.

Site : DEKRA Taiwan CB2-H	Time : 2018/07/07
Limit : FCC_SpartC_15.209_03M_AV	Margin : 6
Probe : CB2-H_FCC_EFS_B091_1-18GHz_3M_0117 - HORIZONTAL	Power : AC 120V / 60Hz
EUT : Wireless-AC2200 Tri Band Gigabit Router	Note : Mode 1: Transmit_CDD_ADP-45BW B 802.11b_2437MHz

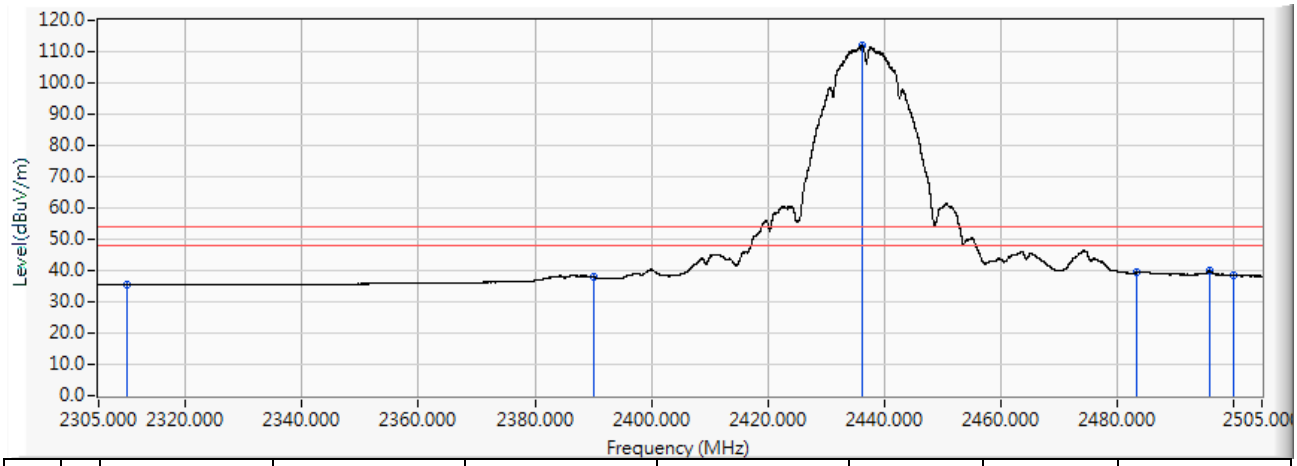

		Frequency (MHz)	Correct Factor (dB)	Reading Level (dBuV)	Measure Level (dBuV/m)	Margin (dB)	Limit (dBuV/m)	Detector Type
1		2310.000	12.384	23.033	35.417	-18.583	54.000	AVERAGE
2		2390.000	12.911	25.043	37.954	-16.046	54.000	AVERAGE
3	*	2436.240	13.215	98.819	112.035	58.035	54.000	AVERAGE
4		2483.500	13.527	25.900	39.427	-14.573	54.000	AVERAGE
5		2495.900	13.609	26.169	39.778	-14.222	54.000	AVERAGE
6		2500.000	13.629	24.828	38.457	-15.543	54.000	AVERAGE

Note:

1. All reading above 1GHz is performed with peak and/or average measurements as necessary.
2. “ * ”, means this data is the worst emission level.
3. Measurement Level = Reading Level + Correct Factor.
4. The average measurement was not performed when the peak measured data under the limit of average detection.
5. The fundamental for reference only, it’s restricted by unwanted emission limit.

Site : DEKRA Taiwan CB2-H	Time : 2018/07/07
Limit : FCC_SpartC_15.209_03M_PK	Margin : 6
Probe : CB2-H_FCC_EFS_B091_1-18GHz_3M_0117 - VERTICAL	Power : AC 120V / 60Hz
EUT : Wireless-AC2200 Tri Band Gigabit Router	Note : Mode 1: Transmit_CDD_ADP-45BW B 802.11b_2437MHz

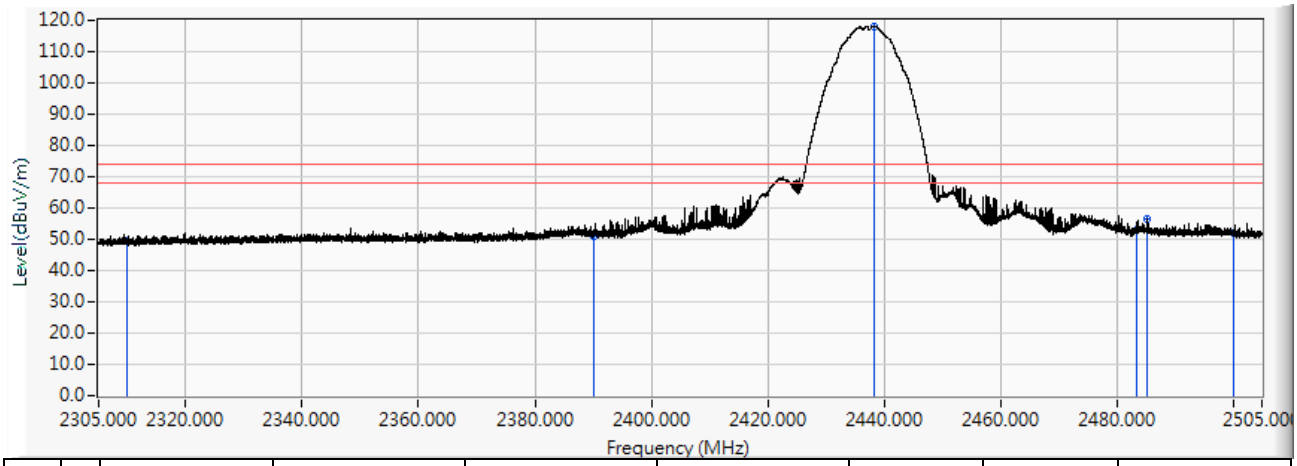

		Frequency (MHz)	Correct Factor (dB)	Reading Level (dBuV)	Measure Level (dBuV/m)	Margin (dB)	Limit (dBuV/m)	Detector Type
1		2310.000	12.384	37.086	49.470	-24.530	74.000	PEAK
2		2390.000	12.911	38.083	50.994	-23.006	74.000	PEAK
3	*	2438.220	13.230	104.889	118.118	44.118	74.000	PEAK
4		2483.500	13.527	39.562	53.089	-20.911	74.000	PEAK
5		2485.360	13.540	42.900	56.439	-17.561	74.000	PEAK
6		2500.000	13.629	38.545	52.174	-21.826	74.000	PEAK

Note:

1. All reading above 1GHz is performed with peak and/or average measurements as necessary.
2. “ * ”, means this data is the worst emission level.
3. Measurement Level = Reading Level + Correct Factor.
4. The average measurement was not performed when the peak measured data under the limit of average detection.
5. The fundamental for reference only, it’s restricted by unwanted emission limit.

Site : DEKRA Taiwan CB2-H	Time : 2018/07/07
Limit : FCC_SpartC_15.209_03M_AV	Margin : 6
Probe : CB2-H_FCC_EFS_B091_1-18GHz_3M_0117 - VERTICAL	Power : AC 120V / 60Hz
EUT : Wireless-AC2200 Tri Band Gigabit Router	Note : Mode 1: Transmit_CDD_ADP-45BW B 802.11b_2437MHz

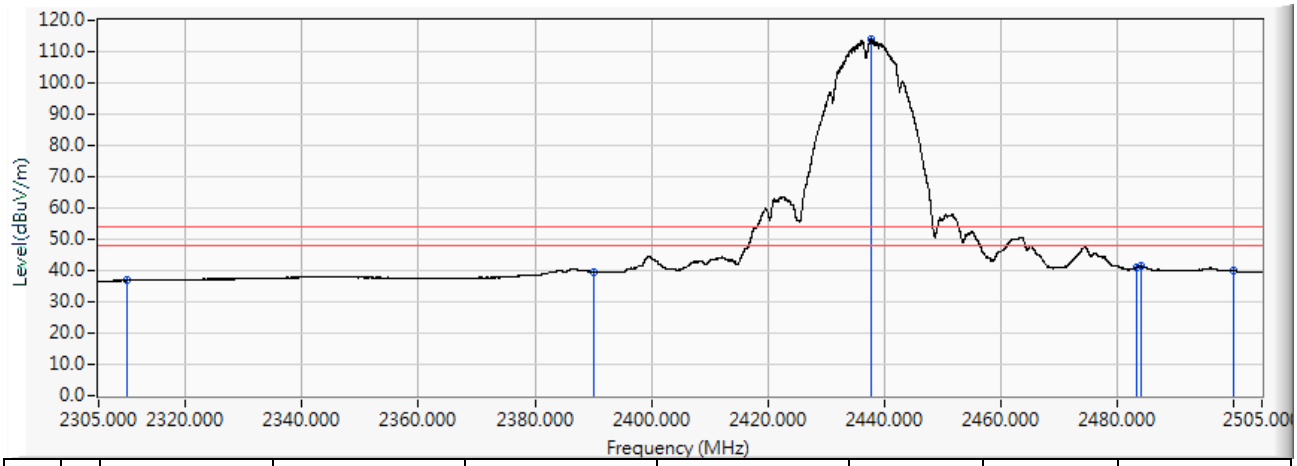

		Frequency (MHz)	Correct Factor (dB)	Reading Level (dBuV)	Measure Level (dBuV/m)	Margin (dB)	Limit (dBuV/m)	Detector Type
1		2310.000	12.384	24.424	36.808	-17.192	54.000	AVERAGE
2		2390.000	12.911	26.829	39.740	-14.260	54.000	AVERAGE
3	*	2437.720	13.226	100.833	114.059	60.059	54.000	AVERAGE
4		2483.500	13.527	27.486	41.013	-12.987	54.000	AVERAGE
5		2484.120	13.531	27.913	41.444	-12.556	54.000	AVERAGE
6		2500.000	13.629	26.347	39.976	-14.024	54.000	AVERAGE

Note:

1. All reading above 1GHz is performed with peak and/or average measurements as necessary.
2. “ * ”, means this data is the worst emission level.
3. Measurement Level = Reading Level + Correct Factor.
4. The average measurement was not performed when the peak measured data under the limit of average detection.
5. The fundamental for reference only, it’s restricted by unwanted emission limit.

Site : DEKRA Taiwan CB2-H	Time : 2018/07/07
Limit : FCC_SpartC_15.209_03M_PK	Margin : 6
Probe : CB2-H_FCC_EFS_B091_1-18GHz_3M_0117 - HORIZONTAL	Power : AC 120V / 60Hz
EUT : Wireless-AC2200 Tri Band Gigabit Router	Note : Mode 1: Transmit_CDD_ADP-45BW B 802.11b_2462MHz

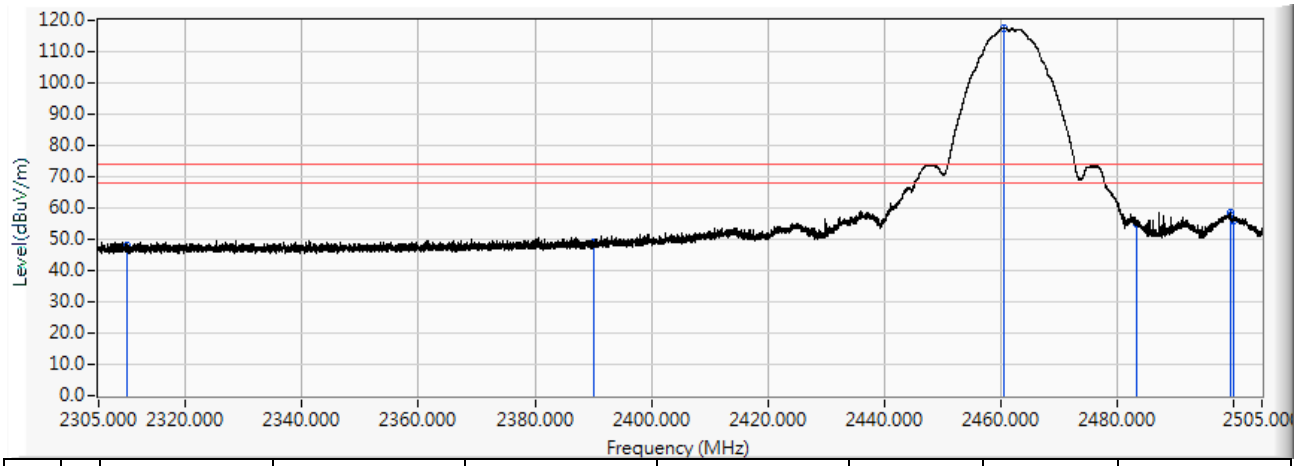

		Frequency (MHz)	Correct Factor (dB)	Reading Level (dBuV)	Measure Level (dBuV/m)	Margin (dB)	Limit (dBuV/m)	Detector Type
1		2310.000	12.384	35.684	48.068	-25.932	74.000	PEAK
2		2390.000	12.911	36.253	49.164	-24.836	74.000	PEAK
3	*	2460.760	13.377	104.371	117.748	43.748	74.000	PEAK
4		2483.500	13.527	41.707	55.234	-18.766	74.000	PEAK
5		2499.660	13.628	44.722	58.350	-15.650	74.000	PEAK
6		2500.000	13.629	42.310	55.939	-18.061	74.000	PEAK

Note:

1. All reading above 1GHz is performed with peak and/or average measurements as necessary.
2. “ * ”, means this data is the worst emission level.
3. Measurement Level = Reading Level + Correct Factor.
4. The average measurement was not performed when the peak measured data under the limit of average detection.
5. The fundamental for reference only, it’s restricted by unwanted emission limit.

Site : DEKRA Taiwan CB2-H	Time : 2018/07/07
Limit : FCC_SpartC_15.209_03M_AV	Margin : 6
Probe : CB2-H_FCC_EFS_B091_1-18GHz_3M_0117 - HORIZONTAL	Power : AC 120V / 60Hz
EUT : Wireless-AC2200 Tri Band Gigabit Router	Note : Mode 1: Transmit_CDD_ADP-45BW B 802.11b_2462MHz

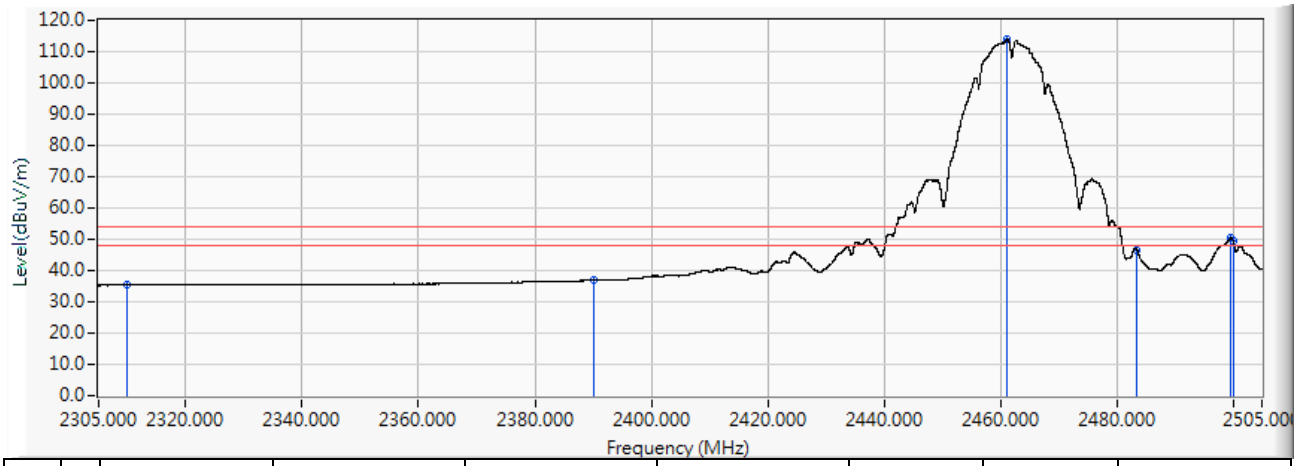

		Frequency (MHz)	Correct Factor (dB)	Reading Level (dBuV)	Measure Level (dBuV/m)	Margin (dB)	Limit (dBuV/m)	Detector Type
1		2310.000	12.384	22.914	35.298	-18.702	54.000	AVERAGE
2		2390.000	12.911	23.956	36.867	-17.133	54.000	AVERAGE
3	*	2461.240	13.380	100.596	113.977	59.977	54.000	AVERAGE
4		2483.500	13.527	33.137	46.664	-7.336	54.000	AVERAGE
5		2499.600	13.628	36.645	50.272	-3.728	54.000	AVERAGE
6		2500.000	13.629	36.084	49.713	-4.287	54.000	AVERAGE

Note:

1. All reading above 1GHz is performed with peak and/or average measurements as necessary.
2. “ * ”, means this data is the worst emission level.
3. Measurement Level = Reading Level + Correct Factor.
4. The average measurement was not performed when the peak measured data under the limit of average detection.
5. The fundamental for reference only, it’s restricted by unwanted emission limit.

Site : DEKRA Taiwan CB2-H	Time : 2018/07/07
Limit : FCC_SpartC_15.209_03M_PK	Margin : 6
Probe : CB2-H_FCC_EFS_B091_1-18GHz_3M_0117 - VERTICAL	Power : AC 120V / 60Hz
EUT : Wireless-AC2200 Tri Band Gigabit Router	Note : Mode 1: Transmit_CDD_ADP-45BW B 802.11b_2462MHz

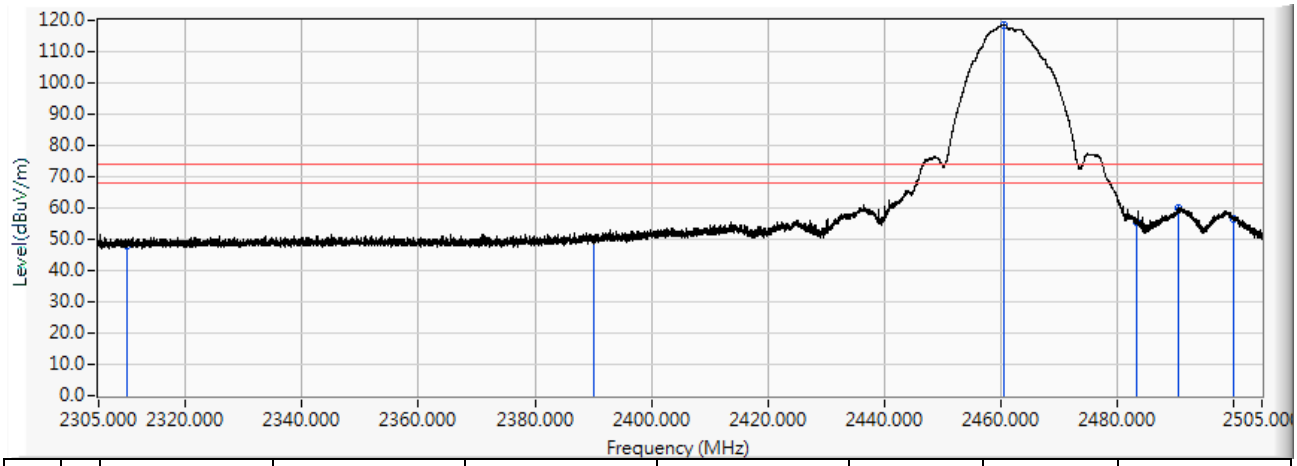

		Frequency (MHz)	Correct Factor (dB)	Reading Level (dBuV)	Measure Level (dBuV/m)	Margin (dB)	Limit (dBuV/m)	Detector Type
1		2310.000	12.384	35.703	48.087	-25.913	74.000	PEAK
2		2390.000	12.911	37.185	50.096	-23.904	74.000	PEAK
3	*	2460.540	13.376	105.155	118.531	44.531	74.000	PEAK
4		2483.500	13.527	41.903	55.430	-18.570	74.000	PEAK
5		2490.640	13.574	46.608	60.182	-13.818	74.000	PEAK
6		2500.000	13.629	43.023	56.652	-17.348	74.000	PEAK

Note:

1. All reading above 1GHz is performed with peak and/or average measurements as necessary.
2. “ * ”, means this data is the worst emission level.
3. Measurement Level = Reading Level + Correct Factor.
4. The average measurement was not performed when the peak measured data under the limit of average detection.
5. The fundamental for reference only, it’s restricted by unwanted emission limit.

Site : DEKRA Taiwan CB2-H	Time : 2018/07/07
Limit : FCC_SpartC_15.209_03M_AV	Margin : 6
Probe : CB2-H_FCC_EFS_B091_1-18GHz_3M_0117 - VERTICAL	Power : AC 120V / 60Hz
EUT : Wireless-AC2200 Tri Band Gigabit Router	Note : Mode 1: Transmit_CDD_ADP-45BW B 802.11b_2462MHz

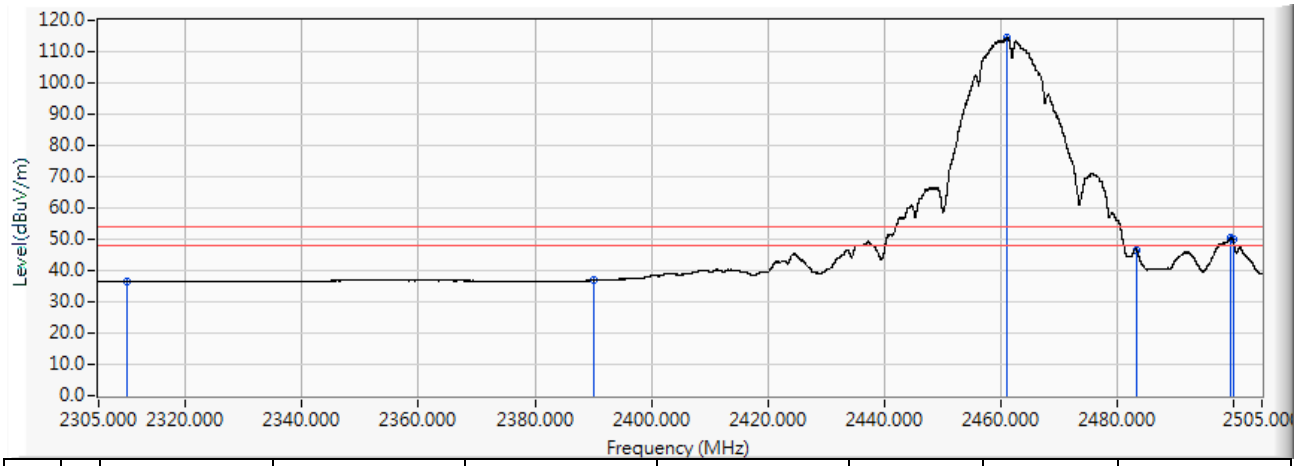

		Frequency (MHz)	Correct Factor (dB)	Reading Level (dBuV)	Measure Level (dBuV/m)	Margin (dB)	Limit (dBuV/m)	Detector Type
1		2310.000	12.384	24.057	36.441	-17.559	54.000	AVERAGE
2		2390.000	12.911	23.881	36.792	-17.208	54.000	AVERAGE
3	*	2461.260	13.381	100.950	114.331	60.331	54.000	AVERAGE
4		2483.500	13.527	32.919	46.446	-7.554	54.000	AVERAGE
5		2499.660	13.628	36.647	50.275	-3.725	54.000	AVERAGE
6		2500.000	13.629	36.127	49.756	-4.244	54.000	AVERAGE

Note:

1. All reading above 1GHz is performed with peak and/or average measurements as necessary.
2. “ * ”, means this data is the worst emission level.
3. Measurement Level = Reading Level + Correct Factor.
4. The average measurement was not performed when the peak measured data under the limit of average detection.
5. The fundamental for reference only, it’s restricted by unwanted emission limit.

Site : DEKRA Taiwan CB2-H	Time : 2018/07/07
Limit : FCC_SpartC_15.209_03M_PK	Margin : 6
Probe : CB2-H_FCC_EFS_B091_1-18GHz_3M_0117 - HORIZONTAL	Power : AC 120V / 60Hz
EUT : Wireless-AC2200 Tri Band Gigabit Router	Note : Mode 1: Transmit_CDD_ADP-45BW B 802.11g_2412MHz

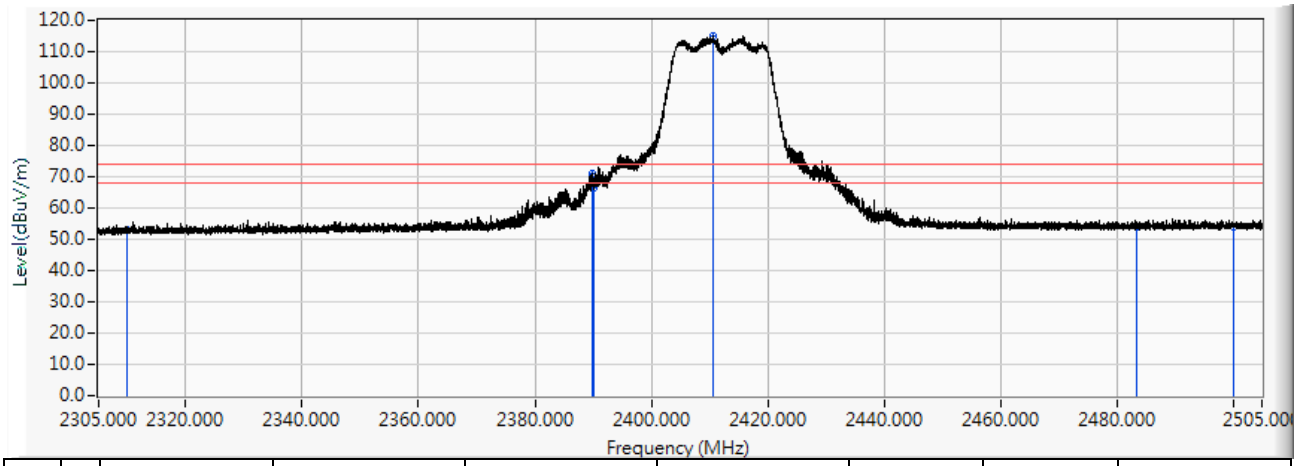

		Frequency (MHz)	Correct Factor (dB)	Reading Level (dBuV)	Measure Level (dBuV/m)	Margin (dB)	Limit (dBuV/m)	Detector Type
1		2310.000	12.384	40.597	52.981	-21.019	74.000	PEAK
2		2389.960	12.911	58.114	71.025	-2.975	74.000	PEAK
3		2390.000	12.911	53.703	66.614	-7.386	74.000	PEAK
4	*	2410.560	13.047	101.846	114.893	40.893	74.000	PEAK
5		2483.500	13.527	40.399	53.926	-20.074	74.000	PEAK
6		2500.000	13.629	40.324	53.953	-20.047	74.000	PEAK

Note:

1. All reading above 1GHz is performed with peak and/or average measurements as necessary.
2. “ * ”, means this data is the worst emission level.
3. Measurement Level = Reading Level + Correct Factor.
4. The average measurement was not performed when the peak measured data under the limit of average detection.
5. The fundamental for reference only, it’s restricted by unwanted emission limit.

Site : DEKRA Taiwan CB2-H	Time : 2018/07/07
Limit : FCC_SpartC_15.209_03M_AV	Margin : 6
Probe : CB2-H_FCC_EFS_B091_1-18GHz_3M_0117 - HORIZONTAL	Power : AC 120V / 60Hz
EUT : Wireless-AC2200 Tri Band Gigabit Router	Note : Mode 1: Transmit_CDD_ADP-45BW B 802.11g_2412MHz

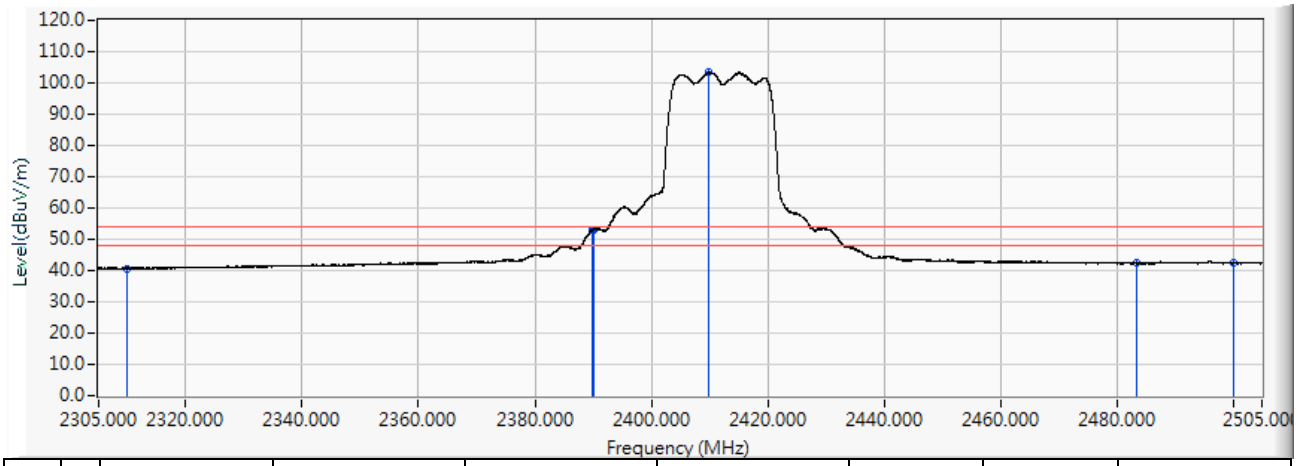

		Frequency (MHz)	Correct Factor (dB)	Reading Level (dBuV)	Measure Level (dBuV/m)	Margin (dB)	Limit (dBuV/m)	Detector Type
1		2310.000	12.384	28.287	40.671	-13.329	54.000	AVERAGE
2		2389.780	12.910	39.870	52.780	-1.220	54.000	AVERAGE
3		2390.000	12.911	40.220	53.131	-0.869	54.000	AVERAGE
4	*	2409.980	13.043	90.345	103.388	49.388	54.000	AVERAGE
5		2483.500	13.527	28.862	42.389	-11.611	54.000	AVERAGE
6		2500.000	13.629	28.697	42.326	-11.674	54.000	AVERAGE

Note:

1. All reading above 1GHz is performed with peak and/or average measurements as necessary.
2. “ * ”, means this data is the worst emission level.
3. Measurement Level = Reading Level + Correct Factor.
4. The average measurement was not performed when the peak measured data under the limit of average detection.
5. The fundamental for reference only, it’s restricted by unwanted emission limit.

Site : DEKRA Taiwan CB2-H	Time : 2018/07/07
Limit : FCC_SpartC_15.209_03M_PK	Margin : 6
Probe : CB2-H_FCC_EFS_B091_1-18GHz_3M_0117 - VERTICAL	Power : AC 120V / 60Hz
EUT : Wireless-AC2200 Tri Band Gigabit Router	Note : Mode 1: Transmit_CDD_ADP-45BW B 802.11g_2412MHz

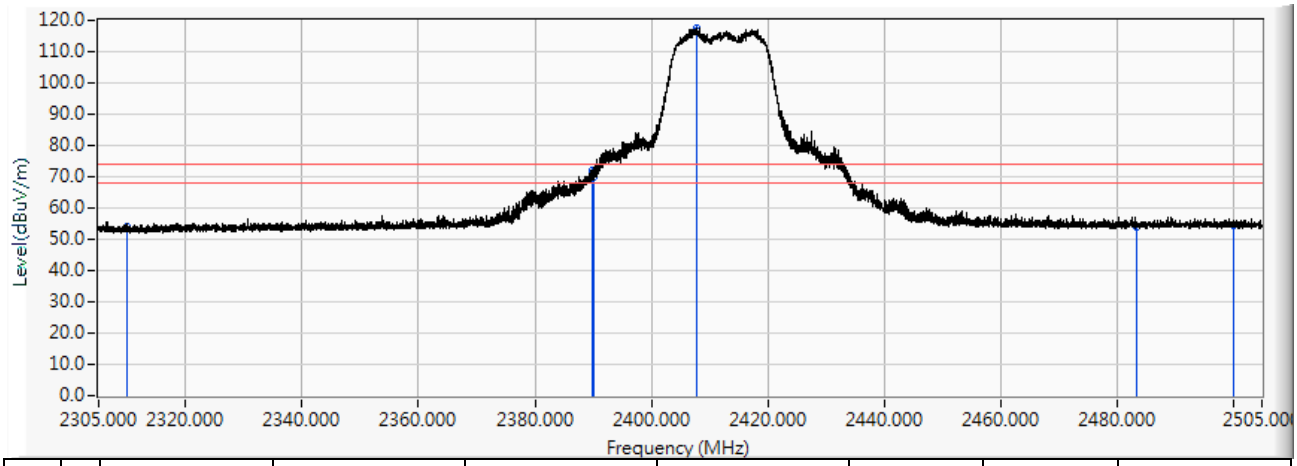

		Frequency (MHz)	Correct Factor (dB)	Reading Level (dBuV)	Measure Level (dBuV/m)	Margin (dB)	Limit (dBuV/m)	Detector Type
1		2310.000	12.384	41.805	54.189	-19.811	74.000	PEAK
2		2389.980	12.911	59.244	72.155	-1.845	74.000	PEAK
3		2390.000	12.911	57.302	70.213	-3.787	74.000	PEAK
4	*	2407.740	13.028	104.675	117.703	43.703	74.000	PEAK
5		2483.500	13.527	40.637	54.164	-19.836	74.000	PEAK
6		2500.000	13.629	40.709	54.338	-19.662	74.000	PEAK

Note:

1. All reading above 1GHz is performed with peak and/or average measurements as necessary.
2. “ * ”, means this data is the worst emission level.
3. Measurement Level = Reading Level + Correct Factor.
4. The average measurement was not performed when the peak measured data under the limit of average detection.
5. The fundamental for reference only, it’s restricted by unwanted emission limit.

Site : DEKRA Taiwan CB2-H	Time : 2018/07/07 -
Limit : FCC_SpartC_15.209_03M_AV	Margin : 6
Probe : CB2-H_FCC_EFS_B091_1-18GHz_3M_0117 - VERTICAL	Power : AC 120V / 60Hz
EUT : Wireless-AC2200 Tri Band Gigabit Router	Note : Mode 1: Transmit_CDD_ADP-45BW B 802.11g_2412MHz

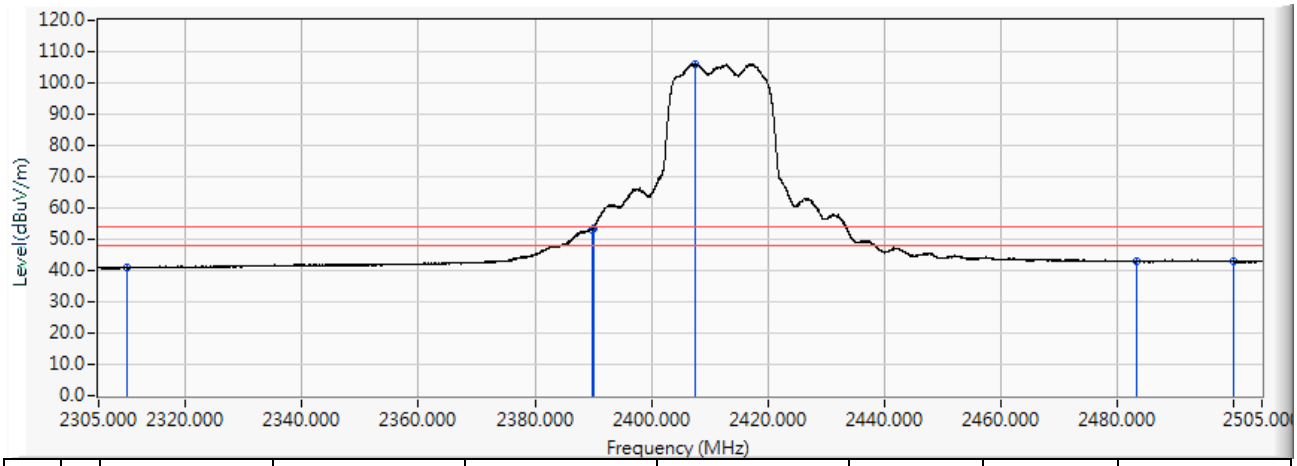

		Frequency (MHz)	Correct Factor (dB)	Reading Level (dBuV)	Measure Level (dBuV/m)	Margin (dB)	Limit (dBuV/m)	Detector Type
1		2310.000	12.384	28.559	40.943	-13.057	54.000	AVERAGE
2		2389.760	12.910	40.235	53.145	-0.855	54.000	AVERAGE
3		2390.000	12.911	40.433	53.344	-0.656	54.000	AVERAGE
4	*	2407.660	13.028	93.066	106.094	52.094	54.000	AVERAGE
5		2483.500	13.527	29.312	42.839	-11.161	54.000	AVERAGE
6		2500.000	13.629	29.267	42.896	-11.104	54.000	AVERAGE

Note:

1. All reading above 1GHz is performed with peak and/or average measurements as necessary.
2. “ * ”, means this data is the worst emission level.
3. Measurement Level = Reading Level + Correct Factor.
4. The average measurement was not performed when the peak measured data under the limit of average detection.
5. The fundamental for reference only, it’s restricted by unwanted emission limit.

Site : DEKRA Taiwan CB2-H	Time : 2018/07/07
Limit : FCC_SpartC_15.209_03M_PK	Margin : 6
Probe : CB2-H_FCC_EFS_B091_1-18GHz_3M_0117 - HORIZONTAL	Power : AC 120V / 60Hz
EUT : Wireless-AC2200 Tri Band Gigabit Router	Note : Mode 1: Transmit_CDD_ADP-45BW B 802.11g_2437MHz

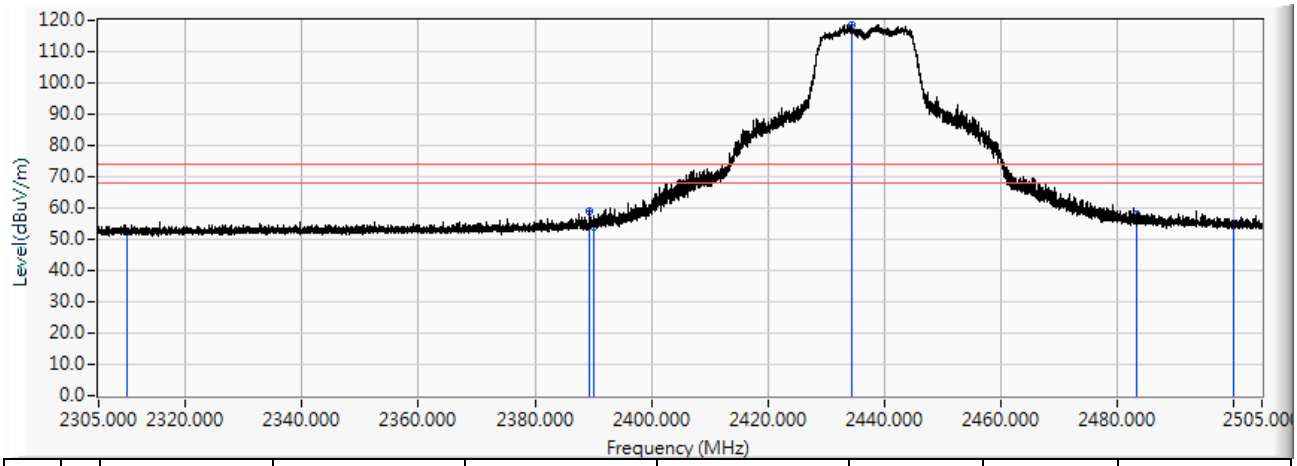

		Frequency (MHz)	Correct Factor (dB)	Reading Level (dBuV)	Measure Level (dBuV/m)	Margin (dB)	Limit (dBuV/m)	Detector Type
1		2310.000	12.384	40.273	52.657	-21.343	74.000	PEAK
2		2389.480	12.908	45.847	58.755	-15.245	74.000	PEAK
3		2390.000	12.911	41.334	54.245	-19.755	74.000	PEAK
4	*	2434.480	13.204	105.344	118.548	44.548	74.000	PEAK
5		2483.500	13.527	44.418	57.945	-16.055	74.000	PEAK
6		2500.000	13.629	41.410	55.039	-18.961	74.000	PEAK

Note:

1. All reading above 1GHz is performed with peak and/or average measurements as necessary.
2. “ * ”, means this data is the worst emission level.
3. Measurement Level = Reading Level + Correct Factor.
4. The average measurement was not performed when the peak measured data under the limit of average detection.
5. The fundamental for reference only, it’s restricted by unwanted emission limit.

Site : DEKRA Taiwan CB2-H	Time : 2018/07/07
Limit : FCC_SpartC_15.209_03M_AV	Margin : 6
Probe : CB2-H_FCC_EFS_B091_1-18GHz_3M_0117 - HORIZONTAL	Power : AC 120V / 60Hz
EUT : Wireless-AC2200 Tri Band Gigabit Router	Note : Mode 1: Transmit_CDD_ADP-45BW B 802.11g_2437MHz

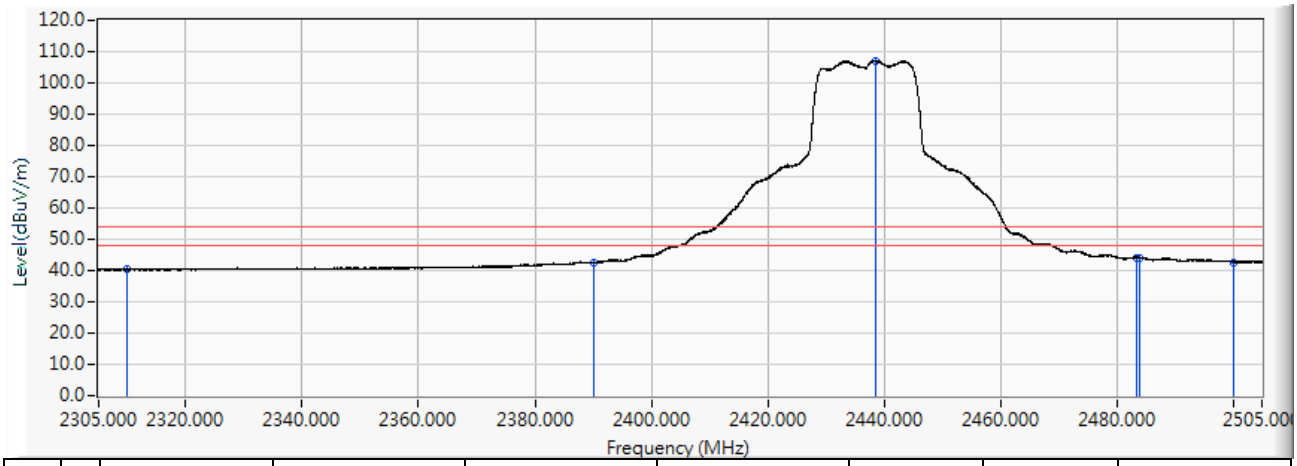

		Frequency (MHz)	Correct Factor (dB)	Reading Level (dBuV)	Measure Level (dBuV/m)	Margin (dB)	Limit (dBuV/m)	Detector Type
1		2310.000	12.384	27.999	40.383	-13.617	54.000	AVERAGE
2		2390.000	12.911	29.628	42.539	-11.461	54.000	AVERAGE
3	*	2438.520	13.231	93.917	107.148	53.148	54.000	AVERAGE
4		2483.500	13.527	30.704	44.231	-9.769	54.000	AVERAGE
5		2483.860	13.530	30.651	44.181	-9.819	54.000	AVERAGE
6		2500.000	13.629	29.099	42.728	-11.272	54.000	AVERAGE

Note:

1. All reading above 1GHz is performed with peak and/or average measurements as necessary.
2. “ * ”, means this data is the worst emission level.
3. Measurement Level = Reading Level + Correct Factor.
4. The average measurement was not performed when the peak measured data under the limit of average detection.
5. The fundamental for reference only, it’s restricted by unwanted emission limit.

Site : DEKRA Taiwan CB2-H	Time : 2018/07/07
Limit : FCC_SpartC_15.209_03M_PK	Margin : 6
Probe : CB2-H_FCC_EFS_B091_1-18GHz_3M_0117 - VERTICAL	Power : AC 120V / 60Hz
EUT : Wireless-AC2200 Tri Band Gigabit Router	Note : Mode 1: Transmit_CDD_ADP-45BW B 802.11g_2437MHz

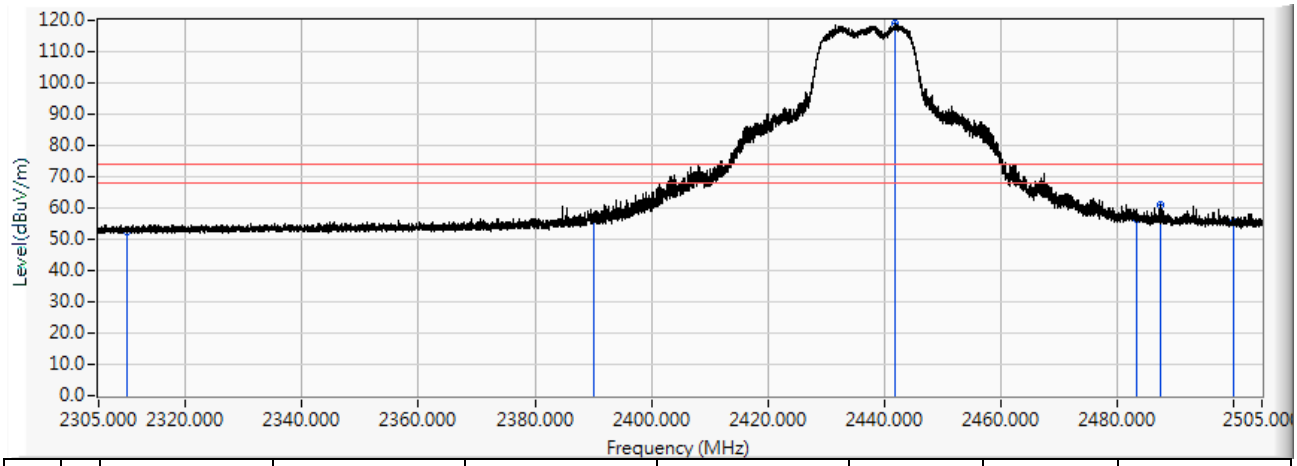

		Frequency (MHz)	Correct Factor (dB)	Reading Level (dBuV)	Measure Level (dBuV/m)	Margin (dB)	Limit (dBuV/m)	Detector Type
1		2310.000	12.384	40.052	52.436	-21.564	74.000	PEAK
2		2390.000	12.911	43.751	56.662	-17.338	74.000	PEAK
3	*	2442.000	13.254	105.624	118.878	44.878	74.000	PEAK
4		2483.500	13.527	42.927	56.454	-17.546	74.000	PEAK
5		2487.640	13.555	47.417	60.972	-13.028	74.000	PEAK
6		2500.000	13.629	41.702	55.331	-18.669	74.000	PEAK

Note:

1. All reading above 1GHz is performed with peak and/or average measurements as necessary.
2. “ * ”, means this data is the worst emission level.
3. Measurement Level = Reading Level + Correct Factor.
4. The average measurement was not performed when the peak measured data under the limit of average detection.
5. The fundamental for reference only, it’s restricted by unwanted emission limit.

Site : DEKRA Taiwan CB2-H	Time : 2018/07/07
Limit : FCC_SpartC_15.209_03M_AV	Margin : 6
Probe : CB2-H_FCC_EFS_B091_1-18GHz_3M_0117 - VERTICAL	Power : AC 120V / 60Hz
EUT : Wireless-AC2200 Tri Band Gigabit Router	Note : Mode 1: Transmit_CDD_ADP-45BW B 802.11g_2437MHz

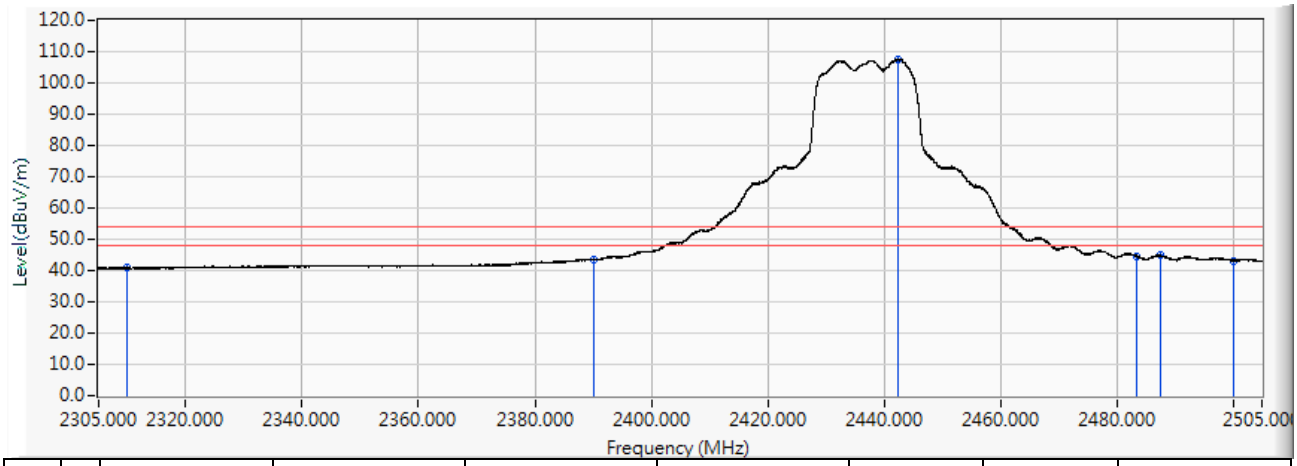

		Frequency (MHz)	Correct Factor (dB)	Reading Level (dBuV)	Measure Level (dBuV/m)	Margin (dB)	Limit (dBuV/m)	Detector Type
1		2310.000	12.384	28.473	40.857	-13.143	54.000	AVERAGE
2		2390.000	12.911	30.567	43.478	-10.522	54.000	AVERAGE
3	*	2442.460	13.257	94.326	107.583	53.583	54.000	AVERAGE
4		2483.500	13.527	31.100	44.627	-9.373	54.000	AVERAGE
5		2487.440	13.553	31.208	44.761	-9.239	54.000	AVERAGE
6		2500.000	13.629	29.481	43.110	-10.890	54.000	AVERAGE

Note:

1. All reading above 1GHz is performed with peak and/or average measurements as necessary.
2. “ * ”, means this data is the worst emission level.
3. Measurement Level = Reading Level + Correct Factor.
4. The average measurement was not performed when the peak measured data under the limit of average detection.
5. The fundamental for reference only, it’s restricted by unwanted emission limit.

Site : DEKRA Taiwan CB2-H	Time : 2018/07/07
Limit : FCC_SpartC_15.209_03M_PK	Margin : 6
Probe : CB2-H_FCC_EFS_B091_1-18GHz_3M_0117 - HORIZONTAL	Power : AC 120V / 60Hz
EUT : Wireless-AC2200 Tri Band Gigabit Router	Note : Mode 1: Transmit_CDD_ADP-45BW B 802.11g_2462MHz

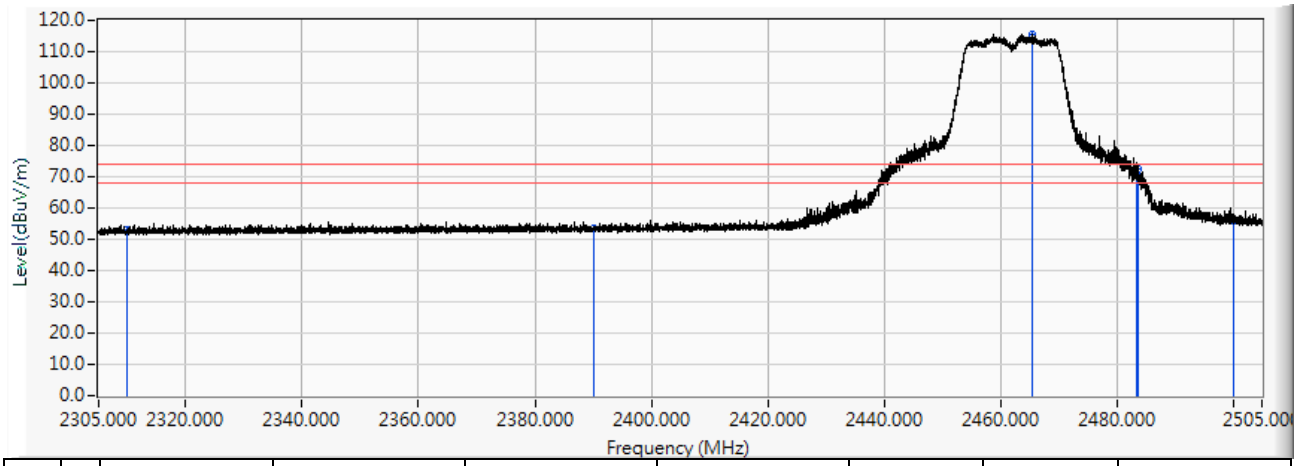

		Frequency (MHz)	Correct Factor (dB)	Reading Level (dBuV)	Measure Level (dBuV/m)	Margin (dB)	Limit (dBuV/m)	Detector Type
1		2310.000	12.384	40.646	53.030	-20.970	74.000	PEAK
2		2390.000	12.911	40.436	53.347	-20.653	74.000	PEAK
3	*	2465.600	13.409	102.070	115.479	41.479	74.000	PEAK
4		2483.500	13.527	57.628	71.155	-2.845	74.000	PEAK
5		2483.620	13.527	58.922	72.450	-1.550	74.000	PEAK
6		2500.000	13.629	42.152	55.781	-18.219	74.000	PEAK

Note:

1. All reading above 1GHz is performed with peak and/or average measurements as necessary.
2. “ * ”, means this data is the worst emission level.
3. Measurement Level = Reading Level + Correct Factor.
4. The average measurement was not performed when the peak measured data under the limit of average detection.
5. The fundamental for reference only, it’s restricted by unwanted emission limit.

Site : DEKRA Taiwan CB2-H	Time : 2018/07/07
Limit : FCC_SpartC_15.209_03M_AV	Margin : 6
Probe : CB2-H_FCC_EFS_B091_1-18GHz_3M_0117 - HORIZONTAL	Power : AC 120V / 60Hz
EUT : Wireless-AC2200 Tri Band Gigabit Router	Note : Mode 1: Transmit_CDD_ADP-45BW B 802.11g_2462MHz

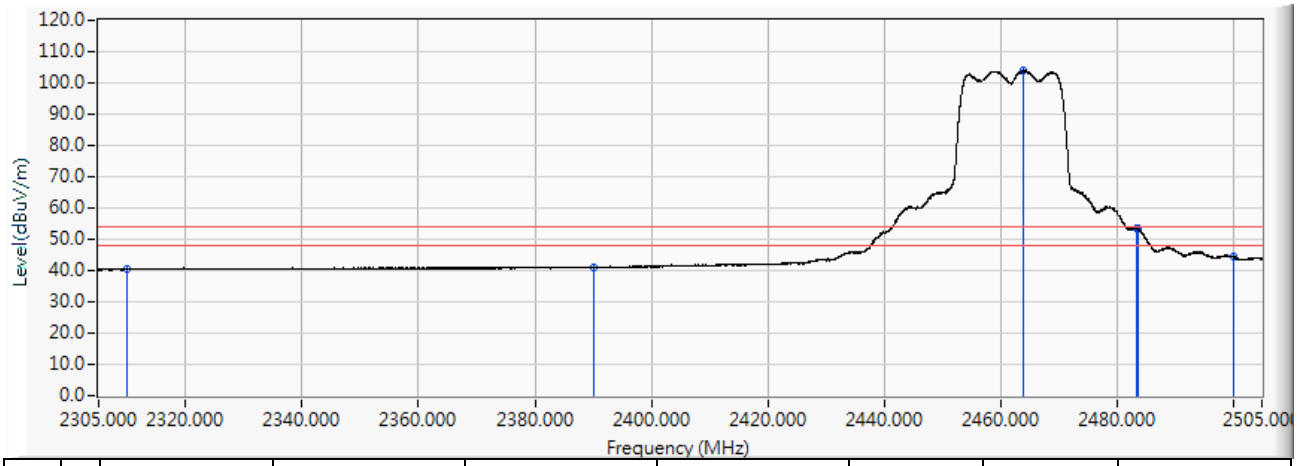

		Frequency (MHz)	Correct Factor (dB)	Reading Level (dBuV)	Measure Level (dBuV/m)	Margin (dB)	Limit (dBuV/m)	Detector Type
1		2310.000	12.384	28.038	40.422	-13.578	54.000	AVERAGE
2		2390.000	12.911	28.219	41.130	-12.870	54.000	AVERAGE
3	*	2464.020	13.398	90.555	103.954	49.954	54.000	AVERAGE
4		2483.500	13.527	39.779	53.306	-0.694	54.000	AVERAGE
5		2483.600	13.527	39.864	53.392	-0.608	54.000	AVERAGE
6		2500.000	13.629	30.711	44.340	-9.660	54.000	AVERAGE

Note:

1. All reading above 1GHz is performed with peak and/or average measurements as necessary.
2. “ * ”, means this data is the worst emission level.
3. Measurement Level = Reading Level + Correct Factor.
4. The average measurement was not performed when the peak measured data under the limit of average detection.
5. The fundamental for reference only, it’s restricted by unwanted emission limit.

Site : DEKRA Taiwan CB2-H	Time : 2018/07/07
Limit : FCC_SpartC_15.209_03M_PK	Margin : 6
Probe : CB2-H_FCC_EFS_B091_1-18GHz_3M_0117 - VERTICAL	Power : AC 120V / 60Hz
EUT : Wireless-AC2200 Tri Band Gigabit Router	Note : Mode 1: Transmit_CDD_ADP-45BW B 802.11g_2462MHz

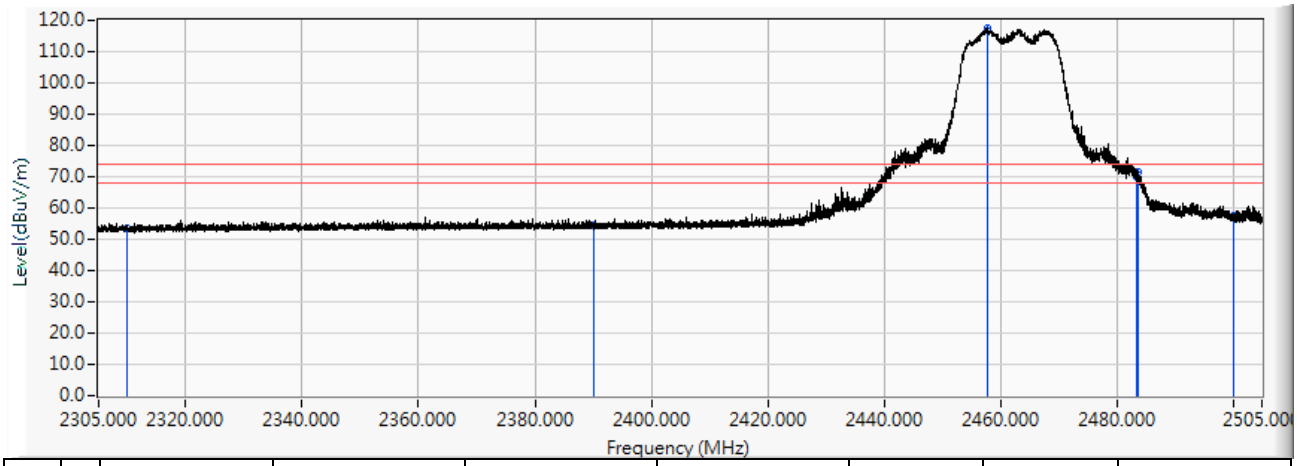

		Frequency (MHz)	Correct Factor (dB)	Reading Level (dBuV)	Measure Level (dBuV/m)	Margin (dB)	Limit (dBuV/m)	Detector Type
1		2310.000	12.384	41.300	53.684	-20.316	74.000	PEAK
2		2390.000	12.911	41.580	54.491	-19.509	74.000	PEAK
3	*	2457.700	13.358	104.304	117.661	43.661	74.000	PEAK
4		2483.500	13.527	56.574	70.101	-3.899	74.000	PEAK
5		2483.640	13.529	57.953	71.481	-2.519	74.000	PEAK
6		2500.000	13.629	43.915	57.544	-16.456	74.000	PEAK

Note:

1. All reading above 1GHz is performed with peak and/or average measurements as necessary.
2. “ * ”, means this data is the worst emission level.
3. Measurement Level = Reading Level + Correct Factor.
4. The average measurement was not performed when the peak measured data under the limit of average detection.
5. The fundamental for reference only, it’s restricted by unwanted emission limit.

Site : DEKRA Taiwan CB2-H	Time : 2018/07/07
Limit : FCC_SpartC_15.209_03M_AV	Margin : 6
Probe : CB2-H_FCC_EFS_B091_1-18GHz_3M_0117 - VERTICAL	Power : AC 120V / 60Hz
EUT : Wireless-AC2200 Tri Band Gigabit Router	Note : Mode 1: Transmit_CDD_ADP-45BW B 802.11g_2462MHz

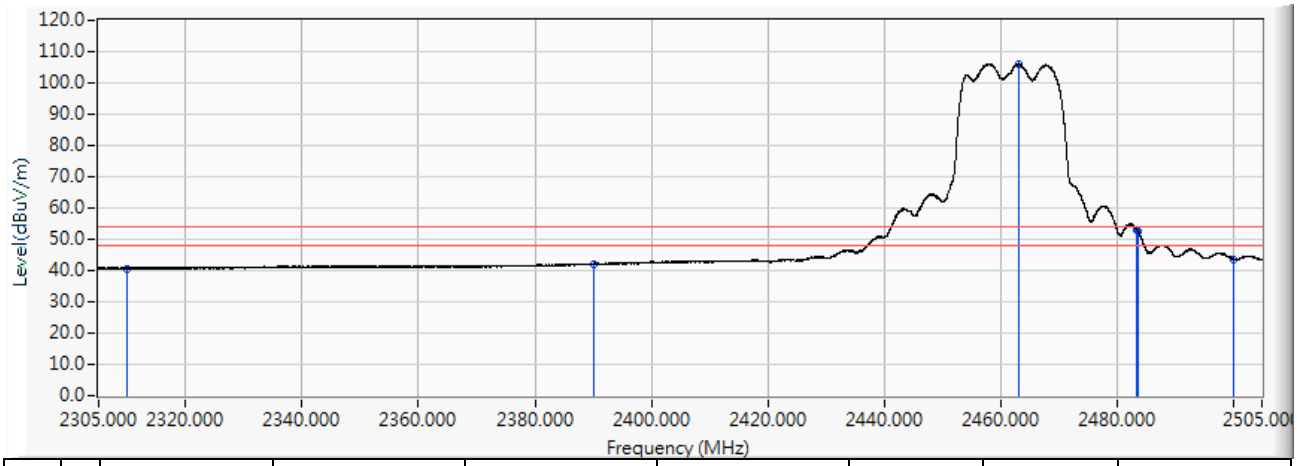

		Frequency (MHz)	Correct Factor (dB)	Reading Level (dBuV)	Measure Level (dBuV/m)	Margin (dB)	Limit (dBuV/m)	Detector Type
1		2310.000	12.384	28.209	40.593	-13.407	54.000	AVERAGE
2		2390.000	12.911	29.053	41.964	-12.036	54.000	AVERAGE
3	*	2463.180	13.393	92.817	106.210	52.210	54.000	AVERAGE
4		2483.500	13.527	39.521	53.048	-0.952	54.000	AVERAGE
5		2483.600	13.527	39.152	52.680	-1.320	54.000	AVERAGE
6		2500.000	13.629	30.034	43.663	-10.337	54.000	AVERAGE

Note:

1. All reading above 1GHz is performed with peak and/or average measurements as necessary.
2. “ * ”, means this data is the worst emission level.
3. Measurement Level = Reading Level + Correct Factor.
4. The average measurement was not performed when the peak measured data under the limit of average detection.
5. The fundamental for reference only, it’s restricted by unwanted emission limit.

Site : DEKRA Taiwan CB2-H	Time : 2018/07/07
Limit : FCC_SpartC_15.209_03M_PK	Margin : 6
Probe : CB2-H_FCC_EFS_B091_1-18GHz_3M_0117 - HORIZONTAL	Power : AC 120V / 60Hz
EUT : Wireless-AC2200 Tri Band Gigabit Router	Note : Mode 1: Transmit_CDD_ADP-45BW B 802.11ac(20M)_2412MHz

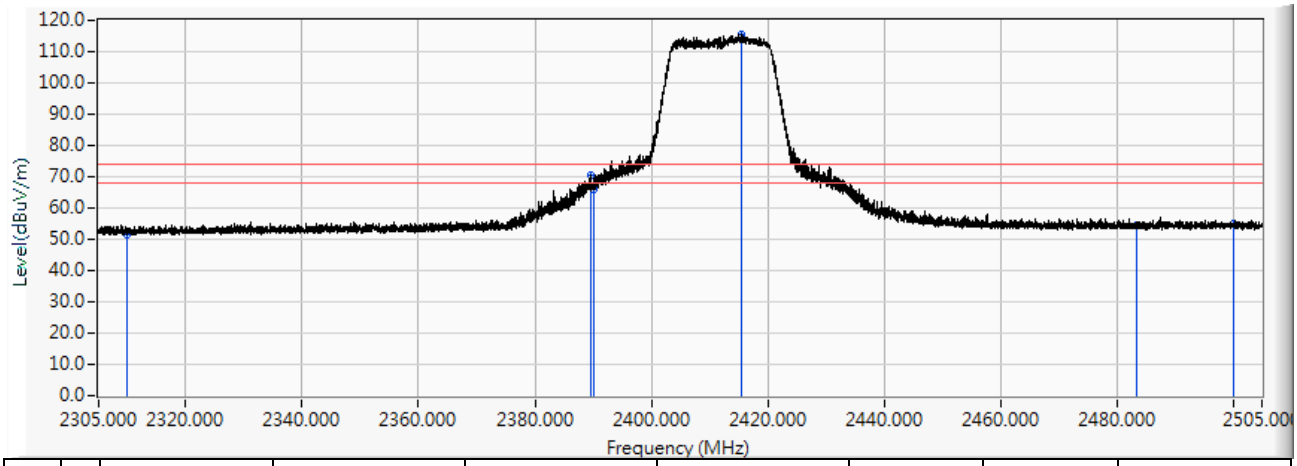

		Frequency (MHz)	Correct Factor (dB)	Reading Level (dBuV)	Measure Level (dBuV/m)	Margin (dB)	Limit (dBuV/m)	Detector Type
1		2310.000	12.384	39.287	51.671	-22.329	74.000	PEAK
2		2389.620	12.909	57.391	70.300	-3.700	74.000	PEAK
3		2390.000	12.911	52.961	65.872	-8.128	74.000	PEAK
4	*	2415.540	13.080	102.222	115.302	41.302	74.000	PEAK
5		2483.500	13.527	41.166	54.693	-19.307	74.000	PEAK
6		2500.000	13.629	41.576	55.205	-18.795	74.000	PEAK

Note:

1. All reading above 1GHz is performed with peak and/or average measurements as necessary.
2. “ * ”, means this data is the worst emission level.
3. Measurement Level = Reading Level + Correct Factor.
4. The average measurement was not performed when the peak measured data under the limit of average detection.
5. The fundamental for reference only, it’s restricted by unwanted emission limit.

Site : DEKRA Taiwan CB2-H	Time : 2018/07/07
Limit : FCC_SpartC_15.209_03M_AV	Margin : 6
Probe : CB2-H_FCC_EFS_B091_1-18GHz_3M_0117 - HORIZONTAL	Power : AC 120V / 60Hz
EUT : Wireless-AC2200 Tri Band Gigabit Router	Note : Mode 1: Transmit_CDD_ADP-45BW B 802.11ac(20M)_2412MHz

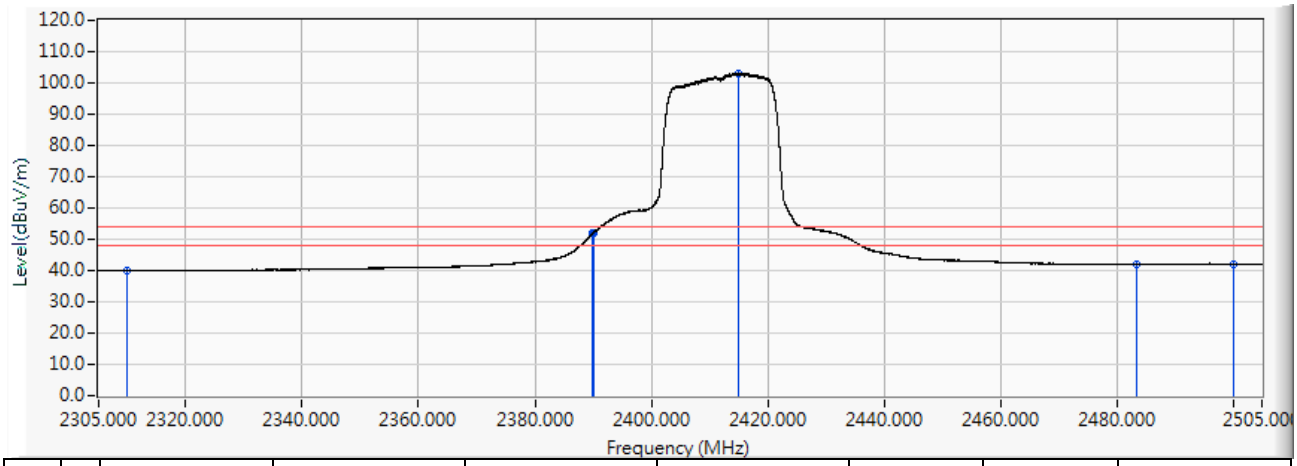

		Frequency (MHz)	Correct Factor (dB)	Reading Level (dBuV)	Measure Level (dBuV/m)	Margin (dB)	Limit (dBuV/m)	Detector Type
1		2310.000	12.384	27.500	39.884	-14.116	54.000	AVERAGE
2		2389.920	12.911	38.861	51.772	-2.228	54.000	AVERAGE
3		2390.000	12.911	38.945	51.856	-2.144	54.000	AVERAGE
4	*	2415.040	13.076	89.897	102.973	48.973	54.000	AVERAGE
5		2483.500	13.527	28.467	41.994	-12.006	54.000	AVERAGE
6		2500.000	13.629	28.407	42.036	-11.964	54.000	AVERAGE

Note:

1. All reading above 1GHz is performed with peak and/or average measurements as necessary.
2. “ * ”, means this data is the worst emission level.
3. Measurement Level = Reading Level + Correct Factor.
4. The average measurement was not performed when the peak measured data under the limit of average detection.
5. The fundamental for reference only, it’s restricted by unwanted emission limit.

Site : DEKRA Taiwan CB2-H	Time : 2018/07/07
Limit : FCC_SpartC_15.209_03M_PK	Margin : 6
Probe : CB2-H_FCC_EFS_B091_1-18GHz_3M_0117 - VERTICAL	Power : AC 120V / 60Hz
EUT : Wireless-AC2200 Tri Band Gigabit Router	Note : Mode 1: Transmit_CDD_ADP-45BW B 802.11ac(20M)_2412MHz

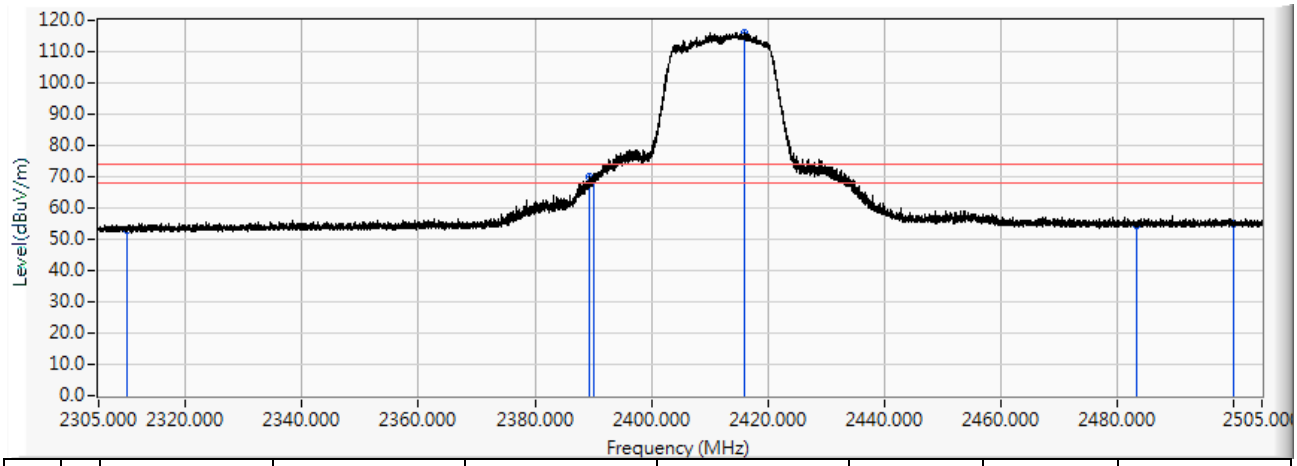

		Frequency (MHz)	Correct Factor (dB)	Reading Level (dBuV)	Measure Level (dBuV/m)	Margin (dB)	Limit (dBuV/m)	Detector Type
1		2310.000	12.384	40.658	53.042	-20.958	74.000	PEAK
2		2389.360	12.907	57.116	70.023	-3.977	74.000	PEAK
3		2390.000	12.911	56.529	69.440	-4.560	74.000	PEAK
4	*	2415.960	13.082	103.164	116.246	42.246	74.000	PEAK
5		2483.500	13.527	40.835	54.362	-19.638	74.000	PEAK
6		2500.000	13.629	41.150	54.779	-19.221	74.000	PEAK

Note:

1. All reading above 1GHz is performed with peak and/or average measurements as necessary.
2. “ * ”, means this data is the worst emission level.
3. Measurement Level = Reading Level + Correct Factor.
4. The average measurement was not performed when the peak measured data under the limit of average detection.
5. The fundamental for reference only, it’s restricted by unwanted emission limit.

Site : DEKRA Taiwan CB2-H	Time : 2018/07/07
Limit : FCC_SpartC_15.209_03M_AV	Margin : 6
Probe : CB2-H_FCC_EFS_B091_1-18GHz_3M_0117 - VERTICAL	Power : AC 120V / 60Hz
EUT : Wireless-AC2200 Tri Band Gigabit Router	Note : Mode 1: Transmit_CDD_ADP-45BW B 802.11ac(20M)_2412MHz

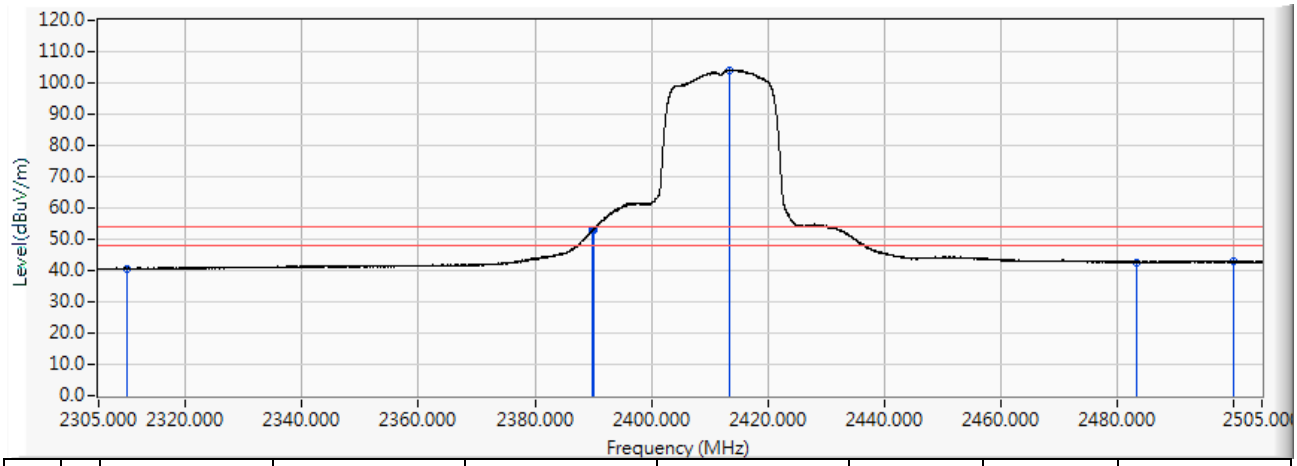

		Frequency (MHz)	Correct Factor (dB)	Reading Level (dBuV)	Measure Level (dBuV/m)	Margin (dB)	Limit (dBuV/m)	Detector Type
1		2310.000	12.384	28.126	40.510	-13.490	54.000	AVERAGE
2		2389.940	12.911	39.843	52.754	-1.246	54.000	AVERAGE
3		2390.000	12.911	39.981	52.892	-1.108	54.000	AVERAGE
4	*	2413.500	13.066	91.167	104.233	50.233	54.000	AVERAGE
5		2483.500	13.527	29.161	42.688	-11.312	54.000	AVERAGE
6		2500.000	13.629	29.184	42.813	-11.187	54.000	AVERAGE

Note:

1. All reading above 1GHz is performed with peak and/or average measurements as necessary.
2. “ * ”, means this data is the worst emission level.
3. Measurement Level = Reading Level + Correct Factor.
4. The average measurement was not performed when the peak measured data under the limit of average detection.
5. The fundamental for reference only, it’s restricted by unwanted emission limit.

Site : DEKRA Taiwan CB2-H	Time : 2018/07/07
Limit : FCC_SpartC_15.209_03M_PK	Margin : 6
Probe : CB2-H_FCC_EFS_B091_1-18GHz_3M_0117 - HORIZONTAL	Power : AC 120V / 60Hz
EUT : Wireless-AC2200 Tri Band Gigabit Router	Note : Mode 1: Transmit_CDD_ADP-45BW B 802.11ac(20M)_2437MHz

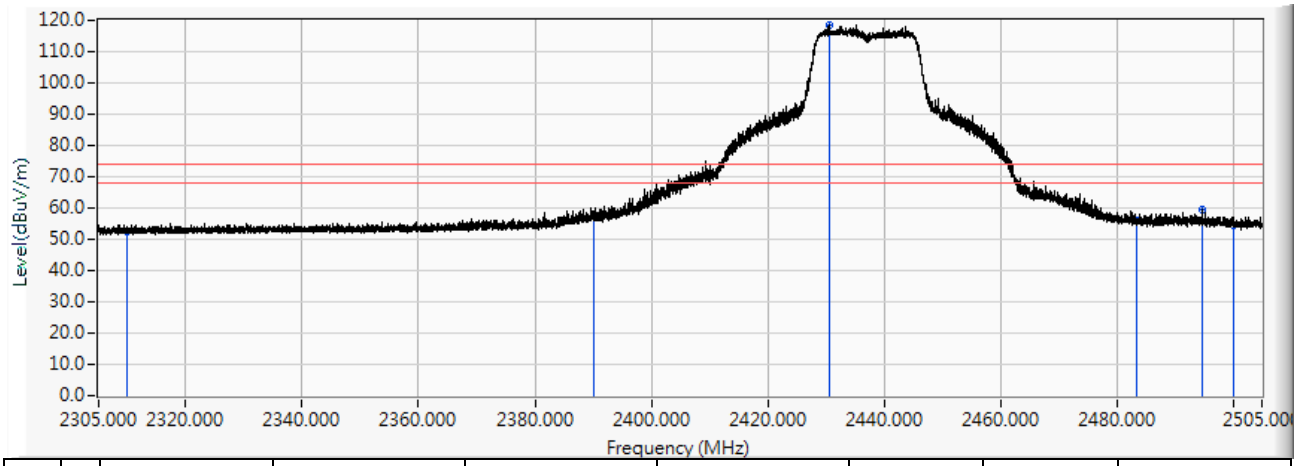

		Frequency (MHz)	Correct Factor (dB)	Reading Level (dBuV)	Measure Level (dBuV/m)	Margin (dB)	Limit (dBuV/m)	Detector Type
1		2310.000	12.384	40.093	52.477	-21.523	74.000	PEAK
2		2390.000	12.911	44.811	57.722	-16.278	74.000	PEAK
3	*	2430.640	13.179	105.113	118.292	44.292	74.000	PEAK
4		2483.500	13.527	42.252	55.779	-18.221	74.000	PEAK
5		2494.800	13.602	45.873	59.475	-14.525	74.000	PEAK
6		2500.000	13.629	40.777	54.406	-19.594	74.000	PEAK

Note:

1. All reading above 1GHz is performed with peak and/or average measurements as necessary.
2. “ * ”, means this data is the worst emission level.
3. Measurement Level = Reading Level + Correct Factor.
4. The average measurement was not performed when the peak measured data under the limit of average detection.
5. The fundamental for reference only, it’s restricted by unwanted emission limit.

Site : DEKRA Taiwan CB2-H	Time : 2018/07/07
Limit : FCC_SpartC_15.209_03M_AV	Margin : 6
Probe : CB2-H_FCC_EFS_B091_1-18GHz_3M_0117 - HORIZONTAL	Power : AC 120V / 60Hz
EUT : Wireless-AC2200 Tri Band Gigabit Router	Note : Mode 1: Transmit_CDD_ADP-45BW B 802.11ac(20M)_2437MHz

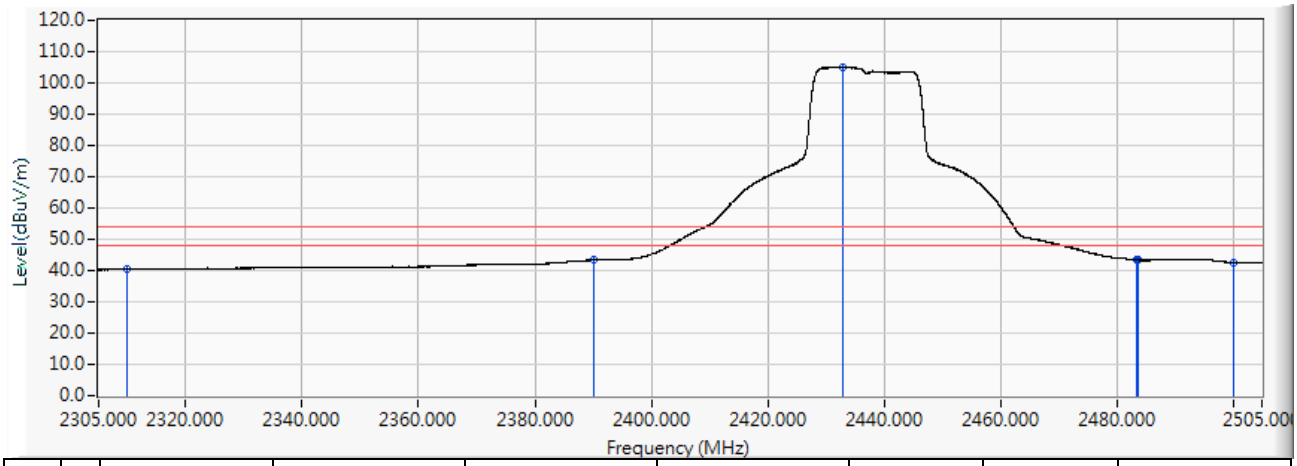

		Frequency (MHz)	Correct Factor (dB)	Reading Level (dBuV)	Measure Level (dBuV/m)	Margin (dB)	Limit (dBuV/m)	Detector Type
1		2310.000	12.384	27.954	40.338	-13.662	54.000	AVERAGE
2		2390.000	12.911	30.474	43.385	-10.615	54.000	AVERAGE
3	*	2433.040	13.194	92.054	105.249	51.249	54.000	AVERAGE
4		2483.500	13.527	29.772	43.299	-10.701	54.000	AVERAGE
5		2483.600	13.527	29.811	43.339	-10.661	54.000	AVERAGE
6		2500.000	13.629	28.948	42.577	-11.423	54.000	AVERAGE

Note:

1. All reading above 1GHz is performed with peak and/or average measurements as necessary.
2. “ * ”, means this data is the worst emission level.
3. Measurement Level = Reading Level + Correct Factor.
4. The average measurement was not performed when the peak measured data under the limit of average detection.
5. The fundamental for reference only, it’s restricted by unwanted emission limit.

Site : DEKRA Taiwan CB2-H	Time : 2018/07/07
Limit : FCC_SpartC_15.209_03M_PK	Margin : 6
Probe : CB2-H_FCC_EFS_B091_1-18GHz_3M_0117 - VERTICAL	Power : AC 120V / 60Hz
EUT : Wireless-AC2200 Tri Band Gigabit Router	Note : Mode 1: Transmit_CDD_ ADP-45BW B 802.11ac(20M)_2437MHz

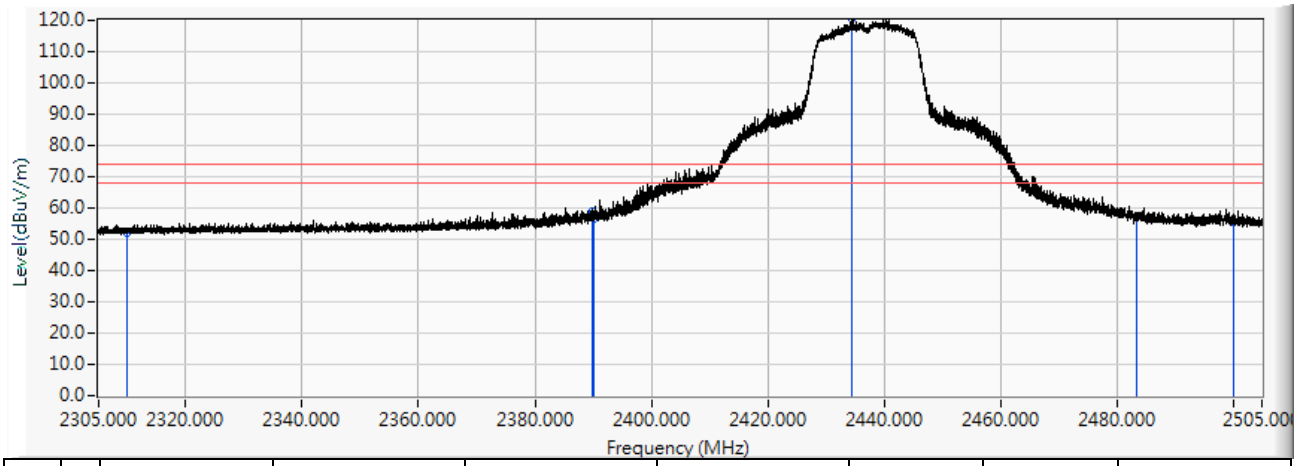

		Frequency (MHz)	Correct Factor (dB)	Reading Level (dBuV)	Measure Level (dBuV/m)	Margin (dB)	Limit (dBuV/m)	Detector Type
1		2310.000	12.384	39.852	52.236	-21.764	74.000	PEAK
2		2389.960	12.911	45.957	58.868	-15.132	74.000	PEAK
3		2390.000	12.911	43.833	56.744	-17.256	74.000	PEAK
4	*	2434.560	13.204	107.419	120.624	46.624	74.000	PEAK
5		2483.500	13.527	43.553	57.080	-16.920	74.000	PEAK
6		2500.000	13.629	42.015	55.644	-18.356	74.000	PEAK

Note:

1. All reading above 1GHz is performed with peak and/or average measurements as necessary.
2. “ * ”, means this data is the worst emission level.
3. Measurement Level = Reading Level + Correct Factor.
4. The average measurement was not performed when the peak measured data under the limit of average detection.
5. The fundamental for reference only, it’s restricted by unwanted emission limit.

Site : DEKRA Taiwan CB2-H	Time : 2018/07/07
Limit : FCC_SpartC_15.209_03M_AV	Margin : 6
Probe : CB2-H_FCC_EFS_B091_1-18GHz_3M_0117 - VERTICAL	Power : AC 120V / 60Hz
EUT : Wireless-AC2200 Tri Band Gigabit Router	Note : Mode 1: Transmit_CDD_ADP-45BW B 802.11ac(20M)_2437MHz

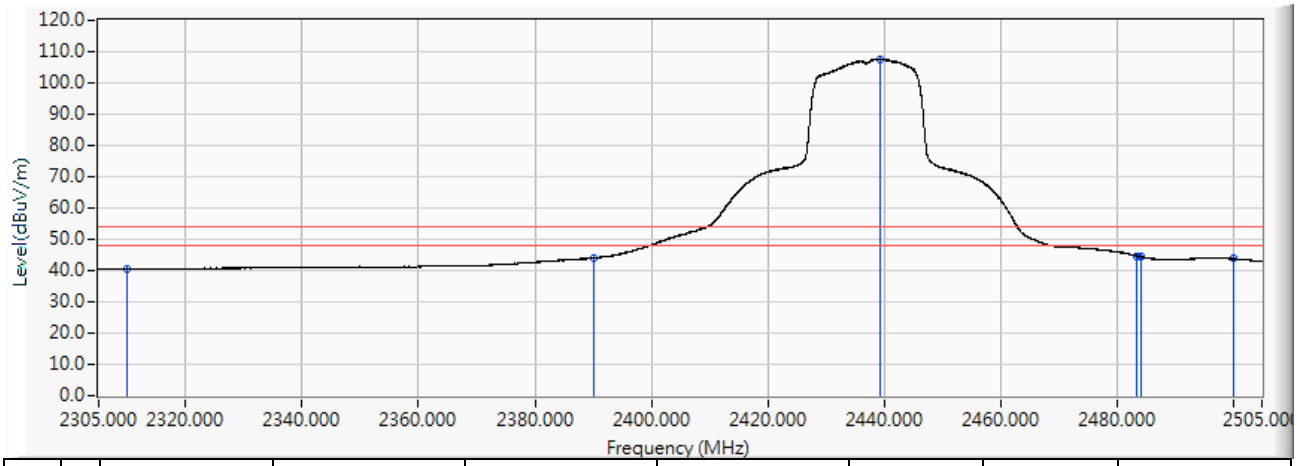

		Frequency (MHz)	Correct Factor (dB)	Reading Level (dBuV)	Measure Level (dBuV/m)	Margin (dB)	Limit (dBuV/m)	Detector Type
1		2310.000	12.384	28.075	40.459	-13.541	54.000	AVERAGE
2		2390.000	12.911	31.001	43.912	-10.088	54.000	AVERAGE
3	*	2439.260	13.236	94.398	107.634	53.634	54.000	AVERAGE
4		2483.500	13.527	31.135	44.662	-9.338	54.000	AVERAGE
5		2484.120	13.531	30.906	44.437	-9.563	54.000	AVERAGE
6		2500.000	13.629	30.132	43.761	-10.239	54.000	AVERAGE

Note:

1. All reading above 1GHz is performed with peak and/or average measurements as necessary.
2. “ * ”, means this data is the worst emission level.
3. Measurement Level = Reading Level + Correct Factor.
4. The average measurement was not performed when the peak measured data under the limit of average detection.
5. The fundamental for reference only, it’s restricted by unwanted emission limit.

Site : DEKRA Taiwan CB2-H	Time : 2018/07/07
Limit : FCC_SpartC_15.209_03M_PK	Margin : 6
Probe : CB2-H_FCC_EFS_B091_1-18GHz_3M_0117 - HORIZONTAL	Power : AC 120V / 60Hz
EUT : Wireless-AC2200 Tri Band Gigabit Router	Note : Mode 1: Transmit_CDD_ADP-45BW B 802.11ac(20M)_2462MHz

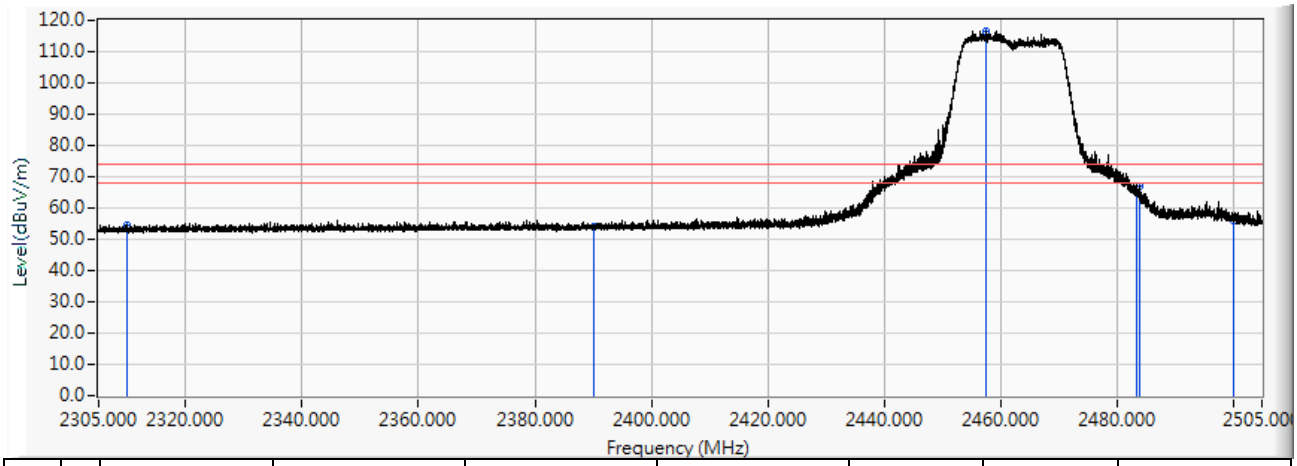

		Frequency (MHz)	Correct Factor (dB)	Reading Level (dBuV)	Measure Level (dBuV/m)	Margin (dB)	Limit (dBuV/m)	Detector Type
1		2310.000	12.384	41.868	54.252	-19.748	74.000	PEAK
2		2390.000	12.911	40.882	53.793	-20.207	74.000	PEAK
3	*	2457.620	13.357	103.380	116.737	42.737	74.000	PEAK
4		2483.500	13.527	51.582	65.109	-8.891	74.000	PEAK
5		2483.980	13.530	53.321	66.851	-7.149	74.000	PEAK
6		2500.000	13.629	42.552	56.181	-17.819	74.000	PEAK

Note:

1. All reading above 1GHz is performed with peak and/or average measurements as necessary.
2. “ * ”, means this data is the worst emission level.
3. Measurement Level = Reading Level + Correct Factor.
4. The average measurement was not performed when the peak measured data under the limit of average detection.
5. The fundamental for reference only, it’s restricted by unwanted emission limit.

Site : DEKRA Taiwan CB2-H	Time : 2018/07/07
Limit : FCC_SpartC_15.209_03M_AV	Margin : 6
Probe : CB2-H_FCC_EFS_B091_1-18GHz_3M_0117 - HORIZONTAL	Power : AC 120V / 60Hz
EUT : Wireless-AC2200 Tri Band Gigabit Router	Note : Mode 1: Transmit_CDD_ADP-45BW B 802.11ac(20M)_2462MHz

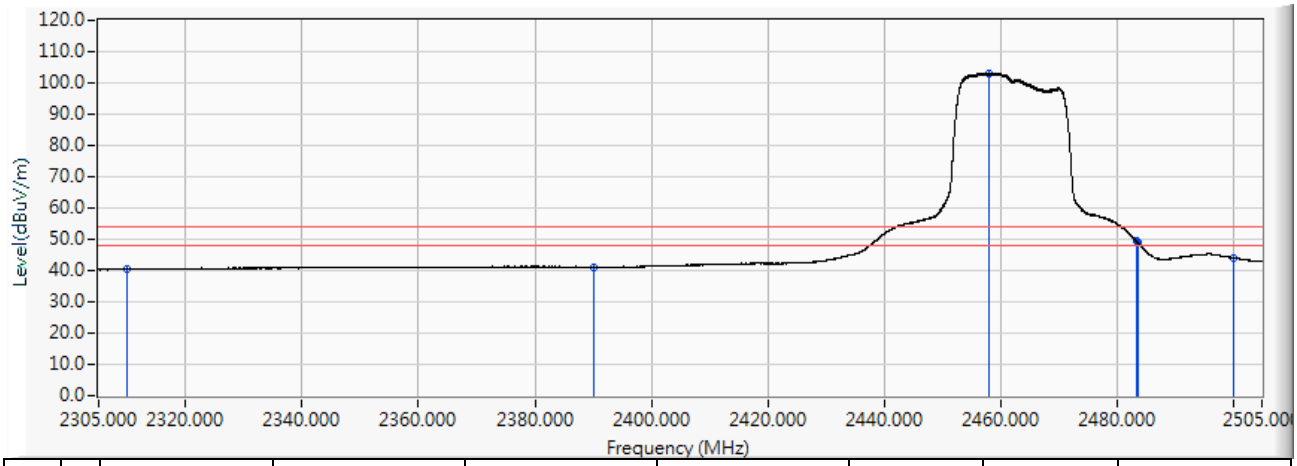

		Frequency (MHz)	Correct Factor (dB)	Reading Level (dBuV)	Measure Level (dBuV/m)	Margin (dB)	Limit (dBuV/m)	Detector Type
1		2310.000	12.384	27.969	40.353	-13.647	54.000	AVERAGE
2		2390.000	12.911	28.159	41.070	-12.930	54.000	AVERAGE
3	*	2458.200	13.361	89.874	103.235	49.235	54.000	AVERAGE
4		2483.500	13.527	35.727	49.254	-4.746	54.000	AVERAGE
5		2483.600	13.527	35.579	49.107	-4.893	54.000	AVERAGE
6		2500.000	13.629	30.524	44.153	-9.847	54.000	AVERAGE

Note:

1. All reading above 1GHz is performed with peak and/or average measurements as necessary.
2. “ * ”, means this data is the worst emission level.
3. Measurement Level = Reading Level + Correct Factor.
4. The average measurement was not performed when the peak measured data under the limit of average detection.
5. The fundamental for reference only, it’s restricted by unwanted emission limit.

Site : DEKRA Taiwan CB2-H	Time : 2018/07/07
Limit : FCC_SpartC_15.209_03M_PK	Margin : 6
Probe : CB2-H_FCC_EFS_B091_1-18GHz_3M_0117 - VERTICAL	Power : AC 120V / 60Hz
EUT : Wireless-AC2200 Tri Band Gigabit Router	Note : Mode 1: Transmit_CDD_ADP-45BW B 802.11ac(20M)_2462MHz

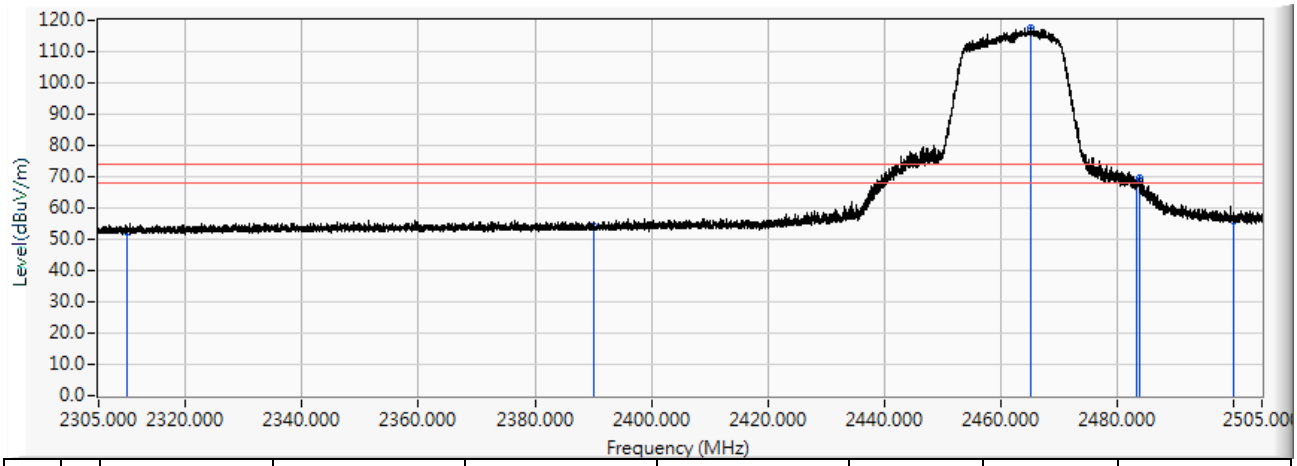

		Frequency (MHz)	Correct Factor (dB)	Reading Level (dBuV)	Measure Level (dBuV/m)	Margin (dB)	Limit (dBuV/m)	Detector Type
1		2310.000	12.384	40.253	52.637	-21.363	74.000	PEAK
2		2390.000	12.911	40.859	53.770	-20.230	74.000	PEAK
3	*	2465.300	13.408	104.179	117.586	43.586	74.000	PEAK
4		2483.500	13.527	54.470	67.997	-6.003	74.000	PEAK
5		2484.100	13.531	55.771	69.302	-4.698	74.000	PEAK
6		2500.000	13.629	42.277	55.906	-18.094	74.000	PEAK

Note:

1. All reading above 1GHz is performed with peak and/or average measurements as necessary.
2. “ * ”, means this data is the worst emission level.
3. Measurement Level = Reading Level + Correct Factor.
4. The average measurement was not performed when the peak measured data under the limit of average detection.
5. The fundamental for reference only, it’s restricted by unwanted emission limit.

Site : DEKRA Taiwan CB2-H	Time : 2018/07/07
Limit : FCC_SpartC_15.209_03M_AV	Margin : 6
Probe : CB2-H_FCC_EFS_B091_1-18GHz_3M_0117 - VERTICAL	Power : AC 120V / 60Hz
EUT : Wireless-AC2200 Tri Band Gigabit Router	Note : Mode 1: Transmit_CDD_ADP-45BW B 802.11ac(20M)_2462MHz

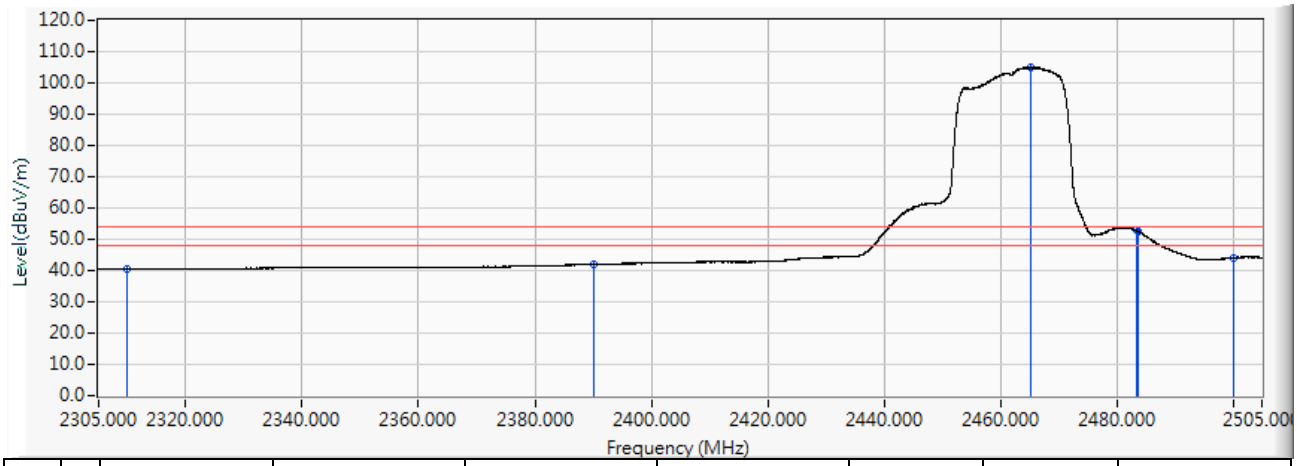

		Frequency (MHz)	Correct Factor (dB)	Reading Level (dBuV)	Measure Level (dBuV/m)	Margin (dB)	Limit (dBuV/m)	Detector Type
1		2310.000	12.384	28.006	40.390	-13.610	54.000	AVERAGE
2		2390.000	12.911	29.060	41.971	-12.029	54.000	AVERAGE
3	*	2465.180	13.407	91.602	105.009	51.009	54.000	AVERAGE
4		2483.500	13.527	39.294	52.821	-1.179	54.000	AVERAGE
5		2483.600	13.527	39.123	52.651	-1.349	54.000	AVERAGE
6		2500.000	13.629	30.432	44.061	-9.939	54.000	AVERAGE

Note:

1. All reading above 1GHz is performed with peak and/or average measurements as necessary.
2. “ * ”, means this data is the worst emission level.
3. Measurement Level = Reading Level + Correct Factor.
4. The average measurement was not performed when the peak measured data under the limit of average detection.
5. The fundamental for reference only, it’s restricted by unwanted emission limit.

Site : DEKRA Taiwan CB2-H	Time : 2018/07/07
Limit : FCC_SpartC_15.209_03M_PK	Margin : 6
Probe : CB2-H_FCC_EFS_B091_1-18GHz_3M_0117 - HORIZONTAL	Power : AC 120V / 60Hz
EUT : Wireless-AC2200 Tri Band Gigabit Router	Note : Mode 1: Transmit_CDD_ADP-45BW B 802.11ac(40M)_2422MHz

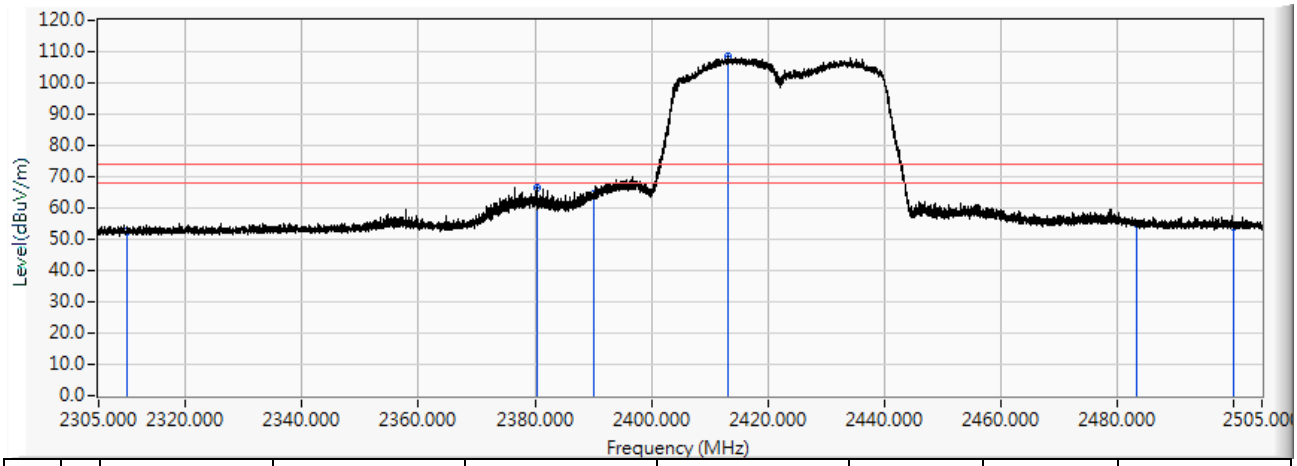

		Frequency (MHz)	Correct Factor (dB)	Reading Level (dBuV)	Measure Level (dBuV/m)	Margin (dB)	Limit (dBuV/m)	Detector Type
1		2310.000	12.384	40.251	52.635	-21.365	74.000	PEAK
2		2380.280	12.848	53.736	66.583	-7.417	74.000	PEAK
3		2390.000	12.911	51.491	64.402	-9.598	74.000	PEAK
4	*	2413.200	13.065	95.466	108.530	34.530	74.000	PEAK
5		2483.500	13.527	41.609	55.136	-18.864	74.000	PEAK
6		2500.000	13.629	40.269	53.898	-20.102	74.000	PEAK

Note:

1. All reading above 1GHz is performed with peak and/or average measurements as necessary.
2. “ * ”, means this data is the worst emission level.
3. Measurement Level = Reading Level + Correct Factor.
4. The average measurement was not performed when the peak measured data under the limit of average detection.
5. The fundamental for reference only, it’s restricted by unwanted emission limit.

Site : DEKRA Taiwan CB2-H	Time : 2018/07/07
Limit : FCC_SpartC_15.209_03M_AV	Margin : 6
Probe : CB2-H_FCC_EFS_B091_1-18GHz_3M_0117 - HORIZONTAL	Power : AC 120V / 60Hz
EUT : Wireless-AC2200 Tri Band Gigabit Router	Note : Mode 1: Transmit_CDD_ADP-45BW B 802.11ac(40M)_2422MHz

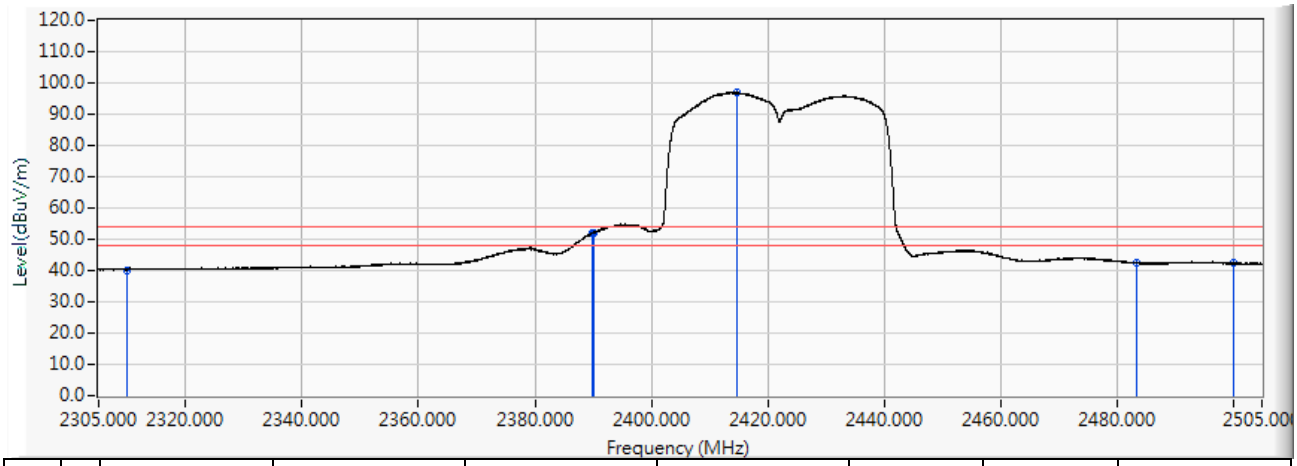

		Frequency (MHz)	Correct Factor (dB)	Reading Level (dBuV)	Measure Level (dBuV/m)	Margin (dB)	Limit (dBuV/m)	Detector Type
1		2310.000	12.384	27.841	40.225	-13.775	54.000	AVERAGE
2		2389.760	12.910	38.976	51.886	-2.114	54.000	AVERAGE
3		2390.000	12.911	38.955	51.866	-2.134	54.000	AVERAGE
4	*	2414.780	13.075	83.969	97.044	43.044	54.000	AVERAGE
5		2483.500	13.527	28.849	42.376	-11.624	54.000	AVERAGE
6		2500.000	13.629	28.661	42.290	-11.710	54.000	AVERAGE

Note:

1. All reading above 1GHz is performed with peak and/or average measurements as necessary.
2. “ * ”, means this data is the worst emission level.
3. Measurement Level = Reading Level + Correct Factor.
4. The average measurement was not performed when the peak measured data under the limit of average detection.
5. The fundamental for reference only, it’s restricted by unwanted emission limit.

Site : DEKRA Taiwan CB2-H	Time : 2018/07/07
Limit : FCC_SpartC_15.209_03M_PK	Margin : 6
Probe : CB2-H_FCC_EFS_B091_1-18GHz_3M_0117 - VERTICAL	Power : AC 120V / 60Hz
EUT : Wireless-AC2200 Tri Band Gigabit Router	Note : Mode 1: Transmit_CDD_ADP-45BW B 802.11ac(40M)_2422MHz

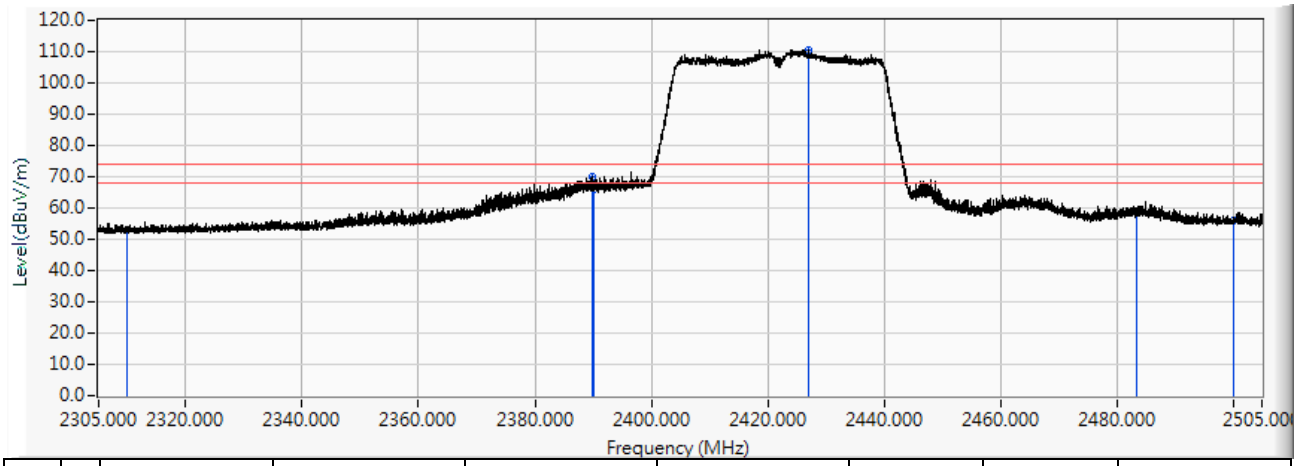

		Frequency (MHz)	Correct Factor (dB)	Reading Level (dBuV)	Measure Level (dBuV/m)	Margin (dB)	Limit (dBuV/m)	Detector Type
1		2310.000	12.384	40.438	52.822	-21.178	74.000	PEAK
2		2389.980	12.911	56.881	69.792	-4.208	74.000	PEAK
3		2390.000	12.911	53.296	66.207	-7.793	74.000	PEAK
4	*	2426.960	13.155	97.434	110.589	36.589	74.000	PEAK
5		2483.500	13.527	45.290	58.817	-15.183	74.000	PEAK
6		2500.000	13.629	42.302	55.931	-18.069	74.000	PEAK

Note:

1. All reading above 1GHz is performed with peak and/or average measurements as necessary.
2. “ * ”, means this data is the worst emission level.
3. Measurement Level = Reading Level + Correct Factor.
4. The average measurement was not performed when the peak measured data under the limit of average detection.
5. The fundamental for reference only, it’s restricted by unwanted emission limit.

Site : DEKRA Taiwan CB2-H	Time : 2018/07/07
Limit : FCC_SpartC_15.209_03M_AV	Margin : 6
Probe : CB2-H_FCC_EFS_B091_1-18GHz_3M_0117 - VERTICAL	Power : AC 120V / 60Hz
EUT : Wireless-AC2200 Tri Band Gigabit Router	Note : Mode 1: Transmit_CDD_ADP-45BW B 802.11ac(40M)_2422MHz

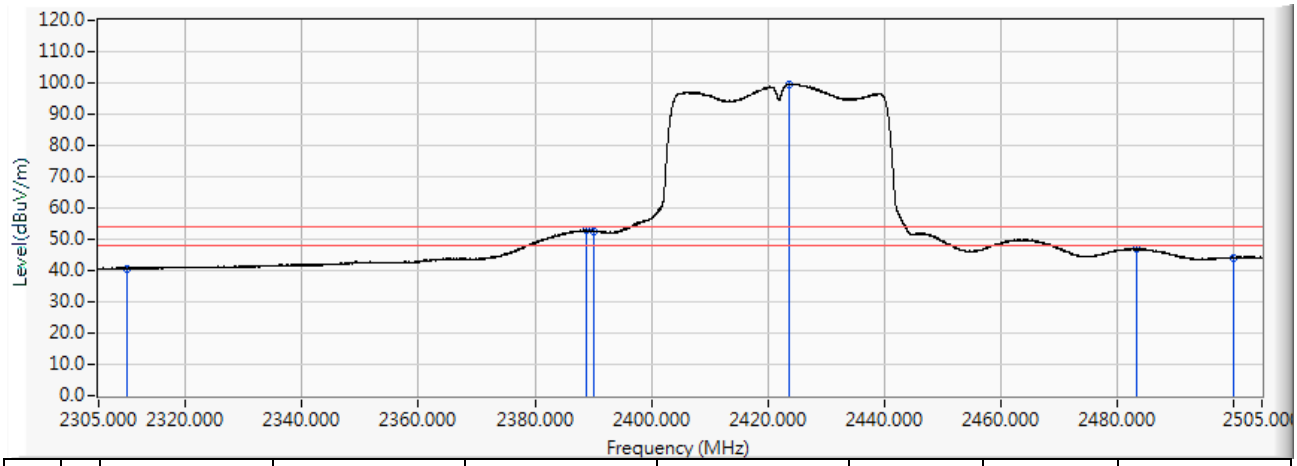

		Frequency (MHz)	Correct Factor (dB)	Reading Level (dBuV)	Measure Level (dBuV/m)	Margin (dB)	Limit (dBuV/m)	Detector Type
1		2310.000	12.384	28.204	40.588	-13.412	54.000	AVERAGE
2		2388.740	12.903	39.960	52.863	-1.137	54.000	AVERAGE
3		2390.000	12.911	39.787	52.698	-1.302	54.000	AVERAGE
4	*	2423.760	13.134	86.526	99.660	45.660	54.000	AVERAGE
5		2483.500	13.527	33.287	46.814	-7.186	54.000	AVERAGE
6		2500.000	13.629	30.519	44.148	-9.852	54.000	AVERAGE

Note:

1. All reading above 1GHz is performed with peak and/or average measurements as necessary.
2. “ * ”, means this data is the worst emission level.
3. Measurement Level = Reading Level + Correct Factor.
4. The average measurement was not performed when the peak measured data under the limit of average detection.
5. The fundamental for reference only, it’s restricted by unwanted emission limit.

Site : DEKRA Taiwan CB2-H	Time : 2018/07/07
Limit : FCC_SpartC_15.209_03M_PK	Margin : 6
Probe : CB2-H_FCC_EFS_B091_1-18GHz_3M_0117 - HORIZONTAL	Power : AC 120V / 60Hz
EUT : Wireless-AC2200 Tri Band Gigabit Router	Note : Mode 1: Transmit_CDD_ADP-45BW B 802.11ac(40M)_2437MHz

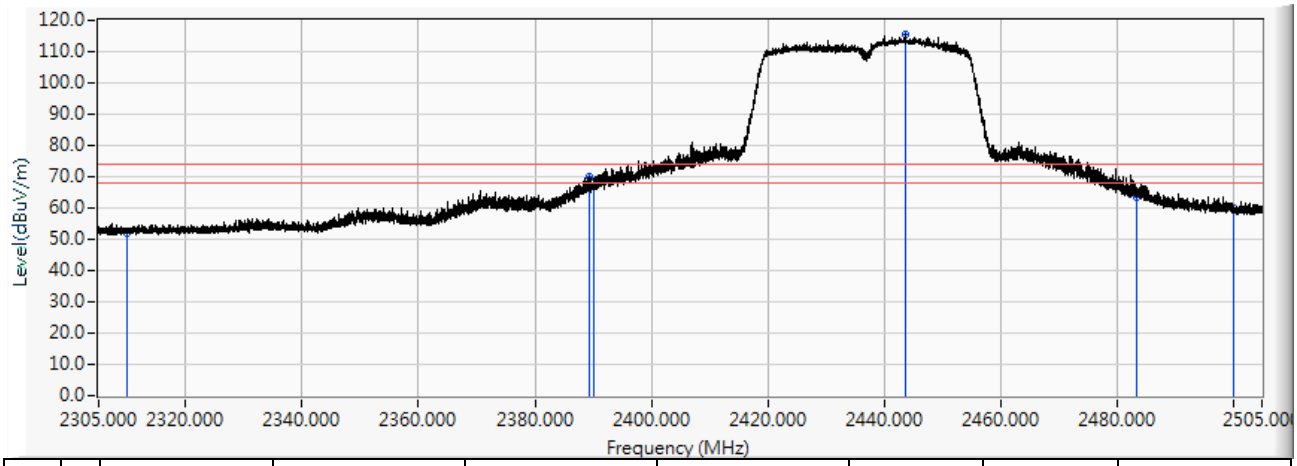

		Frequency (MHz)	Correct Factor (dB)	Reading Level (dBuV)	Measure Level (dBuV/m)	Margin (dB)	Limit (dBuV/m)	Detector Type
1		2310.000	12.384	39.464	51.848	-22.152	74.000	PEAK
2		2389.360	12.907	57.166	70.073	-3.927	74.000	PEAK
3		2390.000	12.911	55.256	68.167	-5.833	74.000	PEAK
4	*	2443.680	13.265	102.115	115.380	41.380	74.000	PEAK
5		2483.500	13.527	50.140	63.667	-10.333	74.000	PEAK
6		2500.000	13.629	46.462	60.091	-13.909	74.000	PEAK

Note:

1. All reading above 1GHz is performed with peak and/or average measurements as necessary.
2. “ * ”, means this data is the worst emission level.
3. Measurement Level = Reading Level + Correct Factor.
4. The average measurement was not performed when the peak measured data under the limit of average detection.
5. The fundamental for reference only, it’s restricted by unwanted emission limit.

Site : DEKRA Taiwan CB2-H	Time : 2018/07/07
Limit : FCC_SpartC_15.209_03M_AV	Margin : 6
Probe : CB2-H_FCC_EFS_B091_1-18GHz_3M_0117 - HORIZONTAL	Power : AC 120V / 60Hz
EUT : Wireless-AC2200 Tri Band Gigabit Router	Note : Mode 1: Transmit_CDD_ADP-45BW B 802.11ac(40M)_2437MHz

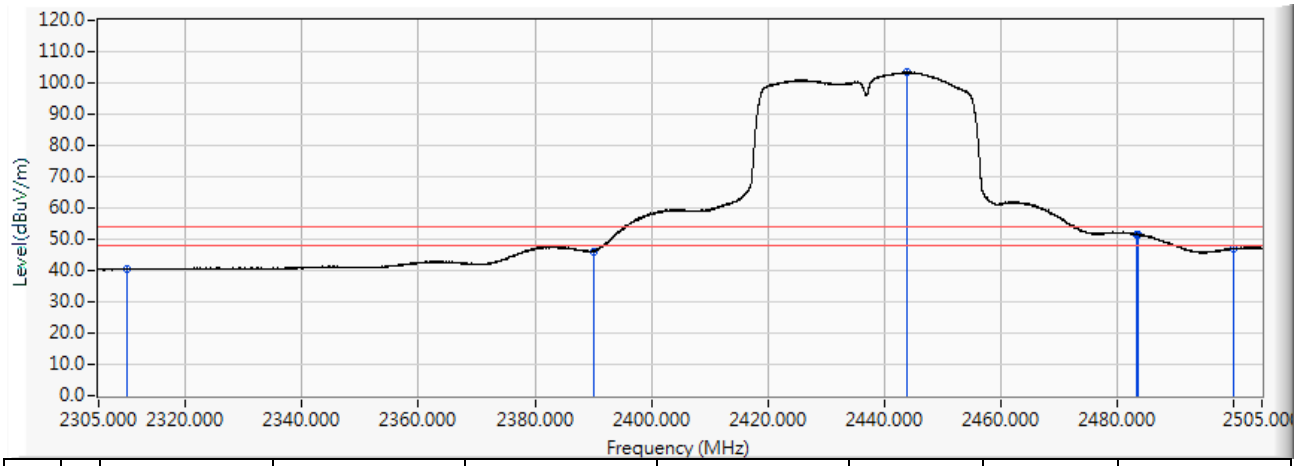

		Frequency (MHz)	Correct Factor (dB)	Reading Level (dBuV)	Measure Level (dBuV/m)	Margin (dB)	Limit (dBuV/m)	Detector Type
1		2310.000	12.384	28.089	40.473	-13.527	54.000	AVERAGE
2		2390.000	12.911	33.221	46.132	-7.868	54.000	AVERAGE
3	*	2443.880	13.266	90.116	103.382	49.382	54.000	AVERAGE
4		2483.500	13.527	38.001	51.528	-2.472	54.000	AVERAGE
5		2483.600	13.527	38.017	51.545	-2.455	54.000	AVERAGE
6		2500.000	13.629	33.195	46.824	-7.176	54.000	AVERAGE

Note:

1. All reading above 1GHz is performed with peak and/or average measurements as necessary.
2. “ * ”, means this data is the worst emission level.
3. Measurement Level = Reading Level + Correct Factor.
4. The average measurement was not performed when the peak measured data under the limit of average detection.
5. The fundamental for reference only, it’s restricted by unwanted emission limit.

Site : DEKRA Taiwan CB2-H	Time : 2018/07/07
Limit : FCC_SpartC_15.209_03M_PK	Margin : 6
Probe : CB2-H_FCC_EFS_B091_1-18GHz_3M_0117 - VERTICAL	Power : AC 120V / 60Hz
EUT : Wireless-AC2200 Tri Band Gigabit Router	Note : Mode 1: Transmit_CDD_ADP-45BW B 802.11ac(40M)_2437MHz

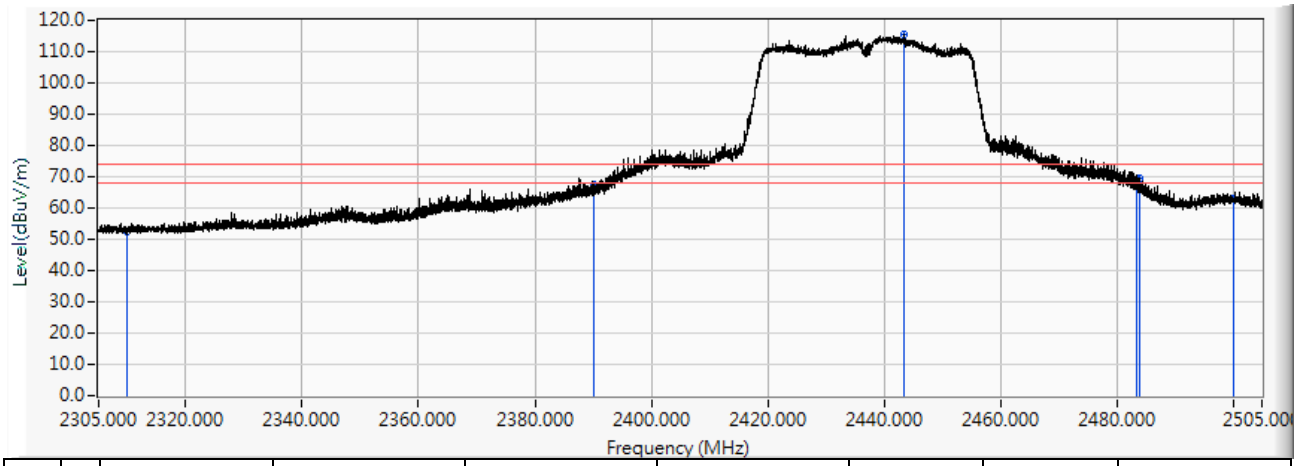

		Frequency (MHz)	Correct Factor (dB)	Reading Level (dBuV)	Measure Level (dBuV/m)	Margin (dB)	Limit (dBuV/m)	Detector Type
1		2310.000	12.384	40.217	52.601	-21.399	74.000	PEAK
2		2390.000	12.911	54.437	67.348	-6.652	74.000	PEAK
3	*	2443.360	13.263	102.060	115.323	41.323	74.000	PEAK
4		2483.500	13.527	55.519	69.046	-4.954	74.000	PEAK
5		2483.980	13.530	56.167	69.697	-4.303	74.000	PEAK
6		2500.000	13.629	49.181	62.810	-11.190	74.000	PEAK

Note:

1. All reading above 1GHz is performed with peak and/or average measurements as necessary.
2. “ * ”, means this data is the worst emission level.
3. Measurement Level = Reading Level + Correct Factor.
4. The average measurement was not performed when the peak measured data under the limit of average detection.
5. The fundamental for reference only, it’s restricted by unwanted emission limit.

Site : DEKRA Taiwan CB2-H	Time : 2018/07/07
Limit : FCC_SpartC_15.209_03M_AV	Margin : 6
Probe : CB2-H_FCC_EFS_B091_1-18GHz_3M_0117 - VERTICAL	Power : AC 120V / 60Hz
EUT : Wireless-AC2200 Tri Band Gigabit Router	Note : Mode 1: Transmit_CDD_ADP-45BW B 802.11ac(40M)_2437MHz

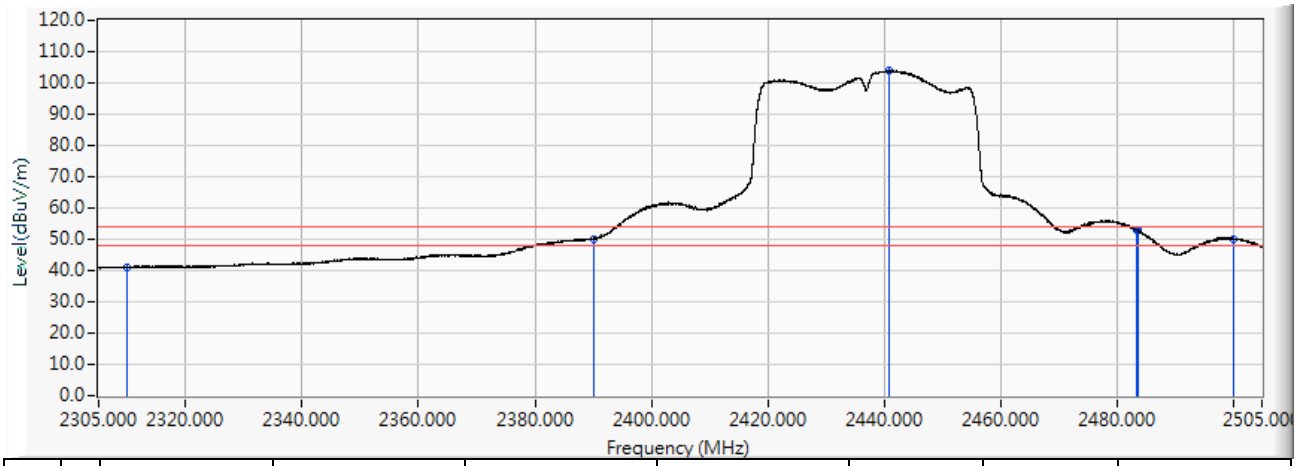

		Frequency (MHz)	Correct Factor (dB)	Reading Level (dBuV)	Measure Level (dBuV/m)	Margin (dB)	Limit (dBuV/m)	Detector Type
1		2310.000	12.384	28.725	41.109	-12.891	54.000	AVERAGE
2		2390.000	12.911	37.241	50.152	-3.848	54.000	AVERAGE
3	*	2441.000	13.248	90.617	103.864	49.864	54.000	AVERAGE
4		2483.500	13.527	39.449	52.976	-1.024	54.000	AVERAGE
5		2483.600	13.527	39.389	52.917	-1.083	54.000	AVERAGE
6		2500.000	13.629	36.494	50.123	-3.877	54.000	AVERAGE

Note:

1. All reading above 1GHz is performed with peak and/or average measurements as necessary.
2. “ * ”, means this data is the worst emission level.
3. Measurement Level = Reading Level + Correct Factor.
4. The average measurement was not performed when the peak measured data under the limit of average detection.
5. The fundamental for reference only, it’s restricted by unwanted emission limit.

Site : DEKRA Taiwan CB2-H	Time : 2018/07/07
Limit : FCC_SpartC_15.209_03M_PK	Margin : 6
Probe : CB2-H_FCC_EFS_B091_1-18GHz_3M_0117 - HORIZONTAL	Power : AC 120V / 60Hz
EUT : Wireless-AC2200 Tri Band Gigabit Router	Note : Mode 1: Transmit_CDD_ADP-45BW B 802.11ac(40M)_2452MHz

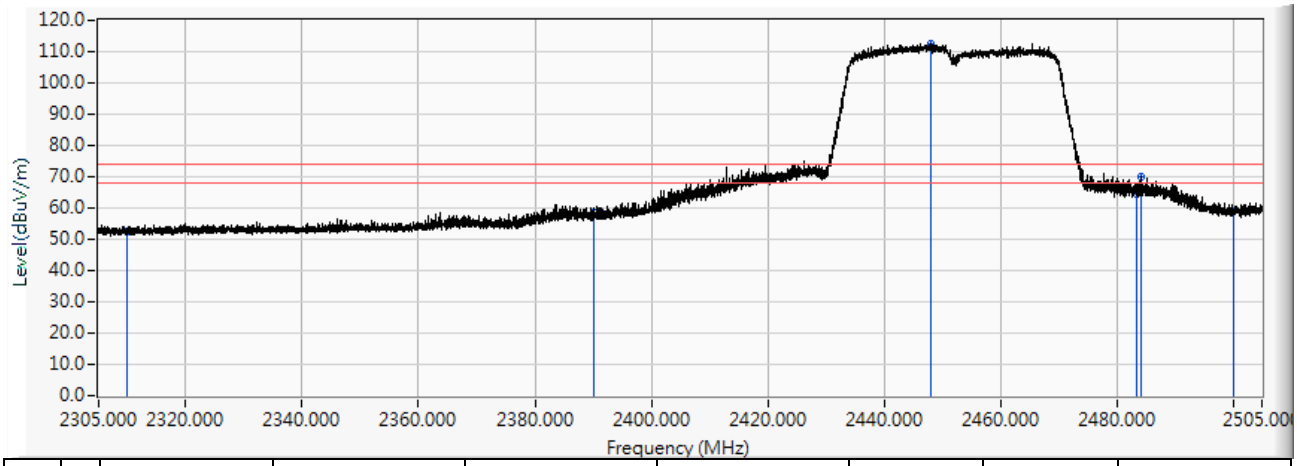

		Frequency (MHz)	Correct Factor (dB)	Reading Level (dBuV)	Measure Level (dBuV/m)	Margin (dB)	Limit (dBuV/m)	Detector Type
1		2310.000	12.384	40.038	52.422	-21.578	74.000	PEAK
2		2390.000	12.911	45.697	58.608	-15.392	74.000	PEAK
3	*	2447.980	13.293	99.421	112.714	38.714	74.000	PEAK
4		2483.500	13.527	50.731	64.258	-9.742	74.000	PEAK
5		2484.300	13.532	56.711	70.243	-3.757	74.000	PEAK
6		2500.000	13.629	45.598	59.227	-14.773	74.000	PEAK

Note:

1. All reading above 1GHz is performed with peak and/or average measurements as necessary.
2. “ * ”, means this data is the worst emission level.
3. Measurement Level = Reading Level + Correct Factor.
4. The average measurement was not performed when the peak measured data under the limit of average detection.
5. The fundamental for reference only, it’s restricted by unwanted emission limit.

Site : DEKRA Taiwan CB2-H	Time : 2018/07/07
Limit : FCC_SpartC_15.209_03M_AV	Margin : 6
Probe : CB2-H_FCC_EFS_B091_1-18GHz_3M_0117 - HORIZONTAL	Power : AC 120V / 60Hz
EUT : Wireless-AC2200 Tri Band Gigabit Router	Note : Mode 1: Transmit_CDD_ADP-45BW B 802.11ac(40M)_2452MHz

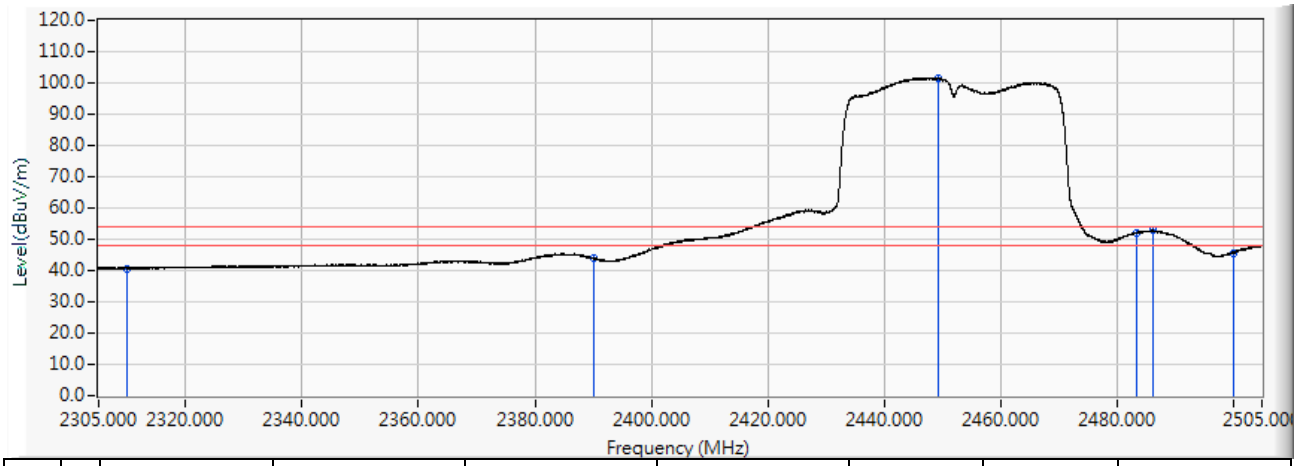

		Frequency (MHz)	Correct Factor (dB)	Reading Level (dBuV)	Measure Level (dBuV/m)	Margin (dB)	Limit (dBuV/m)	Detector Type
1		2310.000	12.384	28.336	40.720	-13.280	54.000	AVERAGE
2		2390.000	12.911	30.921	43.832	-10.168	54.000	AVERAGE
3	*	2449.380	13.303	88.325	101.627	47.627	54.000	AVERAGE
4		2483.500	13.527	38.560	52.087	-1.913	54.000	AVERAGE
5		2486.280	13.546	39.274	52.820	-1.180	54.000	AVERAGE
6		2500.000	13.629	32.074	45.703	-8.297	54.000	AVERAGE

Note:

1. All reading above 1GHz is performed with peak and/or average measurements as necessary.
2. “ * ”, means this data is the worst emission level.
3. Measurement Level = Reading Level + Correct Factor.
4. The average measurement was not performed when the peak measured data under the limit of average detection.
5. The fundamental for reference only, it’s restricted by unwanted emission limit.

Site : DEKRA Taiwan CB2-H	Time : 2018/07/07
Limit : FCC_SpartC_15.209_03M_PK	Margin : 6
Probe : CB2-H_FCC_EFS_B091_1-18GHz_3M_0117 - VERTICAL	Power : AC 120V / 60Hz
EUT : Wireless-AC2200 Tri Band Gigabit Router	Note : Mode 1: Transmit_CDD_ADP-45BW B 802.11ac(40M)_2452MHz

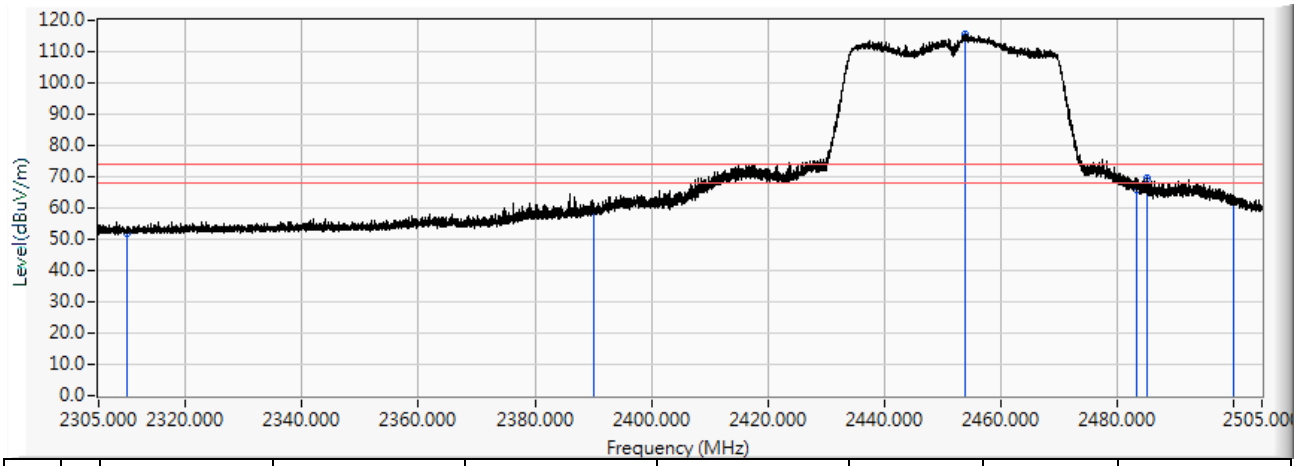

		Frequency (MHz)	Correct Factor (dB)	Reading Level (dBuV)	Measure Level (dBuV/m)	Margin (dB)	Limit (dBuV/m)	Detector Type
1		2310.000	12.384	39.724	52.108	-21.892	74.000	PEAK
2		2390.000	12.911	46.337	59.248	-14.752	74.000	PEAK
3	*	2453.900	13.332	102.199	115.531	41.531	74.000	PEAK
4		2483.500	13.527	52.245	65.772	-8.228	74.000	PEAK
5		2485.220	13.538	56.171	69.710	-4.290	74.000	PEAK
6		2500.000	13.629	48.295	61.924	-12.076	74.000	PEAK

Note:

1. All reading above 1GHz is performed with peak and/or average measurements as necessary.
2. “ * ”, means this data is the worst emission level.
3. Measurement Level = Reading Level + Correct Factor.
4. The average measurement was not performed when the peak measured data under the limit of average detection.
5. The fundamental for reference only, it’s restricted by unwanted emission limit.

Site : DEKRA Taiwan CB2-H	Time : 2018/07/07
Limit : FCC_SpartC_15.209_03M_AV	Margin : 6
Probe : CB2-H_FCC_EFS_B091_1-18GHz_3M_0117 - VERTICAL	Power : AC 120V / 60Hz
EUT : Wireless-AC2200 Tri Band Gigabit Router	Note : Mode 1: Transmit_CDD_ADP-45BW B 802.11ac(40M)_2452MHz

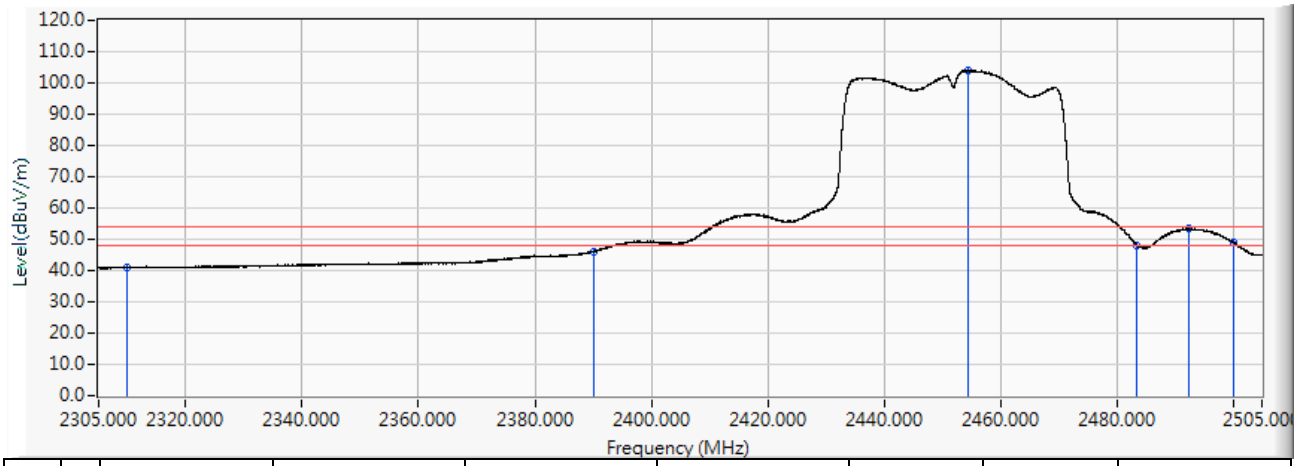

		Frequency (MHz)	Correct Factor (dB)	Reading Level (dBuV)	Measure Level (dBuV/m)	Margin (dB)	Limit (dBuV/m)	Detector Type
1		2310.000	12.384	28.598	40.982	-13.018	54.000	AVERAGE
2		2390.000	12.911	33.210	46.121	-7.879	54.000	AVERAGE
3	*	2454.460	13.336	90.667	104.003	50.003	54.000	AVERAGE
4		2483.500	13.527	34.558	48.085	-5.915	54.000	AVERAGE
5		2492.340	13.585	39.696	53.281	-0.719	54.000	AVERAGE
6		2500.000	13.629	35.285	48.914	-5.086	54.000	AVERAGE

Note:

1. All reading above 1GHz is performed with peak and/or average measurements as necessary.
2. “ * ”, means this data is the worst emission level.
3. Measurement Level = Reading Level + Correct Factor.
4. The average measurement was not performed when the peak measured data under the limit of average detection.
5. The fundamental for reference only, it’s restricted by unwanted emission limit.

Site : DEKRA Taiwan CB2-H	Time : 2018/07/18
Limit : FCC_SpartC_15.209_03M_PK	Margin : 6
Probe : CB2-H_FCC_EFS_B091_1-18GHz_3M_0117 - HORIZONTAL	Power : AC 120V / 60Hz
EUT : Wireless-AC2200 Tri Band Gigabit Router	Note : Mode 5: Transmit _BF_ADP-45BW B 802.11ac(20M)_2412MHz

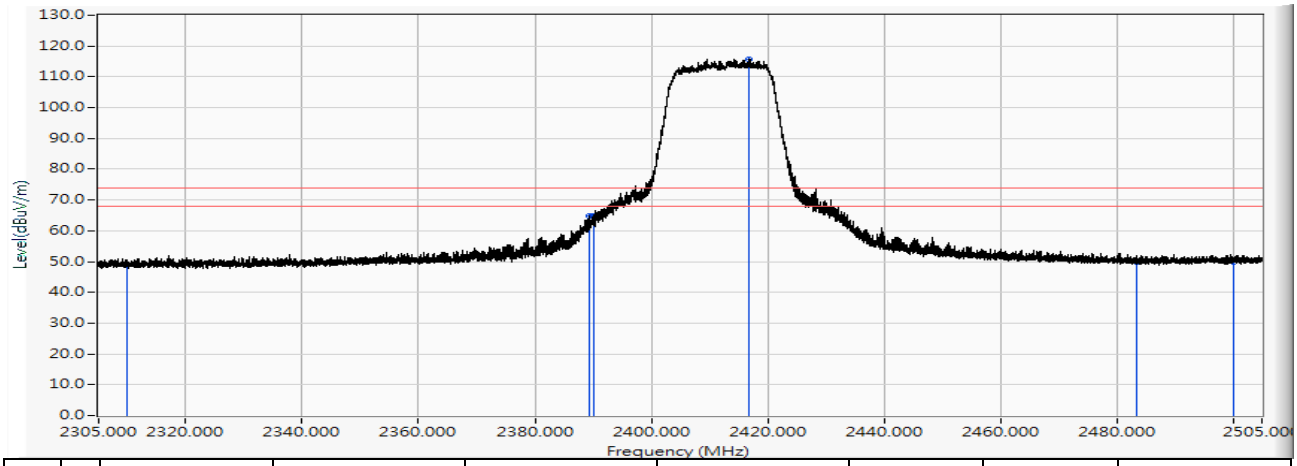

		Frequency (MHz)	Correct Factor (dB)	Reading Level (dBuV)	Measure Level (dBuV/m)	Margin (dB)	Limit (dBuV/m)	Detector Type
1		2310.000	11.144	37.999	49.144	-24.856	74.000	PEAK
2		2389.240	11.668	53.224	64.893	-9.107	74.000	PEAK
3		2390.000	11.674	53.300	64.974	-9.026	74.000	PEAK
4	*	2416.880	11.852	103.939	115.791	41.791	74.000	PEAK
5		2483.500	12.292	37.605	49.897	-24.103	74.000	PEAK
6		2500.000	12.394	37.575	49.970	-24.030	74.000	PEAK

Note:

1. All reading above 1GHz is performed with peak and/or average measurements as necessary.
2. “ * ”, means this data is the worst emission level.
3. Measurement Level = Reading Level + Correct Factor.
4. The average measurement was not performed when the peak measured data under the limit of average detection.
5. The fundamental for reference only, it’s restricted by unwanted emission limit.

Site : DEKRA Taiwan CB2-H	Time : 2018/07/18
Limit : FCC_SpartC_15.209_03M_AV	Margin : 6
Probe : CB2-H_FCC_EFS_B091_1-18GHz_3M_0117 - HORIZONTAL	Power : AC 120V / 60Hz
EUT : Wireless-AC2200 Tri Band Gigabit Router	Note : Mode 5: Transmit _BF_ADP-45BW B 802.11ac(20M)_2412MHz

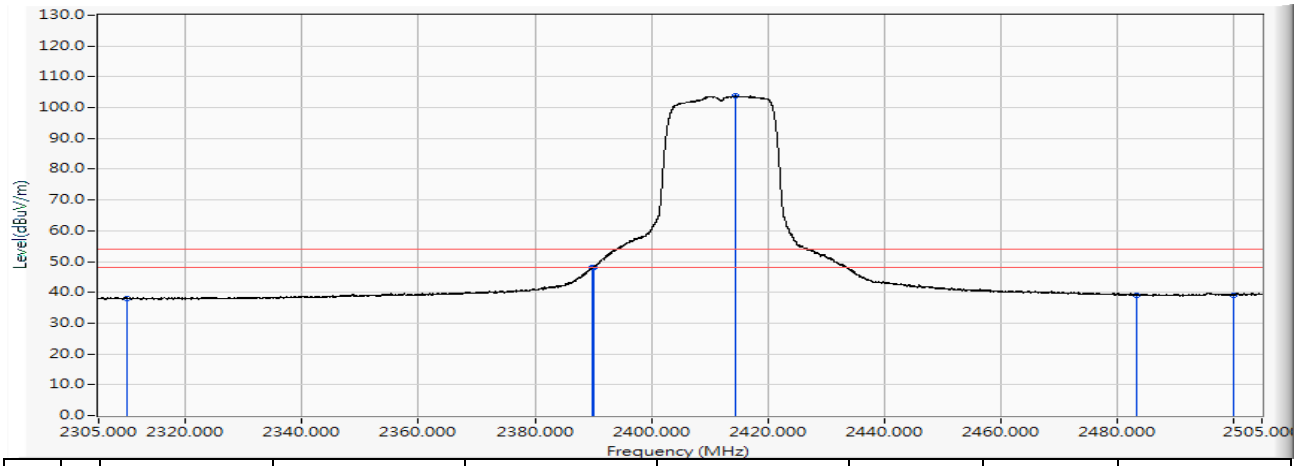

		Frequency (MHz)	Correct Factor (dB)	Reading Level (dBuV)	Measure Level (dBuV/m)	Margin (dB)	Limit (dBuV/m)	Detector Type
1		2310.000	11.144	26.847	37.992	-16.008	54.000	AVERAGE
2		2389.880	11.673	36.293	47.966	-6.034	54.000	AVERAGE
3		2390.000	11.674	36.433	48.107	-5.893	54.000	AVERAGE
4	*	2414.580	11.835	91.919	103.755	49.755	54.000	AVERAGE
5		2483.500	12.292	26.859	39.151	-14.849	54.000	AVERAGE
6		2500.000	12.394	26.776	39.171	-14.829	54.000	AVERAGE

Note:

1. All reading above 1GHz is performed with peak and/or average measurements as necessary.
2. “ * ”, means this data is the worst emission level.
3. Measurement Level = Reading Level + Correct Factor.
4. The average measurement was not performed when the peak measured data under the limit of average detection.
5. The fundamental for reference only, it’s restricted by unwanted emission limit.

Site : DEKRA Taiwan CB2-H	Time : 2018/07/18
Limit : FCC_SpartC_15.209_03M_PK	Margin : 6
Probe : CB2-H_FCC_EFS_B091_1-18GHz_3M_0117 - VERTICAL	Power : AC 120V / 60Hz
EUT : Wireless-AC2200 Tri Band Gigabit Router	Note : Mode 5: Transmit _BF_ADP-45BW B 802.11ac(20M)_2412MHz

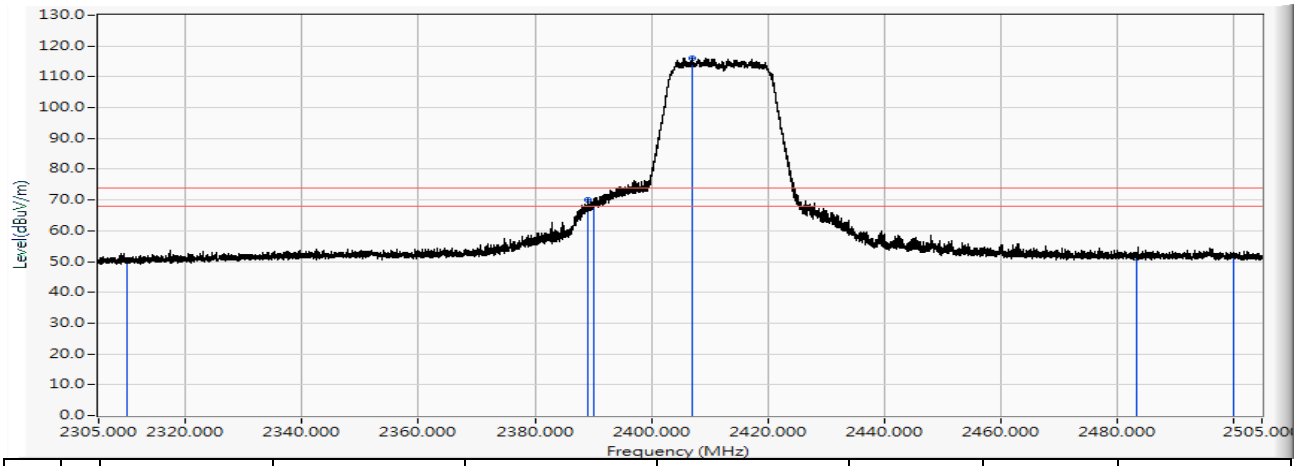

		Frequency (MHz)	Correct Factor (dB)	Reading Level (dBuV)	Measure Level (dBuV/m)	Margin (dB)	Limit (dBuV/m)	Detector Type
1		2310.000	11.144	39.413	50.558	-23.442	74.000	PEAK
2		2388.980	11.667	58.465	70.132	-3.868	74.000	PEAK
3		2390.000	11.674	57.158	68.832	-5.168	74.000	PEAK
4	*	2407.020	11.786	104.276	116.062	42.062	74.000	PEAK
5		2483.500	12.292	38.865	51.157	-22.843	74.000	PEAK
6		2500.000	12.394	39.649	52.044	-21.956	74.000	PEAK

Note:

1. All reading above 1GHz is performed with peak and/or average measurements as necessary.
2. “ * ”, means this data is the worst emission level.
3. Measurement Level = Reading Level + Correct Factor.
4. The average measurement was not performed when the peak measured data under the limit of average detection.
5. The fundamental for reference only, it’s restricted by unwanted emission limit.

Site : DEKRA Taiwan CB2-H	Time : 2018/07/18
Limit : FCC_SpartC_15.209_03M_AV	Margin : 6
Probe : CB2-H_FCC_EFS_B091_1-18GHz_3M_0117 - VERTICAL	Power : AC 120V / 60Hz
EUT : Wireless-AC2200 Tri Band Gigabit Router	Note : Mode 5: Transmit _BF_ADP-45BW B 802.11ac(20M)_2412MHz

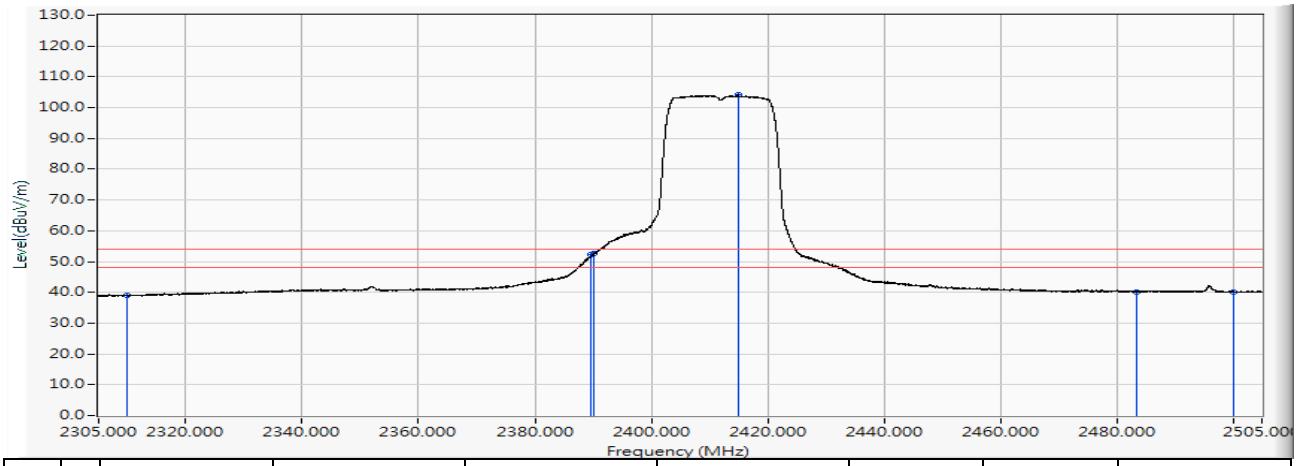

		Frequency (MHz)	Correct Factor (dB)	Reading Level (dBuV)	Measure Level (dBuV/m)	Margin (dB)	Limit (dBuV/m)	Detector Type
1		2310.000	11.144	27.811	38.956	-15.044	54.000	AVERAGE
2		2389.680	11.672	40.490	52.162	-1.838	54.000	AVERAGE
3		2390.000	11.674	41.003	52.677	-1.323	54.000	AVERAGE
4	*	2414.900	11.839	92.279	104.118	50.118	54.000	AVERAGE
5		2483.500	12.292	27.917	40.209	-13.791	54.000	AVERAGE
6		2500.000	12.394	27.814	40.209	-13.791	54.000	AVERAGE

Note:

1. All reading above 1GHz is performed with peak and/or average measurements as necessary.
2. “ * ”, means this data is the worst emission level.
3. Measurement Level = Reading Level + Correct Factor.
4. The average measurement was not performed when the peak measured data under the limit of average detection.
5. The fundamental for reference only, it’s restricted by unwanted emission limit.

Site : DEKRA Taiwan CB2-H	Time : 2018/07/17
Limit : FCC_SpartC_15.209_03M_PK	Margin : 6
Probe : CB2-H_FCC_EFS_B091_1-18GHz_3M_0117 - HORIZONTAL	Power : AC 120V / 60Hz
EUT : Wireless-AC2200 Tri Band Gigabit Router	Note : Mode 5: Transmit _BF_ADP-45BW B 802.11ac(20M)_2437MHz

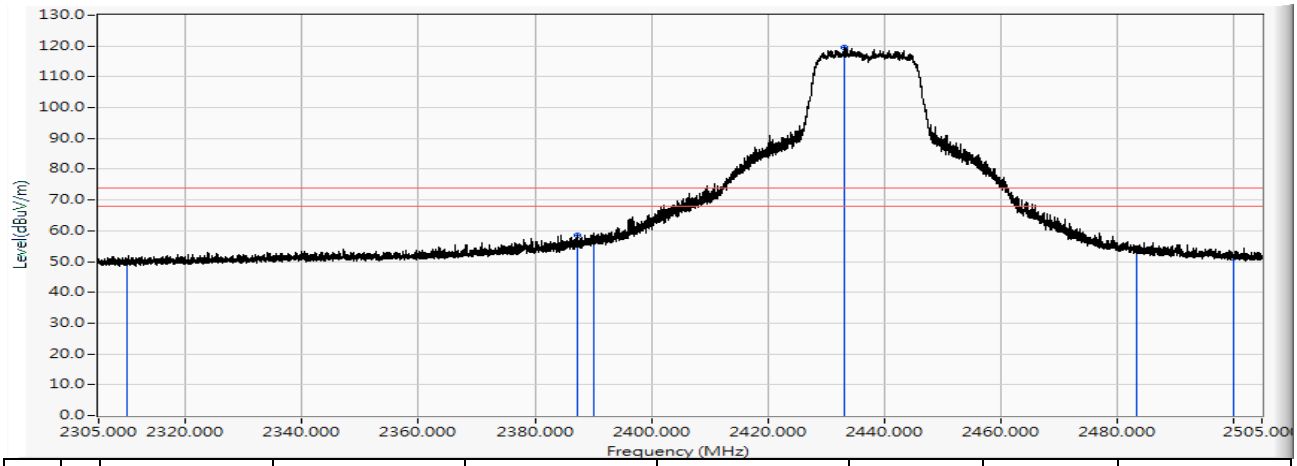

		Frequency (MHz)	Correct Factor (dB)	Reading Level (dBuV)	Measure Level (dBuV/m)	Margin (dB)	Limit (dBuV/m)	Detector Type
1		2310.000	11.144	38.775	49.920	-24.080	74.000	PEAK
2		2387.280	11.656	47.023	58.679	-15.321	74.000	PEAK
3		2390.000	11.674	44.627	56.301	-17.699	74.000	PEAK
4	*	2433.280	11.961	107.574	119.534	45.534	74.000	PEAK
5		2483.500	12.292	41.350	53.642	-20.358	74.000	PEAK
6		2500.000	12.394	38.744	51.139	-22.861	74.000	PEAK

Note:

1. All reading above 1GHz is performed with peak and/or average measurements as necessary.
2. “ * ”, means this data is the worst emission level.
3. Measurement Level = Reading Level + Correct Factor.
4. The average measurement was not performed when the peak measured data under the limit of average detection.
5. The fundamental for reference only, it’s restricted by unwanted emission limit.

Site : DEKRA Taiwan CB2-H	Time : 2018/07/17
Limit : FCC_SpartC_15.209_03M_AV	Margin : 6
Probe : CB2-H_FCC_EFS_B091_1-18GHz_3M_0117 - HORIZONTAL	Power : AC 120V / 60Hz
EUT : Wireless-AC2200 Tri Band Gigabit Router	Note : Mode 5: Transmit _BF_ADP-45BW B 802.11ac(20M)_2437MHz

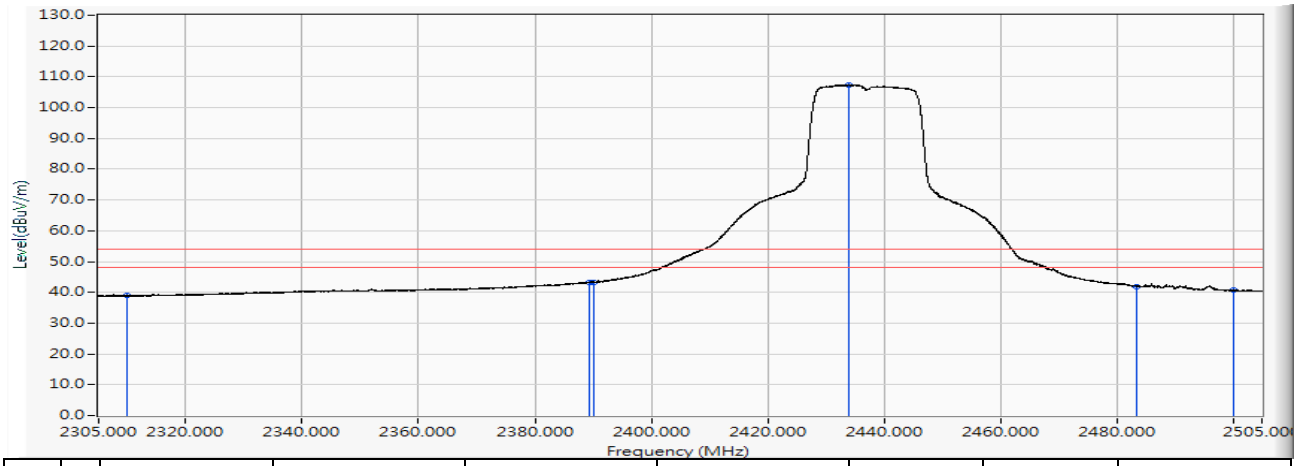

		Frequency (MHz)	Correct Factor (dB)	Reading Level (dBuV)	Measure Level (dBuV/m)	Margin (dB)	Limit (dBuV/m)	Detector Type
1		2310.000	11.144	27.778	38.923	-15.077	54.000	AVERAGE
2		2389.380	11.670	31.617	43.287	-10.713	54.000	AVERAGE
3		2390.000	11.674	31.546	43.220	-10.780	54.000	AVERAGE
4	*	2434.020	11.965	95.361	107.326	53.326	54.000	AVERAGE
5		2483.500	12.292	29.661	41.953	-12.047	54.000	AVERAGE
6		2500.000	12.394	28.226	40.621	-13.379	54.000	AVERAGE

Note:

1. All reading above 1GHz is performed with peak and/or average measurements as necessary.
2. “ * ”, means this data is the worst emission level.
3. Measurement Level = Reading Level + Correct Factor.
4. The average measurement was not performed when the peak measured data under the limit of average detection.
5. The fundamental for reference only, it’s restricted by unwanted emission limit.

Site : DEKRA Taiwan CB2-H	Time : 2018/07/17
Limit : FCC_SpartC_15.209_03M_PK	Margin : 6
Probe : CB2-H_FCC_EFS_B091_1-18GHz_3M_0117 - VERTICAL	Power : AC 120V / 60Hz
EUT : Wireless-AC2200 Tri Band Gigabit Router	Note : Mode 5: Transmit _BF_ADP-45BW B 802.11ac(20M)_2437MHz

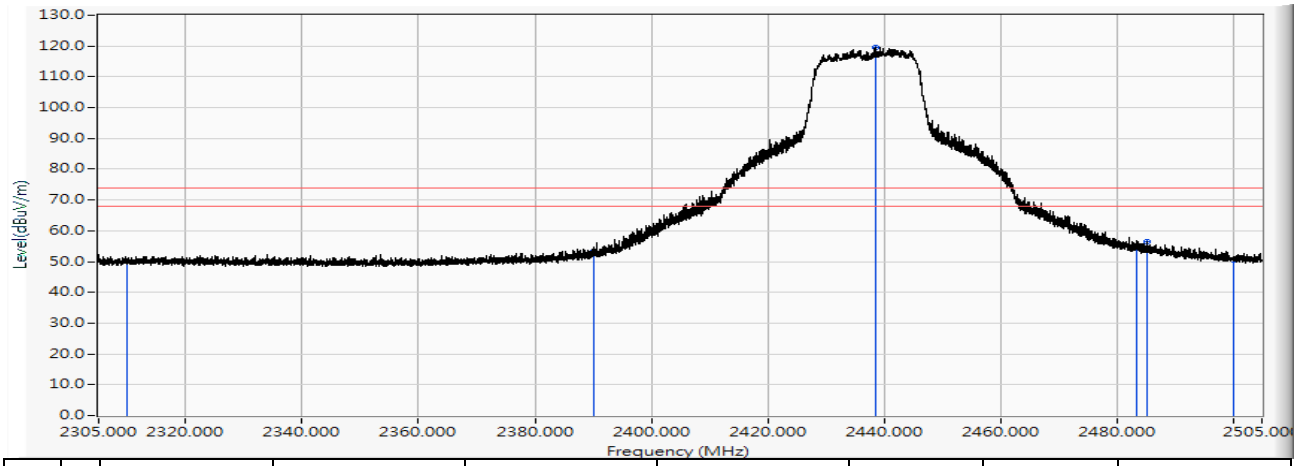

		Frequency (MHz)	Correct Factor (dB)	Reading Level (dBuV)	Measure Level (dBuV/m)	Margin (dB)	Limit (dBuV/m)	Detector Type
1		2310.000	11.144	38.953	50.098	-23.902	74.000	PEAK
2		2390.000	11.674	41.665	53.339	-20.661	74.000	PEAK
3	*	2438.500	11.995	107.628	119.623	45.623	74.000	PEAK
4		2483.500	12.292	42.018	54.310	-19.690	74.000	PEAK
5		2485.360	12.305	44.285	56.590	-17.410	74.000	PEAK
6		2500.000	12.394	37.990	50.385	-23.615	74.000	PEAK

Note:

1. All reading above 1GHz is performed with peak and/or average measurements as necessary.
2. “ * ”, means this data is the worst emission level.
3. Measurement Level = Reading Level + Correct Factor.
4. The average measurement was not performed when the peak measured data under the limit of average detection.
5. The fundamental for reference only, it’s restricted by unwanted emission limit.

Site : DEKRA Taiwan CB2-H	Time : 2018/07/17
Limit : FCC_SpartC_15.209_03M_AV	Margin : 6
Probe : CB2-H_FCC_EFS_B091_1-18GHz_3M_0117 - VERTICAL	Power : AC 120V / 60Hz
EUT : Wireless-AC2200 Tri Band Gigabit Router	Note : Mode 5: Transmit _BF_ADP-45BW B 802.11ac(20M)_2437MHz

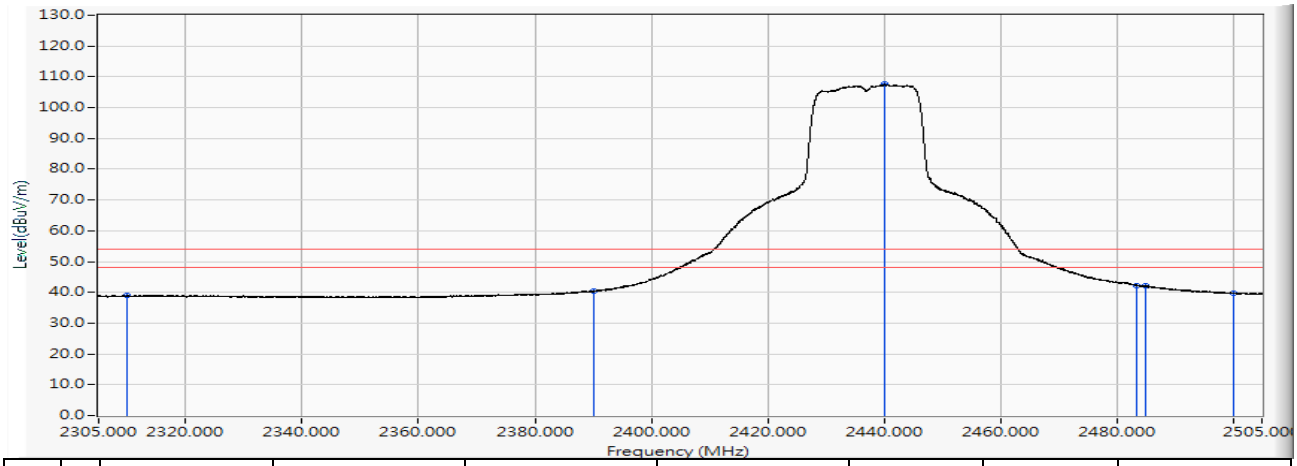

		Frequency (MHz)	Correct Factor (dB)	Reading Level (dBuV)	Measure Level (dBuV/m)	Margin (dB)	Limit (dBuV/m)	Detector Type
1		2310.000	11.144	27.733	38.878	-15.122	54.000	AVERAGE
2		2390.000	11.674	28.607	40.281	-13.719	54.000	AVERAGE
3	*	2440.020	12.005	95.541	107.546	53.546	54.000	AVERAGE
4		2483.500	12.292	29.997	42.289	-11.711	54.000	AVERAGE
5		2484.960	12.302	29.972	42.274	-11.726	54.000	AVERAGE
6		2500.000	12.394	27.263	39.658	-14.342	54.000	AVERAGE

Note:

1. All reading above 1GHz is performed with peak and/or average measurements as necessary.
2. “ * ”, means this data is the worst emission level.
3. Measurement Level = Reading Level + Correct Factor.
4. The average measurement was not performed when the peak measured data under the limit of average detection.
5. The fundamental for reference only, it’s restricted by unwanted emission limit.

Site : DEKRA Taiwan CB2-H	Time : 2018/07/18
Limit : FCC_SpartC_15.209_03M_PK	Margin : 6
Probe : CB2-H_FCC_EFS_B091_1-18GHz_3M_0117 - HORIZONTAL	Power : AC 120V / 60Hz
EUT : Wireless-AC2200 Tri Band Gigabit Router	Note : Mode 5: Transmit _BF_ADP-45BW B 802.11ac(20M)_2462MHz

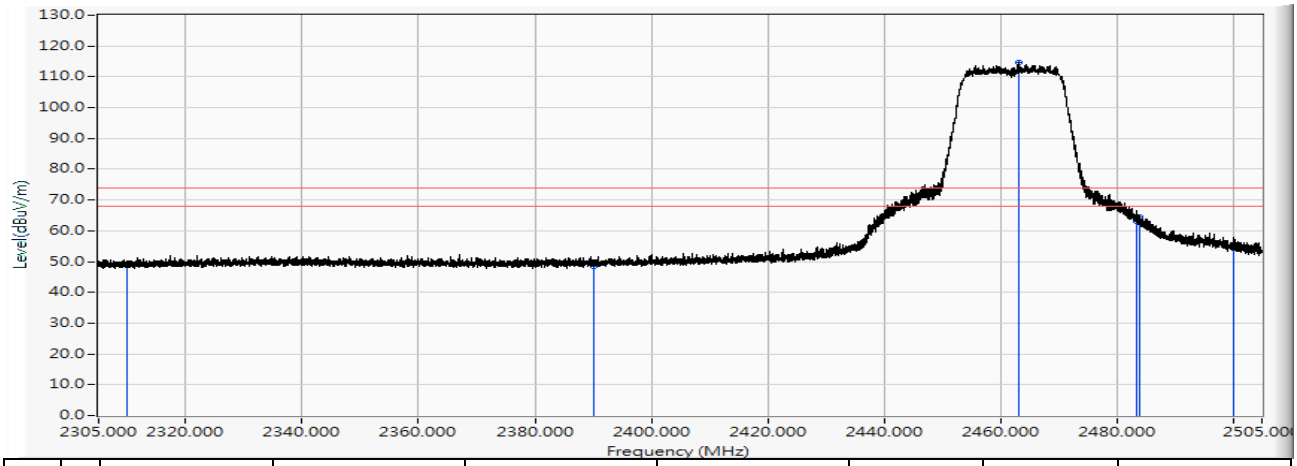

		Frequency (MHz)	Correct Factor (dB)	Reading Level (dBuV)	Measure Level (dBuV/m)	Margin (dB)	Limit (dBuV/m)	Detector Type
1		2310.000	11.144	38.144	49.289	-24.711	74.000	PEAK
2		2390.000	11.674	36.722	48.396	-25.604	74.000	PEAK
3	*	2463.320	12.158	102.418	114.577	40.577	74.000	PEAK
4		2483.500	12.292	50.942	63.234	-10.766	74.000	PEAK
5		2483.860	12.295	52.285	64.580	-9.420	74.000	PEAK
6		2500.000	12.394	42.895	55.290	-18.710	74.000	PEAK

Note:

1. All reading above 1GHz is performed with peak and/or average measurements as necessary.
2. “ * ”, means this data is the worst emission level.
3. Measurement Level = Reading Level + Correct Factor.
4. The average measurement was not performed when the peak measured data under the limit of average detection.
5. The fundamental for reference only, it’s restricted by unwanted emission limit.

Site : DEKRA Taiwan CB2-H	Time : 2018/07/18
Limit : FCC_SpartC_15.209_03M_AV	Margin : 6
Probe : CB2-H_FCC_EFS_B091_1-18GHz_3M_0117 - HORIZONTAL	Power : AC 120V / 60Hz
EUT : Wireless-AC2200 Tri Band Gigabit Router	Note : Mode 5: Transmit _BF_ADP-45BW B 802.11ac(20M)_2462MHz

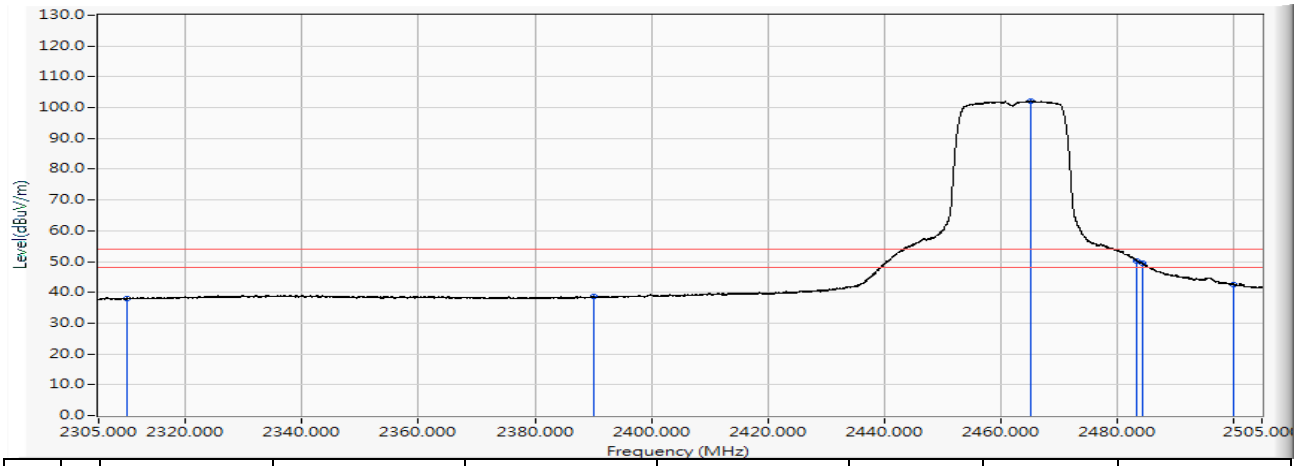

		Frequency (MHz)	Correct Factor (dB)	Reading Level (dBuV)	Measure Level (dBuV/m)	Margin (dB)	Limit (dBuV/m)	Detector Type
1		2310.000	11.144	26.729	37.874	-16.126	54.000	AVERAGE
2		2390.000	11.674	26.851	38.525	-15.475	54.000	AVERAGE
3	*	2465.280	12.172	89.977	102.149	48.149	54.000	AVERAGE
4		2483.500	12.292	38.003	50.295	-3.705	54.000	AVERAGE
5		2484.480	12.299	37.280	49.579	-4.421	54.000	AVERAGE
6		2500.000	12.394	30.191	42.586	-11.414	54.000	AVERAGE

Note:

1. All reading above 1GHz is performed with peak and/or average measurements as necessary.
2. “ * ”, means this data is the worst emission level.
3. Measurement Level = Reading Level + Correct Factor.
4. The average measurement was not performed when the peak measured data under the limit of average detection.
5. The fundamental for reference only, it’s restricted by unwanted emission limit.

Site : DEKRA Taiwan CB2-H	Time : 2018/07/18
Limit : FCC_SpartC_15.209_03M_PK	Margin : 6
Probe : CB2-H_FCC_EFS_B091_1-18GHz_3M_0117 - VERTICAL	Power : AC 120V / 60Hz
EUT : Wireless-AC2200 Tri Band Gigabit Router	Note : Mode 5: Transmit _BF_ADP-45BW B 802.11ac(20M)_2462MHz

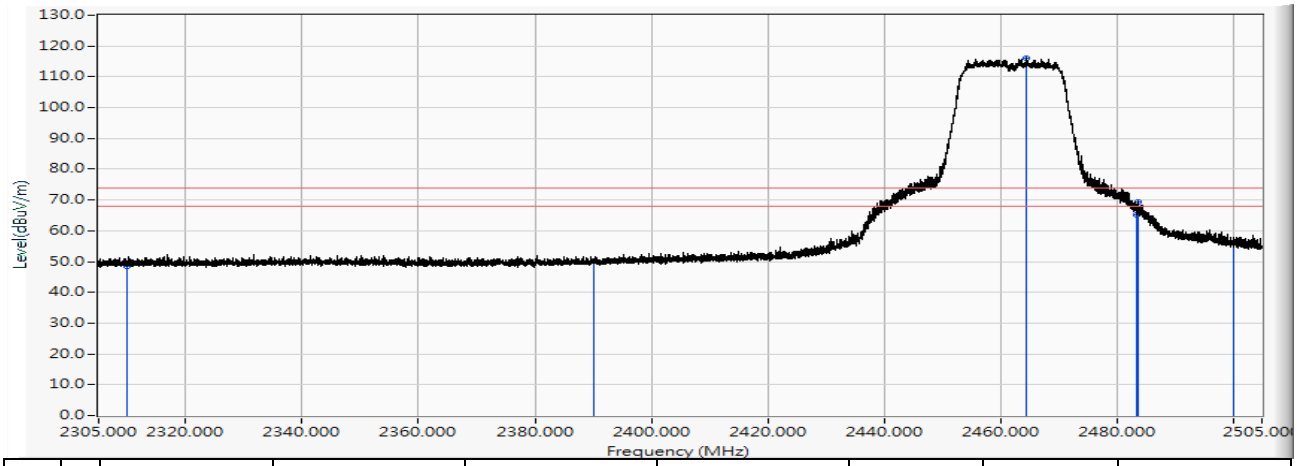

		Frequency (MHz)	Correct Factor (dB)	Reading Level (dBuV)	Measure Level (dBuV/m)	Margin (dB)	Limit (dBuV/m)	Detector Type
1		2310.000	11.144	37.371	48.516	-25.484	74.000	PEAK
2		2390.000	11.674	38.667	50.341	-23.659	74.000	PEAK
3	*	2464.500	12.167	103.847	116.014	42.014	74.000	PEAK
4		2483.500	12.292	52.923	65.215	-8.785	74.000	PEAK
5		2483.740	12.294	57.060	69.354	-4.646	74.000	PEAK
6		2500.000	12.394	43.720	56.115	-17.885	74.000	PEAK

Note:

1. All reading above 1GHz is performed with peak and/or average measurements as necessary.
2. “ * ”, means this data is the worst emission level.
3. Measurement Level = Reading Level + Correct Factor.
4. The average measurement was not performed when the peak measured data under the limit of average detection.
5. The fundamental for reference only, it’s restricted by unwanted emission limit.

Site : DEKRA Taiwan CB2-H	Time : 2018/07/18
Limit : FCC_SpartC_15.209_03M_AV	Margin : 6
Probe : CB2-H_FCC_EFS_B091_1-18GHz_3M_0117 - VERTICAL	Power : AC 120V / 60Hz
EUT : Wireless-AC2200 Tri Band Gigabit Router	Note : Mode 5: Transmit _BF_ADP-45BW B 802.11ac(20M)_2462MHz

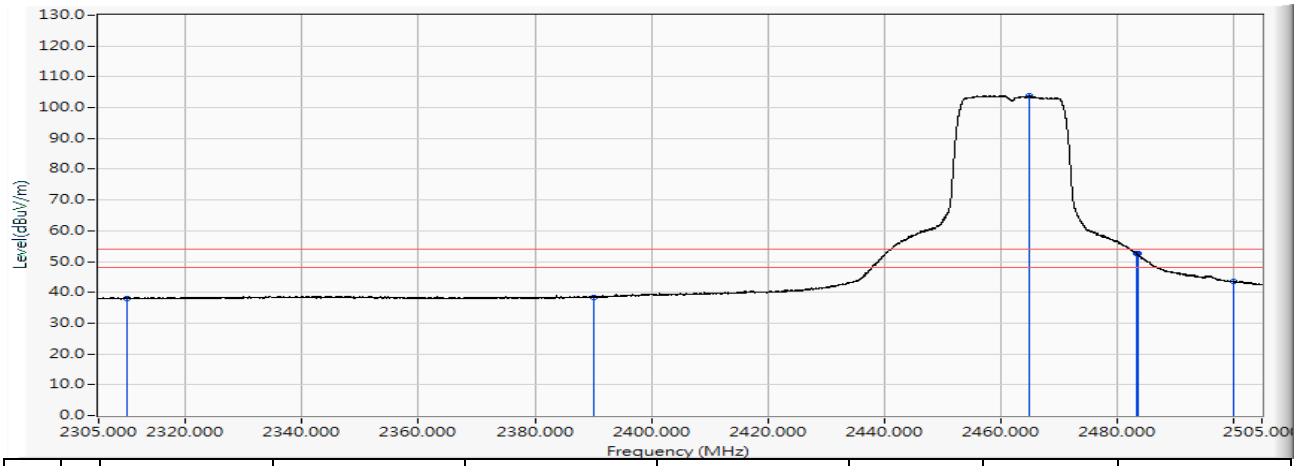

		Frequency (MHz)	Correct Factor (dB)	Reading Level (dBuV)	Measure Level (dBuV/m)	Margin (dB)	Limit (dBuV/m)	Detector Type
1		2310.000	11.144	27.014	38.159	-15.841	54.000	AVERAGE
2		2390.000	11.674	26.701	38.375	-15.625	54.000	AVERAGE
3	*	2465.100	12.170	91.733	103.904	49.904	54.000	AVERAGE
4		2483.500	12.292	40.339	52.631	-1.369	54.000	AVERAGE
5		2483.600	12.292	40.197	52.490	-1.510	54.000	AVERAGE
6		2500.000	12.394	31.131	43.526	-10.474	54.000	AVERAGE

Note:

1. All reading above 1GHz is performed with peak and/or average measurements as necessary.
2. “ * ”, means this data is the worst emission level.
3. Measurement Level = Reading Level + Correct Factor.
4. The average measurement was not performed when the peak measured data under the limit of average detection.
5. The fundamental for reference only, it’s restricted by unwanted emission limit.

Site : DEKRA Taiwan CB2-H	Time : 2018/07/18
Limit : FCC_SpartC_15.209_03M_PK	Margin : 6
Probe : CB2-H_FCC_EFS_B091_1-18GHz_3M_0117 - HORIZONTAL	Power : AC 120V / 60Hz
EUT : Wireless-AC2200 Tri Band Gigabit Router	Note : Mode 5: Transmit _BF_ADP-45BW B 802.11ac(40M)_2422MHz

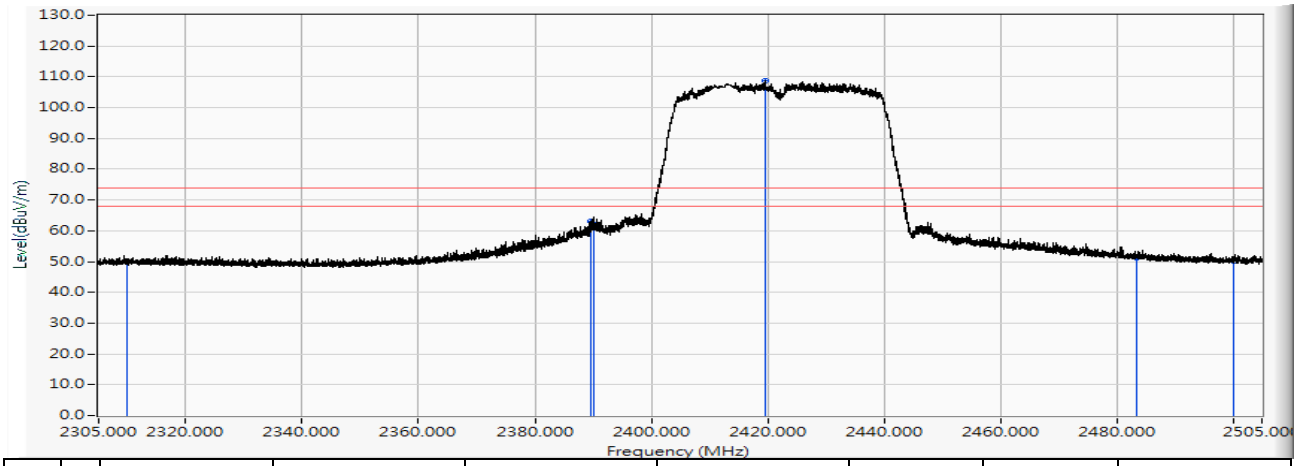

		Frequency (MHz)	Correct Factor (dB)	Reading Level (dBuV)	Measure Level (dBuV/m)	Margin (dB)	Limit (dBuV/m)	Detector Type
1		2310.000	11.144	38.640	49.785	-24.215	74.000	PEAK
2		2389.680	11.672	51.478	63.150	-10.850	74.000	PEAK
3		2390.000	11.674	50.468	62.142	-11.858	74.000	PEAK
4	*	2419.660	11.870	96.800	108.670	34.670	74.000	PEAK
5		2483.500	12.292	38.973	51.265	-22.735	74.000	PEAK
6		2500.000	12.394	37.710	50.105	-23.895	74.000	PEAK

Note:

1. All reading above 1GHz is performed with peak and/or average measurements as necessary.
2. “ * ”, means this data is the worst emission level.
3. Measurement Level = Reading Level + Correct Factor.
4. The average measurement was not performed when the peak measured data under the limit of average detection.
5. The fundamental for reference only, it’s restricted by unwanted emission limit.

Site : DEKRA Taiwan CB2-H	Time : 2018/07/18
Limit : FCC_SpartC_15.209_03M_AV	Margin : 6
Probe : CB2-H_FCC_EFS_B091_1-18GHz_3M_0117 - HORIZONTAL	Power : AC 120V / 60Hz
EUT : Wireless-AC2200 Tri Band Gigabit Router	Note : Mode 5: Transmit _BF_ADP-45BW B 802.11ac(40M)_2422MHz

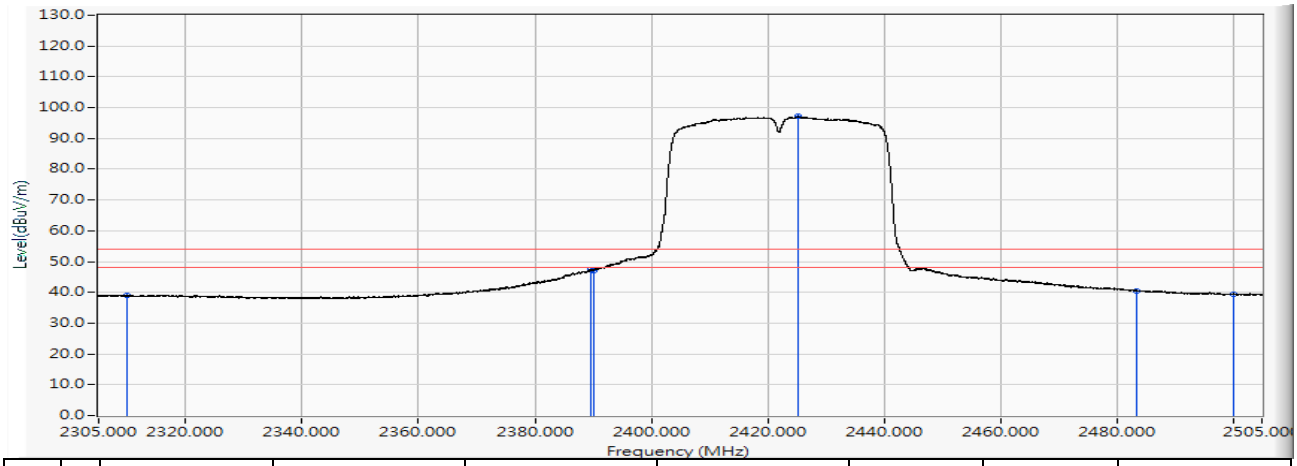

		Frequency (MHz)	Correct Factor (dB)	Reading Level (dBuV)	Measure Level (dBuV/m)	Margin (dB)	Limit (dBuV/m)	Detector Type
1		2310.000	11.144	27.925	39.070	-14.930	54.000	AVERAGE
2		2389.720	11.672	35.803	47.475	-6.525	54.000	AVERAGE
3		2390.000	11.674	35.465	47.139	-6.861	54.000	AVERAGE
4	*	2425.340	11.907	85.162	97.070	43.070	54.000	AVERAGE
5		2483.500	12.292	28.098	40.390	-13.610	54.000	AVERAGE
6		2500.000	12.394	26.885	39.280	-14.720	54.000	AVERAGE

Note:

1. All reading above 1GHz is performed with peak and/or average measurements as necessary.
2. “ * ”, means this data is the worst emission level.
3. Measurement Level = Reading Level + Correct Factor.
4. The average measurement was not performed when the peak measured data under the limit of average detection.
5. The fundamental for reference only, it’s restricted by unwanted emission limit.

Site : DEKRA Taiwan CB2-H	Time : 2018/07/18
Limit : FCC_SpartC_15.209_03M_PK	Margin : 6
Probe : CB2-H_FCC_EFS_B091_1-18GHz_3M_0117 - VERTICAL	Power : AC 120V / 60Hz
EUT : Wireless-AC2200 Tri Band Gigabit Router	Note : Mode 5: Transmit _BF_ADP-45BW B 802.11ac(40M)_2422MHz

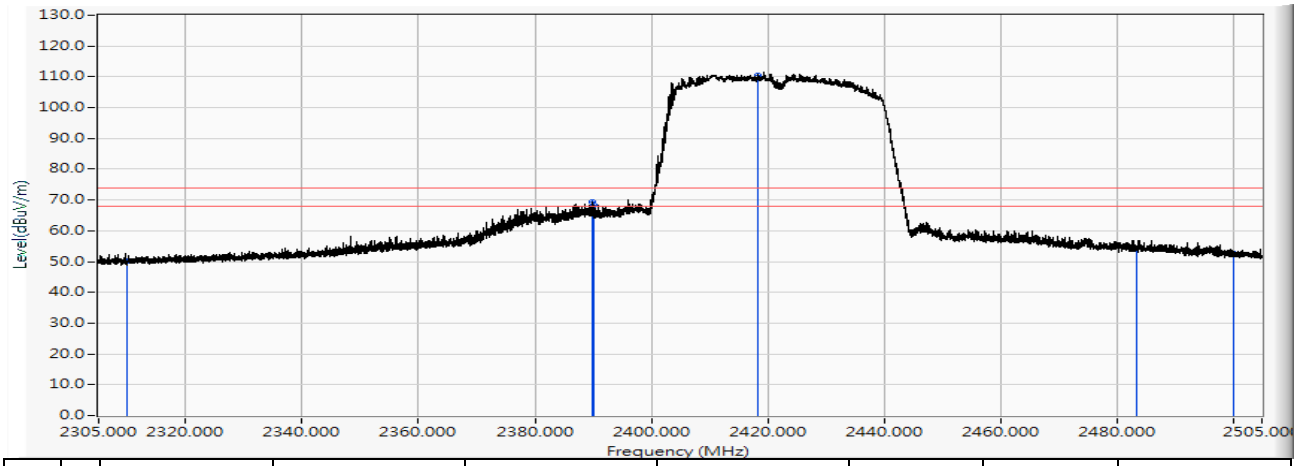

		Frequency (MHz)	Correct Factor (dB)	Reading Level (dBuV)	Measure Level (dBuV/m)	Margin (dB)	Limit (dBuV/m)	Detector Type
1		2310.000	11.144	39.020	50.165	-23.835	74.000	PEAK
2		2389.860	11.672	57.542	69.215	-4.785	74.000	PEAK
3		2390.000	11.674	56.568	68.242	-5.758	74.000	PEAK
4	*	2418.260	11.861	98.653	110.514	36.514	74.000	PEAK
5		2483.500	12.292	42.219	54.511	-19.489	74.000	PEAK
6		2500.000	12.394	40.370	52.765	-21.235	74.000	PEAK

Note:

1. All reading above 1GHz is performed with peak and/or average measurements as necessary.
2. “ * ”, means this data is the worst emission level.
3. Measurement Level = Reading Level + Correct Factor.
4. The average measurement was not performed when the peak measured data under the limit of average detection.
5. The fundamental for reference only, it’s restricted by unwanted emission limit.

Site : DEKRA Taiwan CB2-H	Time : 2018/07/18
Limit : FCC_SpartC_15.209_03M_AV	Margin : 6
Probe : CB2-H_FCC_EFS_B091_1-18GHz_3M_0117 - VERTICAL	Power : AC 120V / 60Hz
EUT : Wireless-AC2200 Tri Band Gigabit Router	Note : Mode 5: Transmit _BF_ADP-45BW B 802.11ac(40M)_2422MHz

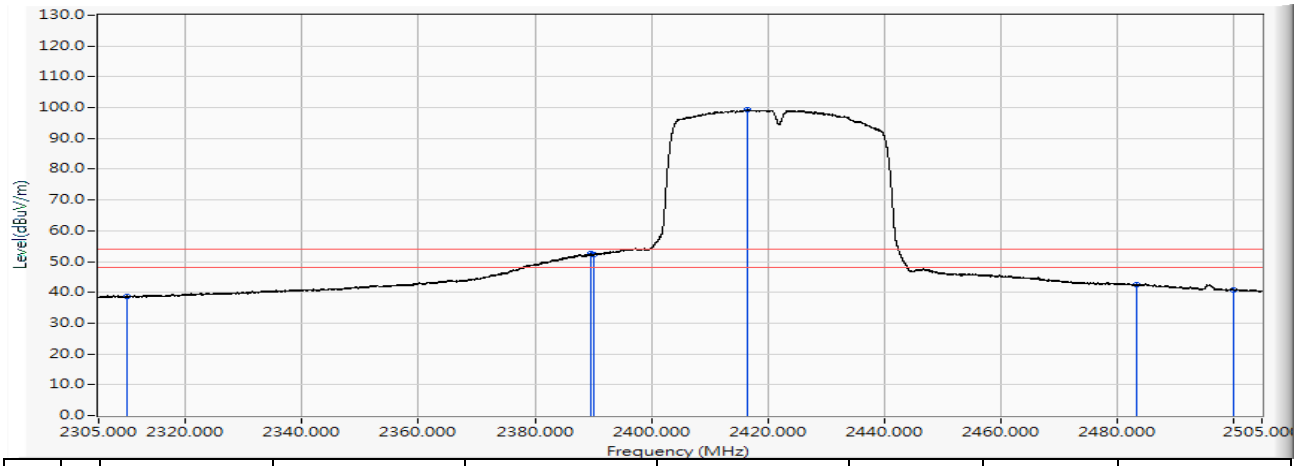

		Frequency (MHz)	Correct Factor (dB)	Reading Level (dBuV)	Measure Level (dBuV/m)	Margin (dB)	Limit (dBuV/m)	Detector Type
1		2310.000	11.144	27.399	38.544	-15.456	54.000	AVERAGE
2		2389.580	11.671	40.974	52.645	-1.355	54.000	AVERAGE
3		2390.000	11.674	40.631	52.305	-1.695	54.000	AVERAGE
4	*	2416.500	11.849	87.430	99.279	45.279	54.000	AVERAGE
5		2483.500	12.292	30.138	42.430	-11.570	54.000	AVERAGE
6		2500.000	12.394	28.325	40.720	-13.280	54.000	AVERAGE

Note:

1. All reading above 1GHz is performed with peak and/or average measurements as necessary.
2. “ * ”, means this data is the worst emission level.
3. Measurement Level = Reading Level + Correct Factor.
4. The average measurement was not performed when the peak measured data under the limit of average detection.
5. The fundamental for reference only, it’s restricted by unwanted emission limit.

Site : DEKRA Taiwan CB2-H	Time : 2018/07/18
Limit : FCC_SpartC_15.209_03M_PK	Margin : 6
Probe : CB2-H_FCC_EFS_B091_1-18GHz_3M_0117 - HORIZONTAL	Power : AC 120V / 60Hz
EUT : Wireless-AC2200 Tri Band Gigabit Router	Note : Mode 5: Transmit _BF_ADP-45BW B 802.11ac(40M)_2437MHz

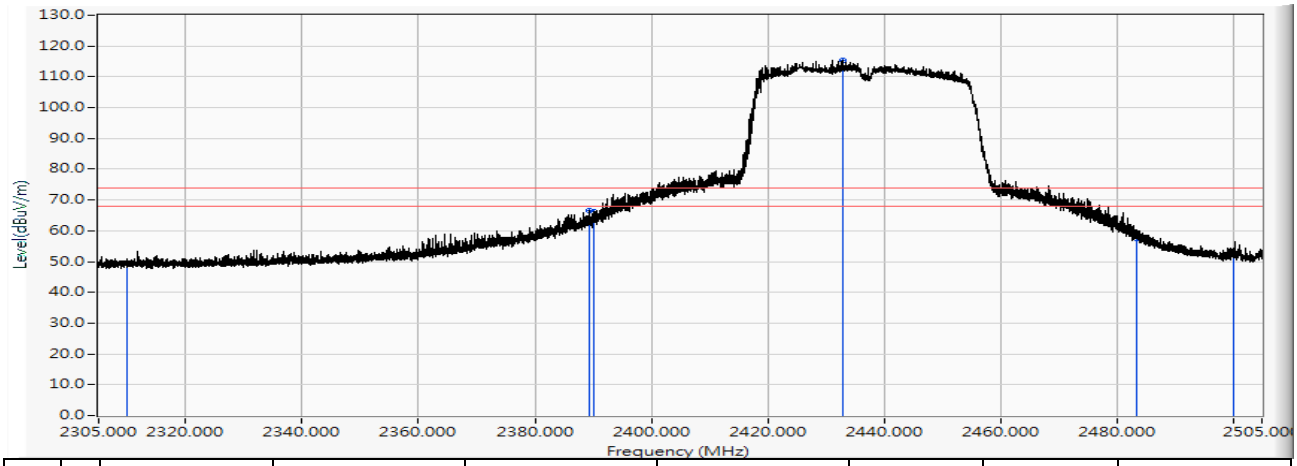

		Frequency (MHz)	Correct Factor (dB)	Reading Level (dBuV)	Measure Level (dBuV/m)	Margin (dB)	Limit (dBuV/m)	Detector Type
1		2310.000	11.144	38.453	49.598	-24.402	74.000	PEAK
2		2389.480	11.671	54.855	66.525	-7.475	74.000	PEAK
3		2390.000	11.674	54.454	66.128	-7.872	74.000	PEAK
4	*	2432.840	11.957	103.256	115.213	41.213	74.000	PEAK
5		2483.500	12.292	45.192	57.484	-16.516	74.000	PEAK
6		2500.000	12.394	40.658	53.053	-20.947	74.000	PEAK

Note:

1. All reading above 1GHz is performed with peak and/or average measurements as necessary.
2. “ * ”, means this data is the worst emission level.
3. Measurement Level = Reading Level + Correct Factor.
4. The average measurement was not performed when the peak measured data under the limit of average detection.
5. The fundamental for reference only, it’s restricted by unwanted emission limit.

Site : DEKRA Taiwan CB2-H	Time : 2018/07/18
Limit : FCC_SpartC_15.209_03M_AV	Margin : 6
Probe : CB2-H_FCC_EFS_B091_1-18GHz_3M_0117 - HORIZONTAL	Power : AC 120V / 60Hz
EUT : Wireless-AC2200 Tri Band Gigabit Router	Note : Mode 5: Transmit _BF_ADP-45BW B 802.11ac(40M)_2437MHz

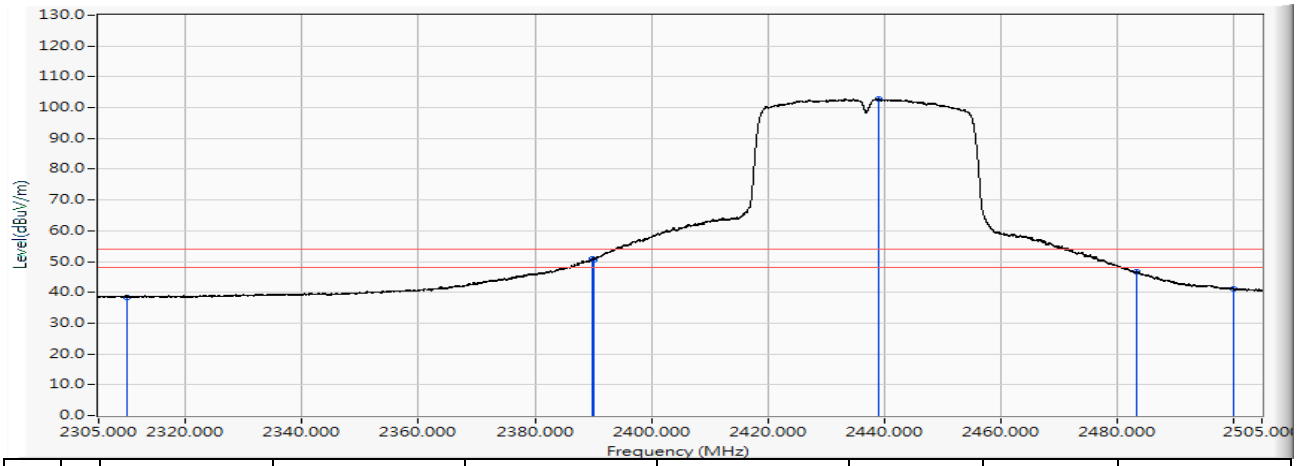

		Frequency (MHz)	Correct Factor (dB)	Reading Level (dBuV)	Measure Level (dBuV/m)	Margin (dB)	Limit (dBuV/m)	Detector Type
1		2310.000	11.144	27.268	38.413	-15.587	54.000	AVERAGE
2		2389.760	11.672	39.052	50.724	-3.276	54.000	AVERAGE
3		2390.000	11.674	39.029	50.703	-3.297	54.000	AVERAGE
4	*	2439.060	11.999	90.928	102.926	48.926	54.000	AVERAGE
5		2483.500	12.292	34.257	46.549	-7.451	54.000	AVERAGE
6		2500.000	12.394	28.773	41.168	-12.832	54.000	AVERAGE

Note:

1. All reading above 1GHz is performed with peak and/or average measurements as necessary.
2. “ * ”, means this data is the worst emission level.
3. Measurement Level = Reading Level + Correct Factor.
4. The average measurement was not performed when the peak measured data under the limit of average detection.
5. The fundamental for reference only, it’s restricted by unwanted emission limit.

Site : DEKRA Taiwan CB2-H	Time : 2018/07/18
Limit : FCC_SpartC_15.209_03M_PK	Margin : 6
Probe : CB2-H_FCC_EFS_B091_1-18GHz_3M_0117 - VERTICAL	Power : AC 120V / 60Hz
EUT : Wireless-AC2200 Tri Band Gigabit Router	Note : Mode 5: Transmit _BF_ADP-45BW B 802.11ac(40M)_2437MHz

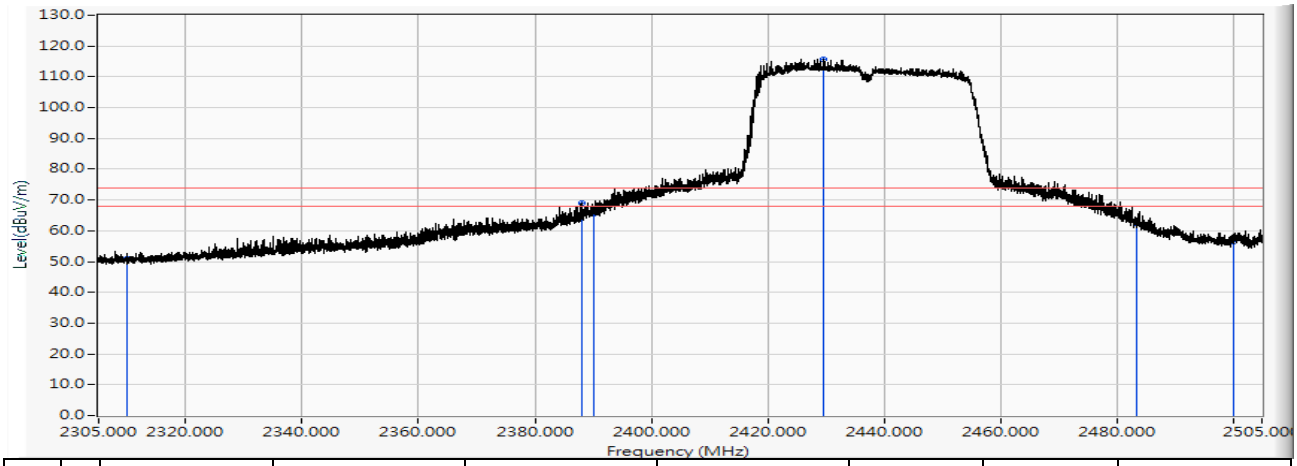

		Frequency (MHz)	Correct Factor (dB)	Reading Level (dBuV)	Measure Level (dBuV/m)	Margin (dB)	Limit (dBuV/m)	Detector Type
1		2310.000	11.144	39.745	50.890	-23.110	74.000	PEAK
2		2388.020	11.661	57.446	69.107	-4.893	74.000	PEAK
3		2390.000	11.674	53.995	65.669	-8.331	74.000	PEAK
4	*	2429.540	11.935	103.725	115.660	41.660	74.000	PEAK
5		2483.500	12.292	49.962	62.254	-11.746	74.000	PEAK
6		2500.000	12.394	44.170	56.565	-17.435	74.000	PEAK

Note:

1. All reading above 1GHz is performed with peak and/or average measurements as necessary.
2. “ * ”, means this data is the worst emission level.
3. Measurement Level = Reading Level + Correct Factor.
4. The average measurement was not performed when the peak measured data under the limit of average detection.
5. The fundamental for reference only, it’s restricted by unwanted emission limit.

Site : DEKRA Taiwan CB2-H	Time : 2018/07/18
Limit : FCC_SpartC_15.209_03M_AV	Margin : 6
Probe : CB2-H_FCC_EFS_B091_1-18GHz_3M_0117 - VERTICAL	Power : AC 120V / 60Hz
EUT : Wireless-AC2200 Tri Band Gigabit Router	Note : Mode 5: Transmit _BF_ADP-45BW B 802.11ac(40M)_2437MHz

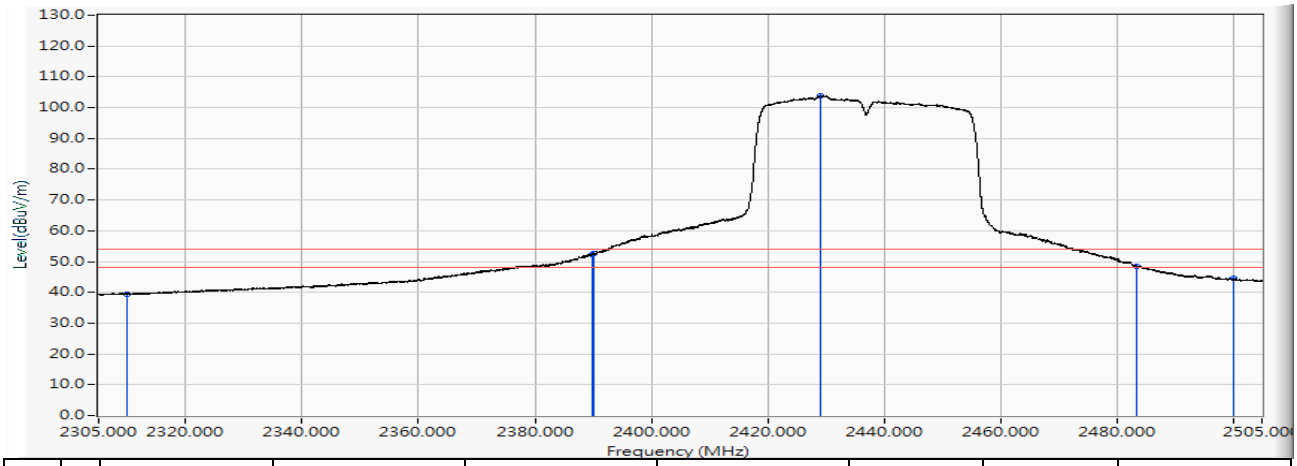

		Frequency (MHz)	Correct Factor (dB)	Reading Level (dBuV)	Measure Level (dBuV/m)	Margin (dB)	Limit (dBuV/m)	Detector Type
1		2310.000	11.144	28.408	39.553	-14.447	54.000	AVERAGE
2		2389.760	11.672	40.642	52.314	-1.686	54.000	AVERAGE
3		2390.000	11.674	41.017	52.691	-1.309	54.000	AVERAGE
4	*	2429.180	11.933	91.852	103.785	49.785	54.000	AVERAGE
5		2483.500	12.292	36.048	48.340	-5.660	54.000	AVERAGE
6		2500.000	12.394	32.042	44.437	-9.563	54.000	AVERAGE

Note:

1. All reading above 1GHz is performed with peak and/or average measurements as necessary.
2. “ * ”, means this data is the worst emission level.
3. Measurement Level = Reading Level + Correct Factor.
4. The average measurement was not performed when the peak measured data under the limit of average detection.
5. The fundamental for reference only, it’s restricted by unwanted emission limit.

Site : DEKRA Taiwan CB2-H	Time : 2018/07/18
Limit : FCC_SpartC_15.209_03M_PK	Margin : 6
Probe : CB2-H_FCC_EFS_B091_1-18GHz_3M_0117 - HORIZONTAL	Power : AC 120V / 60Hz
EUT : Wireless-AC2200 Tri Band Gigabit Router	Note : Mode 5: Transmit _BF_ADP-45BW B 802.11ac(40M)_2452MHz

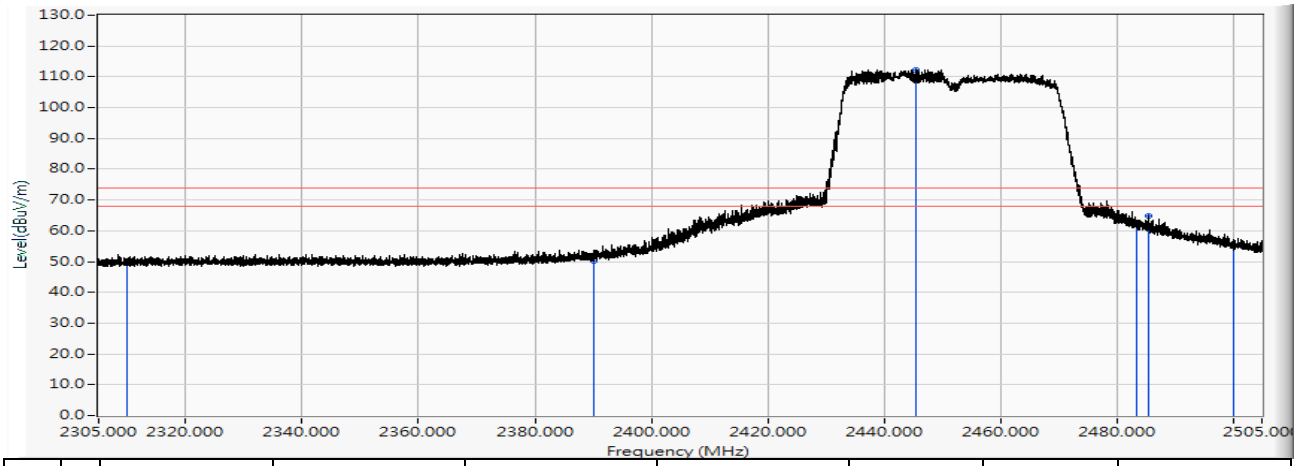

		Frequency (MHz)	Correct Factor (dB)	Reading Level (dBuV)	Measure Level (dBuV/m)	Margin (dB)	Limit (dBuV/m)	Detector Type
1		2310.000	11.144	39.126	50.271	-23.729	74.000	PEAK
2		2390.000	11.674	38.686	50.360	-23.640	74.000	PEAK
3	*	2445.620	12.041	100.341	112.383	38.383	74.000	PEAK
4		2483.500	12.292	49.999	62.291	-11.709	74.000	PEAK
5		2485.500	12.306	52.390	64.695	-9.305	74.000	PEAK
6		2500.000	12.394	42.755	55.150	-18.850	74.000	PEAK

Note:

1. All reading above 1GHz is performed with peak and/or average measurements as necessary.
2. “ * ”, means this data is the worst emission level.
3. Measurement Level = Reading Level + Correct Factor.
4. The average measurement was not performed when the peak measured data under the limit of average detection.
5. The fundamental for reference only, it’s restricted by unwanted emission limit.

Site : DEKRA Taiwan CB2-H	Time : 2018/07/18
Limit : FCC_SpartC_15.209_03M_AV	Margin : 6
Probe : CB2-H_FCC_EFS_B091_1-18GHz_3M_0117 - HORIZONTAL	Power : AC 120V / 60Hz
EUT : Wireless-AC2200 Tri Band Gigabit Router	Note : Mode 5: Transmit _BF_ADP-45BW B 802.11ac(40M)_2452MHz

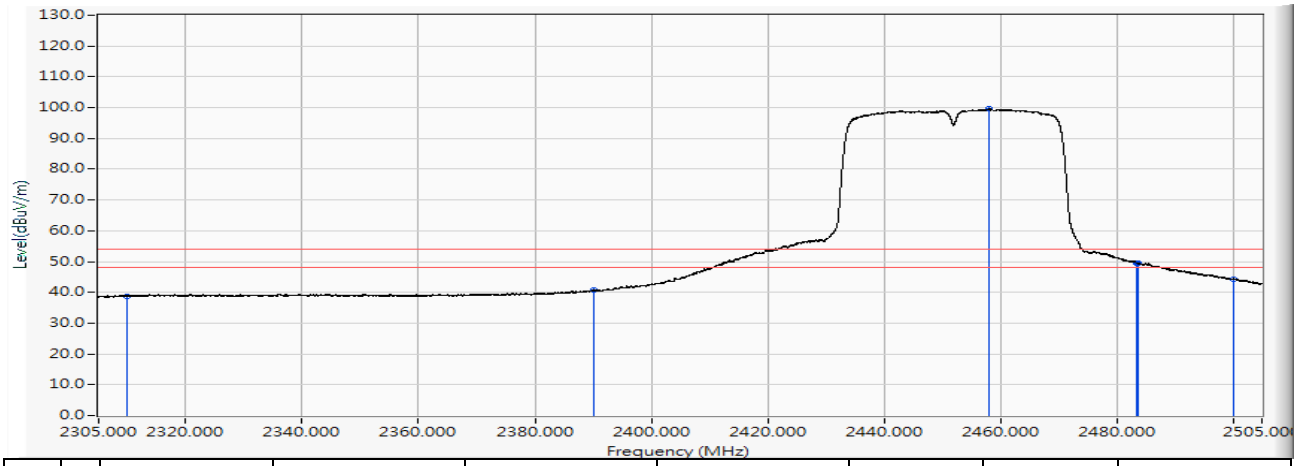

		Frequency (MHz)	Correct Factor (dB)	Reading Level (dBuV)	Measure Level (dBuV/m)	Margin (dB)	Limit (dBuV/m)	Detector Type
1		2310.000	11.144	27.660	38.805	-15.195	54.000	AVERAGE
2		2390.000	11.674	28.974	40.648	-13.352	54.000	AVERAGE
3	*	2458.180	12.124	87.426	99.551	45.551	54.000	AVERAGE
4		2483.500	12.292	37.110	49.402	-4.598	54.000	AVERAGE
5		2483.600	12.292	37.031	49.324	-4.676	54.000	AVERAGE
6		2500.000	12.394	31.849	44.244	-9.756	54.000	AVERAGE

Note:

1. All reading above 1GHz is performed with peak and/or average measurements as necessary.
2. “ * ”, means this data is the worst emission level.
3. Measurement Level = Reading Level + Correct Factor.
4. The average measurement was not performed when the peak measured data under the limit of average detection.
5. The fundamental for reference only, it’s restricted by unwanted emission limit.

Site : DEKRA Taiwan CB2-H	Time : 2018/07/18
Limit : FCC_SpartC_15.209_03M_PK	Margin : 6
Probe : CB2-H_FCC_EFS_B091_1-18GHz_3M_0117 - VERTICAL	Power : AC 120V / 60Hz
EUT : Wireless-AC2200 Tri Band Gigabit Router	Note : Mode 5: Transmit _BF_ADP-45BW B 802.11ac(40M)_2452MHz

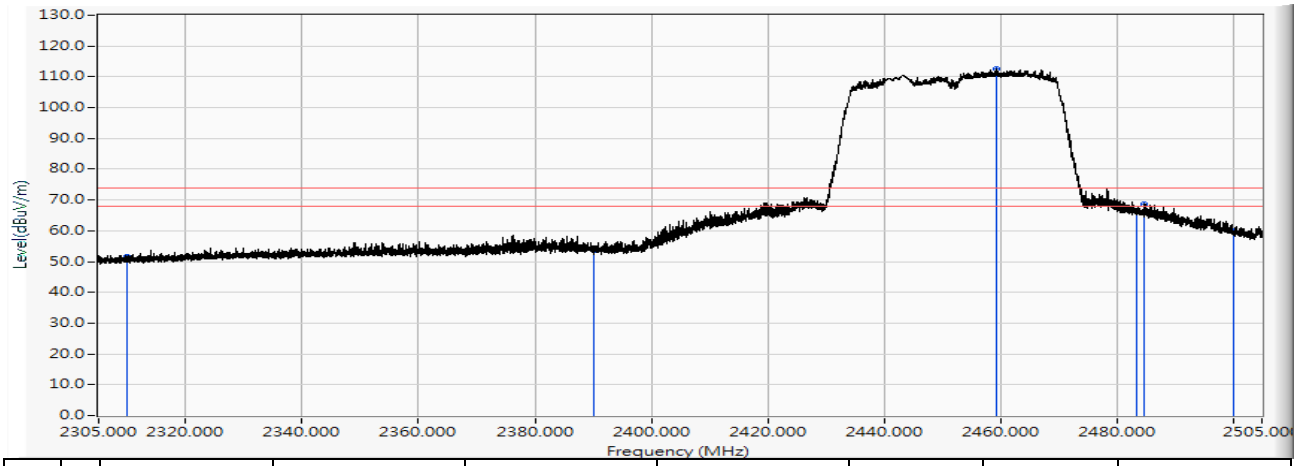

		Frequency (MHz)	Correct Factor (dB)	Reading Level (dBuV)	Measure Level (dBuV/m)	Margin (dB)	Limit (dBuV/m)	Detector Type
1		2310.000	11.144	40.397	51.542	-22.458	74.000	PEAK
2		2390.000	11.674	41.851	53.525	-20.475	74.000	PEAK
3	*	2459.360	12.133	100.281	112.414	38.414	74.000	PEAK
4		2483.500	12.292	53.864	66.156	-7.844	74.000	PEAK
5		2484.660	12.300	56.384	68.684	-5.316	74.000	PEAK
6		2500.000	12.394	47.608	60.003	-13.997	74.000	PEAK

Note:

1. All reading above 1GHz is performed with peak and/or average measurements as necessary.
2. “ * ”, means this data is the worst emission level.
3. Measurement Level = Reading Level + Correct Factor.
4. The average measurement was not performed when the peak measured data under the limit of average detection.
5. The fundamental for reference only, it’s restricted by unwanted emission limit.

Site : DEKRA Taiwan CB2-H	Time : 2018/07/18
Limit : FCC_SpartC_15.209_03M_AV	Margin : 6
Probe : CB2-H_FCC_EFS_B091_1-18GHz_3M_0117 - VERTICAL	Power : AC 120V / 60Hz
EUT : Wireless-AC2200 Tri Band Gigabit Router	Note : Mode 5: Transmit _BF_ADP-45BW B 802.11ac(40M)_2452MHz

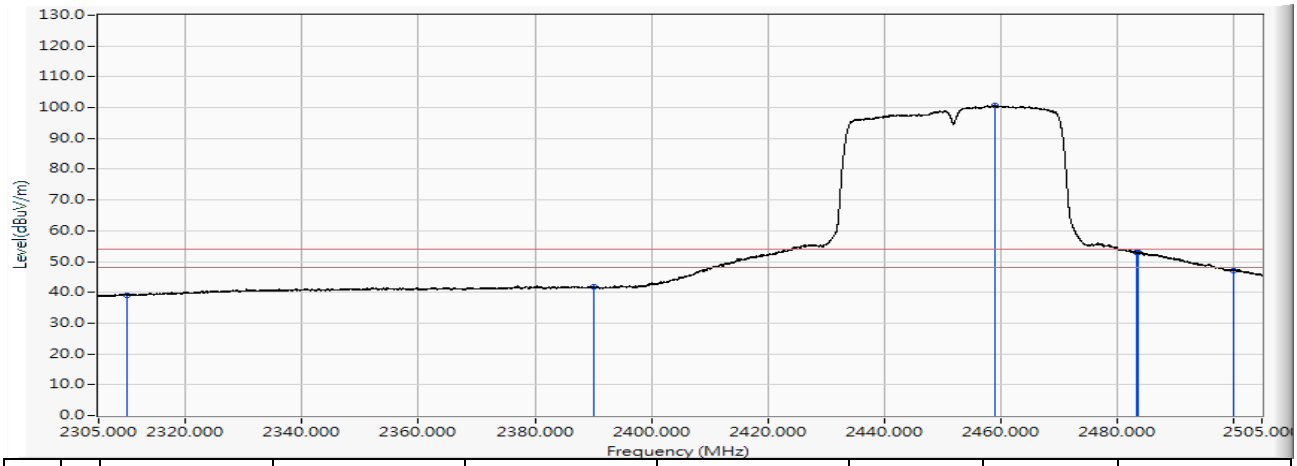

		Frequency (MHz)	Correct Factor (dB)	Reading Level (dBuV)	Measure Level (dBuV/m)	Margin (dB)	Limit (dBuV/m)	Detector Type
1		2310.000	11.144	28.045	39.190	-14.810	54.000	AVERAGE
2		2390.000	11.674	30.046	41.720	-12.280	54.000	AVERAGE
3	*	2459.020	12.130	88.513	100.643	46.643	54.000	AVERAGE
4		2483.500	12.292	40.515	52.807	-1.193	54.000	AVERAGE
5		2483.600	12.292	40.610	52.903	-1.097	54.000	AVERAGE
6		2500.000	12.394	34.670	47.065	-6.935	54.000	AVERAGE

Note:

1. All reading above 1GHz is performed with peak and/or average measurements as necessary.
2. “ * ”, means this data is the worst emission level.
3. Measurement Level = Reading Level + Correct Factor.
4. The average measurement was not performed when the peak measured data under the limit of average detection.
5. The fundamental for reference only, it’s restricted by unwanted emission limit.

7. DTS Bandwidth

7.1. Test Setup

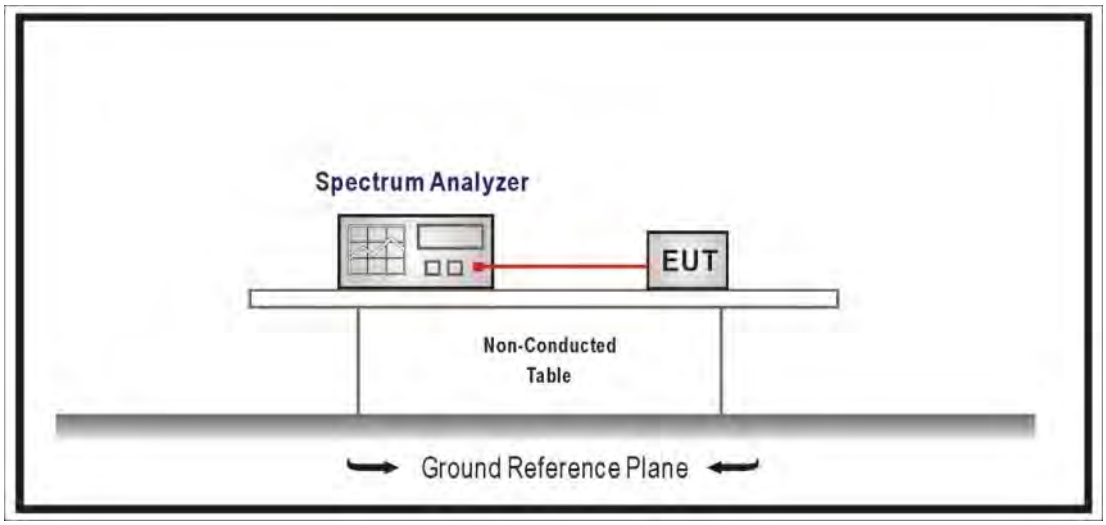

7.2. Test Procedures

The EUT was setup according to ANSI C63.10: 2013; tested procedure section 8.1 of KDB 558074 D01 V05 for compliance to FCC 47CFR 15.247 requirements. Set RBW = 100KHz, Set the VBW≧3xRBW, Sweep Time=Auto, Set Peak Detector.

7.3. Limits

The 6 dB bandwidth must be greater than 500 kHz.

7.4. Test Specification

According to FCC Part 15 Subpart C Paragraph 15.247: 2017

7.5. Test Result

Product	Wireless-AC2200 Tri Band Gigabit Router		
Test Item	DTS Bandwidth		
Test Mode	Mode 1: Transmit_CDD_ADP-45BW B		
Date of Test	2018/07/09	Test Site	SR10-H

802.11b (ANT 0)				
Channel No.	Frequency (MHz)	Measure Level (MHz)	Limit (MHz)	Result
1	2412	8.064	≧0.5	Pass
6	2437	8.063	≧0.5	Pass
11	2462	8.047	≧0.5	Pass

Channel 1 (2412MHz)

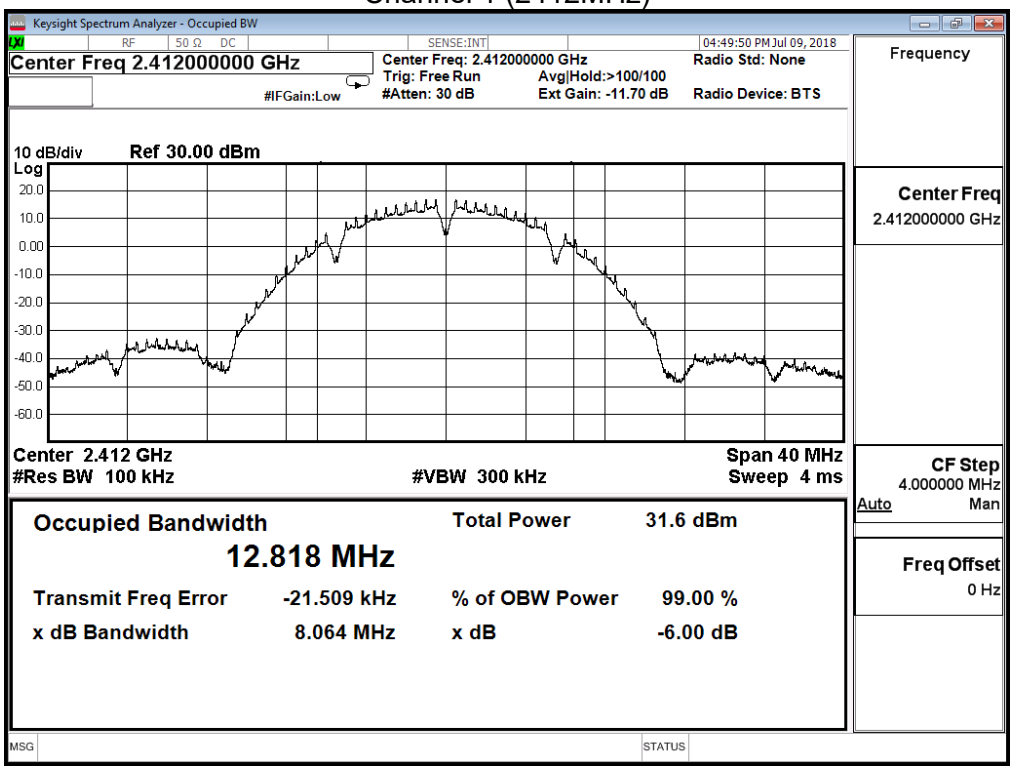

Channel 6 (2437MHz)

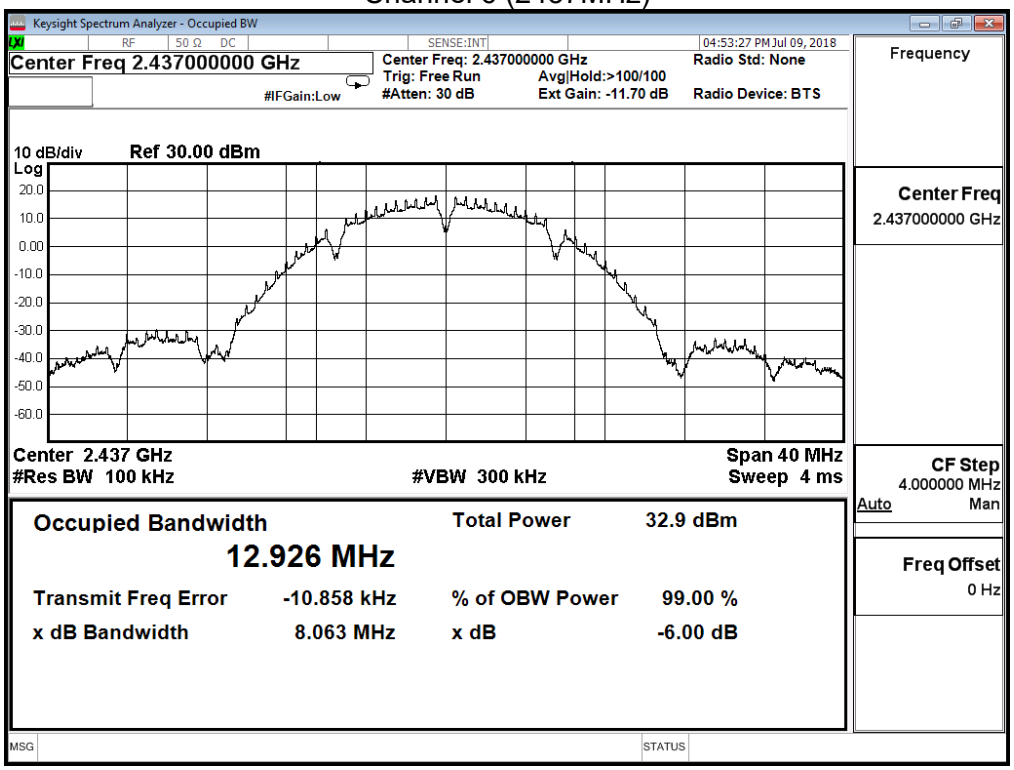

Channel 11 (2462MHz)

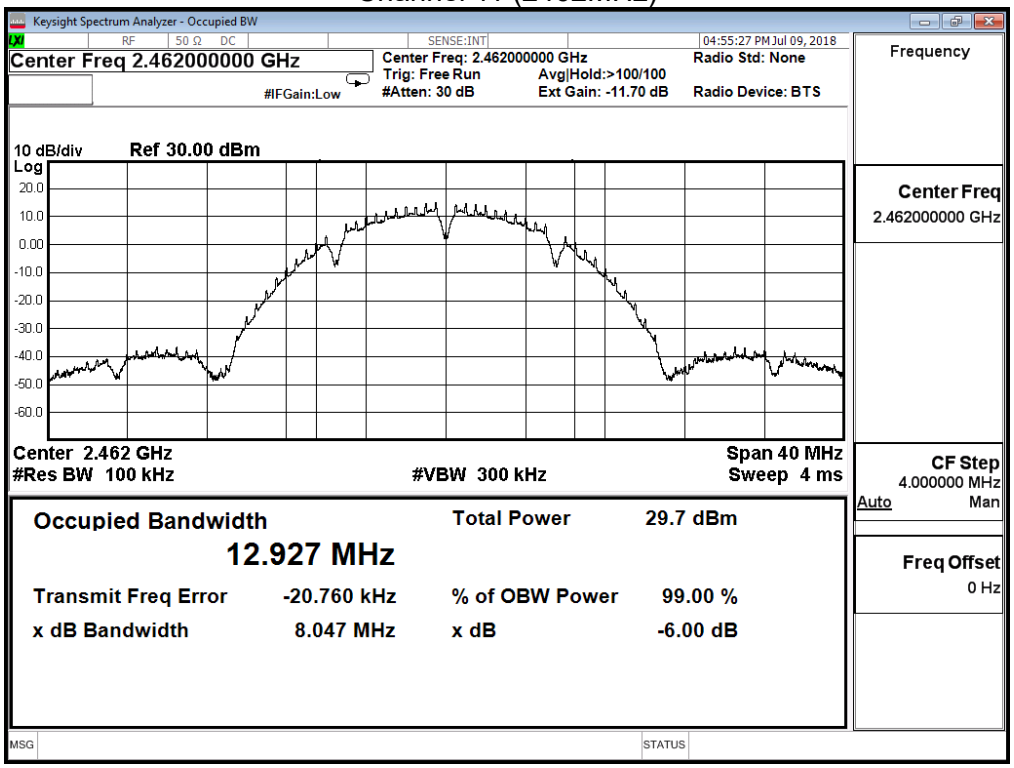

Product	Wireless-AC2200 Tri Band Gigabit Router		
Test Item	DTS Bandwidth		
Test Mode	Mode 1: Transmit_CDD_ADP-45BW B		
Date of Test	2018/07/09	Test Site	SR10-H

802.11b (ANT 1)				
Channel No.	Frequency (MHz)	Measure Level (MHz)	Limit (MHz)	Result
1	2412	8.031	≧0.5	Pass
6	2437	8.548	≧0.5	Pass
11	2462	8.052	≧0.5	Pass

Channel 1 (2412MHz)

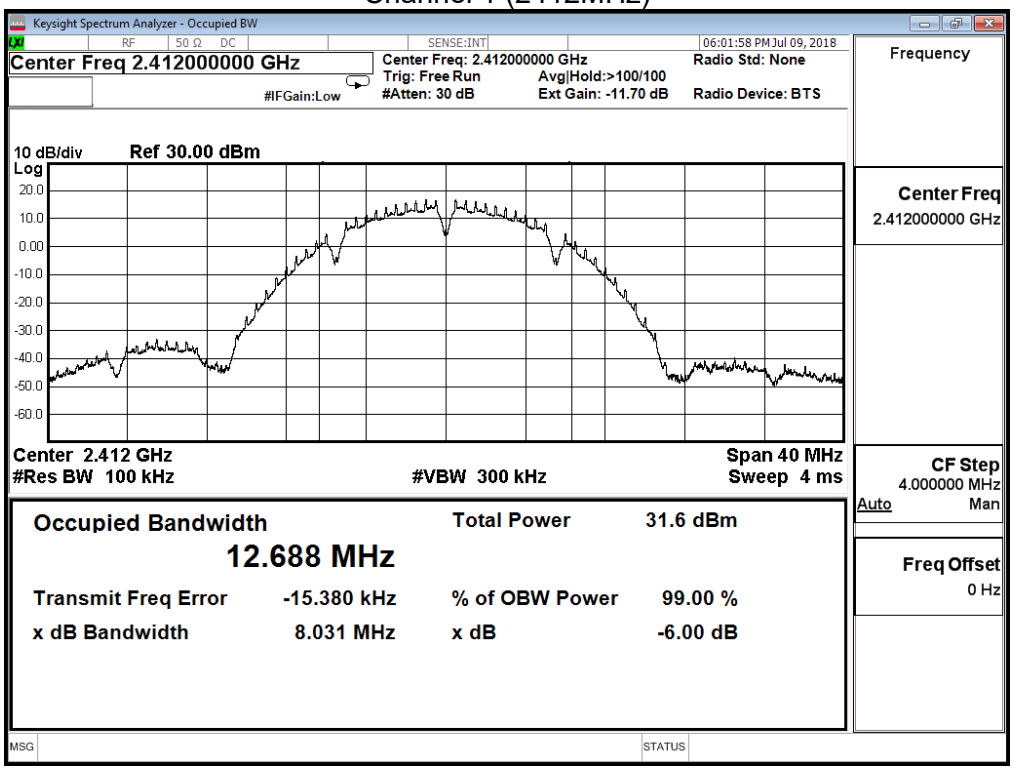

Channel 6 (2437MHz)

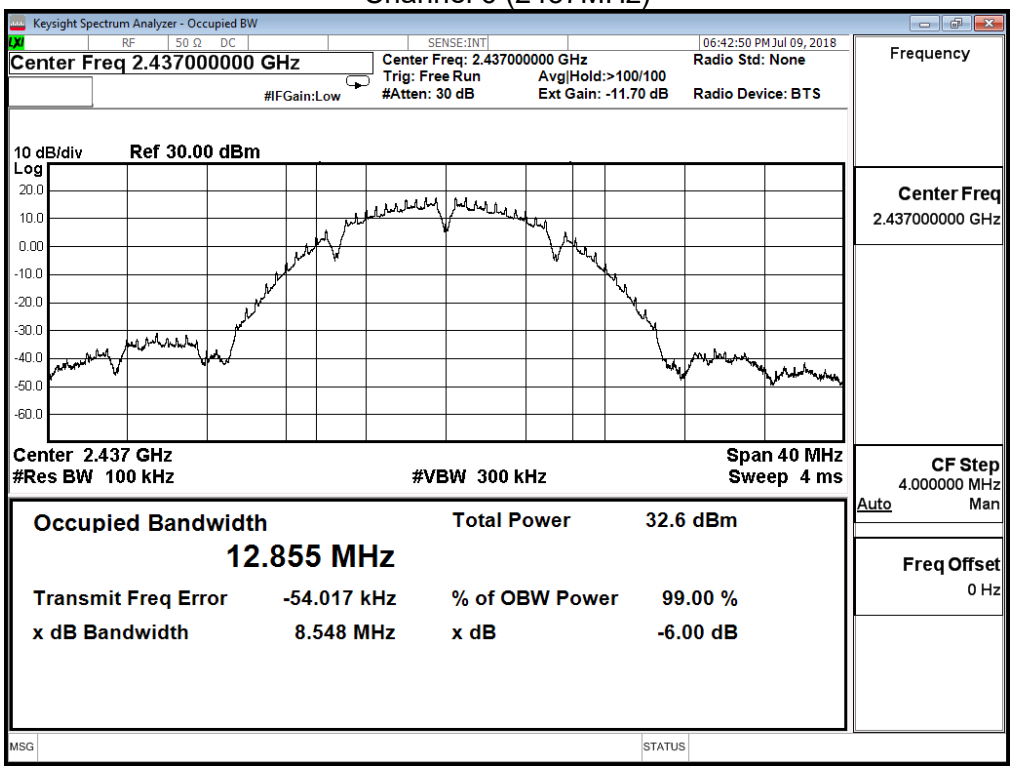

Channel 11 (2462MHz)

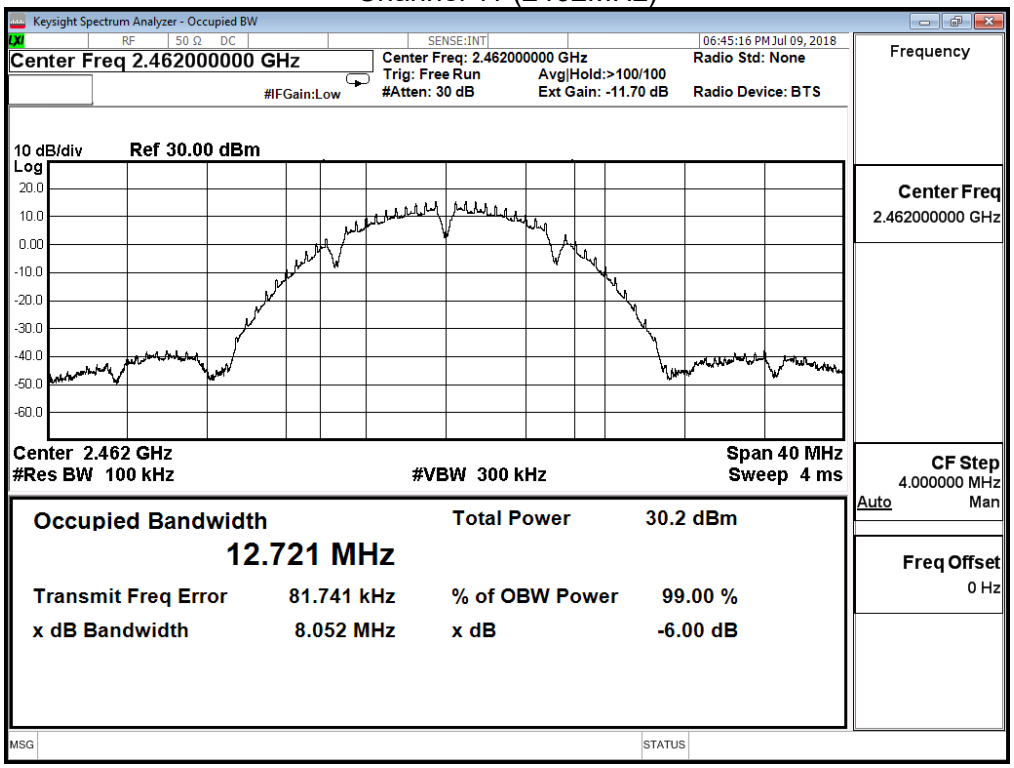

Product	Wireless-AC2200 Tri Band Gigabit Router		
Test Item	DTS Bandwidth		
Test Mode	Mode 1: Transmit_CDD_ADP-45BW B		
Date of Test	2018/07/09	Test Site	SR10-H

802.11g (ANT 0)				
Channel No.	Frequency (MHz)	Measure Level (MHz)	Limit (MHz)	Result
1	2412	16.320	≧0.5	Pass
6	2437	16.310	≧0.5	Pass
11	2462	16.330	≧0.5	Pass

Channel 1 (2412MHz)

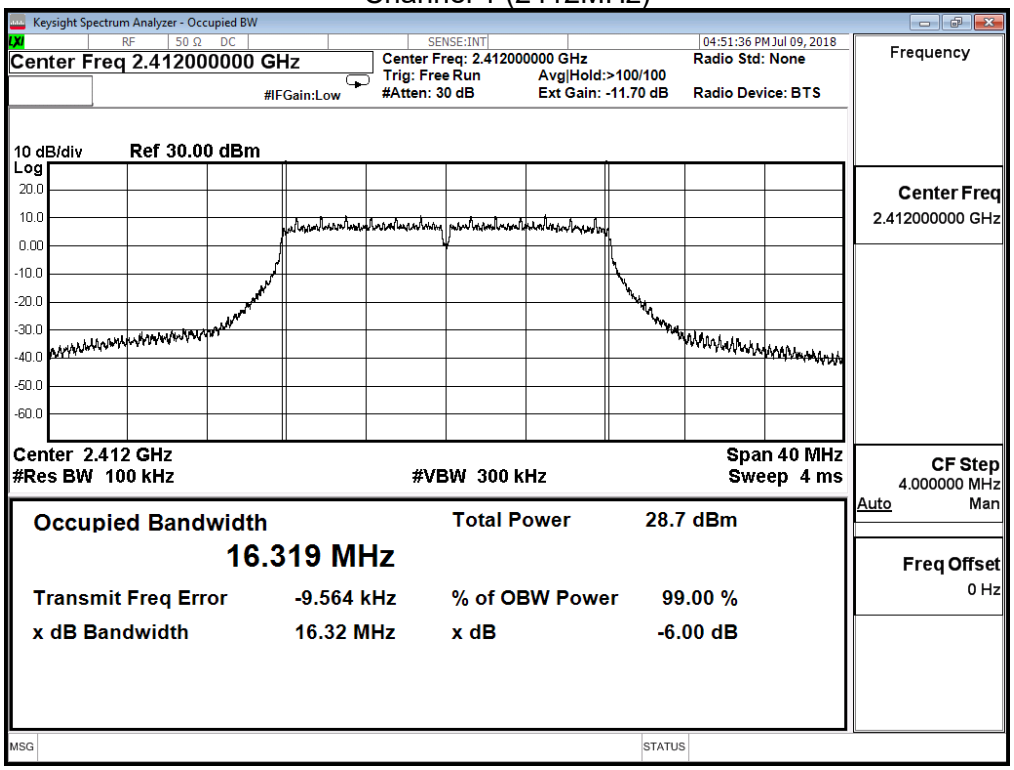

Channel 6 (2437MHz)

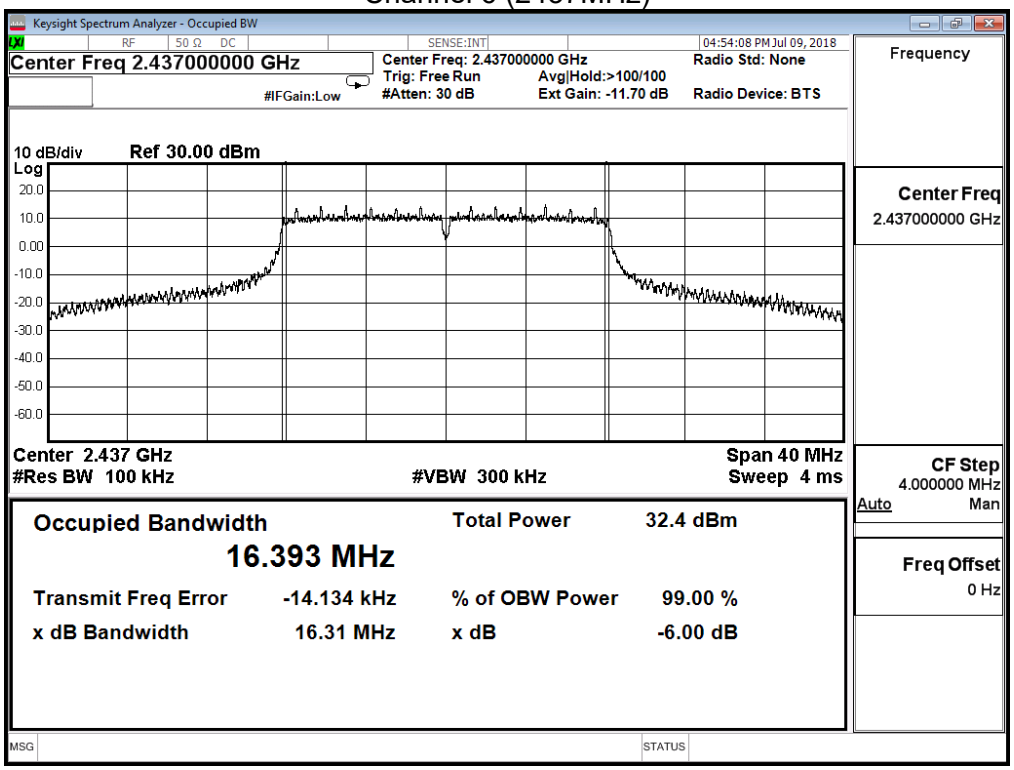

Channel 11 (2462MHz)

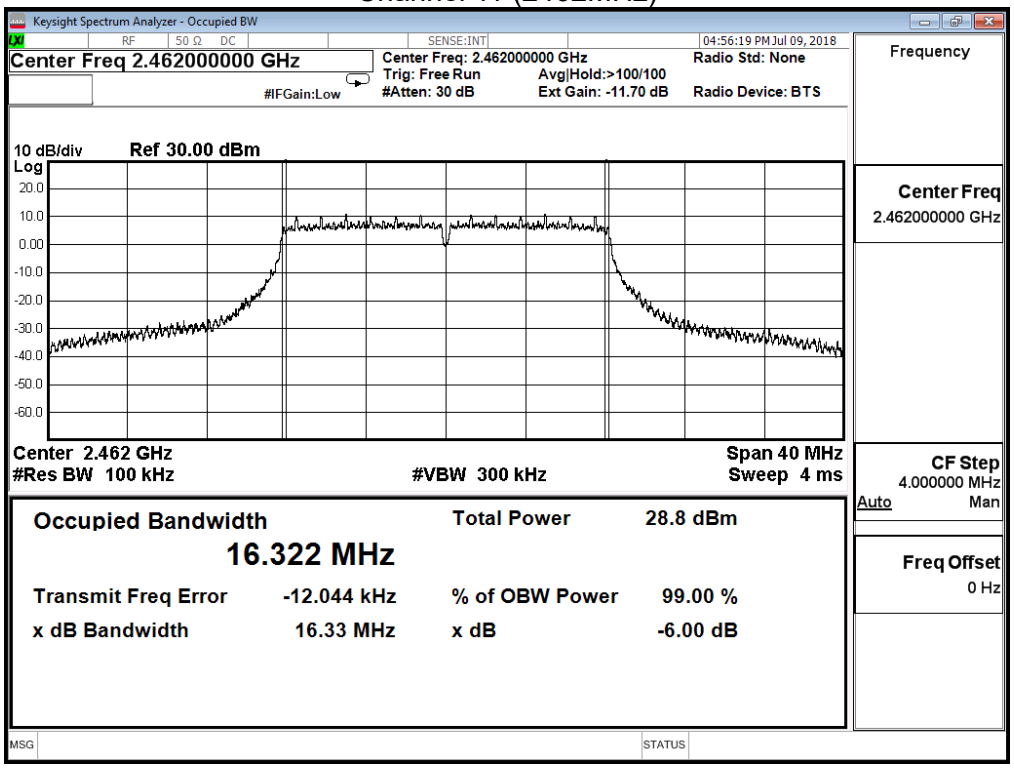

Product	Wireless-AC2200 Tri Band Gigabit Router		
Test Item	DTS Bandwidth		
Test Mode	Mode 1: Transmit_CDD_ADP-45BW B		
Date of Test	2018/07/09	Test Site	SR10-H

802.11g (ANT 1)				
Channel No.	Frequency (MHz)	Measure Level (MHz)	Limit (MHz)	Result
1	2412	16.330	≧0.5	Pass
6	2437	16.340	≧0.5	Pass
11	2462	16.340	≧0.5	Pass

Channel 1 (2412MHz)

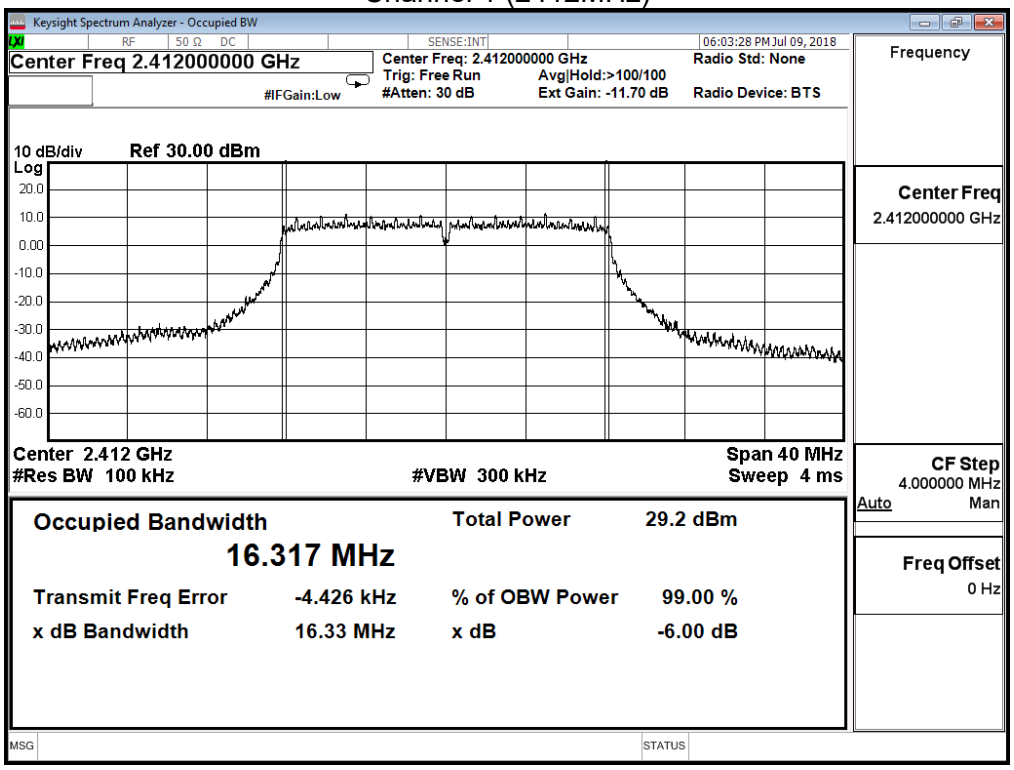

Channel 6 (2437MHz)

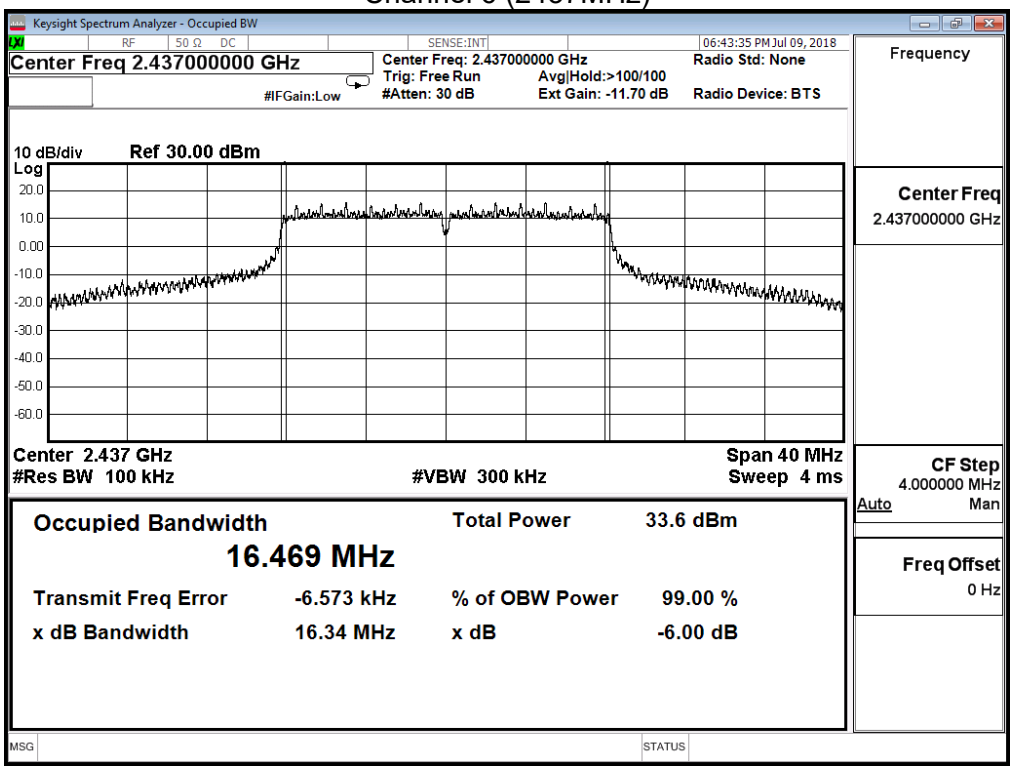

Channel 11 (2462MHz)

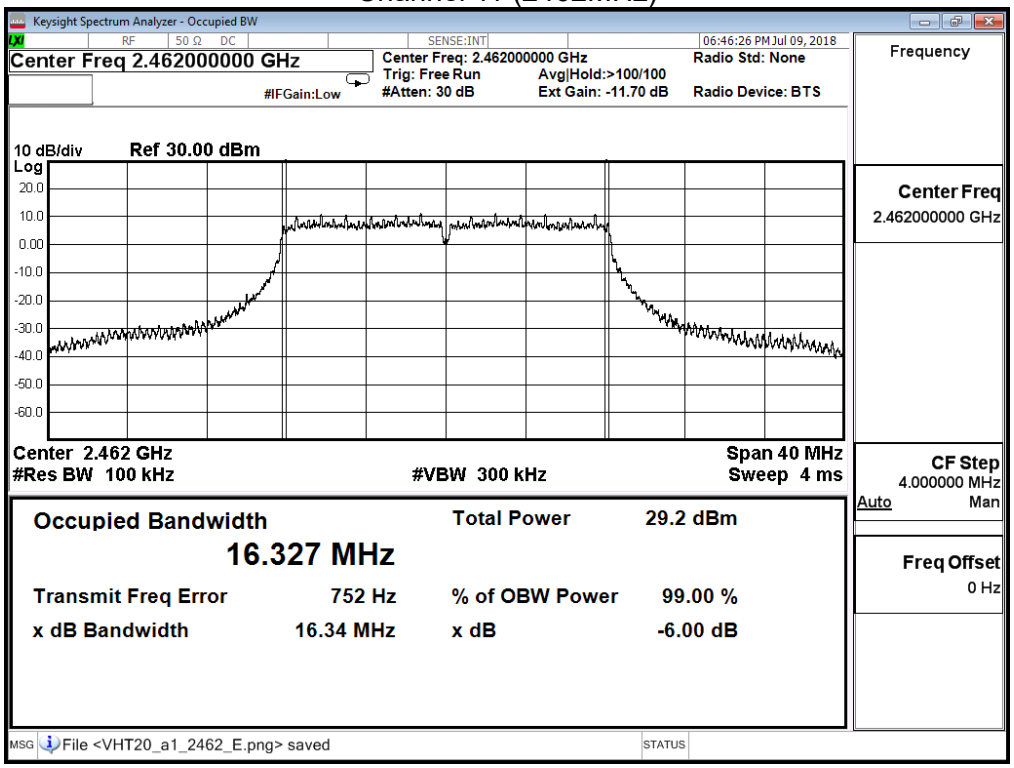

Product	Wireless-AC2200 Tri Band Gigabit Router		
Test Item	DTS Bandwidth		
Test Mode	Mode 1: Transmit_CDD_ADP-45BW B		
Date of Test	2018/07/09	Test Site	SR10-H

IEEE 802.11ac 20M (ANT 0)				
Channel No.	Frequency (MHz)	Measure Level (MHz)	Limit (MHz)	Result
1	2412	17.570	≧0.5	Pass
6	2437	17.550	≧0.5	Pass
11	2462	17.560	≧0.5	Pass

Channel 1 (2412MHz)

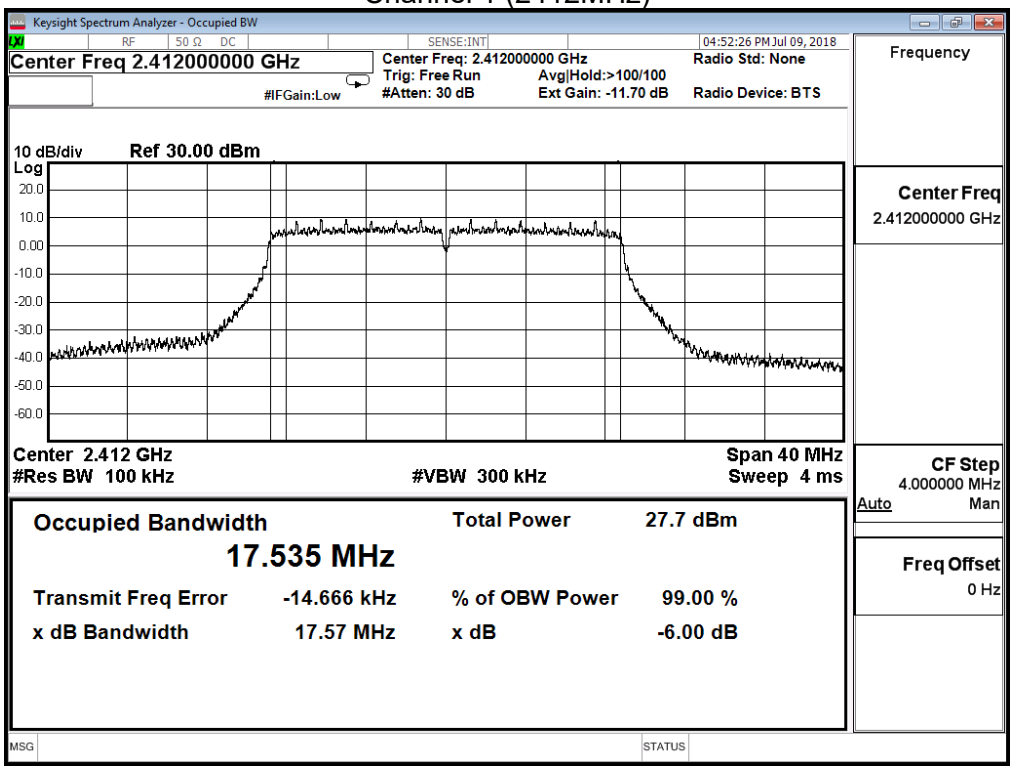

Channel 6 (2437MHz)

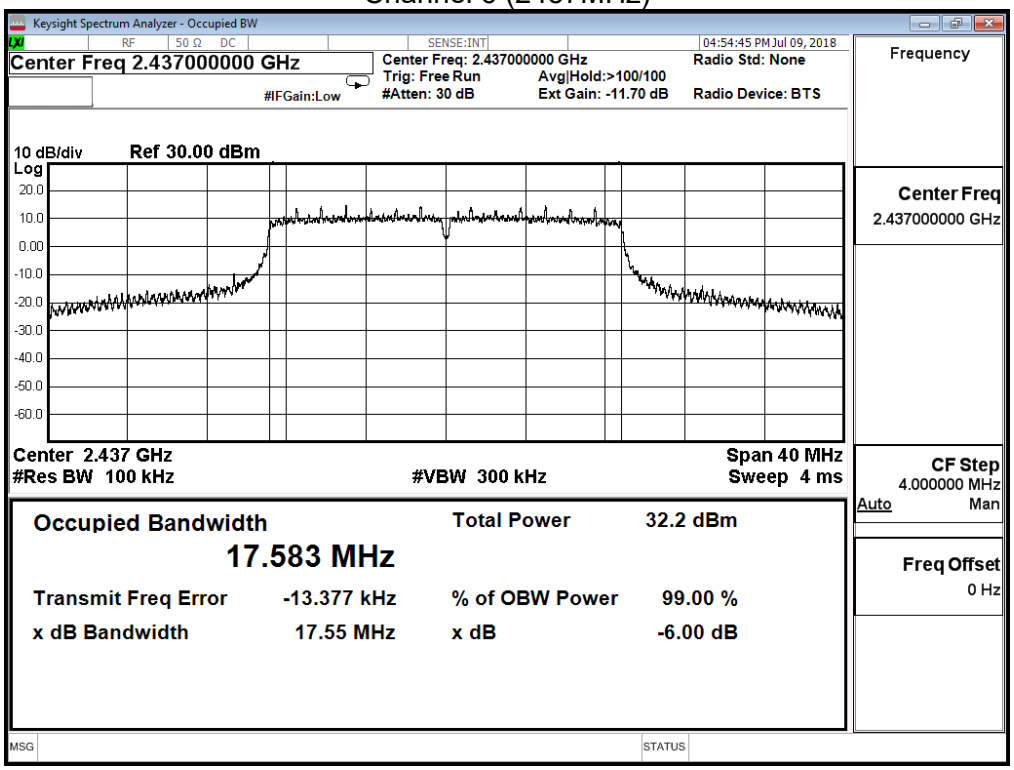

Channel 11 (2462MHz)

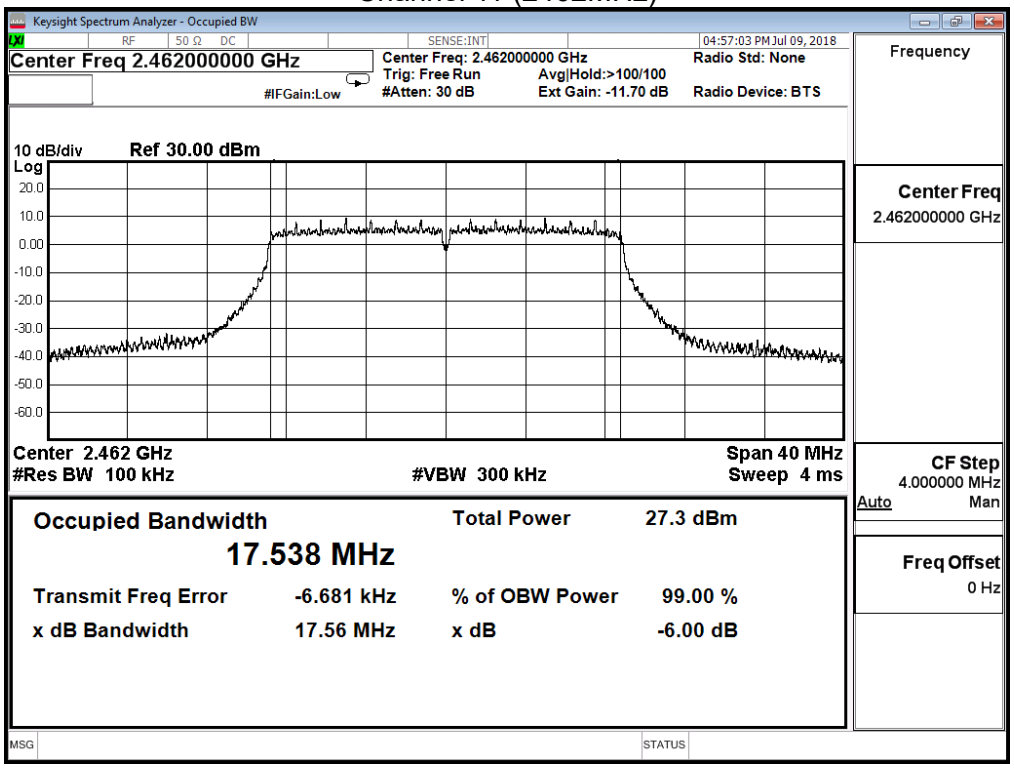

Product	Wireless-AC2200 Tri Band Gigabit Router		
Test Item	DTS Bandwidth		
Test Mode	Mode 1: Transmit_CDD_ADP-45BW B		
Date of Test	2018/07/09	Test Site	SR10-H

IEEE 802.11ac 20M (ANT 1)				
Channel No.	Frequency (MHz)	Measure Level (MHz)	Limit (MHz)	Result
1	2412	17.560	≧0.5	Pass
6	2437	17.560	≧0.5	Pass
11	2462	17.590	≧0.5	Pass

Channel 1 (2412MHz)

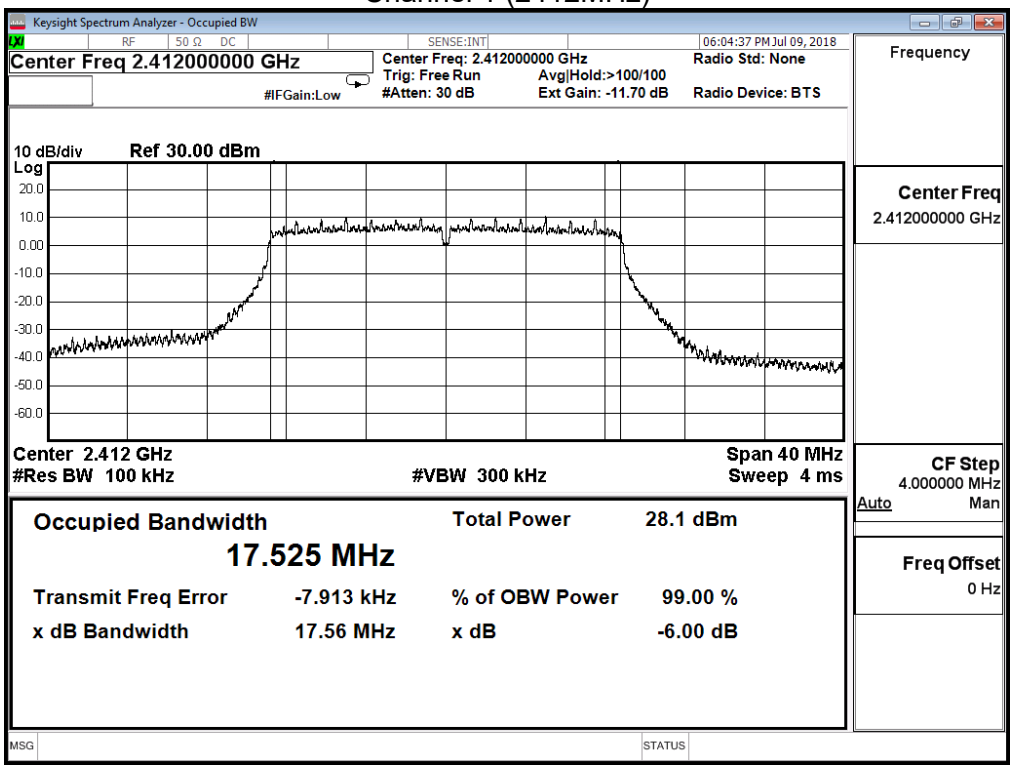

Channel 6 (2437MHz)

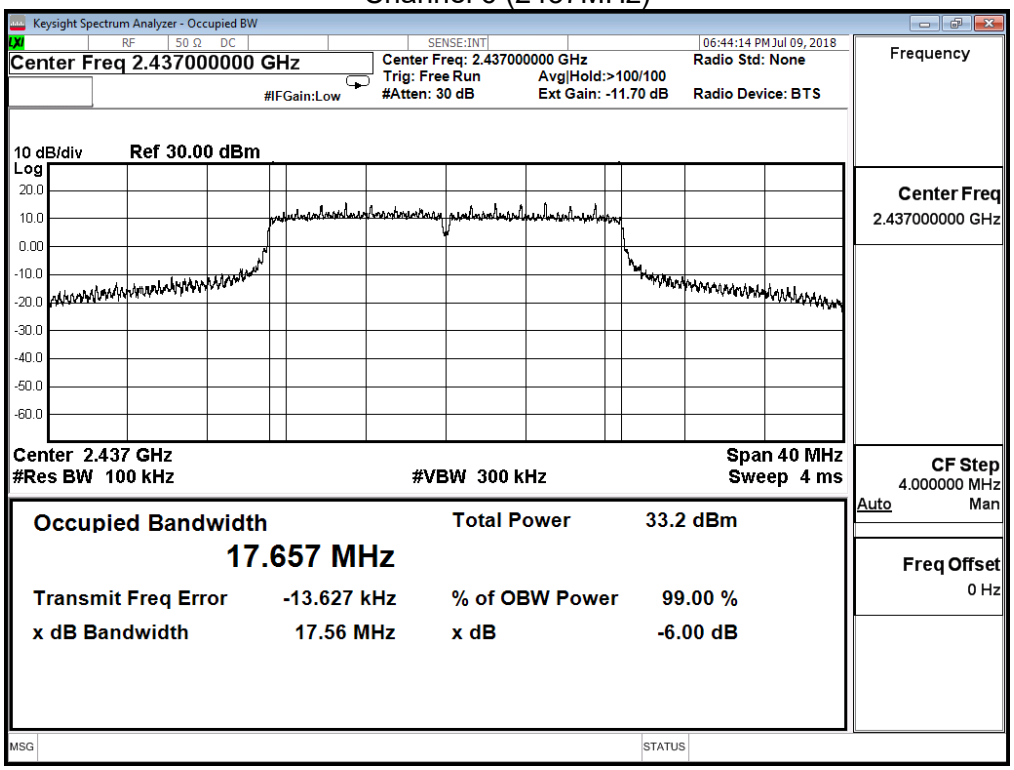

Channel 11 (2462MHz)

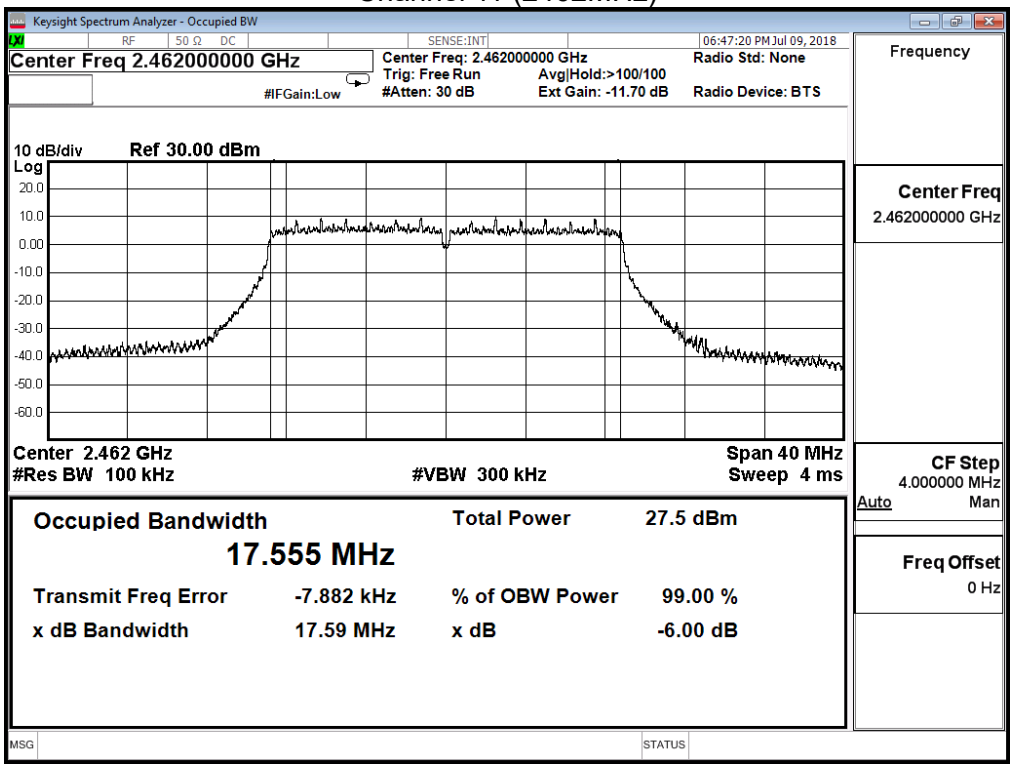

Product	Wireless-AC2200 Tri Band Gigabit Router		
Test Item	DTS Bandwidth		
Test Mode	Mode 1: Transmit_CDD_ADP-45BW B		
Date of Test	2018/07/09	Test Site	SR10-H

IEEE 802.11ac 40M (ANT 0)				
Channel No.	Frequency (MHz)	Measure Level (MHz)	Limit (MHz)	Result
3	2422	35.130	≧0.5	Pass
6	2437	35.120	≧0.5	Pass
9	2452	35.310	≧0.5	Pass

Channel 3 (2422MHz)

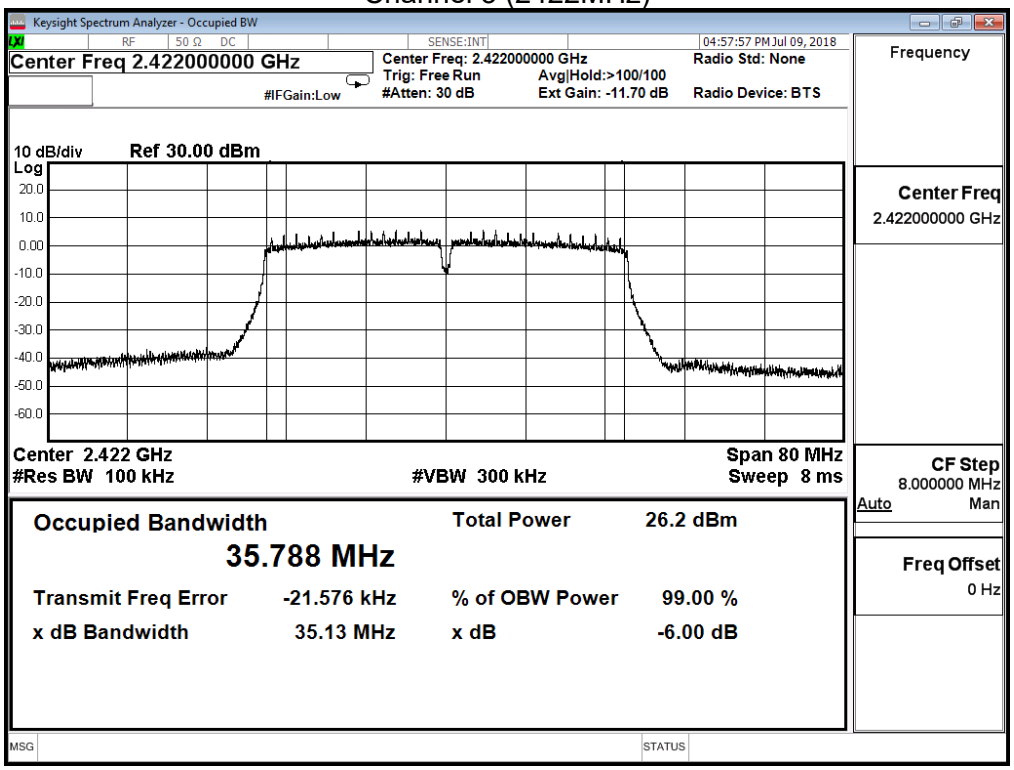

Channel 6 (2437MHz)

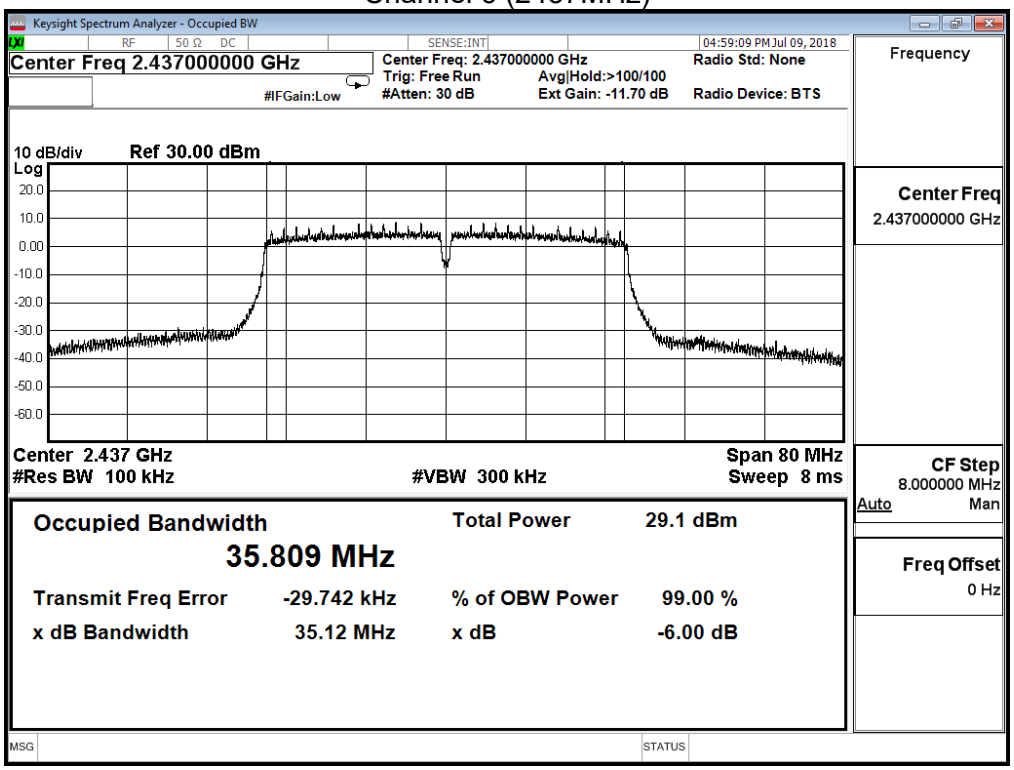

Channel 9 (2452MHz)

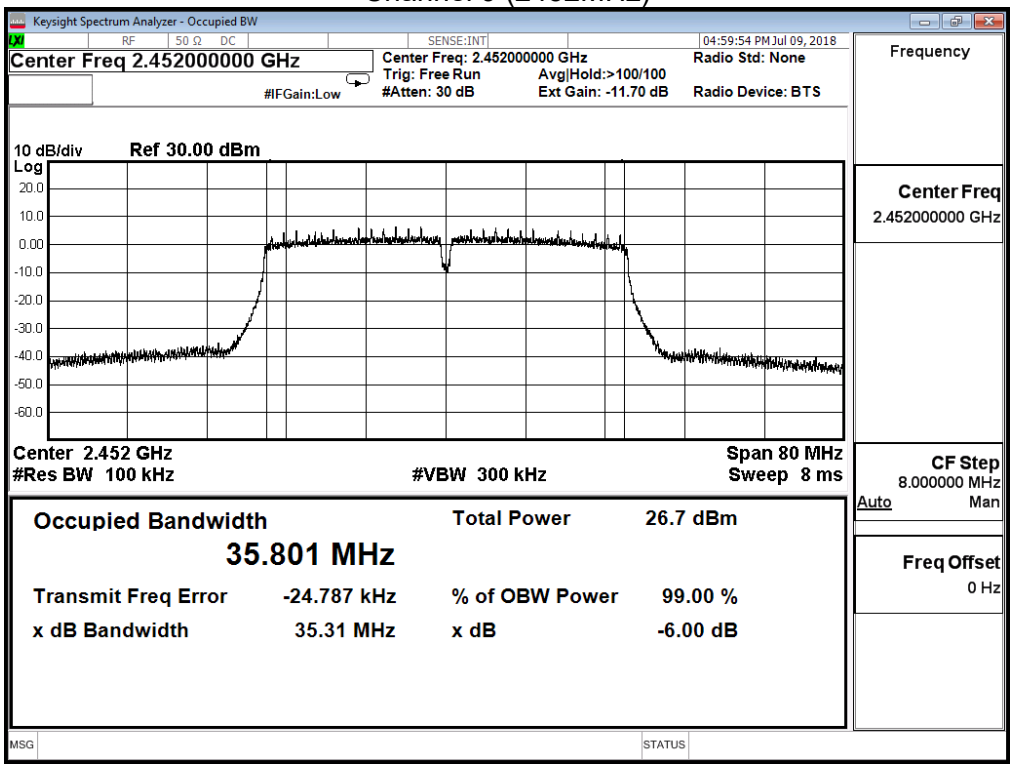

Product	Wireless-AC2200 Tri Band Gigabit Router		
Test Item	DTS Bandwidth		
Test Mode	Mode 1: Transmit_CDD_ADP-45BW B		
Date of Test	2018/07/09	Test Site	SR10-H

IEEE 802.11ac 40M (ANT 1)				
Channel No.	Frequency (MHz)	Measure Level (MHz)	Limit (MHz)	Result
3	2422	35.070	≧0.5	Pass
6	2437	35.120	≧0.5	Pass
9	2452	35.120	≧0.5	Pass

Channel 3 (2422MHz)

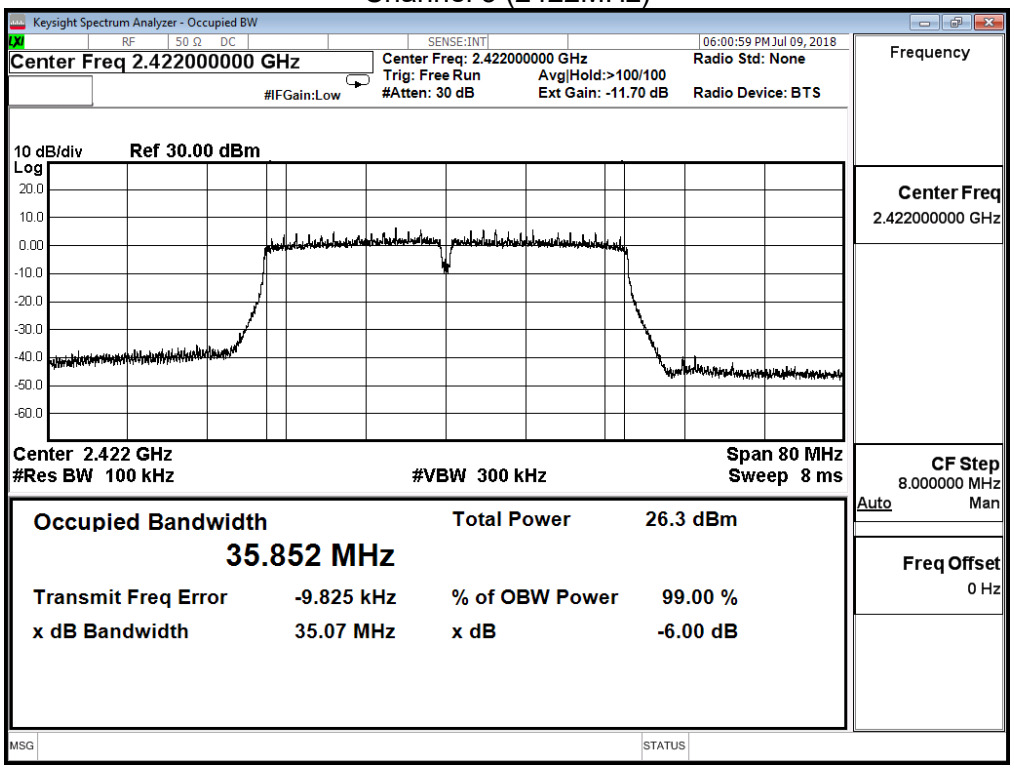

Channel 6 (2437MHz)

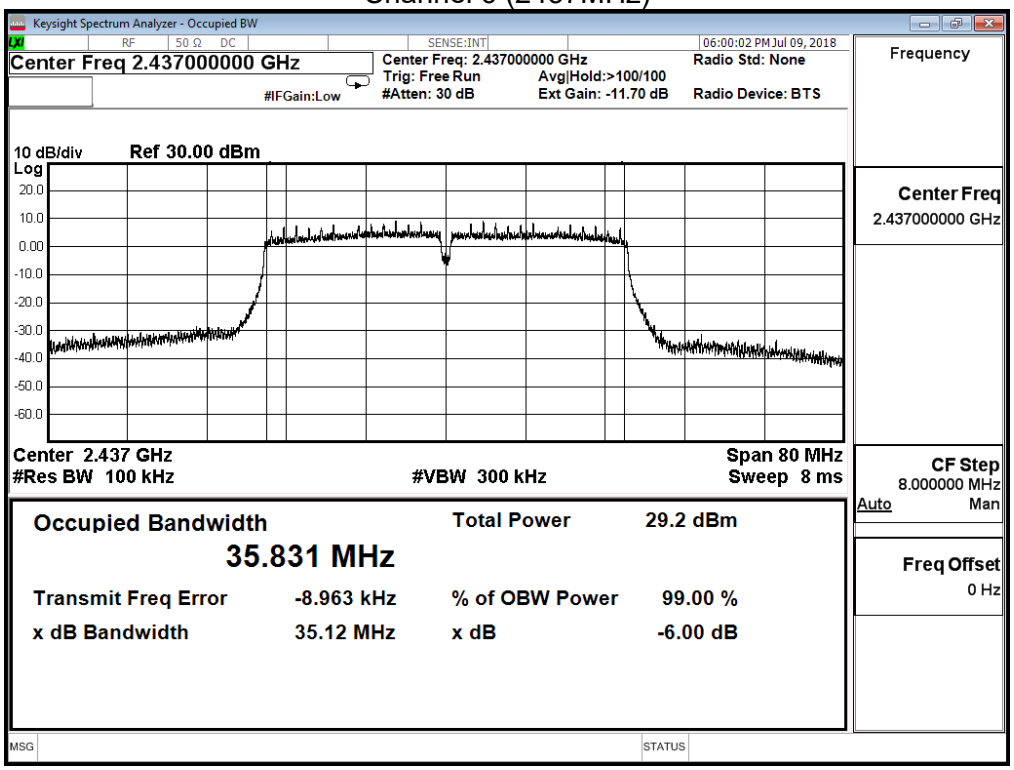

Channel 9 (2452MHz)

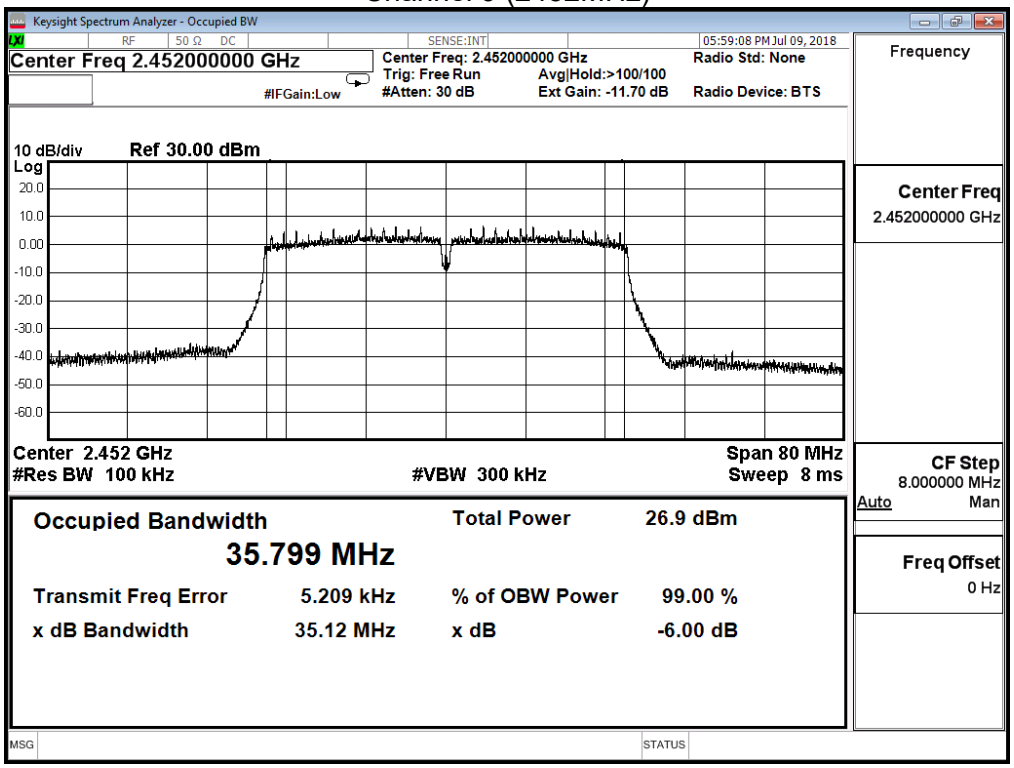

8. Occupied Bandwidth

8.1. Test Setup

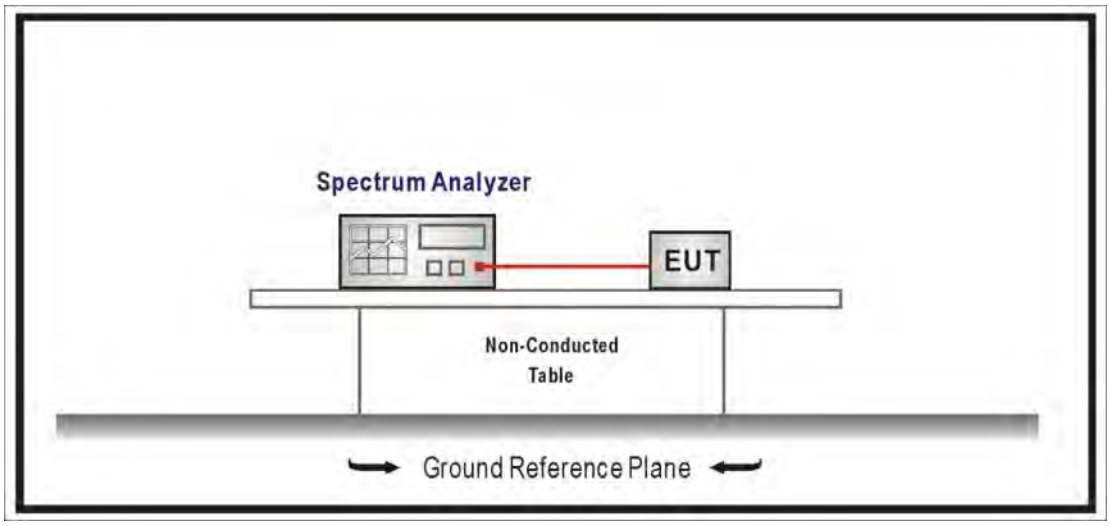

8.2. Test Procedures

The EUT was setup according to ANSI C63.10: 2013; tested according to DTS test procedure of KDB 558074 D01 V05 for compliance to FCC 47CFR 15.247 requirements.
Set RBW = 1-5% of the OBW, Set the VBW≧3xRBW, Sweep Time=Auto.

8.3. Limits

N/A

8.4. Test Specification

According to FCC Part 15 Subpart C Paragraph 15.247: 2017

8.5. Test Result

Product	Wireless-AC2200 Tri Band Gigabit Router		
Test Item	Occupied Bandwidth		
Test Mode	Mode 1: Transmit_CDD_ADP-45BW B		
Date of Test	2018/07/09	Test Site	SR10-H

802.11b (ANT 0)			
Channel No.	Frequency (MHz)	Measure Level (MHz)	Limit (MHz)
1	2412	12.897	---
6	2437	12.922	---
11	2462	12.898	---

Channel 1 (2412MHz)

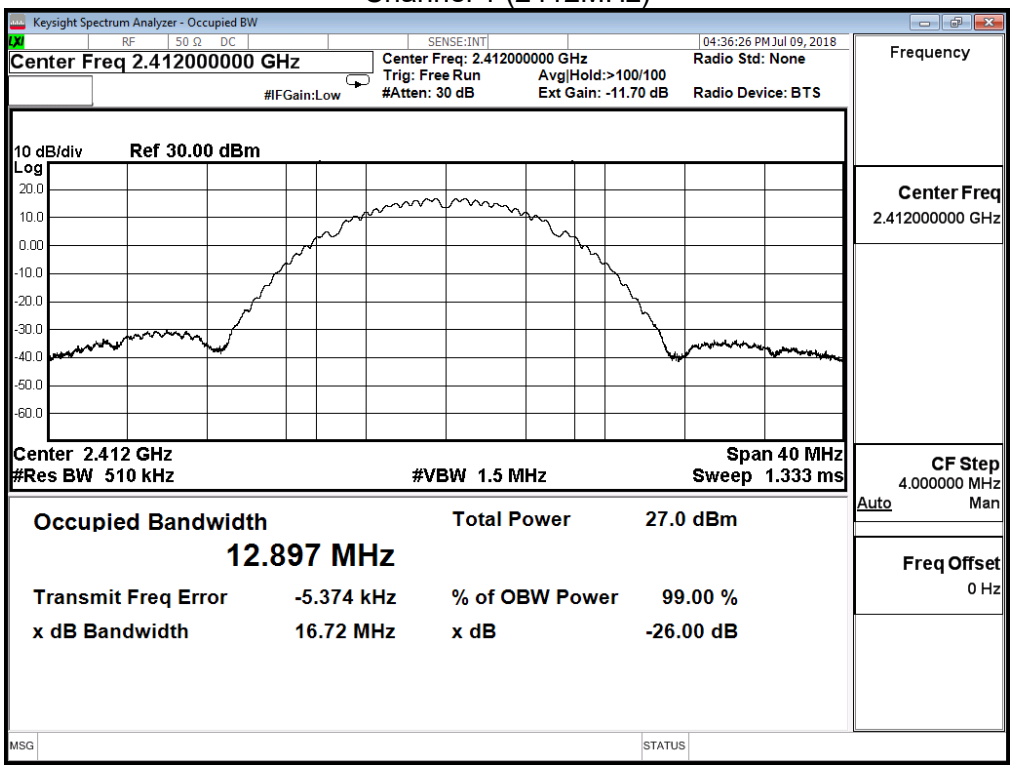

Channel 6 (2437MHz)

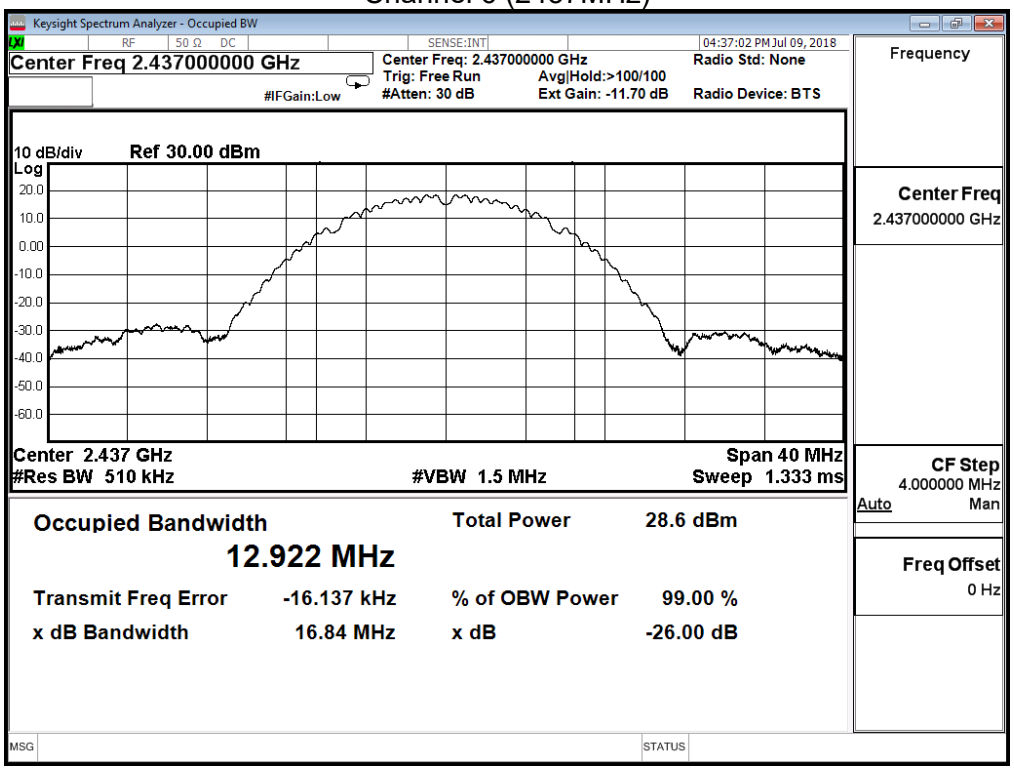

Channel 11 (2462MHz)

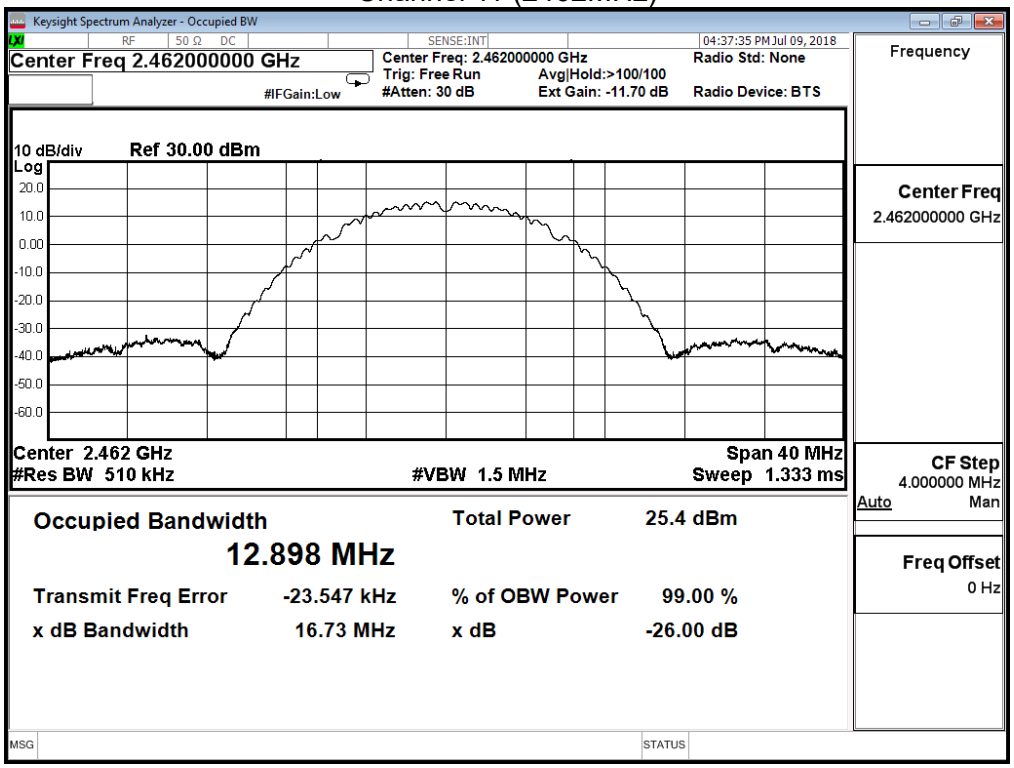

Product	Wireless-AC2200 Tri Band Gigabit Router		
Test Item	Occupied Bandwidth		
Test Mode	Mode 1: Transmit_CDD_ADP-45BW B		
Date of Test	2018/07/09	Test Site	SR10-H

802.11b (ANT 1)			
Channel No.	Frequency (MHz)	Measure Level (MHz)	Limit (MHz)
1	2412	12.825	---
6	2437	12.906	---
11	2462	12.845	---

Channel 1 (2412MHz)

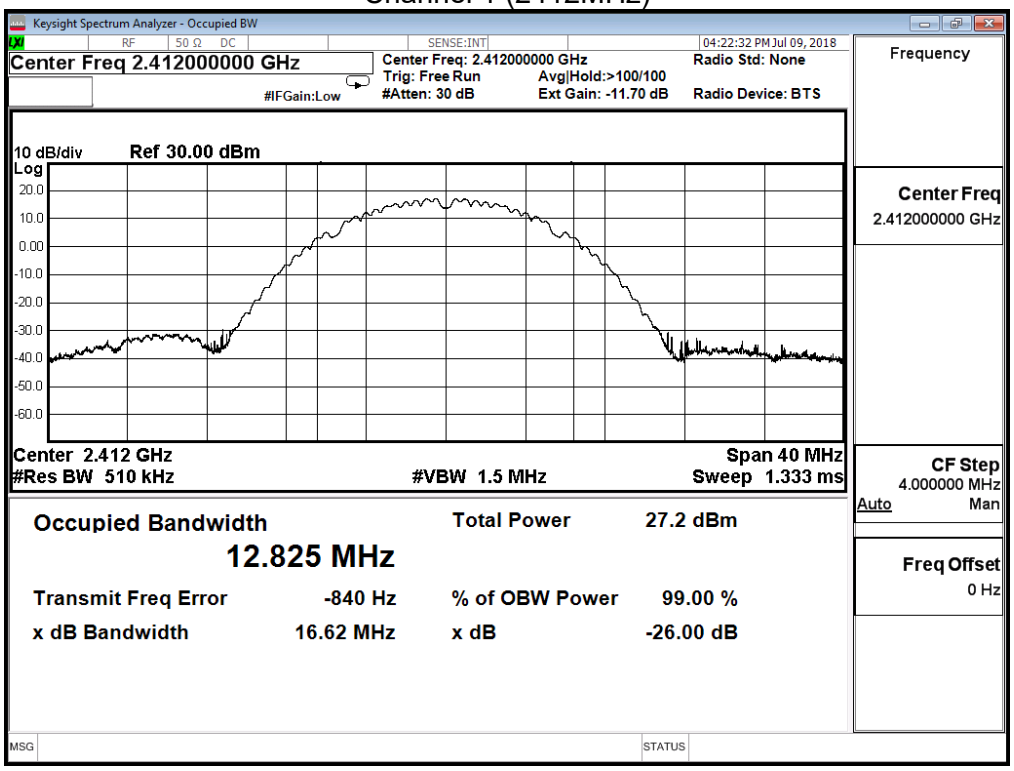

Channel 6 (2437MHz)

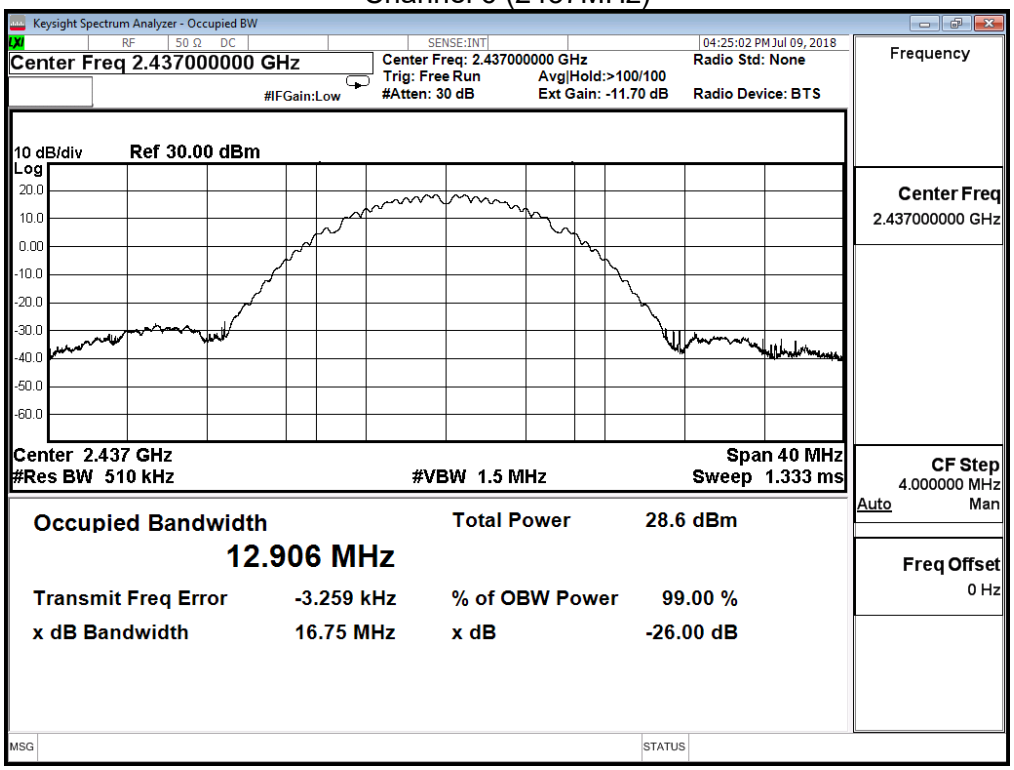

Channel 11 (2462MHz)

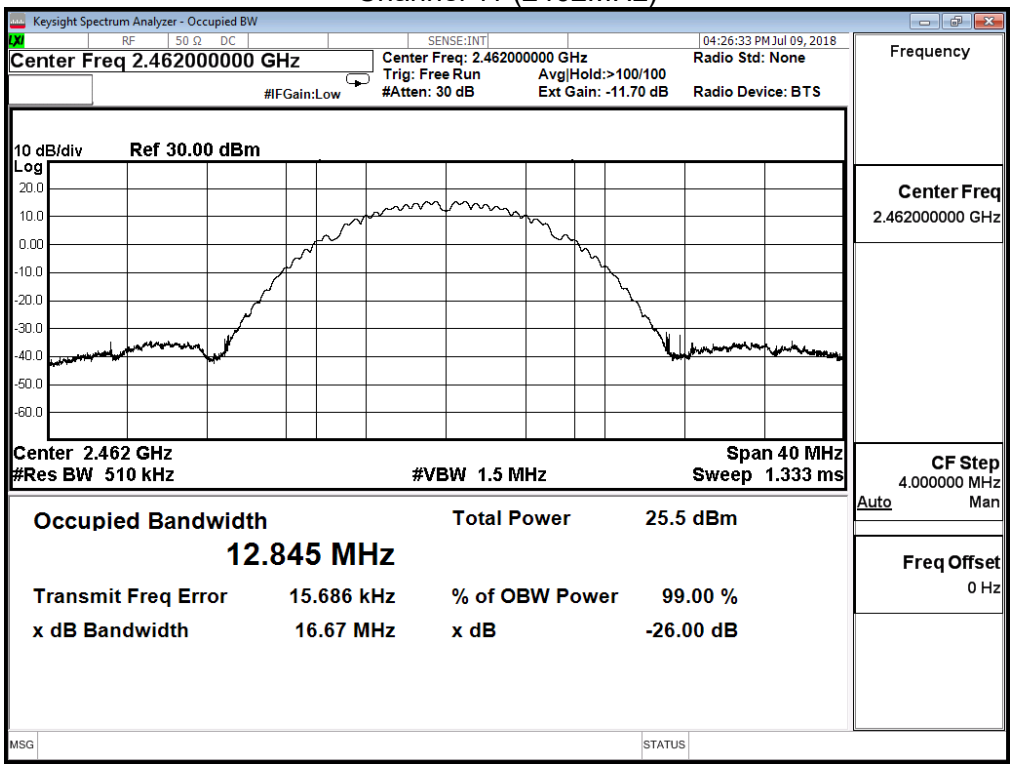

Product	Wireless-AC2200 Tri Band Gigabit Router		
Test Item	Occupied Bandwidth		
Test Mode	Mode 1: Transmit_CDD_ADP-45BW B		
Date of Test	2018/07/09	Test Site	SR10-H

802.11g (ANT 0)			
Channel No.	Frequency (MHz)	Measure Level (MHz)	Limit (MHz)
1	2412	16.638	---
6	2437	16.822	---
11	2462	16.657	---

Channel 1 (2412MHz)

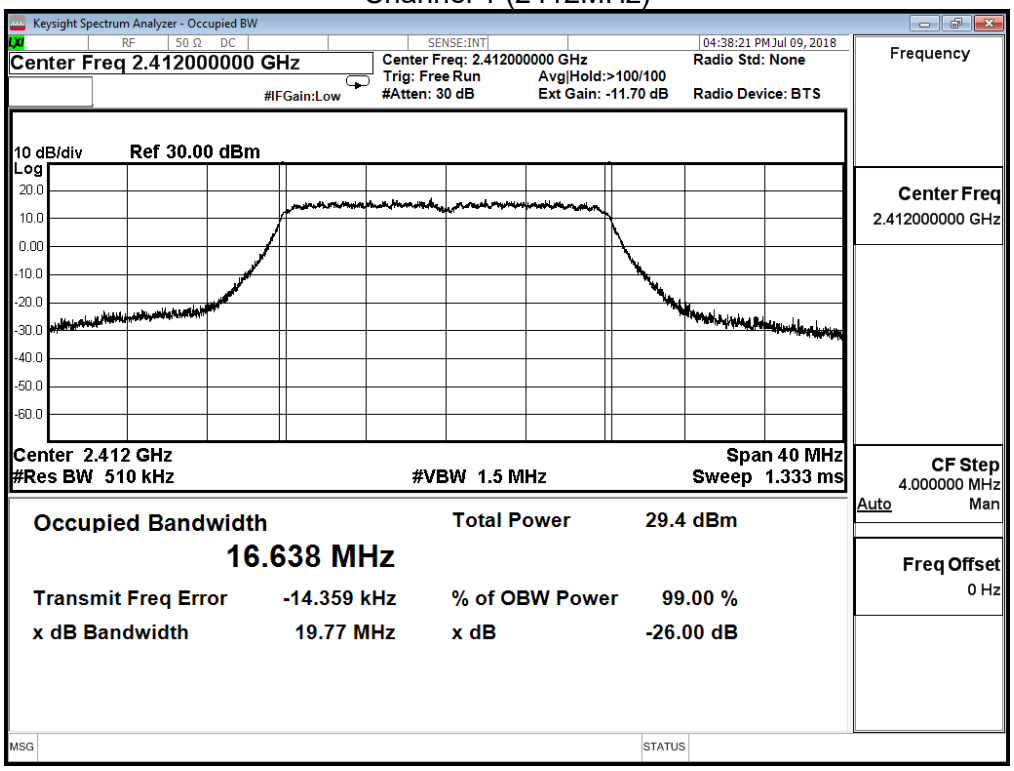

Channel 6 (2437MHz)

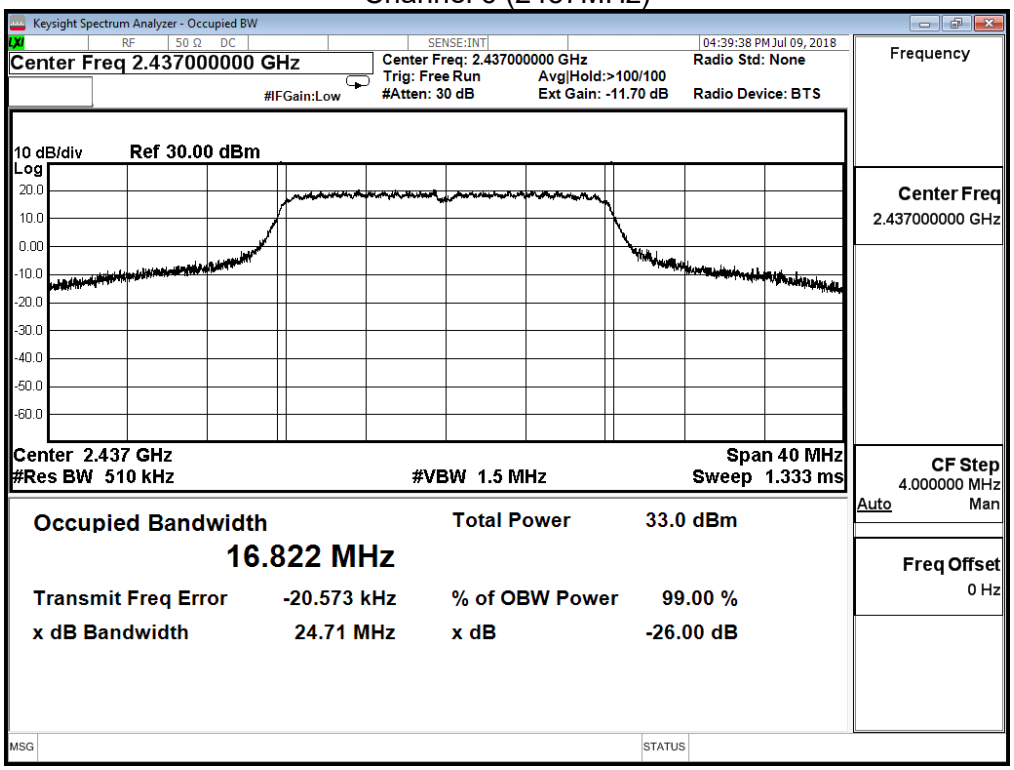

Channel 11 (2462MHz)

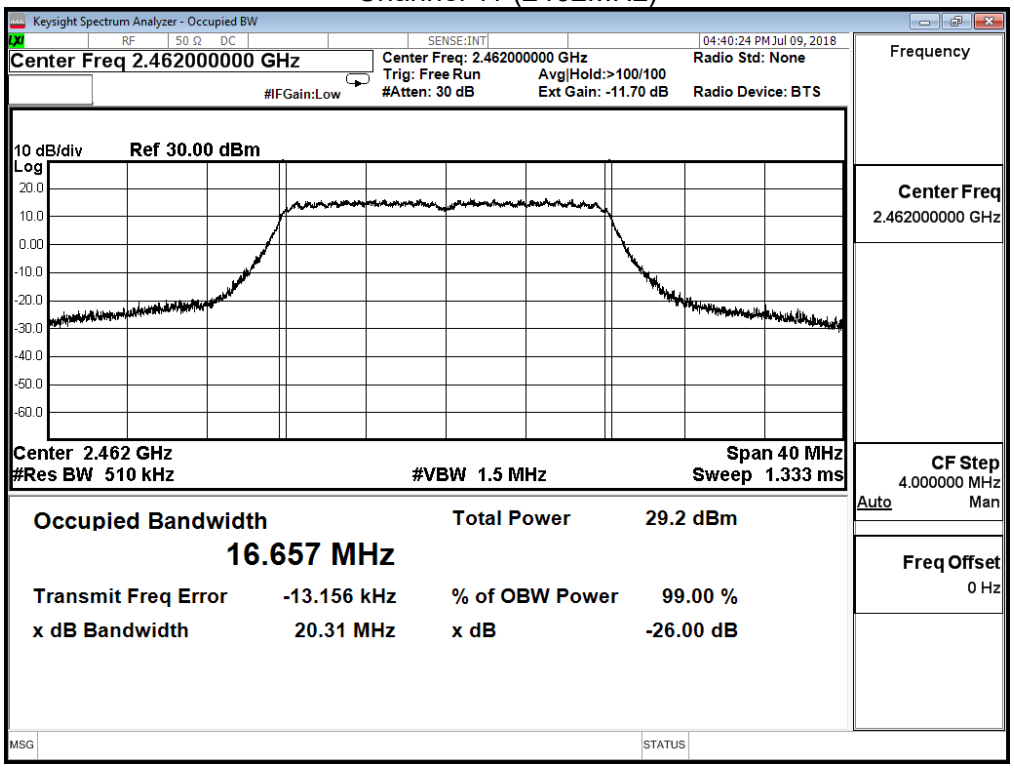

Product	Wireless-AC2200 Tri Band Gigabit Router		
Test Item	Occupied Bandwidth		
Test Mode	Mode 1: Transmit_CDD_ADP-45BW B		
Date of Test	2018/07/09	Test Site	SR10-H

802.11g (ANT 1)			
Channel No.	Frequency (MHz)	Measure Level (MHz)	Limit (MHz)
1	2412	16.567	---
6	2437	16.866	---
11	2462	16.579	---

Channel 1 (2412MHz)

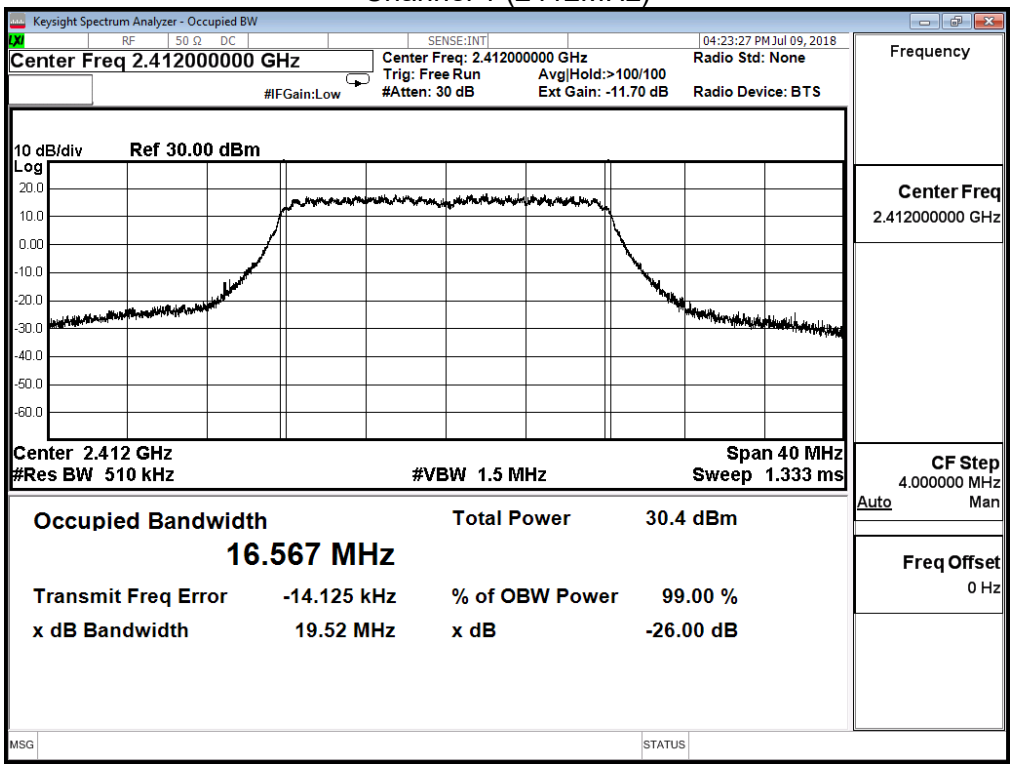

Channel 6 (2437MHz)

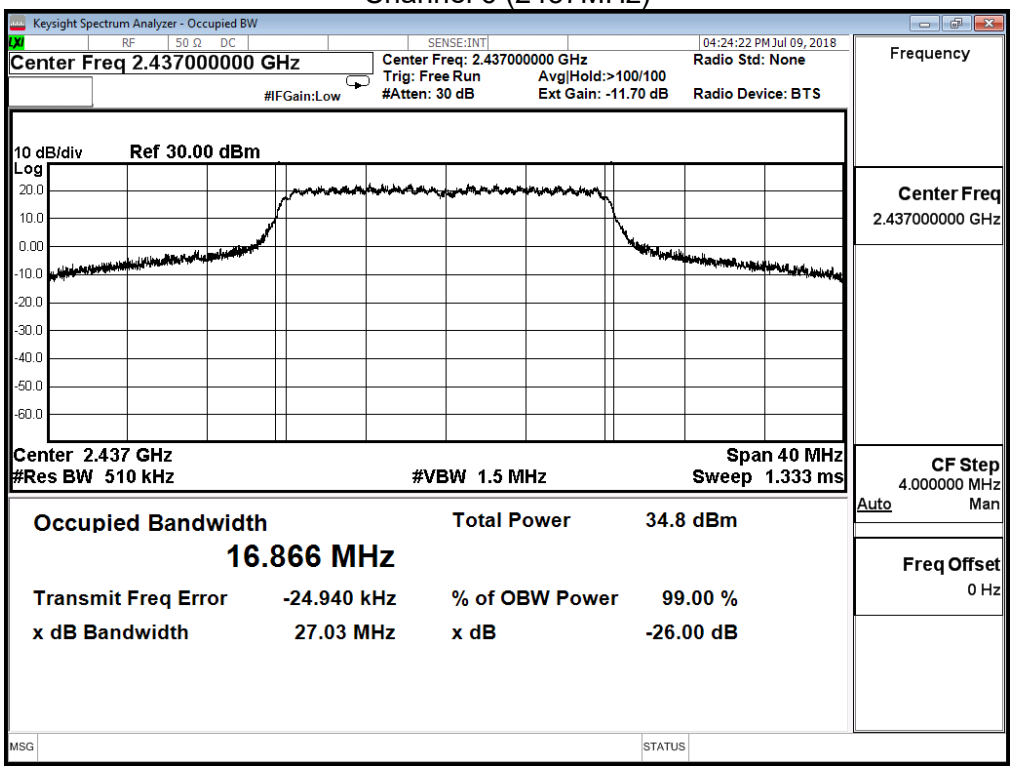

Channel 11 (2462MHz)

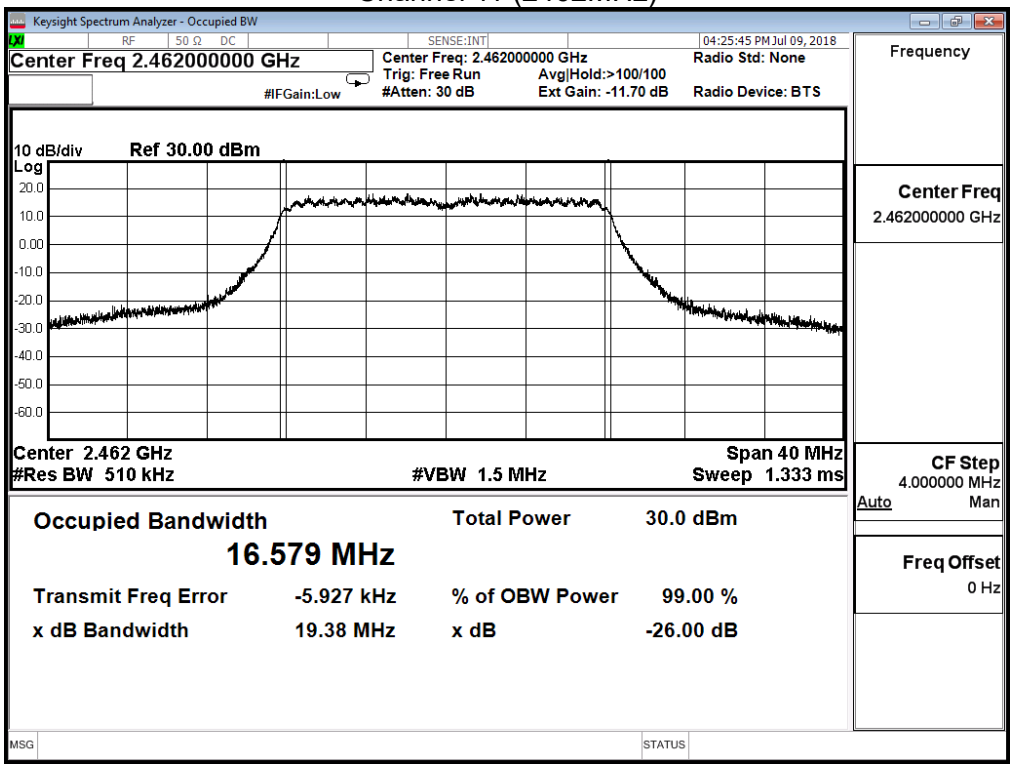

Product	Wireless-AC2200 Tri Band Gigabit Router		
Test Item	Occupied Bandwidth		
Test Mode	Mode 1: Transmit_CDD_ADP-45BW B		
Date of Test	2018/07/09	Test Site	SR10-H

IEEE 802.11ac 20M (ANT 0)			
Channel No.	Frequency (MHz)	Measure Level (MHz)	Limit (MHz)
1	2412	17.777	---
6	2437	17.890	---
11	2462	17.786	---

Channel 1 (2412MHz)

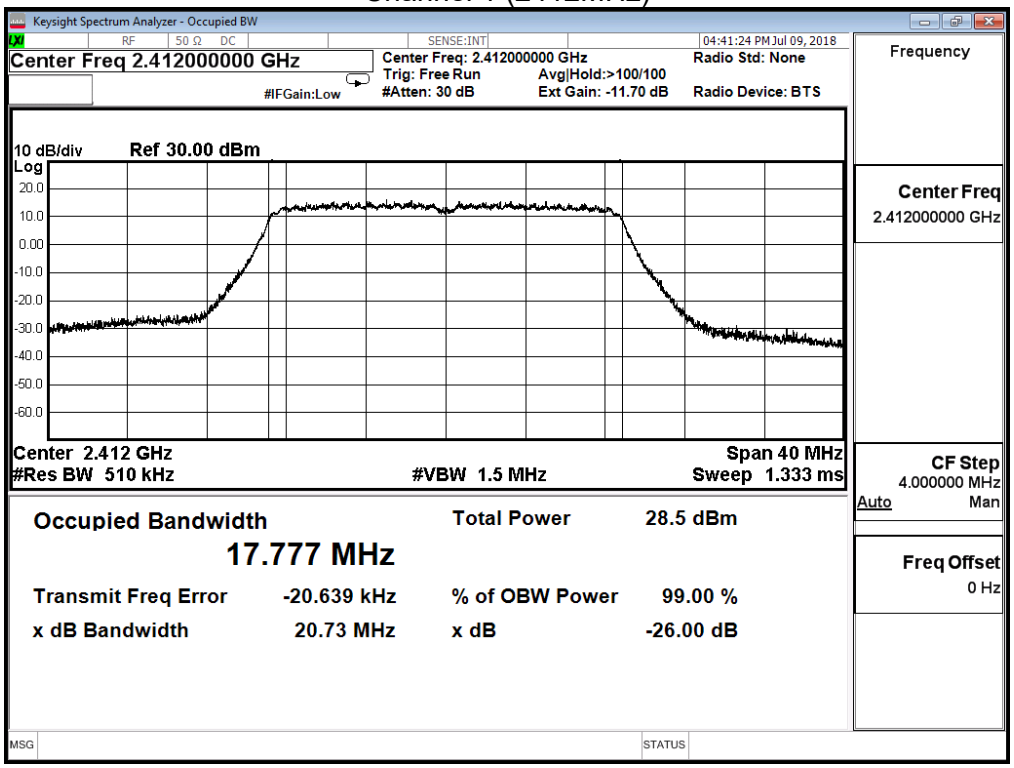

Channel 6 (2437MHz)

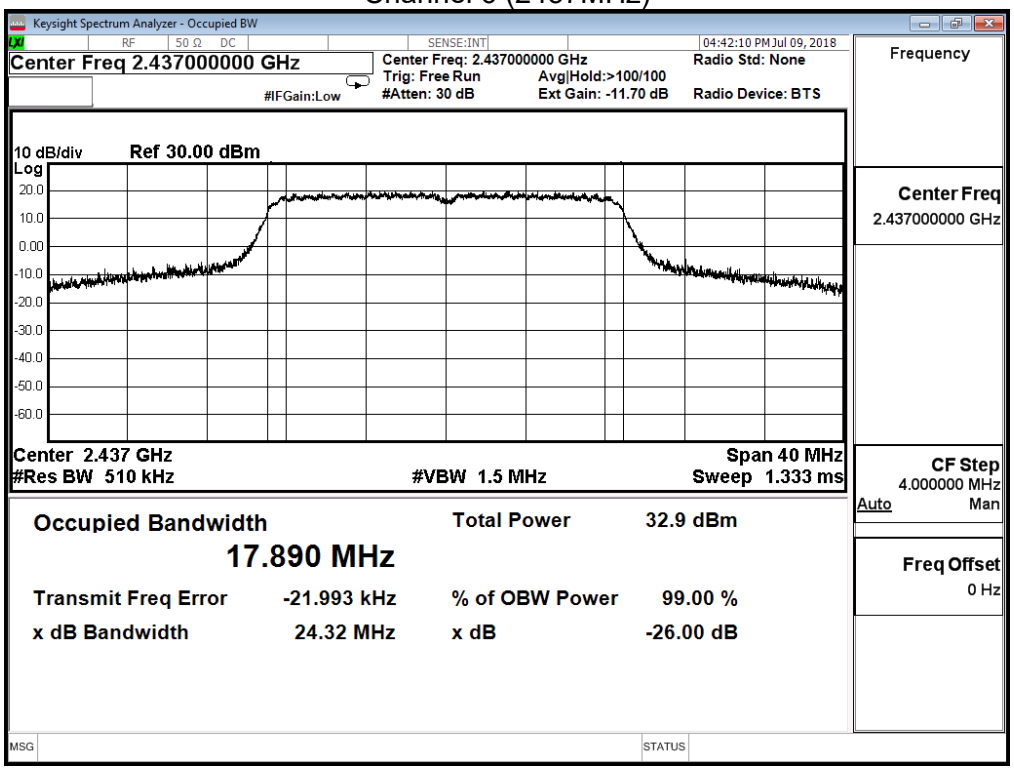

Channel 11 (2462MHz)

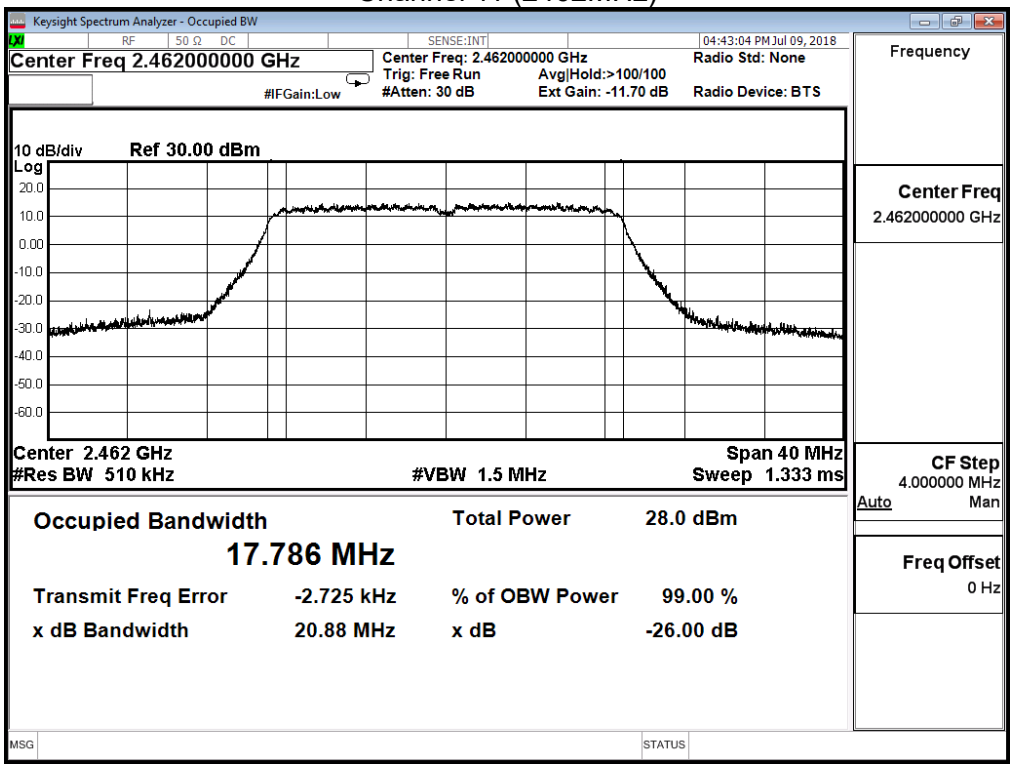

Product	Wireless-AC2200 Tri Band Gigabit Router		
Test Item	Occupied Bandwidth		
Test Mode	Mode 1: Transmit_CDD_ADP-45BW B		
Date of Test	2018/07/09	Test Site	SR10-H

IEEE 802.11ac 20M (ANT 1)			
Channel No.	Frequency (MHz)	Measure Level (MHz)	Limit (MHz)
1	2412	17.769	---
6	2437	17.998	---
11	2462	17.785	---

Channel 1 (2412MHz)

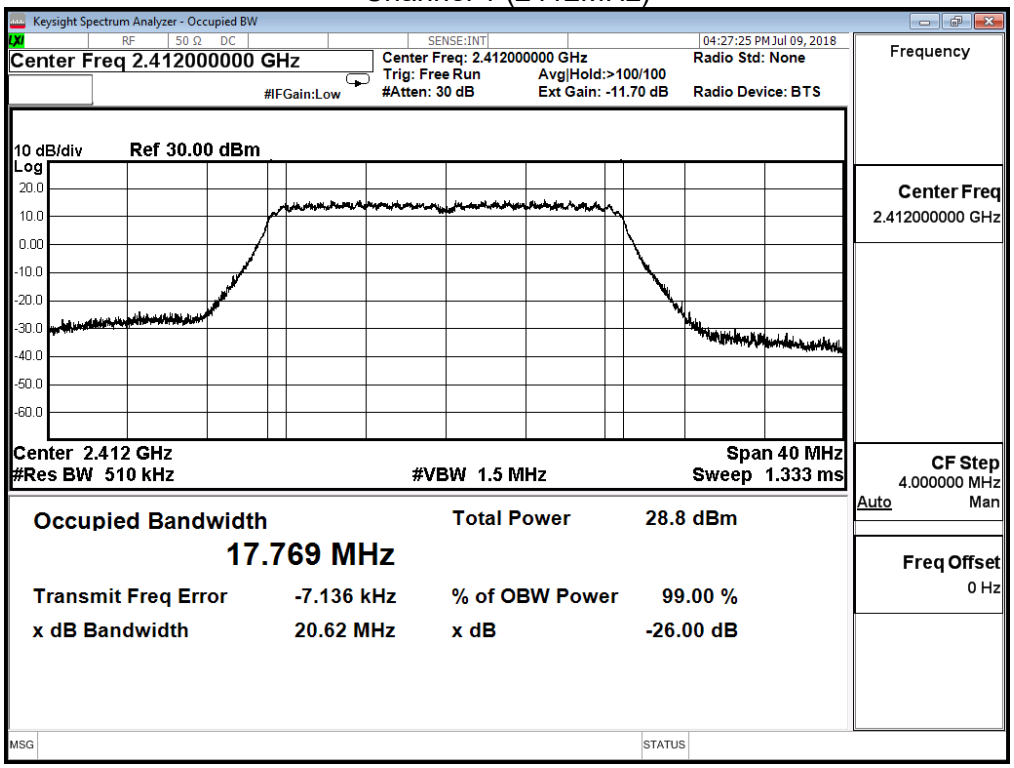

Channel 6 (2437MHz)

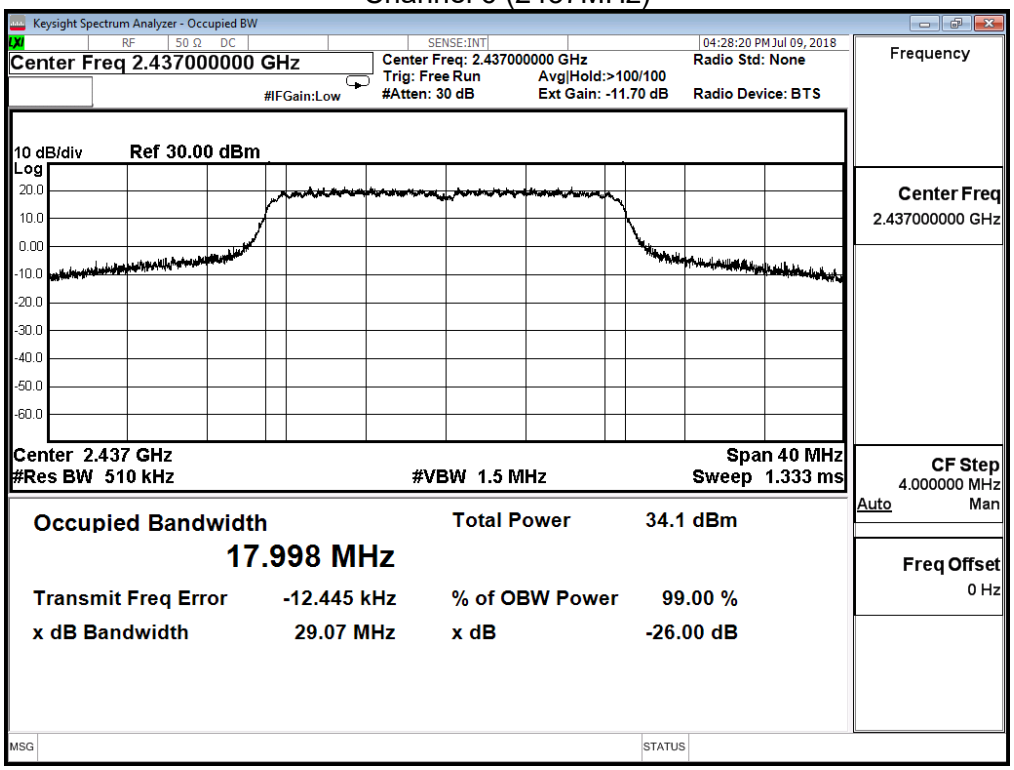

Channel 11 (2462MHz)

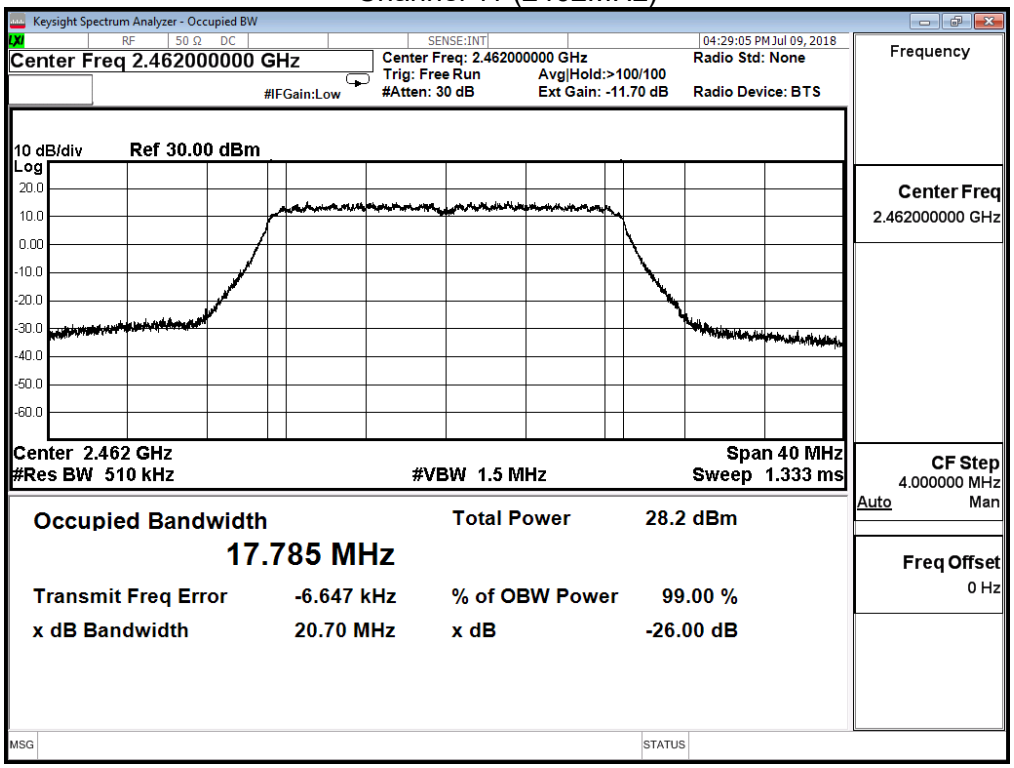

Product	Wireless-AC2200 Tri Band Gigabit Router		
Test Item	Occupied Bandwidth		
Test Mode	Mode 1: Transmit_CDD_ADP-45BW B		
Date of Test	2018/07/09	Test Site	SR10-H

IEEE 802.11ac 40M (ANT 0)			
Channel No.	Frequency (MHz)	Measure Level (MHz)	Limit (MHz)
3	2422	35.969	---
6	2437	35.971	---
9	2452	35.976	---

Channel 3 (2422MHz)

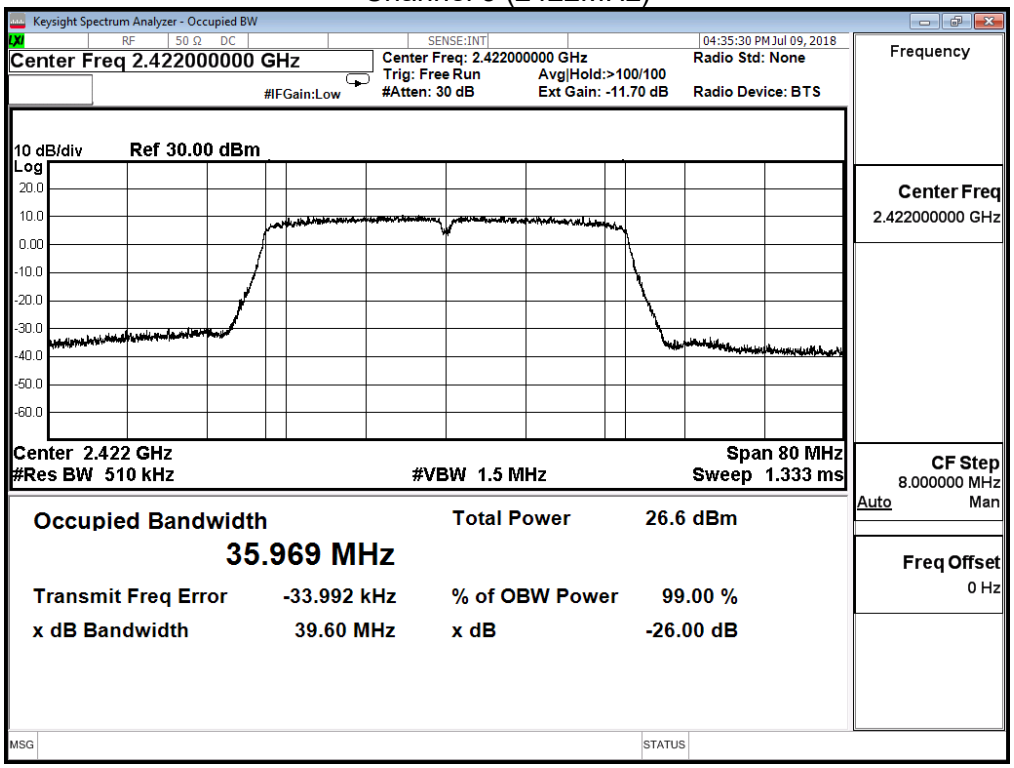

Channel 6 (2437MHz)

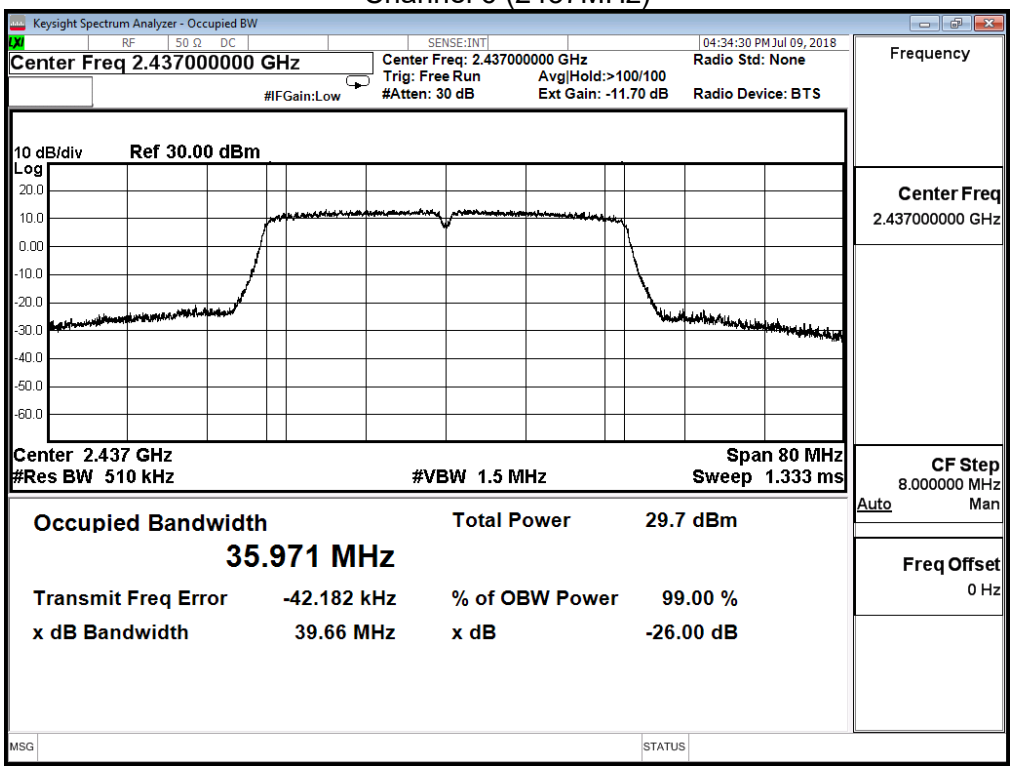

Channel 9 (2452MHz)

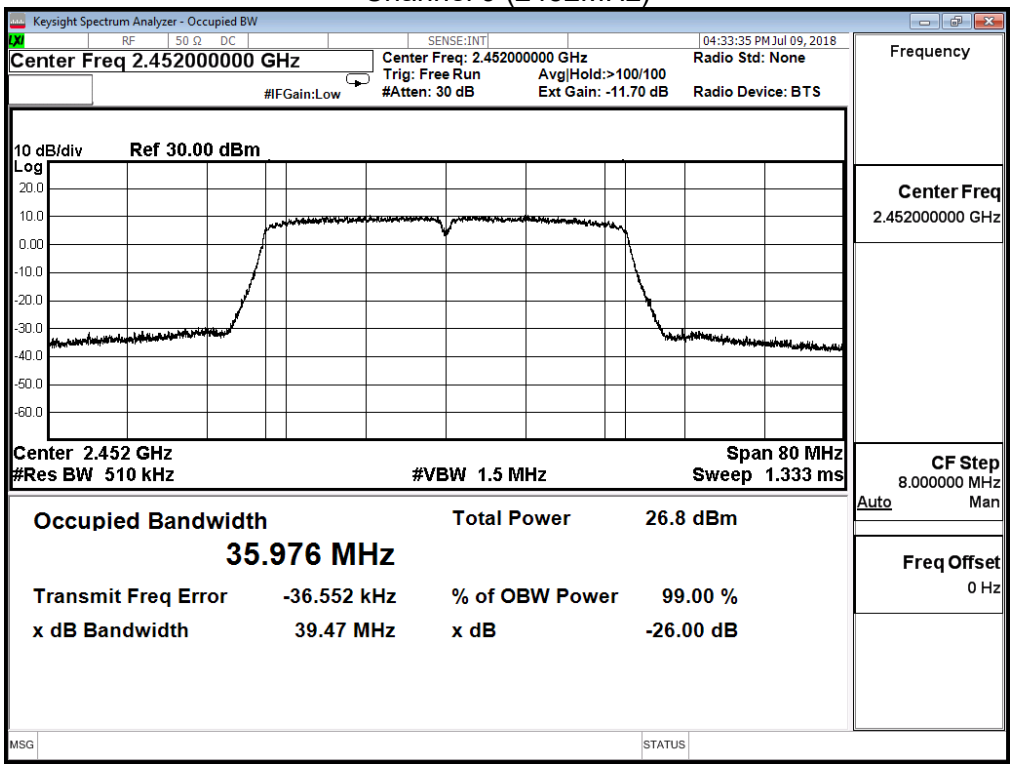

Product	Wireless-AC2200 Tri Band Gigabit Router		
Test Item	Occupied Bandwidth		
Test Mode	Mode 1: Transmit_CDD_ADP-45BW B		
Date of Test	2018/07/09	Test Site	SR10-H

IEEE 802.11ac 40M (ANT 1)			
Channel No.	Frequency (MHz)	Measure Level (MHz)	Limit (MHz)
3	2422	35.950	---
6	2437	35.961	---
9	2452	35.946	---

Channel 3 (2422MHz)

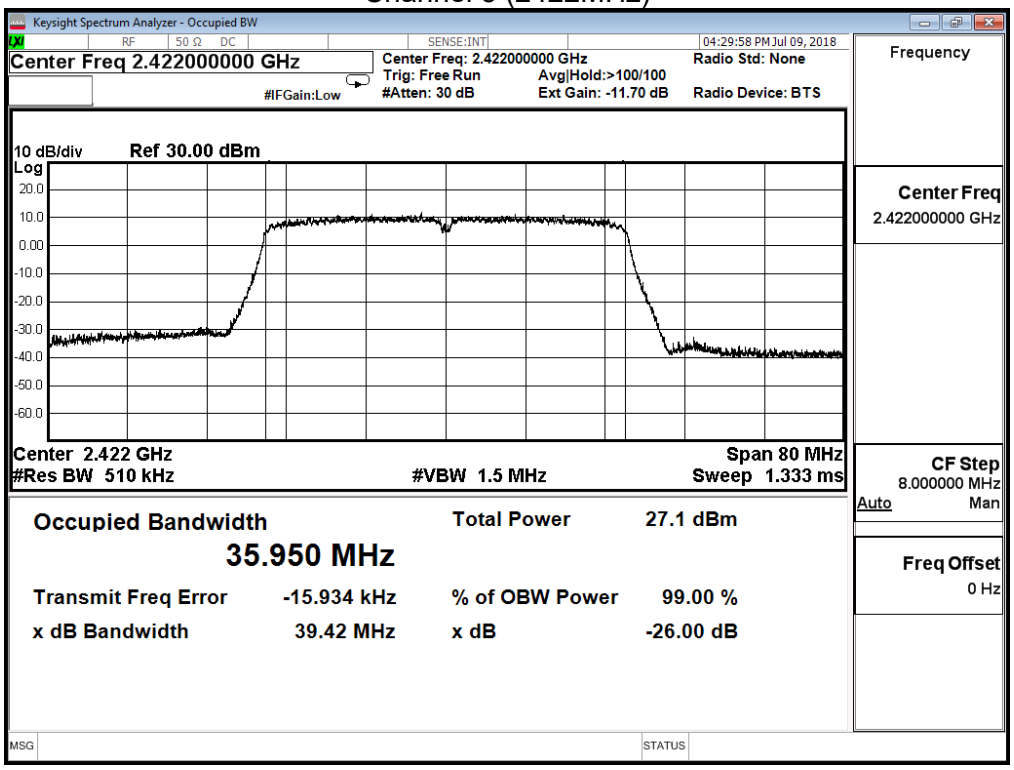

Channel 6 (2437MHz)

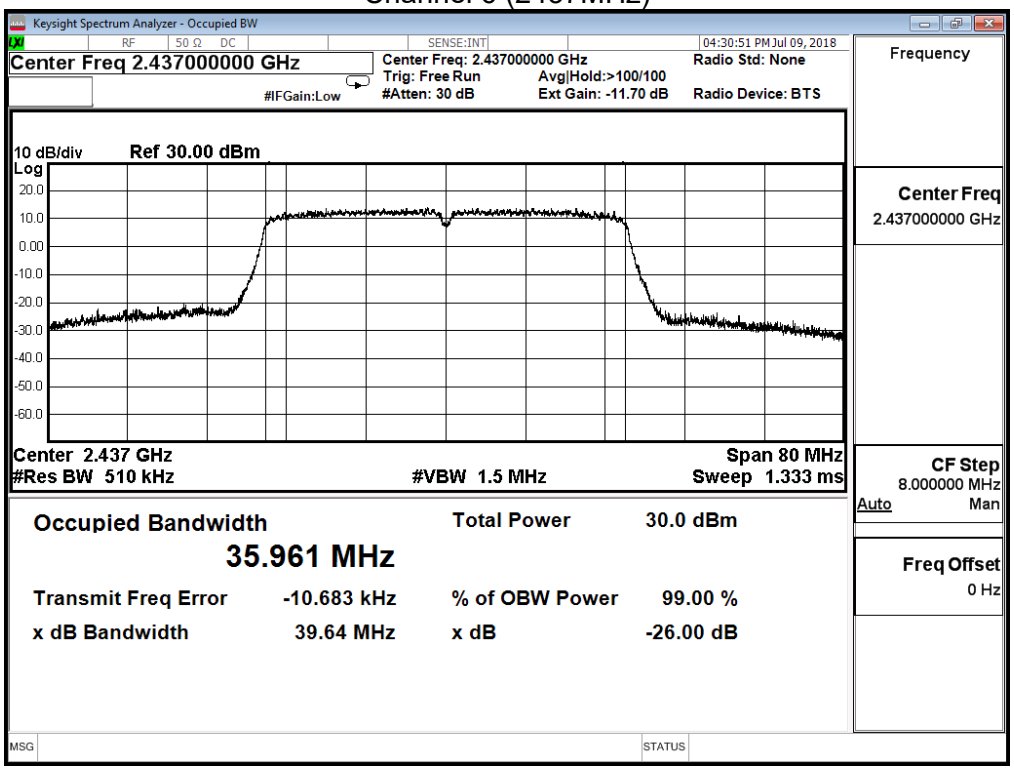

Channel 9 (2452MHz)

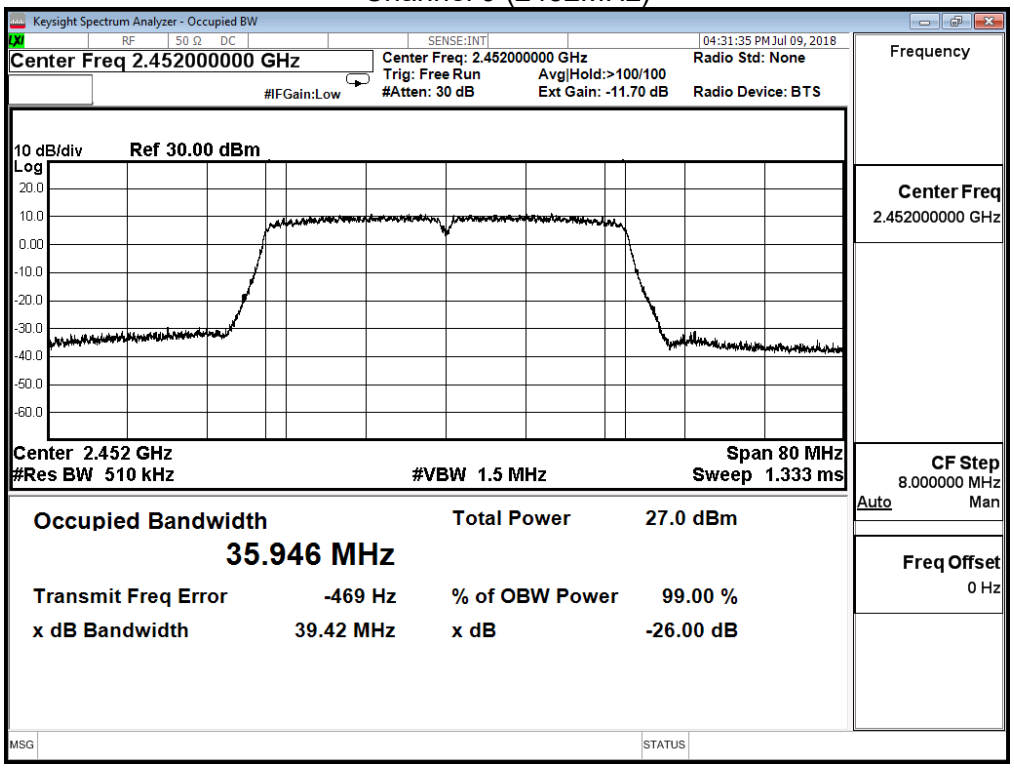

9. Power Density

9.1. Test Setup

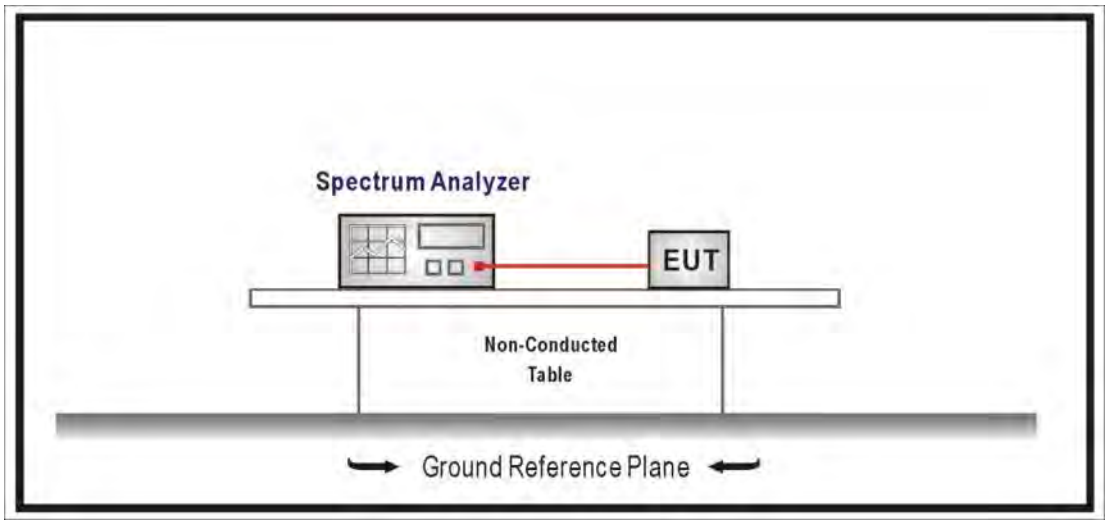

9.2. Limits

The peak power spectral density conducted from the intentional radiated to the antenna shall not be greater than +8dBm in any 3kHz band during any time interval of continuous transmission.

9.3. Test Procedures

The EUT was setup according to ANSI C63.10: 2013; tested according to DTS test procedure section 10.2 of KDB 558074 D01 V05 for compliance to FCC 47CFR 15.247 requirements. Set 3KHz ≦RBW≦100 kHz, Set VBW≧3xRBW, Sweep time=Auto, Set Peak detector.

9.4. Test Specification

According to FCC Part 15 Subpart C Paragraph 15.247: 2017

9.5. Uncertainty

The measurement uncertainty is defined as ±1.27dB.

9.6. Test Result

Product	Wireless-AC2200 Tri Band Gigabit Router		
Test Item	Power Density		
Test Mode	Mode 1: Transmit_CDD_ADP-45BW B		
Date of Test	2018/07/09	Test Site	SR10-H

IEEE 802.11b (ANT 0)				
Channel No.	Frequency (MHz)	Measure Level (dBm/3kHz)	Limit (dBm/3kHz)	Result
1	2412	-1.465	≦8	Pass
6	2437	-0.243	≦8	Pass
11	2462	-2.905	≦8	Pass

Channel 1 (2412MHz)

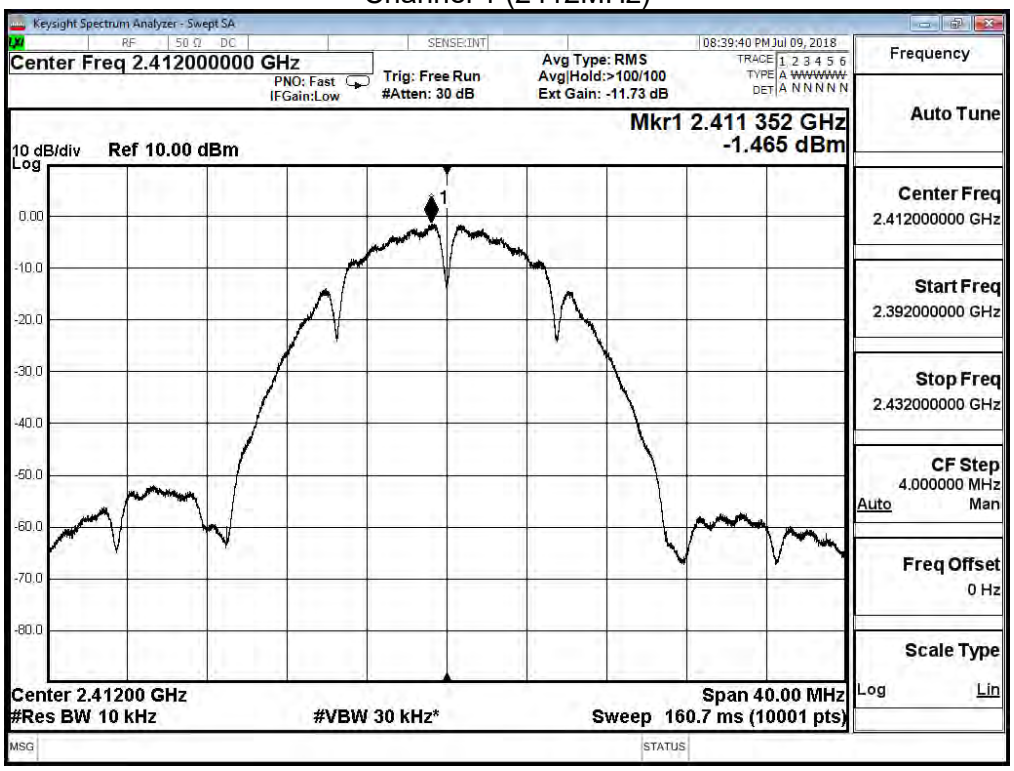

Channel 6 (2437MHz)

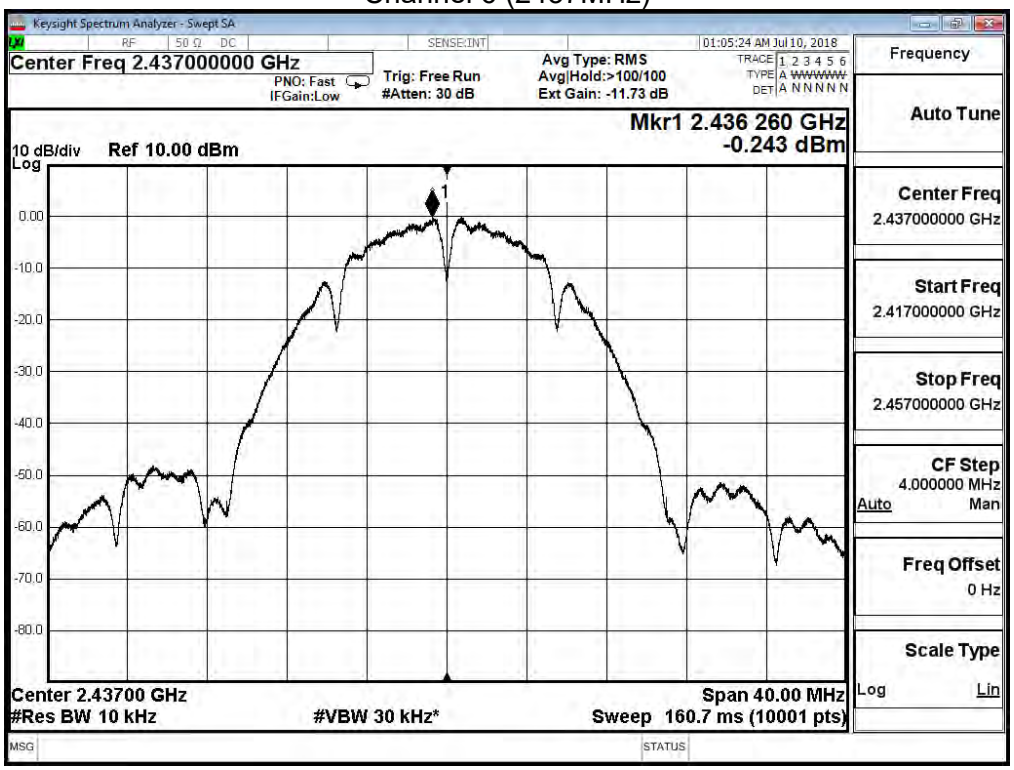

Channel 11 (2462MHz)

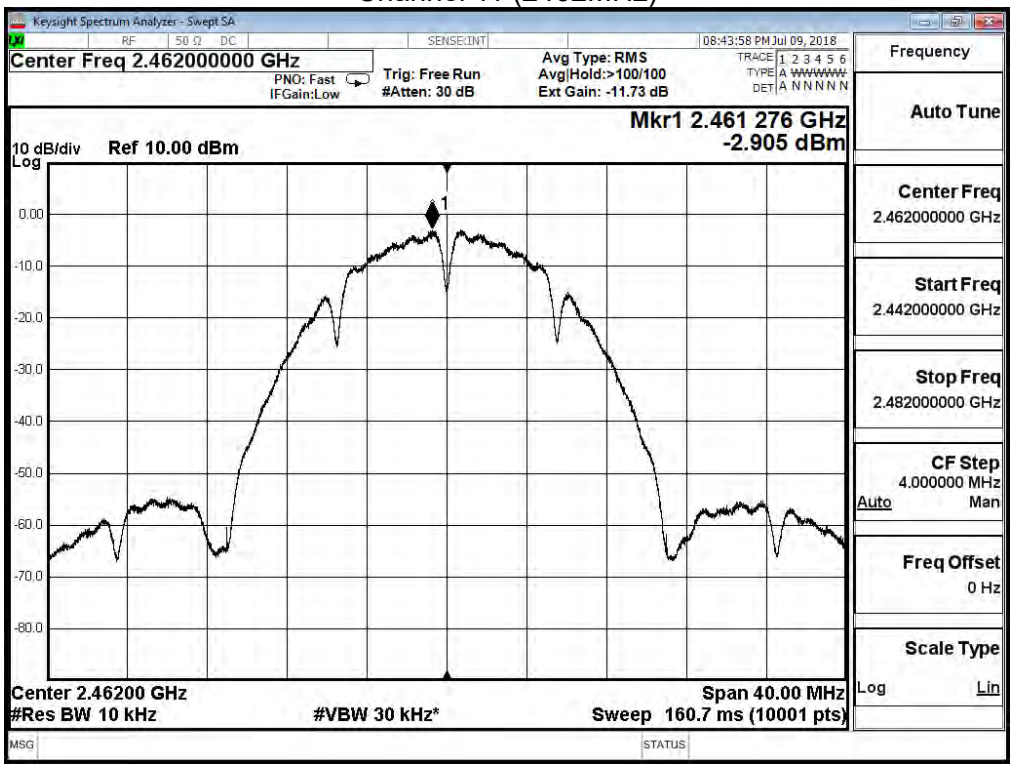

Product	Wireless-AC2200 Tri Band Gigabit Router		
Test Item	Power Density		
Test Mode	Mode 1: Transmit_CDD_ADP-45BW B		
Date of Test	2018/07/09	Test Site	SR10-H

IEEE 802.11b (ANT 1)				
Channel No.	Frequency (MHz)	Measure Level (dBm/3kHz)	Limit (dBm/3kHz)	Result
1	2412	-1.461	≦8	Pass
6	2437	-0.151	≦8	Pass
11	2462	-2.612	≦8	Pass

Channel 1 (2412MHz)

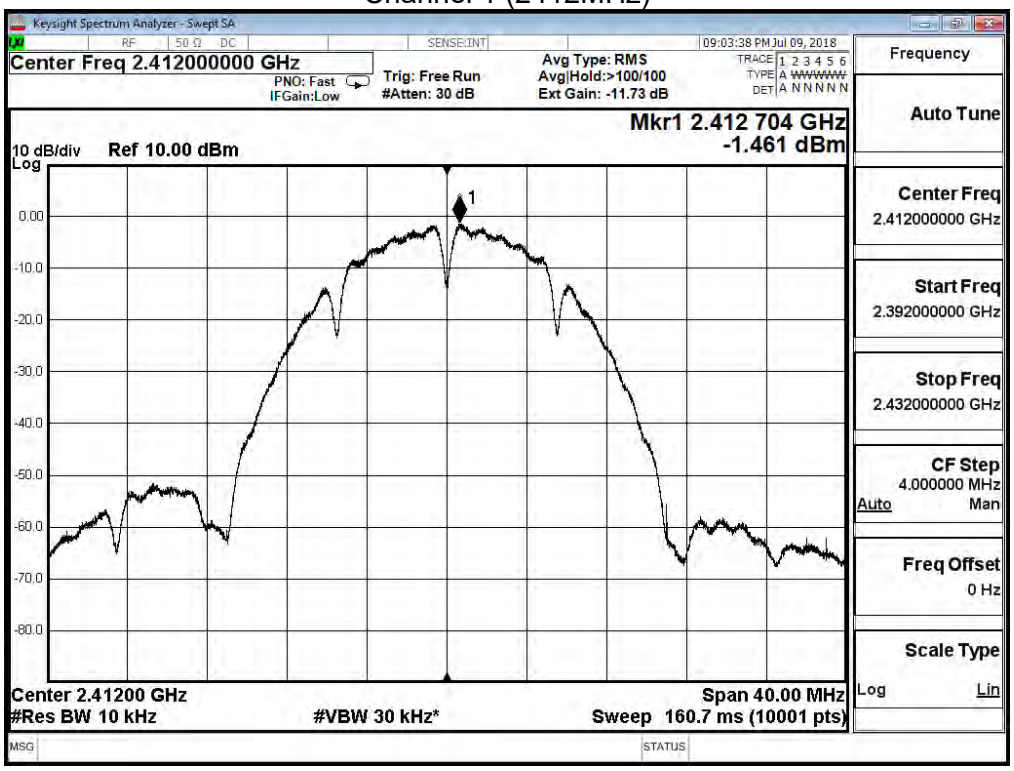

Channel 6 (2437MHz)

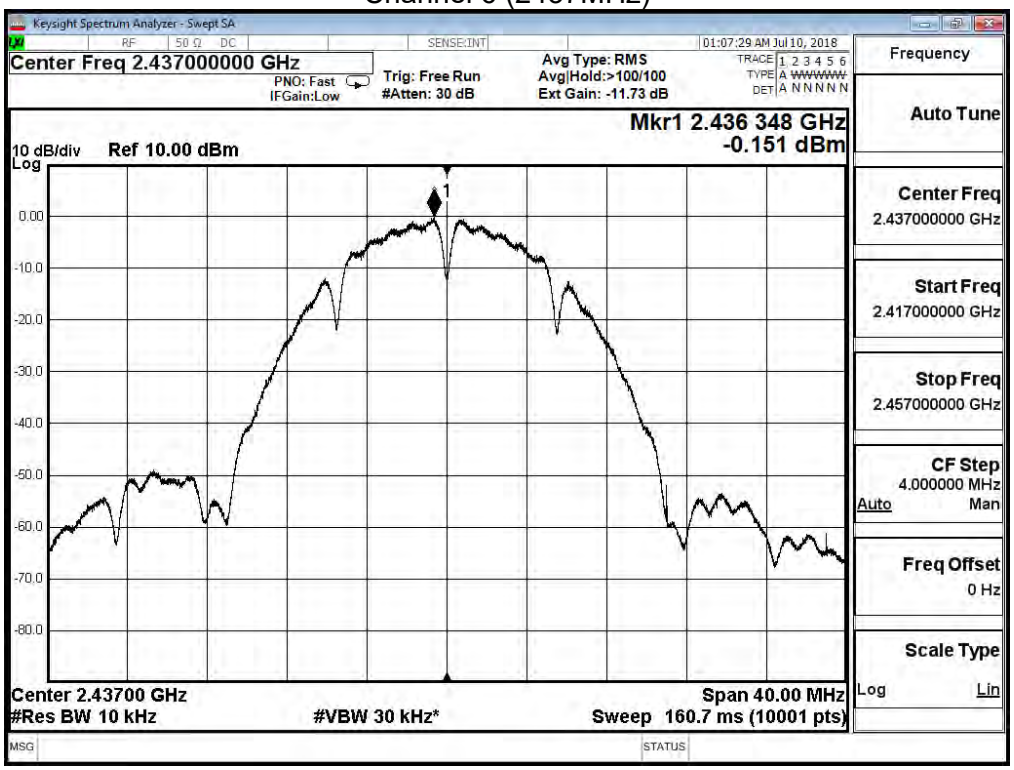

Channel 11 (2462MHz)

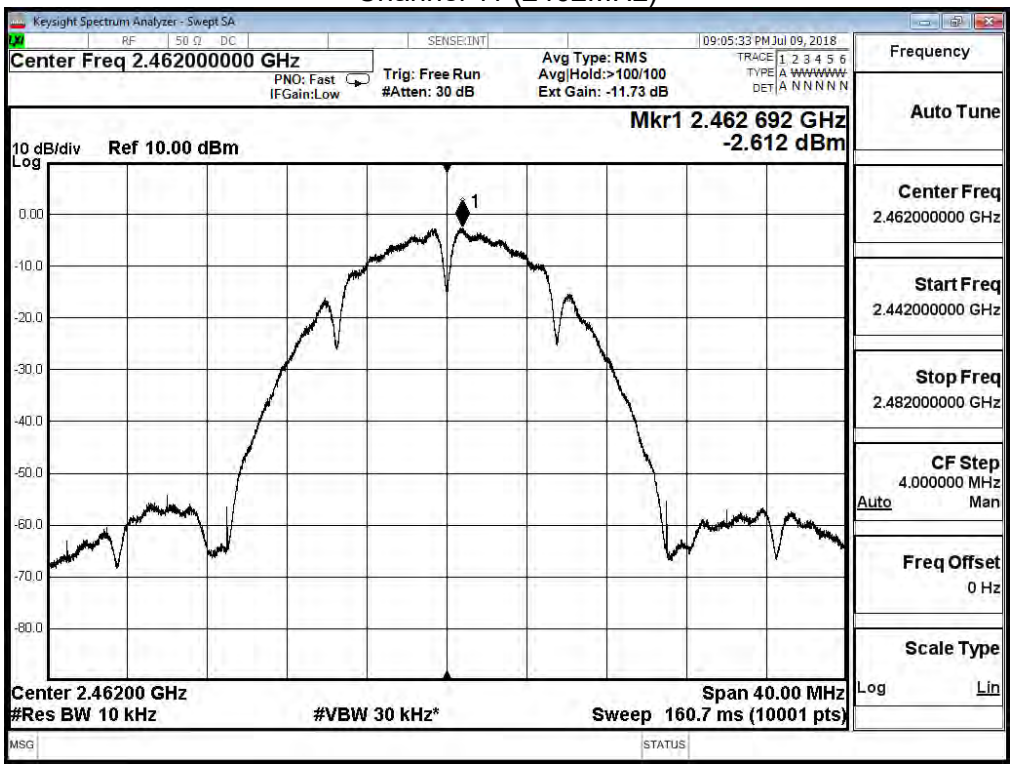

Product	Wireless-AC2200 Tri Band Gigabit Router		
Test Item	Power Density		
Test Mode	Mode 1: Transmit_CDD_ADP-45BW B		
Date of Test	2018/07/09	Test Site	SR10-H

IEEE 802.11b (ANT 0+1)				
Channel No.	Frequency (MHz)	Measure Level (dBm/3kHz)	Limit (dBm/3kHz)	Result
1	2412	1.547	≦8	Pass
6	2437	2.814	≦8	Pass
11	2462	0.254	≦8	Pass

Product	Wireless-AC2200 Tri Band Gigabit Router		
Test Item	Power Density		
Test Mode	Mode 1: Transmit_CDD_ADP-45BW B		
Date of Test	2018/07/09	Test Site	SR10-H

IEEE 802.11g (ANT 0)				
Channel No.	Frequency (MHz)	Measure Level (dBm/3kHz)	Limit (dBm/3kHz)	Result
1	2412	-6.758	≦8	Pass
6	2437	-3.583	≦8	Pass
11	2462	-6.839	≦8	Pass

Channel 1 (2412MHz)

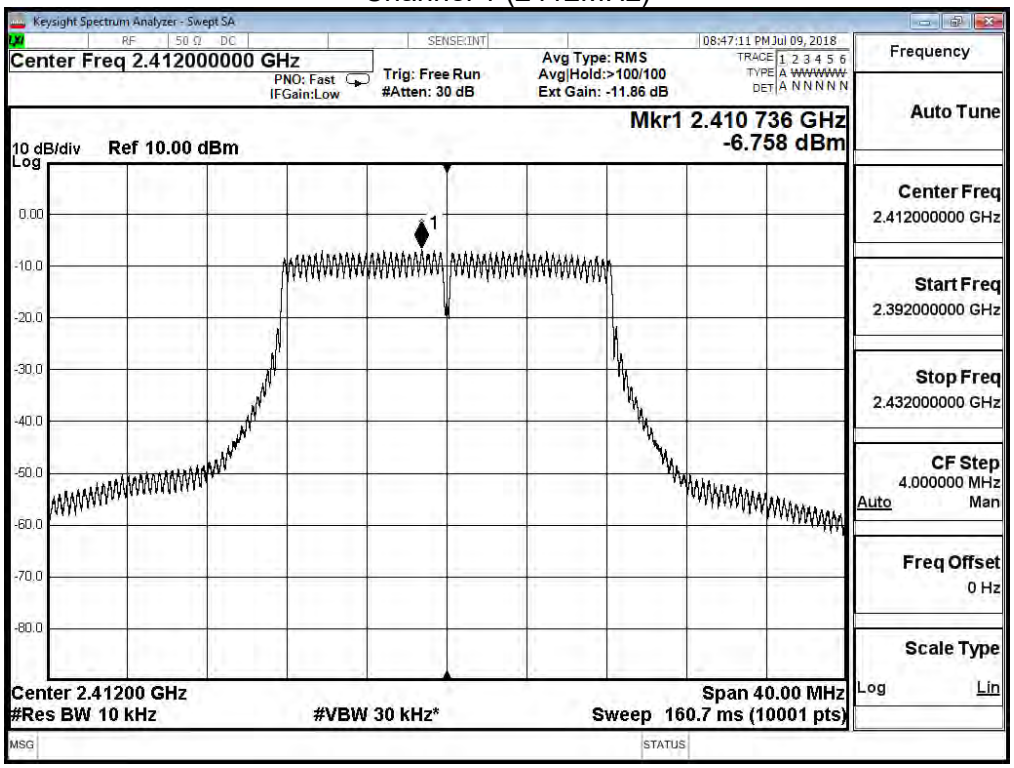

Channel 6 (2437MHz)

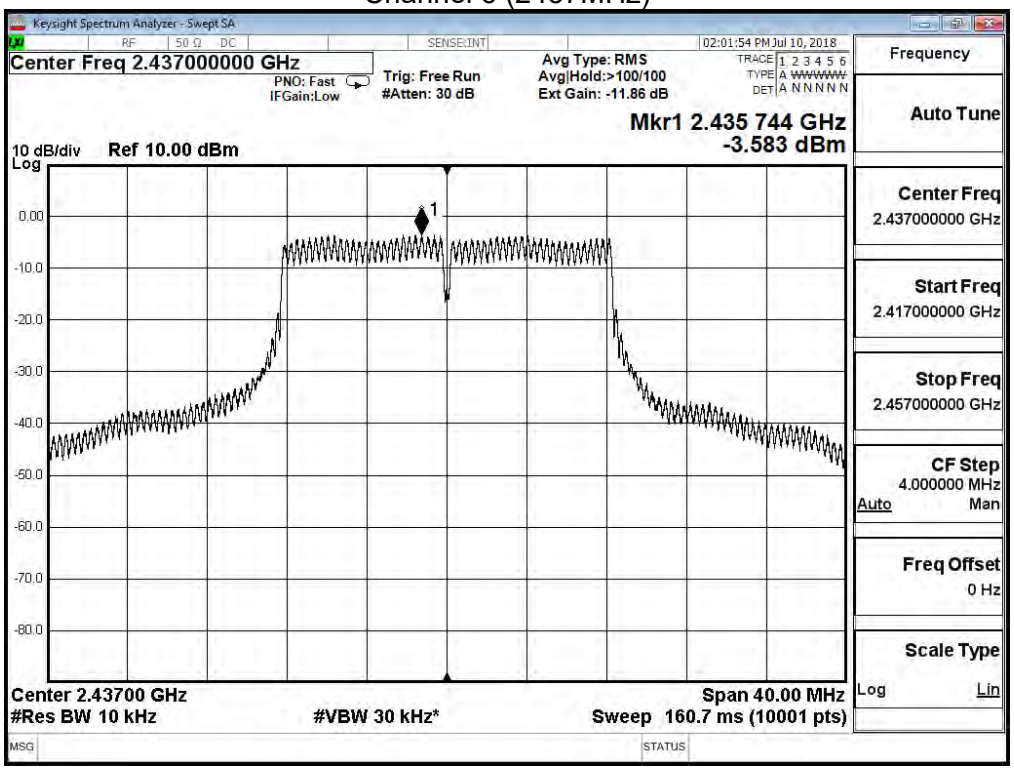

Channel 11 (2462MHz)

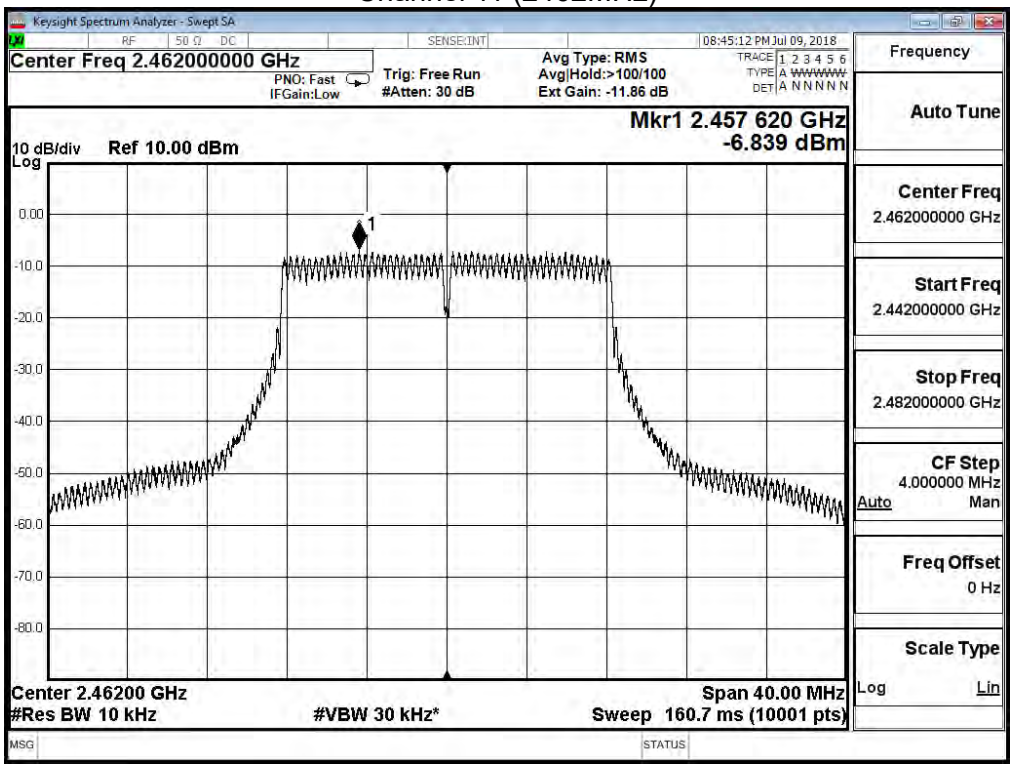

Product	Wireless-AC2200 Tri Band Gigabit Router		
Test Item	Power Density		
Test Mode	Mode 1: Transmit_CDD_ADP-45BW B		
Date of Test	2018/07/09	Test Site	SR10-H

IEEE 802.11g (ANT 1)				
Channel No.	Frequency (MHz)	Measure Level (dBm/3kHz)	Limit (dBm/3kHz)	Result
1	2412	-6.505	≦8	Pass
6	2437	-3.521	≦8	Pass
11	2462	-6.538	≦8	Pass

Channel 1 (2412MHz)

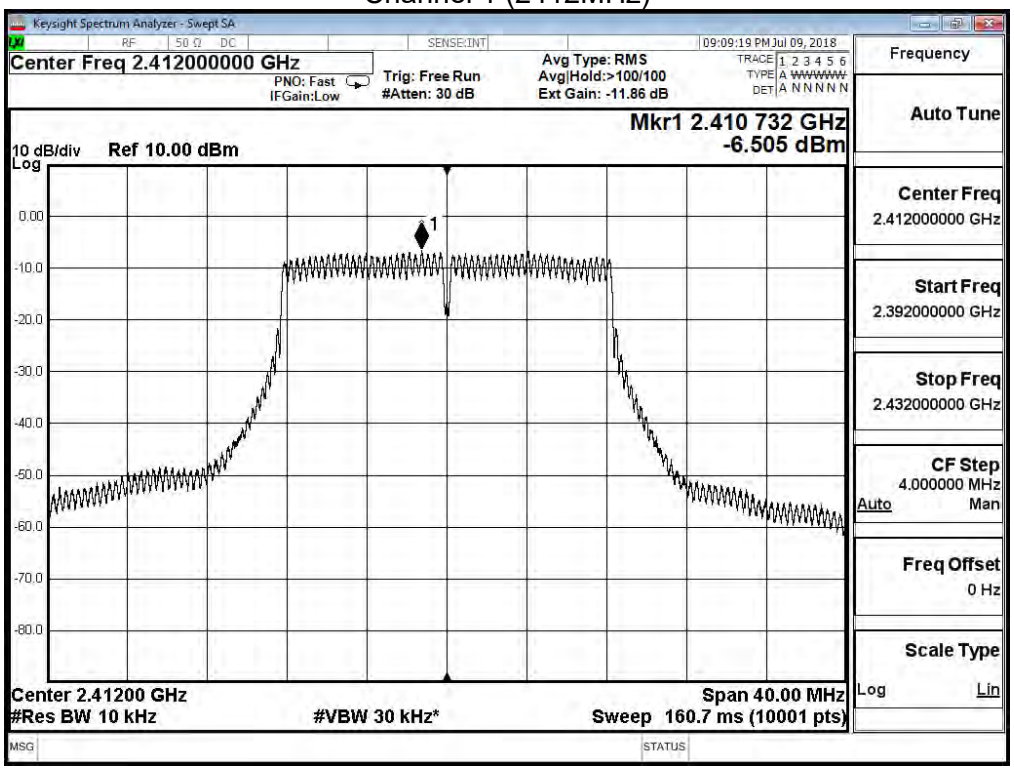

Channel 6 (2437MHz)

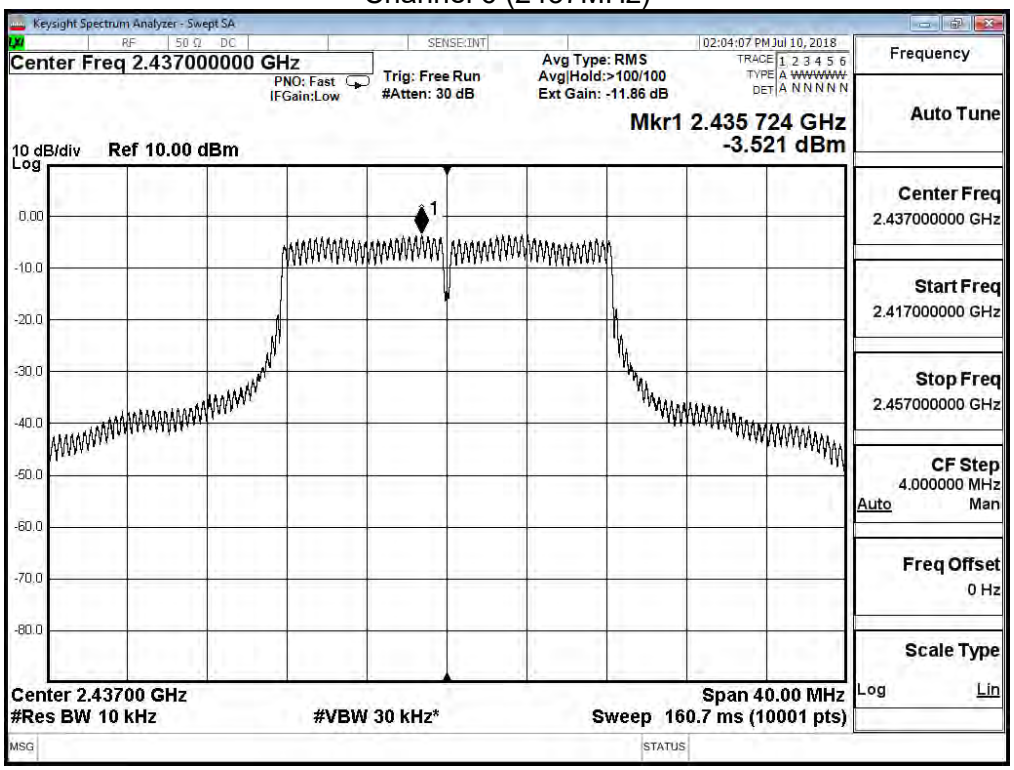

Channel 11 (2462MHz)

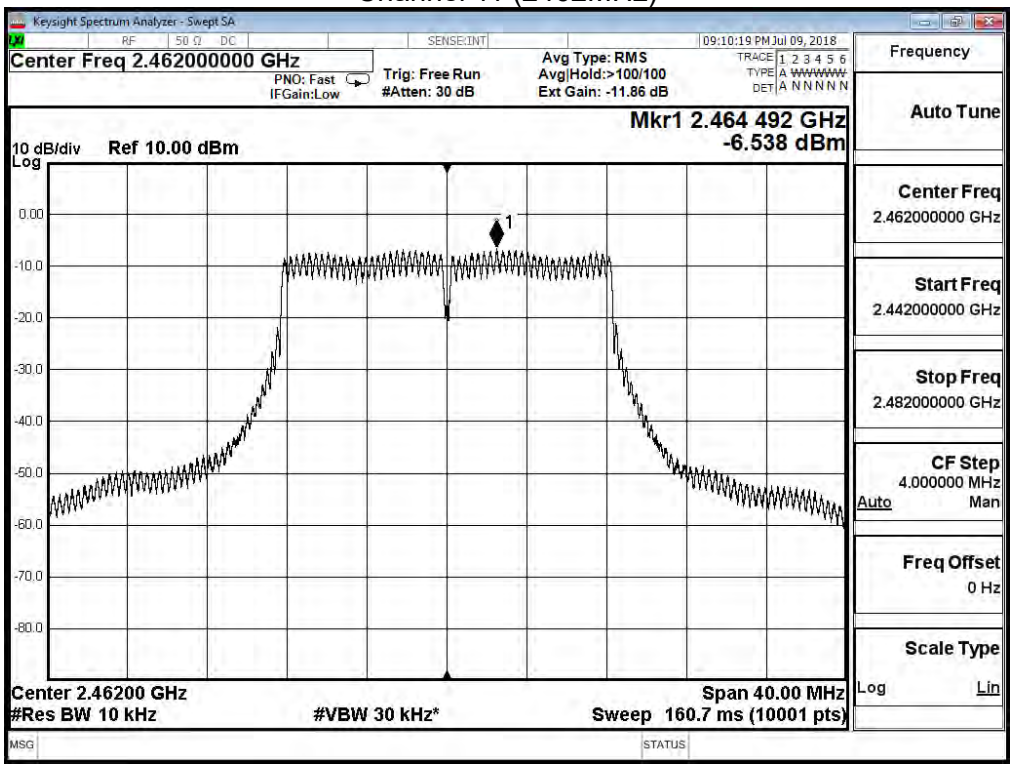

Product	Wireless-AC2200 Tri Band Gigabit Router		
Test Item	Power Density		
Test Mode	Mode 1: Transmit_CDD_ADP-45BW B		
Date of Test	2018/07/09	Test Site	SR10-H

IEEE 802.11g (ANT 0+1)				
Channel No.	Frequency (MHz)	Measure Level (dBm/3kHz)	Limit (dBm/3kHz)	Result
1	2412	-3.619	≦8	Pass
6	2437	-0.542	≦8	Pass
11	2462	-3.676	≦8	Pass

Product	Wireless-AC2200 Tri Band Gigabit Router		
Test Item	Power Density		
Test Mode	Mode 1: Transmit_CDD_ADP-45BW B		
Date of Test	2018/07/09	Test Site	SR10-H

IEEE 802.11ac 20M (ANT 0)				
Channel No.	Frequency (MHz)	Measure Level (dBm/3kHz)	Limit (dBm/3kHz)	Result
1	2412	-8.260	≦8	Pass
6	2437	-3.956	≦8	Pass
11	2462	-8.750	≦8	Pass

Channel 1 (2412MHz)

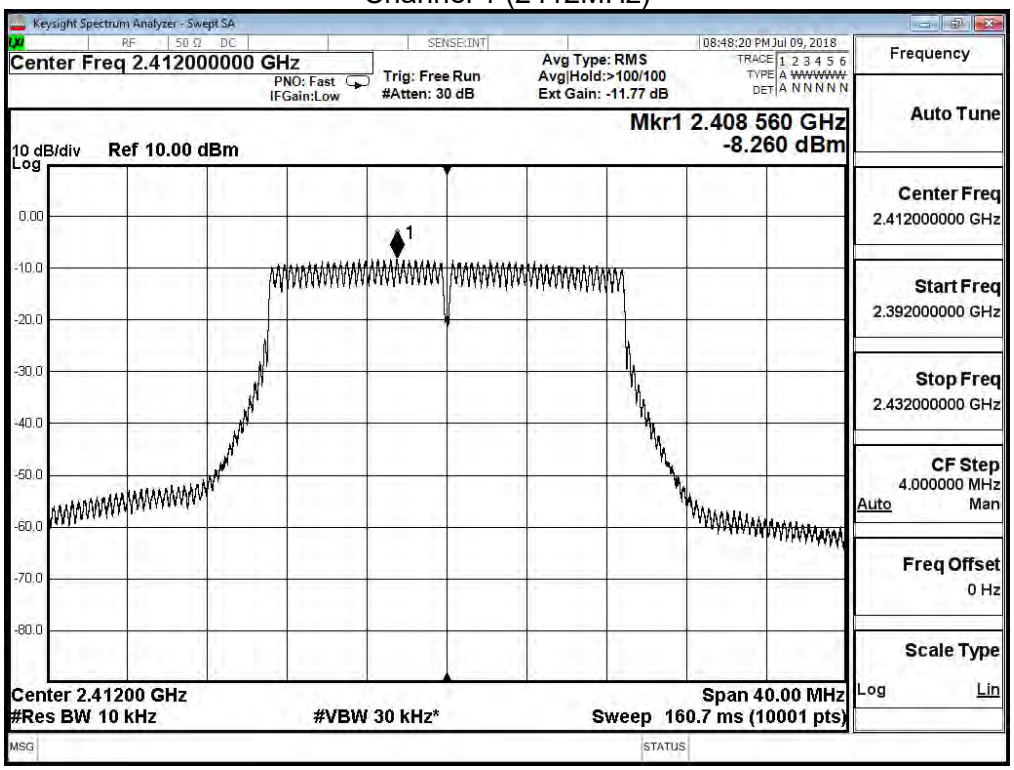

Channel 6 (2437MHz)

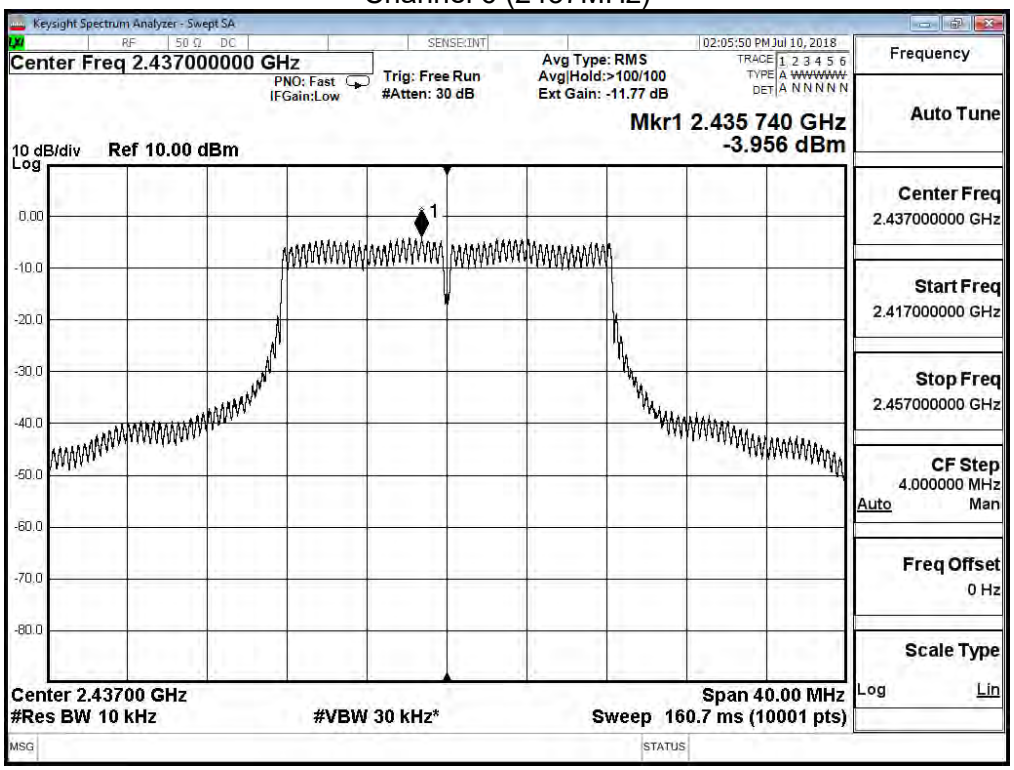

Channel 11 (2462MHz)

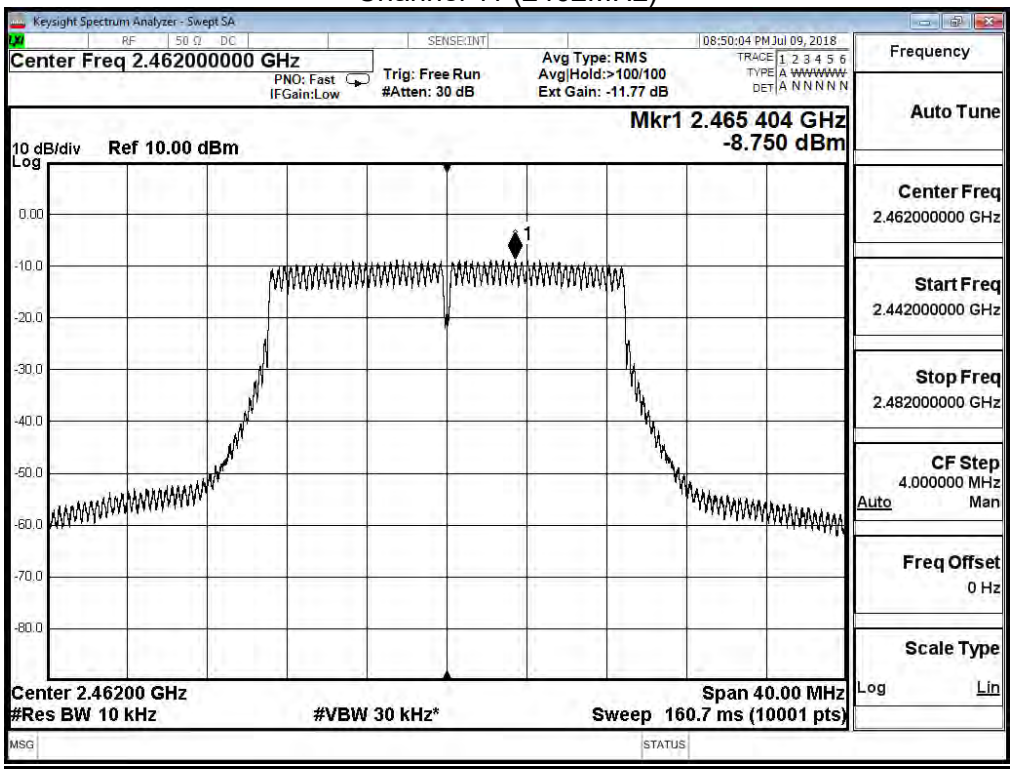

Product	Wireless-AC2200 Tri Band Gigabit Router		
Test Item	Power Density		
Test Mode	Mode 1: Transmit_CDD_ADP-45BW B		
Date of Test	2018/07/09	Test Site	SR10-H

IEEE 802.11ac 20M (ANT 1)				
Channel No.	Frequency (MHz)	Measure Level (dBm/3kHz)	Limit (dBm/3kHz)	Result
1	2412	-8.061	≦8	Pass
6	2437	-3.902	≦8	Pass
11	2462	-8.473	≦8	Pass

Channel 1 (2412MHz)

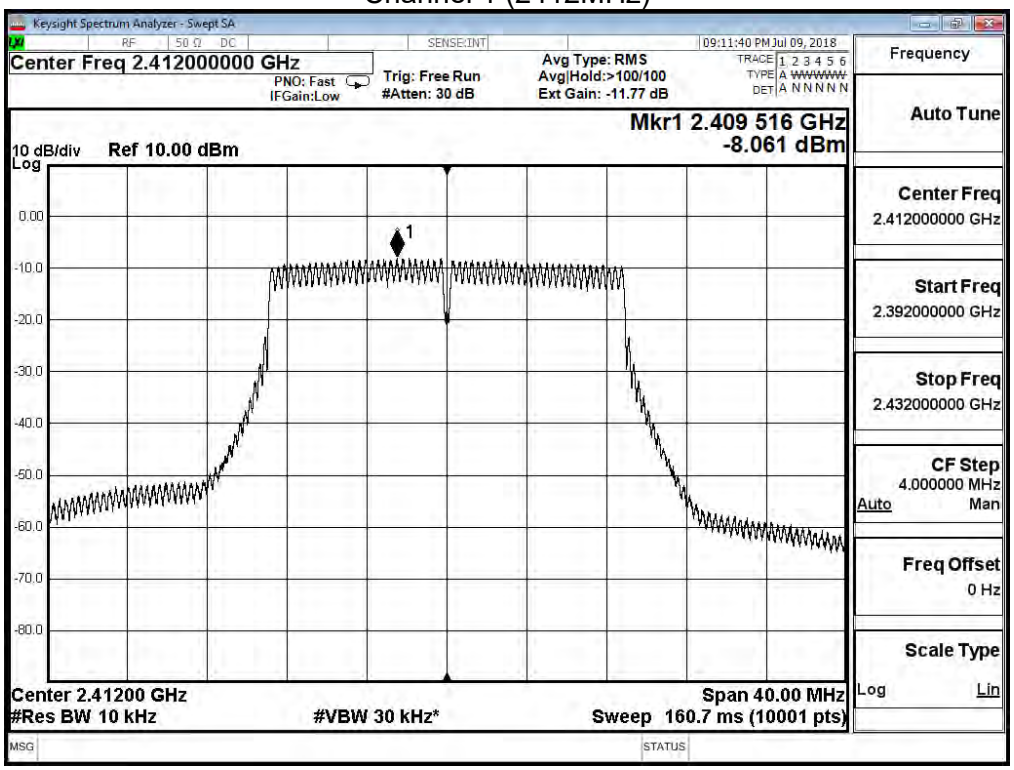

Channel 6 (2437MHz)

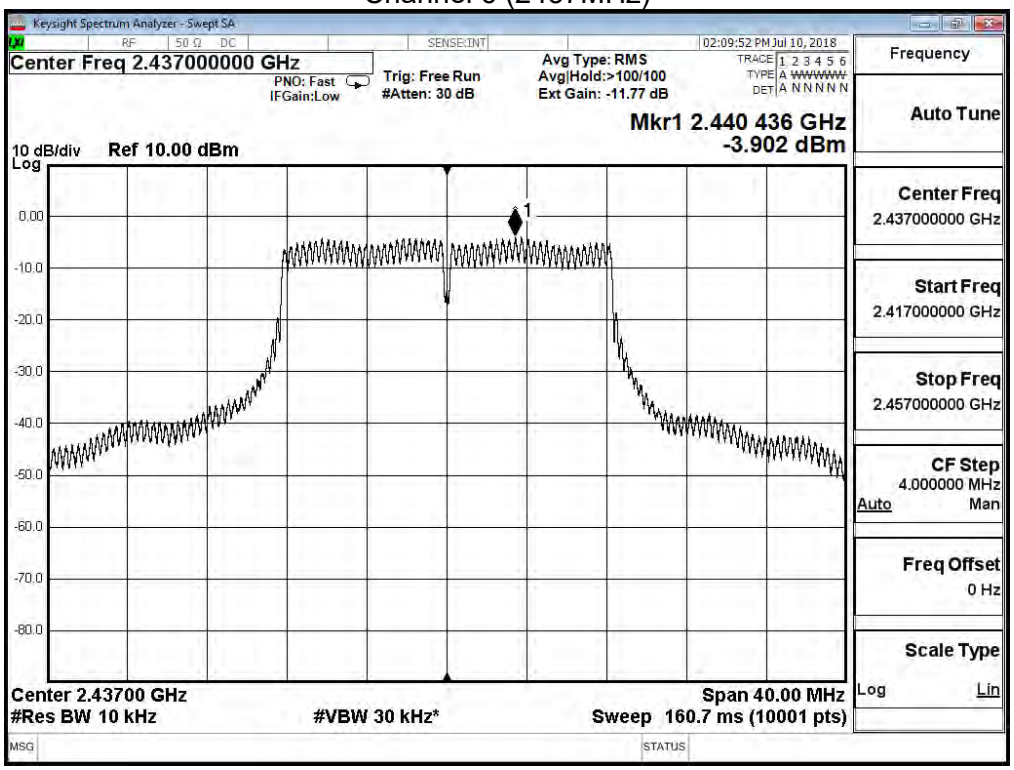

Channel 11 (2462MHz)

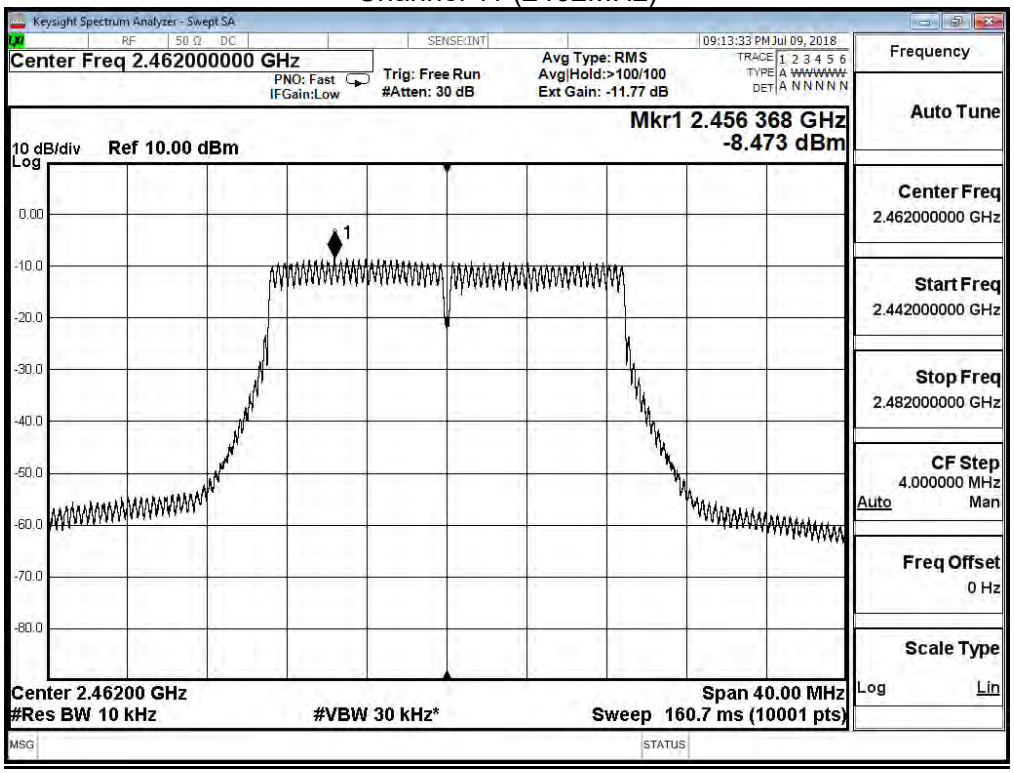

Product	Wireless-AC2200 Tri Band Gigabit Router		
Test Item	Power Density		
Test Mode	Mode 1: Transmit_CDD_ ADP-45BW B		
Date of Test	2018/07/09	Test Site	SR10-H

IEEE 802.11ac 20M (ANT 0+1)				
Channel No.	Frequency (MHz)	Measure Level (dBm/3kHz)	Limit (dBm/3kHz)	Result
1	2412	-5.149	≦8	Pass
6	2437	-0.919	≦8	Pass
11	2462	-5.599	≦8	Pass

Product	Wireless-AC2200 Tri Band Gigabit Router		
Test Item	Power Density		
Test Mode	Mode 1: Transmit_CDD_ADP-45BW B		
Date of Test	2018/07/09	Test Site	SR10-H

IEEE 802.11ac 40M (ANT 0)				
Channel No.	Frequency (MHz)	Measure Level (dBm/3kHz)	Limit (dBm/3kHz)	Result
3	2422	-12.326	≦8	Pass
6	2437	-9.902	≦8	Pass
9	2452	-11.999	≦8	Pass

Channel 3 (2422MHz)

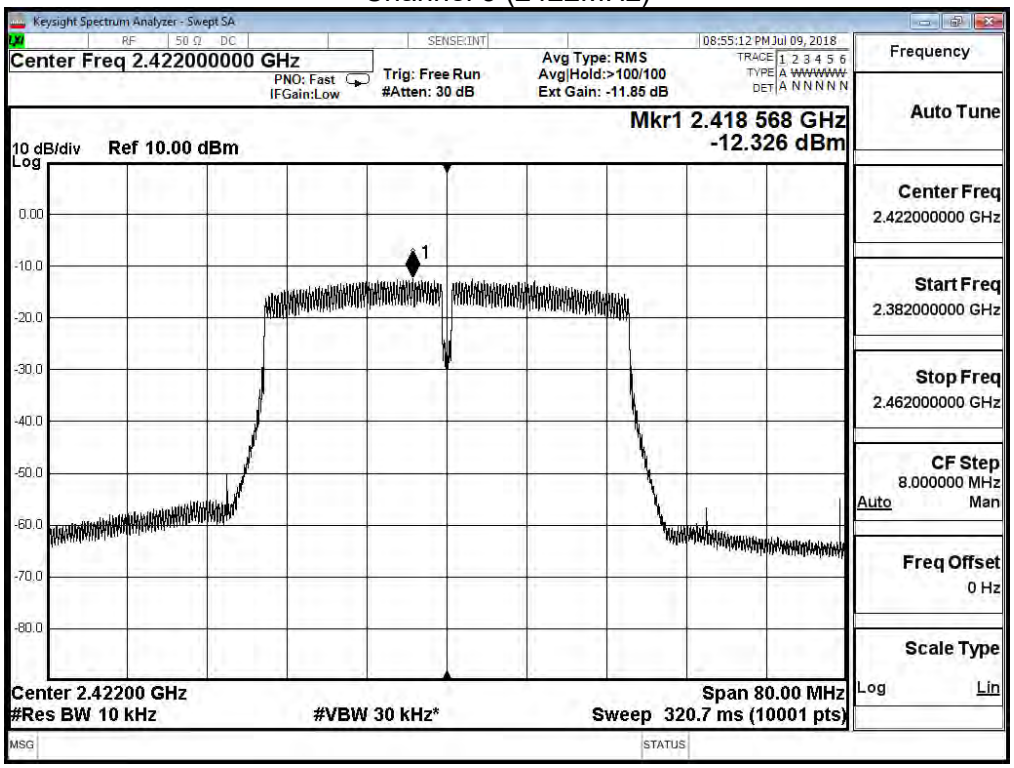

Channel 6 (2437MHz)

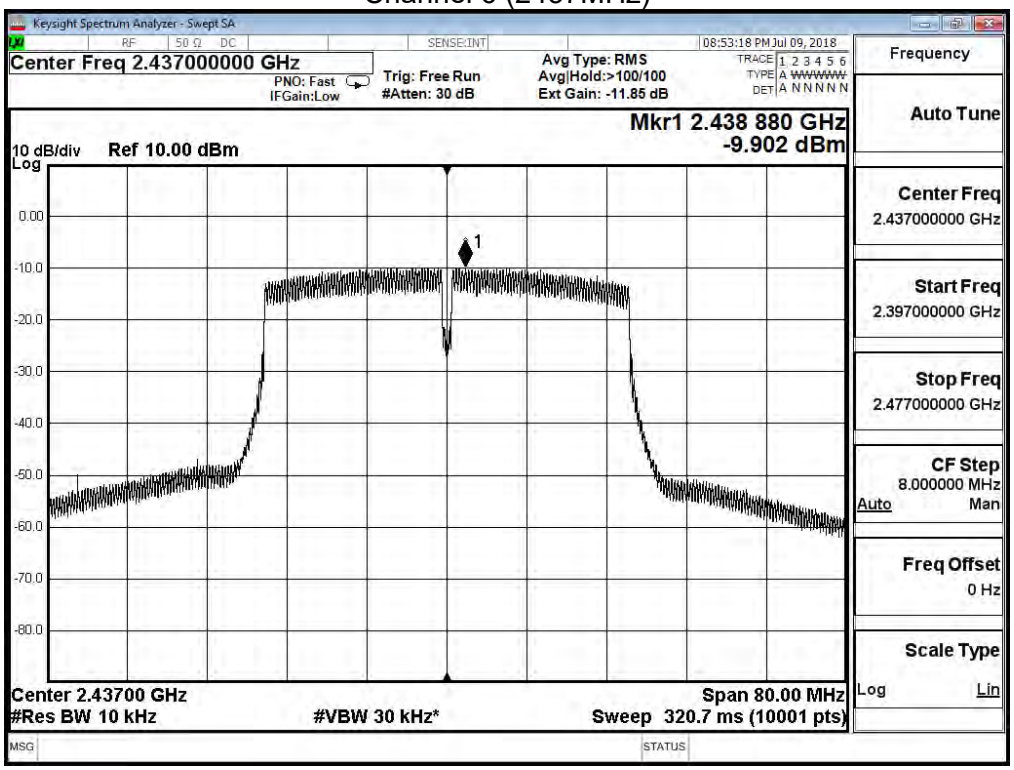

Channel 9 (2452MHz)

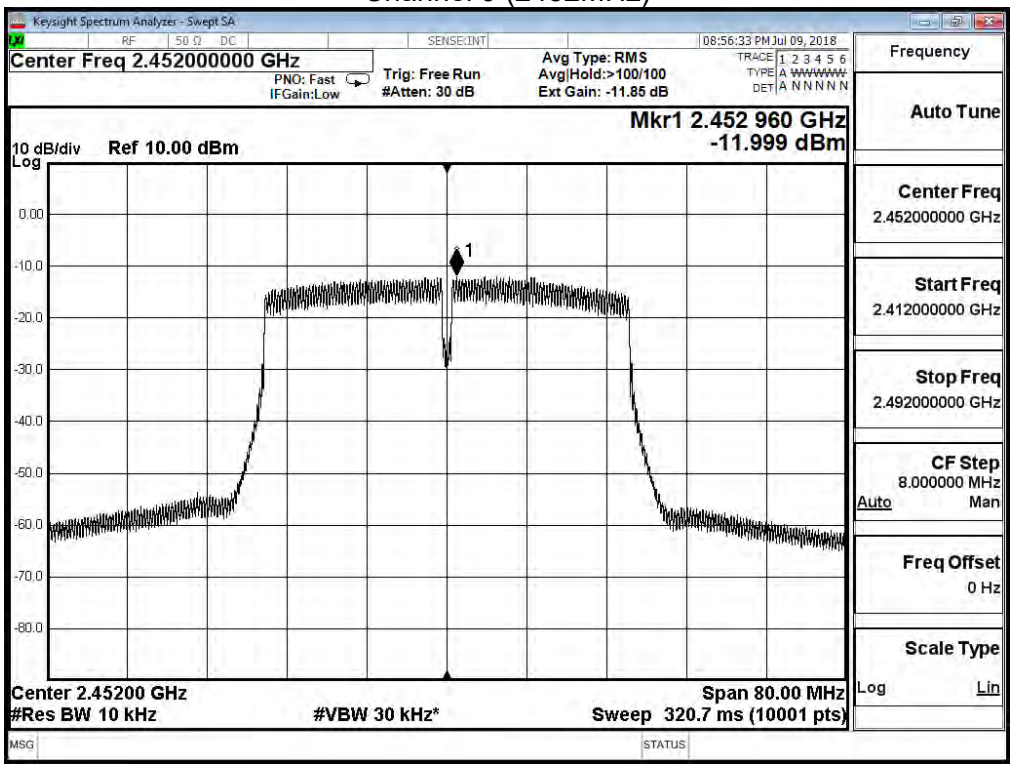

Product	Wireless-AC2200 Tri Band Gigabit Router		
Test Item	Power Density		
Test Mode	Mode 1: Transmit_CDD_ADP-45BW B		
Date of Test	2018/07/09	Test Site	SR10-H

IEEE 802.11ac 40M (ANT 1)				
Channel No.	Frequency (MHz)	Measure Level (dBm/3kHz)	Limit (dBm/3kHz)	Result
3	2422	-10.989	≦8	Pass
6	2437	-9.279	≦8	Pass
9	2452	-10.424	≦8	Pass

Channel 3 (2422MHz)

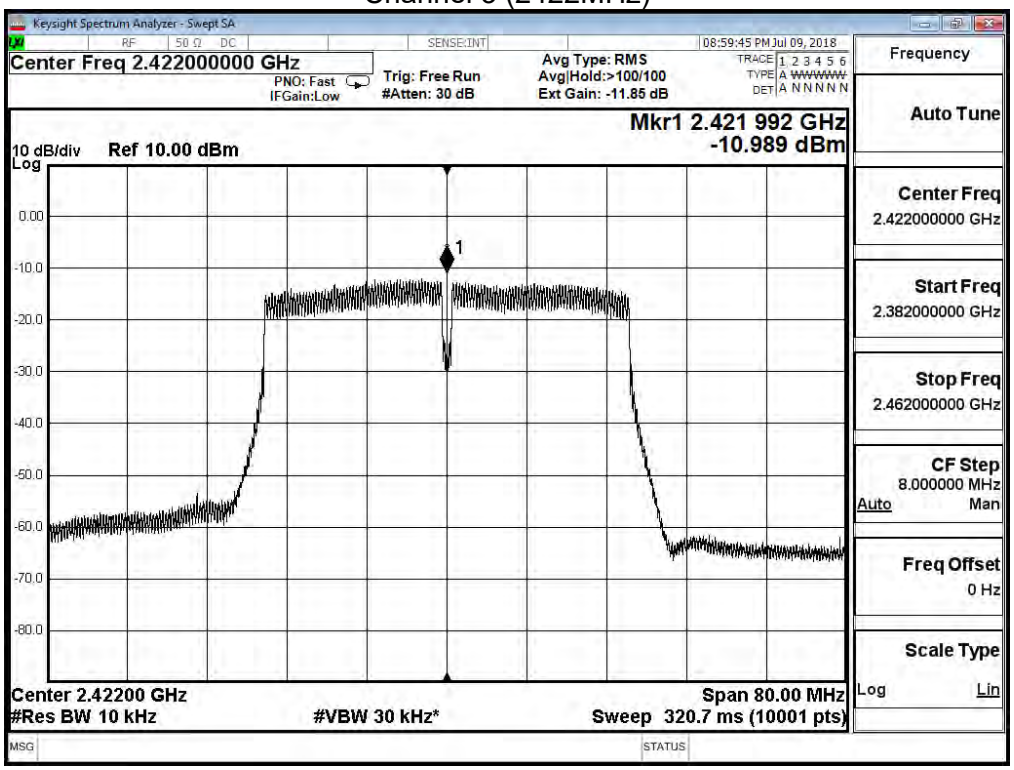

Channel 6 (2437MHz)

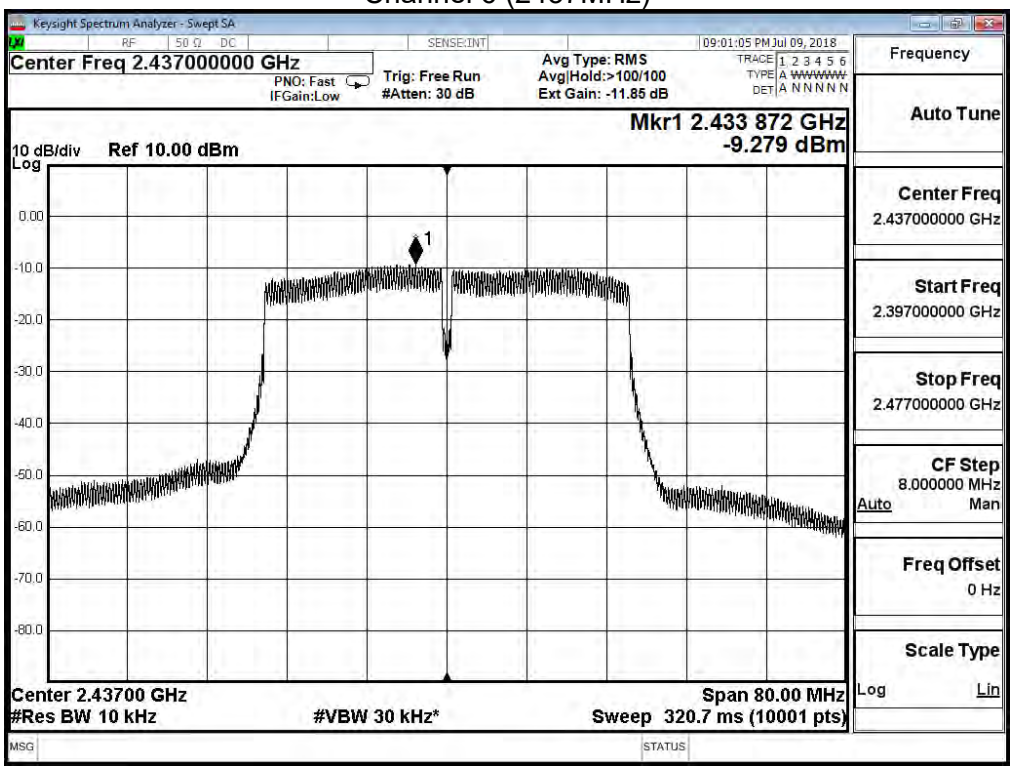

Channel 9 (2452MHz)

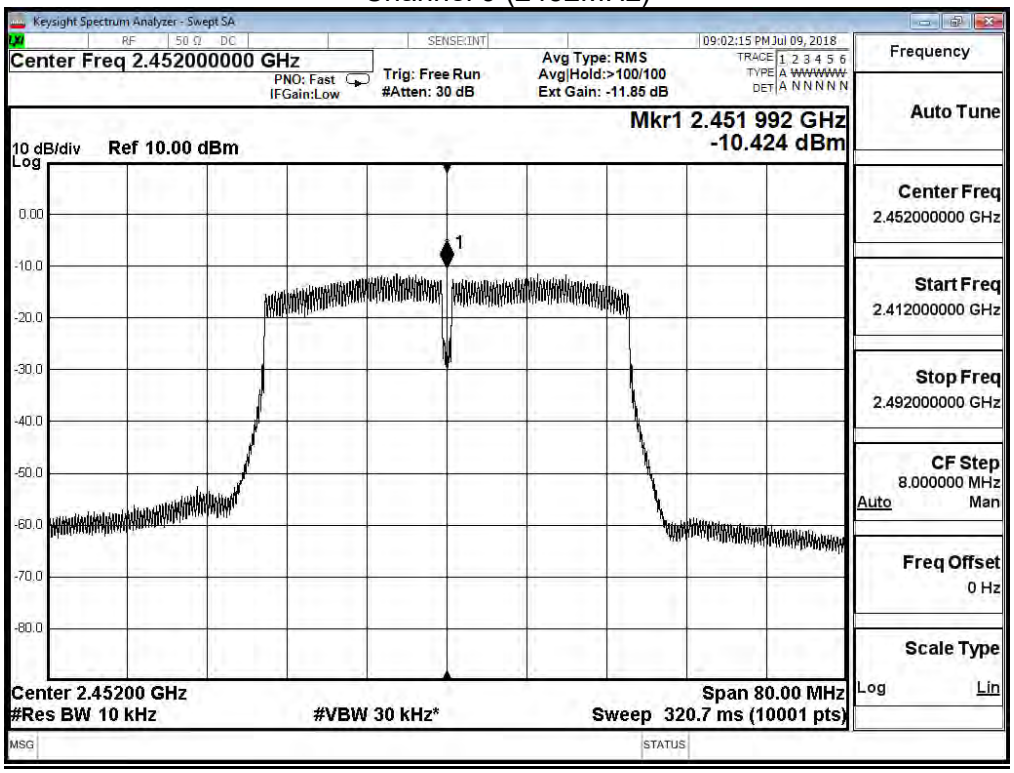

Product	Wireless-AC2200 Tri Band Gigabit Router		
Test Item	Power Density		
Test Mode	Mode 1: Transmit_CDD_ADP-45BW B		
Date of Test	2018/07/09	Test Site	SR10-H

IEEE 802.11ac 40M (ANT 0+1)				
Channel No.	Frequency (MHz)	Measure Level (dBm/3kHz)	Limit (dBm/3kHz)	Result
3	2422	-8.596	≦8	Pass
6	2437	-6.569	≦8	Pass
9	2452	-8.130	≦8	Pass

Product	Wireless-AC2200 Tri Band Gigabit Router		
Test Item	Power Density		
Test Mode	Mode 5: Transmit _BF_ADP-45BW B		
Date of Test	2018/07/19	Test Site	SR10-H

IEEE 802.11ac 20M (ANT 0)				
Channel No.	Frequency (MHz)	Measure Level (dBm/3kHz)	Limit (dBm/3kHz)	Result
1	2412	-8.342	≦8	Pass
6	2437	-4.072	≦8	Pass
11	2462	-8.629	≦8	Pass

Channel 1 (2412MHz)

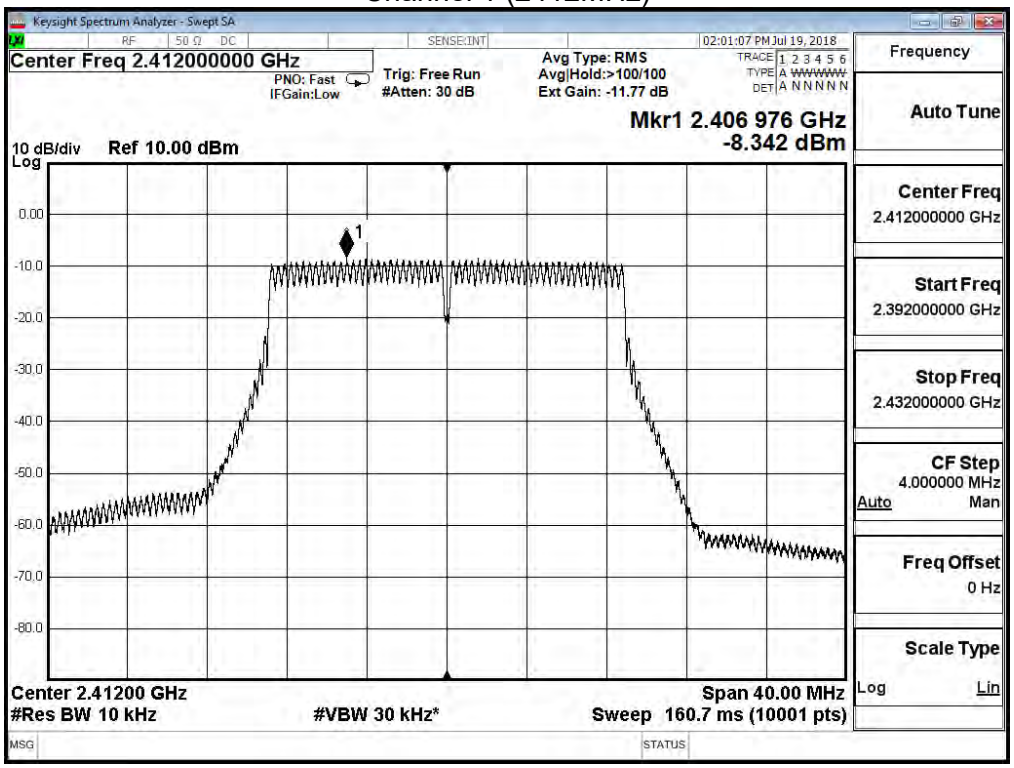

Channel 6 (2437MHz)

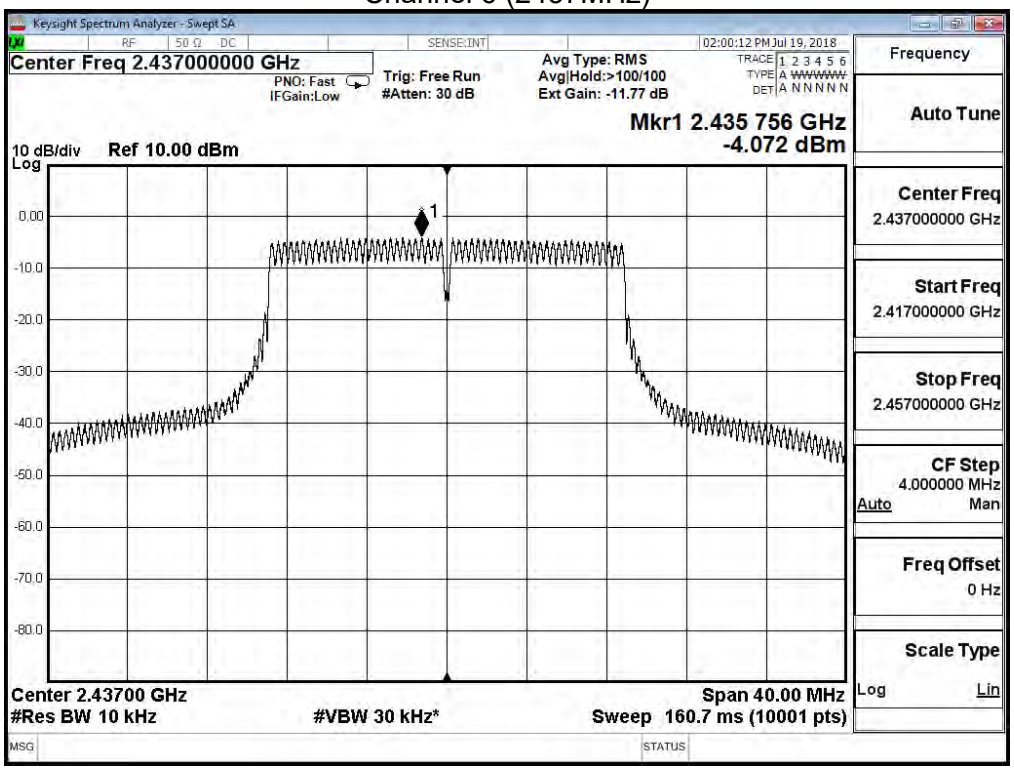

Channel 11 (2462MHz)

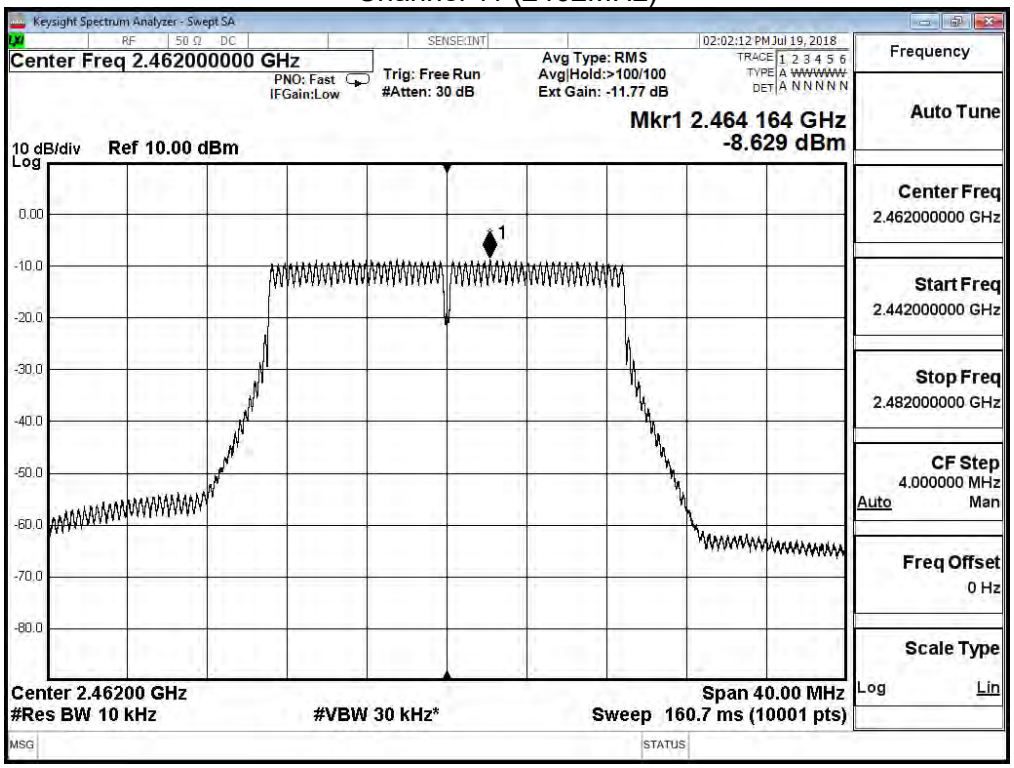

Product	Wireless-AC2200 Tri Band Gigabit Router		
Test Item	Power Density		
Test Mode	Mode 5: Transmit _BF_ADP-45BW B		
Date of Test	2018/07/19	Test Site	SR10-H

IEEE 802.11ac 20M (ANT 1)				
Channel No.	Frequency (MHz)	Measure Level (dBm/3kHz)	Limit (dBm/3kHz)	Result
1	2412	-8.219	≦8	Pass
6	2437	-3.948	≦8	Pass
11	2462	-8.607	≦8	Pass

Channel 1 (2412MHz)

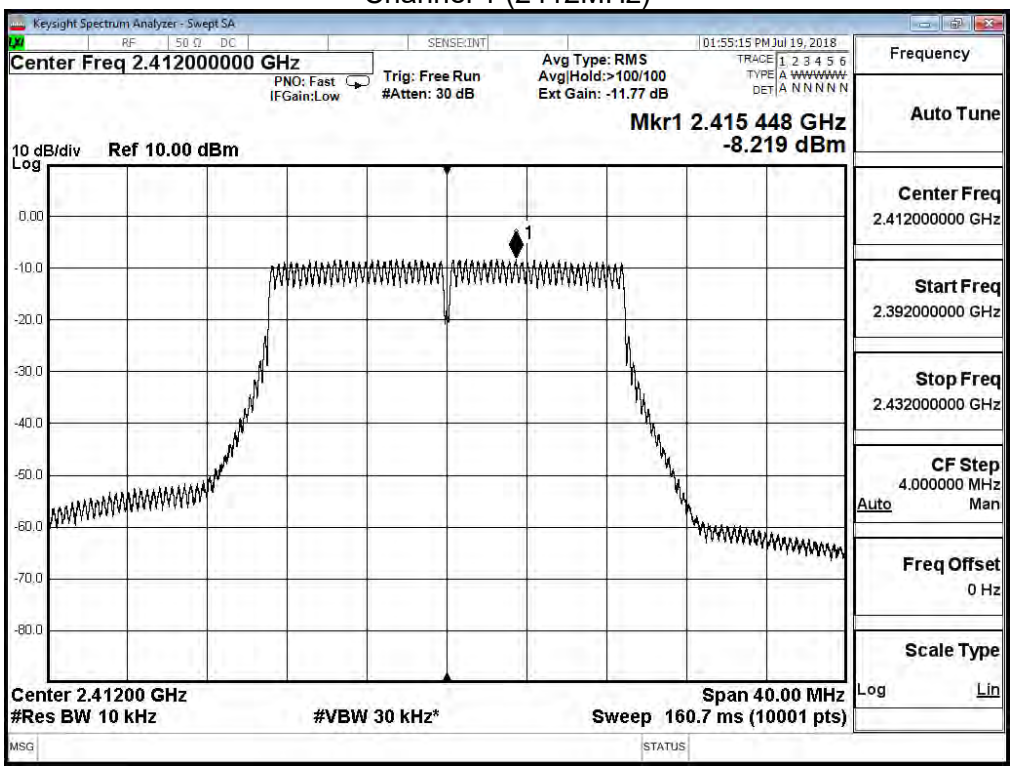

Channel 6 (2437MHz)

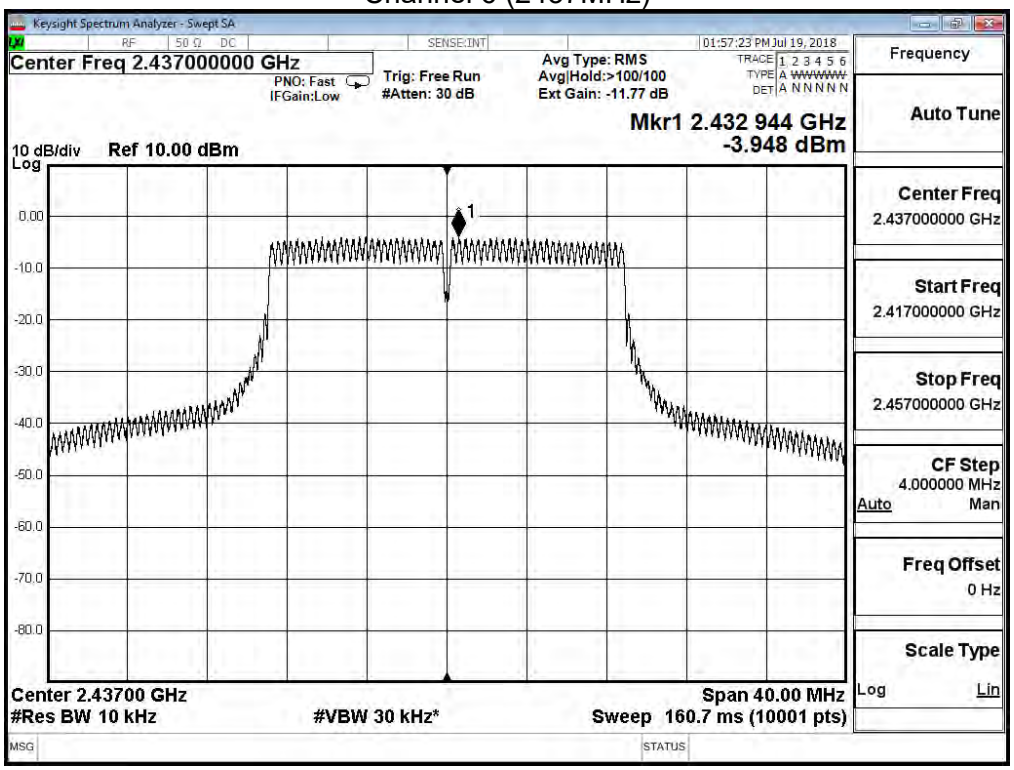

Channel 11 (2462MHz)

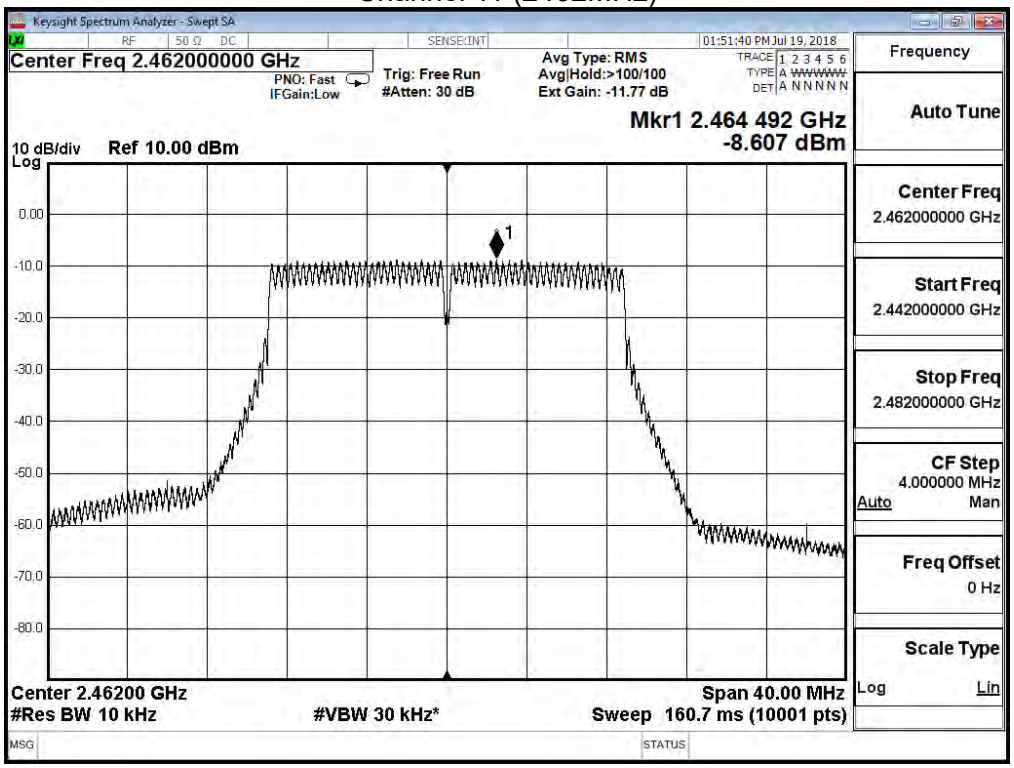

Product	Wireless-AC2200 Tri Band Gigabit Router		
Test Item	Power Density		
Test Mode	Mode 5: Transmit _BF_ADP-45BW B		
Date of Test	2018/07/19	Test Site	SR10-H

IEEE 802.11ac 20M (ANT 0+1)				
Channel No.	Frequency (MHz)	Measure Level (dBm/3kHz)	Limit (dBm/3kHz)	Result
1	2412	-5.270	≦8	Pass
6	2437	-0.999	≦8	Pass
11	2462	-5.608	≦8	Pass

Product	Wireless-AC2200 Tri Band Gigabit Router		
Test Item	Power Density		
Test Mode	Mode 5: Transmit _BF_ADP-45BW B		
Date of Test	2018/07/19	Test Site	SR10-H

IEEE 802.11ac 40M (ANT 0)				
Channel No.	Frequency (MHz)	Measure Level (dBm/3kHz)	Limit (dBm/3kHz)	Result
3	2422	-13.145	≦8	Pass
6	2437	-9.646	≦8	Pass
9	2452	-12.052	≦8	Pass

Channel 3 (2422MHz)

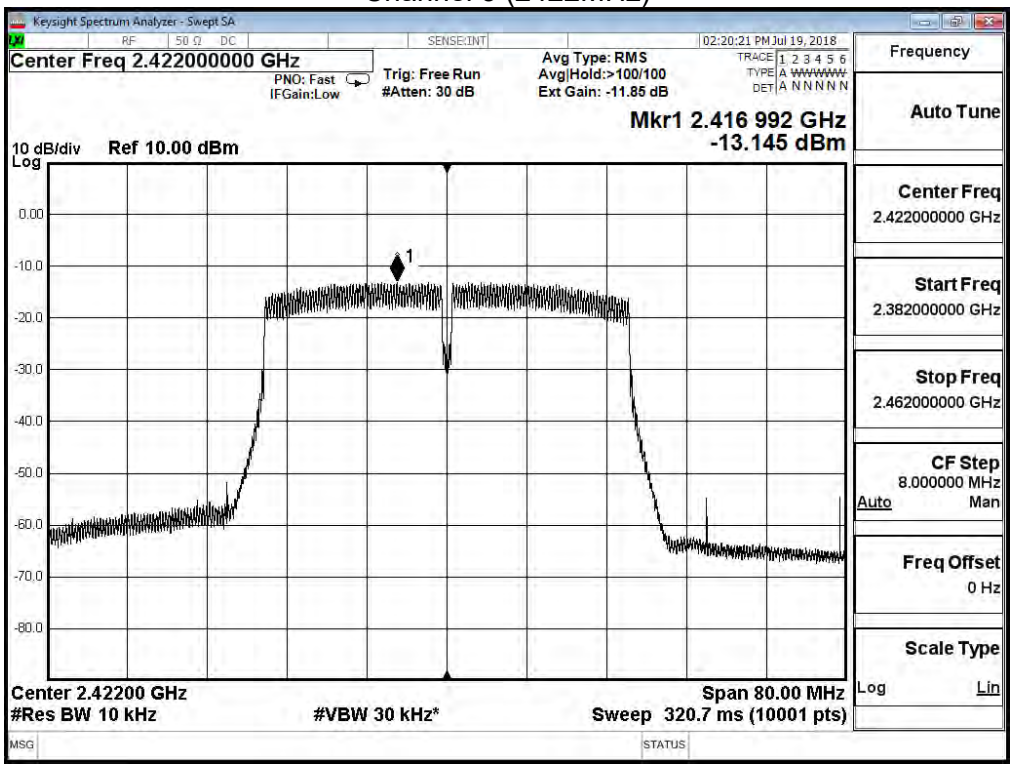

Channel 6 (2437MHz)

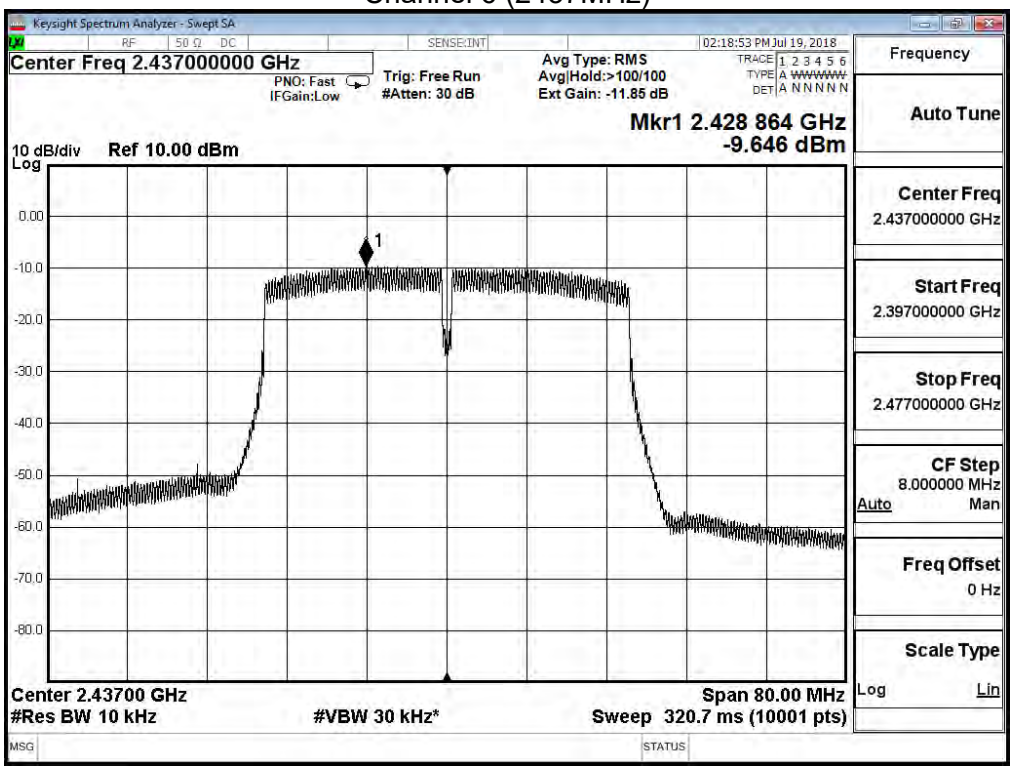

Channel 9 (2452MHz)

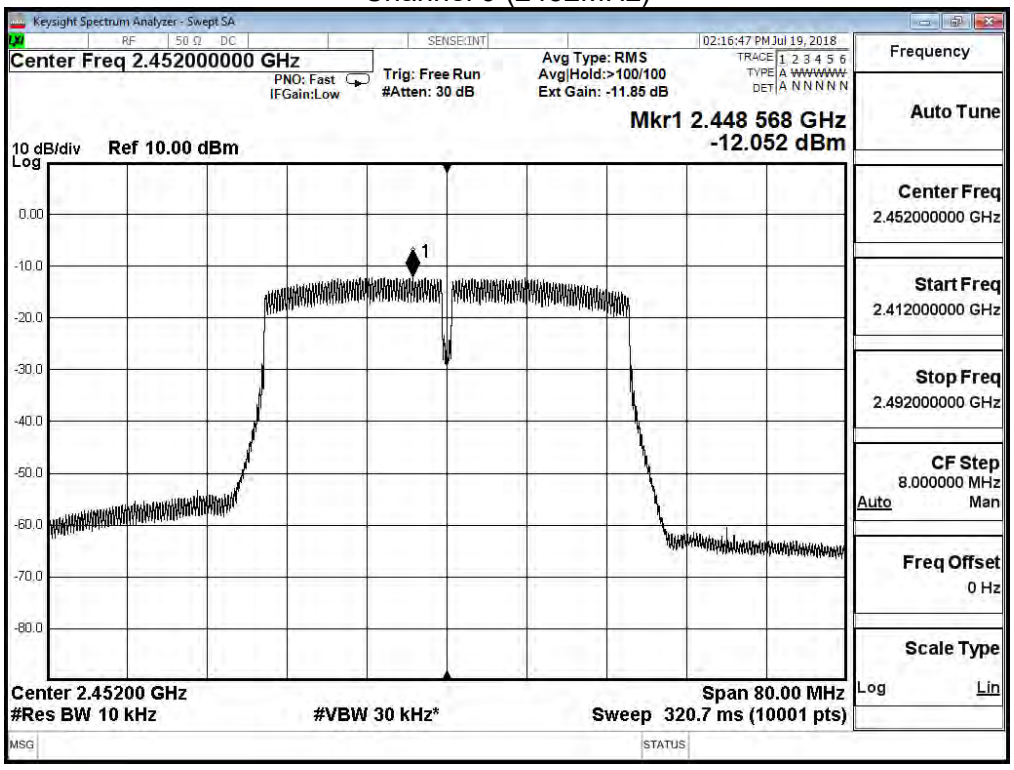

Product	Wireless-AC2200 Tri Band Gigabit Router		
Test Item	Power Density		
Test Mode	Mode 5: Transmit _BF_ADP-45BW B		
Date of Test	2018/07/19	Test Site	SR10-H

IEEE 802.11ac 40M (ANT 1)				
Channel No.	Frequency (MHz)	Measure Level (dBm/3kHz)	Limit (dBm/3kHz)	Result
3	2422	-12.985	≦8	Pass
6	2437	-9.479	≦8	Pass
9	2452	-11.944	≦8	Pass

Channel 3 (2422MHz)

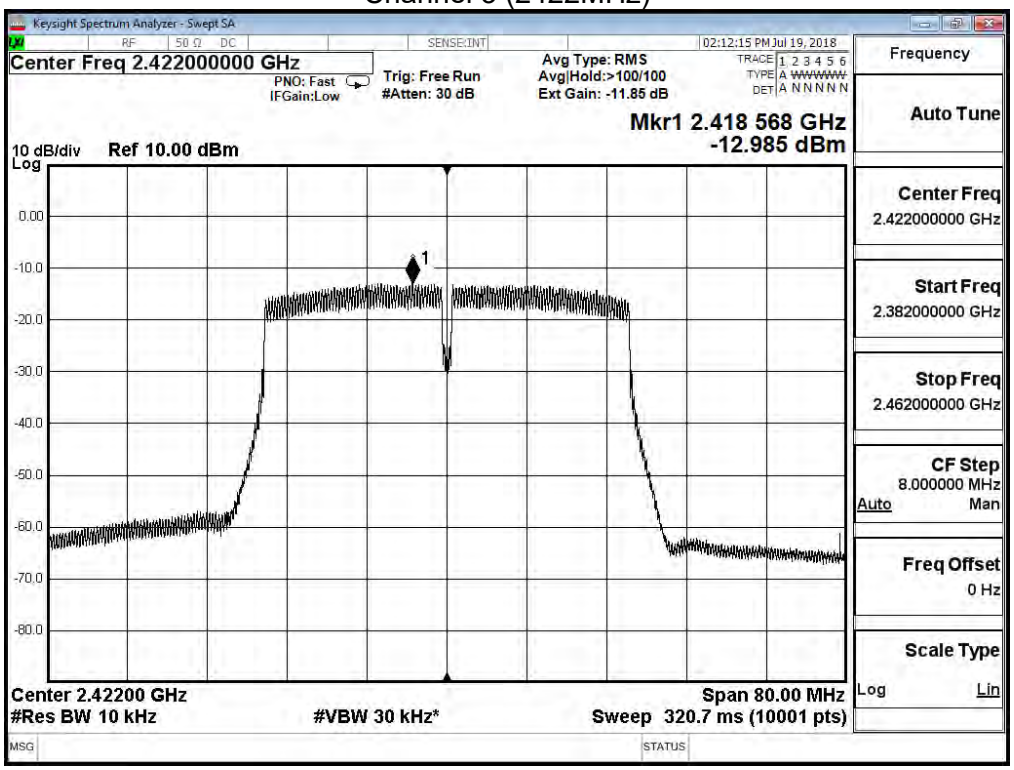

Channel 6 (2437MHz)

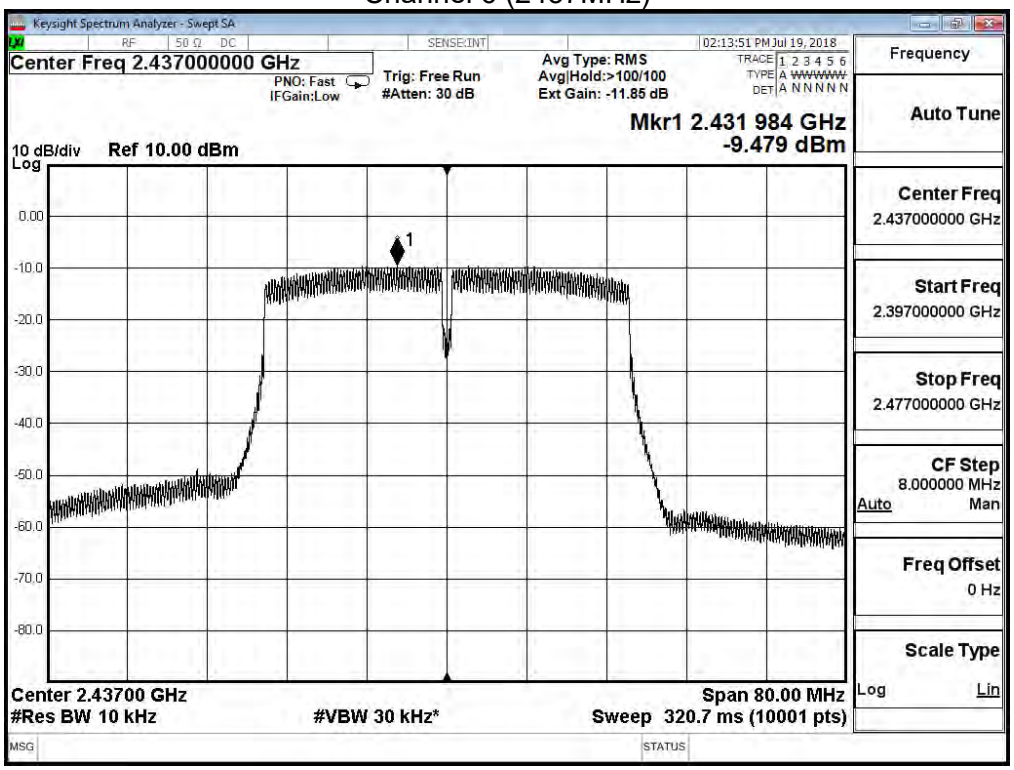

Channel 9 (2452MHz)

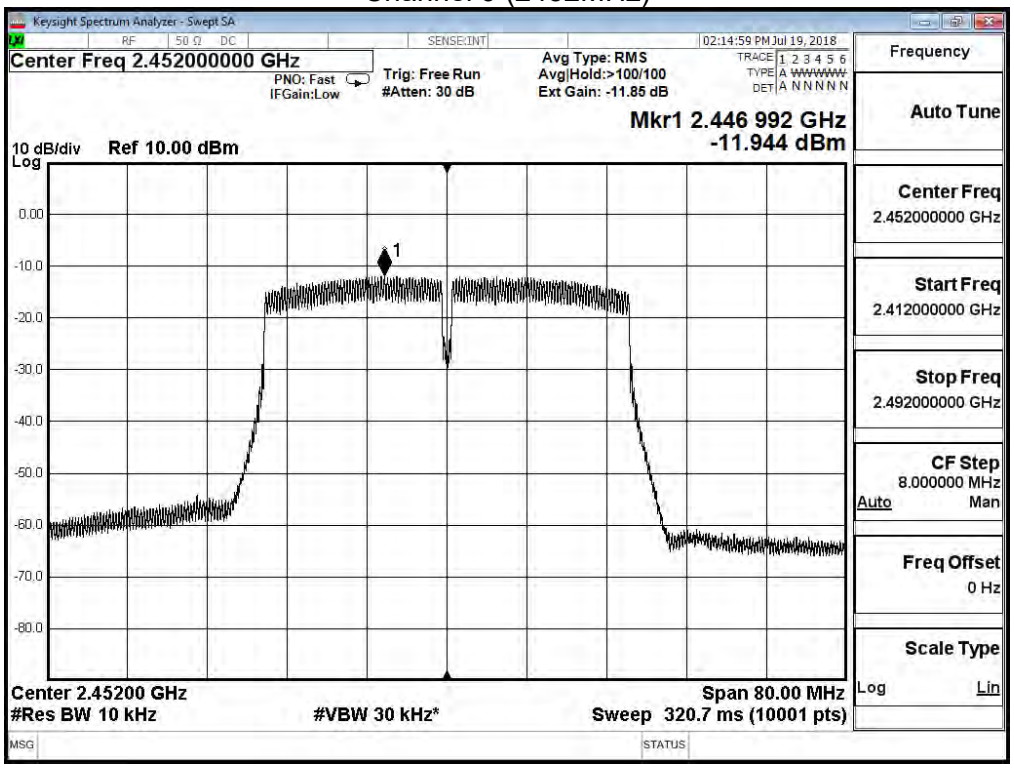

Product	Wireless-AC2200 Tri Band Gigabit Router		
Test Item	Power Density		
Test Mode	Mode 5: Transmit _BF_ADP-45BW B		
Date of Test	2018/07/19	Test Site	SR10-H

IEEE 802.11ac 40M (ANT 0+1)				
Channel No.	Frequency (MHz)	Measure Level (dBm/3kHz)	Limit (dBm/3kHz)	Result
3	2422	-10.054	≦8	Pass
6	2437	-6.551	≦8	Pass
9	2452	-8.987	≦8	Pass