FCC Test Report

Product Name : Dual-band Wireless-AC1300 USB Adapter
Trade Name : ASUS
Model No. : USB-AC55
FCC ID. : MSQ-USBACRU00

Applicant : ASUSTeK COMPUTER INC.
Address : 4F, No. 150, Li-Te Rd., Peitou, Taipei, Taiwan

Date of Receipt : Sep. 07, 2017
Issued Date : Apr. 12, 2018
Report No. : 1790099R-RFUSP26V00
Report Version : V1.0

Testing Laboratory
3024

The test results relate only to the samples tested.
The test report shall not be reproduced except in full without the written approval of DEKRA Testing and Certification Co., Ltd..

Test Report Certification

Issued Date : Apr. 12, 2018
Report No. : 1790099R-RFUSP26V00

Product Name	:	Dual-band Wireless-AC1300 USB Adapter
Applicant	:	ASUSTeK COMPUTER INC.
Address	:	4F, No. 150, Li-Te Rd., Peitou, Taipei, Taiwan
Manufacturer	:	ASUSTeK COMPUTER INC.
Model No.	:	USB-AC55
FCC ID.	:	MSQ-USBACRU00
EUT Test Voltage	:	DC 5V
Testing Voltage	:	DC 5V
Trade Name	:	ASUS
Applicable Standard	:	FCC CFR Title 47 Part 15 Subpart C Section 15.247: 2017 ANSI C63.10: 2013 KDB 558074 D01 V04 / KDB 662911 D01 V02r01
Laboratory Name	:	Hsin Chu Laboratory
Address	:	No.372-2, Sec. 4, Zhongxing Rd., Zhudong Township, Hsinchu County 310, Taiwan, R.O.C. TEL: +886-3-582-8001 / FAX: +886-3-582-8958
Test Result	:	Complied

Documented By : Lyla Yang

(Lyla Yang / Engineering Adm. Specialist)

Tested By : Clemens Fang

(Clemens Fang / Engineer)

Approved By : Roy Wang

(Roy Wang / Director)

Revision History

Report No.	Version	Description	Issued Date
1790099R-RFUSP26V00	V1.0	Initial issue of report	Apr. 12, 2018

TABLE OF CONTENTS

Description Page

1. General Information 7
1.1. EUT Description 7
1.2. Test Mode 10
1.3. Tested System Details 11
1.4. Configuration of tested System 11
1.5. EUT Exercise Software 11
1.6. Test Facility 12
1.7. Duty Cycle 13
2. Conducted Emission 16
2.1. Test Equipment 16
2.2. Test Setup 16
2.3. Limits 16
2.4. Test Procedure 17
2.5. Test Specification 17
2.6. Uncertainty 17
2.7. Test Result 18
3. Peak Power Output 20
3.1. Test Equipment 20
3.2. Test Setup 20
3.3. Test procedures 20
3.4. Limits 20
3.5. Test Specification 20
3.6. Uncertainty 20
3.7. Test Result 21
4. Radiated Emission 41
4.1. Test Equipment 41
4.2. Test Setup 41
4.3. Limits 42
4.4. Test Procedure 42
4.5. Test Specification 42
4.6. Uncertainty 42
4.7. Test Result 43
5. RF antenna conducted test 92

5.1. Test Equipment 92
5.2. Test Setup 92
5.3. Limits 92
5.4. Test Procedure 93
5.5. Test Specification 93
5.6. Uncertainty 93
5.7. Test Result 94
6. Radiated Emission Band Edge 122
6.1. Test Equipment 122
6.2. Test Setup 122
6.3. Limits 122
6.4. Test Procedure 123
6.5. Test Specification 123
6.6. Uncertainty 123
6.7. Test Result 124
7. DTS Bandwidth 172
7.1. Test Equipment 172
7.2. Test Setup 172
7.3. Test Procedures 172
7.4. Limits 172
7.5. Test Specification 172
7.6. Uncertainty 172
7.7. Test Result 173
8. Occupied Bandwidth 189
8.1. Test Equipment 189
8.2. Test Setup 189
8.3. Test Procedures 189
8.4. Limits 189
8.5. Test Specification 189
8.6. Uncertainty 189
8.7. Test Result 190
9. Power Density 206
9.1. Test Equipment 206
9.2. Test Setup 206
9.3. Limits 206
9.4. Test Procedures 206

9.5. Test Specification 206
9.6. Uncertainty 206
9.7. Test Result 207
Attachment 1 227
Test Setup Photograph 227

1. General Information

1.1. EUT Description

Product Name	Dual-band Wireless-AC1300 USB Adapter	
Trade Name	ASUS	
Model No.	USB-AC55	
Frequency Range/ Channel Number	IEEE 802.11b/g/ IEEE 802.11n (20MHz)	2412~2462MHz / 11 Channels
	IEEE 802.11n (40MHz)	2422~2452MHz / 7Channels
Type of Modulation	IEEE 802.11b	Direct Sequence Spread Spectrum
	IEEE 802.11g/n	Orthogonal Frequency Division Multiplexing
Data Speed	IEEE 802.11b	1, 2, 5.5, 11Mbps
	IEEE 802.11g	6, 12, 18, 24, 36, 48, 54Mbps
	IEEE 802.11n	Support a subset of the combination of GI, MCS 0~MCS 15 and bandwidth defined in 802.11n

Antenna Information			
Antenna	MFR. /Model No.	Antenna Type	Peak Gain
ANT 1	LYNwave / ALX17M-052XX1	PIFA Antenna	2.78 dBi
ANT 2	LYNwave / ALX17M-222XX1	PIFA Antenna	2.89 dBi

IEEE 802.11n

MCS Index	Modulation	R	N_{BPSCS}	N_{CBPS}		N_{DBPS}		Data Rate(Mb/s)			
				20MHz	40MHz	20MHz	40MHz	800ns GI		400ns GI	
								20MHz	40MHz	20MHz	40MHz
0	BPSK	1/2	1	52	108	26	54	6.5	13.5	7.2	15.0
1	QPSK	1/2	2	104	216	52	108	13.0	27.0	14.4	30.0
2	QPSK	3/4	2	104	216	78	162	19.5	40.5	21.7	45.0
3	16-QAM	1/2	4	208	432	104	216	26.0	54.0	28.9	60.0
4	16-QAM	3/4	4	208	432	156	324	39.0	81.0	43.3	90.0
5	64-QAM	2/3	6	312	648	208	432	52.0	108.0	57.8	120.0
6	64-QAM	3/4	6	312	648	234	486	58.5	121.5	65.0	135.0
7	64-QAM	5/6	6	312	648	260	540	65.0	135.0	72.2	150.0
Note 1: Support of 400ns GI is optional on transmit and receive.											

Table 1 – MCS parameters for TX Antenna number = 1

MCS Index	Modulation	R	N_{BPSCS}	N_{CBPS}		N_{DBPS}		Data Rate(Mb/s)			
				20MHz	40MHz	20MHz	40MHz	800ns GI		400ns GI	
								20MHz	40MHz	20MHz	40MHz
8	BPSK	1/2	1	104	216	52	108	13.0	27.0	14.4	30.0
9	QPSK	1/2	2	208	432	104	216	26.0	54.0	28.9	60.0
10	QPSK	3/4	2	208	432	156	324	39.0	81.0	43.3	90.0
11	16-QAM	1/2	4	416	864	208	432	52.0	108.0	57.8	120.0
12	16-QAM	3/4	4	416	864	312	648	78.0	162.0	86.7	180.0
13	64-QAM	2/3	6	624	1296	416	864	104.0	216.0	115.6	240.0
14	64-QAM	3/4	6	624	1296	468	972	117.0	243.0	130.0	270.0
15	64-QAM	5/6	6	624	1296	520	1080	130.0	270.0	144.4	300.0
Note 1: Support of 400ns GI is optional on transmit and receive.											

Table 2 – MCS parameters for TX Antenna number = 2

Symbol	Explanation
R	Code rate
N_{BPSC}	Number of coded bits per single carrier
N_{CBPS}	Number of coded bits per symbol
N_{DBPS}	Number of data bits per symbol
GI	guard interval

IEEE 802.11b/g & IEEE 802.11n (20MHz)

Working Frequency of Each Channel							
Channel	Frequency	Channel	Frequency	Channel	Frequency	Channel	Frequency
001	2412 MHz	002	2417 MHz	003	2422 MHz	004	2427 MHz
005	2432 MHz	006	2437 MHz	007	2442 MHz	008	2447 MHz
009	2452 MHz	010	2457 MHz	011	2462 MHz		

IEEE 802.11n (40MHz)

Working Frequency of Each Channel							
Channel	Frequency	Channel	Frequency	Channel	Frequency	Channel	Frequency
003	2422 MHz	004	2427 MHz	005	2432 MHz	006	2437 MHz
007	2442 MHz	008	2447 MHz	009	2452 MHz		

Note:

1. This device is a Dual-band Wireless-AC1300 USB Adapter including 2.4GHz b/g/n (2x2) and 5GHz a/n/ac (2x2) transmitting and receiving function.
2. These test results on a sample of the device are for the purpose of demonstrating Compliance with Part 15 Subpart C Paragraph 15.247.
3. Regards to the frequency band operation; the lowest、middle and highest frequency of channel were selected to perform the test, and then shown on this report.

1.2. Test Mode

DEKRA has verified the construction and function in typical operation. The preliminary tests were performed in different data rate, and to find the worst condition, which was shown in this test report. The following table is the final test mode.

TX	Mode 1: Transmit Mode

Test Items	Modulation	Channel	Antenna	Result
Conducted Emission	11n(40MHz)	6	0+1	Complies
Peak Power Output	11b/g	1/ 6/ 11	0+1	Complies
	11n(20MHz)	1/ 6/ 11	0+1	Complies
	11n(40MHz)	3/ 6/ 9	0+1	Complies
Radiated Emission	11b/g	1/ 6/ 11	0+1	Complies
	11n(20MHz)	1/ 6/ 11	0+1	Complies
	11n(40MHz)	3/ 6/ 9	0+1	Complies
RF antenna conducted test	11b/g	1/ 6/ 11	0/1	Complies
	11n(20MHz)	1/ 6/ 11	0/1	Complies
	11n(40MHz)	3/ 6/ 9	0/1	Complies
Radiated Emission Band Edge	11b/g	1/ 6/ 11	0+1	Complies
	11n(20MHz)	1/ 6/ 11	0+1	Complies
	11n(40MHz)	3/ 6/ 9	0+1	Complies
DTS Bandwidth	11b/g	1/ 6/ 11	0/1	Complies
	11n(20MHz)	1/ 6/ 11	0/1	Complies
	11n(40MHz)	3 /6 /9	0/1	Complies
Occupied Bandwidth	11b/g	1/ 6/ 11	0/1	Complies
	11n(20MHz)	1/ 6/ 11	0/1	Complies
	11n(40MHz)	3/ 6/ 9	0/1	Complies
Power Density	11b/g	1/ 6/ 11	0+1	Complies
	11n(20MHz)	1/ 6/ 11	0+1	Complies
	11n(40MHz)	3/ 6/ 9	0+1	Complies

1.3. Tested System Details

The types for all equipments, plus descriptions of all cables used in the tested system (including inserted cards) are:

Product		Manufacturer	Model No.	Serial No.	FCC ID	Power Cord
1	Notebook PC	DELL	Latitude 600	N/A	DoC	Non-Shielded, 1.7m, one ferrite core bonded

1.4. Configuration of tested System

Connection Diagram

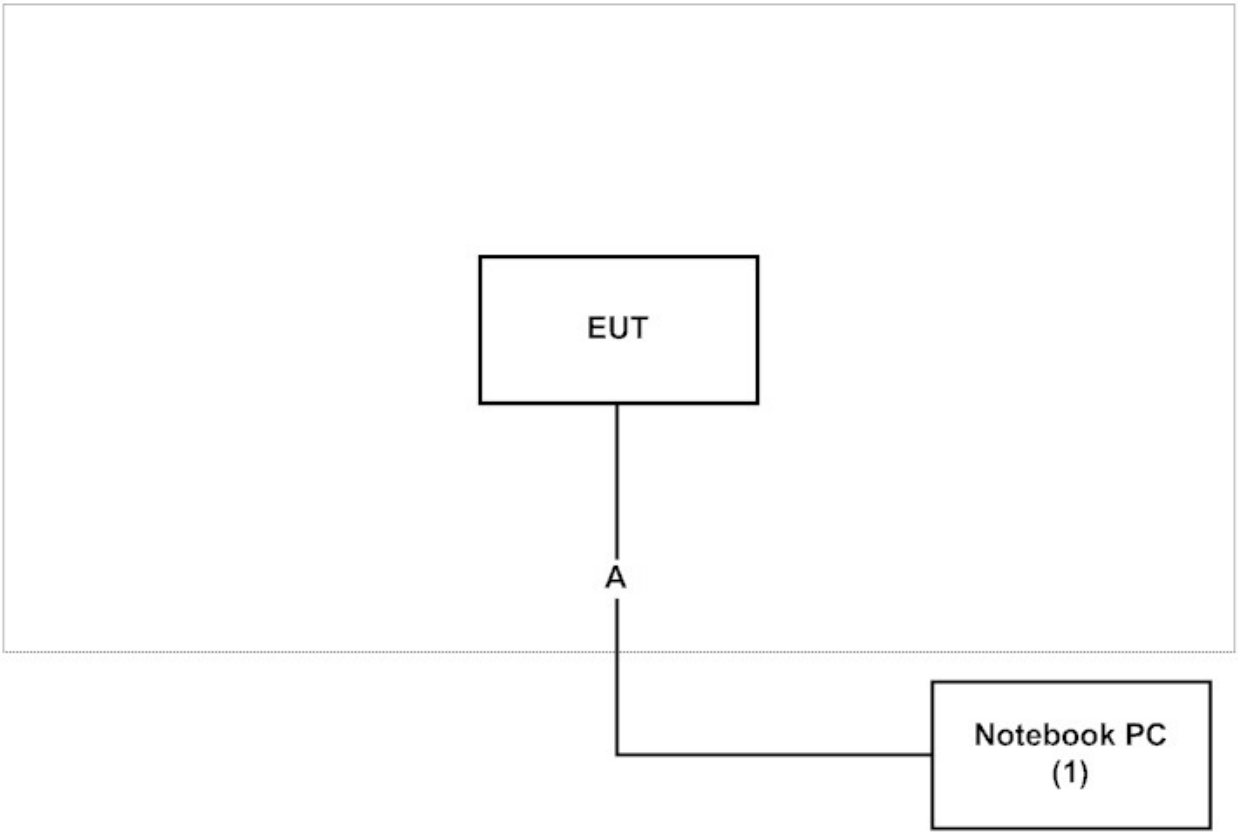

Signal Cable Type		Signal cable Description
A	USB Cable	Non-Shielded, 3m

1.5. EUT Exercise Software

1	Setup the EUT as shown in Section 1.4.
2	Execute the Control program “MTool” on the Notebook PC.
3	Configure the test mode, the test channel, and the data rate.
4	Make the EUT to start the continuous transmitting.
5	Verify that the EUT works properly.

1.6. Test Facility

Ambient conditions in the laboratory:

Items	Test Item	Required (IEC 68-1)	Actual	Test Site
Temperature (°C)	FCC PART 15 C 15.207 Conducted Emission	15 - 35	20	3
Humidity (%RH)		25 - 75	50	
Barometric pressure (mbar)		860 - 1060	950-1000	
Temperature (°C)	FCC PART 15 C 15.247 Peak Power Output	15 - 35	25	3
Humidity (%RH)		25 - 75	45	
Barometric pressure (mbar)		860 - 1060	950-1000	
Temperature (°C)	FCC PART 15 C 15.247 Radiated Emission	15 - 35	25	2
Humidity (%RH)		25 - 75	65	
Barometric pressure (mbar)		860 - 1060	950-1000	
Temperature (°C)	FCC PART 15 C 15.247 RF antenna conducted test	15 - 35	25	3
Humidity (%RH)		25 - 75	45	
Barometric pressure (mbar)		860 - 1060	950-1000	
Temperature (°C)	FCC PART 15 C 15.247 Band Edge	15 - 35	25	2
Humidity (%RH)		25 - 75	48	
Barometric pressure (mbar)		860 - 1060	950-1000	
Temperature (°C)	FCC PART 15 C 15.247 Occupied Bandwidth & DTS Bandwidth	15 - 35	25	3
Humidity (%RH)		25 - 75	45	
Barometric pressure (mbar)		860 - 1060	950-1000	
Temperature (°C)	FCC PART 15 C 15.247 Power Density	15 - 35	25	3
Humidity (%RH)		25 - 75	45	
Barometric pressure (mbar)		860 - 1060	950-1000	

Note: Test Site information refers to Laboratory Information.

Laboratory Information

USA : FCC, Registration Number: TW3024

The related certificate for our laboratories about the test site and management system can be downloaded from DEKRA Testing and Certification Co., Ltd. Web Site :
http://www.dekra.com.tw/english/about/certificates.aspx?bval=5
The address and introduction of DEKRA Testing and Certification Co., Ltd. laboratories can be founded in our Web site : http://www.dekra.com.tw/index_en.aspx

If you have any comments, Please don't hesitate to contact us. Our test sites as below:

1 No. 75-2, 3rd Lin, WangYe Keng, Yonghxing Tsuen, Qionglin Shiang, Hsinchu County 307, Taiwan (R.O.C.)
TEL: +886-3-592-8858 / FAX: +886-3-592-8859 E-Mail : info.tw@dekra.com
2 No.372, Sec. 4, Zhongxing Rd., Zhudong Township, Hsinchu County 31061, Taiwan, R.O.C.
TEL: +886-3-582-8001 / FAX: +886-3-582-8958 E-Mail : info.tw@dekra.com
3 No.372-2, Sec. 4, Zhongxing Rd., Zhudong Township, Hsinchu County 31061, Taiwan, R.O.C.
TEL: +886-3-582-8001 / FAX: +886-3-582-8958 E-Mail : info.tw@dekra.com

1.7. Duty Cycle

Modulation	Duty cycle	Radiated offset
802.11b	≒98%	--
802.11g	≒98%	--
802.11n20	≒98%	--
802.11n40	≒98%	--

Note:

Offset = 20 log(1/duty cycle)

Accotding to KDB 789033

If power averaging (rms) mode was used in step (iv) above, the correction factor is 10 log (1/x), where x is the duty cycle. For example, if the transmit duty cycle was 50%, then 3 dB must be added to the measured emission levels.

If linear voltage averaging mode was used in step (iv) above, the correction factor is 20 log (1/x), where x is the duty cycle. For example, if the transmit duty cycle was 50%, then 6 dB must be added to the measured emission levels.

802.11b

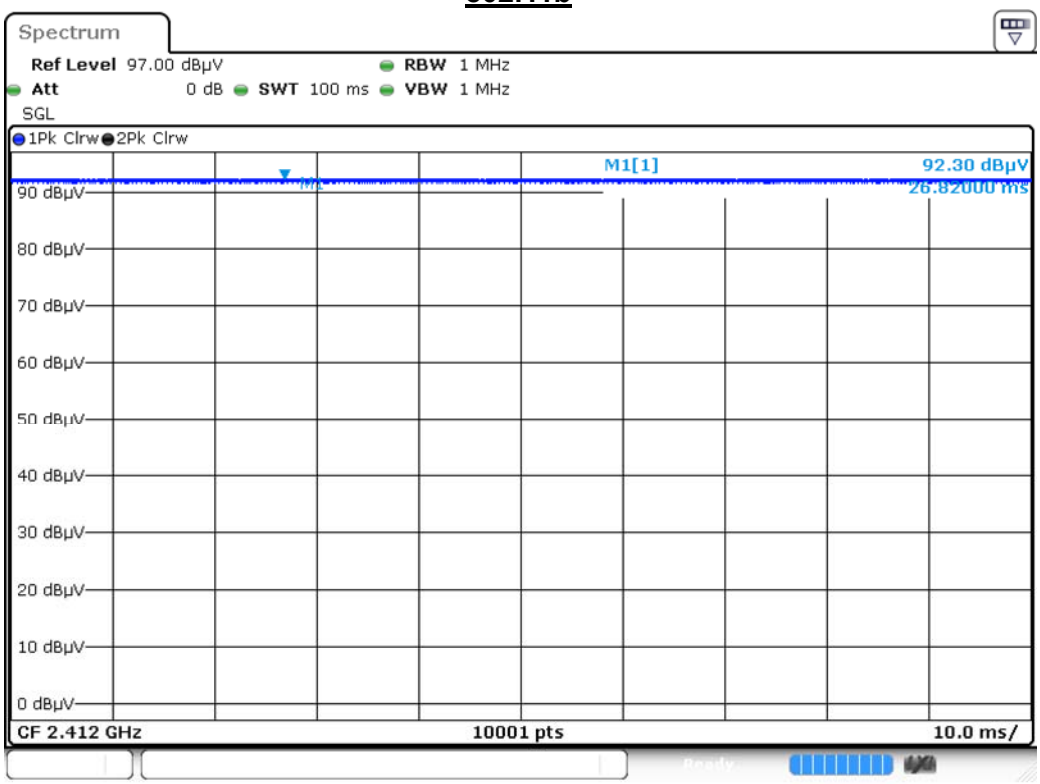

Date: 14.SEP.2017 13:40:02

802.11g

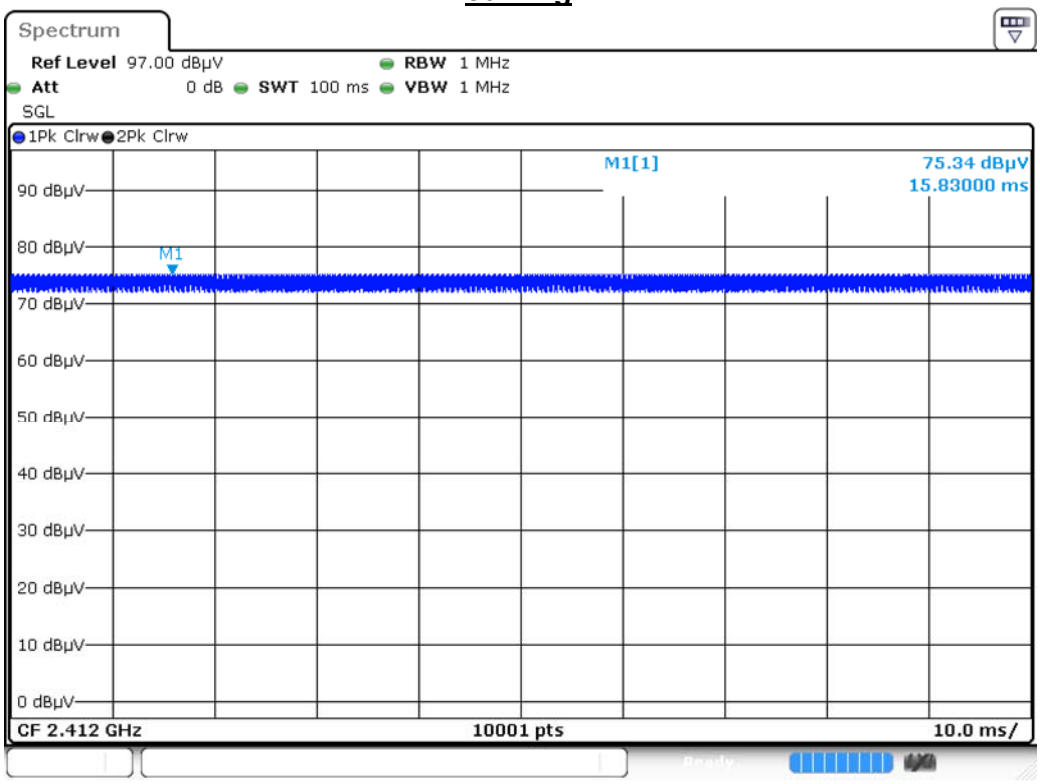

Date: 14.SEP.2017 15:19:16

802.11n(20M)

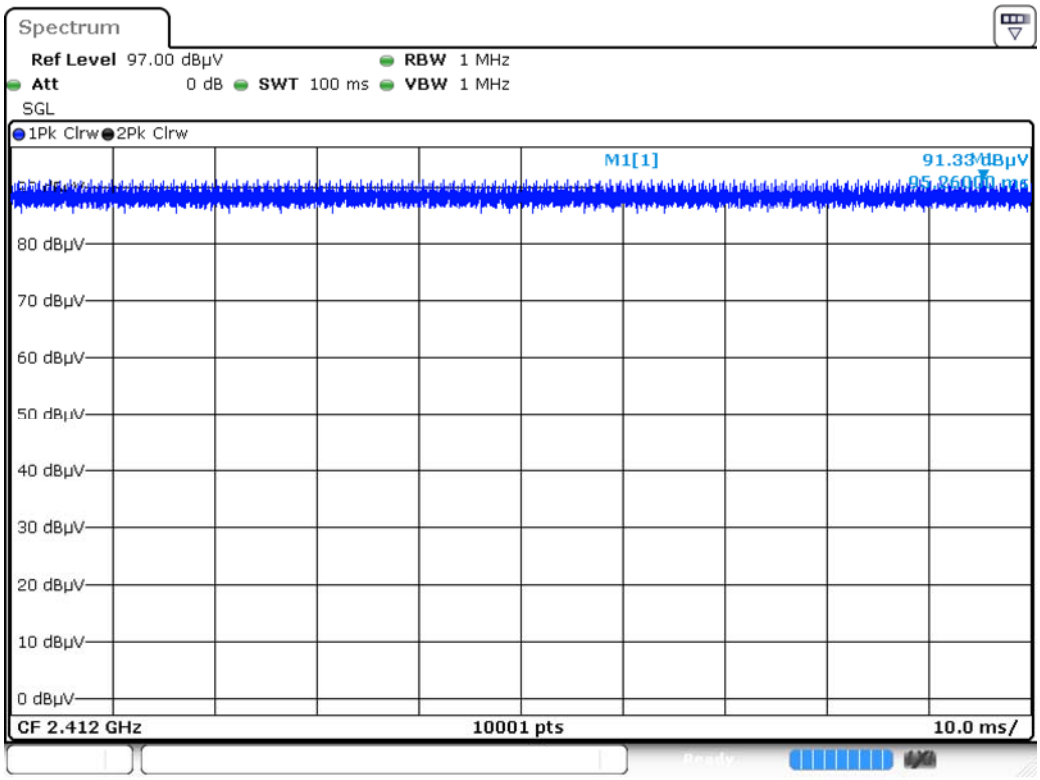

Date: 14.SEP.2017 15:39:27

802.11n(40M)

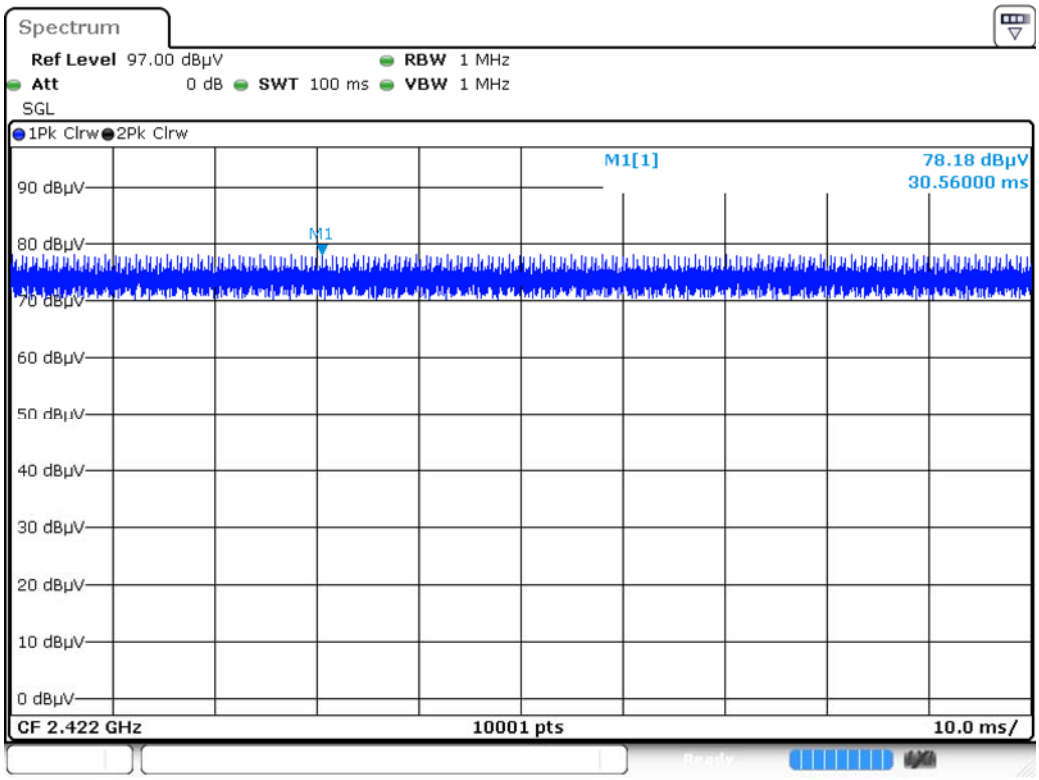

Date: 14.SEP.2017 16:54:31

2. Conducted Emission

2.1. Test Equipment

The following test equipments are used during the test:

Conducted Emission /SR2-H

Instrument	Manufacturer	Model No.	Serial No.	Cal. Date	Next Cal. Date
Artificial Mains Network	R&S	ENV4200	848411/010	2018/01/22	2019/01/21
Test Receiver	R&S	ESCS 30	836858/022	2017/04/12	2018/04/11
LISN	R&S	ENV216	100092	2017/07/31	2018/07/30

2.2. Test Setup

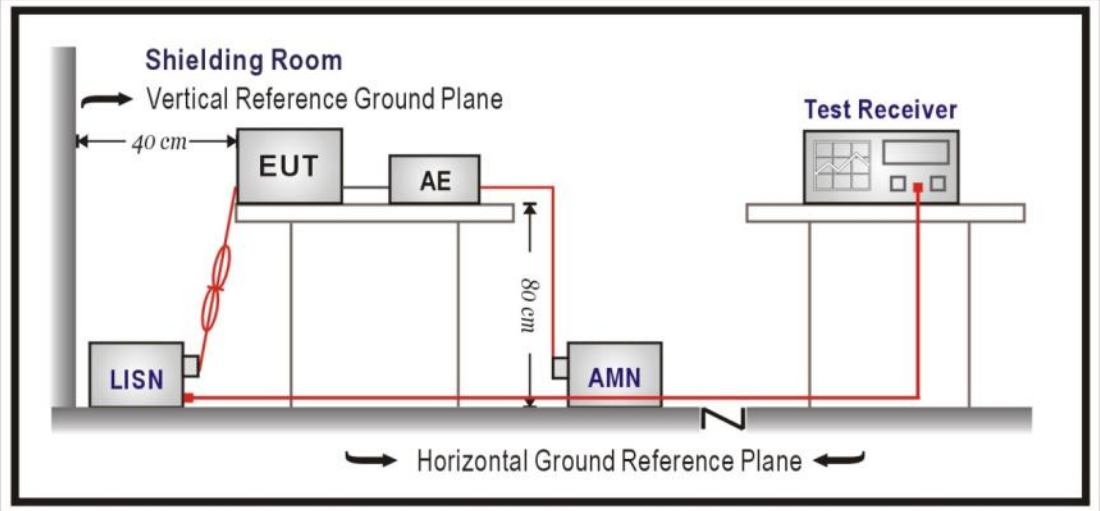

2.3. Limits

FCC Part 15 Subpart C Paragraph 15.207 Limits (dBuV)		
Frequency MHz	QP	AV
0.15 - 0.50	66 - 56	56 - 46
0.50 - 5.0	56	46
5.0 - 30	60	50

Remarks: In the above table, the tighter limit applies at the band edges.

2.4. Test Procedure

The EUT was setup according to ANSI C63.4: 2013 and tested according to DTS test procedure of KDB558074 for compliance to FCC 47CFR 15.247 requirements.
The EUT was placed on a platform of nominal size, 1 m by 1.5 m, raised 80 cm above the conducting ground plane. The vertical conducting plane was located 40 cm to the rear of the EUT. All other surfaces of EUT were at least 80 cm from any other grounded conducting surface. The EUT and simulators are connected to the main power through a line impedance stabilization network (LISN). The LISN provides a 50 ohm /50uH coupling impedance for the measuring equipment. The peripheral devices are also connected to the main power through a LISN. (Please refer to the block diagram of the test setup and photographs.)
Each current-carrying conductor of the EUT power cord, except the ground (safety) conductor, was individually connected through a LISN to the input power source.
The excess length of the power cord between the EUT and the LISN receptacle were folded back and forth at the center of the lead to form a bundle not exceeding 40 cm in length.
Conducted emissions were investigated over the frequency range from 0.15MHz to 30MHz using a receiver bandwidth of 9 kHz.

2.5. Test Specification

According to FCC Part 15 Subpart C Paragraph 15.207: 2015

2.6. Uncertainty

The measurement uncertainty is defined as ± 2.26 dB.

2.7. Test Result

Site : SR2-H	Time : 2018/04/03
Limit : CISPR_B_00M_QP	Margin : 10
Probe : SR2_LISN(16A)-6_0712 - Line1	Power : DC 5V
EUT : Dual-band Wireless-AC1300 USB Adapter	Note : 802.11n(40M)_2437MHz

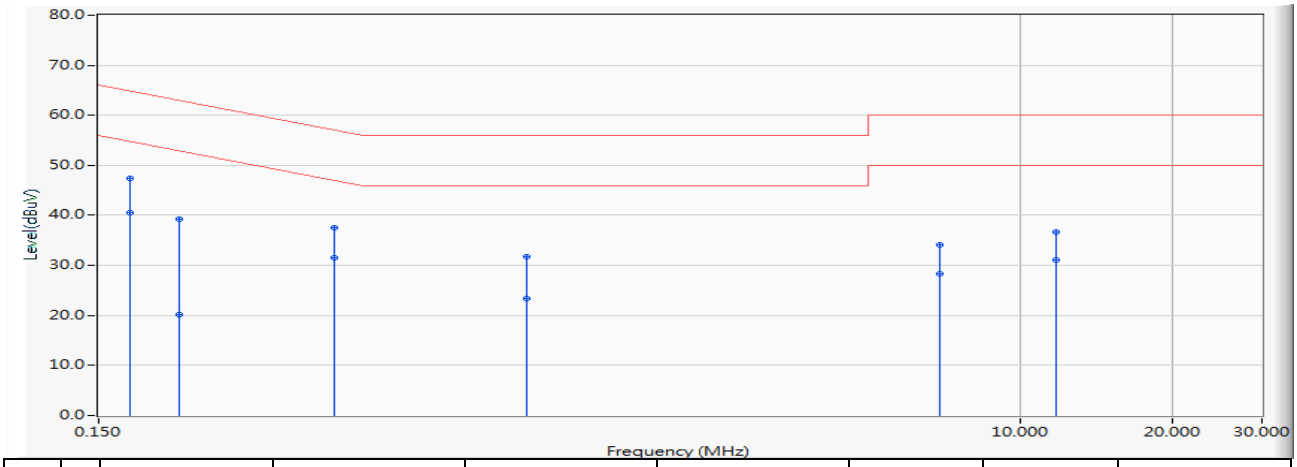

		Frequency (MHz)	Correct Factor (dB)	Reading Level (dBuV)	Measure Level (dBuV)	Margin (dB)	Limit (dBuV)	Detector Type
1		0.173	9.753	37.560	47.313	-17.481	64.794	QUASIPEAK
2	*	0.173	9.753	30.840	40.593	-14.201	54.794	AVERAGE
3		0.216	9.748	29.520	39.268	-23.687	62.956	QUASIPEAK
4		0.216	9.748	10.480	20.228	-32.727	52.956	AVERAGE
5		0.439	9.729	27.750	37.479	-19.600	57.079	QUASIPEAK
6		0.439	9.729	21.850	31.579	-15.500	47.079	AVERAGE
7		1.056	9.822	21.980	31.802	-24.198	56.000	QUASIPEAK
8		1.056	9.822	13.570	23.392	-22.608	46.000	AVERAGE
9		6.927	10.002	24.190	34.192	-25.808	60.000	QUASIPEAK
10		6.927	10.002	18.210	28.212	-21.788	50.000	AVERAGE
11		11.728	10.162	26.610	36.771	-23.229	60.000	QUASIPEAK
12		11.728	10.162	20.930	31.091	-18.909	50.000	AVERAGE

Note:

1. All Reading Levels are Quasi-Peak and average value.
2. " * ", means this data is the worst emission level.
3. Measurement Level = Reading Level + Correct Factor.

Site : SR2-H	**Time : 2018/04/03**
Limit : CISPR_B_00M_QP	**Margin : 10**
Probe : SR2_LISN(16A)-6_0712 - Line2	**Power : DC 5V**
EUT : Dual-band Wireless-AC1300 USB Adapter	**Note : 802.11n(40M)_2437MHz**

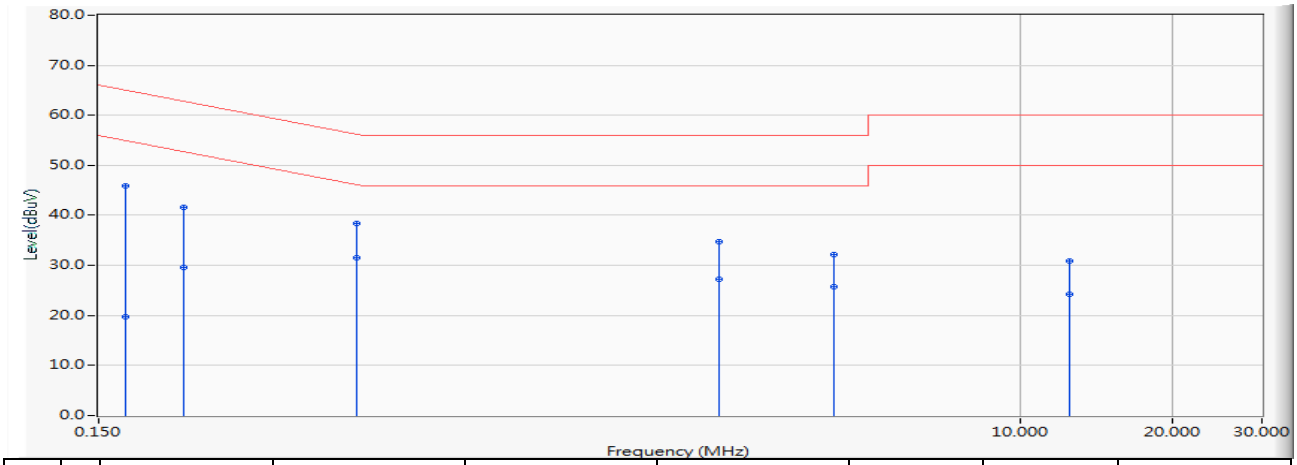

		Frequency (MHz)	Correct Factor (dB)	Reading Level (dBuV)	Measure Level (dBuV)	Margin (dB)	Limit (dBuV)	Detector Type
1		0.170	9.753	36.250	46.003	-18.980	64.983	QUASIPEAK
2		0.170	9.753	10.050	19.803	-35.180	54.983	AVERAGE
3		0.220	9.750	31.940	41.690	-21.117	62.807	QUASIPEAK
4		0.220	9.750	19.830	29.580	-23.227	52.807	AVERAGE
5		0.486	9.746	28.710	38.456	-17.781	56.237	QUASIPEAK
6	*	0.486	9.746	21.820	31.566	-14.671	46.237	AVERAGE
7		2.525	9.847	24.830	34.677	-21.323	56.000	QUASIPEAK
8		2.525	9.847	17.390	27.237	-18.763	46.000	AVERAGE
9		4.283	9.845	22.290	32.135	-23.865	56.000	QUASIPEAK
10		4.283	9.845	15.810	25.655	-20.345	46.000	AVERAGE
11		12.513	10.230	20.740	30.970	-29.030	60.000	QUASIPEAK
12		12.513	10.230	14.110	24.340	-25.660	50.000	AVERAGE

Note:

1. All Reading Levels are Quasi-Peak and average value.
2. " * ", means this data is the worst emission level.
3. Measurement Level = Reading Level + Correct Factor.

3. Peak Power Output

3.1. Test Equipment

The following test equipments are used during the test:

Peak Power Output / SR10-H

Instrument	Manufacturer	Model No.	Serial No.	Cal. Date	Next Cal. Date
Spectrum Analyzer	Keysight	N9030B	MY57140404	2017/06/13	2018/06/12
Spectrum Analyzer	Keysight	N9010B	MY57110159	2017/06/05	2018/06/04
Spectrum Analyzer	Agilent	N9010A	US47140172	2017/07/26	2018/07/25
Signal & Spectrum Analyzer	R&S	FSV40	101049	2018/01/10	2019/01/09

3.2. Test Setup

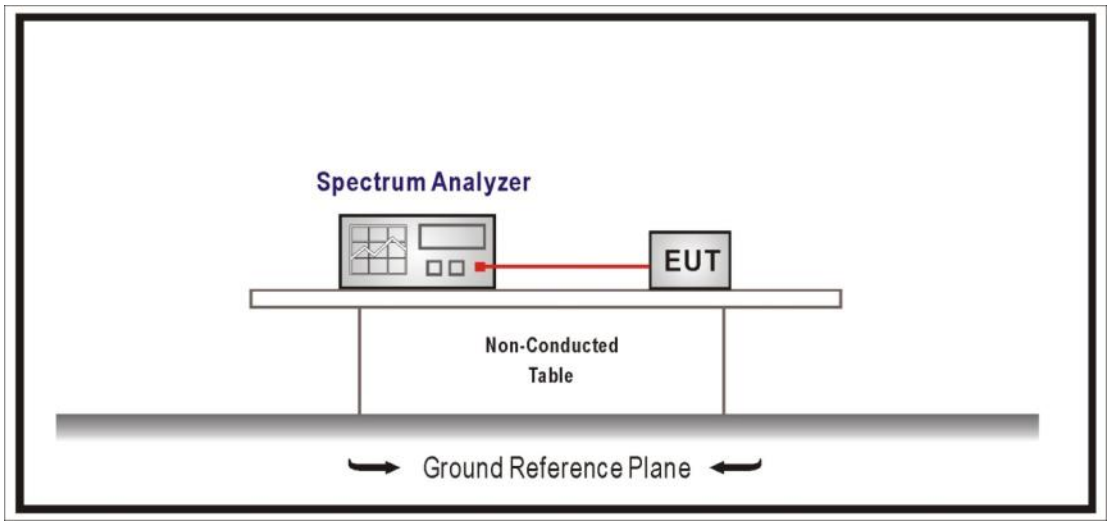

3.3. Test procedures

The EUT was tested according to DTS test procedure section 9.1.2 of KDB558074 D01 v04, Measurement to FCC 47CFR 15.247 requirements.

3.4. Limits

The maximum peak power shall be less 1 Watt.

3.5. Test Specification

According to FCC Part 15 Subpart C Paragraph 15.247: 2017

3.6. Uncertainty

The measurement uncertainty is defined as ± 1.27 dB.

3.7. Test Result

Product	Dual-band Wireless-AC1300 USB Adapter		
Test Item	Peak Power Output		
Test Mode	Mode 1: Transmit Mode		
Date of Test	2018/03/09	Test Site	SR10-H

IEEE 802.11b (ANT 0)			
Channel No.	Frequency (MHz)	Measure Level (dBm)	Limit (dBm)
1	2412	15.950	≦30
6	2437	15.940	≦30
11	2462	14.990	≦30

The worst emission of data rate is 1 Mbps

Peak Power Output (dBm)						
Channel No	Frequency (MHz)	Data Rate (Mbps)				Required Limit
		1	2	5.5	11	
1	2412	15.950	--	--	--	≦30
6	2437	15.940	15.84	15.72	15.61	≦30
11	2462	14.990	--	--	--	≦30

Channel 1 (2412MHz)

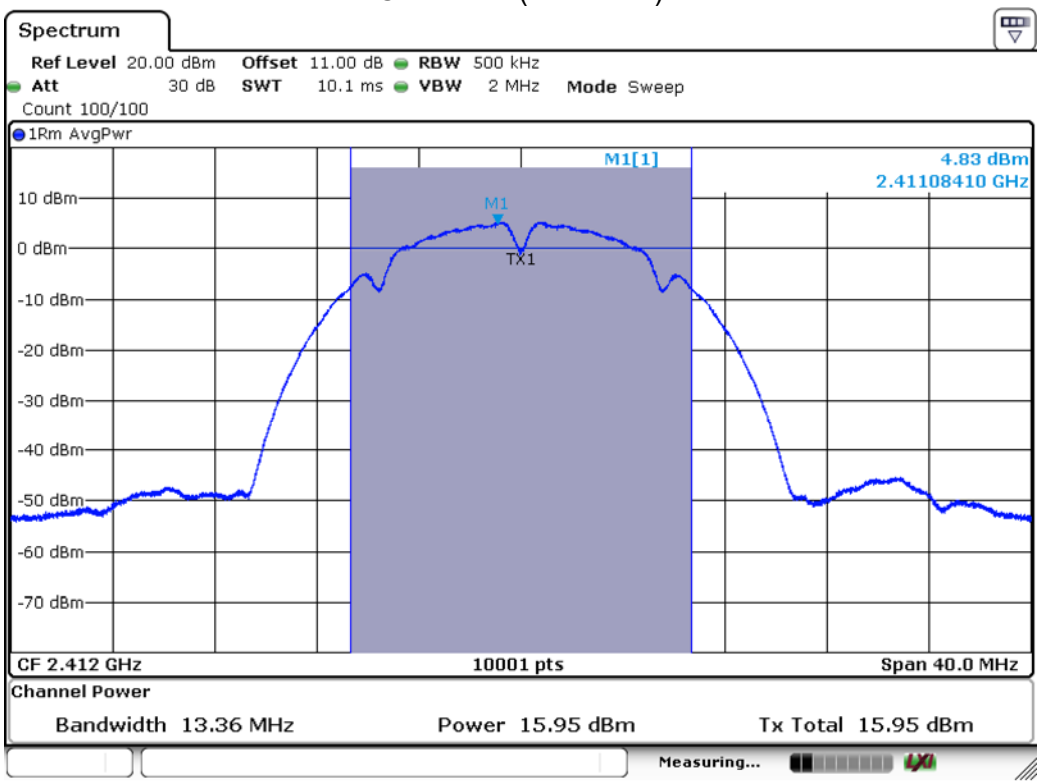

Date: 9.MAR.2018 13:47:31

Channel 6 (2437MHz)

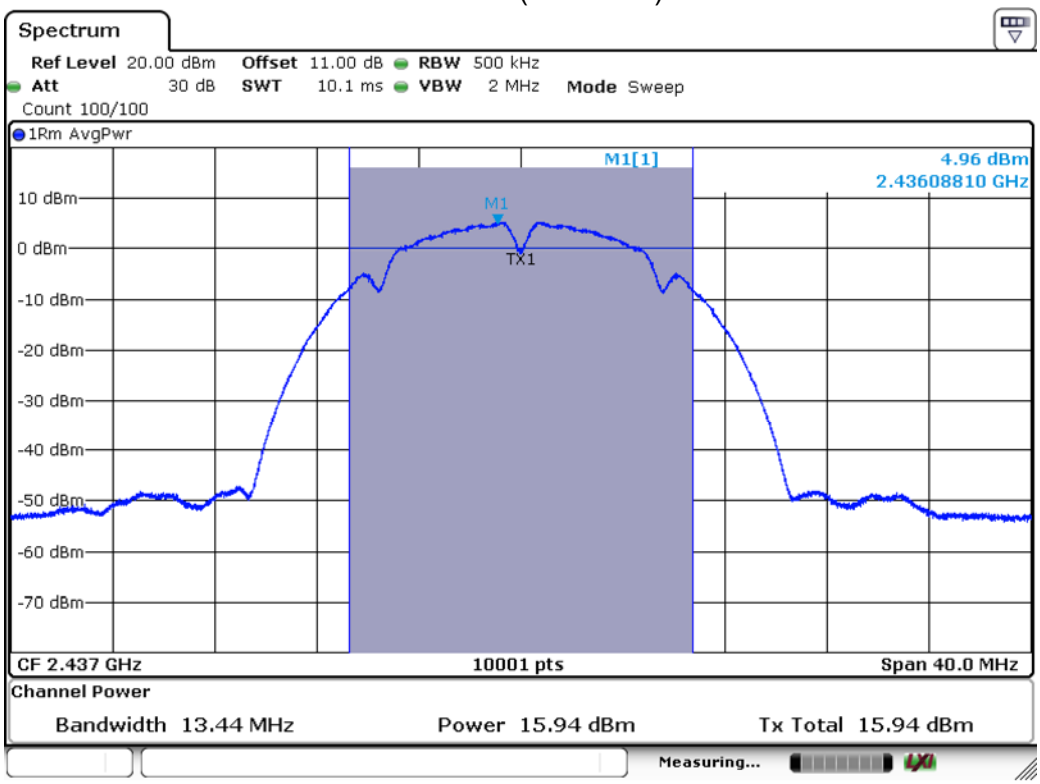

Date: 9.MAR.2018 13:48:52

Channel 11 (2462MHz)

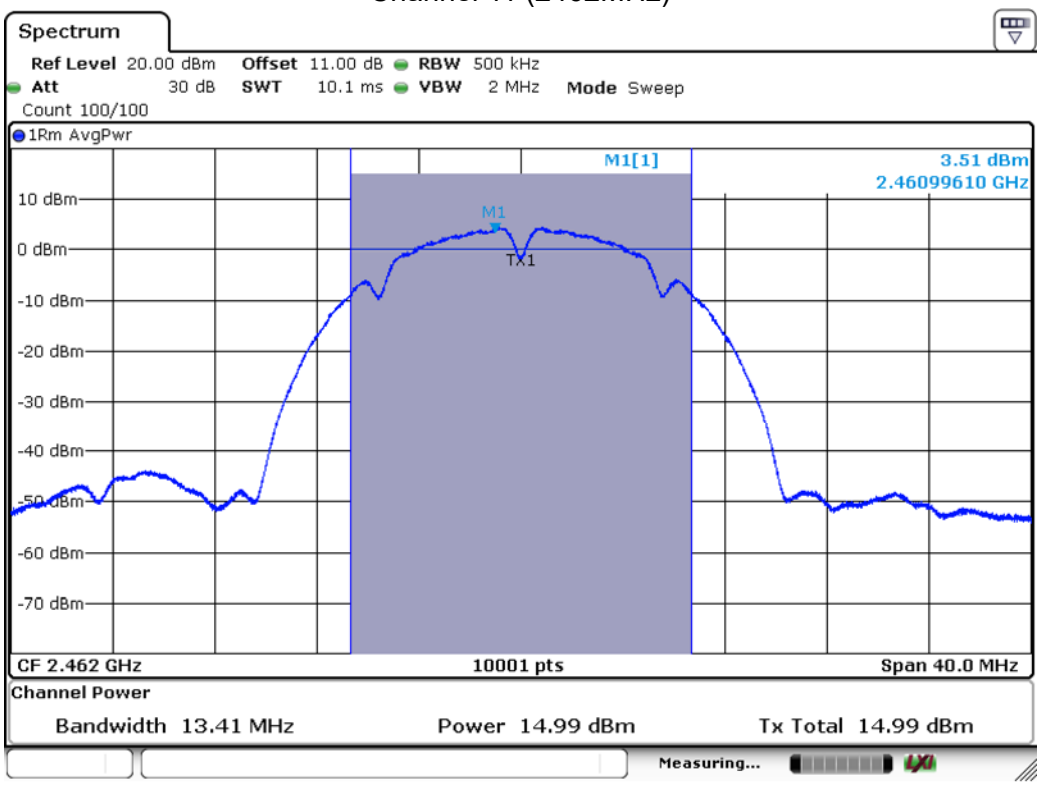

Date: 9.MAR.2018 13:52:37

Product	Dual-band Wireless-AC1300 USB Adapter		
Test Item	Peak Power Output		
Test Mode	Mode 1: Transmit Mode		
Date of Test	2018/03/09	Test Site	SR10-H

IEEE 802.11b (ANT 1)			
Channel No.	Frequency (MHz)	Measure Level (dBm)	Limit (dBm)
1	2412	15.610	≦30
6	2437	15.990	≦30
11	2462	14.760	≦30

The worst emission of data rate is 1 Mbps

Peak Power Output (dBm)						
Channel No	Frequency (MHz)	Data Rate (Mbps)				Required Limit
		1	2	5.5	11	
1	2412	15.610	--	--	--	≦30
6	2437	15.990	15.88	15.77	15.67	≦30
11	2462	14.760	--	--	--	≦30

Channel 1 (2412MHz)

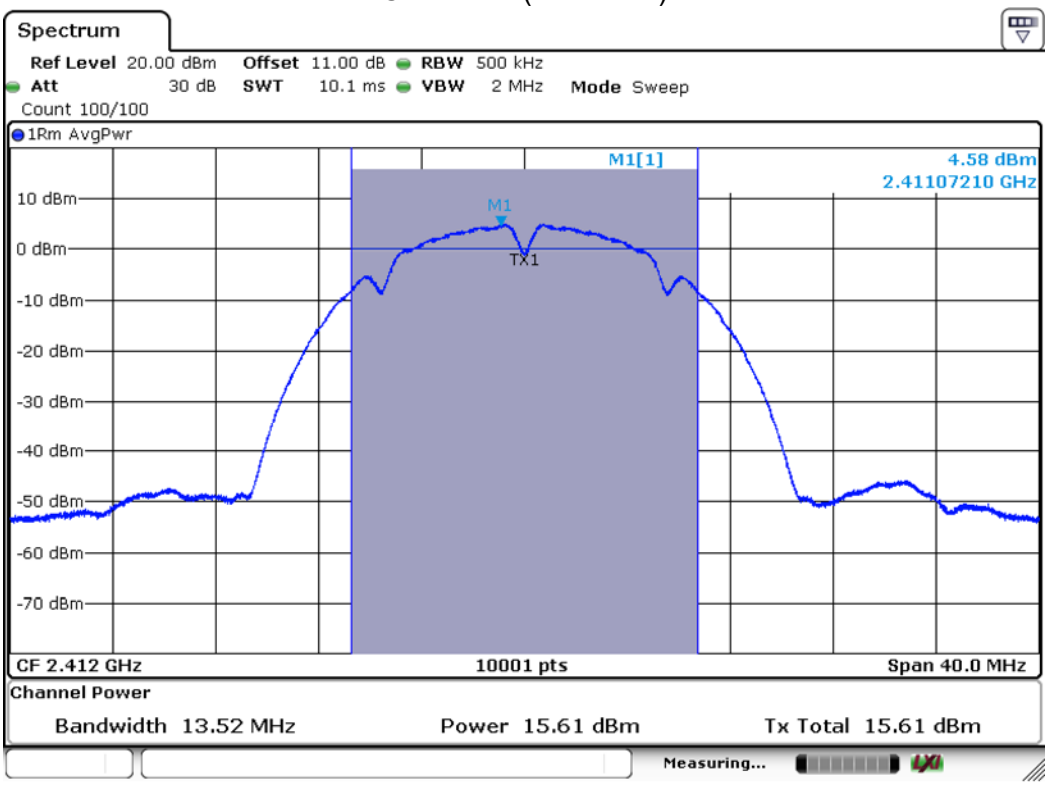

Date: 9.MAR.2018 13:47:54

Channel 6 (2437MHz)

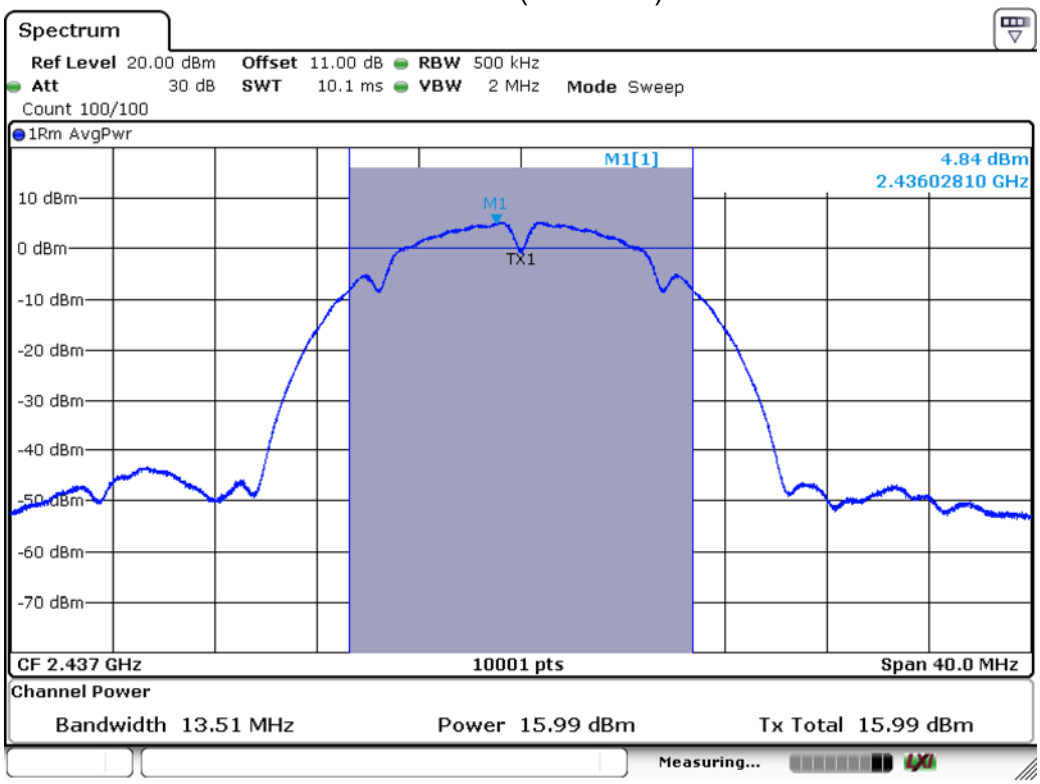

Date: 9.MAR.2018 13:51:34

Channel 11 (2462MHz)

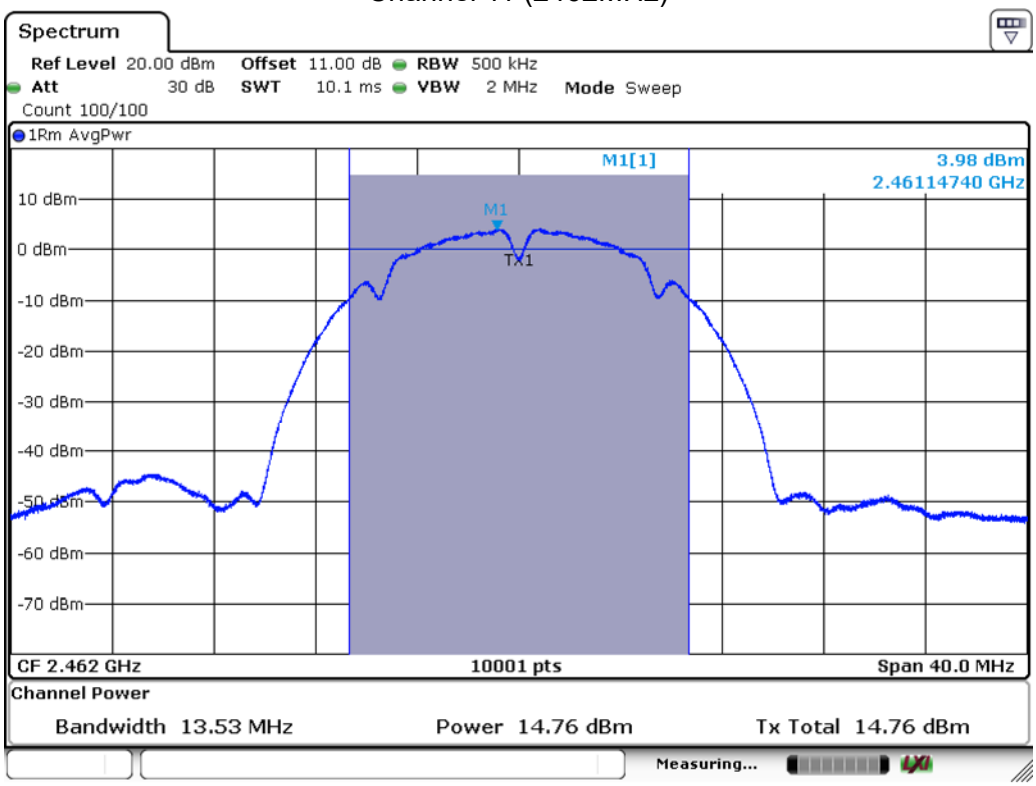

Date: 9.MAR.2018 13:53:04

Product	Dual-band Wireless-AC1300 USB Adapter		
Test Item	Peak Power Output		
Test Mode	Mode 1: Transmit Mode		
Date of Test	2018/03/09	Test Site	SR10-H

IEEE 802.11b (ANT 0+1)			
Channel No.	Frequency (MHz)	Measure Level (dBm)	Limit (dBm)
1	2412	18.794	≦30
6	2437	18.975	≦30
11	2462	17.887	≦30

Product	Dual-band Wireless-AC1300 USB Adapter		
Test Item	Peak Power Output		
Test Mode	Mode 1: Transmit Mode		
Date of Test	2018/03/09	Test Site	SR10-H

IEEE 802.11g (ANT 0)			
Channel No.	Frequency (MHz)	Measure Level (dBm)	Limit (dBm)
1	2412	15.480	≦30
6	2437	15.730	≦30
11	2462	15.670	≦30

The worst emission of data rate is 6 Mbps

Peak Power Output (dBm)									
Channel No	Frequency (MHz)	Data Rate (Mbps)							Required Limit
		6	12	18	24	36	48	54	
1	2412	15.480	--	--	--	--	--	--	≦30
6	2437	15.730	15.620	15.520	15.410	15.290	15.180	15.060	≦30
11	2462	15.670	--	--	--	--	--	--	≦30

Channel 1 (2412MHz)

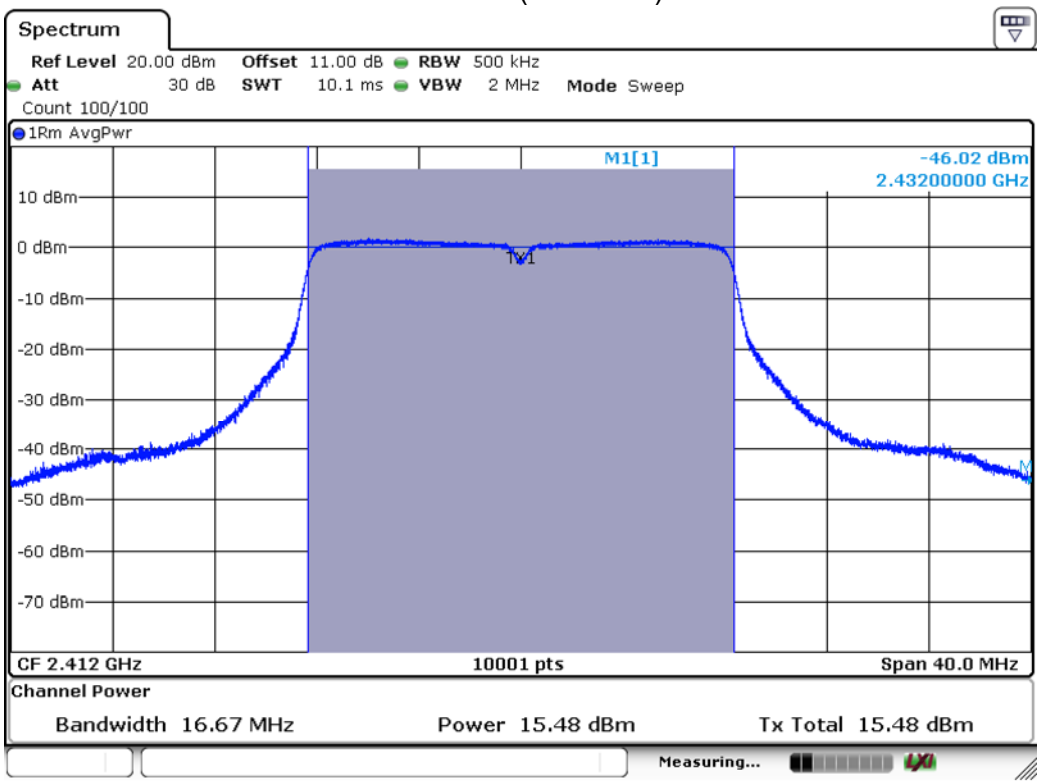

Date: 9.MAR.2018 13:58:32

Channel 6 (2437MHz)

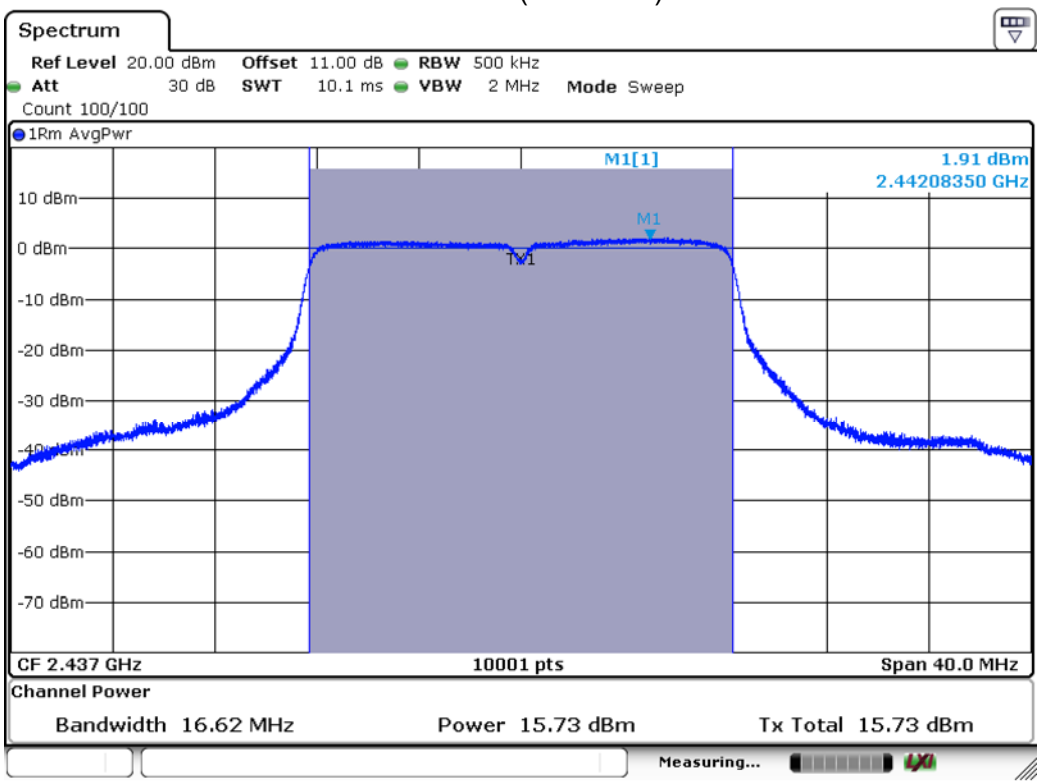

Date: 9.MAR.2018 14:41:41

Channel 11 (2462MHz)

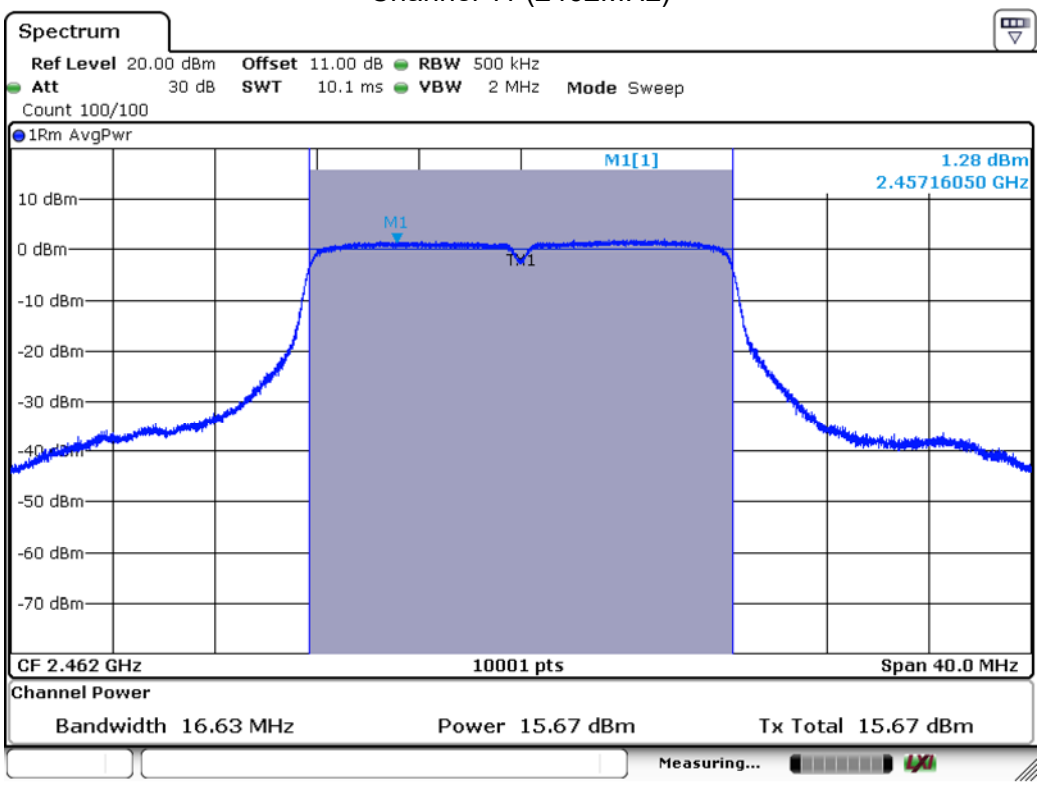

Date: 9.MAR.2018 14:45:12

Product	Dual-band Wireless-AC1300 USB Adapter		
Test Item	Peak Power Output		
Test Mode	Mode 1: Transmit Mode		
Date of Test	2018/03/09	Test Site	SR10-H

IEEE 802.11g (ANT 1)			
Channel No.	Frequency (MHz)	Measure Level (dBm)	Limit (dBm)
1	2412	15.760	≦30
6	2437	15.570	≦30
11	2462	15.950	≦30

The worst emission of data rate is 6 Mbps

Peak Power Output (dBm)									
Channel No	Frequency (MHz)	Data Rate (Mbps)							Required Limit
		6	12	18	24	36	48	54	
1	2412	15.760	--	--	--	--	--	--	≦30
6	2437	15.570	15.460	15.340	15.230	15.130	15.030	14.920	≦30
11	2462	15.950	--	--	--	--	--	--	≦30

Channel 1 (2412MHz)

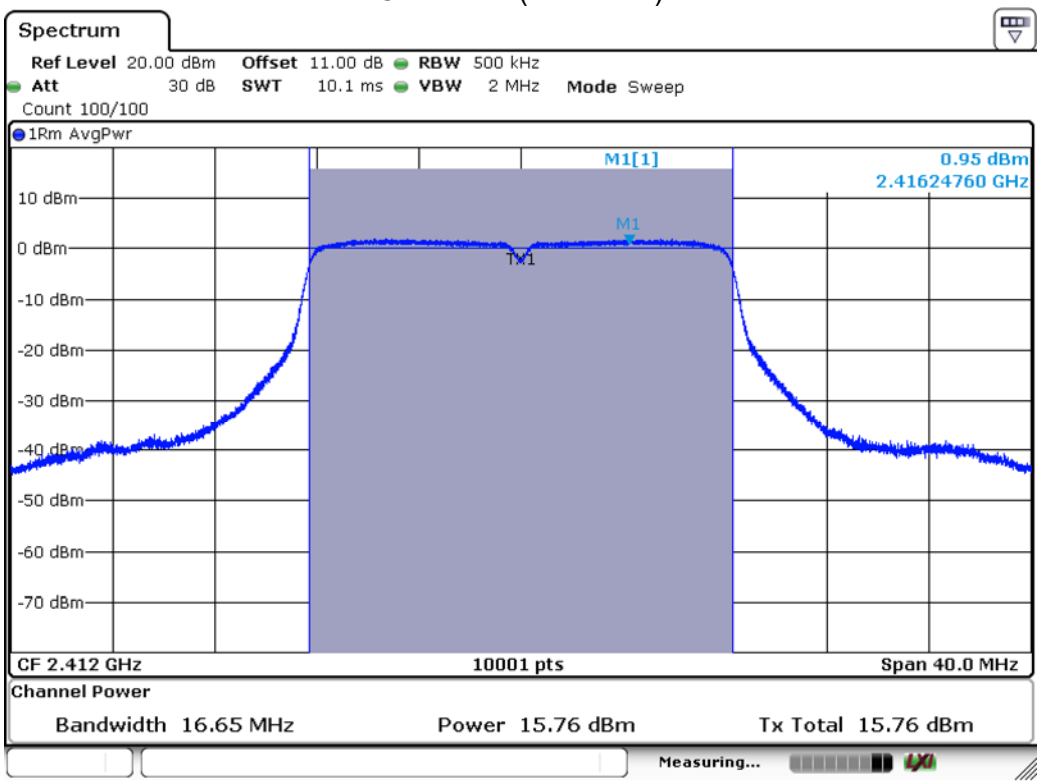

Date: 9.MAR.2018 13:59:29

Channel 6 (2437MHz)

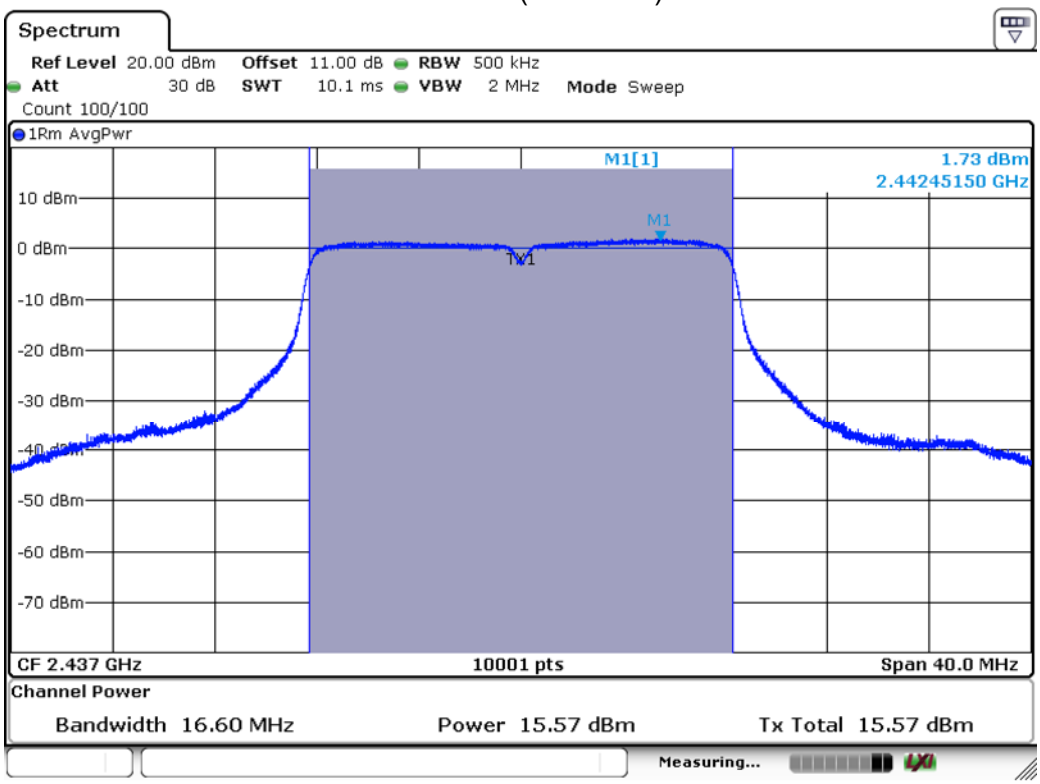

Date: 9.MAR.2018 14:42:23

Channel 11 (2462MHz)

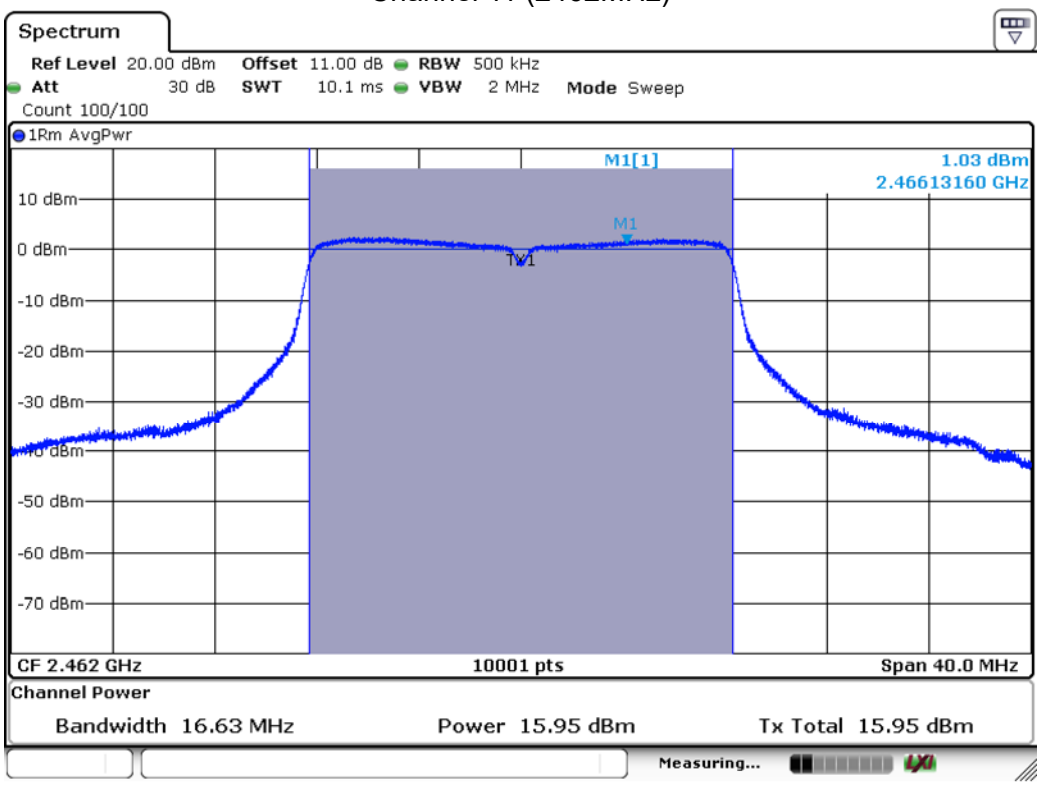

Date: 9.MAR.2018 14:46:53

Product	Dual-band Wireless-AC1300 USB Adapter		
Test Item	Peak Power Output		
Test Mode	Mode 1: Transmit Mode		
Date of Test	2018/03/09	Test Site	SR10-H

IEEE 802.11g (ANT 0+1)			
Channel No.	Frequency (MHz)	Measure Level (dBm)	Limit (dBm)
1	2412	18.633	≦30
6	2437	18.661	≦30
11	2462	18.823	≦30

Product	Dual-band Wireless-AC1300 USB Adapter		
Test Item	Peak Power Output		
Test Mode	Mode 1: Transmit Mode		
Date of Test	2018/03/09	Test Site	SR10-H

IEEE 802.11n20 (ANT 0)			
Channel No.	Frequency (MHz)	Measure Level (dBm)	Limit (dBm)
1	2412	15.910	≦30
6	2437	15.750	≦30
11	2462	15.890	≦30

The worst emission of data rate is MCS 0

Channel No	Frequency (MHz)	MCS Index								Required Limit
		0	1	2	3	4	5	6	7	
1	2412	15.910	--	--	--	--	--	--	--	≦30
6	2437	15.750	15.630	15.530	15.420	15.310	15.190	15.080	14.970	≦30
11	2462	15.890	--	--	--	--	--	--	--	≦30

Channel 1 (2412MHz)

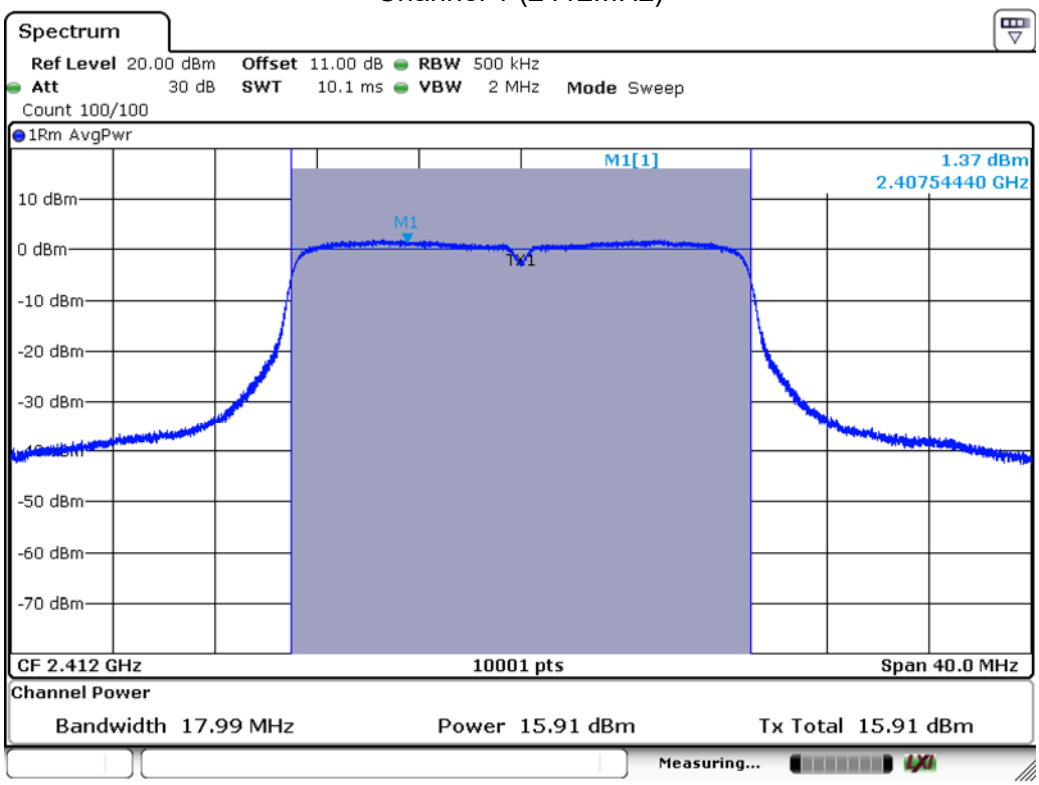

Date: 9.MAR.2018 15:23:59

Channel 6 (2437MHz)

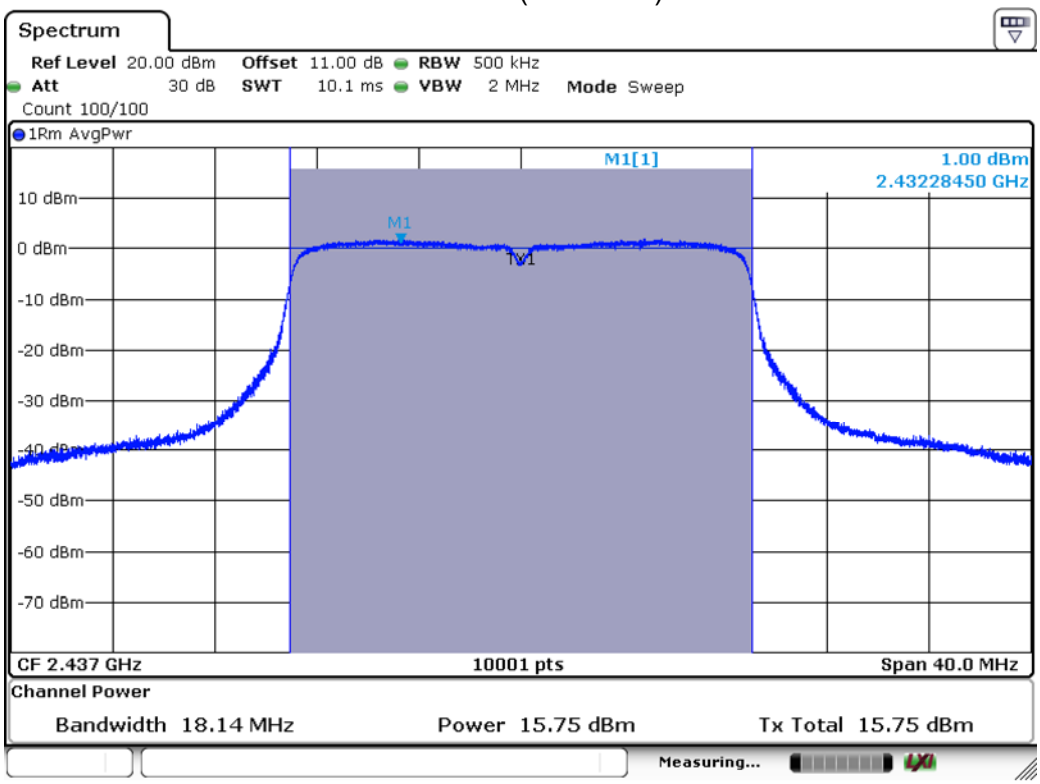

Date: 9.MAR.2018 16:02:12

Channel 11 (2462MHz)

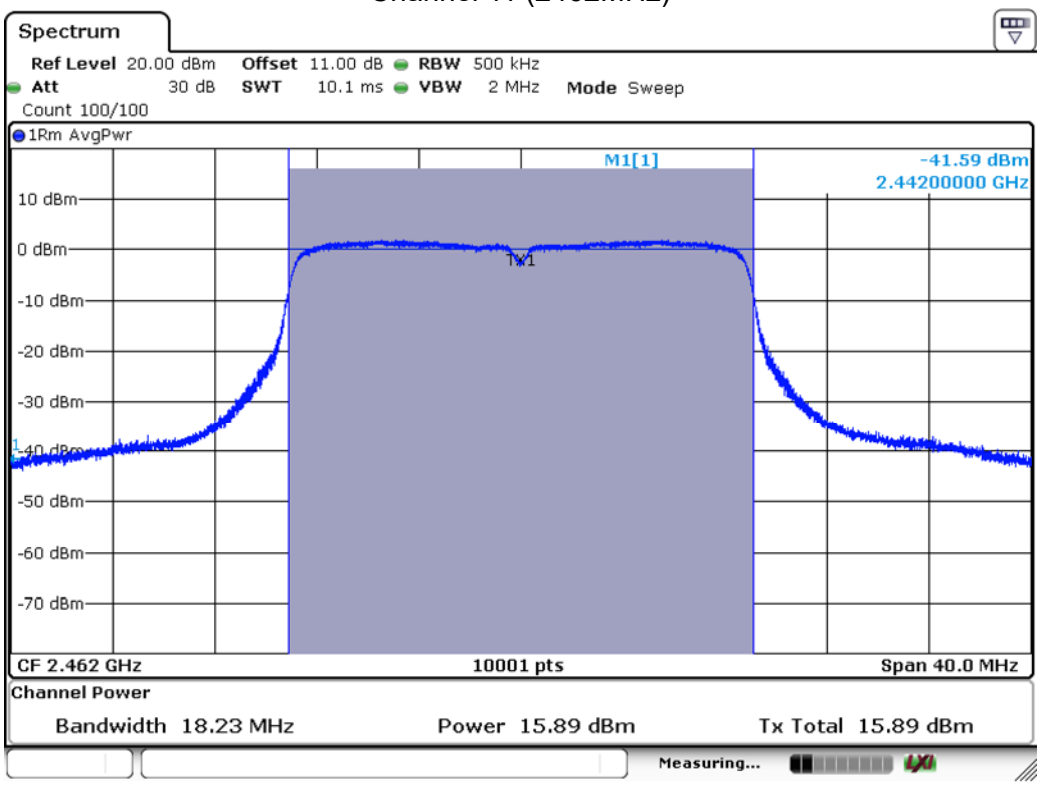

Date: 9.MAR.2018 16:19:53

Product	Dual-band Wireless-AC1300 USB Adapter		
Test Item	Peak Power Output		
Test Mode	Mode 1: Transmit Mode		
Date of Test	2018/03/09	Test Site	SR10-H

IEEE 802.11n20 (ANT 1)			
Channel No.	Frequency (MHz)	Measure Level (dBm)	Limit (dBm)
1	2412	15.960	≦30
6	2437	15.700	≦30
11	2462	15.290	≦30

The worst emission of data rate is MCS 0

Channel No	Frequency (MHz)	MCS Index								Required Limit
		0	1	2	3	4	5	6	7	
1	2412	15.960	--	--	--	--	--	--	--	≦30
6	2437	15.700	15.590	15.490	15.390	15.280	15.180	15.070	14.950	≦30
11	2462	15.290	--	--	--	--	--	--	--	≦30

Channel 1 (2412MHz)

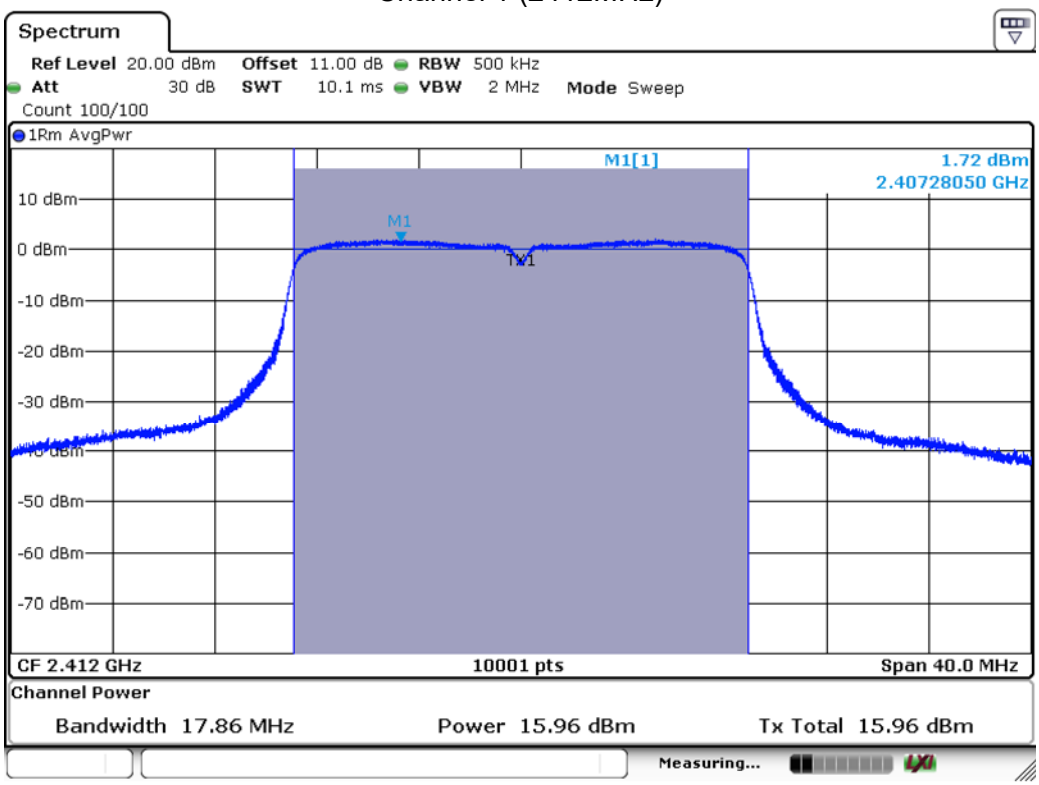

Date: 9.MAR.2018 15:26:28

Channel 6 (2437MHz)

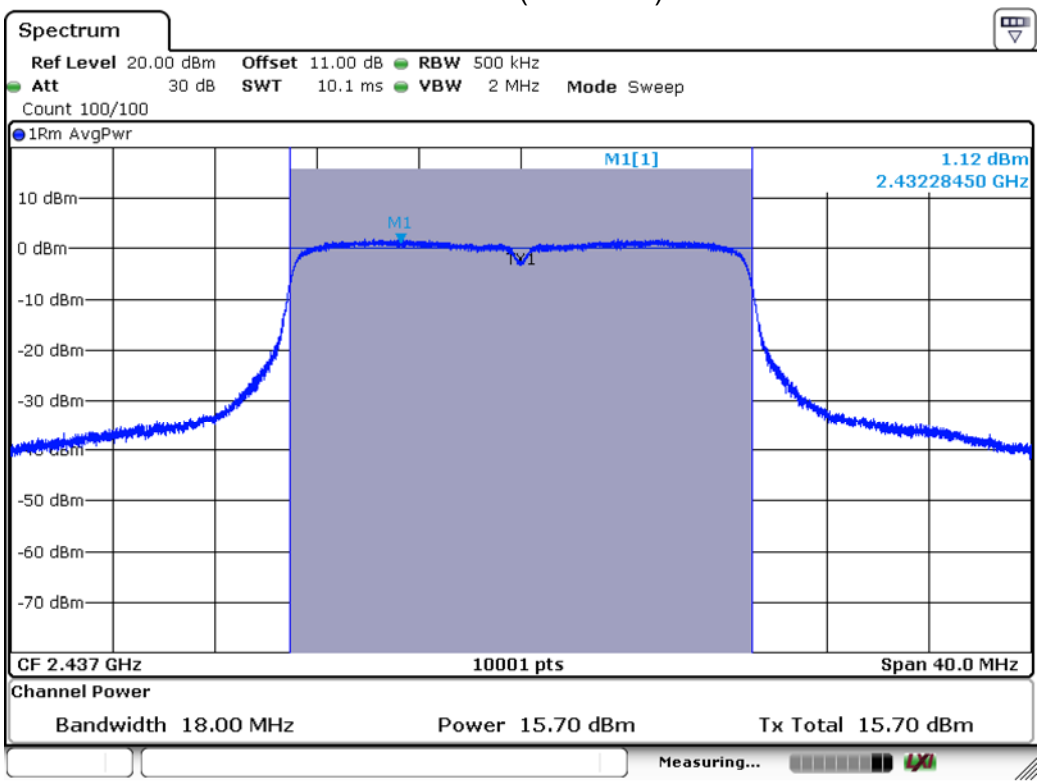

Date: 9.MAR.2018 16:17:05

Channel 11 (2462MHz)

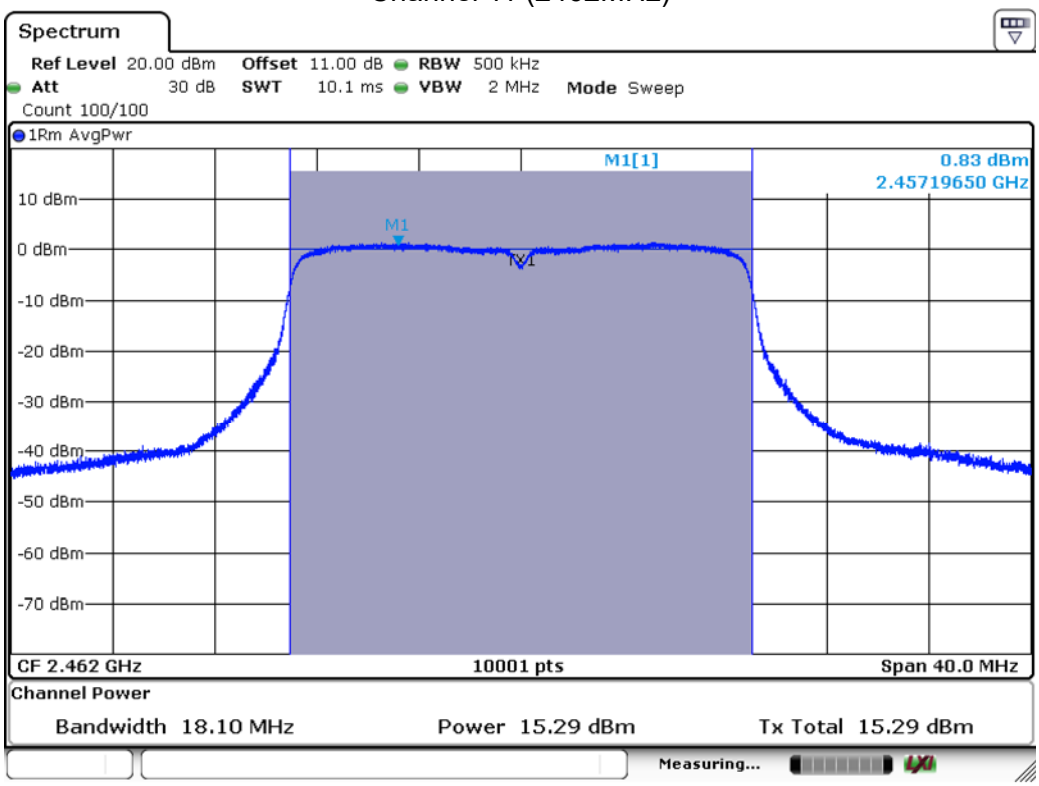

Date: 9.MAR.2018 16:20:20

Product	Dual-band Wireless-AC1300 USB Adapter		
Test Item	Peak Power Output		
Test Mode	Mode 1: Transmit Mode		
Date of Test	2018/03/09	Test Site	SR10-H

IEEE 802.11n20 (ANT 0+1)			
Channel No.	Frequency (MHz)	Measure Level (dBm)	Limit (dBm)
1	2412	18.945	≦30
6	2437	18.735	≦30
11	2462	18.611	≦30

Product	Dual-band Wireless-AC1300 USB Adapter		
Test Item	Peak Power Output		
Test Mode	Mode 1: Transmit Mode		
Date of Test	2018/03/09	Test Site	SR10-H

IEEE 802.11n40 (ANT 0)			
Channel No.	Frequency (MHz)	Measure Level (dBm)	Limit (dBm)
3	2422	15.370	≦30
6	2437	15.870	≦30
9	2452	15.880	≦30

The worst emission of data rate is MCS 0

Channel No	Frequency (MHz)	MCS Index								Required Limit
		0	1	2	3	4	5	6	7	
3	2422	15.370	--	--	--	--	--	--	--	≦30
6	2437	15.870	15.760	15.660	15.550	15.440	15.320	15.210	15.100	≦30
9	2452	15.880	--	--	--	--	--	--	--	≦30

Channel 3 (2422MHz)

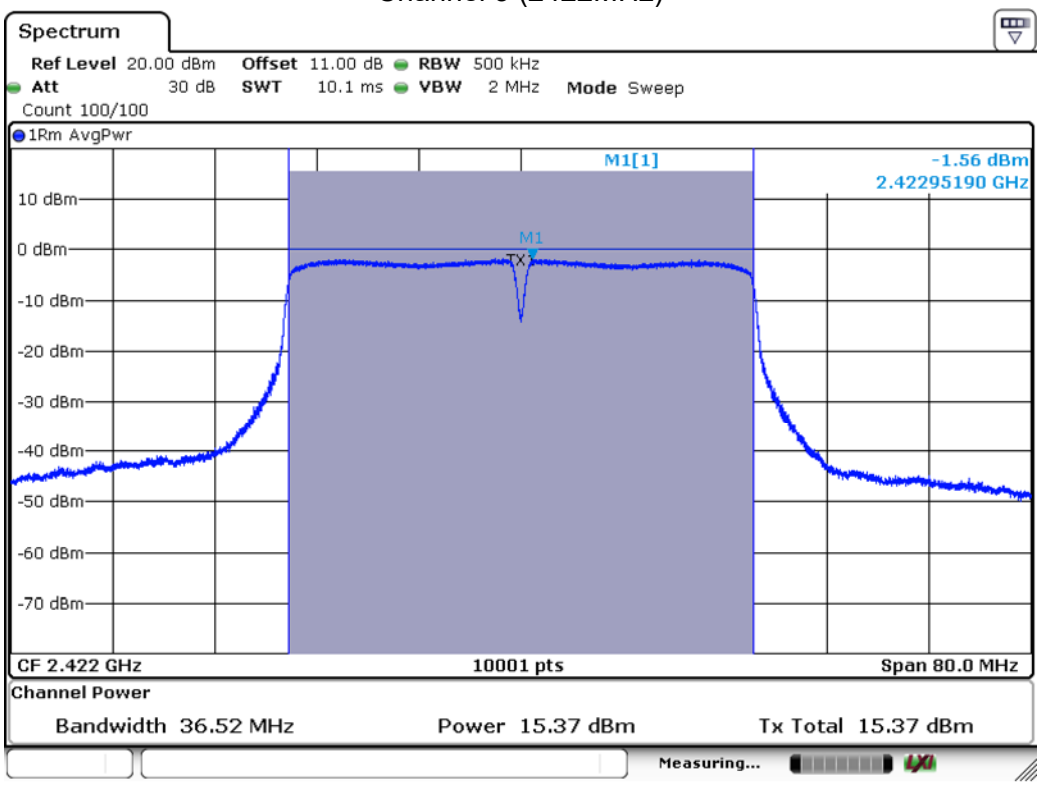

Date: 9.MAR.2018 16:36:16

Channel 6 (2437MHz)

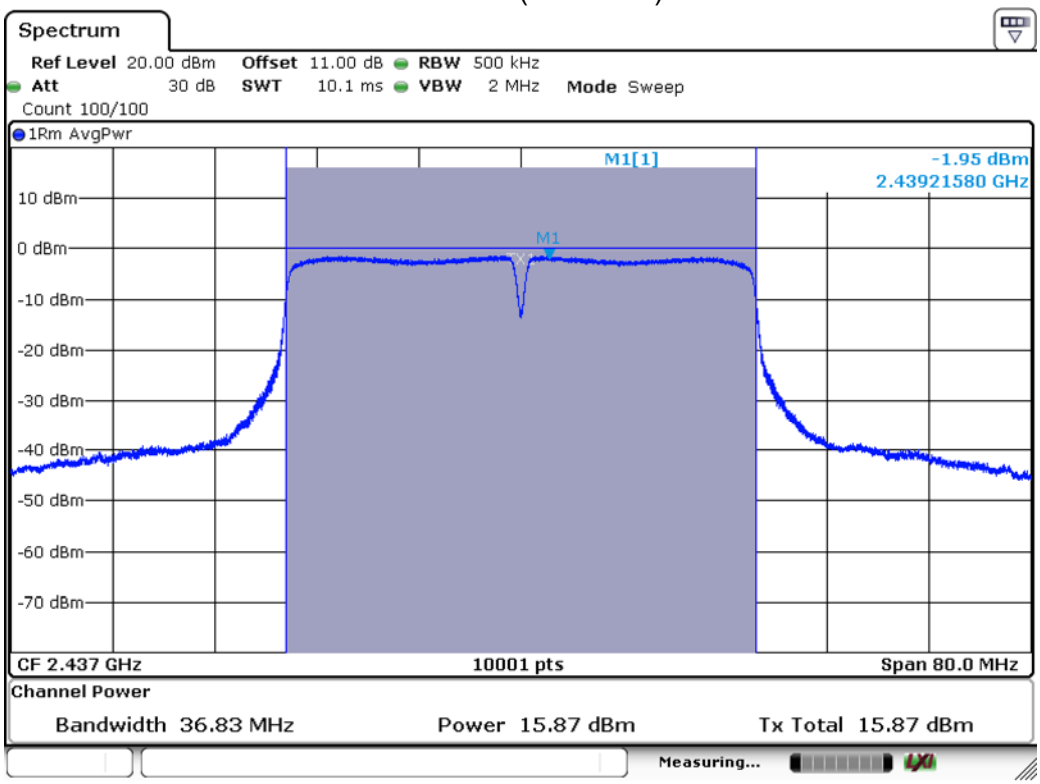

Date: 9.MAR.2018 16:59:14

Channel 9 (2452MHz)

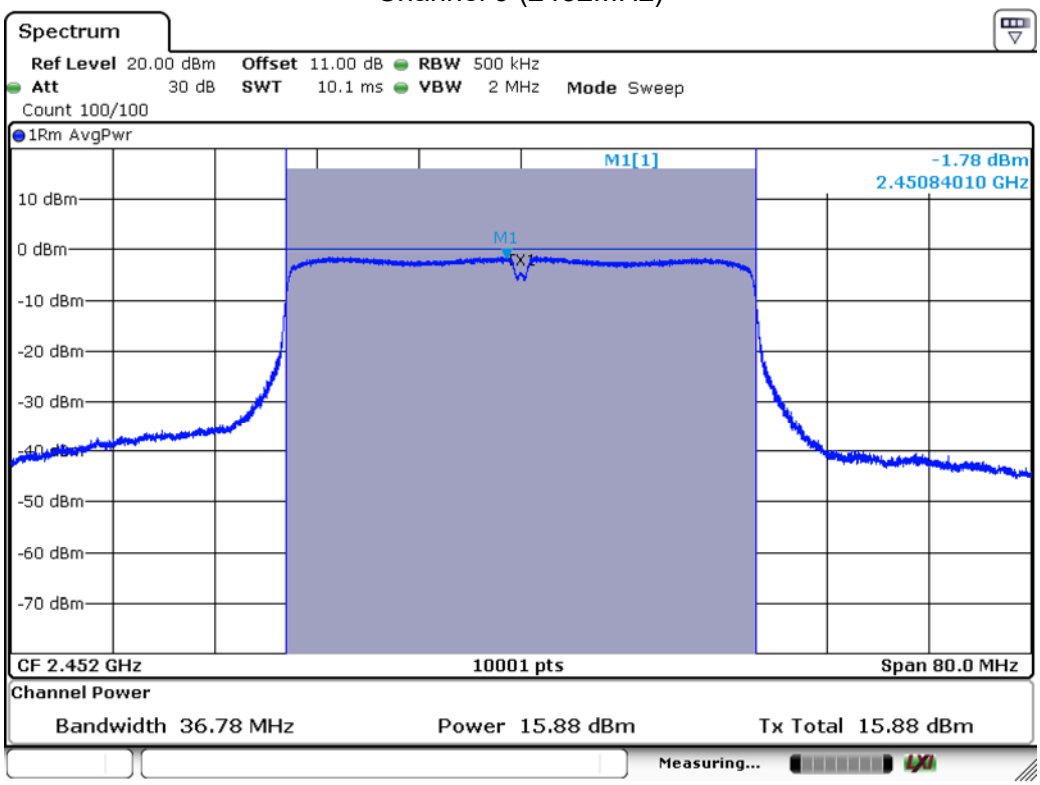

Date: 9.MAR.2018 17:06:44

Product	Dual-band Wireless-AC1300 USB Adapter		
Test Item	Peak Power Output		
Test Mode	Mode 1: Transmit Mode		
Date of Test	2018/03/09	Test Site	SR10-H

IEEE 802.11n40 (ANT 1)			
Channel No.	Frequency (MHz)	Measure Level (dBm)	Limit (dBm)
3	2422	15.890	≦30
6	2437	15.930	≦30
9	2452	15.280	≦30

The worst emission of data rate is MCS 0

Channel No	Frequency (MHz)	MCS Index								Required Limit
		0	1	2	3	4	5	6	7	
3	2422	15.890	--	--	--	--	--	--	--	≦30
6	2437	15.930	15.820	15.700	15.580	15.470	15.360	15.250	15.130	≦30
9	2452	15.280	--	--	--	--	--	--	--	≦30

Channel 3 (2422MHz)

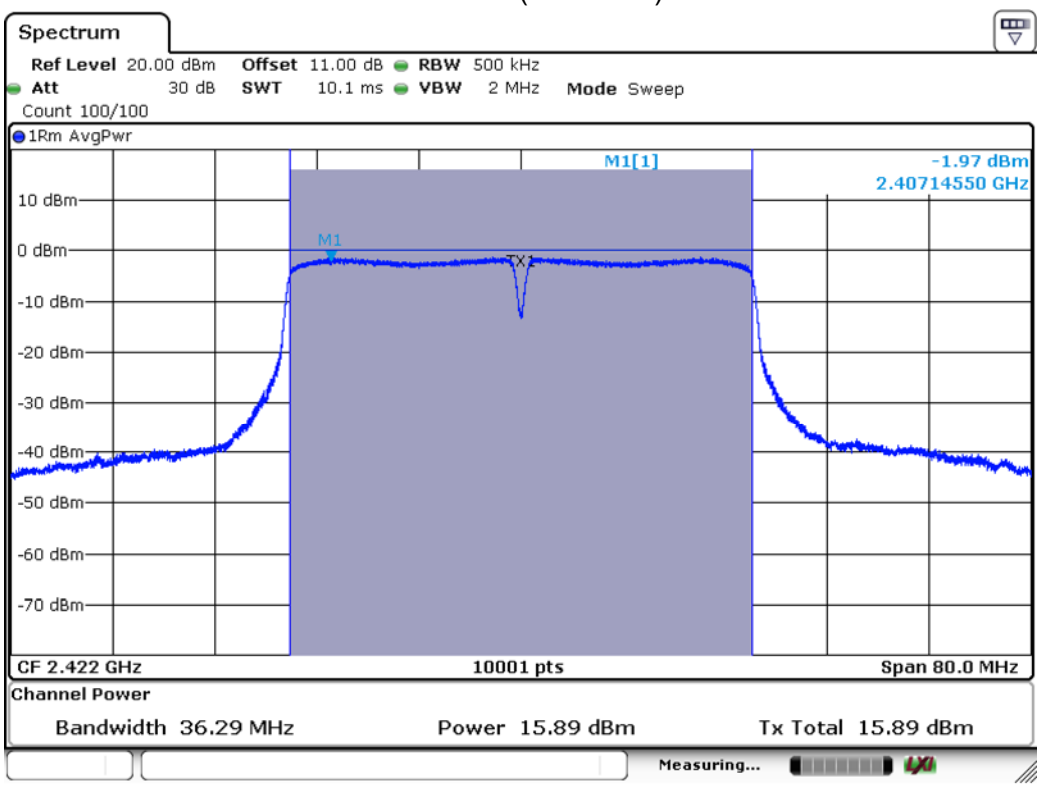

Date: 9.MAR.2018 16:37:52

Channel 6 (2437MHz)

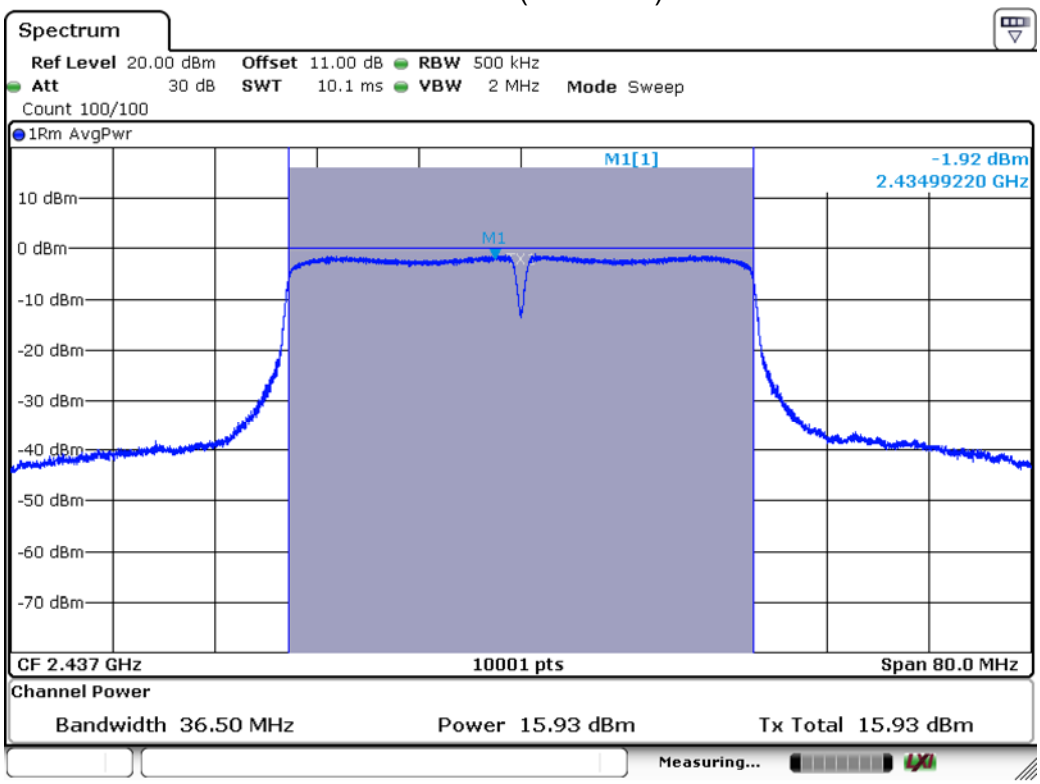

Date: 9.MAR.2018 17:05:17

Channel 9 (2452MHz)

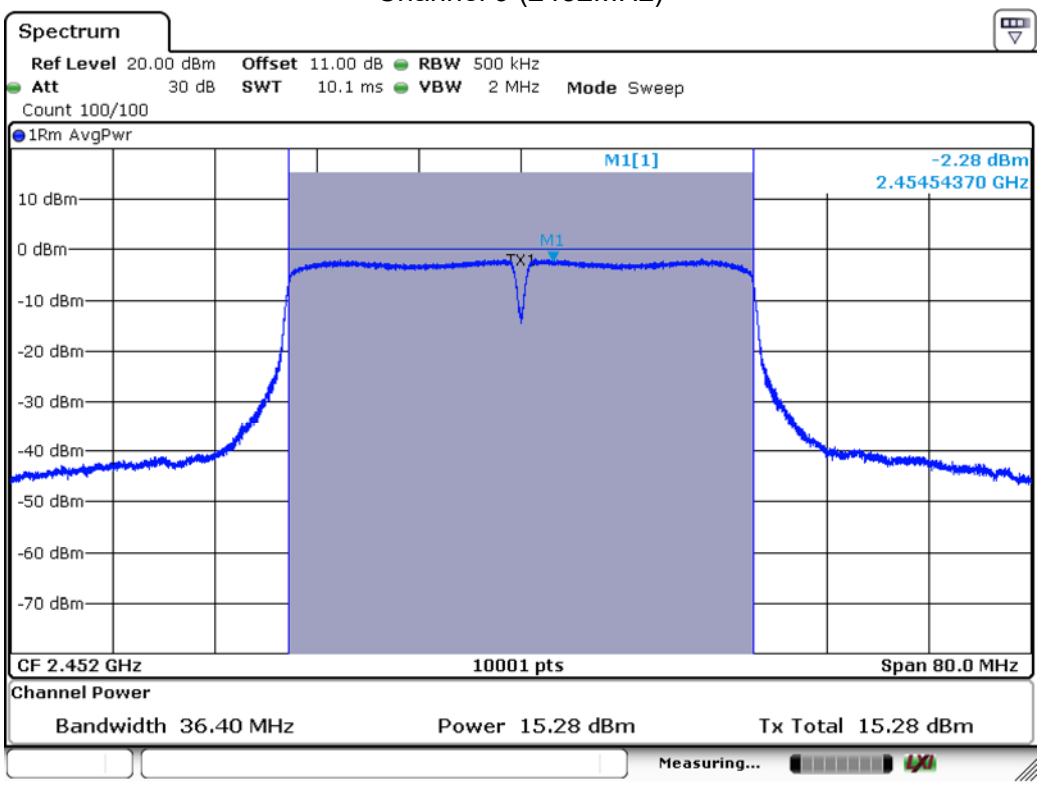

Date: 9.MAR.2018 17:07:20

Product	Dual-band Wireless-AC1300 USB Adapter		
Test Item	Peak Power Output		
Test Mode	Mode 1: Transmit Mode		
Date of Test	2018/03/09	Test Site	SR10-H

IEEE 802.11n40 (ANT 0+1)			
Channel No.	Frequency (MHz)	Measure Level (dBm)	Limit (dBm)
3	2422	18.648	≦30
6	2437	18.910	≦30
9	2452	18.601	≦30

4. Radiated Emission

4.1. Test Equipment

The following test equipments are used during the test:

Radiated Emission / CB2-H, CB4-H

Instrument	Manufacturer	Model No.	Serial No.	Cal. Date	Next Cal. Date
Signal Analyzer	R&S	FSVA40	101455	2017/11/21	2018/11/20
Signal & Spectrum Analyzer	R&S	FSV40	101049	2018/01/10	2019/01/09
EXA Signal Analyzer	Keysight	N9010A	MY51440132	2018/03/05	2019/03/04
Bilog Antenna	Teseq	CBL6112D	23191	2017/06/28	2018/06/27
Horn Antenna	Schwarzbeck	BBHA 9120D	639	2017/06/14	2018/06/13
Horn Antenna	Schwarzbeck	BBHA 9170	202	2018/01/31	2019/01/30
Pre-Amplifier	Dekra	AP-025C	201801236	2018/02/26	2019/02/25
Pre-Amplifier	EMCI	EMC11830I	980366	2018/01/08	2019/01/07
Pre-Amplifier	Dekra	AP-400C	201801231	2017/12/13	2018/12/12

4.2. Test Setup

Under 1GHz Test Setup:

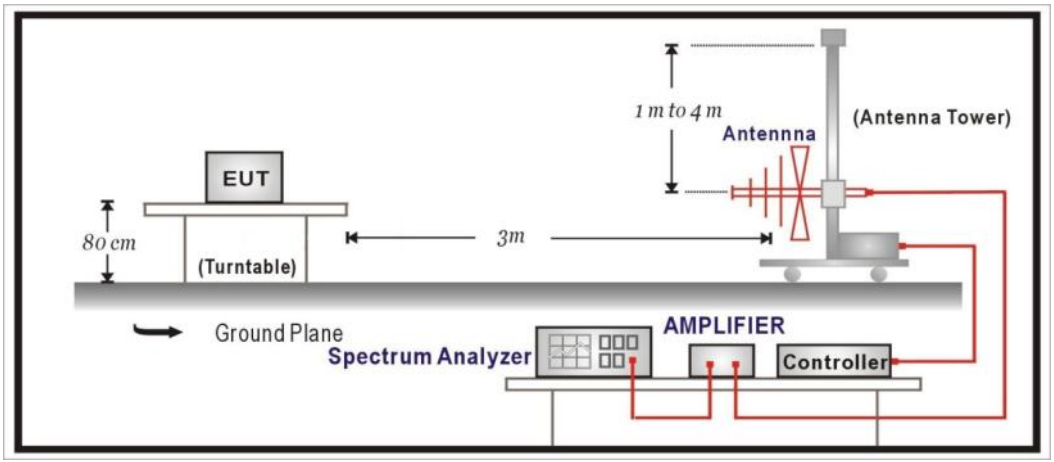

Above 1GHz Test Setup:

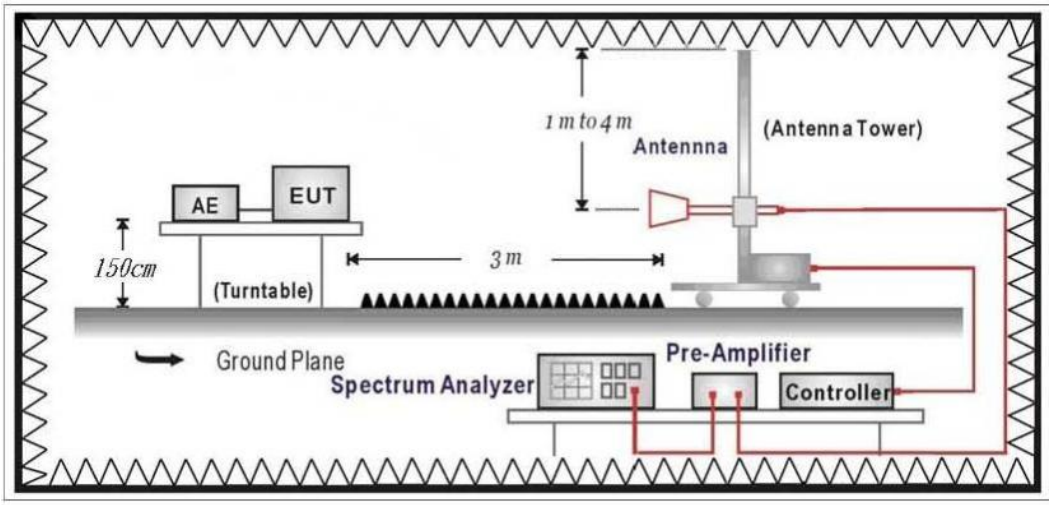

4.3. Limits

Emissions radiated outside of the specified frequency bands, except for harmonics, shall be attenuated by at least 20dB below the level of the fundamental or to the general radiated emission limits in paragraph 15.209, whichever is the lesser attenuation.

FCC Part 15 Subpart C Paragraph 15.209 Limits		
Frequency MHz	dBuV/m	dBuV/m
30 - 88	100	40
88 - 216	150	43.5
216 - 960	200	46
Above 960	500	54

Remarks: E field strength (dBuV/m) = 20 log E field strength (uV/m)

4.4. Test Procedure

The EUT was setup according to ANSI C63.10:2013 and tested according to DTS test procedure of KDB558074 D01 V04 for compliance to FCC 47CFR 15.247 requirements.
The EUT and its simulators are placed on a turn table which is 1.5 meter above ground(under 1GHz) or 1.5 meter above ground (above 1GHz). The turn table can rotate 360 degrees to determine the position of the maximum emission level.
The antenna can move up and down between 1 meter and 4 meters to find out the maximum emission level.
Both horizontal and vertical polarization of the antenna are set on measurement. In order to find the maximum emission, all of the interface cables must be manipulated according to ANSI C63.10:2013 on radiated measurement.
On any frequency or frequencies below or equal to 1000 MHz, the limits shown are based on measuring equipment employing a quasi-peak detector function and on any frequency or frequencies above 1000 MHz the radiated limits shown are based upon the use of measurement instrumentation employing an average detector function. When average radiated emission measurement are included emission measurement below 1000 MHz, there also is a limit on the radio frequency emissions, as measured using instrumentation with a peak detector function, corresponding to 20 dB above the maximum permitted average limit.
The bandwidth below 1GHz setting on the field strength meter is 120 kHz and above 1GHz is 1MHz.

4.5. Test Specification

According to FCC Part 15 Subpart C Paragraph 15.247: 2017

4.6. Uncertainty

The measurement uncertainty
30MHz～1GHz as ±3.43dB
1GHz～26.5Ghz as ±3.65dB

4.7. Test Result

30MHz-1GHz Spurious

Site : DEKRA Taiwan CB4-H	**Time : 2018/03/31**
Limit : FCC_CLASS_B_03M_QP	**Margin : 6**
Probe : CB4_FCC_EFS_S2_30M-1GHz_1116 - HORIZONTAL	**Power : DC 5V**
EUT : Dual-band Wireless-AC1300 USB Adapter	**Note : 802.11b_2437MHz**

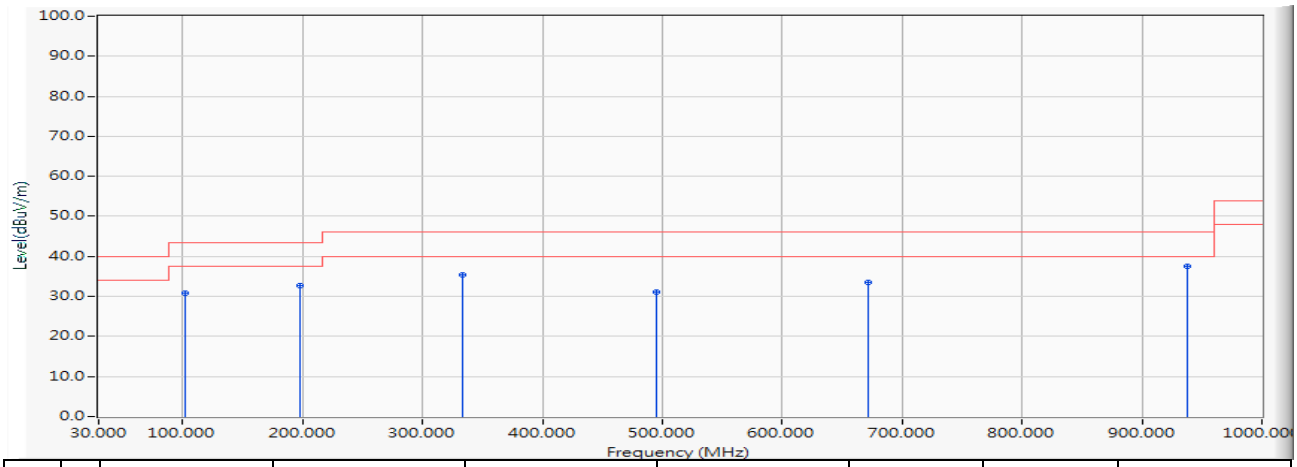

		Frequency (MHz)	Correct Factor (dB)	Reading Level (dBuV)	Measure Level (dBuV/m)	Margin (dB)	Limit (dBuV/m)	Detector Type
1		102.653	-23.284	54.053	30.769	-12.731	43.500	QUASIPEAK
2		198.489	-23.522	56.339	32.817	-10.683	43.500	QUASIPEAK
3		333.513	-18.029	53.483	35.454	-10.546	46.000	QUASIPEAK
4		494.727	-14.526	45.711	31.185	-14.815	46.000	QUASIPEAK
5		671.849	-12.540	46.127	33.587	-12.413	46.000	QUASIPEAK
6	*	938.211	-8.945	46.507	37.561	-8.439	46.000	QUASIPEAK

Note:

1. All Reading Levels is Quasi-Peak value.
2. “ * ”, means this data is the worst emission level.
3. Measurement Level = Reading Level + Correct Factor
4. The Emission under 30MHz were not included is because their levels are too low.

Site : DEKRA Taiwan CB4-H	**Time : 2018/03/31**
Limit : FCC_CLASS_B_03M_QP	**Margin : 6**
Probe : CB4_FCC_EFS_S2_30M-1GHz_1116 - VERTICAL	**Power : DC 5V**
EUT : Dual-band Wireless-AC1300 USB Adapter	**Note : 802.11b_2437MHz**

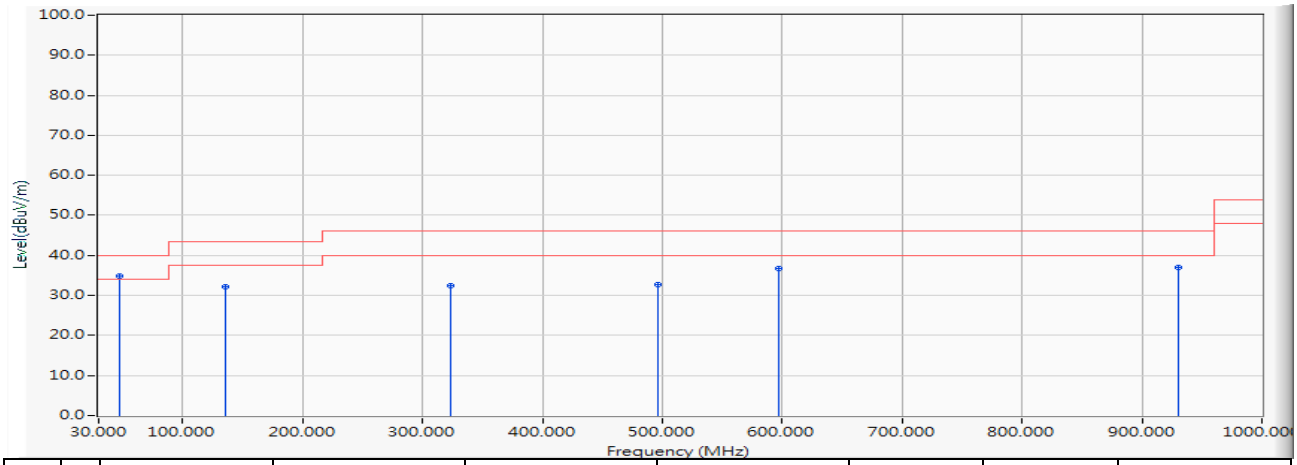

		Frequency (MHz)	Correct Factor (dB)	Reading Level (dBuV)	Measure Level (dBuV/m)	Margin (dB)	Limit (dBuV/m)	Detector Type
1	*	47.169	-24.014	58.755	34.740	-5.260	40.000	QUASIPEAK
2		135.730	-21.850	54.002	32.151	-11.349	43.500	QUASIPEAK
3		323.910	-18.326	50.682	32.356	-13.644	46.000	QUASIPEAK
4		495.988	-14.508	47.240	32.732	-13.268	46.000	QUASIPEAK
5		597.353	-13.270	50.010	36.740	-9.260	46.000	QUASIPEAK
6		930.839	-9.181	46.203	37.023	-8.977	46.000	QUASIPEAK

Note:

1. All Reading Levels is Quasi-Peak value.
2. “ * ”, means this data is the worst emission level.
3. Measurement Level = Reading Level + Correct Factor
4. The Emission under 30MHz were not included is because their levels are too low.

Site : DEKRA Taiwan CB4-H	**Time : 2018/03/31**
Limit : FCC_CLASS_B_03M_QP	**Margin : 6**
Probe : CB4_FCC_EFS_S2_30M-1GHz_1116 - HORIZONTAL	**Power : DC 5V**
EUT : Dual-band Wireless-AC1300 USB Adapter	**Note : 802.11g_2437MHz**

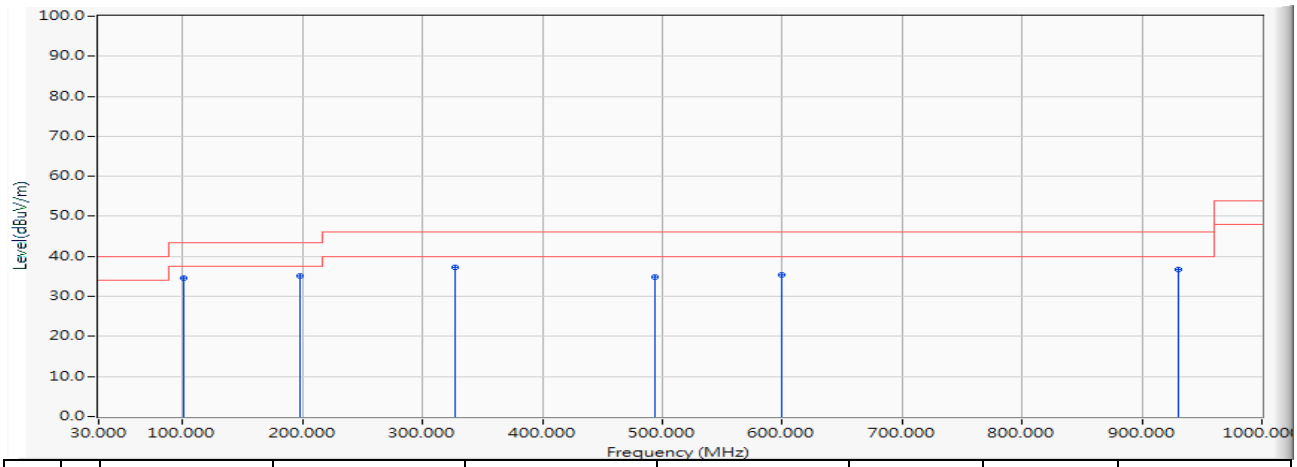

		Frequency (MHz)	Correct Factor (dB)	Reading Level (dBuV)	Measure Level (dBuV/m)	Margin (dB)	Limit (dBuV/m)	Detector Type
1		100.325	-23.530	58.083	34.553	-8.947	43.500	QUASIPEAK
2	*	197.325	-23.568	58.777	35.209	-8.291	43.500	QUASIPEAK
3		326.820	-18.238	55.525	37.287	-8.713	46.000	QUASIPEAK
4		493.272	-14.545	49.393	34.847	-11.153	46.000	QUASIPEAK
5		599.972	-13.259	48.644	35.384	-10.616	46.000	QUASIPEAK
6		930.742	-9.183	45.932	36.749	-9.251	46.000	QUASIPEAK

Note:

1. All Reading Levels is Quasi-Peak value.
2. “ * ”, means this data is the worst emission level.
3. Measurement Level = Reading Level + Correct Factor
4. The Emission under 30MHz were not included is because their levels are too low.

Site : DEKRA Taiwan CB4-H	**Time : 2018/03/31**
Limit : FCC_CLASS_B_03M_QP	**Margin : 6**
Probe : CB4_FCC_EFS_S2_30M-1GHz_1116 - VERTICAL	**Power : DC 5V**
EUT : Dual-band Wireless-AC1300 USB Adapter	**Note : 802.11g_2437MHz**

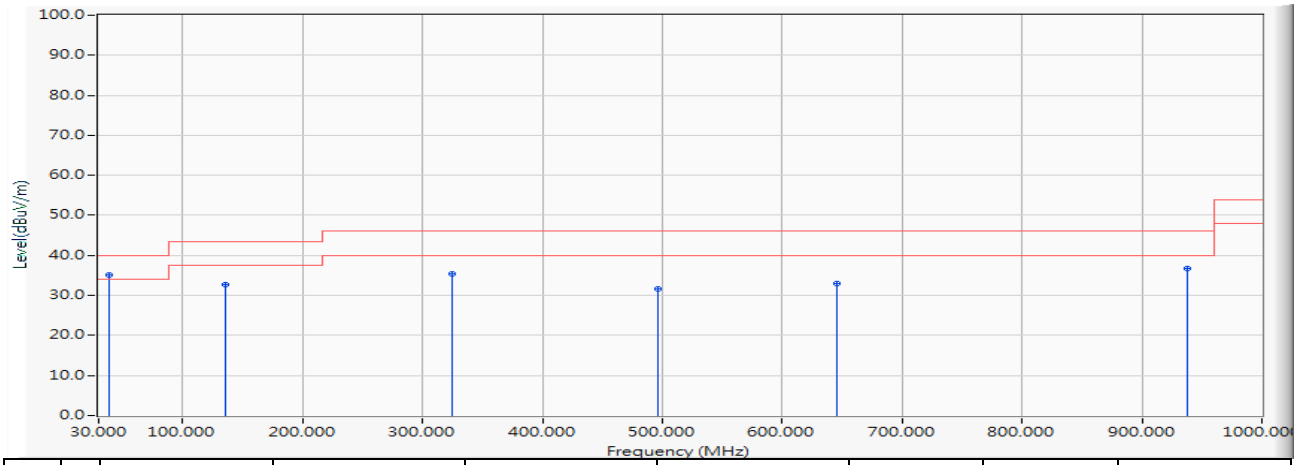

		Frequency (MHz)	Correct Factor (dB)	Reading Level (dBuV)	Measure Level (dBuV/m)	Margin (dB)	Limit (dBuV/m)	Detector Type
1	*	38.827	-16.647	51.841	35.194	-4.806	40.000	QUASIPEAK
2		135.148	-21.838	54.435	32.596	-10.904	43.500	QUASIPEAK
3		325.268	-18.286	53.548	35.263	-10.737	46.000	QUASIPEAK
4		495.988	-14.508	46.044	31.536	-14.464	46.000	QUASIPEAK
5		645.756	-12.803	45.666	32.862	-13.138	46.000	QUASIPEAK
6		937.629	-8.964	45.634	36.670	-9.330	46.000	QUASIPEAK

Note:

1. All Reading Levels is Quasi-Peak value.
2. “ * ”, means this data is the worst emission level.
3. Measurement Level = Reading Level + Correct Factor
4. The Emission under 30MHz were not included is because their levels are too low.

Site : DEKRA Taiwan CB4-H	**Time : 2018/03/31**
Limit : FCC_CLASS_B_03M_QP	**Margin : 6**
Probe : CB4_FCC_EFS_S2_30M-1GHz_1116 - HORIZONTAL	**Power : DC 5V**
EUT : Dual-band Wireless-AC1300 USB Adapter	**Note : 802.11n(20M)_2437MHz**

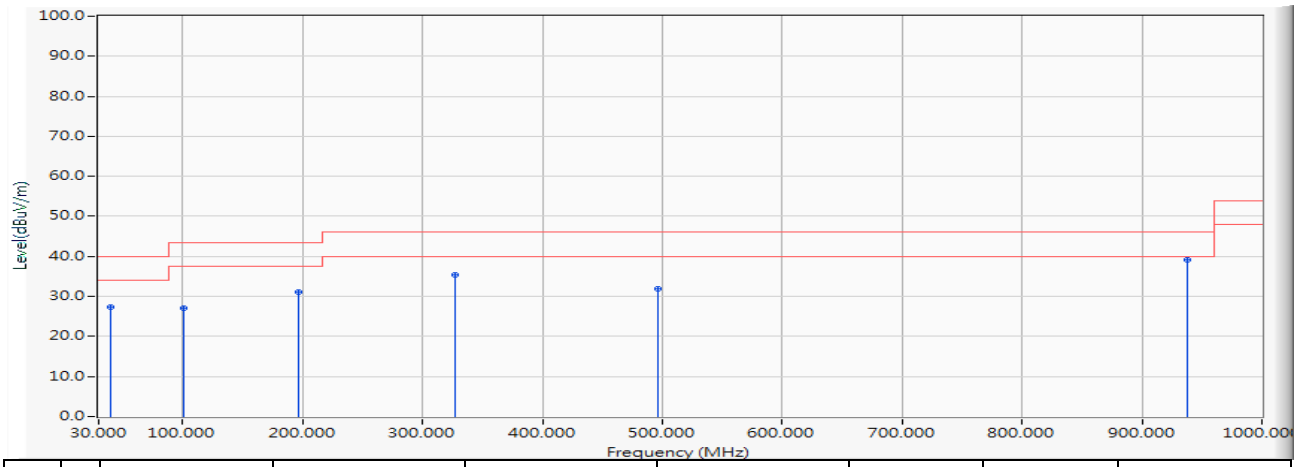

		Frequency (MHz)	Correct Factor (dB)	Reading Level (dBuV)	Measure Level (dBuV/m)	Margin (dB)	Limit (dBuV/m)	Detector Type
1		39.894	-16.764	44.170	27.405	-12.595	40.000	QUASIPEAK
2		100.325	-23.530	50.504	26.974	-16.526	43.500	QUASIPEAK
3		197.228	-23.571	54.734	31.163	-12.337	43.500	QUASIPEAK
4		326.626	-18.244	53.646	35.402	-10.598	46.000	QUASIPEAK
5		495.794	-14.511	46.320	31.809	-14.191	46.000	QUASIPEAK
6	*	938.114	-8.949	48.028	39.079	-6.921	46.000	QUASIPEAK

Note:

1. All Reading Levels is Quasi-Peak value.
2. “ * ”, means this data is the worst emission level.
3. Measurement Level = Reading Level + Correct Factor
4. The Emission under 30MHz were not included is because their levels are too low.

Site : DEKRA Taiwan CB4-H	**Time : 2018/03/31**
Limit : FCC_CLASS_B_03M_QP	**Margin : 6**
Probe : CB4_FCC_EFS_S2_30M-1GHz_1116 - VERTICAL	**Power : DC 5V**
EUT : Dual-band Wireless-AC1300 USB Adapter	**Note : 802.11n(20M)_2437MHz**

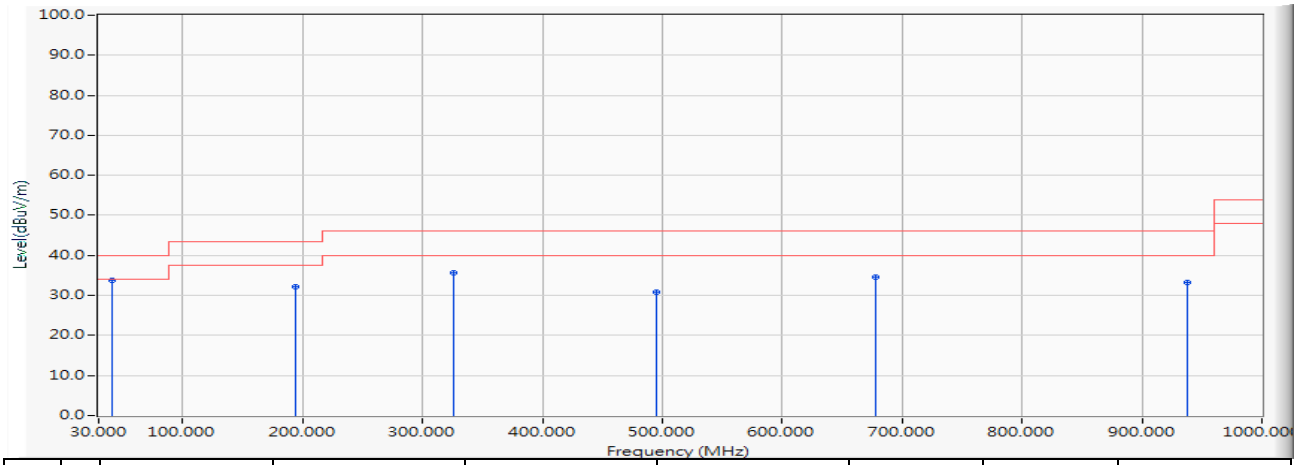

		Frequency (MHz)	Correct Factor (dB)	Reading Level (dBuV)	Measure Level (dBuV/m)	Margin (dB)	Limit (dBuV/m)	Detector Type
1	*	41.252	-18.118	51.871	33.752	-6.248	40.000	QUASIPEAK
2		193.833	-23.704	55.856	32.152	-11.348	43.500	QUASIPEAK
3		326.238	-18.255	53.927	35.671	-10.329	46.000	QUASIPEAK
4		495.600	-14.514	45.389	30.875	-15.125	46.000	QUASIPEAK
5		677.378	-12.484	47.057	34.573	-11.427	46.000	QUASIPEAK
6		937.823	-8.958	42.179	33.221	-12.779	46.000	QUASIPEAK

Note:

1. All Reading Levels is Quasi-Peak value.
2. “ * ”, means this data is the worst emission level.
3. Measurement Level = Reading Level + Correct Factor
4. The Emission under 30MHz were not included is because their levels are too low.

Site : DEKRA Taiwan CB4-H	**Time : 2018/03/31**
Limit : FCC_CLASS_B_03M_QP	**Margin : 6**
Probe : CB4_FCC_EFS_S2_30M-1GHz_1116 - HORIZONTAL	**Power : DC 5V**
EUT : Dual-band Wireless-AC1300 USB Adapter	**Note : 802.11n(40M)_2437MHz**

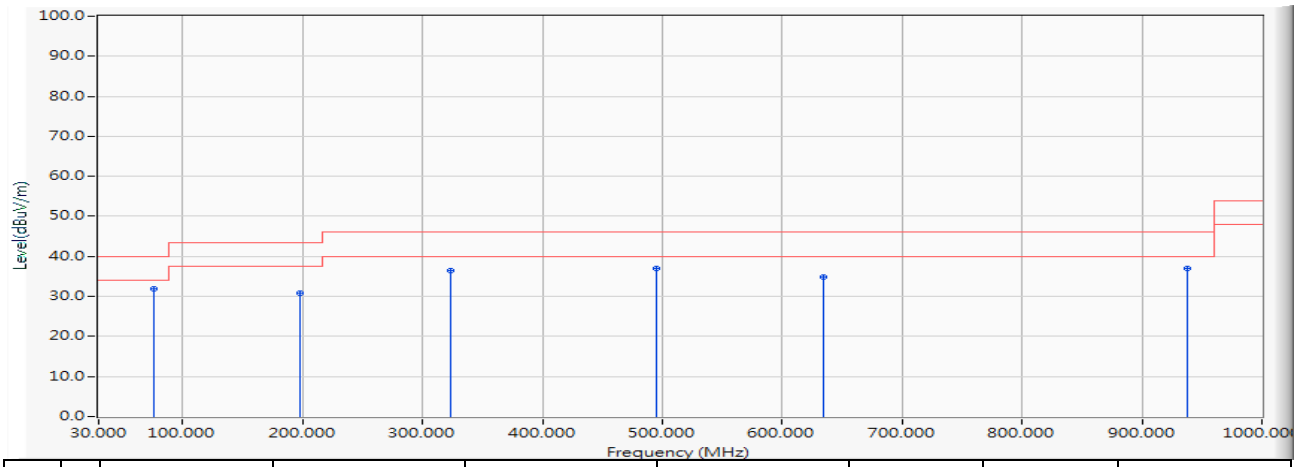

		Frequency (MHz)	Correct Factor (dB)	Reading Level (dBuV)	Measure Level (dBuV/m)	Margin (dB)	Limit (dBuV/m)	Detector Type
1	*	75.784	-27.627	59.464	31.837	-8.163	40.000	QUASIPEAK
2		198.295	-23.530	54.234	30.704	-12.796	43.500	QUASIPEAK
3		323.716	-18.332	54.863	36.531	-9.469	46.000	QUASIPEAK
4		494.630	-14.527	51.561	37.034	-8.966	46.000	QUASIPEAK
5		634.504	-12.895	47.775	34.881	-11.119	46.000	QUASIPEAK
6		937.823	-8.958	45.831	36.873	-9.127	46.000	QUASIPEAK

Note:

1. All Reading Levels is Quasi-Peak value.
2. “ * ”, means this data is the worst emission level.
3. Measurement Level = Reading Level + Correct Factor
4. The Emission under 30MHz were not included is because their levels are too low.

Site : DEKRA Taiwan CB4-H	**Time : 2018/03/31**
Limit : FCC_CLASS_B_03M_QP	**Margin : 6**
Probe : CB4_FCC_EFS_S2_30M-1GHz_1116 - VERTICAL	**Power : DC 5V**
EUT : Dual-band Wireless-AC1300 USB Adapter	**Note : 802.11n(40M)_2437MHz**

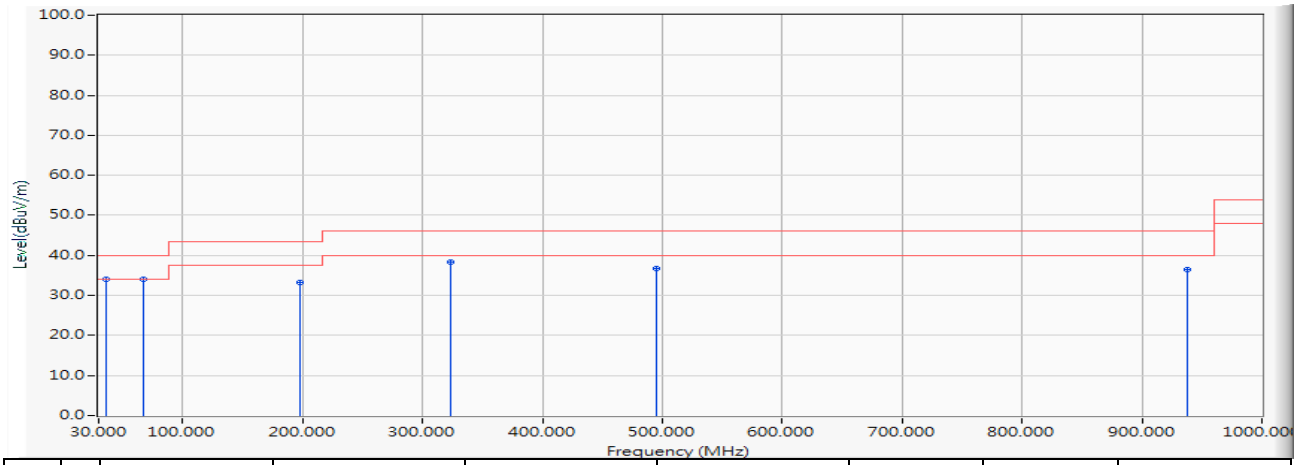

		Frequency (MHz)	Correct Factor (dB)	Reading Level (dBuV)	Measure Level (dBuV/m)	Margin (dB)	Limit (dBuV/m)	Detector Type
1	*	36.499	-16.776	50.787	34.011	-5.989	40.000	QUASIPEAK
2		67.539	-28.267	62.193	33.926	-6.074	40.000	QUASIPEAK
3		198.198	-23.533	56.750	33.217	-10.283	43.500	QUASIPEAK
4		323.813	-18.329	56.726	38.397	-7.603	46.000	QUASIPEAK
5		495.600	-14.514	51.327	36.813	-9.187	46.000	QUASIPEAK
6		937.823	-8.958	45.392	36.434	-9.566	46.000	QUASIPEAK

Note:

1. All Reading Levels is Quasi-Peak value.
2. “ * ”, means this data is the worst emission level.
3. Measurement Level = Reading Level + Correct Factor
4. The Emission under 30MHz were not included is because their levels are too low.

Above 1GHz Spurious

Site : DEKRA Taiwan CB2-H	**Time : 2018/03/02**
Limit : FCC_SpartC_15.209_03M_PK	**Margin : 6**
Probe : CB2_FCC_EFS_B091_1-18GHz_3M_0117 - HORIZONTAL	**Power : DC 5V**
EUT : Dual-band Wireless-AC1300 USB Adapter	**Note : 802.11b_2412MHz**

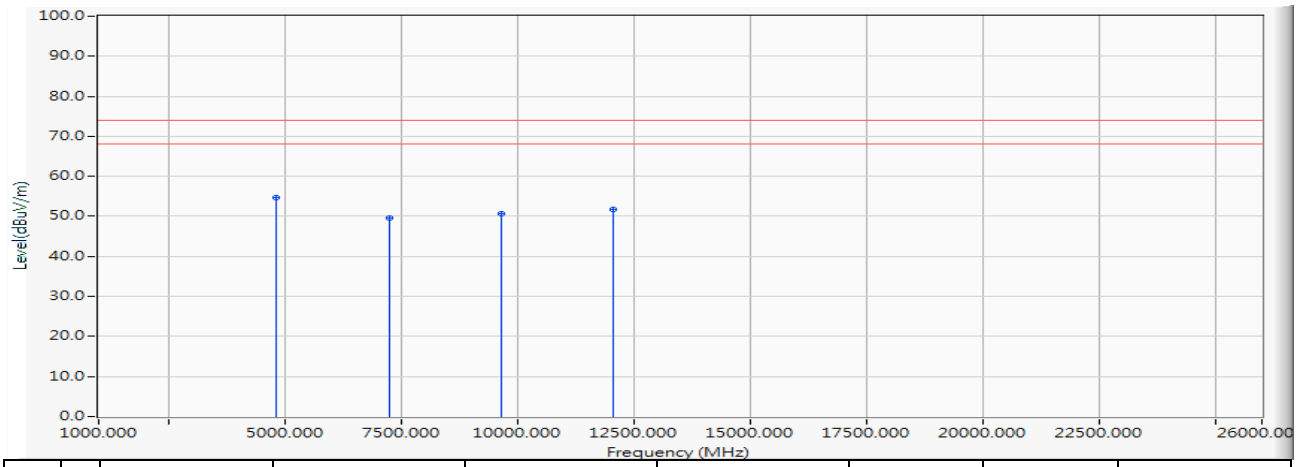

		Frequency (MHz)	Correct Factor (dB)	Reading Level (dBuV)	Measure Level (dBuV/m)	Margin (dB)	Limit (dBuV/m)	Detector Type
1	*	4823.977	-0.219	54.980	54.761	-19.239	74.000	PEAK
2		7236.160	7.127	42.440	49.567	-24.433	74.000	PEAK
3		9648.422	12.586	38.020	50.606	-23.394	74.000	PEAK
4		12063.612	15.326	36.380	51.706	-22.294	74.000	PEAK

Note:

1. All reading above 1GHz is performed with peak and/or average measurements as necessary.
2. Peak measurements: RBW = 1MHz, VBW = 3 MHz, Sweep: Auto.
3. Average measurements: RBW = 1MHz, VBW = 10 Hz, Sweep: Auto.
4. “ * ”, means this data is the worst emission level.
5. Measurement Level = Reading Level + Correct Factor.
6. The average measurement was not performed when the peak measured data under the limit of average detection.
7. The Emission above 13GHz were not included is because their levels are too low.

Site : DEKRA Taiwan CB2-H	**Time : 2018/03/02**
Limit : FCC_SpartC_15.209_03M_AV	**Margin : 6**
Probe : CB2_FCC_EFS_B091_1-18GHz_3M_0117 - HORIZONTAL	**Power : DC 5V**
EUT : Dual-band Wireless-AC1300 USB Adapter	**Note : 802.11b_2412MHz**

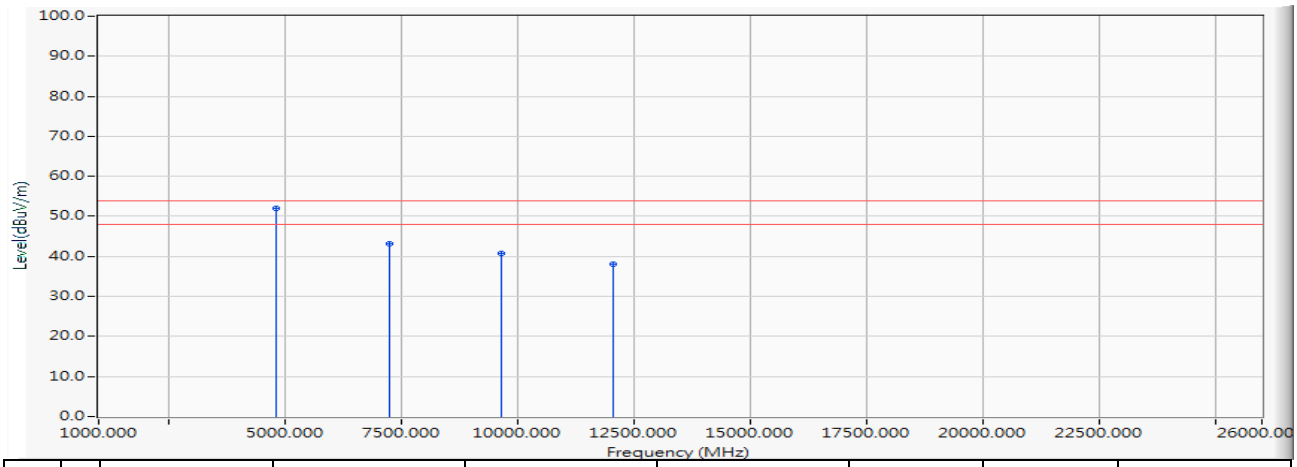

		Frequency (MHz)	Correct Factor (dB)	Reading Level (dBuV)	Measure Level (dBuV/m)	Margin (dB)	Limit (dBuV/m)	Detector Type
1	*	4824.130	-0.219	52.110	51.891	-2.109	54.000	AVERAGE
2		7236.795	7.127	36.090	43.216	-10.784	54.000	AVERAGE
3		9648.156	12.587	28.210	40.797	-13.203	54.000	AVERAGE
4		12060.218	15.337	22.810	38.148	-15.852	54.000	AVERAGE

Note:

1. All reading above 1GHz is performed with peak and/or average measurements as necessary.
2. Peak measurements: RBW = 1MHz, VBW = 3 MHz, Sweep: Auto.
3. Average measurements: RBW = 1MHz, VBW = 10 Hz, Sweep: Auto.
4. “ * ”, means this data is the worst emission level.
5. Measurement Level = Reading Level + Correct Factor.
6. The average measurement was not performed when the peak measured data under the limit of average detection.
7. The Emission above 13GHz were not included is because their levels are too low.

Site : DEKRA Taiwan CB2-H	**Time : 2018/03/02**
Limit : FCC_SpartC_15.209_03M_PK	**Margin : 6**
Probe : CB2_FCC_EFS_B091_1-18GHz_3M_0117 - VERTICAL	**Power : DC 5V**
EUT : Dual-band Wireless-AC1300 USB Adapter	**Note : 802.11b_2412MHz**

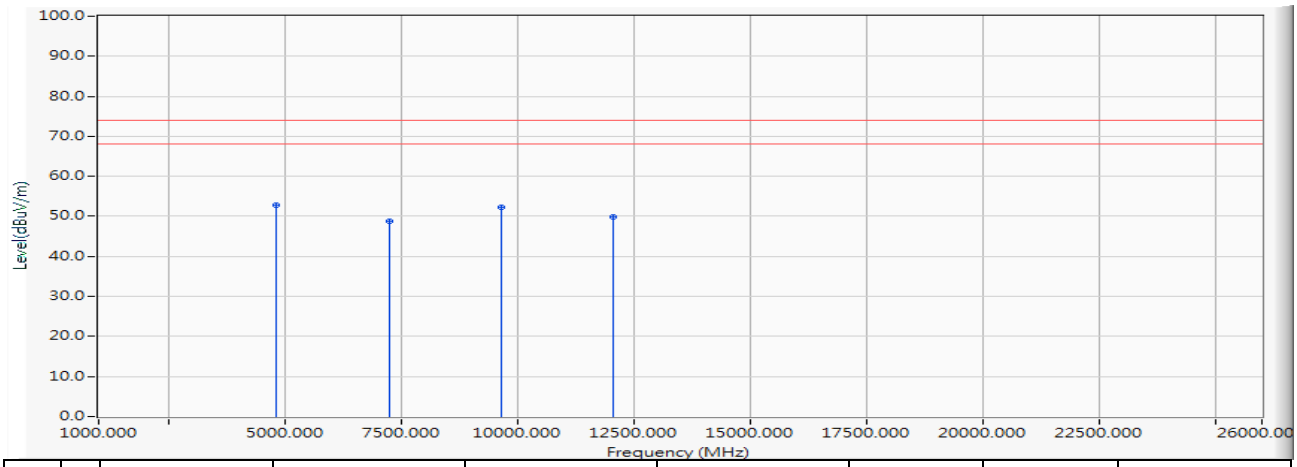

		Frequency (MHz)	Correct Factor (dB)	Reading Level (dBuV)	Measure Level (dBuV/m)	Margin (dB)	Limit (dBuV/m)	Detector Type
1	*	4824.048	-0.219	53.130	52.911	-21.089	74.000	PEAK
2		7234.600	7.128	41.580	48.708	-25.292	74.000	PEAK
3		9648.078	12.587	39.620	52.207	-21.793	74.000	PEAK
4		12056.772	15.350	34.620	49.970	-24.030	74.000	PEAK

Note:

1. All reading above 1GHz is performed with peak and/or average measurements as necessary.
2. Peak measurements: RBW = 1MHz, VBW = 3 MHz, Sweep: Auto.
3. Average measurements: RBW = 1MHz, VBW = 10 Hz, Sweep: Auto.
4. “ * ”, means this data is the worst emission level.
5. Measurement Level = Reading Level + Correct Factor.
6. The average measurement was not performed when the peak measured data under the limit of average detection.
7. The Emission above 13GHz were not included is because their levels are too low.

Site : DEKRA Taiwan CB2-H	**Time : 2018/03/02**
Limit : FCC_SpartC_15.209_03M_AV	**Margin : 6**
Probe : CB2_FCC_EFS_B091_1-18GHz_3M_0117 - VERTICAL	**Power : DC 5V**
EUT : Dual-band Wireless-AC1300 USB Adapter	**Note : 802.11b_2412MHz**

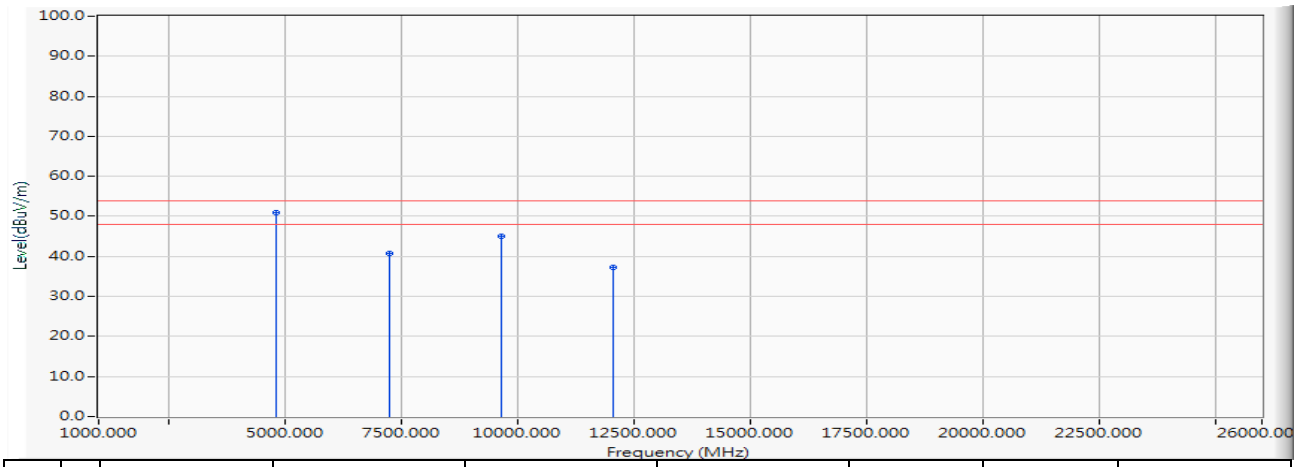

		Frequency (MHz)	Correct Factor (dB)	Reading Level (dBuV)	Measure Level (dBuV/m)	Margin (dB)	Limit (dBuV/m)	Detector Type
1	*	4824.043	-0.219	51.170	50.951	-3.049	54.000	AVERAGE
2		7235.142	7.128	33.750	40.878	-13.122	54.000	AVERAGE
3		9648.181	12.587	32.450	45.037	-8.963	54.000	AVERAGE
4		12059.230	15.341	21.870	37.211	-16.789	54.000	AVERAGE

Note:

1. All reading above 1GHz is performed with peak and/or average measurements as necessary.
2. Peak measurements: RBW = 1MHz, VBW = 3 MHz, Sweep: Auto.
3. Average measurements: RBW = 1MHz, VBW = 10 Hz, Sweep: Auto.
4. “ * ”, means this data is the worst emission level.
5. Measurement Level = Reading Level + Correct Factor.
6. The average measurement was not performed when the peak measured data under the limit of average detection.
7. The Emission above 13GHz were not included is because their levels are too low.

Site : DEKRA Taiwan CB2-H	**Time : 2018/03/02**
Limit : FCC_SpartC_15.209_03M_PK	**Margin : 6**
Probe : CB2_FCC_EFS_B091_1-18GHz_3M_0117 - HORIZONTAL	**Power : DC 5V**
EUT : Dual-band Wireless-AC1300 USB Adapter	**Note : 802.11b_2437MHz**

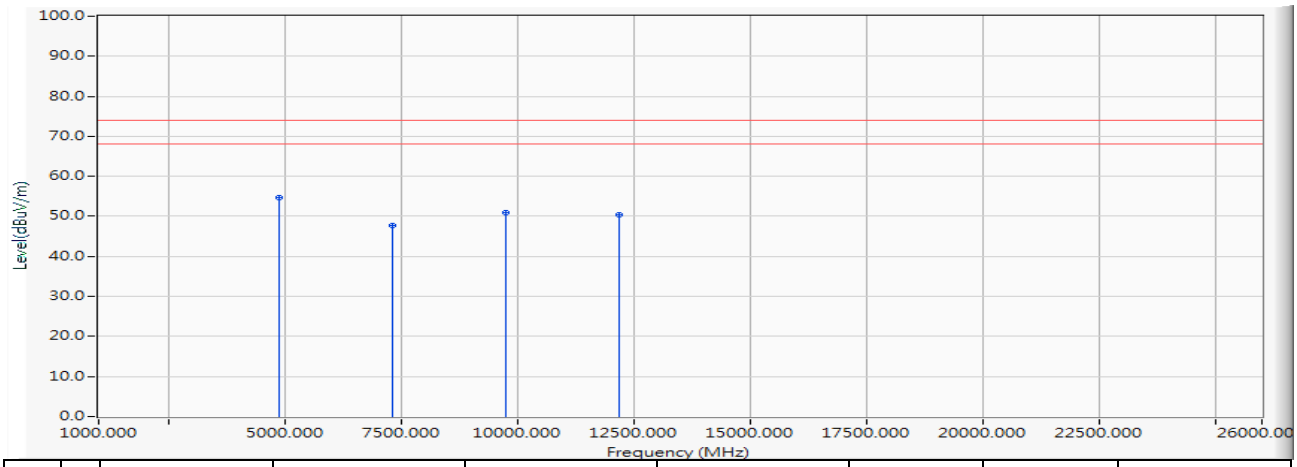

		Frequency (MHz)	Correct Factor (dB)	Reading Level (dBuV)	Measure Level (dBuV/m)	Margin (dB)	Limit (dBuV/m)	Detector Type
1	*	4874.062	-0.140	54.800	54.660	-19.340	74.000	PEAK
2		7309.256	7.398	40.230	47.628	-26.372	74.000	PEAK
3		9752.068	12.857	38.020	50.876	-23.124	74.000	PEAK
4		12188.910	14.890	35.420	50.310	-23.690	74.000	PEAK

Note:

1. All reading above 1GHz is performed with peak and/or average measurements as necessary.
2. Peak measurements: RBW = 1MHz, VBW = 3 MHz, Sweep: Auto.
3. Average measurements: RBW = 1MHz, VBW = 10 Hz, Sweep: Auto.
4. “ * ”, means this data is the worst emission level.
5. Measurement Level = Reading Level + Correct Factor.
6. The average measurement was not performed when the peak measured data under the limit of average detection.
7. The Emission above 13GHz were not included is because their levels are too low.

Site : DEKRA Taiwan CB2-H	**Time : 2018/03/02**
Limit : FCC_SpartC_15.209_03M_AV	**Margin : 6**
Probe : CB2_FCC_EFS_B091_1-18GHz_3M_0117 - HORIZONTAL	**Power : DC 5V**
EUT : Dual-band Wireless-AC1300 USB Adapter	**Note : 802.11b_2437MHz**

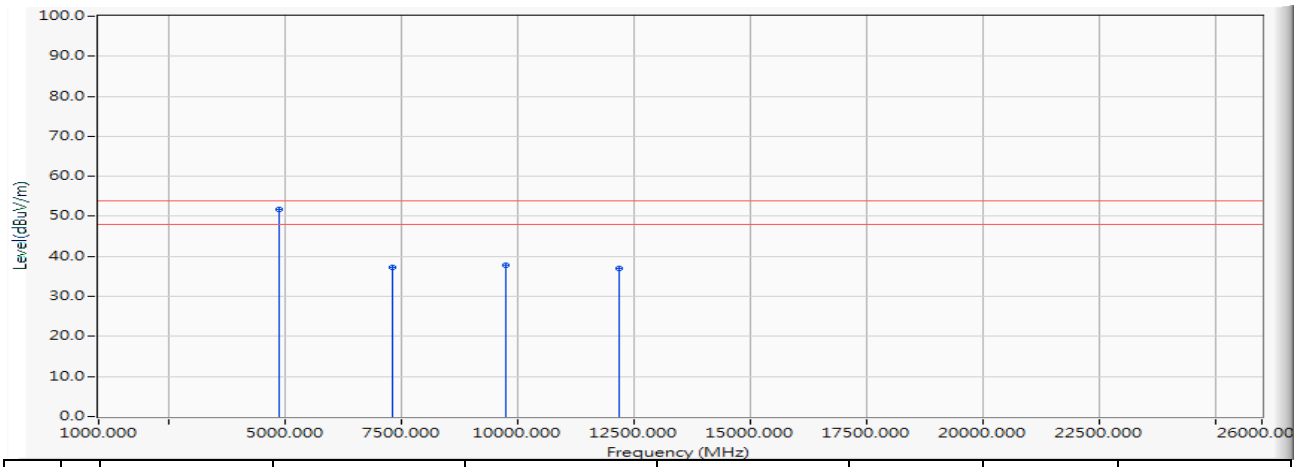

		Frequency (MHz)	Correct Factor (dB)	Reading Level (dBuV)	Measure Level (dBuV/m)	Margin (dB)	Limit (dBuV/m)	Detector Type
1	*	4874.093	-0.140	51.850	51.710	-2.290	54.000	AVERAGE
2		7310.593	7.403	29.980	37.383	-16.617	54.000	AVERAGE
3		9748.332	12.853	24.930	37.783	-16.217	54.000	AVERAGE
4		12184.643	14.906	22.050	36.955	-17.045	54.000	AVERAGE

Note:

1. All reading above 1GHz is performed with peak and/or average measurements as necessary.
2. Peak measurements: RBW = 1MHz, VBW = 3 MHz, Sweep: Auto.
3. Average measurements: RBW = 1MHz, VBW = 10 Hz, Sweep: Auto.
4. “ * ”, means this data is the worst emission level.
5. Measurement Level = Reading Level + Correct Factor.
6. The average measurement was not performed when the peak measured data under the limit of average detection.
7. The Emission above 13GHz were not included is because their levels are too low.

Site : DEKRA Taiwan CB2-H	**Time : 2018/03/02**
Limit : FCC_SpartC_15.209_03M_PK	**Margin : 6**
Probe : CB2_FCC_EFS_B091_1-18GHz_3M_0117 - VERTICAL	**Power : DC 5V**
EUT : Dual-band Wireless-AC1300 USB Adapter	**Note : 802.11b_2437MHz**

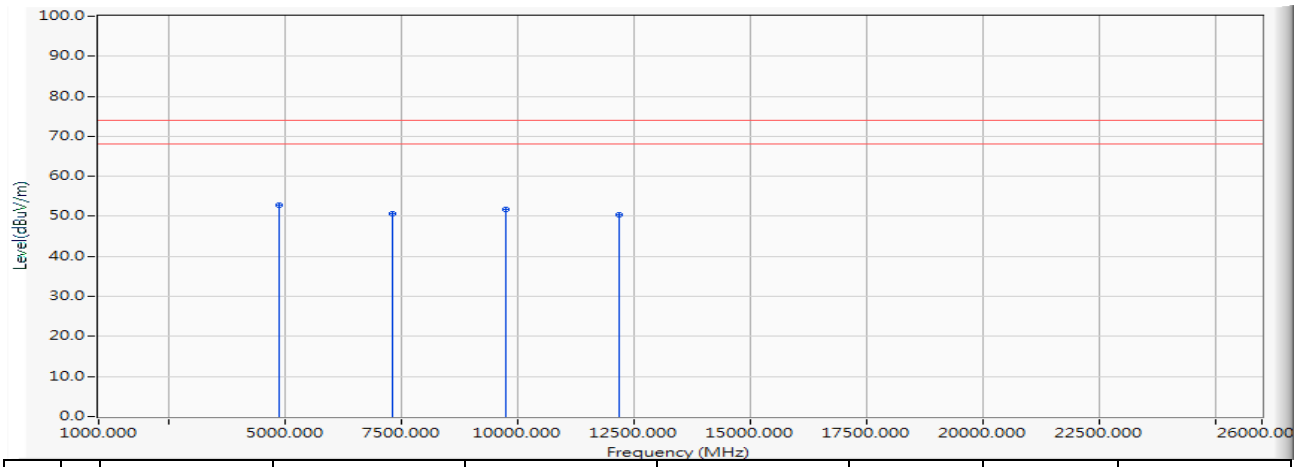

		Frequency (MHz)	Correct Factor (dB)	Reading Level (dBuV)	Measure Level (dBuV/m)	Margin (dB)	Limit (dBuV/m)	Detector Type
1	*	4874.142	-0.140	53.010	52.870	-21.130	74.000	PEAK
2		7312.395	7.409	43.200	50.609	-23.391	74.000	PEAK
3		9748.443	12.853	38.940	51.793	-22.207	74.000	PEAK
4		12188.780	14.891	35.460	50.351	-23.649	74.000	PEAK

Note:

1. All reading above 1GHz is performed with peak and/or average measurements as necessary.
2. Peak measurements: RBW = 1MHz, VBW = 3 MHz, Sweep: Auto.
3. Average measurements: RBW = 1MHz, VBW = 10 Hz, Sweep: Auto.
4. “ * ”, means this data is the worst emission level.
5. Measurement Level = Reading Level + Correct Factor.
6. The average measurement was not performed when the peak measured data under the limit of average detection.
7. The Emission above 13GHz were not included is because their levels are too low.

Site : DEKRA Taiwan CB2-H	**Time : 2018/03/02**
Limit : FCC_SpartC_15.209_03M_AV	**Margin : 6**
Probe : CB2_FCC_EFS_B091_1-18GHz_3M_0117 - VERTICAL	**Power : DC 5V**
EUT : Dual-band Wireless-AC1300 USB Adapter	**Note : 802.11b_2437MHz**

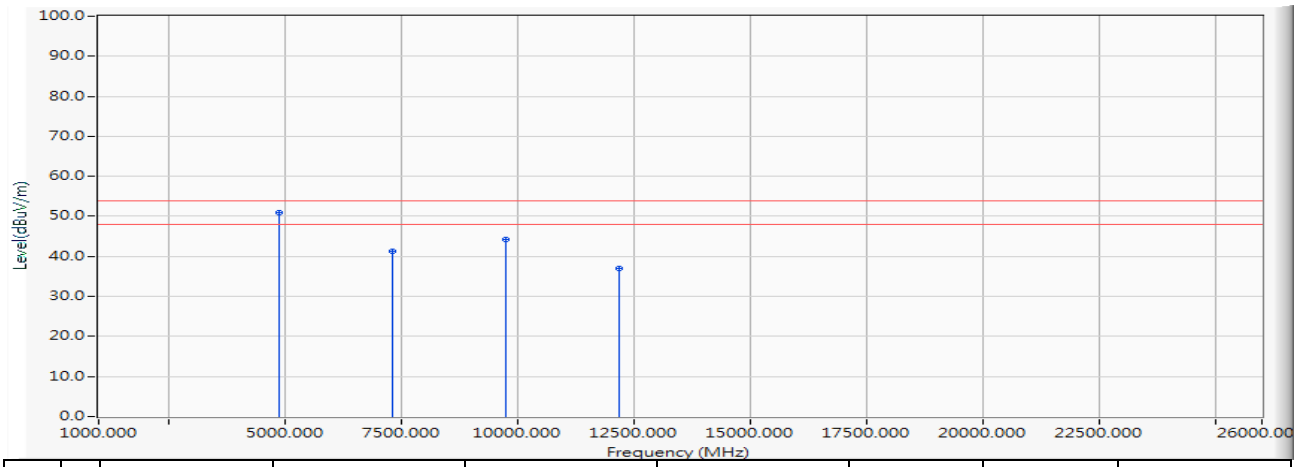

		Frequency (MHz)	Correct Factor (dB)	Reading Level (dBuV)	Measure Level (dBuV/m)	Margin (dB)	Limit (dBuV/m)	Detector Type
1	*	4873.968	-0.140	51.190	51.049	-2.951	54.000	AVERAGE
2		7312.395	7.409	33.890	41.299	-12.701	54.000	AVERAGE
3		9748.132	12.854	31.420	44.273	-9.727	54.000	AVERAGE
4		12187.071	14.897	22.080	36.977	-17.023	54.000	AVERAGE

Note:

1. All reading above 1GHz is performed with peak and/or average measurements as necessary.
2. Peak measurements: RBW = 1MHz, VBW = 3 MHz, Sweep: Auto.
3. Average measurements: RBW = 1MHz, VBW = 10 Hz, Sweep: Auto.
4. “ * ”, means this data is the worst emission level.
5. Measurement Level = Reading Level + Correct Factor.
6. The average measurement was not performed when the peak measured data under the limit of average detection.
7. The Emission above 13GHz were not included is because their levels are too low.

Site : DEKRA Taiwan CB2-H	**Time : 2018/03/02**
Limit : FCC_SpartC_15.209_03M_PK	**Margin : 6**
Probe : CB2_FCC_EFS_B091_1-18GHz_3M_0117 - HORIZONTAL	**Power : DC 5V**
EUT : Dual-band Wireless-AC1300 USB Adapter	**Note : 802.11b_2462MHz**

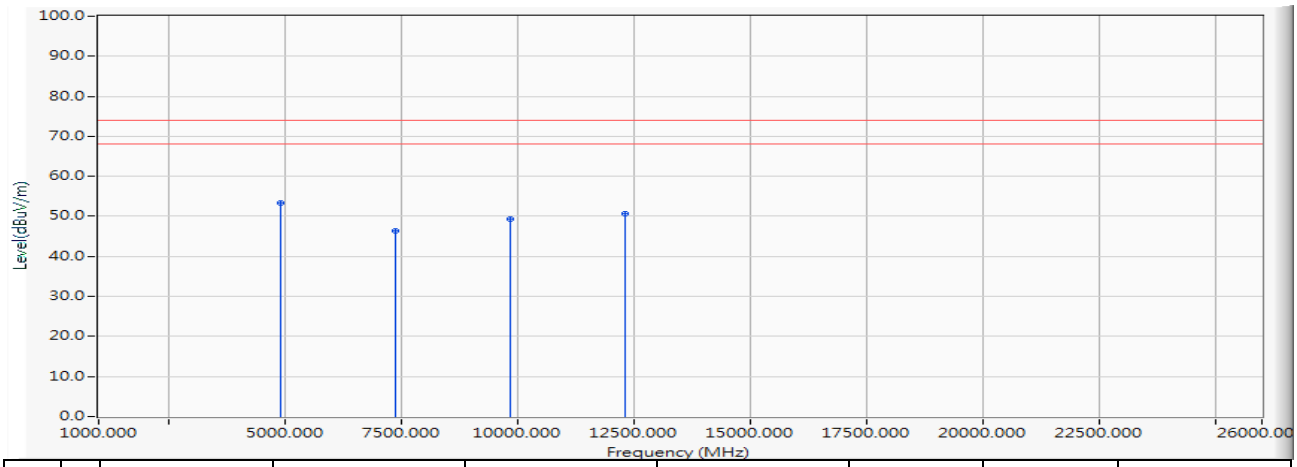

		Frequency (MHz)	Correct Factor (dB)	Reading Level (dBuV)	Measure Level (dBuV/m)	Margin (dB)	Limit (dBuV/m)	Detector Type
1	*	4923.900	-0.076	53.490	53.414	-20.586	74.000	PEAK
2		7387.025	7.678	38.820	46.498	-27.502	74.000	PEAK
3		9848.535	12.990	36.390	49.380	-24.620	74.000	PEAK
4		12313.735	15.123	35.450	50.573	-23.427	74.000	PEAK

Note:

1. All reading above 1GHz is performed with peak and/or average measurements as necessary.
2. Peak measurements: RBW = 1MHz, VBW = 3 MHz, Sweep: Auto.
3. Average measurements: RBW = 1MHz, VBW = 10 Hz, Sweep: Auto.
4. “ * ”, means this data is the worst emission level.
5. Measurement Level = Reading Level + Correct Factor.
6. The average measurement was not performed when the peak measured data under the limit of average detection.
7. The Emission above 13GHz were not included is because their levels are too low.

Site : DEKRA Taiwan CB2-H	**Time : 2018/03/02**
Limit : FCC_SpartC_15.209_03M_AV	**Margin : 6**
Probe : CB2_FCC_EFS_B091_1-18GHz_3M_0117 - HORIZONTAL	**Power : DC 5V**
EUT : Dual-band Wireless-AC1300 USB Adapter	**Note : 802.11b_2462MHz**

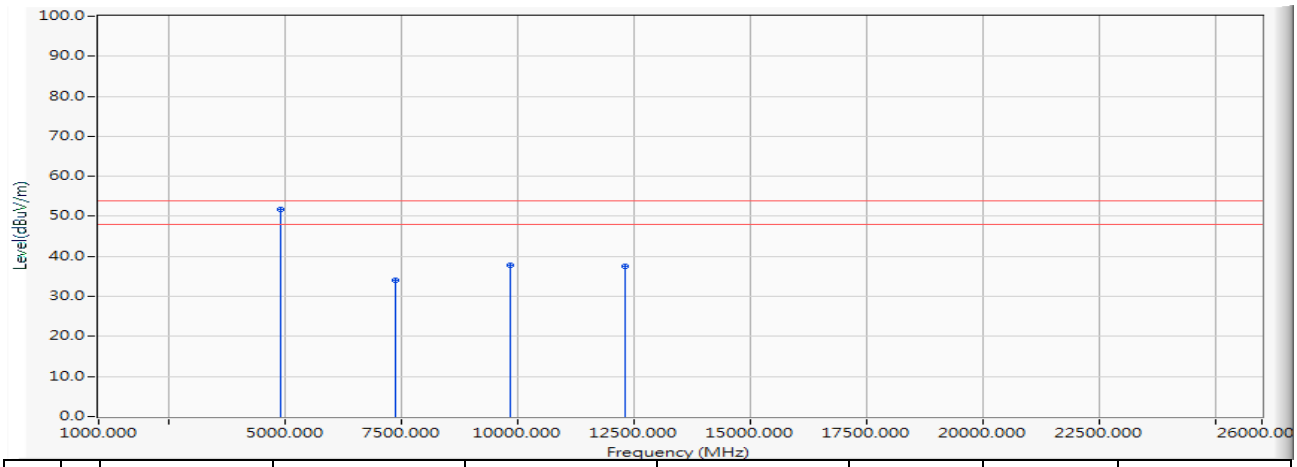

		Frequency (MHz)	Correct Factor (dB)	Reading Level (dBuV)	Measure Level (dBuV/m)	Margin (dB)	Limit (dBuV/m)	Detector Type
1	*	4924.006	-0.076	51.880	51.804	-2.196	54.000	AVERAGE
2		7386.932	7.678	26.330	34.007	-19.993	54.000	AVERAGE
3		9848.131	12.990	24.750	37.740	-16.260	54.000	AVERAGE
4		12309.117	15.089	22.460	37.550	-16.450	54.000	AVERAGE

Note:

1. All reading above 1GHz is performed with peak and/or average measurements as necessary.
2. Peak measurements: RBW = 1MHz, VBW = 3 MHz, Sweep: Auto.
3. Average measurements: RBW = 1MHz, VBW = 10 Hz, Sweep: Auto.
4. “ * ”, means this data is the worst emission level.
5. Measurement Level = Reading Level + Correct Factor.
6. The average measurement was not performed when the peak measured data under the limit of average detection.
7. The Emission above 13GHz were not included is because their levels are too low.

Site : DEKRA Taiwan CB2-H	**Time : 2018/03/02**
Limit : FCC_SpartC_15.209_03M_PK	**Margin : 6**
Probe : CB2_FCC_EFS_B091_1-18GHz_3M_0117 - VERTICAL	**Power : DC 5V**
EUT : Dual-band Wireless-AC1300 USB Adapter	**Note : 802.11b_2462MHz**

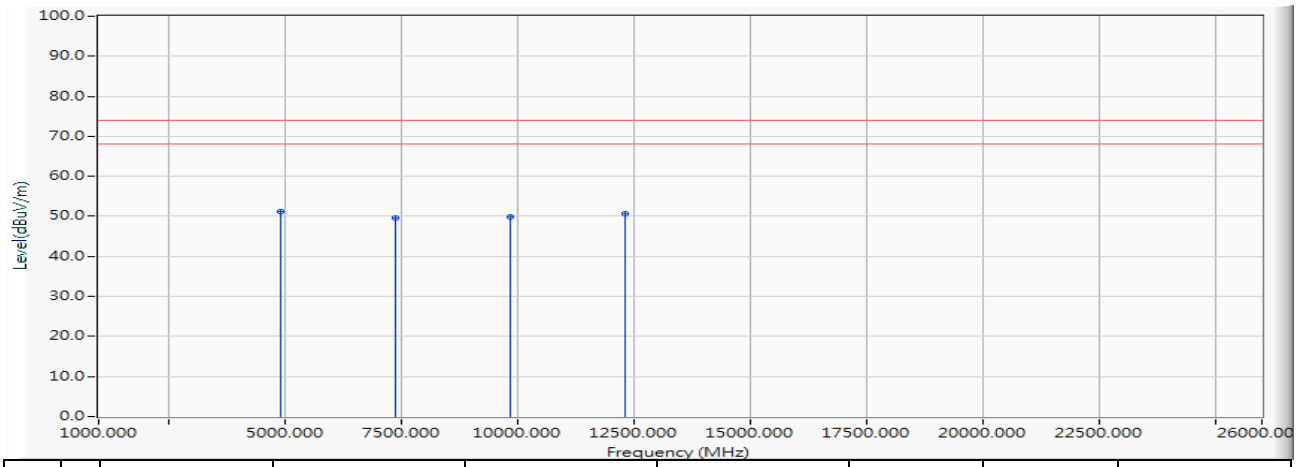

		Frequency (MHz)	Correct Factor (dB)	Reading Level (dBuV)	Measure Level (dBuV/m)	Margin (dB)	Limit (dBuV/m)	Detector Type
1	*	4923.876	-0.076	51.390	51.314	-22.686	74.000	PEAK
2		7384.632	7.669	41.910	49.579	-24.421	74.000	PEAK
3		9846.756	12.987	36.860	49.848	-24.152	74.000	PEAK
4		12307.833	15.080	35.700	50.781	-23.219	74.000	PEAK

Note:

1. All reading above 1GHz is performed with peak and/or average measurements as necessary.
2. Peak measurements: RBW = 1MHz, VBW = 3 MHz, Sweep: Auto.
3. Average measurements: RBW = 1MHz, VBW = 10 Hz, Sweep: Auto.
4. “ * ”, means this data is the worst emission level.
5. Measurement Level = Reading Level + Correct Factor.
6. The average measurement was not performed when the peak measured data under the limit of average detection.
7. The Emission above 13GHz were not included is because their levels are too low.

Site : DEKRA Taiwan CB2-H	**Time : 2018/03/02**
Limit : FCC_SpartC_15.209_03M_AV	**Margin : 6**
Probe : CB2_FCC_EFS_B091_1-18GHz_3M_0117 - VERTICAL	**Power : DC 5V**
EUT : Dual-band Wireless-AC1300 USB Adapter	**Note : 802.11b_2462MHz**

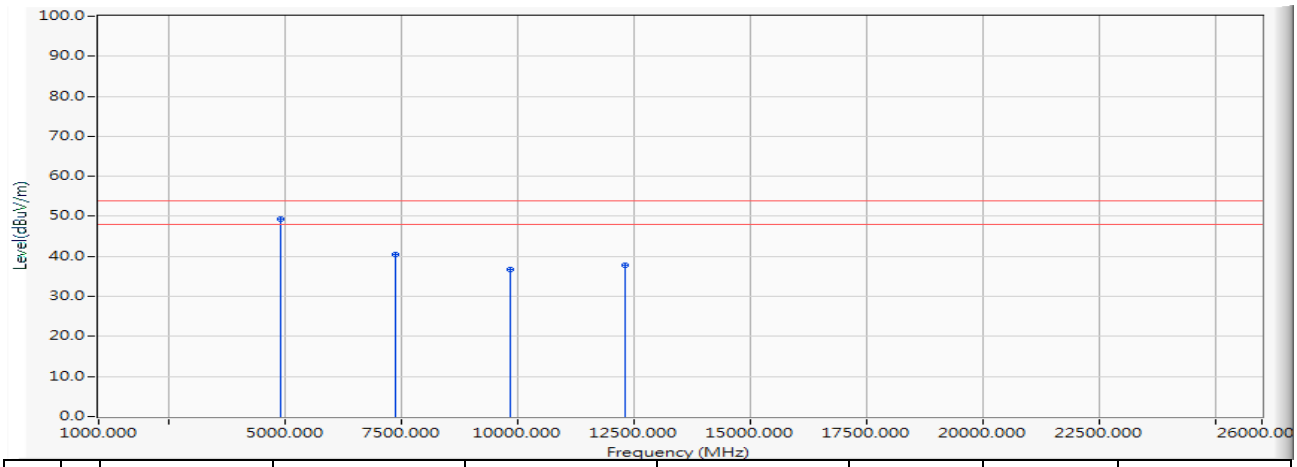

		Frequency (MHz)	Correct Factor (dB)	Reading Level (dBuV)	Measure Level (dBuV/m)	Margin (dB)	Limit (dBuV/m)	Detector Type
1	*	4923.993	-0.076	49.420	49.344	-4.656	54.000	AVERAGE
2		7386.807	7.678	32.830	40.507	-13.493	54.000	AVERAGE
3		9848.018	12.989	23.700	36.689	-17.311	54.000	AVERAGE
4		12307.015	15.075	22.610	37.685	-16.315	54.000	AVERAGE

Note:

1. All reading above 1GHz is performed with peak and/or average measurements as necessary.
2. Peak measurements: RBW = 1MHz, VBW = 3 MHz, Sweep: Auto.
3. Average measurements: RBW = 1MHz, VBW = 10 Hz, Sweep: Auto.
4. “ * ”, means this data is the worst emission level.
5. Measurement Level = Reading Level + Correct Factor.
6. The average measurement was not performed when the peak measured data under the limit of average detection.
7. The Emission above 13GHz were not included is because their levels are too low.

Site : DEKRA Taiwan CB2-H	**Time : 2018/03/02**
Limit : FCC_SpartC_15.209_03M_PK	**Margin : 6**
Probe : CB2_FCC_EFS_B091_1-18GHz_3M_0117 - HORIZONTAL	**Power : DC 5V**
EUT : Dual-band Wireless-AC1300 USB Adapter	**Note : 802.11g_2412MHz**

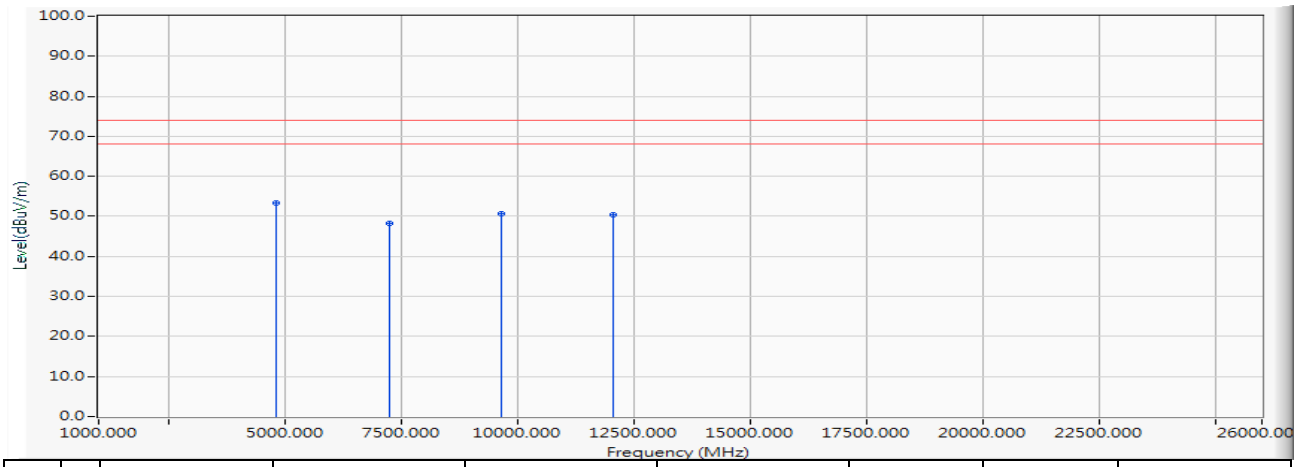

		Frequency (MHz)	Correct Factor (dB)	Reading Level (dBuV)	Measure Level (dBuV/m)	Margin (dB)	Limit (dBuV/m)	Detector Type
1	*	4817.135	-0.212	53.520	53.308	-20.692	74.000	PEAK
2		7237.740	7.125	41.080	48.205	-25.795	74.000	PEAK
3		9652.985	12.572	38.150	50.723	-23.277	74.000	PEAK
4		12068.635	15.309	35.130	50.438	-23.562	74.000	PEAK

Note:

1. All reading above 1GHz is performed with peak and/or average measurements as necessary.
2. Peak measurements: RBW = 1MHz, VBW = 3 MHz, Sweep: Auto.
3. Average measurements: RBW = 1MHz, VBW = 10 Hz, Sweep: Auto.
4. “ * ”, means this data is the worst emission level.
5. Measurement Level = Reading Level + Correct Factor.
6. The average measurement was not performed when the peak measured data under the limit of average detection.
7. The Emission above 13GHz were not included is because their levels are too low.

Site : DEKRA Taiwan CB2-H	**Time : 2018/03/02**
Limit : FCC_SpartC_15.209_03M_AV	**Margin : 6**
Probe : CB2_FCC_EFS_B091_1-18GHz_3M_0117 - HORIZONTAL	**Power : DC 5V**
EUT : Dual-band Wireless-AC1300 USB Adapter	**Note : 802.11g_2412MHz**

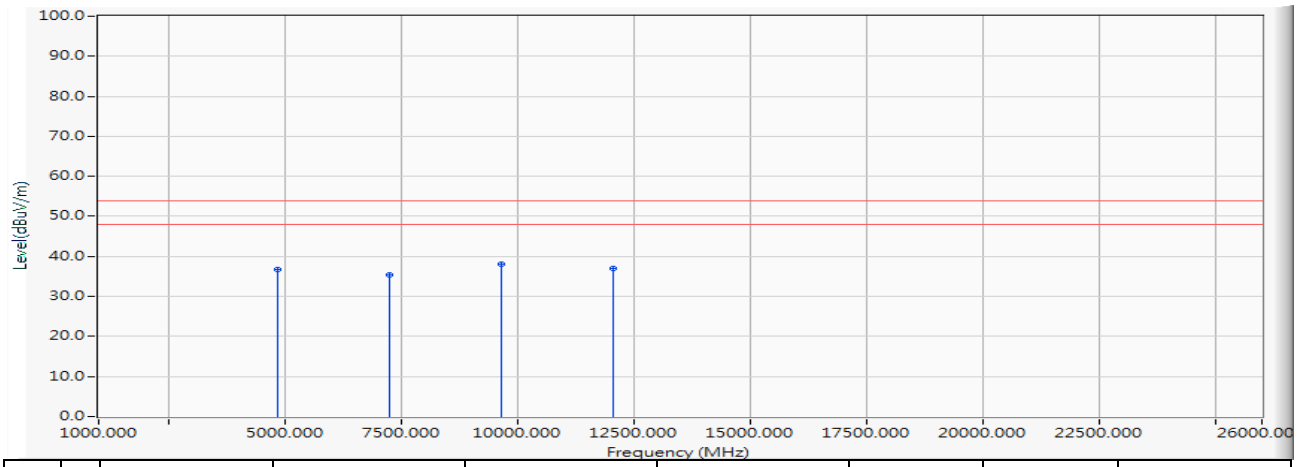

		Frequency (MHz)	Correct Factor (dB)	Reading Level (dBuV)	Measure Level (dBuV/m)	Margin (dB)	Limit (dBuV/m)	Detector Type
1		4834.440	-0.182	36.860	36.678	-17.322	54.000	AVERAGE
2		7235.570	7.127	28.370	35.497	-18.503	54.000	AVERAGE
3	*	9648.750	12.585	25.600	38.185	-15.815	54.000	AVERAGE
4		12064.590	15.323	21.620	36.942	-17.058	54.000	AVERAGE

Note:

1. All reading above 1GHz is performed with peak and/or average measurements as necessary.
2. Peak measurements: RBW = 1MHz, VBW = 3 MHz, Sweep: Auto.
3. Average measurements: RBW = 1MHz, VBW = 10 Hz, Sweep: Auto.
4. “ * ”, means this data is the worst emission level.
5. Measurement Level = Reading Level + Correct Factor.
6. The average measurement was not performed when the peak measured data under the limit of average detection.
7. The Emission above 13GHz were not included is because their levels are too low.

Site : DEKRA Taiwan CB2-H	**Time : 2018/03/02**
Limit : FCC_SpartC_15.209_03M_PK	**Margin : 6**
Probe : CB2_FCC_EFS_B091_1-18GHz_3M_0117 - VERTICAL	**Power : DC 5V**
EUT : Dual-band Wireless-AC1300 USB Adapter	**Note : 802.11g_2412MHz**

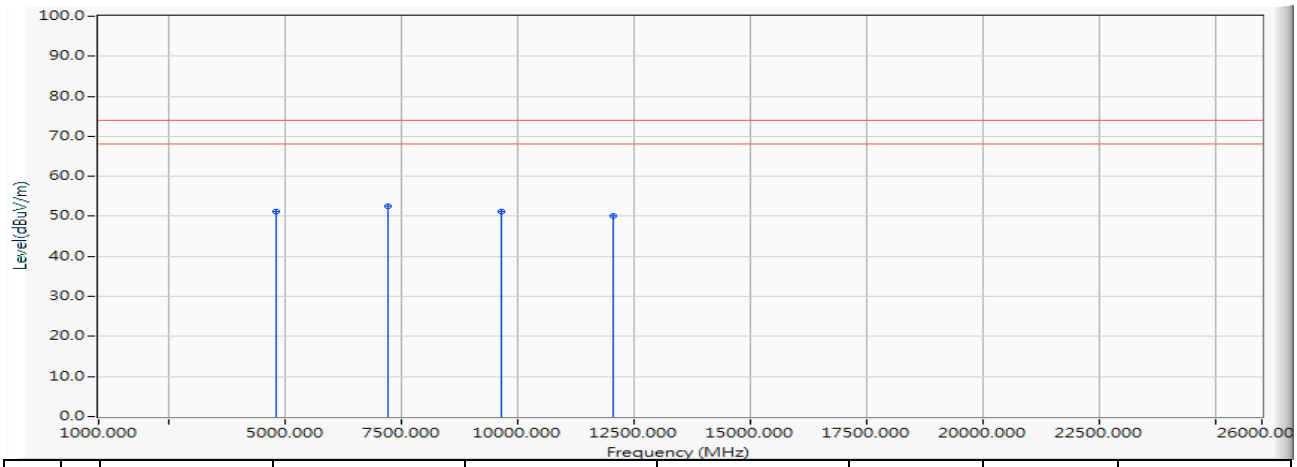

		Frequency (MHz)	Correct Factor (dB)	Reading Level (dBuV)	Measure Level (dBuV/m)	Margin (dB)	Limit (dBuV/m)	Detector Type
1		4826.636	-0.214	51.500	51.287	-22.713	74.000	PEAK
2	*	7233.157	7.129	45.420	52.549	-21.451	74.000	PEAK
3		9643.245	12.601	38.500	51.101	-22.899	74.000	PEAK
4		12062.726	15.328	34.900	50.229	-23.771	74.000	PEAK

Note:

1. All reading above 1GHz is performed with peak and/or average measurements as necessary.
2. Peak measurements: RBW = 1MHz, VBW = 3 MHz, Sweep: Auto.
3. Average measurements: RBW = 1MHz, VBW = 10 Hz, Sweep: Auto.
4. “ * ”, means this data is the worst emission level.
5. Measurement Level = Reading Level + Correct Factor.
6. The average measurement was not performed when the peak measured data under the limit of average detection.
7. The Emission above 13GHz were not included is because their levels are too low.

Site : DEKRA Taiwan CB2-H	**Time : 2018/03/02**
Limit : FCC_SpartC_15.209_03M_AV	**Margin : 6**
Probe : CB2_FCC_EFS_B091_1-18GHz_3M_0117 - VERTICAL	**Power : DC 5V**
EUT : Dual-band Wireless-AC1300 USB Adapter	**Note : 802.11g_2412MHz**

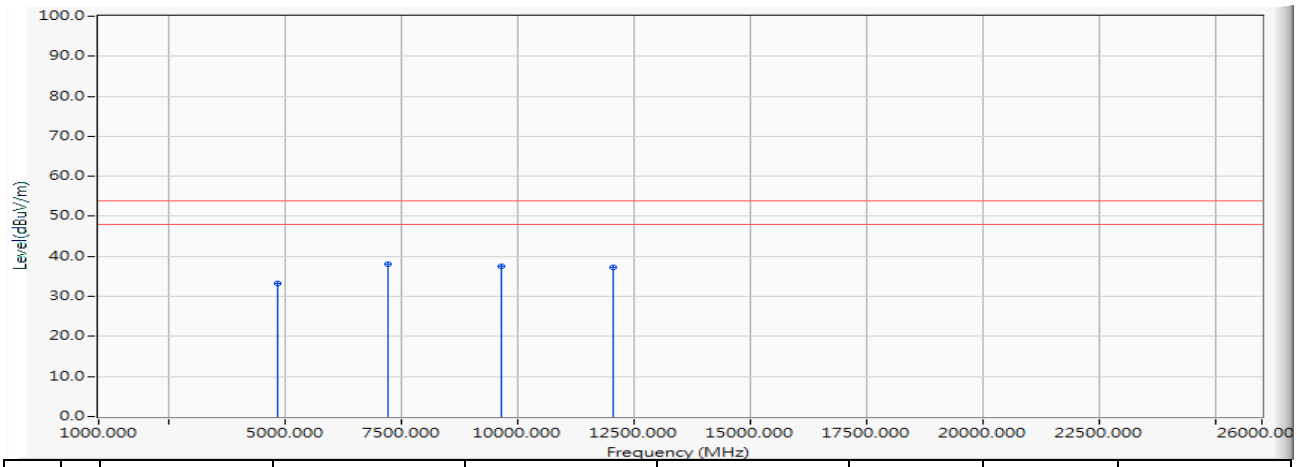

		Frequency (MHz)	Correct Factor (dB)	Reading Level (dBuV)	Measure Level (dBuV/m)	Margin (dB)	Limit (dBuV/m)	Detector Type
1		4834.635	-0.181	33.440	33.259	-20.741	54.000	AVERAGE
2	*	7232.996	7.129	30.990	38.119	-15.881	54.000	AVERAGE
3		9648.240	12.587	24.930	37.517	-16.483	54.000	AVERAGE
4		12062.000	15.332	22.020	37.351	-16.649	54.000	AVERAGE

Note:

1. All reading above 1GHz is performed with peak and/or average measurements as necessary.
2. Peak measurements: RBW = 1MHz, VBW = 3 MHz, Sweep: Auto.
3. Average measurements: RBW = 1MHz, VBW = 10 Hz, Sweep: Auto.
4. “ * ”, means this data is the worst emission level.
5. Measurement Level = Reading Level + Correct Factor.
6. The average measurement was not performed when the peak measured data under the limit of average detection.
7. The Emission above 13GHz were not included is because their levels are too low.

Site : DEKRA Taiwan CB2-H	**Time : 2018/03/05**
Limit : FCC_SpartC_15.209_03M_PK	**Margin : 6**
Probe : CB2_FCC_EFS_B091_1-18GHz_3M_0117 - HORIZONTAL	**Power : DC 5V**
EUT : Dual-band Wireless-AC1300 USB Adapter	**Note : 802.11g_2437MHz**

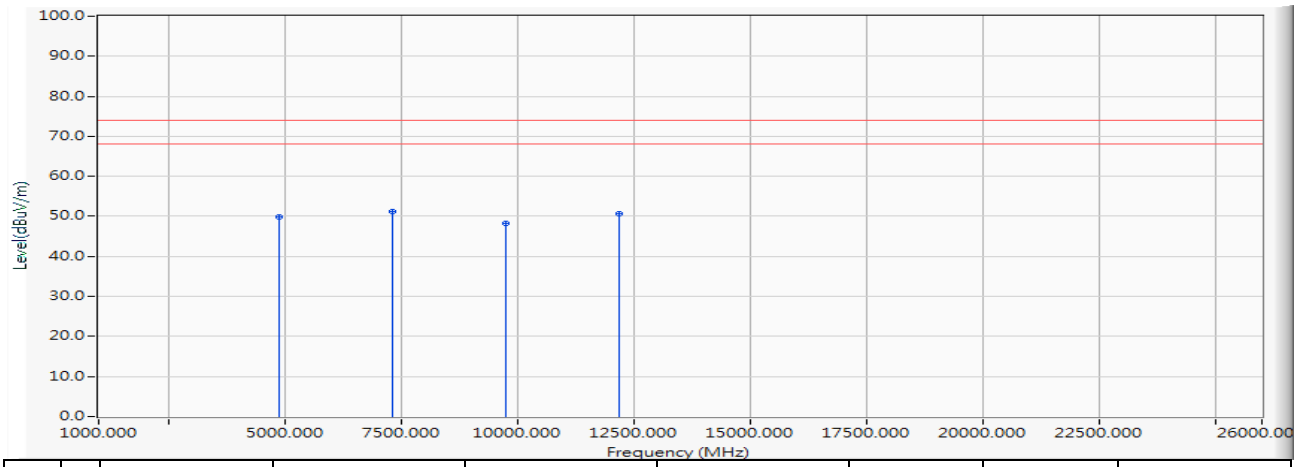

		Frequency (MHz)	Correct Factor (dB)	Reading Level (dBuV)	Measure Level (dBuV/m)	Margin (dB)	Limit (dBuV/m)	Detector Type
1		4874.000	-0.140	50.030	49.889	-24.111	74.000	PEAK
2	*	7311.000	7.405	43.760	51.164	-22.836	74.000	PEAK
3		9748.000	12.853	35.500	48.353	-25.647	74.000	PEAK
4		12185.000	14.904	35.670	50.574	-23.426	74.000	PEAK

Note:

1. All reading above 1GHz is performed with peak and/or average measurements as necessary.
2. Peak measurements: RBW = 1MHz, VBW = 3 MHz, Sweep: Auto.
3. Average measurements: RBW = 1MHz, VBW = 10 Hz, Sweep: Auto.
4. “ * ”, means this data is the worst emission level.
5. Measurement Level = Reading Level + Correct Factor.
6. The average measurement was not performed when the peak measured data under the limit of average detection.
7. The Emission above 13GHz were not included is because their levels are too low.

Site : DEKRA Taiwan CB2-H	**Time : 2018/03/05**
Limit : FCC_SpartC_15.209_03M_AV	**Margin : 6**
Probe : CB2_FCC_EFS_B091_1-18GHz_3M_0117 - HORIZONTAL	**Power : DC 5V**
EUT : Dual-band Wireless-AC1300 USB Adapter	**Note : 802.11g_2437MHz**

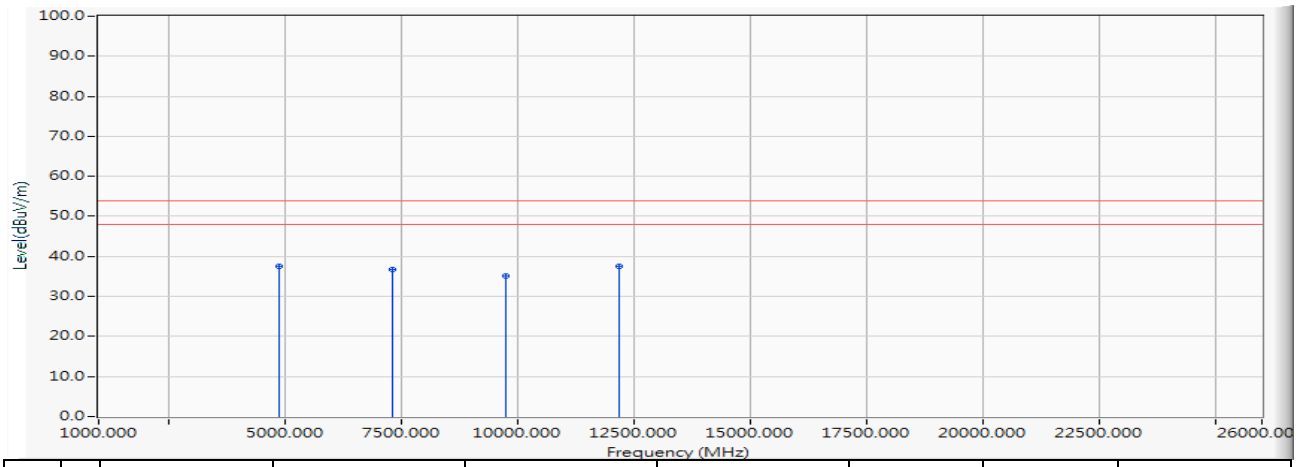

		Frequency (MHz)	Correct Factor (dB)	Reading Level (dBuV)	Measure Level (dBuV/m)	Margin (dB)	Limit (dBuV/m)	Detector Type
1	*	4874.000	-0.140	37.690	37.549	-16.451	54.000	AVERAGE
2		7311.000	7.405	29.340	36.744	-17.256	54.000	AVERAGE
3		9748.000	12.853	22.200	35.053	-18.947	54.000	AVERAGE
4		12185.000	14.904	22.610	37.514	-16.486	54.000	AVERAGE

Note:

1. All reading above 1GHz is performed with peak and/or average measurements as necessary.
2. Peak measurements: RBW = 1MHz, VBW = 3 MHz, Sweep: Auto.
3. Average measurements: RBW = 1MHz, VBW = 10 Hz, Sweep: Auto.
4. “ * ”, means this data is the worst emission level.
5. Measurement Level = Reading Level + Correct Factor.
6. The average measurement was not performed when the peak measured data under the limit of average detection.
7. The Emission above 13GHz were not included is because their levels are too low.

Site : DEKRA Taiwan CB2-H	**Time : 2018/03/05**
Limit : FCC_SpartC_15.209_03M_PK	**Margin : 6**
Probe : CB2_FCC_EFS_B091_1-18GHz_3M_0117 - VERTICAL	**Power : DC 5V**
EUT : Dual-band Wireless-AC1300 USB Adapter	**Note : 802.11g_2437MHz**

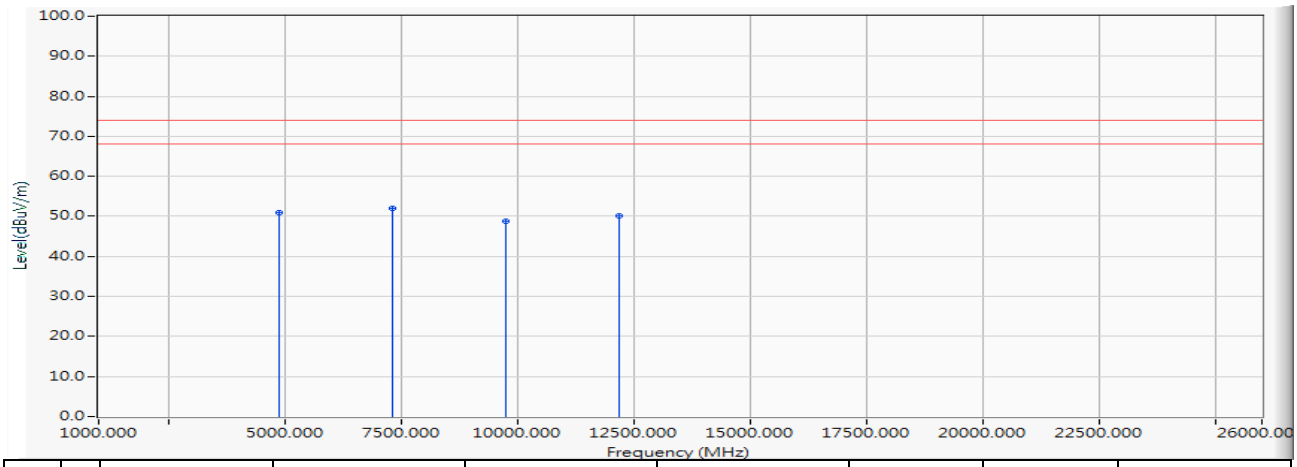

		Frequency (MHz)	Correct Factor (dB)	Reading Level (dBuV)	Measure Level (dBuV/m)	Margin (dB)	Limit (dBuV/m)	Detector Type
1		4874.000	-0.140	51.190	51.049	-22.951	74.000	PEAK
2	*	7311.000	7.405	44.650	52.054	-21.946	74.000	PEAK
3		9748.000	12.853	35.890	48.743	-25.257	74.000	PEAK
4		12185.000	14.904	35.280	50.184	-23.816	74.000	PEAK

Note:

1. All reading above 1GHz is performed with peak and/or average measurements as necessary.
2. Peak measurements: RBW = 1MHz, VBW = 3 MHz, Sweep: Auto.
3. Average measurements: RBW = 1MHz, VBW = 10 Hz, Sweep: Auto.
4. “ * ”, means this data is the worst emission level.
5. Measurement Level = Reading Level + Correct Factor.
6. The average measurement was not performed when the peak measured data under the limit of average detection.
7. The Emission above 13GHz were not included is because their levels are too low.

Site : DEKRA Taiwan CB2-H	**Time : 2018/03/05**
Limit : FCC_SpartC_15.209_03M_AV	**Margin : 6**
Probe : CB2_FCC_EFS_B091_1-18GHz_3M_0117 - VERTICAL	**Power : DC 5V**
EUT : Dual-band Wireless-AC1300 USB Adapter	**Note : 802.11g_2437MHz**

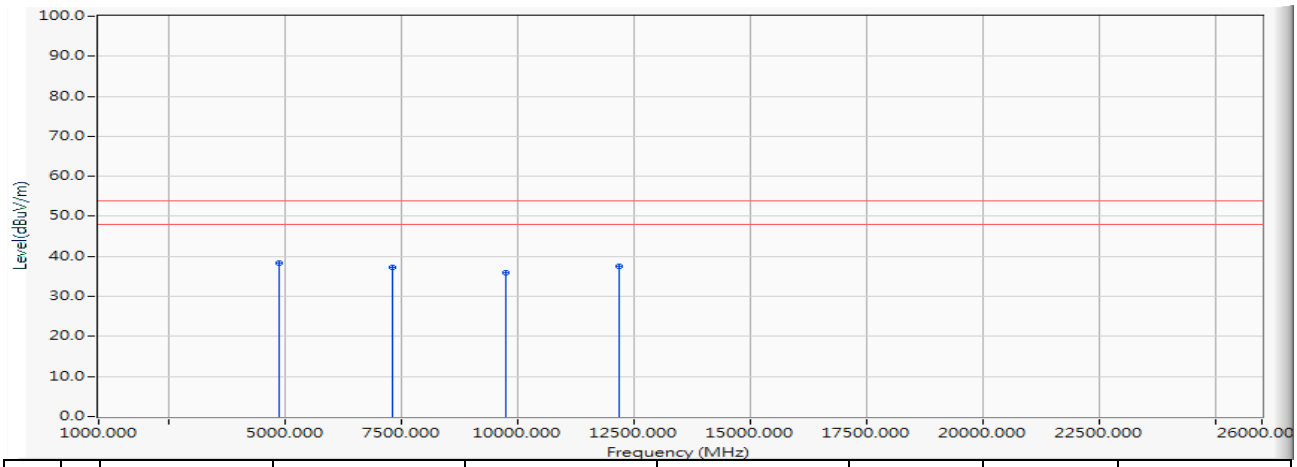

		Frequency (MHz)	Correct Factor (dB)	Reading Level (dBuV)	Measure Level (dBuV/m)	Margin (dB)	Limit (dBuV/m)	Detector Type
1	*	4874.000	-0.140	38.430	38.289	-15.711	54.000	AVERAGE
2		7311.000	7.405	29.880	37.284	-16.716	54.000	AVERAGE
3		9748.000	12.853	22.940	35.793	-18.207	54.000	AVERAGE
4		12185.000	14.904	22.730	37.634	-16.366	54.000	AVERAGE

Note:

1. All reading above 1GHz is performed with peak and/or average measurements as necessary.
2. Peak measurements: RBW = 1MHz, VBW = 3 MHz, Sweep: Auto.
3. Average measurements: RBW = 1MHz, VBW = 10 Hz, Sweep: Auto.
4. “ * ”, means this data is the worst emission level.
5. Measurement Level = Reading Level + Correct Factor.
6. The average measurement was not performed when the peak measured data under the limit of average detection.
7. The Emission above 13GHz were not included is because their levels are too low.

Site : DEKRA Taiwan CB2-H	**Time : 2018/03/05**
Limit : FCC_SpartC_15.209_03M_PK	**Margin : 6**
Probe : CB2_FCC_EFS_B091_1-18GHz_3M_0117 - HORIZONTAL	**Power : DC 5V**
EUT : Dual-band Wireless-AC1300 USB Adapter	**Note : 802.11g_2462MHz**

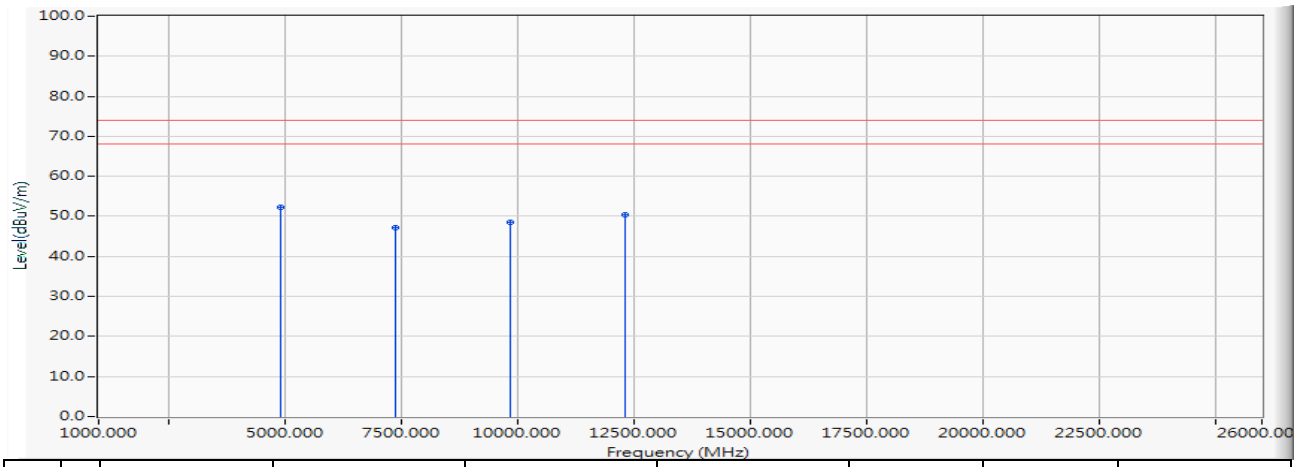

		Frequency (MHz)	Correct Factor (dB)	Reading Level (dBuV)	Measure Level (dBuV/m)	Margin (dB)	Limit (dBuV/m)	Detector Type
1	*	4924.000	-0.076	52.360	52.284	-21.716	74.000	PEAK
2		7386.000	7.675	39.510	47.184	-26.816	74.000	PEAK
3		9848.000	12.989	35.660	48.649	-25.351	74.000	PEAK
4		12310.000	15.096	35.320	50.416	-23.584	74.000	PEAK

Note:

1. All reading above 1GHz is performed with peak and/or average measurements as necessary.
2. Peak measurements: RBW = 1MHz, VBW = 3 MHz, Sweep: Auto.
3. Average measurements: RBW = 1MHz, VBW = 10 Hz, Sweep: Auto.
4. “ * ”, means this data is the worst emission level.
5. Measurement Level = Reading Level + Correct Factor.
6. The average measurement was not performed when the peak measured data under the limit of average detection.
7. The Emission above 13GHz were not included is because their levels are too low.

Site : DEKRA Taiwan CB2-H	**Time : 2018/03/05**
Limit : FCC_SpartC_15.209_03M_AV	**Margin : 6**
Probe : CB2_FCC_EFS_B091_1-18GHz_3M_0117 - HORIZONTAL	**Power : DC 5V**
EUT : Dual-band Wireless-AC1300 USB Adapter	**Note : 802.11g_2462MHz**

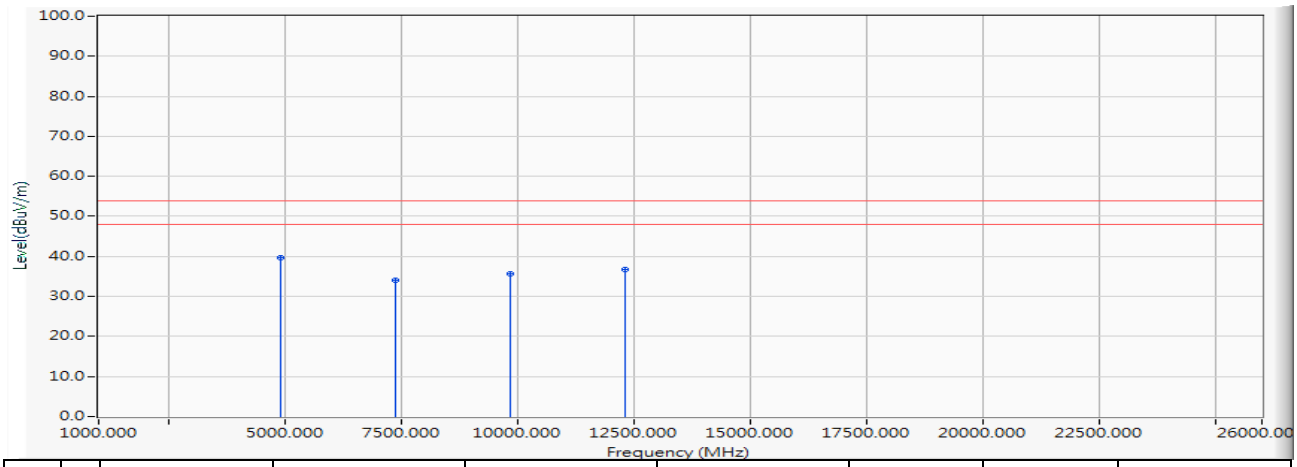

		Frequency (MHz)	Correct Factor (dB)	Reading Level (dBuV)	Measure Level (dBuV/m)	Margin (dB)	Limit (dBuV/m)	Detector Type
1	*	4924.000	-0.076	39.800	39.724	-14.276	54.000	AVERAGE
2		7386.000	7.675	26.410	34.084	-19.916	54.000	AVERAGE
3		9848.000	12.989	22.660	35.649	-18.351	54.000	AVERAGE
4		12310.000	15.096	21.680	36.776	-17.224	54.000	AVERAGE

Note:

1. All reading above 1GHz is performed with peak and/or average measurements as necessary.
2. Peak measurements: RBW = 1MHz, VBW = 3 MHz, Sweep: Auto.
3. Average measurements: RBW = 1MHz, VBW = 10 Hz, Sweep: Auto.
4. “ * ”, means this data is the worst emission level.
5. Measurement Level = Reading Level + Correct Factor.
6. The average measurement was not performed when the peak measured data under the limit of average detection.
7. The Emission above 13GHz were not included is because their levels are too low.

Site : DEKRA Taiwan CB2-H	**Time : 2018/03/05**
Limit : FCC_SpartC_15.209_03M_PK	**Margin : 6**
Probe : CB2_FCC_EFS_B091_1-18GHz_3M_0117 - VERTICAL	**Power : DC 5V**
EUT : Dual-band Wireless-AC1300 USB Adapter	**Note : 802.11g_2462MHz**

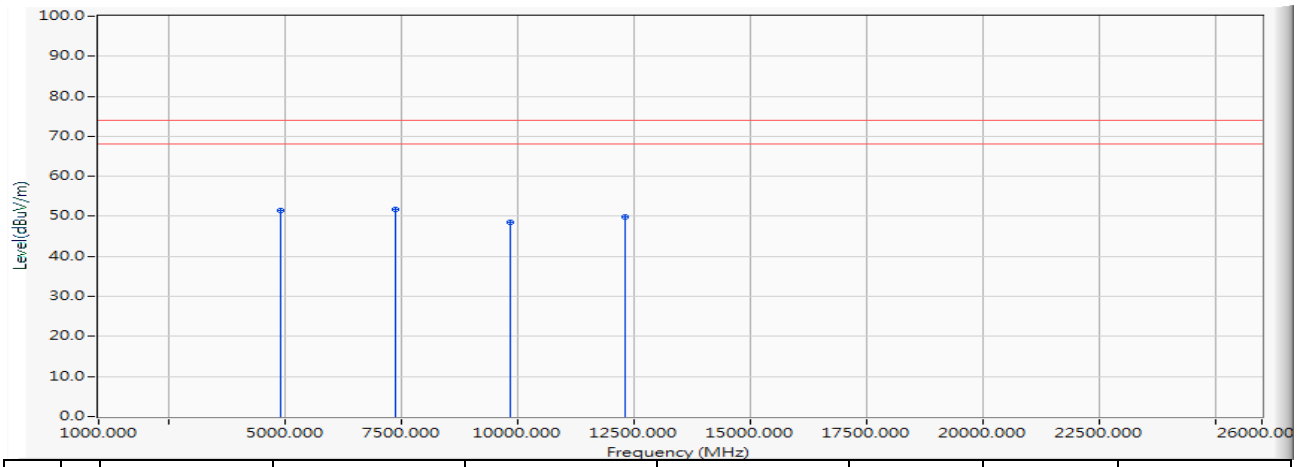

		Frequency (MHz)	Correct Factor (dB)	Reading Level (dBuV)	Measure Level (dBuV/m)	Margin (dB)	Limit (dBuV/m)	Detector Type
1		4924.000	-0.076	51.620	51.544	-22.456	74.000	PEAK
2	*	7386.000	7.675	44.140	51.814	-22.186	74.000	PEAK
3		9848.000	12.989	35.480	48.469	-25.531	74.000	PEAK
4		12310.000	15.096	34.860	49.956	-24.044	74.000	PEAK

Note:

1. All reading above 1GHz is performed with peak and/or average measurements as necessary.
2. Peak measurements: RBW = 1MHz, VBW = 3 MHz, Sweep: Auto.
3. Average measurements: RBW = 1MHz, VBW = 10 Hz, Sweep: Auto.
4. “ * ”, means this data is the worst emission level.
5. Measurement Level = Reading Level + Correct Factor.
6. The average measurement was not performed when the peak measured data under the limit of average detection.
7. The Emission above 13GHz were not included is because their levels are too low.

Site : DEKRA Taiwan CB2-H	**Time : 2018/03/05**
Limit : FCC_SpartC_15.209_03M_AV	**Margin : 6**
Probe : CB2_FCC_EFS_B091_1-18GHz_3M_0117 - VERTICAL	**Power : DC 5V**
EUT : Dual-band Wireless-AC1300 USB Adapter	**Note : 802.11g_2462MHz**

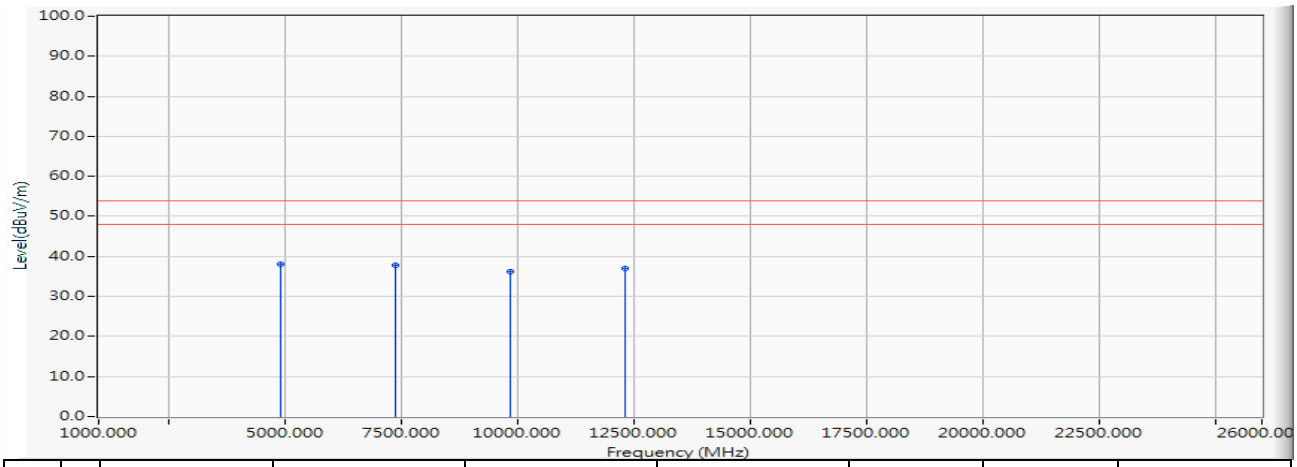

		Frequency (MHz)	Correct Factor (dB)	Reading Level (dBuV)	Measure Level (dBuV/m)	Margin (dB)	Limit (dBuV/m)	Detector Type
1	*	4924.000	-0.076	38.140	38.064	-15.936	54.000	AVERAGE
2		7386.000	7.675	30.230	37.904	-16.096	54.000	AVERAGE
3		9848.000	12.989	23.180	36.169	-17.831	54.000	AVERAGE
4		12310.000	15.096	21.770	36.866	-17.134	54.000	AVERAGE

Note:

1. All reading above 1GHz is performed with peak and/or average measurements as necessary.
2. Peak measurements: RBW = 1MHz, VBW = 3 MHz, Sweep: Auto.
3. Average measurements: RBW = 1MHz, VBW = 10 Hz, Sweep: Auto.
4. “ * ”, means this data is the worst emission level.
5. Measurement Level = Reading Level + Correct Factor.
6. The average measurement was not performed when the peak measured data under the limit of average detection.
7. The Emission above 13GHz were not included is because their levels are too low.

Site : DEKRA Taiwan CB2-H	**Time : 2018/03/05**
Limit : FCC_SpartC_15.209_03M_PK	**Margin : 6**
Probe : CB2_FCC_EFS_B091_1-18GHz_3M_0117 - HORIZONTAL	**Power : DC 5V**
EUT : Dual-band Wireless-AC1300 USB Adapter	**Note : 802.11n(20M)_2412MHz**

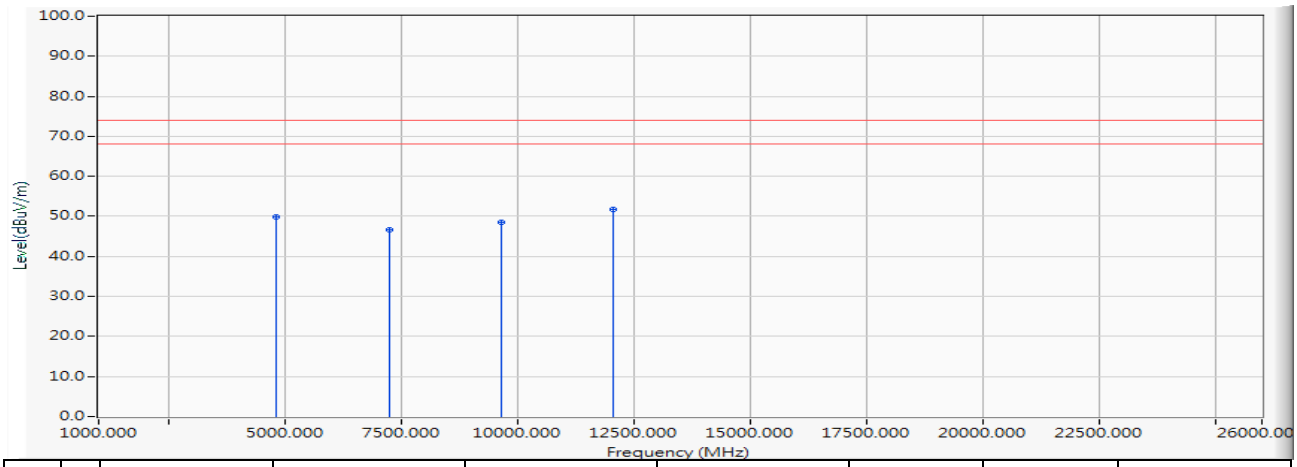

		Frequency (MHz)	Correct Factor (dB)	Reading Level (dBuV)	Measure Level (dBuV/m)	Margin (dB)	Limit (dBuV/m)	Detector Type
1		4824.000	-0.219	50.050	49.831	-24.169	74.000	PEAK
2		7236.000	7.127	39.620	46.747	-27.253	74.000	PEAK
3		9648.000	12.587	35.970	48.557	-25.443	74.000	PEAK
4	*	12060.000	15.339	36.290	51.628	-22.372	74.000	PEAK

Note:

1. All reading above 1GHz is performed with peak and/or average measurements as necessary.
2. Peak measurements: RBW = 1MHz, VBW = 3 MHz, Sweep: Auto.
3. Average measurements: RBW = 1MHz, VBW = 10 Hz, Sweep: Auto.
4. “ * ”, means this data is the worst emission level.
5. Measurement Level = Reading Level + Correct Factor.
6. The average measurement was not performed when the peak measured data under the limit of average detection.
7. The Emission above 13GHz were not included is because their levels are too low.

Site : DEKRA Taiwan CB2-H	**Time : 2018/03/05**
Limit : FCC_SpartC_15.209_03M_AV	**Margin : 6**
Probe : CB2_FCC_EFS_B091_1-18GHz_3M_0117 - HORIZONTAL	**Power : DC 5V**
EUT : Dual-band Wireless-AC1300 USB Adapter	**Note : 802.11n(20M)_2412MHz**

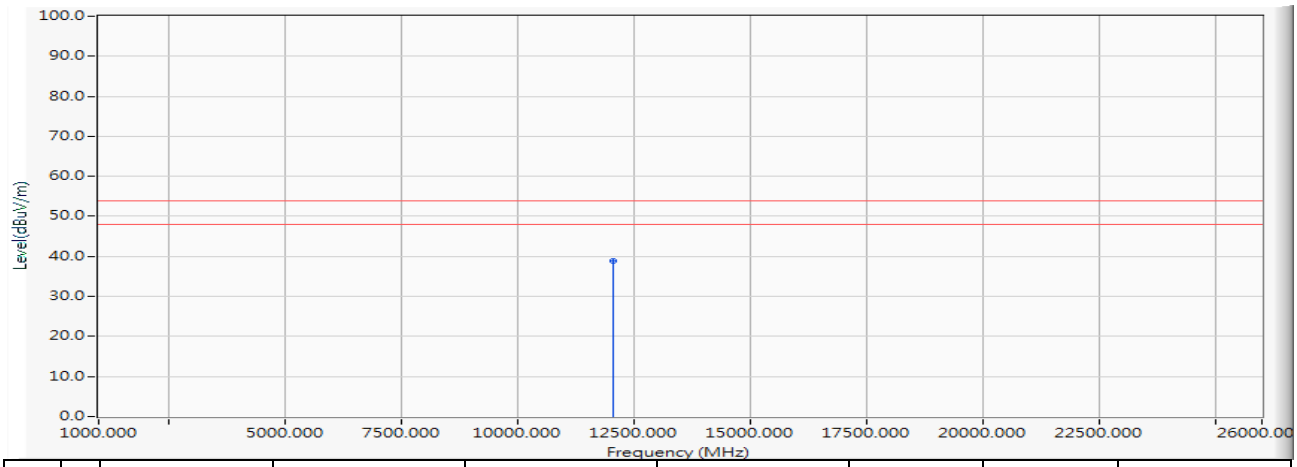

		Frequency (MHz)	Correct Factor (dB)	Reading Level (dBuV)	Measure Level (dBuV/m)	Margin (dB)	Limit (dBuV/m)	Detector Type
1	*	12060.000	15.339	23.480	38.818	-15.182	54.000	AVERAGE

Note:

1. All reading above 1GHz is performed with peak and/or average measurements as necessary.
2. Peak measurements: RBW = 1MHz, VBW = 3 MHz, Sweep: Auto.
3. Average measurements: RBW = 1MHz, VBW = 10 Hz, Sweep: Auto.
4. “ * ”, means this data is the worst emission level.
5. Measurement Level = Reading Level + Correct Factor.
6. The average measurement was not performed when the peak measured data under the limit of average detection.
7. The Emission above 13GHz were not included is because their levels are too low.

Site : DEKRA Taiwan CB2-H	**Time : 2018/03/05**
Limit : FCC_SpartC_15.209_03M_PK	**Margin : 6**
Probe : CB2_FCC_EFS_B091_1-18GHz_3M_0117 - VERTICAL	**Power : DC 5V**
EUT : Dual-band Wireless-AC1300 USB Adapter	**Note : 802.11n(20M)_2412MHz**

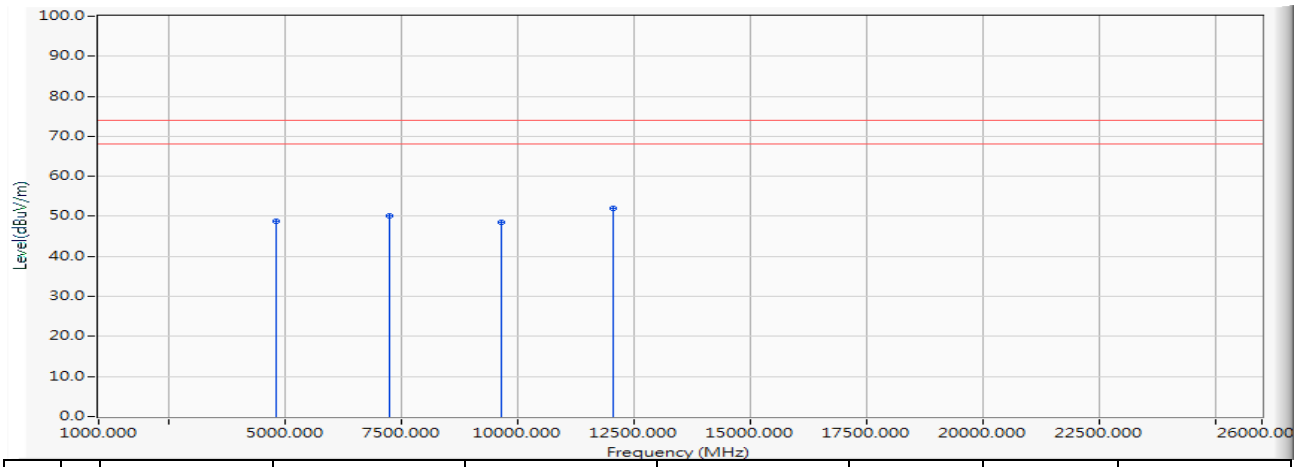

		Frequency (MHz)	Correct Factor (dB)	Reading Level (dBuV)	Measure Level (dBuV/m)	Margin (dB)	Limit (dBuV/m)	Detector Type
1		4824.000	-0.219	48.960	48.741	-25.259	74.000	PEAK
2		7236.000	7.127	43.110	50.237	-23.763	74.000	PEAK
3		9648.000	12.587	35.850	48.437	-25.563	74.000	PEAK
4	*	12060.000	15.339	36.780	52.118	-21.882	74.000	PEAK

Note:

1. All reading above 1GHz is performed with peak and/or average measurements as necessary.
2. Peak measurements: RBW = 1MHz, VBW = 3 MHz, Sweep: Auto.
3. Average measurements: RBW = 1MHz, VBW = 10 Hz, Sweep: Auto.
4. “ * ”, means this data is the worst emission level.
5. Measurement Level = Reading Level + Correct Factor.
6. The average measurement was not performed when the peak measured data under the limit of average detection.
7. The Emission above 13GHz were not included is because their levels are too low.

Site : DEKRA Taiwan CB2-H	**Time : 2018/03/05**
Limit : FCC_SpartC_15.209_03M_AV	**Margin : 6**
Probe : CB2_FCC_EFS_B091_1-18GHz_3M_0117 - VERTICAL	**Power : DC 5V**
EUT : Dual-band Wireless-AC1300 USB Adapter	**Note : 802.11n(20M)_2412MHz**

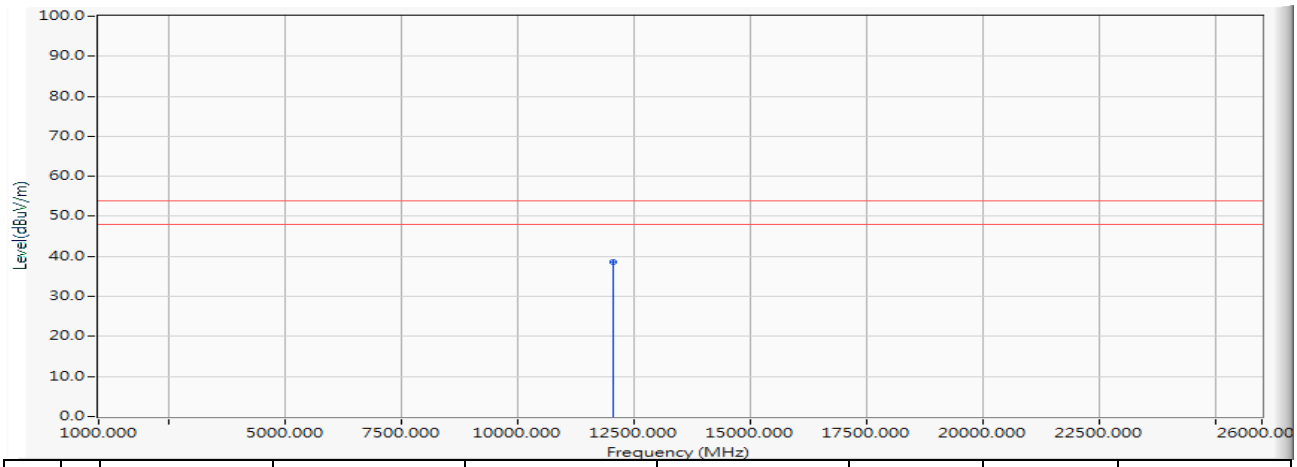

		Frequency (MHz)	Correct Factor (dB)	Reading Level (dBuV)	Measure Level (dBuV/m)	Margin (dB)	Limit (dBuV/m)	Detector Type
1	*	12060.000	15.339	23.310	38.648	-15.352	54.000	AVERAGE

Note:

1. All reading above 1GHz is performed with peak and/or average measurements as necessary.
2. Peak measurements: RBW = 1MHz, VBW = 3 MHz, Sweep: Auto.
3. Average measurements: RBW = 1MHz, VBW = 10 Hz, Sweep: Auto.
4. “ * ”, means this data is the worst emission level.
5. Measurement Level = Reading Level + Correct Factor.
6. The average measurement was not performed when the peak measured data under the limit of average detection.
7. The Emission above 13GHz were not included is because their levels are too low.

Site : DEKRA Taiwan CB2-H	**Time : 2018/03/05**
Limit : FCC_SpartC_15.209_03M_PK	**Margin : 6**
Probe : CB2_FCC_EFS_B091_1-18GHz_3M_0117 - HORIZONTAL	**Power : DC 5V**
EUT : Dual-band Wireless-AC1300 USB Adapter	**Note : 802.11n(20M)_2437MHz**

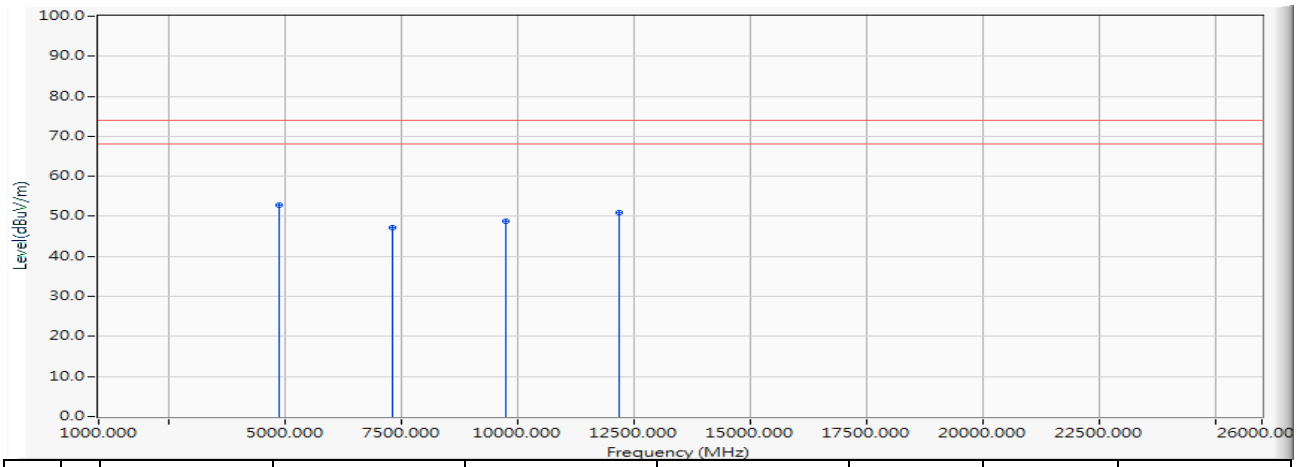

		Frequency (MHz)	Correct Factor (dB)	Reading Level (dBuV)	Measure Level (dBuV/m)	Margin (dB)	Limit (dBuV/m)	Detector Type
1	*	4874.000	-0.140	53.010	52.869	-21.131	74.000	PEAK
2		7311.000	7.405	39.700	47.104	-26.896	74.000	PEAK
3		9748.000	12.853	36.060	48.913	-25.087	74.000	PEAK
4		12185.000	14.904	35.950	50.854	-23.146	74.000	PEAK

Note:

1. All reading above 1GHz is performed with peak and/or average measurements as necessary.
2. Peak measurements: RBW = 1MHz, VBW = 3 MHz, Sweep: Auto.
3. Average measurements: RBW = 1MHz, VBW = 10 Hz, Sweep: Auto.
4. “ * ”, means this data is the worst emission level.
5. Measurement Level = Reading Level + Correct Factor.
6. The average measurement was not performed when the peak measured data under the limit of average detection.
7. The Emission above 13GHz were not included is because their levels are too low.

Site : DEKRA Taiwan CB2-H	**Time : 2018/03/05**
Limit : FCC_SpartC_15.209_03M_AV	**Margin : 6**
Probe : CB2_FCC_EFS_B091_1-18GHz_3M_0117 - HORIZONTAL	**Power : DC 5V**
EUT : Dual-band Wireless-AC1300 USB Adapter	**Note : 802.11n(20M)_2437MHz**

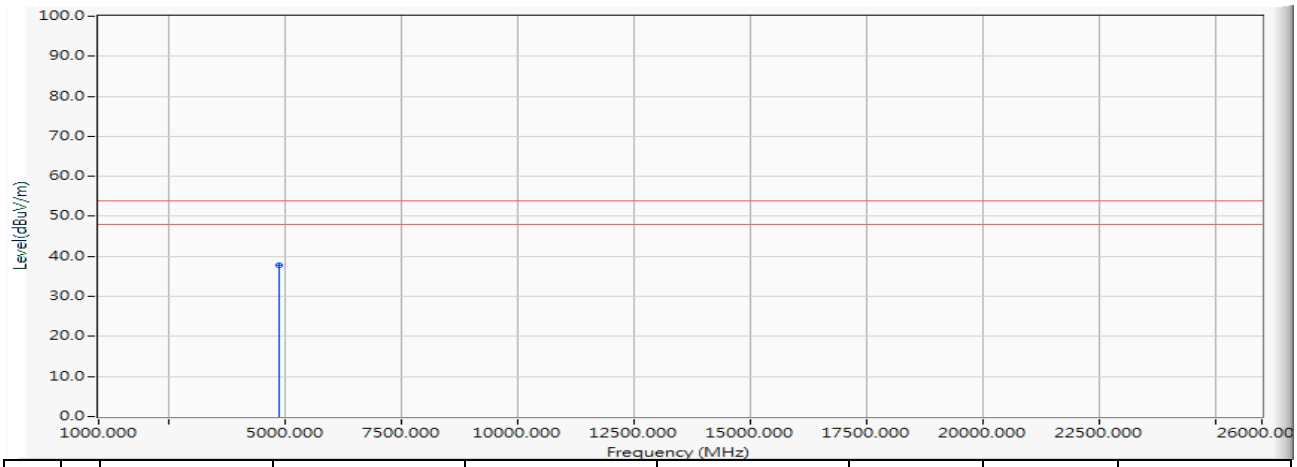

		Frequency (MHz)	Correct Factor (dB)	Reading Level (dBuV)	Measure Level (dBuV/m)	Margin (dB)	Limit (dBuV/m)	Detector Type
1	*	4874.000	-0.140	38.060	37.919	-16.081	54.000	AVERAGE

Note:

1. All reading above 1GHz is performed with peak and/or average measurements as necessary.
2. Peak measurements: RBW = 1MHz, VBW = 3 MHz, Sweep: Auto.
3. Average measurements: RBW = 1MHz, VBW = 10 Hz, Sweep: Auto.
4. “ * ”, means this data is the worst emission level.
5. Measurement Level = Reading Level + Correct Factor.
6. The average measurement was not performed when the peak measured data under the limit of average detection.
7. The Emission above 13GHz were not included is because their levels are too low.

Site : DEKRA Taiwan CB2-H	**Time : 2018/03/05**
Limit : FCC_SpartC_15.209_03M_PK	**Margin : 6**
Probe : CB2_FCC_EFS_B091_1-18GHz_3M_0117 - VERTICAL	**Power : DC 5V**
EUT : Dual-band Wireless-AC1300 USB Adapter	**Note : 802.11n(20M)_2437MHz**

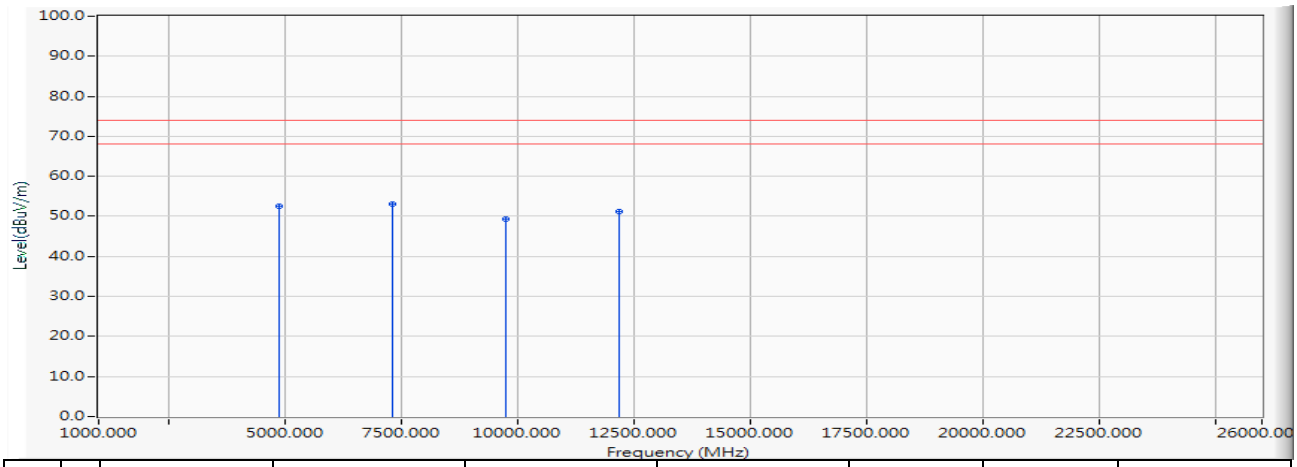

		Frequency (MHz)	Correct Factor (dB)	Reading Level (dBuV)	Measure Level (dBuV/m)	Margin (dB)	Limit (dBuV/m)	Detector Type
1		4874.000	-0.140	52.680	52.539	-21.461	74.000	PEAK
2	*	7311.000	7.405	45.610	53.014	-20.986	74.000	PEAK
3		9748.000	12.853	36.440	49.293	-24.707	74.000	PEAK
4		12185.000	14.904	36.380	51.284	-22.716	74.000	PEAK

Note:

1. All reading above 1GHz is performed with peak and/or average measurements as necessary.
2. Peak measurements: RBW = 1MHz, VBW = 3 MHz, Sweep: Auto.
3. Average measurements: RBW = 1MHz, VBW = 10 Hz, Sweep: Auto.
4. “ * ”, means this data is the worst emission level.
5. Measurement Level = Reading Level + Correct Factor.
6. The average measurement was not performed when the peak measured data under the limit of average detection.
7. The Emission above 13GHz were not included is because their levels are too low.

Site : DEKRA Taiwan CB2-H	**Time : 2018/03/05**
Limit : FCC_SpartC_15.209_03M_PK	**Margin : 6**
Probe : CB2_FCC_EFS_B091_1-18GHz_3M_0117 - VERTICAL	**Power : DC 5V**
EUT : Dual-band Wireless-AC1300 USB Adapter	**Note : 802.11n(20M)_2437MHz**

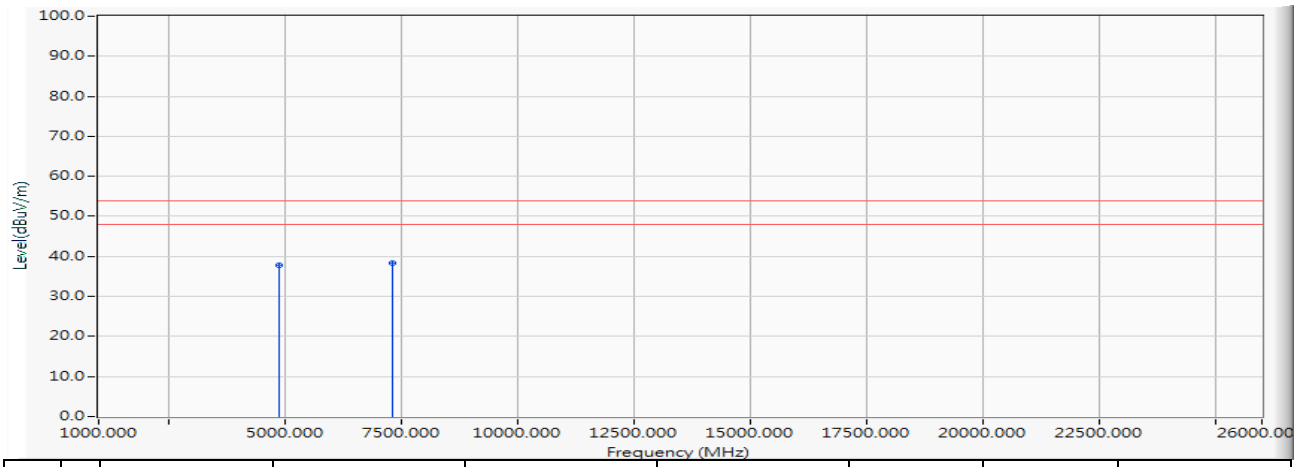

		Frequency (MHz)	Correct Factor (dB)	Reading Level (dBuV)	Measure Level (dBuV/m)	Margin (dB)	Limit (dBuV/m)	Detector Type
1		4874.000	-0.140	38.050	37.909	-16.091	54.000	AVERAGE
2	*	7311.000	7.405	31.060	38.464	-15.536	54.000	AVERAGE

Note:

1. All reading above 1GHz is performed with peak and/or average measurements as necessary.
2. Peak measurements: RBW = 1MHz, VBW = 3 MHz, Sweep: Auto.
3. Average measurements: RBW = 1MHz, VBW = 10 Hz, Sweep: Auto.
4. “ * ”, means this data is the worst emission level.
5. Measurement Level = Reading Level + Correct Factor.
6. The average measurement was not performed when the peak measured data under the limit of average detection.
7. The Emission above 13GHz were not included is because their levels are too low.

Site : DEKRA Taiwan CB2-H	**Time : 2018/03/05**
Limit : FCC_SpartC_15.209_03M_PK	**Margin : 6**
Probe : CB2_FCC_EFS_B091_1-18GHz_3M_0117 - HORIZONTAL	**Power : DC 5V**
EUT : Dual-band Wireless-AC1300 USB Adapter	**Note : 802.11n(20M)_2462MHz**

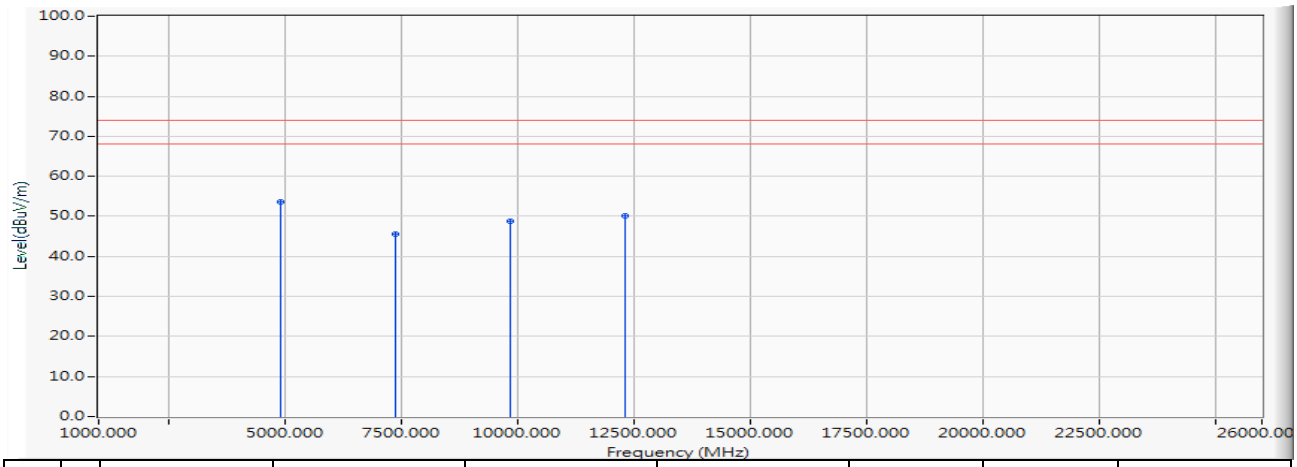

		Frequency (MHz)	Correct Factor (dB)	Reading Level (dBuV)	Measure Level (dBuV/m)	Margin (dB)	Limit (dBuV/m)	Detector Type
1	*	4924.000	-0.076	53.640	53.564	-20.436	74.000	PEAK
2		7386.000	7.675	37.870	45.544	-28.456	74.000	PEAK
3		9848.000	12.989	35.880	48.869	-25.131	74.000	PEAK
4		12310.000	15.096	35.020	50.116	-23.884	74.000	PEAK

Note:

1. All reading above 1GHz is performed with peak and/or average measurements as necessary.
2. Peak measurements: RBW = 1MHz, VBW = 3 MHz, Sweep: Auto.
3. Average measurements: RBW = 1MHz, VBW = 10 Hz, Sweep: Auto.
4. “ * ”, means this data is the worst emission level.
5. Measurement Level = Reading Level + Correct Factor.
6. The average measurement was not performed when the peak measured data under the limit of average detection.
7. The Emission above 13GHz were not included is because their levels are too low.

Site : DEKRA Taiwan CB2-H	**Time : 2018/03/05**
Limit : FCC_SpartC_15.209_03M_AV	**Margin : 6**
Probe : CB2_FCC_EFS_B091_1-18GHz_3M_0117 - HORIZONTAL	**Power : DC 5V**
EUT : Dual-band Wireless-AC1300 USB Adapter	**Note : 802.11n(20M)_2462MHz**

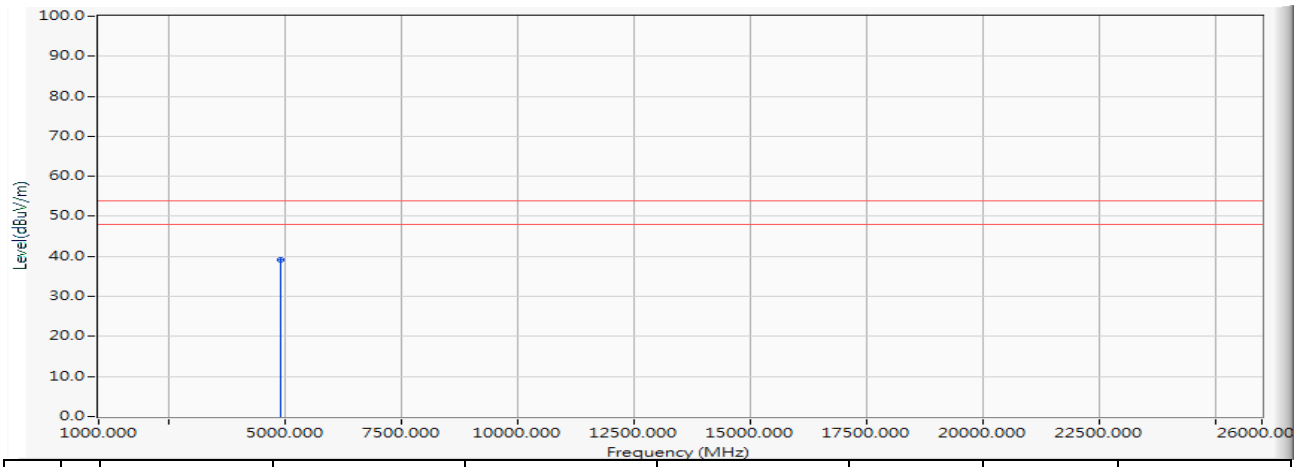

		Frequency (MHz)	Correct Factor (dB)	Reading Level (dBuV)	Measure Level (dBuV/m)	Margin (dB)	Limit (dBuV/m)	Detector Type
1	*	4924.000	-0.076	39.270	39.194	-14.806	54.000	AVERAGE

Note:

1. All reading above 1GHz is performed with peak and/or average measurements as necessary.
2. Peak measurements: RBW = 1MHz, VBW = 3 MHz, Sweep: Auto.
3. Average measurements: RBW = 1MHz, VBW = 10 Hz, Sweep: Auto.
4. “ * ”, means this data is the worst emission level.
5. Measurement Level = Reading Level + Correct Factor.
6. The average measurement was not performed when the peak measured data under the limit of average detection.
7. The Emission above 13GHz were not included is because their levels are too low.

Site : DEKRA Taiwan CB2-H	**Time : 2018/03/05**
Limit : FCC_SpartC_15.209_03M_PK	**Margin : 6**
Probe : CB2_FCC_EFS_B091_1-18GHz_3M_0117 - VERTICAL	**Power : DC 5V**
EUT : Dual-band Wireless-AC1300 USB Adapter	**Note : 802.11n(20M)_2462MHz**

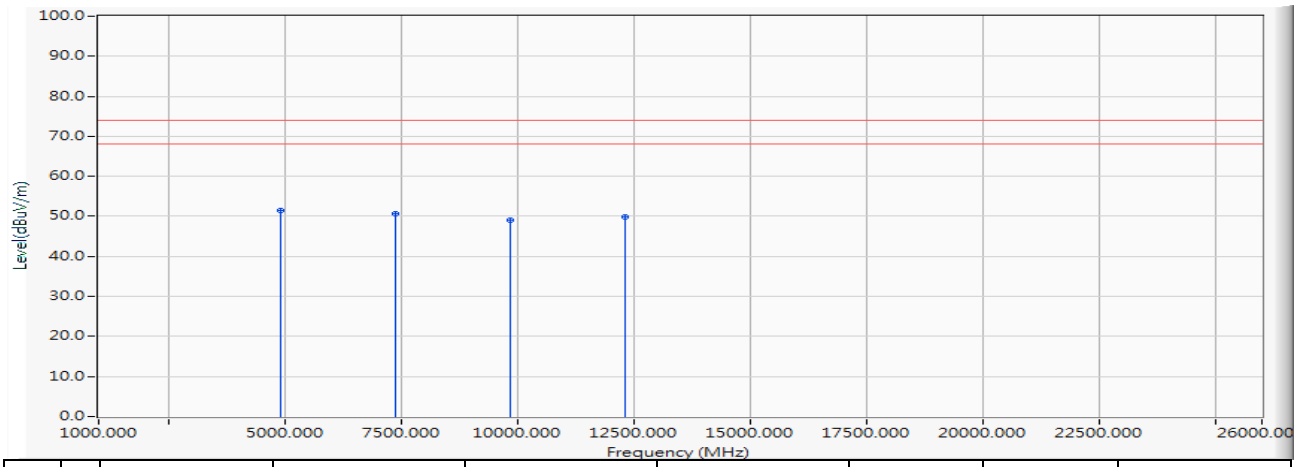

		Frequency (MHz)	Correct Factor (dB)	Reading Level (dBuV)	Measure Level (dBuV/m)	Margin (dB)	Limit (dBuV/m)	Detector Type
1	*	4924.000	-0.076	51.480	51.404	-22.596	74.000	PEAK
2		7386.000	7.675	43.020	50.694	-23.306	74.000	PEAK
3		9848.000	12.989	36.160	49.149	-24.851	74.000	PEAK
4		12310.000	15.096	34.660	49.756	-24.244	74.000	PEAK

Note:

1. All reading above 1GHz is performed with peak and/or average measurements as necessary.
2. Peak measurements: RBW = 1MHz, VBW = 3 MHz, Sweep: Auto.
3. Average measurements: RBW = 1MHz, VBW = 10 Hz, Sweep: Auto.
4. “ * ”, means this data is the worst emission level.
5. Measurement Level = Reading Level + Correct Factor.
6. The average measurement was not performed when the peak measured data under the limit of average detection.
7. The Emission above 13GHz were not included is because their levels are too low.

Site : DEKRA Taiwan CB2-H	**Time : 2018/03/05**
Limit : FCC_SpartC_15.209_03M_PK	**Margin : 6**
Probe : CB2_FCC_EFS_B091_1-18GHz_3M_0117 - HORIZONTAL	**Power : DC 5V**
EUT : Dual-band Wireless-AC1300 USB Adapter	**Note : 802.11n(40M)_2422MHz**

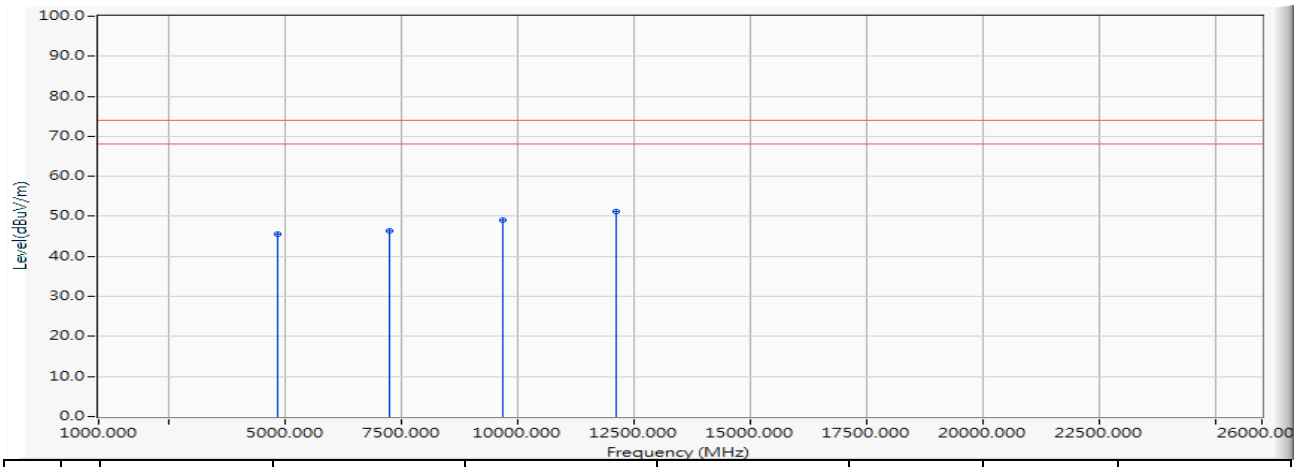

		Frequency (MHz)	Correct Factor (dB)	Reading Level (dBuV)	Measure Level (dBuV/m)	Margin (dB)	Limit (dBuV/m)	Detector Type
1		4844.000	-0.159	45.680	45.521	-28.479	74.000	PEAK
2		7266.000	7.355	38.970	46.324	-27.676	74.000	PEAK
3		9688.000	12.782	36.300	49.082	-24.918	74.000	PEAK
4	*	12110.000	15.164	36.110	51.275	-22.725	74.000	PEAK

Note:

1. All reading above 1GHz is performed with peak and/or average measurements as necessary.
2. Peak measurements: RBW = 1MHz, VBW = 3 MHz, Sweep: Auto.
3. Average measurements: RBW = 1MHz, VBW = 10 Hz, Sweep: Auto.
4. “ * ”, means this data is the worst emission level.
5. Measurement Level = Reading Level + Correct Factor.
6. The average measurement was not performed when the peak measured data under the limit of average detection.
7. The Emission above 13GHz were not included is because their levels are too low.

Site : DEKRA Taiwan CB2-H	**Time : 2018/03/05**
Limit : FCC_SpartC_15.209_03M_PK	**Margin : 6**
Probe : CB2_FCC_EFS_B091_1-18GHz_3M_0117 - VERTICAL	**Power : DC 5V**
EUT : Dual-band Wireless-AC1300 USB Adapter	**Note : 802.11n(40M)_2422MHz**

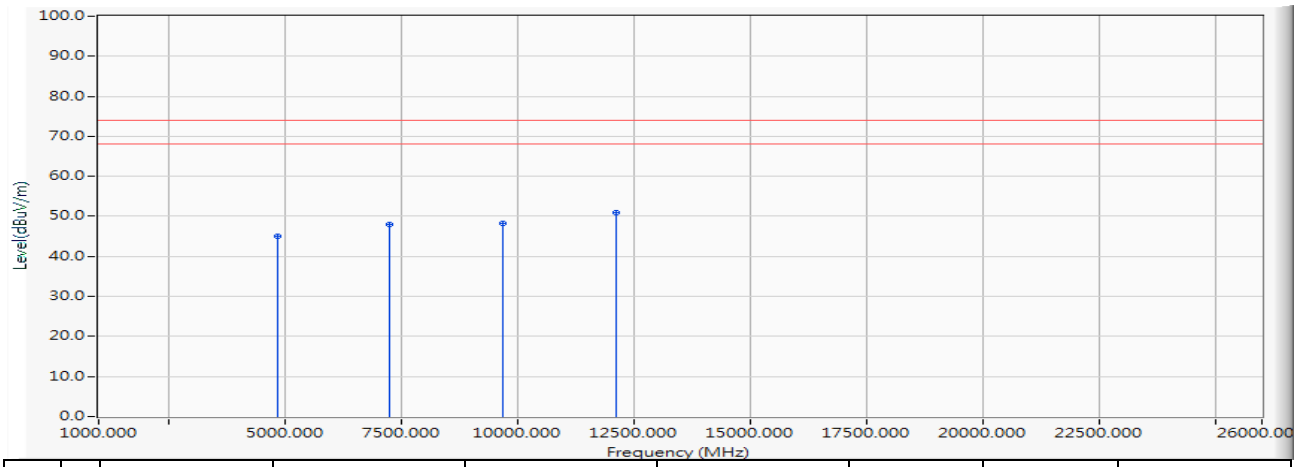

		Frequency (MHz)	Correct Factor (dB)	Reading Level (dBuV)	Measure Level (dBuV/m)	Margin (dB)	Limit (dBuV/m)	Detector Type
1		4844.000	-0.159	45.150	44.991	-29.009	74.000	PEAK
2		7266.000	7.355	40.660	48.014	-25.986	74.000	PEAK
3		9688.000	12.782	35.500	48.282	-25.718	74.000	PEAK
4	*	12110.000	15.164	35.810	50.975	-23.025	74.000	PEAK

Note:

1. All reading above 1GHz is performed with peak and/or average measurements as necessary.
2. Peak measurements: RBW = 1MHz, VBW = 3 MHz, Sweep: Auto.
3. Average measurements: RBW = 1MHz, VBW = 10 Hz, Sweep: Auto.
4. “ * ”, means this data is the worst emission level.
5. Measurement Level = Reading Level + Correct Factor.
6. The average measurement was not performed when the peak measured data under the limit of average detection.
7. The Emission above 13GHz were not included is because their levels are too low.

Site : DEKRA Taiwan CB2-H	**Time : 2018/03/05**
Limit : FCC_SpartC_15.209_03M_PK	**Margin : 6**
Probe : CB2_FCC_EFS_B091_1-18GHz_3M_0117 - HORIZONTAL	**Power : DC 5V**
EUT : Dual-band Wireless-AC1300 USB Adapter	**Note : 802.11n(40M)_2437MHz**

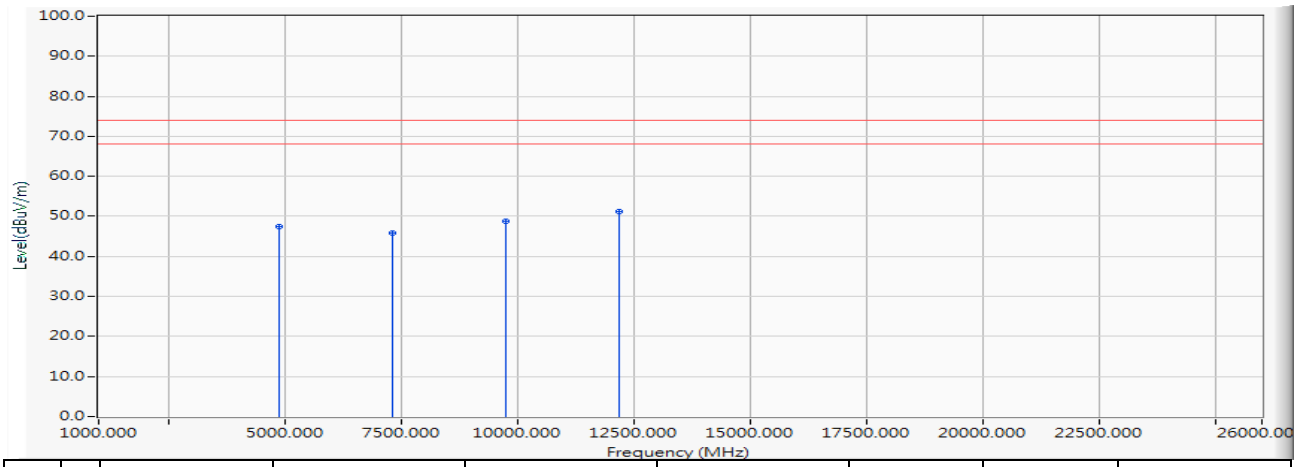

		Frequency (MHz)	Correct Factor (dB)	Reading Level (dBuV)	Measure Level (dBuV/m)	Margin (dB)	Limit (dBuV/m)	Detector Type
1		4874.000	-0.140	47.460	47.319	-26.681	74.000	PEAK
2		7311.000	7.405	38.530	45.934	-28.066	74.000	PEAK
3		9748.000	12.853	35.920	48.773	-25.227	74.000	PEAK
4	*	12185.000	14.904	36.180	51.084	-22.916	74.000	PEAK

Note:

1. All reading above 1GHz is performed with peak and/or average measurements as necessary.
2. Peak measurements: RBW = 1MHz, VBW = 3 MHz, Sweep: Auto.
3. Average measurements: RBW = 1MHz, VBW = 10 Hz, Sweep: Auto.
4. “ * ”, means this data is the worst emission level.
5. Measurement Level = Reading Level + Correct Factor.
6. The average measurement was not performed when the peak measured data under the limit of average detection.
7. The Emission above 13GHz were not included is because their levels are too low.

Site : DEKRA Taiwan CB2-H	**Time : 2018/03/05**
Limit : FCC_SpartC_15.209_03M_PK	**Margin : 6**
Probe : CB2_FCC_EFS_B091_1-18GHz_3M_0117 - VERTICAL	**Power : DC 5V**
EUT : Dual-band Wireless-AC1300 USB Adapter	**Note : 802.11n(40M)_2437MHz**

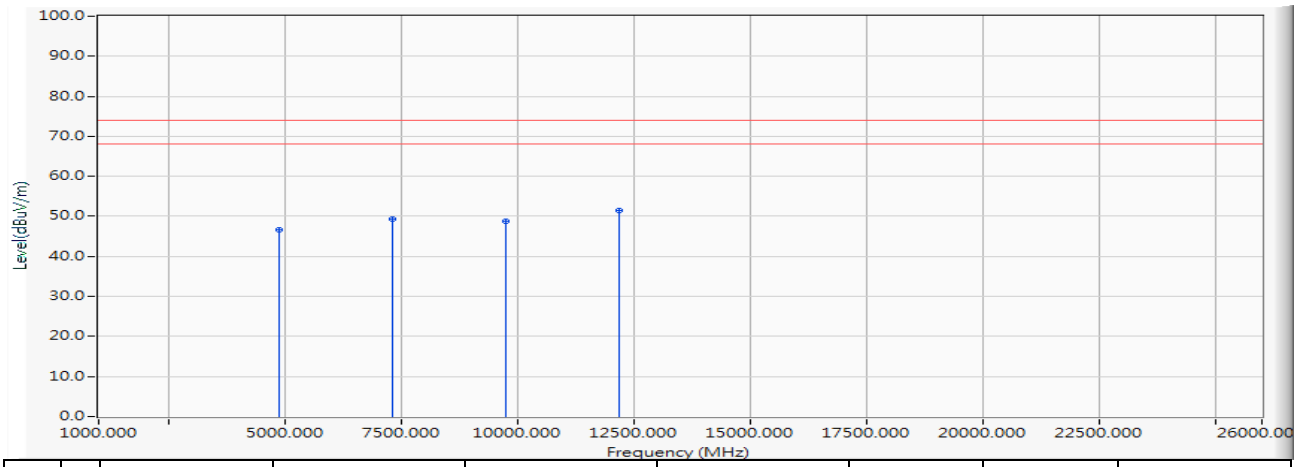

		Frequency (MHz)	Correct Factor (dB)	Reading Level (dBuV)	Measure Level (dBuV/m)	Margin (dB)	Limit (dBuV/m)	Detector Type
1		4874.000	-0.140	46.710	46.569	-27.431	74.000	PEAK
2		7311.000	7.405	41.890	49.294	-24.706	74.000	PEAK
3		9748.000	12.853	35.810	48.663	-25.337	74.000	PEAK
4	*	12185.000	14.904	36.680	51.584	-22.416	74.000	PEAK

Note:

1. All reading above 1GHz is performed with peak and/or average measurements as necessary.
2. Peak measurements: RBW = 1MHz, VBW = 3 MHz, Sweep: Auto.
3. Average measurements: RBW = 1MHz, VBW = 10 Hz, Sweep: Auto.
4. “ * ”, means this data is the worst emission level.
5. Measurement Level = Reading Level + Correct Factor.
6. The average measurement was not performed when the peak measured data under the limit of average detection.
7. The Emission above 13GHz were not included is because their levels are too low.

Site : DEKRA Taiwan CB2-H	**Time : 2018/03/05**
Limit : FCC_SpartC_15.209_03M_PK	**Margin : 6**
Probe : CB2_FCC_EFS_B091_1-18GHz_3M_0117 - HORIZONTAL	**Power : DC 5V**
EUT : Dual-band Wireless-AC1300 USB Adapter	**Note : 802.11n(40M)_2452MHz**

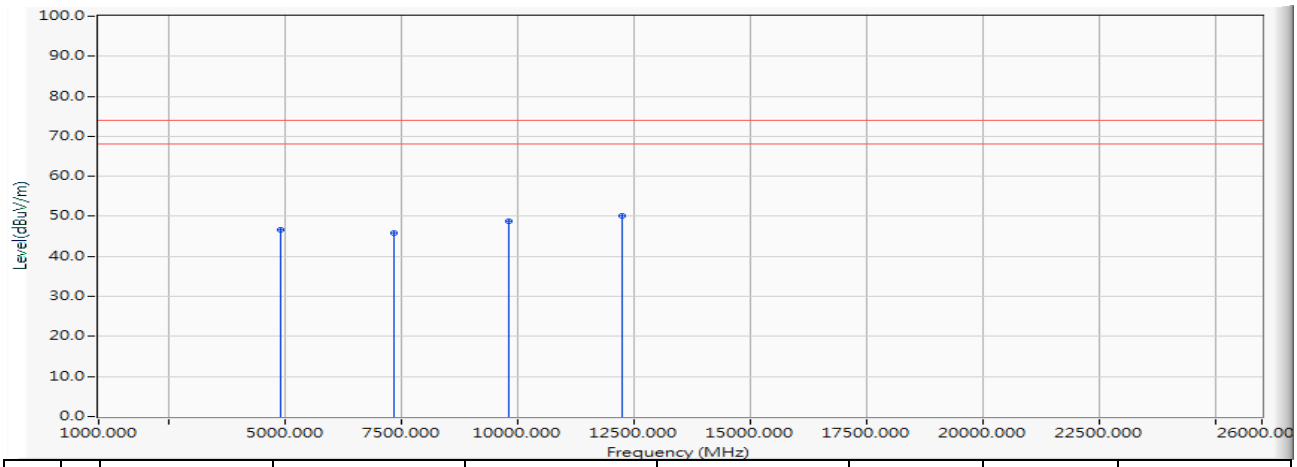

		Frequency (MHz)	Correct Factor (dB)	Reading Level (dBuV)	Measure Level (dBuV/m)	Margin (dB)	Limit (dBuV/m)	Detector Type
1		4904.000	-0.099	46.660	46.562	-27.438	74.000	PEAK
2		7356.000	7.567	38.250	45.816	-28.184	74.000	PEAK
3		9808.000	12.933	35.750	48.683	-25.317	74.000	PEAK
4	*	12260.000	14.742	35.290	50.032	-23.968	74.000	PEAK

Note:

1. All reading above 1GHz is performed with peak and/or average measurements as necessary.
2. Peak measurements: RBW = 1MHz, VBW = 3 MHz, Sweep: Auto.
3. Average measurements: RBW = 1MHz, VBW = 10 Hz, Sweep: Auto.
4. “ * ”, means this data is the worst emission level.
5. Measurement Level = Reading Level + Correct Factor.
6. The average measurement was not performed when the peak measured data under the limit of average detection.
7. The Emission above 13GHz were not included is because their levels are too low.

Site : DEKRA Taiwan CB2-H	**Time : 2018/03/05**
Limit : FCC_SpartC_15.209_03M_PK	**Margin : 6**
Probe : CB2_FCC_EFS_B091_1-18GHz_3M_0117 - VERTICAL	**Power : DC 5V**
EUT : Dual-band Wireless-AC1300 USB Adapter	**Note : 802.11n(40M)_2452MHz**

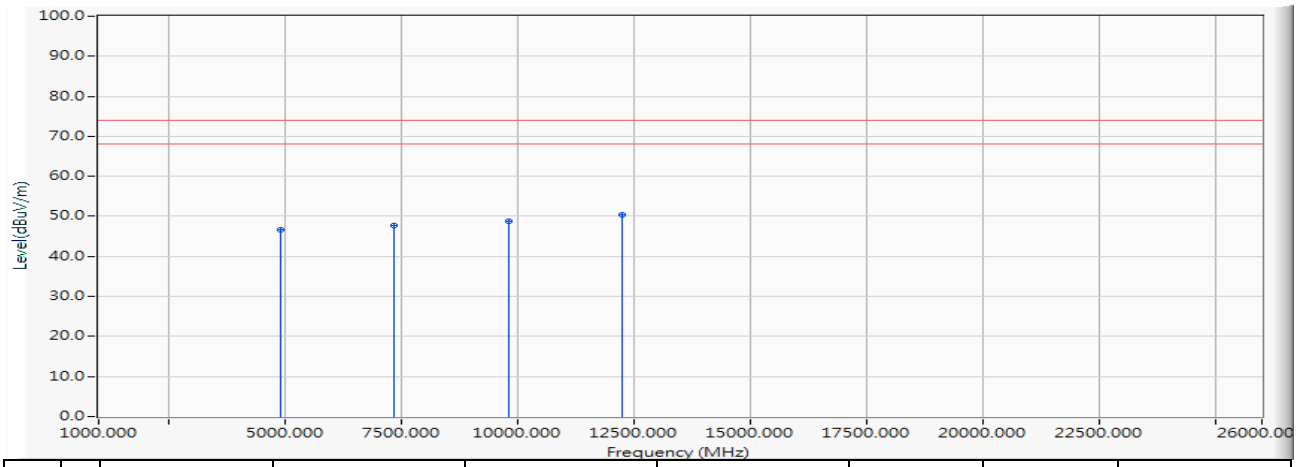

		Frequency (MHz)	Correct Factor (dB)	Reading Level (dBuV)	Measure Level (dBuV/m)	Margin (dB)	Limit (dBuV/m)	Detector Type
1		4904.000	-0.099	46.880	46.782	-27.218	74.000	PEAK
2		7356.000	7.567	40.120	47.686	-26.314	74.000	PEAK
3		9808.000	12.933	35.920	48.853	-25.147	74.000	PEAK
4	*	12260.000	14.742	35.770	50.512	-23.488	74.000	PEAK

Note:

1. All reading above 1GHz is performed with peak and/or average measurements as necessary.
2. Peak measurements: RBW = 1MHz, VBW = 3 MHz, Sweep: Auto.
3. Average measurements: RBW = 1MHz, VBW = 10 Hz, Sweep: Auto.
4. “ * ”, means this data is the worst emission level.
5. Measurement Level = Reading Level + Correct Factor.
6. The average measurement was not performed when the peak measured data under the limit of average detection.
7. The Emission above 13GHz were not included is because their levels are too low.

5. RF antenna conducted test

5.1. Test Equipment

The following test equipments are used during the test:

RF antenna conducted test / SR10-H

Instrument	Manufacturer	Model No.	Serial No.	Cal. Date	Next Cal. Date
Spectrum Analyzer	Keysight	N9030B	MY57140404	2017/06/13	2018/06/12
Spectrum Analyzer	Keysight	N9010B	MY57110159	2017/06/05	2018/06/04
Spectrum Analyzer	Agilent	N9010A	US47140172	2017/07/26	2018/07/25
Signal & Spectrum Analyzer	R&S	FSV40	101049	2018/01/10	2019/01/09

5.2. Test Setup

RF Antenna Conducted Measurement:

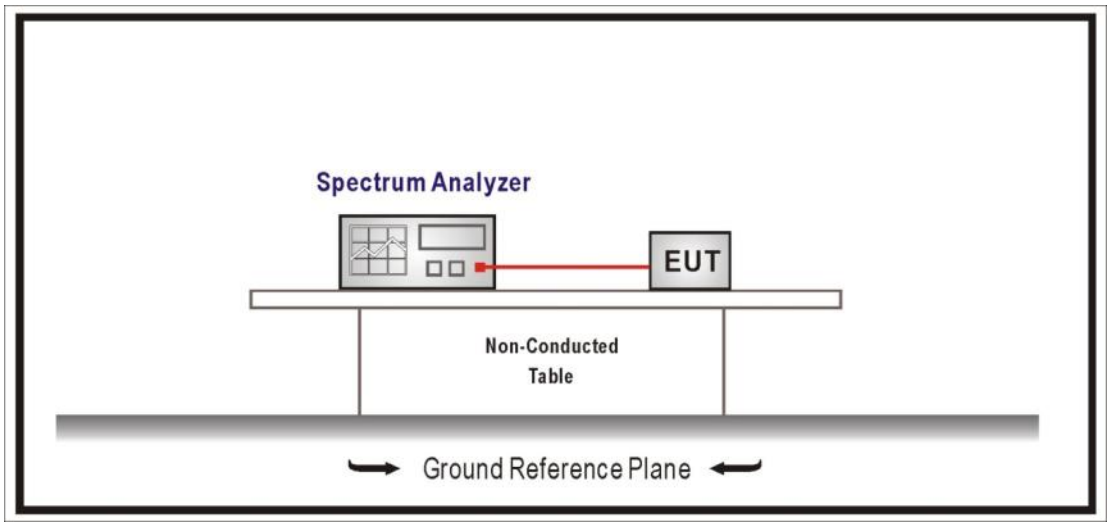

5.3. Limits

In any 100 kHz bandwidth outside the frequency band in which the spread spectrum intentional radiator is operating, the radio frequency power that is produced by the intentional radiator shall be at least 20 dB below that in the 100 kHz bandwidth within the band that contains the highest level of the desired power, based on an RF conducted or radiated measurement. Attenuation below the general limits specified in Section 15.209(a) is not required. In addition, radiated emissions which fall in the restricted bands, as defined in Section 15.205(a), must also comply with the radiated emission limits specified in Section 15.209(a) (see Section 15.205(c)).

5.4. Test Procedure

The EUT was setup according to ANSI C63.10: 2013 and tested according to DTS test procedure section 11.2 of KDB558074 D01 V04 for compliance to FCC 47CFR 15.247 requirements. Set RBW = 100 kHz, Set VBW> RBW, scan up through 10th harmonic.

5.5. Test Specification

According to FCC Part 15 Subpart C Paragraph 15.247: 2017

5.6. Uncertainty

Conducted is defined as ± 1.27dB

5.7. Test Result

Product	Dual-band Wireless-AC1300 USB Adapter		
Test Item	RF antenna conducted test		
Test Mode	Mode 1: Transmit Mode		
Date of Test	2018/03/22	Test Site	SR10-H

IEEE 802.11b, Ant0				
Channel	Frequency (MHz)	Measure Level (dBc)	Limit (dBc)	Result
1	2412	46.699	≧30	Pass
6	2437	59.956	≧30	Pass
11	2462	60.221	≧30	Pass

Channel 1 (2412MHz)

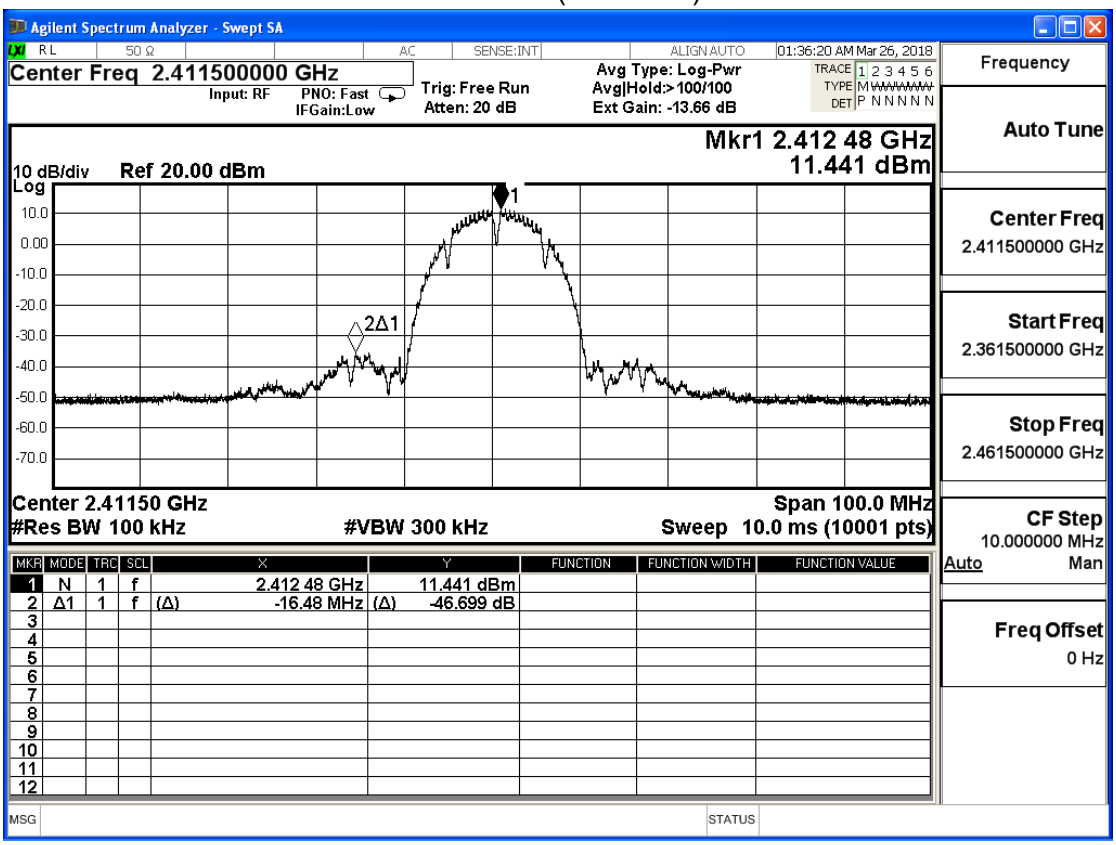

Channel 6 (2437MHz)

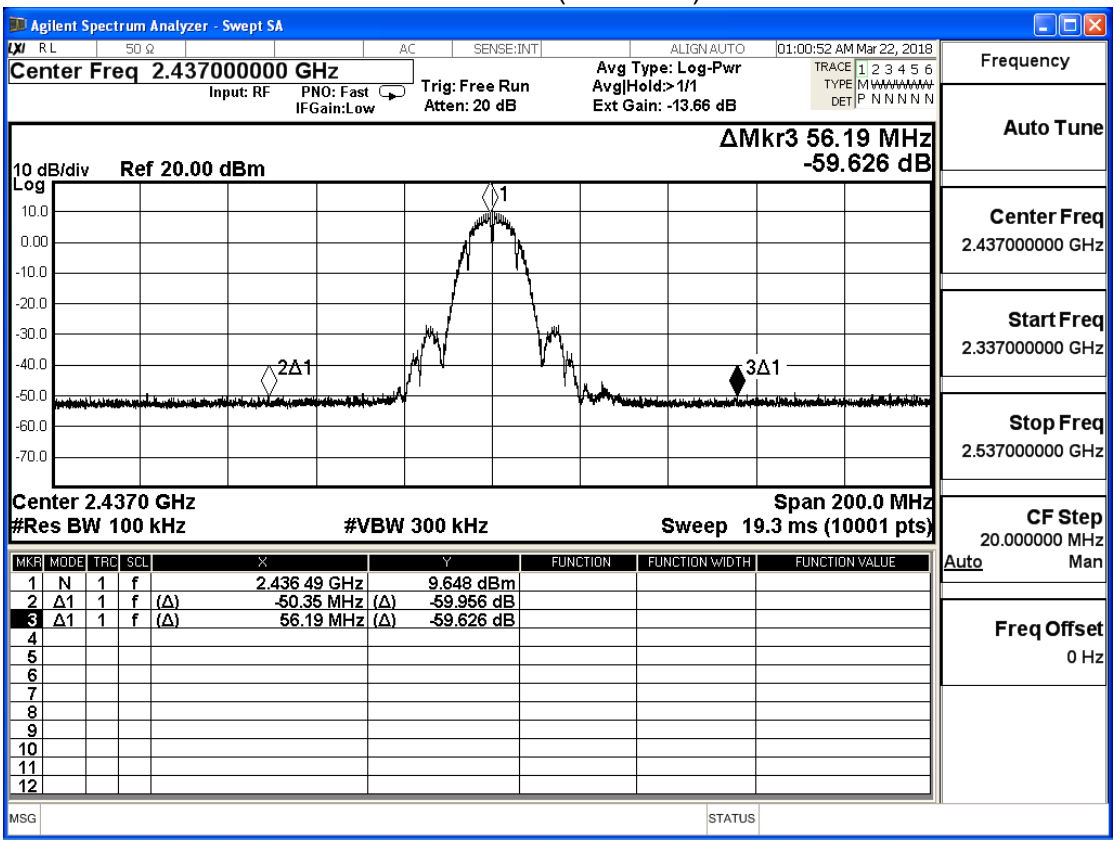

Channel 11 (2462MHz)

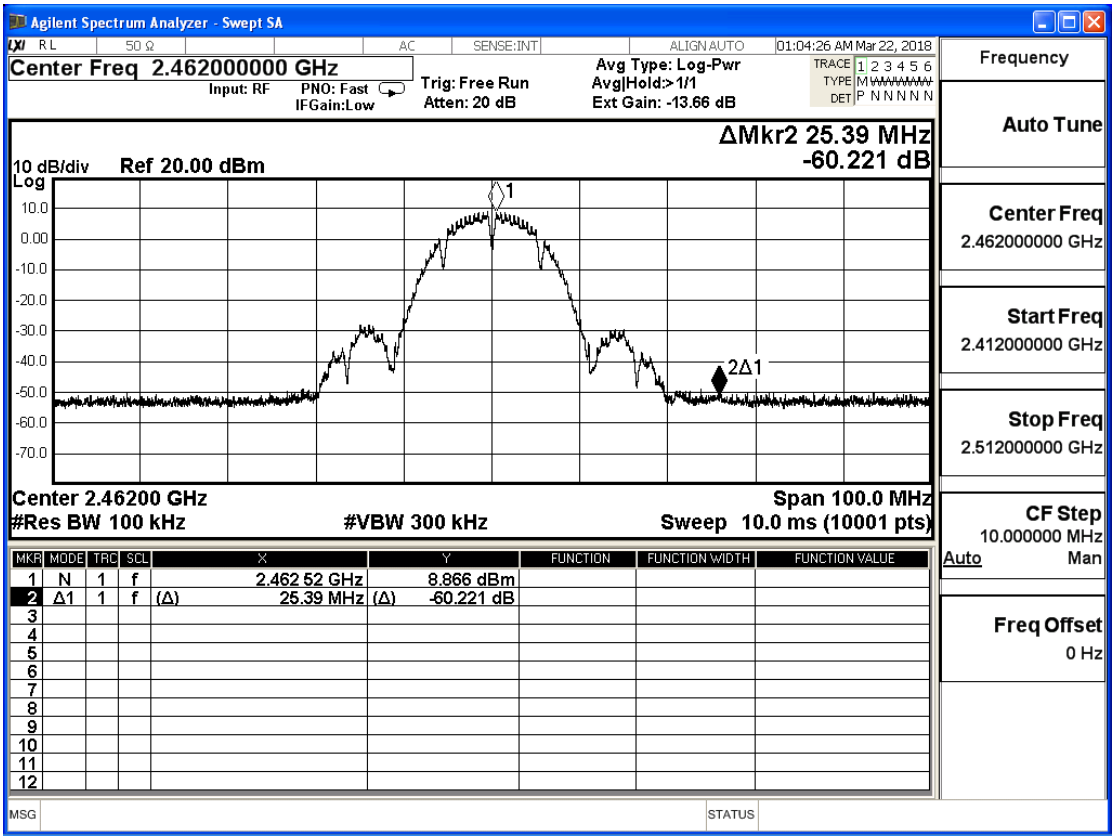

Product	Dual-band Wireless-AC1300 USB Adapter		
Test Item	RF antenna conducted test		
Test Mode	Mode 1: Transmit Mode		
Date of Test	2018/03/22	Test Site	SR10-H

IEEE 802.11b, Ant1				
Channel	Frequency (MHz)	Measure Level (dBc)	Limit (dBc)	Result
1	2412	46.632	≧30	Pass
6	2437	60.726	≧30	Pass
11	2462	54.736	≧30	Pass

Channel 1 (2412MHz)

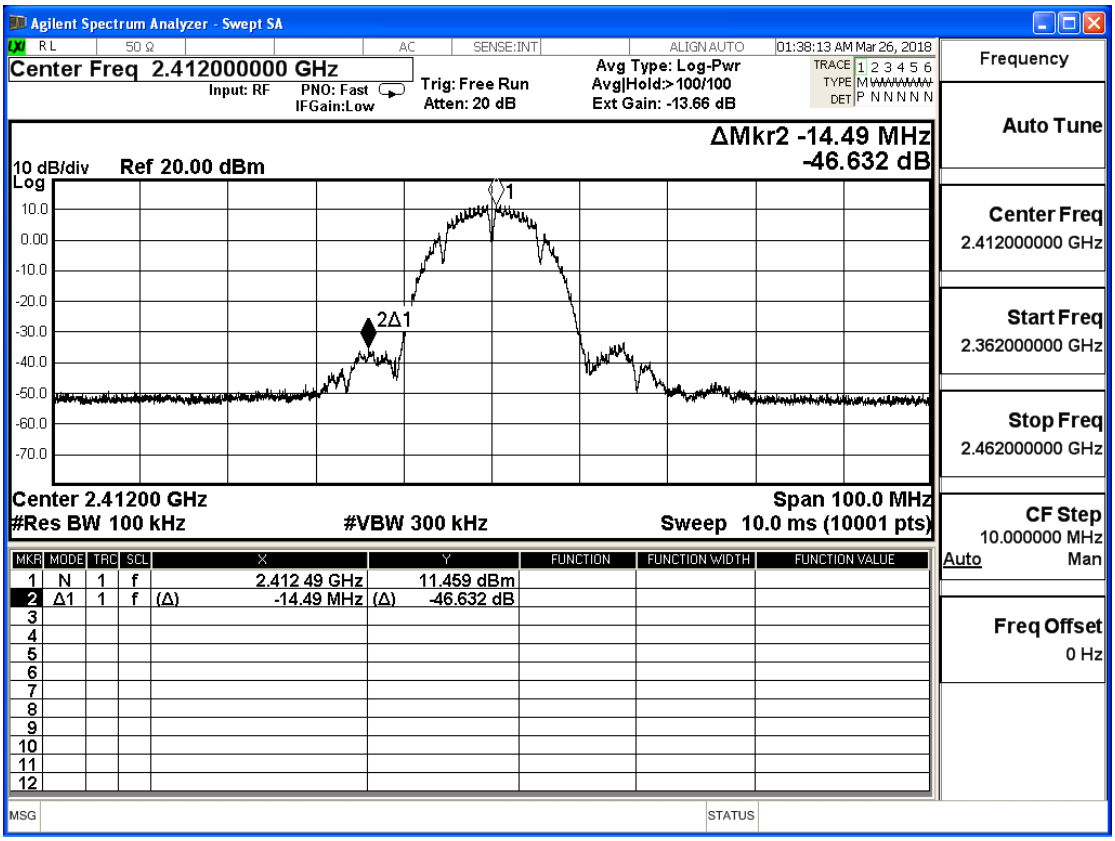

Channel 6 (2437MHz)

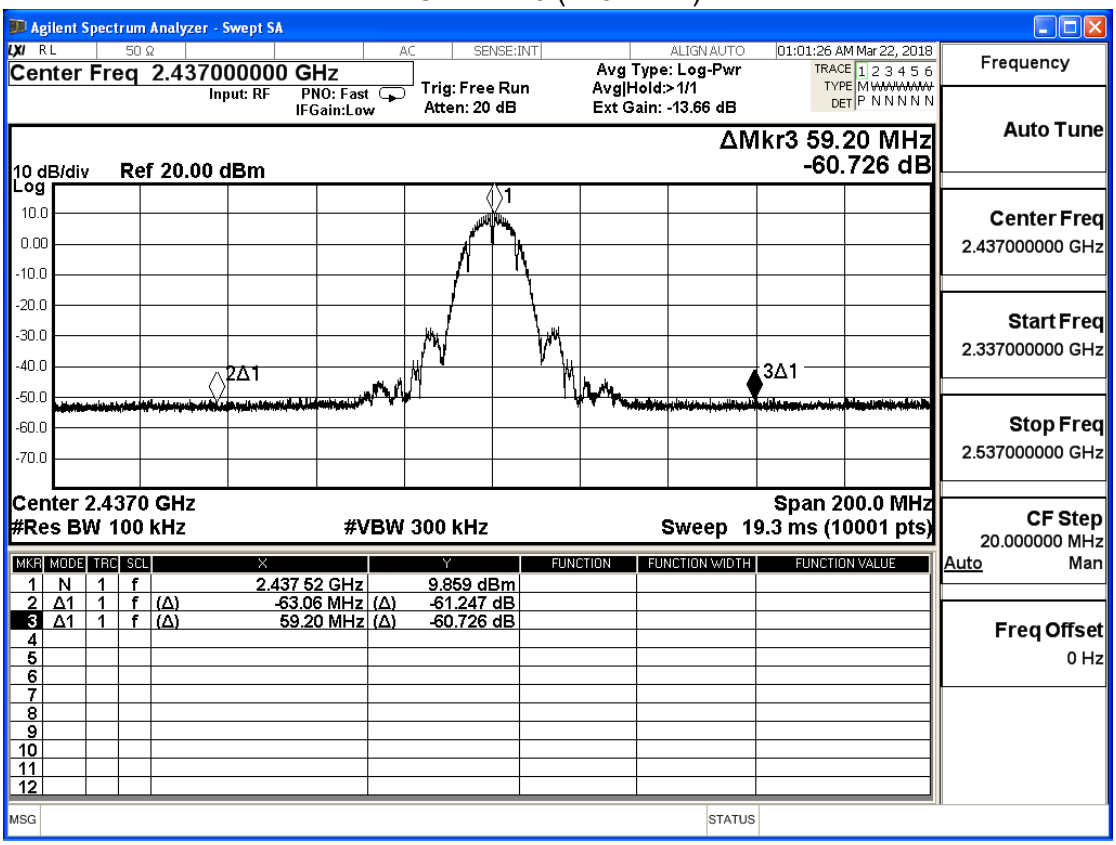

Channel 11 (2462MHz)

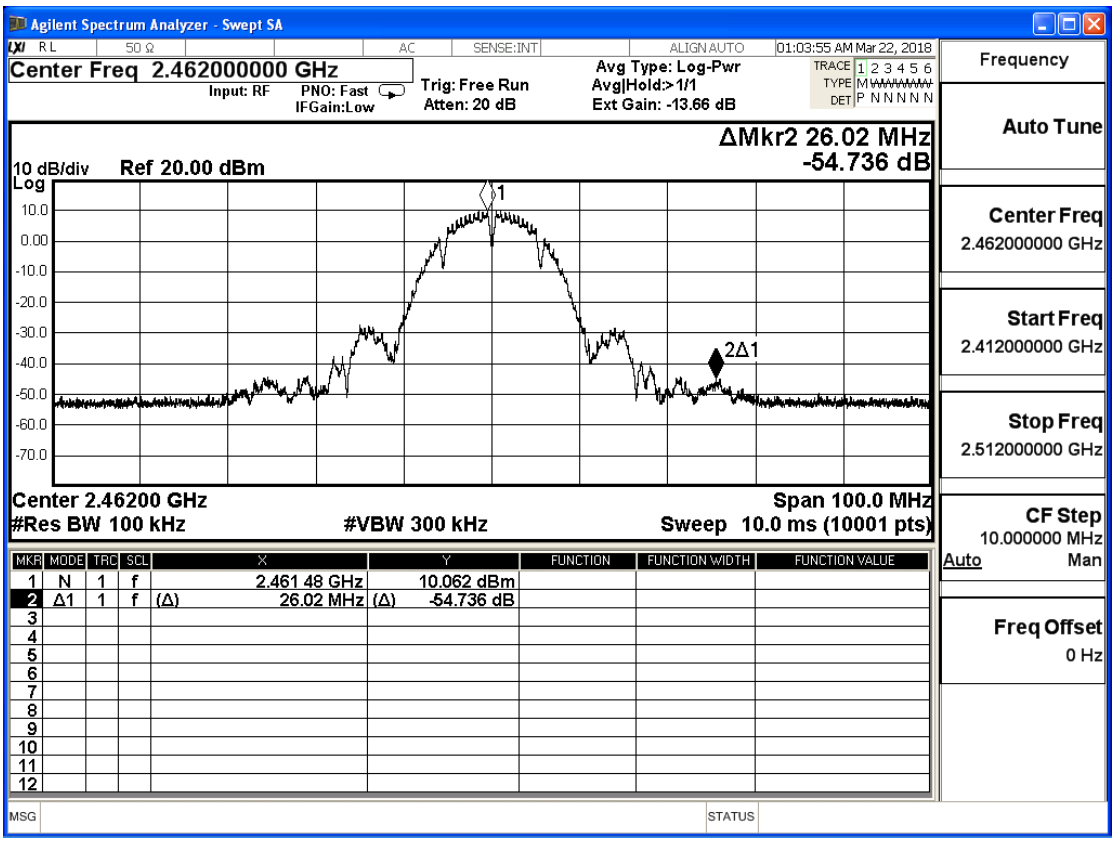

Product	Dual-band Wireless-AC1300 USB Adapter		
Test Item	RF antenna conducted test		
Test Mode	Mode 1: Transmit Mode		
Date of Test	2018/03/22	Test Site	SR10-H

IEEE 802.11g, Ant0				
Channel	Frequency (MHz)	Measure Level (dBc)	Limit (dBc)	Result
1	2412	30.223	≧30	Pass
6	2437	50.036	≧30	Pass
11	2462	34.901	≧30	Pass

Channel 1 (2412MHz)

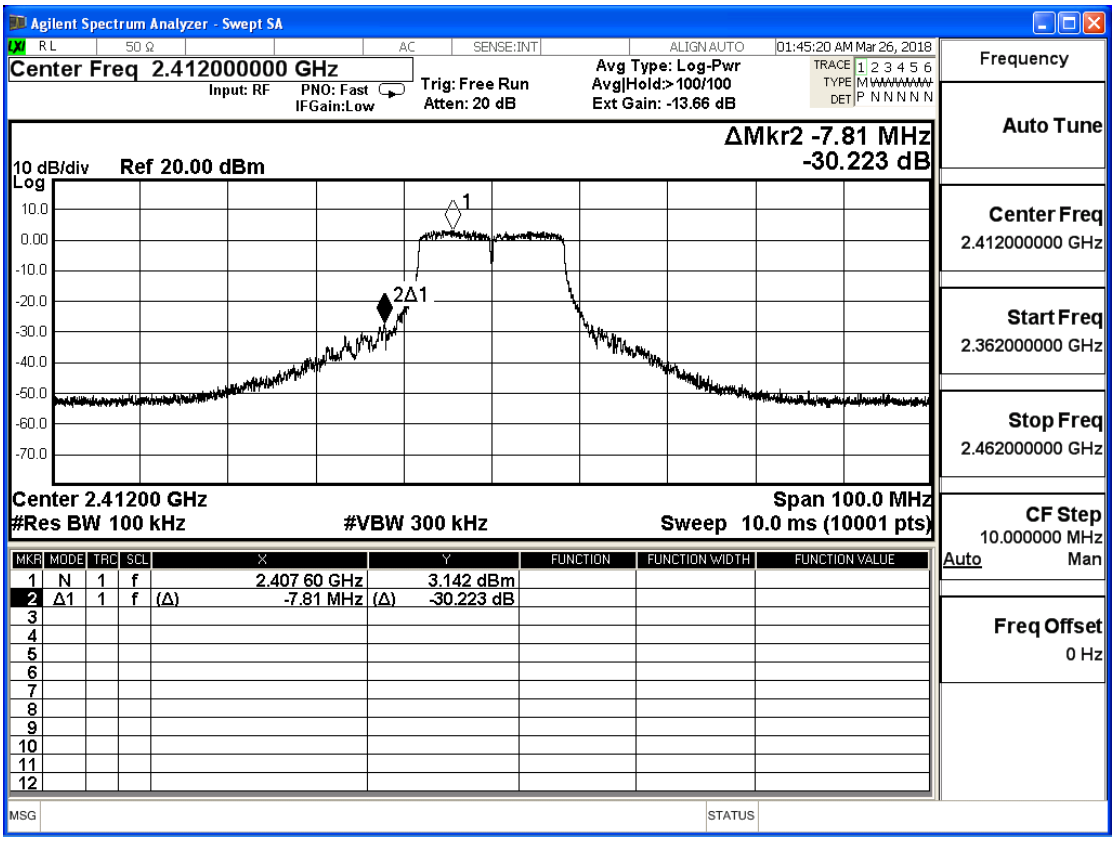

Channel 6 (2437MHz)

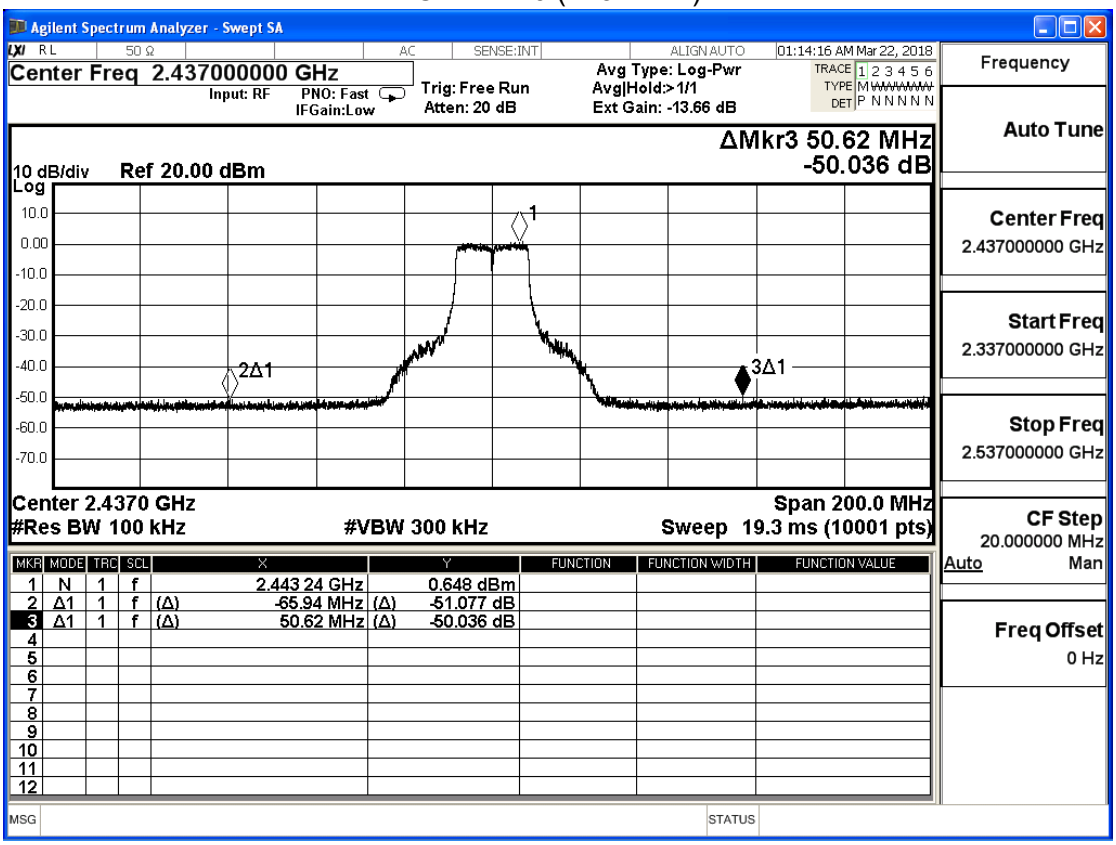

Channel 11 (2462MHz)

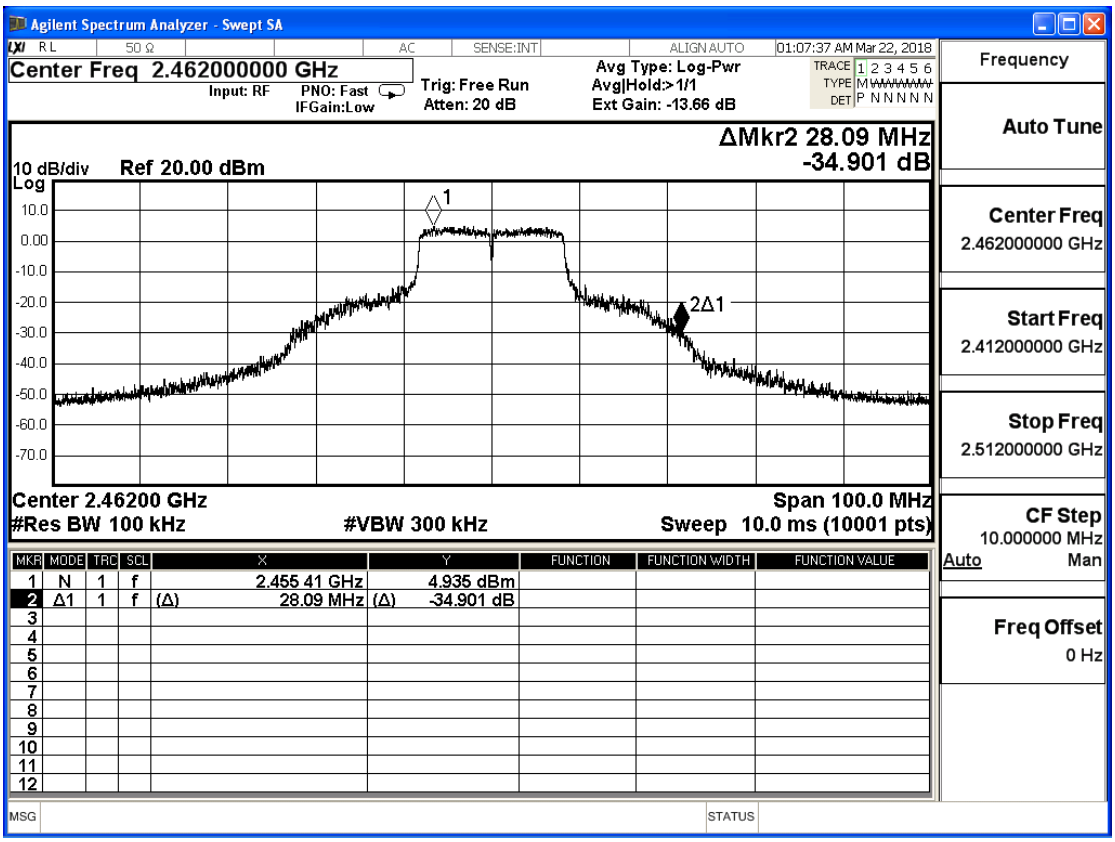

Product	Dual-band Wireless-AC1300 USB Adapter		
Test Item	RF antenna conducted test		
Test Mode	Mode 1: Transmit Mode		
Date of Test	2018/03/22	Test Site	SR10-H

IEEE 802.11g, Ant1				
Channel	Frequency (MHz)	Measure Level (dBc)	Limit (dBc)	Result
1	2412	32.319	≧30	Pass
6	2437	52.679	≧30	Pass
11	2462	36.896	≧30	Pass

Channel 1 (2412MHz)

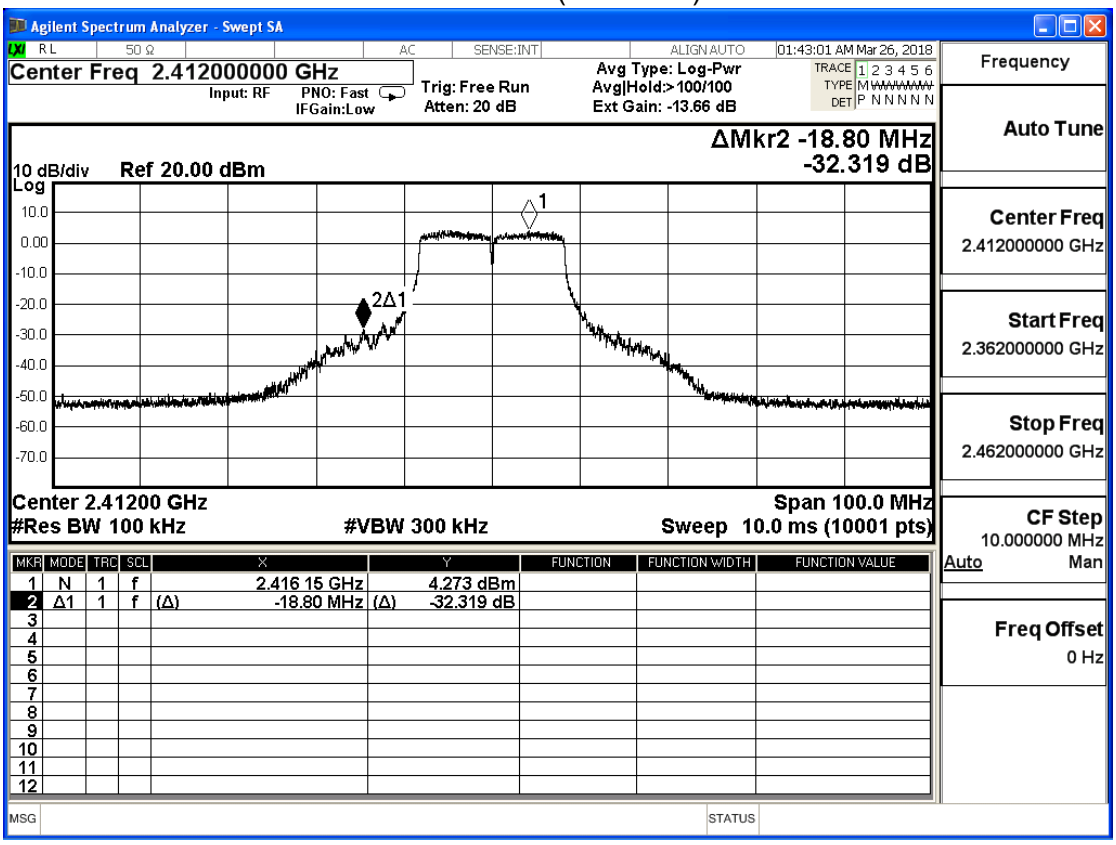

Channel 6 (2437MHz)

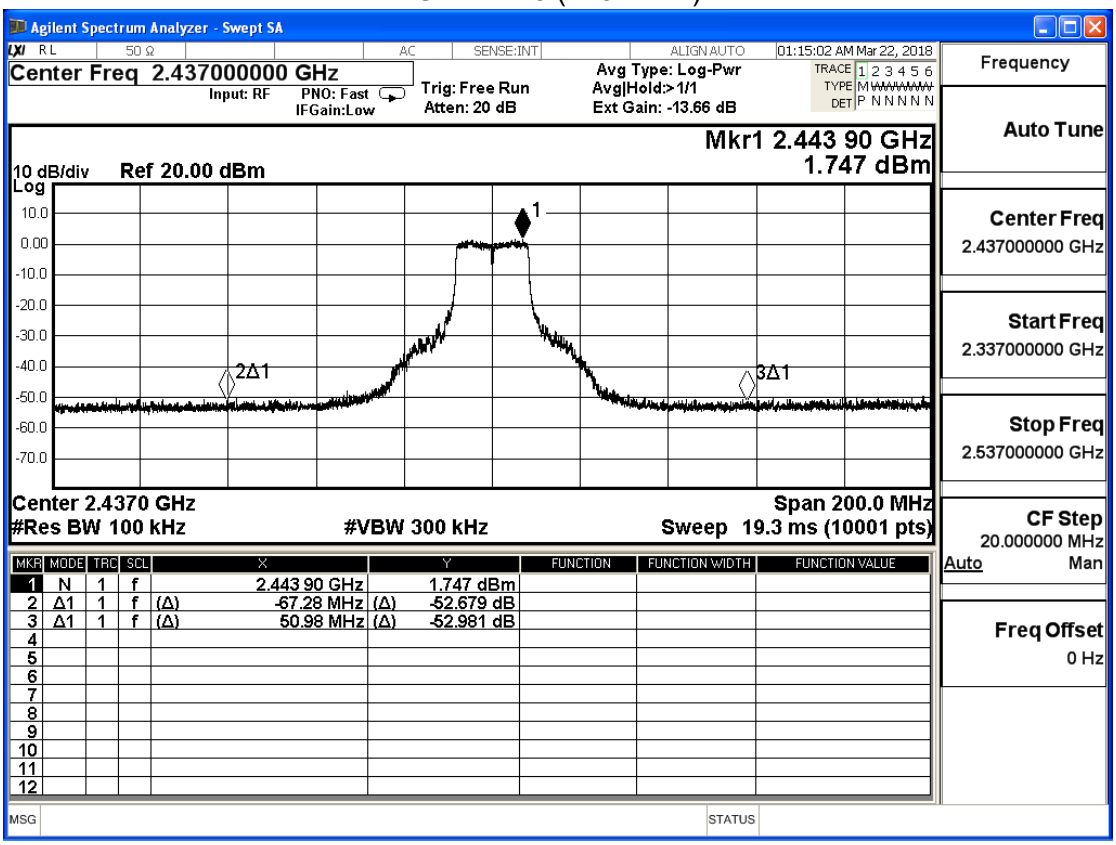

Channel 11 (2462MHz)

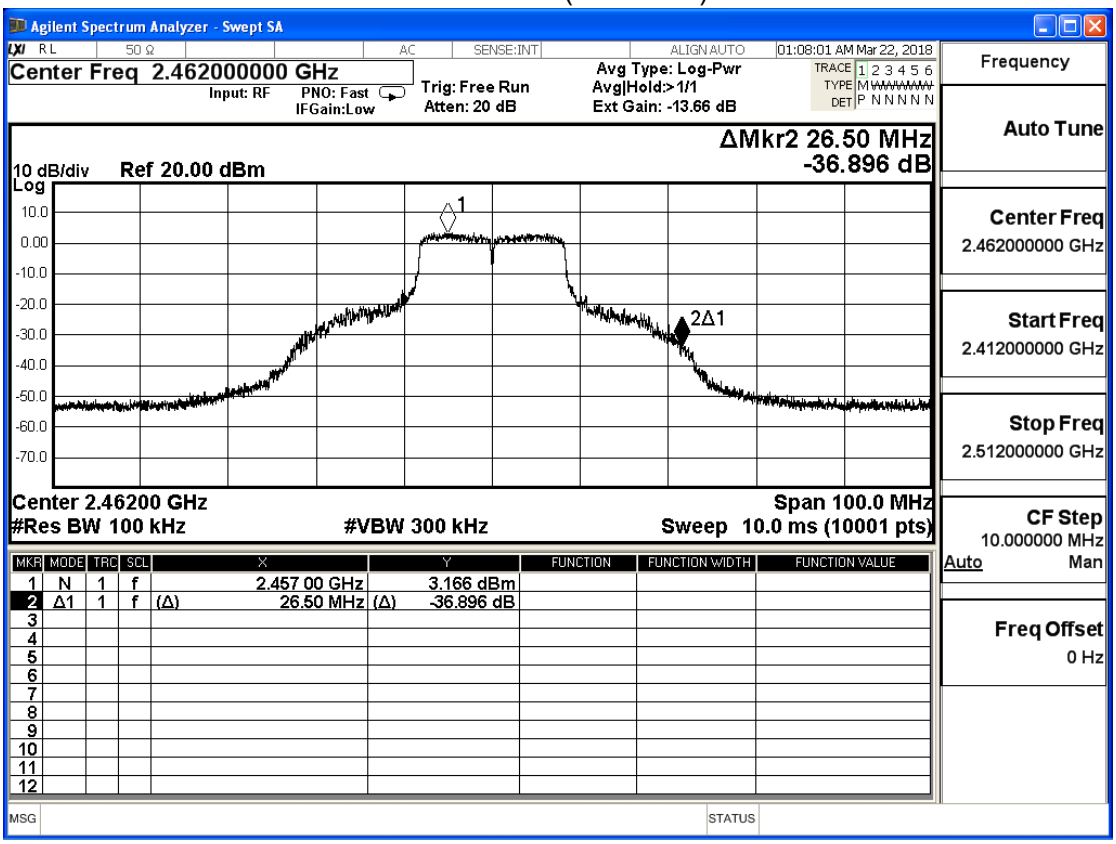

Product	Dual-band Wireless-AC1300 USB Adapter		
Test Item	RF antenna conducted test		
Test Mode	Mode 1: Transmit Mode		
Date of Test	2018/03/22	Test Site	SR10-H

IEEE 802.11n (20MHz), Ant 0				
Channel	Frequency (MHz)	Measure Level (dBc)	Limit (dBc)	Result
1	2412	33.952	≧30	Pass
6	2437	51.012	≧30	Pass
11	2462	35.847	≧30	Pass

Channel 1 (2412MHz)

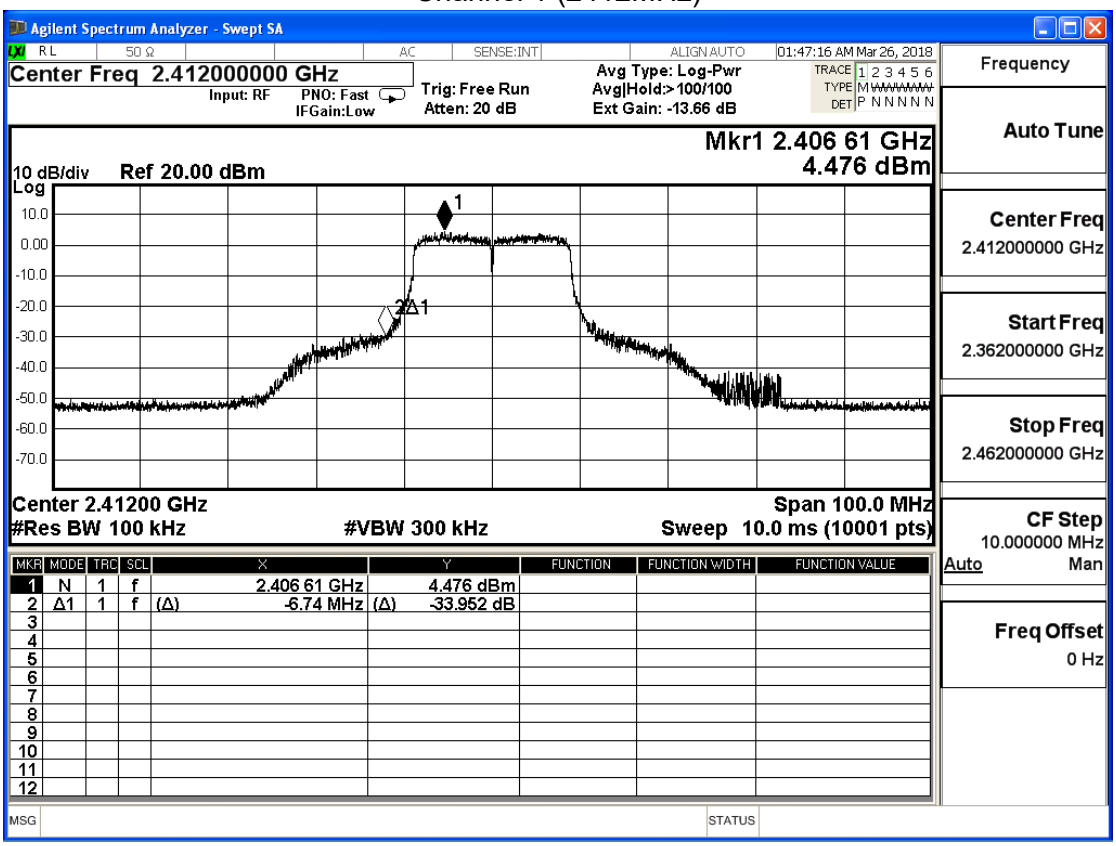

Channel 06 (2437MHz)

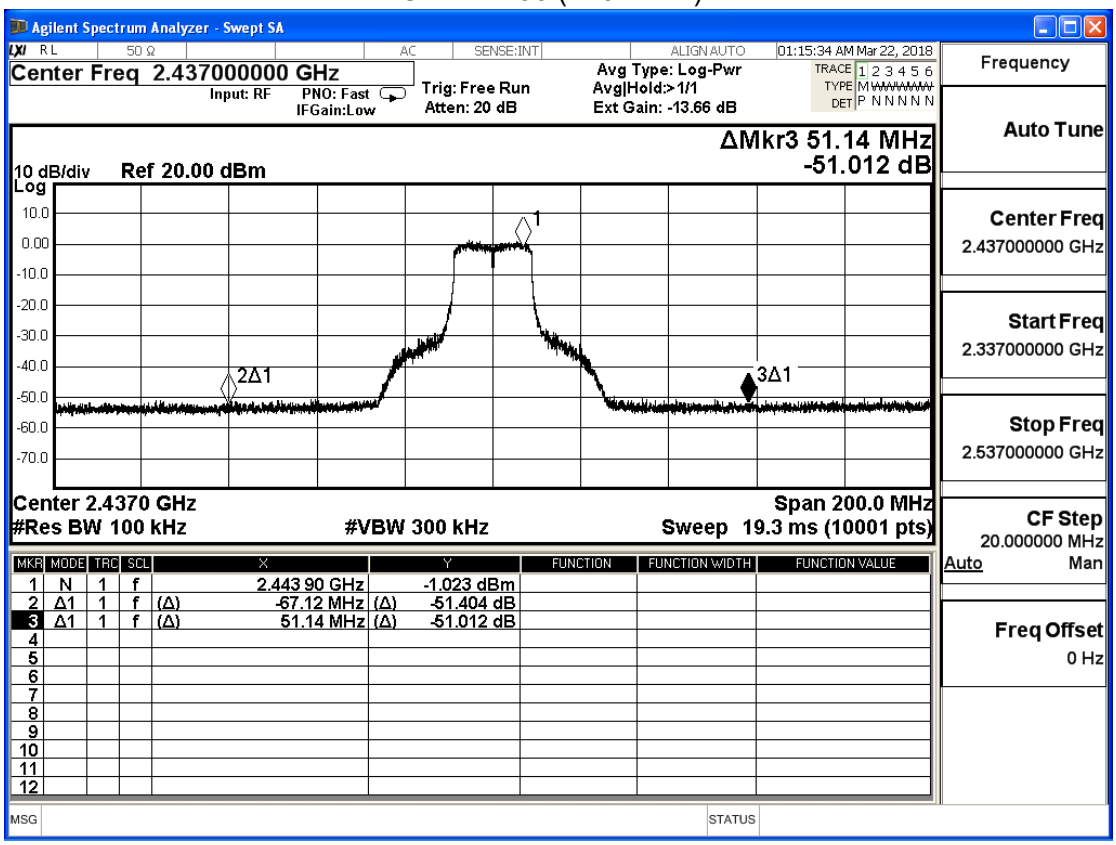

Channel 11 (2462MHz)

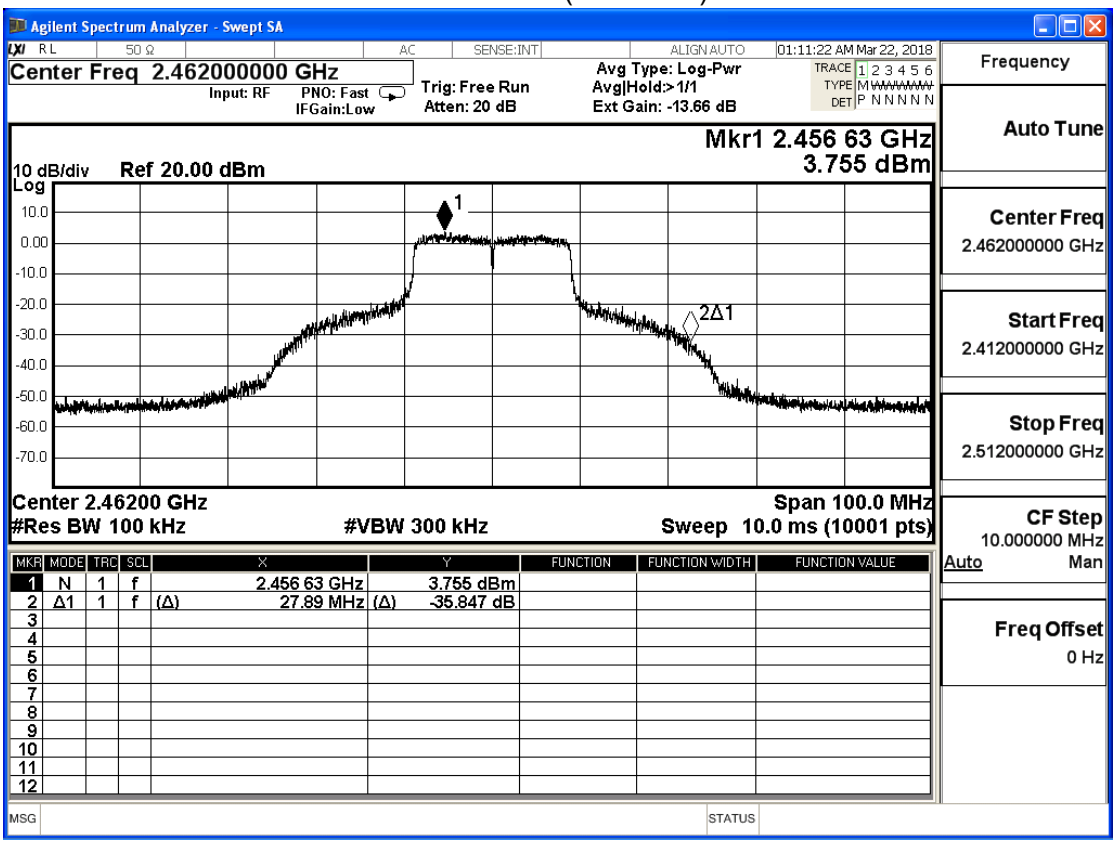

Product	Dual-band Wireless-AC1300 USB Adapter		
Test Item	RF antenna conducted test		
Test Mode	Mode 1: Transmit Mode		
Date of Test	2018/03/22	Test Site	SR10-H

IEEE 802.11n (20MHz), Ant 1				
Channel	Frequency (MHz)	Measure Level (dBc)	Limit (dBc)	Result
1	2412	31.484	≧30	Pass
6	2437	53.438	≧30	Pass
11	2462	31.171	≧30	Pass

Channel 1 (2412MHz)

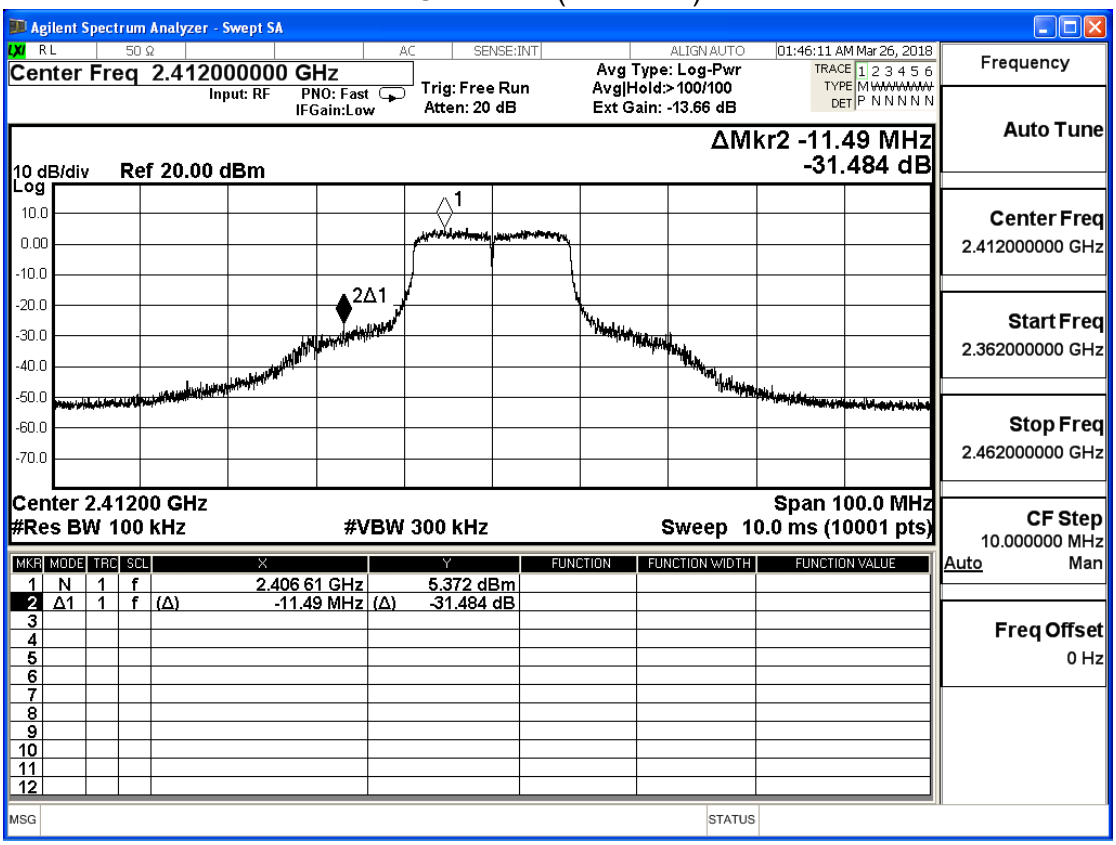

Channel 6 (2437MHz)

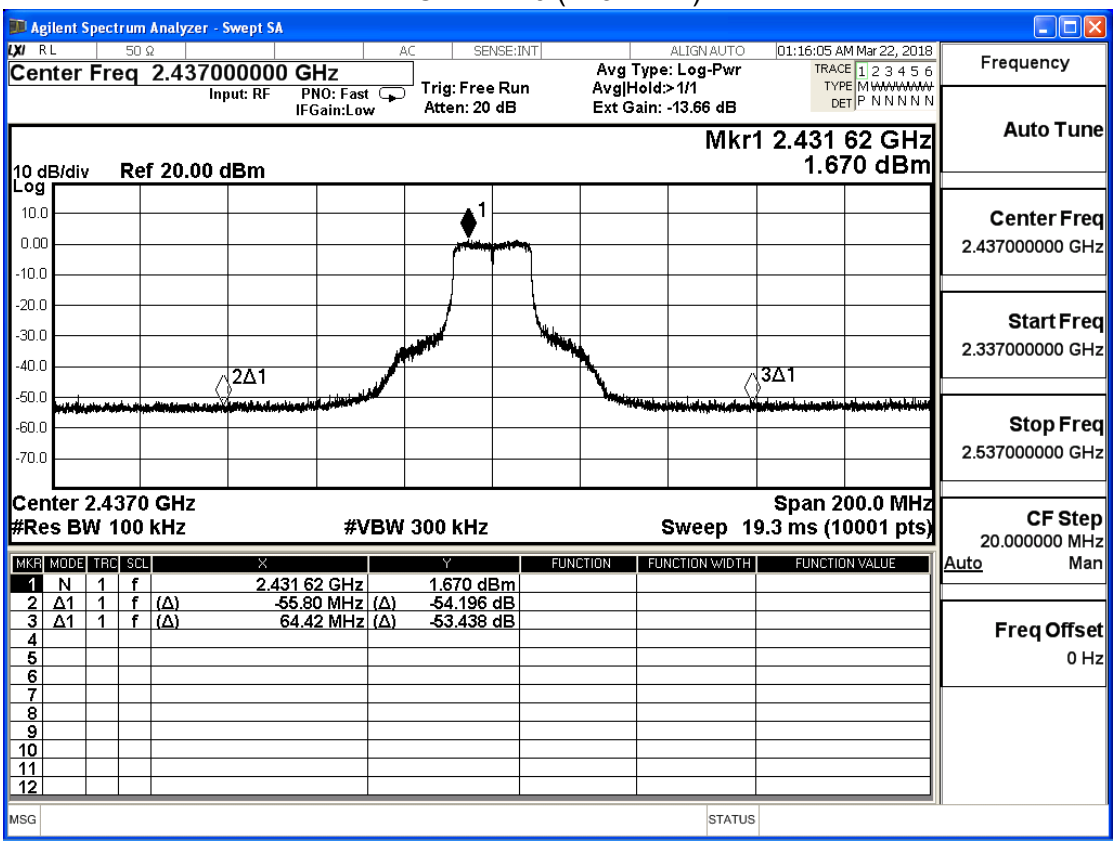

Channel 11 (2462MHz)

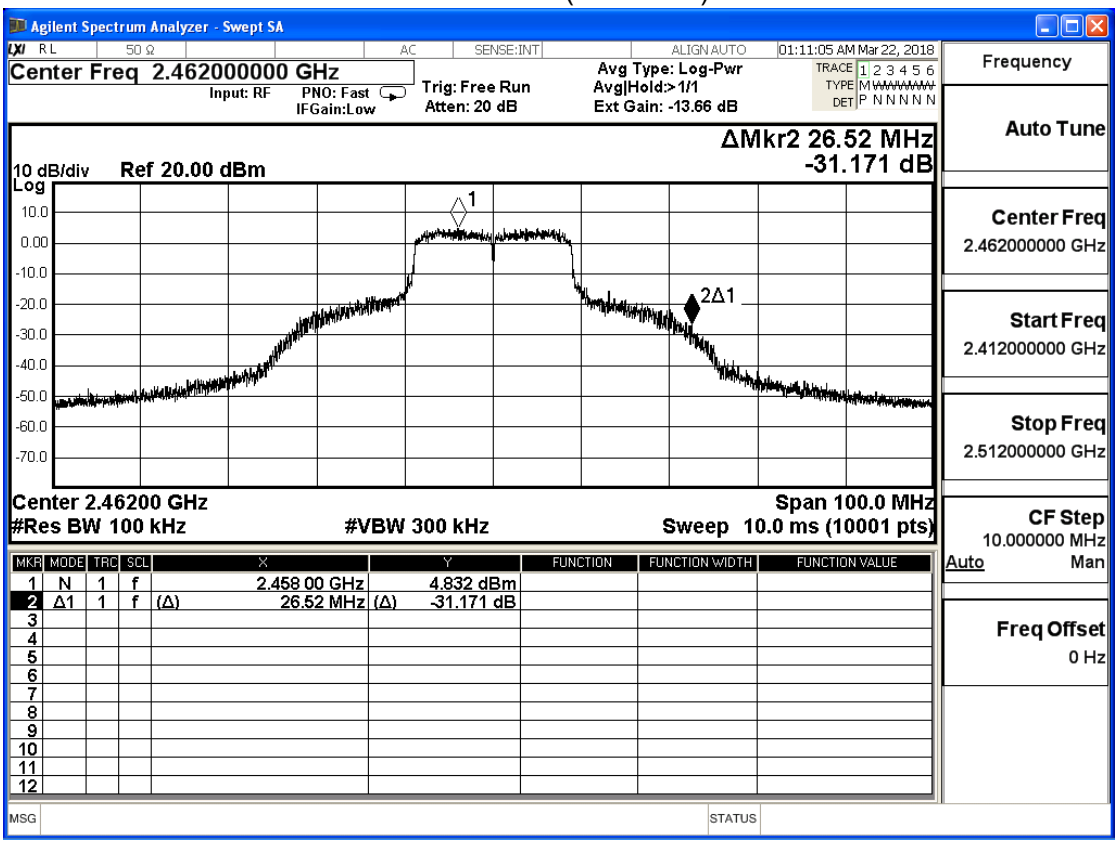

Product	Dual-band Wireless-AC1300 USB Adapter		
Test Item	RF antenna conducted test		
Test Mode	Mode 1: Transmit Mode		
Date of Test	2018/03/22	Test Site	SR10-H

IEEE 802.11n (40MHz),Ant 0

Channel	Frequency (MHz)	Measure Level (dBc)	Limit (dBc)	Result
3	2422	30.283	≧30	Pass
6	2437	41.906	≧30	Pass
9	2452	31.696	≧30	Pass

Channel 3 (2422MHz)

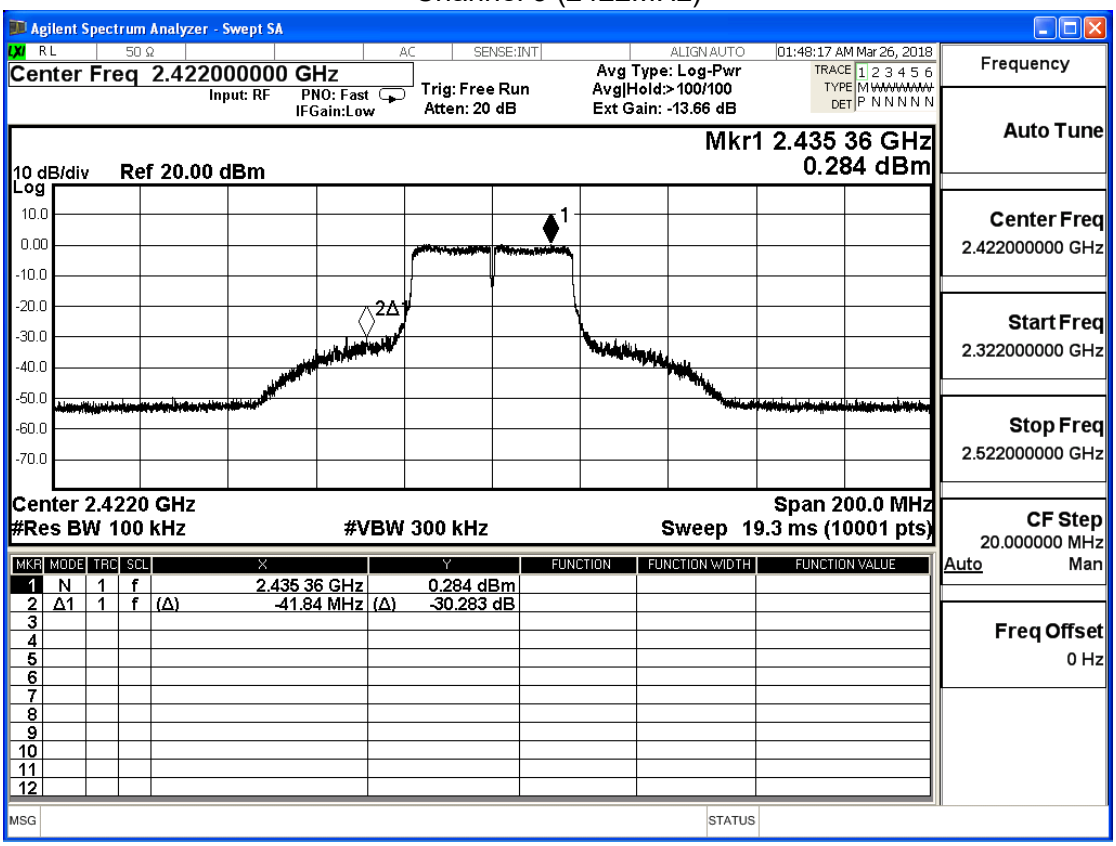

Channel 6 (2437MHz)

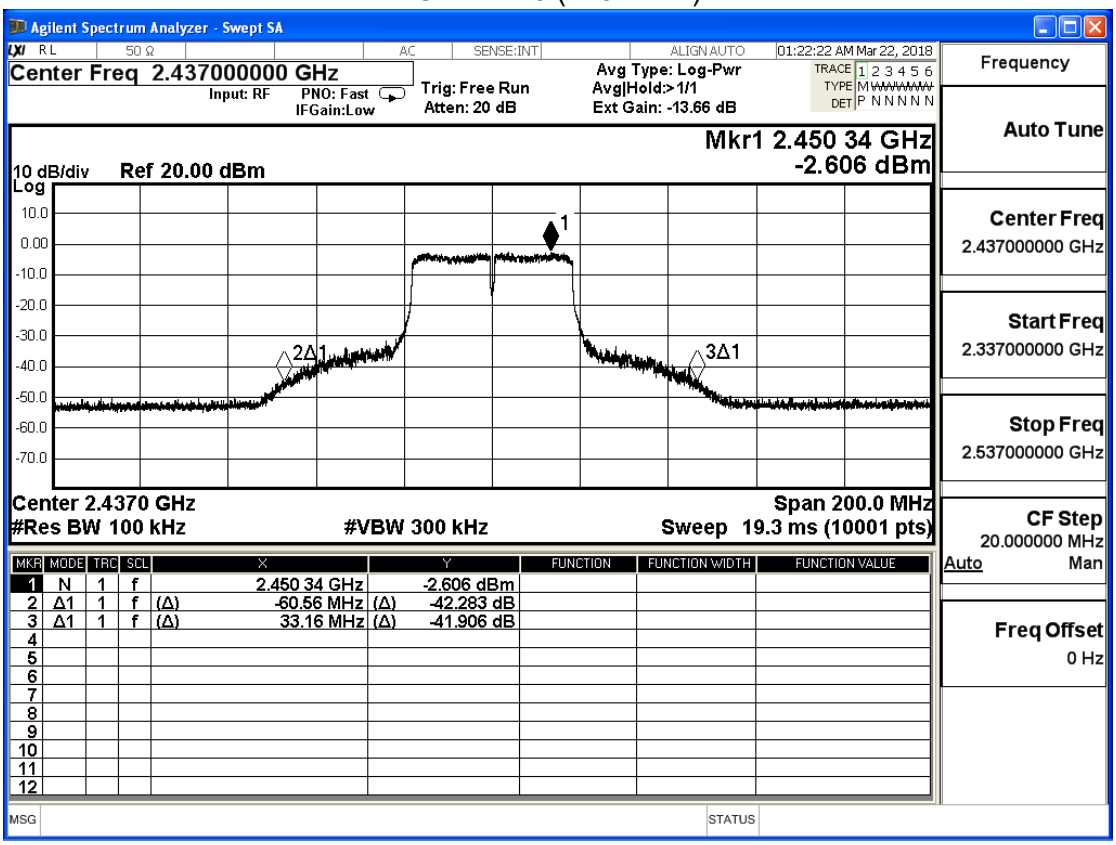

Channel 9 (2452MHz)

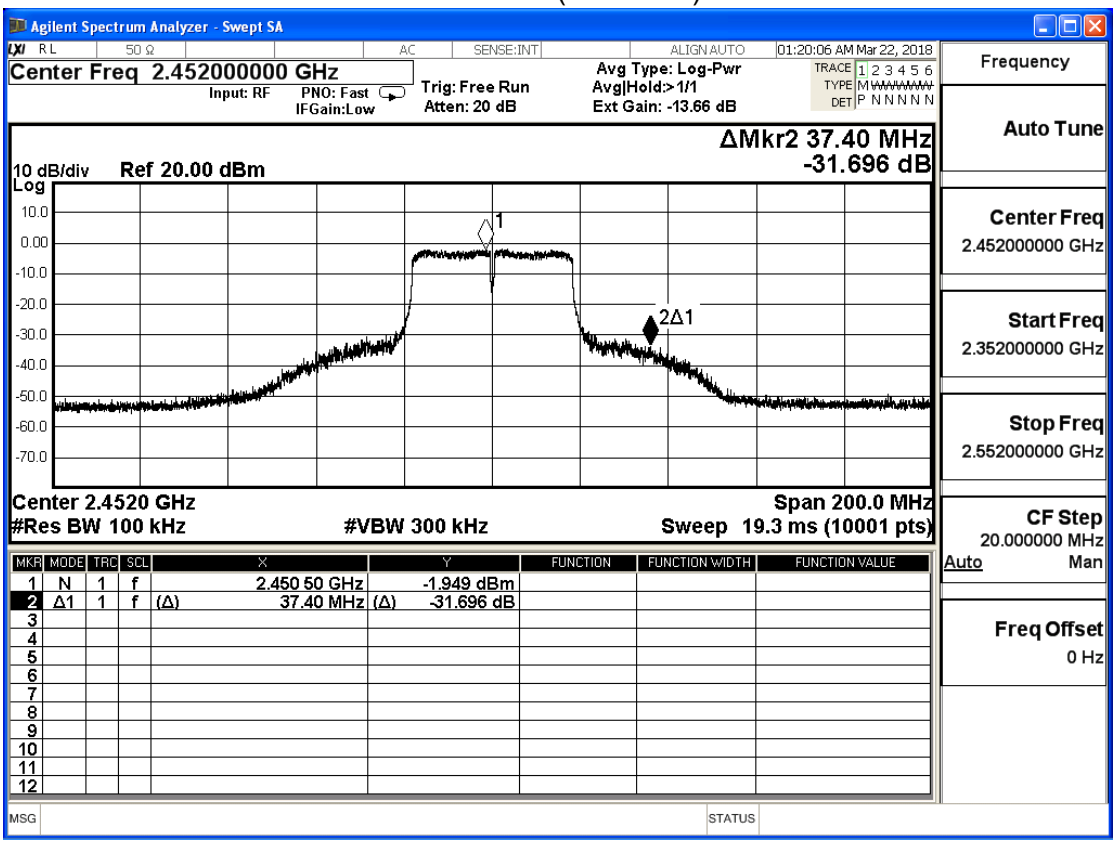

Product	Dual-band Wireless-AC1300 USB Adapter		
Test Item	RF antenna conducted test		
Test Mode	Mode 1: Transmit Mode		
Date of Test	2018/03/22	Test Site	SR10-H

IEEE 802.11n (40MHz),Ant 1				
Channel	Frequency (MHz)	Measure Level (dBc)	Limit (dBc)	Result
3	2422	30.053	≧30	Pass
6	2437	40.778	≧30	Pass
9	2452	35.423	≧30	Pass

Channel 3 (2422MHz)

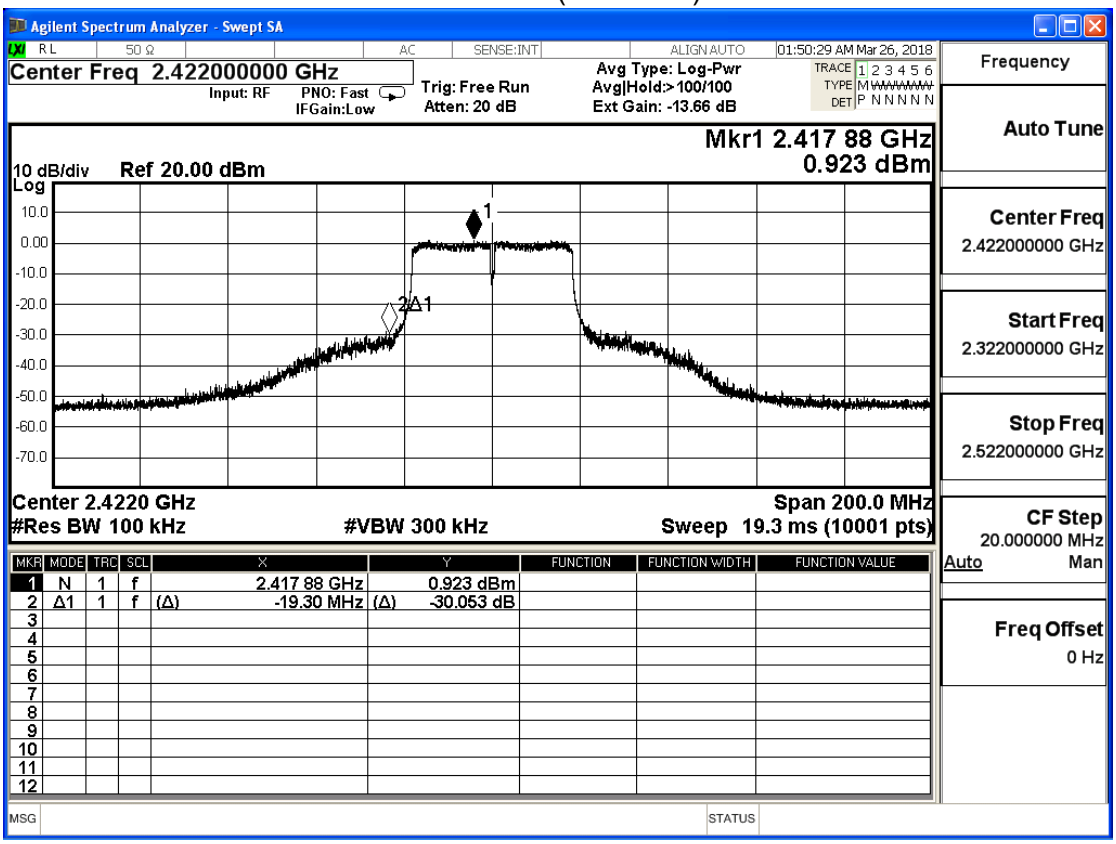

Channel 6 (2437MHz)

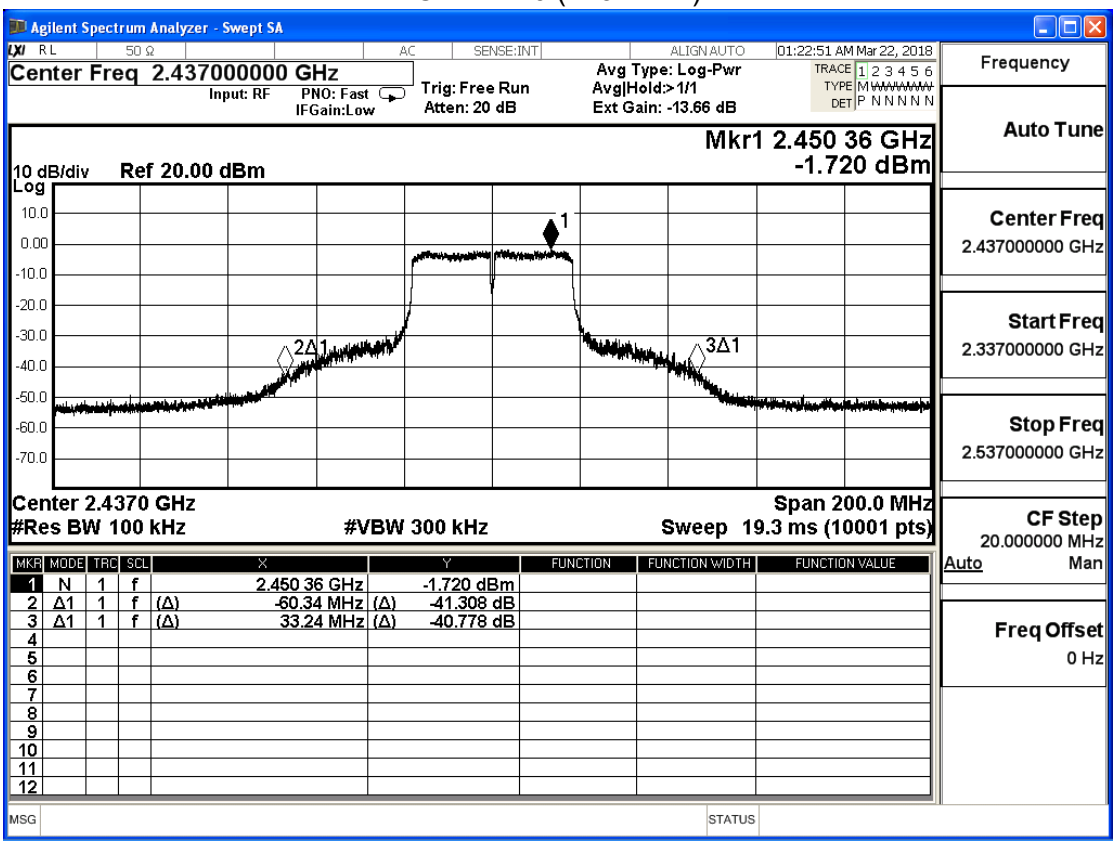

Channel 9 (2452MHz)

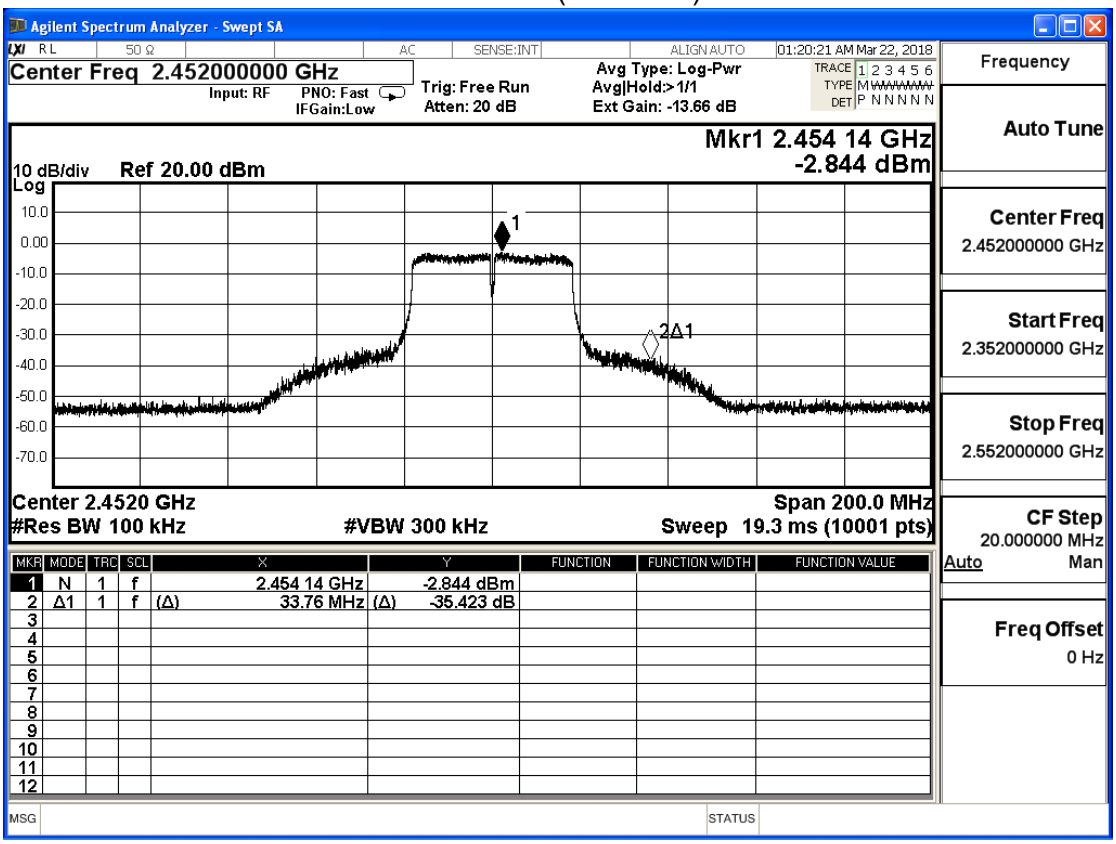

Product	Dual-band Wireless-AC1300 USB Adapter		
Test Item	RF antenna conducted test		
Test Mode	Mode 1: Transmit Mode		
Date of Test	2018/03/22	Test Site	SR10-H

2412MHz (30MHz-25GHz)-802.11b-ANT 0

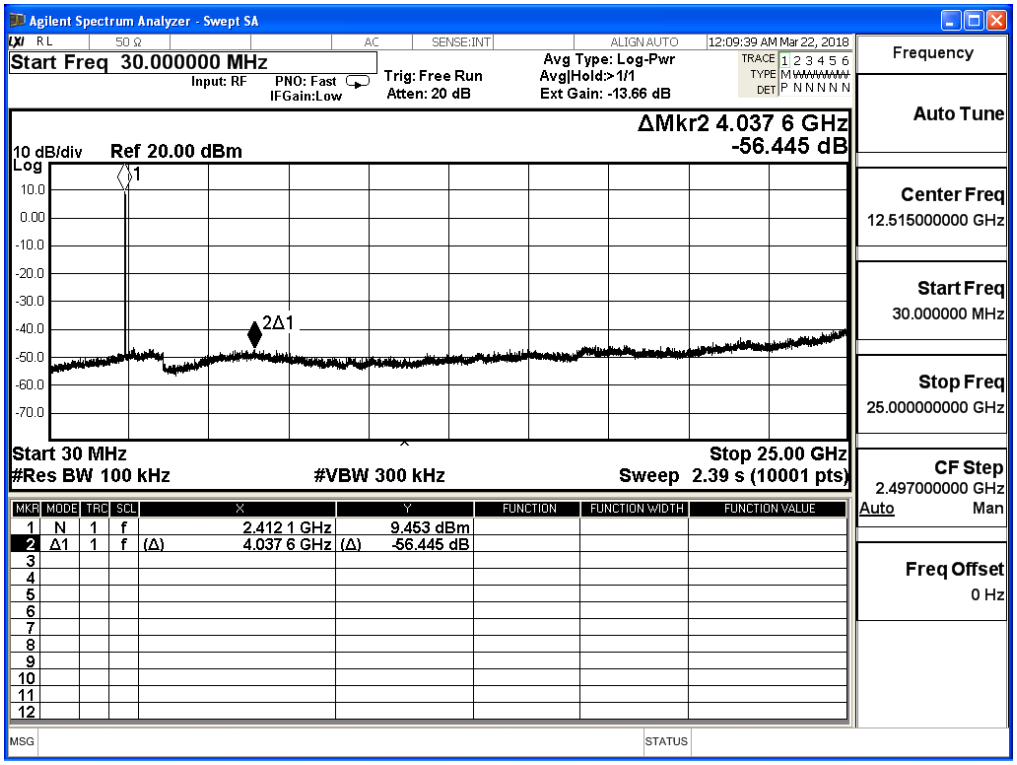

2437MHz (30MHz-25GHz)-802.11b-ANT 0

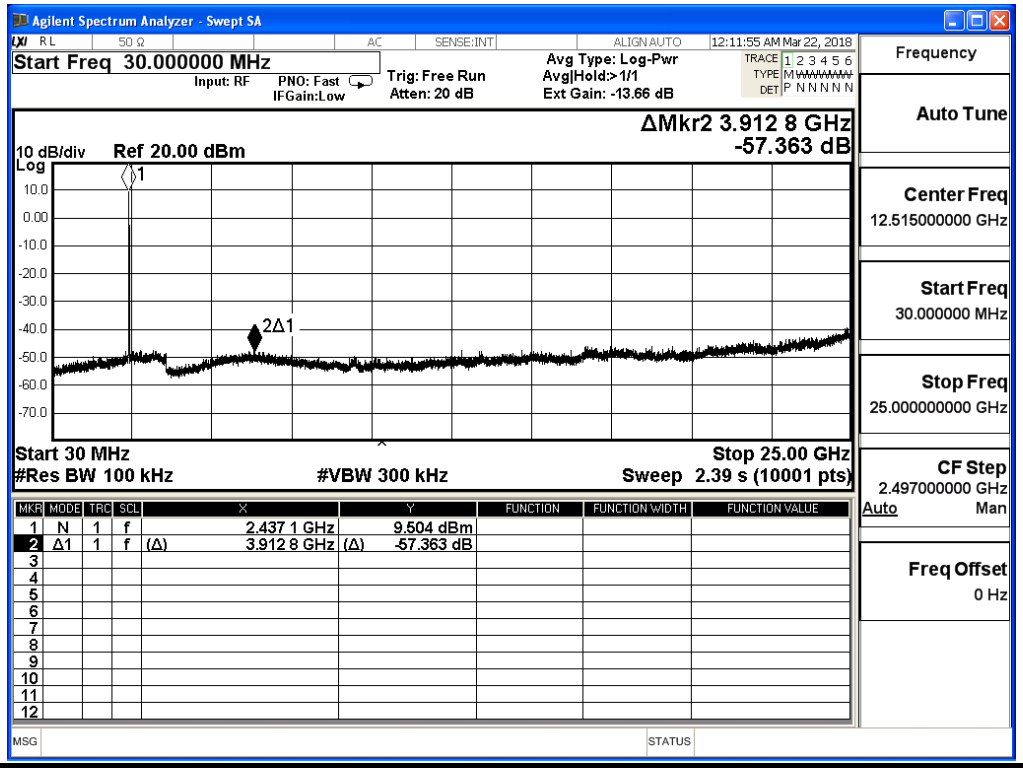

2462MHz (30MHz-25GHz)-802.11b-ANT 0

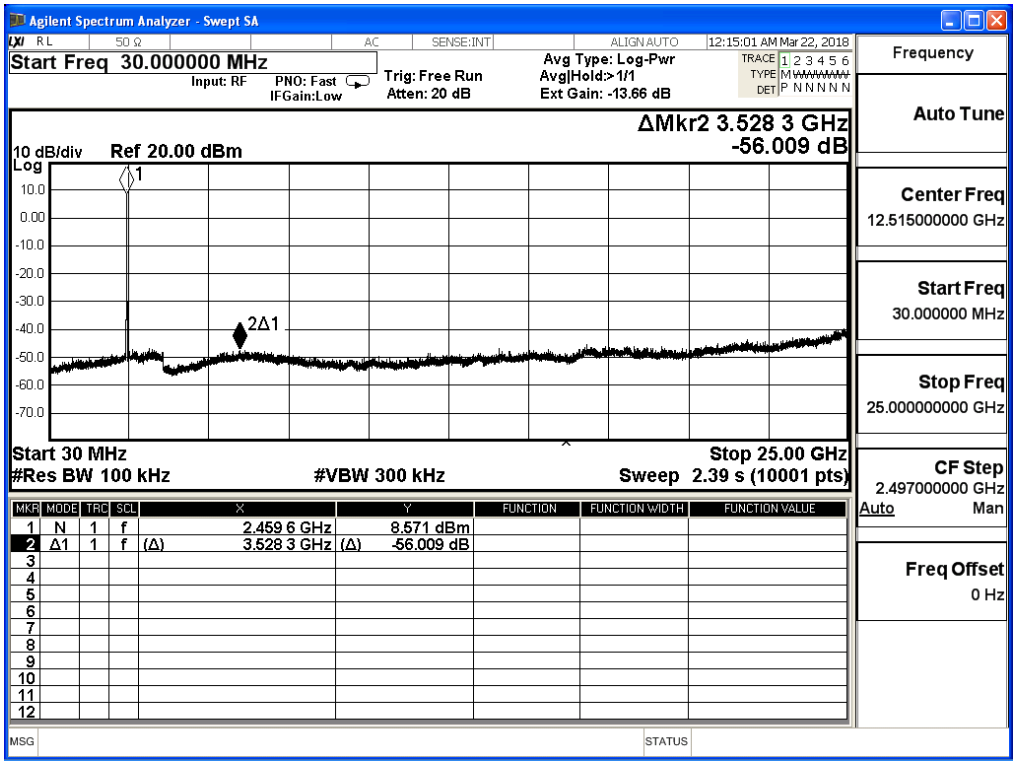

2412MHz (30MHz-25GHz)-802.11b-ANT 1

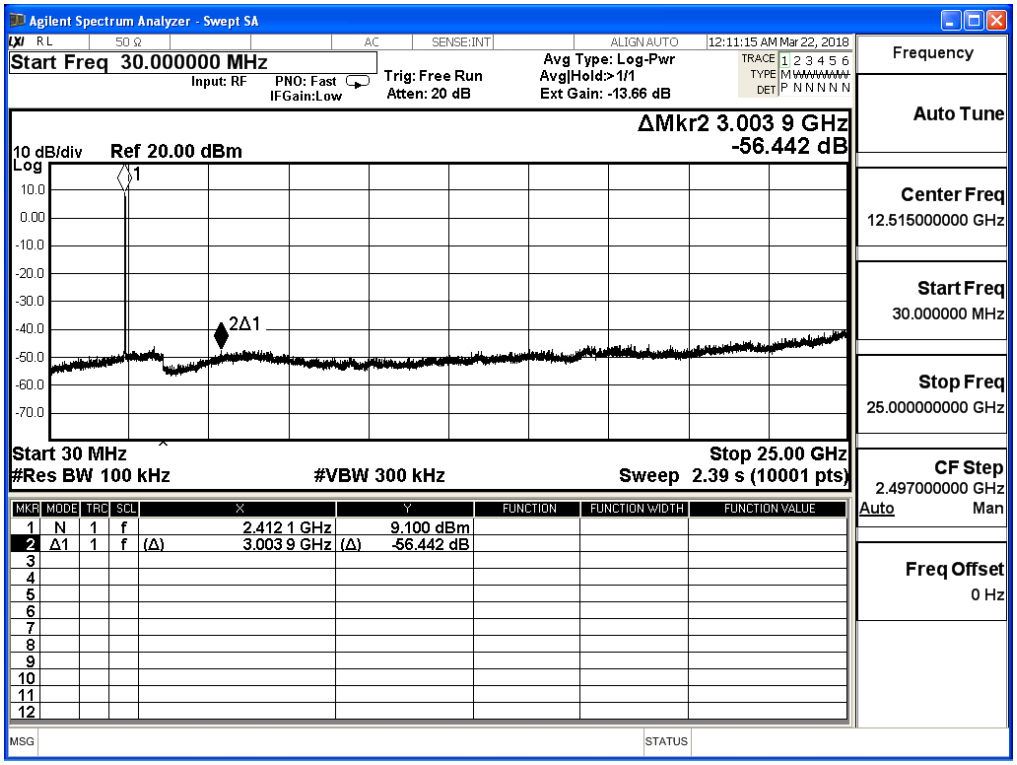

2437MHz (30MHz-25GHz)-802.11b-ANT 1

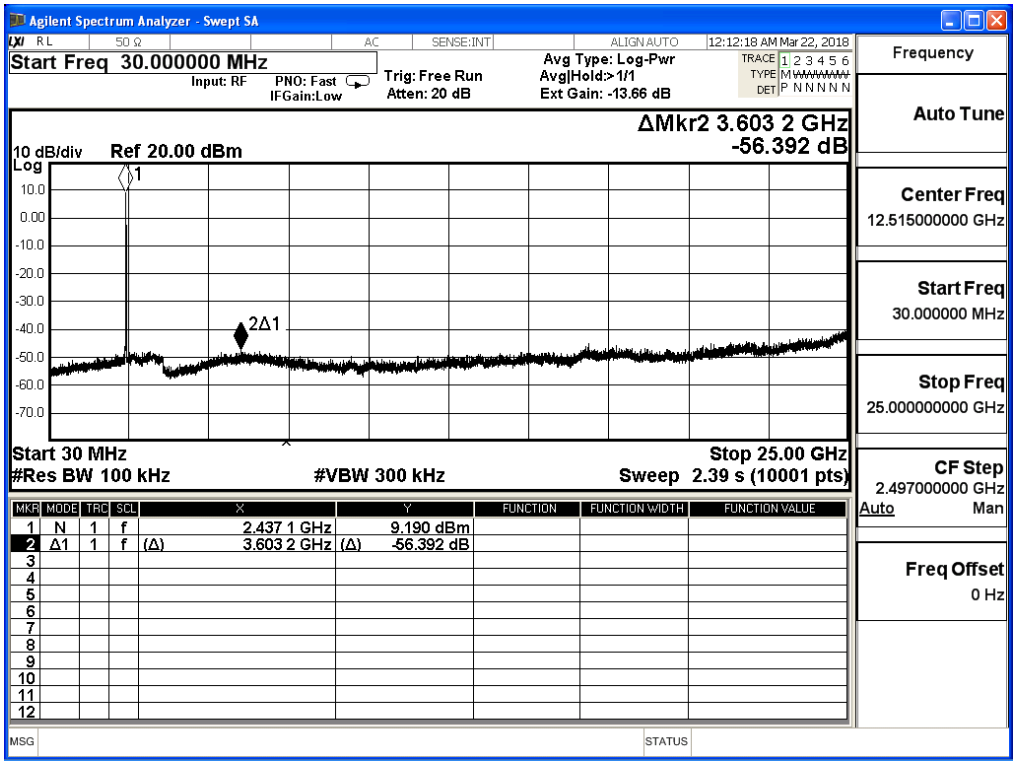

2462MHz (30MHz-25GHz)-802.11b-ANT 1

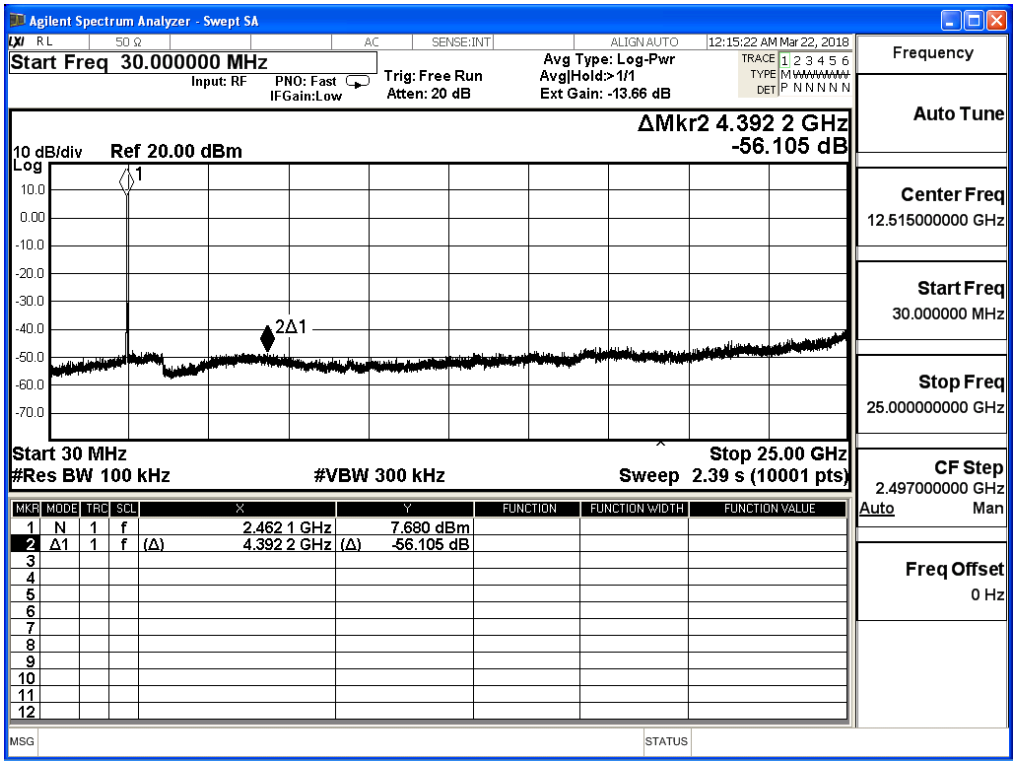

2412MHz (30MHz-25GHz)-802.11g-ANT 0

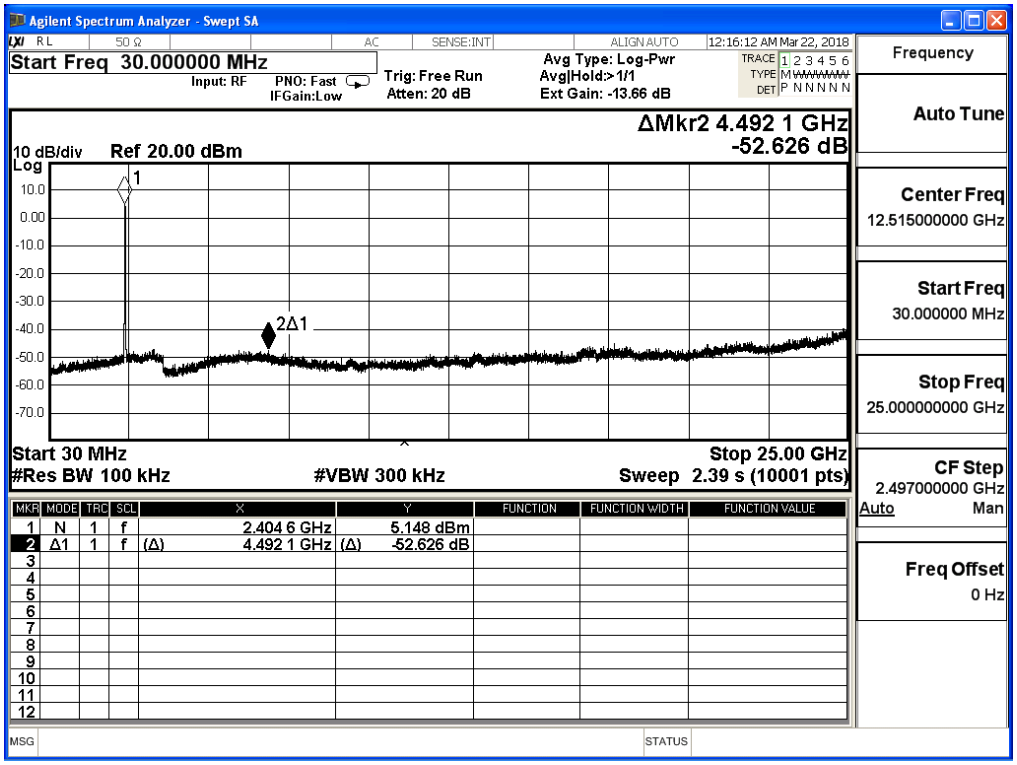

2437MHz (30MHz-25GHz)-802.11g-ANT 0

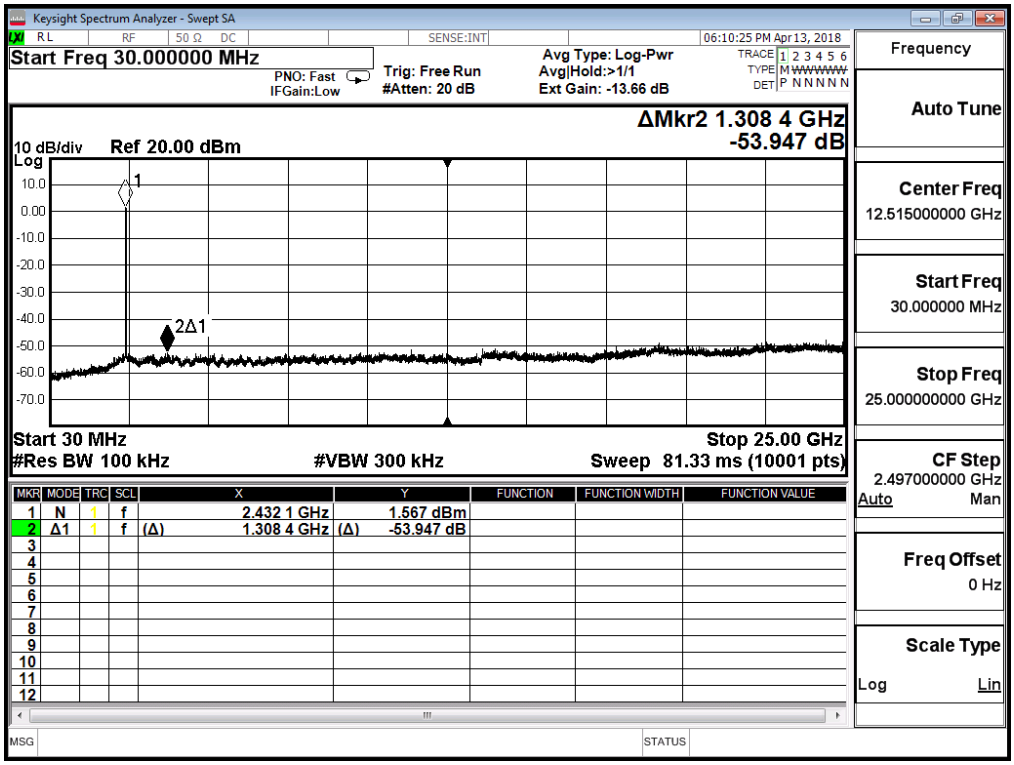

2462MHz (30MHz-25GHz)-802.11g-ANT 0

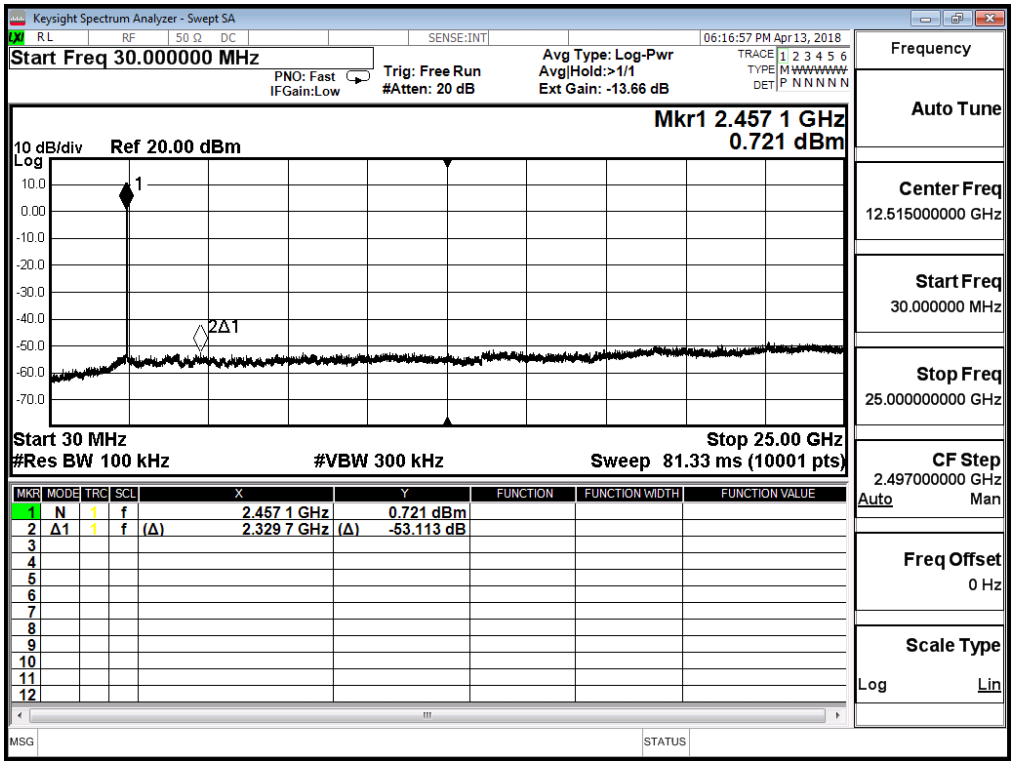

2412MHz (30MHz-25GHz)-802.11g-ANT 1

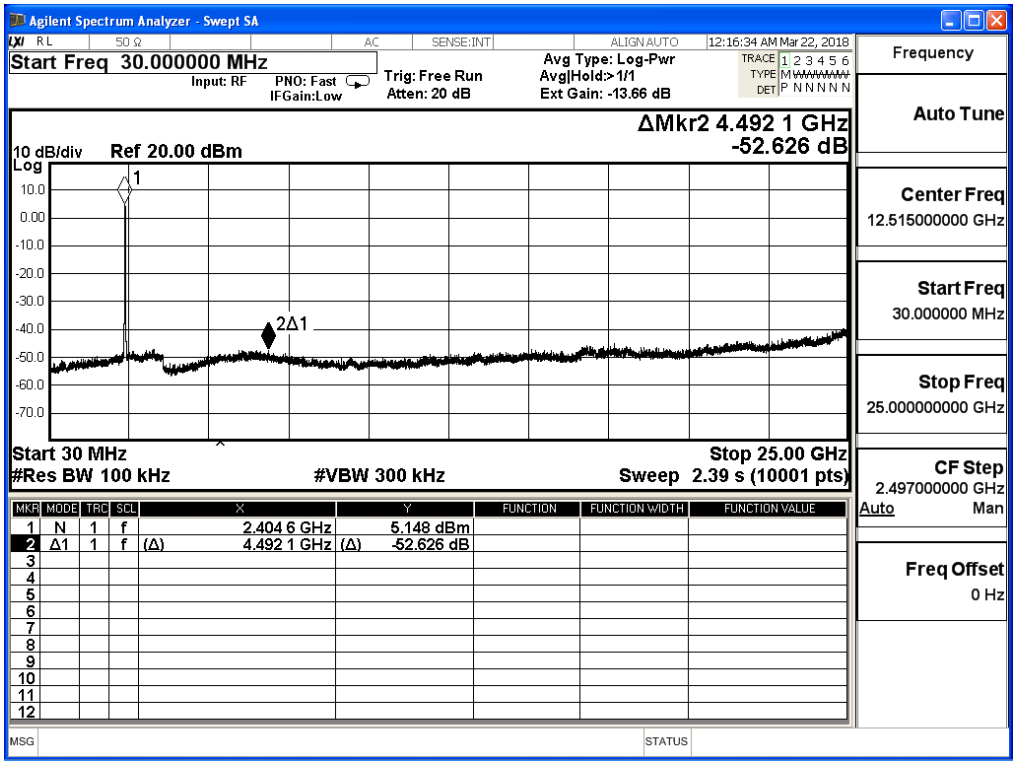

2437MHz (30MHz-25GHz)-802.11g-ANT 1

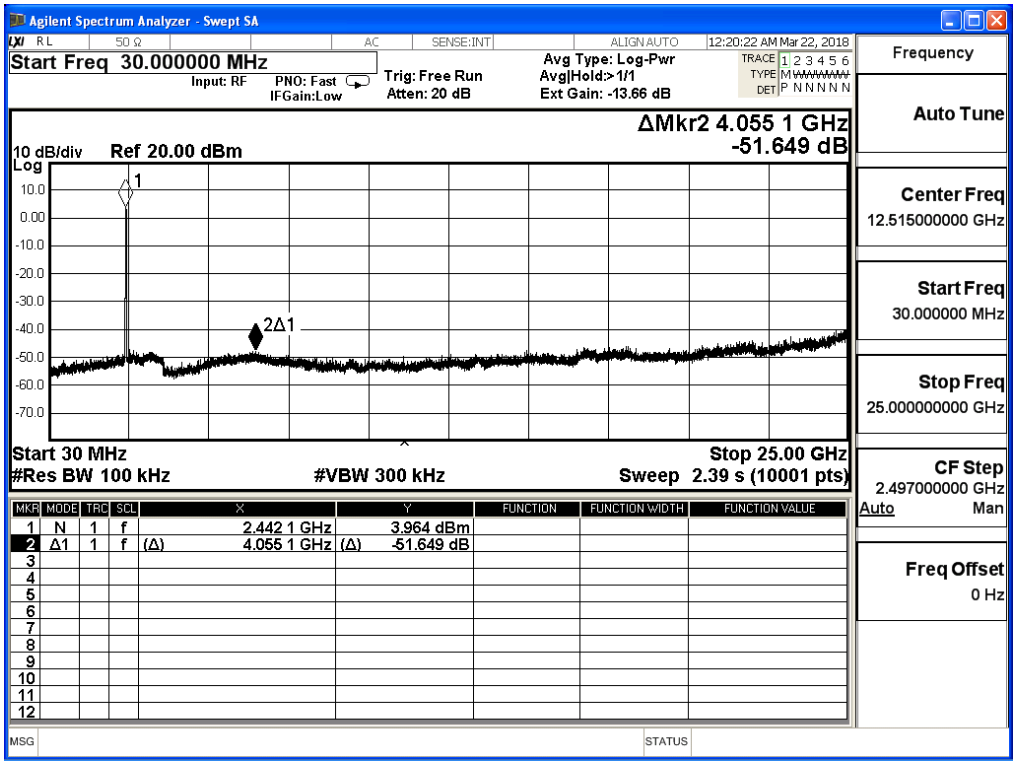

2462MHz (30MHz-25GHz)-802.11g-ANT 1

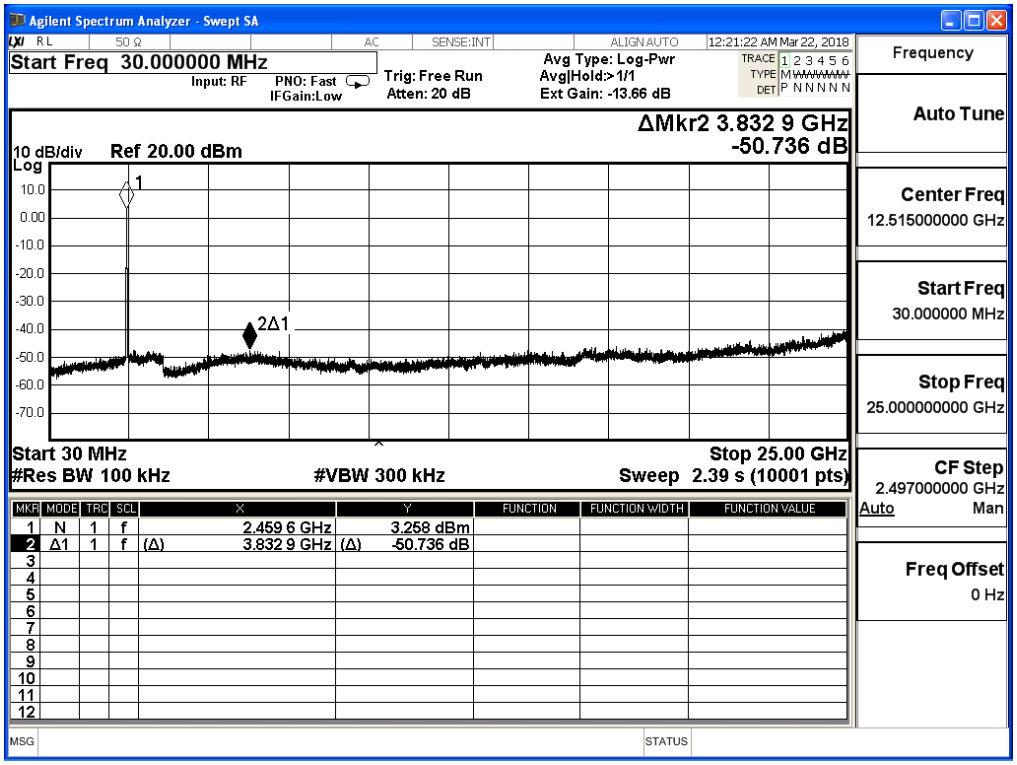

2412MHz (30MHz-25GHz)-802.11n(20MHz)-ANT 0

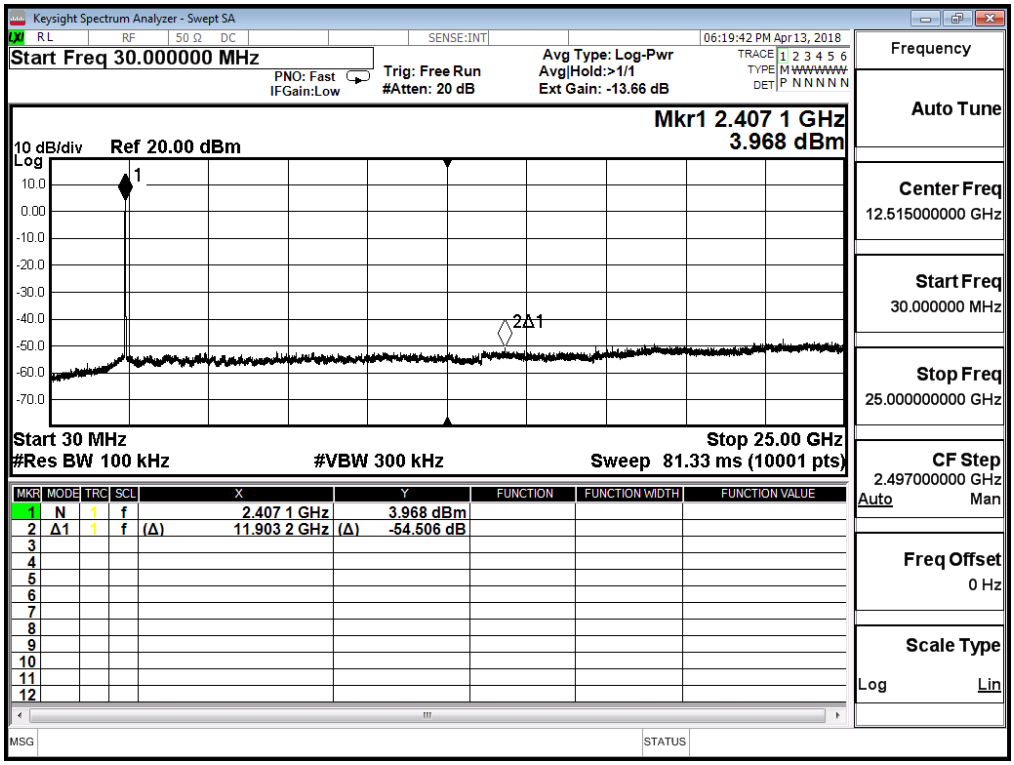

2437MHz (30MHz-25GHz)-802.11n(20MHz)-ANT 0

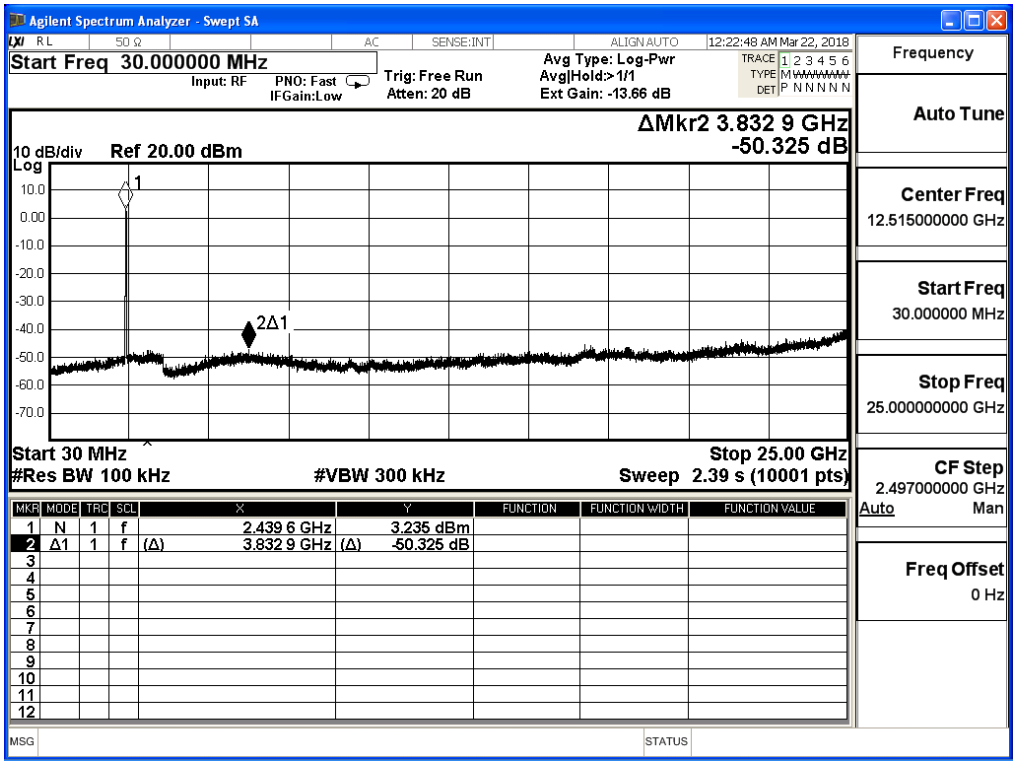

2462MHz (30MHz-25GHz)-802.11n(20MHz)-ANT 0

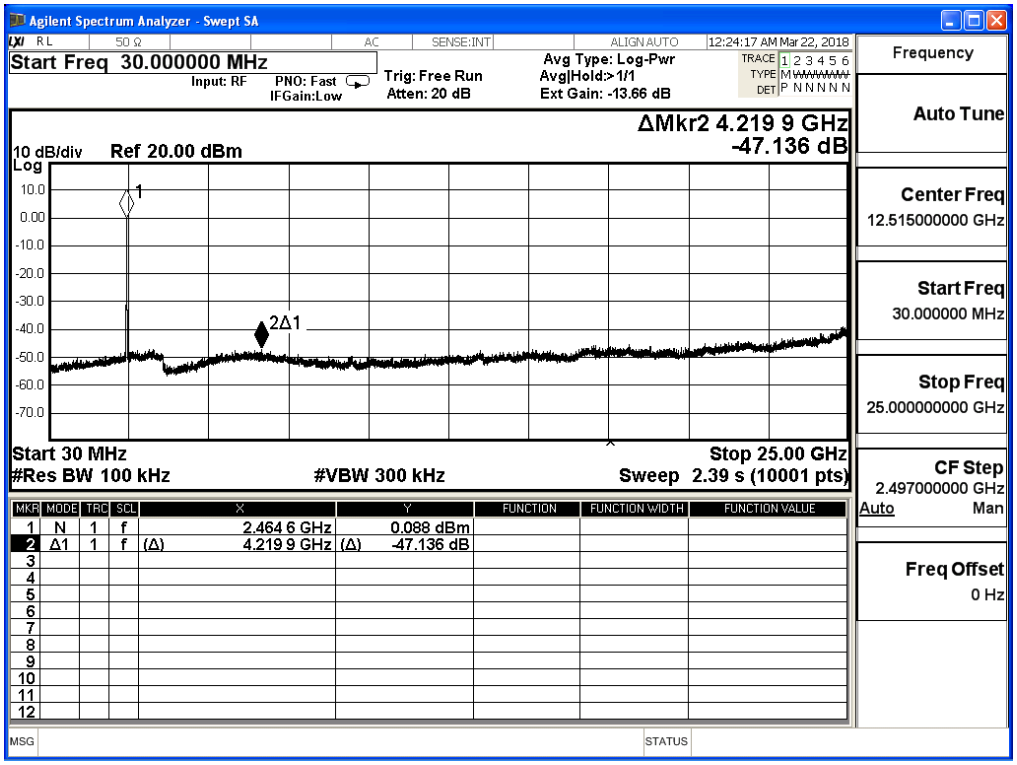

2412MHz (30MHz-25GHz)-802.11n(20MHz)-ANT 1

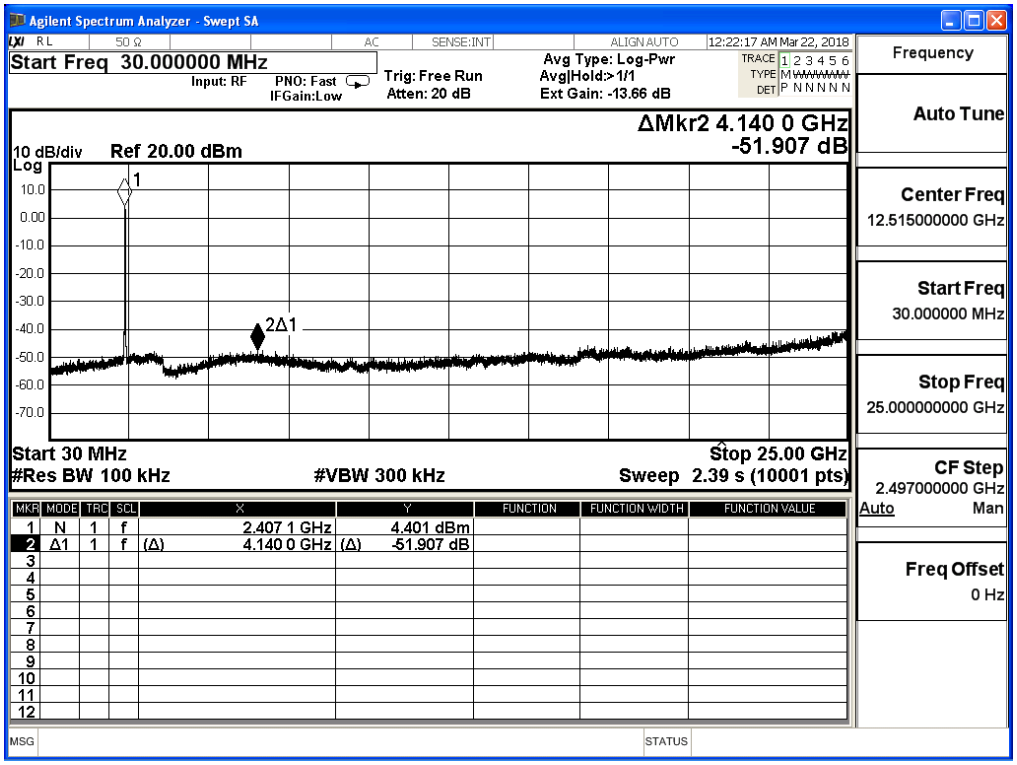

2437MHz (30MHz-25GHz)-802.11n(20MHz)-ANT 1

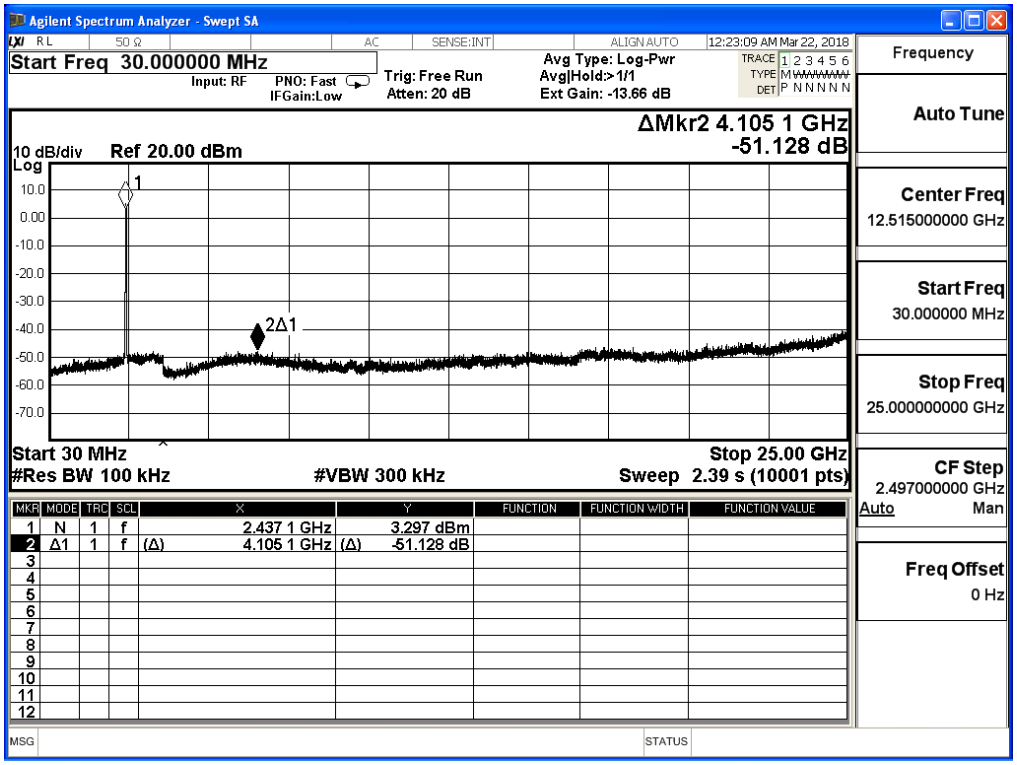

2462MHz (30MHz-25GHz)-802.11n(20MHz)-ANT 1

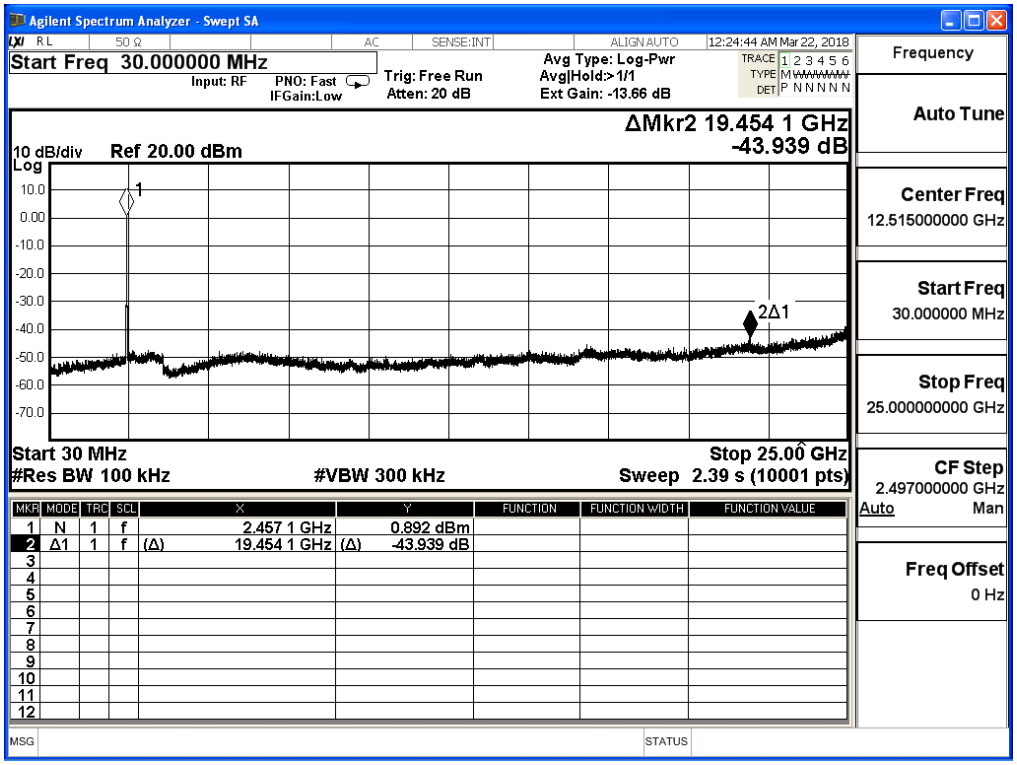

2422MHz (30MHz-25GHz)-802.11n(40MHz)-ANT 0

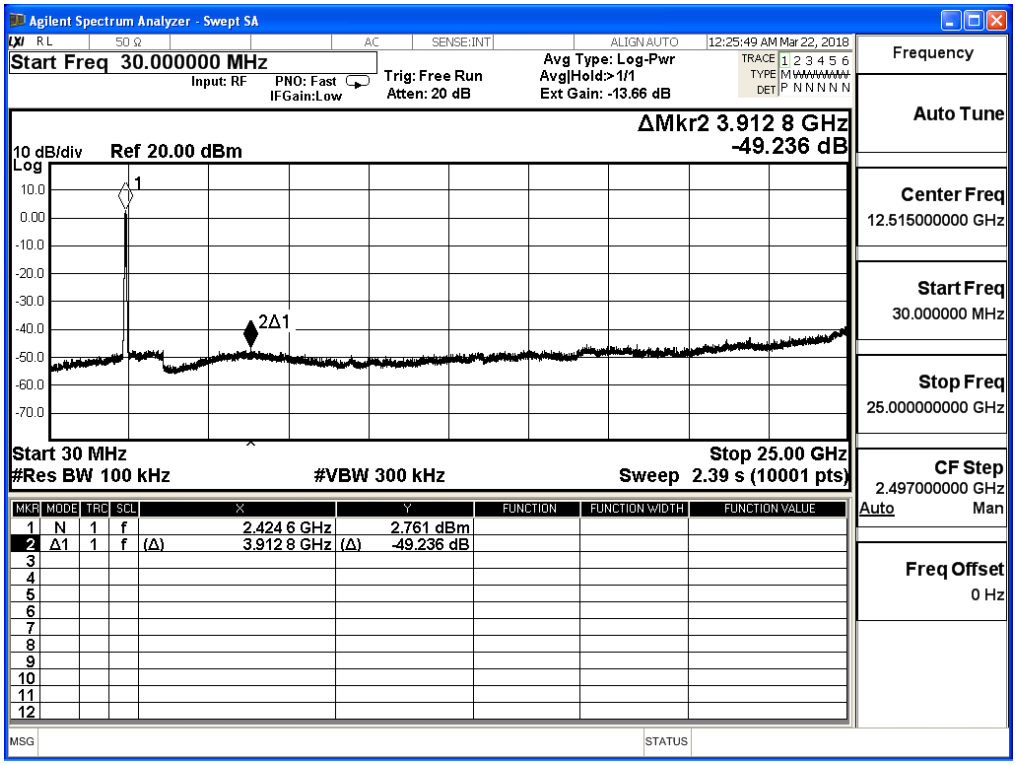

2437MHz (30MHz-25GHz)-802.11n(40MHz)-ANT 0

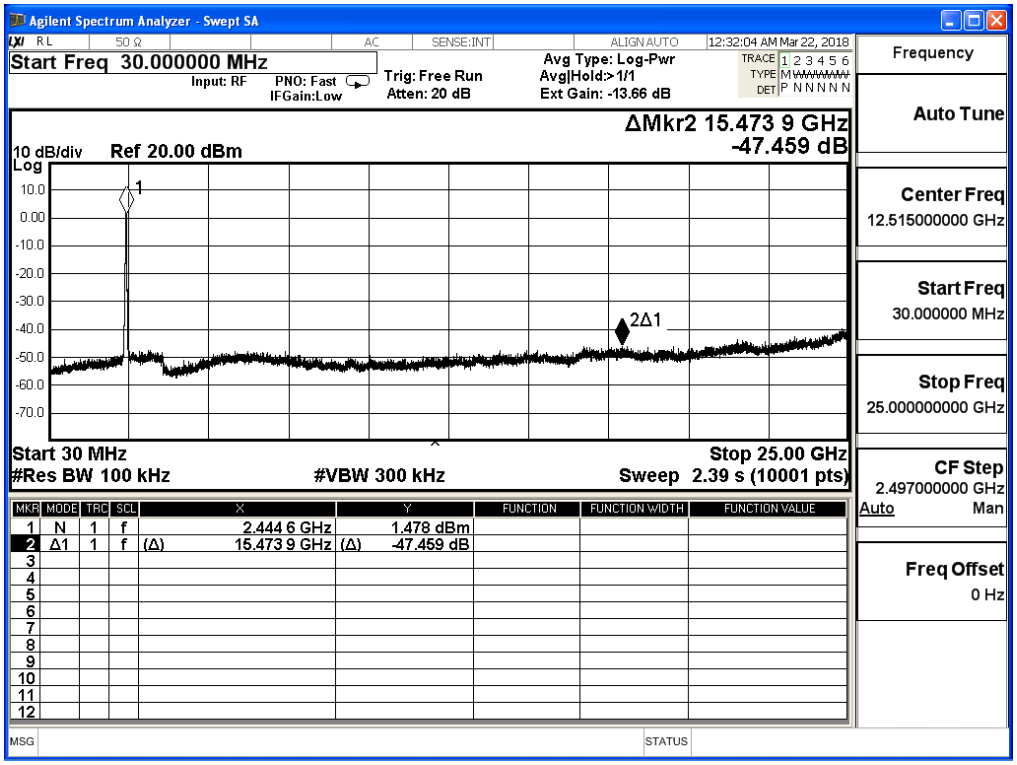

2452MHz (30MHz-25GHz)-802.11n(40MHz)-ANT 0

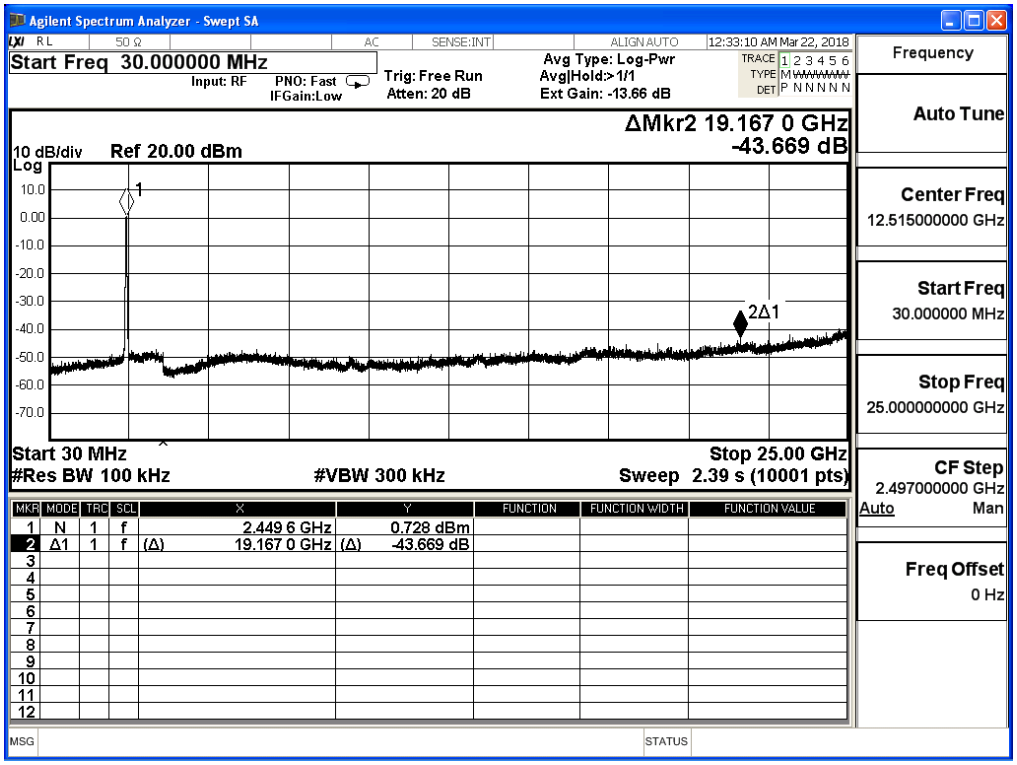

2422MHz (30MHz-25GHz)-802.11n(40MHz)-ANT 1

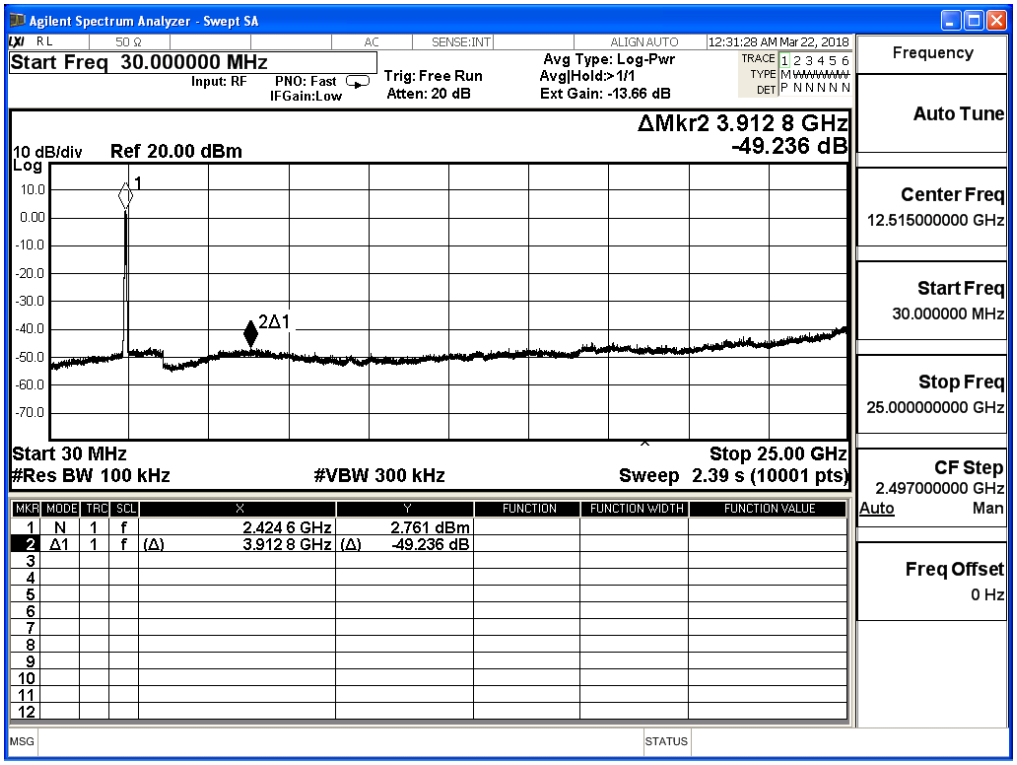

2437MHz (30MHz-25GHz)-802.11n(40MHz)-ANT 1

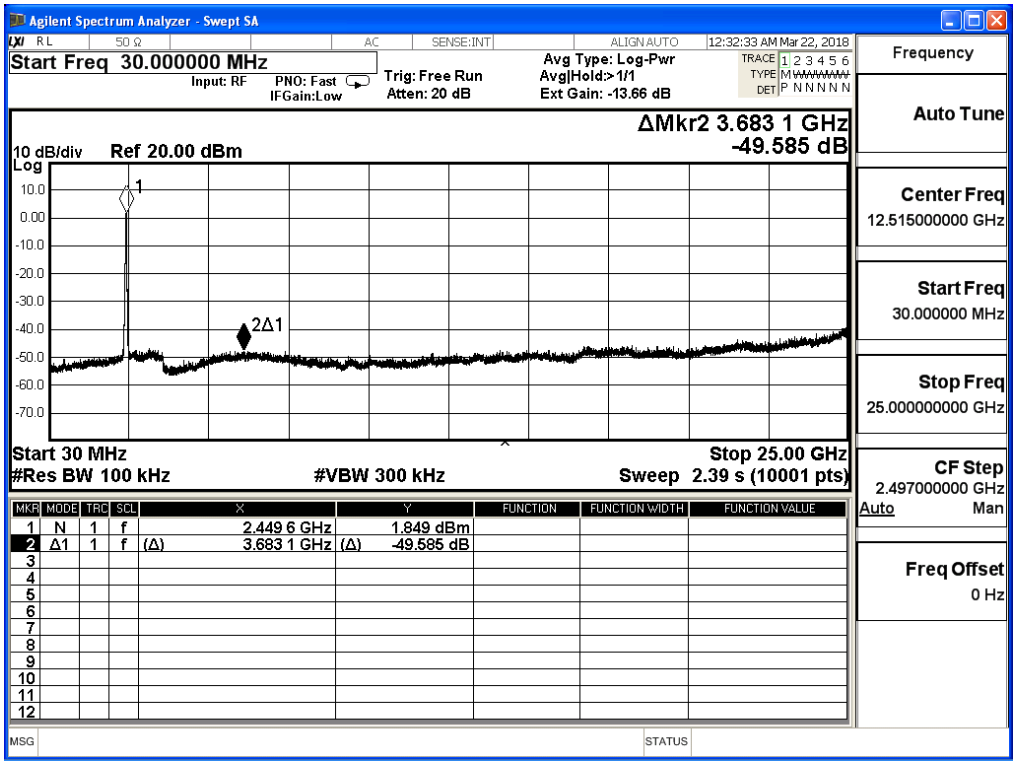
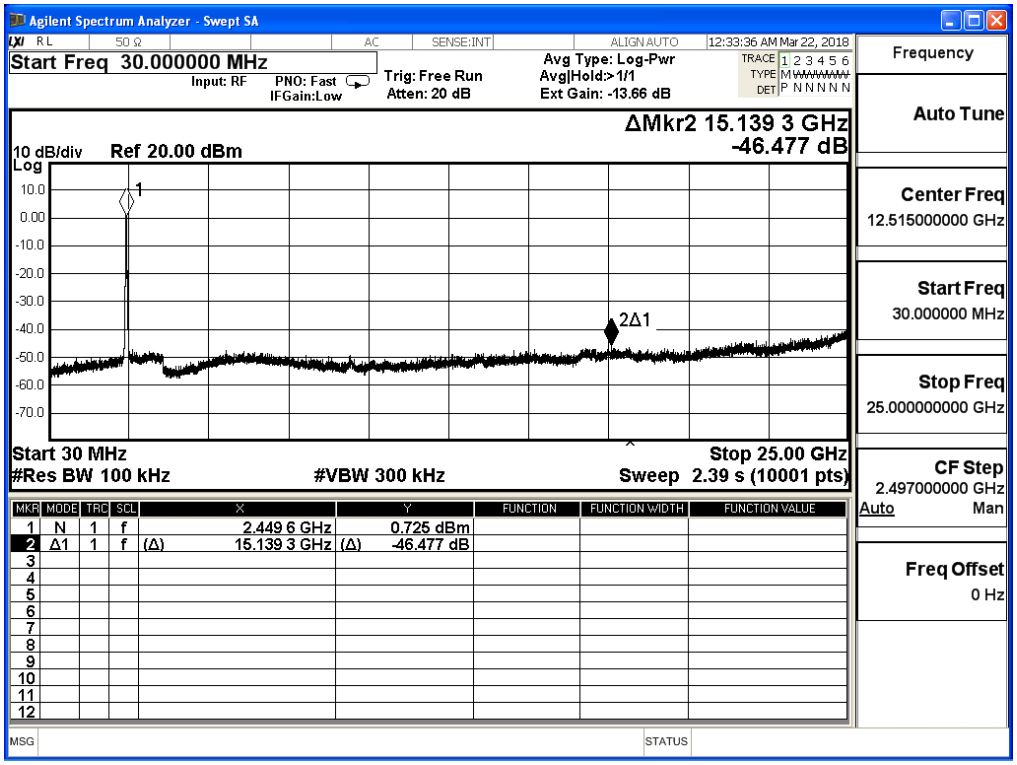
2452MHz (30MHz-25GHz)-802.11n(40MHz)-ANT 1