6. Radiated Emission Band Edge

6.1. Test Equipment

The following test equipments are used during the test:

Radiated Emission Band Edge / CB2-H

Instrument	Manufacturer	Model No.	Serial No.	Cal. Date	Next Cal. Date
Signal Analyzer	R&S	FSVA40	101455	2017/11/21	2018/11/20
Signal & Spectrum Analyzer	R&S	FSV40	101049	2018/01/10	2019/01/09
EXA Signal Analyzer	Keysight	N9010A	MY51440132	2018/03/05	2019/03/04
Bilog Antenna	Teseq	CBL6112D	23191	2017/06/28	2018/06/27
Horn Antenna	Schwarzbeck	BBHA 9120D	639	2017/06/14	2018/06/13
Horn Antenna	Schwarzbeck	BBHA 9170	202	2018/01/31	2019/01/30
Pre-Amplifier	Dekra	AP-025C	201801236	2018/02/26	2019/02/25
Pre-Amplifier	EMCI	EMC11830I	980366	2018/01/08	2019/01/07
Pre-Amplifier	Dekra	AP-400C	201801231	2017/12/13	2018/12/12

6.2. Test Setup

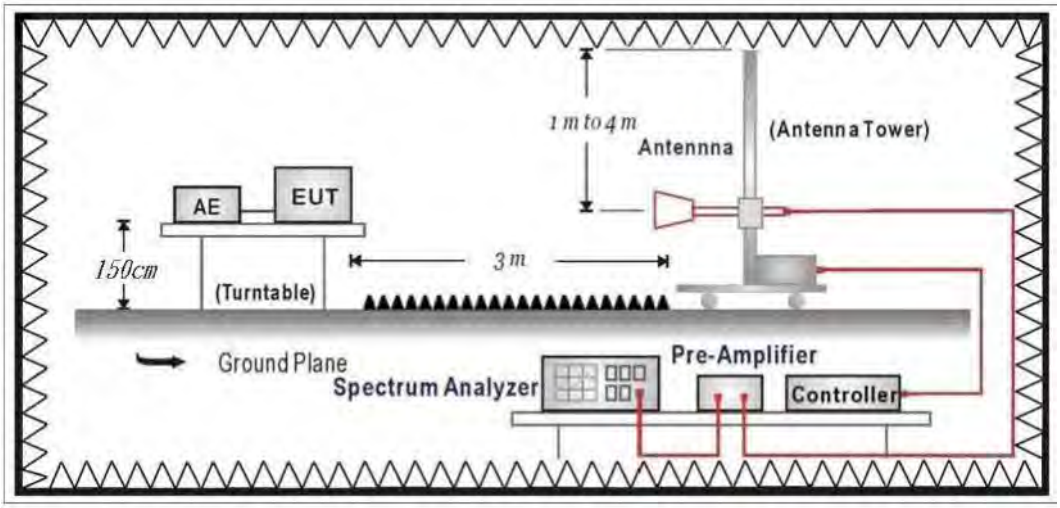

6.3. Limits

Emissions radiated outside of the specified frequency bands, except for harmonics, shall be attenuated by at least 20dB below the level of the fundamental or to the general radiated emission limits in paragraph 15.209, whichever is the lesser attenuation.

6.4. Test Procedure

The EUT was setup according to ANSI C63.10: 2013 and tested according to DTS test procedure of KDB558074 D01 V04 for compliance to FCC 47CFR 15.247 requirements.
The EUT and its simulators are placed on a turn table which is 1.5 meter above ground.
The turn table can rotate 360 degrees to determine the position of the maximum emission level. The EUT was positioned such that the distance from antenna to the EUT was 3 meters.
The antenna can move up and down between 1 meter and 4 meters to find out the maximum emission level.
Both horizontal and vertical polarization of the antenna are set on measurement. In order to find the maximum emission, all of the interface cables must be manipulated according to ANSI C63.10: 2013 on radiated measurement.

6.5. Test Specification

According to FCC Part 15 Subpart C Paragraph 15.247: 2017

6.6. Uncertainty

The measurement uncertainty
± 3.9 dB above 1GHz

6.7. Test Result

Site : DEKRA Taiwan CB2-H	**Time : 2018/02/27**
Limit : FCC_SpartC_15.209_03M_PK	**Margin : 6**
Probe : CB2_FCC_EFS_B091_1-18GHz_3M_0117 - HORIZONTAL	**Power : DC 5V**
EUT : Dual-band Wireless-AC1300 USB Adapter	**Note : 802.11b_2412MHz**

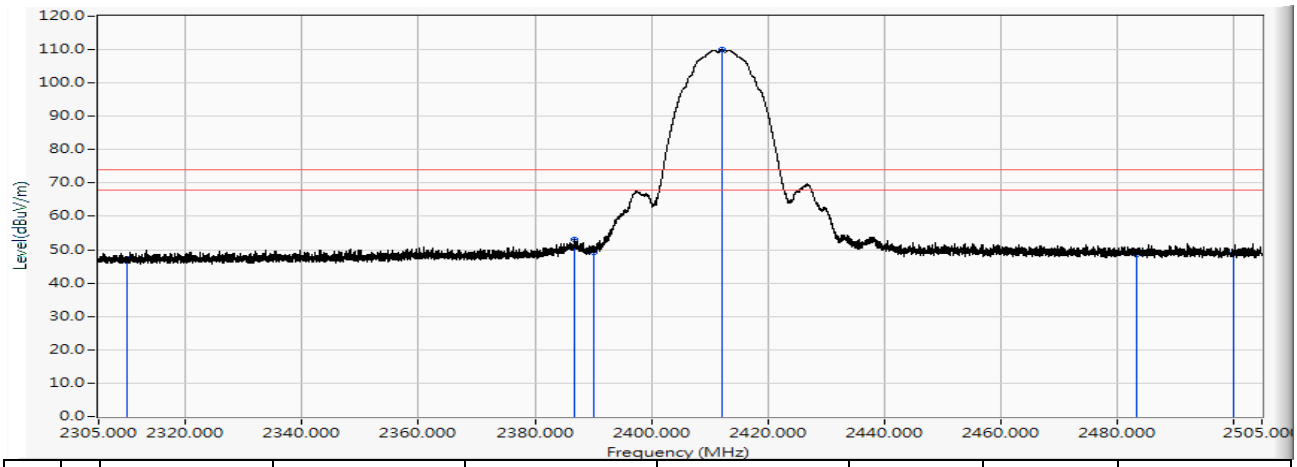

		Frequency (MHz)	Correct Factor (dB)	Reading Level (dBuV)	Measure Level (dBuV/m)	Margin (dB)	Limit (dBuV/m)	Detector Type
1		2310.000	12.384	34.960	47.344	-26.656	74.000	PEAK
2		2386.740	12.889	40.135	53.025	-20.975	74.000	PEAK
3		2390.000	12.911	36.396	49.307	-24.693	74.000	PEAK
4	*	2412.140	13.058	97.088	110.145	36.145	74.000	PEAK
5		2483.500	13.527	35.074	48.601	-25.399	74.000	PEAK
6		2500.000	13.629	35.320	48.949	-25.051	74.000	PEAK

Note:

1. All reading above 1GHz is performed with peak and/or average measurements as necessary.
2. Peak measurements: RBW = 1MHz, VBW = 3 MHz, Sweep: Auto.
3. Average measurements: RBW = 1MHz, VBW = 10 Hz, Sweep: Auto.
4. “ * ”, means this data is the worst emission level.
5. Measurement Level = Reading Level + Correct Factor.
6. The average measurement was not performed when the peak measured data under the limit of average detection. If the readings given are average, peak measurement should also be supplied.
7. The fundamental for reference only, it’s not restricted by unwanted emission limit.

Site : DEKRA Taiwan CB2-H	**Time : 2018/02/27**
Limit : FCC_SpartC_15.209_03M_AV	**Margin : 6**
Probe : CB2_FCC_EFS_B091_1-18GHz_3M_0117 - HORIZONTAL	**Power : DC 5V**
EUT : Dual-band Wireless-AC1300 USB Adapter	**Note : 802.11b_2412MHz**

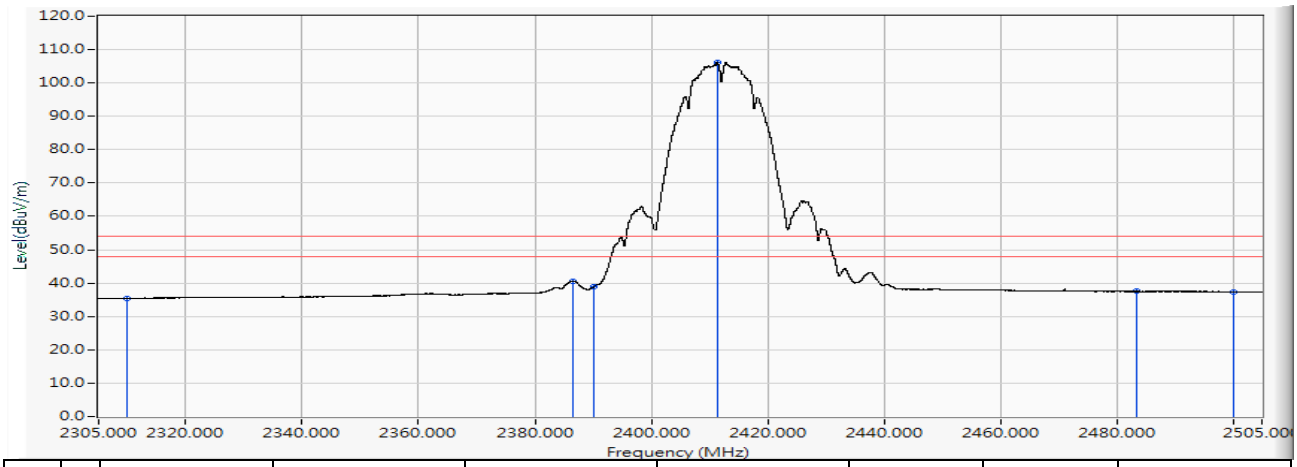

		Frequency (MHz)	Correct Factor (dB)	Reading Level (dBuV)	Measure Level (dBuV/m)	Margin (dB)	Limit (dBuV/m)	Detector Type
1		2310.000	12.384	23.095	35.479	-18.521	54.000	AVERAGE
2		2386.440	12.888	27.687	40.575	-13.425	54.000	AVERAGE
3		2390.000	12.911	25.859	38.770	-15.230	54.000	AVERAGE
4	*	2411.340	13.052	93.011	106.063	52.063	54.000	AVERAGE
5		2483.500	13.527	23.960	37.487	-16.513	54.000	AVERAGE
6		2500.000	13.629	23.800	37.429	-16.571	54.000	AVERAGE

Note:

1. All reading above 1GHz is performed with peak and/or average measurements as necessary.
2. Peak measurements: RBW = 1MHz, VBW = 3 MHz, Sweep: Auto.
3. Average measurements: RBW = 1MHz, VBW = 10 Hz, Sweep: Auto.
4. “ * ”, means this data is the worst emission level.
5. Measurement Level = Reading Level + Correct Factor.
6. The average measurement was not performed when the peak measured data under the limit of average detection. If the readings given are average, peak measurement should also be supplied.
7. The fundamental for reference only, it’s not restricted by unwanted emission limit.

Site : DEKRA Taiwan CB2-H	**Time : 2018/02/27**
Limit : FCC_SpartC_15.209_03M_PK	**Margin : 6**
Probe : CB2_FCC_EFS_B091_1-18GHz_3M_0117 - VERTICAL	**Power : DC 5V**
EUT : Dual-band Wireless-AC1300 USB Adapter	**Note : 802.11b_2412MHz**

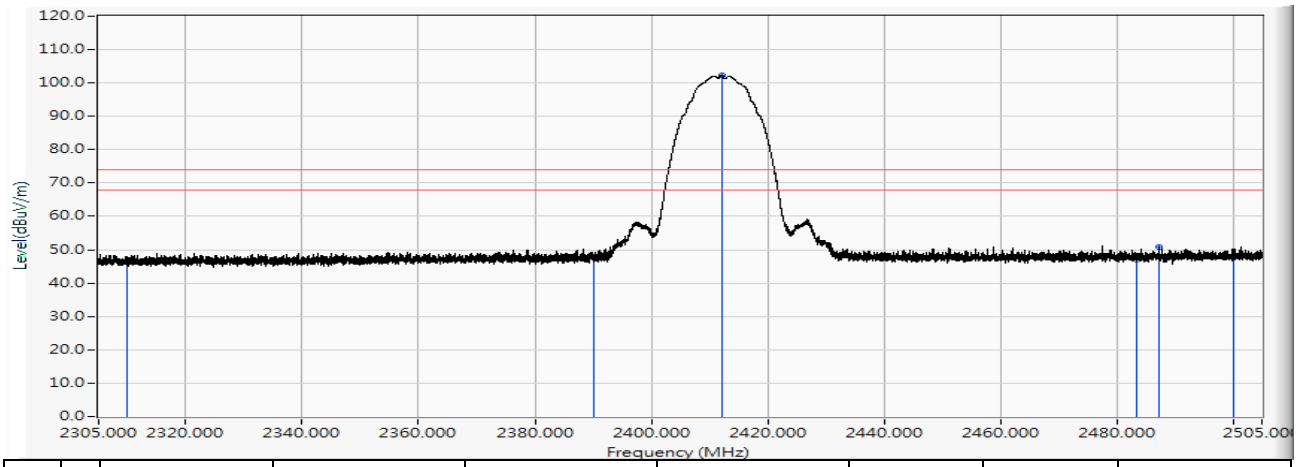

		Frequency (MHz)	Correct Factor (dB)	Reading Level (dBuV)	Measure Level (dBuV/m)	Margin (dB)	Limit (dBuV/m)	Detector Type
1		2310.000	12.384	34.087	46.471	-27.529	74.000	PEAK
2		2390.000	12.911	35.021	47.932	-26.068	74.000	PEAK
3	*	2412.060	13.056	89.371	102.428	28.428	74.000	PEAK
4		2483.500	13.527	33.485	47.012	-26.988	74.000	PEAK
5		2487.260	13.552	37.323	50.875	-23.125	74.000	PEAK
6		2500.000	13.629	34.134	47.763	-26.237	74.000	PEAK

Note:

1. All reading above 1GHz is performed with peak and/or average measurements as necessary.
2. Peak measurements: RBW = 1MHz, VBW = 3 MHz, Sweep: Auto.
3. Average measurements: RBW = 1MHz, VBW = 10 Hz, Sweep: Auto.
4. “ * ”, means this data is the worst emission level.
5. Measurement Level = Reading Level + Correct Factor.
6. The average measurement was not performed when the peak measured data under the limit of average detection. If the readings given are average, peak measurement should also be supplied.
7. The fundamental for reference only, it’s not restricted by unwanted emission limit.

Site : DEKRA Taiwan CB2-H	**Time : 2018/02/27**
Limit : FCC_SpartC_15.209_03M_AV	**Margin : 6**
Probe : CB2_FCC_EFS_B091_1-18GHz_3M_0117 - VERTICAL	**Power : DC 5V**
EUT : Dual-band Wireless-AC1300 USB Adapter	**Note : 802.11b_2412MHz**

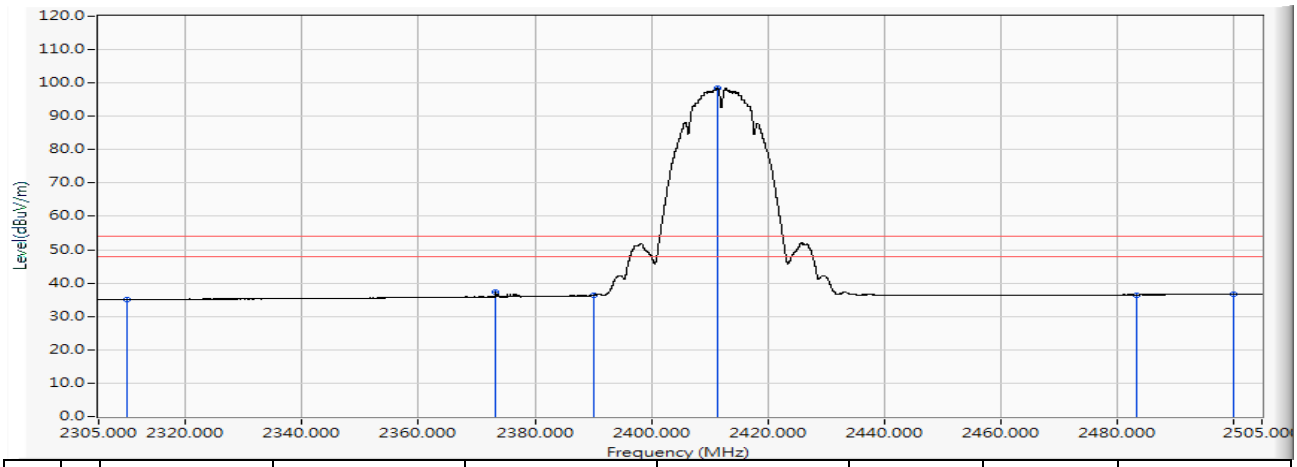

		Frequency (MHz)	Correct Factor (dB)	Reading Level (dBuV)	Measure Level (dBuV/m)	Margin (dB)	Limit (dBuV/m)	Detector Type
1		2310.000	12.384	22.710	35.094	-18.906	54.000	AVERAGE
2		2373.260	12.801	24.570	37.371	-16.629	54.000	AVERAGE
3		2390.000	12.911	23.367	36.278	-17.722	54.000	AVERAGE
4	*	2411.320	13.052	85.480	98.532	44.532	54.000	AVERAGE
5		2483.500	13.527	22.956	36.483	-17.517	54.000	AVERAGE
6		2500.000	13.629	23.034	36.663	-17.337	54.000	AVERAGE

Note:

1. All reading above 1GHz is performed with peak and/or average measurements as necessary.
2. Peak measurements: RBW = 1MHz, VBW = 3 MHz, Sweep: Auto.
3. Average measurements: RBW = 1MHz, VBW = 10 Hz, Sweep: Auto.
4. “ * ”, means this data is the worst emission level.
5. Measurement Level = Reading Level + Correct Factor.
6. The average measurement was not performed when the peak measured data under the limit of average detection. If the readings given are average, peak measurement should also be supplied.
7. The fundamental for reference only, it’s not restricted by unwanted emission limit.

Site : DEKRA Taiwan CB2-H	**Time : 2018/02/27**
Limit : FCC_SpartC_15.209_03M_PK	**Margin : 6**
Probe : CB2_FCC_EFS_B091_1-18GHz_3M_0117 - HORIZONTAL	**Power : DC 5V**
EUT : Dual-band Wireless-AC1300 USB Adapter	**Note : 802.11b_2437MHz**

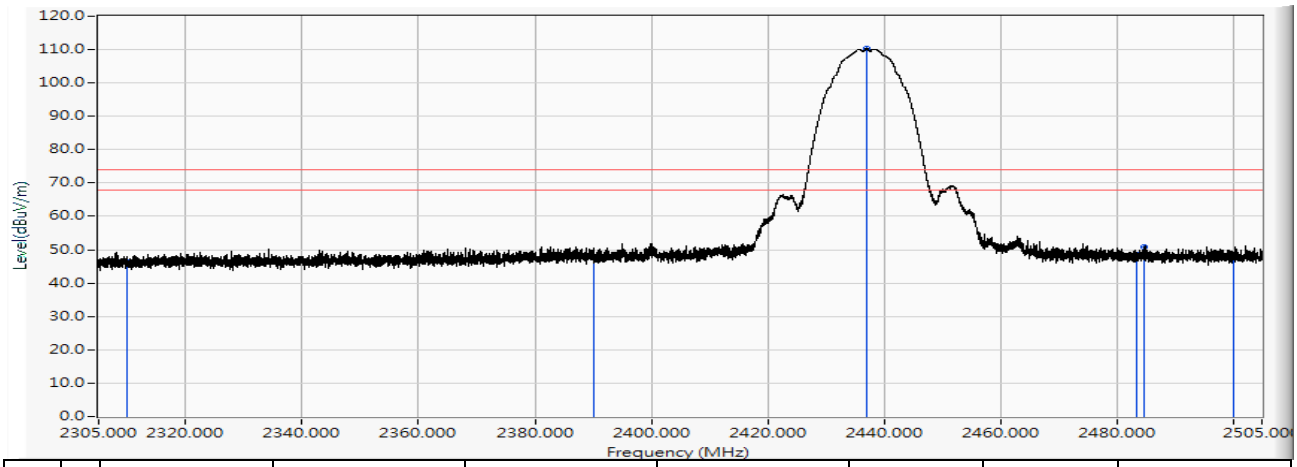

		Frequency (MHz)	Correct Factor (dB)	Reading Level (dBuV)	Measure Level (dBuV/m)	Margin (dB)	Limit (dBuV/m)	Detector Type
1		2310.000	12.384	33.977	46.361	-27.639	74.000	PEAK
2		2390.000	12.911	35.055	47.966	-26.034	74.000	PEAK
3	*	2437.000	13.221	97.245	110.466	36.466	74.000	PEAK
4		2483.500	13.527	34.950	48.477	-25.523	74.000	PEAK
5		2484.740	13.536	37.377	50.912	-23.088	74.000	PEAK
6		2500.000	13.629	34.232	47.861	-26.139	74.000	PEAK

Note:

1. All reading above 1GHz is performed with peak and/or average measurements as necessary.
2. Peak measurements: RBW = 1MHz, VBW = 3 MHz, Sweep: Auto.
3. Average measurements: RBW = 1MHz, VBW = 10 Hz, Sweep: Auto.
4. “ * ”, means this data is the worst emission level.
5. Measurement Level = Reading Level + Correct Factor.
6. The average measurement was not performed when the peak measured data under the limit of average detection. If the readings given are average, peak measurement should also be supplied.
7. The fundamental for reference only, it’s not restricted by unwanted emission limit.

Site : DEKRA Taiwan CB2-H	**Time : 2018/02/27**
Limit : FCC_SpartC_15.209_03M_AV	**Margin : 6**
Probe : CB2_FCC_EFS_B091_1-18GHz_3M_0117 - HORIZONTAL	**Power : DC 5V**
EUT : Dual-band Wireless-AC1300 USB Adapter	**Note : 802.11b_2437MHz**

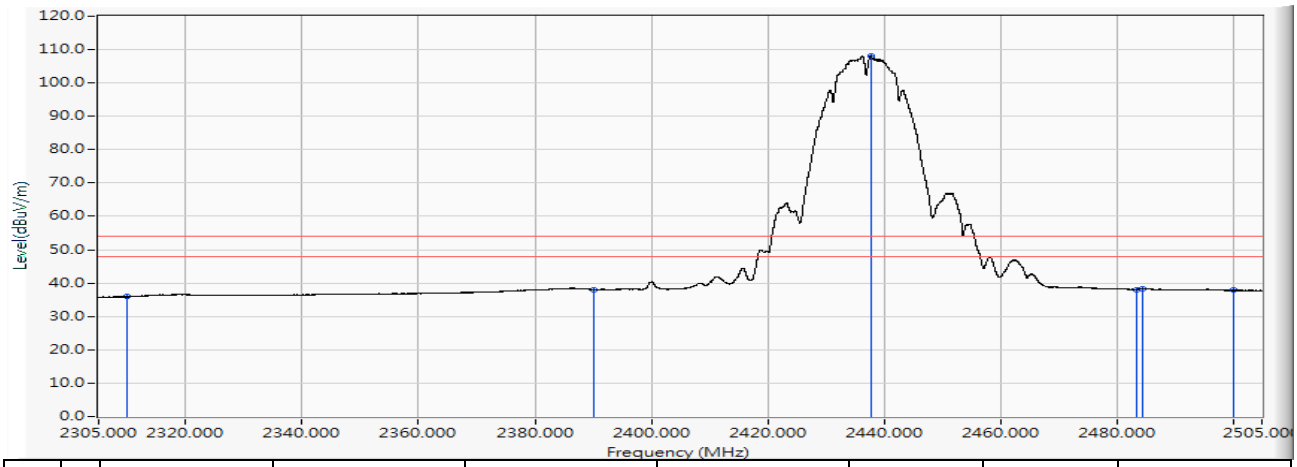

		Frequency (MHz)	Correct Factor (dB)	Reading Level (dBuV)	Measure Level (dBuV/m)	Margin (dB)	Limit (dBuV/m)	Detector Type
1		2310.000	12.384	23.564	35.948	-18.052	54.000	AVERAGE
2		2390.000	12.911	25.130	38.041	-15.959	54.000	AVERAGE
3	*	2437.740	13.226	94.833	108.059	54.059	54.000	AVERAGE
4		2483.500	13.527	24.527	38.054	-15.946	54.000	AVERAGE
5		2484.380	13.533	24.724	38.257	-15.743	54.000	AVERAGE
6		2500.000	13.629	24.197	37.826	-16.174	54.000	AVERAGE

Note:

1. All reading above 1GHz is performed with peak and/or average measurements as necessary.
2. Peak measurements: RBW = 1MHz, VBW = 3 MHz, Sweep: Auto.
3. Average measurements: RBW = 1MHz, VBW = 10 Hz, Sweep: Auto.
4. “ * ”, means this data is the worst emission level.
5. Measurement Level = Reading Level + Correct Factor.
6. The average measurement was not performed when the peak measured data under the limit of average detection. If the readings given are average, peak measurement should also be supplied.
7. The fundamental for reference only, it’s not restricted by unwanted emission limit.

Site : DEKRA Taiwan CB2-H	**Time : 2018/02/27**
Limit : FCC_SpartC_15.209_03M_PK	**Margin : 6**
Probe : CB2_FCC_EFS_B091_1-18GHz_3M_0117 - VERTICAL	**Power : DC 5V**
EUT : Dual-band Wireless-AC1300 USB Adapter	**Note : 802.11b_2437MHz**

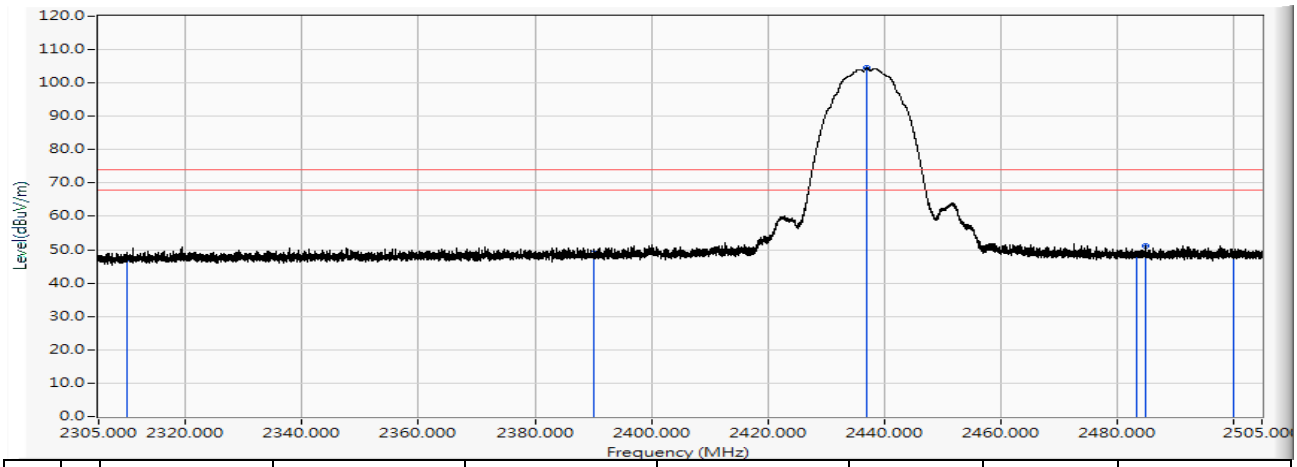

		Frequency (MHz)	Correct Factor (dB)	Reading Level (dBuV)	Measure Level (dBuV/m)	Margin (dB)	Limit (dBuV/m)	Detector Type
1		2310.000	12.384	34.930	47.314	-26.686	74.000	PEAK
2		2390.000	12.911	35.996	48.907	-25.093	74.000	PEAK
3	*	2437.080	13.221	91.322	104.543	30.543	74.000	PEAK
4		2483.500	13.527	35.514	49.041	-24.959	74.000	PEAK
5		2485.080	13.537	37.519	51.057	-22.943	74.000	PEAK
6		2500.000	13.629	34.876	48.505	-25.495	74.000	PEAK

Note:

1. All reading above 1GHz is performed with peak and/or average measurements as necessary.
2. Peak measurements: RBW = 1MHz, VBW = 3 MHz, Sweep: Auto.
3. Average measurements: RBW = 1MHz, VBW = 10 Hz, Sweep: Auto.
4. “ * ”, means this data is the worst emission level.
5. Measurement Level = Reading Level + Correct Factor.
6. The average measurement was not performed when the peak measured data under the limit of average detection. If the readings given are average, peak measurement should also be supplied.
7. The fundamental for reference only, it’s not restricted by unwanted emission limit.

Site : DEKRA Taiwan CB2-H	**Time : 2018/02/27**
Limit : FCC_SpartC_15.209_03M_AV	**Margin : 6**
Probe : CB2_FCC_EFS_B091_1-18GHz_3M_0117 - VERTICAL	**Power : DC 5V**
EUT : Dual-band Wireless-AC1300 USB Adapter	**Note : 802.11b_2437MHz**

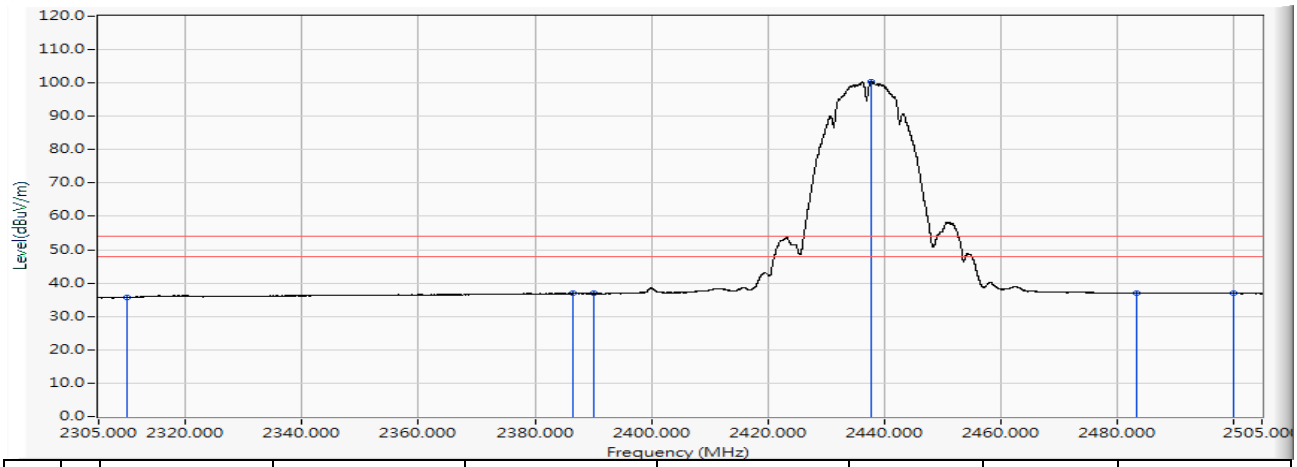

		Frequency (MHz)	Correct Factor (dB)	Reading Level (dBuV)	Measure Level (dBuV/m)	Margin (dB)	Limit (dBuV/m)	Detector Type
1		2310.000	12.384	23.280	35.664	-18.336	54.000	AVERAGE
2		2386.420	12.888	23.986	36.874	-17.126	54.000	AVERAGE
3		2390.000	12.911	23.946	36.857	-17.143	54.000	AVERAGE
4	*	2437.800	13.226	87.283	100.509	46.509	54.000	AVERAGE
5		2483.500	13.527	23.446	36.973	-17.027	54.000	AVERAGE
6		2500.000	13.629	23.340	36.969	-17.031	54.000	AVERAGE

Note:

1. All reading above 1GHz is performed with peak and/or average measurements as necessary.
2. Peak measurements: RBW = 1MHz, VBW = 3 MHz, Sweep: Auto.
3. Average measurements: RBW = 1MHz, VBW = 10 Hz, Sweep: Auto.
4. “ * ”, means this data is the worst emission level.
5. Measurement Level = Reading Level + Correct Factor.
6. The average measurement was not performed when the peak measured data under the limit of average detection. If the readings given are average, peak measurement should also be supplied.
7. The fundamental for reference only, it’s not restricted by unwanted emission limit.

Site : DEKRA Taiwan CB2-H	**Time : 2018/02/27**
Limit : FCC_SpartC_15.209_03M_PK	**Margin : 6**
Probe : CB2_FCC_EFS_B091_1-18GHz_3M_0117 - HORIZONTAL	**Power : DC 5V**
EUT : Dual-band Wireless-AC1300 USB Adapter	**Note : 802.11b_2462MHz**

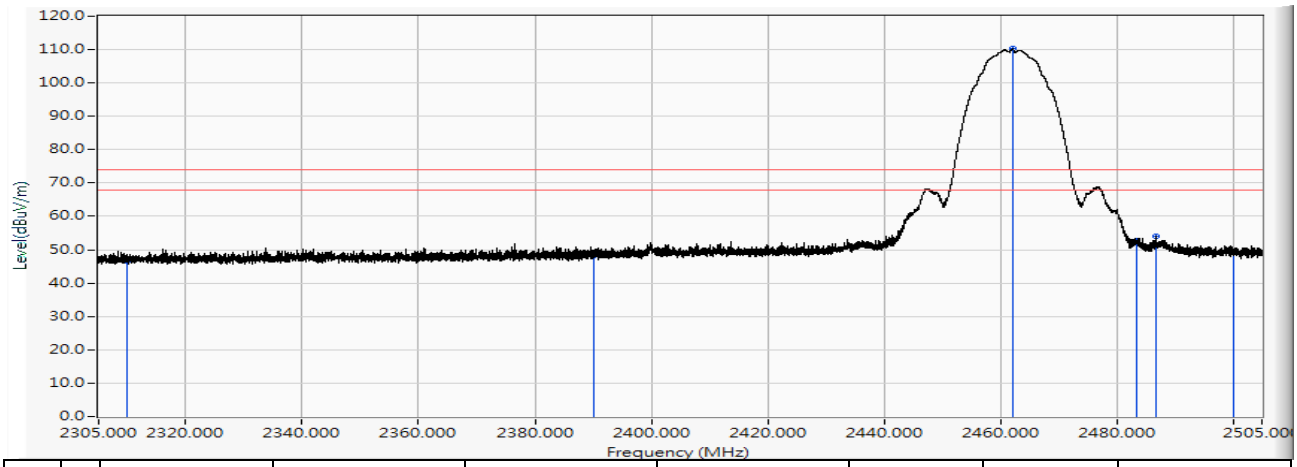

		Frequency (MHz)	Correct Factor (dB)	Reading Level (dBuV)	Measure Level (dBuV/m)	Margin (dB)	Limit (dBuV/m)	Detector Type
1		2310.000	12.384	34.326	46.710	-27.290	74.000	PEAK
2		2390.000	12.911	35.447	48.358	-25.642	74.000	PEAK
3	*	2462.120	13.387	96.815	110.201	36.201	74.000	PEAK
4		2483.500	13.527	39.361	52.888	-21.112	74.000	PEAK
5		2486.680	13.548	40.398	53.946	-20.054	74.000	PEAK
6		2500.000	13.629	35.490	49.119	-24.881	74.000	PEAK

Note:

1. All reading above 1GHz is performed with peak and/or average measurements as necessary.
2. Peak measurements: RBW = 1MHz, VBW = 3 MHz, Sweep: Auto.
3. Average measurements: RBW = 1MHz, VBW = 10 Hz, Sweep: Auto.
4. “ * ”, means this data is the worst emission level.
5. Measurement Level = Reading Level + Correct Factor.
6. The average measurement was not performed when the peak measured data under the limit of average detection. If the readings given are average, peak measurement should also be supplied.
7. The fundamental for reference only, it’s not restricted by unwanted emission limit.

Site : DEKRA Taiwan CB2-H	**Time : 2018/02/27**
Limit : FCC_SpartC_15.209_03M_AV	**Margin : 6**
Probe : CB2_FCC_EFS_B091_1-18GHz_3M_0117 - HORIZONTAL	**Power : DC 5V**
EUT : Dual-band Wireless-AC1300 USB Adapter	**Note : 802.11b_2462MHz**

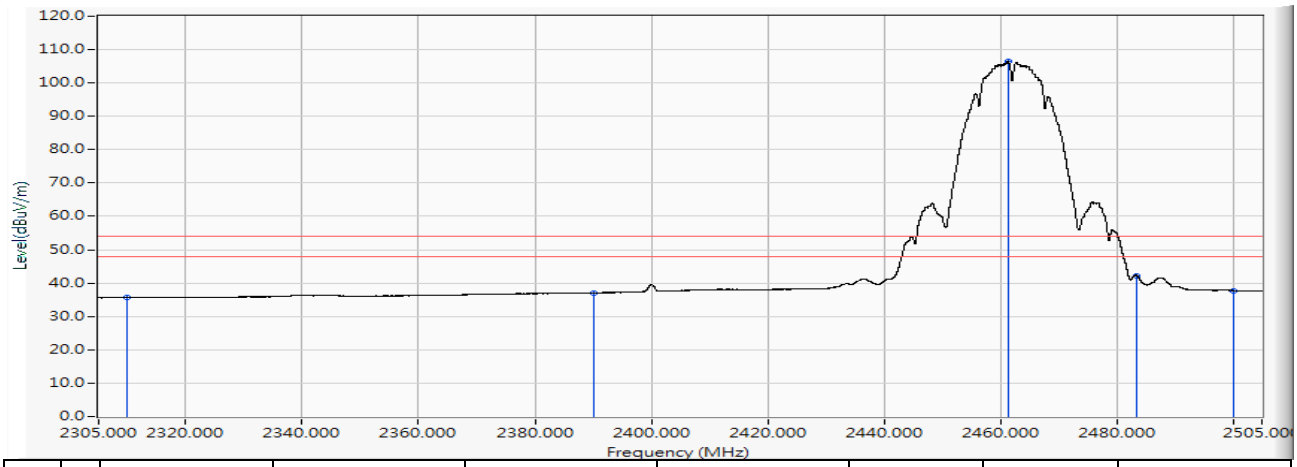

		Frequency (MHz)	Correct Factor (dB)	Reading Level (dBuV)	Measure Level (dBuV/m)	Margin (dB)	Limit (dBuV/m)	Detector Type
1		2310.000	12.384	23.348	35.732	-18.268	54.000	AVERAGE
2		2390.000	12.911	24.140	37.051	-16.949	54.000	AVERAGE
3	*	2461.300	13.381	93.011	106.392	52.392	54.000	AVERAGE
4		2483.500	13.527	28.715	42.242	-11.758	54.000	AVERAGE
5		2483.520	13.527	28.675	42.202	-11.798	54.000	AVERAGE
6		2500.000	13.629	24.118	37.747	-16.253	54.000	AVERAGE

Note:

1. All reading above 1GHz is performed with peak and/or average measurements as necessary.
2. Peak measurements: RBW = 1MHz, VBW = 3 MHz, Sweep: Auto.
3. Average measurements: RBW = 1MHz, VBW = 10 Hz, Sweep: Auto.
4. “ * ”, means this data is the worst emission level.
5. Measurement Level = Reading Level + Correct Factor.
6. The average measurement was not performed when the peak measured data under the limit of average detection. If the readings given are average, peak measurement should also be supplied.
7. The fundamental for reference only, it’s not restricted by unwanted emission limit.

Site : DEKRA Taiwan CB2-H	**Time : 2018/02/27**
Limit : FCC_SpartC_15.209_03M_PK	**Margin : 6**
Probe : CB2_FCC_EFS_B091_1-18GHz_3M_0117 - VERTICAL	**Power : DC 5V**
EUT : Dual-band Wireless-AC1300 USB Adapter	**Note : 802.11b_2462MHz**

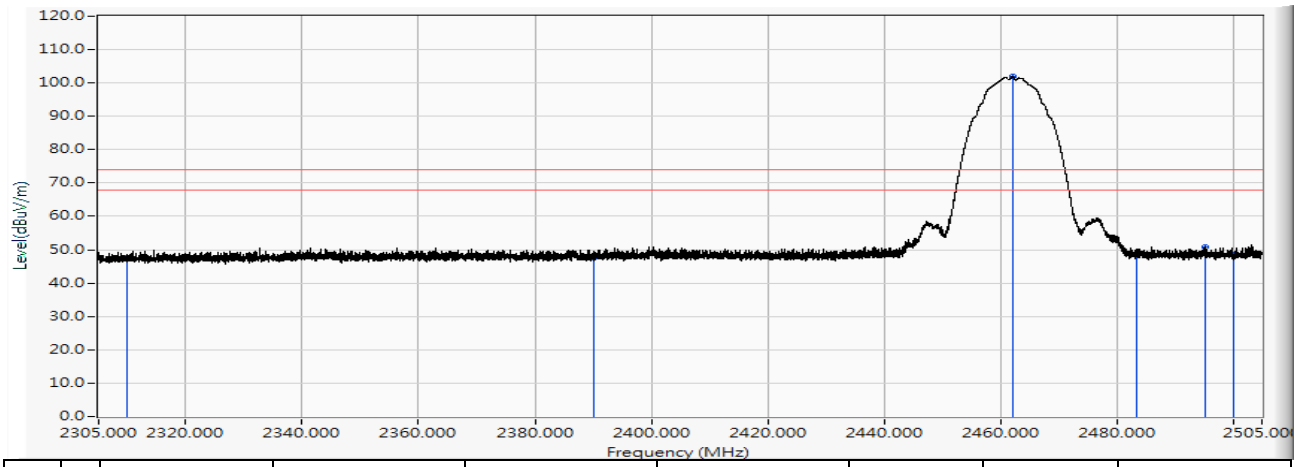

		Frequency (MHz)	Correct Factor (dB)	Reading Level (dBuV)	Measure Level (dBuV/m)	Margin (dB)	Limit (dBuV/m)	Detector Type
1		2310.000	12.384	35.144	47.528	-26.472	74.000	PEAK
2		2390.000	12.911	34.583	47.494	-26.506	74.000	PEAK
3	*	2462.140	13.387	88.577	101.964	27.964	74.000	PEAK
4		2483.500	13.527	34.884	48.411	-25.589	74.000	PEAK
5		2495.300	13.605	37.309	50.914	-23.086	74.000	PEAK
6		2500.000	13.629	35.084	48.713	-25.287	74.000	PEAK

Note:

1. All reading above 1GHz is performed with peak and/or average measurements as necessary.
2. Peak measurements: RBW = 1MHz, VBW = 3 MHz, Sweep: Auto.
3. Average measurements: RBW = 1MHz, VBW = 10 Hz, Sweep: Auto.
4. “ * ”, means this data is the worst emission level.
5. Measurement Level = Reading Level + Correct Factor.
6. The average measurement was not performed when the peak measured data under the limit of average detection. If the readings given are average, peak measurement should also be supplied.
7. The fundamental for reference only, it’s not restricted by unwanted emission limit.

Site : DEKRA Taiwan CB2-H	**Time : 2018/02/27**
Limit : FCC_SpartC_15.209_03M_AV	**Margin : 6**
Probe : CB2_FCC_EFS_B091_1-18GHz_3M_0117 - VERTICAL	**Power : DC 5V**
EUT : Dual-band Wireless-AC1300 USB Adapter	**Note : 802.11b_2462MHz**

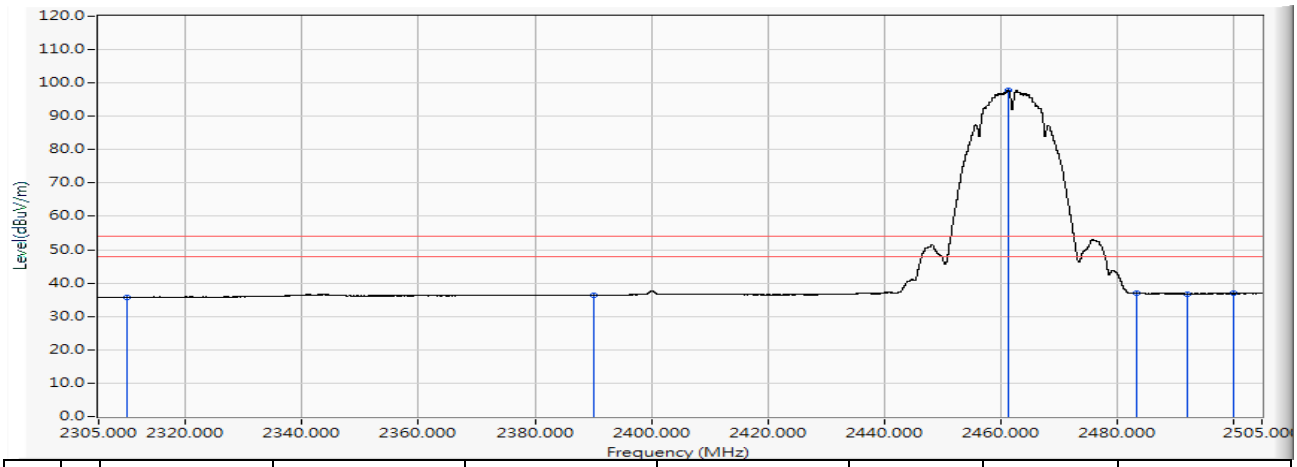

		Frequency (MHz)	Correct Factor (dB)	Reading Level (dBuV)	Measure Level (dBuV/m)	Margin (dB)	Limit (dBuV/m)	Detector Type
1		2310.000	12.384	23.334	35.718	-18.282	54.000	AVERAGE
2		2390.000	12.911	23.448	36.359	-17.641	54.000	AVERAGE
3	*	2461.320	13.381	84.476	97.857	43.857	54.000	AVERAGE
4		2483.500	13.527	23.502	37.029	-16.971	54.000	AVERAGE
5		2492.060	13.584	23.238	36.822	-17.178	54.000	AVERAGE
6		2500.000	13.629	23.212	36.841	-17.159	54.000	AVERAGE

Note:

1. All reading above 1GHz is performed with peak and/or average measurements as necessary.
2. Peak measurements: RBW = 1MHz, VBW = 3 MHz, Sweep: Auto.
3. Average measurements: RBW = 1MHz, VBW = 10 Hz, Sweep: Auto.
4. “ * ”, means this data is the worst emission level.
5. Measurement Level = Reading Level + Correct Factor.
6. The average measurement was not performed when the peak measured data under the limit of average detection. If the readings given are average, peak measurement should also be supplied.
7. The fundamental for reference only, it’s not restricted by unwanted emission limit.

Site : DEKRA Taiwan CB2-H	**Time : 2018/02/27**
Limit : FCC_SpartC_15.209_03M_PK	**Margin : 6**
Probe : CB2_FCC_EFS_B091_1-18GHz_3M_0117 - HORIZONTAL	**Power : DC 5V**
EUT : Dual-band Wireless-AC1300 USB Adapter	**Note : 802.11g_2412MHz**

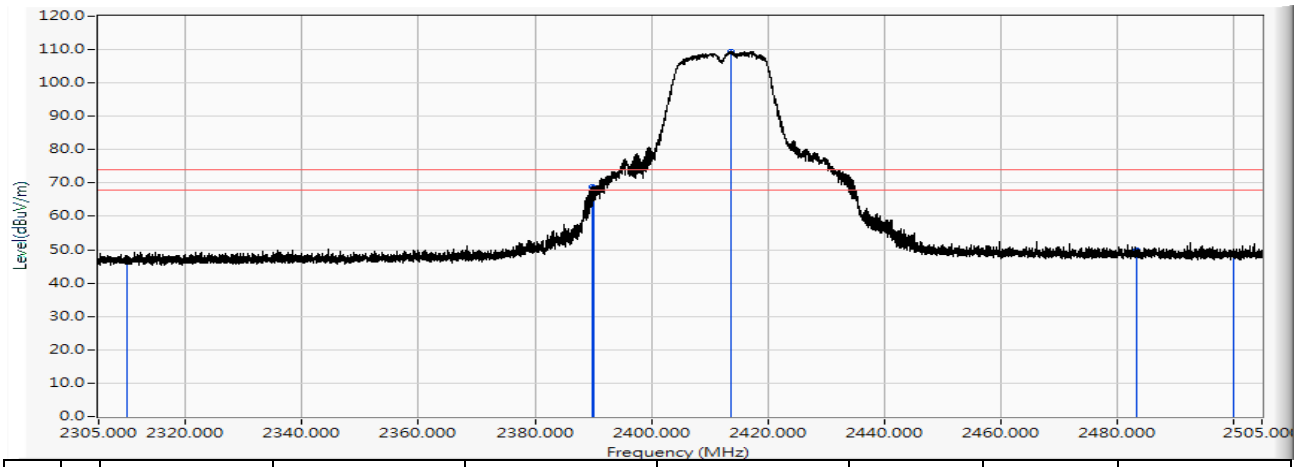

		Frequency (MHz)	Correct Factor (dB)	Reading Level (dBuV)	Measure Level (dBuV/m)	Margin (dB)	Limit (dBuV/m)	Detector Type
1		2310.000	12.384	34.574	46.958	-27.042	74.000	PEAK
2		2389.940	12.911	56.028	68.939	-5.061	74.000	PEAK
3		2390.000	12.911	55.742	68.653	-5.347	74.000	PEAK
4	*	2413.600	13.066	96.327	109.394	35.394	74.000	PEAK
5		2483.500	13.527	36.455	49.982	-24.018	74.000	PEAK
6		2500.000	13.629	35.283	48.912	-25.088	74.000	PEAK

Note:

1. All reading above 1GHz is performed with peak and/or average measurements as necessary.
2. Peak measurements: RBW = 1MHz, VBW = 3 MHz, Sweep: Auto.
3. Average measurements: RBW = 1MHz, VBW = 10 Hz, Sweep: Auto.
4. “ * ”, means this data is the worst emission level.
5. Measurement Level = Reading Level + Correct Factor.
6. The average measurement was not performed when the peak measured data under the limit of average detection. If the readings given are average, peak measurement should also be supplied.
7. The fundamental for reference only, it’s not restricted by unwanted emission limit.

Site : DEKRA Taiwan CB2-H	**Time : 2018/02/27**
Limit : FCC_SpartC_15.209_03M_AV	**Margin : 6**
Probe : CB2_FCC_EFS_B091_1-18GHz_3M_0117 - HORIZONTAL	**Power : DC 5V**
EUT : Dual-band Wireless-AC1300 USB Adapter	**Note : 802.11g_2412MHz**

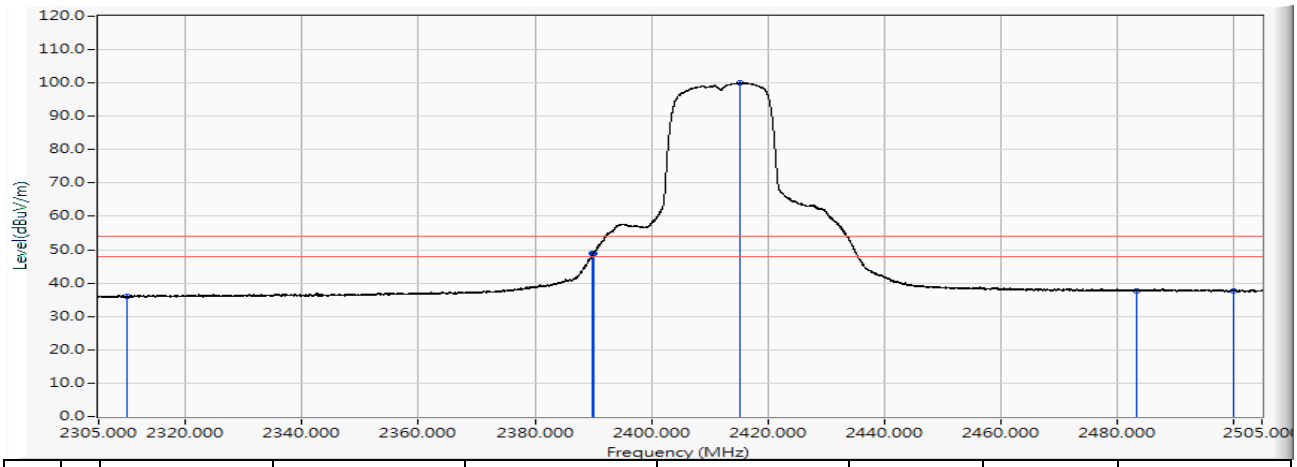

		Frequency (MHz)	Correct Factor (dB)	Reading Level (dBuV)	Measure Level (dBuV/m)	Margin (dB)	Limit (dBuV/m)	Detector Type
1		2310.000	12.384	23.524	35.908	-18.092	54.000	AVERAGE
2		2389.980	12.911	36.058	48.969	-5.031	54.000	AVERAGE
3		2390.000	12.911	35.946	48.857	-5.143	54.000	AVERAGE
4	*	2415.240	13.077	87.059	100.137	46.137	54.000	AVERAGE
5		2483.500	13.527	24.188	37.715	-16.285	54.000	AVERAGE
6		2500.000	13.629	24.056	37.685	-16.315	54.000	AVERAGE

Note:

1. All reading above 1GHz is performed with peak and/or average measurements as necessary.
2. Peak measurements: RBW = 1MHz, VBW = 3 MHz, Sweep: Auto.
3. Average measurements: RBW = 1MHz, VBW = 10 Hz, Sweep: Auto.
4. “ * ”, means this data is the worst emission level.
5. Measurement Level = Reading Level + Correct Factor.
6. The average measurement was not performed when the peak measured data under the limit of average detection. If the readings given are average, peak measurement should also be supplied.
7. The fundamental for reference only, it’s not restricted by unwanted emission limit.

Site : DEKRA Taiwan CB2-H	**Time : 2018/02/27**
Limit : FCC_SpartC_15.209_03M_PK	**Margin : 6**
Probe : CB2_FCC_EFS_B091_1-18GHz_3M_0117 - VERTICAL	**Power : DC 5V**
EUT : Dual-band Wireless-AC1300 USB Adapter	**Note : 802.11g_2412MHz**

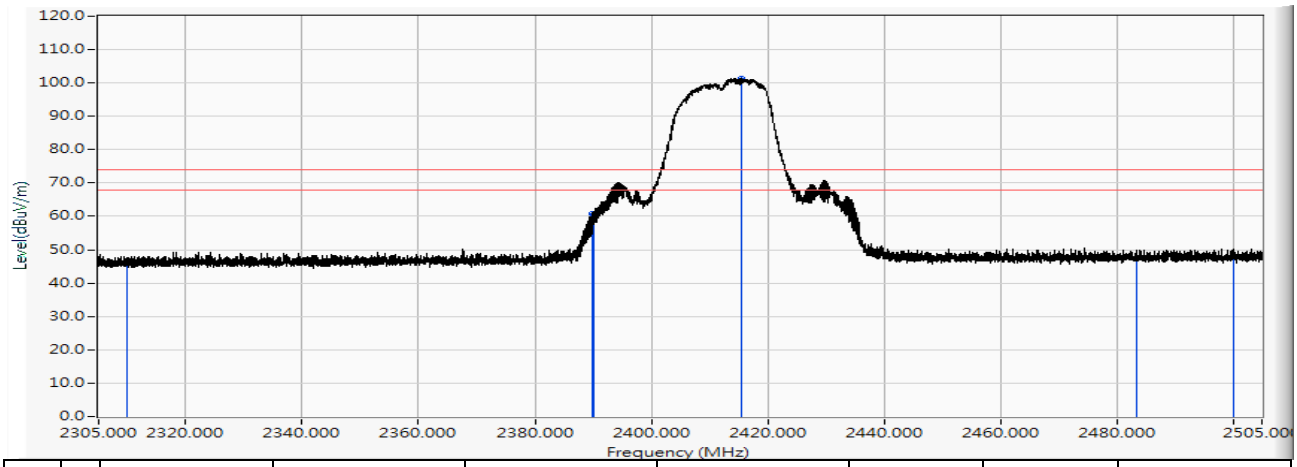

		Frequency (MHz)	Correct Factor (dB)	Reading Level (dBuV)	Measure Level (dBuV/m)	Margin (dB)	Limit (dBuV/m)	Detector Type
1		2310.000	12.384	33.679	46.063	-27.937	74.000	PEAK
2		2389.980	12.911	47.750	60.661	-13.339	74.000	PEAK
3		2390.000	12.911	47.659	60.570	-13.430	74.000	PEAK
4	*	2415.560	13.080	88.192	101.272	27.272	74.000	PEAK
5		2483.500	13.527	34.221	47.748	-26.252	74.000	PEAK
6		2500.000	13.629	34.356	47.985	-26.015	74.000	PEAK

Note:

1. All reading above 1GHz is performed with peak and/or average measurements as necessary.
2. Peak measurements: RBW = 1MHz, VBW = 3 MHz, Sweep: Auto.
3. Average measurements: RBW = 1MHz, VBW = 10 Hz, Sweep: Auto.
4. “ * ”, means this data is the worst emission level.
5. Measurement Level = Reading Level + Correct Factor.
6. The average measurement was not performed when the peak measured data under the limit of average detection. If the readings given are average, peak measurement should also be supplied.
7. The fundamental for reference only, it’s not restricted by unwanted emission limit.

Site : DEKRA Taiwan CB2-H	**Time : 2018/02/27**
Limit : FCC_SpartC_15.209_03M_AV	**Margin : 6**
Probe : CB2_FCC_EFS_B091_1-18GHz_3M_0117 - VERTICAL	**Power : DC 5V**
EUT : Dual-band Wireless-AC1300 USB Adapter	**Note : 802.11g_2412MHz**

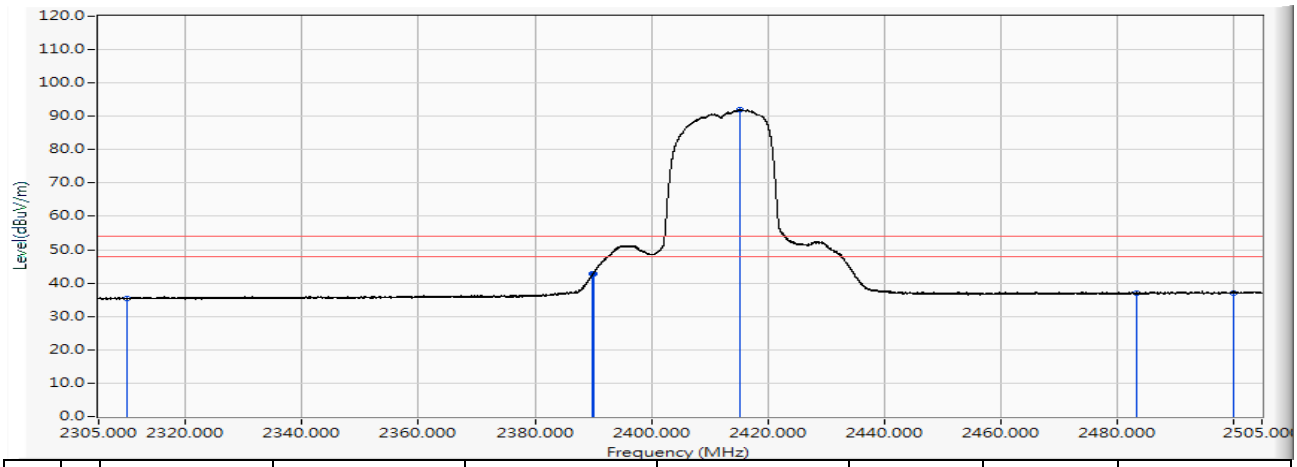

		Frequency (MHz)	Correct Factor (dB)	Reading Level (dBuV)	Measure Level (dBuV/m)	Margin (dB)	Limit (dBuV/m)	Detector Type
1		2310.000	12.384	22.867	35.251	-18.749	54.000	AVERAGE
2		2389.960	12.911	29.724	42.635	-11.365	54.000	AVERAGE
3		2390.000	12.911	29.821	42.732	-11.268	54.000	AVERAGE
4	*	2415.180	13.077	78.952	92.029	38.029	54.000	AVERAGE
5		2483.500	13.527	23.498	37.025	-16.975	54.000	AVERAGE
6		2500.000	13.629	23.355	36.984	-17.016	54.000	AVERAGE

Note:

1. All reading above 1GHz is performed with peak and/or average measurements as necessary.
2. Peak measurements: RBW = 1MHz, VBW = 3 MHz, Sweep: Auto.
3. Average measurements: RBW = 1MHz, VBW = 10 Hz, Sweep: Auto.
4. “ * ”, means this data is the worst emission level.
5. Measurement Level = Reading Level + Correct Factor.
6. The average measurement was not performed when the peak measured data under the limit of average detection. If the readings given are average, peak measurement should also be supplied.
7. The fundamental for reference only, it’s not restricted by unwanted emission limit.

Site : DEKRA Taiwan CB2-H	**Time : 2018/02/27**
Limit : FCC_SpartC_15.209_03M_PK	**Margin : 6**
Probe : CB2_FCC_EFS_B091_1-18GHz_3M_0117 - HORIZONTAL	**Power : DC 5V**
EUT : Dual-band Wireless-AC1300 USB Adapter	**Note : 802.11g_2437MHz**

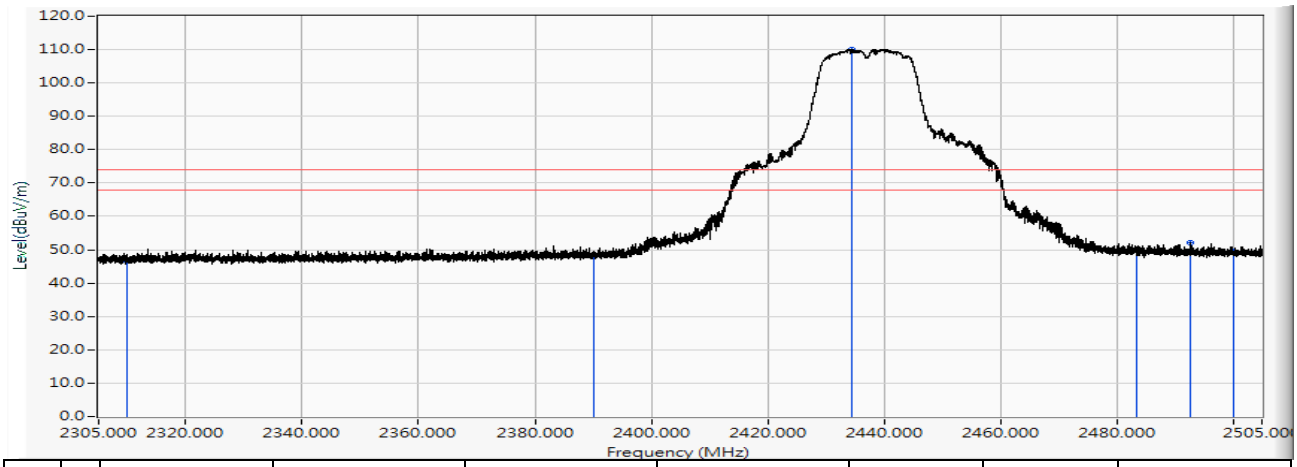

		Frequency (MHz)	Correct Factor (dB)	Reading Level (dBuV)	Measure Level (dBuV/m)	Margin (dB)	Limit (dBuV/m)	Detector Type
1		2310.000	12.384	34.137	46.521	-27.479	74.000	PEAK
2		2390.000	12.911	35.717	48.628	-25.372	74.000	PEAK
3	*	2434.400	13.204	96.906	110.110	36.110	74.000	PEAK
4		2483.500	13.527	36.704	50.231	-23.769	74.000	PEAK
5		2492.620	13.587	38.679	52.266	-21.734	74.000	PEAK
6		2500.000	13.629	35.779	49.408	-24.592	74.000	PEAK

Note:

1. All reading above 1GHz is performed with peak and/or average measurements as necessary.
2. Peak measurements: RBW = 1MHz, VBW = 3 MHz, Sweep: Auto.
3. Average measurements: RBW = 1MHz, VBW = 10 Hz, Sweep: Auto.
4. “ * ”, means this data is the worst emission level.
5. Measurement Level = Reading Level + Correct Factor.
6. The average measurement was not performed when the peak measured data under the limit of average detection. If the readings given are average, peak measurement should also be supplied.
7. The fundamental for reference only, it’s not restricted by unwanted emission limit.

Site : DEKRA Taiwan CB2-H	**Time : 2018/02/27**
Limit : FCC_SpartC_15.209_03M_AV	**Margin : 6**
Probe : CB2_FCC_EFS_B091_1-18GHz_3M_0117 - HORIZONTAL	**Power : DC 5V**
EUT : Dual-band Wireless-AC1300 USB Adapter	**Note : 802.11g_2437MHz**

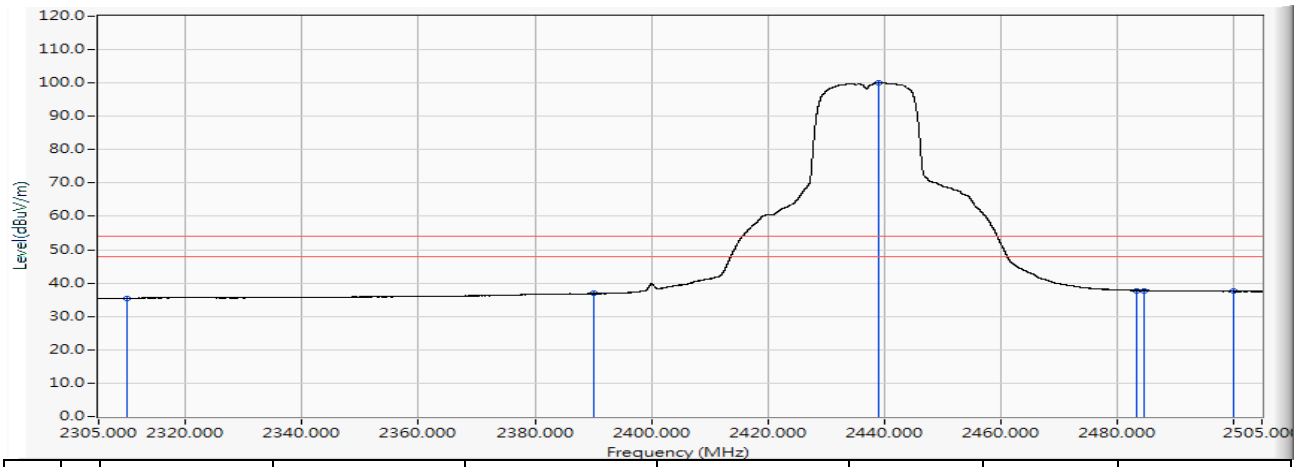

		Frequency (MHz)	Correct Factor (dB)	Reading Level (dBuV)	Measure Level (dBuV/m)	Margin (dB)	Limit (dBuV/m)	Detector Type
1		2310.000	12.384	23.045	35.429	-18.571	54.000	AVERAGE
2		2390.000	12.911	23.967	36.878	-17.122	54.000	AVERAGE
3	*	2439.060	13.235	86.922	100.156	46.156	54.000	AVERAGE
4		2483.500	13.527	24.252	37.779	-16.221	54.000	AVERAGE
5		2484.620	13.535	24.227	37.762	-16.238	54.000	AVERAGE
6		2500.000	13.629	23.964	37.593	-16.407	54.000	AVERAGE

Note:

1. All reading above 1GHz is performed with peak and/or average measurements as necessary.
2. Peak measurements: RBW = 1MHz, VBW = 3 MHz, Sweep: Auto.
3. Average measurements: RBW = 1MHz, VBW = 10 Hz, Sweep: Auto.
4. “ * ”, means this data is the worst emission level.
5. Measurement Level = Reading Level + Correct Factor.
6. The average measurement was not performed when the peak measured data under the limit of average detection. If the readings given are average, peak measurement should also be supplied.
7. The fundamental for reference only, it’s not restricted by unwanted emission limit.

Site : DEKRA Taiwan CB2-H	**Time : 2018/02/27**
Limit : FCC_SpartC_15.209_03M_PK	**Margin : 6**
Probe : CB2_FCC_EFS_B091_1-18GHz_3M_0117 - VERTICAL	**Power : DC 5V**
EUT : Dual-band Wireless-AC1300 USB Adapter	**Note : 802.11g_2437MHz**

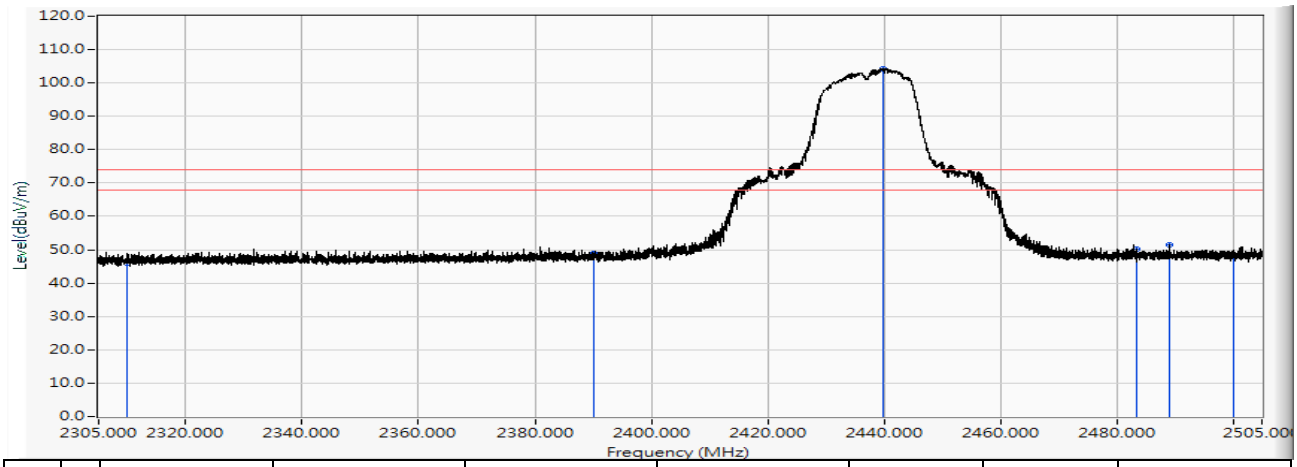

		Frequency (MHz)	Correct Factor (dB)	Reading Level (dBuV)	Measure Level (dBuV/m)	Margin (dB)	Limit (dBuV/m)	Detector Type
1		2310.000	12.384	33.681	46.065	-27.935	74.000	PEAK
2		2390.000	12.911	36.125	49.036	-24.964	74.000	PEAK
3	*	2439.960	13.241	91.066	104.306	30.306	74.000	PEAK
4		2483.500	13.527	36.564	50.091	-23.909	74.000	PEAK
5		2489.100	13.564	37.858	51.422	-22.578	74.000	PEAK
6		2500.000	13.629	34.614	48.243	-25.757	74.000	PEAK

Note:

1. All reading above 1GHz is performed with peak and/or average measurements as necessary.
2. Peak measurements: RBW = 1MHz, VBW = 3 MHz, Sweep: Auto.
3. Average measurements: RBW = 1MHz, VBW = 10 Hz, Sweep: Auto.
4. “ * ”, means this data is the worst emission level.
5. Measurement Level = Reading Level + Correct Factor.
6. The average measurement was not performed when the peak measured data under the limit of average detection. If the readings given are average, peak measurement should also be supplied.
7. The fundamental for reference only, it’s not restricted by unwanted emission limit.

Site : DEKRA Taiwan CB2-H	**Time : 2018/02/27**
Limit : FCC_SpartC_15.209_03M_AV	**Margin : 6**
Probe : CB2_FCC_EFS_B091_1-18GHz_3M_0117 - VERTICAL	**Power : DC 5V**
EUT : Dual-band Wireless-AC1300 USB Adapter	**Note : 802.11g_2437MHz**

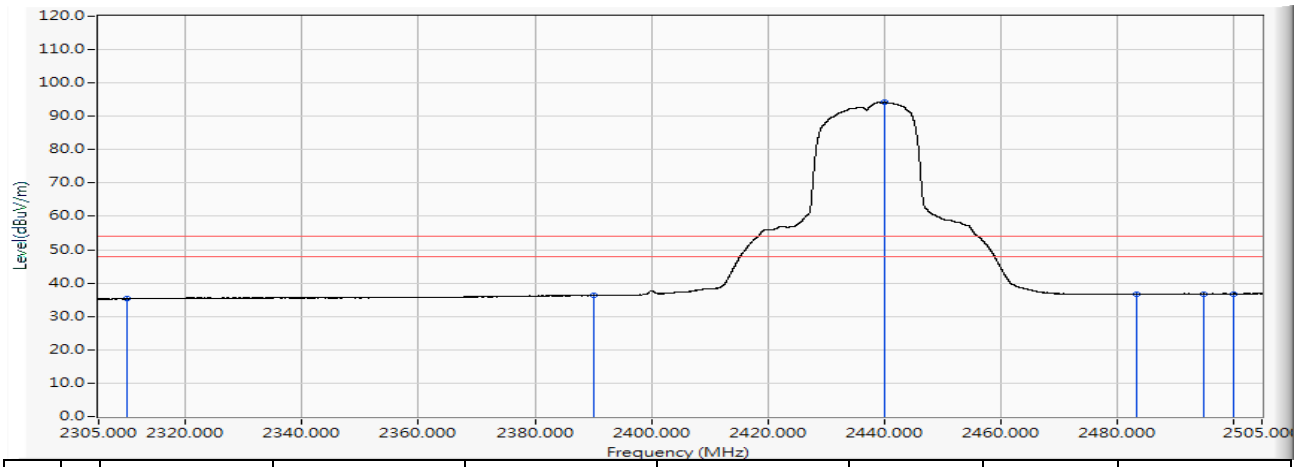

		Frequency (MHz)	Correct Factor (dB)	Reading Level (dBuV)	Measure Level (dBuV/m)	Margin (dB)	Limit (dBuV/m)	Detector Type
1		2310.000	12.384	22.856	35.240	-18.760	54.000	AVERAGE
2		2390.000	12.911	23.414	36.325	-17.675	54.000	AVERAGE
3	*	2440.060	13.241	80.961	94.202	40.202	54.000	AVERAGE
4		2483.500	13.527	23.090	36.617	-17.383	54.000	AVERAGE
5		2494.880	13.603	23.183	36.785	-17.215	54.000	AVERAGE
6		2500.000	13.629	23.165	36.794	-17.206	54.000	AVERAGE

Note:

1. All reading above 1GHz is performed with peak and/or average measurements as necessary.
2. Peak measurements: RBW = 1MHz, VBW = 3 MHz, Sweep: Auto.
3. Average measurements: RBW = 1MHz, VBW = 10 Hz, Sweep: Auto.
4. “ * ”, means this data is the worst emission level.
5. Measurement Level = Reading Level + Correct Factor.
6. The average measurement was not performed when the peak measured data under the limit of average detection. If the readings given are average, peak measurement should also be supplied.
7. The fundamental for reference only, it’s not restricted by unwanted emission limit.

Site : DEKRA Taiwan CB2-H	**Time : 2018/02/27**
Limit : FCC_SpartC_15.209_03M_PK	**Margin : 6**
Probe : CB2_FCC_EFS_B091_1-18GHz_3M_0117 - HORIZONTAL	**Power : DC 5V**
EUT : Dual-band Wireless-AC1300 USB Adapter	**Note : 802.11g_2462MHz**

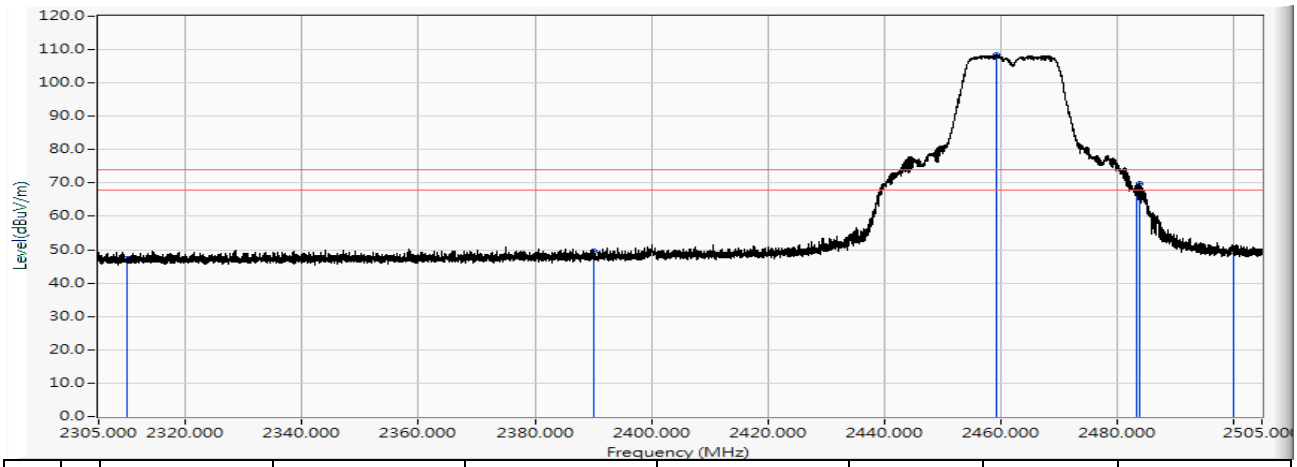

		Frequency (MHz)	Correct Factor (dB)	Reading Level (dBuV)	Measure Level (dBuV/m)	Margin (dB)	Limit (dBuV/m)	Detector Type
1		2310.000	12.384	34.886	47.270	-26.730	74.000	PEAK
2		2390.000	12.911	36.677	49.588	-24.412	74.000	PEAK
3	*	2459.260	13.368	94.938	108.306	34.306	74.000	PEAK
4		2483.500	13.527	53.986	67.513	-6.487	74.000	PEAK
5		2483.860	13.530	56.132	69.662	-4.338	74.000	PEAK
6		2500.000	13.629	35.780	49.409	-24.591	74.000	PEAK

Note:

1. All reading above 1GHz is performed with peak and/or average measurements as necessary.
2. Peak measurements: RBW = 1MHz, VBW = 3 MHz, Sweep: Auto.
3. Average measurements: RBW = 1MHz, VBW = 10 Hz, Sweep: Auto.
4. “ * ”, means this data is the worst emission level.
5. Measurement Level = Reading Level + Correct Factor.
6. The average measurement was not performed when the peak measured data under the limit of average detection. If the readings given are average, peak measurement should also be supplied.
7. The fundamental for reference only, it’s not restricted by unwanted emission limit.

Site : DEKRA Taiwan CB2-H	**Time : 2018/02/27**
Limit : FCC_SpartC_15.209_03M_AV	**Margin : 6**
Probe : CB2_FCC_EFS_B091_1-18GHz_3M_0117 - HORIZONTAL	**Power : DC 5V**
EUT : Dual-band Wireless-AC1300 USB Adapter	**Note : 802.11g_2462MHz**

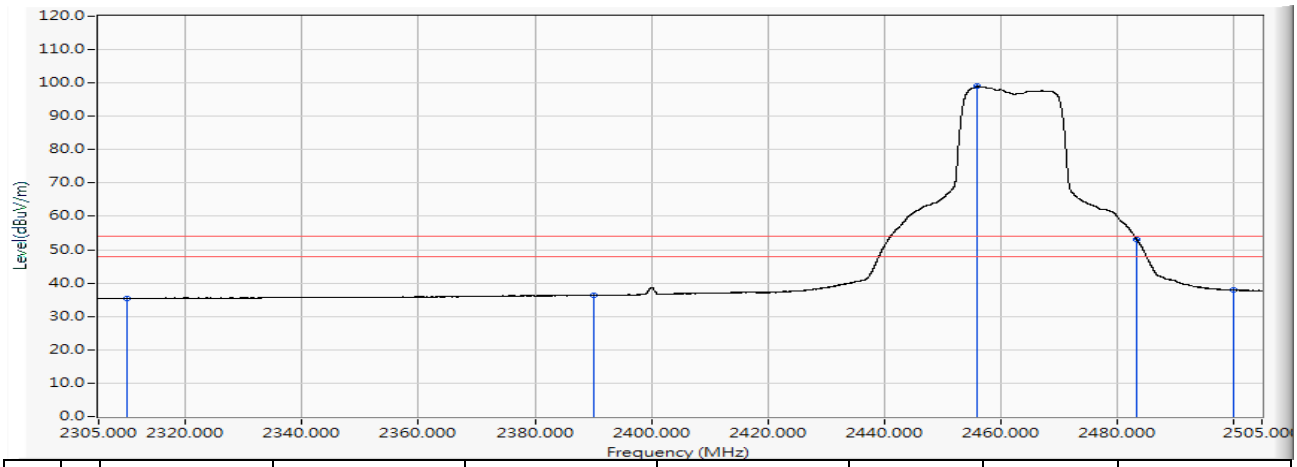

		Frequency (MHz)	Correct Factor (dB)	Reading Level (dBuV)	Measure Level (dBuV/m)	Margin (dB)	Limit (dBuV/m)	Detector Type
1		2310.000	12.384	23.026	35.410	-18.590	54.000	AVERAGE
2		2390.000	12.911	23.438	36.349	-17.651	54.000	AVERAGE
3	*	2456.040	13.347	85.627	98.973	44.973	54.000	AVERAGE
4		2483.500	13.527	39.469	52.996	-1.004	54.000	AVERAGE
5		2483.520	13.527	39.417	52.944	-1.056	54.000	AVERAGE
6		2500.000	13.629	24.318	37.947	-16.053	54.000	AVERAGE

Note:

1. All reading above 1GHz is performed with peak and/or average measurements as necessary.
2. Peak measurements: RBW = 1MHz, VBW = 3 MHz, Sweep: Auto.
3. Average measurements: RBW = 1MHz, VBW = 10 Hz, Sweep: Auto.
4. “ * ”, means this data is the worst emission level.
5. Measurement Level = Reading Level + Correct Factor.
6. The average measurement was not performed when the peak measured data under the limit of average detection. If the readings given are average, peak measurement should also be supplied.
7. The fundamental for reference only, it’s not restricted by unwanted emission limit.

Site : DEKRA Taiwan CB2-H	**Time : 2018/02/27**
Limit : FCC_SpartC_15.209_03M_PK	**Margin : 6**
Probe : CB2_FCC_EFS_B091_1-18GHz_3M_0117 - VERTICAL	**Power : DC 5V**
EUT : Dual-band Wireless-AC1300 USB Adapter	**Note : 802.11g_2462MHz**

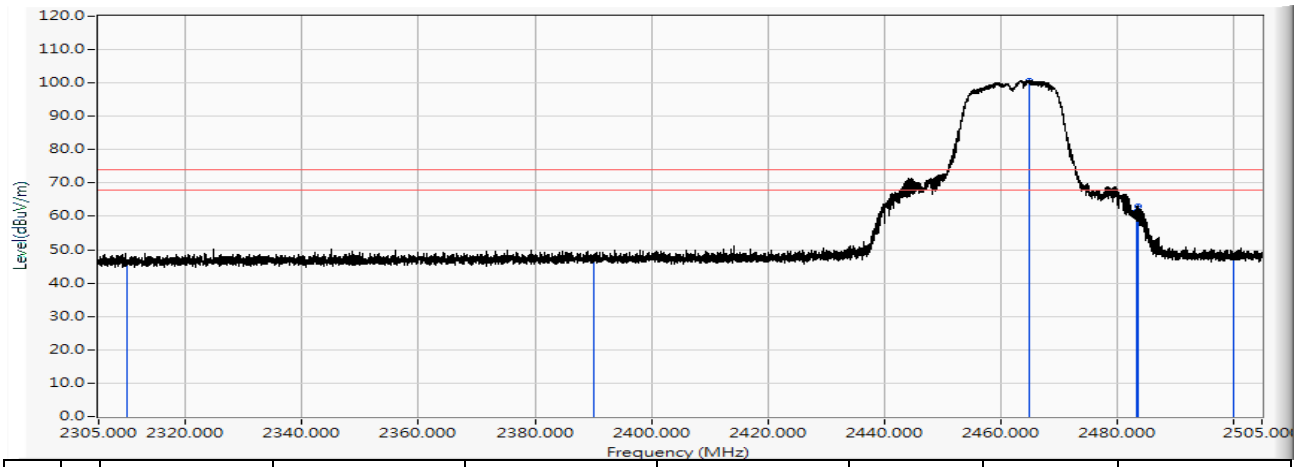

		Frequency (MHz)	Correct Factor (dB)	Reading Level (dBuV)	Measure Level (dBuV/m)	Margin (dB)	Limit (dBuV/m)	Detector Type
1		2310.000	12.384	34.020	46.404	-27.596	74.000	PEAK
2		2390.000	12.911	34.319	47.230	-26.770	74.000	PEAK
3	*	2464.900	13.405	87.411	100.816	26.816	74.000	PEAK
4		2483.500	13.527	48.019	61.546	-12.454	74.000	PEAK
5		2483.600	13.527	49.610	63.138	-10.862	74.000	PEAK
6		2500.000	13.629	33.883	47.512	-26.488	74.000	PEAK

Note:

1. All reading above 1GHz is performed with peak and/or average measurements as necessary.
2. Peak measurements: RBW = 1MHz, VBW = 3 MHz, Sweep: Auto.
3. Average measurements: RBW = 1MHz, VBW = 10 Hz, Sweep: Auto.
4. “ * ”, means this data is the worst emission level.
5. Measurement Level = Reading Level + Correct Factor.
6. The average measurement was not performed when the peak measured data under the limit of average detection. If the readings given are average, peak measurement should also be supplied.
7. The fundamental for reference only, it’s not restricted by unwanted emission limit.

Site : DEKRA Taiwan CB2-H	**Time : 2018/02/27**
Limit : FCC_SpartC_15.209_03M_AV	**Margin : 6**
Probe : CB2_FCC_EFS_B091_1-18GHz_3M_0117 - VERTICAL	**Power : DC 5V**
EUT : Dual-band Wireless-AC1300 USB Adapter	**Note : 802.11g_2462MHz**

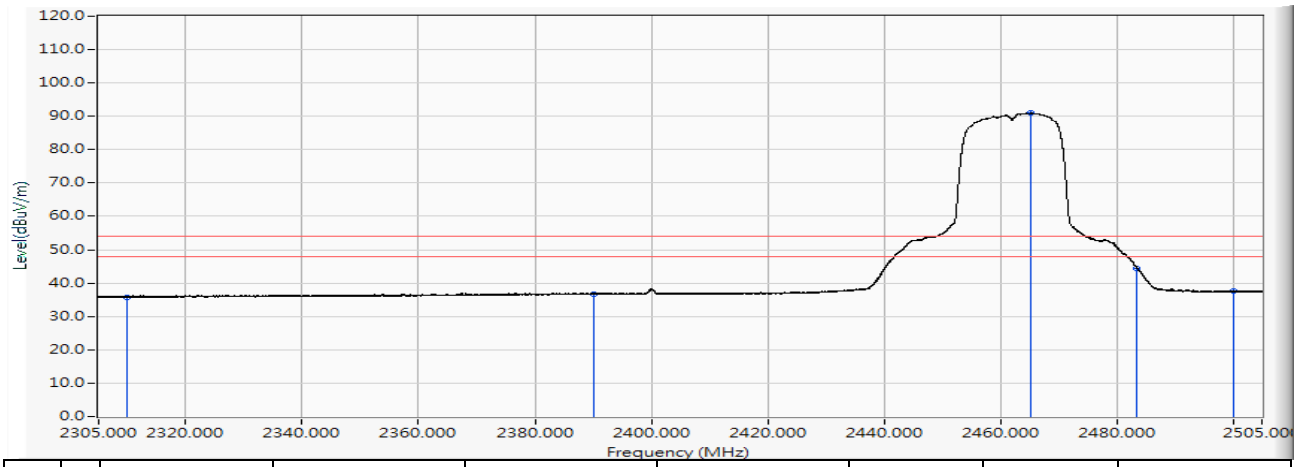

		Frequency (MHz)	Correct Factor (dB)	Reading Level (dBuV)	Measure Level (dBuV/m)	Margin (dB)	Limit (dBuV/m)	Detector Type
1		2310.000	12.384	23.447	35.831	-18.169	54.000	AVERAGE
2		2390.000	12.911	23.808	36.719	-17.281	54.000	AVERAGE
3	*	2465.260	13.407	77.633	91.040	37.040	54.000	AVERAGE
4		2483.500	13.527	30.934	44.461	-9.539	54.000	AVERAGE
5		2483.520	13.527	30.918	44.445	-9.555	54.000	AVERAGE
6		2500.000	13.629	23.863	37.492	-16.508	54.000	AVERAGE

Note:

1. All reading above 1GHz is performed with peak and/or average measurements as necessary.
2. Peak measurements: RBW = 1MHz, VBW = 3 MHz, Sweep: Auto.
3. Average measurements: RBW = 1MHz, VBW = 10 Hz, Sweep: Auto.
4. “ * ”, means this data is the worst emission level.
5. Measurement Level = Reading Level + Correct Factor.
6. The average measurement was not performed when the peak measured data under the limit of average detection. If the readings given are average, peak measurement should also be supplied.
7. The fundamental for reference only, it’s not restricted by unwanted emission limit.

Site : DEKRA Taiwan CB2-H	**Time : 2018/02/27**
Limit : FCC_SpartC_15.209_03M_PK	**Margin : 6**
Probe : CB2_FCC_EFS_B091_1-18GHz_3M_0117 - HORIZONTAL	**Power : DC 5V**
EUT : Dual-band Wireless-AC1300 USB Adapter	**Note : 802.11n(20M)_2412MHz**

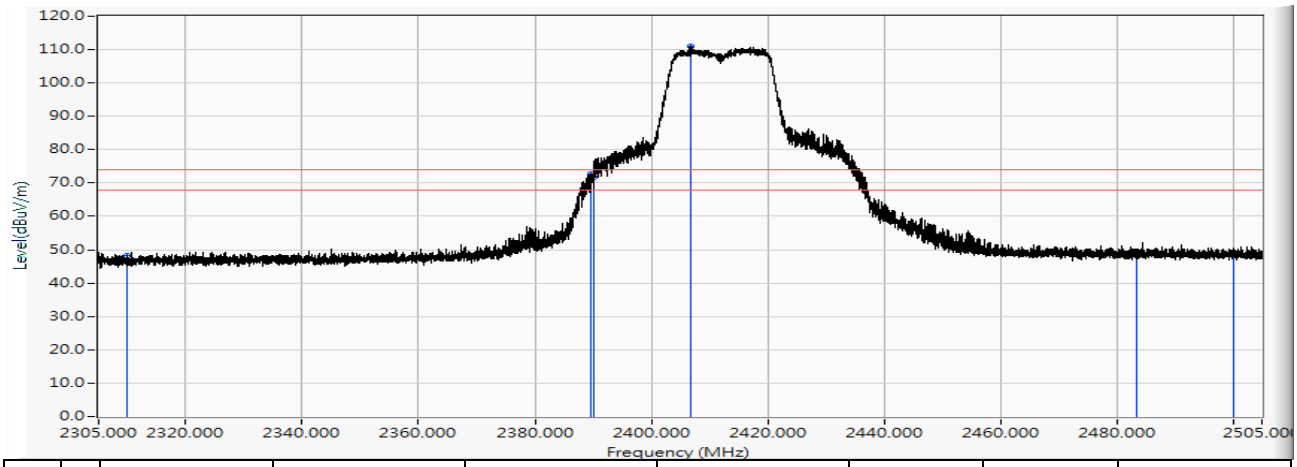

		Frequency (MHz)	Correct Factor (dB)	Reading Level (dBuV)	Measure Level (dBuV/m)	Margin (dB)	Limit (dBuV/m)	Detector Type
1		2310.000	12.384	35.717	48.101	-25.899	74.000	PEAK
2		2389.640	12.909	59.725	72.634	-1.366	74.000	PEAK
3		2390.000	12.911	58.923	71.834	-2.166	74.000	PEAK
4	*	2406.820	13.022	97.831	110.853	36.853	74.000	PEAK
5		2483.500	13.527	35.197	48.724	-25.276	74.000	PEAK
6		2500.000	13.629	35.163	48.792	-25.208	74.000	PEAK

Note:

1. All reading above 1GHz is performed with peak and/or average measurements as necessary.
2. Peak measurements: RBW = 1MHz, VBW = 3 MHz, Sweep: Auto.
3. Average measurements: RBW = 1MHz, VBW = 10 Hz, Sweep: Auto.
4. “ * ”, means this data is the worst emission level.
5. Measurement Level = Reading Level + Correct Factor.
6. The average measurement was not performed when the peak measured data under the limit of average detection. If the readings given are average, peak measurement should also be supplied.
7. The fundamental for reference only, it’s not restricted by unwanted emission limit.

Site : DEKRA Taiwan CB2-H	**Time : 2018/02/27**
Limit : FCC_SpartC_15.209_03M_AV	**Margin : 6**
Probe : CB2_FCC_EFS_B091_1-18GHz_3M_0117 - HORIZONTAL	**Power : DC 5V**
EUT : Dual-band Wireless-AC1300 USB Adapter	**Note : 802.11n(20M)_2412MHz**

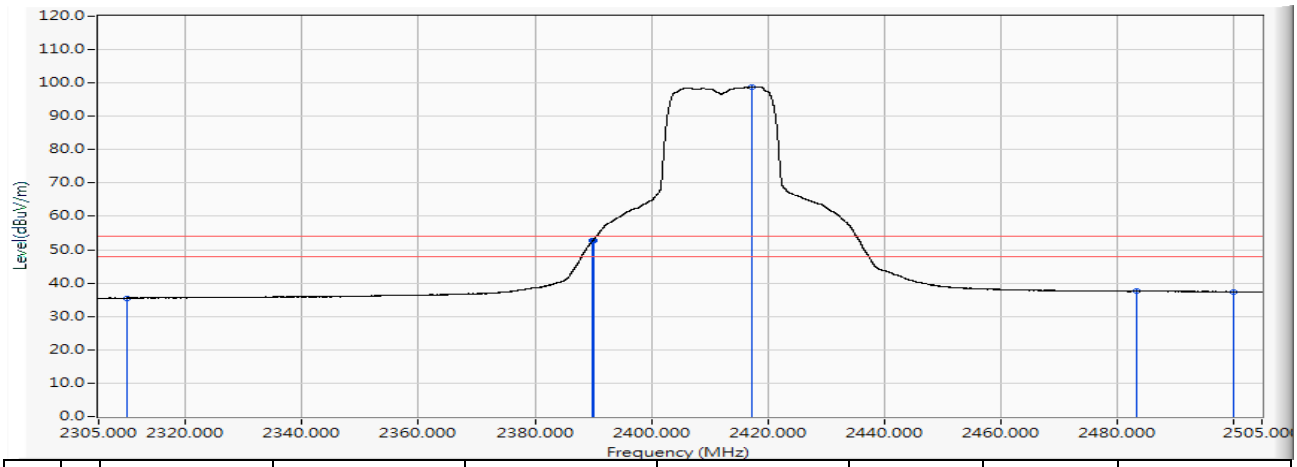

		Frequency (MHz)	Correct Factor (dB)	Reading Level (dBuV)	Measure Level (dBuV/m)	Margin (dB)	Limit (dBuV/m)	Detector Type
1		2310.000	12.384	23.093	35.477	-18.523	54.000	AVERAGE
2		2389.980	12.911	39.906	52.817	-1.183	54.000	AVERAGE
3		2390.000	12.911	39.983	52.894	-1.106	54.000	AVERAGE
4	*	2417.260	13.091	85.829	98.920	44.920	54.000	AVERAGE
5		2483.500	13.527	24.030	37.557	-16.443	54.000	AVERAGE
6		2500.000	13.629	23.697	37.326	-16.674	54.000	AVERAGE

Note:

1. All reading above 1GHz is performed with peak and/or average measurements as necessary.
2. Peak measurements: RBW = 1MHz, VBW = 3 MHz, Sweep: Auto.
3. Average measurements: RBW = 1MHz, VBW = 10 Hz, Sweep: Auto.
4. “ * ”, means this data is the worst emission level.
5. Measurement Level = Reading Level + Correct Factor.
6. The average measurement was not performed when the peak measured data under the limit of average detection. If the readings given are average, peak measurement should also be supplied.
7. The fundamental for reference only, it’s not restricted by unwanted emission limit.

Site : DEKRA Taiwan CB2-H	**Time : 2018/02/27**
Limit : FCC_SpartC_15.209_03M_PK	**Margin : 6**
Probe : CB2_FCC_EFS_B091_1-18GHz_3M_0117 - VERTICAL	**Power : DC 5V**
EUT : Dual-band Wireless-AC1300 USB Adapter	**Note : 802.11n(20M)_2412MHz**

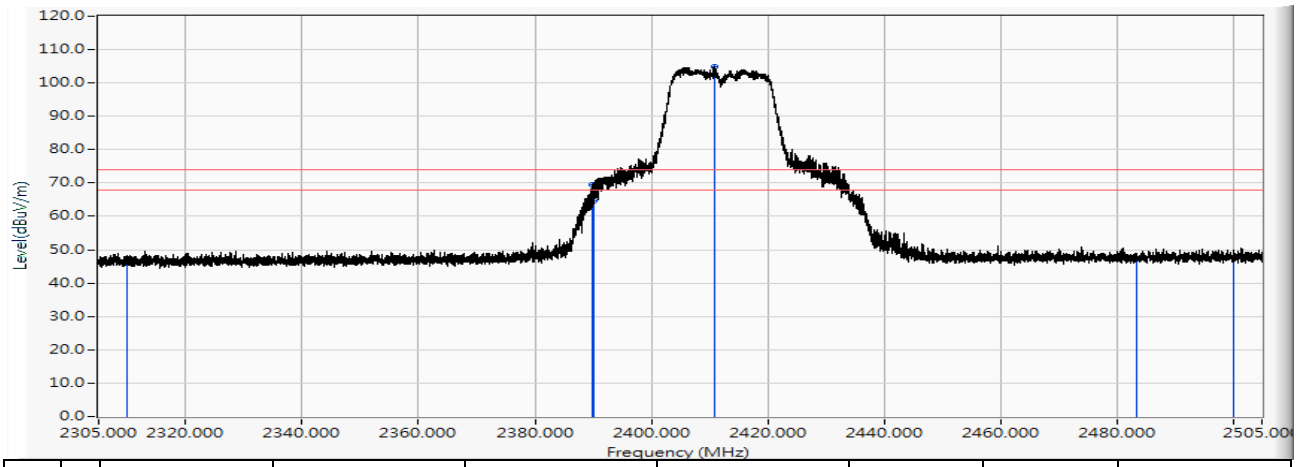

		Frequency (MHz)	Correct Factor (dB)	Reading Level (dBuV)	Measure Level (dBuV/m)	Margin (dB)	Limit (dBuV/m)	Detector Type
1		2310.000	12.384	33.689	46.073	-27.927	74.000	PEAK
2		2389.980	12.911	56.437	69.348	-4.652	74.000	PEAK
3		2390.000	12.911	51.808	64.719	-9.281	74.000	PEAK
4	*	2410.880	13.049	91.684	104.733	30.733	74.000	PEAK
5		2483.500	13.527	33.893	47.420	-26.580	74.000	PEAK
6		2500.000	13.629	33.851	47.480	-26.520	74.000	PEAK

Note:

1. All reading above 1GHz is performed with peak and/or average measurements as necessary.
2. Peak measurements: RBW = 1MHz, VBW = 3 MHz, Sweep: Auto.
3. Average measurements: RBW = 1MHz, VBW = 10 Hz, Sweep: Auto.
4. “ * ”, means this data is the worst emission level.
5. Measurement Level = Reading Level + Correct Factor.
6. The average measurement was not performed when the peak measured data under the limit of average detection. If the readings given are average, peak measurement should also be supplied.
7. The fundamental for reference only, it’s not restricted by unwanted emission limit.

Site : DEKRA Taiwan CB2-H	**Time : 2018/02/27**
Limit : FCC_SpartC_15.209_03M_AV	**Margin : 6**
Probe : CB2_FCC_EFS_B091_1-18GHz_3M_0117 - VERTICAL	**Power : DC 5V**
EUT : Dual-band Wireless-AC1300 USB Adapter	**Note : 802.11n(20M)_2412MHz**

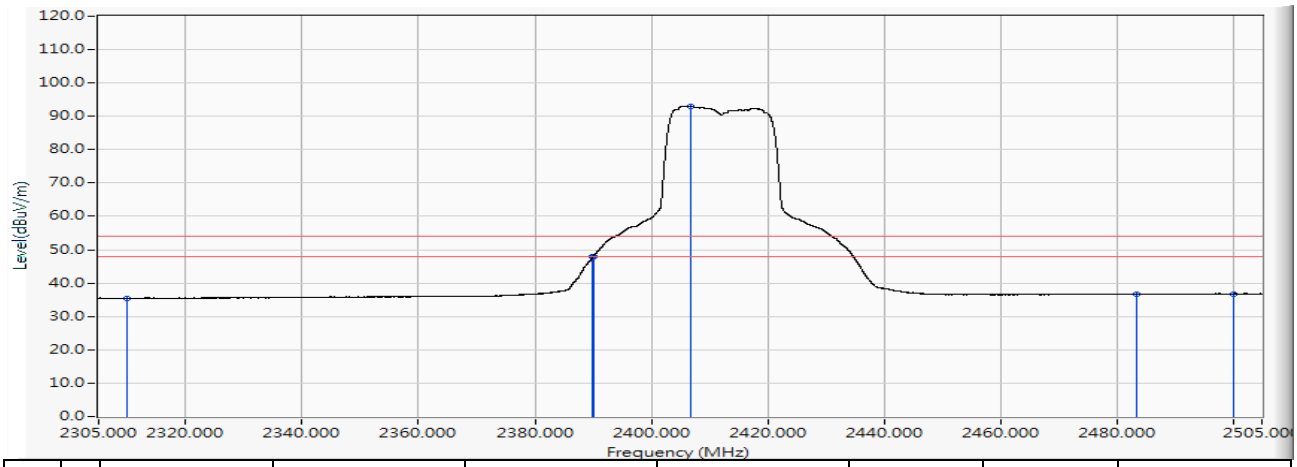

		Frequency (MHz)	Correct Factor (dB)	Reading Level (dBuV)	Measure Level (dBuV/m)	Margin (dB)	Limit (dBuV/m)	Detector Type
1		2310.000	12.384	23.022	35.406	-18.594	54.000	AVERAGE
2		2389.980	12.911	34.915	47.826	-6.174	54.000	AVERAGE
3		2390.000	12.911	34.968	47.879	-6.121	54.000	AVERAGE
4	*	2406.780	13.021	80.113	93.135	39.135	54.000	AVERAGE
5		2483.500	13.527	23.074	36.601	-17.399	54.000	AVERAGE
6		2500.000	13.629	23.175	36.804	-17.196	54.000	AVERAGE

Note:

1. All reading above 1GHz is performed with peak and/or average measurements as necessary.
2. Peak measurements: RBW = 1MHz, VBW = 3 MHz, Sweep: Auto.
3. Average measurements: RBW = 1MHz, VBW = 10 Hz, Sweep: Auto.
4. “ * ”, means this data is the worst emission level.
5. Measurement Level = Reading Level + Correct Factor.
6. The average measurement was not performed when the peak measured data under the limit of average detection. If the readings given are average, peak measurement should also be supplied.
7. The fundamental for reference only, it’s not restricted by unwanted emission limit.

Site : DEKRA Taiwan CB2-H	**Time : 2018/02/27**
Limit : FCC_SpartC_15.209_03M_PK	**Margin : 6**
Probe : CB2_FCC_EFS_B091_1-18GHz_3M_0117 - HORIZONTAL	**Power : DC 5V**
EUT : Dual-band Wireless-AC1300 USB Adapter	**Note : 802.11n(20M)_2437MHz**

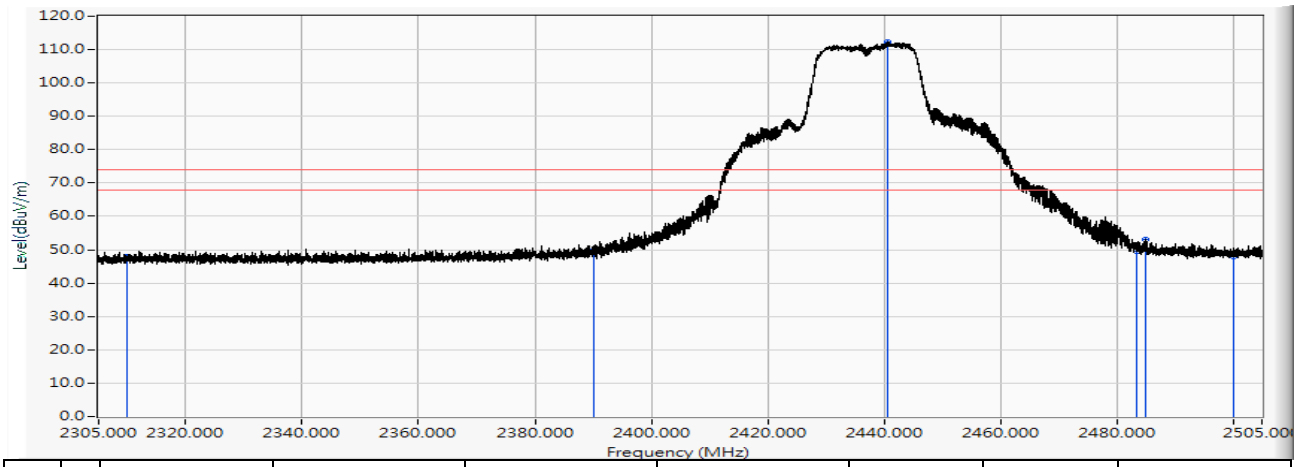

		Frequency (MHz)	Correct Factor (dB)	Reading Level (dBuV)	Measure Level (dBuV/m)	Margin (dB)	Limit (dBuV/m)	Detector Type
1		2310.000	12.384	35.687	48.071	-25.929	74.000	PEAK
2		2390.000	12.911	37.096	50.007	-23.993	74.000	PEAK
3	*	2440.700	13.245	98.997	112.242	38.242	74.000	PEAK
4		2483.500	13.527	36.120	49.647	-24.353	74.000	PEAK
5		2484.920	13.537	39.573	53.110	-20.890	74.000	PEAK
6		2500.000	13.629	34.466	48.095	-25.905	74.000	PEAK

Note:

1. All reading above 1GHz is performed with peak and/or average measurements as necessary.
2. Peak measurements: RBW = 1MHz, VBW = 3 MHz, Sweep: Auto.
3. Average measurements: RBW = 1MHz, VBW = 10 Hz, Sweep: Auto.
4. “ * ”, means this data is the worst emission level.
5. Measurement Level = Reading Level + Correct Factor.
6. The average measurement was not performed when the peak measured data under the limit of average detection. If the readings given are average, peak measurement should also be supplied.
7. The fundamental for reference only, it’s not restricted by unwanted emission limit.

Site : DEKRA Taiwan CB2-H	**Time : 2018/02/27**
Limit : FCC_SpartC_15.209_03M_AV	**Margin : 6**
Probe : CB2_FCC_EFS_B091_1-18GHz_3M_0117 - HORIZONTAL	**Power : DC 5V**
EUT : Dual-band Wireless-AC1300 USB Adapter	**Note : 802.11n(20M)_2437MHz**

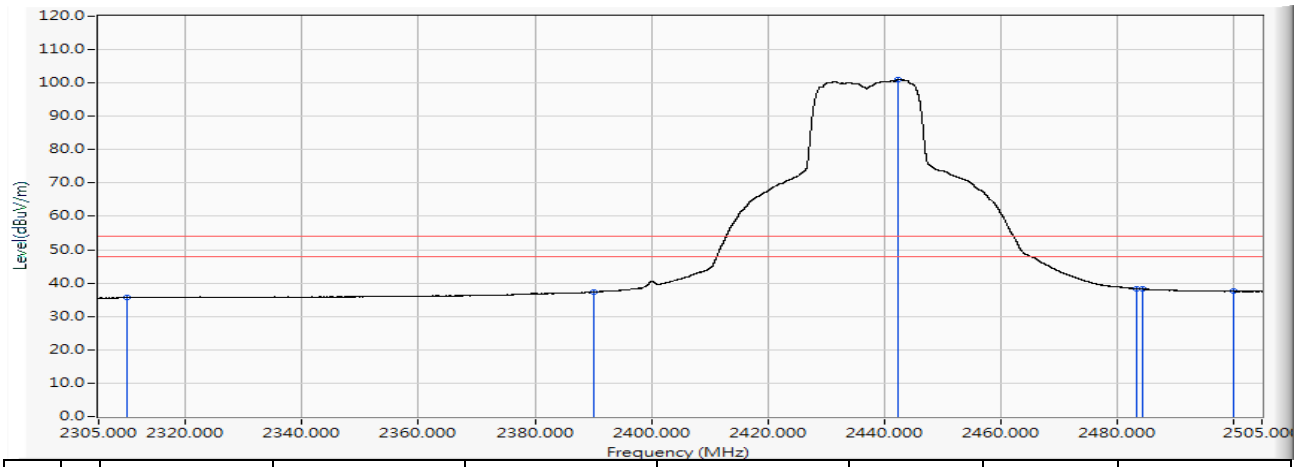

		Frequency (MHz)	Correct Factor (dB)	Reading Level (dBuV)	Measure Level (dBuV/m)	Margin (dB)	Limit (dBuV/m)	Detector Type
1		2310.000	12.384	23.401	35.785	-18.215	54.000	AVERAGE
2		2390.000	12.911	24.397	37.308	-16.692	54.000	AVERAGE
3	*	2442.380	13.256	87.671	100.927	46.927	54.000	AVERAGE
4		2483.500	13.527	24.746	38.273	-15.727	54.000	AVERAGE
5		2484.420	13.533	24.730	38.263	-15.737	54.000	AVERAGE
6		2500.000	13.629	23.912	37.541	-16.459	54.000	AVERAGE

Note:

1. All reading above 1GHz is performed with peak and/or average measurements as necessary.
2. Peak measurements: RBW = 1MHz, VBW = 3 MHz, Sweep: Auto.
3. Average measurements: RBW = 1MHz, VBW = 10 Hz, Sweep: Auto.
4. “ * ”, means this data is the worst emission level.
5. Measurement Level = Reading Level + Correct Factor.
6. The average measurement was not performed when the peak measured data under the limit of average detection. If the readings given are average, peak measurement should also be supplied.
7. The fundamental for reference only, it’s not restricted by unwanted emission limit.

Site : DEKRA Taiwan CB2-H	**Time : 2018/02/27**
Limit : FCC_SpartC_15.209_03M_PK	**Margin : 6**
Probe : CB2_FCC_EFS_B091_1-18GHz_3M_0117 - VERTICAL	**Power : DC 5V**
EUT : Dual-band Wireless-AC1300 USB Adapter	**Note : 802.11n(20M)_2437MHz**

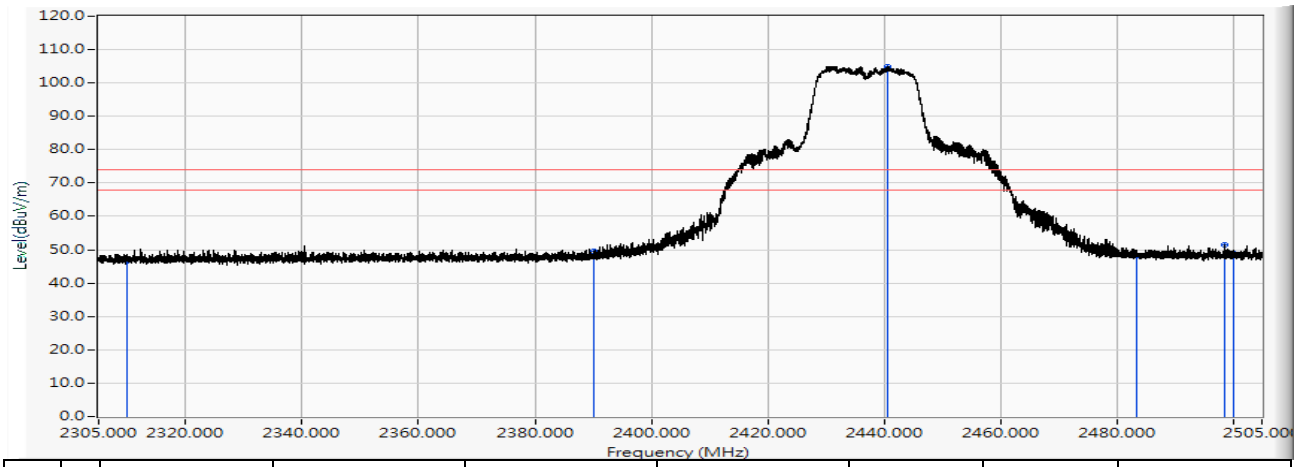

		Frequency (MHz)	Correct Factor (dB)	Reading Level (dBuV)	Measure Level (dBuV/m)	Margin (dB)	Limit (dBuV/m)	Detector Type
1		2310.000	12.384	34.300	46.684	-27.316	74.000	PEAK
2		2390.000	12.911	36.603	49.514	-24.486	74.000	PEAK
3	*	2440.720	13.246	91.780	105.025	31.025	74.000	PEAK
4		2483.500	13.527	34.692	48.219	-25.781	74.000	PEAK
5		2498.700	13.623	37.884	51.507	-22.493	74.000	PEAK
6		2500.000	13.629	35.400	49.029	-24.971	74.000	PEAK

Note:

1. All reading above 1GHz is performed with peak and/or average measurements as necessary.
2. Peak measurements: RBW = 1MHz, VBW = 3 MHz, Sweep: Auto.
3. Average measurements: RBW = 1MHz, VBW = 10 Hz, Sweep: Auto.
4. “ * ”, means this data is the worst emission level.
5. Measurement Level = Reading Level + Correct Factor.
6. The average measurement was not performed when the peak measured data under the limit of average detection. If the readings given are average, peak measurement should also be supplied.
7. The fundamental for reference only, it’s not restricted by unwanted emission limit.

Site : DEKRA Taiwan CB2-H	**Time : 2018/02/27**
Limit : FCC_SpartC_15.209_03M_AV	**Margin : 6**
Probe : CB2_FCC_EFS_B091_1-18GHz_3M_0117 - VERTICAL	**Power : DC 5V**
EUT : Dual-band Wireless-AC1300 USB Adapter	**Note : 802.11n(20M)_2437MHz**

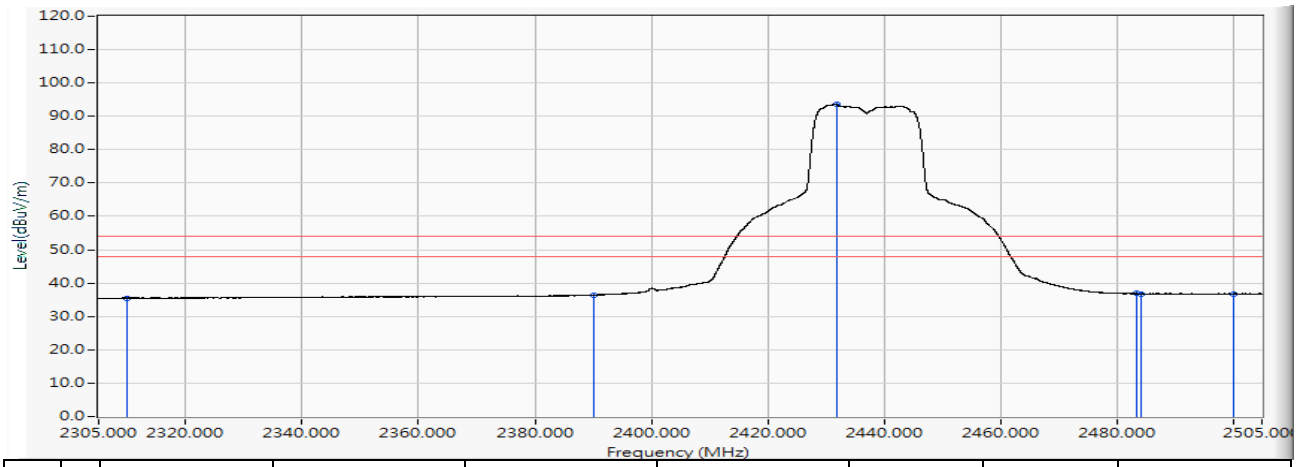

		Frequency (MHz)	Correct Factor (dB)	Reading Level (dBuV)	Measure Level (dBuV/m)	Margin (dB)	Limit (dBuV/m)	Detector Type
1		2310.000	12.384	23.126	35.510	-18.490	54.000	AVERAGE
2		2390.000	12.911	23.545	36.456	-17.544	54.000	AVERAGE
3	*	2431.800	13.186	80.301	93.488	39.488	54.000	AVERAGE
4		2483.500	13.527	23.336	36.863	-17.137	54.000	AVERAGE
5		2484.160	13.531	23.223	36.755	-17.245	54.000	AVERAGE
6		2500.000	13.629	23.162	36.791	-17.209	54.000	AVERAGE

Note:

1. All reading above 1GHz is performed with peak and/or average measurements as necessary.
2. Peak measurements: RBW = 1MHz, VBW = 3 MHz, Sweep: Auto.
3. Average measurements: RBW = 1MHz, VBW = 10 Hz, Sweep: Auto.
4. “ * ”, means this data is the worst emission level.
5. Measurement Level = Reading Level + Correct Factor.
6. The average measurement was not performed when the peak measured data under the limit of average detection. If the readings given are average, peak measurement should also be supplied.
7. The fundamental for reference only, it’s not restricted by unwanted emission limit.

Site : DEKRA Taiwan CB2-H	**Time : 2018/02/27**
Limit : FCC_SpartC_15.209_03M_PK	**Margin : 6**
Probe : CB2_FCC_EFS_B091_1-18GHz_3M_0117 - HORIZONTAL	**Power : DC 5V**
EUT : Dual-band Wireless-AC1300 USB Adapter	**Note : 802.11n(20M)_2462MHz**

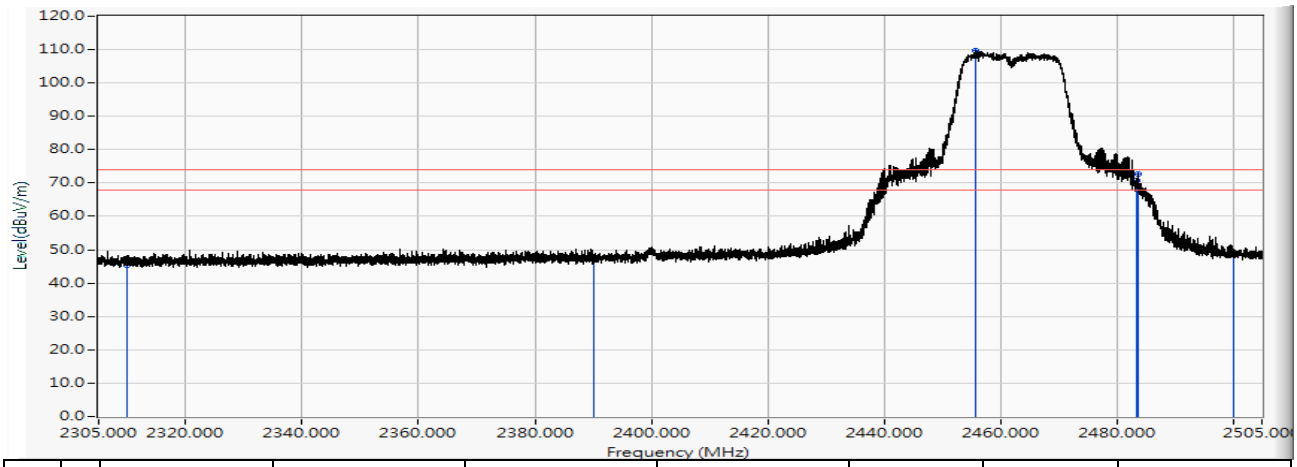

		Frequency (MHz)	Correct Factor (dB)	Reading Level (dBuV)	Measure Level (dBuV/m)	Margin (dB)	Limit (dBuV/m)	Detector Type
1		2310.000	12.384	32.839	45.223	-28.777	74.000	PEAK
2		2390.000	12.911	34.576	47.487	-26.513	74.000	PEAK
3	*	2455.760	13.344	96.257	109.601	35.601	74.000	PEAK
4		2483.500	13.527	57.273	70.800	-3.200	74.000	PEAK
5		2483.740	13.529	59.204	72.733	-1.267	74.000	PEAK
6		2500.000	13.629	35.069	48.698	-25.302	74.000	PEAK

Note:

1. All reading above 1GHz is performed with peak and/or average measurements as necessary.
2. Peak measurements: RBW = 1MHz, VBW = 3 MHz, Sweep: Auto.
3. Average measurements: RBW = 1MHz, VBW = 10 Hz, Sweep: Auto.
4. “ * ”, means this data is the worst emission level.
5. Measurement Level = Reading Level + Correct Factor.
6. The average measurement was not performed when the peak measured data under the limit of average detection. If the readings given are average, peak measurement should also be supplied.
7. The fundamental for reference only, it’s not restricted by unwanted emission limit.

Site : DEKRA Taiwan CB2-H	**Time : 2018/02/27**
Limit : FCC_SpartC_15.209_03M_AV	**Margin : 6**
Probe : CB2_FCC_EFS_B091_1-18GHz_3M_0117 - HORIZONTAL	**Power : DC 5V**
EUT : Dual-band Wireless-AC1300 USB Adapter	**Note : 802.11n(20M)_2462MHz**

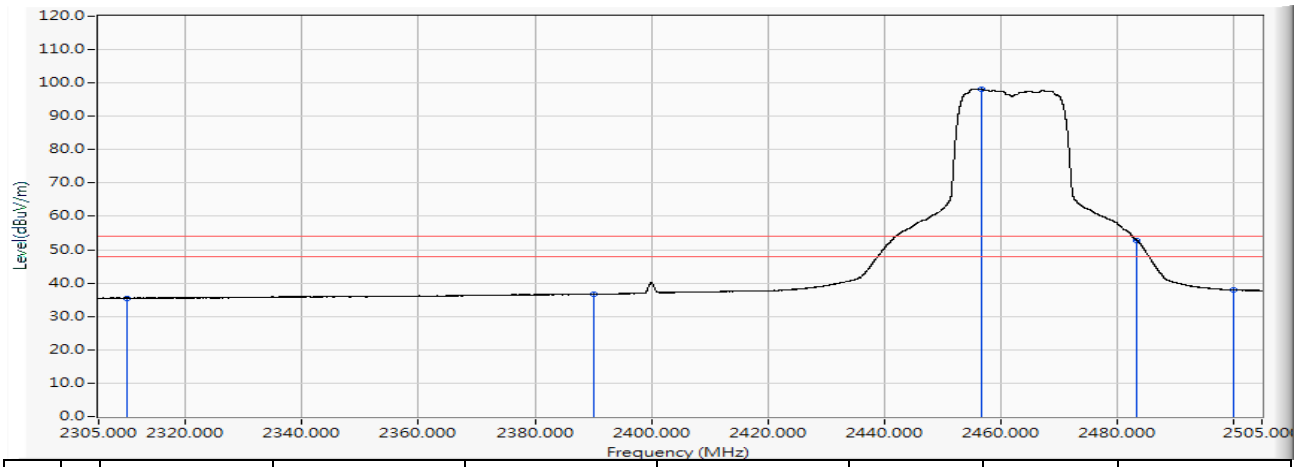

		Frequency (MHz)	Correct Factor (dB)	Reading Level (dBuV)	Measure Level (dBuV/m)	Margin (dB)	Limit (dBuV/m)	Detector Type
1		2310.000	12.384	23.158	35.542	-18.458	54.000	AVERAGE
2		2390.000	12.911	23.721	36.632	-17.368	54.000	AVERAGE
3	*	2456.740	13.351	84.870	98.221	44.221	54.000	AVERAGE
4		2483.500	13.527	39.231	52.758	-1.242	54.000	AVERAGE
5		2483.520	13.527	39.222	52.749	-1.251	54.000	AVERAGE
6		2500.000	13.629	24.290	37.919	-16.081	54.000	AVERAGE

Note:

1. All reading above 1GHz is performed with peak and/or average measurements as necessary.
2. Peak measurements: RBW = 1MHz, VBW = 3 MHz, Sweep: Auto.
3. Average measurements: RBW = 1MHz, VBW = 10 Hz, Sweep: Auto.
4. “ * ”, means this data is the worst emission level.
5. Measurement Level = Reading Level + Correct Factor.
6. The average measurement was not performed when the peak measured data under the limit of average detection. If the readings given are average, peak measurement should also be supplied.
7. The fundamental for reference only, it’s not restricted by unwanted emission limit.

Site : DEKRA Taiwan CB2-H	**Time : 2018/02/27**
Limit : FCC_SpartC_15.209_03M_PK	**Margin : 6**
Probe : CB2_FCC_EFS_B091_1-18GHz_3M_0117 - VERTICAL	**Power : DC 5V**
EUT : Dual-band Wireless-AC1300 USB Adapter	**Note : 802.11n(20M)_2462MHz**

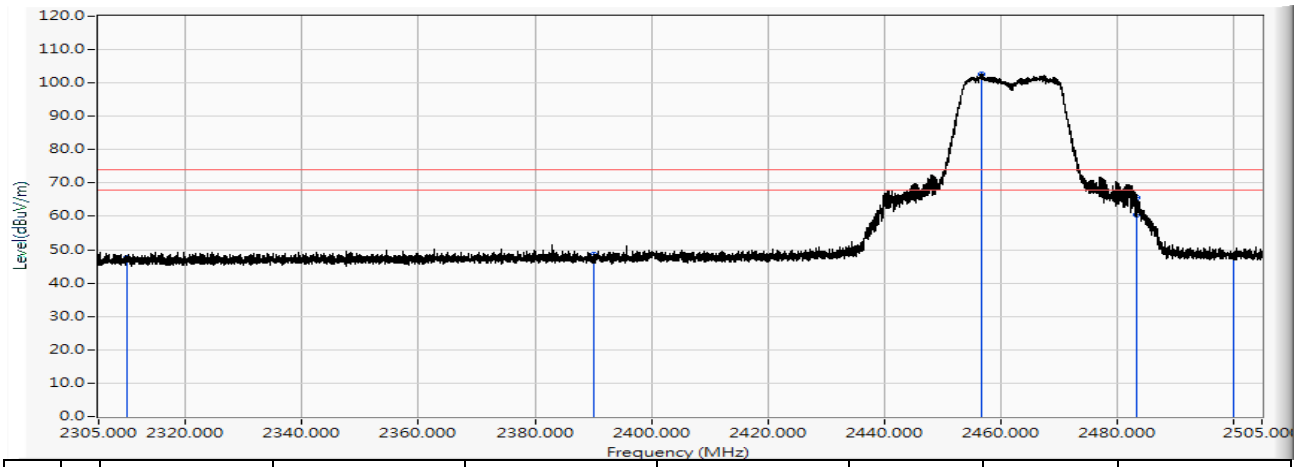

		Frequency (MHz)	Correct Factor (dB)	Reading Level (dBuV)	Measure Level (dBuV/m)	Margin (dB)	Limit (dBuV/m)	Detector Type
1		2310.000	12.384	35.385	47.769	-26.231	74.000	PEAK
2		2390.000	12.911	35.603	48.514	-25.486	74.000	PEAK
3	*	2456.800	13.351	89.374	102.725	28.725	74.000	PEAK
4		2483.500	13.527	46.916	60.443	-13.557	74.000	PEAK
5		2483.540	13.527	51.981	65.508	-8.492	74.000	PEAK
6		2500.000	13.629	34.350	47.979	-26.021	74.000	PEAK

Note:

1. All reading above 1GHz is performed with peak and/or average measurements as necessary.
2. Peak measurements: RBW = 1MHz, VBW = 3 MHz, Sweep: Auto.
3. Average measurements: RBW = 1MHz, VBW = 10 Hz, Sweep: Auto.
4. “ * ”, means this data is the worst emission level.
5. Measurement Level = Reading Level + Correct Factor.
6. The average measurement was not performed when the peak measured data under the limit of average detection. If the readings given are average, peak measurement should also be supplied.
7. The fundamental for reference only, it’s not restricted by unwanted emission limit.

Site : DEKRA Taiwan CB2-H	**Time : 2018/02/27**
Limit : FCC_SpartC_15.209_03M_AV	**Margin : 6**
Probe : CB2_FCC_EFS_B091_1-18GHz_3M_0117 - VERTICAL	**Power : DC 5V**
EUT : Dual-band Wireless-AC1300 USB Adapter	**Note : 802.11n(20M)_2462MHz**

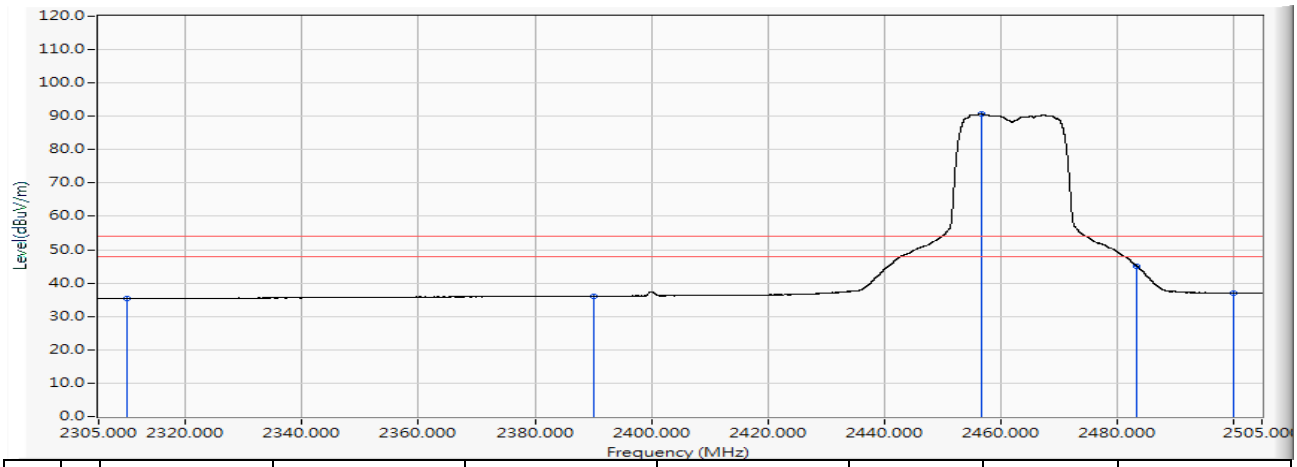

		Frequency (MHz)	Correct Factor (dB)	Reading Level (dBuV)	Measure Level (dBuV/m)	Margin (dB)	Limit (dBuV/m)	Detector Type
1		2310.000	12.384	23.002	35.386	-18.614	54.000	AVERAGE
2		2390.000	12.911	23.148	36.059	-17.941	54.000	AVERAGE
3	*	2456.860	13.352	77.405	90.757	36.757	54.000	AVERAGE
4		2483.500	13.527	31.552	45.079	-8.921	54.000	AVERAGE
5		2483.520	13.527	31.494	45.021	-8.979	54.000	AVERAGE
6		2500.000	13.629	23.373	37.002	-16.998	54.000	AVERAGE

Note:

1. All reading above 1GHz is performed with peak and/or average measurements as necessary.
2. Peak measurements: RBW = 1MHz, VBW = 3 MHz, Sweep: Auto.
3. Average measurements: RBW = 1MHz, VBW = 10 Hz, Sweep: Auto.
4. “ * ”, means this data is the worst emission level.
5. Measurement Level = Reading Level + Correct Factor.
6. The average measurement was not performed when the peak measured data under the limit of average detection. If the readings given are average, peak measurement should also be supplied.
7. The fundamental for reference only, it’s not restricted by unwanted emission limit.

Site : DEKRA Taiwan CB2-H	**Time : 2018/02/27**
Limit : FCC_SpartC_15.209_03M_PK	**Margin : 6**
Probe : CB2_FCC_EFS_B091_1-18GHz_3M_0117 - HORIZONTAL	**Power : DC 5V**
EUT : Dual-band Wireless-AC1300 USB Adapter	**Note : 802.11n(40M)_2422MHz**

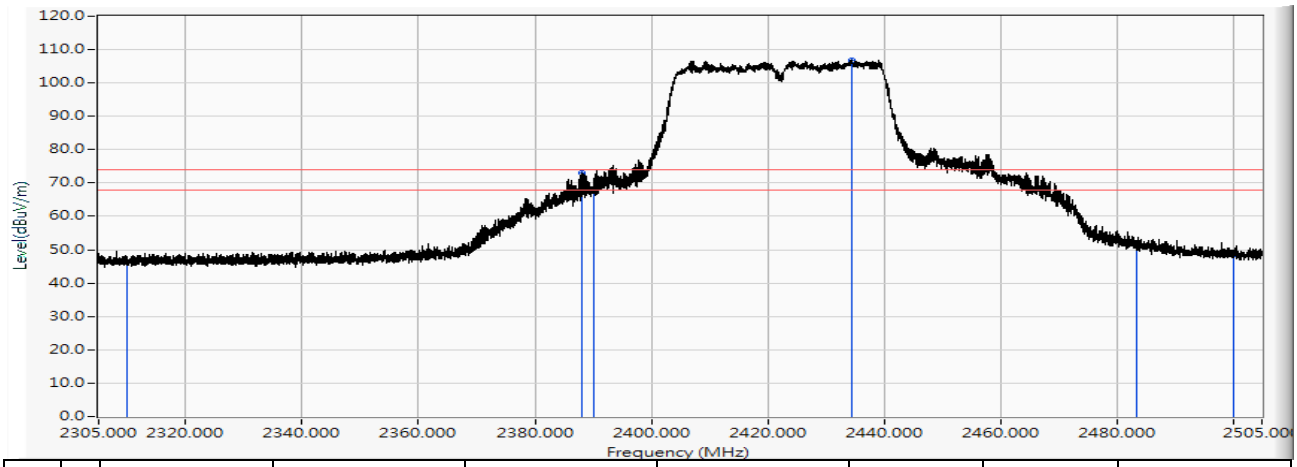

		Frequency (MHz)	Correct Factor (dB)	Reading Level (dBuV)	Measure Level (dBuV/m)	Margin (dB)	Limit (dBuV/m)	Detector Type
1		2310.000	12.384	33.919	46.303	-27.697	74.000	PEAK
2		2388.060	12.899	59.985	72.883	-1.117	74.000	PEAK
3		2390.000	12.911	55.412	68.323	-5.677	74.000	PEAK
4	*	2434.360	13.204	93.591	106.794	32.794	74.000	PEAK
5		2483.500	13.527	38.244	51.771	-22.229	74.000	PEAK
6		2500.000	13.629	34.899	48.528	-25.472	74.000	PEAK

Note:

1. All reading above 1GHz is performed with peak and/or average measurements as necessary.
2. Peak measurements: RBW = 1MHz, VBW = 3 MHz, Sweep: Auto.
3. Average measurements: RBW = 1MHz, VBW = 10 Hz, Sweep: Auto.
4. “ * ”, means this data is the worst emission level.
5. Measurement Level = Reading Level + Correct Factor.
6. The average measurement was not performed when the peak measured data under the limit of average detection. If the readings given are average, peak measurement should also be supplied.
7. The fundamental for reference only, it’s not restricted by unwanted emission limit.

Site : DEKRA Taiwan CB2-H	**Time : 2018/02/27**
Limit : FCC_SpartC_15.209_03M_AV	**Margin : 6**
Probe : CB2_FCC_EFS_B091_1-18GHz_3M_0117 - HORIZONTAL	**Power : DC 5V**
EUT : Dual-band Wireless-AC1300 USB Adapter	**Note : 802.11n(40M)_2422MHz**

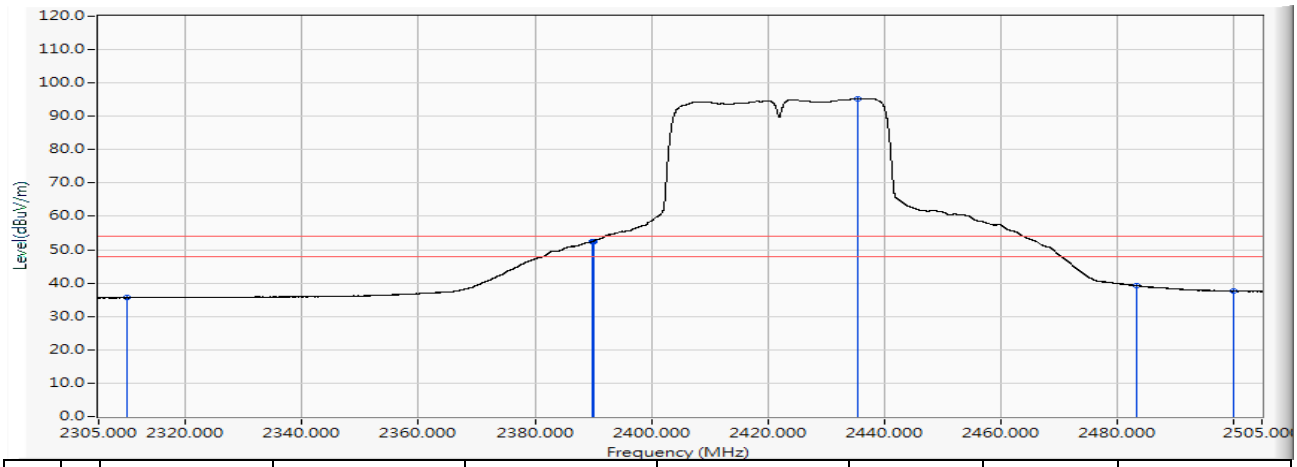

		Frequency (MHz)	Correct Factor (dB)	Reading Level (dBuV)	Measure Level (dBuV/m)	Margin (dB)	Limit (dBuV/m)	Detector Type
1		2310.000	12.384	23.215	35.599	-18.401	54.000	AVERAGE
2		2389.980	12.911	39.630	52.541	-1.459	54.000	AVERAGE
3		2390.000	12.911	39.647	52.558	-1.442	54.000	AVERAGE
4	*	2435.500	13.211	82.175	95.386	41.386	54.000	AVERAGE
5		2483.500	13.527	25.740	39.267	-14.733	54.000	AVERAGE
6		2500.000	13.629	23.864	37.493	-16.507	54.000	AVERAGE

Note:

1. All reading above 1GHz is performed with peak and/or average measurements as necessary.
2. Peak measurements: RBW = 1MHz, VBW = 3 MHz, Sweep: Auto.
3. Average measurements: RBW = 1MHz, VBW = 10 Hz, Sweep: Auto.
4. “ * ”, means this data is the worst emission level.
5. Measurement Level = Reading Level + Correct Factor.
6. The average measurement was not performed when the peak measured data under the limit of average detection. If the readings given are average, peak measurement should also be supplied.
7. The fundamental for reference only, it’s not restricted by unwanted emission limit.

Site : DEKRA Taiwan CB2-H	**Time : 2018/02/27**
Limit : FCC_SpartC_15.209_03M_PK	**Margin : 6**
Probe : CB2_FCC_EFS_B091_1-18GHz_3M_0117 - VERTICAL	**Power : DC 5V**
EUT : Dual-band Wireless-AC1300 USB Adapter	**Note : 802.11n(40M)_2422MHz**

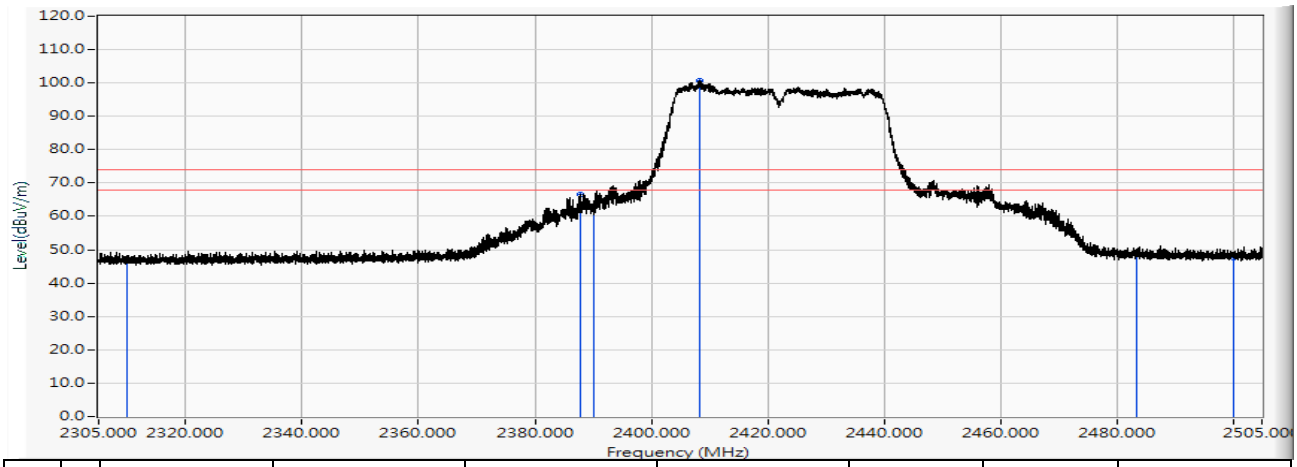

		Frequency (MHz)	Correct Factor (dB)	Reading Level (dBuV)	Measure Level (dBuV/m)	Margin (dB)	Limit (dBuV/m)	Detector Type
1		2310.000	12.384	34.337	46.721	-27.279	74.000	PEAK
2		2387.920	12.898	53.668	66.566	-7.434	74.000	PEAK
3		2390.000	12.911	49.693	62.604	-11.396	74.000	PEAK
4	*	2408.400	13.032	87.592	100.624	26.624	74.000	PEAK
5		2483.500	13.527	35.657	49.184	-24.816	74.000	PEAK
6		2500.000	13.629	34.025	47.654	-26.346	74.000	PEAK

Note:

1. All reading above 1GHz is performed with peak and/or average measurements as necessary.
2. Peak measurements: RBW = 1MHz, VBW = 3 MHz, Sweep: Auto.
3. Average measurements: RBW = 1MHz, VBW = 10 Hz, Sweep: Auto.
4. “ * ”, means this data is the worst emission level.
5. Measurement Level = Reading Level + Correct Factor.
6. The average measurement was not performed when the peak measured data under the limit of average detection. If the readings given are average, peak measurement should also be supplied.
7. The fundamental for reference only, it’s not restricted by unwanted emission limit.

Site : DEKRA Taiwan CB2-H	**Time : 2018/02/27**
Limit : FCC_SpartC_15.209_03M_AV	**Margin : 6**
Probe : CB2_FCC_EFS_B091_1-18GHz_3M_0117 - VERTICAL	**Power : DC 5V**
EUT : Dual-band Wireless-AC1300 USB Adapter	**Note : 802.11n(40M)_2422MHz**

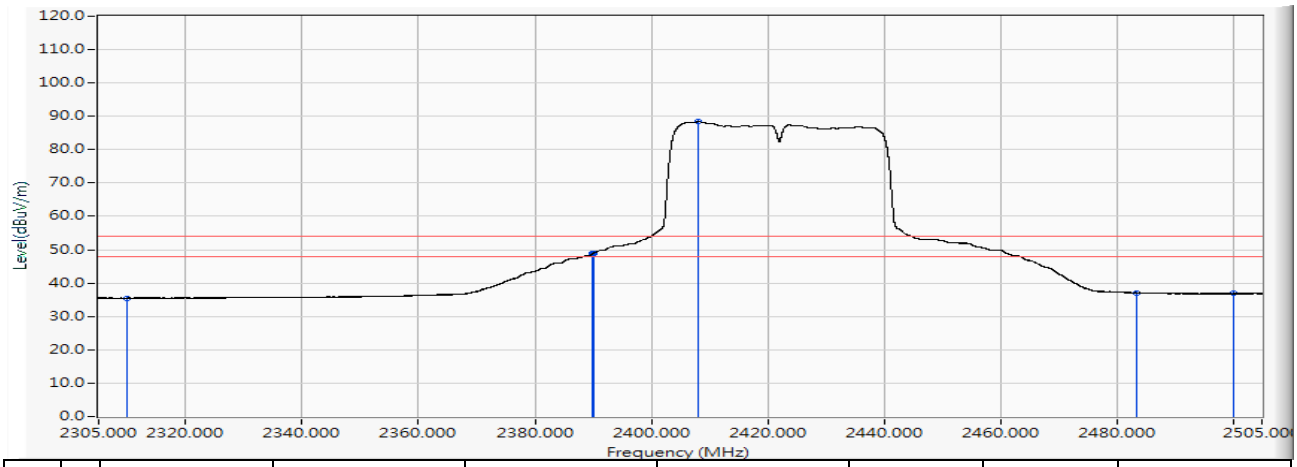

		Frequency (MHz)	Correct Factor (dB)	Reading Level (dBuV)	Measure Level (dBuV/m)	Margin (dB)	Limit (dBuV/m)	Detector Type
1		2310.000	12.384	23.119	35.503	-18.497	54.000	AVERAGE
2		2389.980	12.911	35.850	48.761	-5.239	54.000	AVERAGE
3		2390.000	12.911	35.859	48.770	-5.230	54.000	AVERAGE
4	*	2408.060	13.031	75.325	88.355	34.355	54.000	AVERAGE
5		2483.500	13.527	23.478	37.005	-16.995	54.000	AVERAGE
6		2500.000	13.629	23.231	36.860	-17.140	54.000	AVERAGE

Note:

1. All reading above 1GHz is performed with peak and/or average measurements as necessary.
2. Peak measurements: RBW = 1MHz, VBW = 3 MHz, Sweep: Auto.
3. Average measurements: RBW = 1MHz, VBW = 10 Hz, Sweep: Auto.
4. “ * ”, means this data is the worst emission level.
5. Measurement Level = Reading Level + Correct Factor.
6. The average measurement was not performed when the peak measured data under the limit of average detection. If the readings given are average, peak measurement should also be supplied.
7. The fundamental for reference only, it’s not restricted by unwanted emission limit.

Site : DEKRA Taiwan CB2-H	**Time : 2018/02/27**
Limit : FCC_SpartC_15.209_03M_PK	**Margin : 6**
Probe : CB2_FCC_EFS_B091_1-18GHz_3M_0117 - HORIZONTAL	**Power : DC 5V**
EUT : Dual-band Wireless-AC1300 USB Adapter	**Note : 802.11n(40M)_2437MHz**

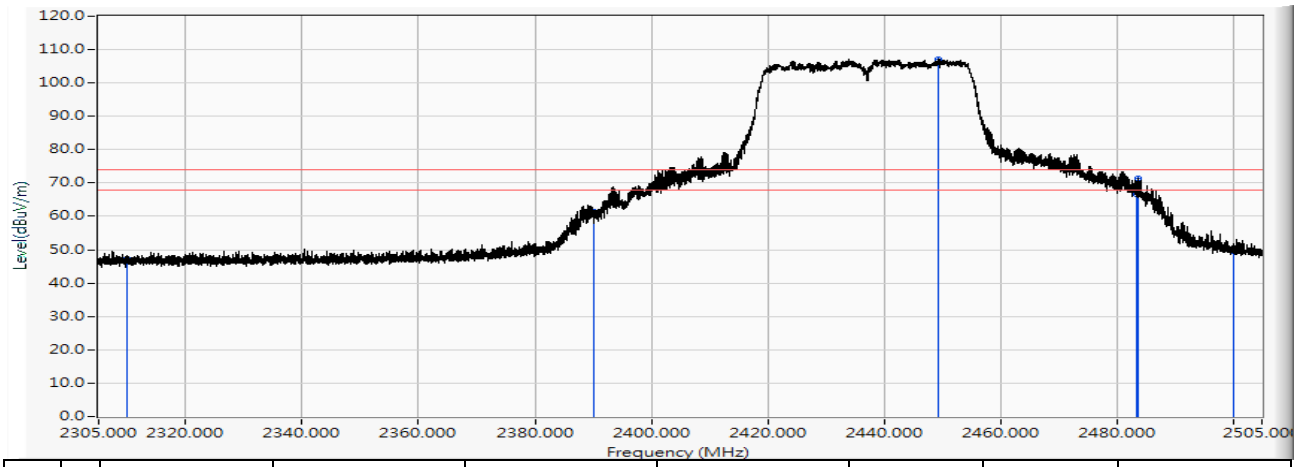

		Frequency (MHz)	Correct Factor (dB)	Reading Level (dBuV)	Measure Level (dBuV/m)	Margin (dB)	Limit (dBuV/m)	Detector Type
1		2310.000	12.384	34.814	47.198	-26.802	74.000	PEAK
2		2390.000	12.911	48.499	61.410	-12.590	74.000	PEAK
3	*	2449.360	13.303	93.893	107.195	33.195	74.000	PEAK
4		2483.500	13.527	53.015	66.542	-7.458	74.000	PEAK
5		2483.600	13.527	57.781	71.309	-2.691	74.000	PEAK
6		2500.000	13.629	35.991	49.620	-24.380	74.000	PEAK

Note:

1. All reading above 1GHz is performed with peak and/or average measurements as necessary.
2. Peak measurements: RBW = 1MHz, VBW = 3 MHz, Sweep: Auto.
3. Average measurements: RBW = 1MHz, VBW = 10 Hz, Sweep: Auto.
4. “ * ”, means this data is the worst emission level.
5. Measurement Level = Reading Level + Correct Factor.
6. The average measurement was not performed when the peak measured data under the limit of average detection. If the readings given are average, peak measurement should also be supplied.
7. The fundamental for reference only, it’s not restricted by unwanted emission limit.

Site : DEKRA Taiwan CB2-H	**Time : 2018/02/27**
Limit : FCC_SpartC_15.209_03M_AV	**Margin : 6**
Probe : CB2_FCC_EFS_B091_1-18GHz_3M_0117 - HORIZONTAL	**Power : DC 5V**
EUT : Dual-band Wireless-AC1300 USB Adapter	**Note : 802.11n(40M)_2437MHz**

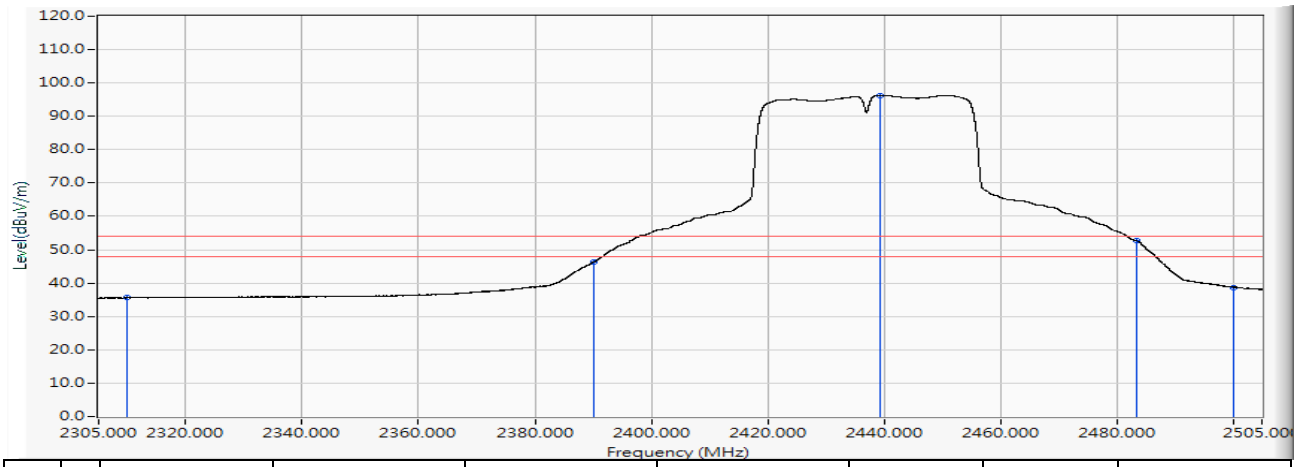

		Frequency (MHz)	Correct Factor (dB)	Reading Level (dBuV)	Measure Level (dBuV/m)	Margin (dB)	Limit (dBuV/m)	Detector Type
1		2310.000	12.384	23.197	35.581	-18.419	54.000	AVERAGE
2		2390.000	12.911	33.371	46.282	-7.718	54.000	AVERAGE
3	*	2439.260	13.236	83.059	96.295	42.295	54.000	AVERAGE
4		2483.500	13.527	39.113	52.640	-1.360	54.000	AVERAGE
5		2483.520	13.527	39.115	52.642	-1.358	54.000	AVERAGE
6		2500.000	13.629	25.131	38.760	-15.240	54.000	AVERAGE

Note:

1. All reading above 1GHz is performed with peak and/or average measurements as necessary.
2. Peak measurements: RBW = 1MHz, VBW = 3 MHz, Sweep: Auto.
3. Average measurements: RBW = 1MHz, VBW = 10 Hz, Sweep: Auto.
4. “ * ”, means this data is the worst emission level.
5. Measurement Level = Reading Level + Correct Factor.
6. The average measurement was not performed when the peak measured data under the limit of average detection. If the readings given are average, peak measurement should also be supplied.
7. The fundamental for reference only, it’s not restricted by unwanted emission limit.

Site : DEKRA Taiwan CB2-H	**Time : 2018/02/27**
Limit : FCC_SpartC_15.209_03M_PK	**Margin : 6**
Probe : CB2_FCC_EFS_B091_1-18GHz_3M_0117 - VERTICAL	**Power : DC 5V**
EUT : Dual-band Wireless-AC1300 USB Adapter	**Note : 802.11n(40M)_2437MHz**

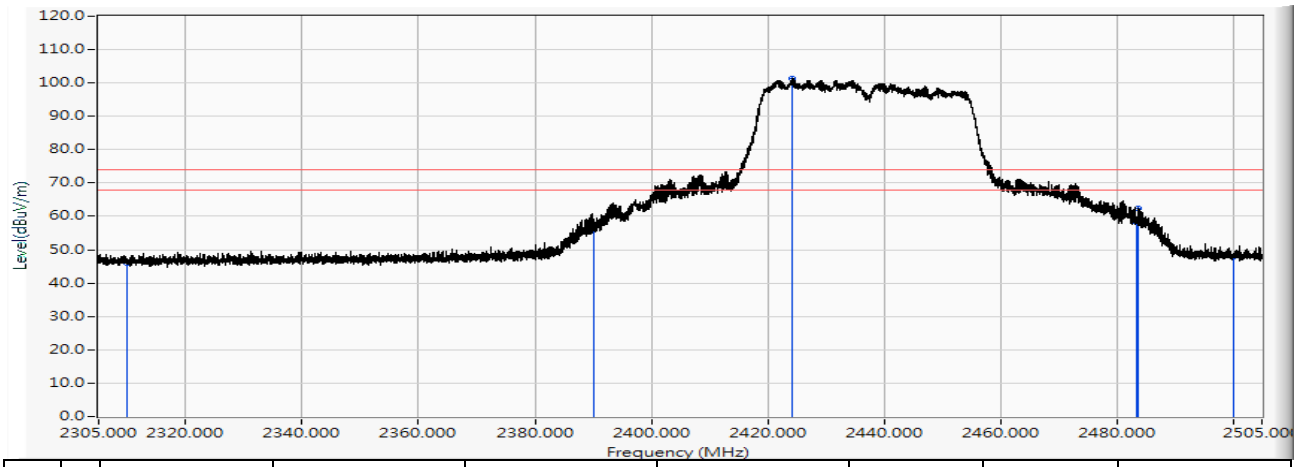

		Frequency (MHz)	Correct Factor (dB)	Reading Level (dBuV)	Measure Level (dBuV/m)	Margin (dB)	Limit (dBuV/m)	Detector Type
1		2310.000	12.384	33.596	45.980	-28.020	74.000	PEAK
2		2390.000	12.911	44.778	57.689	-16.311	74.000	PEAK
3	*	2424.300	13.137	88.345	101.482	27.482	74.000	PEAK
4		2483.500	13.527	44.690	58.217	-15.783	74.000	PEAK
5		2483.700	13.529	48.855	62.384	-11.616	74.000	PEAK
6		2500.000	13.629	34.179	47.808	-26.192	74.000	PEAK

Note:

1. All reading above 1GHz is performed with peak and/or average measurements as necessary.
2. Peak measurements: RBW = 1MHz, VBW = 3 MHz, Sweep: Auto.
3. Average measurements: RBW = 1MHz, VBW = 10 Hz, Sweep: Auto.
4. “ * ”, means this data is the worst emission level.
5. Measurement Level = Reading Level + Correct Factor.
6. The average measurement was not performed when the peak measured data under the limit of average detection. If the readings given are average, peak measurement should also be supplied.
7. The fundamental for reference only, it’s not restricted by unwanted emission limit.

Site : DEKRA Taiwan CB2-H	**Time : 2018/02/27**
Limit : FCC_SpartC_15.209_03M_AV	**Margin : 6**
Probe : CB2_FCC_EFS_B091_1-18GHz_3M_0117 - VERTICAL	**Power : DC 5V**
EUT : Dual-band Wireless-AC1300 USB Adapter	**Note : 802.11n(40M)_2437MHz**

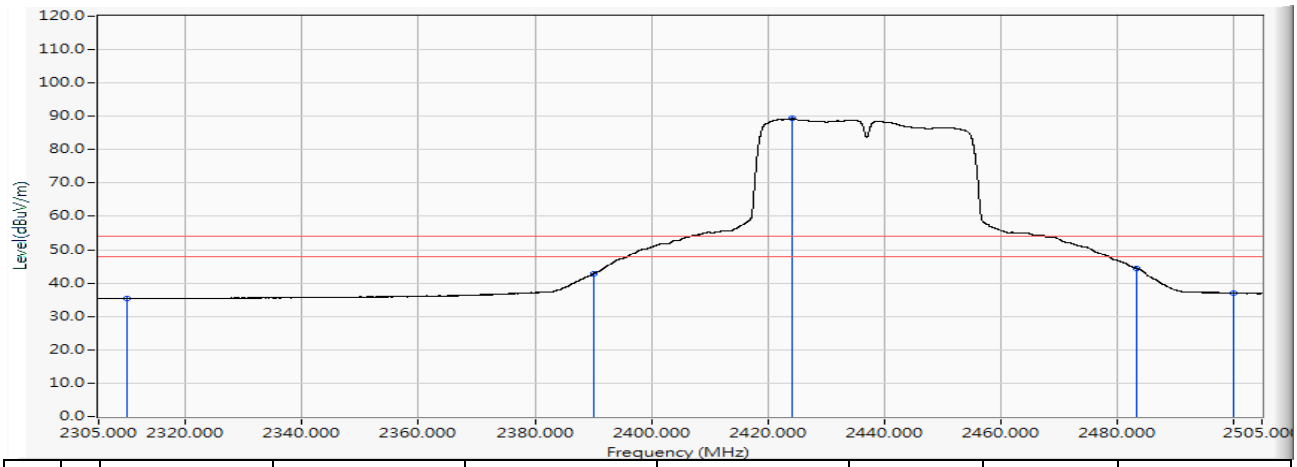

		Frequency (MHz)	Correct Factor (dB)	Reading Level (dBuV)	Measure Level (dBuV/m)	Margin (dB)	Limit (dBuV/m)	Detector Type
1		2310.000	12.384	22.997	35.381	-18.619	54.000	AVERAGE
2		2390.000	12.911	29.855	42.766	-11.234	54.000	AVERAGE
3	*	2424.320	13.138	76.151	89.288	35.288	54.000	AVERAGE
4		2483.500	13.527	30.920	44.447	-9.553	54.000	AVERAGE
5		2483.520	13.527	30.898	44.425	-9.575	54.000	AVERAGE
6		2500.000	13.629	23.388	37.017	-16.983	54.000	AVERAGE

Note:

1. All reading above 1GHz is performed with peak and/or average measurements as necessary.
2. Peak measurements: RBW = 1MHz, VBW = 3 MHz, Sweep: Auto.
3. Average measurements: RBW = 1MHz, VBW = 10 Hz, Sweep: Auto.
4. “ * ”, means this data is the worst emission level.
5. Measurement Level = Reading Level + Correct Factor.
6. The average measurement was not performed when the peak measured data under the limit of average detection. If the readings given are average, peak measurement should also be supplied.
7. The fundamental for reference only, it’s not restricted by unwanted emission limit.

Site : DEKRA Taiwan CB2-H	**Time : 2018/02/27**
Limit : FCC_SpartC_15.209_03M_PK	**Margin : 6**
Probe : CB2_FCC_EFS_B091_1-18GHz_3M_0117 - HORIZONTAL	**Power : DC 5V**
EUT : Dual-band Wireless-AC1300 USB Adapter	**Note : 802.11n(40M)_2452MHz**

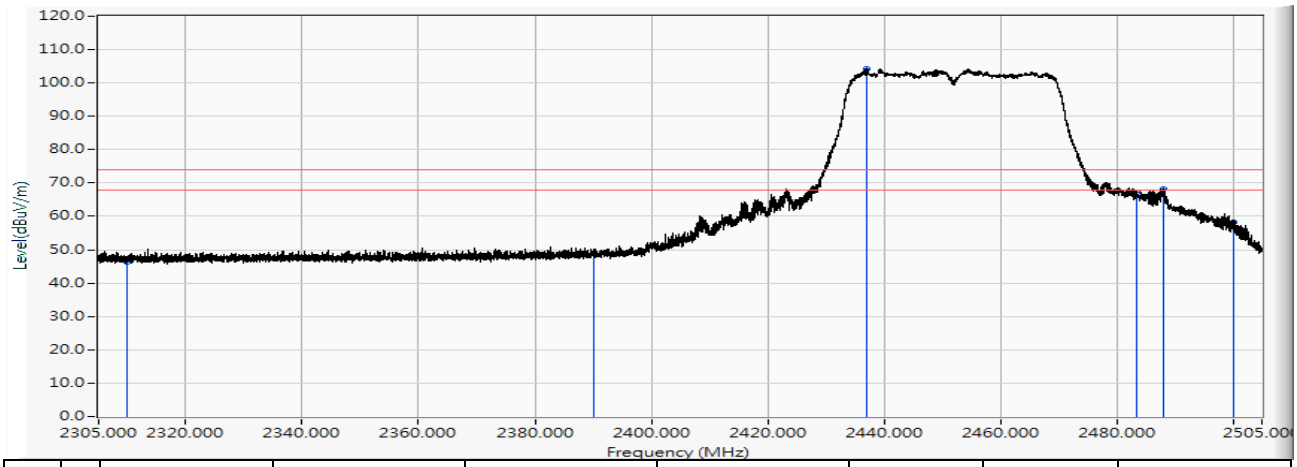

		Frequency (MHz)	Correct Factor (dB)	Reading Level (dBuV)	Measure Level (dBuV/m)	Margin (dB)	Limit (dBuV/m)	Detector Type
1		2310.000	12.384	34.015	46.399	-27.601	74.000	PEAK
2		2390.000	12.911	36.079	48.990	-25.010	74.000	PEAK
3	*	2437.040	13.221	90.972	104.193	30.193	74.000	PEAK
4		2483.500	13.527	53.741	67.268	-6.732	74.000	PEAK
5		2488.040	13.557	54.774	68.331	-5.669	74.000	PEAK
6		2500.000	13.629	44.480	58.109	-15.891	74.000	PEAK

Note:

1. All reading above 1GHz is performed with peak and/or average measurements as necessary.
2. Peak measurements: RBW = 1MHz, VBW = 3 MHz, Sweep: Auto.
3. Average measurements: RBW = 1MHz, VBW = 10 Hz, Sweep: Auto.
4. “ * ”, means this data is the worst emission level.
5. Measurement Level = Reading Level + Correct Factor.
6. The average measurement was not performed when the peak measured data under the limit of average detection. If the readings given are average, peak measurement should also be supplied.
7. The fundamental for reference only, it’s not restricted by unwanted emission limit.

Site : DEKRA Taiwan CB2-H	**Time : 2018/02/27**
Limit : FCC_SpartC_15.209_03M_AV	**Margin : 6**
Probe : CB2_FCC_EFS_B091_1-18GHz_3M_0117 - HORIZONTAL	**Power : DC 5V**
EUT : Dual-band Wireless-AC1300 USB Adapter	**Note : 802.11n(40M)_2452MHz**

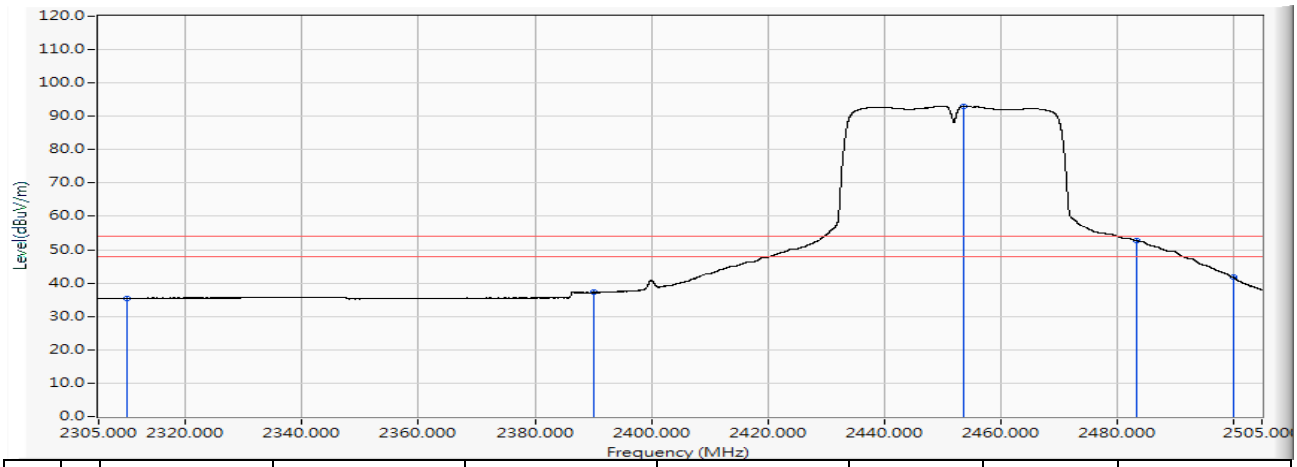

		Frequency (MHz)	Correct Factor (dB)	Reading Level (dBuV)	Measure Level (dBuV/m)	Margin (dB)	Limit (dBuV/m)	Detector Type
1		2310.000	12.384	23.010	35.394	-18.606	54.000	AVERAGE
2		2390.000	12.911	24.267	37.178	-16.822	54.000	AVERAGE
3	*	2453.820	13.332	79.745	93.077	39.077	54.000	AVERAGE
4		2483.500	13.527	39.090	52.617	-1.383	54.000	AVERAGE
5		2483.520	13.527	39.114	52.641	-1.359	54.000	AVERAGE
6		2500.000	13.629	28.037	41.666	-12.334	54.000	AVERAGE

Note:

1. All reading above 1GHz is performed with peak and/or average measurements as necessary.
2. Peak measurements: RBW = 1MHz, VBW = 3 MHz, Sweep: Auto.
3. Average measurements: RBW = 1MHz, VBW = 10 Hz, Sweep: Auto.
4. “ * ”, means this data is the worst emission level.
5. Measurement Level = Reading Level + Correct Factor.
6. The average measurement was not performed when the peak measured data under the limit of average detection. If the readings given are average, peak measurement should also be supplied.
7. The fundamental for reference only, it’s not restricted by unwanted emission limit.

Site : DEKRA Taiwan CB2-H	**Time : 2018/02/27**
Limit : FCC_SpartC_15.209_03M_PK	**Margin : 6**
Probe : CB2_FCC_EFS_B091_1-18GHz_3M_0117 - VERTICAL	**Power : DC 5V**
EUT : Dual-band Wireless-AC1300 USB Adapter	**Note : 802.11n(40M)_2452MHz**

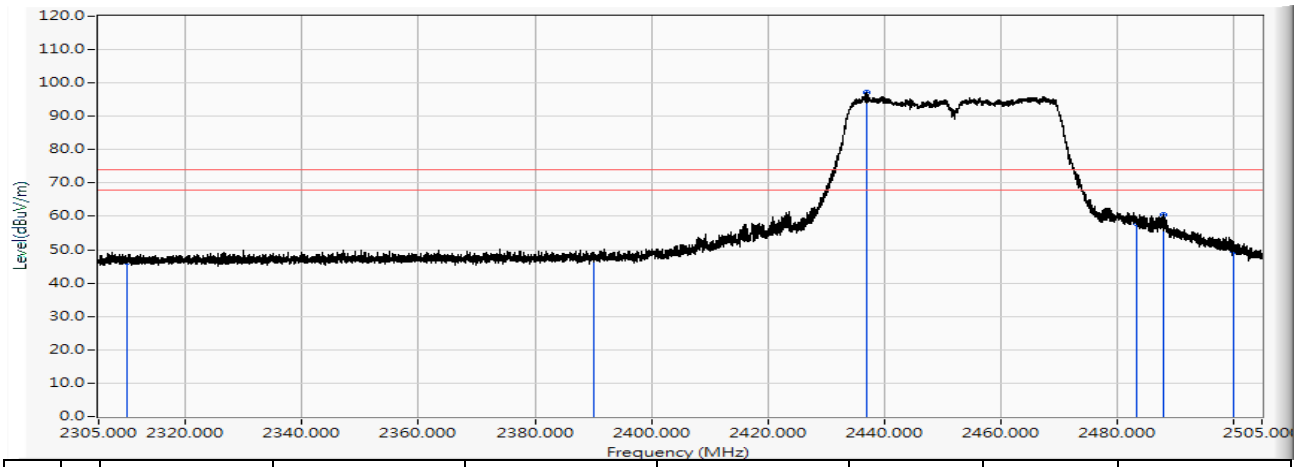

		Frequency (MHz)	Correct Factor (dB)	Reading Level (dBuV)	Measure Level (dBuV/m)	Margin (dB)	Limit (dBuV/m)	Detector Type
1		2310.000	12.384	33.804	46.188	-27.812	74.000	PEAK
2		2390.000	12.911	34.703	47.614	-26.386	74.000	PEAK
3	*	2437.000	13.221	83.782	97.003	23.003	74.000	PEAK
4		2483.500	13.527	44.338	57.865	-16.135	74.000	PEAK
5		2488.000	13.557	46.789	60.346	-13.654	74.000	PEAK
6		2500.000	13.629	35.921	49.550	-24.450	74.000	PEAK

Note:

1. All reading above 1GHz is performed with peak and/or average measurements as necessary.
2. Peak measurements: RBW = 1MHz, VBW = 3 MHz, Sweep: Auto.
3. Average measurements: RBW = 1MHz, VBW = 10 Hz, Sweep: Auto.
4. “ * ”, means this data is the worst emission level.
5. Measurement Level = Reading Level + Correct Factor.
6. The average measurement was not performed when the peak measured data under the limit of average detection. If the readings given are average, peak measurement should also be supplied.
7. The fundamental for reference only, it’s not restricted by unwanted emission limit.

Site : DEKRA Taiwan CB2-H	**Time : 2018/02/27**
Limit : FCC_SpartC_15.209_03M_AV	**Margin : 6**
Probe : CB2_FCC_EFS_B091_1-18GHz_3M_0117 - VERTICAL	**Power : DC 5V**
EUT : Dual-band Wireless-AC1300 USB Adapter	**Note : 802.11n(40M)_2452MHz**

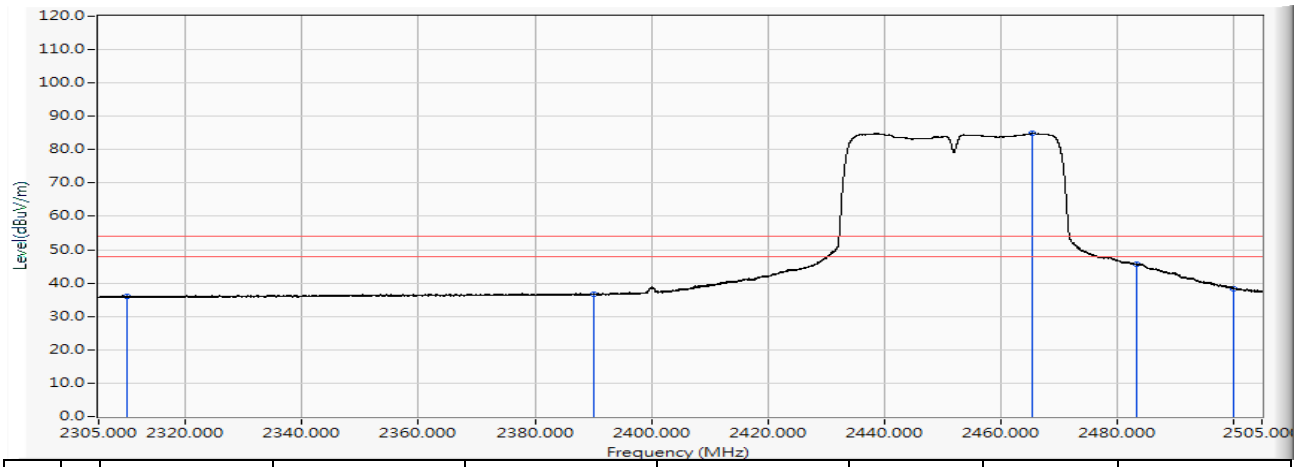

		Frequency (MHz)	Correct Factor (dB)	Reading Level (dBuV)	Measure Level (dBuV/m)	Margin (dB)	Limit (dBuV/m)	Detector Type
1		2310.000	12.384	23.518	35.902	-18.098	54.000	AVERAGE
2		2390.000	12.911	23.711	36.622	-17.378	54.000	AVERAGE
3	*	2465.500	13.409	71.589	84.998	30.998	54.000	AVERAGE
4		2483.500	13.527	32.154	45.681	-8.319	54.000	AVERAGE
5		2483.520	13.527	32.179	45.706	-8.294	54.000	AVERAGE
6		2500.000	13.629	24.785	38.414	-15.586	54.000	AVERAGE

Note:

1. All reading above 1GHz is performed with peak and/or average measurements as necessary.
2. Peak measurements: RBW = 1MHz, VBW = 3 MHz, Sweep: Auto.
3. Average measurements: RBW = 1MHz, VBW = 10 Hz, Sweep: Auto.
4. “ * ”, means this data is the worst emission level.
5. Measurement Level = Reading Level + Correct Factor.
6. The average measurement was not performed when the peak measured data under the limit of average detection. If the readings given are average, peak measurement should also be supplied.
7. The fundamental for reference only, it’s not restricted by unwanted emission limit.

7. DTS Bandwidth

7.1. Test Equipment

The following test equipments are used during the test:

DTS Bandwidth / SR10-H

Instrument	Manufacturer	Model No.	Serial No.	Cal. Date	Next Cal. Date
Spectrum Analyzer	Keysight	N9030B	MY57140404	2017/06/13	2018/06/12
Spectrum Analyzer	Keysight	N9010B	MY57110159	2017/06/05	2018/06/04
Spectrum Analyzer	Agilent	N9010A	US47140172	2017/07/26	2018/07/25
Signal & Spectrum Analyzer	R&S	FSV40	101049	2018/01/10	2019/01/09

7.2. Test Setup

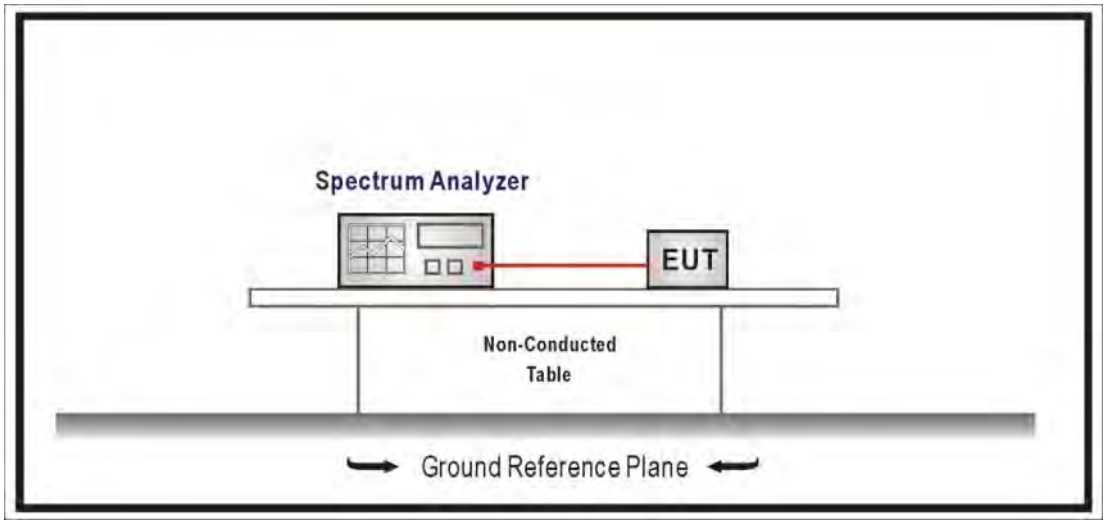

7.3. Test Procedures

The EUT was setup according to ANSI C63.10: 2013; tested procedure section 8.1 of KDB558074 D01 V04 for compliance to FCC 47CFR 15.247 requirements. Set RBW = 100KHz, Set the VBW≧3xRBW, Sweep Time=Auto, Set Peak Detector.

7.4. Limits

The 6 dB bandwidth must be greater than 500 kHz.

7.5. Test Specification

According to FCC Part 15 Subpart C Paragraph 15.247: 2017

7.6. Uncertainty

The measurement uncertainty is defined as ± 150kHz

7.7. Test Result

Product	Dual-band Wireless-AC1300 USB Adapter		
Test Item	DTS Bandwidth		
Test Mode	Mode 1: Transmit Mode		
Date of Test	2018/03/21	Test Site	SR10-H

802.11 b (ANT 0)				
Channel No.	Frequency (MHz)	Measure Level (MHz)	Limit (MHz)	Result
1	2412	9.993	≧0.5	Pass
6	2437	9.493	≧0.5	Pass
11	2462	10.04	≧0.5	Pass

Channel 1 (2412MHz)

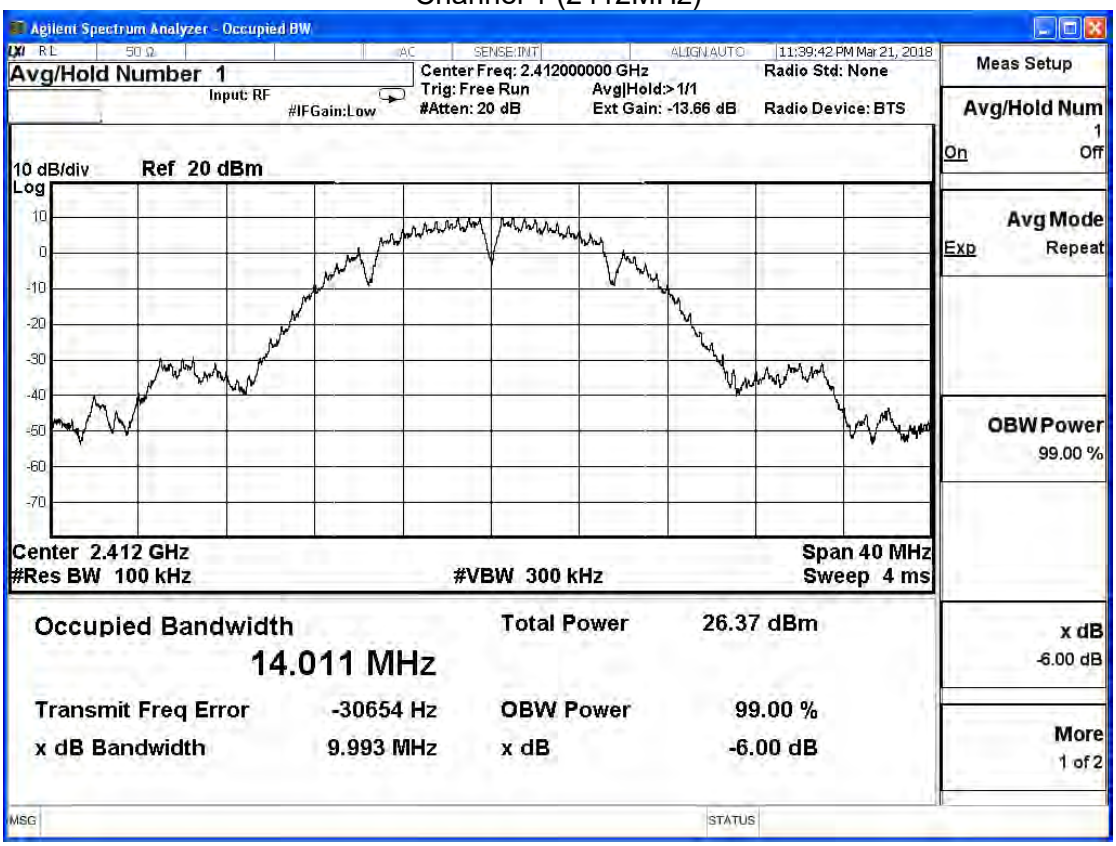

Channel 6 (2437MHz)

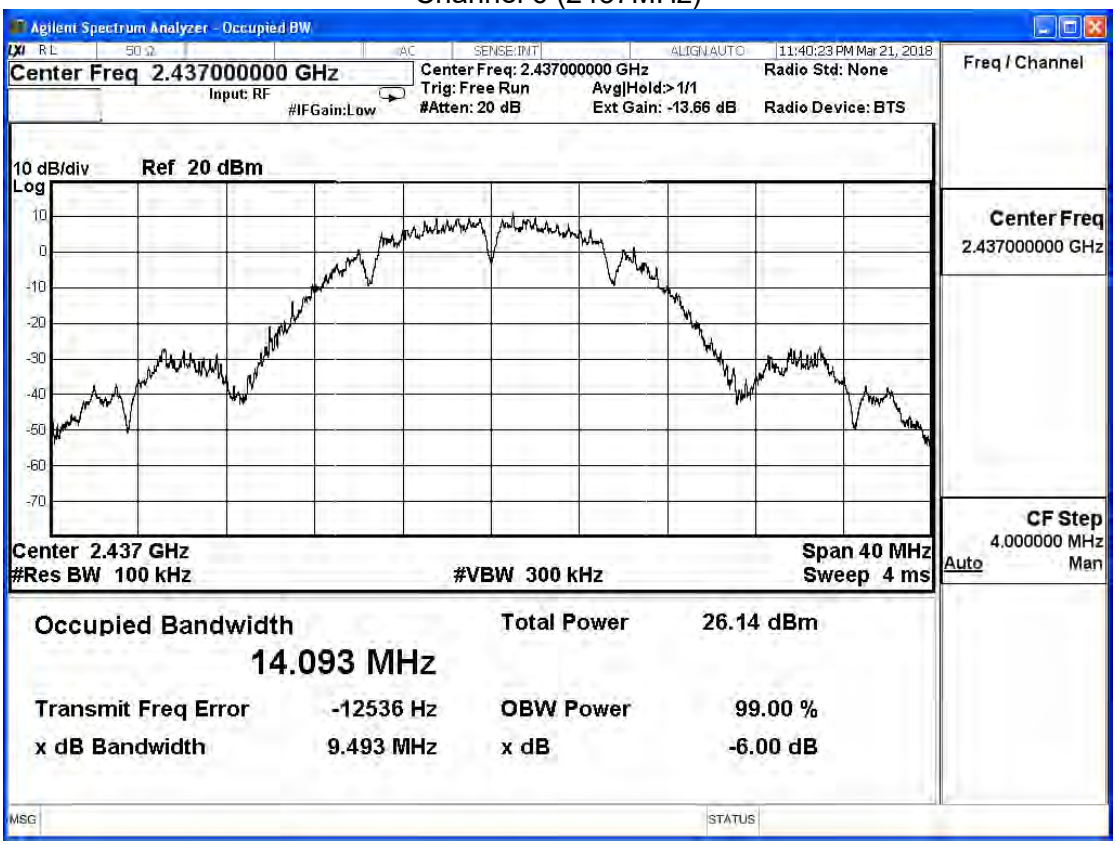

Channel 11 (2462MHz)

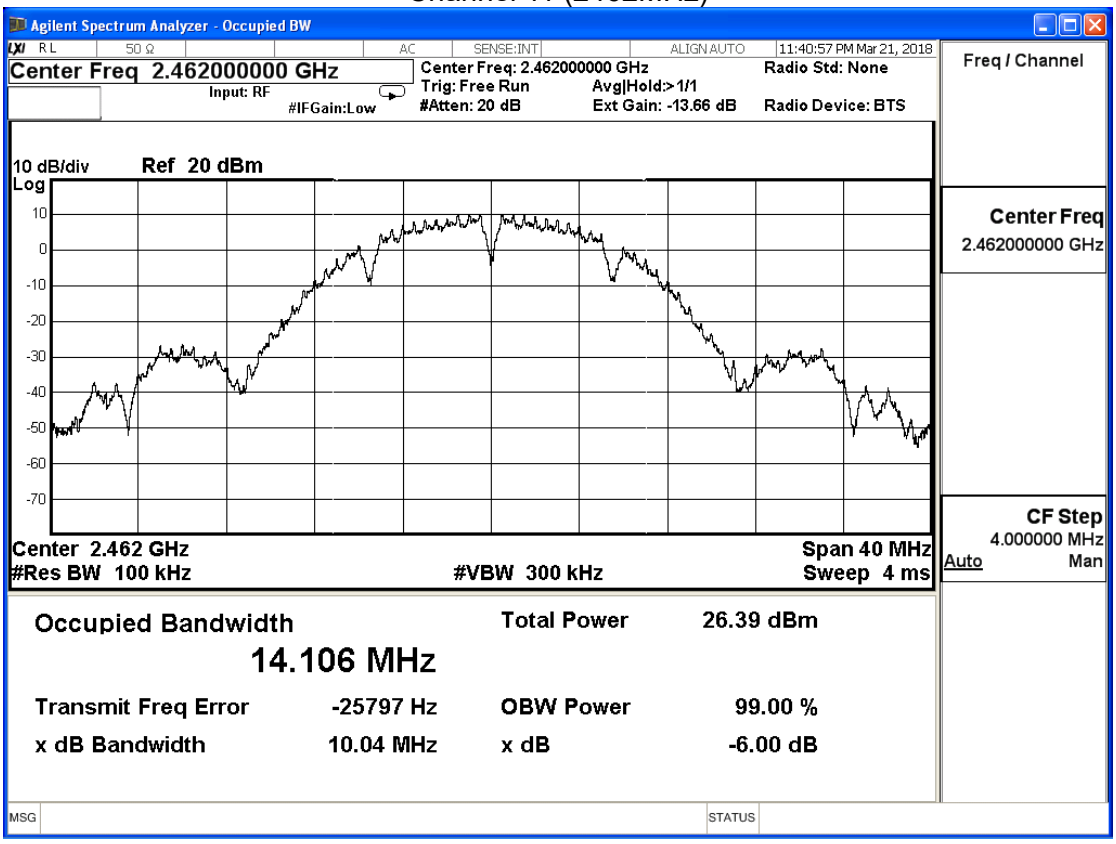

Product	Dual-band Wireless-AC1300 USB Adapter		
Test Item	DTS Bandwidth		
Test Mode	Mode 1: Transmit Mode		
Date of Test	2018/03/21	Test Site	SR10-H

802.11 b (ANT 1)				
Channel No.	Frequency (MHz)	Measure Level (MHz)	Limit (MHz)	Result
1	2412	10.02	≧0.5	Pass
6	2437	10.00	≧0.5	Pass
11	2462	10.04	≧0.5	Pass

Channel 1 (2412MHz)

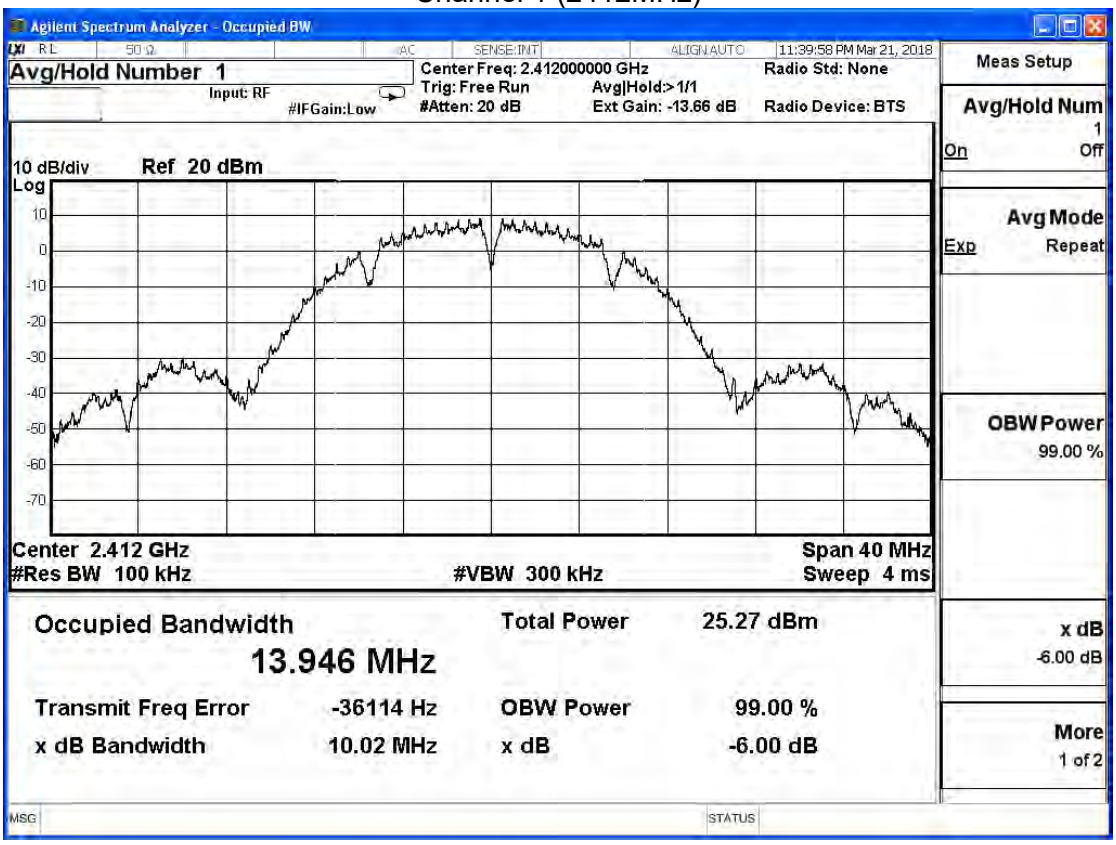

Channel 6 (2437MHz)

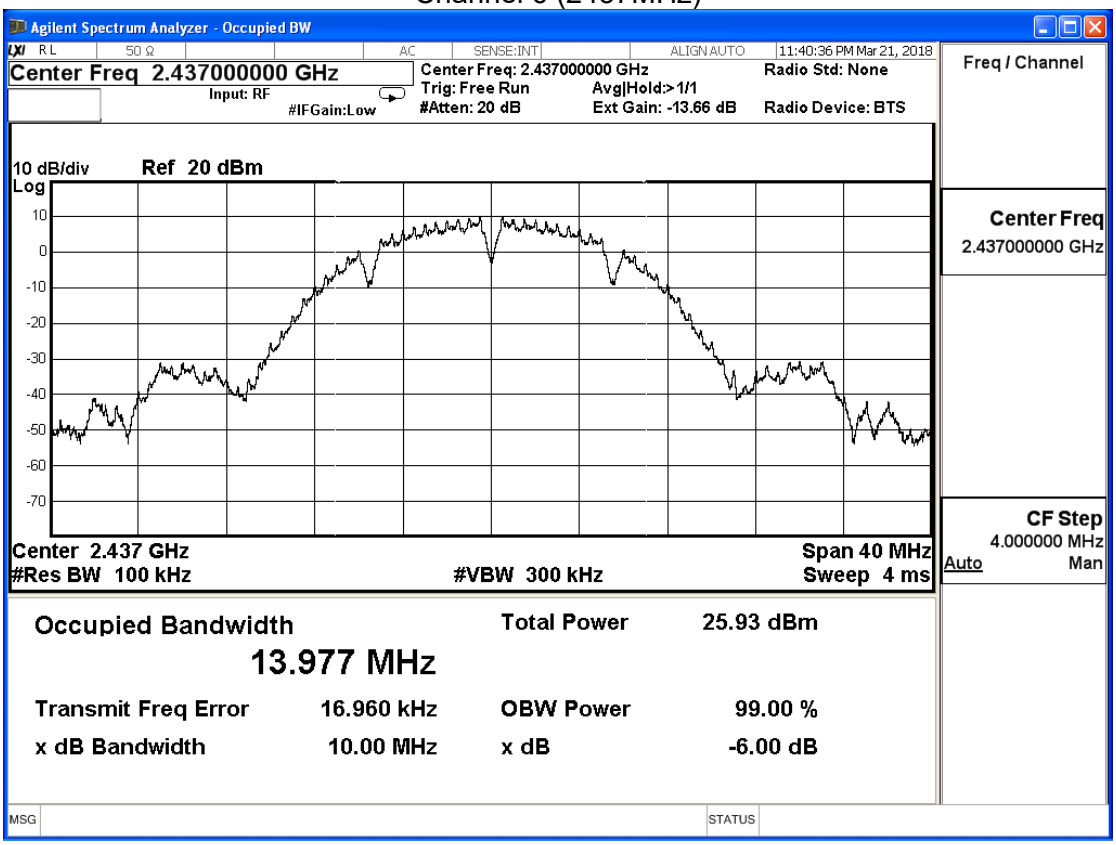

Channel 11 (2462MHz)

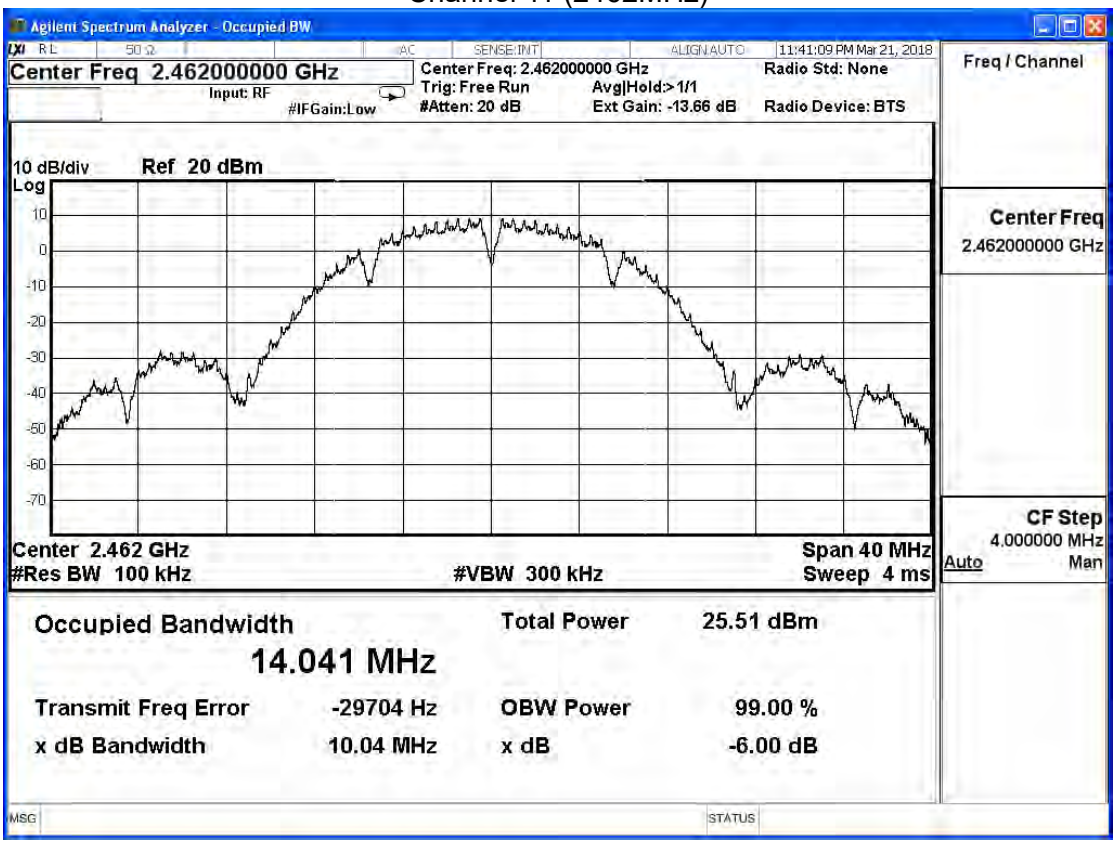

Product	Dual-band Wireless-AC1300 USB Adapter		
Test Item	DTS Bandwidth		
Test Mode	Mode 1: Transmit Mode		
Date of Test	2018/03/21	Test Site	SR10-H

802.11 g (ANT 0)				
Channel No.	Frequency (MHz)	Measure Level (MHz)	Limit (MHz)	Result
1	2412	16.52	≧0.5	Pass
6	2437	16.46	≧0.5	Pass
11	2462	16.45	≧0.5	Pass

Channel 1 (2412MHz)

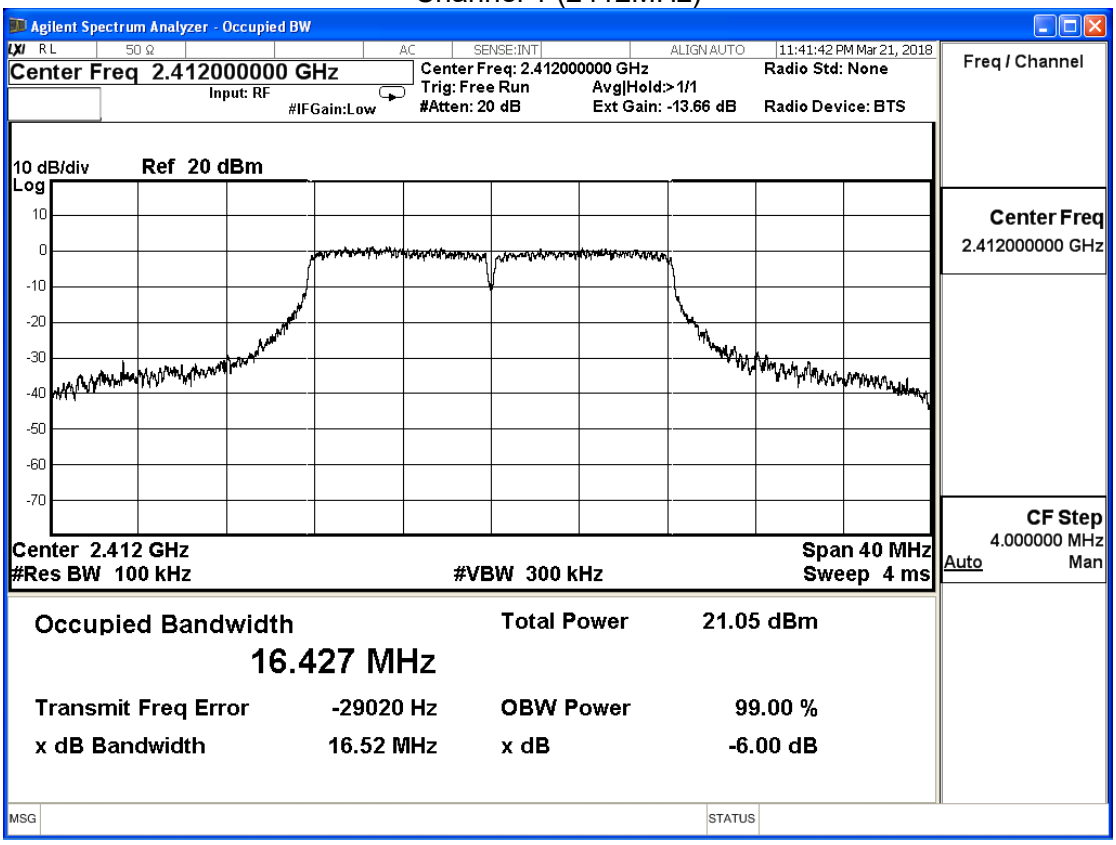

Channel 6 (2437MHz)

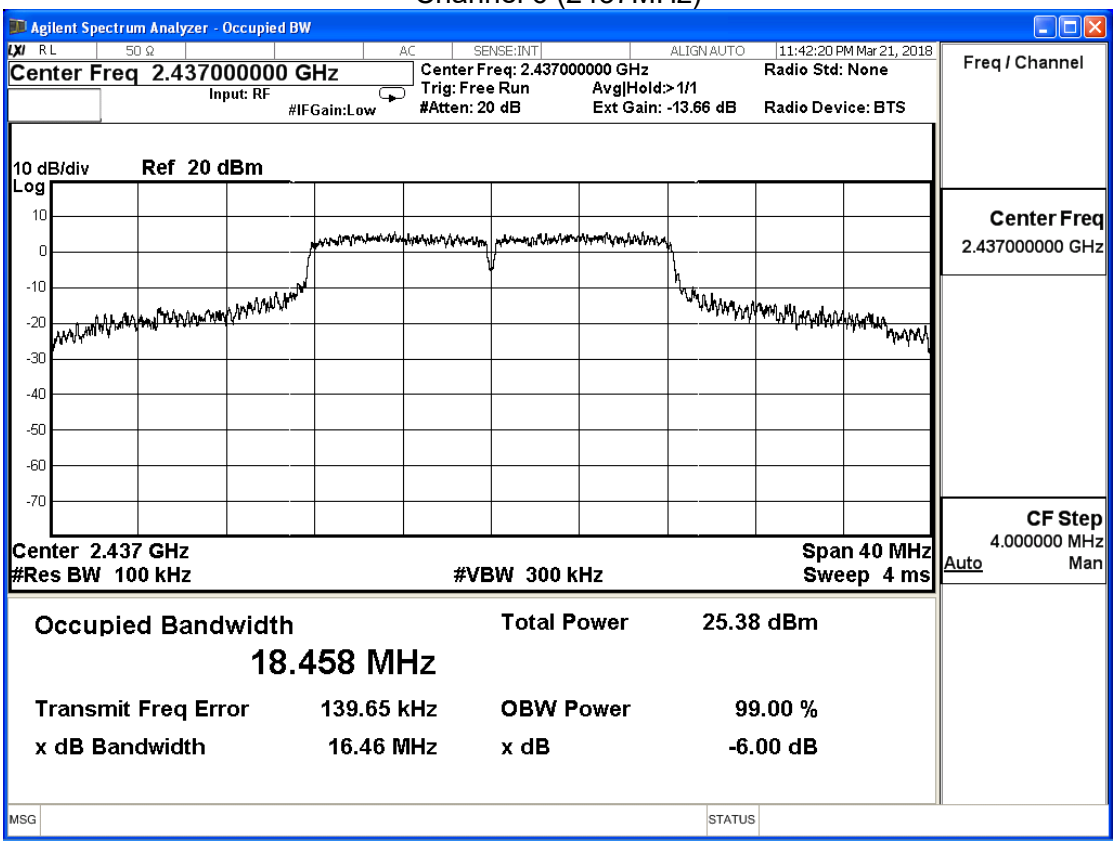

Channel 11 (2462MHz)

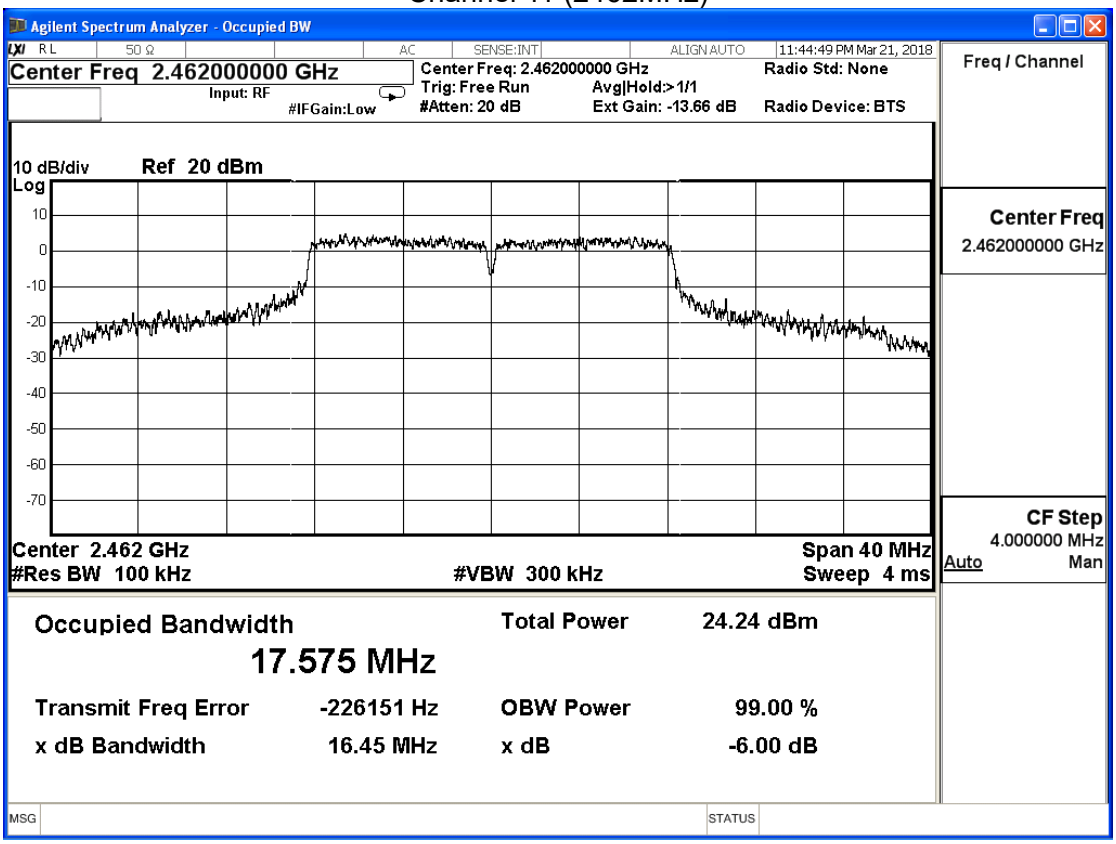

Product	Dual-band Wireless-AC1300 USB Adapter		
Test Item	DTS Bandwidth		
Test Mode	Mode 1: Transmit Mode		
Date of Test	2018/03/21	Test Site	SR10-H

802.11 g (ANT 1)				
Channel No.	Frequency (MHz)	Measure Level (MHz)	Limit (MHz)	Result
1	2412	16.44	≧0.5	Pass
6	2437	16.51	≧0.5	Pass
11	2462	16.47	≧0.5	Pass

Channel 1 (2412MHz)

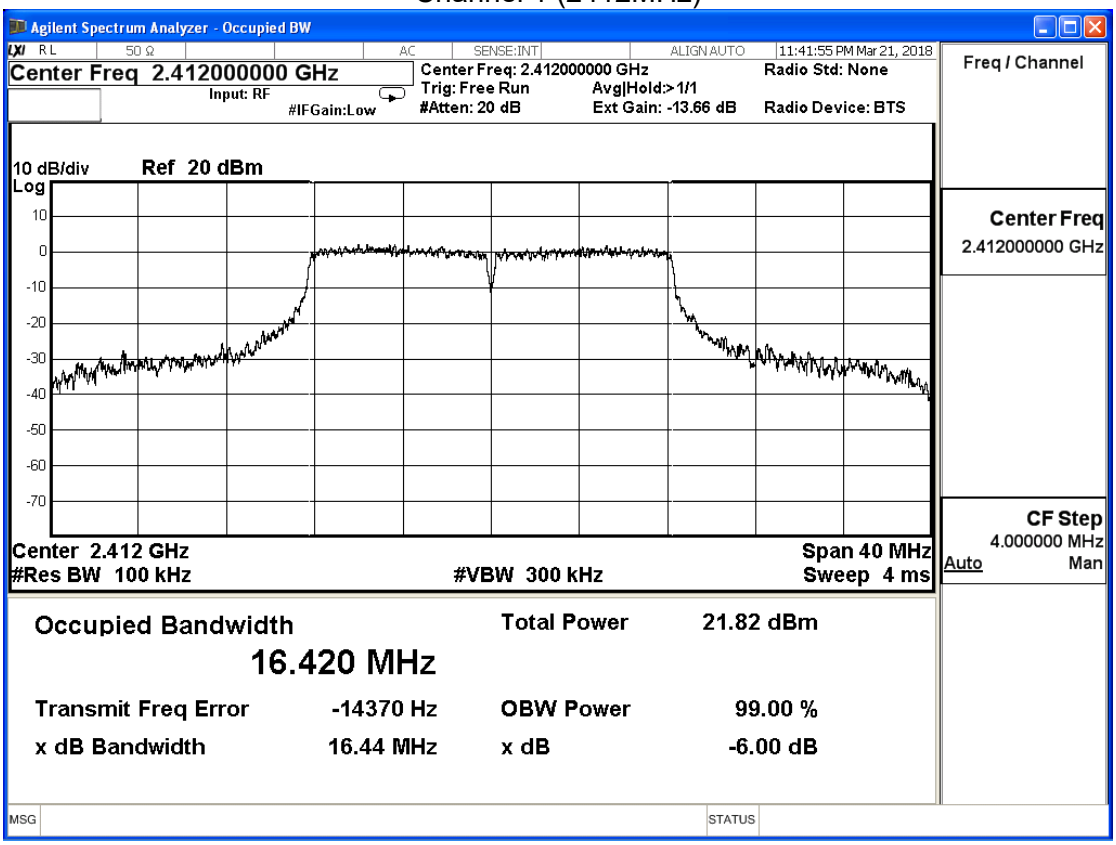

Channel 6 (2437MHz)

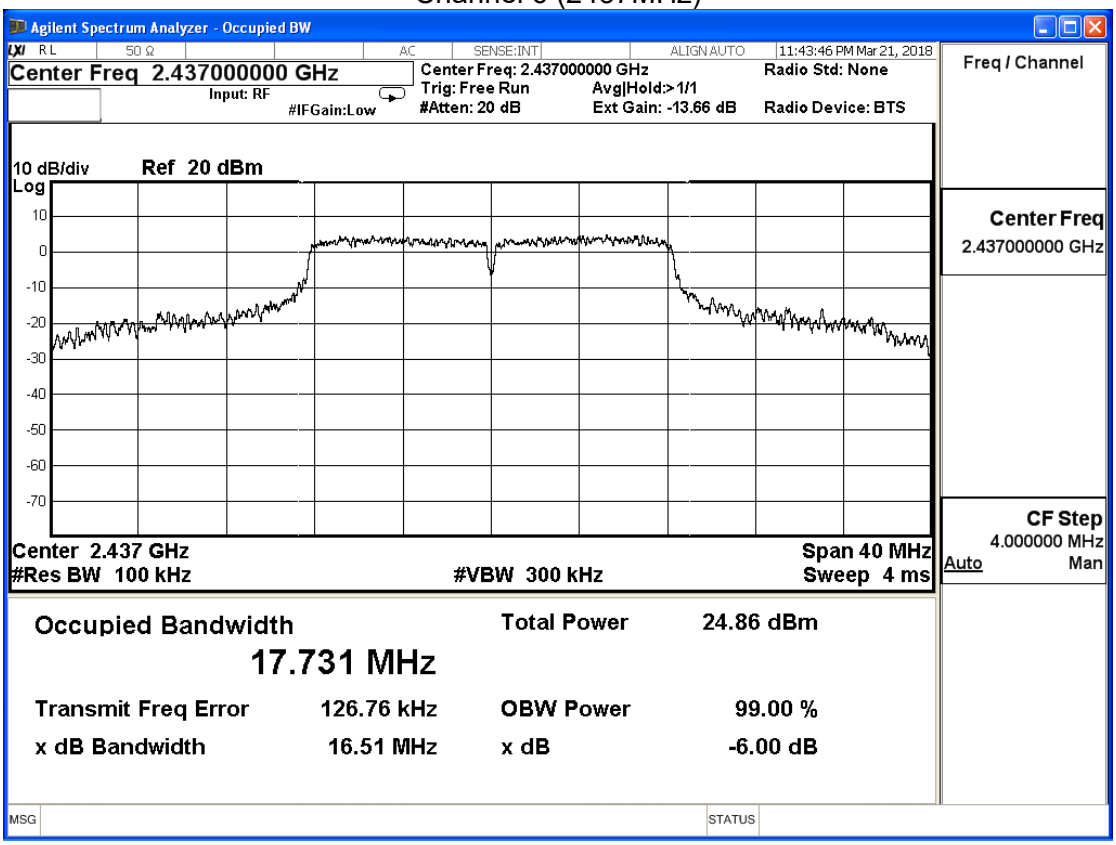

Channel 11 (2462MHz)

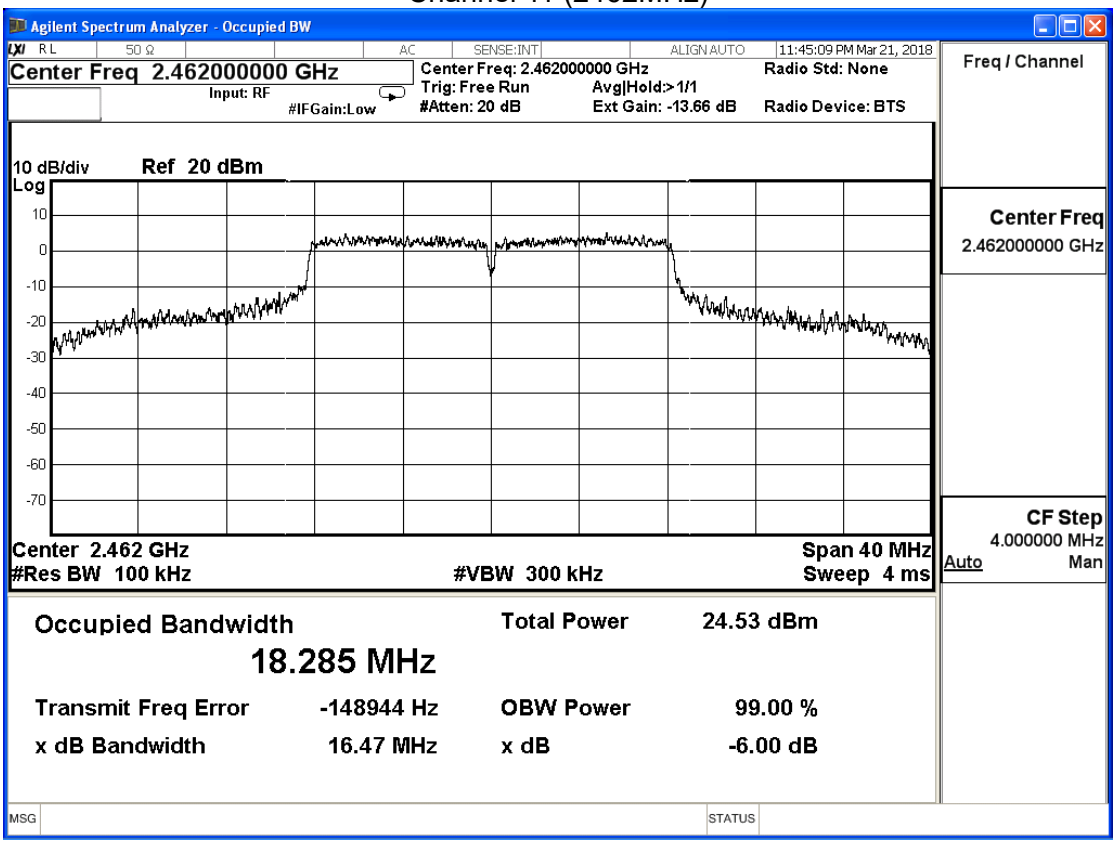

Product	Dual-band Wireless-AC1300 USB Adapter		
Test Item	DTS Bandwidth		
Test Mode	Mode 1: Transmit Mode		
Date of Test	2018/03/21	Test Site	SR10-H

IEEE 802.11n_20M (ANT 0)				
Channel No.	Frequency (MHz)	Measure Level (MHz)	Limit (MHz)	Result
1	2412	17.60	≧0.5	Pass
6	2437	17.65	≧0.5	Pass
11	2462	17.62	≧0.5	Pass

Channel 1 (2412MHz)

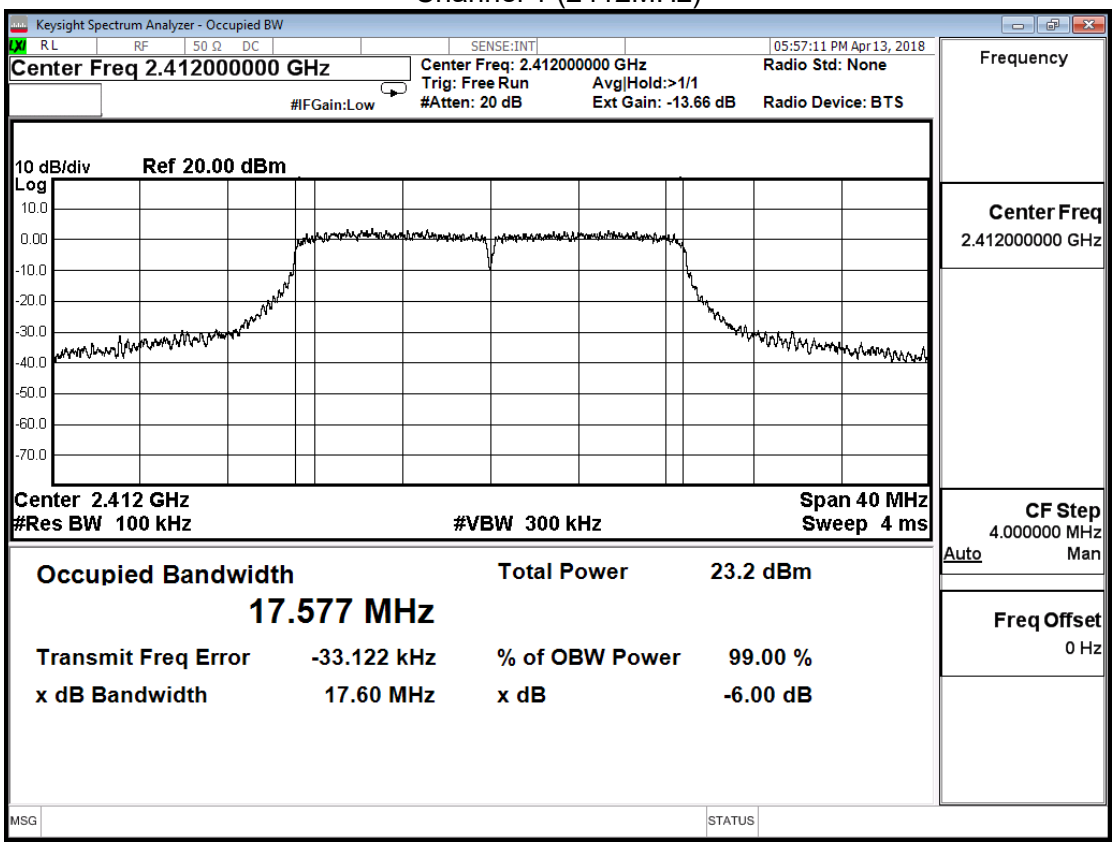

Channel 6 (2437MHz)

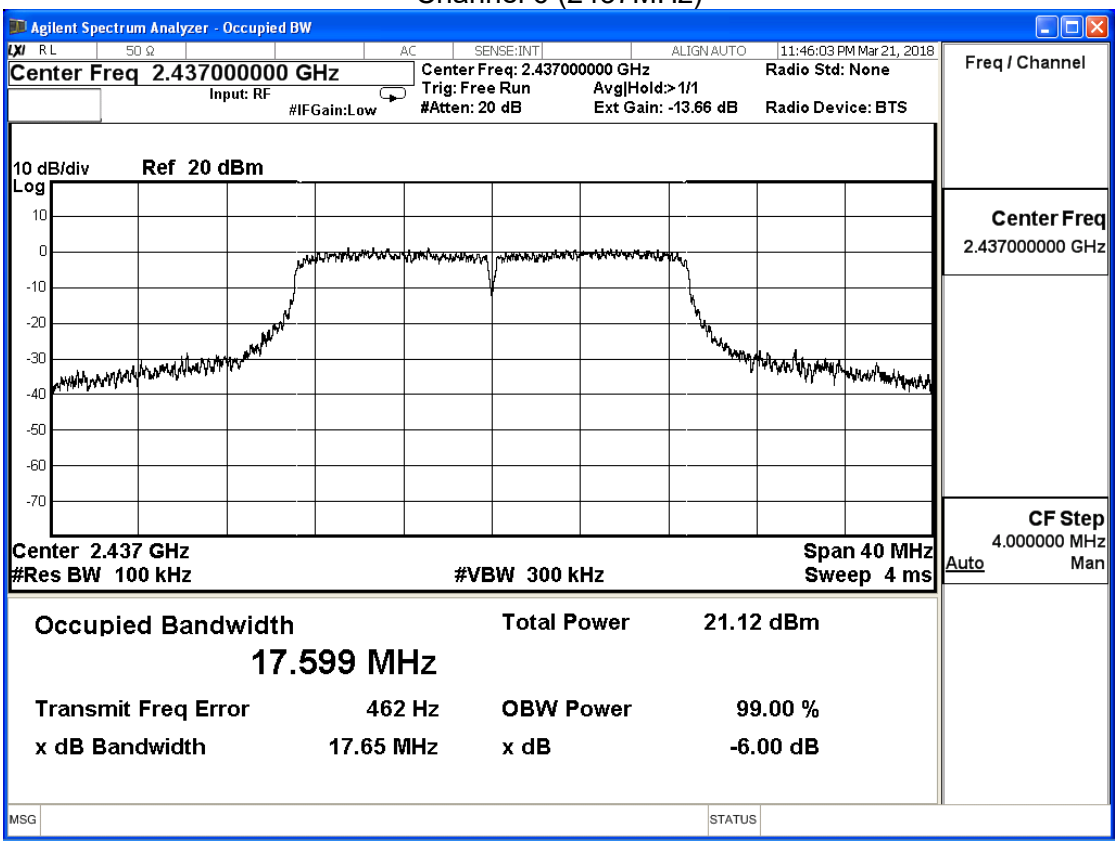

Channel 11 (2462MHz)

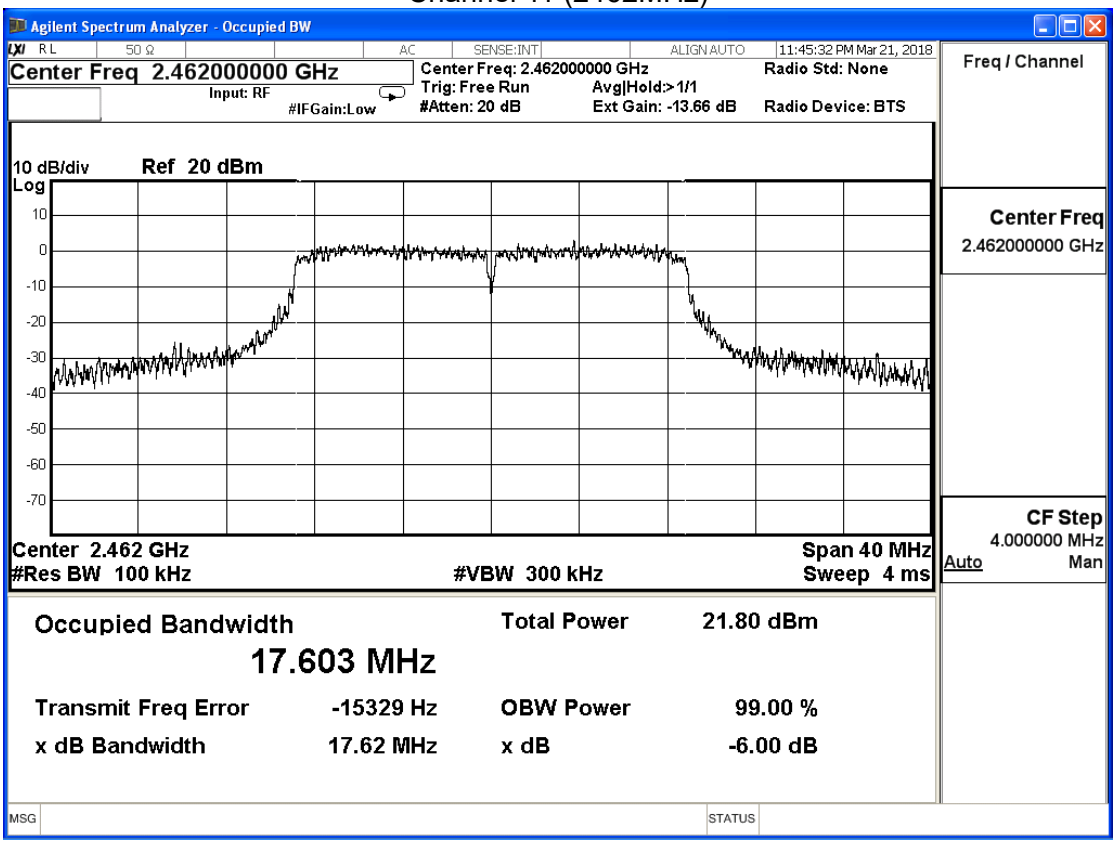

Product	Dual-band Wireless-AC1300 USB Adapter		
Test Item	DTS Bandwidth		
Test Mode	Mode 1: Transmit Mode		
Date of Test	2018/03/21	Test Site	SR10-H

IEEE 802.11n_20M (ANT 1)				
Channel No.	Frequency (MHz)	Measure Level (MHz)	Limit (MHz)	Result
1	2412	17.62	≧0.5	Pass
6	2437	17.65	≧0.5	Pass
11	2462	17.62	≧0.5	Pass

Channel 1 (2412MHz)

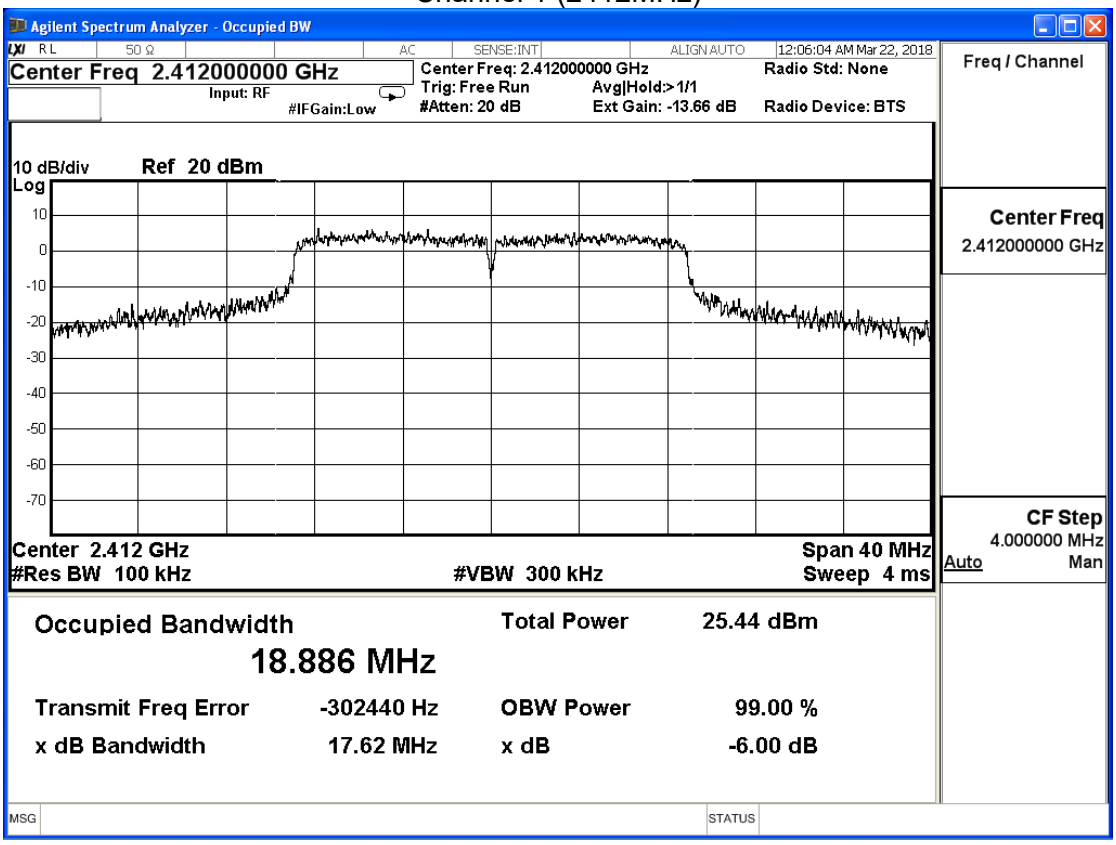

Channel 6 (2437MHz)

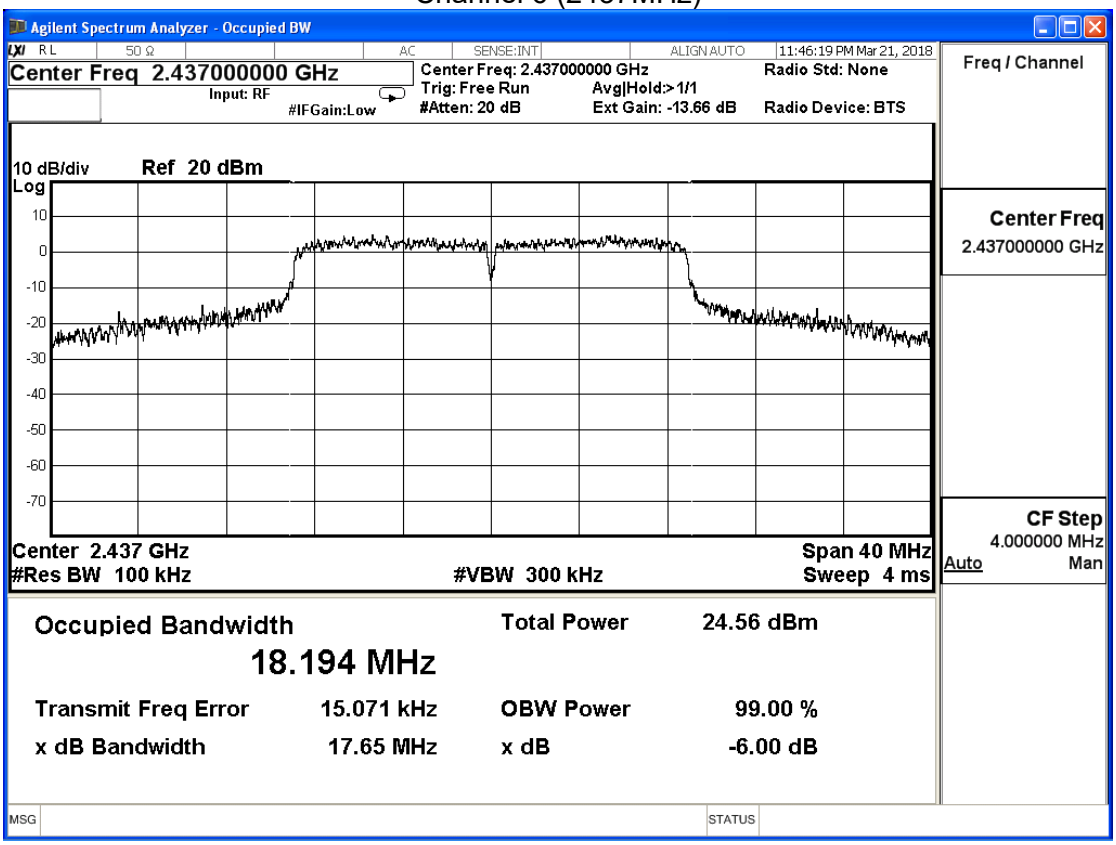

Channel 11 (2462MHz)

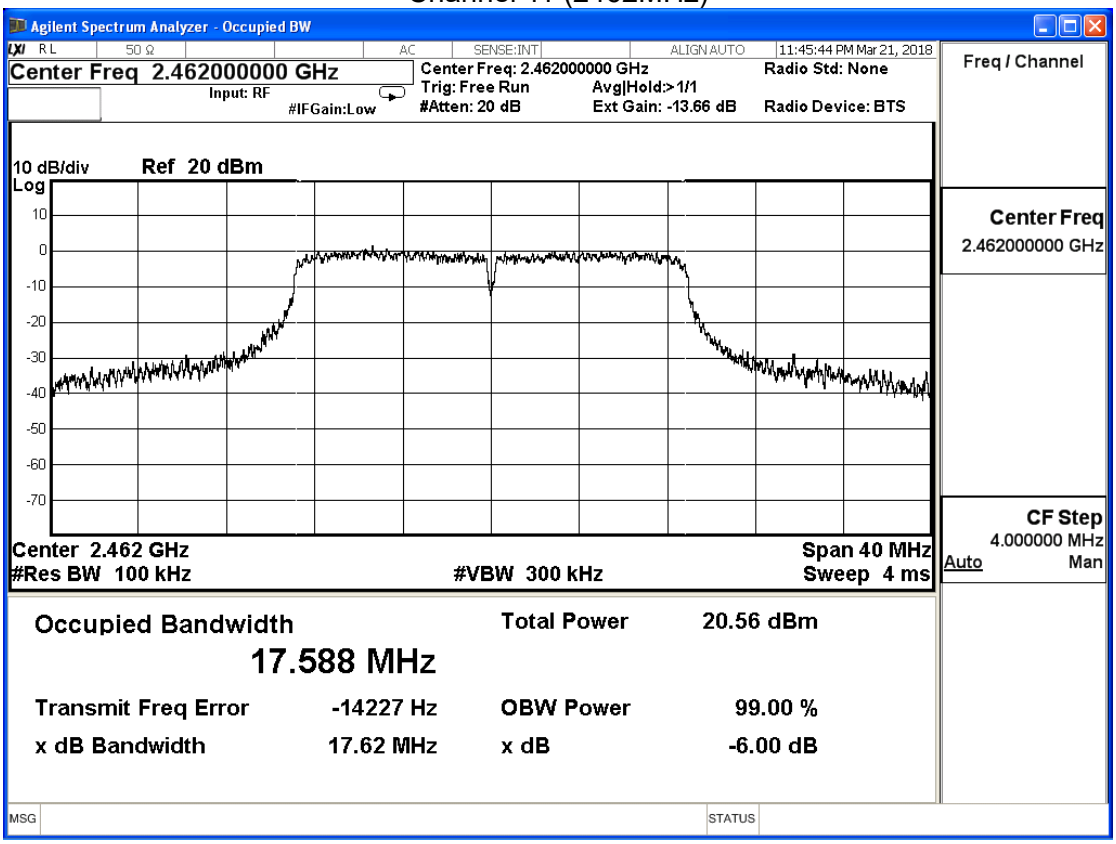

Product	Dual-band Wireless-AC1300 USB Adapter		
Test Item	DTS Bandwidth		
Test Mode	Mode 1: Transmit Mode		
Date of Test	2018/03/21	Test Site	SR10-H

IEEE 802.11n_40M (ANT 0)				
Channel No.	Frequency (MHz)	Measure Level (MHz)	Limit (MHz)	Result
3	2422	36.40	≧0.5	Pass
6	2437	36.39	≧0.5	Pass
9	2452	36.35	≧0.5	Pass

Channel 3 (2422MHz)

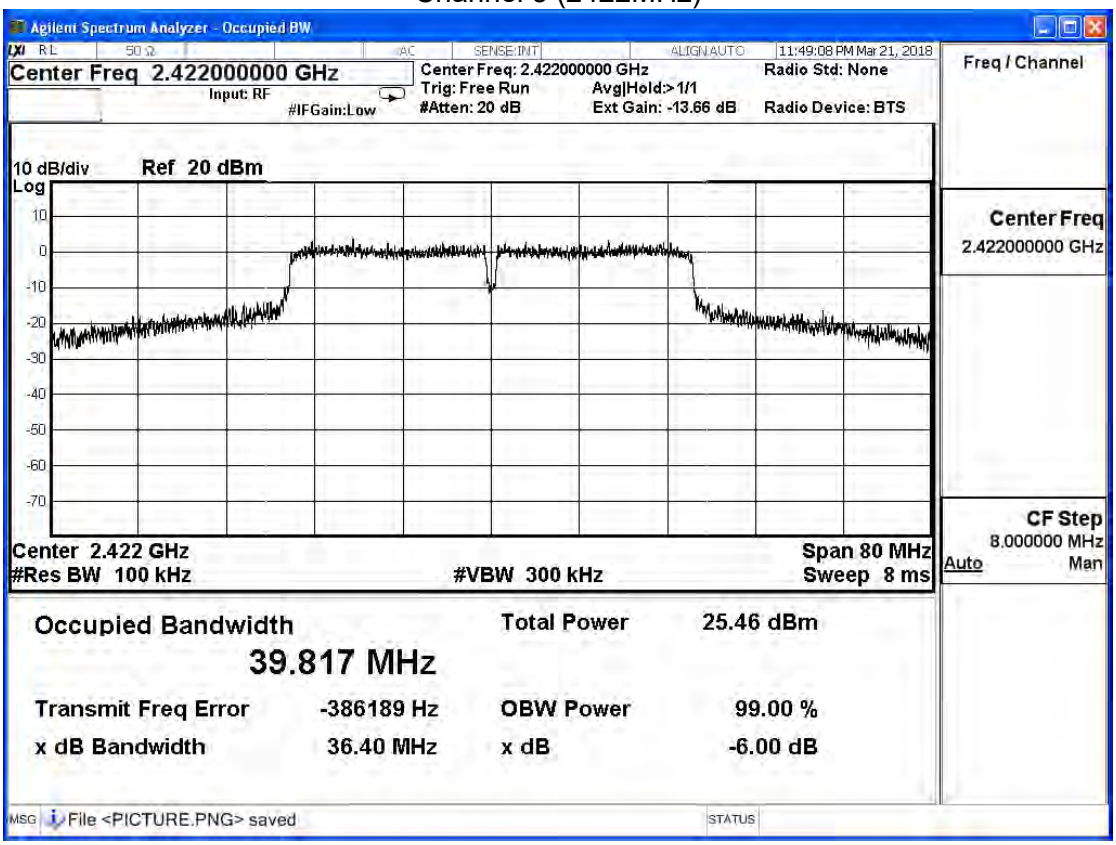

Channel 6 (2437MHz)

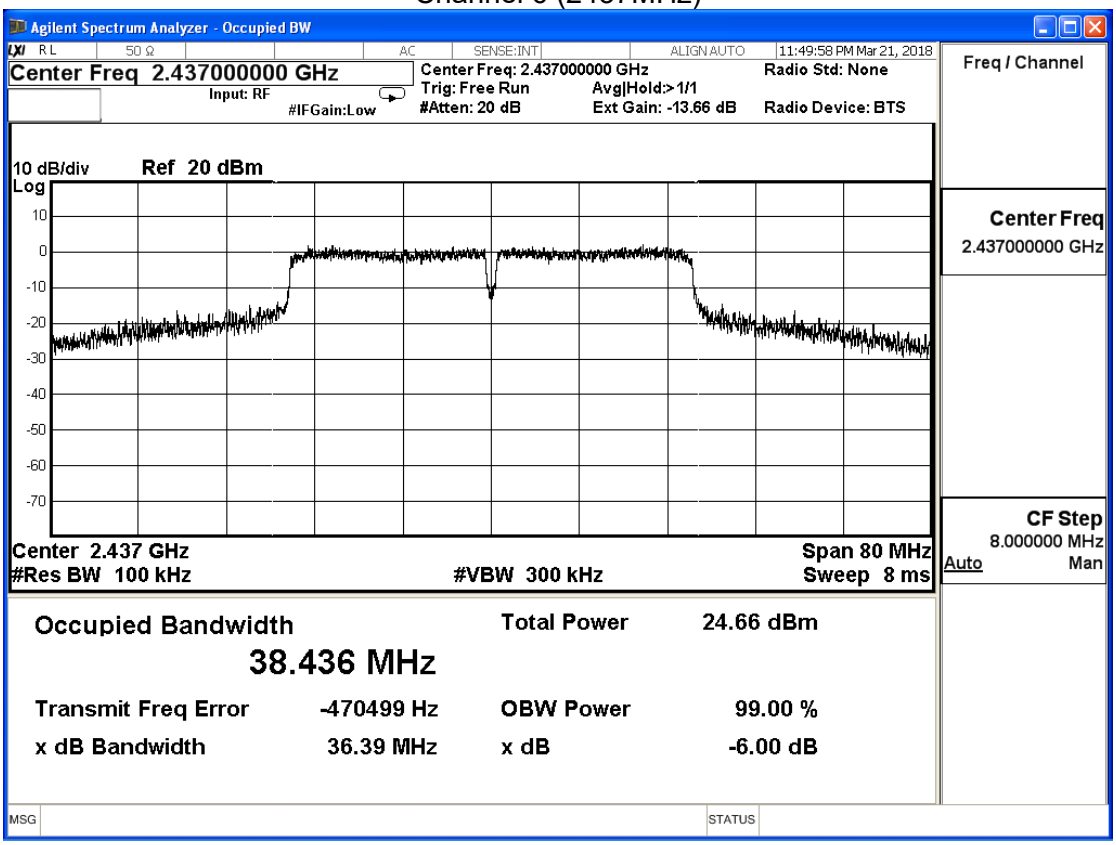

Channel 9 (2452MHz)

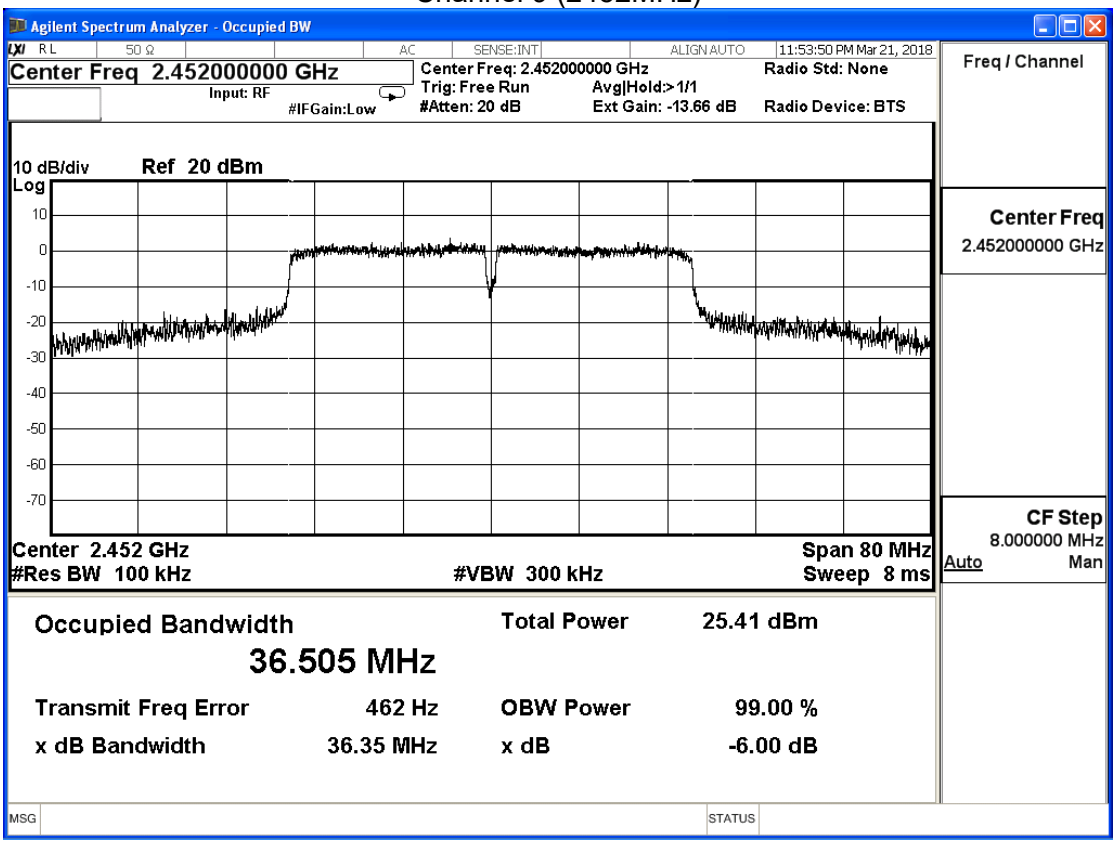

Product	Dual-band Wireless-AC1300 USB Adapter		
Test Item	DTS Bandwidth		
Test Mode	Mode 1: Transmit Mode		
Date of Test	2018/03/21	Test Site	SR10-H

IEEE 802.11n_40M (ANT 1)				
Channel No.	Frequency (MHz)	Measure Level (MHz)	Limit (MHz)	Result
3	2422	36.43	≧0.5	Pass
6	2437	36.41	≧0.5	Pass
9	2452	36.37	≧0.5	Pass

Channel 3 (2422MHz)

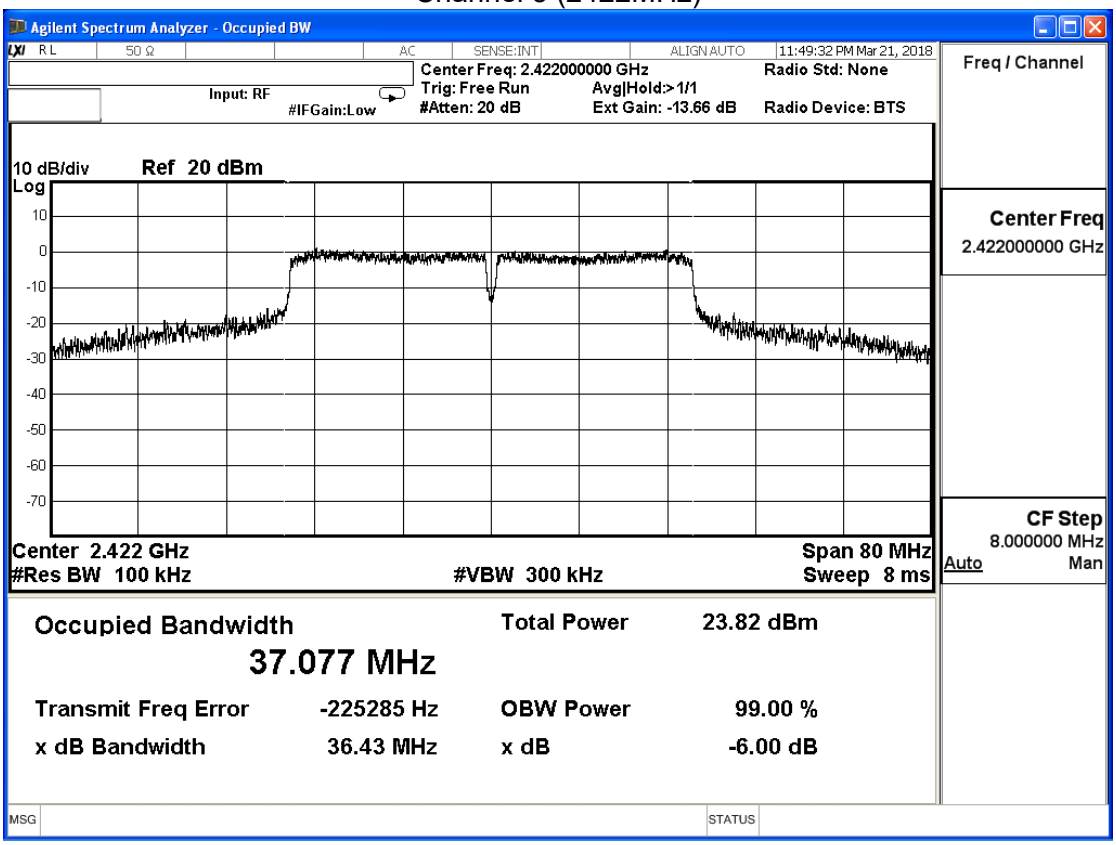

Channel 6 (2437MHz)

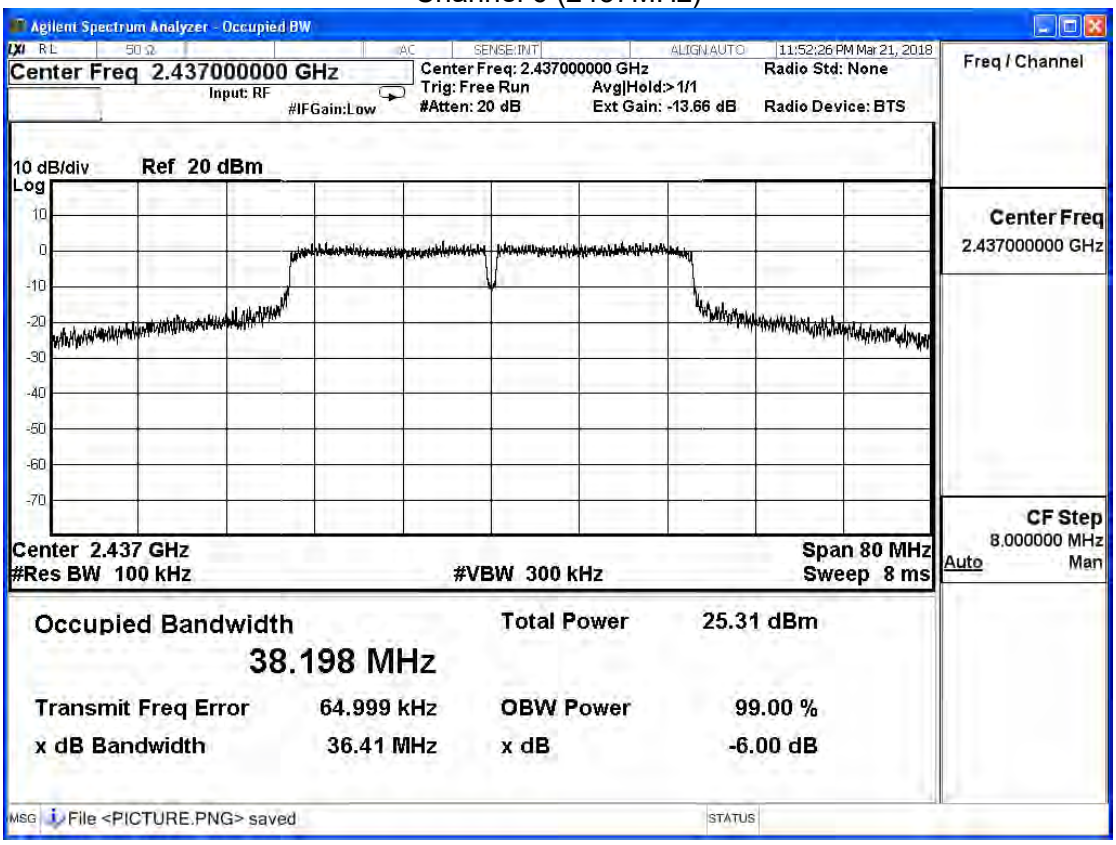

Channel 9 (2452MHz)

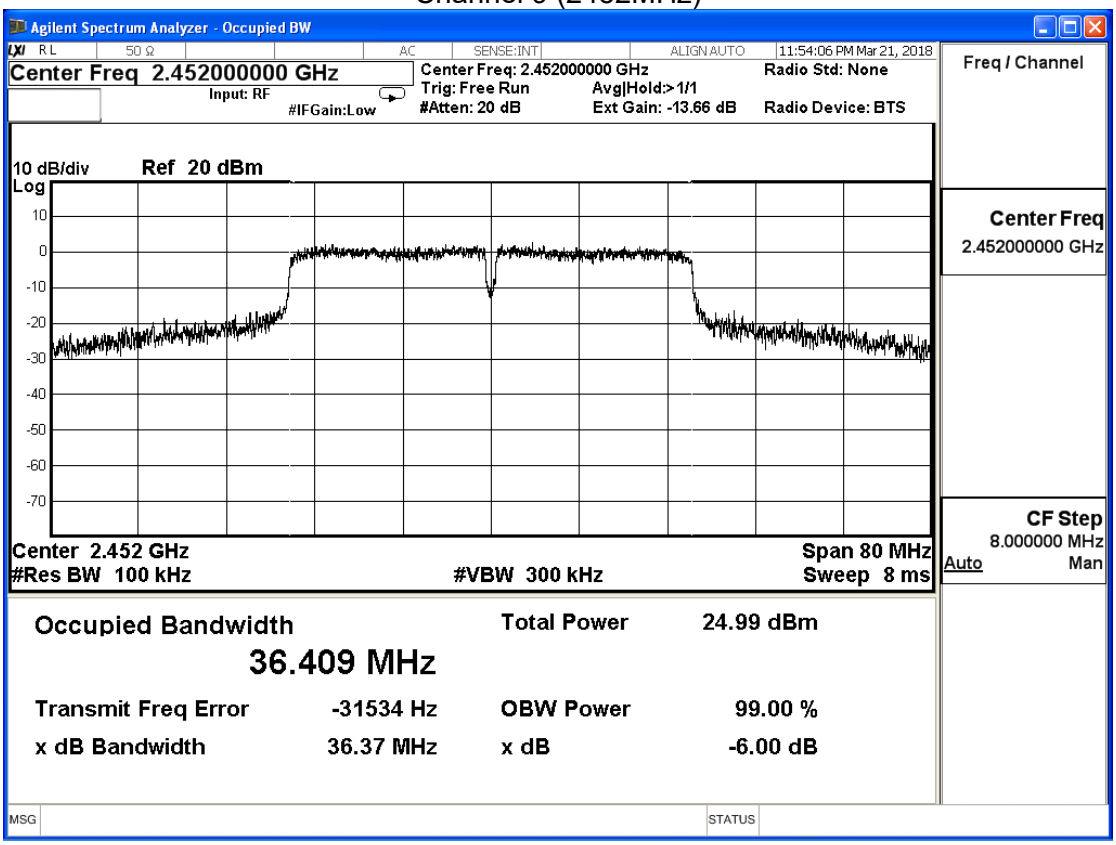

8. Occupied Bandwidth

8.1. Test Equipment

The following test equipments are used during the test:

Occupied Bandwidth / SR10-H

Instrument	Manufacturer	Model No.	Serial No.	Cal. Date	Next Cal. Date
Spectrum Analyzer	Keysight	N9030B	MY57140404	2017/06/13	2018/06/12
Spectrum Analyzer	Keysight	N9010B	MY57110159	2017/06/05	2018/06/04
Spectrum Analyzer	Agilent	N9010A	US47140172	2017/07/26	2018/07/25
Signal & Spectrum Analyzer	R&S	FSV40	101049	2018/01/10	2019/01/09

8.2. Test Setup

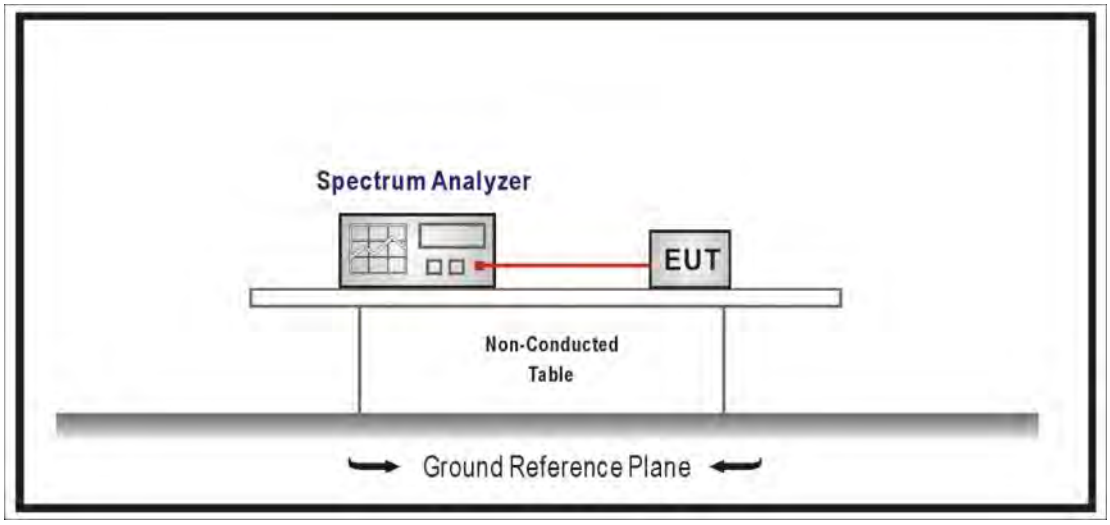

8.3. Test Procedures

The EUT was setup according to ANSI C63.10: 2013; tested according to DTS test procedure of KDB558074 D01 V04 for compliance to FCC 47CFR 15.247 requirements.

Set RBW = 1-5% of the OBW, Set the VBW≧3xRBW, Sweep Time=Auto.

8.4. Limits

N/A

8.5. Test Specification

According to FCC Part 15 Subpart C Paragraph 15.247: 2017

8.6. Uncertainty

The measurement uncertainty is defined as ±150Hz

8.7. Test Result

Product	Dual-band Wireless-AC1300 USB Adapter		
Test Item	Occupied Bandwidth		
Test Mode	Mode 1: Transmit Mode		
Date of Test	2017/09/23	Test Site	SR10-H

802.11 b (ANT 0)				
Channel No.	Frequency (MHz)	Measure Level(MHz)	Limit (MHz)	Result
1	2412	13.362	--	Pass
6	2437	13.436	--	Pass
11	2462	13.407	--	Pass

Channel 1 (2412MHz)

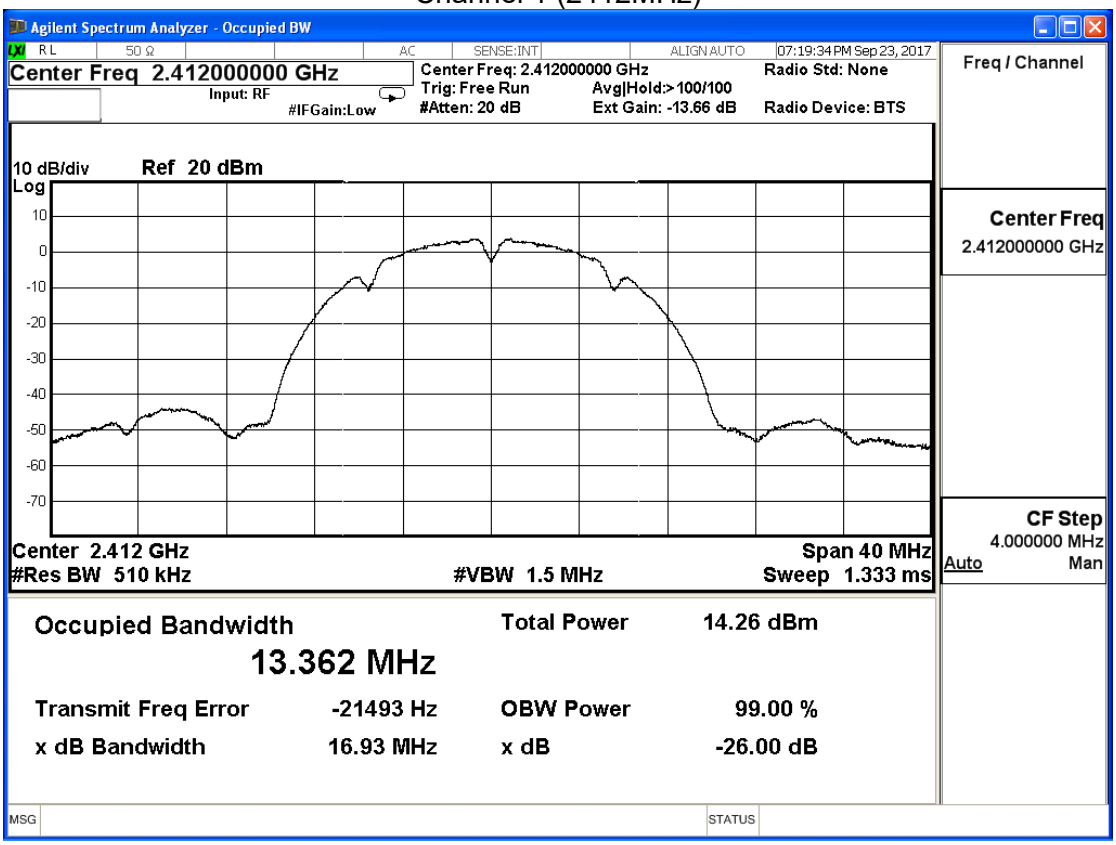

Channel 6 (2437MHz)

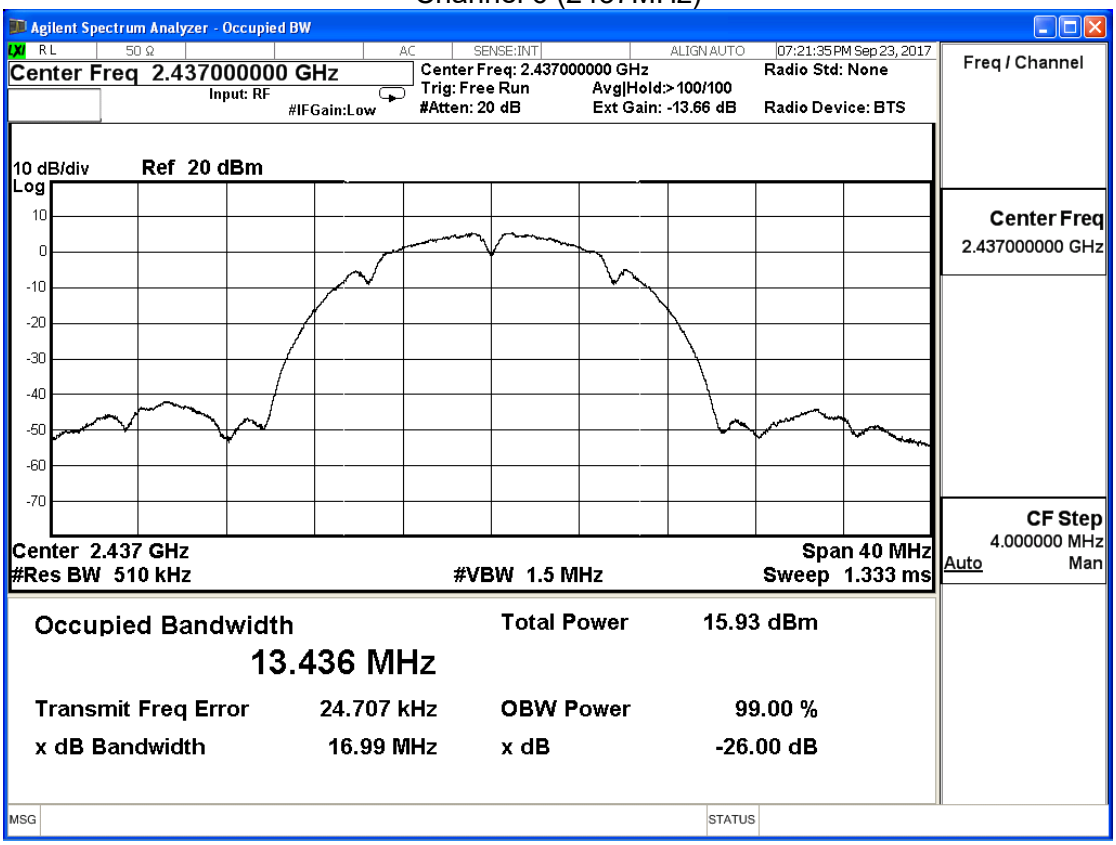

Channel 11 (2462MHz)

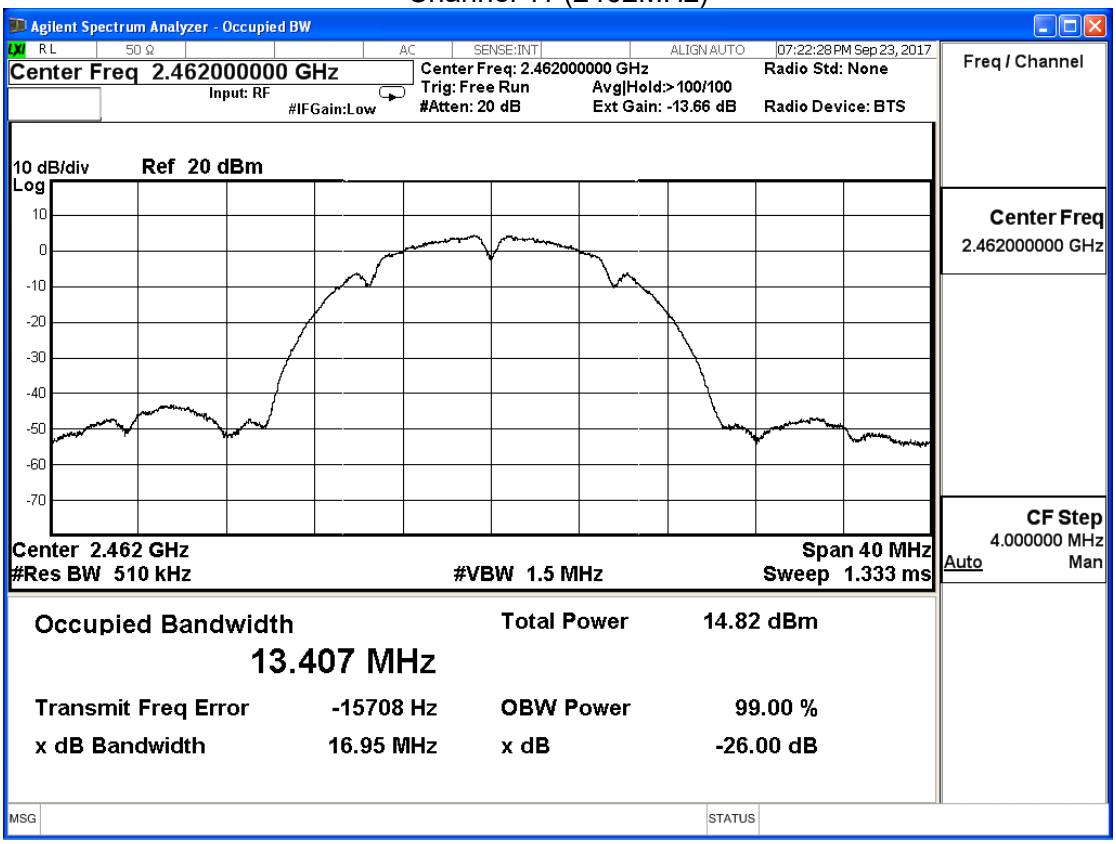

Product	Dual-band Wireless-AC1300 USB Adapter		
Test Item	Occupied Bandwidth		
Test Mode	Mode 1: Transmit Mode		
Date of Test	2017/09/23	Test Site	SR10-H

802.11 b (ANT 1)				
Channel No.	Frequency (MHz)	Measure Level(MHz)	Limit (MHz)	Result
1	2412	13.517	--	Pass
6	2437	13.509	--	Pass
11	2462	13.534	--	Pass

Channel 1 (2412MHz)

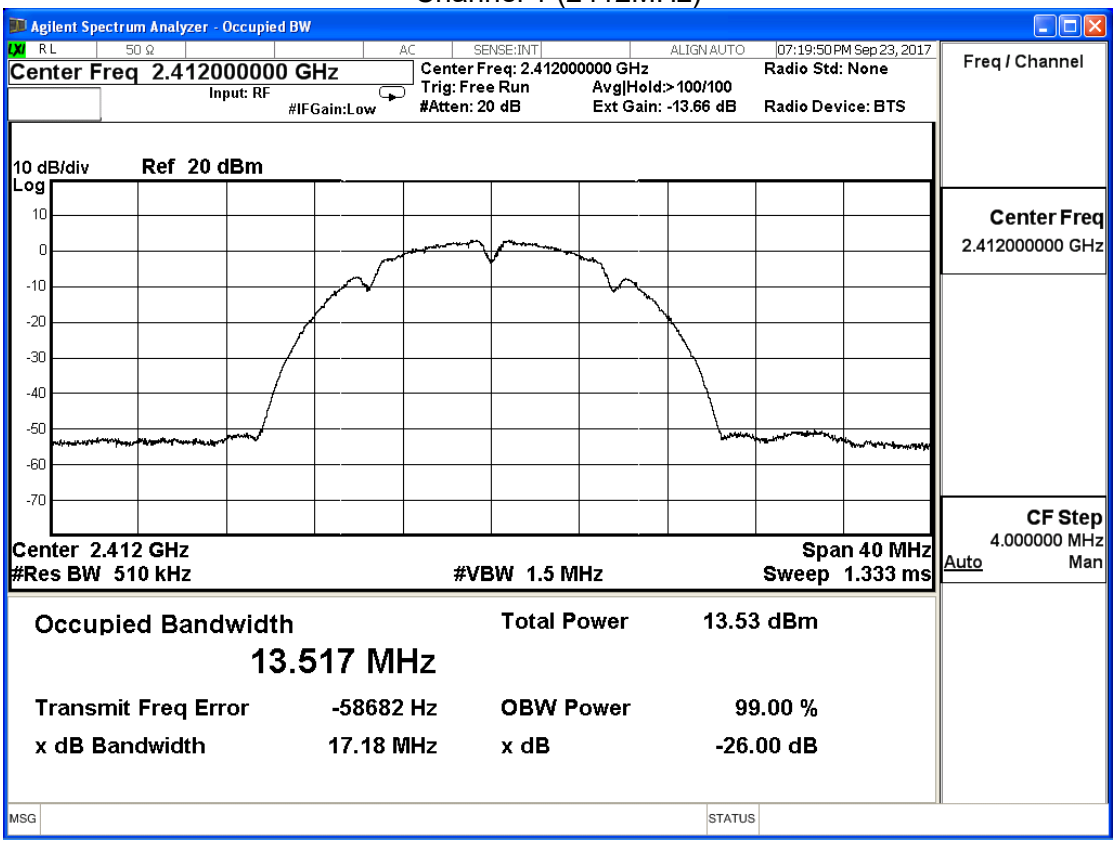

Channel 6 (2437MHz)

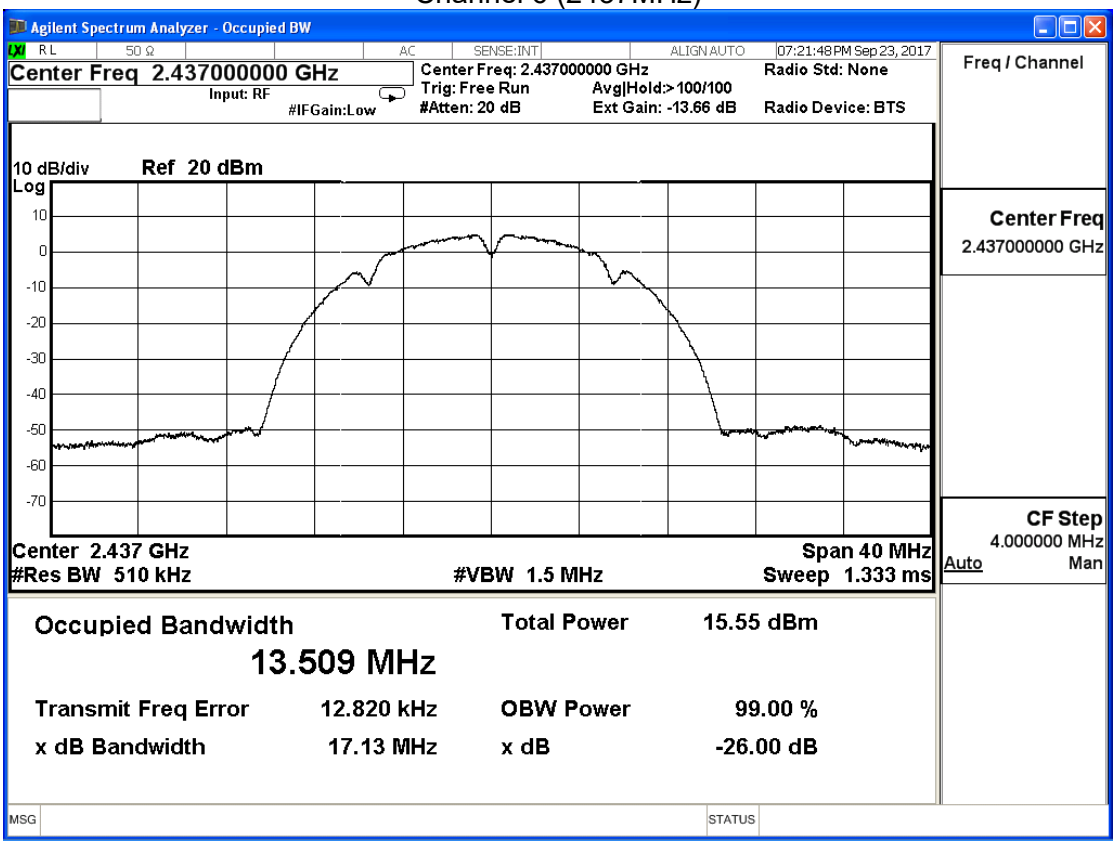

Channel 11 (2462MHz)

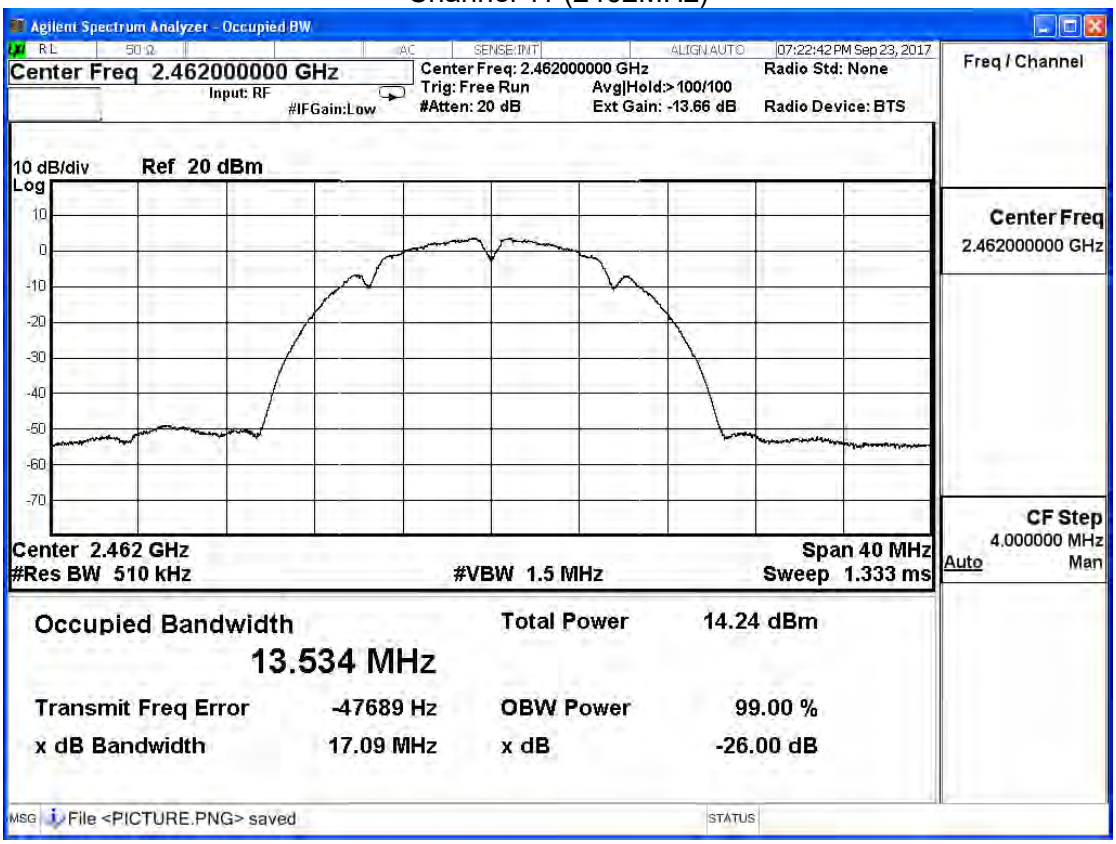

Product	Dual-band Wireless-AC1300 USB Adapter		
Test Item	Occupied Bandwidth		
Test Mode	Mode 1: Transmit Mode		
Date of Test	2017/09/23	Test Site	SR10-H

802.11 g (ANT 0)				
Channel No.	Frequency (MHz)	Measure Level(MHz)	Limit (MHz)	Result
1	2412	16.671	--	Pass
6	2437	16.625	--	Pass
11	2462	16.631	--	Pass

Channel 1 (2412MHz)

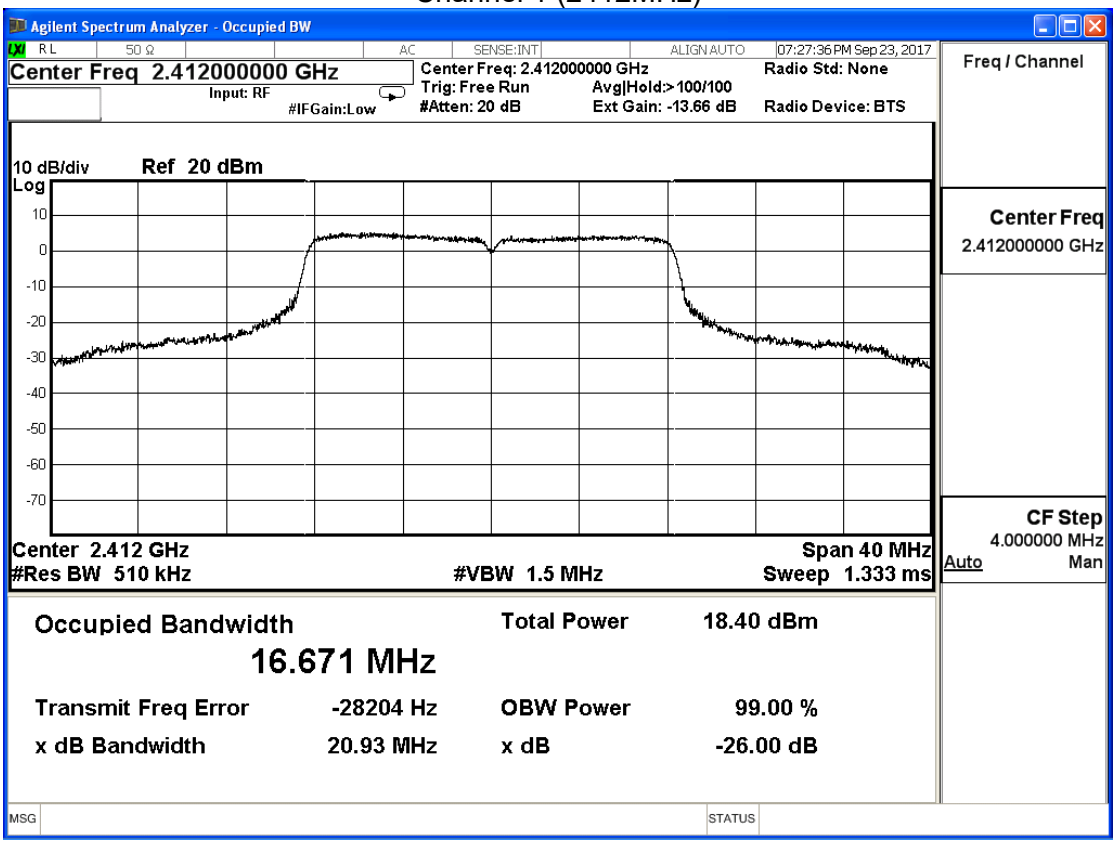

Channel 6 (2437MHz)

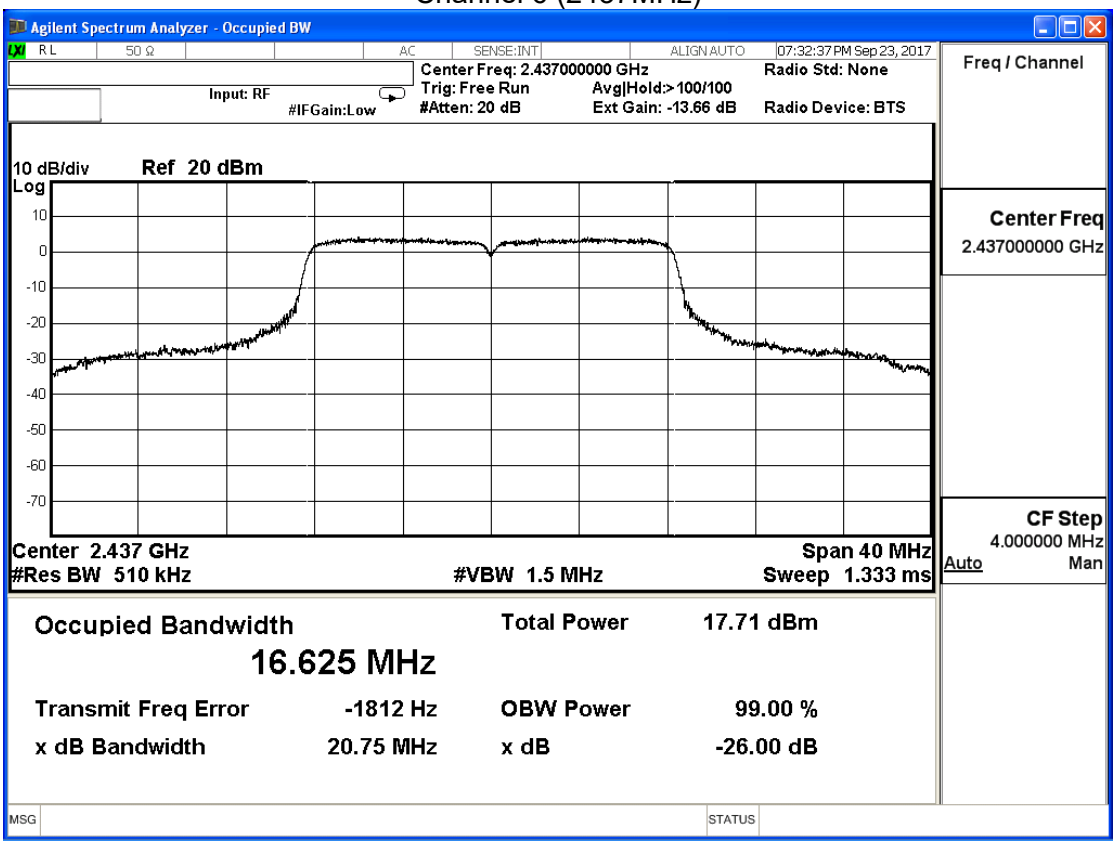

Channel 11 (2462MHz)

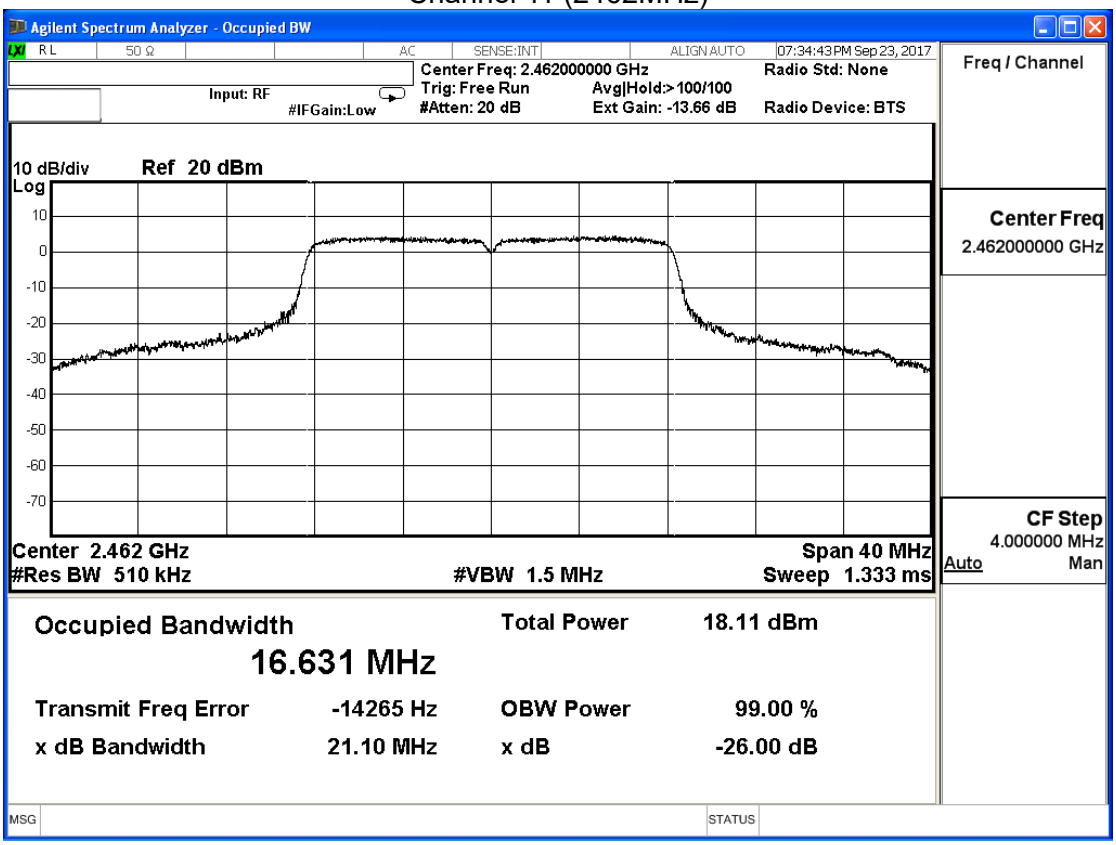

Product	Dual-band Wireless-AC1300 USB Adapter		
Test Item	Occupied Bandwidth		
Test Mode	Mode 1: Transmit Mode		
Date of Test	2017/09/23	Test Site	SR10-H

802.11 g (ANT 1)				
Channel No.	Frequency (MHz)	Measure Level(MHz)	Limit (MHz)	Result
1	2412	16.649	--	Pass
6	2437	16.599	--	Pass
11	2462	16.635	--	Pass

Channel 1 (2412MHz)

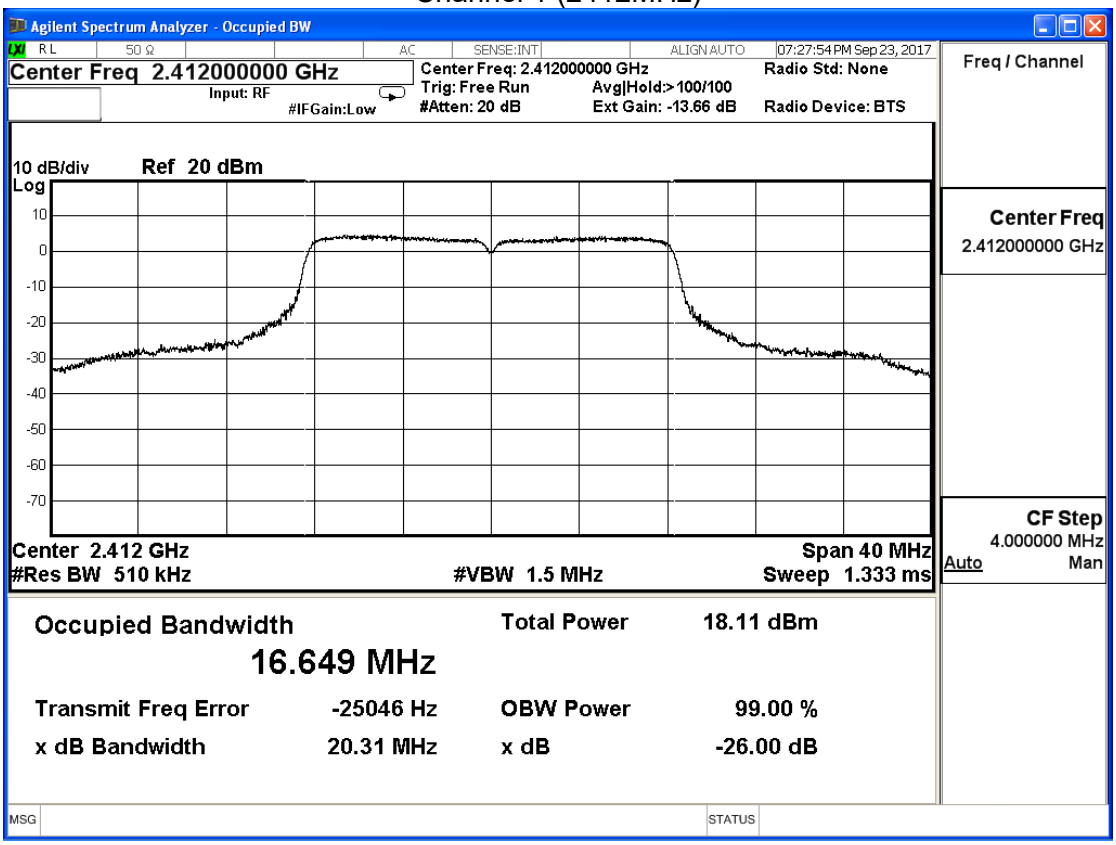

Channel 6 (2437MHz)

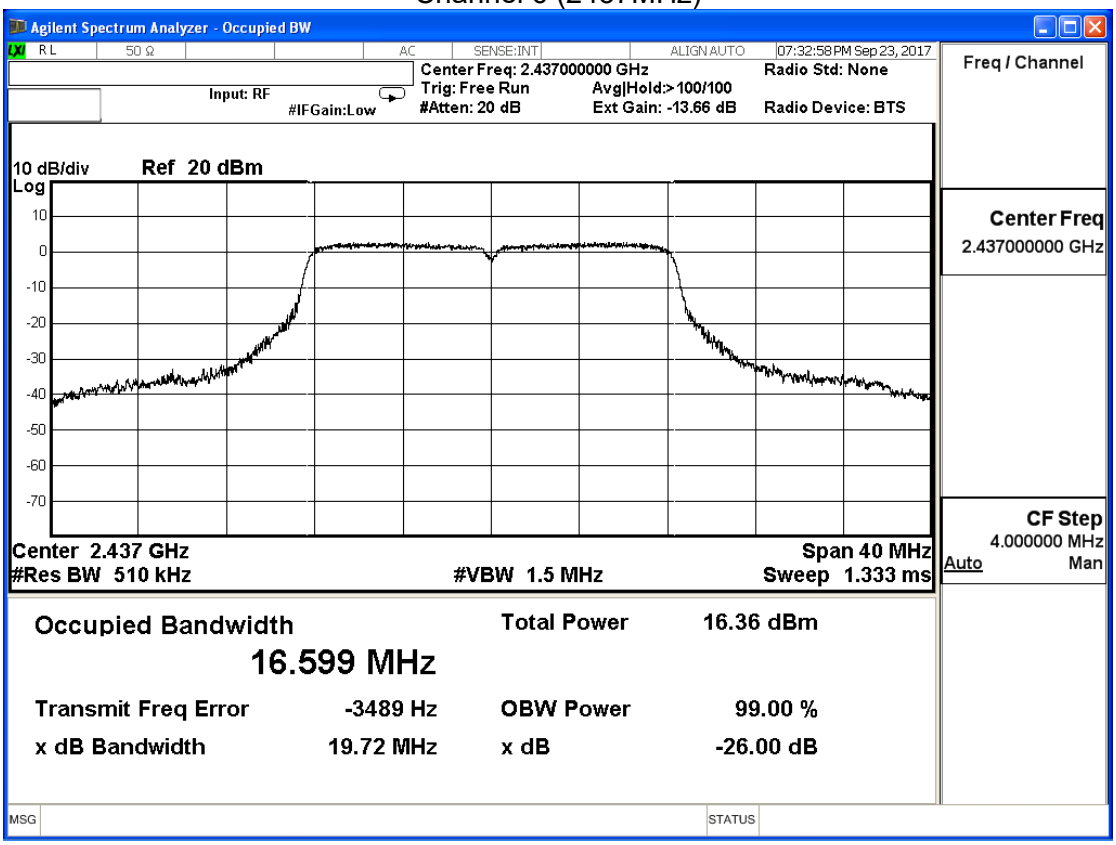

Channel 11 (2462MHz)

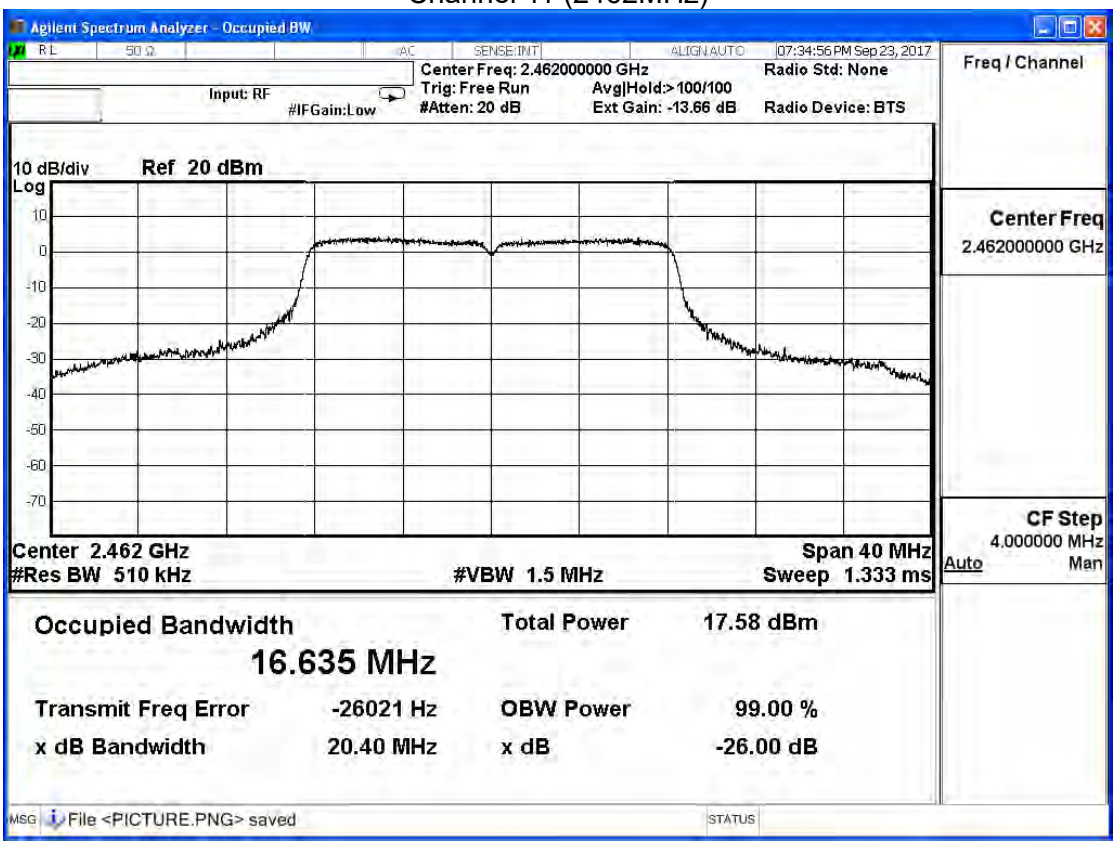

Product	Dual-band Wireless-AC1300 USB Adapter		
Test Item	Occupied Bandwidth		
Test Mode	Mode 1: Transmit Mode		
Date of Test	2017/09/23	Test Site	SR10-H

IEEE802.11n 20MHz (ANT 0)				
Channel No.	Frequency (MHz)	Measure Level(MHz)	Limit (MHz)	Result
1	2412	17.991	--	Pass
6	2437	18.143	--	Pass
11	2462	18.233	--	Pass

Channel 1 (2412MHz)

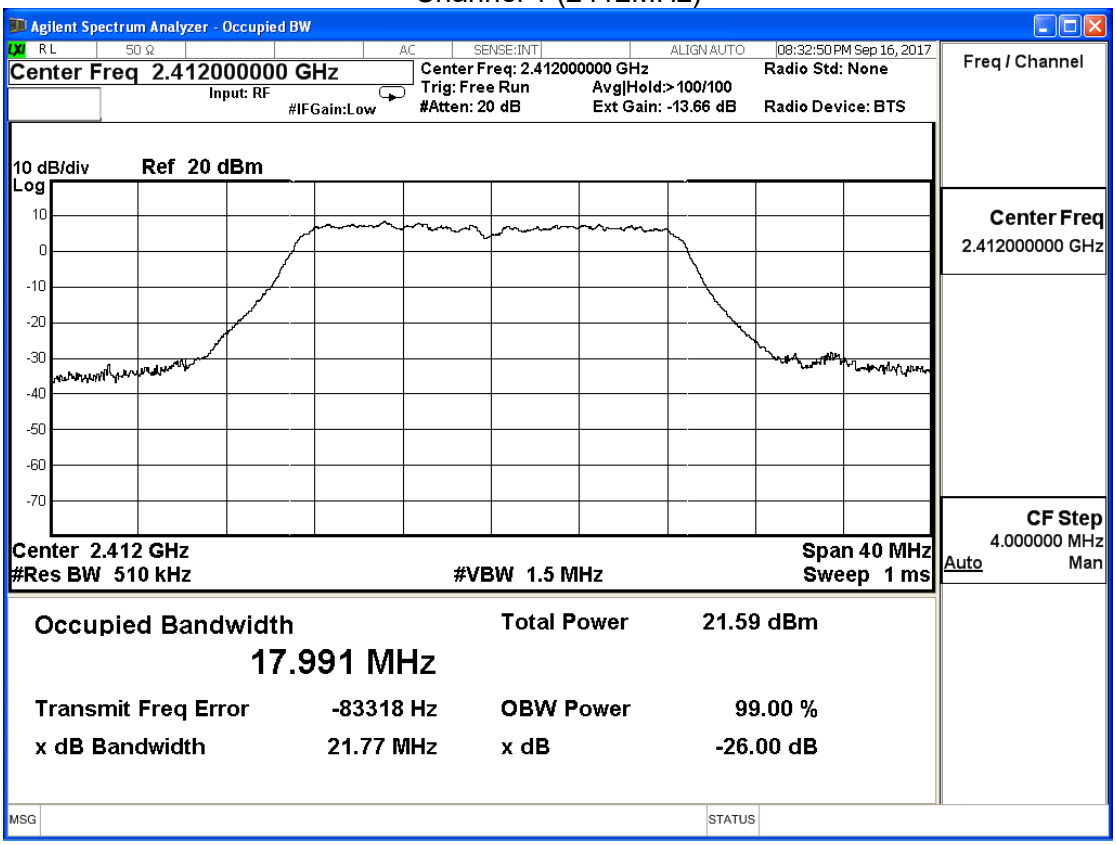

Channel 6 (2437MHz)

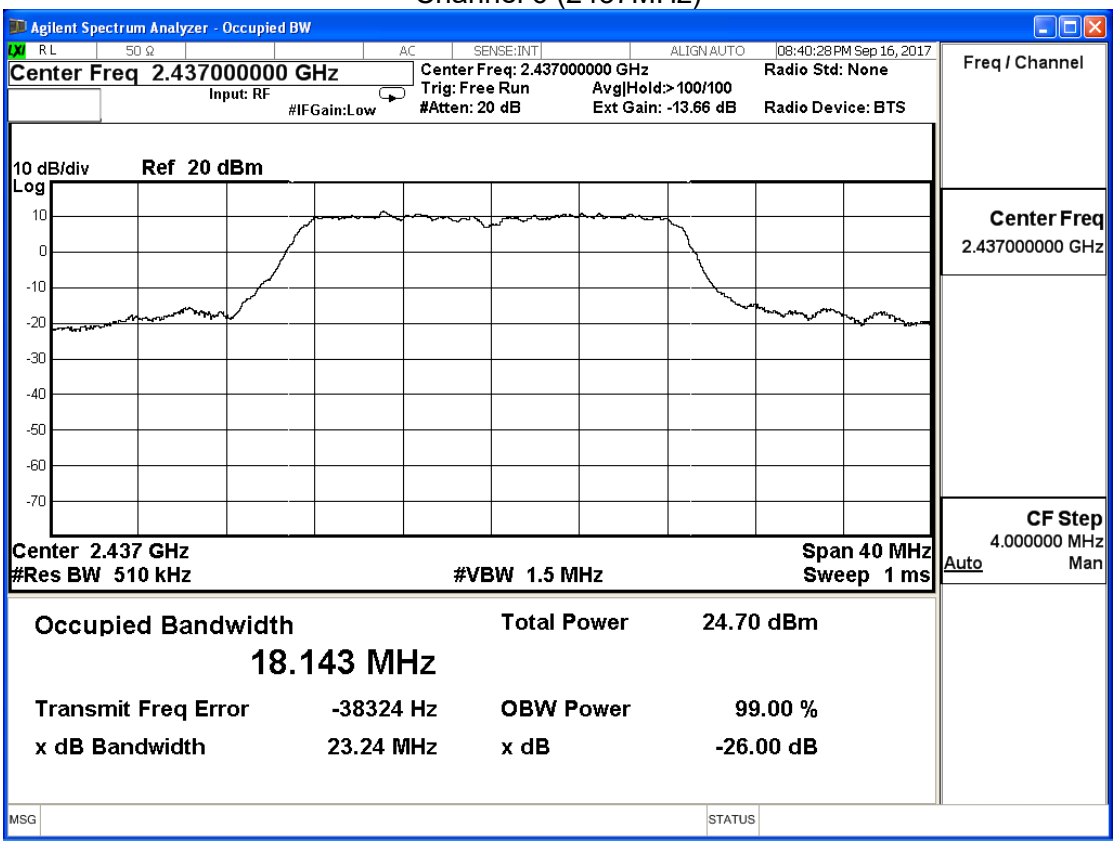

Channel 11 (2462MHz)

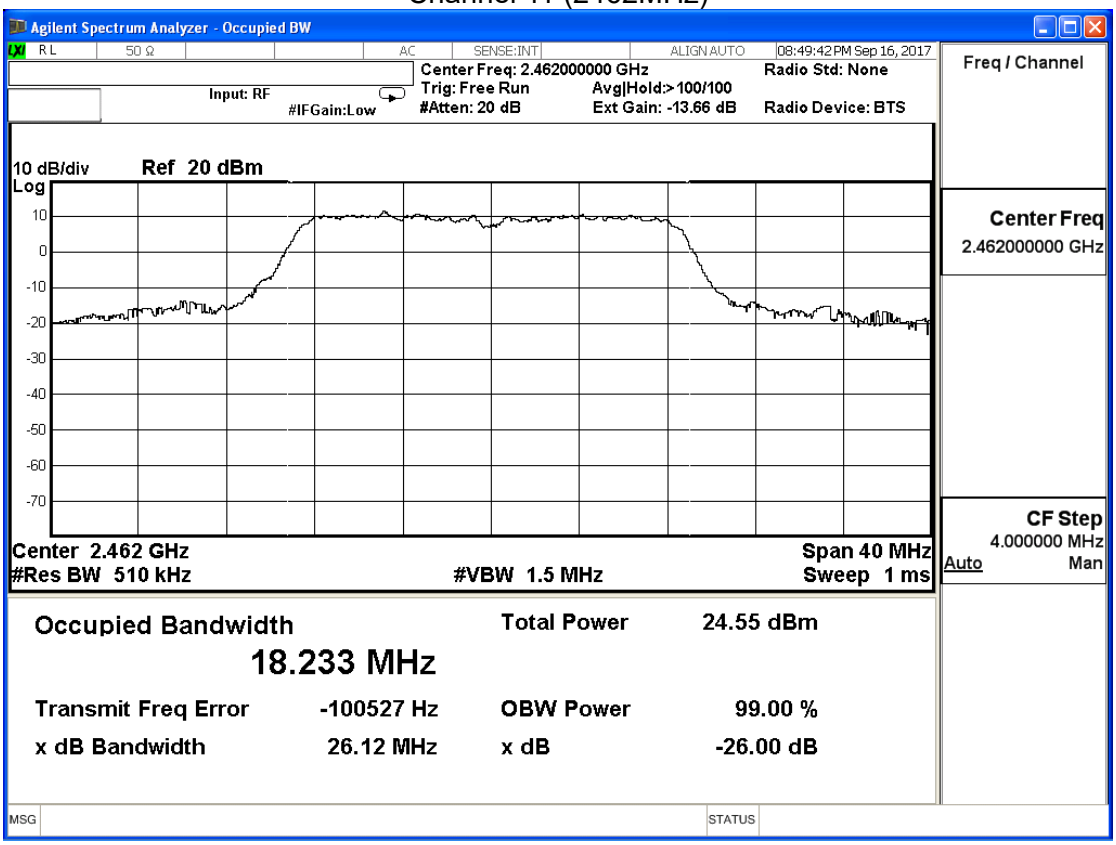

Product	Dual-band Wireless-AC1300 USB Adapter		
Test Item	Occupied Bandwidth		
Test Mode	Mode 1: Transmit Mode		
Date of Test	2017/09/23	Test Site	SR10-H

IEEE802.11n 20MHz (ANT 1)				
Channel No.	Frequency (MHz)	Measure Level (MHz)	Limit (MHz)	Result
1	2412	17.858	--	Pass
6	2437	17.997	--	Pass
11	2462	18.100	--	Pass

Channel 1 (2412MHz)

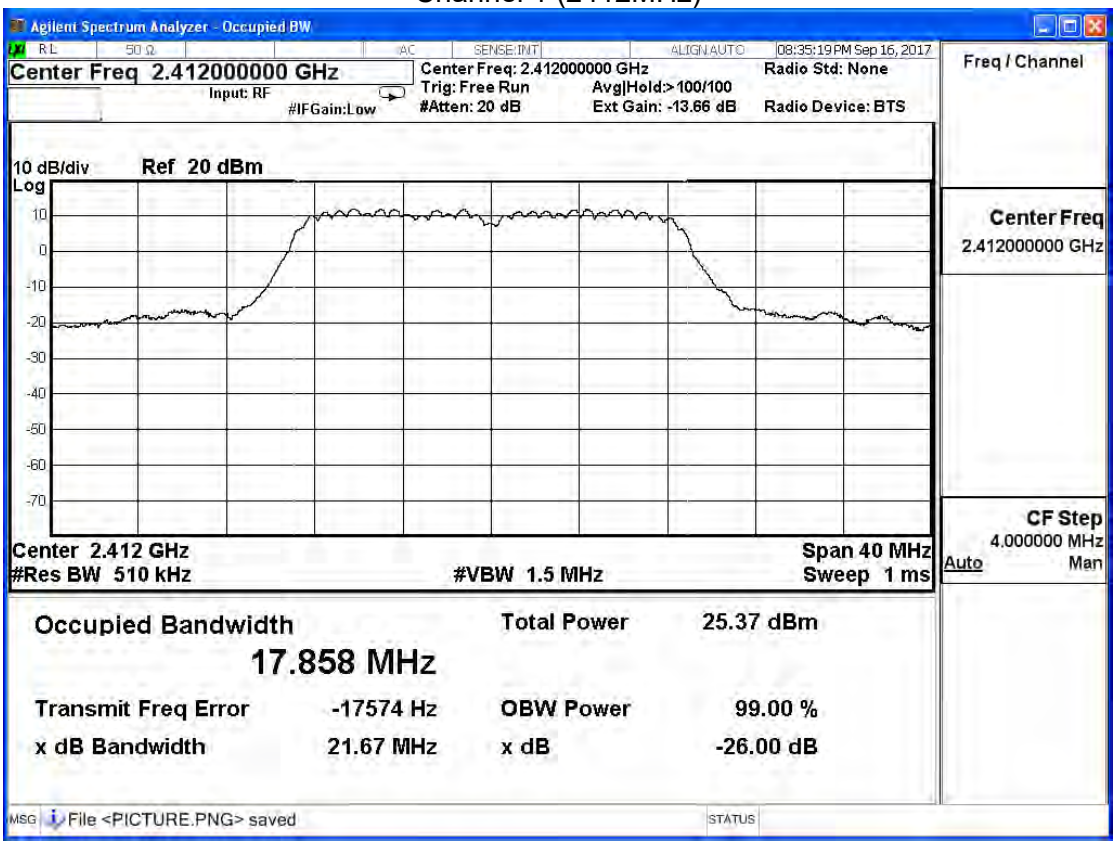

Channel 6 (2437MHz)

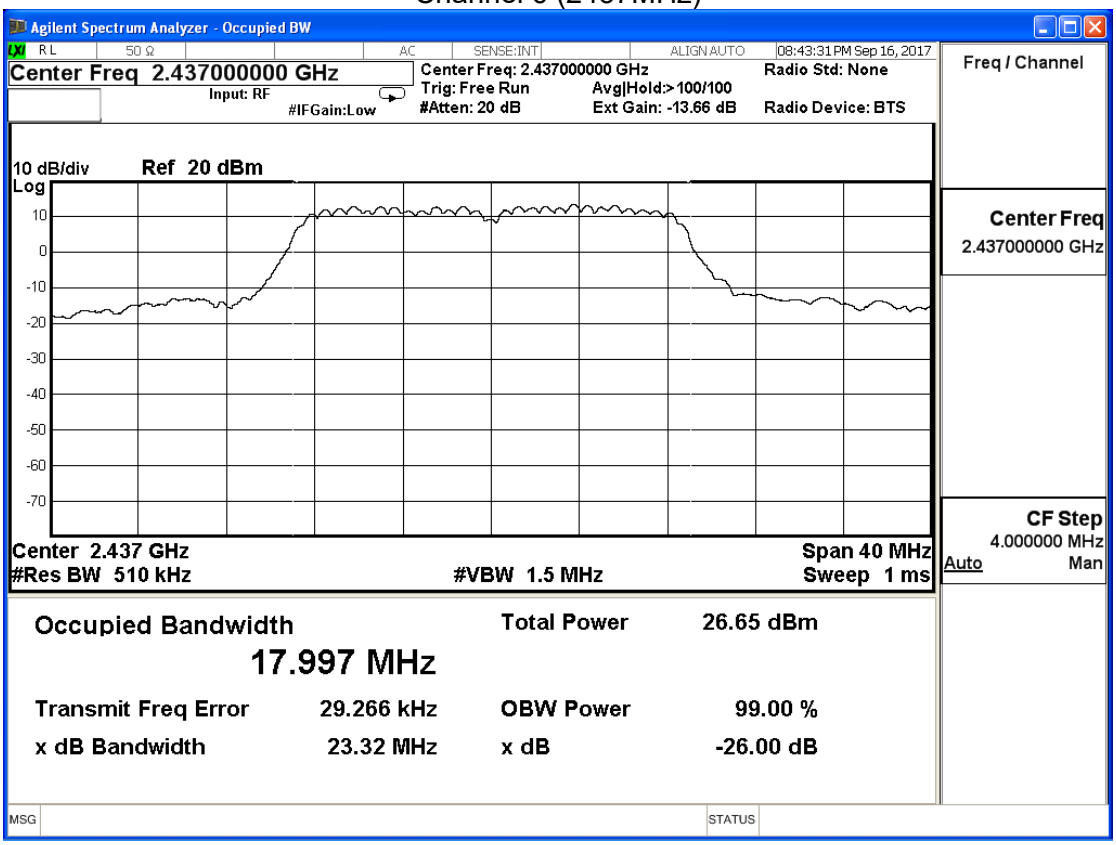

Channel 11 (2462MHz)

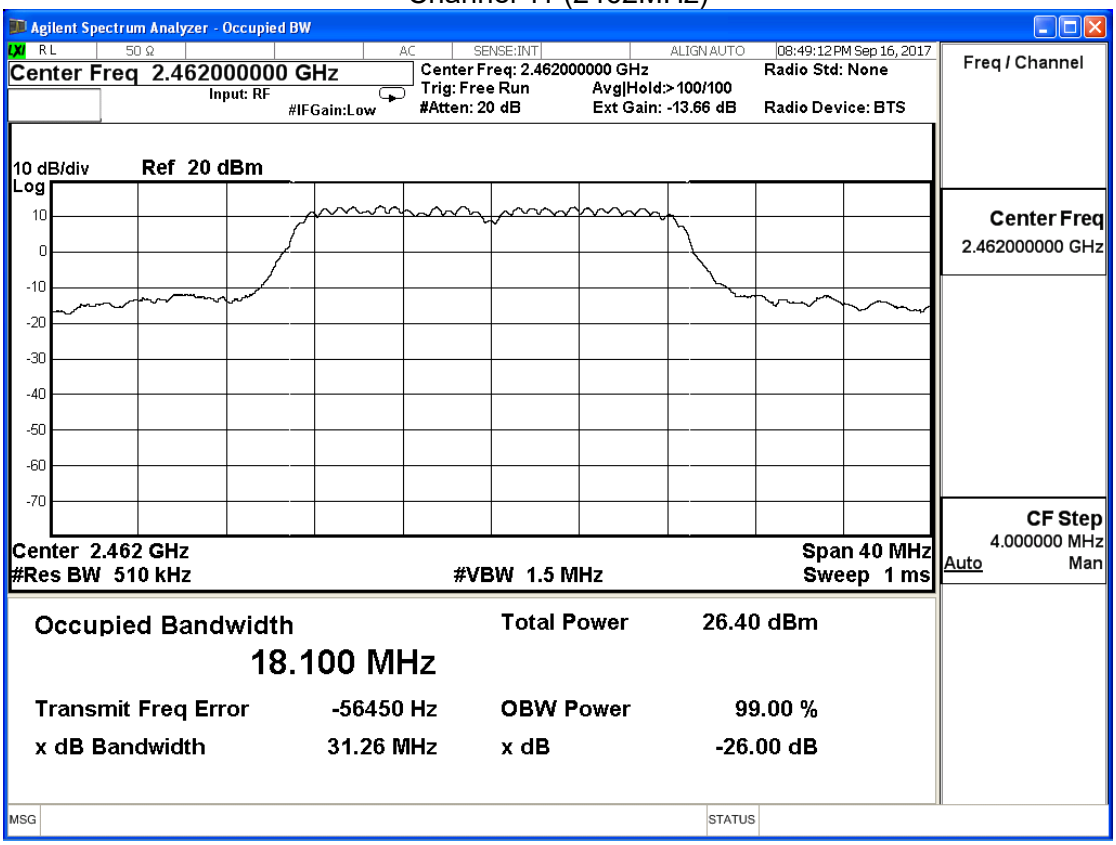

Product	Dual-band Wireless-AC1300 USB Adapter		
Test Item	Occupied Bandwidth		
Test Mode	Mode 1: Transmit Mode		
Date of Test	2017/09/23	Test Site	SR10-H

IEEE802.11n 40MHz (ANT 0)				
Channel No.	Frequency (MHz)	Measure Level (MHz)	Limit (MHz)	Result
3	2422	36.524	--	Pass
6	2437	36.834	--	Pass
9	2452	36.782	--	Pass

Channel 3 (2422MHz)

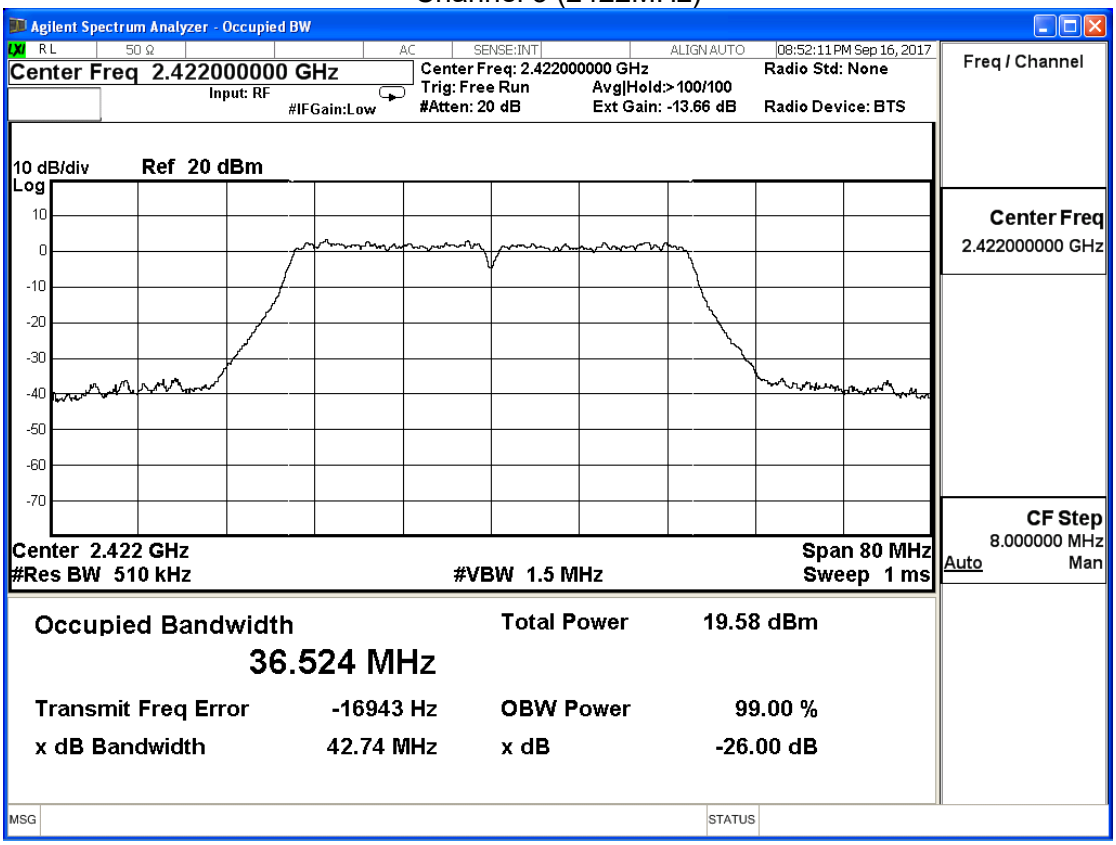

Channel 6 (2437MHz)

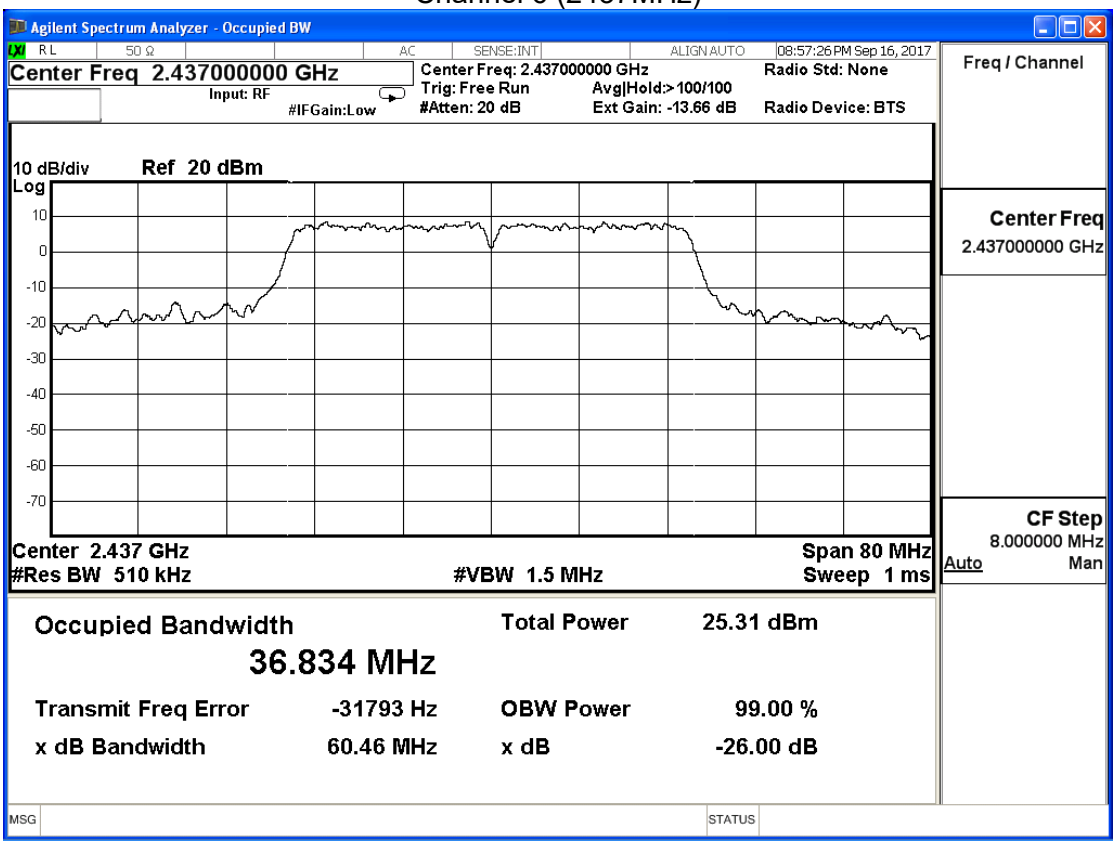

Channel 9 (2452MHz)

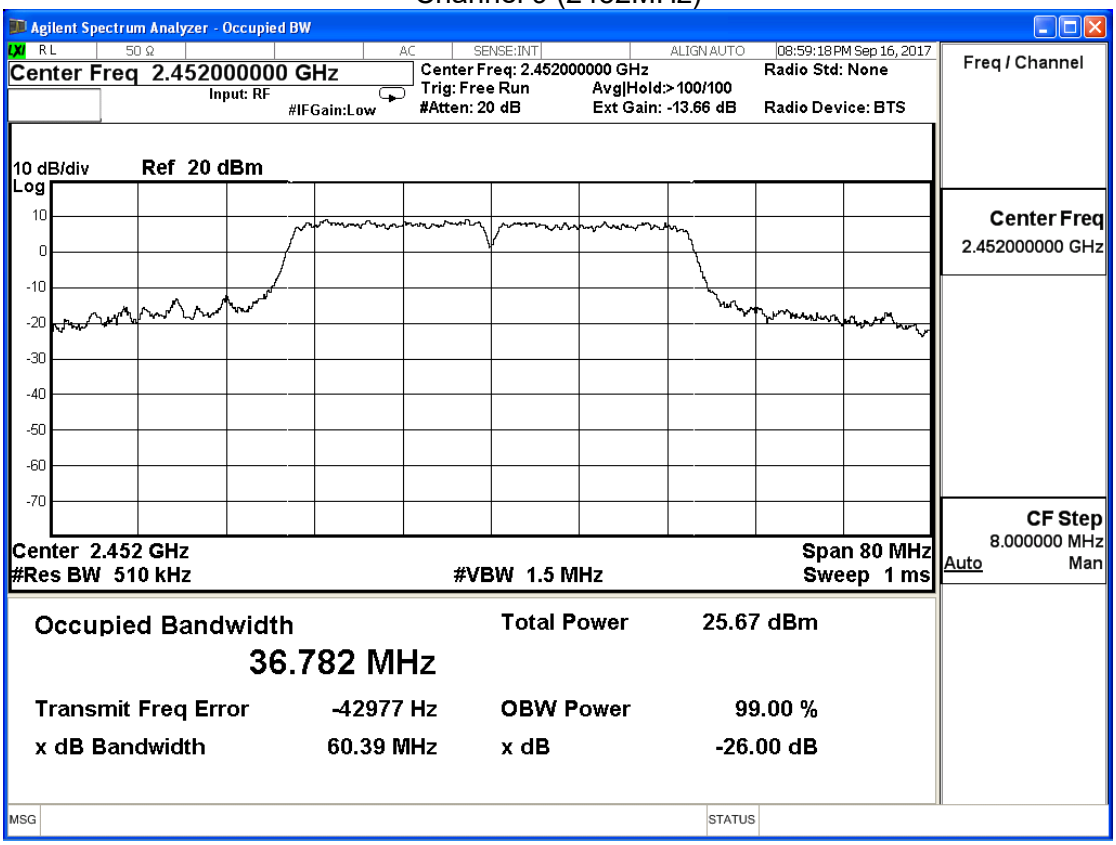

Product	Dual-band Wireless-AC1300 USB Adapter		
Test Item	Occupied Bandwidth		
Test Mode	Mode 1: Transmit Mode		
Date of Test	2017/09/23	Test Site	SR10-H

IEEE802.11n 40MHz (ANT 1)				
Channel No.	Frequency (MHz)	Measure Level (MHz)	Limit (MHz)	Result
3	2422	36.287	--	Pass
6	2437	36.498	--	Pass
9	2452	36.399	--	Pass

Channel 3 (2422MHz)

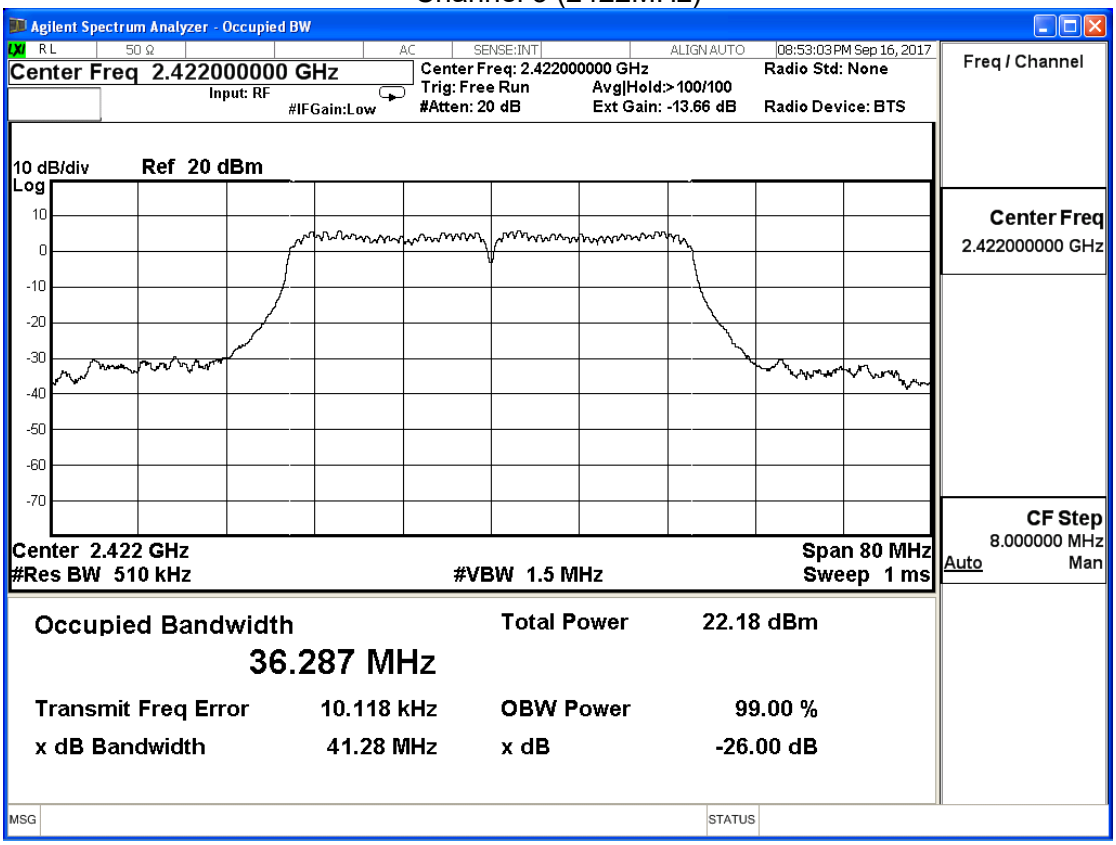

Channel 6 (2437MHz)

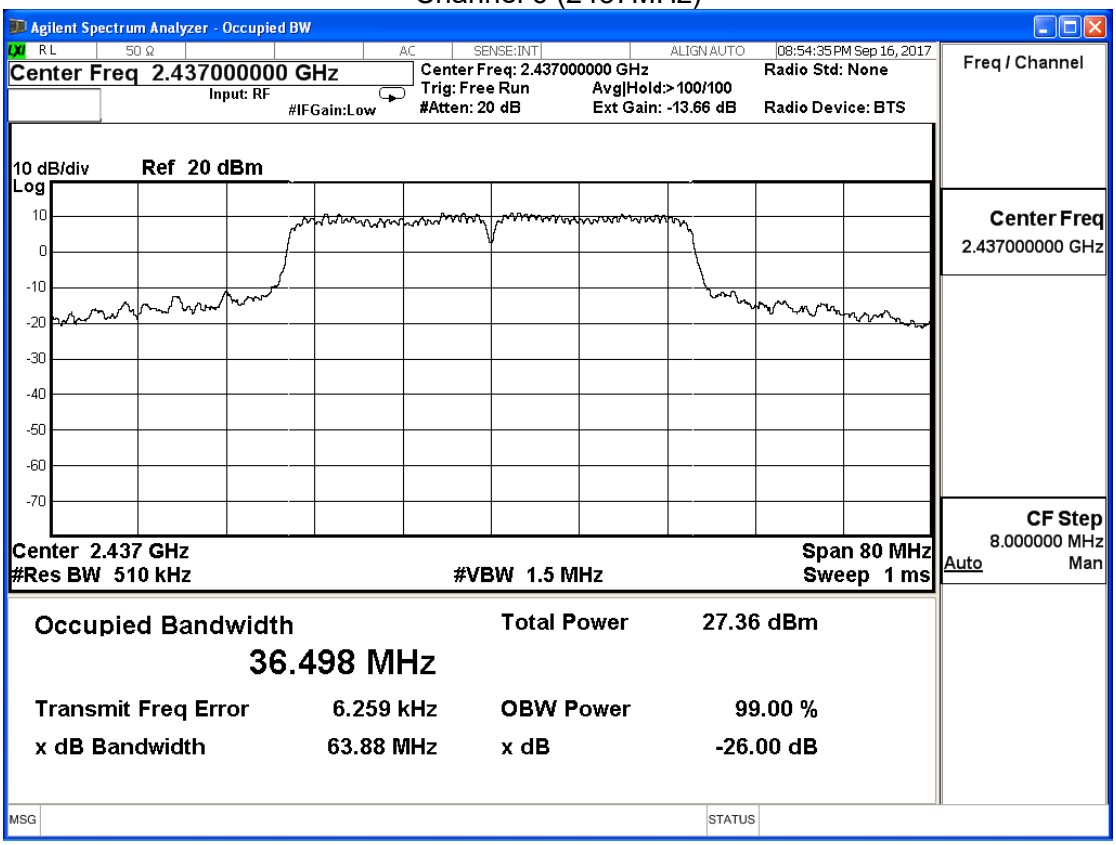

Channel 9 (2452MHz)

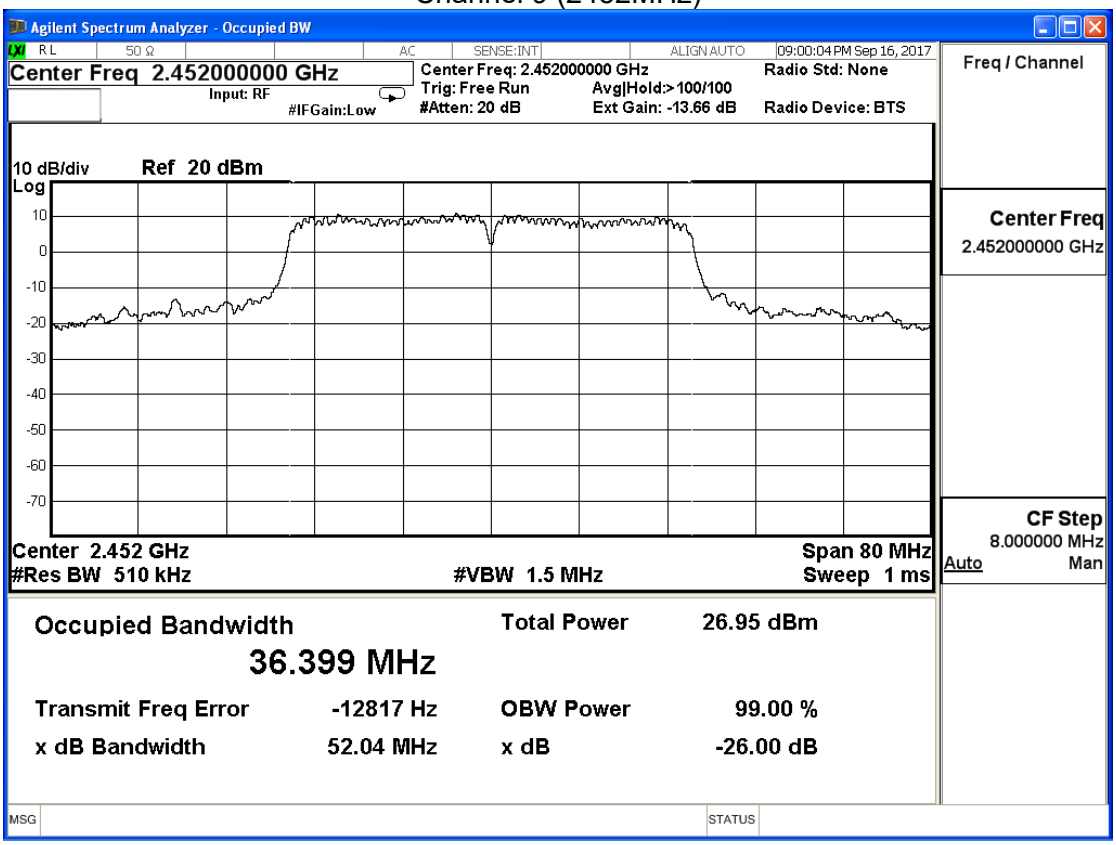

9. Power Density

9.1. Test Equipment

The following test equipment is used during the test:

Power Density / SR10-H

Instrument	Manufacturer	Model No.	Serial No.	Cal. Date	Next Cal. Date
Spectrum Analyzer	Keysight	N9030B	MY57140404	2017/06/13	2018/06/12
Spectrum Analyzer	Keysight	N9010B	MY57110159	2017/06/05	2018/06/04
Spectrum Analyzer	Agilent	N9010A	US47140172	2017/07/26	2018/07/25
Signal & Spectrum Analyzer	R&S	FSV40	101049	2018/01/10	2019/01/09

9.2. Test Setup

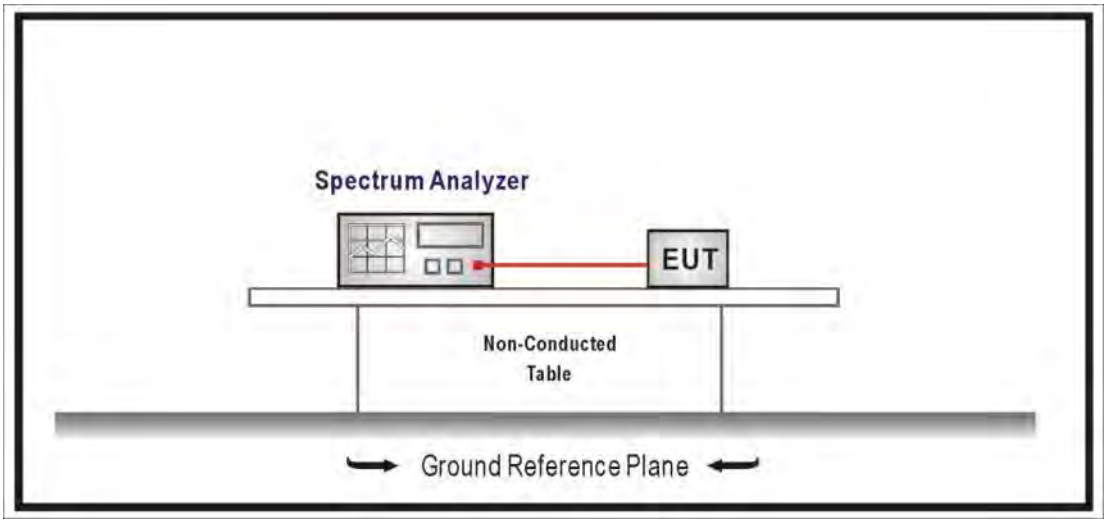

9.3. Limits

The peak power spectral density conducted from the intentional radiated to the antenna shall not be greater than +8dBm in any 3kHz band during any time interval of continuous transmission.

9.4. Test Procedures

The EUT was setup according to ANSI C63.10: 2013; tested according to DTS test procedure section 10.2 of KDB558074 D01 V04 for compliance to FCC 47CFR 15.247 requirements.
Set 3KHz ≦RBW≦100 kHz, Set VBW≧3xRBW, Sweep time=Auto, Set Peak detector.

9.5. Test Specification

According to FCC Part 15 Subpart C Paragraph 15.247: 2017

9.6. Uncertainty

The measurement uncertainty is defined as ±1.27dB.

9.7. Test Result

Product	Dual-band Wireless-AC1300 USB Adapter		
Test Item	Power Density		
Test Mode	Mode 1: Transmit Mode		
Date of Test	2018/03/29	Test Site	SR10-H

IEEE 802.11b (ANT 0)				
Channel No.	Frequency (MHz)	Measure Level (dBm)	Limit (dBm/3KHz)	Result
1	2412	-6.82	≦8	Pass
6	2437	-7.04	≦8	Pass
11	2462	-6.71	≦8	Pass

Channel 1 (2412MHz)

Date: 29.MAR.2018 11:24:18

Channel 6 (2437MHz)

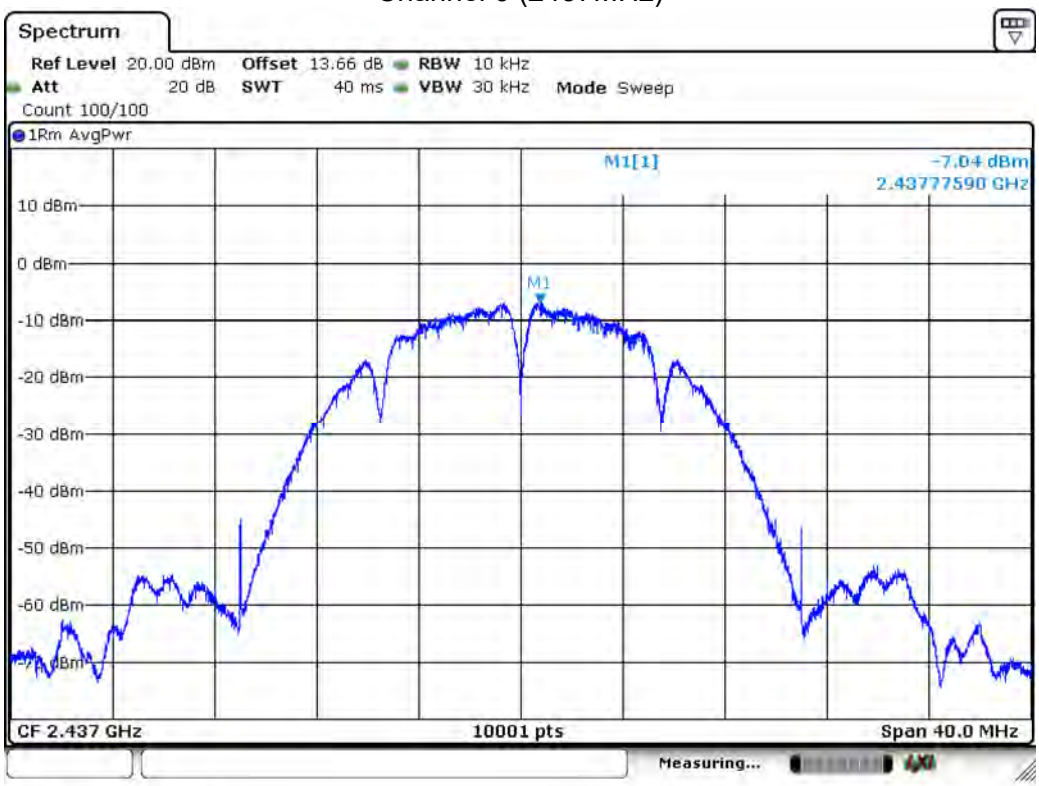

Date: 29.MAR.2018 11:27:13

Channel 11 (2462MHz)

Date: 29.MAR.2018 11:28:31

Product	Dual-band Wireless-AC1300 USB Adapter		
Test Item	Power Density		
Test Mode	Mode 1: Transmit Mode		
Date of Test	2018/03/29	Test Site	SR10-H

IEEE 802.11b (ANT 1)				
Channel No.	Frequency (MHz)	Measure Level (dBm)	Limit (dBm/3KHz)	Result
1	2412	-7.26	≦8	Pass
6	2437	-6.39	≦8	Pass
11	2462	-7.06	≦8	Pass

Channel 1 (2412MHz)

Channel 6 (2437MHz)

Date: 29.MAR.2018 11:27:59

Channel 11 (2462MHz)

Date: 29.MAR.2018 11:28:52

Product	Dual-band Wireless-AC1300 USB Adapter		
Test Item	Power Density		
Test Mode	Mode 1: Transmit Mode		
Date of Test	2018/03/29	Test Site	SR10-H

IEEE 802.11b (ANT 0+1)				
Channel No.	Frequency (MHz)	Measure Level (dBm)	Limit (dBm/3KHz)	Result
1	2412	-4.024	≦8	Pass
6	2437	-3.693	≦8	Pass
11	2462	-3.871	≦8	Pass

Product	Dual-band Wireless-AC1300 USB Adapter		
Test Item	Power Density		
Test Mode	Mode 1: Transmit Mode		
Date of Test	2018/03/29	Test Site	SR10-H

IEEE 802.11g (ANT 0)				
Channel No.	Frequency (MHz)	Measure Level (dBm)	Limit (dBm/3KHz)	Result
1	2412	-8.99	≦8	Pass
6	2437	-9.06	≦8	Pass
11	2462	-9.21	≦8	Pass

Channel 1 (2412MHz)

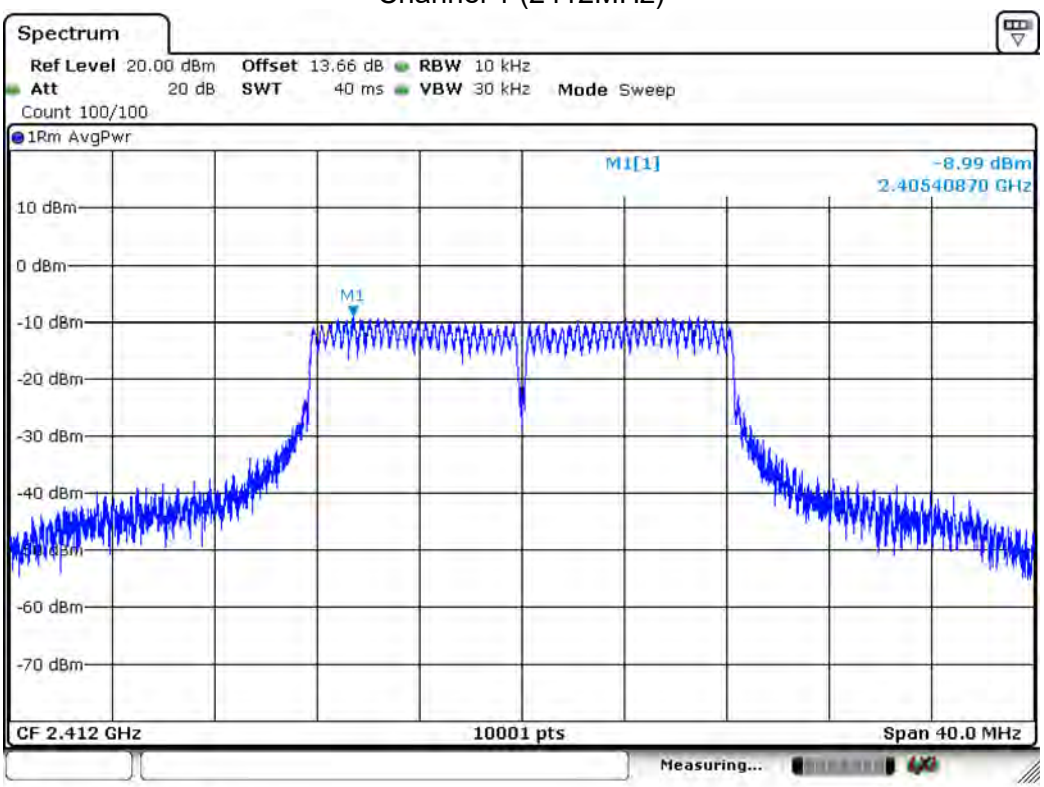

Channel 6 (2437MHz)

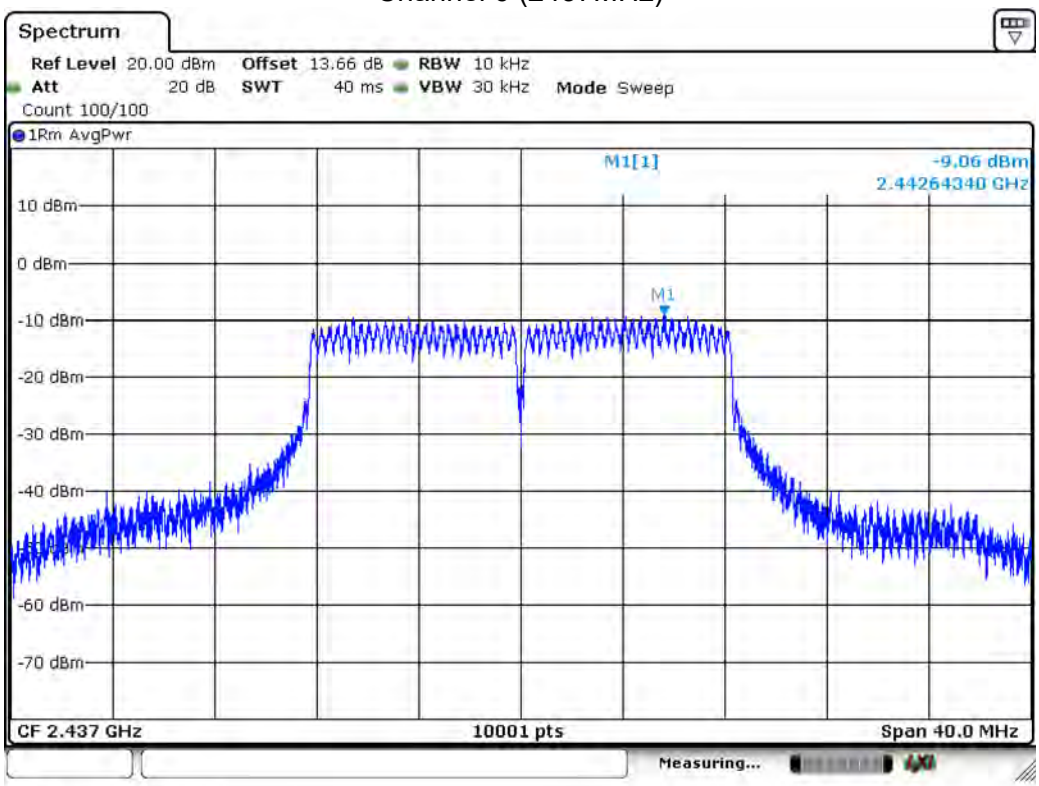

Date: 29.MAR.2018 11:31:24

Channel 11 (2462MHz)

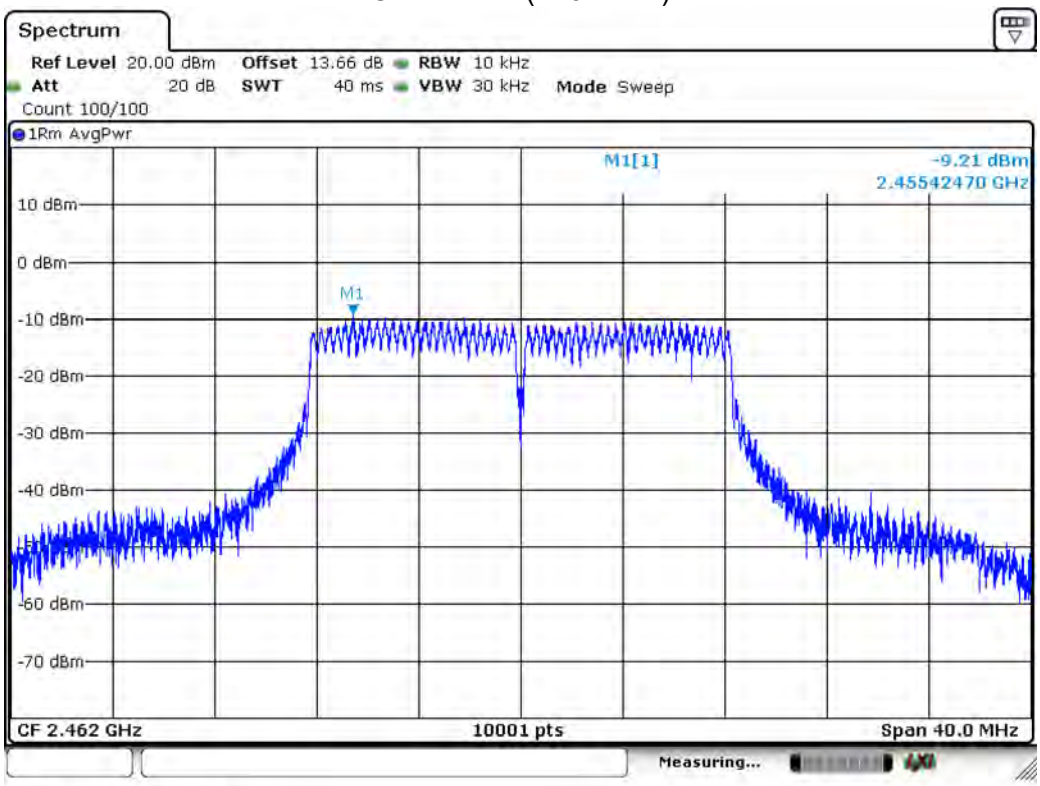

Date: 29.MAR.2018 11:39:26

Product	Dual-band Wireless-AC1300 USB Adapter		
Test Item	Power Density		
Test Mode	Mode 1: Transmit Mode		
Date of Test	2018/03/29	Test Site	SR10-H

IEEE 802.11g (ANT 1)				
Channel No.	Frequency (MHz)	Measure Level (dBm)	Limit (dBm/3KHz)	Result
1	2412	-9.28	≦8	Pass
6	2437	-9.38	≦8	Pass
11	2462	-10.04	≦8	Pass

Channel 1 (2412MHz)

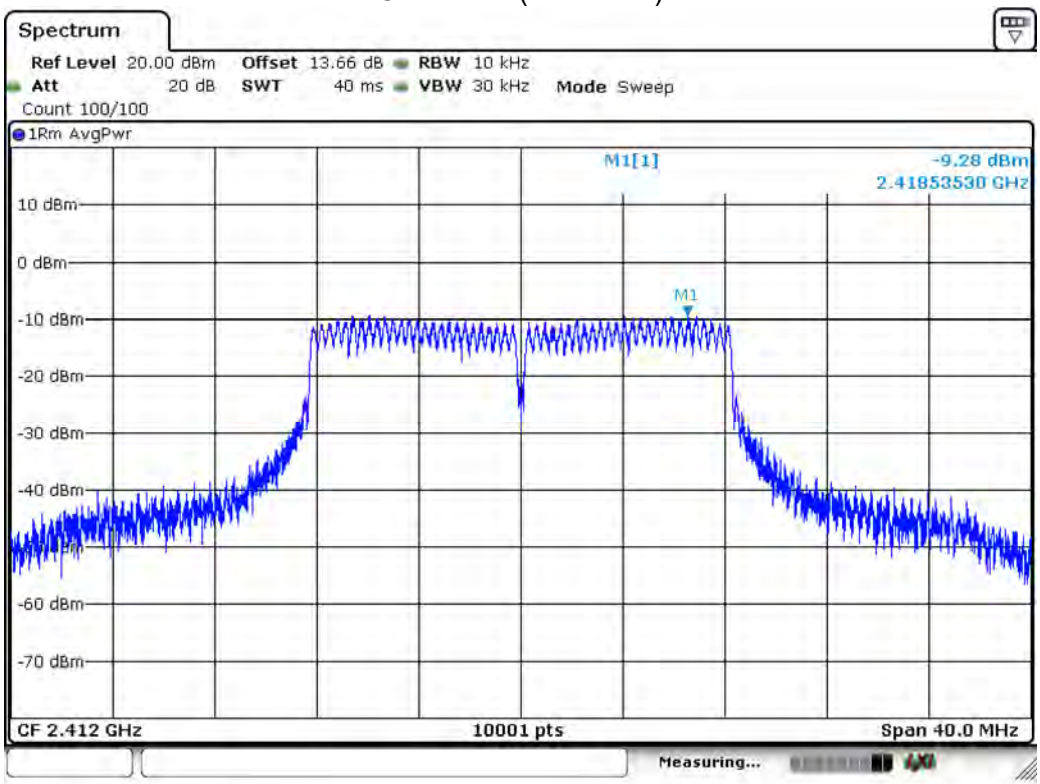

Date: 29.MAR.2018 11:30:47

Channel 6 (2437MHz)

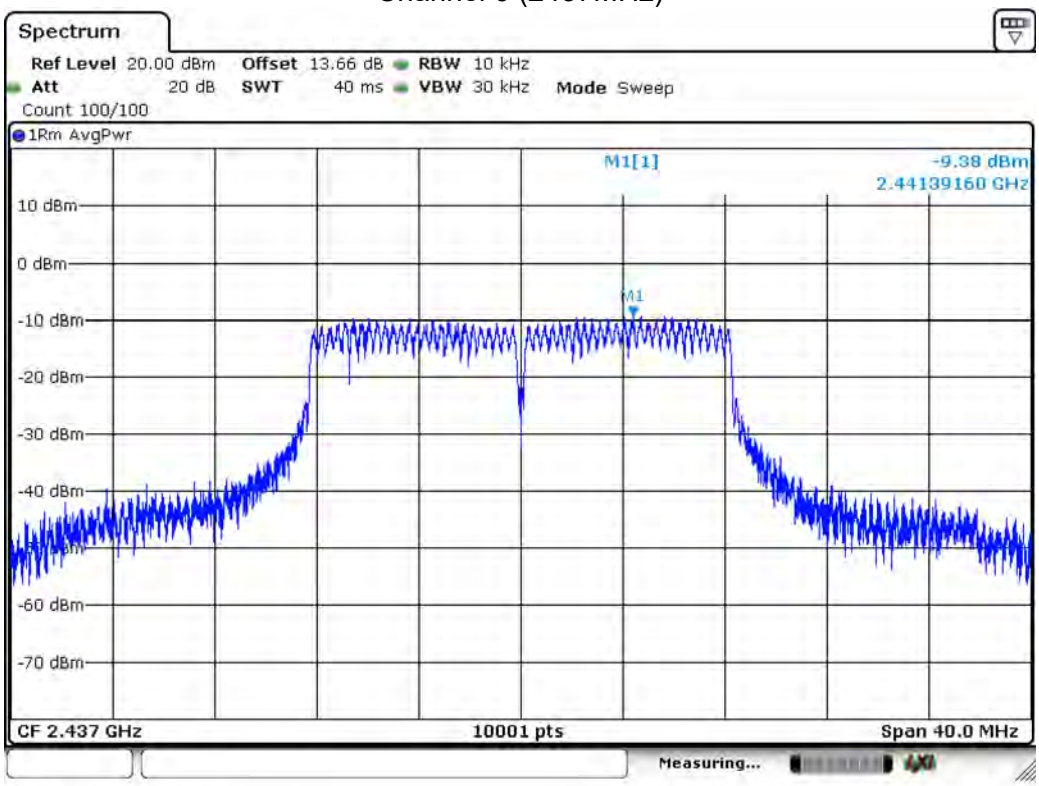

Date: 29.MAR.2018 11:32:11

Channel 11 (2462MHz)

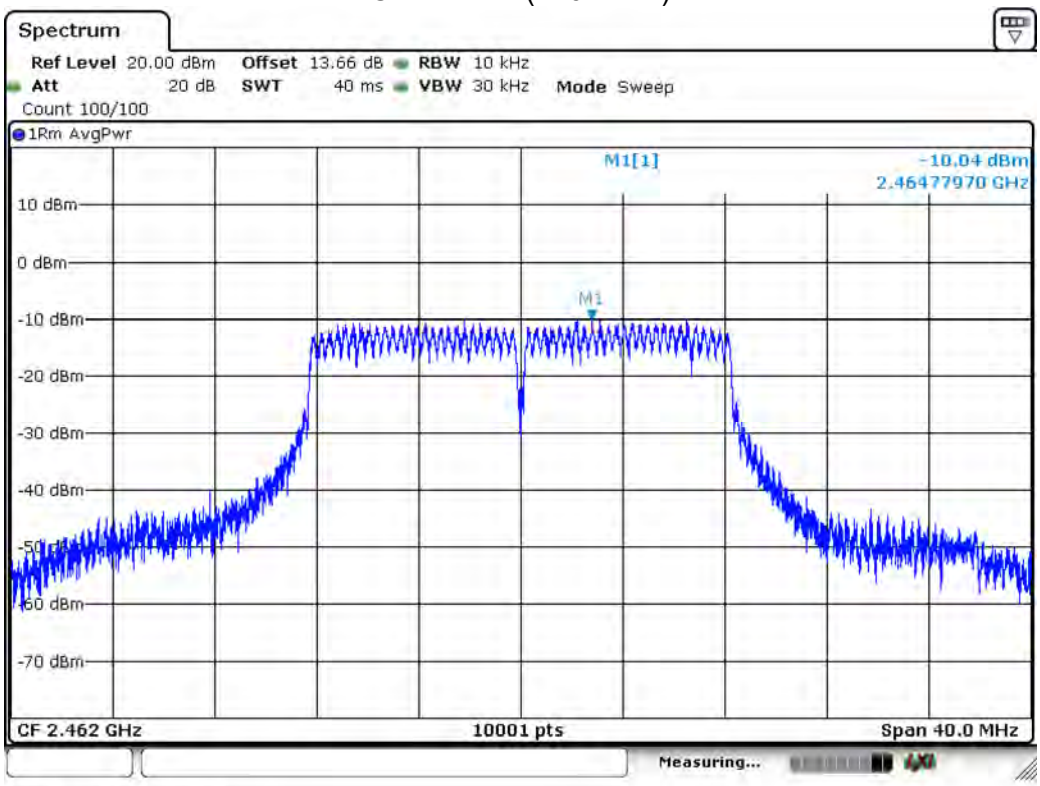

Date: 29.MAR.2018 11:40:23

Product	Dual-band Wireless-AC1300 USB Adapter		
Test Item	Power Density		
Test Mode	Mode 1: Transmit Mode		
Date of Test	2018/03/29	Test Site	SR10-H

IEEE 802.11g (ANT 0+1)				
Channel No.	Frequency (MHz)	Measure Level (dBm)	Limit (dBm/3KHz)	Result
1	2412	-6.882	≦8	Pass
6	2437	-0.419	≦8	Pass
11	2462	-10.002	≦8	Pass

Product	Dual-band Wireless-AC1300 USB Adapter		
Test Item	Power Density		
Test Mode	Mode 1: Transmit Mode		
Date of Test	2018/03/29	Test Site	SR10-H

IEEE802.11n 20MHz (ANT 0)				
Channel No.	Frequency (MHz)	Measure Level (dBm)	Limit (dBm/3KHz)	Result
1	2412	-9.74	≦8	Pass
6	2437	-10.72	≦8	Pass
11	2462	-10.68	≦8	Pass

Channel 1 (2412MHz)

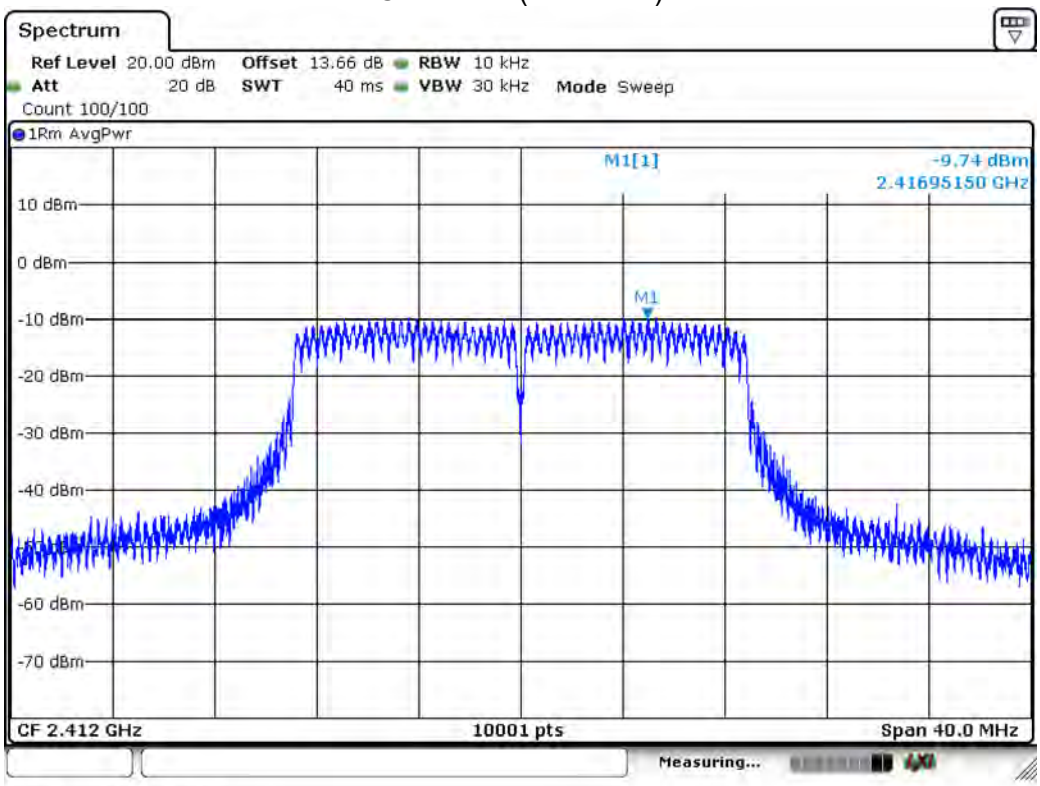

Date: 29.MAR.2018 11:41:08

Channel 6 (2437MHz)

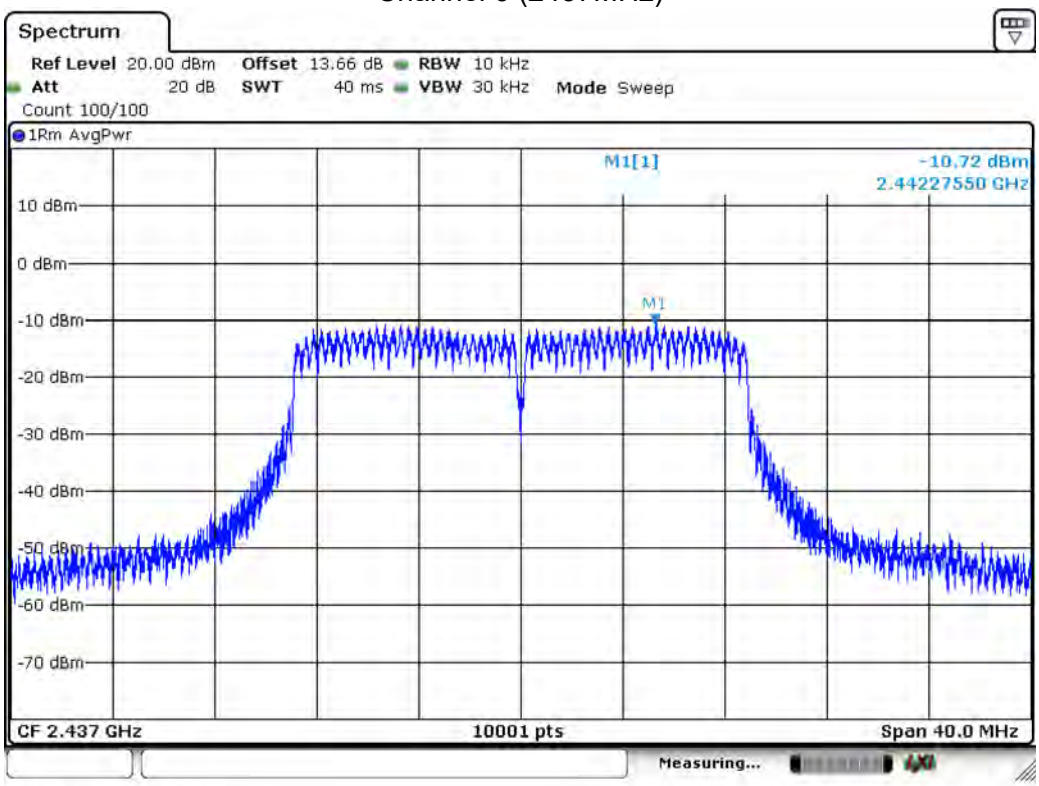

Date: 29.MAR.2018 11:43:47

Channel 11 (2462MHz)

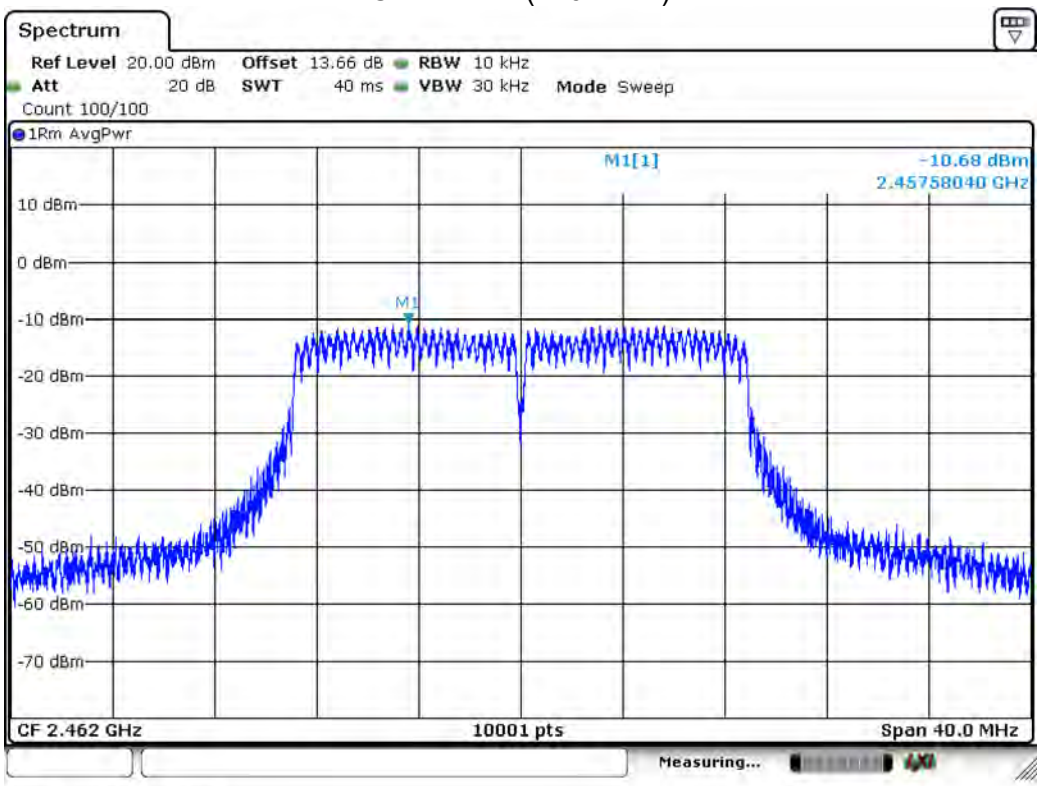

Date: 29.MAR.2018 13:01:09

Product	Dual-band Wireless-AC1300 USB Adapter		
Test Item	Power Density		
Test Mode	Mode 1: Transmit Mode		
Date of Test	2018/03/29	Test Site	SR10-H

IEEE802.11n 20MHz (ANT 1)				
Channel No.	Frequency (MHz)	Measure Level (dBm)	Limit (dBm/3KHz)	Result
1	2412	-9.28	≦8	Pass
6	2437	-11.53	≦8	Pass
11	2462	-10.77	≦8	Pass

Channel 1 (2412MHz)

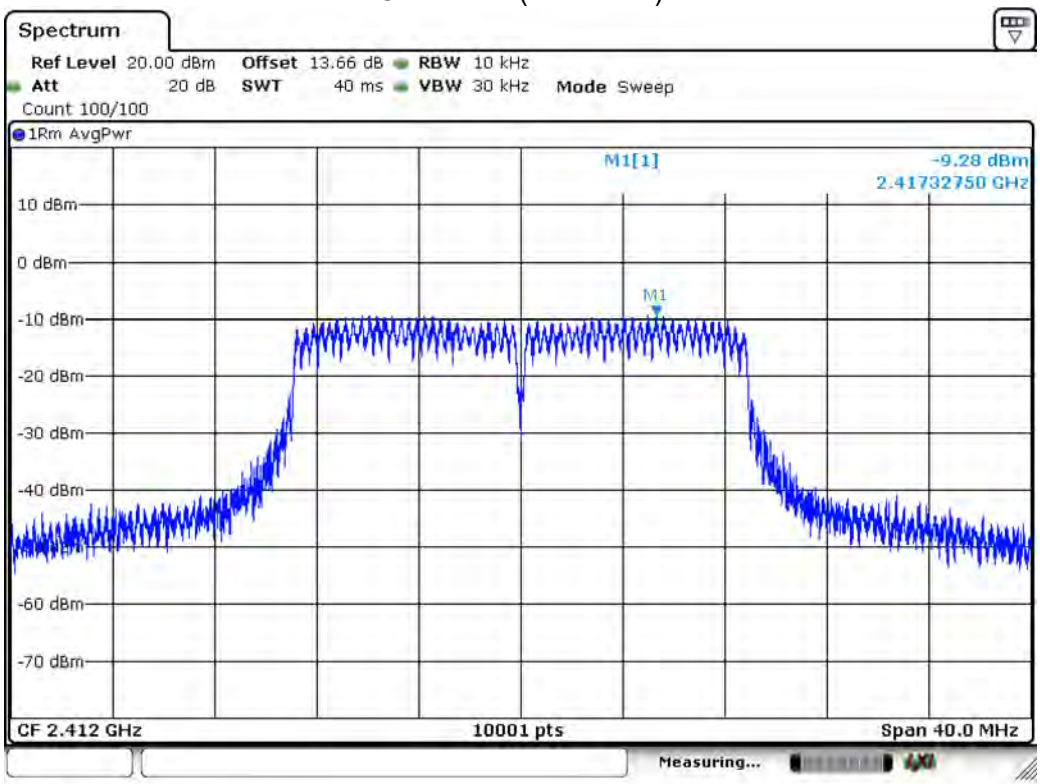

Date: 29.MAR.2018 11:42:02

Channel 6 (2437MHz)

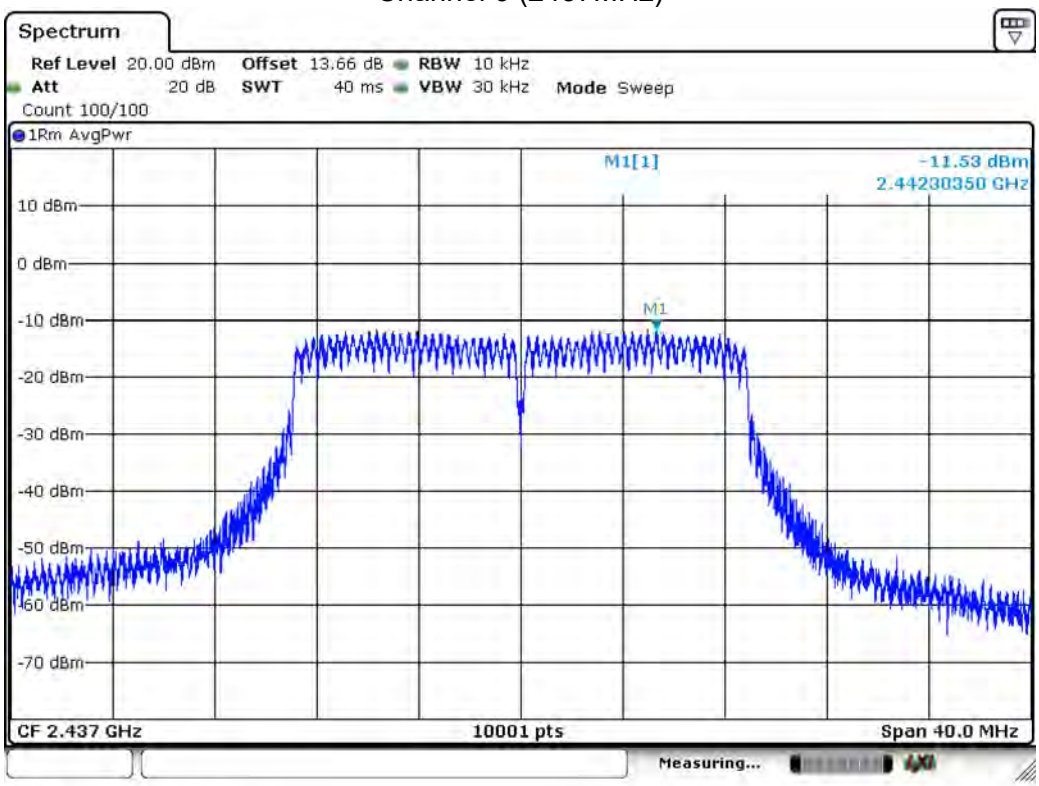

Date: 29.MAR.2018 11:44:29

Channel 11 (2462MHz)

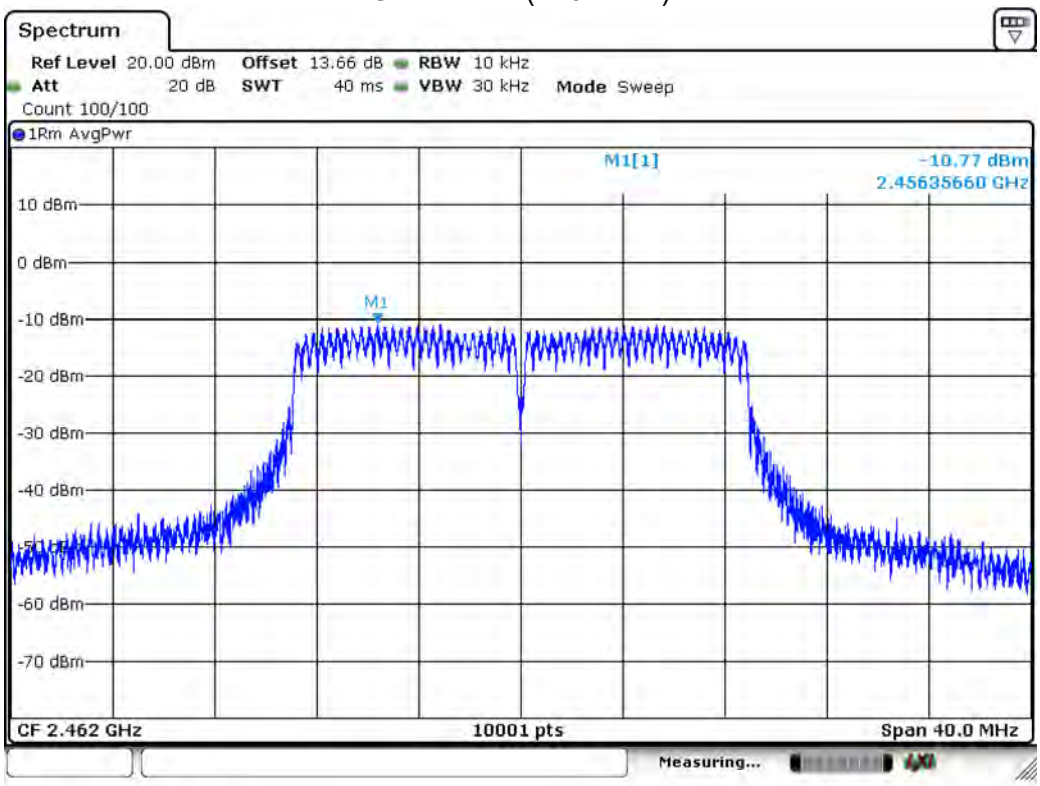

Date: 29.MAR.2018 13:06:11

Product	Dual-band Wireless-AC1300 USB Adapter		
Test Item	Power Density		
Test Mode	Mode 1: Transmit Mode		
Date of Test	2018/03/29	Test Site	SR10-H

IEEE802.11n 20MHz (ANT 0+1)				
Channel No.	Frequency (MHz)	Measure Level (dBm)	Limit (dBm/3KHz)	Result
1	2412	-8.937	≦8	Pass
6	2437	-2.375	≦8	Pass
11	2462	-11.353	≦8	Pass

Product	Dual-band Wireless-AC1300 USB Adapter		
Test Item	Power Density		
Test Mode	Mode 1: Transmit Mode		
Date of Test	2018/03/29	Test Site	SR10-H

IEEE802.11n 40MHz (ANT 0)				
Channel No.	Frequency (MHz)	Measure Level (dBm)	Limit (dBm/3KHz)	Result
3	2422	-13.26	≦8	Pass
6	2437	-13.09	≦8	Pass
9	2452	-13.86	≦8	Pass

Channel 3 (2422MHz)

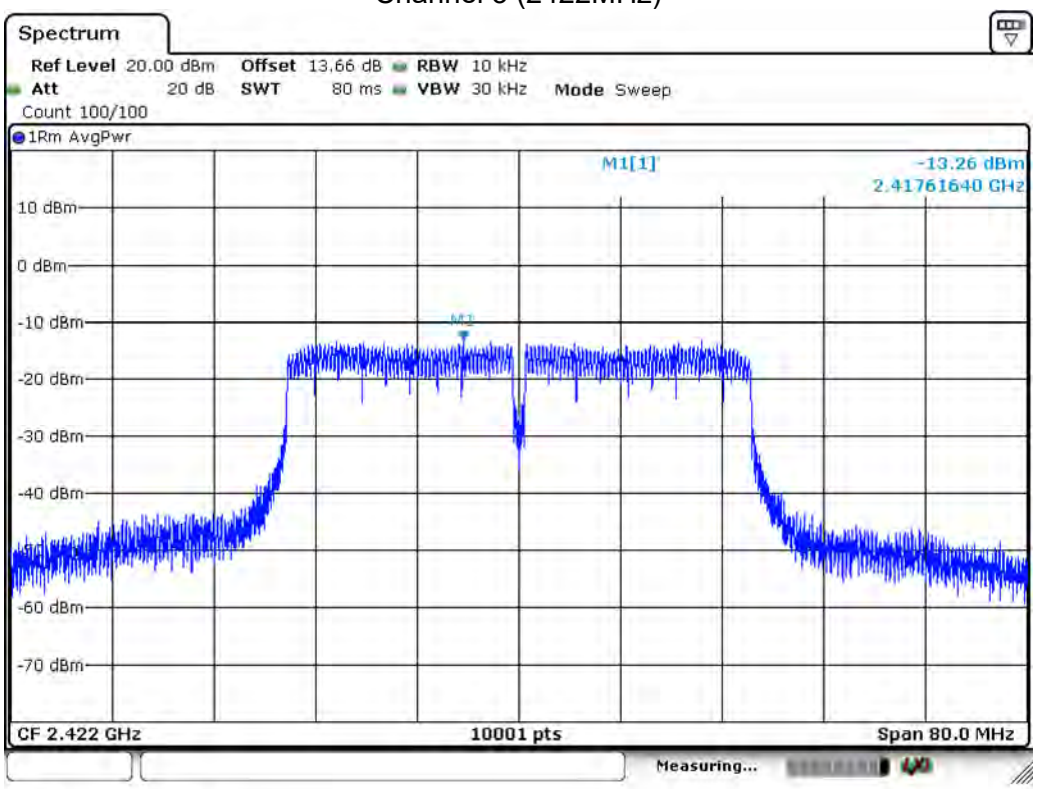

Date: 29.MAR.2018 14:35:56

Channel 6 (2437MHz)

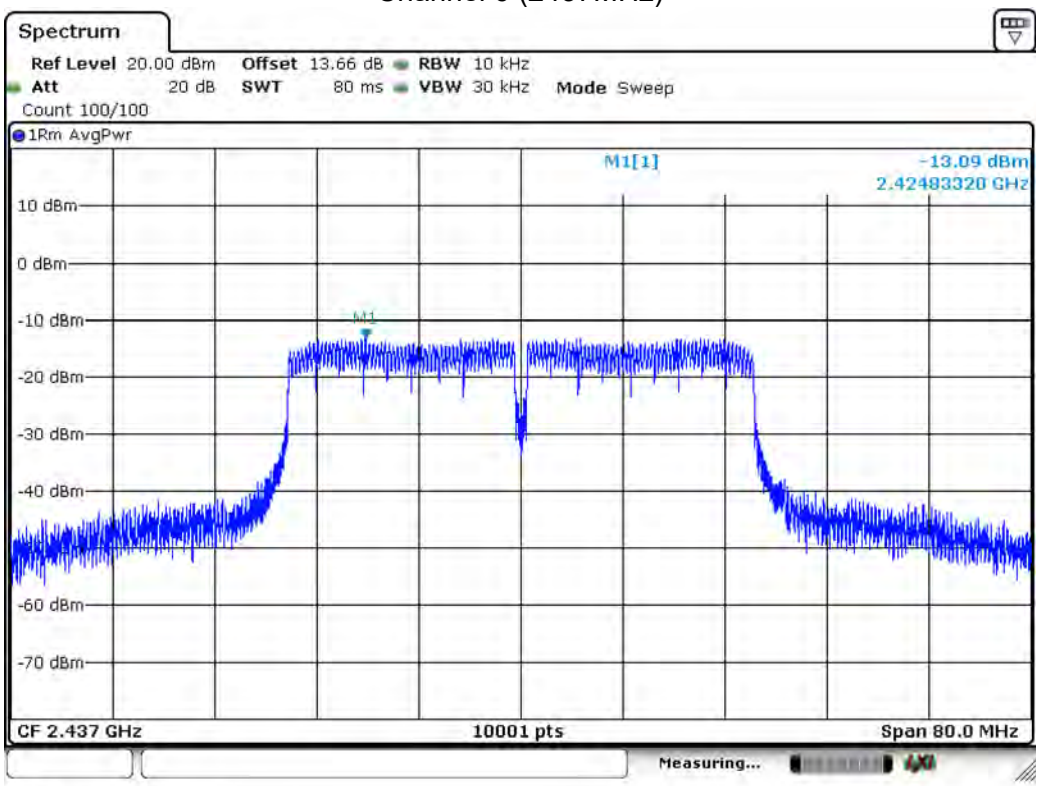

Date: 29.MAR.2018 14:37:54

Channel 9 (2452MHz)

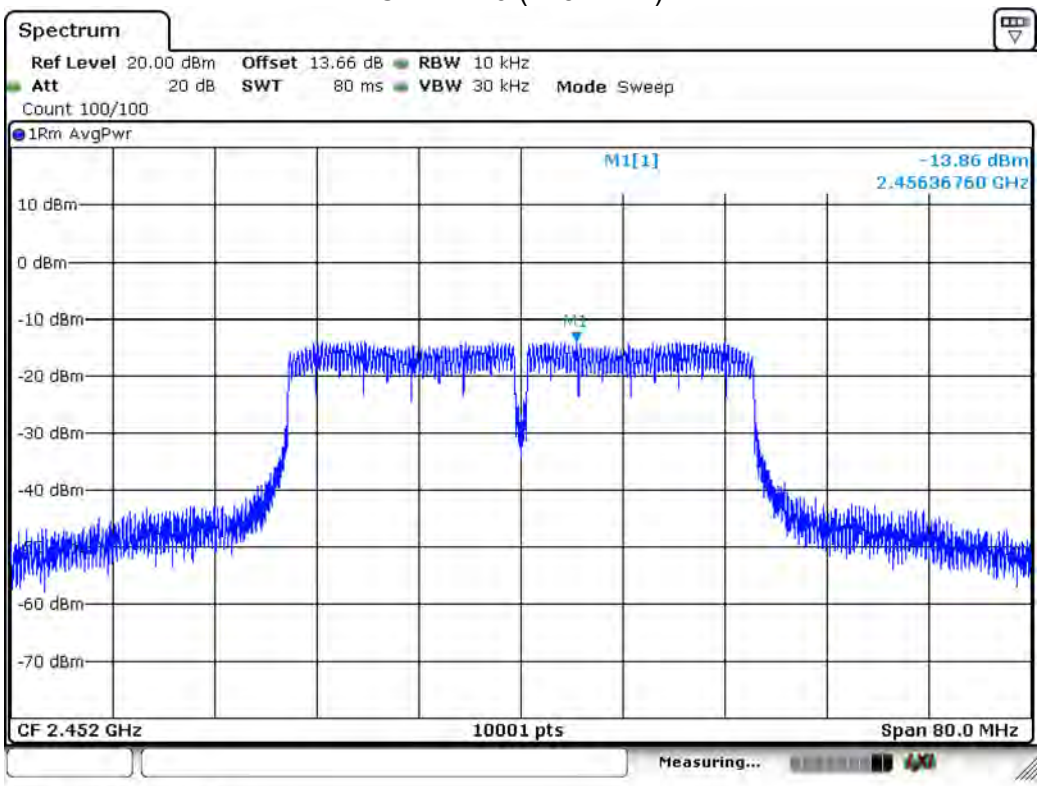

Date: 29.MAR.2018 14:39:56

Product	Dual-band Wireless-AC1300 USB Adapter		
Test Item	Power Density		
Test Mode	Mode 1: Transmit Mode		
Date of Test	2018/03/29	Test Site	SR10-H

IEEE802.11n 40MHz (ANT 1)				
Channel No.	Frequency (MHz)	Measure Level (dBm)	Limit (dBm/3KHz)	Result
3	2422	-13.52	≦8	Pass
6	2437	-12.94	≦8	Pass
9	2452	-12.69	≦8	Pass

Channel 3 (2422MHz)

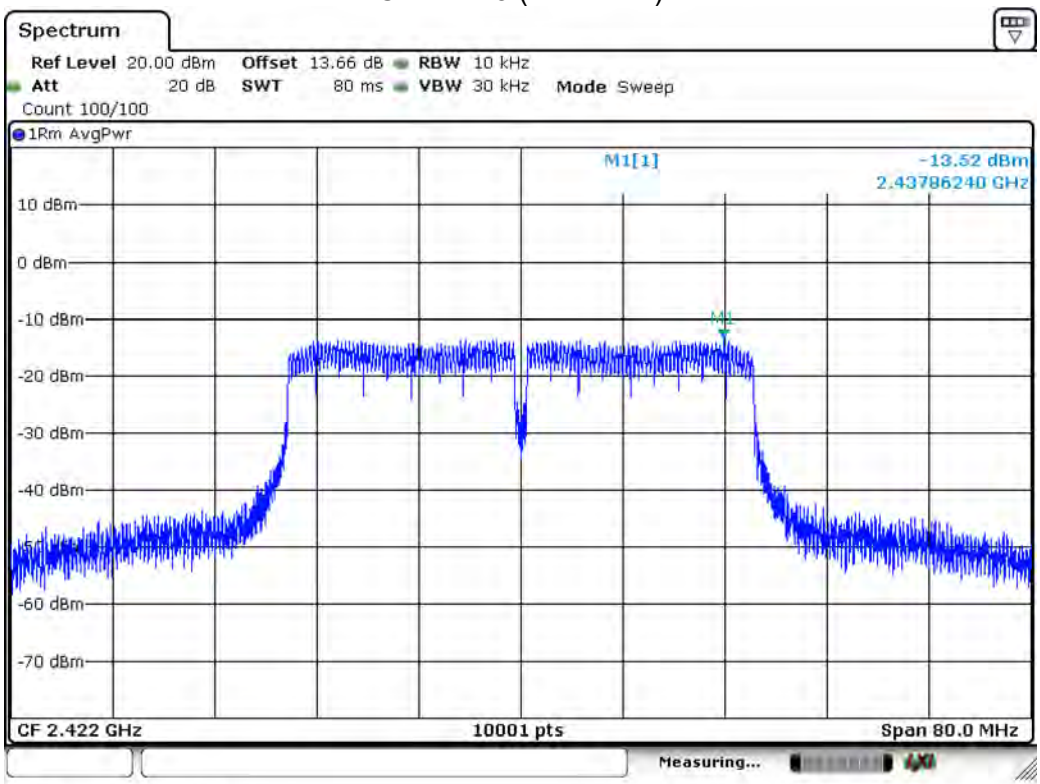

Channel 6 (2437MHz)

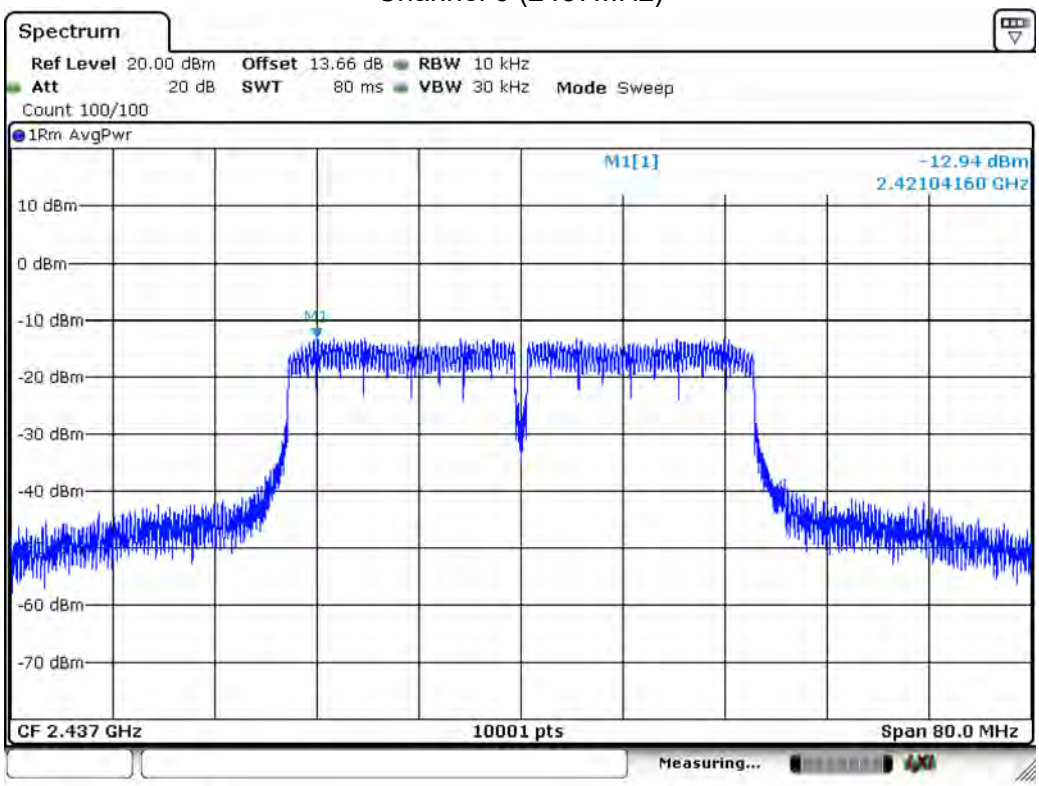

Date: 29.MAR.2018 14:38:48

Channel 9 (2452MHz)

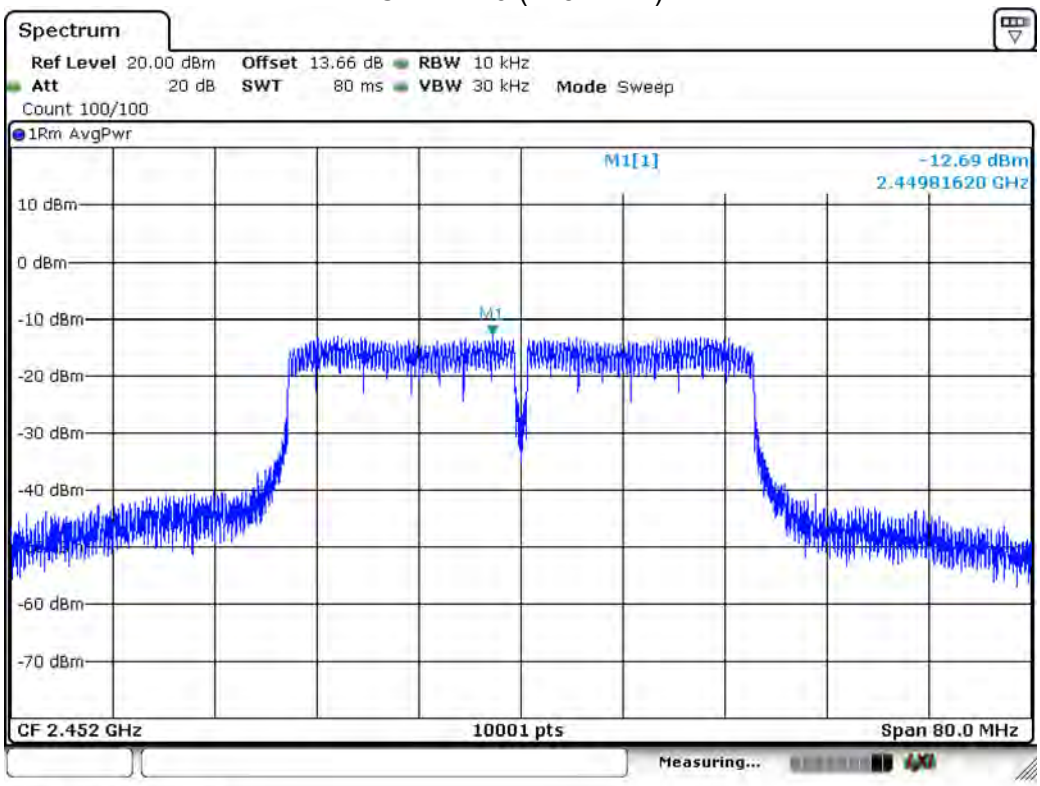

Date: 29.MAR.2018 14:40:26

Product	Dual-band Wireless-AC1300 USB Adapter		
Test Item	Power Density		
Test Mode	Mode 1: Transmit Mode		
Date of Test	2018/03/29	Test Site	SR10-H

IEEE802.11n 40MHz (ANT 0+1)				
Channel No.	Frequency (MHz)	Measure Level (dBm)	Limit (dBm/3KHz)	Result
3	2422	-10.378	≦8	Pass
6	2437	-10.004	≦8	Pass
9	2452	-10.225	≦8	Pass