6. Radiated Emission

6.1. Test Equipment

The following test equipments are used during the radiated emission test:

Radiated Emission / CB2-H, CB4-H

Instrument	Manufacturer	Model No.	Serial No.	Cal. Date	Next Cal. Date
Signal Analyzer	R&S	FSVA40	101455	2017/11/21	2018/11/20
Signal & Spectrum Analyzer	R&S	FSV40	101049	2018/01/10	2019/01/09
EXA Signal Analyzer	Keysight	N9010A	MY51440132	2018/03/05	2019/03/04
Bilog Antenna	Teseq	CBL6112D	23191	2017/06/28	2018/06/27
Horn Antenna	Schwarzbeck	BBHA 9120D	639	2017/06/14	2018/06/13
Horn Antenna	Schwarzbeck	BBHA 9170	202	2018/01/31	2019/01/30
Pre-Amplifier	Dekra	AP-025C	201801236	2018/02/26	2019/02/25
Pre-Amplifier	EMCI	EMC11830I	980366	2018/01/08	2019/01/07
Pre-Amplifier	Dekra	AP-400C	201801231	2017/12/13	2018/12/12

6.2. Test Setup

Under 1GHz Test Setup:

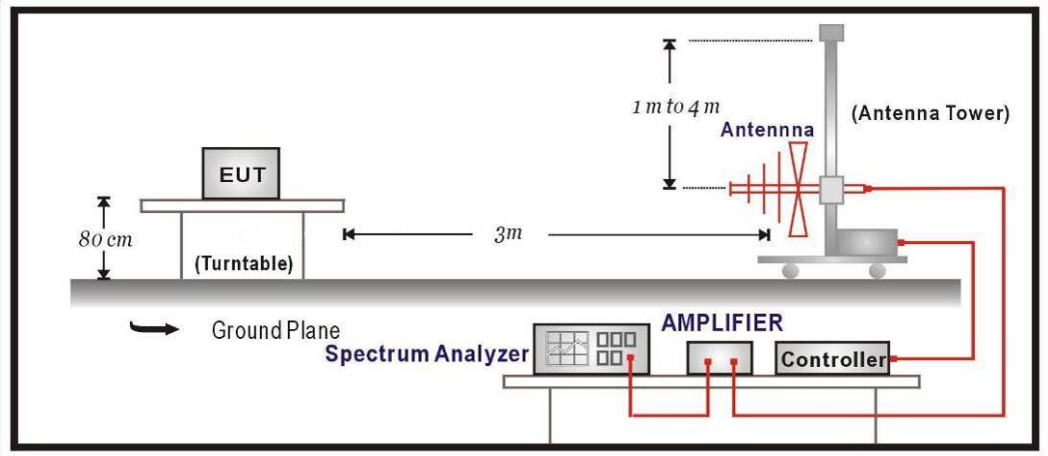

Above 1GHz Test Setup:

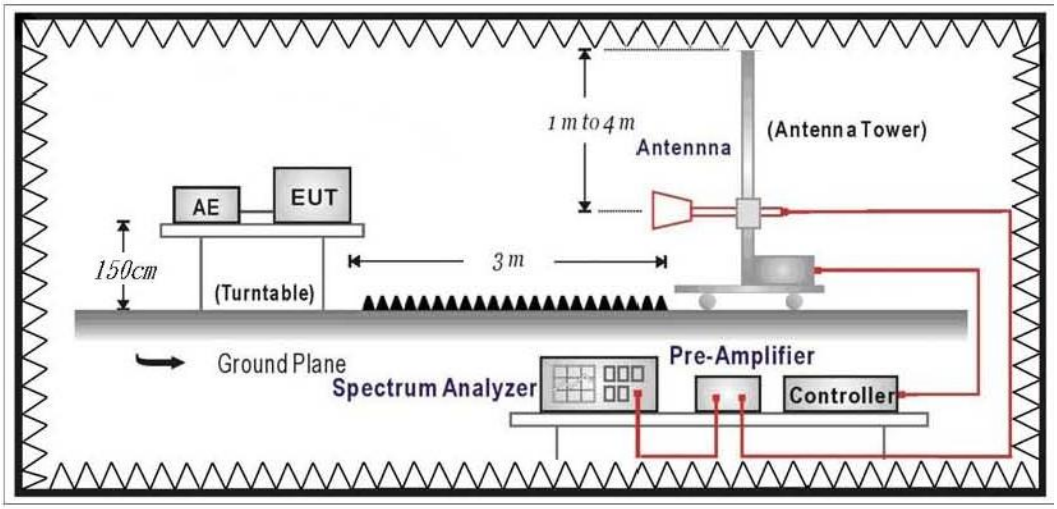

6.3. Limits

➢ **General Radiated Emission Limits**

The provisions of Section 15.205 of this part apply to intentional radiators operating under this section. Radiated emissions which fall in the restricted bands, as defined in Section 15.205, must also comply with the radiated emission limits specified in Section 15.209:

FCC Part 15 Subpart C Paragraph 15.209 Limits		
Frequency MHz	uV/m @3m	dBuV/m@3m
30 - 88	100	40
88 - 216	150	43.5
216 - 960	200	46
Above 960	500	54

Remark:

1. RF Voltage (dBuV) = 20 log RF Voltage (uV)
2. In the Above Table, the tighter limit applies at the band edges.
3. Distance refers to the distance in meters between the measuring instrument antenna and the closed point of any part of the device or system.

➢ **Unwanted Emission out of the restricted bands Limits**

FCC Part 15 Subpart C Paragraph 15.407(b) Limits		
Frequency (MHz)	EIRP Limit (dBm)	Equivalent Field Strength (dBuV/m@3m)
5150 - 5250	-27	68.3
5250 - 5350	-27	68.3
5470 - 5725	-27	68.3
5725 - 5850	-27 (Note1)	68.3
	-17 (Note2)	78.3

Remark:

1. For frequencies more than 10 MHz above or below the band edges.
2. For frequency range from the band edges to 10 MHz above or below the band edges.
3. uV/m = $\frac{1000000\sqrt{30\times EIRP}}{3}$, RF Voltage (dBuV/m) = 20 log RF Voltage (uV/m)

6.4. Test Procedure

The EUT and its simulators are placed on a turn table which is 1.5 meter above ground. The turn table can rotate 360 degrees to determine the position of the maximum emission level. The EUT was positioned such that the distance from antenna to the EUT was 3 meters.
The antenna can move up and down between 1 meter and 4 meters to find out the maximum emission level.
Both horizontal and vertical polarization of the antenna are set on measurement. In order to find the maximum emission, all of the interface cables must be manipulated according to ANSI C63.10: 2013 on radiated measurement.
The additional latch filter below 1GHz was used to measure the level of harmonics radiated emission during field dtrength of harmonics measurement.
The bandwidth below 1GHz setting on the field strength meter is 120 KHz, above 1GHz are 1 MHz.
The frequency range from 30MHz to 10th harminics is checked.

6.5. Uncertainty

The measurement uncertainty
30MHz～1GHz as ±3.43dB
1GHz～26.5Ghz as ±3.65dB

6.6. Test Result

30MHz-1GHz Spurious

Site : DEKRA Taiwan CB4-H	**Time : 2018/04/03**
Limit : FCC_CLASS_B_03M_QP	**Margin : 6**
Probe : CB4_FCC_EFS_S2_30M-1GHz_1116 - HORIZONTAL	**Power : DC 5V**
EUT : Dual-band Wireless-AC1300 USB Adapter	**Note : 802.11a(20M)_5220MHz**

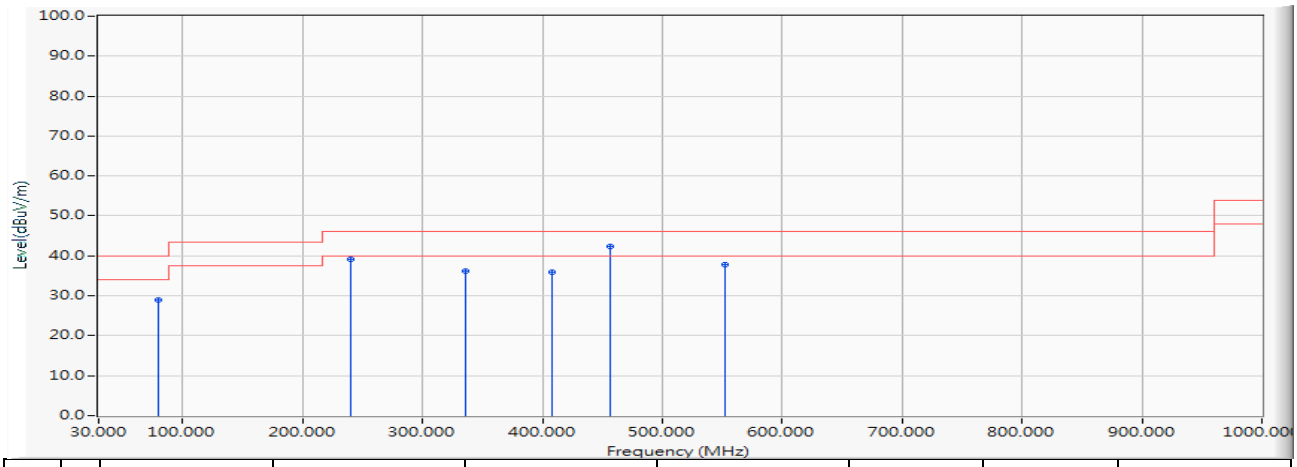

		Frequency (MHz)	Correct Factor (dB)	Reading Level (dBuV)	Measure Level (dBuV/m)	Margin (dB)	Limit (dBuV/m)	Detector Type
1		79.858	-27.185	56.158	28.973	-11.027	40.000	QUASIPEAK
2		240.199	-20.975	60.150	39.176	-6.824	46.000	QUASIPEAK
3		336.326	-17.938	54.073	36.135	-9.865	46.000	QUASIPEAK
4		408.494	-15.819	51.697	35.878	-10.122	46.000	QUASIPEAK
5	*	456.509	-15.084	56.213	41.129	-4.871	46.000	QUASIPEAK
6		552.636	-13.849	51.721	37.872	-8.128	46.000	QUASIPEAK

Note:

1. All Reading Levels is Quasi-Peak value.
2. “ * ”, means this data is the worst emission level.
3. Measurement Level = Reading Level + Correct Factor
4. The Emission under 30MHz were not included is because their levels are too low.

Site : DEKRA Taiwan CB4-H	**Time : 2018/04/03**
Limit : FCC_CLASS_B_03M_QP	**Margin : 6**
Probe : CB4_FCC_EFS_S2_30M-1GHz_1116 - VERTICAL	**Power : DC 5V**
EUT : Dual-band Wireless-AC1300 USB Adapter	**Note : 802.11a(20M)_5220MHz**

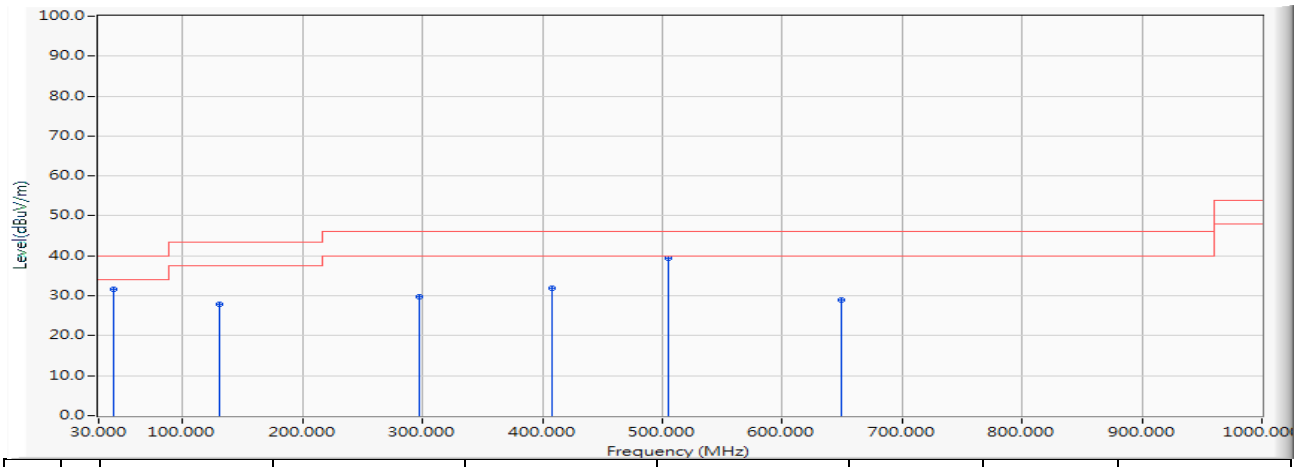

		Frequency (MHz)	Correct Factor (dB)	Reading Level (dBuV)	Measure Level (dBuV/m)	Margin (dB)	Limit (dBuV/m)	Detector Type
1		42.028	-19.075	50.698	31.623	-8.377	40.000	QUASIPEAK
2		130.783	-21.752	49.554	27.802	-15.698	43.500	QUASIPEAK
3		297.235	-19.249	49.130	29.882	-16.118	46.000	QUASIPEAK
4		408.397	-15.820	47.730	31.909	-14.091	46.000	QUASIPEAK
5	*	504.524	-14.410	53.833	39.423	-6.577	46.000	QUASIPEAK
6		648.763	-12.785	41.687	28.901	-17.099	46.000	QUASIPEAK

Note:

1. All Reading Levels is Quasi-Peak value.
2. “ * ”, means this data is the worst emission level.
3. Measurement Level = Reading Level + Correct Factor
4. The Emission under 30MHz were not included is because their levels are too low.

Site : DEKRA Taiwan CB4-H	**Time : 2018/04/03**
Limit : FCC_CLASS_B_03M_QP	**Margin : 6**
Probe : CB4_FCC_EFS_S2_30M-1GHz_1116 - HORIZONTAL	**Power : DC 5V**
EUT : Dual-band Wireless-AC1300 USB Adapter	**Note : 802.11n(20M)_5220MHz**

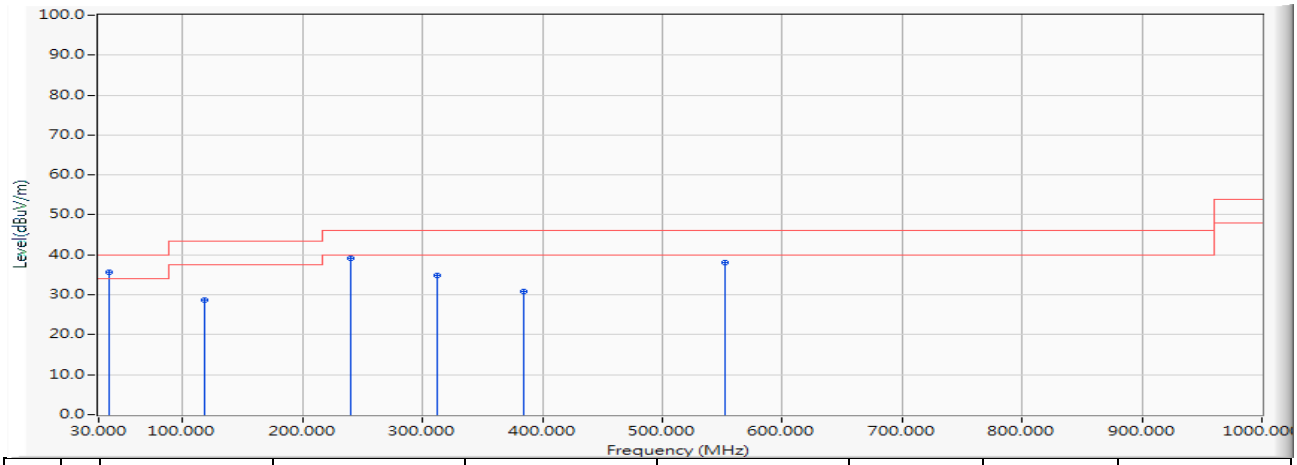

		Frequency (MHz)	Correct Factor (dB)	Reading Level (dBuV)	Measure Level (dBuV/m)	Margin (dB)	Limit (dBuV/m)	Detector Type
1	*	38.827	-16.647	52.421	35.774	-4.226	40.000	QUASIPEAK
2		118.561	-21.685	50.296	28.611	-14.889	43.500	QUASIPEAK
3		240.199	-20.975	60.151	39.177	-6.823	46.000	QUASIPEAK
4		312.367	-18.724	53.534	34.810	-11.190	46.000	QUASIPEAK
5		384.341	-16.461	47.234	30.772	-15.228	46.000	QUASIPEAK
6		552.636	-13.849	51.789	37.940	-8.060	46.000	QUASIPEAK

Note:

1. All Reading Levels is Quasi-Peak value.
2. “ * ”, means this data is the worst emission level.
3. Measurement Level = Reading Level + Correct Factor
4. The Emission under 30MHz were not included is because their levels are too low.

Site : DEKRA Taiwan CB4-H	**Time : 2018/04/03**
Limit : FCC_CLASS_B_03M_QP	**Margin : 6**
Probe : CB4_FCC_EFS_S2_30M-1GHz_1116 - VERTICAL	**Power : DC 5V**
EUT : Dual-band Wireless-AC1300 USB Adapter	**Note : 802.11n(20M)_5220MHz**

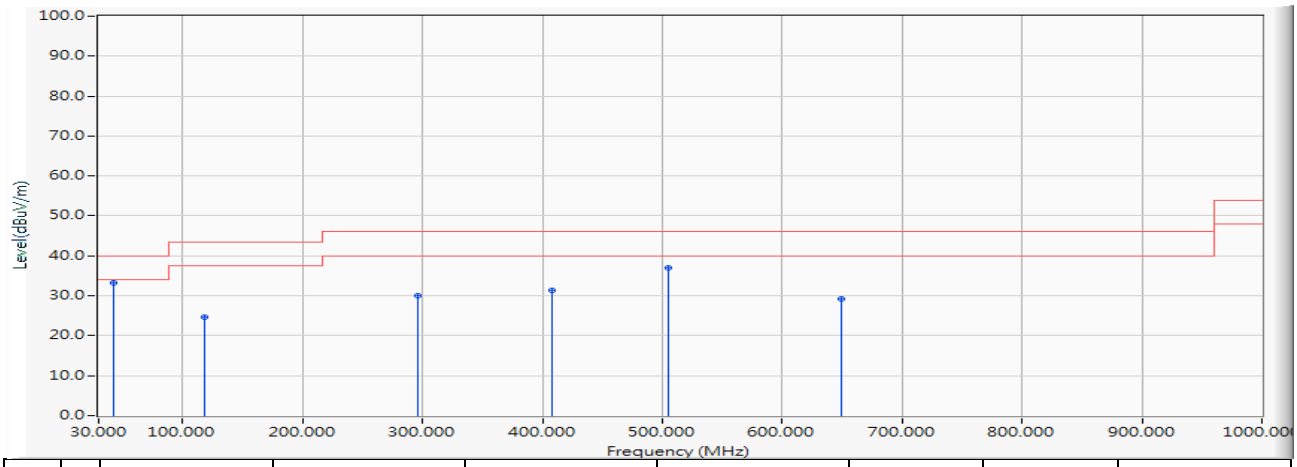

		Frequency (MHz)	Correct Factor (dB)	Reading Level (dBuV)	Measure Level (dBuV/m)	Margin (dB)	Limit (dBuV/m)	Detector Type
1	*	42.028	-19.075	52.409	33.334	-6.666	40.000	QUASIPEAK
2		118.755	-21.665	46.230	24.565	-18.935	43.500	QUASIPEAK
3		295.780	-19.284	49.321	30.037	-15.963	46.000	QUASIPEAK
4		408.397	-15.820	47.176	31.355	-14.645	46.000	QUASIPEAK
5		504.524	-14.410	51.475	37.065	-8.935	46.000	QUASIPEAK
6		648.763	-12.785	42.092	29.306	-16.694	46.000	QUASIPEAK

Note:

1. All Reading Levels is Quasi-Peak value.
2. “ * ”, means this data is the worst emission level.
3. Measurement Level = Reading Level + Correct Factor
4. The Emission under 30MHz were not included is because their levels are too low.

Site : DEKRA Taiwan CB4-H	**Time : 2018/04/03**
Limit : FCC_CLASS_B_03M_QP	**Margin : 6**
Probe : CB4_FCC_EFS_S2_30M-1GHz_1116 - HORIZONTAL	**Power : DC 5V**
EUT : Dual-band Wireless-AC1300 USB Adapter	**Note : 802.11n(40M)_5190MHz**

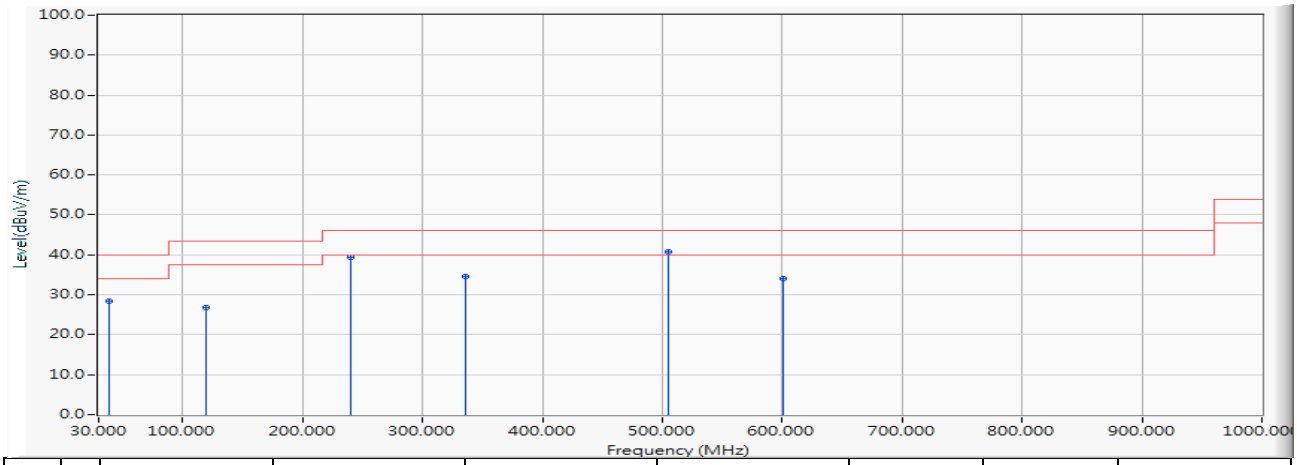

		Frequency (MHz)	Correct Factor (dB)	Reading Level (dBuV)	Measure Level (dBuV/m)	Margin (dB)	Limit (dBuV/m)	Detector Type
1		38.924	-16.642	45.187	28.545	-11.455	40.000	QUASIPEAK
2		119.143	-21.625	48.542	26.916	-16.584	43.500	QUASIPEAK
3		240.199	-20.975	60.322	39.348	-6.652	46.000	QUASIPEAK
4		336.326	-17.938	52.470	34.532	-11.468	46.000	QUASIPEAK
5	*	504.524	-14.410	55.052	40.642	-5.358	46.000	QUASIPEAK
6		600.651	-13.250	47.228	33.978	-12.022	46.000	QUASIPEAK

Note:

1. All Reading Levels is Quasi-Peak value.
2. “ * ”, means this data is the worst emission level.
3. Measurement Level = Reading Level + Correct Factor
4. The Emission under 30MHz were not included is because their levels are too low.

Site : DEKRA Taiwan CB4-H	**Time : 2018/04/03**
Limit : FCC_CLASS_B_03M_QP	**Margin : 6**
Probe : CB4_FCC_EFS_S2_30M-1GHz_1116 - VERTICAL	**Power : DC 5V**
EUT : Dual-band Wireless-AC1300 USB Adapter	**Note : 802.11n(40M)_5190MHz**

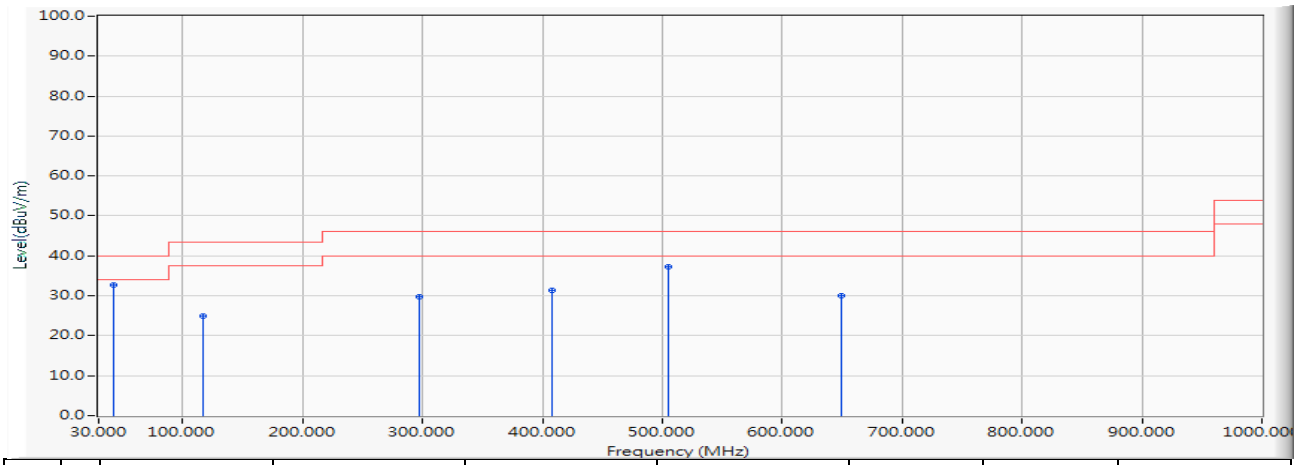

		Frequency (MHz)	Correct Factor (dB)	Reading Level (dBuV)	Measure Level (dBuV/m)	Margin (dB)	Limit (dBuV/m)	Detector Type
1	*	42.028	-19.075	51.867	32.792	-7.208	40.000	QUASIPEAK
2		117.397	-21.801	46.721	24.920	-18.580	43.500	QUASIPEAK
3		296.944	-19.255	49.051	29.795	-16.205	46.000	QUASIPEAK
4		408.397	-15.820	47.257	31.436	-14.564	46.000	QUASIPEAK
5		504.524	-14.410	51.684	37.274	-8.726	46.000	QUASIPEAK
6		648.763	-12.785	42.703	29.917	-16.083	46.000	QUASIPEAK

Note:

1. All Reading Levels is Quasi-Peak value.
2. “ * ”, means this data is the worst emission level.
3. Measurement Level = Reading Level + Correct Factor
4. The Emission under 30MHz were not included is because their levels are too low.

Site : DEKRA Taiwan CB4-H	**Time : 2018/04/03**
Limit : FCC_CLASS_B_03M_QP	**Margin : 6**
Probe : CB4_FCC_EFS_S2_30M-1GHz_1116 - HORIZONTAL	**Power : DC 5V**
EUT : Dual-band Wireless-AC1300 USB Adapter	**Note : 802.11ac(80M)_5210MHz**

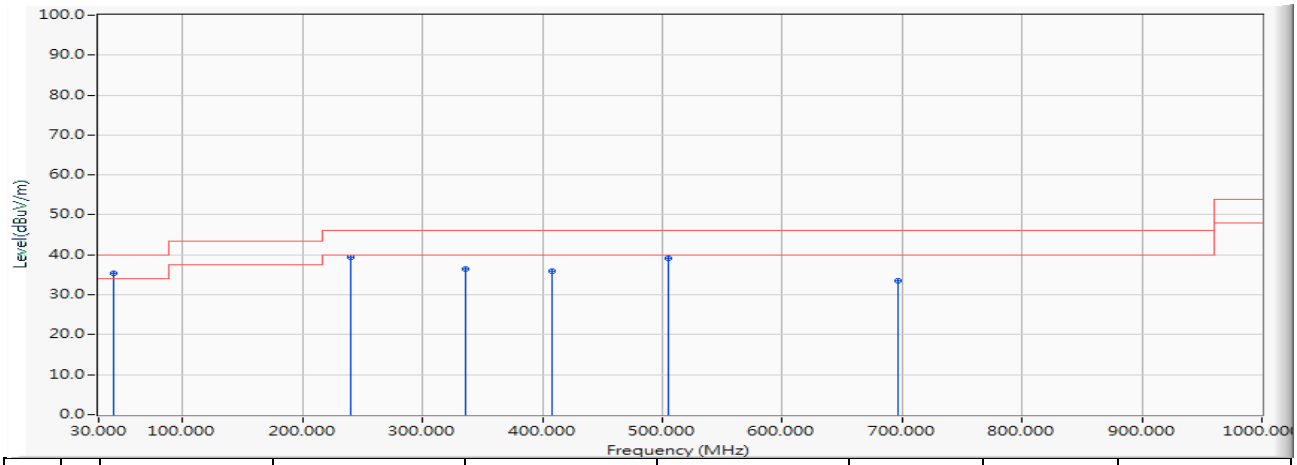

		Frequency (MHz)	Correct Factor (dB)	Reading Level (dBuV)	Measure Level (dBuV/m)	Margin (dB)	Limit (dBuV/m)	Detector Type
1	*	42.901	-20.149	55.451	35.301	-4.699	40.000	QUASIPEAK
2		240.199	-20.975	60.286	39.312	-6.688	46.000	QUASIPEAK
3		336.326	-17.938	54.329	36.391	-9.609	46.000	QUASIPEAK
4		408.397	-15.820	51.628	35.807	-10.193	46.000	QUASIPEAK
5		504.524	-14.410	53.494	39.084	-6.916	46.000	QUASIPEAK
6		696.778	-12.405	45.919	33.514	-12.486	46.000	QUASIPEAK

Note:

1. All Reading Levels is Quasi-Peak value.
2. “ * ”, means this data is the worst emission level.
3. Measurement Level = Reading Level + Correct Factor
4. The Emission under 30MHz were not included is because their levels are too low.

Site : DEKRA Taiwan CB4-H	**Time : 2018/04/03**
Limit : FCC_CLASS_B_03M_QP	**Margin : 6**
Probe : CB4_FCC_EFS_S2_30M-1GHz_1116 - VERTICAL	**Power : DC 5V**
EUT : Dual-band Wireless-AC1300 USB Adapter	**Note : 802.11ac(80M)_5210MHz**

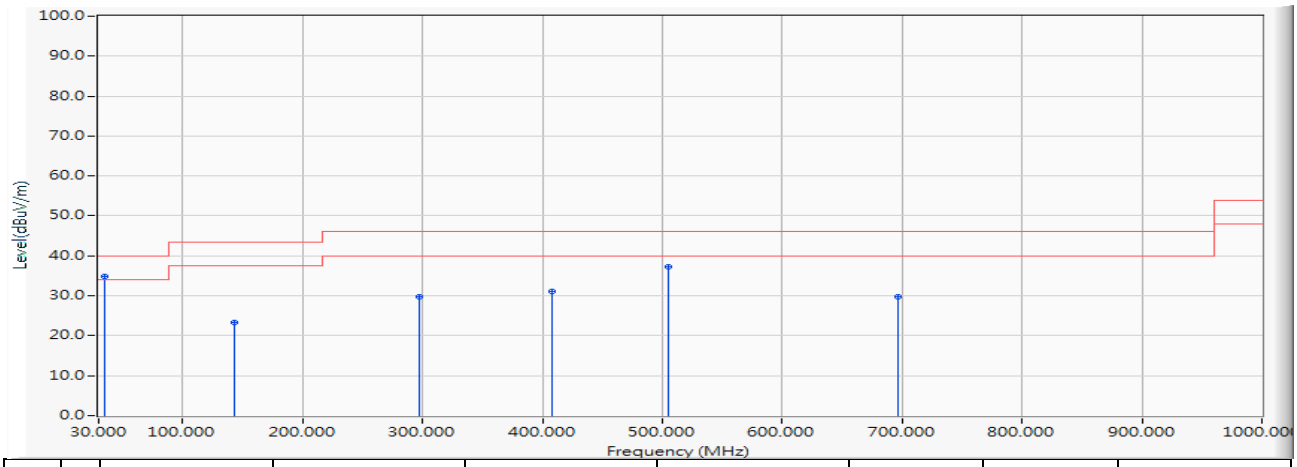

		Frequency (MHz)	Correct Factor (dB)	Reading Level (dBuV)	Measure Level (dBuV/m)	Margin (dB)	Limit (dBuV/m)	Detector Type
1	*	34.753	-16.844	51.614	34.771	-5.229	40.000	QUASIPEAK
2		142.714	-22.083	45.305	23.222	-20.278	43.500	QUASIPEAK
3		296.847	-19.258	48.989	29.731	-16.269	46.000	QUASIPEAK
4		408.397	-15.820	46.850	31.029	-14.971	46.000	QUASIPEAK
5		504.524	-14.410	51.606	37.196	-8.804	46.000	QUASIPEAK
6		696.778	-12.405	42.092	29.687	-16.313	46.000	QUASIPEAK

Note:

1. All Reading Levels is Quasi-Peak value.
2. “ * ”, means this data is the worst emission level.
3. Measurement Level = Reading Level + Correct Factor
4. The Emission under 30MHz were not included is because their levels are too low.

Site : DEKRA Taiwan CB4-H	**Time : 2018/04/03**
Limit : FCC_CLASS_B_03M_QP	**Margin : 6**
Probe : CB4_FCC_EFS_S2_30M-1GHz_1116 - HORIZONTAL	**Power : DC 5V**
EUT : Dual-band Wireless-AC1300 USB Adapter	**Note : 802.11a(20M)_5785MHz**

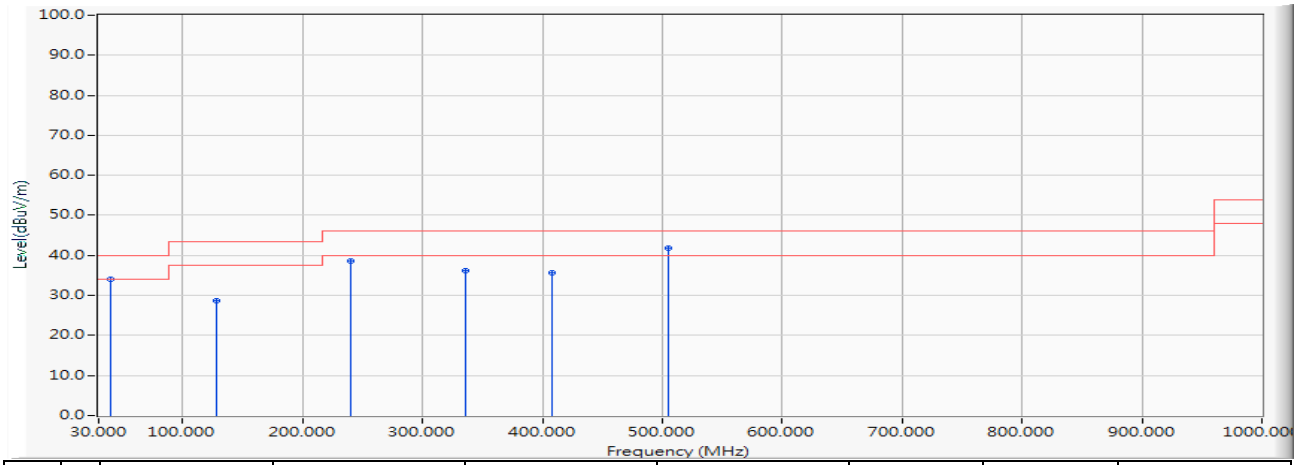

		Frequency (MHz)	Correct Factor (dB)	Reading Level (dBuV)	Measure Level (dBuV/m)	Margin (dB)	Limit (dBuV/m)	Detector Type
1		39.700	-16.598	50.602	34.004	-5.996	40.000	QUASIPEAK
2		128.261	-21.703	50.316	28.614	-14.886	43.500	QUASIPEAK
3		240.199	-20.975	59.707	38.733	-7.267	46.000	QUASIPEAK
4		336.326	-17.938	54.111	36.173	-9.827	46.000	QUASIPEAK
5		408.494	-15.819	51.383	35.564	-10.436	46.000	QUASIPEAK
6	*	504.524	-14.410	56.181	41.771	-4.229	46.000	QUASIPEAK

Note:

1. All Reading Levels is Quasi-Peak value.
2. “ * ”, means this data is the worst emission level.
3. Measurement Level = Reading Level + Correct Factor
4. The Emission under 30MHz were not included is because their levels are too low.

Site : DEKRA Taiwan CB4-H	**Time : 2018/04/03**
Limit : FCC_CLASS_B_03M_QP	**Margin : 6**
Probe : CB4_FCC_EFS_S2_30M-1GHz_1116 - VERTICAL	**Power : DC 5V**
EUT : Dual-band Wireless-AC1300 USB Adapter	**Note : 802.11a(20M)_5785MHz**

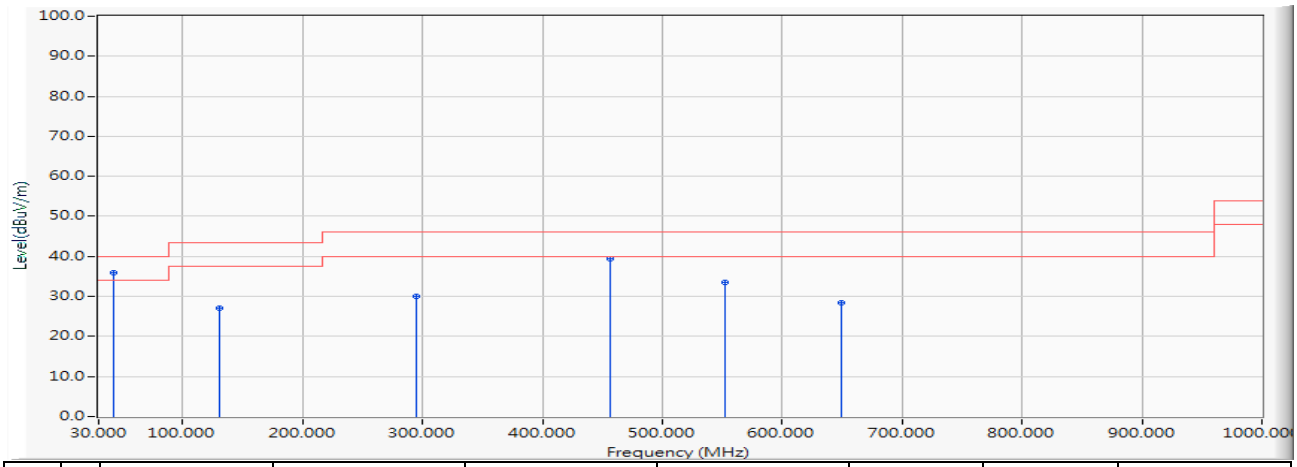

		Frequency (MHz)	Correct Factor (dB)	Reading Level (dBuV)	Measure Level (dBuV/m)	Margin (dB)	Limit (dBuV/m)	Detector Type
1	*	42.901	-20.149	55.962	35.813	-4.187	40.000	QUASIPEAK
2		130.880	-21.754	48.837	27.083	-16.417	43.500	QUASIPEAK
3		295.295	-19.296	49.193	29.897	-16.103	46.000	QUASIPEAK
4		456.509	-15.084	54.607	39.523	-6.477	46.000	QUASIPEAK
5		552.539	-13.850	47.431	33.581	-12.419	46.000	QUASIPEAK
6		648.763	-12.785	41.240	28.454	-17.546	46.000	QUASIPEAK

Note:

1. All Reading Levels is Quasi-Peak value.
2. “ * ”, means this data is the worst emission level.
3. Measurement Level = Reading Level + Correct Factor
4. The Emission under 30MHz were not included is because their levels are too low.

Site : DEKRA Taiwan CB4-H	**Time : 2018/04/03**
Limit : FCC_CLASS_B_03M_QP	**Margin : 6**
Probe : CB4_FCC_EFS_S2_30M-1GHz_1116 - HORIZONTAL	**Power : DC 5V**
EUT : Dual-band Wireless-AC1300 USB Adapter	**Note : 802.11n(20M)_5785MHz**

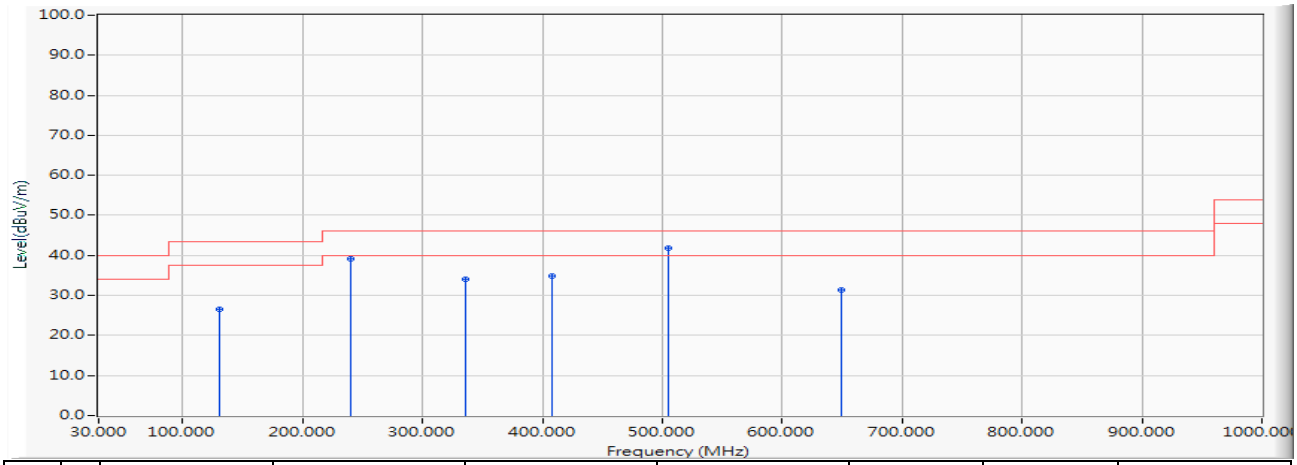

		Frequency (MHz)	Correct Factor (dB)	Reading Level (dBuV)	Measure Level (dBuV/m)	Margin (dB)	Limit (dBuV/m)	Detector Type
1		130.880	-21.754	48.347	26.593	-16.907	43.500	QUASIPEAK
2		240.199	-20.975	60.187	39.213	-6.787	46.000	QUASIPEAK
3		336.326	-17.938	52.114	34.176	-11.824	46.000	QUASIPEAK
4		408.494	-15.819	50.623	34.804	-11.196	46.000	QUASIPEAK
5	*	504.524	-14.410	55.921	41.511	-4.489	46.000	QUASIPEAK
6		648.763	-12.785	44.122	31.336	-14.664	46.000	QUASIPEAK

Note:

1. All Reading Levels is Quasi-Peak value.
2. “ * ”, means this data is the worst emission level.
3. Measurement Level = Reading Level + Correct Factor
4. The Emission under 30MHz were not included is because their levels are too low.

Site : DEKRA Taiwan CB4-H	**Time : 2018/04/03**
Limit : FCC_CLASS_B_03M_QP	**Margin : 6**
Probe : CB4_FCC_EFS_S2_30M-1GHz_1116 - VERTICAL	**Power : DC 5V**
EUT : Dual-band Wireless-AC1300 USB Adapter	**Note : 802.11n(20M)_5785MHz**

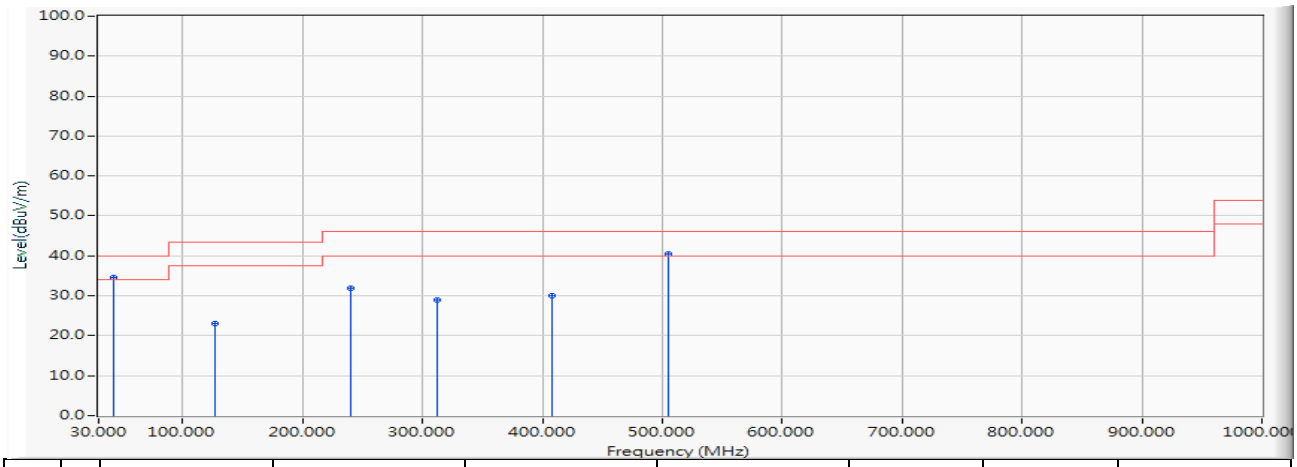

		Frequency (MHz)	Correct Factor (dB)	Reading Level (dBuV)	Measure Level (dBuV/m)	Margin (dB)	Limit (dBuV/m)	Detector Type
1	*	41.834	-18.836	53.441	34.605	-5.395	40.000	QUASIPEAK
2		127.194	-21.681	44.849	23.168	-20.332	43.500	QUASIPEAK
3		240.199	-20.975	52.760	31.786	-14.214	46.000	QUASIPEAK
4		312.367	-18.724	47.776	29.052	-16.948	46.000	QUASIPEAK
5		408.397	-15.820	45.774	29.953	-16.047	46.000	QUASIPEAK
6		504.524	-14.410	54.778	40.368	-5.632	46.000	QUASIPEAK

Note:

1. All Reading Levels is Quasi-Peak value.
2. “ * ”, means this data is the worst emission level.
3. Measurement Level = Reading Level + Correct Factor
4. The Emission under 30MHz were not included is because their levels are too low.

Site : DEKRA Taiwan CB4-H	**Time : 2018/04/03**
Limit : FCC_CLASS_B_03M_QP	**Margin : 6**
Probe : CB4_FCC_EFS_S2_30M-1GHz_1116 - HORIZONTAL	**Power : DC 5V**
EUT : Dual-band Wireless-AC1300 USB Adapter	**Note : 802.11n(40M)_5755MHz**

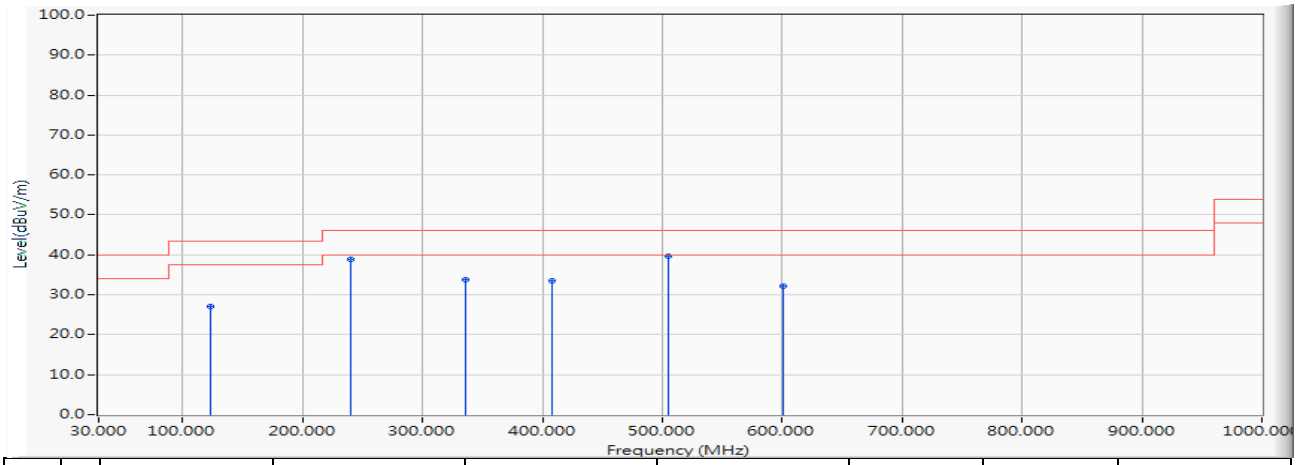

		Frequency (MHz)	Correct Factor (dB)	Reading Level (dBuV)	Measure Level (dBuV/m)	Margin (dB)	Limit (dBuV/m)	Detector Type
1		123.411	-21.605	48.632	27.027	-16.473	43.500	QUASIPEAK
2		240.199	-20.975	59.845	38.871	-7.129	46.000	QUASIPEAK
3		336.326	-17.938	51.813	33.875	-12.125	46.000	QUASIPEAK
4		408.397	-15.820	49.424	33.603	-12.397	46.000	QUASIPEAK
5	*	504.524	-14.410	54.156	39.746	-6.254	46.000	QUASIPEAK
6		600.651	-13.250	45.465	32.215	-13.785	46.000	QUASIPEAK

Note:

1. All Reading Levels is Quasi-Peak value.
2. “ * ”, means this data is the worst emission level.
3. Measurement Level = Reading Level + Correct Factor
4. The Emission under 30MHz were not included is because their levels are too low.

Site : DEKRA Taiwan CB4-H	**Time : 2018/04/03**
Limit : FCC_CLASS_B_03M_QP	**Margin : 6**
Probe : CB4_FCC_EFS_S2_30M-1GHz_1116 - VERTICAL	**Power : DC 5V**
EUT : Dual-band Wireless-AC1300 USB Adapter	**Note : 802.11n(40M)_5755MHz**

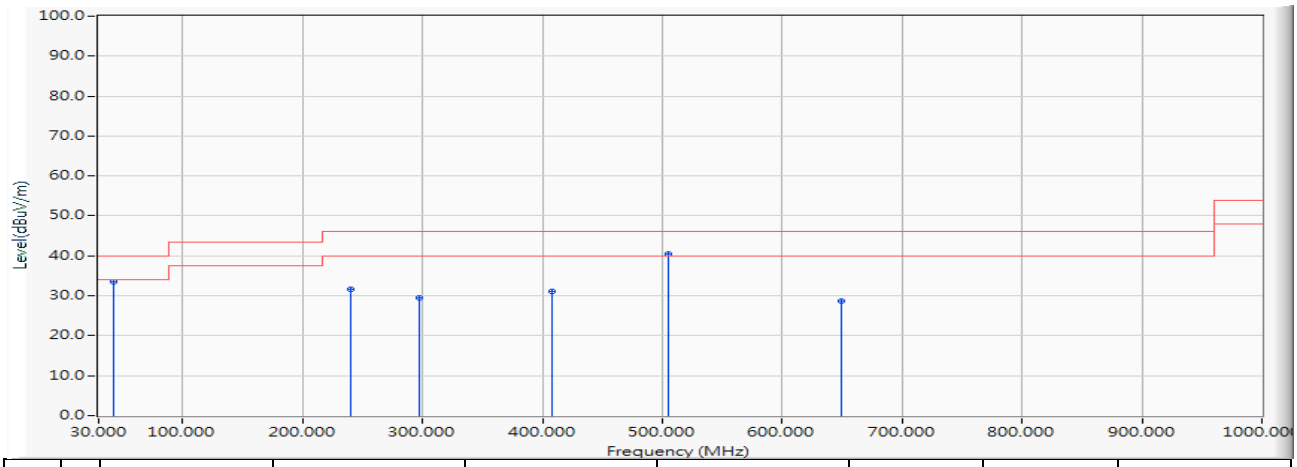

		Frequency (MHz)	Correct Factor (dB)	Reading Level (dBuV)	Measure Level (dBuV/m)	Margin (dB)	Limit (dBuV/m)	Detector Type
1		41.931	-18.955	52.479	33.524	-6.476	40.000	QUASIPEAK
2		240.199	-20.975	52.610	31.636	-14.364	46.000	QUASIPEAK
3		296.847	-19.258	48.656	29.398	-16.602	46.000	QUASIPEAK
4		408.397	-15.820	46.895	31.074	-14.926	46.000	QUASIPEAK
5	*	504.524	-14.410	54.858	40.448	-5.552	46.000	QUASIPEAK
6		648.763	-12.785	41.457	28.671	-17.329	46.000	QUASIPEAK

Note:

1. All Reading Levels is Quasi-Peak value.
2. “ * ”, means this data is the worst emission level.
3. Measurement Level = Reading Level + Correct Factor
4. The Emission under 30MHz were not included is because their levels are too low.

Site : DEKRA Taiwan CB4-H	**Time : 2018/04/03**
Limit : FCC_CLASS_B_03M_QP	**Margin : 6**
Probe : CB4_FCC_EFS_S2_30M-1GHz_1116 - HORIZONTAL	**Power : DC 5V**
EUT : Dual-band Wireless-AC1300 USB Adapter	**Note : 802.11ac(80M)_5775MHz**

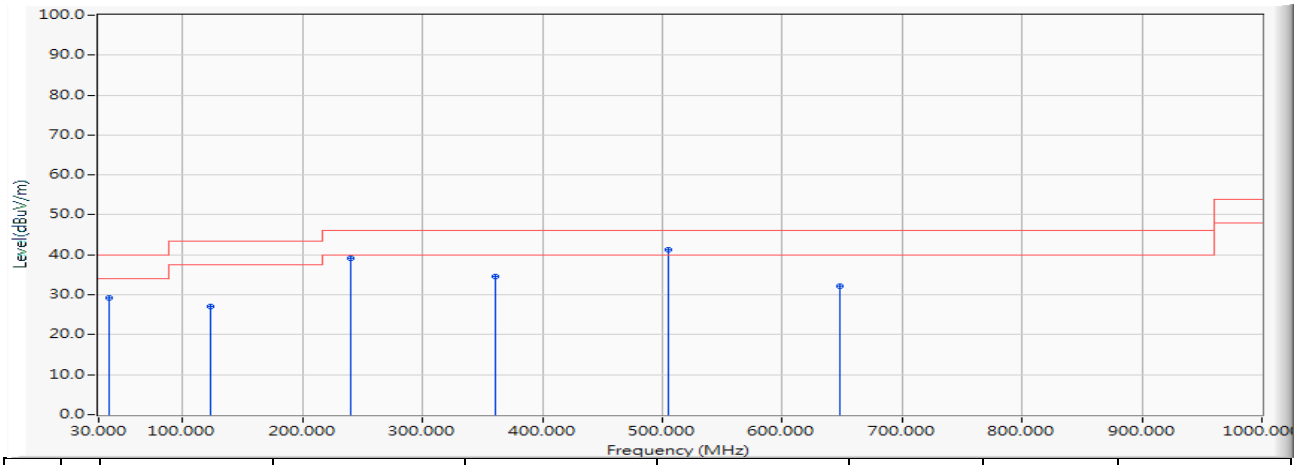

		Frequency (MHz)	Correct Factor (dB)	Reading Level (dBuV)	Measure Level (dBuV/m)	Margin (dB)	Limit (dBuV/m)	Detector Type
1		38.827	-16.647	45.850	29.203	-10.797	40.000	QUASIPEAK
2		123.605	-21.609	48.713	27.104	-16.396	43.500	QUASIPEAK
3		240.199	-20.975	60.016	39.042	-6.958	46.000	QUASIPEAK
4		360.382	-17.208	51.915	34.707	-11.293	46.000	QUASIPEAK
5	*	504.524	-14.410	55.782	41.372	-4.628	46.000	QUASIPEAK
6		648.666	-12.786	44.915	32.129	-13.871	46.000	QUASIPEAK

Note:

1. All Reading Levels is Quasi-Peak value.
2. “ * ”, means this data is the worst emission level.
3. Measurement Level = Reading Level + Correct Factor
4. The Emission under 30MHz were not included is because their levels are too low.

Site : DEKRA Taiwan CB4-H	**Time : 2018/04/03**
Limit : FCC_CLASS_B_03M_QP	**Margin : 6**
Probe : CB4_FCC_EFS_S2_30M-1GHz_1116 - VERTICAL	**Power : DC 5V**
EUT : Dual-band Wireless-AC1300 USB Adapter	**Note : 802.11ac(80M)_5775MHz**

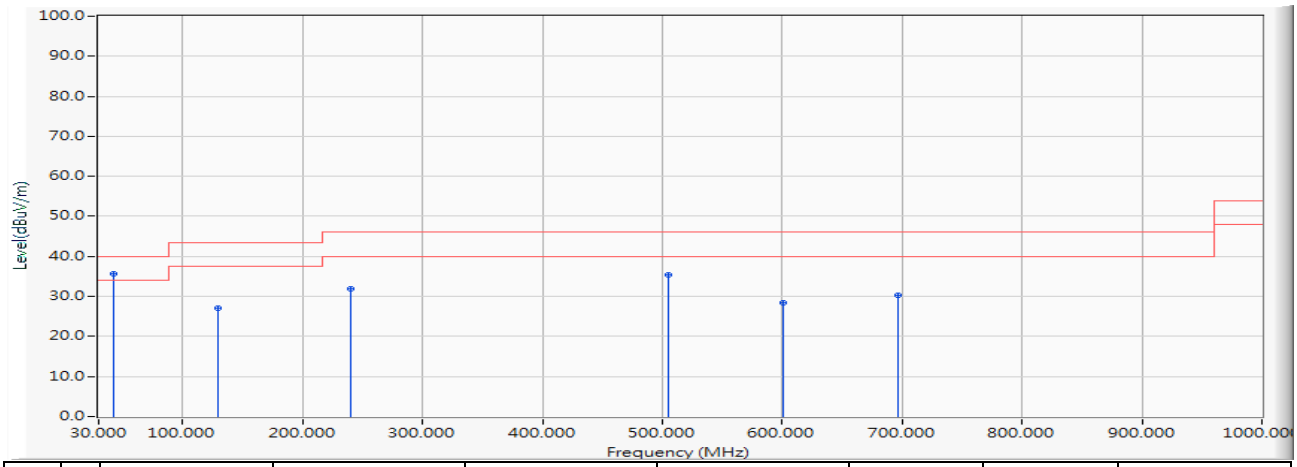

		Frequency (MHz)	Correct Factor (dB)	Reading Level (dBuV)	Measure Level (dBuV/m)	Margin (dB)	Limit (dBuV/m)	Detector Type
1	*	42.901	-20.149	56.030	35.881	-4.119	40.000	QUASIPEAK
2		129.619	-21.730	48.790	27.061	-16.439	43.500	QUASIPEAK
3		240.199	-20.975	52.851	31.877	-14.123	46.000	QUASIPEAK
4		504.524	-14.410	49.880	35.470	-10.530	46.000	QUASIPEAK
5		600.651	-13.250	41.758	28.508	-17.492	46.000	QUASIPEAK
6		696.778	-12.405	42.745	30.340	-15.660	46.000	QUASIPEAK

Note:

1. All Reading Levels is Quasi-Peak value.
2. “ * ”, means this data is the worst emission level.
3. Measurement Level = Reading Level + Correct Factor
4. The Emission under 30MHz were not included is because their levels are too low.

Harmonic & Spurious:

Site : DEKRA Taiwan CB2-H	**Time : 2018/03/05**
Limit : FCC_SpartC_15.209_03M_PK	**Margin : 6**
Probe : CB2_FCC_EFS_B091_1-18GHz_3M_0117 - HORIZONTAL	**Power : DC 5V**
EUT : Dual-band Wireless-AC1300 USB Adapter	**Note : 802.11a_5180MHz**

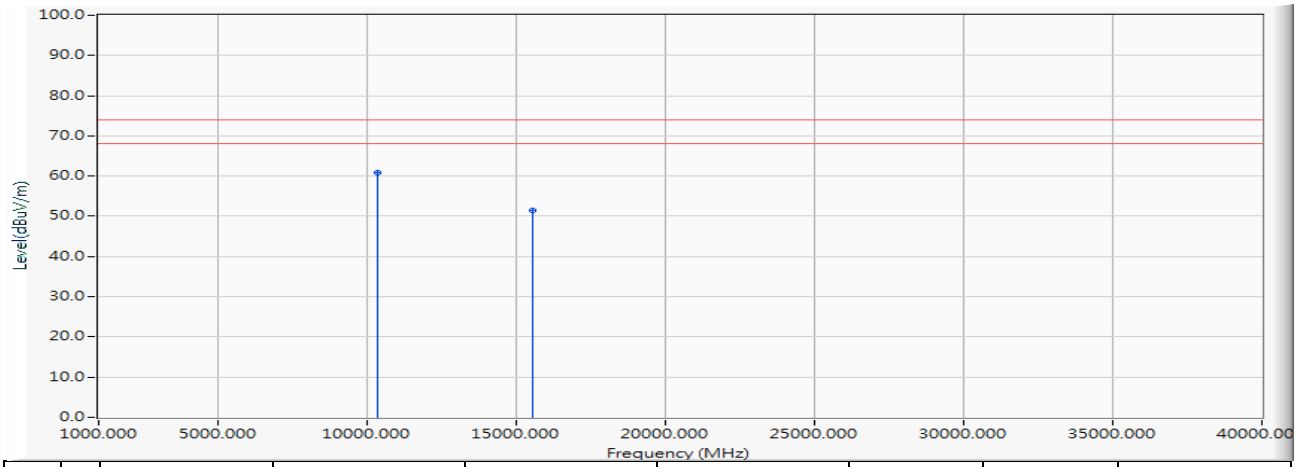

		Frequency (MHz)	Correct Factor (dB)	Reading Level (dBuV)	Measure Level (dBuV/m)	Margin (dB)	Limit (dBuV/m)	Detector Type
1	*	10360.000	14.337	46.400	60.737	-13.263	74.000	PEAK
2		15540.000	14.766	36.750	51.516	-22.484	74.000	PEAK

Note:

1. All reading above 1GHz is performed with peak and/or average measurements as necessary.
2. Peak measurements: RBW = 1MHz, VBW = 3 MHz, Sweep: Auto.
3. Average measurements: RBW = 1MHz, VBW = 10 Hz, Sweep: Auto.
4. “ * ”, means this data is the worst emission level.
5. Measurement Level = Reading Level + Correct Factor.
6. The average measurement was not performed when the peak measured data under the limit of average detection.
7. The Emission above 18GHz were not included is because their levels are too low.

Site : DEKRA Taiwan CB2-H	**Time : 2018/03/05**
Limit : FCC_SpartC_15.209_03M_AV	**Margin : 6**
Probe : CB2_FCC_EFS_B091_1-18GHz_3M_0117 - HORIZONTAL	**Power : DC 5V**
EUT : Dual-band Wireless-AC1300 USB Adapter	**Note : 802.11a_5180MHz**

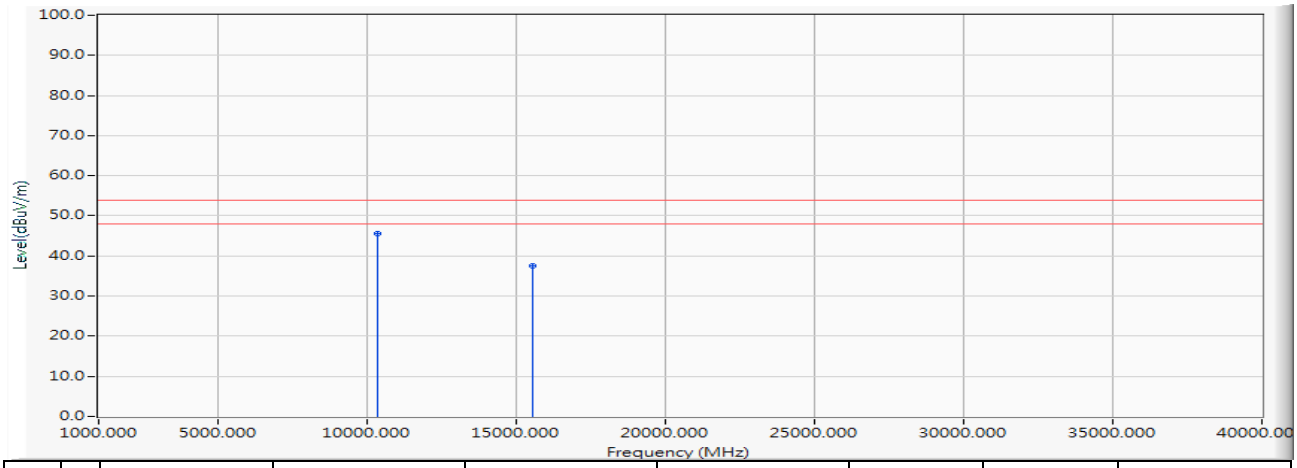

		Frequency (MHz)	Correct Factor (dB)	Reading Level (dBuV)	Measure Level (dBuV/m)	Margin (dB)	Limit (dBuV/m)	Detector Type
1	*	10360.000	14.337	31.350	45.687	-8.313	54.000	AVERAGE
2		15540.000	14.766	22.720	37.486	-16.514	54.000	AVERAGE

Note:

1. All reading above 1GHz is performed with peak and/or average measurements as necessary.
2. Peak measurements: RBW = 1MHz, VBW = 3 MHz, Sweep: Auto.
3. Average measurements: RBW = 1MHz, VBW = 10 Hz, Sweep: Auto.
4. “ * ”, means this data is the worst emission level.
5. Measurement Level = Reading Level + Correct Factor.
6. The average measurement was not performed when the peak measured data under the limit of average detection.
7. The Emission above 18GHz were not included is because their levels are too low.

Site : DEKRA Taiwan CB2-H	**Time : 2018/03/05**
Limit : FCC_SpartC_15.209_03M_PK	**Margin : 6**
Probe : CB2_FCC_EFS_B091_1-18GHz_3M_0117 - VERTICAL	**Power : DC 5V**
EUT : Dual-band Wireless-AC1300 USB Adapter	**Note : 802.11a_5180MHz**

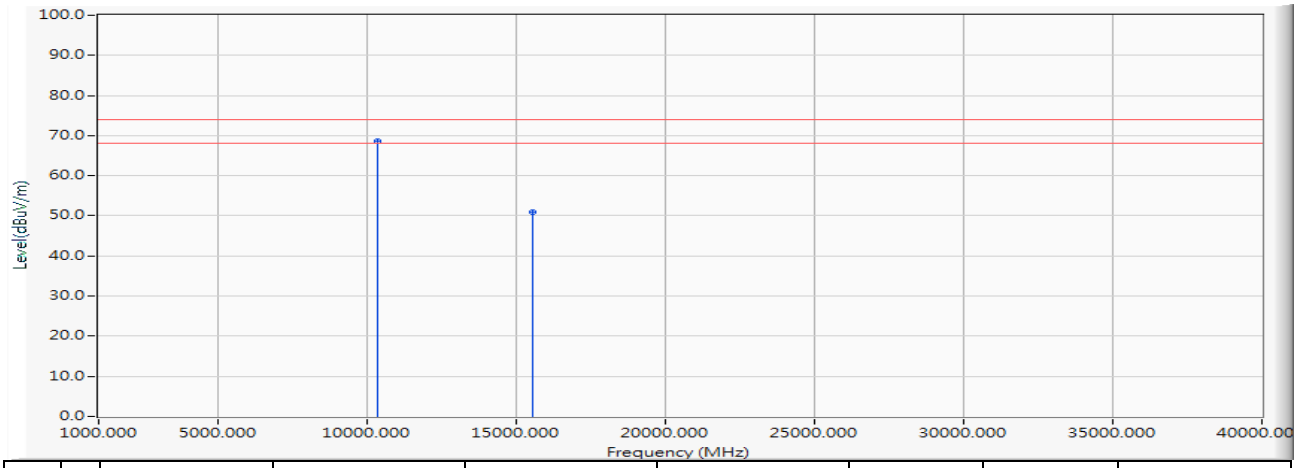

		Frequency (MHz)	Correct Factor (dB)	Reading Level (dBuV)	Measure Level (dBuV/m)	Margin (dB)	Limit (dBuV/m)	Detector Type
1	*	10360.000	14.337	54.210	68.547	-5.453	74.000	PEAK
2		15540.000	14.766	36.140	50.906	-23.094	74.000	PEAK

Note:

1. All reading above 1GHz is performed with peak and/or average measurements as necessary.
2. Peak measurements: RBW = 1MHz, VBW = 3 MHz, Sweep: Auto.
3. Average measurements: RBW = 1MHz, VBW = 10 Hz, Sweep: Auto.
4. “ * ”, means this data is the worst emission level.
5. Measurement Level = Reading Level + Correct Factor.
6. The average measurement was not performed when the peak measured data under the limit of average detection.
7. The Emission above 18GHz were not included is because their levels are too low.

Site : DEKRA Taiwan CB2-H	**Time : 2018/03/05**
Limit : FCC_SpartC_15.209_03M_AV	**Margin : 6**
Probe : CB2_FCC_EFS_B091_1-18GHz_3M_0117 - VERTICAL	**Power : DC 5V**
EUT : Dual-band Wireless-AC1300 USB Adapter	**Note : 802.11a_5180MHz**

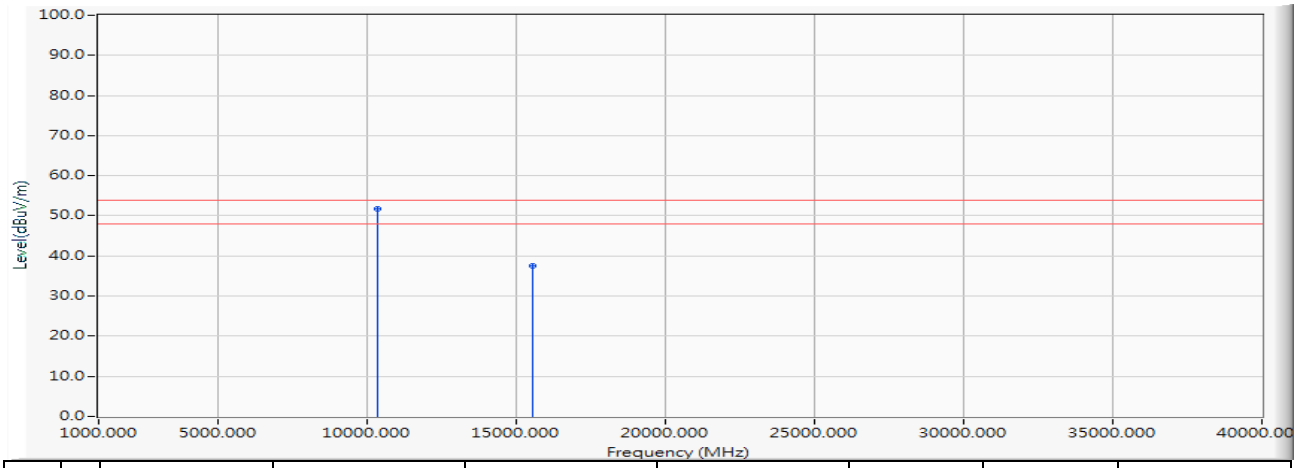

		Frequency (MHz)	Correct Factor (dB)	Reading Level (dBuV)	Measure Level (dBuV/m)	Margin (dB)	Limit (dBuV/m)	Detector Type
1	*	10360.000	14.337	37.510	51.847	-2.153	54.000	AVERAGE
2		15540.000	14.766	22.770	37.536	-16.464	54.000	AVERAGE

Note:

1. All reading above 1GHz is performed with peak and/or average measurements as necessary.
2. Peak measurements: RBW = 1MHz, VBW = 3 MHz, Sweep: Auto.
3. Average measurements: RBW = 1MHz, VBW = 10 Hz, Sweep: Auto.
4. “ * ”, means this data is the worst emission level.
5. Measurement Level = Reading Level + Correct Factor.
6. The average measurement was not performed when the peak measured data under the limit of average detection.
7. The Emission above 18GHz were not included is because their levels are too low.

Site : DEKRA Taiwan CB2-H	**Time : 2018/03/06**
Limit : FCC_SpartC_15.209_03M_PK	**Margin : 6**
Probe : CB2_FCC_EFS_B091_1-18GHz_3M_0117 - HORIZONTAL	**Power : DC 5V**
EUT : Dual-band Wireless-AC1300 USB Adapter	**Note : 802.11a_5220MHz**

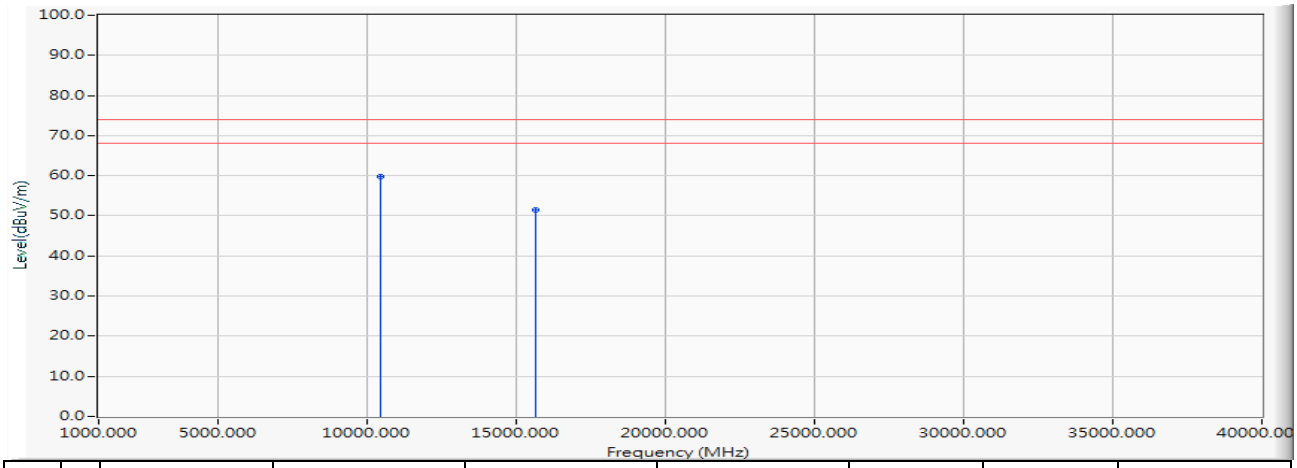

		Frequency (MHz)	Correct Factor (dB)	Reading Level (dBuV)	Measure Level (dBuV/m)	Margin (dB)	Limit (dBuV/m)	Detector Type
1	*	10440.000	14.619	45.070	59.689	-14.311	74.000	PEAK
2		15660.000	14.310	37.180	51.490	-22.510	74.000	PEAK

Note:

1. All reading above 1GHz is performed with peak and/or average measurements as necessary.
2. Peak measurements: RBW = 1MHz, VBW = 3 MHz, Sweep: Auto.
3. Average measurements: RBW = 1MHz, VBW = 10 Hz, Sweep: Auto.
4. “ * ”, means this data is the worst emission level.
5. Measurement Level = Reading Level + Correct Factor.
6. The average measurement was not performed when the peak measured data under the limit of average detection.
7. The Emission above 18GHz were not included is because their levels are too low.

Site : DEKRA Taiwan CB2-H	**Time : 2018/03/06**
Limit : FCC_SpartC_15.209_03M_AV	**Margin : 6**
Probe : CB2_FCC_EFS_B091_1-18GHz_3M_0117 - HORIZONTAL	**Power : DC 5V**
EUT : Dual-band Wireless-AC1300 USB Adapter	**Note : 802.11a_5220MHz**

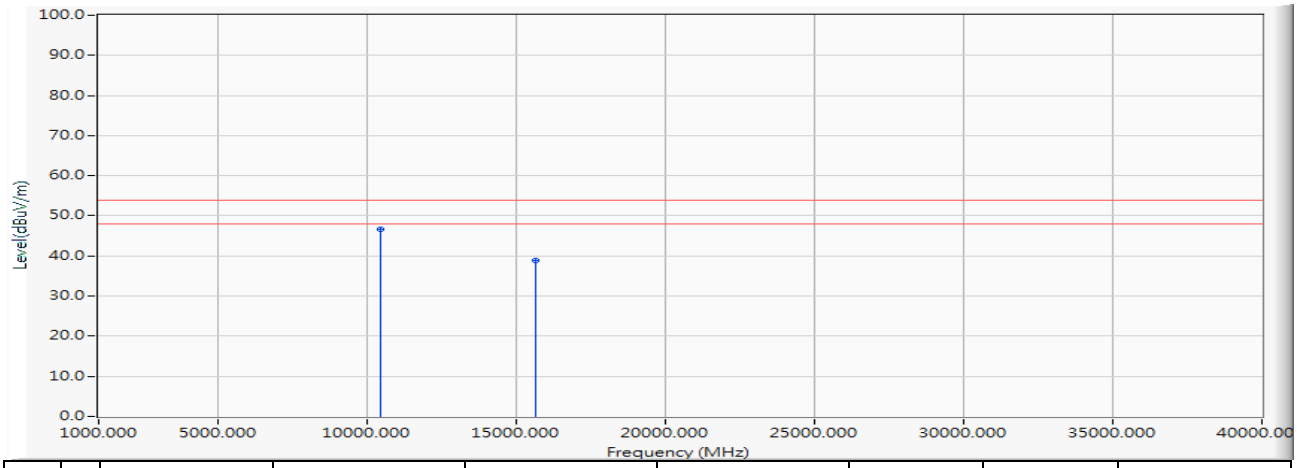

		Frequency (MHz)	Correct Factor (dB)	Reading Level (dBuV)	Measure Level (dBuV/m)	Margin (dB)	Limit (dBuV/m)	Detector Type
1	*	10440.000	14.619	31.960	46.579	-7.421	54.000	AVERAGE
2		15660.000	14.310	24.510	38.820	-15.180	54.000	AVERAGE

Note:

1. All reading above 1GHz is performed with peak and/or average measurements as necessary.
2. Peak measurements: RBW = 1MHz, VBW = 3 MHz, Sweep: Auto.
3. Average measurements: RBW = 1MHz, VBW = 10 Hz, Sweep: Auto.
4. “ * ”, means this data is the worst emission level.
5. Measurement Level = Reading Level + Correct Factor.
6. The average measurement was not performed when the peak measured data under the limit of average detection.
7. The Emission above 18GHz were not included is because their levels are too low.

Site : DEKRA Taiwan CB2-H	**Time : 2018/03/06**
Limit : FCC_SpartC_15.209_03M_PK	**Margin : 6**
Probe : CB2_FCC_EFS_B091_1-18GHz_3M_0117 - VERTICAL	**Power : DC 5V**
EUT : Dual-band Wireless-AC1300 USB Adapter	**Note : 802.11a_5220MHz**

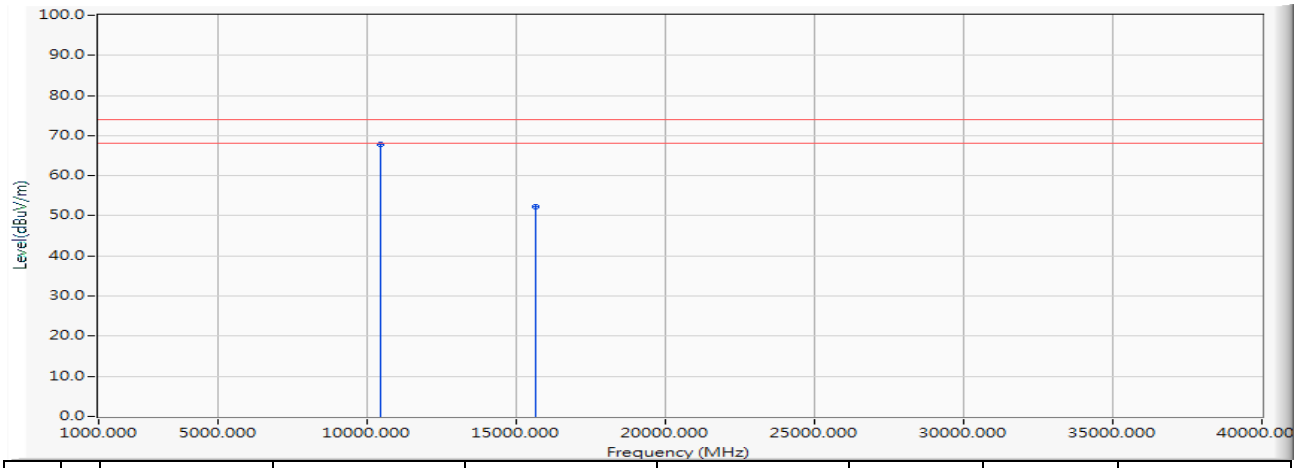

		Frequency (MHz)	Correct Factor (dB)	Reading Level (dBuV)	Measure Level (dBuV/m)	Margin (dB)	Limit (dBuV/m)	Detector Type
1	*	10440.000	14.619	53.210	67.829	-6.171	74.000	PEAK
2		15660.000	14.310	38.090	52.400	-21.600	74.000	PEAK

Note:

1. All reading above 1GHz is performed with peak and/or average measurements as necessary.
2. Peak measurements: RBW = 1MHz, VBW = 3 MHz, Sweep: Auto.
3. Average measurements: RBW = 1MHz, VBW = 10 Hz, Sweep: Auto.
4. “ * ”, means this data is the worst emission level.
5. Measurement Level = Reading Level + Correct Factor.
6. The average measurement was not performed when the peak measured data under the limit of average detection.
7. The Emission above 18GHz were not included is because their levels are too low.

Site : DEKRA Taiwan CB2-H	**Time : 2018/03/06**
Limit : FCC_SpartC_15.209_03M_AV	**Margin : 6**
Probe : CB2_FCC_EFS_B091_1-18GHz_3M_0117 - VERTICAL	**Power : DC 5V**
EUT : Dual-band Wireless-AC1300 USB Adapter	**Note : 802.11a_5220MHz**

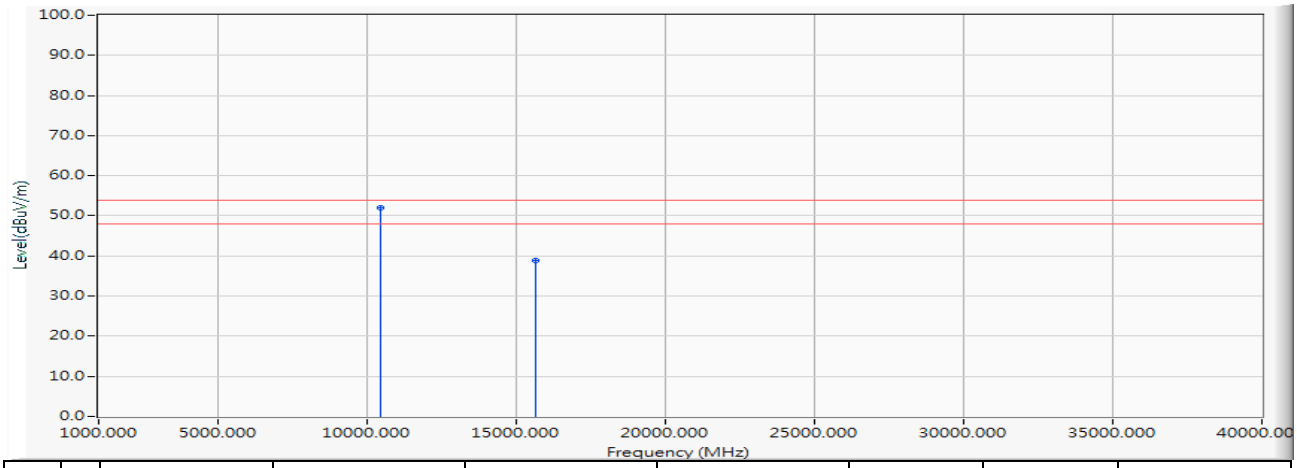

		Frequency (MHz)	Correct Factor (dB)	Reading Level (dBuV)	Measure Level (dBuV/m)	Margin (dB)	Limit (dBuV/m)	Detector Type
1	*	10440.000	14.619	37.320	51.939	-2.061	54.000	AVERAGE
2		15660.000	14.310	24.640	38.950	-15.050	54.000	AVERAGE

Note:

1. All reading above 1GHz is performed with peak and/or average measurements as necessary.
2. Peak measurements: RBW = 1MHz, VBW = 3 MHz, Sweep: Auto.
3. Average measurements: RBW = 1MHz, VBW = 10 Hz, Sweep: Auto.
4. “ * ”, means this data is the worst emission level.
5. Measurement Level = Reading Level + Correct Factor.
6. The average measurement was not performed when the peak measured data under the limit of average detection.
7. The Emission above 18GHz were not included is because their levels are too low.

Site : DEKRA Taiwan CB2-H	**Time : 2018/03/06**
Limit : FCC_SpartC_15.209_03M_PK	**Margin : 6**
Probe : CB2_FCC_EFS_B091_1-18GHz_3M_0117 - HORIZONTAL	**Power : DC 5V**
EUT : Dual-band Wireless-AC1300 USB Adapter	**Note : 802.11a_5240MHz**

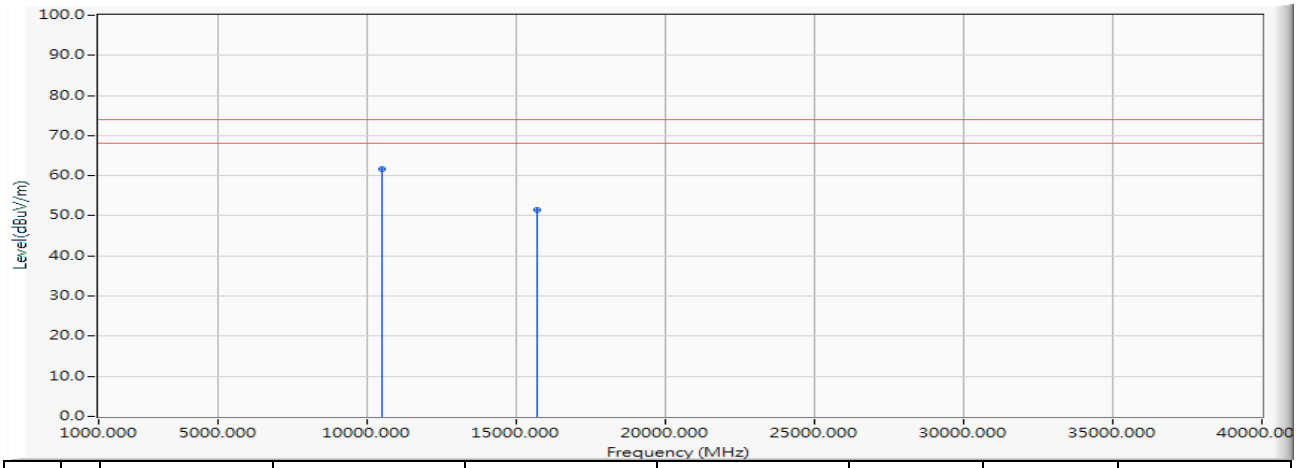

		Frequency (MHz)	Correct Factor (dB)	Reading Level (dBuV)	Measure Level (dBuV/m)	Margin (dB)	Limit (dBuV/m)	Detector Type
1	*	10480.000	14.563	47.120	61.683	-12.317	74.000	PEAK
2		15720.000	13.823	37.600	51.423	-22.577	74.000	PEAK

Note:

1. All reading above 1GHz is performed with peak and/or average measurements as necessary.
2. Peak measurements: RBW = 1MHz, VBW = 3 MHz, Sweep: Auto.
3. Average measurements: RBW = 1MHz, VBW = 10 Hz, Sweep: Auto.
4. “ * ”, means this data is the worst emission level.
5. Measurement Level = Reading Level + Correct Factor.
6. The average measurement was not performed when the peak measured data under the limit of average detection.
7. The Emission above 18GHz were not included is because their levels are too low.

Site : DEKRA Taiwan CB2-H	**Time : 2018/03/06**
Limit : FCC_SpartC_15.209_03M_AV	**Margin : 6**
Probe : CB2_FCC_EFS_B091_1-18GHz_3M_0117 - HORIZONTAL	**Power : DC 5V**
EUT : Dual-band Wireless-AC1300 USB Adapter	**Note : 802.11a_5240MHz**

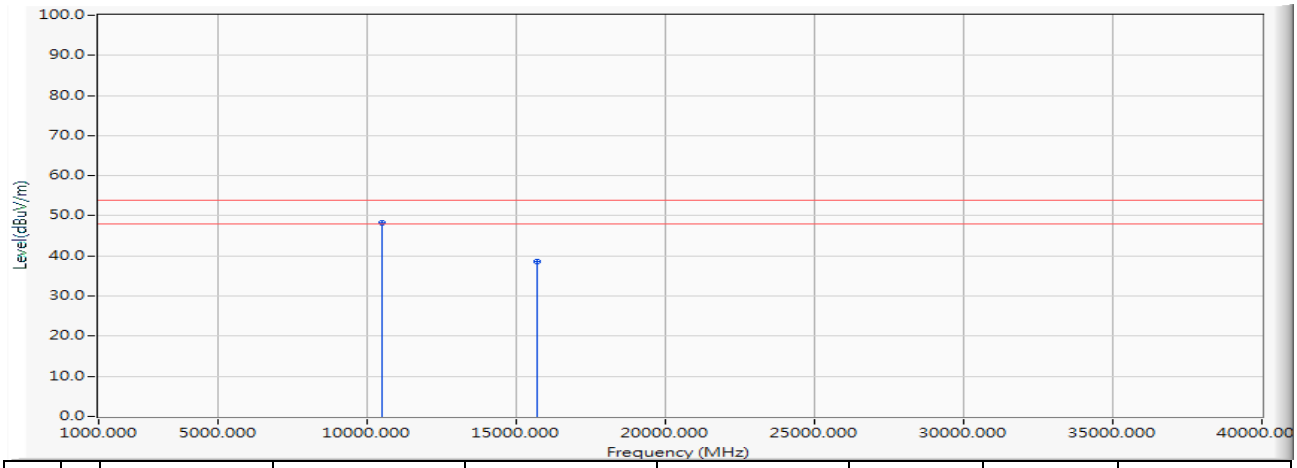

		Frequency (MHz)	Correct Factor (dB)	Reading Level (dBuV)	Measure Level (dBuV/m)	Margin (dB)	Limit (dBuV/m)	Detector Type
1	*	10480.000	14.563	33.640	48.203	-5.797	54.000	AVERAGE
2		15720.000	13.823	24.680	38.503	-15.497	54.000	AVERAGE

Note:

1. All reading above 1GHz is performed with peak and/or average measurements as necessary.
2. Peak measurements: RBW = 1MHz, VBW = 3 MHz, Sweep: Auto.
3. Average measurements: RBW = 1MHz, VBW = 10 Hz, Sweep: Auto.
4. “ * ”, means this data is the worst emission level.
5. Measurement Level = Reading Level + Correct Factor.
6. The average measurement was not performed when the peak measured data under the limit of average detection.
7. The Emission above 18GHz were not included is because their levels are too low.

Site : DEKRA Taiwan CB2-H	**Time : 2018/03/06**
Limit : FCC_SpartC_15.209_03M_PK	**Margin : 6**
Probe : CB2_FCC_EFS_B091_1-18GHz_3M_0117 - VERTICAL	**Power : DC 5V**
EUT : Dual-band Wireless-AC1300 USB Adapter	**Note : 802.11a_5240MHz**

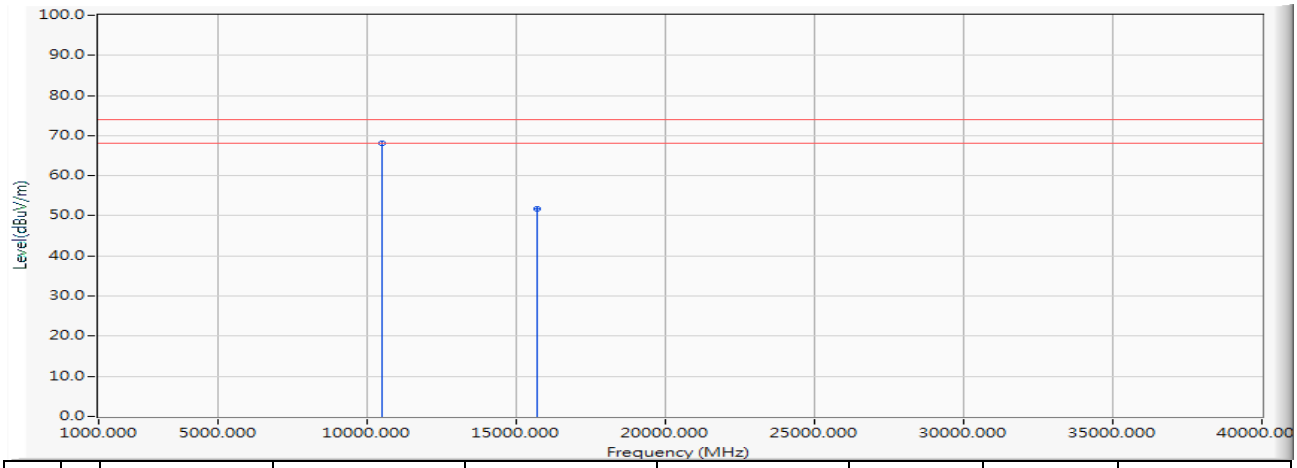

		Frequency (MHz)	Correct Factor (dB)	Reading Level (dBuV)	Measure Level (dBuV/m)	Margin (dB)	Limit (dBuV/m)	Detector Type
1	*	10480.000	14.563	53.410	67.973	-6.027	74.000	PEAK
2		15720.000	13.823	37.910	51.733	-22.267	74.000	PEAK

Note:

1. All reading above 1GHz is performed with peak and/or average measurements as necessary.
2. Peak measurements: RBW = 1MHz, VBW = 3 MHz, Sweep: Auto.
3. Average measurements: RBW = 1MHz, VBW = 10 Hz, Sweep: Auto.
4. “ * ”, means this data is the worst emission level.
5. Measurement Level = Reading Level + Correct Factor.
6. The average measurement was not performed when the peak measured data under the limit of average detection.
7. The Emission above 18GHz were not included is because their levels are too low.

Site : DEKRA Taiwan CB2-H	**Time : 2018/03/06**
Limit : FCC_SpartC_15.209_03M_AV	**Margin : 6**
Probe : CB2_FCC_EFS_B091_1-18GHz_3M_0117 - VERTICAL	**Power : DC 5V**
EUT : Dual-band Wireless-AC1300 USB Adapter	**Note : 802.11a_5240MHz**

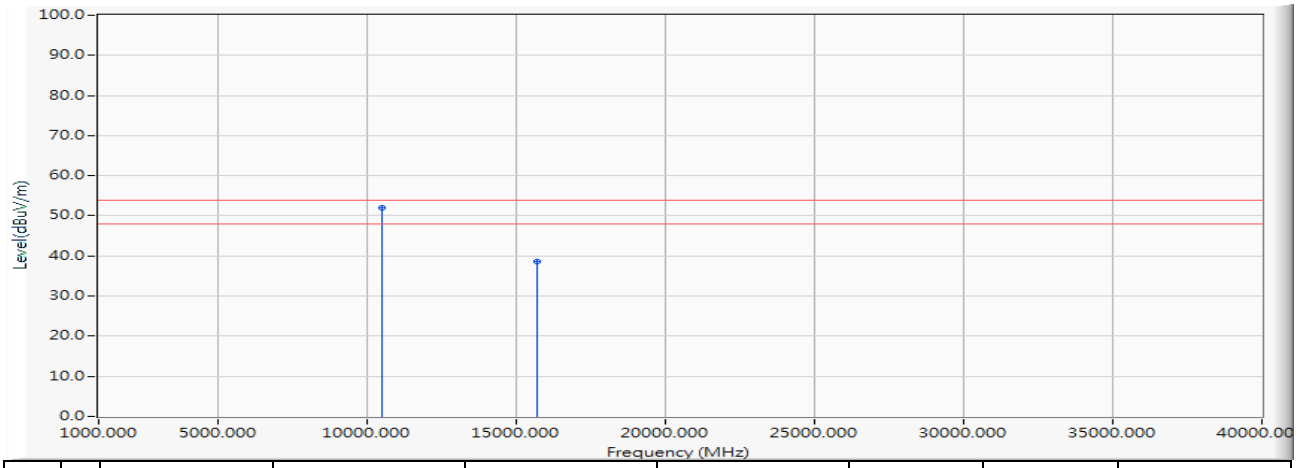

		Frequency (MHz)	Correct Factor (dB)	Reading Level (dBuV)	Measure Level (dBuV/m)	Margin (dB)	Limit (dBuV/m)	Detector Type
1	*	10480.000	14.563	37.410	51.973	-2.027	54.000	AVERAGE
2		15720.000	13.823	24.910	38.733	-15.267	54.000	AVERAGE

Note:

1. All reading above 1GHz is performed with peak and/or average measurements as necessary.
2. Peak measurements: RBW = 1MHz, VBW = 3 MHz, Sweep: Auto.
3. Average measurements: RBW = 1MHz, VBW = 10 Hz, Sweep: Auto.
4. “ * ”, means this data is the worst emission level.
5. Measurement Level = Reading Level + Correct Factor.
6. The average measurement was not performed when the peak measured data under the limit of average detection.
7. The Emission above 18GHz were not included is because their levels are too low.

Site : DEKRA Taiwan CB2-H	**Time : 2018/03/06**
Limit : FCC_SpartC_15.209_03M_PK	**Margin : 6**
Probe : CB2_FCC_EFS_B091_1-18GHz_3M_0117 - HORIZONTAL	**Power : DC 5V**
EUT : Dual-band Wireless-AC1300 USB Adapter	**Note : 802.11n(20M)_5180MHz**

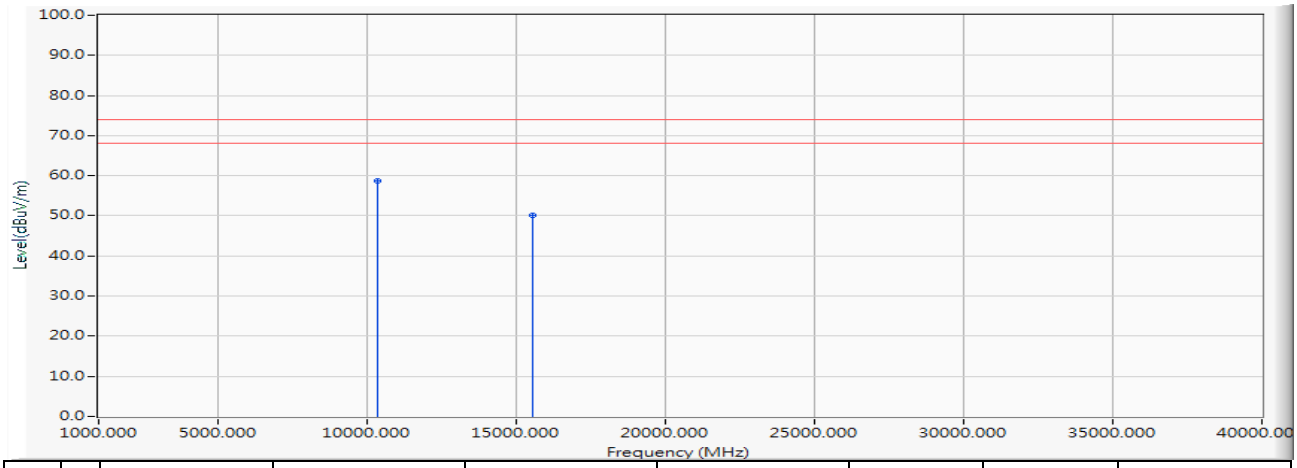

		Frequency (MHz)	Correct Factor (dB)	Reading Level (dBuV)	Measure Level (dBuV/m)	Margin (dB)	Limit (dBuV/m)	Detector Type
1	*	10360.000	14.337	44.350	58.687	-15.313	74.000	PEAK
2		15540.000	14.766	35.500	50.266	-23.734	74.000	PEAK

Note:

1. All reading above 1GHz is performed with peak and/or average measurements as necessary.
2. Peak measurements: RBW = 1MHz, VBW = 3 MHz, Sweep: Auto.
3. Average measurements: RBW = 1MHz, VBW = 10 Hz, Sweep: Auto.
4. “ * ”, means this data is the worst emission level.
5. Measurement Level = Reading Level + Correct Factor.
6. The average measurement was not performed when the peak measured data under the limit of average detection.
7. The Emission above 18GHz were not included is because their levels are too low.

Site : DEKRA Taiwan CB2-H	**Time : 2018/03/06**
Limit : FCC_SpartC_15.209_03M_AV	**Margin : 6**
Probe : CB2_FCC_EFS_B091_1-18GHz_3M_0117 - HORIZONTAL	**Power : DC 5V**
EUT : Dual-band Wireless-AC1300 USB Adapter	**Note : 802.11n(20M)_5180MHz**

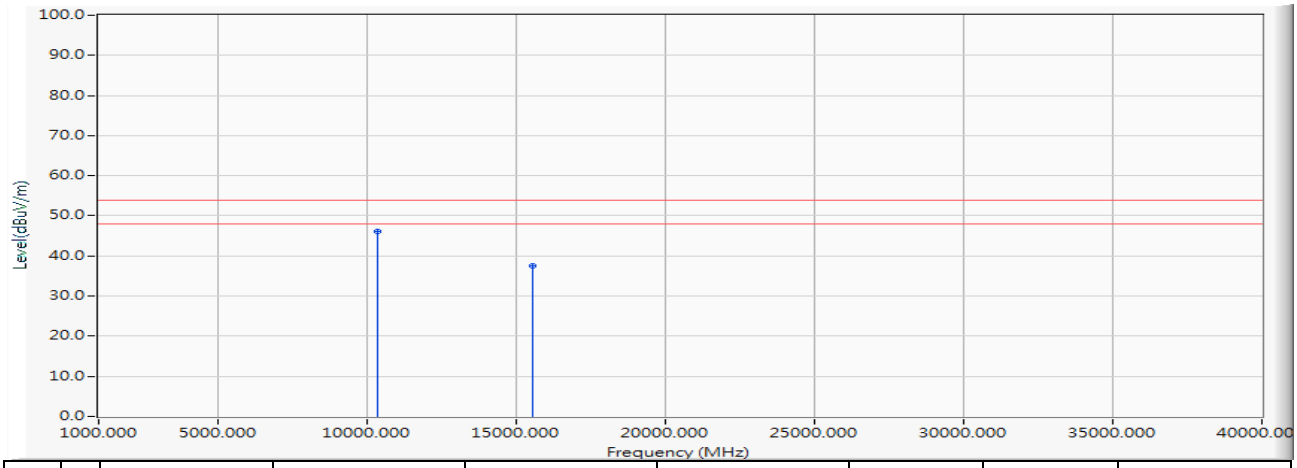

		Frequency (MHz)	Correct Factor (dB)	Reading Level (dBuV)	Measure Level (dBuV/m)	Margin (dB)	Limit (dBuV/m)	Detector Type
1	*	10360.000	14.337	31.860	46.197	-7.803	54.000	AVERAGE
2		15540.000	14.766	22.800	37.566	-16.434	54.000	AVERAGE

Note:

1. All reading above 1GHz is performed with peak and/or average measurements as necessary.
2. Peak measurements: RBW = 1MHz, VBW = 3 MHz, Sweep: Auto.
3. Average measurements: RBW = 1MHz, VBW = 10 Hz, Sweep: Auto.
4. “ * ”, means this data is the worst emission level.
5. Measurement Level = Reading Level + Correct Factor.
6. The average measurement was not performed when the peak measured data under the limit of average detection.
7. The Emission above 18GHz were not included is because their levels are too low.

Site : DEKRA Taiwan CB2-H	**Time : 2018/03/06**
Limit : FCC_SpartC_15.209_03M_PK	**Margin : 6**
Probe : CB2_FCC_EFS_B091_1-18GHz_3M_0117 - VERTICAL	**Power : DC 5V**
EUT : Dual-band Wireless-AC1300 USB Adapter	**Note : 802.11n(20M)_5180MHz**

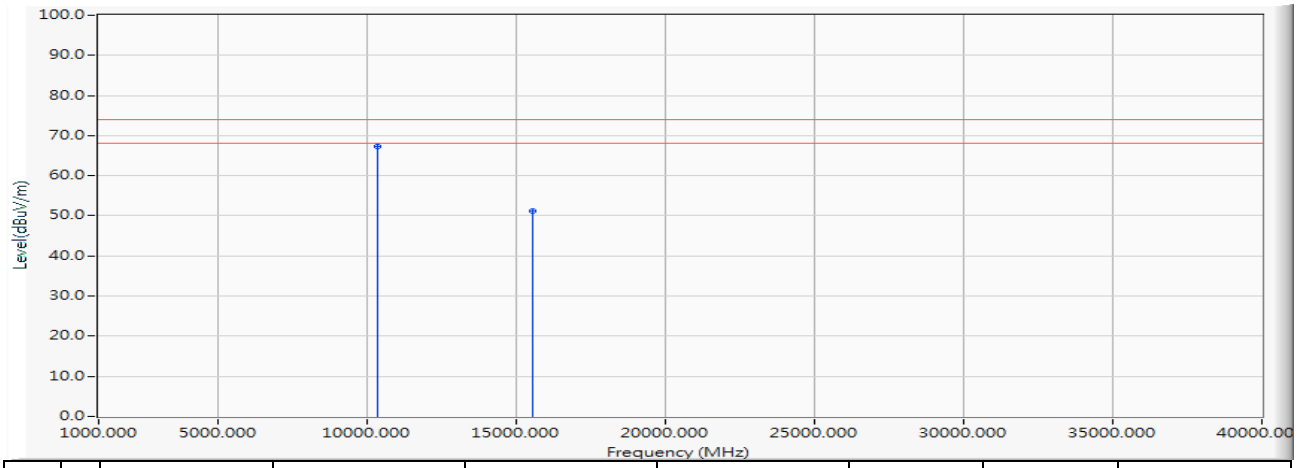

		Frequency (MHz)	Correct Factor (dB)	Reading Level (dBuV)	Measure Level (dBuV/m)	Margin (dB)	Limit (dBuV/m)	Detector Type
1	*	10360.000	14.337	52.970	67.307	-6.693	74.000	PEAK
2		15540.000	14.766	36.510	51.276	-22.724	74.000	PEAK

Note:

1. All reading above 1GHz is performed with peak and/or average measurements as necessary.
2. Peak measurements: RBW = 1MHz, VBW = 3 MHz, Sweep: Auto.
3. Average measurements: RBW = 1MHz, VBW = 10 Hz, Sweep: Auto.
4. “ * ”, means this data is the worst emission level.
5. Measurement Level = Reading Level + Correct Factor.
6. The average measurement was not performed when the peak measured data under the limit of average detection.
7. The Emission above 18GHz were not included is because their levels are too low.

Site : DEKRA Taiwan CB2-H	**Time : 2018/03/06**
Limit : FCC_SpartC_15.209_03M_AV	**Margin : 6**
Probe : CB2_FCC_EFS_B091_1-18GHz_3M_0117 - VERTICAL	**Power : DC 5V**
EUT : Dual-band Wireless-AC1300 USB Adapter	**Note : 802.11n(20M)_5180MHz**

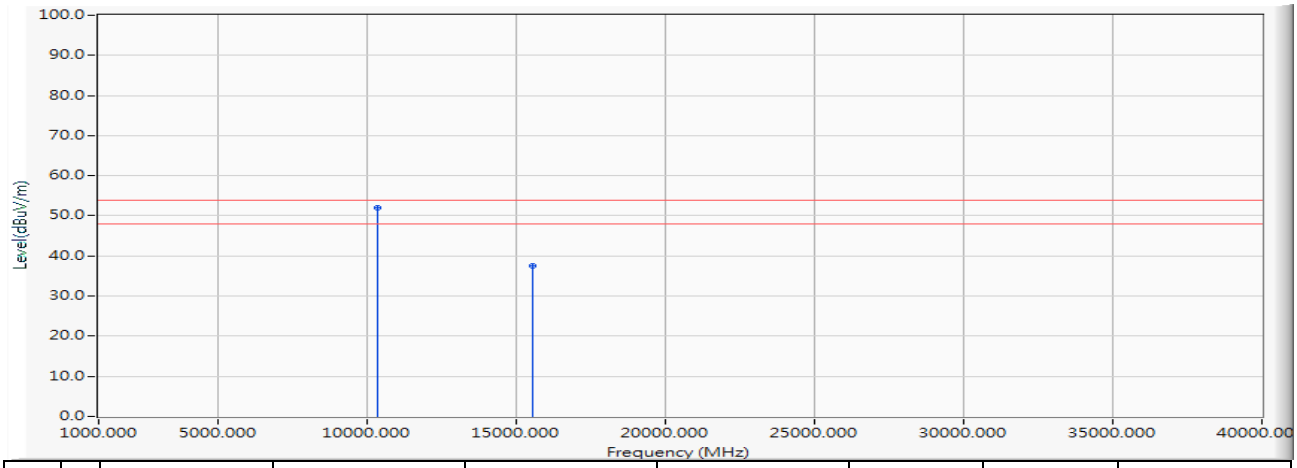

		Frequency (MHz)	Correct Factor (dB)	Reading Level (dBuV)	Measure Level (dBuV/m)	Margin (dB)	Limit (dBuV/m)	Detector Type
1	*	10360.000	14.337	37.590	51.927	-2.073	54.000	AVERAGE
2		15540.000	14.766	22.830	37.596	-16.404	54.000	AVERAGE

Note:

1. All reading above 1GHz is performed with peak and/or average measurements as necessary.
2. Peak measurements: RBW = 1MHz, VBW = 3 MHz, Sweep: Auto.
3. Average measurements: RBW = 1MHz, VBW = 10 Hz, Sweep: Auto.
4. “ * ”, means this data is the worst emission level.
5. Measurement Level = Reading Level + Correct Factor.
6. The average measurement was not performed when the peak measured data under the limit of average detection.
7. The Emission above 18GHz were not included is because their levels are too low.

Site : DEKRA Taiwan CB2-H	**Time : 2018/03/06**
Limit : FCC_SpartC_15.209_03M_PK	**Margin : 6**
Probe : CB2_FCC_EFS_B091_1-18GHz_3M_0117 - HORIZONTAL	**Power : DC 5V**
EUT : Dual-band Wireless-AC1300 USB Adapter	**Note : 802.11n(20M)_5220MHz**

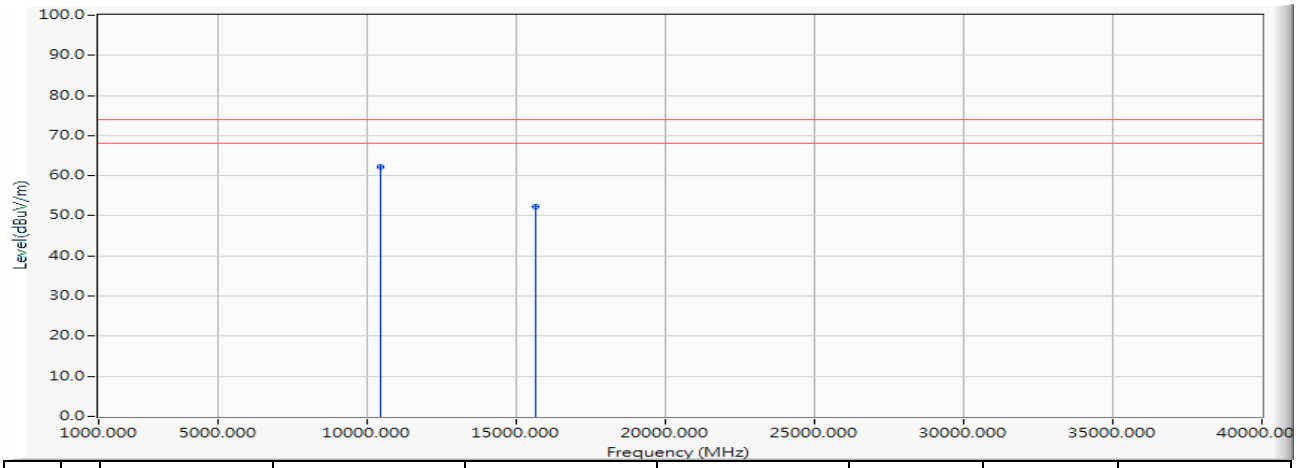

		Frequency (MHz)	Correct Factor (dB)	Reading Level (dBuV)	Measure Level (dBuV/m)	Margin (dB)	Limit (dBuV/m)	Detector Type
1	*	10440.000	14.619	47.640	62.259	-11.741	74.000	PEAK
2		15660.000	14.310	37.870	52.180	-21.820	74.000	PEAK

Note:

1. All reading above 1GHz is performed with peak and/or average measurements as necessary.
2. Peak measurements: RBW = 1MHz, VBW = 3 MHz, Sweep: Auto.
3. Average measurements: RBW = 1MHz, VBW = 10 Hz, Sweep: Auto.
4. “ * ”, means this data is the worst emission level.
5. Measurement Level = Reading Level + Correct Factor.
6. The average measurement was not performed when the peak measured data under the limit of average detection.
7. The Emission above 18GHz were not included is because their levels are too low.

Site : DEKRA Taiwan CB2-H	**Time : 2018/03/06**
Limit : FCC_SpartC_15.209_03M_AV	**Margin : 6**
Probe : CB2_FCC_EFS_B091_1-18GHz_3M_0117 - HORIZONTAL	**Power : DC 5V**
EUT : Dual-band Wireless-AC1300 USB Adapter	**Note : 802.11n(20M)_5220MHz**

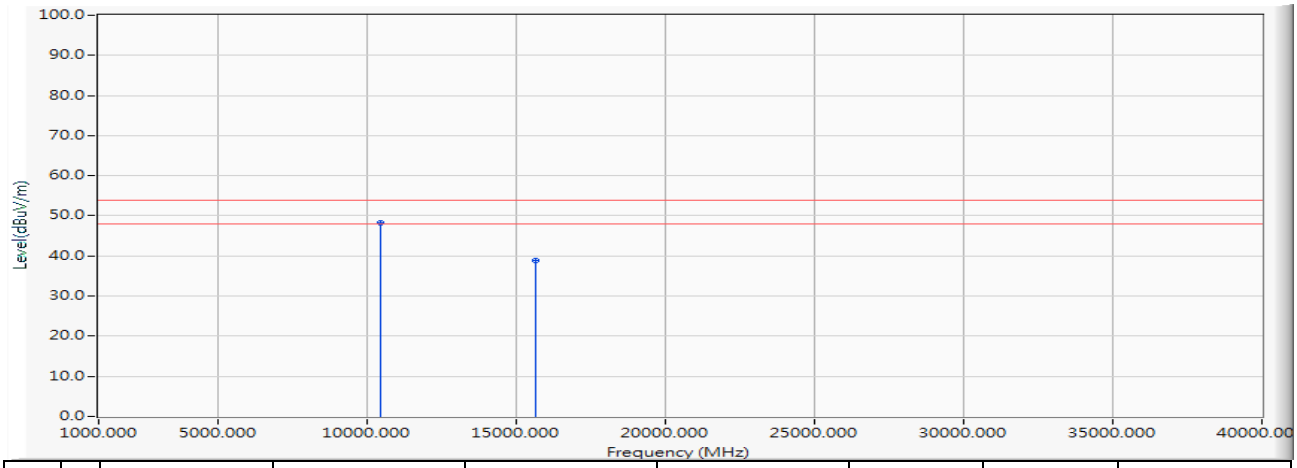

		Frequency (MHz)	Correct Factor (dB)	Reading Level (dBuV)	Measure Level (dBuV/m)	Margin (dB)	Limit (dBuV/m)	Detector Type
1	*	10440.000	14.619	33.590	48.209	-5.791	54.000	AVERAGE
2		15660.000	14.310	24.560	38.870	-15.130	54.000	AVERAGE

Note:

1. All reading above 1GHz is performed with peak and/or average measurements as necessary.
2. Peak measurements: RBW = 1MHz, VBW = 3 MHz, Sweep: Auto.
3. Average measurements: RBW = 1MHz, VBW = 10 Hz, Sweep: Auto.
4. “ * ”, means this data is the worst emission level.
5. Measurement Level = Reading Level + Correct Factor.
6. The average measurement was not performed when the peak measured data under the limit of average detection.
7. The Emission above 18GHz were not included is because their levels are too low.

Site : DEKRA Taiwan CB2-H	**Time : 2018/03/06**
Limit : FCC_SpartC_15.209_03M_PK	**Margin : 6**
Probe : CB2_FCC_EFS_B091_1-18GHz_3M_0117 - VERTICAL	**Power : DC 5V**
EUT : Dual-band Wireless-AC1300 USB Adapter	**Note : 802.11n(20M)_5220MHz**

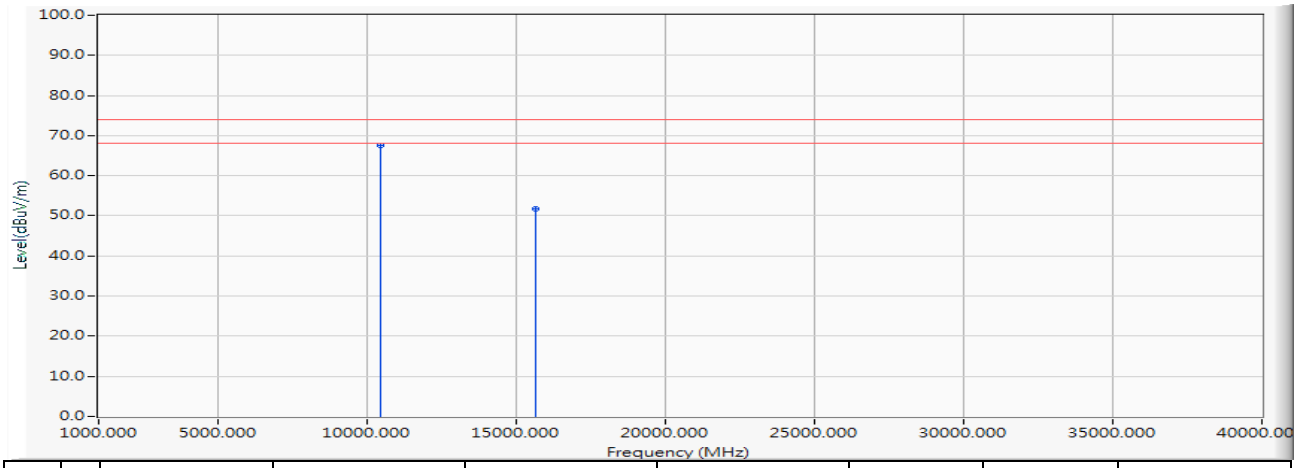

		Frequency (MHz)	Correct Factor (dB)	Reading Level (dBuV)	Measure Level (dBuV/m)	Margin (dB)	Limit (dBuV/m)	Detector Type
1	*	10440.000	14.619	52.890	67.509	-6.491	74.000	PEAK
2		15660.000	14.310	37.460	51.770	-22.230	74.000	PEAK

Note:

1. All reading above 1GHz is performed with peak and/or average measurements as necessary.
2. Peak measurements: RBW = 1MHz, VBW = 3 MHz, Sweep: Auto.
3. Average measurements: RBW = 1MHz, VBW = 10 Hz, Sweep: Auto.
4. “ * ”, means this data is the worst emission level.
5. Measurement Level = Reading Level + Correct Factor.
6. The average measurement was not performed when the peak measured data under the limit of average detection.
7. The Emission above 18GHz were not included is because their levels are too low.

Site : DEKRA Taiwan CB2-H	**Time : 2018/03/06**
Limit : FCC_SpartC_15.209_03M_AV	**Margin : 6**
Probe : CB2_FCC_EFS_B091_1-18GHz_3M_0117 - VERTICAL	**Power : DC 5V**
EUT : Dual-band Wireless-AC1300 USB Adapter	**Note : 802.11n(20M)_5220MHz**

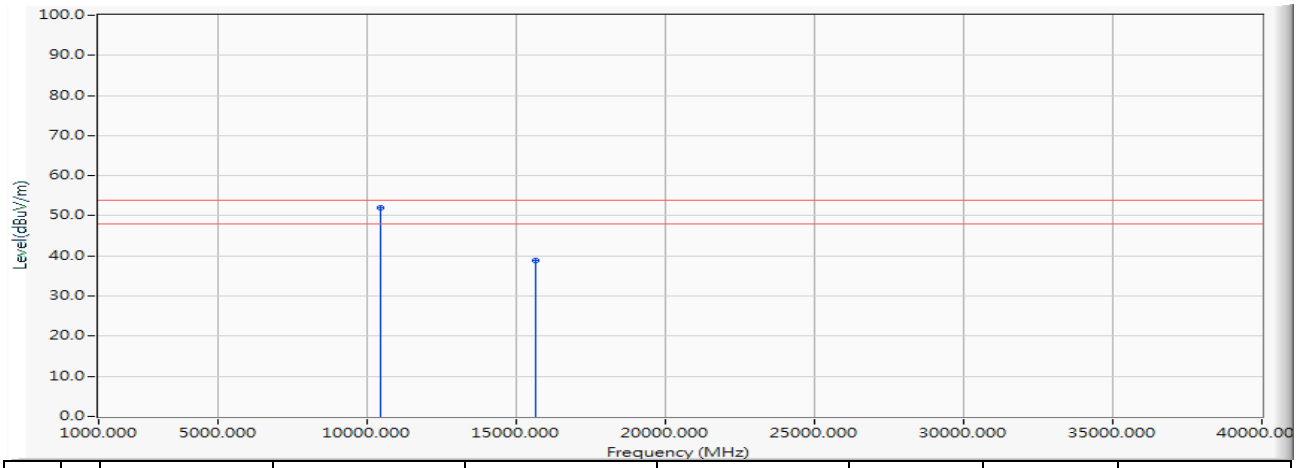

		Frequency (MHz)	Correct Factor (dB)	Reading Level (dBuV)	Measure Level (dBuV/m)	Margin (dB)	Limit (dBuV/m)	Detector Type
1	*	10440.000	14.619	37.360	51.979	-2.021	54.000	AVERAGE
2		15660.000	14.310	24.530	38.840	-35.160	74.000	AVERAGE

Note:

1. All reading above 1GHz is performed with peak and/or average measurements as necessary.
2. Peak measurements: RBW = 1MHz, VBW = 3 MHz, Sweep: Auto.
3. Average measurements: RBW = 1MHz, VBW = 10 Hz, Sweep: Auto.
4. “ * ”, means this data is the worst emission level.
5. Measurement Level = Reading Level + Correct Factor.
6. The average measurement was not performed when the peak measured data under the limit of average detection.
7. The Emission above 18GHz were not included is because their levels are too low.

Site : DEKRA Taiwan CB2-H	**Time : 2018/03/06**
Limit : FCC_SpartC_15.209_03M_PK	**Margin : 6**
Probe : CB2_FCC_EFS_B091_1-18GHz_3M_0117 - HORIZONTAL	**Power : DC 5V**
EUT : Dual-band Wireless-AC1300 USB Adapter	**Note : 802.11n(20M)_5240MHz**

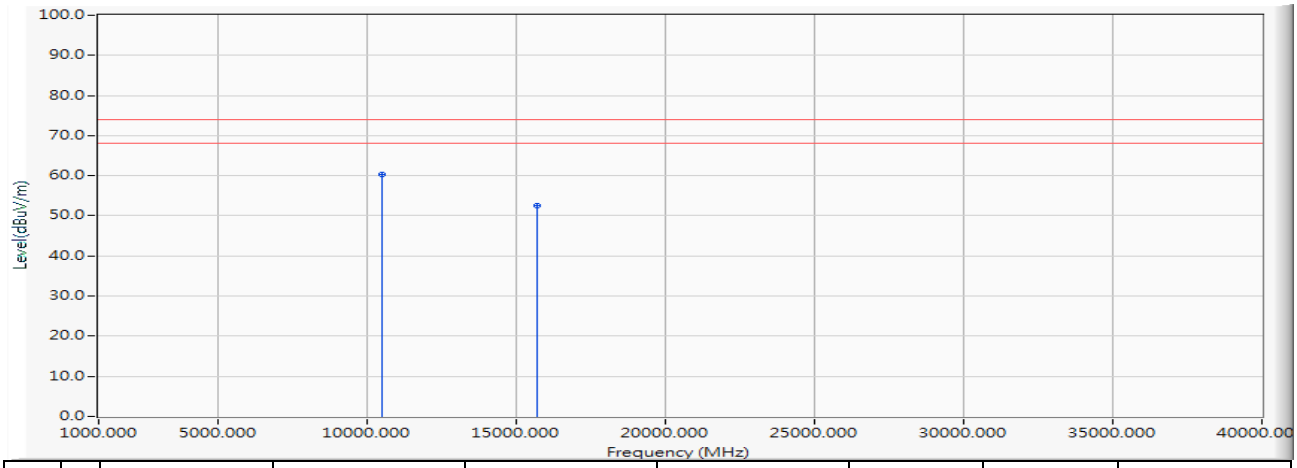

		Frequency (MHz)	Correct Factor (dB)	Reading Level (dBuV)	Measure Level (dBuV/m)	Margin (dB)	Limit (dBuV/m)	Detector Type
1	*	10480.000	14.563	45.840	60.403	-13.597	74.000	PEAK
2		15720.000	13.823	38.660	52.483	-21.517	74.000	PEAK

Note:

1. All reading above 1GHz is performed with peak and/or average measurements as necessary.
2. Peak measurements: RBW = 1MHz, VBW = 3 MHz, Sweep: Auto.
3. Average measurements: RBW = 1MHz, VBW = 10 Hz, Sweep: Auto.
4. “ * ”, means this data is the worst emission level.
5. Measurement Level = Reading Level + Correct Factor.
6. The average measurement was not performed when the peak measured data under the limit of average detection.
7. The Emission above 18GHz were not included is because their levels are too low.

Site : DEKRA Taiwan CB2-H	**Time : 2018/03/06**
Limit : FCC_SpartC_15.209_03M_AV	**Margin : 6**
Probe : CB2_FCC_EFS_B091_1-18GHz_3M_0117 - HORIZONTAL	**Power : DC 5V**
EUT : Dual-band Wireless-AC1300 USB Adapter	**Note : 802.11n(20M)_5240MHz**

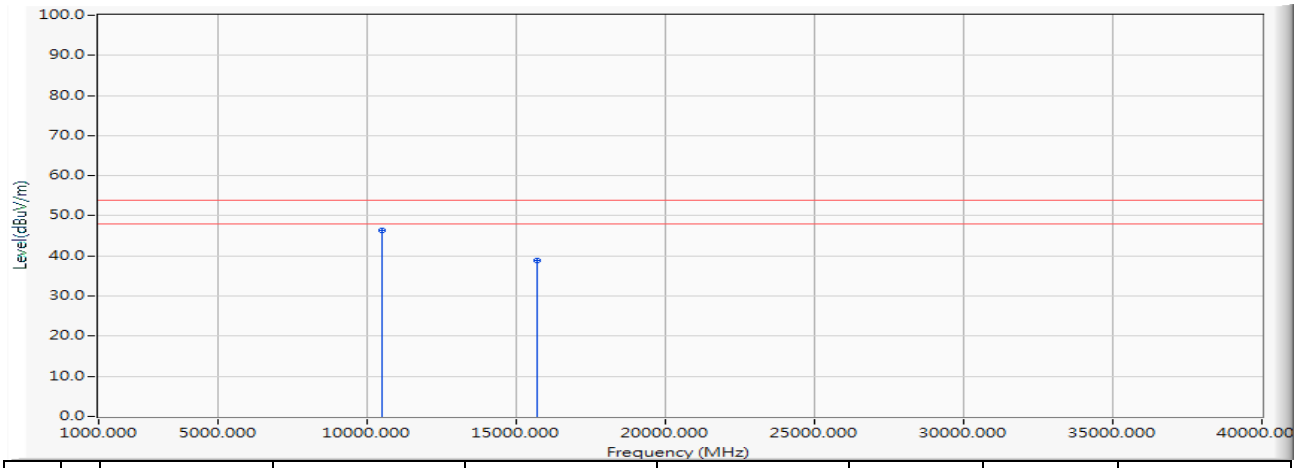

		Frequency (MHz)	Correct Factor (dB)	Reading Level (dBuV)	Measure Level (dBuV/m)	Margin (dB)	Limit (dBuV/m)	Detector Type
1	*	10480.000	14.563	31.880	46.443	-7.557	54.000	AVERAGE
2		15720.000	13.823	25.060	38.883	-15.117	54.000	AVERAGE

Note:

1. All reading above 1GHz is performed with peak and/or average measurements as necessary.
2. Peak measurements: RBW = 1MHz, VBW = 3 MHz, Sweep: Auto.
3. Average measurements: RBW = 1MHz, VBW = 10 Hz, Sweep: Auto.
4. “ * ”, means this data is the worst emission level.
5. Measurement Level = Reading Level + Correct Factor.
6. The average measurement was not performed when the peak measured data under the limit of average detection.
7. The Emission above 18GHz were not included is because their levels are too low.

Site : DEKRA Taiwan CB2-H	**Time : 2018/03/06**
Limit : FCC_SpartC_15.209_03M_PK	**Margin : 6**
Probe : CB2_FCC_EFS_B091_1-18GHz_3M_0117 - VERTICAL	**Power : DC 5V**
EUT : Dual-band Wireless-AC1300 USB Adapter	**Note : 802.11n(20M)_5240MHz**

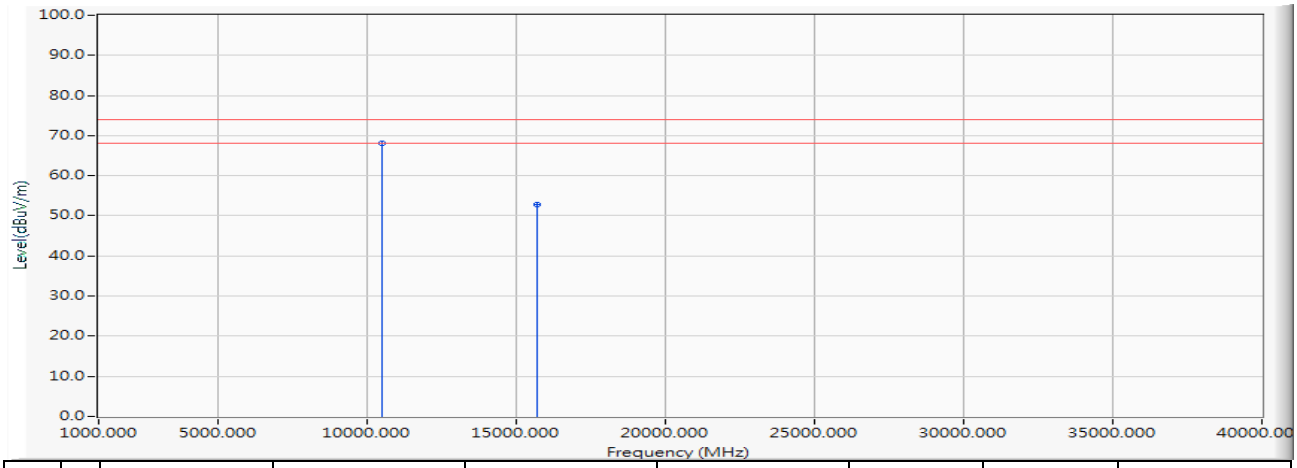

		Frequency (MHz)	Correct Factor (dB)	Reading Level (dBuV)	Measure Level (dBuV/m)	Margin (dB)	Limit (dBuV/m)	Detector Type
1	*	10480.000	14.563	53.550	68.113	-5.887	74.000	PEAK
2		15720.000	13.823	39.090	52.913	-21.087	74.000	PEAK

Note:

1. All reading above 1GHz is performed with peak and/or average measurements as necessary.
2. Peak measurements: RBW = 1MHz, VBW = 3 MHz, Sweep: Auto.
3. Average measurements: RBW = 1MHz, VBW = 10 Hz, Sweep: Auto.
4. “ * ”, means this data is the worst emission level.
5. Measurement Level = Reading Level + Correct Factor.
6. The average measurement was not performed when the peak measured data under the limit of average detection.
7. The Emission above 18GHz were not included is because their levels are too low.

Site : DEKRA Taiwan CB2-H	**Time : 2018/03/06**
Limit : FCC_SpartC_15.209_03M_AV	**Margin : 6**
Probe : CB2_FCC_EFS_B091_1-18GHz_3M_0117 - VERTICAL	**Power : DC 5V**
EUT : Dual-band Wireless-AC1300 USB Adapter	**Note : 802.11n(20M)_5240MHz**

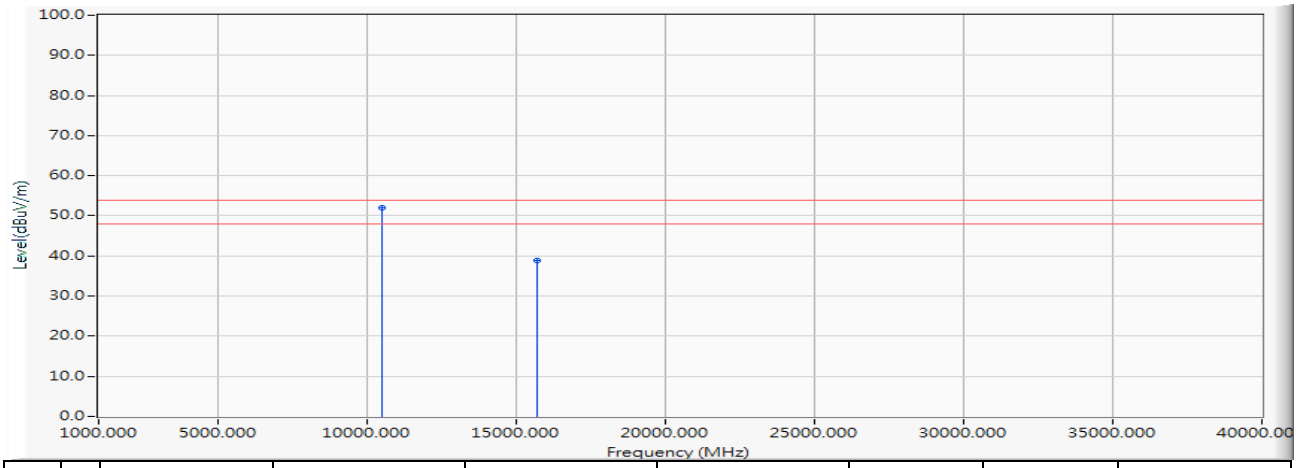

		Frequency (MHz)	Correct Factor (dB)	Reading Level (dBuV)	Measure Level (dBuV/m)	Margin (dB)	Limit (dBuV/m)	Detector Type
1	*	10480.000	14.563	37.390	51.953	-2.047	54.000	AVERAGE
2		15720.000	13.823	25.040	38.863	-15.137	54.000	AVERAGE

Note:

1. All reading above 1GHz is performed with peak and/or average measurements as necessary.
2. Peak measurements: RBW = 1MHz, VBW = 3 MHz, Sweep: Auto.
3. Average measurements: RBW = 1MHz, VBW = 10 Hz, Sweep: Auto.
4. “ * ”, means this data is the worst emission level.
5. Measurement Level = Reading Level + Correct Factor.
6. The average measurement was not performed when the peak measured data under the limit of average detection.
7. The Emission above 18GHz were not included is because their levels are too low.

Site : DEKRA Taiwan CB2-H	**Time : 2018/03/06**
Limit : FCC_SpartC_15.209_03M_PK	**Margin : 6**
Probe : CB2_FCC_EFS_B091_1-18GHz_3M_0117 - HORIZONTAL	**Power : DC 5V**
EUT : Dual-band Wireless-AC1300 USB Adapter	**Note : 802.11n(40M)_5190MHz**

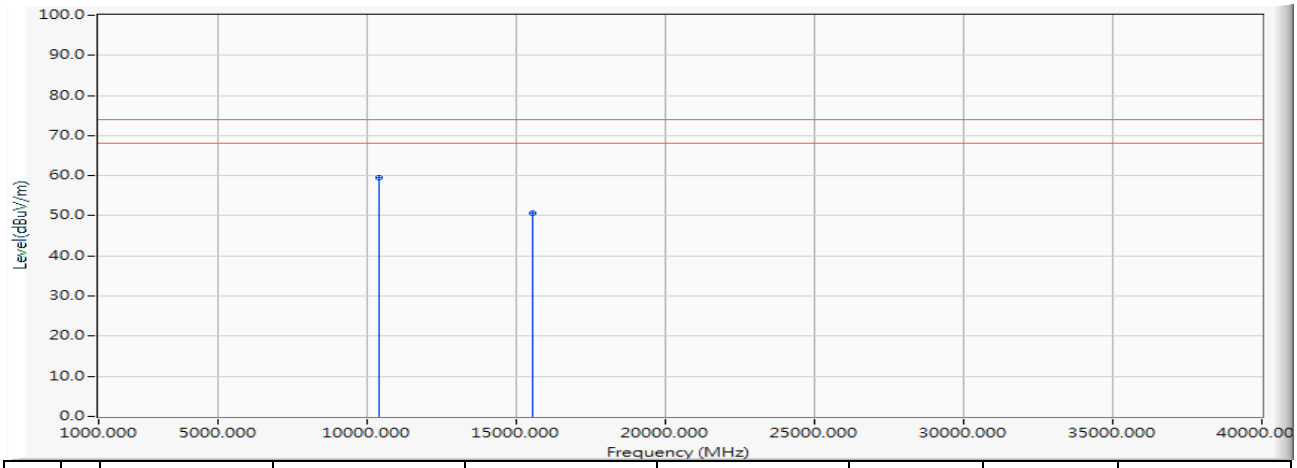

		Frequency (MHz)	Correct Factor (dB)	Reading Level (dBuV)	Measure Level (dBuV/m)	Margin (dB)	Limit (dBuV/m)	Detector Type
1	*	10380.000	14.353	45.040	59.393	-14.607	74.000	PEAK
2		15570.000	14.201	36.450	50.650	-23.350	74.000	PEAK

Note:

1. All reading above 1GHz is performed with peak and/or average measurements as necessary.
2. Peak measurements: RBW = 1MHz, VBW = 3 MHz, Sweep: Auto.
3. Average measurements: RBW = 1MHz, VBW = 10 Hz, Sweep: Auto.
4. “ * ”, means this data is the worst emission level.
5. Measurement Level = Reading Level + Correct Factor.
6. The average measurement was not performed when the peak measured data under the limit of average detection.
7. The Emission above 18GHz were not included is because their levels are too low.

Site : DEKRA Taiwan CB2-H	**Time : 2018/03/06**
Limit : FCC_SpartC_15.209_03M_AV	**Margin : 6**
Probe : CB2_FCC_EFS_B091_1-18GHz_3M_0117 - HORIZONTAL	**Power : DC 5V**
EUT : Dual-band Wireless-AC1300 USB Adapter	**Note : 802.11n(40M)_5190MHz**

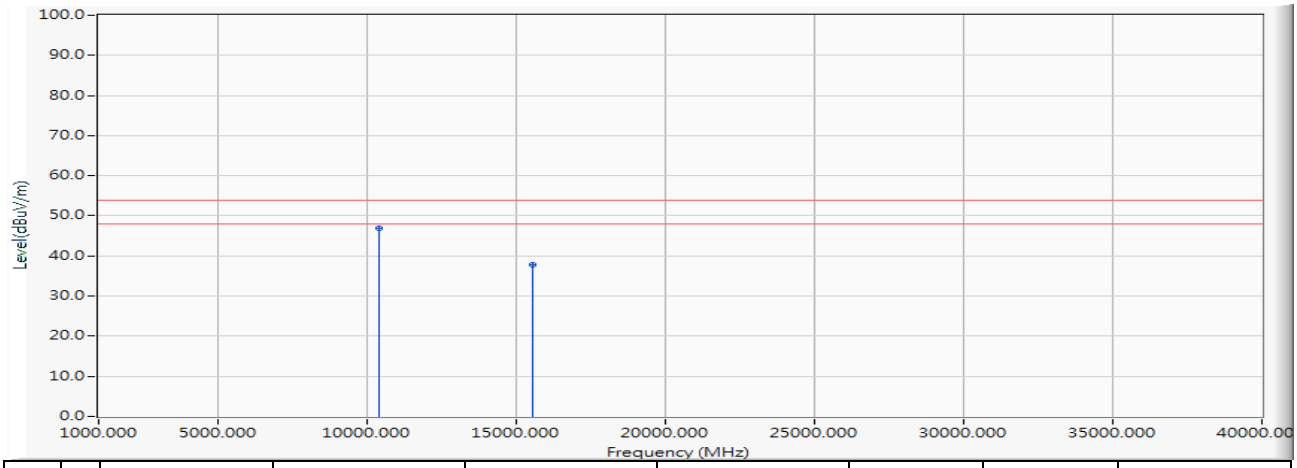

		Frequency (MHz)	Correct Factor (dB)	Reading Level (dBuV)	Measure Level (dBuV/m)	Margin (dB)	Limit (dBuV/m)	Detector Type
1	*	10380.000	14.353	32.660	47.013	-6.987	54.000	AVERAGE
2		15570.000	14.201	23.680	37.880	-16.120	54.000	AVERAGE

Note:

1. All reading above 1GHz is performed with peak and/or average measurements as necessary.
2. Peak measurements: RBW = 1MHz, VBW = 3 MHz, Sweep: Auto.
3. Average measurements: RBW = 1MHz, VBW = 10 Hz, Sweep: Auto.
4. “ * ”, means this data is the worst emission level.
5. Measurement Level = Reading Level + Correct Factor.
6. The average measurement was not performed when the peak measured data under the limit of average detection.
7. The Emission above 18GHz were not included is because their levels are too low.

Site : DEKRA Taiwan CB2-H	**Time : 2018/03/06**
Limit : FCC_SpartC_15.209_03M_PK	**Margin : 6**
Probe : CB2_FCC_EFS_B091_1-18GHz_3M_0117 - VERTICAL	**Power : DC 5V**
EUT : Dual-band Wireless-AC1300 USB Adapter	**Note : 802.11n(40M)_5190MHz**

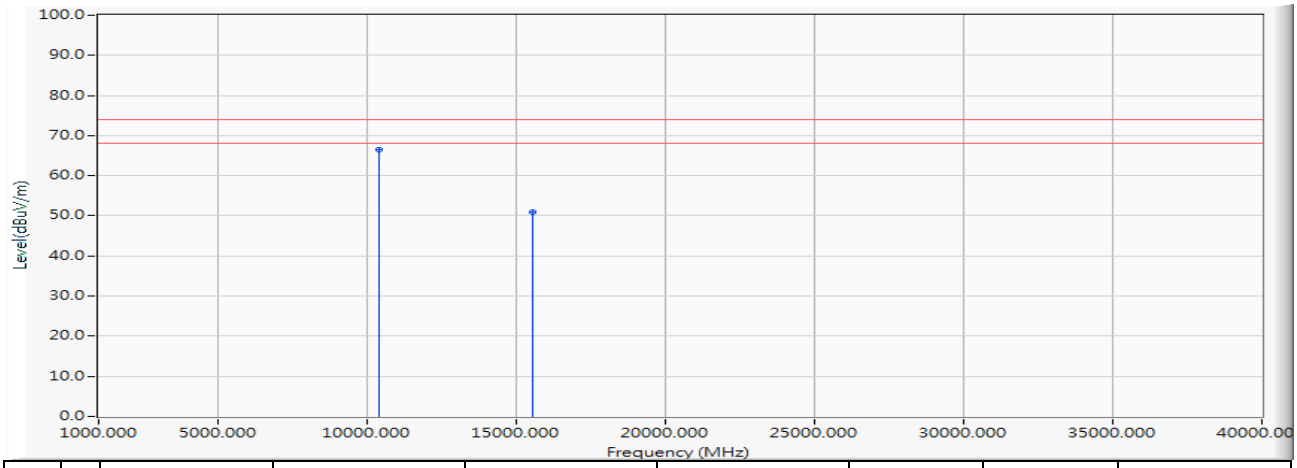

		Frequency (MHz)	Correct Factor (dB)	Reading Level (dBuV)	Measure Level (dBuV/m)	Margin (dB)	Limit (dBuV/m)	Detector Type
1	*	10380.000	14.353	52.250	66.603	-7.397	74.000	PEAK
2		15570.000	14.201	36.850	51.050	-22.950	74.000	PEAK

Note:

1. All reading above 1GHz is performed with peak and/or average measurements as necessary.
2. Peak measurements: RBW = 1MHz, VBW = 3 MHz, Sweep: Auto.
3. Average measurements: RBW = 1MHz, VBW = 10 Hz, Sweep: Auto.
4. “ * ”, means this data is the worst emission level.
5. Measurement Level = Reading Level + Correct Factor.
6. The average measurement was not performed when the peak measured data under the limit of average detection.
7. The Emission above 18GHz were not included is because their levels are too low.

Site : DEKRA Taiwan CB2-H	**Time : 2018/03/06**
Limit : FCC_SpartC_15.209_03M_AV	**Margin : 6**
Probe : CB2_FCC_EFS_B091_1-18GHz_3M_0117 - VERTICAL	**Power : DC 5V**
EUT : Dual-band Wireless-AC1300 USB Adapter	**Note : 802.11n(40M)_5190MHz**

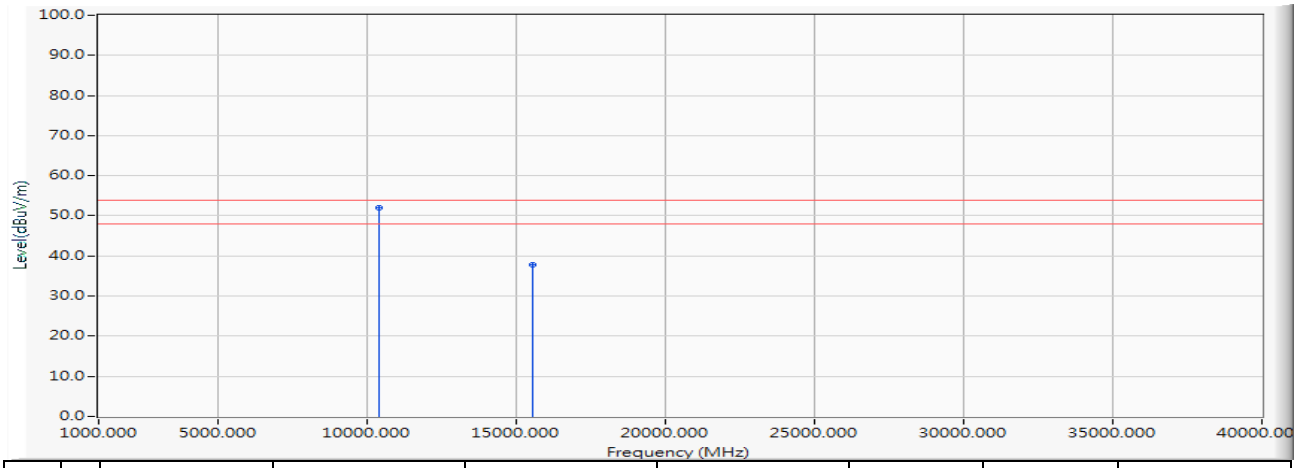

		Frequency (MHz)	Correct Factor (dB)	Reading Level (dBuV)	Measure Level (dBuV/m)	Margin (dB)	Limit (dBuV/m)	Detector Type
1	*	10380.000	14.353	37.560	51.913	-2.087	54.000	AVERAGE
2		15570.000	14.201	23.670	37.870	-16.130	54.000	AVERAGE

Note:

1. All reading above 1GHz is performed with peak and/or average measurements as necessary.
2. Peak measurements: RBW = 1MHz, VBW = 3 MHz, Sweep: Auto.
3. Average measurements: RBW = 1MHz, VBW = 10 Hz, Sweep: Auto.
4. “ * ”, means this data is the worst emission level.
5. Measurement Level = Reading Level + Correct Factor.
6. The average measurement was not performed when the peak measured data under the limit of average detection.
7. The Emission above 18GHz were not included is because their levels are too low.

Site : DEKRA Taiwan CB2-H	**Time : 2018/03/06**
Limit : FCC_SpartC_15.209_03M_PK	**Margin : 6**
Probe : CB2_FCC_EFS_B091_1-18GHz_3M_0117 - HORIZONTAL	**Power : DC 5V**
EUT : Dual-band Wireless-AC1300 USB Adapter	**Note : 802.11n(40M)_5230MHz**

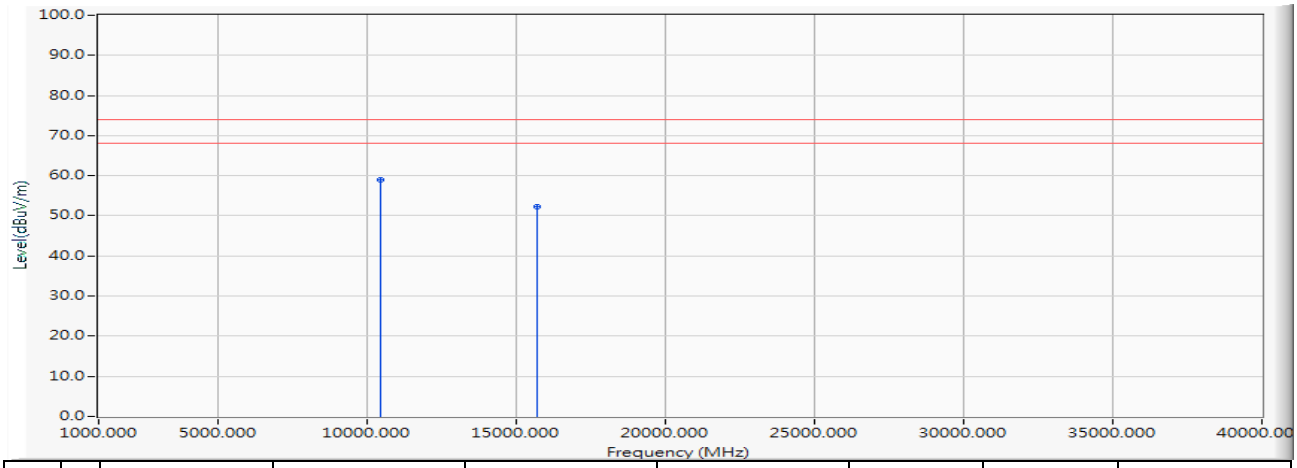

		Frequency (MHz)	Correct Factor (dB)	Reading Level (dBuV)	Measure Level (dBuV/m)	Margin (dB)	Limit (dBuV/m)	Detector Type
1	*	10460.000	14.615	44.470	59.085	-14.915	74.000	PEAK
2		15690.000	13.965	38.370	52.335	-21.665	74.000	PEAK

Note:

1. All reading above 1GHz is performed with peak and/or average measurements as necessary.
2. Peak measurements: RBW = 1MHz, VBW = 3 MHz, Sweep: Auto.
3. Average measurements: RBW = 1MHz, VBW = 10 Hz, Sweep: Auto.
4. “ * ”, means this data is the worst emission level.
5. Measurement Level = Reading Level + Correct Factor.
6. The average measurement was not performed when the peak measured data under the limit of average detection.
7. The Emission above 18GHz were not included is because their levels are too low.

Site : DEKRA Taiwan CB2-H	**Time : 2018/03/06**
Limit : FCC_SpartC_15.209_03M_AV	**Margin : 6**
Probe : CB2_FCC_EFS_B091_1-18GHz_3M_0117 - HORIZONTAL	**Power : DC 5V**
EUT : Dual-band Wireless-AC1300 USB Adapter	**Note : 802.11n(40M)_5230MHz**

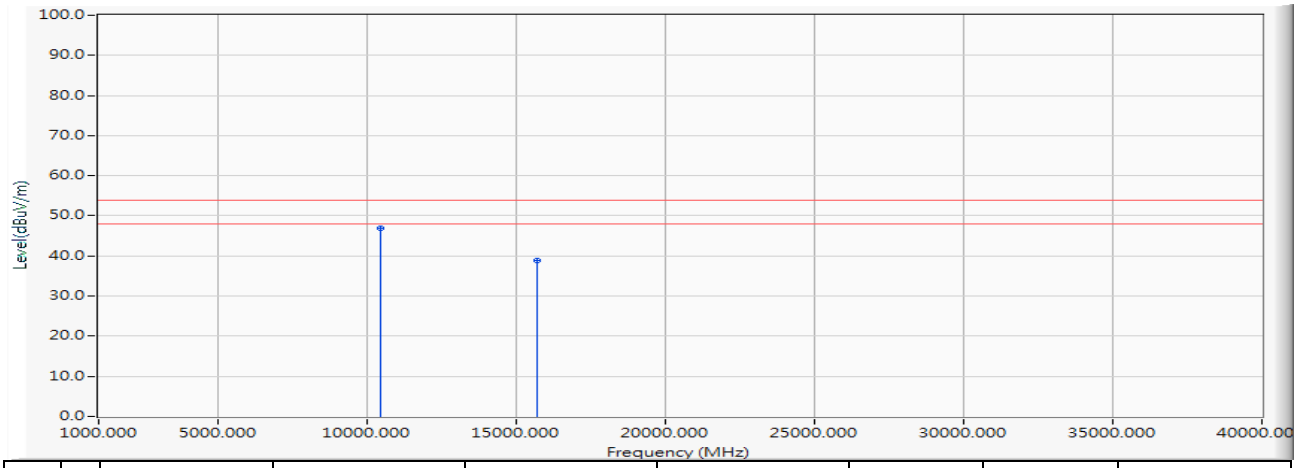

		Frequency (MHz)	Correct Factor (dB)	Reading Level (dBuV)	Measure Level (dBuV/m)	Margin (dB)	Limit (dBuV/m)	Detector Type
1	*	10460.000	14.615	32.240	46.855	-7.145	54.000	AVERAGE
2		15690.000	13.965	25.010	38.975	-15.025	54.000	AVERAGE

Note:

1. All reading above 1GHz is performed with peak and/or average measurements as necessary.
2. Peak measurements: RBW = 1MHz, VBW = 3 MHz, Sweep: Auto.
3. Average measurements: RBW = 1MHz, VBW = 10 Hz, Sweep: Auto.
4. “ * ”, means this data is the worst emission level.
5. Measurement Level = Reading Level + Correct Factor.
6. The average measurement was not performed when the peak measured data under the limit of average detection.
7. The Emission above 18GHz were not included is because their levels are too low.

Site : DEKRA Taiwan CB2-H	**Time : 2018/03/06**
Limit : FCC_SpartC_15.209_03M_PK	**Margin : 6**
Probe : CB2_FCC_EFS_B091_1-18GHz_3M_0117 - VERTICAL	**Power : DC 5V**
EUT : Dual-band Wireless-AC1300 USB Adapter	**Note : 802.11n(40M)_5230MHz**

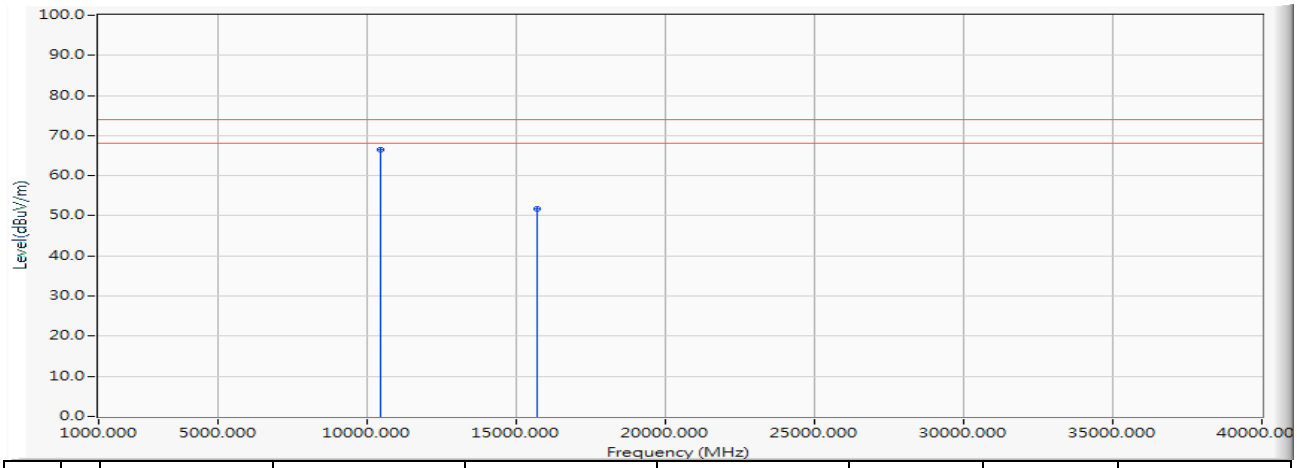

		Frequency (MHz)	Correct Factor (dB)	Reading Level (dBuV)	Measure Level (dBuV/m)	Margin (dB)	Limit (dBuV/m)	Detector Type
1	*	10460.000	14.615	51.910	66.525	-7.475	74.000	PEAK
2		15690.000	13.965	37.780	51.745	-22.255	74.000	PEAK

Note:

1. All reading above 1GHz is performed with peak and/or average measurements as necessary.
2. Peak measurements: RBW = 1MHz, VBW = 3 MHz, Sweep: Auto.
3. Average measurements: RBW = 1MHz, VBW = 10 Hz, Sweep: Auto.
4. “ * ”, means this data is the worst emission level.
5. Measurement Level = Reading Level + Correct Factor.
6. The average measurement was not performed when the peak measured data under the limit of average detection.
7. The Emission above 18GHz were not included is because their levels are too low.

Site : DEKRA Taiwan CB2-H	**Time : 2018/03/06**
Limit : FCC_SpartC_15.209_03M_AV	**Margin : 6**
Probe : CB2_FCC_EFS_B091_1-18GHz_3M_0117 - VERTICAL	**Power : DC 5V**
EUT : Dual-band Wireless-AC1300 USB Adapter	**Note : 802.11n(40M)_5230MHz**

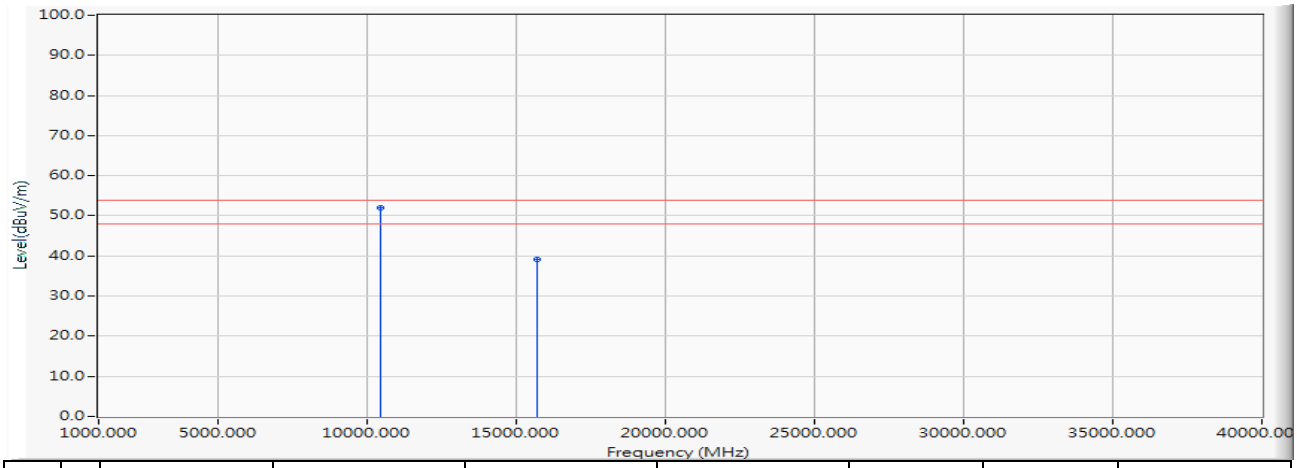

		Frequency (MHz)	Correct Factor (dB)	Reading Level (dBuV)	Measure Level (dBuV/m)	Margin (dB)	Limit (dBuV/m)	Detector Type
1	*	10460.000	14.615	37.380	51.995	-2.005	54.000	AVERAGE
2		15690.000	13.965	25.150	39.115	-14.885	54.000	AVERAGE

Note:

1. All reading above 1GHz is performed with peak and/or average measurements as necessary.
2. Peak measurements: RBW = 1MHz, VBW = 3 MHz, Sweep: Auto.
3. Average measurements: RBW = 1MHz, VBW = 10 Hz, Sweep: Auto.
4. “ * ”, means this data is the worst emission level.
5. Measurement Level = Reading Level + Correct Factor.
6. The average measurement was not performed when the peak measured data under the limit of average detection.
7. The Emission above 18GHz were not included is because their levels are too low.

Site : DEKRA Taiwan CB2-H	**Time : 2018/03/06**
Limit : FCC_SpartC_15.209_03M_PK	**Margin : 6**
Probe : CB2_FCC_EFS_B091_1-18GHz_3M_0117 - HORIZONTAL	**Power : DC 5V**
EUT : Dual-band Wireless-AC1300 USB Adapter	**Note : 802.11ac(80M)_5210MHz**

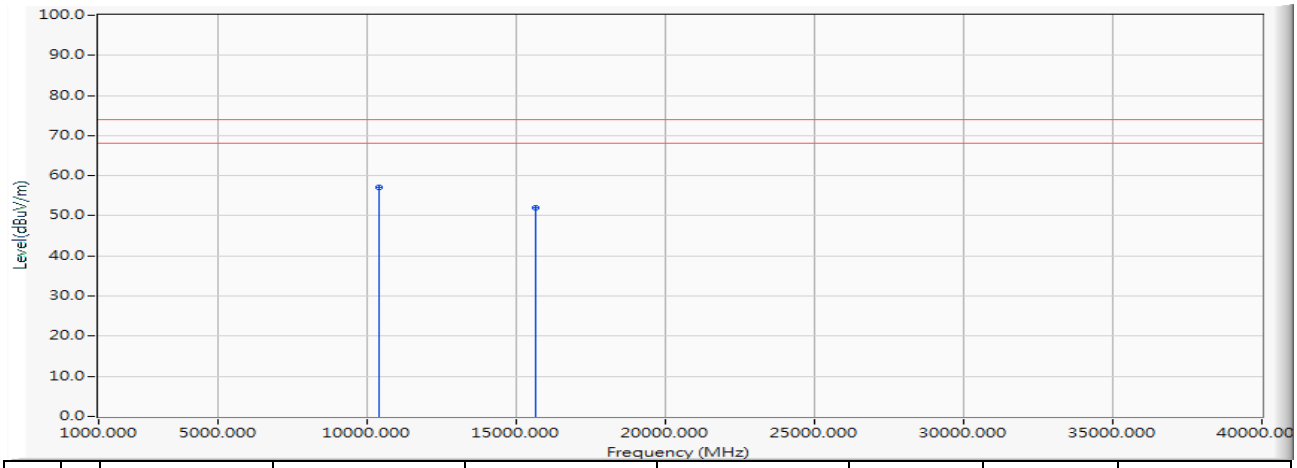

		Frequency (MHz)	Correct Factor (dB)	Reading Level (dBuV)	Measure Level (dBuV/m)	Margin (dB)	Limit (dBuV/m)	Detector Type
1	*	10420.000	14.469	42.640	57.110	-16.890	74.000	PEAK
2		15630.000	14.507	37.530	52.037	-21.963	74.000	PEAK

Note:

1. All reading above 1GHz is performed with peak and/or average measurements as necessary.
2. Peak measurements: RBW = 1MHz, VBW = 3 MHz, Sweep: Auto.
3. Average measurements: RBW = 1MHz, VBW = 10 Hz, Sweep: Auto.
4. “ * ”, means this data is the worst emission level.
5. Measurement Level = Reading Level + Correct Factor.
6. The average measurement was not performed when the peak measured data under the limit of average detection.
7. The Emission above 18GHz were not included is because their levels are too low.

Site : DEKRA Taiwan CB2-H	**Time : 2018/03/06**
Limit : FCC_SpartC_15.209_03M_AV	**Margin : 6**
Probe : CB2_FCC_EFS_B091_1-18GHz_3M_0117 - HORIZONTAL	**Power : DC 5V**
EUT : Dual-band Wireless-AC1300 USB Adapter	**Note : 802.11ac(80M)_5210MHz**

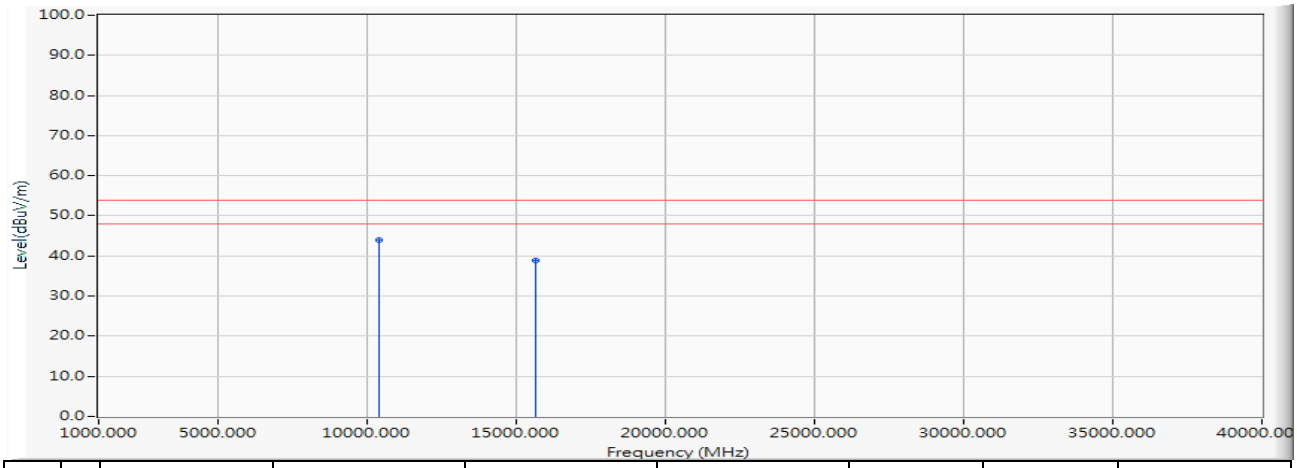

		Frequency (MHz)	Correct Factor (dB)	Reading Level (dBuV)	Measure Level (dBuV/m)	Margin (dB)	Limit (dBuV/m)	Detector Type
1	*	10420.000	14.469	29.610	44.080	-9.920	54.000	AVERAGE
2		15630.000	14.507	24.370	38.877	-15.123	54.000	AVERAGE

Note:

1. All reading above 1GHz is performed with peak and/or average measurements as necessary.
2. Peak measurements: RBW = 1MHz, VBW = 3 MHz, Sweep: Auto.
3. Average measurements: RBW = 1MHz, VBW = 10 Hz, Sweep: Auto.
4. “ * ”, means this data is the worst emission level.
5. Measurement Level = Reading Level + Correct Factor.
6. The average measurement was not performed when the peak measured data under the limit of average detection.
7. The Emission above 18GHz were not included is because their levels are too low.

Site : DEKRA Taiwan CB2-H	**Time : 2018/03/06**
Limit : FCC_SpartC_15.209_03M_PK	**Margin : 6**
Probe : CB2_FCC_EFS_B091_1-18GHz_3M_0117 - VERTICAL	**Power : DC 5V**
EUT : Dual-band Wireless-AC1300 USB Adapter	**Note : 802.11ac(80M)_5210MHz**

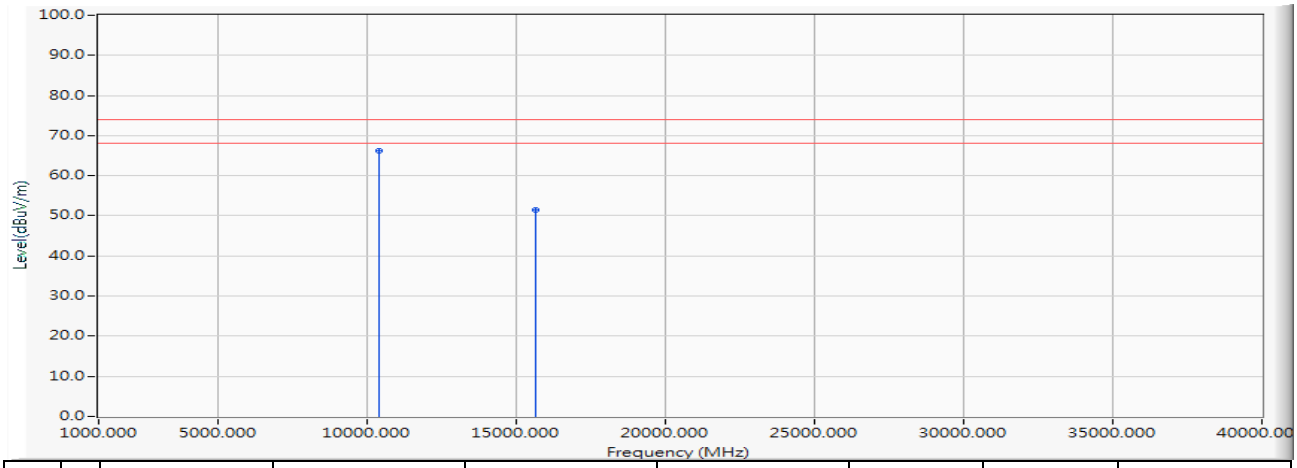

		Frequency (MHz)	Correct Factor (dB)	Reading Level (dBuV)	Measure Level (dBuV/m)	Margin (dB)	Limit (dBuV/m)	Detector Type
1	*	10420.000	14.469	51.670	66.140	-7.86	74.000	PEAK
2		15630.000	14.507	37.060	51.567	-22.433	74.000	PEAK

Note:

1. All reading above 1GHz is performed with peak and/or average measurements as necessary.
2. Peak measurements: RBW = 1MHz, VBW = 3 MHz, Sweep: Auto.
3. Average measurements: RBW = 1MHz, VBW = 10 Hz, Sweep: Auto.
4. “ * ”, means this data is the worst emission level.
5. Measurement Level = Reading Level + Correct Factor.
6. The average measurement was not performed when the peak measured data under the limit of average detection.
7. The Emission above 18GHz were not included is because their levels are too low.

Site : DEKRA Taiwan CB2-H	**Time : 2018/03/06**
Limit : FCC_SpartC_15.209_03M_AV	**Margin : 6**
Probe : CB2_FCC_EFS_B091_1-18GHz_3M_0117 - VERTICAL	**Power : DC 5V**
EUT : Dual-band Wireless-AC1300 USB Adapter	**Note : 802.11ac(80M)_5210MHz**

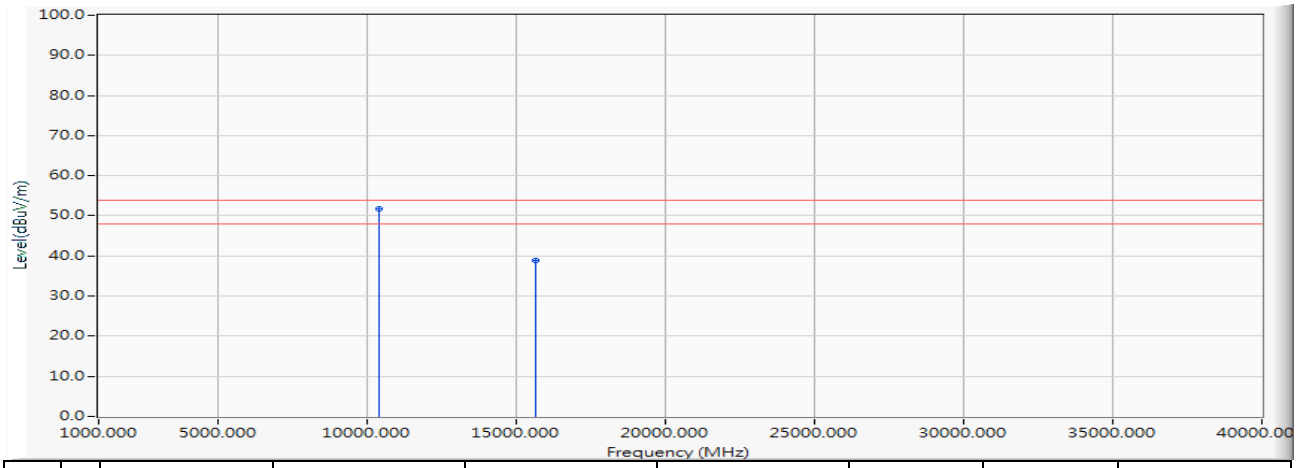

		Frequency (MHz)	Correct Factor (dB)	Reading Level (dBuV)	Measure Level (dBuV/m)	Margin (dB)	Limit (dBuV/m)	Detector Type
1	*	10420.000	14.469	37.390	51.860	-2.140	54.000	AVERAGE
2		15630.000	14.507	24.300	38.807	-15.193	54.000	AVERAGE

Note:

1. All reading above 1GHz is performed with peak and/or average measurements as necessary.
2. Peak measurements: RBW = 1MHz, VBW = 3 MHz, Sweep: Auto.
3. Average measurements: RBW = 1MHz, VBW = 10 Hz, Sweep: Auto.
4. “ * ”, means this data is the worst emission level.
5. Measurement Level = Reading Level + Correct Factor.
6. The average measurement was not performed when the peak measured data under the limit of average detection.
7. The Emission above 18GHz were not included is because their levels are too low.

Site : DEKRA Taiwan CB2-H	**Time : 2018/03/10**
Limit : FCC_SpartC_15.209_03M_PK	**Margin : 6**
Probe : CB2_FCC_EFS_B091_1-18GHz_3M_0117 - HORIZONTAL	**Power : DC 5V**
EUT : Dual-band Wireless-AC1300 USB Adapter	**Note : 802.11a_5745MHz**

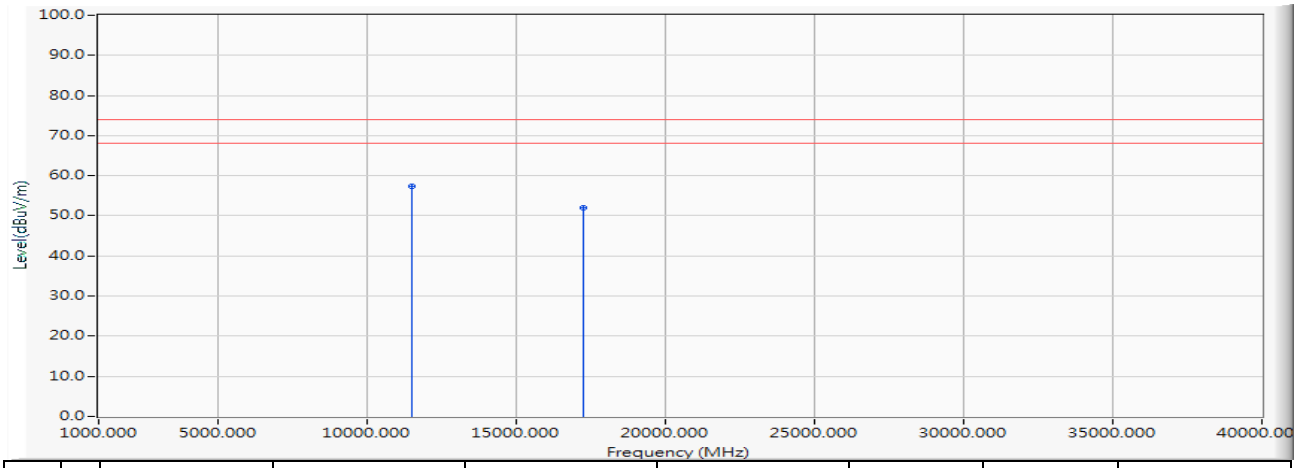

		Frequency (MHz)	Correct Factor (dB)	Reading Level (dBuV)	Measure Level (dBuV/m)	Margin (dB)	Limit (dBuV/m)	Detector Type
1	*	11490.000	16.886	40.530	57.417	-16.583	74.000	PEAK
2		17235.000	16.053	36.070	52.123	-21.877	74.000	PEAK

Note:

1. All reading above 1GHz is performed with peak and/or average measurements as necessary.
2. Peak measurements: RBW = 1MHz, VBW = 3 MHz, Sweep: Auto.
3. Average measurements: RBW = 1MHz, VBW = 10 Hz, Sweep: Auto.
4. “ * ”, means this data is the worst emission level.
5. Measurement Level = Reading Level + Correct Factor.
6. The average measurement was not performed when the peak measured data under the limit of average detection.
7. The Emission above 18GHz were not included is because their levels are too low.

Site : DEKRA Taiwan CB2-H	**Time : 2018/03/10**
Limit : FCC_SpartC_15.209_03M_AV	**Margin : 6**
Probe : CB2_FCC_EFS_B091_1-18GHz_3M_0117 - HORIZONTAL	**Power : DC 5V**
EUT : Dual-band Wireless-AC1300 USB Adapter	**Note : 802.11a_5745MHz**

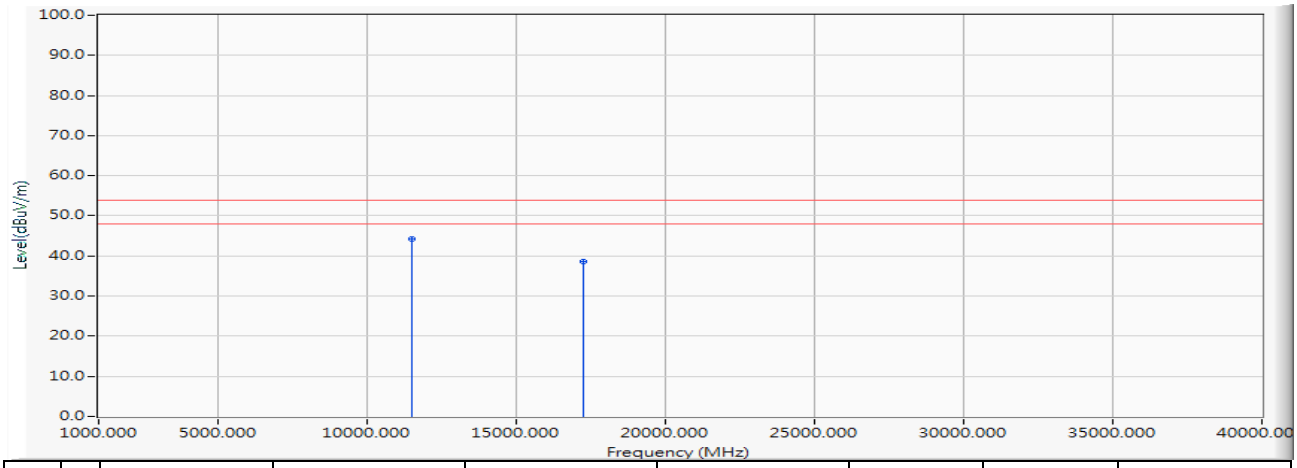

		Frequency (MHz)	Correct Factor (dB)	Reading Level (dBuV)	Measure Level (dBuV/m)	Margin (dB)	Limit (dBuV/m)	Detector Type
1	*	11490.000	16.886	27.350	44.237	-9.763	54.000	AVERAGE
2		17235.000	16.053	22.440	38.493	-15.507	54.000	AVERAGE

Note:

1. All reading above 1GHz is performed with peak and/or average measurements as necessary.
2. Peak measurements: RBW = 1MHz, VBW = 3 MHz, Sweep: Auto.
3. Average measurements: RBW = 1MHz, VBW = 10 Hz, Sweep: Auto.
4. “ * ”, means this data is the worst emission level.
5. Measurement Level = Reading Level + Correct Factor.
6. The average measurement was not performed when the peak measured data under the limit of average detection.
7. The Emission above 18GHz were not included is because their levels are too low.

Site : DEKRA Taiwan CB2-H	**Time : 2018/03/10**
Limit : FCC_SpartC_15.209_03M_PK	**Margin : 6**
Probe : CB2_FCC_EFS_B091_1-18GHz_3M_0117 - VERTICAL	**Power : DC 5V**
EUT : Dual-band Wireless-AC1300 USB Adapter	**Note : 802.11a_5745MHz**

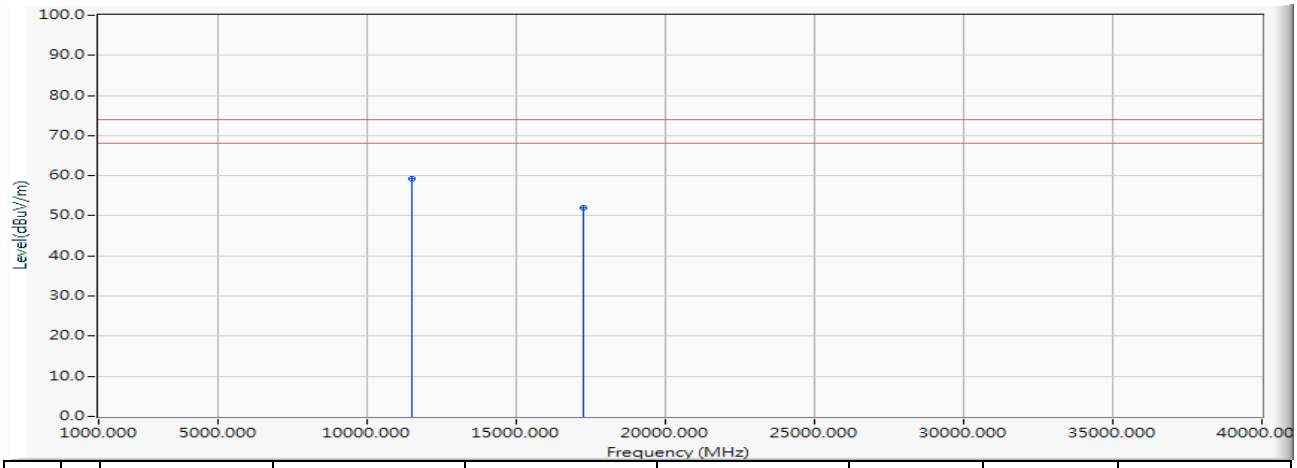

		Frequency (MHz)	Correct Factor (dB)	Reading Level (dBuV)	Measure Level (dBuV/m)	Margin (dB)	Limit (dBuV/m)	Detector Type
1	*	11490.000	16.886	42.420	59.307	-14.693	74.000	PEAK
2		17235.000	16.053	35.830	51.883	-22.117	74.000	PEAK

Note:

1. All reading above 1GHz is performed with peak and/or average measurements as necessary.
2. Peak measurements: RBW = 1MHz, VBW = 3 MHz, Sweep: Auto.
3. Average measurements: RBW = 1MHz, VBW = 10 Hz, Sweep: Auto.
4. “ * ”, means this data is the worst emission level.
5. Measurement Level = Reading Level + Correct Factor.
6. The average measurement was not performed when the peak measured data under the limit of average detection.
7. The Emission above 18GHz were not included is because their levels are too low.

Site : DEKRA Taiwan CB2-H	**Time : 2018/03/10**
Limit : FCC_SpartC_15.209_03M_AV	**Margin : 6**
Probe : CB2_FCC_EFS_B091_1-18GHz_3M_0117 - VERTICAL	**Power : DC 5V**
EUT : Dual-band Wireless-AC1300 USB Adapter	**Note : 802.11a_5745MHz**

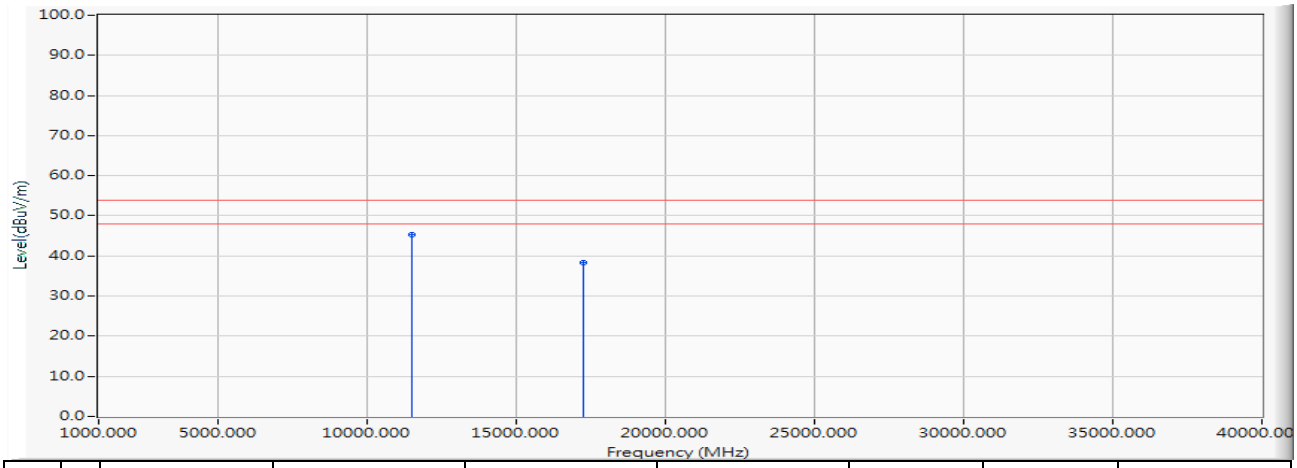

		Frequency (MHz)	Correct Factor (dB)	Reading Level (dBuV)	Measure Level (dBuV/m)	Margin (dB)	Limit (dBuV/m)	Detector Type
1	*	11490.000	16.886	28.420	45.307	-8.693	54.000	AVERAGE
2		17235.000	16.053	22.380	38.433	-15.567	54.000	AVERAGE

Note:

1. All reading above 1GHz is performed with peak and/or average measurements as necessary.
2. Peak measurements: RBW = 1MHz, VBW = 3 MHz, Sweep: Auto.
3. Average measurements: RBW = 1MHz, VBW = 10 Hz, Sweep: Auto.
4. “ * ”, means this data is the worst emission level.
5. Measurement Level = Reading Level + Correct Factor.
6. The average measurement was not performed when the peak measured data under the limit of average detection.
7. The Emission above 18GHz were not included is because their levels are too low.

Site : DEKRA Taiwan CB2-H	**Time : 2018/03/10**
Limit : FCC_SpartC_15.209_03M_PK	**Margin : 6**
Probe : CB2_FCC_EFS_B091_1-18GHz_3M_0117 - HORIZONTAL	**Power : DC 5V**
EUT : Dual-band Wireless-AC1300 USB Adapter	**Note : 802.11a_5785MHz**

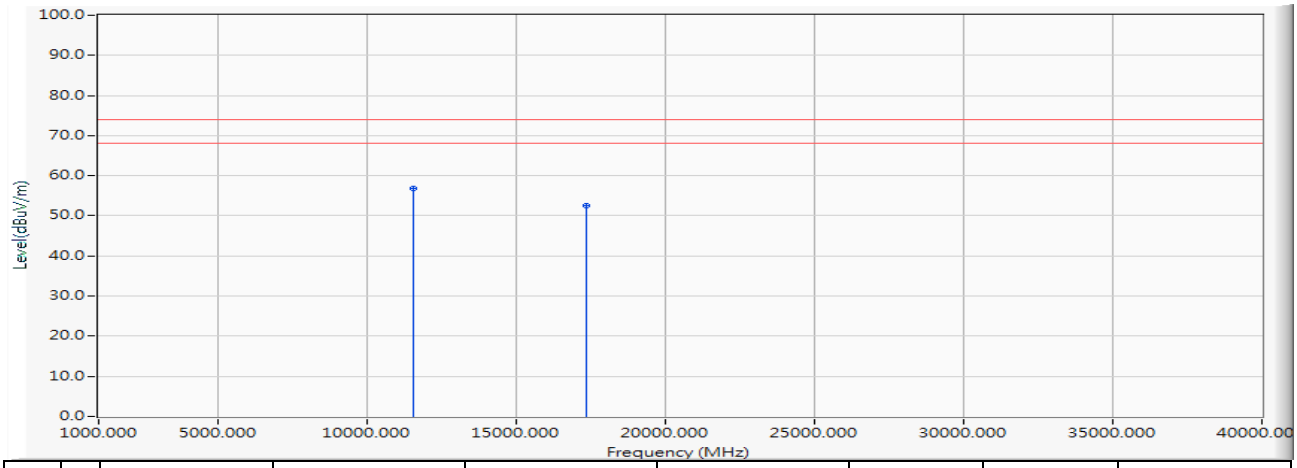

		Frequency (MHz)	Correct Factor (dB)	Reading Level (dBuV)	Measure Level (dBuV/m)	Margin (dB)	Limit (dBuV/m)	Detector Type
1	*	11570.000	16.919	39.910	56.829	-17.171	74.000	PEAK
2		17355.000	16.909	35.580	52.489	-21.511	74.000	PEAK

Note:

1. All reading above 1GHz is performed with peak and/or average measurements as necessary.
2. Peak measurements: RBW = 1MHz, VBW = 3 MHz, Sweep: Auto.
3. Average measurements: RBW = 1MHz, VBW = 10 Hz, Sweep: Auto.
4. “ * ”, means this data is the worst emission level.
5. Measurement Level = Reading Level + Correct Factor.
6. The average measurement was not performed when the peak measured data under the limit of average detection.
7. The Emission above 18GHz were not included is because their levels are too low.

Site : DEKRA Taiwan CB2-H	**Time : 2018/03/10**
Limit : FCC_SpartC_15.209_03M_AV	**Margin : 6**
Probe : CB2_FCC_EFS_B091_1-18GHz_3M_0117 - HORIZONTAL	**Power : DC 5V**
EUT : Dual-band Wireless-AC1300 USB Adapter	**Note : 802.11a_5785MHz**

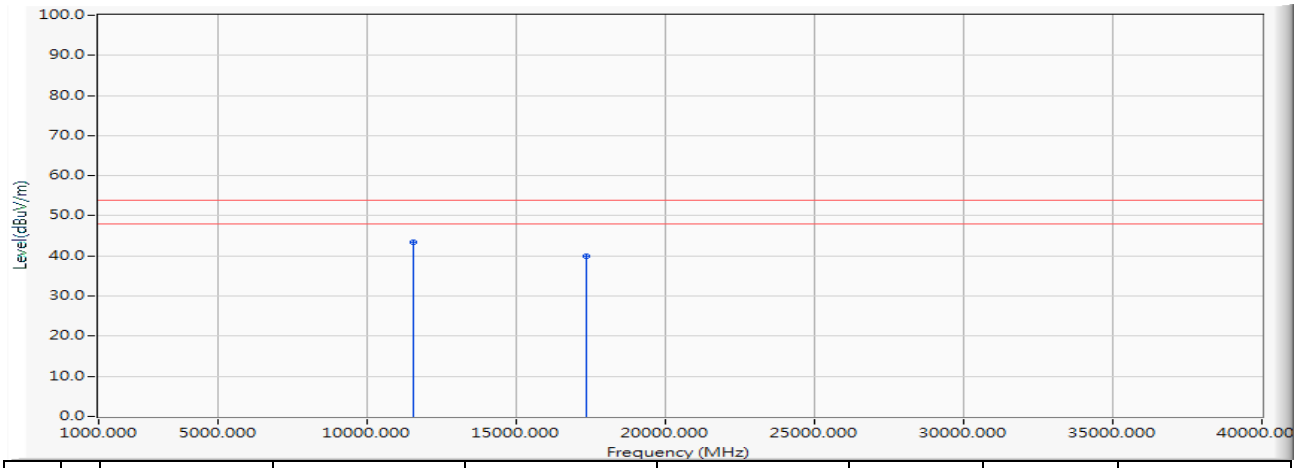

		Frequency (MHz)	Correct Factor (dB)	Reading Level (dBuV)	Measure Level (dBuV/m)	Margin (dB)	Limit (dBuV/m)	Detector Type
1	*	11570.000	16.919	26.570	43.489	-10.511	54.000	AVERAGE
2		17355.000	16.909	22.920	39.829	-14.171	54.000	AVERAGE

Note:

1. All reading above 1GHz is performed with peak and/or average measurements as necessary.
2. Peak measurements: RBW = 1MHz, VBW = 3 MHz, Sweep: Auto.
3. Average measurements: RBW = 1MHz, VBW = 10 Hz, Sweep: Auto.
4. “ * ”, means this data is the worst emission level.
5. Measurement Level = Reading Level + Correct Factor.
6. The average measurement was not performed when the peak measured data under the limit of average detection.
7. The Emission above 18GHz were not included is because their levels are too low.

Site : DEKRA Taiwan CB2-H	**Time : 2018/03/10**
Limit : FCC_SpartC_15.209_03M_PK	**Margin : 6**
Probe : CB2_FCC_EFS_B091_1-18GHz_3M_0117 - VERTICAL	**Power : DC 5V**
EUT : Dual-band Wireless-AC1300 USB Adapter	**Note : 802.11a_5785MHz**

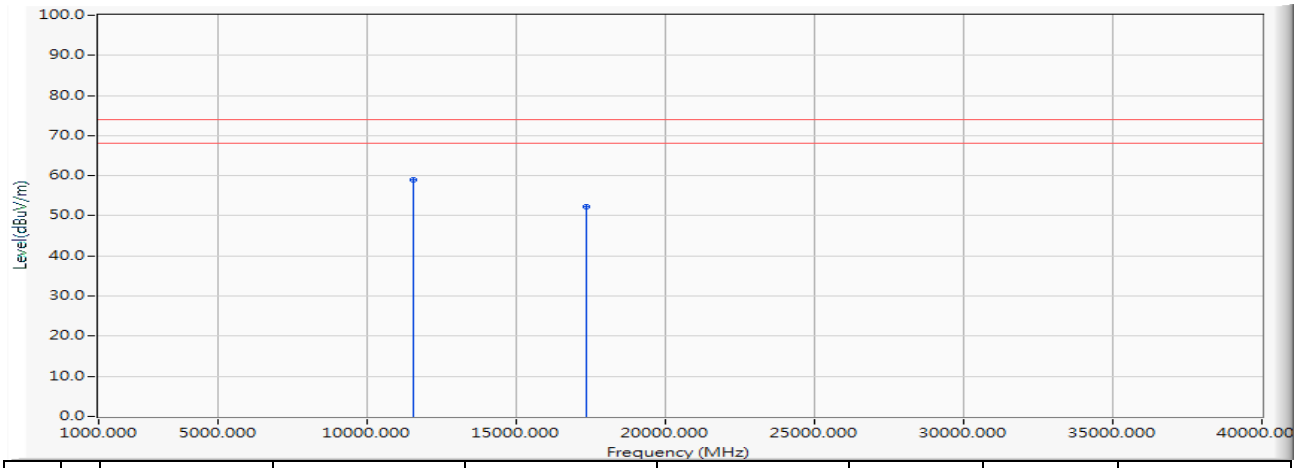

		Frequency (MHz)	Correct Factor (dB)	Reading Level (dBuV)	Measure Level (dBuV/m)	Margin (dB)	Limit (dBuV/m)	Detector Type
1	*	11570.000	16.919	42.080	58.999	-15.001	74.000	PEAK
2		17355.000	16.909	35.340	52.249	-21.751	74.000	PEAK

Note:

1. All reading above 1GHz is performed with peak and/or average measurements as necessary.
2. Peak measurements: RBW = 1MHz, VBW = 3 MHz, Sweep: Auto.
3. Average measurements: RBW = 1MHz, VBW = 10 Hz, Sweep: Auto.
4. “ * ”, means this data is the worst emission level.
5. Measurement Level = Reading Level + Correct Factor.
6. The average measurement was not performed when the peak measured data under the limit of average detection.
7. The Emission above 18GHz were not included is because their levels are too low.

Site : DEKRA Taiwan CB2-H	**Time : 2018/03/10**
Limit : FCC_SpartC_15.209_03M_AV	**Margin : 6**
Probe : CB2_FCC_EFS_B091_1-18GHz_3M_0117 - VERTICAL	**Power : DC 5V**
EUT : Dual-band Wireless-AC1300 USB Adapter	**Note : 802.11a_5785MHz**

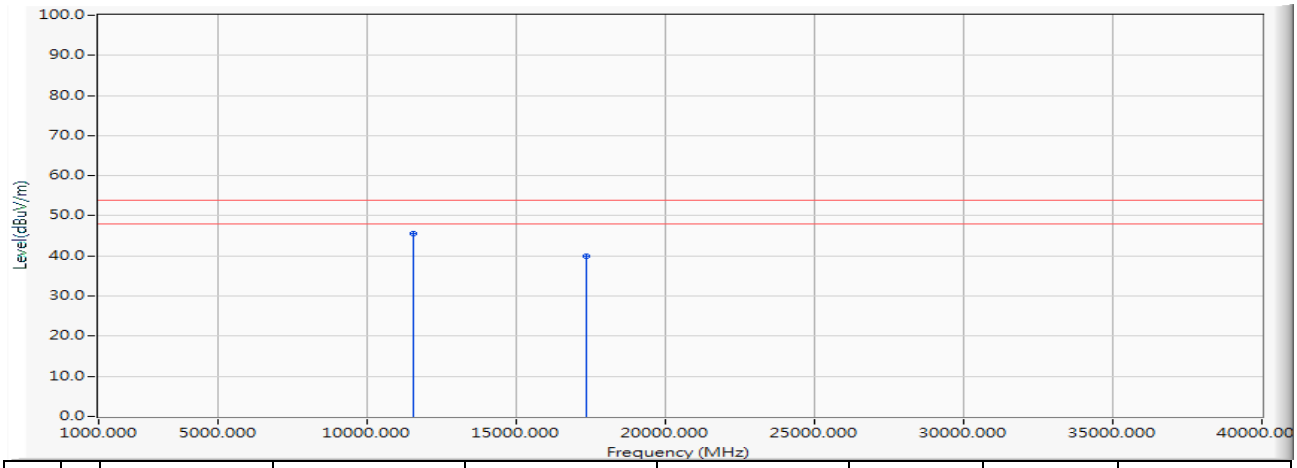

		Frequency (MHz)	Correct Factor (dB)	Reading Level (dBuV)	Measure Level (dBuV/m)	Margin (dB)	Limit (dBuV/m)	Detector Type
1	*	11570.000	16.919	28.530	45.449	-8.551	54.000	AVERAGE
2		17355.000	16.909	22.980	39.889	-14.111	54.000	AVERAGE

Note:

1. All reading above 1GHz is performed with peak and/or average measurements as necessary.
2. Peak measurements: RBW = 1MHz, VBW = 3 MHz, Sweep: Auto.
3. Average measurements: RBW = 1MHz, VBW = 10 Hz, Sweep: Auto.
4. “ * ”, means this data is the worst emission level.
5. Measurement Level = Reading Level + Correct Factor.
6. The average measurement was not performed when the peak measured data under the limit of average detection.
7. The Emission above 18GHz were not included is because their levels are too low.

Site : DEKRA Taiwan CB2-H	**Time : 2018/03/10**
Limit : FCC_SpartC_15.209_03M_PK	**Margin : 6**
Probe : CB2_FCC_EFS_B091_1-18GHz_3M_0117 - HORIZONTAL	**Power : DC 5V**
EUT : Dual-band Wireless-AC1300 USB Adapter	**Note : 802.11a_5825MHz**

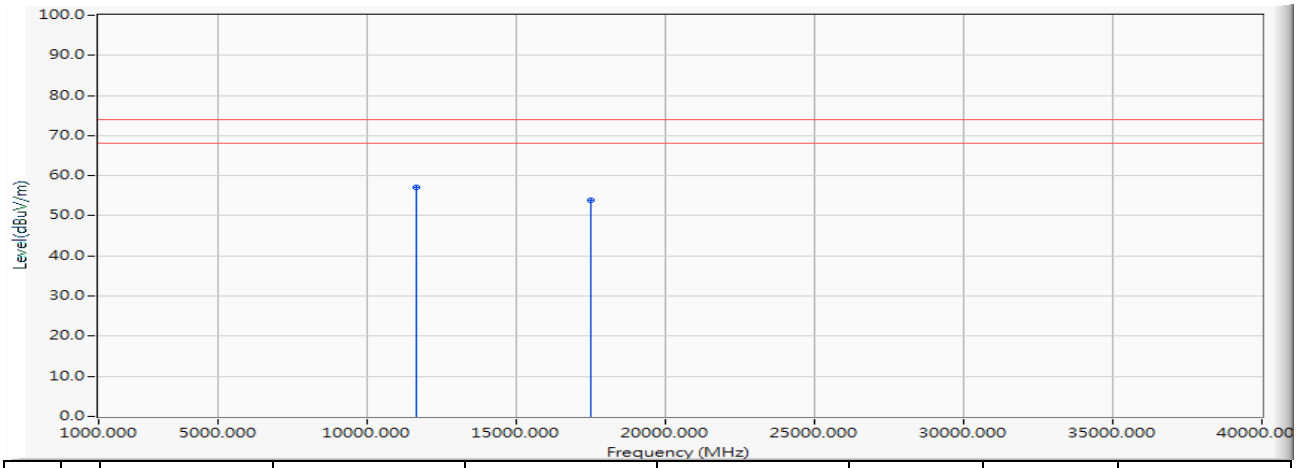

		Frequency (MHz)	Correct Factor (dB)	Reading Level (dBuV)	Measure Level (dBuV/m)	Margin (dB)	Limit (dBuV/m)	Detector Type
1	*	11650.000	16.902	40.090	56.992	-17.008	74.000	PEAK
2		17475.000	17.652	36.260	53.912	-20.088	74.000	PEAK

Note:

1. All reading above 1GHz is performed with peak and/or average measurements as necessary.
2. Peak measurements: RBW = 1MHz, VBW = 3 MHz, Sweep: Auto.
3. Average measurements: RBW = 1MHz, VBW = 10 Hz, Sweep: Auto.
4. “ * ”, means this data is the worst emission level.
5. Measurement Level = Reading Level + Correct Factor.
6. The average measurement was not performed when the peak measured data under the limit of average detection.
7. The Emission above 18GHz were not included is because their levels are too low.

Site : DEKRA Taiwan CB2-H	**Time : 2018/03/10**
Limit : FCC_SpartC_15.209_03M_AV	**Margin : 6**
Probe : CB2_FCC_EFS_B091_1-18GHz_3M_0117 - HORIZONTAL	**Power : DC 5V**
EUT : Dual-band Wireless-AC1300 USB Adapter	**Note : 802.11a_5825MHz**

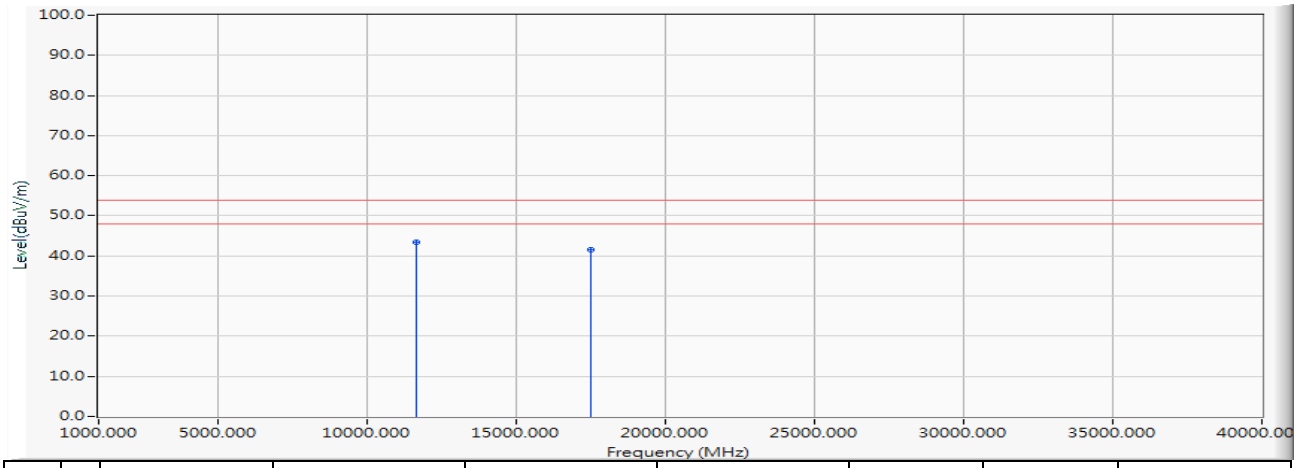

		Frequency (MHz)	Correct Factor (dB)	Reading Level (dBuV)	Measure Level (dBuV/m)	Margin (dB)	Limit (dBuV/m)	Detector Type
1	*	11650.000	16.902	26.630	43.532	-10.468	54.000	AVERAGE
2		17475.000	17.652	23.770	41.422	-12.578	54.000	AVERAGE

Note:

1. All reading above 1GHz is performed with peak and/or average measurements as necessary.
2. Peak measurements: RBW = 1MHz, VBW = 3 MHz, Sweep: Auto.
3. Average measurements: RBW = 1MHz, VBW = 10 Hz, Sweep: Auto.
4. “ * ”, means this data is the worst emission level.
5. Measurement Level = Reading Level + Correct Factor.
6. The average measurement was not performed when the peak measured data under the limit of average detection.
7. The Emission above 18GHz were not included is because their levels are too low.

Site : DEKRA Taiwan CB2-H	**Time : 2018/03/10**
Limit : FCC_SpartC_15.209_03M_PK	**Margin : 6**
Probe : CB2_FCC_EFS_B091_1-18GHz_3M_0117 - VERTICAL	**Power : DC 5V**
EUT : Dual-band Wireless-AC1300 USB Adapter	**Note : 802.11a_5825MHz**

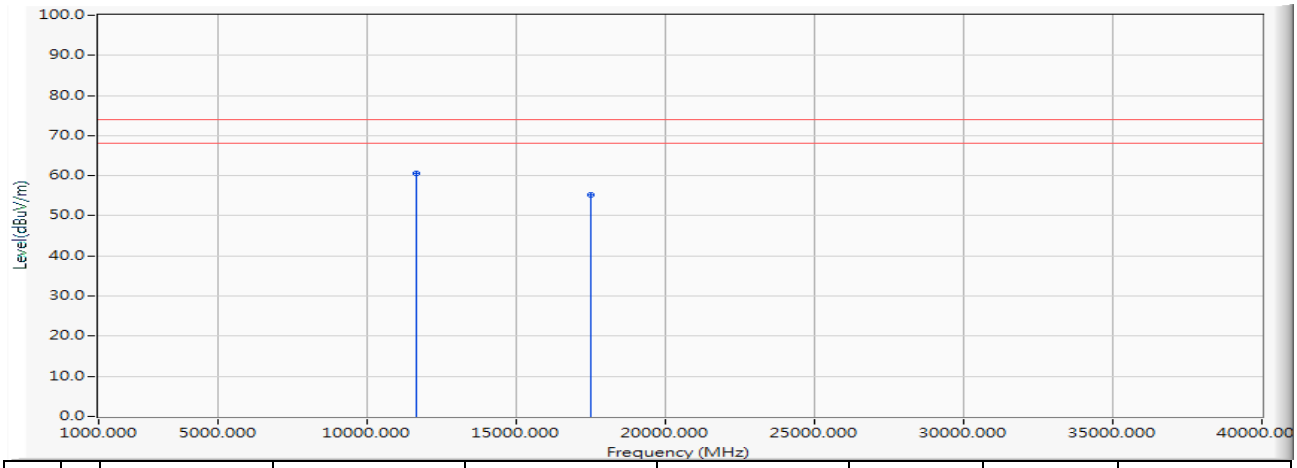

		Frequency (MHz)	Correct Factor (dB)	Reading Level (dBuV)	Measure Level (dBuV/m)	Margin (dB)	Limit (dBuV/m)	Detector Type
1	*	11650.000	16.902	43.690	60.592	-13.408	74.000	PEAK
2		17475.000	17.652	37.570	55.222	-18.778	74.000	PEAK

Note:

1. All reading above 1GHz is performed with peak and/or average measurements as necessary.
2. Peak measurements: RBW = 1MHz, VBW = 3 MHz, Sweep: Auto.
3. Average measurements: RBW = 1MHz, VBW = 10 Hz, Sweep: Auto.
4. “ * ”, means this data is the worst emission level.
5. Measurement Level = Reading Level + Correct Factor.
6. The average measurement was not performed when the peak measured data under the limit of average detection.
7. The Emission above 18GHz were not included is because their levels are too low.

Site : DEKRA Taiwan CB2-H	**Time : 2018/03/10**
Limit : FCC_SpartC_15.209_03M_AV	**Margin : 6**
Probe : CB2_FCC_EFS_B091_1-18GHz_3M_0117 - VERTICAL	**Power : DC 5V**
EUT : Dual-band Wireless-AC1300 USB Adapter	**Note : 802.11a_5825MHz**

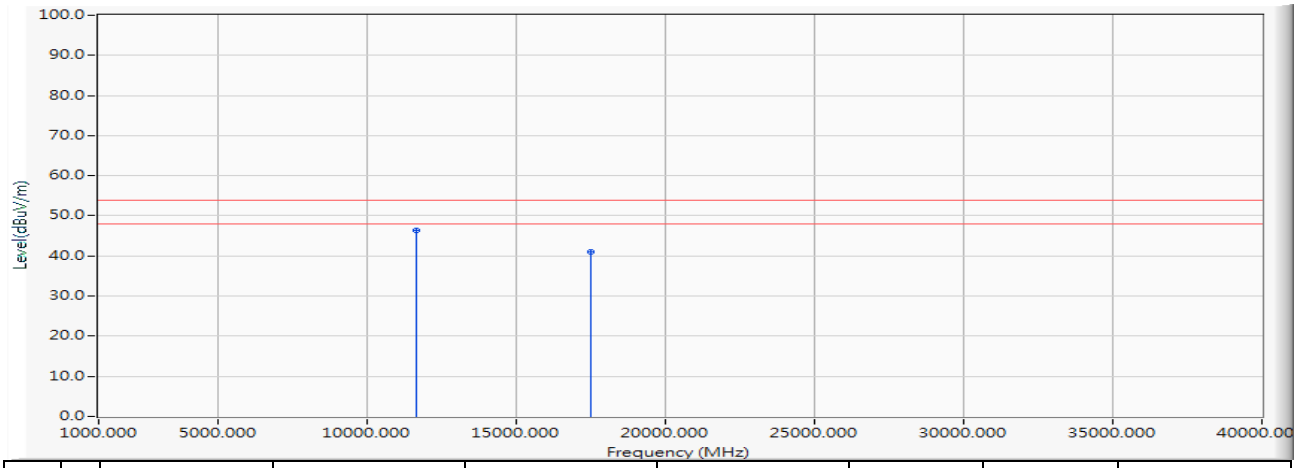

		Frequency (MHz)	Correct Factor (dB)	Reading Level (dBuV)	Measure Level (dBuV/m)	Margin (dB)	Limit (dBuV/m)	Detector Type
1	*	11650.000	16.902	29.570	46.472	-7.528	54.000	AVERAGE
2		17475.000	17.652	23.480	41.132	-12.868	54.000	AVERAGE

Note:

1. All reading above 1GHz is performed with peak and/or average measurements as necessary.
2. Peak measurements: RBW = 1MHz, VBW = 3 MHz, Sweep: Auto.
3. Average measurements: RBW = 1MHz, VBW = 10 Hz, Sweep: Auto.
4. “ * ”, means this data is the worst emission level.
5. Measurement Level = Reading Level + Correct Factor.
6. The average measurement was not performed when the peak measured data under the limit of average detection.
7. The Emission above 18GHz were not included is because their levels are too low.

Site : DEKRA Taiwan CB2-H	**Time : 2018/03/10**
Limit : FCC_SpartC_15.209_03M_PK	**Margin : 6**
Probe : CB2_FCC_EFS_B091_1-18GHz_3M_0117 - HORIZONTAL	**Power : DC 5V**
EUT : Dual-band Wireless-AC1300 USB Adapter	**Note : 802.11n(20M)_5745MHz**

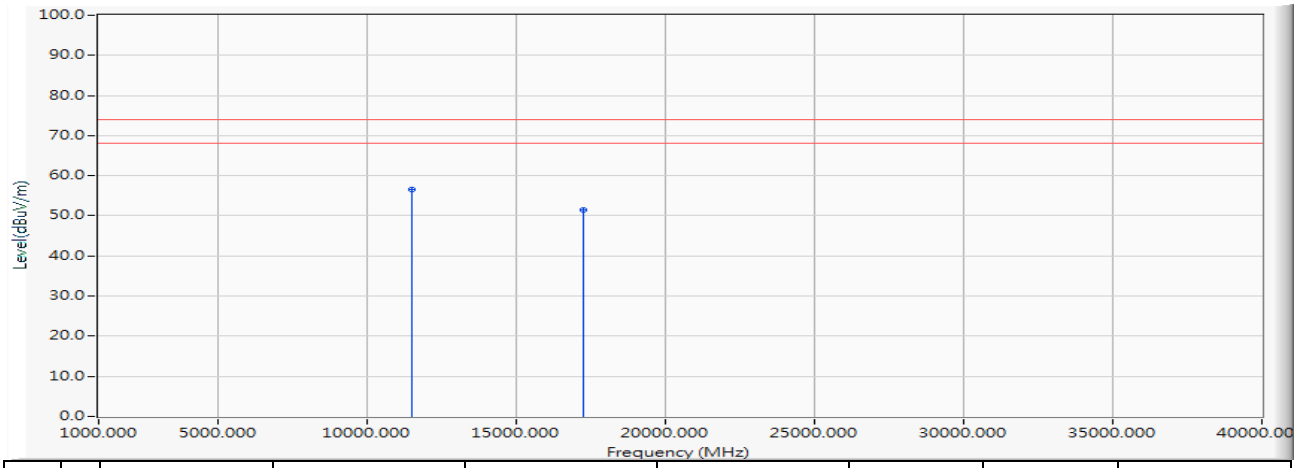

		Frequency (MHz)	Correct Factor (dB)	Reading Level (dBuV)	Measure Level (dBuV/m)	Margin (dB)	Limit (dBuV/m)	Detector Type
1	*	11490.000	16.886	39.770	56.657	-17.343	74.000	PEAK
2		17235.000	16.053	35.430	51.483	-22.517	74.000	PEAK

Note:

1. All reading above 1GHz is performed with peak and/or average measurements as necessary.
2. Peak measurements: RBW = 1MHz, VBW = 3 MHz, Sweep: Auto.
3. Average measurements: RBW = 1MHz, VBW = 10 Hz, Sweep: Auto.
4. “ * ”, means this data is the worst emission level.
5. Measurement Level = Reading Level + Correct Factor.
6. The average measurement was not performed when the peak measured data under the limit of average detection.
7. The Emission above 18GHz were not included is because their levels are too low.

Site : DEKRA Taiwan CB2-H	**Time : 2018/03/10**
Limit : FCC_SpartC_15.209_03M_AV	**Margin : 6**
Probe : CB2_FCC_EFS_B091_1-18GHz_3M_0117 - HORIZONTAL	**Power : DC 5V**
EUT : Dual-band Wireless-AC1300 USB Adapter	**Note : 802.11n(20M)_5745MHz**

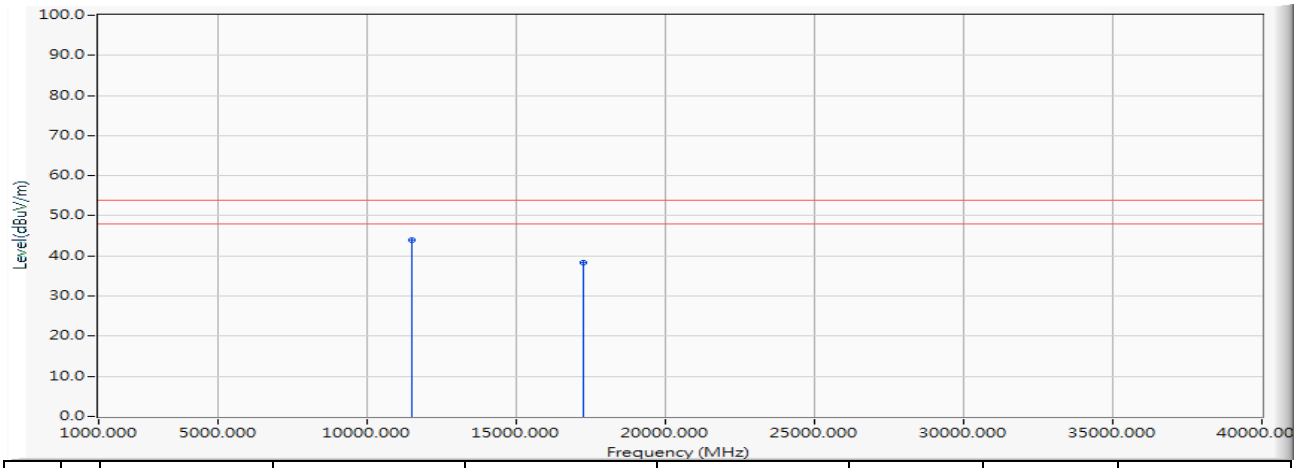

		Frequency (MHz)	Correct Factor (dB)	Reading Level (dBuV)	Measure Level (dBuV/m)	Margin (dB)	Limit (dBuV/m)	Detector Type
1	*	11490.000	16.886	27.150	44.037	-9.963	54.000	AVERAGE
2		17235.000	16.053	22.310	38.363	-15.637	54.000	AVERAGE

Note:

1. All reading above 1GHz is performed with peak and/or average measurements as necessary.
2. Peak measurements: RBW = 1MHz, VBW = 3 MHz, Sweep: Auto.
3. Average measurements: RBW = 1MHz, VBW = 10 Hz, Sweep: Auto.
4. “ * ”, means this data is the worst emission level.
5. Measurement Level = Reading Level + Correct Factor.
6. The average measurement was not performed when the peak measured data under the limit of average detection.
7. The Emission above 18GHz were not included is because their levels are too low.

Site : DEKRA Taiwan CB2-H	**Time : 2018/03/10**
Limit : FCC_SpartC_15.209_03M_PK	**Margin : 6**
Probe : CB2_FCC_EFS_B091_1-18GHz_3M_0117 - VERTICAL	**Power : DC 5V**
EUT : Dual-band Wireless-AC1300 USB Adapter	**Note : 802.11n(20M)_5745MHz**

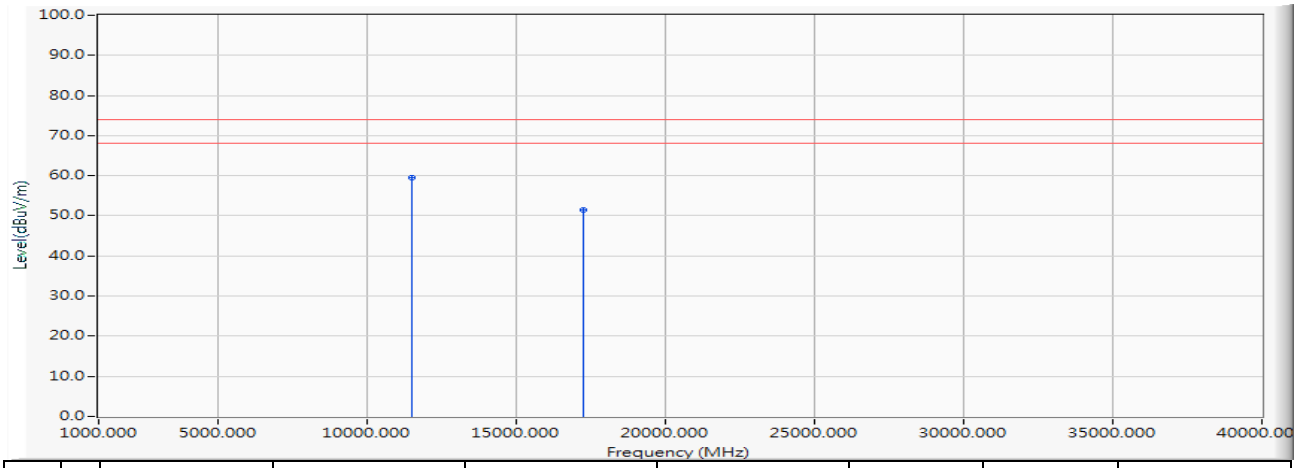

		Frequency (MHz)	Correct Factor (dB)	Reading Level (dBuV)	Measure Level (dBuV/m)	Margin (dB)	Limit (dBuV/m)	Detector Type
1	*	11490.000	16.886	42.640	59.527	-14.473	74.000	PEAK
2		17235.000	16.053	35.520	51.573	-22.427	74.000	PEAK

Note:

1. All reading above 1GHz is performed with peak and/or average measurements as necessary.
2. Peak measurements: RBW = 1MHz, VBW = 3 MHz, Sweep: Auto.
3. Average measurements: RBW = 1MHz, VBW = 10 Hz, Sweep: Auto.
4. “ * ”, means this data is the worst emission level.
5. Measurement Level = Reading Level + Correct Factor.
6. The average measurement was not performed when the peak measured data under the limit of average detection.
7. The Emission above 18GHz were not included is because their levels are too low.

Site : DEKRA Taiwan CB2-H	**Time : 2018/03/10**
Limit : FCC_SpartC_15.209_03M_AV	**Margin : 6**
Probe : CB2_FCC_EFS_B091_1-18GHz_3M_0117 - VERTICAL	**Power : DC 5V**
EUT : Dual-band Wireless-AC1300 USB Adapter	**Note : 802.11n(20M)_5745MHz**

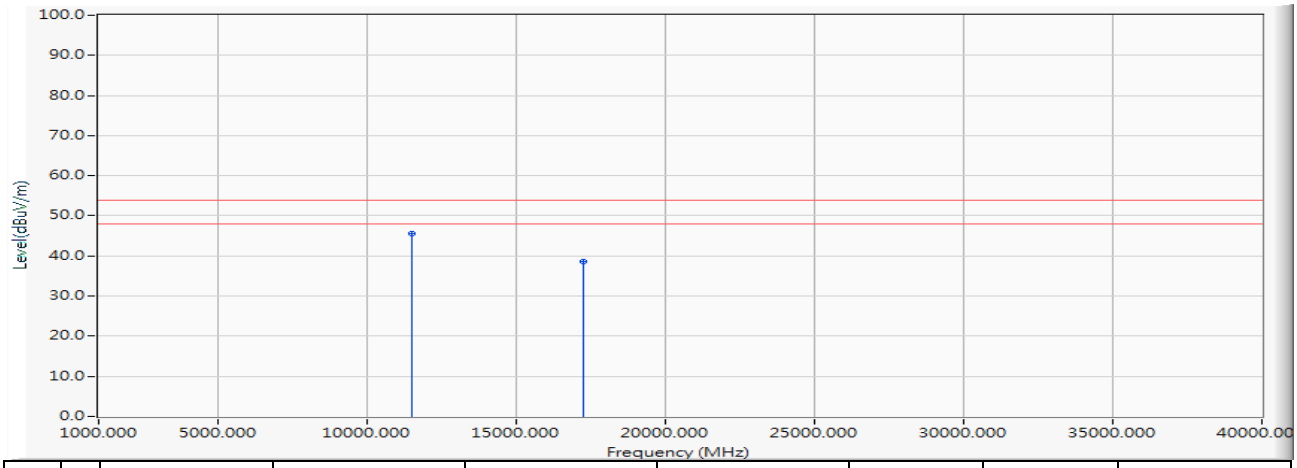

		Frequency (MHz)	Correct Factor (dB)	Reading Level (dBuV)	Measure Level (dBuV/m)	Margin (dB)	Limit (dBuV/m)	Detector Type
1	*	11490.000	16.886	28.580	45.467	-8.533	54.000	AVERAGE
2		17235.000	16.053	22.640	38.693	-15.307	54.000	AVERAGE

Note:

1. All reading above 1GHz is performed with peak and/or average measurements as necessary.
2. Peak measurements: RBW = 1MHz, VBW = 3 MHz, Sweep: Auto.
3. Average measurements: RBW = 1MHz, VBW = 10 Hz, Sweep: Auto.
4. “ * ”, means this data is the worst emission level.
5. Measurement Level = Reading Level + Correct Factor.
6. The average measurement was not performed when the peak measured data under the limit of average detection.
7. The Emission above 18GHz were not included is because their levels are too low.

Site : DEKRA Taiwan CB2-H	**Time : 2018/03/10**
Limit : FCC_SpartC_15.209_03M_PK	**Margin : 6**
Probe : CB2_FCC_EFS_B091_1-18GHz_3M_0117 - HORIZONTAL	**Power : DC 5V**
EUT : Dual-band Wireless-AC1300 USB Adapter	**Note : 802.11n(20M)_5785MHz**

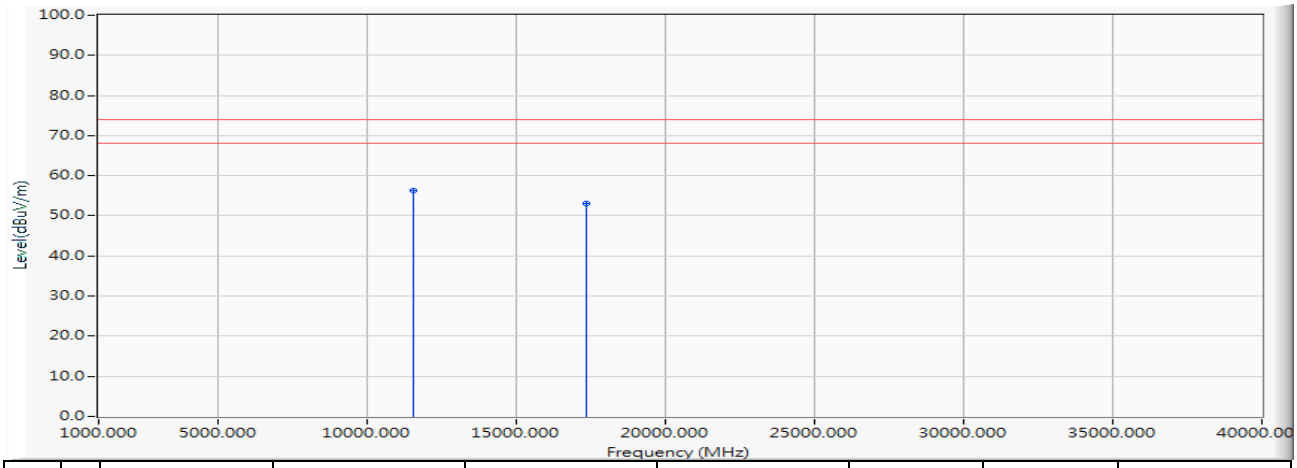

		Frequency (MHz)	Correct Factor (dB)	Reading Level (dBuV)	Measure Level (dBuV/m)	Margin (dB)	Limit (dBuV/m)	Detector Type
1	*	11570.000	16.919	39.390	56.309	-17.691	74.000	PEAK
2		17355.000	16.909	36.060	52.969	-21.031	74.000	PEAK

Note:

1. All reading above 1GHz is performed with peak and/or average measurements as necessary.
2. Peak measurements: RBW = 1MHz, VBW = 3 MHz, Sweep: Auto.
3. Average measurements: RBW = 1MHz, VBW = 10 Hz, Sweep: Auto.
4. “ * ”, means this data is the worst emission level.
5. Measurement Level = Reading Level + Correct Factor.
6. The average measurement was not performed when the peak measured data under the limit of average detection.
7. The Emission above 18GHz were not included is because their levels are too low.

Site : DEKRA Taiwan CB2-H	**Time : 2018/03/10**
Limit : FCC_SpartC_15.209_03M_AV	**Margin : 6**
Probe : CB2_FCC_EFS_B091_1-18GHz_3M_0117 - HORIZONTAL	**Power : DC 5V**
EUT : Dual-band Wireless-AC1300 USB Adapter	**Note : 802.11n(20M)_5785MHz**

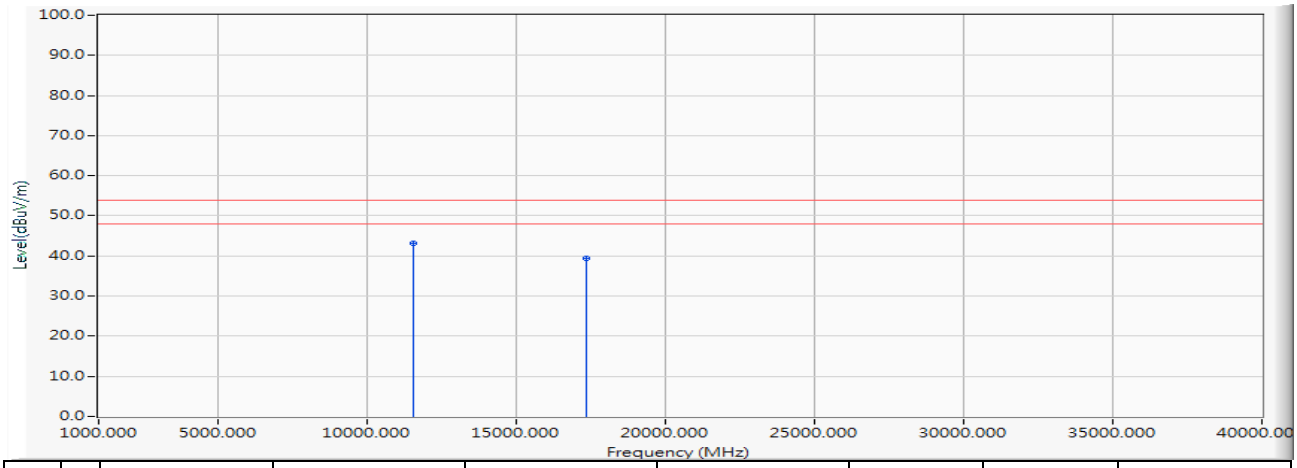

		Frequency (MHz)	Correct Factor (dB)	Reading Level (dBuV)	Measure Level (dBuV/m)	Margin (dB)	Limit (dBuV/m)	Detector Type
1	*	11570.000	16.919	26.270	43.189	-10.811	54.000	AVERAGE
2		17355.000	16.909	22.560	39.469	-14.531	54.000	AVERAGE

Note:

1. All reading above 1GHz is performed with peak and/or average measurements as necessary.
2. Peak measurements: RBW = 1MHz, VBW = 3 MHz, Sweep: Auto.
3. Average measurements: RBW = 1MHz, VBW = 10 Hz, Sweep: Auto.
4. “ * ”, means this data is the worst emission level.
5. Measurement Level = Reading Level + Correct Factor.
6. The average measurement was not performed when the peak measured data under the limit of average detection.
7. The Emission above 18GHz were not included is because their levels are too low.

Site : DEKRA Taiwan CB2-H	**Time : 2018/03/10**
Limit : FCC_SpartC_15.209_03M_PK	**Margin : 6**
Probe : CB2_FCC_EFS_B091_1-18GHz_3M_0117 - VERTICAL	**Power : DC 5V**
EUT : Dual-band Wireless-AC1300 USB Adapter	**Note : 802.11n(20M)_5785MHz**

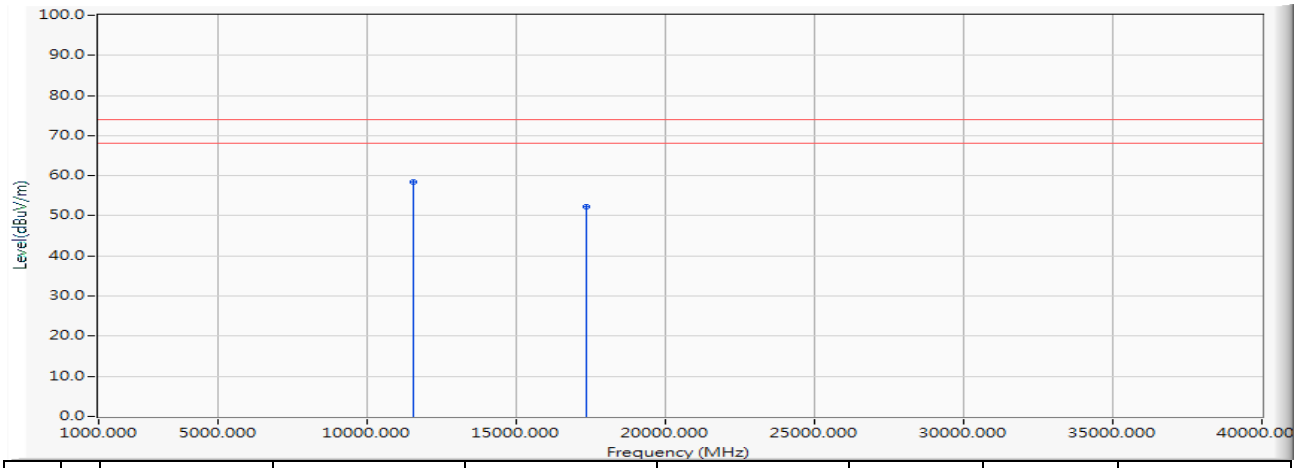

		Frequency (MHz)	Correct Factor (dB)	Reading Level (dBuV)	Measure Level (dBuV/m)	Margin (dB)	Limit (dBuV/m)	Detector Type
1	*	11570.000	16.919	41.570	58.489	-15.511	74.000	PEAK
2		17355.000	16.909	35.270	52.179	-21.821	74.000	PEAK

Note:

1. All reading above 1GHz is performed with peak and/or average measurements as necessary.
2. Peak measurements: RBW = 1MHz, VBW = 3 MHz, Sweep: Auto.
3. Average measurements: RBW = 1MHz, VBW = 10 Hz, Sweep: Auto.
4. “ * ”, means this data is the worst emission level.
5. Measurement Level = Reading Level + Correct Factor.
6. The average measurement was not performed when the peak measured data under the limit of average detection.
7. The Emission above 18GHz were not included is because their levels are too low.

Site : DEKRA Taiwan CB2-H	**Time : 2018/03/10**
Limit : FCC_SpartC_15.209_03M_AV	**Margin : 6**
Probe : CB2_FCC_EFS_B091_1-18GHz_3M_0117 - VERTICAL	**Power : DC 5V**
EUT : Dual-band Wireless-AC1300 USB Adapter	**Note : 802.11n(20M)_5785MHz**

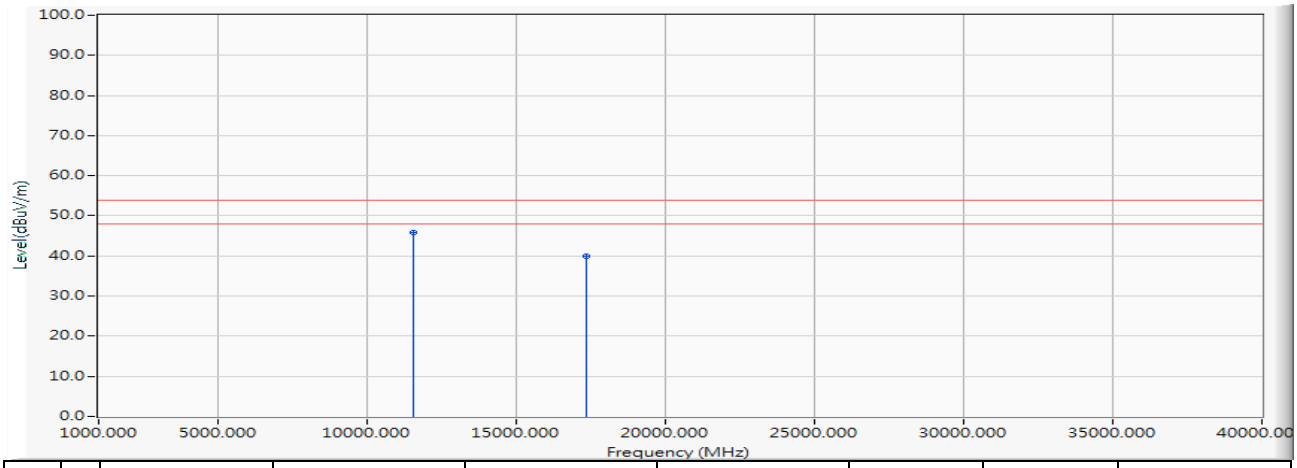

		Frequency (MHz)	Correct Factor (dB)	Reading Level (dBuV)	Measure Level (dBuV/m)	Margin (dB)	Limit (dBuV/m)	Detector Type
1	*	11570.000	16.919	28.970	45.889	-8.111	54.000	AVERAGE
2		17355.000	16.909	22.940	39.849	-14.151	54.000	AVERAGE

Note:

1. All reading above 1GHz is performed with peak and/or average measurements as necessary.
2. Peak measurements: RBW = 1MHz, VBW = 3 MHz, Sweep: Auto.
3. Average measurements: RBW = 1MHz, VBW = 10 Hz, Sweep: Auto.
4. “ * ”, means this data is the worst emission level.
5. Measurement Level = Reading Level + Correct Factor.
6. The average measurement was not performed when the peak measured data under the limit of average detection.
7. The Emission above 18GHz were not included is because their levels are too low.

Site : DEKRA Taiwan CB2-H	**Time : 2018/03/10**
Limit : FCC_SpartC_15.209_03M_PK	**Margin : 6**
Probe : CB2_FCC_EFS_B091_1-18GHz_3M_0117 - HORIZONTAL	**Power : DC 5V**
EUT : Dual-band Wireless-AC1300 USB Adapter	**Note : 802.11n(20M)_5825MHz**

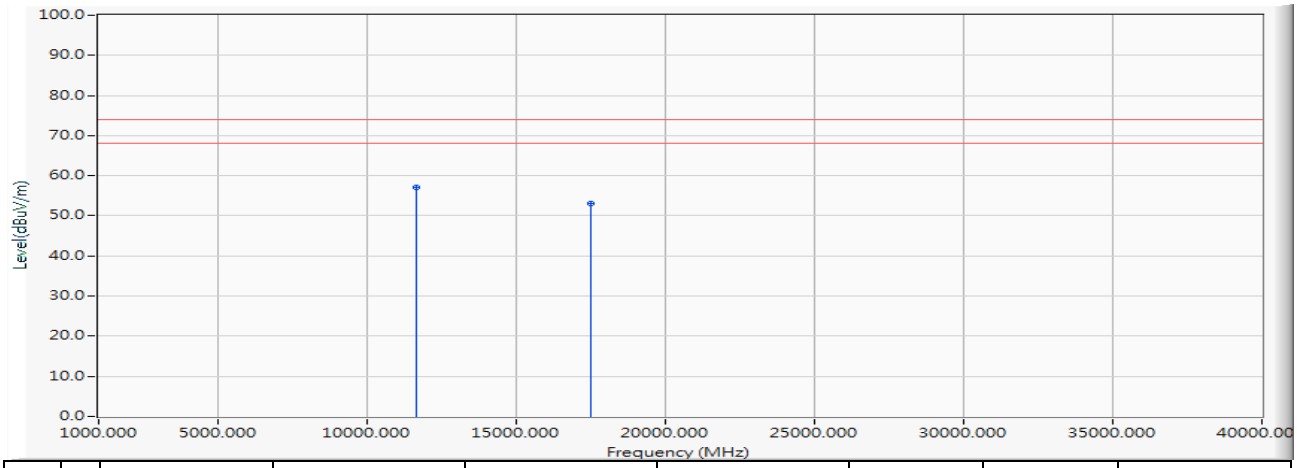

		Frequency (MHz)	Correct Factor (dB)	Reading Level (dBuV)	Measure Level (dBuV/m)	Margin (dB)	Limit (dBuV/m)	Detector Type
1	*	11650.000	16.902	40.260	57.162	-16.838	74.000	PEAK
2		17475.000	17.652	35.550	53.202	-20.798	74.000	PEAK

Note:

1. All reading above 1GHz is performed with peak and/or average measurements as necessary.
2. Peak measurements: RBW = 1MHz, VBW = 3 MHz, Sweep: Auto.
3. Average measurements: RBW = 1MHz, VBW = 10 Hz, Sweep: Auto.
4. “ * ”, means this data is the worst emission level.
5. Measurement Level = Reading Level + Correct Factor.
6. The average measurement was not performed when the peak measured data under the limit of average detection.
7. The Emission above 18GHz were not included is because their levels are too low.

Site : DEKRA Taiwan CB2-H	**Time : 2018/03/10**
Limit : FCC_SpartC_15.209_03M_AV	**Margin : 6**
Probe : CB2_FCC_EFS_B091_1-18GHz_3M_0117 - HORIZONTAL	**Power : DC 5V**
EUT : Dual-band Wireless-AC1300 USB Adapter	**Note : 802.11n(20M)_5825MHz**

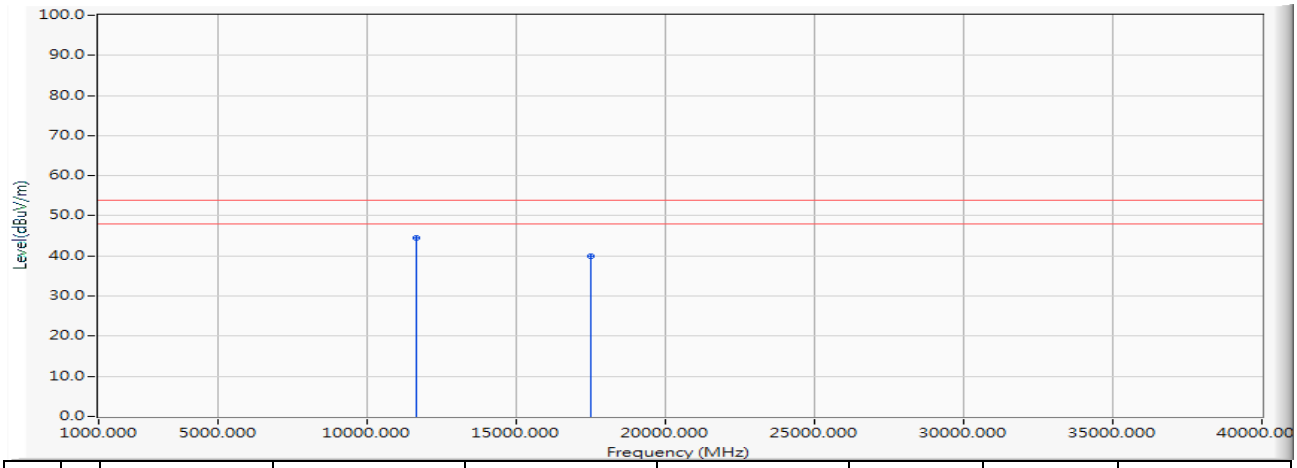

		Frequency (MHz)	Correct Factor (dB)	Reading Level (dBuV)	Measure Level (dBuV/m)	Margin (dB)	Limit (dBuV/m)	Detector Type
1	*	11650.000	16.902	27.720	44.622	-9.378	54.000	AVERAGE
2		17475.000	17.652	22.190	39.842	-14.158	54.000	AVERAGE

Note:

1. All reading above 1GHz is performed with peak and/or average measurements as necessary.
2. Peak measurements: RBW = 1MHz, VBW = 3 MHz, Sweep: Auto.
3. Average measurements: RBW = 1MHz, VBW = 10 Hz, Sweep: Auto.
4. “ * ”, means this data is the worst emission level.
5. Measurement Level = Reading Level + Correct Factor.
6. The average measurement was not performed when the peak measured data under the limit of average detection.
7. The Emission above 18GHz were not included is because their levels are too low.

Site : DEKRA Taiwan CB2-H	**Time : 2018/03/10**
Limit : FCC_SpartC_15.209_03M_PK	**Margin : 6**
Probe : CB2_FCC_EFS_B091_1-18GHz_3M_0117 - VERTICAL	**Power : DC 5V**
EUT : Dual-band Wireless-AC1300 USB Adapter	**Note : 802.11n(20M)_5825MHz**

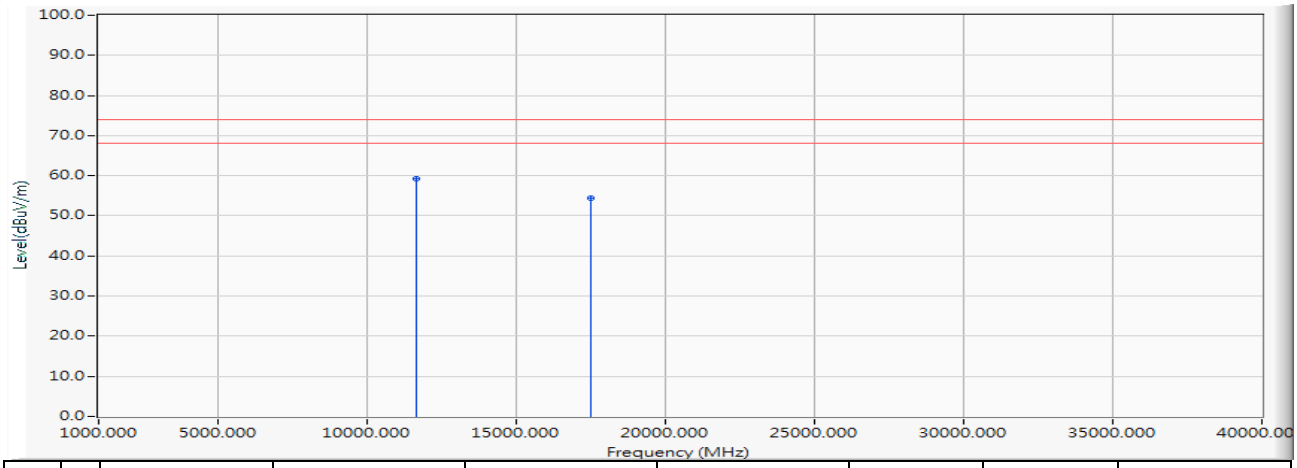

		Frequency (MHz)	Correct Factor (dB)	Reading Level (dBuV)	Measure Level (dBuV/m)	Margin (dB)	Limit (dBuV/m)	Detector Type
1	*	11650.000	16.902	42.240	59.142	-14.858	74.000	PEAK
2		17475.000	17.652	36.770	54.422	-19.578	74.000	PEAK

Note:

1. All reading above 1GHz is performed with peak and/or average measurements as necessary.
2. Peak measurements: RBW = 1MHz, VBW = 3 MHz, Sweep: Auto.
3. Average measurements: RBW = 1MHz, VBW = 10 Hz, Sweep: Auto.
4. “ * ”, means this data is the worst emission level.
5. Measurement Level = Reading Level + Correct Factor.
6. The average measurement was not performed when the peak measured data under the limit of average detection.
7. The Emission above 18GHz were not included is because their levels are too low.

Site : DEKRA Taiwan CB2-H	**Time : 2018/03/10**
Limit : FCC_SpartC_15.209_03M_AV	**Margin : 6**
Probe : CB2_FCC_EFS_B091_1-18GHz_3M_0117 - VERTICAL	**Power : DC 5V**
EUT : Dual-band Wireless-AC1300 USB Adapter	**Note : 802.11n(20M)_5825MHz**

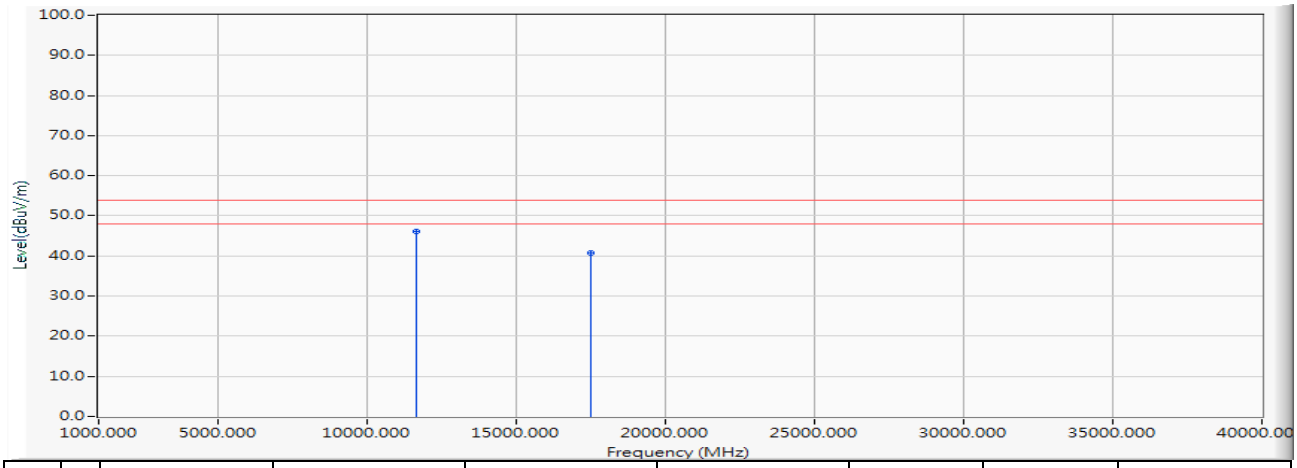

		Frequency (MHz)	Correct Factor (dB)	Reading Level (dBuV)	Measure Level (dBuV/m)	Margin (dB)	Limit (dBuV/m)	Detector Type
1	*	11650.000	16.902	29.220	46.122	-7.878	54.000	AVERAGE
2		17475.000	17.652	23.210	40.862	-13.138	54.000	AVERAGE

Note:

1. All reading above 1GHz is performed with peak and/or average measurements as necessary.
2. Peak measurements: RBW = 1MHz, VBW = 3 MHz, Sweep: Auto.
3. Average measurements: RBW = 1MHz, VBW = 10 Hz, Sweep: Auto.
4. “ * ”, means this data is the worst emission level.
5. Measurement Level = Reading Level + Correct Factor.
6. The average measurement was not performed when the peak measured data under the limit of average detection.
7. The Emission above 18GHz were not included is because their levels are too low.

Site : DEKRA Taiwan CB2-H	**Time : 2018/03/10**
Limit : FCC_SpartC_15.209_03M_PK	**Margin : 6**
Probe : CB2_FCC_EFS_B091_1-18GHz_3M_0117 - HORIZONTAL	**Power : DC 5V**
EUT : Dual-band Wireless-AC1300 USB Adapter	**Note : 802.11n(40M)_5755MHz**

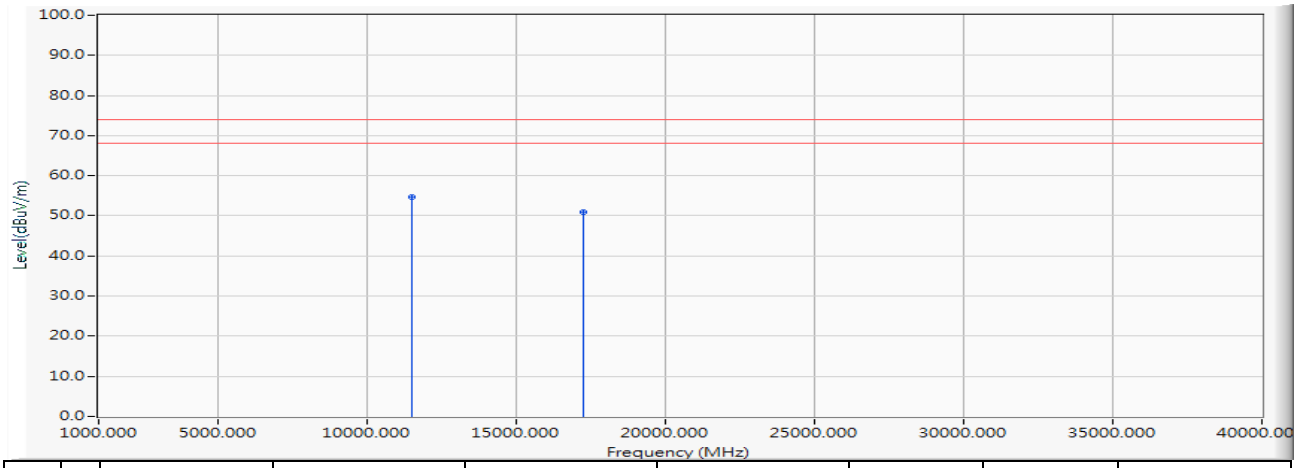

		Frequency (MHz)	Correct Factor (dB)	Reading Level (dBuV)	Measure Level (dBuV/m)	Margin (dB)	Limit (dBuV/m)	Detector Type
1	*	11510.000	16.932	37.810	54.742	-19.258	74.000	PEAK
2		17265.000	16.689	34.380	51.069	-22.931	74.000	PEAK

Note:

1. All reading above 1GHz is performed with peak and/or average measurements as necessary.
2. Peak measurements: RBW = 1MHz, VBW = 3 MHz, Sweep: Auto.
3. Average measurements: RBW = 1MHz, VBW = 10 Hz, Sweep: Auto.
4. “ * ”, means this data is the worst emission level.
5. Measurement Level = Reading Level + Correct Factor.
6. The average measurement was not performed when the peak measured data under the limit of average detection.
7. The Emission above 18GHz were not included is because their levels are too low.

Site : DEKRA Taiwan CB2-H	**Time : 2018/03/10**
Limit : FCC_SpartC_15.209_03M_AV	**Margin : 6**
Probe : CB2_FCC_EFS_B091_1-18GHz_3M_0117 - HORIZONTAL	**Power : DC 5V**
EUT : Dual-band Wireless-AC1300 USB Adapter	**Note : 802.11n(40M)_5755MHz**

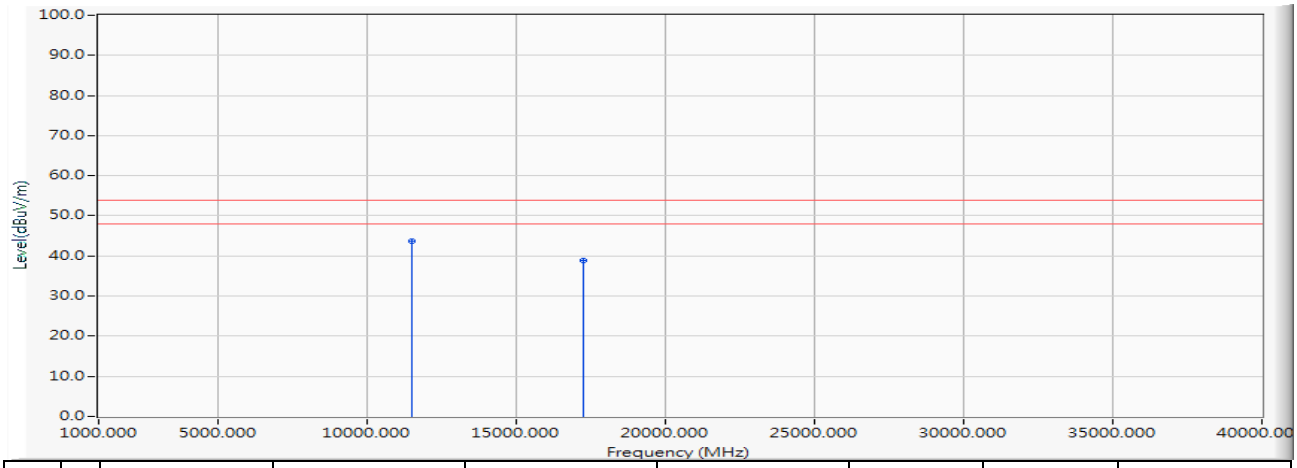

		Frequency (MHz)	Correct Factor (dB)	Reading Level (dBuV)	Measure Level (dBuV/m)	Margin (dB)	Limit (dBuV/m)	Detector Type
1	*	11510.000	16.932	26.710	43.642	-10.358	54.000	AVERAGE
2		17265.000	16.689	22.130	38.819	-15.181	54.000	AVERAGE

Note:

1. All reading above 1GHz is performed with peak and/or average measurements as necessary.
2. Peak measurements: RBW = 1MHz, VBW = 3 MHz, Sweep: Auto.
3. Average measurements: RBW = 1MHz, VBW = 10 Hz, Sweep: Auto.
4. “ * ”, means this data is the worst emission level.
5. Measurement Level = Reading Level + Correct Factor.
6. The average measurement was not performed when the peak measured data under the limit of average detection.
7. The Emission above 18GHz were not included is because their levels are too low.

Site : DEKRA Taiwan CB2-H	**Time : 2018/03/10**
Limit : FCC_SpartC_15.209_03M_PK	**Margin : 6**
Probe : CB2_FCC_EFS_B091_1-18GHz_3M_0117 - VERTICAL	**Power : DC 5V**
EUT : Dual-band Wireless-AC1300 USB Adapter	**Note : 802.11n(40M)_5755MHz**

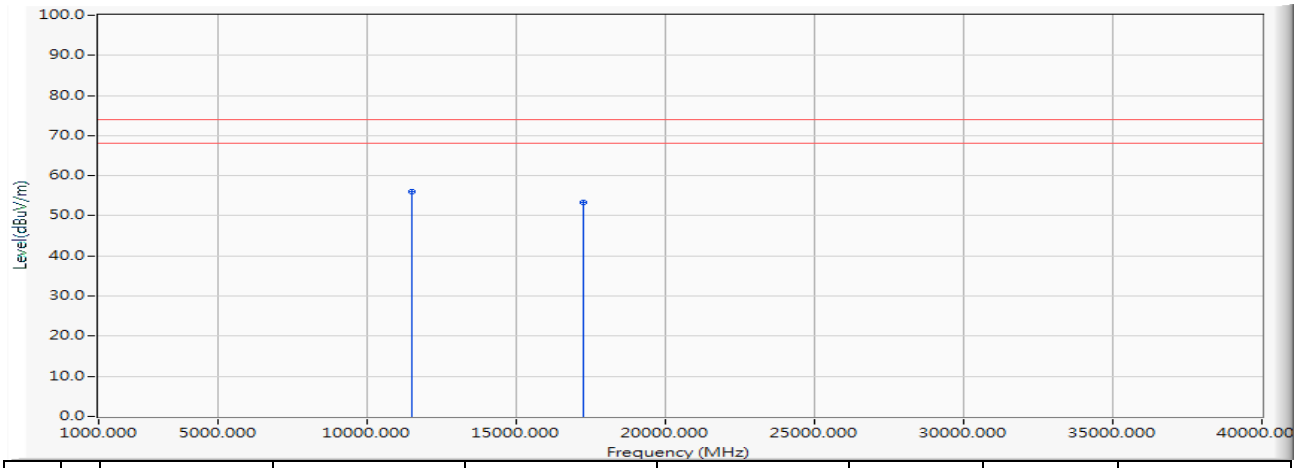

		Frequency (MHz)	Correct Factor (dB)	Reading Level (dBuV)	Measure Level (dBuV/m)	Margin (dB)	Limit (dBuV/m)	Detector Type
1	*	11510.000	16.932	39.160	56.092	-17.908	74.000	PEAK
2		17265.000	16.689	36.650	53.339	-20.661	74.000	PEAK

Note:

1. All reading above 1GHz is performed with peak and/or average measurements as necessary.
2. Peak measurements: RBW = 1MHz, VBW = 3 MHz, Sweep: Auto.
3. Average measurements: RBW = 1MHz, VBW = 10 Hz, Sweep: Auto.
4. “ * ”, means this data is the worst emission level.
5. Measurement Level = Reading Level + Correct Factor.
6. The average measurement was not performed when the peak measured data under the limit of average detection.
7. The Emission above 18GHz were not included is because their levels are too low.

Site : DEKRA Taiwan CB2-H	**Time : 2018/03/10**
Limit : FCC_SpartC_15.209_03M_AV	**Margin : 6**
Probe : CB2_FCC_EFS_B091_1-18GHz_3M_0117 - VERTICAL	**Power : DC 5V**
EUT : Dual-band Wireless-AC1300 USB Adapter	**Note : 802.11n(40M)_5755MHz**

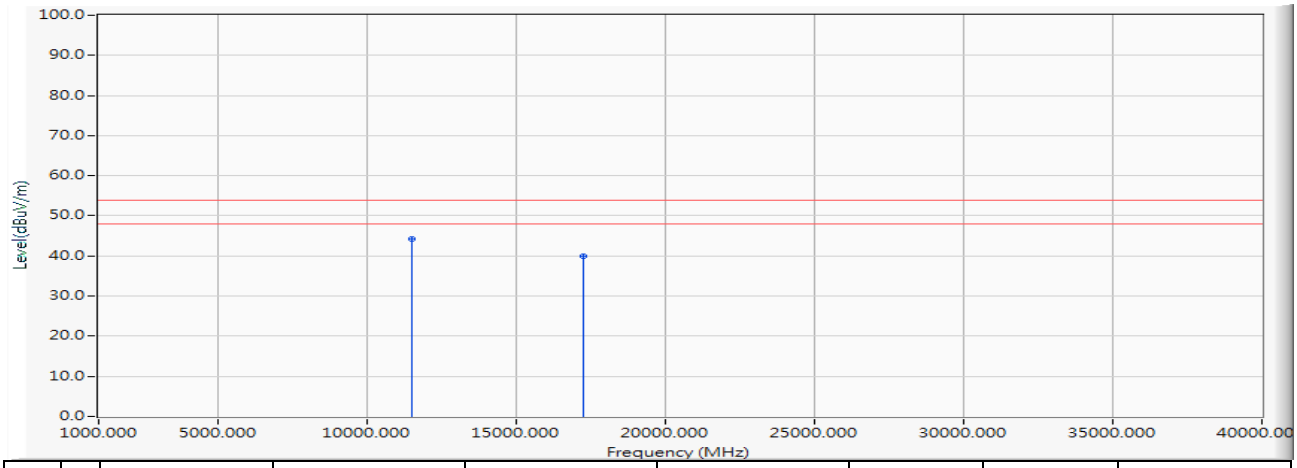

		Frequency (MHz)	Correct Factor (dB)	Reading Level (dBuV)	Measure Level (dBuV/m)	Margin (dB)	Limit (dBuV/m)	Detector Type
1	*	11510.000	16.932	27.320	44.252	-9.748	54.000	AVERAGE
2		17265.000	16.689	23.250	39.939	-14.061	54.000	AVERAGE

Note:

1. All reading above 1GHz is performed with peak and/or average measurements as necessary.
2. Peak measurements: RBW = 1MHz, VBW = 3 MHz, Sweep: Auto.
3. Average measurements: RBW = 1MHz, VBW = 10 Hz, Sweep: Auto.
4. “ * ”, means this data is the worst emission level.
5. Measurement Level = Reading Level + Correct Factor.
6. The average measurement was not performed when the peak measured data under the limit of average detection.
7. The Emission above 18GHz were not included is because their levels are too low.

Site : DEKRA Taiwan CB2-H	**Time : 2018/03/10**
Limit : FCC_SpartC_15.209_03M_PK	**Margin : 6**
Probe : CB2_FCC_EFS_B091_1-18GHz_3M_0117 - HORIZONTAL	**Power : DC 5V**
EUT : Dual-band Wireless-AC1300 USB Adapter	**Note : 802.11n(40M)_5795MHz**

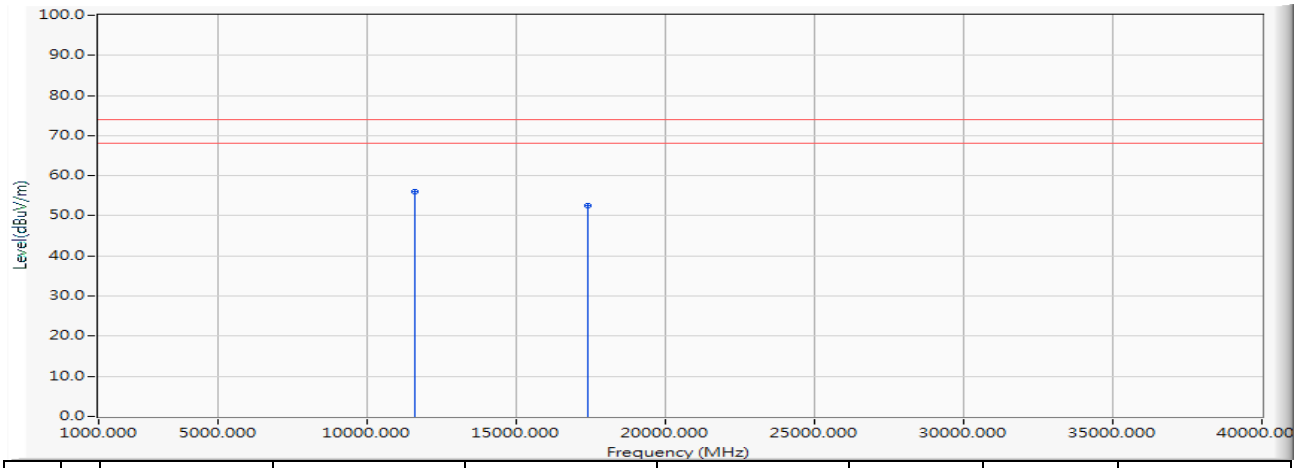

		Frequency (MHz)	Correct Factor (dB)	Reading Level (dBuV)	Measure Level (dBuV/m)	Margin (dB)	Limit (dBuV/m)	Detector Type
1	*	11590.000	16.914	39.070	55.985	-18.015	74.000	PEAK
2		17385.000	17.095	35.340	52.435	-21.565	74.000	PEAK

Note:

1. All reading above 1GHz is performed with peak and/or average measurements as necessary.
2. Peak measurements: RBW = 1MHz, VBW = 3 MHz, Sweep: Auto.
3. Average measurements: RBW = 1MHz, VBW = 10 Hz, Sweep: Auto.
4. “ * ”, means this data is the worst emission level.
5. Measurement Level = Reading Level + Correct Factor.
6. The average measurement was not performed when the peak measured data under the limit of average detection.
7. The Emission above 18GHz were not included is because their levels are too low.

Site : DEKRA Taiwan CB2-H	**Time : 2018/03/10**
Limit : FCC_SpartC_15.209_03M_AV	**Margin : 6**
Probe : CB2_FCC_EFS_B091_1-18GHz_3M_0117 - HORIZONTAL	**Power : DC 5V**
EUT : Dual-band Wireless-AC1300 USB Adapter	**Note : 802.11n(40M)_5795MHz**

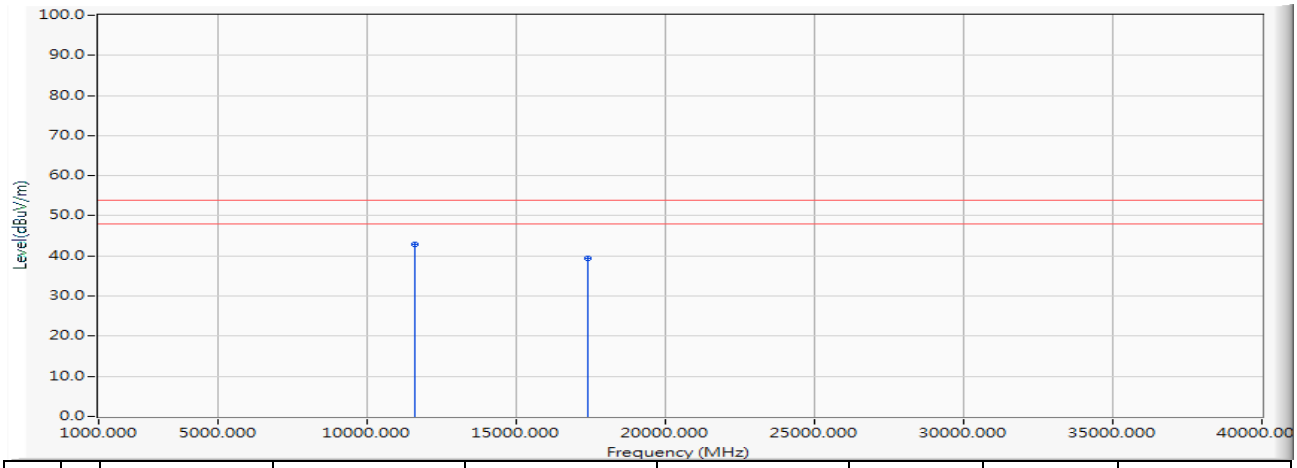

		Frequency (MHz)	Correct Factor (dB)	Reading Level (dBuV)	Measure Level (dBuV/m)	Margin (dB)	Limit (dBuV/m)	Detector Type
1	*	11590.000	16.914	25.900	42.815	-11.185	54.000	AVERAGE
2		17385.000	17.095	22.210	39.305	-14.695	54.000	AVERAGE

Note:

1. All reading above 1GHz is performed with peak and/or average measurements as necessary.
2. Peak measurements: RBW = 1MHz, VBW = 3 MHz, Sweep: Auto.
3. Average measurements: RBW = 1MHz, VBW = 10 Hz, Sweep: Auto.
4. “ * ”, means this data is the worst emission level.
5. Measurement Level = Reading Level + Correct Factor.
6. The average measurement was not performed when the peak measured data under the limit of average detection.
7. The Emission above 18GHz were not included is because their levels are too low.

Site : DEKRA Taiwan CB2-H	**Time : 2018/03/10**
Limit : FCC_SpartC_15.209_03M_PK	**Margin : 6**
Probe : CB2_FCC_EFS_B091_1-18GHz_3M_0117 - VERTICAL	**Power : DC 5V**
EUT : Dual-band Wireless-AC1300 USB Adapter	**Note : 802.11n(40M)_5795MHz**

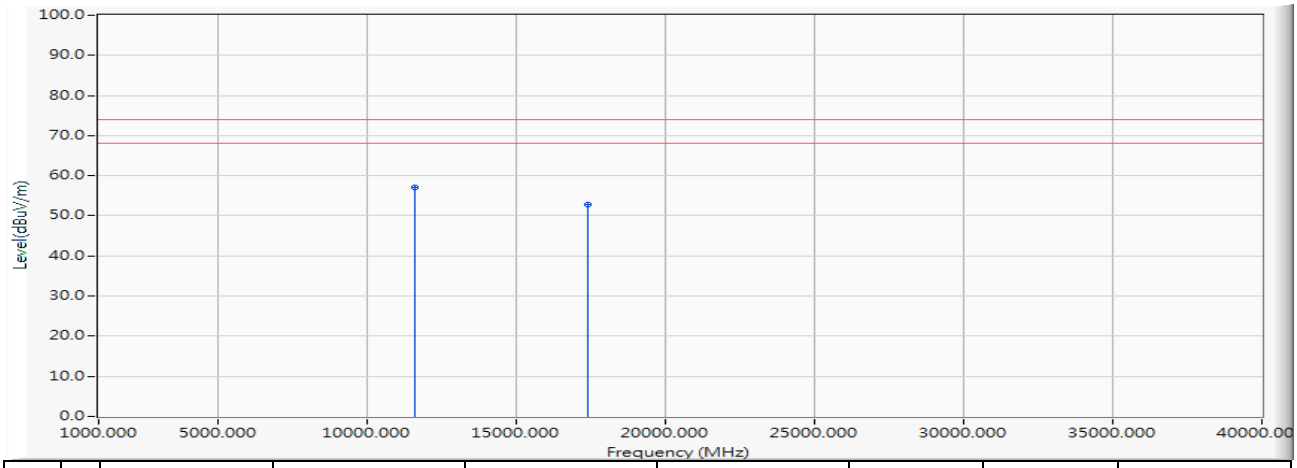

		Frequency (MHz)	Correct Factor (dB)	Reading Level (dBuV)	Measure Level (dBuV/m)	Margin (dB)	Limit (dBuV/m)	Detector Type
1	*	11590.000	16.914	40.170	57.085	-16.915	74.000	PEAK
2		17385.000	17.095	35.680	52.775	-21.225	74.000	PEAK

Note:

1. All reading above 1GHz is performed with peak and/or average measurements as necessary.
2. Peak measurements: RBW = 1MHz, VBW = 3 MHz, Sweep: Auto.
3. Average measurements: RBW = 1MHz, VBW = 10 Hz, Sweep: Auto.
4. “ * ”, means this data is the worst emission level.
5. Measurement Level = Reading Level + Correct Factor.
6. The average measurement was not performed when the peak measured data under the limit of average detection.
7. The Emission above 18GHz were not included is because their levels are too low.

Site : DEKRA Taiwan CB2-H	**Time : 2018/03/10**
Limit : FCC_SpartC_15.209_03M_AV	**Margin : 6**
Probe : CB2_FCC_EFS_B091_1-18GHz_3M_0117 - VERTICAL	**Power : DC 5V**
EUT : Dual-band Wireless-AC1300 USB Adapter	**Note : 802.11n(40M)_5795MHz**

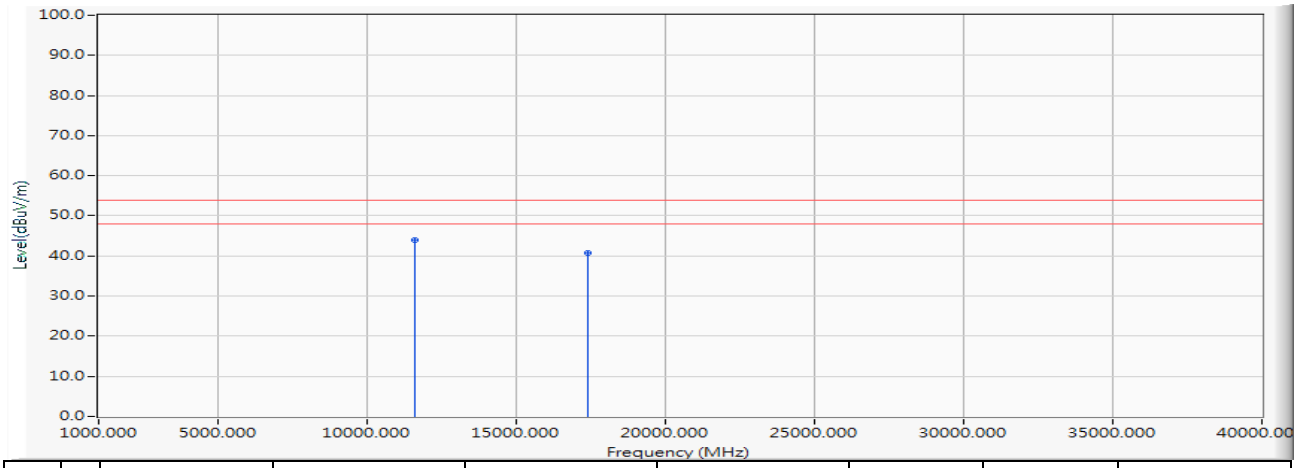

		Frequency (MHz)	Correct Factor (dB)	Reading Level (dBuV)	Measure Level (dBuV/m)	Margin (dB)	Limit (dBuV/m)	Detector Type
1	*	11590.000	16.914	27.170	44.085	-9.915	54.000	AVERAGE
2		17385.000	17.095	23.650	40.745	-13.255	54.000	AVERAGE

Note:

1. All reading above 1GHz is performed with peak and/or average measurements as necessary.
2. Peak measurements: RBW = 1MHz, VBW = 3 MHz, Sweep: Auto.
3. Average measurements: RBW = 1MHz, VBW = 10 Hz, Sweep: Auto.
4. “ * ”, means this data is the worst emission level.
5. Measurement Level = Reading Level + Correct Factor.
6. The average measurement was not performed when the peak measured data under the limit of average detection.
7. The Emission above 18GHz were not included is because their levels are too low.

Site : DEKRA Taiwan CB2-H	**Time : 2018/03/10**
Limit : FCC_SpartC_15.209_03M_PK	**Margin : 6**
Probe : CB2_FCC_EFS_B091_1-18GHz_3M_0117 - HORIZONTAL	**Power : DC 5V**
EUT : Dual-band Wireless-AC1300 USB Adapter	**Note : 802.11ac(80M)_5775MHz**

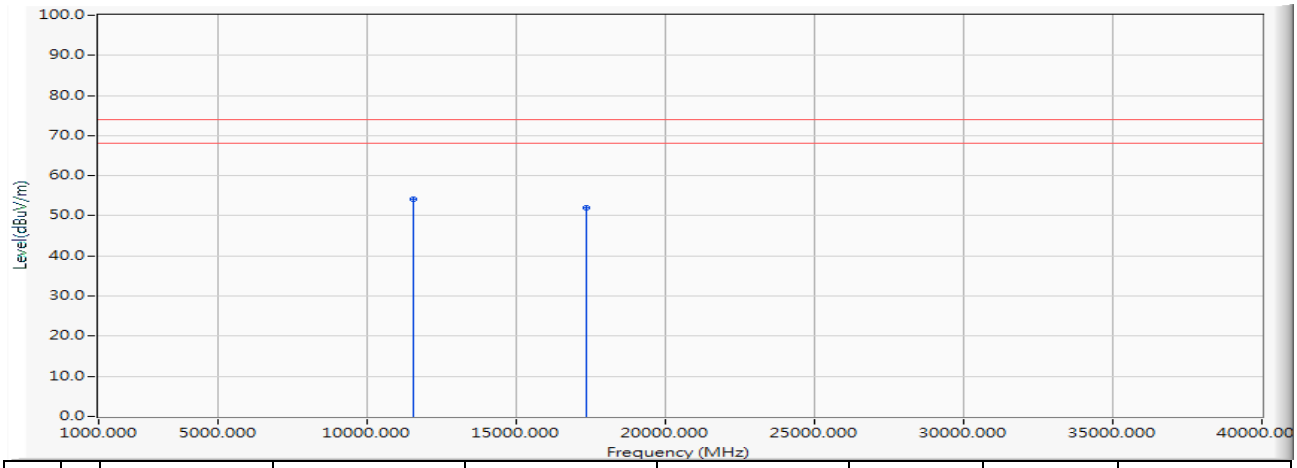

		Frequency (MHz)	Correct Factor (dB)	Reading Level (dBuV)	Measure Level (dBuV/m)	Margin (dB)	Limit (dBuV/m)	Detector Type
1	*	11550.000	16.923	37.190	54.113	-19.887	74.000	PEAK
2		17325.000	16.724	35.320	52.044	-21.956	74.000	PEAK

Note:

1. All reading above 1GHz is performed with peak and/or average measurements as necessary.
2. Peak measurements: RBW = 1MHz, VBW = 3 MHz, Sweep: Auto.
3. Average measurements: RBW = 1MHz, VBW = 10 Hz, Sweep: Auto.
4. “ * ”, means this data is the worst emission level.
5. Measurement Level = Reading Level + Correct Factor.
6. The average measurement was not performed when the peak measured data under the limit of average detection.
7. The Emission above 18GHz were not included is because their levels are too low.

Site : DEKRA Taiwan CB2-H	**Time : 2018/03/10**
Limit : FCC_SpartC_15.209_03M_AV	**Margin : 6**
Probe : CB2_FCC_EFS_B091_1-18GHz_3M_0117 - HORIZONTAL	**Power : DC 5V**
EUT : Dual-band Wireless-AC1300 USB Adapter	**Note : 802.11ac(80M)_5775MHz**

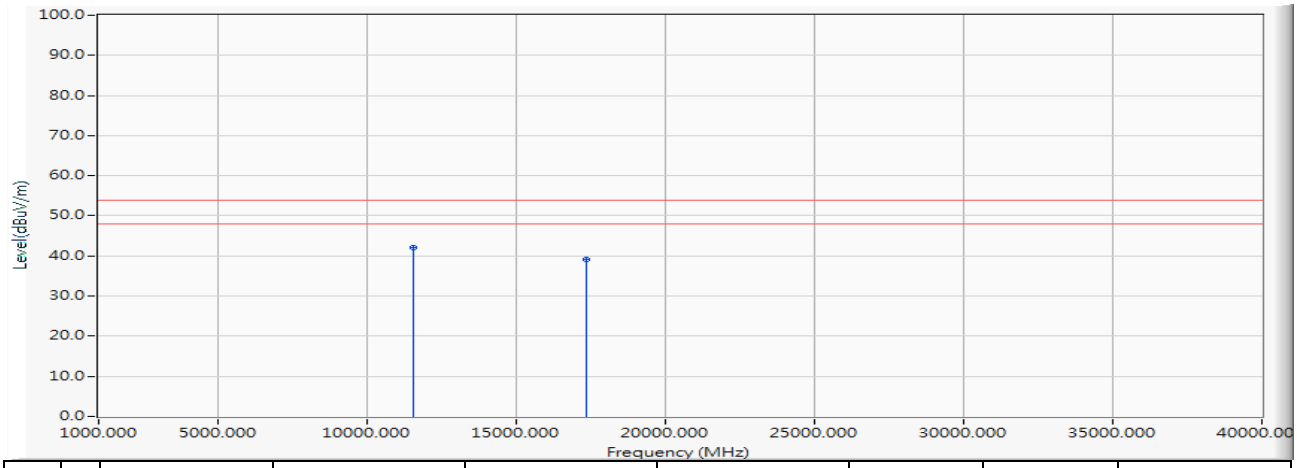

		Frequency (MHz)	Correct Factor (dB)	Reading Level (dBuV)	Measure Level (dBuV/m)	Margin (dB)	Limit (dBuV/m)	Detector Type
1	*	11550.000	16.923	25.110	42.033	-11.967	54.000	AVERAGE
2		17325.000	16.724	22.350	39.074	-14.926	54.000	AVERAGE

Note:

1. All reading above 1GHz is performed with peak and/or average measurements as necessary.
2. Peak measurements: RBW = 1MHz, VBW = 3 MHz, Sweep: Auto.
3. Average measurements: RBW = 1MHz, VBW = 10 Hz, Sweep: Auto.
4. “ * ”, means this data is the worst emission level.
5. Measurement Level = Reading Level + Correct Factor.
6. The average measurement was not performed when the peak measured data under the limit of average detection.
7. The Emission above 18GHz were not included is because their levels are too low.

Site : DEKRA Taiwan CB2-H	**Time : 2018/03/10**
Limit : FCC_SpartC_15.209_03M_PK	**Margin : 6**
Probe : CB2_FCC_EFS_B091_1-18GHz_3M_0117 - VERTICAL	**Power : DC 5V**
EUT : Dual-band Wireless-AC1300 USB Adapter	**Note : 802.11ac(80M)_5775MHz**

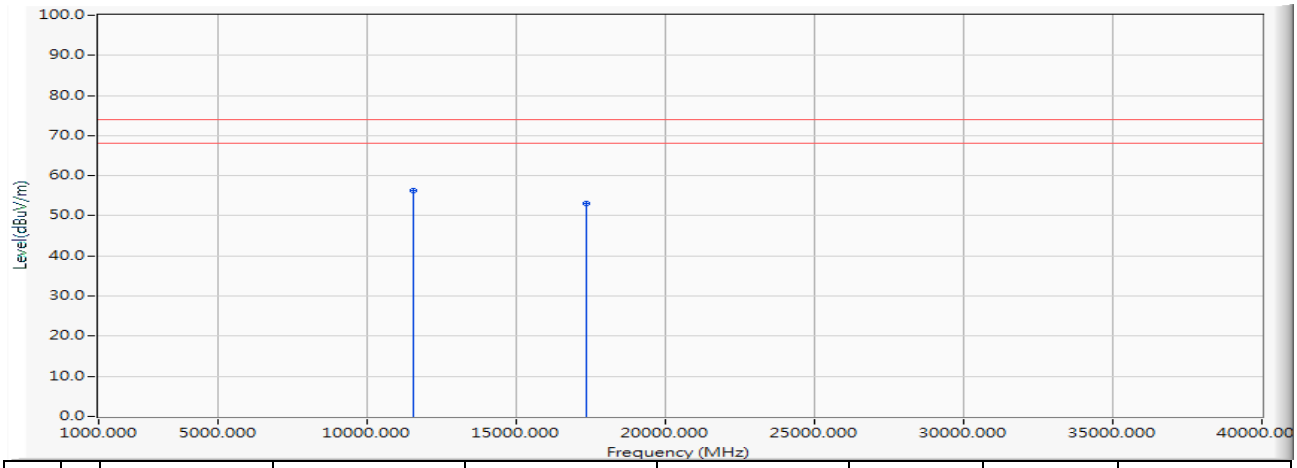

		Frequency (MHz)	Correct Factor (dB)	Reading Level (dBuV)	Measure Level (dBuV/m)	Margin (dB)	Limit (dBuV/m)	Detector Type
1	*	11550.000	16.923	39.480	56.403	-17.597	74.000	PEAK
2		17325.000	16.724	36.250	52.974	-21.026	74.000	PEAK

Note:

1. All reading above 1GHz is performed with peak and/or average measurements as necessary.
2. Peak measurements: RBW = 1MHz, VBW = 3 MHz, Sweep: Auto.
3. Average measurements: RBW = 1MHz, VBW = 10 Hz, Sweep: Auto.
4. “ * ”, means this data is the worst emission level.
5. Measurement Level = Reading Level + Correct Factor.
6. The average measurement was not performed when the peak measured data under the limit of average detection.
7. The Emission above 18GHz were not included is because their levels are too low.

Site : DEKRA Taiwan CB2-H	**Time : 2018/03/10**
Limit : FCC_SpartC_15.209_03M_AV	**Margin : 6**
Probe : CB2_FCC_EFS_B091_1-18GHz_3M_0117 - VERTICAL	**Power : DC 5V**
EUT : Dual-band Wireless-AC1300 USB Adapter	**Note : 802.11ac(80M)_5775MHz**

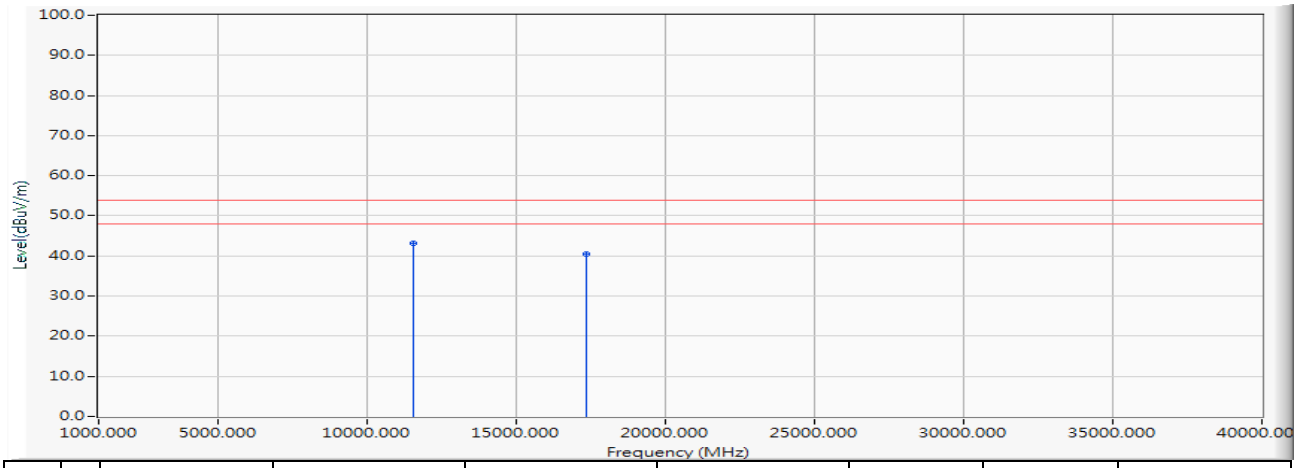

		Frequency (MHz)	Correct Factor (dB)	Reading Level (dBuV)	Measure Level (dBuV/m)	Margin (dB)	Limit (dBuV/m)	Detector Type
1	*	11550.000	16.923	26.240	43.163	-10.837	54.000	AVERAGE
2		17325.000	16.724	23.640	40.364	-13.636	54.000	AVERAGE

Note:

1. All reading above 1GHz is performed with peak and/or average measurements as necessary.
2. Peak measurements: RBW = 1MHz, VBW = 3 MHz, Sweep: Auto.
3. Average measurements: RBW = 1MHz, VBW = 10 Hz, Sweep: Auto.
4. “ * ”, means this data is the worst emission level.
5. Measurement Level = Reading Level + Correct Factor.
6. The average measurement was not performed when the peak measured data under the limit of average detection.
7. The Emission above 18GHz were not included is because their levels are too low.

7. Band Edge

7.1. Test Equipment

The following test equipments are used during the band edge tests:

Band Edge / CB2-H

Instrument	Manufacturer	Model No.	Serial No.	Cal. Date	Next Cal. Date
Signal Analyzer	R&S	FSVA40	101455	2017/11/21	2018/11/20
Signal & Spectrum Analyzer	R&S	FSV40	101049	2018/01/10	2019/01/09
EXA Signal Analyzer	Keysight	N9010A	MY51440132	2018/03/05	2019/03/04
Bilog Antenna	Teseq	CBL6112D	23191	2017/06/28	2018/06/27
Horn Antenna	Schwarzbeck	BBHA 9120D	639	2017/06/14	2018/06/13
Horn Antenna	Schwarzbeck	BBHA 9170	202	2018/01/31	2019/01/30
Pre-Amplifier	Dekra	AP-025C	201801236	2018/02/26	2019/02/25
Pre-Amplifier	EMCI	EMC11830I	980366	2018/01/08	2019/01/07
Pre-Amplifier	Dekra	AP-400C	201801231	2017/12/13	2018/12/12

7.2. Test Setup

RF Radiated Measurement:

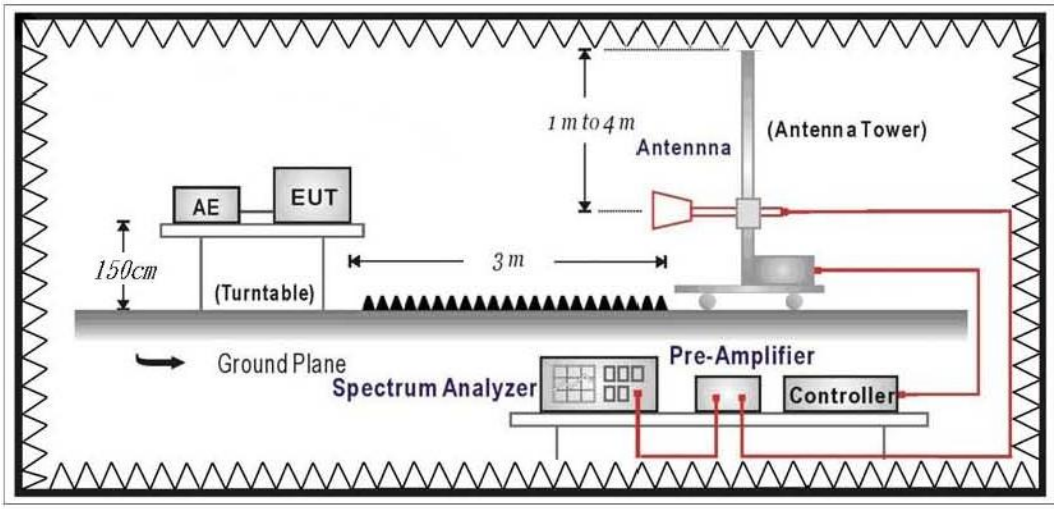

7.3. Limits

➢ **General Radiated Emission Limits**

The provisions of Section 15.205 of this part apply to intentional radiators operating under this section. Radiated emissions which fall in the restricted bands, as defined in Section 15.205, must also comply with the radiated emission limits specified in Section 15.209:

FCC Part 15 Subpart C Paragraph 15.209 Limits		
Frequency MHz	uV/m @3m	dBuV/m@3m
30 - 88	100	40
88 - 216	150	43.5
216 - 960	200	46
Above 960	500	54

Remark:

1. RF Voltage (dBuV) = 20 log RF Voltage (uV)
2. In the Above Table, the tighter limit applies at the band edges.
3. Distance refers to the distance in meters between the measuring instrument antenna and the closed point of any part of the device or system.

➢ **Unwanted Emission out of the restricted bands Limits**

FCC Part 15 Subpart E Paragraph 15.407(b) Limits		
Frequency (MHz)	EIRP Limit (dBm)	Equivalent Field Strength (dBuV/m@3m)
5150 - 5250	-27	68.3
5250 - 5350	-27	68.3
5470 - 5725	-27	68.3
5725 - 5850	-27 (Note1)	68.3
	-17 (Note2)	78.3

4. For transmitters operating in the 5.725-5.85 GHz band

(i) All emissions shall be limited to a level of -27 dBm/MHz at 75 MHz or more above or below the band edge increasing linearly to 10 dBm/MHz at 25 MHz above or below the band edge, and from 25 MHz above or below the band edge increasing linearly to a level of 15.6 dBm/MHz at 5 MHz above or below the band edge, and from 5 MHz above or below the band edge increasing linearly to a level of 27dBm/MHz at the band edge.

(ii) Devices certified before March 2, 2017 with antenna gain greater than 10 dBi may demonstrate compliance with the emission limits in Section 15.247(d), but manufacturing, marketing and importing of devices certified under this alternative must cease by March 2, 2018. Devices certified before March 2, 2018 with antenna gain of 10 dBi or less may demonstrate compliance with the emission limits in Section 15.247(d), but manufacturing, marketing and importing of devices certified under this alternative must cease before March 2, 2020.

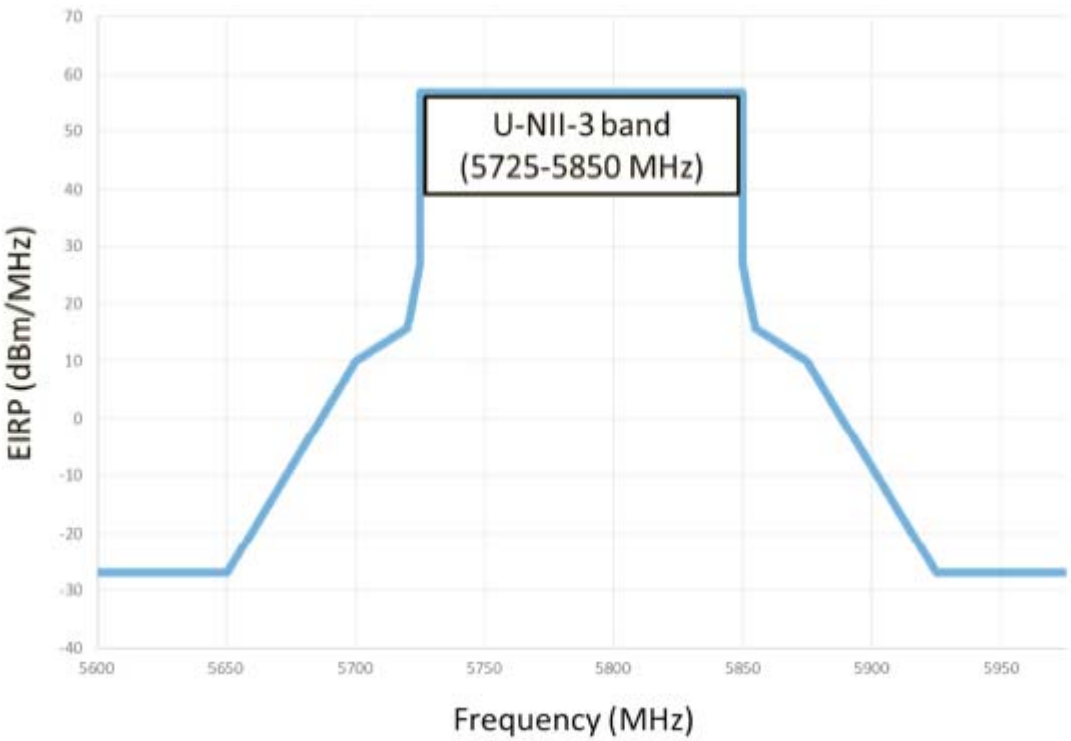

Remark:

1. For frequencies more than 10 MHz above or below the band edges.
2. For frequency range from the band edges to 10 MHz above or below the band edges.
3. uV/m = $\frac{1000000\sqrt{30 \times EIRP}}{3}$, RF Voltage (dBuV/m) = 20 log RF Voltage (uV/m)

7.4. Test Procedure

The EUT and its simulators are placed on a turn table which is 0.8 meter above ground. The turn table can rotate 360 degrees to determine the position of the maximum emission level. The EUT was positioned such that the distance from antenna to the EUT was 3 meters.

The antenna can move up and down between 1 meter and 4 meters to find out the maximum emission level.

Both horizontal and vertical polarization of the antenna are set on measurement. In order to find the maximum emission, all of the interface cables must be manipulated according to ANSI C63.10: 2013on radiated measurement.

The bandwidth below 1GHz setting on the field strength meter is 120 KHz, above 1GHz are 1 MHz.

7.5. Uncertainty

The measurement uncertainty is defined as ± 3.65dB

7.6. Test Result

Site : DEKRA Taiwan CB2-H	**Time : 2018/02/27**
Limit : FCC_SpartC_15.209_03M_PK	**Margin : 6**
Probe : CB2_FCC_EFS_B091_1-18GHz_3M_0117 - HORIZONTAL	**Power : DC 5V**
EUT : Dual-band Wireless-AC1300 USB Adapter	**Note : 802.11a_5180MHz**

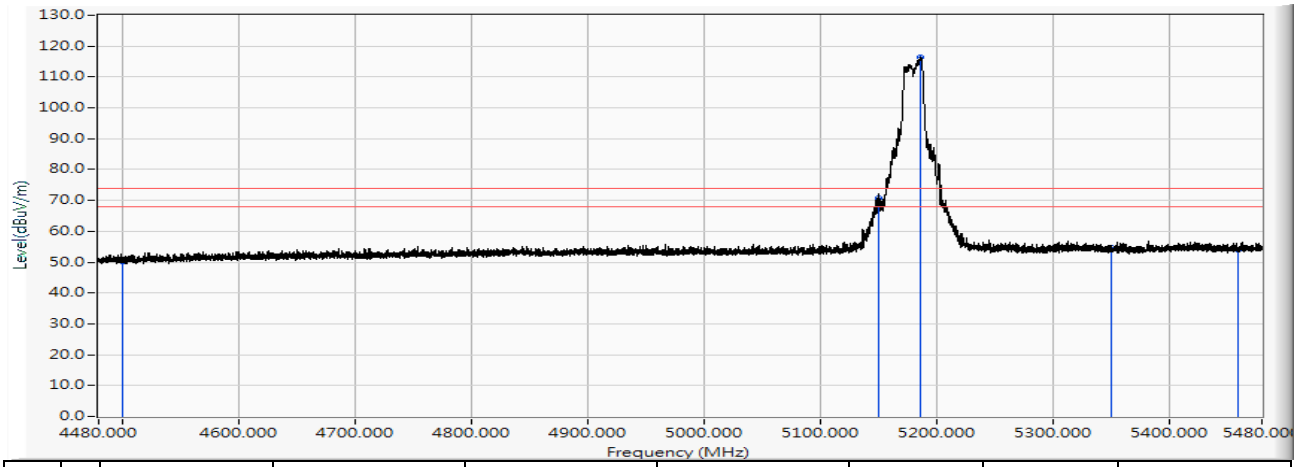

		Frequency (MHz)	Correct Factor (dB)	Reading Level (dBuV)	Measure Level (dBuV/m)	Margin (dB)	Limit (dBuV/m)	Detector Type
1		4500.000	22.216	27.961	50.176	-23.824	74.000	PEAK
2		5149.900	23.684	47.088	70.772	-3.228	74.000	PEAK
3		5150.000	23.684	47.111	70.795	-3.205	74.000	PEAK
4	*	5185.900	23.700	92.667	116.366	42.366	74.000	PEAK
5		5350.000	23.878	30.832	54.710	-19.290	74.000	PEAK
6		5460.000	24.044	30.082	54.126	-19.874	74.000	PEAK

Note:

1. All reading above 1GHz is performed with peak and/or average measurements as necessary.
2. Peak measurements: RBW = 1MHz, VBW = 3 MHz, Sweep: Auto.
3. Average measurements: RBW = 1MHz, VBW = 10 Hz, Sweep: Auto.
4. “ * ”, means this data is the worst emission level.
5. Measurement Level = Reading Level + Correct Factor.
6. The average measurement was not performed when the peak measured data under the limit of average detection. If the readings given are average, peak measurement should also be supplied.
7. The fundamental for reference only, it’s not restricted by unwanted emission limit.

Site : DEKRA Taiwan CB2-H	**Time : 2018/02/27**
Limit : FCC_SpartC_15.209_03M_AV	**Margin : 6**
Probe : CB2_FCC_EFS_B091_1-18GHz_3M_0117 - HORIZONTAL	**Power : DC 5V**
EUT : Dual-band Wireless-AC1300 USB Adapter	**Note : 802.11a_5180MHz**

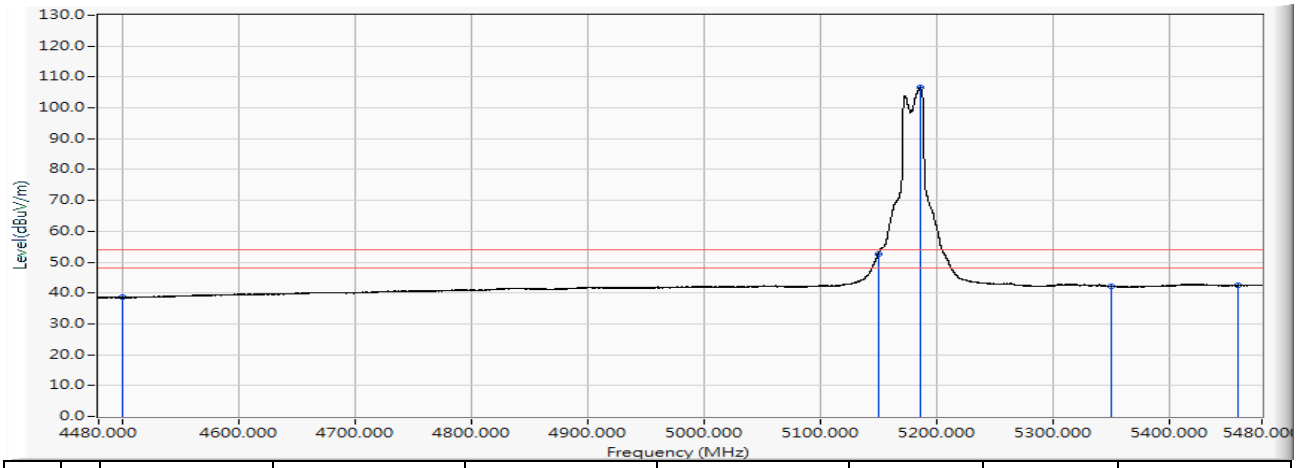

		Frequency (MHz)	Correct Factor (dB)	Reading Level (dBuV)	Measure Level (dBuV/m)	Margin (dB)	Limit (dBuV/m)	Detector Type
1		4500.000	22.216	16.309	38.524	-15.476	54.000	AVERAGE
2		5149.900	23.684	28.906	52.590	-1.410	54.000	AVERAGE
3		5150.000	23.684	29.043	52.727	-1.273	54.000	AVERAGE
4	*	5186.600	23.700	82.794	106.494	52.494	54.000	AVERAGE
5		5350.000	23.878	18.370	42.248	-11.752	54.000	AVERAGE
6		5460.000	24.044	18.316	42.360	-11.640	54.000	AVERAGE

Note:

1. All reading above 1GHz is performed with peak and/or average measurements as necessary.
2. Peak measurements: RBW = 1MHz, VBW = 3 MHz, Sweep: Auto.
3. Average measurements: RBW = 1MHz, VBW = 10 Hz, Sweep: Auto.
4. “ * ”, means this data is the worst emission level.
5. Measurement Level = Reading Level + Correct Factor.
6. The average measurement was not performed when the peak measured data under the limit of average detection. If the readings given are average, peak measurement should also be supplied.
7. The fundamental for reference only, it’s not restricted by unwanted emission limit.

Site : DEKRA Taiwan CB2-H	**Time : 2018/02/27**
Limit : FCC_SpartC_15.209_03M_PK	**Margin : 6**
Probe : CB2_FCC_EFS_B091_1-18GHz_3M_0117 - VERTICAL	**Power : DC 5V**
EUT : Dual-band Wireless-AC1300 USB Adapter	**Note : 802.11a_5180MHz**

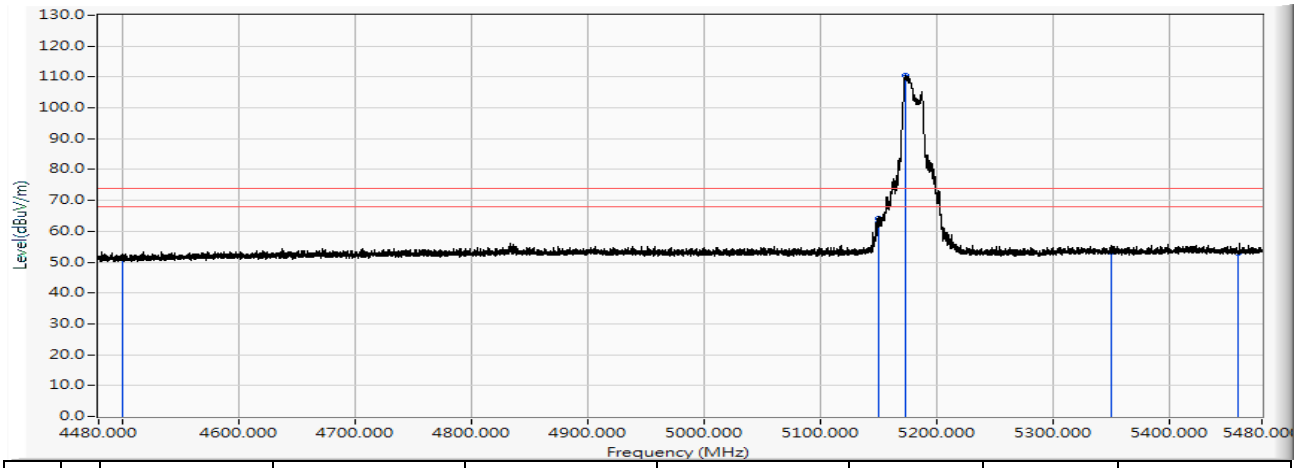

		Frequency (MHz)	Correct Factor (dB)	Reading Level (dBuV)	Measure Level (dBuV/m)	Margin (dB)	Limit (dBuV/m)	Detector Type
1		4500.000	22.216	29.132	51.347	-22.653	74.000	PEAK
2		5149.900	23.684	39.148	62.832	-11.168	74.000	PEAK
3		5150.000	23.684	40.452	64.136	-9.864	74.000	PEAK
4	*	5174.200	23.694	86.758	110.452	36.452	74.000	PEAK
5		5350.000	23.878	29.594	53.472	-20.528	74.000	PEAK
6		5460.000	24.044	28.996	53.040	-20.960	74.000	PEAK

Note:

1. All reading above 1GHz is performed with peak and/or average measurements as necessary.
2. Peak measurements: RBW = 1MHz, VBW = 3 MHz, Sweep: Auto.
3. Average measurements: RBW = 1MHz, VBW = 10 Hz, Sweep: Auto.
4. “ * ”, means this data is the worst emission level.
5. Measurement Level = Reading Level + Correct Factor.
6. The average measurement was not performed when the peak measured data under the limit of average detection. If the readings given are average, peak measurement should also be supplied.
7. The fundamental for reference only, it’s not restricted by unwanted emission limit.

Site : DEKRA Taiwan CB2-H	**Time : 2018/02/27**
Limit : FCC_SpartC_15.209_03M_AV	**Margin : 6**
Probe : CB2_FCC_EFS_B091_1-18GHz_3M_0117 - VERTICAL	**Power : DC 5V**
EUT : Dual-band Wireless-AC1300 USB Adapter	**Note : 802.11a_5180MHz**

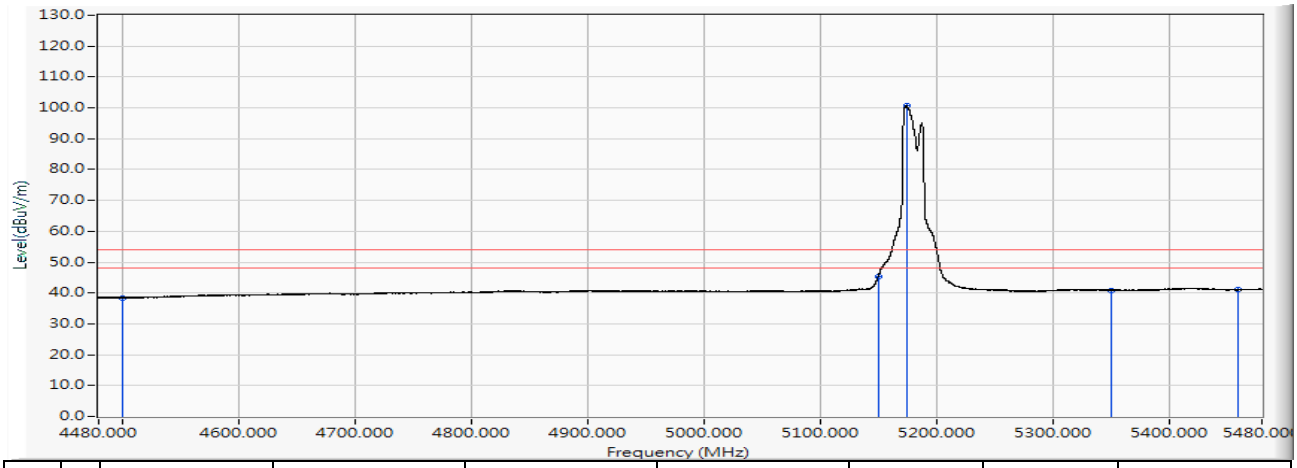

		Frequency (MHz)	Correct Factor (dB)	Reading Level (dBuV)	Measure Level (dBuV/m)	Margin (dB)	Limit (dBuV/m)	Detector Type
1		4500.000	22.216	16.280	38.495	-15.505	54.000	AVERAGE
2		5149.900	23.684	21.476	45.160	-8.840	54.000	AVERAGE
3		5150.000	23.684	21.687	45.371	-8.629	54.000	AVERAGE
4	*	5174.300	23.695	77.081	100.775	46.775	54.000	AVERAGE
5		5350.000	23.878	17.026	40.904	-13.096	54.000	AVERAGE
6		5460.000	24.044	16.939	40.983	-13.017	54.000	AVERAGE

Note:

1. All reading above 1GHz is performed with peak and/or average measurements as necessary.
2. Peak measurements: RBW = 1MHz, VBW = 3 MHz, Sweep: Auto.
3. Average measurements: RBW = 1MHz, VBW = 10 Hz, Sweep: Auto.
4. “ * ”, means this data is the worst emission level.
5. Measurement Level = Reading Level + Correct Factor.
6. The average measurement was not performed when the peak measured data under the limit of average detection. If the readings given are average, peak measurement should also be supplied.
7. The fundamental for reference only, it’s not restricted by unwanted emission limit.

Site : DEKRA Taiwan CB2-H	**Time : 2018/02/27**
Limit : FCC_SpartC_15.209_03M_PK	**Margin : 6**
Probe : CB2_FCC_EFS_B091_1-18GHz_3M_0117 - HORIZONTAL	**Power : DC 5V**
EUT : Dual-band Wireless-AC1300 USB Adapter	**Note : 802.11a_5220MHz**

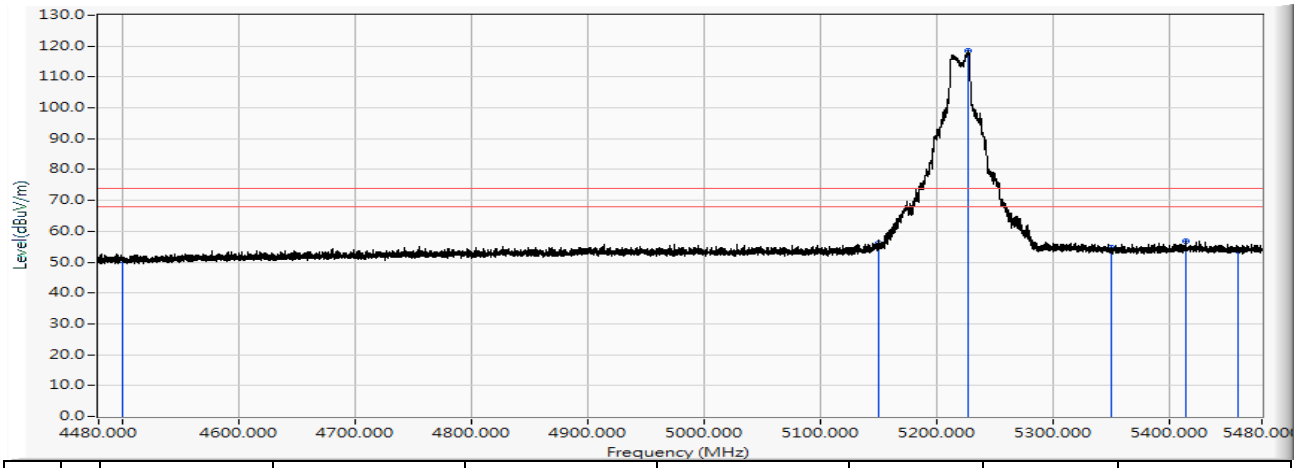

		Frequency (MHz)	Correct Factor (dB)	Reading Level (dBuV)	Measure Level (dBuV/m)	Margin (dB)	Limit (dBuV/m)	Detector Type
1		4500.000	22.216	28.178	50.393	-23.607	74.000	PEAK
2		5150.000	23.684	32.584	56.268	-17.732	74.000	PEAK
3	*	5227.800	23.717	94.732	118.450	44.450	74.000	PEAK
4		5350.000	23.878	30.738	54.616	-19.384	74.000	PEAK
5		5414.300	23.975	32.953	56.928	-17.072	74.000	PEAK
6		5460.000	24.044	29.636	53.680	-20.320	74.000	PEAK

Note:

1. All reading above 1GHz is performed with peak and/or average measurements as necessary.
2. Peak measurements: RBW = 1MHz, VBW = 3 MHz, Sweep: Auto.
3. Average measurements: RBW = 1MHz, VBW = 10 Hz, Sweep: Auto.
4. “ * ”, means this data is the worst emission level.
5. Measurement Level = Reading Level + Correct Factor.
6. The average measurement was not performed when the peak measured data under the limit of average detection. If the readings given are average, peak measurement should also be supplied.
7. The fundamental for reference only, it’s not restricted by unwanted emission limit.

Site : DEKRA Taiwan CB2-H	**Time : 2018/02/27**
Limit : FCC_SpartC_15.209_03M_AV	**Margin : 6**
Probe : CB2_FCC_EFS_B091_1-18GHz_3M_0117 - HORIZONTAL	**Power : DC 5V**
EUT : Dual-band Wireless-AC1300 USB Adapter	**Note : 802.11a_5220MHz**

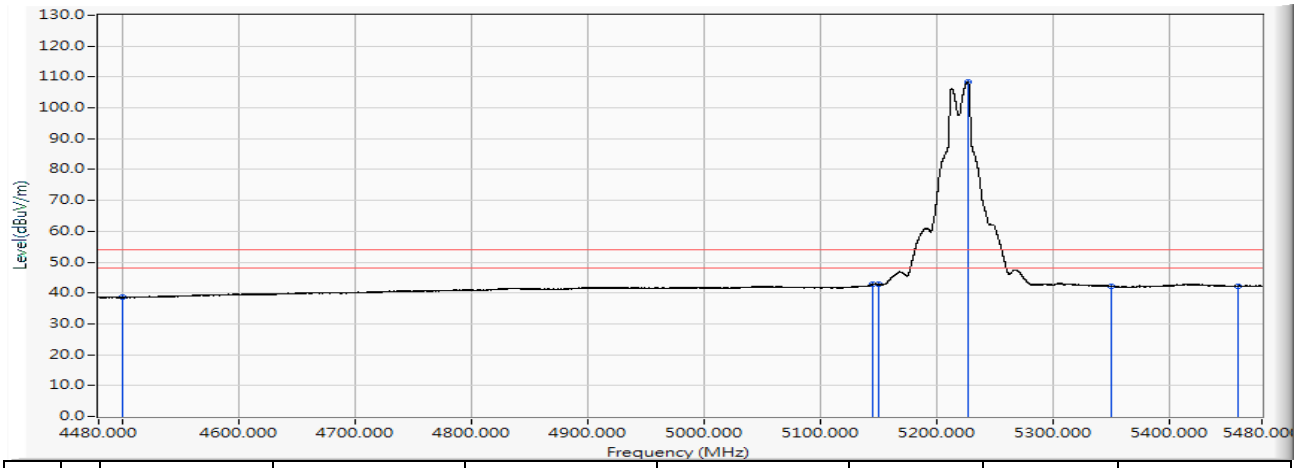

		Frequency (MHz)	Correct Factor (dB)	Reading Level (dBuV)	Measure Level (dBuV/m)	Margin (dB)	Limit (dBuV/m)	Detector Type
1		4500.000	22.216	16.382	38.597	-15.403	54.000	AVERAGE
2		5145.500	23.682	19.071	42.753	-11.247	54.000	AVERAGE
3		5150.000	23.684	19.127	42.811	-11.189	54.000	AVERAGE
4	*	5227.400	23.717	84.736	108.453	54.453	54.000	AVERAGE
5		5350.000	23.878	18.184	42.062	-11.938	54.000	AVERAGE
6		5460.000	24.044	18.178	42.222	-11.778	54.000	AVERAGE

Note:

1. All reading above 1GHz is performed with peak and/or average measurements as necessary.
2. Peak measurements: RBW = 1MHz, VBW = 3 MHz, Sweep: Auto.
3. Average measurements: RBW = 1MHz, VBW = 10 Hz, Sweep: Auto.
4. “ * ”, means this data is the worst emission level.
5. Measurement Level = Reading Level + Correct Factor.
6. The average measurement was not performed when the peak measured data under the limit of average detection. If the readings given are average, peak measurement should also be supplied.
7. The fundamental for reference only, it’s not restricted by unwanted emission limit.

Site : DEKRA Taiwan CB2-H	**Time : 2018/02/27**
Limit : FCC_SpartC_15.209_03M_PK	**Margin : 6**
Probe : CB2_FCC_EFS_B091_1-18GHz_3M_0117 - VERTICAL	**Power : DC 5V**
EUT : Dual-band Wireless-AC1300 USB Adapter	**Note : 802.11a_5220MHz**

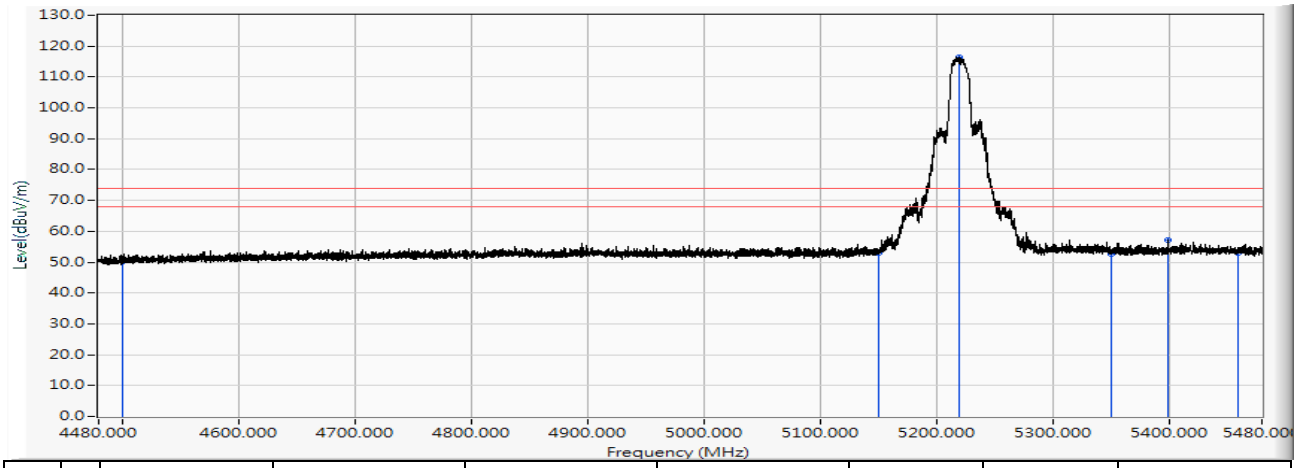

		Frequency (MHz)	Correct Factor (dB)	Reading Level (dBuV)	Measure Level (dBuV/m)	Margin (dB)	Limit (dBuV/m)	Detector Type
1		4500.000	22.216	28.065	50.280	-23.720	74.000	PEAK
2		5150.000	23.684	29.124	52.808	-21.192	74.000	PEAK
3	*	5219.600	23.715	92.577	116.291	42.291	74.000	PEAK
4		5350.000	23.878	28.783	52.661	-21.339	74.000	PEAK
5		5399.700	23.954	33.365	57.318	-16.682	74.000	PEAK
6		5460.000	24.044	29.078	53.122	-20.878	74.000	PEAK

Note:

1. All reading above 1GHz is performed with peak and/or average measurements as necessary.
2. Peak measurements: RBW = 1MHz, VBW = 3 MHz, Sweep: Auto.
3. Average measurements: RBW = 1MHz, VBW = 10 Hz, Sweep: Auto.
4. “ * ”, means this data is the worst emission level.
5. Measurement Level = Reading Level + Correct Factor.
6. The average measurement was not performed when the peak measured data under the limit of average detection. If the readings given are average, peak measurement should also be supplied.
7. The fundamental for reference only, it’s not restricted by unwanted emission limit.

Site : DEKRA Taiwan CB2-H	**Time : 2018/02/27**
Limit : FCC_SpartC_15.209_03M_AV	**Margin : 6**
Probe : CB2_FCC_EFS_B091_1-18GHz_3M_0117 - VERTICAL	**Power : DC 5V**
EUT : Dual-band Wireless-AC1300 USB Adapter	**Note : 802.11a_5220MHz**

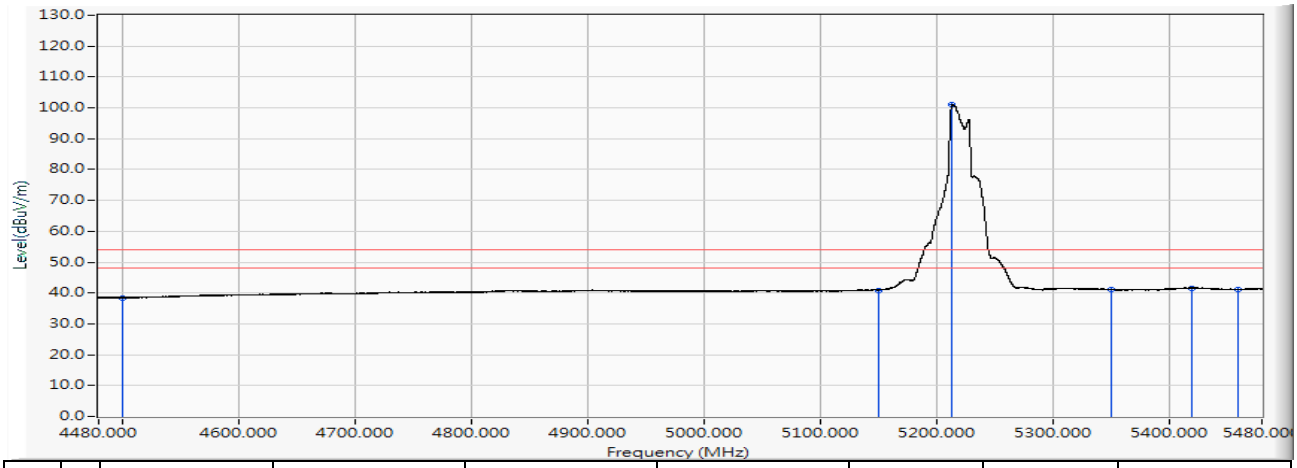

		Frequency (MHz)	Correct Factor (dB)	Reading Level (dBuV)	Measure Level (dBuV/m)	Margin (dB)	Limit (dBuV/m)	Detector Type
1		4500.000	22.216	16.223	38.438	-15.562	54.000	AVERAGE
2		5150.000	23.684	17.262	40.946	-13.054	54.000	AVERAGE
3	*	5213.900	23.711	77.245	100.957	46.957	54.000	AVERAGE
4		5350.000	23.878	17.294	41.172	-12.828	54.000	AVERAGE
5		5419.200	23.982	17.643	41.625	-12.375	54.000	AVERAGE
6		5460.000	24.044	17.194	41.238	-12.762	54.000	AVERAGE

Note:

1. All reading above 1GHz is performed with peak and/or average measurements as necessary.
2. Peak measurements: RBW = 1MHz, VBW = 3 MHz, Sweep: Auto.
3. Average measurements: RBW = 1MHz, VBW = 10 Hz, Sweep: Auto.
4. “ * ”, means this data is the worst emission level.
5. Measurement Level = Reading Level + Correct Factor.
6. The average measurement was not performed when the peak measured data under the limit of average detection. If the readings given are average, peak measurement should also be supplied.
7. The fundamental for reference only, it’s not restricted by unwanted emission limit.

Site : DEKRA Taiwan CB2-H	**Time : 2018/02/27**
Limit : FCC_SpartC_15.209_03M_PK	**Margin : 6**
Probe : CB2_FCC_EFS_B091_1-18GHz_3M_0117 - HORIZONTAL	**Power : DC 5V**
EUT : Dual-band Wireless-AC1300 USB Adapter	**Note : 802.11a_5240MHz**

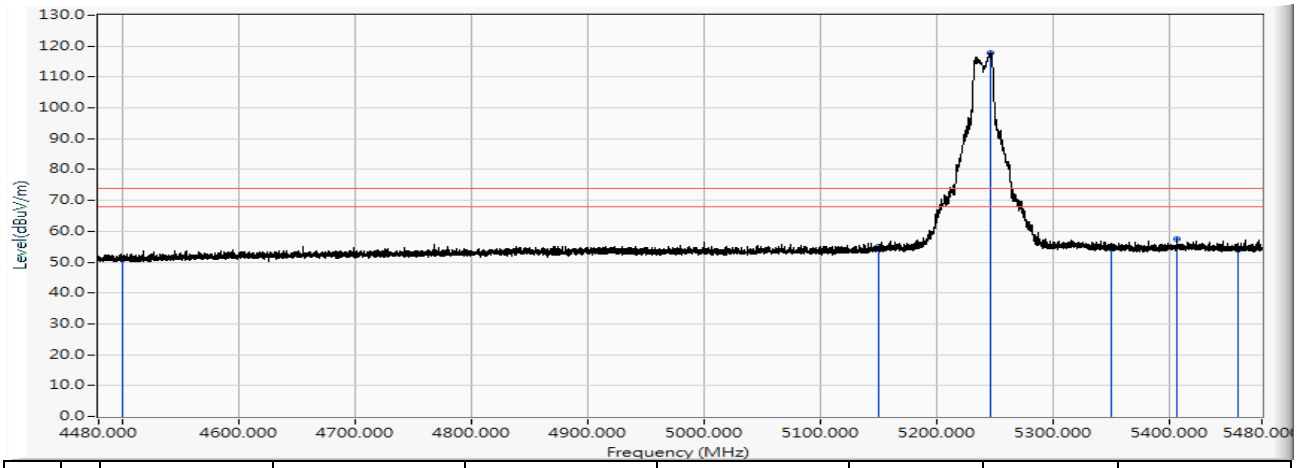

		Frequency (MHz)	Correct Factor (dB)	Reading Level (dBuV)	Measure Level (dBuV/m)	Margin (dB)	Limit (dBuV/m)	Detector Type
1		4500.000	22.216	28.602	50.817	-23.183	74.000	PEAK
2		5150.000	23.684	31.400	55.084	-18.916	74.000	PEAK
3	*	5247.000	23.725	94.102	117.828	43.828	74.000	PEAK
4		5350.000	23.878	30.664	54.542	-19.458	74.000	PEAK
5		5407.000	23.963	33.471	57.435	-16.565	74.000	PEAK
6		5460.000	24.044	30.038	54.082	-19.918	74.000	PEAK

Note:

1. All reading above 1GHz is performed with peak and/or average measurements as necessary.
2. Peak measurements: RBW = 1MHz, VBW = 3 MHz, Sweep: Auto.
3. Average measurements: RBW = 1MHz, VBW = 10 Hz, Sweep: Auto.
4. “ * ”, means this data is the worst emission level.
5. Measurement Level = Reading Level + Correct Factor.
6. The average measurement was not performed when the peak measured data under the limit of average detection. If the readings given are average, peak measurement should also be supplied.
7. The fundamental for reference only, it’s not restricted by unwanted emission limit.

Site : DEKRA Taiwan CB2-H	**Time : 2018/02/27**
Limit : FCC_SpartC_15.209_03M_AV	**Margin : 6**
Probe : CB2_FCC_EFS_B091_1-18GHz_3M_0117 - HORIZONTAL	**Power : DC 5V**
EUT : Dual-band Wireless-AC1300 USB Adapter	**Note : 802.11a_5240MHz**

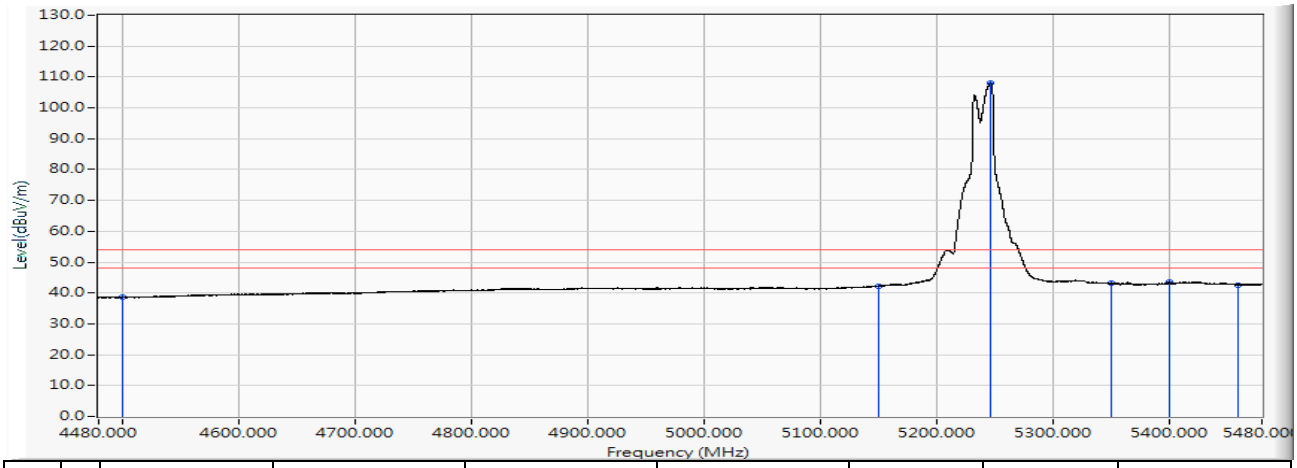

		Frequency (MHz)	Correct Factor (dB)	Reading Level (dBuV)	Measure Level (dBuV/m)	Margin (dB)	Limit (dBuV/m)	Detector Type
1		4500.000	22.216	16.420	38.635	-15.365	54.000	AVERAGE
2		5150.000	23.684	18.506	42.190	-11.810	54.000	AVERAGE
3	*	5246.700	23.726	84.319	108.045	54.045	54.000	AVERAGE
4		5350.000	23.878	19.171	43.049	-10.951	54.000	AVERAGE
5		5400.200	23.953	19.716	43.670	-10.330	54.000	AVERAGE
6		5460.000	24.044	18.642	42.686	-11.314	54.000	AVERAGE

Note:

1. All reading above 1GHz is performed with peak and/or average measurements as necessary.
2. Peak measurements: RBW = 1MHz, VBW = 3 MHz, Sweep: Auto.
3. Average measurements: RBW = 1MHz, VBW = 10 Hz, Sweep: Auto.
4. “ * ”, means this data is the worst emission level.
5. Measurement Level = Reading Level + Correct Factor.
6. The average measurement was not performed when the peak measured data under the limit of average detection. If the readings given are average, peak measurement should also be supplied.
7. The fundamental for reference only, it’s not restricted by unwanted emission limit.

Site : DEKRA Taiwan CB2-H	**Time : 2018/02/27**
Limit : FCC_SpartC_15.209_03M_PK	**Margin : 6**
Probe : CB2_FCC_EFS_B091_1-18GHz_3M_0117 - VERTICAL	**Power : DC 5V**
EUT : Dual-band Wireless-AC1300 USB Adapter	**Note : 802.11a_5240MHz**

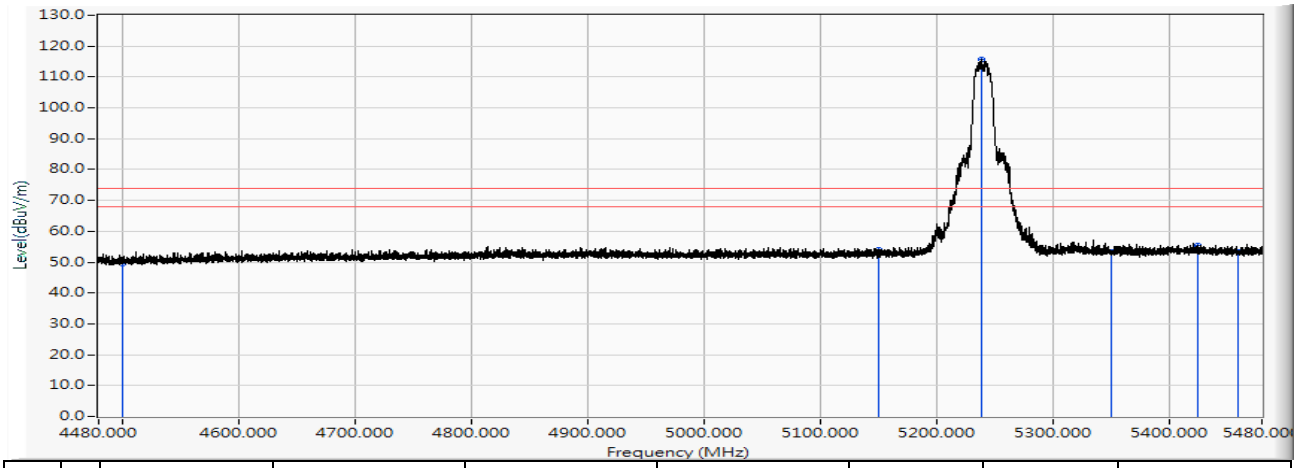

		Frequency (MHz)	Correct Factor (dB)	Reading Level (dBuV)	Measure Level (dBuV/m)	Margin (dB)	Limit (dBuV/m)	Detector Type
1		4500.000	22.216	27.170	49.385	-24.615	74.000	PEAK
2		5150.000	23.684	30.229	53.913	-20.087	74.000	PEAK
3	*	5238.900	23.722	91.873	115.595	41.595	74.000	PEAK
4		5350.000	23.878	29.383	53.261	-20.739	74.000	PEAK
5		5425.000	23.991	31.557	55.548	-18.452	74.000	PEAK
6		5460.000	24.044	29.370	53.414	-20.586	74.000	PEAK

Note:

1. All reading above 1GHz is performed with peak and/or average measurements as necessary.
2. Peak measurements: RBW = 1MHz, VBW = 3 MHz, Sweep: Auto.
3. Average measurements: RBW = 1MHz, VBW = 10 Hz, Sweep: Auto.
4. “ * ”, means this data is the worst emission level.
5. Measurement Level = Reading Level + Correct Factor.
6. The average measurement was not performed when the peak measured data under the limit of average detection. If the readings given are average, peak measurement should also be supplied.
7. The fundamental for reference only, it’s not restricted by unwanted emission limit.

Site : DEKRA Taiwan CB2-H	**Time : 2018/02/27**
Limit : FCC_SpartC_15.209_03M_AV	**Margin : 6**
Probe : CB2_FCC_EFS_B091_1-18GHz_3M_0117 - VERTICAL	**Power : DC 5V**
EUT : Dual-band Wireless-AC1300 USB Adapter	**Note : 802.11a_5240MHz**

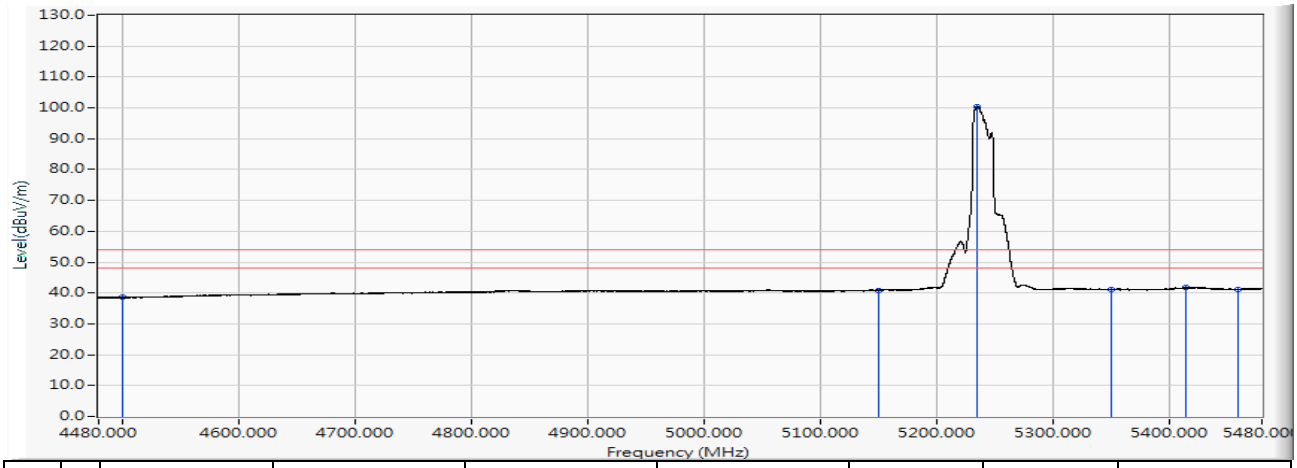

		Frequency (MHz)	Correct Factor (dB)	Reading Level (dBuV)	Measure Level (dBuV/m)	Margin (dB)	Limit (dBuV/m)	Detector Type
1		4500.000	22.216	16.343	38.558	-15.442	54.000	AVERAGE
2		5150.000	23.684	17.182	40.866	-13.134	54.000	AVERAGE
3	*	5235.600	23.721	76.660	100.381	46.381	54.000	AVERAGE
4		5350.000	23.878	17.249	41.127	-12.873	54.000	AVERAGE
5		5414.000	23.974	17.696	41.671	-12.329	54.000	AVERAGE
6		5460.000	24.044	17.223	41.267	-12.733	54.000	AVERAGE

Note:

1. All reading above 1GHz is performed with peak and/or average measurements as necessary.
2. Peak measurements: RBW = 1MHz, VBW = 3 MHz, Sweep: Auto.
3. Average measurements: RBW = 1MHz, VBW = 10 Hz, Sweep: Auto.
4. “ * ”, means this data is the worst emission level.
5. Measurement Level = Reading Level + Correct Factor.
6. The average measurement was not performed when the peak measured data under the limit of average detection. If the readings given are average, peak measurement should also be supplied.
7. The fundamental for reference only, it’s not restricted by unwanted emission limit.

Site : DEKRA Taiwan CB2-H	**Time : 2018/03/01**
Limit : FCC_SpartC_15.209_03M_PK	**Margin : 6**
Probe : CB2_FCC_EFS_B091_1-18GHz_3M_0117 - HORIZONTAL	**Power : DC 5V**
EUT : Dual-band Wireless-AC1300 USB Adapter	**Note : 802.11n(20M)_5180MHz**

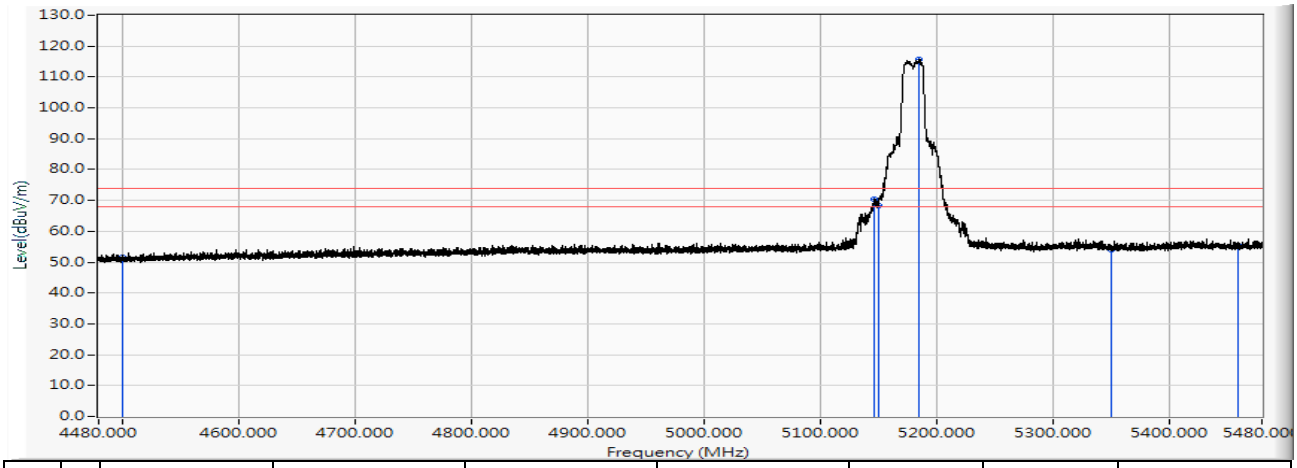

		Frequency (MHz)	Correct Factor (dB)	Reading Level (dBuV)	Measure Level (dBuV/m)	Margin (dB)	Limit (dBuV/m)	Detector Type
1		4500.000	22.216	29.253	51.468	-22.532	74.000	PEAK
2		5147.100	23.683	46.591	70.274	-3.726	74.000	PEAK
3		5150.000	23.684	44.721	68.405	-5.595	74.000	PEAK
4	*	5185.700	23.699	92.127	115.826	41.826	74.000	PEAK
5		5350.000	23.878	30.301	54.179	-19.821	74.000	PEAK
6		5460.000	24.044	31.321	55.365	-18.635	74.000	PEAK

Note:

1. All reading above 1GHz is performed with peak and/or average measurements as necessary.
2. Peak measurements: RBW = 1MHz, VBW = 3 MHz, Sweep: Auto.
3. Average measurements: RBW = 1MHz, VBW = 10 Hz, Sweep: Auto.
4. “ * ”, means this data is the worst emission level.
5. Measurement Level = Reading Level + Correct Factor.
6. The average measurement was not performed when the peak measured data under the limit of average detection. If the readings given are average, peak measurement should also be supplied.
7. The fundamental for reference only, it’s not restricted by unwanted emission limit.

Site : DEKRA Taiwan CB2-H	**Time : 2018/03/01**
Limit : FCC_SpartC_15.209_03M_AV	**Margin : 6**
Probe : CB2_FCC_EFS_B091_1-18GHz_3M_0117 - HORIZONTAL	**Power : DC 5V**
EUT : Dual-band Wireless-AC1300 USB Adapter	**Note : 802.11n(20M)_5180MHz**

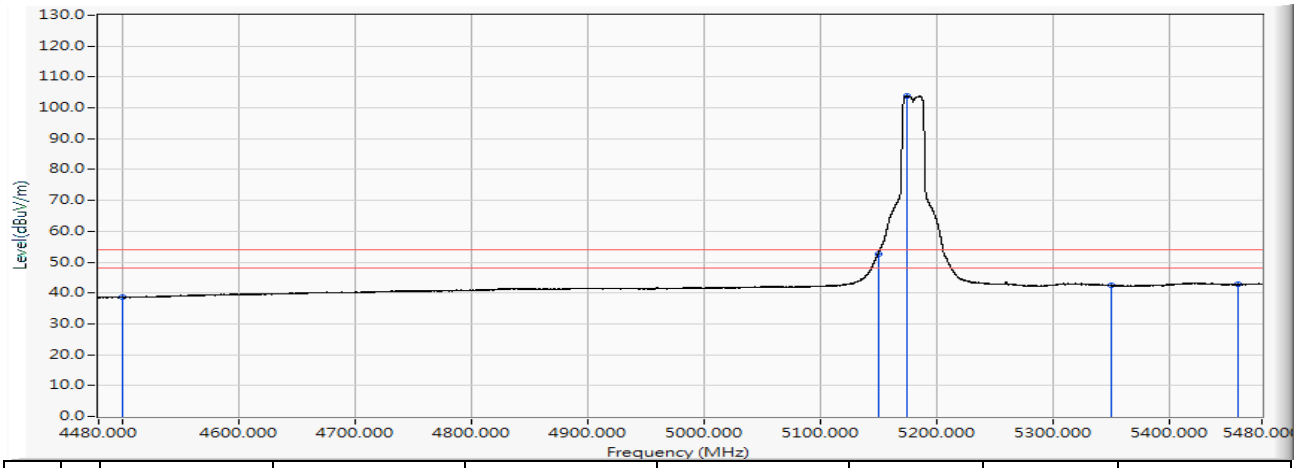

		Frequency (MHz)	Correct Factor (dB)	Reading Level (dBuV)	Measure Level (dBuV/m)	Margin (dB)	Limit (dBuV/m)	Detector Type
1		4500.000	22.216	16.419	38.634	-15.366	54.000	AVERAGE
2		5149.900	23.684	28.945	52.629	-1.371	54.000	AVERAGE
3		5150.000	23.684	29.024	52.708	-1.292	54.000	AVERAGE
4	*	5175.100	23.695	80.294	103.989	49.989	54.000	AVERAGE
5		5350.000	23.878	18.565	42.443	-11.557	54.000	AVERAGE
6		5460.000	24.044	18.747	42.791	-11.209	54.000	AVERAGE

Note:

1. All reading above 1GHz is performed with peak and/or average measurements as necessary.
2. Peak measurements: RBW = 1MHz, VBW = 3 MHz, Sweep: Auto.
3. Average measurements: RBW = 1MHz, VBW = 10 Hz, Sweep: Auto.
4. “ * ”, means this data is the worst emission level.
5. Measurement Level = Reading Level + Correct Factor.
6. The average measurement was not performed when the peak measured data under the limit of average detection. If the readings given are average, peak measurement should also be supplied.
7. The fundamental for reference only, it’s not restricted by unwanted emission limit.

Site : DEKRA Taiwan CB2-H	**Time : 2018/03/01**
Limit : FCC_SpartC_15.209_03M_PK	**Margin : 6**
Probe : CB2_FCC_EFS_B091_1-18GHz_3M_0117 - VERTICAL	**Power : DC 5V**
EUT : Dual-band Wireless-AC1300 USB Adapter	**Note : 802.11n(20M)_5180MHz**

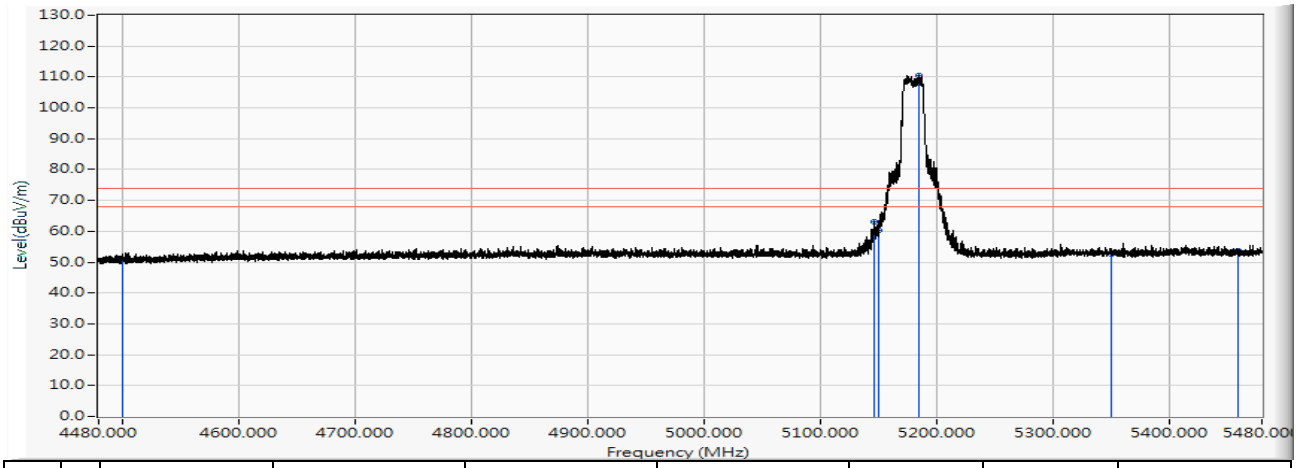

		Frequency (MHz)	Correct Factor (dB)	Reading Level (dBuV)	Measure Level (dBuV/m)	Margin (dB)	Limit (dBuV/m)	Detector Type
1		4500.000	22.216	28.528	50.743	-23.257	74.000	PEAK
2		5146.800	23.682	39.498	63.181	-10.819	74.000	PEAK
3		5150.000	23.684	36.649	60.333	-13.667	74.000	PEAK
4	*	5185.100	23.699	86.897	110.596	36.596	74.000	PEAK
5		5350.000	23.878	28.828	52.706	-21.294	74.000	PEAK
6		5460.000	24.044	29.462	53.506	-20.494	74.000	PEAK

Note:

1. All reading above 1GHz is performed with peak and/or average measurements as necessary.
2. Peak measurements: RBW = 1MHz, VBW = 3 MHz, Sweep: Auto.
3. Average measurements: RBW = 1MHz, VBW = 10 Hz, Sweep: Auto.
4. “ * ”, means this data is the worst emission level.
5. Measurement Level = Reading Level + Correct Factor.
6. The average measurement was not performed when the peak measured data under the limit of average detection. If the readings given are average, peak measurement should also be supplied.
7. The fundamental for reference only, it’s not restricted by unwanted emission limit.

Site : DEKRA Taiwan CB2-H	**Time : 2018/03/01**
Limit : FCC_SpartC_15.209_03M_AV	**Margin : 6**
Probe : CB2_FCC_EFS_B091_1-18GHz_3M_0117 - VERTICAL	**Power : DC 5V**
EUT : Dual-band Wireless-AC1300 USB Adapter	**Note : 802.11n(20M)_5180MHz**

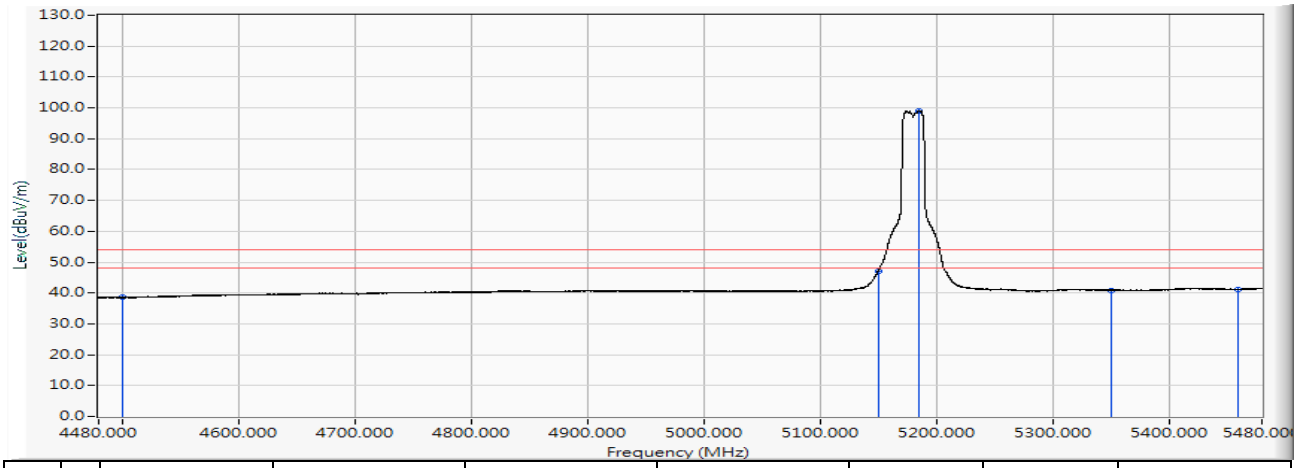

		Frequency (MHz)	Correct Factor (dB)	Reading Level (dBuV)	Measure Level (dBuV/m)	Margin (dB)	Limit (dBuV/m)	Detector Type
1		4500.000	22.216	16.373	38.588	-15.412	54.000	AVERAGE
2		5149.900	23.684	23.372	47.056	-6.944	54.000	AVERAGE
3		5150.000	23.684	23.475	47.159	-6.841	54.000	AVERAGE
4	*	5185.300	23.699	75.357	99.056	45.056	54.000	AVERAGE
5		5350.000	23.878	16.970	40.848	-13.152	54.000	AVERAGE
6		5460.000	24.044	17.129	41.173	-12.827	54.000	AVERAGE

Note:

1. All reading above 1GHz is performed with peak and/or average measurements as necessary.
2. Peak measurements: RBW = 1MHz, VBW = 3 MHz, Sweep: Auto.
3. Average measurements: RBW = 1MHz, VBW = 10 Hz, Sweep: Auto.
4. “ * ”, means this data is the worst emission level.
5. Measurement Level = Reading Level + Correct Factor.
6. The average measurement was not performed when the peak measured data under the limit of average detection. If the readings given are average, peak measurement should also be supplied.
7. The fundamental for reference only, it’s not restricted by unwanted emission limit.

Site : DEKRA Taiwan CB2-H	**Time : 2018/03/01**
Limit : FCC_SpartC_15.209_03M_PK	**Margin : 6**
Probe : CB2_FCC_EFS_B091_1-18GHz_3M_0117 - HORIZONTAL	**Power : DC 5V**
EUT : Dual-band Wireless-AC1300 USB Adapter	**Note : 802.11n(20M)_5220MHz**

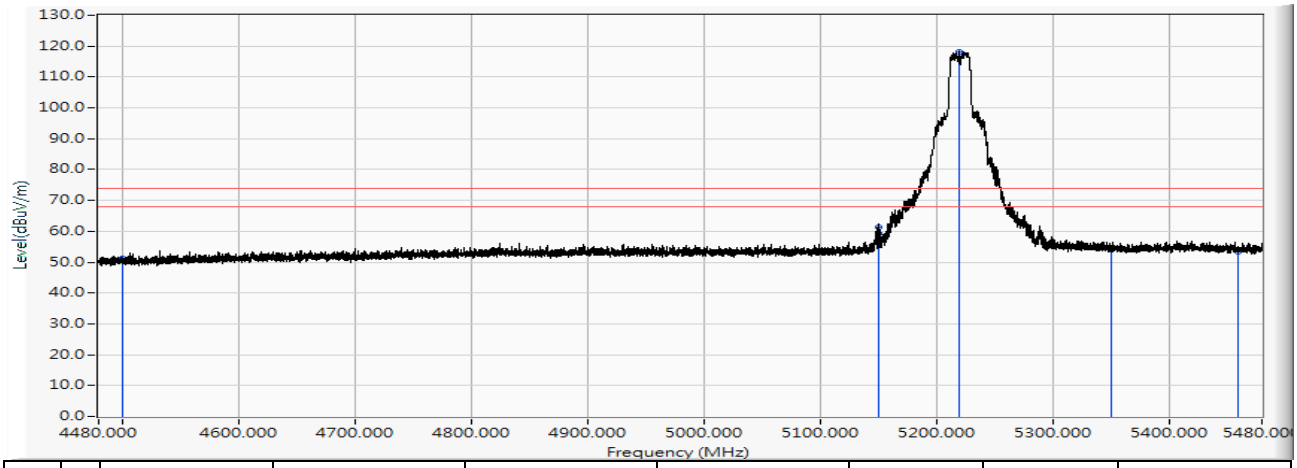

		Frequency (MHz)	Correct Factor (dB)	Reading Level (dBuV)	Measure Level (dBuV/m)	Margin (dB)	Limit (dBuV/m)	Detector Type
1		4500.000	22.216	28.984	51.199	-22.801	74.000	PEAK
2		5149.900	23.684	35.603	59.287	-14.713	74.000	PEAK
3		5150.000	23.684	37.535	61.219	-12.781	74.000	PEAK
4	*	5219.300	23.714	94.488	118.202	44.202	74.000	PEAK
5		5350.000	23.878	30.129	54.007	-19.993	74.000	PEAK
6		5460.000	24.044	29.330	53.374	-20.626	74.000	PEAK

Note:

1. All reading above 1GHz is performed with peak and/or average measurements as necessary.
2. Peak measurements: RBW = 1MHz, VBW = 3 MHz, Sweep: Auto.
3. Average measurements: RBW = 1MHz, VBW = 10 Hz, Sweep: Auto.
4. “ * ”, means this data is the worst emission level.
5. Measurement Level = Reading Level + Correct Factor.
6. The average measurement was not performed when the peak measured data under the limit of average detection. If the readings given are average, peak measurement should also be supplied.
7. The fundamental for reference only, it’s not restricted by unwanted emission limit.

Site : DEKRA Taiwan CB2-H	**Time : 2018/03/01**
Limit : FCC_SpartC_15.209_03M_AV	**Margin : 6**
Probe : CB2_FCC_EFS_B091_1-18GHz_3M_0117 - HORIZONTAL	**Power : DC 5V**
EUT : Dual-band Wireless-AC1300 USB Adapter	**Note : 802.11n(20M)_5220MHz**

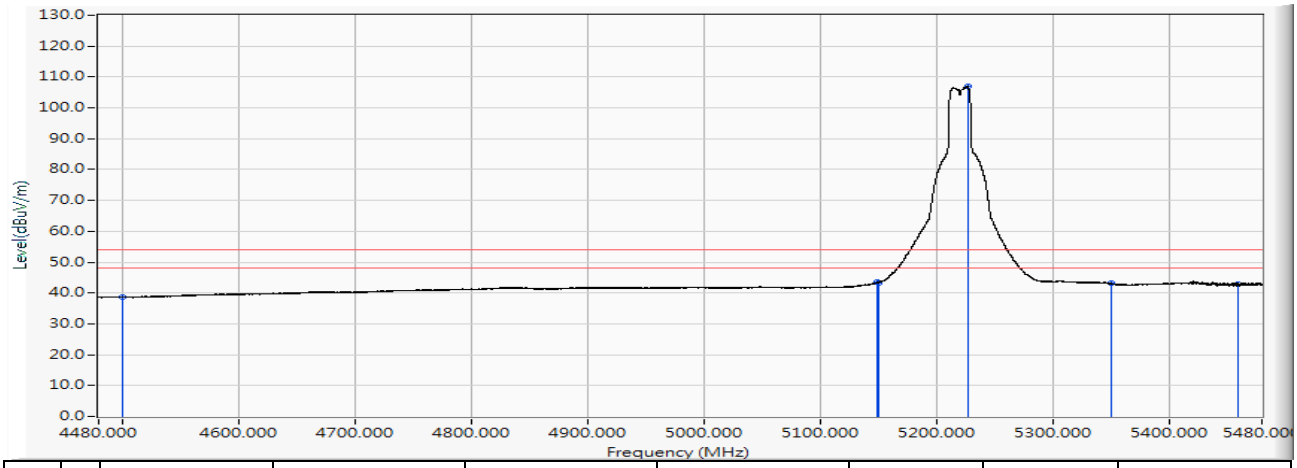

		Frequency (MHz)	Correct Factor (dB)	Reading Level (dBuV)	Measure Level (dBuV/m)	Margin (dB)	Limit (dBuV/m)	Detector Type
1		4500.000	22.216	16.386	38.601	-15.399	54.000	AVERAGE
2		5148.900	23.683	19.755	43.438	-10.562	54.000	AVERAGE
3		5150.000	23.684	19.681	43.365	-10.635	54.000	AVERAGE
4	*	5226.800	23.717	83.337	107.054	53.054	54.000	AVERAGE
5		5350.000	23.878	19.262	43.140	-10.860	54.000	AVERAGE
6		5460.000	24.044	18.788	42.832	-11.168	54.000	AVERAGE

Note:

1. All reading above 1GHz is performed with peak and/or average measurements as necessary.
2. Peak measurements: RBW = 1MHz, VBW = 3 MHz, Sweep: Auto.
3. Average measurements: RBW = 1MHz, VBW = 10 Hz, Sweep: Auto.
4. “ * ”, means this data is the worst emission level.
5. Measurement Level = Reading Level + Correct Factor.
6. The average measurement was not performed when the peak measured data under the limit of average detection. If the readings given are average, peak measurement should also be supplied.
7. The fundamental for reference only, it’s not restricted by unwanted emission limit.

Site : DEKRA Taiwan CB2-H	**Time : 2018/03/01**
Limit : FCC_SpartC_15.209_03M_PK	**Margin : 6**
Probe : CB2_FCC_EFS_B091_1-18GHz_3M_0117 - VERTICAL	**Power : DC 5V**
EUT : Dual-band Wireless-AC1300 USB Adapter	**Note : 802.11n(20M)_5220MHz**

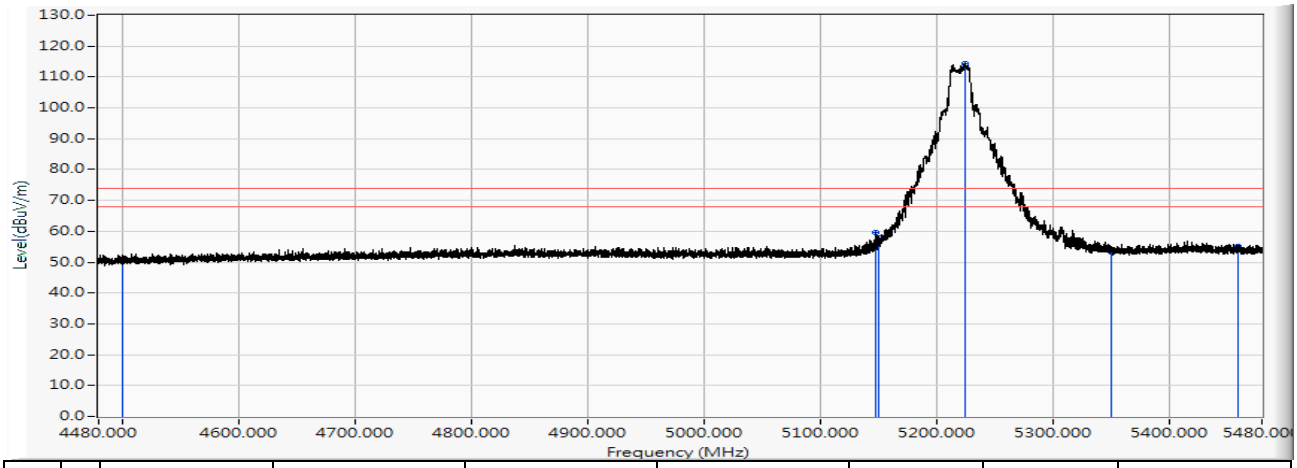

		Frequency (MHz)	Correct Factor (dB)	Reading Level (dBuV)	Measure Level (dBuV/m)	Margin (dB)	Limit (dBuV/m)	Detector Type
1		4500.000	22.216	28.752	50.967	-23.033	74.000	PEAK
2		5147.600	23.683	35.778	59.461	-14.539	74.000	PEAK
3		5150.000	23.684	34.160	57.844	-16.156	74.000	PEAK
4	*	5224.400	23.716	90.624	114.340	40.340	74.000	PEAK
5		5350.000	23.878	29.397	53.275	-20.725	74.000	PEAK
6		5460.000	24.044	30.878	54.922	-19.078	74.000	PEAK

Note:

1. All reading above 1GHz is performed with peak and/or average measurements as necessary.
2. Peak measurements: RBW = 1MHz, VBW = 3 MHz, Sweep: Auto.
3. Average measurements: RBW = 1MHz, VBW = 10 Hz, Sweep: Auto.
4. “ * ”, means this data is the worst emission level.
5. Measurement Level = Reading Level + Correct Factor.
6. The average measurement was not performed when the peak measured data under the limit of average detection. If the readings given are average, peak measurement should also be supplied.
7. The fundamental for reference only, it’s not restricted by unwanted emission limit.

Site : DEKRA Taiwan CB2-H	**Time : 2018/03/01**
Limit : FCC_SpartC_15.209_03M_AV	**Margin : 6**
Probe : CB2_FCC_EFS_B091_1-18GHz_3M_0117 - VERTICAL	**Power : DC 5V**
EUT : Dual-band Wireless-AC1300 USB Adapter	**Note : 802.11n(20M)_5220MHz**

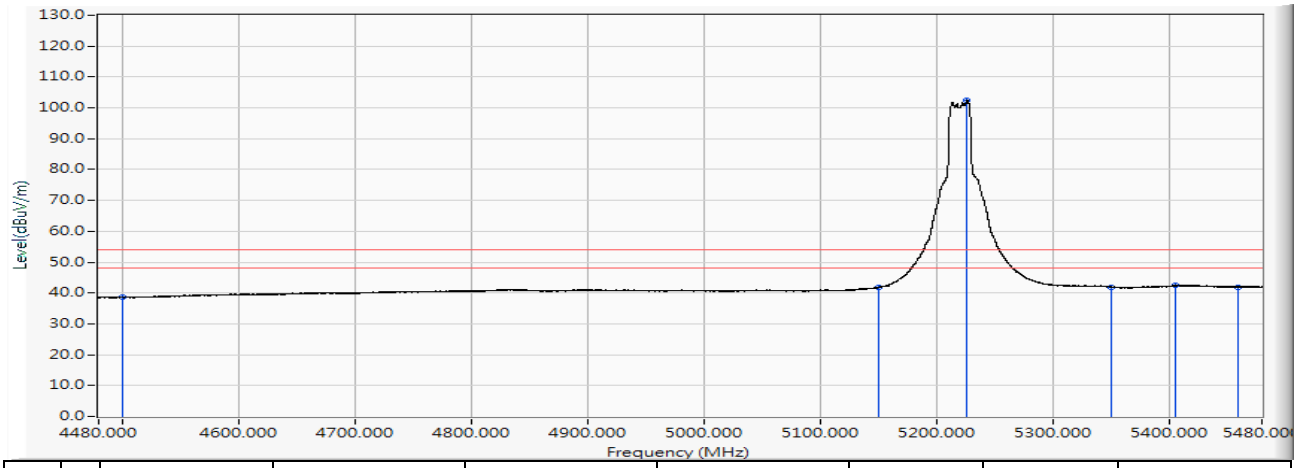

		Frequency (MHz)	Correct Factor (dB)	Reading Level (dBuV)	Measure Level (dBuV/m)	Margin (dB)	Limit (dBuV/m)	Detector Type
1		4500.000	22.216	16.424	38.639	-15.361	54.000	AVERAGE
2		5150.000	23.684	17.972	41.656	-12.344	54.000	AVERAGE
3	*	5226.700	23.717	78.798	102.515	48.515	54.000	AVERAGE
4		5350.000	23.878	18.017	41.895	-12.105	54.000	AVERAGE
5		5405.200	23.961	18.562	42.523	-11.477	54.000	AVERAGE
6		5460.000	24.044	17.865	41.909	-12.091	54.000	AVERAGE

Note:

1. All reading above 1GHz is performed with peak and/or average measurements as necessary.
2. Peak measurements: RBW = 1MHz, VBW = 3 MHz, Sweep: Auto.
3. Average measurements: RBW = 1MHz, VBW = 10 Hz, Sweep: Auto.
4. “ * ”, means this data is the worst emission level.
5. Measurement Level = Reading Level + Correct Factor.
6. The average measurement was not performed when the peak measured data under the limit of average detection. If the readings given are average, peak measurement should also be supplied.
7. The fundamental for reference only, it’s not restricted by unwanted emission limit.

Site : DEKRA Taiwan CB2-H	**Time : 2018/03/01**
Limit : FCC_SpartC_15.209_03M_PK	**Margin : 6**
Probe : CB2_FCC_EFS_B091_1-18GHz_3M_0117 - HORIZONTAL	**Power : DC 5V**
EUT : Dual-band Wireless-AC1300 USB Adapter	**Note : 802.11n(20M)_5240MHz**

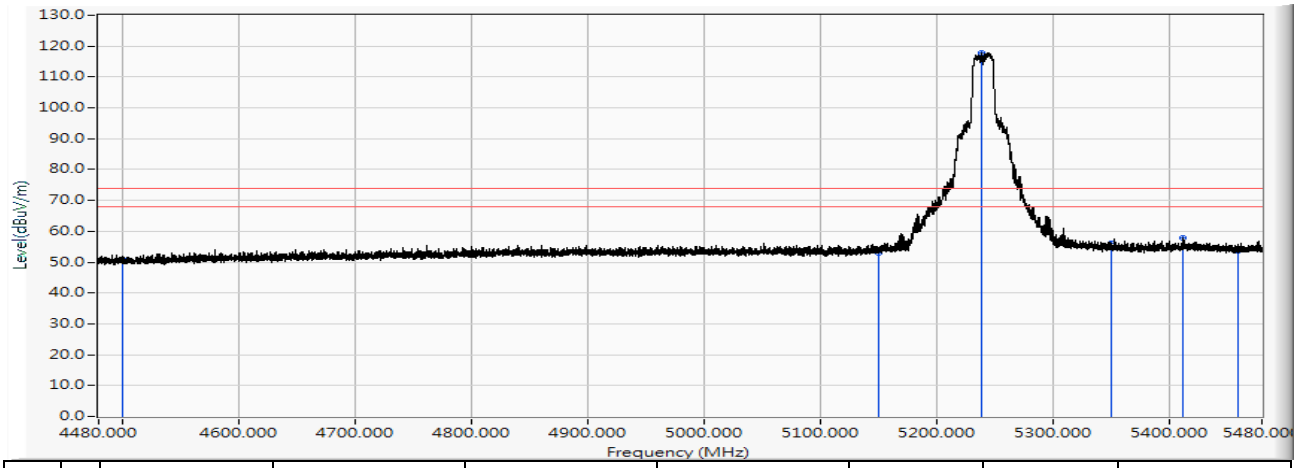

		Frequency (MHz)	Correct Factor (dB)	Reading Level (dBuV)	Measure Level (dBuV/m)	Margin (dB)	Limit (dBuV/m)	Detector Type
1		4500.000	22.216	28.498	50.713	-23.287	74.000	PEAK
2		5150.000	23.684	29.288	52.972	-21.028	74.000	PEAK
3	*	5239.300	23.723	94.154	117.877	43.877	74.000	PEAK
4		5350.000	23.878	32.105	55.983	-18.017	74.000	PEAK
5		5412.600	23.973	33.779	57.751	-16.249	74.000	PEAK
6		5460.000	24.044	29.545	53.589	-20.411	74.000	PEAK

Note:

1. All reading above 1GHz is performed with peak and/or average measurements as necessary.
2. Peak measurements: RBW = 1MHz, VBW = 3 MHz, Sweep: Auto.
3. Average measurements: RBW = 1MHz, VBW = 10 Hz, Sweep: Auto.
4. “ * ”, means this data is the worst emission level.
5. Measurement Level = Reading Level + Correct Factor.
6. The average measurement was not performed when the peak measured data under the limit of average detection. If the readings given are average, peak measurement should also be supplied.
7. The fundamental for reference only, it’s not restricted by unwanted emission limit.

Site : DEKRA Taiwan CB2-H	**Time : 2018/03/01**
Limit : FCC_SpartC_15.209_03M_AV	**Margin : 6**
Probe : CB2_FCC_EFS_B091_1-18GHz_3M_0117 - HORIZONTAL	**Power : DC 5V**
EUT : Dual-band Wireless-AC1300 USB Adapter	**Note : 802.11n(20M)_5240MHz**

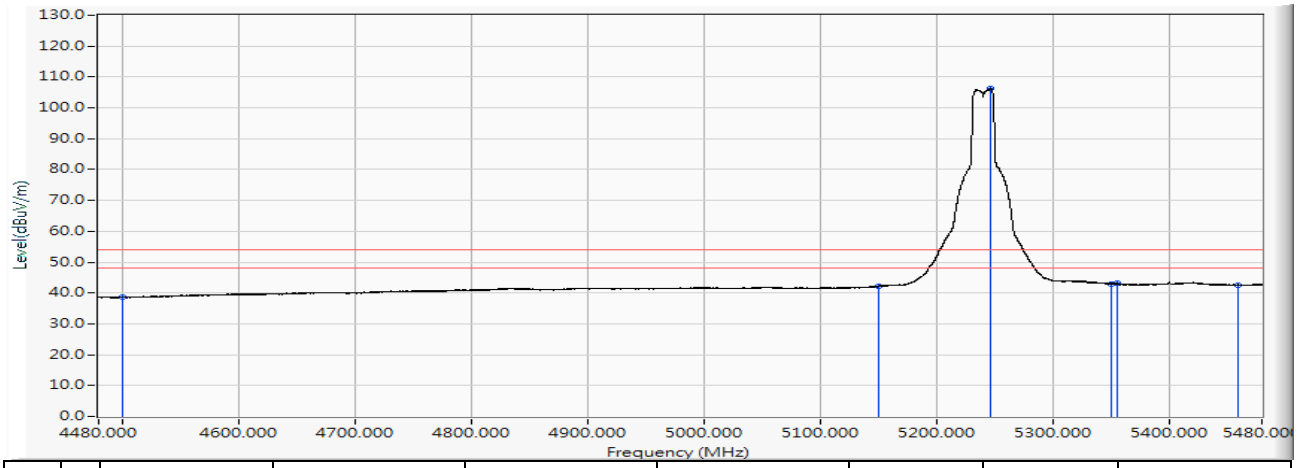

		Frequency (MHz)	Correct Factor (dB)	Reading Level (dBuV)	Measure Level (dBuV/m)	Margin (dB)	Limit (dBuV/m)	Detector Type
1		4500.000	22.216	16.362	38.577	-15.423	54.000	AVERAGE
2		5150.000	23.684	18.455	42.139	-11.861	54.000	AVERAGE
3	*	5246.800	23.725	82.542	106.268	52.268	54.000	AVERAGE
4		5350.000	23.878	19.148	43.026	-10.974	54.000	AVERAGE
5		5356.000	23.887	19.183	43.070	-10.930	54.000	AVERAGE
6		5460.000	24.044	18.582	42.626	-11.374	54.000	AVERAGE

Note:

1. All reading above 1GHz is performed with peak and/or average measurements as necessary.
2. Peak measurements: RBW = 1MHz, VBW = 3 MHz, Sweep: Auto.
3. Average measurements: RBW = 1MHz, VBW = 10 Hz, Sweep: Auto.
4. “ * ”, means this data is the worst emission level.
5. Measurement Level = Reading Level + Correct Factor.
6. The average measurement was not performed when the peak measured data under the limit of average detection. If the readings given are average, peak measurement should also be supplied.
7. The fundamental for reference only, it’s not restricted by unwanted emission limit.

Site : DEKRA Taiwan CB2-H	**Time : 2018/03/01**
Limit : FCC_SpartC_15.209_03M_PK	**Margin : 6**
Probe : CB2_FCC_EFS_B091_1-18GHz_3M_0117 - VERTICAL	**Power : DC 5V**
EUT : Dual-band Wireless-AC1300 USB Adapter	**Note : 802.11n(20M)_5240MHz**

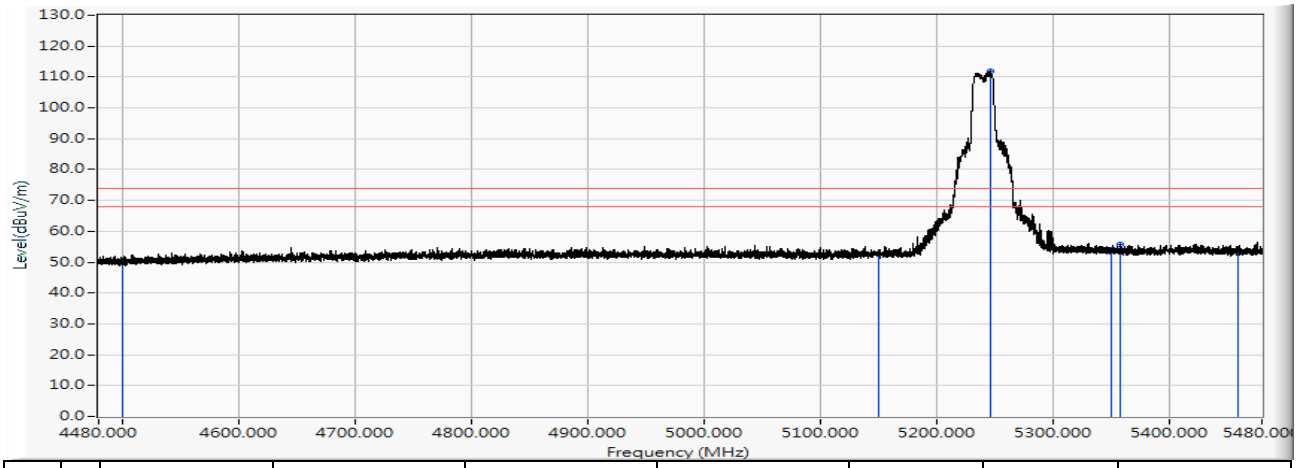

		Frequency (MHz)	Correct Factor (dB)	Reading Level (dBuV)	Measure Level (dBuV/m)	Margin (dB)	Limit (dBuV/m)	Detector Type
1		4500.000	22.216	27.571	49.786	-24.214	74.000	PEAK
2		5150.000	23.684	29.106	52.790	-21.210	74.000	PEAK
3	*	5247.300	23.726	88.155	111.881	37.881	74.000	PEAK
4		5350.000	23.878	30.198	54.076	-19.924	74.000	PEAK
5		5358.800	23.891	31.975	55.866	-18.134	74.000	PEAK
6		5460.000	24.044	29.518	53.562	-20.438	74.000	PEAK

Note:

1. All reading above 1GHz is performed with peak and/or average measurements as necessary.
2. Peak measurements: RBW = 1MHz, VBW = 3 MHz, Sweep: Auto.
3. Average measurements: RBW = 1MHz, VBW = 10 Hz, Sweep: Auto.
4. “ * ”, means this data is the worst emission level.
5. Measurement Level = Reading Level + Correct Factor.
6. The average measurement was not performed when the peak measured data under the limit of average detection. If the readings given are average, peak measurement should also be supplied.
7. The fundamental for reference only, it’s not restricted by unwanted emission limit.

Site : DEKRA Taiwan CB2-H	**Time : 2018/03/01**
Limit : FCC_SpartC_15.209_03M_AV	**Margin : 6**
Probe : CB2_FCC_EFS_B091_1-18GHz_3M_0117 - VERTICAL	**Power : DC 5V**
EUT : Dual-band Wireless-AC1300 USB Adapter	**Note : 802.11n(20M)_5240MHz**

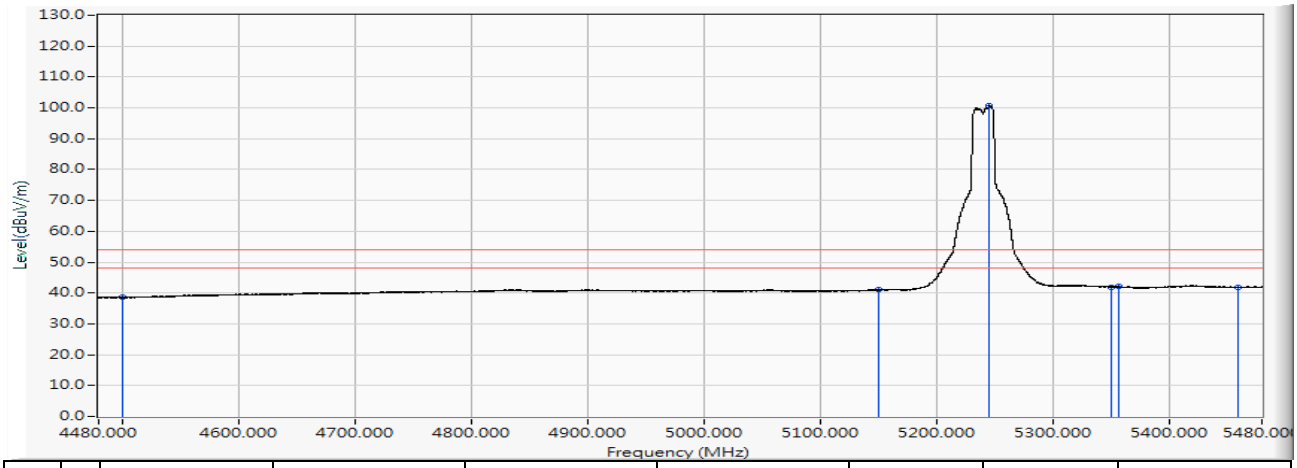

		Frequency (MHz)	Correct Factor (dB)	Reading Level (dBuV)	Measure Level (dBuV/m)	Margin (dB)	Limit (dBuV/m)	Detector Type
1		4500.000	22.216	16.379	38.594	-15.406	54.000	AVERAGE
2		5150.000	23.684	17.288	40.972	-13.028	54.000	AVERAGE
3	*	5245.500	23.725	76.880	100.605	46.605	54.000	AVERAGE
4		5350.000	23.878	18.081	41.959	-12.041	54.000	AVERAGE
5		5356.300	23.888	18.242	42.130	-11.870	54.000	AVERAGE
6		5460.000	24.044	17.755	41.799	-12.201	54.000	AVERAGE

Note:

1. All reading above 1GHz is performed with peak and/or average measurements as necessary.
2. Peak measurements: RBW = 1MHz, VBW = 3 MHz, Sweep: Auto.
3. Average measurements: RBW = 1MHz, VBW = 10 Hz, Sweep: Auto.
4. “ * ”, means this data is the worst emission level.
5. Measurement Level = Reading Level + Correct Factor.
6. The average measurement was not performed when the peak measured data under the limit of average detection. If the readings given are average, peak measurement should also be supplied.
7. The fundamental for reference only, it’s not restricted by unwanted emission limit.

Site : DEKRA Taiwan CB2-H	**Time : 2018/03/01**
Limit : FCC_SpartC_15.209_03M_PK	**Margin : 6**
Probe : CB2_FCC_EFS_B091_1-18GHz_3M_0117 - HORIZONTAL	**Power : DC 5V**
EUT : Dual-band Wireless-AC1300 USB Adapter	**Note : 802.11n(40M)_5190MHz**

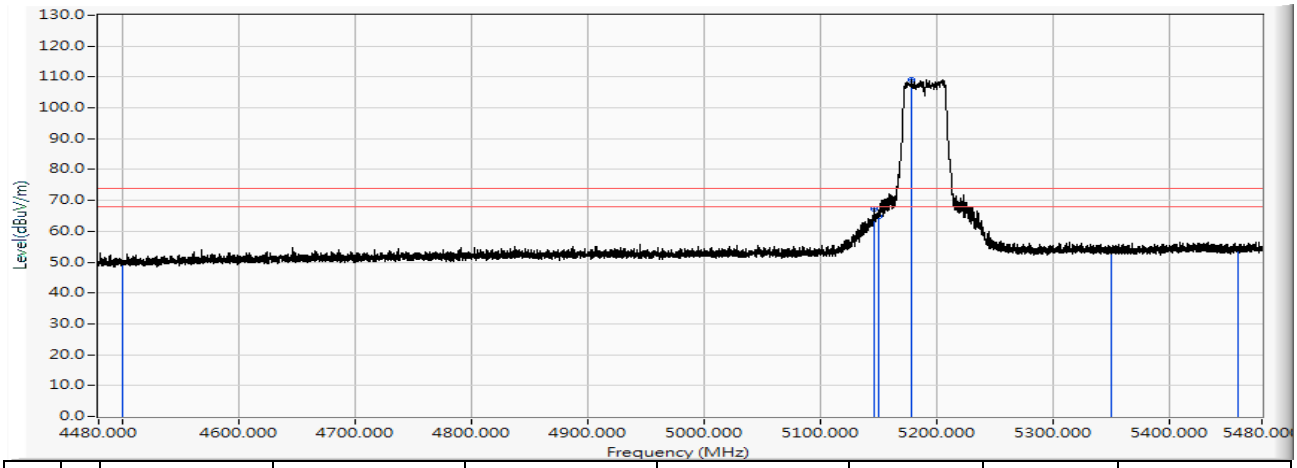

		Frequency (MHz)	Correct Factor (dB)	Reading Level (dBuV)	Measure Level (dBuV/m)	Margin (dB)	Limit (dBuV/m)	Detector Type
1		4500.000	22.216	27.594	49.809	-24.191	74.000	PEAK
2		5146.800	23.682	43.659	67.342	-6.658	74.000	PEAK
3		5150.000	23.684	41.050	64.734	-9.266	74.000	PEAK
4	*	5178.700	23.696	85.514	109.210	35.210	74.000	PEAK
5		5350.000	23.878	29.971	53.849	-20.151	74.000	PEAK
6		5460.000	24.044	29.921	53.965	-20.035	74.000	PEAK

Note:

1. All reading above 1GHz is performed with peak and/or average measurements as necessary.
2. Peak measurements: RBW = 1MHz, VBW = 3 MHz, Sweep: Auto.
3. Average measurements: RBW = 1MHz, VBW = 10 Hz, Sweep: Auto.
4. “ * ”, means this data is the worst emission level.
5. Measurement Level = Reading Level + Correct Factor.
6. The average measurement was not performed when the peak measured data under the limit of average detection. If the readings given are average, peak measurement should also be supplied.
7. The fundamental for reference only, it’s not restricted by unwanted emission limit.

Site : DEKRA Taiwan CB2-H	**Time : 2018/03/01**
Limit : FCC_SpartC_15.209_03M_AV	**Margin : 6**
Probe : CB2_FCC_EFS_B091_1-18GHz_3M_0117 - HORIZONTAL	**Power : DC 5V**
EUT : Dual-band Wireless-AC1300 USB Adapter	**Note : 802.11n(40M)_5190MHz**

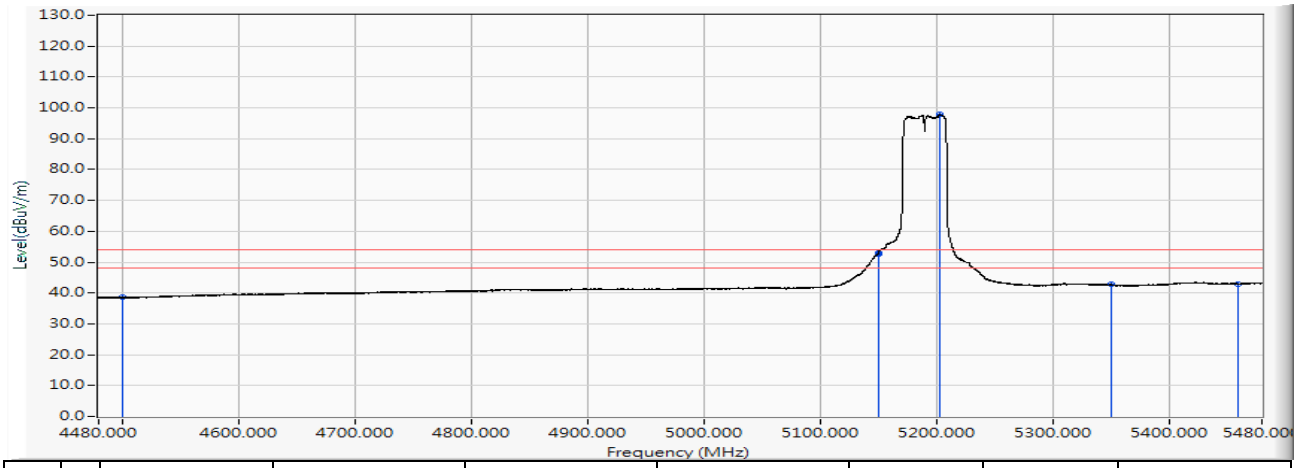

		Frequency (MHz)	Correct Factor (dB)	Reading Level (dBuV)	Measure Level (dBuV/m)	Margin (dB)	Limit (dBuV/m)	Detector Type
1		4500.000	22.216	16.324	38.539	-15.461	54.000	AVERAGE
2		5149.900	23.684	29.093	52.777	-1.223	54.000	AVERAGE
3		5150.000	23.684	29.232	52.916	-1.084	54.000	AVERAGE
4	*	5203.100	23.707	74.167	97.874	43.874	54.000	AVERAGE
5		5350.000	23.878	18.871	42.749	-11.251	54.000	AVERAGE
6		5460.000	24.044	18.907	42.951	-11.049	54.000	AVERAGE

Note:

1. All reading above 1GHz is performed with peak and/or average measurements as necessary.
2. Peak measurements: RBW = 1MHz, VBW = 3 MHz, Sweep: Auto.
3. Average measurements: RBW = 1MHz, VBW = 10 Hz, Sweep: Auto.
4. “ * ”, means this data is the worst emission level.
5. Measurement Level = Reading Level + Correct Factor.
6. The average measurement was not performed when the peak measured data under the limit of average detection. If the readings given are average, peak measurement should also be supplied.
7. The fundamental for reference only, it’s not restricted by unwanted emission limit.

Site : DEKRA Taiwan CB2-H	**Time : 2018/03/01**
Limit : FCC_SpartC_15.209_03M_PK	**Margin : 6**
Probe : CB2_FCC_EFS_B091_1-18GHz_3M_0117 - VERTICAL	**Power : DC 5V**
EUT : Dual-band Wireless-AC1300 USB Adapter	**Note : 802.11n(40M)_5190MHz**

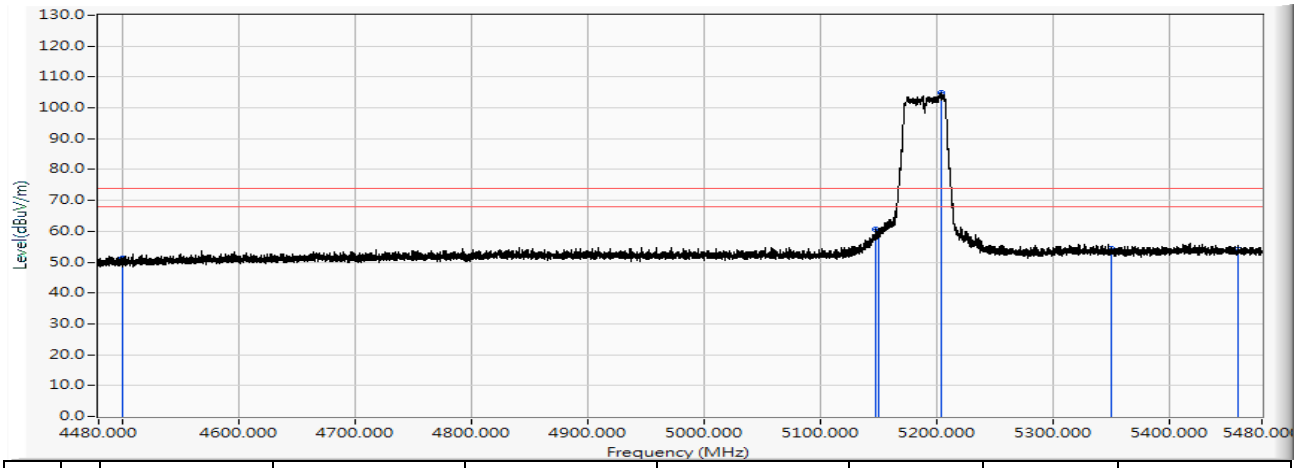

		Frequency (MHz)	Correct Factor (dB)	Reading Level (dBuV)	Measure Level (dBuV/m)	Margin (dB)	Limit (dBuV/m)	Detector Type
1		4500.000	22.216	28.986	51.201	-22.799	74.000	PEAK
2		5147.900	23.683	36.868	60.551	-13.449	74.000	PEAK
3		5150.000	23.684	35.748	59.432	-14.568	74.000	PEAK
4	*	5204.100	23.707	81.338	105.045	31.045	74.000	PEAK
5		5350.000	23.878	30.654	54.532	-19.468	74.000	PEAK
6		5460.000	24.044	30.074	54.118	-19.882	74.000	PEAK

Note:

1. All reading above 1GHz is performed with peak and/or average measurements as necessary.
2. Peak measurements: RBW = 1MHz, VBW = 3 MHz, Sweep: Auto.
3. Average measurements: RBW = 1MHz, VBW = 10 Hz, Sweep: Auto.
4. “ * ”, means this data is the worst emission level.
5. Measurement Level = Reading Level + Correct Factor.
6. The average measurement was not performed when the peak measured data under the limit of average detection. If the readings given are average, peak measurement should also be supplied.
7. The fundamental for reference only, it’s not restricted by unwanted emission limit.

Site : DEKRA Taiwan CB2-H	**Time : 2018/03/01**
Limit : FCC_SpartC_15.209_03M_AV	**Margin : 6**
Probe : CB2_FCC_EFS_B091_1-18GHz_3M_0117 - VERTICAL	**Power : DC 5V**
EUT : Dual-band Wireless-AC1300 USB Adapter	**Note : 802.11n(40M)_5190MHz**

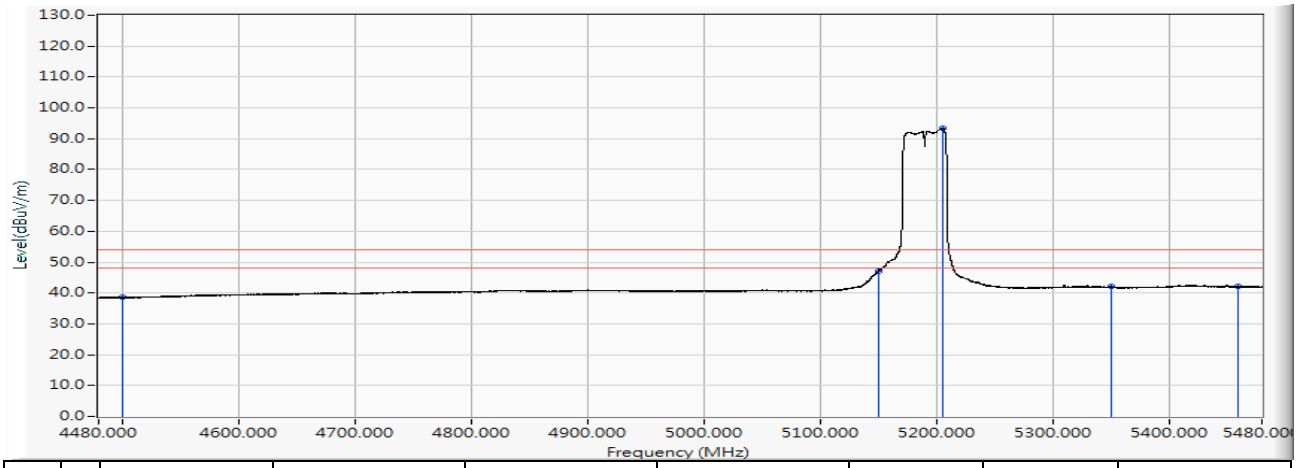

		Frequency (MHz)	Correct Factor (dB)	Reading Level (dBuV)	Measure Level (dBuV/m)	Margin (dB)	Limit (dBuV/m)	Detector Type
1		4500.000	22.216	16.367	38.582	-15.418	54.000	AVERAGE
2		5149.900	23.684	23.225	46.909	-7.091	54.000	AVERAGE
3		5150.000	23.684	23.206	46.890	-7.110	54.000	AVERAGE
4	*	5205.600	23.708	69.563	93.271	39.271	54.000	AVERAGE
5		5350.000	23.878	18.371	42.249	-11.751	54.000	AVERAGE
6		5460.000	24.044	18.068	42.112	-11.888	54.000	AVERAGE

Note:

1. All reading above 1GHz is performed with peak and/or average measurements as necessary.
2. Peak measurements: RBW = 1MHz, VBW = 3 MHz, Sweep: Auto.
3. Average measurements: RBW = 1MHz, VBW = 10 Hz, Sweep: Auto.
4. “ * ”, means this data is the worst emission level.
5. Measurement Level = Reading Level + Correct Factor.
6. The average measurement was not performed when the peak measured data under the limit of average detection. If the readings given are average, peak measurement should also be supplied.
7. The fundamental for reference only, it’s not restricted by unwanted emission limit.

Site : DEKRA Taiwan CB2-H	**Time : 2018/03/01**
Limit : FCC_SpartC_15.209_03M_PK	**Margin : 6**
Probe : CB2_FCC_EFS_B091_1-18GHz_3M_0117 - HORIZONTAL	**Power : DC 5V**
EUT : Dual-band Wireless-AC1300 USB Adapter	**Note : 802.11n(40M)_5230MHz**

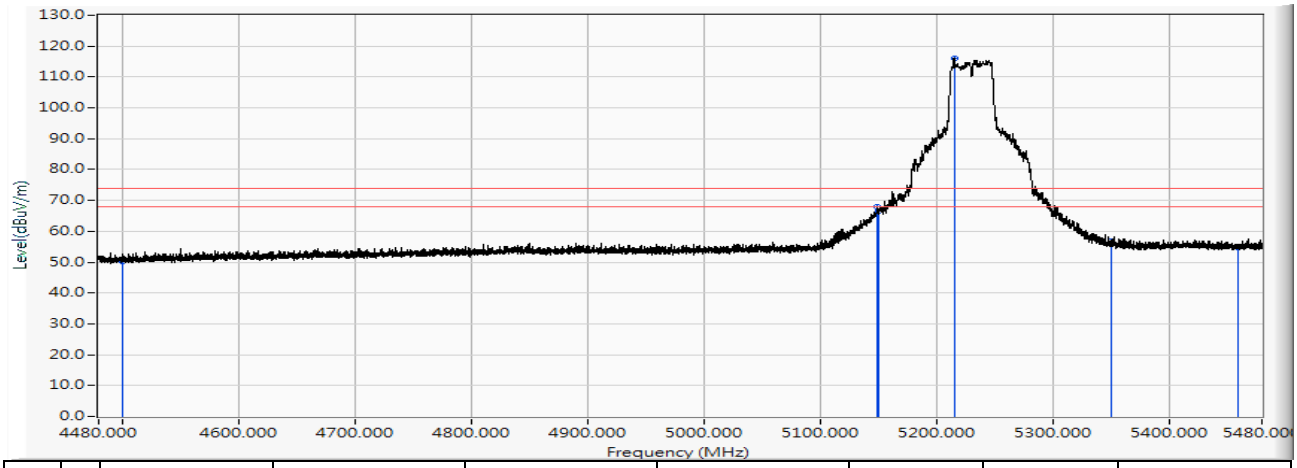

		Frequency (MHz)	Correct Factor (dB)	Reading Level (dBuV)	Measure Level (dBuV/m)	Margin (dB)	Limit (dBuV/m)	Detector Type
1		4500.000	22.216	28.084	50.299	-23.701	74.000	PEAK
2		5149.000	23.683	44.367	68.050	-5.950	74.000	PEAK
3		5150.000	23.684	42.889	66.573	-7.427	74.000	PEAK
4	*	5215.300	23.712	92.366	116.078	42.078	74.000	PEAK
5		5350.000	23.878	33.075	56.953	-17.047	74.000	PEAK
6		5460.000	24.044	30.694	54.738	-19.262	74.000	PEAK

Note:

1. All reading above 1GHz is performed with peak and/or average measurements as necessary.
2. Peak measurements: RBW = 1MHz, VBW = 3 MHz, Sweep: Auto.
3. Average measurements: RBW = 1MHz, VBW = 10 Hz, Sweep: Auto.
4. “ * ”, means this data is the worst emission level.
5. Measurement Level = Reading Level + Correct Factor.
6. The average measurement was not performed when the peak measured data under the limit of average detection. If the readings given are average, peak measurement should also be supplied.
7. The fundamental for reference only, it’s not restricted by unwanted emission limit.

Site : DEKRA Taiwan CB2-H	**Time : 2018/03/01**
Limit : FCC_SpartC_15.209_03M_AV	**Margin : 6**
Probe : CB2_FCC_EFS_B091_1-18GHz_3M_0117 - HORIZONTAL	**Power : DC 5V**
EUT : Dual-band Wireless-AC1300 USB Adapter	**Note : 802.11n(40M)_5230MHz**

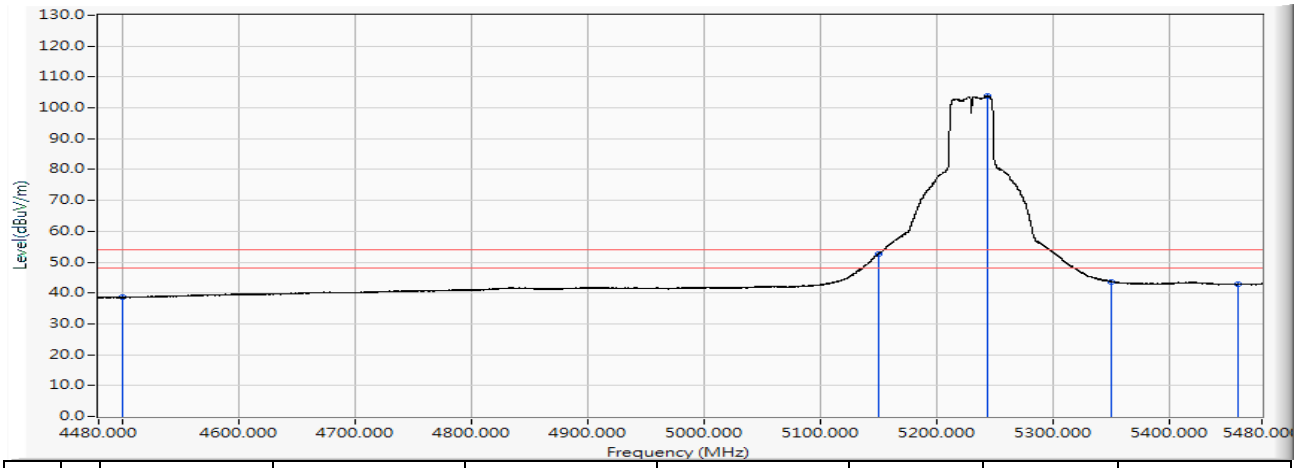

		Frequency (MHz)	Correct Factor (dB)	Reading Level (dBuV)	Measure Level (dBuV/m)	Margin (dB)	Limit (dBuV/m)	Detector Type
1		4500.000	22.216	16.350	38.565	-15.435	54.000	AVERAGE
2		5149.900	23.684	28.999	52.683	-1.317	54.000	AVERAGE
3		5150.000	23.684	28.922	52.606	-1.394	54.000	AVERAGE
4	*	5244.300	23.725	80.174	103.899	49.899	54.000	AVERAGE
5		5350.000	23.878	19.860	43.738	-10.262	54.000	AVERAGE
6		5460.000	24.044	18.797	42.841	-11.159	54.000	AVERAGE

Note:

1. All reading above 1GHz is performed with peak and/or average measurements as necessary.
2. Peak measurements: RBW = 1MHz, VBW = 3 MHz, Sweep: Auto.
3. Average measurements: RBW = 1MHz, VBW = 10 Hz, Sweep: Auto.
4. “ * ”, means this data is the worst emission level.
5. Measurement Level = Reading Level + Correct Factor.
6. The average measurement was not performed when the peak measured data under the limit of average detection. If the readings given are average, peak measurement should also be supplied.
7. The fundamental for reference only, it’s not restricted by unwanted emission limit.

Site : DEKRA Taiwan CB2-H	**Time : 2018/03/01**
Limit : FCC_SpartC_15.209_03M_PK	**Margin : 6**
Probe : CB2_FCC_EFS_B091_1-18GHz_3M_0117 - VERTICAL	**Power : DC 5V**
EUT : Dual-band Wireless-AC1300 USB Adapter	**Note : 802.11n(40M)_5230MHz**

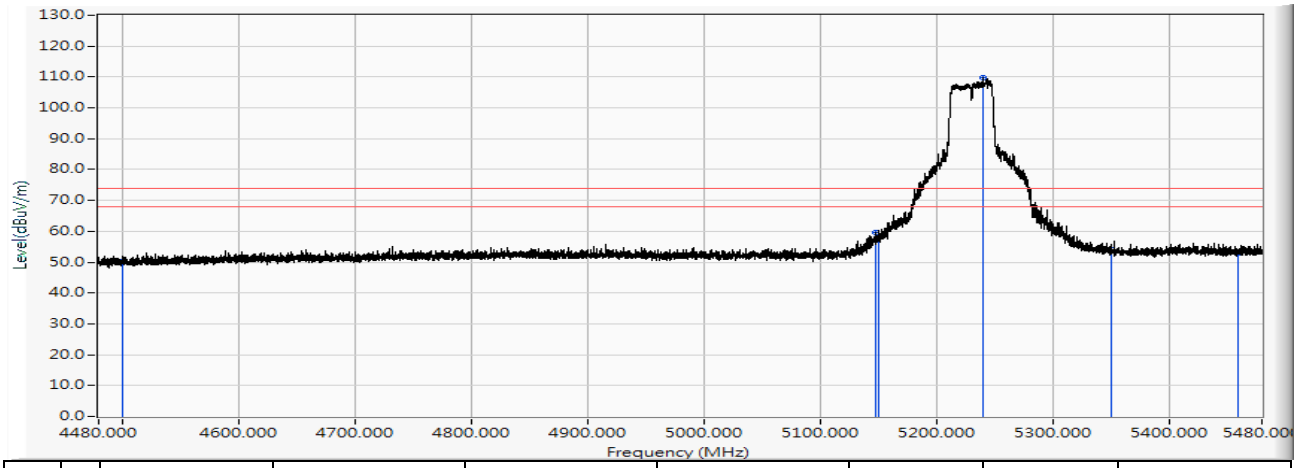

		Frequency (MHz)	Correct Factor (dB)	Reading Level (dBuV)	Measure Level (dBuV/m)	Margin (dB)	Limit (dBuV/m)	Detector Type
1		4500.000	22.216	27.925	50.140	-23.860	74.000	PEAK
2		5148.300	23.683	35.765	59.448	-14.552	74.000	PEAK
3		5150.000	23.684	34.006	57.690	-16.310	74.000	PEAK
4	*	5240.700	23.723	85.907	109.630	35.630	74.000	PEAK
5		5350.000	23.878	30.288	54.166	-19.834	74.000	PEAK
6		5460.000	24.044	29.102	53.146	-20.854	74.000	PEAK

Note:

1. All reading above 1GHz is performed with peak and/or average measurements as necessary.
2. Peak measurements: RBW = 1MHz, VBW = 3 MHz, Sweep: Auto.
3. Average measurements: RBW = 1MHz, VBW = 10 Hz, Sweep: Auto.
4. “ * ”, means this data is the worst emission level.
5. Measurement Level = Reading Level + Correct Factor.
6. The average measurement was not performed when the peak measured data under the limit of average detection. If the readings given are average, peak measurement should also be supplied.
7. The fundamental for reference only, it’s not restricted by unwanted emission limit.

Site : DEKRA Taiwan CB2-H	**Time : 2018/03/01**
Limit : FCC_SpartC_15.209_03M_AV	**Margin : 6**
Probe : CB2_FCC_EFS_B091_1-18GHz_3M_0117 - VERTICAL	**Power : DC 5V**
EUT : Dual-band Wireless-AC1300 USB Adapter	**Note : 802.11n(40M)_5230MHz**

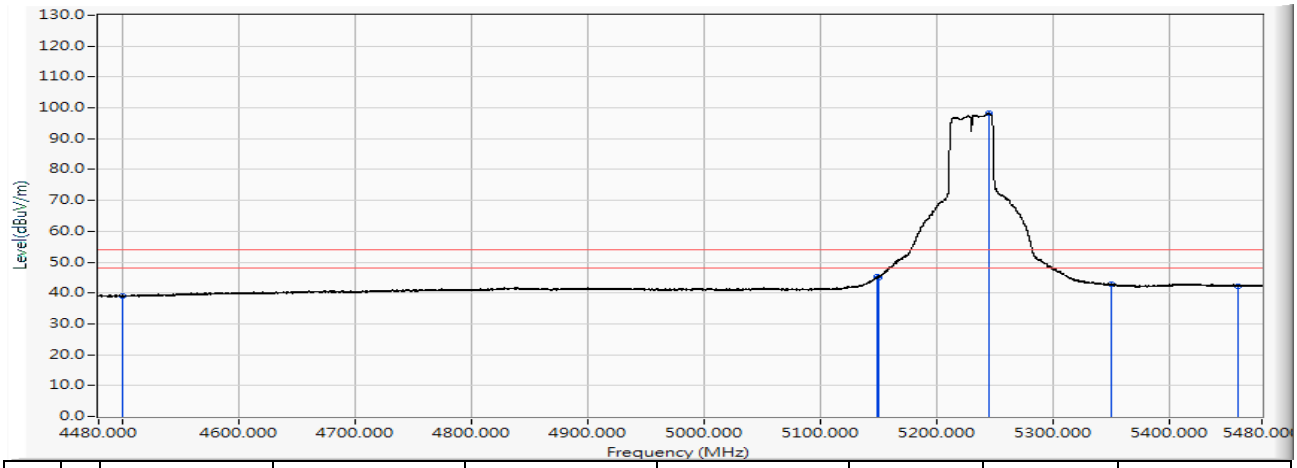

		Frequency (MHz)	Correct Factor (dB)	Reading Level (dBuV)	Measure Level (dBuV/m)	Margin (dB)	Limit (dBuV/m)	Detector Type
1		4500.000	22.216	16.805	39.020	-14.980	54.000	AVERAGE
2		5149.800	23.684	21.488	45.172	-8.828	54.000	AVERAGE
3		5150.000	23.684	21.291	44.975	-9.025	54.000	AVERAGE
4	*	5245.200	23.725	74.462	98.187	44.187	54.000	AVERAGE
5		5350.000	23.878	18.879	42.757	-11.243	54.000	AVERAGE
6		5460.000	24.044	18.175	42.219	-11.781	54.000	AVERAGE

Note:

1. All reading above 1GHz is performed with peak and/or average measurements as necessary.
2. Peak measurements: RBW = 1MHz, VBW = 3 MHz, Sweep: Auto.
3. Average measurements: RBW = 1MHz, VBW = 10 Hz, Sweep: Auto.
4. “ * ”, means this data is the worst emission level.
5. Measurement Level = Reading Level + Correct Factor.
6. The average measurement was not performed when the peak measured data under the limit of average detection. If the readings given are average, peak measurement should also be supplied.
7. The fundamental for reference only, it’s not restricted by unwanted emission limit.

Site : DEKRA Taiwan CB2-H	**Time : 2018/03/01**
Limit : FCC_SpartC_15.209_03M_PK	**Margin : 6**
Probe : CB2_FCC_EFS_B091_1-18GHz_3M_0117 - HORIZONTAL	**Power : DC 5V**
EUT : Dual-band Wireless-AC1300 USB Adapter	**Note : 802.11ac(80M)_5210MHz**

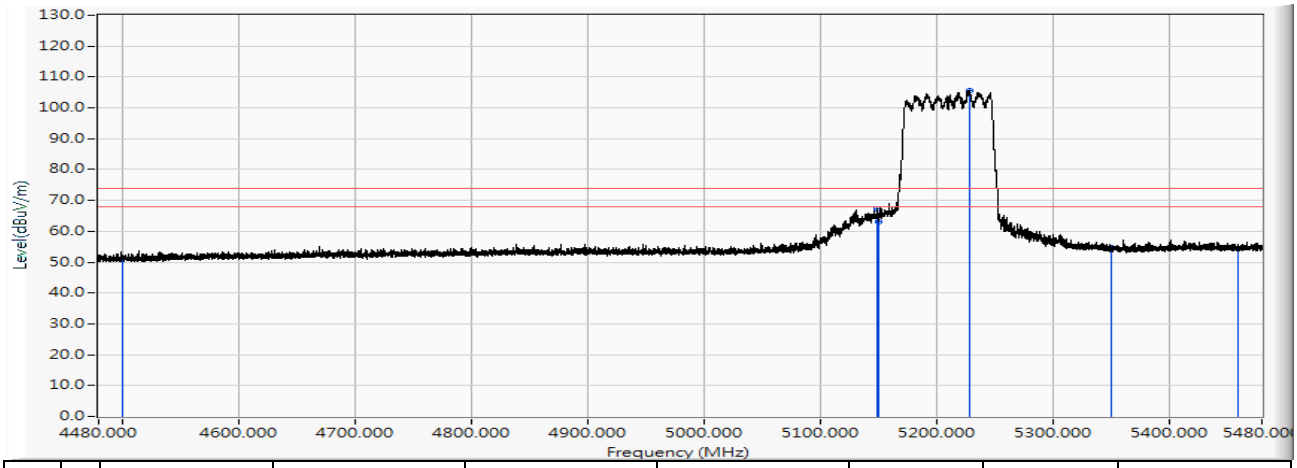

		Frequency (MHz)	Correct Factor (dB)	Reading Level (dBuV)	Measure Level (dBuV/m)	Margin (dB)	Limit (dBuV/m)	Detector Type
1		4500.000	22.216	29.048	51.263	-22.737	74.000	PEAK
2		5148.900	23.683	43.415	67.098	-6.902	74.000	PEAK
3		5150.000	23.684	39.361	63.045	-10.955	74.000	PEAK
4	*	5228.800	23.718	81.850	105.568	31.568	74.000	PEAK
5		5350.000	23.878	30.705	54.583	-19.417	74.000	PEAK
6		5460.000	24.044	30.207	54.251	-19.749	74.000	PEAK

Note:

1. All reading above 1GHz is performed with peak and/or average measurements as necessary.
2. Peak measurements: RBW = 1MHz, VBW = 3 MHz, Sweep: Auto.
3. Average measurements: RBW = 1MHz, VBW = 10 Hz, Sweep: Auto.
4. “ * ”, means this data is the worst emission level.
5. Measurement Level = Reading Level + Correct Factor.
6. The average measurement was not performed when the peak measured data under the limit of average detection. If the readings given are average, peak measurement should also be supplied.
7. The fundamental for reference only, it’s not restricted by unwanted emission limit.

Site : DEKRA Taiwan CB2-H	**Time : 2018/03/01**
Limit : FCC_SpartC_15.209_03M_AV	**Margin : 6**
Probe : CB2_FCC_EFS_B091_1-18GHz_3M_0117 - HORIZONTAL	**Power : DC 5V**
EUT : Dual-band Wireless-AC1300 USB Adapter	**Note : 802.11ac(80M)_5210MHz**

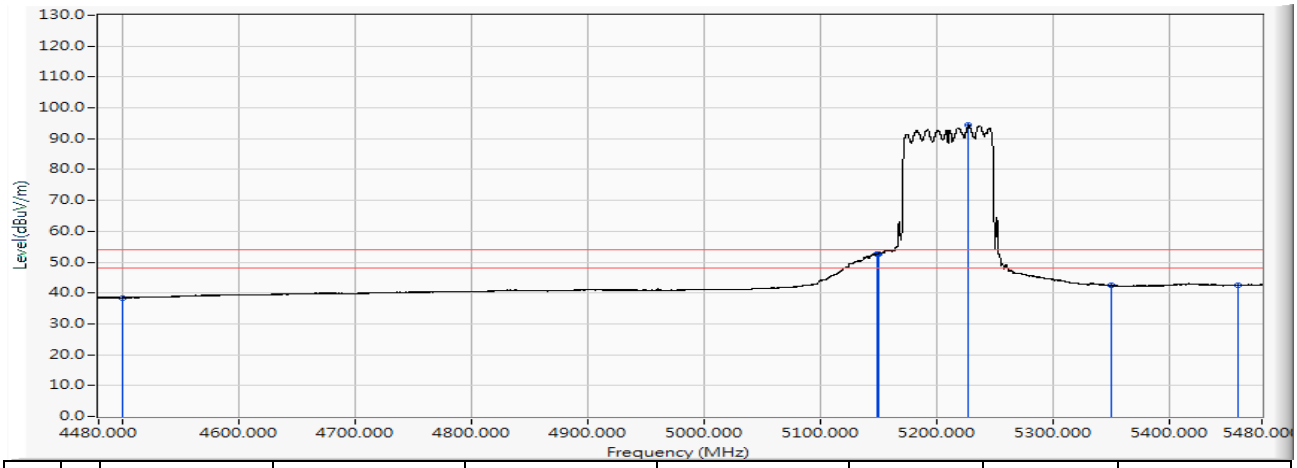

		Frequency (MHz)	Correct Factor (dB)	Reading Level (dBuV)	Measure Level (dBuV/m)	Margin (dB)	Limit (dBuV/m)	Detector Type
1		4500.000	22.216	16.276	38.491	-15.509	54.000	AVERAGE
2		5149.800	23.684	29.103	52.787	-1.213	54.000	AVERAGE
3		5150.000	23.684	28.911	52.595	-1.405	54.000	AVERAGE
4	*	5228.000	23.718	70.676	94.394	40.394	54.000	AVERAGE
5		5350.000	23.878	18.590	42.468	-11.532	54.000	AVERAGE
6		5460.000	24.044	18.531	42.575	-11.425	54.000	AVERAGE

Note:

1. All reading above 1GHz is performed with peak and/or average measurements as necessary.
2. Peak measurements: RBW = 1MHz, VBW = 3 MHz, Sweep: Auto.
3. Average measurements: RBW = 1MHz, VBW = 10 Hz, Sweep: Auto.
4. “ * ”, means this data is the worst emission level.
5. Measurement Level = Reading Level + Correct Factor.
6. The average measurement was not performed when the peak measured data under the limit of average detection. If the readings given are average, peak measurement should also be supplied.
7. The fundamental for reference only, it’s not restricted by unwanted emission limit.

Site : DEKRA Taiwan CB2-H	**Time : 2018/03/01**
Limit : FCC_SpartC_15.209_03M_PK	**Margin : 6**
Probe : CB2_FCC_EFS_B091_1-18GHz_3M_0117 - VERTICAL	**Power : DC 5V**
EUT : Dual-band Wireless-AC1300 USB Adapter	**Note : 802.11ac(80M)_5210MHz**

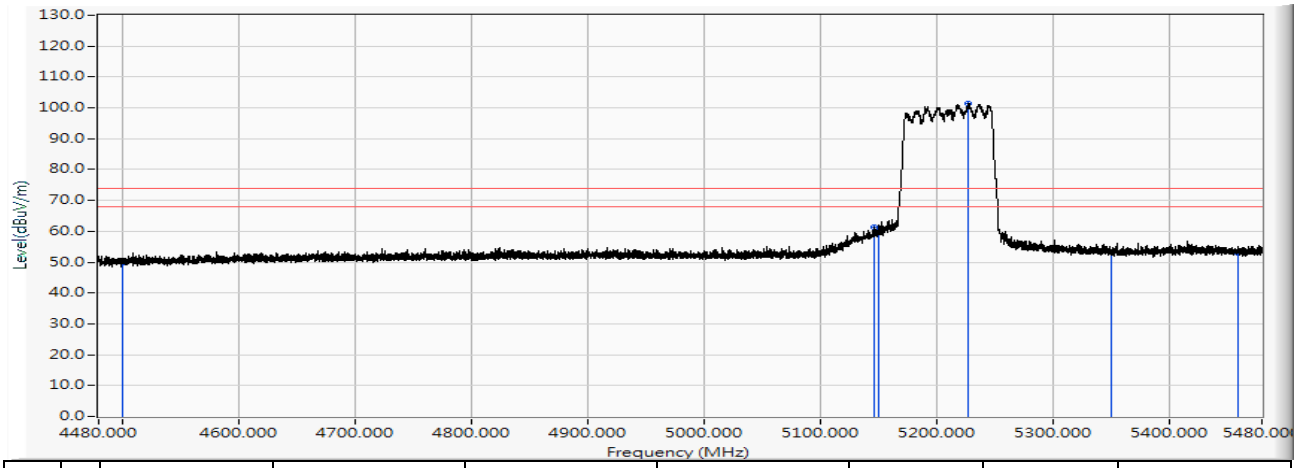

		Frequency (MHz)	Correct Factor (dB)	Reading Level (dBuV)	Measure Level (dBuV/m)	Margin (dB)	Limit (dBuV/m)	Detector Type
1		4500.000	22.216	27.696	49.911	-24.089	74.000	PEAK
2		5146.100	23.682	37.507	61.189	-12.811	74.000	PEAK
3		5150.000	23.684	36.173	59.857	-14.143	74.000	PEAK
4	*	5227.700	23.718	77.656	101.374	27.374	74.000	PEAK
5		5350.000	23.878	29.593	53.471	-20.529	74.000	PEAK
6		5460.000	24.044	28.860	52.904	-21.096	74.000	PEAK

Note:

1. All reading above 1GHz is performed with peak and/or average measurements as necessary.
2. Peak measurements: RBW = 1MHz, VBW = 3 MHz, Sweep: Auto.
3. Average measurements: RBW = 1MHz, VBW = 10 Hz, Sweep: Auto.
4. “ * ”, means this data is the worst emission level.
5. Measurement Level = Reading Level + Correct Factor.
6. The average measurement was not performed when the peak measured data under the limit of average detection. If the readings given are average, peak measurement should also be supplied.
7. The fundamental for reference only, it’s not restricted by unwanted emission limit.

Site : DEKRA Taiwan CB2-H	**Time : 2018/03/01**
Limit : FCC_SpartC_15.209_03M_AV	**Margin : 6**
Probe : CB2_FCC_EFS_B091_1-18GHz_3M_0117 - VERTICAL	**Power : DC 5V**
EUT : Dual-band Wireless-AC1300 USB Adapter	**Note : 802.11ac(80M)_5210MHz**

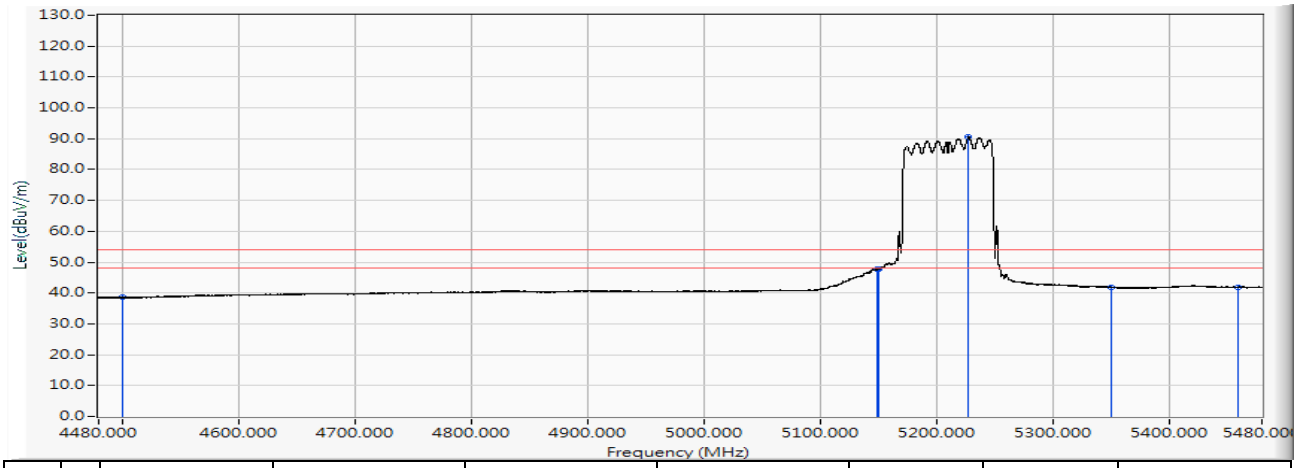

		Frequency (MHz)	Correct Factor (dB)	Reading Level (dBuV)	Measure Level (dBuV/m)	Margin (dB)	Limit (dBuV/m)	Detector Type
1		4500.000	22.216	16.303	38.518	-15.482	54.000	AVERAGE
2		5149.800	23.684	24.113	47.797	-6.203	54.000	AVERAGE
3		5150.000	23.684	23.944	47.628	-6.372	54.000	AVERAGE
4	*	5228.000	23.718	66.774	90.492	36.492	54.000	AVERAGE
5		5350.000	23.878	17.964	41.842	-12.158	54.000	AVERAGE
6		5460.000	24.044	17.828	41.872	-12.128	54.000	AVERAGE

Note:

1. All reading above 1GHz is performed with peak and/or average measurements as necessary.
2. Peak measurements: RBW = 1MHz, VBW = 3 MHz, Sweep: Auto.
3. Average measurements: RBW = 1MHz, VBW = 10 Hz, Sweep: Auto.
4. “ * ”, means this data is the worst emission level.
5. Measurement Level = Reading Level + Correct Factor.
6. The average measurement was not performed when the peak measured data under the limit of average detection. If the readings given are average, peak measurement should also be supplied.
7. The fundamental for reference only, it’s not restricted by unwanted emission limit.

Site : DEKRA Taiwan CB2-H	**Time : 2018/03/01**
Limit : FCC_Part15E_2016_B4_03M_PK	**Margin : 6**
Probe : CB2_FCC_EFS_B091_1-18GHz_3M_0117 - HORIZONTAL	**Power : DC 5V**
EUT : Dual-band Wireless-AC1300 USB Adapter	**Note : 802.11a_5745MHz**

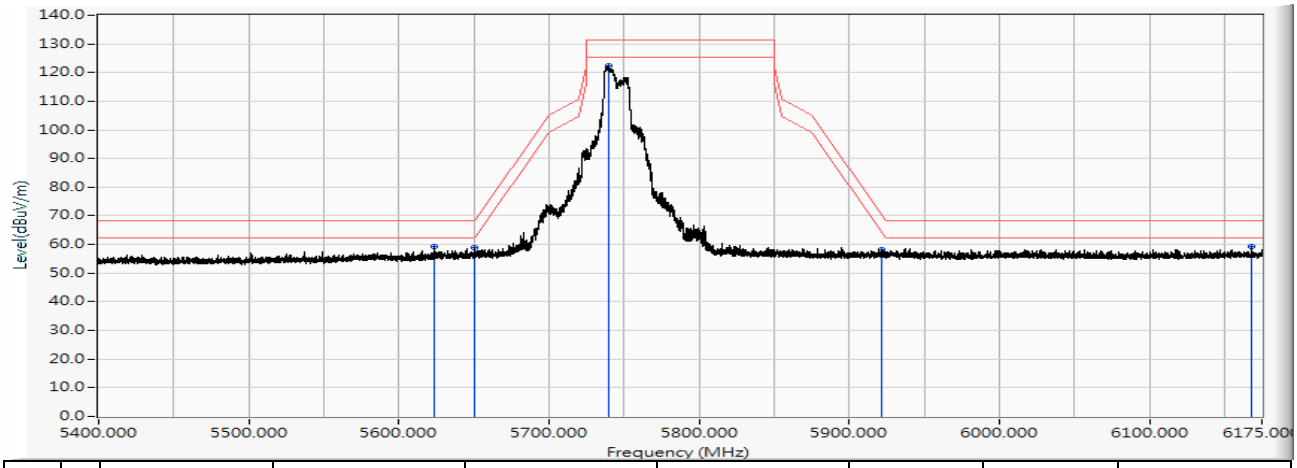

		Frequency (MHz)	Correct Factor (dB)	Reading Level (dBuV)	Measure Level (dBuV/m)	Margin (dB)	Limit (dBuV/m)	Detector Type
1	*	5623.433	24.479	35.002	59.481	-8.719	68.200	PEAK
2		5650.325	24.561	34.331	58.892	-9.550	68.442	PEAK
3		5739.683	24.832	97.552	122.384	-8.816	131.200	PEAK
4		5922.118	25.370	32.677	58.047	-12.277	70.324	PEAK
5		6167.948	26.196	33.081	59.277	-8.923	68.200	PEAK

Note:

1. All reading above 1GHz is performed with peak and/or average measurements as necessary.
2. Peak measurements: RBW = 1MHz, VBW = 3 MHz, Sweep: Auto.
3. Average measurements: RBW = 1MHz, VBW = 10 Hz, Sweep: Auto.
4. “ * ”, means this data is the worst emission level.
5. Measurement Level = Reading Level + Correct Factor.
6. The average measurement was not performed when the peak measured data under the limit of average detection. If the readings given are average, peak measurement should also be supplied.
7. The fundamental for reference only, it’s not restricted by unwanted emission limit.

Site : DEKRA Taiwan CB2-H	**Time : 2018/03/01**
Limit : FCC_Part15E_2016_B4_03M_PK	**Margin : 6**
Probe : CB2_FCC_EFS_B091_1-18GHz_3M_0117 - VERTICAL	**Power : DC 5V**
EUT : Dual-band Wireless-AC1300 USB Adapter	**Note : 802.11a_5745MHz**

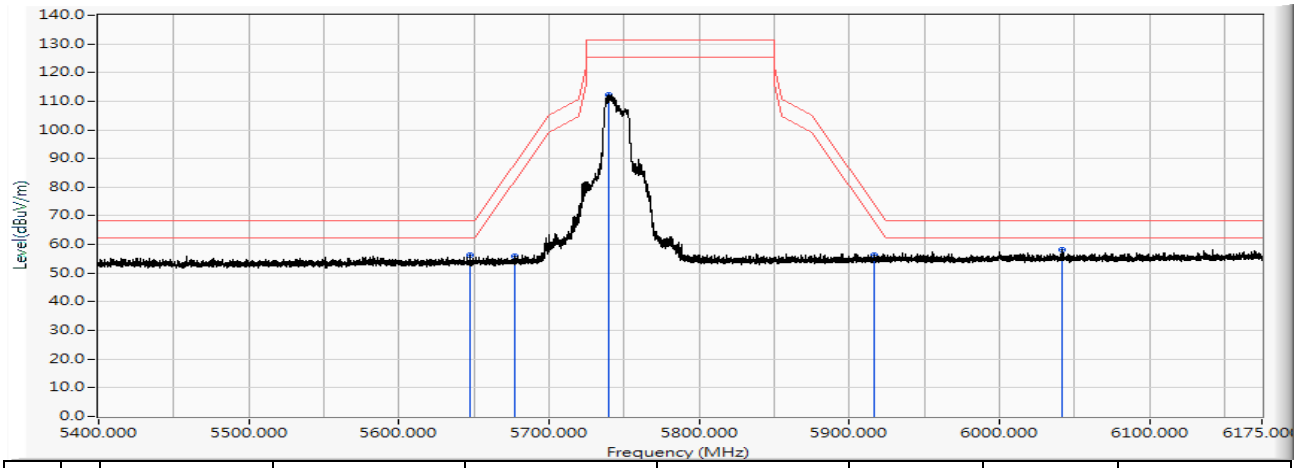

		Frequency (MHz)	Correct Factor (dB)	Reading Level (dBuV)	Measure Level (dBuV/m)	Margin (dB)	Limit (dBuV/m)	Detector Type
1		5647.535	24.553	31.807	56.359	-11.841	68.200	PEAK
2		5676.908	24.641	31.201	55.842	-32.310	88.152	PEAK
3		5740.225	24.833	87.375	112.208	-18.992	131.200	PEAK
4		5916.770	25.354	31.050	56.404	-17.865	74.269	PEAK
5	*	6042.165	25.749	32.261	58.010	-10.190	68.200	PEAK

Note:

1. All reading above 1GHz is performed with peak and/or average measurements as necessary.
2. Peak measurements: RBW = 1MHz, VBW = 3 MHz, Sweep: Auto.
3. Average measurements: RBW = 1MHz, VBW = 10 Hz, Sweep: Auto.
4. “ * ”, means this data is the worst emission level.
5. Measurement Level = Reading Level + Correct Factor.
6. The average measurement was not performed when the peak measured data under the limit of average detection. If the readings given are average, peak measurement should also be supplied.
7. The fundamental for reference only, it’s not restricted by unwanted emission limit.

Site : DEKRA Taiwan CB2-H	**Time : 2018/03/01**
Limit : FCC_Part15E_2016_B4_03M_PK	**Margin : 6**
Probe : CB2_FCC_EFS_B091_1-18GHz_3M_0117 - HORIZONTAL	**Power : DC 5V**
EUT : Dual-band Wireless-AC1300 USB Adapter	**Note : 802.11a_5785MHz**

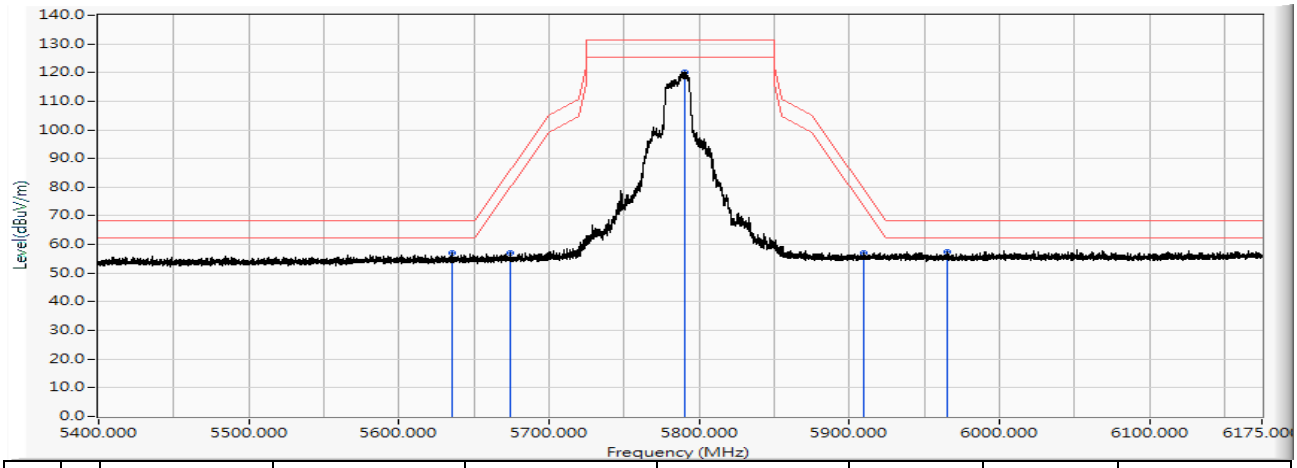

		Frequency (MHz)	Correct Factor (dB)	Reading Level (dBuV)	Measure Level (dBuV/m)	Margin (dB)	Limit (dBuV/m)	Detector Type
1		5635.678	24.516	32.572	57.088	-11.112	68.200	PEAK
2		5674.505	24.634	32.493	57.127	-29.247	86.374	PEAK
3		5790.678	24.982	95.214	120.197	-11.003	131.200	PEAK
4		5909.640	25.333	31.874	57.207	-22.326	79.533	PEAK
5	*	5965.828	25.497	31.989	57.487	-10.713	68.200	PEAK

Note:

1. All reading above 1GHz is performed with peak and/or average measurements as necessary.
2. Peak measurements: RBW = 1MHz, VBW = 3 MHz, Sweep: Auto.
3. Average measurements: RBW = 1MHz, VBW = 10 Hz, Sweep: Auto.
4. “ * ”, means this data is the worst emission level.
5. Measurement Level = Reading Level + Correct Factor.
6. The average measurement was not performed when the peak measured data under the limit of average detection. If the readings given are average, peak measurement should also be supplied.
7. The fundamental for reference only, it’s not restricted by unwanted emission limit.

Site : DEKRA Taiwan CB2-H	**Time : 2018/03/01**
Limit : FCC_Part15E_2016_B4_03M_PK	**Margin : 6**
Probe : CB2_FCC_EFS_B091_1-18GHz_3M_0117 - VERTICAL	**Power : DC 5V**
EUT : Dual-band Wireless-AC1300 USB Adapter	**Note : 802.11a_5785MHz**

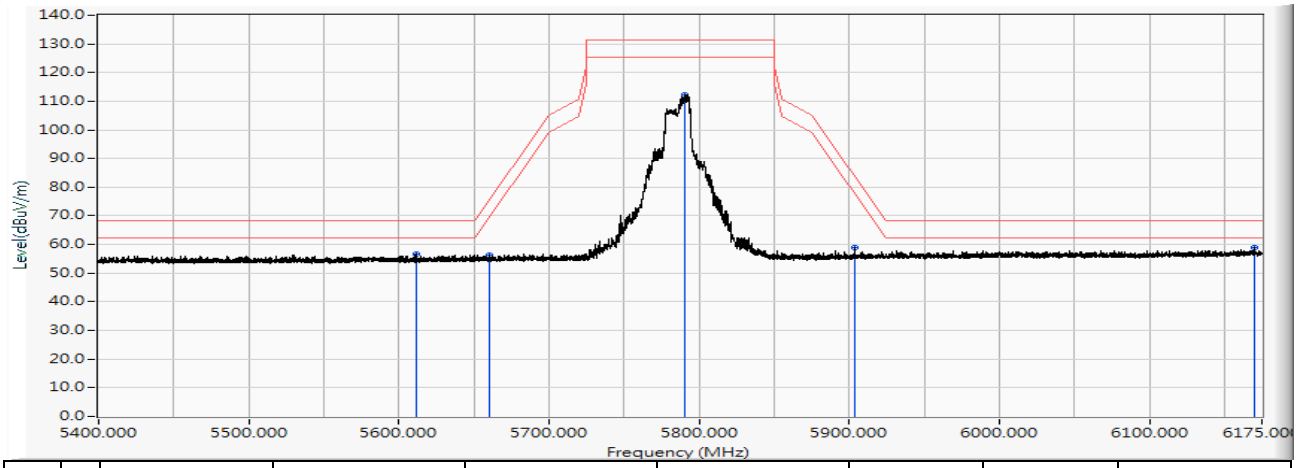

		Frequency (MHz)	Correct Factor (dB)	Reading Level (dBuV)	Measure Level (dBuV/m)	Margin (dB)	Limit (dBuV/m)	Detector Type
1		5611.188	24.442	32.058	56.500	-11.700	68.200	PEAK
2		5660.323	24.591	31.861	56.452	-19.414	75.866	PEAK
3		5790.678	24.982	87.353	112.336	-18.864	131.200	PEAK
4		5903.828	25.316	33.572	58.888	-24.941	83.829	PEAK
5	*	6170.195	26.205	32.583	58.787	-9.413	68.200	PEAK

Note:

1. All reading above 1GHz is performed with peak and/or average measurements as necessary.
2. Peak measurements: RBW = 1MHz, VBW = 3 MHz, Sweep: Auto.
3. Average measurements: RBW = 1MHz, VBW = 10 Hz, Sweep: Auto.
4. “ * ”, means this data is the worst emission level.
5. Measurement Level = Reading Level + Correct Factor.
6. The average measurement was not performed when the peak measured data under the limit of average detection. If the readings given are average, peak measurement should also be supplied.
7. The fundamental for reference only, it’s not restricted by unwanted emission limit.

Site : DEKRA Taiwan CB2-H	**Time : 2018/03/01**
Limit : FCC_Part15E_2016_B4_03M_PK	**Margin : 6**
Probe : CB2_FCC_EFS_B091_1-18GHz_3M_0117 - HORIZONTAL	**Power : DC 5V**
EUT : Dual-band Wireless-AC1300 USB Adapter	**Note : 802.11a_5825MHz**

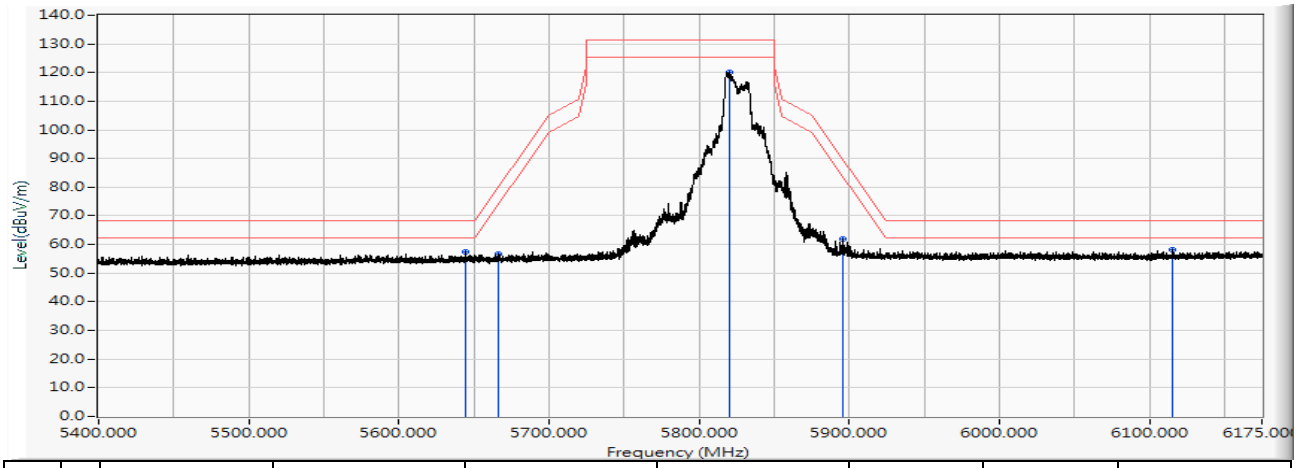

		Frequency (MHz)	Correct Factor (dB)	Reading Level (dBuV)	Measure Level (dBuV/m)	Margin (dB)	Limit (dBuV/m)	Detector Type
1		5644.203	24.543	32.856	57.398	-10.802	68.200	PEAK
2		5665.980	24.609	31.943	56.551	-23.510	80.061	PEAK
3		5819.895	25.069	95.125	120.194	-11.006	131.200	PEAK
4		5895.380	25.291	36.686	61.977	-28.104	90.081	PEAK
5	*	6115.713	26.010	32.251	58.262	-9.938	68.200	PEAK

Note:

1. All reading above 1GHz is performed with peak and/or average measurements as necessary.
2. Peak measurements: RBW = 1MHz, VBW = 3 MHz, Sweep: Auto.
3. Average measurements: RBW = 1MHz, VBW = 10 Hz, Sweep: Auto.
4. “ * ”, means this data is the worst emission level.
5. Measurement Level = Reading Level + Correct Factor.
6. The average measurement was not performed when the peak measured data under the limit of average detection. If the readings given are average, peak measurement should also be supplied.
7. The fundamental for reference only, it’s not restricted by unwanted emission limit.

Site : DEKRA Taiwan CB2-H	**Time : 2018/03/01**
Limit : FCC_Part15E_2016_B4_03M_PK	**Margin : 6**
Probe : CB2_FCC_EFS_B091_1-18GHz_3M_0117 - VERTICAL	**Power : DC 5V**
EUT : Dual-band Wireless-AC1300 USB Adapter	**Note : 802.11a_5825MHz**

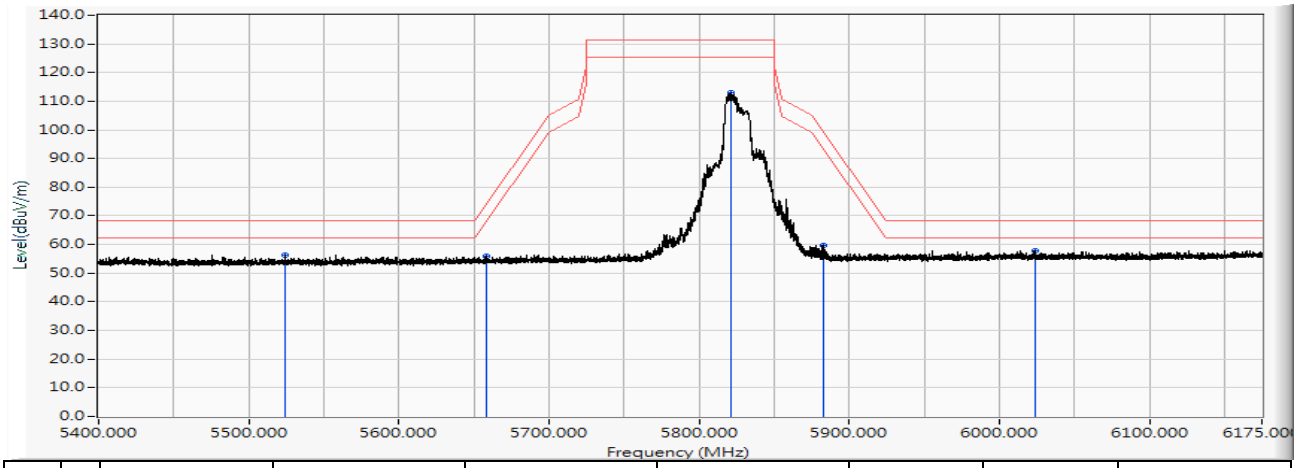

		Frequency (MHz)	Correct Factor (dB)	Reading Level (dBuV)	Measure Level (dBuV/m)	Margin (dB)	Limit (dBuV/m)	Detector Type
1		5524.000	24.177	32.161	56.338	-11.862	68.200	PEAK
2		5658.773	24.586	31.348	55.934	-18.782	74.716	PEAK
3		5821.523	25.074	87.818	112.892	-18.308	131.200	PEAK
4		5882.748	25.254	34.243	59.497	-39.949	99.446	PEAK
5	*	6023.488	25.682	32.279	57.961	-10.239	68.200	PEAK

Note:

1. All reading above 1GHz is performed with peak and/or average measurements as necessary.
2. Peak measurements: RBW = 1MHz, VBW = 3 MHz, Sweep: Auto.
3. Average measurements: RBW = 1MHz, VBW = 10 Hz, Sweep: Auto.
4. “ * ”, means this data is the worst emission level.
5. Measurement Level = Reading Level + Correct Factor.
6. The average measurement was not performed when the peak measured data under the limit of average detection. If the readings given are average, peak measurement should also be supplied.
7. The fundamental for reference only, it’s not restricted by unwanted emission limit.

Site : DEKRA Taiwan CB2-H	**Time : 2018/03/01**
Limit : FCC_Part15E_2016_B4_03M_PK	**Margin : 6**
Probe : CB2_FCC_EFS_B091_1-18GHz_3M_0117 - HORIZONTAL	**Power : DC 5V**
EUT : Dual-band Wireless-AC1300 USB Adapter	**Note : 802.11n(20M)_5745MHz**

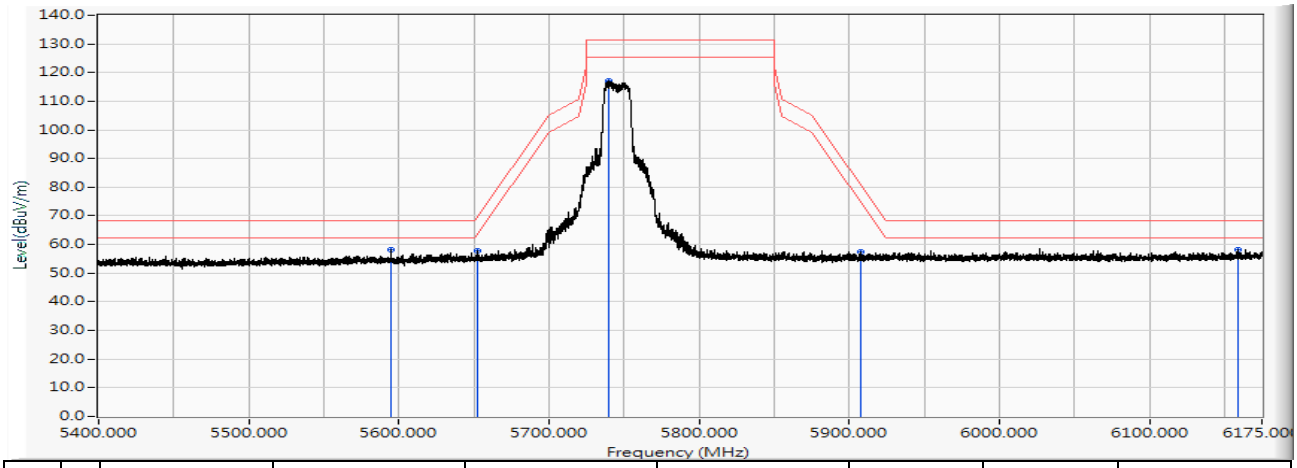

		Frequency (MHz)	Correct Factor (dB)	Reading Level (dBuV)	Measure Level (dBuV/m)	Margin (dB)	Limit (dBuV/m)	Detector Type
1	*	5595.068	24.393	33.825	58.218	-9.982	68.200	PEAK
2		5652.728	24.568	33.053	57.621	-12.606	70.227	PEAK
3		5739.605	24.832	92.341	117.173	-14.027	131.200	PEAK
4		5907.548	25.328	32.054	57.381	-23.698	81.079	PEAK
5		6159.190	26.165	31.894	58.059	-10.141	68.200	PEAK

Note:

1. All reading above 1GHz is performed with peak and/or average measurements as necessary.
2. Peak measurements: RBW = 1MHz, VBW = 3 MHz, Sweep: Auto.
3. Average measurements: RBW = 1MHz, VBW = 10 Hz, Sweep: Auto.
4. “ * ”, means this data is the worst emission level.
5. Measurement Level = Reading Level + Correct Factor.
6. The average measurement was not performed when the peak measured data under the limit of average detection. If the readings given are average, peak measurement should also be supplied.
7. The fundamental for reference only, it’s not restricted by unwanted emission limit.

Site : DEKRA Taiwan CB2-H	**Time : 2018/03/01**
Limit : FCC_Part15E_2016_B4_03M_PK	**Margin : 6**
Probe : CB2_FCC_EFS_B091_1-18GHz_3M_0117 - VERTICAL	**Power : DC 5V**
EUT : Dual-band Wireless-AC1300 USB Adapter	**Note : 802.11n(20M)_5745MHz**

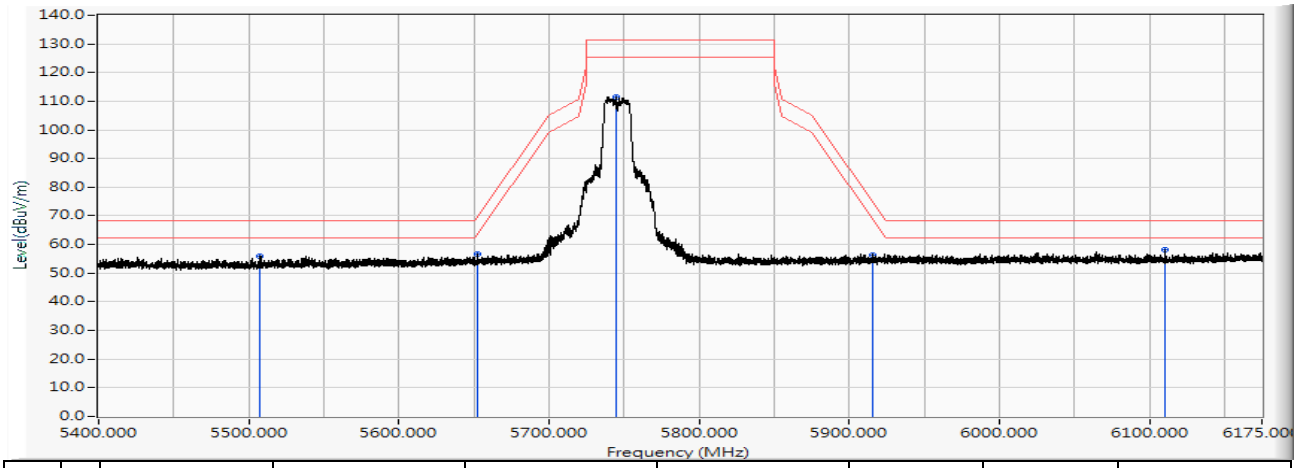

		Frequency (MHz)	Correct Factor (dB)	Reading Level (dBuV)	Measure Level (dBuV/m)	Margin (dB)	Limit (dBuV/m)	Detector Type
1		5506.873	24.125	31.675	55.800	-12.400	68.200	PEAK
2		5652.108	24.566	31.998	56.564	-13.203	69.767	PEAK
3		5744.410	24.847	86.639	111.485	-19.715	131.200	PEAK
4		5915.375	25.350	30.961	56.311	-18.987	75.298	PEAK
5	*	6110.908	25.994	32.091	58.084	-10.116	68.200	PEAK

Note:

1. All reading above 1GHz is performed with peak and/or average measurements as necessary.
2. Peak measurements: RBW = 1MHz, VBW = 3 MHz, Sweep: Auto.
3. Average measurements: RBW = 1MHz, VBW = 10 Hz, Sweep: Auto.
4. “ * ”, means this data is the worst emission level.
5. Measurement Level = Reading Level + Correct Factor.
6. The average measurement was not performed when the peak measured data under the limit of average detection. If the readings given are average, peak measurement should also be supplied.
7. The fundamental for reference only, it’s not restricted by unwanted emission limit.

Site : DEKRA Taiwan CB2-H	**Time : 2018/03/01**
Limit : FCC_Part15E_2016_B4_03M_PK	**Margin : 6**
Probe : CB2_FCC_EFS_B091_1-18GHz_3M_0117 - HORIZONTAL	**Power : DC 5V**
EUT : Dual-band Wireless-AC1300 USB Adapter	**Note : 802.11n(20M)_5785MHz**

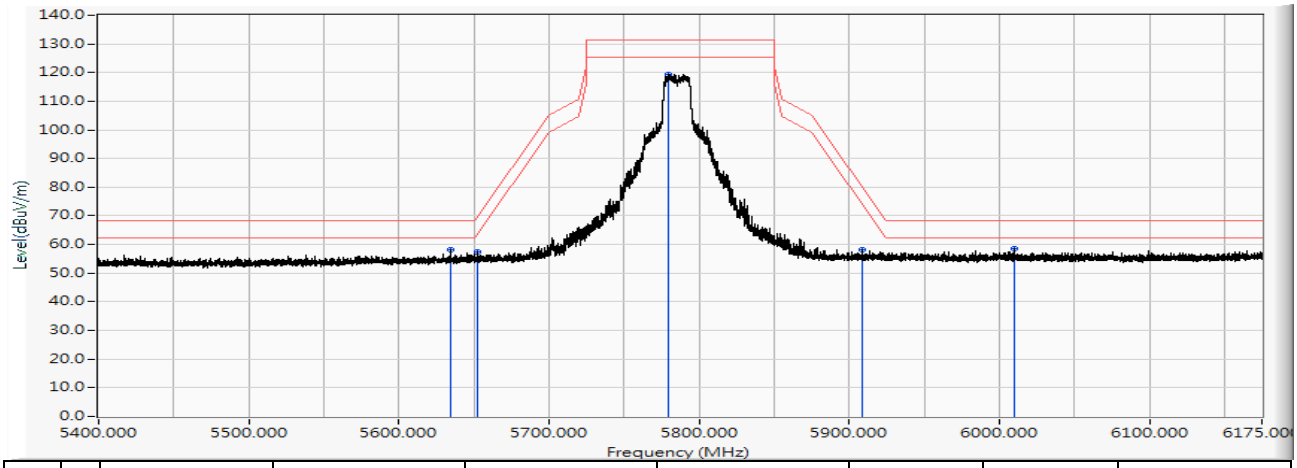

		Frequency (MHz)	Correct Factor (dB)	Reading Level (dBuV)	Measure Level (dBuV/m)	Margin (dB)	Limit (dBuV/m)	Detector Type
1		5634.515	24.513	33.629	58.142	-10.058	68.200	PEAK
2		5652.573	24.568	33.036	57.603	-12.509	70.112	PEAK
3		5779.983	24.951	94.588	119.539	-11.661	131.200	PEAK
4		5908.633	25.330	32.971	58.301	-21.976	80.277	PEAK
5	*	6009.615	25.634	33.051	58.685	-9.515	68.200	PEAK

Note:

1. All reading above 1GHz is performed with peak and/or average measurements as necessary.
2. Peak measurements: RBW = 1MHz, VBW = 3 MHz, Sweep: Auto.
3. Average measurements: RBW = 1MHz, VBW = 10 Hz, Sweep: Auto.
4. “ * ”, means this data is the worst emission level.
5. Measurement Level = Reading Level + Correct Factor.
6. The average measurement was not performed when the peak measured data under the limit of average detection. If the readings given are average, peak measurement should also be supplied.
7. The fundamental for reference only, it’s not restricted by unwanted emission limit.

Site : DEKRA Taiwan CB2-H	**Time : 2018/03/01**
Limit : FCC_Part15E_2016_B4_03M_PK	**Margin : 6**
Probe : CB2_FCC_EFS_B091_1-18GHz_3M_0117 - VERTICAL	**Power : DC 5V**
EUT : Dual-band Wireless-AC1300 USB Adapter	**Note : 802.11n(20M)_5785MHz**

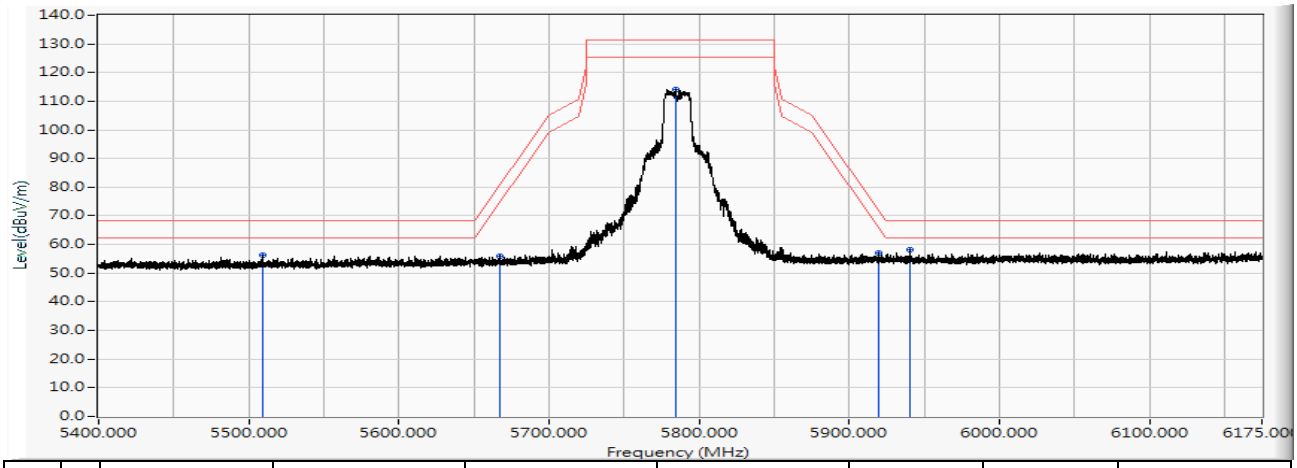

		Frequency (MHz)	Correct Factor (dB)	Reading Level (dBuV)	Measure Level (dBuV/m)	Margin (dB)	Limit (dBuV/m)	Detector Type
1		5509.430	24.133	32.183	56.316	-11.884	68.200	PEAK
2		5667.608	24.614	31.482	56.095	-25.172	81.267	PEAK
3		5784.245	24.965	89.191	114.155	-17.045	131.200	PEAK
4		5919.405	25.362	31.755	57.117	-15.208	72.325	PEAK
5	*	5940.253	25.422	32.706	58.129	-10.071	68.200	PEAK

Note:

1. All reading above 1GHz is performed with peak and/or average measurements as necessary.
2. Peak measurements: RBW = 1MHz, VBW = 3 MHz, Sweep: Auto.
3. Average measurements: RBW = 1MHz, VBW = 10 Hz, Sweep: Auto.
4. “ * ”, means this data is the worst emission level.
5. Measurement Level = Reading Level + Correct Factor.
6. The average measurement was not performed when the peak measured data under the limit of average detection. If the readings given are average, peak measurement should also be supplied.
7. The fundamental for reference only, it’s not restricted by unwanted emission limit.

Site : DEKRA Taiwan CB2-H	**Time : 2018/03/01**
Limit : FCC_Part15E_2016_B4_03M_PK	**Margin : 6**
Probe : CB2_FCC_EFS_B091_1-18GHz_3M_0117 - HORIZONTAL	**Power : DC 5V**
EUT : Dual-band Wireless-AC1300 USB Adapter	**Note : 802.11n(20M)_5825MHz**

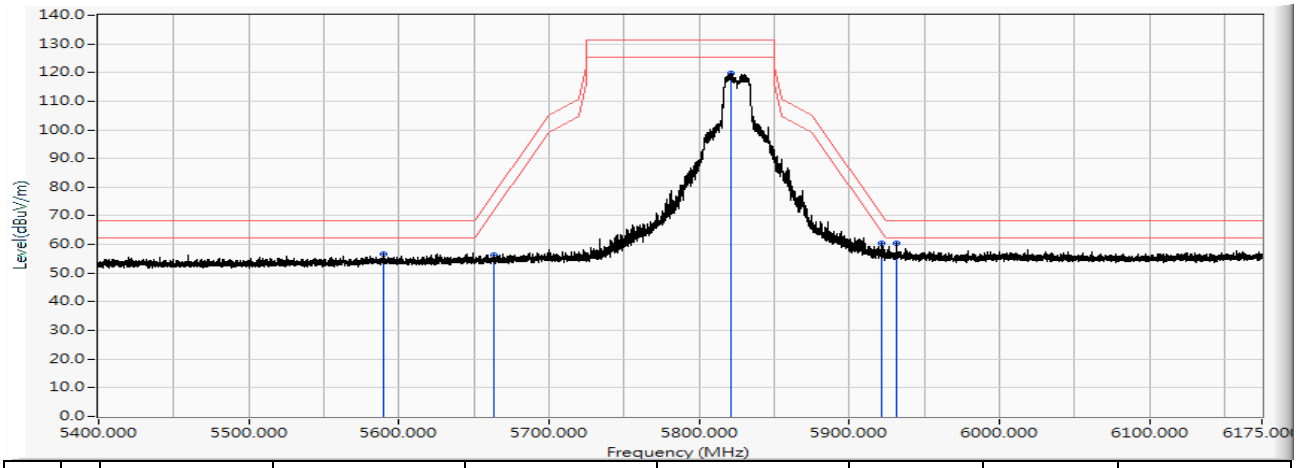

		Frequency (MHz)	Correct Factor (dB)	Reading Level (dBuV)	Measure Level (dBuV/m)	Margin (dB)	Limit (dBuV/m)	Detector Type
1		5590.108	24.378	32.114	56.492	-11.708	68.200	PEAK
2		5663.578	24.600	31.827	56.428	-21.852	78.280	PEAK
3		5821.368	25.073	94.538	119.611	-11.589	131.200	PEAK
4		5921.265	25.367	35.223	60.590	-10.363	70.953	PEAK
5	*	5931.418	25.398	35.048	60.445	-7.755	68.200	PEAK

Note:

1. All reading above 1GHz is performed with peak and/or average measurements as necessary.
2. Peak measurements: RBW = 1MHz, VBW = 3 MHz, Sweep: Auto.
3. Average measurements: RBW = 1MHz, VBW = 10 Hz, Sweep: Auto.
4. “ * ”, means this data is the worst emission level.
5. Measurement Level = Reading Level + Correct Factor.
6. The average measurement was not performed when the peak measured data under the limit of average detection. If the readings given are average, peak measurement should also be supplied.
7. The fundamental for reference only, it’s not restricted by unwanted emission limit.

Site : DEKRA Taiwan CB2-H	**Time : 2018/03/01**
Limit : FCC_Part15E_2016_B4_03M_PK	**Margin : 6**
Probe : CB2_FCC_EFS_B091_1-18GHz_3M_0117 - VERTICAL	**Power : DC 5V**
EUT : Dual-band Wireless-AC1300 USB Adapter	**Note : 802.11n(20M)_5825MHz**

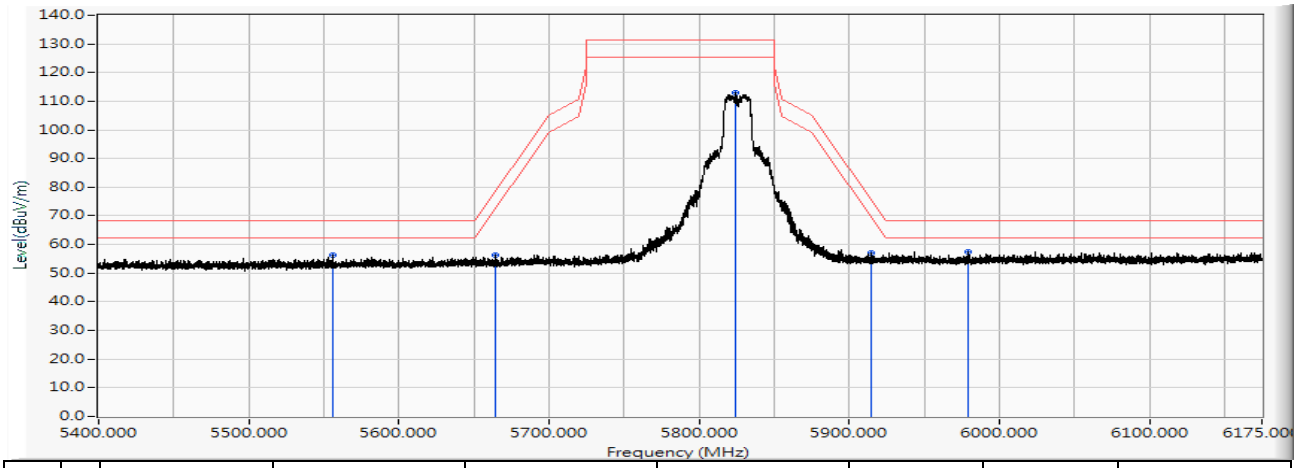

		Frequency (MHz)	Correct Factor (dB)	Reading Level (dBuV)	Measure Level (dBuV/m)	Margin (dB)	Limit (dBuV/m)	Detector Type
1		5556.395	24.276	32.124	56.400	-11.800	68.200	PEAK
2		5664.663	24.604	31.841	56.445	-22.639	79.084	PEAK
3		5824.390	25.082	87.755	112.837	-18.363	131.200	PEAK
4		5914.290	25.347	31.614	56.961	-19.138	76.099	PEAK
5	*	5979.313	25.539	31.935	57.473	-10.727	68.200	PEAK

Note:

1. All reading above 1GHz is performed with peak and/or average measurements as necessary.
2. Peak measurements: RBW = 1MHz, VBW = 3 MHz, Sweep: Auto.
3. Average measurements: RBW = 1MHz, VBW = 10 Hz, Sweep: Auto.
4. “ * ”, means this data is the worst emission level.
5. Measurement Level = Reading Level + Correct Factor.
6. The average measurement was not performed when the peak measured data under the limit of average detection. If the readings given are average, peak measurement should also be supplied.
7. The fundamental for reference only, it’s not restricted by unwanted emission limit.

Site : DEKRA Taiwan CB2-H	**Time : 2018/03/01**
Limit : FCC_Part15E_2016_B4_03M_PK	**Margin : 6**
Probe : CB2_FCC_EFS_B091_1-18GHz_3M_0117 - HORIZONTAL	**Power : DC 5V**
EUT : Dual-band Wireless-AC1300 USB Adapter	**Note : 802.11n(40M)_5755MHz**

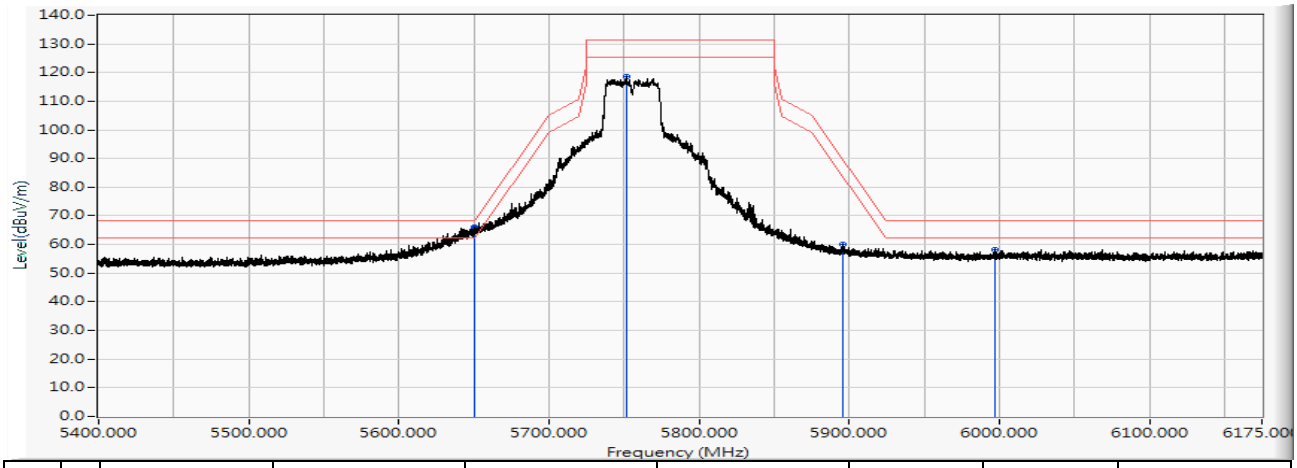

		Frequency (MHz)	Correct Factor (dB)	Reading Level (dBuV)	Measure Level (dBuV/m)	Margin (dB)	Limit (dBuV/m)	Detector Type
1		5650.015	24.560	41.109	65.669	-2.542	68.211	PEAK
2	*	5650.248	24.560	41.666	66.226	-2.158	68.384	PEAK
3		5751.385	24.867	93.600	118.467	-12.733	131.200	PEAK
4		5895.845	25.293	34.621	59.913	-29.824	89.737	PEAK
5		5997.060	25.590	32.468	58.058	-10.142	68.200	PEAK

Note:

1. All reading above 1GHz is performed with peak and/or average measurements as necessary.
2. Peak measurements: RBW = 1MHz, VBW = 3 MHz, Sweep: Auto.
3. Average measurements: RBW = 1MHz, VBW = 10 Hz, Sweep: Auto.
4. “ * ”, means this data is the worst emission level.
5. Measurement Level = Reading Level + Correct Factor.
6. The average measurement was not performed when the peak measured data under the limit of average detection. If the readings given are average, peak measurement should also be supplied.
7. The fundamental for reference only, it’s not restricted by unwanted emission limit.

Site : DEKRA Taiwan CB2-H	**Time : 2018/03/01**
Limit : FCC_Part15E_2016_B4_03M_PK	**Margin : 6**
Probe : CB2_FCC_EFS_B091_1-18GHz_3M_0117 - VERTICAL	**Power : DC 5V**
EUT : Dual-band Wireless-AC1300 USB Adapter	**Note : 802.11n(40M)_5755MHz**

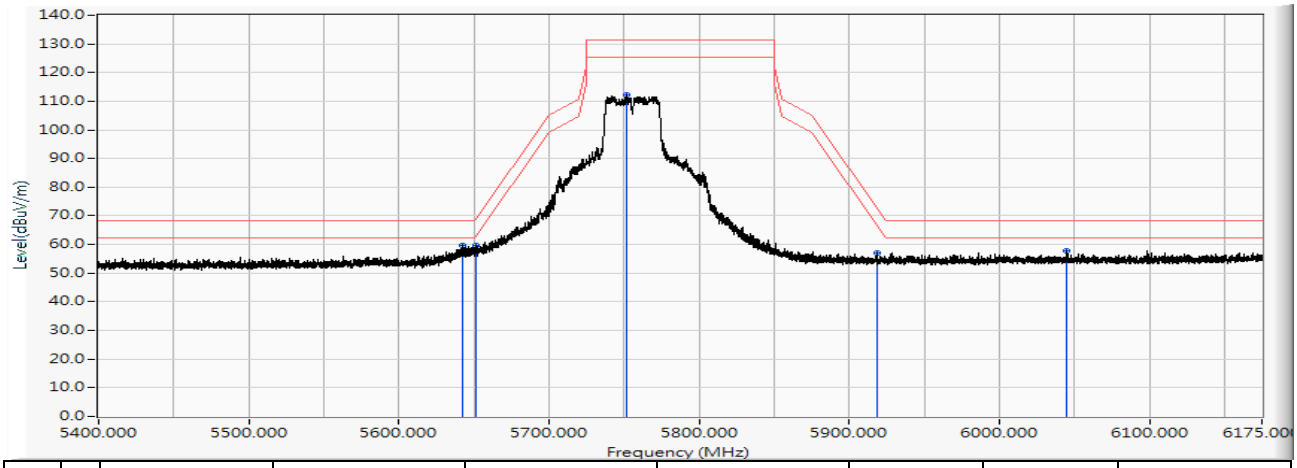

		Frequency (MHz)	Correct Factor (dB)	Reading Level (dBuV)	Measure Level (dBuV/m)	Margin (dB)	Limit (dBuV/m)	Detector Type
1	*	5642.033	24.536	34.977	59.512	-8.688	68.200	PEAK
2		5651.255	24.563	35.262	59.825	-9.308	69.133	PEAK
3		5751.385	24.867	87.266	112.133	-19.067	131.200	PEAK
4		5918.165	25.358	31.708	57.066	-16.173	73.239	PEAK
5		6045.188	25.760	31.878	57.638	-10.562	68.200	PEAK

Note:

1. All reading above 1GHz is performed with peak and/or average measurements as necessary.
2. Peak measurements: RBW = 1MHz, VBW = 3 MHz, Sweep: Auto.
3. Average measurements: RBW = 1MHz, VBW = 10 Hz, Sweep: Auto.
4. “ * ”, means this data is the worst emission level.
5. Measurement Level = Reading Level + Correct Factor.
6. The average measurement was not performed when the peak measured data under the limit of average detection. If the readings given are average, peak measurement should also be supplied.
7. The fundamental for reference only, it’s not restricted by unwanted emission limit.

Site : DEKRA Taiwan CB2-H	**Time : 2018/03/01**
Limit : FCC_Part15E_2016_B4_03M_PK	**Margin : 6**
Probe : CB2_FCC_EFS_B091_1-18GHz_3M_0117 - HORIZONTAL	**Power : DC 5V**
EUT : Dual-band Wireless-AC1300 USB Adapter	**Note : 802.11n(40M)_5795MHz**

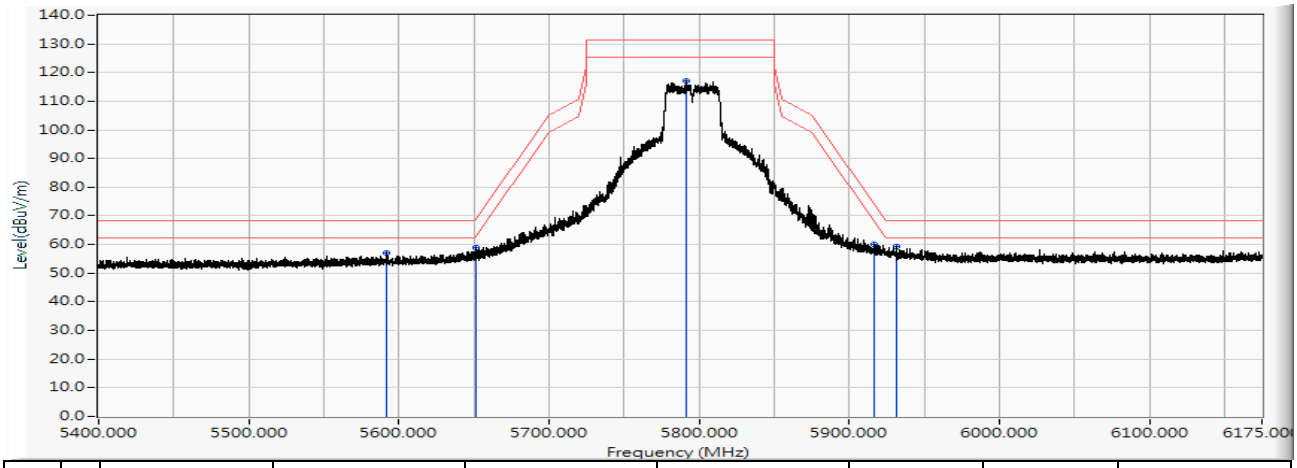

		Frequency (MHz)	Correct Factor (dB)	Reading Level (dBuV)	Measure Level (dBuV/m)	Margin (dB)	Limit (dBuV/m)	Detector Type
1		5591.580	24.383	32.554	56.936	-11.264	68.200	PEAK
2		5651.255	24.563	34.319	58.882	-10.250	69.133	PEAK
3		5791.530	24.986	92.114	117.099	-14.101	131.200	PEAK
4		5916.693	25.354	34.767	60.121	-14.205	74.326	PEAK
5	*	5931.418	25.398	33.896	59.293	-8.907	68.200	PEAK

Note:

1. All reading above 1GHz is performed with peak and/or average measurements as necessary.
2. Peak measurements: RBW = 1MHz, VBW = 3 MHz, Sweep: Auto.
3. Average measurements: RBW = 1MHz, VBW = 10 Hz, Sweep: Auto.
4. “ * ”, means this data is the worst emission level.
5. Measurement Level = Reading Level + Correct Factor.
6. The average measurement was not performed when the peak measured data under the limit of average detection. If the readings given are average, peak measurement should also be supplied.
7. The fundamental for reference only, it’s not restricted by unwanted emission limit.

Site : DEKRA Taiwan CB2-H	**Time : 2018/03/01**
Limit : FCC_Part15E_2016_B4_03M_PK	**Margin : 6**
Probe : CB2_FCC_EFS_B091_1-18GHz_3M_0117 - VERTICAL	**Power : DC 5V**
EUT : Dual-band Wireless-AC1300 USB Adapter	**Note : 802.11n(40M)_5795MHz**

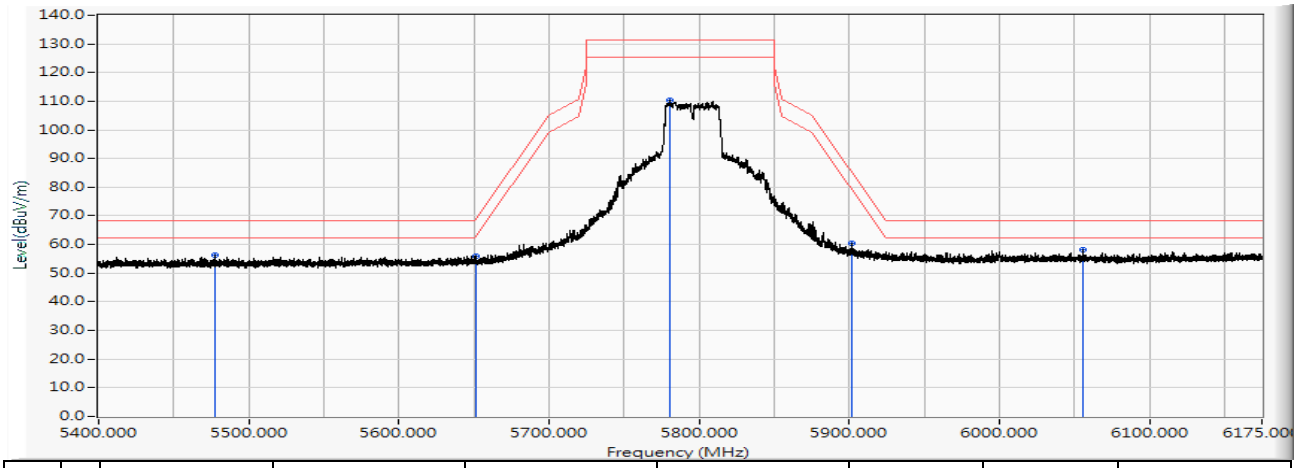

		Frequency (MHz)	Correct Factor (dB)	Reading Level (dBuV)	Measure Level (dBuV/m)	Margin (dB)	Limit (dBuV/m)	Detector Type
1		5477.810	24.071	32.183	56.254	-11.946	68.200	PEAK
2		5651.798	24.565	31.414	55.979	-13.557	69.536	PEAK
3		5780.758	24.953	85.373	110.327	-20.873	131.200	PEAK
4		5901.425	25.309	35.244	60.553	-25.053	85.606	PEAK
5	*	6055.573	25.797	32.328	58.125	-10.075	68.200	PEAK

Note:

1. All reading above 1GHz is performed with peak and/or average measurements as necessary.
2. Peak measurements: RBW = 1MHz, VBW = 3 MHz, Sweep: Auto.
3. Average measurements: RBW = 1MHz, VBW = 10 Hz, Sweep: Auto.
4. “ * ”, means this data is the worst emission level.
5. Measurement Level = Reading Level + Correct Factor.
6. The average measurement was not performed when the peak measured data under the limit of average detection. If the readings given are average, peak measurement should also be supplied.
7. The fundamental for reference only, it’s not restricted by unwanted emission limit.

Site : DEKRA Taiwan CB2-H	**Time : 2018/03/01**
Limit : FCC_Part15E_2016_B4_03M_PK	**Margin : 6**
Probe : CB2_FCC_EFS_B091_1-18GHz_3M_0117 - HORIZONTAL	**Power : DC 5V**
EUT : Dual-band Wireless-AC1300 USB Adapter	**Note : 802.11ac(80M)_5775MHz**

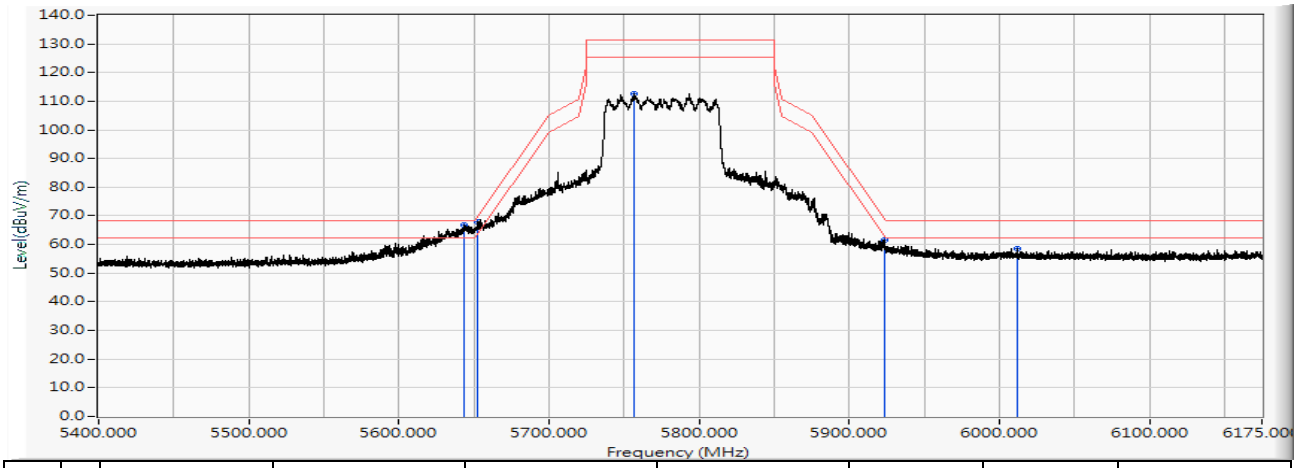

		Frequency (MHz)	Correct Factor (dB)	Reading Level (dBuV)	Measure Level (dBuV/m)	Margin (dB)	Limit (dBuV/m)	Detector Type
1	*	5643.815	24.541	42.205	66.746	-1.454	68.200	PEAK
2		5652.728	24.568	43.477	68.045	-2.182	70.227	PEAK
3		5757.043	24.884	87.590	112.474	-18.726	131.200	PEAK
4		5923.280	25.373	36.190	61.563	-7.905	69.468	PEAK
5		6012.250	25.643	32.830	58.473	-9.727	68.200	PEAK

Note:

1. All reading above 1GHz is performed with peak and/or average measurements as necessary.
2. Peak measurements: RBW = 1MHz, VBW = 3 MHz, Sweep: Auto.
3. Average measurements: RBW = 1MHz, VBW = 10 Hz, Sweep: Auto.
4. “ * ”, means this data is the worst emission level.
5. Measurement Level = Reading Level + Correct Factor.
6. The average measurement was not performed when the peak measured data under the limit of average detection. If the readings given are average, peak measurement should also be supplied.
7. The fundamental for reference only, it’s not restricted by unwanted emission limit.

Site : DEKRA Taiwan CB2-H	**Time : 2018/03/01**
Limit : FCC_Part15E_2016_B4_03M_PK	**Margin : 6**
Probe : CB2_FCC_EFS_B091_1-18GHz_3M_0117 - VERTICAL	**Power : DC 5V**
EUT : Dual-band Wireless-AC1300 USB Adapter	**Note : 802.11ac(80M)_5775MHz**

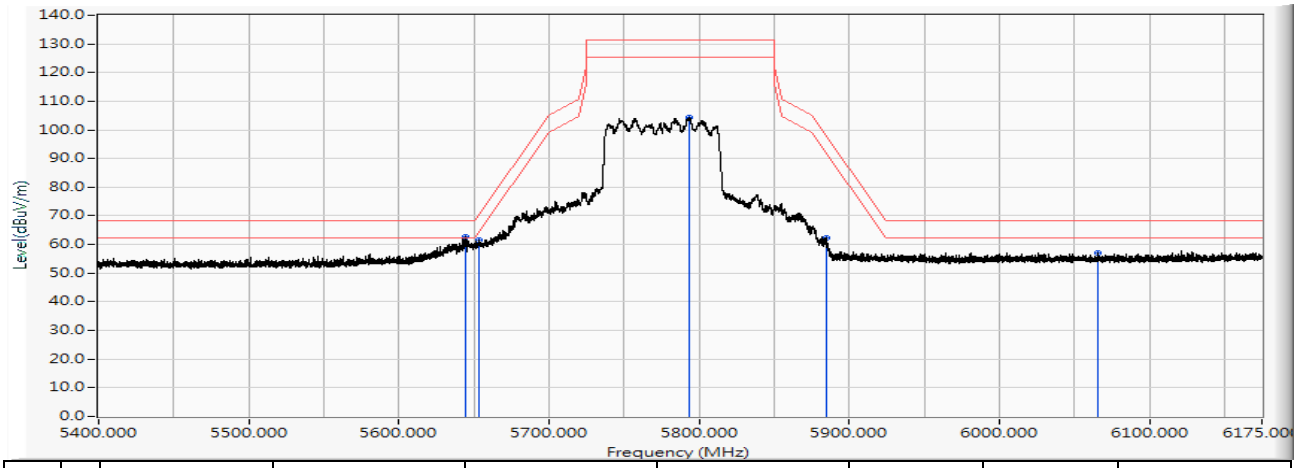

		Frequency (MHz)	Correct Factor (dB)	Reading Level (dBuV)	Measure Level (dBuV/m)	Margin (dB)	Limit (dBuV/m)	Detector Type
1	*	5644.435	24.543	38.172	62.715	-5.485	68.200	PEAK
2		5653.348	24.570	37.062	61.632	-9.056	70.688	PEAK
3		5793.080	24.990	79.243	104.233	-26.967	131.200	PEAK
4		5884.918	25.260	36.884	62.144	-35.692	97.836	PEAK
5		6065.803	25.833	31.208	57.041	-11.159	68.200	PEAK

Note:

1. All reading above 1GHz is performed with peak and/or average measurements as necessary.
2. Peak measurements: RBW = 1MHz, VBW = 3 MHz, Sweep: Auto.
3. Average measurements: RBW = 1MHz, VBW = 10 Hz, Sweep: Auto.
4. “ * ”, means this data is the worst emission level.
5. Measurement Level = Reading Level + Correct Factor.
6. The average measurement was not performed when the peak measured data under the limit of average detection. If the readings given are average, peak measurement should also be supplied.
7. The fundamental for reference only, it’s not restricted by unwanted emission limit.