USB-BE92 Nano Quick Start Guide

Fast. Easy. Setup!

1 Prepare your USB-BE92 Nano

1. Insert your USB-BE92 Nano to your device.

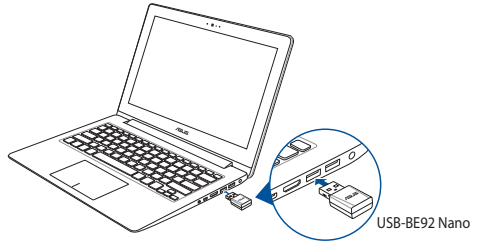

2 Install the driver

2. Scan the code below or download the USB-BE92 Nano driver from the website (https://asus.click/USB-BE92-Nano_Driver), then follow the onscreen instructions to complete the WiFi installation.

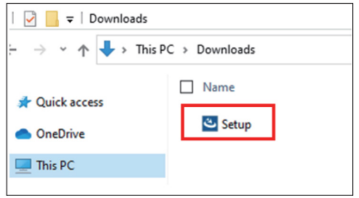

Guía de inicio rápido de USB-BE92 Nano ¡Configuración rápida y sencilla!

1 Prepare your USB-BE92 Nano

1. Insert your USB-BE92 Nano to your device.

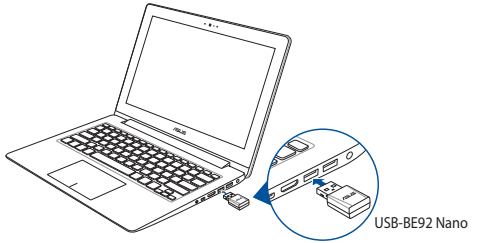

2 Install the driver

2. Scan the code below or download the USB-BE92 Nano driver from the website (https://asus.click/USB-BE92-Nano_Driver), then follow the onscreen instructions to complete the WiFi installation.

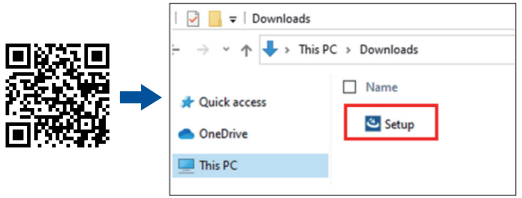

USB-BE92 Nano Guide de démarrage rapide

Rapide. Facile. Configurez!

1 Prepare your USB-BE92 Nano

1. Insert your USB-BE92 Nano to your device.

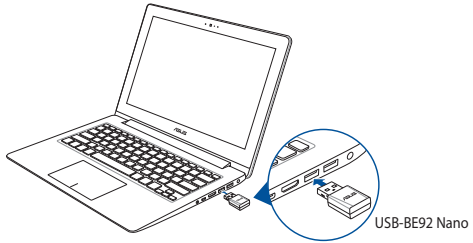

2 Install the driver

2. Scan the code below or download the USB-BE92 Nano driver from the website (https://asus.click/USB-BE92-Nano_Driver), then follow the onscreen instructions to complete the WiFi installation.

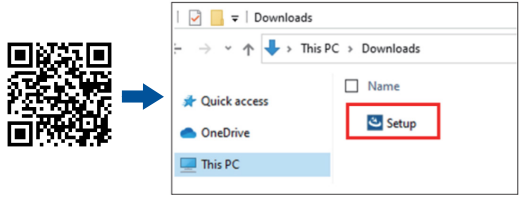

Federal Communications Commission Statement

Any changes or modifications not expressly approved by the party responsible for compliance could void your authority to operate the equipment.
This equipment has been tested and found to comply with the limits for a class B digital device, pursuant to Part 15 of the FCC Rules. These limits are designed to provide reasonable protection against harmful interference in a residential installation. This equipment generates, uses and can radiate radio frequency energy and, if not installed and used in accordance with the instructions, may cause harmful interference to radio communications. However, there is no guarantee that interference will not occur in a particular installation. If this equipment does cause harmful interference to radio or television reception, which can be determined by turning the equipment off and on, the user is encouraged to try to correct the interference by one or more of the following measures:

- Reorient or relocate the receiving antenna.
- Increase the separation between the equipment and receiver.
- Connect the equipment into an outlet on a circuit different from that to which the receiver is connected.
- Consult the dealer or an experienced radio/TV technician for help.

This device complies with Part 15 of the FCC Rules. Operation is subject to the following two conditions:

- This device may not cause harmful interference.
- This device must accept any interference received, including interference that may cause undesired operation.

Operation of transmitters in the 5.925-7.125 GHz band is prohibited for control of or Communications with unmanned aircraft systems.

FCC RF Radiation Exposure Statement

This device has been tested and meets applicable limits for Radio Frequency (RF) exposure.
This device was tested with a separation distance of 5 mm. Always keep the device away from your body to ensure exposure levels remain at or below the as-tested levels.

Tri-band BE6500 WiFi 7 Nano USB Adapter
Model: USB-BE92 Nano
ASUSTek Computer Inc.
ASUS
USB-BE92 Nano
FCC ID : MSQ-USBBE7T00
IC: 3568A-USBBE7T00 CAN ICES-003(B)/NMB-003(B)

Compliance Statement of Innovation, Science and Economic Development Canada (ISED)

This device complies with Innovation, Science and Economic Development Canada licence exempt RSS standard(s). Operation is subject to the following two conditions: (1) this device may not cause interference, and (2) this device must accept any interference, including interference that may cause undesired operation of the device.
Operation in the band 5150–5250 MHz is only for indoor use to reduce the potential for harmful interference to co-channel mobile satellite systems.
For indoor use only.
Devices shall not be used for control of or communications with unmanned aircraft systems.
CAN ICES-003(B)/NMB-003(B)

Q24489

Radio Frequency (RF) Exposure Information

The radiated output power of the ASUS Wireless Device is below the Innovation, Science and Economic Development Canada radio frequency exposure limits. The ASUS Wireless Device should be used in such a manner such that the potential for human contact during normal operation is minimized.
This device has been tested and meets applicable limits for Radio Frequency (RF) exposure.
This device was tested with a separation distance of 5 mm. Always keep the device away from your body to ensure exposure levels remain at or below the as-tested levels.
This device has been certified for use in Canada. Status of the listing in the Innovation, Science and Economic Development Canada's REL (Radio Equipment List) can be found at the following web address: http://www.ic.gc.ca/eic/site/ceb-bhst.nsf/eng/h_tt00020.html
Additional Canadian information on RF exposure also can be found at the following web:
https://www.ic.gc.ca/eic/site/smt-gst.nsf/eng/sf08792.html

Déclaration de conformité de Innovation, Sciences et Développement économique Canada (ISED)

Le présent appareil est conforme aux CNR d'Innovation, Sciences et Développement économique Canada applicables aux appareils radio exempts de licence. L'exploitation est autorisée aux deux conditions suivantes : (1) l'appareil ne doit pas produire de brouillage, et (2) l'utilisateur de l'appareil doit accepter tout brouillage radioélectrique subi, même si le brouillage est susceptible d'en compromettre le fonctionnement.
La bande 5150 – 5250 MHz est réservée uniquement pour une utilisation à l'intérieur afin de réduire les risques de brouillage préjudiciable aux systèmes de satellites mobiles utilisant les mêmes canaux.
Pour une utilisation en intérieur uniquement.
Les appareils ne doivent pas être utilisés pour contrôler ou communiquer avec des systèmes d'aéronefs sans pilote.
CAN ICES-003(B)/NMB-003(B)

Informations concernant l'exposition aux fréquences radio (RF)

La puissance de sortie émise par cet appareil sans fil est inférieure à la limite d'exposition aux fréquences radio d'Innovation, Sciences et Développement économique du Canada (ISED). Utilisez l'appareil sans fil de façon à minimiser les contacts humains lors d'un fonctionnement normal.
Cet appareil a été testé et respecte les limites applicables en matière d'exposition aux radiofréquences (RF).
Cet appareil a été testé avec une distance de séparation de 5 mm. Gardez toujours l'appareil éloigné de votre corps pour vous assurer que les niveaux d'exposition restent égaux ou inférieurs aux niveaux testés.
L'utilisation de cet appareil est autorisée au Canada. Pour consulter l'entrée correspondant à l'appareil dans la liste d'équipement radio (REL - Radio Equipment List) d'Innovation, Sciences et Développement économique du Canada, rendez-vous sur :http://www.ic.gc.ca/eic/site/ceb-bhst.nsf/eng/h_tt00020.html Pour des informations supplémentaires concernant l'exposition aux fréquences radio au Canada, rendez-vous sur : https://www.ic.gc.ca/eic/site/smt-gst.nsf/eng/sf08792.html