# FCC Test Report

| | |
|---|---|
| Product Name | Intelligent Robot |
| Model No | Zenbo-K |
| FCC ID | MSQ-ZENBO-K |

| | |
|---|---|
| Applicant | ASUSTeK COMPUTER INC. |
| Address | 4F, No. 150, Li-Te Rd., Beitou, Taipei, Taiwan |

| | |
|---|---|
| Date of Receipt | Jun. 05, 2019 |
| Issued Date | Jul. 04, 2019 |
| Report No. | 1960050R-RFUSP52V00 |
| Report Version | V1.0 |

The test results relate only to the samples tested.

The test results shown in the test report are traceable to the national/international standard through the calibration report of the equipment and evaluated measurement uncertainty herein.

This report must not be used to claim product endorsement by TAF or any agency of the government.

The test report shall not be reproduced without the written approval of DEKRA Testing and Certification Co., Ltd.

# Test Report

Issued Date: Jul. 04, 2019
Report No.: 1960050R-RFUSP52V00

| | |
|---|---|
| Product Name | Intelligent Robot |
| Applicant | ASUSTeK COMPUTER INC. |
| Address | 4F, No. 150, Li-Te Rd., Beitou, Taipei, Taiwan |
| Manufacturer | ASUSTeK COMPUTER INC. |
| Model No. | Zenbo-K |
| FCC ID. | MSQ-ZENBO-K |
| EUT Rated Voltage | AC 100-240V / 50-60Hz or DC 10.8V (Power by battery) |
| EUT Test Voltage | AC 120V / 60Hz |
| Trade Name | ASUS |
| Applicable Standard | FCC CFR Title 47 Part 15 Subpart E: 2018<br>ANSI C63.4: 2014, ANSI C63.10: 2013<br>789033 D02 General UNII Test Procedures New Rules v02 |
| Test Result | Complied |

Documented By : Jinn Chen

( Senior Adm. Specialist / Jinn Chen )

Tested By : Ivan Chuang

( Senior Engineer / Ivan Chuang )

Approved By :

( Director / Vincent Lin )

# TABLE OF CONTENTS

Description Page

**1. GENERAL INFORMATION ..... 5**

1.1. EUT Description ..... 5
1.2. Operational Description ..... 7
1.3. Tested System Datails ..... 8
1.4. Configuration of tested System ..... 8
1.5. EUT Exercise Software ..... 8
1.6. Test Facility ..... 9
1.7. List of Test Equipment ..... 10

**2. Conducted Emission ..... 11**

2.1. Test Setup ..... 11
2.2. Limits ..... 11
2.3. Test Procedure ..... 12
2.4. Uncertainty ..... 12
2.5. Test Result of Conducted Emission ..... 13

**3. Maximun conducted output power ..... 29**

3.1. Test Setup ..... 29
3.2. Limits ..... 30
3.3. Test Procedure ..... 31
3.4. Uncertainty ..... 31
3.5. Test Result of Maximum conducted output power ..... 32

**4. Peak Power Spectral Density ..... 58**

4.1. Test Setup ..... 58
4.2. Limits ..... 58
4.3. Test Procedure ..... 59
4.4. Uncertainty ..... 59
4.5. Test Result of Peak Power Spectral Density ..... 60

**5. Radiated Emission ..... 89**

5.1. Test Setup ..... 89
5.2. Limits ..... 90
5.3. Test Procedure ..... 91
5.4. Uncertainty ..... 92
5.5. Test Result of Radiated Emission ..... 93

**6. Band Edge ..... 211**

6.1. Test Setup ..... 211
6.2. Limits ..... 212
6.3. Test Procedure ..... 212

6.4. Uncertainty ....213
6.5. Test Result of Band Edge ....214

**7. Occupied Bandwidth ....290**

7.1. Test Setup ....290
7.2. Limits ....290
7.3. .Test Procedure ....290
7.4. Uncertainty ....290
7.5. Test Result of Occupied Bandwidth ....291

**8. Duty Cycle ....298**

8.1. Test Setup ....298
8.2. Test Procedure ....298
8.3. Uncertainty ....298
8.4. Test Result of Duty Cycle ....299

**9. EMI Reduction Method During Compliance Testing ....303**

Attachment 1: EUT Test Photographs
Attachment 2: EUT Detailed Photographs

# 1. GENERAL INFORMATION

## 1.1. EUT Description

| | |
|---|---|
| Product Name | Intelligent Robot |
| Trade Name | ASUS |
| FCC ID. | MSQ-ZENBO-K |
| Model No. | Zenbo-K |
| Frequency Range | 802.11a/n-20MHz: 5180-5320MHz, 5500-5700MHz, 5745-5825MHz<br>802.11n-40MHz: 5190-5310, 5510-5670MHz, 5755-5795MHz<br>802.11ac-20MHz: 5720, 802.11ac-40MHz: 5710<br>802.11ac-80MHz: 5210-5290MHz, 5530-5690MHz, 5775MHz |
| Number of Channels | 802.11a/n-20MHz: 24; 802.11n-40MHz: 11<br>802.11ac-20MHz: 1, 802.11ac-40MHz: 1, 802.11ac-80MHz: 6 |
| Data Rate | 802.11a: 6 - 54Mbps<br>802.11n: up to 150Mbps<br>802.11ac-80MHz: up to 433.3Mbps |
| Channel Control | Auto |
| Type of Modulation | 802.11a/n/ac: OFDM, BPSK, QPSK, 16QAM, 64QAM, 256QAM |
| Antenna type | PIFA Antenna |
| Antenna Gain | Refer to the table “Antenna List” |
| Power Adapter | MFR: DELTA, M/N: ADP-33AW X<br>Input: AC 100-240V~1A, 50-60Hz<br>Output: DC 19V, 1.75A<br>Cable Out: Non-shielded, 2.25m |

**Antenna List**

| No. | Manufacturer | Part No. | ASUS No. | Antenna Type | Peak Gain |
|---|---|---|---|---|---|
| 1 | INPAQ | WA-F-LB-02-165 | 14008-02060100 | PIFA | 0.4dBi For 5.15~5.25GHz<br>1.1dBi For 5.25~5.35GHz<br>1.6dBi For 5.47~5.725GHz<br>0.1dBi For 5.725~5.825GHz |

Note: The antenna of EUT is conforming to FCC 15.203.

802.11a/n-20MHz Center Working Frequency of Each Channel:

| Channel | Frequency | Channel | Frequency | Channel | Frequency | Channel | Frequency |
|---|---|---|---|---|---|---|---|
| Channel 36: | 5180 MHz | Channel 40: | 5200 MHz | Channel 44: | 5220 MHz | Channel 48: | 5240 MHz |
| Channel 52: | 5260 MHz | Channel 56: | 5280 MHz | Channel 60: | 5300 MHz | Channel 64: | 5320 MHz |
| Channel 100: | 5500 MHz | Channel 104: | 5520 MHz | Channel 108: | 5540 MHz | Channel 112: | 5560 MHz |
| Channel 116: | 5580 MHz | Channel 120: | 5600 MHz | Channel 124: | 5620 MHz | Channel 128: | 5640 MHz |
| Channel 132: | 5660 MHz | Channel 136: | 5680 MHz | Channel 140: | 5700 MHz | Channel 149: | 5745 MHz |
| Channel 153: | 5765 MHz | Channel 157: | 5785 MHz | Channel 161: | 5805 MHz | Channel 165: | 5825 MHz |

802.11n-40MHz Center Working Frequency of Each Channel:

| Channel | Frequency | Channel | Frequency | Channel | Frequency | Channel | Frequency |
|---|---|---|---|---|---|---|---|
| Channel 38: | 5190 MHz | Channel 46: | 5230 MHz | Channel 54: | 5270 MHz | Channel 62: | 5310 MHz |
| Channel 102: | 5510 MHz | Channel 110: | 5550 MHz | Channel 118: | 5590 MHz | Channel 126: | 5630 MHz |
| Channel 134: | 5670 MHz | Channel 151: | 5755 MHz | Channel 159: | 5795 MHz | | |

802.11ac-20MHz Center Working Frequency of Each Channel:

| Channel | Frequency |
|---|---|
| Channel 144: | 5720 MHz |

802.11ac-40MHz Center Working Frequency of Each Channel:

| Channel | Frequency |
|---|---|
| Channel 142: | 5710 MHz |

802.11ac-80MHz Center Working Frequency of Each Channel:

| Channel | Frequency | Channel | Frequency | Channel | Frequency | Channel | Frequency |
|---|---|---|---|---|---|---|---|
| Channel 42: | 5210 MHz | Channel 58: | 5290 MHz | Channel 106: | 5530 MHz | Channel 122: | 5610 MHz |
| Channel 138: | 5690 MHz | Channel 155: | 5775 MHz | | | | |

Note:

1. This device is an Intelligent Robot with a built-in WLAN (802.11a/b/g/n/ac) with Bluetooth V4.0、V2.1+EDR transceiver, this report for 5GHz WLAN.
2. Regarding to the operation frequency, the lowest, middle and highest frequency are selected to perform the test.
3. Lowest and highest data rates are tested in each mode. Only worst case is shown in the report.
4. These tests were conducted on a sample of the equipment for the purpose of demonstrating compliance of transmitter with Part 15 Subpart E for Unlicensed National Information Infrastructure devices.

| | |
|---|---|
| Test Mode | Mode 1: Transmit (802.11a 6Mbps)<br>Mode 2: Transmit (802.11n-20BW 7.2Mbps)<br>Mode 3: Transmit (802.11n-40BW 15Mbps)<br>Mode 4: Transmit (802.11ac-20BW 7.2Mbps)<br>Mode 5: Transmit (802.11ac-40BW 15Mbps)<br>Mode 6: Transmit (802.11ac-80BW 32.5Mbps) |

## 1.3. Tested System Datails

The types for all equipment, plus descriptions of all cables used in the tested system (including inserted cards) are:

| Product | | Manufacturer | Model No. | Serial No. | Power Cord |
|---|---|---|---|---|---|
| 1 | FLASH | Transcend | JetFlash 700 | N/A | N/A |

| Signal Cable Type | Signal cable Description |
|---|---|
| N/A | |

## 1.4. Configuration of tested System

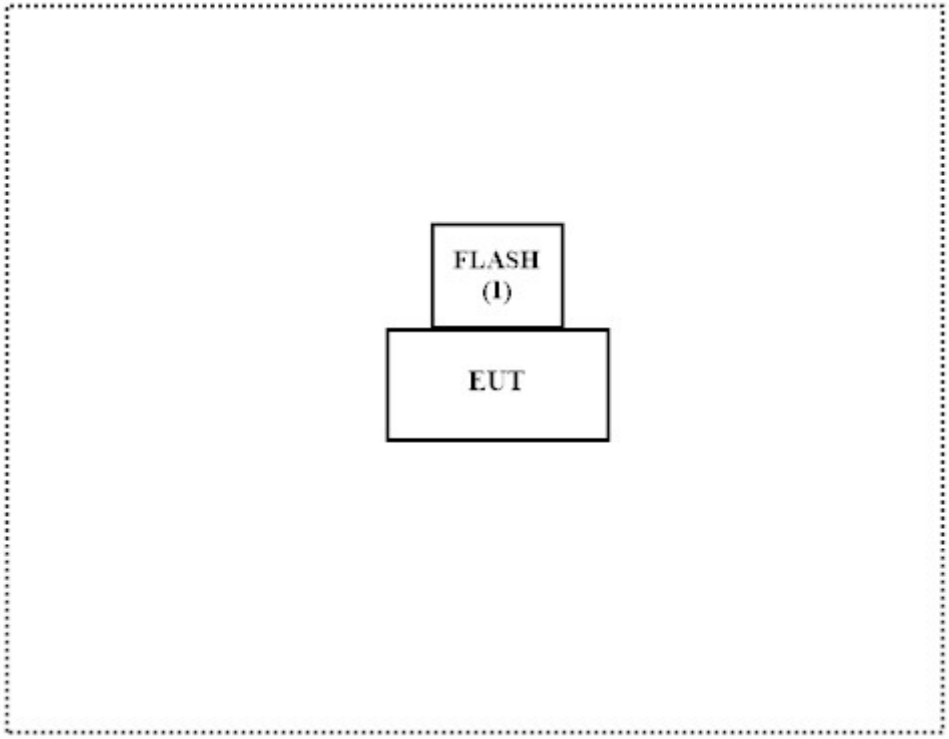


## 1.5. EUT Exercise Software

1. Setup the EUT as shown in Section 1.4.
2. Execute software “Wlan Rf Test v1.0” on the EUT.
3. Configure the test mode, the test channel, and the data rate.
4. Press “OK” to start the continuous Transmit.
5. Verify that the EUT works properly.

## 1.6. Test Facility

Ambient conditions in the laboratory:

| Items | Required (IEC 68-1) | Actual |
|---|---|---|
| Temperature (°C) | 15-35 | 20-35 |
| Humidity (%RH) | 25-75 | 50-65 |
| Barometric pressure (mbar) | 860-1060 | 950-1000 |

The related certificate for our laboratories about the test site and management system can be downloaded from DEKRA Testing and Certification Co., Ltd. Web Site:
http://www.dekra.com.tw/english/about/certificates.aspx?bval=5
The address and introduction of DEKRA Testing and Certification Co., Ltd. laboratories can be founded in our Web site: http://www.dekra.com.tw/index_en

Site Description: Accredited by TAF
Accredited Number: 3023

Site Name: DEKRA Testing and Certification Co., Ltd.
Site Address: No.159, Sec. 2, Wenhua 1st Rd., Linkou Dist.,
New Taipei City 24457, Taiwan.
TEL: 886-2-2602-7968 / FAX : 866-2-2602-3286
E-Mail : info.tw@dekra.com

FCC Accreditation Number: TW0023

## 1.7. List of Test Equipment

**For Conduction measurements /ASR1**

| | Equipment | Manufacturer | Model No. | Serial No. | Cali. Data | Due. Data |
|---|---|---|---|---|---|---|
| X | EMI Test Receiver | R&S | ESR7 | 101601 | 2019.05.13 | 2020.05.12 |
| X | Two-Line V-Network | R&S | ENV216 | 101306 | 2019.03.11 | 2020.03.10 |
| X | Two-Line V-Network | R&S | ENV216 | 101307 | 2019.04.03 | 2020.04.02 |
| X | Coaxial Cable | Quietek | RG400_BNC | RF001 | 2019.05.24 | 2020.05.23 |

Note:
1. All equipments are calibrated every one year.
2. The test instruments marked with "X" are used to measure the final test results.
3. Test Software version : QuieTek EMI System V2.1.113.

**For Conducted measurements /ASR2**

| | Equipment | Manufacturer | Model No. | Serial No. | Cali. Data | Due. Data |
|---|---|---|---|---|---|---|
| X | Spectrum Analyzer | R&S | FSV30 | 103464 | 2019.01.25 | 2020.01.24 |
| X | Power Meter | Anritsu | ML2496A | 1548003 | 2018.12.19 | 2019.12.18 |
| X | Power Sensor | Anritsu | MA2411B | 1531024 | 2018.12.19 | 2019.12.18 |
| X | Power Sensor | Anritsu | MA2411B | 1531025 | 2018.12.19 | 2019.12.18 |
| | Bluetooth Tester | R&S | CBT | 101238 | 2019.01.21 | 2020.01.20 |

Note:
1. All equipments are calibrated every one year.
2. The test instruments marked with "X" are used to measure the final test results.
3. Test Software version : DEKRA Conduction Test System V9.0.5.

**For Radiated measurements /ACB1**

| | Equipment | Manufacturer | Model No. | Serial No. | Cali. Data | Due. Data |
|---|---|---|---|---|---|---|
| X | Loop Antenna | AMETEK | HLA6121 | 49611 | 2019.02.22 | 2020.02.21 |
| X | Bi-Log Antenna | SCHWARZBECK | VULB9168 | 9168-674 | 2019.04.23 | 2020.04.22 |
| X | Horn Antenna | ETS-Lindgren | 3117 | 00203800 | 2018.12.11 | 2019.12.10 |
| X | Horn Antenna | Com-Power | AH-840 | 101087 | 2019.05.30 | 2020.05.29 |
| X | Pre-Amplifier | EMCI | EMC001330 | 980316 | 2019.06.14 | 2020.06.13 |
| X | Pre-Amplifier | EMCI | EMC051835SE | 980311 | 2019.06.13 | 2020.06.12 |
| X | Pre-Amplifier | EMCI | EMC05820SE | 980285 | 2019.06.06 | 2020.06.05 |
| X | Pre-Amplifier | EMCI | EMC184045SE | 980314 | 2019.05.28 | 2020.05.27 |
| | Filter | MICRO TRONICS | BRM50702 | G251 | 2018.09.04 | 2019.09.03 |
| X | Filter | MICRO TRONICS | BRM50716 | G188 | 2018.09.04 | 2019.09.03 |
| X | EMI Test Receiver | R&S | ESR7 | 101602 | 2018.12.17 | 2019.12.16 |
| X | Spectrum Analyzer | R&S | FSV40 | 101148 | 2019.02.20 | 2020.02.19 |
| X | Coaxial Cable | SUHNER | SUCOFLEX 106 | RF002 | 2019.05.25 | 2020.05.24 |
| X | Mircoflex Cable | HUBER SUHNER | SUCOFLEX 102 | MY3381/2 | 2019.05.28 | 2020.05.27 |

Note:
1. All equipments are calibrated every one year.
2. The test instruments marked with "X" are used to measure the final test results.
3. Test Software version : QuieTek EMI System V2.1.113.

# 2. Conducted Emission

## 2.1. Test Setup

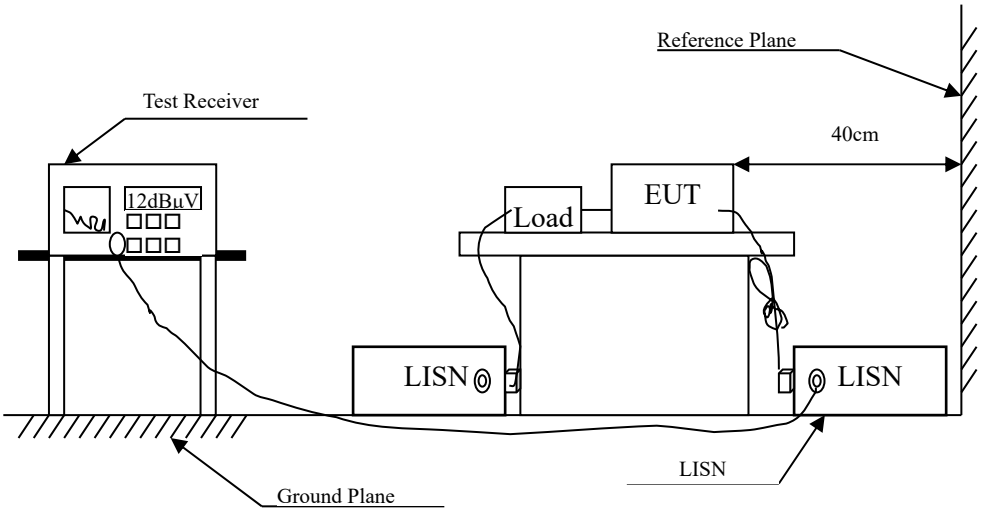


## 2.2. Limits

| FCC Part 15 Subpart C Paragraph 15.207 (dBµV) Limit | | |
|---|---|---|
| Frequency MHz | Limits | |
| | QP | AV |
| 0.15 - 0.50 | 66-56 | 56-46 |
| 0.50-5.0 | 56 | 46 |
| 5.0 - 30 | 60 | 50 |

Remarks : In the above table, the tighter limit applies at the band edges.

## 2.3. Test Procedure

The EUT and simulators are connected to the main power through a line impedance stabilization network (L.I.S.N.). This provides a 50 ohm /50uH coupling impedance for the measuring equipment. The peripheral devices are also connected to the main power through a LISN that provides a 50ohm /50uH coupling impedance with 50ohm termination. (Please refers to the block diagram of the test setup and photographs.)
Both sides of A.C. line are checked for maximum conducted interference. In order to find the maximum emission, the relative positions of equipment and all of the interface cables must be changed according to ANSI C63.4:2014 on conducted measurement.
Conducted emissions were invested over the frequency range from 0.15MHz to 30MHz using a receiver bandwidth of 9kHz.

## 2.4. Uncertainty

±2.35dB

## 2.5. Test Result of Conducted Emission

Product : Intelligent Robot
Test Item : Conducted Emission Test
Power Line : Line 1
Test Mode : Mode 6: Transmit (802.11ac-80BW 32.5Mbps) (5210MHz)
Test Date : 2019/06/25

**Line 1**

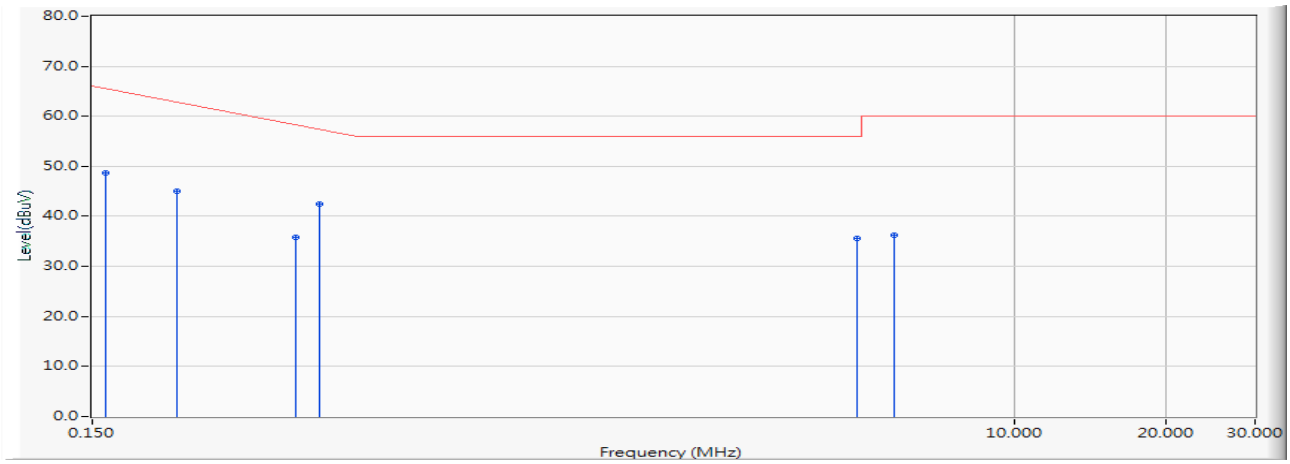


| | | Frequency (MHz) | Correct Factor (dB) | Reading Level (dBuV) | Measure Level (dBuV) | Margin (dB) | Limit (dBuV) | Detector Type |
|---|---|---|---|---|---|---|---|---|
| 1 | | 0.159 | 9.560 | 39.204 | 48.764 | -16.979 | 65.743 | QUASIPEAK |
| 2 | | 0.220 | 9.564 | 35.529 | 45.094 | -18.906 | 64.000 | QUASIPEAK |
| 3 | | 0.380 | 9.592 | 26.300 | 35.892 | -23.537 | 59.429 | QUASIPEAK |
| 4 | * | 0.422 | 9.595 | 32.803 | 42.398 | -15.831 | 58.229 | QUASIPEAK |
| 5 | | 4.900 | 9.730 | 25.977 | 35.707 | -20.293 | 56.000 | QUASIPEAK |
| 6 | | 5.800 | 9.748 | 26.477 | 36.225 | -23.775 | 60.000 | QUASIPEAK |

Note:

1. All Reading Levels are Quasi-Peak and average value.
2. " * " means the worst emission level.
3. Measurement Level = Reading Level + Correct Factor

| | | |
|---|---|---|
| Product | : | Intelligent Robot |
| Test Item | : | Conducted Emission Test |
| Power Line | : | Line 1 |
| Test Mode | : | Mode 6: Transmit (802.11ac-80BW 32.5Mbps) (5210MHz) |
| Test Date | : | 2019/06/25 |

**Line 1**

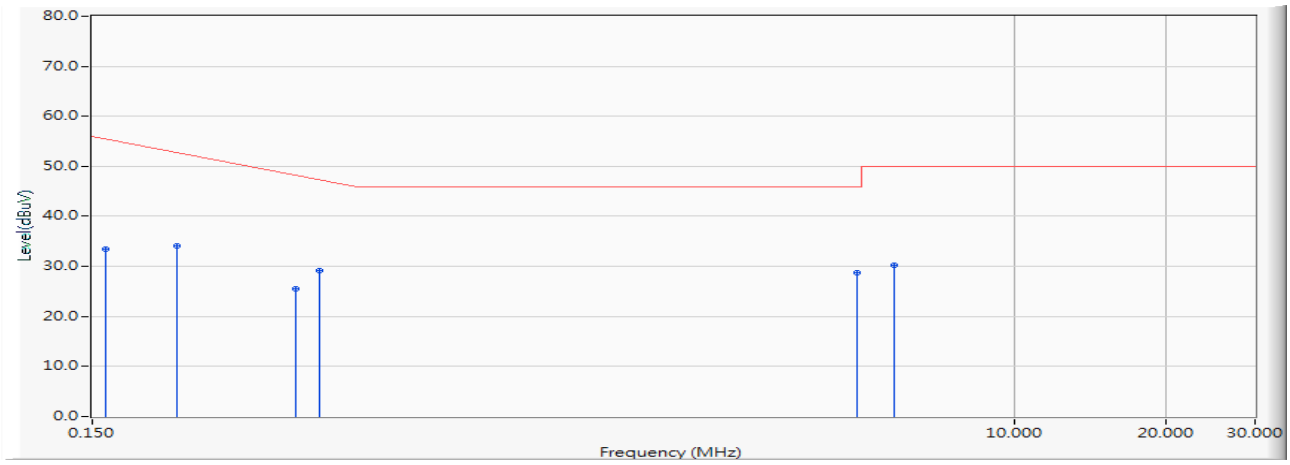


| | | Frequency (MHz) | Correct Factor (dB) | Reading Level (dBuV) | Measure Level (dBuV) | Margin (dB) | Limit (dBuV) | Detector Type |
|---|---|---|---|---|---|---|---|---|
| 1 | | 0.159 | 9.560 | 23.842 | 33.402 | -22.341 | 55.743 | AVERAGE |
| 2 | | 0.220 | 9.564 | 24.542 | 34.106 | -19.894 | 54.000 | AVERAGE |
| 3 | | 0.380 | 9.592 | 15.834 | 25.426 | -24.003 | 49.429 | AVERAGE |
| 4 | | 0.422 | 9.595 | 19.586 | 29.181 | -19.048 | 48.229 | AVERAGE |
| 5 | * | 4.900 | 9.730 | 18.981 | 28.712 | -17.288 | 46.000 | AVERAGE |
| 6 | | 5.800 | 9.748 | 20.504 | 30.252 | -19.748 | 50.000 | AVERAGE |

Note:

1. All Reading Levels are Quasi-Peak and average value.
2. " * " means the worst emission level.
3. Measurement Level = Reading Level + Correct Factor

| | | |
|---|---|---|
| Product | : | Intelligent Robot |
| Test Item | : | Conducted Emission Test |
| Power Line | : | Line 2 |
| Test Mode | : | Mode 6: Transmit (802.11ac-80BW 32.5Mbps) (5210MHz) |
| Test Date | : | 2019/06/25 |

**Line 2**

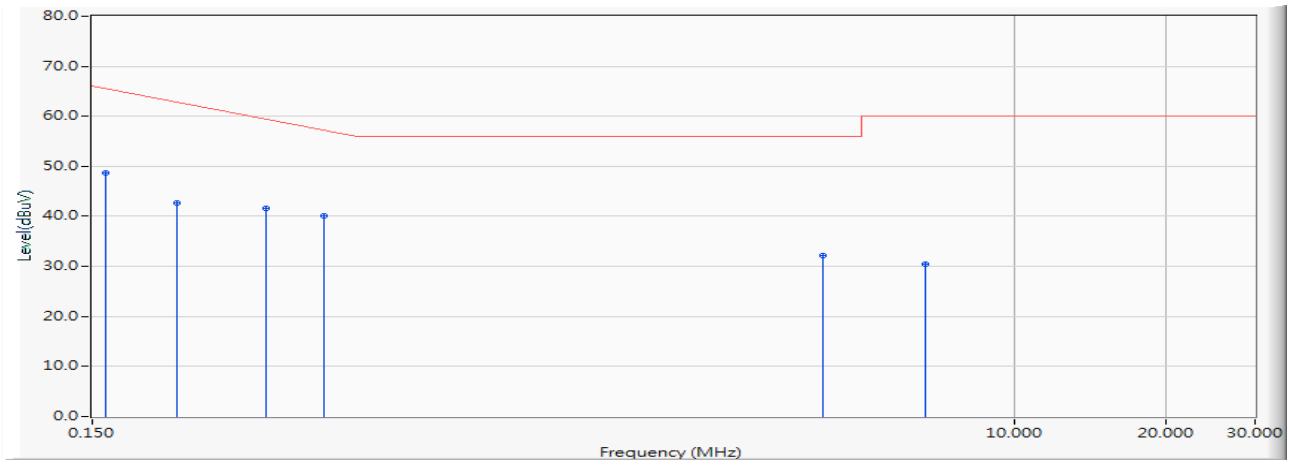


| | | Frequency (MHz) | Correct Factor (dB) | Reading Level (dBuV) | Measure Level (dBuV) | Margin (dB) | Limit (dBuV) | Detector Type |
|---|---|---|---|---|---|---|---|---|
| 1 | * | 0.159 | 9.552 | 39.071 | 48.623 | -17.120 | 65.743 | QUASIPEAK |
| 2 | | 0.220 | 9.564 | 33.059 | 42.623 | -21.377 | 64.000 | QUASIPEAK |
| 3 | | 0.330 | 9.595 | 32.078 | 41.673 | -19.184 | 60.857 | QUASIPEAK |
| 4 | | 0.430 | 9.588 | 30.599 | 40.187 | -17.813 | 58.000 | QUASIPEAK |
| 5 | | 4.200 | 9.722 | 22.529 | 32.251 | -23.749 | 56.000 | QUASIPEAK |
| 6 | | 6.700 | 9.777 | 20.604 | 30.381 | -29.619 | 60.000 | QUASIPEAK |

Note:

1. All Reading Levels are Quasi-Peak and average value.
2. " * " means the worst emission level.
3. Measurement Level = Reading Level + Correct Factor

| | | |
|---|---|---|
| Product | : | Intelligent Robot |
| Test Item | : | Conducted Emission Test |
| Power Line | : | Line 2 |
| Test Mode | : | Mode 6: Transmit (802.11ac-80BW 32.5Mbps) (5210MHz) |
| Test Date | : | 2019/06/25 |

**Line 2**

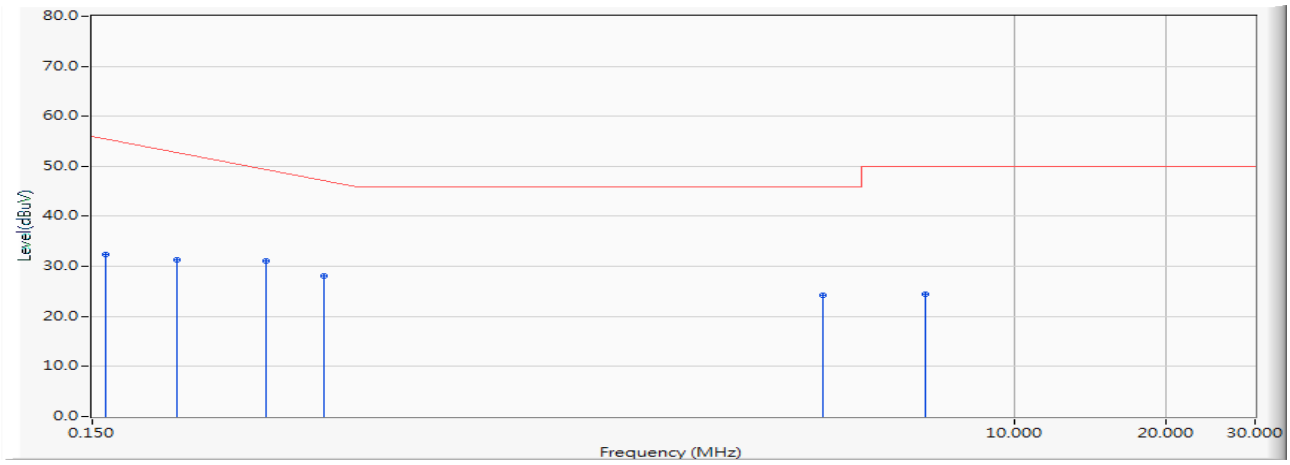


| | | Frequency (MHz) | Correct Factor (dB) | Reading Level (dBuV) | Measure Level (dBuV) | Margin (dB) | Limit (dBuV) | Detector Type |
|---|---|---|---|---|---|---|---|---|
| 1 | | 0.159 | 9.552 | 22.816 | 32.368 | -23.375 | 55.743 | AVERAGE |
| 2 | | 0.220 | 9.564 | 21.784 | 31.349 | -22.651 | 54.000 | AVERAGE |
| 3 | * | 0.330 | 9.595 | 21.523 | 31.118 | -19.739 | 50.857 | AVERAGE |
| 4 | | 0.430 | 9.588 | 18.589 | 28.177 | -19.823 | 48.000 | AVERAGE |
| 5 | | 4.200 | 9.722 | 14.523 | 24.245 | -21.755 | 46.000 | AVERAGE |
| 6 | | 6.700 | 9.777 | 14.611 | 24.388 | -25.612 | 50.000 | AVERAGE |

Note:

1. All Reading Levels are Quasi-Peak and average value.
2. " * " means the worst emission level.
3. Measurement Level = Reading Level + Correct Factor

| | | |
|---|---|---|
| Product | : | Intelligent Robot |
| Test Item | : | Conducted Emission Test |
| Power Line | : | Line 1 |
| Test Mode | : | Mode 6: Transmit (802.11ac-80BW 32.5Mbps) (5290MHz) |
| Test Date | : | 2019/06/25 |

**Line 1**

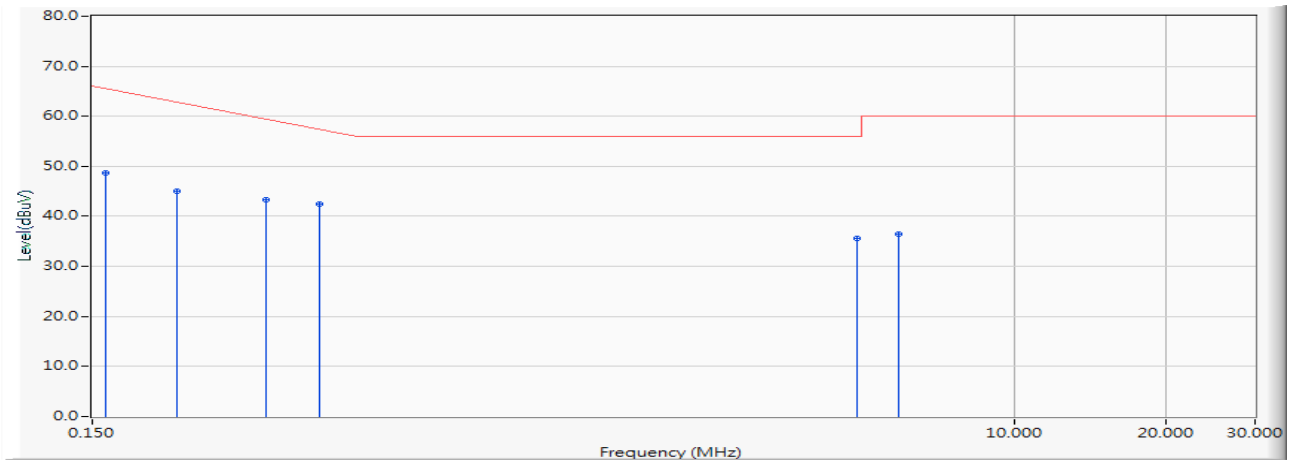


| | | Frequency (MHz) | Correct Factor (dB) | Reading Level (dBuV) | Measure Level (dBuV) | Margin (dB) | Limit (dBuV) | Detector Type |
|---|---|---|---|---|---|---|---|---|
| 1 | | 0.159 | 9.560 | 39.068 | 48.628 | -17.115 | 65.743 | QUASIPEAK |
| 2 | | 0.220 | 9.564 | 35.534 | 45.098 | -18.902 | 64.000 | QUASIPEAK |
| 3 | | 0.330 | 9.598 | 33.639 | 43.237 | -17.620 | 60.857 | QUASIPEAK |
| 4 | * | 0.423 | 9.595 | 32.863 | 42.457 | -15.743 | 58.200 | QUASIPEAK |
| 5 | | 4.900 | 9.730 | 25.871 | 35.601 | -20.399 | 56.000 | QUASIPEAK |
| 6 | | 5.900 | 9.749 | 26.628 | 36.377 | -23.623 | 60.000 | QUASIPEAK |

Note:

1. All Reading Levels are Quasi-Peak and average value.
2. " * " means the worst emission level.
3. Measurement Level = Reading Level + Correct Factor

| | | |
|---|---|---|
| Product | : | Intelligent Robot |
| Test Item | : | Conducted Emission Test |
| Power Line | : | Line 1 |
| Test Mode | : | Mode 6: Transmit (802.11ac-80BW 32.5Mbps) (5290MHz) |
| Test Date | : | 2019/06/25 |

**Line 1**

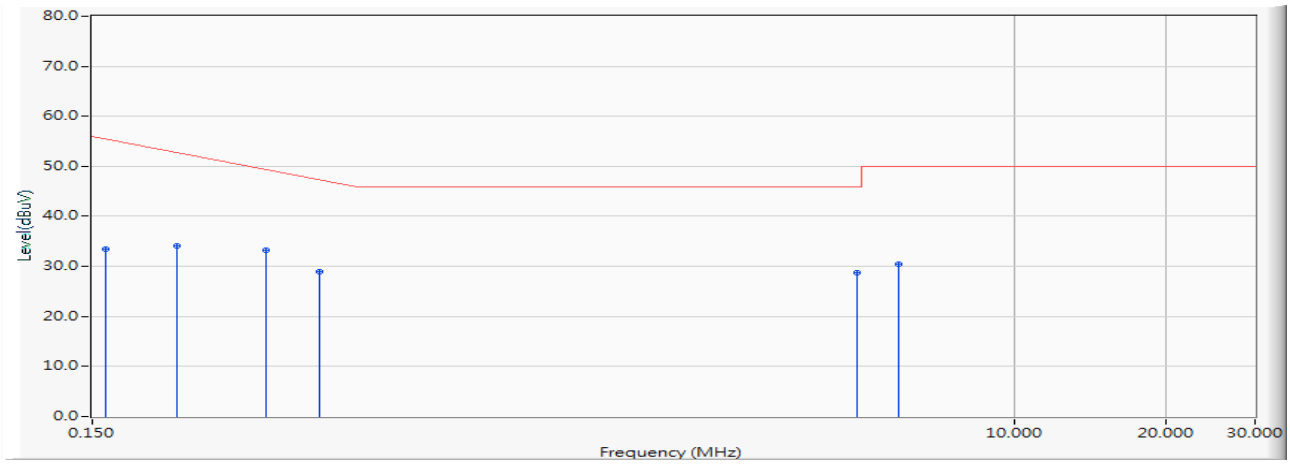


| | | Frequency (MHz) | Correct Factor (dB) | Reading Level (dBuV) | Measure Level (dBuV) | Margin (dB) | Limit (dBuV) | Detector Type |
|---|---|---|---|---|---|---|---|---|
| 1 | | 0.159 | 9.560 | 23.850 | 33.410 | -22.333 | 55.743 | AVERAGE |
| 2 | | 0.220 | 9.564 | 24.593 | 34.158 | -19.842 | 54.000 | AVERAGE |
| 3 | | 0.330 | 9.598 | 23.730 | 33.328 | -17.529 | 50.857 | AVERAGE |
| 4 | | 0.423 | 9.595 | 19.280 | 28.875 | -19.325 | 48.200 | AVERAGE |
| 5 | * | 4.900 | 9.730 | 18.918 | 28.648 | -17.352 | 46.000 | AVERAGE |
| 6 | | 5.900 | 9.749 | 20.604 | 30.353 | -19.647 | 50.000 | AVERAGE |

Note:

1. All Reading Levels are Quasi-Peak and average value.
2. " * " means the worst emission level.
3. Measurement Level = Reading Level + Correct Factor

| | | |
|---|---|---|
| Product | : | Intelligent Robot |
| Test Item | : | Conducted Emission Test |
| Power Line | : | Line 2 |
| Test Mode | : | Mode 6: Transmit (802.11ac-80BW 32.5Mbps) (5290MHz) |
| Test Date | : | 2019/06/25 |

**Line 2**

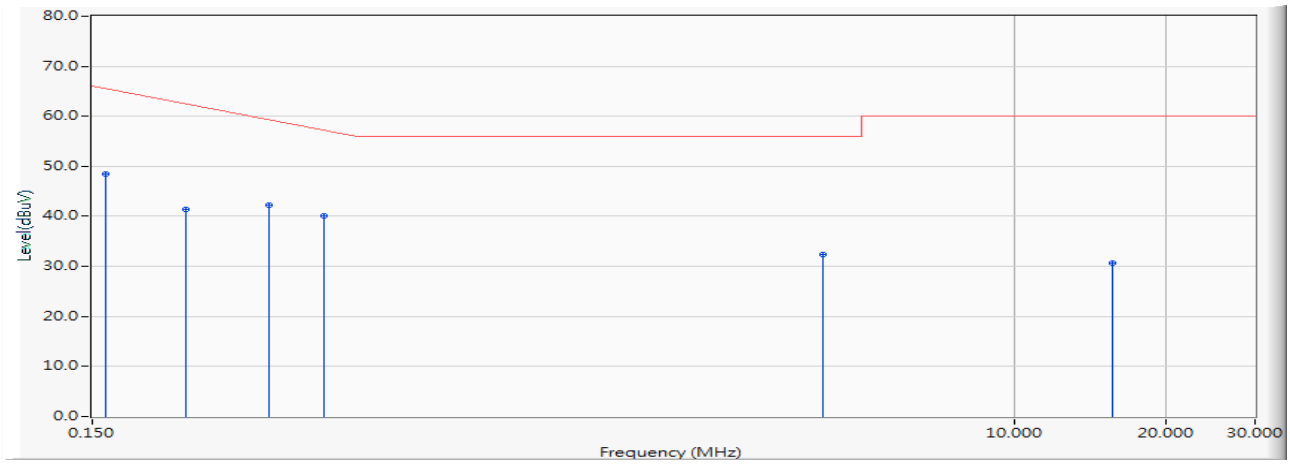


| | | Frequency (MHz) | Correct Factor (dB) | Reading Level (dBuV) | Measure Level (dBuV) | Margin (dB) | Limit (dBuV) | Detector Type |
|---|---|---|---|---|---|---|---|---|
| 1 | * | 0.159 | 9.552 | 39.001 | 48.553 | -17.190 | 65.743 | QUASIPEAK |
| 2 | | 0.230 | 9.568 | 31.925 | 41.493 | -22.221 | 63.714 | QUASIPEAK |
| 3 | | 0.336 | 9.593 | 32.593 | 42.186 | -18.500 | 60.686 | QUASIPEAK |
| 4 | | 0.430 | 9.588 | 30.571 | 40.159 | -17.841 | 58.000 | QUASIPEAK |
| 5 | | 4.200 | 9.722 | 22.600 | 32.322 | -23.678 | 56.000 | QUASIPEAK |
| 6 | | 15.670 | 9.930 | 20.690 | 30.620 | -29.380 | 60.000 | QUASIPEAK |

Note:

1. All Reading Levels are Quasi-Peak and average value.
2. " * " means the worst emission level.
3. Measurement Level = Reading Level + Correct Factor

| | | |
|---|---|---|
| Product | : | Intelligent Robot |
| Test Item | : | Conducted Emission Test |
| Power Line | : | Line 2 |
| Test Mode | : | Mode 6: Transmit (802.11ac-80BW 32.5Mbps) (5290MHz) |
| Test Date | : | 2019/06/25 |

**Line 2**

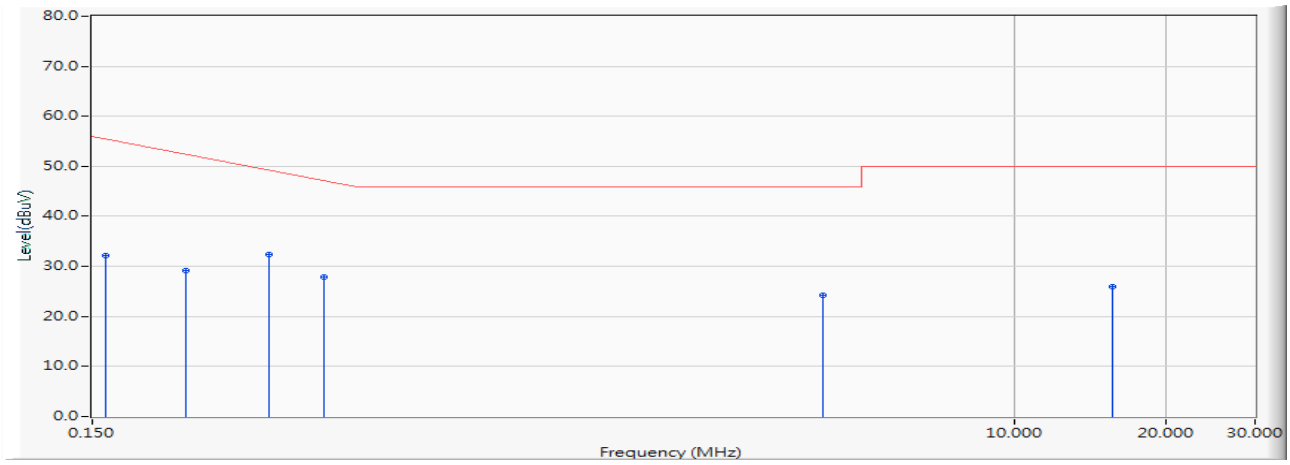


| | | Frequency (MHz) | Correct Factor (dB) | Reading Level (dBuV) | Measure Level (dBuV) | Margin (dB) | Limit (dBuV) | Detector Type |
|---|---|---|---|---|---|---|---|---|
| 1 | | 0.159 | 9.552 | 22.718 | 32.270 | -23.473 | 55.743 | AVERAGE |
| 2 | | 0.230 | 9.568 | 19.650 | 29.218 | -24.496 | 53.714 | AVERAGE |
| 3 | * | 0.336 | 9.593 | 22.884 | 32.476 | -18.210 | 50.686 | AVERAGE |
| 4 | | 0.430 | 9.588 | 18.242 | 27.830 | -20.170 | 48.000 | AVERAGE |
| 5 | | 4.200 | 9.722 | 14.546 | 24.268 | -21.732 | 46.000 | AVERAGE |
| 6 | | 15.670 | 9.930 | 16.053 | 25.983 | -24.017 | 50.000 | AVERAGE |

Note:

1. All Reading Levels are Quasi-Peak and average value.
2. " * " means the worst emission level.
3. Measurement Level = Reading Level + Correct Factor

| | | |
|---|---|---|
| Product | : | Intelligent Robot |
| Test Item | : | Conducted Emission Test |
| Power Line | : | Line 1 |
| Test Mode | : | Mode 6: Transmit (802.11ac-80BW 32.5Mbps) (5530MHz) |
| Test Date | : | 2019/06/25 |

**Line 1**

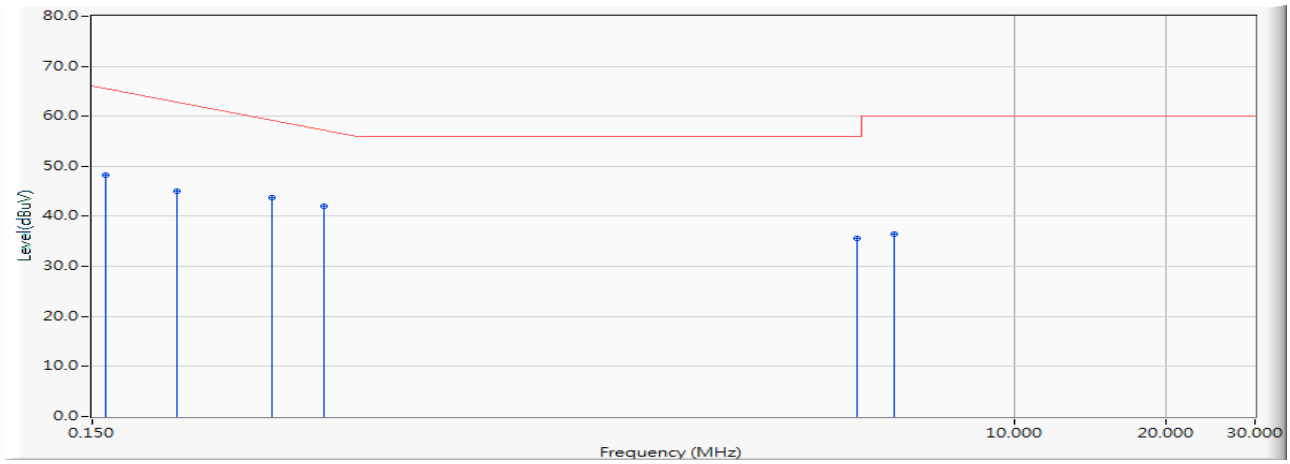


| | | Frequency (MHz) | Correct Factor (dB) | Reading Level (dBuV) | Measure Level (dBuV) | Margin (dB) | Limit (dBuV) | Detector Type |
|---|---|---|---|---|---|---|---|---|
| 1 | | 0.159 | 9.560 | 38.701 | 48.261 | -17.482 | 65.743 | QUASIPEAK |
| 2 | | 0.220 | 9.564 | 35.552 | 45.117 | -18.883 | 64.000 | QUASIPEAK |
| 3 | | 0.340 | 9.595 | 34.180 | 43.775 | -16.796 | 60.571 | QUASIPEAK |
| 4 | * | 0.430 | 9.595 | 32.352 | 41.947 | -16.053 | 58.000 | QUASIPEAK |
| 5 | | 4.900 | 9.730 | 25.834 | 35.564 | -20.436 | 56.000 | QUASIPEAK |
| 6 | | 5.800 | 9.748 | 26.720 | 36.468 | -23.532 | 60.000 | QUASIPEAK |

Note:

1. All Reading Levels are Quasi-Peak and average value.
2. " * " means the worst emission level.
3. Measurement Level = Reading Level + Correct Factor

| | | |
|---|---|---|
| Product | : | Intelligent Robot |
| Test Item | : | Conducted Emission Test |
| Power Line | : | Line 1 |
| Test Mode | : | Mode 6: Transmit (802.11ac-80BW 32.5Mbps) (5530MHz) |
| Test Date | : | 2019/06/25 |

**Line 1**

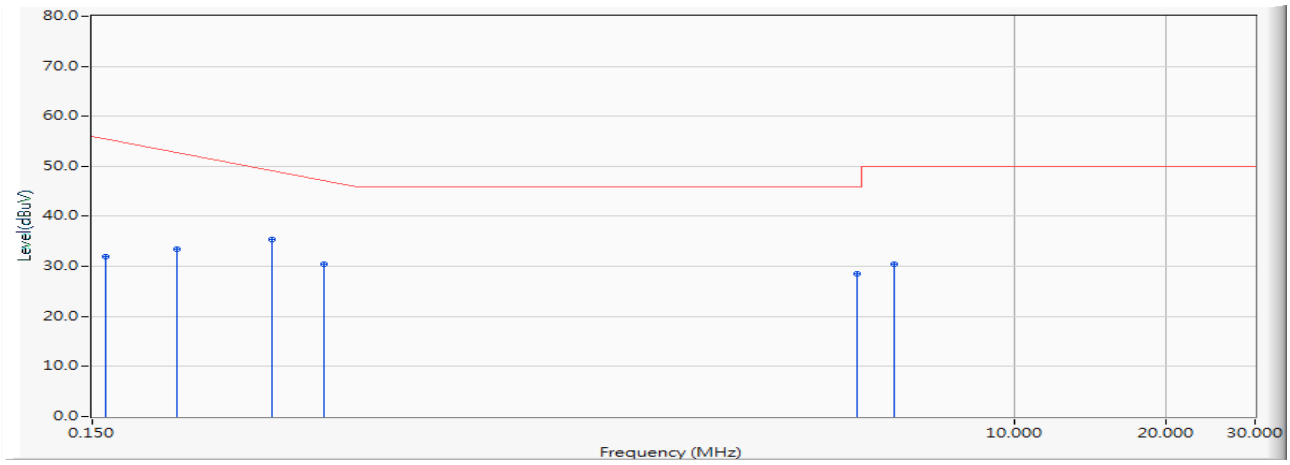


| | | Frequency (MHz) | Correct Factor (dB) | Reading Level (dBuV) | Measure Level (dBuV) | Margin (dB) | Limit (dBuV) | Detector Type |
|---|---|---|---|---|---|---|---|---|
| 1 | | 0.159 | 9.560 | 22.330 | 31.890 | -23.853 | 55.743 | AVERAGE |
| 2 | | 0.220 | 9.564 | 23.806 | 33.371 | -20.629 | 54.000 | AVERAGE |
| 3 | * | 0.340 | 9.595 | 25.695 | 35.291 | -15.280 | 50.571 | AVERAGE |
| 4 | | 0.430 | 9.595 | 20.855 | 30.450 | -17.550 | 48.000 | AVERAGE |
| 5 | | 4.900 | 9.730 | 18.845 | 28.576 | -17.424 | 46.000 | AVERAGE |
| 6 | | 5.800 | 9.748 | 20.605 | 30.353 | -19.647 | 50.000 | AVERAGE |

Note:

1. All Reading Levels are Quasi-Peak and average value.
2. " * " means the worst emission level.
3. Measurement Level = Reading Level + Correct Factor

| | | |
|---|---|---|
| Product | : | Intelligent Robot |
| Test Item | : | Conducted Emission Test |
| Power Line | : | Line 2 |
| Test Mode | : | Mode 6: Transmit (802.11ac-80BW 32.5Mbps) (5530MHz) |
| Test Date | : | 2019/06/25 |

**Line 2**

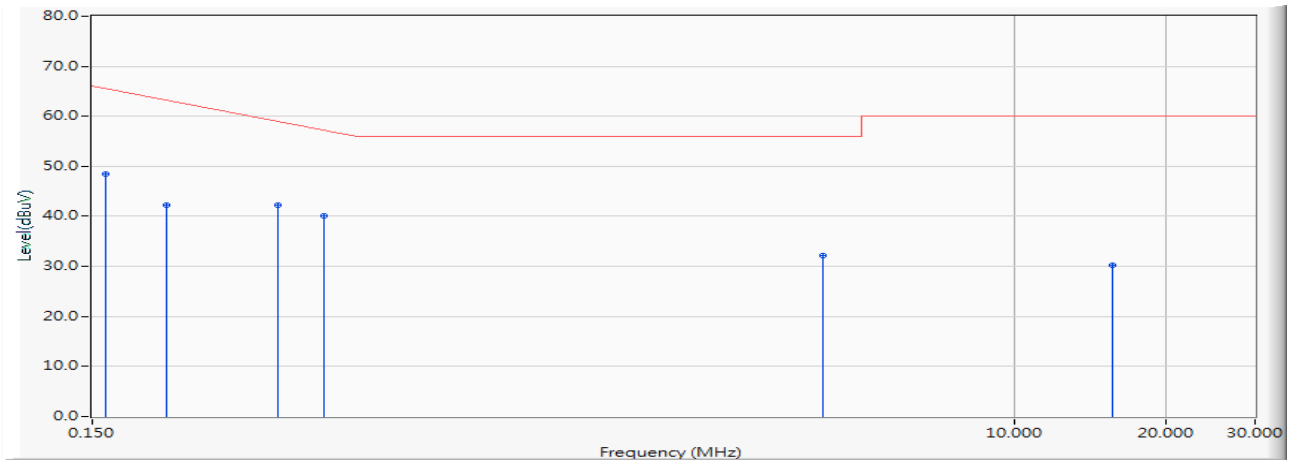


| | | Frequency (MHz) | Correct Factor (dB) | Reading Level (dBuV) | Measure Level (dBuV) | Margin (dB) | Limit (dBuV) | Detector Type |
|---|---|---|---|---|---|---|---|---|
| 1 | * | 0.159 | 9.552 | 38.978 | 48.530 | -17.213 | 65.743 | QUASIPEAK |
| 2 | | 0.210 | 9.560 | 32.723 | 42.283 | -22.003 | 64.286 | QUASIPEAK |
| 3 | | 0.350 | 9.588 | 32.569 | 42.157 | -18.129 | 60.286 | QUASIPEAK |
| 4 | | 0.430 | 9.588 | 30.464 | 40.053 | -17.947 | 58.000 | QUASIPEAK |
| 5 | | 4.200 | 9.722 | 22.487 | 32.209 | -23.791 | 56.000 | QUASIPEAK |
| 6 | | 15.720 | 9.931 | 20.205 | 30.136 | -29.864 | 60.000 | QUASIPEAK |

Note:

1. All Reading Levels are Quasi-Peak and average value.
2. " * " means the worst emission level.
3. Measurement Level = Reading Level + Correct Factor

| | | |
|---|---|---|
| Product | : | Intelligent Robot |
| Test Item | : | Conducted Emission Test |
| Power Line | : | Line 2 |
| Test Mode | : | Mode 6: Transmit (802.11ac-80BW 32.5Mbps) (5530MHz) |
| Test Date | : | 2019/06/25 |

**Line 2**

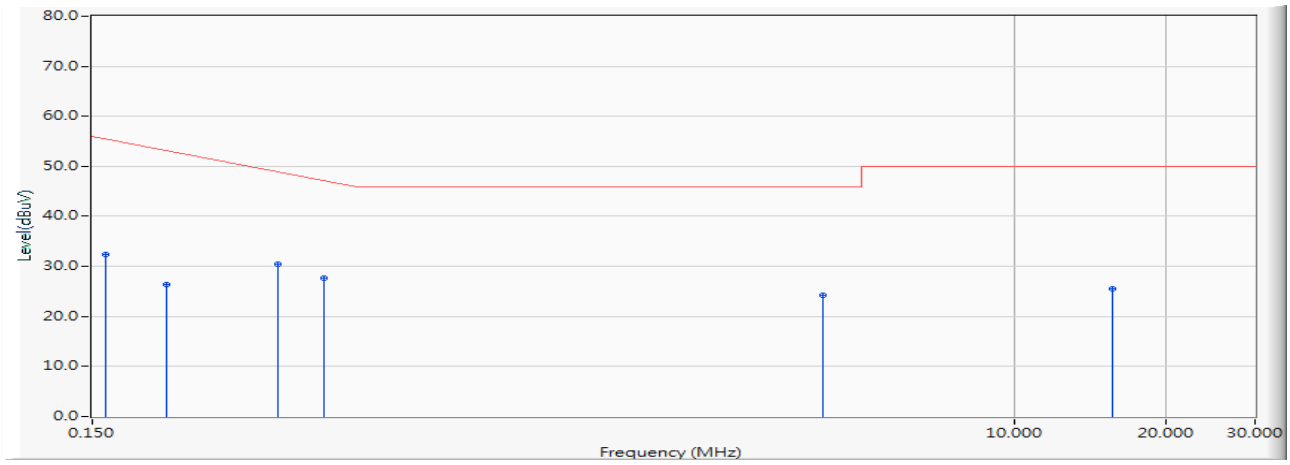


| | | Frequency (MHz) | Correct Factor (dB) | Reading Level (dBuV) | Measure Level (dBuV) | Margin (dB) | Limit (dBuV) | Detector Type |
|---|---|---|---|---|---|---|---|---|
| 1 | | 0.159 | 9.552 | 22.798 | 32.350 | -23.393 | 55.743 | AVERAGE |
| 2 | | 0.210 | 9.560 | 16.774 | 26.334 | -27.952 | 54.286 | AVERAGE |
| 3 | * | 0.350 | 9.588 | 20.913 | 30.501 | -19.785 | 50.286 | AVERAGE |
| 4 | | 0.430 | 9.588 | 18.107 | 27.695 | -20.305 | 48.000 | AVERAGE |
| 5 | | 4.200 | 9.722 | 14.474 | 24.196 | -21.804 | 46.000 | AVERAGE |
| 6 | | 15.720 | 9.931 | 15.485 | 25.416 | -24.584 | 50.000 | AVERAGE |

Note:

1. All Reading Levels are Quasi-Peak and average value.
2. " * " means the worst emission level.
3. Measurement Level = Reading Level + Correct Factor

| | | |
|---|---|---|
| Product | : | Intelligent Robot |
| Test Item | : | Conducted Emission Test |
| Power Line | : | Line 1 |
| Test Mode | : | Mode 6: Transmit (802.11ac-80BW 32.5Mbps) (5775MHz) |
| Test Date | : | 2019/06/25 |

**Line 1**

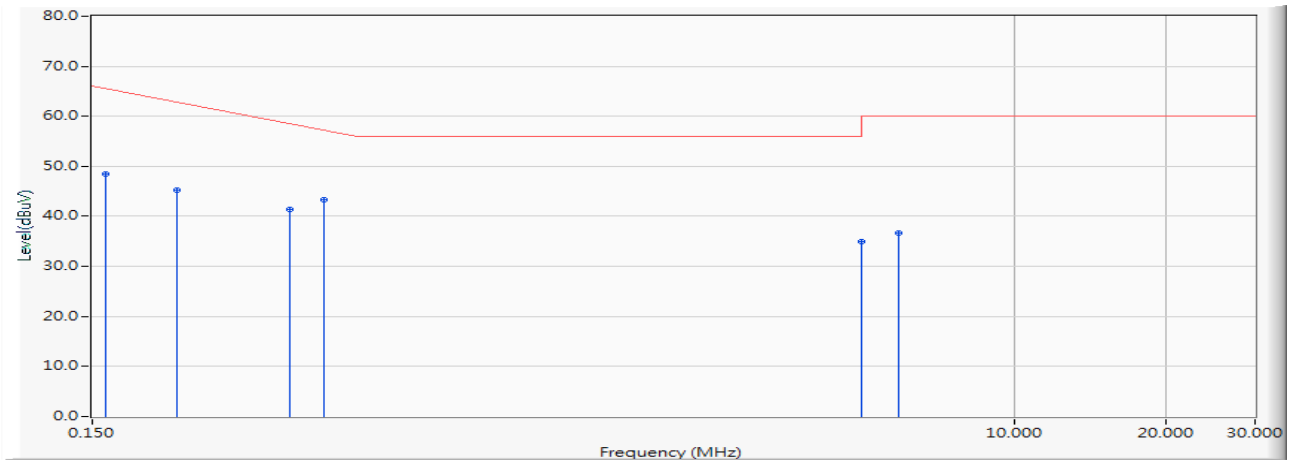


| | | Frequency (MHz) | Correct Factor (dB) | Reading Level (dBuV) | Measure Level (dBuV) | Margin (dB) | Limit (dBuV) | Detector Type |
|---|---|---|---|---|---|---|---|---|
| 1 | | 0.159 | 9.560 | 38.938 | 48.498 | -17.245 | 65.743 | QUASIPEAK |
| 2 | | 0.220 | 9.564 | 35.717 | 45.282 | -18.718 | 64.000 | QUASIPEAK |
| 3 | | 0.370 | 9.591 | 31.708 | 41.299 | -18.415 | 59.714 | QUASIPEAK |
| 4 | * | 0.430 | 9.595 | 33.719 | 43.314 | -14.686 | 58.000 | QUASIPEAK |
| 5 | | 5.000 | 9.740 | 25.323 | 35.063 | -20.937 | 56.000 | QUASIPEAK |
| 6 | | 5.900 | 9.749 | 26.876 | 36.625 | -23.375 | 60.000 | QUASIPEAK |

Note:

1. All Reading Levels are Quasi-Peak and average value.
2. " * " means the worst emission level.
3. Measurement Level = Reading Level + Correct Factor

| | | |
|---|---|---|
| Product | : | Intelligent Robot |
| Test Item | : | Conducted Emission Test |
| Power Line | : | Line 1 |
| Test Mode | : | Mode 6: Transmit (802.11ac-80BW 32.5Mbps) (5775MHz) |
| Test Date | : | 2019/06/25 |

**Line 1**

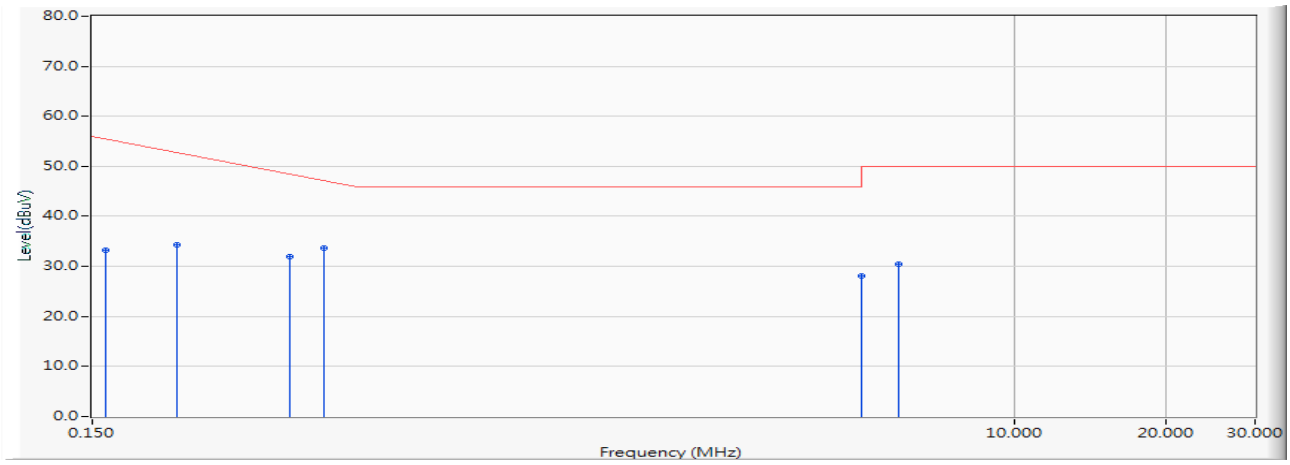


| | | Frequency (MHz) | Correct Factor (dB) | Reading Level (dBuV) | Measure Level (dBuV) | Margin (dB) | Limit (dBuV) | Detector Type |
|---|---|---|---|---|---|---|---|---|
| 1 | | 0.159 | 9.560 | 23.673 | 33.233 | -22.510 | 55.743 | AVERAGE |
| 2 | | 0.220 | 9.564 | 24.708 | 34.273 | -19.727 | 54.000 | AVERAGE |
| 3 | | 0.370 | 9.591 | 22.406 | 31.997 | -17.717 | 49.714 | AVERAGE |
| 4 | * | 0.430 | 9.595 | 24.103 | 33.698 | -14.302 | 48.000 | AVERAGE |
| 5 | | 5.000 | 9.740 | 18.416 | 28.156 | -17.844 | 46.000 | AVERAGE |
| 6 | | 5.900 | 9.749 | 20.739 | 30.488 | -19.512 | 50.000 | AVERAGE |

Note:

1. All Reading Levels are Quasi-Peak and average value.
2. " * " means the worst emission level.
3. Measurement Level = Reading Level + Correct Factor

| | | |
|---|---|---|
| Product | : | Intelligent Robot |
| Test Item | : | Conducted Emission Test |
| Power Line | : | Line 2 |
| Test Mode | : | Mode 6: Transmit (802.11ac-80BW 32.5Mbps) (5775MHz) |
| Test Date | : | 2019/06/25 |

**Line 2**

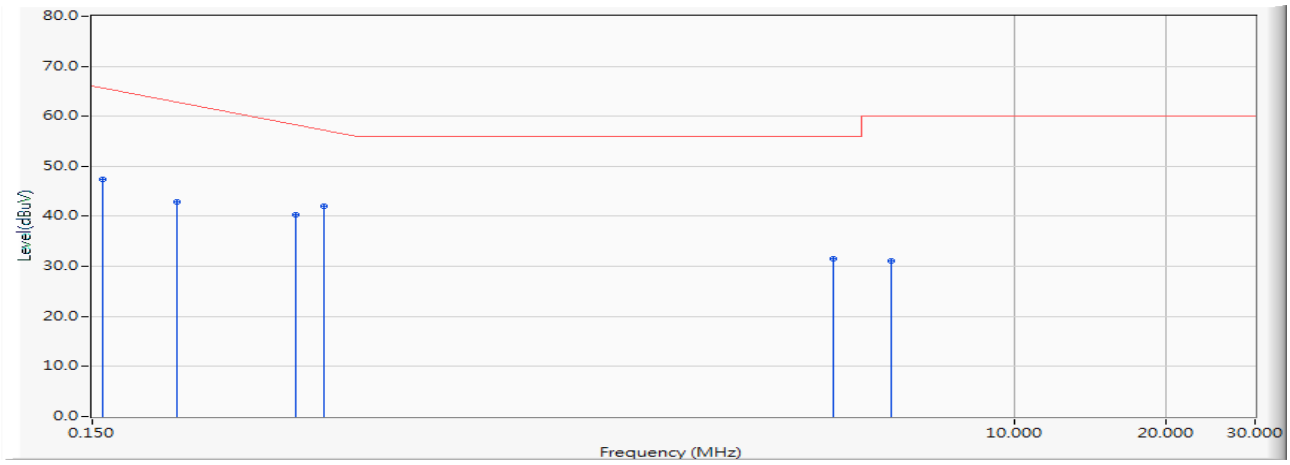


| | | Frequency (MHz) | Correct Factor (dB) | Reading Level (dBuV) | Measure Level (dBuV) | Margin (dB) | Limit (dBuV) | Detector Type |
|---|---|---|---|---|---|---|---|---|
| 1 | | 0.157 | 9.552 | 37.849 | 47.401 | -18.399 | 65.800 | QUASIPEAK |
| 2 | | 0.220 | 9.564 | 33.309 | 42.873 | -21.127 | 64.000 | QUASIPEAK |
| 3 | | 0.380 | 9.586 | 30.775 | 40.361 | -19.068 | 59.429 | QUASIPEAK |
| 4 | * | 0.430 | 9.588 | 32.414 | 42.002 | -15.998 | 58.000 | QUASIPEAK |
| 5 | | 4.400 | 9.724 | 21.875 | 31.599 | -24.401 | 56.000 | QUASIPEAK |
| 6 | | 5.700 | 9.747 | 21.246 | 30.993 | -29.007 | 60.000 | QUASIPEAK |

Note:

1. All Reading Levels are Quasi-Peak and average value.
2. " * " means the worst emission level.
3. Measurement Level = Reading Level + Correct Factor

| | | |
|---|---|---|
| Product | : | Intelligent Robot |
| Test Item | : | Conducted Emission Test |
| Power Line | : | Line 2 |
| Test Mode | : | Mode 6: Transmit (802.11ac-80BW 32.5Mbps) (5775MHz) |
| Test Date | : | 2019/06/25 |

**Line 2**

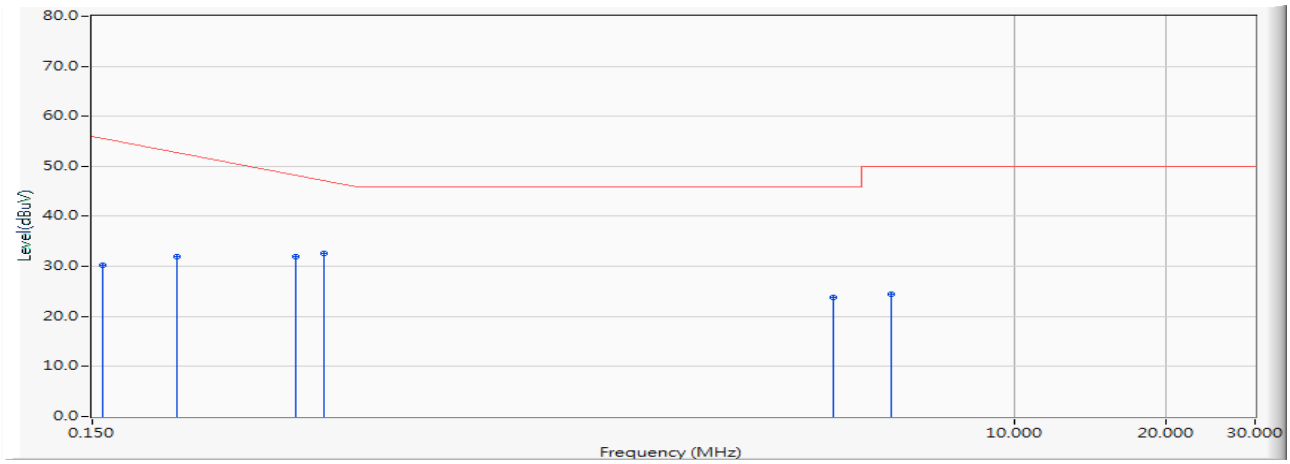


| | | Frequency (MHz) | Correct Factor (dB) | Reading Level (dBuV) | Measure Level (dBuV) | Margin (dB) | Limit (dBuV) | Detector Type |
|---|---|---|---|---|---|---|---|---|
| 1 | | 0.157 | 9.552 | 20.604 | 30.156 | -25.644 | 55.800 | AVERAGE |
| 2 | | 0.220 | 9.564 | 22.295 | 31.860 | -22.140 | 54.000 | AVERAGE |
| 3 | | 0.380 | 9.586 | 22.265 | 31.851 | -17.578 | 49.429 | AVERAGE |
| 4 | * | 0.430 | 9.588 | 23.036 | 32.624 | -15.376 | 48.000 | AVERAGE |
| 5 | | 4.400 | 9.724 | 14.047 | 23.771 | -22.229 | 46.000 | AVERAGE |
| 6 | | 5.700 | 9.747 | 14.697 | 24.444 | -25.556 | 50.000 | AVERAGE |

Note:

1. All Reading Levels are Quasi-Peak and average value.
2. " * " means the worst emission level.
3. Measurement Level = Reading Level + Correct Factor

# 3. Maximun conducted output power

## 3.1. Test Setup

**99% Occupied Bandwidth**

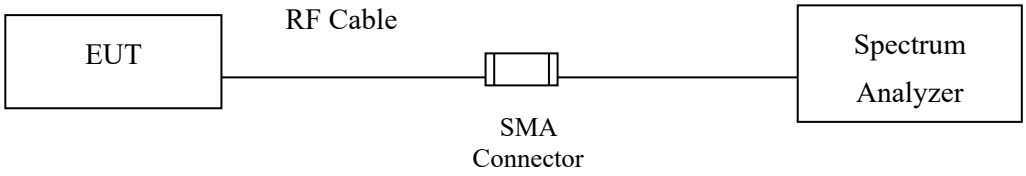


**Conduction Power Measurement**

Conduction Power Measurement (for 802.11an)

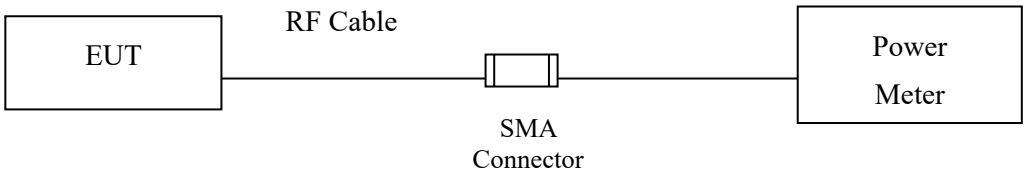


Conduction Power Measurement (for 802.11ac)

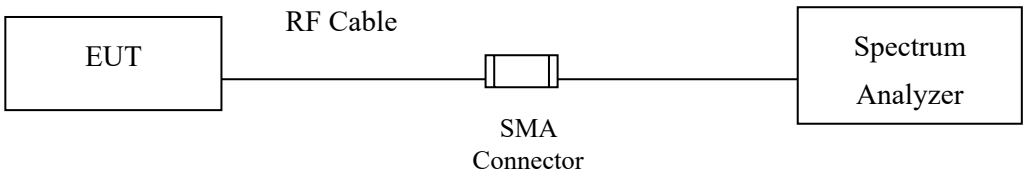

## 3.2. Limits

For the band 5.15-5.25 GHz,

**(i)** For an outdoor access point operating in the band 5.15-5.25 GHz, the maximum conducted output power over the frequency band of operation shall not exceed 1 W. provided the maximum antenna gain does not exceed 6 dBi. If transmitting antennas of directional gain greater than 6 dBi are used, the maximum conducted output power shall be reduced by the amount in dB that the directional gain of the antenna exceeds 6 dBi. The maximum e.i.r.p. at any elevation angle above 30 degrees as measured from the horizon must not exceed 125 mW (21 dBm).

**(ii)** For an indoor access point operating in the band 5.15-5.25 GHz, the maximum conducted output power over the frequency band of operation shall not exceed 1 W provided the maximum antenna gain does not exceed 6 dBi. In addition. If transmitting antennas of directional gain greater than 6 dBi are used, the maximum conducted output power shall be reduced by the amount in dB that the directional gain of the antenna exceeds 6 dBi.

**(iii)** For fixed point-to-point access points operating in the band 5.15-5.25 GHz, the maximum conducted output power over the frequency band of operation shall not exceed 1 W. Fixed point-topoint U-NII devices may employ antennas with directional gain up to 23 dBi without any corresponding reduction in the maximum conducted output power. For fixed point-to-point transmitters that employ a directional antenna gain greater than 23 dBi, a 1 dB reduction in maximum conducted output power is required for each 1 dB of antenna gain in excess of 23 dBi. Fixed, point-to-point operations exclude the use of point-to-multipoint systems, omnidirectional applications, and multiple collocated transmitters transmitting the same information. The operator of the U-NII device, or if the equipment is professionally installed, the installer, is responsible for ensuring that systems employing high gain directional antennas are used exclusively for fixed, point-to-point operations.

**(iv)** For mobile and portable client devices in the 5.15-5.25 GHz band, the maximum conducted output power over the frequency band of operation shall not exceed 250 mW provided the maximum antenna gain does not exceed 6 dBi. In addition. If transmitting antennas of directional gain greater than 6 dBi are used, the maximum conducted output power shall be reduced by the amount in dB that the directional gain of the antenna exceeds 6 dBi.

For the 5.25-5.35 GHz and 5.47-5.725 GHz bands, the maximum conducted output power over the frequency bands of operation shall not exceed the lesser of 250 mW or 11 dBm 10 log B, where B is the 99% emission bandwidth in megahertz. If transmitting antennas of directional gain greater than 6 dBi are used, the maximum conducted output power shall be reduced by the amount in dB that the directional gain of the antenna exceeds 6 dBi.

For the band 5.725-5.85 GHz, the maximum conducted output power over the frequency band of operation shall not exceed 1 W. In addition. If transmitting antennas of directional gain greater than 6 dBi are used, the maximum conducted output power shall be reduced by the amount in dB that the directional gain of the antenna exceeds 6 dBi. However, fixed point-to-point UNII devices operating in this band may employ transmitting antennas with directional gain greater than 6 dBi without any corresponding reduction in transmitter conducted power. Fixed, point-to-point operations exclude the use of point-to-multipoint systems, omnidirectional applications, and multiple collocated transmitters transmitting the same information. The operator of the U-NII device, or if the equipment is professionally installed, the installer, is responsible for ensuring that systems employing high gain directional antennas are used exclusively for fixed, point-to-point operations.

## 3.3. Test Procedure

As an alternative to FCC KDB-789033, the EUT maximum conducted output power was measured with an average power meter employing a video bandwidth greater the 6dB BW of the emission under test. Maximum conducted output power was read directly from the meter across all data rates, and across three channels within each sub-band. Special care was used to make sure that the EUT was transmitting in continuous mode. This method exceeds the limitations of FCC KDB-789033, and provides more accurate measurements.

802.11an (BW≦40MHz) Maximum conducted output power using KDB 789033 section E)3)b) Method PM-G (Measurement using a gated RF average power meter)
*Note: the power meter have a video bandwidth that is greater than or equal to the measurement bandwidth, (Anritsu/ MA2411B video bandwidth: 65MHz)*

802.11ac (BW=80MHz) Maximum conducted output power using KDB 789033 section E)2)b) Method SA-1 (trace averaging with the EUT transmitting at full power throughout each sweep).

When transmitted signals consist of two or more non-contiguous spectrum segments (e.g., 80+80 MHz mode) or when a single spectrum segment of a transmission crosses the boundary between two adjacent U-NII bands, KDB 644545 D03 section D) procedure is used for measurements.

## 3.4. Uncertainty

Power Meter: ±0.95dB
Spectrum Analyzer: ±1.30dB

## 3.5. Test Result of Maximum conducted output power

Product : Intelligent Robot
Test Item : Maximum conducted output power
Test Mode : Mode 1: Transmit (802.11a 6Mbps)
Test Date : 2019/06/18

| Cable loss=3dB | | Maximum conducted output power | | | | | | | |
|---|---|---|---|---|---|---|---|---|---|
| Channel No. | Frequency (MHz) | Data Rate (Mbps) | | | | | | | |
| | | 6 | 9 | 12 | 18 | 24 | 36 | 48 | 54 |
| | | Measurement Level (dBm) | | | | | | | |
| 36 | 5180 | 13.92 | -- | -- | -- | -- | -- | -- | -- |
| 44 | 5220 | 14.28 | 14.25 | 14.22 | 14.19 | 14.15 | 14.11 | 14.07 | 14.05 |
| 48 | 5240 | 14.33 | -- | -- | -- | -- | -- | -- | -- |
| 52 | 5260 | 14.02 | -- | -- | -- | -- | -- | -- | -- |
| 60 | 5300 | 14.11 | 14.09 | 14.06 | 14.02 | 13.98 | 13.96 | 13.92 | 13.88 |
| 64 | 5320 | 14.27 | -- | -- | -- | -- | -- | -- | -- |
| 100 | 5500 | 13.53 | -- | -- | -- | -- | -- | -- | -- |
| 116 | 5580 | 13.78 | 13.75 | 13.71 | 13.69 | 13.65 | 13.62 | 13.58 | 13.55 |
| 140 | 5700 | 13.51 | -- | -- | -- | -- | -- | -- | -- |
| 149 | 5745 | 13.75 | -- | -- | -- | -- | -- | -- | -- |
| 157 | 5785 | 13.45 | 13.41 | 13.38 | 13.35 | 13.31 | 13.28 | 13.25 | 13.22 |
| 165 | 5825 | 13.43 | -- | -- | -- | -- | -- | -- | -- |

Note: Maximum conducted output power Value =Reading value on average power meter + cable loss

**Maximum conducted output power Measurement:**

| Channel No | Frequency Range (MHz) | 99% Bandwidth (MHz) | Output Power (dBm) | Output Power Limit | |
|---|---|---|---|---|---|
| | | | | (dBm) | dBm+10log(BW) |
| 36 | 5180 | -- | 13.92 | 24 | -- |
| 44 | 5220 | -- | 14.28 | 24 | -- |
| 48 | 5240 | -- | 14.33 | 24 | -- |
| 52 | 5260 | 17.232 | 14.02 | 24 | 23.36 |
| 60 | 5300 | 17.282 | 14.11 | 24 | 23.38 |
| 64 | 5320 | 17.232 | 14.27 | 24 | 23.36 |
| 100 | 5500 | 17.232 | 13.53 | 24 | 23.36 |
| 116 | 5580 | 17.282 | 13.78 | 24 | 23.38 |
| 140 | 5700 | 17.282 | 13.51 | 24 | 23.38 |
| 149 | 5745 | -- | 13.75 | 30 | -- |
| 157 | 5785 | -- | 13.45 | 30 | -- |
| 165 | 5825 | -- | 13.43 | 30 | -- |

**99% Occupied Bandwidth:**
**Channel 52:**

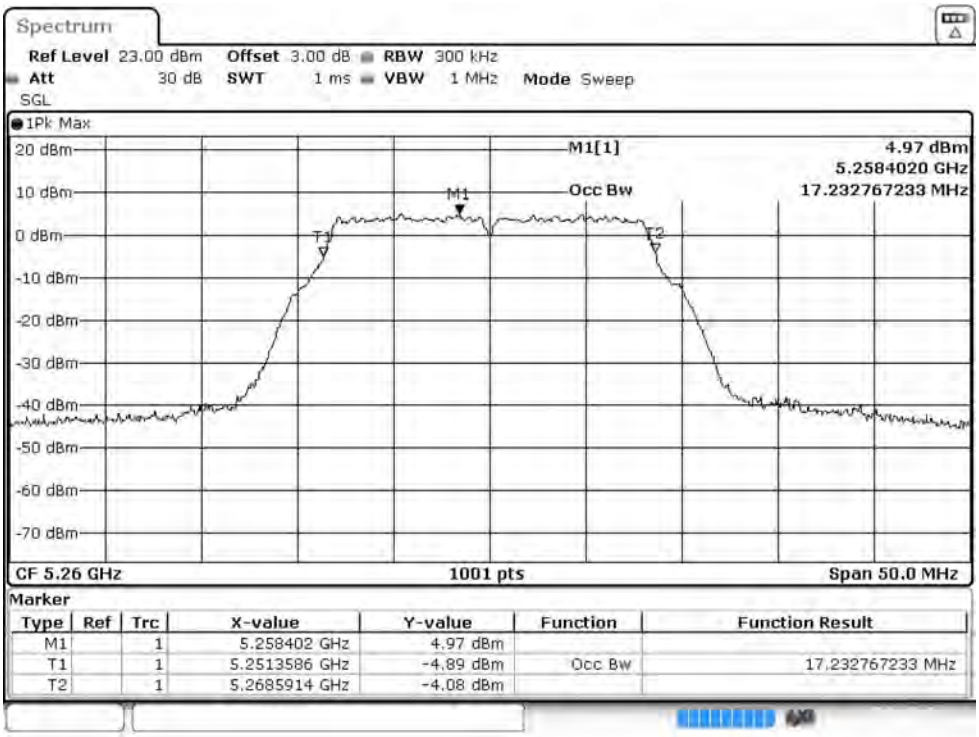


**Channel 60:**

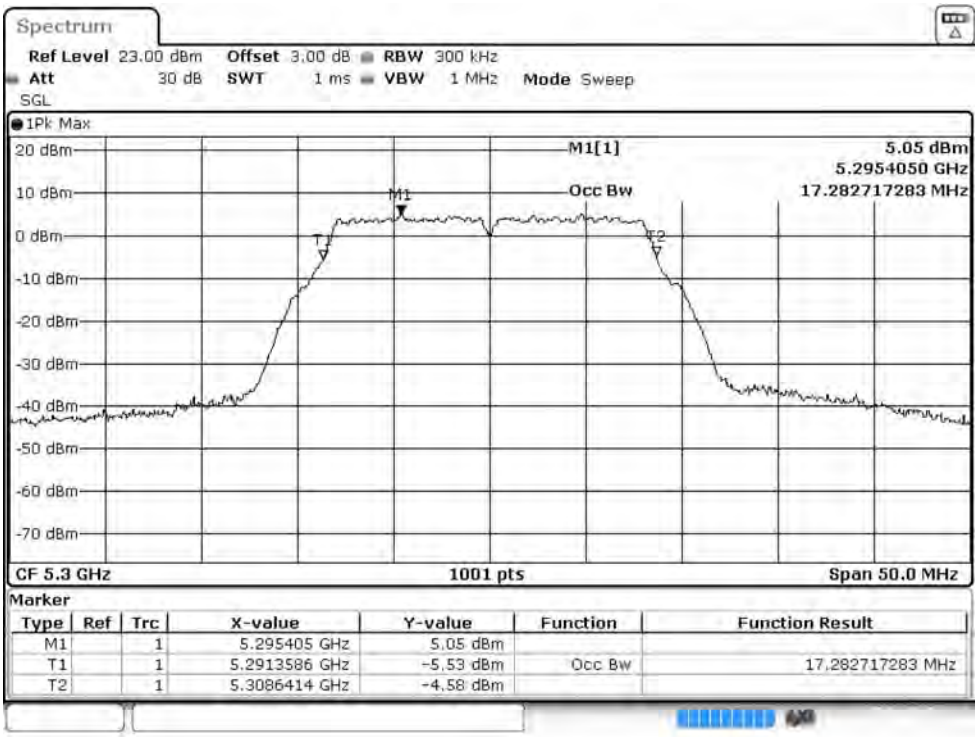

**Channel 64:**

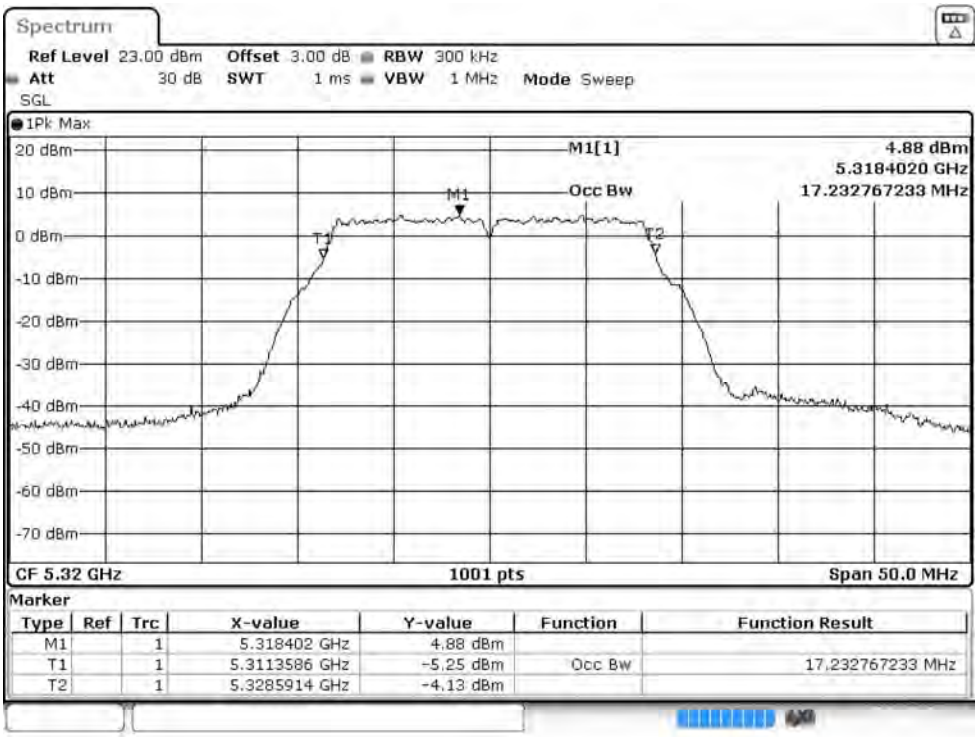


**Channel 100:**

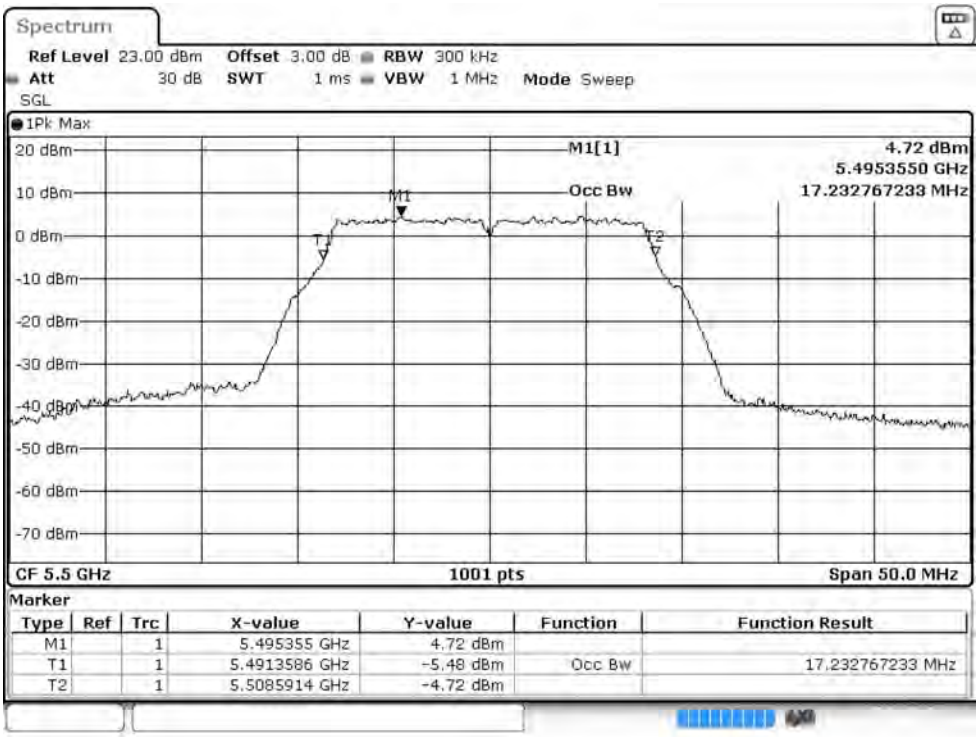

**Channel 116:**

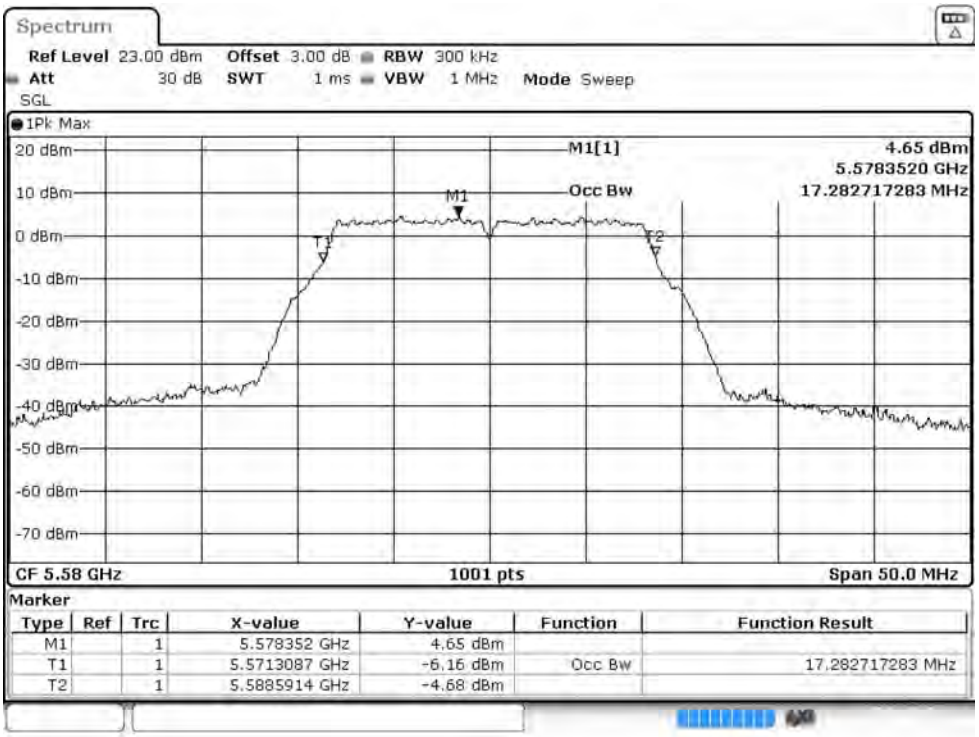


**Channel 140:**

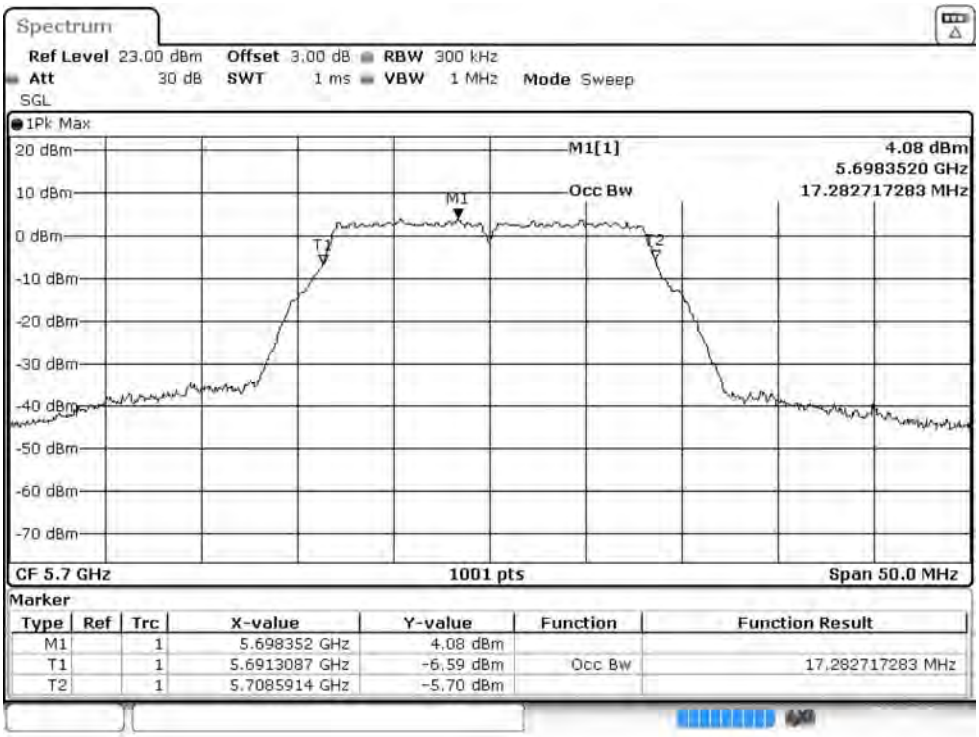

Product : Intelligent Robot
Test Item : Maximum conducted output power
Test Mode : Mode 2: Transmit (802.11n-20BW 7.2Mbps)
Test Date : 2019/06/18

| Cable loss=3dB | | Maximum conducted output power | | | | | | | |
|---|---|---|---|---|---|---|---|---|---|
| Channel No. | Frequency (MHz) | Data Rate (Mbps) | | | | | | | |
| | | 7.2 | 14.4 | 21.7 | 28.9 | 43.3 | 57.8 | 65 | 72.2 |
| | | Measurement Level (dBm) | | | | | | | |
| 36 | 5180 | 13.93 | -- | -- | -- | -- | -- | -- | -- |
| 44 | 5220 | 14.08 | 14.05 | 14.01 | 13.99 | 13.95 | 13.92 | 13.88 | 13.86 |
| 48 | 5240 | 14.16 | -- | -- | -- | -- | -- | -- | -- |
| 52 | 5260 | 14.02 | -- | -- | -- | -- | -- | -- | -- |
| 60 | 5300 | 14.16 | 14.13 | 14.08 | 14.05 | 14.01 | 13.97 | 13.96 | 13.92 |
| 64 | 5320 | 14.09 | -- | -- | -- | -- | -- | -- | -- |
| 100 | 5500 | 13.86 | -- | -- | -- | -- | -- | -- | -- |
| 116 | 5580 | 13.67 | 13.63 | 13.59 | 13.55 | 13.52 | 13.48 | 13.45 | 13.41 |
| 140 | 5700 | 13.44 | -- | -- | -- | -- | -- | -- | -- |
| 149 | 5745 | 13.41 | -- | -- | -- | -- | -- | -- | -- |
| 157 | 5785 | 13.22 | 13.19 | 13.15 | 13.12 | 13.08 | 13.04 | 13.02 | 12.97 |
| 165 | 5825 | 13.28 | -- | -- | -- | -- | -- | -- | -- |

Note: Maximum conducted output power Value =Reading value on average power meter + cable loss

**Maximum conducted output power Measurement:**

| Channel No | Frequency Range (MHz) | 99% Bandwidth (MHz) | Output Power (dBm) | Output Power Limit | |
|---|---|---|---|---|---|
| | | | | (dBm) | dBm+10log(BW) |
| 36 | 5180 | -- | 13.93 | 24 | -- |
| 44 | 5220 | -- | 14.08 | 24 | -- |
| 48 | 5240 | -- | 14.16 | 24 | -- |
| 52 | 5260 | 18.231 | 14.02 | 24 | 23.61 |
| 60 | 5300 | 18.281 | 14.16 | 24 | 23.62 |
| 64 | 5320 | 18.231 | 14.09 | 24 | 23.61 |
| 100 | 5500 | 18.231 | 13.86 | 24 | 23.61 |
| 116 | 5580 | 18.281 | 13.67 | 24 | 23.62 |
| 140 | 5700 | 18.281 | 13.44 | 24 | 23.62 |
| 149 | 5745 | -- | 13.41 | 30 | -- |
| 157 | 5785 | -- | 13.22 | 30 | -- |
| 165 | 5825 | -- | 13.28 | 30 | -- |

**99% Occupied Bandwidth:**
**Channel 52**

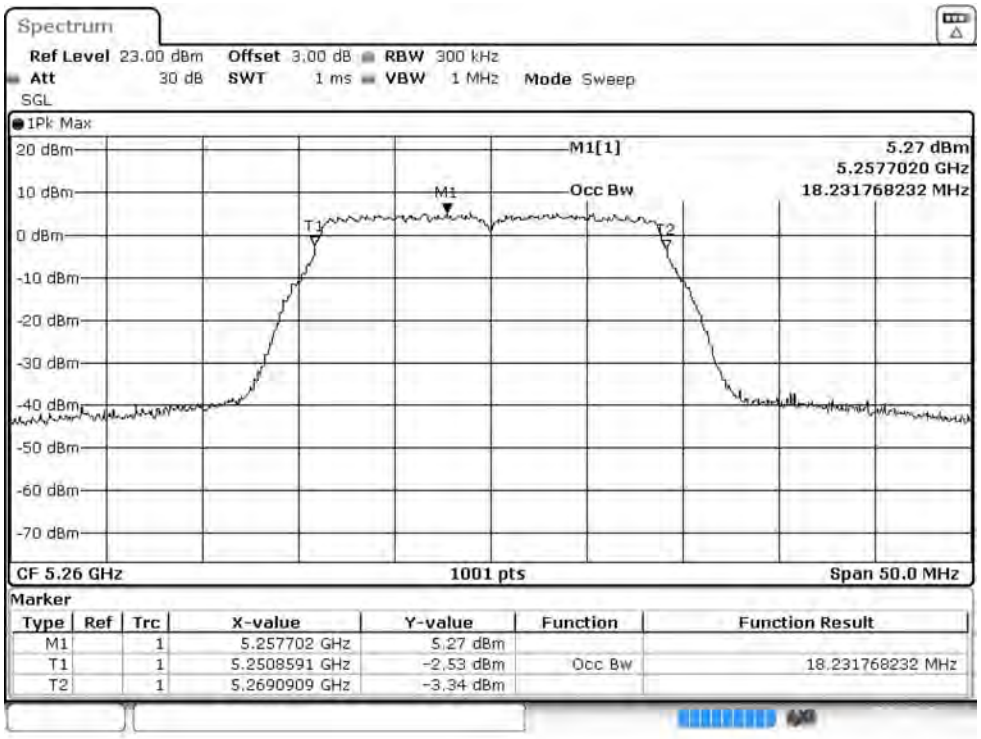


**Channel 60**

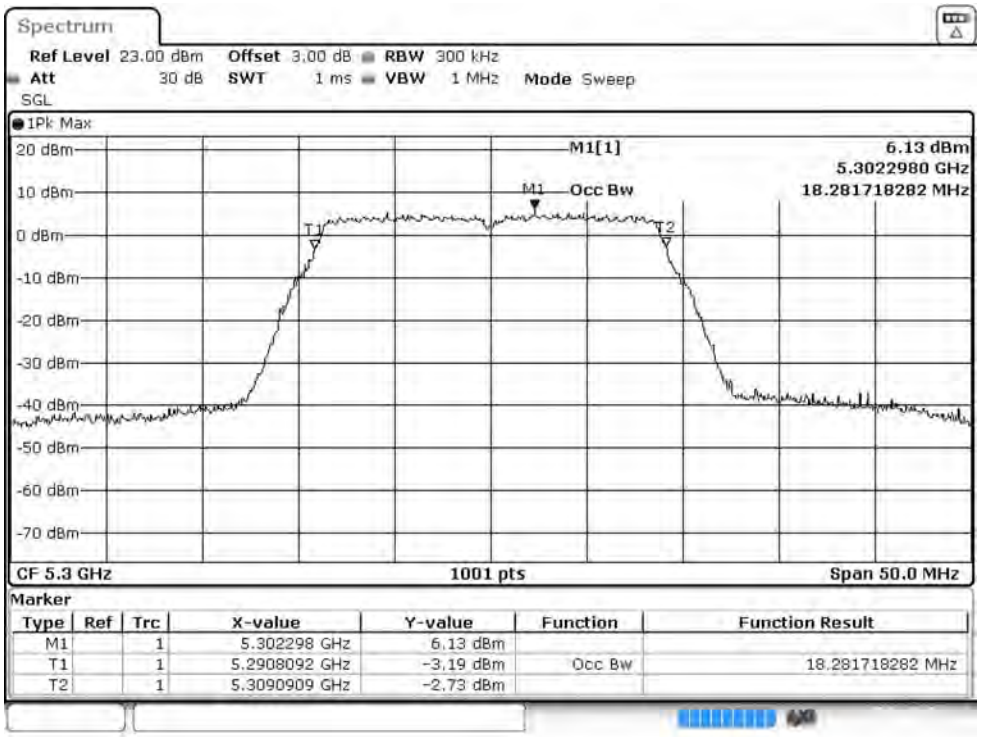

**Channel 64**

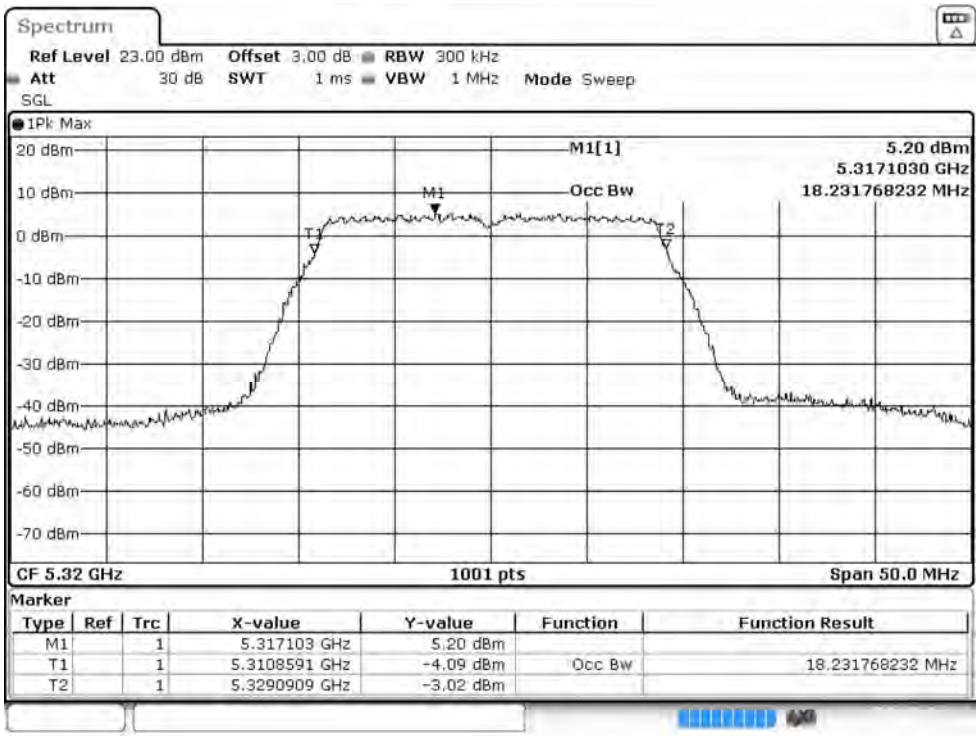


**Channel 100**

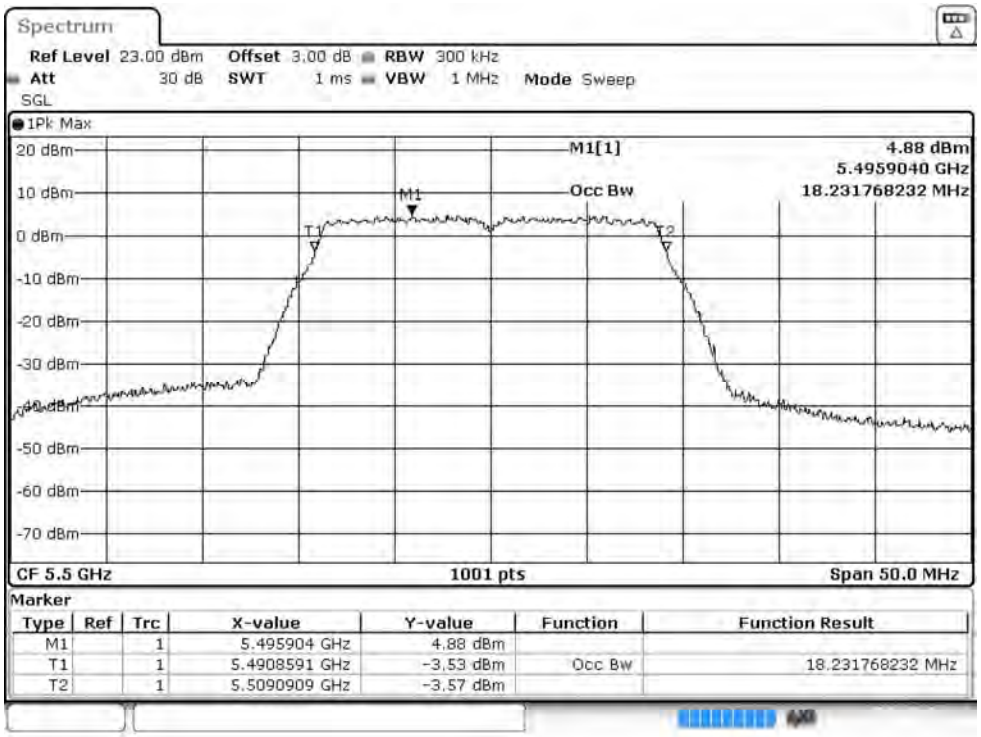

**Channel 116**

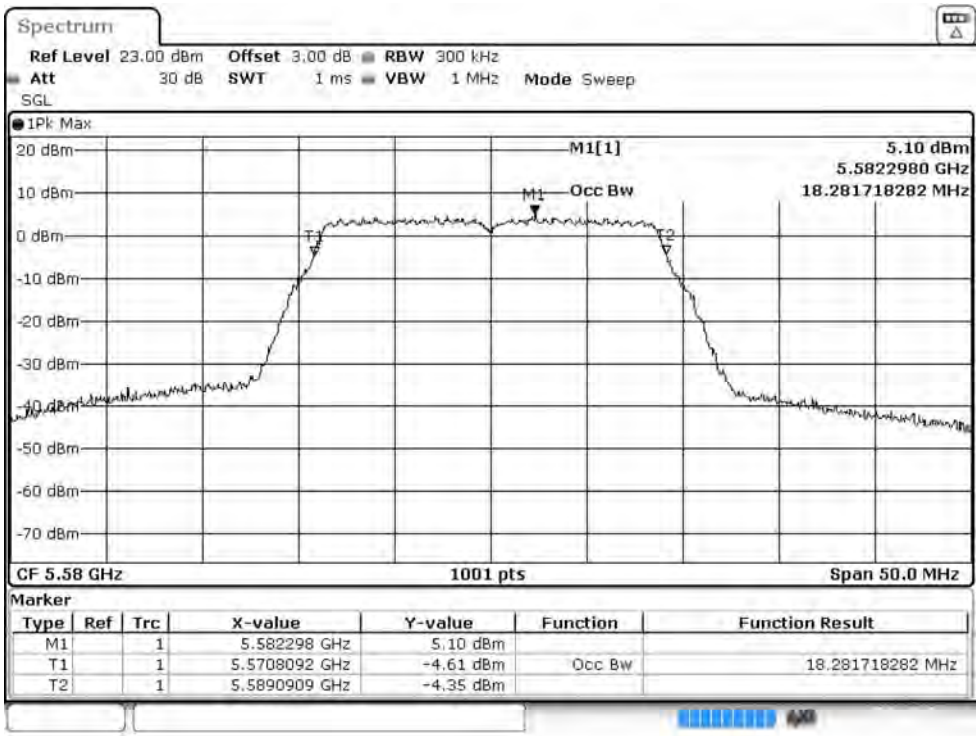


**Channel 140**

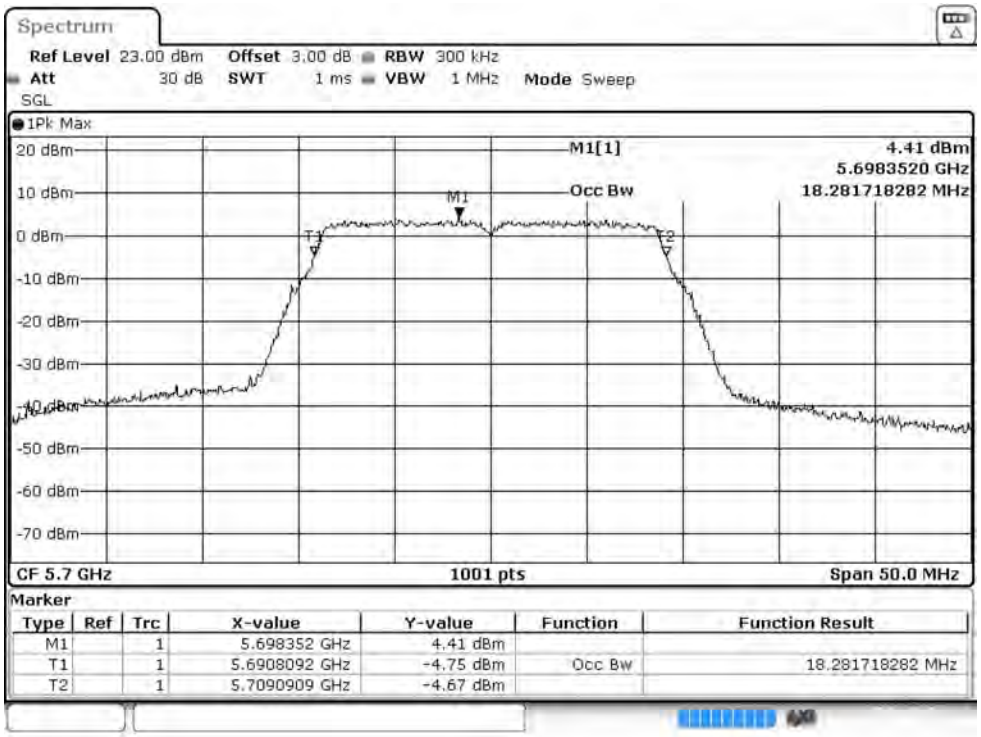

Product : Intelligent Robot
Test Item : Maximum conducted output power
Test Mode : Mode 3: Transmit (802.11n-40BW 15Mbps)
Test Date : 2019/06/18

| Cable loss=3dB | | Maximum conducted output power | | | | | | | |
|---|---|---|---|---|---|---|---|---|---|
| Channel No. | Frequency (MHz) | Data Rate (Mbps) | | | | | | | |
| | | 15 | 30 | 45 | 60 | 90 | 120 | 135 | 150 |
| | | Measurement Level (dBm) | | | | | | | |
| 38 | 5190 | 13.75 | -- | -- | -- | -- | -- | -- | -- |
| 46 | 5230 | 14.02 | 13.98 | 13.95 | 13.92 | 13.88 | 13.85 | 13.81 | 13.77 |
| 54 | 5270 | 14.78 | -- | -- | -- | -- | -- | -- | -- |
| 62 | 5310 | 14.93 | 14.91 | 14.87 | 14.85 | 14.82 | 14.78 | 14.76 | 14.72 |
| 102 | 5510 | 12.51 | -- | -- | -- | -- | -- | -- | -- |
| 110 | 5550 | 12.33 | 12.31 | 12.28 | 12.26 | 12.23 | 12.17 | 12.15 | 12.11 |
| 134 | 5670 | 12.05 | -- | -- | -- | -- | -- | -- | -- |
| 151 | 5755 | 11.39 | -- | -- | -- | -- | -- | -- | -- |
| 159 | 5795 | 11.35 | 11.32 | 11.29 | 11.25 | 11.21 | 11.19 | 11.16 | 11.13 |

Note: Maximum conducted output power Value =Reading value on average power meter + cable loss

**Maximum conducted output power Measurement:**

| Channel No | Frequency Range (MHz) | 99% Bandwidth (MHz) | Output Power (dBm) | Output Power Limit | |
|---|---|---|---|---|---|
| | | | | (dBm) | dBm+10log(BW) |
| 38 | 5190 | -- | 13.75 | 24 | -- |
| 46 | 5230 | -- | 14.02 | 24 | -- |
| 54 | 5270 | 36.563 | 14.78 | 24 | 26.63 |
| 62 | 5310 | 36.463 | 14.93 | 24 | 26.62 |
| 102 | 5510 | 36.563 | 12.51 | 24 | 26.63 |
| 110 | 5550 | 36.563 | 12.33 | 24 | 26.63 |
| 134 | 5670 | 36.463 | 12.05 | 24 | 26.62 |
| 151 | 5755 | -- | 11.39 | 30 | -- |
| 159 | 5795 | -- | 11.35 | 30 | -- |

## 99% Occupied Bandwidth:

### Channel 54

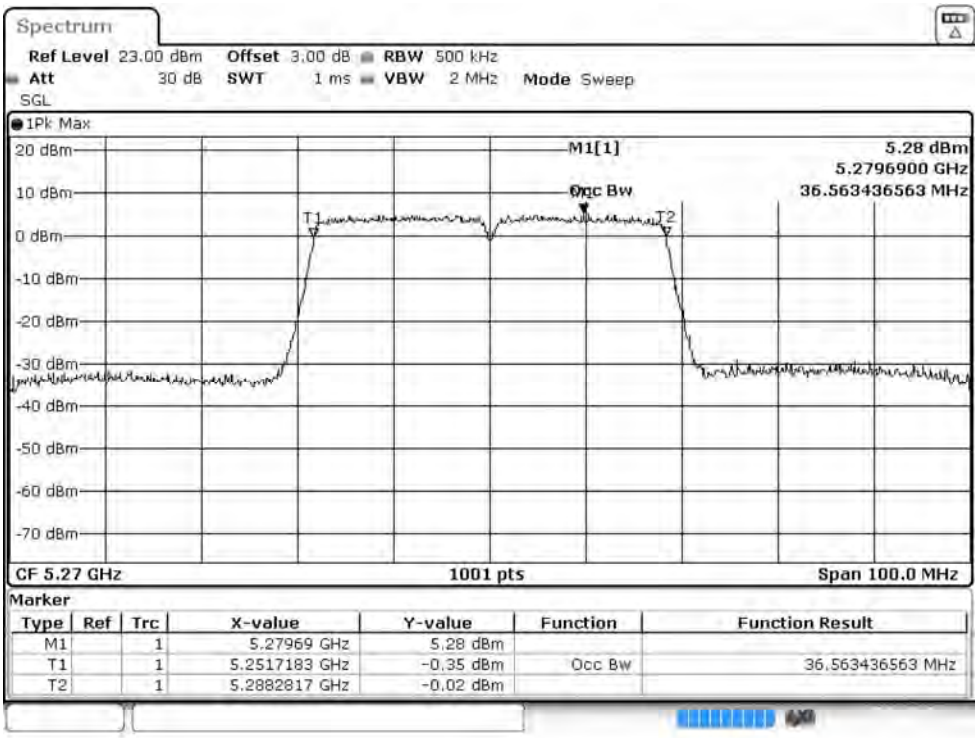


### Channel 62

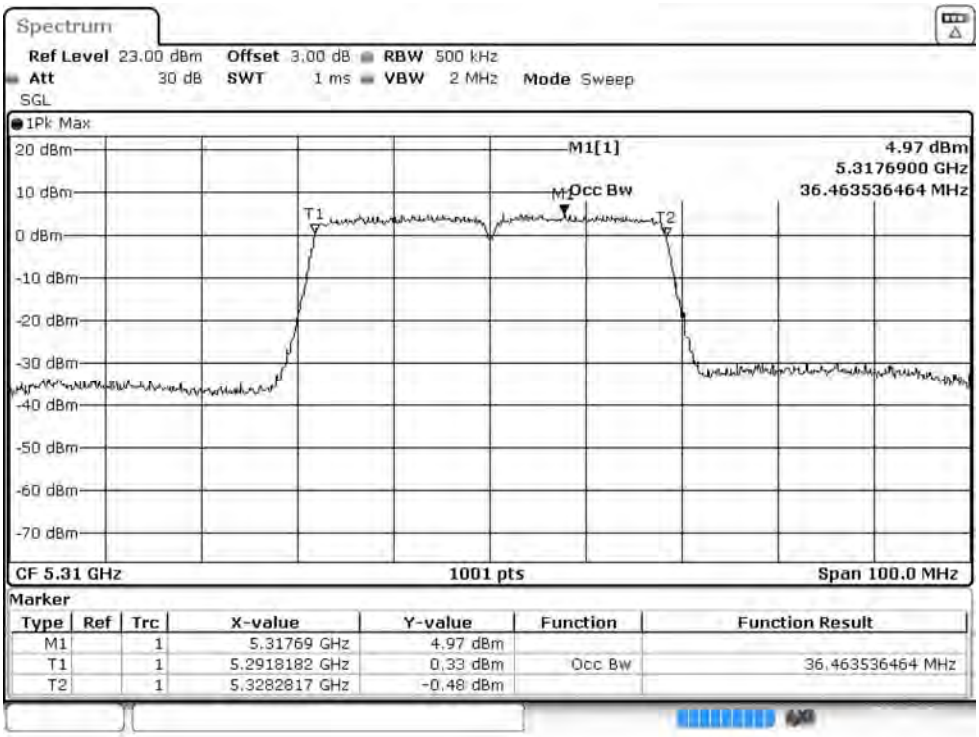

**Channel 102**

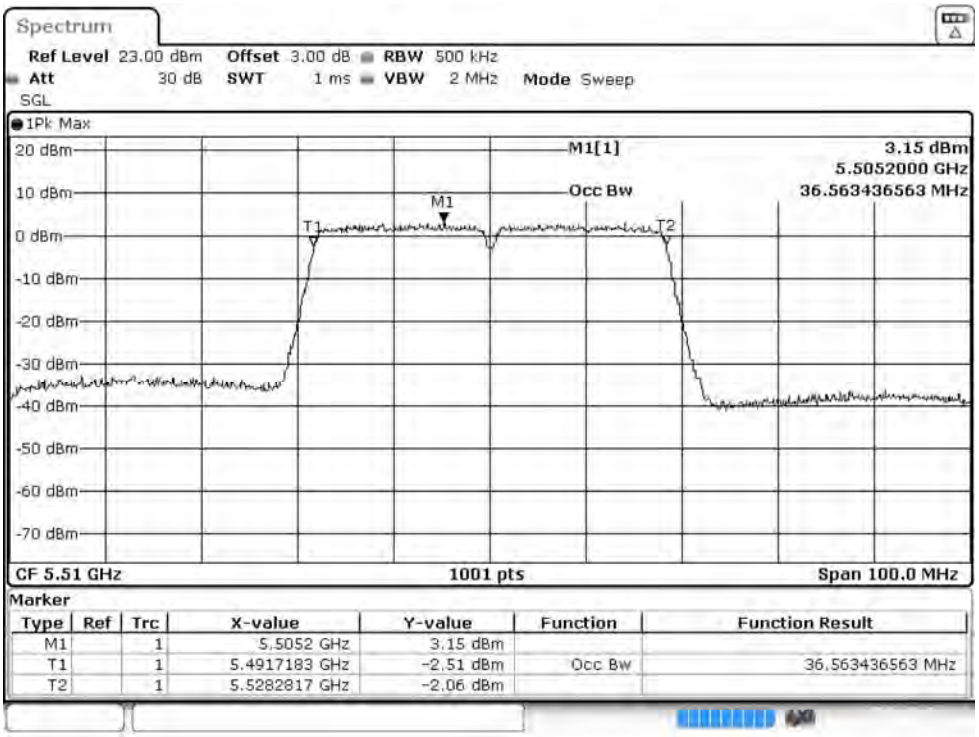


**Channel 110**

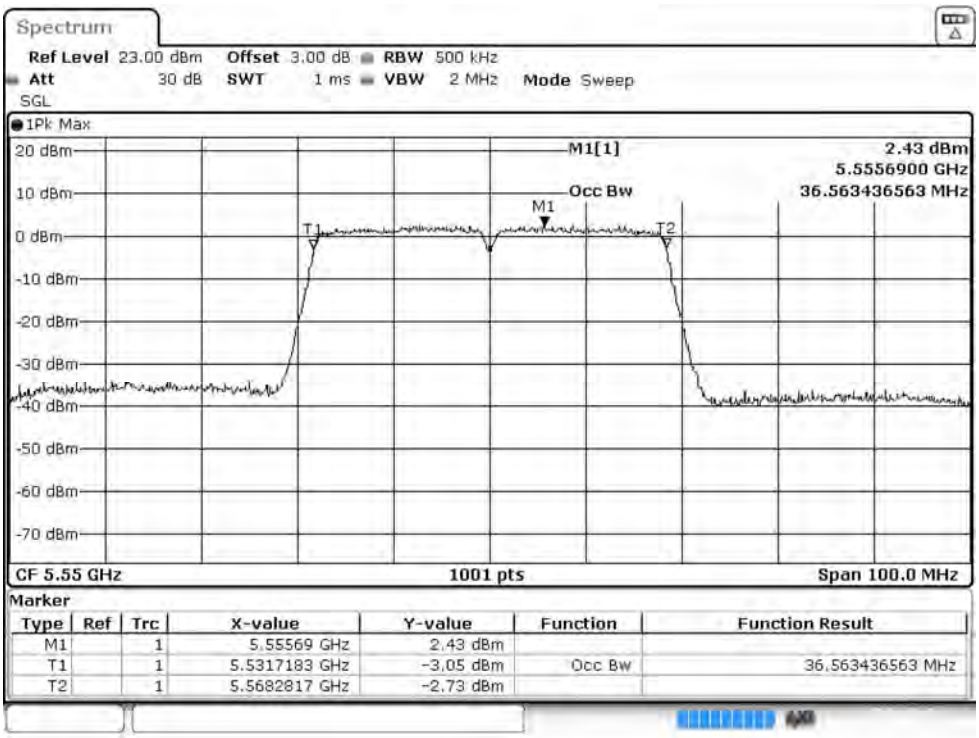

**Channel 134**

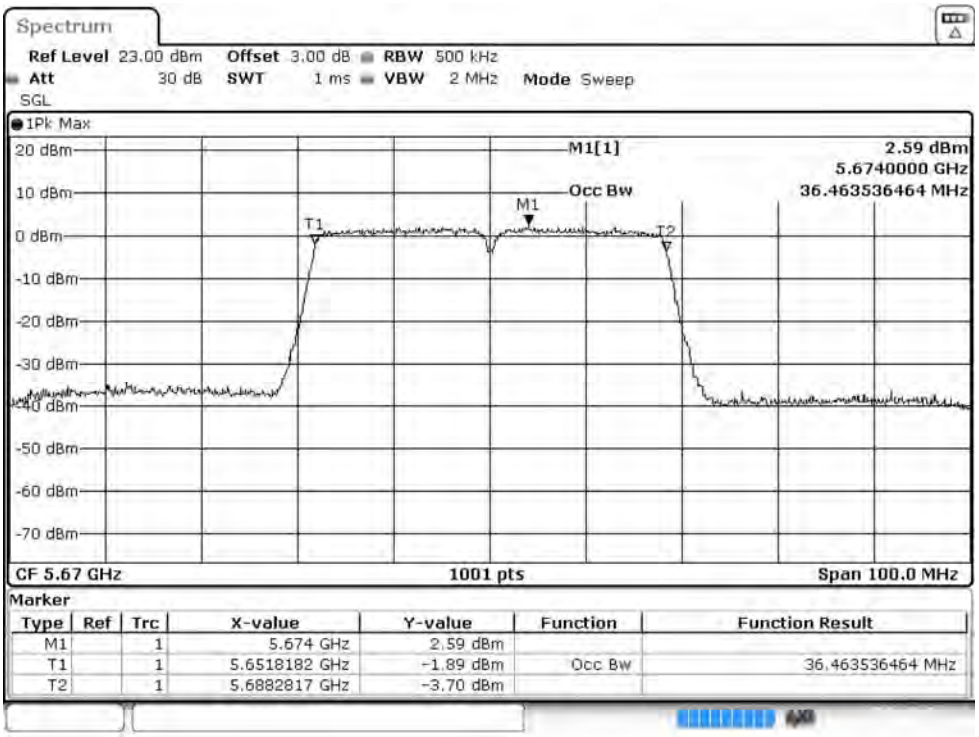
Spectrum
Ref Level 23.00 dBm Offset 3.00 dB RBW 500 kHz
Att 30 dB SWT 1 ms VBW 2 MHz Mode Sweep
SGL
1Pk Max
M1[1] 2.59 dBm
5.6740000 GHz
Occ Bw 36.463536464 MHz
20 dBm
10 dBm
0 dBm
-10 dBm
-20 dBm
-30 dBm
-40 dBm
-50 dBm
-60 dBm
-70 dBm
T1
M1
T2
CF 5.67 GHz
1001 pts
Span 100.0 MHz
Marker
Type Ref Trc X-value Y-value Function Function Result
M1 1 5.674 GHz 2.59 dBm
T1 1 5.6518182 GHz -1.89 dBm Occ Bw 36.463536464 MHz
T2 1 5.6882817 GHz -3.70 dBm

Product : Intelligent Robot
Test Item : Maximum conducted output power
Test Mode : Mode 4: Transmit (802.11ac-20BW 7.2Mbps)
Test Date : 2019/06/18

| Cable loss=3dB | | Maximum conducted output power | | | | | | | | |
|---|---|---|---|---|---|---|---|---|---|---|
| Channel No. | Frequency (MHz) | Data Rate (Mbps) | | | | | | | | |
| | | VTH0 | VTH1 | VTH2 | VTH3 | VTH4 | VTH5 | VTH6 | VTH7 | VTH8 |
| | | Measurement Level (dBm) | | | | | | | | |
| 144(U-NII-2C) | 5720 | 10.98 | 10.95 | 10.91 | 10.88 | 10.86 | 10.83 | 10.79 | 10.74 | 10.72 |
| 144(U-NII-3) | 5720 | 5.15 | 5.13 | 5.09 | 5.04 | 5.01 | 4.98 | 4.96 | 4.93 | 4.88 |

Note: Maximum conducted output power Value =Reading value on Spectrum Analyzer + cable loss

**Maximum conducted output power Measurement:**

| Channel No | Frequency Range (MHz) | 99% Bandwidth (MHz) | Output Power (dBm) | Output Power Limit | | Result |
|---|---|---|---|---|---|---|
| | | | | (dBm) | dBm+10log(BW) | |
| 144(U-NII-2C) | 5720 | 14.166 | 10.98 | 24 | 22.51 | Pass |
| 144(U-NII-3) | 5720 | -- | 5.15 | 30 | -- | Pass |

**99% Occupied Bandwidth:**

**Channel 144**

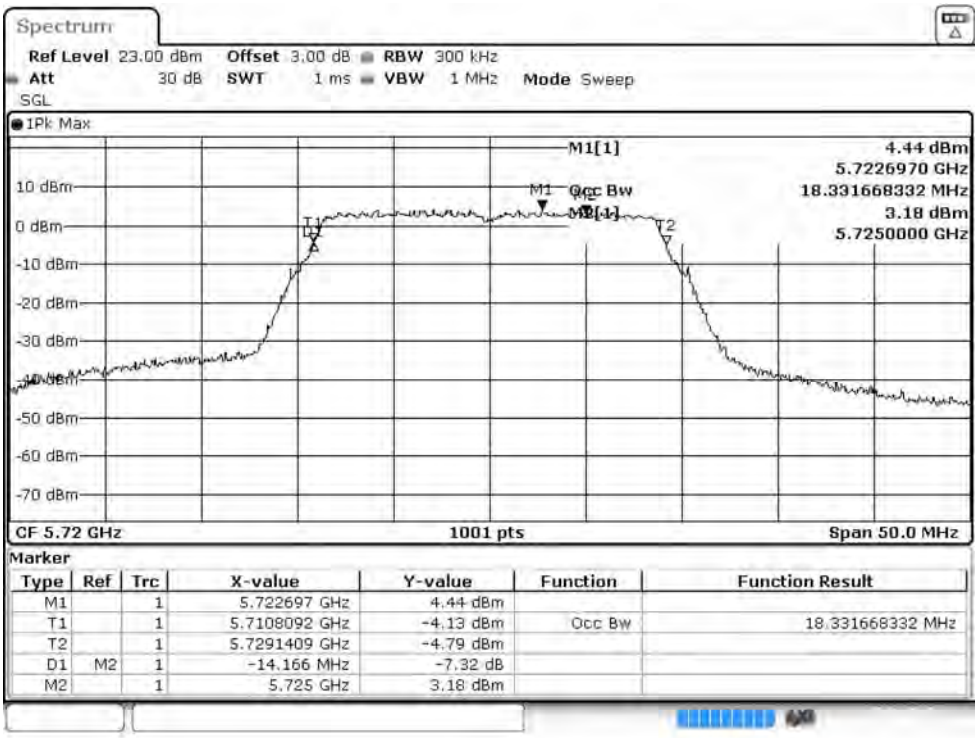

**Maximum conducted output power:**

**Channel 144 (U-NII-2C)**

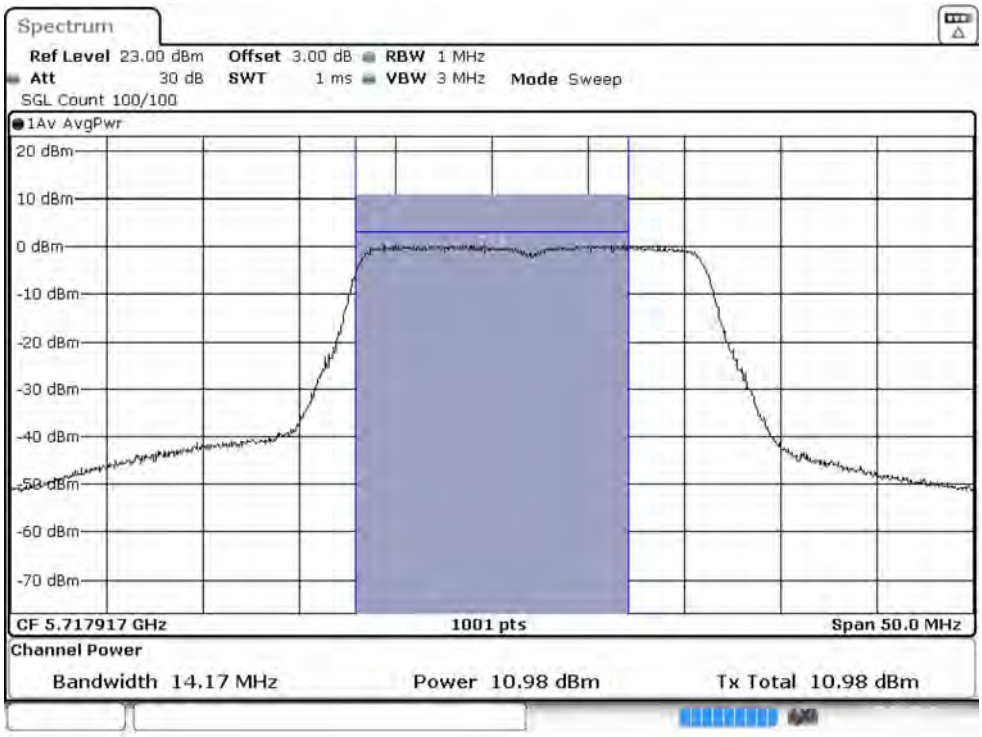


**Channel 144 (U-NII-3)**

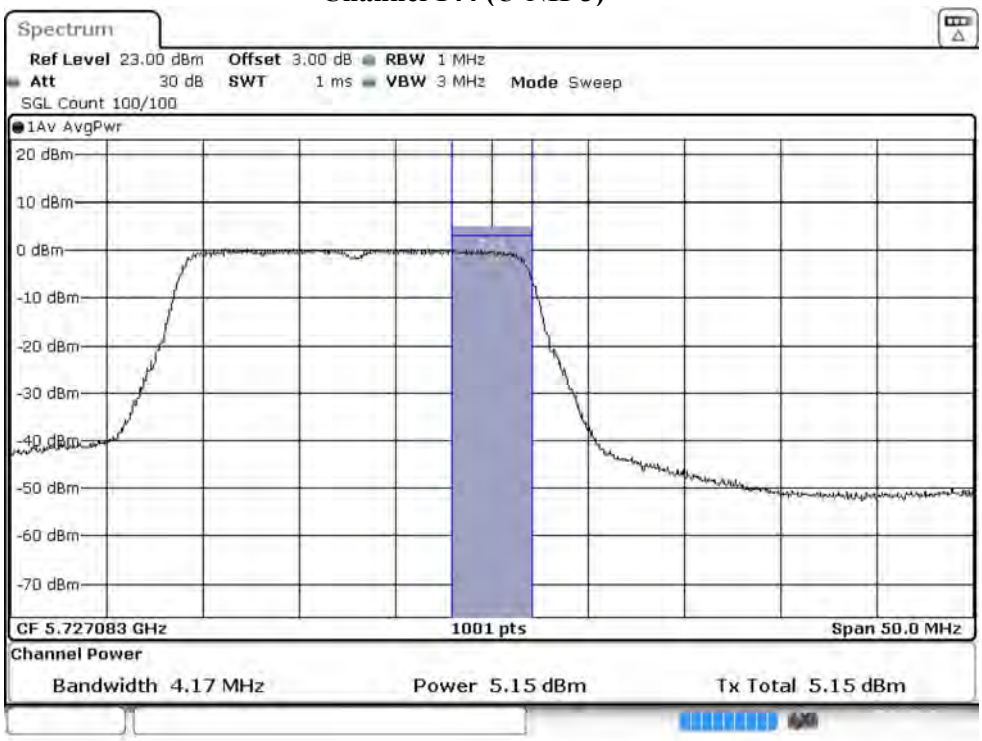

Product : Intelligent Robot
Test Item : Maximum conducted output power
Test Mode : Mode 5: Transmit (802.11ac-40BW 15Mbps)
Test Date : 2019/06/18

| Cable loss=3dB | | Maximum conducted output power | | | | | | | | | |
|---|---|---|---|---|---|---|---|---|---|---|---|
| Channel No | Frequency (MHz) | Data Rate (Mbps) | | | | | | | | | |
| | | VTH0 | VTH1 | VTH2 | VTH3 | VTH4 | VTH5 | VTH6 | VTH7 | VTH8 | VTH9 |
| 142(U-NII-2C) | 5710 | 9.99 | 9.95 | 9.92 | 9.88 | 9.86 | 9.83 | 9.79 | 9.75 | 9.73 | 9.67 |
| 142(U-NII-3) | 5710 | -0.49 | -0.52 | -0.55 | -0.59 | -0.61 | -0.65 | -0.68 | -0.70 | -0.74 | -0.78 |

Note: Maximum conducted output power Value =Reading value on Spectrum Analyzer + cable loss

**Maximum conducted output power Measurement:**

| Channel No | Frequency Range | 99% Bandwidth | Output Power | Output Power Limit | | Result |
|---|---|---|---|---|---|---|
| | (MHz) | (MHz) | (dBm) | (dBm) | dBm+10log(BW) | |
| 142(U-NII-2C) | 5710 | 33.281 | 9.99 | 24 | 26.22 | Pass |
| 142(U-NII-3) | 5710 | -- | -0.49 | 30 | -- | Pass |

**99% Occupied Bandwidth:**

**Channel 142**

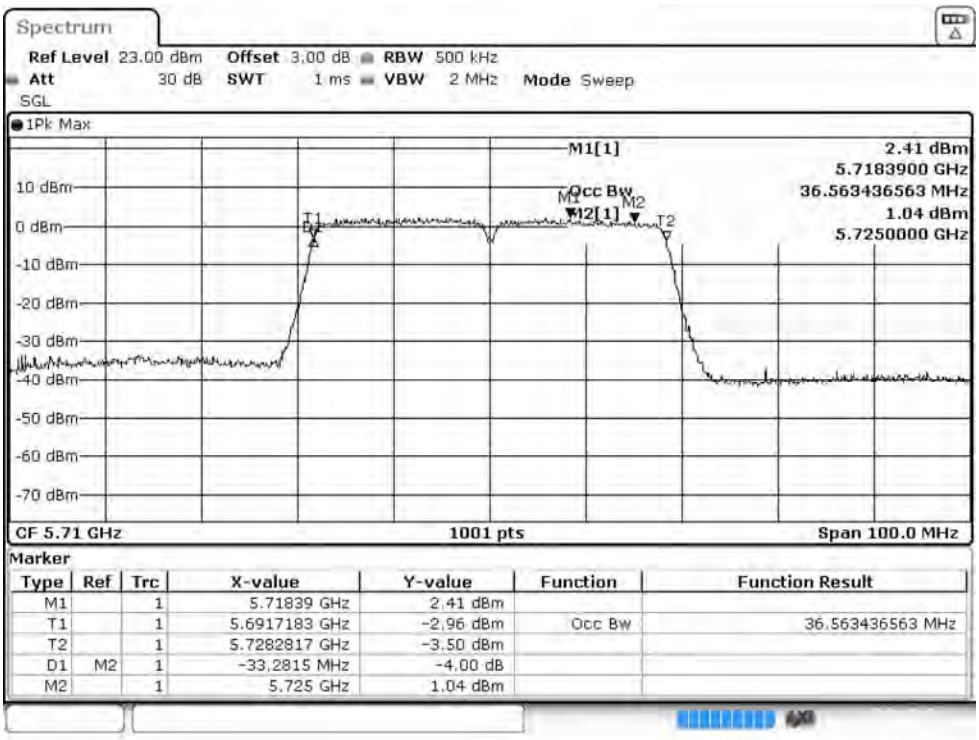


Marker

| Type | Ref | Trc | X-value | Y-value | Function | Function Result |
|---|---|---|---|---|---|---|
| M1 | | 1 | 5.71839 GHz | 2.41 dBm | | |
| T1 | | 1 | 5.6917183 GHz | -2.96 dBm | Occ Bw | 36.563436563 MHz |
| T2 | | 1 | 5.7282817 GHz | -3.50 dBm | | |
| D1 | M2 | 1 | -33.2815 MHz | -4.00 dB | | |
| M2 | | 1 | 5.725 GHz | 1.04 dBm | | |

**Maximum conducted output power:**

**Channel 142 (U-NII-2C)**

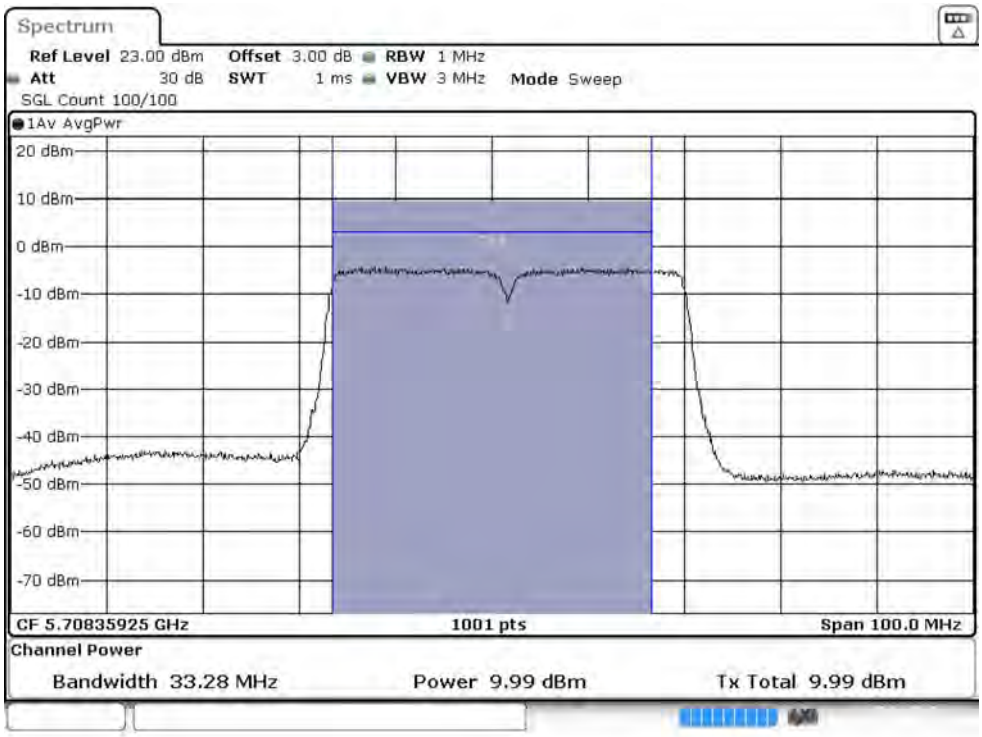


**Channel 142 (U-NII-3)**

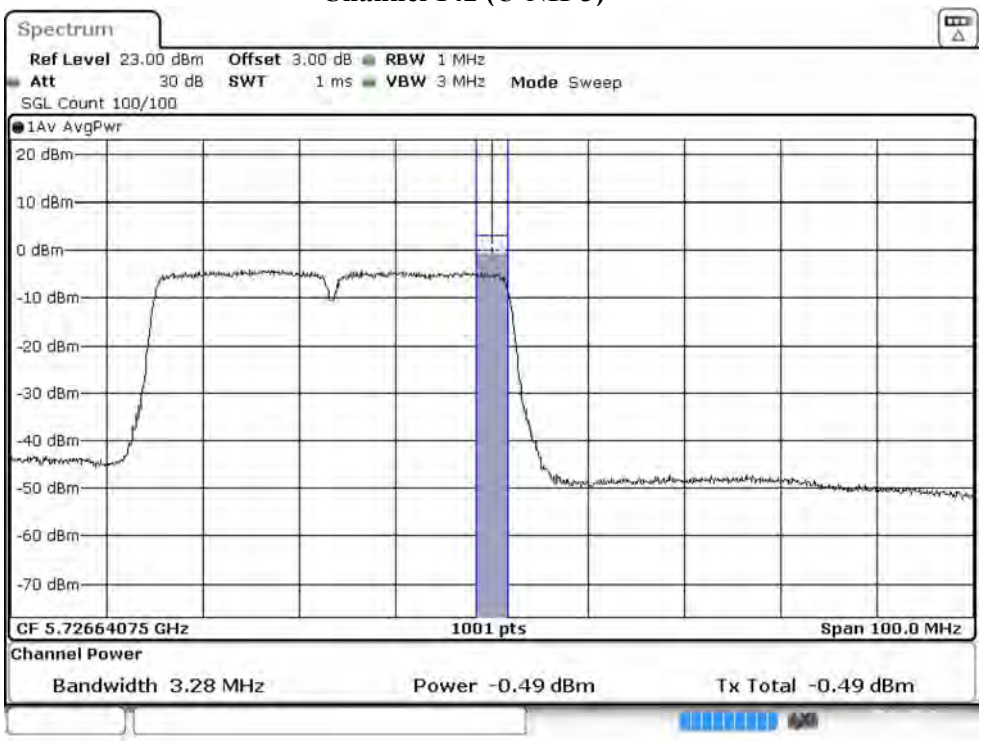

Product : Intelligent Robot
Test Item : Maximum conducted output power
Test Mode : Mode 6: Transmit (802.11ac-80BW 32.5Mbps)
Test Date : 2019/06/18

| Cable loss=3dB | | Maximum conducted output power | | | | | | | | | |
|---|---|---|---|---|---|---|---|---|---|---|---|
| Channel No | Frequency (MHz) | Data Rate (Mbps) | | | | | | | | | |
| | | VTH0 | VTH1 | VTH2 | VTH3 | VTH4 | VTH5 | VTH6 | VTH7 | VTH8 | VTH9 |
| 42 | 5210 | 13.01 | 12.98 | 12.95 | 12.91 | 12.89 | 12.85 | 12.83 | 12.80 | 12.76 | 12.73 |
| 58 | 5290 | 12.62 | 12.59 | 12.56 | 12.53 | 12.50 | 12.48 | 12.45 | 12.41 | 12.37 | 12.33 |
| 106 | 5530 | 11.36 | -- | -- | -- | -- | -- | -- | -- | -- | -- |
| 122 | 5610 | 10.88 | 10.85 | 10.80 | 10.77 | 10.72 | 10.68 | 10.63 | 10.60 | 10.57 | 10.53 |
| 138(U-NII-2C) | 5690 | 10.41 | -- | -- | -- | -- | -- | -- | -- | -- | -- |
| 138(U-NII-3) | 5690 | -4.96 | -- | -- | -- | -- | -- | -- | -- | -- | -- |
| 155 | 5775 | 11.51 | 11.49 | 11.45 | 11.42 | 11.38 | 11.36 | 11.32 | 11.30 | 11.27 | 11.25 |

Note: Maximum conducted output power Value =Reading value on Spectrum Analyzer + cable loss

## Maximum conducted output power Measurement

| Channel No | Frequency Range | 99% Bandwidth | Output Power | Output Power Limit | | Result |
|---|---|---|---|---|---|---|
| | (MHz) | (MHz) | (dBm) | (dBm) | dBm+10log(BW) | |
| 42 | 5210 | -- | 13.01 | 24 | -- | Pass |
| 58 | 5290 | 76.123 | 12.62 | 24 | 29.82 | Pass |
| 106 | 5530 | 76.123 | 11.36 | 24 | 29.82 | Pass |
| 122 | 5610 | 76.123 | 10.88 | 24 | 29.82 | Pass |
| 138(U-NII-2C) | 5690 | 72.962 | 10.41 | 24 | 29.63 | Pass |
| 138(U-NII-3) | 5690 | -- | -4.96 | 30 | -- | Pass |
| 155 | 5775 | -- | 11.51 | 30 | -- | Pass |

## 99% Occupied Bandwidth:

### Channel 42

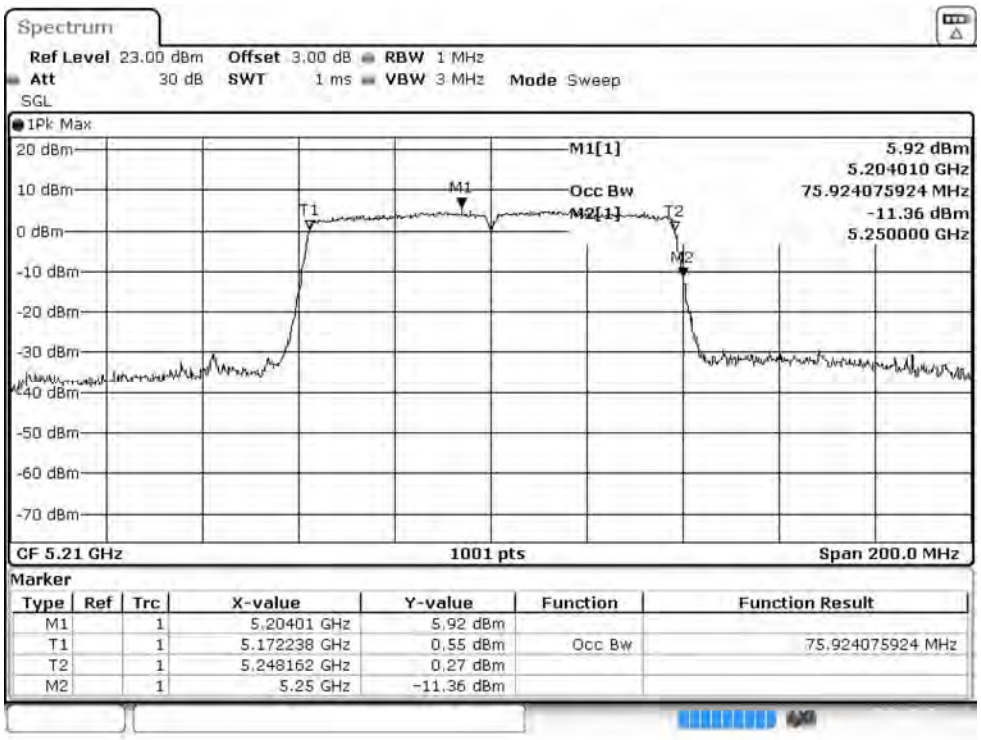


### Channel 58

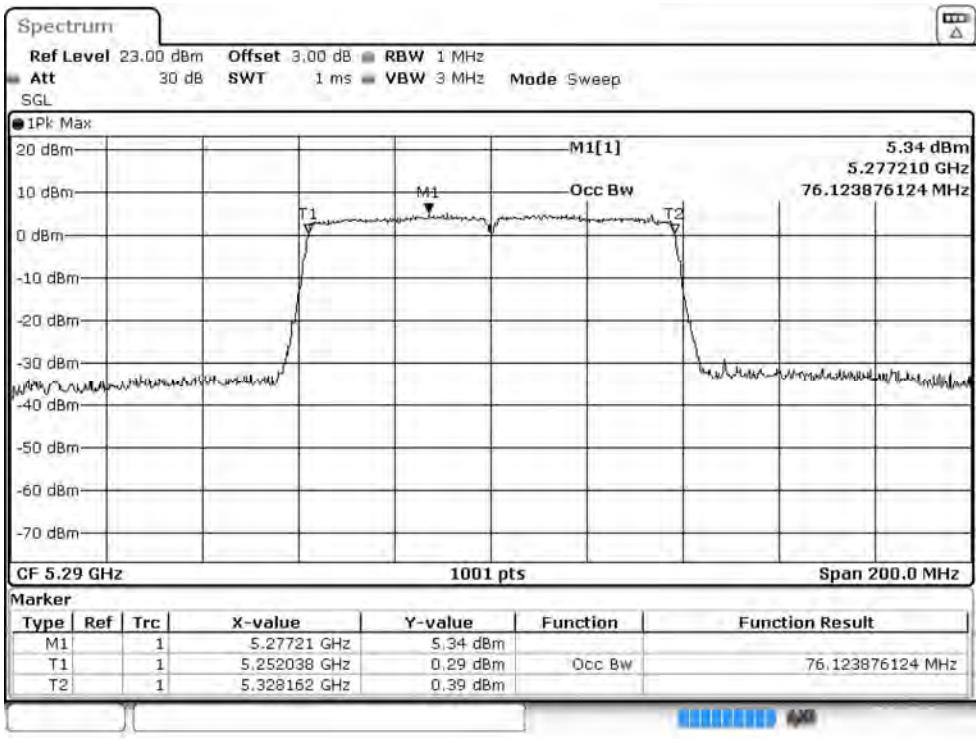

**Channel 106**

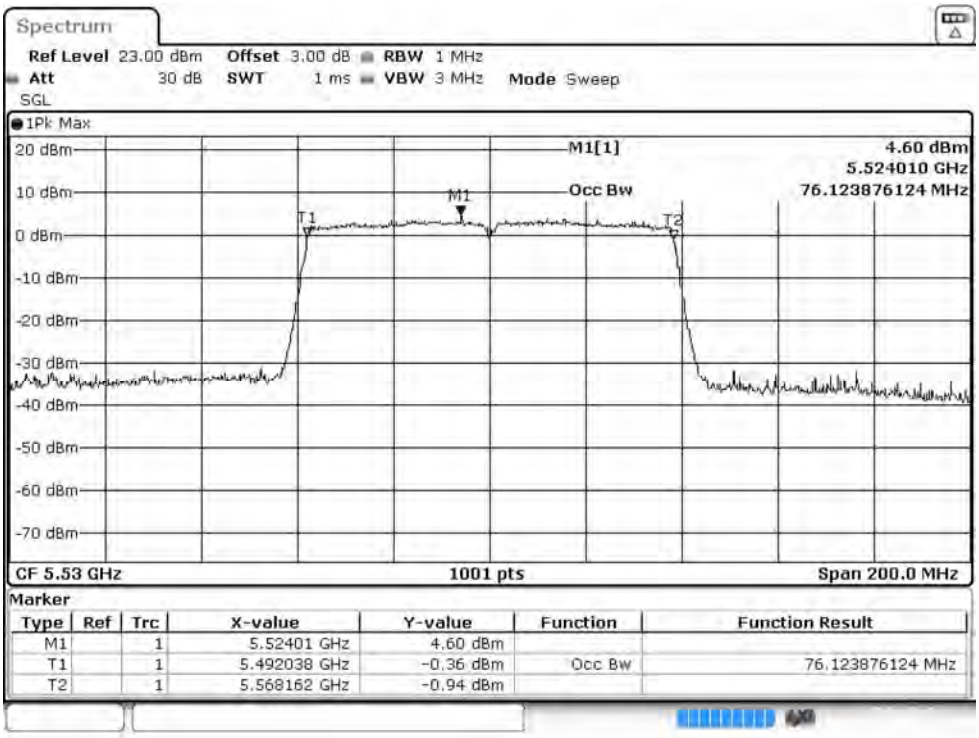


**Channel 122**

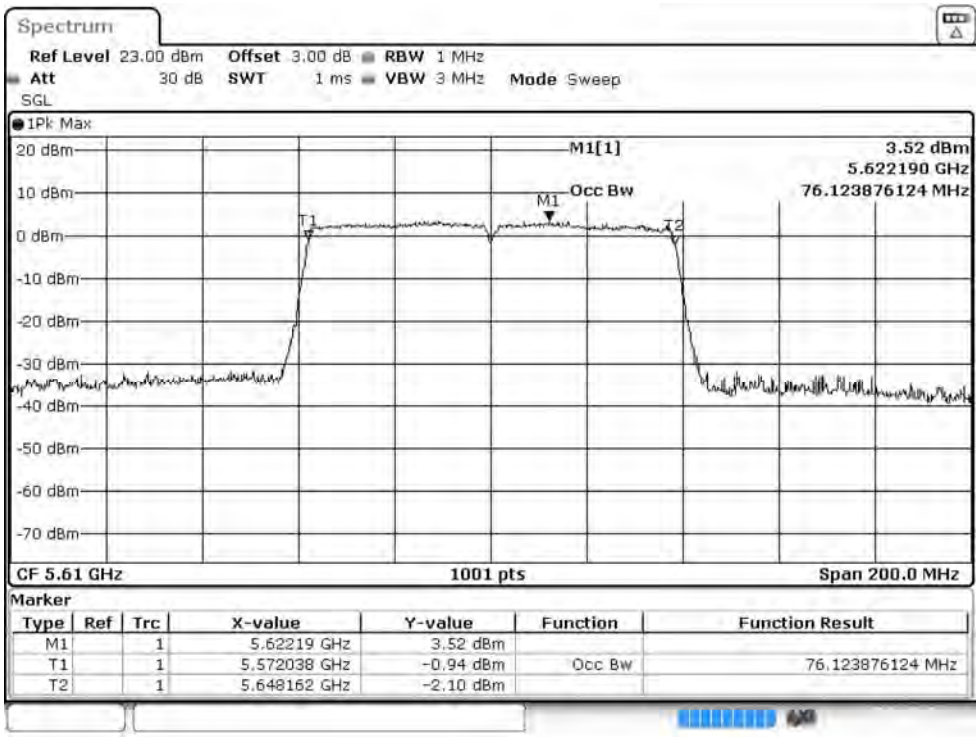

**Channel 122**

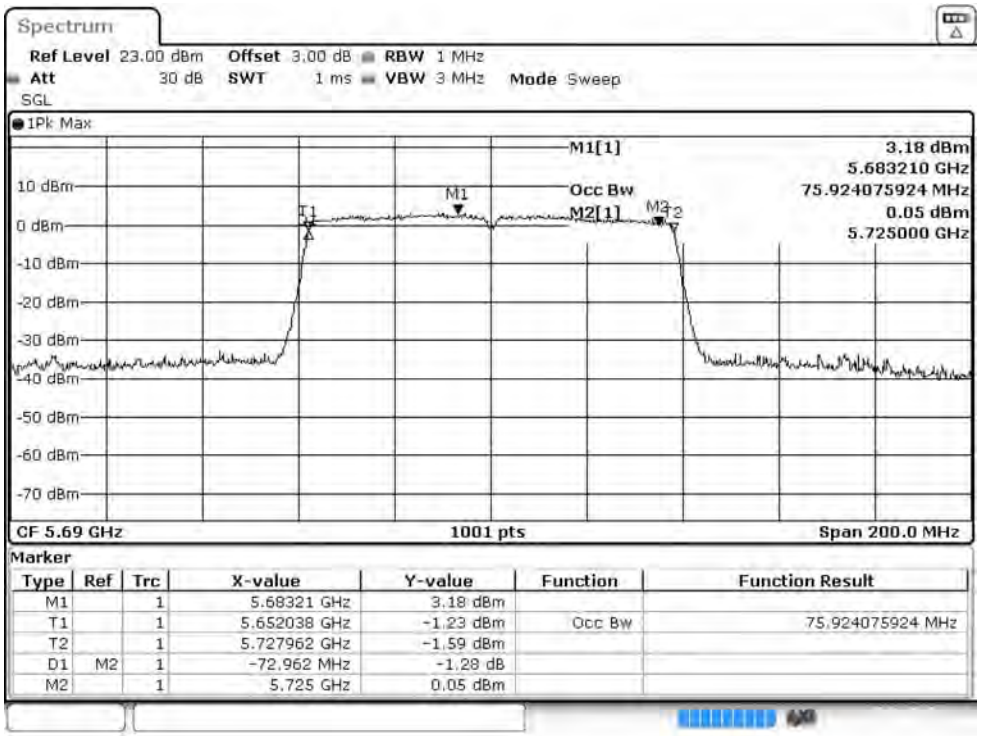


**Channel 155**

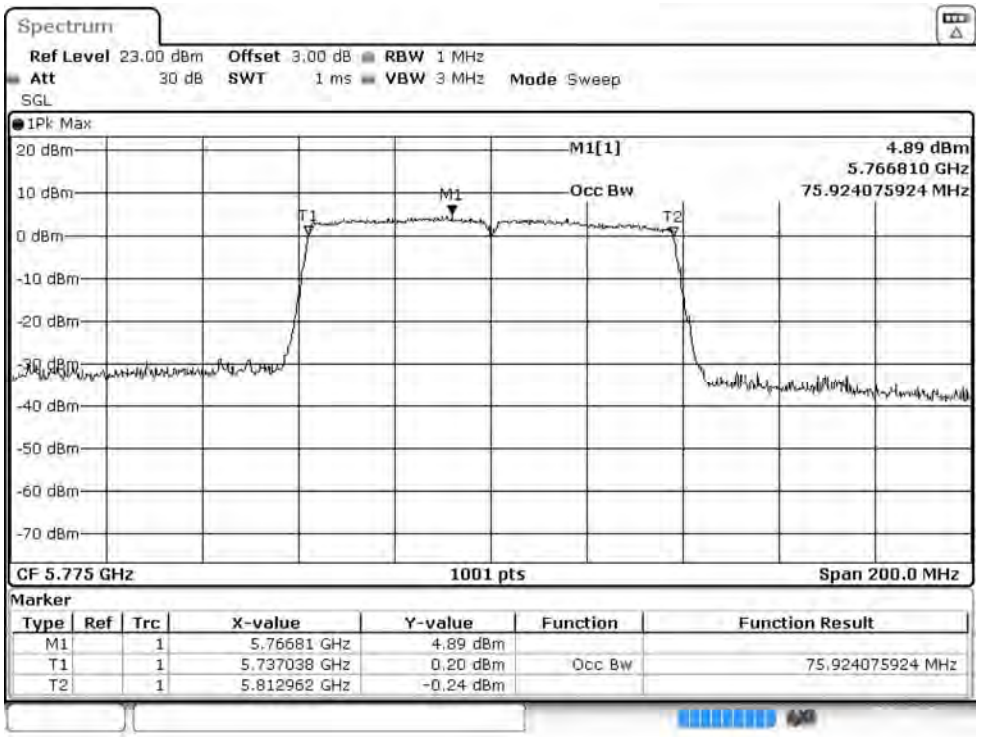

**Maximum conducted output power:**

**Channel 42**

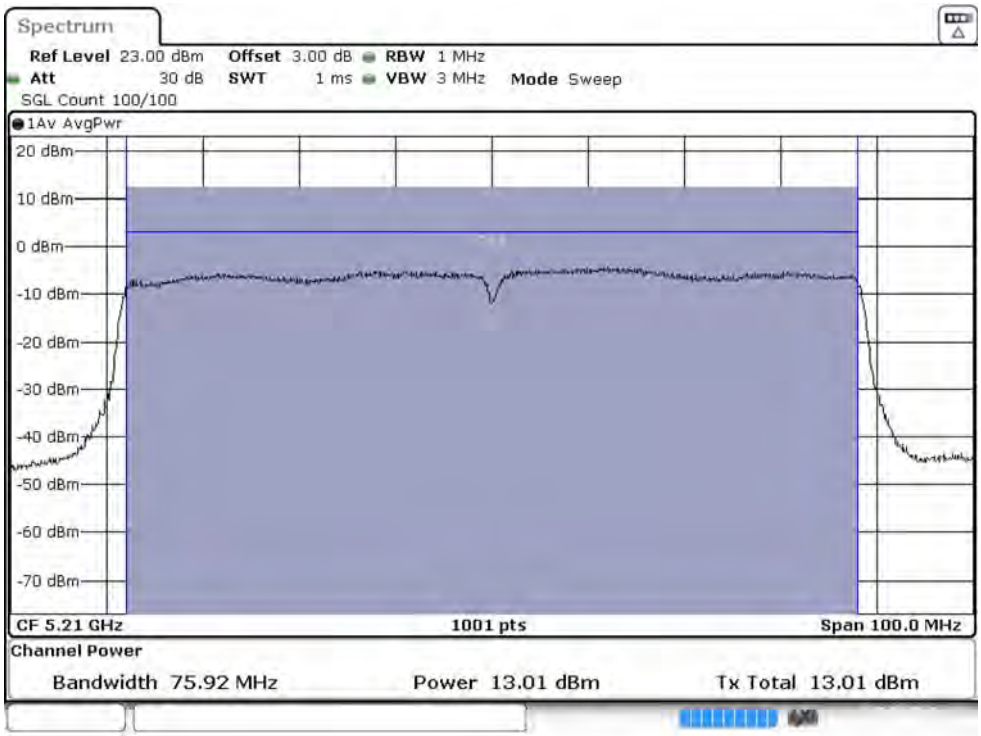


**Channel 58**

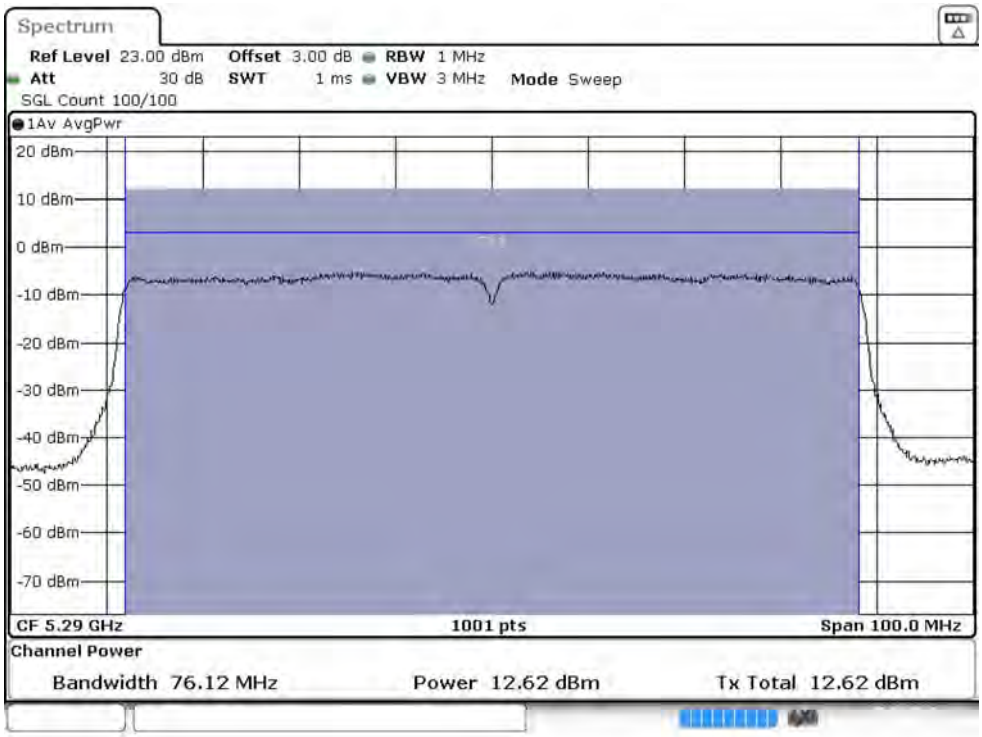

**Channel 106**

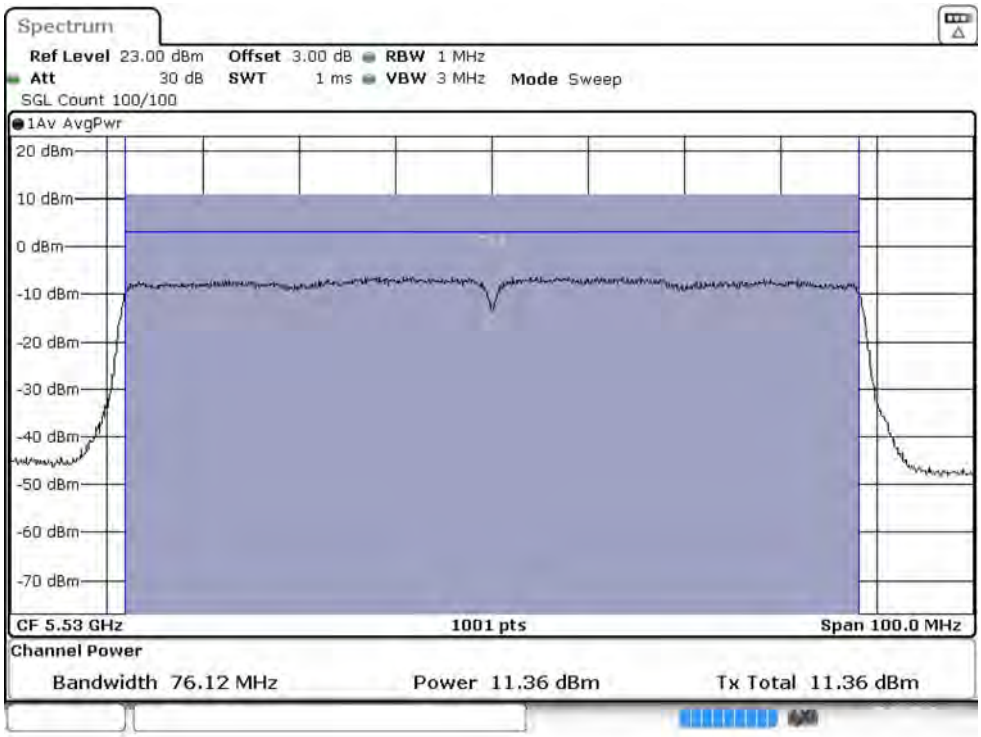


**Channel 122**

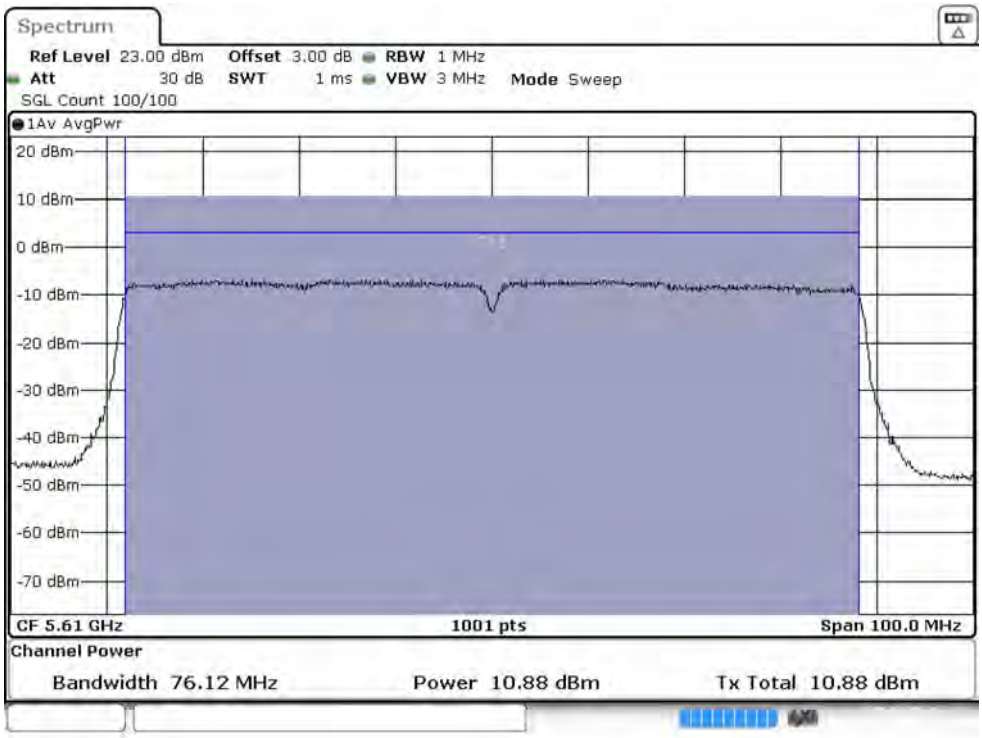

**Channel 138 (U-NII-2C)**

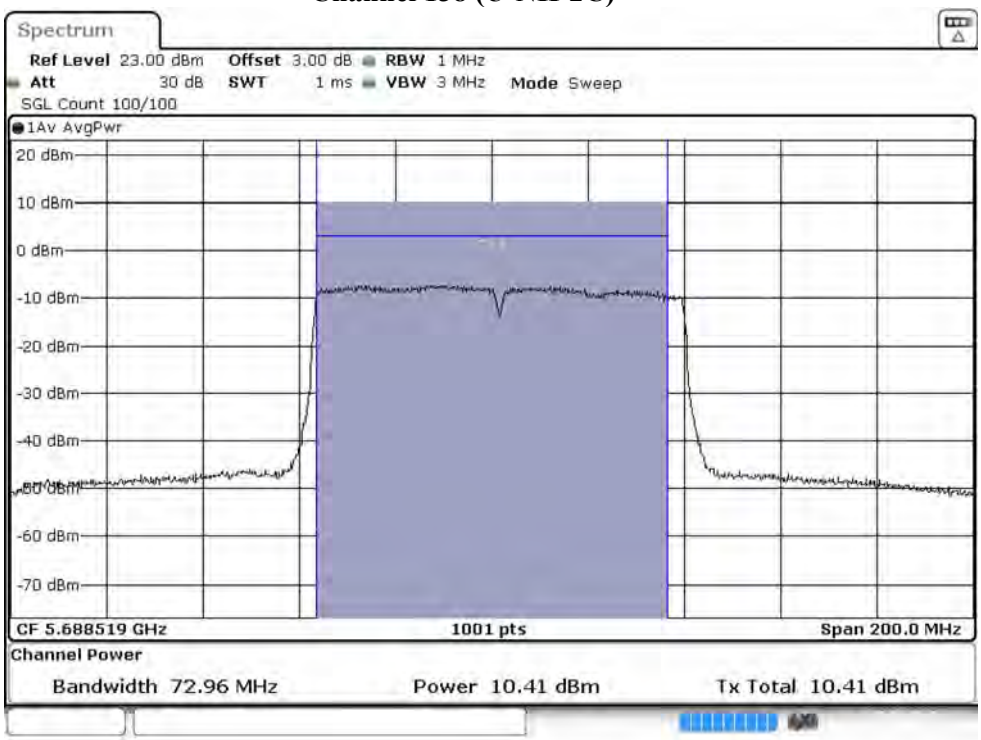


**Channel 138 (U-NII-3)**

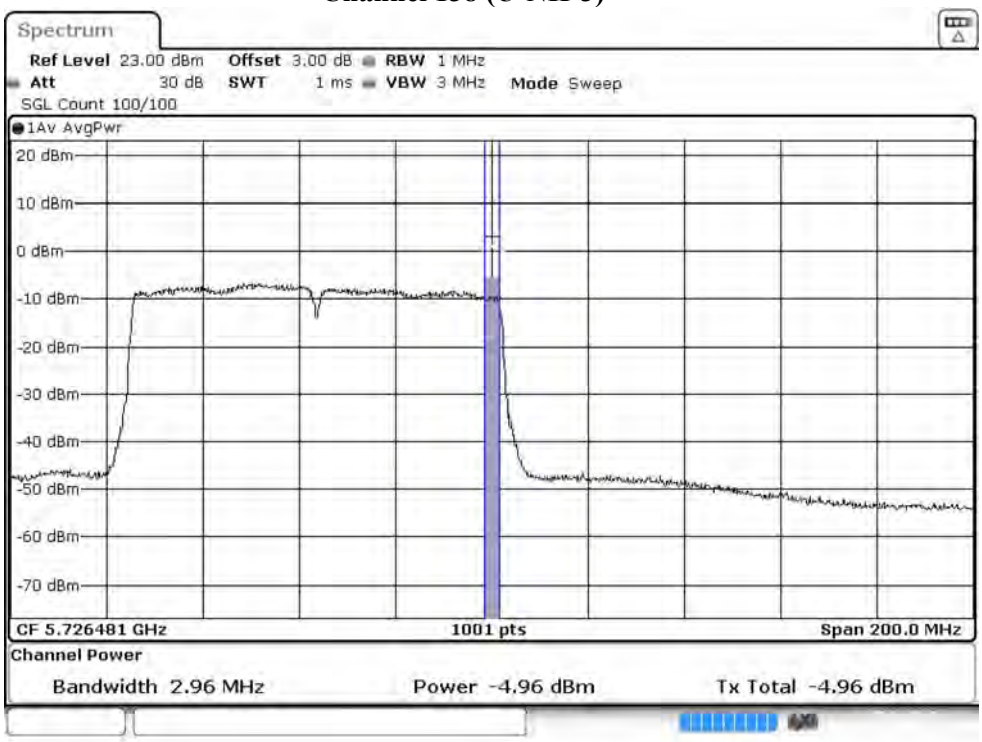

**Channel 155**

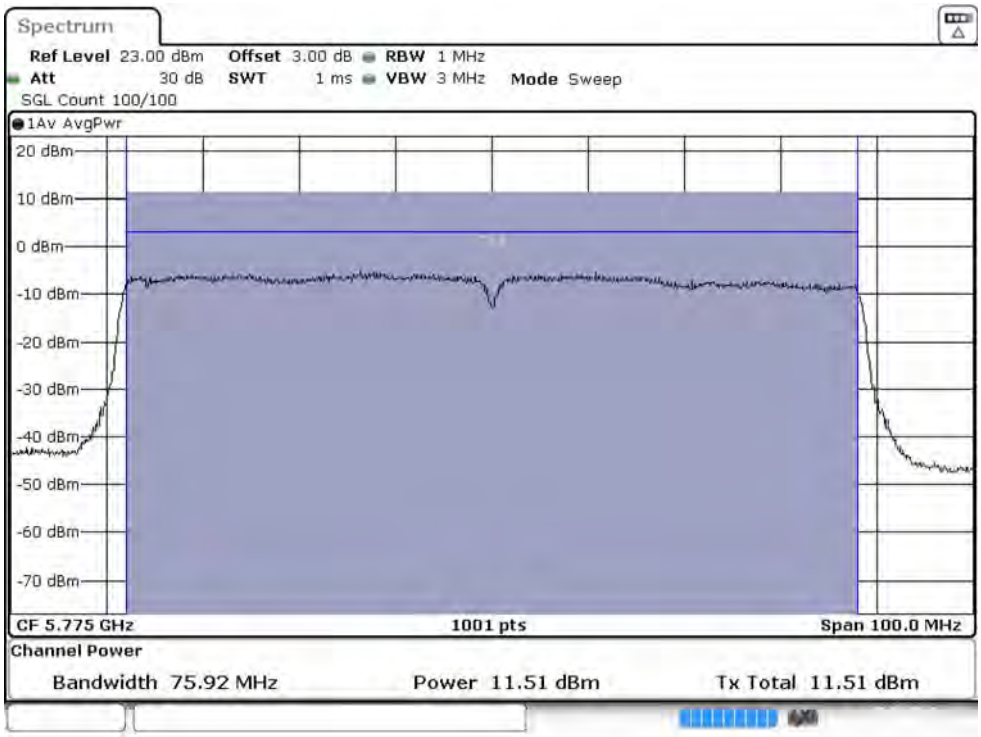
Spectrum
Ref Level 23.00 dBm Offset 3.00 dB RBW 1 MHz
Att 30 dB SWT 1 ms VBW 3 MHz Mode Sweep
SGL Count 100/100
1Av AvgPwr
20 dBm
10 dBm
0 dBm
-10 dBm
-20 dBm
-30 dBm
-40 dBm
-50 dBm
-60 dBm
-70 dBm
CF 5.775 GHz
1001 pts
Span 100.0 MHz
Channel Power
Bandwidth 75.92 MHz
Power 11.51 dBm
Tx Total 11.51 dBm

# 4. Peak Power Spectral Density

## 4.1. Test Setup

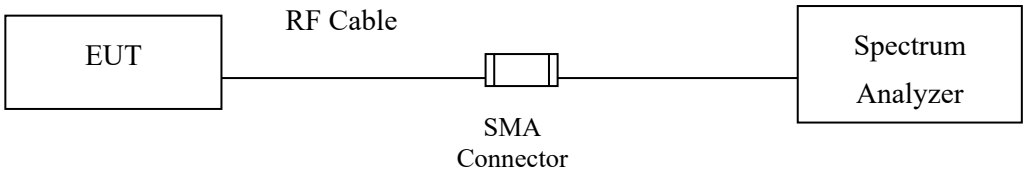


## 4.2. Limits

For the band 5.15-5.25 GHz,
**(i)** For an outdoor access point operating in the band 5.15-5.25 GHz, the maximum power spectral density shall not exceed 17 dBm in any 1 megahertz band. If transmitting antennas of directional gain greater than 6 dBi are used, the maximum power spectral density shall be reduced by the amount in dB that the directional gain of the antenna exceeds 6 dBi.
**(ii)** For an indoor access point operating in the band 5.15-5.25 GHz, the maximum power spectral density shall not exceed 17 dBm in any 1 megahertz band. If transmitting antennas of directional gain greater than 6 dBi are used, the maximum power spectral density shall be reduced by the amount in dB that the directional gain of the antenna exceeds 6 dBi.
**(iii)** For fixed point-to-point access points operating in the band 5.15-5.25 GHz, the maximum conducted output power over the frequency band of operation shall not exceed 1 W. Fixed point-topoint U-NII devices may employ antennas with directional gain up to 23 dBi without any corresponding reduction in the maximum conducted output power or maximum power spectral density. For fixed point-to-point transmitters that employ a directional antenna gain greater than 23 dBi, a 1 dB reduction in maximum conducted output power and maximum power spectral density is required for each 1 dB of antenna gain in excess of 23 dBi. Fixed, point-to-point operations exclude the use of point-to-multipoint systems, omnidirectional applications, and multiple collocated transmitters transmitting the same information. The operator of the U-NII device, or if the equipment is professionally installed, the installer, is responsible for ensuring that systems employing high gain directional antennas are used exclusively for fixed, point-to-point operations.
**(iv)** For mobile and portable client devices in the 5.15-5.25 GHz band, the maximum power spectral density shall not exceed 11 dBm in any 1 megahertz band. If transmitting antennas of directional gain greater than 6 dBi are used, the maximum power spectral density shall be reduced by the amount in dB that the directional gain of the antenna exceeds 6 dBi.+

For the 5.25-5.35 GHz and 5.47-5.725 GHz bands, the maximum power spectral density shall not exceed 11 dBm in any 1 megahertz band. If transmitting antennas of directional gain greater than 6 dBi are used, the maximum power spectral density shall be reduced by the amount in dB that the directional gain of the antenna exceeds 6 dBi.

For the band 5.725-5.85 GHz, the maximum power spectral density shall not exceed 30 dBm in any 500-kHz band. If transmitting antennas of directional gain greater than 6 dBi are used, the maximum power spectral density shall be reduced by the amount in dB that the directional gain of the antenna exceeds 6 dBi. However, fixed point-to-point UNII devices operating in this band may employ transmitting antennas with directional gain greater than 6 dBi without any corresponding reduction in transmitter conducted power. Fixed, point-to-point operations exclude the use of point-to-multipoint systems, omnidirectional applications, and multiple collocated transmitters transmitting the same information. The operator of the U-NII device, or if the equipment is professionally installed, the installer, is responsible for ensuring that systems employing high gain directional antennas are used exclusively for fixed, point-to-point operations.

## 4.3. Test Procedure

The EUT was setup to ANSI C63.10, 2013; tested to UNII test procedure of FCC KDB-789033 for compliance to FCC 47CFR Subpart E requirements.
The Peak Power Spectral Density using KDB 789033 section F) procedure, Create an average power spectrum for the EUT operating mode being tested by following the instructions in section E)2) for measuring maximum conducted output power using a spectrum analyzer.
SA-1 method is selected to run the test.
For the band 5.725-5.85 GHz, Scale the observed power level to an equivalent value in 500 kHz by adjusting (increase) the measured power by a bandwidth correction factor (BWCF) where BWCF = 10log (500 kHz/100 kHz) = 6.98 dB.

## 4.4. Uncertainty

±1.30dB

## 4.5. Test Result of Peak Power Spectral Density

Product : Intelligent Robot
Test Item : Peak Power Spectral Density
Test Mode : Mode 1: Transmit (802.11a 6Mbps)
Test Date : 2019/06/18

| Channel Number | Frequency (MHz) | Data Rata (Mbps) | Measurement Level (dBm) | Required Limit (dBm) | Result |
|---|---|---|---|---|---|
| 36 | 5180 | 6 | 1.81 | <11 | Pass |
| 44 | 5220 | 6 | 1.68 | <11 | Pass |
| 48 | 5240 | 6 | 1.91 | <11 | Pass |
| 52 | 5260 | 6 | 1.59 | <11 | Pass |
| 60 | 5300 | 6 | 1.55 | <11 | Pass |
| 64 | 5320 | 6 | 1.38 | <11 | Pass |
| 100 | 5500 | 6 | 1.30 | <11 | Pass |
| 116 | 5580 | 6 | 1.11 | <11 | Pass |
| 140 | 5700 | 6 | 0.61 | <11 | Pass |

| Channel Number | Frequency (MHz) | Data Rata (Mbps) | PPSD (dBm) | BWCF (dB) | Total PPSD (dBm) | Required Limit (dBm) | Result |
|---|---|---|---|---|---|---|---|
| 149 | 5745 | 6 | -7.45 | 6.98 | -0.47 | <30 | Pass |
| 157 | 5785 | 6 | -8.42 | 6.98 | -1.44 | <30 | Pass |
| 165 | 5825 | 6 | -8.08 | 6.98 | -1.10 | <30 | Pass |

**Channel 36:**

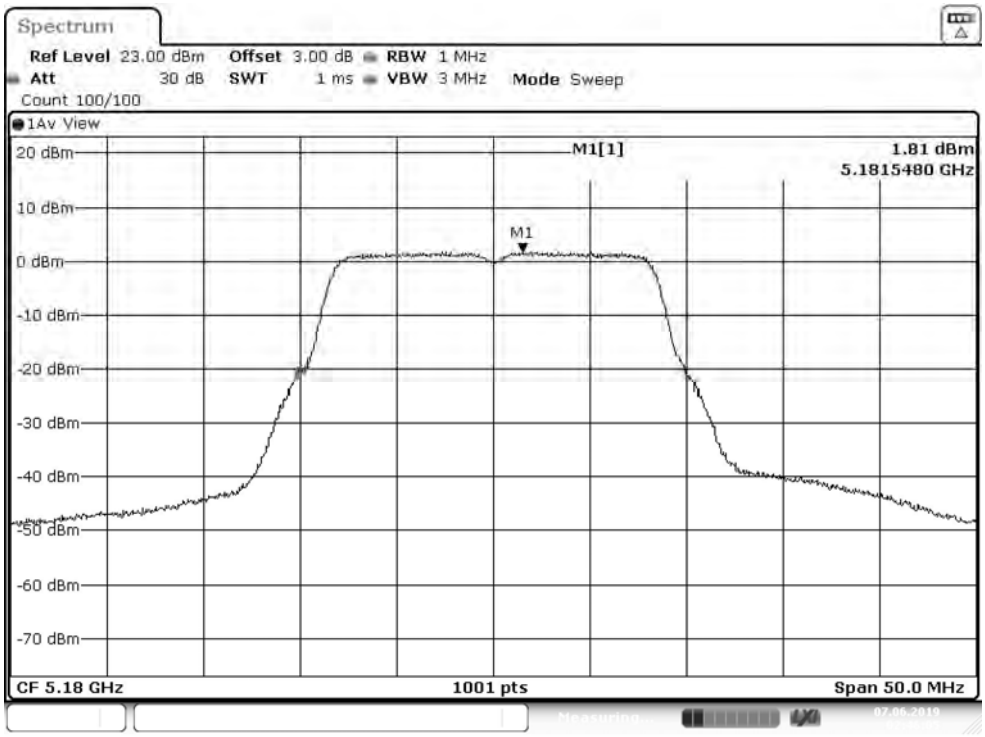


**Channel 44:**

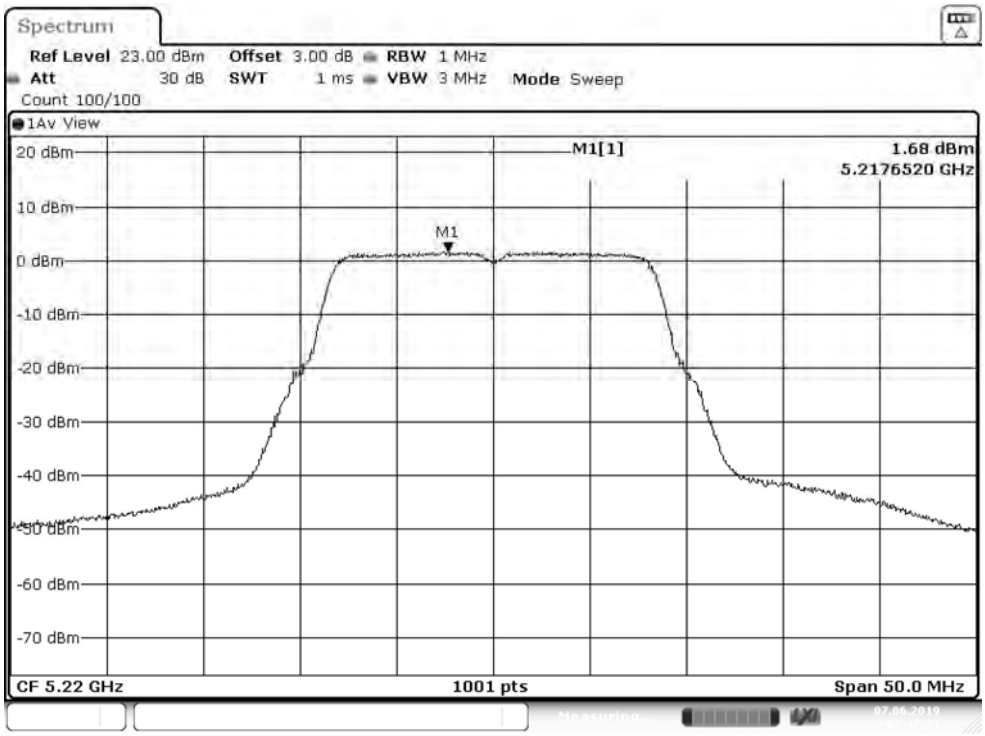

**Channel 48:**

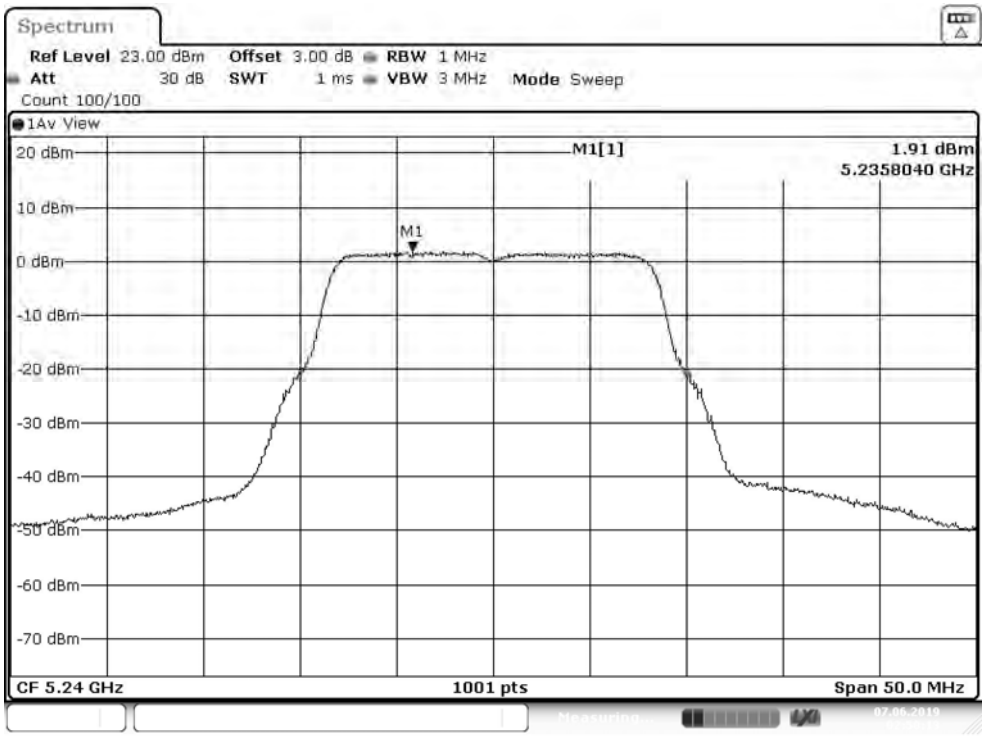


**Channel 52:**

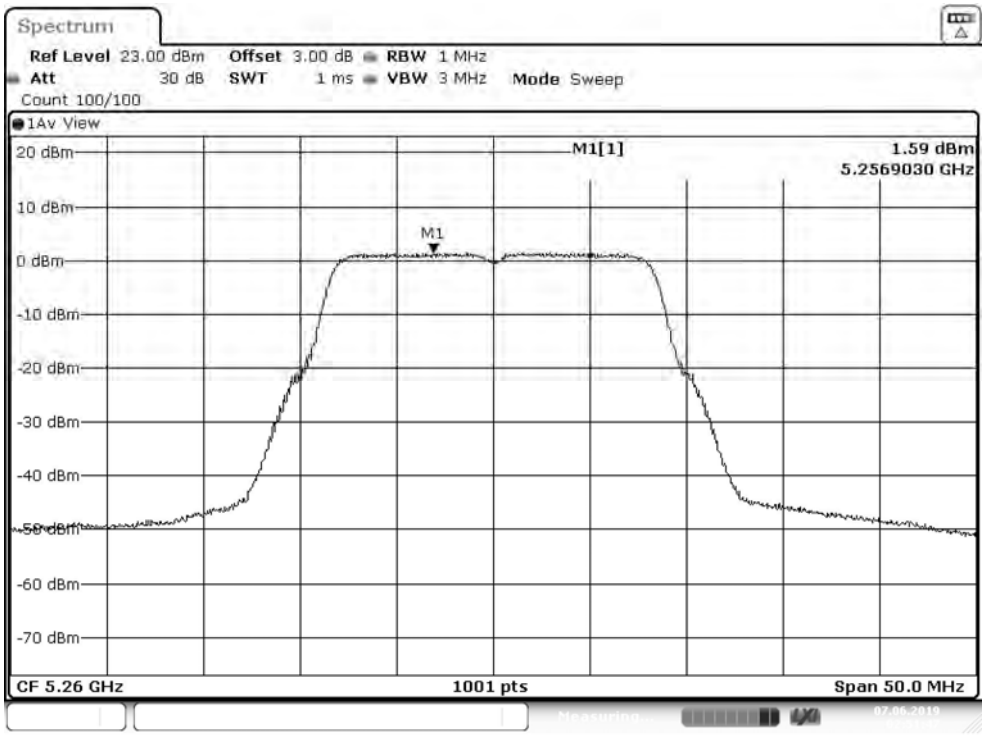

**Channel 60:**

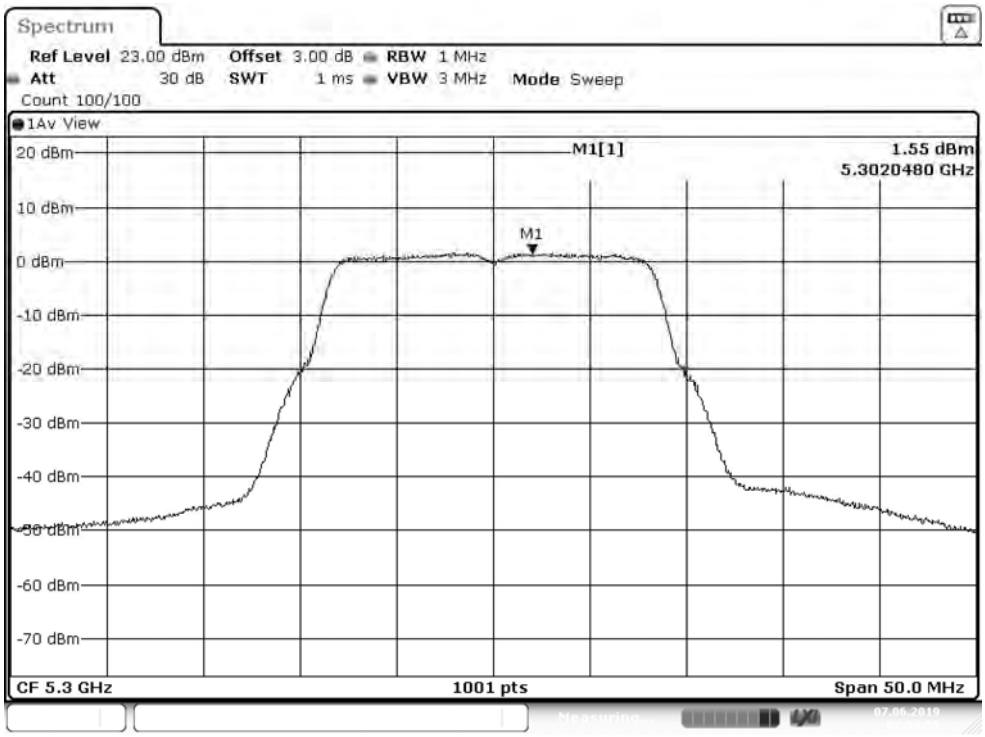


**Channel 64:**

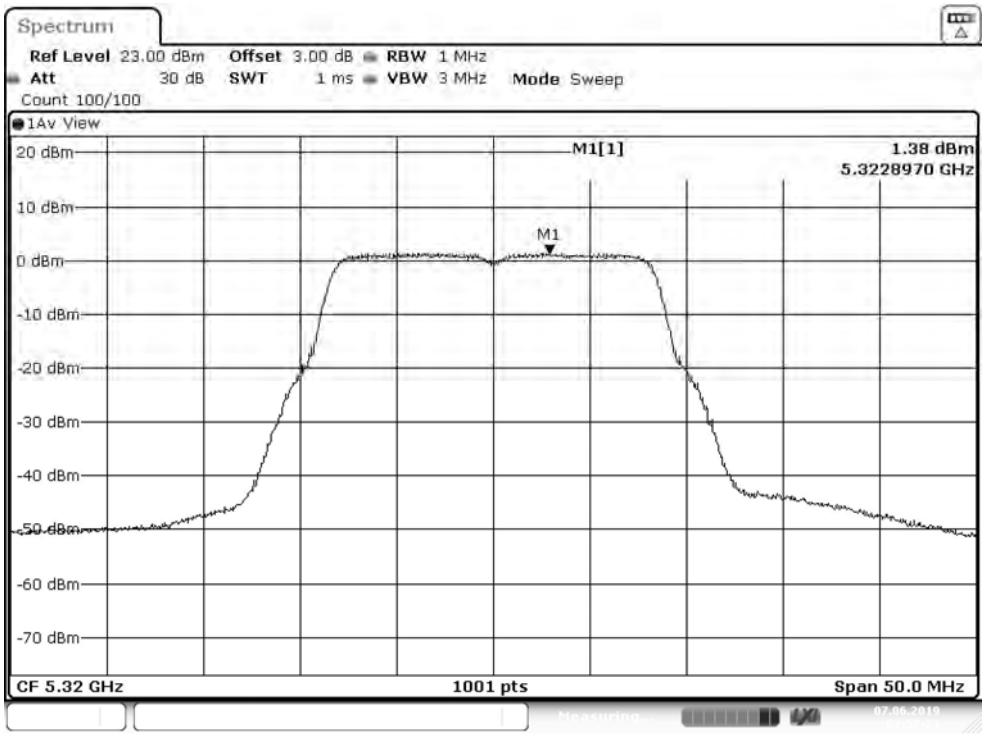

**Channel 100:**

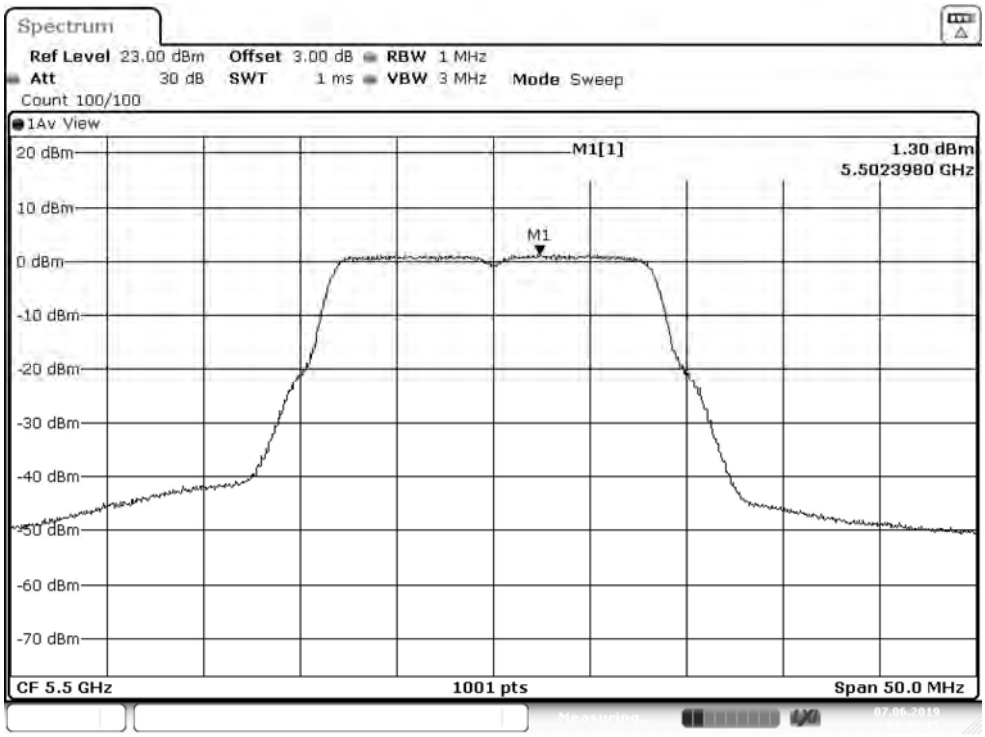


**Channel 116:**

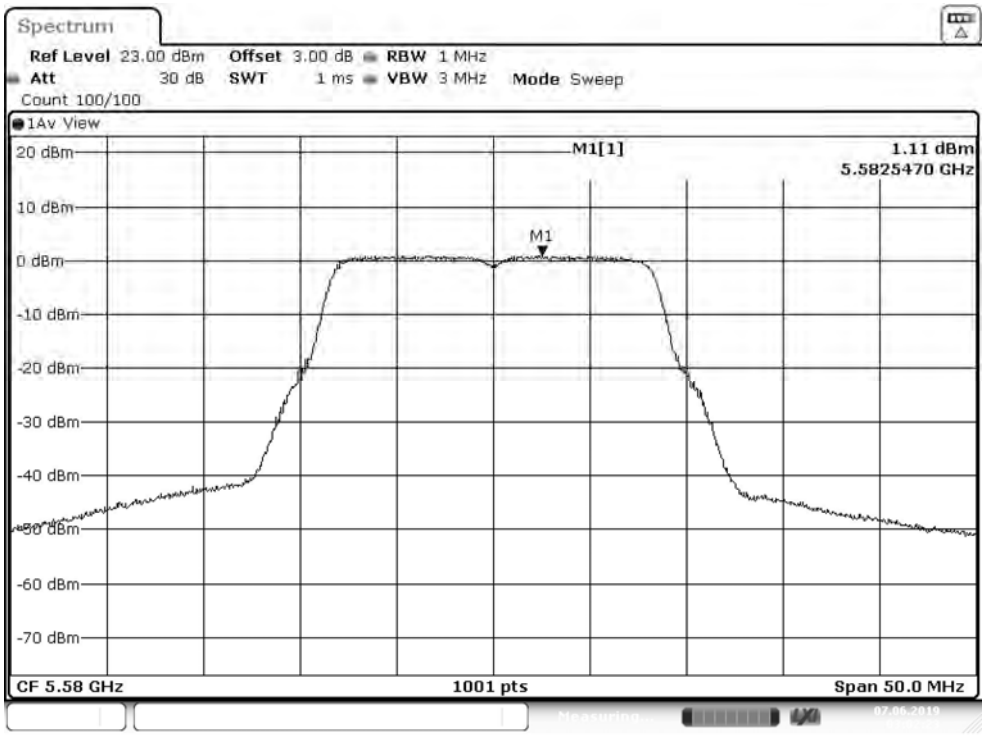

**Channel 140:**

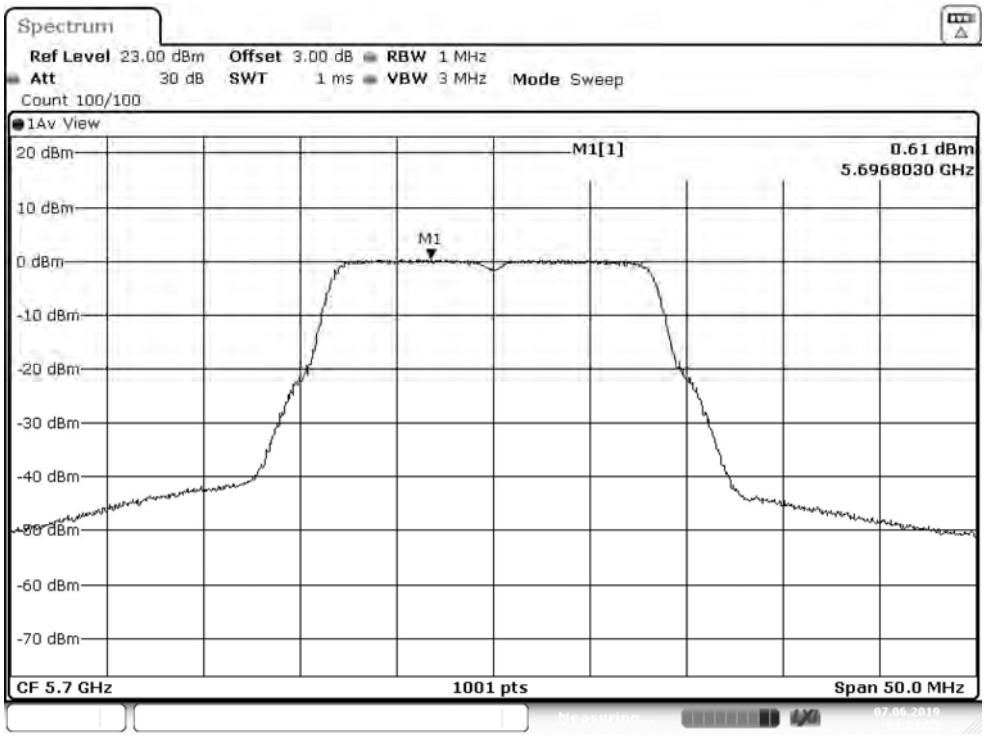


**Channel 149**

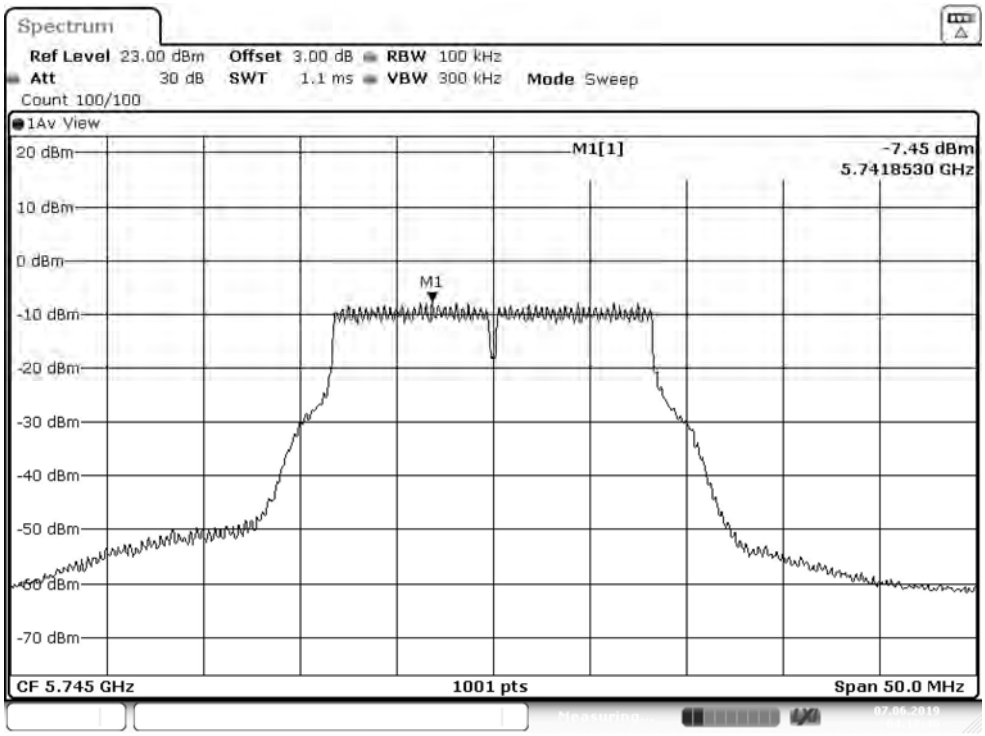

**Channel 157**

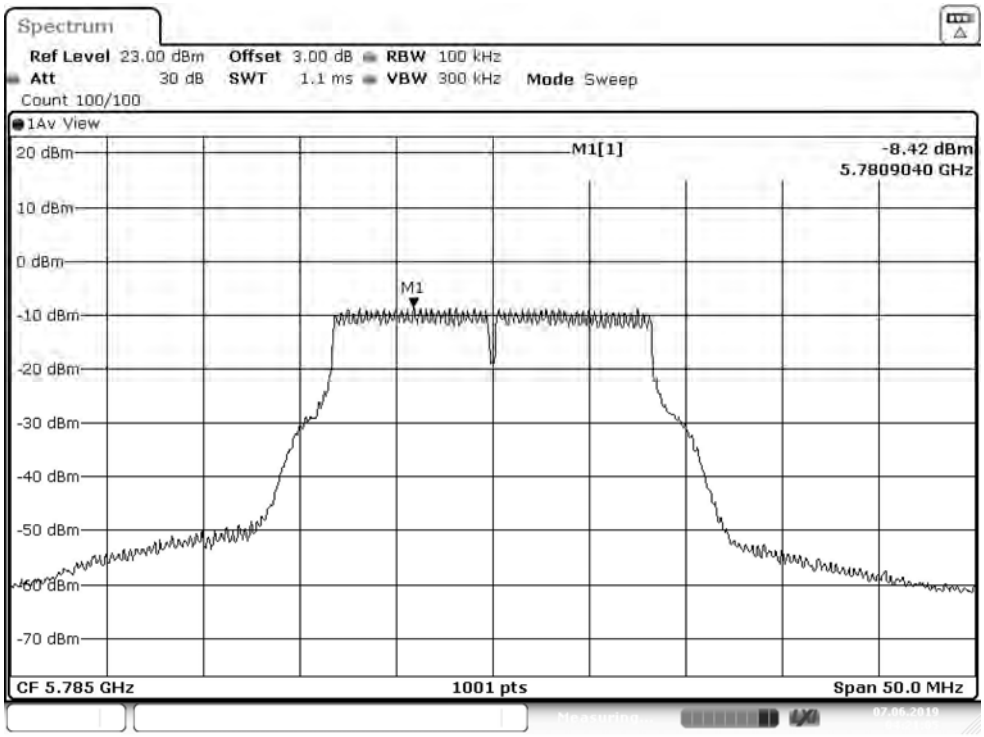


**Channel 165**

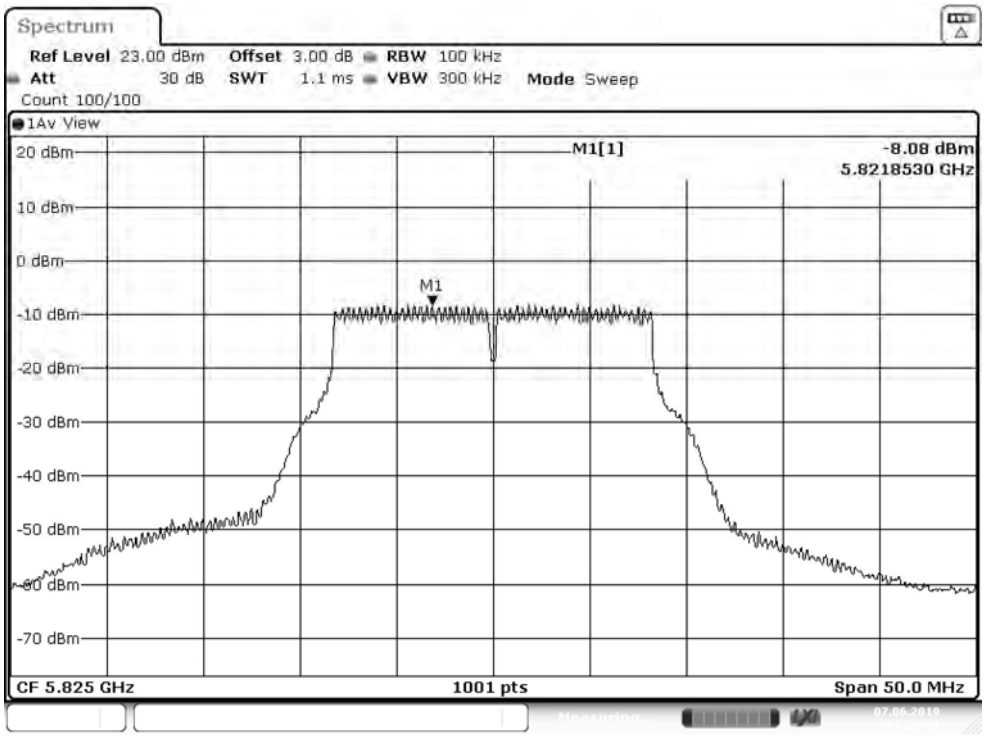

Product : Intelligent Robot
Test Item : Peak Power Spectral Density
Test Mode : Mode 2: Transmit (802.11n-20BW 7.2Mbps)
Test Date : 2019/06/18

| Channel Number | Frequency (MHz) | Data Rata (Mbps) | Measurement Level (dBm) | Required Limit (dBm) | Result |
|---|---|---|---|---|---|
| 36 | 5180 | 7.2 | 1.54 | 11 | Pass |
| 44 | 5220 | 7.2 | 1.35 | 11 | Pass |
| 48 | 5240 | 7.2 | 1.88 | 11 | Pass |
| 52 | 5260 | 7.2 | 1.40 | 11 | Pass |
| 60 | 5300 | 7.2 | 1.30 | 11 | Pass |
| 64 | 5320 | 7.2 | 1.50 | 11 | Pass |
| 100 | 5500 | 7.2 | 1.01 | 11 | Pass |
| 116 | 5580 | 7.2 | 0.76 | 11 | Pass |
| 140 | 5700 | 7.2 | 0.26 | 11 | Pass |

| Channel Number | Frequency (MHz) | Data Rata (Mbps) | PPSD (dBm) | BWCF (dB) | Total PPSD (dBm) | Required Limit (dBm) | Result |
|---|---|---|---|---|---|---|---|
| 149 | 5745 | 7.2 | -8.11 | 6.98 | -1.13 | <30 | Pass |
| 157 | 5785 | 7.2 | -8.68 | 6.98 | -1.70 | <30 | Pass |
| 165 | 5825 | 7.2 | -8.32 | 6.98 | -1.34 | <30 | Pass |

**Channel 36:**

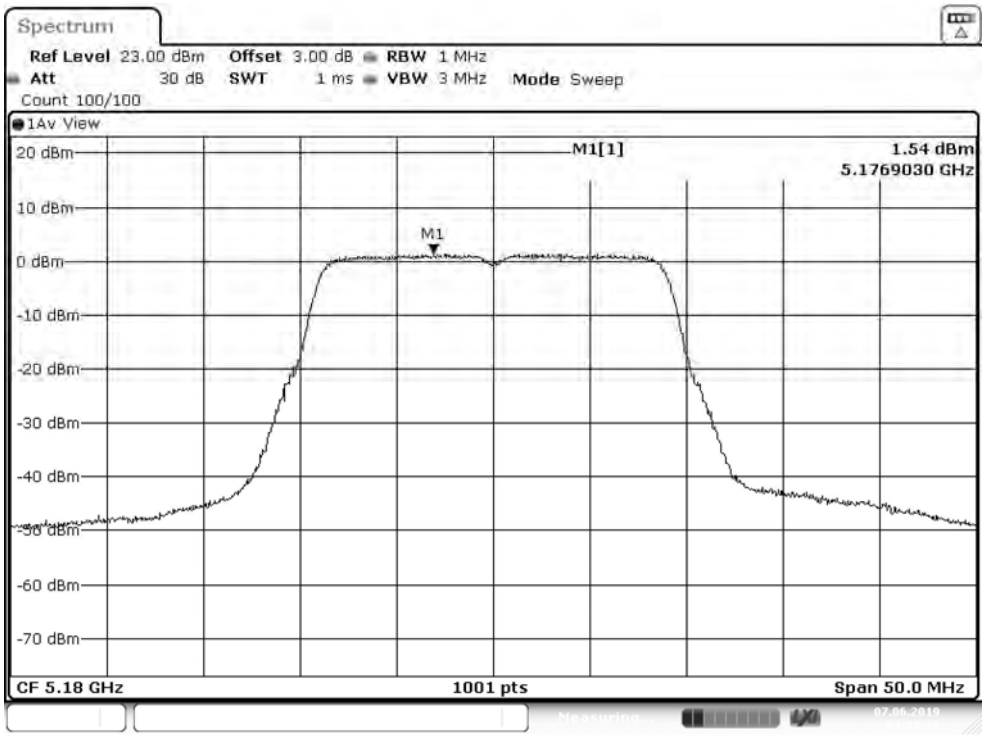


**Channel 44:**

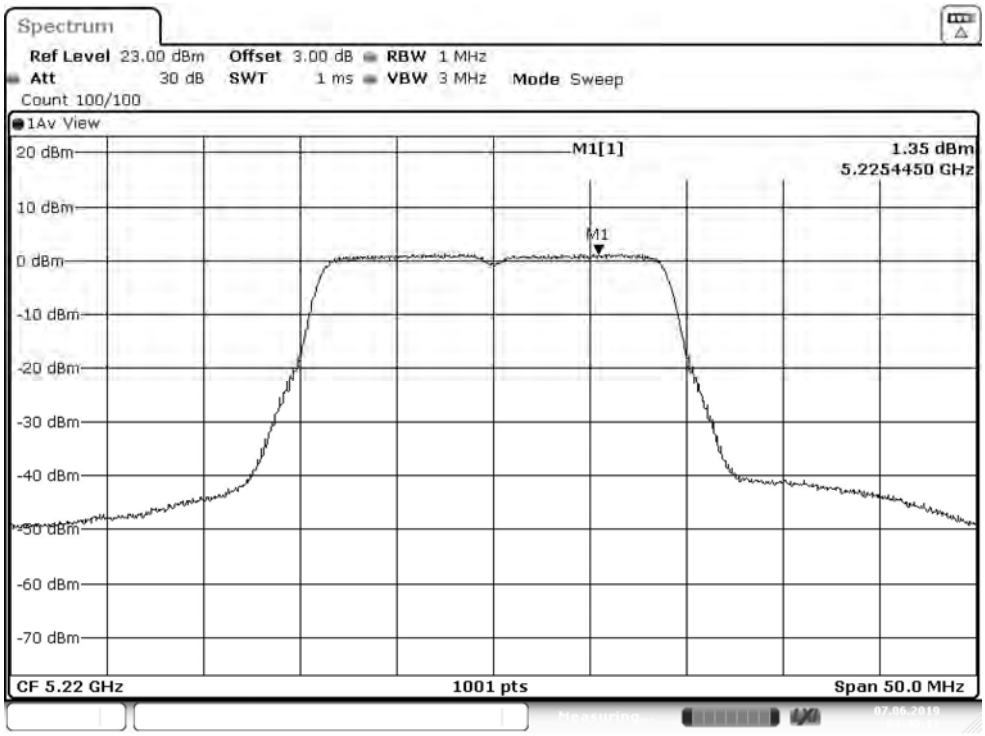

**Channel 48:**

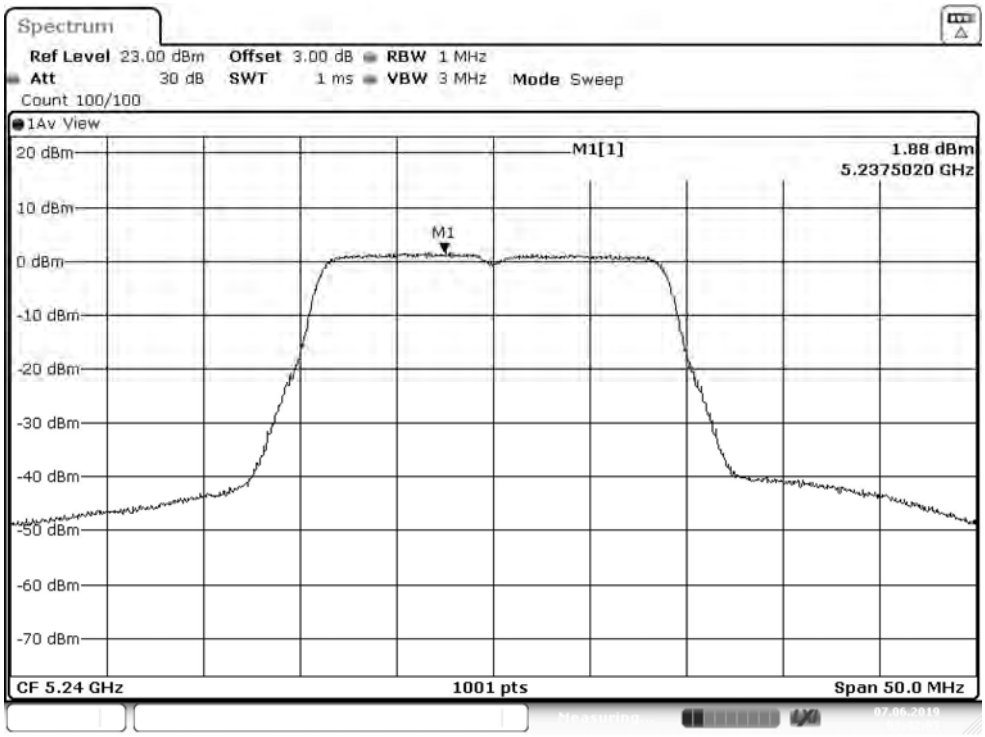


**Channel 52:**

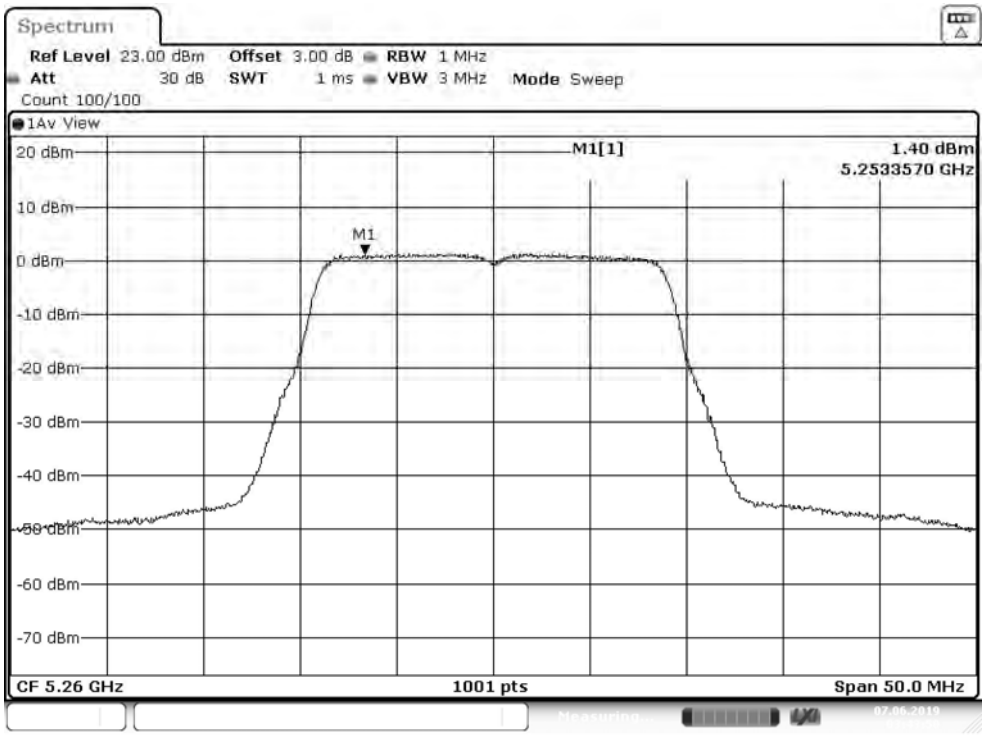

**Channel 60:**

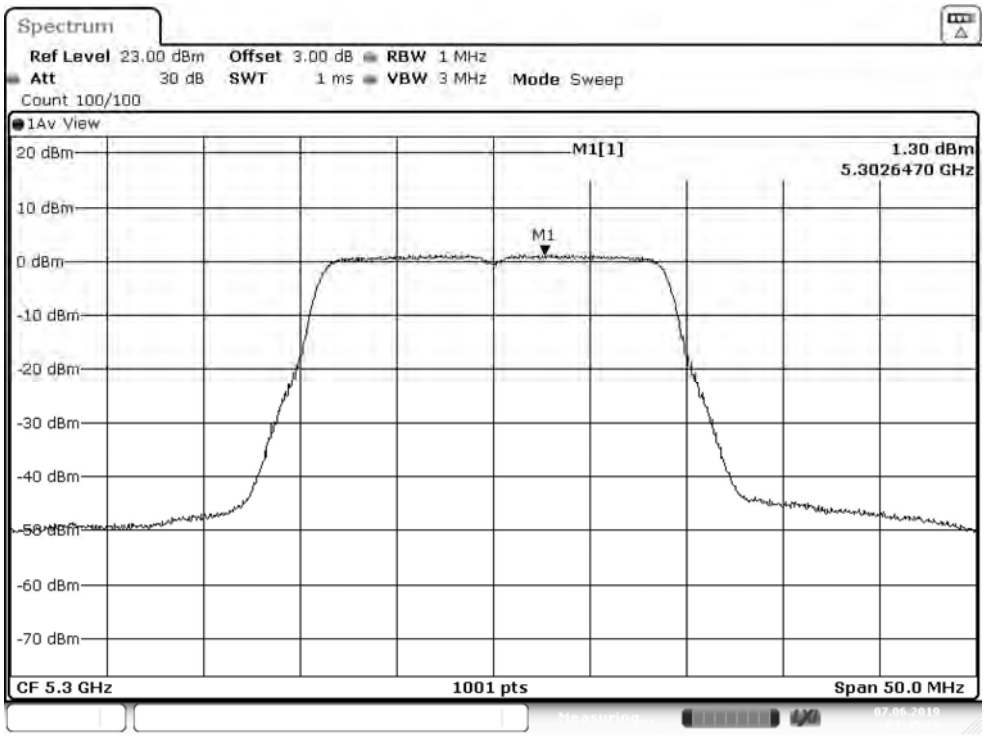


**Channel 64:**

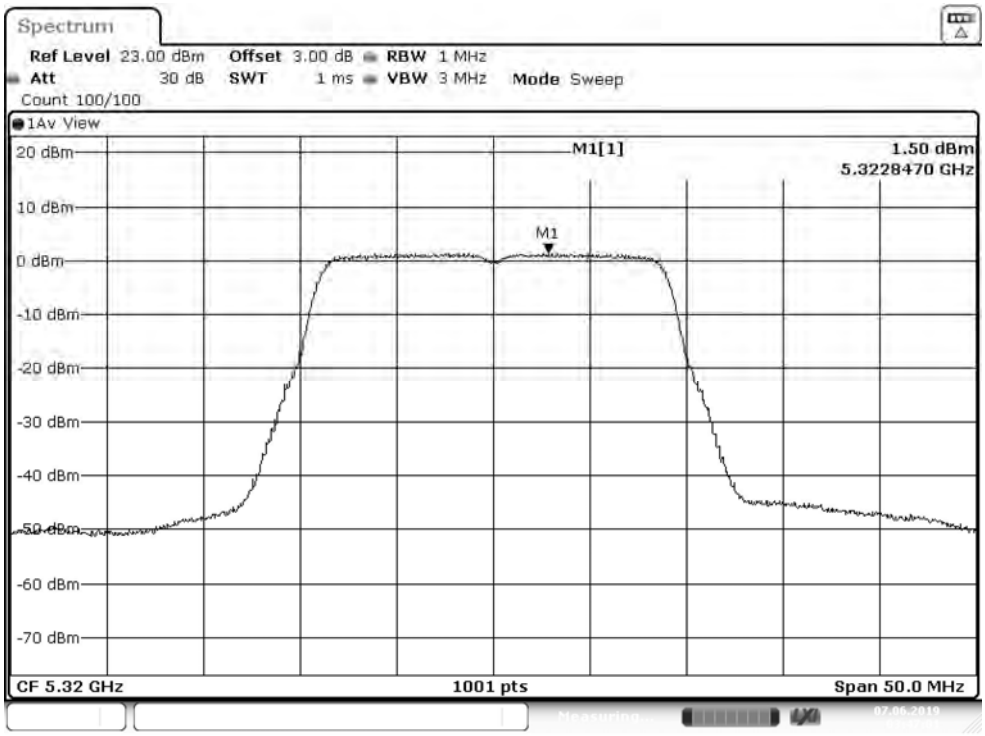

**Channel 100:**

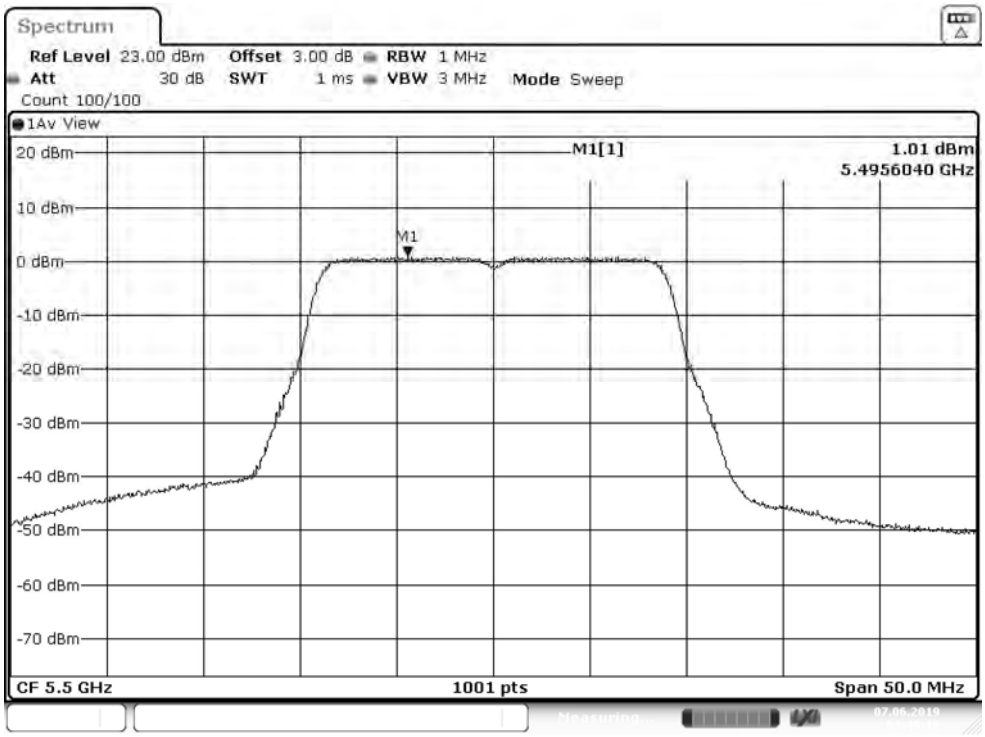


**Channel 116:**

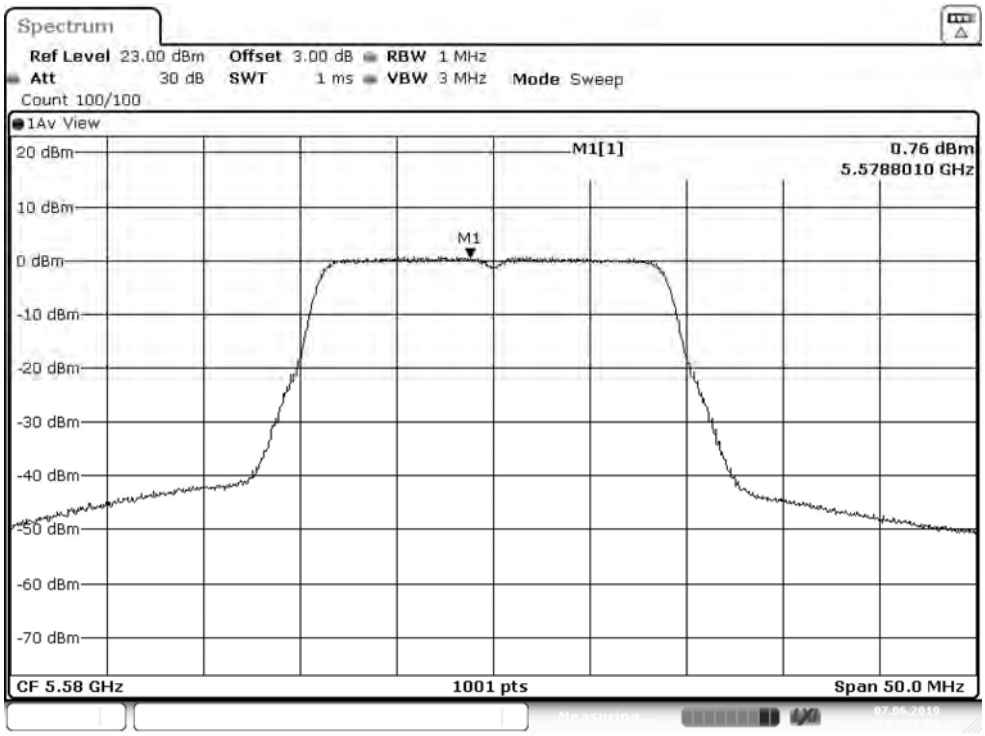

**Channel 140:**

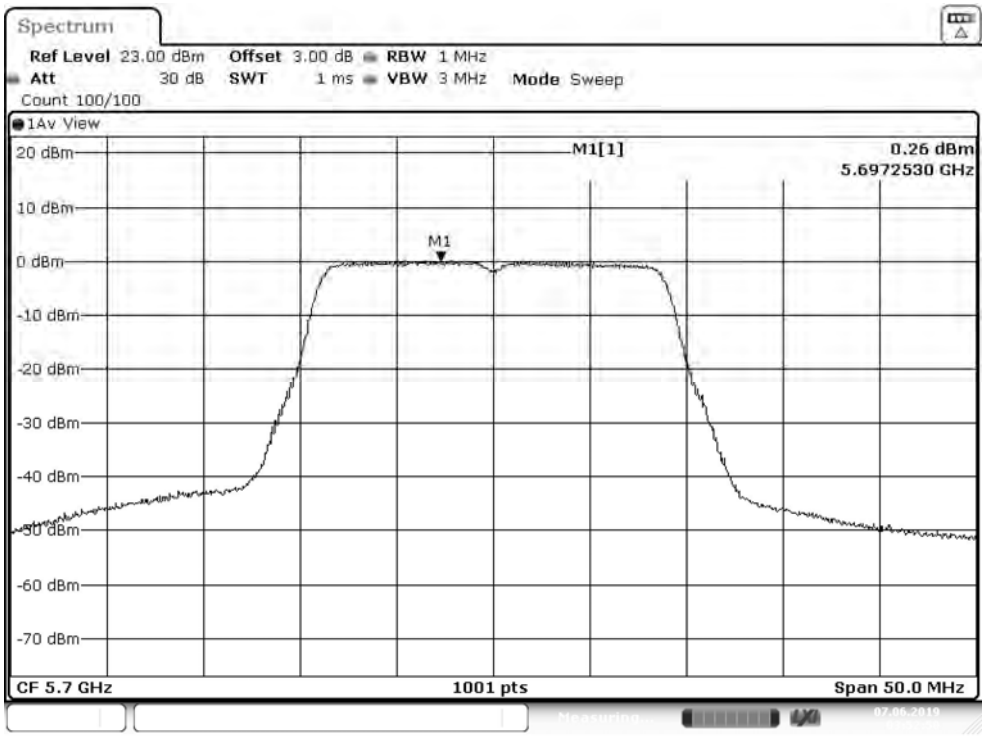


**Channel 149**

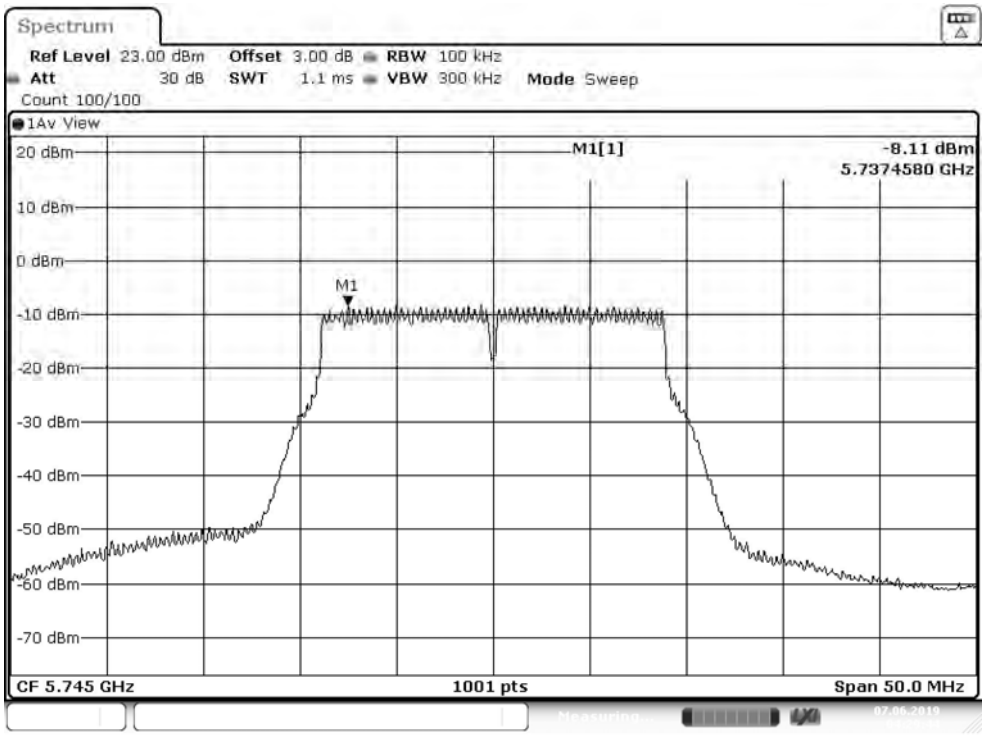

**Channel 157**

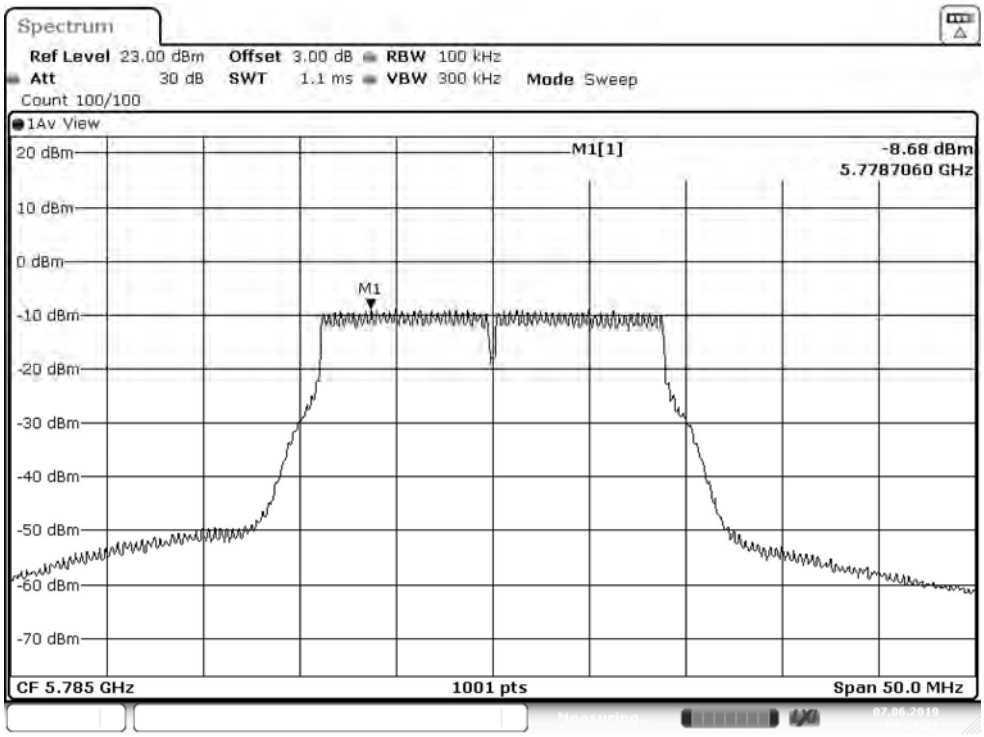


**Channel 165**

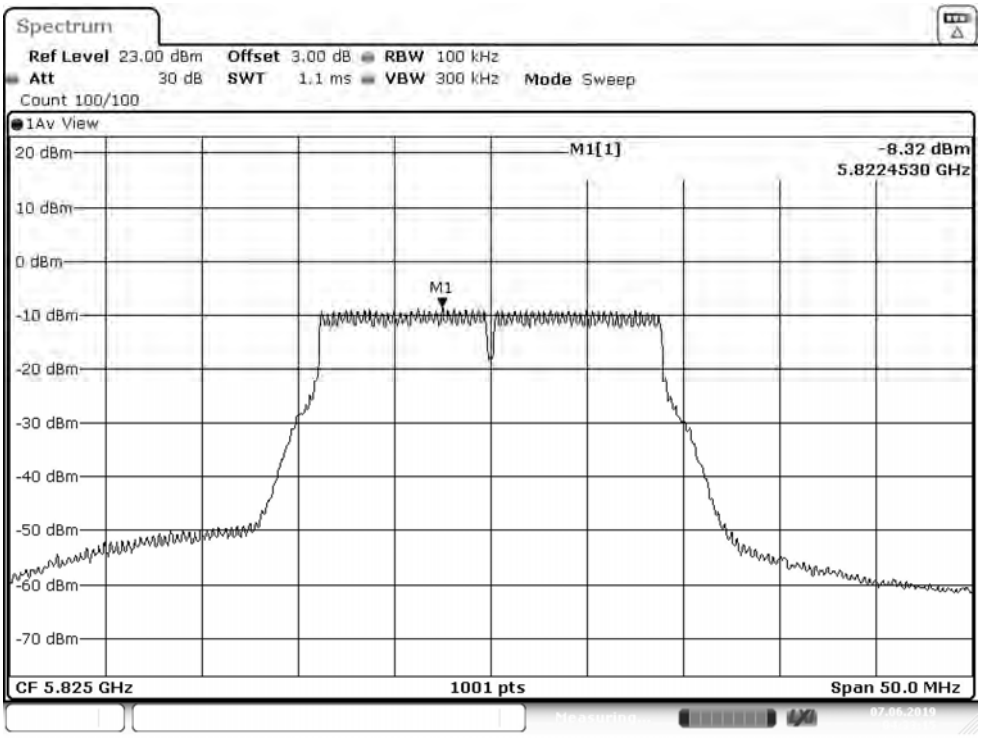

Product : Intelligent Robot
Test Item : Peak Power Spectral Density
Test Mode : Mode 3: Transmit (802.11n-40BW 15Mbps)
Test Date : 2019/06/18

| Channel Number | Frequency (MHz) | Data Rata (Mbps) | Measurement Level (dBm) | Required Limit (dBm) | Result |
|---|---|---|---|---|---|
| 38 | 5190 | 15 | -1.84 | 11 | Pass |
| 46 | 5230 | 15 | -1.71 | 11 | Pass |
| 54 | 5270 | 15 | -1.17 | 11 | Pass |
| 62 | 5310 | 15 | -1.39 | 11 | Pass |
| 102 | 5510 | 15 | -3.65 | 11 | Pass |
| 110 | 5550 | 15 | -3.70 | 11 | Pass |
| 134 | 5670 | 15 | -4.26 | 11 | Pass |

| Channel Number | Frequency (MHz) | Data Rata (Mbps) | PPSD (dBm) | BWCF (dB) | Total PPSD (dBm) | Required Limit (dBm) | Result |
|---|---|---|---|---|---|---|---|
| 151 | 5755 | 15 | -13.18 | 6.98 | -6.20 | <30 | Pass |
| 159 | 5795 | 15 | -13.42 | 6.98 | -6.44 | <30 | Pass |

**Channel 38**

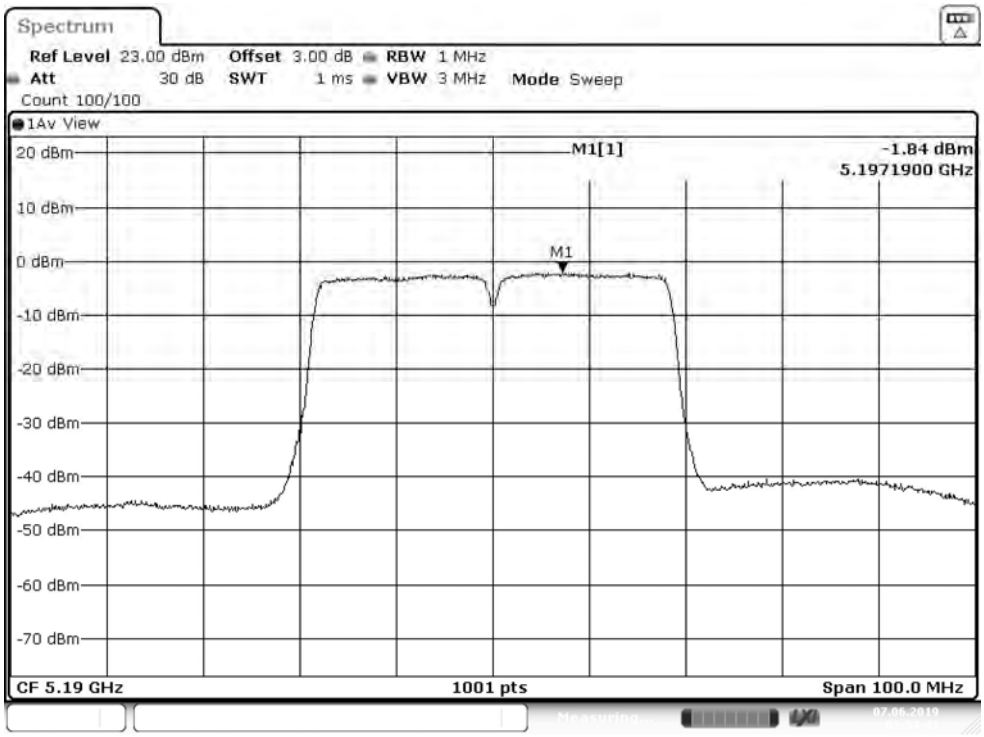


**Channel 46**

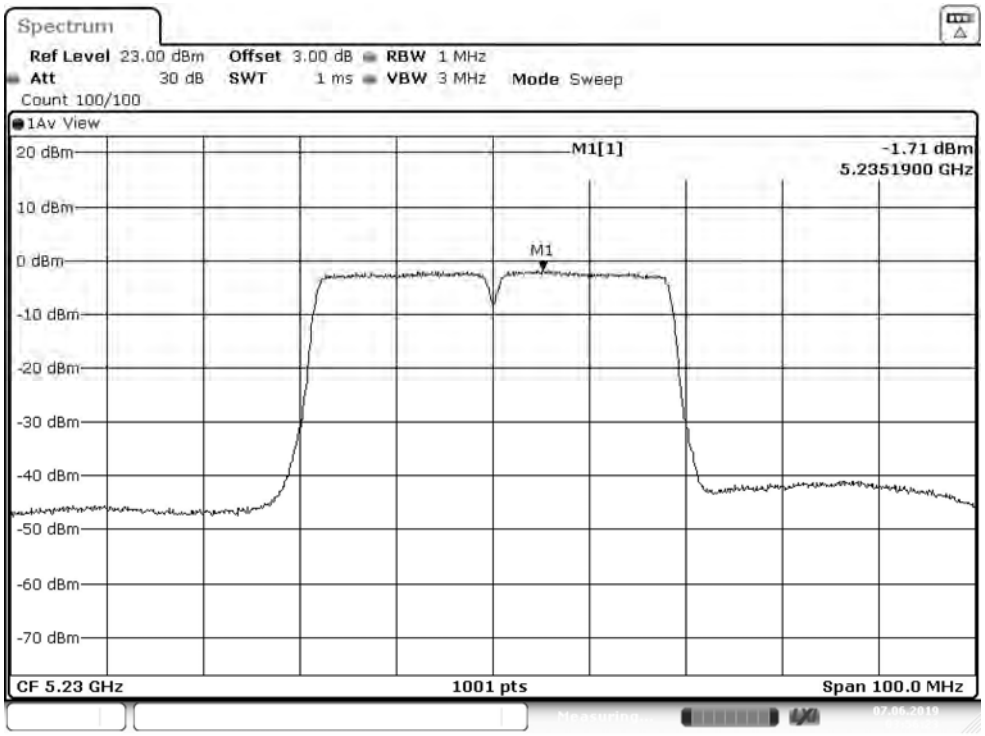

**Channel 54**

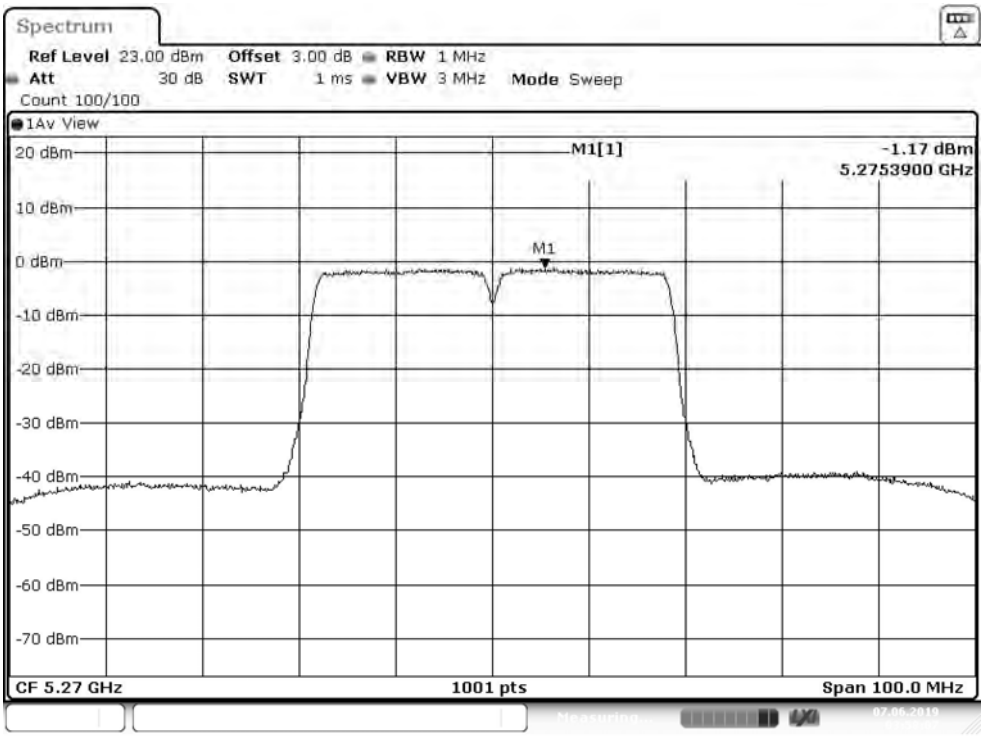


**Channel 62**

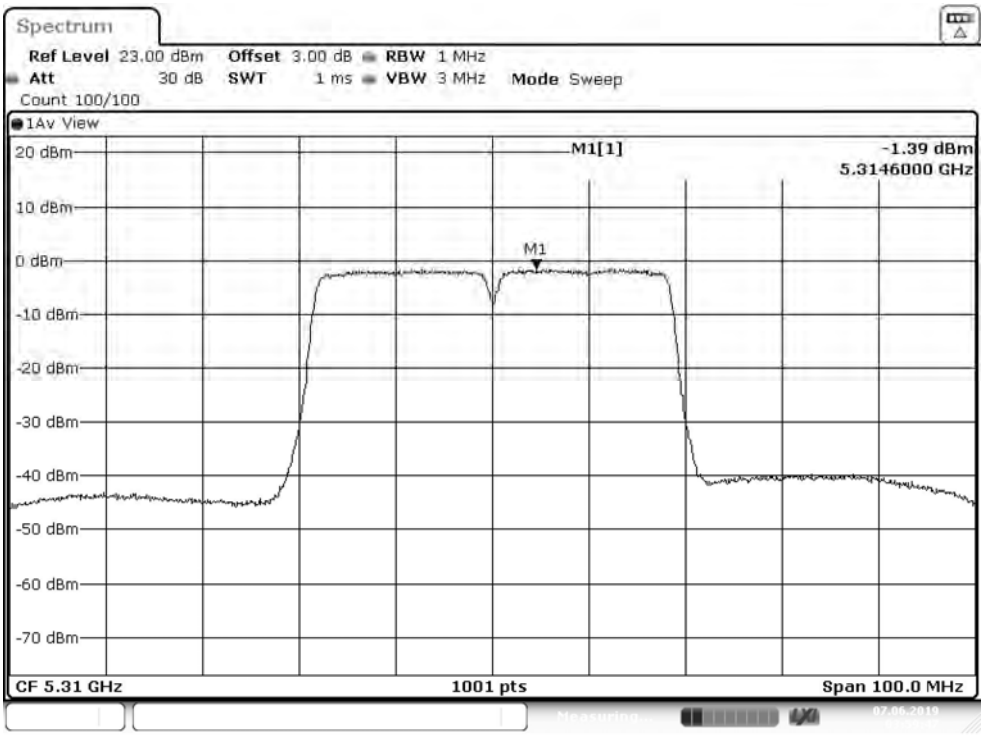

**Channel 102**

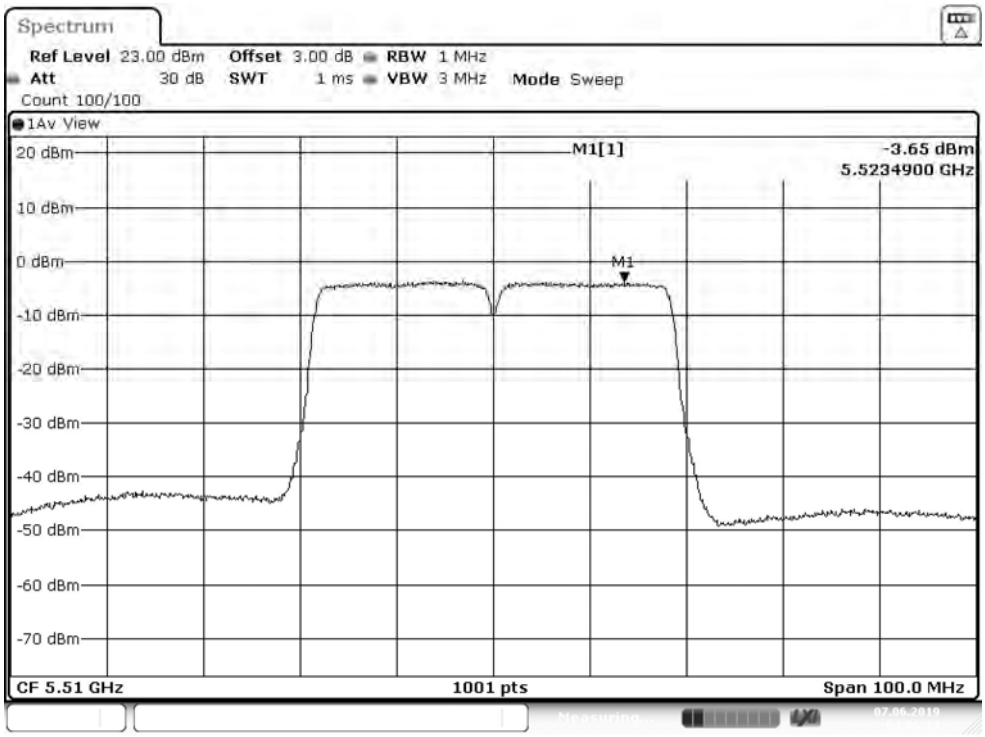


**Channel 110**

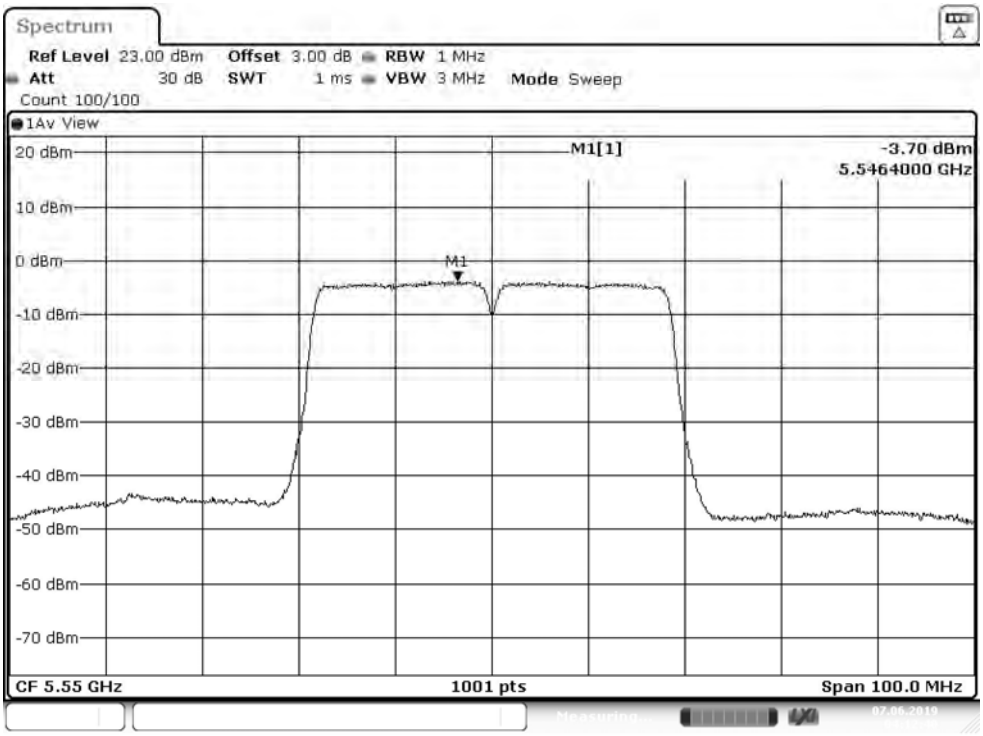

**Channel 134**

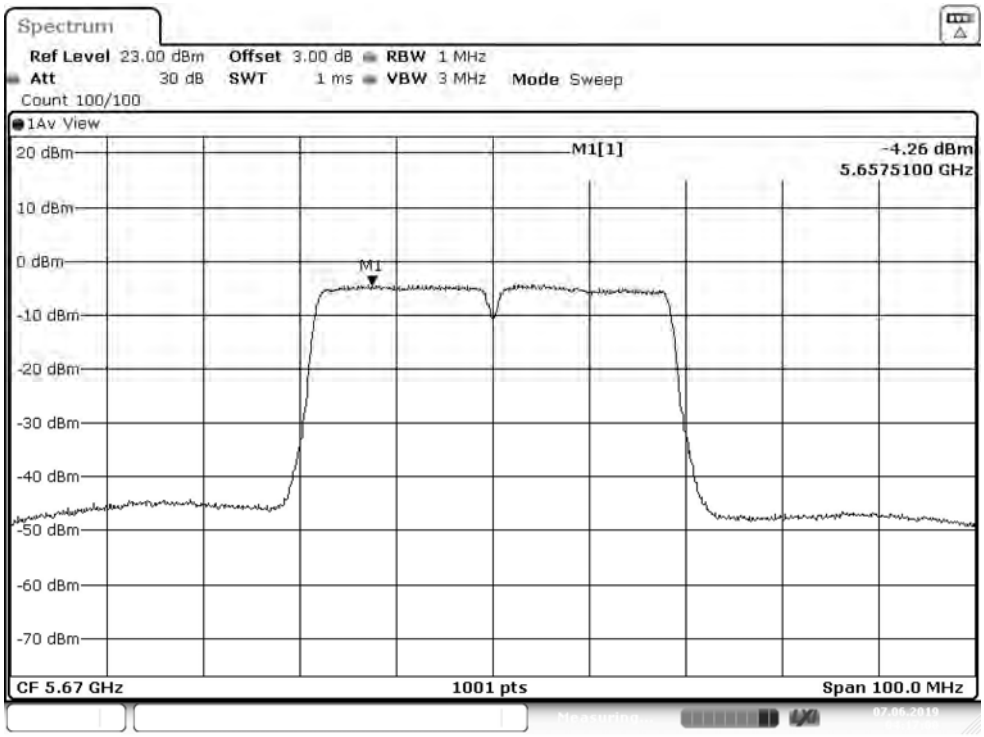


**Channel 151**

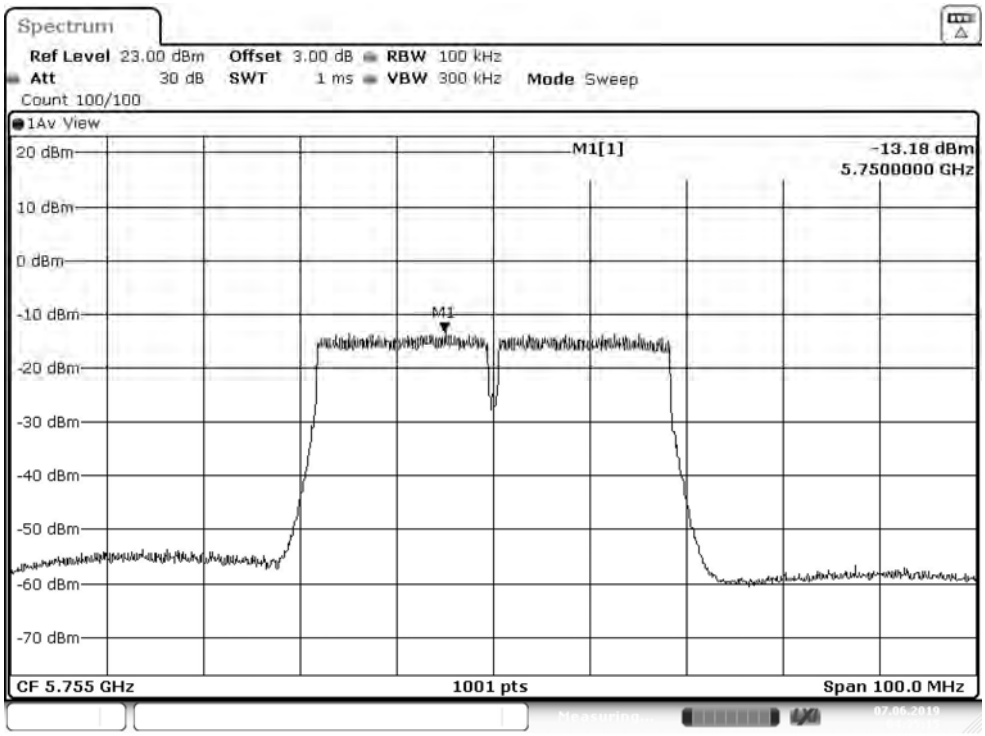

**Channel 159**

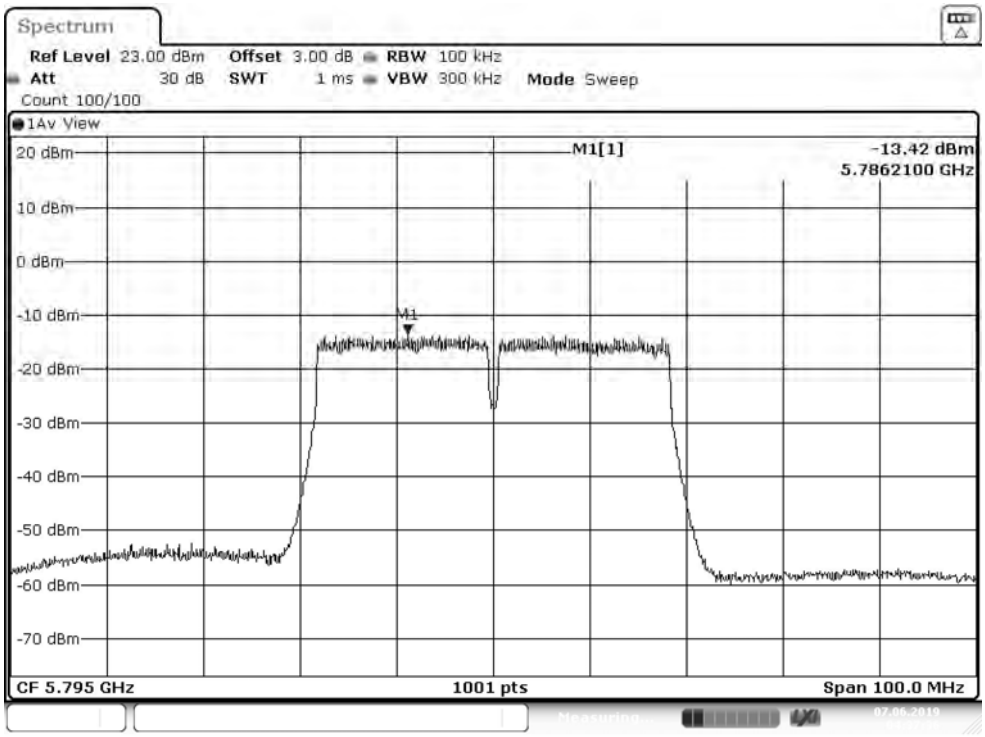
Spectrum
Ref Level 23.00 dBm Offset 3.00 dB RBW 100 kHz
Att 30 dB SWT 1 ms VBW 300 kHz Mode Sweep
Count 100/100
1Av View
M1[1] -13.42 dBm
5.7862100 GHz
20 dBm
10 dBm
0 dBm
-10 dBm
-20 dBm
-30 dBm
-40 dBm
-50 dBm
-60 dBm
-70 dBm
CF 5.795 GHz
1001 pts
Span 100.0 MHz

Product : Intelligent Robot
Test Item : Peak Power Spectral Density
Test Mode : Mode 4: Transmit (802.11ac-20BW 7.2Mbps)
Test Date : 2019/06/18

| Channel Number | Frequency (MHz) | PPSD (dBm) | BWCF (dB) | Total PPSD (dBm)1 | Required Limit (dBm) | Result |
|---|---|---|---|---|---|---|
| 144(U-NII-2C) | 5720 | 0.14 | -- | 0.14 | <11 | Pass |
| 144(U-NII-3) | 5720 | -8.52 | 6.98 | -1.54 | <30 | Pass |

**Channel 144 (U-NII-2C)**

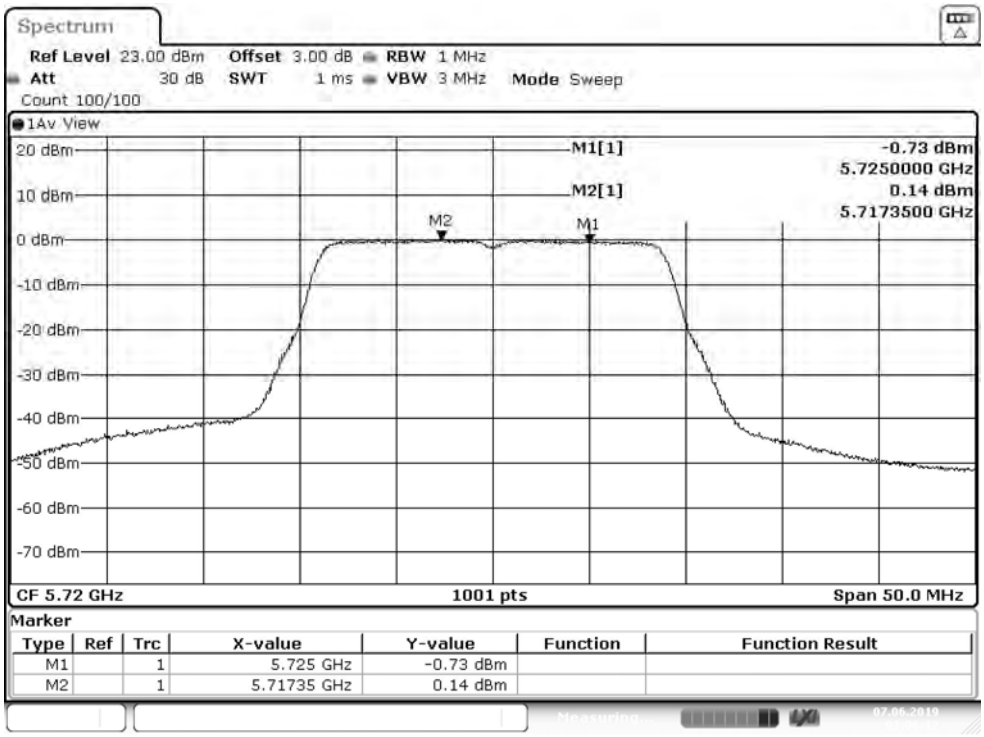

**Channel 144 (U-NII-3)**

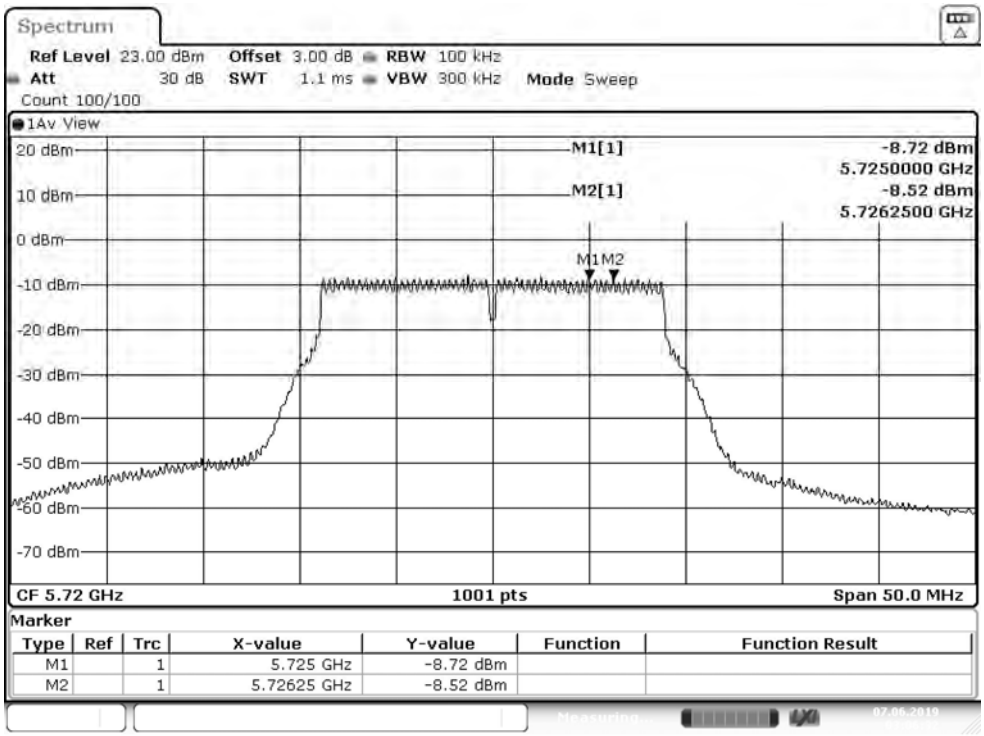

Product : Intelligent Robot
Test Item : Peak Power Spectral Density
Test Mode : Mode 5: Transmit (802.11ac-40BW 15Mbps)
Test Date : 2019/06/18

| Channel Number | Frequency (MHz) | PPSD (dBm) | BWCF (dB) | Total PPSD (dBm)1 | Required Limit (dBm) | Result |
|---|---|---|---|---|---|---|
| 142(U-NII-2C) | 5710 | -4.32 | -- | -4.32 | <11 | Pass |
| 142(U-NII-3) | 5710 | -13.17 | 6.98 | -6.19 | <30 | Pass |

**Channel 142 (U-NII-2C)**

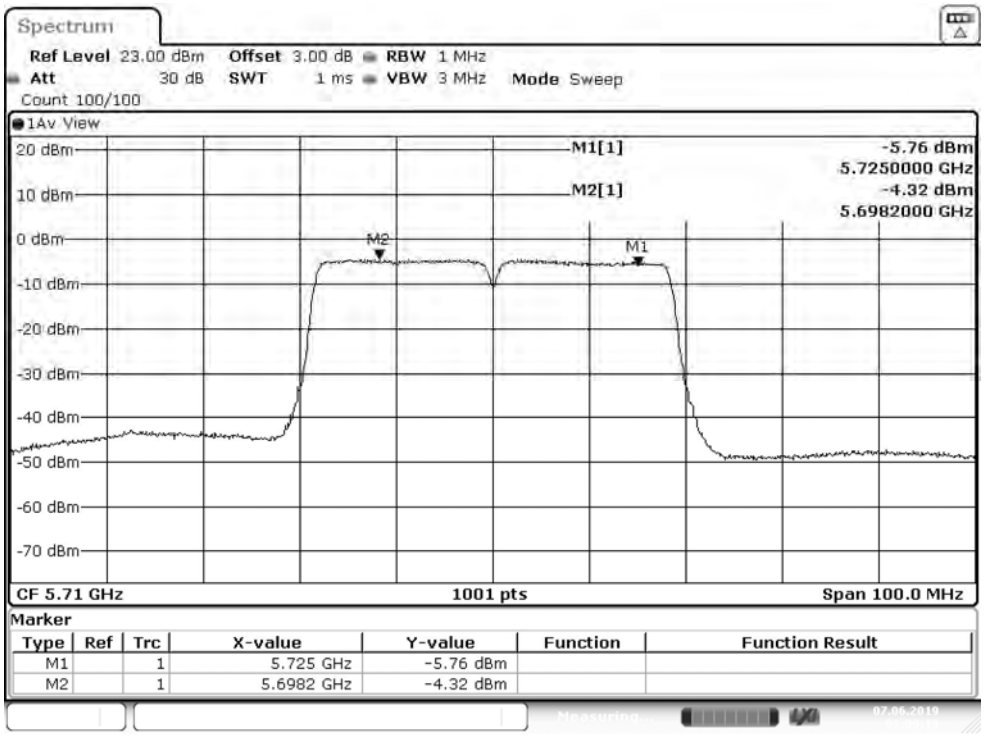

**Channel 142 (U-NII-3)**

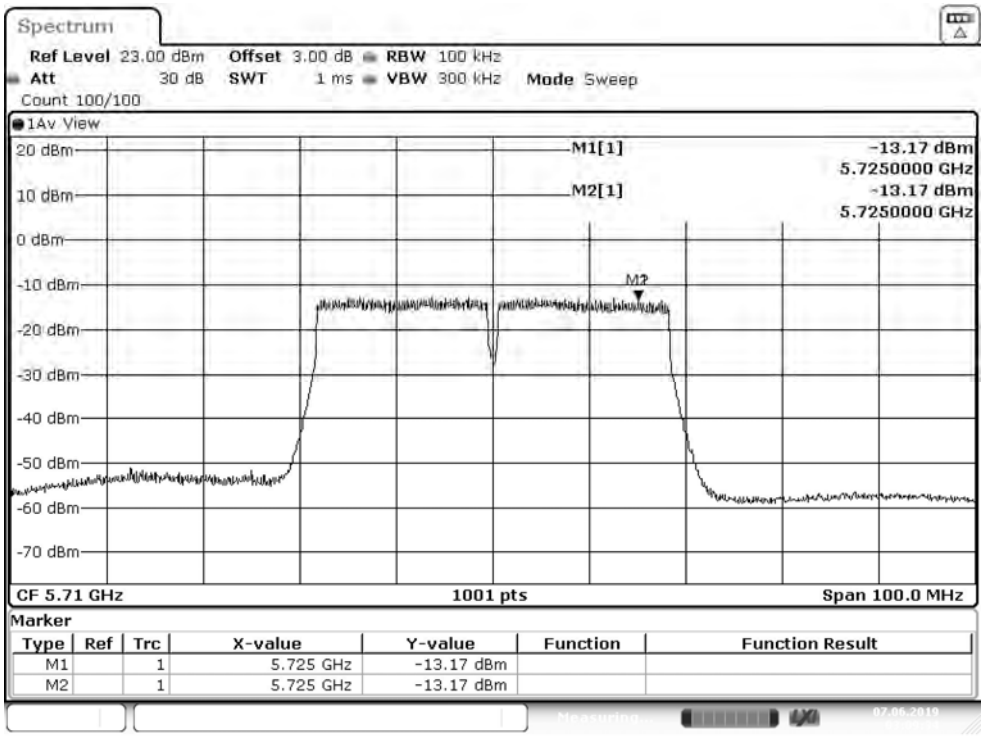

Product : Intelligent Robot
Test Item : Peak Power Spectral Density
Test Mode : Mode 6: Transmit (802.11ac-80BW 32.5Mbps)
Test Date : 2019/06/18

| Channel Number | Frequency (MHz) | PPSD (dBm) | BWCF (dB) | Total PPSD (dBm)1 | Result |
|---|---|---|---|---|---|
| 42 | 5210 | -5.01 | -- | -5.01 | <11 |
| 58 | 5290 | -5.13 | -- | -5.13 | <11 |
| 106 | 5530 | -6.58 | -- | -6.58 | <11 |
| 122 | 5610 | -6.97 | -- | -6.97 | <11 |
| 138(U-NII-2C) | 5690 | -7.03 | -- | -7.03 | <11 |
| 138(U-NII-3) | 5690 | -17.24 | 6.98 | -10.26 | <30 |
| 155 | 5775 | -13.49 | 6.98 | -6.51 | <30 |

.

**Channel 42**

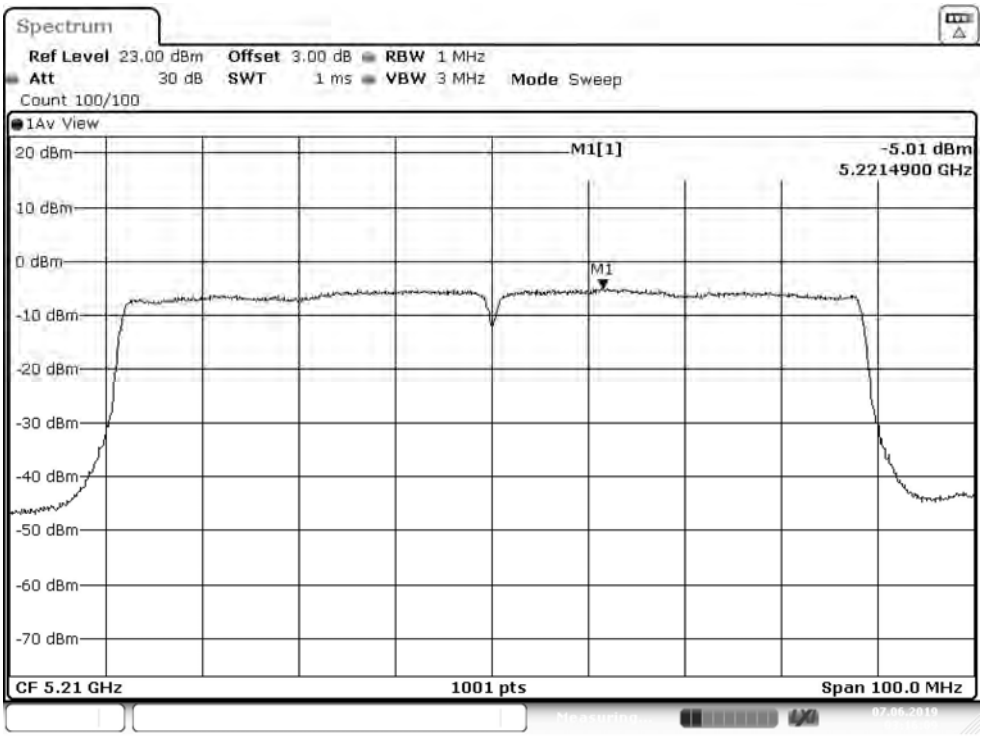


**Channel 58**

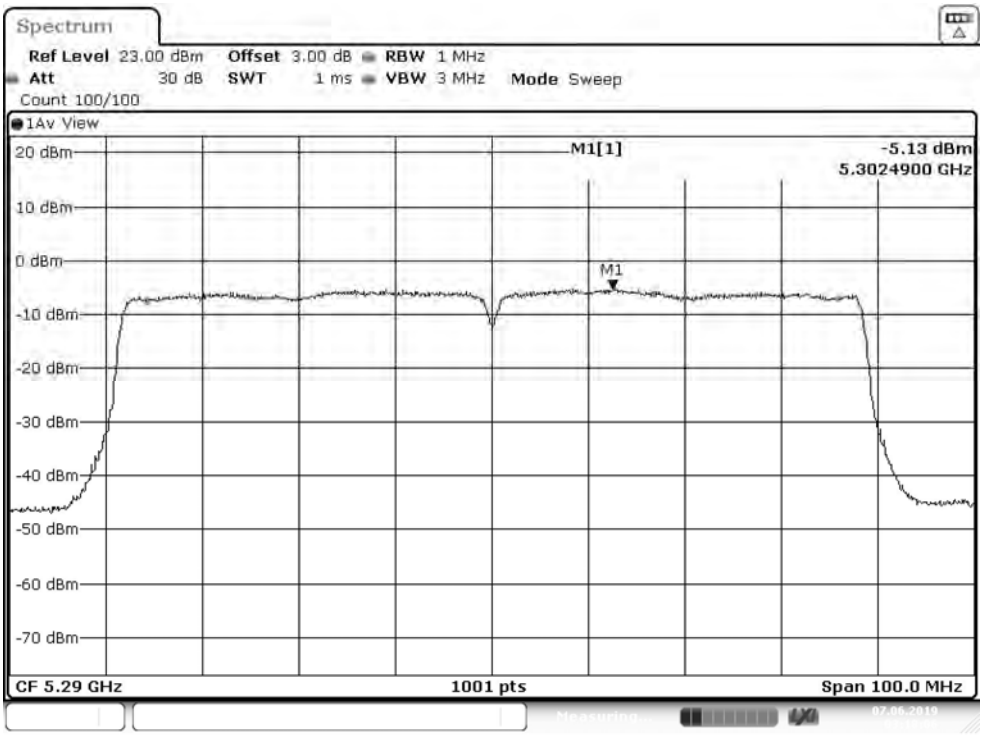

**Channel 106**

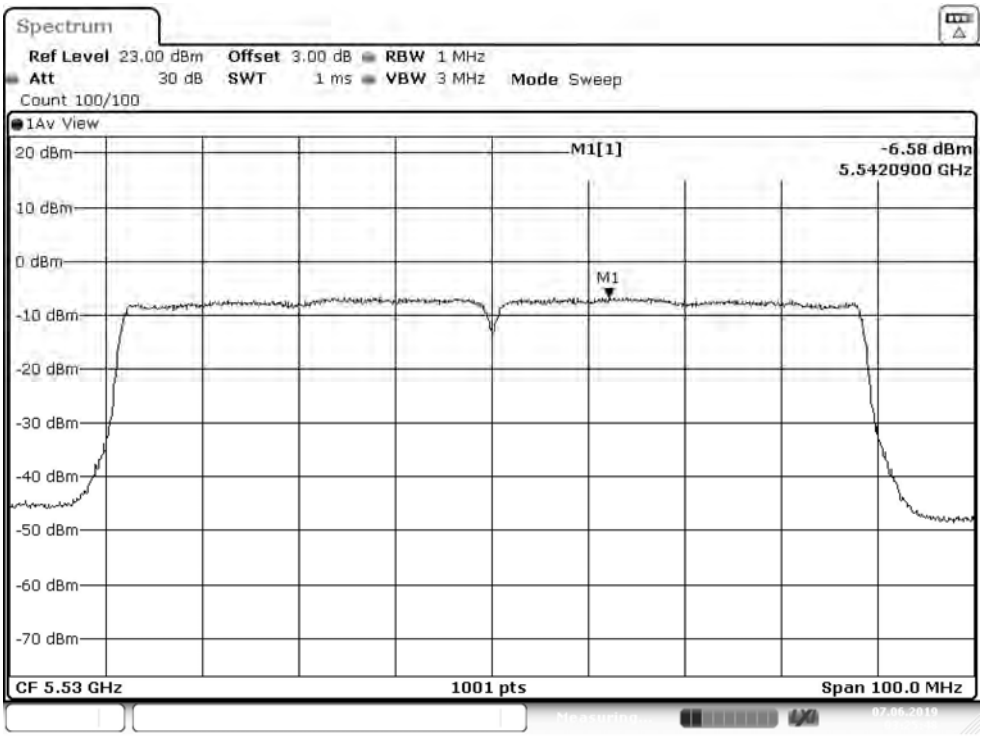


**Channel 122**

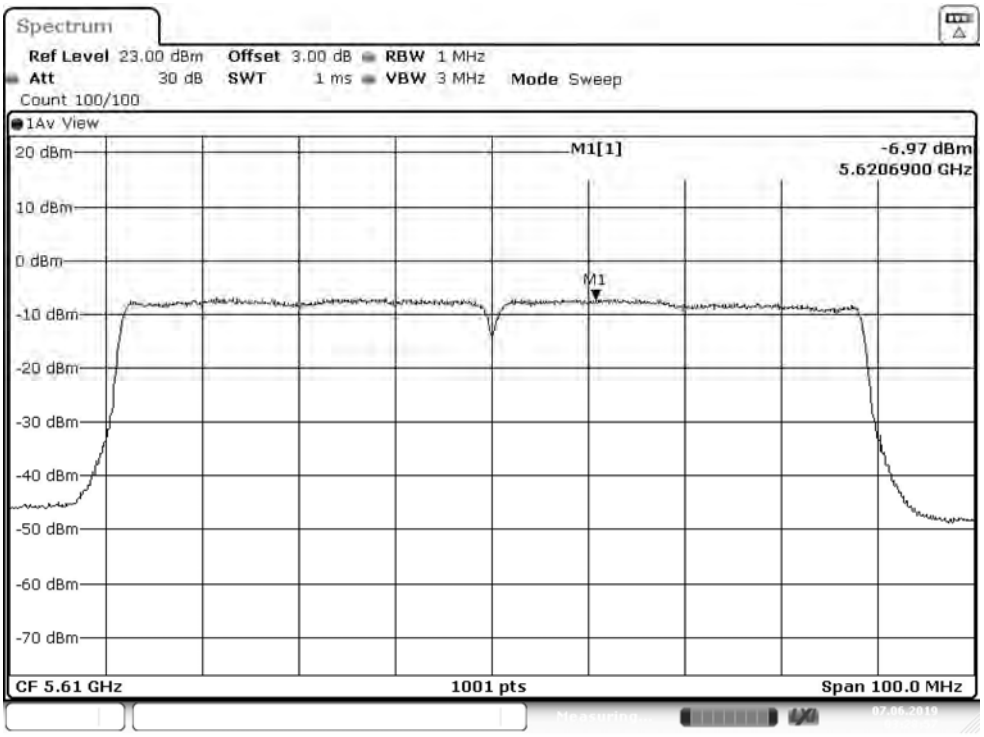

**Channel 138 (U-NII-2C)**

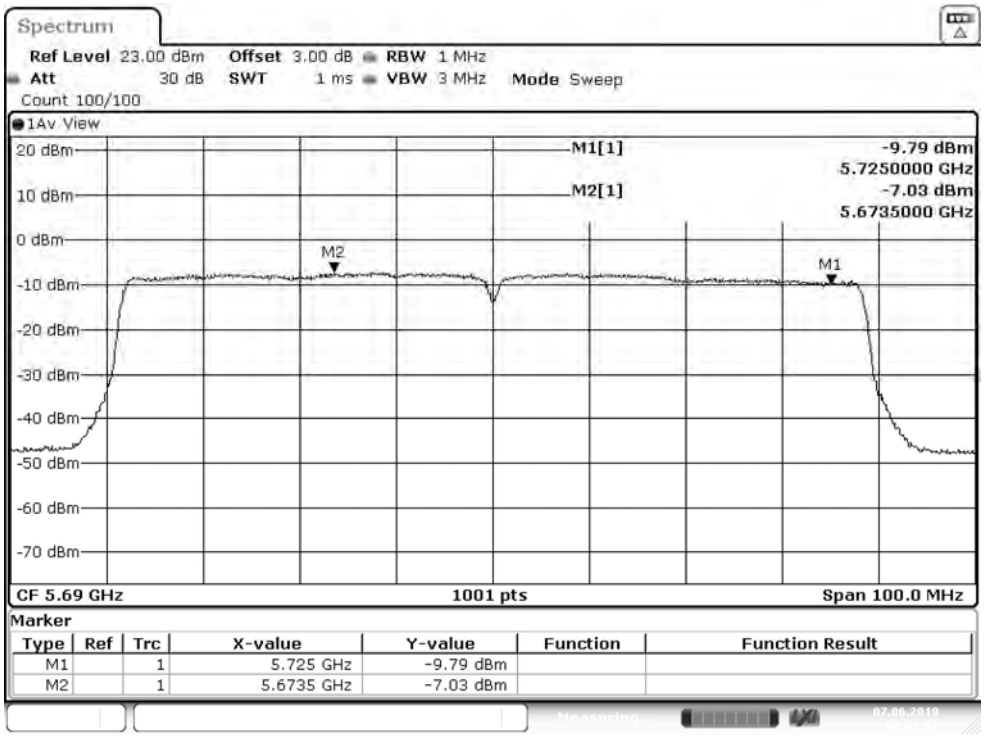


**Channel 138 (U-NII-3)**

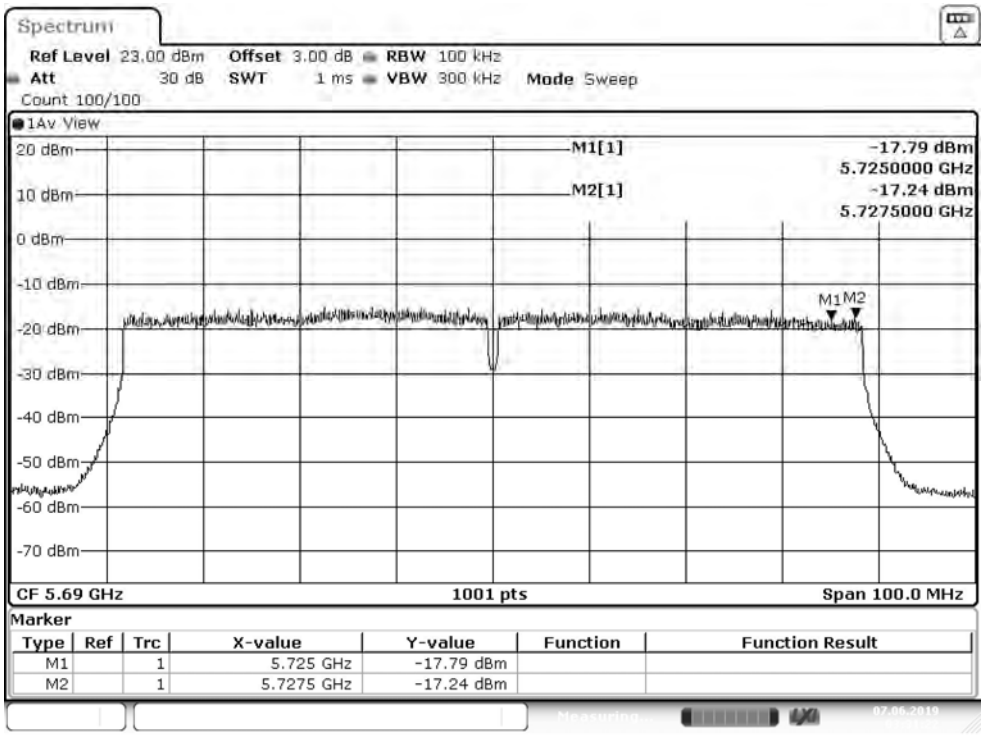

**Channel 155**

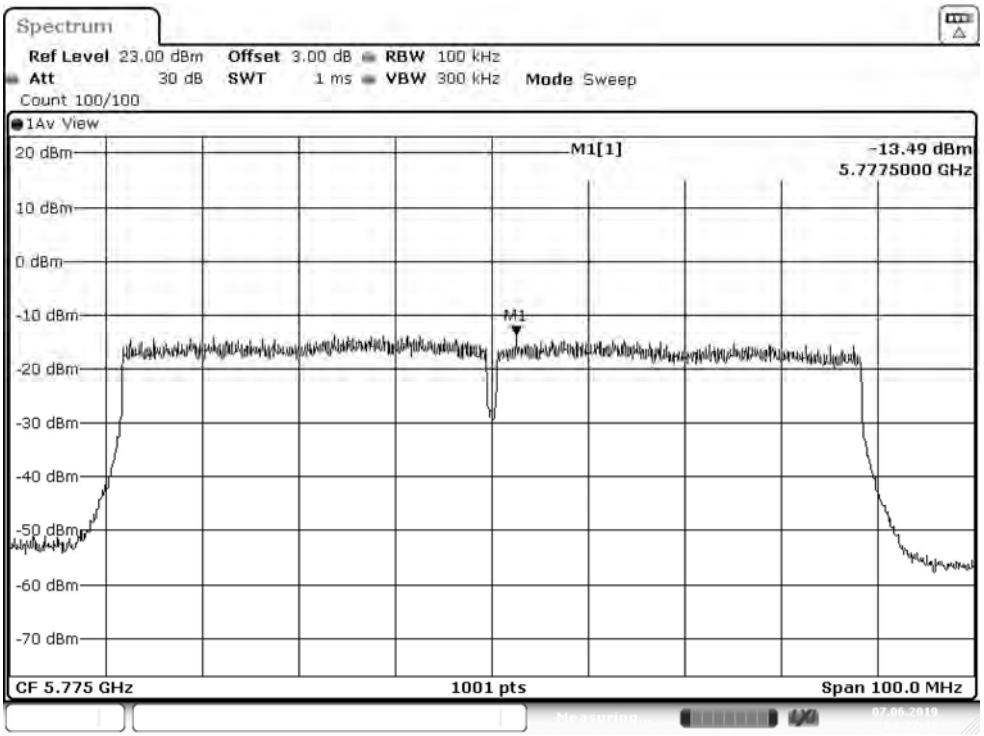
Spectrum
Ref Level 23.00 dBm Offset 3.00 dB RBW 100 kHz
Att 30 dB SWT 1 ms VBW 300 kHz Mode Sweep
Count 100/100
1Av View
M1[1]
-13.49 dBm
5.7775000 GHz
20 dBm
10 dBm
0 dBm
-10 dBm
-20 dBm
-30 dBm
-40 dBm
-50 dBm
-60 dBm
-70 dBm
M1
CF 5.775 GHz
1001 pts
Span 100.0 MHz

# 5. Radiated Emission

## 5.1. Test Setup

Radiated Emission Under 30MHz

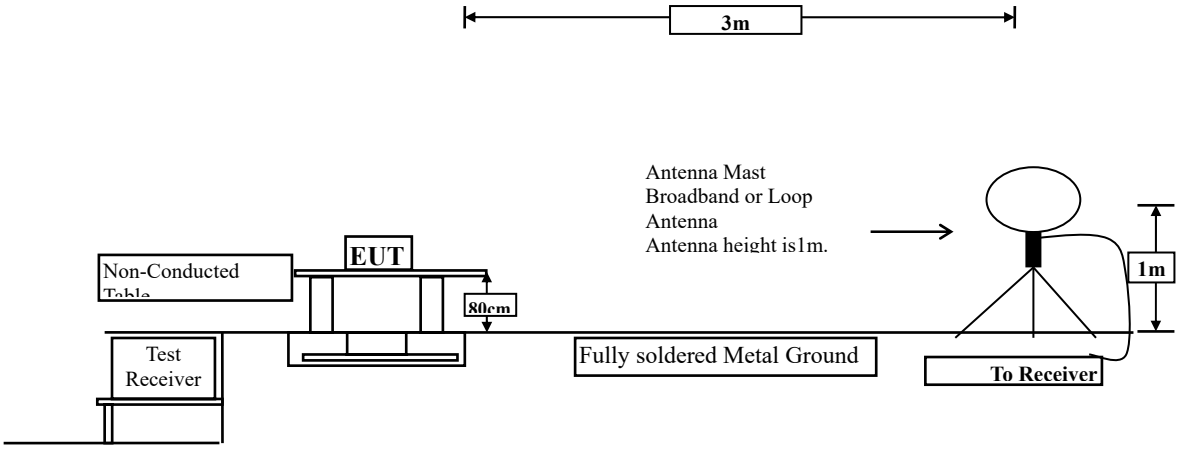


Radiated Emission Below 1GHz

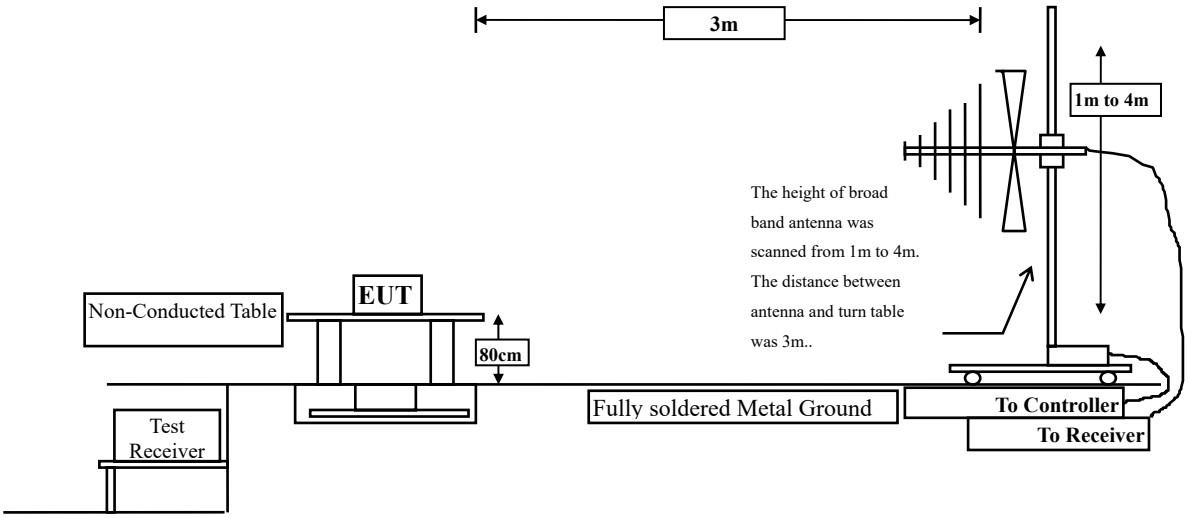


Radiated Emission Above 1GHz

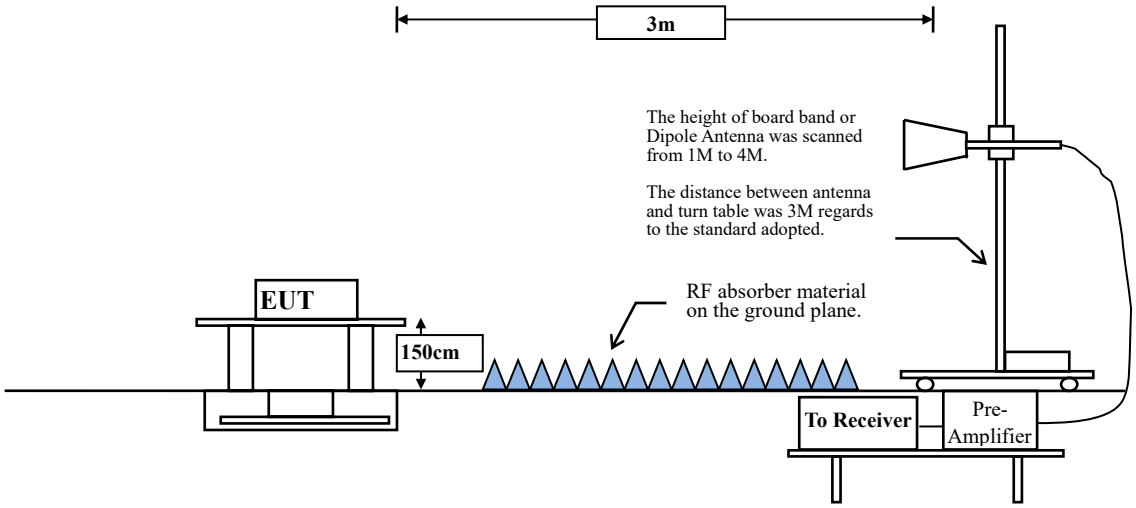

## 5.2. Limits

Emissions radiated outside of the specified frequency bands, except for harmonics, shall be attenuated by at least 20dB below the level of the fundamental or to the general radiated emission limits in paragraph 15.209, whichever is the lesser attenuation.

| **FCC Part 15 Subpart C Paragraph 15.209(a) Limits** | | |
|---|---|---|
| Frequency MHz | Field strength (microvolts/meter) | Measurement distance (meter) |
| 0.009-0.490 | 2400/F(kHz) | 300 |
| 0.490-1.705 | 24000/F(kHz) | 30 |
| 1.705-30 | 30 | 30 |
| 30-88 | 100 | 3 |
| 88-216 | 150 | 3 |
| 216-960 | 200 | 3 |
| Above 960 | 500 | 3 |

Remarks: E field strength (dBμV/m) = 20 log E field strength (uV/m)

## 5.3. Test Procedure

The EUT was setup according to ANSI C63.10, 2013 and tested according to FCC KDB-789033 test procedure for compliance to FCC 47CFR 15. 407 requirements.
Measuring the frequency range below 1GHz, the EUT is placed on a turn table which is 0.8 meter above ground,when measuring the frequency range above 1GHz, the EUT is placed on a turn table which is 1.5 meter above ground.
The turn table is rotated 360 degrees to determine the position of the maximum emission level.
The EUT was positioned such that the distance from antenna to the EUT was 3 meters.
The antenna is scanned between 1 meter and 4 meters to find out the maximum emission level. This is repeated for both horizontal and vertical polarization of the antenna. In order to find the maximum emission, all of the interface cables were manipulated according to ANSI C63.10: 2013 on radiated measurement.
The resolution bandwidth below 30MHz setting on the field strength meter is 9kHz and 30MHz~1GHz is 120kHz and above 1GHz is 1MHz.
Radiated emission measurements below 30MHz are made using Loop Antenna and 30MHz~1GHz are made using broadband Bilog antenna and above 1GHz are made using Horn Antennas.
The measurement is divided into the Preliminary Measurement and the Final Measurement.
The suspected frequencies are searched for in Preliminary Measurement with the measurement antenna kept pointed at the source of the emission both in azimuth and elevation, with the polarization of the antenna oriented for maximum response. The antenna is pointed at an angle towards the source of the emission, and the EUT is rotated in both height and polarization to maximize the measured emission. The emission is kept within the illumination area of the 3 dB bandwidth of the antenna.
The measurement frequency range form 9kHz - 10th Harmonic of fundamental was investigated.

**RBW and VBW Parameter setting:**

According to KDB 789033 section II.G.5 Procedure for Unwanted Maximum Emissions Measurements above 1000 MHz.

RBW = 1MHz.

VBW ≥ 3MHz.

According to KDB 789033 section II.G.6 Procedures for Average Unwanted Emissions Measurements above 1000 MHz.

RBW = 1MHz.

VBW = 10Hz, when duty cycle ≥ 98 %

VBW ≥ 1/T, when duty cycle < 98 %

( T refers to the minimum transmission duration over which the transmitter is on and is transmitting at its maximum power control level for the tested mode of operation.)

| 5GHz band | Duty Cycle (%) | T (ms) | 1/T (Hz) | VBW (Hz) |
|---|---|---|---|---|
| 802.11a | 94.12 | 1.4400 | 694 | 1k |
| 802.11n20 | 94.08 | 1.3500 | 741 | 1k |
| 802.11n40 | 87.60 | 0.6780 | 1475 | 2k |
| 802.11ac20 | 93.80 | 1.3562 | 737 | 1k |
| 802.11ac40 | 87.73 | 0.6762 | 1479 | 2k |
| 802.11ac80 | 78.75 | 0.3410 | 2933 | 3k |

Note: Duty Cycle Refer to Section 8

## 5.4. Uncertainty

Horizontal polarization：

30-300MHz: ±4.08dB；300M-1GHz: ±3.86dB；1-18GHz: ±3.77dB；18-40GHz: ±3.98dB

Vertical polarization：

30-300MHz: ±4.81dB；300M-1GHz: ±3.87dB；1-18GHz：±3.83dB；18-40GHz: ±3.98dB

## 5.5. Test Result of Radiated Emission

Product : Intelligent Robot
Test Item : Harmonic Radiated Emission Data
Test Mode : Mode 1: Transmit (802.11a 6Mbps) (5180MHz)
Test Date : 2019/06/26

**Horizontal**

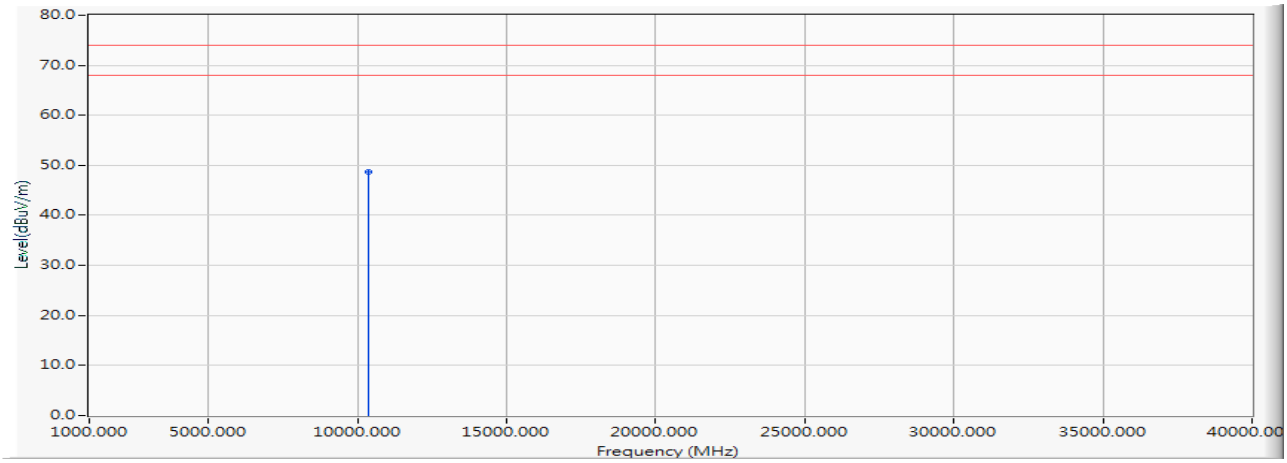


| | | Frequency (MHz) | Correct Factor (dB) | Reading Level (dBuV) | Measure Level (dBuV/m) | Margin (dB) | Limit (dBuV/m) | Detector Type |
|---|---|---|---|---|---|---|---|---|
| 1 | * | 10360.000 | 0.180 | 48.530 | 48.710 | -25.290 | 74.000 | PEAK |

Note:

1. All Readings below 1GHz are Quasi-Peak, above 1GHz are performed with peak and/or average measurements as necessary.
2. Measurement Level = Reading Level + Correct Factor.
3. Correct Factor = Antenna factor + Cable loss –Amplifier gain.
4. The average measurement was not performed when the peak measured data under the limit of average detection.
5. The emission levels of other frequencies are very lower than the limit and not show in test report.

| | | |
|---|---|---|
| Product | : | Intelligent Robot |
| Test Item | : | Harmonic Radiated Emission Data |
| Test Mode | : | Mode 1: Transmit (802.11a 6Mbps) (5180MHz) |
| Test Date | : | 2019/06/26 |

**Vertical**

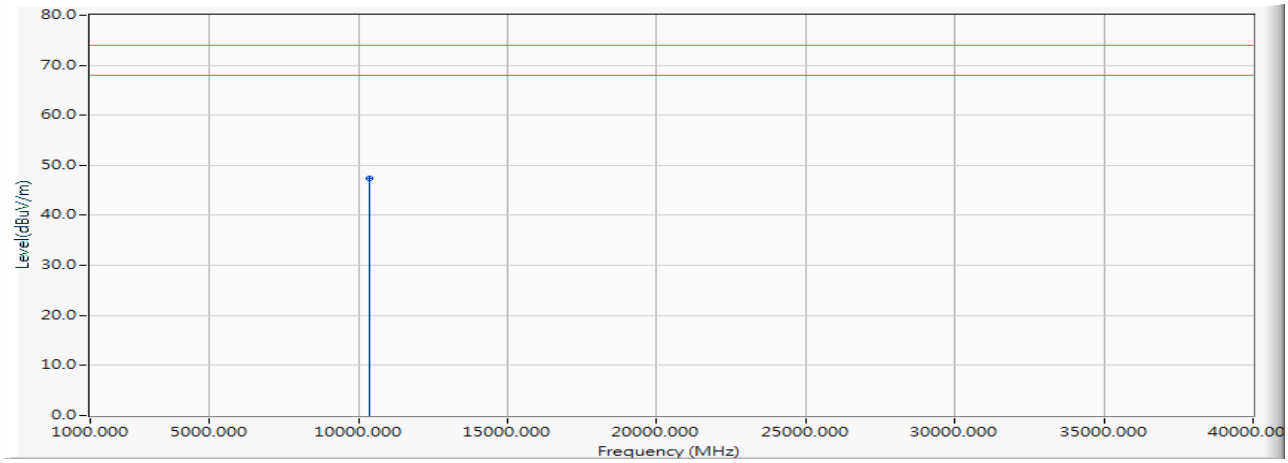


| | | Frequency (MHz) | Correct Factor (dB) | Reading Level (dBuV) | Measure Level (dBuV/m) | Margin (dB) | Limit (dBuV/m) | Detector Type |
|---|---|---|---|---|---|---|---|---|
| 1 | * | 10360.000 | 0.180 | 47.230 | 47.410 | -26.590 | 74.000 | PEAK |

Note:

1. All Readings below 1GHz are Quasi-Peak, above 1GHz are performed with peak and/or average measurements as necessary.
2. Measurement Level = Reading Level + Correct Factor.
3. Correct Factor = Antenna factor + Cable loss –Amplifier gain.
4. The average measurement was not performed when the peak measured data under the limit of average detection.
5. The emission levels of other frequencies are very lower than the limit and not show in test report.

Product : Intelligent Robot
Test Item : Harmonic Radiated Emission Data
Test Mode : Mode 1: Transmit (802.11a 6Mbps) (5220MHz)
Test Date : 2019/06/26

**Horizontal**

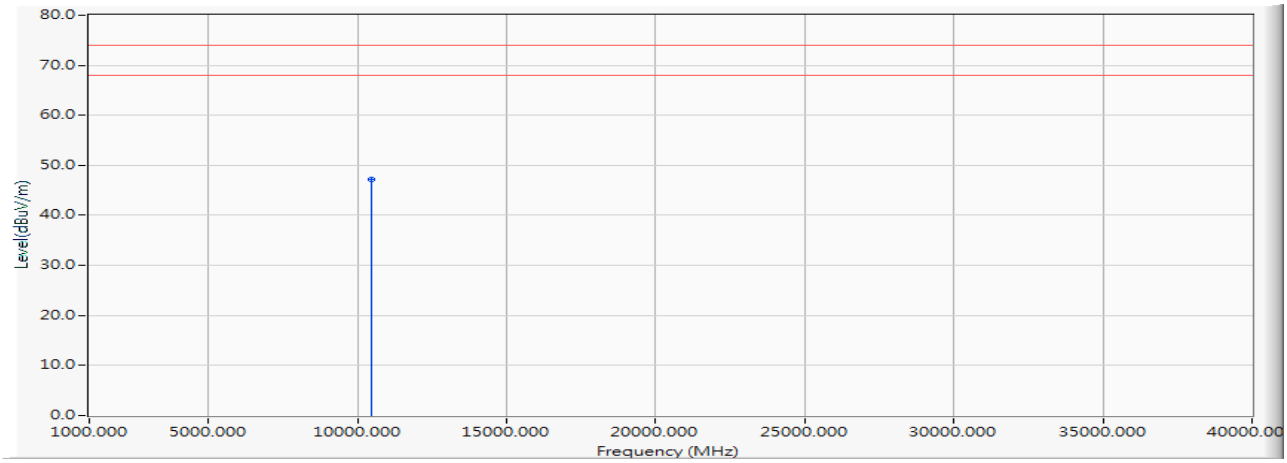


| | | Frequency (MHz) | Correct Factor (dB) | Reading Level (dBuV) | Measure Level (dBuV/m) | Margin (dB) | Limit (dBuV/m) | Detector Type |
|---|---|---|---|---|---|---|---|---|
| 1 | * | 10440.000 | 0.233 | 46.880 | 47.114 | -26.886 | 74.000 | PEAK |

Note:

1. All Readings below 1GHz are Quasi-Peak, above 1GHz are performed with peak and/or average measurements as necessary.
2. Measurement Level = Reading Level + Correct Factor.
3. Correct Factor = Antenna factor + Cable loss –Amplifier gain.
4. The average measurement was not performed when the peak measured data under the limit of average detection.
5. The emission levels of other frequencies are very lower than the limit and not show in test report.

| | | |
|---|---|---|
| Product | : | Intelligent Robot |
| Test Item | : | Harmonic Radiated Emission Data |
| Test Mode | : | Mode 1: Transmit (802.11a 6Mbps) (5220MHz) |
| Test Date | : | 2019/06/26 |

**Vertical**

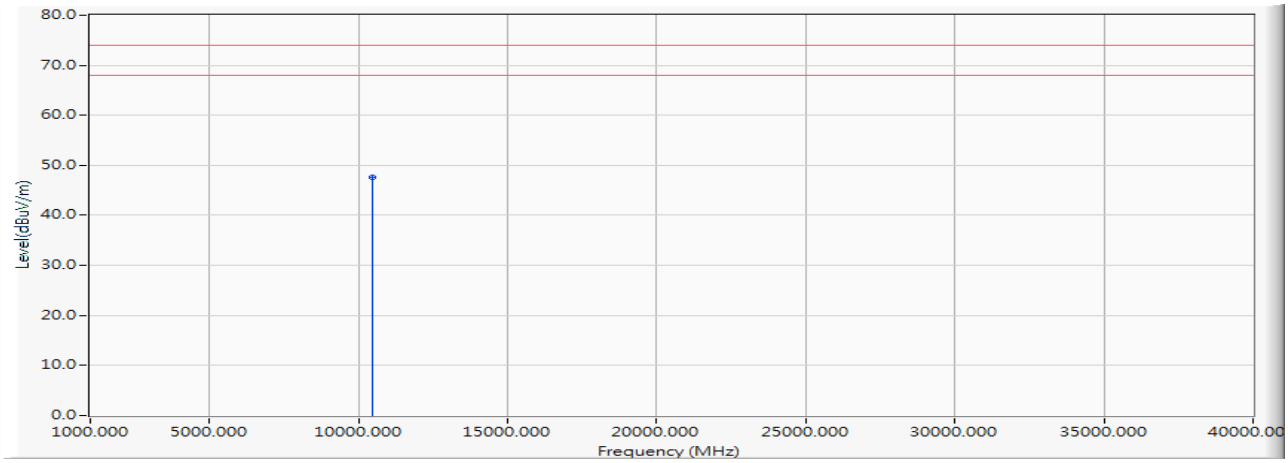


| | | Frequency (MHz) | Correct Factor (dB) | Reading Level (dBuV) | Measure Level (dBuV/m) | Margin (dB) | Limit (dBuV/m) | Detector Type |
|---|---|---|---|---|---|---|---|---|
| 1 | * | 10440.000 | 0.233 | 47.390 | 47.624 | -26.376 | 74.000 | PEAK |

Note:

1. All Readings below 1GHz are Quasi-Peak, above 1GHz are performed with peak and/or average measurements as necessary.
2. Measurement Level = Reading Level + Correct Factor.
3. Correct Factor = Antenna factor + Cable loss –Amplifier gain.
4. The average measurement was not performed when the peak measured data under the limit of average detection.
5. The emission levels of other frequencies are very lower than the limit and not show in test report.

Product : Intelligent Robot
Test Item : Harmonic Radiated Emission Data
Test Mode : Mode 1: Transmit (802.11a 6Mbps) (5240MHz)
Test Date : 2019/06/26

**Horizontal**

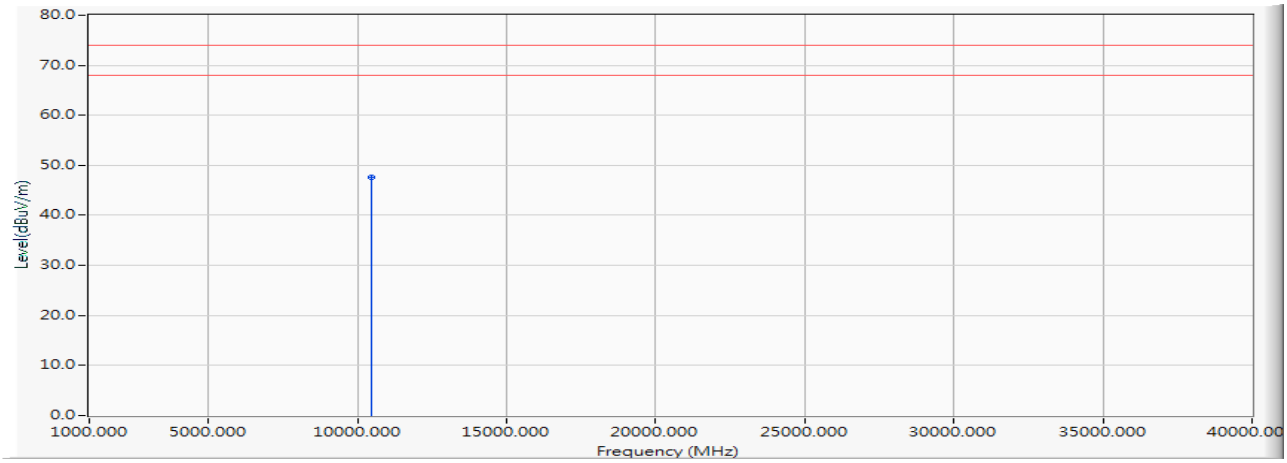


| | | Frequency (MHz) | Correct Factor (dB) | Reading Level (dBuV) | Measure Level (dBuV/m) | Margin (dB) | Limit (dBuV/m) | Detector Type |
|---|---|---|---|---|---|---|---|---|
| 1 | * | 10480.000 | 0.269 | 47.330 | 47.599 | -26.401 | 74.000 | PEAK |

Note:

1. All Readings below 1GHz are Quasi-Peak, above 1GHz are performed with peak and/or average measurements as necessary.
2. Measurement Level = Reading Level + Correct Factor.
3. Correct Factor = Antenna factor + Cable loss –Amplifier gain.
4. The average measurement was not performed when the peak measured data under the limit of average detection.
5. The emission levels of other frequencies are very lower than the limit and not show in test report.

| | | |
|---|---|---|
| Product | : | Intelligent Robot |
| Test Item | : | Harmonic Radiated Emission Data |
| Test Mode | : | Mode 1: Transmit (802.11a 6Mbps) (5240MHz) |
| Test Date | : | 2019/06/26 |

**Vertical**

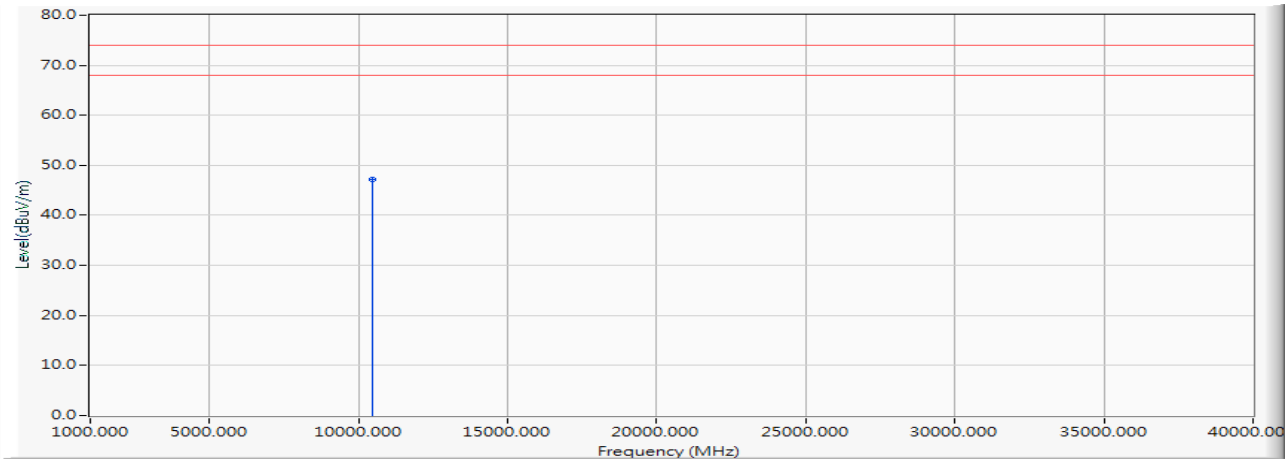


| | | Frequency (MHz) | Correct Factor (dB) | Reading Level (dBuV) | Measure Level (dBuV/m) | Margin (dB) | Limit (dBuV/m) | Detector Type |
|---|---|---|---|---|---|---|---|---|
| 1 | * | 10480.000 | 0.269 | 46.880 | 47.149 | -26.851 | 74.000 | PEAK |

Note:

1. All Readings below 1GHz are Quasi-Peak, above 1GHz are performed with peak and/or average measurements as necessary.
2. Measurement Level = Reading Level + Correct Factor.
3. Correct Factor = Antenna factor + Cable loss –Amplifier gain.
4. The average measurement was not performed when the peak measured data under the limit of average detection.
5. The emission levels of other frequencies are very lower than the limit and not show in test report.

Product : Intelligent Robot
Test Item : Harmonic Radiated Emission Data
Test Mode : Mode 1: Transmit (802.11a 6Mbps) (5260MHz)
Test Date : 2019/06/26

**Horizontal**

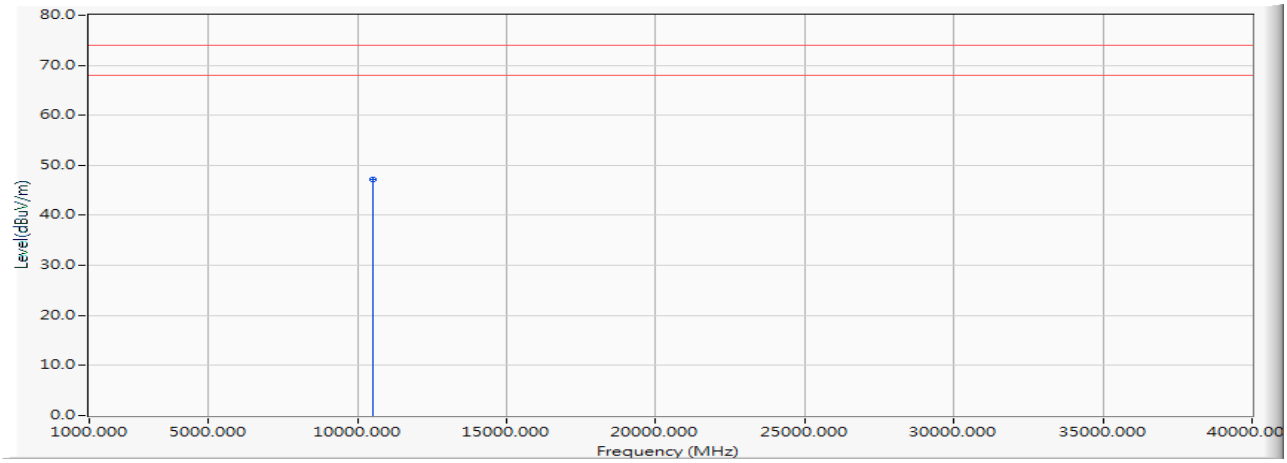


| | | Frequency (MHz) | Correct Factor (dB) | Reading Level (dBuV) | Measure Level (dBuV/m) | Margin (dB) | Limit (dBuV/m) | Detector Type |
|---|---|---|---|---|---|---|---|---|
| 1 | * | 10520.000 | 0.293 | 46.820 | 47.113 | -26.887 | 74.000 | PEAK |

Note:

1. All Readings below 1GHz are Quasi-Peak, above 1GHz are performed with peak and/or average measurements as necessary.
2. Measurement Level = Reading Level + Correct Factor.
3. Correct Factor = Antenna factor + Cable loss –Amplifier gain.
4. The average measurement was not performed when the peak measured data under the limit of average detection.
5. The emission levels of other frequencies are very lower than the limit and not show in test report.

| | | |
|---|---|---|
| Product | : | Intelligent Robot |
| Test Item | : | Harmonic Radiated Emission Data |
| Test Mode | : | Mode 1: Transmit (802.11a 6Mbps) (5260MHz) |
| Test Date | : | 2019/06/26 |

**Vertical**

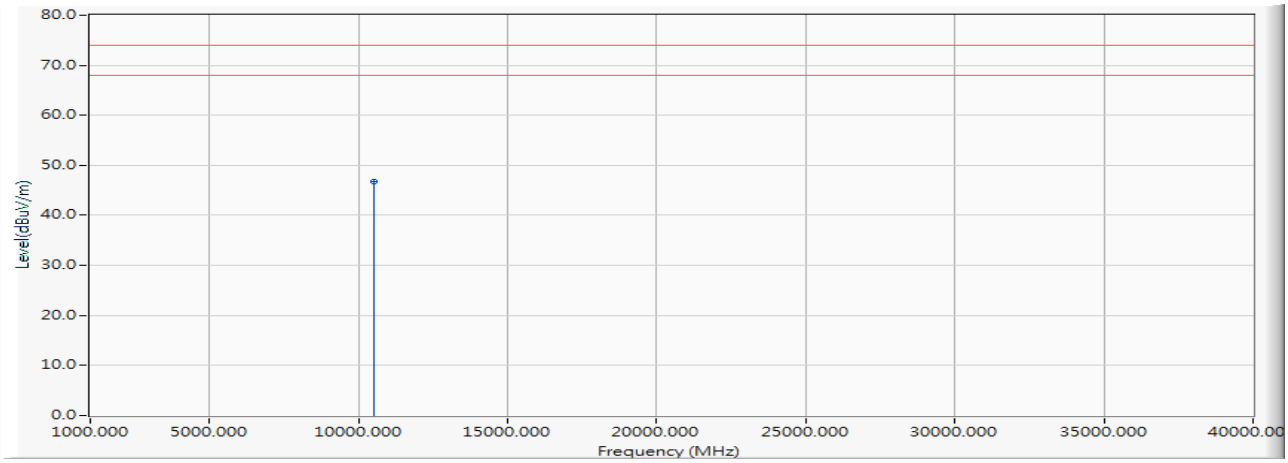


| | | Frequency (MHz) | Correct Factor (dB) | Reading Level (dBuV) | Measure Level (dBuV/m) | Margin (dB) | Limit (dBuV/m) | Detector Type |
|---|---|---|---|---|---|---|---|---|
| 1 | * | 10520.000 | 0.293 | 46.380 | 46.673 | -27.327 | 74.000 | PEAK |

Note:

1. All Readings below 1GHz are Quasi-Peak, above 1GHz are performed with peak and/or average measurements as necessary.
2. Measurement Level = Reading Level + Correct Factor.
3. Correct Factor = Antenna factor + Cable loss –Amplifier gain.
4. The average measurement was not performed when the peak measured data under the limit of average detection.
5. The emission levels of other frequencies are very lower than the limit and not show in test report.

Product : Intelligent Robot
Test Item : Harmonic Radiated Emission Data
Test Mode : Mode 1: Transmit (802.11a 6Mbps) (5300MHz)
Test Date : 2019/06/26

**Horizontal**

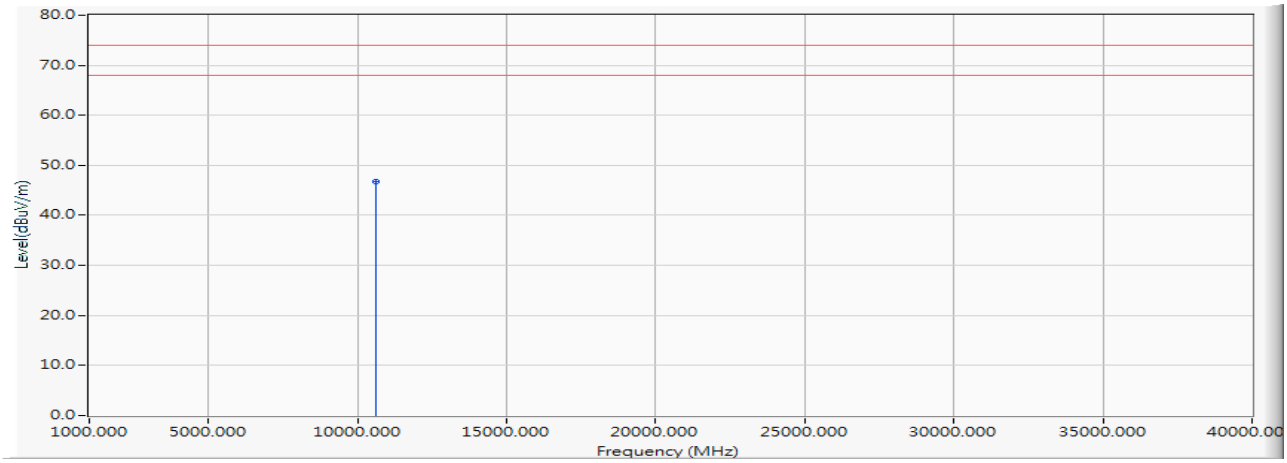


| | | Frequency (MHz) | Correct Factor (dB) | Reading Level (dBuV) | Measure Level (dBuV/m) | Margin (dB) | Limit (dBuV/m) | Detector Type |
|---|---|---|---|---|---|---|---|---|
| 1 | * | 10600.000 | 0.462 | 46.290 | 46.752 | -27.248 | 74.000 | PEAK |

Note:

1. All Readings below 1GHz are Quasi-Peak, above 1GHz are performed with peak and/or average measurements as necessary.
2. Measurement Level = Reading Level + Correct Factor.
3. Correct Factor = Antenna factor + Cable loss –Amplifier gain.
4. The average measurement was not performed when the peak measured data under the limit of average detection.
5. The emission levels of other frequencies are very lower than the limit and not show in test report.

| | | |
|---|---|---|
| Product | : | Intelligent Robot |
| Test Item | : | Harmonic Radiated Emission Data |
| Test Mode | : | Mode 1: Transmit (802.11a 6Mbps) (5300MHz) |
| Test Date | : | 2019/06/26 |

**Vertical**

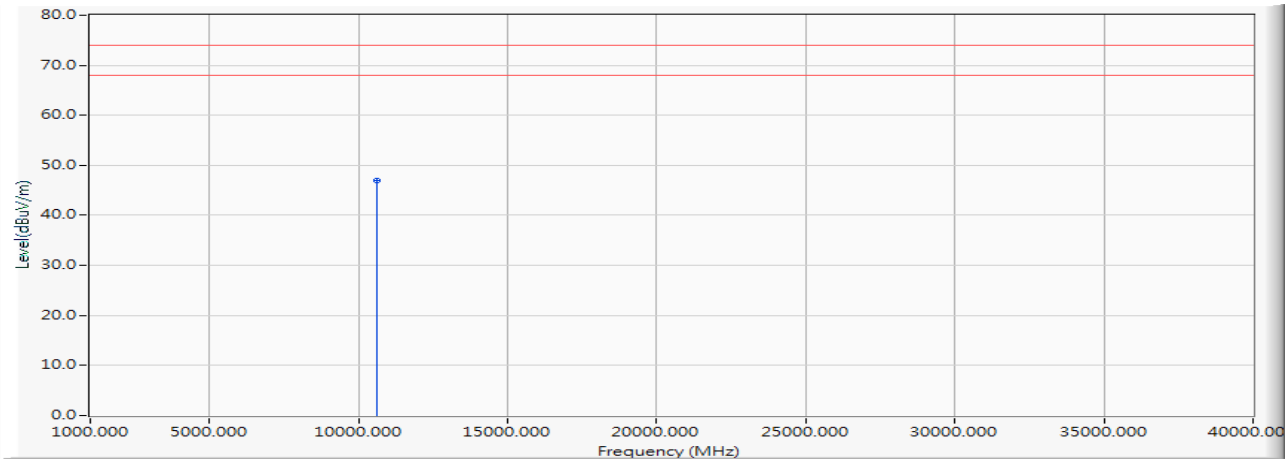


| | | Frequency (MHz) | Correct Factor (dB) | Reading Level (dBuV) | Measure Level (dBuV/m) | Margin (dB) | Limit (dBuV/m) | Detector Type |
|---|---|---|---|---|---|---|---|---|
| 1 | * | 10600.000 | 0.462 | 46.550 | 47.012 | -26.988 | 74.000 | PEAK |

Note:

1. All Readings below 1GHz are Quasi-Peak, above 1GHz are performed with peak and/or average measurements as necessary.
2. Measurement Level = Reading Level + Correct Factor.
3. Correct Factor = Antenna factor + Cable loss –Amplifier gain.
4. The average measurement was not performed when the peak measured data under the limit of average detection.
5. The emission levels of other frequencies are very lower than the limit and not show in test report.

Product : Intelligent Robot
Test Item : Harmonic Radiated Emission Data
Test Mode : Mode 1: Transmit (802.11a 6Mbps) (5320MHz)
Test Date : 2019/06/26

**Horizontal**

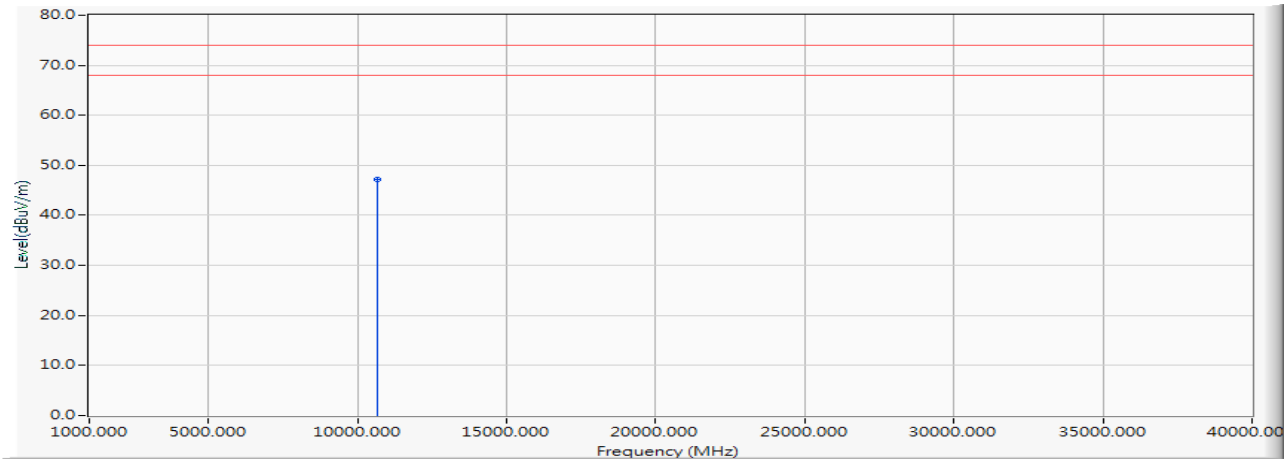


| | | Frequency (MHz) | Correct Factor (dB) | Reading Level (dBuV) | Measure Level (dBuV/m) | Margin (dB) | Limit (dBuV/m) | Detector Type |
|---|---|---|---|---|---|---|---|---|
| 1 | * | 10640.000 | 0.598 | 46.590 | 47.188 | -26.812 | 74.000 | PEAK |

Note:

1. All Readings below 1GHz are Quasi-Peak, above 1GHz are performed with peak and/or average measurements as necessary.
2. Measurement Level = Reading Level + Correct Factor.
3. Correct Factor = Antenna factor + Cable loss –Amplifier gain.
4. The average measurement was not performed when the peak measured data under the limit of average detection.
5. The emission levels of other frequencies are very lower than the limit and not show in test report.

| | | |
|---|---|---|
| Product | : | Intelligent Robot |
| Test Item | : | Harmonic Radiated Emission Data |
| Test Mode | : | Mode 1: Transmit (802.11a 6Mbps) (5320MHz) |
| Test Date | : | 2019/06/26 |

**Vertical**

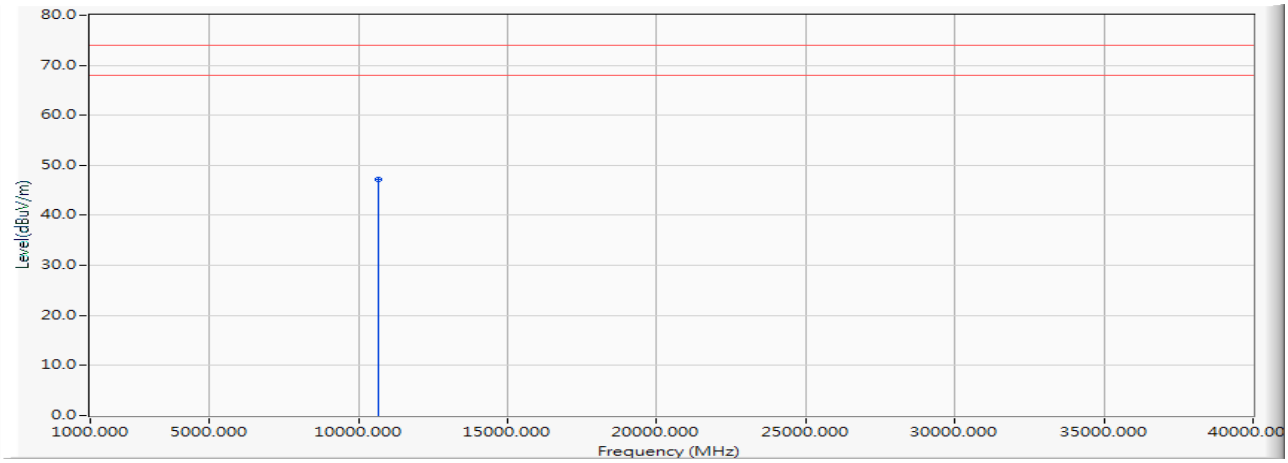


| | | Frequency (MHz) | Correct Factor (dB) | Reading Level (dBuV) | Measure Level (dBuV/m) | Margin (dB) | Limit (dBuV/m) | Detector Type |
|---|---|---|---|---|---|---|---|---|
| 1 | * | 10640.000 | 0.598 | 46.520 | 47.118 | -26.882 | 74.000 | PEAK |

Note:

1. All Readings below 1GHz are Quasi-Peak, above 1GHz are performed with peak and/or average measurements as necessary.
2. Measurement Level = Reading Level + Correct Factor.
3. Correct Factor = Antenna factor + Cable loss –Amplifier gain.
4. The average measurement was not performed when the peak measured data under the limit of average detection.
5. The emission levels of other frequencies are very lower than the limit and not show in test report.

Product : Intelligent Robot
Test Item : Harmonic Radiated Emission Data
Test Mode : Mode 1: Transmit (802.11a 6Mbps) (5500MHz)
Test Date : 2019/06/26

**Horizontal**

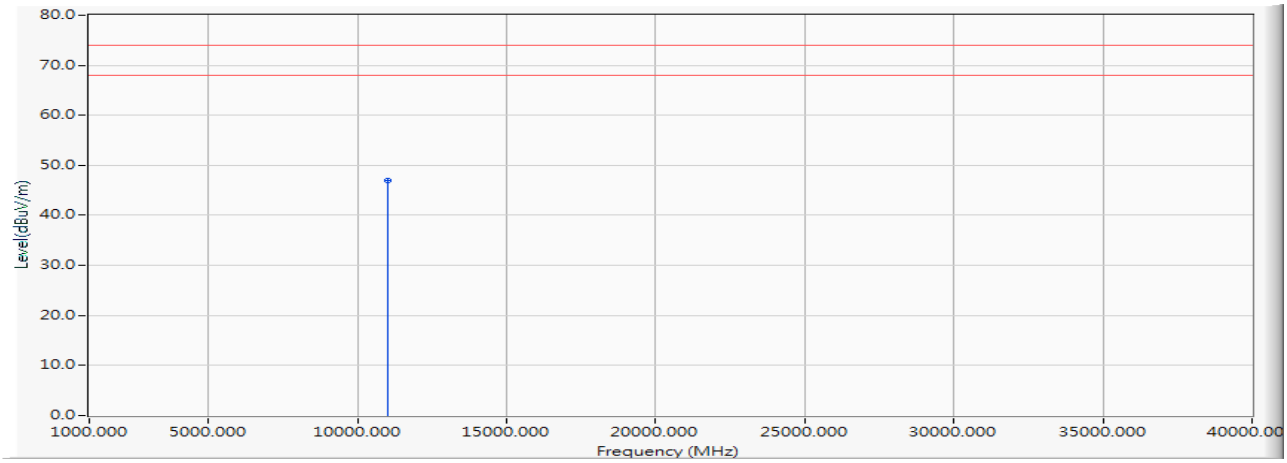


| | | Frequency (MHz) | Correct Factor (dB) | Reading Level (dBuV) | Measure Level (dBuV/m) | Margin (dB) | Limit (dBuV/m) | Detector Type |
|---|---|---|---|---|---|---|---|---|
| 1 | * | 11000.000 | 1.166 | 45.730 | 46.896 | -27.104 | 74.000 | PEAK |

Note:

1. All Readings below 1GHz are Quasi-Peak, above 1GHz are performed with peak and/or average measurements as necessary.
2. Measurement Level = Reading Level + Correct Factor.
3. Correct Factor = Antenna factor + Cable loss –Amplifier gain.
4. The average measurement was not performed when the peak measured data under the limit of average detection.
5. The emission levels of other frequencies are very lower than the limit and not show in test report.

| | | |
|---|---|---|
| Product | : | Intelligent Robot |
| Test Item | : | Harmonic Radiated Emission Data |
| Test Mode | : | Mode 1: Transmit (802.11a 6Mbps) (5500MHz) |
| Test Date | : | 2019/06/26 |

**Vertical**

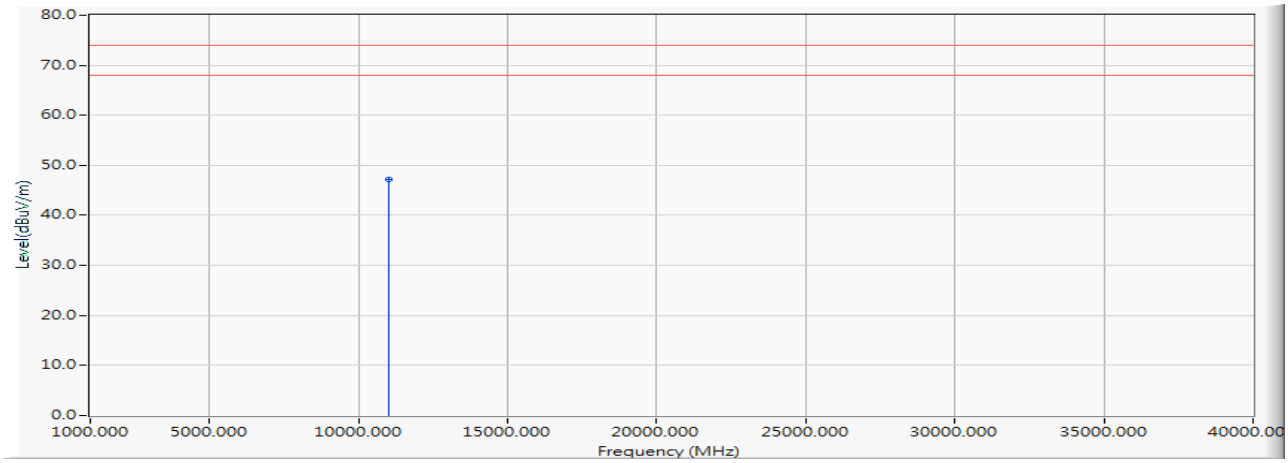


| | | Frequency (MHz) | Correct Factor (dB) | Reading Level (dBuV) | Measure Level (dBuV/m) | Margin (dB) | Limit (dBuV/m) | Detector Type |
|---|---|---|---|---|---|---|---|---|
| 1 | * | 11000.000 | 1.166 | 45.920 | 47.086 | -26.914 | 74.000 | PEAK |

Note:

1. All Readings below 1GHz are Quasi-Peak, above 1GHz are performed with peak and/or average measurements as necessary.
2. Measurement Level = Reading Level + Correct Factor.
3. Correct Factor = Antenna factor + Cable loss –Amplifier gain.
4. The average measurement was not performed when the peak measured data under the limit of average detection.
5. The emission levels of other frequencies are very lower than the limit and not show in test report.

Product : Intelligent Robot
Test Item : Harmonic Radiated Emission Data
Test Mode : Mode 1: Transmit (802.11a 6Mbps) (5580MHz)
Test Date : 2019/06/26

**Horizontal**

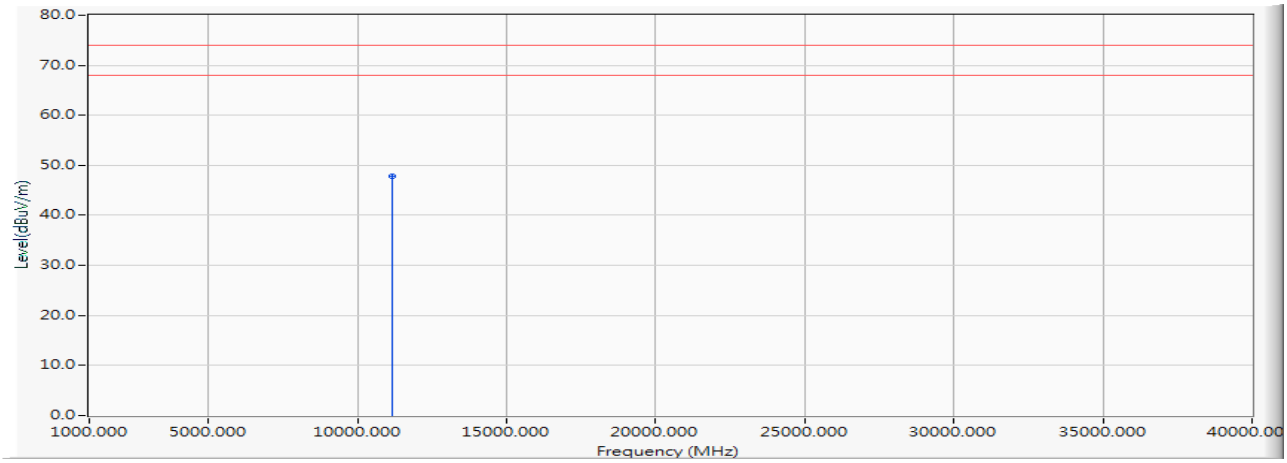


| | | Frequency (MHz) | Correct Factor (dB) | Reading Level (dBuV) | Measure Level (dBuV/m) | Margin (dB) | Limit (dBuV/m) | Detector Type |
|---|---|---|---|---|---|---|---|---|
| 1 | * | 11160.000 | 1.203 | 46.590 | 47.793 | -26.207 | 74.000 | PEAK |

Note:

1. All Readings below 1GHz are Quasi-Peak, above 1GHz are performed with peak and/or average measurements as necessary.
2. Measurement Level = Reading Level + Correct Factor.
3. Correct Factor = Antenna factor + Cable loss –Amplifier gain.
4. The average measurement was not performed when the peak measured data under the limit of average detection.
5. The emission levels of other frequencies are very lower than the limit and not show in test report.

| | | |
|---|---|---|
| Product | : | Intelligent Robot |
| Test Item | : | Harmonic Radiated Emission Data |
| Test Mode | : | Mode 1: Transmit (802.11a 6Mbps) (5580MHz) |
| Test Date | : | 2019/06/26 |

**Vertical**

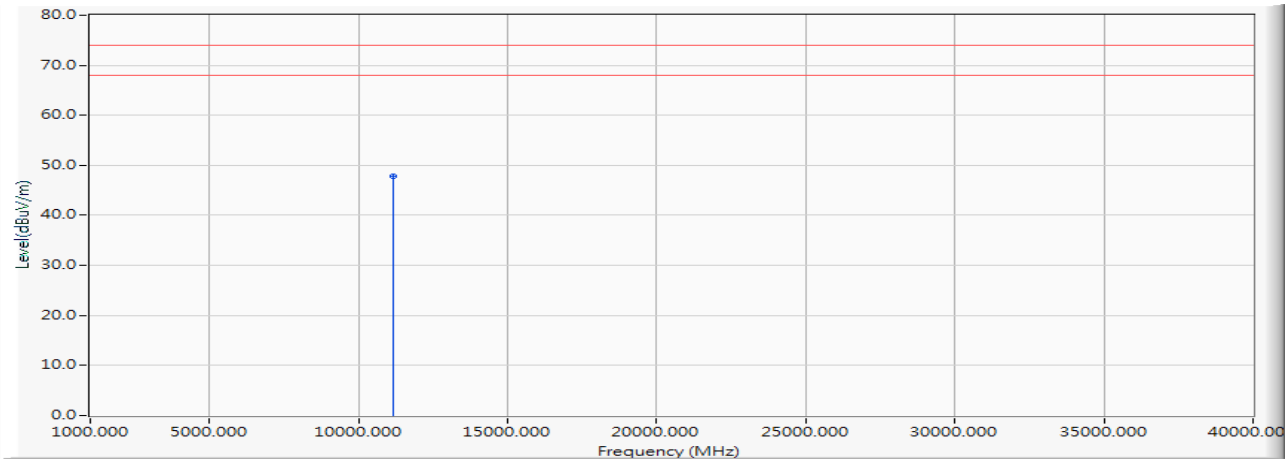


| | | Frequency (MHz) | Correct Factor (dB) | Reading Level (dBuV) | Measure Level (dBuV/m) | Margin (dB) | Limit (dBuV/m) | Detector Type |
|---|---|---|---|---|---|---|---|---|
| 1 | * | 11160.000 | 1.203 | 46.520 | 47.723 | -26.277 | 74.000 | PEAK |

Note:

1. All Readings below 1GHz are Quasi-Peak, above 1GHz are performed with peak and/or average measurements as necessary.
2. Measurement Level = Reading Level + Correct Factor.
3. Correct Factor = Antenna factor + Cable loss –Amplifier gain.
4. The average measurement was not performed when the peak measured data under the limit of average detection.
5. The emission levels of other frequencies are very lower than the limit and not show in test report.

Product : Intelligent Robot
Test Item : Harmonic Radiated Emission Data
Test Mode : Mode 1: Transmit (802.11a 6Mbps) (5700MHz)
Test Date : 2019/06/26

**Horizontal**

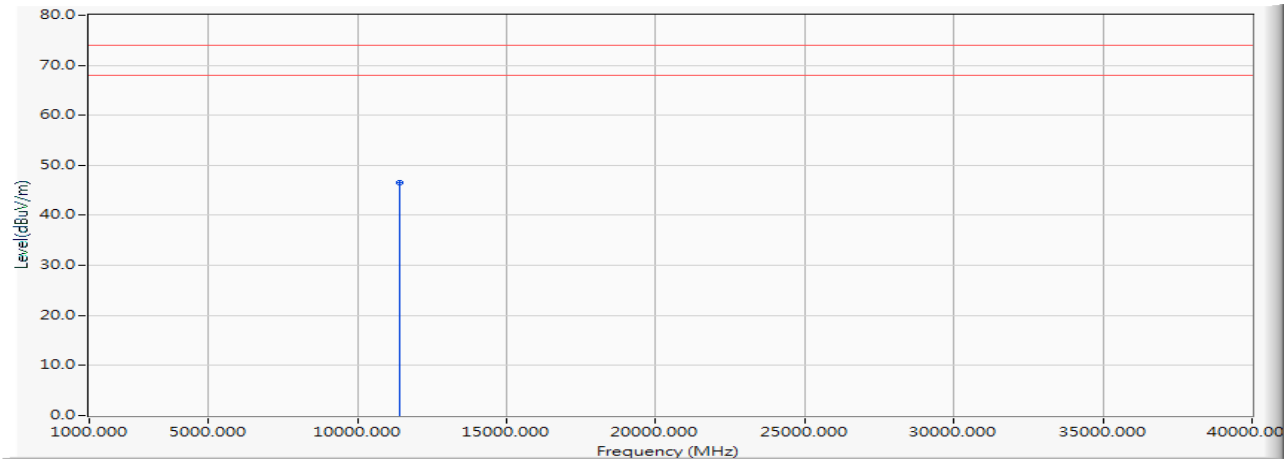


| | | Frequency (MHz) | Correct Factor (dB) | Reading Level (dBuV) | Measure Level (dBuV/m) | Margin (dB) | Limit (dBuV/m) | Detector Type |
|---|---|---|---|---|---|---|---|---|
| 1 | * | 11400.000 | 1.624 | 44.820 | 46.444 | -27.556 | 74.000 | PEAK |

Note:

1. All Readings below 1GHz are Quasi-Peak, above 1GHz are performed with peak and/or average measurements as necessary.
2. Measurement Level = Reading Level + Correct Factor.
3. Correct Factor = Antenna factor + Cable loss –Amplifier gain.
4. The average measurement was not performed when the peak measured data under the limit of average detection.
5. The emission levels of other frequencies are very lower than the limit and not show in test report.

| | | |
|---|---|---|
| Product | : | Intelligent Robot |
| Test Item | : | Harmonic Radiated Emission Data |
| Test Mode | : | Mode 1: Transmit (802.11a 6Mbps) (5700MHz) |
| Test Date | : | 2019/06/26 |

**Vertical**

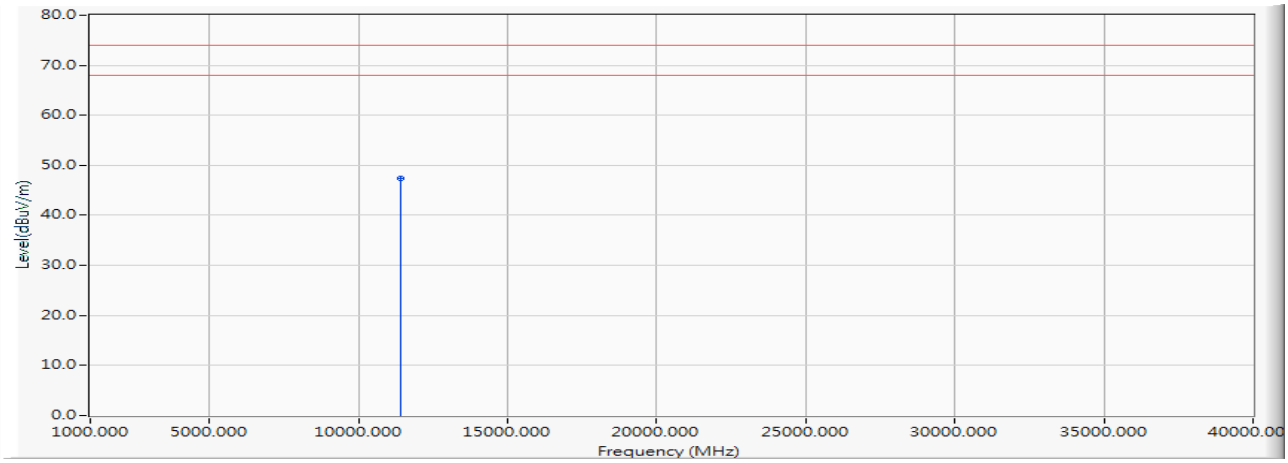


| | | Frequency (MHz) | Correct Factor (dB) | Reading Level (dBuV) | Measure Level (dBuV/m) | Margin (dB) | Limit (dBuV/m) | Detector Type |
|---|---|---|---|---|---|---|---|---|
| 1 | * | 11400.000 | 1.624 | 45.690 | 47.314 | -26.686 | 74.000 | PEAK |

Note:

1. All Readings below 1GHz are Quasi-Peak, above 1GHz are performed with peak and/or average measurements as necessary.
2. Measurement Level = Reading Level + Correct Factor.
3. Correct Factor = Antenna factor + Cable loss –Amplifier gain.
4. The average measurement was not performed when the peak measured data under the limit of average detection.
5. The emission levels of other frequencies are very lower than the limit and not show in test report.

| | | |
|---|---|---|
| Product | : | Intelligent Robot |
| Test Item | : | Harmonic Radiated Emission Data |
| Test Mode | : | Mode 1: Transmit (802.11a 6Mbps) (5745MHz) |
| Test Date | : | 2019/06/26 |

**Horizontal**

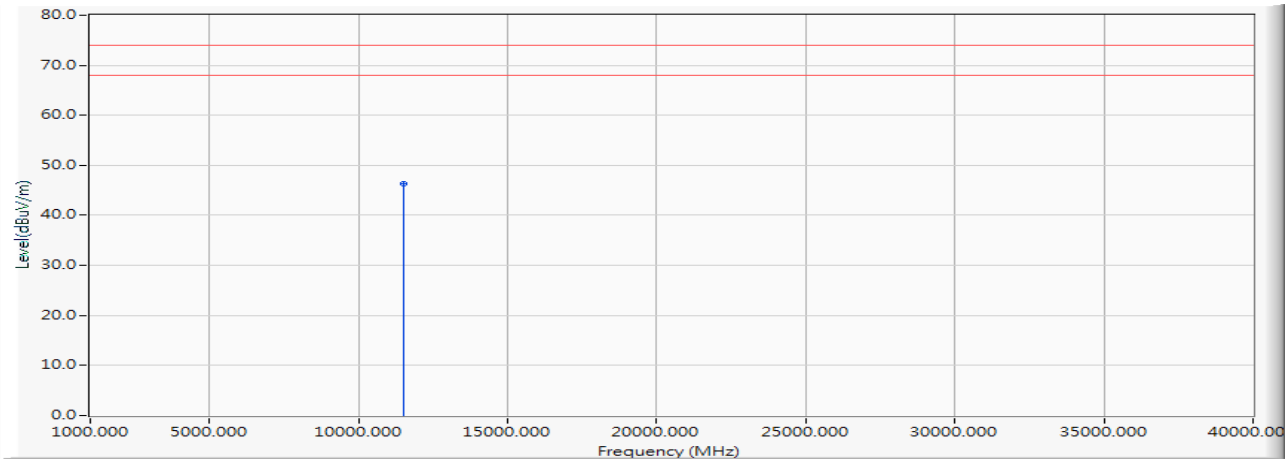


| | | Frequency (MHz) | Correct Factor (dB) | Reading Level (dBuV) | Measure Level (dBuV/m) | Margin (dB) | Limit (dBuV/m) | Detector Type |
|---|---|---|---|---|---|---|---|---|
| 1 | * | 11490.000 | 1.894 | 44.520 | 46.414 | -27.586 | 74.000 | PEAK |

Note:

1. All Readings below 1GHz are Quasi-Peak, above 1GHz are performed with peak and/or average measurements as necessary.
2. Measurement Level = Reading Level + Correct Factor.
3. Correct Factor = Antenna factor + Cable loss –Amplifier gain.
4. The average measurement was not performed when the peak measured data under the limit of average detection.
5. The emission levels of other frequencies are very lower than the limit and not show in test report.

| | | |
|---|---|---|
| Product | : | Intelligent Robot |
| Test Item | : | Harmonic Radiated Emission Data |
| Test Mode | : | Mode 1: Transmit (802.11a 6Mbps) (5745MHz) |
| Test Date | : | 2019/06/26 |

**Vertical**

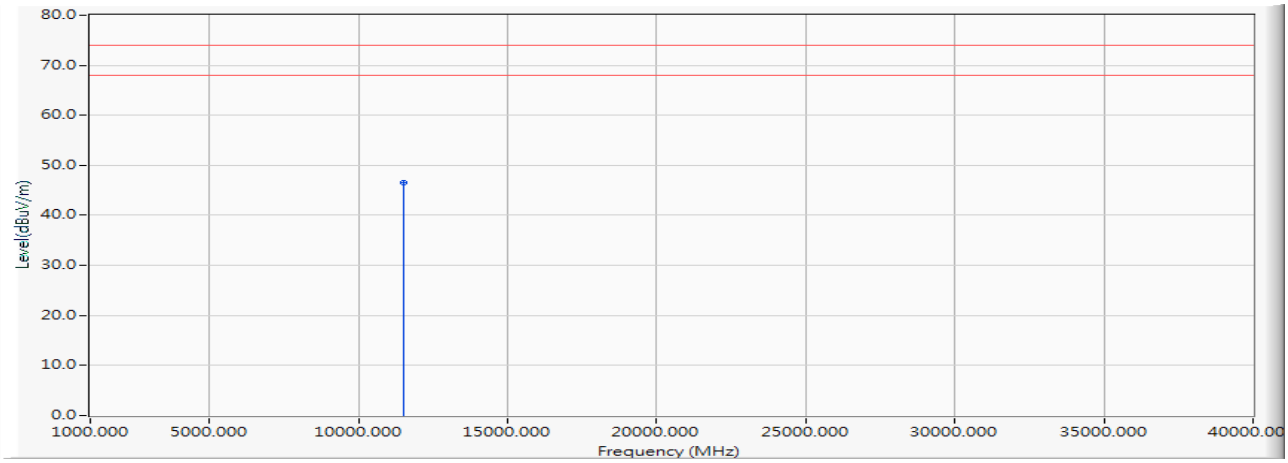


| | | Frequency (MHz) | Correct Factor (dB) | Reading Level (dBuV) | Measure Level (dBuV/m) | Margin (dB) | Limit (dBuV/m) | Detector Type |
|---|---|---|---|---|---|---|---|---|
| 1 | * | 11490.000 | 1.894 | 44.580 | 46.474 | -27.526 | 74.000 | PEAK |

Note:

1. All Readings below 1GHz are Quasi-Peak, above 1GHz are performed with peak and/or average measurements as necessary.
2. Measurement Level = Reading Level + Correct Factor.
3. Correct Factor = Antenna factor + Cable loss –Amplifier gain.
4. The average measurement was not performed when the peak measured data under the limit of average detection.
5. The emission levels of other frequencies are very lower than the limit and not show in test report.

| | | |
|---|---|---|
| Product | : | Intelligent Robot |
| Test Item | : | Harmonic Radiated Emission Data |
| Test Mode | : | Mode 1: Transmit (802.11a 6Mbps) (5785MHz) |
| Test Date | : | 2019/06/26 |

**Horizontal**

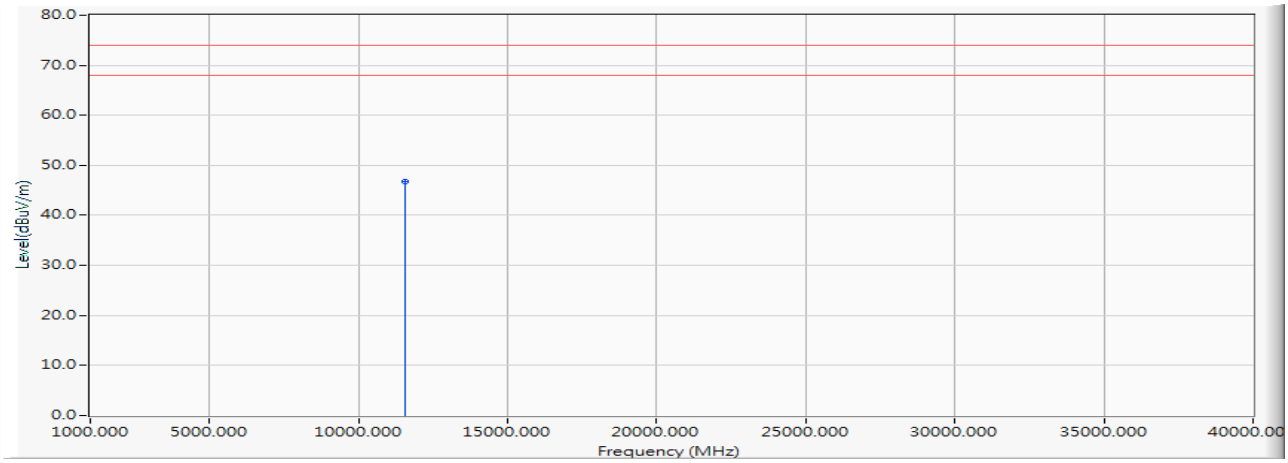


| | | Frequency (MHz) | Correct Factor (dB) | Reading Level (dBuV) | Measure Level (dBuV/m) | Margin (dB) | Limit (dBuV/m) | Detector Type |
|---|---|---|---|---|---|---|---|---|
| 1 | * | 11570.000 | 1.993 | 44.800 | 46.793 | -27.207 | 74.000 | PEAK |

Note:

1. All Readings below 1GHz are Quasi-Peak, above 1GHz are performed with peak and/or average measurements as necessary.
2. Measurement Level = Reading Level + Correct Factor.
3. Correct Factor = Antenna factor + Cable loss –Amplifier gain.
4. The average measurement was not performed when the peak measured data under the limit of average detection.
5. The emission levels of other frequencies are very lower than the limit and not show in test report.

| | | |
|---|---|---|
| Product | : | Intelligent Robot |
| Test Item | : | Harmonic Radiated Emission Data |
| Test Mode | : | Mode 1: Transmit (802.11a 6Mbps) (5785MHz) |
| Test Date | : | 2019/06/26 |

**Vertical**

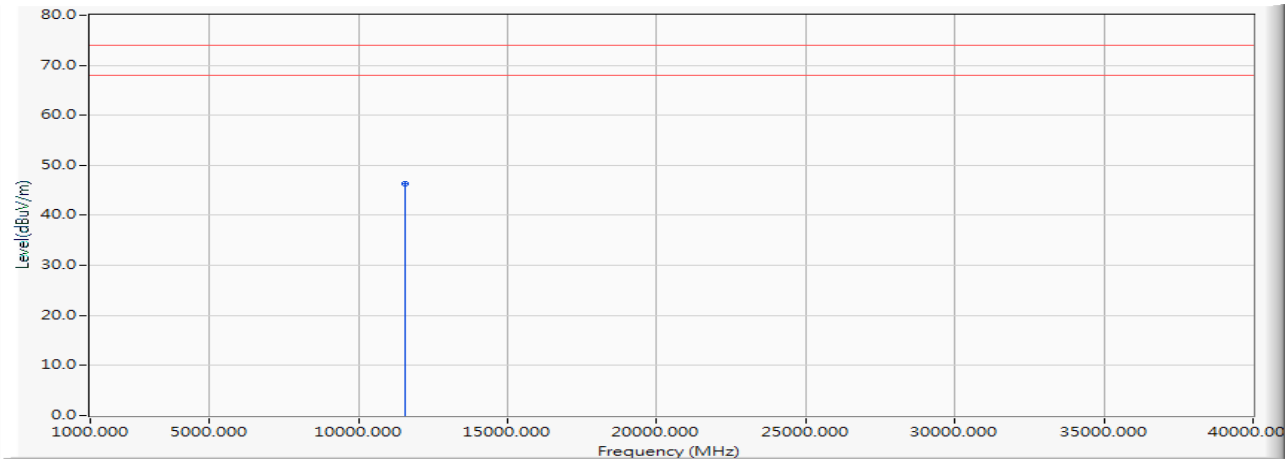


| | | Frequency (MHz) | Correct Factor (dB) | Reading Level (dBuV) | Measure Level (dBuV/m) | Margin (dB) | Limit (dBuV/m) | Detector Type |
|---|---|---|---|---|---|---|---|---|
| 1 | * | 11570.000 | 1.993 | 44.290 | 46.283 | -27.717 | 74.000 | PEAK |

Note:

1. All Readings below 1GHz are Quasi-Peak, above 1GHz are performed with peak and/or average measurements as necessary.
2. Measurement Level = Reading Level + Correct Factor.
3. Correct Factor = Antenna factor + Cable loss –Amplifier gain.
4. The average measurement was not performed when the peak measured data under the limit of average detection.
5. The emission levels of other frequencies are very lower than the limit and not show in test report.

| | | |
|---|---|---|
| Product | : | Intelligent Robot |
| Test Item | : | Harmonic Radiated Emission Data |
| Test Mode | : | Mode 1: Transmit (802.11a 6Mbps) (5825MHz) |
| Test Date | : | 2019/06/26 |

**Horizontal**

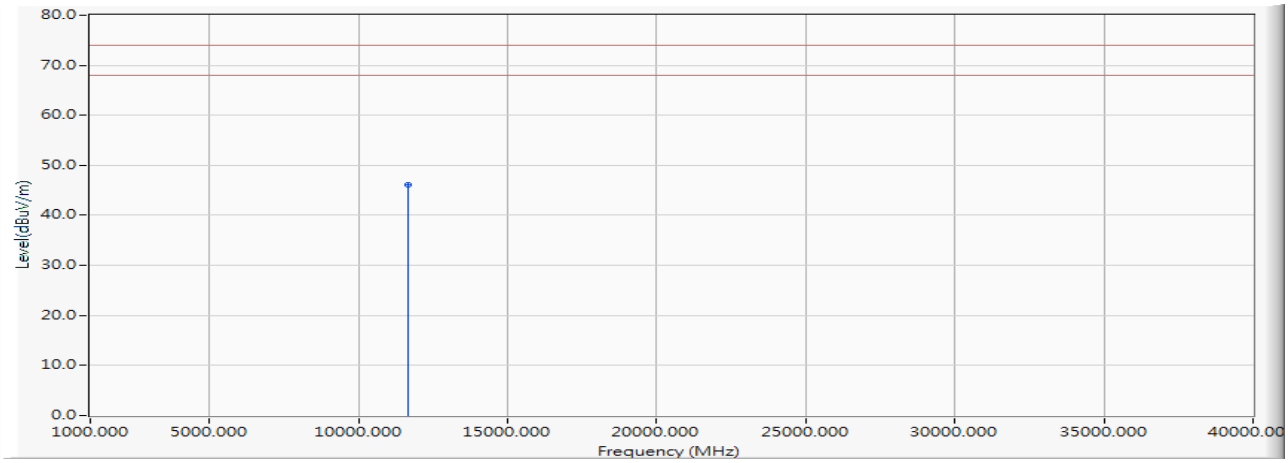


| | | Frequency (MHz) | Correct Factor (dB) | Reading Level (dBuV) | Measure Level (dBuV/m) | Margin (dB) | Limit (dBuV/m) | Detector Type |
|---|---|---|---|---|---|---|---|---|
| 1 | * | 11650.000 | 2.093 | 44.010 | 46.103 | -27.897 | 74.000 | PEAK |

Note:

1. All Readings below 1GHz are Quasi-Peak, above 1GHz are performed with peak and/or average measurements as necessary.
2. Measurement Level = Reading Level + Correct Factor.
3. Correct Factor = Antenna factor + Cable loss –Amplifier gain.
4. The average measurement was not performed when the peak measured data under the limit of average detection.
5. The emission levels of other frequencies are very lower than the limit and not show in test report.

| | | |
|---|---|---|
| Product | : | Intelligent Robot |
| Test Item | : | Harmonic Radiated Emission Data |
| Test Mode | : | Mode 1: Transmit (802.11a 6Mbps) (5825MHz) |
| Test Date | : | 2019/06/26 |

**Vertical**

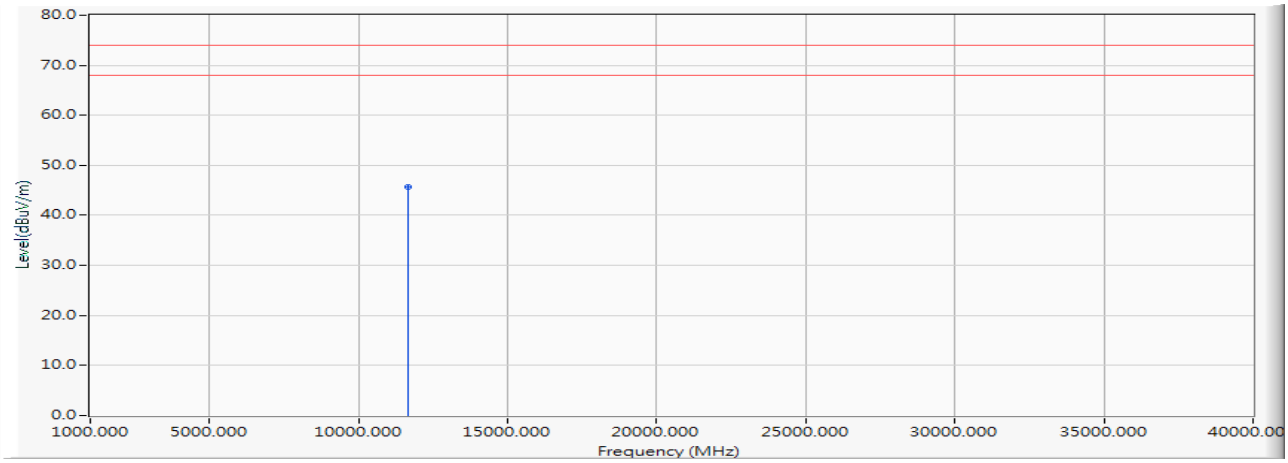


| | | Frequency (MHz) | Correct Factor (dB) | Reading Level (dBuV) | Measure Level (dBuV/m) | Margin (dB) | Limit (dBuV/m) | Detector Type |
|---|---|---|---|---|---|---|---|---|
| 1 | * | 11650.000 | 2.093 | 43.620 | 45.713 | -28.287 | 74.000 | PEAK |

Note:

1. All Readings below 1GHz are Quasi-Peak, above 1GHz are performed with peak and/or average measurements as necessary.
2. Measurement Level = Reading Level + Correct Factor.
3. Correct Factor = Antenna factor + Cable loss –Amplifier gain.
4. The average measurement was not performed when the peak measured data under the limit of average detection.
5. The emission levels of other frequencies are very lower than the limit and not show in test report.

Product : Intelligent Robot
Test Item : Harmonic Radiated Emission Data
Test Mode : Mode 2: Transmit (802.11n-20BW 7.2Mbps) (5180MHz)
Test Date : 2019/06/26

**Horizontal**

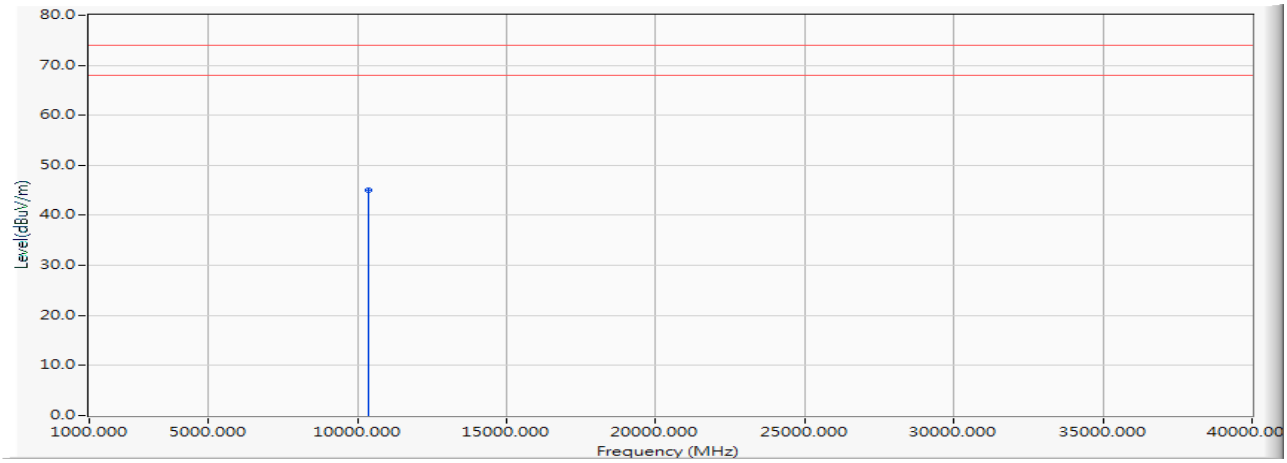


| | | Frequency (MHz) | Correct Factor (dB) | Reading Level (dBuV) | Measure Level (dBuV/m) | Margin (dB) | Limit (dBuV/m) | Detector Type |
|---|---|---|---|---|---|---|---|---|
| 1 | * | 10360.000 | 0.180 | 44.760 | 44.940 | -29.060 | 74.000 | PEAK |

Note:

1. All Readings below 1GHz are Quasi-Peak, above 1GHz are performed with peak and/or average measurements as necessary.
2. Measurement Level = Reading Level + Correct Factor.
3. Correct Factor = Antenna factor + Cable loss –Amplifier gain.
4. The average measurement was not performed when the peak measured data under the limit of average detection.
5. The emission levels of other frequencies are very lower than the limit and not show in test report.

| | | |
|---|---|---|
| Product | : | Intelligent Robot |
| Test Item | : | Harmonic Radiated Emission Data |
| Test Mode | : | Mode 2: Transmit (802.11n-20BW 7.2Mbps) (5180MHz) |
| Test Date | : | 2019/06/26 |

**Vertical**

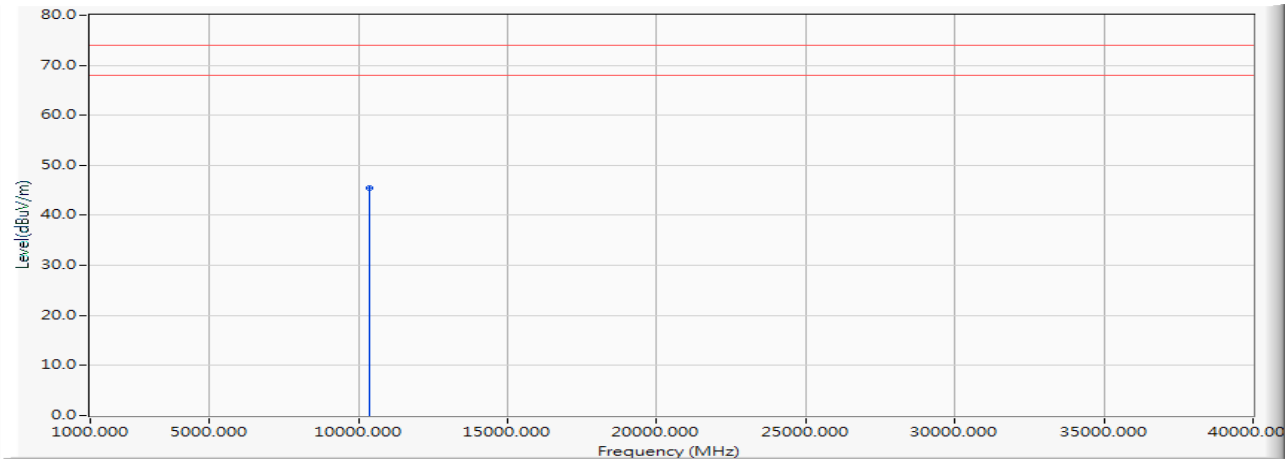


| | | Frequency (MHz) | Correct Factor (dB) | Reading Level (dBuV) | Measure Level (dBuV/m) | Margin (dB) | Limit (dBuV/m) | Detector Type |
|---|---|---|---|---|---|---|---|---|
| 1 | * | 10360.000 | 0.180 | 45.370 | 45.550 | -28.450 | 74.000 | PEAK |

Note:

1. All Readings below 1GHz are Quasi-Peak, above 1GHz are performed with peak and/or average measurements as necessary.
2. Measurement Level = Reading Level + Correct Factor.
3. Correct Factor = Antenna factor + Cable loss –Amplifier gain.
4. The average measurement was not performed when the peak measured data under the limit of average detection.
5. The emission levels of other frequencies are very lower than the limit and not show in test report.

Product : Intelligent Robot
Test Item : Harmonic Radiated Emission Data
Test Mode : Mode 2: Transmit (802.11n-20BW 7.2Mbps) (5220MHz)
Test Date : 2019/06/26

**Horizontal**

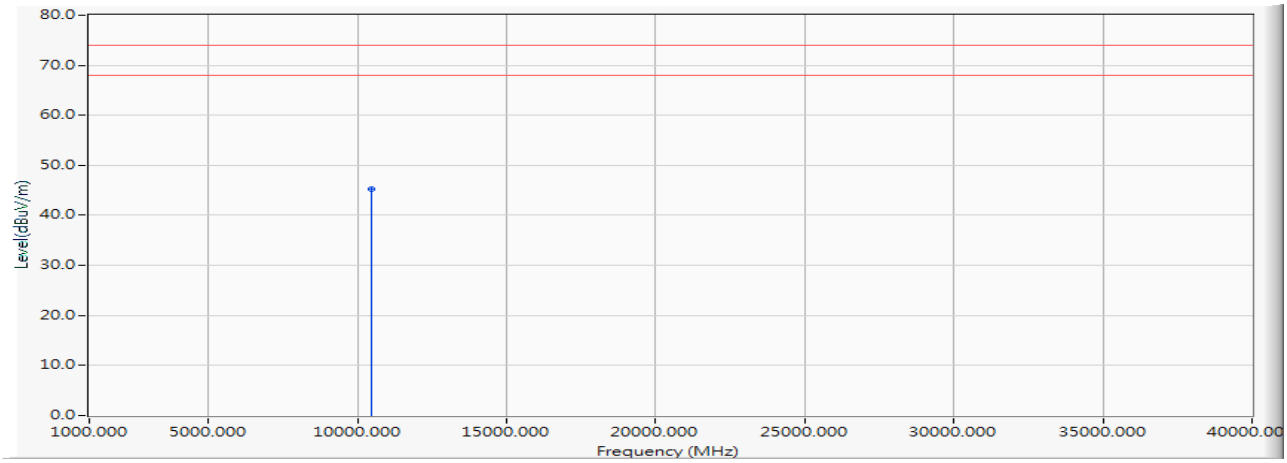


| | | Frequency (MHz) | Correct Factor (dB) | Reading Level (dBuV) | Measure Level (dBuV/m) | Margin (dB) | Limit (dBuV/m) | Detector Type |
|---|---|---|---|---|---|---|---|---|
| 1 | * | 10440.000 | 0.233 | 45.100 | 45.334 | -28.666 | 74.000 | PEAK |

Note:

1. All Readings below 1GHz are Quasi-Peak, above 1GHz are performed with peak and/or average measurements as necessary.
2. Measurement Level = Reading Level + Correct Factor.
3. Correct Factor = Antenna factor + Cable loss –Amplifier gain.
4. The average measurement was not performed when the peak measured data under the limit of average detection.
5. The emission levels of other frequencies are very lower than the limit and not show in test report.

| | | |
|---|---|---|
| Product | : | Intelligent Robot |
| Test Item | : | Harmonic Radiated Emission Data |
| Test Mode | : | Mode 2: Transmit (802.11n-20BW 7.2Mbps) (5220MHz) |
| Test Date | : | 2019/06/26 |

**Vertical**

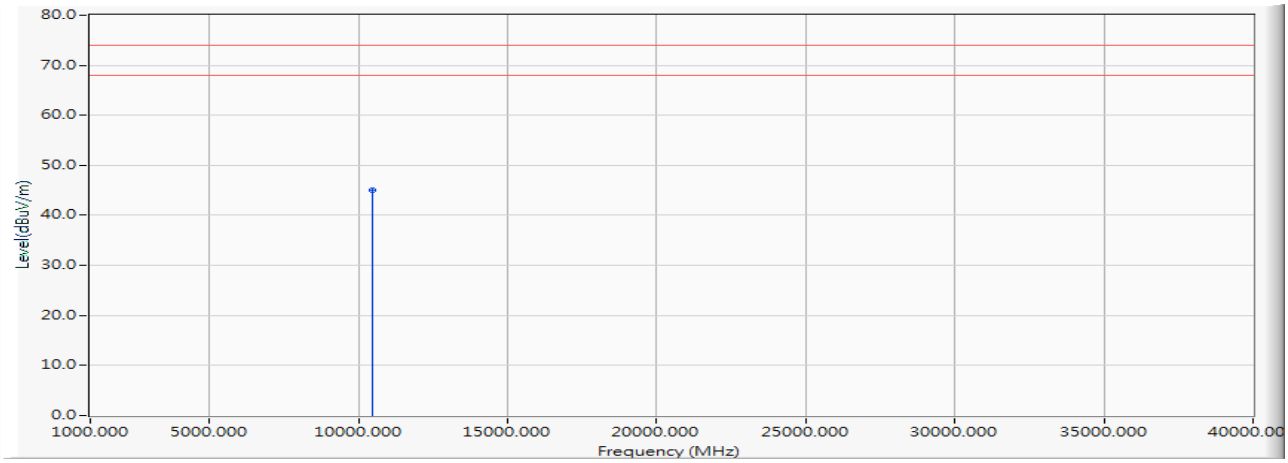


| | | Frequency (MHz) | Correct Factor (dB) | Reading Level (dBuV) | Measure Level (dBuV/m) | Margin (dB) | Limit (dBuV/m) | Detector Type |
|---|---|---|---|---|---|---|---|---|
| 1 | * | 10440.000 | 0.233 | 44.890 | 45.124 | -28.876 | 74.000 | PEAK |

Note:

1. All Readings below 1GHz are Quasi-Peak, above 1GHz are performed with peak and/or average measurements as necessary.
2. Measurement Level = Reading Level + Correct Factor.
3. Correct Factor = Antenna factor + Cable loss –Amplifier gain.
4. The average measurement was not performed when the peak measured data under the limit of average detection.
5. The emission levels of other frequencies are very lower than the limit and not show in test report.

Product : Intelligent Robot
Test Item : Harmonic Radiated Emission Data
Test Mode : Mode 2: Transmit (802.11n-20BW 7.2Mbps) (5240MHz)
Test Date : 2019/06/26

**Horizontal**

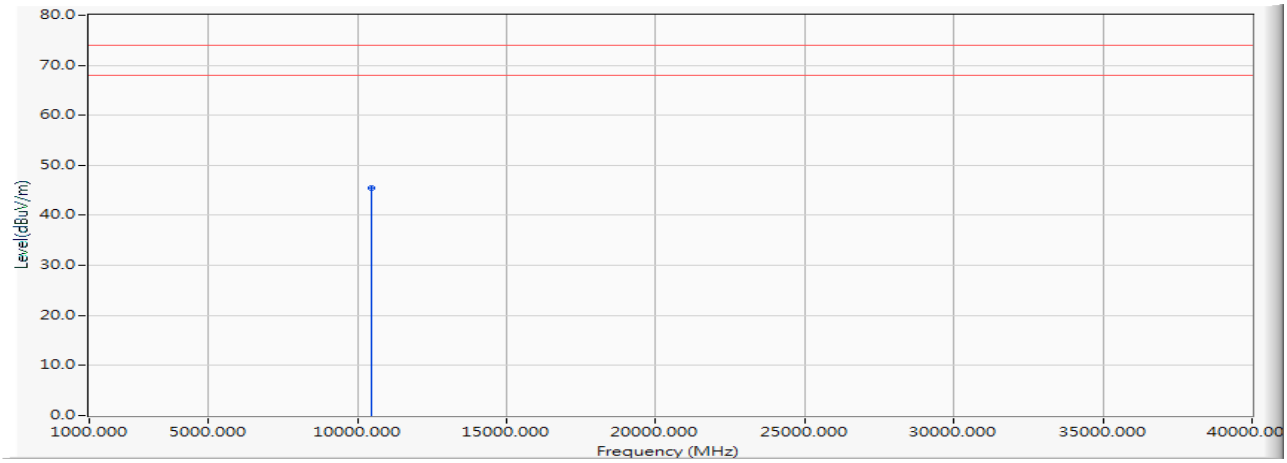


| | | Frequency (MHz) | Correct Factor (dB) | Reading Level (dBuV) | Measure Level (dBuV/m) | Margin (dB) | Limit (dBuV/m) | Detector Type |
|---|---|---|---|---|---|---|---|---|
| 1 | * | 10480.000 | 0.269 | 45.200 | 45.469 | -28.531 | 74.000 | PEAK |

Note:

1. All Readings below 1GHz are Quasi-Peak, above 1GHz are performed with peak and/or average measurements as necessary.
2. Measurement Level = Reading Level + Correct Factor.
3. Correct Factor = Antenna factor + Cable loss –Amplifier gain.
4. The average measurement was not performed when the peak measured data under the limit of average detection.
5. The emission levels of other frequencies are very lower than the limit and not show in test report.

| | | |
|---|---|---|
| Product | : | Intelligent Robot |
| Test Item | : | Harmonic Radiated Emission Data |
| Test Mode | : | Mode 2: Transmit (802.11n-20BW 7.2Mbps) (5240MHz) |
| Test Date | : | 2019/06/26 |

**Vertical**

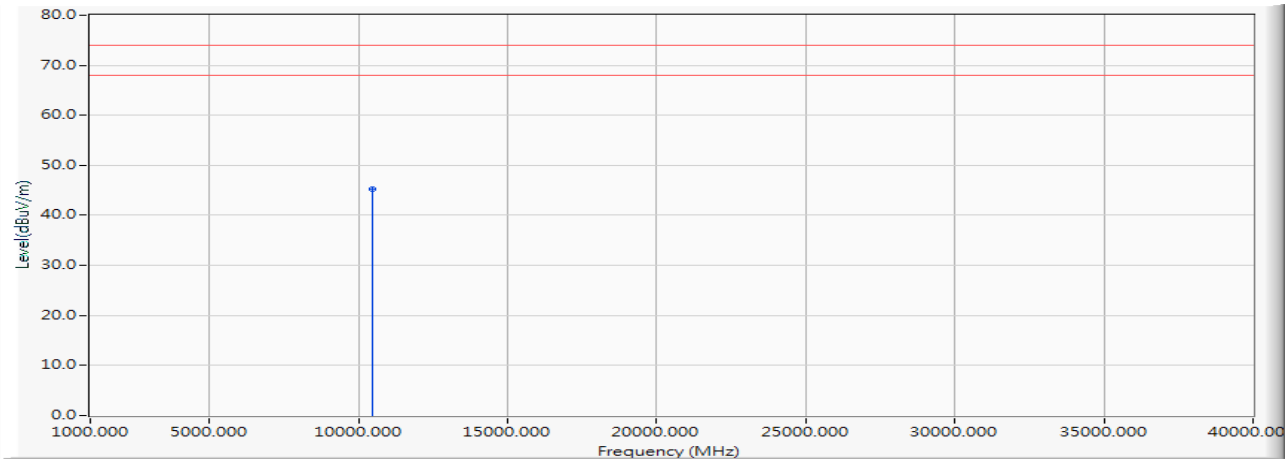


| | | Frequency (MHz) | Correct Factor (dB) | Reading Level (dBuV) | Measure Level (dBuV/m) | Margin (dB) | Limit (dBuV/m) | Detector Type |
|---|---|---|---|---|---|---|---|---|
| 1 | * | 10480.000 | 0.269 | 44.930 | 45.199 | -28.801 | 74.000 | PEAK |

Note:

1. All Readings below 1GHz are Quasi-Peak, above 1GHz are performed with peak and/or average measurements as necessary.
2. Measurement Level = Reading Level + Correct Factor.
3. Correct Factor = Antenna factor + Cable loss –Amplifier gain.
4. The average measurement was not performed when the peak measured data under the limit of average detection.
5. The emission levels of other frequencies are very lower than the limit and not show in test report.

Product : Intelligent Robot
Test Item : Harmonic Radiated Emission Data
Test Mode : Mode 2: Transmit (802.11n-20BW 7.2Mbps) (5260MHz)
Test Date : 2019/06/26

**Horizontal**

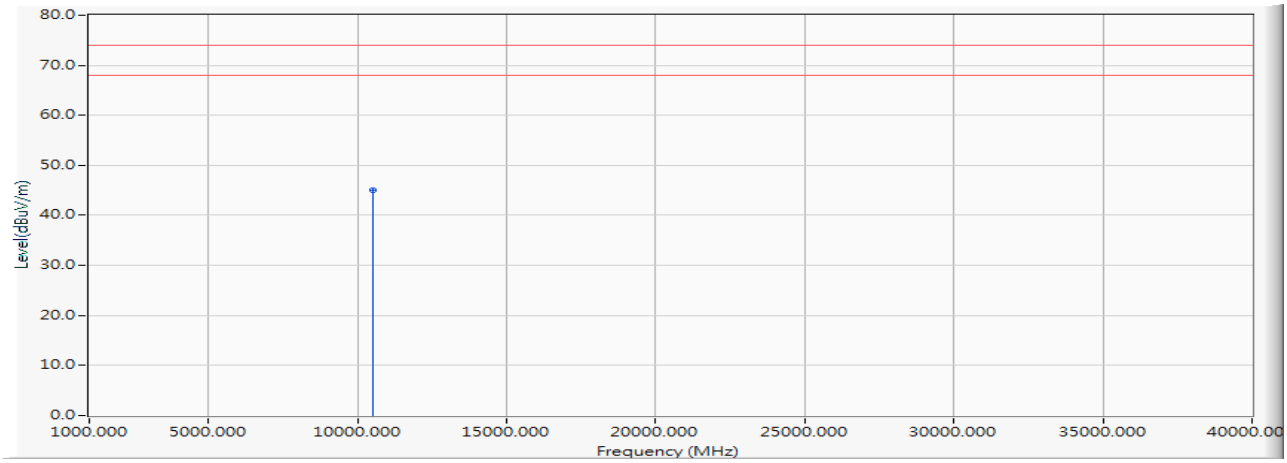


| | | Frequency (MHz) | Correct Factor (dB) | Reading Level (dBuV) | Measure Level (dBuV/m) | Margin (dB) | Limit (dBuV/m) | Detector Type |
|---|---|---|---|---|---|---|---|---|
| 1 | * | 10520.000 | 0.293 | 44.740 | 45.033 | -28.967 | 74.000 | PEAK |

Note:

1. All Readings below 1GHz are Quasi-Peak, above 1GHz are performed with peak and/or average measurements as necessary.
2. Measurement Level = Reading Level + Correct Factor.
3. Correct Factor = Antenna factor + Cable loss –Amplifier gain.
4. The average measurement was not performed when the peak measured data under the limit of average detection.
5. The emission levels of other frequencies are very lower than the limit and not show in test report.

| | | |
|---|---|---|
| Product | : | Intelligent Robot |
| Test Item | : | Harmonic Radiated Emission Data |
| Test Mode | : | Mode 2: Transmit (802.11n-20BW 7.2Mbps) (5260MHz) |
| Test Date | : | 2019/06/26 |

**Vertical**

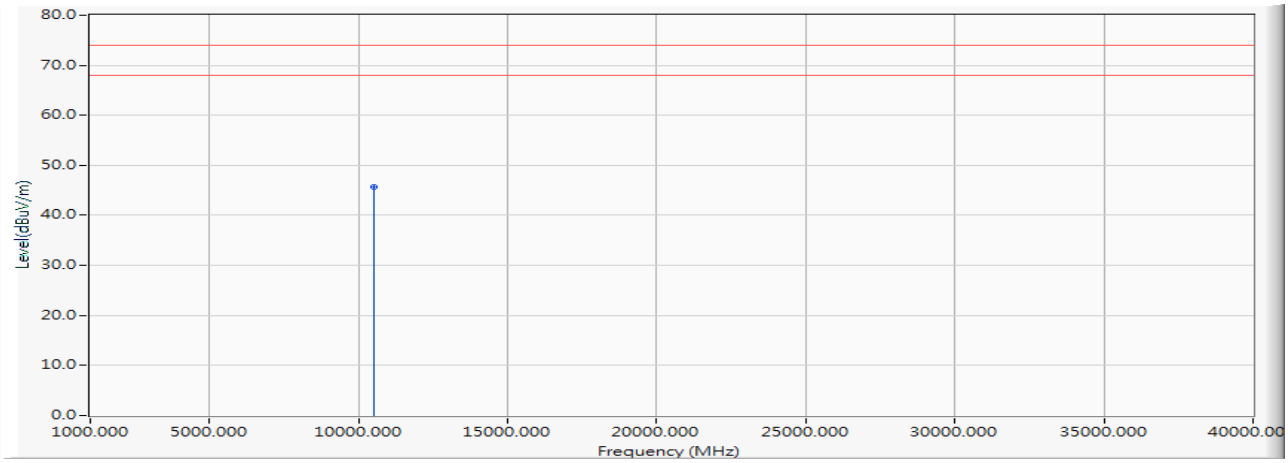


| | | Frequency (MHz) | Correct Factor (dB) | Reading Level (dBuV) | Measure Level (dBuV/m) | Margin (dB) | Limit (dBuV/m) | Detector Type |
|---|---|---|---|---|---|---|---|---|
| 1 | * | 10520.000 | 0.293 | 45.300 | 45.593 | -28.407 | 74.000 | PEAK |

Note:

1. All Readings below 1GHz are Quasi-Peak, above 1GHz are performed with peak and/or average measurements as necessary.
2. Measurement Level = Reading Level + Correct Factor.
3. Correct Factor = Antenna factor + Cable loss –Amplifier gain.
4. The average measurement was not performed when the peak measured data under the limit of average detection.
5. The emission levels of other frequencies are very lower than the limit and not show in test report.

Product : Intelligent Robot
Test Item : Harmonic Radiated Emission Data
Test Mode : Mode 2: Transmit (802.11n-20BW 7.2Mbps) (5300MHz)
Test Date : 2019/06/26

**Horizontal**

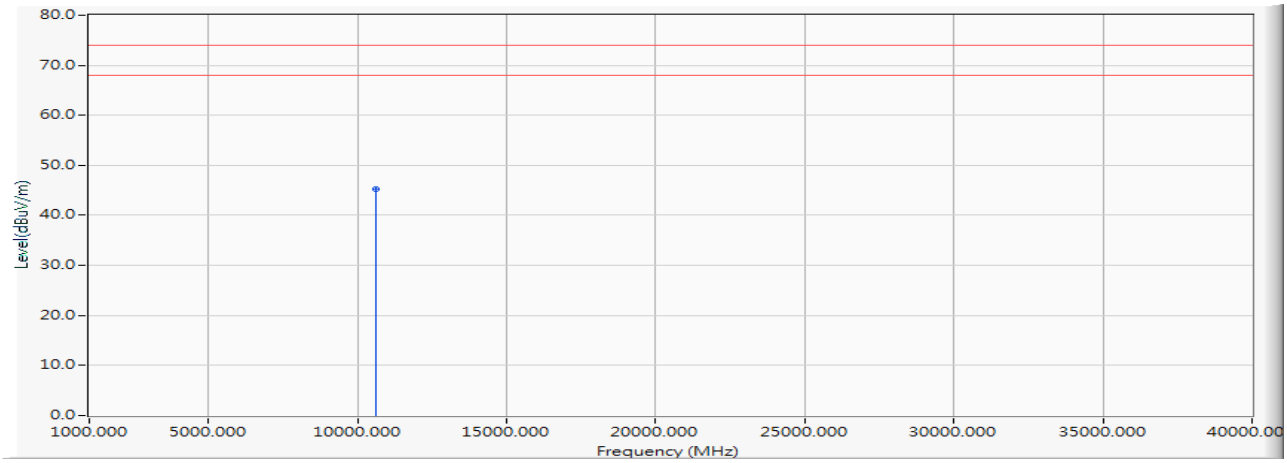


| | | Frequency (MHz) | Correct Factor (dB) | Reading Level (dBuV) | Measure Level (dBuV/m) | Margin (dB) | Limit (dBuV/m) | Detector Type |
|---|---|---|---|---|---|---|---|---|
| 1 | * | 10600.000 | 0.462 | 44.830 | 45.292 | -28.708 | 74.000 | PEAK |

Note:

1. All Readings below 1GHz are Quasi-Peak, above 1GHz are performed with peak and/or average measurements as necessary.
2. Measurement Level = Reading Level + Correct Factor.
3. Correct Factor = Antenna factor + Cable loss –Amplifier gain.
4. The average measurement was not performed when the peak measured data under the limit of average detection.
5. The emission levels of other frequencies are very lower than the limit and not show in test report.

| | | |
|---|---|---|
| Product | : | Intelligent Robot |
| Test Item | : | Harmonic Radiated Emission Data |
| Test Mode | : | Mode 2: Transmit (802.11n-20BW 7.2Mbps) (5300MHz) |
| Test Date | : | 2019/06/26 |

**Vertical**

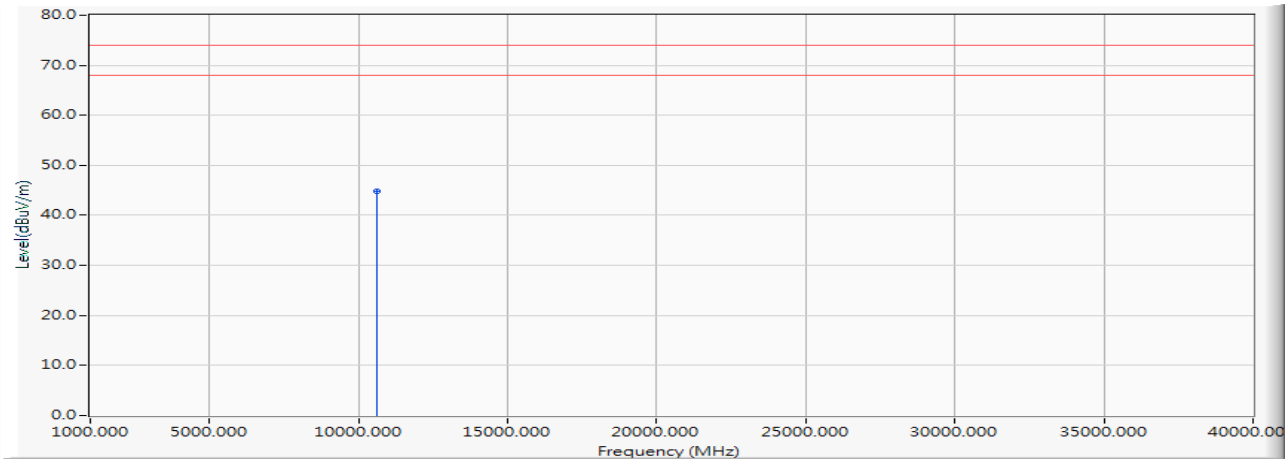


| | | Frequency (MHz) | Correct Factor (dB) | Reading Level (dBuV) | Measure Level (dBuV/m) | Margin (dB) | Limit (dBuV/m) | Detector Type |
|---|---|---|---|---|---|---|---|---|
| 1 | * | 10600.000 | 0.462 | 44.260 | 44.722 | -29.278 | 74.000 | PEAK |

Note:

1. All Readings below 1GHz are Quasi-Peak, above 1GHz are performed with peak and/or average measurements as necessary.
2. Measurement Level = Reading Level + Correct Factor.
3. Correct Factor = Antenna factor + Cable loss –Amplifier gain.
4. The average measurement was not performed when the peak measured data under the limit of average detection.
5. The emission levels of other frequencies are very lower than the limit and not show in test report.

Product : Intelligent Robot
Test Item : Harmonic Radiated Emission Data
Test Mode : Mode 2: Transmit (802.11n-20BW 7.2Mbps) (5320MHz)
Test Date : 2019/06/26

**Horizontal**

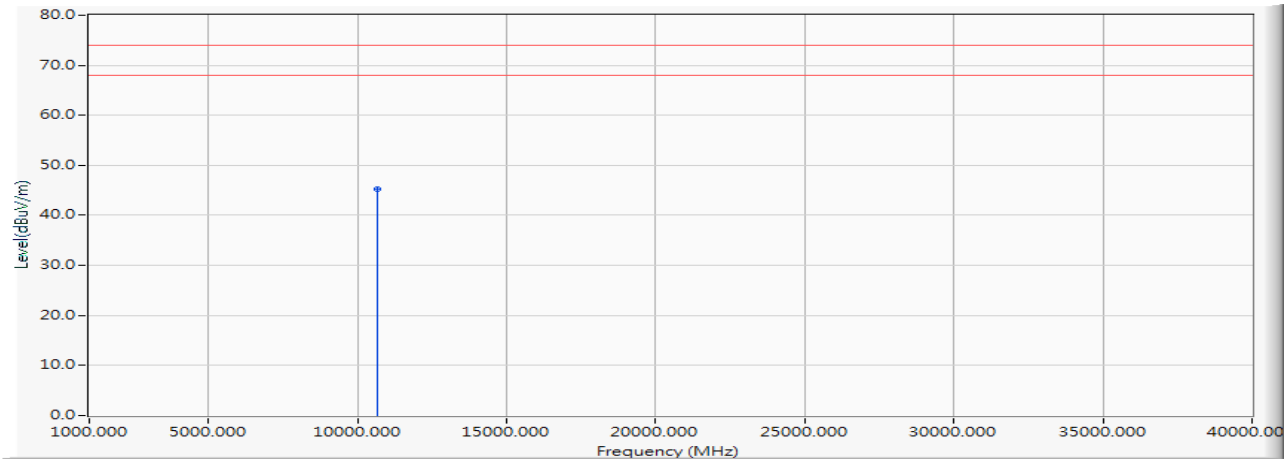


| | | Frequency (MHz) | Correct Factor (dB) | Reading Level (dBuV) | Measure Level (dBuV/m) | Margin (dB) | Limit (dBuV/m) | Detector Type |
|---|---|---|---|---|---|---|---|---|
| 1 | * | 10640.000 | 0.598 | 44.750 | 45.348 | -28.652 | 74.000 | PEAK |

Note:

1. All Readings below 1GHz are Quasi-Peak, above 1GHz are performed with peak and/or average measurements as necessary.
2. Measurement Level = Reading Level + Correct Factor.
3. Correct Factor = Antenna factor + Cable loss –Amplifier gain.
4. The average measurement was not performed when the peak measured data under the limit of average detection.
5. The emission levels of other frequencies are very lower than the limit and not show in test report.

| | | |
|---|---|---|
| Product | : | Intelligent Robot |
| Test Item | : | Harmonic Radiated Emission Data |
| Test Mode | : | Mode 2: Transmit (802.11n-20BW 7.2Mbps) (5320MHz) |
| Test Date | : | 2019/06/26 |

**Vertical**

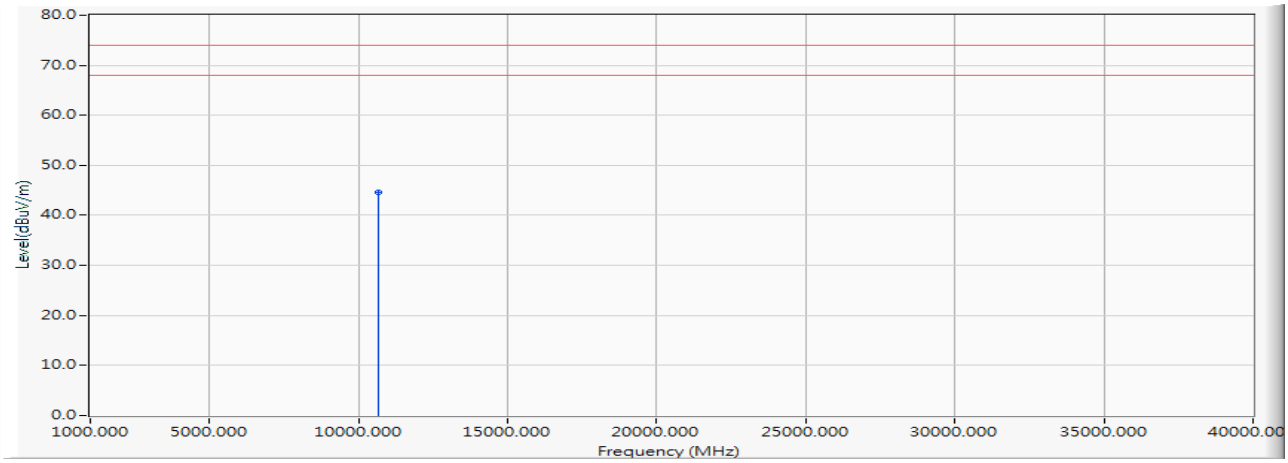


| | | Frequency (MHz) | Correct Factor (dB) | Reading Level (dBuV) | Measure Level (dBuV/m) | Margin (dB) | Limit (dBuV/m) | Detector Type |
|---|---|---|---|---|---|---|---|---|
| 1 | * | 10640.000 | 0.598 | 44.070 | 44.668 | -29.332 | 74.000 | PEAK |

Note:

1. All Readings below 1GHz are Quasi-Peak, above 1GHz are performed with peak and/or average measurements as necessary.
2. Measurement Level = Reading Level + Correct Factor.
3. Correct Factor = Antenna factor + Cable loss –Amplifier gain.
4. The average measurement was not performed when the peak measured data under the limit of average detection.
5. The emission levels of other frequencies are very lower than the limit and not show in test report.

Product : Intelligent Robot
Test Item : Harmonic Radiated Emission Data
Test Mode : Mode 2: Transmit (802.11n-20BW 7.2Mbps) (5500MHz)
Test Date : 2019/06/26

**Horizontal**

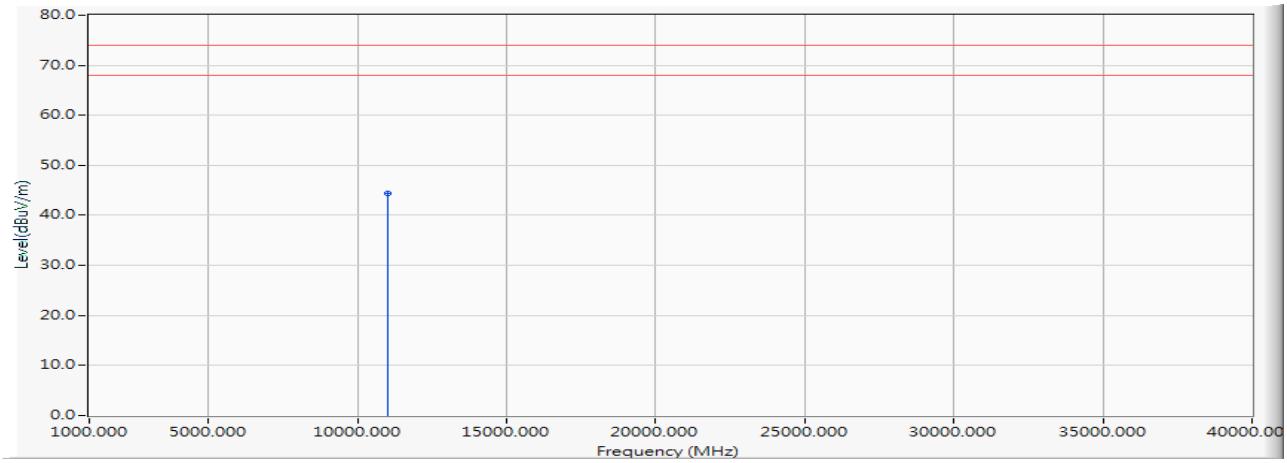


| | | Frequency (MHz) | Correct Factor (dB) | Reading Level (dBuV) | Measure Level (dBuV/m) | Margin (dB) | Limit (dBuV/m) | Detector Type |
|---|---|---|---|---|---|---|---|---|
| 1 | * | 11000.000 | 1.166 | 43.170 | 44.336 | -29.664 | 74.000 | PEAK |

Note:

1. All Readings below 1GHz are Quasi-Peak, above 1GHz are performed with peak and/or average measurements as necessary.
2. Measurement Level = Reading Level + Correct Factor.
3. Correct Factor = Antenna factor + Cable loss –Amplifier gain.
4. The average measurement was not performed when the peak measured data under the limit of average detection.
5. The emission levels of other frequencies are very lower than the limit and not show in test report.

| | | |
|---|---|---|
| Product | : | Intelligent Robot |
| Test Item | : | Harmonic Radiated Emission Data |
| Test Mode | : | Mode 2: Transmit (802.11n-20BW 7.2Mbps) (5500MHz) |
| Test Date | : | 2019/06/26 |

**Vertical**

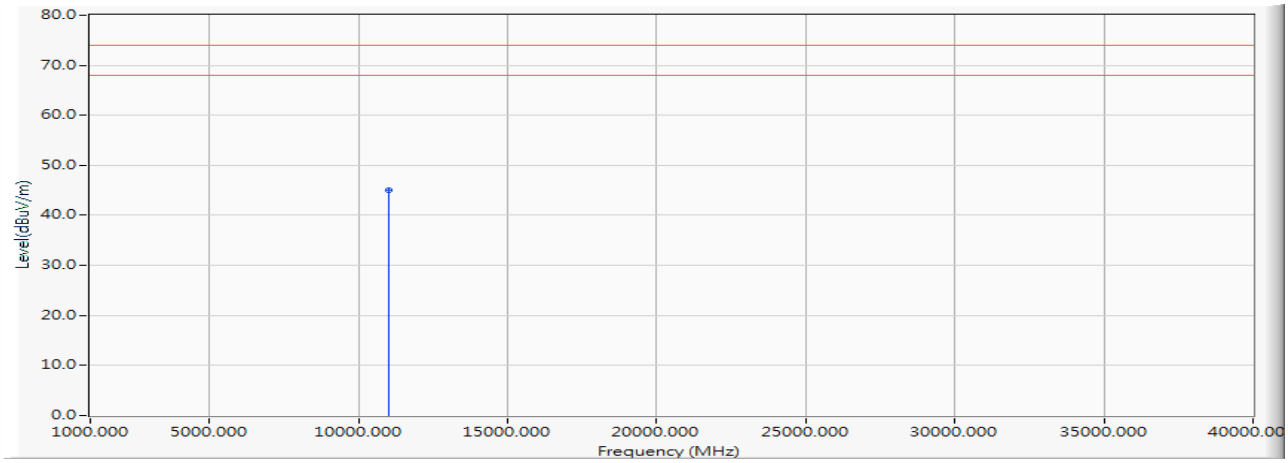


| | | Frequency (MHz) | Correct Factor (dB) | Reading Level (dBuV) | Measure Level (dBuV/m) | Margin (dB) | Limit (dBuV/m) | Detector Type |
|---|---|---|---|---|---|---|---|---|
| 1 | * | 11000.000 | 1.166 | 43.870 | 45.036 | -28.964 | 74.000 | PEAK |

Note:

1. All Readings below 1GHz are Quasi-Peak, above 1GHz are performed with peak and/or average measurements as necessary.
2. Measurement Level = Reading Level + Correct Factor.
3. Correct Factor = Antenna factor + Cable loss –Amplifier gain.
4. The average measurement was not performed when the peak measured data under the limit of average detection.
5. The emission levels of other frequencies are very lower than the limit and not show in test report.

Product : Intelligent Robot
Test Item : Harmonic Radiated Emission Data
Test Mode : Mode 2: Transmit (802.11n-20BW 7.2Mbps) (5580MHz)
Test Date : 2019/06/26

**Horizontal**

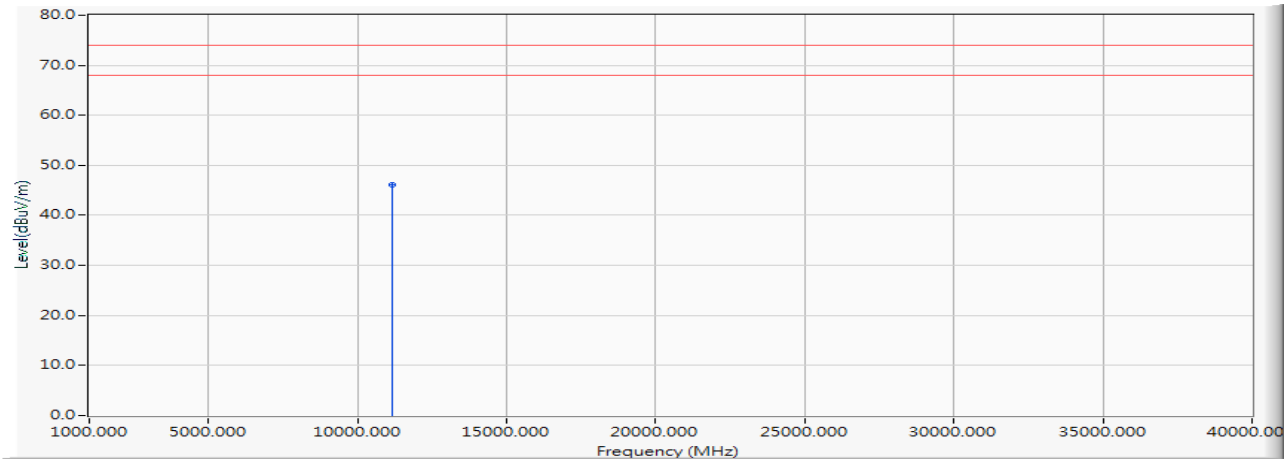


| | | Frequency (MHz) | Correct Factor (dB) | Reading Level (dBuV) | Measure Level (dBuV/m) | Margin (dB) | Limit (dBuV/m) | Detector Type |
|---|---|---|---|---|---|---|---|---|
| 1 | * | 11160.000 | 1.203 | 44.880 | 46.083 | -27.917 | 74.000 | PEAK |

Note:

1. All Readings below 1GHz are Quasi-Peak, above 1GHz are performed with peak and/or average measurements as necessary.
2. Measurement Level = Reading Level + Correct Factor.
3. Correct Factor = Antenna factor + Cable loss –Amplifier gain.
4. The average measurement was not performed when the peak measured data under the limit of average detection.
5. The emission levels of other frequencies are very lower than the limit and not show in test report.

| | | |
|---|---|---|
| Product | : | Intelligent Robot |
| Test Item | : | Harmonic Radiated Emission Data |
| Test Mode | : | Mode 2: Transmit (802.11n-20BW 7.2Mbps) (5580MHz) |
| Test Date | : | 2019/06/26 |

**Vertical**

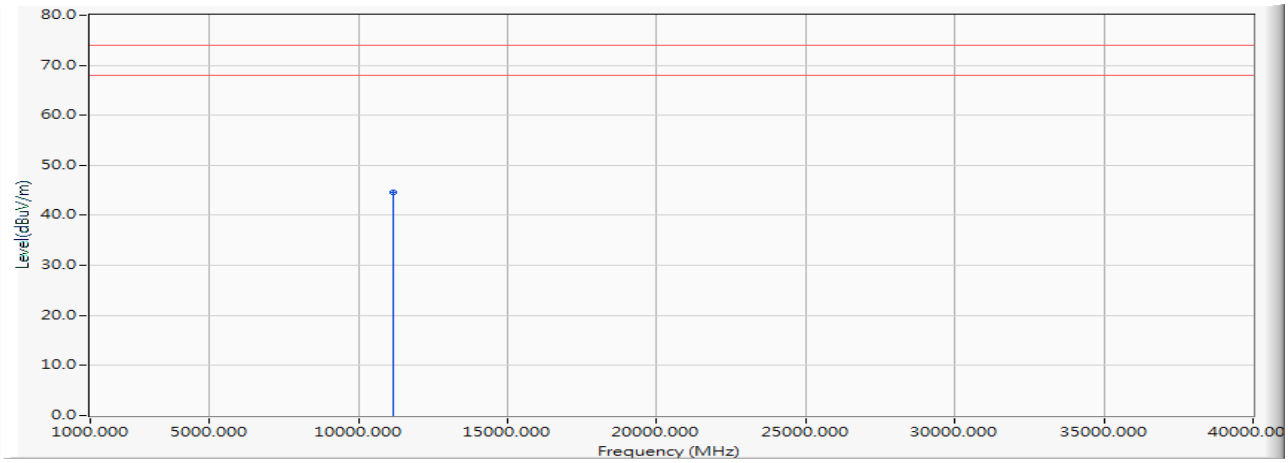


| | | Frequency (MHz) | Correct Factor (dB) | Reading Level (dBuV) | Measure Level (dBuV/m) | Margin (dB) | Limit (dBuV/m) | Detector Type |
|---|---|---|---|---|---|---|---|---|
| 1 | * | 11160.000 | 1.203 | 43.330 | 44.533 | -29.467 | 74.000 | PEAK |

Note:

1. All Readings below 1GHz are Quasi-Peak, above 1GHz are performed with peak and/or average measurements as necessary.
2. Measurement Level = Reading Level + Correct Factor.
3. Correct Factor = Antenna factor + Cable loss –Amplifier gain.
4. The average measurement was not performed when the peak measured data under the limit of average detection.
5. The emission levels of other frequencies are very lower than the limit and not show in test report.

Product : Intelligent Robot
Test Item : Harmonic Radiated Emission Data
Test Mode : Mode 2: Transmit (802.11n-20BW 7.2Mbps) (5700MHz)
Test Date : 2019/06/26

**Horizontal**

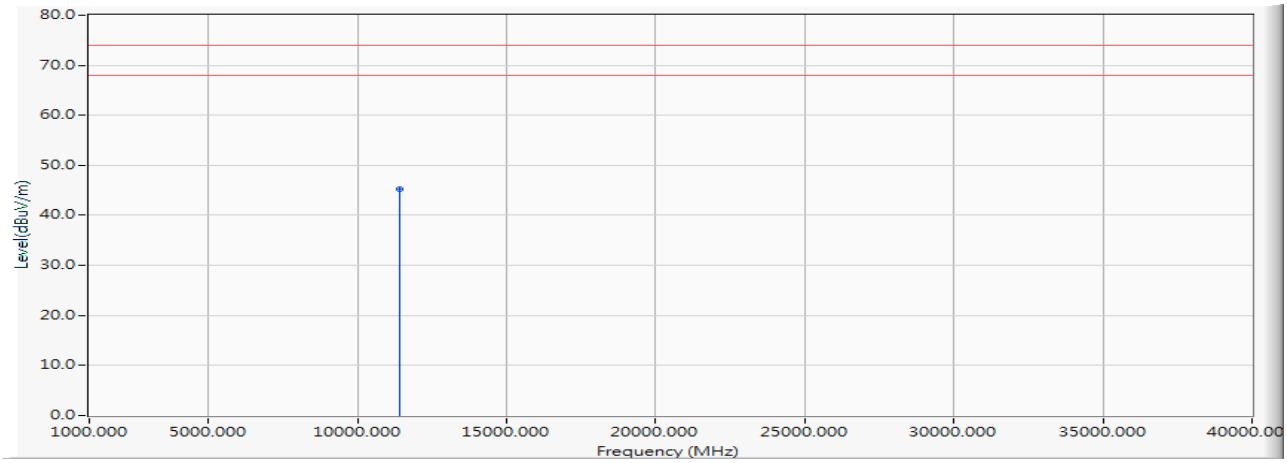


| | | Frequency (MHz) | Correct Factor (dB) | Reading Level (dBuV) | Measure Level (dBuV/m) | Margin (dB) | Limit (dBuV/m) | Detector Type |
|---|---|---|---|---|---|---|---|---|
| 1 | * | 11400.000 | 1.624 | 43.620 | 45.244 | -28.756 | 74.000 | PEAK |

Note:

1. All Readings below 1GHz are Quasi-Peak, above 1GHz are performed with peak and/or average measurements as necessary.
2. Measurement Level = Reading Level + Correct Factor.
3. Correct Factor = Antenna factor + Cable loss –Amplifier gain.
4. The average measurement was not performed when the peak measured data under the limit of average detection.
5. The emission levels of other frequencies are very lower than the limit and not show in test report.

| | | |
|---|---|---|
| Product | : | Intelligent Robot |
| Test Item | : | Harmonic Radiated Emission Data |
| Test Mode | : | Mode 2: Transmit (802.11n-20BW 7.2Mbps) (5700MHz) |
| Test Date | : | 2019/06/26 |

**Vertical**

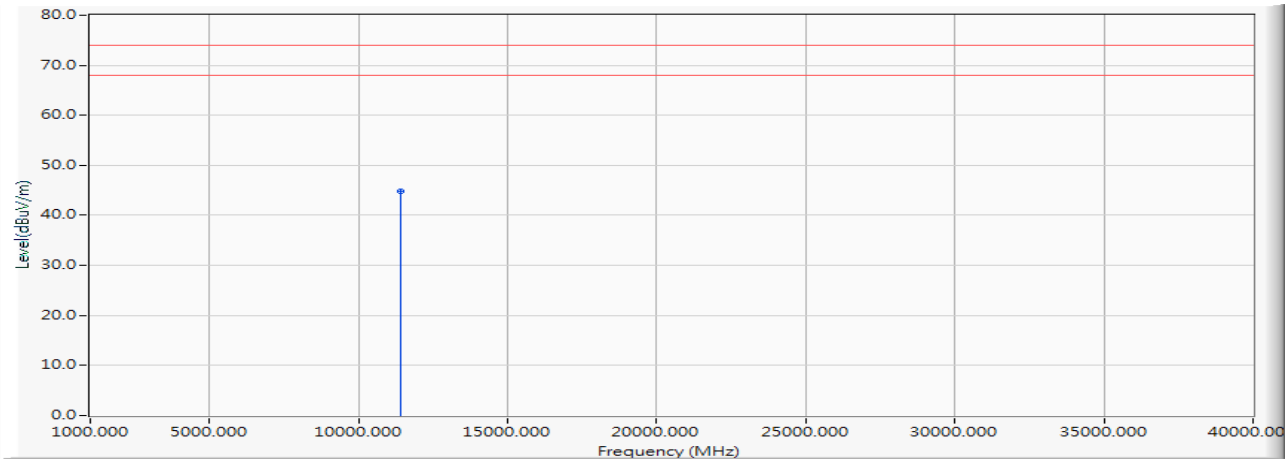


| | | Frequency (MHz) | Correct Factor (dB) | Reading Level (dBuV) | Measure Level (dBuV/m) | Margin (dB) | Limit (dBuV/m) | Detector Type |
|---|---|---|---|---|---|---|---|---|
| 1 | * | 11400.000 | 1.624 | 43.140 | 44.764 | -29.236 | 74.000 | PEAK |

Note:

1. All Readings below 1GHz are Quasi-Peak, above 1GHz are performed with peak and/or average measurements as necessary.
2. Measurement Level = Reading Level + Correct Factor.
3. Correct Factor = Antenna factor + Cable loss –Amplifier gain.
4. The average measurement was not performed when the peak measured data under the limit of average detection.
5. The emission levels of other frequencies are very lower than the limit and not show in test report.

| | | |
|---|---|---|
| Product | : | Intelligent Robot |
| Test Item | : | Harmonic Radiated Emission Data |
| Test Mode | : | Mode 2: Transmit (802.11n-20BW 7.2Mbps) (5745MHz) |
| Test Date | : | 2019/06/26 |

**Horizontal**

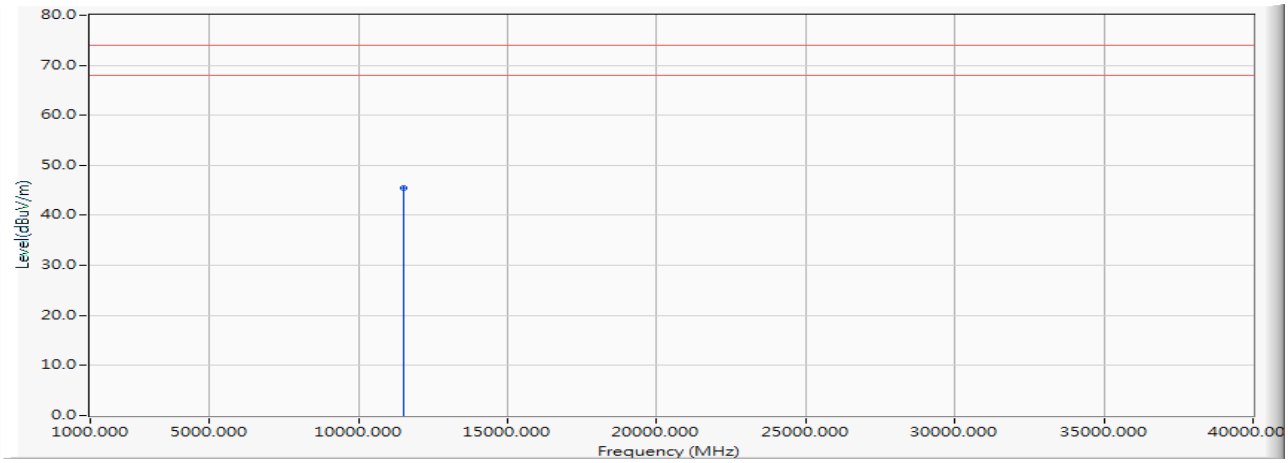


| | | Frequency (MHz) | Correct Factor (dB) | Reading Level (dBuV) | Measure Level (dBuV/m) | Margin (dB) | Limit (dBuV/m) | Detector Type |
|---|---|---|---|---|---|---|---|---|
| 1 | * | 11490.000 | 1.894 | 43.500 | 45.394 | -28.606 | 74.000 | PEAK |

Note:

1. All Readings below 1GHz are Quasi-Peak, above 1GHz are performed with peak and/or average measurements as necessary.
2. Measurement Level = Reading Level + Correct Factor.
3. Correct Factor = Antenna factor + Cable loss –Amplifier gain.
4. The average measurement was not performed when the peak measured data under the limit of average detection.
5. The emission levels of other frequencies are very lower than the limit and not show in test report.

| | | |
|---|---|---|
| Product | : | Intelligent Robot |
| Test Item | : | Harmonic Radiated Emission Data |
| Test Mode | : | Mode 2: Transmit (802.11n-20BW 7.2Mbps) (5745MHz) |
| Test Date | : | 2019/06/26 |

**Vertical**

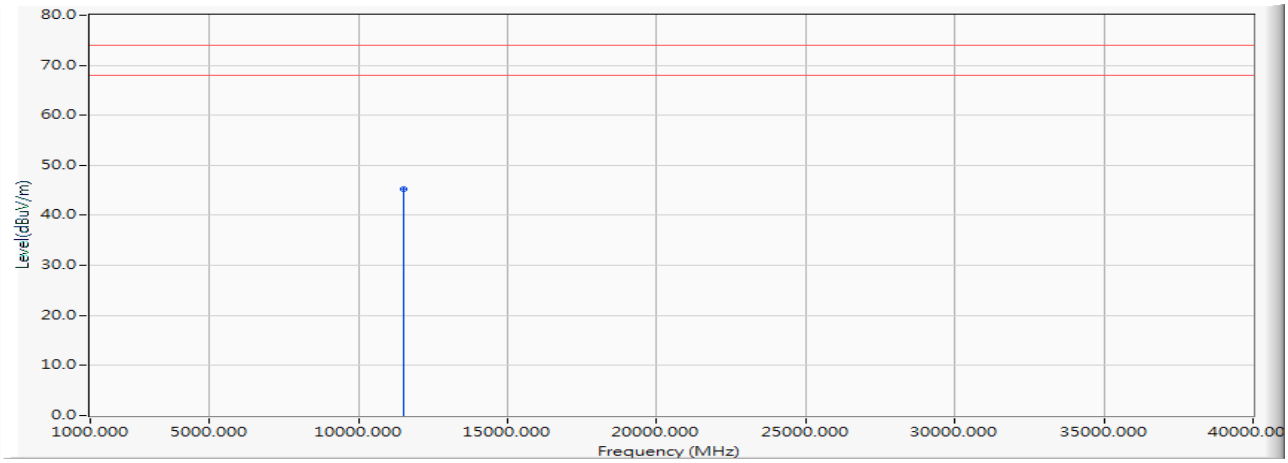


| | | Frequency (MHz) | Correct Factor (dB) | Reading Level (dBuV) | Measure Level (dBuV/m) | Margin (dB) | Limit (dBuV/m) | Detector Type |
|---|---|---|---|---|---|---|---|---|
| 1 | * | 11490.000 | 1.894 | 43.300 | 45.194 | -28.806 | 74.000 | PEAK |

Note:

1. All Readings below 1GHz are Quasi-Peak, above 1GHz are performed with peak and/or average measurements as necessary.
2. Measurement Level = Reading Level + Correct Factor.
3. Correct Factor = Antenna factor + Cable loss –Amplifier gain.
4. The average measurement was not performed when the peak measured data under the limit of average detection.
5. The emission levels of other frequencies are very lower than the limit and not show in test report.

| | | |
|---|---|---|
| Product | : | Intelligent Robot |
| Test Item | : | Harmonic Radiated Emission Data |
| Test Mode | : | Mode 2: Transmit (802.11n-20BW 7.2Mbps) (5785MHz) |
| Test Date | : | 2019/06/26 |

**Horizontal**

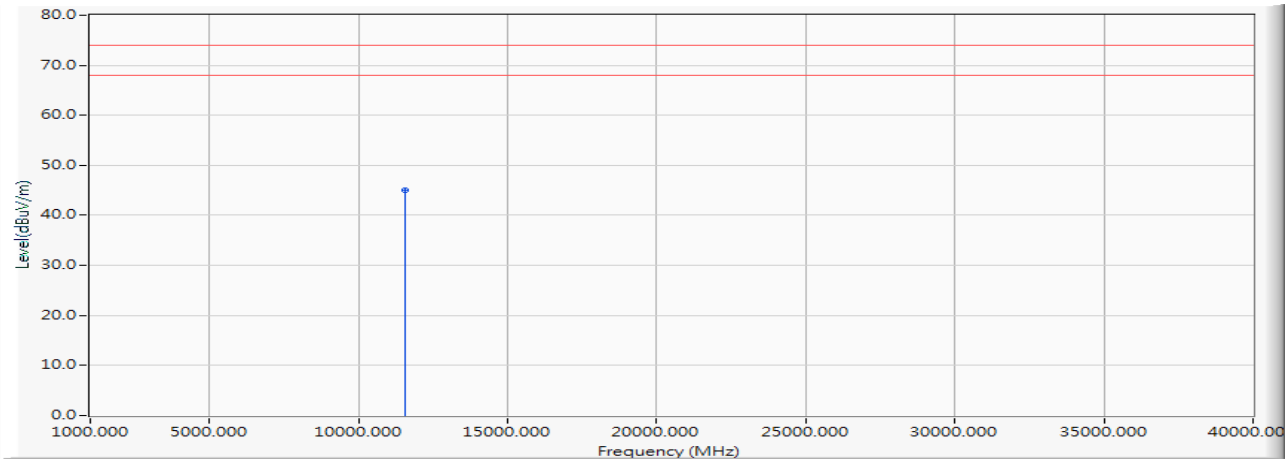


| | | Frequency (MHz) | Correct Factor (dB) | Reading Level (dBuV) | Measure Level (dBuV/m) | Margin (dB) | Limit (dBuV/m) | Detector Type |
|---|---|---|---|---|---|---|---|---|
| 1 | * | 11570.000 | 1.993 | 43.120 | 45.113 | -28.887 | 74.000 | PEAK |

Note:

1. All Readings below 1GHz are Quasi-Peak, above 1GHz are performed with peak and/or average measurements as necessary.
2. Measurement Level = Reading Level + Correct Factor.
3. Correct Factor = Antenna factor + Cable loss –Amplifier gain.
4. The average measurement was not performed when the peak measured data under the limit of average detection.
5. The emission levels of other frequencies are very lower than the limit and not show in test report.

| | | |
|---|---|---|
| Product | : | Intelligent Robot |
| Test Item | : | Harmonic Radiated Emission Data |
| Test Mode | : | Mode 2: Transmit (802.11n-20BW 7.2Mbps) (5785MHz) |
| Test Date | : | 2019/06/26 |

**Vertical**

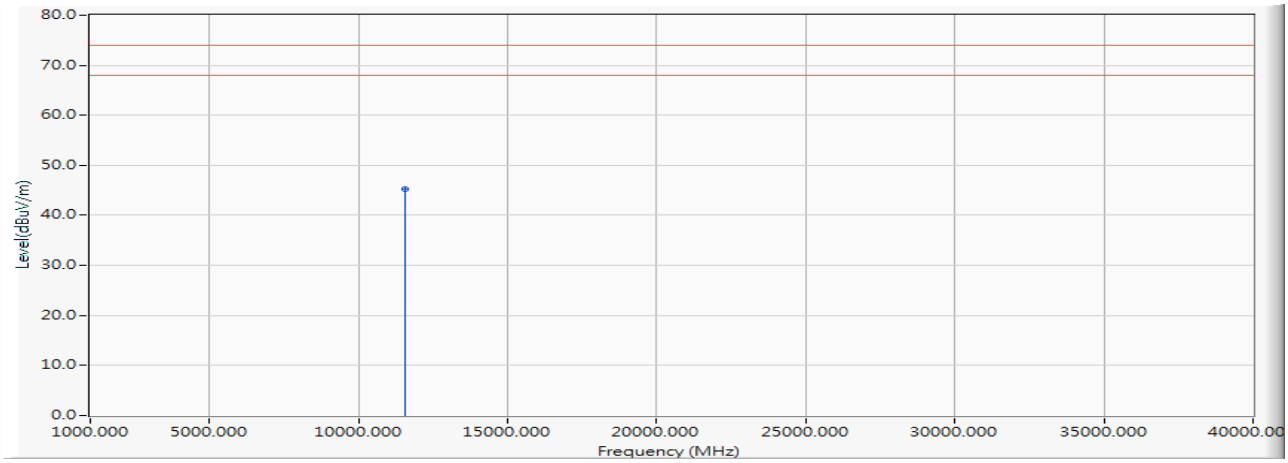


| | | Frequency (MHz) | Correct Factor (dB) | Reading Level (dBuV) | Measure Level (dBuV/m) | Margin (dB) | Limit (dBuV/m) | Detector Type |
|---|---|---|---|---|---|---|---|---|
| 1 | * | 11570.000 | 1.993 | 43.280 | 45.273 | -28.727 | 74.000 | PEAK |

Note:

1. All Readings below 1GHz are Quasi-Peak, above 1GHz are performed with peak and/or average measurements as necessary.
2. Measurement Level = Reading Level + Correct Factor.
3. Correct Factor = Antenna factor + Cable loss –Amplifier gain.
4. The average measurement was not performed when the peak measured data under the limit of average detection.
5. The emission levels of other frequencies are very lower than the limit and not show in test report.

| | | |
|---|---|---|
| Product | : | Intelligent Robot |
| Test Item | : | Harmonic Radiated Emission Data |
| Test Mode | : | Mode 2: Transmit (802.11n-20BW 7.2Mbps) (5825MHz) |
| Test Date | : | 2019/06/26 |

**Horizontal**

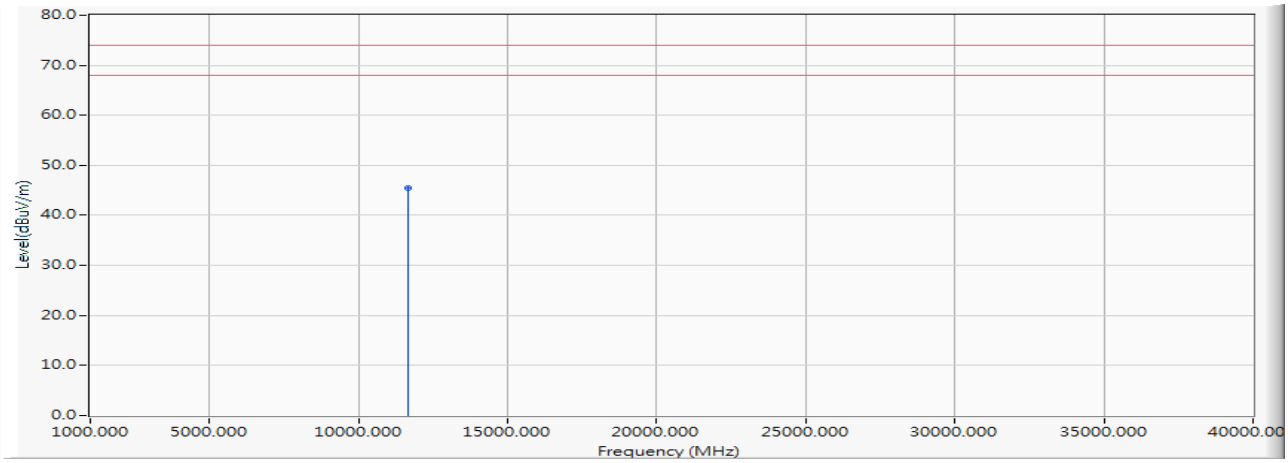


| | | Frequency (MHz) | Correct Factor (dB) | Reading Level (dBuV) | Measure Level (dBuV/m) | Margin (dB) | Limit (dBuV/m) | Detector Type |
|---|---|---|---|---|---|---|---|---|
| 1 | * | 11650.000 | 2.093 | 43.430 | 45.523 | -28.477 | 74.000 | PEAK |

Note:

1. All Readings below 1GHz are Quasi-Peak, above 1GHz are performed with peak and/or average measurements as necessary.
2. Measurement Level = Reading Level + Correct Factor.
3. Correct Factor = Antenna factor + Cable loss –Amplifier gain.
4. The average measurement was not performed when the peak measured data under the limit of average detection.
5. The emission levels of other frequencies are very lower than the limit and not show in test report.

| | | |
|---|---|---|
| Product | : | Intelligent Robot |
| Test Item | : | Harmonic Radiated Emission Data |
| Test Mode | : | Mode 2: Transmit (802.11n-20BW 7.2Mbps) (5825MHz) |
| Test Date | : | 2019/06/26 |

**Vertical**

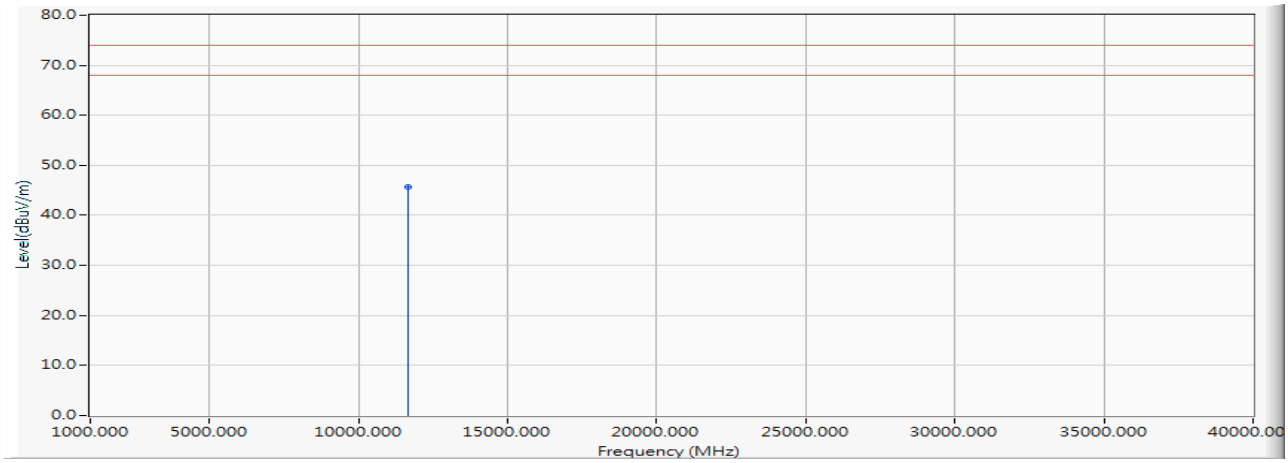


| | | Frequency (MHz) | Correct Factor (dB) | Reading Level (dBuV) | Measure Level (dBuV/m) | Margin (dB) | Limit (dBuV/m) | Detector Type |
|---|---|---|---|---|---|---|---|---|
| 1 | * | 11650.000 | 2.093 | 43.690 | 45.783 | -28.217 | 74.000 | PEAK |

Note:

1. All Readings below 1GHz are Quasi-Peak, above 1GHz are performed with peak and/or average measurements as necessary.
2. Measurement Level = Reading Level + Correct Factor.
3. Correct Factor = Antenna factor + Cable loss –Amplifier gain.
4. The average measurement was not performed when the peak measured data under the limit of average detection.
5. The emission levels of other frequencies are very lower than the limit and not show in test report.

Product : Intelligent Robot
Test Item : Harmonic Radiated Emission Data
Test Mode : Mode 3: Transmit (802.11n-40BW 15Mbps) (5190MHz)
Test Date : 2019/06/26

**Horizontal**

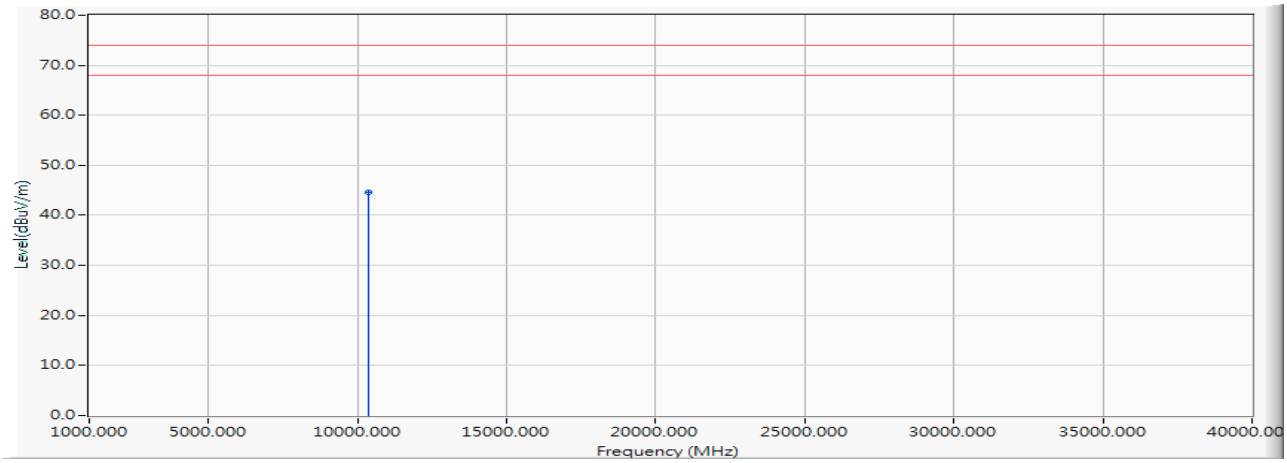


| | | Frequency (MHz) | Correct Factor (dB) | Reading Level (dBuV) | Measure Level (dBuV/m) | Margin (dB) | Limit (dBuV/m) | Detector Type |
|---|---|---|---|---|---|---|---|---|
| 1 | * | 10380.000 | 0.211 | 44.460 | 44.671 | -29.329 | 74.000 | PEAK |

Note:

1. All Readings below 1GHz are Quasi-Peak, above 1GHz are performed with peak and/or average measurements as necessary.
2. Measurement Level = Reading Level + Correct Factor.
3. Correct Factor = Antenna factor + Cable loss –Amplifier gain.
4. The average measurement was not performed when the peak measured data under the limit of average detection.
5. The emission levels of other frequencies are very lower than the limit and not show in test report.

| | | |
|---|---|---|
| Product | : | Intelligent Robot |
| Test Item | : | Harmonic Radiated Emission Data |
| Test Mode | : | Mode 3: Transmit (802.11n-40BW 15Mbps) (5190MHz) |
| Test Date | : | 2019/06/26 |

**Vertical**

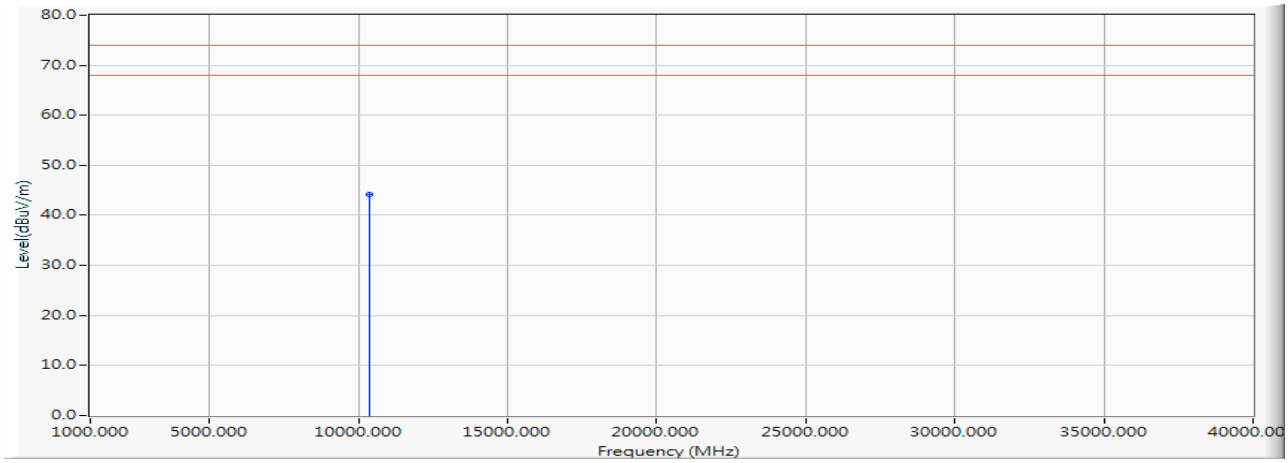


| | | Frequency (MHz) | Correct Factor (dB) | Reading Level (dBuV) | Measure Level (dBuV/m) | Margin (dB) | Limit (dBuV/m) | Detector Type |
|---|---|---|---|---|---|---|---|---|
| 1 | * | 10380.000 | 0.211 | 43.870 | 44.081 | -29.919 | 74.000 | PEAK |

Note:

1. All Readings below 1GHz are Quasi-Peak, above 1GHz are performed with peak and/or average measurements as necessary.
2. Measurement Level = Reading Level + Correct Factor.
3. Correct Factor = Antenna factor + Cable loss –Amplifier gain.
4. The average measurement was not performed when the peak measured data under the limit of average detection.
5. The emission levels of other frequencies are very lower than the limit and not show in test report.

Product : Intelligent Robot
Test Item : Harmonic Radiated Emission Data
Test Mode : Mode 3: Transmit (802.11n-40BW 15Mbps) (5230MHz)
Test Date : 2019/06/26

**Horizontal**

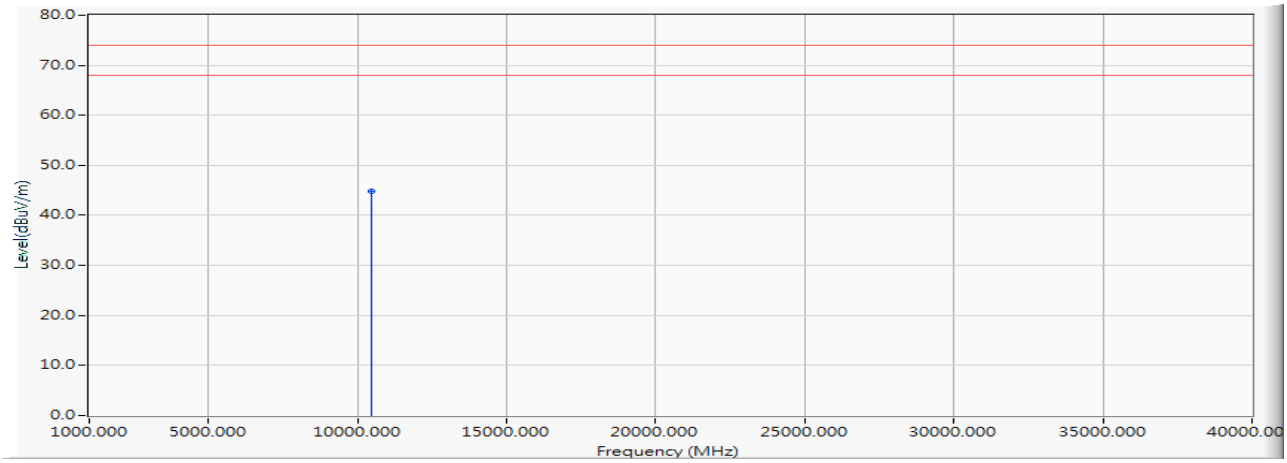


| | | Frequency (MHz) | Correct Factor (dB) | Reading Level (dBuV) | Measure Level (dBuV/m) | Margin (dB) | Limit (dBuV/m) | Detector Type |
|---|---|---|---|---|---|---|---|---|
| 1 | * | 10460.000 | 0.236 | 44.510 | 44.746 | -29.254 | 74.000 | PEAK |

Note:

1. All Readings below 1GHz are Quasi-Peak, above 1GHz are performed with peak and/or average measurements as necessary.
2. Measurement Level = Reading Level + Correct Factor.
3. Correct Factor = Antenna factor + Cable loss –Amplifier gain.
4. The average measurement was not performed when the peak measured data under the limit of average detection.
5. The emission levels of other frequencies are very lower than the limit and not show in test report.

| | | |
|---|---|---|
| Product | : | Intelligent Robot |
| Test Item | : | Harmonic Radiated Emission Data |
| Test Mode | : | Mode 3: Transmit (802.11n-40BW 15Mbps) (5230MHz) |
| Test Date | : | 2019/06/26 |

**Vertical**

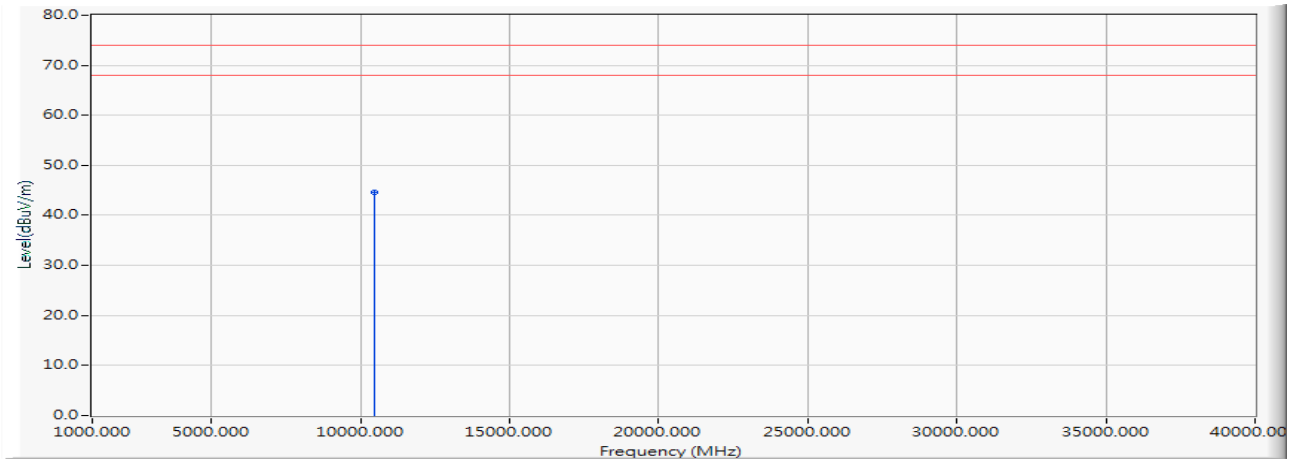


| | | Frequency (MHz) | Correct Factor (dB) | Reading Level (dBuV) | Measure Level (dBuV/m) | Margin (dB) | Limit (dBuV/m) | Detector Type |
|---|---|---|---|---|---|---|---|---|
| 1 | * | 10460.000 | 0.236 | 44.360 | 44.596 | -29.404 | 74.000 | PEAK |

Note:

1. All Readings below 1GHz are Quasi-Peak, above 1GHz are performed with peak and/or average measurements as necessary.
2. Measurement Level = Reading Level + Correct Factor.
3. Correct Factor = Antenna factor + Cable loss –Amplifier gain.
4. The average measurement was not performed when the peak measured data under the limit of average detection.
5. The emission levels of other frequencies are very lower than the limit and not show in test report.

Product : Intelligent Robot
Test Item : Harmonic Radiated Emission Data
Test Mode : Mode 3: Transmit (802.11n-40BW 15Mbps) (5270MHz)
Test Date : 2019/06/26

**Horizontal**

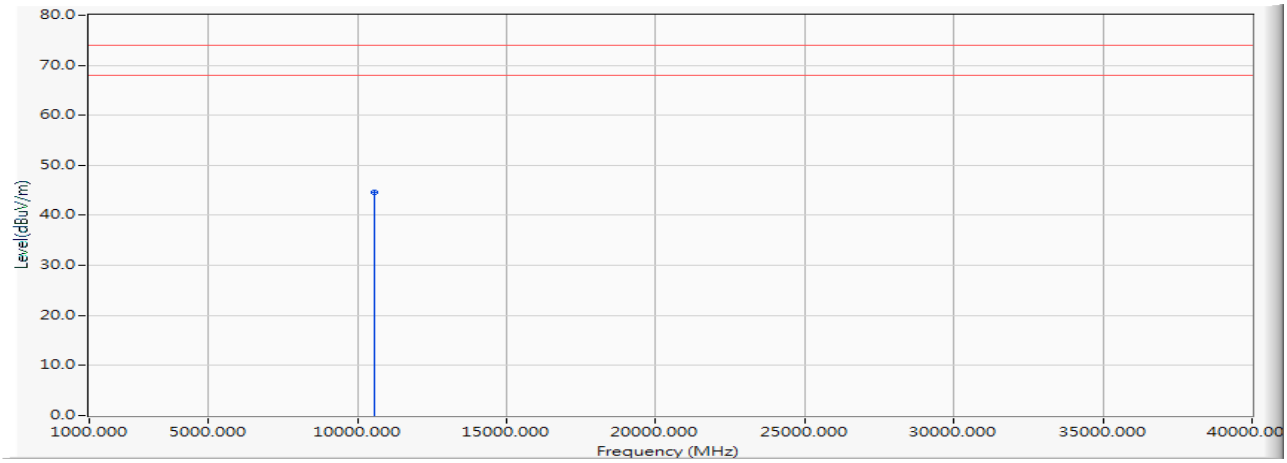


| | | Frequency (MHz) | Correct Factor (dB) | Reading Level (dBuV) | Measure Level (dBuV/m) | Margin (dB) | Limit (dBuV/m) | Detector Type |
|---|---|---|---|---|---|---|---|---|
| 1 | * | 10540.000 | 0.382 | 44.280 | 44.662 | -29.338 | 74.000 | PEAK |

Note:

1. All Readings below 1GHz are Quasi-Peak, above 1GHz are performed with peak and/or average measurements as necessary.
2. Measurement Level = Reading Level + Correct Factor.
3. Correct Factor = Antenna factor + Cable loss –Amplifier gain.
4. The average measurement was not performed when the peak measured data under the limit of average detection.
5. The emission levels of other frequencies are very lower than the limit and not show in test report.

| | | |
|---|---|---|
| Product | : | Intelligent Robot |
| Test Item | : | Harmonic Radiated Emission Data |
| Test Mode | : | Mode 3: Transmit (802.11n-40BW 15Mbps) (5270MHz) |
| Test Date | : | 2019/06/26 |

**Vertical**

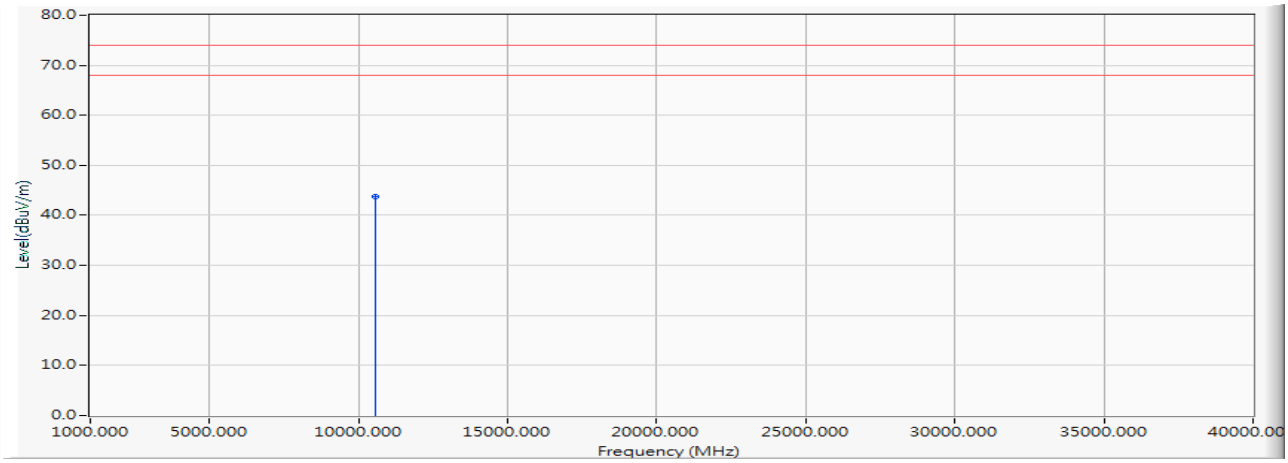


| | | Frequency (MHz) | Correct Factor (dB) | Reading Level (dBuV) | Measure Level (dBuV/m) | Margin (dB) | Limit (dBuV/m) | Detector Type |
|---|---|---|---|---|---|---|---|---|
| 1 | * | 10540.000 | 0.382 | 43.320 | 43.702 | -30.298 | 74.000 | PEAK |

Note:

1. All Readings below 1GHz are Quasi-Peak, above 1GHz are performed with peak and/or average measurements as necessary.
2. Measurement Level = Reading Level + Correct Factor.
3. Correct Factor = Antenna factor + Cable loss –Amplifier gain.
4. The average measurement was not performed when the peak measured data under the limit of average detection.
5. The emission levels of other frequencies are very lower than the limit and not show in test report.

Product : Intelligent Robot
Test Item : Harmonic Radiated Emission Data
Test Mode : Mode 3: Transmit (802.11n-40BW 15Mbps) (5310MHz)
Test Date : 2019/06/26

**Horizontal**

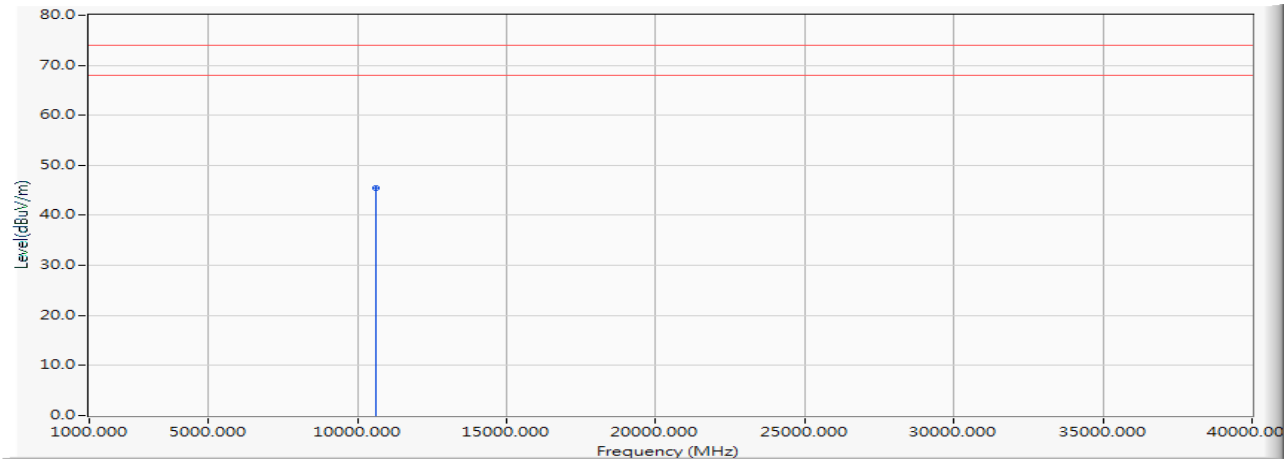


| | | Frequency (MHz) | Correct Factor (dB) | Reading Level (dBuV) | Measure Level (dBuV/m) | Margin (dB) | Limit (dBuV/m) | Detector Type |
|---|---|---|---|---|---|---|---|---|
| 1 | * | 10620.000 | 0.527 | 44.850 | 45.377 | -28.623 | 74.000 | PEAK |

Note:

1. All Readings below 1GHz are Quasi-Peak, above 1GHz are performed with peak and/or average measurements as necessary.
2. Measurement Level = Reading Level + Correct Factor.
3. Correct Factor = Antenna factor + Cable loss –Amplifier gain.
4. The average measurement was not performed when the peak measured data under the limit of average detection.
5. The emission levels of other frequencies are very lower than the limit and not show in test report.

| | | |
|---|---|---|
| Product | : | Intelligent Robot |
| Test Item | : | Harmonic Radiated Emission Data |
| Test Mode | : | Mode 3: Transmit (802.11n-40BW 15Mbps) (5310MHz) |
| Test Date | : | 2019/06/26 |

**Vertical**

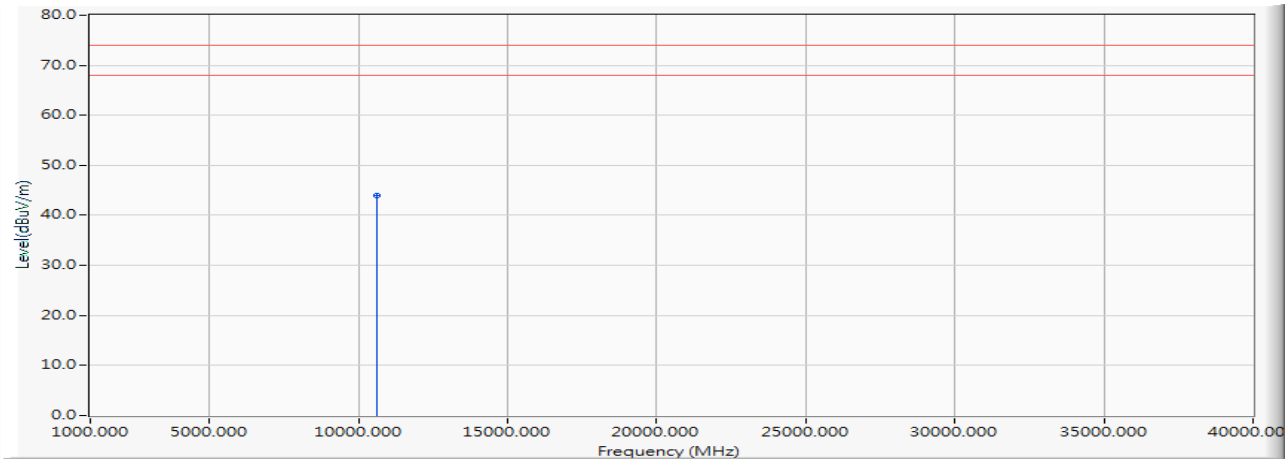


| | | Frequency (MHz) | Correct Factor (dB) | Reading Level (dBuV) | Measure Level (dBuV/m) | Margin (dB) | Limit (dBuV/m) | Detector Type |
|---|---|---|---|---|---|---|---|---|
| 1 | * | 10620.000 | 0.527 | 43.530 | 44.057 | -29.943 | 74.000 | PEAK |

Note:

1. All Readings below 1GHz are Quasi-Peak, above 1GHz are performed with peak and/or average measurements as necessary.
2. Measurement Level = Reading Level + Correct Factor.
3. Correct Factor = Antenna factor + Cable loss –Amplifier gain.
4. The average measurement was not performed when the peak measured data under the limit of average detection.
5. The emission levels of other frequencies are very lower than the limit and not show in test report.

Product : Intelligent Robot
Test Item : Harmonic Radiated Emission Data
Test Mode : Mode 3: Transmit (802.11n-40BW 15Mbps) (5510MHz)
Test Date : 2019/06/26

**Horizontal**

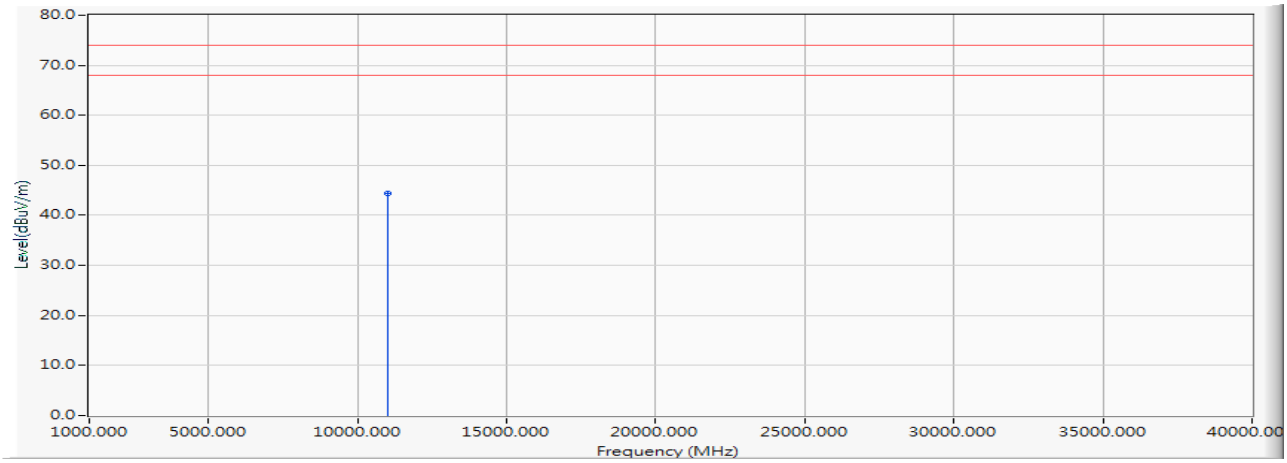


| | | Frequency (MHz) | Correct Factor (dB) | Reading Level (dBuV) | Measure Level (dBuV/m) | Margin (dB) | Limit (dBuV/m) | Detector Type |
|---|---|---|---|---|---|---|---|---|
| 1 | * | 11020.000 | 1.170 | 43.260 | 44.430 | -29.570 | 74.000 | PEAK |

Note:

1. All Readings below 1GHz are Quasi-Peak, above 1GHz are performed with peak and/or average measurements as necessary.
2. Measurement Level = Reading Level + Correct Factor.
3. Correct Factor = Antenna factor + Cable loss –Amplifier gain.
4. The average measurement was not performed when the peak measured data under the limit of average detection.
5. The emission levels of other frequencies are very lower than the limit and not show in test report.

| | | |
|---|---|---|
| Product | : | Intelligent Robot |
| Test Item | : | Harmonic Radiated Emission Data |
| Test Mode | : | Mode 3: Transmit (802.11n-40BW 15Mbps) (5510MHz) |
| Test Date | : | 2019/06/26 |

**Vertical**

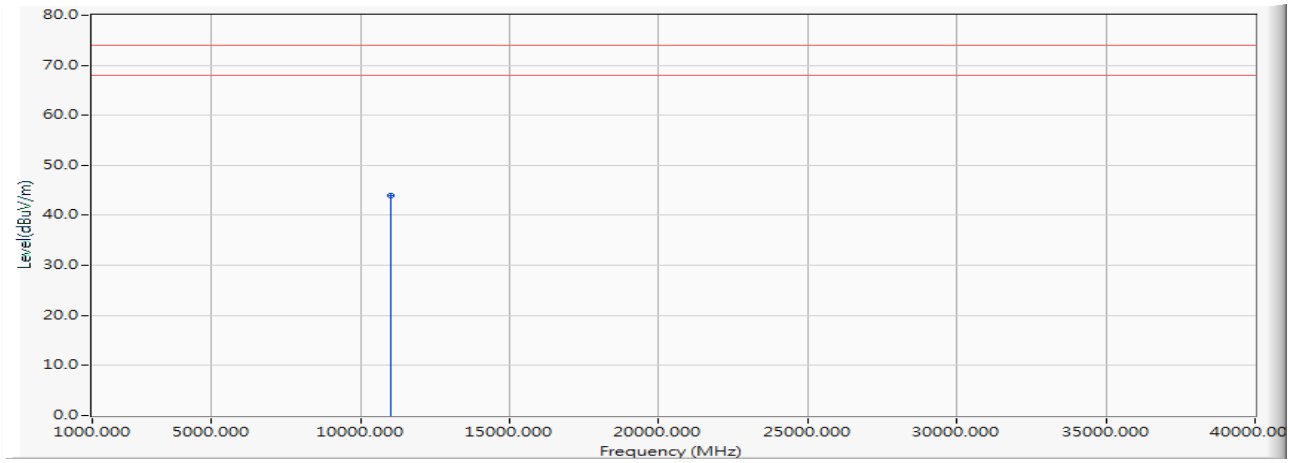


| | | Frequency (MHz) | Correct Factor (dB) | Reading Level (dBuV) | Measure Level (dBuV/m) | Margin (dB) | Limit (dBuV/m) | Detector Type |
|---|---|---|---|---|---|---|---|---|
| 1 | * | 11020.000 | 1.170 | 42.830 | 44.000 | -30.000 | 74.000 | PEAK |

Note:

1. All Readings below 1GHz are Quasi-Peak, above 1GHz are performed with peak and/or average measurements as necessary.
2. Measurement Level = Reading Level + Correct Factor.
3. Correct Factor = Antenna factor + Cable loss –Amplifier gain.
4. The average measurement was not performed when the peak measured data under the limit of average detection.
5. The emission levels of other frequencies are very lower than the limit and not show in test report.

Product : Intelligent Robot
Test Item : Harmonic Radiated Emission Data
Test Mode : Mode 3: Transmit (802.11n-40BW 15Mbps) (5550MHz)
Test Date : 2019/06/26

**Horizontal**

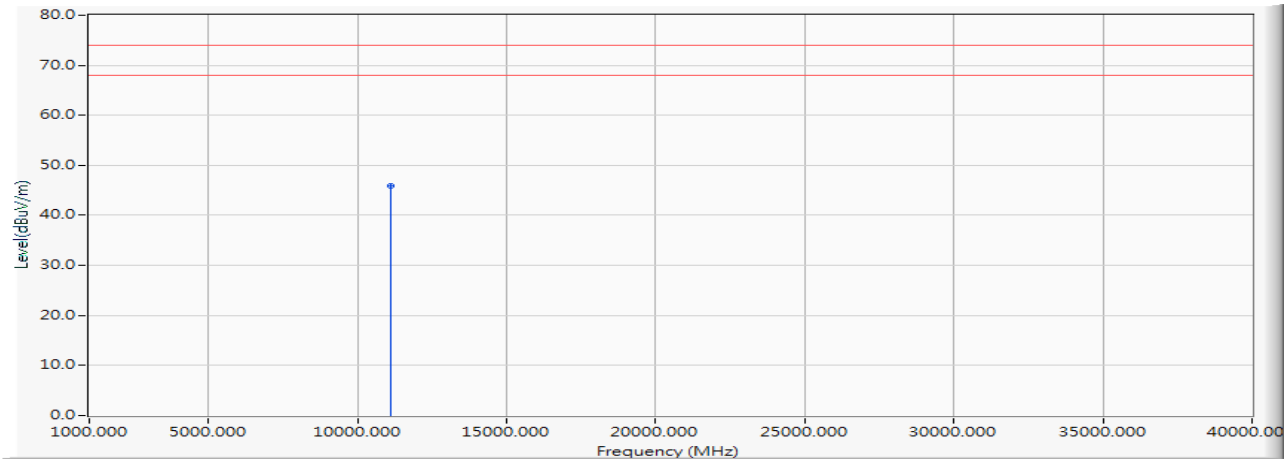


| | | Frequency (MHz) | Correct Factor (dB) | Reading Level (dBuV) | Measure Level (dBuV/m) | Margin (dB) | Limit (dBuV/m) | Detector Type |
|---|---|---|---|---|---|---|---|---|
| 1 | * | 11100.000 | 1.190 | 44.620 | 45.810 | -28.190 | 74.000 | PEAK |

Note:

1. All Readings below 1GHz are Quasi-Peak, above 1GHz are performed with peak and/or average measurements as necessary.
2. Measurement Level = Reading Level + Correct Factor.
3. Correct Factor = Antenna factor + Cable loss –Amplifier gain.
4. The average measurement was not performed when the peak measured data under the limit of average detection.
5. The emission levels of other frequencies are very lower than the limit and not show in test report.

| | | |
|---|---|---|
| Product | : | Intelligent Robot |
| Test Item | : | Harmonic Radiated Emission Data |
| Test Mode | : | Mode 3: Transmit (802.11n-40BW 15Mbps) (5550MHz) |
| Test Date | : | 2019/06/26 |

**Vertical**

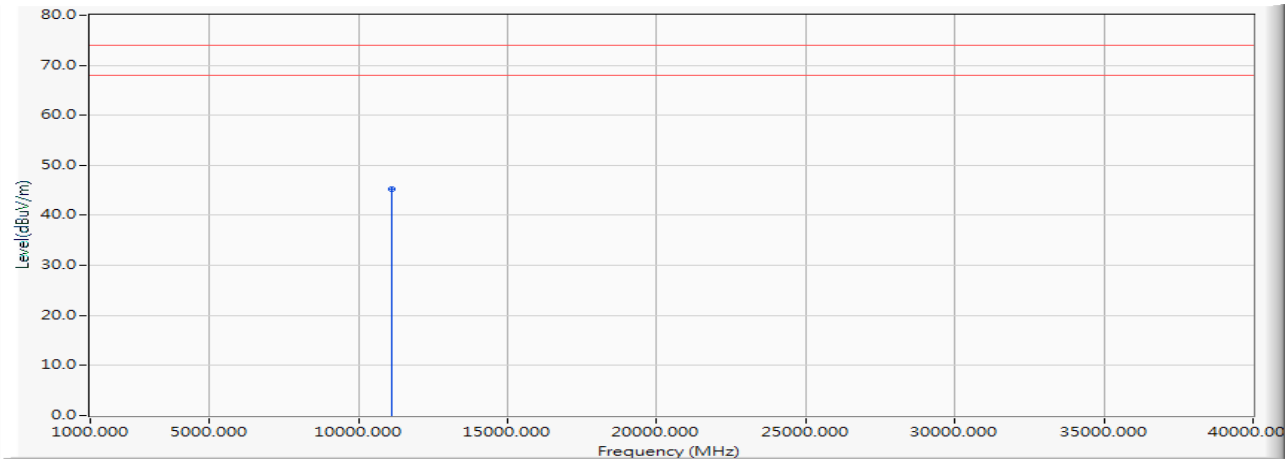


| | | Frequency (MHz) | Correct Factor (dB) | Reading Level (dBuV) | Measure Level (dBuV/m) | Margin (dB) | Limit (dBuV/m) | Detector Type |
|---|---|---|---|---|---|---|---|---|
| 1 | * | 11100.000 | 1.190 | 44.160 | 45.350 | -28.650 | 74.000 | PEAK |

Note:

1. All Readings below 1GHz are Quasi-Peak, above 1GHz are performed with peak and/or average measurements as necessary.
2. Measurement Level = Reading Level + Correct Factor.
3. Correct Factor = Antenna factor + Cable loss –Amplifier gain.
4. The average measurement was not performed when the peak measured data under the limit of average detection.
5. The emission levels of other frequencies are very lower than the limit and not show in test report.

Product : Intelligent Robot
Test Item : Harmonic Radiated Emission Data
Test Mode : Mode 3: Transmit (802.11n-40BW 15Mbps) (5670MHz)
Test Date : 2019/06/26

**Horizontal**

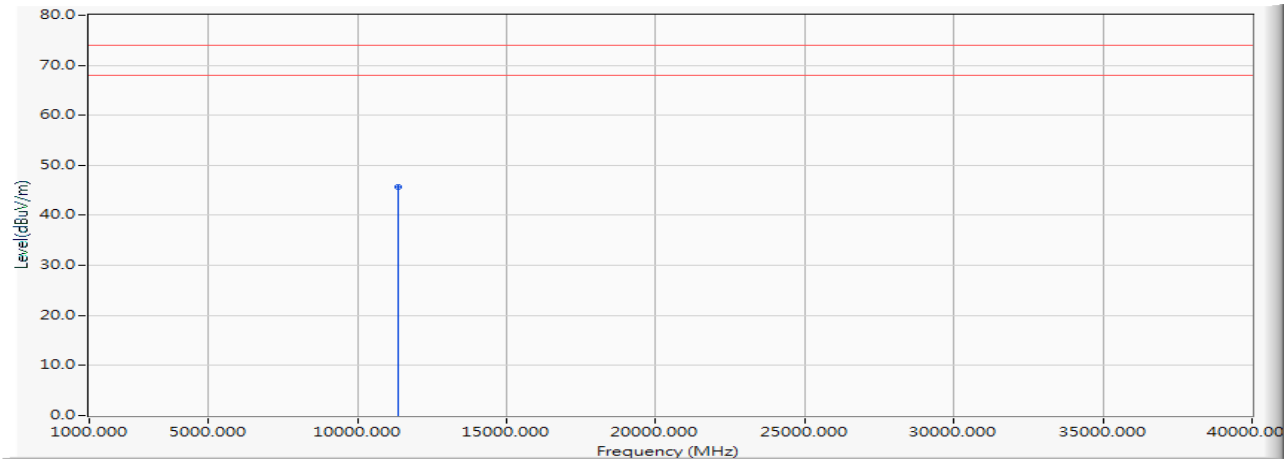


| | | Frequency (MHz) | Correct Factor (dB) | Reading Level (dBuV) | Measure Level (dBuV/m) | Margin (dB) | Limit (dBuV/m) | Detector Type |
|---|---|---|---|---|---|---|---|---|
| 1 | * | 11340.000 | 1.482 | 44.110 | 45.591 | -28.409 | 74.000 | PEAK |

Note:

1. All Readings below 1GHz are Quasi-Peak, above 1GHz are performed with peak and/or average measurements as necessary.
2. Measurement Level = Reading Level + Correct Factor.
3. Correct Factor = Antenna factor + Cable loss –Amplifier gain.
4. The average measurement was not performed when the peak measured data under the limit of average detection.
5. The emission levels of other frequencies are very lower than the limit and not show in test report.

| | | |
|---|---|---|
| Product | : | Intelligent Robot |
| Test Item | : | Harmonic Radiated Emission Data |
| Test Mode | : | Mode 3: Transmit (802.11n-40BW 15Mbps) (5670MHz) |
| Test Date | : | 2019/06/26 |

**Vertical**

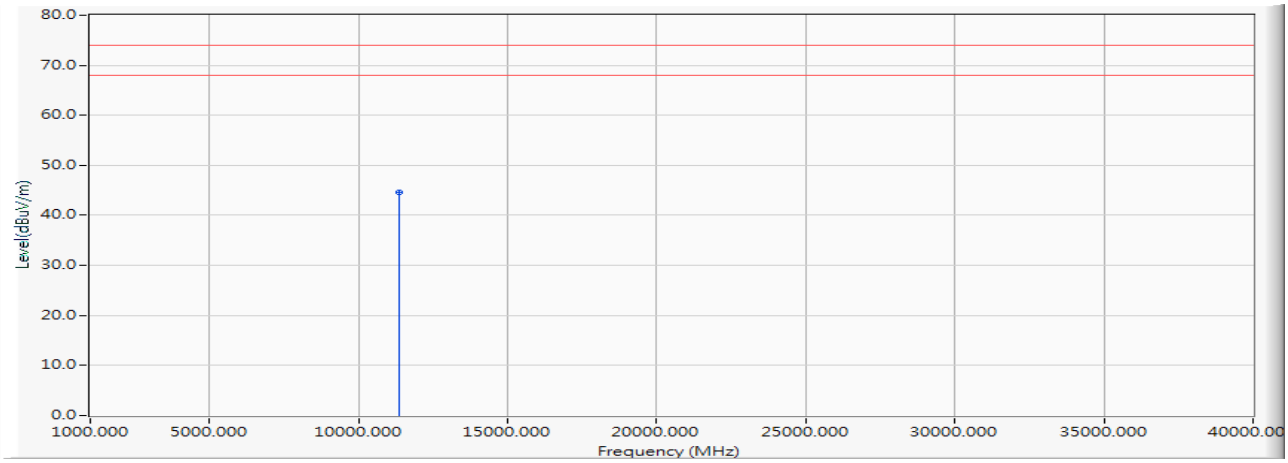


| | | Frequency (MHz) | Correct Factor (dB) | Reading Level (dBuV) | Measure Level (dBuV/m) | Margin (dB) | Limit (dBuV/m) | Detector Type |
|---|---|---|---|---|---|---|---|---|
| 1 | * | 11340.000 | 1.482 | 43.060 | 44.541 | -29.459 | 74.000 | PEAK |

Note:

1. All Readings below 1GHz are Quasi-Peak, above 1GHz are performed with peak and/or average measurements as necessary.
2. Measurement Level = Reading Level + Correct Factor.
3. Correct Factor = Antenna factor + Cable loss –Amplifier gain.
4. The average measurement was not performed when the peak measured data under the limit of average detection.
5. The emission levels of other frequencies are very lower than the limit and not show in test report.

| | | |
|---|---|---|
| Product | : | Intelligent Robot |
| Test Item | : | Harmonic Radiated Emission Data |
| Test Mode | : | Mode 3: Transmit (802.11n-40BW 15Mbps) (5755MHz) |
| Test Date | : | 2019/06/26 |

**Horizontal**

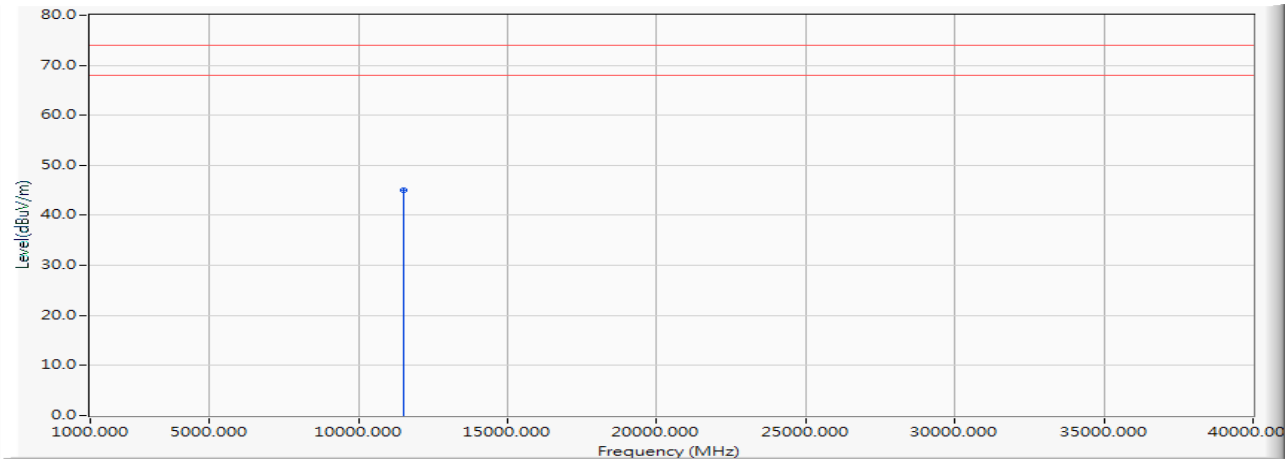


| | | Frequency (MHz) | Correct Factor (dB) | Reading Level (dBuV) | Measure Level (dBuV/m) | Margin (dB) | Limit (dBuV/m) | Detector Type |
|---|---|---|---|---|---|---|---|---|
| 1 | * | 11510.000 | 1.898 | 43.230 | 45.129 | -28.871 | 74.000 | PEAK |

Note:

1. All Readings below 1GHz are Quasi-Peak, above 1GHz are performed with peak and/or average measurements as necessary.
2. Measurement Level = Reading Level + Correct Factor.
3. Correct Factor = Antenna factor + Cable loss –Amplifier gain.
4. The average measurement was not performed when the peak measured data under the limit of average detection.
5. The emission levels of other frequencies are very lower than the limit and not show in test report.

| | | |
|---|---|---|
| Product | : | Intelligent Robot |
| Test Item | : | Harmonic Radiated Emission Data |
| Test Mode | : | Mode 3: Transmit (802.11n-40BW 15Mbps) (5755MHz) |
| Test Date | : | 2019/06/26 |

**Vertical**

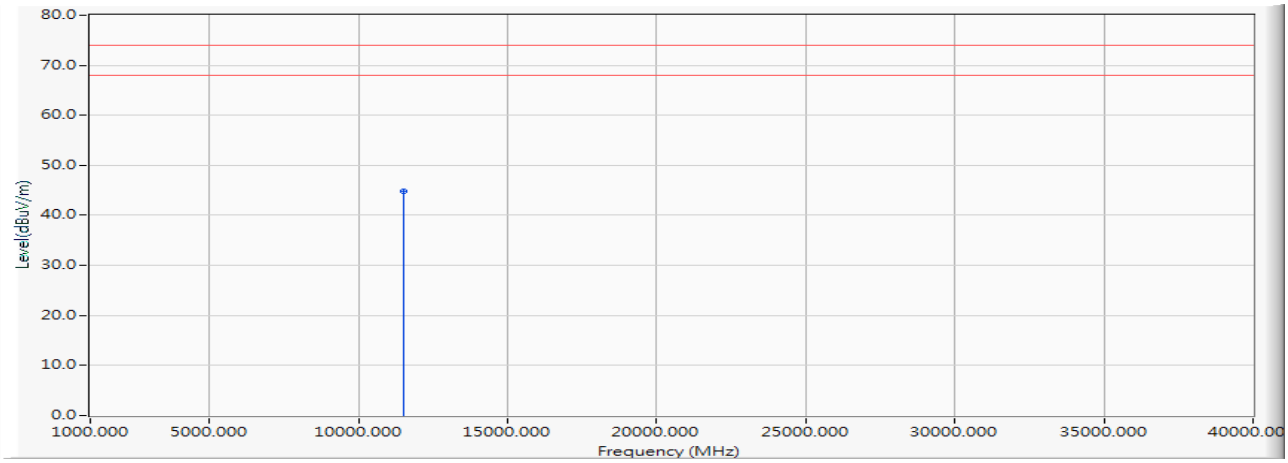


| | | Frequency (MHz) | Correct Factor (dB) | Reading Level (dBuV) | Measure Level (dBuV/m) | Margin (dB) | Limit (dBuV/m) | Detector Type |
|---|---|---|---|---|---|---|---|---|
| 1 | * | 11510.000 | 1.898 | 42.840 | 44.739 | -29.261 | 74.000 | PEAK |

Note:

1. All Readings below 1GHz are Quasi-Peak, above 1GHz are performed with peak and/or average measurements as necessary.
2. Measurement Level = Reading Level + Correct Factor.
3. Correct Factor = Antenna factor + Cable loss –Amplifier gain.
4. The average measurement was not performed when the peak measured data under the limit of average detection.
5. The emission levels of other frequencies are very lower than the limit and not show in test report.

| | | |
|---|---|---|
| Product | : | Intelligent Robot |
| Test Item | : | Harmonic Radiated Emission Data |
| Test Mode | : | Mode 3: Transmit (802.11n-40BW 15Mbps) (5795MHz) |
| Test Date | : | 2019/06/26 |

**Horizontal**

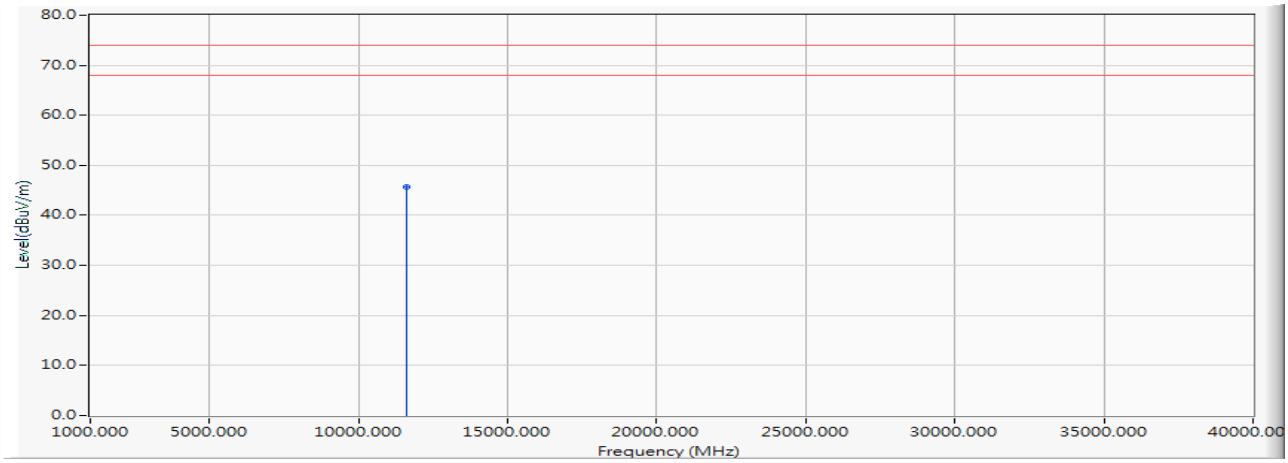


| | | Frequency (MHz) | Correct Factor (dB) | Reading Level (dBuV) | Measure Level (dBuV/m) | Margin (dB) | Limit (dBuV/m) | Detector Type |
|---|---|---|---|---|---|---|---|---|
| 1 | * | 11590.000 | 2.014 | 43.660 | 45.673 | -28.327 | 74.000 | PEAK |

Note:

1. All Readings below 1GHz are Quasi-Peak, above 1GHz are performed with peak and/or average measurements as necessary.
2. Measurement Level = Reading Level + Correct Factor.
3. Correct Factor = Antenna factor + Cable loss –Amplifier gain.
4. The average measurement was not performed when the peak measured data under the limit of average detection.
5. The emission levels of other frequencies are very lower than the limit and not show in test report.

| | | |
|---|---|---|
| Product | : | Intelligent Robot |
| Test Item | : | Harmonic Radiated Emission Data |
| Test Mode | : | Mode 3: Transmit (802.11n-40BW 15Mbps) (5795MHz) |
| Test Date | : | 2019/06/26 |

**Vertical**

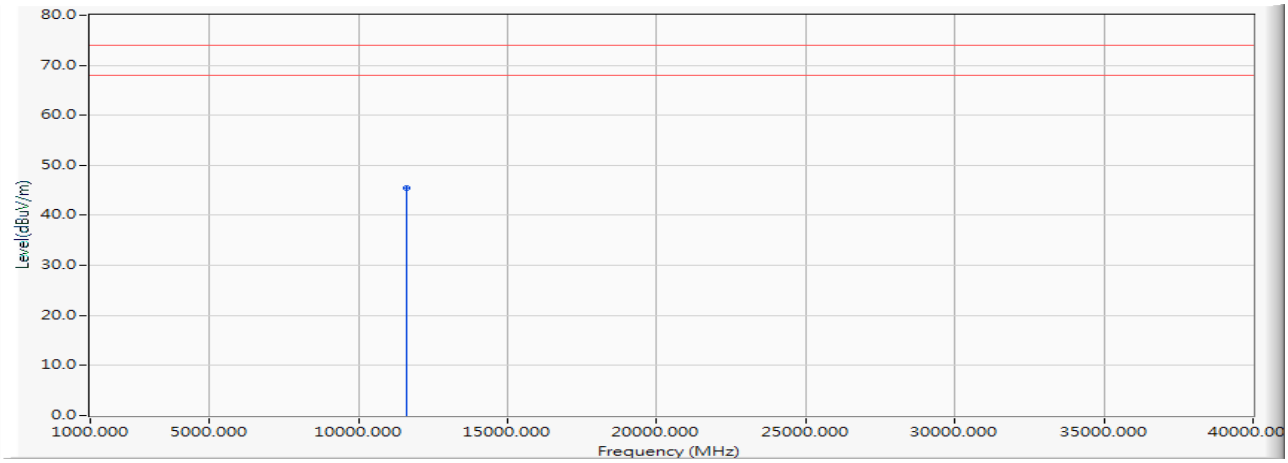


| | | Frequency (MHz) | Correct Factor (dB) | Reading Level (dBuV) | Measure Level (dBuV/m) | Margin (dB) | Limit (dBuV/m) | Detector Type |
|---|---|---|---|---|---|---|---|---|
| 1 | * | 11590.000 | 2.014 | 43.390 | 45.403 | -28.597 | 74.000 | PEAK |

Note:

1. All Readings below 1GHz are Quasi-Peak, above 1GHz are performed with peak and/or average measurements as necessary.
2. Measurement Level = Reading Level + Correct Factor.
3. Correct Factor = Antenna factor + Cable loss –Amplifier gain.
4. The average measurement was not performed when the peak measured data under the limit of average detection.
5. The emission levels of other frequencies are very lower than the limit and not show in test report.

Product : Intelligent Robot
Test Item : Harmonic Radiated Emission Data
Test Mode : Mode 4: Transmit (802.11ac-20BW 7.2Mbps) (5720MHz)
Test Date : 2019/06/26

**Horizontal**

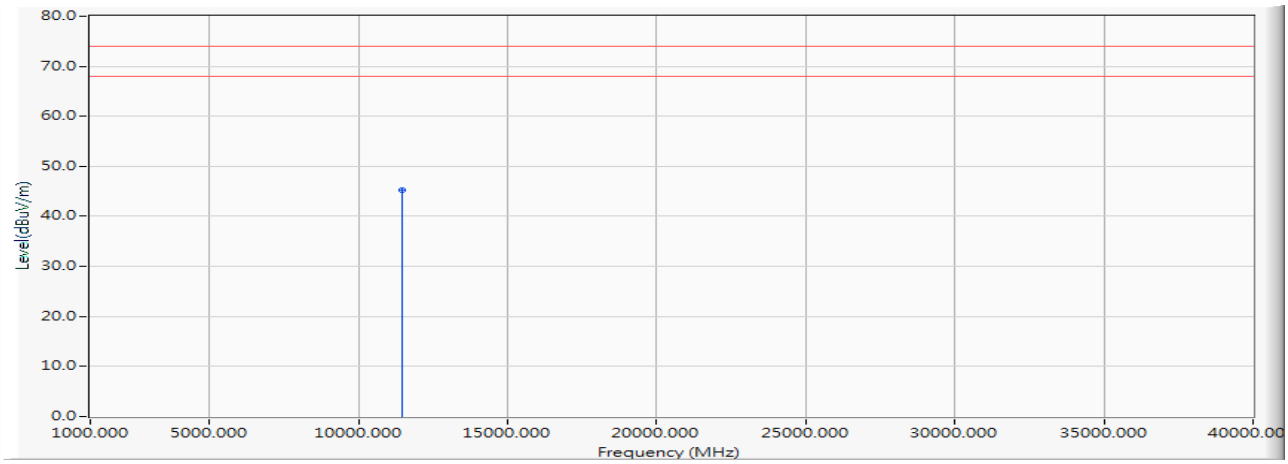


| | | Frequency (MHz) | Correct Factor (dB) | Reading Level (dBuV) | Measure Level (dBuV/m) | Margin (dB) | Limit (dBuV/m) | Detector Type |
|---|---|---|---|---|---|---|---|---|
| 1 | * | 11440.000 | 1.767 | 43.520 | 45.287 | -28.713 | 74.000 | PEAK |

Note:

1. All Readings below 1GHz are Quasi-Peak, above 1GHz are performed with peak and/or average measurements as necessary.
2. Measurement Level = Reading Level + Correct Factor.
3. Correct Factor = Antenna factor + Cable loss –Amplifier gain.
4. The average measurement was not performed when the peak measured data under the limit of average detection.
5. The emission levels of other frequencies are very lower than the limit and not show in test report.

| | | |
|---|---|---|
| Product | : | Intelligent Robot |
| Test Item | : | Harmonic Radiated Emission Data |
| Test Mode | : | Mode 4: Transmit (802.11ac-20BW 7.2Mbps) (5720MHz) |
| Test Date | : | 2019/06/26 |

**Vertical**

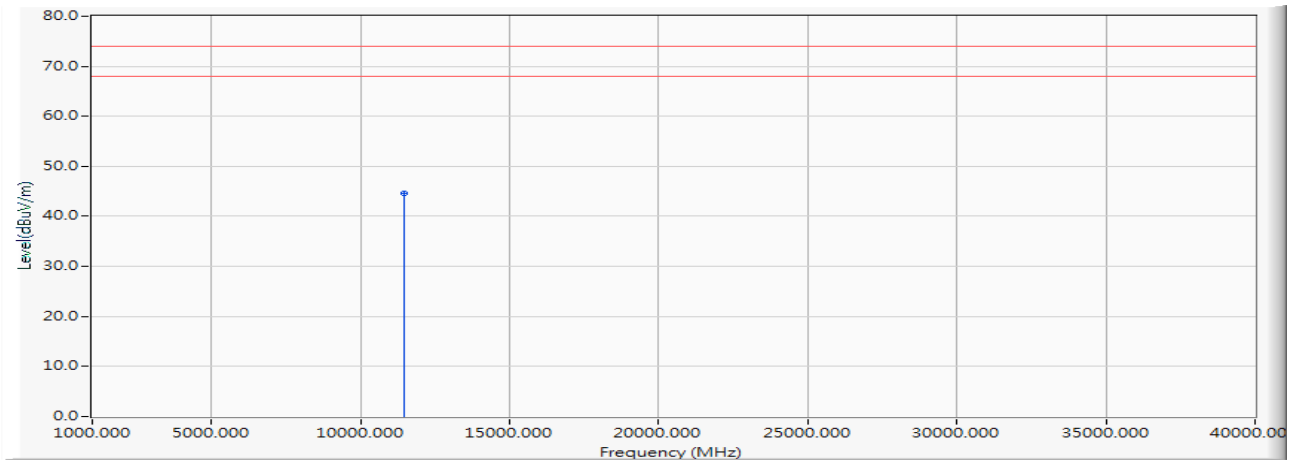


| | | Frequency (MHz) | Correct Factor (dB) | Reading Level (dBuV) | Measure Level (dBuV/m) | Margin (dB) | Limit (dBuV/m) | Detector Type |
|---|---|---|---|---|---|---|---|---|
| 1 | * | 11440.000 | 1.767 | 42.870 | 44.637 | -29.363 | 74.000 | PEAK |

Note:

1. All Readings below 1GHz are Quasi-Peak, above 1GHz are performed with peak and/or average measurements as necessary.
2. Measurement Level = Reading Level + Correct Factor.
3. Correct Factor = Antenna factor + Cable loss –Amplifier gain.
4. The average measurement was not performed when the peak measured data under the limit of average detection.
5. The emission levels of other frequencies are very lower than the limit and not show in test report.

| | | |
|---|---|---|
| Product | : | Intelligent Robot |
| Test Item | : | Harmonic Radiated Emission Data |
| Test Mode | : | Mode 5: Transmit (802.11ac-40BW 15Mbps) (5710MHz) |
| Test Date | : | 2019/06/26 |

**Horizontal**

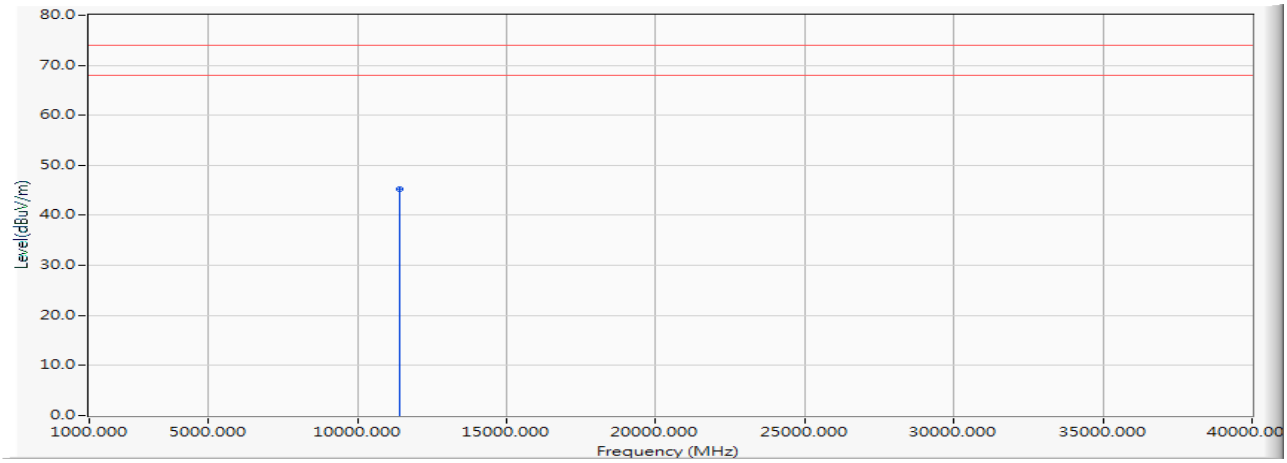


| | | Frequency (MHz) | Correct Factor (dB) | Reading Level (dBuV) | Measure Level (dBuV/m) | Margin (dB) | Limit (dBuV/m) | Detector Type |
|---|---|---|---|---|---|---|---|---|
| 1 | * | 11420.000 | 1.708 | 43.640 | 45.348 | -28.652 | 74.000 | PEAK |

Note:

1. All Readings below 1GHz are Quasi-Peak, above 1GHz are performed with peak and/or average measurements as necessary.
2. Measurement Level = Reading Level + Correct Factor.
3. Correct Factor = Antenna factor + Cable loss –Amplifier gain.
4. The average measurement was not performed when the peak measured data under the limit of average detection.
5. The emission levels of other frequencies are very lower than the limit and not show in test report.

| | | |
|---|---|---|
| Product | : | Intelligent Robot |
| Test Item | : | Harmonic Radiated Emission Data |
| Test Mode | : | Mode 5: Transmit (802.11ac-40BW 15Mbps) (5710MHz) |
| Test Date | : | 2019/06/26 |

**Vertical**

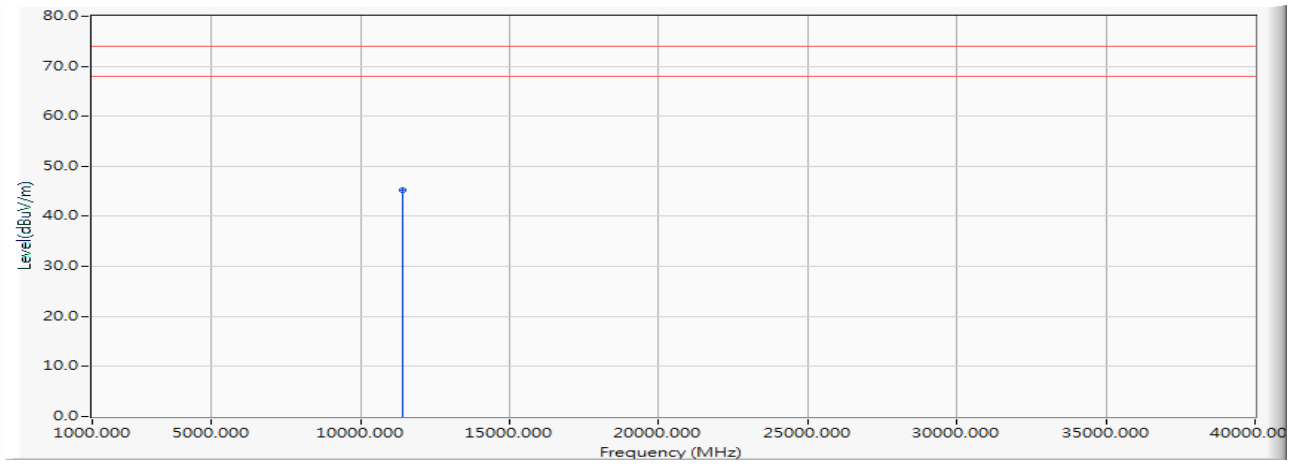


| | | Frequency (MHz) | Correct Factor (dB) | Reading Level (dBuV) | Measure Level (dBuV/m) | Margin (dB) | Limit (dBuV/m) | Detector Type |
|---|---|---|---|---|---|---|---|---|
| 1 | * | 11420.000 | 1.708 | 43.520 | 45.228 | -28.772 | 74.000 | PEAK |

Note:

1. All Readings below 1GHz are Quasi-Peak, above 1GHz are performed with peak and/or average measurements as necessary.
2. Measurement Level = Reading Level + Correct Factor.
3. Correct Factor = Antenna factor + Cable loss –Amplifier gain.
4. The average measurement was not performed when the peak measured data under the limit of average detection.
5. The emission levels of other frequencies are very lower than the limit and not show in test report.

| | | |
|---|---|---|
| Product | : | Intelligent Robot |
| Test Item | : | Harmonic Radiated Emission Data |
| Test Mode | : | Mode 6: Transmit (802.11ac-80BW 32.5Mbps) (5210MHz) |
| Test Date | : | 2019/06/26 |

**Horizontal**

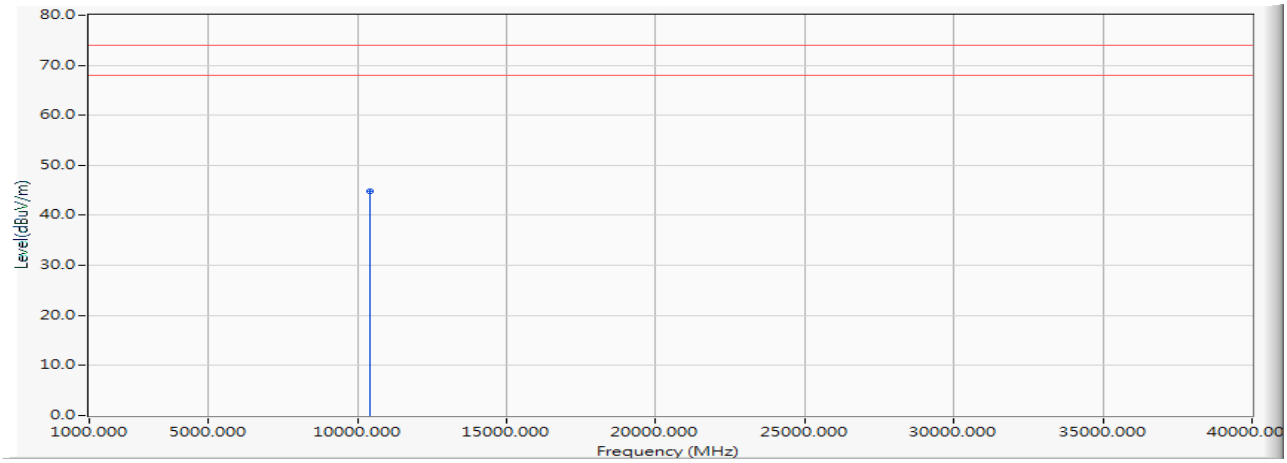


| | | Frequency (MHz) | Correct Factor (dB) | Reading Level (dBuV) | Measure Level (dBuV/m) | Margin (dB) | Limit (dBuV/m) | Detector Type |
|---|---|---|---|---|---|---|---|---|
| 1 | * | 10420.000 | 0.191 | 44.690 | 44.881 | -29.119 | 74.000 | PEAK |

Note:

1. All Readings below 1GHz are Quasi-Peak, above 1GHz are performed with peak and/or average measurements as necessary.
2. Measurement Level = Reading Level + Correct Factor.
3. Correct Factor = Antenna factor + Cable loss –Amplifier gain.
4. The average measurement was not performed when the peak measured data under the limit of average detection.
5. The emission levels of other frequencies are very lower than the limit and not show in test report.

| | | |
|---|---|---|
| Product | : | Intelligent Robot |
| Test Item | : | Harmonic Radiated Emission Data |
| Test Mode | : | Mode 6: Transmit (802.11ac-80BW 32.5Mbps) (5210MHz) |
| Test Date | : | 2019/06/26 |

**Vertical**

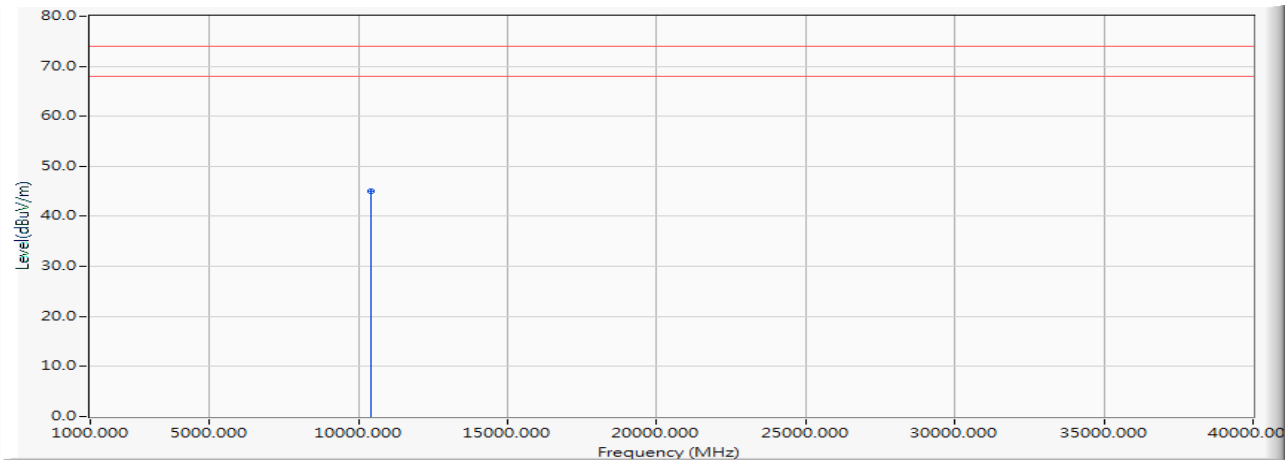


| | | Frequency (MHz) | Correct Factor (dB) | Reading Level (dBuV) | Measure Level (dBuV/m) | Margin (dB) | Limit (dBuV/m) | Detector Type |
|---|---|---|---|---|---|---|---|---|
| 1 | * | 10420.000 | 0.191 | 44.770 | 44.961 | -29.039 | 74.000 | PEAK |

Note:

1. All Readings below 1GHz are Quasi-Peak, above 1GHz are performed with peak and/or average measurements as necessary.
2. Measurement Level = Reading Level + Correct Factor.
3. Correct Factor = Antenna factor + Cable loss –Amplifier gain.
4. The average measurement was not performed when the peak measured data under the limit of average detection.
5. The emission levels of other frequencies are very lower than the limit and not show in test report.

| | | |
|---|---|---|
| Product | : | Intelligent Robot |
| Test Item | : | Harmonic Radiated Emission Data |
| Test Mode | : | Mode 6: Transmit (802.11ac-80BW 32.5Mbps) (5290MHz) |
| Test Date | : | 2019/06/26 |

**Horizontal**

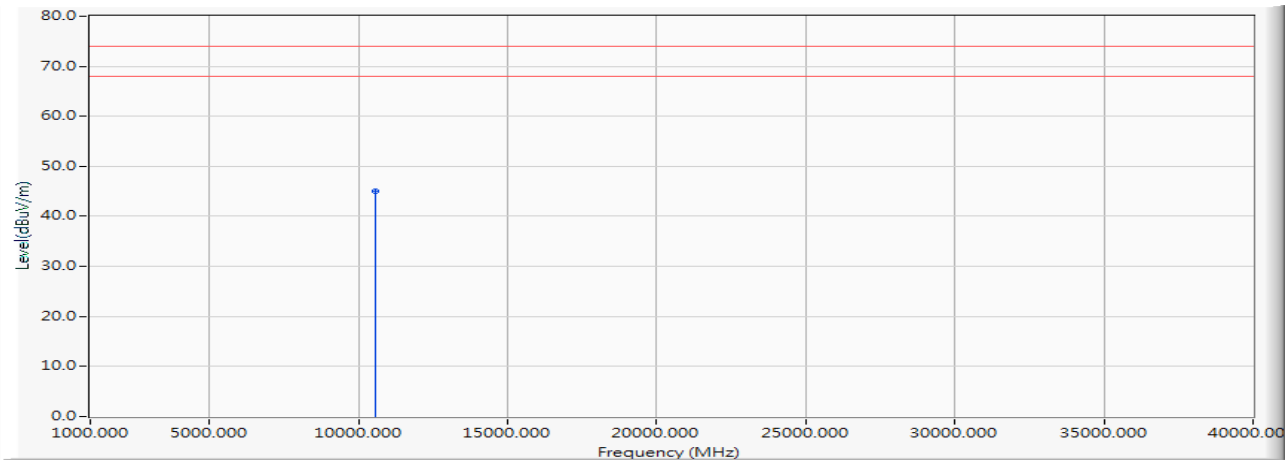


| | | Frequency (MHz) | Correct Factor (dB) | Reading Level (dBuV) | Measure Level (dBuV/m) | Margin (dB) | Limit (dBuV/m) | Detector Type |
|---|---|---|---|---|---|---|---|---|
| 1 | * | 10580.000 | 0.463 | 44.510 | 44.973 | -29.027 | 74.000 | PEAK |

Note:

1. All Readings below 1GHz are Quasi-Peak, above 1GHz are performed with peak and/or average measurements as necessary.
2. Measurement Level = Reading Level + Correct Factor.
3. Correct Factor = Antenna factor + Cable loss –Amplifier gain.
4. The average measurement was not performed when the peak measured data under the limit of average detection.
5. The emission levels of other frequencies are very lower than the limit and not show in test report.

Product : Intelligent Robot
Test Item : Harmonic Radiated Emission Data
Test Mode : Mode 6: Transmit (802.11ac-80BW 32.5Mbps) (5290MHz)
Test Date : 2019/06/26

**Vertical**

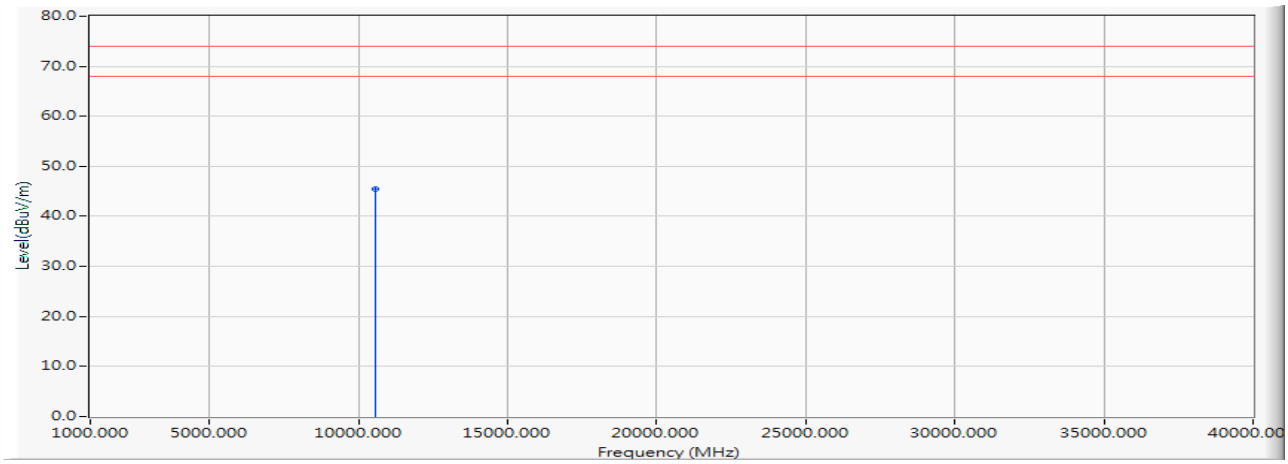


| | | Frequency (MHz) | Correct Factor (dB) | Reading Level (dBuV) | Measure Level (dBuV/m) | Margin (dB) | Limit (dBuV/m) | Detector Type |
|---|---|---|---|---|---|---|---|---|
| 1 | * | 10580.000 | 0.463 | 44.910 | 45.373 | -28.627 | 74.000 | PEAK |

Note:

1. All Readings below 1GHz are Quasi-Peak, above 1GHz are performed with peak and/or average measurements as necessary.
2. Measurement Level = Reading Level + Correct Factor.
3. Correct Factor = Antenna factor + Cable loss –Amplifier gain.
4. The average measurement was not performed when the peak measured data under the limit of average detection.
5. The emission levels of other frequencies are very lower than the limit and not show in test report.

| | | |
|---|---|---|
| Product | : | Intelligent Robot |
| Test Item | : | Harmonic Radiated Emission Data |
| Test Mode | : | Mode 6: Transmit (802.11ac-80BW 32.5Mbps) (5530MHz) |
| Test Date | : | 2019/06/26 |

**Horizontal**

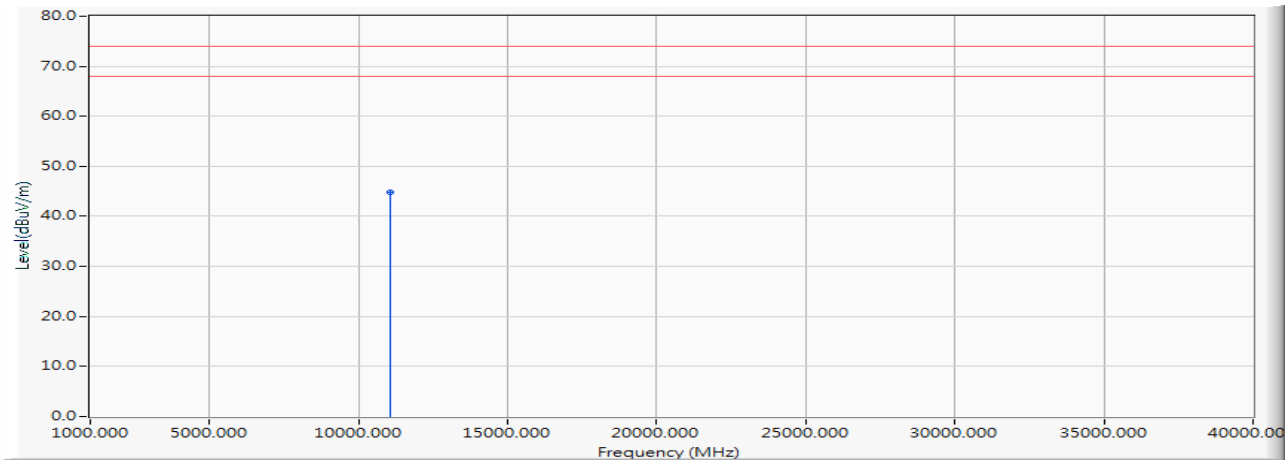


| | | Frequency (MHz) | Correct Factor (dB) | Reading Level (dBuV) | Measure Level (dBuV/m) | Margin (dB) | Limit (dBuV/m) | Detector Type |
|---|---|---|---|---|---|---|---|---|
| 1 | * | 11060.000 | 1.130 | 43.660 | 44.791 | -29.209 | 74.000 | PEAK |

Note:

1. All Readings below 1GHz are Quasi-Peak, above 1GHz are performed with peak and/or average measurements as necessary.
2. Measurement Level = Reading Level + Correct Factor.
3. Correct Factor = Antenna factor + Cable loss –Amplifier gain.
4. The average measurement was not performed when the peak measured data under the limit of average detection.
5. The emission levels of other frequencies are very lower than the limit and not show in test report.

| | | |
|---|---|---|
| Product | : | Intelligent Robot |
| Test Item | : | Harmonic Radiated Emission Data |
| Test Mode | : | Mode 6: Transmit (802.11ac-80BW 32.5Mbps) (5530MHz) |
| Test Date | : | 2019/06/26 |

**Vertical**

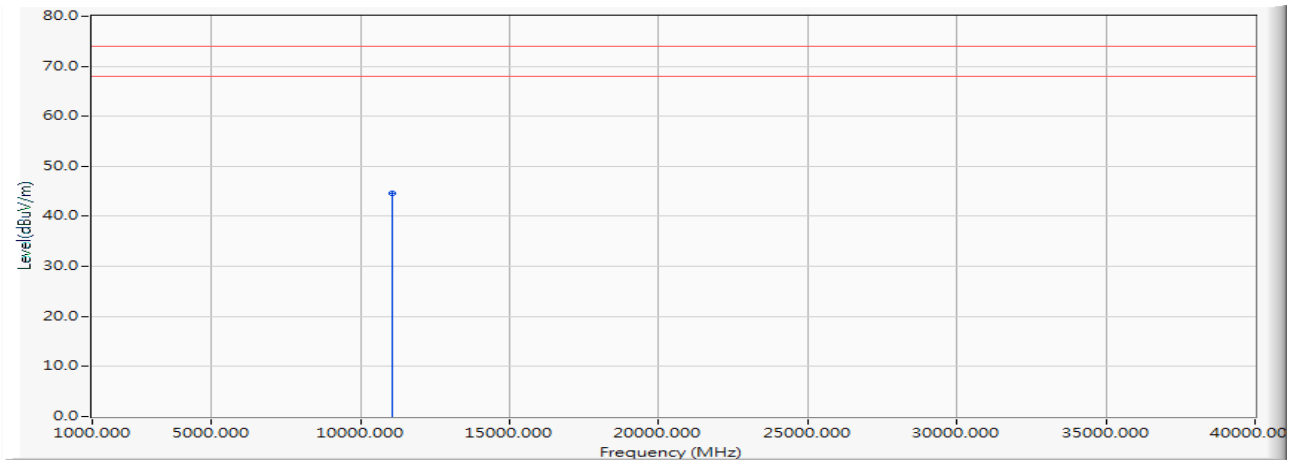


| | | Frequency (MHz) | Correct Factor (dB) | Reading Level (dBuV) | Measure Level (dBuV/m) | Margin (dB) | Limit (dBuV/m) | Detector Type |
|---|---|---|---|---|---|---|---|---|
| 1 | * | 11060.000 | 1.130 | 43.530 | 44.661 | -29.339 | 74.000 | PEAK |

Note:

1. All Readings below 1GHz are Quasi-Peak, above 1GHz are performed with peak and/or average measurements as necessary.
2. Measurement Level = Reading Level + Correct Factor.
3. Correct Factor = Antenna factor + Cable loss –Amplifier gain.
4. The average measurement was not performed when the peak measured data under the limit of average detection.
5. The emission levels of other frequencies are very lower than the limit and not show in test report.

| | | |
|---|---|---|
| Product | : | Intelligent Robot |
| Test Item | : | Harmonic Radiated Emission Data |
| Test Mode | : | Mode 6: Transmit (802.11ac-80BW 32.5Mbps) (5610MHz) |
| Test Date | : | 2019/06/26 |

**Horizontal**

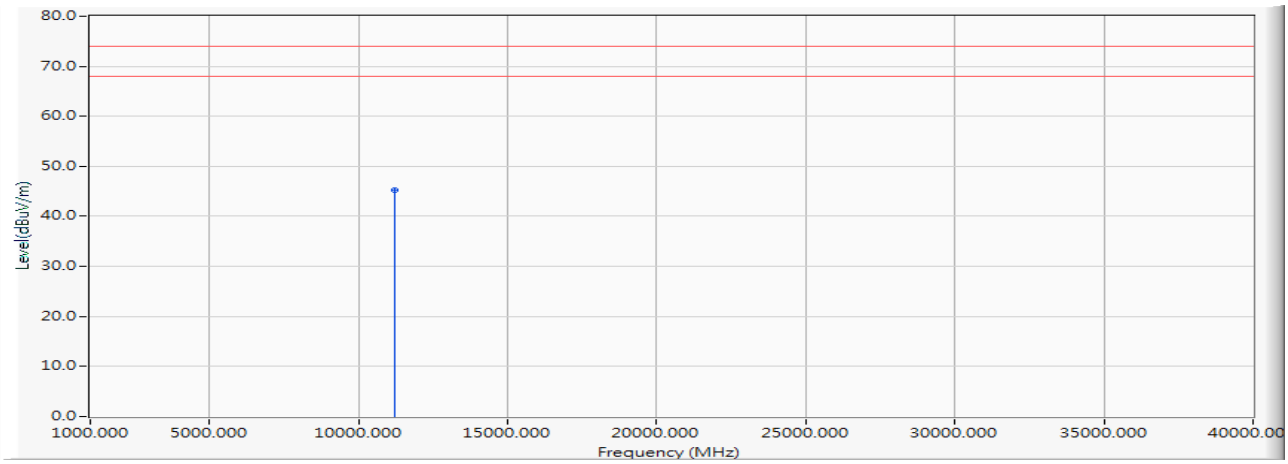


| | | Frequency (MHz) | Correct Factor (dB) | Reading Level (dBuV) | Measure Level (dBuV/m) | Margin (dB) | Limit (dBuV/m) | Detector Type |
|---|---|---|---|---|---|---|---|---|
| 1 | * | 11220.000 | 1.247 | 44.100 | 45.347 | -28.653 | 74.000 | PEAK |

Note:

1. All Readings below 1GHz are Quasi-Peak, above 1GHz are performed with peak and/or average measurements as necessary.
2. Measurement Level = Reading Level + Correct Factor.
3. Correct Factor = Antenna factor + Cable loss –Amplifier gain.
4. The average measurement was not performed when the peak measured data under the limit of average detection.
5. The emission levels of other frequencies are very lower than the limit and not show in test report.

| | | |
|---|---|---|
| Product | : | Intelligent Robot |
| Test Item | : | Harmonic Radiated Emission Data |
| Test Mode | : | Mode 6: Transmit (802.11ac-80BW 32.5Mbps) (5610MHz) |
| Test Date | : | 2019/06/26 |

**Vertical**

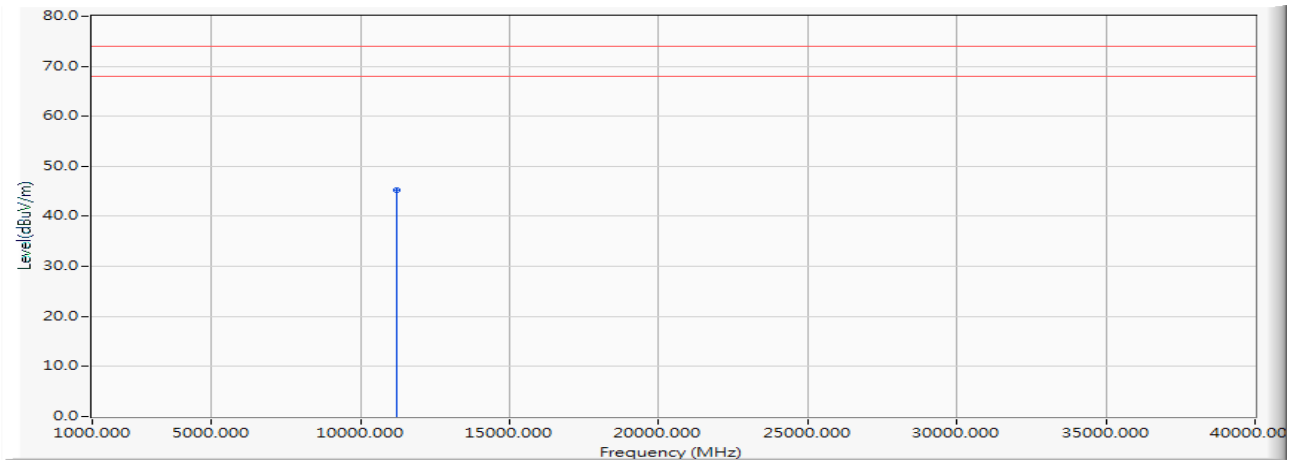


| | | Frequency (MHz) | Correct Factor (dB) | Reading Level (dBuV) | Measure Level (dBuV/m) | Margin (dB) | Limit (dBuV/m) | Detector Type |
|---|---|---|---|---|---|---|---|---|
| 1 | * | 11220.000 | 1.247 | 44.060 | 45.307 | -28.693 | 74.000 | PEAK |

Note:

1. All Readings below 1GHz are Quasi-Peak, above 1GHz are performed with peak and/or average measurements as necessary.
2. Measurement Level = Reading Level + Correct Factor.
3. Correct Factor = Antenna factor + Cable loss –Amplifier gain.
4. The average measurement was not performed when the peak measured data under the limit of average detection.
5. The emission levels of other frequencies are very lower than the limit and not show in test report.

| | | |
|---|---|---|
| Product | : | Intelligent Robot |
| Test Item | : | Harmonic Radiated Emission Data |
| Test Mode | : | Mode 6: Transmit (802.11ac-80BW 32.5Mbps) (5690MHz) |
| Test Date | : | 2019/06/26 |

**Horizontal**

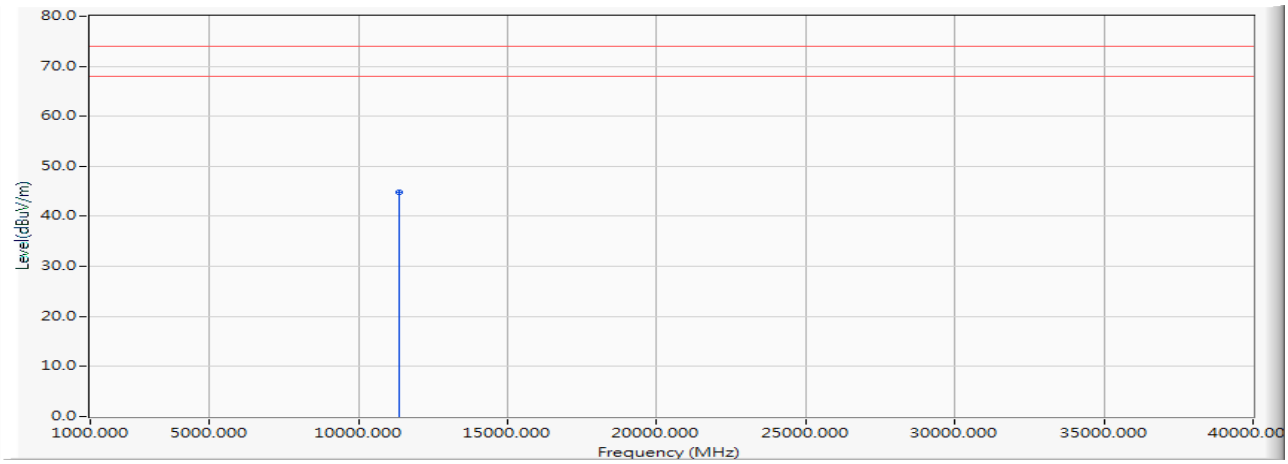


| | | Frequency (MHz) | Correct Factor (dB) | Reading Level (dBuV) | Measure Level (dBuV/m) | Margin (dB) | Limit (dBuV/m) | Detector Type |
|---|---|---|---|---|---|---|---|---|
| 1 | * | 11380.000 | 1.604 | 43.250 | 44.853 | -29.147 | 74.000 | PEAK |

Note:

1. All Readings below 1GHz are Quasi-Peak, above 1GHz are performed with peak and/or average measurements as necessary.
2. Measurement Level = Reading Level + Correct Factor.
3. Correct Factor = Antenna factor + Cable loss –Amplifier gain.
4. The average measurement was not performed when the peak measured data under the limit of average detection.
5. The emission levels of other frequencies are very lower than the limit and not show in test report.

| | | |
|---|---|---|
| Product | : | Intelligent Robot |
| Test Item | : | Harmonic Radiated Emission Data |
| Test Mode | : | Mode 6: Transmit (802.11ac-80BW 32.5Mbps) (5690MHz) |
| Test Date | : | 2019/06/26 |

**Vertical**

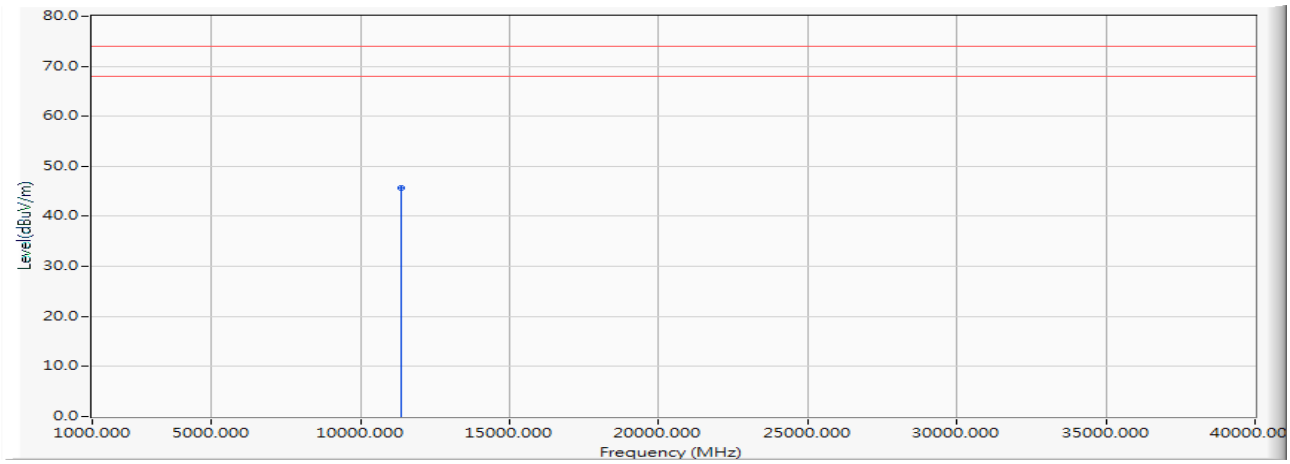


| | | Frequency (MHz) | Correct Factor (dB) | Reading Level (dBuV) | Measure Level (dBuV/m) | Margin (dB) | Limit (dBuV/m) | Detector Type |
|---|---|---|---|---|---|---|---|---|
| 1 | * | 11380.000 | 1.604 | 44.070 | 45.673 | -28.327 | 74.000 | PEAK |

Note:

1. All Readings below 1GHz are Quasi-Peak, above 1GHz are performed with peak and/or average measurements as necessary.
2. Measurement Level = Reading Level + Correct Factor.
3. Correct Factor = Antenna factor + Cable loss –Amplifier gain.
4. The average measurement was not performed when the peak measured data under the limit of average detection.
5. The emission levels of other frequencies are very lower than the limit and not show in test report.

| | | |
|---|---|---|
| Product | : | Intelligent Robot |
| Test Item | : | Harmonic Radiated Emission Data |
| Test Mode | : | Mode 6: Transmit (802.11ac-80BW 32.5Mbps) (5775MHz) |
| Test Date | : | 2019/06/26 |

**Horizontal**

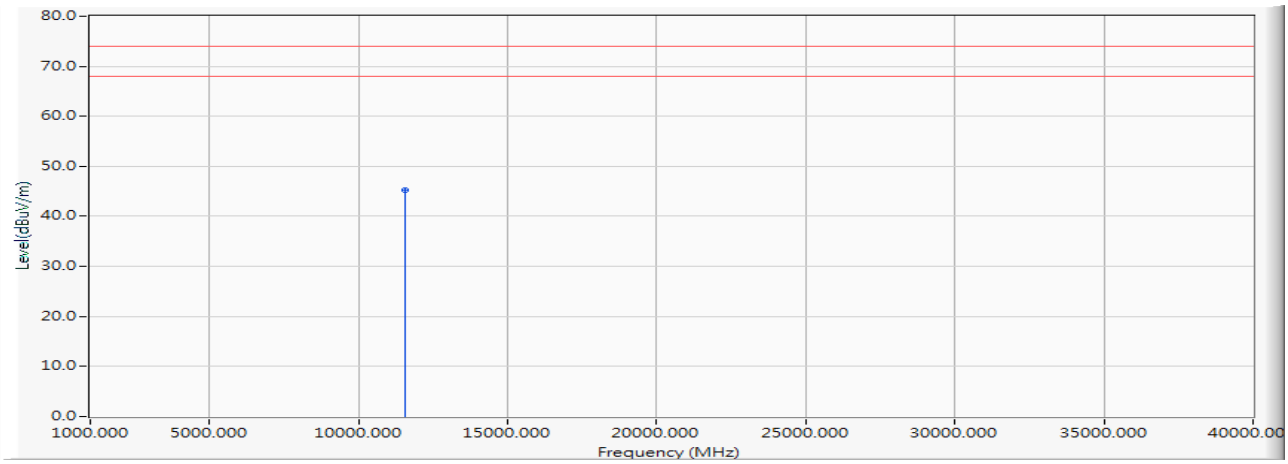


| | | Frequency (MHz) | Correct Factor (dB) | Reading Level (dBuV) | Measure Level (dBuV/m) | Margin (dB) | Limit (dBuV/m) | Detector Type |
|---|---|---|---|---|---|---|---|---|
| 1 | * | 11550.000 | 1.987 | 43.190 | 45.177 | -28.823 | 74.000 | PEAK |

Note:

1. All Readings below 1GHz are Quasi-Peak, above 1GHz are performed with peak and/or average measurements as necessary.
2. Measurement Level = Reading Level + Correct Factor.
3. Correct Factor = Antenna factor + Cable loss –Amplifier gain.
4. The average measurement was not performed when the peak measured data under the limit of average detection.
5. The emission levels of other frequencies are very lower than the limit and not show in test report.

| | | |
|---|---|---|
| Product | : | Intelligent Robot |
| Test Item | : | Harmonic Radiated Emission Data |
| Test Mode | : | Mode 6: Transmit (802.11ac-80BW 32.5Mbps) (5775MHz) |
| Test Date | : | 2019/06/26 |

**Vertical**

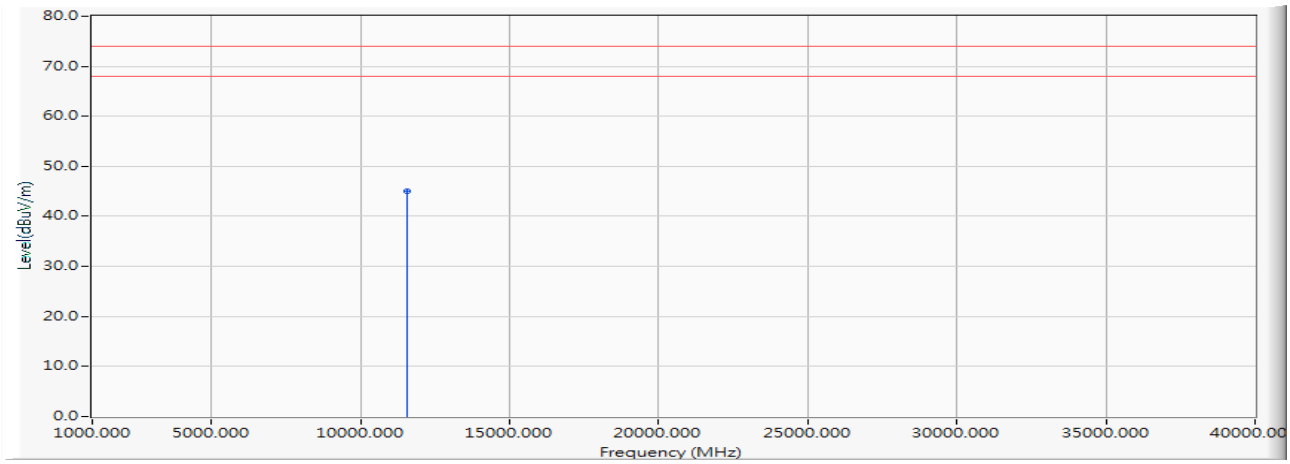


| | | Frequency (MHz) | Correct Factor (dB) | Reading Level (dBuV) | Measure Level (dBuV/m) | Margin (dB) | Limit (dBuV/m) | Detector Type |
|---|---|---|---|---|---|---|---|---|
| 1 | * | 11550.000 | 1.987 | 43.060 | 45.047 | -28.953 | 74.000 | PEAK |

Note:

1. All Readings below 1GHz are Quasi-Peak, above 1GHz are performed with peak and/or average measurements as necessary.
2. Measurement Level = Reading Level + Correct Factor.
3. Correct Factor = Antenna factor + Cable loss –Amplifier gain.
4. The average measurement was not performed when the peak measured data under the limit of average detection.
5. The emission levels of other frequencies are very lower than the limit and not show in test report.

| | | |
|---|---|---|
| Product | : | Intelligent Robot |
| Test Item | : | General Radiated Emission |
| Test Mode | : | Mode 1: Transmit (802.11a 6Mbps) (5220MHz) |
| Test Date | : | 2019/06/18 |

**Horizontal**

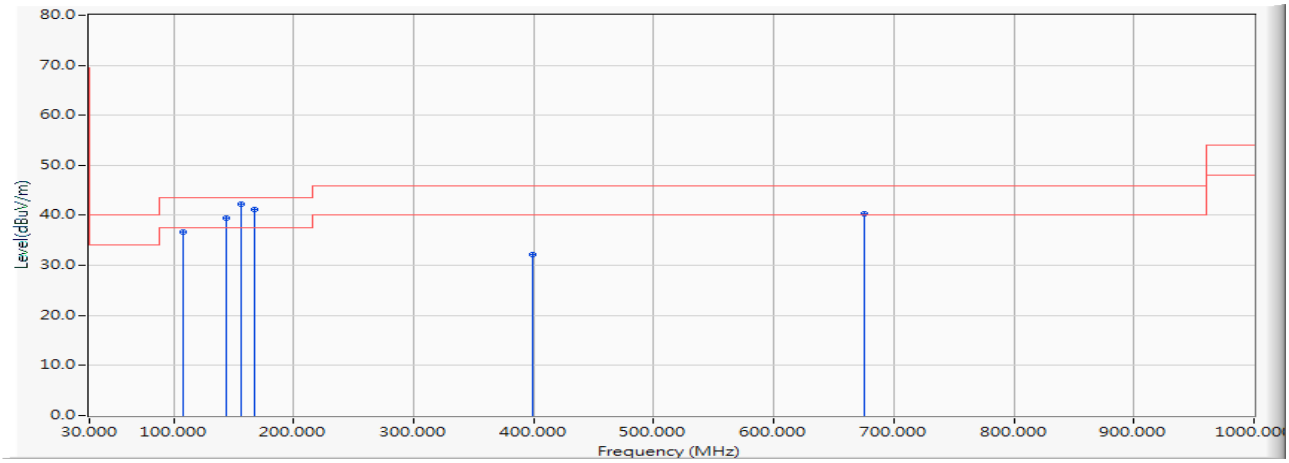


| | | Frequency (MHz) | Correct Factor (dB) | Reading Level (dBuV) | Measure Level (dBuV/m) | Margin (dB) | Limit (dBuV/m) | Detector Type |
|---|---|---|---|---|---|---|---|---|
| 1 | | 107.600 | -14.851 | 51.426 | 36.575 | -6.925 | 43.500 | QUASIPEAK |
| 2 | | 143.490 | -11.340 | 50.852 | 39.512 | -3.988 | 43.500 | QUASIPEAK |
| 3 | * | 156.100 | -10.938 | 53.184 | 42.246 | -1.254 | 43.500 | QUASIPEAK |
| 4 | | 167.740 | -11.095 | 52.322 | 41.227 | -2.273 | 43.500 | QUASIPEAK |
| 5 | | 399.570 | -8.176 | 40.310 | 32.134 | -13.866 | 46.000 | QUASIPEAK |
| 6 | | 676.020 | -3.338 | 43.691 | 40.353 | -5.647 | 46.000 | QUASIPEAK |

Note:

1. All Readings below 1GHz are Quasi-Peak, above 1GHz are performed with peak and/or average measurements as necessary.
2. Measurement Level = Reading Level + Correct Factor.
3. Correct Factor = Antenna factor + Cable loss –Amplifier gain.
4. The emission levels of other frequencies are very lower than the limit and not show in test report.
5. No emission found between lowest internal used/generated frequency to 30MHz.

Product : Intelligent Robot
Test Item : General Radiated Emission
Test Mode : Mode 1: Transmit (802.11a 6Mbps) (5220MHz)
Test Date : 2019/06/18

**Vertical**

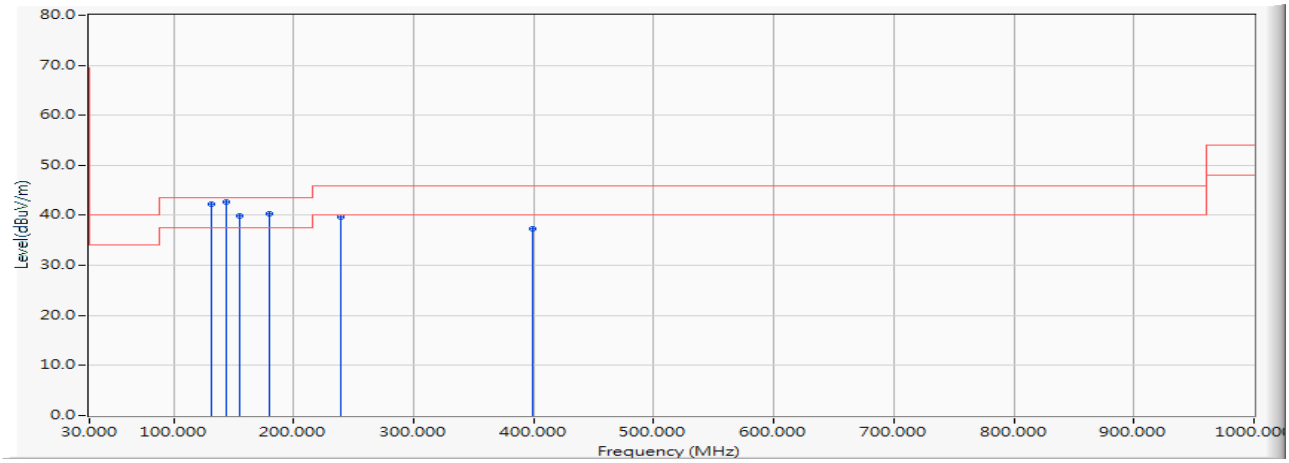


| | | Frequency (MHz) | Correct Factor (dB) | Reading Level (dBuV) | Measure Level (dBuV/m) | Margin (dB) | Limit (dBuV/m) | Detector Type |
|---|---|---|---|---|---|---|---|---|
| 1 | | 131.850 | -12.267 | 54.419 | 42.152 | -1.348 | 43.500 | QUASIPEAK |
| 2 | * | 143.490 | -11.340 | 53.990 | 42.650 | -0.850 | 43.500 | QUASIPEAK |
| 3 | | 155.130 | -10.964 | 50.949 | 39.985 | -3.515 | 43.500 | QUASIPEAK |
| 4 | | 179.380 | -12.456 | 52.702 | 40.246 | -3.254 | 43.500 | QUASIPEAK |
| 5 | | 239.520 | -12.256 | 52.020 | 39.764 | -6.236 | 46.000 | QUASIPEAK |
| 6 | | 399.570 | -8.176 | 45.599 | 37.423 | -8.577 | 46.000 | QUASIPEAK |

Note:

1. All Readings below 1GHz are Quasi-Peak, above 1GHz are performed with peak and/or average measurements as necessary.
2. Measurement Level = Reading Level + Correct Factor.
3. Correct Factor = Antenna factor + Cable loss –Amplifier gain.
4. The emission levels of other frequencies are very lower than the limit and not show in test report.
5. No emission found between lowest internal used/generated frequency to 30MHz.

| | | |
|---|---|---|
| Product | : | Intelligent Robot |
| Test Item | : | General Radiated Emission |
| Test Mode | : | Mode 1: Transmit (802.11a 6Mbps) (5300MHz) |
| Test Date | : | 2019/06/18 |

**Horizontal**

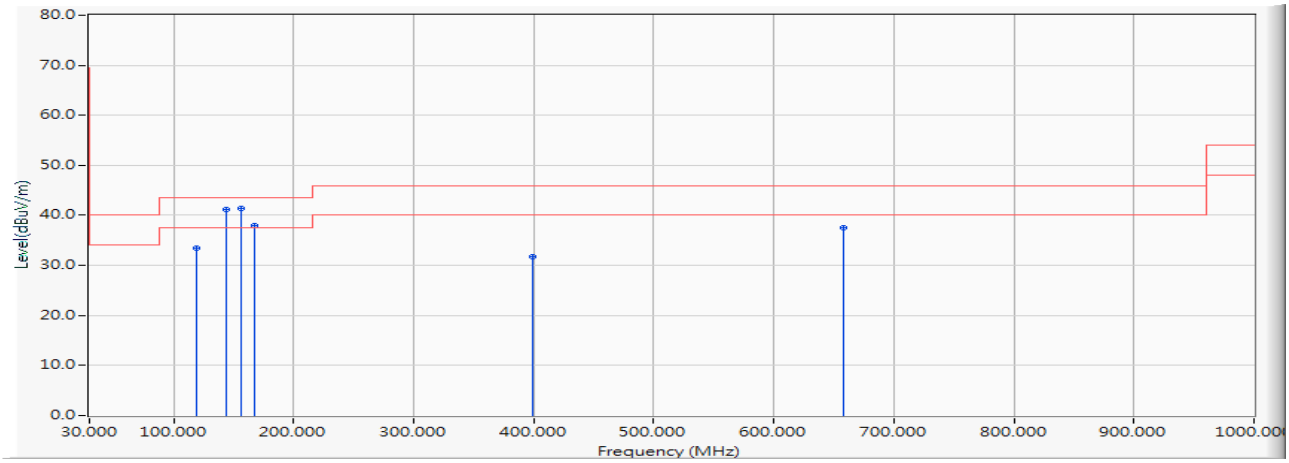


| | | Frequency (MHz) | Correct Factor (dB) | Reading Level (dBuV) | Measure Level (dBuV/m) | Margin (dB) | Limit (dBuV/m) | Detector Type |
|---|---|---|---|---|---|---|---|---|
| 1 | | 119.240 | -13.569 | 47.088 | 33.519 | -9.981 | 43.500 | QUASIPEAK |
| 2 | | 143.490 | -11.340 | 52.566 | 41.226 | -2.274 | 43.500 | QUASIPEAK |
| 3 | * | 156.100 | -10.938 | 52.408 | 41.470 | -2.030 | 43.500 | QUASIPEAK |
| 4 | | 167.740 | -11.095 | 48.965 | 37.870 | -5.630 | 43.500 | QUASIPEAK |
| 5 | | 399.570 | -8.176 | 39.956 | 31.780 | -14.220 | 46.000 | QUASIPEAK |
| 6 | | 657.590 | -3.622 | 41.255 | 37.633 | -8.367 | 46.000 | QUASIPEAK |

Note:

1. All Readings below 1GHz are Quasi-Peak, above 1GHz are performed with peak and/or average measurements as necessary.
2. Measurement Level = Reading Level + Correct Factor.
3. Correct Factor = Antenna factor + Cable loss –Amplifier gain.
4. The emission levels of other frequencies are very lower than the limit and not show in test report.
5. No emission found between lowest internal used/generated frequency to 30MHz.

| | | |
|---|---|---|
| Product | : | Intelligent Robot |
| Test Item | : | General Radiated Emission |
| Test Mode | : | Mode 1: Transmit (802.11a 6Mbps) (5300MHz) |
| Test Date | : | 2019/06/18 |

**Vertical**

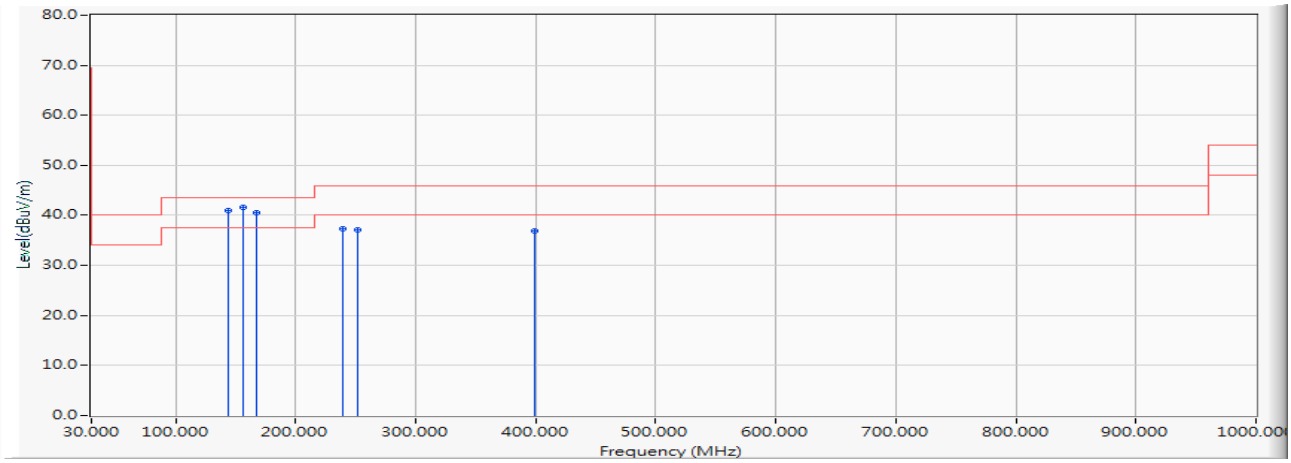


| | | Frequency (MHz) | Correct Factor (dB) | Reading Level (dBuV) | Measure Level (dBuV/m) | Margin (dB) | Limit (dBuV/m) | Detector Type |
|---|---|---|---|---|---|---|---|---|
| 1 | | 143.490 | -11.340 | 52.329 | 40.989 | -2.511 | 43.500 | QUASIPEAK |
| 2 | * | 156.100 | -10.938 | 52.528 | 41.590 | -1.910 | 43.500 | QUASIPEAK |
| 3 | | 167.740 | -11.095 | 51.536 | 40.441 | -3.059 | 43.500 | QUASIPEAK |
| 4 | | 239.520 | -12.256 | 49.590 | 37.334 | -8.666 | 46.000 | QUASIPEAK |
| 5 | | 252.130 | -12.093 | 49.115 | 37.022 | -8.978 | 46.000 | QUASIPEAK |
| 6 | | 399.570 | -8.176 | 45.170 | 36.994 | -9.006 | 46.000 | QUASIPEAK |

Note:

1. All Readings below 1GHz are Quasi-Peak, above 1GHz are performed with peak and/or average measurements as necessary.
2. Measurement Level = Reading Level + Correct Factor.
3. Correct Factor = Antenna factor + Cable loss –Amplifier gain.
4. The emission levels of other frequencies are very lower than the limit and not show in test report.
5. No emission found between lowest internal used/generated frequency to 30MHz.

Product : Intelligent Robot
Test Item : General Radiated Emission
Test Mode : Mode 1: Transmit (802.11a 6Mbps) (5580MHz)
Test Date : 2019/06/18

**Horizontal**

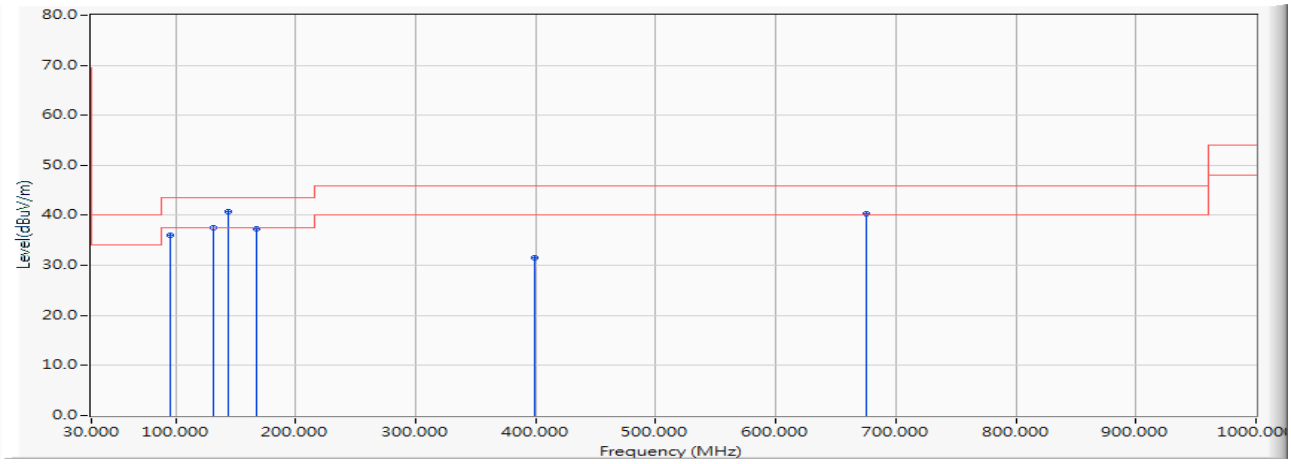


| | | Frequency (MHz) | Correct Factor (dB) | Reading Level (dBuV) | Measure Level (dBuV/m) | Margin (dB) | Limit (dBuV/m) | Detector Type |
|---|---|---|---|---|---|---|---|---|
| 1 | | 95.960 | -16.776 | 52.804 | 36.028 | -7.472 | 43.500 | QUASIPEAK |
| 2 | | 131.850 | -12.267 | 49.703 | 37.436 | -6.064 | 43.500 | QUASIPEAK |
| 3 | * | 143.490 | -11.340 | 52.154 | 40.814 | -2.686 | 43.500 | QUASIPEAK |
| 4 | | 167.740 | -11.095 | 48.372 | 37.277 | -6.223 | 43.500 | QUASIPEAK |
| 5 | | 399.570 | -8.176 | 39.765 | 31.589 | -14.411 | 46.000 | QUASIPEAK |
| 6 | | 676.020 | -3.338 | 43.553 | 40.215 | -5.785 | 46.000 | QUASIPEAK |

Note:

1. All Readings below 1GHz are Quasi-Peak, above 1GHz are performed with peak and/or average measurements as necessary.
2. Measurement Level = Reading Level + Correct Factor.
3. Correct Factor = Antenna factor + Cable loss –Amplifier gain.
4. The emission levels of other frequencies are very lower than the limit and not show in test report.
5. No emission found between lowest internal used/generated frequency to 30MHz.

Product : Intelligent Robot
Test Item : General Radiated Emission
Test Mode : Mode 1: Transmit (802.11a 6Mbps) (5580MHz)
Test Date : 2019/06/18

**Vertical**

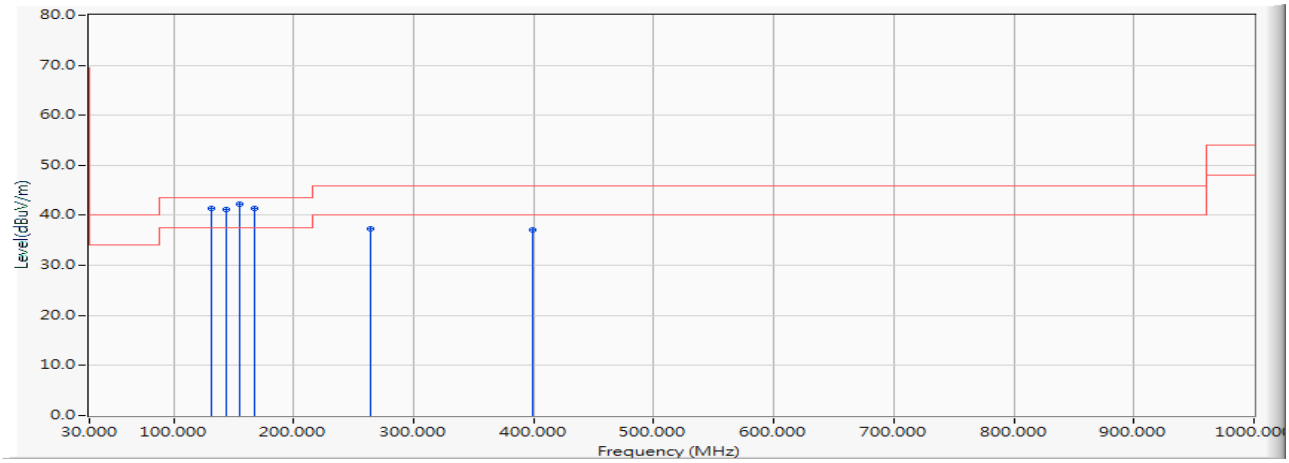


| | | Frequency (MHz) | Correct Factor (dB) | Reading Level (dBuV) | Measure Level (dBuV/m) | Margin (dB) | Limit (dBuV/m) | Detector Type |
|---|---|---|---|---|---|---|---|---|
| 1 | | 131.850 | -12.267 | 53.745 | 41.478 | -2.022 | 43.500 | QUASIPEAK |
| 2 | | 143.490 | -11.340 | 52.440 | 41.100 | -2.400 | 43.500 | QUASIPEAK |
| 3 | * | 155.130 | -10.964 | 53.264 | 42.300 | -1.200 | 43.500 | QUASIPEAK |
| 4 | | 167.740 | -11.095 | 52.414 | 41.319 | -2.181 | 43.500 | QUASIPEAK |
| 5 | | 263.770 | -11.804 | 49.086 | 37.282 | -8.718 | 46.000 | QUASIPEAK |
| 6 | | 399.570 | -8.176 | 45.236 | 37.060 | -8.940 | 46.000 | QUASIPEAK |

Note:

1. All Readings below 1GHz are Quasi-Peak, above 1GHz are performed with peak and/or average measurements as necessary.
2. Measurement Level = Reading Level + Correct Factor.
3. Correct Factor = Antenna factor + Cable loss –Amplifier gain.
4. The emission levels of other frequencies are very lower than the limit and not show in test report.
5. No emission found between lowest internal used/generated frequency to 30MHz.

| | | |
|---|---|---|
| Product | : | Intelligent Robot |
| Test Item | : | General Radiated Emission |
| Test Mode | : | Mode 1: Transmit (802.11a 6Mbps) (5785MHz) |
| Test Date | : | 2019/06/18 |

**Horizontal**

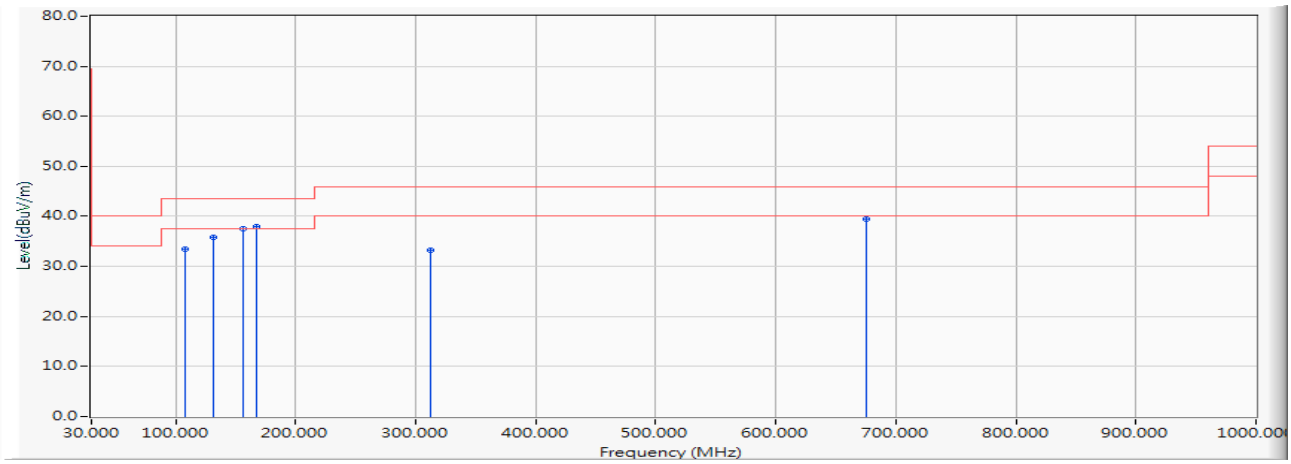


| | | Frequency (MHz) | Correct Factor (dB) | Reading Level (dBuV) | Measure Level (dBuV/m) | Margin (dB) | Limit (dBuV/m) | Detector Type |
|---|---|---|---|---|---|---|---|---|
| 1 | | 107.600 | -14.851 | 48.276 | 33.425 | -10.075 | 43.500 | QUASIPEAK |
| 2 | | 131.850 | -12.267 | 48.099 | 35.832 | -7.668 | 43.500 | QUASIPEAK |
| 3 | | 156.100 | -10.938 | 48.556 | 37.618 | -5.882 | 43.500 | QUASIPEAK |
| 4 | * | 167.740 | -11.095 | 49.124 | 38.029 | -5.471 | 43.500 | QUASIPEAK |
| 5 | | 312.270 | -10.259 | 43.499 | 33.240 | -12.760 | 46.000 | QUASIPEAK |
| 6 | | 676.020 | -3.338 | 42.872 | 39.534 | -6.466 | 46.000 | QUASIPEAK |

Note:

1. All Readings below 1GHz are Quasi-Peak, above 1GHz are performed with peak and/or average measurements as necessary.
2. Measurement Level = Reading Level + Correct Factor.
3. Correct Factor = Antenna factor + Cable loss –Amplifier gain.
4. The emission levels of other frequencies are very lower than the limit and not show in test report.
5. No emission found between lowest internal used/generated frequency to 30MHz.

Product : Intelligent Robot
Test Item : General Radiated Emission
Test Mode : Mode 1: Transmit (802.11a 6Mbps) (5785MHz)
Test Date : 2019/06/18

**Vertical**

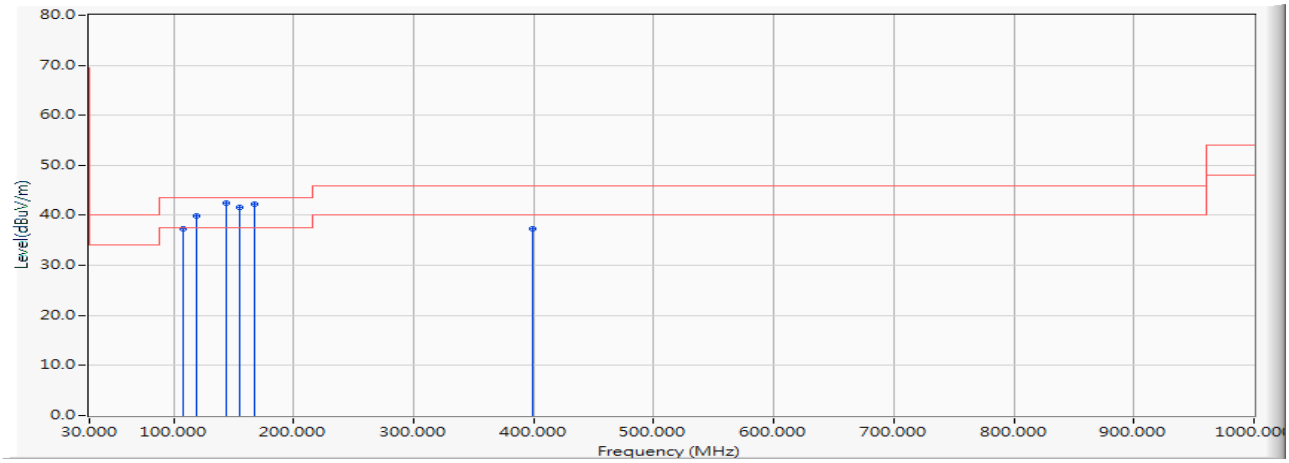


| | | Frequency (MHz) | Correct Factor (dB) | Reading Level (dBuV) | Measure Level (dBuV/m) | Margin (dB) | Limit (dBuV/m) | Detector Type |
|---|---|---|---|---|---|---|---|---|
| 1 | | 107.600 | -14.851 | 52.142 | 37.291 | -6.209 | 43.500 | QUASIPEAK |
| 2 | | 119.240 | -13.569 | 53.374 | 39.805 | -3.695 | 43.500 | QUASIPEAK |
| 3 | * | 143.490 | -11.340 | 53.717 | 42.377 | -1.123 | 43.500 | QUASIPEAK |
| 4 | | 155.130 | -10.964 | 52.523 | 41.559 | -1.941 | 43.500 | QUASIPEAK |
| 5 | | 167.740 | -11.095 | 53.304 | 42.209 | -1.291 | 43.500 | QUASIPEAK |
| 6 | | 399.570 | -8.176 | 45.515 | 37.339 | -8.661 | 46.000 | QUASIPEAK |

Note:

1. All Readings below 1GHz are Quasi-Peak, above 1GHz are performed with peak and/or average measurements as necessary.
2. Measurement Level = Reading Level + Correct Factor.
3. Correct Factor = Antenna factor + Cable loss –Amplifier gain.
4. The emission levels of other frequencies are very lower than the limit and not show in test report.
5. No emission found between lowest internal used/generated frequency to 30MHz.

| | | |
|---|---|---|
| Product | : | Intelligent Robot |
| Test Item | : | General Radiated Emission |
| Test Mode | : | Mode 2: Transmit (802.11n-20BW 7.2Mbps) (5220MHz) |
| Test Date | : | 2019/06/18 |

**Horizontal**

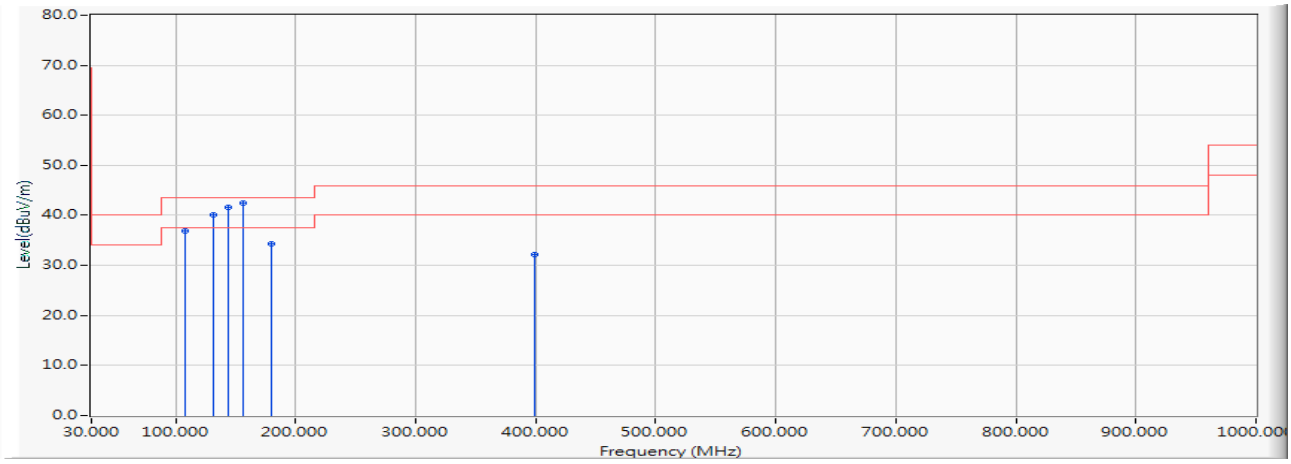


| | | Frequency (MHz) | Correct Factor (dB) | Reading Level (dBuV) | Measure Level (dBuV/m) | Margin (dB) | Limit (dBuV/m) | Detector Type |
|---|---|---|---|---|---|---|---|---|
| 1 | | 107.600 | -14.851 | 51.634 | 36.783 | -6.717 | 43.500 | QUASIPEAK |
| 2 | | 131.850 | -12.267 | 52.334 | 40.067 | -3.433 | 43.500 | QUASIPEAK |
| 3 | | 143.490 | -11.340 | 53.001 | 41.661 | -1.839 | 43.500 | QUASIPEAK |
| 4 | * | 156.100 | -10.938 | 53.454 | 42.516 | -0.984 | 43.500 | QUASIPEAK |
| 5 | | 179.380 | -12.456 | 46.710 | 34.254 | -9.246 | 43.500 | QUASIPEAK |
| 6 | | 399.570 | -8.176 | 40.266 | 32.090 | -13.910 | 46.000 | QUASIPEAK |

Note:

1. All Readings below 1GHz are Quasi-Peak, above 1GHz are performed with peak and/or average measurements as necessary.
2. Measurement Level = Reading Level + Correct Factor.
3. Correct Factor = Antenna factor + Cable loss –Amplifier gain.
4. The emission levels of other frequencies are very lower than the limit and not show in test report.
5. No emission found between lowest internal used/generated frequency to 30MHz.

| | | |
|---|---|---|
| Product | : | Intelligent Robot |
| Test Item | : | General Radiated Emission |
| Test Mode | : | Mode 2: Transmit (802.11n-20BW 7.2Mbps) (5220MHz) |
| Test Date | : | 2019/06/18 |

**Vertical**

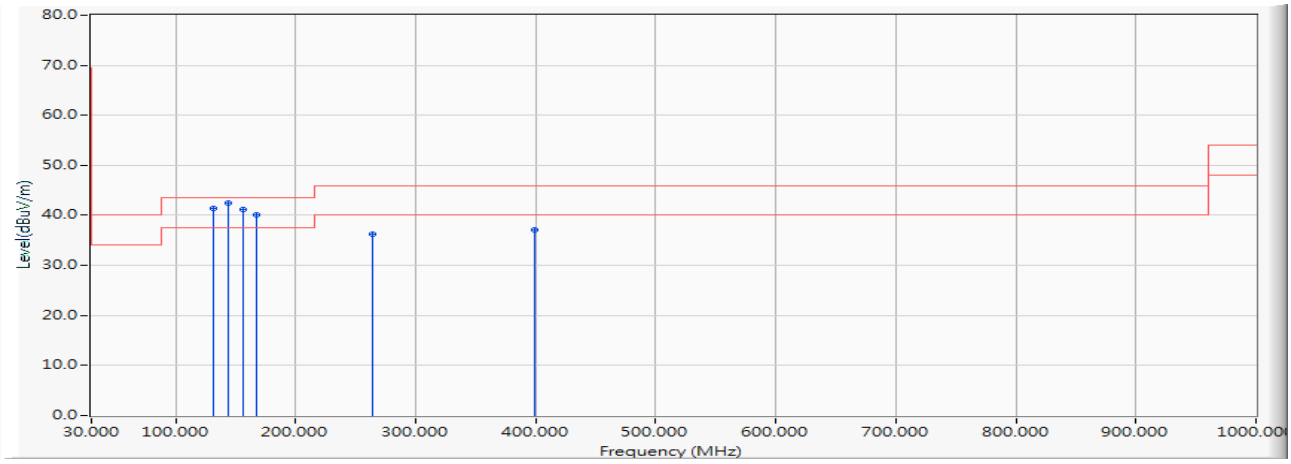


| | | Frequency (MHz) | Correct Factor (dB) | Reading Level (dBuV) | Measure Level (dBuV/m) | Margin (dB) | Limit (dBuV/m) | Detector Type |
|---|---|---|---|---|---|---|---|---|
| 1 | | 131.850 | -12.267 | 53.754 | 41.487 | -2.013 | 43.500 | QUASIPEAK |
| 2 | * | 143.490 | -11.340 | 53.817 | 42.477 | -1.023 | 43.500 | QUASIPEAK |
| 3 | | 156.100 | -10.938 | 52.015 | 41.077 | -2.423 | 43.500 | QUASIPEAK |
| 4 | | 167.740 | -11.095 | 51.147 | 40.052 | -3.448 | 43.500 | QUASIPEAK |
| 5 | | 263.770 | -11.804 | 48.038 | 36.234 | -9.766 | 46.000 | QUASIPEAK |
| 6 | | 399.570 | -8.176 | 45.175 | 36.999 | -9.001 | 46.000 | QUASIPEAK |

Note:

1. All Readings below 1GHz are Quasi-Peak, above 1GHz are performed with peak and/or average measurements as necessary.
2. Measurement Level = Reading Level + Correct Factor.
3. Correct Factor = Antenna factor + Cable loss –Amplifier gain.
4. The emission levels of other frequencies are very lower than the limit and not show in test report.
5. No emission found between lowest internal used/generated frequency to 30MHz.

| | | |
|---|---|---|
| Product | : | Intelligent Robot |
| Test Item | : | General Radiated Emission |
| Test Mode | : | Mode 2: Transmit (802.11n-20BW 7.2Mbps) (5300MHz) |
| Test Date | : | 2019/06/18 |

**Horizontal**

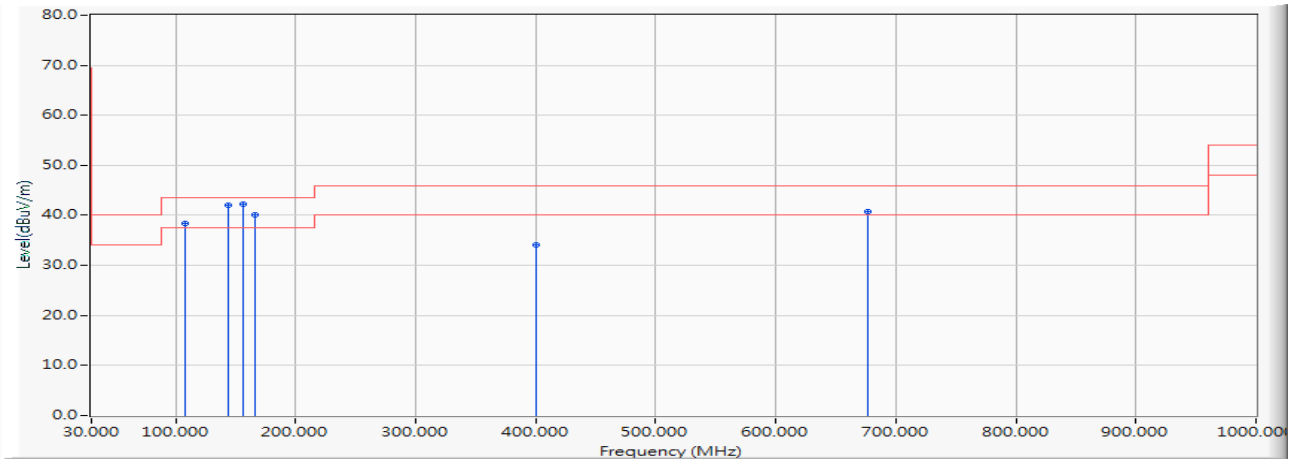


| | | Frequency (MHz) | Correct Factor (dB) | Reading Level (dBuV) | Measure Level (dBuV/m) | Margin (dB) | Limit (dBuV/m) | Detector Type |
|---|---|---|---|---|---|---|---|---|
| 1 | | 107.500 | -14.831 | 53.260 | 38.429 | -5.071 | 43.500 | QUASIPEAK |
| 2 | | 144.510 | -11.272 | 53.260 | 41.988 | -1.512 | 43.500 | QUASIPEAK |
| 3 | * | 156.020 | -10.928 | 53.211 | 42.283 | -1.217 | 43.500 | QUASIPEAK |
| 4 | | 166.841 | -11.068 | 51.124 | 40.056 | -3.444 | 43.500 | QUASIPEAK |
| 5 | | 400.510 | -8.023 | 42.151 | 34.128 | -11.872 | 46.000 | QUASIPEAK |
| 6 | | 676.051 | -3.329 | 44.174 | 40.845 | -5.155 | 46.000 | QUASIPEAK |

Note:

1. All Readings below 1GHz are Quasi-Peak, above 1GHz are performed with peak and/or average measurements as necessary.
2. Measurement Level = Reading Level + Correct Factor.
3. Correct Factor = Antenna factor + Cable loss –Amplifier gain.
4. The emission levels of other frequencies are very lower than the limit and not show in test report.
5. No emission found between lowest internal used/generated frequency to 30MHz.

Product : Intelligent Robot
Test Item : General Radiated Emission
Test Mode : Mode 2: Transmit (802.11n-20BW 7.2Mbps) (5300MHz)
Test Date : 2019/06/18

**Vertical**

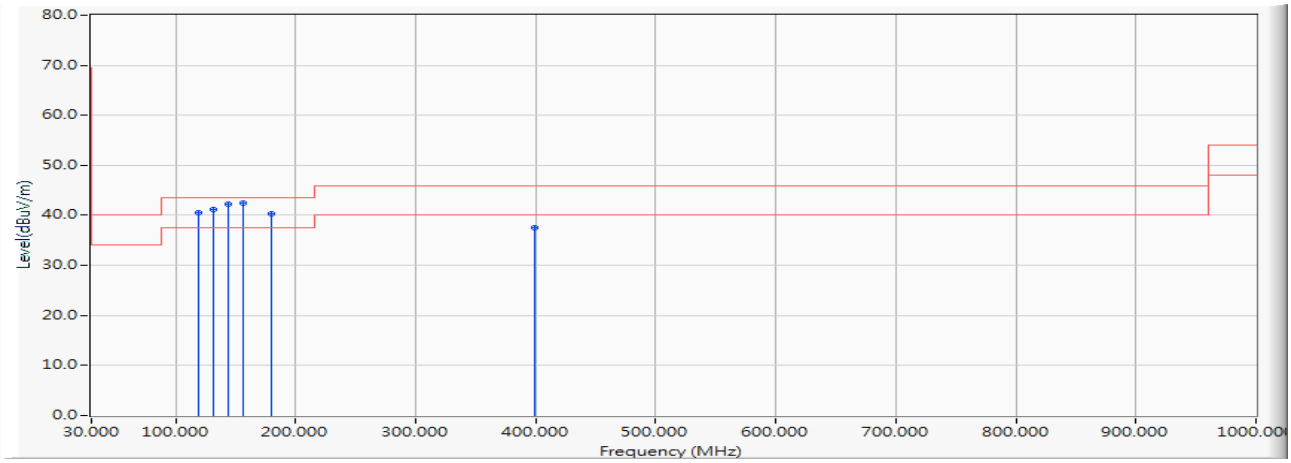


| | | Frequency (MHz) | Correct Factor (dB) | Reading Level (dBuV) | Measure Level (dBuV/m) | Margin (dB) | Limit (dBuV/m) | Detector Type |
|---|---|---|---|---|---|---|---|---|
| 1 | | 119.240 | -13.569 | 54.031 | 40.462 | -3.038 | 43.500 | QUASIPEAK |
| 2 | | 131.850 | -12.267 | 53.406 | 41.139 | -2.361 | 43.500 | QUASIPEAK |
| 3 | | 143.490 | -11.340 | 53.671 | 42.331 | -1.169 | 43.500 | QUASIPEAK |
| 4 | * | 156.100 | -10.938 | 53.376 | 42.438 | -1.062 | 43.500 | QUASIPEAK |
| 5 | | 179.380 | -12.456 | 52.743 | 40.287 | -3.213 | 43.500 | QUASIPEAK |
| 6 | | 399.570 | -8.176 | 45.800 | 37.624 | -8.376 | 46.000 | QUASIPEAK |

Note:

1. All Readings below 1GHz are Quasi-Peak, above 1GHz are performed with peak and/or average measurements as necessary.
2. Measurement Level = Reading Level + Correct Factor.
3. Correct Factor = Antenna factor + Cable loss –Amplifier gain.
4. The emission levels of other frequencies are very lower than the limit and not show in test report.
5. No emission found between lowest internal used/generated frequency to 30MHz.

| | | |
|---|---|---|
| Product | : | Intelligent Robot |
| Test Item | : | General Radiated Emission |
| Test Mode | : | Mode 2: Transmit (802.11n-20BW 7.2Mbps) (5580MHz) |
| Test Date | : | 2019/06/18 |

**Horizontal**

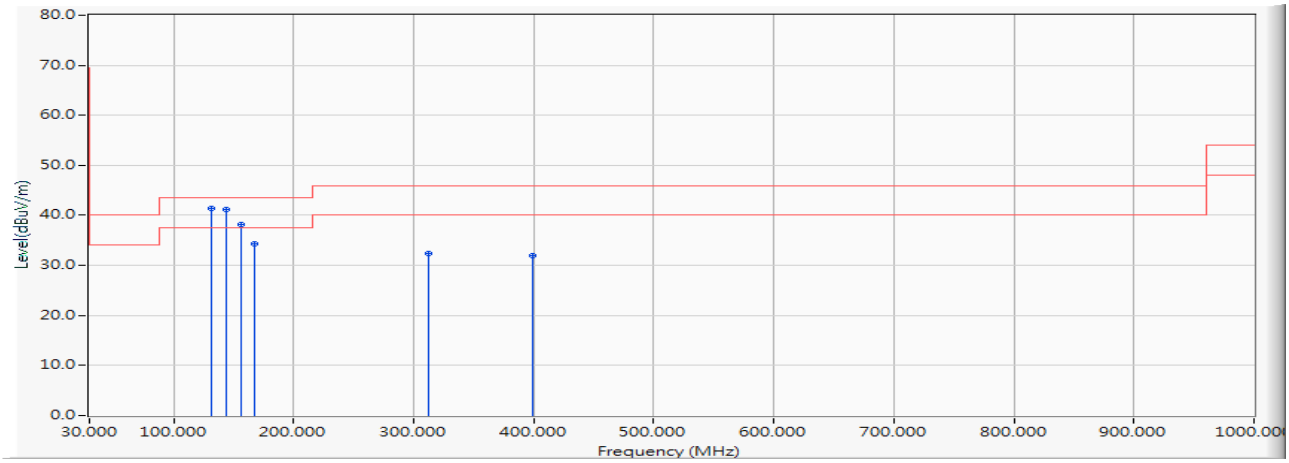


| | | Frequency (MHz) | Correct Factor (dB) | Reading Level (dBuV) | Measure Level (dBuV/m) | Margin (dB) | Limit (dBuV/m) | Detector Type |
|---|---|---|---|---|---|---|---|---|
| 1 | * | 131.850 | -12.267 | 53.694 | 41.427 | -2.073 | 43.500 | QUASIPEAK |
| 2 | | 143.490 | -11.340 | 52.491 | 41.151 | -2.349 | 43.500 | QUASIPEAK |
| 3 | | 156.100 | -10.938 | 49.056 | 38.118 | -5.382 | 43.500 | QUASIPEAK |
| 4 | | 167.740 | -11.095 | 45.320 | 34.225 | -9.275 | 43.500 | QUASIPEAK |
| 5 | | 312.270 | -10.259 | 42.607 | 32.348 | -13.652 | 46.000 | QUASIPEAK |
| 6 | | 399.570 | -8.176 | 40.229 | 32.053 | -13.947 | 46.000 | QUASIPEAK |

Note:

1. All Readings below 1GHz are Quasi-Peak, above 1GHz are performed with peak and/or average measurements as necessary.
2. Measurement Level = Reading Level + Correct Factor.
3. Correct Factor = Antenna factor + Cable loss –Amplifier gain.
4. The emission levels of other frequencies are very lower than the limit and not show in test report.
5. No emission found between lowest internal used/generated frequency to 30MHz.

Product : Intelligent Robot
Test Item : General Radiated Emission
Test Mode : Mode 2: Transmit (802.11n-20BW 7.2Mbps) (5580MHz)
Test Date : 2019/06/18

**Vertical**

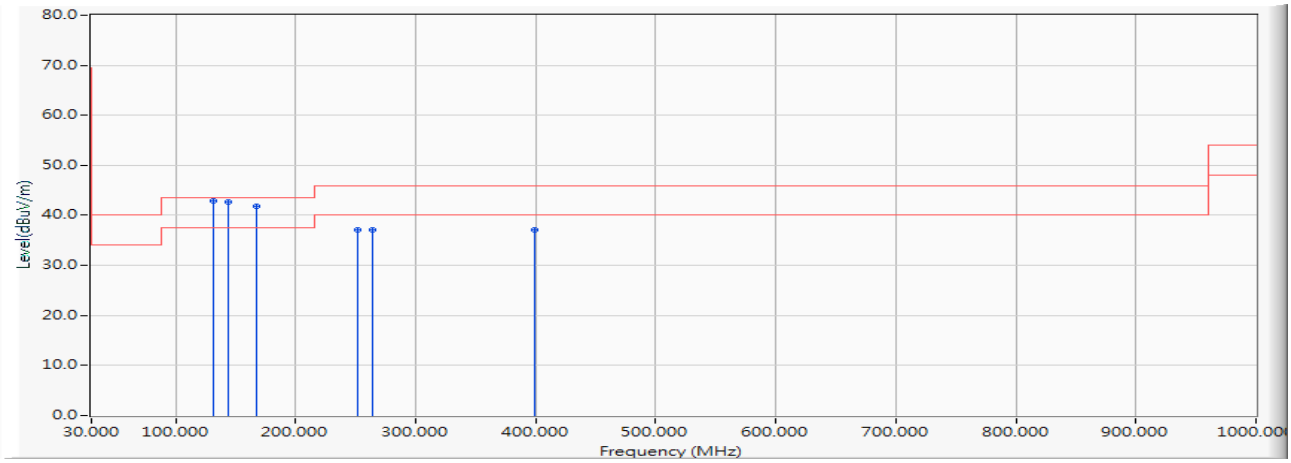


| | | Frequency (MHz) | Correct Factor (dB) | Reading Level (dBuV) | Measure Level (dBuV/m) | Margin (dB) | Limit (dBuV/m) | Detector Type |
|---|---|---|---|---|---|---|---|---|
| 1 | * | 131.850 | -12.267 | 55.086 | 42.819 | -0.681 | 43.500 | QUASIPEAK |
| 2 | | 143.490 | -11.340 | 53.942 | 42.602 | -0.898 | 43.500 | QUASIPEAK |
| 3 | | 167.740 | -11.095 | 53.025 | 41.930 | -1.570 | 43.500 | QUASIPEAK |
| 4 | | 252.130 | -12.093 | 49.098 | 37.005 | -8.995 | 46.000 | QUASIPEAK |
| 5 | | 263.770 | -11.804 | 48.810 | 37.006 | -8.994 | 46.000 | QUASIPEAK |
| 6 | | 399.570 | -8.176 | 45.279 | 37.103 | -8.897 | 46.000 | QUASIPEAK |

Note:

1. All Readings below 1GHz are Quasi-Peak, above 1GHz are performed with peak and/or average measurements as necessary.
2. Measurement Level = Reading Level + Correct Factor.
3. Correct Factor = Antenna factor + Cable loss –Amplifier gain.
4. The emission levels of other frequencies are very lower than the limit and not show in test report.
5. No emission found between lowest internal used/generated frequency to 30MHz.

Product : Intelligent Robot
Test Item : General Radiated Emission
Test Mode : Mode 2: Transmit (802.11n-20BW 7.2Mbps) (5785MHz)
Test Date : 2019/06/18

**Horizontal**

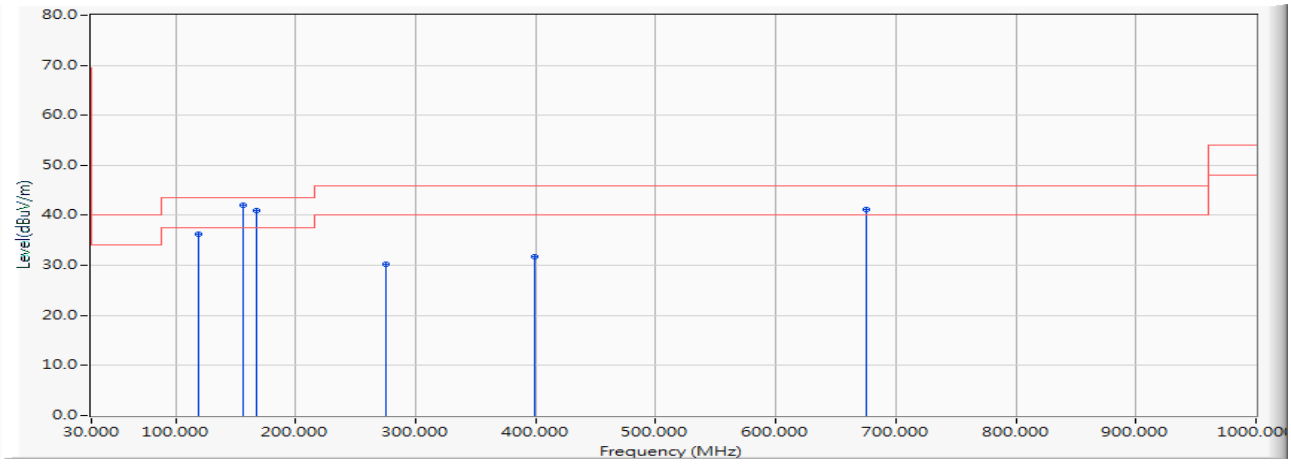


| | | Frequency (MHz) | Correct Factor (dB) | Reading Level (dBuV) | Measure Level (dBuV/m) | Margin (dB) | Limit (dBuV/m) | Detector Type |
|---|---|---|---|---|---|---|---|---|
| 1 | | 119.240 | -13.569 | 49.759 | 36.190 | -7.310 | 43.500 | QUASIPEAK |
| 2 | * | 156.100 | -10.938 | 52.971 | 42.033 | -1.467 | 43.500 | QUASIPEAK |
| 3 | | 167.740 | -11.095 | 52.109 | 41.014 | -2.486 | 43.500 | QUASIPEAK |
| 4 | | 275.410 | -11.230 | 41.569 | 30.339 | -15.661 | 46.000 | QUASIPEAK |
| 5 | | 399.570 | -8.176 | 40.021 | 31.845 | -14.155 | 46.000 | QUASIPEAK |
| 6 | | 676.020 | -3.338 | 44.492 | 41.154 | -4.846 | 46.000 | QUASIPEAK |

Note:

1. All Readings below 1GHz are Quasi-Peak, above 1GHz are performed with peak and/or average measurements as necessary.
2. Measurement Level = Reading Level + Correct Factor.
3. Correct Factor = Antenna factor + Cable loss –Amplifier gain.
4. The emission levels of other frequencies are very lower than the limit and not show in test report.
5. No emission found between lowest internal used/generated frequency to 30MHz.

| | | |
|---|---|---|
| Product | : | Intelligent Robot |
| Test Item | : | General Radiated Emission |
| Test Mode | : | Mode 2: Transmit (802.11n-20BW 7.2Mbps) (5785MHz) |
| Test Date | : | 2019/06/18 |

**Vertical**

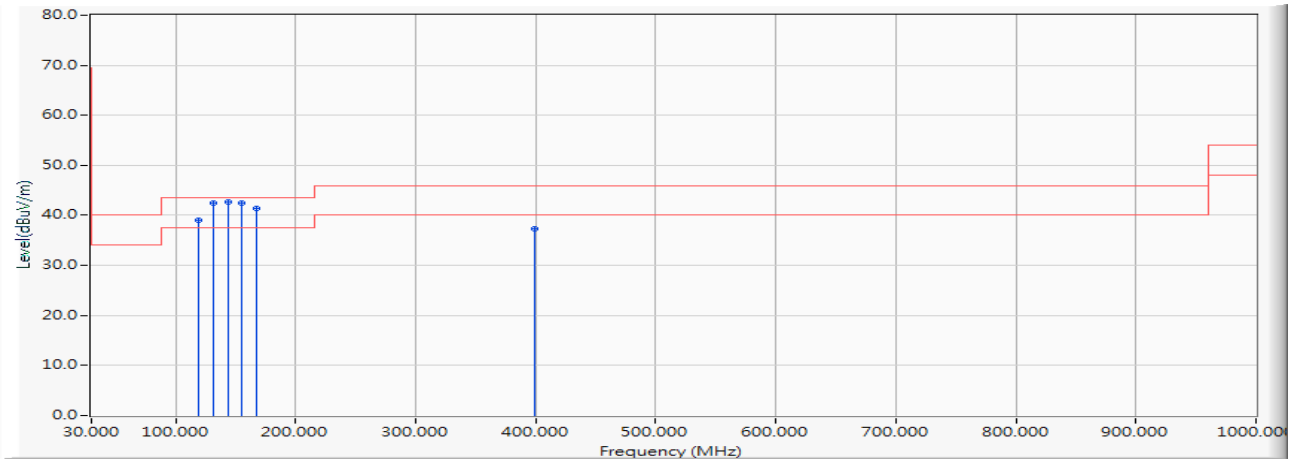


| | | Frequency (MHz) | Correct Factor (dB) | Reading Level (dBuV) | Measure Level (dBuV/m) | Margin (dB) | Limit (dBuV/m) | Detector Type |
|---|---|---|---|---|---|---|---|---|
| 1 | | 119.240 | -13.569 | 52.547 | 38.978 | -4.522 | 43.500 | QUASIPEAK |
| 2 | | 131.850 | -12.267 | 54.685 | 42.418 | -1.082 | 43.500 | QUASIPEAK |
| 3 | * | 143.490 | -11.340 | 54.042 | 42.702 | -0.798 | 43.500 | QUASIPEAK |
| 4 | | 155.130 | -10.964 | 53.468 | 42.504 | -0.996 | 43.500 | QUASIPEAK |
| 5 | | 167.740 | -11.095 | 52.468 | 41.373 | -2.127 | 43.500 | QUASIPEAK |
| 6 | | 399.570 | -8.176 | 45.490 | 37.314 | -8.686 | 46.000 | QUASIPEAK |

Note:

1. All Readings below 1GHz are Quasi-Peak, above 1GHz are performed with peak and/or average measurements as necessary.
2. Measurement Level = Reading Level + Correct Factor.
3. Correct Factor = Antenna factor + Cable loss –Amplifier gain.
4. The emission levels of other frequencies are very lower than the limit and not show in test report.
5. No emission found between lowest internal used/generated frequency to 30MHz.

| | | |
|---|---|---|
| Product | : | Intelligent Robot |
| Test Item | : | General Radiated Emission |
| Test Mode | : | Mode 3: Transmit (802.11n-40BW 15Mbps) (5190MHz) |
| Test Date | : | 2019/06/18 |

**Horizontal**

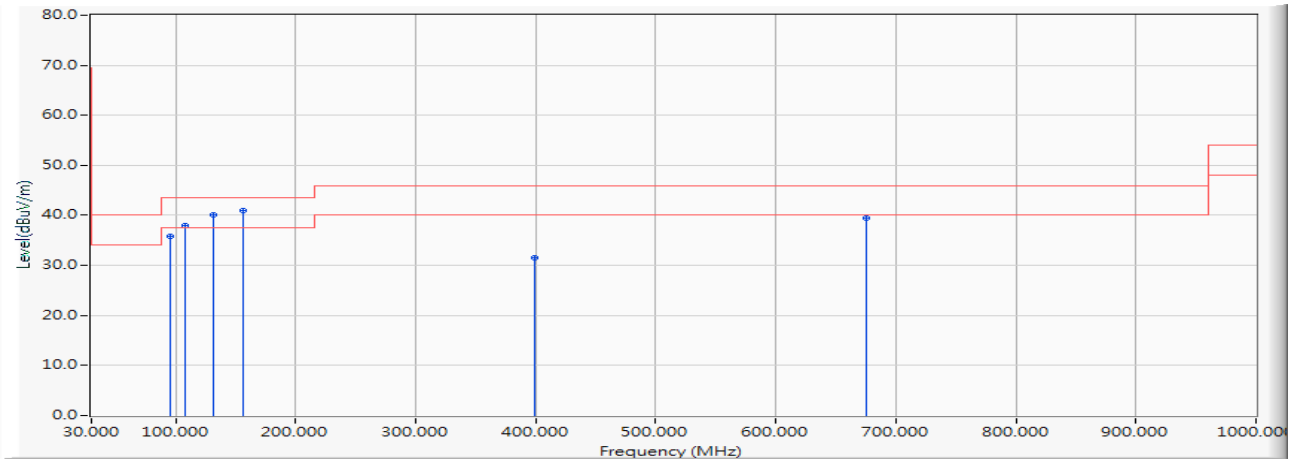


| | | Frequency (MHz) | Correct Factor (dB) | Reading Level (dBuV) | Measure Level (dBuV/m) | Margin (dB) | Limit (dBuV/m) | Detector Type |
|---|---|---|---|---|---|---|---|---|
| 1 | | 95.960 | -16.776 | 52.650 | 35.874 | -7.626 | 43.500 | QUASIPEAK |
| 2 | | 107.600 | -14.851 | 52.730 | 37.879 | -5.621 | 43.500 | QUASIPEAK |
| 3 | | 131.850 | -12.267 | 52.448 | 40.181 | -3.319 | 43.500 | QUASIPEAK |
| 4 | * | 156.100 | -10.938 | 51.815 | 40.877 | -2.623 | 43.500 | QUASIPEAK |
| 5 | | 399.570 | -8.176 | 39.734 | 31.558 | -14.442 | 46.000 | QUASIPEAK |
| 6 | | 676.020 | -3.338 | 42.701 | 39.363 | -6.637 | 46.000 | QUASIPEAK |

Note:

1. All Readings below 1GHz are Quasi-Peak, above 1GHz are performed with peak and/or average measurements as necessary.
2. Measurement Level = Reading Level + Correct Factor.
3. Correct Factor = Antenna factor + Cable loss –Amplifier gain.
4. The emission levels of other frequencies are very lower than the limit and not show in test report.
5. No emission found between lowest internal used/generated frequency to 30MHz.

Product : Intelligent Robot
Test Item : General Radiated Emission
Test Mode : Mode 3: Transmit (802.11n-40BW 15Mbps) (5190MHz)
Test Date : 2019/06/18

**Vertical**

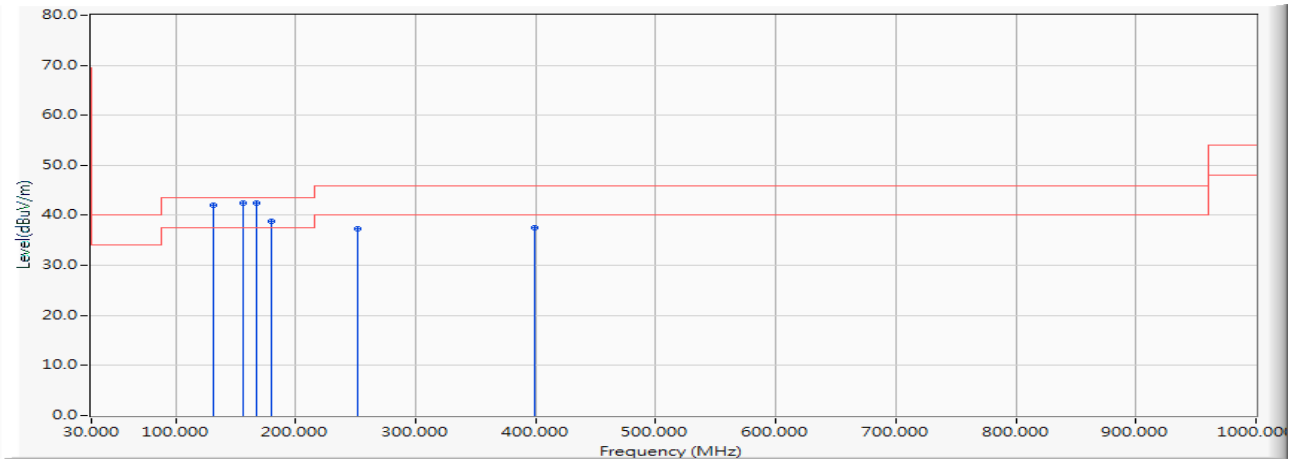


| | | Frequency (MHz) | Correct Factor (dB) | Reading Level (dBuV) | Measure Level (dBuV/m) | Margin (dB) | Limit (dBuV/m) | Detector Type |
|---|---|---|---|---|---|---|---|---|
| 1 | | 131.850 | -12.267 | 54.361 | 42.094 | -1.406 | 43.500 | QUASIPEAK |
| 2 | | 156.100 | -10.938 | 53.460 | 42.522 | -0.978 | 43.500 | QUASIPEAK |
| 3 | * | 167.740 | -11.095 | 53.660 | 42.565 | -0.935 | 43.500 | QUASIPEAK |
| 4 | | 179.380 | -12.456 | 51.364 | 38.908 | -4.592 | 43.500 | QUASIPEAK |
| 5 | | 252.130 | -12.093 | 49.308 | 37.215 | -8.785 | 46.000 | QUASIPEAK |
| 6 | | 399.570 | -8.176 | 45.670 | 37.494 | -8.506 | 46.000 | QUASIPEAK |

Note:

1. All Readings below 1GHz are Quasi-Peak, above 1GHz are performed with peak and/or average measurements as necessary.
2. Measurement Level = Reading Level + Correct Factor.
3. Correct Factor = Antenna factor + Cable loss –Amplifier gain.
4. The emission levels of other frequencies are very lower than the limit and not show in test report.
5. No emission found between lowest internal used/generated frequency to 30MHz.

| | | |
|---|---|---|
| Product | : | Intelligent Robot |
| Test Item | : | General Radiated Emission |
| Test Mode | : | Mode 3: Transmit (802.11n-40BW 15Mbps) (5270MHz) |
| Test Date | : | 2019/06/18 |

**Horizontal**

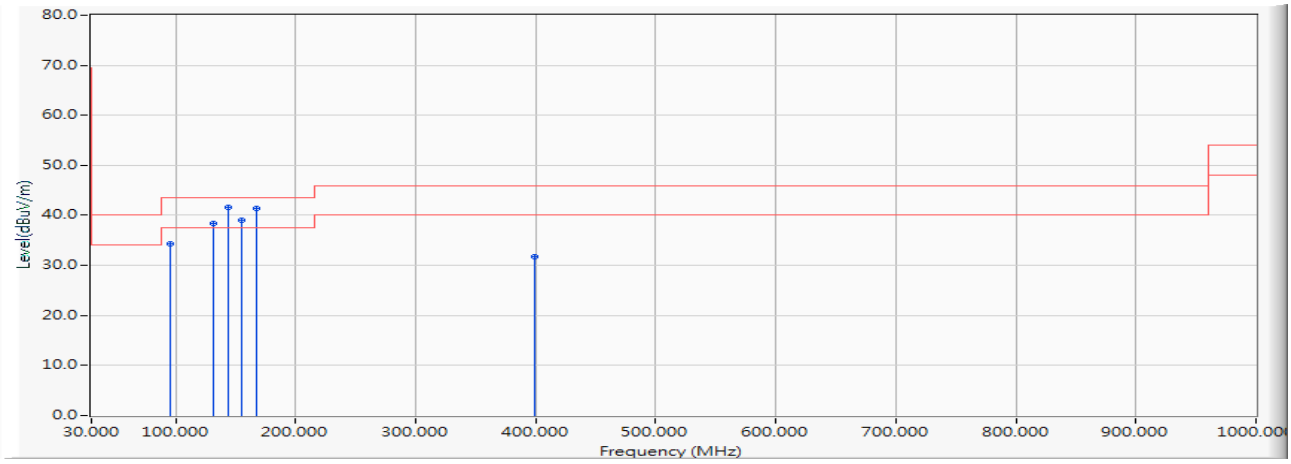


| | | Frequency (MHz) | Correct Factor (dB) | Reading Level (dBuV) | Measure Level (dBuV/m) | Margin (dB) | Limit (dBuV/m) | Detector Type |
|---|---|---|---|---|---|---|---|---|
| 1 | | 95.960 | -16.776 | 51.053 | 34.277 | -9.223 | 43.500 | QUASIPEAK |
| 2 | | 131.850 | -12.267 | 50.678 | 38.411 | -5.089 | 43.500 | QUASIPEAK |
| 3 | * | 143.490 | -11.340 | 52.971 | 41.631 | -1.869 | 43.500 | QUASIPEAK |
| 4 | | 155.130 | -10.964 | 49.979 | 39.015 | -4.485 | 43.500 | QUASIPEAK |
| 5 | | 167.740 | -11.095 | 52.484 | 41.389 | -2.111 | 43.500 | QUASIPEAK |
| 6 | | 399.570 | -8.176 | 39.893 | 31.717 | -14.283 | 46.000 | QUASIPEAK |

Note:

1. All Readings below 1GHz are Quasi-Peak, above 1GHz are performed with peak and/or average measurements as necessary.
2. Measurement Level = Reading Level + Correct Factor.
3. Correct Factor = Antenna factor + Cable loss –Amplifier gain.
4. The emission levels of other frequencies are very lower than the limit and not show in test report.
5. No emission found between lowest internal used/generated frequency to 30MHz.

Product : Intelligent Robot
Test Item : General Radiated Emission
Test Mode : Mode 3: Transmit (802.11n-40BW 15Mbps) (5270MHz)
Test Date : 2019/06/18

**Vertical**

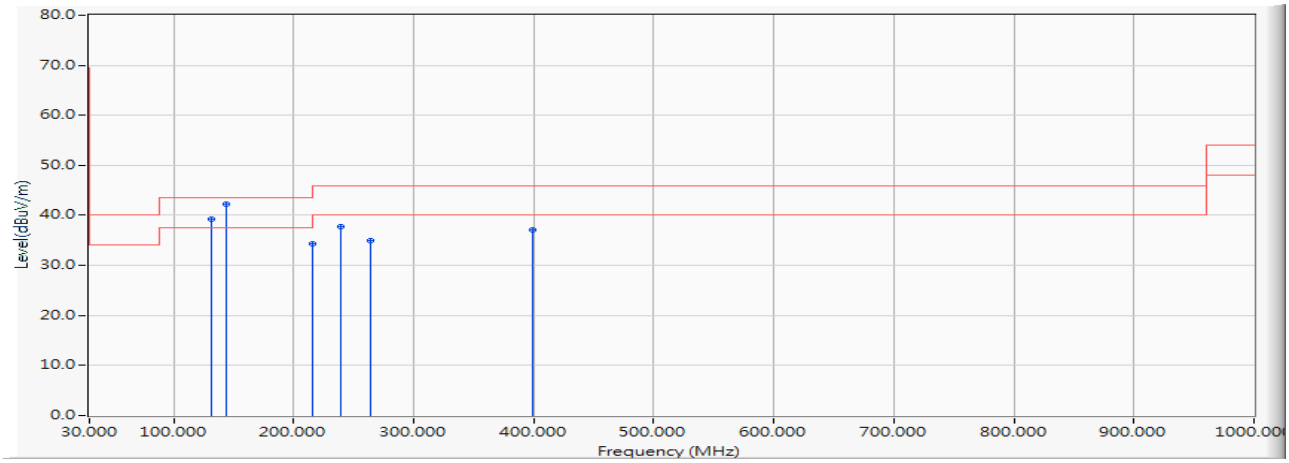


| | | Frequency (MHz) | Correct Factor (dB) | Reading Level (dBuV) | Measure Level (dBuV/m) | Margin (dB) | Limit (dBuV/m) | Detector Type |
|---|---|---|---|---|---|---|---|---|
| 1 | | 131.850 | -12.267 | 51.536 | 39.269 | -4.231 | 43.500 | QUASIPEAK |
| 2 | * | 143.490 | -11.340 | 53.583 | 42.243 | -1.257 | 43.500 | QUASIPEAK |
| 3 | | 215.270 | -13.406 | 47.683 | 34.277 | -9.223 | 43.500 | QUASIPEAK |
| 4 | | 239.520 | -12.256 | 49.901 | 37.645 | -8.355 | 46.000 | QUASIPEAK |
| 5 | | 263.770 | -11.804 | 46.857 | 35.053 | -10.947 | 46.000 | QUASIPEAK |
| 6 | | 399.570 | -8.176 | 45.287 | 37.111 | -8.889 | 46.000 | QUASIPEAK |

Note:

1. All Readings below 1GHz are Quasi-Peak, above 1GHz are performed with peak and/or average measurements as necessary.
2. Measurement Level = Reading Level + Correct Factor.
3. Correct Factor = Antenna factor + Cable loss –Amplifier gain.
4. The emission levels of other frequencies are very lower than the limit and not show in test report.
5. No emission found between lowest internal used/generated frequency to 30MHz.

| | | |
|---|---|---|
| Product | : | Intelligent Robot |
| Test Item | : | General Radiated Emission |
| Test Mode | : | Mode 3: Transmit (802.11n-40BW 15Mbps) (5550MHz) |
| Test Date | : | 2019/06/18 |

**Horizontal**

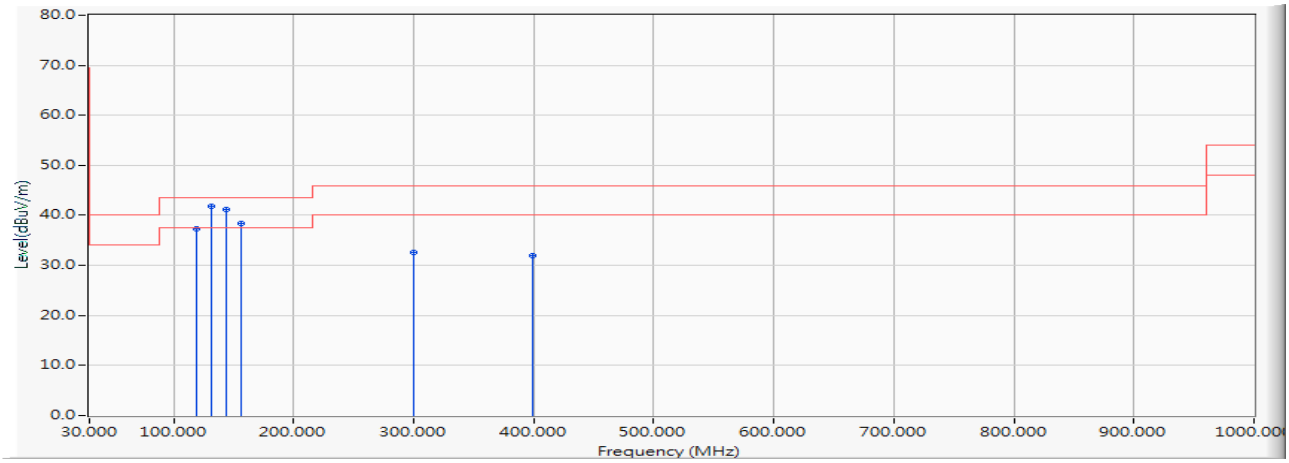


| | | Frequency (MHz) | Correct Factor (dB) | Reading Level (dBuV) | Measure Level (dBuV/m) | Margin (dB) | Limit (dBuV/m) | Detector Type |
|---|---|---|---|---|---|---|---|---|
| 1 | | 119.240 | -13.569 | 50.963 | 37.394 | -6.106 | 43.500 | QUASIPEAK |
| 2 | * | 131.850 | -12.267 | 54.174 | 41.907 | -1.593 | 43.500 | QUASIPEAK |
| 3 | | 143.490 | -11.340 | 52.418 | 41.078 | -2.422 | 43.500 | QUASIPEAK |
| 4 | | 156.100 | -10.938 | 49.376 | 38.438 | -5.062 | 43.500 | QUASIPEAK |
| 5 | | 299.660 | -10.551 | 43.090 | 32.539 | -13.461 | 46.000 | QUASIPEAK |
| 6 | | 399.570 | -8.176 | 40.137 | 31.961 | -14.039 | 46.000 | QUASIPEAK |

Note:

1. All Readings below 1GHz are Quasi-Peak, above 1GHz are performed with peak and/or average measurements as necessary.
2. Measurement Level = Reading Level + Correct Factor.
3. Correct Factor = Antenna factor + Cable loss –Amplifier gain.
4. The emission levels of other frequencies are very lower than the limit and not show in test report.
5. No emission found between lowest internal used/generated frequency to 30MHz.

| | | |
|---|---|---|
| Product | : | Intelligent Robot |
| Test Item | : | General Radiated Emission |
| Test Mode | : | Mode 3: Transmit (802.11n-40BW 15Mbps) (5550MHz) |
| Test Date | : | 2019/06/18 |

**Vertical**

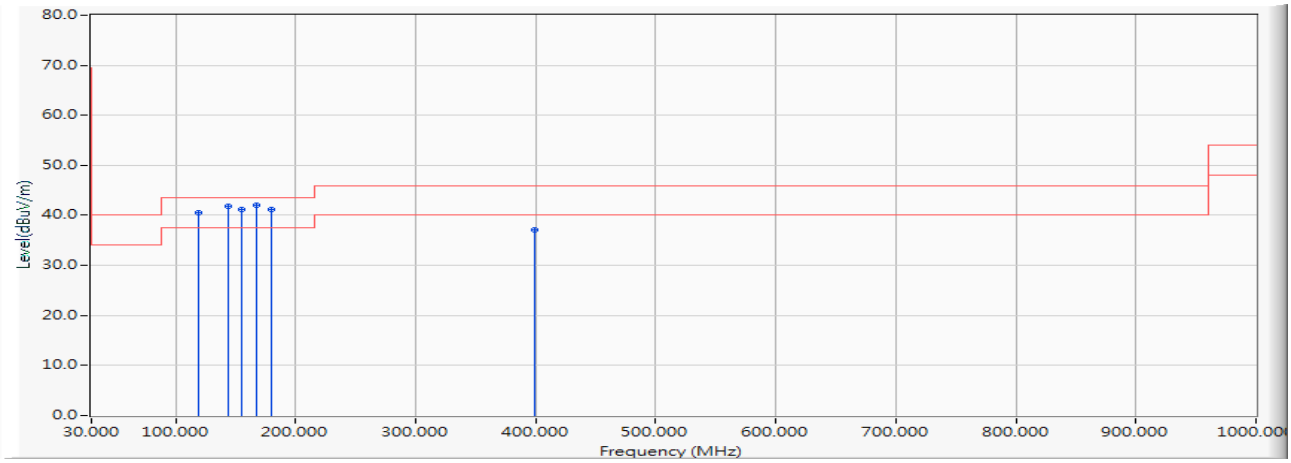


| | | Frequency (MHz) | Correct Factor (dB) | Reading Level (dBuV) | Measure Level (dBuV/m) | Margin (dB) | Limit (dBuV/m) | Detector Type |
|---|---|---|---|---|---|---|---|---|
| 1 | | 119.240 | -13.569 | 54.148 | 40.579 | -2.921 | 43.500 | QUASIPEAK |
| 2 | | 143.490 | -11.340 | 53.136 | 41.796 | -1.704 | 43.500 | QUASIPEAK |
| 3 | | 155.130 | -10.964 | 52.087 | 41.123 | -2.377 | 43.500 | QUASIPEAK |
| 4 | * | 167.740 | -11.095 | 53.041 | 41.946 | -1.554 | 43.500 | QUASIPEAK |
| 5 | | 179.380 | -12.456 | 53.584 | 41.128 | -2.372 | 43.500 | QUASIPEAK |
| 6 | | 399.570 | -8.176 | 45.384 | 37.208 | -8.792 | 46.000 | QUASIPEAK |

Note:

1. All Readings below 1GHz are Quasi-Peak, above 1GHz are performed with peak and/or average measurements as necessary.
2. Measurement Level = Reading Level + Correct Factor.
3. Correct Factor = Antenna factor + Cable loss –Amplifier gain.
4. The emission levels of other frequencies are very lower than the limit and not show in test report.
5. No emission found between lowest internal used/generated frequency to 30MHz.

| | | |
|---|---|---|
| Product | : | Intelligent Robot |
| Test Item | : | General Radiated Emission |
| Test Mode | : | Mode 3: Transmit (802.11n-40BW 15Mbps) (5755MHz) |
| Test Date | : | 2019/06/18 |

**Horizontal**

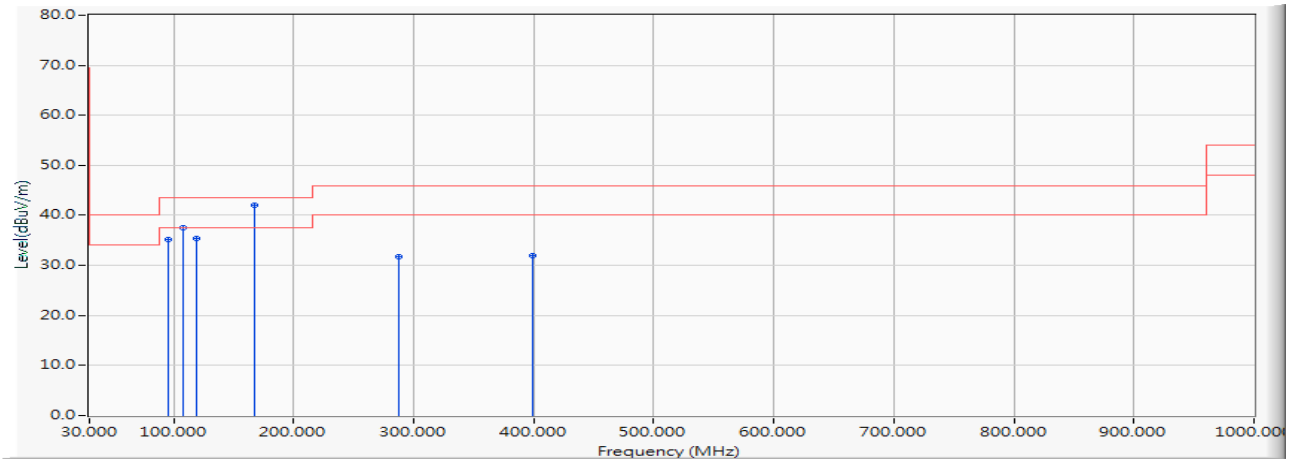


| | | Frequency (MHz) | Correct Factor (dB) | Reading Level (dBuV) | Measure Level (dBuV/m) | Margin (dB) | Limit (dBuV/m) | Detector Type |
|---|---|---|---|---|---|---|---|---|
| 1 | | 95.960 | -16.776 | 51.885 | 35.109 | -8.391 | 43.500 | QUASIPEAK |
| 2 | | 107.600 | -14.851 | 52.307 | 37.456 | -6.044 | 43.500 | QUASIPEAK |
| 3 | | 119.240 | -13.569 | 48.948 | 35.379 | -8.121 | 43.500 | QUASIPEAK |
| 4 | * | 167.740 | -11.095 | 53.142 | 42.047 | -1.453 | 43.500 | QUASIPEAK |
| 5 | | 288.020 | -10.900 | 42.665 | 31.765 | -14.235 | 46.000 | QUASIPEAK |
| 6 | | 399.570 | -8.176 | 40.171 | 31.995 | -14.005 | 46.000 | QUASIPEAK |

Note:

1. All Readings below 1GHz are Quasi-Peak, above 1GHz are performed with peak and/or average measurements as necessary.
2. Measurement Level = Reading Level + Correct Factor.
3. Correct Factor = Antenna factor + Cable loss –Amplifier gain.
4. The emission levels of other frequencies are very lower than the limit and not show in test report.
5. No emission found between lowest internal used/generated frequency to 30MHz.

Product : Intelligent Robot
Test Item : General Radiated Emission
Test Mode : Mode 3: Transmit (802.11n-40BW 15Mbps) (5755MHz)
Test Date : 2019/06/18

**Vertical**

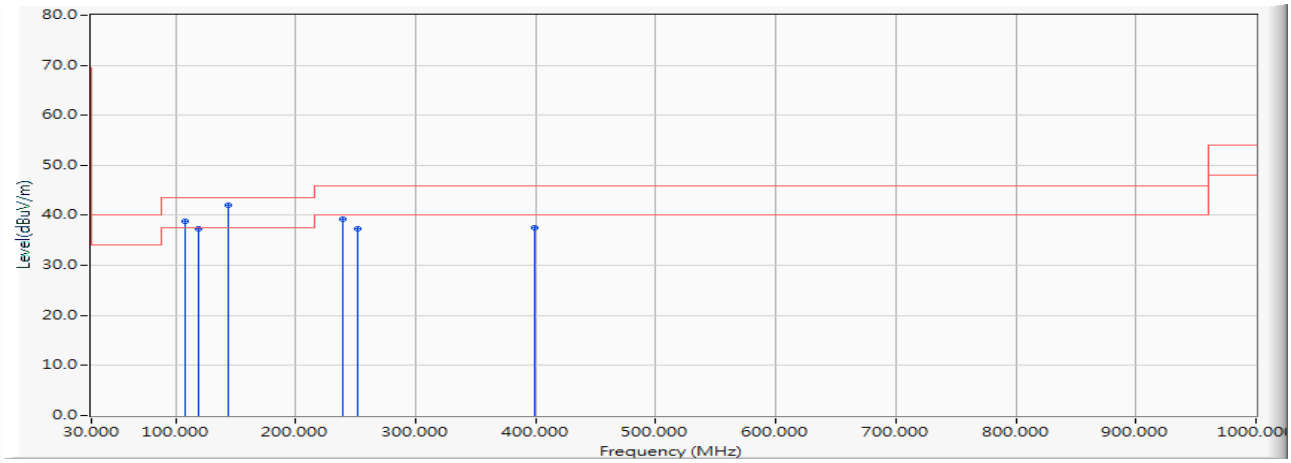


| | | Frequency (MHz) | Correct Factor (dB) | Reading Level (dBuV) | Measure Level (dBuV/m) | Margin (dB) | Limit (dBuV/m) | Detector Type |
|---|---|---|---|---|---|---|---|---|
| 1 | | 107.600 | -14.851 | 53.685 | 38.834 | -4.666 | 43.500 | QUASIPEAK |
| 2 | | 119.240 | -13.569 | 50.858 | 37.289 | -6.211 | 43.500 | QUASIPEAK |
| 3 | * | 143.490 | -11.340 | 53.452 | 42.112 | -1.388 | 43.500 | QUASIPEAK |
| 4 | | 239.520 | -12.256 | 51.596 | 39.340 | -6.660 | 46.000 | QUASIPEAK |
| 5 | | 252.130 | -12.093 | 49.376 | 37.283 | -8.717 | 46.000 | QUASIPEAK |
| 6 | | 399.570 | -8.176 | 45.674 | 37.498 | -8.502 | 46.000 | QUASIPEAK |

Note:

1. All Readings below 1GHz are Quasi-Peak, above 1GHz are performed with peak and/or average measurements as necessary.
2. Measurement Level = Reading Level + Correct Factor.
3. Correct Factor = Antenna factor + Cable loss –Amplifier gain.
4. The emission levels of other frequencies are very lower than the limit and not show in test report.
5. No emission found between lowest internal used/generated frequency to 30MHz.

Product : Intelligent Robot
Test Item : General Radiated Emission
Test Mode : Mode 4: Transmit (802.11ac-20BW 7.2Mbps) (5720MHz)
Test Date : 2019/06/18

**Horizontal**

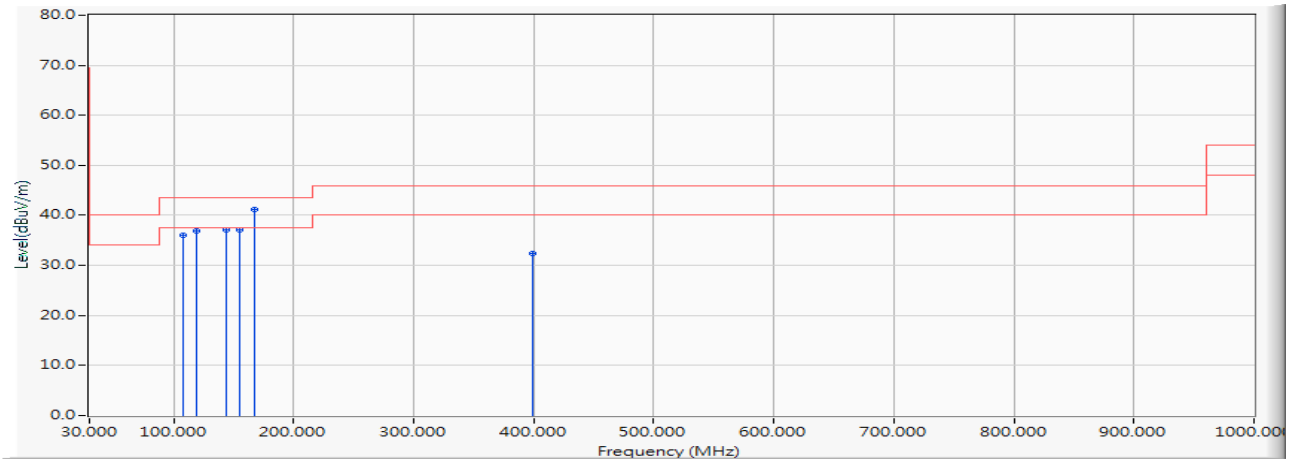


| | | Frequency (MHz) | Correct Factor (dB) | Reading Level (dBuV) | Measure Level (dBuV/m) | Margin (dB) | Limit (dBuV/m) | Detector Type |
|---|---|---|---|---|---|---|---|---|
| 1 | | 107.600 | -14.851 | 50.828 | 35.977 | -7.523 | 43.500 | QUASIPEAK |
| 2 | | 119.240 | -13.569 | 50.388 | 36.819 | -6.681 | 43.500 | QUASIPEAK |
| 3 | | 143.490 | -11.340 | 48.381 | 37.041 | -6.459 | 43.500 | QUASIPEAK |
| 4 | | 155.130 | -10.964 | 48.052 | 37.088 | -6.412 | 43.500 | QUASIPEAK |
| 5 | * | 167.740 | -11.095 | 52.273 | 41.178 | -2.322 | 43.500 | QUASIPEAK |
| 6 | | 399.570 | -8.176 | 40.533 | 32.357 | -13.643 | 46.000 | QUASIPEAK |

Note:

1. All Readings below 1GHz are Quasi-Peak, above 1GHz are performed with peak and/or average measurements as necessary.
2. Measurement Level = Reading Level + Correct Factor.
3. Correct Factor = Antenna factor + Cable loss –Amplifier gain.
4. The emission levels of other frequencies are very lower than the limit and not show in test report.
5. No emission found between lowest internal used/generated frequency to 30MHz.

| | | |
|---|---|---|
| Product | : | Intelligent Robot |
| Test Item | : | General Radiated Emission |
| Test Mode | : | Mode 4: Transmit (802.11ac-20BW 7.2Mbps) (5720MHz) |
| Test Date | : | 2019/06/18 |

**Vertical**

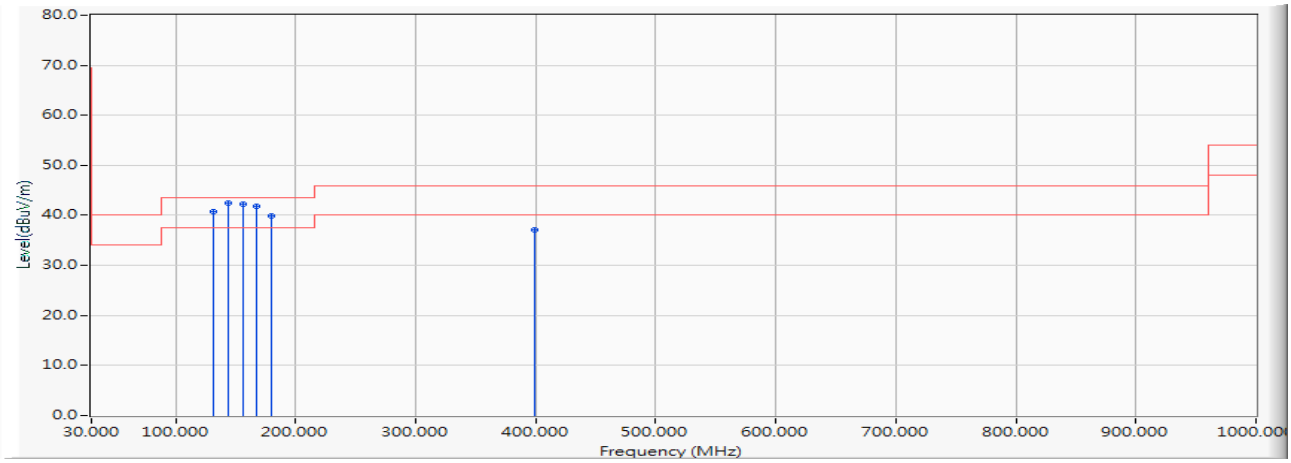


| | | Frequency (MHz) | Correct Factor (dB) | Reading Level (dBuV) | Measure Level (dBuV/m) | Margin (dB) | Limit (dBuV/m) | Detector Type |
|---|---|---|---|---|---|---|---|---|
| 1 | | 131.850 | -12.267 | 53.104 | 40.837 | -2.663 | 43.500 | QUASIPEAK |
| 2 | * | 143.490 | -11.340 | 53.798 | 42.458 | -1.042 | 43.500 | QUASIPEAK |
| 3 | | 156.100 | -10.938 | 53.289 | 42.351 | -1.149 | 43.500 | QUASIPEAK |
| 4 | | 167.740 | -11.095 | 52.833 | 41.738 | -1.762 | 43.500 | QUASIPEAK |
| 5 | | 179.380 | -12.456 | 52.345 | 39.889 | -3.611 | 43.500 | QUASIPEAK |
| 6 | | 399.570 | -8.176 | 45.367 | 37.191 | -8.809 | 46.000 | QUASIPEAK |

Note:

1. All Readings below 1GHz are Quasi-Peak, above 1GHz are performed with peak and/or average measurements as necessary.
2. Measurement Level = Reading Level + Correct Factor.
3. Correct Factor = Antenna factor + Cable loss –Amplifier gain.
4. The emission levels of other frequencies are very lower than the limit and not show in test report.
5. No emission found between lowest internal used/generated frequency to 30MHz.

| | | |
|---|---|---|
| Product | : | Intelligent Robot |
| Test Item | : | General Radiated Emission |
| Test Mode | : | Mode 5: Transmit (802.11ac-40BW 15Mbps) (5710MHz) |
| Test Date | : | 2019/06/18 |

**Horizontal**

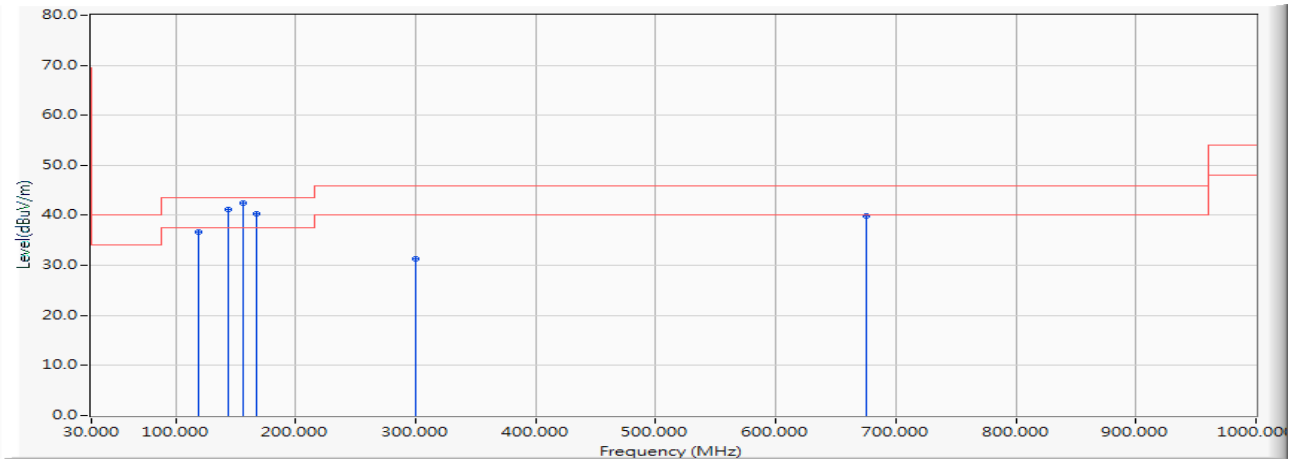


| | | Frequency (MHz) | Correct Factor (dB) | Reading Level (dBuV) | Measure Level (dBuV/m) | Margin (dB) | Limit (dBuV/m) | Detector Type |
|---|---|---|---|---|---|---|---|---|
| 1 | | 119.240 | -13.569 | 50.182 | 36.613 | -6.887 | 43.500 | QUASIPEAK |
| 2 | | 143.490 | -11.340 | 52.470 | 41.130 | -2.370 | 43.500 | QUASIPEAK |
| 3 | * | 156.100 | -10.938 | 53.456 | 42.518 | -0.982 | 43.500 | QUASIPEAK |
| 4 | | 167.740 | -11.095 | 51.376 | 40.281 | -3.219 | 43.500 | QUASIPEAK |
| 5 | | 299.660 | -10.551 | 41.779 | 31.228 | -14.772 | 46.000 | QUASIPEAK |
| 6 | | 676.020 | -3.338 | 43.203 | 39.865 | -6.135 | 46.000 | QUASIPEAK |

Note:

1. All Readings below 1GHz are Quasi-Peak, above 1GHz are performed with peak and/or average measurements as necessary.
2. Measurement Level = Reading Level + Correct Factor.
3. Correct Factor = Antenna factor + Cable loss –Amplifier gain.
4. The emission levels of other frequencies are very lower than the limit and not show in test report.
5. No emission found between lowest internal used/generated frequency to 30MHz.

Product : Intelligent Robot
Test Item : General Radiated Emission
Test Mode : Mode 5: Transmit (802.11ac-40BW 15Mbps) (5710MHz)
Test Date : 2019/06/18

**Vertical**

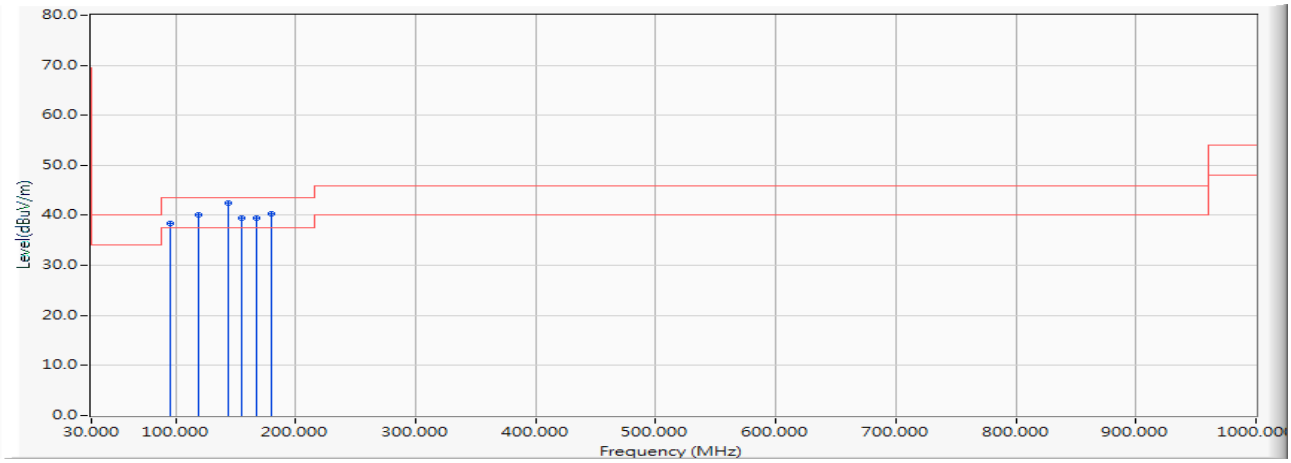


| | | Frequency (MHz) | Correct Factor (dB) | Reading Level (dBuV) | Measure Level (dBuV/m) | Margin (dB) | Limit (dBuV/m) | Detector Type |
|---|---|---|---|---|---|---|---|---|
| 1 | | 95.960 | -16.776 | 55.196 | 38.420 | -5.080 | 43.500 | QUASIPEAK |
| 2 | | 119.240 | -13.569 | 53.698 | 40.129 | -3.371 | 43.500 | QUASIPEAK |
| 3 | * | 143.490 | -11.340 | 53.871 | 42.531 | -0.969 | 43.500 | QUASIPEAK |
| 4 | | 155.130 | -10.964 | 50.466 | 39.502 | -3.998 | 43.500 | QUASIPEAK |
| 5 | | 167.740 | -11.095 | 50.662 | 39.567 | -3.933 | 43.500 | QUASIPEAK |
| 6 | | 179.380 | -12.456 | 52.743 | 40.287 | -3.213 | 43.500 | QUASIPEAK |

Note:

1. All Readings below 1GHz are Quasi-Peak, above 1GHz are performed with peak and/or average measurements as necessary.
2. Measurement Level = Reading Level + Correct Factor.
3. Correct Factor = Antenna factor + Cable loss –Amplifier gain.
4. The emission levels of other frequencies are very lower than the limit and not show in test report.
5. No emission found between lowest internal used/generated frequency to 30MHz.

Product : Intelligent Robot
Test Item : General Radiated Emission
Test Mode : Mode 6: Transmit (802.11ac-80BW 32.5Mbps) (5210MHz)
Test Date : 2019/06/18

**Horizontal**

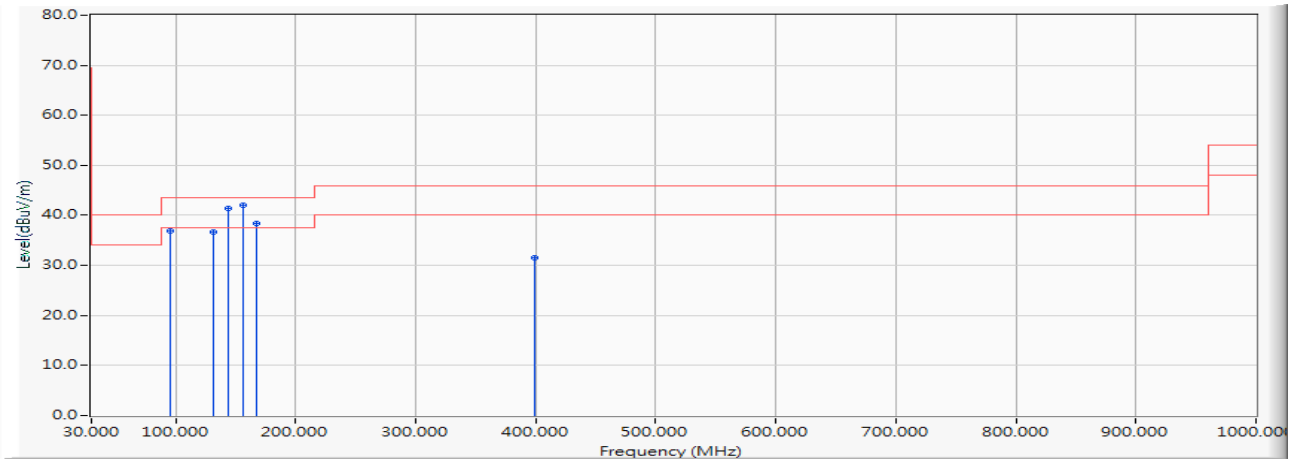


| | | Frequency (MHz) | Correct Factor (dB) | Reading Level (dBuV) | Measure Level (dBuV/m) | Margin (dB) | Limit (dBuV/m) | Detector Type |
|---|---|---|---|---|---|---|---|---|
| 1 | | 95.960 | -16.776 | 53.762 | 36.986 | -6.514 | 43.500 | QUASIPEAK |
| 2 | | 131.850 | -12.267 | 48.991 | 36.724 | -6.776 | 43.500 | QUASIPEAK |
| 3 | | 143.490 | -11.340 | 52.700 | 41.360 | -2.140 | 43.500 | QUASIPEAK |
| 4 | * | 156.100 | -10.938 | 53.028 | 42.090 | -1.410 | 43.500 | QUASIPEAK |
| 5 | | 167.740 | -11.095 | 49.495 | 38.400 | -5.100 | 43.500 | QUASIPEAK |
| 6 | | 399.570 | -8.176 | 39.637 | 31.461 | -14.539 | 46.000 | QUASIPEAK |

Note:

1. All Readings below 1GHz are Quasi-Peak, above 1GHz are performed with peak and/or average measurements as necessary.
2. Measurement Level = Reading Level + Correct Factor.
3. Correct Factor = Antenna factor + Cable loss –Amplifier gain.
4. The emission levels of other frequencies are very lower than the limit and not show in test report.
5. No emission found between lowest internal used/generated frequency to 30MHz.

| | | |
|---|---|---|
| Product | : | Intelligent Robot |
| Test Item | : | General Radiated Emission |
| Test Mode | : | Mode 6: Transmit (802.11ac-80BW 32.5Mbps) (5210MHz) |
| Test Date | : | 2019/06/18 |

**Vertical**

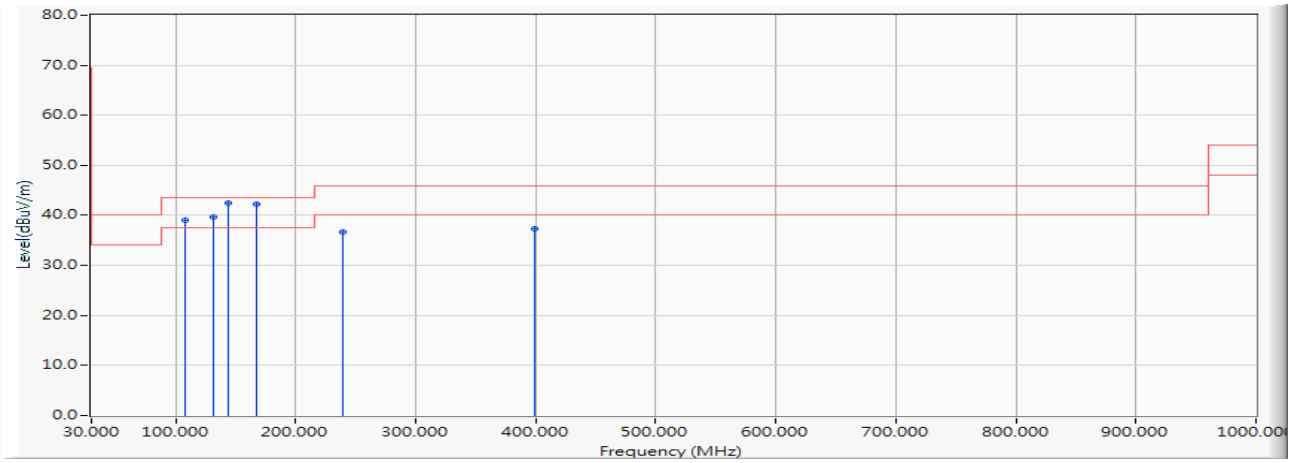


| | | Frequency (MHz) | Correct Factor (dB) | Reading Level (dBuV) | Measure Level (dBuV/m) | Margin (dB) | Limit (dBuV/m) | Detector Type |
|---|---|---|---|---|---|---|---|---|
| 1 | | 107.600 | -14.851 | 53.960 | 39.109 | -4.391 | 43.500 | QUASIPEAK |
| 2 | | 131.850 | -12.267 | 51.884 | 39.617 | -3.883 | 43.500 | QUASIPEAK |
| 3 | * | 143.490 | -11.340 | 53.903 | 42.563 | -0.937 | 43.500 | QUASIPEAK |
| 4 | | 167.740 | -11.095 | 53.326 | 42.231 | -1.269 | 43.500 | QUASIPEAK |
| 5 | | 239.520 | -12.256 | 49.027 | 36.771 | -9.229 | 46.000 | QUASIPEAK |
| 6 | | 399.570 | -8.176 | 45.405 | 37.229 | -8.771 | 46.000 | QUASIPEAK |

Note:

1. All Readings below 1GHz are Quasi-Peak, above 1GHz are performed with peak and/or average measurements as necessary.
2. Measurement Level = Reading Level + Correct Factor.
3. Correct Factor = Antenna factor + Cable loss –Amplifier gain.
4. The emission levels of other frequencies are very lower than the limit and not show in test report.
5. No emission found between lowest internal used/generated frequency to 30MHz.

Product : Intelligent Robot
Test Item : General Radiated Emission
Test Mode : Mode 6: Transmit (802.11ac-80BW 32.5Mbps) (5290MHz)
Test Date : 2019/06/18

**Horizontal**

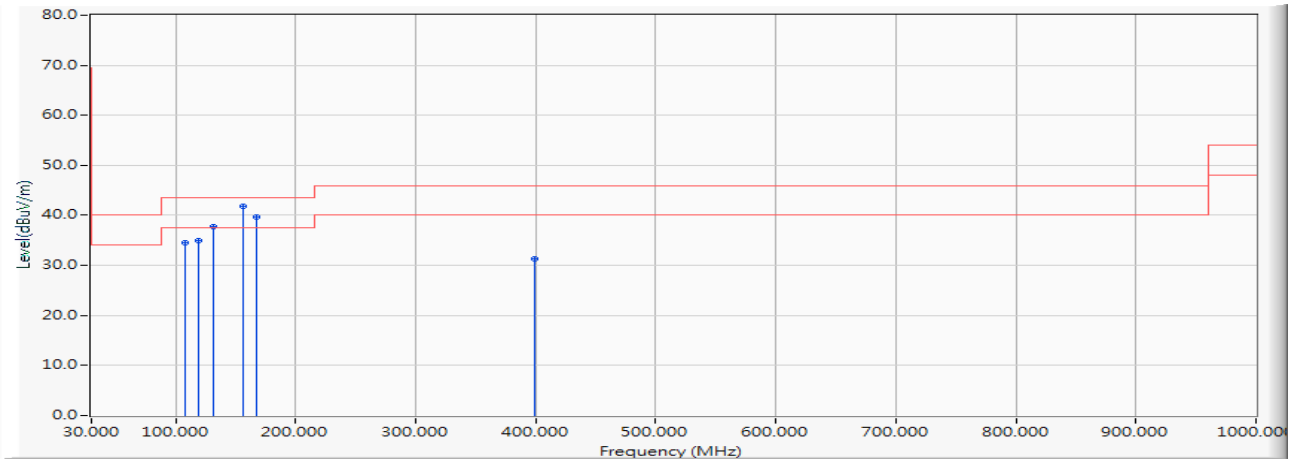


| | | Frequency (MHz) | Correct Factor (dB) | Reading Level (dBuV) | Measure Level (dBuV/m) | Margin (dB) | Limit (dBuV/m) | Detector Type |
|---|---|---|---|---|---|---|---|---|
| 1 | | 107.600 | -14.851 | 49.471 | 34.620 | -8.880 | 43.500 | QUASIPEAK |
| 2 | | 119.240 | -13.569 | 48.430 | 34.861 | -8.639 | 43.500 | QUASIPEAK |
| 3 | | 131.850 | -12.267 | 49.938 | 37.671 | -5.829 | 43.500 | QUASIPEAK |
| 4 | * | 156.100 | -10.938 | 52.663 | 41.725 | -1.775 | 43.500 | QUASIPEAK |
| 5 | | 167.740 | -11.095 | 50.833 | 39.738 | -3.762 | 43.500 | QUASIPEAK |
| 6 | | 399.570 | -8.176 | 39.498 | 31.322 | -14.678 | 46.000 | QUASIPEAK |

Note:

1. All Readings below 1GHz are Quasi-Peak, above 1GHz are performed with peak and/or average measurements as necessary.
2. Measurement Level = Reading Level + Correct Factor.
3. Correct Factor = Antenna factor + Cable loss –Amplifier gain.
4. The emission levels of other frequencies are very lower than the limit and not show in test report.
5. No emission found between lowest internal used/generated frequency to 30MHz.

| | | |
|---|---|---|
| Product | : | Intelligent Robot |
| Test Item | : | General Radiated Emission |
| Test Mode | : | Mode 6: Transmit (802.11ac-80BW 32.5Mbps) (5290MHz) |
| Test Date | : | 2019/06/18 |

**Vertical**

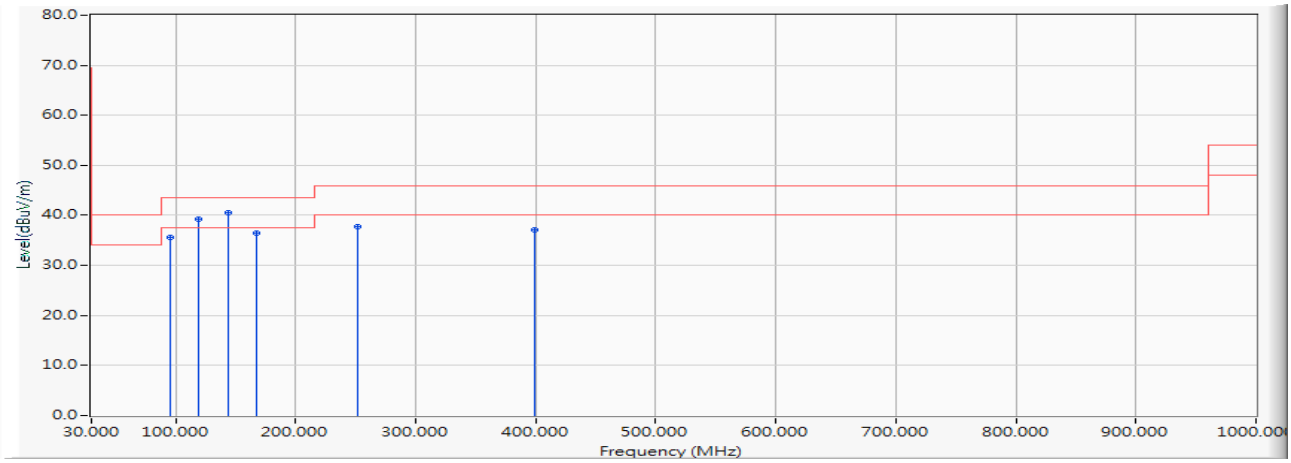


| | | Frequency (MHz) | Correct Factor (dB) | Reading Level (dBuV) | Measure Level (dBuV/m) | Margin (dB) | Limit (dBuV/m) | Detector Type |
|---|---|---|---|---|---|---|---|---|
| 1 | | 95.960 | -16.776 | 52.355 | 35.579 | -7.921 | 43.500 | QUASIPEAK |
| 2 | | 119.240 | -13.569 | 52.839 | 39.270 | -4.230 | 43.500 | QUASIPEAK |
| 3 | * | 143.490 | -11.340 | 51.965 | 40.625 | -2.875 | 43.500 | QUASIPEAK |
| 4 | | 167.740 | -11.095 | 47.502 | 36.407 | -7.093 | 43.500 | QUASIPEAK |
| 5 | | 252.130 | -12.093 | 49.815 | 37.722 | -8.278 | 46.000 | QUASIPEAK |
| 6 | | 399.570 | -8.176 | 45.216 | 37.040 | -8.960 | 46.000 | QUASIPEAK |

Note:

1. All Readings below 1GHz are Quasi-Peak, above 1GHz are performed with peak and/or average measurements as necessary.
2. Measurement Level = Reading Level + Correct Factor.
3. Correct Factor = Antenna factor + Cable loss –Amplifier gain.
4. The emission levels of other frequencies are very lower than the limit and not show in test report.
5. No emission found between lowest internal used/generated frequency to 30MHz.

| | | |
|---|---|---|
| Product | : | Intelligent Robot |
| Test Item | : | General Radiated Emission |
| Test Mode | : | Mode 6: Transmit (802.11ac-80BW 32.5Mbps) (5530MHz) |
| Test Date | : | 2019/06/18 |

**Horizontal**

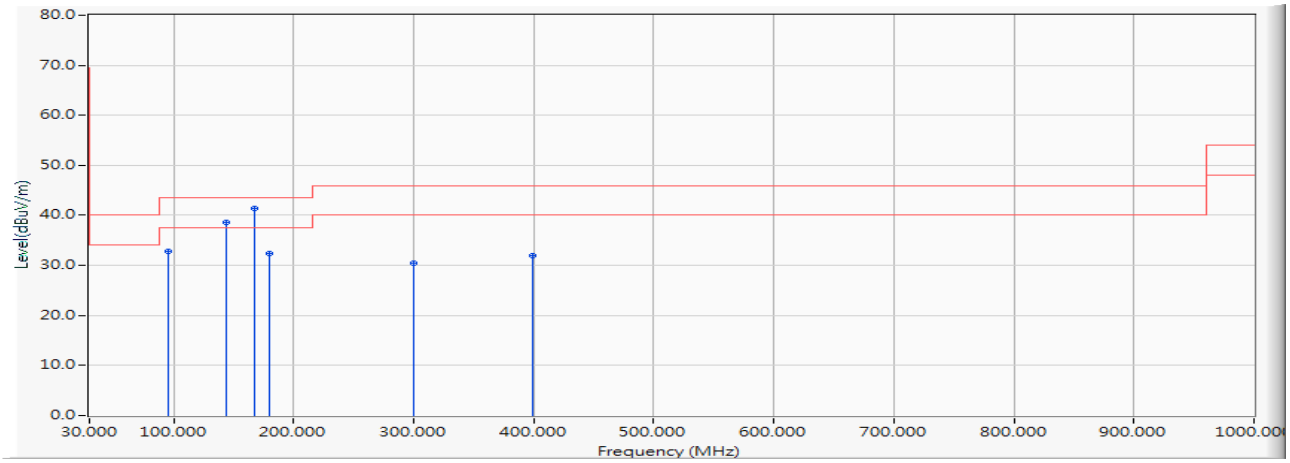


| | | Frequency (MHz) | Correct Factor (dB) | Reading Level (dBuV) | Measure Level (dBuV/m) | Margin (dB) | Limit (dBuV/m) | Detector Type |
|---|---|---|---|---|---|---|---|---|
| 1 | | 95.960 | -16.776 | 49.514 | 32.738 | -10.762 | 43.500 | QUASIPEAK |
| 2 | | 143.490 | -11.340 | 49.996 | 38.656 | -4.844 | 43.500 | QUASIPEAK |
| 3 | * | 167.740 | -11.095 | 52.444 | 41.349 | -2.151 | 43.500 | QUASIPEAK |
| 4 | | 179.380 | -12.456 | 44.747 | 32.291 | -11.209 | 43.500 | QUASIPEAK |
| 5 | | 299.660 | -10.551 | 41.038 | 30.487 | -15.513 | 46.000 | QUASIPEAK |
| 6 | | 399.570 | -8.176 | 40.061 | 31.885 | -14.115 | 46.000 | QUASIPEAK |

Note:

1. All Readings below 1GHz are Quasi-Peak, above 1GHz are performed with peak and/or average measurements as necessary.
2. Measurement Level = Reading Level + Correct Factor.
3. Correct Factor = Antenna factor + Cable loss –Amplifier gain.
4. The emission levels of other frequencies are very lower than the limit and not show in test report.
5. No emission found between lowest internal used/generated frequency to 30MHz.

| | | |
|---|---|---|
| Product | : | Intelligent Robot |
| Test Item | : | General Radiated Emission |
| Test Mode | : | Mode 6: Transmit (802.11ac-80BW 32.5Mbps) (5530MHz) |
| Test Date | : | 2019/06/18 |

**Vertical**

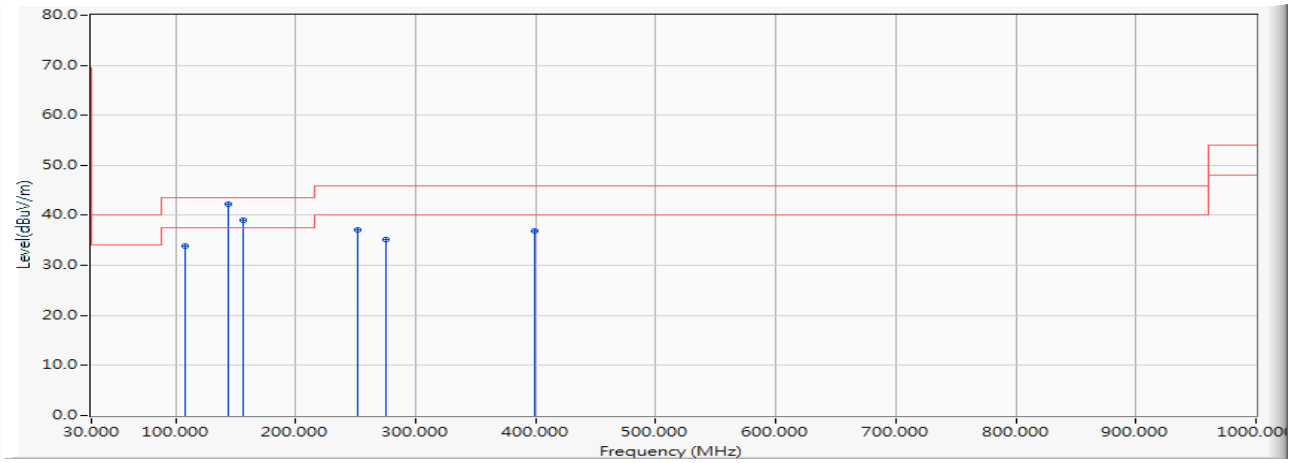


| | | Frequency (MHz) | Correct Factor (dB) | Reading Level (dBuV) | Measure Level (dBuV/m) | Margin (dB) | Limit (dBuV/m) | Detector Type |
|---|---|---|---|---|---|---|---|---|
| 1 | | 107.600 | -14.851 | 48.749 | 33.898 | -9.602 | 43.500 | QUASIPEAK |
| 2 | * | 143.490 | -11.340 | 53.614 | 42.274 | -1.226 | 43.500 | QUASIPEAK |
| 3 | | 156.100 | -10.938 | 49.894 | 38.956 | -4.544 | 43.500 | QUASIPEAK |
| 4 | | 252.130 | -12.093 | 49.139 | 37.046 | -8.954 | 46.000 | QUASIPEAK |
| 5 | | 275.410 | -11.230 | 46.497 | 35.267 | -10.733 | 46.000 | QUASIPEAK |
| 6 | | 399.570 | -8.176 | 45.057 | 36.881 | -9.119 | 46.000 | QUASIPEAK |

Note:

1. All Readings below 1GHz are Quasi-Peak, above 1GHz are performed with peak and/or average measurements as necessary.
2. Measurement Level = Reading Level + Correct Factor.
3. Correct Factor = Antenna factor + Cable loss –Amplifier gain.
4. The emission levels of other frequencies are very lower than the limit and not show in test report.
5. No emission found between lowest internal used/generated frequency to 30MHz.

Product : Intelligent Robot
Test Item : General Radiated Emission
Test Mode : Mode 6: Transmit (802.11ac-80BW 32.5Mbps) (5775MHz)
Test Date : 2019/06/18

**Horizontal**

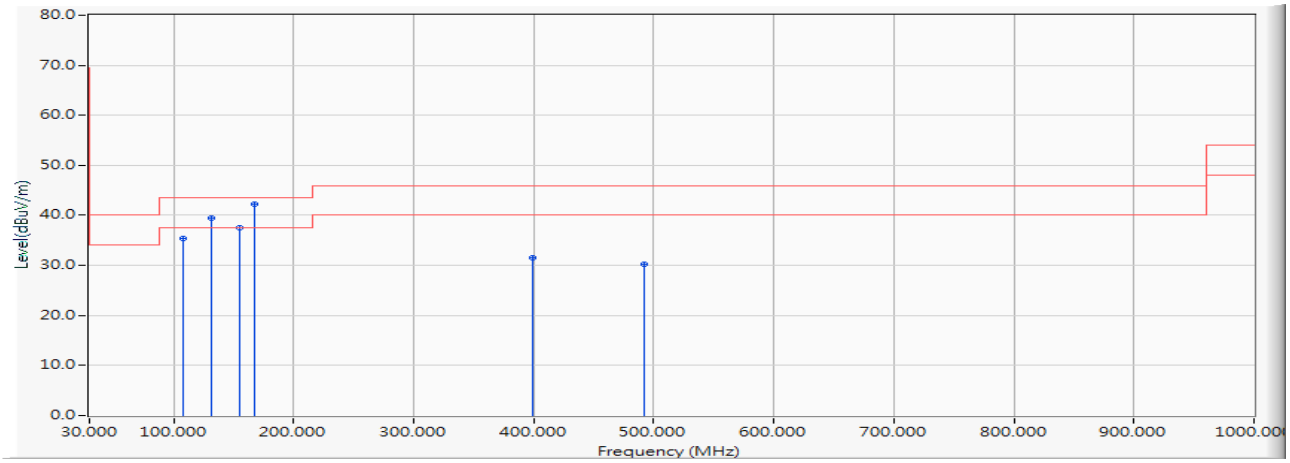


| | | Frequency (MHz) | Correct Factor (dB) | Reading Level (dBuV) | Measure Level (dBuV/m) | Margin (dB) | Limit (dBuV/m) | Detector Type |
|---|---|---|---|---|---|---|---|---|
| 1 | | 107.600 | -14.851 | 50.187 | 35.336 | -8.164 | 43.500 | QUASIPEAK |
| 2 | | 131.850 | -12.267 | 51.782 | 39.515 | -3.985 | 43.500 | QUASIPEAK |
| 3 | | 155.130 | -10.964 | 48.589 | 37.625 | -5.875 | 43.500 | QUASIPEAK |
| 4 | * | 167.740 | -11.095 | 53.292 | 42.197 | -1.303 | 43.500 | QUASIPEAK |
| 5 | | 399.570 | -8.176 | 39.632 | 31.456 | -14.544 | 46.000 | QUASIPEAK |
| 6 | | 492.690 | -6.334 | 36.658 | 30.324 | -15.676 | 46.000 | QUASIPEAK |

Note:

1. All Readings below 1GHz are Quasi-Peak, above 1GHz are performed with peak and/or average measurements as necessary.
2. Measurement Level = Reading Level + Correct Factor.
3. Correct Factor = Antenna factor + Cable loss –Amplifier gain.
4. The emission levels of other frequencies are very lower than the limit and not show in test report.
5. No emission found between lowest internal used/generated frequency to 30MHz.

Product : Intelligent Robot
Test Item : General Radiated Emission
Test Mode : Mode 6: Transmit (802.11ac-80BW 32.5Mbps) (5775MHz)
Test Date : 2019/06/18

**Vertical**

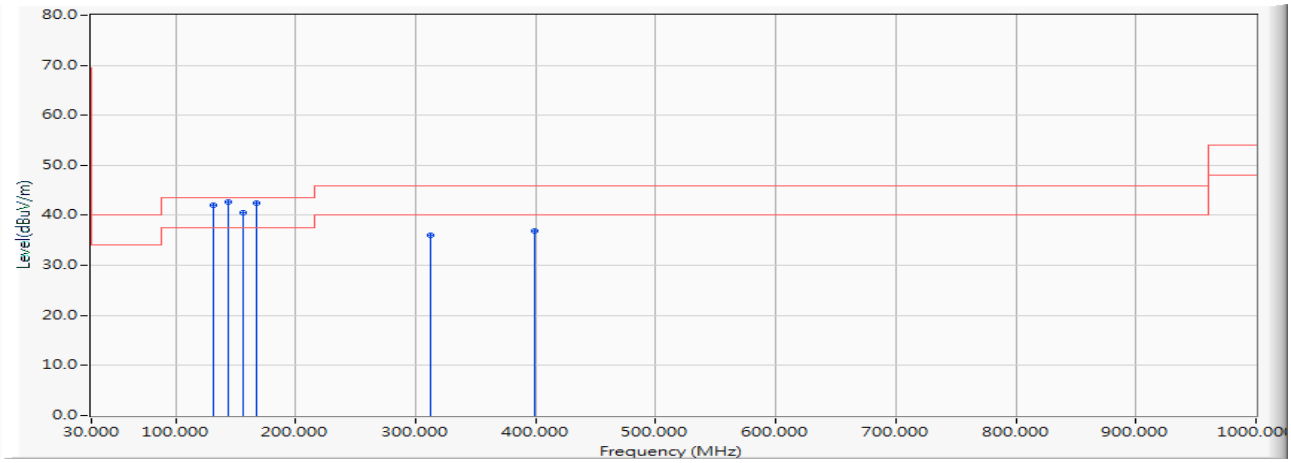


| | | Frequency (MHz) | Correct Factor (dB) | Reading Level (dBuV) | Measure Level (dBuV/m) | Margin (dB) | Limit (dBuV/m) | Detector Type |
|---|---|---|---|---|---|---|---|---|
| 1 | | 131.850 | -12.267 | 54.373 | 42.106 | -1.394 | 43.500 | QUASIPEAK |
| 2 | * | 143.490 | -11.340 | 54.025 | 42.685 | -0.815 | 43.500 | QUASIPEAK |
| 3 | | 156.100 | -10.938 | 51.455 | 40.517 | -2.983 | 43.500 | QUASIPEAK |
| 4 | | 167.740 | -11.095 | 53.464 | 42.369 | -1.131 | 43.500 | QUASIPEAK |
| 5 | | 312.270 | -10.259 | 46.240 | 35.981 | -10.019 | 46.000 | QUASIPEAK |
| 6 | | 399.570 | -8.176 | 45.032 | 36.856 | -9.144 | 46.000 | QUASIPEAK |

Note:

1. All Readings below 1GHz are Quasi-Peak, above 1GHz are performed with peak and/or average measurements as necessary.
2. Measurement Level = Reading Level + Correct Factor.
3. Correct Factor = Antenna factor + Cable loss –Amplifier gain.
4. The emission levels of other frequencies are very lower than the limit and not show in test report.
5. No emission found between lowest internal used/generated frequency to 30MHz.

# 6. Band Edge

## 6.1. Test Setup

**RF Conducted Measurement:**

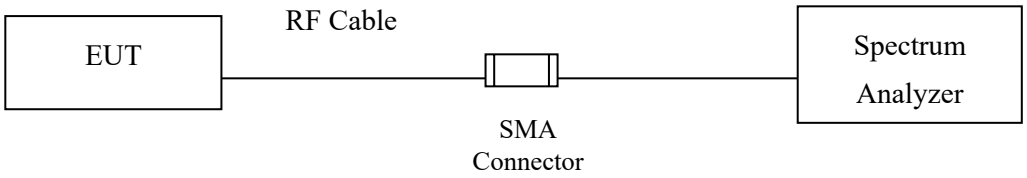


**RF Radiated Measurement:**

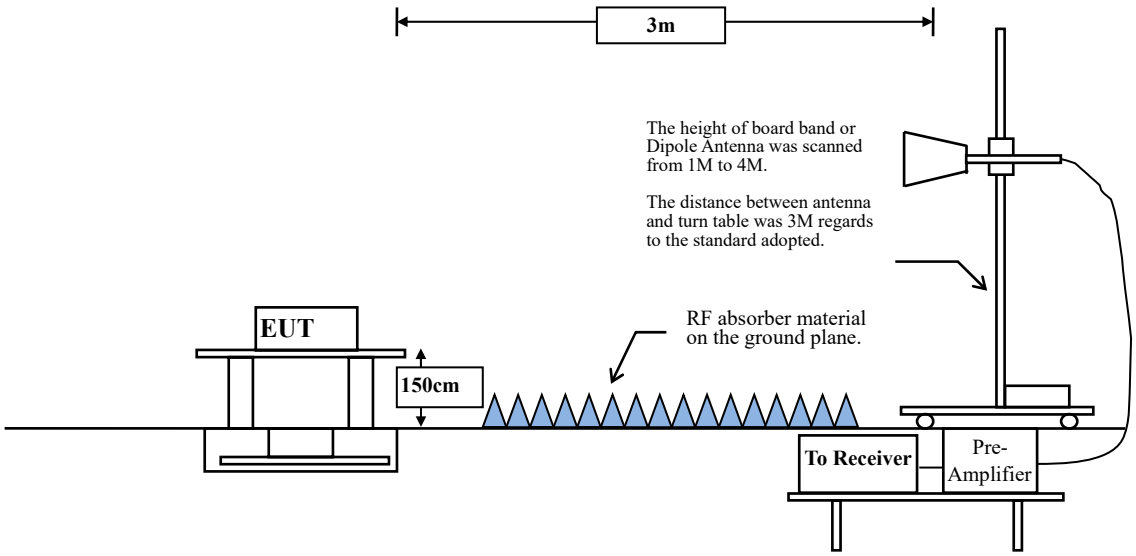

## 6.2. Limits

The provisions of Section 15.205 of this part apply to intentional radiators operating under this section.

Radiated emissions which fall in the restricted bands, as defined in Section 15.205, must also comply with the radiated emission limits specified in Section 15.209:

| FCC Part 15 Subpart C Paragraph 15.209 Limits | | |
|---|---|---|
| Frequency MHz | uV/m @3m | dBµV/m@3m |
| 30-88 | 100 | 40 |
| 88-216 | 150 | 43.5 |
| 216-960 | 200 | 46 |
| Above 960 | 500 | 54 |

Remarks : 1. RF Voltage (dBµV) = 20 log RF Voltage (uV)

2. In the Above Table, the tighter limit applies at the band edges.

3. Distance refers to the distance in meters between the measuring instrument antenna and the closed point of any part of the device or system.

## 6.3. Test Procedure

The EUT is placed on a turn table which is 1.5 meter above ground. The turn table can rotate 360 degrees to determine the position of the maximum emission level. The EUT was positioned such that the distance from antenna to the EUT was 3 meters.

The antenna can move up and down between 1 meter and 4 meters to find out the maximum emission level.

Both horizontal and vertical polarization of the antenna are set on measurement. In order to find the maximum emission, all of the interface cables must be manipulated according to ANSI C63.10:2013 on radiated measurement.

The bandwidth below 1GHz setting on the field strength meter is 120 kHz, above 1GHz are 1 MHz.

The EUT was setup to ANSI C63.10, 2013; tested to UNII test procedure of FCC KDB-789033 for compliance to FCC 47CFR Subpart E requirements.

**RBW and VBW Parameter setting:**

According to KDB 789033 section II.G.5 Procedure for Unwanted Maximum Emissions Measurements above 1000 MHz.

RBW = 1MHz.

VBW ≥ 3MHz.

According to KDB 789033 section II.G.6 Procedures for Average Unwanted Emissions Measurements above 1000 MHz.

RBW = 1MHz.

VBW = 10Hz, when duty cycle ≥ 98 %

VBW ≥ 1/T, when duty cycle < 98 %

( T refers to the minimum transmission duration over which the transmitter is on and is transmitting at its maximum power control level for the tested mode of operation.)

| 5GHz band | Duty Cycle (%) | T (ms) | 1/T (Hz) | VBW (Hz) |
|---|---|---|---|---|
| 802.11a | 94.12 | 1.4400 | 694 | 1k |
| 802.11n20 | 94.08 | 1.3500 | 741 | 1k |
| 802.11n40 | 87.60 | 0.6780 | 1475 | 2k |
| 802.11ac20 | 93.80 | 1.3562 | 737 | 1k |
| 802.11ac40 | 87.73 | 0.6762 | 1479 | 2k |
| 802.11ac80 | 78.75 | 0.3410 | 2933 | 3k |

Note: Duty Cycle Refer to Section 8

## 6.4. Uncertainty

Conducted: ±1.23dB

Radiated:

Horizontal polarization：1-18GHz: ±3.77dB

Vertical polarization：1-18GHz : ±3.83dB

## 6.5. Test Result of Band Edge

Product : Intelligent Robot
Test Item : Band Edge Data
Test Mode : Mode 1: Transmit (802.11a 6Mbps) (5180MHz)
Test Date : 2019/06/19

**Horizontal**

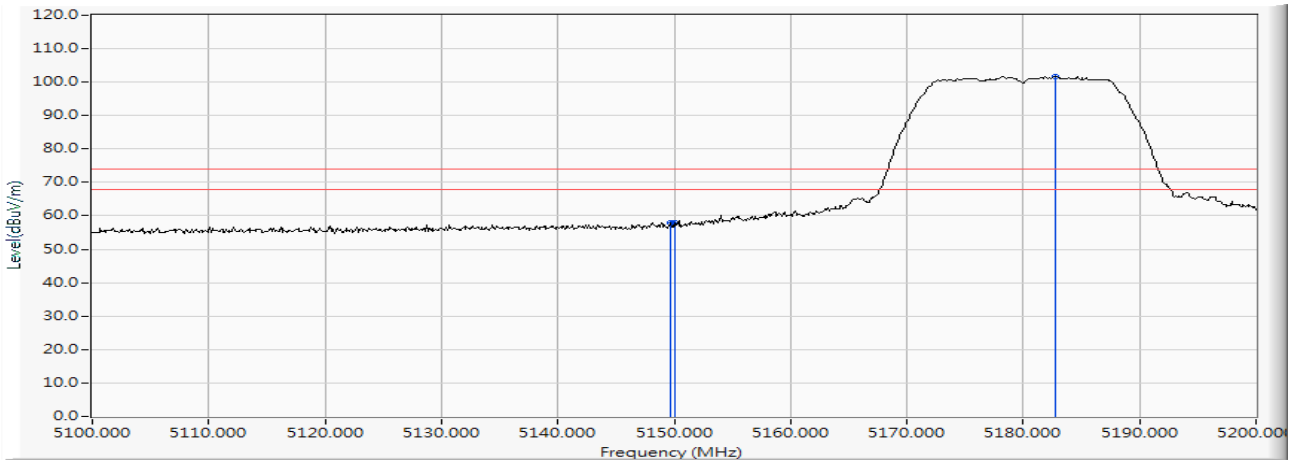


| | | Frequency (MHz) | Correct Factor (dB) | Reading Level (dBuV) | Measure Level (dBuV/m) | Margin (dB) | Limit (dBuV/m) | Detector Type |
|---|---|---|---|---|---|---|---|---|
| 1 | | 5149.700 | 15.305 | 42.557 | 57.862 | -16.138 | 74.000 | PEAK |
| 2 | | 5150.000 | 15.307 | 42.500 | 57.807 | -16.193 | 74.000 | PEAK |
| 3 | * | 5182.800 | 15.405 | 86.296 | 101.700 | -- | -- | PEAK |

Note:

1. All readings above 1GHz are performed with peak and/or average measurements as necessary.
2. Measurement Level = Reading Level + Correct Factor.
3. The average measurement was not performed when the peak measured data under the limit of average detection.

| | | |
|---|---|---|
| Product | : | Intelligent Robot |
| Test Item | : | Band Edge Data |
| Test Mode | : | Mode 1: Transmit (802.11a 6Mbps) (5180MHz) |
| Test Date | : | 2019/06/19 |

**Horizontal**

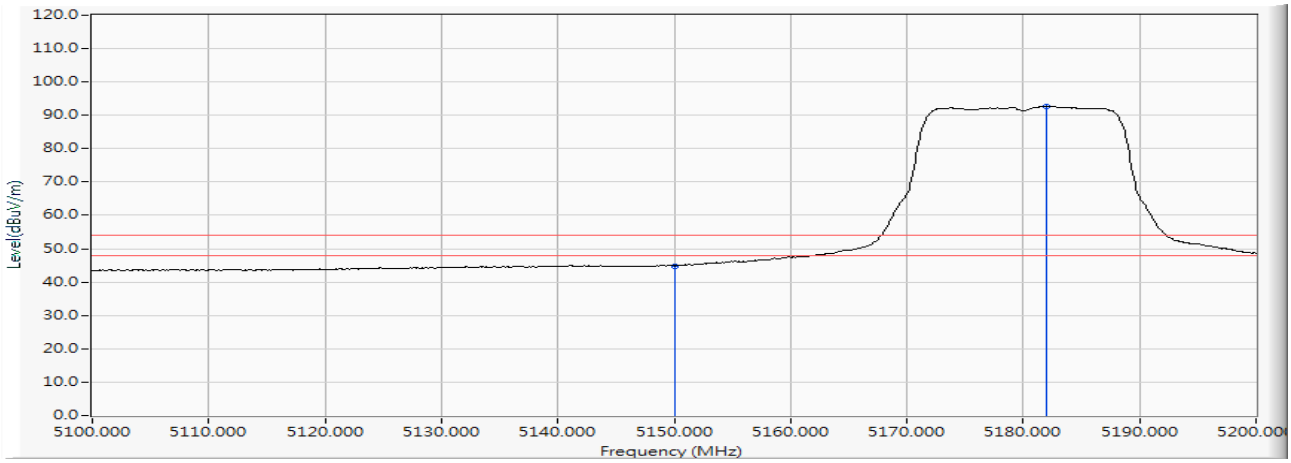


| | | Frequency (MHz) | Correct Factor (dB) | Reading Level (dBuV) | Measure Level (dBuV/m) | Margin (dB) | Limit (dBuV/m) | Detector Type |
|---|---|---|---|---|---|---|---|---|
| 1 | | 5150.000 | 15.307 | 29.563 | 44.870 | -9.130 | 54.000 | AVERAGE |
| 2 | * | 5182.000 | 15.401 | 77.301 | 92.702 | -- | -- | AVERAGE |

Note:

1. All readings above 1GHz are performed with peak and/or average measurements as necessary.
2. Measurement Level = Reading Level + Correct Factor.
3. The average measurement was not performed when the peak measured data under the limit of average detection.

Product : Intelligent Robot
Test Item : Band Edge Data
Test Mode : Mode 1: Transmit (802.11a 6Mbps) (5180MHz)
Test Date : 2019/06/19

**Vertical**

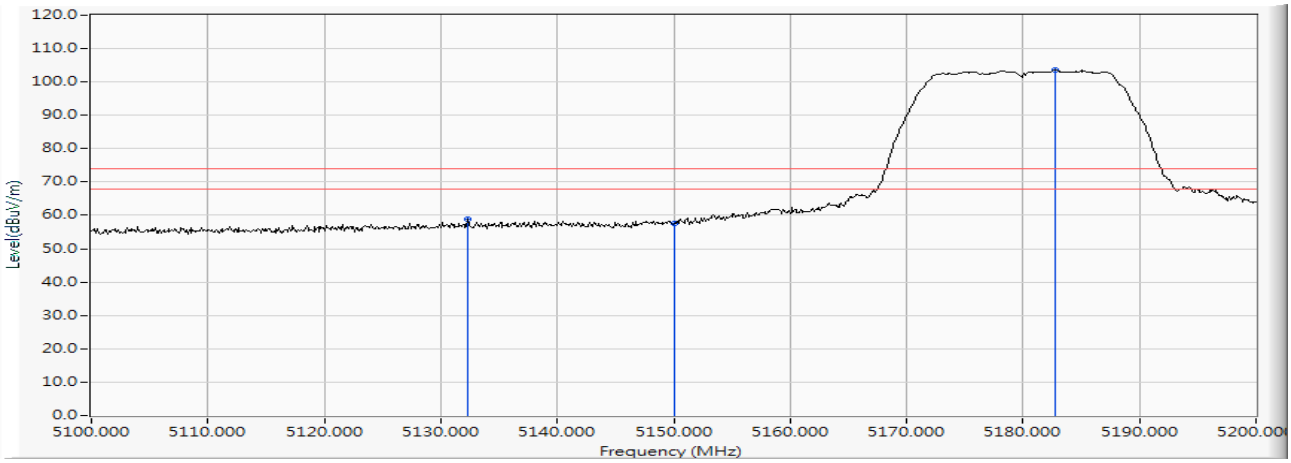


| | | Frequency (MHz) | Correct Factor (dB) | Reading Level (dBuV) | Measure Level (dBuV/m) | Margin (dB) | Limit (dBuV/m) | Detector Type |
|---|---|---|---|---|---|---|---|---|
| 1 | | 5132.300 | 15.210 | 43.684 | 58.894 | -15.106 | 74.000 | PEAK |
| 2 | | 5150.000 | 15.307 | 42.377 | 57.684 | -16.316 | 74.000 | PEAK |
| 3 | * | 5182.800 | 15.405 | 88.199 | 103.603 | -- | -- | PEAK |

Note:

1. All readings above 1GHz are performed with peak and/or average measurements as necessary.
2. Measurement Level = Reading Level + Correct Factor.
3. The average measurement was not performed when the peak measured data under the limit of average detection.

Product : Intelligent Robot
Test Item : Band Edge Data
Test Mode : Mode 1: Transmit (802.11a 6Mbps) (5180MHz)
Test Date : 2019/06/19

**Vertical**

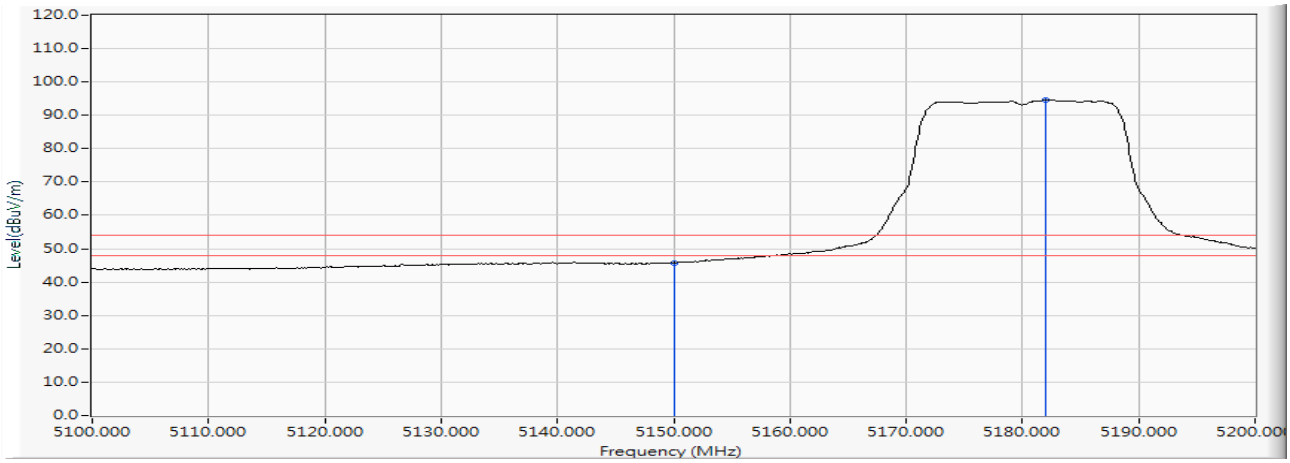


| | | Frequency (MHz) | Correct Factor (dB) | Reading Level (dBuV) | Measure Level (dBuV/m) | Margin (dB) | Limit (dBuV/m) | Detector Type |
|---|---|---|---|---|---|---|---|---|
| 1 | | 5150.000 | 15.307 | 30.518 | 45.825 | -8.175 | 54.000 | AVERAGE |
| 2 | * | 5182.000 | 15.401 | 79.168 | 94.569 | -- | -- | AVERAGE |

Note:

1. All readings above 1GHz are performed with peak and/or average measurements as necessary.
2. Measurement Level = Reading Level + Correct Factor.
3. The average measurement was not performed when the peak measured data under the limit of average detection.

Product : Intelligent Robot
Test Item : Band Edge Data
Test Mode : Mode 1: Transmit (802.11a 6Mbps) (5320MHz)
Test Date : 2019/06/19

**Horizontal**

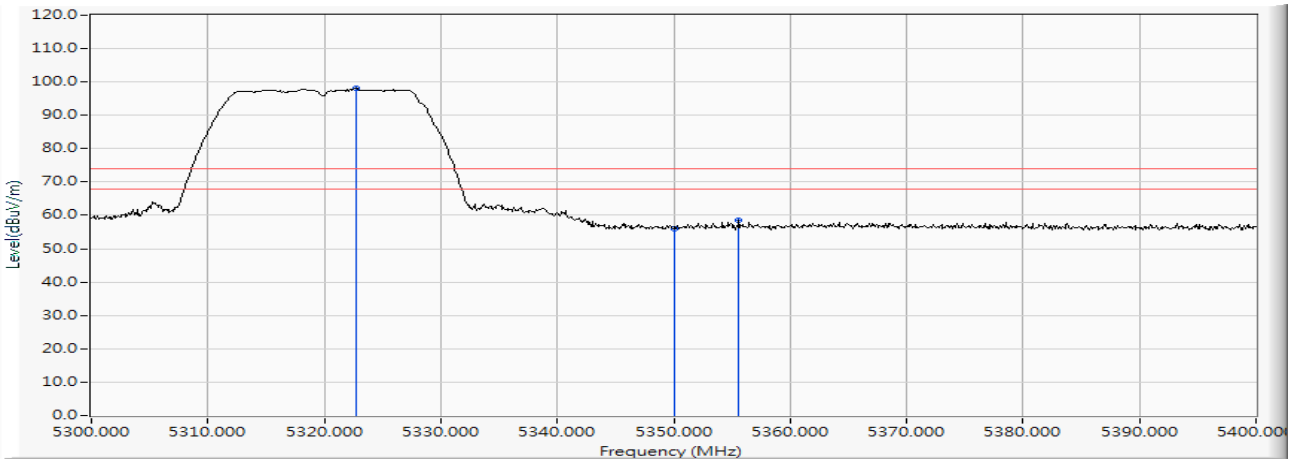


| | | Frequency (MHz) | Correct Factor (dB) | Reading Level (dBuV) | Measure Level (dBuV/m) | Margin (dB) | Limit (dBuV/m) | Detector Type |
|---|---|---|---|---|---|---|---|---|
| 1 | * | 5322.700 | 15.858 | 82.121 | 97.980 | -- | -- | PEAK |
| 2 | | 5350.000 | 15.912 | 40.216 | 56.128 | -17.872 | 74.000 | PEAK |
| 3 | | 5355.600 | 15.930 | 42.469 | 58.399 | -15.601 | 74.000 | PEAK |

Note:

1. All readings above 1GHz are performed with peak and/or average measurements as necessary.
2. Measurement Level = Reading Level + Correct Factor.
3. The average measurement was not performed when the peak measured data under the limit of average detection.

Product : Intelligent Robot
Test Item : Band Edge Data
Test Mode : Mode 1: Transmit (802.11a 6Mbps) (5320MHz)
Test Date : 2019/06/19

**Horizontal**

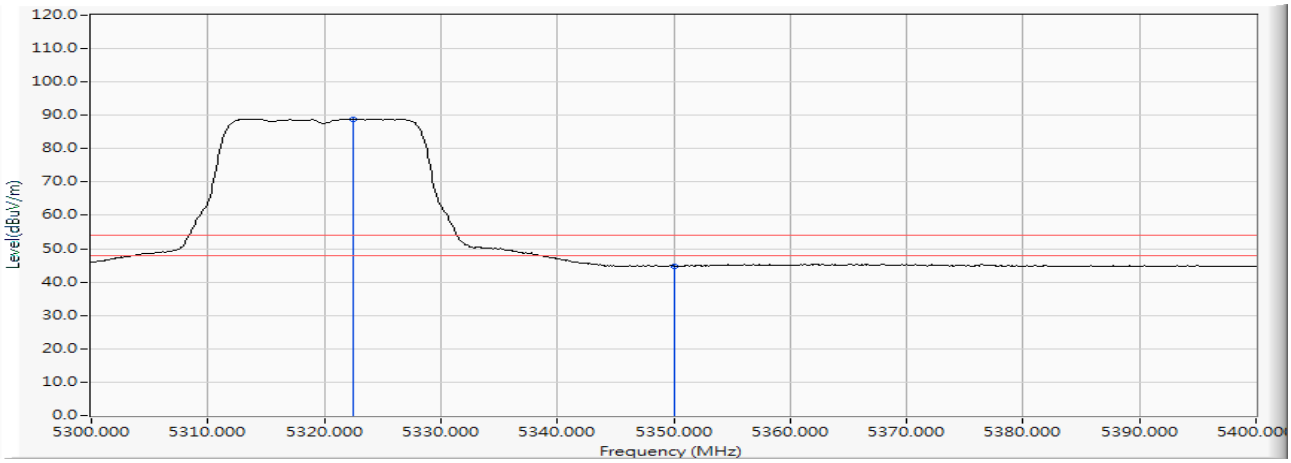


| | | Frequency (MHz) | Correct Factor (dB) | Reading Level (dBuV) | Measure Level (dBuV/m) | Margin (dB) | Limit (dBuV/m) | Detector Type |
|---|---|---|---|---|---|---|---|---|
| 1 | * | 5322.500 | 15.858 | 73.092 | 88.950 | -- | -- | AVERAGE |
| 2 | | 5350.000 | 15.912 | 28.867 | 44.779 | -9.221 | 54.000 | AVERAGE |

Note:

1. All readings above 1GHz are performed with peak and/or average measurements as necessary.
2. Measurement Level = Reading Level + Correct Factor.
3. The average measurement was not performed when the peak measured data under the limit of average detection.

Product : Intelligent Robot
Test Item : Band Edge Data
Test Mode : Mode 1: Transmit (802.11a 6Mbps) (5320MHz)
Test Date : 2019/06/19

**Vertical**

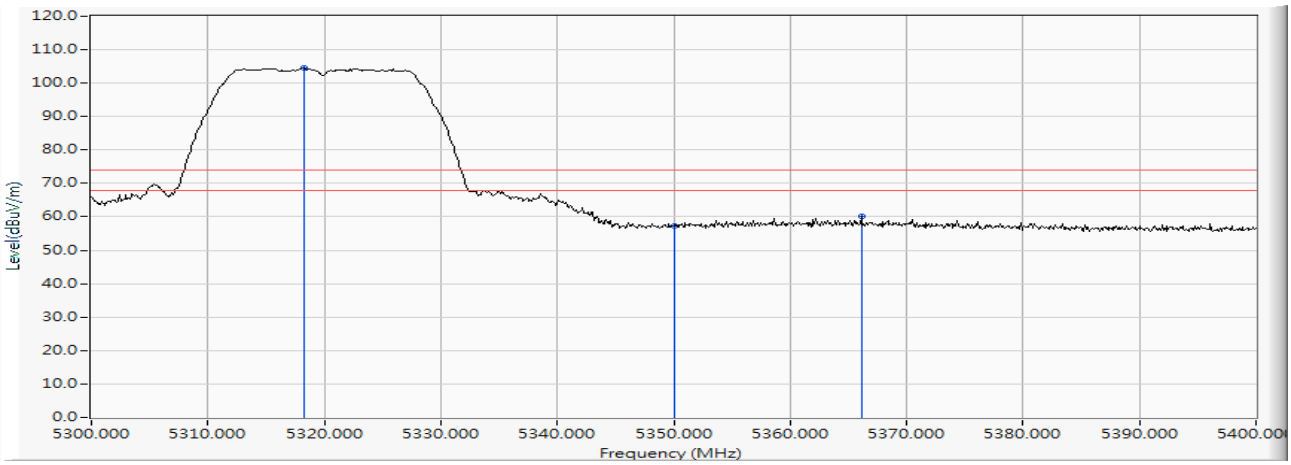


| | | Frequency (MHz) | Correct Factor (dB) | Reading Level (dBuV) | Measure Level (dBuV/m) | Margin (dB) | Limit (dBuV/m) | Detector Type |
|---|---|---|---|---|---|---|---|---|
| 1 | * | 5318.200 | 15.844 | 88.625 | 104.469 | -- | -- | PEAK |
| 2 | | 5350.000 | 15.912 | 41.505 | 57.417 | -16.583 | 74.000 | PEAK |
| 3 | | 5366.100 | 15.963 | 44.100 | 60.063 | -13.937 | 74.000 | PEAK |

Note:

1. All readings above 1GHz are performed with peak and/or average measurements as necessary.
2. Measurement Level = Reading Level + Correct Factor.
3. The average measurement was not performed when the peak measured data under the limit of average detection.

Product : Intelligent Robot
Test Item : Band Edge Data
Test Mode : Mode 1: Transmit (802.11a 6Mbps) (5320MHz)
Test Date : 2019/06/19

**Vertical**

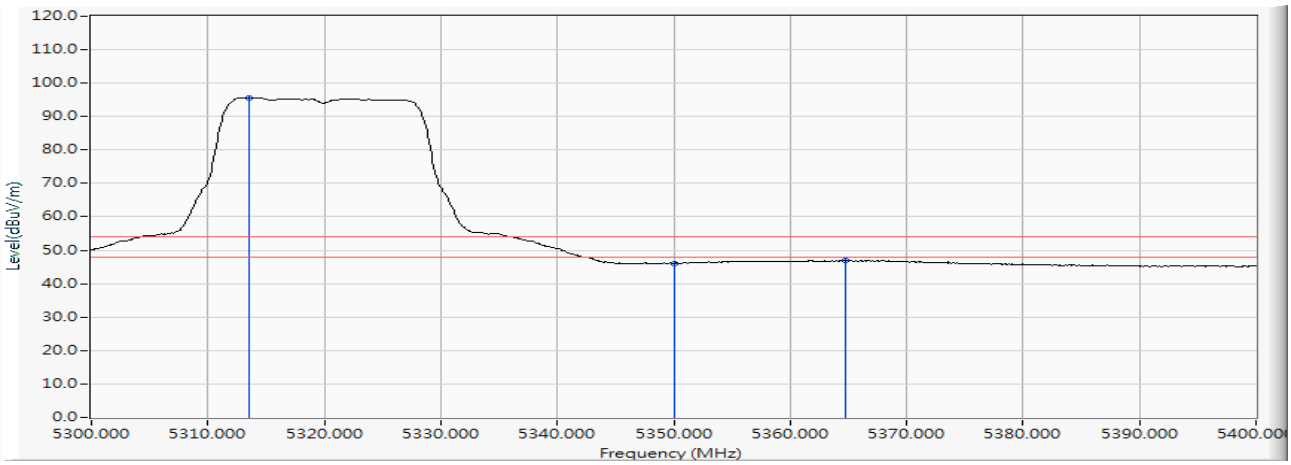


| | | Frequency (MHz) | Correct Factor (dB) | Reading Level (dBuV) | Measure Level (dBuV/m) | Margin (dB) | Limit (dBuV/m) | Detector Type |
|---|---|---|---|---|---|---|---|---|
| 1 | * | 5313.600 | 15.829 | 79.847 | 95.676 | -- | -- | AVERAGE |
| 2 | | 5350.000 | 15.912 | 30.232 | 46.144 | -7.856 | 54.000 | AVERAGE |
| 3 | | 5364.700 | 15.958 | 30.962 | 46.920 | -7.080 | 54.000 | AVERAGE |

Note:

1. All readings above 1GHz are performed with peak and/or average measurements as necessary.
2. Measurement Level = Reading Level + Correct Factor.
3. The average measurement was not performed when the peak measured data under the limit of average detection.

Product : Intelligent Robot
Test Item : Band Edge Data
Test Mode : Mode 1: Transmit (802.11a 6Mbps) (5500MHz)
Test Date : 2019/06/19

**Horizontal**

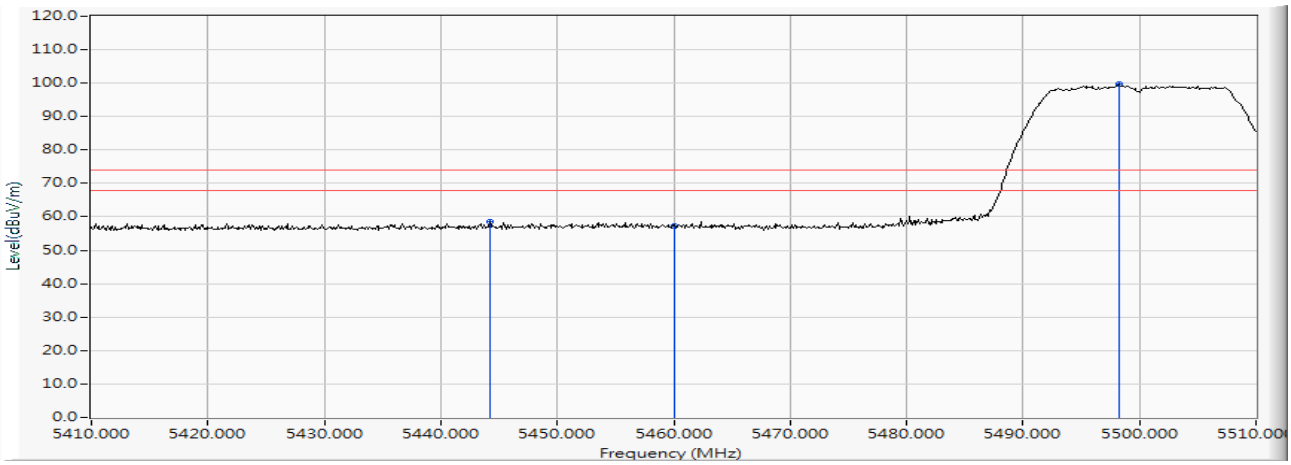


| | | Frequency (MHz) | Correct Factor (dB) | Reading Level (dBuV) | Measure Level (dBuV/m) | Margin (dB) | Limit (dBuV/m) | Detector Type |
|---|---|---|---|---|---|---|---|---|
| 1 | | 5444.200 | 16.138 | 42.516 | 58.654 | -15.346 | 74.000 | PEAK |
| 2 | | 5460.000 | 16.185 | 41.134 | 57.319 | -16.681 | 74.000 | PEAK |
| 3 | * | 5498.200 | 16.268 | 83.449 | 99.717 | -- | -- | PEAK |

Note:

1. All readings above 1GHz are performed with peak and/or average measurements as necessary.
2. Measurement Level = Reading Level + Correct Factor.
3. The average measurement was not performed when the peak measured data under the limit of average detection.

Product : Intelligent Robot
Test Item : Band Edge Data
Test Mode : Mode 1: Transmit (802.11a 6Mbps) (5500MHz)
Test Date : 2019/06/19

**Horizontal**

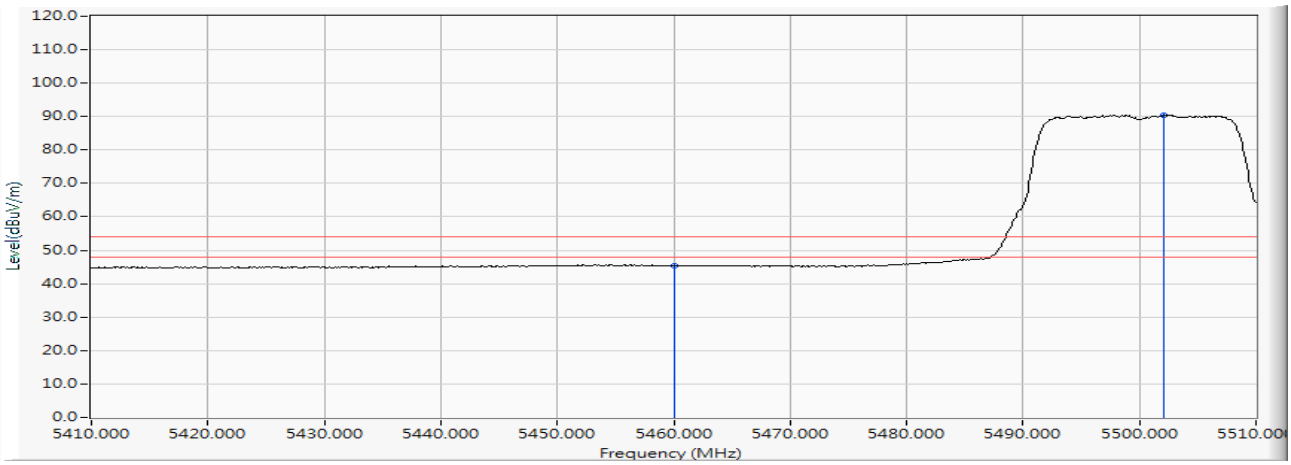


| | | Frequency (MHz) | Correct Factor (dB) | Reading Level (dBuV) | Measure Level (dBuV/m) | Margin (dB) | Limit (dBuV/m) | Detector Type |
|---|---|---|---|---|---|---|---|---|
| 1 | | 5460.000 | 16.185 | 29.248 | 45.433 | -8.567 | 54.000 | AVERAGE |
| 2 | * | 5502.100 | 16.273 | 74.081 | 90.354 | -- | -- | AVERAGE |

Note:

1. All readings above 1GHz are performed with peak and/or average measurements as necessary.
2. Measurement Level = Reading Level + Correct Factor.
3. The average measurement was not performed when the peak measured data under the limit of average detection.

Product : Intelligent Robot
Test Item : Band Edge Data
Test Mode : Mode 1: Transmit (802.11a 6Mbps) (5500MHz)
Test Date : 2019/06/19

**Vertical**

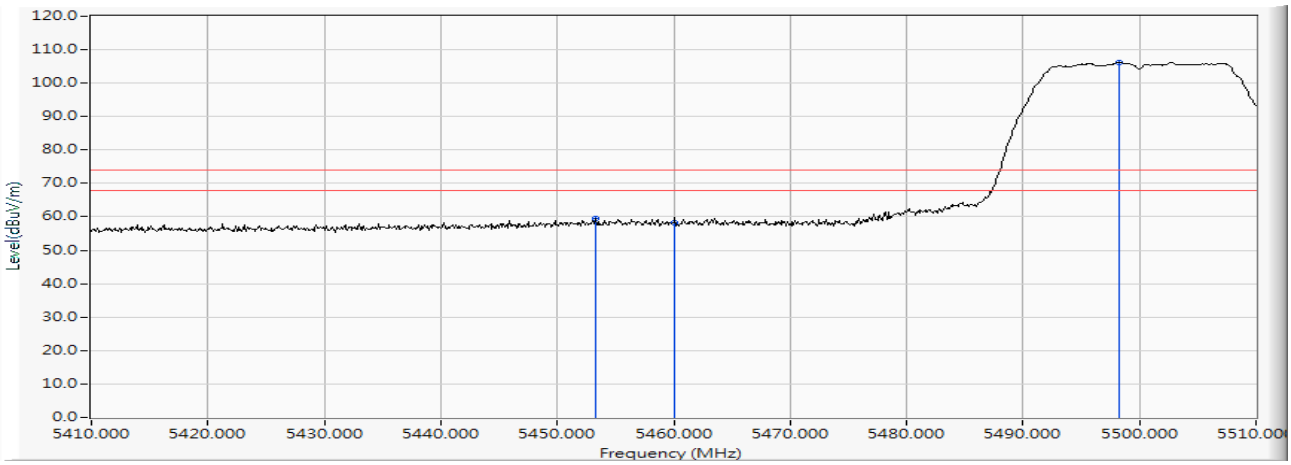


| | | Frequency (MHz) | Correct Factor (dB) | Reading Level (dBuV) | Measure Level (dBuV/m) | Margin (dB) | Limit (dBuV/m) | Detector Type |
|---|---|---|---|---|---|---|---|---|
| 1 | | 5453.300 | 16.168 | 43.324 | 59.492 | -14.508 | 74.000 | PEAK |
| 2 | | 5460.000 | 16.185 | 41.932 | 58.117 | -15.883 | 74.000 | PEAK |
| 3 | * | 5498.200 | 16.268 | 90.038 | 106.306 | -- | -- | PEAK |

Note:

1. All readings above 1GHz are performed with peak and/or average measurements as necessary.
2. Measurement Level = Reading Level + Correct Factor.
3. The average measurement was not performed when the peak measured data under the limit of average detection.

Product : Intelligent Robot
Test Item : Band Edge Data
Test Mode : Mode 1: Transmit (802.11a 6Mbps) (5500MHz)
Test Date : 2019/06/19

**Vertical**

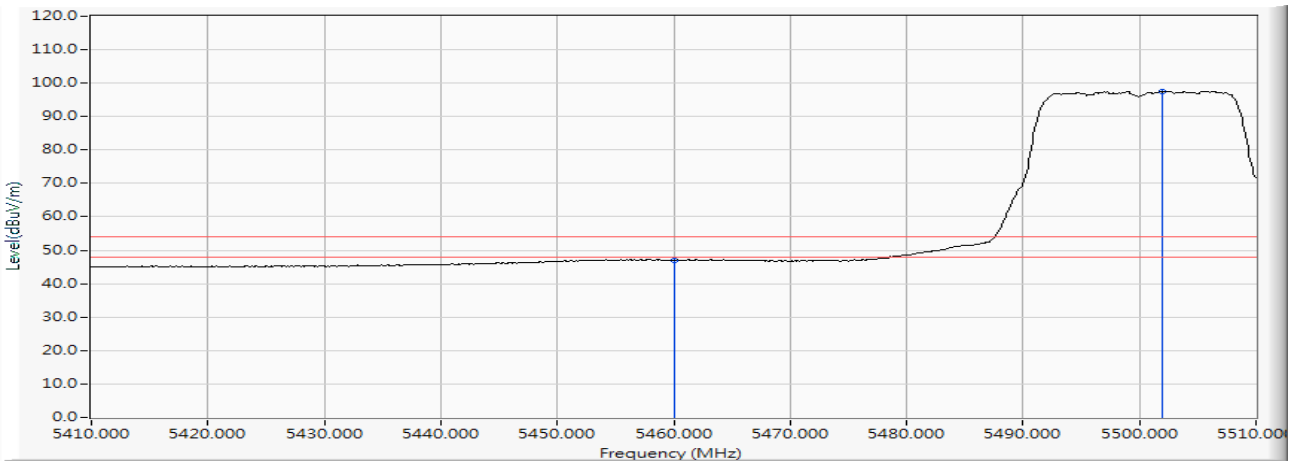


| | | Frequency (MHz) | Correct Factor (dB) | Reading Level (dBuV) | Measure Level (dBuV/m) | Margin (dB) | Limit (dBuV/m) | Detector Type |
|---|---|---|---|---|---|---|---|---|
| 1 | | 5460.000 | 16.185 | 30.768 | 46.953 | -7.047 | 54.000 | AVERAGE |
| 2 | * | 5501.900 | 16.272 | 81.258 | 97.531 | -- | -- | AVERAGE |

Note:

1. All readings above 1GHz are performed with peak and/or average measurements as necessary.
2. Measurement Level = Reading Level + Correct Factor.
3. The average measurement was not performed when the peak measured data under the limit of average detection.

Product : Intelligent Robot
Test Item : Band Edge Data
Test Mode : Mode 1: Transmit (802.11a 6Mbps) (5500MHz)
Test Date : 2019/06/19

**Horizontal**

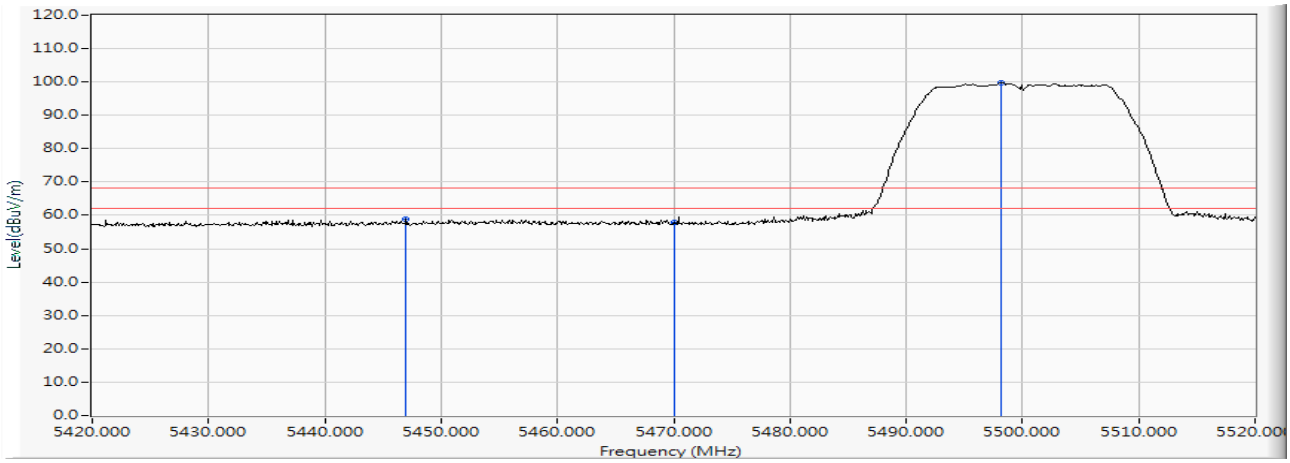


| | | Frequency (MHz) | Correct Factor (dB) | Reading Level (dBuV) | Measure Level (dBuV/m) | Margin (dB) | Limit (dBuV/m) | Detector Type |
|---|---|---|---|---|---|---|---|---|
| 1 | | 5447.000 | 16.147 | 42.766 | 58.913 | -9.307 | 68.220 | PEAK |
| 2 | | 5470.000 | 16.200 | 41.718 | 57.918 | -10.302 | 68.220 | PEAK |
| 3 | * | 5498.200 | 16.268 | 83.517 | 99.785 | -- | -- | PEAK |

Product : Intelligent Robot
Test Item : Band Edge Data
Test Mode : Mode 1: Transmit (802.11a 6Mbps) (5500MHz)
Test Date : 2019/06/19

**Vertical**

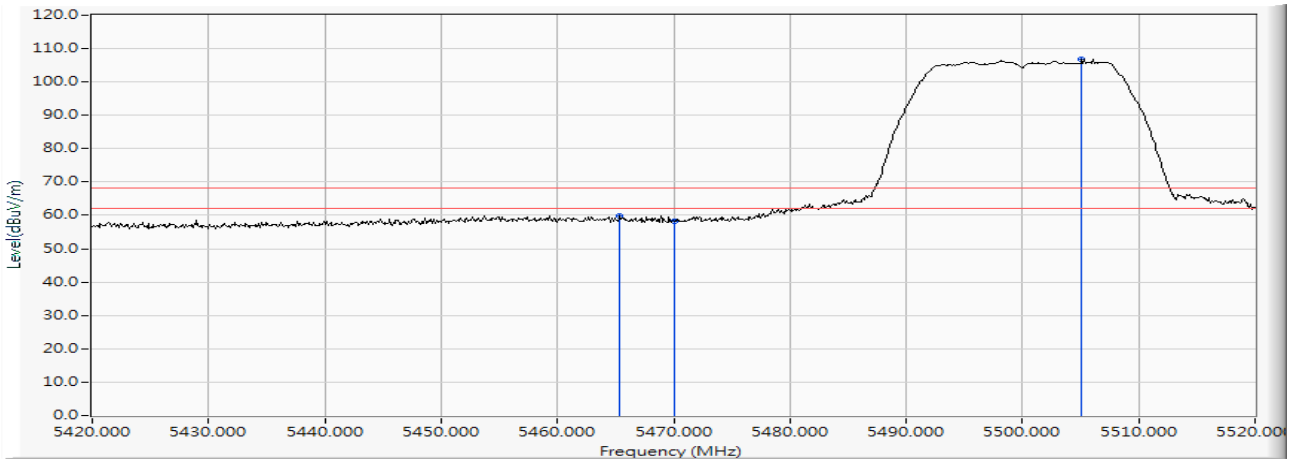


| | | Frequency (MHz) | Correct Factor (dB) | Reading Level (dBuV) | Measure Level (dBuV/m) | Margin (dB) | Limit (dBuV/m) | Detector Type |
|---|---|---|---|---|---|---|---|---|
| 1 | | 5465.400 | 16.193 | 43.753 | 59.945 | -8.275 | 68.220 | PEAK |
| 2 | | 5470.000 | 16.200 | 42.172 | 58.372 | -9.848 | 68.220 | PEAK |
| 3 | * | 5505.100 | 16.272 | 90.697 | 106.970 | -- | -- | PEAK |

Product : Intelligent Robot
Test Item : Band Edge Data
Test Mode : Mode 1: Transmit (802.11a 6Mbps) (5700MHz)
Test Date : 2019/06/19

**Horizontal**

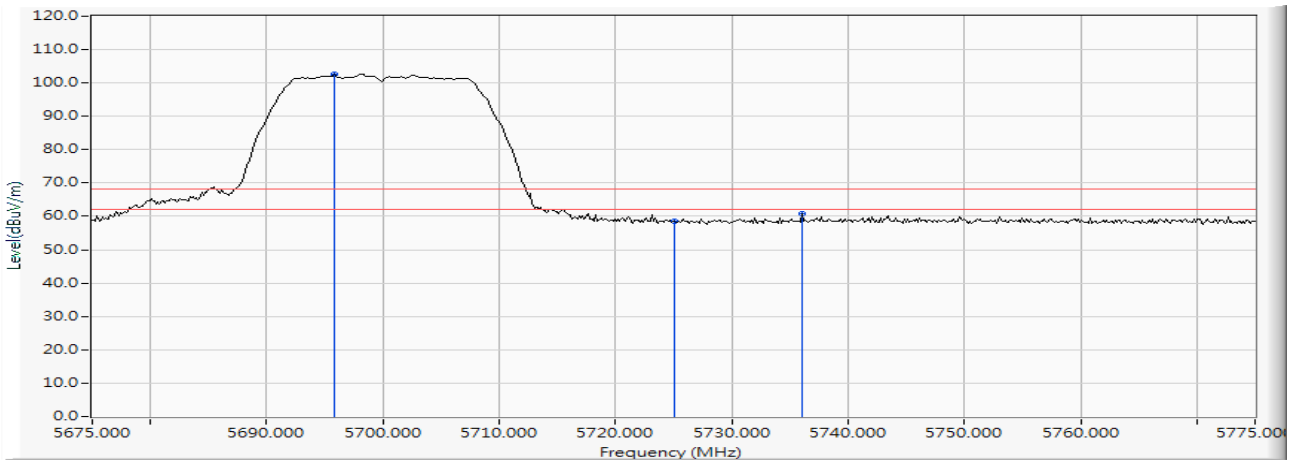


| | | Frequency (MHz) | Correct Factor (dB) | Reading Level (dBuV) | Measure Level (dBuV/m) | Margin (dB) | Limit (dBuV/m) | Detector Type |
|---|---|---|---|---|---|---|---|---|
| 1 | * | 5695.870 | 16.497 | 86.247 | 102.743 | -- | -- | PEAK |
| 2 | | 5725.000 | 16.544 | 42.100 | 58.644 | -9.576 | 68.220 | PEAK |
| 3 | | 5736.015 | 16.553 | 44.341 | 60.894 | -7.326 | 68.220 | PEAK |

Product : Intelligent Robot
Test Item : Band Edge Data
Test Mode : Mode 1: Transmit (802.11a 6Mbps) (5700MHz)
Test Date : 2019/06/19

**Vertical**

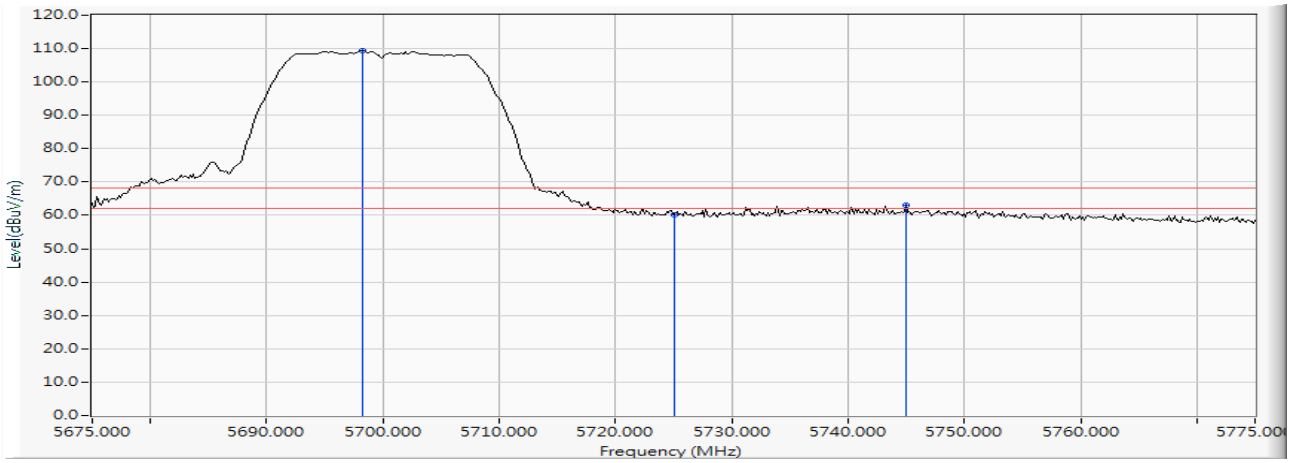


| | | Frequency (MHz) | Correct Factor (dB) | Reading Level (dBuV) | Measure Level (dBuV/m) | Margin (dB) | Limit (dBuV/m) | Detector Type |
|---|---|---|---|---|---|---|---|---|
| 1 | * | 5698.188 | 16.500 | 92.947 | 109.446 | -- | -- | PEAK |
| 2 | | 5725.000 | 16.544 | 43.567 | 60.111 | -8.109 | 68.220 | PEAK |
| 3 | | 5745.000 | 16.560 | 46.631 | 63.191 | -5.029 | 68.220 | PEAK |

Product : Intelligent Robot
Test Item : Band Edge Data
Test Mode : Mode 1: Transmit (802.11a 6Mbps) (5745MHz)
Test Date : 2019/06/19

**Horizontal**

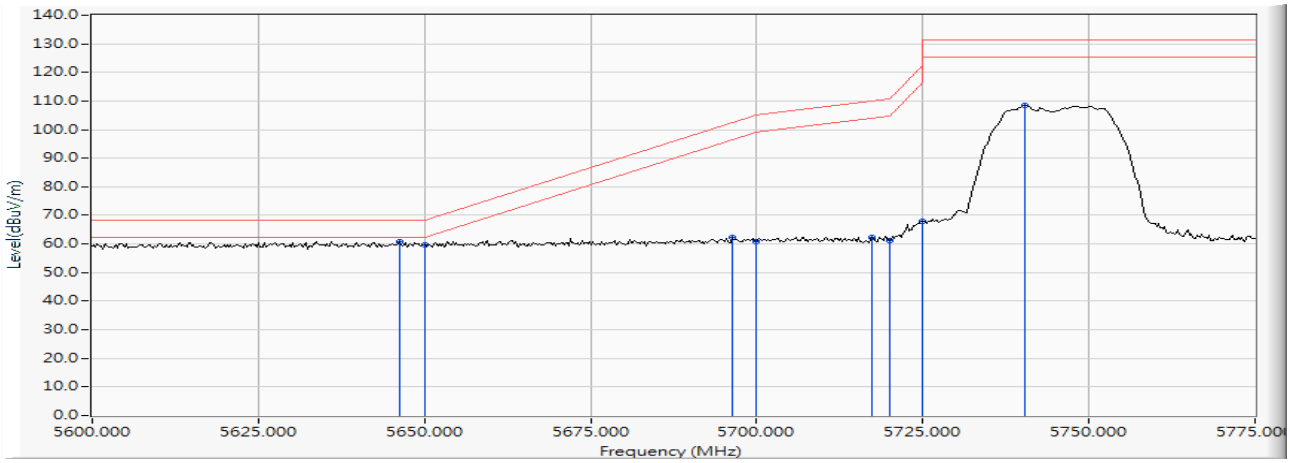


| | | Frequency (MHz) | Correct Factor (dB) | Reading Level (dBuV) | Measure Level (dBuV/m) | Margin (dB) | Limit (dBuV/m) | Detector Type |
|---|---|---|---|---|---|---|---|---|
| 1 | * | 5646.159 | 16.436 | 44.208 | 60.644 | -7.576 | 68.220 | PEAK |
| 2 | | 5650.000 | 16.447 | 43.052 | 59.499 | -8.721 | 68.220 | PEAK |
| 3 | | 5696.377 | 16.496 | 45.744 | 62.241 | -40.279 | 102.520 | PEAK |
| 4 | | 5700.000 | 16.502 | 44.366 | 60.868 | -44.332 | 105.200 | PEAK |
| 5 | | 5717.428 | 16.530 | 45.870 | 62.400 | -47.680 | 110.080 | PEAK |
| 6 | | 5720.000 | 16.535 | 44.700 | 61.235 | -49.565 | 110.800 | PEAK |
| 7 | | 5725.000 | 16.544 | 51.373 | 67.917 | -54.283 | 122.200 | PEAK |
| 8 | | 5740.254 | 16.556 | 91.783 | 108.339 | -- | -- | PEAK |

Product : Intelligent Robot
Test Item : Band Edge Data
Test Mode : Mode 1: Transmit (802.11a 6Mbps) (5745MHz)
Test Date : 2019/06/19

**Vertical**

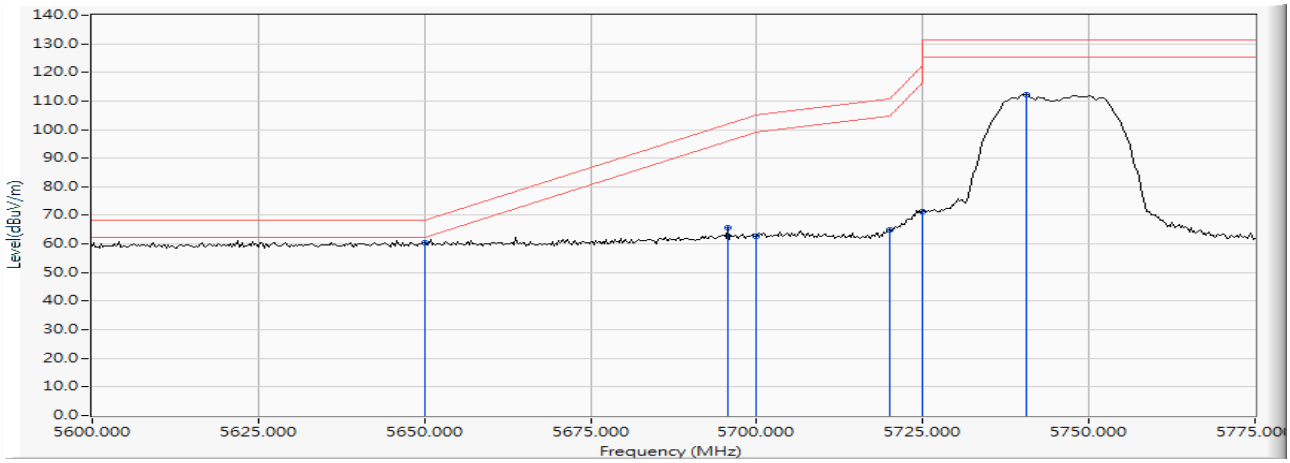


| | | Frequency (MHz) | Correct Factor (dB) | Reading Level (dBuV) | Measure Level (dBuV/m) | Margin (dB) | Limit (dBuV/m) | Detector Type |
|---|---|---|---|---|---|---|---|---|
| 1 | * | 5650.000 | 16.447 | 44.143 | 60.590 | -7.630 | 68.220 | PEAK |
| 2 | | 5695.616 | 16.496 | 49.086 | 65.582 | -36.376 | 101.958 | PEAK |
| 3 | | 5700.000 | 16.502 | 46.174 | 62.676 | -42.524 | 105.200 | PEAK |
| 4 | | 5720.000 | 16.535 | 48.337 | 64.872 | -45.928 | 110.800 | PEAK |
| 5 | | 5725.000 | 16.544 | 54.890 | 71.434 | -50.766 | 122.200 | PEAK |
| 6 | | 5740.507 | 16.556 | 95.687 | 112.243 | -- | -- | PEAK |

Product : Intelligent Robot
Test Item : Band Edge Data
Test Mode : Mode 1: Transmit (802.11a 6Mbps) (5825MHz)
Test Date : 2019/06/19

**Horizontal**

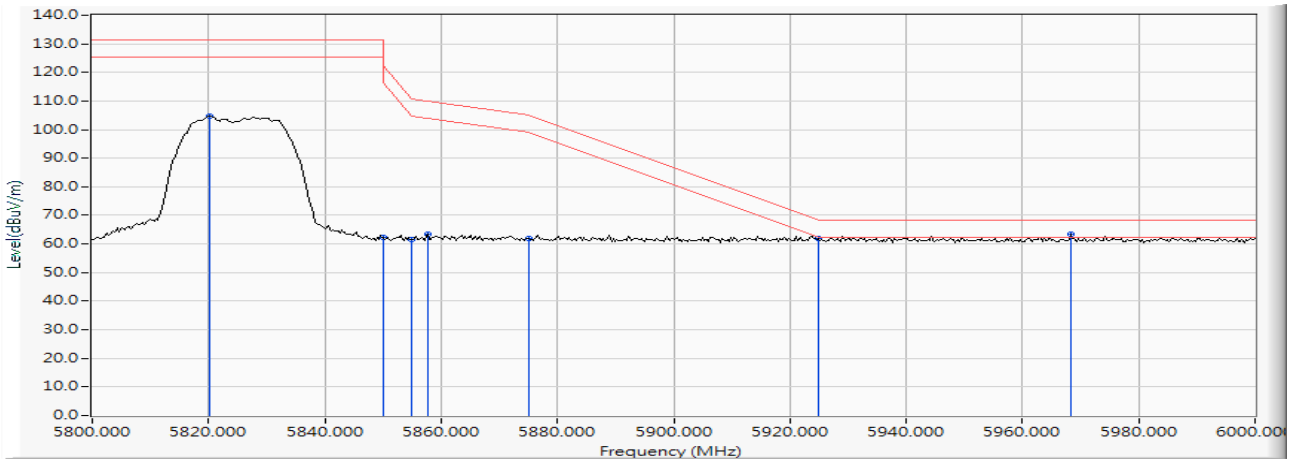


| | | Frequency (MHz) | Correct Factor (dB) | Reading Level (dBuV) | Measure Level (dBuV/m) | Margin (dB) | Limit (dBuV/m) | Detector Type |
|---|---|---|---|---|---|---|---|---|
| 1 | | 5820.290 | 16.706 | 87.925 | 104.630 | -- | -- | PEAK |
| 2 | | 5850.000 | 16.748 | 45.475 | 62.223 | -59.977 | 122.200 | PEAK |
| 3 | | 5855.000 | 16.758 | 44.829 | 61.587 | -49.213 | 110.800 | PEAK |
| 4 | | 5857.681 | 16.764 | 46.812 | 63.577 | -46.472 | 110.049 | PEAK |
| 5 | | 5875.000 | 16.807 | 45.039 | 61.847 | -43.353 | 105.200 | PEAK |
| 6 | | 5925.000 | 16.920 | 44.855 | 61.775 | -6.425 | 68.200 | PEAK |
| 7 | * | 5968.406 | 16.994 | 46.619 | 63.613 | -4.587 | 68.200 | PEAK |

Product : Intelligent Robot
Test Item : Band Edge Data
Test Mode : Mode 1: Transmit (802.11a 6Mbps) (5825MHz)
Test Date : 2019/06/19

**Vertical**

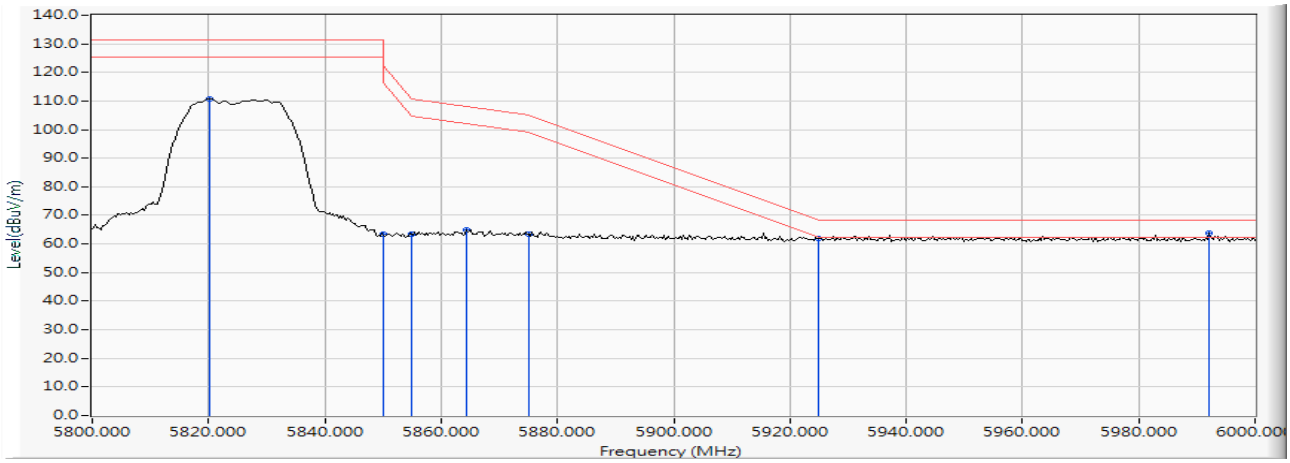


| | | Frequency (MHz) | Correct Factor (dB) | Reading Level (dBuV) | Measure Level (dBuV/m) | Margin (dB) | Limit (dBuV/m) | Detector Type |
|---|---|---|---|---|---|---|---|---|
| 1 | | 5820.290 | 16.706 | 94.130 | 110.835 | -- | -- | PEAK |
| 2 | | 5850.000 | 16.748 | 46.683 | 63.431 | -58.769 | 122.200 | PEAK |
| 3 | | 5855.000 | 16.758 | 46.559 | 63.317 | -47.483 | 110.800 | PEAK |
| 4 | | 5864.348 | 16.781 | 48.136 | 64.917 | -43.266 | 108.183 | PEAK |
| 5 | | 5875.000 | 16.807 | 46.510 | 63.318 | -41.882 | 105.200 | PEAK |
| 6 | | 5925.000 | 16.920 | 45.019 | 61.939 | -6.261 | 68.200 | PEAK |
| 7 | * | 5992.174 | 17.039 | 46.635 | 63.674 | -4.526 | 68.200 | PEAK |

Product : Intelligent Robot
Test Item : Band Edge Data
Test Mode : Mode 2: Transmit (802.11n-20BW 7.2Mbps) (5180MHz)
Test Date : 2019/06/19

**Horizontal**

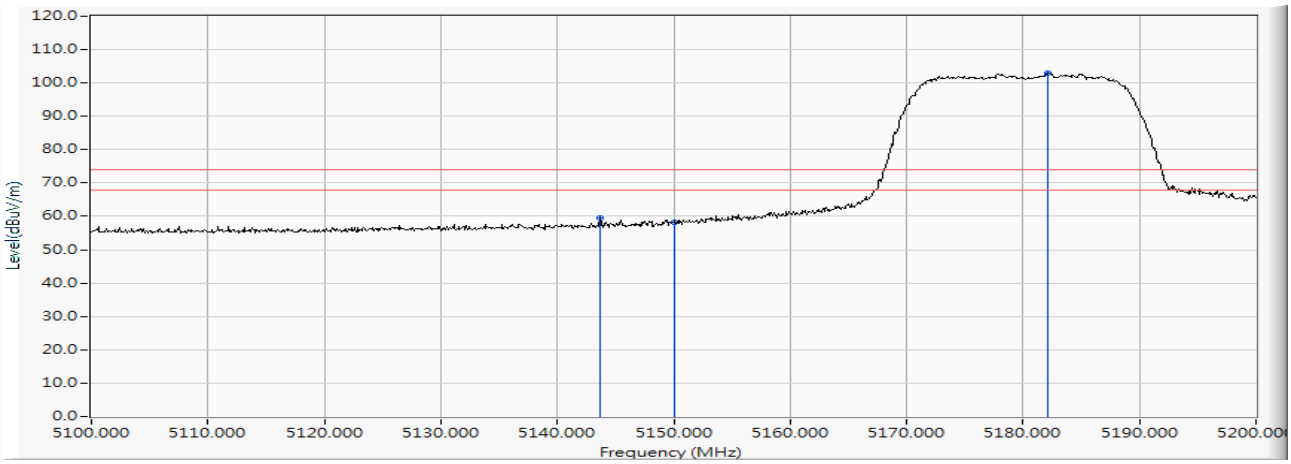


| | | Frequency (MHz) | Correct Factor (dB) | Reading Level (dBuV) | Measure Level (dBuV/m) | Margin (dB) | Limit (dBuV/m) | Detector Type |
|---|---|---|---|---|---|---|---|---|
| 1 | | 5143.700 | 15.270 | 44.353 | 59.624 | -14.376 | 74.000 | PEAK |
| 2 | | 5150.000 | 15.307 | 42.801 | 58.108 | -15.892 | 74.000 | PEAK |
| 3 | * | 5182.100 | 15.401 | 87.578 | 102.979 | -- | -- | PEAK |

Note:

1. All readings above 1GHz are performed with peak and/or average measurements as necessary.
2. Measurement Level = Reading Level + Correct Factor.
3. The average measurement was not performed when the peak measured data under the limit of average detection.

Product : Intelligent Robot
Test Item : Band Edge Data
Test Mode : Mode 2: Transmit (802.11n-20BW 7.2Mbps) (5180MHz)
Test Date : 2019/06/19

**Horizontal**

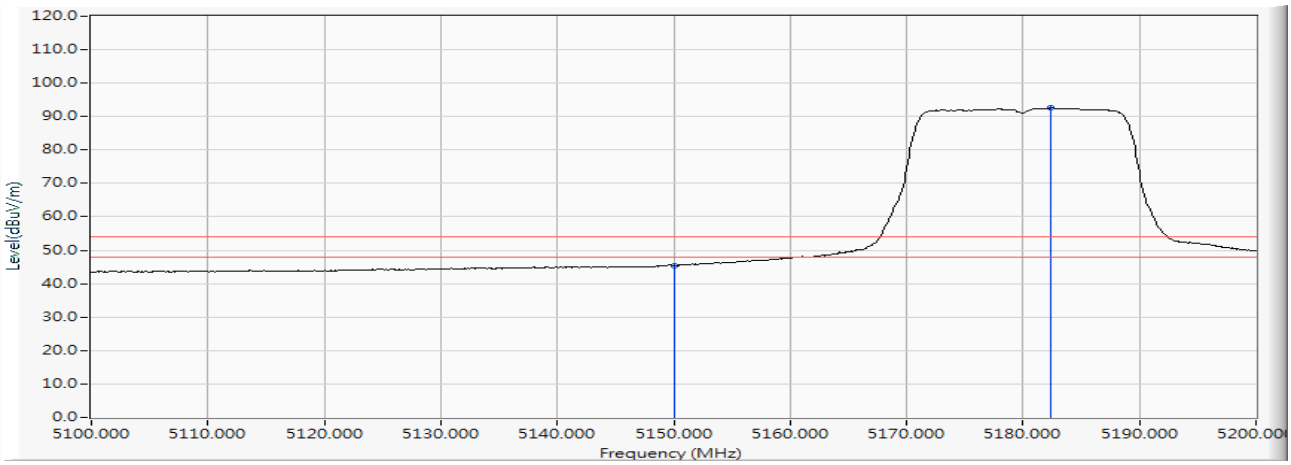


| | | Frequency (MHz) | Correct Factor (dB) | Reading Level (dBuV) | Measure Level (dBuV/m) | Margin (dB) | Limit (dBuV/m) | Detector Type |
|---|---|---|---|---|---|---|---|---|
| 1 | | 5150.000 | 15.307 | 30.062 | 45.369 | -8.631 | 54.000 | AVERAGE |
| 2 | * | 5182.400 | 15.403 | 77.157 | 92.560 | -- | -- | AVERAGE |

Note:

1. All readings above 1GHz are performed with peak and/or average measurements as necessary.
2. Measurement Level = Reading Level + Correct Factor.
3. The average measurement was not performed when the peak measured data under the limit of average detection.

Product : Intelligent Robot
Test Item : Band Edge Data
Test Mode : Mode 2: Transmit (802.11n-20BW 7.2Mbps) (5180MHz)
Test Date : 2019/06/19

**Vertical**

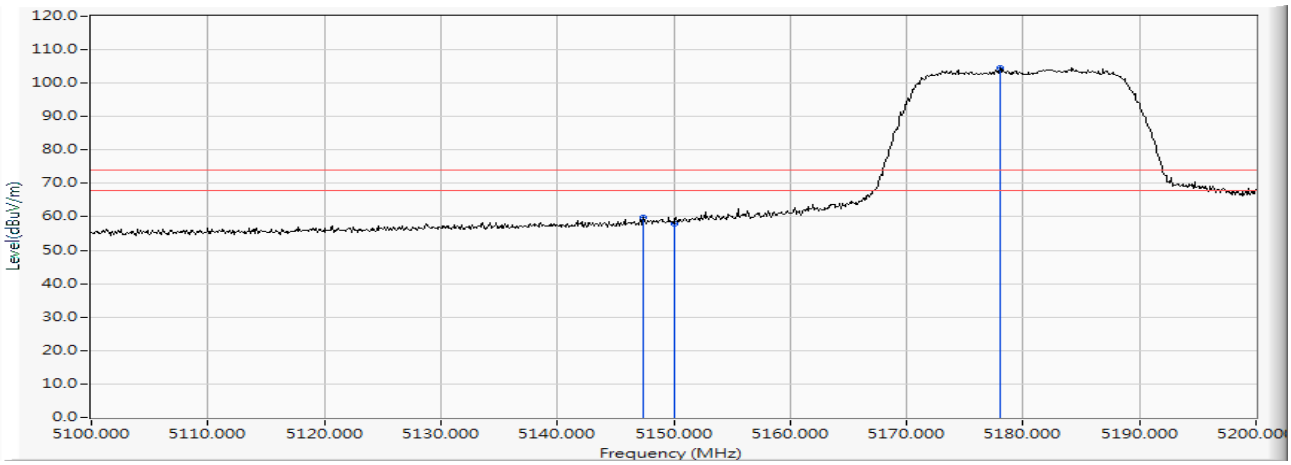


| | | Frequency (MHz) | Correct Factor (dB) | Reading Level (dBuV) | Measure Level (dBuV/m) | Margin (dB) | Limit (dBuV/m) | Detector Type |
|---|---|---|---|---|---|---|---|---|
| 1 | | 5147.400 | 15.292 | 44.507 | 59.799 | -14.201 | 74.000 | PEAK |
| 2 | | 5150.000 | 15.307 | 42.698 | 58.005 | -15.995 | 74.000 | PEAK |
| 3 | * | 5178.000 | 15.383 | 89.084 | 104.467 | -- | -- | PEAK |

Note:

1. All readings above 1GHz are performed with peak and/or average measurements as necessary.
2. Measurement Level = Reading Level + Correct Factor.
3. The average measurement was not performed when the peak measured data under the limit of average detection.

Product : Intelligent Robot
Test Item : Band Edge Data
Test Mode : Mode 2: Transmit (802.11n-20BW 7.2Mbps) (5180MHz)
Test Date : 2019/06/19

**Vertical**

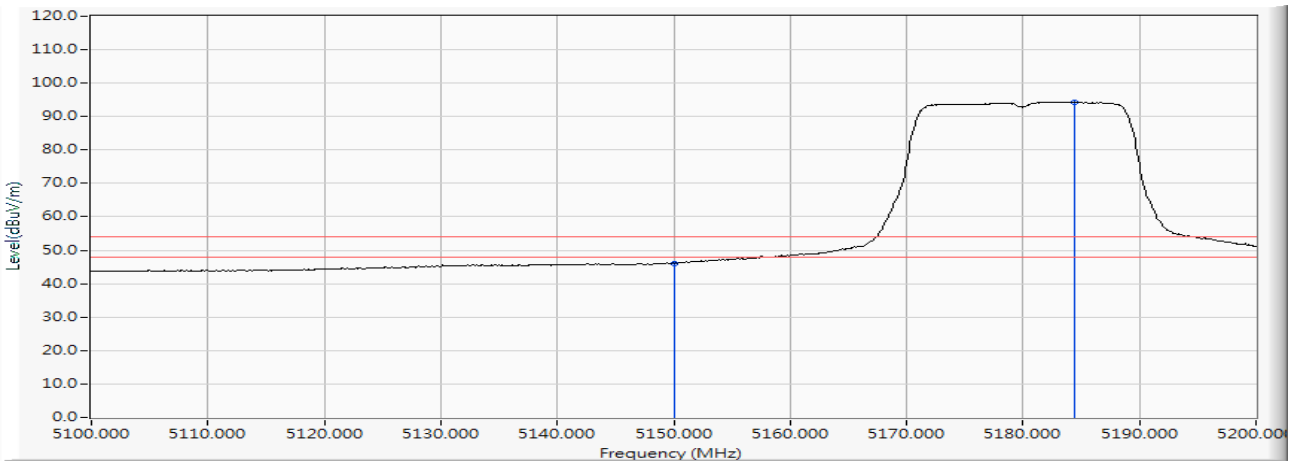


| | | Frequency (MHz) | Correct Factor (dB) | Reading Level (dBuV) | Measure Level (dBuV/m) | Margin (dB) | Limit (dBuV/m) | Detector Type |
|---|---|---|---|---|---|---|---|---|
| 1 | | 5150.000 | 15.307 | 30.850 | 46.157 | -7.843 | 54.000 | AVERAGE |
| 2 | * | 5184.400 | 15.412 | 79.005 | 94.417 | -- | -- | AVERAGE |

Note:

1. All readings above 1GHz are performed with peak and/or average measurements as necessary.
2. Measurement Level = Reading Level + Correct Factor.
3. The average measurement was not performed when the peak measured data under the limit of average detection.

Product : Intelligent Robot
Test Item : Band Edge Data
Test Mode : Mode 2: Transmit (802.11n-20BW 7.2Mbps) (5320MHz)
Test Date : 2019/06/19

**Horizontal**

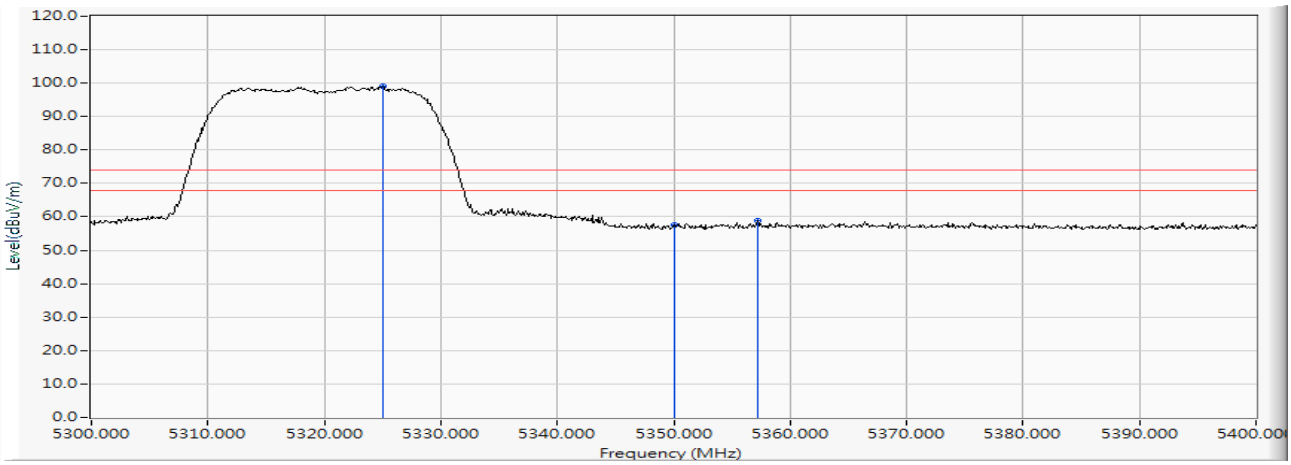


| | | Frequency (MHz) | Correct Factor (dB) | Reading Level (dBuV) | Measure Level (dBuV/m) | Margin (dB) | Limit (dBuV/m) | Detector Type |
|---|---|---|---|---|---|---|---|---|
| 1 | * | 5325.000 | 15.866 | 83.132 | 98.998 | -- | -- | PEAK |
| 2 | | 5350.000 | 15.912 | 41.740 | 57.652 | -16.348 | 74.000 | PEAK |
| 3 | | 5357.200 | 15.935 | 42.782 | 58.717 | -15.283 | 74.000 | PEAK |

Note:

1. All readings above 1GHz are performed with peak and/or average measurements as necessary.
2. Measurement Level = Reading Level + Correct Factor.
3. The average measurement was not performed when the peak measured data under the limit of average detection.

Product : Intelligent Robot
Test Item : Band Edge Data
Test Mode : Mode 2: Transmit (802.11n-20BW 7.2Mbps) (5320MHz)
Test Date : 2019/06/19

**Horizontal**

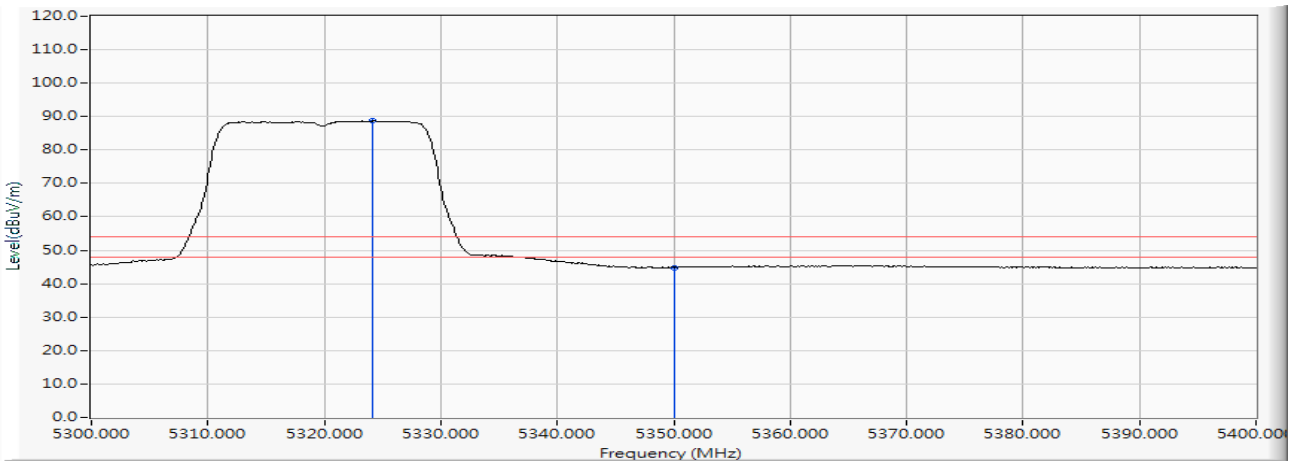


| | | Frequency (MHz) | Correct Factor (dB) | Reading Level (dBuV) | Measure Level (dBuV/m) | Margin (dB) | Limit (dBuV/m) | Detector Type |
|---|---|---|---|---|---|---|---|---|
| 1 | * | 5324.200 | 15.863 | 72.848 | 88.711 | -- | -- | AVERAGE |
| 2 | | 5350.000 | 15.912 | 28.929 | 44.841 | -9.159 | 54.000 | AVERAGE |

Note:
1. All readings above 1GHz are performed with peak and/or average measurements as necessary.
2. Measurement Level = Reading Level + Correct Factor.
3. The average measurement was not performed when the peak measured data under the limit of average detection.

Product : Intelligent Robot
Test Item : Band Edge Data
Test Mode : Mode 2: Transmit (802.11n-20BW 7.2Mbps) (5320MHz)
Test Date : 2019/06/19

**Vertical**

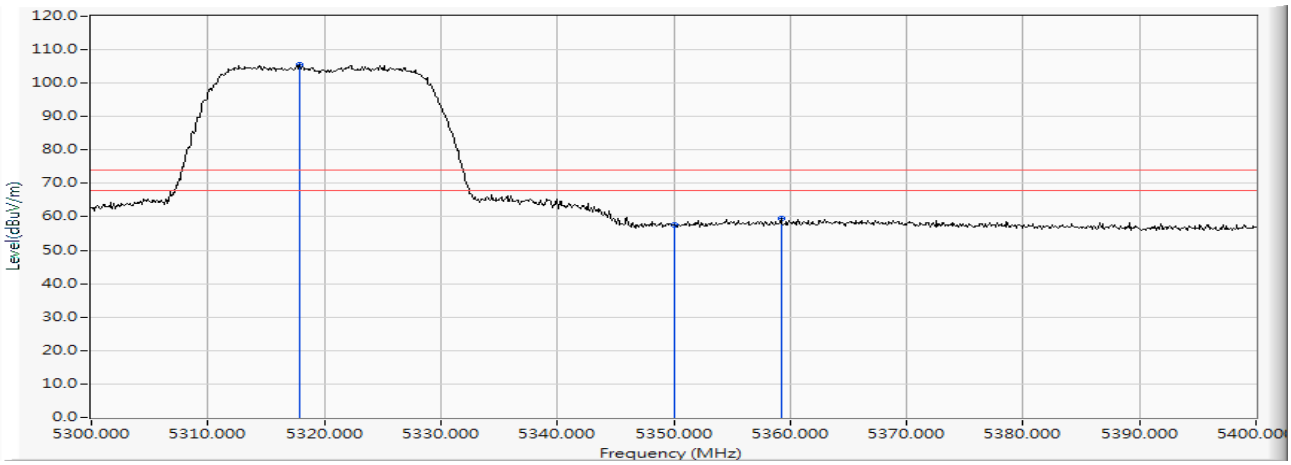


| | | Frequency (MHz) | Correct Factor (dB) | Reading Level (dBuV) | Measure Level (dBuV/m) | Margin (dB) | Limit (dBuV/m) | Detector Type |
|---|---|---|---|---|---|---|---|---|
| 1 | * | 5317.900 | 15.843 | 89.702 | 105.545 | -- | -- | PEAK |
| 2 | | 5350.000 | 15.912 | 41.536 | 57.448 | -16.552 | 74.000 | PEAK |
| 3 | | 5359.200 | 15.941 | 43.711 | 59.652 | -14.348 | 74.000 | PEAK |

Note:

1. All readings above 1GHz are performed with peak and/or average measurements as necessary.
2. Measurement Level = Reading Level + Correct Factor.
3. The average measurement was not performed when the peak measured data under the limit of average detection.

Product : Intelligent Robot
Test Item : Band Edge Data
Test Mode : Mode 2: Transmit (802.11n-20BW 7.2Mbps) (5320MHz)
Test Date : 2019/06/19

**Vertical**

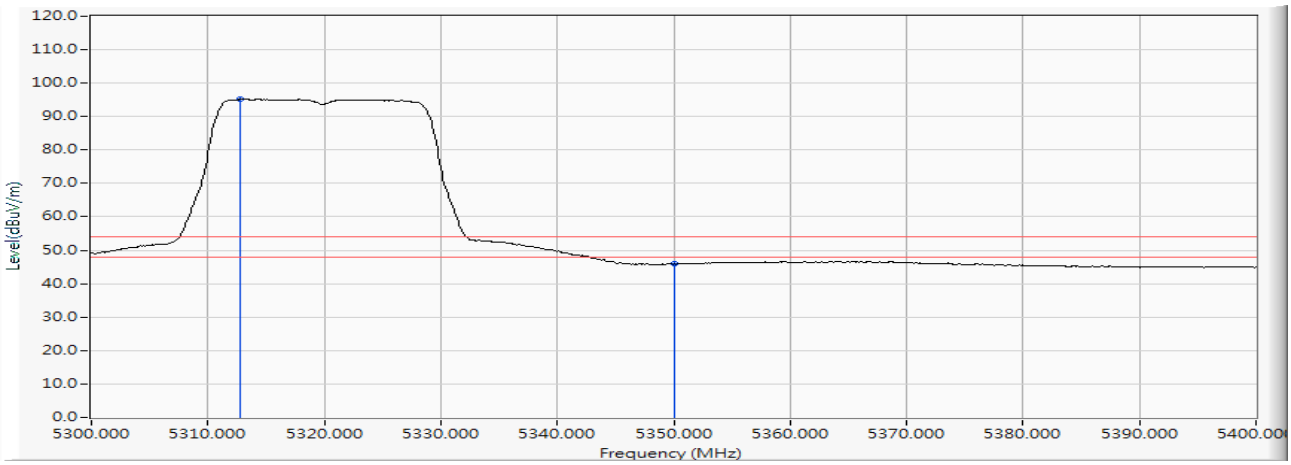


| | | Frequency (MHz) | Correct Factor (dB) | Reading Level (dBuV) | Measure Level (dBuV/m) | Margin (dB) | Limit (dBuV/m) | Detector Type |
|---|---|---|---|---|---|---|---|---|
| 1 | * | 5312.800 | 15.827 | 79.442 | 95.269 | -- | -- | AVERAGE |
| 2 | | 5350.000 | 15.912 | 29.947 | 45.859 | -8.141 | 54.000 | AVERAGE |

Note:
1. All readings above 1GHz are performed with peak and/or average measurements as necessary.
2. Measurement Level = Reading Level + Correct Factor.
3. The average measurement was not performed when the peak measured data under the limit of average detection.

Product : Intelligent Robot
Test Item : Band Edge Data
Test Mode : Mode 2: Transmit (802.11n-20BW 7.2Mbps) (5500MHz)
Test Date : 2019/06/19

**Horizontal**

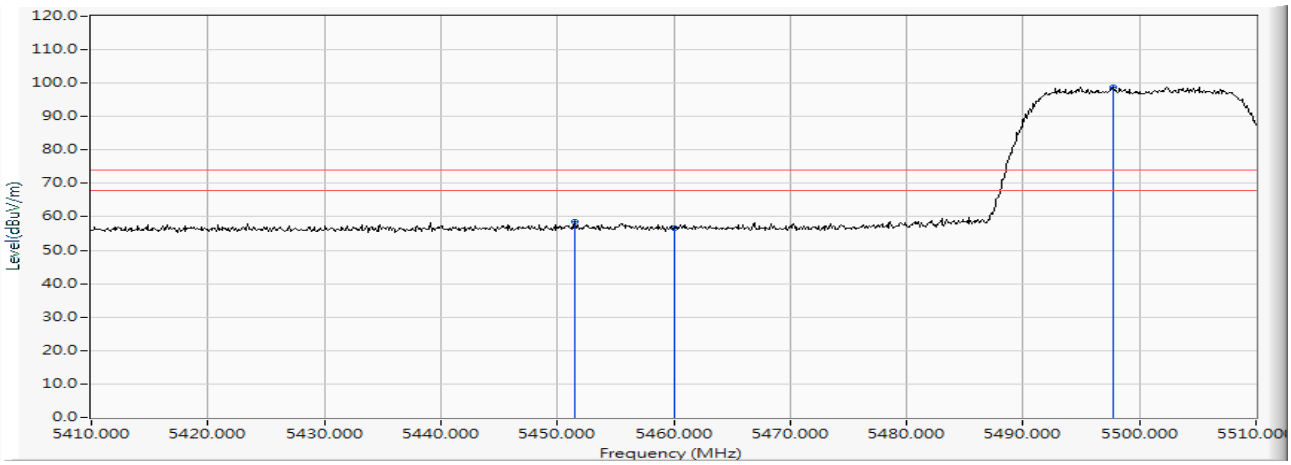


| | | Frequency (MHz) | Correct Factor (dB) | Reading Level (dBuV) | Measure Level (dBuV/m) | Margin (dB) | Limit (dBuV/m) | Detector Type |
|---|---|---|---|---|---|---|---|---|
| 1 | | 5451.500 | 16.162 | 42.377 | 58.539 | -15.461 | 74.000 | PEAK |
| 2 | | 5460.000 | 16.185 | 40.331 | 56.516 | -17.484 | 74.000 | PEAK |
| 3 | * | 5497.800 | 16.266 | 82.642 | 98.909 | -- | -- | PEAK |

Note:

1. All readings above 1GHz are performed with peak and/or average measurements as necessary.
2. Measurement Level = Reading Level + Correct Factor.
3. The average measurement was not performed when the peak measured data under the limit of average detection.

Product : Intelligent Robot
Test Item : Band Edge Data
Test Mode : Mode 2: Transmit (802.11n-20BW 7.2Mbps) (5500MHz)
Test Date : 2019/06/19

**Horizontal**

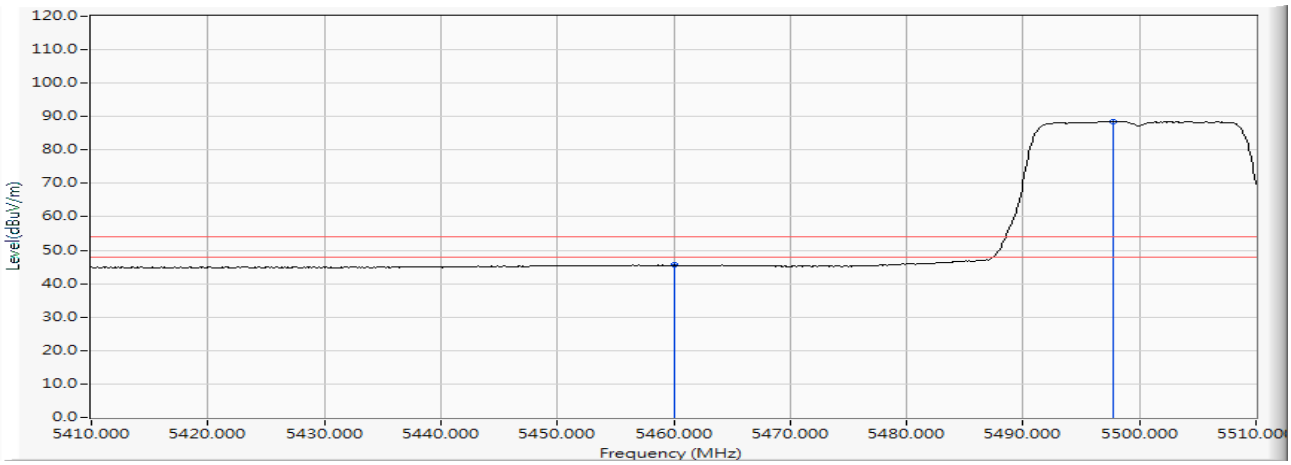


| | | Frequency (MHz) | Correct Factor (dB) | Reading Level (dBuV) | Measure Level (dBuV/m) | Margin (dB) | Limit (dBuV/m) | Detector Type |
|---|---|---|---|---|---|---|---|---|
| 1 | | 5460.000 | 16.185 | 29.449 | 45.634 | -8.366 | 54.000 | AVERAGE |
| 2 | * | 5497.800 | 16.266 | 72.331 | 88.598 | -- | -- | AVERAGE |

Note:
1. All readings above 1GHz are performed with peak and/or average measurements as necessary.
2. Measurement Level = Reading Level + Correct Factor.
3. The average measurement was not performed when the peak measured data under the limit of average detection.

Product : Intelligent Robot
Test Item : Band Edge Data
Test Mode : Mode 2: Transmit (802.11n-20BW 7.2Mbps) (5500MHz)
Test Date : 2019/06/19

**Vertical**

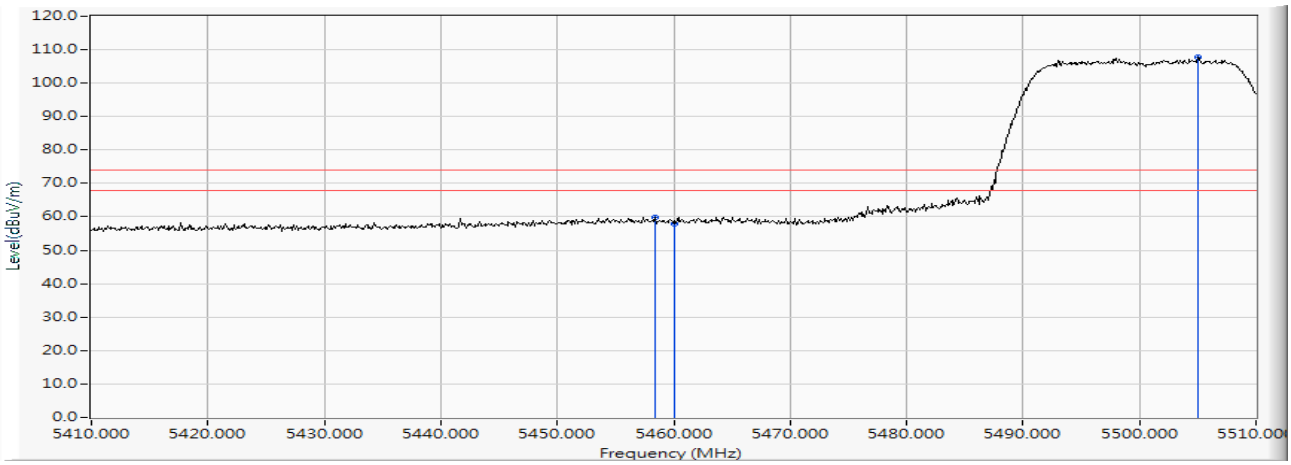


| | | Frequency (MHz) | Correct Factor (dB) | Reading Level (dBuV) | Measure Level (dBuV/m) | Margin (dB) | Limit (dBuV/m) | Detector Type |
|---|---|---|---|---|---|---|---|---|
| 1 | | 5458.400 | 16.183 | 43.656 | 59.838 | -14.162 | 74.000 | PEAK |
| 2 | | 5460.000 | 16.185 | 41.711 | 57.896 | -16.104 | 74.000 | PEAK |
| 3 | * | 5505.000 | 16.272 | 91.347 | 107.619 | -- | -- | PEAK |

Note:

1. All readings above 1GHz are performed with peak and/or average measurements as necessary.
2. Measurement Level = Reading Level + Correct Factor.
3. The average measurement was not performed when the peak measured data under the limit of average detection.

Product : Intelligent Robot
Test Item : Band Edge Data
Test Mode : Mode 2: Transmit (802.11n-20BW 7.2Mbps) (5500MHz)
Test Date : 2019/06/19

**Vertical**

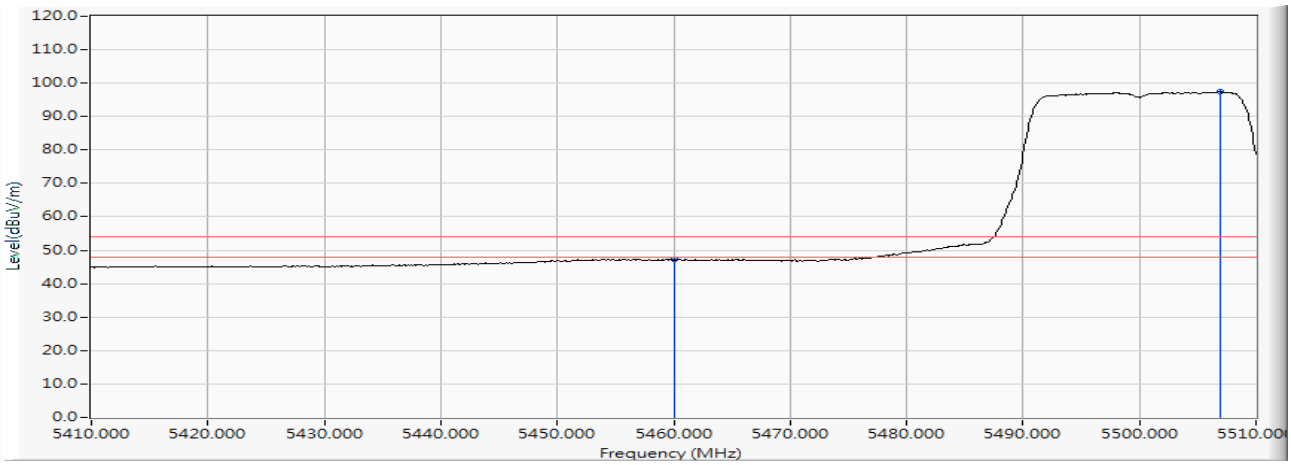


| | | Frequency (MHz) | Correct Factor (dB) | Reading Level (dBuV) | Measure Level (dBuV/m) | Margin (dB) | Limit (dBuV/m) | Detector Type |
|---|---|---|---|---|---|---|---|---|
| 1 | | 5460.000 | 16.185 | 31.043 | 47.228 | -6.772 | 54.000 | AVERAGE |
| 2 | * | 5506.900 | 16.273 | 81.083 | 97.356 | -- | -- | AVERAGE |

Note:

1. All readings above 1GHz are performed with peak and/or average measurements as necessary.
2. Measurement Level = Reading Level + Correct Factor.
3. The average measurement was not performed when the peak measured data under the limit of average detection.

Product : Intelligent Robot
Test Item : Band Edge Data
Test Mode : Mode 2: Transmit (802.11n-20BW 7.2Mbps) (5500MHz)
Test Date : 2019/06/19

**Horizontal**

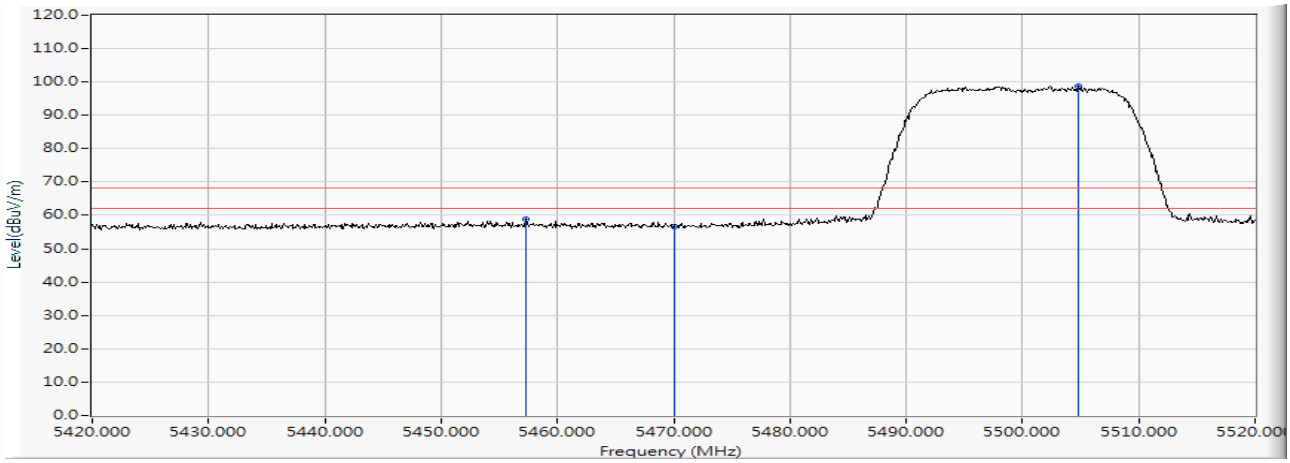


| | | Frequency (MHz) | Correct Factor (dB) | Reading Level (dBuV) | Measure Level (dBuV/m) | Margin (dB) | Limit (dBuV/m) | Detector Type |
|---|---|---|---|---|---|---|---|---|
| 1 | | 5457.300 | 16.181 | 42.764 | 58.945 | -9.275 | 68.220 | PEAK |
| 2 | | 5470.000 | 16.200 | 40.516 | 56.716 | -11.504 | 68.220 | PEAK |
| 3 | * | 5504.800 | 16.273 | 82.489 | 98.762 | -- | -- | PEAK |

Product : Intelligent Robot
Test Item : Band Edge Data
Test Mode : Mode 2: Transmit (802.11n-20BW 7.2Mbps) (5500MHz)
Test Date : 2019/06/19

**Vertical**

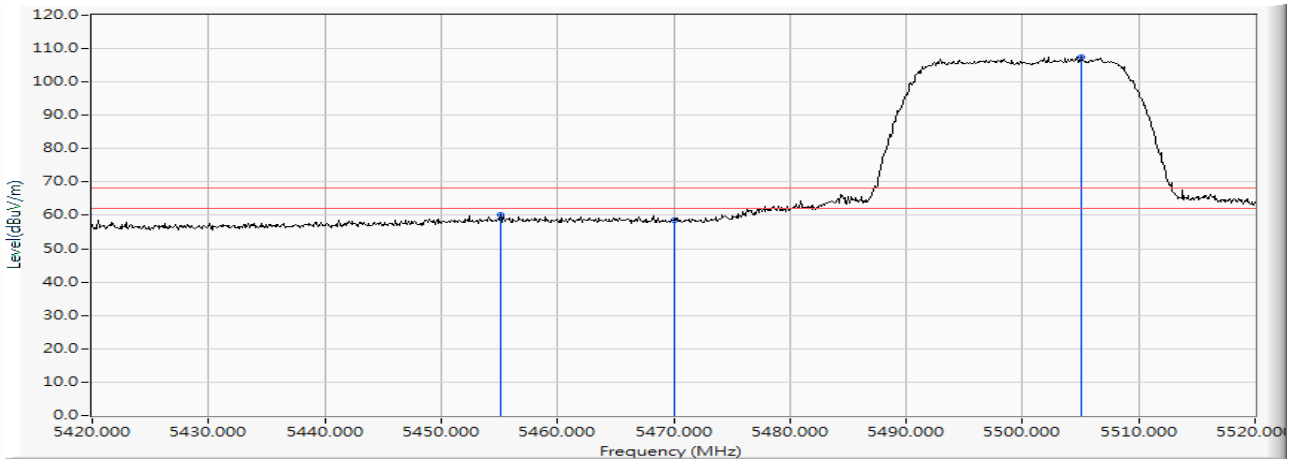


| | | Frequency (MHz) | Correct Factor (dB) | Reading Level (dBuV) | Measure Level (dBuV/m) | Margin (dB) | Limit (dBuV/m) | Detector Type |
|---|---|---|---|---|---|---|---|---|
| 1 | | 5455.100 | 16.174 | 44.102 | 60.276 | -7.944 | 68.220 | PEAK |
| 2 | | 5470.000 | 16.200 | 42.306 | 58.506 | -9.714 | 68.220 | PEAK |
| 3 | * | 5505.100 | 16.272 | 91.274 | 107.547 | -- | -- | PEAK |

Product : Intelligent Robot
Test Item : Band Edge Data
Test Mode : Mode 2: Transmit (802.11n-20BW 7.2Mbps) (5700MHz)
Test Date : 2019/06/19

**Horizontal**

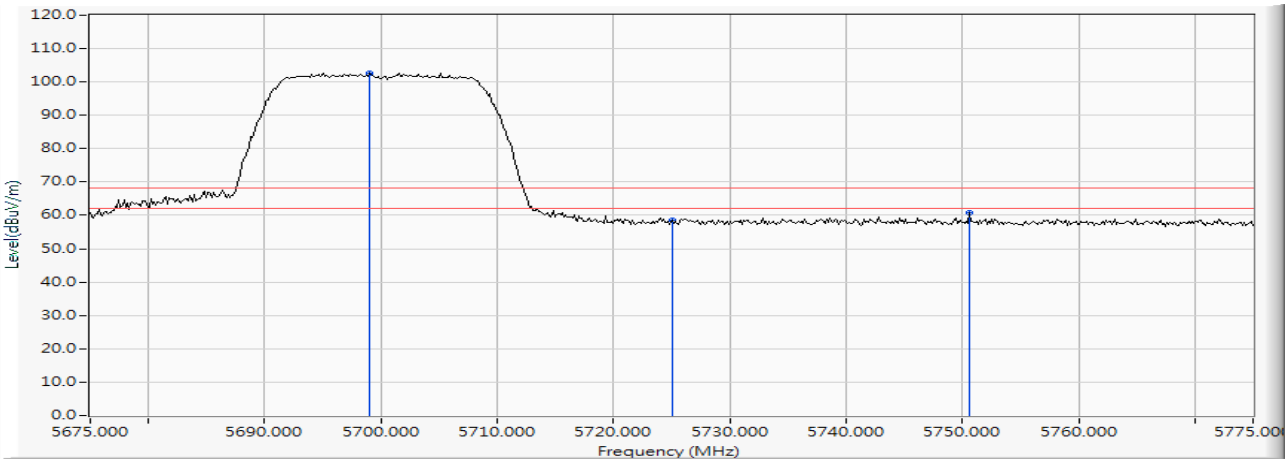


| | | Frequency (MHz) | Correct Factor (dB) | Reading Level (dBuV) | Measure Level (dBuV/m) | Margin (dB) | Limit (dBuV/m) | Detector Type |
|---|---|---|---|---|---|---|---|---|
| 1 | * | 5699.058 | 16.500 | 86.276 | 102.776 | -- | -- | PEAK |
| 2 | | 5725.000 | 16.544 | 41.894 | 58.438 | -9.782 | 68.220 | PEAK |
| 3 | | 5750.652 | 16.570 | 44.246 | 60.815 | -7.405 | 68.220 | PEAK |

Product : Intelligent Robot
Test Item : Band Edge Data
Test Mode : Mode 2: Transmit (802.11n-20BW 7.2Mbps) (5700MHz)
Test Date : 2019/06/19

**Vertical**

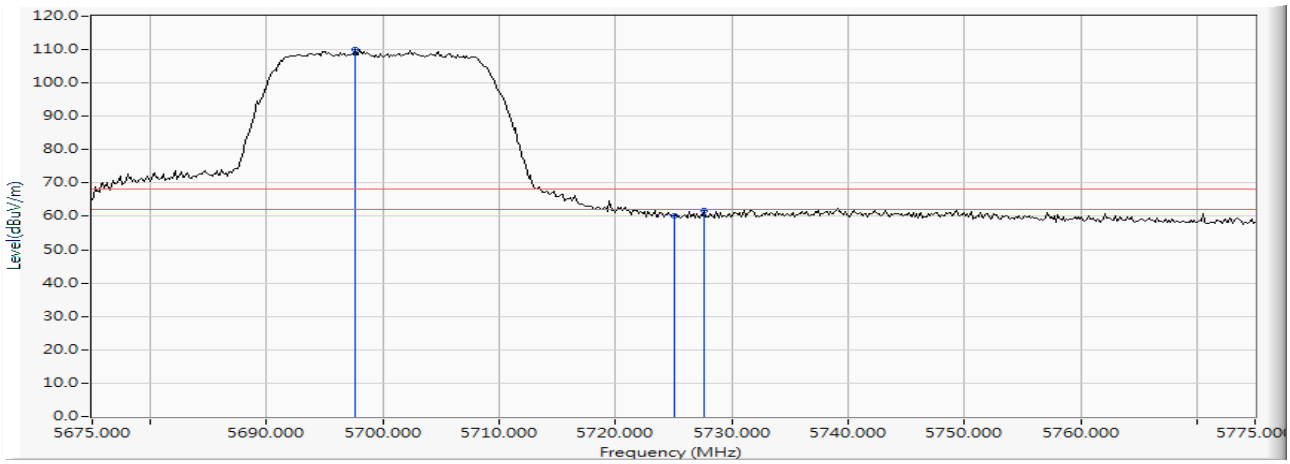


| | | Frequency (MHz) | Correct Factor (dB) | Reading Level (dBuV) | Measure Level (dBuV/m) | Margin (dB) | Limit (dBuV/m) | Detector Type |
|---|---|---|---|---|---|---|---|---|
| 1 | * | 5697.609 | 16.499 | 93.507 | 110.006 | -- | -- | PEAK |
| 2 | | 5725.000 | 16.544 | 43.477 | 60.021 | -8.199 | 68.220 | PEAK |
| 3 | | 5727.609 | 16.548 | 45.229 | 61.777 | -6.443 | 68.220 | PEAK |

Product : Intelligent Robot
Test Item : Band Edge Data
Test Mode : Mode 2: Transmit (802.11n-20BW 7.2Mbps) (5745MHz)
Test Date : 2019/06/19

**Horizontal**

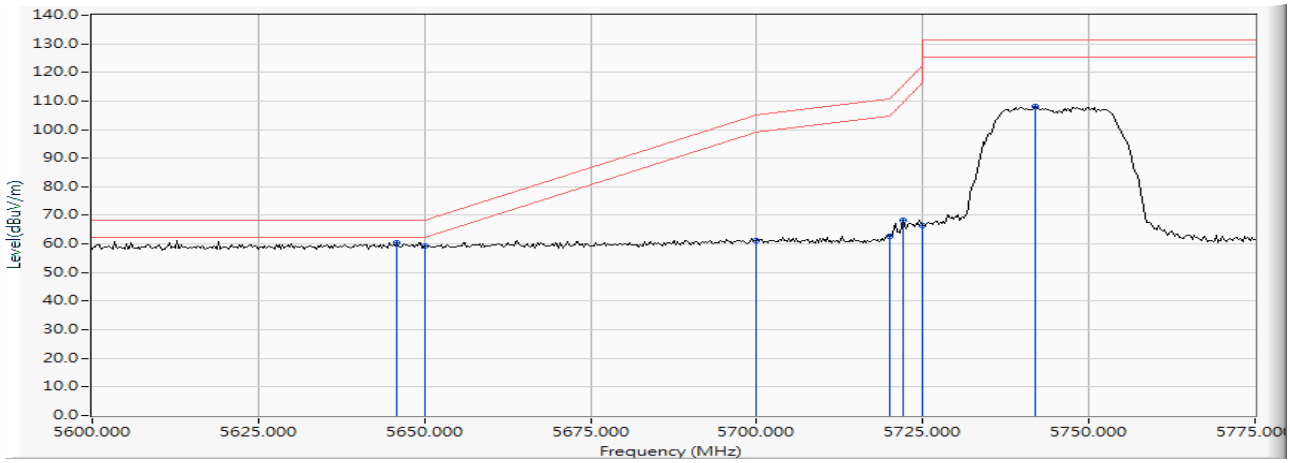


| | | Frequency (MHz) | Correct Factor (dB) | Reading Level (dBuV) | Measure Level (dBuV/m) | Margin (dB) | Limit (dBuV/m) | Detector Type |
|---|---|---|---|---|---|---|---|---|
| 1 | * | 5645.906 | 16.436 | 43.975 | 60.411 | -7.809 | 68.220 | PEAK |
| 2 | | 5650.000 | 16.447 | 42.985 | 59.432 | -8.788 | 68.220 | PEAK |
| 3 | | 5700.000 | 16.502 | 44.809 | 61.311 | -43.889 | 105.200 | PEAK |
| 4 | | 5720.000 | 16.535 | 46.088 | 62.623 | -48.177 | 110.800 | PEAK |
| 5 | | 5721.993 | 16.539 | 51.686 | 68.225 | -47.119 | 115.344 | PEAK |
| 6 | | 5725.000 | 16.544 | 49.972 | 66.516 | -55.684 | 122.200 | PEAK |
| 7 | | 5742.029 | 16.557 | 91.554 | 108.111 | -- | -- | PEAK |

Product : Intelligent Robot
Test Item : Band Edge Data
Test Mode : Mode 2: Transmit (802.11n-20BW 7.2Mbps) (5745MHz)
Test Date : 2019/06/19

**Vertical**

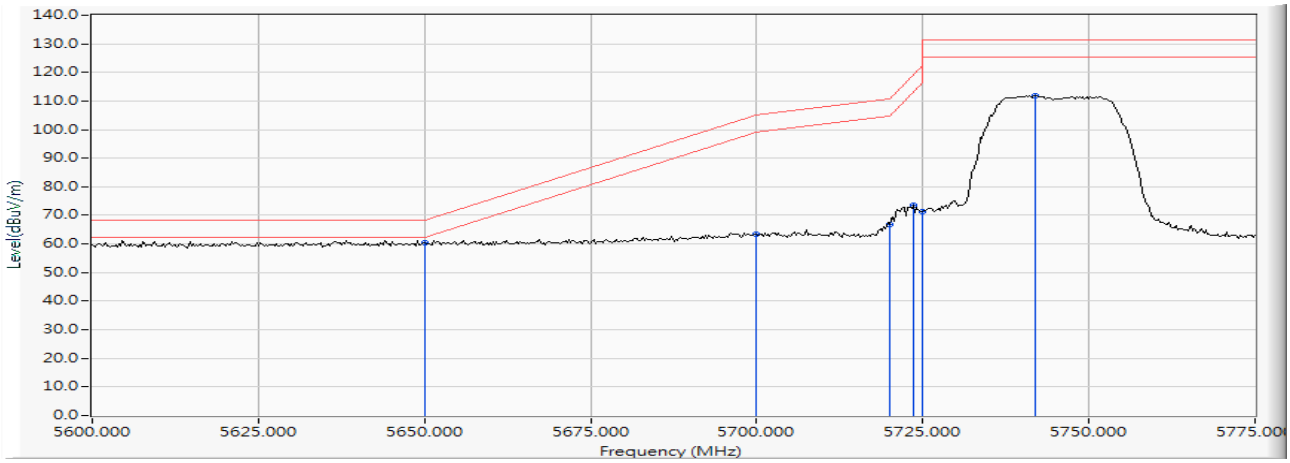


| | | Frequency (MHz) | Correct Factor (dB) | Reading Level (dBuV) | Measure Level (dBuV/m) | Margin (dB) | Limit (dBuV/m) | Detector Type |
|---|---|---|---|---|---|---|---|---|
| 1 | * | 5650.000 | 16.447 | 43.934 | 60.381 | -7.839 | 68.220 | PEAK |
| 2 | | 5700.000 | 16.502 | 46.865 | 63.367 | -41.833 | 105.200 | PEAK |
| 3 | | 5720.000 | 16.535 | 50.411 | 66.946 | -43.854 | 110.800 | PEAK |
| 4 | | 5723.514 | 16.541 | 57.205 | 73.746 | -45.066 | 118.812 | PEAK |
| 5 | | 5725.000 | 16.544 | 54.942 | 71.486 | -50.714 | 122.200 | PEAK |
| 6 | | 5742.029 | 16.557 | 95.329 | 111.886 | -- | -- | PEAK |

Product : Intelligent Robot
Test Item : Band Edge Data
Test Mode : Mode 2: Transmit (802.11n-20BW 7.2Mbps) (5825MHz)
Test Date : 2019/06/19

**Horizontal**

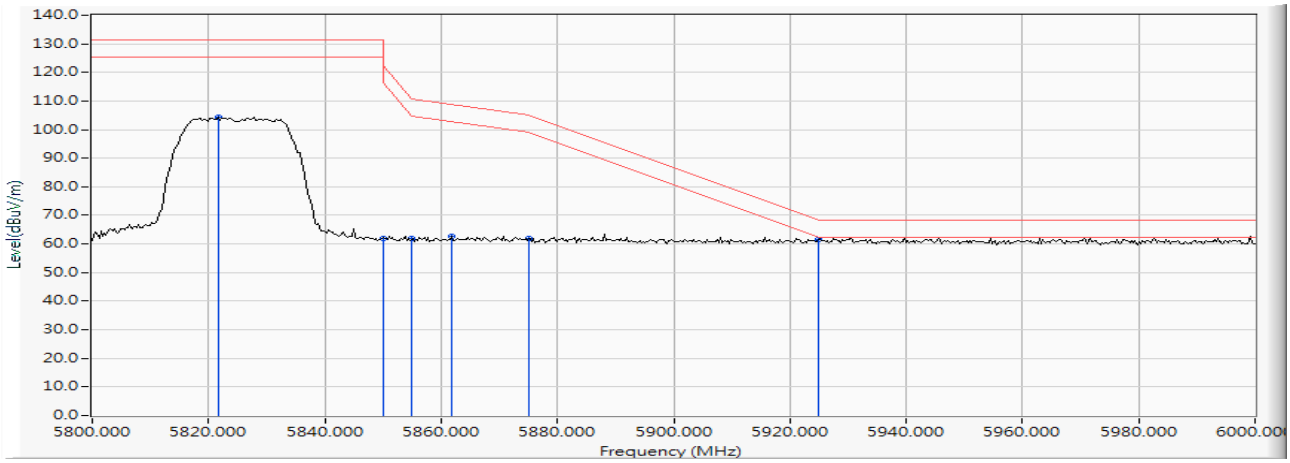


| | | Frequency (MHz) | Correct Factor (dB) | Reading Level (dBuV) | Measure Level (dBuV/m) | Margin (dB) | Limit (dBuV/m) | Detector Type |
|---|---|---|---|---|---|---|---|---|
| 1 | | 5821.739 | 16.707 | 87.767 | 104.474 | -- | -- | PEAK |
| 2 | | 5850.000 | 16.748 | 45.320 | 62.068 | -60.132 | 122.200 | PEAK |
| 3 | | 5855.000 | 16.758 | 45.052 | 61.810 | -48.990 | 110.800 | PEAK |
| 4 | | 5861.739 | 16.774 | 45.976 | 62.750 | -46.163 | 108.913 | PEAK |
| 5 | | 5875.000 | 16.807 | 44.979 | 61.787 | -43.413 | 105.200 | PEAK |
| 6 | * | 5925.000 | 16.920 | 44.760 | 61.680 | -6.520 | 68.200 | PEAK |

Product : Intelligent Robot
Test Item : Band Edge Data
Test Mode : Mode 2: Transmit (802.11n-20BW 7.2Mbps) (5825MHz)
Test Date : 2019/06/19

**Vertical**

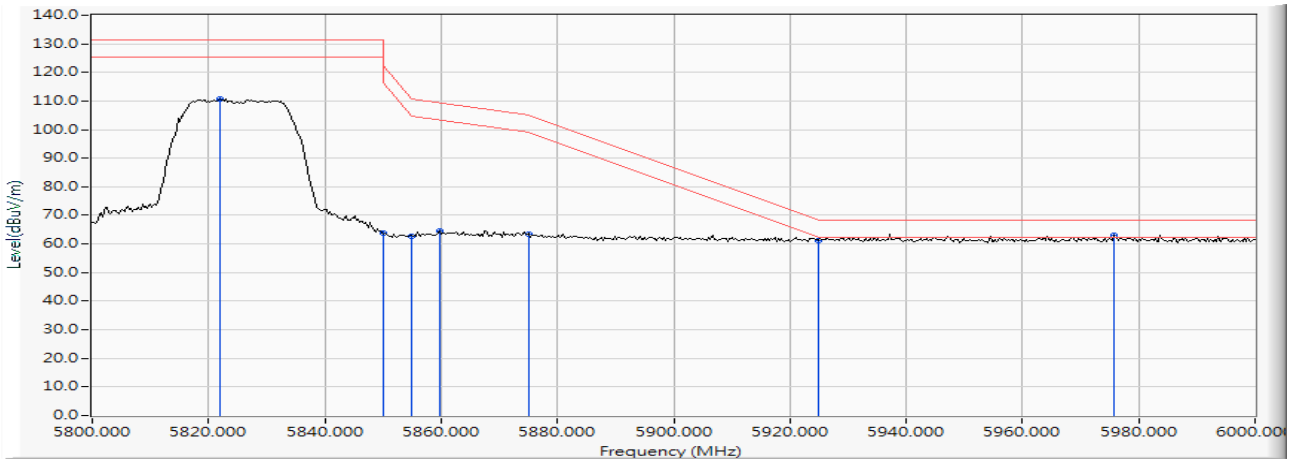


| | | Frequency (MHz) | Correct Factor (dB) | Reading Level (dBuV) | Measure Level (dBuV/m) | Margin (dB) | Limit (dBuV/m) | Detector Type |
|---|---|---|---|---|---|---|---|---|
| 1 | | 5822.029 | 16.708 | 93.934 | 110.641 | -- | -- | PEAK |
| 2 | | 5850.000 | 16.748 | 47.012 | 63.760 | -58.440 | 122.200 | PEAK |
| 3 | | 5855.000 | 16.758 | 46.037 | 62.795 | -48.005 | 110.800 | PEAK |
| 4 | | 5859.710 | 16.769 | 47.816 | 64.585 | -44.896 | 109.481 | PEAK |
| 5 | | 5875.000 | 16.807 | 46.791 | 63.599 | -41.601 | 105.200 | PEAK |
| 6 | | 5925.000 | 16.920 | 44.297 | 61.217 | -6.983 | 68.200 | PEAK |
| 7 | * | 5975.652 | 17.012 | 45.945 | 62.956 | -5.244 | 68.200 | PEAK |

Product : Intelligent Robot
Test Item : Band Edge Data
Test Mode : Mode 3: Transmit (802.11n-40BW 15Mbps) (5190MHz)
Test Date : 2019/06/19

**Horizontal**

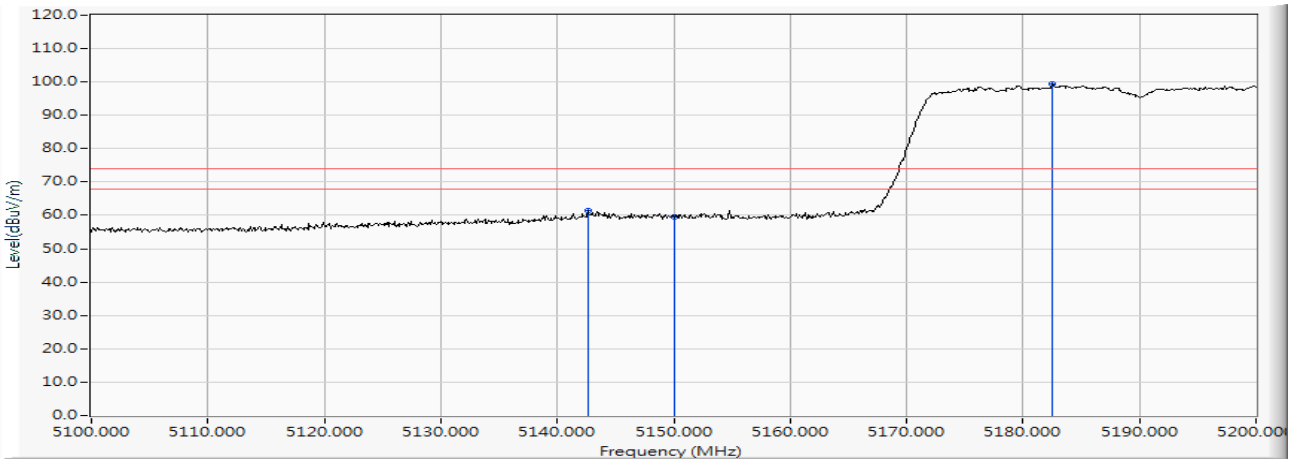


| | | Frequency (MHz) | Correct Factor (dB) | Reading Level (dBuV) | Measure Level (dBuV/m) | Margin (dB) | Limit (dBuV/m) | Detector Type |
|---|---|---|---|---|---|---|---|---|
| 1 | | 5142.600 | 15.264 | 46.207 | 61.472 | -12.528 | 74.000 | PEAK |
| 2 | | 5150.000 | 15.307 | 44.371 | 59.678 | -14.322 | 74.000 | PEAK |
| 3 | * | 5182.500 | 15.403 | 84.137 | 99.540 | -- | -- | PEAK |

Note:

1. All readings above 1GHz are performed with peak and/or average measurements as necessary.
2. Measurement Level = Reading Level + Correct Factor.
3. The average measurement was not performed when the peak measured data under the limit of average detection.

Product : Intelligent Robot
Test Item : Band Edge Data
Test Mode : Mode 3: Transmit (802.11n-40BW 15Mbps) (5190MHz)
Test Date : 2019/06/19

**Horizontal**

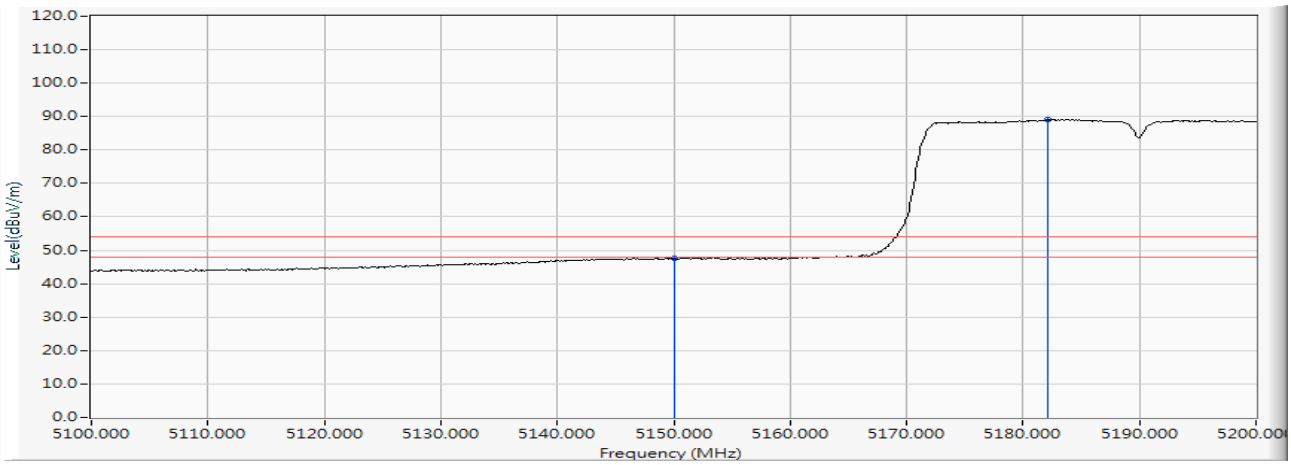


| | | Frequency (MHz) | Correct Factor (dB) | Reading Level (dBuV) | Measure Level (dBuV/m) | Margin (dB) | Limit (dBuV/m) | Detector Type |
|---|---|---|---|---|---|---|---|---|
| 1 | | 5150.000 | 15.307 | 32.340 | 47.647 | -6.353 | 54.000 | AVERAGE |
| 2 | * | 5182.100 | 15.401 | 73.723 | 89.124 | -- | -- | AVERAGE |

Note:

1. All readings above 1GHz are performed with peak and/or average measurements as necessary.
2. Measurement Level = Reading Level + Correct Factor.
3. The average measurement was not performed when the peak measured data under the limit of average detection.

Product : Intelligent Robot
Test Item : Band Edge Data
Test Mode : Mode 3: Transmit (802.11n-40BW 15Mbps) (5190MHz)
Test Date : 2019/06/19

**Vertical**

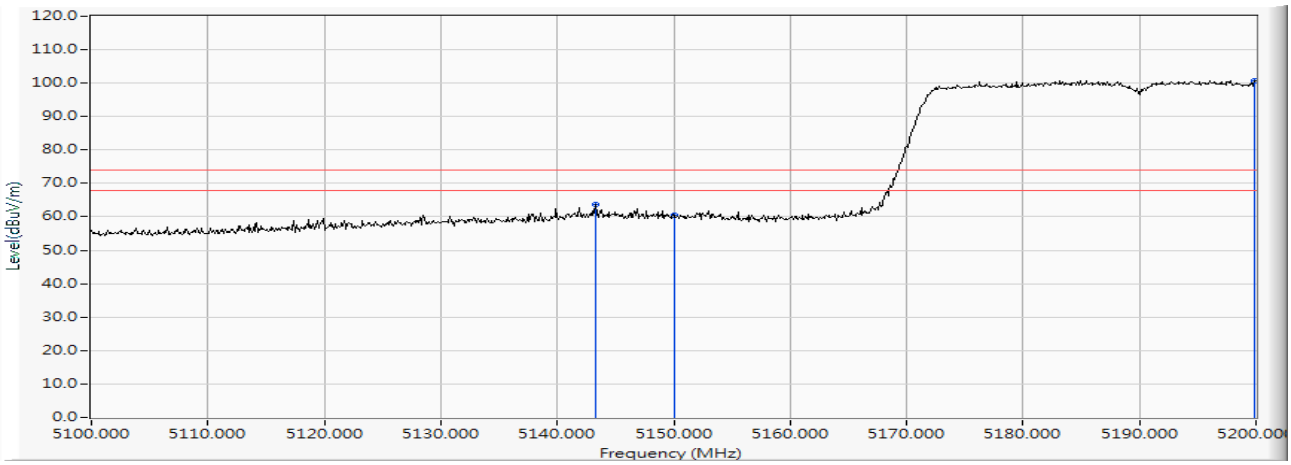


| | | Frequency (MHz) | Correct Factor (dB) | Reading Level (dBuV) | Measure Level (dBuV/m) | Margin (dB) | Limit (dBuV/m) | Detector Type |
|---|---|---|---|---|---|---|---|---|
| 1 | | 5143.300 | 15.270 | 48.356 | 63.625 | -10.375 | 74.000 | PEAK |
| 2 | | 5150.000 | 15.307 | 45.055 | 60.362 | -13.638 | 74.000 | PEAK |
| 3 | * | 5199.900 | 15.472 | 85.364 | 100.837 | -- | -- | PEAK |

Note:

1. All readings above 1GHz are performed with peak and/or average measurements as necessary.
2. Measurement Level = Reading Level + Correct Factor.
3. The average measurement was not performed when the peak measured data under the limit of average detection.

Product : Intelligent Robot
Test Item : Band Edge Data
Test Mode : Mode 3: Transmit (802.11n-40BW 15Mbps) (5190MHz)
Test Date : 2019/06/19

**Vertical**

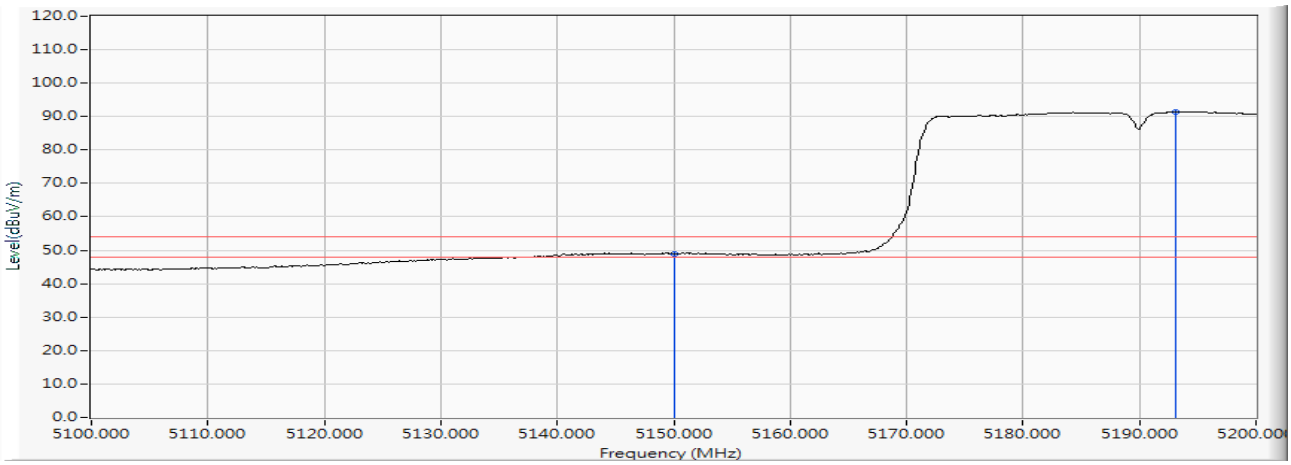


| | | Frequency (MHz) | Correct Factor (dB) | Reading Level (dBuV) | Measure Level (dBuV/m) | Margin (dB) | Limit (dBuV/m) | Detector Type |
|---|---|---|---|---|---|---|---|---|
| 1 | | 5150.000 | 15.307 | 33.621 | 48.928 | -5.072 | 54.000 | AVERAGE |
| 2 | * | 5193.100 | 15.446 | 76.074 | 91.521 | -- | -- | AVERAGE |

Note:

1. All readings above 1GHz are performed with peak and/or average measurements as necessary.
2. Measurement Level = Reading Level + Correct Factor.
3. The average measurement was not performed when the peak measured data under the limit of average detection.

Product : Intelligent Robot
Test Item : Band Edge Data
Test Mode : Mode 3: Transmit (802.11n-40BW 15Mbps) (5310MHz)
Test Date : 2019/06/19

**Horizontal**

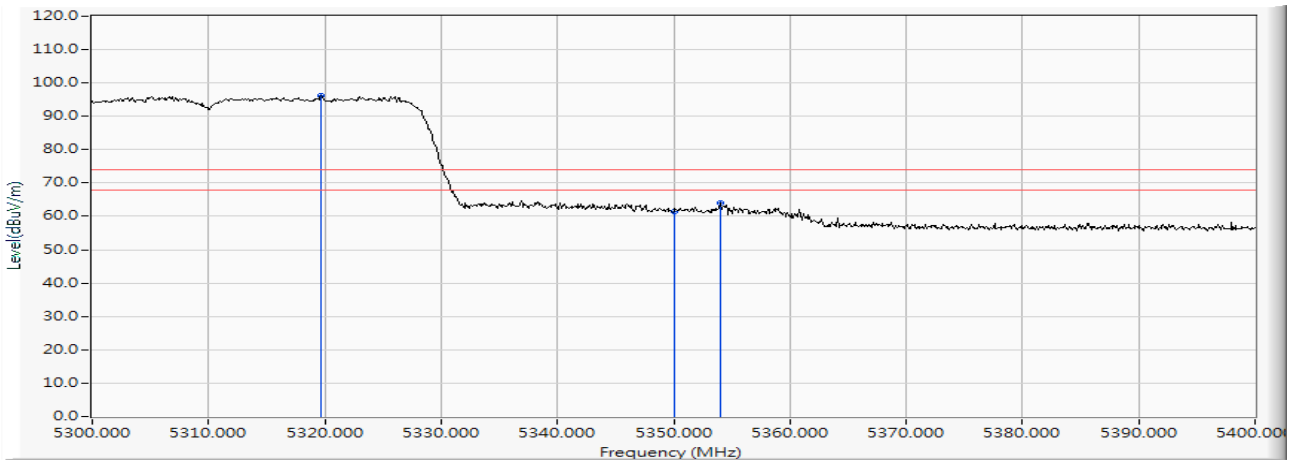


| | | Frequency (MHz) | Correct Factor (dB) | Reading Level (dBuV) | Measure Level (dBuV/m) | Margin (dB) | Limit (dBuV/m) | Detector Type |
|---|---|---|---|---|---|---|---|---|
| 1 | * | 5319.700 | 15.848 | 80.238 | 96.087 | -- | -- | PEAK |
| 2 | | 5350.000 | 15.912 | 45.636 | 61.548 | -12.452 | 74.000 | PEAK |
| 3 | | 5354.000 | 15.925 | 48.060 | 63.985 | -10.015 | 74.000 | PEAK |

Note:

1. All readings above 1GHz are performed with peak and/or average measurements as necessary.
2. Measurement Level = Reading Level + Correct Factor.
3. The average measurement was not performed when the peak measured data under the limit of average detection.

Product : Intelligent Robot
Test Item : Band Edge Data
Test Mode : Mode 3: Transmit (802.11n-40BW 15Mbps) (5310MHz)
Test Date : 2019/06/19

**Horizontal**

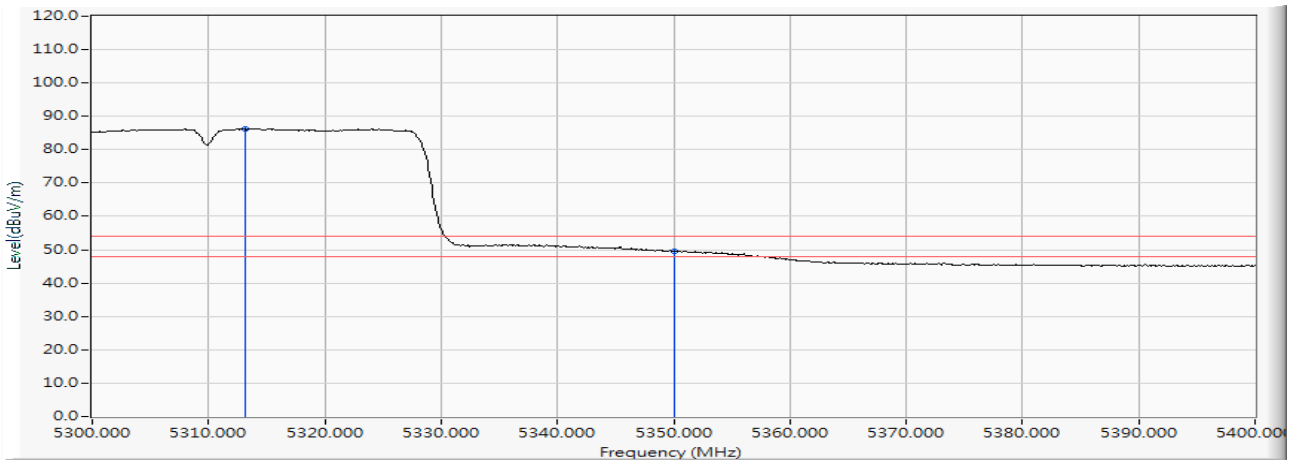


| | | Frequency (MHz) | Correct Factor (dB) | Reading Level (dBuV) | Measure Level (dBuV/m) | Margin (dB) | Limit (dBuV/m) | Detector Type |
|---|---|---|---|---|---|---|---|---|
| 1 | * | 5313.100 | 15.827 | 70.531 | 86.359 | -- | -- | AVERAGE |
| 2 | | 5350.000 | 15.912 | 33.613 | 49.525 | -4.475 | 54.000 | AVERAGE |

Note:

1. All readings above 1GHz are performed with peak and/or average measurements as necessary.
2. Measurement Level = Reading Level + Correct Factor.
3. The average measurement was not performed when the peak measured data under the limit of average detection.

Product : Intelligent Robot
Test Item : Band Edge Data
Test Mode : Mode 3: Transmit (802.11n-40BW 15Mbps) (5310MHz)
Test Date : 2019/06/19

**Vertical**

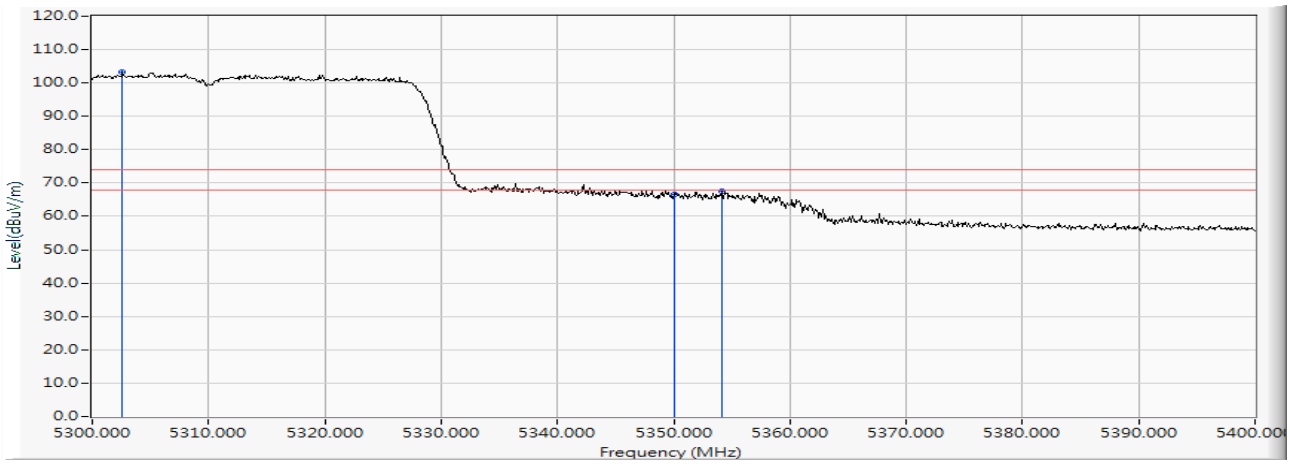


| | | Frequency (MHz) | Correct Factor (dB) | Reading Level (dBuV) | Measure Level (dBuV/m) | Margin (dB) | Limit (dBuV/m) | Detector Type |
|---|---|---|---|---|---|---|---|---|
| 1 | * | 5302.600 | 15.802 | 87.476 | 103.279 | -- | -- | PEAK |
| 2 | | 5350.000 | 15.912 | 50.602 | 66.514 | -7.486 | 74.000 | PEAK |
| 3 | | 5354.200 | 15.925 | 51.529 | 67.454 | -6.546 | 74.000 | PEAK |

Note:

1. All readings above 1GHz are performed with peak and/or average measurements as necessary.
2. Measurement Level = Reading Level + Correct Factor.
3. The average measurement was not performed when the peak measured data under the limit of average detection.

Product : Intelligent Robot
Test Item : Band Edge Data
Test Mode : Mode 3: Transmit (802.11n-40BW 15Mbps) (5310MHz)
Test Date : 2019/06/19

**Vertical**

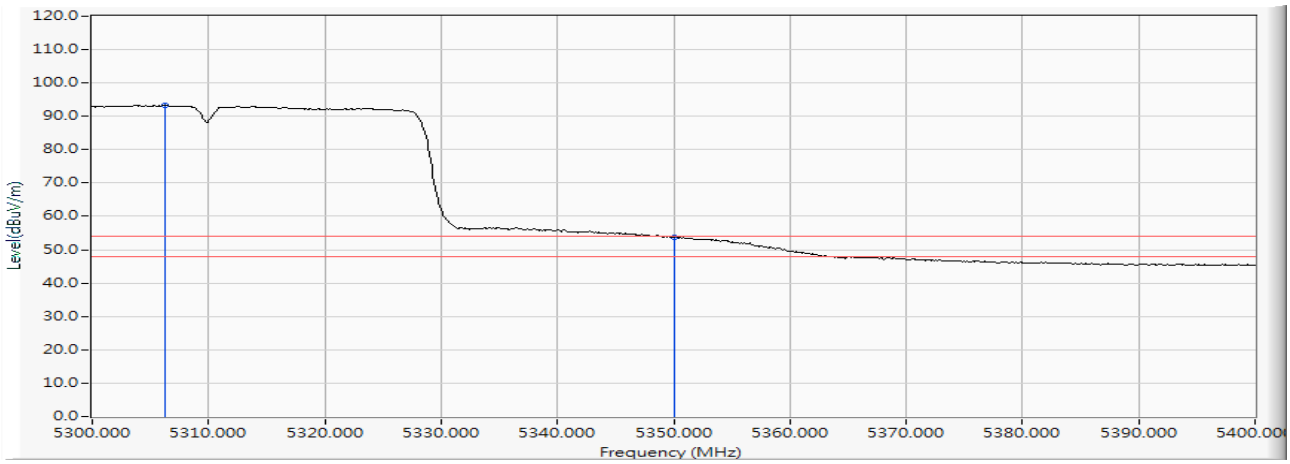


| | | Frequency (MHz) | Correct Factor (dB) | Reading Level (dBuV) | Measure Level (dBuV/m) | Margin (dB) | Limit (dBuV/m) | Detector Type |
|---|---|---|---|---|---|---|---|---|
| 1 | * | 5306.300 | 15.812 | 77.601 | 93.413 | -- | -- | AVERAGE |
| 2 | | 5350.000 | 15.912 | 37.897 | 53.809 | -0.191 | 54.000 | AVERAGE |

Note:

1. All readings above 1GHz are performed with peak and/or average measurements as necessary.
2. Measurement Level = Reading Level + Correct Factor.
3. The average measurement was not performed when the peak measured data under the limit of average detection.

Product : Intelligent Robot
Test Item : Band Edge Data
Test Mode : Mode 3: Transmit (802.11n-40BW 15Mbps) (5510MHz)
Test Date : 2019/06/19

**Horizontal**

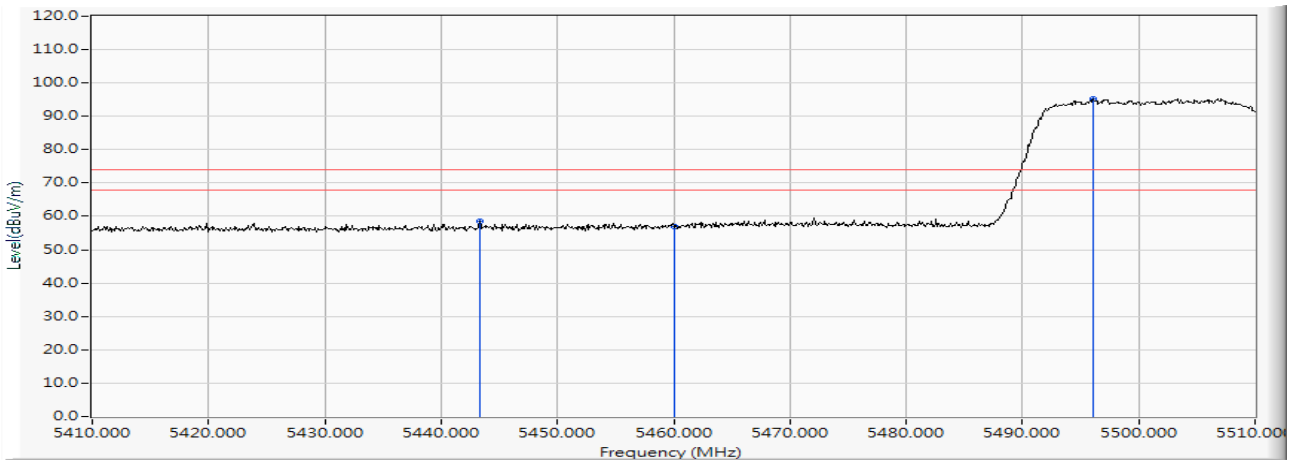


| | | Frequency (MHz) | Correct Factor (dB) | Reading Level (dBuV) | Measure Level (dBuV/m) | Margin (dB) | Limit (dBuV/m) | Detector Type |
|---|---|---|---|---|---|---|---|---|
| 1 | | 5443.300 | 16.136 | 42.321 | 58.456 | -15.544 | 74.000 | PEAK |
| 2 | | 5460.000 | 16.185 | 40.648 | 56.833 | -17.167 | 74.000 | PEAK |
| 3 | * | 5496.100 | 16.265 | 78.932 | 95.197 | -- | -- | PEAK |

Note:

1. All readings above 1GHz are performed with peak and/or average measurements as necessary.
2. Measurement Level = Reading Level + Correct Factor.
3. The average measurement was not performed when the peak measured data under the limit of average detection.

Product : Intelligent Robot
Test Item : Band Edge Data
Test Mode : Mode 3: Transmit (802.11n-40BW 15Mbps) (5510MHz)
Test Date : 2019/06/19

**Horizontal**

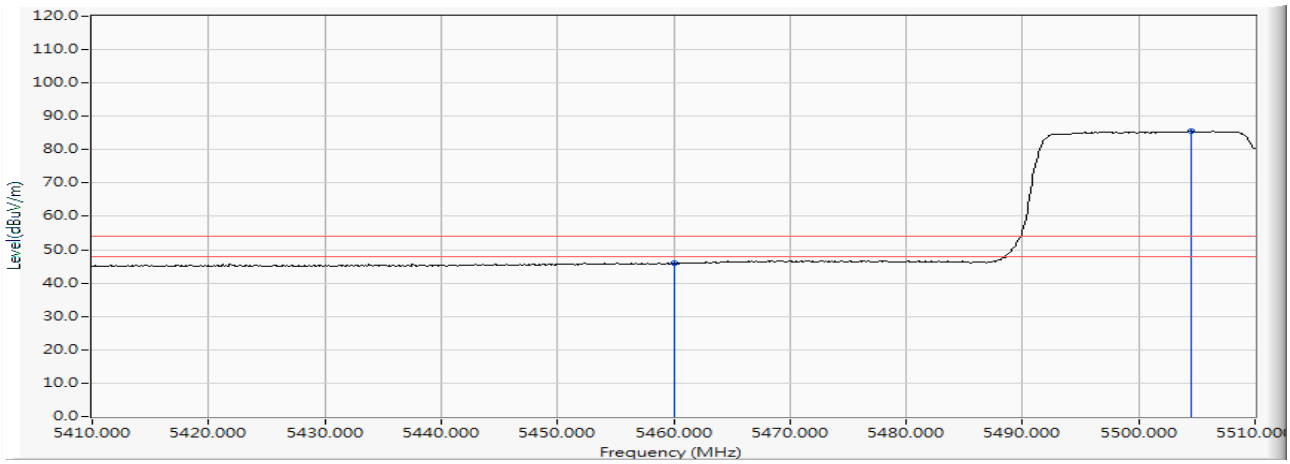


| | | Frequency (MHz) | Correct Factor (dB) | Reading Level (dBuV) | Measure Level (dBuV/m) | Margin (dB) | Limit (dBuV/m) | Detector Type |
|---|---|---|---|---|---|---|---|---|
| 1 | | 5460.000 | 16.185 | 29.868 | 46.053 | -7.947 | 54.000 | AVERAGE |
| 2 | * | 5504.500 | 16.273 | 69.213 | 85.486 | -- | -- | AVERAGE |

Note:

1. All readings above 1GHz are performed with peak and/or average measurements as necessary.
2. Measurement Level = Reading Level + Correct Factor.
3. The average measurement was not performed when the peak measured data under the limit of average detection.

Product : Intelligent Robot
Test Item : Band Edge Data
Test Mode : Mode 3: Transmit (802.11n-40BW 15Mbps) (5510MHz)
Test Date : 2019/06/19

**Vertical**

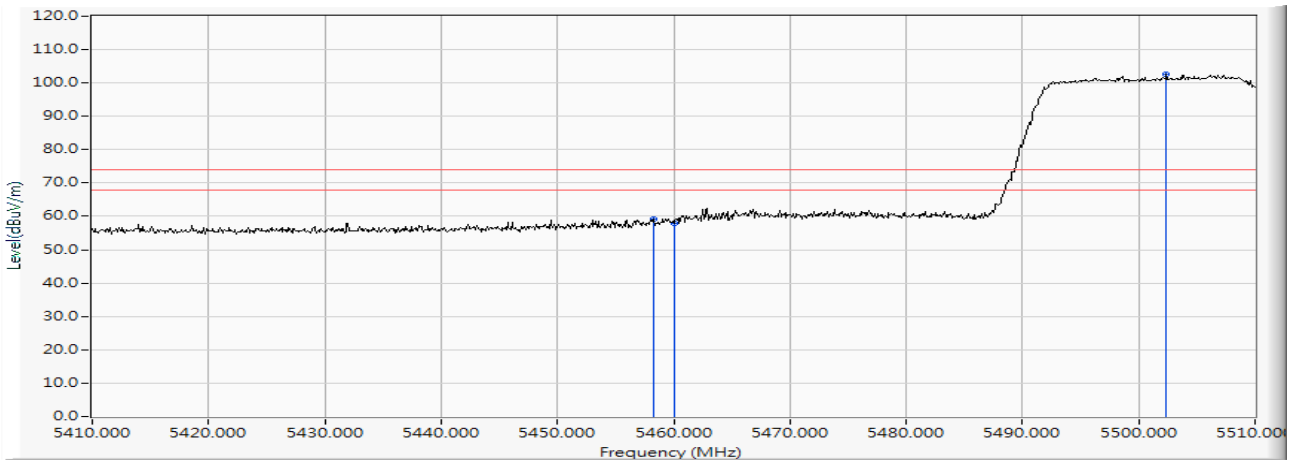


| | | Frequency (MHz) | Correct Factor (dB) | Reading Level (dBuV) | Measure Level (dBuV/m) | Margin (dB) | Limit (dBuV/m) | Detector Type |
|---|---|---|---|---|---|---|---|---|
| 1 | | 5458.300 | 16.182 | 43.118 | 59.300 | -14.700 | 74.000 | PEAK |
| 2 | | 5460.000 | 16.185 | 41.606 | 57.791 | -16.209 | 74.000 | PEAK |
| 3 | * | 5502.400 | 16.273 | 86.278 | 102.551 | -- | -- | PEAK |

Note:

1. All readings above 1GHz are performed with peak and/or average measurements as necessary.
2. Measurement Level = Reading Level + Correct Factor.
3. The average measurement was not performed when the peak measured data under the limit of average detection.

Product : Intelligent Robot
Test Item : Band Edge Data
Test Mode : Mode 3: Transmit (802.11n-40BW 15Mbps) (5510MHz)
Test Date : 2019/06/19

**Vertical**

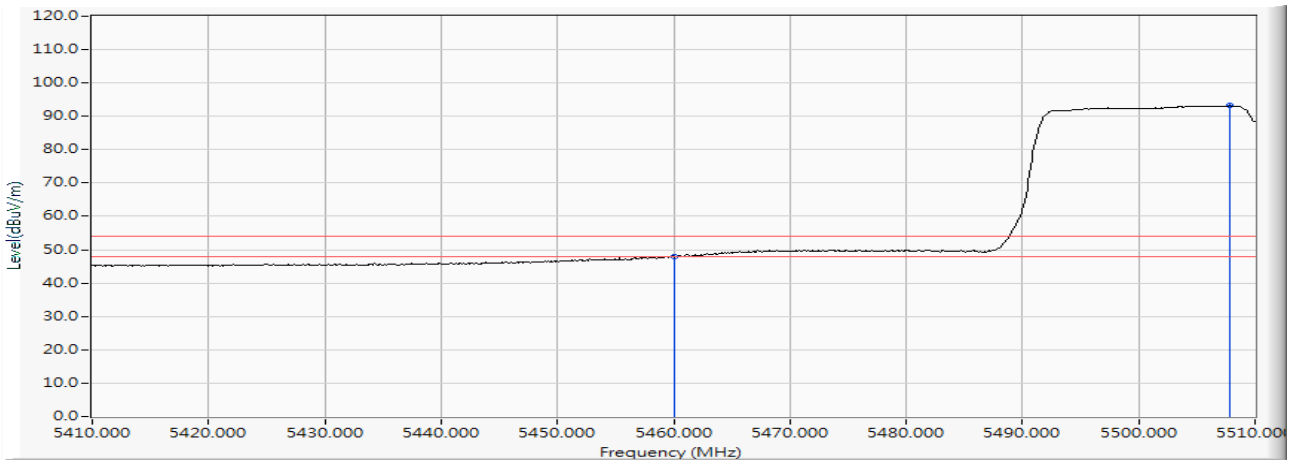


| | | Frequency (MHz) | Correct Factor (dB) | Reading Level (dBuV) | Measure Level (dBuV/m) | Margin (dB) | Limit (dBuV/m) | Detector Type |
|---|---|---|---|---|---|---|---|---|
| 1 | | 5460.000 | 16.185 | 31.672 | 47.857 | -6.143 | 54.000 | AVERAGE |
| 2 | * | 5507.800 | 16.274 | 76.896 | 93.170 | -- | -- | AVERAGE |

Note:

1. All readings above 1GHz are performed with peak and/or average measurements as necessary.
2. Measurement Level = Reading Level + Correct Factor.
3. The average measurement was not performed when the peak measured data under the limit of average detection.

Product : Intelligent Robot
Test Item : Band Edge Data
Test Mode : Mode 3: Transmit (802.11n-40BW 15Mbps) (5510MHz)
Test Date : 2019/06/19

**Horizontal**

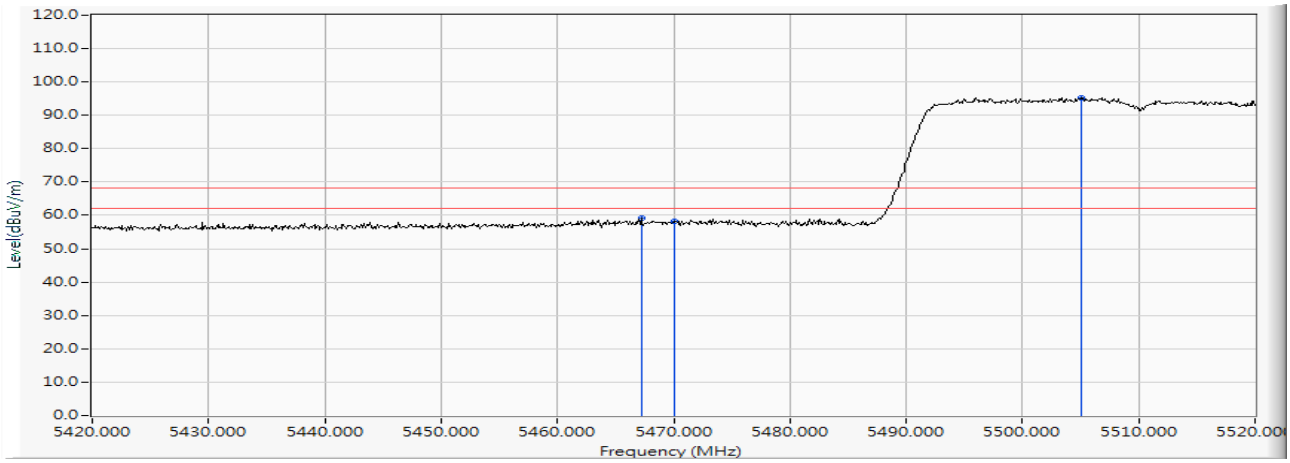


| | | Frequency (MHz) | Correct Factor (dB) | Reading Level (dBuV) | Measure Level (dBuV/m) | Margin (dB) | Limit (dBuV/m) | Detector Type |
|---|---|---|---|---|---|---|---|---|
| 1 | | 5467.200 | 16.195 | 42.938 | 59.133 | -9.087 | 68.220 | PEAK |
| 2 | | 5470.000 | 16.200 | 41.870 | 58.070 | -10.150 | 68.220 | PEAK |
| 3 | * | 5505.100 | 16.272 | 78.948 | 95.221 | -- | -- | PEAK |

Product : Intelligent Robot
Test Item : Band Edge Data
Test Mode : Mode 3: Transmit (802.11n-40BW 15Mbps) (5510MHz)
Test Date : 2019/06/19

**Vertical**

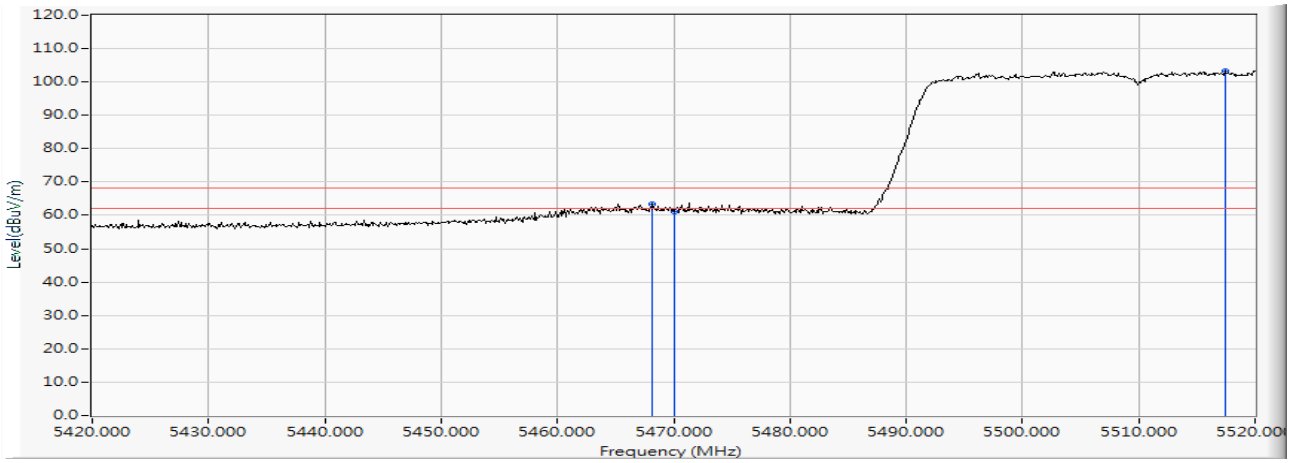


| | | Frequency (MHz) | Correct Factor (dB) | Reading Level (dBuV) | Measure Level (dBuV/m) | Margin (dB) | Limit (dBuV/m) | Detector Type |
|---|---|---|---|---|---|---|---|---|
| 1 | | 5468.200 | 16.196 | 47.112 | 63.309 | -4.911 | 68.220 | PEAK |
| 2 | | 5470.000 | 16.200 | 44.959 | 61.159 | -7.061 | 68.220 | PEAK |
| 3 | * | 5517.400 | 16.288 | 87.125 | 103.413 | -- | -- | PEAK |

Product : Intelligent Robot
Test Item : Band Edge Data
Test Mode : Mode 3: Transmit (802.11n-40BW 15Mbps) (5670MHz)
Test Date : 2019/06/19

**Horizontal**

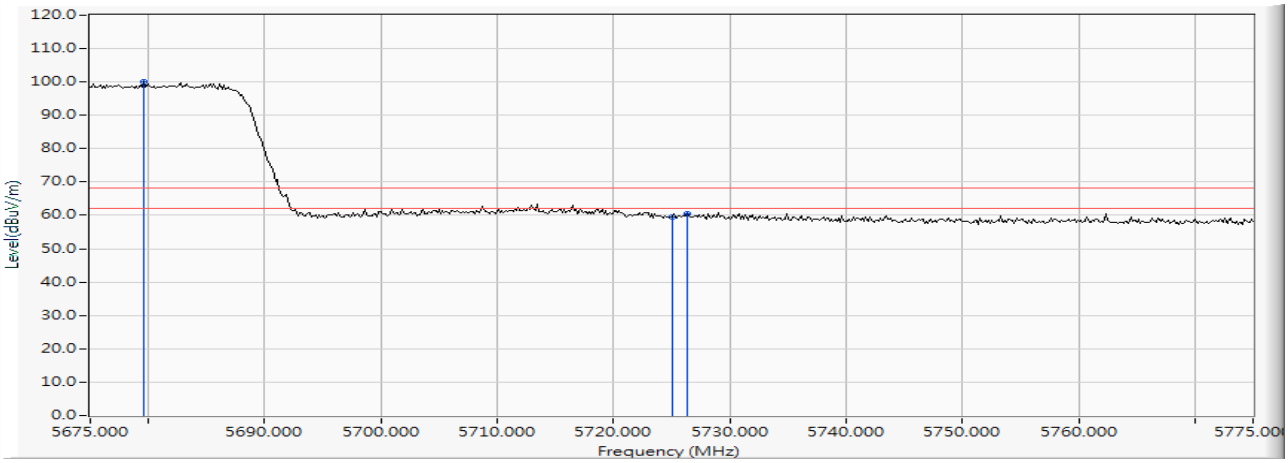


| | | Frequency (MHz) | Correct Factor (dB) | Reading Level (dBuV) | Measure Level (dBuV/m) | Margin (dB) | Limit (dBuV/m) | Detector Type |
|---|---|---|---|---|---|---|---|---|
| 1 | * | 5679.638 | 16.477 | 83.434 | 99.911 | -- | -- | PEAK |
| 2 | | 5725.000 | 16.544 | 43.033 | 59.577 | -8.643 | 68.220 | PEAK |
| 3 | | 5726.304 | 16.547 | 43.970 | 60.517 | -7.703 | 68.220 | PEAK |

Product : Intelligent Robot
Test Item : Band Edge Data
Test Mode : Mode 3: Transmit (802.11n-40BW 15Mbps) (5670MHz)
Test Date : 2019/06/19

**Vertical**

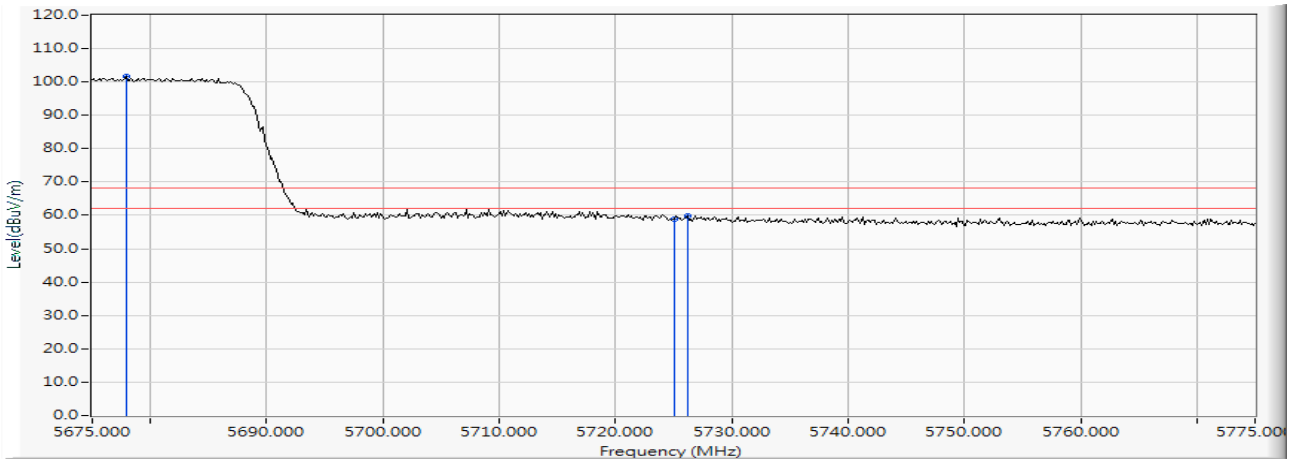


| | | Frequency (MHz) | Correct Factor (dB) | Reading Level (dBuV) | Measure Level (dBuV/m) | Margin (dB) | Limit (dBuV/m) | Detector Type |
|---|---|---|---|---|---|---|---|---|
| 1 | * | 5677.899 | 16.475 | 85.130 | 101.605 | -- | -- | PEAK |
| 2 | | 5725.000 | 16.544 | 42.317 | 58.861 | -9.359 | 68.220 | PEAK |
| 3 | | 5726.159 | 16.546 | 43.346 | 59.892 | -8.328 | 68.220 | PEAK |

Product : Intelligent Robot
Test Item : Band Edge Data
Test Mode : Mode 3: Transmit (802.11n-40BW 15Mbps) (5755MHz)
Test Date : 2019/06/19

**Horizontal**

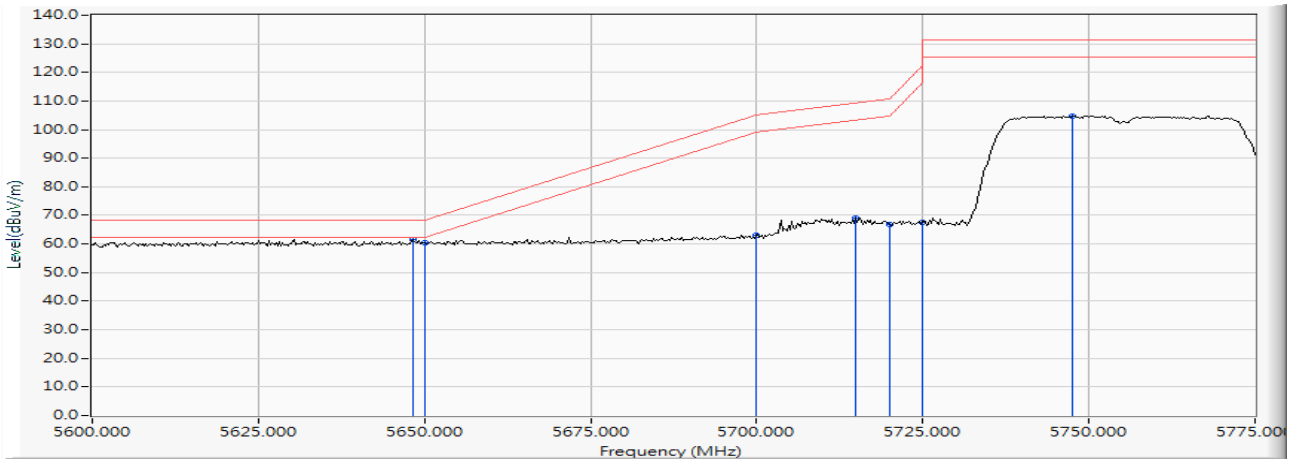


| | | Frequency (MHz) | Correct Factor (dB) | Reading Level (dBuV) | Measure Level (dBuV/m) | Margin (dB) | Limit (dBuV/m) | Detector Type |
|---|---|---|---|---|---|---|---|---|
| 1 | * | 5648.188 | 16.442 | 45.088 | 61.530 | -6.690 | 68.220 | PEAK |
| 2 | | 5650.000 | 16.447 | 43.902 | 60.349 | -7.871 | 68.220 | PEAK |
| 3 | | 5700.000 | 16.502 | 46.422 | 62.924 | -42.276 | 105.200 | PEAK |
| 4 | | 5714.891 | 16.525 | 52.677 | 69.202 | -40.167 | 109.369 | PEAK |
| 5 | | 5720.000 | 16.535 | 50.204 | 66.739 | -44.061 | 110.800 | PEAK |
| 6 | | 5725.000 | 16.544 | 51.198 | 67.742 | -54.458 | 122.200 | PEAK |
| 7 | | 5747.609 | 16.565 | 88.278 | 104.842 | -- | -- | PEAK |

Product : Intelligent Robot
Test Item : Band Edge Data
Test Mode : Mode 3: Transmit (802.11n-40BW 15Mbps) (5755MHz)
Test Date : 2019/06/19

**Vertical**

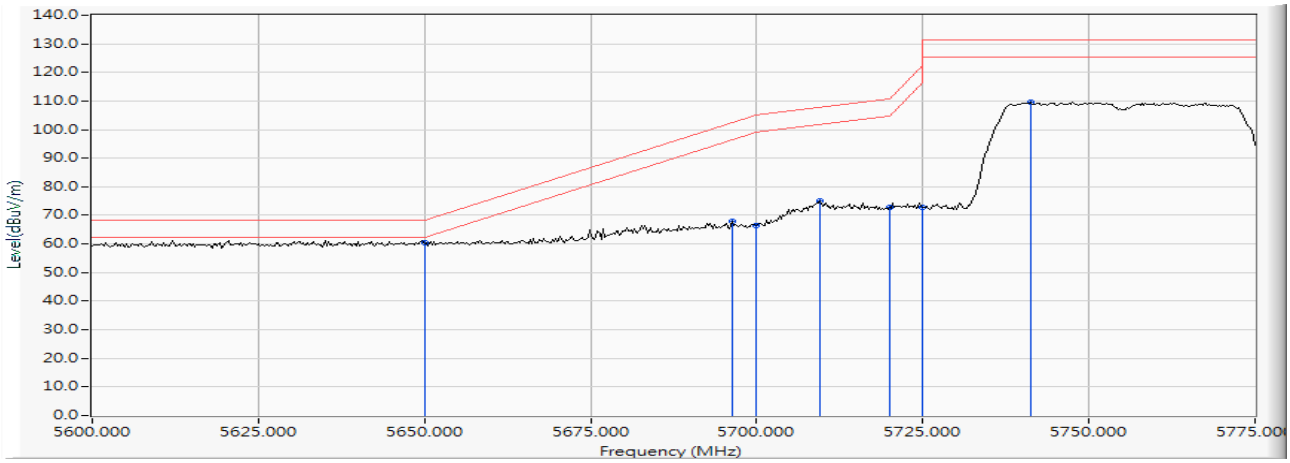


| | | Frequency (MHz) | Correct Factor (dB) | Reading Level (dBuV) | Measure Level (dBuV/m) | Margin (dB) | Limit (dBuV/m) | Detector Type |
|---|---|---|---|---|---|---|---|---|
| 1 | * | 5650.000 | 16.447 | 43.817 | 60.264 | -7.956 | 68.220 | PEAK |
| 2 | | 5696.377 | 16.496 | 51.295 | 67.792 | -34.728 | 102.520 | PEAK |
| 3 | | 5700.000 | 16.502 | 50.089 | 66.591 | -38.609 | 105.200 | PEAK |
| 4 | | 5709.565 | 16.515 | 58.494 | 75.009 | -32.869 | 107.878 | PEAK |
| 5 | | 5720.000 | 16.535 | 56.168 | 72.703 | -38.097 | 110.800 | PEAK |
| 6 | | 5725.000 | 16.544 | 56.150 | 72.694 | -49.506 | 122.200 | PEAK |
| 7 | | 5741.268 | 16.556 | 92.862 | 109.419 | -- | -- | PEAK |

Product : Intelligent Robot
Test Item : Band Edge Data
Test Mode : Mode 3: Transmit (802.11n-40BW 15Mbps) (5795MHz)
Test Date : 2019/06/19

**Horizontal**

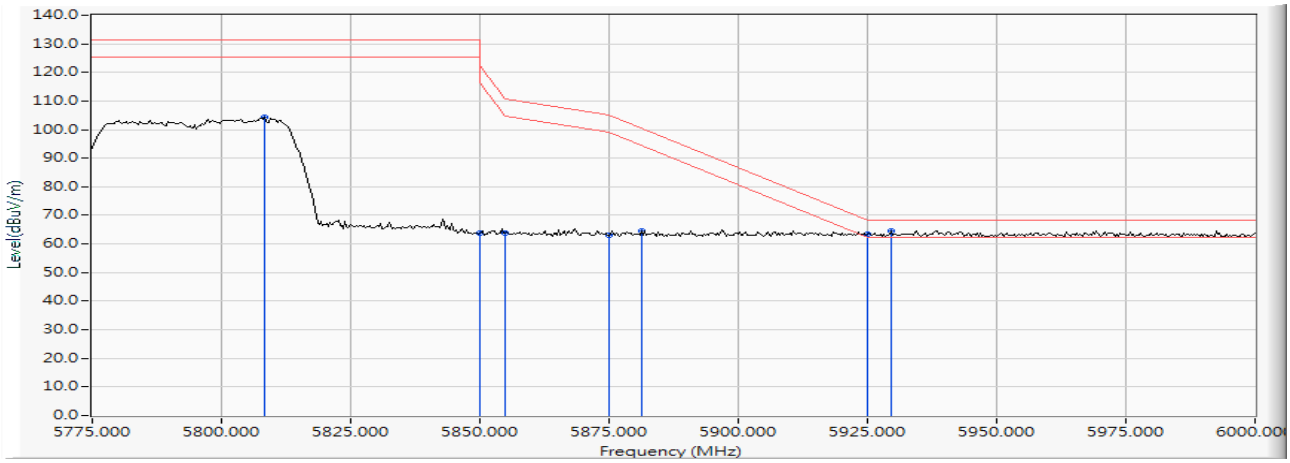


| | | Frequency (MHz) | Correct Factor (dB) | Reading Level (dBuV) | Measure Level (dBuV/m) | Margin (dB) | Limit (dBuV/m) | Detector Type |
|---|---|---|---|---|---|---|---|---|
| 1 | | 5808.261 | 16.681 | 87.671 | 104.351 | -- | -- | PEAK |
| 2 | | 5850.000 | 16.748 | 47.229 | 63.977 | -58.223 | 122.200 | PEAK |
| 3 | | 5855.000 | 16.758 | 47.086 | 63.844 | -46.956 | 110.800 | PEAK |
| 4 | | 5875.000 | 16.807 | 46.103 | 62.911 | -42.289 | 105.200 | PEAK |
| 5 | | 5881.304 | 16.825 | 47.732 | 64.557 | -35.978 | 100.535 | PEAK |
| 6 | | 5925.000 | 16.920 | 46.552 | 63.472 | -4.728 | 68.200 | PEAK |
| 7 | * | 5929.565 | 16.924 | 47.654 | 64.578 | -3.622 | 68.200 | PEAK |

Product : Intelligent Robot
Test Item : Band Edge Data
Test Mode : Mode 3: Transmit (802.11n-40BW 15Mbps) (5795MHz)
Test Date : 2019/06/19

**Vertical**

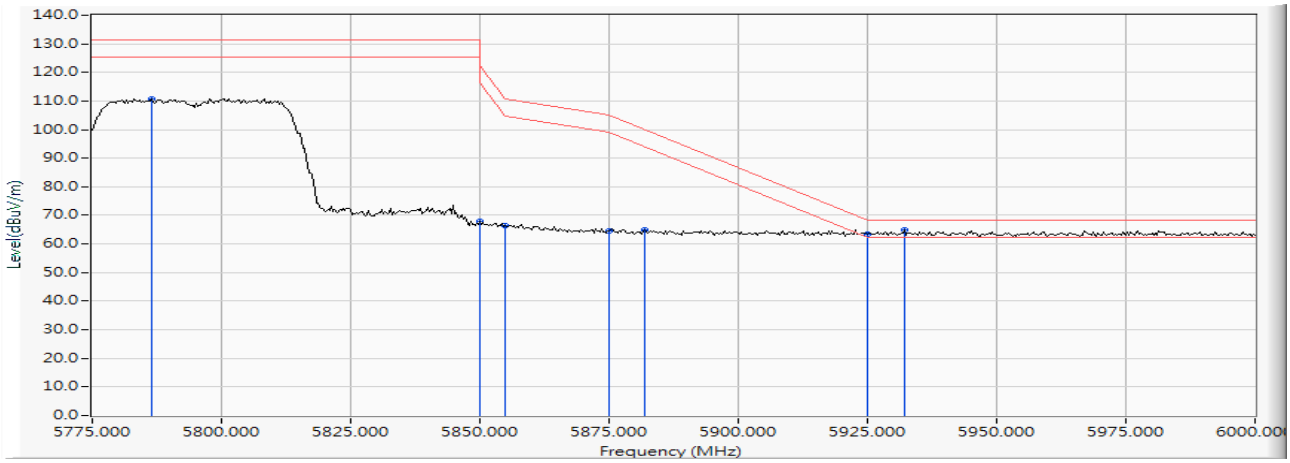


| | | Frequency (MHz) | Correct Factor (dB) | Reading Level (dBuV) | Measure Level (dBuV/m) | Margin (dB) | Limit (dBuV/m) | Detector Type |
|---|---|---|---|---|---|---|---|---|
| 1 | | 5786.413 | 16.623 | 94.207 | 110.831 | -- | -- | PEAK |
| 2 | | 5850.000 | 16.748 | 51.098 | 67.846 | -54.354 | 122.200 | PEAK |
| 3 | | 5855.000 | 16.758 | 49.611 | 66.369 | -44.431 | 110.800 | PEAK |
| 4 | | 5875.000 | 16.807 | 47.615 | 64.423 | -40.777 | 105.200 | PEAK |
| 5 | | 5881.957 | 16.827 | 48.289 | 65.116 | -34.936 | 100.052 | PEAK |
| 6 | | 5925.000 | 16.920 | 46.366 | 63.286 | -4.914 | 68.200 | PEAK |
| 7 | * | 5932.174 | 16.927 | 47.819 | 64.746 | -3.454 | 68.200 | PEAK |

Product : Intelligent Robot
Test Item : Band Edge Data
Test Mode : Mode 6: Transmit (802.11ac-80BW 32.5Mbps) (5210MHz)
Test Date : 2019/06/19

**Horizontal**

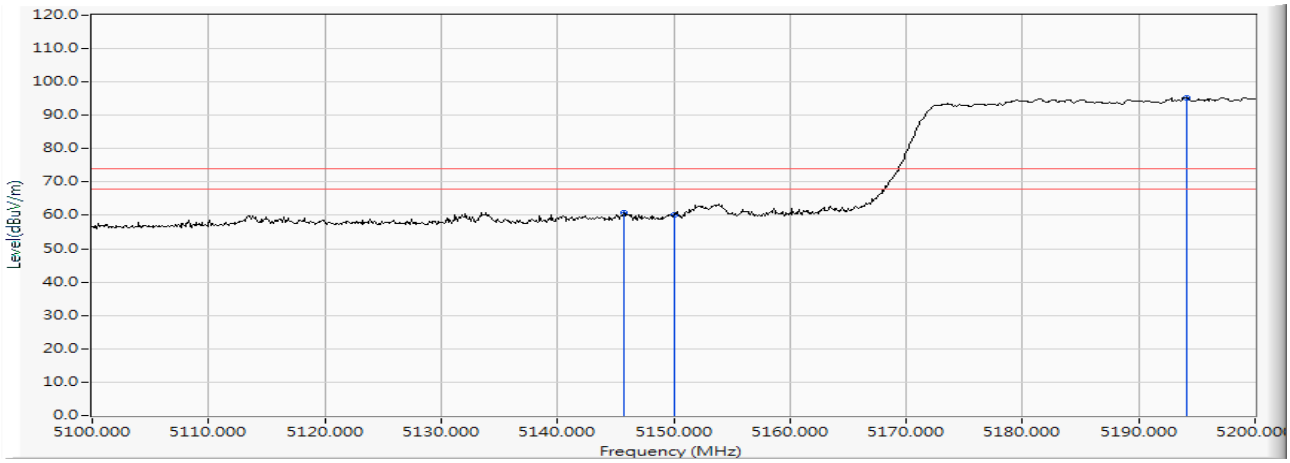


| | | Frequency (MHz) | Correct Factor (dB) | Reading Level (dBuV) | Measure Level (dBuV/m) | Margin (dB) | Limit (dBuV/m) | Detector Type |
|---|---|---|---|---|---|---|---|---|
| 1 | | 5145.700 | 15.282 | 45.583 | 60.865 | -13.135 | 74.000 | PEAK |
| 2 | | 5150.000 | 15.307 | 44.955 | 60.262 | -13.738 | 74.000 | PEAK |
| 3 | * | 5194.100 | 15.450 | 79.912 | 95.362 | -- | -- | PEAK |

Note:

1. All readings above 1GHz are performed with peak and/or average measurements as necessary.
2. Measurement Level = Reading Level + Correct Factor.
3. The average measurement was not performed when the peak measured data under the limit of average detection.

Product : Intelligent Robot
Test Item : Band Edge Data
Test Mode : Mode 6: Transmit (802.11ac-80BW 32.5Mbps) (5210MHz)
Test Date : 2019/06/19

**Horizontal**

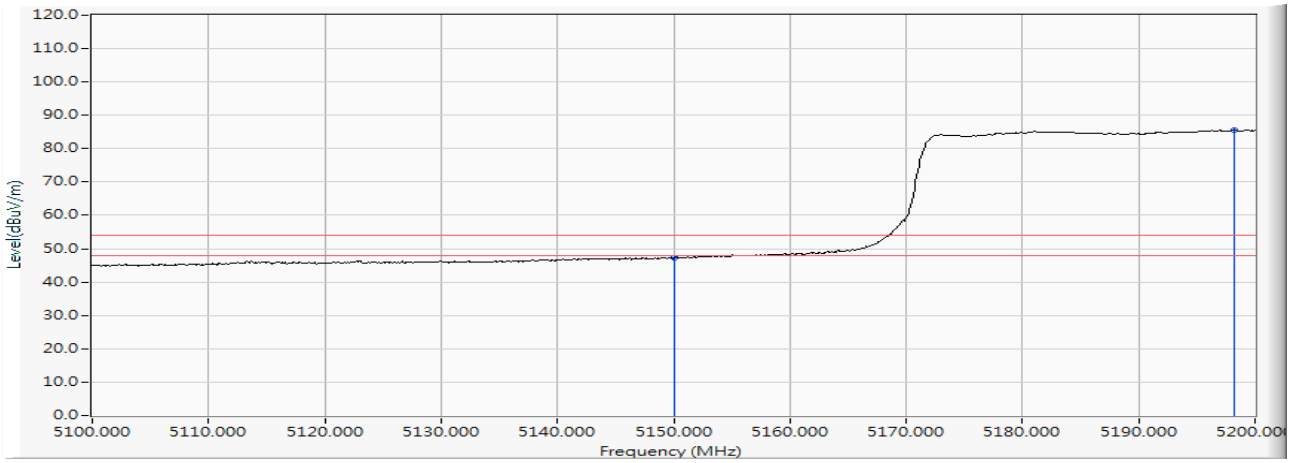


| | | Frequency (MHz) | Correct Factor (dB) | Reading Level (dBuV) | Measure Level (dBuV/m) | Margin (dB) | Limit (dBuV/m) | Detector Type |
|---|---|---|---|---|---|---|---|---|
| 1 | | 5150.000 | 15.307 | 31.876 | 47.183 | -6.817 | 54.000 | AVERAGE |
| 2 | * | 5198.200 | 15.466 | 70.102 | 85.568 | -- | -- | AVERAGE |

Note:

1. All readings above 1GHz are performed with peak and/or average measurements as necessary.
2. Measurement Level = Reading Level + Correct Factor.
3. The average measurement was not performed when the peak measured data under the limit of average detection.

Product : Intelligent Robot
Test Item : Band Edge Data
Test Mode : Mode 6: Transmit (802.11ac-80BW 32.5Mbps) (5210MHz)
Test Date : 2019/06/19

**Vertical**

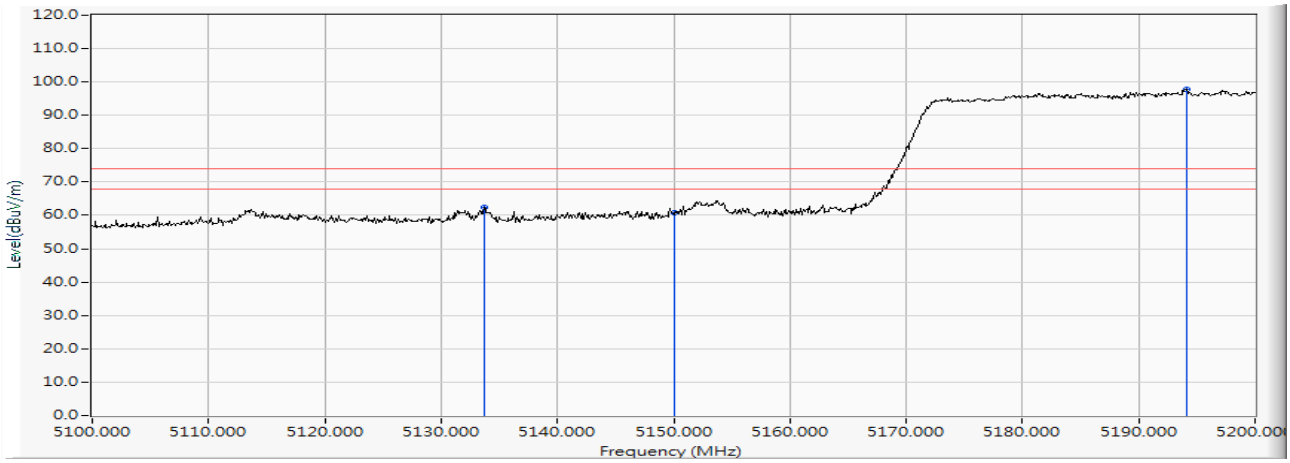


| | | Frequency (MHz) | Correct Factor (dB) | Reading Level (dBuV) | Measure Level (dBuV/m) | Margin (dB) | Limit (dBuV/m) | Detector Type |
|---|---|---|---|---|---|---|---|---|
| 1 | | 5133.700 | 15.214 | 47.219 | 62.434 | -11.566 | 74.000 | PEAK |
| 2 | | 5150.000 | 15.307 | 45.361 | 60.668 | -13.332 | 74.000 | PEAK |
| 3 | * | 5194.100 | 15.450 | 82.289 | 97.739 | -- | -- | PEAK |

Note:

1. All readings above 1GHz are performed with peak and/or average measurements as necessary.
2. Measurement Level = Reading Level + Correct Factor.
3. The average measurement was not performed when the peak measured data under the limit of average detection.

Product : Intelligent Robot
Test Item : Band Edge Data
Test Mode : Mode 6: Transmit (802.11ac-80BW 32.5Mbps) (5210MHz)
Test Date : 2019/06/19

**Vertical**

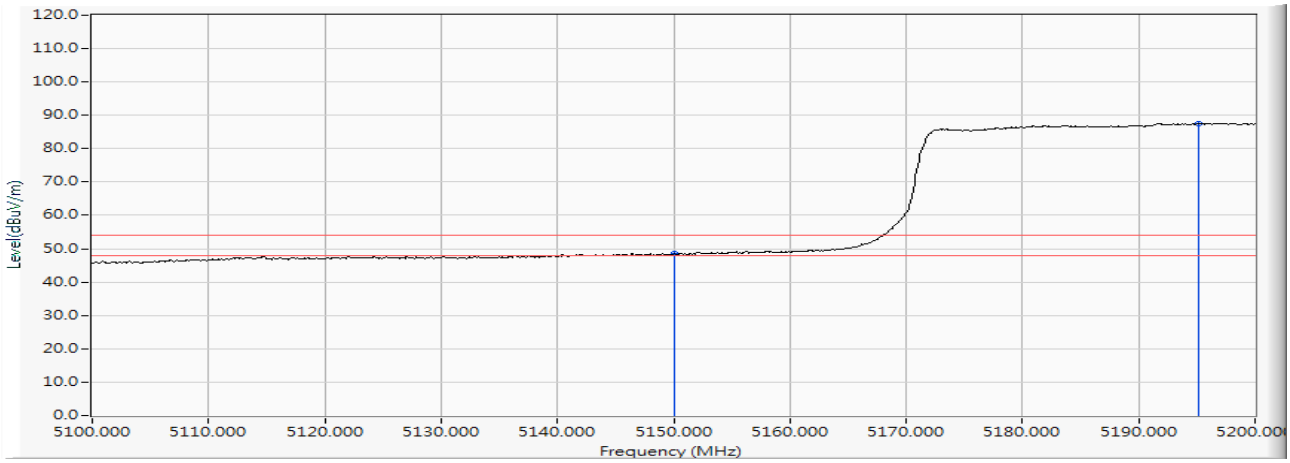


| | | Frequency (MHz) | Correct Factor (dB) | Reading Level (dBuV) | Measure Level (dBuV/m) | Margin (dB) | Limit (dBuV/m) | Detector Type |
|---|---|---|---|---|---|---|---|---|
| 1 | | 5150.000 | 15.307 | 33.160 | 48.467 | -5.533 | 54.000 | AVERAGE |
| 2 | * | 5195.200 | 15.454 | 72.188 | 87.642 | -- | -- | AVERAGE |

Note:

1. All readings above 1GHz are performed with peak and/or average measurements as necessary.
2. Measurement Level = Reading Level + Correct Factor.
3. The average measurement was not performed when the peak measured data under the limit of average detection.

Product : Intelligent Robot
Test Item : Band Edge Data
Test Mode : Mode 6: Transmit (802.11ac-80BW 32.5Mbps) (5290MHz)
Test Date : 2019/06/19

**Horizontal**

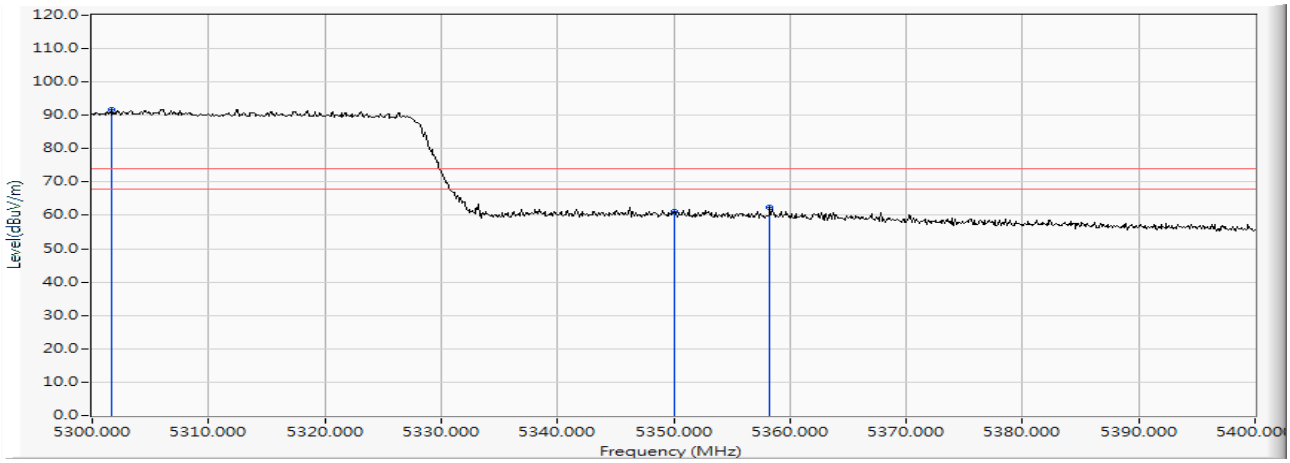


| | | Frequency (MHz) | Correct Factor (dB) | Reading Level (dBuV) | Measure Level (dBuV/m) | Margin (dB) | Limit (dBuV/m) | Detector Type |
|---|---|---|---|---|---|---|---|---|
| 1 | * | 5301.700 | 15.800 | 75.925 | 91.725 | -- | -- | PEAK |
| 2 | | 5350.000 | 15.912 | 45.096 | 61.008 | -12.992 | 74.000 | PEAK |
| 3 | | 5358.300 | 15.938 | 46.404 | 62.342 | -11.658 | 74.000 | PEAK |

Note:

1. All readings above 1GHz are performed with peak and/or average measurements as necessary.
2. Measurement Level = Reading Level + Correct Factor.
3. The average measurement was not performed when the peak measured data under the limit of average detection.

Product : Intelligent Robot
Test Item : Band Edge Data
Test Mode : Mode 6: Transmit (802.11ac-80BW 32.5Mbps) (5290MHz)
Test Date : 2019/06/19

**Horizontal**

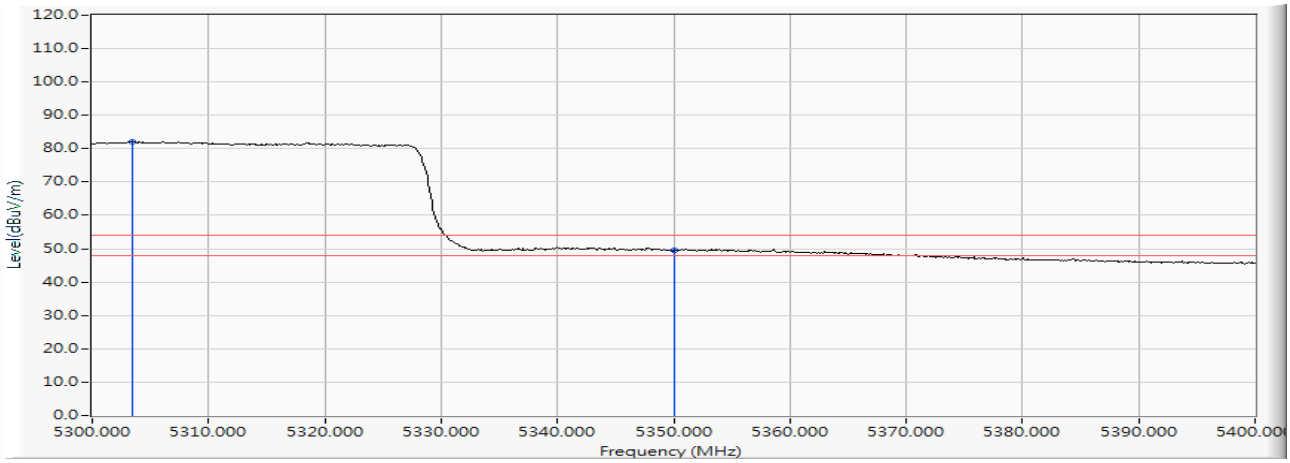


| | | Frequency (MHz) | Correct Factor (dB) | Reading Level (dBuV) | Measure Level (dBuV/m) | Margin (dB) | Limit (dBuV/m) | Detector Type |
|---|---|---|---|---|---|---|---|---|
| 1 | * | 5303.500 | 15.805 | 66.237 | 82.042 | -- | -- | AVERAGE |
| 2 | | 5350.000 | 15.912 | 33.496 | 49.408 | -4.592 | 54.000 | AVERAGE |

Note:

1. All readings above 1GHz are performed with peak and/or average measurements as necessary.
2. Measurement Level = Reading Level + Correct Factor.
3. The average measurement was not performed when the peak measured data under the limit of average detection.

Product : Intelligent Robot
Test Item : Band Edge Data
Test Mode : Mode 6: Transmit (802.11ac-80BW 32.5Mbps) (5290MHz)
Test Date : 2019/06/19

**Vertical**

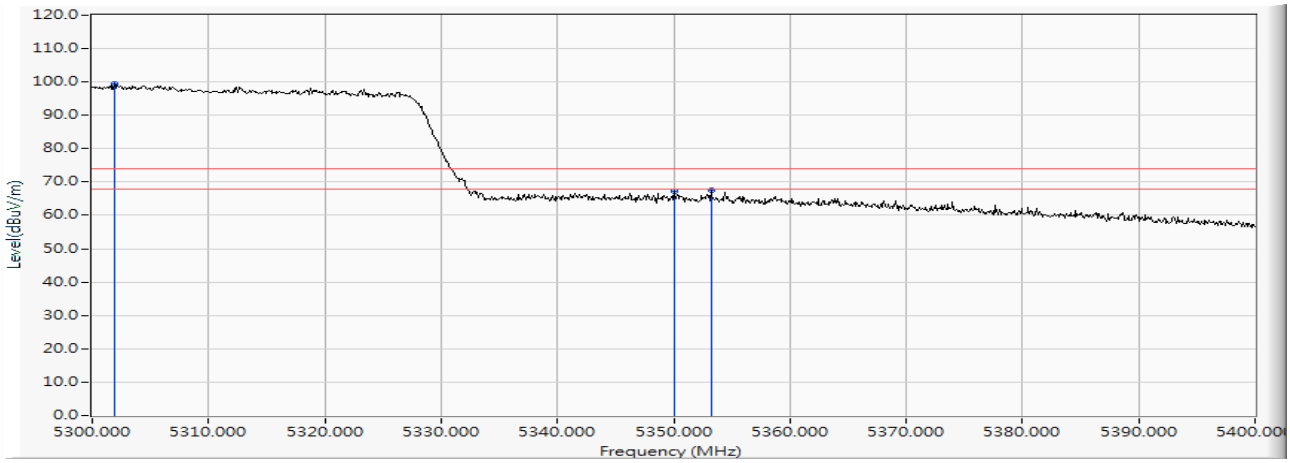


| | | Frequency (MHz) | Correct Factor (dB) | Reading Level (dBuV) | Measure Level (dBuV/m) | Margin (dB) | Limit (dBuV/m) | Detector Type |
|---|---|---|---|---|---|---|---|---|
| 1 | * | 5301.900 | 15.801 | 83.476 | 99.277 | -- | -- | PEAK |
| 2 | | 5350.000 | 15.912 | 51.322 | 67.234 | -6.766 | 74.000 | PEAK |
| 3 | | 5353.200 | 15.922 | 51.667 | 67.589 | -6.411 | 74.000 | PEAK |

Note:

1. All readings above 1GHz are performed with peak and/or average measurements as necessary.
2. Measurement Level = Reading Level + Correct Factor.
3. The average measurement was not performed when the peak measured data under the limit of average detection.

Product : Intelligent Robot
Test Item : Band Edge Data
Test Mode : Mode 6: Transmit (802.11ac-80BW 32.5Mbps) (5290MHz)
Test Date : 2019/06/19

**Vertical**

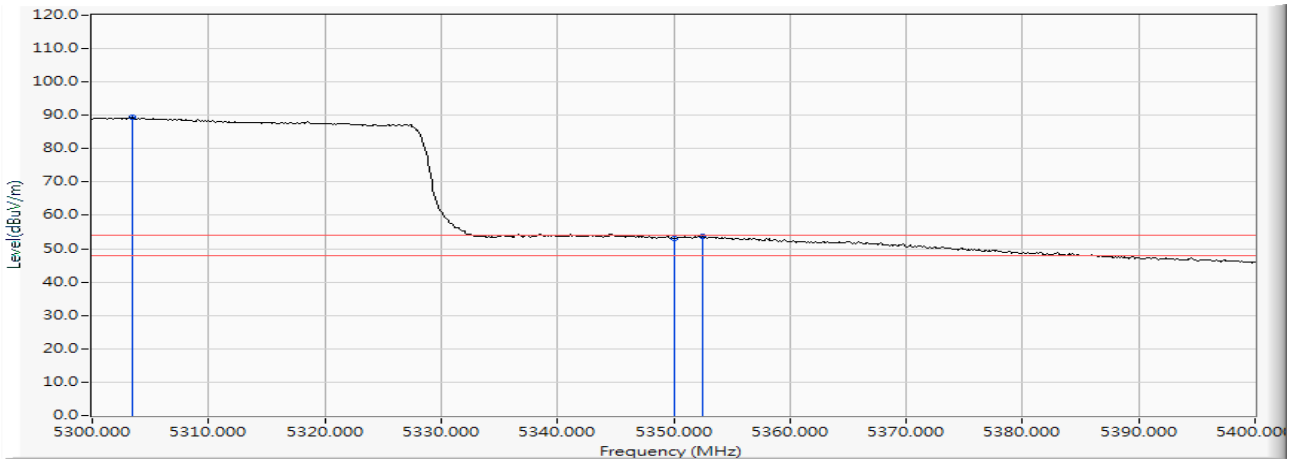


| | | Frequency (MHz) | Correct Factor (dB) | Reading Level (dBuV) | Measure Level (dBuV/m) | Margin (dB) | Limit (dBuV/m) | Detector Type |
|---|---|---|---|---|---|---|---|---|
| 1 | * | 5303.500 | 15.805 | 73.549 | 89.354 | -- | -- | AVERAGE |
| 2 | | 5350.000 | 15.912 | 37.314 | 53.226 | -0.774 | 54.000 | AVERAGE |
| 3 | | 5352.500 | 15.920 | 37.867 | 53.787 | -0.213 | 54.000 | AVERAGE |

Note:

1. All readings above 1GHz are performed with peak and/or average measurements as necessary.
2. Measurement Level = Reading Level + Correct Factor.
3. The average measurement was not performed when the peak measured data under the limit of average detection.

Product : Intelligent Robot
Test Item : Band Edge Data
Test Mode : Mode 6: Transmit (802.11ac-80BW 32.5Mbps) (5530MHz)
Test Date : 2019/06/19

**Horizontal**

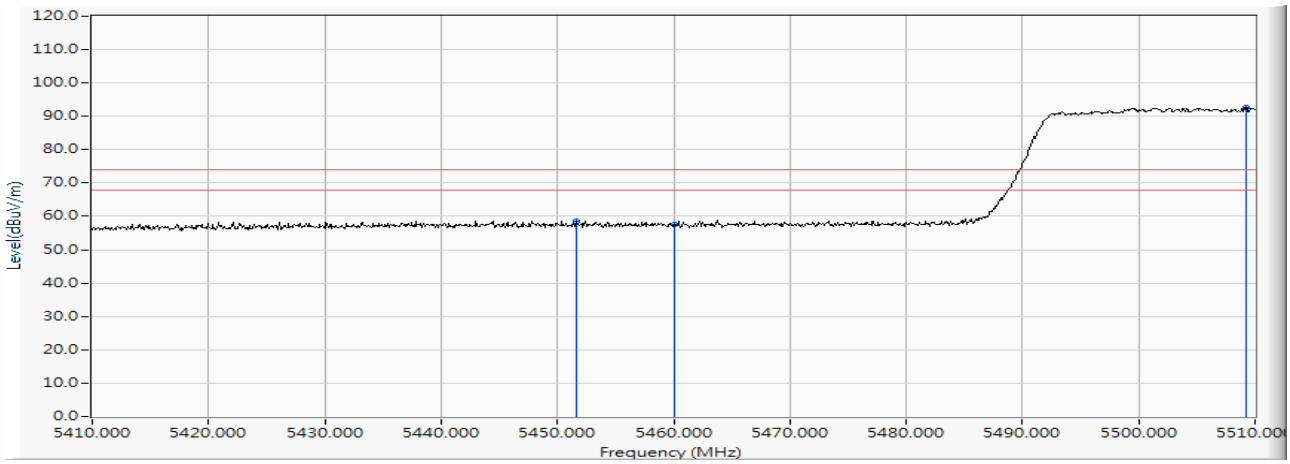


| | | Frequency (MHz) | Correct Factor (dB) | Reading Level (dBuV) | Measure Level (dBuV/m) | Margin (dB) | Limit (dBuV/m) | Detector Type |
|---|---|---|---|---|---|---|---|---|
| 1 | | 5451.600 | 16.162 | 42.535 | 58.697 | -15.303 | 74.000 | PEAK |
| 2 | | 5460.000 | 16.185 | 41.301 | 57.486 | -16.514 | 74.000 | PEAK |
| 3 | * | 5509.200 | 16.274 | 76.399 | 92.674 | -- | -- | PEAK |

Note:

1. All readings above 1GHz are performed with peak and/or average measurements as necessary.
2. Measurement Level = Reading Level + Correct Factor.
3. The average measurement was not performed when the peak measured data under the limit of average detection.

Product : Intelligent Robot
Test Item : Band Edge Data
Test Mode : Mode 6: Transmit (802.11ac-80BW 32.5Mbps) (5530MHz)
Test Date : 2019/06/19

**Horizontal**

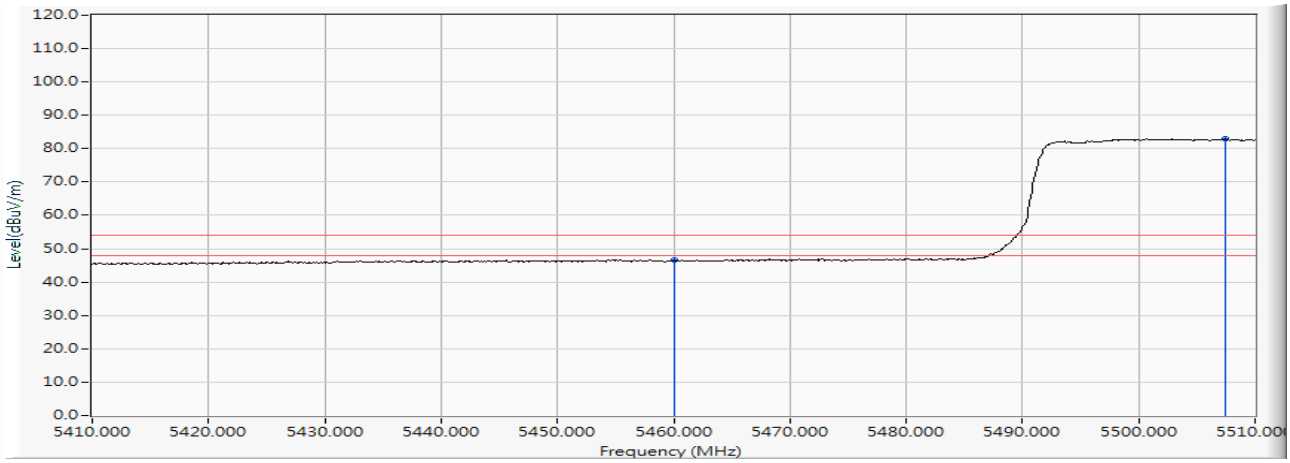


| | | Frequency (MHz) | Correct Factor (dB) | Reading Level (dBuV) | Measure Level (dBuV/m) | Margin (dB) | Limit (dBuV/m) | Detector Type |
|---|---|---|---|---|---|---|---|---|
| 1 | | 5460.000 | 16.185 | 30.329 | 46.514 | -7.486 | 54.000 | AVERAGE |
| 2 | * | 5507.500 | 16.274 | 66.754 | 83.028 | -- | -- | AVERAGE |

Note:

1. All readings above 1GHz are performed with peak and/or average measurements as necessary.
2. Measurement Level = Reading Level + Correct Factor.
3. The average measurement was not performed when the peak measured data under the limit of average detection.

Product : Intelligent Robot
Test Item : Band Edge Data
Test Mode : Mode 6: Transmit (802.11ac-80BW 32.5Mbps) (5530MHz)
Test Date : 2019/06/19

**Vertical**

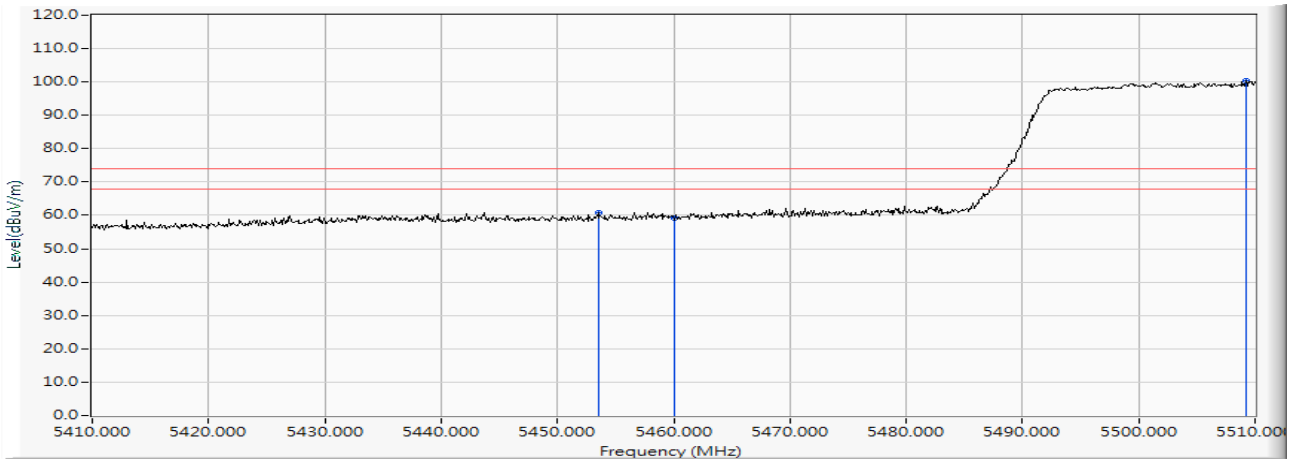


| | | Frequency (MHz) | Correct Factor (dB) | Reading Level (dBuV) | Measure Level (dBuV/m) | Margin (dB) | Limit (dBuV/m) | Detector Type |
|---|---|---|---|---|---|---|---|---|
| 1 | | 5453.500 | 16.169 | 44.586 | 60.755 | -13.245 | 74.000 | PEAK |
| 2 | | 5460.000 | 16.185 | 43.165 | 59.350 | -14.650 | 74.000 | PEAK |
| 3 | * | 5509.200 | 16.274 | 84.104 | 100.379 | -- | -- | PEAK |

Note:

1. All readings above 1GHz are performed with peak and/or average measurements as necessary.
2. Measurement Level = Reading Level + Correct Factor.
3. The average measurement was not performed when the peak measured data under the limit of average detection.

Product : Intelligent Robot
Test Item : Band Edge Data
Test Mode : Mode 6: Transmit (802.11ac-80BW 32.5Mbps) (5530MHz)
Test Date : 2019/06/19

**Vertical**

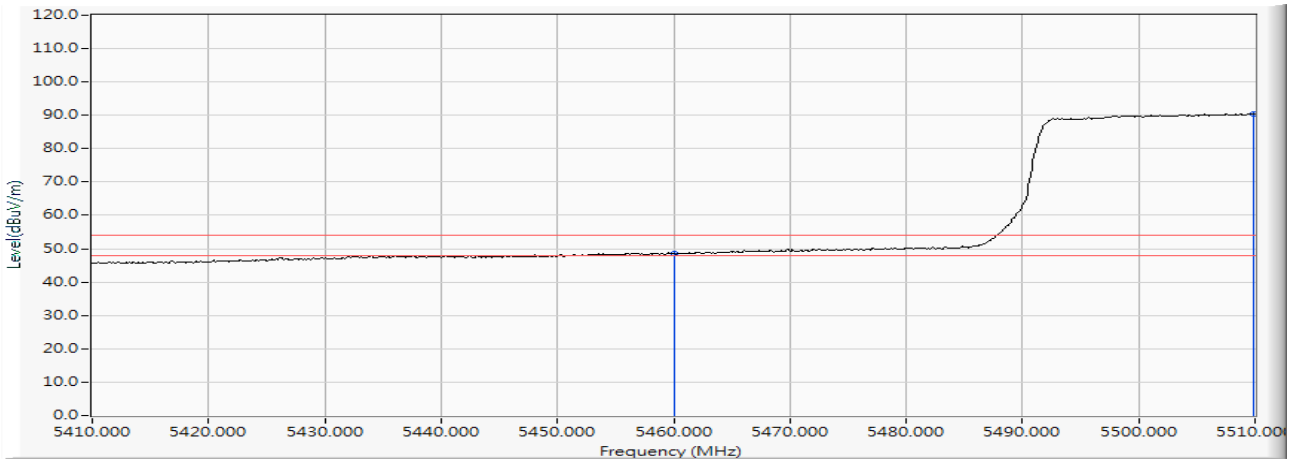


| | | Frequency (MHz) | Correct Factor (dB) | Reading Level (dBuV) | Measure Level (dBuV/m) | Margin (dB) | Limit (dBuV/m) | Detector Type |
|---|---|---|---|---|---|---|---|---|
| 1 | | 5460.000 | 16.185 | 32.380 | 48.565 | -5.435 | 54.000 | AVERAGE |
| 2 | * | 5509.900 | 16.275 | 74.124 | 90.399 | -- | -- | AVERAGE |

Note:

1. All readings above 1GHz are performed with peak and/or average measurements as necessary.
2. Measurement Level = Reading Level + Correct Factor.
3. The average measurement was not performed when the peak measured data under the limit of average detection.

Product : Intelligent Robot
Test Item : Band Edge Data
Test Mode : Mode 6: Transmit (802.11ac-80BW 32.5Mbps) (5530MHz)
Test Date : 2019/06/19

**Horizontal**

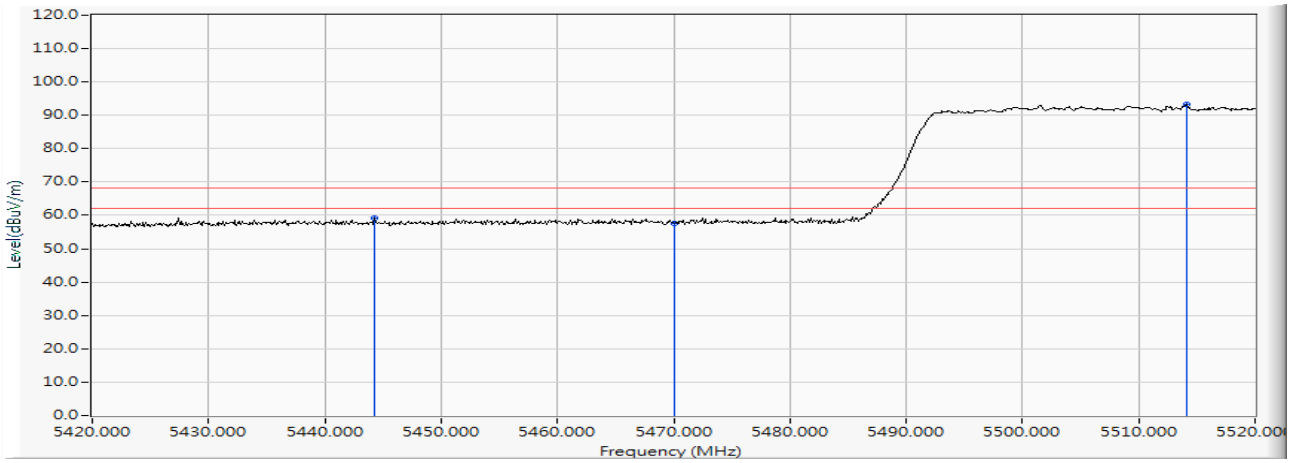


| | | Frequency (MHz) | Correct Factor (dB) | Reading Level (dBuV) | Measure Level (dBuV/m) | Margin (dB) | Limit (dBuV/m) | Detector Type |
|---|---|---|---|---|---|---|---|---|
| 1 | | 5444.300 | 16.139 | 42.994 | 59.132 | -9.088 | 68.220 | PEAK |
| 2 | | 5470.000 | 16.200 | 41.412 | 57.612 | -10.608 | 68.220 | PEAK |
| 3 | * | 5514.100 | 16.281 | 76.978 | 93.259 | -- | -- | PEAK |

Product : Intelligent Robot
Test Item : Band Edge Data
Test Mode : Mode 6: Transmit (802.11ac-80BW 32.5Mbps) (5530MHz)
Test Date : 2019/06/19

**Vertical**

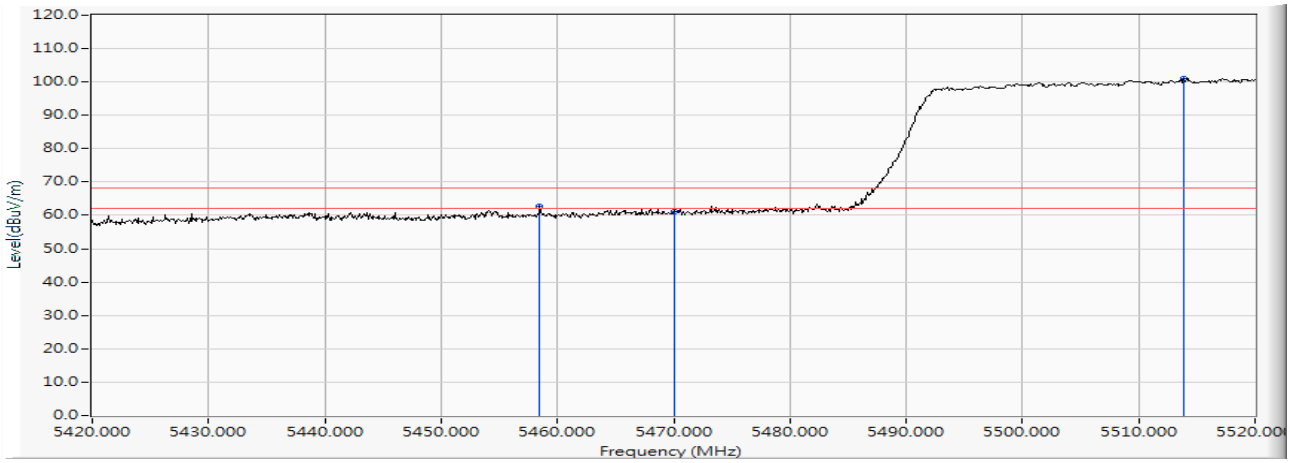


| | | Frequency (MHz) | Correct Factor (dB) | Reading Level (dBuV) | Measure Level (dBuV/m) | Margin (dB) | Limit (dBuV/m) | Detector Type |
|---|---|---|---|---|---|---|---|---|
| 1 | | 5458.500 | 16.183 | 46.588 | 62.770 | -5.450 | 68.220 | PEAK |
| 2 | | 5470.000 | 16.200 | 45.006 | 61.206 | -7.014 | 68.220 | PEAK |
| 3 | * | 5513.900 | 16.280 | 84.775 | 101.056 | -- | -- | PEAK |

Product : Intelligent Robot
Test Item : Band Edge Data
Test Mode : Mode 6: Transmit (802.11ac-80BW 32.5Mbps) (5775MHz)
Test Date : 2019/06/19

**Horizontal**

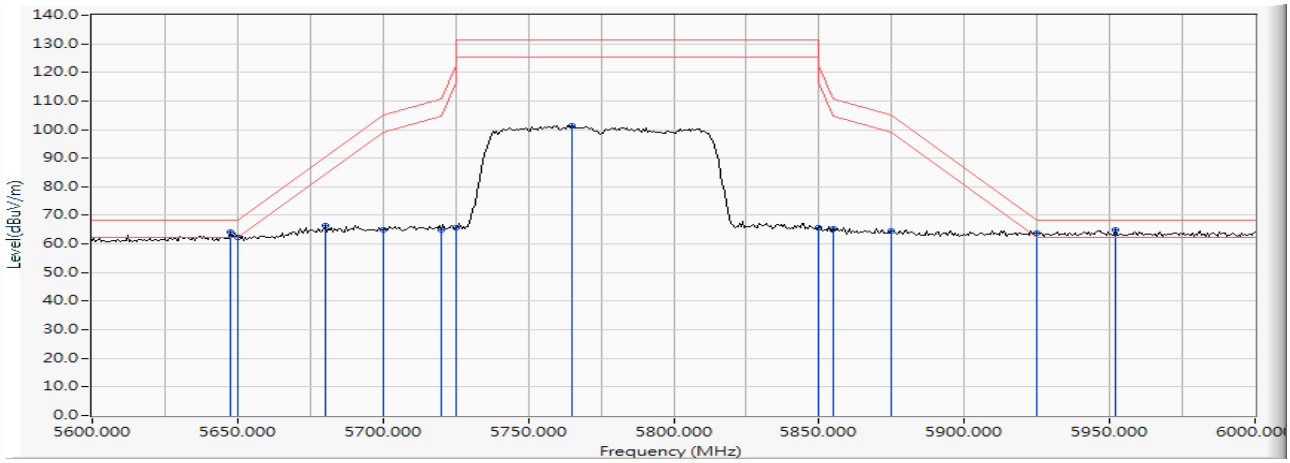


| | | Frequency (MHz) | Correct Factor (dB) | Reading Level (dBuV) | Measure Level (dBuV/m) | Margin (dB) | Limit (dBuV/m) | Detector Type |
|---|---|---|---|---|---|---|---|---|
| 1 | | 5647.536 | 16.440 | 47.628 | 64.068 | -4.152 | 68.220 | PEAK |
| 2 | | 5650.000 | 16.447 | 45.780 | 62.227 | -5.993 | 68.220 | PEAK |
| 3 | | 5680.000 | 16.478 | 49.857 | 66.335 | -24.073 | 90.408 | PEAK |
| 4 | | 5700.000 | 16.502 | 48.355 | 64.857 | -40.343 | 105.200 | PEAK |
| 5 | | 5720.000 | 16.535 | 48.530 | 65.065 | -45.735 | 110.800 | PEAK |
| 6 | | 5725.000 | 16.544 | 49.038 | 65.582 | -56.618 | 122.200 | PEAK |
| 7 | | 5765.217 | 16.591 | 84.829 | 101.420 | -- | -- | PEAK |
| 8 | | 5850.000 | 16.748 | 49.077 | 65.825 | -56.375 | 122.200 | PEAK |
| 9 | | 5855.000 | 16.758 | 48.654 | 65.412 | -45.388 | 110.800 | PEAK |
| 10 | | 5875.000 | 16.807 | 47.740 | 64.548 | -40.652 | 105.200 | PEAK |
| 11 | | 5925.000 | 16.920 | 46.915 | 63.835 | -4.365 | 68.200 | PEAK |
| 12 | * | 5951.884 | 16.957 | 47.824 | 64.781 | -3.419 | 68.200 | PEAK |

Product : Intelligent Robot
Test Item : Band Edge Data
Test Mode : Mode 6: Transmit (802.11ac-80BW 32.5Mbps) (5775MHz)
Test Date : 2019/06/19

**Vertical**

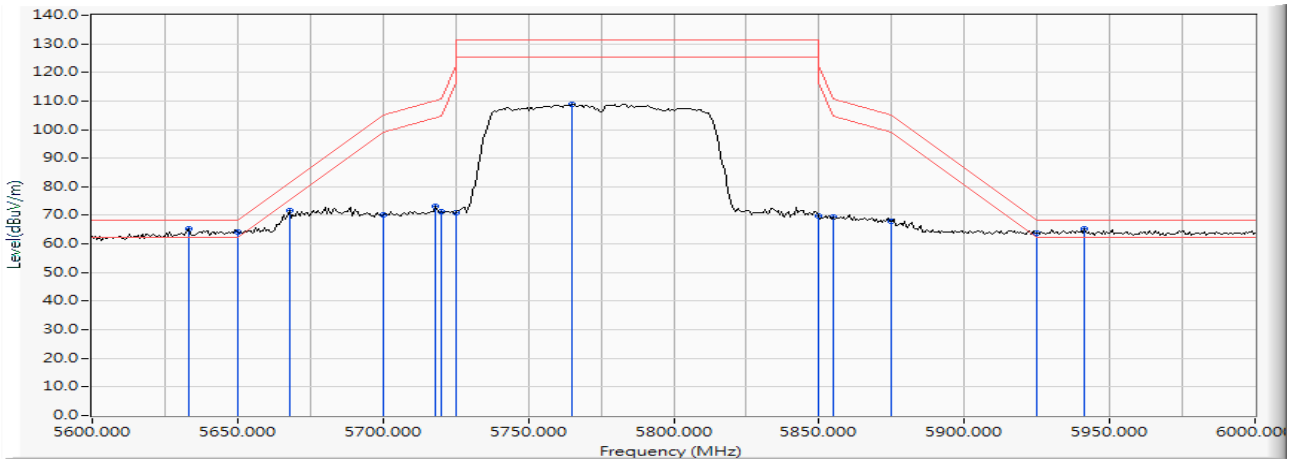


| | | Frequency (MHz) | Correct Factor (dB) | Reading Level (dBuV) | Measure Level (dBuV/m) | Margin (dB) | Limit (dBuV/m) | Detector Type |
|---|---|---|---|---|---|---|---|---|
| 1 | * | 5633.043 | 16.410 | 48.784 | 65.193 | -3.027 | 68.220 | PEAK |
| 2 | | 5650.000 | 16.447 | 47.729 | 64.176 | -4.044 | 68.220 | PEAK |
| 3 | | 5667.826 | 16.468 | 55.344 | 71.811 | -9.593 | 81.404 | PEAK |
| 4 | | 5700.000 | 16.502 | 53.584 | 70.086 | -35.114 | 105.200 | PEAK |
| 5 | | 5718.261 | 16.532 | 56.493 | 73.025 | -37.288 | 110.313 | PEAK |
| 6 | | 5720.000 | 16.535 | 54.675 | 71.210 | -39.590 | 110.800 | PEAK |
| 7 | | 5725.000 | 16.544 | 54.255 | 70.799 | -51.401 | 122.200 | PEAK |
| 8 | | 5765.217 | 16.591 | 92.348 | 108.939 | -- | -- | PEAK |
| 9 | | 5850.000 | 16.748 | 52.898 | 69.646 | -52.554 | 122.200 | PEAK |
| 10 | | 5855.000 | 16.758 | 52.637 | 69.395 | -41.405 | 110.800 | PEAK |
| 11 | | 5875.000 | 16.807 | 51.012 | 67.820 | -37.380 | 105.200 | PEAK |
| 12 | | 5925.000 | 16.920 | 46.882 | 63.802 | -4.398 | 68.200 | PEAK |
| 13 | | 5941.449 | 16.938 | 48.226 | 65.164 | -3.036 | 68.200 | PEAK |

# 7. Occupied Bandwidth

## 7.1. Test Setup

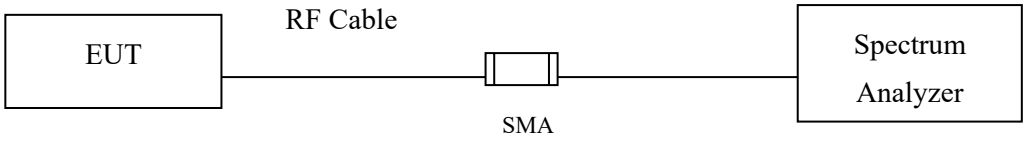


## 7.2. Limits

For the 5.725-5.85 GHz band, the minimum 6 dB bandwidth of U-NII devices shall be at least 500 kHz

## 7.3. .Test Procedure

The EUT was setup to ANSI C63.10, 2013; tested to UNII test procedure of FCC KDB-789033 for compliance to FCC 47CFR Subpart E requirements.

## 7.4. Uncertainty

±671.83Hz

## 7.5. Test Result of Occupied Bandwidth

Product : Intelligent Robot
Test Item : Occupied Bandwidth Data
Test Mode : Mode 1: Transmit (802.11a 6Mbps)
Test Date : 2019/06/18

| Channel No. | Frequency (MHz) | Measurement Level (kHz) | Required Limit (kHz) | Result |
|---|---|---|---|---|
| 149 | 5745 | 16400 | >500 | Pass |
| 157 | 5785 | 16450 | >500 | Pass |
| 165 | 5825 | 16400 | >500 | Pass |

**Figure Channel 149:**

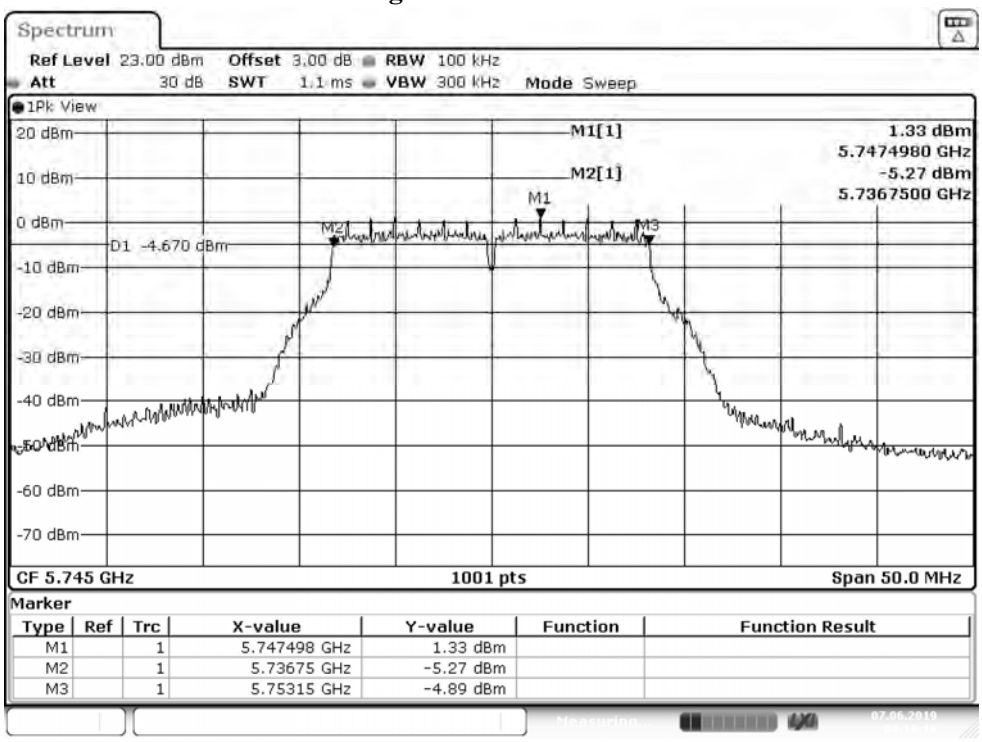

**Figure Channel 157:**

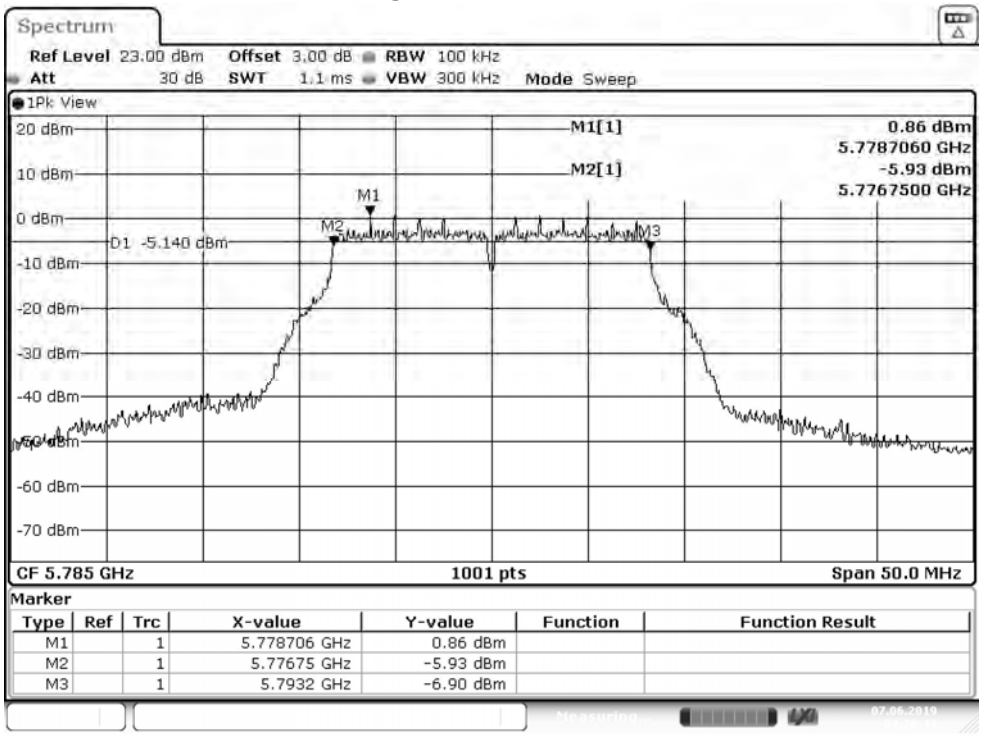


**Figure Channel 165:**

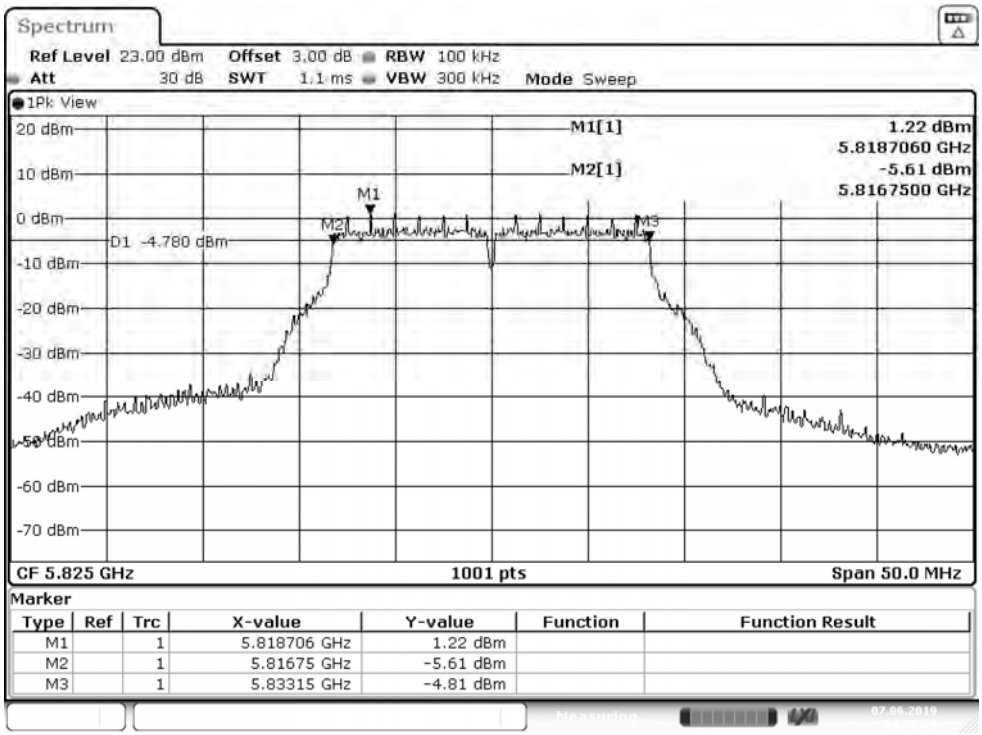

Product : Intelligent Robot
Test Item : Occupied Bandwidth Data
Test Mode : Mode 2: Transmit (802.11n-20BW 7.2Mbps)
Test Date : 2019/06/18

| Channel No. | Frequency (MHz) | Measurement Level (kHz) | Required Limit (kHz) | Result |
|---|---|---|---|---|
| 149 | 5745 | 17700 | >500 | Pass |
| 157 | 5785 | 17700 | >500 | Pass |
| 165 | 5825 | 17700 | >500 | Pass |

**Figure Channel 149:**

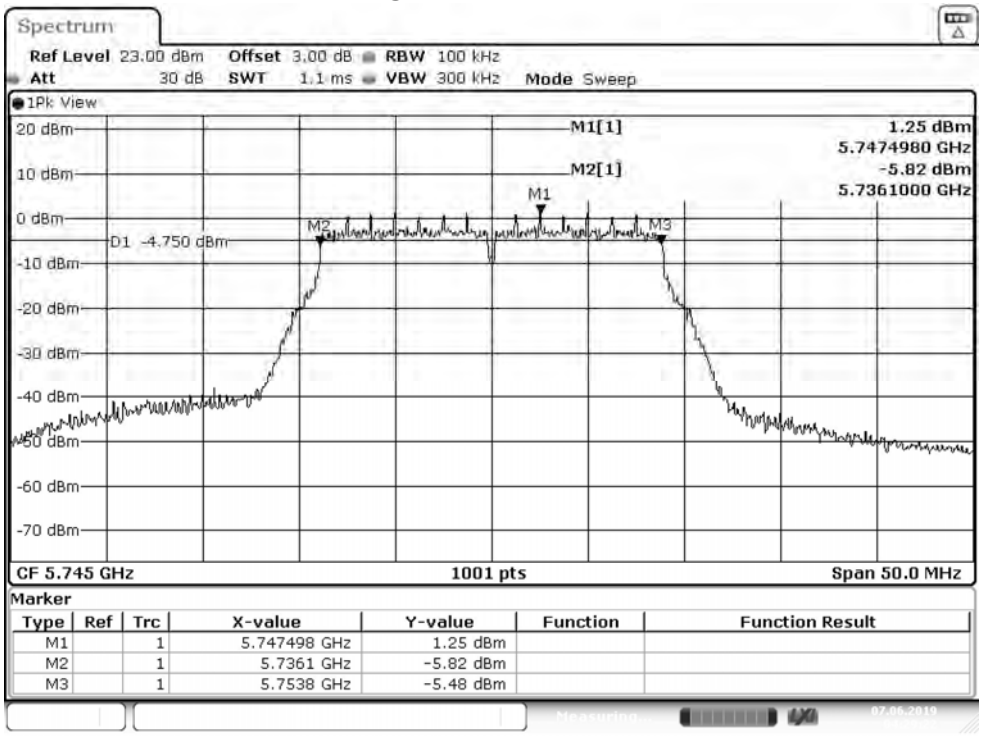

**Figure Channel 157:**

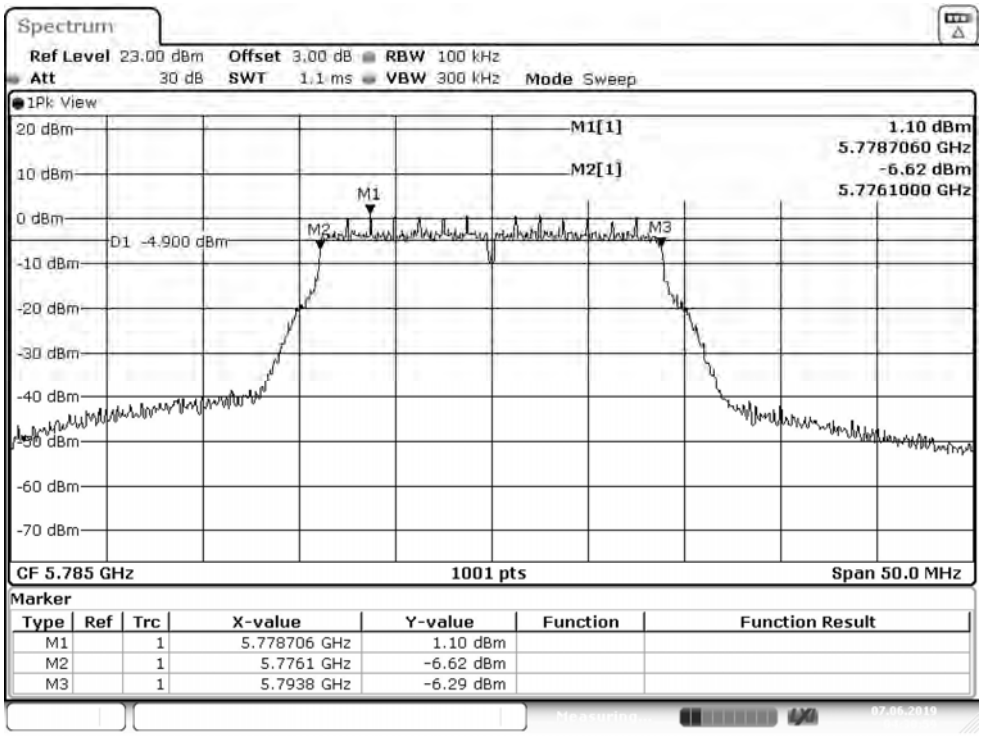


**Figure Channel 165:**

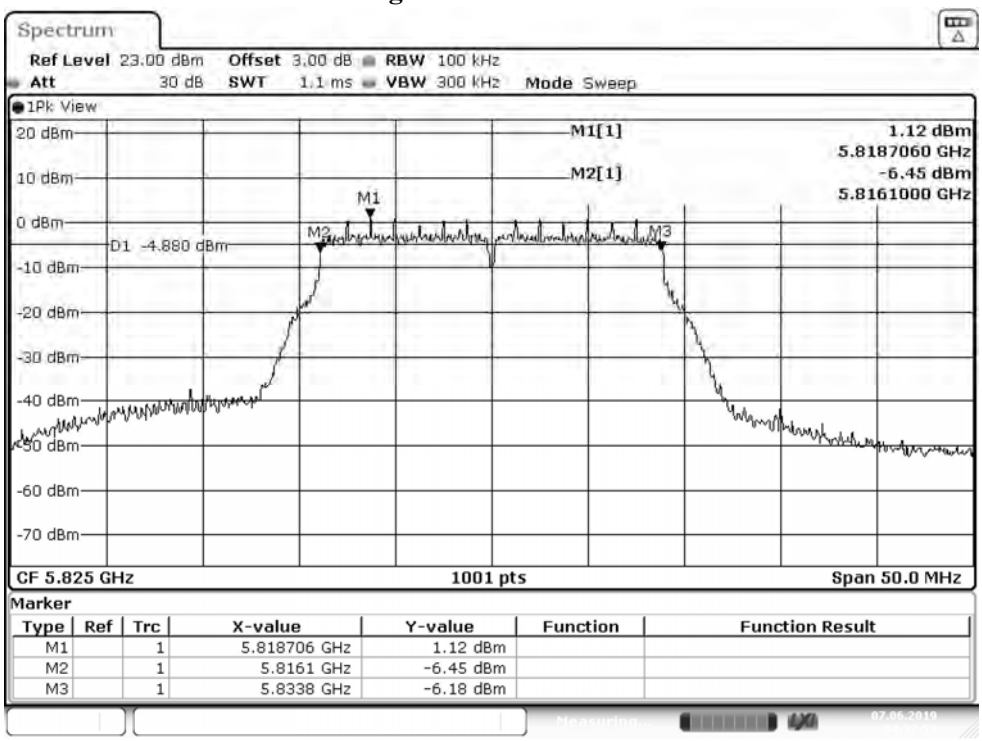

Product : Intelligent Robot
Test Item : Occupied Bandwidth Data
Test Mode : Mode 3: Transmit (802.11n-40BW 15Mbps)
Test Date : 2019/06/18

| Channel No. | Frequency (MHz) | Measurement Level (kHz) | Required Limit (kHz) | Result |
|---|---|---|---|---|
| 151 | 5755 | 36500 | >500 | Pass |
| 159 | 5795 | 36500 | >500 | Pass |

**Figure Channel 151:**

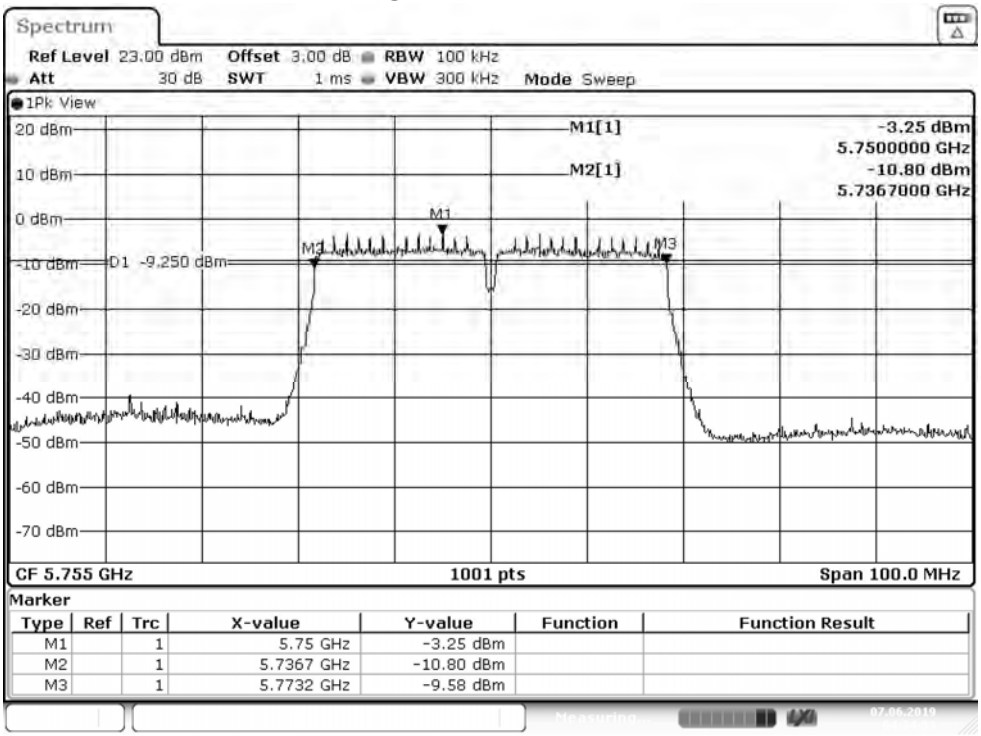

**Figure Channel 159:**

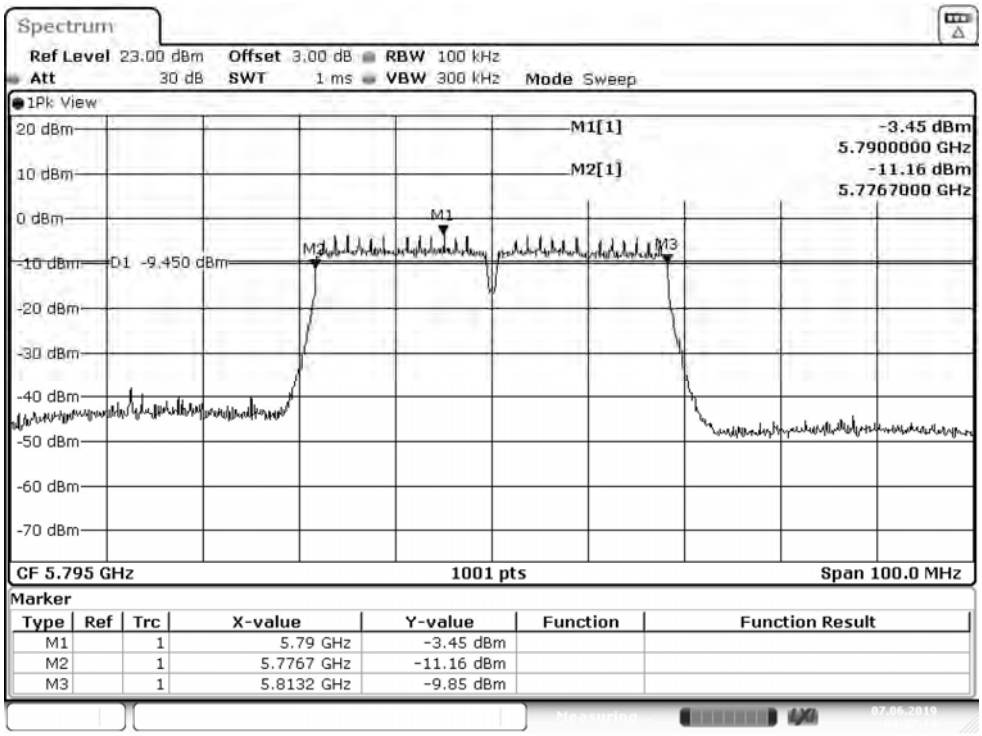

Product : Intelligent Robot
Test Item : Occupied Bandwidth Data
Test Mode : Mode 6: Transmit (802.11ac-80BW 32.5Mbps)
Test Date : 2019/06/18

| Channel No. | Frequency (MHz) | Measurement Level (kHz) | Required Limit (kHz) | Result |
|---|---|---|---|---|
| 155 | 5775 | 76200 | >500 | Pass |

**Figure Channel 155:**

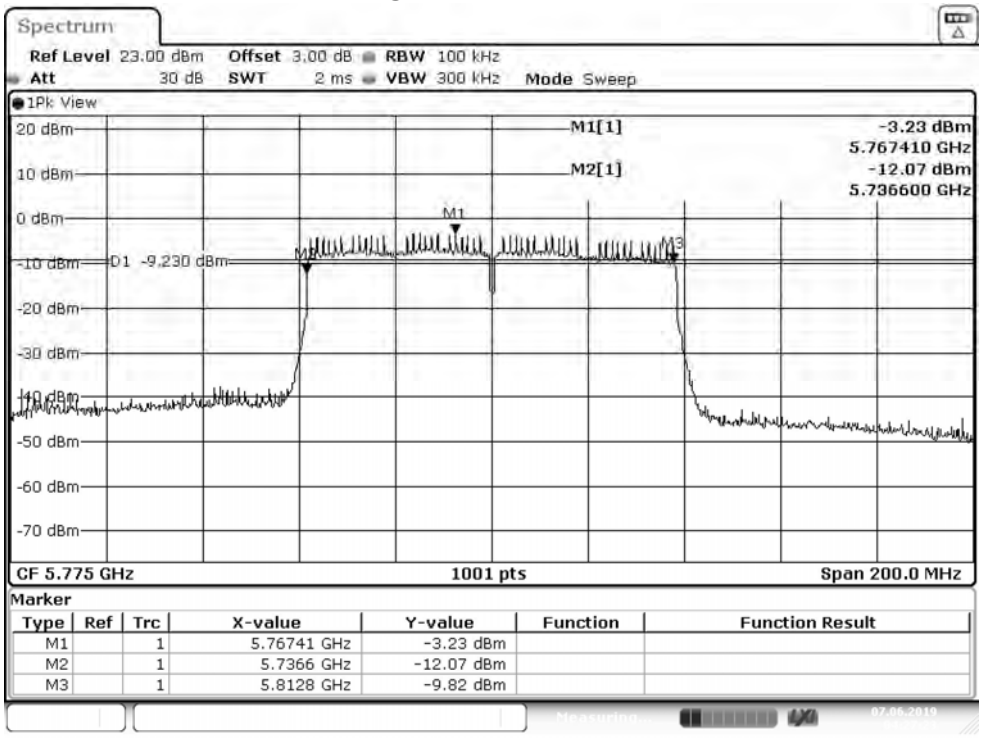

# 8. Duty Cycle

## 8.1. Test Setup

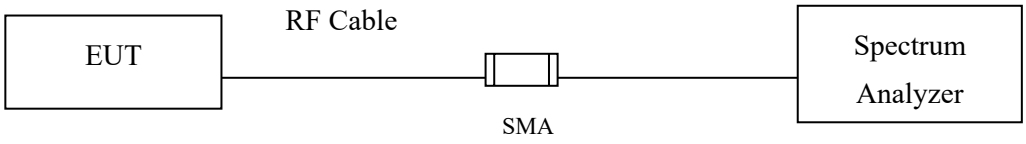


## 8.2. Test Procedure

The EUT was setup according to ANSI C63.10 2013; tested according to U-NII test procedure of KDB789033 for compliance to FCC 47CFR 15.407 requirements.

## 8.3. Uncertainty

± 2.31msec

## 8.4. Test Result of Duty Cycle

Product : Intelligent Robot
Test Item : Duty Cycle
Test Mode : Transmit

Duty Cycle Formula:

Duty Cycle = Ton / (Ton + Toff)

Duty Factor = 10 Log (1/Duty Cycle)

Results:

| 5GHz band | Ton (ms) | Ton + Toff (ms) | Duty Cycle (%) | Duty Factor (dB) |
|---|---|---|---|---|
| 802.11a | 1.4400 | 1.5300 | 94.12 | 0.26 |
| 802.11n20 | 1.3500 | 1.4350 | 94.08 | 0.27 |
| 802.11n40 | 0.6780 | 0.7740 | 87.60 | 0.58 |
| 802.11ac20 | 1.3562 | 1.4458 | 93.80 | 0.28 |
| 802.11ac40 | 0.6762 | 0.7708 | 87.73 | 0.57 |
| 802.11ac80 | 0.3410 | 0.4330 | 78.75 | 1.04 |

802.11a

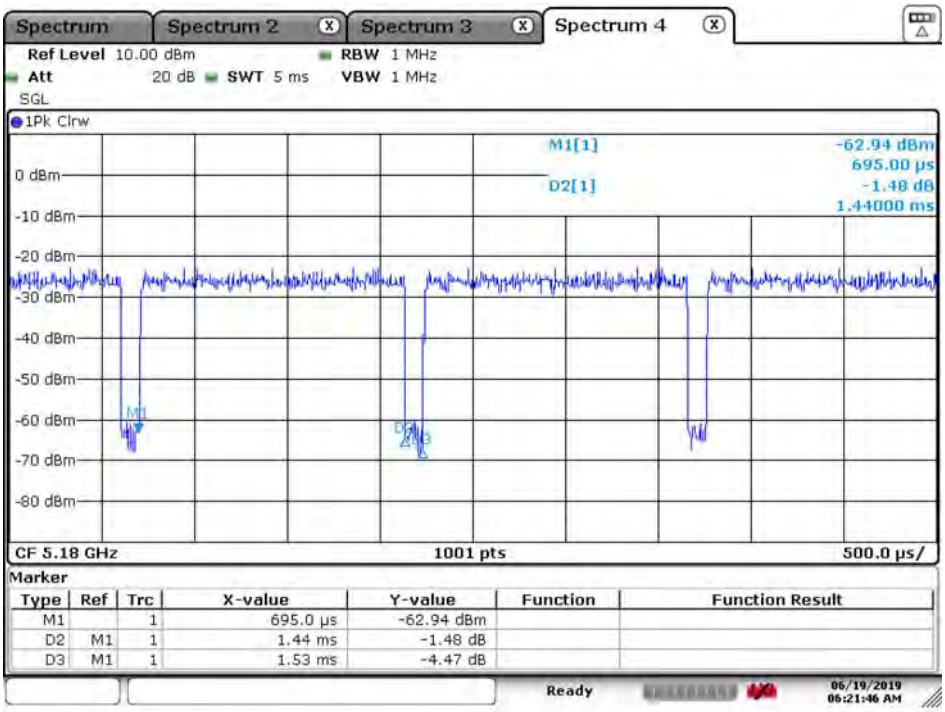


Date: 19.JUN.2019 06:21:47

802.11n20

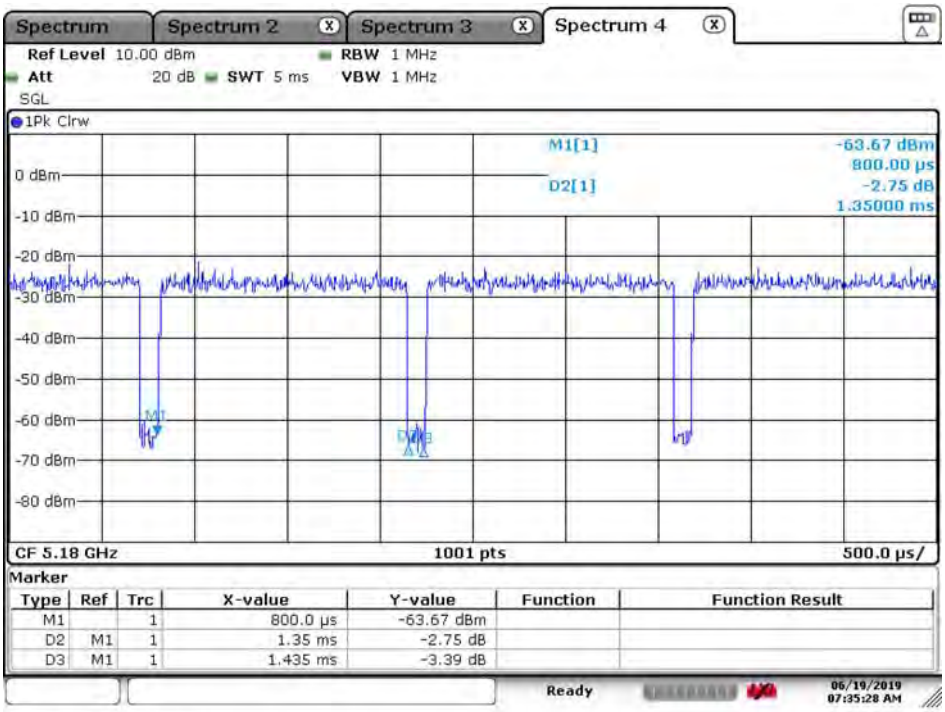


Date: 19.JUN.2019 07:35:28

802.11n40

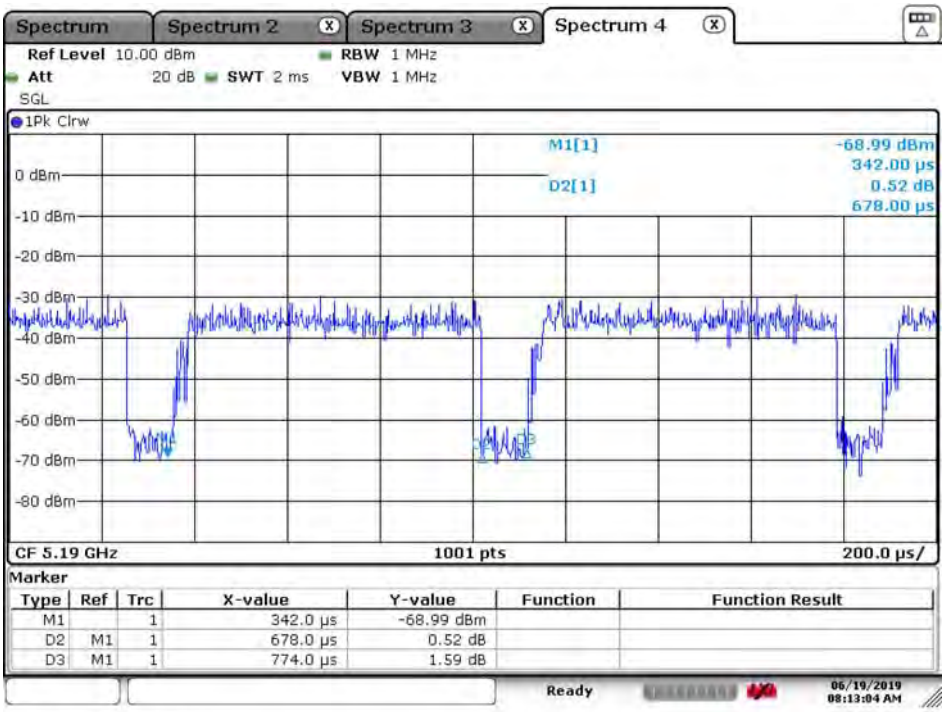


Date: 19.JUN.2019 08:13:04

802.11ac20

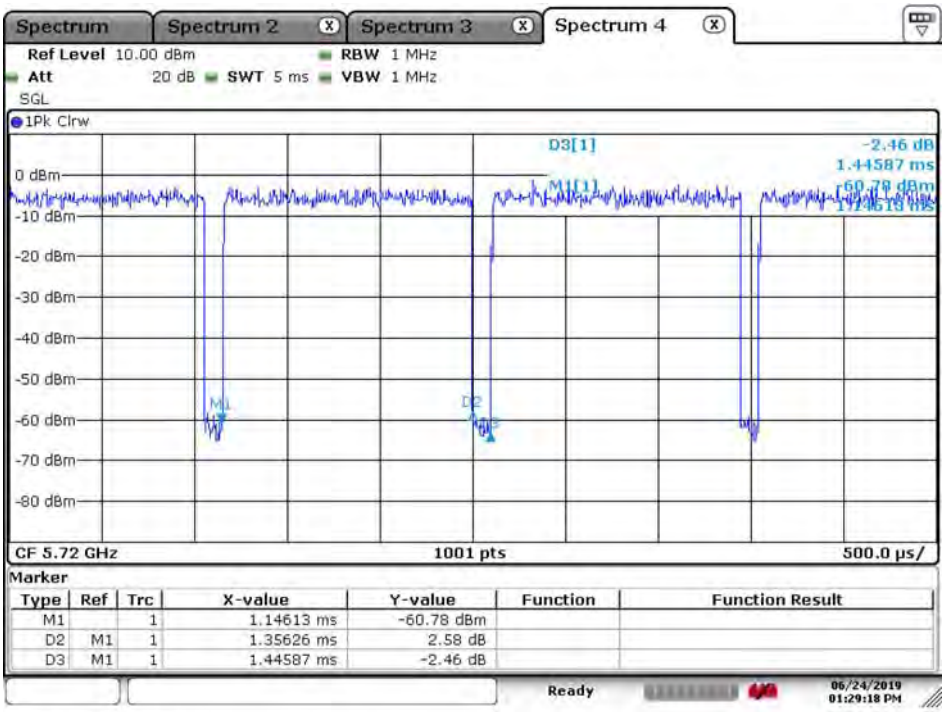


Date: 24.JUN.2019 13:29:19

802.11ac40

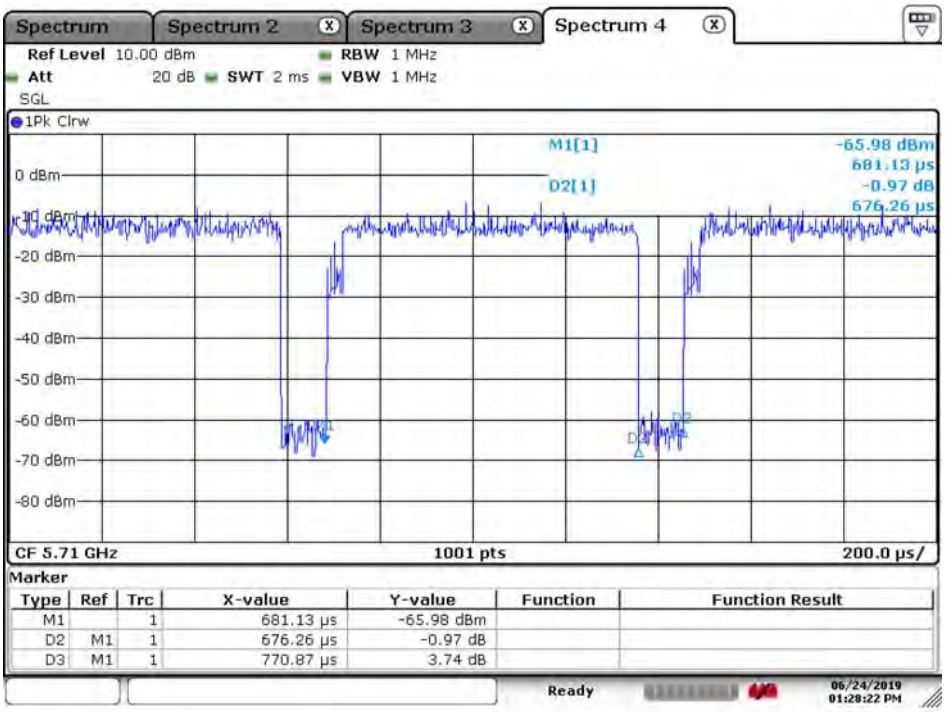


Date: 24.JUN.2019 13:28:22

802.11ac80

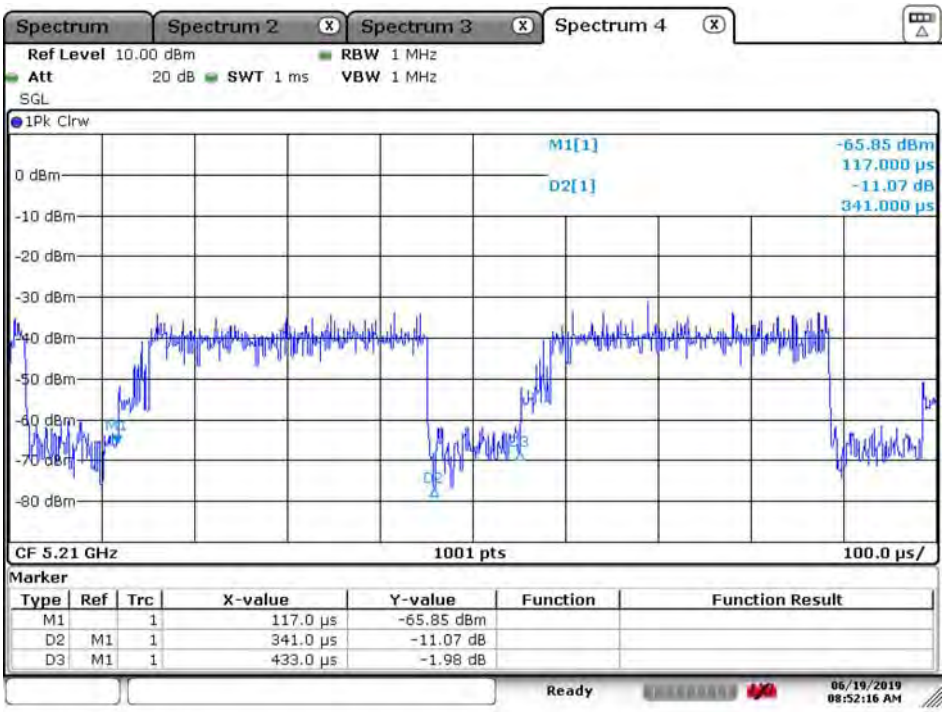


Date: 19.JUN.2019 08:52:16

# 9. EMI Reduction Method During Compliance Testing

No modification was made during testing.