26dBc Occupied Bandwidth:
Channel 38 – Chain A

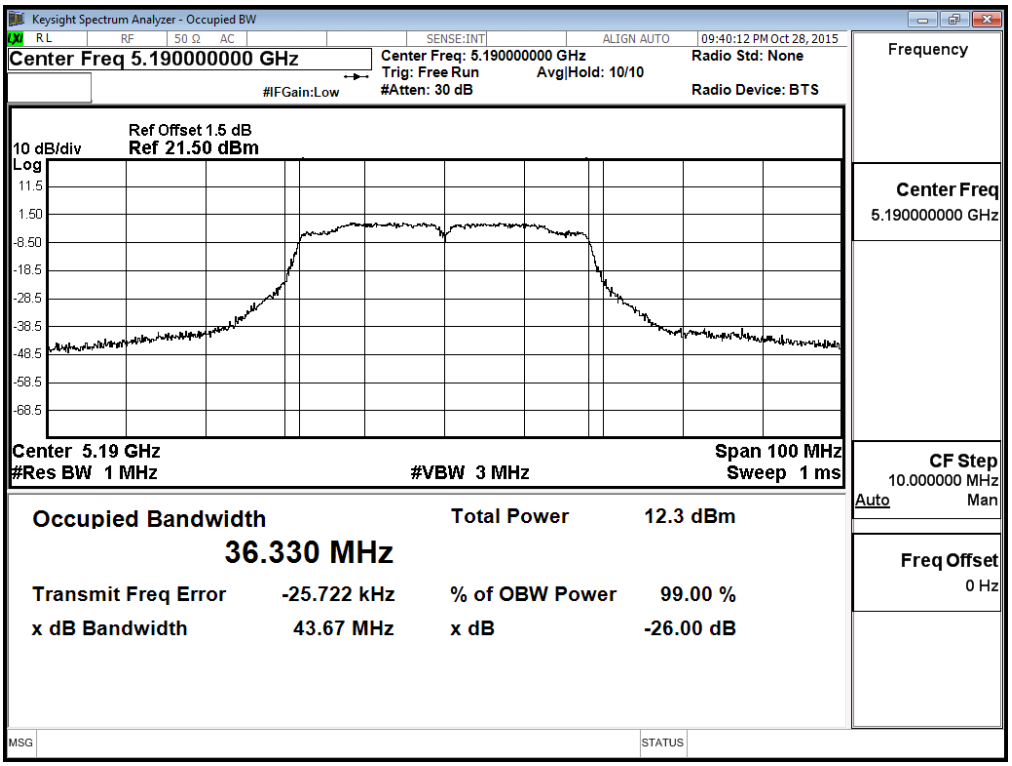

Channel 46 – Chain A

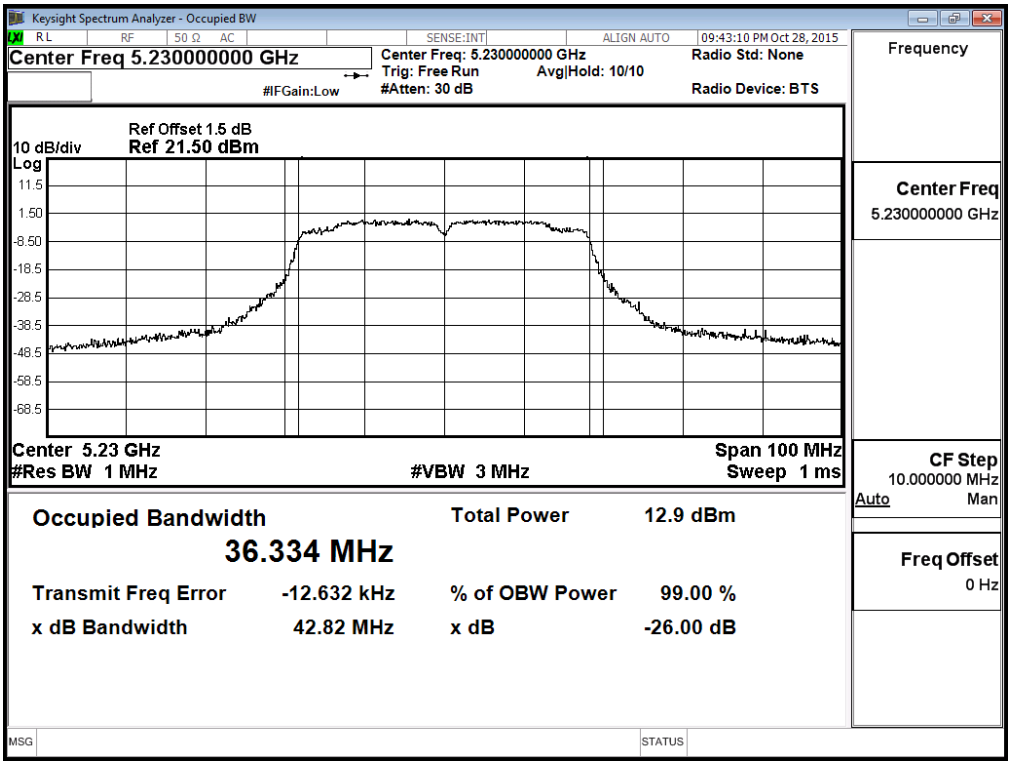

Channel 54 – Chain A

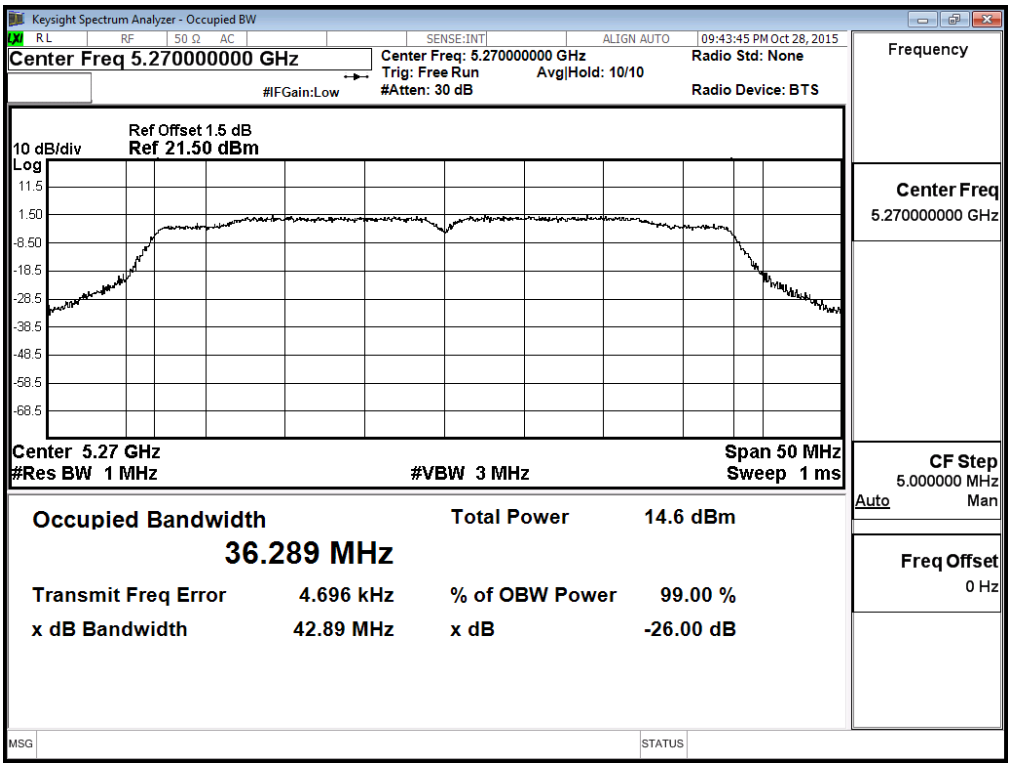

Channel 62 – Chain A

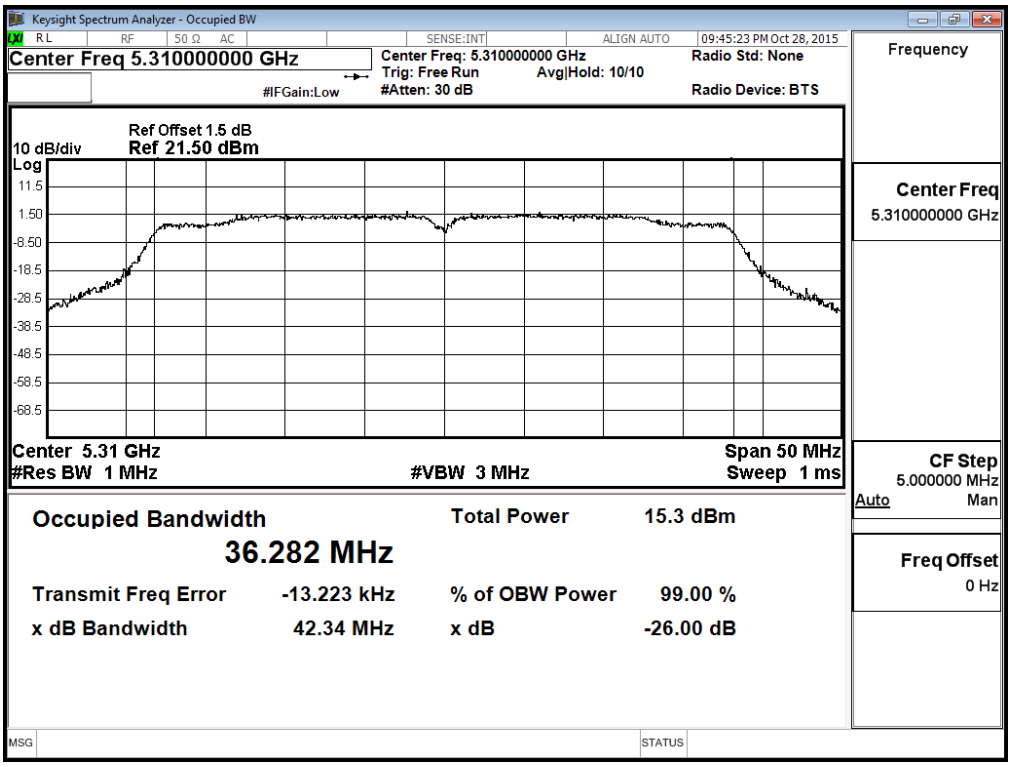

Channel 102 – Chain A

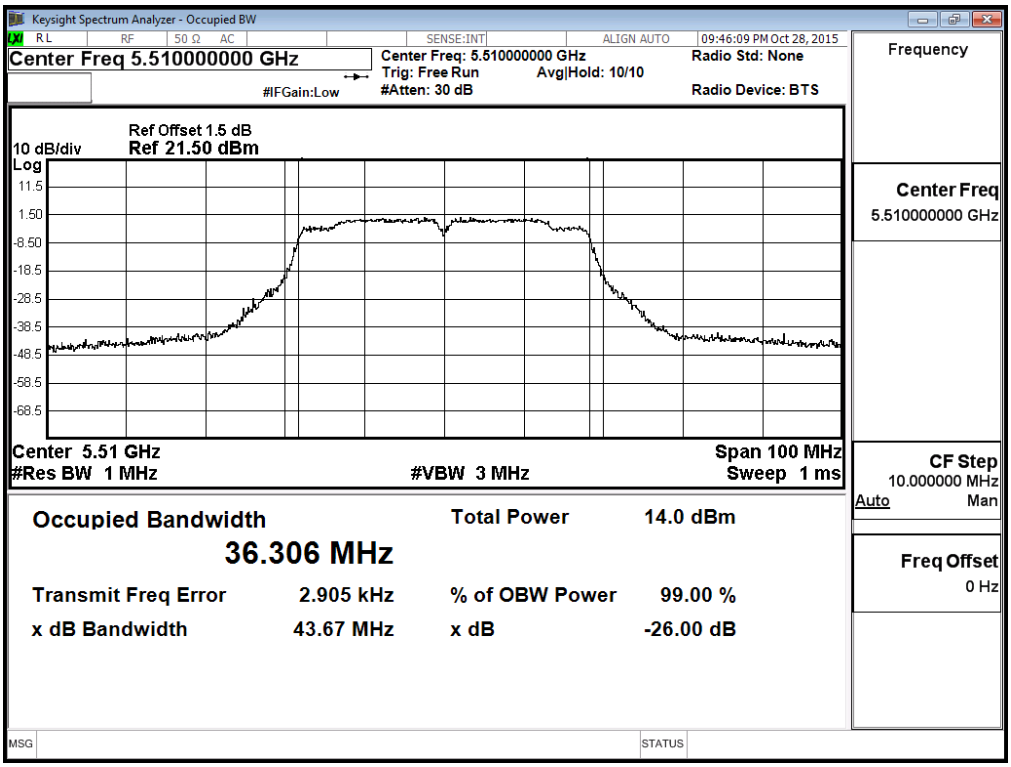

Channel 118 – Chain A

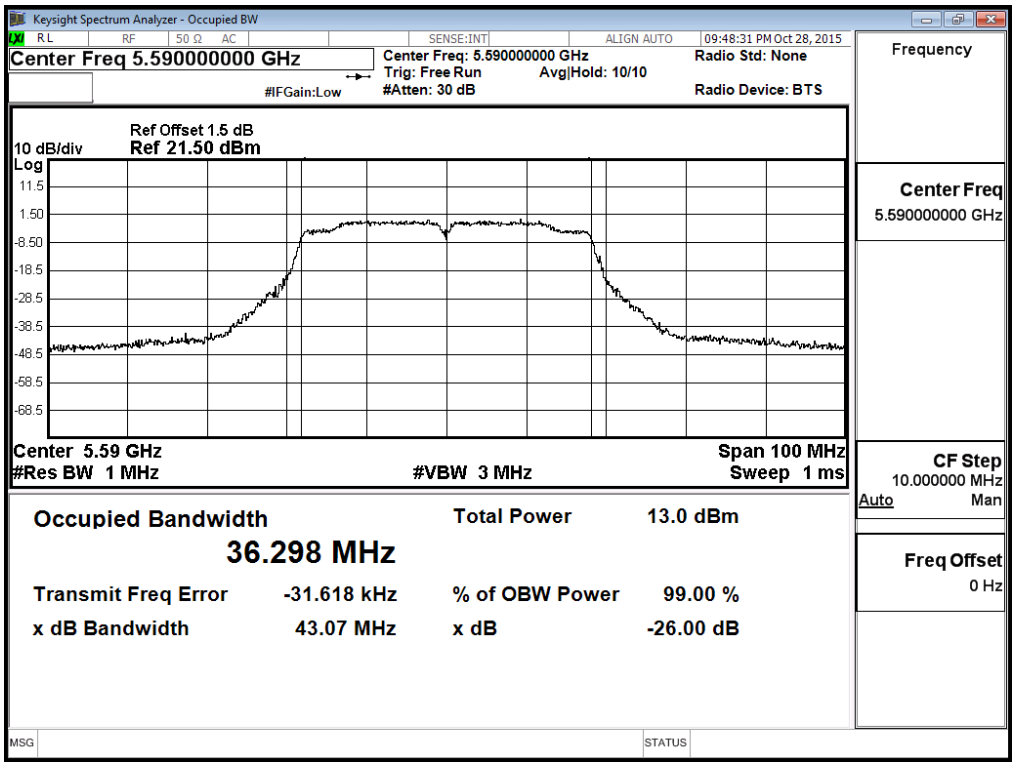

Channel 134 – Chain A

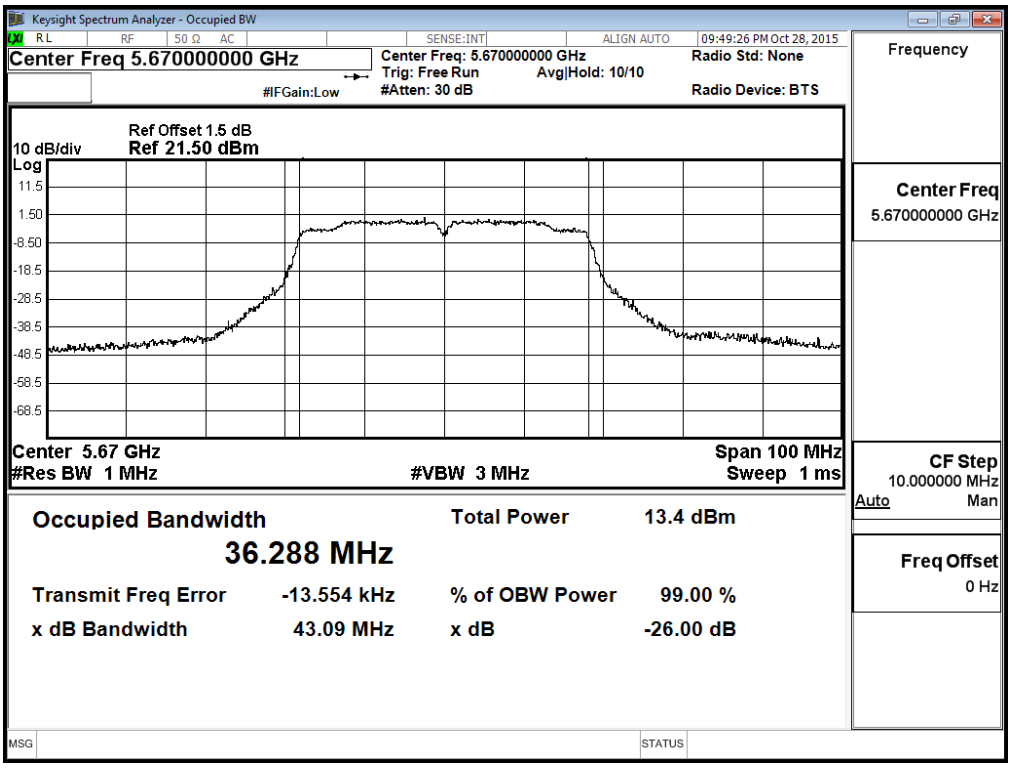

26dBc Occupied Bandwidth:
Channel 38 – Chain B

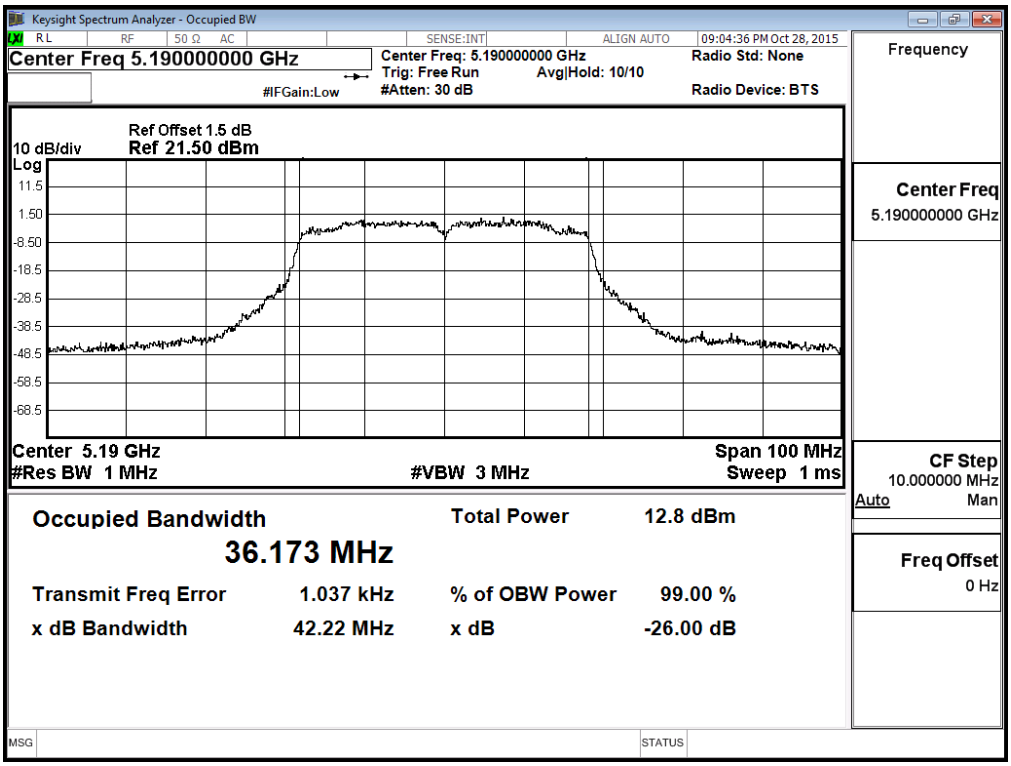

Channel 46 – Chain B

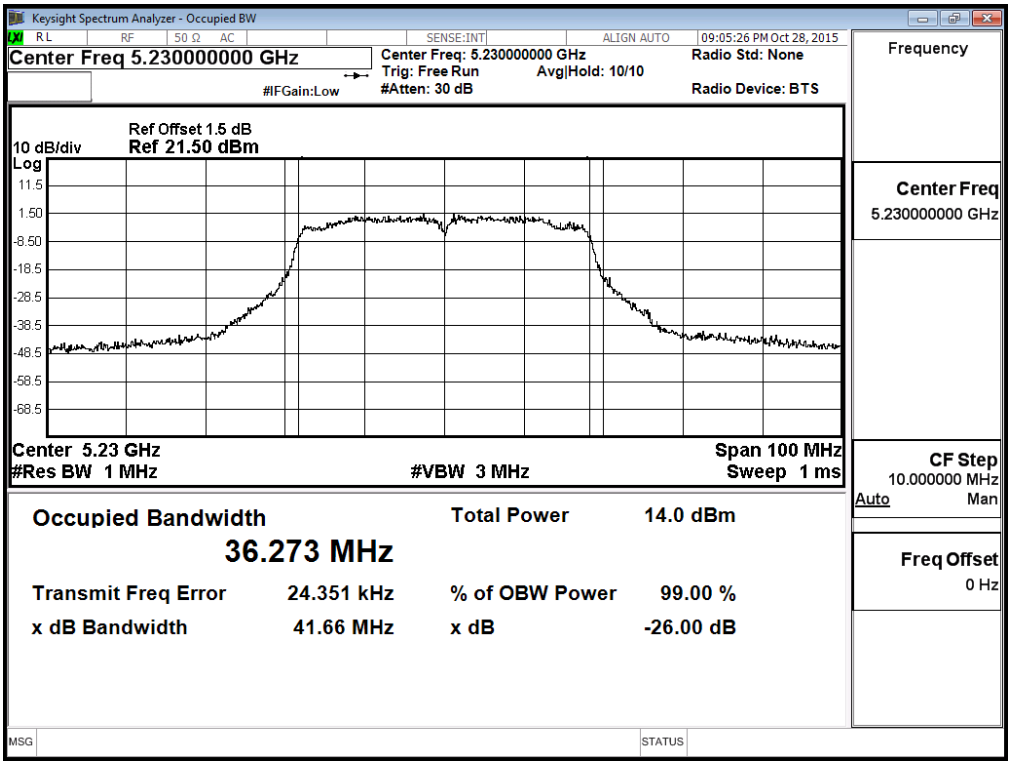

Channel 54 – Chain B

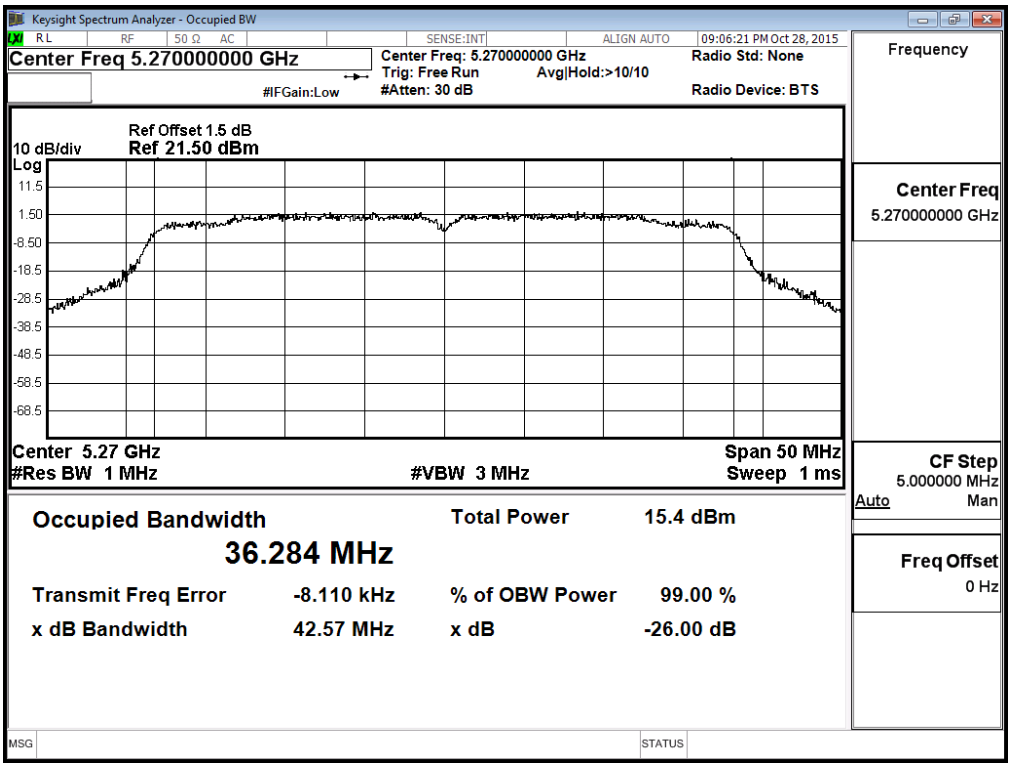

Channel 62 – Chain B

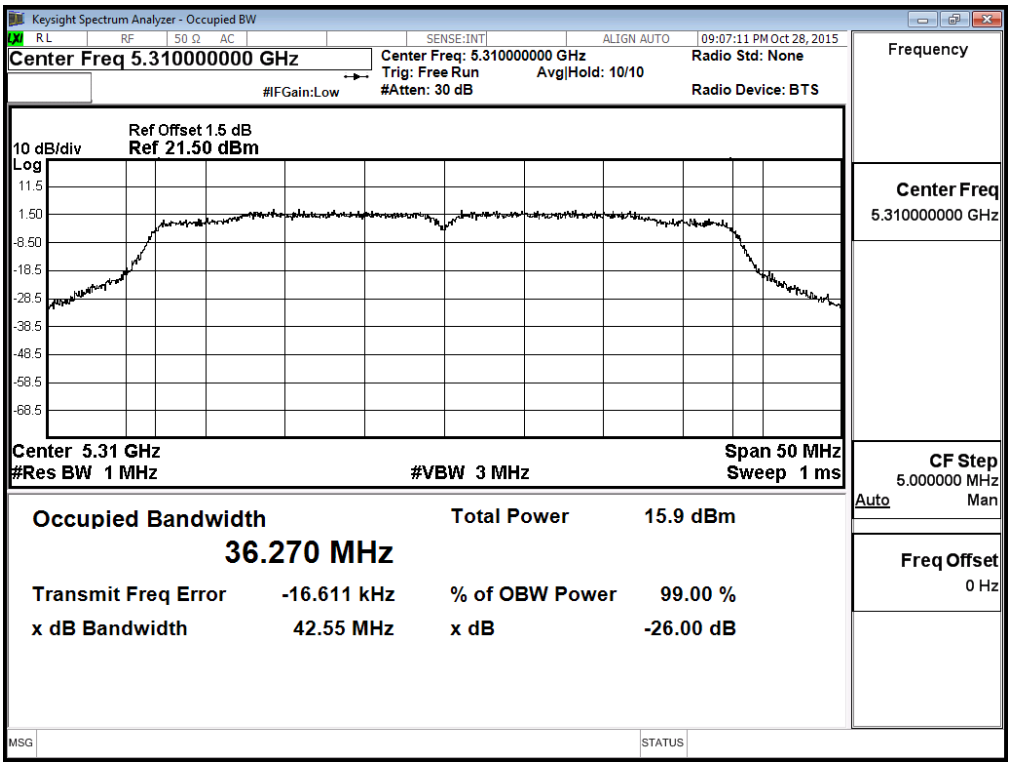

Channel 102 – Chain B

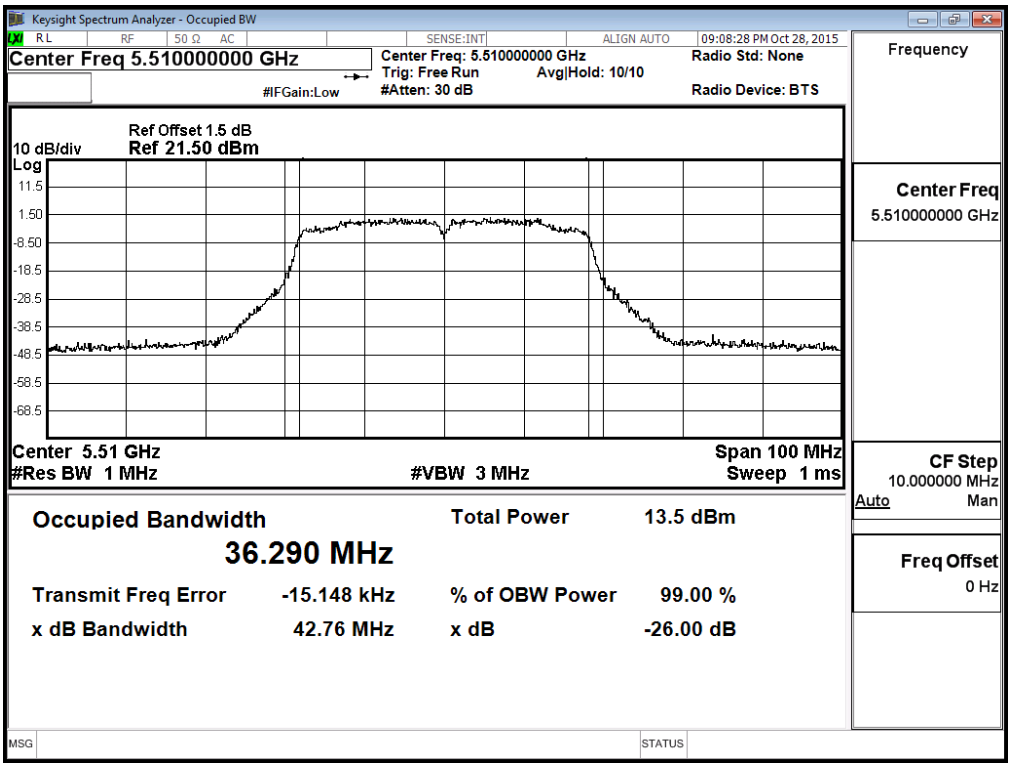

Channel 118– Chain B

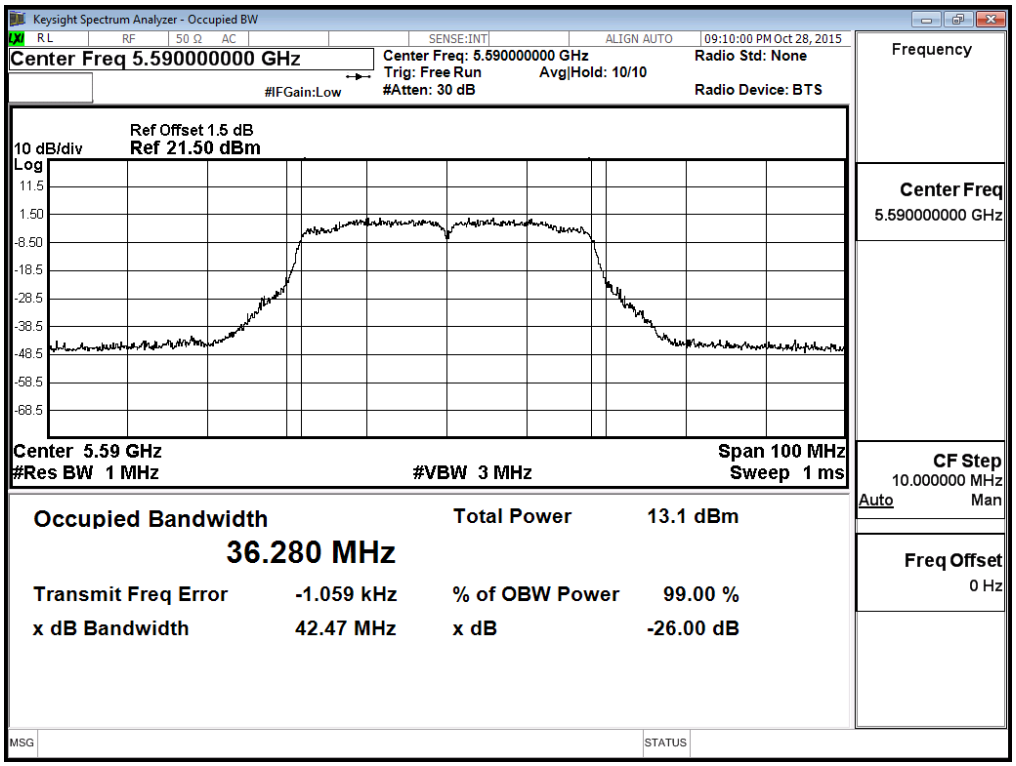

Channel 134 – Chain B

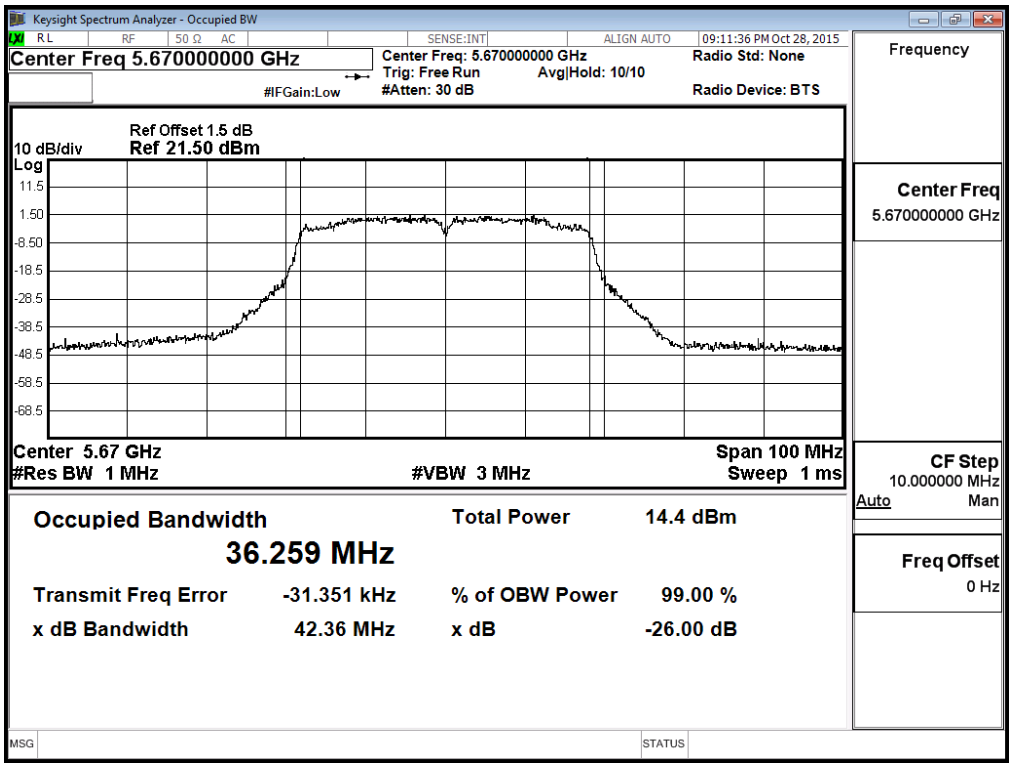

Product : INTEL DUAL BAND WIRELESS–AC 7265
Test Item : Maximum conducted output power
Test Site : No.3 OATS
Test Mode : Mode 3 MIMO: Transmit (802.11ac-20BW-14.4Mbps)

Chain A

Cable loss=1dB		Average Power									
Channel No.	Frequency (MHz)	Data Rate (Mbps)									Required Limit
		VTH0	VTH1	VTH2	VTH3	VTH4	VTH5	VTH6	VTH7	VTH8	
		Measurement Level (dBm)									
144 (Band3)	5720	4.86	4.78	4.61	4.59	4.48	4.35	4.26	4.17	4.09	<24dBm
144 (Band4)	5720	-2.99	-3.05	-3.16	-3.24	-3.34	-3.46	-3.58	-3.61	-3.71	<30dBm

Note: Maximum conducted output power Value =Reading value on average power meter + cable loss

Chain B

Cable loss=1dB		Average Power									
Channel No.	Frequency (MHz)	Data Rate (Mbps)									Required Limit
		VTH0	VTH1	VTH2	VTH3	VTH4	VTH5	VTH6	VTH7	VTH8	
		Measurement Level (dBm)									
144 (Band3)	5720	5.07	4.99	4.87	4.77	4.61	4.59	4.48	4.35	4.26	<24dBm
144 (Band4)	5720	-2.43	-2.54	-2.59	-2.67	-2.76	-2.81	-2.96	-3.05	-3.18	<30dBm

Note: Maximum conducted output power Value =Reading value on average power meter + cable loss

Maximum conducted output power Measurement:

Channel No	Frequency Range (MHz)	26dB Bandwidth (MHz)	Chain A Power (dBm)	Chain B Power (dBm)	Output Power (dBm)	Output Power Limit		Result
						(dBm)	dBm+10log(BW)	
144(Band3)	5720	14.174	4.86	5.07	7.98	24	22.51	Pass
144(Band4)	5720	4.174	(2.99)	-2.43	0.31	30	17.21	Pass

Note: Power Output Value =Reading value on average power meter + cable loss

26dBc Occupied Bandwidth:

Channel 144 – Chain A

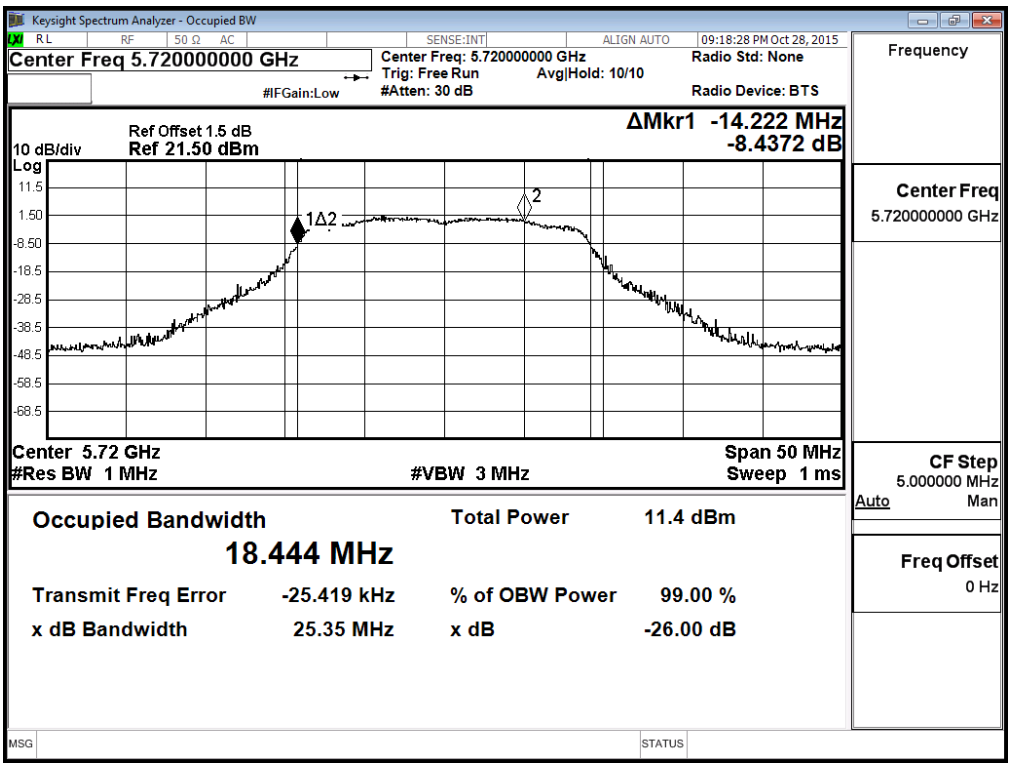

26dBc Occupied Bandwidth:

Channel 144 – Chain B

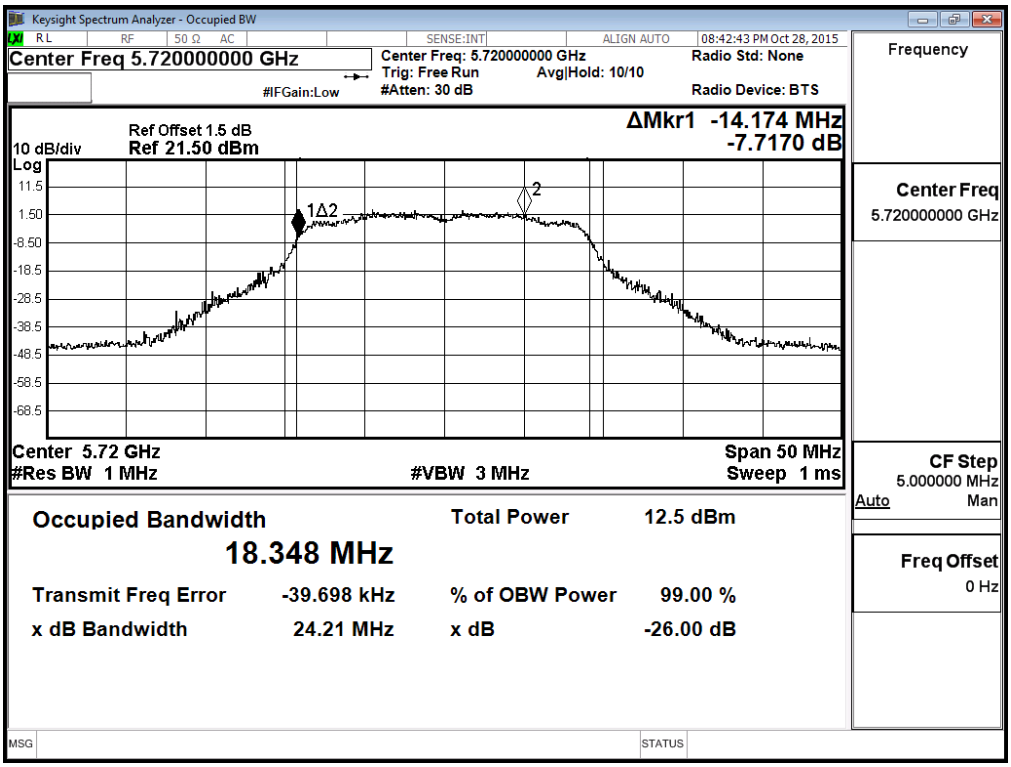

Maximum conducted output power:

Channel 144 (Band3) – Chain A

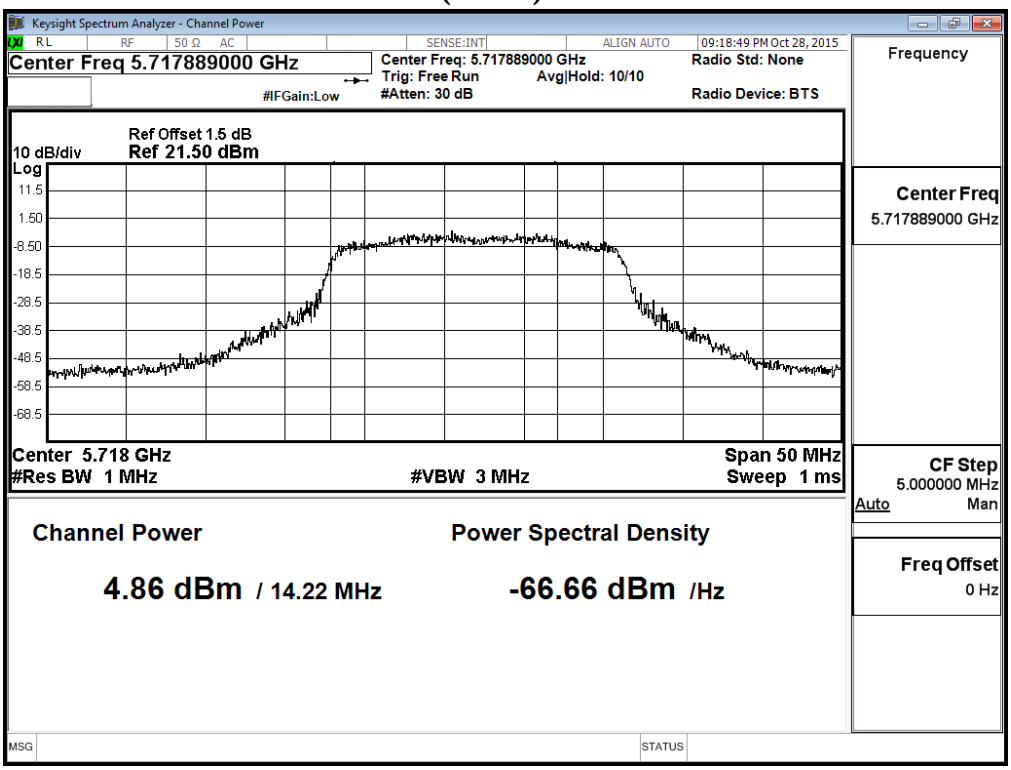

Channel 144 (Band4) – Chain A

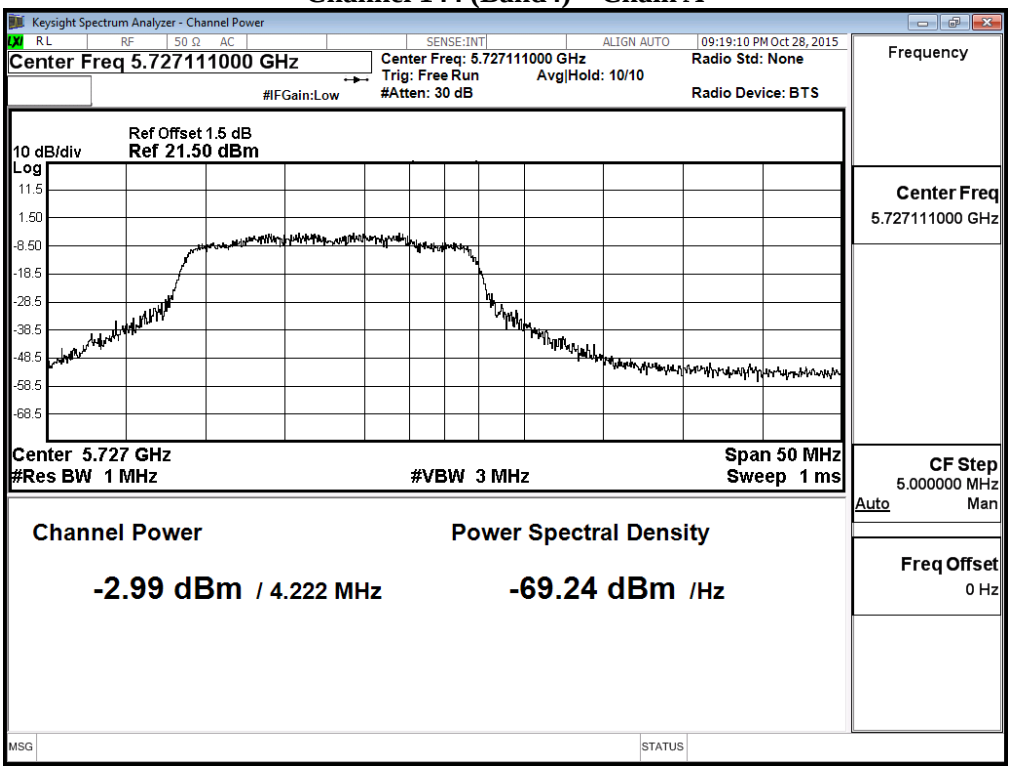

Maximum conducted output power:

Channel 144 (Band3) – Chain B

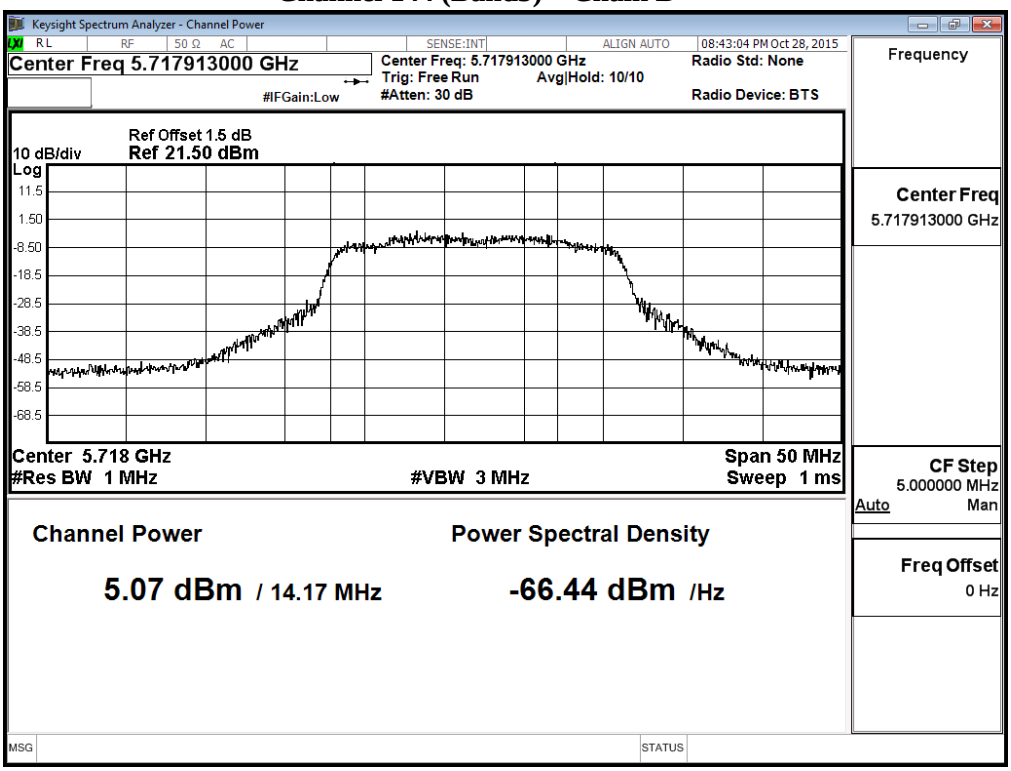

Channel 144 (Band4) – Chain B

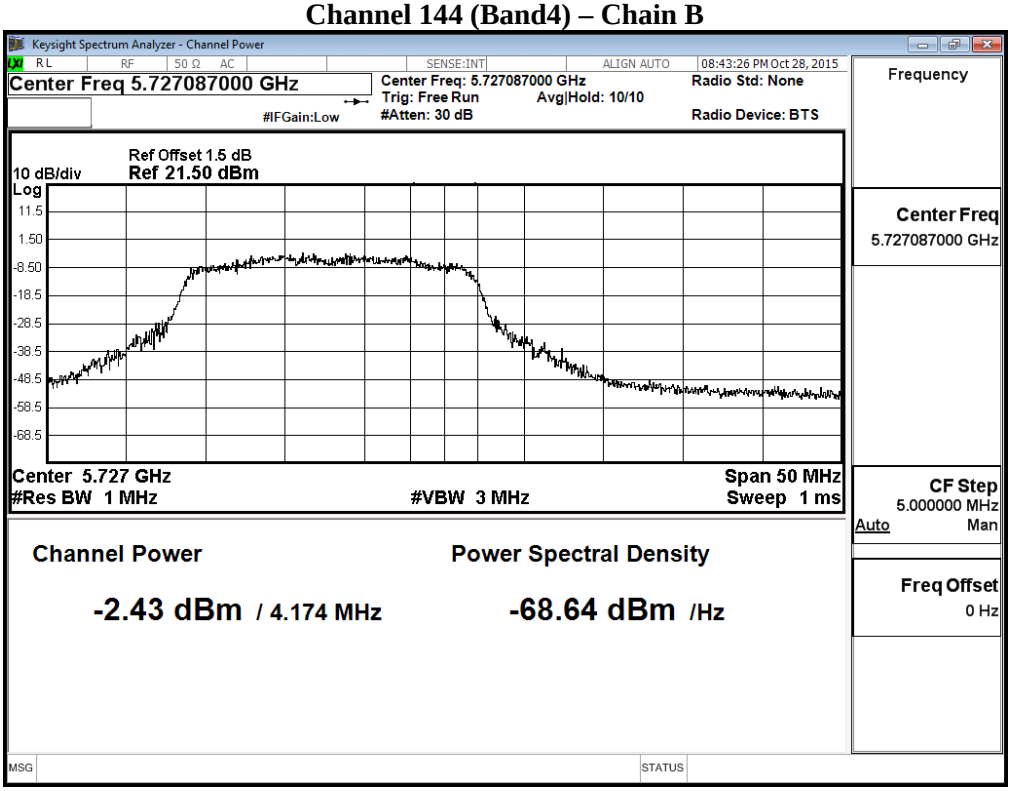

Product : INTEL DUAL BAND WIRELESS–AC 7265
Test Item : Maximum conducted output power
Test Site : No.3 OATS
Test Mode : Mode 3 MIMO: Transmit (802.11ac-40BW-30Mbps)

Chain A

Cable loss=1dB		Average Power										
Channel No	Frequency (MHz)	Data Rate (Mbps)										Required Limit
		VTH0	VTH1	VTH2	VTH3	VTH4	VTH5	VTH6	VTH7	VTH8	VTH9	
142F(Band3)	5710	7.14	7.03	6.94	6.83	6.73	6.63	6.53	6.43	6.33	6.23	<24dBm
142F(Band4)	5710	-5.39	-5.48	-5.59	-5.71	-5.82	-5.94	-6.05	-6.17	-6.28	-6.40	<30dBm

Note: Maximum conducted output power Value =Reading value on average power meter + cable loss

Chain B

Cable loss=1dB		Average Power										
Channel No	Frequency (MHz)	Data Rate (Mbps)										Required Limit
		VTH0	VTH1	VTH2	VTH3	VTH4	VTH5	VTH6	VTH7	VTH8	VTH9	
142F(Band3)	5710	7.79	7.68	7.59	7.47	7.37	7.27	7.16	7.06	6.95	6.85	<24dBm
142F(Band4)	5710	-5.31	-5.43	-5.56	-5.69	-5.82	-5.95	-6.08	-6.21	-6.34	-6.47	<30dBm

Note: Maximum conducted output power Value =Reading value on average power meter + cable loss

Maximum conducted output power Measurement:

Channel No	Frequency Range	26dB Bandwidth	Chain A Power	Chain B Power	Output Power	Output Power Limit		Result
	(MHz)	(MHz)	(dBm)	(dBm)	(dBm)	(dBm)	dBm+10log(BW)	
142F(Band3)	5710	33.118	7.14	7.79	10.49	24	26.20	Pass
142F(Band4)	5710	3.118	-5.39	-5.31	-2.34	30	15.94	Pass

Note: Power Output Value =Reading value on average power meter + cable loss

26dBc Occupied Bandwidth:

Channel 142 – Chain A

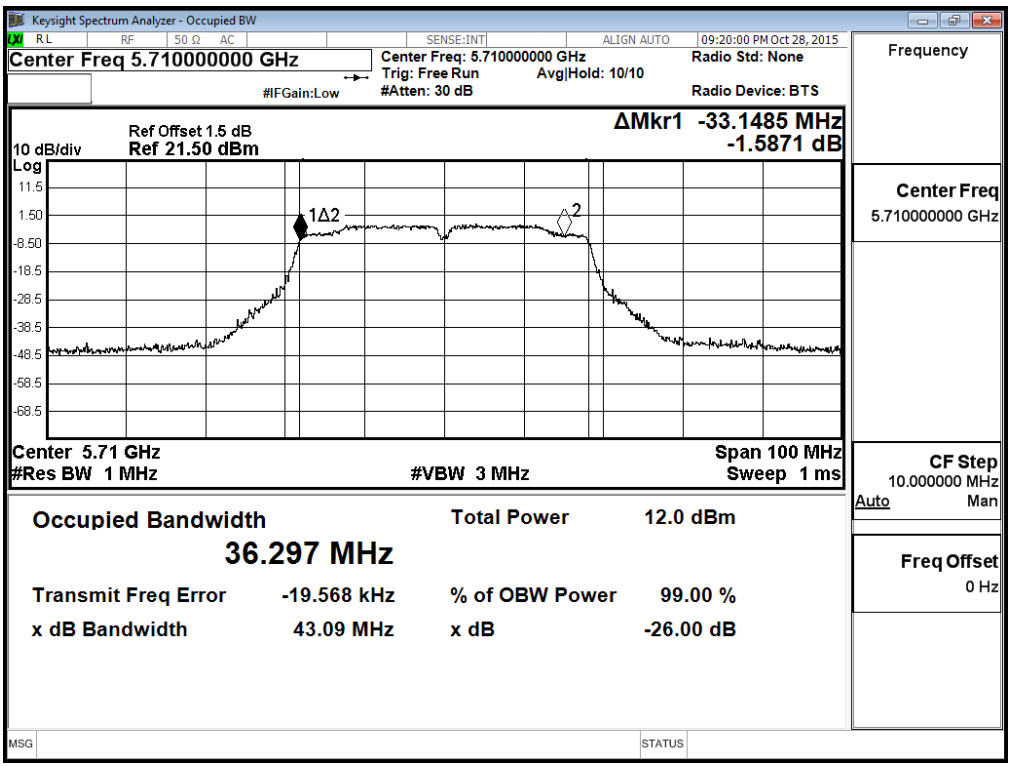

26dBc Occupied Bandwidth:

Channel 142 – Chain B

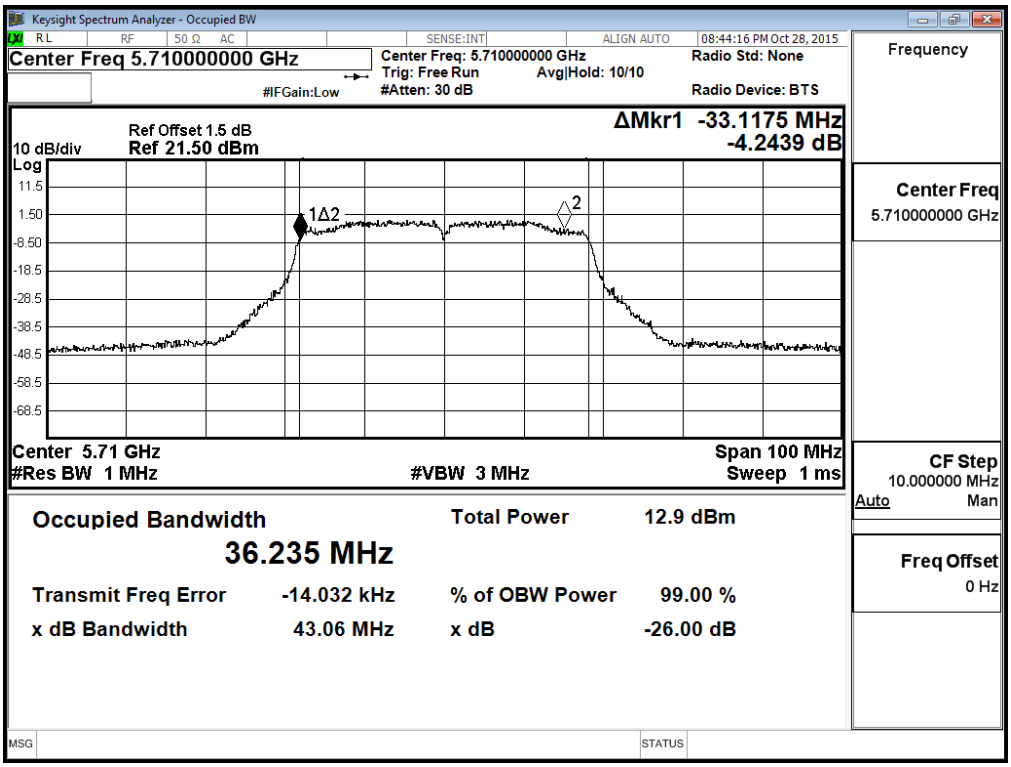

Maximum conducted output power:

Channel 142 (Band3) – Chain A

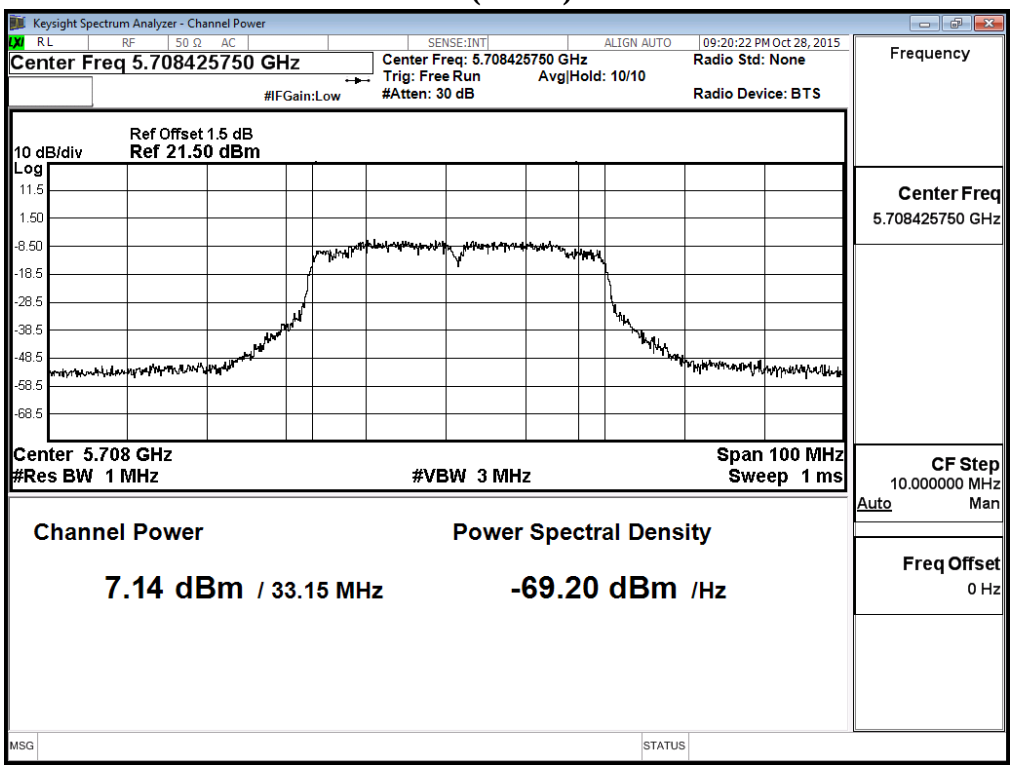

Channel 142 (Band4) – Chain A

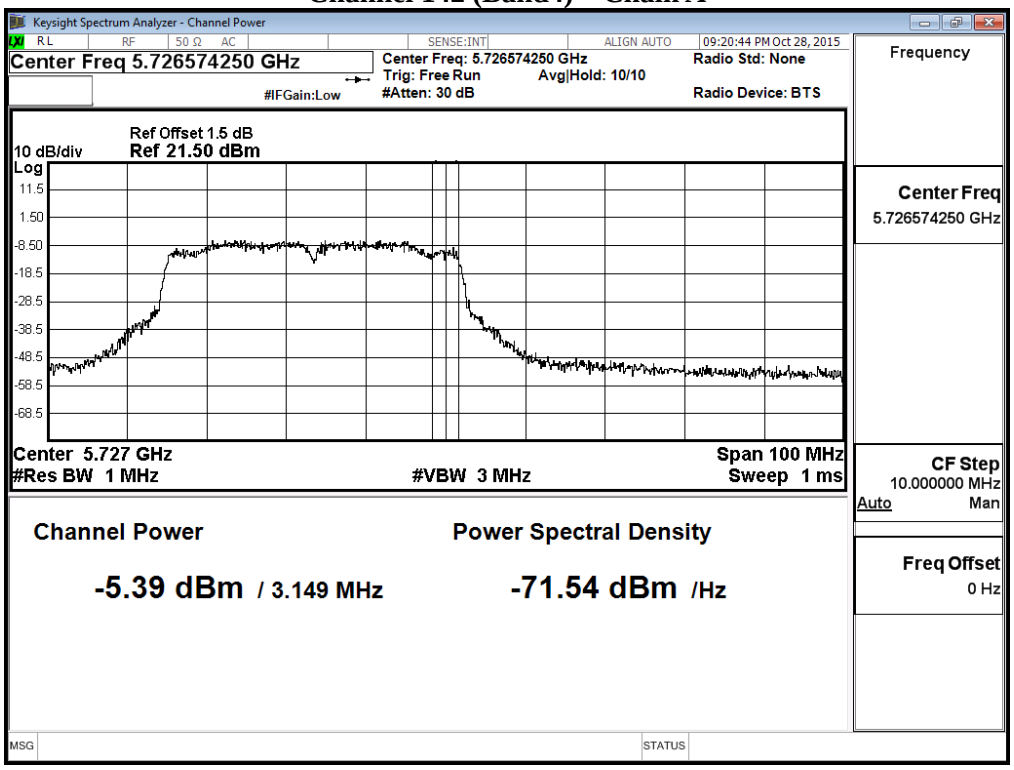

Maximum conducted output power:

Channel 142 (Band3) – Chain B

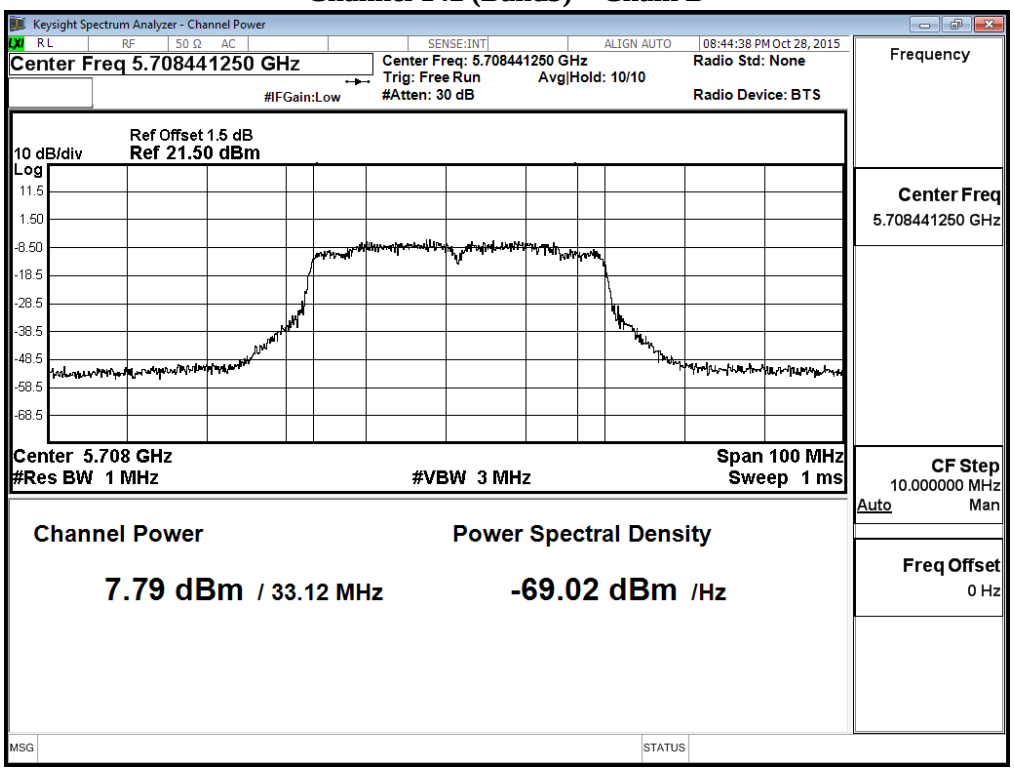

Channel 142 (Band4) – Chain B

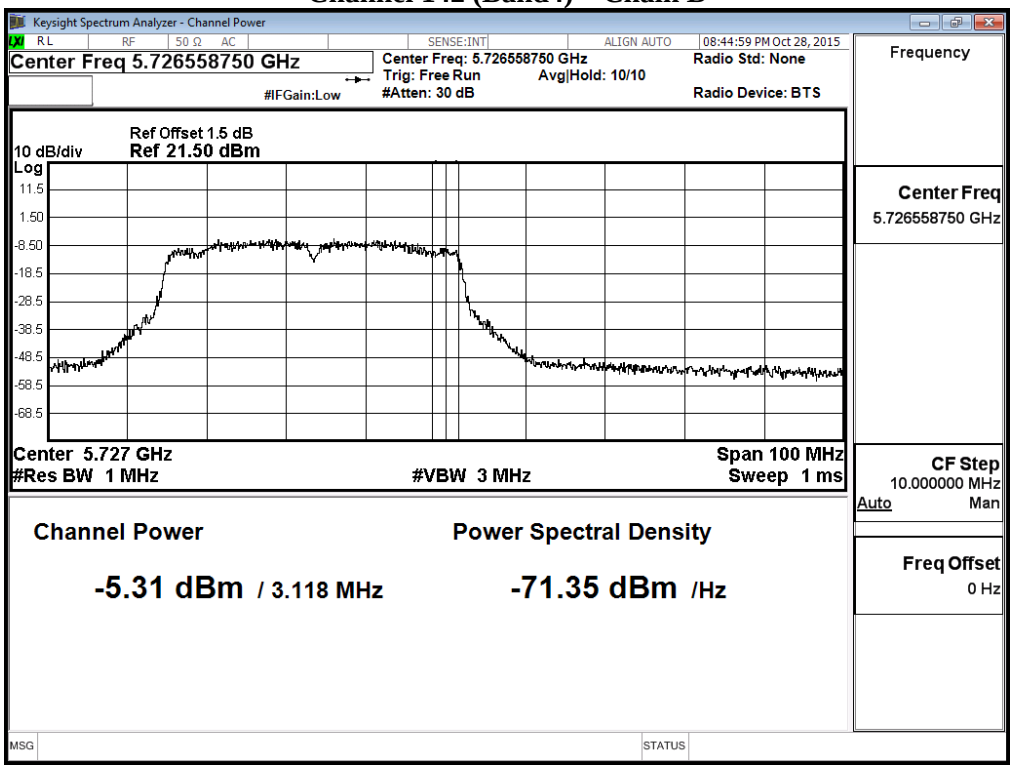

Product : INTEL DUAL BAND WIRELESS–AC 7265
Test Item : Maximum conducted output power
Test Site : No.3 OATS
Test Mode : Mode 3 MIMO: Transmit (802.11ac-80BW-65Mbps)

Chain A

Cable loss=1dB		Average Power										
Channel No	Frequency (MHz)	Data Rate (Mbps)										Required Limit
		VTH0	VTH1	VTH2	VTH3	VTH4	VTH5	VTH6	VTH7	VTH8	VTH9	
42	5210	8.38	8.31	8.19	8.08	7.96	7.85	7.73	7.62	7.50	7.39	<24dBm
58	5290	11	10.88	10.74	10.63	10.50	10.38	10.25	10.13	10	9.88	<24dBm
106	5530	8.5	8.38	8.26	8.13	8.01	7.88	7.76	7.63	7.51	7.38	<24dBm
122	5610	8.23	8.18	8.11	8.05	7.94	7.82	7.76	7.54	7.42	7.35	<24dBm
138(Band3)	5690	6.65	6.53	6.39	6.26	6.12	5.99	5.85	5.72	5.58	5.45	<24dBm
138(Band4)	5690	-9.42	-9.54	-9.68	-9.81	-9.95	-10.08	-10.22	-10.35	-10.49	-10.62	<30dBm

Note: Maximum conducted output power Value =Reading value on average power meter + cable loss

Chain B

Cable loss=1dB		Average Power										
Channel No	Frequency (MHz)	Data Rate (Mbps)										Required Limit
		VTH0	VTH1	VTH2	VTH3	VTH4	VTH5	VTH6	VTH7	VTH8	VTH9	
42	5210	8.5	8.37	8.24	8.13	8.01	7.89	7.77	7.65	7.53	7.41	<24dBm
58	5290	10.09	9.97	9.83	9.69	9.56	9.42	9.28	9.15	9.01	8.87	<24dBm
106	5530	7.33	7.28	7.19	7.07	6.98	6.88	6.77	6.67	6.57	6.47	<24dBm
122	5610	8.17	8.05	7.94	7.84	7.73	7.68	7.55	7.46	7.32	7.20	<24dBm
138(Band3)	5690	7.38	7.29	7.17	7.09	8.96	8.86	9.35	9.85	10.34	10.83	<24dBm
138(Band4)	5690	-9.29	-9.41	-9.54	-9.68	-9.81	-9.96	-10.09	-10.23	-10.37	-10.50	<30dBm

Note: Maximum conducted output power Value =Reading value on average power meter + cable loss

Maximum conducted output power Measurement:

Channel No	Frequency Range	26dB Bandwidth	Chain A Power	Chain B Power	Output Power	Output Power Limit		Result
	(MHz)	(MHz)	(dBm)	(dBm)	(dBm)	(dBm)	dBm+10log(BW)	
42	5210	75.368	8.38	8.50	11.45	17	29.77	Pass
58	5290	75.379	11.00	10.09	13.58	17	29.77	Pass
106	5530	75.281	8.50	7.33	10.96	24	29.77	Pass
122	5610	75.348	8.23	8.17	11.21	24	29.77	Pass
138	5690	72.667	6.65	10.83	12.24	24	29.61	Pass
138ac80(Band4)	5690	2.668	-9.42	-9.29	-6.34	30	21.26	Pass

Note: Power Output Value =Reading value on average power meter + cable loss

26dBc Occupied Bandwidth:

Channel 42 – Chain A

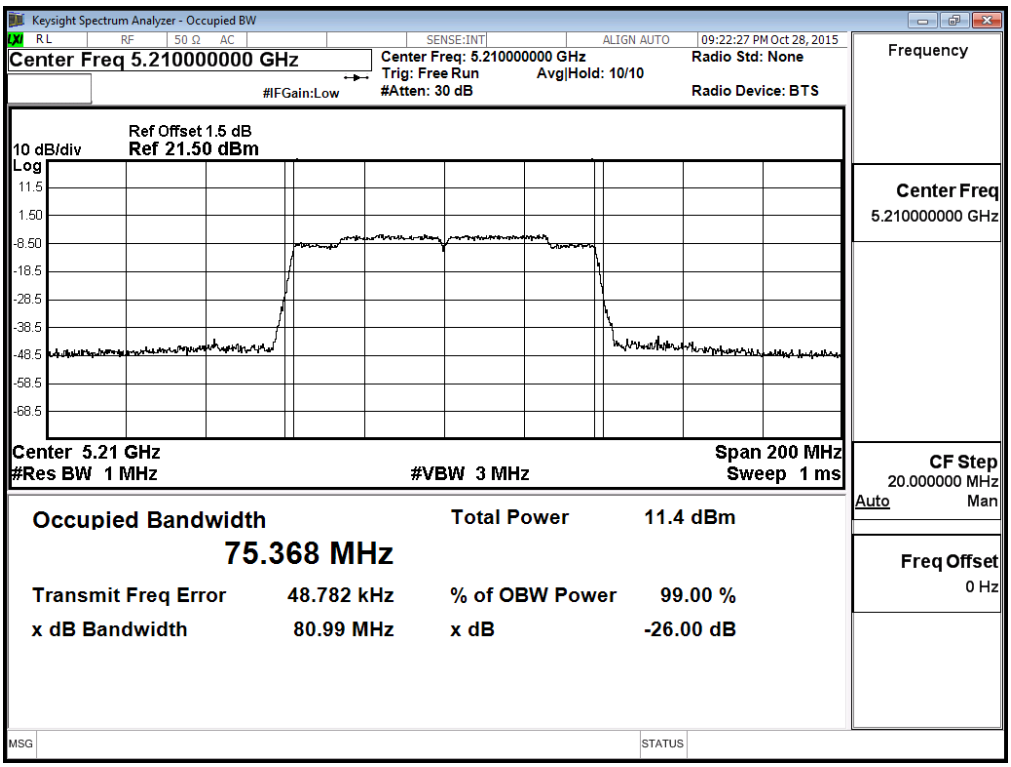

Channel 58 – Chain A

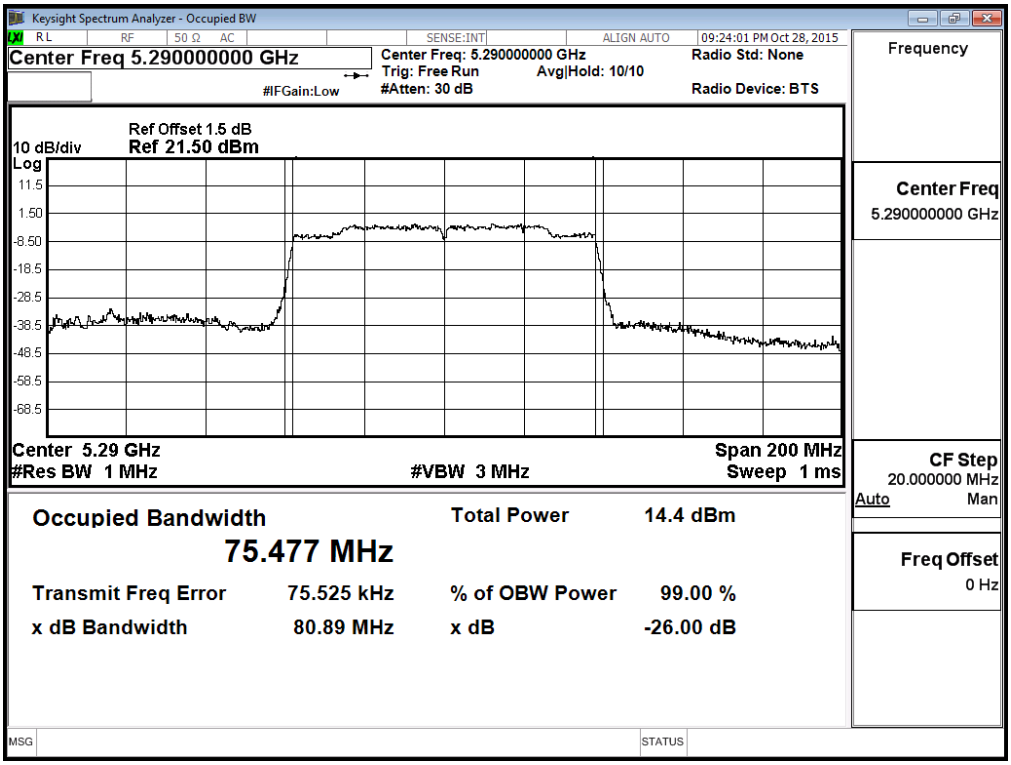

Channel 106 – Chain A

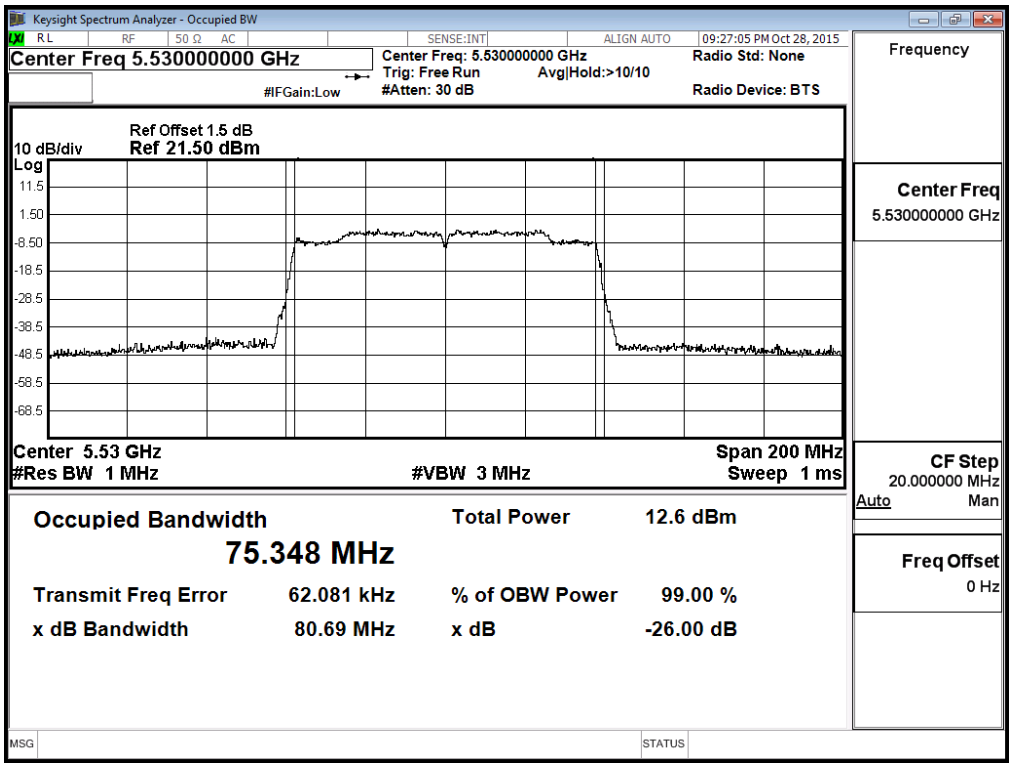

Channel 122 – Chain A

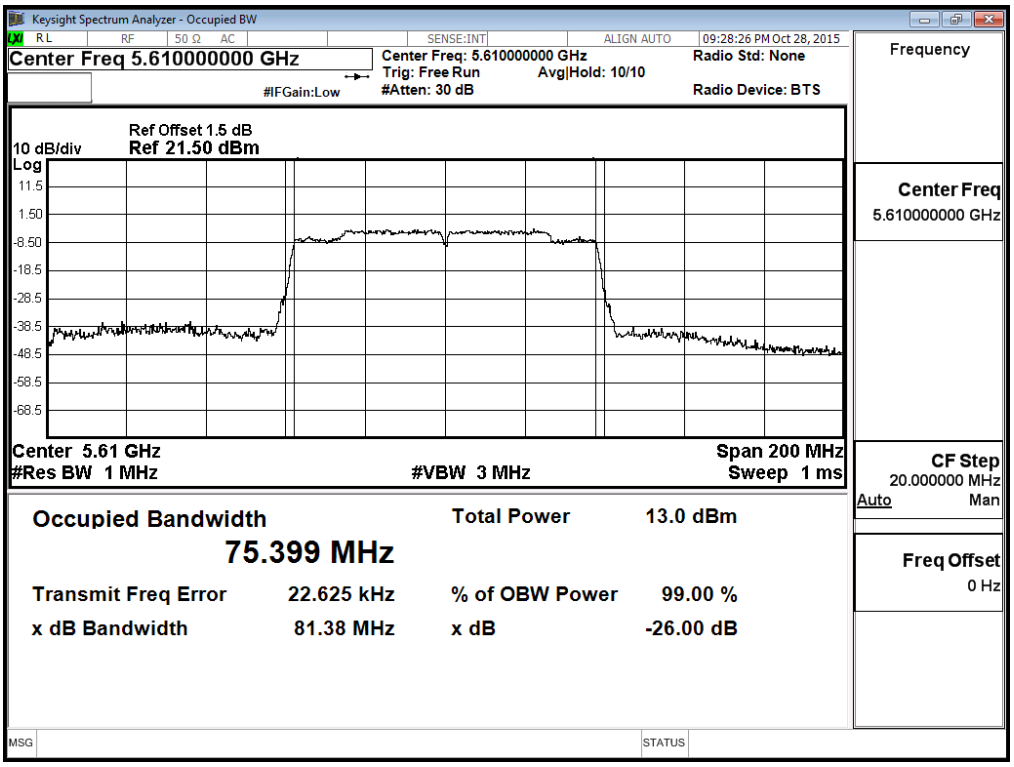

Channel 138 – Chain A

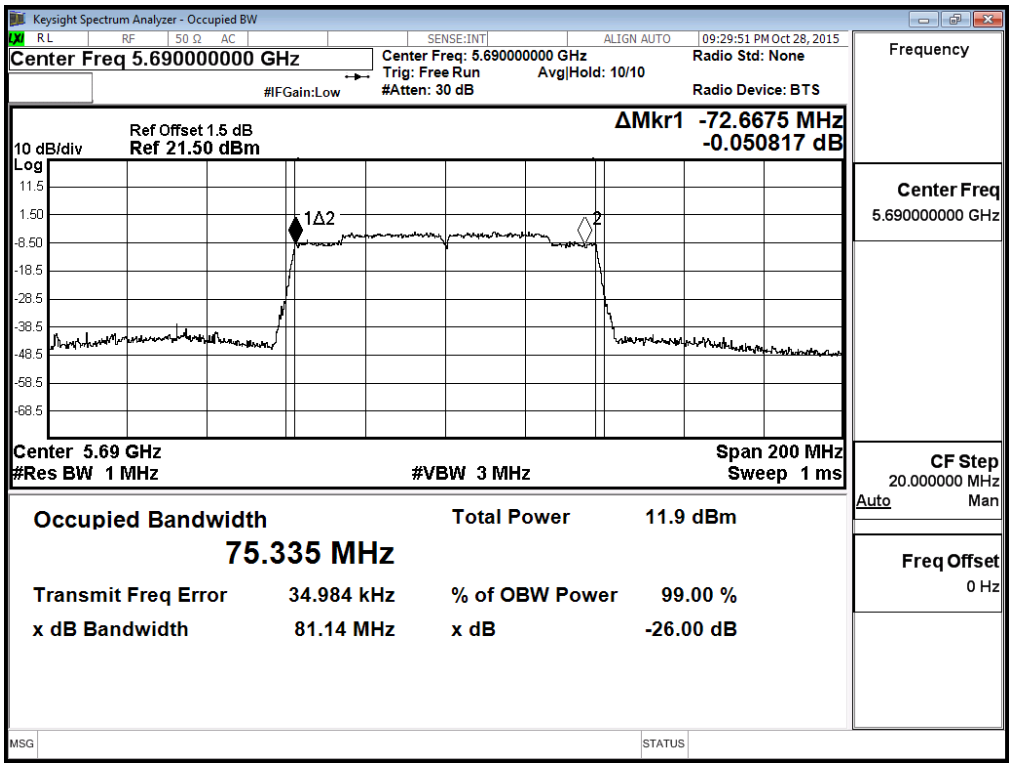

26dBc Occupied Bandwidth:

Channel 42 – Chain B

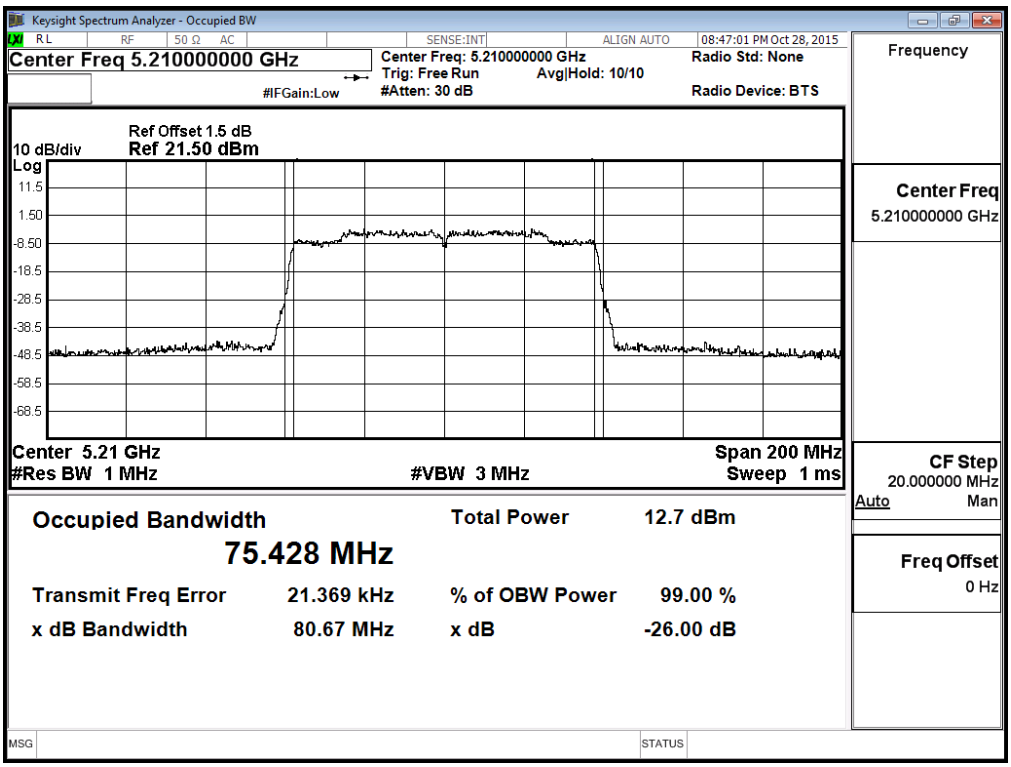

Channel 58 – Chain B

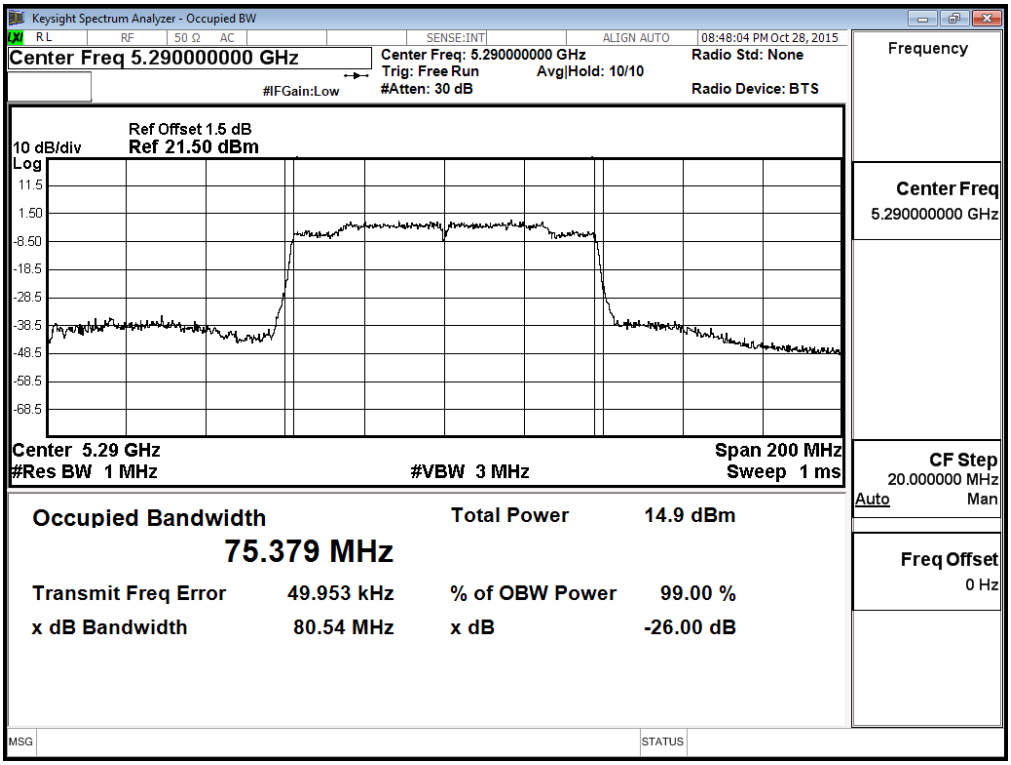

Channel 106 – Chain B

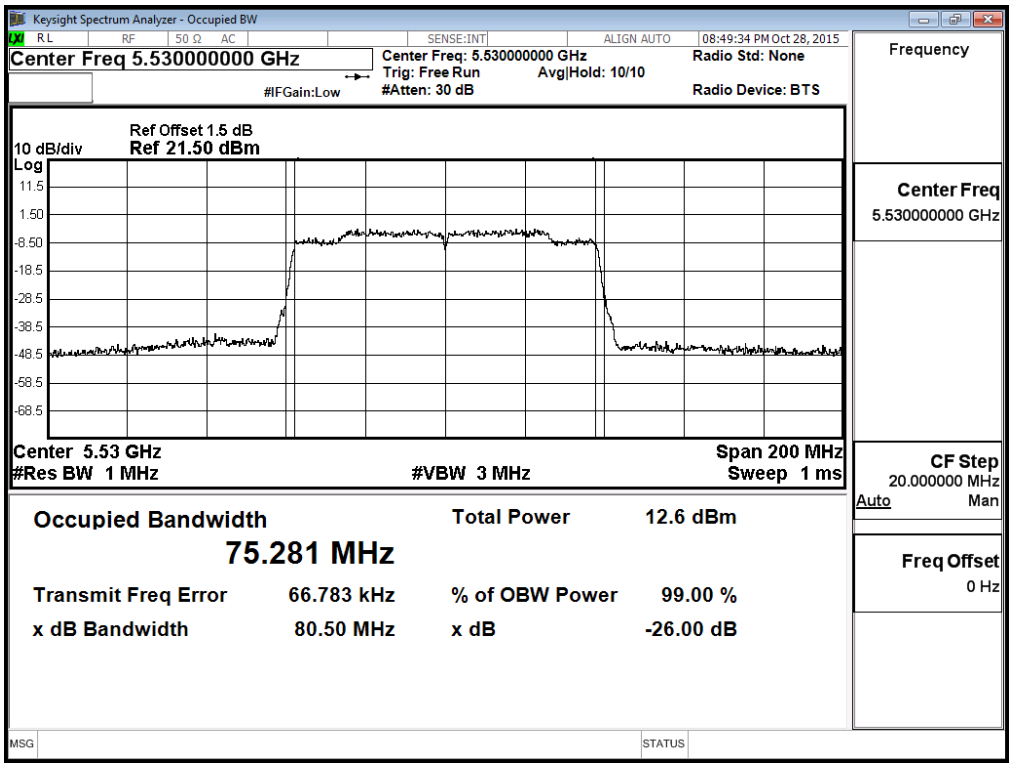

Channel 122 – Chain B

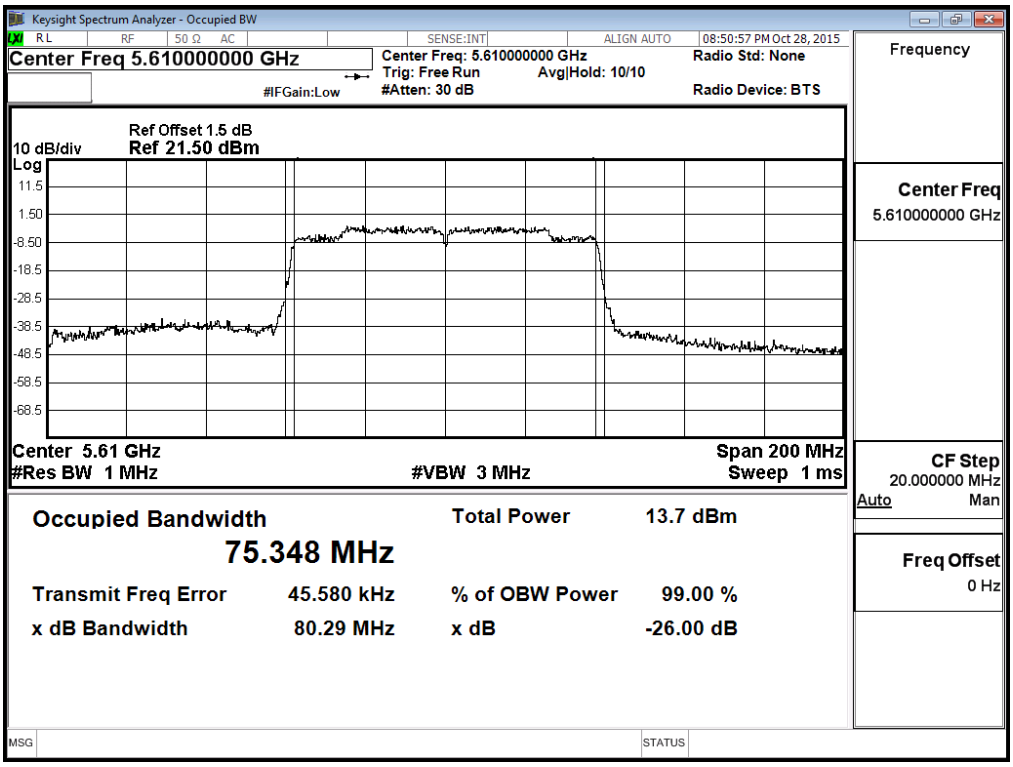

Channel 138 – Chain B

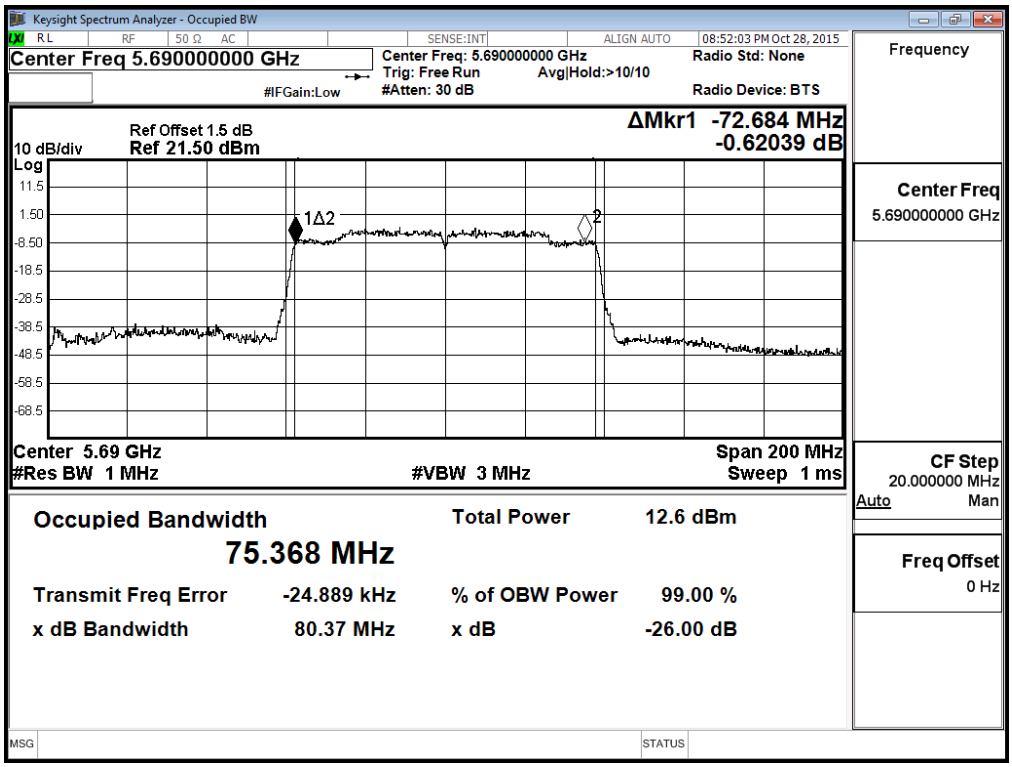

Maximum conducted output power:

Channel 42 – Chain A

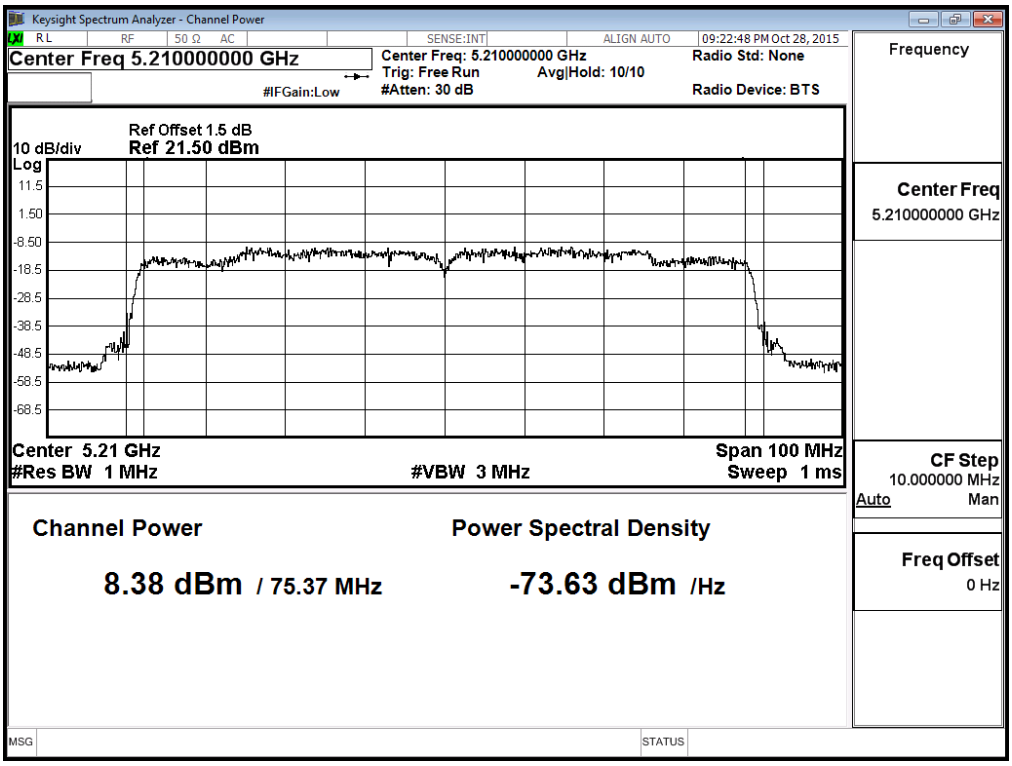

Maximum conducted output power:

Channel 58 – Chain A

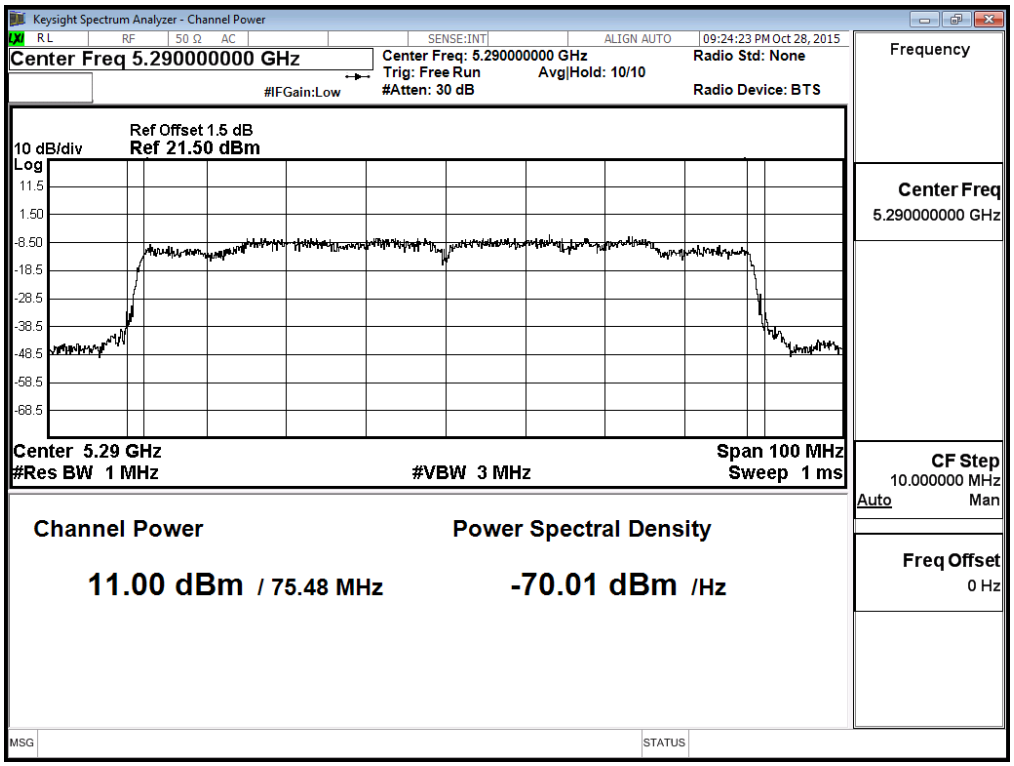

Maximum conducted output power:

Channel 106 – Chain A

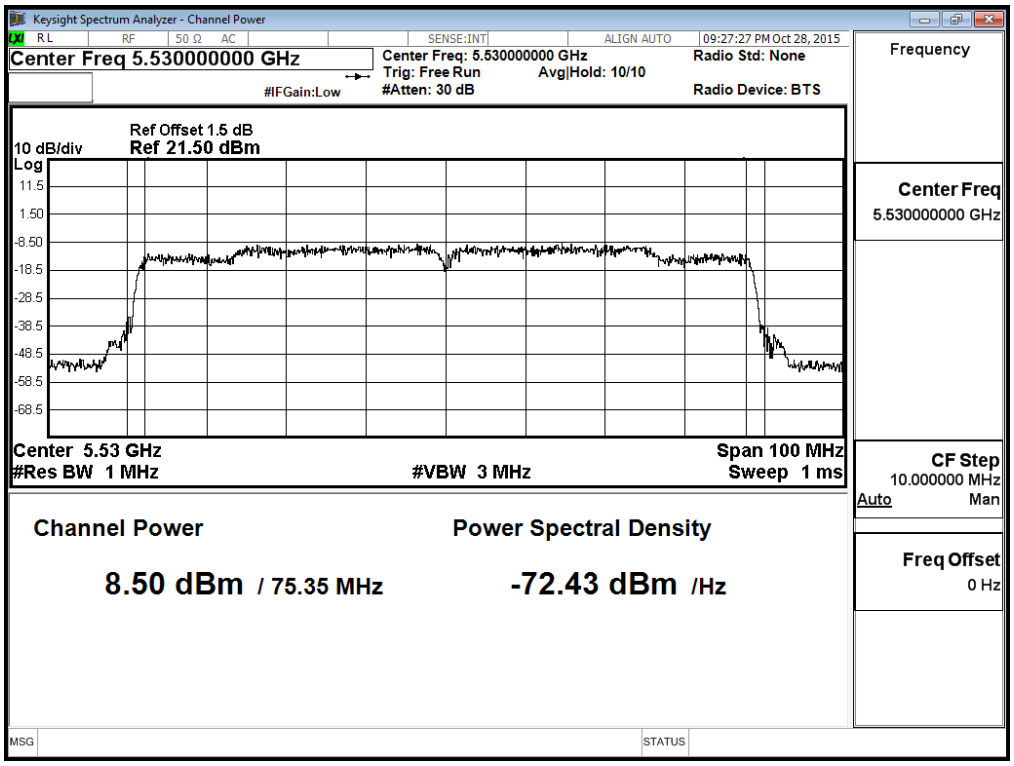

Maximum conducted output power:

Channel 122 – Chain A

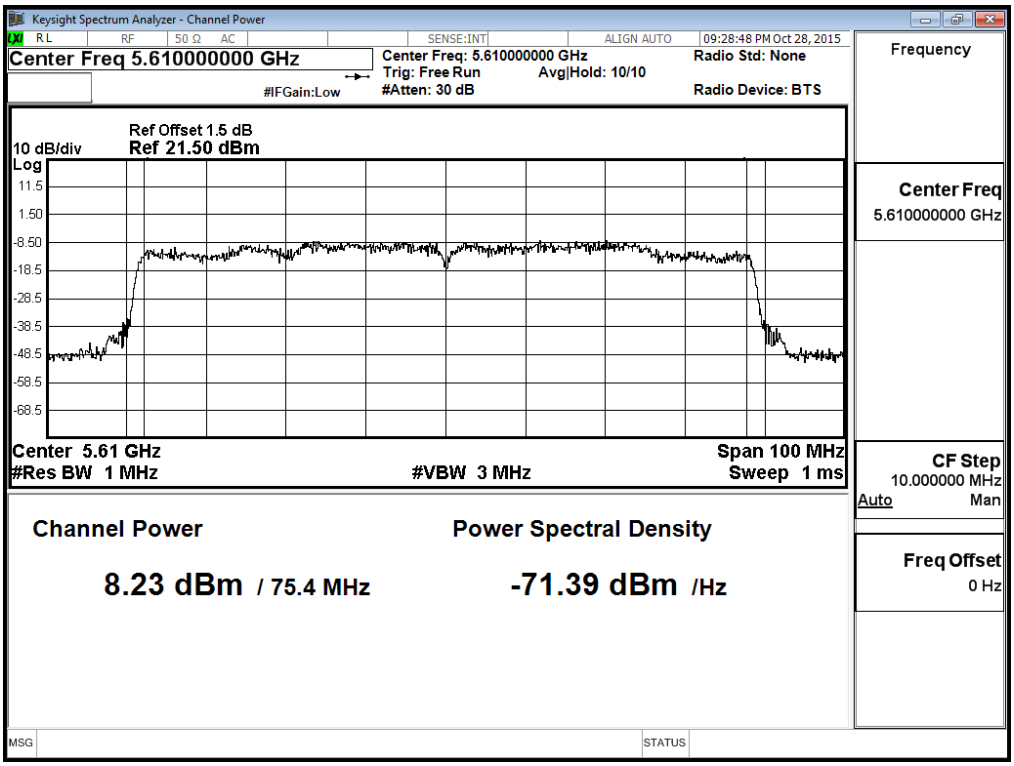

Maximum conducted output power:

Channel 138 (Band3) – Chain A

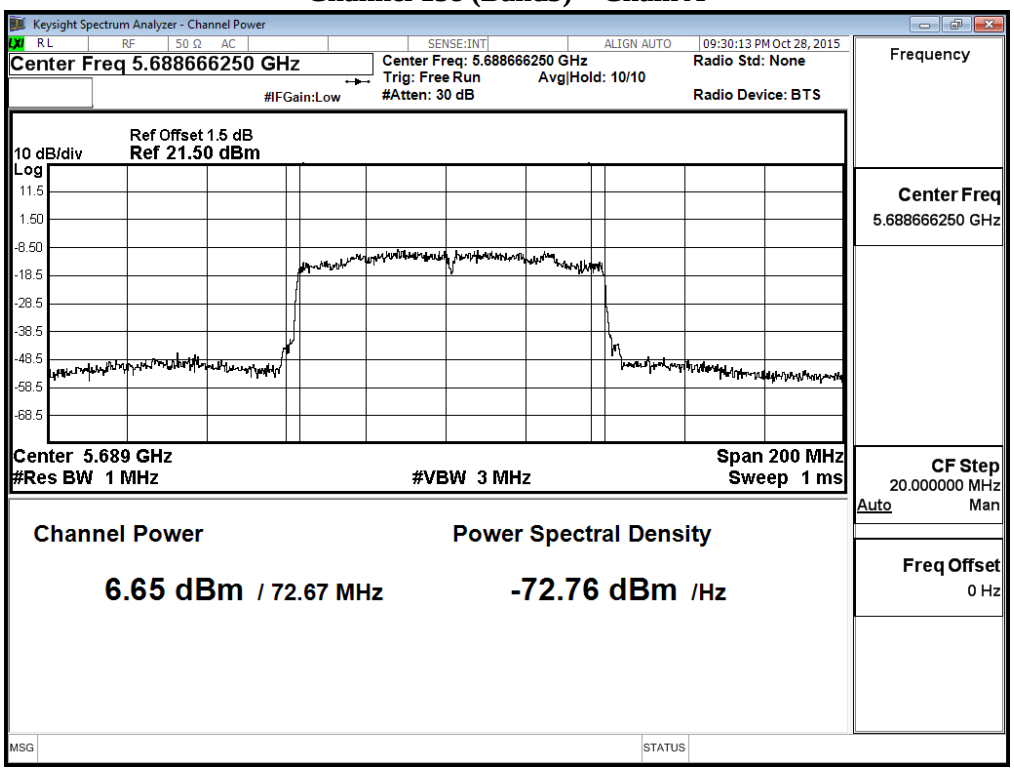

Maximum conducted output power:

Channel 138 (Band4) – Chain A

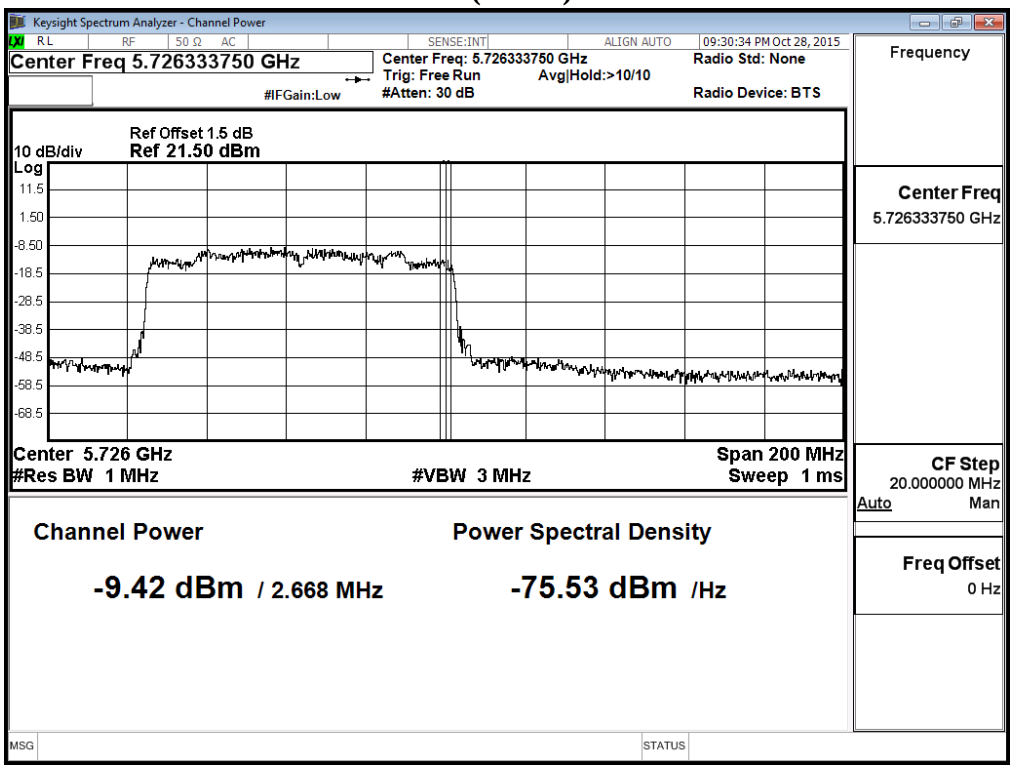

Maximum conducted output power:

Channel 42 – Chain B

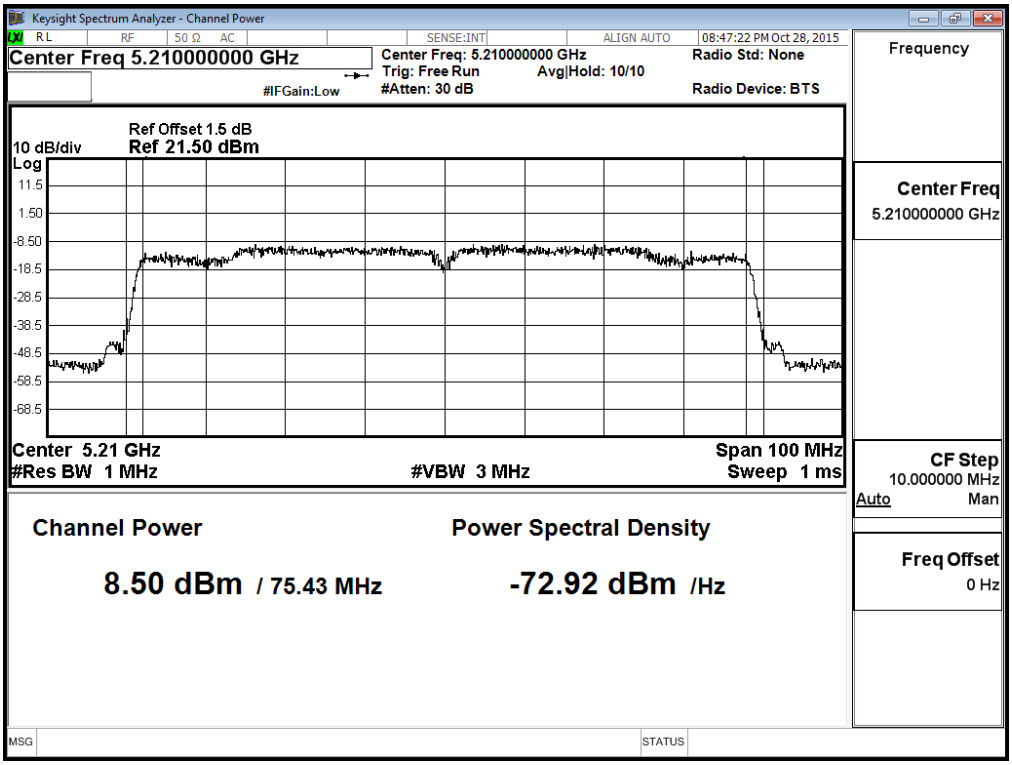

Maximum conducted output power:

Channel 58 – Chain B

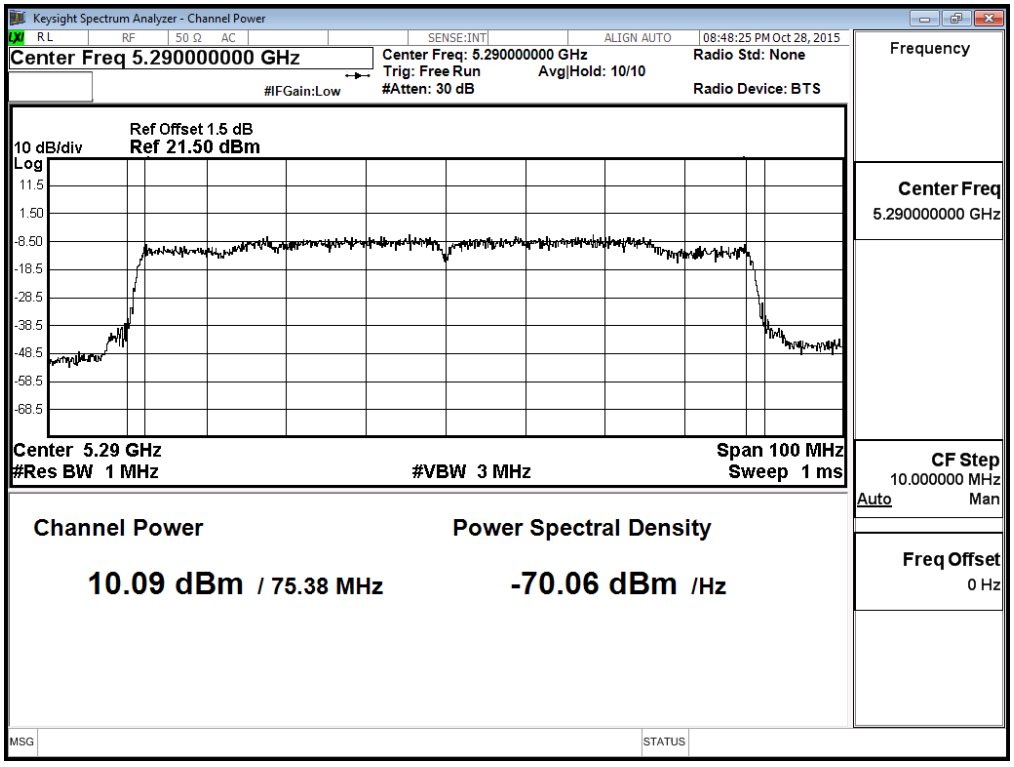

Maximum conducted output power:

Channel 106 – Chain B

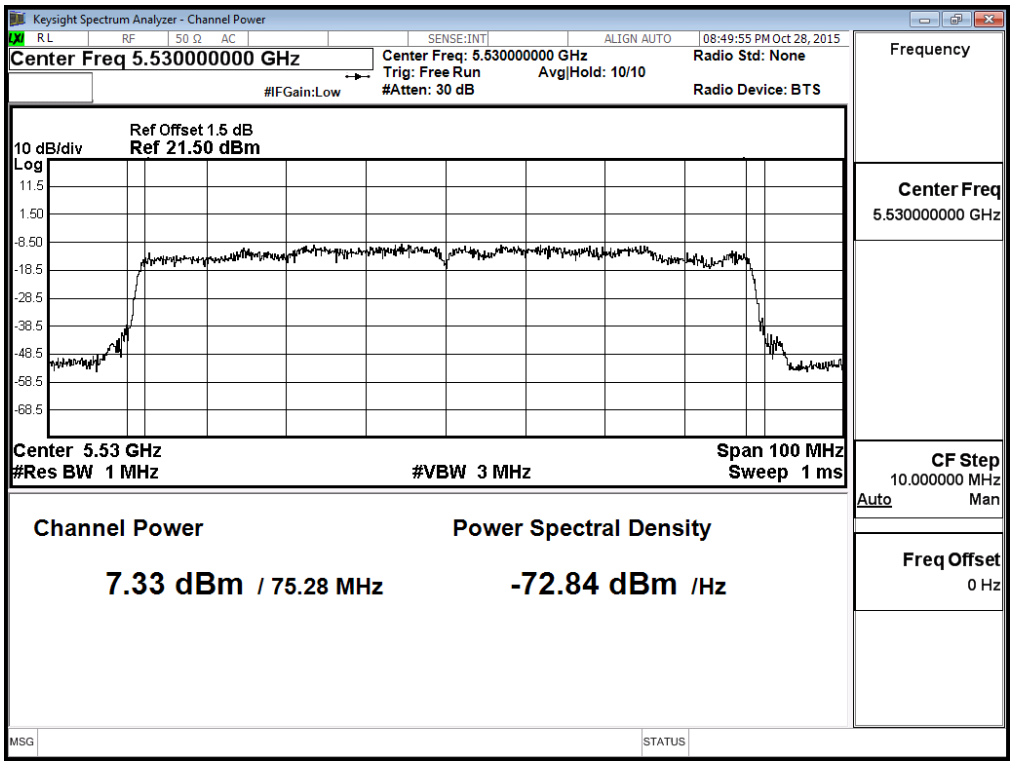

Maximum conducted output power:

Channel 122 – Chain B

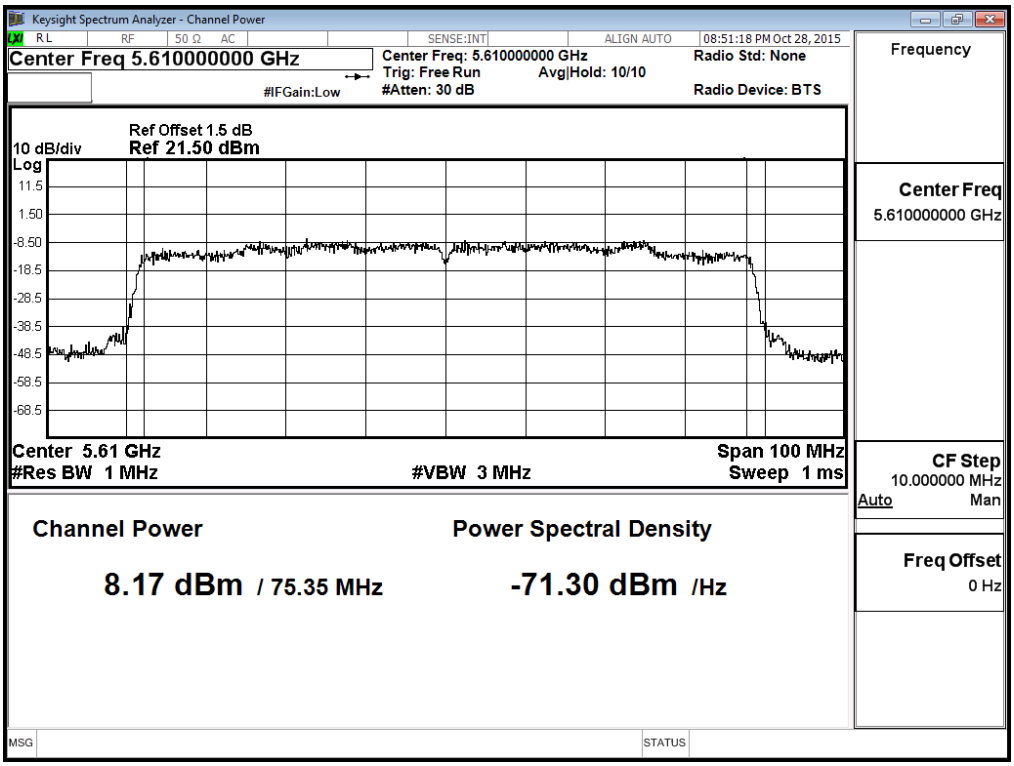

Maximum conducted output power:

Channel 138 (Band3) – Chain B

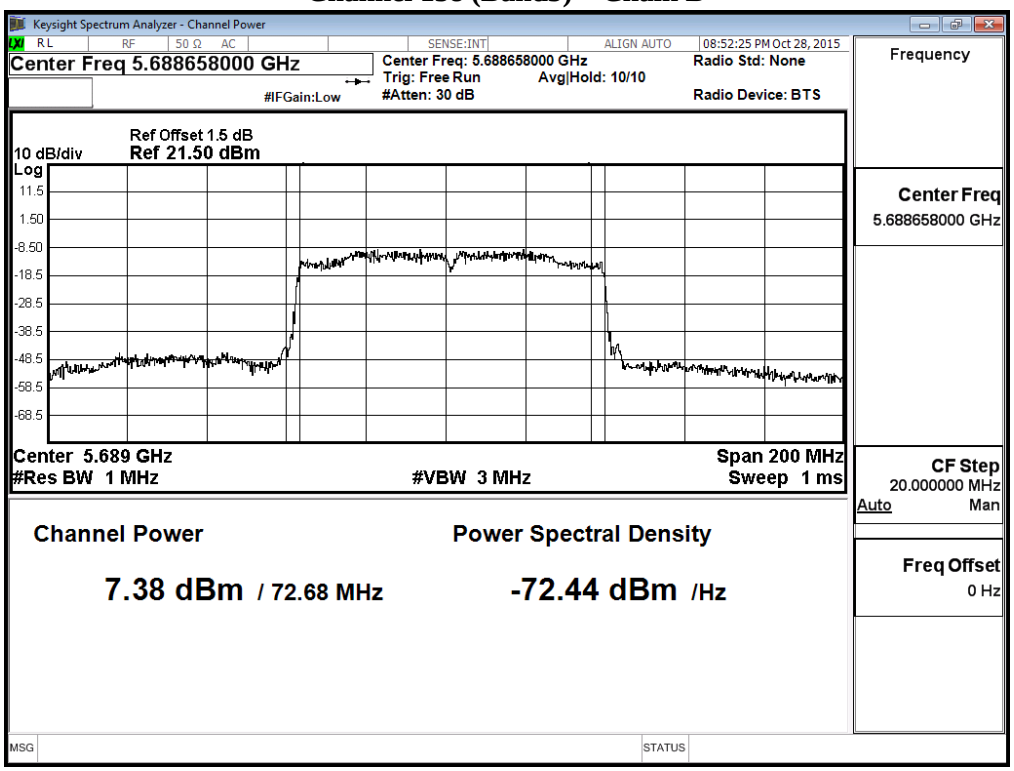

Maximum conducted output power:

Channel 138 (Band4) – Chain B

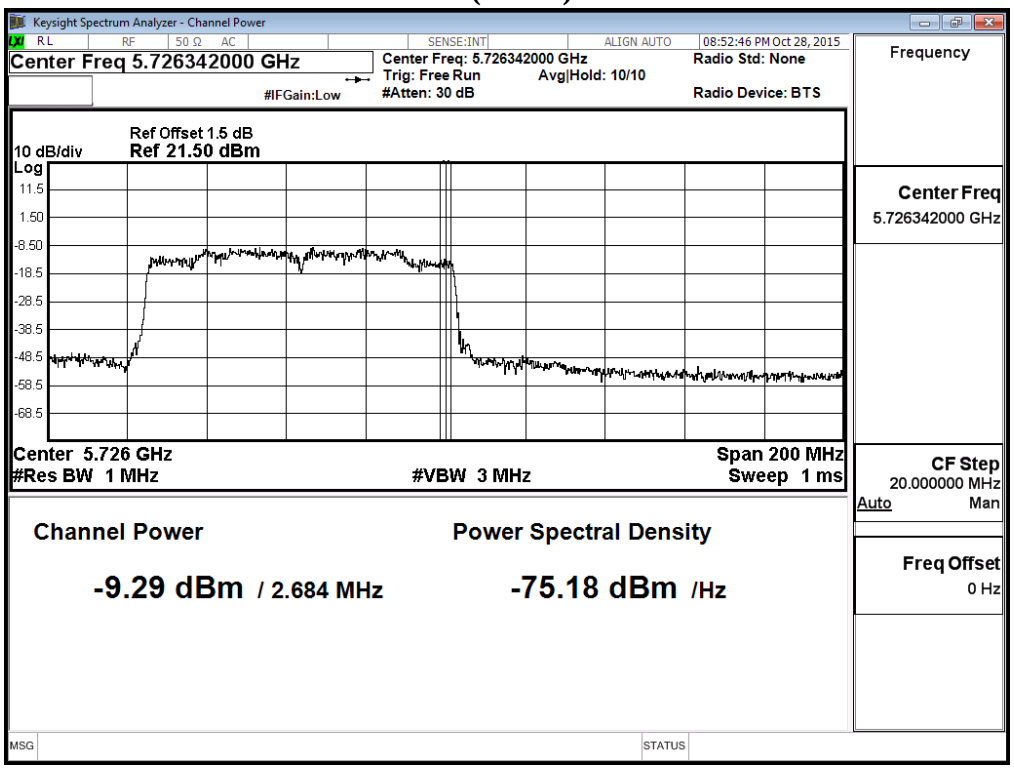

3. Radiated Emission

3.1. Test Equipment

The following test equipments are used during the radiated emission test:

Test Site	Equipment		Manufacturer	Model No./Serial No.	Last Cal.
☒Site # 3	X	Magnetic Loop Antenna	Teseq	HLA6121/ 37133	Sep., 2015
	X	Bilog Antenna	Schaffner Chase	CBL6112B/ 2707	Jun., 2015
	X	EMI Test Receiver	R&S	ESCS 30/838251/ 001	Jun., 2015
	X	Coaxial Cable	QTK(Arnist)	RG 214/ LC003-RG	Jun., 2015
	X	Coaxial signal switch	Arnist	MP59B/ 6200798682	Jun., 2015

Test Site	Equipment		Manufacturer	Model No./Serial No.	Last Cal.
☒CB # 8	X	Spectrum Analyzer	R&S	FSP40/ 100339	Oct., 2015
	X	Horn Antenna	ETS-Lindgren	3117/ 35205	Mar., 2015
	X	Horn Antenna	Schwarzbeck	BBHA9170/209	Jan., 2015
	X	Horn Antenna	TRC	AH-0801/95051	Aug., 2015
	X	Pre-Amplifier	EMCI	EMC012630SE/980210	Jan., 2015
	X	Pre-Amplifier	MITEQ	JS41-001040000-58-5P/153945	Jul., 2015
	X	Pre-Amplifier	NARDA	DBL-1840N506/013	Jul., 2015

Note: 1. All equipments are calibrated with traceable calibrations. Each calibration is traceable to the national or international standards.
2. The test instruments marked with “X” are used to measure the final test results.

3.2. Test Setup

Radiated Emission Below 1GHz

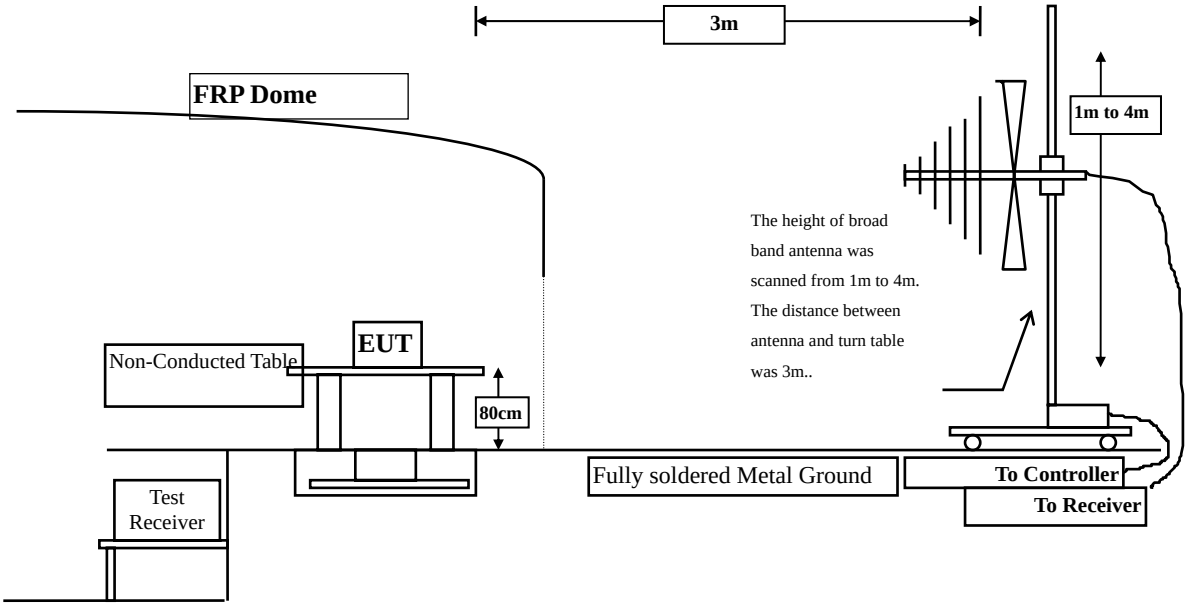

Radiated Emission Above 1GHz

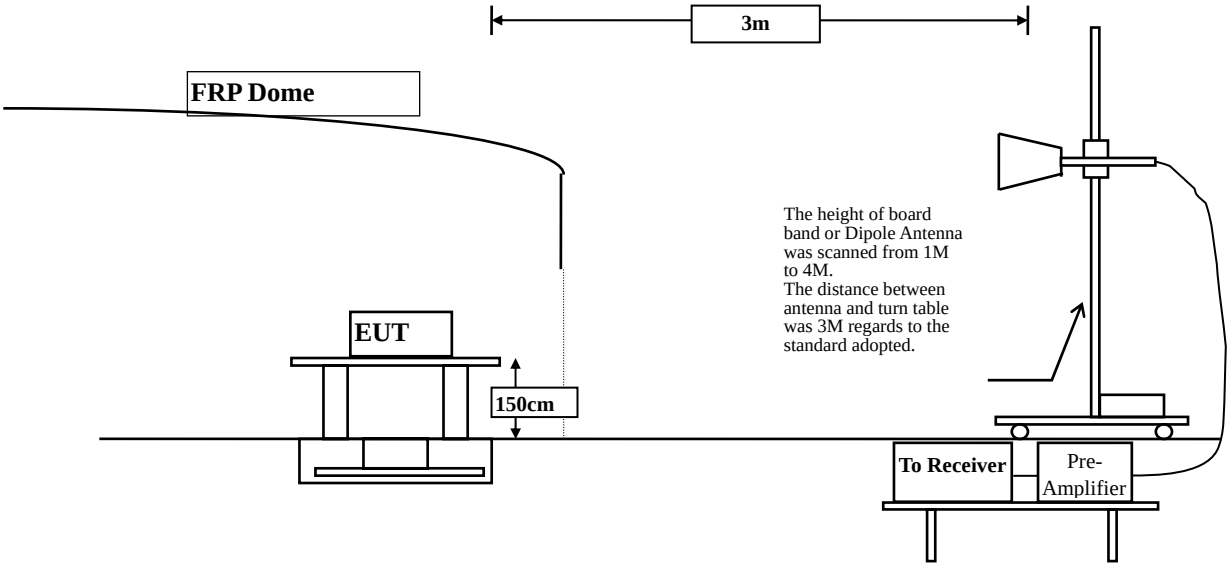

3.3. Limits

Emissions radiated outside of the specified frequency bands, except for harmonics, shall be attenuated by at least 20dB below the level of the fundamental or to the general radiated emission limits in paragraph 15.209, whichever is the lesser attenuation.

FCC Part 15 Subpart C Paragraph 15.209(a) Limits		
Frequency MHz	Field strength (microvolts/meter)	Measurement distance (meter)
0.009-0.490	2400/F(kHz)	300
0.490-1.705	24000/F(kHz)	30
1.705-30	30	30
30-88	100	3
88-216	150	3
216-960	200	3
Above 960	500	3

Remarks: E field strength (dBμV/m) = 20 log E field strength (uV/m)

3.4. Test Procedure

The EUT was setup according to ANSI C63.10, 2013 and tested according to FCC KDB-789033 test procedure for compliance to FCC 47CFR 15. 407 requirements.

Measuring the frequency range below 1GHz, the EUT is placed on a turn table which is 0.8 meter above ground,when measuring the frequency range above 1GHz, the EUT is placed on a turn table which is 1.5 meter above ground.

The turn table is rotated 360 degrees to determine the position of the maximum emission level.

The EUT was positioned such that the distance from antenna to the EUT was 3 meters.

The antenna is scanned between 1 meter and 4 meters to find out the maximum emission level. This is repeated for both horizontal and vertical polarization of the antenna. In order to find the maximum emission, all of the interface cables were manipulated according to ANSI C63.10: 2013 on radiated measurement.

The resolution bandwidth below 30MHz setting on the field strength meter is 9kHz and 30MHz~1GHz is 120kHz and above 1GHz is 1MHz.

Radiated emission measurements below 30MHz are made using Loop Antenna and 30MHz~1GHz are made using broadband Bilog antenna and above 1GHz are made using Horn Antennas.

The measurement is divided into the Preliminary Measurement and the Final Measurement.

The suspected frequencies are searched for in Preliminary Measurement with the measurement antenna kept pointed at the source of the emission both in azimuth and elevation, with the polarization of the antenna oriented for maximum response. The antenna is pointed at an angle towards the source of the emission, and the EUT is rotated in both height and polarization to maximize the measured emission. The emission is kept within the illumination area of the 3 dB bandwidth of the antenna.

The worst radiated emission is measured in the Open Area Test Site on the Final Measurement.

The measurement frequency range form 9kHz - 10th Harmonic of fundamental was investigated.

3.5. Uncertainty

± 3.8 dB below 1GHz

± 3.9 dB above 1GHz

3.6. Test Result of Radiated Emission

Product : INTEL DUAL BAND WIRELESS–AC 7265
Test Item : Harmonic Radiated Emission Data
Test Site : No.3 OATS
Test Mode : Mode 1 SISO A: Transmit (802.11a-6Mbps) (5180MHz)

Frequency MHz	Correct Factor dB	Reading Level dBμV	Measurement Level dBμV/m	Margin dB	Limit dBμV/m
Horizontal					
Peak Detector:					
10360.000	14.386	35.056	49.442	-24.558	74.000
15540.000	*	*	*	*	74.000
20720.000	*	*	*	*	74.000
25900.000	*	*	*	*	74.000
31080.000	*	*	*	*	74.000
36260.000	*	*	*	*	74.000
Average Detector:					
*	*	*	*	*	*
Vertical					
Peak Detector:					
10360.000	14.386	36.852	51.238	-22.762	74.000
15540.000	*	*	*	*	74.000
20720.000	*	*	*	*	74.000
25900.000	*	*	*	*	74.000
31080.000	*	*	*	*	74.000
36260.000	*	*	*	*	74.000
Average Detector:					
*	*	*	*	*	*

Note:

1. All Readings below 1GHz are Quasi-Peak, above 1GHz are performed with peak and/or average measurements as necessary.
2. Peak measurements: RBW = 1MHz, VBW = 3 MHz, Sweep: Auto.
3. Average measurements: RBW = 1MHz, VBW = 10 Hz, Sweep: Auto.
4. Measurement Level = Reading Level + Correct Factor.
5. Correct Factor = Antenna factor + Cable loss –Amplifier gain.
6. The average measurement was not performed when the peak measured data under the limit of average detection.
7. The emission levels of other frequencies are very lower than the limit and not show in test report.

Product : INTEL DUAL BAND WIRELESS–AC 7265
Test Item : Harmonic Radiated Emission Data
Test Site : No.3 OATS
Test Mode : Mode 1 SISO A: Transmit (802.11a-6Mbps) (5220MHz)

Frequency MHz	Correct Factor dB	Reading Level dBμV	Measurement Level dBμV/m	Margin dB	Limit dBμV/m
Horizontal					
Peak Detector:					
10440.000	14.577	36.952	51.529	-22.471	74.000
15660.000	*	*	*	*	74.000
20880.000	*	*	*	*	74.000
26100.000	*	*	*	*	74.000
Average Detector:					
*	*	*	*	*	*
Vertical					
Peak Detector:					
10440.000	14.577	35.951	50.528	-23.472	74.000
15660.000	*	*	*	*	74.000
20880.000	*	*	*	*	74.000
26100.000	*	*	*	*	74.000
Average Detector:					
*	*	*	*	*	*

Note:

1. All Readings below 1GHz are Quasi-Peak, above 1GHz are performed with peak and/or average measurements as necessary.
2. Peak measurements: RBW = 1MHz, VBW = 3 MHz, Sweep: Auto.
3. Average measurements: RBW = 1MHz, VBW = 10 Hz, Sweep: Auto.
4. Measurement Level = Reading Level + Correct Factor.
5. Correct Factor = Antenna factor + Cable loss –Amplifier gain.
6. The average measurement was not performed when the peak measured data under the limit of average detection.
7. The emission levels of other frequencies are very lower than the limit and not show in test report.

Product : INTEL DUAL BAND WIRELESS–AC 7265
Test Item : Harmonic Radiated Emission Data
Test Site : No.3 OATS
Test Mode : Mode 1 SISO A: Transmit (802.11a-6Mbps) (5240MHz)

Frequency MHz	Correct Factor dB	Reading Level dBμV	Measurement Level dBμV/m	Margin dB	Limit dBμV/m
Horizontal					
Peak Detector:					
10480.000	14.461	37.236	51.697	-22.303	74.000
15720.000	*	*	*	*	74.000
20960.000	*	*	*	*	74.000
26200.000	*	*	*	*	74.000
Average Detector:					
*	*	*	*	*	*
Vertical					
Peak Detector:					
10480.000	14.461	37.236	51.697	-22.303	74.000
15720.000	*	*	*	*	74.000
20960.000	*	*	*	*	74.000
26200.000	*	*	*	*	74.000
Average Detector:					
*	*	*	*	*	*

Note:
1. All Readings below 1GHz are Quasi-Peak, above 1GHz are performed with peak and/or average measurements as necessary.
2. Peak measurements: RBW = 1MHz, VBW = 3 MHz, Sweep: Auto.
3. Average measurements: RBW = 1MHz, VBW = 10 Hz, Sweep: Auto.
4. Measurement Level = Reading Level + Correct Factor.
5. Correct Factor = Antenna factor + Cable loss –Amplifier gain.
6. The average measurement was not performed when the peak measured data under the limit of average detection.
7. The emission levels of other frequencies are very lower than the limit and not show in test report.

Product : INTEL DUAL BAND WIRELESS–AC 7265
Test Item : Harmonic Radiated Emission Data
Test Site : No.3 OATS
Test Mode : Mode 1 SISO A: Transmit (802.11a-6Mbps) (5260MHz)

Frequency MHz	Correct Factor dB	Reading Level dBμV	Measurement Level dBμV/m	Margin dB	Limit dBμV/m
Horizontal					
Peak Detector:					
10520.000	14.310	36.458	50.768	-23.232	74.000
15780.000	*	*	*	*	74.000
21040.000	*	*	*	*	74.000
26300.000	*	*	*	*	74.000
Average Detector:					
*	*	*	*	*	*
Vertical					
Peak Detector:					
10520.000	14.310	36.954	51.264	-22.736	74.000
15780.000	*	*	*	*	74.000
21040.000	*	*	*	*	74.000
26300.000	*	*	*	*	74.000
Average Detector:					
*	*	*	*	*	*

Note:
1. All Readings below 1GHz are Quasi-Peak, above 1GHz are performed with peak and/or average measurements as necessary.
2. Peak measurements: RBW = 1MHz, VBW = 3 MHz, Sweep: Auto.
3. Average measurements: RBW = 1MHz, VBW = 10 Hz, Sweep: Auto.
4. Measurement Level = Reading Level + Correct Factor.
5. Correct Factor = Antenna factor + Cable loss –Amplifier gain.
6. The average measurement was not performed when the peak measured data under the limit of average detection.
7. The emission levels of other frequencies are very lower than the limit and not show in test report.

Product : INTEL DUAL BAND WIRELESS–AC 7265
Test Item : Harmonic Radiated Emission Data
Test Site : No.3 OATS
Test Mode : Mode 1 SISO A: Transmit (802.11a-6Mbps) (5300MHz)

Frequency MHz	Correct Factor dB	Reading Level dBμV	Measurement Level dBμV/m	Margin dB	Limit dBμV/m
Horizontal					
Peak Detector:					
10600.000	14.726	36.125	50.850	-23.150	74.000
15900.000	*	*	*	*	74.000
21200.000	*	*	*	*	74.000
26500.000	*	*	*	*	74.000
Average Detector:					
*	*	*	*	*	*
Vertical					
Peak Detector:					
10600.000	14.726	36.124	50.849	-23.151	74.000
15900.000	*	*	*	*	74.000
21200.000	*	*	*	*	74.000
26500.000	*	*	*	*	74.000
Average Detector:					
*	*	*	*	*	*

Note:

1. All Readings below 1GHz are Quasi-Peak, above 1GHz are performed with peak and/or average measurements as necessary.
2. Peak measurements: RBW = 1MHz, VBW = 3 MHz, Sweep: Auto.
3. Average measurements: RBW = 1MHz, VBW = 10 Hz, Sweep: Auto.
4. Measurement Level = Reading Level + Correct Factor.
5. Correct Factor = Antenna factor + Cable loss –Amplifier gain.
6. The average measurement was not performed when the peak measured data under the limit of average detection.
7. The emission levels of other frequencies are very lower than the limit and not show in test report.

Product : INTEL DUAL BAND WIRELESS–AC 7265
Test Item : Harmonic Radiated Emission Data
Test Site : No.3 OATS
Test Mode : Mode 1 SISO A: Transmit (802.11a-6Mbps) (5320MHz)

Frequency MHz	Correct Factor dB	Reading Level dBμV	Measurement Level dBμV/m	Margin dB	Limit dBμV/m
Horizontal					
Peak Detector:					
10640.000	14.543	36.235	50.778	-23.222	74.000
15960.000	*	*	*	*	74.000
21280.000	*	*	*	*	74.000
26600.000	*	*	*	*	74.000
Average Detector:					
*	*	*	*	*	*
Vertical					
Peak Detector:					
10640.000	14.543	35.745	50.288	-23.712	74.000
15960.000	*	*	*	*	74.000
21280.000	*	*	*	*	74.000
26600.000	*	*	*	*	74.000
Average Detector:					
*	*	*	*	*	*

Note:
1. All Readings below 1GHz are Quasi-Peak, above 1GHz are performed with peak and/or average measurements as necessary.
2. Peak measurements: RBW = 1MHz, VBW = 3 MHz, Sweep: Auto.
3. Average measurements: RBW = 1MHz, VBW = 10 Hz, Sweep: Auto.
4. Measurement Level = Reading Level + Correct Factor.
5. Correct Factor = Antenna factor + Cable loss –Amplifier gain.
6. The average measurement was not performed when the peak measured data under the limit of average detection.
7. The emission levels of other frequencies are very lower than the limit and not show in test report.

Product : INTEL DUAL BAND WIRELESS–AC 7265
Test Item : Harmonic Radiated Emission Data
Test Site : No.3 OATS
Test Mode : Mode 1 SISO A: Transmit (802.11a-6Mbps) (5500MHz)

Frequency MHz	Correct Factor dB	Reading Level dBμV	Measurement Level dBμV/m	Margin dB	Limit dBμV/m
Horizontal					
Peak Detector:					
11000.000	14.556	35.253	49.810	-24.190	74.000
16500.000	*	*	*	*	74.000
22000.000	*	*	*	*	74.000
27500.000	*	*	*	*	74.000
Average Detector:					
*	*	*	*	*	*
Vertical					
Peak Detector:					
11000.000	14.556	36.353	50.910	-23.090	74.000
16500.000	*	*	*	*	74.000
22000.000	*	*	*	*	74.000
27500.000	*	*	*	*	74.000
Average Detector:					
*	*	*	*	*	*

Note:
1. All Readings below 1GHz are Quasi-Peak, above 1GHz are performed with peak and/or average measurements as necessary.
2. Peak measurements: RBW = 1MHz, VBW = 3 MHz, Sweep: Auto.
3. Average measurements: RBW = 1MHz, VBW = 10 Hz, Sweep: Auto.
4. Measurement Level = Reading Level + Correct Factor.
5. Correct Factor = Antenna factor + Cable loss –Amplifier gain.
6. The average measurement was not performed when the peak measured data under the limit of average detection.
7. The emission levels of other frequencies are very lower than the limit and not show in test report.

Product : INTEL DUAL BAND WIRELESS–AC 7265
Test Item : Harmonic Radiated Emission Data
Test Site : No.3 OATS
Test Mode : Mode 1 SISO A: Transmit (802.11a-6Mbps) (5600MHz)

Frequency MHz	Correct Factor dB	Reading Level dBμV	Measurement Level dBμV/m	Margin dB	Limit dBμV/m
Horizontal					
Peak Detector:					
11200.000	14.985	35.950	50.935	-23.065	74.000
16800.000	*	*	*	*	74.000
22400.000	*	*	*	*	74.000
28000.000	*	*	*	*	74.000
Average Detector:					
*	*	*	*	*	*
Vertical					
Peak Detector:					
11200.000	14.985	36.234	51.219	-22.781	74.000
16800.000	*	*	*	*	74.000
22400.000	*	*	*	*	74.000
28000.000	*	*	*	*	74.000
Average Detector:					
*	*	*	*	*	*

Note:

1. All Readings below 1GHz are Quasi-Peak, above 1GHz are performed with peak and/or average measurements as necessary.
2. Peak measurements: RBW = 1MHz, VBW = 3 MHz, Sweep: Auto.
3. Average measurements: RBW = 1MHz, VBW = 10 Hz, Sweep: Auto.
4. Measurement Level = Reading Level + Correct Factor.
5. Correct Factor = Antenna factor + Cable loss –Amplifier gain.
6. The average measurement was not performed when the peak measured data under the limit of average detection.
7. The emission levels of other frequencies are very lower than the limit and not show in test report.

Product : INTEL DUAL BAND WIRELESS–AC 7265
Test Item : Harmonic Radiated Emission Data
Test Site : No.3 OATS
Test Mode : Mode 1 SISO A: Transmit (802.11a-6Mbps) (5700MHz)

Frequency MHz	Correct Factor dB	Reading Level dBμV	Measurement Level dBμV/m	Margin dB	Limit dBμV/m
Horizontal					
Peak Detector:					
11400.000	15.632	36.125	51.757	-22.243	74.000
17100.000	*	*	*	*	74.000
22800.000	*	*	*	*	74.000
28500.000	*	*	*	*	74.000
Average Detector:					
*	*	*	*	*	*
Vertical					
Peak Detector:					
11400.000	15.632	36.236	51.868	-22.132	74.000
17100.000	*	*	*	*	74.000
22800.000	*	*	*	*	74.000
28500.000	*	*	*	*	74.000
Average Detector:					
*	*	*	*	*	*

Note:
1. All Readings below 1GHz are Quasi-Peak, above 1GHz are performed with peak and/or average measurements as necessary.
2. Peak measurements: RBW = 1MHz, VBW = 3 MHz, Sweep: Auto.
3. Average measurements: RBW = 1MHz, VBW = 10 Hz, Sweep: Auto.
4. Measurement Level = Reading Level + Correct Factor.
5. Correct Factor = Antenna factor + Cable loss –Amplifier gain.
6. The average measurement was not performed when the peak measured data under the limit of average detection.
7. The emission levels of other frequencies are very lower than the limit and not show in test report.

Product : INTEL DUAL BAND WIRELESS–AC 7265
Test Item : Harmonic Radiated Emission Data
Test Site : No.3 OATS
Test Mode : Mode 1 SISO A: Transmit (802.11n-20BW 7.2Mbps) (5180MHz)

Frequency MHz	Correct Factor dB	Reading Level dBμV	Measurement Level dBμV/m	Margin dB	Limit dBμV/m
Horizontal					
Peak Detector:					
10360.000	14.386	35.953	50.339	-23.661	74.000
15540.000	*	*	*	*	74.000
20720.000	*	*	*	*	74.000
25900.000	*	*	*	*	74.000
Average Detector:					
*	*	*	*	*	*
Vertical					
Peak Detector:					
10360.000	14.386	36.238	50.624	-23.376	74.000
15540.000	*	*	*	*	74.000
20720.000	*	*	*	*	74.000
25900.000	*	*	*	*	74.000
Average Detector:					
*	*	*	*	*	*

Note:
1. All Readings below 1GHz are Quasi-Peak, above 1GHz are performed with peak and/or average measurements as necessary.
2. Peak measurements: RBW = 1MHz, VBW = 3 MHz, Sweep: Auto.
3. Average measurements: RBW = 1MHz, VBW = 10 Hz, Sweep: Auto.
4. Measurement Level = Reading Level + Correct Factor.
5. Correct Factor = Antenna factor + Cable loss –Amplifier gain.
6. The average measurement was not performed when the peak measured data under the limit of average detection.
7. The emission levels of other frequencies are very lower than the limit and not show in test report.

Product : INTEL DUAL BAND WIRELESS–AC 7265
Test Item : Harmonic Radiated Emission Data
Test Site : No.3 OATS
Test Mode : Mode 1 SISO A: Transmit (802.11n-20BW 7.2Mbps) (5220MHz)

Frequency MHz	Correct Factor dB	Reading Level dBμV	Measurement Level dBμV/m	Margin dB	Limit dBμV/m
Horizontal					
Peak Detector:					
10440.000	14.577	36.854	51.431	-22.569	74.000
15660.000	*	*	*	*	74.000
20880.000	*	*	*	*	74.000
26100.000	*	*	*	*	74.000
Average Detector:					
*	*	*	*	*	*
Vertical					
Peak Detector:					
10440.000	14.577	37.236	51.813	-22.187	74.000
15660.000	*	*	*	*	74.000
20880.000	*	*	*	*	74.000
26100.000	*	*	*	*	74.000
Average Detector:					
*	*	*	*	*	*

Note:
1. All Readings below 1GHz are Quasi-Peak, above 1GHz are performed with peak and/or average measurements as necessary.
2. Peak measurements: RBW = 1MHz, VBW = 3 MHz, Sweep: Auto.
3. Average measurements: RBW = 1MHz, VBW = 10 Hz, Sweep: Auto.
4. Measurement Level = Reading Level + Correct Factor.
5. Correct Factor = Antenna factor + Cable loss –Amplifier gain.
6. The average measurement was not performed when the peak measured data under the limit of average detection.
7. The emission levels of other frequencies are very lower than the limit and not show in test report.

Product : INTEL DUAL BAND WIRELESS–AC 7265
Test Item : Harmonic Radiated Emission Data
Test Site : No.3 OATS
Test Mode : Mode 1 SISO A: Transmit (802.11n-20BW 7.2Mbps) (5240MHz)

Frequency MHz	Correct Factor dB	Reading Level dBμV	Measurement Level dBμV/m	Margin dB	Limit dBμV/m
Horizontal					
Peak Detector:					
10480.000	14.461	37.124	51.585	-22.415	74.000
15720.000	*	*	*	*	74.000
20960.000	*	*	*	*	74.000
26200.000	*	*	*	*	74.000
Average Detector:					
*	*	*	*	*	*
Vertical					
Peak Detector:					
11480.000	15.515	36.420	51.935	-22.065	74.000
15720.000	*	*	*	*	74.000
20960.000	*	*	*	*	74.000
26200.000	*	*	*	*	74.000
Average Detector:					
*	*	*	*	*	*

Note:

1. All Readings below 1GHz are Quasi-Peak, above 1GHz are performed with peak and/or average measurements as necessary.
2. Peak measurements: RBW = 1MHz, VBW = 3 MHz, Sweep: Auto.
3. Average measurements: RBW = 1MHz, VBW = 10 Hz, Sweep: Auto.
4. Measurement Level = Reading Level + Correct Factor.
5. Correct Factor = Antenna factor + Cable loss –Amplifier gain.
6. The average measurement was not performed when the peak measured data under the limit of average detection.
7. The emission levels of other frequencies are very lower than the limit and not show in test report.

Product : INTEL DUAL BAND WIRELESS–AC 7265
Test Item : Harmonic Radiated Emission Data
Test Site : No.3 OATS
Test Mode : Mode 1 SISO A: Transmit (802.11n-20BW 7.2Mbps) (5260MHz)

Frequency MHz	Correct Factor dB	Reading Level dBμV	Measurement Level dBμV/m	Margin dB	Limit dBμV/m
Horizontal					
Peak Detector:					
10520.000	14.310	37.422	51.732	-22.268	74.000
15780.000	*	*	*	*	74.000
21040.000	*	*	*	*	74.000
26300.000	*	*	*	*	74.000
Average Detector:					
*	*	*	*	*	*
Vertical					
Peak Detector:					
10520.000	14.310	36.950	51.260	-22.740	74.000
15780.000	*	*	*	*	74.000
21040.000	*	*	*	*	74.000
26300.000	*	*	*	*	74.000
Average Detector:					
*	*	*	*	*	*

Note:

1. All Readings below 1GHz are Quasi-Peak, above 1GHz are performed with peak and/or average measurements as necessary.
2. Peak measurements: RBW = 1MHz, VBW = 3 MHz, Sweep: Auto.
3. Average measurements: RBW = 1MHz, VBW = 10 Hz, Sweep: Auto.
4. Measurement Level = Reading Level + Correct Factor.
5. Correct Factor = Antenna factor + Cable loss –Amplifier gain.
6. The average measurement was not performed when the peak measured data under the limit of average detection.
7. The emission levels of other frequencies are very lower than the limit and not show in test report.

Product : INTEL DUAL BAND WIRELESS–AC 7265
Test Item : Harmonic Radiated Emission Data
Test Site : No.3 OATS
Test Mode : Mode 1 SISO A: Transmit (802.11n-20BW 7.2Mbps) (5300MHz)

Frequency MHz	Correct Factor dB	Reading Level dBμV	Measurement Level dBμV/m	Margin dB	Limit dBμV/m
Horizontal					
Peak Detector:					
10600.000	14.726	37.844	52.569	-21.431	74.000
15900.000	*	*	*	*	74.000
21200.000	*	*	*	*	74.000
26500.000	*	*	*	*	74.000
Average Detector:					
*	*	*	*	*	*
Vertical					
Peak Detector:					
10600.000	14.726	36.953	51.678	-22.322	74.000
15900.000	*	*	*	*	74.000
21200.000	*	*	*	*	74.000
26500.000	*	*	*	*	74.000
Average Detector:					
*	*	*	*	*	*

Note:

1. All Readings below 1GHz are Quasi-Peak, above 1GHz are performed with peak and/or average measurements as necessary.
2. Peak measurements: RBW = 1MHz, VBW = 3 MHz, Sweep: Auto.
3. Average measurements: RBW = 1MHz, VBW = 10 Hz, Sweep: Auto.
4. Measurement Level = Reading Level + Correct Factor.
5. Correct Factor = Antenna factor + Cable loss –Amplifier gain.
6. The average measurement was not performed when the peak measured data under the limit of average detection.
7. The emission levels of other frequencies are very lower than the limit and not show in test report.

Product : INTEL DUAL BAND WIRELESS–AC 7265
Test Item : Harmonic Radiated Emission Data
Test Site : No.3 OATS
Test Mode : Mode 1 SISO A: Transmit (802.11n-20BW 7.2Mbps) (5320MHz)

Frequency MHz	Correct Factor dB	Reading Level dBμV	Measurement Level dBμV/m	Margin dB	Limit dBμV/m
Horizontal					
Peak Detector:					
10640.000	14.543	37.851	52.394	-21.606	74.000
15960.000	*	*	*	*	74.000
21280.000	*	*	*	*	74.000
26600.000	*	*	*	*	74.000
Average Detector:					
*	*	*	*	*	*
Vertical					
Peak Detector:					
10640.000	14.543	36.115	50.658	-23.342	74.000
15960.000	*	*	*	*	74.000
21280.000	*	*	*	*	74.000
26600.000	*	*	*	*	74.000
Average Detector:					
*	*	*	*	*	*

Note:

1. All Readings below 1GHz are Quasi-Peak, above 1GHz are performed with peak and/or average measurements as necessary.
2. Peak measurements: RBW = 1MHz, VBW = 3 MHz, Sweep: Auto.
3. Average measurements: RBW = 1MHz, VBW = 10 Hz, Sweep: Auto.
4. Measurement Level = Reading Level + Correct Factor.
5. Correct Factor = Antenna factor + Cable loss –Amplifier gain.
6. The average measurement was not performed when the peak measured data under the limit of average detection.
7. The emission levels of other frequencies are very lower than the limit and not show in test report.

Product : INTEL DUAL BAND WIRELESS–AC 7265
Test Item : Harmonic Radiated Emission Data
Test Site : No.3 OATS
Test Mode : Mode 1 SISO A: Transmit (802.11n-20BW 7.2Mbps) (5500MHz)

Frequency MHz	Correct Factor dB	Reading Level dBμV	Measurement Level dBμV/m	Margin dB	Limit dBμV/m
Horizontal					
Peak Detector:					
11000.000	14.556	37.052	51.609	-22.391	74.000
16500.000	*	*	*	*	74.000
22000.000	*	*	*	*	74.000
27500.000	*	*	*	*	74.000
Average Detector:					
*	*	*	*	*	*
Vertical					
Peak Detector:					
11000.000	14.556	36.956	51.513	-22.487	74.000
16500.000	*	*	*	*	74.000
22000.000	*	*	*	*	74.000
27500.000	*	*	*	*	74.000
Average Detector:					
*	*	*	*	*	*

Note:
1. All Readings below 1GHz are Quasi-Peak, above 1GHz are performed with peak and/or average measurements as necessary.
2. Peak measurements: RBW = 1MHz, VBW = 3 MHz, Sweep: Auto.
3. Average measurements: RBW = 1MHz, VBW = 10 Hz, Sweep: Auto.
4. Measurement Level = Reading Level + Correct Factor.
5. Correct Factor = Antenna factor + Cable loss –Amplifier gain.
6. The average measurement was not performed when the peak measured data under the limit of average detection.
7. The emission levels of other frequencies are very lower than the limit and not show in test report.

Product : INTEL DUAL BAND WIRELESS–AC 7265
Test Item : Harmonic Radiated Emission Data
Test Site : No.3 OATS
Test Mode : Mode 1 SISO A: Transmit (802.11n-20BW 7.2Mbps) (5600MHz)

Frequency MHz	Correct Factor dB	Reading Level dBμV	Measurement Level dBμV/m	Margin dB	Limit dBμV/m
Horizontal					
Peak Detector:					
11200.000	14.985	37.991	52.976	-21.024	74.000
16800.000	*	*	*	*	74.000
22400.000	*	*	*	*	74.000
28000.000	*	*	*	*	74.000
Average Detector:					
*	*	*	*	*	*
Vertical					
Peak Detector:					
11200.000	14.985	36.750	51.735	-22.265	74.000
16800.000	*	*	*	*	74.000
22400.000	*	*	*	*	74.000
28000.000	*	*	*	*	74.000
Average Detector:					
*	*	*	*	*	*

Note:

1. All Readings below 1GHz are Quasi-Peak, above 1GHz are performed with peak and/or average measurements as necessary.
2. Peak measurements: RBW = 1MHz, VBW = 3 MHz, Sweep: Auto.
3. Average measurements: RBW = 1MHz, VBW = 10 Hz, Sweep: Auto.
4. Measurement Level = Reading Level + Correct Factor.
5. Correct Factor = Antenna factor + Cable loss –Amplifier gain.
6. The average measurement was not performed when the peak measured data under the limit of average detection.
7. The emission levels of other frequencies are very lower than the limit and not show in test report.

Product : INTEL DUAL BAND WIRELESS–AC 7265
Test Item : Harmonic Radiated Emission Data
Test Site : No.3 OATS
Test Mode : Mode 1 SISO A: Transmit (802.11n-20BW 7.2Mbps) (5700MHz)

Frequency MHz	Correct Factor dB	Reading Level dBμV	Measurement Level dBμV/m	Margin dB	Limit dBμV/m
Horizontal					
Peak Detector:					
11400.000	15.632	38.250	53.882	-20.118	74.000
17100.000	*	*	*	*	74.000
22800.000	*	*	*	*	74.000
28500.000	*	*	*	*	74.000
Average Detector:					
*	*	*	*	*	*
Vertical					
Peak Detector:					
11400.000	15.632	36.850	52.482	-21.518	74.000
17100.000	*	*	*	*	74.000
22800.000	*	*	*	*	74.000
28500.000	*	*	*	*	74.000
Average Detector:					
*	*	*	*	*	*

Note:

1. All Readings below 1GHz are Quasi-Peak, above 1GHz are performed with peak and/or average measurements as necessary.
2. Peak measurements: RBW = 1MHz, VBW = 3 MHz, Sweep: Auto.
3. Average measurements: RBW = 1MHz, VBW = 10 Hz, Sweep: Auto.
4. Measurement Level = Reading Level + Correct Factor.
5. Correct Factor = Antenna factor + Cable loss –Amplifier gain.
6. The average measurement was not performed when the peak measured data under the limit of average detection.
7. The emission levels of other frequencies are very lower than the limit and not show in test report.

Product : INTEL DUAL BAND WIRELESS–AC 7265
Test Item : Harmonic Radiated Emission Data
Test Site : No.3 OATS
Test Mode : Mode 1 SISO A: Transmit (802.11n-40BW 15Mbps) (5190MHz)

Frequency MHz	Correct Factor dB	Reading Level dBμV	Measurement Level dBμV/m	Margin dB	Limit dBμV/m
Horizontal					
Peak Detector:					
10380.000	14.224	35.950	50.173	-23.827	74.000
15570.000	*	*	*	*	74.000
20760.000	*	*	*	*	74.000
25950.000	*	*	*	*	74.000
Average Detector:					
*	*	*	*	*	*
Vertical					
Peak Detector:					
10380.000	14.224	36.544	50.767	-23.233	74.000
15570.000	*	*	*	*	74.000
20760.000	*	*	*	*	74.000
25950.000	*	*	*	*	74.000
Average Detector:					
*	*	*	*	*	*

Note:
1. All Readings below 1GHz are Quasi-Peak, above 1GHz are performed with peak and/or average measurements as necessary.
2. Peak measurements: RBW = 1MHz, VBW = 3 MHz, Sweep: Auto.
3. Average measurements: RBW = 1MHz, VBW = 10 Hz, Sweep: Auto.
4. Measurement Level = Reading Level + Correct Factor.
5. Correct Factor = Antenna factor + Cable loss –Amplifier gain.
6. The average measurement was not performed when the peak measured data under the limit of average detection.
7. The emission levels of other frequencies are very lower than the limit and not show in test report.

Product : INTEL DUAL BAND WIRELESS–AC 7265
Test Item : Harmonic Radiated Emission Data
Test Site : No.3 OATS
Test Mode : Mode 1 SISO A: Transmit (802.11n-40BW 15Mbps) (5230MHz)

Frequency MHz	Correct Factor dB	Reading Level dBμV	Measurement Level dBμV/m	Margin dB	Limit dBμV/m
Horizontal					
Peak Detector:					
10460.000	14.510	36.855	51.365	-22.635	74.000
15690.000	*	*	*	*	74.000
20920.000	*	*	*	*	74.000
26150.000	*	*	*	*	74.000
Average Detector:					
*	*	*	*	*	*
Vertical					
Peak Detector:					
10460.000	14.510	36.051	50.561	-23.439	74.000
15690.000	*	*	*	*	74.000
20920.000	*	*	*	*	74.000
26150.000	*	*	*	*	74.000
Average Detector:					
*	*	*	*	*	*

Note:

1. All Readings below 1GHz are Quasi-Peak, above 1GHz are performed with peak and/or average measurements as necessary.
2. Peak measurements: RBW = 1MHz, VBW = 3 MHz, Sweep: Auto.
3. Average measurements: RBW = 1MHz, VBW = 10 Hz, Sweep: Auto.
4. Measurement Level = Reading Level + Correct Factor.
5. Correct Factor = Antenna factor + Cable loss –Amplifier gain.
6. The average measurement was not performed when the peak measured data under the limit of average detection.
7. The emission levels of other frequencies are very lower than the limit and not show in test report.

Product : INTEL DUAL BAND WIRELESS–AC 7265
Test Item : Harmonic Radiated Emission Data
Test Site : No.3 OATS
Test Mode : Mode 1 SISO A: Transmit (802.11n-40BW 15Mbps) (5270MHz)

Frequency MHz	Correct Factor dB	Reading Level dBμV	Measurement Level dBμV/m	Margin dB	Limit dBμV/m
Horizontal					
Peak Detector:					
10540.000	14.459	37.160	51.619	-22.381	74.000
15810.000	*	*	*	*	74.000
21080.000	*	*	*	*	74.000
26350.000	*	*	*	*	74.000
Average Detector:					
*	*	*	*	*	*
Vertical					
Peak Detector:					
10540.000	14.459	37.124	51.583	-22.417	74.000
15810.000	*	*	*	*	74.000
21080.000	*	*	*	*	74.000
26350.000	*	*	*	*	74.000
Average Detector:					
*	*	*	*	*	*

Note:
1. All Readings below 1GHz are Quasi-Peak, above 1GHz are performed with peak and/or average measurements as necessary.
2. Peak measurements: RBW = 1MHz, VBW = 3 MHz, Sweep: Auto.
3. Average measurements: RBW = 1MHz, VBW = 10 Hz, Sweep: Auto.
4. Measurement Level = Reading Level + Correct Factor.
5. Correct Factor = Antenna factor + Cable loss –Amplifier gain.
6. The average measurement was not performed when the peak measured data under the limit of average detection.
7. The emission levels of other frequencies are very lower than the limit and not show in test report.

Product : INTEL DUAL BAND WIRELESS–AC 7265
Test Item : Harmonic Radiated Emission Data
Test Site : No.3 OATS
Test Mode : Mode 1 SISO A: Transmit (802.11n-40BW 15Mbps) (5310MHz)

Frequency MHz	Correct Factor dB	Reading Level dBμV	Measurement Level dBμV/m	Margin dB	Limit dBμV/m
Horizontal					
Peak Detector:					
10620.000	14.655	36.952	51.607	-22.393	74.000
15930.000	*	*	*	*	74.000
21240.000	*	*	*	*	74.000
26550.000	*	*	*	*	74.000
Average Detector:					
*	*	*	*	*	*
Vertical					
Peak Detector:					
10620.000	14.655	36.024	50.679	-23.321	74.000
15930.000	*	*	*	*	74.000
21240.000	*	*	*	*	74.000
26550.000	*	*	*	*	74.000
Average Detector:					
*	*	*	*	*	*

Note:

1. All Readings below 1GHz are Quasi-Peak, above 1GHz are performed with peak and/or average measurements as necessary.
2. Peak measurements: RBW = 1MHz, VBW = 3 MHz, Sweep: Auto.
3. Average measurements: RBW = 1MHz, VBW = 10 Hz, Sweep: Auto.
4. Measurement Level = Reading Level + Correct Factor.
5. Correct Factor = Antenna factor + Cable loss –Amplifier gain.
6. The average measurement was not performed when the peak measured data under the limit of average detection.
7. The emission levels of other frequencies are very lower than the limit and not show in test report.

Product : INTEL DUAL BAND WIRELESS–AC 7265
Test Item : Harmonic Radiated Emission Data
Test Site : No.3 OATS
Test Mode : Mode 1 SISO A: Transmit (802.11n-40BW 15Mbps) (5510MHz)

Frequency MHz	Correct Factor dB	Reading Level dBμV	Measurement Level dBμV/m	Margin dB	Limit dBμV/m
Horizontal					
Peak Detector:					
11020.000	14.838	37.142	51.979	-22.021	74.000
15930.000	*	*	*	*	74.000
21240.000	*	*	*	*	74.000
26550.000	*	*	*	*	74.000
Average Detector:					
*	*	*	*	*	*
Vertical					
Peak Detector:					
11020.000	14.838	36.852	51.689	-22.311	74.000
15930.000	*	*	*	*	74.000
21240.000	*	*	*	*	74.000
26550.000	*	*	*	*	74.000
Average Detector:					
*	*	*	*	*	*

Note:
1. All Readings below 1GHz are Quasi-Peak, above 1GHz are performed with peak and/or average measurements as necessary.
2. Peak measurements: RBW = 1MHz, VBW = 3 MHz, Sweep: Auto.
3. Average measurements: RBW = 1MHz, VBW = 10 Hz, Sweep: Auto.
4. Measurement Level = Reading Level + Correct Factor.
5. Correct Factor = Antenna factor + Cable loss –Amplifier gain.
6. The average measurement was not performed when the peak measured data under the limit of average detection.
7. The emission levels of other frequencies are very lower than the limit and not show in test report.

Product : INTEL DUAL BAND WIRELESS–AC 7265
Test Item : Harmonic Radiated Emission Data
Test Site : No.3 OATS
Test Mode : Mode 1 SISO A: Transmit (802.11n-40BW 15Mbps) (5590MHz)

Frequency MHz	Correct Factor dB	Reading Level dBμV	Measurement Level dBμV/m	Margin dB	Limit dBμV/m
Horizontal					
Peak Detector:					
11180.000	15.313	37.850	53.164	-20.836	74.000
16770.000	*	*	*	*	74.000
22360.000	*	*	*	*	74.000
27950.000	*	*	*	*	74.000
Average Detector:					
*	*	*	*	*	*
Vertical					
Peak Detector:					
11180.000	15.313	36.854	52.168	-21.832	74.000
16770.000	*	*	*	*	74.000
22360.000	*	*	*	*	74.000
27950.000	*	*	*	*	74.000
Average Detector:					
*	*	*	*	*	*

Note:
1. All Readings below 1GHz are Quasi-Peak, above 1GHz are performed with peak and/or average measurements as necessary.
2. Peak measurements: RBW = 1MHz, VBW = 3 MHz, Sweep: Auto.
3. Average measurements: RBW = 1MHz, VBW = 10 Hz, Sweep: Auto.
4. Measurement Level = Reading Level + Correct Factor.
5. Correct Factor = Antenna factor + Cable loss –Amplifier gain.
6. The average measurement was not performed when the peak measured data under the limit of average detection.
7. The emission levels of other frequencies are very lower than the limit and not show in test report.

Product : INTEL DUAL BAND WIRELESS–AC 7265
Test Item : Harmonic Radiated Emission Data
Test Site : No.3 OATS
Test Mode : Mode 1 SISO A: Transmit (802.11n-40BW 15Mbps) (5670MHz)

Frequency MHz	Correct Factor dB	Reading Level dBμV	Measurement Level dBμV/m	Margin dB	Limit dBμV/m
Horizontal					
Peak Detector:					
11340.000	15.331	38.520	53.851	-20.149	74.000
17010.000	*	*	*	*	74.000
22680.000	*	*	*	*	74.000
28350.000	*	*	*	*	74.000
Average Detector:					
*	*	*	*	*	*
Vertical					
Peak Detector:					
11340.000	15.331	36.740	52.071	-21.929	74.000
17010.000	*	*	*	*	74.000
22680.000	*	*	*	*	74.000
28350.000	*	*	*	*	74.000
Average Detector:					
*	*	*	*	*	*

Note:
1. All Readings below 1GHz are Quasi-Peak, above 1GHz are performed with peak and/or average measurements as necessary.
2. Peak measurements: RBW = 1MHz, VBW = 3 MHz, Sweep: Auto.
3. Average measurements: RBW = 1MHz, VBW = 10 Hz, Sweep: Auto.
4. Measurement Level = Reading Level + Correct Factor.
5. Correct Factor = Antenna factor + Cable loss –Amplifier gain.
6. The average measurement was not performed when the peak measured data under the limit of average detection.
7. The emission levels of other frequencies are very lower than the limit and not show in test report.

Product : INTEL DUAL BAND WIRELESS–AC 7265
Test Item : Harmonic Radiated Emission Data
Test Site : No.3 OATS
Test Mode : Mode 1 SISO A: Transmit (802.11ac-20BW-7.2Mbps) (5720MHz)

Frequency MHz	Correct Factor dB	Reading Level dBuV	Measurement Level dBuV/m	Margin dB	Limit dBuV/m
Horizontal Peak Detector:					
11440.000	15.597	38.318	53.915	-20.085	74.000
11550.000	*	*	*	*	74.000
17325.000	*	*	*	*	74.000
20720.000	*	*	*	*	74.000
25900.000	*	*	*	*	74.000
31080.000	*	*	*	*	74.000
36260.000	*	*	*	*	74.000
Average Detector:					
*	*	*	*	*	*
Vertical Peak Detector:					
11440.000	15.597	36.950	52.547	-21.453	74.000
11550.000	*	*	*	*	74.000
17325.000	*	*	*	*	74.000
20720.000	*	*	*	*	74.000
25900.000	*	*	*	*	74.000
31080.000	*	*	*	*	74.000
36260.000	*	*	*	*	74.000
Average Detector:					
*	*	*	*	*	*

Note:

1. All Readings below 1GHz are Quasi-Peak, above 1GHz are performed with peak and/or average measurements as necessary.
2. Peak measurements: RBW = 1MHz, VBW = 3 MHz, Sweep: Auto.
3. Average measurements: RBW = 1MHz, VBW = 10 Hz, Sweep: Auto.
4. Measurement Level = Reading Level + Correct Factor.
5. Correct Factor = Antenna factor + Cable loss –Amplifier gain.
6. The average measurement was not performed when the peak measured data under the limit of average detection.
7. The emission levels of other frequencies are very lower than the limit and not show in test report.

Product : INTEL DUAL BAND WIRELESS–AC 7265
Test Item : Harmonic Radiated Emission Data
Test Site : No.3 OATS
Test Mode : Mode 1 SISO A: Transmit (802.11ac-40BW-15Mbps) (5710MHz)

Frequency MHz	Correct Factor dB	Reading Level dBuV	Measurement Level dBuV/m	Margin dB	Limit dBuV/m
Horizontal Peak Detector:					
11420.000	15.557	37.850	53.408	-20.592	74.000
11550.000	*	*	*	*	74.000
17325.000	*	*	*	*	74.000
20720.000	*	*	*	*	74.000
25900.000	*	*	*	*	74.000
31080.000	*	*	*	*	74.000
36260.000	*	*	*	*	74.000
Average Detector:					
*	*	*	*	*	*
Vertical Peak Detector:					
11420.000	15.557	36.950	52.508	-21.492	74.000
11550.000	*	*	*	*	74.000
17325.000	*	*	*	*	74.000
20720.000	*	*	*	*	74.000
25900.000	*	*	*	*	74.000
31080.000	*	*	*	*	74.000
36260.000	*	*	*	*	74.000
Average Detector:					
*	*	*	*	*	*

Note:

1. All Readings below 1GHz are Quasi-Peak, above 1GHz are performed with peak and/or average measurements as necessary.
2. Peak measurements: RBW = 1MHz, VBW = 3 MHz, Sweep: Auto.
3. Average measurements: RBW = 1MHz, VBW = 10 Hz, Sweep: Auto.
4. Measurement Level = Reading Level + Correct Factor.
5. Correct Factor = Antenna factor + Cable loss –Amplifier gain.
6. The average measurement was not performed when the peak measured data under the limit of average detection.
7. The emission levels of other frequencies are very lower than the limit and not show in test report.

Product : INTEL DUAL BAND WIRELESS–AC 7265
Test Item : Harmonic Radiated Emission Data
Test Site : No.3 OATS
Test Mode : Mode 1 SISO A: Transmit (802.11ac-80BW-32.5Mbps) (5210MHz)

Frequency MHz	Correct Factor dB	Reading Level dBuV	Measurement Level dBuV/m	Margin dB	Limit dBuV/m
Horizontal Peak Detector:					
10420.000	14.402	37.950	52.352	-21.648	74.000
11550.000	*	*	*	*	74.000
17325.000	*	*	*	*	74.000
20720.000	*	*	*	*	74.000
25900.000	*	*	*	*	74.000
31080.000	*	*	*	*	74.000
36260.000	*	*	*	*	74.000
Average Detector:					
*	*	*	*	*	*
Vertical Peak Detector:					
10420.000	14.402	37.119	51.521	-22.479	74.000
11550.000	*	*	*	*	74.000
17325.000	*	*	*	*	74.000
20720.000	*	*	*	*	74.000
25900.000	*	*	*	*	74.000
31080.000	*	*	*	*	74.000
36260.000	*	*	*	*	74.000
Average Detector:					
*	*	*	*	*	*

Note:

1. All Readings below 1GHz are Quasi-Peak, above 1GHz are performed with peak and/or average measurements as necessary.
2. Peak measurements: RBW = 1MHz, VBW = 3 MHz, Sweep: Auto.
3. Average measurements: RBW = 1MHz, VBW = 10 Hz, Sweep: Auto.
4. Measurement Level = Reading Level + Correct Factor.
5. Correct Factor = Antenna factor + Cable loss –Amplifier gain.
6. The average measurement was not performed when the peak measured data under the limit of average detection.
7. The emission levels of other frequencies are very lower than the limit and not show in test report.

Product : INTEL DUAL BAND WIRELESS–AC 7265
Test Item : Harmonic Radiated Emission Data
Test Site : No.3 OATS
Test Mode : Mode 1 SISO A: Transmit (802.11ac-80BW-32.5Mbps) (5290MHz)

Frequency MHz	Correct Factor dB	Reading Level dBuV	Measurement Level dBuV/m	Margin dB	Limit dBuV/m
Horizontal Peak Detector:					
10580.000	14.673	37.950	52.624	-21.376	74.000
11550.000	*	*	*	*	74.000
17325.000	*	*	*	*	74.000
20720.000	*	*	*	*	74.000
25900.000	*	*	*	*	74.000
31080.000	*	*	*	*	74.000
36260.000	*	*	*	*	74.000
Average Detector:					
*	*	*	*	*	*
Vertical Peak Detector:					
10580.000	14.673	36.455	51.129	-22.871	74.000
11550.000	*	*	*	*	74.000
17325.000	*	*	*	*	74.000
20720.000	*	*	*	*	74.000
25900.000	*	*	*	*	74.000
31080.000	*	*	*	*	74.000
36260.000	*	*	*	*	74.000
Average Detector:					
*	*	*	*	*	*

Note:

1. All Readings below 1GHz are Quasi-Peak, above 1GHz are performed with peak and/or average measurements as necessary.
2. Peak measurements: RBW = 1MHz, VBW = 3 MHz, Sweep: Auto.
3. Average measurements: RBW = 1MHz, VBW = 10 Hz, Sweep: Auto.
4. Measurement Level = Reading Level + Correct Factor.
5. Correct Factor = Antenna factor + Cable loss –Amplifier gain.
6. The average measurement was not performed when the peak measured data under the limit of average detection.
7. The emission levels of other frequencies are very lower than the limit and not show in test report.

Product : INTEL DUAL BAND WIRELESS–AC 7265
Test Item : Harmonic Radiated Emission Data
Test Site : No.3 OATS
Test Mode : Mode 1 SISO A: Transmit (802.11ac-80BW-32.5Mbps) (5530MHz)

Frequency MHz	Correct Factor dB	Reading Level dBuV	Measurement Level dBuV/m	Margin dB	Limit dBuV/m
Horizontal Peak Detector:					
11060.000	15.825	37.850	53.674	-20.326	74.000
11550.000	*	*	*	*	74.000
17325.000	*	*	*	*	74.000
20720.000	*	*	*	*	74.000
25900.000	*	*	*	*	74.000
31080.000	*	*	*	*	74.000
36260.000	*	*	*	*	74.000
Average Detector:					
*	*	*	*	*	*
Vertical Peak Detector:					
11060.000	15.825	36.488	52.312	-21.688	74.000
11550.000	*	*	*	*	74.000
17325.000	*	*	*	*	74.000
20720.000	*	*	*	*	74.000
25900.000	*	*	*	*	74.000
31080.000	*	*	*	*	74.000
36260.000	*	*	*	*	74.000
Average Detector:					
*	*	*	*	*	*

Note:

1. All Readings below 1GHz are Quasi-Peak, above 1GHz are performed with peak and/or average measurements as necessary.
2. Peak measurements: RBW = 1MHz, VBW = 3 MHz, Sweep: Auto.
3. Average measurements: RBW = 1MHz, VBW = 10 Hz, Sweep: Auto.
4. Measurement Level = Reading Level + Correct Factor.
5. Correct Factor = Antenna factor + Cable loss –Amplifier gain.
6. The average measurement was not performed when the peak measured data under the limit of average detection.
7. The emission levels of other frequencies are very lower than the limit and not show in test report.

Product : INTEL DUAL BAND WIRELESS–AC 7265
Test Item : Harmonic Radiated Emission Data
Test Site : No.3 OATS
Test Mode : Mode 1 SISO A: Transmit (802.11ac-80BW-32.5Mbps) (5610MHz)

Frequency MHz	Correct Factor dB	Reading Level dBuV	Measurement Level dBuV/m	Margin dB	Limit dBuV/m
Horizontal Peak Detector:					
11220.000	15.189	38.510	53.699	-20.301	74.000
11550.000	*	*	*	*	74.000
17325.000	*	*	*	*	74.000
20720.000	*	*	*	*	74.000
25900.000	*	*	*	*	74.000
31080.000	*	*	*	*	74.000
36260.000	*	*	*	*	74.000
Average Detector:					
*	*	*	*	*	*
Vertical Peak Detector:					
11220.000	15.189	36.740	51.929	-22.071	74.000
11550.000	*	*	*	*	74.000
17325.000	*	*	*	*	74.000
20720.000	*	*	*	*	74.000
25900.000	*	*	*	*	74.000
31080.000	*	*	*	*	74.000
36260.000	*	*	*	*	74.000
Average Detector:					
*	*	*	*	*	*

Note:

1. All Readings below 1GHz are Quasi-Peak, above 1GHz are performed with peak and/or average measurements as necessary.
2. Peak measurements: RBW = 1MHz, VBW = 3 MHz, Sweep: Auto.
3. Average measurements: RBW = 1MHz, VBW = 10 Hz, Sweep: Auto.
4. Measurement Level = Reading Level + Correct Factor.
5. Correct Factor = Antenna factor + Cable loss –Amplifier gain.
6. The average measurement was not performed when the peak measured data under the limit of average detection.
7. The emission levels of other frequencies are very lower than the limit and not show in test report.

Product : INTEL DUAL BAND WIRELESS–AC 7265
Test Item : Harmonic Radiated Emission Data
Test Site : No.3 OATS
Test Mode : Mode 1 SISO A: Transmit (802.11ac-80BW-32.5Mbps) (5690MHz)

Frequency MHz	Correct Factor dB	Reading Level dBuV	Measurement Level dBuV/m	Margin dB	Limit dBuV/m
Horizontal Peak Detector:					
11380.000	15.426	38.411	53.837	-20.163	74.000
11550.000	*	*	*	*	74.000
17325.000	*	*	*	*	74.000
20720.000	*	*	*	*	74.000
25900.000	*	*	*	*	74.000
31080.000	*	*	*	*	74.000
36260.000	*	*	*	*	74.000
Average Detector:					
*	*	*	*	*	*
Vertical Peak Detector:					
11380.000	15.426	36.057	51.483	-22.517	74.000
11550.000	*	*	*	*	74.000
17325.000	*	*	*	*	74.000
20720.000	*	*	*	*	74.000
25900.000	*	*	*	*	74.000
31080.000	*	*	*	*	74.000
36260.000	*	*	*	*	74.000
Average Detector:					
*	*	*	*	*	*

Note:

1. All Readings below 1GHz are Quasi-Peak, above 1GHz are performed with peak and/or average measurements as necessary.
2. Peak measurements: RBW = 1MHz, VBW = 3 MHz, Sweep: Auto.
3. Average measurements: RBW = 1MHz, VBW = 10 Hz, Sweep: Auto.
4. Measurement Level = Reading Level + Correct Factor.
5. Correct Factor = Antenna factor + Cable loss –Amplifier gain.
6. The average measurement was not performed when the peak measured data under the limit of average detection.
7. The emission levels of other frequencies are very lower than the limit and not show in test report.

Product : INTEL DUAL BAND WIRELESS–AC 7265
Test Item : Harmonic Radiated Emission Data
Test Site : No.3 OATS
Test Mode : Mode 2 SISO B: Transmit (802.11a-6Mbps) (5180MHz)

Frequency MHz	Correct Factor dB	Reading Level dBμV	Measurement Level dBμV/m	Margin dB	Limit dBμV/m
Horizontal					
Peak Detector:					
10360.000	14.386	36.135	50.521	-23.479	74.000
15540.000	*	*	*	*	74.000
20720.000	*	*	*	*	74.000
25900.000	*	*	*	*	74.000
31080.000	*	*	*	*	74.000
36260.000	*	*	*	*	74.000
Average Detector:					
*	*	*	*	*	*
Vertical					
Peak Detector:					
10360.000	14.386	36.114	50.500	-23.500	74.000
15540.000	*	*	*	*	74.000
20720.000	*	*	*	*	74.000
25900.000	*	*	*	*	74.000
31080.000	*	*	*	*	74.000
36260.000	*	*	*	*	74.000
Average Detector:					
*	*	*	*	*	*

Note:
1. All Readings below 1GHz are Quasi-Peak, above 1GHz are performed with peak and/or average measurements as necessary.
2. Peak measurements: RBW = 1MHz, VBW = 3 MHz, Sweep: Auto.
3. Average measurements: RBW = 1MHz, VBW = 10 Hz, Sweep: Auto.
4. Measurement Level = Reading Level + Correct Factor.
5. Correct Factor = Antenna factor + Cable loss –Amplifier gain.
6. The average measurement was not performed when the peak measured data under the limit of average detection.
7. The emission levels of other frequencies are very lower than the limit and not show in test report.

Product : INTEL DUAL BAND WIRELESS–AC 7265
Test Item : Harmonic Radiated Emission Data
Test Site : No.3 OATS
Test Mode : Mode 2 SISO B: Transmit (802.11a-6Mbps) (5220MHz)

Frequency MHz	Correct Factor dB	Reading Level dBμV	Measurement Level dBμV/m	Margin dB	Limit dBμV/m
Horizontal					
Peak Detector:					
10440.000	14.577	35.980	50.557	-23.443	74.000
15660.000	*	*	*	*	74.000
20880.000	*	*	*	*	74.000
26100.000	*	*	*	*	74.000
Average Detector:					
*	*	*	*	*	*
Vertical					
Peak Detector:					
10440.000	14.577	36.042	50.619	-23.381	74.000
15660.000	*	*	*	*	74.000
20880.000	*	*	*	*	74.000
26100.000	*	*	*	*	74.000
Average Detector:					
*	*	*	*	*	*

Note:
1. All Readings below 1GHz are Quasi-Peak, above 1GHz are performed with peak and/or average measurements as necessary.
2. Peak measurements: RBW = 1MHz, VBW = 3 MHz, Sweep: Auto.
3. Average measurements: RBW = 1MHz, VBW = 10 Hz, Sweep: Auto.
4. Measurement Level = Reading Level + Correct Factor.
5. Correct Factor = Antenna factor + Cable loss –Amplifier gain.
6. The average measurement was not performed when the peak measured data under the limit of average detection.
7. The emission levels of other frequencies are very lower than the limit and not show in test report.

Product : INTEL DUAL BAND WIRELESS–AC 7265
Test Item : Harmonic Radiated Emission Data
Test Site : No.3 OATS
Test Mode : Mode 2 SISO B: Transmit (802.11a-6Mbps) (5240MHz)

Frequency MHz	Correct Factor dB	Reading Level dBμV	Measurement Level dBμV/m	Margin dB	Limit dBμV/m
Horizontal					
Peak Detector:					
10480.000	14.461	37.025	51.486	-22.514	74.000
15720.000	*	*	*	*	74.000
20960.000	*	*	*	*	74.000
26200.000	*	*	*	*	74.000
Average Detector:					
*	*	*	*	*	*
Vertical					
Peak Detector:					
10480.000	14.461	36.042	50.503	-23.497	74.000
15720.000	*	*	*	*	74.000
20960.000	*	*	*	*	74.000
26200.000	*	*	*	*	74.000
Average Detector:					
*	*	*	*	*	*

Note:
1. All Readings below 1GHz are Quasi-Peak, above 1GHz are performed with peak and/or average measurements as necessary.
2. Peak measurements: RBW = 1MHz, VBW = 3 MHz, Sweep: Auto.
3. Average measurements: RBW = 1MHz, VBW = 10 Hz, Sweep: Auto.
4. Measurement Level = Reading Level + Correct Factor.
5. Correct Factor = Antenna factor + Cable loss –Amplifier gain.
6. The average measurement was not performed when the peak measured data under the limit of average detection.
7. The emission levels of other frequencies are very lower than the limit and not show in test report.

Product : INTEL DUAL BAND WIRELESS–AC 7265
Test Item : Harmonic Radiated Emission Data
Test Site : No.3 OATS
Test Mode : Mode 2 SISO B: Transmit (802.11a-6Mbps) (5260MHz)

Frequency MHz	Correct Factor dB	Reading Level dBμV	Measurement Level dBμV/m	Margin dB	Limit dBμV/m
Horizontal					
Peak Detector:					
10520.000	14.310	35.952	50.262	-23.738	74.000
15780.000	*	*	*	*	74.000
21040.000	*	*	*	*	74.000
26300.000	*	*	*	*	74.000
Average Detector:					
*	*	*	*	*	*
Vertical					
Peak Detector:					
10520.000	14.310	36.411	50.721	-23.279	74.000
15780.000	*	*	*	*	74.000
21040.000	*	*	*	*	74.000
26300.000	*	*	*	*	74.000
Average Detector:					
*	*	*	*	*	*

Note:
1. All Readings below 1GHz are Quasi-Peak, above 1GHz are performed with peak and/or average measurements as necessary.
2. Peak measurements: RBW = 1MHz, VBW = 3 MHz, Sweep: Auto.
3. Average measurements: RBW = 1MHz, VBW = 10 Hz, Sweep: Auto.
4. Measurement Level = Reading Level + Correct Factor.
5. Correct Factor = Antenna factor + Cable loss –Amplifier gain.
6. The average measurement was not performed when the peak measured data under the limit of average detection.
7. The emission levels of other frequencies are very lower than the limit and not show in test report.

Product : INTEL DUAL BAND WIRELESS–AC 7265
Test Item : Harmonic Radiated Emission Data
Test Site : No.3 OATS
Test Mode : Mode 2 SISO B: Transmit (802.11a-6Mbps) (5300MHz)

Frequency MHz	Correct Factor dB	Reading Level dBμV	Measurement Level dBμV/m	Margin dB	Limit dBμV/m
Horizontal					
Peak Detector:					
10600.000	14.726	36.855	51.580	-22.420	74.000
15900.000	*	*	*	*	74.000
21200.000	*	*	*	*	74.000
26500.000	*	*	*	*	74.000
Average Detector:					
*	*	*	*	*	*
Vertical					
Peak Detector:					
10600.000	14.726	36.422	51.147	-22.853	74.000
15900.000	*	*	*	*	74.000
21200.000	*	*	*	*	74.000
26500.000	*	*	*	*	74.000
Average Detector:					
*	*	*	*	*	*

Note:

1. All Readings below 1GHz are Quasi-Peak, above 1GHz are performed with peak and/or average measurements as necessary.
2. Peak measurements: RBW = 1MHz, VBW = 3 MHz, Sweep: Auto.
3. Average measurements: RBW = 1MHz, VBW = 10 Hz, Sweep: Auto.
4. Measurement Level = Reading Level + Correct Factor.
5. Correct Factor = Antenna factor + Cable loss –Amplifier gain.
6. The average measurement was not performed when the peak measured data under the limit of average detection.
7. The emission levels of other frequencies are very lower than the limit and not show in test report.

Product : INTEL DUAL BAND WIRELESS–AC 7265
Test Item : Harmonic Radiated Emission Data
Test Site : No.3 OATS
Test Mode : Mode 2 SISO B: Transmit (802.11a-6Mbps) (5320MHz)

Frequency MHz	Correct Factor dB	Reading Level dBμV	Measurement Level dBμV/m	Margin dB	Limit dBμV/m
Horizontal					
Peak Detector:					
10640.000	14.543	36.850	51.393	-22.607	74.000
15960.000	*	*	*	*	74.000
21280.000	*	*	*	*	74.000
26600.000	*	*	*	*	74.000
Average Detector:					
*	*	*	*	*	*
Vertical					
Peak Detector:					
10640.000	14.543	36.478	51.021	-22.979	74.000
15960.000	*	*	*	*	74.000
21280.000	*	*	*	*	74.000
26600.000	*	*	*	*	74.000
Average Detector:					
*	*	*	*	*	*

Note:
1. All Readings below 1GHz are Quasi-Peak, above 1GHz are performed with peak and/or average measurements as necessary.
2. Peak measurements: RBW = 1MHz, VBW = 3 MHz, Sweep: Auto.
3. Average measurements: RBW = 1MHz, VBW = 10 Hz, Sweep: Auto.
4. Measurement Level = Reading Level + Correct Factor.
5. Correct Factor = Antenna factor + Cable loss –Amplifier gain.
6. The average measurement was not performed when the peak measured data under the limit of average detection.
7. The emission levels of other frequencies are very lower than the limit and not show in test report.

Product : INTEL DUAL BAND WIRELESS–AC 7265
Test Item : Harmonic Radiated Emission Data
Test Site : No.3 OATS
Test Mode : Mode 2 SISO B: Transmit (802.11a-6Mbps) (5500MHz)

Frequency MHz	Correct Factor dB	Reading Level dBμV	Measurement Level dBμV/m	Margin dB	Limit dBμV/m
Horizontal					
Peak Detector:					
11000.000	14.556	36.124	50.681	-23.319	74.000
16500.000	*	*	*	*	74.000
22000.000	*	*	*	*	74.000
27500.000	*	*	*	*	74.000
Average Detector:					
*	*	*	*	*	*
Vertical					
Peak Detector:					
11000.000	14.556	35.955	50.512	-23.488	74.000
16500.000	*	*	*	*	74.000
22000.000	*	*	*	*	74.000
27500.000	*	*	*	*	74.000
Average Detector:					
*	*	*	*	*	*

Note:
1. All Readings below 1GHz are Quasi-Peak, above 1GHz are performed with peak and/or average measurements as necessary.
2. Peak measurements: RBW = 1MHz, VBW = 3 MHz, Sweep: Auto.
3. Average measurements: RBW = 1MHz, VBW = 10 Hz, Sweep: Auto.
4. Measurement Level = Reading Level + Correct Factor.
5. Correct Factor = Antenna factor + Cable loss –Amplifier gain.
6. The average measurement was not performed when the peak measured data under the limit of average detection.
7. The emission levels of other frequencies are very lower than the limit and not show in test report.

Product : INTEL DUAL BAND WIRELESS–AC 7265
Test Item : Harmonic Radiated Emission Data
Test Site : No.3 OATS
Test Mode : Mode 2 SISO B: Transmit (802.11a-6Mbps) (5600MHz)

Frequency MHz	Correct Factor dB	Reading Level dBμV	Measurement Level dBμV/m	Margin dB	Limit dBμV/m
Horizontal					
Peak Detector:					
11200.000	14.985	36.477	51.462	-22.538	74.000
16800.000	*	*	*	*	74.000
22400.000	*	*	*	*	74.000
28000.000	*	*	*	*	74.000
Average Detector:					
*	*	*	*	*	*
Vertical					
Peak Detector:					
11200.000	14.985	36.533	51.518	-22.482	74.000
16800.000	*	*	*	*	74.000
22400.000	*	*	*	*	74.000
28000.000	*	*	*	*	74.000
Average Detector:					
*	*	*	*	*	*

Note:
1. All Readings below 1GHz are Quasi-Peak, above 1GHz are performed with peak and/or average measurements as necessary.
2. Peak measurements: RBW = 1MHz, VBW = 3 MHz, Sweep: Auto.
3. Average measurements: RBW = 1MHz, VBW = 10 Hz, Sweep: Auto.
4. Measurement Level = Reading Level + Correct Factor.
5. Correct Factor = Antenna factor + Cable loss –Amplifier gain.
6. The average measurement was not performed when the peak measured data under the limit of average detection.
7. The emission levels of other frequencies are very lower than the limit and not show in test report.

Product : INTEL DUAL BAND WIRELESS–AC 7265
Test Item : Harmonic Radiated Emission Data
Test Site : No.3 OATS
Test Mode : Mode 2 SISO B: Transmit (802.11a-6Mbps) (5700MHz)

Frequency MHz	Correct Factor dB	Reading Level dBμV	Measurement Level dBμV/m	Margin dB	Limit dBμV/m
Horizontal					
Peak Detector:					
11400.000	15.632	37.499	53.131	-20.869	74.000
17100.000	*	*	*	*	74.000
22800.000	*	*	*	*	74.000
28500.000	*	*	*	*	74.000
Average Detector:					
*	*	*	*	*	*
Vertical					
Peak Detector:					
11400.000	15.632	36.544	52.176	-21.824	74.000
17100.000	*	*	*	*	74.000
22800.000	*	*	*	*	74.000
28500.000	*	*	*	*	74.000
Average Detector:					
*	*	*	*	*	*

Note:
1. All Readings below 1GHz are Quasi-Peak, above 1GHz are performed with peak and/or average measurements as necessary.
2. Peak measurements: RBW = 1MHz, VBW = 3 MHz, Sweep: Auto.
3. Average measurements: RBW = 1MHz, VBW = 10 Hz, Sweep: Auto.
4. Measurement Level = Reading Level + Correct Factor.
5. Correct Factor = Antenna factor + Cable loss –Amplifier gain.
6. The average measurement was not performed when the peak measured data under the limit of average detection.
7. The emission levels of other frequencies are very lower than the limit and not show in test report.

Product : INTEL DUAL BAND WIRELESS–AC 7265
Test Item : Harmonic Radiated Emission Data
Test Site : No.3 OATS
Test Mode : Mode 2 SISO B: Transmit (802.11n-20BW 7.2Mbps) (5180MHz)

Frequency MHz	Correct Factor dB	Reading Level dBμV	Measurement Level dBμV/m	Margin dB	Limit dBμV/m
Horizontal					
Peak Detector:					
10360.000	14.386	36.907	51.293	-22.707	74.000
15540.000	*	*	*	*	74.000
20720.000	*	*	*	*	74.000
25900.000	*	*	*	*	74.000
Average Detector:					
*	*	*	*	*	*
Vertical					
Peak Detector:					
10360.000	14.386	36.877	51.263	-22.737	74.000
15540.000	*	*	*	*	74.000
20720.000	*	*	*	*	74.000
25900.000	*	*	*	*	74.000
Average Detector:					
*	*	*	*	*	*

Note:
1. All Readings below 1GHz are Quasi-Peak, above 1GHz are performed with peak and/or average measurements as necessary.
2. Peak measurements: RBW = 1MHz, VBW = 3 MHz, Sweep: Auto.
3. Average measurements: RBW = 1MHz, VBW = 10 Hz, Sweep: Auto.
4. Measurement Level = Reading Level + Correct Factor.
5. Correct Factor = Antenna factor + Cable loss –Amplifier gain.
6. The average measurement was not performed when the peak measured data under the limit of average detection.
7. The emission levels of other frequencies are very lower than the limit and not show in test report.

Product : INTEL DUAL BAND WIRELESS–AC 7265
Test Item : Harmonic Radiated Emission Data
Test Site : No.3 OATS
Test Mode : Mode 2 SISO B: Transmit (802.11n-20BW 7.2Mbps) (5220MHz)

Frequency MHz	Correct Factor dB	Reading Level dBμV	Measurement Level dBμV/m	Margin dB	Limit dBμV/m
Horizontal					
Peak Detector:					
10440.000	14.577	36.742	51.319	-22.681	74.000
15660.000	*	*	*	*	74.000
20880.000	*	*	*	*	74.000
26100.000	*	*	*	*	74.000
Average Detector:					
*	*	*	*	*	*
Vertical					
Peak Detector:					
10440.000	14.577	37.042	51.619	-22.381	74.000
15660.000	*	*	*	*	74.000
20880.000	*	*	*	*	74.000
26100.000	*	*	*	*	74.000
Average Detector:					
*	*	*	*	*	*

Note:
1. All Readings below 1GHz are Quasi-Peak, above 1GHz are performed with peak and/or average measurements as necessary.
2. Peak measurements: RBW = 1MHz, VBW = 3 MHz, Sweep: Auto.
3. Average measurements: RBW = 1MHz, VBW = 10 Hz, Sweep: Auto.
4. Measurement Level = Reading Level + Correct Factor.
5. Correct Factor = Antenna factor + Cable loss –Amplifier gain.
6. The average measurement was not performed when the peak measured data under the limit of average detection.
7. The emission levels of other frequencies are very lower than the limit and not show in test report.

Product : INTEL DUAL BAND WIRELESS–AC 7265
Test Item : Harmonic Radiated Emission Data
Test Site : No.3 OATS
Test Mode : Mode 2 SISO B: Transmit (802.11n-20BW 7.2Mbps) (5240MHz)

Frequency MHz	Correct Factor dB	Reading Level dBμV	Measurement Level dBμV/m	Margin dB	Limit dBμV/m
Horizontal					
Peak Detector:					
10480.000	14.461	37.139	51.600	-22.400	74.000
15720.000	*	*	*	*	74.000
20960.000	*	*	*	*	74.000
26200.000	*	*	*	*	74.000
Average Detector:					
*	*	*	*	*	*
Vertical					
Peak Detector:					
10480.000	14.461	36.741	51.202	-22.798	74.000
15720.000	*	*	*	*	74.000
20960.000	*	*	*	*	74.000
26200.000	*	*	*	*	74.000
Average Detector:					
*	*	*	*	*	*

Note:

1. All Readings below 1GHz are Quasi-Peak, above 1GHz are performed with peak and/or average measurements as necessary.
2. Peak measurements: RBW = 1MHz, VBW = 3 MHz, Sweep: Auto.
3. Average measurements: RBW = 1MHz, VBW = 10 Hz, Sweep: Auto.
4. Measurement Level = Reading Level + Correct Factor.
5. Correct Factor = Antenna factor + Cable loss –Amplifier gain.
6. The average measurement was not performed when the peak measured data under the limit of average detection.
7. The emission levels of other frequencies are very lower than the limit and not show in test report.

Product : INTEL DUAL BAND WIRELESS–AC 7265
Test Item : Harmonic Radiated Emission Data
Test Site : No.3 OATS
Test Mode : Mode 2 SISO B: Transmit (802.11n-20BW 7.2Mbps) (5260MHz)

Frequency MHz	Correct Factor dB	Reading Level dBμV	Measurement Level dBμV/m	Margin dB	Limit dBμV/m
Horizontal					
Peak Detector:					
10520.000	14.310	38.149	52.459	-21.541	74.000
15780.000	*	*	*	*	74.000
21040.000	*	*	*	*	74.000
26300.000	*	*	*	*	74.000
Average Detector:					
*	*	*	*	*	*
Vertical					
Peak Detector:					
10520.000	14.310	35.977	50.287	-23.713	74.000
15780.000	*	*	*	*	74.000
21040.000	*	*	*	*	74.000
26300.000	*	*	*	*	74.000
Average Detector:					
*	*	*	*	*	*

Note:

1. All Readings below 1GHz are Quasi-Peak, above 1GHz are performed with peak and/or average measurements as necessary.
2. Peak measurements: RBW = 1MHz, VBW = 3 MHz, Sweep: Auto.
3. Average measurements: RBW = 1MHz, VBW = 10 Hz, Sweep: Auto.
4. Measurement Level = Reading Level + Correct Factor.
5. Correct Factor = Antenna factor + Cable loss –Amplifier gain.
6. The average measurement was not performed when the peak measured data under the limit of average detection.
7. The emission levels of other frequencies are very lower than the limit and not show in test report.

Product : INTEL DUAL BAND WIRELESS–AC 7265
Test Item : Harmonic Radiated Emission Data
Test Site : No.3 OATS
Test Mode : Mode 2 SISO B: Transmit (802.11n-20BW 7.2Mbps) (5300MHz)

Frequency MHz	Correct Factor dB	Reading Level dBμV	Measurement Level dBμV/m	Margin dB	Limit dBμV/m
Horizontal					
Peak Detector:					
10600.000	14.726	37.472	52.197	-21.803	74.000
15900.000	*	*	*	*	74.000
21200.000	*	*	*	*	74.000
26500.000	*	*	*	*	74.000
Average Detector:					
*	*	*	*	*	*
Vertical					
Peak Detector:					
10600.000	14.726	36.902	51.627	-22.373	74.000
15900.000	*	*	*	*	74.000
21200.000	*	*	*	*	74.000
26500.000	*	*	*	*	74.000
Average Detector:					
*	*	*	*	*	*

Note:

1. All Readings below 1GHz are Quasi-Peak, above 1GHz are performed with peak and/or average measurements as necessary.
2. Peak measurements: RBW = 1MHz, VBW = 3 MHz, Sweep: Auto.
3. Average measurements: RBW = 1MHz, VBW = 10 Hz, Sweep: Auto.
4. Measurement Level = Reading Level + Correct Factor.
5. Correct Factor = Antenna factor + Cable loss –Amplifier gain.
6. The average measurement was not performed when the peak measured data under the limit of average detection.
7. The emission levels of other frequencies are very lower than the limit and not show in test report.

Product : INTEL DUAL BAND WIRELESS–AC 7265
Test Item : Harmonic Radiated Emission Data
Test Site : No.3 OATS
Test Mode : Mode 2 SISO B: Transmit (802.11n-20BW 7.2Mbps) (5320MHz)

Frequency MHz	Correct Factor dB	Reading Level dBμV	Measurement Level dBμV/m	Margin dB	Limit dBμV/m
Horizontal					
Peak Detector:					
10640.000	14.543	37.582	52.125	-21.875	74.000
15960.000	*	*	*	*	74.000
21280.000	*	*	*	*	74.000
26600.000	*	*	*	*	74.000
Average Detector:					
*	*	*	*	*	*
Vertical					
Peak Detector:					
10640.000	14.543	36.744	51.287	-22.713	74.000
15960.000	*	*	*	*	74.000
21280.000	*	*	*	*	74.000
26600.000	*	*	*	*	74.000
Average Detector:					
*	*	*	*	*	*

Note:
1. All Readings below 1GHz are Quasi-Peak, above 1GHz are performed with peak and/or average measurements as necessary.
2. Peak measurements: RBW = 1MHz, VBW = 3 MHz, Sweep: Auto.
3. Average measurements: RBW = 1MHz, VBW = 10 Hz, Sweep: Auto.
4. Measurement Level = Reading Level + Correct Factor.
5. Correct Factor = Antenna factor + Cable loss –Amplifier gain.
6. The average measurement was not performed when the peak measured data under the limit of average detection.
7. The emission levels of other frequencies are very lower than the limit and not show in test report.

Product : INTEL DUAL BAND WIRELESS–AC 7265
Test Item : Harmonic Radiated Emission Data
Test Site : No.3 OATS
Test Mode : Mode 2 SISO B: Transmit (802.11n-20BW 7.2Mbps) (5500MHz)

Frequency MHz	Correct Factor dB	Reading Level dBμV	Measurement Level dBμV/m	Margin dB	Limit dBμV/m
Horizontal					
Peak Detector:					
11000.000	14.556	37.846	52.403	-21.597	74.000
16500.000	*	*	*	*	74.000
22000.000	*	*	*	*	74.000
27500.000	*	*	*	*	74.000
Average Detector:					
*	*	*	*	*	*
Vertical					
Peak Detector:					
11000.000	14.556	37.277	51.834	-22.166	74.000
16500.000	*	*	*	*	74.000
22000.000	*	*	*	*	74.000
27500.000	*	*	*	*	74.000
Average Detector:					
*	*	*	*	*	*

Note:
1. All Readings below 1GHz are Quasi-Peak, above 1GHz are performed with peak and/or average measurements as necessary.
2. Peak measurements: RBW = 1MHz, VBW = 3 MHz, Sweep: Auto.
3. Average measurements: RBW = 1MHz, VBW = 10 Hz, Sweep: Auto.
4. Measurement Level = Reading Level + Correct Factor.
5. Correct Factor = Antenna factor + Cable loss –Amplifier gain.
6. The average measurement was not performed when the peak measured data under the limit of average detection.
7. The emission levels of other frequencies are very lower than the limit and not show in test report.

Product : INTEL DUAL BAND WIRELESS–AC 7265
Test Item : Harmonic Radiated Emission Data
Test Site : No.3 OATS
Test Mode : Mode 2 SISO B: Transmit (802.11n-20BW 7.2Mbps) (5600MHz)

Frequency MHz	Correct Factor dB	Reading Level dBμV	Measurement Level dBμV/m	Margin dB	Limit dBμV/m
Horizontal					
Peak Detector:					
11200.000	14.985	37.476	52.461	-21.539	74.000
16800.000	*	*	*	*	74.000
22400.000	*	*	*	*	74.000
28000.000	*	*	*	*	74.000
Average Detector:					
*	*	*	*	*	*
Vertical					
Peak Detector:					
11200.000	14.985	36.620	51.605	-22.395	74.000
16800.000	*	*	*	*	74.000
22400.000	*	*	*	*	74.000
28000.000	*	*	*	*	74.000
Average Detector:					
*	*	*	*	*	*

Note:
1. All Readings below 1GHz are Quasi-Peak, above 1GHz are performed with peak and/or average measurements as necessary.
2. Peak measurements: RBW = 1MHz, VBW = 3 MHz, Sweep: Auto.
3. Average measurements: RBW = 1MHz, VBW = 10 Hz, Sweep: Auto.
4. Measurement Level = Reading Level + Correct Factor.
5. Correct Factor = Antenna factor + Cable loss –Amplifier gain.
6. The average measurement was not performed when the peak measured data under the limit of average detection.
7. The emission levels of other frequencies are very lower than the limit and not show in test report.

Product : INTEL DUAL BAND WIRELESS–AC 7265
Test Item : Harmonic Radiated Emission Data
Test Site : No.3 OATS
Test Mode : Mode 2 SISO B: Transmit (802.11n-20BW 7.2Mbps) (5700MHz)

Frequency MHz	Correct Factor dB	Reading Level dBμV	Measurement Level dBμV/m	Margin dB	Limit dBμV/m
Horizontal					
Peak Detector:					
11400.000	15.632	38.113	53.745	-20.255	74.000
17100.000	*	*	*	*	74.000
22800.000	*	*	*	*	74.000
28500.000	*	*	*	*	74.000
Average Detector:					
*	*	*	*	*	*
Vertical					
Peak Detector:					
11400.000	15.632	36.749	52.381	-21.619	74.000
17100.000	*	*	*	*	74.000
22800.000	*	*	*	*	74.000
28500.000	*	*	*	*	74.000
Average Detector:					
*	*	*	*	*	*

Note:

1. All Readings below 1GHz are Quasi-Peak, above 1GHz are performed with peak and/or average measurements as necessary.
2. Peak measurements: RBW = 1MHz, VBW = 3 MHz, Sweep: Auto.
3. Average measurements: RBW = 1MHz, VBW = 10 Hz, Sweep: Auto.
4. Measurement Level = Reading Level + Correct Factor.
5. Correct Factor = Antenna factor + Cable loss –Amplifier gain.
6. The average measurement was not performed when the peak measured data under the limit of average detection.
7. The emission levels of other frequencies are very lower than the limit and not show in test report.

Product : INTEL DUAL BAND WIRELESS–AC 7265
Test Item : Harmonic Radiated Emission Data
Test Site : No.3 OATS
Test Mode : Mode 2 SISO B: Transmit (802.11n-40BW 15Mbps) (5190MHz)

Frequency MHz	Correct Factor dB	Reading Level dBμV	Measurement Level dBμV/m	Margin dB	Limit dBμV/m
Horizontal					
Peak Detector:					
10380.000	14.224	35.990	50.213	-23.787	74.000
15570.000	*	*	*	*	74.000
20760.000	*	*	*	*	74.000
25950.000	*	*	*	*	74.000
Average Detector:					
*	*	*	*	*	*
Vertical					
Peak Detector:					
10380.000	14.224	37.428	51.651	-22.349	74.000
15570.000	*	*	*	*	74.000
20760.000	*	*	*	*	74.000
25950.000	*	*	*	*	74.000
Average Detector:					
*	*	*	*	*	*

Note:
1. All Readings below 1GHz are Quasi-Peak, above 1GHz are performed with peak and/or average measurements as necessary.
2. Peak measurements: RBW = 1MHz, VBW = 3 MHz, Sweep: Auto.
3. Average measurements: RBW = 1MHz, VBW = 10 Hz, Sweep: Auto.
4. Measurement Level = Reading Level + Correct Factor.
5. Correct Factor = Antenna factor + Cable loss –Amplifier gain.
6. The average measurement was not performed when the peak measured data under the limit of average detection.
7. The emission levels of other frequencies are very lower than the limit and not show in test report.

Product : INTEL DUAL BAND WIRELESS–AC 7265
Test Item : Harmonic Radiated Emission Data
Test Site : No.3 OATS
Test Mode : Mode 2 SISO B: Transmit (802.11n-40BW 15Mbps) (5230MHz)

Frequency MHz	Correct Factor dB	Reading Level dBμV	Measurement Level dBμV/m	Margin dB	Limit dBμV/m
Horizontal					
Peak Detector:					
10460.000	14.510	37.477	51.987	-22.013	74.000
15690.000	*	*	*	*	74.000
20920.000	*	*	*	*	74.000
26150.000	*	*	*	*	74.000
Average Detector:					
*	*	*	*	*	*
Vertical					
Peak Detector:					
10460.000	14.510	36.427	50.937	-23.063	74.000
15690.000	*	*	*	*	74.000
20920.000	*	*	*	*	74.000
26150.000	*	*	*	*	74.000
Average Detector:					
*	*	*	*	*	*

Note:
1. All Readings below 1GHz are Quasi-Peak, above 1GHz are performed with peak and/or average measurements as necessary.
2. Peak measurements: RBW = 1MHz, VBW = 3 MHz, Sweep: Auto.
3. Average measurements: RBW = 1MHz, VBW = 10 Hz, Sweep: Auto.
4. Measurement Level = Reading Level + Correct Factor.
5. Correct Factor = Antenna factor + Cable loss –Amplifier gain.
6. The average measurement was not performed when the peak measured data under the limit of average detection.
7. The emission levels of other frequencies are very lower than the limit and not show in test report.

Product : INTEL DUAL BAND WIRELESS–AC 7265
Test Item : Harmonic Radiated Emission Data
Test Site : No.3 OATS
Test Mode : Mode 2 SISO B: Transmit (802.11n-40BW 15Mbps) (5270MHz)

Frequency MHz	Correct Factor dB	Reading Level dBμV	Measurement Level dBμV/m	Margin dB	Limit dBμV/m
Horizontal					
Peak Detector:					
10540.000	14.459	36.744	51.203	-22.797	74.000
15810.000	*	*	*	*	74.000
21080.000	*	*	*	*	74.000
26350.000	*	*	*	*	74.000
Average Detector:					
*	*	*	*	*	*
Vertical					
Peak Detector:					
10540.000	14.459	36.944	51.403	-22.597	74.000
15810.000	*	*	*	*	74.000
21080.000	*	*	*	*	74.000
26350.000	*	*	*	*	74.000
Average Detector:					
*	*	*	*	*	*

Note:
1. All Readings below 1GHz are Quasi-Peak, above 1GHz are performed with peak and/or average measurements as necessary.
2. Peak measurements: RBW = 1MHz, VBW = 3 MHz, Sweep: Auto.
3. Average measurements: RBW = 1MHz, VBW = 10 Hz, Sweep: Auto.
4. Measurement Level = Reading Level + Correct Factor.
5. Correct Factor = Antenna factor + Cable loss –Amplifier gain.
6. The average measurement was not performed when the peak measured data under the limit of average detection.
7. The emission levels of other frequencies are very lower than the limit and not show in test report.

Product : INTEL DUAL BAND WIRELESS–AC 7265
Test Item : Harmonic Radiated Emission Data
Test Site : No.3 OATS
Test Mode : Mode 2 SISO B: Transmit (802.11n-40BW 15Mbps) (5310MHz)

Frequency MHz	Correct Factor dB	Reading Level dBμV	Measurement Level dBμV/m	Margin dB	Limit dBμV/m
Horizontal					
Peak Detector:					
10620.000	14.655	37.455	52.110	-21.890	74.000
15930.000	*	*	*	*	74.000
21240.000	*	*	*	*	74.000
26550.000	*	*	*	*	74.000
Average Detector:					
*	*	*	*	*	*
Vertical					
Peak Detector:					
10620.000	14.655	36.855	51.510	-22.490	74.000
15930.000	*	*	*	*	74.000
21240.000	*	*	*	*	74.000
26550.000	*	*	*	*	74.000
Average Detector:					
*	*	*	*	*	*

Note:

1. All Readings below 1GHz are Quasi-Peak, above 1GHz are performed with peak and/or average measurements as necessary.
2. Peak measurements: RBW = 1MHz, VBW = 3 MHz, Sweep: Auto.
3. Average measurements: RBW = 1MHz, VBW = 10 Hz, Sweep: Auto.
4. Measurement Level = Reading Level + Correct Factor.
5. Correct Factor = Antenna factor + Cable loss –Amplifier gain.
6. The average measurement was not performed when the peak measured data under the limit of average detection.
7. The emission levels of other frequencies are very lower than the limit and not show in test report.

Product : INTEL DUAL BAND WIRELESS–AC 7265
Test Item : Harmonic Radiated Emission Data
Test Site : No.3 OATS
Test Mode : Mode 2 SISO B: Transmit (802.11n-40BW 15Mbps) (5510MHz)

Frequency MHz	Correct Factor dB	Reading Level dBμV	Measurement Level dBμV/m	Margin dB	Limit dBμV/m
Horizontal					
Peak Detector:					
11020.000	14.838	38.052	52.889	-21.111	74.000
15930.000	*	*	*	*	74.000
21240.000	*	*	*	*	74.000
26550.000	*	*	*	*	74.000
Average Detector:					
*	*	*	*	*	*
Vertical					
Peak Detector:					
11020.000	14.838	36.166	51.003	-22.997	74.000
15930.000	*	*	*	*	74.000
21240.000	*	*	*	*	74.000
26550.000	*	*	*	*	74.000
Average Detector:					
*	*	*	*	*	*

Note:
1. All Readings below 1GHz are Quasi-Peak, above 1GHz are performed with peak and/or average measurements as necessary.
2. Peak measurements: RBW = 1MHz, VBW = 3 MHz, Sweep: Auto.
3. Average measurements: RBW = 1MHz, VBW = 10 Hz, Sweep: Auto.
4. Measurement Level = Reading Level + Correct Factor.
5. Correct Factor = Antenna factor + Cable loss –Amplifier gain.
6. The average measurement was not performed when the peak measured data under the limit of average detection.
7. The emission levels of other frequencies are very lower than the limit and not show in test report.

Product : INTEL DUAL BAND WIRELESS–AC 7265
Test Item : Harmonic Radiated Emission Data
Test Site : No.3 OATS
Test Mode : Mode 2 SISO B: Transmit (802.11n-40BW 15Mbps) (5590MHz)

Frequency MHz	Correct Factor dB	Reading Level dBμV	Measurement Level dBμV/m	Margin dB	Limit dBμV/m
Horizontal					
Peak Detector:					
11180.000	15.313	37.760	53.074	-20.926	74.000
16770.000	*	*	*	*	74.000
22360.000	*	*	*	*	74.000
27950.000	*	*	*	*	74.000
Average Detector:					
*	*	*	*	*	*
Vertical					
Peak Detector:					
11180.000	15.313	36.733	52.047	-21.953	74.000
16770.000	*	*	*	*	74.000
22360.000	*	*	*	*	74.000
27950.000	*	*	*	*	74.000
Average Detector:					
*	*	*	*	*	*

Note:
1. All Readings below 1GHz are Quasi-Peak, above 1GHz are performed with peak and/or average measurements as necessary.
2. Peak measurements: RBW = 1MHz, VBW = 3 MHz, Sweep: Auto.
3. Average measurements: RBW = 1MHz, VBW = 10 Hz, Sweep: Auto.
4. Measurement Level = Reading Level + Correct Factor.
5. Correct Factor = Antenna factor + Cable loss –Amplifier gain.
6. The average measurement was not performed when the peak measured data under the limit of average detection.
7. The emission levels of other frequencies are very lower than the limit and not show in test report.

Product : INTEL DUAL BAND WIRELESS–AC 7265
Test Item : Harmonic Radiated Emission Data
Test Site : No.3 OATS
Test Mode : Mode 2 SISO B: Transmit (802.11n-40BW 15Mbps) (5670MHz)

Frequency MHz	Correct Factor dB	Reading Level dBμV	Measurement Level dBμV/m	Margin dB	Limit dBμV/m
Horizontal					
Peak Detector:					
11340.000	15.331	37.488	52.819	-21.181	74.000
17010.000	*	*	*	*	74.000
22680.000	*	*	*	*	74.000
28350.000	*	*	*	*	74.000
Average Detector:					
*	*	*	*	*	*
Vertical					
Peak Detector:					
11340.000	15.331	36.841	52.172	-21.828	74.000
17010.000	*	*	*	*	74.000
22680.000	*	*	*	*	74.000
28350.000	*	*	*	*	74.000
Average Detector:					
*	*	*	*	*	*

Note:
1. All Readings below 1GHz are Quasi-Peak, above 1GHz are performed with peak and/or average measurements as necessary.
2. Peak measurements: RBW = 1MHz, VBW = 3 MHz, Sweep: Auto.
3. Average measurements: RBW = 1MHz, VBW = 10 Hz, Sweep: Auto.
4. Measurement Level = Reading Level + Correct Factor.
5. Correct Factor = Antenna factor + Cable loss –Amplifier gain.
6. The average measurement was not performed when the peak measured data under the limit of average detection.
7. The emission levels of other frequencies are very lower than the limit and not show in test report.

Product : INTEL DUAL BAND WIRELESS–AC 7265
Test Item : Harmonic Radiated Emission Data
Test Site : No.3 OATS
Test Mode : Mode 2 SISO B: Transmit (802.11ac-20BW-7.2Mbps) (5720MHz)

Frequency MHz	Correct Factor dB	Reading Level dBuV	Measurement Level dBuV/m	Margin dB	Limit dBuV/m
Horizontal Peak Detector:					
11440.000	15.597	38.074	53.671	-20.329	74.000
11550.000	*	*	*	*	74.000
17325.000	*	*	*	*	74.000
20720.000	*	*	*	*	74.000
25900.000	*	*	*	*	74.000
31080.000	*	*	*	*	74.000
36260.000	*	*	*	*	74.000
Average Detector:					
*	*	*	*	*	*
Vertical Peak Detector:					
11440.000	15.597	36.741	52.338	-21.662	74.000
11550.000	*	*	*	*	74.000
17325.000	*	*	*	*	74.000
20720.000	*	*	*	*	74.000
25900.000	*	*	*	*	74.000
31080.000	*	*	*	*	74.000
36260.000	*	*	*	*	74.000
Average Detector:					
*	*	*	*	*	*

Note:

1. All Readings below 1GHz are Quasi-Peak, above 1GHz are performed with peak and/or average measurements as necessary.
2. Peak measurements: RBW = 1MHz, VBW = 3 MHz, Sweep: Auto.
3. Average measurements: RBW = 1MHz, VBW = 10 Hz, Sweep: Auto.
4. Measurement Level = Reading Level + Correct Factor.
5. Correct Factor = Antenna factor + Cable loss –Amplifier gain.
6. The average measurement was not performed when the peak measured data under the limit of average detection.
7. The emission levels of other frequencies are very lower than the limit and not show in test report.

Product : INTEL DUAL BAND WIRELESS–AC 7265
Test Item : Harmonic Radiated Emission Data
Test Site : No.3 OATS
Test Mode : Mode 2 SISO B: Transmit (802.11ac-40BW-15Mbps) (5710MHz)

Frequency MHz	Correct Factor dB	Reading Level dBuV	Measurement Level dBuV/m	Margin dB	Limit dBuV/m
Horizontal Peak Detector:					
11420.000	15.557	37.605	53.163	-20.837	74.000
11550.000	*	*	*	*	74.000
17325.000	*	*	*	*	74.000
20720.000	*	*	*	*	74.000
25900.000	*	*	*	*	74.000
31080.000	*	*	*	*	74.000
36260.000	*	*	*	*	74.000
Average Detector:					
*	*	*	*	*	*
Vertical Peak Detector:					
11420.000	15.557	37.079	52.637	-21.363	74.000
11550.000	*	*	*	*	74.000
17325.000	*	*	*	*	74.000
20720.000	*	*	*	*	74.000
25900.000	*	*	*	*	74.000
31080.000	*	*	*	*	74.000
36260.000	*	*	*	*	74.000
Average Detector:					
*	*	*	*	*	*

Note:

1. All Readings below 1GHz are Quasi-Peak, above 1GHz are performed with peak and/or average measurements as necessary.
2. Peak measurements: RBW = 1MHz, VBW = 3 MHz, Sweep: Auto.
3. Average measurements: RBW = 1MHz, VBW = 10 Hz, Sweep: Auto.
4. Measurement Level = Reading Level + Correct Factor.
5. Correct Factor = Antenna factor + Cable loss –Amplifier gain.
6. The average measurement was not performed when the peak measured data under the limit of average detection.
7. The emission levels of other frequencies are very lower than the limit and not show in test report.

Product : INTEL DUAL BAND WIRELESS–AC 7265
Test Item : Harmonic Radiated Emission Data
Test Site : No.3 OATS
Test Mode : Mode 2 SISO B: Transmit (802.11ac-80BW-32.5Mbps) (5210MHz)

Frequency MHz	Correct Factor dB	Reading Level dBuV	Measurement Level dBuV/m	Margin dB	Limit dBuV/m
Horizontal Peak Detector:					
10420.000	14.402	37.427	51.829	-22.171	74.000
11550.000	*	*	*	*	74.000
17325.000	*	*	*	*	74.000
20720.000	*	*	*	*	74.000
25900.000	*	*	*	*	74.000
31080.000	*	*	*	*	74.000
36260.000	*	*	*	*	74.000
Average Detector:					
*	*	*	*	*	*
Vertical Peak Detector:					
10420.000	14.402	37.825	52.227	-21.773	74.000
11550.000	*	*	*	*	74.000
17325.000	*	*	*	*	74.000
20720.000	*	*	*	*	74.000
25900.000	*	*	*	*	74.000
31080.000	*	*	*	*	74.000
36260.000	*	*	*	*	74.000
Average Detector:					
*	*	*	*	*	*

Note:

1. All Readings below 1GHz are Quasi-Peak, above 1GHz are performed with peak and/or average measurements as necessary.
2. Peak measurements: RBW = 1MHz, VBW = 3 MHz, Sweep: Auto.
3. Average measurements: RBW = 1MHz, VBW = 10 Hz, Sweep: Auto.
4. Measurement Level = Reading Level + Correct Factor.
5. Correct Factor = Antenna factor + Cable loss –Amplifier gain.
6. The average measurement was not performed when the peak measured data under the limit of average detection.
7. The emission levels of other frequencies are very lower than the limit and not show in test report.

Product : INTEL DUAL BAND WIRELESS–AC 7265
Test Item : Harmonic Radiated Emission Data
Test Site : No.3 OATS
Test Mode : Mode 2 SISO B: Transmit (802.11ac-80BW-32.5Mbps) (5290MHz)

Frequency MHz	Correct Factor dB	Reading Level dBuV	Measurement Level dBuV/m	Margin dB	Limit dBuV/m
Horizontal Peak Detector:					
10580.000	14.673	37.641	52.315	-21.685	74.000
11550.000	*	*	*	*	74.000
17325.000	*	*	*	*	74.000
20720.000	*	*	*	*	74.000
25900.000	*	*	*	*	74.000
31080.000	*	*	*	*	74.000
36260.000	*	*	*	*	74.000
Average Detector:					
*	*	*	*	*	*
Vertical Peak Detector:					
10580.000	14.673	37.421	52.095	-21.905	74.000
11550.000	*	*	*	*	74.000
17325.000	*	*	*	*	74.000
20720.000	*	*	*	*	74.000
25900.000	*	*	*	*	74.000
31080.000	*	*	*	*	74.000
36260.000	*	*	*	*	74.000
Average Detector:					
*	*	*	*	*	*

Note:

1. All Readings below 1GHz are Quasi-Peak, above 1GHz are performed with peak and/or average measurements as necessary.
2. Peak measurements: RBW = 1MHz, VBW = 3 MHz, Sweep: Auto.
3. Average measurements: RBW = 1MHz, VBW = 10 Hz, Sweep: Auto.
4. Measurement Level = Reading Level + Correct Factor.
5. Correct Factor = Antenna factor + Cable loss –Amplifier gain.
6. The average measurement was not performed when the peak measured data under the limit of average detection.
7. The emission levels of other frequencies are very lower than the limit and not show in test report.

Product : INTEL DUAL BAND WIRELESS–AC 7265
Test Item : Harmonic Radiated Emission Data
Test Site : No.3 OATS
Test Mode : Mode 2 SISO B: Transmit (802.11ac-80BW-32.5Mbps) (5530MHz)

Frequency MHz	Correct Factor dB	Reading Level dBuV	Measurement Level dBuV/m	Margin dB	Limit dBuV/m
Horizontal Peak Detector:					
11060.000	15.825	37.421	53.245	-20.755	74.000
11550.000	*	*	*	*	74.000
17325.000	*	*	*	*	74.000
20720.000	*	*	*	*	74.000
25900.000	*	*	*	*	74.000
31080.000	*	*	*	*	74.000
36260.000	*	*	*	*	74.000
Average Detector:					
*	*	*	*	*	*
Vertical Peak Detector:					
11060.000	15.825	36.488	52.312	-21.688	74.000
11550.000	*	*	*	*	74.000
17325.000	*	*	*	*	74.000
20720.000	*	*	*	*	74.000
25900.000	*	*	*	*	74.000
31080.000	*	*	*	*	74.000
36260.000	*	*	*	*	74.000
Average Detector:					
*	*	*	*	*	*

Note:

1. All Readings below 1GHz are Quasi-Peak, above 1GHz are performed with peak and/or average measurements as necessary.
2. Peak measurements: RBW = 1MHz, VBW = 3 MHz, Sweep: Auto.
3. Average measurements: RBW = 1MHz, VBW = 10 Hz, Sweep: Auto.
4. Measurement Level = Reading Level + Correct Factor.
5. Correct Factor = Antenna factor + Cable loss –Amplifier gain.
6. The average measurement was not performed when the peak measured data under the limit of average detection.
7. The emission levels of other frequencies are very lower than the limit and not show in test report.

Product : INTEL DUAL BAND WIRELESS–AC 7265
Test Item : Harmonic Radiated Emission Data
Test Site : No.3 OATS
Test Mode : Mode 2 SISO B: Transmit (802.11ac-80BW-32.5Mbps) (5610MHz)

Frequency MHz	Correct Factor dB	Reading Level dBuV	Measurement Level dBuV/m	Margin dB	Limit dBuV/m
Horizontal Peak Detector:					
11220.000	15.189	38.466	53.655	-20.345	74.000
11550.000	*	*	*	*	74.000
17325.000	*	*	*	*	74.000
20720.000	*	*	*	*	74.000
25900.000	*	*	*	*	74.000
31080.000	*	*	*	*	74.000
36260.000	*	*	*	*	74.000
Average Detector:					
*	*	*	*	*	*
Vertical Peak Detector:					
11220.000	15.189	36.842	52.031	-21.969	74.000
11550.000	*	*	*	*	74.000
17325.000	*	*	*	*	74.000
20720.000	*	*	*	*	74.000
25900.000	*	*	*	*	74.000
31080.000	*	*	*	*	74.000
36260.000	*	*	*	*	74.000
Average Detector:					
*	*	*	*	*	*

Note:

1. All Readings below 1GHz are Quasi-Peak, above 1GHz are performed with peak and/or average measurements as necessary.
2. Peak measurements: RBW = 1MHz, VBW = 3 MHz, Sweep: Auto.
3. Average measurements: RBW = 1MHz, VBW = 10 Hz, Sweep: Auto.
4. Measurement Level = Reading Level + Correct Factor.
5. Correct Factor = Antenna factor + Cable loss –Amplifier gain.
6. The average measurement was not performed when the peak measured data under the limit of average detection.
7. The emission levels of other frequencies are very lower than the limit and not show in test report.

Product : INTEL DUAL BAND WIRELESS–AC 7265
Test Item : Harmonic Radiated Emission Data
Test Site : No.3 OATS
Test Mode : Mode 2 SISO B: Transmit (802.11ac-80BW-32.5Mbps) (5690MHz)

Frequency MHz	Correct Factor dB	Reading Level dBuV	Measurement Level dBuV/m	Margin dB	Limit dBuV/m
Horizontal Peak Detector:					
11380.000	15.426	38.352	53.778	-20.222	74.000
11550.000	*	*	*	*	74.000
17325.000	*	*	*	*	74.000
20720.000	*	*	*	*	74.000
25900.000	*	*	*	*	74.000
31080.000	*	*	*	*	74.000
36260.000	*	*	*	*	74.000
Average Detector:					
*	*	*	*	*	*
Vertical Peak Detector:					
11380.000	15.426	37.410	52.836	-21.164	74.000
11550.000	*	*	*	*	74.000
17325.000	*	*	*	*	74.000
20720.000	*	*	*	*	74.000
25900.000	*	*	*	*	74.000
31080.000	*	*	*	*	74.000
36260.000	*	*	*	*	74.000
Average Detector:					
*	*	*	*	*	*

Note:

1. All Readings below 1GHz are Quasi-Peak, above 1GHz are performed with peak and/or average measurements as necessary.
2. Peak measurements: RBW = 1MHz, VBW = 3 MHz, Sweep: Auto.
3. Average measurements: RBW = 1MHz, VBW = 10 Hz, Sweep: Auto.
4. Measurement Level = Reading Level + Correct Factor.
5. Correct Factor = Antenna factor + Cable loss –Amplifier gain.
6. The average measurement was not performed when the peak measured data under the limit of average detection.
7. The emission levels of other frequencies are very lower than the limit and not show in test report.

Product : INTEL DUAL BAND WIRELESS–AC 7265
Test Item : Harmonic Radiated Emission Data
Test Site : No.3 OATS
Test Mode : Mode 3 MIMO: Transmit (802.11n-20BW 14.4Mbps) (5180MHz)

Frequency MHz	Correct Factor dB	Reading Level dBμV	Measurement Level dBμV/m	Margin dB	Limit dBμV/m
Horizontal					
Peak Detector:					
10360.000	14.386	36.074	50.460	-23.540	74.000
15540.000	*	*	*	*	74.000
20720.000	*	*	*	*	74.000
25900.000	*	*	*	*	74.000
Average Detector:					
*	*	*	*	*	*
Vertical					
Peak Detector:					
10360.000	14.386	36.851	51.237	-22.763	74.000
15540.000	*	*	*	*	74.000
20720.000	*	*	*	*	74.000
25900.000	*	*	*	*	74.000
Average Detector:					
*	*	*	*	*	*

Note:
1. All Readings below 1GHz are Quasi-Peak, above 1GHz are performed with peak and/or average measurements as necessary.
2. Peak measurements: RBW = 1MHz, VBW = 3 MHz, Sweep: Auto.
3. Average measurements: RBW = 1MHz, VBW = 10 Hz, Sweep: Auto.
4. Measurement Level = Reading Level + Correct Factor.
5. Correct Factor = Antenna factor + Cable loss –Amplifier gain.
6. The average measurement was not performed when the peak measured data under the limit of average detection.
7. The emission levels of other frequencies are very lower than the limit and not show in test report.

Product : INTEL DUAL BAND WIRELESS–AC 7265
Test Item : Harmonic Radiated Emission Data
Test Site : No.3 OATS
Test Mode : Mode 3 MIMO: Transmit (802.11n-20BW 14.4Mbps) (5220MHz)

Frequency MHz	Correct Factor dB	Reading Level dBμV	Measurement Level dBμV/m	Margin dB	Limit dBμV/m
Horizontal					
Peak Detector:					
10440.000	14.577	36.013	50.590	-23.410	74.000
15660.000	*	*	*	*	74.000
20880.000	*	*	*	*	74.000
26100.000	*	*	*	*	74.000
Average Detector:					
*	*	*	*	*	*
Vertical					
Peak Detector:					
10440.000	14.577	37.521	52.098	-21.902	74.000
15660.000	*	*	*	*	74.000
20880.000	*	*	*	*	74.000
26100.000	*	*	*	*	74.000
Average Detector:					
*	*	*	*	*	*

Note:
1. All Readings below 1GHz are Quasi-Peak, above 1GHz are performed with peak and/or average measurements as necessary.
2. Peak measurements: RBW = 1MHz, VBW = 3 MHz, Sweep: Auto.
3. Average measurements: RBW = 1MHz, VBW = 10 Hz, Sweep: Auto.
4. Measurement Level = Reading Level + Correct Factor.
5. Correct Factor = Antenna factor + Cable loss –Amplifier gain.
6. The average measurement was not performed when the peak measured data under the limit of average detection.
7. The emission levels of other frequencies are very lower than the limit and not show in test report.

Product : INTEL DUAL BAND WIRELESS–AC 7265
Test Item : Harmonic Radiated Emission Data
Test Site : No.3 OATS
Test Mode : Mode 3 MIMO: Transmit (802.11n-20BW 14.4Mbps) (5240MHz)

Frequency MHz	Correct Factor dB	Reading Level dBμV	Measurement Level dBμV/m	Margin dB	Limit dBμV/m
Horizontal					
Peak Detector:					
10480.000	14.461	38.033	52.494	-21.506	74.000
15720.000	*	*	*	*	74.000
20960.000	*	*	*	*	74.000
26200.000	*	*	*	*	74.000
Average Detector:					
*	*	*	*	*	*
Vertical					
Peak Detector:					
10480.000	14.461	37.099	51.560	-22.440	74.000
15720.000	*	*	*	*	74.000
20960.000	*	*	*	*	74.000
26200.000	*	*	*	*	74.000
Average Detector:					
*	*	*	*	*	*

Note:
1. All Readings below 1GHz are Quasi-Peak, above 1GHz are performed with peak and/or average measurements as necessary.
2. Peak measurements: RBW = 1MHz, VBW = 3 MHz, Sweep: Auto.
3. Average measurements: RBW = 1MHz, VBW = 10 Hz, Sweep: Auto.
4. Measurement Level = Reading Level + Correct Factor.
5. Correct Factor = Antenna factor + Cable loss –Amplifier gain.
6. The average measurement was not performed when the peak measured data under the limit of average detection.
7. The emission levels of other frequencies are very lower than the limit and not show in test report.

Product : INTEL DUAL BAND WIRELESS–AC 7265
Test Item : Harmonic Radiated Emission Data
Test Site : No.3 OATS
Test Mode : Mode 3 MIMO: Transmit (802.11n-20BW 14.4Mbps) (5260MHz)

Frequency MHz	Correct Factor dB	Reading Level dBμV	Measurement Level dBμV/m	Margin dB	Limit dBμV/m
Horizontal					
Peak Detector:					
10520.000	14.310	36.911	51.221	-22.779	74.000
15780.000	*	*	*	*	74.000
21040.000	*	*	*	*	74.000
26300.000	*	*	*	*	74.000
Average Detector:					
*	*	*	*	*	*
Vertical					
Peak Detector:					
10520.000	14.310	36.761	51.071	-22.929	74.000
15780.000	*	*	*	*	74.000
21040.000	*	*	*	*	74.000
26300.000	*	*	*	*	74.000
Average Detector:					
*	*	*	*	*	*

Note:
1. All Readings below 1GHz are Quasi-Peak, above 1GHz are performed with peak and/or average measurements as necessary.
2. Peak measurements: RBW = 1MHz, VBW = 3 MHz, Sweep: Auto.
3. Average measurements: RBW = 1MHz, VBW = 10 Hz, Sweep: Auto.
4. Measurement Level = Reading Level + Correct Factor.
5. Correct Factor = Antenna factor + Cable loss –Amplifier gain.
6. The average measurement was not performed when the peak measured data under the limit of average detection.
7. The emission levels of other frequencies are very lower than the limit and not show in test report.

Product : INTEL DUAL BAND WIRELESS–AC 7265
Test Item : Harmonic Radiated Emission Data
Test Site : No.3 OATS
Test Mode : Mode 3 MIMO: Transmit (802.11n-20BW 14.4Mbps) (5300MHz)

Frequency MHz	Correct Factor dB	Reading Level dBμV	Measurement Level dBμV/m	Margin dB	Limit dBμV/m
Horizontal					
Peak Detector:					
10600.000	14.726	37.245	51.970	-22.030	74.000
15900.000	*	*	*	*	74.000
21200.000	*	*	*	*	74.000
26500.000	*	*	*	*	74.000
Average Detector:					
*	*	*	*	*	*
Vertical					
Peak Detector:					
10600.000	14.726	36.253	50.978	-23.022	74.000
15900.000	*	*	*	*	74.000
21200.000	*	*	*	*	74.000
26500.000	*	*	*	*	74.000
Average Detector:					
*	*	*	*	*	*

Note:

1. All Readings below 1GHz are Quasi-Peak, above 1GHz are performed with peak and/or average measurements as necessary.
2. Peak measurements: RBW = 1MHz, VBW = 3 MHz, Sweep: Auto.
3. Average measurements: RBW = 1MHz, VBW = 10 Hz, Sweep: Auto.
4. Measurement Level = Reading Level + Correct Factor.
5. Correct Factor = Antenna factor + Cable loss –Amplifier gain.
6. The average measurement was not performed when the peak measured data under the limit of average detection.
7. The emission levels of other frequencies are very lower than the limit and not show in test report.

Product : INTEL DUAL BAND WIRELESS–AC 7265
Test Item : Harmonic Radiated Emission Data
Test Site : No.3 OATS
Test Mode : Mode 3 MIMO: Transmit (802.11n-20BW 14.4Mbps) (5320MHz)

Frequency MHz	Correct Factor dB	Reading Level dBμV	Measurement Level dBμV/m	Margin dB	Limit dBμV/m
Horizontal					
Peak Detector:					
10640.000	14.543	37.246	51.789	-22.211	74.000
15960.000	*	*	*	*	74.000
21280.000	*	*	*	*	74.000
26600.000	*	*	*	*	74.000
Average Detector:					
*	*	*	*	*	*
Vertical					
Peak Detector:					
10640.000	14.543	37.088	51.631	-22.369	74.000
15960.000	*	*	*	*	74.000
21280.000	*	*	*	*	74.000
26600.000	*	*	*	*	74.000
Average Detector:					
*	*	*	*	*	*

Note:
1. All Readings below 1GHz are Quasi-Peak, above 1GHz are performed with peak and/or average measurements as necessary.
2. Peak measurements: RBW = 1MHz, VBW = 3 MHz, Sweep: Auto.
3. Average measurements: RBW = 1MHz, VBW = 10 Hz, Sweep: Auto.
4. Measurement Level = Reading Level + Correct Factor.
5. Correct Factor = Antenna factor + Cable loss –Amplifier gain.
6. The average measurement was not performed when the peak measured data under the limit of average detection.
7. The emission levels of other frequencies are very lower than the limit and not show in test report.

Product : INTEL DUAL BAND WIRELESS–AC 7265
Test Item : Harmonic Radiated Emission Data
Test Site : No.3 OATS
Test Mode : Mode 3 MIMO: Transmit (802.11n-20BW 14.4Mbps) (5500MHz)

Frequency MHz	Correct Factor dB	Reading Level dBμV	Measurement Level dBμV/m	Margin dB	Limit dBμV/m
Horizontal					
Peak Detector:					
11000.000	14.556	37.278	51.835	-22.165	74.000
16500.000	*	*	*	*	74.000
22000.000	*	*	*	*	74.000
27500.000	*	*	*	*	74.000
Average Detector:					
*	*	*	*	*	*
Vertical					
Peak Detector:					
11000.000	14.556	36.043	50.600	-23.400	74.000
16500.000	*	*	*	*	74.000
22000.000	*	*	*	*	74.000
27500.000	*	*	*	*	74.000
Average Detector:					
*	*	*	*	*	*

Note:
1. All Readings below 1GHz are Quasi-Peak, above 1GHz are performed with peak and/or average measurements as necessary.
2. Peak measurements: RBW = 1MHz, VBW = 3 MHz, Sweep: Auto.
3. Average measurements: RBW = 1MHz, VBW = 10 Hz, Sweep: Auto.
4. Measurement Level = Reading Level + Correct Factor.
5. Correct Factor = Antenna factor + Cable loss –Amplifier gain.
6. The average measurement was not performed when the peak measured data under the limit of average detection.
7. The emission levels of other frequencies are very lower than the limit and not show in test report.

Product : INTEL DUAL BAND WIRELESS–AC 7265
Test Item : Harmonic Radiated Emission Data
Test Site : No.3 OATS
Test Mode : Mode 3 MIMO: Transmit (802.11n-20BW 14.4Mbps) (5600MHz)

Frequency MHz	Correct Factor dB	Reading Level dBμV	Measurement Level dBμV/m	Margin dB	Limit dBμV/m
Horizontal					
Peak Detector:					
11200.000	14.985	36.950	51.935	-22.065	74.000
16800.000	*	*	*	*	74.000
22400.000	*	*	*	*	74.000
28000.000	*	*	*	*	74.000
Average Detector:					
*	*	*	*	*	*
Vertical					
Peak Detector:					
11200.000	14.985	36.841	51.826	-22.174	74.000
16800.000	*	*	*	*	74.000
22400.000	*	*	*	*	74.000
28000.000	*	*	*	*	74.000
Average Detector:					
*	*	*	*	*	*

Note:

1. All Readings below 1GHz are Quasi-Peak, above 1GHz are performed with peak and/or average measurements as necessary.
2. Peak measurements: RBW = 1MHz, VBW = 3 MHz, Sweep: Auto.
3. Average measurements: RBW = 1MHz, VBW = 10 Hz, Sweep: Auto.
4. Measurement Level = Reading Level + Correct Factor.
5. Correct Factor = Antenna factor + Cable loss –Amplifier gain.
6. The average measurement was not performed when the peak measured data under the limit of average detection.
7. The emission levels of other frequencies are very lower than the limit and not show in test report.

Product : INTEL DUAL BAND WIRELESS–AC 7265
Test Item : Harmonic Radiated Emission Data
Test Site : No.3 OATS
Test Mode : Mode 3 MIMO: Transmit (802.11n-20BW 14.4Mbps) (5700MHz)

Frequency MHz	Correct Factor dB	Reading Level dBμV	Measurement Level dBμV/m	Margin dB	Limit dBμV/m
Horizontal					
Peak Detector:					
11400.000	15.632	38.112	53.744	-20.256	74.000
17100.000	*	*	*	*	74.000
22800.000	*	*	*	*	74.000
28500.000	*	*	*	*	74.000
Average Detector:					
*	*	*	*	*	*
Vertical					
Peak Detector:					
11400.000	15.632	38.090	53.722	-20.278	74.000
17100.000	*	*	*	*	74.000
22800.000	*	*	*	*	74.000
28500.000	*	*	*	*	74.000
Average Detector:					
*	*	*	*	*	*

Note:

1. All Readings below 1GHz are Quasi-Peak, above 1GHz are performed with peak and/or average measurements as necessary.
2. Peak measurements: RBW = 1MHz, VBW = 3 MHz, Sweep: Auto.
3. Average measurements: RBW = 1MHz, VBW = 10 Hz, Sweep: Auto.
4. Measurement Level = Reading Level + Correct Factor.
5. Correct Factor = Antenna factor + Cable loss –Amplifier gain.
6. The average measurement was not performed when the peak measured data under the limit of average detection.
7. The emission levels of other frequencies are very lower than the limit and not show in test report.

Product : INTEL DUAL BAND WIRELESS–AC 7265
Test Item : Harmonic Radiated Emission Data
Test Site : No.3 OATS
Test Mode : Mode 3 MIMO: Transmit (802.11n-40BW 30Mbps) (5190MHz)

Frequency MHz	Correct Factor dB	Reading Level dBμV	Measurement Level dBμV/m	Margin dB	Limit dBμV/m
Horizontal					
Peak Detector:					
10380.000	14.224	36.420	50.643	-23.357	74.000
15570.000	*	*	*	*	74.000
20760.000	*	*	*	*	74.000
25950.000	*	*	*	*	74.000
Average Detector:					
*	*	*	*	*	*
Vertical					
Peak Detector:					
10380.000	14.224	37.142	51.365	-22.635	74.000
15570.000	*	*	*	*	74.000
20760.000	*	*	*	*	74.000
25950.000	*	*	*	*	74.000
Average Detector:					
*	*	*	*	*	*

Note:
1. All Readings below 1GHz are Quasi-Peak, above 1GHz are performed with peak and/or average measurements as necessary.
2. Peak measurements: RBW = 1MHz, VBW = 3 MHz, Sweep: Auto.
3. Average measurements: RBW = 1MHz, VBW = 10 Hz, Sweep: Auto.
4. Measurement Level = Reading Level + Correct Factor.
5. Correct Factor = Antenna factor + Cable loss –Amplifier gain.
6. The average measurement was not performed when the peak measured data under the limit of average detection.
7. The emission levels of other frequencies are very lower than the limit and not show in test report.

Product : INTEL DUAL BAND WIRELESS–AC 7265
Test Item : Harmonic Radiated Emission Data
Test Site : No.3 OATS
Test Mode : Mode 3 MIMO: Transmit (802.11n-40BW 30Mbps) (5230MHz)

Frequency MHz	Correct Factor dB	Reading Level dBμV	Measurement Level dBμV/m	Margin dB	Limit dBμV/m
Horizontal					
Peak Detector:					
10460.000	14.510	37.145	51.655	-22.345	74.000
15690.000	*	*	*	*	74.000
20920.000	*	*	*	*	74.000
26150.000	*	*	*	*	74.000
Average Detector:					
*	*	*	*	*	*
Vertical					
Peak Detector:					
10460.000	14.510	37.142	51.652	-22.348	74.000
15690.000	*	*	*	*	74.000
20920.000	*	*	*	*	74.000
26150.000	*	*	*	*	74.000
Average Detector:					
*	*	*	*	*	*

Note:
1. All Readings below 1GHz are Quasi-Peak, above 1GHz are performed with peak and/or average measurements as necessary.
2. Peak measurements: RBW = 1MHz, VBW = 3 MHz, Sweep: Auto.
3. Average measurements: RBW = 1MHz, VBW = 10 Hz, Sweep: Auto.
4. Measurement Level = Reading Level + Correct Factor.
5. Correct Factor = Antenna factor + Cable loss –Amplifier gain.
6. The average measurement was not performed when the peak measured data under the limit of average detection.
7. The emission levels of other frequencies are very lower than the limit and not show in test report.

Product : INTEL DUAL BAND WIRELESS–AC 7265
Test Item : Harmonic Radiated Emission Data
Test Site : No.3 OATS
Test Mode : Mode 3 MIMO: Transmit (802.11n-40BW 30Mbps) (5270MHz)

Frequency MHz	Correct Factor dB	Reading Level dBμV	Measurement Level dBμV/m	Margin dB	Limit dBμV/m
Horizontal					
Peak Detector:					
10540.000	14.459	37.082	51.541	-22.459	74.000
15810.000	*	*	*	*	74.000
21080.000	*	*	*	*	74.000
26350.000	*	*	*	*	74.000
Average Detector:					
*	*	*	*	*	*
Vertical					
Peak Detector:					
10540.000	14.459	36.940	51.399	-22.601	74.000
15810.000	*	*	*	*	74.000
21080.000	*	*	*	*	74.000
26350.000	*	*	*	*	74.000
Average Detector:					
*	*	*	*	*	*

Note:
1. All Readings below 1GHz are Quasi-Peak, above 1GHz are performed with peak and/or average measurements as necessary.
2. Peak measurements: RBW = 1MHz, VBW = 3 MHz, Sweep: Auto.
3. Average measurements: RBW = 1MHz, VBW = 10 Hz, Sweep: Auto.
4. Measurement Level = Reading Level + Correct Factor.
5. Correct Factor = Antenna factor + Cable loss –Amplifier gain.
6. The average measurement was not performed when the peak measured data under the limit of average detection.
7. The emission levels of other frequencies are very lower than the limit and not show in test report.

Product : INTEL DUAL BAND WIRELESS–AC 7265
Test Item : Harmonic Radiated Emission Data
Test Site : No.3 OATS
Test Mode : Mode 3 MIMO: Transmit (802.11n-40BW 30Mbps) (5310MHz)

Frequency MHz	Correct Factor dB	Reading Level dBμV	Measurement Level dBμV/m	Margin dB	Limit dBμV/m
Horizontal					
Peak Detector:					
10620.000	14.655	37.410	52.065	-21.935	74.000
15930.000	*	*	*	*	74.000
21240.000	*	*	*	*	74.000
26550.000	*	*	*	*	74.000
Average Detector:					
*	*	*	*	*	*
Vertical					
Peak Detector:					
10620.000	14.655	35.810	50.465	-23.535	74.000
15930.000	*	*	*	*	74.000
21240.000	*	*	*	*	74.000
26550.000	*	*	*	*	74.000
Average Detector:					
*	*	*	*	*	*

Note:

1. All Readings below 1GHz are Quasi-Peak, above 1GHz are performed with peak and/or average measurements as necessary.
2. Peak measurements: RBW = 1MHz, VBW = 3 MHz, Sweep: Auto.
3. Average measurements: RBW = 1MHz, VBW = 10 Hz, Sweep: Auto.
4. Measurement Level = Reading Level + Correct Factor.
5. Correct Factor = Antenna factor + Cable loss –Amplifier gain.
6. The average measurement was not performed when the peak measured data under the limit of average detection.
7. The emission levels of other frequencies are very lower than the limit and not show in test report.

Product : INTEL DUAL BAND WIRELESS–AC 7265
Test Item : Harmonic Radiated Emission Data
Test Site : No.3 OATS
Test Mode : Mode 3 MIMO: Transmit (802.11n-40BW 30Mbps) (5510MHz)

Frequency MHz	Correct Factor dB	Reading Level dBμV	Measurement Level dBμV/m	Margin dB	Limit dBμV/m
Horizontal					
Peak Detector:					
11020.000	14.838	36.410	51.247	-22.753	74.000
15930.000	*	*	*	*	74.000
21240.000	*	*	*	*	74.000
26550.000	*	*	*	*	74.000
Average Detector:					
*	*	*	*	*	*
Vertical					
Peak Detector:					
11020.000	14.838	37.152	51.989	-22.011	74.000
15930.000	*	*	*	*	74.000
21240.000	*	*	*	*	74.000
26550.000	*	*	*	*	74.000
Average Detector:					
*	*	*	*	*	*

Note:

1. All Readings below 1GHz are Quasi-Peak, above 1GHz are performed with peak and/or average measurements as necessary.
2. Peak measurements: RBW = 1MHz, VBW = 3 MHz, Sweep: Auto.
3. Average measurements: RBW = 1MHz, VBW = 10 Hz, Sweep: Auto.
4. Measurement Level = Reading Level + Correct Factor.
5. Correct Factor = Antenna factor + Cable loss –Amplifier gain.
6. The average measurement was not performed when the peak measured data under the limit of average detection.
7. The emission levels of other frequencies are very lower than the limit and not show in test report.

Product : INTEL DUAL BAND WIRELESS–AC 7265
Test Item : Harmonic Radiated Emission Data
Test Site : No.3 OATS
Test Mode : Mode 3 MIMO: Transmit (802.11n-40BW 30Mbps) (5590MHz)

Frequency MHz	Correct Factor dB	Reading Level dBμV	Measurement Level dBμV/m	Margin dB	Limit dBμV/m
Horizontal					
Peak Detector:					
11180.000	15.313	37.420	52.734	-21.266	74.000
16770.000	*	*	*	*	74.000
22360.000	*	*	*	*	74.000
27950.000	*	*	*	*	74.000
Average Detector:					
*	*	*	*	*	*
Vertical					
Peak Detector:					
11180.000	15.313	36.841	52.155	-21.845	74.000
16770.000	*	*	*	*	74.000
22360.000	*	*	*	*	74.000
27950.000	*	*	*	*	74.000
Average Detector:					
*	*	*	*	*	*

Note:
1. All Readings below 1GHz are Quasi-Peak, above 1GHz are performed with peak and/or average measurements as necessary.
2. Peak measurements: RBW = 1MHz, VBW = 3 MHz, Sweep: Auto.
3. Average measurements: RBW = 1MHz, VBW = 10 Hz, Sweep: Auto.
4. Measurement Level = Reading Level + Correct Factor.
5. Correct Factor = Antenna factor + Cable loss –Amplifier gain.
6. The average measurement was not performed when the peak measured data under the limit of average detection.
7. The emission levels of other frequencies are very lower than the limit and not show in test report.

Product : INTEL DUAL BAND WIRELESS–AC 7265
Test Item : Harmonic Radiated Emission Data
Test Site : No.3 OATS
Test Mode : Mode 3 MIMO: Transmit (802.11n-40BW 30Mbps) (5670MHz)

Frequency MHz	Correct Factor dB	Reading Level dBμV	Measurement Level dBμV/m	Margin dB	Limit dBμV/m
Horizontal					
Peak Detector:					
11340.000	15.331	37.901	53.232	-20.768	74.000
17010.000	*	*	*	*	74.000
22680.000	*	*	*	*	74.000
28350.000	*	*	*	*	74.000
Average Detector:					
*	*	*	*	*	*
Vertical					
Peak Detector:					
11340.000	15.331	36.600	51.931	-22.069	74.000
17010.000	*	*	*	*	74.000
22680.000	*	*	*	*	74.000
28350.000	*	*	*	*	74.000
Average Detector:					
*	*	*	*	*	*

Note:

1. All Readings below 1GHz are Quasi-Peak, above 1GHz are performed with peak and/or average measurements as necessary.
2. Peak measurements: RBW = 1MHz, VBW = 3 MHz, Sweep: Auto.
3. Average measurements: RBW = 1MHz, VBW = 10 Hz, Sweep: Auto.
4. Measurement Level = Reading Level + Correct Factor.
5. Correct Factor = Antenna factor + Cable loss –Amplifier gain.
6. The average measurement was not performed when the peak measured data under the limit of average detection.
7. The emission levels of other frequencies are very lower than the limit and not show in test report.

Product : INTEL DUAL BAND WIRELESS–AC 7265
Test Item : Harmonic Radiated Emission Data
Test Site : No.3 OATS
Test Mode : Mode 3 MIMO: Transmit (802.11ac-20BW-14.4Mbps) (5720MHz)

Frequency MHz	Correct Factor dB	Reading Level dBuV	Measurement Level dBuV/m	Margin dB	Limit dBuV/m
Horizontal Peak Detector:					
11440.000	15.597	38.114	53.711	-20.289	74.000
11550.000	*	*	*	*	74.000
17325.000	*	*	*	*	74.000
20720.000	*	*	*	*	74.000
25900.000	*	*	*	*	74.000
31080.000	*	*	*	*	74.000
36260.000	*	*	*	*	74.000
Average Detector:					
*	*	*	*	*	*
Vertical Peak Detector:					
11420.000	15.557	37.025	52.583	-21.417	74.000
11550.000	*	*	*	*	74.000
17325.000	*	*	*	*	74.000
20720.000	*	*	*	*	74.000
25900.000	*	*	*	*	74.000
31080.000	*	*	*	*	74.000
36260.000	*	*	*	*	74.000
Average Detector:					
*	*	*	*	*	*

Note:

1. All Readings below 1GHz are Quasi-Peak, above 1GHz are performed with peak and/or average measurements as necessary.
2. Peak measurements: RBW = 1MHz, VBW = 3 MHz, Sweep: Auto.
3. Average measurements: RBW = 1MHz, VBW = 10 Hz, Sweep: Auto.
4. Measurement Level = Reading Level + Correct Factor.
5. Correct Factor = Antenna factor + Cable loss –Amplifier gain.
6. The average measurement was not performed when the peak measured data under the limit of average detection.
7. The emission levels of other frequencies are very lower than the limit and not show in test report.

Product : INTEL DUAL BAND WIRELESS–AC 7265
Test Item : Harmonic Radiated Emission Data
Test Site : No.3 OATS
Test Mode : Mode 3 MIMO: Transmit (802.11ac-40BW-30Mbps) (5710MHz)

Frequency MHz	Correct Factor dB	Reading Level dBuV	Measurement Level dBuV/m	Margin dB	Limit dBuV/m
Horizontal Peak Detector:					
11420.000	15.557	37.085	52.643	-21.357	74.000
11550.000	*	*	*	*	74.000
17325.000	*	*	*	*	74.000
20720.000	*	*	*	*	74.000
25900.000	*	*	*	*	74.000
31080.000	*	*	*	*	74.000
36260.000	*	*	*	*	74.000
Average Detector:					
*	*	*	*	*	*
Vertical Peak Detector:					
11420.000	15.557	36.702	52.260	-21.740	74.000
11550.000	*	*	*	*	74.000
17325.000	*	*	*	*	74.000
20720.000	*	*	*	*	74.000
25900.000	*	*	*	*	74.000
31080.000	*	*	*	*	74.000
36260.000	*	*	*	*	74.000
Average Detector:					
*	*	*	*	*	*

Note:

1. All Readings below 1GHz are Quasi-Peak, above 1GHz are performed with peak and/or average measurements as necessary.
2. Peak measurements: RBW = 1MHz, VBW = 3 MHz, Sweep: Auto.
3. Average measurements: RBW = 1MHz, VBW = 10 Hz, Sweep: Auto.
4. Measurement Level = Reading Level + Correct Factor.
5. Correct Factor = Antenna factor + Cable loss –Amplifier gain.
6. The average measurement was not performed when the peak measured data under the limit of average detection.
7. The emission levels of other frequencies are very lower than the limit and not show in test report.

Product : INTEL DUAL BAND WIRELESS–AC 7265
Test Item : Harmonic Radiated Emission Data
Test Site : No.3 OATS
Test Mode : Mode 3 MIMO: Transmit (802.11ac-80BW-65Mbps) (5210MHz)

Frequency MHz	Correct Factor dB	Reading Level dBuV	Measurement Level dBuV/m	Margin dB	Limit dBuV/m
Horizontal Peak Detector:					
10420.000	14.402	36.995	51.397	-22.603	74.000
11550.000	*	*	*	*	74.000
17325.000	*	*	*	*	74.000
20720.000	*	*	*	*	74.000
25900.000	*	*	*	*	74.000
31080.000	*	*	*	*	74.000
36260.000	*	*	*	*	74.000
Average Detector:					
*	*	*	*	*	*
Vertical Peak Detector:					
10420.000	14.402	37.032	51.434	-22.566	74.000
11550.000	*	*	*	*	74.000
17325.000	*	*	*	*	74.000
20720.000	*	*	*	*	74.000
25900.000	*	*	*	*	74.000
31080.000	*	*	*	*	74.000
36260.000	*	*	*	*	74.000
Average Detector:					
*	*	*	*	*	*

Note:

1. All Readings below 1GHz are Quasi-Peak, above 1GHz are performed with peak and/or average measurements as necessary.
2. Peak measurements: RBW = 1MHz, VBW = 3 MHz, Sweep: Auto.
3. Average measurements: RBW = 1MHz, VBW = 10 Hz, Sweep: Auto.
4. Measurement Level = Reading Level + Correct Factor.
5. Correct Factor = Antenna factor + Cable loss –Amplifier gain.
6. The average measurement was not performed when the peak measured data under the limit of average detection.
7. The emission levels of other frequencies are very lower than the limit and not show in test report.

Product : INTEL DUAL BAND WIRELESS–AC 7265
Test Item : Harmonic Radiated Emission Data
Test Site : No.3 OATS
Test Mode : Mode 3 MIMO: Transmit (802.11ac-80BW-65Mbps) (5290MHz)

Frequency MHz	Correct Factor dB	Reading Level dBuV	Measurement Level dBuV/m	Margin dB	Limit dBuV/m
Horizontal Peak Detector:					
10580.000	14.673	37.752	52.426	-21.574	74.000
11550.000	*	*	*	*	74.000
17325.000	*	*	*	*	74.000
20720.000	*	*	*	*	74.000
25900.000	*	*	*	*	74.000
31080.000	*	*	*	*	74.000
36260.000	*	*	*	*	74.000
Average Detector:					
*	*	*	*	*	*
Vertical Peak Detector:					
10580.000	14.673	36.174	50.848	-23.152	74.000
11550.000	*	*	*	*	74.000
17325.000	*	*	*	*	74.000
20720.000	*	*	*	*	74.000
25900.000	*	*	*	*	74.000
31080.000	*	*	*	*	74.000
36260.000	*	*	*	*	74.000
Average Detector:					
*	*	*	*	*	*

Note:

1. All Readings below 1GHz are Quasi-Peak, above 1GHz are performed with peak and/or average measurements as necessary.
2. Peak measurements: RBW = 1MHz, VBW = 3 MHz, Sweep: Auto.
3. Average measurements: RBW = 1MHz, VBW = 10 Hz, Sweep: Auto.
4. Measurement Level = Reading Level + Correct Factor.
5. Correct Factor = Antenna factor + Cable loss –Amplifier gain.
6. The average measurement was not performed when the peak measured data under the limit of average detection.
7. The emission levels of other frequencies are very lower than the limit and not show in test report.

Product : INTEL DUAL BAND WIRELESS–AC 7265
Test Item : Harmonic Radiated Emission Data
Test Site : No.3 OATS
Test Mode : Mode 3 MIMO: Transmit (802.11ac-80BW-65Mbps) (5530MHz)

Frequency MHz	Correct Factor dB	Reading Level dBuV	Measurement Level dBuV/m	Margin dB	Limit dBuV/m
Horizontal Peak Detector:					
11060.000	15.825	36.741	52.565	-21.435	74.000
11550.000	*	*	*	*	74.000
17325.000	*	*	*	*	74.000
20720.000	*	*	*	*	74.000
25900.000	*	*	*	*	74.000
31080.000	*	*	*	*	74.000
36260.000	*	*	*	*	74.000
Average Detector:					
*	*	*	*	*	*
Vertical Peak Detector:					
11060.000	15.825	36.024	51.848	-22.152	74.000
11550.000	*	*	*	*	74.000
17325.000	*	*	*	*	74.000
20720.000	*	*	*	*	74.000
25900.000	*	*	*	*	74.000
31080.000	*	*	*	*	74.000
36260.000	*	*	*	*	74.000
Average Detector:					
*	*	*	*	*	*

Note:

1. All Readings below 1GHz are Quasi-Peak, above 1GHz are performed with peak and/or average measurements as necessary.
2. Peak measurements: RBW = 1MHz, VBW = 3 MHz, Sweep: Auto.
3. Average measurements: RBW = 1MHz, VBW = 10 Hz, Sweep: Auto.
4. Measurement Level = Reading Level + Correct Factor.
5. Correct Factor = Antenna factor + Cable loss –Amplifier gain.
6. The average measurement was not performed when the peak measured data under the limit of average detection.
7. The emission levels of other frequencies are very lower than the limit and not show in test report.

Product : INTEL DUAL BAND WIRELESS–AC 7265
Test Item : Harmonic Radiated Emission Data
Test Site : No.3 OATS
Test Mode : Mode 3 MIMO: Transmit (802.11ac-80BW-65Mbps) (5610MHz)

Frequency MHz	Correct Factor dB	Reading Level dBuV	Measurement Level dBuV/m	Margin dB	Limit dBuV/m
Horizontal Peak Detector:					
11220.000	15.189	38.471	53.660	-20.340	74.000
11550.000	*	*	*	*	74.000
17325.000	*	*	*	*	74.000
20720.000	*	*	*	*	74.000
25900.000	*	*	*	*	74.000
31080.000	*	*	*	*	74.000
36260.000	*	*	*	*	74.000
Average Detector:					
*	*	*	*	*	*
Vertical Peak Detector:					
11220.000	15.189	36.536	51.725	-22.275	74.000
11550.000	*	*	*	*	74.000
17325.000	*	*	*	*	74.000
20720.000	*	*	*	*	74.000
25900.000	*	*	*	*	74.000
31080.000	*	*	*	*	74.000
36260.000	*	*	*	*	74.000
Average Detector:					
*	*	*	*	*	*

Note:

1. All Readings below 1GHz are Quasi-Peak, above 1GHz are performed with peak and/or average measurements as necessary.
2. Peak measurements: RBW = 1MHz, VBW = 3 MHz, Sweep: Auto.
3. Average measurements: RBW = 1MHz, VBW = 10 Hz, Sweep: Auto.
4. Measurement Level = Reading Level + Correct Factor.
5. Correct Factor = Antenna factor + Cable loss –Amplifier gain.
6. The average measurement was not performed when the peak measured data under the limit of average detection.
7. The emission levels of other frequencies are very lower than the limit and not show in test report.

Product : INTEL DUAL BAND WIRELESS–AC 7265
Test Item : Harmonic Radiated Emission Data
Test Site : No.3 OATS
Test Mode : Mode 3 MIMO: Transmit (802.11ac-80BW-65Mbps) (5690MHz)

Frequency MHz	Correct Factor dB	Reading Level dBuV	Measurement Level dBuV/m	Margin dB	Limit dBuV/m
Horizontal Peak Detector:					
11380.000	15.426	37.042	52.468	-21.532	74.000
11550.000	*	*	*	*	74.000
17325.000	*	*	*	*	74.000
20720.000	*	*	*	*	74.000
25900.000	*	*	*	*	74.000
31080.000	*	*	*	*	74.000
36260.000	*	*	*	*	74.000
Average Detector:					
*	*	*	*	*	*
Vertical Peak Detector:					
11380.000	15.426	37.410	52.836	-21.164	74.000
11550.000	*	*	*	*	74.000
17325.000	*	*	*	*	74.000
20720.000	*	*	*	*	74.000
25900.000	*	*	*	*	74.000
31080.000	*	*	*	*	74.000
36260.000	*	*	*	*	74.000
Average Detector:					
*	*	*	*	*	*

Note:

1. All Readings below 1GHz are Quasi-Peak, above 1GHz are performed with peak and/or average measurements as necessary.
2. Peak measurements: RBW = 1MHz, VBW = 3 MHz, Sweep: Auto.
3. Average measurements: RBW = 1MHz, VBW = 10 Hz, Sweep: Auto.
4. Measurement Level = Reading Level + Correct Factor.
5. Correct Factor = Antenna factor + Cable loss –Amplifier gain.
6. The average measurement was not performed when the peak measured data under the limit of average detection.
7. The emission levels of other frequencies are very lower than the limit and not show in test report.

Product : INTEL DUAL BAND WIRELESS–AC 7265
Test Item : General Radiated Emission
Test Site : No.3 OATS
Test Mode : Mode 1 SISO A: Transmit (802.11a-6Mbps) (5220MHz)

Frequency MHz	Correct Factor dB	Reading Level dBμV	Measurement Level dBμV/m	Margin dB	Limit dBμV/m
Horizontal					
Peak Detector					
112.942	-8.234	46.171	37.937	-5.563	43.500
298.507	-3.621	30.974	27.353	-18.647	46.000
374.420	-1.202	32.048	30.846	-15.154	46.000
506.565	0.592	24.714	25.306	-20.694	46.000
628.870	1.588	24.718	26.306	-19.694	46.000
763.826	4.287	27.976	32.263	-13.737	46.000
Vertical					
Peak Detector					
128.406	-4.119	35.102	30.983	-12.517	43.500
277.420	-8.699	33.070	24.371	-21.629	46.000
440.493	-8.578	28.501	19.923	-26.077	46.000
547.333	-1.828	25.751	23.923	-22.077	46.000
658.391	-3.058	27.000	23.941	-22.059	46.000
796.159	2.832	31.149	33.982	-12.018	46.000

Note:

1. All Readings below 1GHz are Quasi-Peak, above 1GHz are performed with peak and/or average measurements as necessary.
2. Peak measurements: RBW = 1MHz, VBW = 3 MHz, Sweep: Auto.
3. Average measurements: RBW = 1MHz, VBW = 10 Hz, Sweep: Auto.
4. Measurement Level = Reading Level + Correct Factor.
5. Correct Factor = Antenna factor + Cable loss –Amplifier gain.
6. The average measurement was not performed when the peak measured data under the limit of average detection.
7. The emission levels of other frequencies are very lower than the limit and not show in test report.
8. No emission found between lowest internal used/generated frequency to 30MHz.

Product : INTEL DUAL BAND WIRELESS–AC 7265
Test Item : General Radiated Emission
Test Site : No.3 OATS
Test Mode : Mode 1 SISO A: Transmit (802.11a-6Mbps) (5300MHz)

Frequency MHz	Correct Factor dB	Reading Level dBμV	Measurement Level dBμV/m	Margin dB	Limit dBμV/m
Horizontal					
Peak Detector					
105.913	-6.721	45.558	38.838	-4.662	43.500
240.870	-6.583	34.846	28.264	-17.736	46.000
342.087	-3.360	33.041	29.681	-16.319	46.000
509.377	1.292	33.145	34.437	-11.563	46.000
730.087	3.408	27.290	30.698	-15.302	46.000
834.116	5.412	29.458	34.871	-11.129	46.000
Vertical					
Peak Detector					
181.826	-9.836	38.743	28.907	-14.593	43.500
339.275	-4.111	28.882	24.771	-21.229	46.000
486.884	-3.163	25.561	22.399	-23.601	46.000
600.754	-2.748	31.799	29.051	-16.949	46.000
745.551	1.763	26.650	28.414	-17.586	46.000
900.188	3.388	25.589	28.977	-17.023	46.000

Note:

1. All Readings below 1GHz are Quasi-Peak, above 1GHz are performed with peak and/or average measurements as necessary.
2. Peak measurements: RBW = 1MHz, VBW = 3 MHz, Sweep: Auto.
3. Average measurements: RBW = 1MHz, VBW = 10 Hz, Sweep: Auto.
4. Measurement Level = Reading Level + Correct Factor.
5. Correct Factor = Antenna factor + Cable loss –Amplifier gain.
6. The average measurement was not performed when the peak measured data under the limit of average detection.
7. The emission levels of other frequencies are very lower than the limit and not show in test report.
8. No emission found between lowest internal used/generated frequency to 30MHz.

Product : INTEL DUAL BAND WIRELESS–AC 7265
Test Item : General Radiated Emission
Test Site : No.3 OATS
Test Mode : Mode 1 SISO A: Transmit (802.11a-6Mbps) (5600MHz)

Frequency MHz	Correct Factor dB	Reading Level dBμV	Measurement Level dBμV/m	Margin dB	Limit dBμV/m
Horizontal					
Peak Detector					
136.841	-10.368	41.367	30.999	-12.501	43.500
191.667	-10.208	41.836	31.628	-11.872	43.500
315.377	-4.192	27.518	23.326	-22.674	46.000
462.986	1.017	27.090	28.107	-17.893	46.000
600.754	4.009	31.799	35.808	-10.192	46.000
790.536	5.204	24.910	30.113	-15.887	46.000
Vertical					
Peak Detector					
186.043	-11.788	42.228	30.440	-13.060	43.500
374.420	-2.179	32.048	29.869	-16.131	46.000
509.377	-0.143	33.146	33.003	-12.997	46.000
720.246	-0.128	38.402	38.274	-7.726	46.000
800.377	2.829	35.158	37.988	-8.012	46.000
960.638	7.166	35.026	42.192	-11.808	54.000

Note:

1. All Readings below 1GHz are Quasi-Peak, above 1GHz are performed with peak and/or average measurements as necessary.
2. Peak measurements: RBW = 1MHz, VBW = 3 MHz, Sweep: Auto.
3. Average measurements: RBW = 1MHz, VBW = 10 Hz, Sweep: Auto.
4. Measurement Level = Reading Level + Correct Factor.
5. Correct Factor = Antenna factor + Cable loss –Amplifier gain.
6. The average measurement was not performed when the peak measured data under the limit of average detection.
7. The emission levels of other frequencies are very lower than the limit and not show in test report.
8. No emission found between lowest internal used/generated frequency to 30MHz.

Product : INTEL DUAL BAND WIRELESS–AC 7265
Test Item : General Radiated Emission
Test Site : No.3 OATS
Test Mode : Mode 1 SISO A: Transmit (802.11n-20BW 7.2Mbps) (5220MHz)

Frequency MHz	Correct Factor dB	Reading Level dBμV	Measurement Level dBμV/m	Margin dB	Limit dBμV/m
Horizontal					
Peak Detector					
118.565	-9.473	39.559	30.086	-13.414	43.500
184.638	-12.352	44.640	32.288	-11.212	43.500
281.638	-5.298	33.963	28.665	-17.335	46.000
440.493	-2.143	28.500	26.358	-19.642	46.000
593.725	3.860	25.796	29.656	-16.344	46.000
727.275	3.463	24.845	28.307	-17.693	46.000
Vertical					
Peak Detector					
211.348	-7.924	41.901	33.977	-9.523	43.500
322.406	-6.503	35.301	28.798	-17.202	46.000
440.493	-8.578	28.501	19.923	-26.077	46.000
547.333	-1.828	25.751	23.923	-22.077	46.000
699.159	0.740	24.486	25.226	-20.774	46.000
834.116	2.121	29.458	31.579	-14.421	46.000

Note:

1. All Readings below 1GHz are Quasi-Peak, above 1GHz are performed with peak and/or average measurements as necessary.
2. Peak measurements: RBW = 1MHz, VBW = 3 MHz, Sweep: Auto.
3. Average measurements: RBW = 1MHz, VBW = 10 Hz, Sweep: Auto.
4. Measurement Level = Reading Level + Correct Factor.
5. Correct Factor = Antenna factor + Cable loss –Amplifier gain.
6. The average measurement was not performed when the peak measured data under the limit of average detection.
7. The emission levels of other frequencies are very lower than the limit and not show in test report.
8. No emission found between lowest internal used/generated frequency to 30MHz.

Product : INTEL DUAL BAND WIRELESS–AC 7265
Test Item : General Radiated Emission
Test Site : No.3 OATS
Test Mode : Mode 1 SISO A: Transmit (802.11n-20BW 7.2Mbps) (5300MHz)

Frequency MHz	Correct Factor dB	Reading Level dBμV	Measurement Level dBμV/m	Margin dB	Limit dBμV/m
Horizontal					
Peak Detector					
135.435	-10.321	40.636	30.315	-13.185	43.500
231.029	-8.242	35.484	27.242	-18.758	46.000
381.449	-1.016	26.573	25.557	-20.443	46.000
520.623	1.758	25.245	27.003	-18.997	46.000
612.000	3.819	24.611	28.430	-17.570	46.000
850.986	6.050	24.150	30.200	-15.800	46.000
Vertical					
Peak Detector					
134.029	-4.557	39.287	34.731	-8.769	43.500
221.188	-8.830	35.455	26.625	-19.375	46.000
402.536	-5.843	26.271	20.428	-25.572	46.000
492.507	-2.652	24.790	22.138	-23.862	46.000
609.188	-1.569	25.417	23.848	-22.152	46.000
772.261	2.895	24.506	27.400	-18.600	46.000

Note:

1. All Readings below 1GHz are Quasi-Peak, above 1GHz are performed with peak and/or average measurements as necessary.
2. Peak measurements: RBW = 1MHz, VBW = 3 MHz, Sweep: Auto.
3. Average measurements: RBW = 1MHz, VBW = 10 Hz, Sweep: Auto.
4. Measurement Level = Reading Level + Correct Factor.
5. Correct Factor = Antenna factor + Cable loss –Amplifier gain.
6. The average measurement was not performed when the peak measured data under the limit of average detection.
7. The emission levels of other frequencies are very lower than the limit and not show in test report.
8. No emission found between lowest internal used/generated frequency to 30MHz.

Product : INTEL DUAL BAND WIRELESS–AC 7265
Test Item : General Radiated Emission
Test Site : No.3 OATS
Test Mode : Mode 1 SISO A: Transmit (802.11n-20BW 7.2Mbps) (5600MHz)

Frequency MHz	Correct Factor dB	Reading Level dBμV	Measurement Level dBμV/m	Margin dB	Limit dBμV/m
Horizontal					
Peak Detector					
114.348	-8.545	44.581	36.036	-7.464	43.500
188.855	-10.417	44.937	34.521	-8.979	43.500
350.522	-2.348	28.306	25.957	-20.043	46.000
394.101	-2.247	28.080	25.833	-20.167	46.000
541.710	2.900	25.617	28.517	-17.483	46.000
637.304	1.896	25.509	27.405	-18.595	46.000
Vertical					
Peak Detector					
135.435	-4.789	40.636	35.847	-7.653	43.500
242.275	-8.456	34.438	25.981	-20.019	46.000
394.101	-3.877	28.080	24.202	-21.798	46.000
515.000	-1.090	26.361	25.271	-20.729	46.000
658.391	-3.058	27.000	23.941	-22.059	46.000
803.188	3.392	27.168	30.560	-15.440	46.000

Note:

1. All Readings below 1GHz are Quasi-Peak, above 1GHz are performed with peak and/or average measurements as necessary.
2. Peak measurements: RBW = 1MHz, VBW = 3 MHz, Sweep: Auto.
3. Average measurements: RBW = 1MHz, VBW = 10 Hz, Sweep: Auto.
4. Measurement Level = Reading Level + Correct Factor.
5. Correct Factor = Antenna factor + Cable loss –Amplifier gain.
6. The average measurement was not performed when the peak measured data under the limit of average detection.
7. The emission levels of other frequencies are very lower than the limit and not show in test report.
8. No emission found between lowest internal used/generated frequency to 30MHz.

Product : INTEL DUAL BAND WIRELESS–AC 7265
Test Item : General Radiated Emission
Test Site : No.3 OATS
Test Mode : Mode 1 SISO A: Transmit (802.11n-40BW 15Mbps) (5230MHz)

Frequency MHz	Correct Factor dB	Reading Level dBμV	Measurement Level dBμV/m	Margin dB	Limit dBμV/m
Horizontal					
Peak Detector					
190.261	-9.876	46.301	36.426	-7.074	43.500
322.406	-4.422	35.301	30.879	-15.121	46.000
461.580	1.526	26.627	28.153	-17.847	46.000
720.246	3.514	38.402	41.916	-4.084	46.000
834.116	5.412	29.458	34.871	-11.129	46.000
960.638	6.391	35.026	41.417	-12.583	54.000
Vertical					
Peak Detector					
179.014	-8.515	37.933	29.418	-14.082	43.500
287.261	-8.153	30.993	22.840	-23.160	46.000
433.464	-9.095	28.518	19.424	-26.576	46.000
550.145	-2.967	26.369	23.401	-22.599	46.000
658.391	-3.058	27.000	23.941	-22.059	46.000
834.116	2.121	29.458	31.579	-14.421	46.000

Note:

1. All Readings below 1GHz are Quasi-Peak, above 1GHz are performed with peak and/or average measurements as necessary.
2. Peak measurements: RBW = 1MHz, VBW = 3 MHz, Sweep: Auto.
3. Average measurements: RBW = 1MHz, VBW = 10 Hz, Sweep: Auto.
4. Measurement Level = Reading Level + Correct Factor.
5. Correct Factor = Antenna factor + Cable loss –Amplifier gain.
6. The average measurement was not performed when the peak measured data under the limit of average detection.
7. The emission levels of other frequencies are very lower than the limit and not show in test report.
8. No emission found between lowest internal used/generated frequency to 30MHz.

Product : INTEL DUAL BAND WIRELESS–AC 7265
Test Item : General Radiated Emission
Test Site : No.3 OATS
Test Mode : Mode 1 SISO A: Transmit (802.11n-40BW 15Mbps) (5270MHz)

Frequency MHz	Correct Factor dB	Reading Level dBμV	Measurement Level dBμV/m	Margin dB	Limit dBμV/m
Horizontal					
Peak Detector					
153.710	-10.097	39.951	29.855	-13.645	43.500
304.130	-2.997	29.870	26.873	-19.127	46.000
432.058	-2.067	28.249	26.181	-19.819	46.000
574.043	2.723	25.319	28.042	-17.958	46.000
675.261	2.910	25.806	28.716	-17.284	46.000
773.667	4.199	25.604	29.804	-16.196	46.000
Vertical					
Peak Detector					
128.406	-4.119	35.102	30.983	-12.517	43.500
232.435	-8.970	36.790	27.819	-18.181	46.000
440.493	-8.578	28.501	19.923	-26.077	46.000
599.348	-2.928	25.146	22.218	-23.782	46.000
732.899	-0.258	27.560	27.302	-18.698	46.000
900.188	3.388	25.999	29.387	-16.613	46.000

Note:

1. All Readings below 1GHz are Quasi-Peak, above 1GHz are performed with peak and/or average measurements as necessary.
2. Peak measurements: RBW = 1MHz, VBW = 3 MHz, Sweep: Auto.
3. Average measurements: RBW = 1MHz, VBW = 10 Hz, Sweep: Auto.
4. Measurement Level = Reading Level + Correct Factor.
5. Correct Factor = Antenna factor + Cable loss –Amplifier gain.
6. The average measurement was not performed when the peak measured data under the limit of average detection.
7. The emission levels of other frequencies are very lower than the limit and not show in test report.
8. No emission found between lowest internal used/generated frequency to 30MHz.

Product : INTEL DUAL BAND WIRELESS–AC 7265
Test Item : General Radiated Emission
Test Site : No.3 OATS
Test Mode : Mode 1 SISO A: Transmit (802.11n-40BW 15Mbps) (5590MHz)

Frequency MHz	Correct Factor dB	Reading Level dBμV	Measurement Level dBμV/m	Margin dB	Limit dBμV/m
Horizontal					
Peak Detector					
119.971	-9.755	38.007	28.252	-15.248	43.500
259.145	-5.049	33.006	27.957	-18.043	46.000
382.855	-1.143	27.160	26.017	-19.983	46.000
568.420	1.689	24.824	26.513	-19.487	46.000
704.783	2.638	24.847	27.485	-18.515	46.000
818.652	5.672	25.010	30.682	-15.318	46.000
Vertical					
Peak Detector					
186.043	-11.788	42.245	30.457	-13.043	43.500
292.884	-7.869	32.537	24.668	-21.332	46.000
364.580	-2.168	32.281	30.113	-15.887	46.000
524.841	-0.383	24.913	24.530	-21.470	46.000
658.391	-3.058	27.000	23.941	-22.059	46.000
821.464	3.378	25.499	28.878	-17.122	46.000

Note:

1. All Readings below 1GHz are Quasi-Peak, above 1GHz are performed with peak and/or average measurements as necessary.
2. Peak measurements: RBW = 1MHz, VBW = 3 MHz, Sweep: Auto.
3. Average measurements: RBW = 1MHz, VBW = 10 Hz, Sweep: Auto.
4. Measurement Level = Reading Level + Correct Factor.
5. Correct Factor = Antenna factor + Cable loss –Amplifier gain.
6. The average measurement was not performed when the peak measured data under the limit of average detection.
7. The emission levels of other frequencies are very lower than the limit and not show in test report.
8. No emission found between lowest internal used/generated frequency to 30MHz.

Product : INTEL DUAL BAND WIRELESS–AC 7265
Test Item : General Radiated Emission
Test Site : No.3 OATS
Test Mode : Mode 1 SISO A: Transmit (802.11ac-20BW-7.2Mbps) (5720MHz)

Frequency MHz	Correct Factor dB	Reading Level dBμV	Measurement Level dBμV/m	Margin dB	Limit dBμV/m
Horizontal					
Peak Detector					
266.174	-4.970	36.914	31.943	-14.057	46.000
358.957	-1.830	35.602	33.772	-12.228	46.000
453.145	-1.210	37.225	36.015	-9.985	46.000
609.188	4.228	28.381	32.609	-13.391	46.000
716.029	3.542	29.266	32.807	-13.193	46.000
905.812	5.762	30.988	36.750	-9.250	46.000
Vertical					
Peak Detector					
100.290	0.009	25.352	25.361	-18.139	43.500
378.638	-1.584	34.021	32.437	-13.563	46.000
533.275	-0.578	27.110	26.532	-19.468	46.000
692.130	2.343	27.511	29.854	-16.146	46.000
791.942	2.897	27.430	30.327	-15.673	46.000
931.116	6.341	27.877	34.218	-11.782	46.000

Note:

1. All Readings below 1GHz are Quasi-Peak, above 1GHz are performed with peak and/or average measurements as necessary.
2. Peak measurements: RBW = 1MHz, VBW = 3 MHz, Sweep: Auto.
3. Average measurements: RBW = 1MHz, VBW = 10 Hz, Sweep: Auto.
4. Measurement Level = Reading Level + Correct Factor.
5. Correct Factor = Antenna factor + Cable loss –Amplifier gain.
6. The average measurement was not performed when the peak measured data under the limit of average detection.
7. The emission levels of other frequencies are very lower than the limit and not show in test report.
8. No emission found between lowest internal used/generated frequency to 30MHz.

Product : INTEL DUAL BAND WIRELESS–AC 7265
Test Item : General Radiated Emission
Test Site : No.3 OATS
Test Mode : Mode 1 SISO A: Transmit (802.11ac-40BW-15Mbps) (5710MHz)

Frequency MHz	Correct Factor dB	Reading Level dBμV	Measurement Level dBμV/m	Margin dB	Limit dBμV/m
Horizontal					
Peak Detector					
263.362	-5.004	33.824	28.819	-17.181	46.000
365.986	-1.305	31.948	30.643	-15.357	46.000
493.913	-0.541	27.005	26.464	-19.536	46.000
621.841	2.155	27.621	29.776	-16.224	46.000
772.261	4.206	27.685	31.891	-14.109	46.000
887.536	6.207	28.020	34.227	-11.773	46.000
Vertical					
Peak Detector					
111.536	-0.981	26.988	26.008	-17.492	43.500
375.826	-1.955	34.557	32.602	-13.398	46.000
541.710	-0.172	28.058	27.886	-18.114	46.000
690.725	2.504	27.692	30.196	-15.804	46.000
813.029	3.143	28.200	31.342	-14.658	46.000
901.594	3.231	29.071	32.302	-13.698	46.000

Note:

1. All Readings below 1GHz are Quasi-Peak, above 1GHz are performed with peak and/or average measurements as necessary.
2. Peak measurements: RBW = 1MHz, VBW = 3 MHz, Sweep: Auto.
3. Average measurements: RBW = 1MHz, VBW = 10 Hz, Sweep: Auto.
4. Measurement Level = Reading Level + Correct Factor.
5. Correct Factor = Antenna factor + Cable loss –Amplifier gain.
6. The average measurement was not performed when the peak measured data under the limit of average detection.
7. The emission levels of other frequencies are very lower than the limit and not show in test report.
8. No emission found between lowest internal used/generated frequency to 30MHz.

Product : INTEL DUAL BAND WIRELESS–AC 7265
Test Item : General Radiated Emission
Test Site : No.3 OATS
Test Mode : Mode 1 SISO A: Transmit (802.11ac-80BW-32.5Mbps) (5210MHz)

Frequency MHz	Correct Factor dB	Reading Level dBμV	Measurement Level dBμV/m	Margin dB	Limit dBμV/m
Horizontal					
Peak Detector					
292.884	-4.019	35.824	31.805	-14.195	46.000
461.580	1.526	27.372	28.898	-17.102	46.000
603.565	4.622	27.696	32.318	-13.682	46.000
811.623	5.077	27.713	32.790	-13.210	46.000
901.594	5.612	28.672	34.284	-11.716	46.000
963.449	6.696	28.947	35.643	-18.357	54.000
Vertical					
Peak Detector					
100.290	0.009	26.769	26.778	-16.722	43.500
375.826	-1.955	34.557	32.602	-13.398	46.000
541.710	-0.172	28.058	27.886	-18.114	46.000
690.725	2.504	27.692	30.196	-15.804	46.000
807.406	3.671	28.009	31.680	-14.320	46.000
931.116	6.341	28.511	34.852	-11.148	46.000

Note:

1. All Readings below 1GHz are Quasi-Peak, above 1GHz are performed with peak and/or average measurements as necessary.
2. Peak measurements: RBW = 1MHz, VBW = 3 MHz, Sweep: Auto.
3. Average measurements: RBW = 1MHz, VBW = 10 Hz, Sweep: Auto.
4. Measurement Level = Reading Level + Correct Factor.
5. Correct Factor = Antenna factor + Cable loss –Amplifier gain.
6. The average measurement was not performed when the peak measured data under the limit of average detection.
7. The emission levels of other frequencies are very lower than the limit and not show in test report.
8. No emission found between lowest internal used/generated frequency to 30MHz.

Product : INTEL DUAL BAND WIRELESS–AC 7265
Test Item : General Radiated Emission
Test Site : No.3 OATS
Test Mode : Mode 1 SISO A: Transmit (802.11ac-80BW-32.5Mbps) (5290MHz)

Frequency MHz	Correct Factor dB	Reading Level dBμV	Measurement Level dBμV/m	Margin dB	Limit dBμV/m
Horizontal					
Peak Detector					
304.130	-2.997	37.283	34.286	-11.714	46.000
375.826	-1.187	27.457	26.270	-19.730	46.000
461.580	1.526	27.372	28.898	-17.102	46.000
637.304	1.896	27.865	29.761	-16.239	46.000
813.029	5.088	28.200	33.287	-12.713	46.000
924.087	6.248	28.174	34.422	-11.578	46.000
Vertical					
Peak Detector					
111.536	-0.981	26.988	26.008	-17.492	43.500
384.261	-2.571	35.453	32.882	-13.118	46.000
541.710	-0.172	28.058	27.886	-18.114	46.000
690.725	2.504	27.692	30.196	-15.804	46.000
824.275	3.474	28.271	31.745	-14.255	46.000
919.870	5.298	28.565	33.863	-12.137	46.000

Note:

1. All Readings below 1GHz are Quasi-Peak, above 1GHz are performed with peak and/or average measurements as necessary.
2. Peak measurements: RBW = 1MHz, VBW = 3 MHz, Sweep: Auto.
3. Average measurements: RBW = 1MHz, VBW = 10 Hz, Sweep: Auto.
4. Measurement Level = Reading Level + Correct Factor.
5. Correct Factor = Antenna factor + Cable loss –Amplifier gain.
6. The average measurement was not performed when the peak measured data under the limit of average detection.
7. The emission levels of other frequencies are very lower than the limit and not show in test report.
8. No emission found between lowest internal used/generated frequency to 30MHz.

Product : INTEL DUAL BAND WIRELESS–AC 7265
Test Item : General Radiated Emission
Test Site : No.3 OATS
Test Mode : Mode 1 SISO A: Transmit (802.11ac-80BW-32.5Mbps) (5610MHz)

Frequency MHz	Correct Factor dB	Reading Level dBμV	Measurement Level dBμV/m	Margin dB	Limit dBμV/m
Horizontal					
Peak Detector					
243.681	-6.428	35.186	28.758	-17.242	46.000
368.797	-1.137	27.369	26.231	-19.769	46.000
461.580	1.526	27.372	28.898	-17.102	46.000
603.565	4.622	27.696	32.318	-13.682	46.000
789.130	5.085	28.299	33.384	-12.616	46.000
890.348	6.136	29.148	35.283	-10.717	46.000
Vertical					
Peak Detector					
101.696	-0.016	27.437	27.421	-16.079	43.500
375.826	-1.955	32.357	30.402	-15.598	46.000
541.710	-0.172	28.058	27.886	-18.114	46.000
613.406	-1.666	30.317	28.651	-17.349	46.000
753.986	3.234	28.309	31.543	-14.457	46.000
963.449	7.661	28.948	36.609	-17.391	54.000

Note:

1. All Readings below 1GHz are Quasi-Peak, above 1GHz are performed with peak and/or average measurements as necessary.
2. Peak measurements: RBW = 1MHz, VBW = 3 MHz, Sweep: Auto.
3. Average measurements: RBW = 1MHz, VBW = 10 Hz, Sweep: Auto.
4. Measurement Level = Reading Level + Correct Factor.
5. Correct Factor = Antenna factor + Cable loss –Amplifier gain.
6. The average measurement was not performed when the peak measured data under the limit of average detection.
7. The emission levels of other frequencies are very lower than the limit and not show in test report.
8. No emission found between lowest internal used/generated frequency to 30MHz.

Product : INTEL DUAL BAND WIRELESS–AC 7265
Test Item : General Radiated Emission
Test Site : No.3 OATS
Test Mode : Mode 2 SISO B: Transmit (802.11a-6Mbps) (5220MHz)

Frequency MHz	Correct Factor dB	Reading Level dBμV	Measurement Level dBμV/m	Margin dB	Limit dBμV/m
Horizontal					
Peak Detector					
166.362	-10.996	43.041	32.045	-11.455	43.500
297.101	-3.640	30.587	26.947	-19.053	46.000
450.333	-1.913	28.398	26.485	-19.515	46.000
603.565	4.622	24.732	29.354	-16.646	46.000
701.971	2.650	25.006	27.656	-18.344	46.000
793.348	5.193	25.288	30.480	-15.520	46.000
Vertical					
Peak Detector					
118.565	-3.386	39.559	36.173	-7.327	43.500
209.942	-7.854	41.779	33.925	-9.575	43.500
354.739	-3.580	28.183	24.603	-21.397	46.000
506.565	-0.582	24.715	24.132	-21.868	46.000
616.217	-1.978	26.926	24.948	-21.052	46.000
796.159	2.832	31.149	33.982	-12.018	46.000

Note:

1. All Readings below 1GHz are Quasi-Peak, above 1GHz are performed with peak and/or average measurements as necessary.
2. Peak measurements: RBW = 1MHz, VBW = 3 MHz, Sweep: Auto.
3. Average measurements: RBW = 1MHz, VBW = 10 Hz, Sweep: Auto.
4. Measurement Level = Reading Level + Correct Factor.
5. Correct Factor = Antenna factor + Cable loss –Amplifier gain.
6. The average measurement was not performed when the peak measured data under the limit of average detection.
7. The emission levels of other frequencies are very lower than the limit and not show in test report.
8. No emission found between lowest internal used/generated frequency to 30MHz.

Product : INTEL DUAL BAND WIRELESS–AC 7265
Test Item : General Radiated Emission
Test Site : No.3 OATS
Test Mode : Mode 2 SISO B: Transmit (802.11a-6Mbps) (5300MHz)

Frequency MHz	Correct Factor dB	Reading Level dBμV	Measurement Level dBμV/m	Margin dB	Limit dBμV/m
Horizontal					
Peak Detector					
63.739	-12.801	48.895	36.093	-3.907	40.000
236.652	-8.136	34.985	26.850	-19.150	46.000
342.087	-3.360	33.041	29.681	-16.319	46.000
493.913	-0.541	28.718	28.177	-17.823	46.000
644.333	1.512	27.271	28.783	-17.217	46.000
796.159	5.162	31.149	36.312	-9.688	46.000
Vertical					
Peak Detector					
193.072	-9.846	43.026	33.180	-10.320	43.500
322.406	-6.503	35.301	28.798	-17.202	46.000
477.043	-4.465	27.262	22.797	-23.203	46.000
576.855	-5.655	25.993	20.338	-25.662	46.000
690.725	2.504	25.030	27.534	-18.466	46.000
801.783	3.085	33.039	36.124	-9.876	46.000

Note:

1. All Readings below 1GHz are Quasi-Peak, above 1GHz are performed with peak and/or average measurements as necessary.
2. Peak measurements: RBW = 1MHz, VBW = 3 MHz, Sweep: Auto.
3. Average measurements: RBW = 1MHz, VBW = 10 Hz, Sweep: Auto.
4. Measurement Level = Reading Level + Correct Factor.
5. Correct Factor = Antenna factor + Cable loss –Amplifier gain.
6. The average measurement was not performed when the peak measured data under the limit of average detection.
7. The emission levels of other frequencies are very lower than the limit and not show in test report.
8. No emission found between lowest internal used/generated frequency to 30MHz.

Product : INTEL DUAL BAND WIRELESS–AC 7265
Test Item : General Radiated Emission
Test Site : No.3 OATS
Test Mode : Mode 2 SISO B: Transmit (802.11a-6Mbps) (5600MHz)

Frequency MHz	Correct Factor dB	Reading Level dBμV	Measurement Level dBμV/m	Margin dB	Limit dBμV/m
Horizontal					
Peak Detector					
134.029	-10.275	39.584	29.310	-14.190	43.500
212.754	-10.863	41.162	30.300	-13.200	43.500
403.942	-2.266	27.479	25.213	-20.787	46.000
575.449	2.962	25.622	28.584	-17.416	46.000
692.130	3.646	25.437	29.083	-16.917	46.000
887.536	6.207	25.211	31.418	-14.582	46.000
Vertical					
Peak Detector					
177.609	-8.348	40.794	32.446	-11.054	43.500
245.087	-8.417	35.332	26.915	-19.085	46.000
374.420	-2.179	32.048	29.869	-16.131	46.000
509.377	-0.143	33.146	33.003	-12.997	46.000
649.957	-4.761	24.971	20.211	-25.789	46.000
720.246	-0.128	38.402	38.274	-7.726	46.000

Note:

1. All Readings below 1GHz are Quasi-Peak, above 1GHz are performed with peak and/or average measurements as necessary.
2. Peak measurements: RBW = 1MHz, VBW = 3 MHz, Sweep: Auto.
3. Average measurements: RBW = 1MHz, VBW = 10 Hz, Sweep: Auto.
4. Measurement Level = Reading Level + Correct Factor.
5. Correct Factor = Antenna factor + Cable loss –Amplifier gain.
6. The average measurement was not performed when the peak measured data under the limit of average detection.
7. The emission levels of other frequencies are very lower than the limit and not show in test report.
8. No emission found between lowest internal used/generated frequency to 30MHz.

Product : INTEL DUAL BAND WIRELESS–AC 7265
Test Item : General Radiated Emission
Test Site : No.3 OATS
Test Mode : Mode 2 SISO B: Transmit (802.11n-20BW 7.2Mbps) (5220MHz)

Frequency MHz	Correct Factor dB	Reading Level dBμV	Measurement Level dBμV/m	Margin dB	Limit dBμV/m
Horizontal					
Peak Detector					
152.304	-10.132	41.447	31.315	-12.185	43.500
292.884	-4.019	32.538	28.519	-17.481	46.000
364.580	-1.385	32.281	30.897	-15.103	46.000
522.029	1.777	25.484	27.261	-18.739	46.000
658.391	2.117	27.000	29.116	-16.884	46.000
786.319	4.671	24.936	29.607	-16.393	46.000
Vertical					
Peak Detector					
179.014	-8.515	38.601	30.086	-13.414	43.500
342.087	-3.588	33.041	29.453	-16.547	46.000
509.377	-0.143	33.146	33.003	-12.997	46.000
600.754	-2.748	31.799	29.051	-16.949	46.000
720.246	-0.128	38.402	38.274	-7.726	46.000
956.420	6.713	27.988	34.700	-11.300	46.000

Note:

1. All Readings below 1GHz are Quasi-Peak, above 1GHz are performed with peak and/or average measurements as necessary.
2. Peak measurements: RBW = 1MHz, VBW = 3 MHz, Sweep: Auto.
3. Average measurements: RBW = 1MHz, VBW = 10 Hz, Sweep: Auto.
4. Measurement Level = Reading Level + Correct Factor.
5. Correct Factor = Antenna factor + Cable loss –Amplifier gain.
6. The average measurement was not performed when the peak measured data under the limit of average detection.
7. The emission levels of other frequencies are very lower than the limit and not show in test report.
8. No emission found between lowest internal used/generated frequency to 30MHz.

Product : INTEL DUAL BAND WIRELESS–AC 7265
Test Item : General Radiated Emission
Test Site : No.3 OATS
Test Mode : Mode 2 SISO B: Transmit (802.11n-20BW 7.2Mbps) (5300MHz)

Frequency MHz	Correct Factor dB	Reading Level dBμV	Measurement Level dBμV/m	Margin dB	Limit dBμV/m
Horizontal					
Peak Detector					
141.058	-10.460	44.371	33.911	-9.589	43.500
245.087	-6.360	35.333	28.973	-17.027	46.000
321.000	-4.369	31.246	26.877	-19.123	46.000
433.464	-1.976	28.519	26.543	-19.457	46.000
572.638	2.411	25.080	27.491	-18.509	46.000
699.159	2.897	25.176	28.072	-17.928	46.000
Vertical					
Peak Detector					
38.435	-1.330	37.672	36.342	-3.658	40.000
254.928	-7.647	31.435	23.789	-22.211	46.000
394.101	-3.877	28.080	24.202	-21.798	46.000
531.870	-0.546	24.711	24.165	-21.835	46.000
796.159	2.832	31.149	33.982	-12.018	46.000
932.522	6.075	25.447	31.521	-14.479	46.000

Note:

1. All Readings below 1GHz are Quasi-Peak, above 1GHz are performed with peak and/or average measurements as necessary.
2. Peak measurements: RBW = 1MHz, VBW = 3 MHz, Sweep: Auto.
3. Average measurements: RBW = 1MHz, VBW = 10 Hz, Sweep: Auto.
4. Measurement Level = Reading Level + Correct Factor.
5. Correct Factor = Antenna factor + Cable loss –Amplifier gain.
6. The average measurement was not performed when the peak measured data under the limit of average detection.
7. The emission levels of other frequencies are very lower than the limit and not show in test report.
8. No emission found between lowest internal used/generated frequency to 30MHz.

Product : INTEL DUAL BAND WIRELESS–AC 7265
Test Item : General Radiated Emission
Test Site : No.3 OATS
Test Mode : Mode 2 SISO B: Transmit (802.11n-20BW 7.2Mbps) (5600MHz)

Frequency MHz	Correct Factor dB	Reading Level dBμV	Measurement Level dBμV/m	Margin dB	Limit dBμV/m
Horizontal					
Peak Detector					
190.261	-9.876	46.301	36.426	-7.074	43.500
337.870	-3.902	34.161	30.259	-15.741	46.000
509.377	1.292	33.145	34.437	-11.563	46.000
600.754	4.009	31.799	35.808	-10.192	46.000
796.159	5.162	31.149	36.312	-9.688	46.000
960.638	6.391	35.026	41.417	-12.583	54.000
Vertical					
Peak Detector					
169.174	-8.605	46.301	37.696	-5.804	43.500
326.623	-5.506	31.442	25.937	-20.063	46.000
493.913	-2.341	28.718	26.377	-19.623	46.000
600.754	-2.748	31.799	29.051	-16.949	46.000
720.246	-0.128	38.402	38.274	-7.726	46.000
900.188	3.388	25.999	29.387	-16.613	46.000

Note:

1. All Readings below 1GHz are Quasi-Peak, above 1GHz are performed with peak and/or average measurements as necessary.
2. Peak measurements: RBW = 1MHz, VBW = 3 MHz, Sweep: Auto.
3. Average measurements: RBW = 1MHz, VBW = 10 Hz, Sweep: Auto.
4. Measurement Level = Reading Level + Correct Factor.
5. Correct Factor = Antenna factor + Cable loss –Amplifier gain.
6. The average measurement was not performed when the peak measured data under the limit of average detection.
7. The emission levels of other frequencies are very lower than the limit and not show in test report.
8. No emission found between lowest internal used/generated frequency to 30MHz.

Product : INTEL DUAL BAND WIRELESS–AC 7265
Test Item : General Radiated Emission
Test Site : No.3 OATS
Test Mode : Mode 2 SISO B: Transmit (802.11n-40BW 15Mbps) (5230MHz)

Frequency MHz	Correct Factor dB	Reading Level dBμV	Measurement Level dBμV/m	Margin dB	Limit dBμV/m
Horizontal					
Peak Detector					
100.290	-7.403	40.794	33.390	-10.110	43.500
136.841	-10.368	41.441	31.073	-12.427	43.500
322.406	-4.422	35.301	30.879	-15.121	46.000
509.377	1.292	33.145	34.437	-11.563	46.000
720.246	3.514	38.402	41.916	-4.084	46.000
834.116	5.412	29.458	34.871	-11.129	46.000
Vertical					
Peak Detector					
183.232	-10.746	44.228	33.482	-10.018	43.500
257.739	-7.542	34.499	26.958	-19.042	46.000
377.232	-1.768	25.797	24.028	-21.972	46.000
543.116	-0.476	26.747	26.271	-19.729	46.000
661.203	-2.125	25.070	22.945	-23.055	46.000
866.449	0.652	25.670	26.321	-19.679	46.000

Note:

1. All Readings below 1GHz are Quasi-Peak, above 1GHz are performed with peak and/or average measurements as necessary.
2. Peak measurements: RBW = 1MHz, VBW = 3 MHz, Sweep: Auto.
3. Average measurements: RBW = 1MHz, VBW = 10 Hz, Sweep: Auto.
4. Measurement Level = Reading Level + Correct Factor.
5. Correct Factor = Antenna factor + Cable loss –Amplifier gain.
6. The average measurement was not performed when the peak measured data under the limit of average detection.
7. The emission levels of other frequencies are very lower than the limit and not show in test report.
8. No emission found between lowest internal used/generated frequency to 30MHz.

Product : INTEL DUAL BAND WIRELESS–AC 7265
Test Item : General Radiated Emission
Test Site : No.3 OATS
Test Mode : Mode 2 SISO B: Transmit (802.11n-40BW 15Mbps) (5270MHz)

Frequency MHz	Correct Factor dB	Reading Level dBμV	Measurement Level dBμV/m	Margin dB	Limit dBμV/m
Horizontal					
Peak Detector					
209.942	-10.994	41.778	30.785	-12.715	43.500
374.420	-1.202	32.048	30.846	-15.154	46.000
540.304	2.570	29.393	31.963	-14.037	46.000
658.391	2.117	27.000	29.116	-16.884	46.000
801.783	5.101	33.040	38.141	-7.859	46.000
974.696	6.658	25.156	31.814	-22.186	54.000
Vertical					
Peak Detector					
190.261	-10.631	46.302	35.671	-7.829	43.500
374.420	-2.179	32.048	29.869	-16.131	46.000
540.304	0.105	29.393	29.498	-16.502	46.000
720.246	-0.128	38.402	38.274	-7.726	46.000
800.377	2.829	35.158	37.988	-8.012	46.000
960.638	7.166	35.026	42.192	-11.808	54.000

Note:

1. All Readings below 1GHz are Quasi-Peak, above 1GHz are performed with peak and/or average measurements as necessary.
2. Peak measurements: RBW = 1MHz, VBW = 3 MHz, Sweep: Auto.
3. Average measurements: RBW = 1MHz, VBW = 10 Hz, Sweep: Auto.
4. Measurement Level = Reading Level + Correct Factor.
5. Correct Factor = Antenna factor + Cable loss –Amplifier gain.
6. The average measurement was not performed when the peak measured data under the limit of average detection.
7. The emission levels of other frequencies are very lower than the limit and not show in test report.
8. No emission found between lowest internal used/generated frequency to 30MHz.

Product : INTEL DUAL BAND WIRELESS–AC 7265
Test Item : General Radiated Emission
Test Site : No.3 OATS
Test Mode : Mode 2 SISO B: Transmit (802.11n-40BW 15Mbps) (5590MHz)

Frequency MHz	Correct Factor dB	Reading Level dBμV	Measurement Level dBμV/m	Margin dB	Limit dBμV/m
Horizontal					
Peak Detector					
52.493	-12.451	46.544	34.094	-5.906	40.000
284.449	-4.848	37.679	32.831	-13.169	46.000
403.942	-2.266	27.479	25.213	-20.787	46.000
658.391	2.117	27.000	29.116	-16.884	46.000
849.580	5.837	24.433	30.270	-15.730	46.000
991.565	6.870	25.144	32.014	-21.986	54.000
Vertical					
Peak Detector					
191.667	-10.234	41.836	31.602	-11.898	43.500
322.406	-6.503	35.301	28.798	-17.202	46.000
394.101	-3.877	28.080	24.202	-21.798	46.000
499.536	-0.848	27.108	26.260	-19.740	46.000
675.261	-0.156	25.806	25.650	-20.350	46.000
807.406	3.671	25.284	28.955	-17.045	46.000

Note:

1. All Readings below 1GHz are Quasi-Peak, above 1GHz are performed with peak and/or average measurements as necessary.
2. Peak measurements: RBW = 1MHz, VBW = 3 MHz, Sweep: Auto.
3. Average measurements: RBW = 1MHz, VBW = 10 Hz, Sweep: Auto.
4. Measurement Level = Reading Level + Correct Factor.
5. Correct Factor = Antenna factor + Cable loss –Amplifier gain.
6. The average measurement was not performed when the peak measured data under the limit of average detection.
7. The emission levels of other frequencies are very lower than the limit and not show in test report.
8. No emission found between lowest internal used/generated frequency to 30MHz.

Product : INTEL DUAL BAND WIRELESS–AC 7265
Test Item : General Radiated Emission
Test Site : No.3 OATS
Test Mode : Mode 2 SISO B: Transmit (802.11ac-20BW-7.2Mbps) (5720MHz)

Frequency MHz	Correct Factor dB	Reading Level dBμV	Measurement Level dBμV/m	Margin dB	Limit dBμV/m
Horizontal					
Peak Detector					
194.478	-10.909	38.511	27.602	-15.898	43.500
285.855	-4.702	38.489	33.787	-12.213	46.000
401.130	-2.269	38.089	35.820	-10.180	46.000
597.942	3.999	32.216	36.215	-9.785	46.000
713.217	3.567	30.207	33.773	-12.227	46.000
842.551	5.353	33.287	38.640	-7.360	46.000
Vertical					
Peak Detector					
239.464	-8.591	38.532	29.941	-16.059	46.000
350.522	-3.865	38.236	34.371	-11.629	46.000
492.507	-2.652	38.617	35.965	-10.035	46.000
614.812	-1.721	38.083	36.362	-9.638	46.000
734.304	-0.273	38.543	38.270	-7.730	46.000
860.826	0.670	33.093	33.762	-12.238	46.000

Note:

1. All Readings below 1GHz are Quasi-Peak, above 1GHz are performed with peak and/or average measurements as necessary.
2. Peak measurements: RBW = 1MHz, VBW = 3 MHz, Sweep: Auto.
3. Average measurements: RBW = 1MHz, VBW = 10 Hz, Sweep: Auto.
4. Measurement Level = Reading Level + Correct Factor.
5. Correct Factor = Antenna factor + Cable loss –Amplifier gain.
6. The average measurement was not performed when the peak measured data under the limit of average detection.
7. The emission levels of other frequencies are very lower than the limit and not show in test report.
8. No emission found between lowest internal used/generated frequency to 30MHz.

Product : INTEL DUAL BAND WIRELESS–AC 7265
Test Item : General Radiated Emission
Test Site : No.3 OATS
Test Mode : Mode 2 SISO B: Transmit (802.11ac-40BW-15Mbps) (5710MHz)

Frequency MHz	Correct Factor dB	Reading Level dBμV	Measurement Level dBμV/m	Margin dB	Limit dBμV/m
Horizontal					
Peak Detector					
233.841	-8.631	37.209	28.579	-17.421	46.000
306.942	-3.194	37.777	34.584	-11.416	46.000
429.246	-2.319	37.976	35.657	-10.343	46.000
492.507	-0.528	38.616	38.088	-7.912	46.000
659.797	2.105	32.607	34.712	-11.288	46.000
853.797	6.548	30.037	36.585	-9.415	46.000
Vertical					
Peak Detector					
215.565	-8.235	37.988	29.753	-13.747	43.500
319.594	-6.895	37.677	30.782	-15.218	46.000
479.855	-4.368	38.134	33.765	-12.235	46.000
603.565	-1.937	38.261	36.324	-9.676	46.000
720.246	-0.128	37.649	37.521	-8.479	46.000
877.696	1.963	33.864	35.827	-10.173	46.000

Note:

1. All Readings below 1GHz are Quasi-Peak, above 1GHz are performed with peak and/or average measurements as necessary.
2. Peak measurements: RBW = 1MHz, VBW = 3 MHz, Sweep: Auto.
3. Average measurements: RBW = 1MHz, VBW = 10 Hz, Sweep: Auto.
4. Measurement Level = Reading Level + Correct Factor.
5. Correct Factor = Antenna factor + Cable loss –Amplifier gain.
6. The average measurement was not performed when the peak measured data under the limit of average detection.
7. The emission levels of other frequencies are very lower than the limit and not show in test report.
8. No emission found between lowest internal used/generated frequency to 30MHz.

Product : INTEL DUAL BAND WIRELESS–AC 7265
Test Item : General Radiated Emission
Test Site : No.3 OATS
Test Mode : Mode 2 SISO B: Transmit (802.11ac-80BW-32.5Mbps) (5210MHz)

Frequency MHz	Correct Factor dB	Reading Level dBμV	Measurement Level dBμV/m	Margin dB	Limit dBμV/m
Horizontal					
Peak Detector					
107.319	-6.999	37.516	30.518	-12.982	43.500
281.638	-5.298	37.971	32.673	-13.327	46.000
380.043	-0.966	38.157	37.191	-8.809	46.000
517.812	1.685	37.292	38.977	-7.023	46.000
665.420	2.049	32.647	34.696	-11.304	46.000
817.246	5.482	32.006	37.488	-8.512	46.000
Vertical					
Peak Detector					
202.913	-7.727	38.348	30.621	-12.879	43.500
332.246	-4.916	38.095	33.179	-12.821	46.000
461.580	-3.367	38.046	34.679	-11.321	46.000
603.565	-1.937	38.261	36.324	-9.676	46.000
723.058	-0.122	38.127	38.005	-7.995	46.000
877.696	1.963	33.364	35.327	-10.673	46.000

Note:

1. All Readings below 1GHz are Quasi-Peak, above 1GHz are performed with peak and/or average measurements as necessary.
2. Peak measurements: RBW = 1MHz, VBW = 3 MHz, Sweep: Auto.
3. Average measurements: RBW = 1MHz, VBW = 10 Hz, Sweep: Auto.
4. Measurement Level = Reading Level + Correct Factor.
5. Correct Factor = Antenna factor + Cable loss –Amplifier gain.
6. The average measurement was not performed when the peak measured data under the limit of average detection.
7. The emission levels of other frequencies are very lower than the limit and not show in test report.
8. No emission found between lowest internal used/generated frequency to 30MHz.

Product : INTEL DUAL BAND WIRELESS–AC 7265
Test Item : General Radiated Emission
Test Site : No.3 OATS
Test Mode : Mode 2 SISO B: Transmit (802.11ac-80BW-32.5Mbps) (5290MHz)

Frequency MHz	Correct Factor dB	Reading Level dBμV	Measurement Level dBμV/m	Margin dB	Limit dBμV/m
Horizontal					
Peak Detector					
174.797	-9.918	38.487	28.569	-14.931	43.500
299.913	-3.564	38.553	34.989	-11.011	46.000
429.246	-2.319	37.976	35.657	-10.343	46.000
545.928	3.585	34.989	38.574	-7.426	46.000
673.855	2.741	33.034	35.775	-10.225	46.000
843.957	5.505	30.610	36.116	-9.884	46.000
Vertical					
Peak Detector					
215.565	-8.235	37.988	29.753	-13.747	43.500
344.899	-3.084	37.694	34.610	-11.390	46.000
461.580	-3.367	38.046	34.679	-11.321	46.000
596.536	-3.108	38.070	34.962	-11.038	46.000
659.797	-2.471	38.206	35.735	-10.265	46.000
877.696	1.963	33.364	35.327	-10.673	46.000

Note:

1. All Readings below 1GHz are Quasi-Peak, above 1GHz are performed with peak and/or average measurements as necessary.
2. Peak measurements: RBW = 1MHz, VBW = 3 MHz, Sweep: Auto.
3. Average measurements: RBW = 1MHz, VBW = 10 Hz, Sweep: Auto.
4. Measurement Level = Reading Level + Correct Factor.
5. Correct Factor = Antenna factor + Cable loss –Amplifier gain.
6. The average measurement was not performed when the peak measured data under the limit of average detection.
7. The emission levels of other frequencies are very lower than the limit and not show in test report.
8. No emission found between lowest internal used/generated frequency to 30MHz.

Product : INTEL DUAL BAND WIRELESS–AC 7265
Test Item : General Radiated Emission
Test Site : No.3 OATS
Test Mode : Mode 2 SISO B: Transmit (802.11ac-80BW-32.5Mbps) (5610MHz)

Frequency MHz	Correct Factor dB	Reading Level dBμV	Measurement Level dBμV/m	Margin dB	Limit dBμV/m
Horizontal					
Peak Detector					
107.319	-6.999	37.009	30.011	-13.489	43.500
287.261	-4.621	37.708	33.087	-12.913	46.000
412.377	-3.245	38.409	35.164	-10.836	46.000
571.232	2.098	34.249	36.348	-9.652	46.000
673.855	2.741	33.534	36.275	-9.725	46.000
860.826	5.645	30.092	35.736	-10.264	46.000
Vertical					
Peak Detector					
202.913	-7.727	38.348	30.621	-12.879	43.500
299.913	-6.839	38.554	31.714	-14.286	46.000
398.319	-4.630	37.776	33.147	-12.853	46.000
496.725	-1.645	37.653	36.007	-9.993	46.000
649.957	-4.761	37.843	33.083	-12.917	46.000
828.493	2.982	32.630	35.611	-10.389	46.000

Note:

1. All Readings below 1GHz are Quasi-Peak, above 1GHz are performed with peak and/or average measurements as necessary.
2. Peak measurements: RBW = 1MHz, VBW = 3 MHz, Sweep: Auto.
3. Average measurements: RBW = 1MHz, VBW = 10 Hz, Sweep: Auto.
4. Measurement Level = Reading Level + Correct Factor.
5. Correct Factor = Antenna factor + Cable loss –Amplifier gain.
6. The average measurement was not performed when the peak measured data under the limit of average detection.
7. The emission levels of other frequencies are very lower than the limit and not show in test report.
8. No emission found between lowest internal used/generated frequency to 30MHz.

Product : INTEL DUAL BAND WIRELESS–AC 7265
Test Item : General Radiated Emission
Test Site : No.3 OATS
Test Mode : Mode 3 MIMO: Transmit (802.11n-20BW 14.4Mbps) (5220MHz)

Frequency MHz	Correct Factor dB	Reading Level dBμV	Measurement Level dBμV/m	Margin dB	Limit dBμV/m
Horizontal					
Peak Detector					
115.754	-8.856	42.557	33.700	-9.800	43.500
257.739	-5.065	34.499	29.434	-16.566	46.000
403.942	-2.266	27.479	25.213	-20.787	46.000
541.710	2.900	25.617	28.517	-17.483	46.000
630.275	1.549	26.820	28.369	-17.631	46.000
753.986	4.113	25.431	29.544	-16.456	46.000
Vertical					
Peak Detector					
209.942	-7.854	41.779	33.925	-9.575	43.500
374.420	-2.179	32.048	29.869	-16.131	46.000
509.377	-0.143	33.146	33.003	-12.997	46.000
600.754	-2.748	31.799	29.051	-16.949	46.000
690.725	2.504	25.030	27.534	-18.466	46.000
801.783	3.085	33.039	36.124	-9.876	46.000

Note:

1. All Readings below 1GHz are Quasi-Peak, above 1GHz are performed with peak and/or average measurements as necessary.
2. Peak measurements: RBW = 1MHz, VBW = 3 MHz, Sweep: Auto.
3. Average measurements: RBW = 1MHz, VBW = 10 Hz, Sweep: Auto.
4. Measurement Level = Reading Level + Correct Factor.
5. Correct Factor = Antenna factor + Cable loss –Amplifier gain.
6. The average measurement was not performed when the peak measured data under the limit of average detection.
7. The emission levels of other frequencies are very lower than the limit and not show in test report.
8. No emission found between lowest internal used/generated frequency to 30MHz.

Product : INTEL DUAL BAND WIRELESS–AC 7265
Test Item : General Radiated Emission
Test Site : No.3 OATS
Test Mode : Mode 3 MIMO: Transmit (802.11n-20BW 14.4Mbps) (5300MHz)

Frequency MHz	Correct Factor dB	Reading Level dBμV	Measurement Level dBμV/m	Margin dB	Limit dBμV/m
Horizontal					
Peak Detector					
38.435	-3.792	37.672	33.881	-6.119	40.000
112.942	-8.234	46.368	38.134	-5.366	43.500
211.348	-10.928	41.901	30.973	-12.527	43.500
322.406	-4.422	35.301	30.879	-15.121	46.000
432.058	-2.067	28.249	26.181	-19.819	46.000
772.261	4.206	24.607	28.813	-17.187	46.000
Vertical					
Peak Detector					
322.406	-6.503	35.301	28.798	-17.202	46.000
399.725	-4.922	27.477	22.556	-23.444	46.000
600.754	-2.748	31.799	29.051	-16.949	46.000
699.159	0.740	25.175	25.915	-20.085	46.000
801.783	3.085	33.039	36.124	-9.876	46.000
929.710	6.434	25.429	31.863	-14.137	46.000

Note:

1. All Readings below 1GHz are Quasi-Peak, above 1GHz are performed with peak and/or average measurements as necessary.
2. Peak measurements: RBW = 1MHz, VBW = 3 MHz, Sweep: Auto.
3. Average measurements: RBW = 1MHz, VBW = 10 Hz, Sweep: Auto.
4. Measurement Level = Reading Level + Correct Factor.
5. Correct Factor = Antenna factor + Cable loss –Amplifier gain.
6. The average measurement was not performed when the peak measured data under the limit of average detection.
7. The emission levels of other frequencies are very lower than the limit and not show in test report.
8. No emission found between lowest internal used/generated frequency to 30MHz.

Product : INTEL DUAL BAND WIRELESS–AC 7265
Test Item : General Radiated Emission
Test Site : No.3 OATS
Test Mode : Mode 3 MIMO: Transmit (802.11n-20BW 14.4Mbps) (5600MHz)

Frequency MHz	Correct Factor dB	Reading Level dBμV	Measurement Level dBμV/m	Margin dB	Limit dBμV/m
Horizontal					
Peak Detector					
145.275	-10.355	47.872	37.517	-5.983	43.500
274.609	-5.732	40.005	34.273	-11.727	46.000
462.986	1.017	27.090	28.107	-17.893	46.000
600.754	4.009	31.799	35.808	-10.192	46.000
720.246	3.514	38.402	41.916	-4.084	46.000
900.188	5.549	25.999	31.548	-14.452	46.000
Vertical					
Peak Detector					
190.261	-10.631	46.302	35.671	-7.829	43.500
284.449	-8.158	37.679	29.521	-16.479	46.000
441.899	-8.408	28.217	19.808	-26.192	46.000
547.333	-1.828	25.751	23.923	-22.077	46.000
644.333	-4.945	27.272	22.327	-23.673	46.000
752.580	3.012	24.694	27.705	-18.295	46.000

Note:

1. All Readings below 1GHz are Quasi-Peak, above 1GHz are performed with peak and/or average measurements as necessary.
2. Peak measurements: RBW = 1MHz, VBW = 3 MHz, Sweep: Auto.
3. Average measurements: RBW = 1MHz, VBW = 10 Hz, Sweep: Auto.
4. Measurement Level = Reading Level + Correct Factor.
5. Correct Factor = Antenna factor + Cable loss –Amplifier gain.
6. The average measurement was not performed when the peak measured data under the limit of average detection.
7. The emission levels of other frequencies are very lower than the limit and not show in test report.
8. No emission found between lowest internal used/generated frequency to 30MHz.

Product : INTEL DUAL BAND WIRELESS–AC 7265
Test Item : General Radiated Emission
Test Site : No.3 OATS
Test Mode : Mode 3 MIMO: Transmit (802.11n-40BW 30Mbps) (5230MHz)

Frequency MHz	Correct Factor dB	Reading Level dBμV	Measurement Level dBμV/m	Margin dB	Limit dBμV/m
Horizontal					
Peak Detector					
163.551	-11.386	44.028	32.641	-10.859	43.500
342.087	-3.360	33.041	29.681	-16.319	46.000
403.942	-2.266	27.479	25.213	-20.787	46.000
644.333	1.512	27.271	28.783	-17.217	46.000
756.797	4.354	24.872	29.226	-16.774	46.000
834.116	5.412	29.458	34.871	-11.129	46.000
Vertical					
Peak Detector					
122.783	-3.903	30.631	26.728	-16.772	43.500
216.971	-8.422	36.784	28.363	-17.637	46.000
382.855	-2.110	27.160	25.050	-20.950	46.000
516.406	-0.960	25.235	24.275	-21.725	46.000
776.478	2.284	25.139	27.423	-18.577	46.000
834.116	2.121	29.458	31.579	-14.421	46.000

Note:

1. All Readings below 1GHz are Quasi-Peak, above 1GHz are performed with peak and/or average measurements as necessary.
2. Peak measurements: RBW = 1MHz, VBW = 3 MHz, Sweep: Auto.
3. Average measurements: RBW = 1MHz, VBW = 10 Hz, Sweep: Auto.
4. Measurement Level = Reading Level + Correct Factor.
5. Correct Factor = Antenna factor + Cable loss –Amplifier gain.
6. The average measurement was not performed when the peak measured data under the limit of average detection.
7. The emission levels of other frequencies are very lower than the limit and not show in test report.
8. No emission found between lowest internal used/generated frequency to 30MHz.

Product : INTEL DUAL BAND WIRELESS–AC 7265
Test Item : General Radiated Emission
Test Site : No.3 OATS
Test Mode : Mode 3 MIMO: Transmit (802.11n-40BW 30Mbps) (5270MHz)

Frequency MHz	Correct Factor dB	Reading Level dBμV	Measurement Level dBμV/m	Margin dB	Limit dBμV/m
Horizontal					
Peak Detector					
160.739	-11.757	39.131	27.374	-16.126	43.500
292.884	-4.019	32.538	28.519	-17.481	46.000
509.377	1.292	33.145	34.437	-11.563	46.000
630.275	1.549	26.820	28.369	-17.631	46.000
745.551	3.310	26.934	30.245	-15.755	46.000
852.391	6.311	24.519	30.829	-15.171	46.000
Vertical					
Peak Detector					
177.609	-8.348	40.794	32.446	-11.054	43.500
337.870	-4.375	34.161	29.785	-16.215	46.000
509.377	-0.143	33.146	33.003	-12.997	46.000
600.754	-2.748	31.799	29.051	-16.949	46.000
734.304	-0.273	25.223	24.950	-21.050	46.000
867.855	0.641	24.229	24.870	-21.130	46.000

Note:

1. All Readings below 1GHz are Quasi-Peak, above 1GHz are performed with peak and/or average measurements as necessary.
2. Peak measurements: RBW = 1MHz, VBW = 3 MHz, Sweep: Auto.
3. Average measurements: RBW = 1MHz, VBW = 10 Hz, Sweep: Auto.
4. Measurement Level = Reading Level + Correct Factor.
5. Correct Factor = Antenna factor + Cable loss –Amplifier gain.
6. The average measurement was not performed when the peak measured data under the limit of average detection.
7. The emission levels of other frequencies are very lower than the limit and not show in test report.
8. No emission found between lowest internal used/generated frequency to 30MHz.

Product : INTEL DUAL BAND WIRELESS–AC 7265
Test Item : General Radiated Emission
Test Site : No.3 OATS
Test Mode : Mode 3 MIMO: Transmit (802.11n-40BW 30Mbps) (5590MHz)

Frequency MHz	Correct Factor dB	Reading Level dBμV	Measurement Level dBμV/m	Margin dB	Limit dBμV/m
Horizontal					
Peak Detector					
162.145	-11.592	40.760	29.168	-14.332	43.500
330.841	-4.469	31.286	26.817	-19.183	46.000
374.420	-1.202	32.048	30.846	-15.154	46.000
472.826	0.476	25.275	25.751	-20.249	46.000
680.884	2.862	25.593	28.455	-17.545	46.000
929.710	7.135	25.429	32.564	-13.436	46.000
Vertical					
Peak Detector					
190.261	-10.631	46.302	35.671	-7.829	43.500
280.232	-8.718	37.483	28.765	-17.235	46.000
394.101	-3.877	28.080	24.202	-21.798	46.000
616.217	-1.978	26.926	24.948	-21.052	46.000
766.638	2.480	27.370	29.851	-16.149	46.000
929.710	6.434	25.429	31.863	-14.137	46.000

Note:

1. All Readings below 1GHz are Quasi-Peak, above 1GHz are performed with peak and/or average measurements as necessary.
2. Peak measurements: RBW = 1MHz, VBW = 3 MHz, Sweep: Auto.
3. Average measurements: RBW = 1MHz, VBW = 10 Hz, Sweep: Auto.
4. Measurement Level = Reading Level + Correct Factor.
5. Correct Factor = Antenna factor + Cable loss –Amplifier gain.
6. The average measurement was not performed when the peak measured data under the limit of average detection.
7. The emission levels of other frequencies are very lower than the limit and not show in test report.
8. No emission found between lowest internal used/generated frequency to 30MHz.

Product : INTEL DUAL BAND WIRELESS–AC 7265
Test Item : General Radiated Emission
Test Site : No.3 OATS
Test Mode : Mode 3 MIMO: Transmit (802.11ac-20BW-14.4Mbps) (5720MHz)

Frequency MHz	Correct Factor dB	Reading Level dBμV	Measurement Level dBμV/m	Margin dB	Limit dBμV/m
Horizontal					
Peak Detector					
252.116	-5.573	37.668	32.095	-13.905	46.000
350.522	-2.348	38.236	35.887	-10.113	46.000
436.275	-1.937	38.765	36.828	-9.172	46.000
593.725	3.860	32.086	35.946	-10.054	46.000
711.812	3.588	34.207	37.795	-8.205	46.000
850.986	6.050	30.301	36.351	-9.649	46.000
Vertical					
Peak Detector					
194.478	-9.445	38.510	29.065	-14.435	43.500
316.783	-6.892	36.850	29.958	-16.042	46.000
437.681	-8.721	37.644	28.923	-17.077	46.000
596.536	-3.108	38.070	34.962	-11.038	46.000
725.870	-0.159	38.201	38.042	-7.958	46.000
860.826	0.670	35.093	35.762	-10.238	46.000

Note:

1. All Readings below 1GHz are Quasi-Peak, above 1GHz are performed with peak and/or average measurements as necessary.
2. Peak measurements: RBW = 1MHz, VBW = 3 MHz, Sweep: Auto.
3. Average measurements: RBW = 1MHz, VBW = 10 Hz, Sweep: Auto.
4. Measurement Level = Reading Level + Correct Factor.
5. Correct Factor = Antenna factor + Cable loss –Amplifier gain.
6. The average measurement was not performed when the peak measured data under the limit of average detection.
7. The emission levels of other frequencies are very lower than the limit and not show in test report.
8. No emission found between lowest internal used/generated frequency to 30MHz.

Product : INTEL DUAL BAND WIRELESS–AC 7265
Test Item : General Radiated Emission
Test Site : No.3 OATS
Test Mode : Mode 3 MIMO: Transmit (802.11ac-40BW-30Mbps) (5710MHz)

Frequency MHz	Correct Factor dB	Reading Level dBμV	Measurement Level dBμV/m	Margin dB	Limit dBμV/m
Horizontal					
Peak Detector					
285.855	-4.702	38.489	33.787	-12.213	46.000
382.855	-1.143	37.047	35.904	-10.096	46.000
492.507	-0.528	38.616	38.088	-7.912	46.000
619.029	2.584	33.480	36.065	-9.935	46.000
763.826	4.287	29.536	33.823	-12.177	46.000
890.348	6.136	32.079	38.214	-7.786	46.000
Vertical					
Peak Detector					
239.464	-8.591	38.532	29.941	-16.059	46.000
368.797	-2.770	38.818	36.048	-9.952	46.000
461.580	-3.367	38.046	34.679	-11.321	46.000
610.594	-1.590	37.801	36.211	-9.789	46.000
720.246	-0.128	38.749	38.621	-7.379	46.000
843.957	3.138	32.310	35.448	-10.552	46.000

Note:

1. All Readings below 1GHz are Quasi-Peak, above 1GHz are performed with peak and/or average measurements as necessary.
2. Peak measurements: RBW = 1MHz, VBW = 3 MHz, Sweep: Auto.
3. Average measurements: RBW = 1MHz, VBW = 10 Hz, Sweep: Auto.
4. Measurement Level = Reading Level + Correct Factor.
5. Correct Factor = Antenna factor + Cable loss –Amplifier gain.
6. The average measurement was not performed when the peak measured data under the limit of average detection.
7. The emission levels of other frequencies are very lower than the limit and not show in test report.
8. No emission found between lowest internal used/generated frequency to 30MHz.

Product : INTEL DUAL BAND WIRELESS–AC 7265
Test Item : General Radiated Emission
Test Site : No.3 OATS
Test Mode : Mode 3 MIMO: Transmit (802.11ac-80BW-65Mbps) (5210MHz)

Frequency MHz	Correct Factor dB	Reading Level dBμV	Measurement Level dBμV/m	Margin dB	Limit dBμV/m
Horizontal					
Peak Detector					
205.400	-11.186	46.216	35.030	-8.470	43.500
384.261	-1.273	37.410	36.137	-9.863	46.000
492.507	-0.528	38.616	38.088	-7.912	46.000
564.203	1.573	35.037	36.610	-9.390	46.000
645.739	1.646	31.565	33.211	-12.789	46.000
766.638	4.239	30.686	34.925	-11.075	46.000
Vertical					
Peak Detector					
202.913	-7.727	38.348	30.621	-12.879	43.500
374.420	-2.179	37.318	35.139	-10.861	46.000
523.435	-0.346	37.195	36.849	-9.151	46.000
596.536	-3.108	38.070	34.962	-11.038	46.000
709.000	0.058	37.280	37.338	-8.662	46.000
877.696	1.963	36.164	38.127	-7.873	46.000

Note:

1. All Readings below 1GHz are Quasi-Peak, above 1GHz are performed with peak and/or average measurements as necessary.
2. Peak measurements: RBW = 1MHz, VBW = 3 MHz, Sweep: Auto.
3. Average measurements: RBW = 1MHz, VBW = 10 Hz, Sweep: Auto.
4. Measurement Level = Reading Level + Correct Factor.
5. Correct Factor = Antenna factor + Cable loss –Amplifier gain.
6. The average measurement was not performed when the peak measured data under the limit of average detection.
7. The emission levels of other frequencies are very lower than the limit and not show in test report.
8. No emission found between lowest internal used/generated frequency to 30MHz.

Product : INTEL DUAL BAND WIRELESS–AC 7265
Test Item : General Radiated Emission
Test Site : No.3 OATS
Test Mode : Mode 3 MIMO: Transmit (802.11ac-80BW-65Mbps) (5290MHz)

Frequency MHz	Correct Factor dB	Reading Level dBμV	Measurement Level dBμV/m	Margin dB	Limit dBμV/m
Horizontal					
Peak Detector					
229.623	-8.233	39.125	30.892	-15.108	46.000
321.000	-4.369	38.496	34.127	-11.873	46.000
429.246	-2.319	37.976	35.657	-10.343	46.000
562.797	1.530	32.718	34.248	-11.752	46.000
720.246	3.514	31.149	34.663	-11.337	46.000
890.348	6.136	31.579	37.714	-8.286	46.000
Vertical					
Peak Detector					
229.623	-8.508	39.125	30.617	-15.383	46.000
368.797	-2.770	38.818	36.048	-9.952	46.000
488.290	-3.117	38.126	35.008	-10.992	46.000
623.246	-2.659	38.216	35.557	-10.443	46.000
709.000	0.058	39.880	39.938	-6.062	46.000
877.696	1.963	34.864	36.827	-9.173	46.000

Note:

1. All Readings below 1GHz are Quasi-Peak, above 1GHz are performed with peak and/or average measurements as necessary.
2. Peak measurements: RBW = 1MHz, VBW = 3 MHz, Sweep: Auto.
3. Average measurements: RBW = 1MHz, VBW = 10 Hz, Sweep: Auto.
4. Measurement Level = Reading Level + Correct Factor.
5. Correct Factor = Antenna factor + Cable loss –Amplifier gain.
6. The average measurement was not performed when the peak measured data under the limit of average detection.
7. The emission levels of other frequencies are very lower than the limit and not show in test report.
8. No emission found between lowest internal used/generated frequency to 30MHz.

Product : INTEL DUAL BAND WIRELESS–AC 7265
Test Item : General Radiated Emission
Test Site : No.3 OATS
Test Mode : Mode 3 MIMO: Transmit (802.11ac-80BW-65Mbps) (5530MHz)

Frequency MHz	Correct Factor dB	Reading Level dBμV	Measurement Level dBμV/m	Margin dB	Limit dBμV/m
Horizontal					
Peak Detector					
299.913	-3.564	38.553	34.989	-11.011	46.000
439.087	-2.001	37.305	35.304	-10.696	46.000
526.246	1.815	37.354	39.169	-6.831	46.000
623.246	2.000	34.616	36.616	-9.384	46.000
700.565	2.723	32.431	35.154	-10.846	46.000
865.043	5.669	31.853	37.522	-8.478	46.000
Vertical					
Peak Detector					
150.899	-6.221	37.559	31.338	-12.162	43.500
249.304	-7.622	37.775	30.154	-15.846	46.000
344.899	-3.084	38.313	35.229	-10.771	46.000
607.783	-1.579	38.209	36.629	-9.371	46.000
690.725	2.504	32.838	35.342	-10.658	46.000
845.362	3.146	33.688	36.835	-9.165	46.000

Note:

1. All Readings below 1GHz are Quasi-Peak, above 1GHz are performed with peak and/or average measurements as necessary.
2. Peak measurements: RBW = 1MHz, VBW = 3 MHz, Sweep: Auto.
3. Average measurements: RBW = 1MHz, VBW = 10 Hz, Sweep: Auto.
4. Measurement Level = Reading Level + Correct Factor.
5. Correct Factor = Antenna factor + Cable loss –Amplifier gain.
6. The average measurement was not performed when the peak measured data under the limit of average detection.
7. The emission levels of other frequencies are very lower than the limit and not show in test report.
8. No emission found between lowest internal used/generated frequency to 30MHz.

4. Band Edge

4.1. Test Equipment

RF Conducted Measurement

The following test equipments are used during the band edge tests:

	Equipment	Manufacturer	Model No./Serial No.	Last Cal.
	Spectrum Analyzer	R&S	FSP40 / 100170	Jun., 2015
	Spectrum Analyzer	Agilent	E4407B / US39440758	Jun., 2015
X	Spectrum Analyzer	Agilent	N9010A / MY48030495	Apr., 2015

Note:

1. All equipments are calibrated with traceable calibrations. Each calibration is traceable to the national or international standards.
2. The test instruments marked with “X” are used to measure the final test results.

RF Radiated Measurement:

The following test equipments are used during the band edge tests:

Test Site		Equipment	Manufacturer	Model No./Serial No.	Last Cal.
☒CB # 8	X	Spectrum Analyzer	R&S	FSP40/ 100339	Oct., 2015
	X	Horn Antenna	ETS-Lindgren	3117/ 35205	Mar., 2015
	X	Horn Antenna	Schwarzbeck	BBHA9170/209	Jan., 2015
	X	Horn Antenna	TRC	AH-0801/95051	Aug., 2015
	X	Pre-Amplifier	EMCI	EMC012630SE/980210	Jan., 2015
	X	Pre-Amplifier	MITEQ	JS41-001040000-58-5P/153945	Jul., 2015
	X	Pre-Amplifier	NARDA	DBL-1840N506/013	Jul., 2015

Note: 1. All instruments are calibrated every one year.
2. The test instruments marked by “X” are used to measure the final test results.

4.2. Test Setup

RF Conducted Measurement:

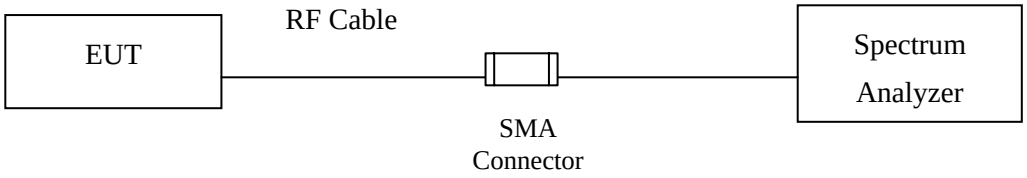

RF Radiated Measurement:

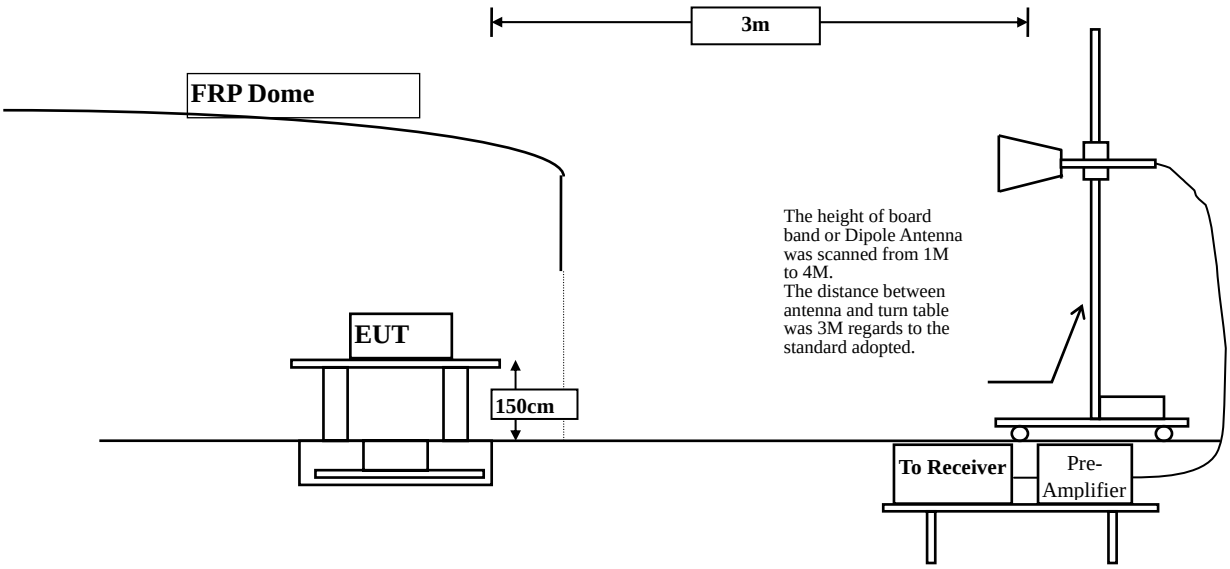

4.3. Limits

The provisions of Section 15.205 of this part apply to intentional radiators operating under this section.

Radiated emissions which fall in the restricted bands, as defined in Section 15.205, must also comply with the radiated emission limits specified in Section 15.209:

FCC Part 15 Subpart C Paragraph 15.209 Limits		
Frequency MHz	uV/m @3m	dBμV/m@3m
30-88	100	40
88-216	150	43.5
216-960	200	46
Above 960	500	54

Remarks : 1. RF Voltage (dBμV) = 20 log RF Voltage (uV)

2. In the Above Table, the tighter limit applies at the band edges.

3. Distance refers to the distance in meters between the measuring instrument antenna and the closed point of any part of the device or system.

4.4. Test Procedure

The EUT is placed on a turn table which is 1.5 meter above ground. The turn table can rotate 360 degrees to determine the position of the maximum emission level. The EUT was positioned such that the distance from antenna to the EUT was 3 meters.

The antenna can move up and down between 1 meter and 4 meters to find out the maximum emission level.

Both horizontal and vertical polarization of the antenna are set on measurement. In order to find the maximum emission, all of the interface cables must be manipulated according to ANSI C63.10:2013 on radiated measurement.

The bandwidth below 1GHz setting on the field strength meter is 120 kHz, above 1GHz are 1 MHz.

The EUT was setup to ANSI C63.10, 2013; tested to UNII test procedure of FCC KDB-789033 for compliance to FCC 47CFR Subpart E requirements.

4.5. Uncertainty

± 3.8 dB below 1GHz

± 3.9 dB above 1GHz

4.6. Test Result of Band Edge

Product : INTEL DUAL BAND WIRELESS–AC 7265
Test Item : Band Edge Data
Test Site : No.3 OATS
Test Mode : Mode 1 SISO A: Transmit (802.11a-6Mbps)-Channel 36 (5180MHz)

RF Radiated Measurement (Horizontal):

Channel No.	Frequency (MHz)	Correct Factor (dB)	Reading Level (dBμV)	Emission Level (dBμV/m)	Peak Limit (dBμV/m)	Average Limit (dBμV/m)	Result
36 (Peak)	5141.400	1.301	51.042	52.344	74.00	54.00	Pass
36 (Peak)	5150.000	1.365	48.630	49.995	74.00	54.00	Pass
36 (Peak)	5175.900	1.435	99.030	100.465	--	--	--
36 (Average)	5150.000	1.365	35.527	36.892	74.00	54.00	Pass
36 (Average)	5178.700	1.444	88.393	89.836	--	--	--

Figure Channel 36: Horizontal (Peak)

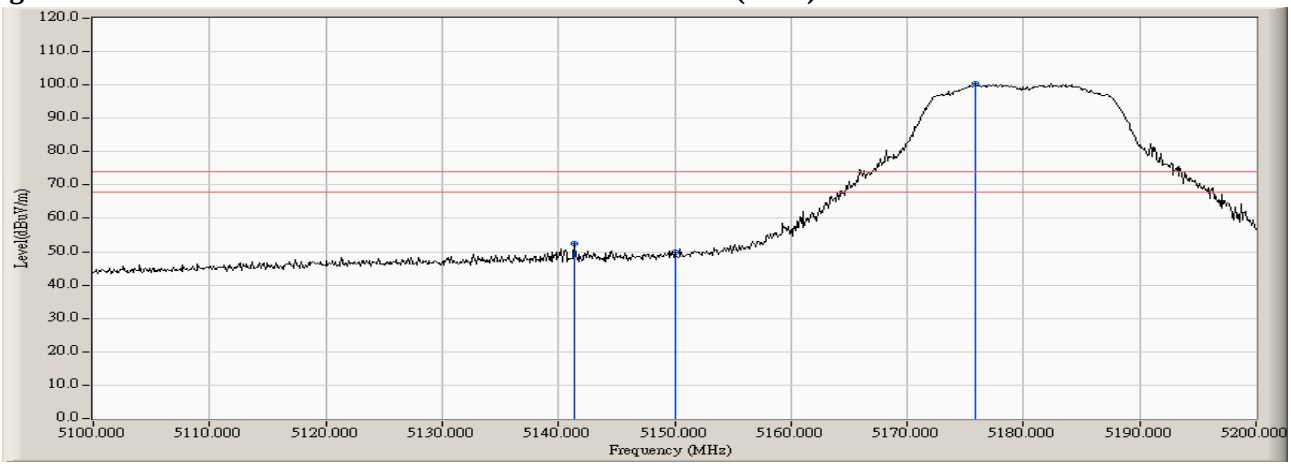

Figure Channel 36: Horizontal (Average)

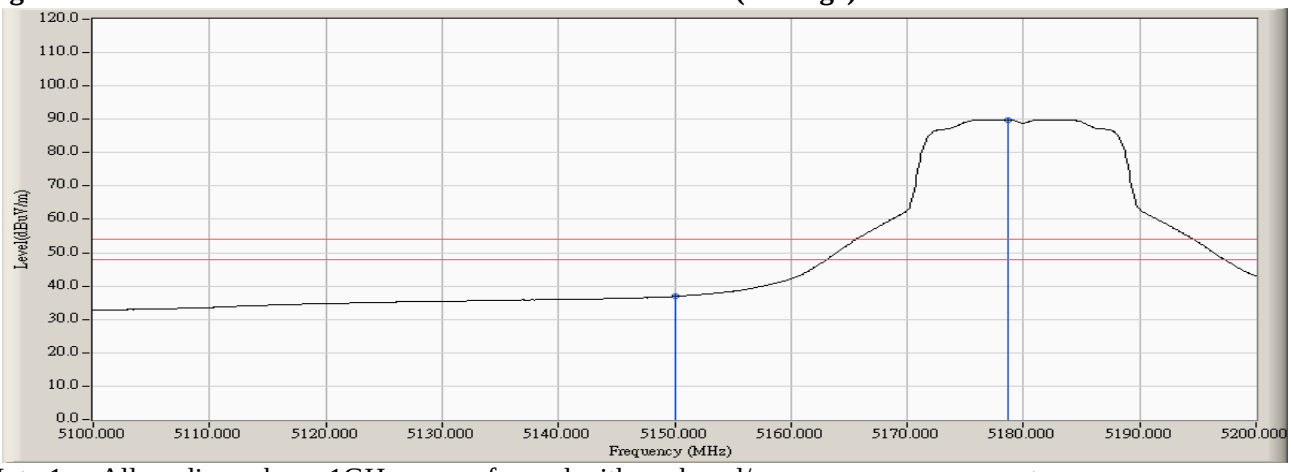

Note:1. All readings above 1GHz are performed with peak and/or average measurements as necessary.
2. Peak measurements: RBW = 1MHz, VBW = 3 MHz, Sweep: Auto.
3. Average measurements: RBW = 1MHz, VBW = 10 Hz, Sweep: Auto.
4. " * ", means this data is the worst emission level.
5. Measurement Level = Reading Level + Correct Factor.
6. The average measurement was not performed when the peak measured data under the limit of average detection.

Product : INTEL DUAL BAND WIRELESS–AC 7265
Test Item : Band Edge Data
Test Site : No.3 OATS
Test Mode : Mode 1 SISO A: Transmit (802.11a-6Mbps)-Channel 36 (5180MHz)

RF Radiated Measurement (Vertical):

Channel No.	Frequency (MHz)	Correct Factor (dB)	Reading Level (dBμV)	Emission Level (dBμV/m)	Peak Limit (dBμV/m)	Average Limit (dBμV/m)	Result
36 (Peak)	5149.300	1.359	47.658	49.018	74.00	54.00	Pass
36 (Peak)	5150.000	1.365	45.739	47.104	74.00	54.00	Pass
36 (Peak)	5183.600	1.457	95.436	96.894	--	--	--
36 (Average)	5150.000	1.365	33.194	34.559	74.00	54.00	Pass
36 (Average)	5177.600	1.440	84.602	86.042	--	--	--

Figure Channel 36: Vertical (Peak)

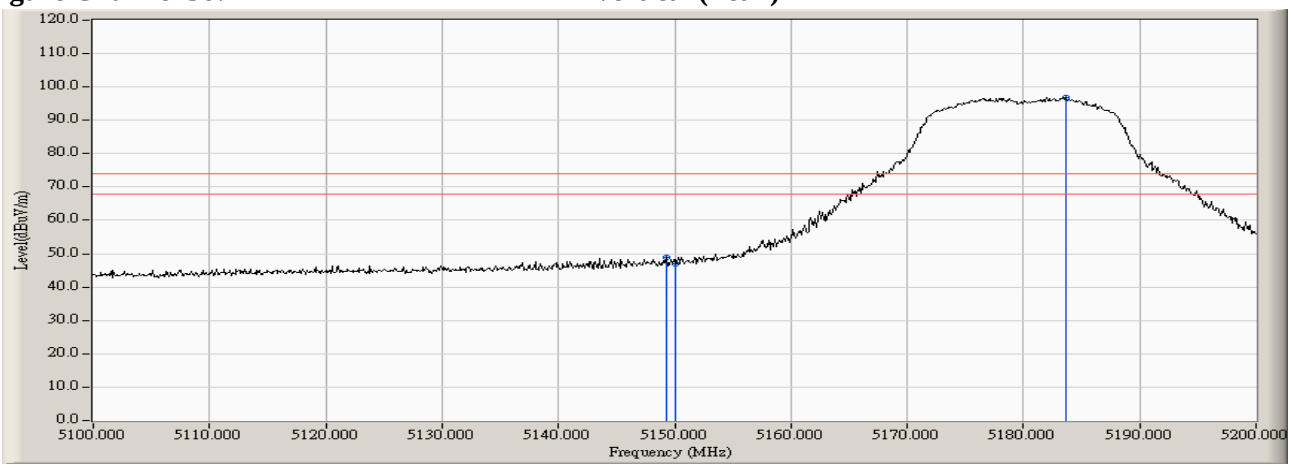

Figure Channel 36: Vertical (Average)

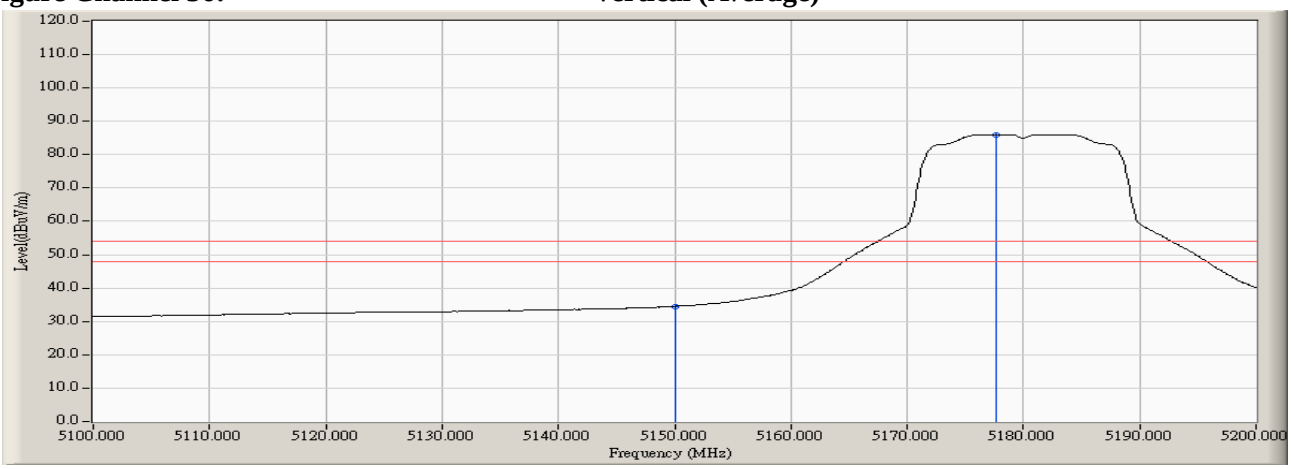

Note:

1. All readings above 1GHz are performed with peak and/or average measurements as necessary.
2. Peak measurements: RBW = 1MHz, VBW = 3 MHz, Sweep: Auto.
3. Average measurements: RBW = 1MHz, VBW = 10 Hz, Sweep: Auto.
4. " * ", means this data is the worst emission level.
5. Measurement Level = Reading Level + Correct Factor.
6. The average measurement was not performed when the peak measured data under the limit of average detection.

Product : INTEL DUAL BAND WIRELESS–AC 7265
Test Item : Band Edge Data
Test Site : No.3 OATS
Test Mode : Mode 1 SISO A: Transmit (802.11a-6Mbps) -Channel 64 (5320MHz)

RF Radiated Measurement (Horizontal):

Channel No.	Frequency (MHz)	Correct Factor (dB)	Reading Level (dBμV)	Emission Level (dBμV/m)	Peak Limit (dBμV/m)	Arerage Limit (dBμV/m)	Result
64 (Peak)	5316.500	1.488	97.439	98.927	--	--	--
64 (Peak)	5350.000	1.507	48.221	49.728	74.00	54.00	Pass
64 (Peak)	5353.600	1.535	48.559	50.094	74.00	54.00	Pass
64 (Average)	5317.000	1.484	87.252	88.736	--	--	--
64 (Average)	5350.000	1.507	34.674	36.181	74.00	54.00	Pass

Figure Channel 64: Horizontal (Peak)

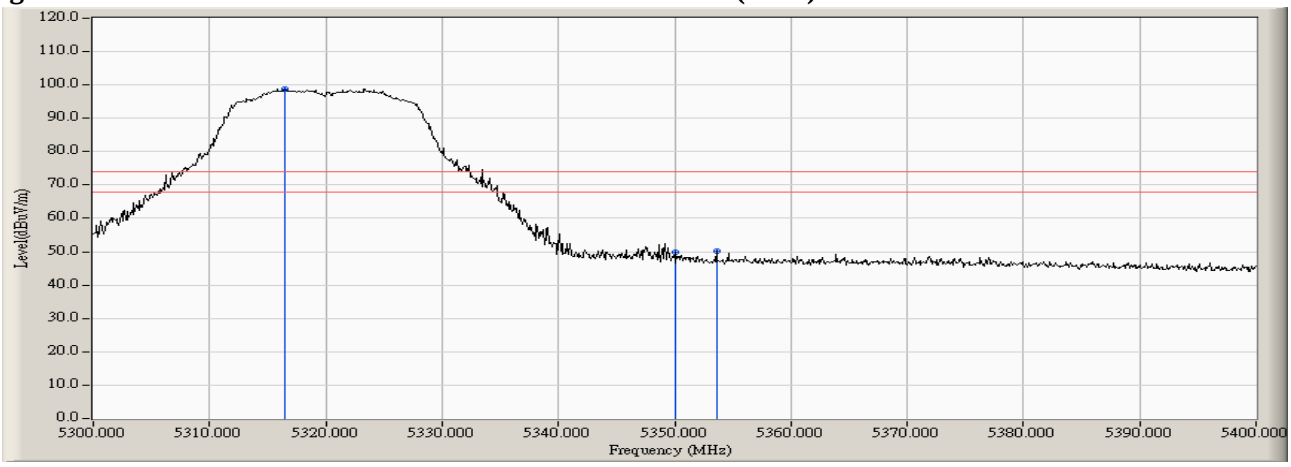

Figure Channel 64: Horizontal (Average)

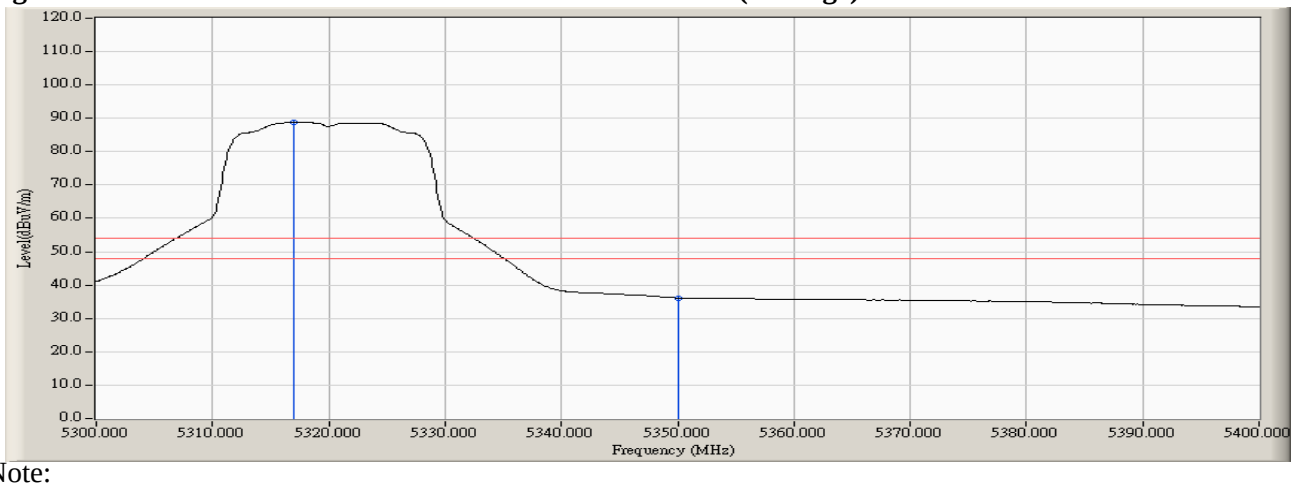

Note:
1. All readings above 1GHz are performed with peak and/or average measurements as necessary.
2. Peak measurements: RBW = 1MHz, VBW = 3 MHz, Sweep: Auto.
3. Average measurements: RBW = 1MHz, VBW = 10 Hz, Sweep: Auto.
4. " * ", means this data is the worst emission level.
5. Measurement Level = Reading Level + Correct Factor.
6. The average measurement was not performed when the peak measured data under the limit of average detection.

Product : INTEL DUAL BAND WIRELESS–AC 7265
Test Item : Band Edge Data
Test Site : No.3 OATS
Test Mode : Mode 1 SISO A: Transmit (802.11a-6Mbps) -Channel 64 (5320MHz)

RF Radiated Measurement (Vertical):

Channel No.	Frequency (MHz)	Correct Factor (dB)	Reading Level (dBμV)	Emission Level (dBμV/m)	Peak Limit (dBμV/m)	Arerage Limit (dBμV/m)	Result
64 (Peak)	5317.900	1.477	96.071	97.548	--	--	--
64 (Peak)	5350.000	1.507	44.619	46.126	74.00	54.00	Pass
64 (Peak)	5350.300	1.509	48.776	50.285	74.00	54.00	Pass
64 (Average)	5317.300	1.482	84.145	85.627	--	--	--
64 (Average)	5350.000	1.507	32.511	34.018	74.00	54.00	Pass

Figure Channel 64: Vertical (Peak)

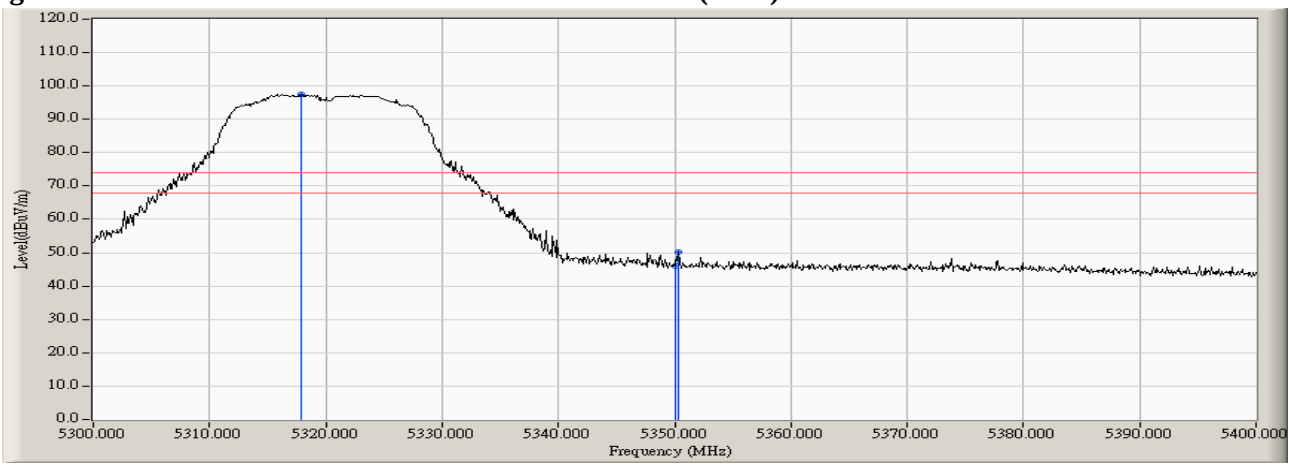

Figure Channel 64: Vertical (Average)

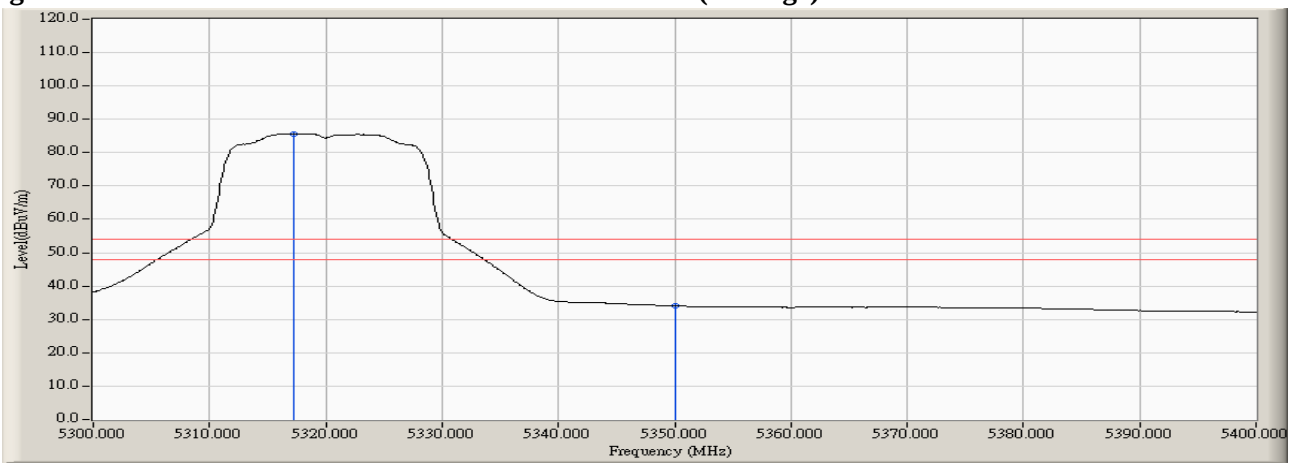

Note:

1. All readings above 1GHz are performed with peak and/or average measurements as necessary.
2. Peak measurements: RBW = 1MHz, VBW = 3 MHz, Sweep: Auto.
3. Average measurements: RBW = 1MHz, VBW = 10 Hz, Sweep: Auto.
4. " * ", means this data is the worst emission level.
5. Measurement Level = Reading Level + Correct Factor.
6. The average measurement was not performed when the peak measured data under the limit of average detection.

Product : INTEL DUAL BAND WIRELESS–AC 7265
Test Item : Band Edge Data
Test Site : No.3 OATS
Test Mode : Mode 1 SISO A: Transmit (802.11a-6Mbps) -Channel 100 (5500MHz)

RF Radiated Measurement (Horizontal):

Channel No.	Frequency (MHz)	Correct Factor (dB)	Reading Level (dBμV)	Emission Level (dBμV/m)	Peak Limit (dBμV/m)	Arerage Limit (dBμV/m)	Result
100 (Peak)	5460.000	1.686	45.942	47.629	74.00	54.00	Pass
100 (Peak)	5496.300	1.503	96.970	98.474	--	--	--
100 (Average)	5460.000	1.686	32.711	34.398	74.00	54.00	Pass
100 (Average)	5503.800	1.668	86.901	88.569	--	--	--

Figure Channel 100: Horizontal (Peak)

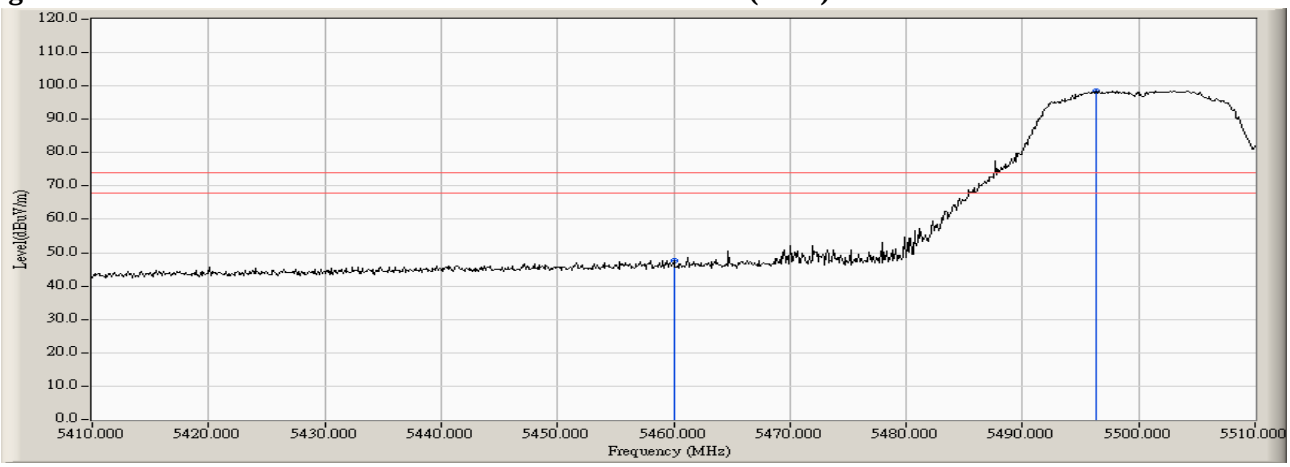

Figure Channel 100: Horizontal (Average)

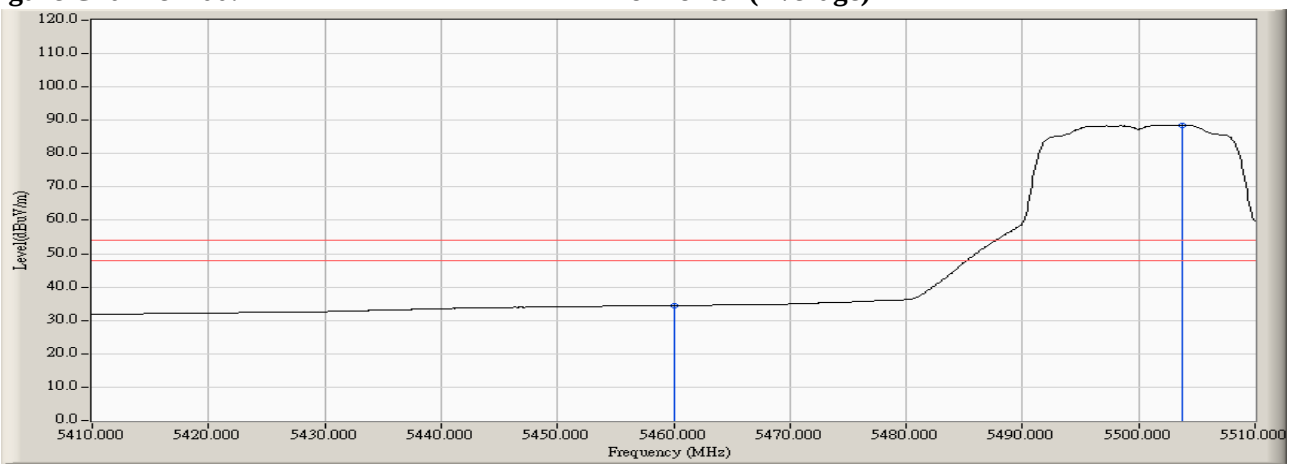

Note:
1. All readings above 1GHz are performed with peak and/or average measurements as necessary.
2. Peak measurements: RBW = 1MHz, VBW = 3 MHz, Sweep: Auto.
3. Average measurements: RBW = 1MHz, VBW = 10 Hz, Sweep: Auto.
4. " * ", means this data is the worst emission level.
5. Measurement Level = Reading Level + Correct Factor.
6. The average measurement was not performed when the peak measured data under the limit of average detection.

Product : INTEL DUAL BAND WIRELESS–AC 7265
Test Item : Band Edge Data
Test Site : No.3 OATS
Test Mode : Mode 1 SISO A: Transmit (802.11a-6Mbps) -Channel 100 (5500MHz)

RF Radiated Measurement (Vertical):

Channel No.	Frequency (MHz)	Correct Factor (dB)	Reading Level (dBμV)	Emission Level (dBμV/m)	Peak Limit (dBμV/m)	Arerage Limit (dBμV/m)	Result
100 (Peak)	5457.800	1.705	46.466	48.170	74.00	54.00	Pass
100 (Peak)	5460.000	1.686	46.033	47.720	74.00	54.00	Pass
100 (Peak)	5496.600	1.511	94.773	96.283	--	--	--
100 (Average)	5460.000	1.686	31.736	33.423	74.00	54.00	Pass
100 (Average)	5502.500	1.640	83.724	85.363	--	--	--

Figure Channel 100: Vertical (Peak)

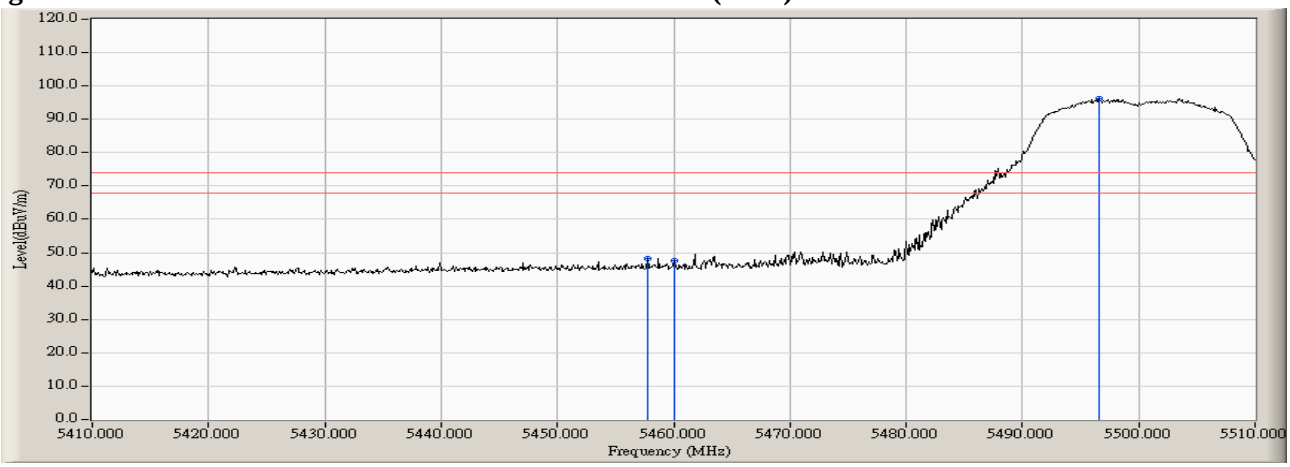

Figure Channel 100: Vertical (Average)

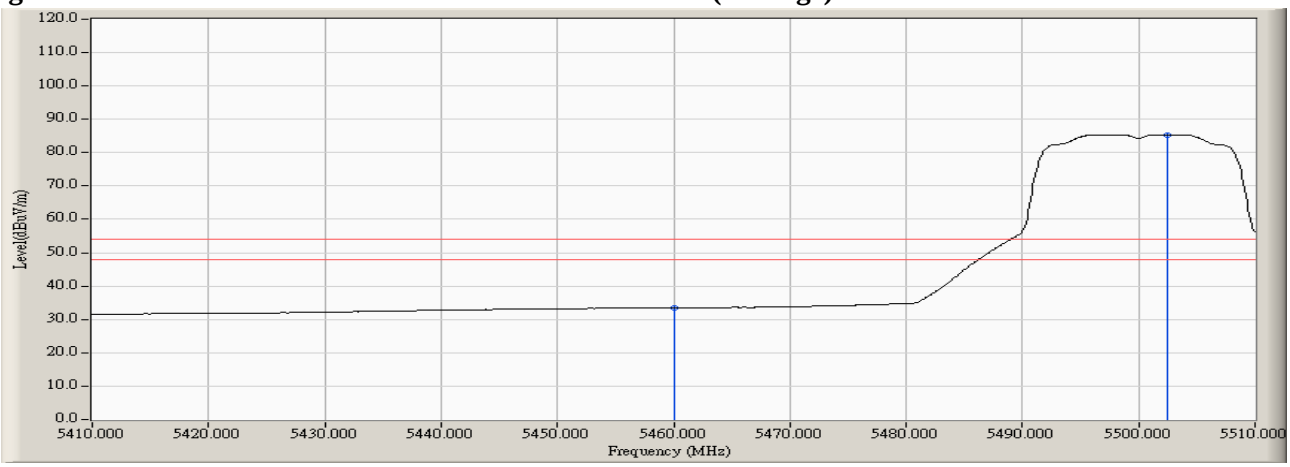

Note:

1. All readings above 1GHz are performed with peak and/or average measurements as necessary.
2. Peak measurements: RBW = 1MHz, VBW = 3 MHz, Sweep: Auto.
3. Average measurements: RBW = 1MHz, VBW = 10 Hz, Sweep: Auto.
4. " * ", means this data is the worst emission level.
5. Measurement Level = Reading Level + Correct Factor.
6. The average measurement was not performed when the peak measured data under the limit of average detection.

Product : INTEL DUAL BAND WIRELESS–AC 7265
Test Item : Band Edge Data
Test Site : No.3 OATS
Test Mode : Mode 1 SISO A: Transmit (802.11a-6Mbps) -Channel 100 (5500MHz)

RF Radiated Measurement:

	Frequency (MHz)	Correct Factor (dB)	Reading Level (dBμV)	Measure Level (dBμV /m)	Margin (dB)	Limit (dBμV /m)	Result
Horizontal	5467.900	1.622	53.132	54.754	-13.466	68.220	Pass
Horizontal	5470.000	1.605	51.935	53.540	-14.680	68.220	Pass
Horizontal	5502.600	1.642	99.295	100.937	32.717	68.220	Pass

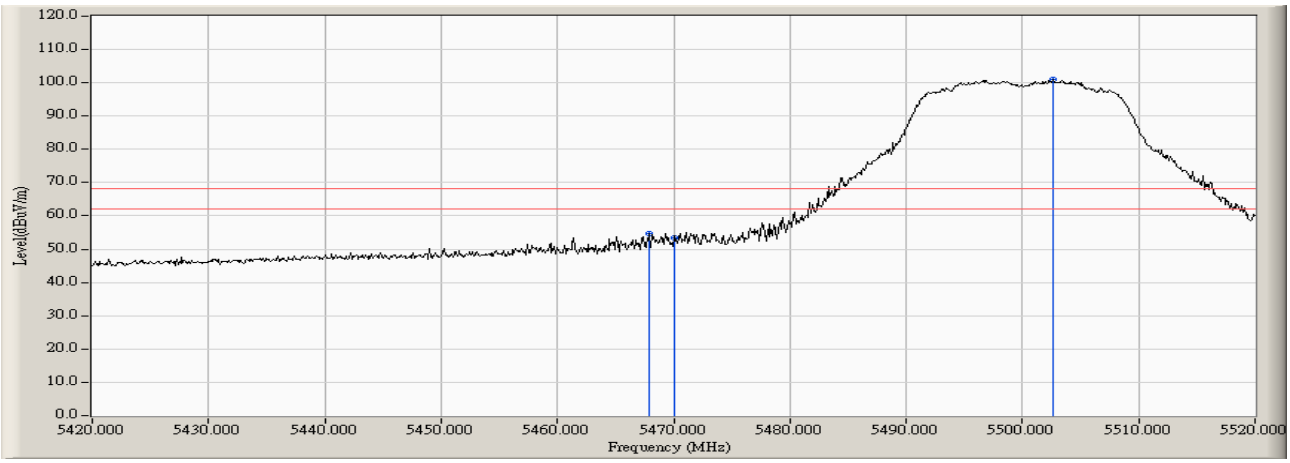

	Frequency (MHz)	Correct Factor (dB)	Reading Level (dBμV)	Measure Level (dBμV /m)	Margin (dB)	Limit (dBμV /m)	Result
Vertical	5469.400	1.610	49.164	50.774	-17.446	68.220	Pass
Vertical	5470.000	1.605	47.317	48.922	-19.298	68.220	Pass
Vertical	5497.100	1.522	94.936	96.457	28.237	68.220	Pass

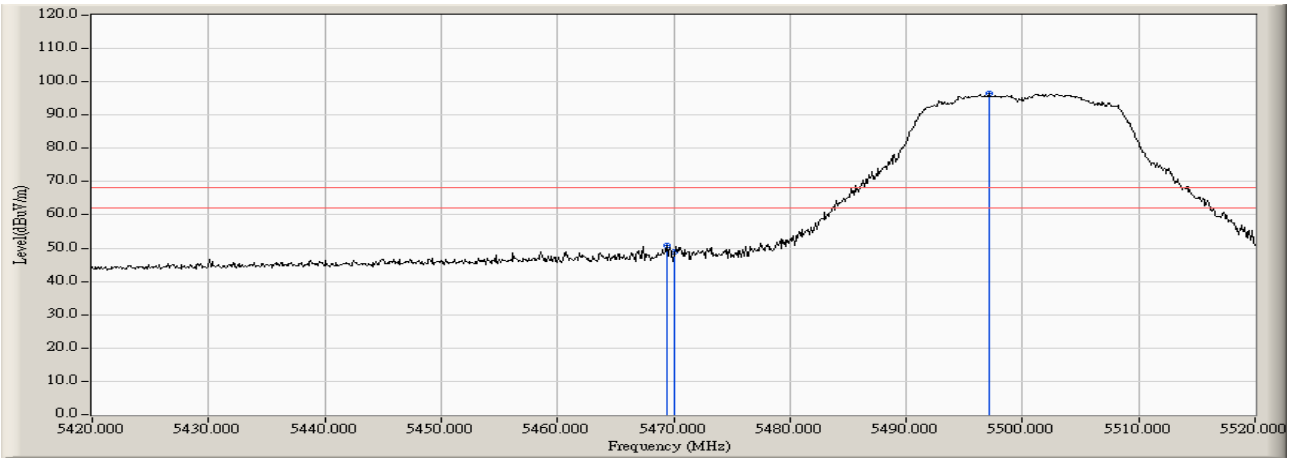

Product : INTEL DUAL BAND WIRELESS–AC 7265
Test Item : Band Edge Data
Test Site : No.3 OATS
Test Mode : Mode 1 SISO A: Transmit (802.11a-6Mbps) -Channel 140 (5700MHz)

RF Radiated Measurement:

	Frequency (MHz)	Correct Factor (dB)	Reading Level (dBμV)	Measure Level (dBμV /m)	Margin (dB)	Limit (dBμV /m)	Result
Horizontal	5702.600	2.244	96.472	98.716	30.496	68.220	Pass
Horizontal	5725.000	2.012	49.052	51.064	-17.156	68.220	Pass
Horizontal	5727.400	1.976	50.478	52.455	-15.765	68.220	Pass

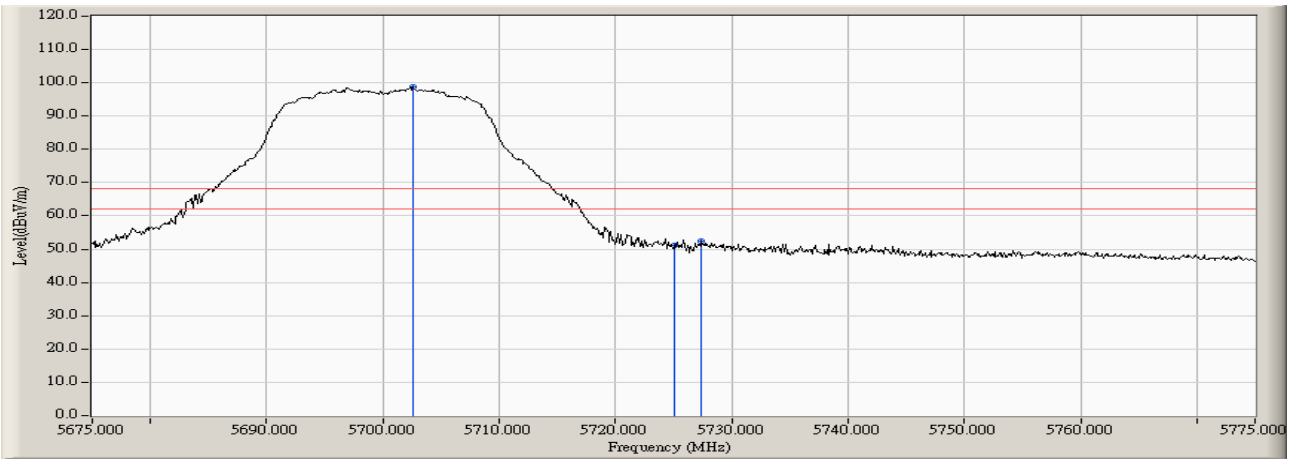

	Frequency (MHz)	Correct Factor (dB)	Reading Level (dBμV)	Measure Level (dBμV /m)	Margin (dB)	Limit (dBμV /m)	Result
Vertical	5703.400	2.256	89.142	91.398	23.178	68.220	Pass
Vertical	5725.000	2.012	42.260	44.272	-23.948	68.220	Pass
Vertical	5731.000	1.950	43.830	45.781	-22.439	68.220	Pass

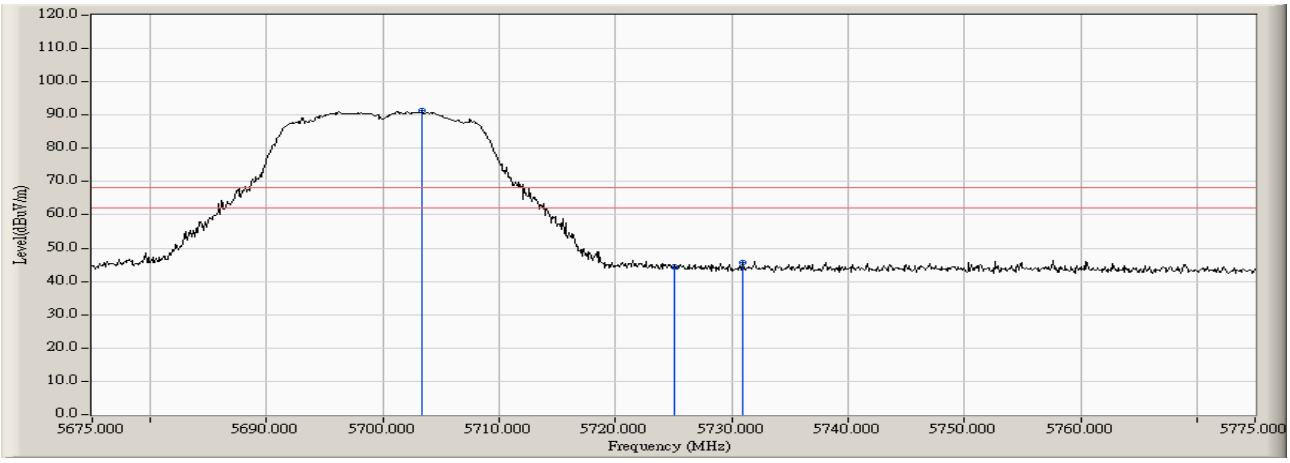

Product : INTEL DUAL BAND WIRELESS–AC 7265
Test Item : Band Edge Data
Test Site : No.3 OATS
Test Mode : Mode 1 SISO A: Transmit (802.11n-20BW 7.2Mbps) -Channel 36 (5180MHz)

RF Radiated Measurement (Horizontal):

Channel No.	Frequency (MHz)	Correct Factor (dB)	Reading Level (dBμV)	Emission Level (dBμV/m)	Peak Limit (dBμV/m)	Average Limit (dBμV/m)	Result
36 (Peak)	5142.000	1.306	52.031	53.337	74.00	54.00	Pass
36 (Peak)	5150.000	1.365	49.185	50.550	74.00	54.00	Pass
36 (Peak)	5178.300	1.443	99.911	101.353	--	--	--
36 (Average)	5150.000	1.365	36.459	37.824	74.00	54.00	Pass
36 (Average)	5177.100	1.438	88.786	90.225	--	--	--

Figure Channel 36: Horizontal (Peak)

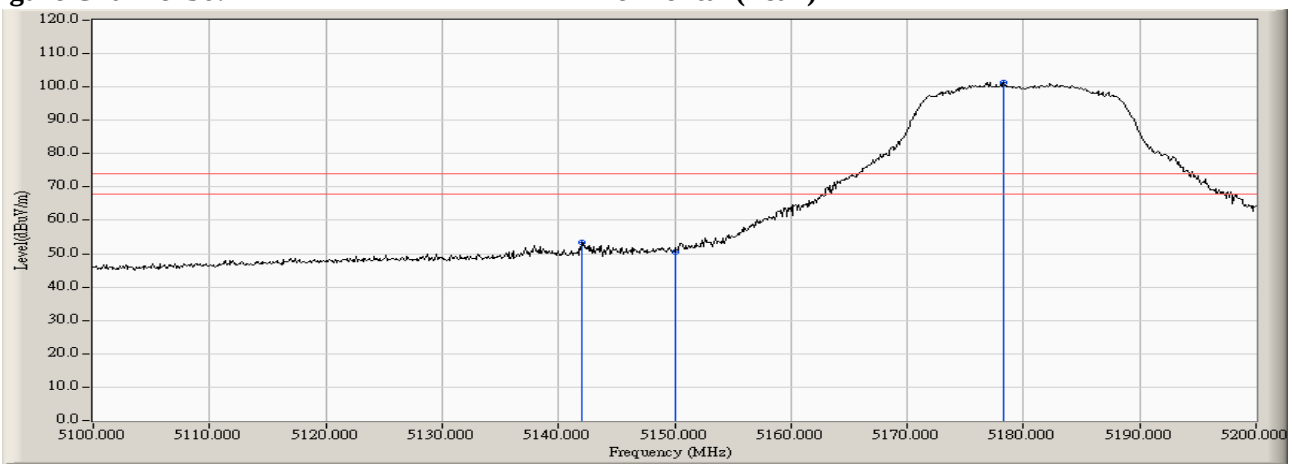

Figure Channel 36: Horizontal (Average)

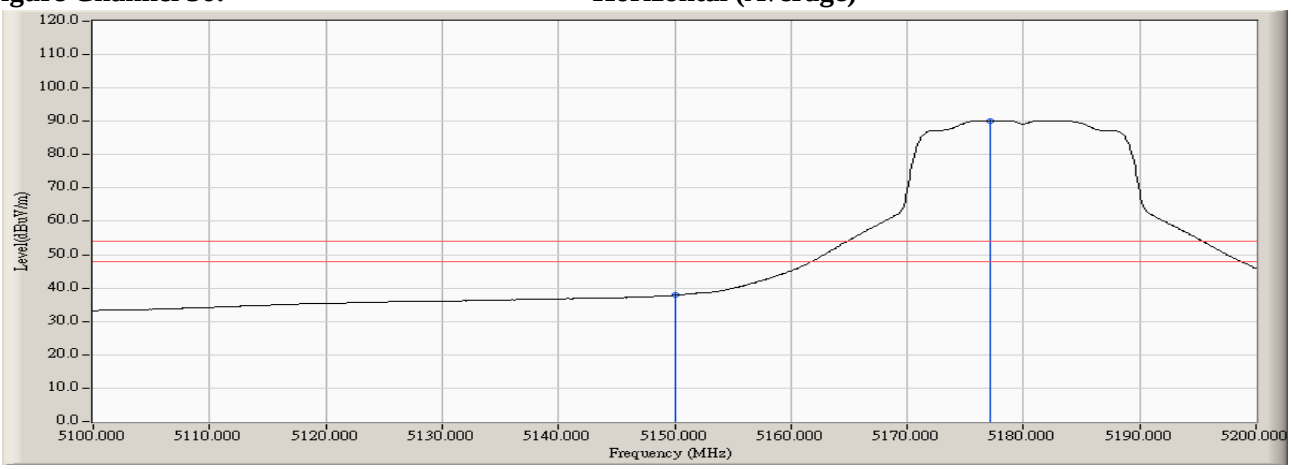

Note:

1. All readings above 1GHz are performed with peak and/or average measurements as necessary.
2. Peak measurements: RBW = 1MHz, VBW = 3 MHz, Sweep: Auto.
3. Average measurements: RBW = 1MHz, VBW = 10 Hz, Sweep: Auto.
4. " * ", means this data is the worst emission level.
5. Measurement Level = Reading Level + Correct Factor.
6. The average measurement was not performed when the peak measured data under the limit of average detection.

Product : INTEL DUAL BAND WIRELESS–AC 7265
Test Item : Band Edge Data
Test Site : No.3 OATS
Test Mode : Mode 1 SISO A: Transmit (802.11n-20BW 7.2Mbps) -Channel 36 (5180MHz)

RF Radiated Measurement (Vertical):

Channel No.	Frequency (MHz)	Correct Factor (dB)	Reading Level (dBμV)	Emission Level (dBμV/m)	Peak Limit (dBμV/m)	Average Limit (dBμV/m)	Result
36 (Peak)	5148.000	1.350	44.935	46.285	74.00	54.00	Pass
36 (Peak)	5150.000	1.365	44.881	46.246	74.00	54.00	Pass
36 (Peak)	5182.000	1.453	91.091	92.544	--	--	--
36 (Average)	5150.000	1.365	31.923	33.288	74.00	54.00	Pass
36 (Average)	5177.200	1.439	80.693	82.132	--	--	--

Figure Channel 36: Vertical (Peak)

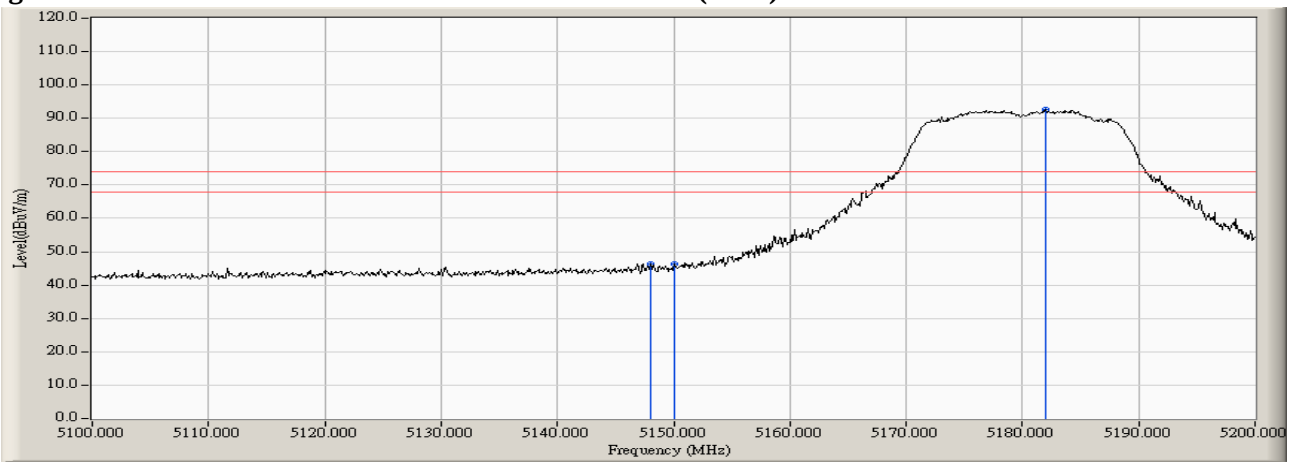

Figure Channel 36: Vertical (Average)

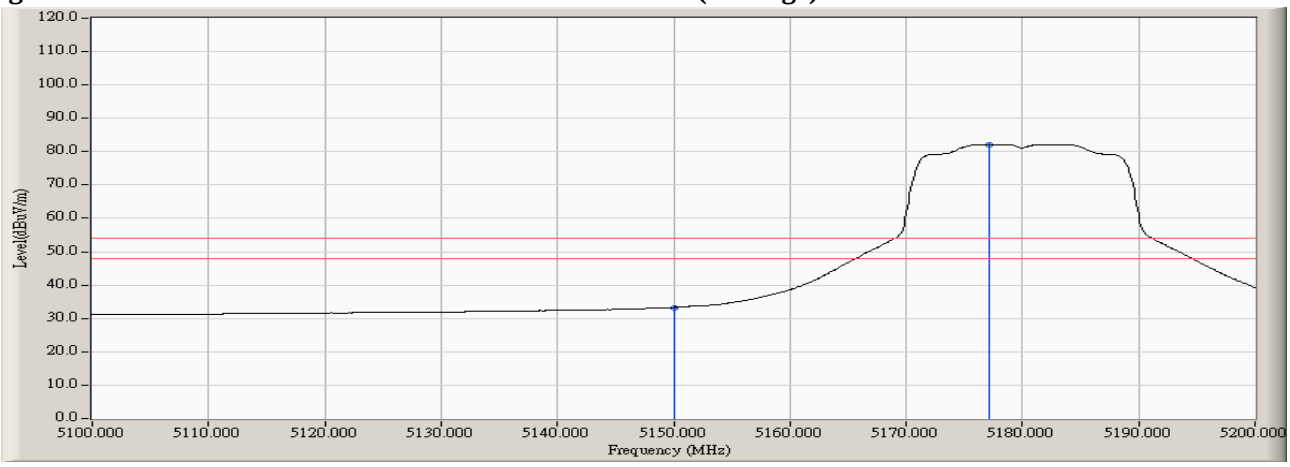

Note:

1. All readings above 1GHz are performed with peak and/or average measurements as necessary.
2. Peak measurements: RBW = 1MHz, VBW = 3 MHz, Sweep: Auto.
3. Average measurements: RBW = 1MHz, VBW = 10 Hz, Sweep: Auto.
4. " * ", means this data is the worst emission level.
5. Measurement Level = Reading Level + Correct Factor.
6. The average measurement was not performed when the peak measured data under the limit of average detection.

Product : INTEL DUAL BAND WIRELESS–AC 7265
Test Item : Band Edge Data
Test Site : No.3 OATS
Test Mode : Mode 1 SISO A: Transmit (802.11n-20BW 7.2Mbps) -Channel 64 (5320MHz)

RF Radiated Measurement (Horizontal):

Channel No.	Frequency (MHz)	Correct Factor (dB)	Reading Level (dBμV)	Emission Level (dBμV/m)	Peak Limit (dBμV/m)	Arerage Limit (dBμV/m)	Result
64 (Peak)	5315.800	1.493	94.468	95.961	--	--	--
64 (Peak)	5350.000	1.507	45.436	46.943	74.00	54.00	Pass
64 (Peak)	5364.700	1.624	48.092	49.716	74.00	54.00	Pass
64 (Average)	5317.300	1.482	84.394	85.876	--	--	--
64 (Average)	5350.000	1.507	32.800	34.307	74.00	54.00	Pass

Figure Channel 64: Horizontal (Peak)

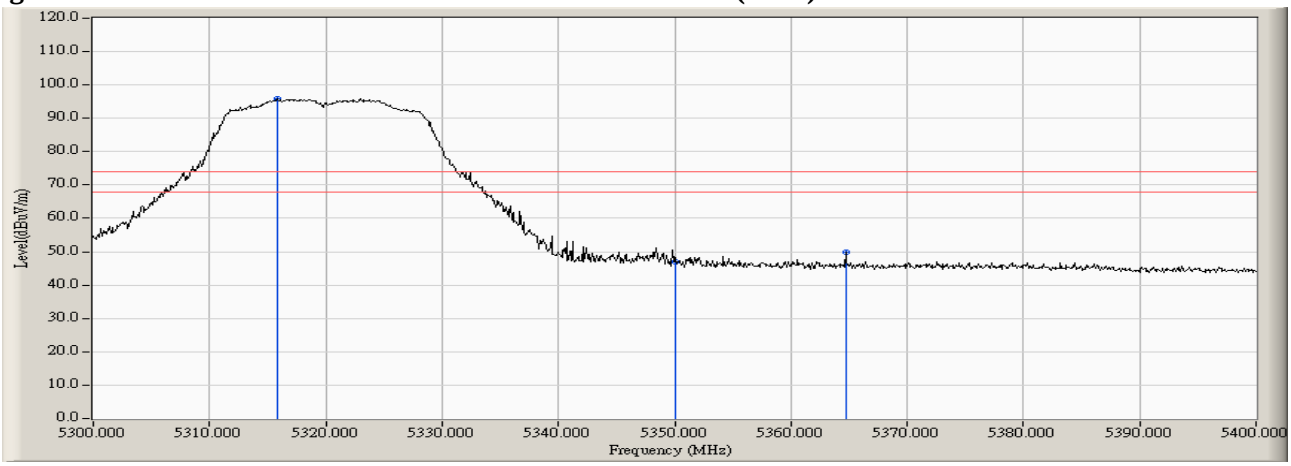

Figure Channel 64: Horizontal (Average)

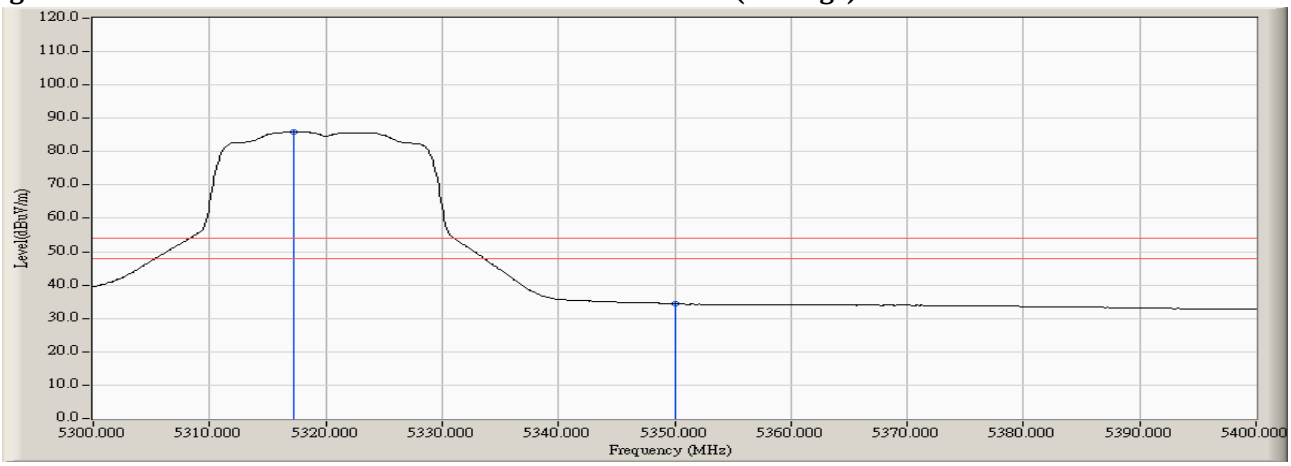

Note:

1. All readings above 1GHz are performed with peak and/or average measurements as necessary.
2. Peak measurements: RBW = 1MHz, VBW = 3 MHz, Sweep: Auto.
3. Average measurements: RBW = 1MHz, VBW = 10 Hz, Sweep: Auto.
4. " * ", means this data is the worst emission level.
5. Measurement Level = Reading Level + Correct Factor.
6. The average measurement was not performed when the peak measured data under the limit of average detection.

Product : INTEL DUAL BAND WIRELESS–AC 7265
Test Item : Band Edge Data
Test Site : No.3 OATS
Test Mode : Mode 1 SISO A: Transmit (802.11n-20BW 7.2Mbps) -Channel 64 (5320MHz)

RF Radiated Measurement (Vertical):

Channel No.	Frequency (MHz)	Correct Factor (dB)	Reading Level (dBμV)	Emission Level (dBμV/m)	Peak Limit (dBμV/m)	Arerage Limit (dBμV/m)	Result
64 (Peak)	5323.300	1.436	93.381	94.817	--	--	--
64 (Peak)	5350.000	1.507	44.354	45.861	74.00	54.00	Pass
64 (Peak)	5351.600	1.519	46.208	47.727	74.00	54.00	Pass
64 (Average)	5322.700	1.441	83.052	84.493	--	--	--
64 (Average)	5350.000	1.507	32.365	33.872	74.00	54.00	Pass

Figure Channel 64: Vertical (Peak)

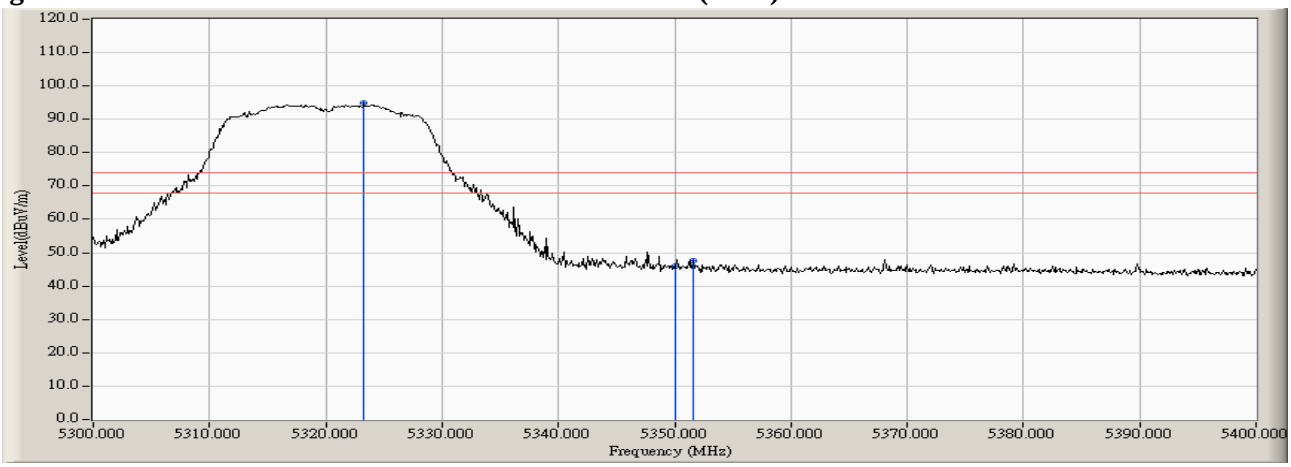

Figure Channel 64: Vertical (Average)

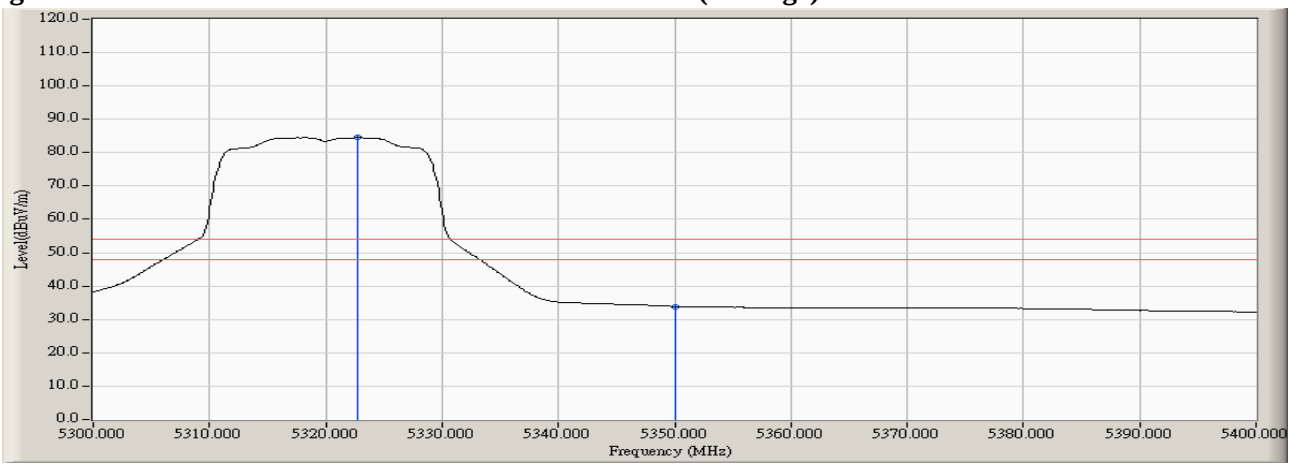

Note:

1. All readings above 1GHz are performed with peak and/or average measurements as necessary.
2. Peak measurements: RBW = 1MHz, VBW = 3 MHz, Sweep: Auto.
3. Average measurements: RBW = 1MHz, VBW = 10 Hz, Sweep: Auto.
4. " * ", means this data is the worst emission level.
5. Measurement Level = Reading Level + Correct Factor.
6. The average measurement was not performed when the peak measured data under the limit of average detection.

Product : INTEL DUAL BAND WIRELESS–AC 7265
Test Item : Band Edge Data
Test Site : No.3 OATS
Test Mode : Mode 1 SISO A: Transmit (802.11n-20BW 7.2Mbps) -Channel 100 (5500MHz)

RF Radiated Measurement (Horizontal):

Channel No.	Frequency (MHz)	Correct Factor (dB)	Reading Level (dBμV)	Emission Level (dBμV/m)	Peak Limit (dBμV/m)	Arerage Limit (dBμV/m)	Result
100 (Peak)	5458.100	1.702	48.267	49.969	74.00	54.00	Pass
100 (Peak)	5460.000	1.686	45.368	47.055	74.00	54.00	Pass
100 (Peak)	5504.000	1.672	96.862	98.534	--	--	--
100 (Average)	5460.000	1.686	32.676	34.363	74.00	54.00	Pass
100 (Average)	5503.300	1.657	86.418	88.075	--	--	--

Figure Channel 100: Horizontal (Peak)

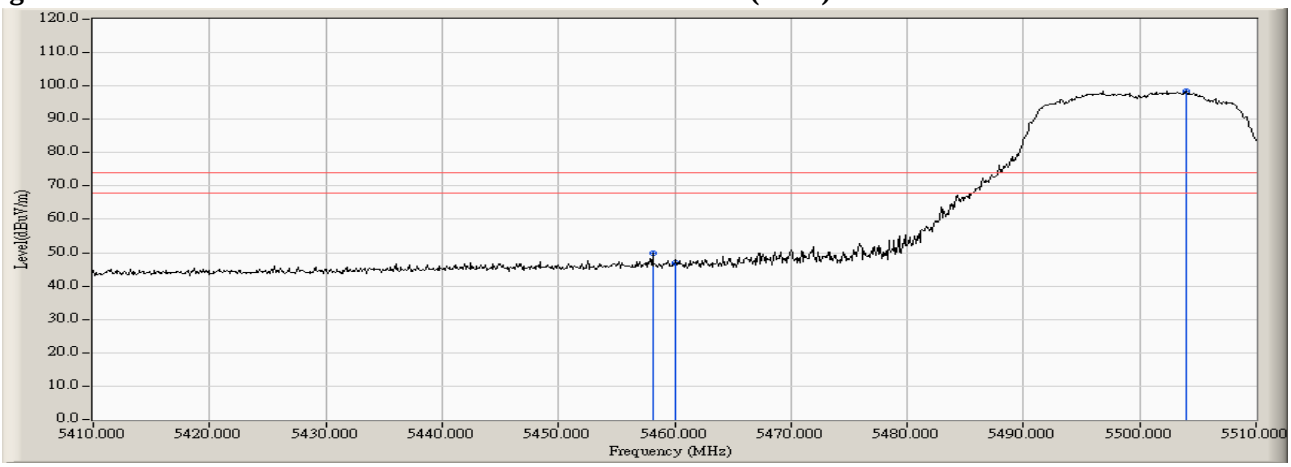

Figure Channel 100: Horizontal (Average)

Note:

1. All readings above 1GHz are performed with peak and/or average measurements as necessary.
2. Peak measurements: RBW = 1MHz, VBW = 3 MHz, Sweep: Auto.
3. Average measurements: RBW = 1MHz, VBW = 10 Hz, Sweep: Auto.
4. " * ", means this data is the worst emission level.
5. Measurement Level = Reading Level + Correct Factor.
6. The average measurement was not performed when the peak measured data under the limit of average detection.

Product : INTEL DUAL BAND WIRELESS–AC 7265
Test Item : Band Edge Data
Test Site : No.3 OATS
Test Mode : Mode 1 SISO A: Transmit (802.11n-20BW 7.2Mbps) -Channel 100 (5500MHz)

RF Radiated Measurement (Vertical):

Channel No.	Frequency (MHz)	Correct Factor (dB)	Reading Level (dBμV)	Emission Level (dBμV/m)	Peak Limit (dBμV/m)	Arerage Limit (dBμV/m)	Result
100 (Peak)	5458.300	1.701	46.369	48.069	74.00	54.00	Pass
100 (Peak)	5460.000	1.686	43.635	45.322	74.00	54.00	Pass
100 (Peak)	5498.600	1.554	93.819	95.373	--	--	--
100 (Average)	5460.000	1.686	31.686	33.373	74.00	54.00	Pass
100 (Average)	5503.300	1.657	83.046	84.703	--	--	--

Figure Channel 100: Vertical (Peak)

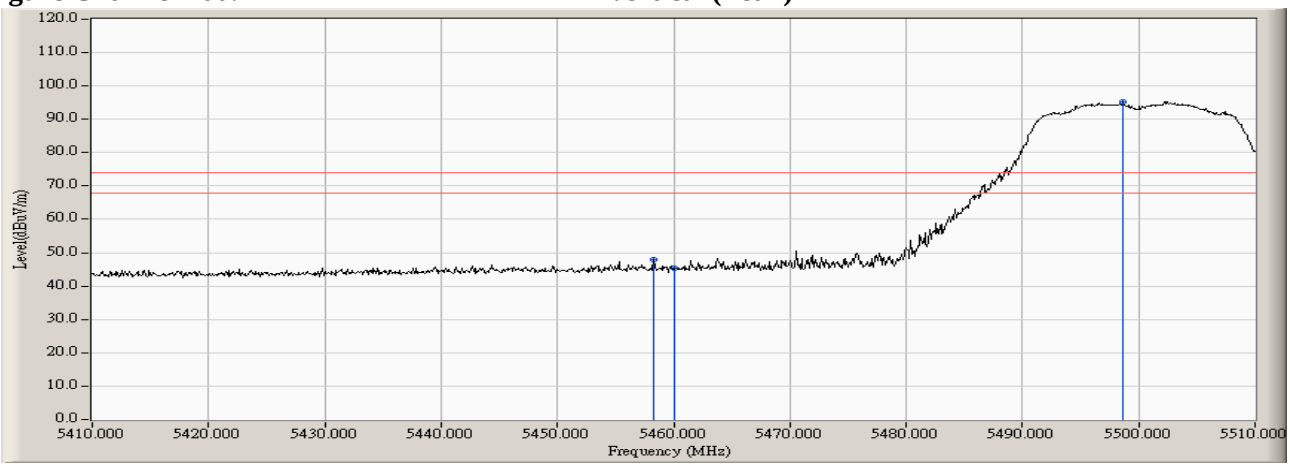

Figure Channel 100: Vertical (Average)

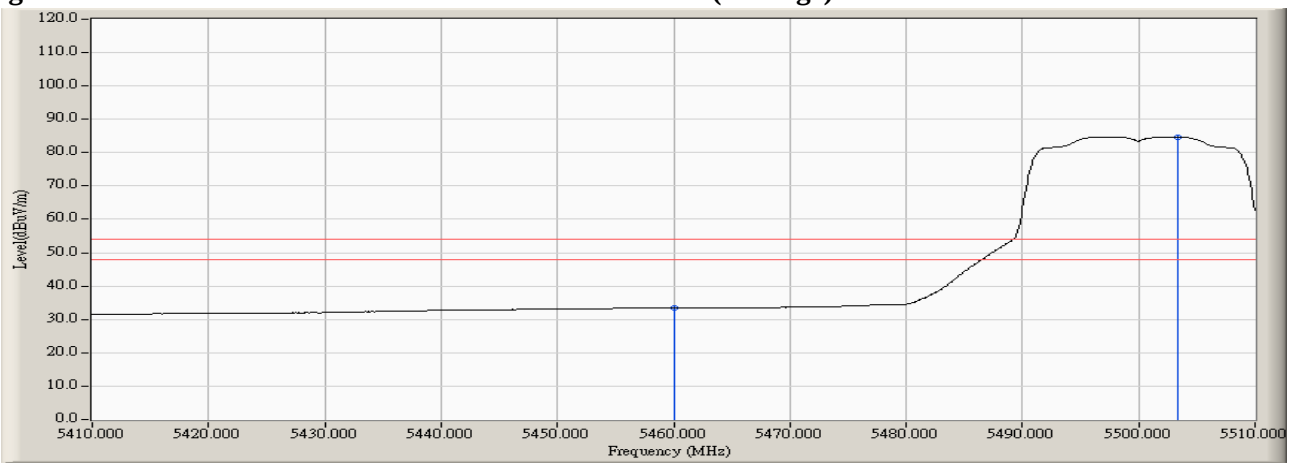

Note:

1. All readings above 1GHz are performed with peak and/or average measurements as necessary.
2. Peak measurements: RBW = 1MHz, VBW = 3 MHz, Sweep: Auto.
3. Average measurements: RBW = 1MHz, VBW = 10 Hz, Sweep: Auto.
4. " * ", means this data is the worst emission level.
5. Measurement Level = Reading Level + Correct Factor.
6. The average measurement was not performed when the peak measured data under the limit of average detection.

Product : INTEL DUAL BAND WIRELESS–AC 7265
Test Item : Band Edge Data
Test Site : No.3 OATS
Test Mode : Mode 1 SISO A: Transmit (802.11n-20BW 7.2Mbps) -Channel 100 (5500MHz)

RF Radiated Measurement:

	Frequency (MHz)	Correct Factor (dB)	Reading Level (dBμV)	Measure Level (dBμV /m)	Margin (dB)	Limit (dBμV /m)	Result
Horizontal	5464.900	1.647	50.653	52.299	-15.921	68.220	Pass
Horizontal	5470.000	1.605	47.652	49.257	-18.963	68.220	Pass
Horizontal	5502.300	1.635	98.864	100.499	32.279	68.220	Pass

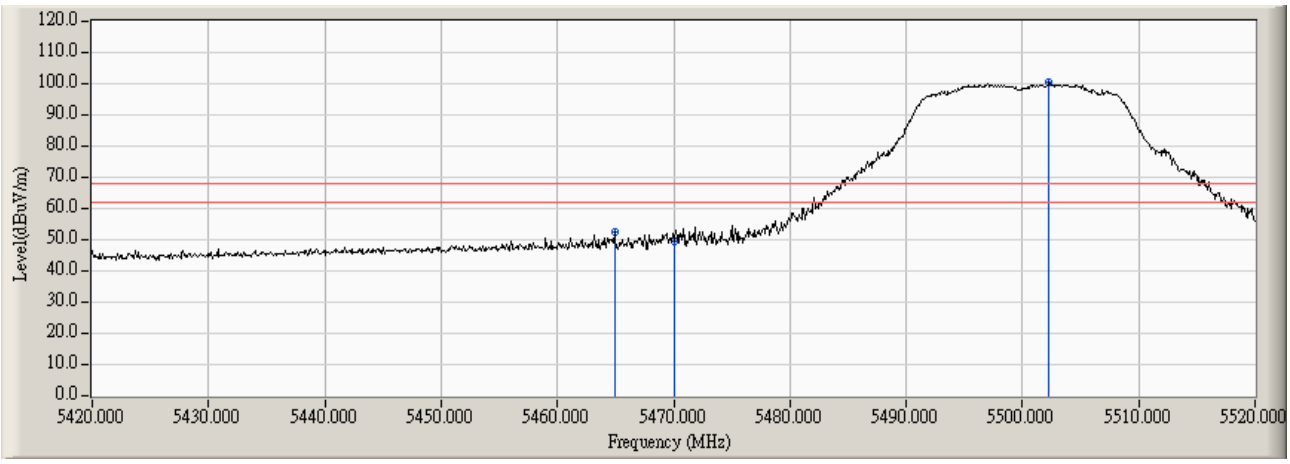

	Frequency (MHz)	Correct Factor (dB)	Reading Level (dBμV)	Measure Level (dBμV /m)	Margin (dB)	Limit (dBμV /m)	Result
Vertical	5468.000	1.621	49.458	51.079	-17.141	68.220	Pass
Vertical	5470.000	1.605	45.355	46.960	-21.260	68.220	Pass
Vertical	5503.000	1.651	96.688	98.338	30.118	68.220	Pass

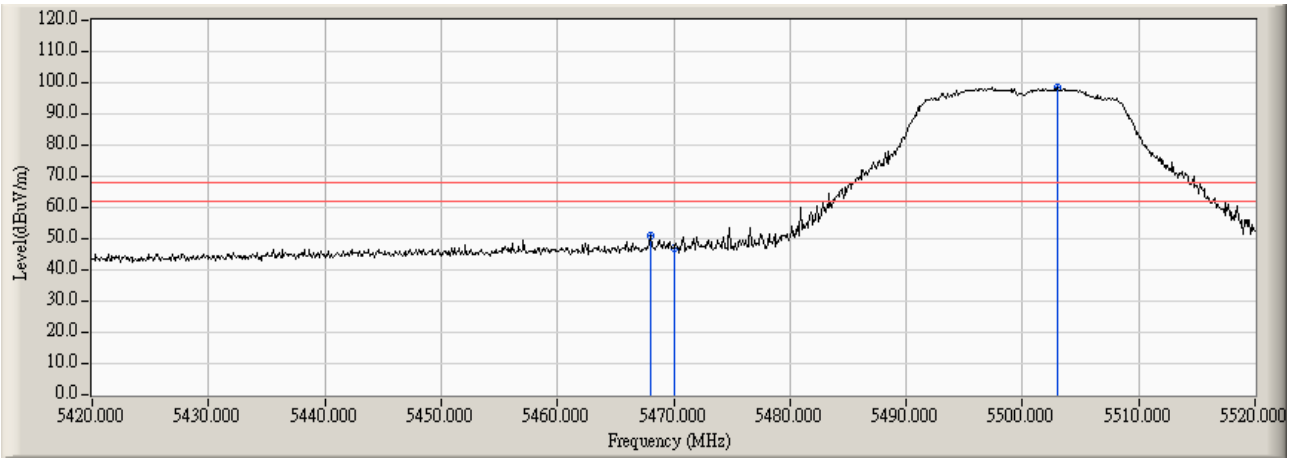

Product : INTEL DUAL BAND WIRELESS–AC 7265
Test Item : Band Edge Data
Test Site : No.3 OATS
Test Mode : Mode 1 SISO A: Transmit (802.11n-20BW 7.2Mbps) -Channel 140 (5700MHz)

RF Radiated Measurement:

	Frequency (MHz)	Correct Factor (dB)	Reading Level (dBμV)	Measure Level (dBμV /m)	Margin (dB)	Limit (dBμV /m)	Result
Horizontal	5702.600	2.244	98.218	100.462	32.242	68.220	Pass
Horizontal	5725.000	2.012	50.463	52.475	-15.745	68.220	Pass
Horizontal	5733.600	1.932	52.410	54.342	-13.878	68.220	Pass

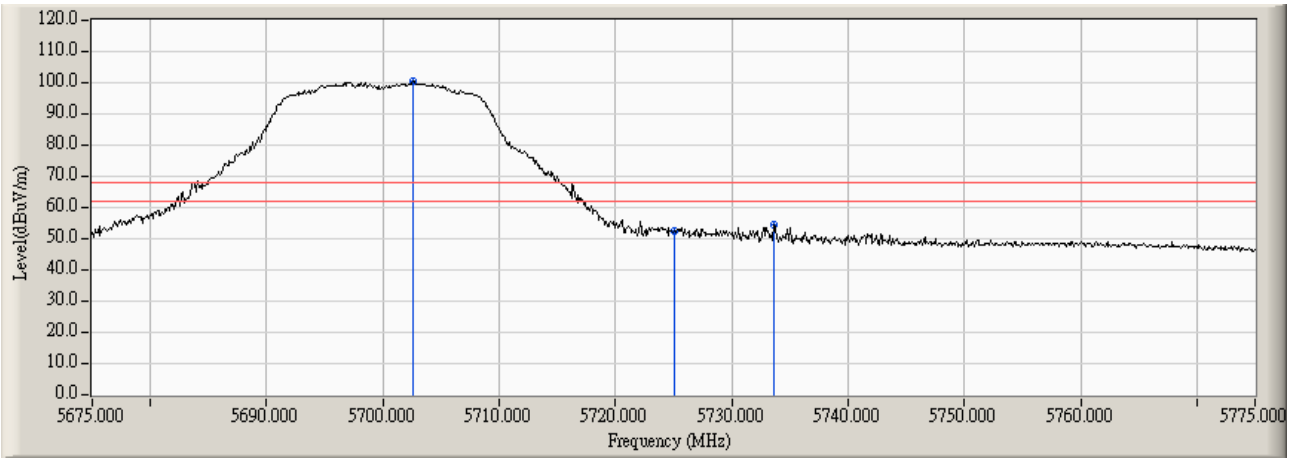

	Frequency (MHz)	Correct Factor (dB)	Reading Level (dBμV)	Measure Level (dBμV /m)	Margin (dB)	Limit (dBμV /m)	Result
Vertical	5704.000	2.265	94.323	96.588	28.368	68.220	Pass
Vertical	5725.000	2.012	47.148	49.160	-19.060	68.220	Pass
Vertical	5727.800	1.974	48.805	50.779	-17.441	68.220	Pass

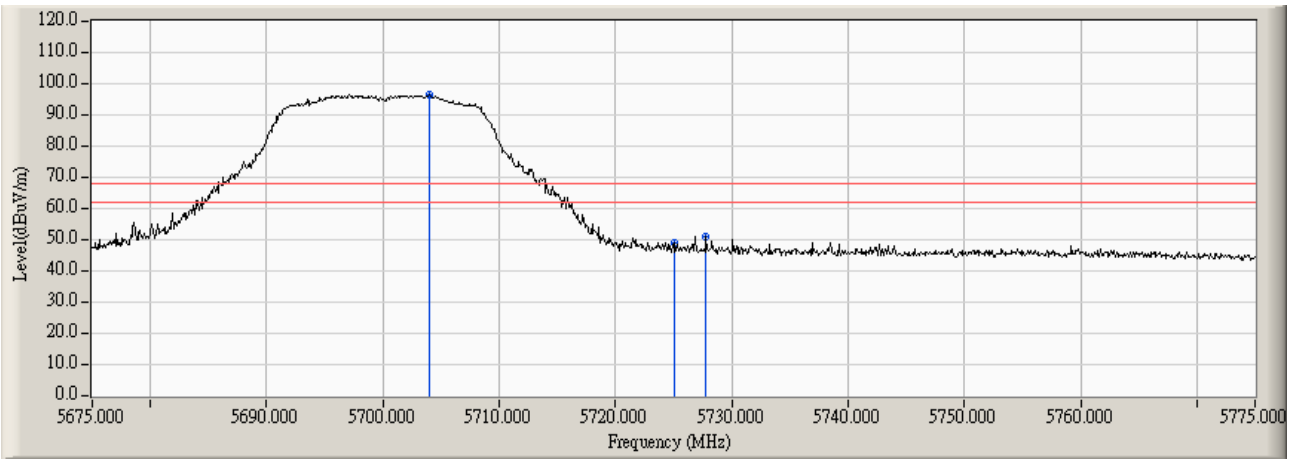

Product : INTEL DUAL BAND WIRELESS–AC 7265
Test Item : Band Edge Data
Test Site : No.3 OATS
Test Mode : Mode 1 SISO A: Transmit (802.11n-40BW 15Mbps) -Channel 38 (5190MHz)

RF Radiated Measurement (Horizontal):

Channel No.	Frequency (MHz)	Correct Factor (dB)	Reading Level (dBμV)	Emission Level (dBμV/m)	Peak Limit (dBμV/m)	Average Limit (dBμV/m)	Result
38 (Peak)	5149.600	1.362	57.184	58.546	74.00	54.00	Pass
38 (Peak)	5150.000	1.365	54.926	56.291	74.00	54.00	Pass
38 (Peak)	5179.600	1.446	96.061	97.507	--	--	--
38 (Average)	5150.000	1.365	41.177	42.542	74.00	54.00	Pass
38 (Average)	5178.700	1.444	84.538	85.981	--	--	--

Figure Channel 38: Horizontal (Peak)

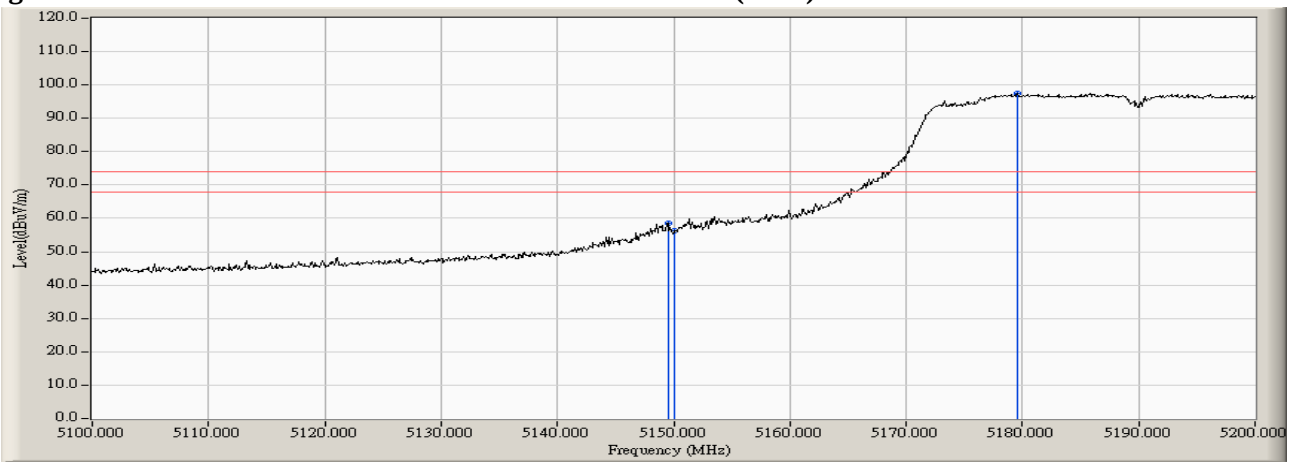

Figure Channel 38: Horizontal (Average)

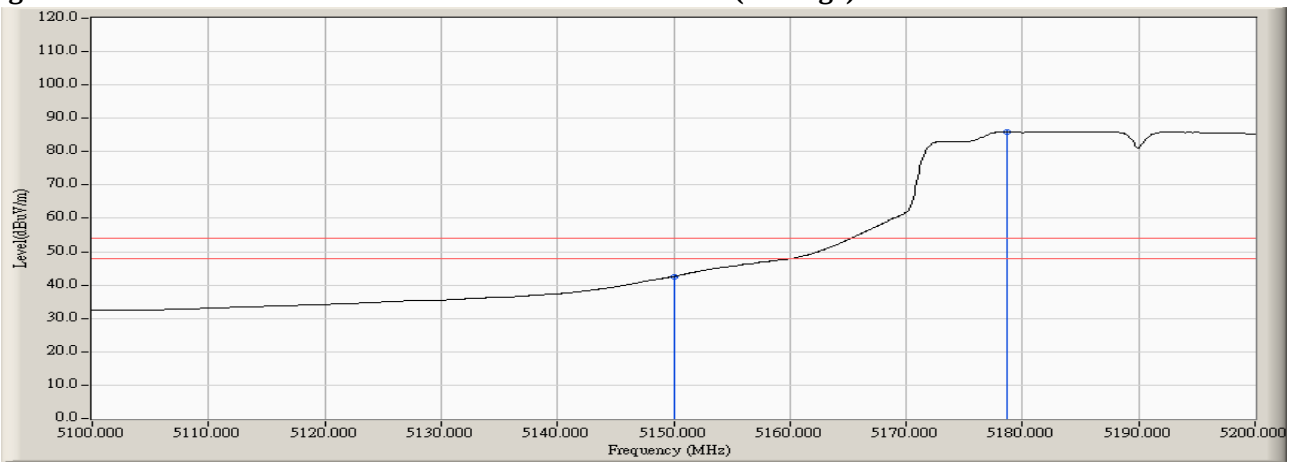

Note:

1. All readings above 1GHz are performed with peak and/or average measurements as necessary.
2. Peak measurements: RBW = 1MHz, VBW = 3 MHz, Sweep: Auto.
3. Average measurements: RBW = 1MHz, VBW = 10 Hz, Sweep: Auto.
4. " * ", means this data is the worst emission level.
5. Measurement Level = Reading Level + Correct Factor.
6. The average measurement was not performed when the peak measured data under the limit of average detection.

Product : INTEL DUAL BAND WIRELESS–AC 7265
Test Item : Band Edge Data
Test Site : No.3 OATS
Test Mode : Mode 1 SISO A: Transmit (802.11n-40BW 15Mbps) -Channel 38 (5190MHz)

RF Radiated Measurement (Vertical):

Channel No.	Frequency (MHz)	Correct Factor (dB)	Reading Level (dBμV)	Emission Level (dBμV/m)	Peak Limit (dBμV/m)	Average Limit (dBμV/m)	Result
38 (Peak)	5148.800	1.356	52.272	53.628	74.00	54.00	Pass
38 (Peak)	5150.000	1.365	49.987	51.352	74.00	54.00	Pass
38 (Peak)	5181.500	1.452	90.955	92.407	--	--	--
38 (Average)	5150.000	1.365	35.254	36.619	74.00	54.00	Pass
38 (Average)	5187.300	1.469	77.241	78.709	--	--	--

Figure Channel 38: Vertical (Peak)

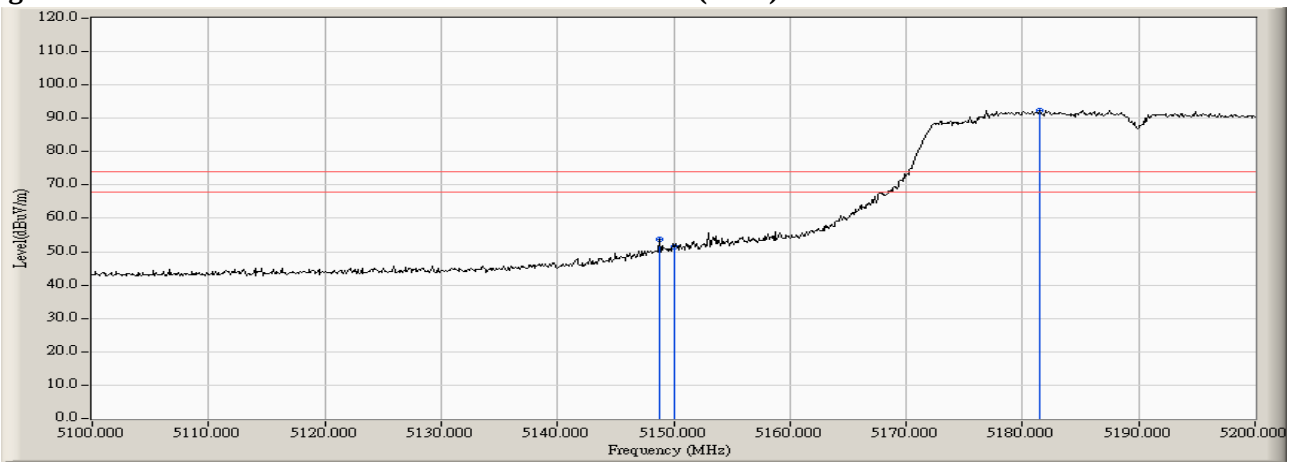

Figure Channel 38: Vertical (Average)

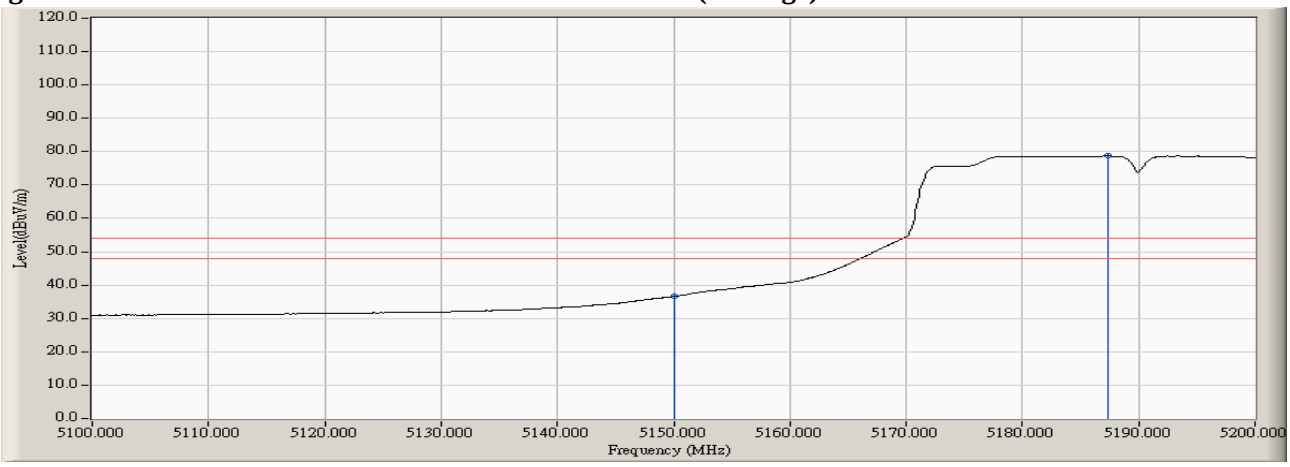

Note:

1. All readings above 1GHz are performed with peak and/or average measurements as necessary.
2. Peak measurements: RBW = 1MHz, VBW = 3 MHz, Sweep: Auto.
3. Average measurements: RBW = 1MHz, VBW = 10 Hz, Sweep: Auto.
4. " * ", means this data is the worst emission level.
5. Measurement Level = Reading Level + Correct Factor.
6. The average measurement was not performed when the peak measured data under the limit of average detection.

Product : INTEL DUAL BAND WIRELESS–AC 7265
Test Item : Band Edge Data
Test Site : No.3 OATS
Test Mode : Mode 1 SISO A: Transmit (802.11n-40BW 15Mbps) -Channel 62 (5310MHz)

RF Radiated Measurement (Horizontal):

Channel No.	Frequency (MHz)	Correct Factor (dB)	Reading Level (dBμV)	Emission Level (dBμV/m)	Peak Limit (dBμV/m)	Arerage Limit (dBμV/m)	Result
62 (Peak)	5300.800	1.482	90.655	92.137	--	--	--
62 (Peak)	5350.000	1.507	45.847	47.354	74.00	54.00	Pass
62 (Peak)	5351.600	1.519	46.241	47.760	74.00	54.00	Pass
62 (Average)	5316.200	1.490	80.226	81.716	--	--	--
62 (Average)	5350.000	1.507	33.038	34.545	74.00	54.00	Pass

Figure Channel 62: Horizontal (Peak)

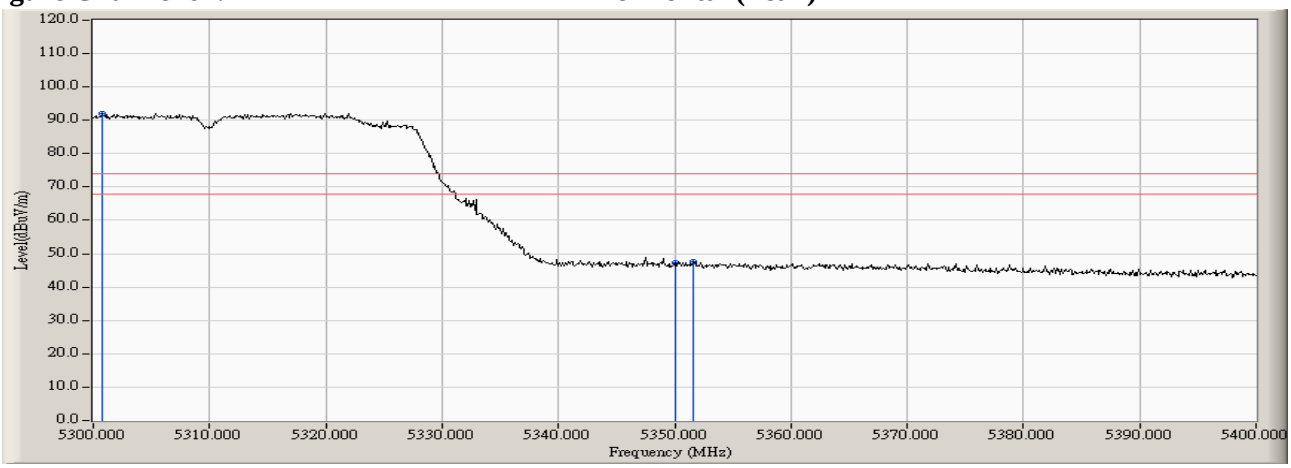

Figure Channel 62: Horizontal (Average)

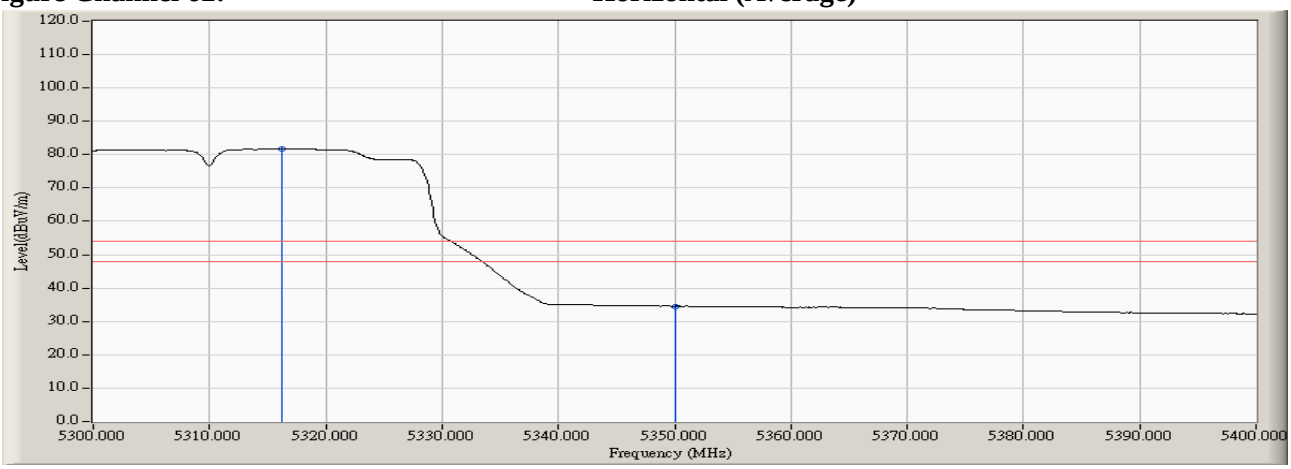

Note:

1. All readings above 1GHz are performed with peak and/or average measurements as necessary.
2. Peak measurements: RBW = 1MHz, VBW = 3 MHz, Sweep: Auto.
3. Average measurements: RBW = 1MHz, VBW = 10 Hz, Sweep: Auto.
4. " * ", means this data is the worst emission level.
5. Measurement Level = Reading Level + Correct Factor.
6. The average measurement was not performed when the peak measured data under the limit of average detection.

Product : INTEL DUAL BAND WIRELESS–AC 7265
Test Item : Band Edge Data
Test Site : No.3 OATS
Test Mode : Mode 1 SISO A: Transmit (802.11n-40BW 15Mbps) -Channel 62 (5310MHz)

RF Radiated Measurement (Vertical):

Channel No.	Frequency (MHz)	Correct Factor (dB)	Reading Level (dBμV)	Emission Level (dBμV/m)	Peak Limit (dBμV/m)	Arerage Limit (dBμV/m)	Result
62 (Peak)	5300.300	1.481	89.686	91.167	--	--	--
62 (Peak)	5350.000	1.507	44.336	45.843	74.00	54.00	Pass
62 (Peak)	5371.400	1.630	45.512	47.142	74.00	54.00	Pass
62 (Average)	5316.500	1.488	79.101	80.589	--	--	--
62 (Average)	5350.000	1.507	32.646	34.153	74.00	54.00	Pass

Figure Channel 62: Vertical (Peak)

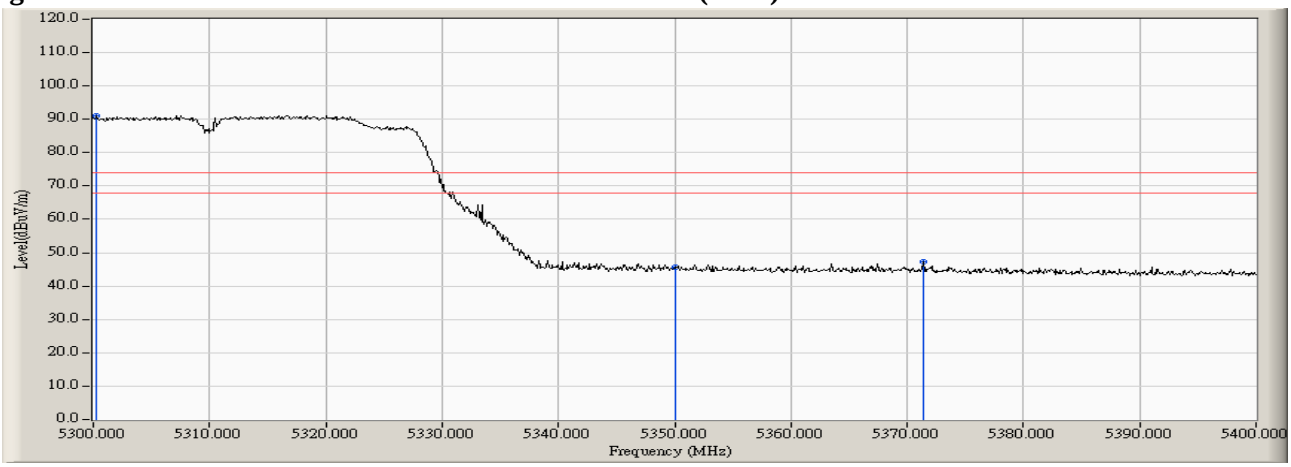

Figure Channel 62: Vertical (Average)

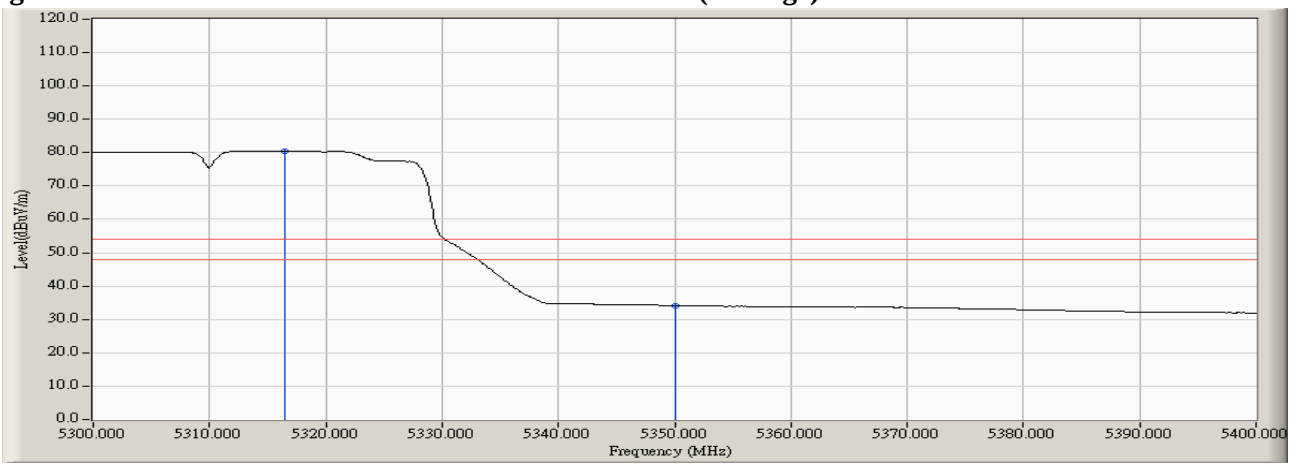

Note:

1. All readings above 1GHz are performed with peak and/or average measurements as necessary.
2. Peak measurements: RBW = 1MHz, VBW = 3 MHz, Sweep: Auto.
3. Average measurements: RBW = 1MHz, VBW = 10 Hz, Sweep: Auto.
4. " * ", means this data is the worst emission level.
5. Measurement Level = Reading Level + Correct Factor.
6. The average measurement was not performed when the peak measured data under the limit of average detection.

Product : INTEL DUAL BAND WIRELESS–AC 7265
Test Item : Band Edge Data
Test Site : No.3 OATS
Test Mode : Mode 1 SISO A: Transmit (802.11n-40BW 15Mbps) -Channel 102 (5510MHz)

RF Radiated Measurement (Horizontal):

Channel No.	Frequency (MHz)	Correct Factor (dB)	Reading Level (dBμV)	Emission Level (dBμV/m)	Peak Limit (dBμV/m)	Arerage Limit (dBμV/m)	Result
102 (Peak)	5459.800	1.688	46.457	48.145	74.00	54.00	Pass
102 (Peak)	5460.000	1.686	43.637	45.324	74.00	54.00	Pass
102 (Peak)	5502.300	1.635	94.081	95.716	--	--	--
102 (Average)	5460.000	1.686	32.835	34.522	74.00	54.00	Pass
102 (Average)	5507.800	1.755	82.469	84.224	--	--	--

Figure Channel 102: Horizontal (Peak)

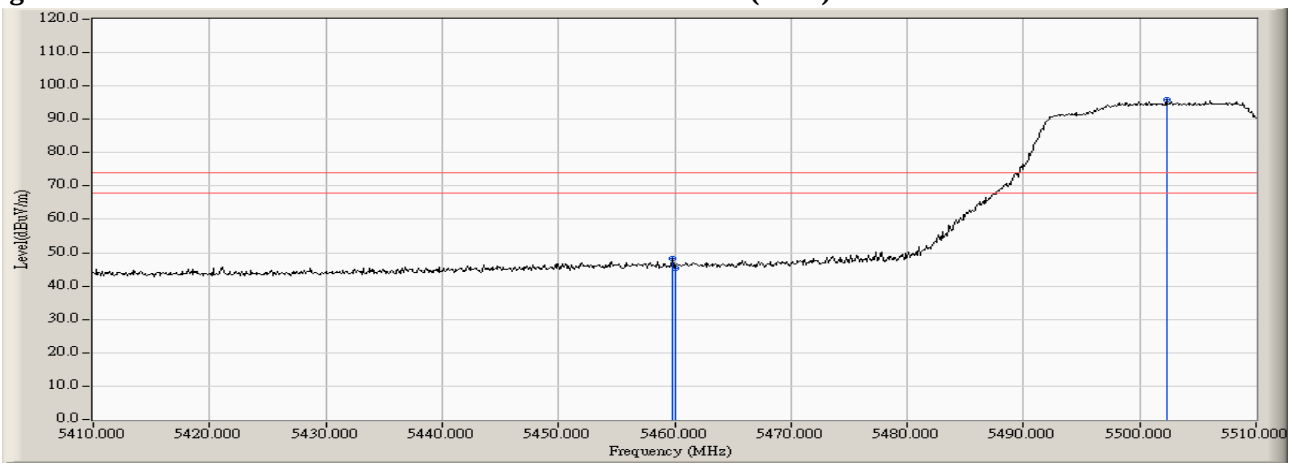

Figure Channel 102: Horizontal (Average)

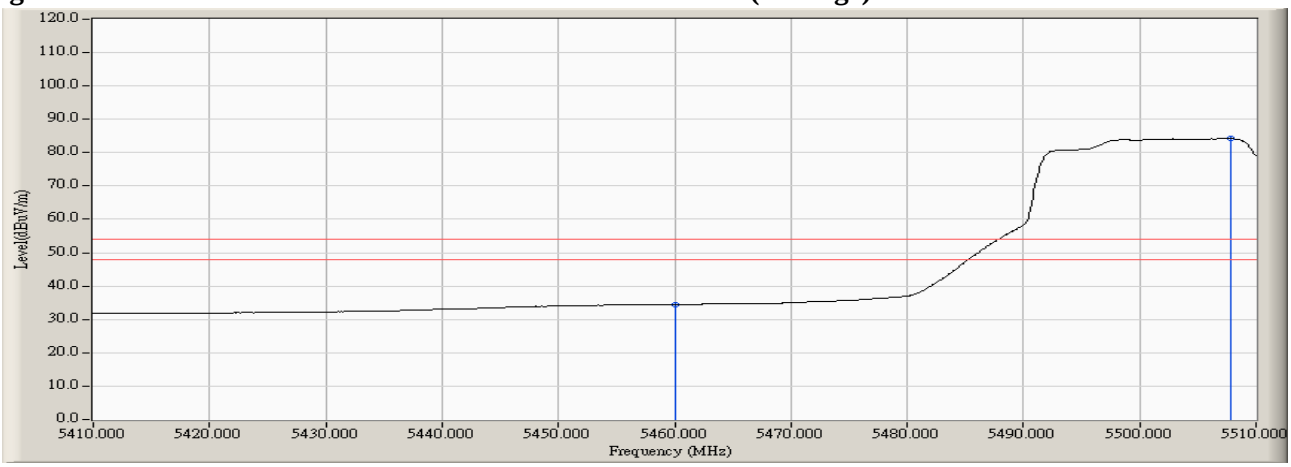

Note:

1. All readings above 1GHz are performed with peak and/or average measurements as necessary.
2. Peak measurements: RBW = 1MHz, VBW = 3 MHz, Sweep: Auto.
3. Average measurements: RBW = 1MHz, VBW = 10 Hz, Sweep: Auto.
4. " * ", means this data is the worst emission level.
5. Measurement Level = Reading Level + Correct Factor.
6. The average measurement was not performed when the peak measured data under the limit of average detection.

Product : INTEL DUAL BAND WIRELESS–AC 7265
Test Item : Band Edge Data
Test Site : No.3 OATS
Test Mode : Mode 1 SISO A: Transmit (802.11n-40BW 15Mbps) -Channel 102 (5510MHz)

RF Radiated Measurement (Vertical):

Channel No.	Frequency (MHz)	Correct Factor (dB)	Reading Level (dBμV)	Emission Level (dBμV/m)	Peak Limit (dBμV/m)	Arerage Limit (dBμV/m)	Result
102 (Peak)	5458.100	1.702	44.558	46.260	74.00	54.00	Pass
102 (Peak)	5460.000	1.686	43.827	45.514	74.00	54.00	Pass
102 (Peak)	5502.800	1.646	90.052	91.698	--	--	--
102 (Average)	5460.000	1.686	31.875	33.562	74.00	54.00	Pass
102 (Average)	5502.500	1.640	79.268	80.907	--	--	--

Figure Channel 102: Vertical (Peak)

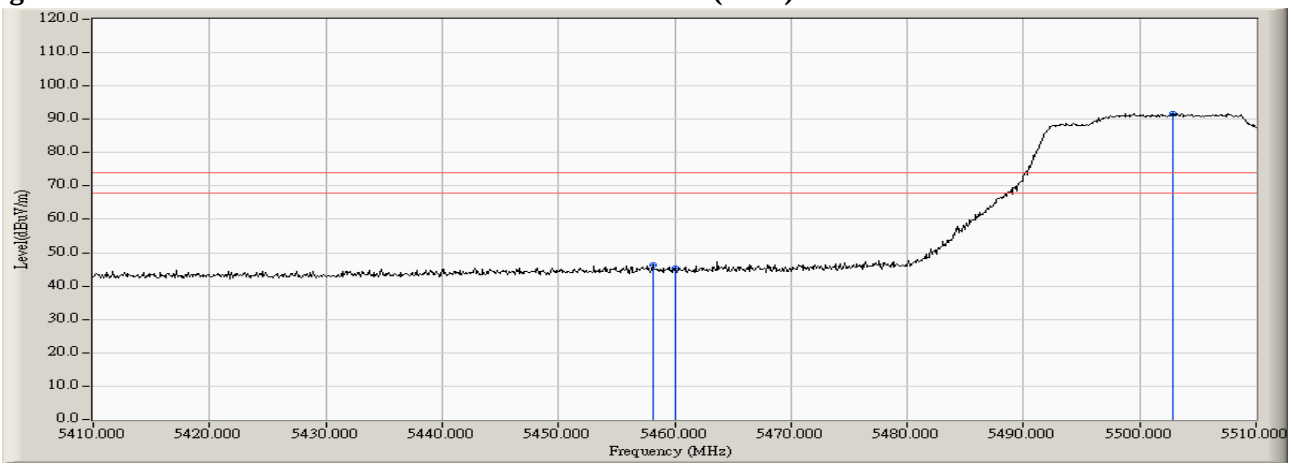

Figure Channel 102: Vertical (Average)

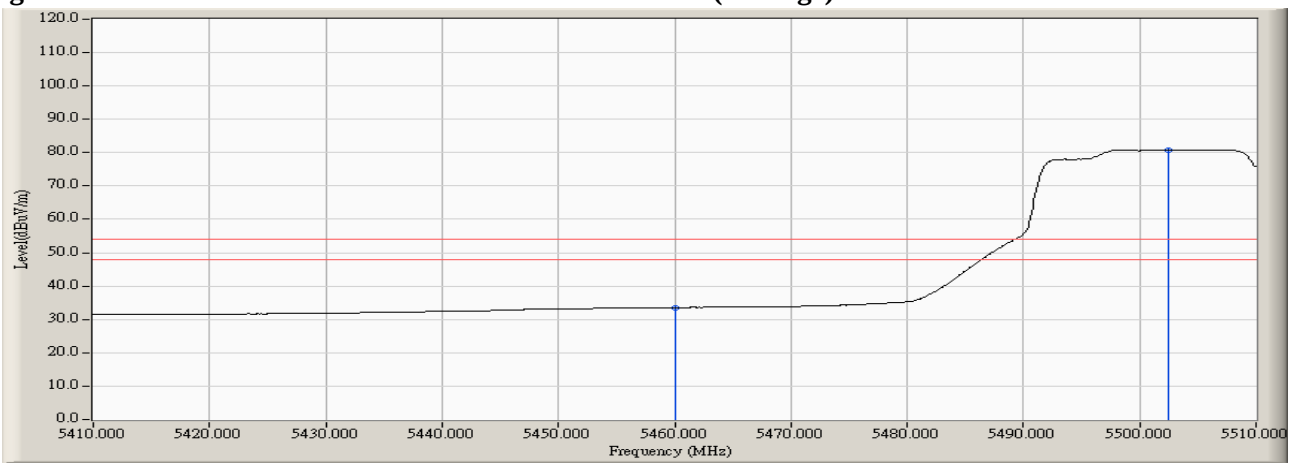

Note:

1. All readings above 1GHz are performed with peak and/or average measurements as necessary.
2. Peak measurements: RBW = 1MHz, VBW = 3 MHz, Sweep: Auto.
3. Average measurements: RBW = 1MHz, VBW = 10 Hz, Sweep: Auto.
4. " * ", means this data is the worst emission level.
5. Measurement Level = Reading Level + Correct Factor.
6. The average measurement was not performed when the peak measured data under the limit of average detection.

Product : INTEL DUAL BAND WIRELESS–AC 7265
Test Item : Band Edge Data
Test Site : No.3 OATS
Test Mode : Mode 1 SISO A: Transmit (802.11n-40BW 15Mbps) -Channel 102 (5510MHz)

RF Radiated Measurement:

	Frequency (MHz)	Correct Factor (dB)	Reading Level (dBμV)	Measure Level (dBμV /m)	Margin (dB)	Limit (dBμV /m)	Result
Horizontal	5457.400	1.708	47.078	48.786	-19.434	68.220	Pass
Horizontal	5470.000	1.605	45.397	47.002	-21.218	68.220	Pass
Horizontal	5518.400	1.893	92.600	94.493	26.273	68.220	Pass

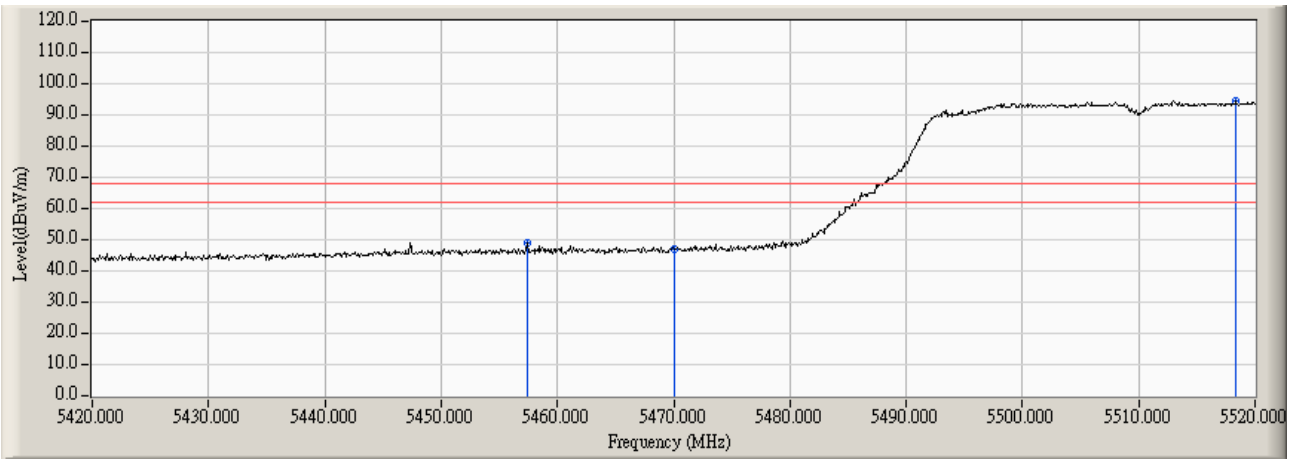

	Frequency (MHz)	Correct Factor (dB)	Reading Level (dBμV)	Measure Level (dBμV /m)	Margin (dB)	Limit (dBμV /m)	Result
Vertical	5457.300	1.709	46.108	47.817	-20.403	68.220	Pass
Vertical	5470.000	1.605	44.945	46.550	-21.670	68.220	Pass
Vertical	5499.500	1.574	92.162	93.736	25.516	68.220	Pass

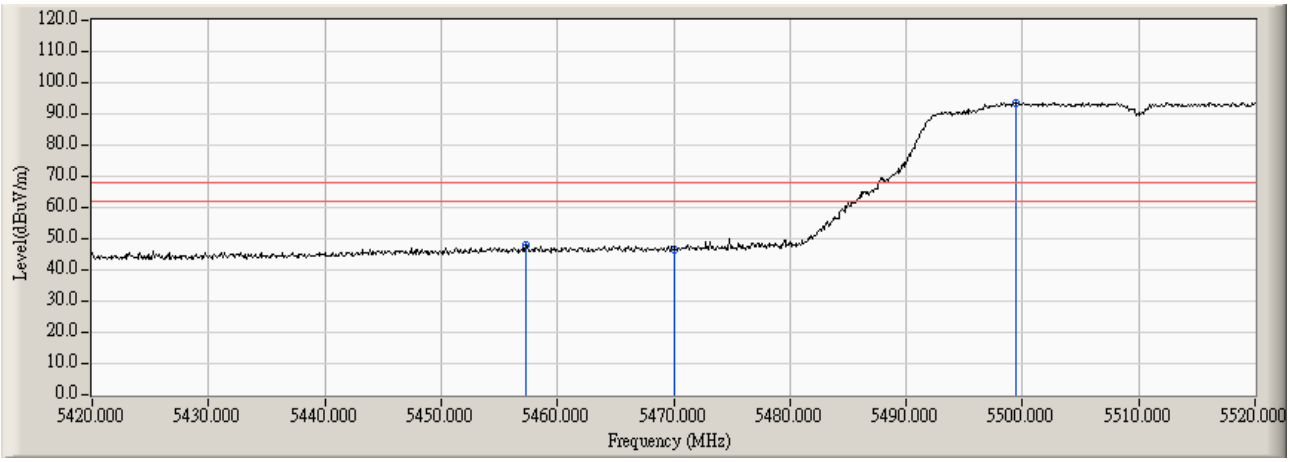

Product : INTEL DUAL BAND WIRELESS–AC 7265
Test Item : Band Edge Data
Test Site : No.3 OATS
Test Mode : Mode 1 SISO A: Transmit (802.11n-40BW 15Mbps) -Channel 134 (5670MHz)

RF Radiated Measurement:

	Frequency (MHz)	Correct Factor (dB)	Reading Level (dBμV)	Measure Level (dBμV /m)	Margin (dB)	Limit (dBμV /m)	Result
Horizontal	5678.900	2.098	92.115	94.213	25.993	68.220	Pass
Horizontal	5725.000	2.012	44.862	46.874	-21.346	68.220	Pass
Horizontal	5728.900	1.966	46.505	48.471	-19.749	68.220	Pass

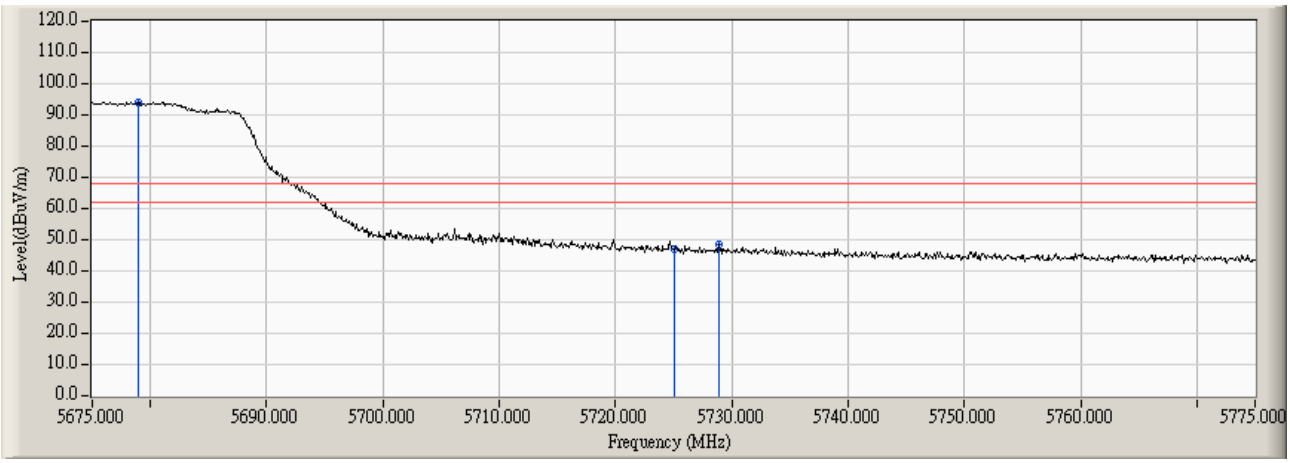

	Frequency (MHz)	Correct Factor (dB)	Reading Level (dBμV)	Measure Level (dBμV /m)	Margin (dB)	Limit (dBμV /m)	Result
Vertical	5680.700	2.093	90.892	92.985	24.765	68.220	Pass
Vertical	5725.000	2.012	44.399	46.411	-21.809	68.220	Pass
Vertical	5729.000	1.965	45.418	47.383	-20.837	68.220	Pass

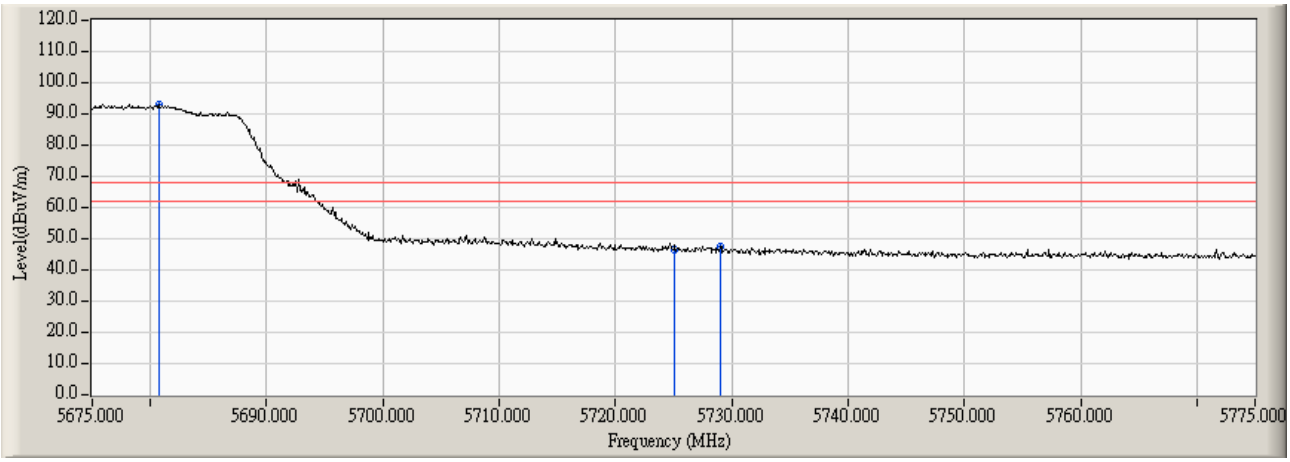

Product : INTEL DUAL BAND WIRELESS–AC 7265
Test Item : Band Edge Data
Test Site : No.3 OATS
Test Mode : Mode 1 SISO A: Transmit (802.11ac-80BW-32.5Mbps) -Channel 42 (5210MHz)

RF Radiated Measurement (Horizontal):

Channel No.	Frequency (MHz)	Correct Factor (dB)	Reading Level (dBμV)	Emission Level (dBμV/m)	Peak Limit (dBμV/m)	Average Limit (dBμV/m)	Result
42 (Peak)	5148.100	1.351	47.445	48.796	74.00	54.00	Pass
42 (Peak)	5150.000	1.365	46.571	47.936	74.00	54.00	Pass
42 (Peak)	5186.700	1.467	87.857	89.324	--	--	--
42 (Average)	5150.000	1.365	33.784	35.149	74.00	54.00	Pass
42 (Average)	5187.200	1.468	75.234	76.702	--	--	--

Figure Channel 42: Horizontal (Peak)

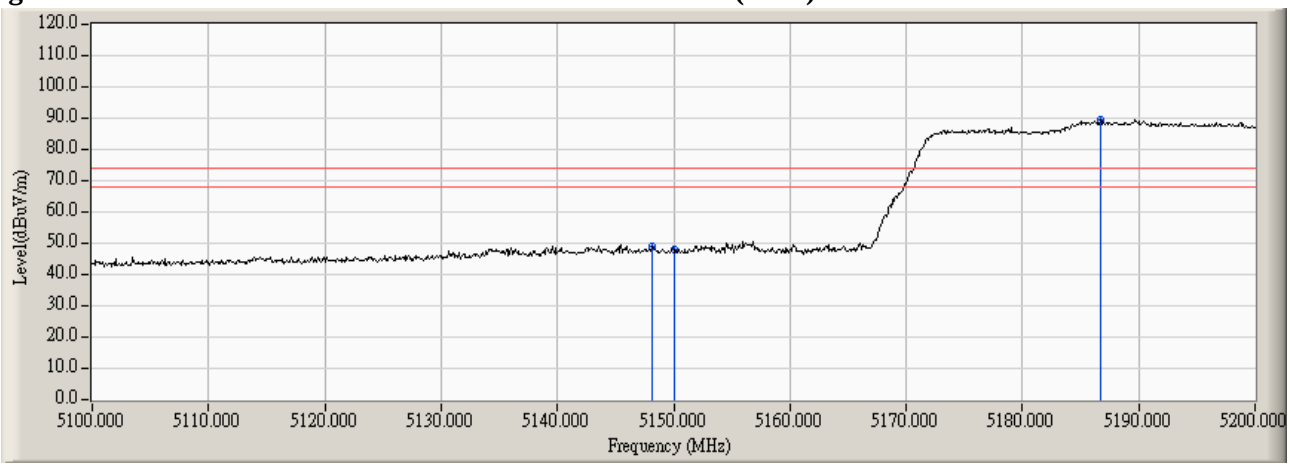

Figure Channel 42: Horizontal (Average)

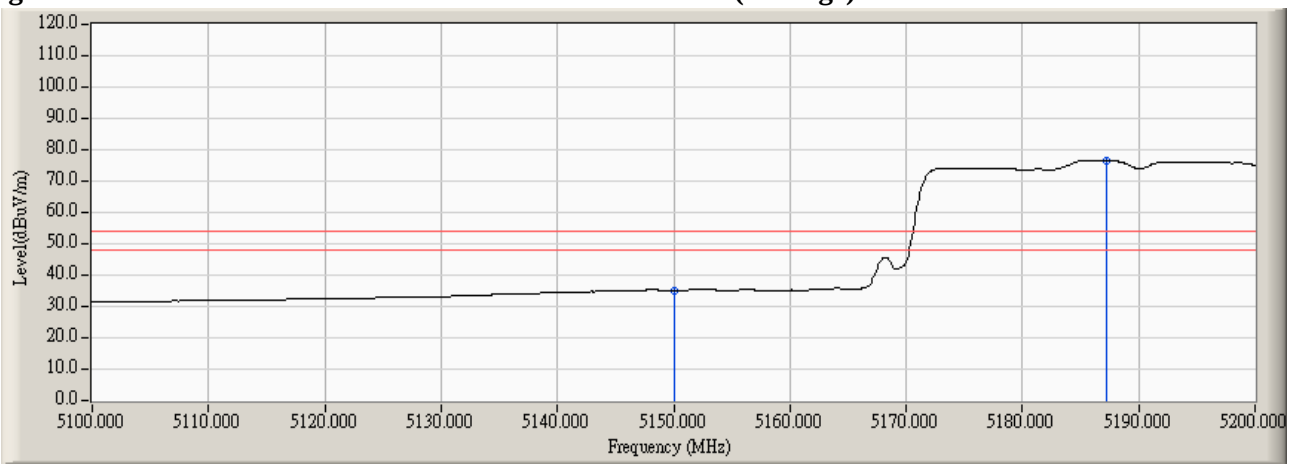

Note:

1. All readings above 1GHz are performed with peak and/or average measurements as necessary.
2. Peak measurements: RBW = 1MHz, VBW = 3 MHz, Sweep: Auto.
3. Average measurements: RBW = 1MHz, VBW = 10 Hz, Sweep: Auto.
4. " * ", means this data is the worst emission level.
5. Measurement Level = Reading Level + Correct Factor.
6. The average measurement was not performed when the peak measured data under the limit of average detection.

Product : INTEL DUAL BAND WIRELESS–AC 7265
Test Item : Band Edge Data
Test Site : No.3 OATS
Test Mode : Mode 1 SISO A: Transmit (802.11ac-80BW-32.5Mbps) -Channel 42 (5210MHz)

RF Radiated Measurement (Vertical):

Channel No.	Frequency (MHz)	Correct Factor (dB)	Reading Level (dBμV)	Emission Level (dBμV/m)	Peak Limit (dBμV/m)	Average Limit (dBμV/m)	Result
42 (Peak)	5148.400	1.353	46.404	47.757	74.00	54.00	Pass
42 (Peak)	5150.000	1.365	45.153	46.518	74.00	54.00	Pass
42 (Peak)	5195.500	1.465	87.018	88.483	--	--	--
42 (Average)	5150.000	1.365	33.045	34.410	74.00	54.00	Pass
42 (Average)	5187.200	1.468	74.690	76.158	--	--	--

Figure Channel 42: Vertical (Peak)

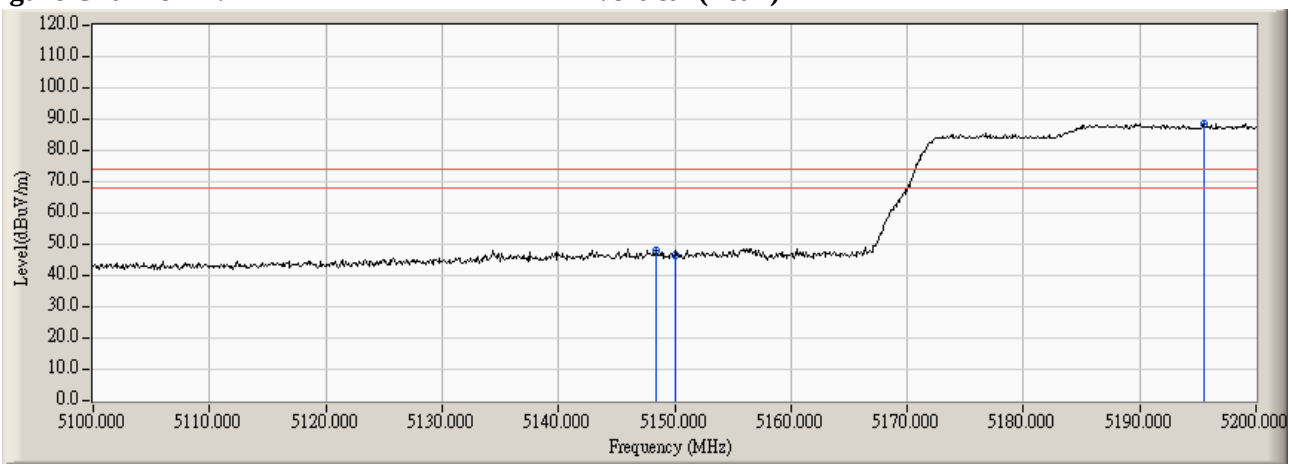

Figure Channel 42: Vertical (Average)

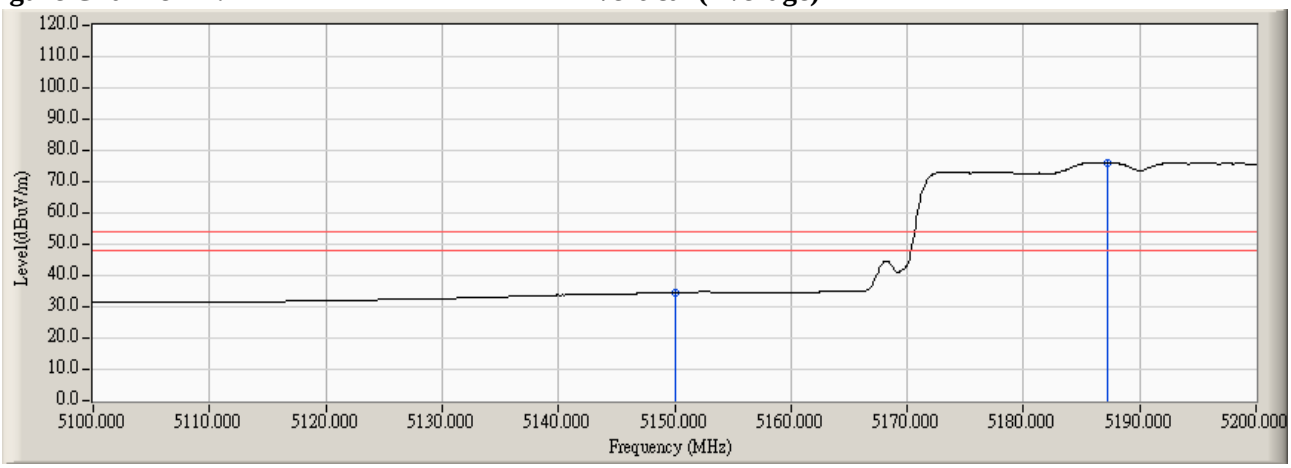

Note:

1. All readings above 1GHz are performed with peak and/or average measurements as necessary.
2. Peak measurements: RBW = 1MHz, VBW = 3 MHz, Sweep: Auto.
3. Average measurements: RBW = 1MHz, VBW = 10 Hz, Sweep: Auto.
4. " * ", means this data is the worst emission level.
5. Measurement Level = Reading Level + Correct Factor.
6. The average measurement was not performed when the peak measured data under the limit of average detection.

Product : INTEL DUAL BAND WIRELESS–AC 7265
Test Item : Band Edge Data
Test Site : No.3 OATS
Test Mode : Mode 1 SISO A: Transmit (802.11ac-80BW-32.5Mbps) -Channel 58 (5290MHz)

RF Radiated Measurement (Horizontal):

Channel No.	Frequency (MHz)	Correct Factor (dB)	Reading Level (dBμV)	Emission Level (dBμV/m)	Peak Limit (dBμV/m)	Average Limit (dBμV/m)	Result
58 (Peak)	5301.500	1.484	87.868	89.352	--	--	--
58 (Peak)	5350.000	1.507	49.131	50.638	74.00	54.00	Pass
58 (Peak)	5350.500	1.511	50.199	51.709	74.00	54.00	Pass
58 (Average)	5301.400	1.484	74.889	76.373	--	--	--
58 (Average)	5350.000	1.507	35.963	37.470	74.00	54.00	Pass

Figure Channel 58: Horizontal (Peak)

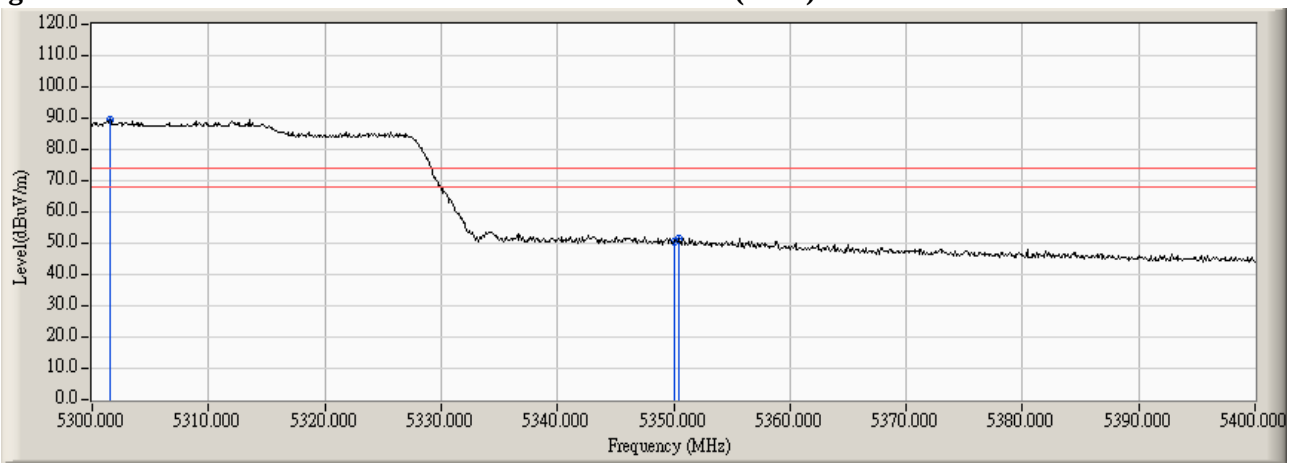

Figure Channel 58: Horizontal (Average)

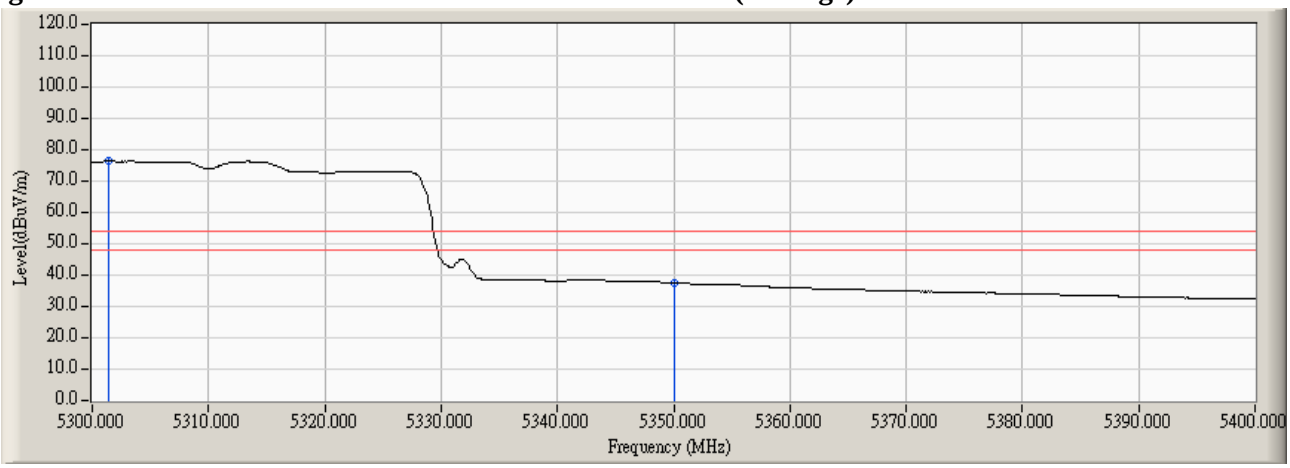

Note:

1. All readings above 1GHz are performed with peak and/or average measurements as necessary.
2. Peak measurements: RBW = 1MHz, VBW = 3 MHz, Sweep: Auto.
3. Average measurements: RBW = 1MHz, VBW = 10 Hz, Sweep: Auto.
4. " * ", means this data is the worst emission level.
5. Measurement Level = Reading Level + Correct Factor.
6. The average measurement was not performed when the peak measured data under the limit of average detection.

Product : INTEL DUAL BAND WIRELESS–AC 7265
Test Item : Band Edge Data
Test Site : No.3 OATS
Test Mode : Mode 1 SISO A: Transmit (802.11ac-80BW-32.5Mbps) -Channel 58 (5290MHz)

RF Radiated Measurement (Vertical):

Channel No.	Frequency (MHz)	Correct Factor (dB)	Reading Level (dBμV)	Emission Level (dBμV/m)	Peak Limit (dBμV/m)	Average Limit (dBμV/m)	Result
58 (Peak)	5301.100	1.483	87.731	89.214	--	--	--
58 (Peak)	5350.000	1.507	49.074	50.581	74.00	54.00	Pass
58 (Peak)	5350.200	1.508	50.711	52.219	74.00	54.00	Pass
58 (Average)	5301.500	1.484	74.822	76.306	--	--	--
58 (Average)	5350.000	1.507	36.114	37.621	74.00	54.00	Pass

Figure Channel 58: Vertical (Peak)

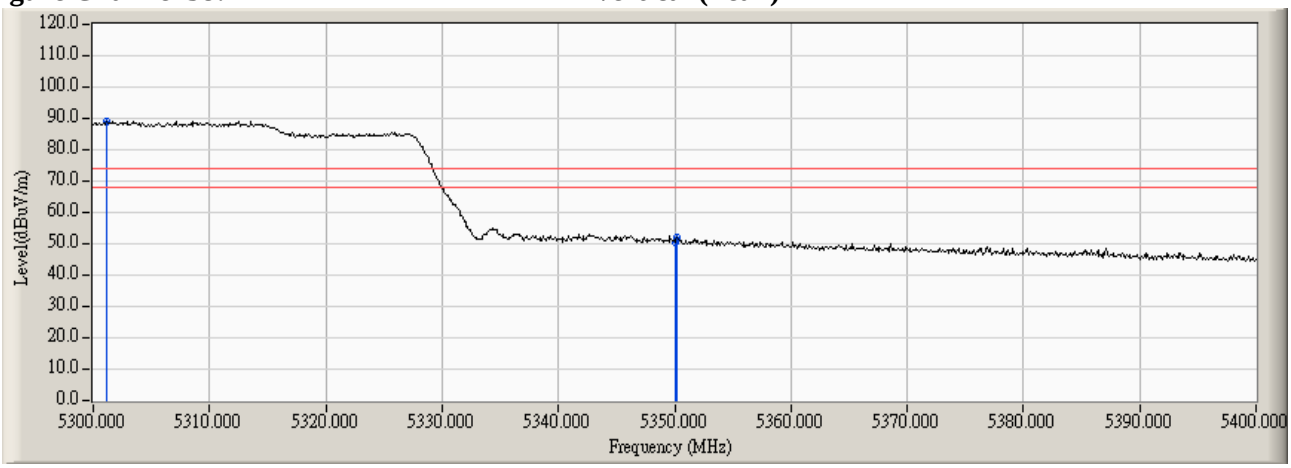

Figure Channel 58: Vertical (Average)

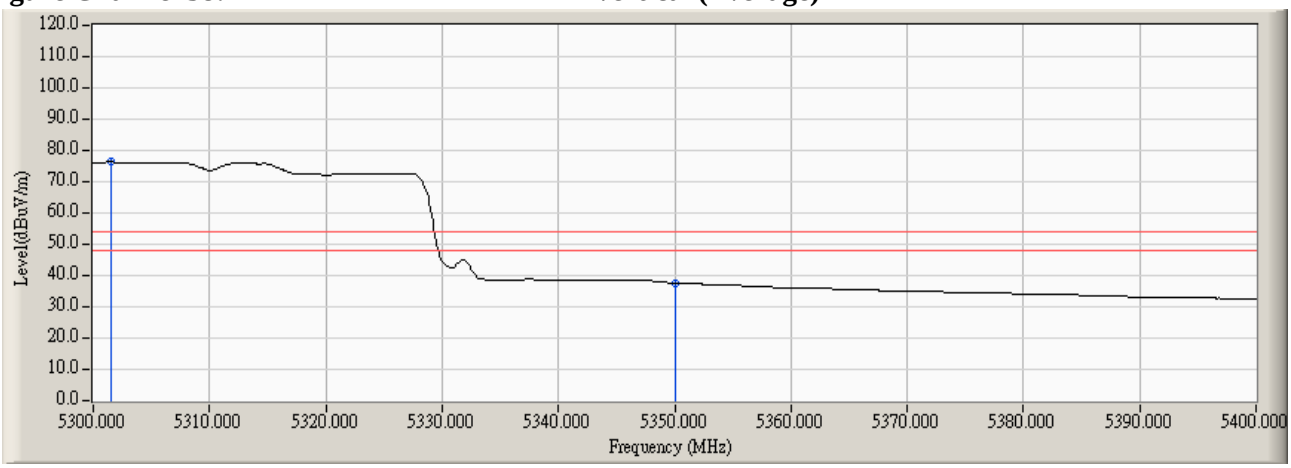

Note:

1. All readings above 1GHz are performed with peak and/or average measurements as necessary.
2. Peak measurements: RBW = 1MHz, VBW = 3 MHz, Sweep: Auto.
3. Average measurements: RBW = 1MHz, VBW = 10 Hz, Sweep: Auto.
4. " * ", means this data is the worst emission level.
5. Measurement Level = Reading Level + Correct Factor.
6. The average measurement was not performed when the peak measured data under the limit of average detection.

Product : INTEL DUAL BAND WIRELESS–AC 7265
Test Item : Band Edge Data
Test Site : No.3 OATS
Test Mode : Mode 1 SISO A: Transmit (802.11ac-80BW-32.5Mbps) -Channel 106 (5530MHz)

RF Radiated Measurement (Horizontal):

Channel No.	Frequency (MHz)	Correct Factor (dB)	Reading Level (dBμV)	Emission Level (dBμV/m)	Peak Limit (dBμV/m)	Average Limit (dBμV/m)	Result
106 (Peak)	5459.400	1.691	43.612	45.303	74.00	54.00	Pass
106 (Peak)	5460.000	1.686	43.017	44.704	74.00	54.00	Pass
106 (Peak)	5509.900	1.800	84.443	86.244	--	--	--
106 (Average)	5460.000	1.686	30.905	32.592	74.00	54.00	Pass
106 (Average)	5507.100	1.740	72.143	73.883	--	--	--

Figure Channel 106: Horizontal (Peak)

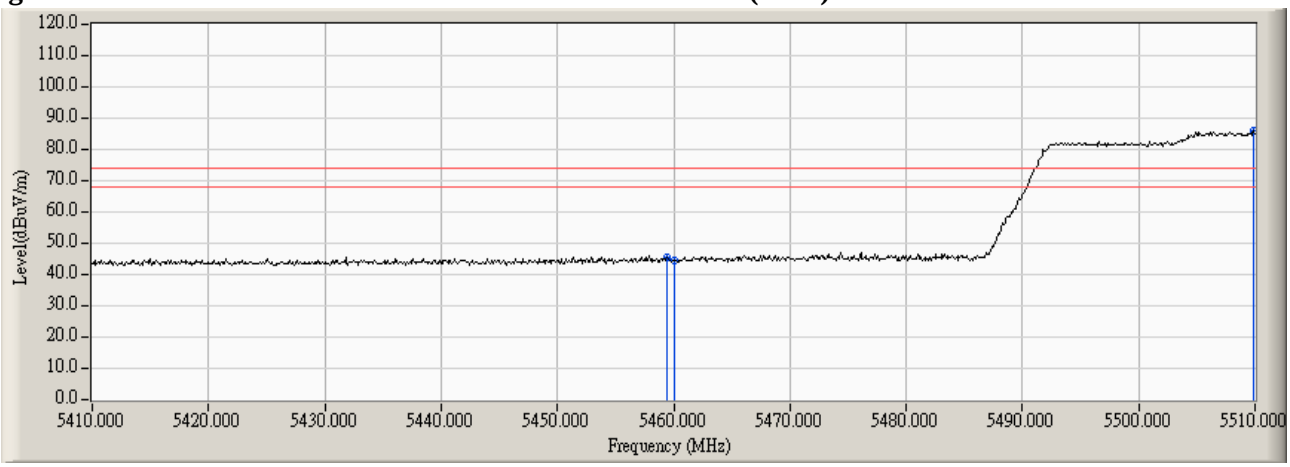

Figure Channel 106: Horizontal (Average)

Note:

1. All readings above 1GHz are performed with peak and/or average measurements as necessary.
2. Peak measurements: RBW = 1MHz, VBW = 3 MHz, Sweep: Auto.
3. Average measurements: RBW = 1MHz, VBW = 10 Hz, Sweep: Auto.
4. " * ", means this data is the worst emission level.
5. Measurement Level = Reading Level + Correct Factor.
6. The average measurement was not performed when the peak measured data under the limit of average detection.

Product : INTEL DUAL BAND WIRELESS–AC 7265
Test Item : Band Edge Data
Test Site : No.3 OATS
Test Mode : Mode 1 SISO A: Transmit (802.11ac-80BW-32.5Mbps) -Channel 106 (5530MHz)

RF Radiated Measurement (Vertical):

Channel No.	Frequency (MHz)	Correct Factor (dB)	Reading Level (dBμV)	Emission Level (dBμV/m)	Peak Limit (dBμV/m)	Average Limit (dBμV/m)	Result
106 (Peak)	5458.600	1.698	45.205	46.903	74.00	54.00	Pass
106 (Peak)	5460.000	1.686	43.537	45.224	74.00	54.00	Pass
106 (Peak)	5509.900	1.800	85.810	87.611	--	--	--
106 (Average)	5460.000	1.686	31.475	33.162	74.00	54.00	Pass
106 (Average)	5507.300	1.744	73.608	75.352	--	--	--

Figure Channel 106: Vertical (Peak)

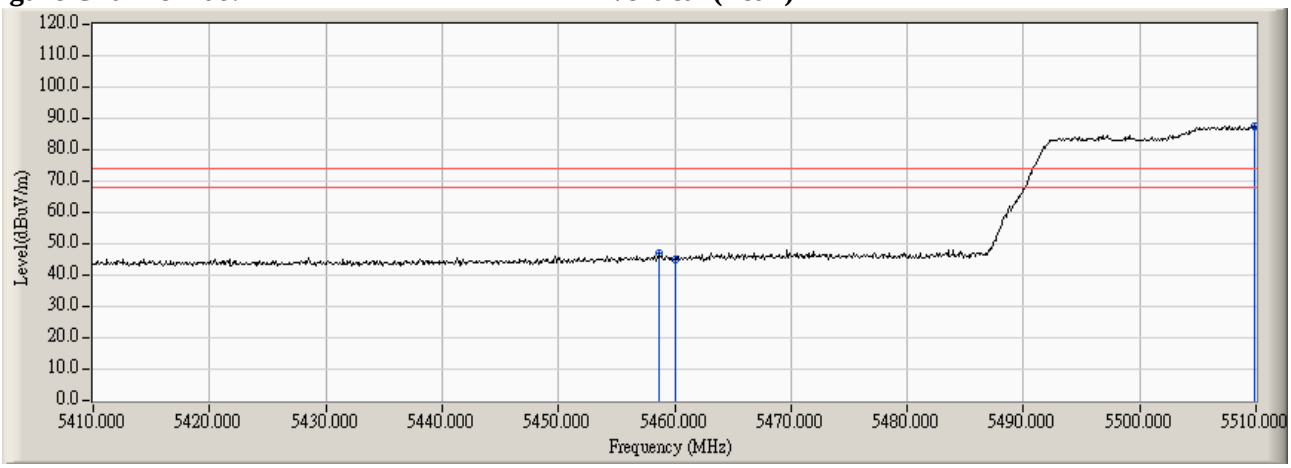

Figure Channel 106: Vertical (Average)

Note:

1. All readings above 1GHz are performed with peak and/or average measurements as necessary.
2. Peak measurements: RBW = 1MHz, VBW = 3 MHz, Sweep: Auto.
3. Average measurements: RBW = 1MHz, VBW = 10 Hz, Sweep: Auto.
4. " * ", means this data is the worst emission level.
5. Measurement Level = Reading Level + Correct Factor.
6. The average measurement was not performed when the peak measured data under the limit of average detection.

Product : INTEL DUAL BAND WIRELESS–AC 7265
Test Item : Band Edge Data
Test Site : No.3 OATS
Test Mode : Mode 1 SISO A: Transmit (802.11ac-80BW-32.5Mbps) -Channel 106 (5530MHz)

RF Radiated Measurement:

	Frequency (MHz)	Correct Factor (dB)	Reading Level (dBμV)	Measure Level (dBμV /m)	Margin (dB)	Limit (dBμV /m)	Result
Horizontal	5470.000	1.605	46.268	47.873	-20.347	68.220	Pass
Horizontal	5506.800	1.733	87.164	88.897	20.677	68.220	Pass

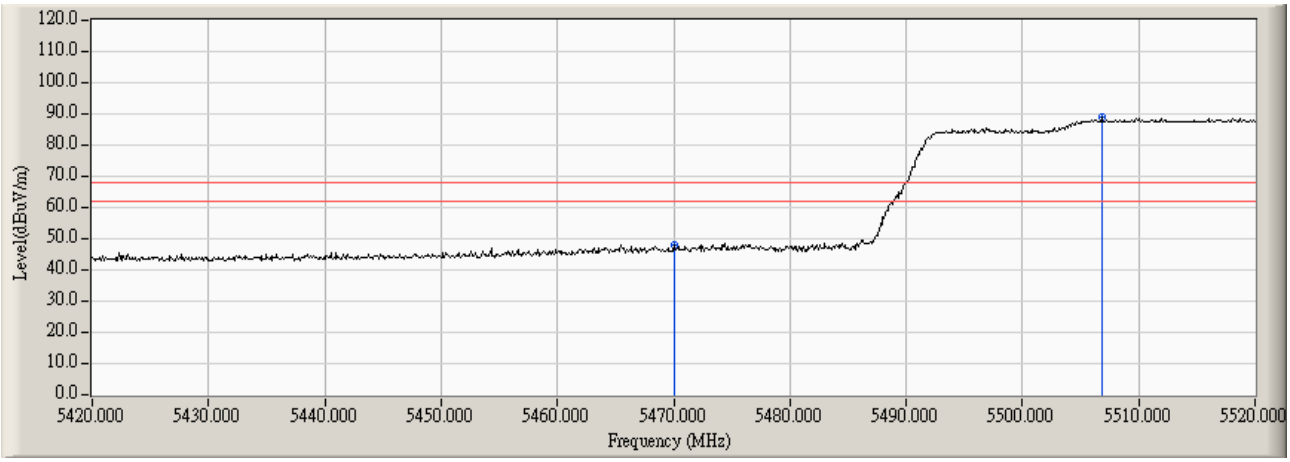

	Frequency (MHz)	Correct Factor (dB)	Reading Level (dBm)	Measure Level (dBm/m)	Margin (dB)	Limit (dBm/m)	Result
Vertical	5468.700	1.616	48.266	49.881	-18.339	68.220	Pass
Vertical	5470.000	1.605	45.184	46.789	-21.431	68.220	Pass
Vertical	5512.400	1.836	88.808	90.644	22.424	68.220	Pass

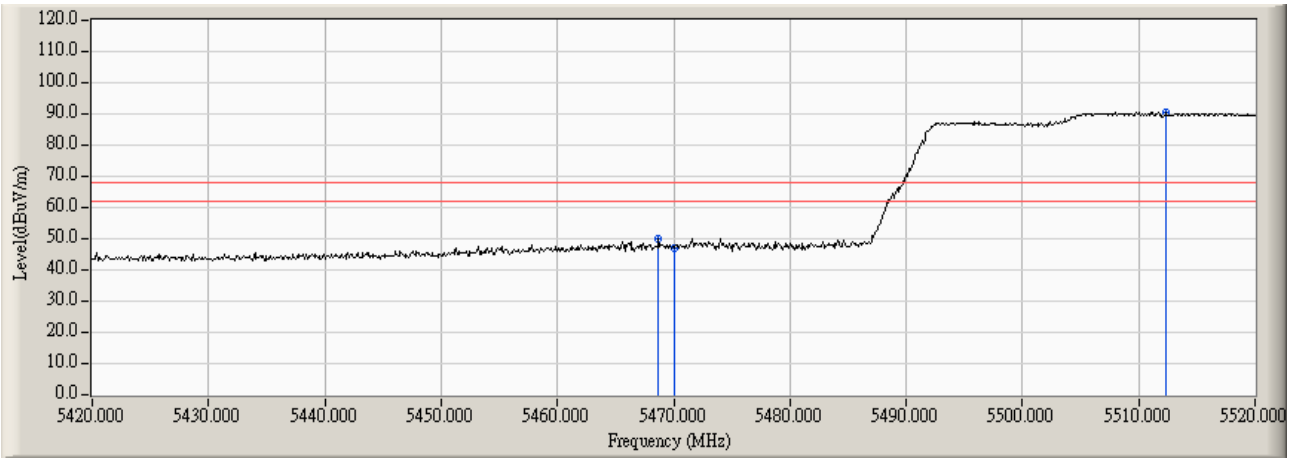

Product : INTEL DUAL BAND WIRELESS–AC 7265
Test Item : Band Edge Data
Test Site : No.3 OATS
Test Mode : Mode 2 SISO B: Transmit (802.11a-6Mbps)-Channel 36 (5180MHz)

RF Radiated Measurement (Horizontal):

Channel No.	Frequency (MHz)	Correct Factor (dB)	Reading Level (dBμV)	Emission Level (dBμV/m)	Peak Limit (dBμV/m)	Average Limit (dBμV/m)	Result
36 (Peak)	5149.200	1.359	51.657	53.016	74.00	54.00	Pass
36 (Peak)	5150.000	1.365	51.137	52.502	74.00	54.00	Pass
36 (Peak)	5182.400	1.454	96.002	97.456	--	--	--
36 (Average)	5150.000	1.365	33.759	35.124	74.00	54.00	Pass
36 (Average)	5177.000	1.438	82.832	84.271	--	--	--

Figure Channel 36: Horizontal (Peak)

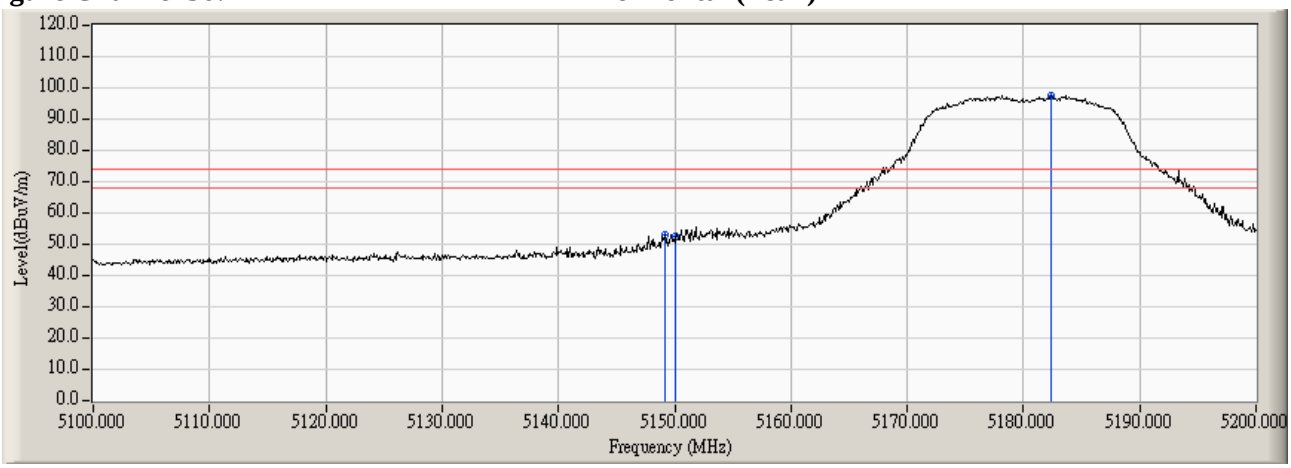

Figure Channel 36: Horizontal (Average)

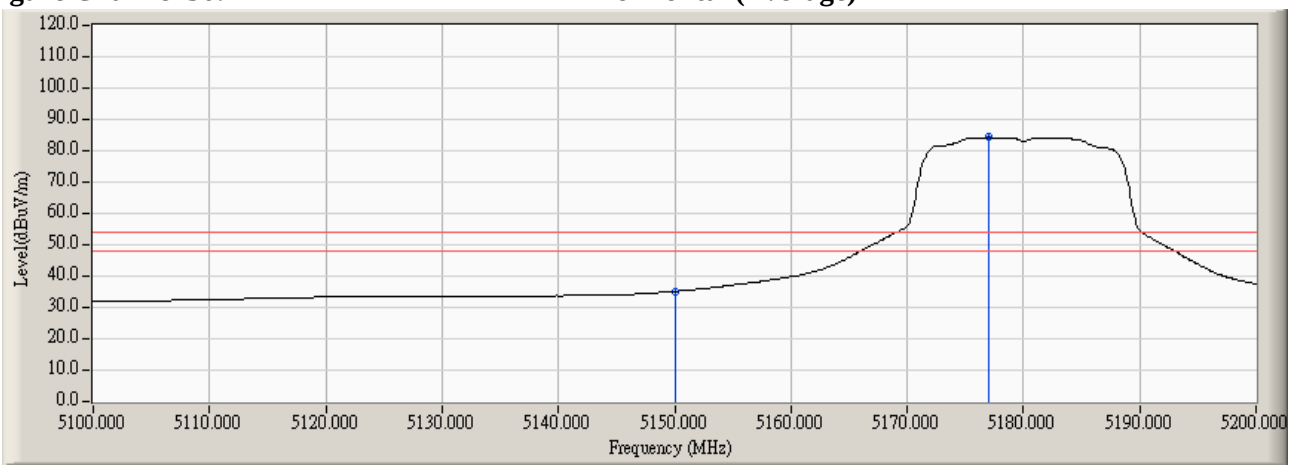

Note:1. All readings above 1GHz are performed with peak and/or average measurements as necessary.
2. Peak measurements: RBW = 1MHz, VBW = 3 MHz, Sweep: Auto.
3. Average measurements: RBW = 1MHz, VBW = 10 Hz, Sweep: Auto.
4. " * ", means this data is the worst emission level.
5. Measurement Level = Reading Level + Correct Factor.
6. The average measurement was not performed when the peak measured data under the limit of average detection.

Product : INTEL DUAL BAND WIRELESS–AC 7265
Test Item : Band Edge Data
Test Site : No.3 OATS
Test Mode : Mode 2 SISO B: Transmit (802.11a-6Mbps)-Channel 36 (5180MHz)

RF Radiated Measurement (Vertical):

Channel No.	Frequency (MHz)	Correct Factor (dB)	Reading Level (dBμV)	Emission Level (dBμV/m)	Peak Limit (dBμV/m)	Average Limit (dBμV/m)	Result
36 (Peak)	5148.700	1.355	52.086	53.441	74.00	54.00	Pass
36 (Peak)	5150.000	1.365	48.832	50.197	74.00	54.00	Pass
36 (Peak)	5182.200	1.454	95.641	97.095	--	--	--
36 (Average)	5150.000	1.365	31.466	32.831	74.00	54.00	Pass
36 (Average)	5183.800	1.458	79.916	81.374	--	--	--

Figure Channel 36: Vertical (Peak)

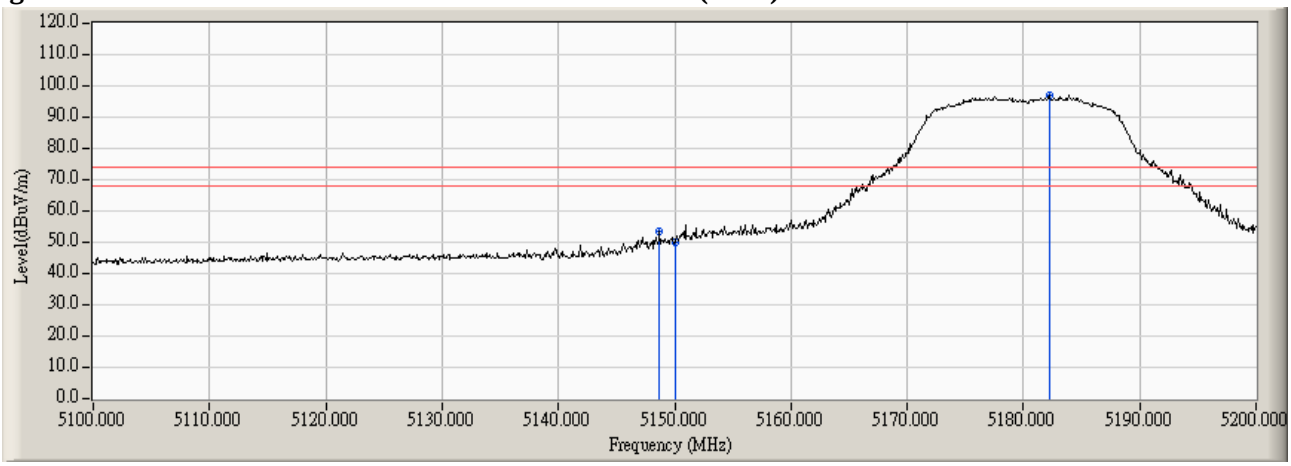

Figure Channel 36: Vertical (Average)

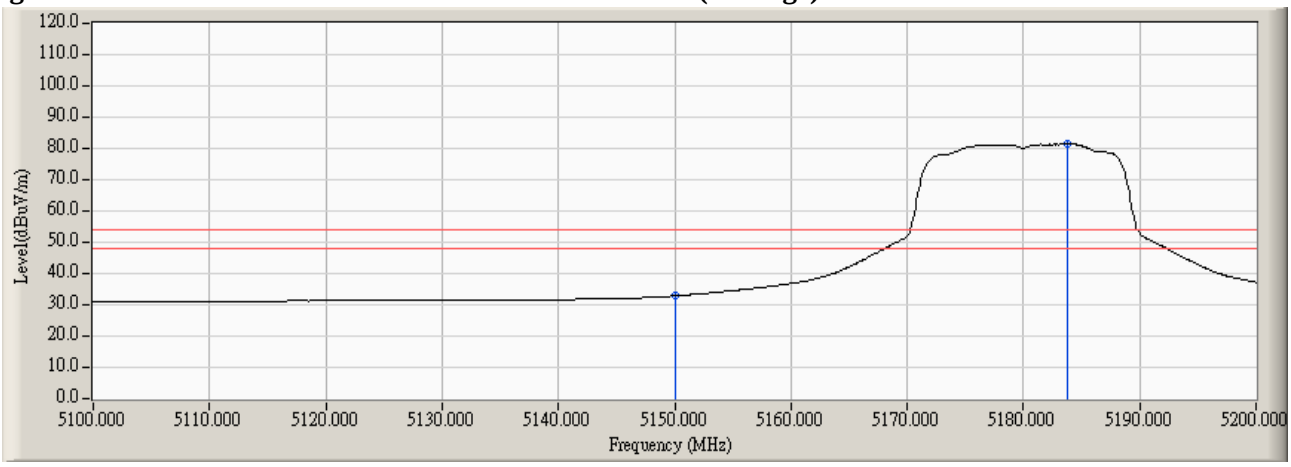

Note:

1. All readings above 1GHz are performed with peak and/or average measurements as necessary.
2. Peak measurements: RBW = 1MHz, VBW = 3 MHz, Sweep: Auto.
3. Average measurements: RBW = 1MHz, VBW = 10 Hz, Sweep: Auto.
4. " * ", means this data is the worst emission level.
5. Measurement Level = Reading Level + Correct Factor.
6. The average measurement was not performed when the peak measured data under the limit of average detection.

Product : INTEL DUAL BAND WIRELESS–AC 7265
Test Item : Band Edge Data
Test Site : No.3 OATS
Test Mode : Mode 2 SISO B: Transmit (802.11a-6Mbps) -Channel 64 (5320MHz)

RF Radiated Measurement (Horizontal):

Channel No.	Frequency (MHz)	Correct Factor (dB)	Reading Level (dBμV)	Emission Level (dBμV/m)	Peak Limit (dBμV/m)	Arerage Limit (dBμV/m)	Result
64 (Peak)	5323.800	1.432	97.315	98.747	--	--	--
64 (Peak)	5350.000	1.507	47.362	48.869	74.00	54.00	Pass
64 (Peak)	5352.300	1.525	48.729	50.254	74.00	54.00	Pass
64 (Average)	5317.900	1.477	86.601	88.078	--	--	--
64 (Average)	5350.000	1.507	34.207	35.714	74.00	54.00	Pass

Figure Channel 64: Horizontal (Peak)

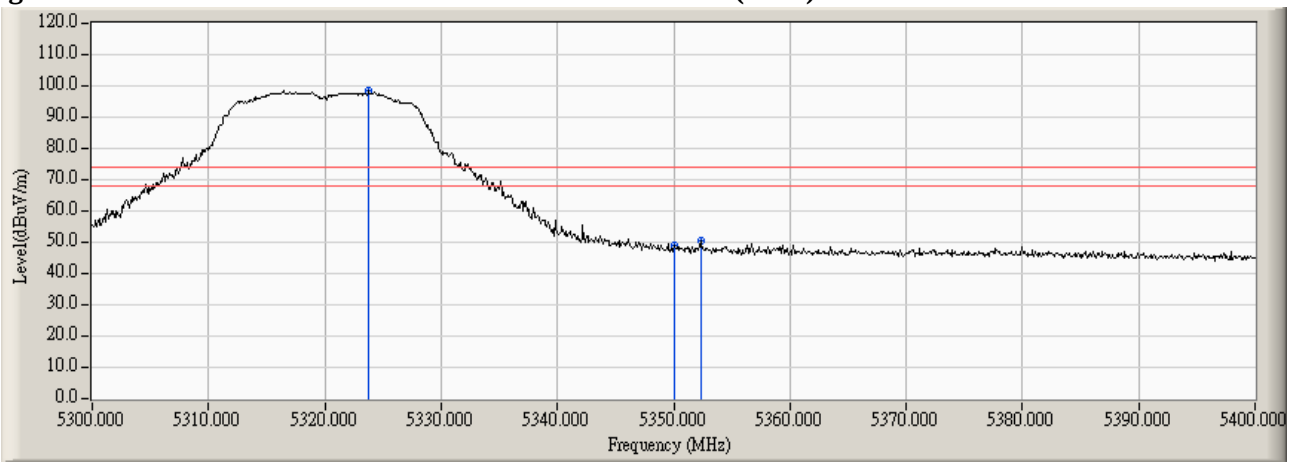

Figure Channel 64: Horizontal (Average)

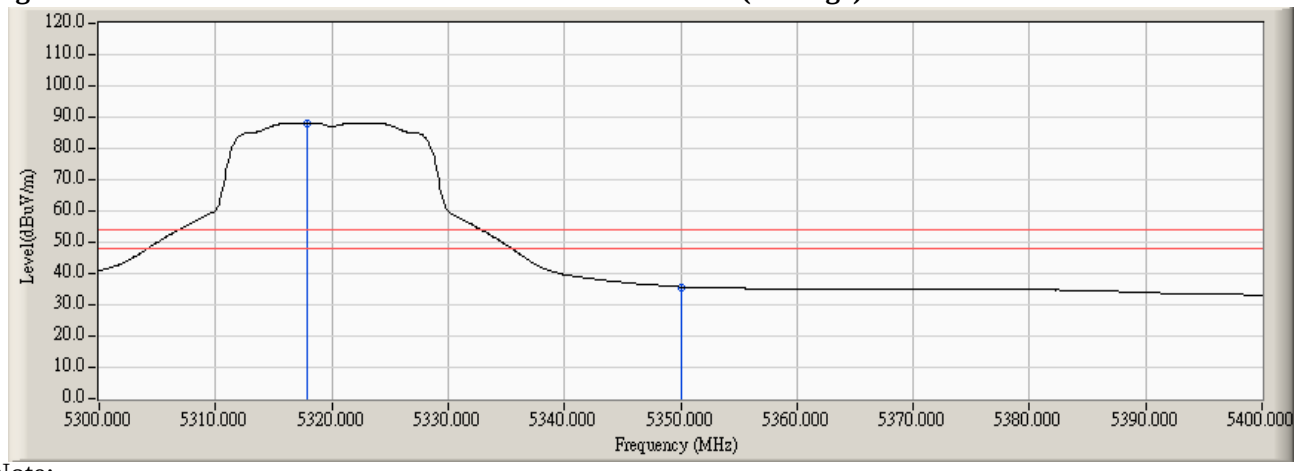

Note:
1. All readings above 1GHz are performed with peak and/or average measurements as necessary.
2. Peak measurements: RBW = 1MHz, VBW = 3 MHz, Sweep: Auto.
3. Average measurements: RBW = 1MHz, VBW = 10 Hz, Sweep: Auto.
4. " * ", means this data is the worst emission level.
5. Measurement Level = Reading Level + Correct Factor.
6. The average measurement was not performed when the peak measured data under the limit of average detection.

Product : INTEL DUAL BAND WIRELESS–AC 7265
Test Item : Band Edge Data
Test Site : No.3 OATS
Test Mode : Mode 2 SISO B: Transmit (802.11a-6Mbps) -Channel 64 (5320MHz)

RF Radiated Measurement (Vertical):

Channel No.	Frequency (MHz)	Correct Factor (dB)	Reading Level (dBμV)	Emission Level (dBμV/m)	Peak Limit (dBμV/m)	Arerage Limit (dBμV/m)	Result
64 (Peak)	5321.900	1.447	94.227	95.674	--	--	--
64 (Peak)	5350.000	1.507	45.092	46.599	74.00	54.00	Pass
64 (Peak)	5352.300	1.525	46.303	47.828	74.00	54.00	Pass
64 (Average)	5317.100	1.483	82.386	83.869	--	--	--
64 (Average)	5350.000	1.507	32.288	33.795	74.00	54.00	Pass

Figure Channel 64: Vertical (Peak)

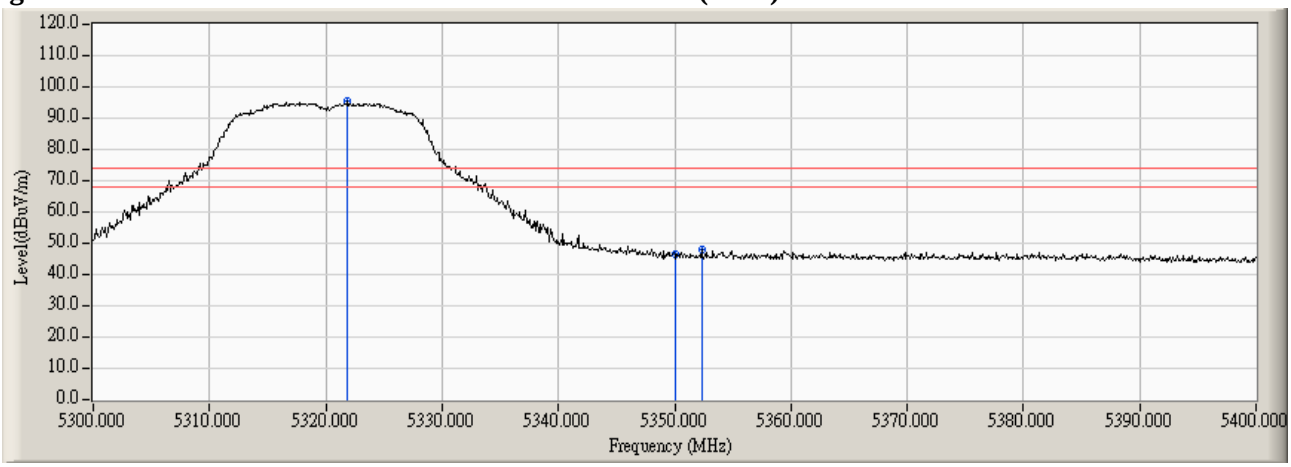

Figure Channel 64: Vertical (Average)

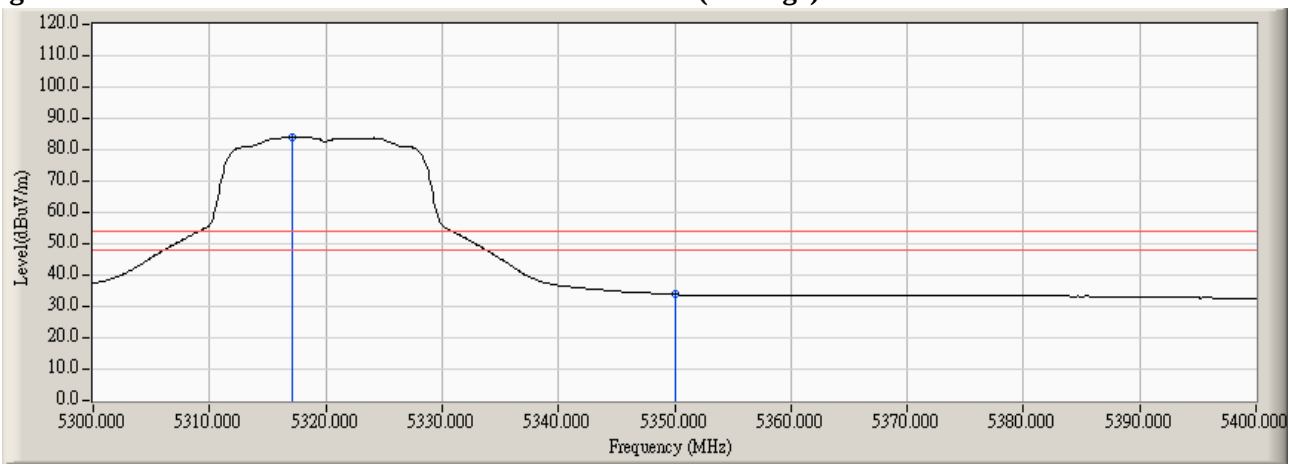

Note:

1. All readings above 1GHz are performed with peak and/or average measurements as necessary.
2. Peak measurements: RBW = 1MHz, VBW = 3 MHz, Sweep: Auto.
3. Average measurements: RBW = 1MHz, VBW = 10 Hz, Sweep: Auto.
4. " * ", means this data is the worst emission level.
5. Measurement Level = Reading Level + Correct Factor.
6. The average measurement was not performed when the peak measured data under the limit of average detection.

Product : INTEL DUAL BAND WIRELESS–AC 7265
Test Item : Band Edge Data
Test Site : No.3 OATS
Test Mode : Mode 2 SISO B: Transmit (802.11a-6Mbps) -Channel 100 (5500MHz)

RF Radiated Measurement (Horizontal):

Channel No.	Frequency (MHz)	Correct Factor (dB)	Reading Level (dBμV)	Emission Level (dBμV/m)	Peak Limit (dBμV/m)	Arerage Limit (dBμV/m)	Result
100 (Peak)	5454.800	1.709	46.449	48.158	74.00	54.00	Pass
100 (Peak)	5460.000	1.686	46.248	47.935	74.00	54.00	Pass
100 (Peak)	5497.500	1.530	94.524	96.054	--	--	--
100 (Average)	5460.000	1.686	31.764	33.451	74.00	54.00	Pass
100 (Average)	5496.000	1.497	81.630	83.127	--	--	--

Figure Channel 100: Horizontal (Peak)

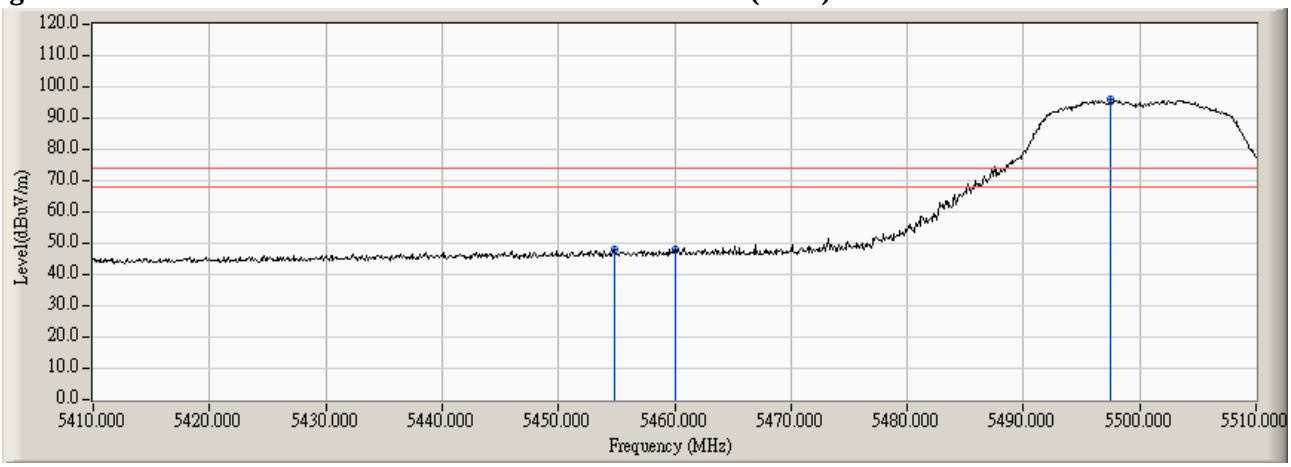

Figure Channel 100: Horizontal (Average)

Note:
1. All readings above 1GHz are performed with peak and/or average measurements as necessary.
2. Peak measurements: RBW = 1MHz, VBW = 3 MHz, Sweep: Auto.
3. Average measurements: RBW = 1MHz, VBW = 10 Hz, Sweep: Auto.
4. " * ", means this data is the worst emission level.
5. Measurement Level = Reading Level + Correct Factor.
6. The average measurement was not performed when the peak measured data under the limit of average detection.

Product : INTEL DUAL BAND WIRELESS–AC 7265
Test Item : Band Edge Data
Test Site : No.3 OATS
Test Mode : Mode 2 SISO B: Transmit (802.11a-6Mbps) -Channel 100 (5500MHz)

RF Radiated Measurement (Vertical):

Channel No.	Frequency (MHz)	Correct Factor (dB)	Reading Level (dBμV)	Emission Level (dBμV/m)	Peak Limit (dBμV/m)	Arerage Limit (dBμV/m)	Result
100 (Peak)	5459.000	1.695	47.205	48.900	74.00	54.00	Pass
100 (Peak)	5460.000	1.686	45.089	46.776	74.00	54.00	Pass
100 (Peak)	5497.500	1.530	94.916	96.446	--	--	--
100 (Average)	5460.000	1.686	32.565	34.252	74.00	54.00	Pass
100 (Average)	5496.200	1.501	83.970	85.472	--	--	--

Figure Channel 100: Vertical (Peak)

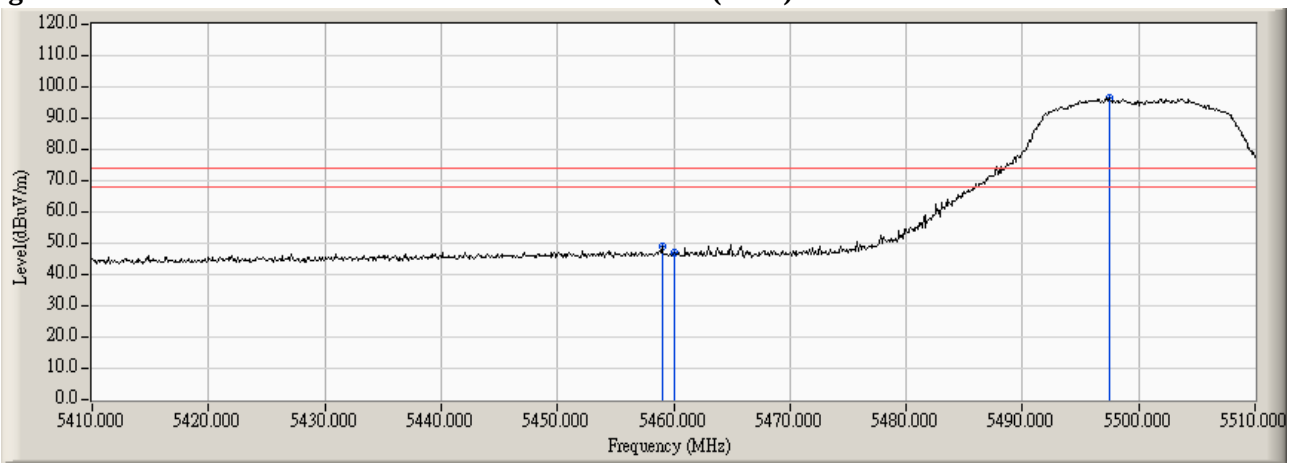

Figure Channel 100: Vertical (Average)

Note:

1. All readings above 1GHz are performed with peak and/or average measurements as necessary.
2. Peak measurements: RBW = 1MHz, VBW = 3 MHz, Sweep: Auto.
3. Average measurements: RBW = 1MHz, VBW = 10 Hz, Sweep: Auto.
4. " * ", means this data is the worst emission level.
5. Measurement Level = Reading Level + Correct Factor.
6. The average measurement was not performed when the peak measured data under the limit of average detection.

Product : INTEL DUAL BAND WIRELESS–AC 7265
Test Item : Band Edge Data
Test Site : No.3 OATS
Test Mode : Mode 2 SISO B: Transmit (802.11a-6Mbps) -Channel 100 (5500MHz)

RF Radiated Measurement:

	Frequency (MHz)	Correct Factor (dB)	Reading Level (dBμV)	Measure Level (dBμV /m)	Margin (dB)	Limit (dBμV /m)	Result
Horizontal	5467.400	1.626	47.548	49.174	-19.046	68.220	Pass
Horizontal	5470.000	1.605	44.476	46.081	-22.139	68.220	Pass
Horizontal	5496.800	1.515	93.650	95.165	26.945	68.220	Pass

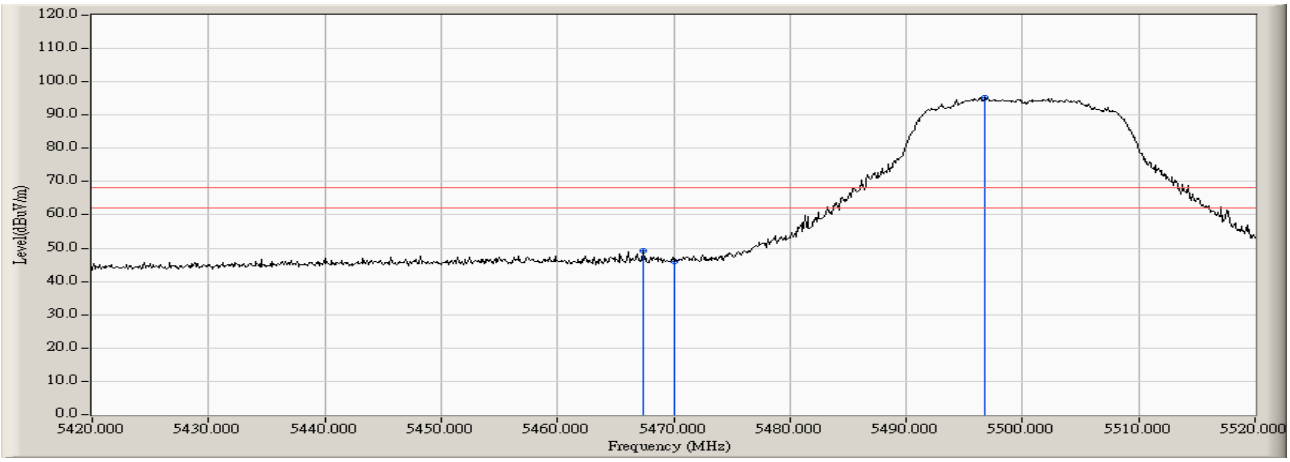

	Frequency (MHz)	Correct Factor (dB)	Reading Level (dBμV)	Measure Level (dBμV /m)	Margin (dB)	Limit (dBμV /m)	Result
Vertical	5468.600	1.617	46.660	48.276	-19.944	68.220	Pass
Vertical	5470.000	1.605	44.148	45.753	-22.467	68.220	Pass
Vertical	5501.100	1.608	94.765	96.374	28.154	68.220	Pass

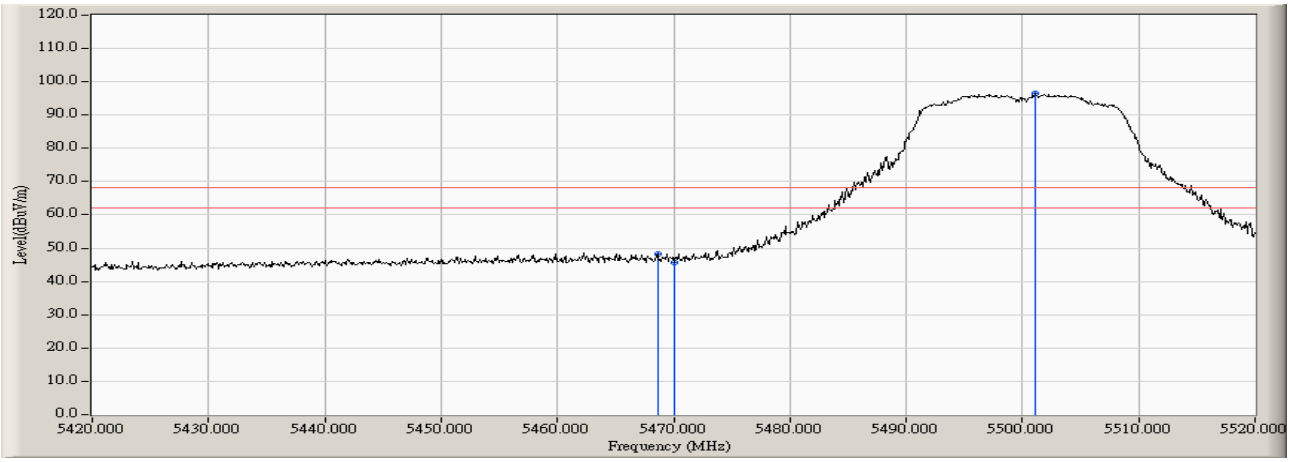

Product : INTEL DUAL BAND WIRELESS–AC 7265
Test Item : Band Edge Data
Test Site : No.3 OATS
Test Mode : Mode 2 SISO B: Transmit (802.11a-6Mbps) -Channel 140 (5700MHz)

RF Radiated Measurement:

	Frequency (MHz)	Correct Factor (dB)	Reading Level (dBμV)	Measure Level (dBμV /m)	Margin (dB)	Limit (dBμV /m)	Result
Horizontal	5702.400	2.241	91.697	93.938	25.718	68.220	Pass
Horizontal	5725.000	2.012	45.038	47.050	-21.170	68.220	Pass
Horizontal	5727.500	1.976	45.559	47.535	-20.685	68.220	Pass

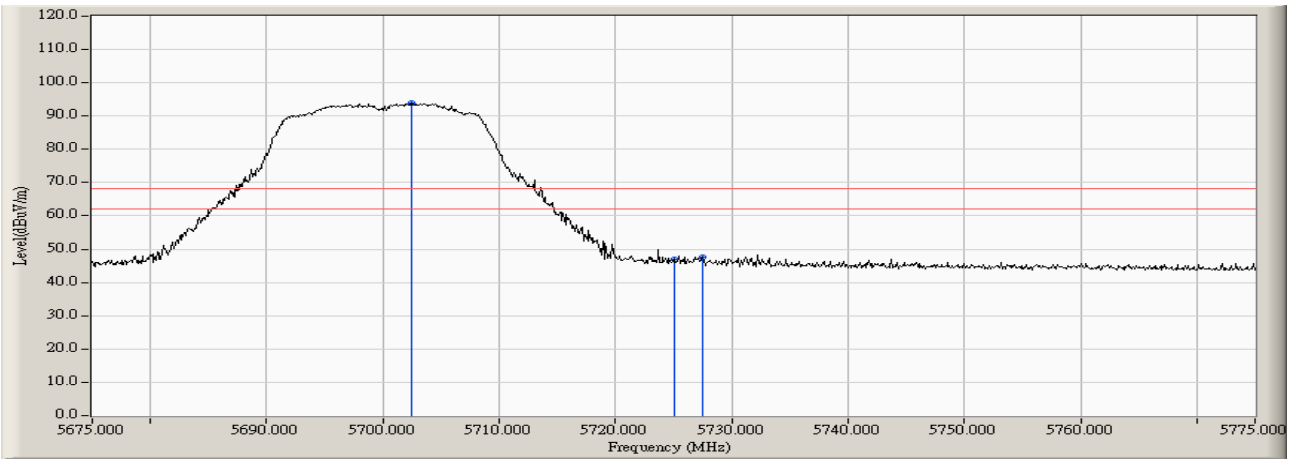

	Frequency (MHz)	Correct Factor (dB)	Reading Level (dBμV)	Measure Level (dBμV /m)	Margin (dB)	Limit (dBμV /m)	Result
Vertical	5700.600	2.215	95.458	97.673	29.453	68.220	Pass
Vertical	5725.000	2.012	47.053	49.065	-19.155	68.220	Pass
Vertical	5729.400	1.962	50.314	52.276	-15.944	68.220	Pass

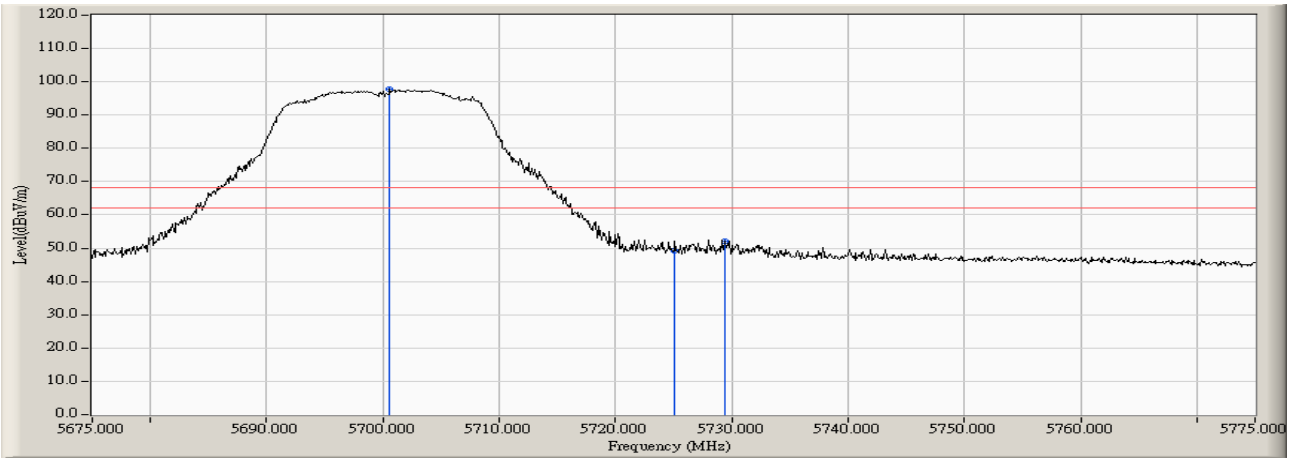

Product : INTEL DUAL BAND WIRELESS–AC 7265
Test Item : Band Edge Data
Test Site : No.3 OATS
Test Mode : Mode 2 SISO B: Transmit (802.11n-20BW 7.2Mbps) -Channel 36 (5180MHz)

RF Radiated Measurement (Horizontal):

Channel No.	Frequency (MHz)	Correct Factor (dB)	Reading Level (dBμV)	Emission Level (dBμV/m)	Peak Limit (dBμV/m)	Average Limit (dBμV/m)	Result
36 (Peak)	5148.400	1.353	51.321	52.674	74.00	54.00	Pass
36 (Peak)	5150.000	1.365	49.086	50.451	74.00	54.00	Pass
36 (Peak)	5182.900	1.456	94.637	96.093	--	--	--
36 (Average)	5150.000	1.365	34.845	36.210	74.00	54.00	Pass
36 (Average)	5177.100	1.438	82.732	84.171	--	--	--

Figure Channel 36: Horizontal (Peak)

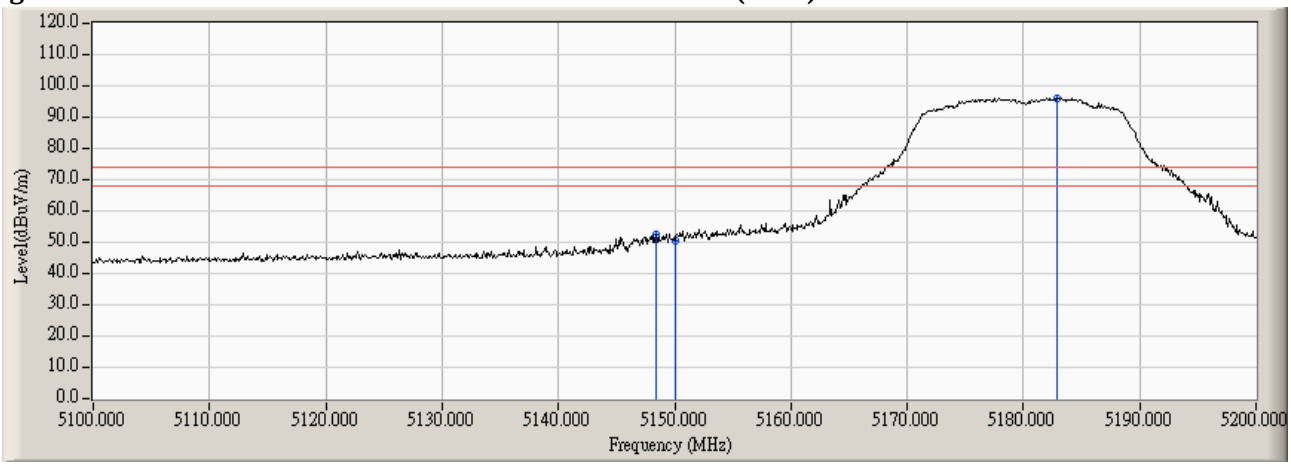

Figure Channel 36: Horizontal (Average)

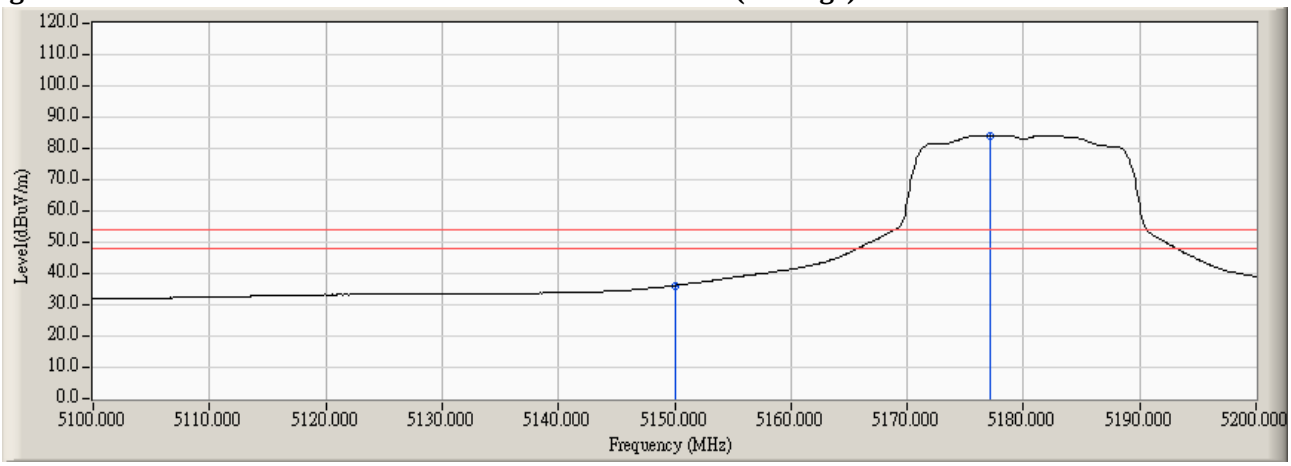

Note:

1. All readings above 1GHz are performed with peak and/or average measurements as necessary.
2. Peak measurements: RBW = 1MHz, VBW = 3 MHz, Sweep: Auto.
3. Average measurements: RBW = 1MHz, VBW = 10 Hz, Sweep: Auto.
4. " * ", means this data is the worst emission level.
5. Measurement Level = Reading Level + Correct Factor.
6. The average measurement was not performed when the peak measured data under the limit of average detection.

Product : INTEL DUAL BAND WIRELESS–AC 7265
Test Item : Band Edge Data
Test Site : No.3 OATS
Test Mode : Mode 2 SISO B: Transmit (802.11n-20BW 7.2Mbps) -Channel 36 (5180MHz)

RF Radiated Measurement (Vertical):

Channel No.	Frequency (MHz)	Correct Factor (dB)	Reading Level (dBμV)	Emission Level (dBμV/m)	Peak Limit (dBμV/m)	Average Limit (dBμV/m)	Result
36 (Peak)	5149.300	1.359	47.819	49.179	74.00	54.00	Pass
36 (Peak)	5150.000	1.365	46.924	48.289	74.00	54.00	Pass
36 (Peak)	5176.800	1.438	91.709	93.147	--	--	--
36 (Average)	5150.000	1.365	31.532	32.897	74.00	54.00	Pass
36 (Average)	5184.100	1.459	79.308	80.767	--	--	--

Figure Channel 36: Vertical (Peak)

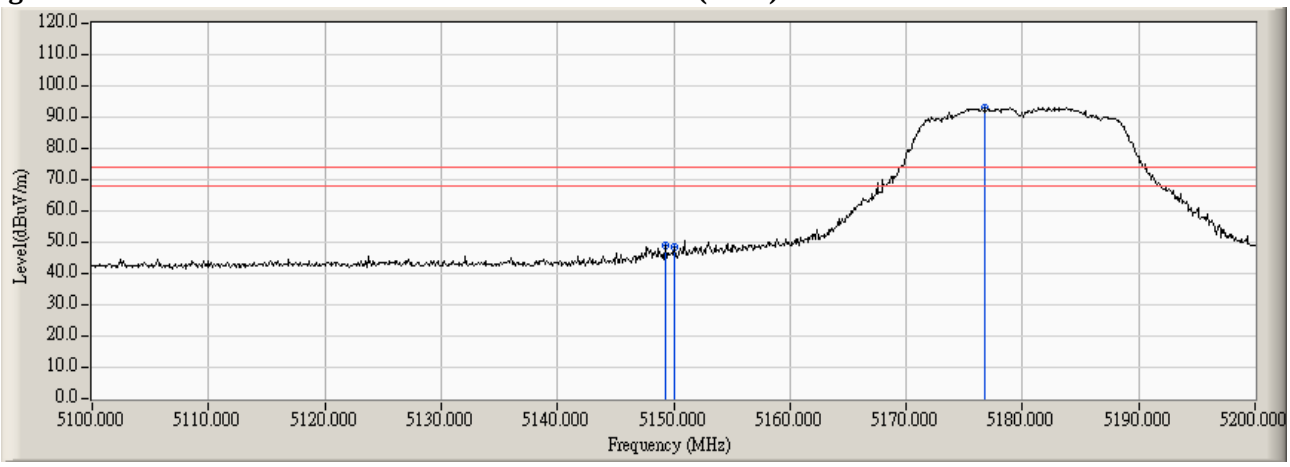

Figure Channel 36: Vertical (Average)

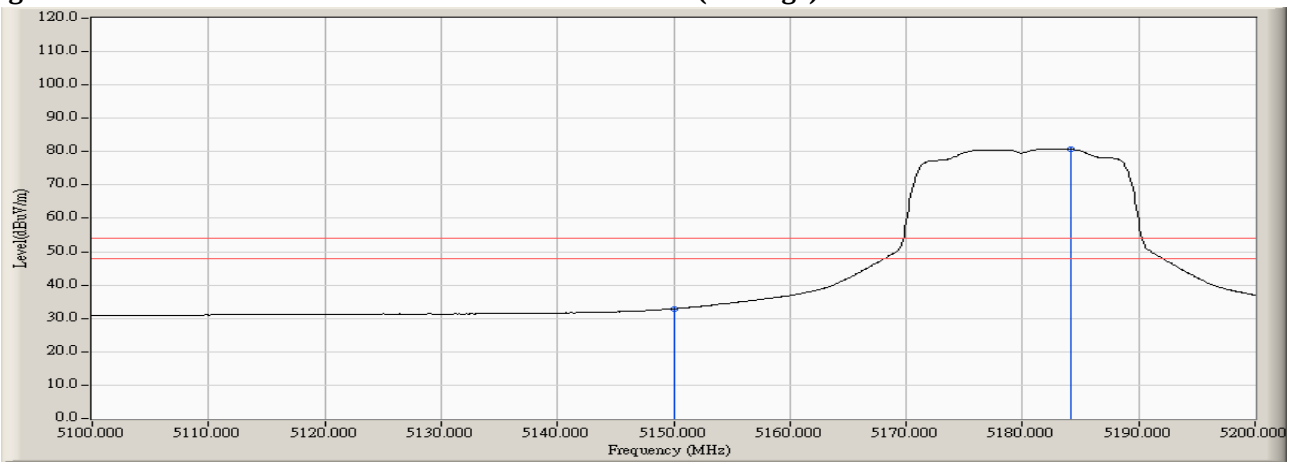

Note:

1. All readings above 1GHz are performed with peak and/or average measurements as necessary.
2. Peak measurements: RBW = 1MHz, VBW = 3 MHz, Sweep: Auto.
3. Average measurements: RBW = 1MHz, VBW = 10 Hz, Sweep: Auto.
4. " * ", means this data is the worst emission level.
5. Measurement Level = Reading Level + Correct Factor.
6. The average measurement was not performed when the peak measured data under the limit of average detection.

Product : INTEL DUAL BAND WIRELESS–AC 7265
Test Item : Band Edge Data
Test Site : No.3 OATS
Test Mode : Mode 2 SISO B: Transmit (802.11n-20BW 7.2Mbps) -Channel 64 (5320MHz)

RF Radiated Measurement (Horizontal):

Channel No.	Frequency (MHz)	Correct Factor (dB)	Reading Level (dBμV)	Emission Level (dBμV/m)	Peak Limit (dBμV/m)	Arerage Limit (dBμV/m)	Result
64 (Peak)	5318.200	1.475	94.174	95.649	--	--	--
64 (Peak)	5350.000	1.507	45.647	47.154	74.00	54.00	Pass
64 (Average)	5317.100	1.483	83.356	84.839	--	--	--
64 (Average)	5350.000	1.507	33.221	34.728	74.00	54.00	Pass

Figure Channel 64: Horizontal (Peak)

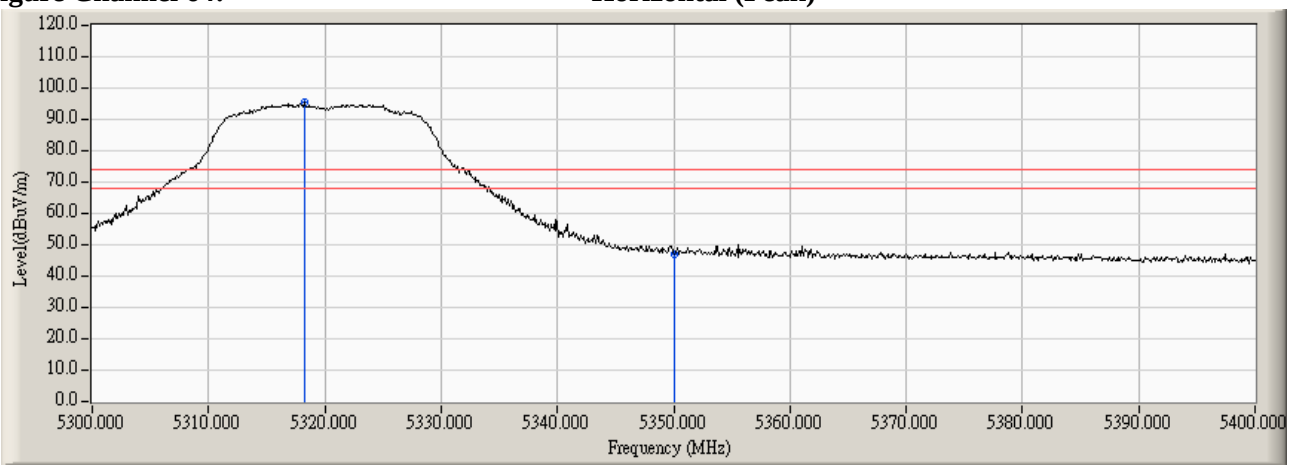

Figure Channel 64: Horizontal (Average)

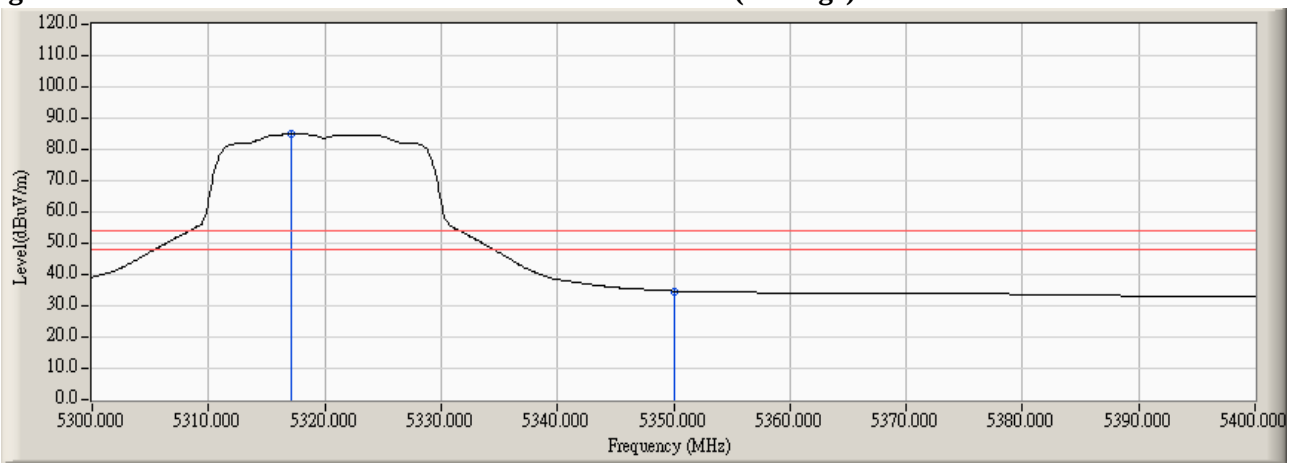

Note:

1. All readings above 1GHz are performed with peak and/or average measurements as necessary.
2. Peak measurements: RBW = 1MHz, VBW = 3 MHz, Sweep: Auto.
3. Average measurements: RBW = 1MHz, VBW = 10 Hz, Sweep: Auto.
4. " * ", means this data is the worst emission level.
5. Measurement Level = Reading Level + Correct Factor.
6. The average measurement was not performed when the peak measured data under the limit of average detection.

Product : INTEL DUAL BAND WIRELESS–AC 7265
Test Item : Band Edge Data
Test Site : No.3 OATS
Test Mode : Mode 2 SISO B: Transmit (802.11n-20BW 7.2Mbps) -Channel 64 (5320MHz)

RF Radiated Measurement (Vertical):

Channel No.	Frequency (MHz)	Correct Factor (dB)	Reading Level (dBμV)	Emission Level (dBμV/m)	Peak Limit (dBμV/m)	Arerage Limit (dBμV/m)	Result
64 (Peak)	5322.400	1.443	96.039	97.482	--	--	--
64 (Peak)	5350.000	1.507	46.936	48.443	74.00	54.00	Pass
64 (Peak)	5351.700	1.520	49.788	51.308	74.00	54.00	Pass
64 (Average)	5317.300	1.482	82.439	83.921	--	--	--
64 (Average)	5350.000	1.507	32.544	34.051	74.00	54.00	Pass

Figure Channel 64: Vertical (Peak)

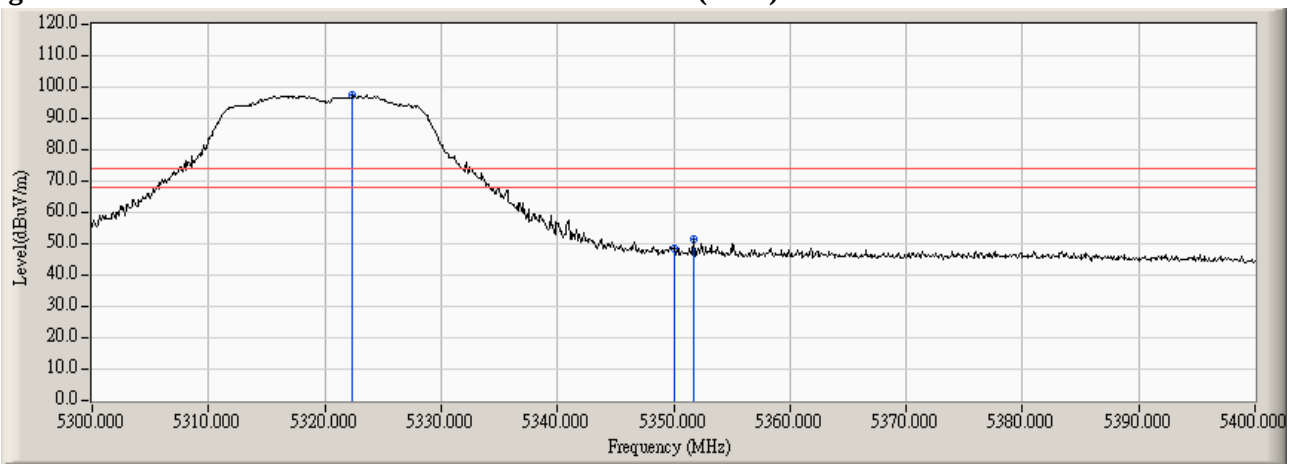

Figure Channel 64: Vertical (Average)

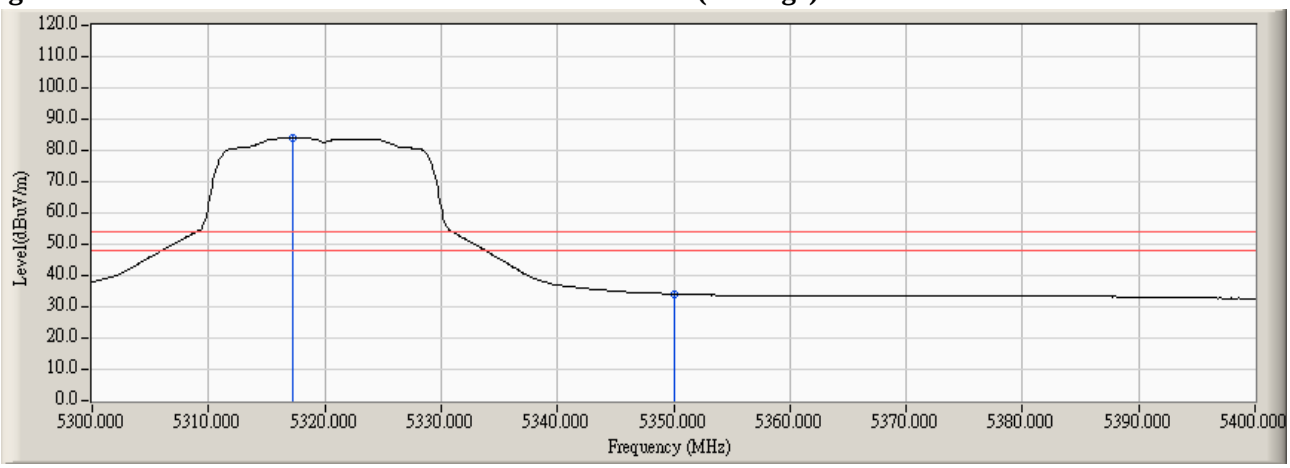

Note:

1. All readings above 1GHz are performed with peak and/or average measurements as necessary.
2. Peak measurements: RBW = 1MHz, VBW = 3 MHz, Sweep: Auto.
3. Average measurements: RBW = 1MHz, VBW = 10 Hz, Sweep: Auto.
4. " * ", means this data is the worst emission level.
5. Measurement Level = Reading Level + Correct Factor.
6. The average measurement was not performed when the peak measured data under the limit of average detection.

Product : INTEL DUAL BAND WIRELESS–AC 7265
Test Item : Band Edge Data
Test Site : No.3 OATS
Test Mode : Mode 2 SISO B: Transmit (802.11n-20BW 7.2Mbps) -Channel 100 (5500MHz)

RF Radiated Measurement (Horizontal):

Channel No.	Frequency (MHz)	Correct Factor (dB)	Reading Level (dBμV)	Emission Level (dBμV/m)	Peak Limit (dBμV/m)	Arerage Limit (dBμV/m)	Result
100 (Peak)	5427.100	1.626	93.571	95.197	--	--	--
100 (Peak)	5460.000	1.686	44.832	46.519	74.00	54.00	Pass
100 (Peak)	5472.000	1.588	47.512	49.101	74.00	54.00	Pass
100 (Average)	5427.100	1.626	82.120	83.746	--	--	--
100 (Average)	5460.000	1.686	32.184	33.871	74.00	54.00	Pass

Figure Channel 100: Horizontal (Peak)

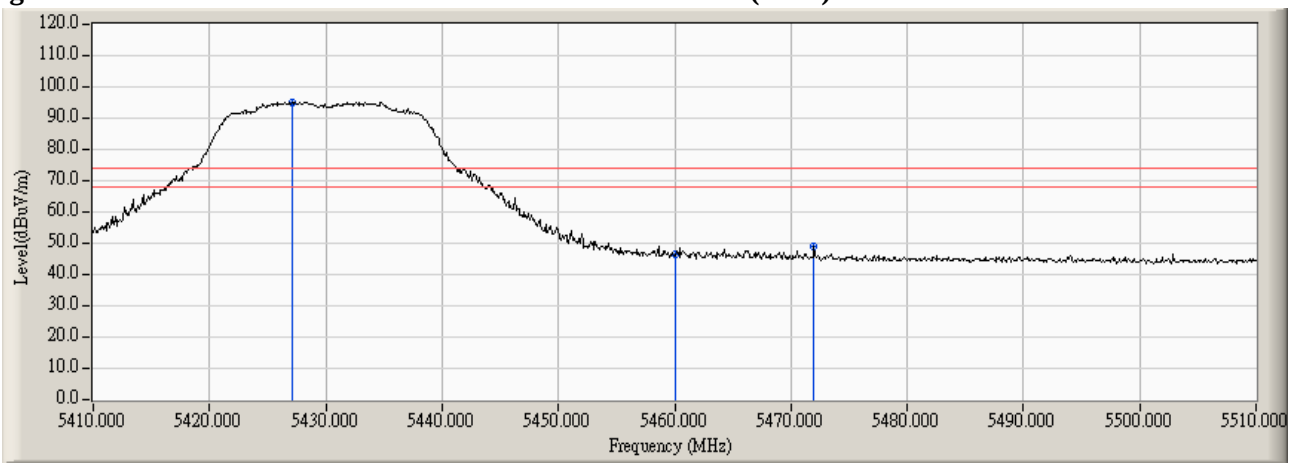

Figure Channel 100: Horizontal (Average)

Note:

1. All readings above 1GHz are performed with peak and/or average measurements as necessary.
2. Peak measurements: RBW = 1MHz, VBW = 3 MHz, Sweep: Auto.
3. Average measurements: RBW = 1MHz, VBW = 10 Hz, Sweep: Auto.
4. " * ", means this data is the worst emission level.
5. Measurement Level = Reading Level + Correct Factor.
6. The average measurement was not performed when the peak measured data under the limit of average detection.

Product : INTEL DUAL BAND WIRELESS–AC 7265
Test Item : Band Edge Data
Test Site : No.3 OATS
Test Mode : Mode 2 SISO B: Transmit (802.11n-20BW 7.2Mbps) -Channel 100 (5500MHz)

RF Radiated Measurement (Vertical):

Channel No.	Frequency (MHz)	Correct Factor (dB)	Reading Level (dBμV)	Emission Level (dBμV/m)	Peak Limit (dBμV/m)	Arerage Limit (dBμV/m)	Result
100 (Peak)	5427.000	1.625	91.797	93.422	--	--	--
100 (Peak)	5460.000	1.686	43.384	45.071	74.00	54.00	Pass
100 (Peak)	5483.900	1.497	45.490	46.987	74.00	54.00	Pass
100 (Average)	5427.100	1.626	80.790	82.416	--	--	--
100 (Average)	5460.000	1.686	31.846	33.533	74.00	54.00	Pass

Figure Channel 100: Vertical (Peak)

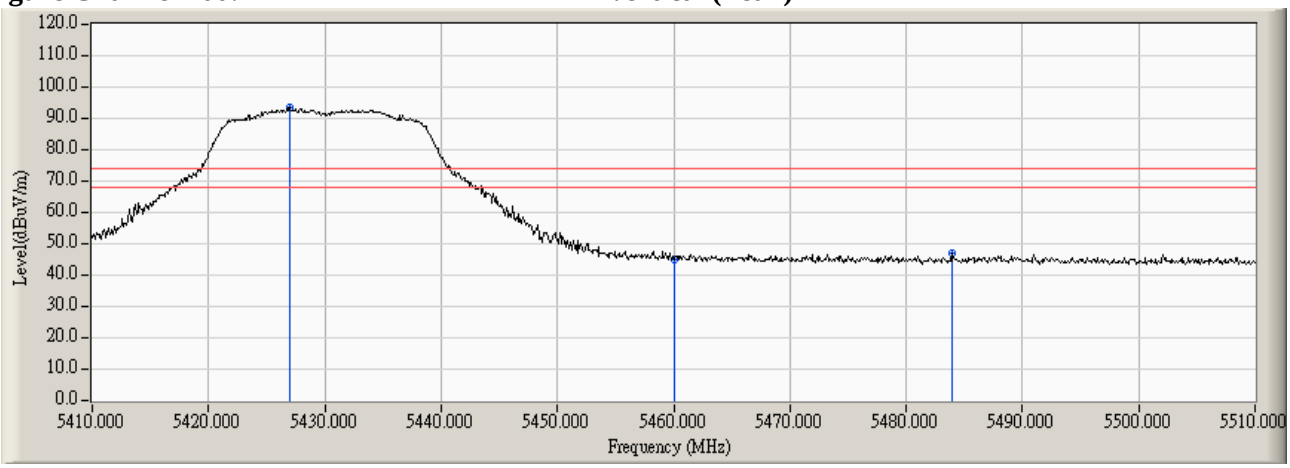

Figure Channel 100: Vertical (Average)

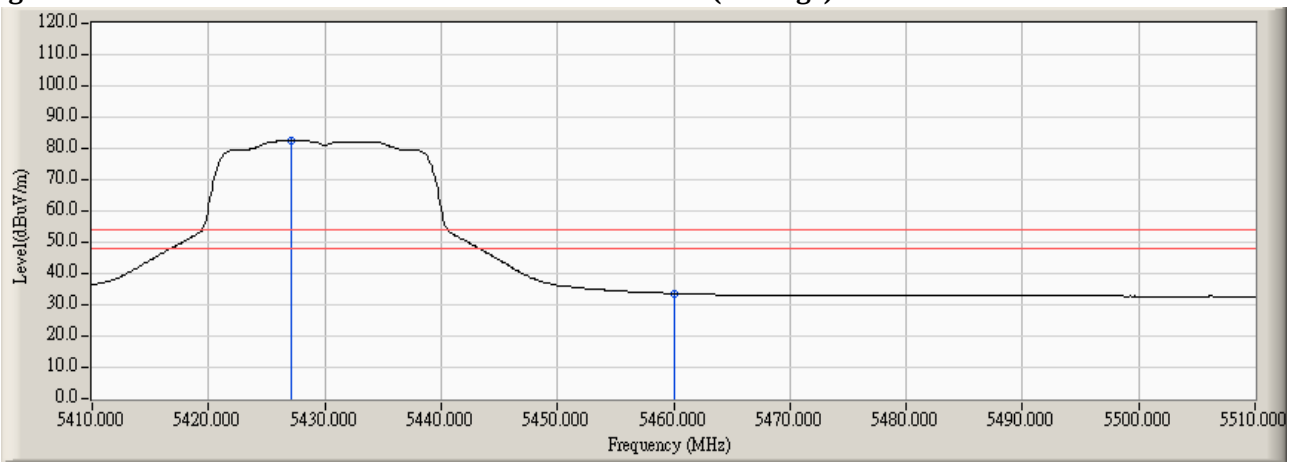

Note:

1. All readings above 1GHz are performed with peak and/or average measurements as necessary.
2. Peak measurements: RBW = 1MHz, VBW = 3 MHz, Sweep: Auto.
3. Average measurements: RBW = 1MHz, VBW = 10 Hz, Sweep: Auto.
4. " * ", means this data is the worst emission level.
5. Measurement Level = Reading Level + Correct Factor.
6. The average measurement was not performed when the peak measured data under the limit of average detection.

Product : INTEL DUAL BAND WIRELESS–AC 7265
Test Item : Band Edge Data
Test Site : No.3 OATS
Test Mode : Mode 2 SISO B: Transmit (802.11n-20BW 7.2Mbps) -Channel 100 (5500MHz)

RF Radiated Measurement:

	Frequency (MHz)	Correct Factor (dB)	Reading Level (dBμV)	Measure Level (dBμV /m)	Margin (dB)	Limit (dBμV /m)	Result
Horizontal	5467.000	1.629	47.100	48.729	-19.491	68.220	Pass
Horizontal	5470.000	1.605	46.008	47.613	-20.607	68.220	Pass
Horizontal	5497.300	1.526	94.684	96.210	27.990	68.220	Pass

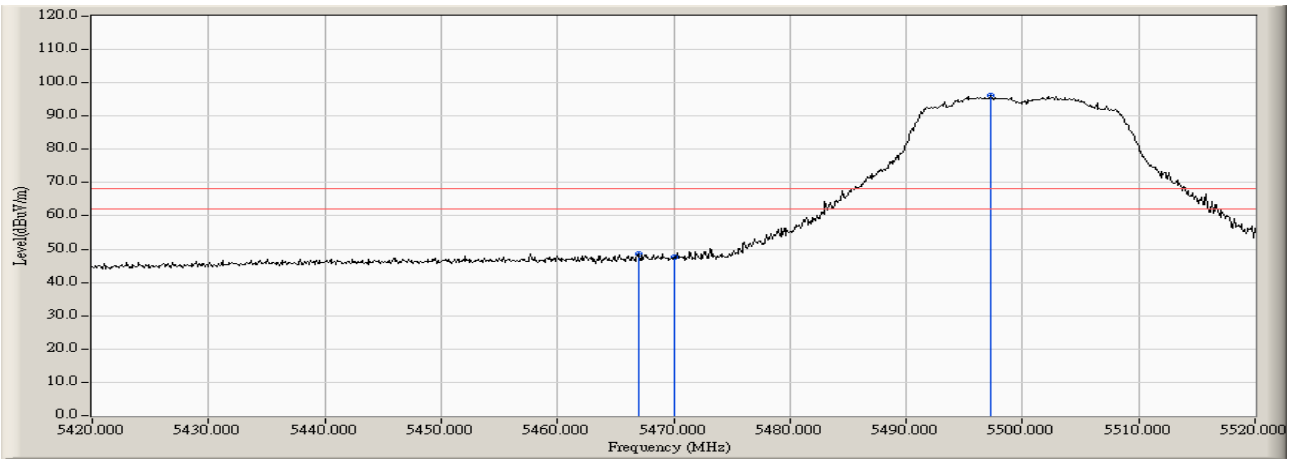

	Frequency (MHz)	Correct Factor (dB)	Reading Level (dBμV)	Measure Level (dBμV /m)	Margin (dB)	Limit (dBμV /m)	Result
Vertical	5468.700	1.616	47.435	49.050	-19.170	68.220	Pass
Vertical	5470.000	1.605	46.238	47.843	-20.377	68.220	Pass
Vertical	5497.700	1.535	94.709	96.243	28.023	68.220	Pass

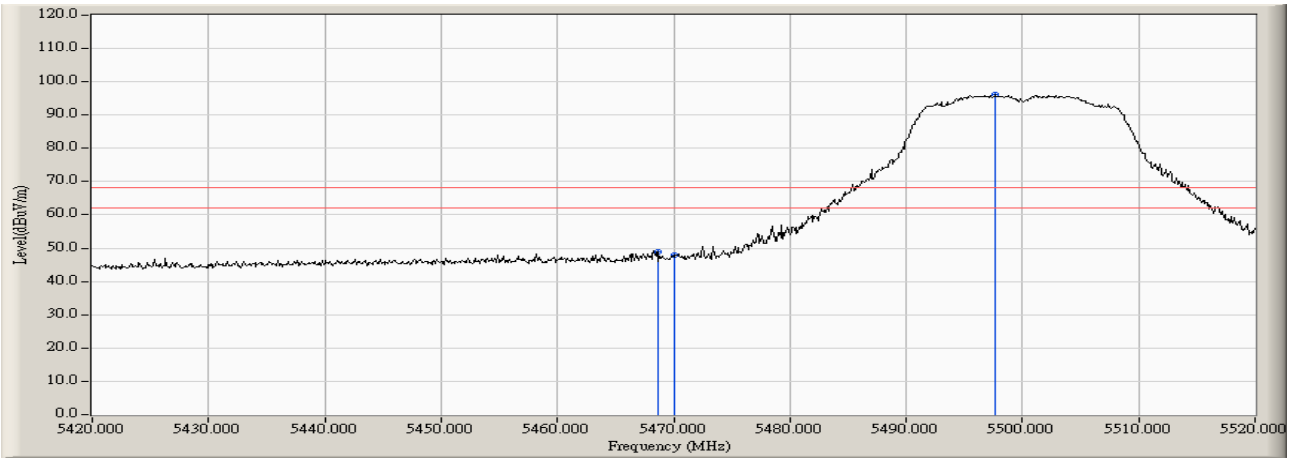

Product : INTEL DUAL BAND WIRELESS–AC 7265
Test Item : Band Edge Data
Test Site : No.3 OATS
Test Mode : Mode 2 SISO B: Transmit (802.11n-20BW 7.2Mbps) -Channel 140 (5700MHz)

RF Radiated Measurement:

	Frequency (MHz)	Correct Factor (dB)	Reading Level (dBμV)	Measure Level (dBμV /m)	Margin (dB)	Limit (dBμV /m)	Result
Horizontal	5696.600	2.157	92.464	94.620	26.400	68.220	Pass
Horizontal	5725.000	2.012	46.010	48.022	-20.198	68.220	Pass
Horizontal	5728.500	1.968	48.392	50.361	-17.859	68.220	Pass

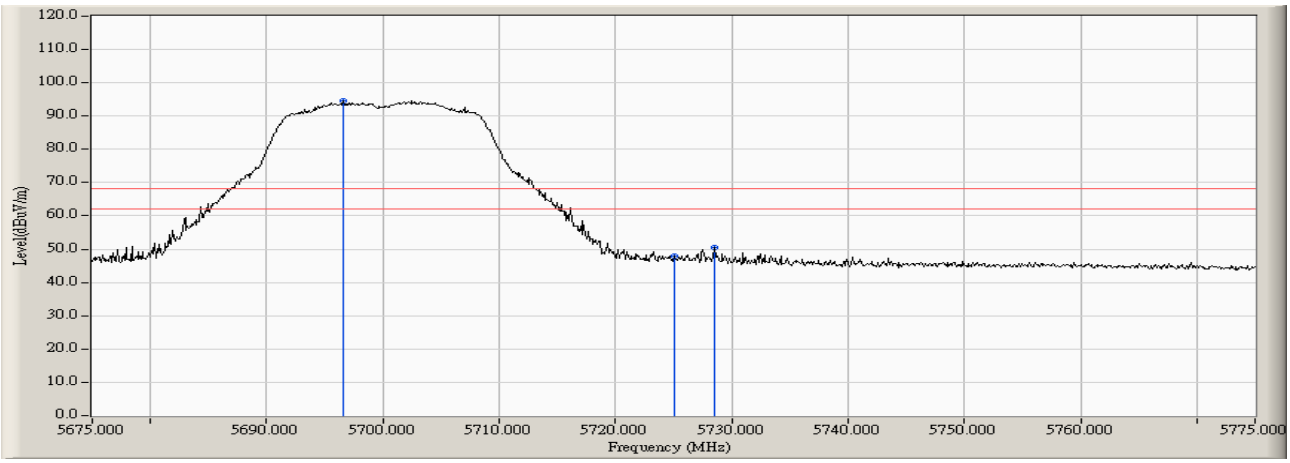

	Frequency (MHz)	Correct Factor (dB)	Reading Level (dBμV)	Measure Level (dBμV /m)	Margin (dB)	Limit (dBμV /m)	Result
Vertical	5701.800	2.233	94.942	97.175	28.955	68.220	Pass
Vertical	5725.000	2.012	47.241	49.253	-18.967	68.220	Pass
Vertical	5734.100	1.928	51.081	53.009	-15.211	68.220	Pass

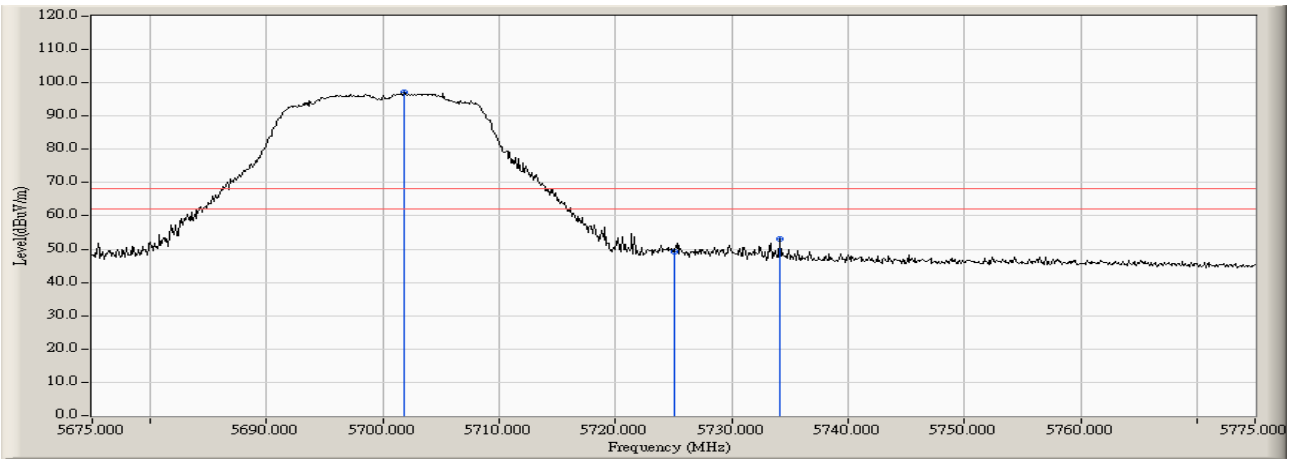

Product : INTEL DUAL BAND WIRELESS–AC 7265
Test Item : Band Edge Data
Test Site : No.3 OATS
Test Mode : Mode 2 SISO B: Transmit (802.11n-40BW 15Mbps) -Channel 38 (5190MHz)

RF Radiated Measurement (Horizontal):

Channel No.	Frequency (MHz)	Correct Factor (dB)	Reading Level (dBμV)	Emission Level (dBμV/m)	Peak Limit (dBμV/m)	Average Limit (dBμV/m)	Result
38 (Peak)	5142.300	1.308	47.156	48.464	74.00	54.00	Pass
38 (Peak)	5150.000	1.365	46.494	47.859	74.00	54.00	Pass
38 (Peak)	5193.800	1.465	91.513	92.979	--	--	--
38 (Average)	5150.000	1.365	35.242	36.607	74.00	54.00	Pass
38 (Average)	5178.800	1.444	77.793	79.237	--	--	--

Figure Channel 38: Horizontal (Peak)

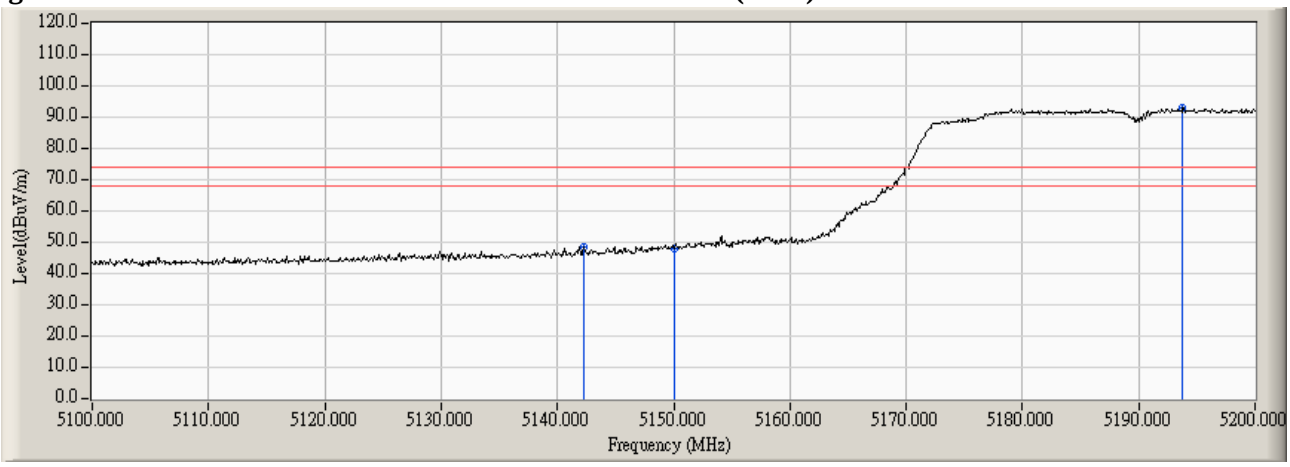

Figure Channel 38: Horizontal (Average)

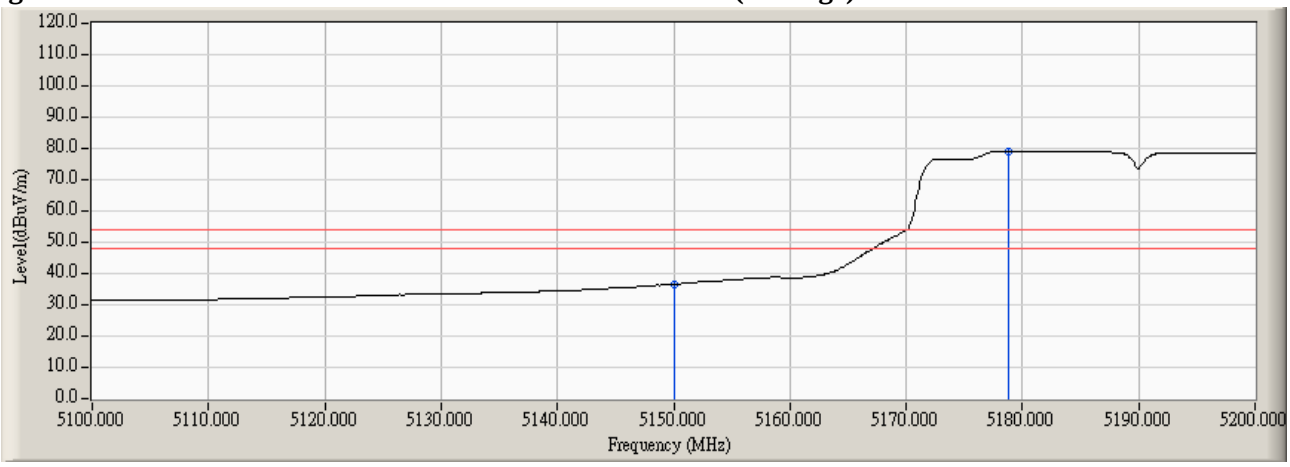

Note:

1. All readings above 1GHz are performed with peak and/or average measurements as necessary.
2. Peak measurements: RBW = 1MHz, VBW = 3 MHz, Sweep: Auto.
3. Average measurements: RBW = 1MHz, VBW = 10 Hz, Sweep: Auto.
4. " * ", means this data is the worst emission level.
5. Measurement Level = Reading Level + Correct Factor.
6. The average measurement was not performed when the peak measured data under the limit of average detection.

Product : INTEL DUAL BAND WIRELESS–AC 7265
Test Item : Band Edge Data
Test Site : No.3 OATS
Test Mode : Mode 2 SISO B: Transmit (802.11n-40BW 15Mbps) -Channel 38 (5190MHz)

RF Radiated Measurement (Vertical):

Channel No.	Frequency (MHz)	Correct Factor (dB)	Reading Level (dBμV)	Emission Level (dBμV/m)	Peak Limit (dBμV/m)	Average Limit (dBμV/m)	Result
38 (Peak)	5147.200	1.344	48.869	50.213	74.00	54.00	Pass
38 (Peak)	5150.000	1.365	48.198	49.563	74.00	54.00	Pass
38 (Peak)	5193.800	1.465	91.033	92.499	--	--	--
38 (Average)	5150.000	1.365	34.704	36.069	74.00	54.00	Pass
38 (Average)	5196.400	1.465	79.218	80.683	--	--	--

Figure Channel 38: Vertical (Peak)

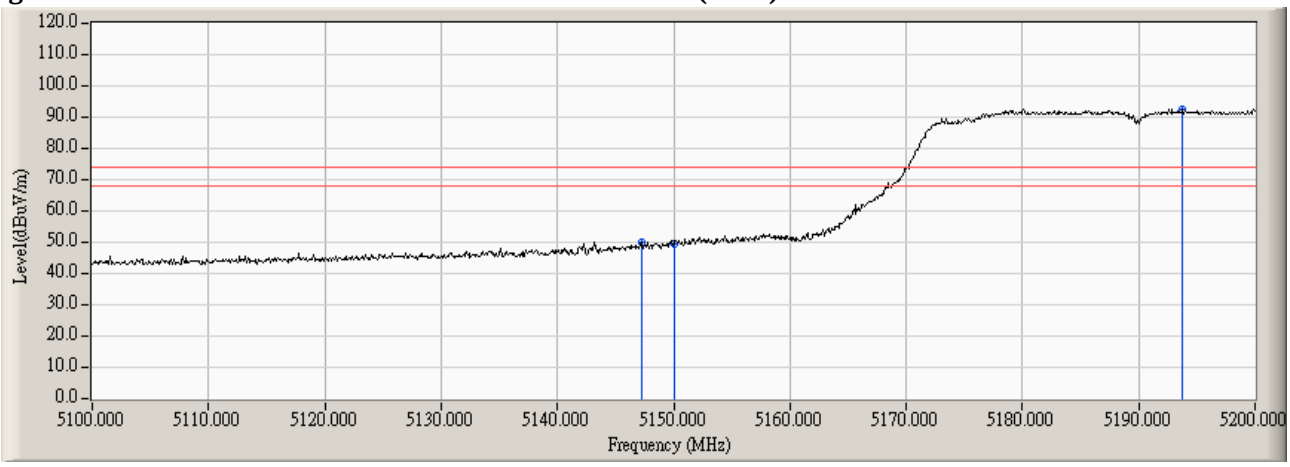

Figure Channel 38: Vertical (Average)

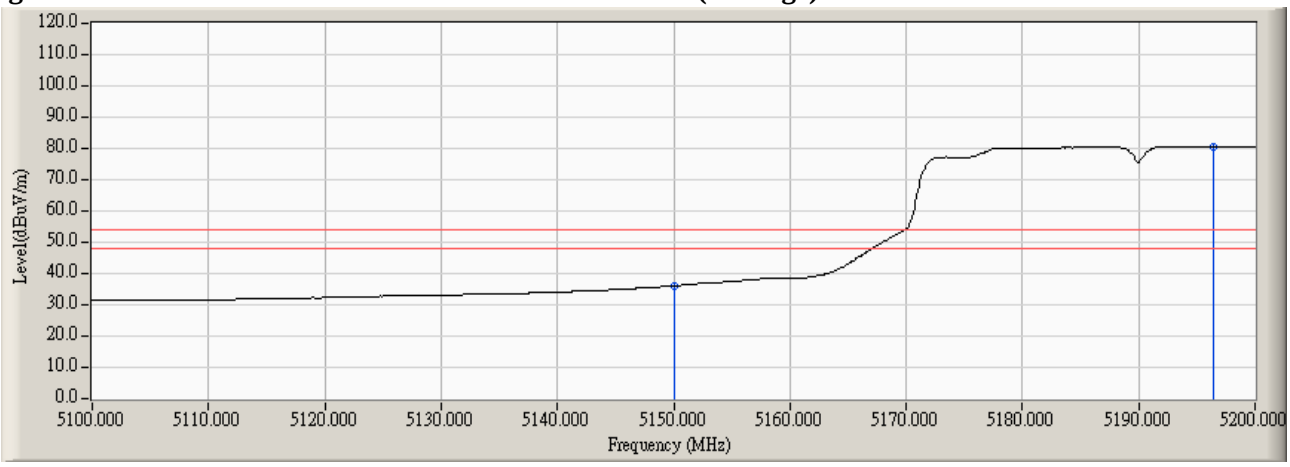

Note:

1. All readings above 1GHz are performed with peak and/or average measurements as necessary.
2. Peak measurements: RBW = 1MHz, VBW = 3 MHz, Sweep: Auto.
3. Average measurements: RBW = 1MHz, VBW = 10 Hz, Sweep: Auto.
4. " * ", means this data is the worst emission level.
5. Measurement Level = Reading Level + Correct Factor.
6. The average measurement was not performed when the peak measured data under the limit of average detection.

Product : INTEL DUAL BAND WIRELESS–AC 7265
Test Item : Band Edge Data
Test Site : No.3 OATS
Test Mode : Mode 2 SISO B: Transmit (802.11n-40BW 15Mbps) -Channel 62 (5310MHz)

RF Radiated Measurement (Horizontal):

Channel No.	Frequency (MHz)	Correct Factor (dB)	Reading Level (dBμV)	Emission Level (dBμV/m)	Peak Limit (dBμV/m)	Arerage Limit (dBμV/m)	Result
62 (Peak)	5301.600	1.484	93.217	94.701	--	--	--
62 (Peak)	5350.000	1.507	50.400	51.907	74.00	54.00	Pass
62 (Peak)	5354.400	1.542	52.844	54.386	74.00	54.00	Pass
62 (Average)	5301.700	1.484	81.799	83.284	--	--	--
62 (Average)	5350.000	1.507	37.656	39.163	74.00	54.00	Pass

Figure Channel 62: Horizontal (Peak)

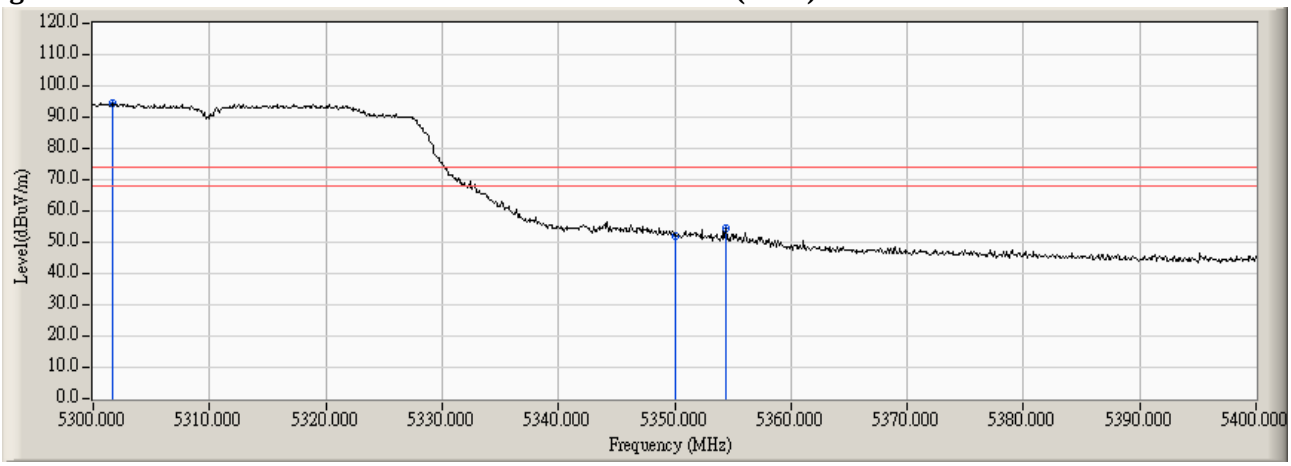

Figure Channel 62: Horizontal (Average)

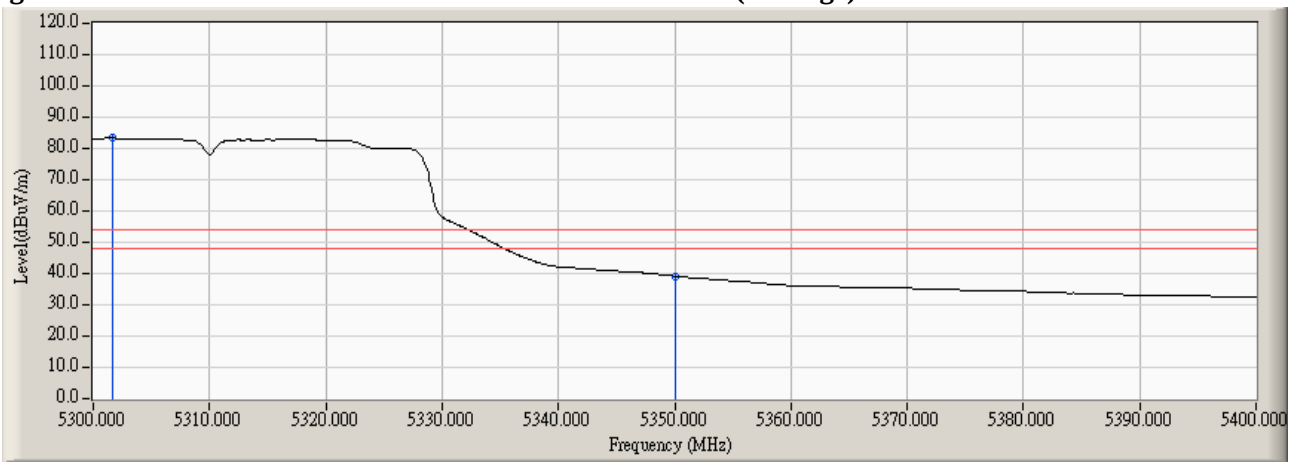

Note:

1. All readings above 1GHz are performed with peak and/or average measurements as necessary.
2. Peak measurements: RBW = 1MHz, VBW = 3 MHz, Sweep: Auto.
3. Average measurements: RBW = 1MHz, VBW = 10 Hz, Sweep: Auto.
4. " * ", means this data is the worst emission level.
5. Measurement Level = Reading Level + Correct Factor.
6. The average measurement was not performed when the peak measured data under the limit of average detection.

Product : INTEL DUAL BAND WIRELESS–AC 7265
Test Item : Band Edge Data
Test Site : No.3 OATS
Test Mode : Mode 2 SISO B: Transmit (802.11n-40BW 15Mbps) -Channel 62 (5310MHz)

RF Radiated Measurement (Vertical):

Channel No.	Frequency (MHz)	Correct Factor (dB)	Reading Level (dBμV)	Emission Level (dBμV/m)	Peak Limit (dBμV/m)	Arerage Limit (dBμV/m)	Result
62 (Peak)	5300.000	1.481	90.533	92.013	--	--	--
62 (Peak)	5350.000	1.507	48.246	49.753	74.00	54.00	Pass
62 (Peak)	5353.200	1.532	49.273	50.805	74.00	54.00	Pass
62 (Average)	5301.300	1.484	78.078	79.562	--	--	--
62 (Average)	5350.000	1.507	35.232	36.739	74.00	54.00	Pass

Figure Channel 62: Vertical (Peak)

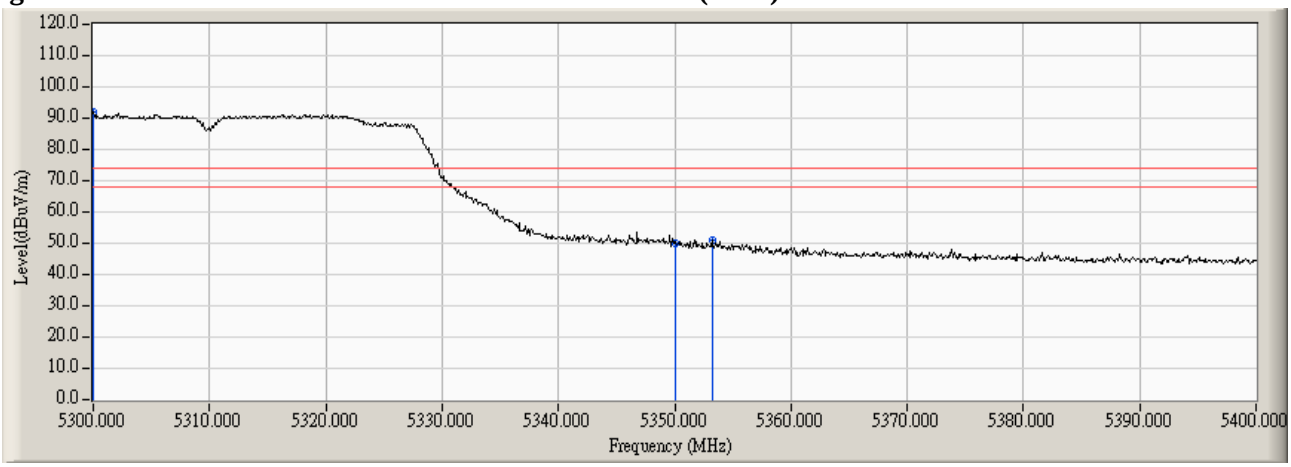

Figure Channel 62: Vertical (Average)

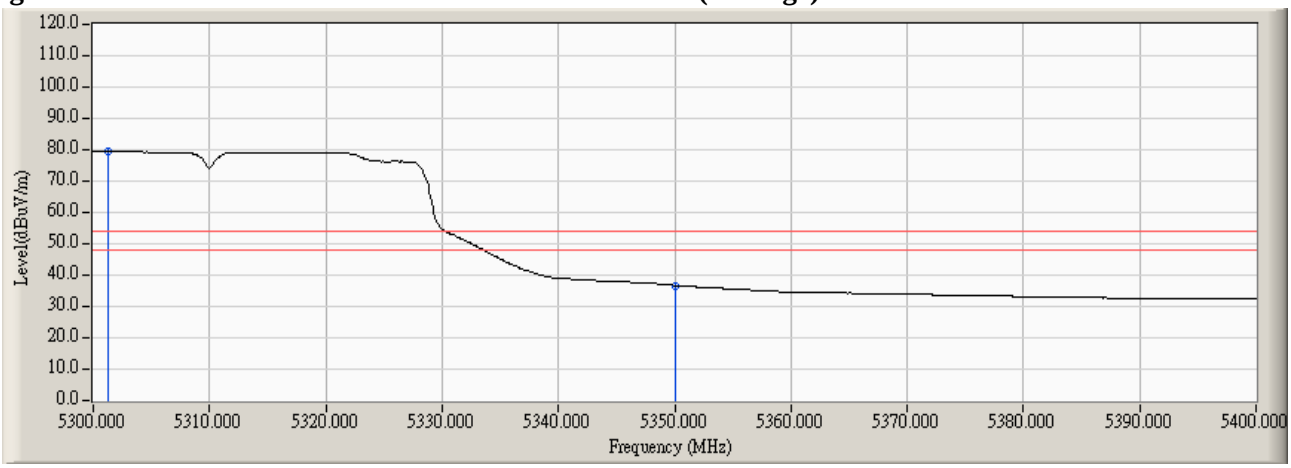

Note:

1. All readings above 1GHz are performed with peak and/or average measurements as necessary.
2. Peak measurements: RBW = 1MHz, VBW = 3 MHz, Sweep: Auto.
3. Average measurements: RBW = 1MHz, VBW = 10 Hz, Sweep: Auto.
4. " * ", means this data is the worst emission level.
5. Measurement Level = Reading Level + Correct Factor.
6. The average measurement was not performed when the peak measured data under the limit of average detection.

Product : INTEL DUAL BAND WIRELESS–AC 7265
Test Item : Band Edge Data
Test Site : No.3 OATS
Test Mode : Mode 2 SISO B: Transmit (802.11n-40BW 15Mbps) -Channel 102 (5510MHz)

RF Radiated Measurement (Horizontal):

Channel No.	Frequency (MHz)	Correct Factor (dB)	Reading Level (dBμV)	Emission Level (dBμV/m)	Peak Limit (dBμV/m)	Arerage Limit (dBμV/m)	Result
102 (Peak)	5459.400	1.691	44.969	46.660	74.00	54.00	Pass
102 (Peak)	5460.000	1.686	43.911	45.598	74.00	54.00	Pass
102 (Peak)	5502.400	1.638	90.518	92.155	--	--	--
102 (Average)	5460.000	1.686	31.625	33.312	74.00	54.00	Pass
102 (Average)	5502.600	1.642	76.474	78.116	--	--	--

Figure Channel 102: Horizontal (Peak)

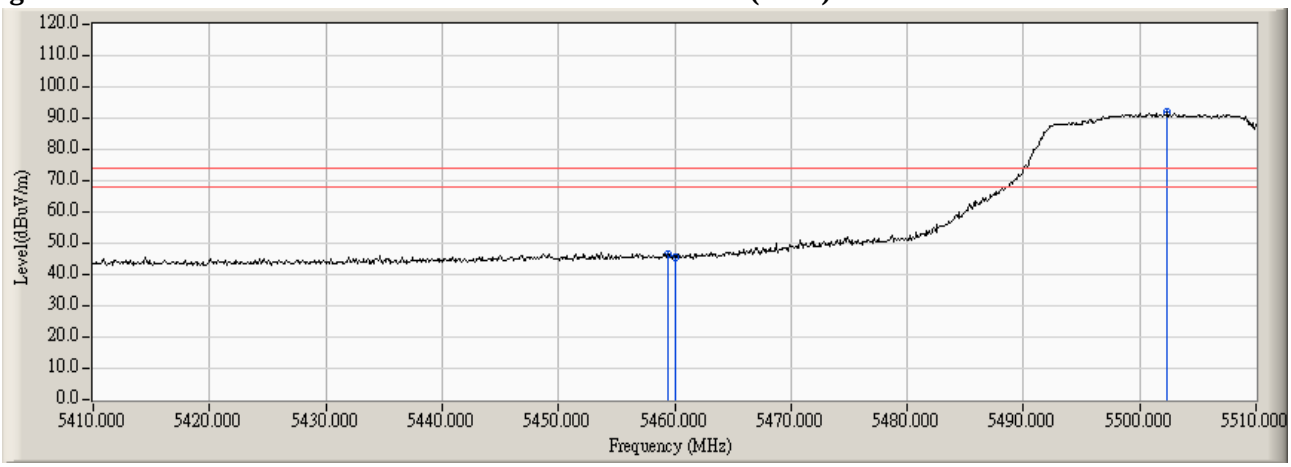

Figure Channel 102: Horizontal (Average)

Note:

1. All readings above 1GHz are performed with peak and/or average measurements as necessary.
2. Peak measurements: RBW = 1MHz, VBW = 3 MHz, Sweep: Auto.
3. Average measurements: RBW = 1MHz, VBW = 10 Hz, Sweep: Auto.
4. " * ", means this data is the worst emission level.
5. Measurement Level = Reading Level + Correct Factor.
6. The average measurement was not performed when the peak measured data under the limit of average detection.

Product : INTEL DUAL BAND WIRELESS–AC 7265
Test Item : Band Edge Data
Test Site : No.3 OATS
Test Mode : Mode 2 SISO B: Transmit (802.11n-40BW 15Mbps) -Channel 102 (5510MHz)

RF Radiated Measurement (Vertical):

Channel No.	Frequency (MHz)	Correct Factor (dB)	Reading Level (dBμV)	Emission Level (dBμV/m)	Peak Limit (dBμV/m)	Arerage Limit (dBμV/m)	Result
102 (Peak)	5452.800	1.706	45.125	46.831	74.00	54.00	Pass
102 (Peak)	5460.000	1.686	43.977	45.664	74.00	54.00	Pass
102 (Peak)	5497.600	1.532	90.300	91.832	--	--	--
102 (Average)	5460.000	1.686	32.480	34.167	74.00	54.00	Pass
102 (Average)	5498.700	1.556	79.114	80.670	--	--	--

Figure Channel 102: Vertical (Peak)

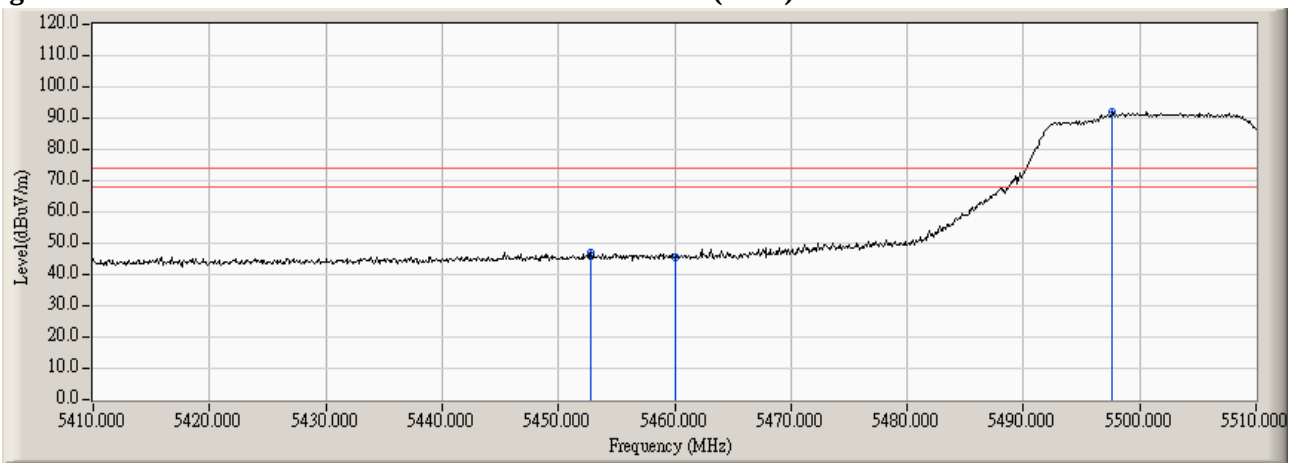

Figure Channel 102: Vertical (Average)

Note:

1. All readings above 1GHz are performed with peak and/or average measurements as necessary.
2. Peak measurements: RBW = 1MHz, VBW = 3 MHz, Sweep: Auto.
3. Average measurements: RBW = 1MHz, VBW = 10 Hz, Sweep: Auto.
4. " * ", means this data is the worst emission level.
5. Measurement Level = Reading Level + Correct Factor.
6. The average measurement was not performed when the peak measured data under the limit of average detection.

Product : INTEL DUAL BAND WIRELESS–AC 7265
Test Item : Band Edge Data
Test Site : No.3 OATS
Test Mode : Mode 2 SISO B: Transmit (802.11n-40BW 15Mbps) -Channel 102 (5510MHz)

RF Radiated Measurement:

	Frequency (MHz)	Correct Factor (dB)	Reading Level (dBμV)	Measure Level (dBμV /m)	Margin (dB)	Limit (dBμV /m)	Result
Horizontal	5469.000	1.613	46.104	47.717	-20.503	68.220	Pass
Horizontal	5470.000	1.605	44.413	46.018	-22.202	68.220	Pass
Horizontal	5503.300	1.657	89.548	91.205	22.985	68.220	Pass

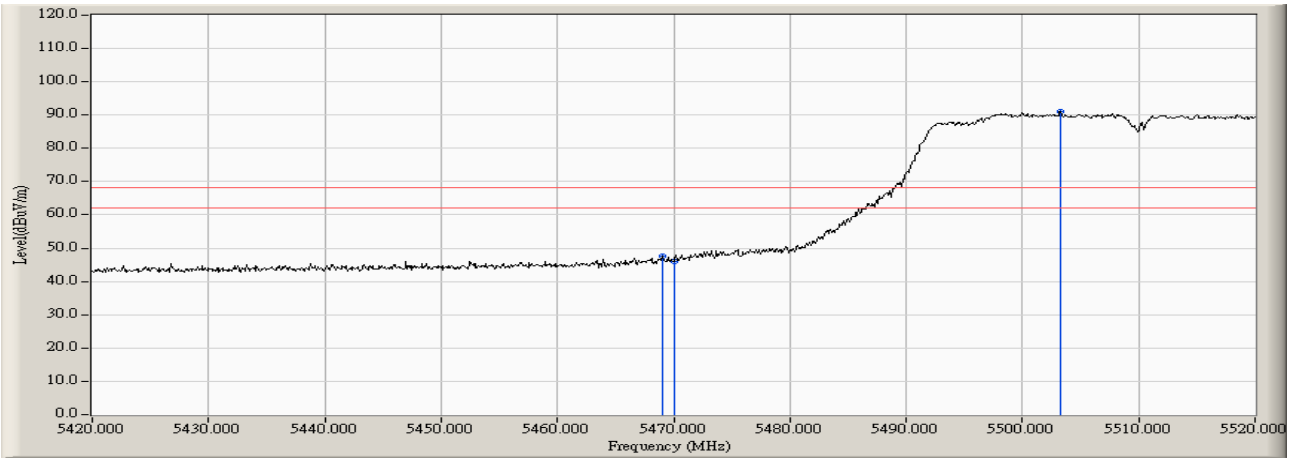

	Frequency (MHz)	Correct Factor (dB)	Reading Level (dBμV)	Measure Level (dBμV /m)	Margin (dB)	Limit (dBμV /m)	Result
Vertical	5466.500	1.633	46.219	47.852	-20.368	68.220	Pass
Vertical	5470.000	1.605	45.156	46.761	-21.459	68.220	Pass
Vertical	5501.800	1.624	90.878	92.502	24.282	68.220	Pass

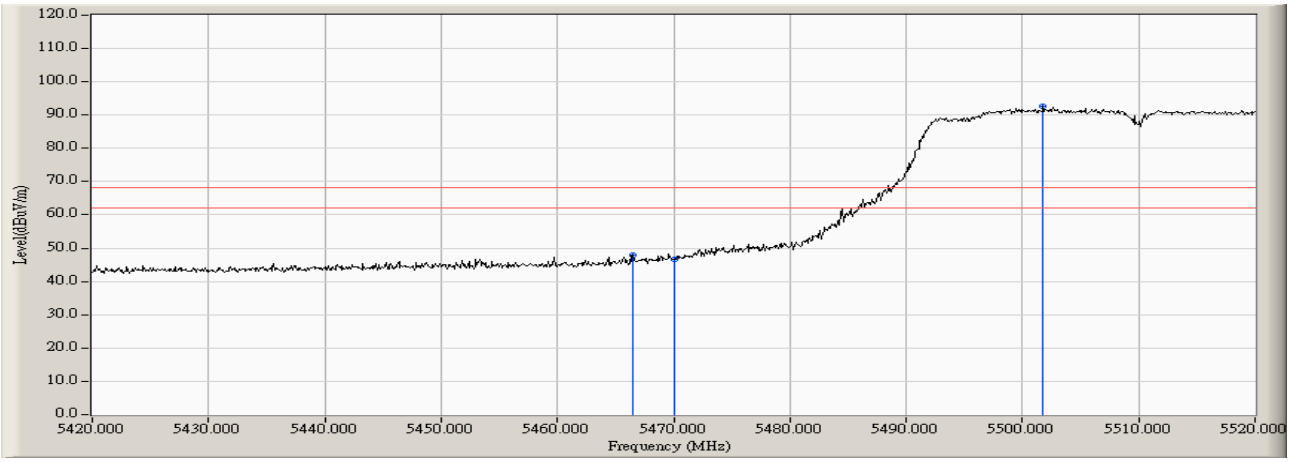

Product : INTEL DUAL BAND WIRELESS–AC 7265
Test Item : Band Edge Data
Test Site : No.3 OATS
Test Mode : Mode 2 SISO B: Transmit (802.11n-40BW 15Mbps) -Channel 134 (5670MHz)

RF Radiated Measurement:

	Frequency (MHz)	Correct Factor (dB)	Reading Level (dBμV)	Measure Level (dBμV /m)	Margin (dB)	Limit (dBμV /m)	Result
Horizontal	5676.800	2.103	87.812	89.916	21.696	68.220	Pass
Horizontal	5725.000	2.012	43.415	45.427	-22.793	68.220	Pass
Horizontal	5728.300	1.970	43.831	45.801	-22.419	68.220	Pass

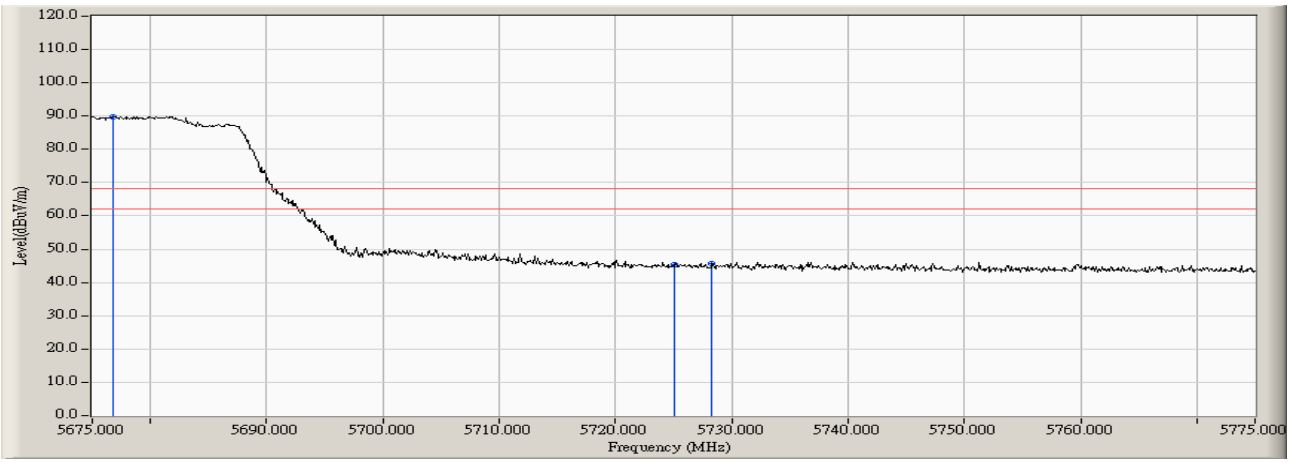

	Frequency (MHz)	Correct Factor (dB)	Reading Level (dBμV)	Measure Level (dBμV /m)	Margin (dB)	Limit (dBμV /m)	Result
Vertical	5679.300	2.097	91.351	93.448	25.228	68.220	Pass
Vertical	5725.000	2.012	43.705	45.717	-22.503	68.220	Pass
Vertical	5725.800	1.996	46.247	48.243	-19.977	68.220	Pass

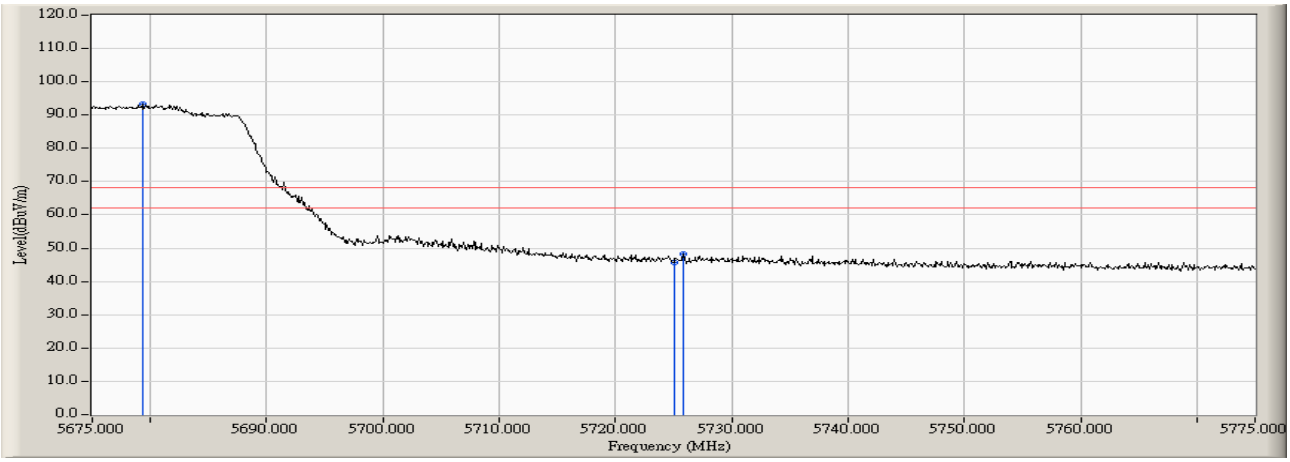

Product : INTEL DUAL BAND WIRELESS–AC 7265
Test Item : Band Edge Data
Test Site : No.3 OATS
Test Mode : Mode 2 SISO B: Transmit (802.11ac-80BW-32.5Mbps) -Channel 42 (5210MHz)

RF Radiated Measurement (Horizontal):

Channel No.	Frequency (MHz)	Correct Factor (dB)	Reading Level (dBμV)	Emission Level (dBμV/m)	Peak Limit (dBμV/m)	Average Limit (dBμV/m)	Result
42 (Peak)	5149.100	1.358	47.961	49.319	74.00	54.00	Pass
42 (Peak)	5150.000	1.365	47.213	48.578	74.00	54.00	Pass
42 (Peak)	5189.800	1.468	91.704	93.172	--	--	--
42 (Average)	5150.000	1.365	35.229	36.594	74.00	54.00	Pass
42 (Average)	5187.300	1.469	78.562	80.030	--	--	--

Figure Channel 42: Horizontal (Peak)

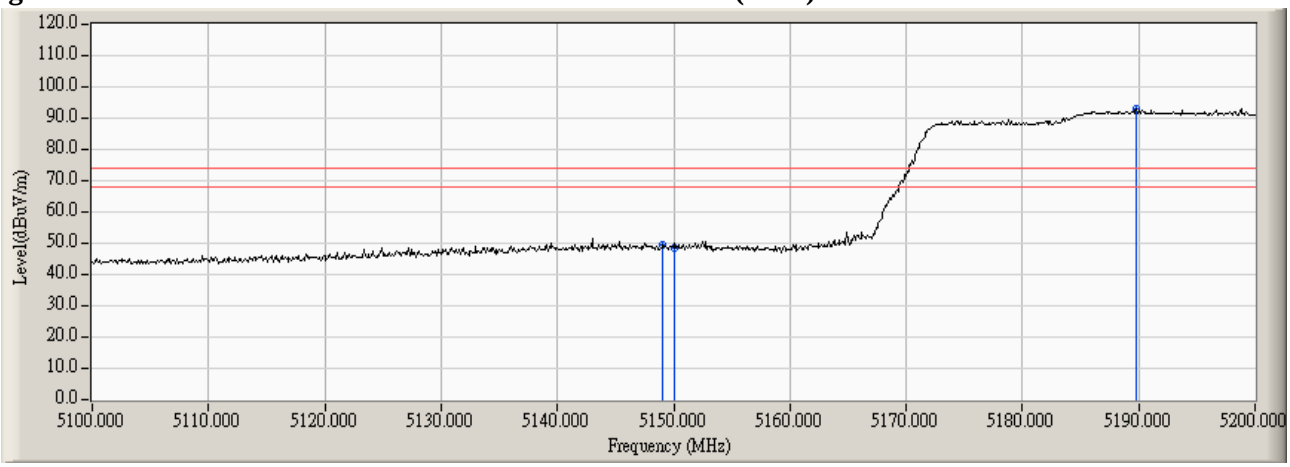

Figure Channel 42: Horizontal (Average)

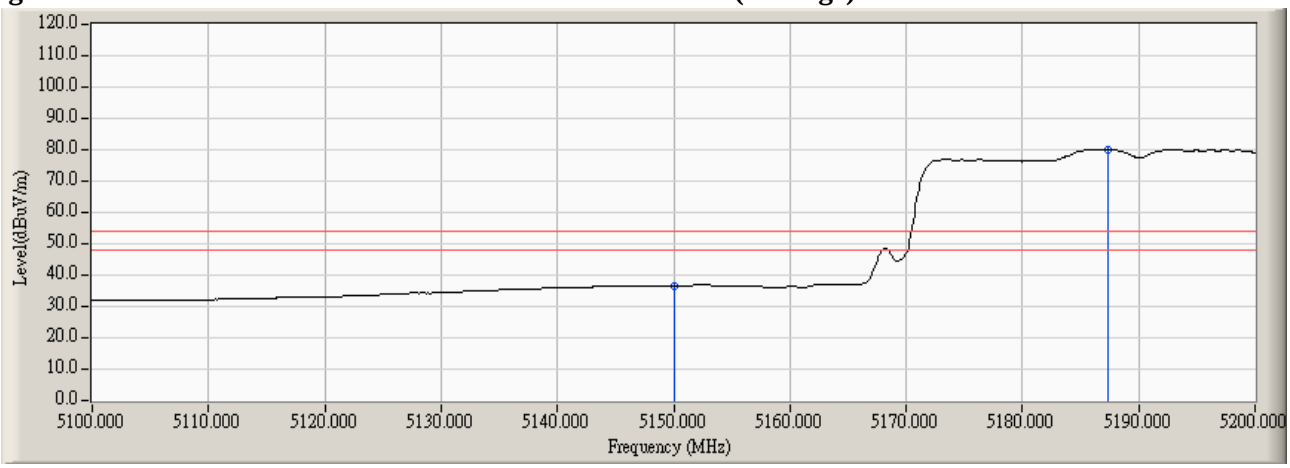

Note:

1. All readings above 1GHz are performed with peak and/or average measurements as necessary.
2. Peak measurements: RBW = 1MHz, VBW = 3 MHz, Sweep: Auto.
3. Average measurements: RBW = 1MHz, VBW = 10 Hz, Sweep: Auto.
4. " * ", means this data is the worst emission level.
5. Measurement Level = Reading Level + Correct Factor.
6. The average measurement was not performed when the peak measured data under the limit of average detection.

Product : INTEL DUAL BAND WIRELESS–AC 7265
Test Item : Band Edge Data
Test Site : No.3 OATS
Test Mode : Mode 2 SISO B: Transmit (802.11ac-80BW-32.5Mbps) -Channel 42 (5210MHz)

RF Radiated Measurement (Vertical):

Channel No.	Frequency (MHz)	Correct Factor (dB)	Reading Level (dBμV)	Emission Level (dBμV/m)	Peak Limit (dBμV/m)	Average Limit (dBμV/m)	Result
42 (Peak)	5148.800	1.356	46.254	47.610	74.00	54.00	Pass
42 (Peak)	5150.000	1.365	44.754	46.119	74.00	54.00	Pass
42 (Peak)	5189.700	1.468	89.383	90.851	--	--	--
42 (Average)	5150.000	1.365	33.093	34.458	74.00	54.00	Pass
42 (Average)	5187.300	1.469	76.853	78.321	--	--	--

Figure Channel 42: Vertical (Peak)

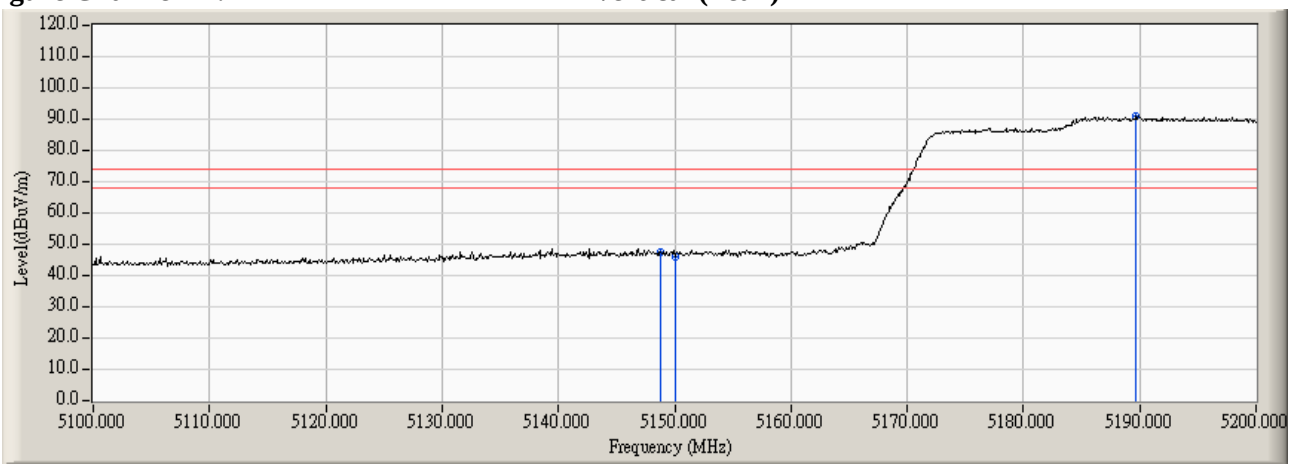

Figure Channel 42: Vertical (Average)

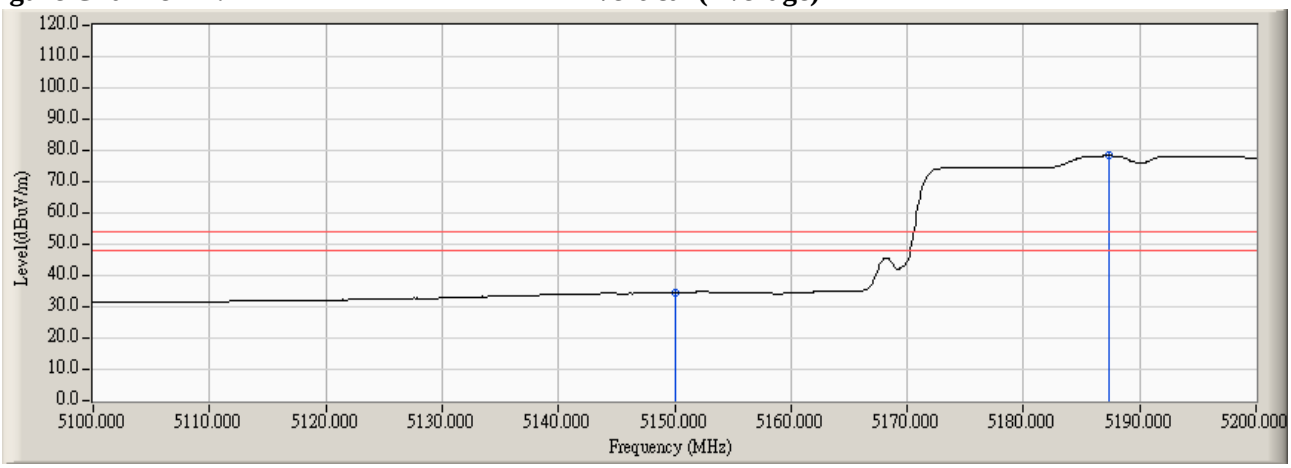

Note:

1. All readings above 1GHz are performed with peak and/or average measurements as necessary.
2. Peak measurements: RBW = 1MHz, VBW = 3 MHz, Sweep: Auto.
3. Average measurements: RBW = 1MHz, VBW = 10 Hz, Sweep: Auto.
4. " * ", means this data is the worst emission level.
5. Measurement Level = Reading Level + Correct Factor.
6. The average measurement was not performed when the peak measured data under the limit of average detection.

Product : INTEL DUAL BAND WIRELESS–AC 7265
Test Item : Band Edge Data
Test Site : No.3 OATS
Test Mode : Mode 2 SISO B: Transmit (802.11ac-80BW-32.5Mbps) -Channel 58 (5290MHz)

RF Radiated Measurement (Horizontal):

Channel No.	Frequency (MHz)	Correct Factor (dB)	Reading Level (dBμV)	Emission Level (dBμV/m)	Peak Limit (dBμV/m)	Average Limit (dBμV/m)	Result
58 (Peak)	5301.300	1.484	91.677	93.161	--	--	--
58 (Peak)	5350.000	1.507	57.766	59.273	74.00	54.00	Pass
58 (Peak)	5350.400	1.510	58.898	60.408	74.00	54.00	Pass
58 (Average)	5301.400	1.484	78.368	79.852	--	--	--
58 (Average)	5350.000	1.507	43.027	44.534	74.00	54.00	Pass

Figure Channel 58: Horizontal (Peak)

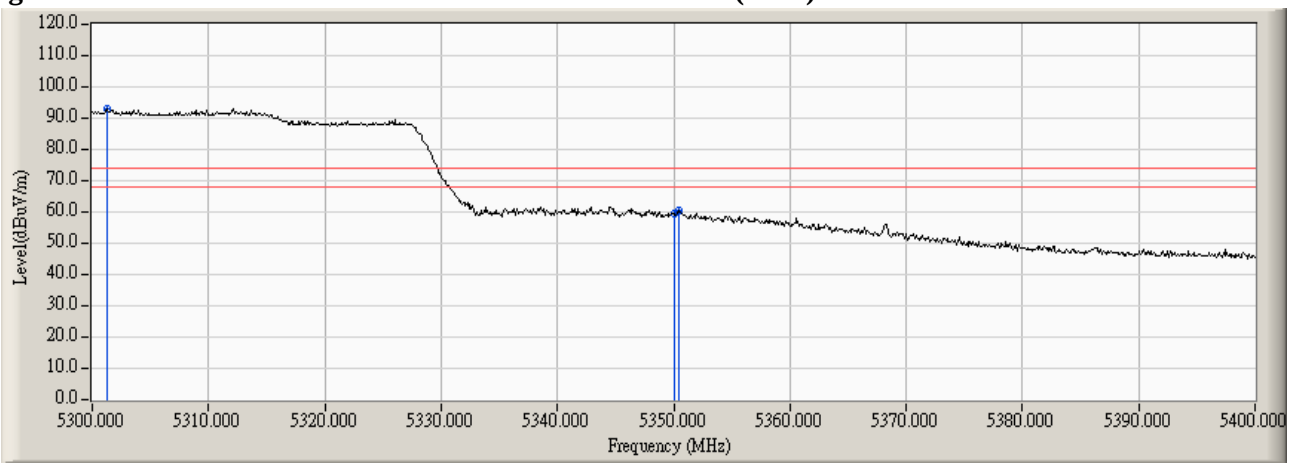

Figure Channel 58: Horizontal (Average)

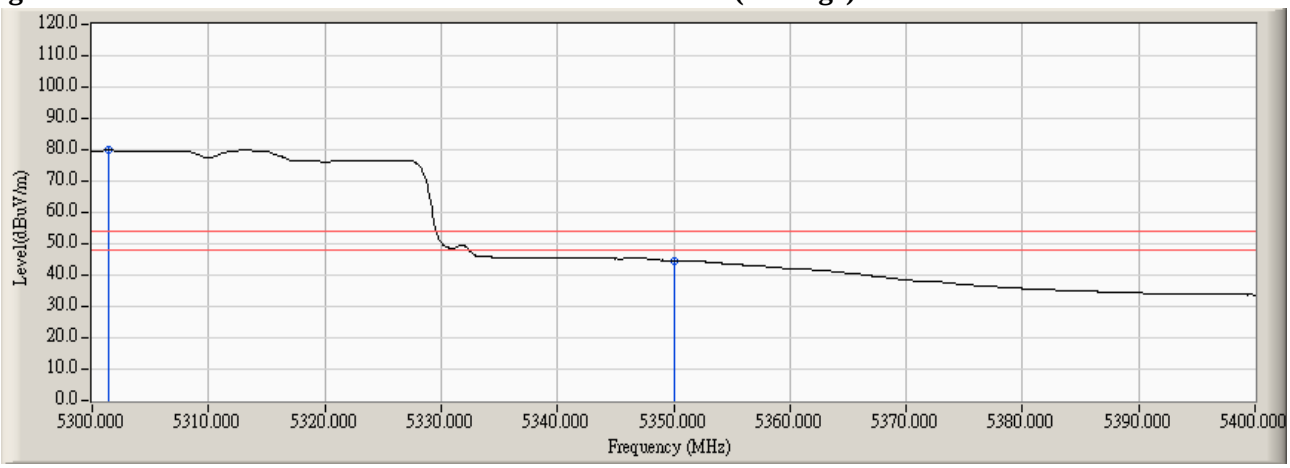

Note:

1. All readings above 1GHz are performed with peak and/or average measurements as necessary.
2. Peak measurements: RBW = 1MHz, VBW = 3 MHz, Sweep: Auto.
3. Average measurements: RBW = 1MHz, VBW = 10 Hz, Sweep: Auto.
4. " * ", means this data is the worst emission level.
5. Measurement Level = Reading Level + Correct Factor.
6. The average measurement was not performed when the peak measured data under the limit of average detection.

Product : INTEL DUAL BAND WIRELESS–AC 7265
Test Item : Band Edge Data
Test Site : No.3 OATS
Test Mode : Mode 2 SISO B: Transmit (802.11ac-80BW-32.5Mbps) -Channel 58 (5290MHz)

RF Radiated Measurement (Vertical):

Channel No.	Frequency (MHz)	Correct Factor (dB)	Reading Level (dBμV)	Emission Level (dBμV/m)	Peak Limit (dBμV/m)	Average Limit (dBμV/m)	Result
58 (Peak)	5301.400	1.484	89.434	90.918	--	--	--
58 (Peak)	5350.000	1.507	55.437	56.944	74.00	54.00	Pass
58 (Peak)	5350.500	1.511	55.941	57.451	74.00	54.00	Pass
58 (Average)	5301.300	1.484	76.338	77.822	--	--	--
58 (Average)	5350.000	1.507	40.506	42.013	74.00	54.00	Pass

Figure Channel 58: Vertical (Peak)

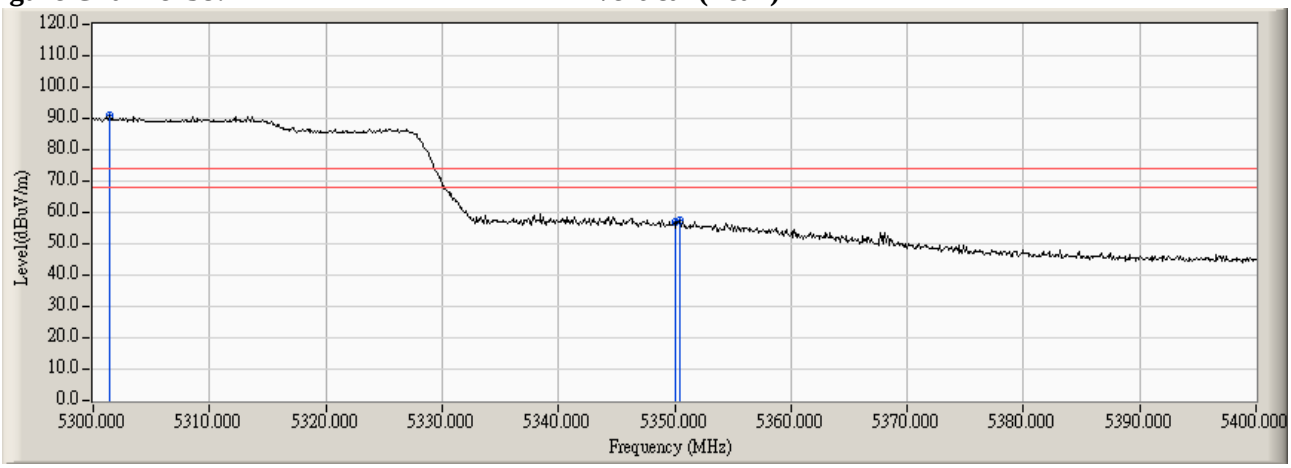

Figure Channel 58: Vertical (Average)

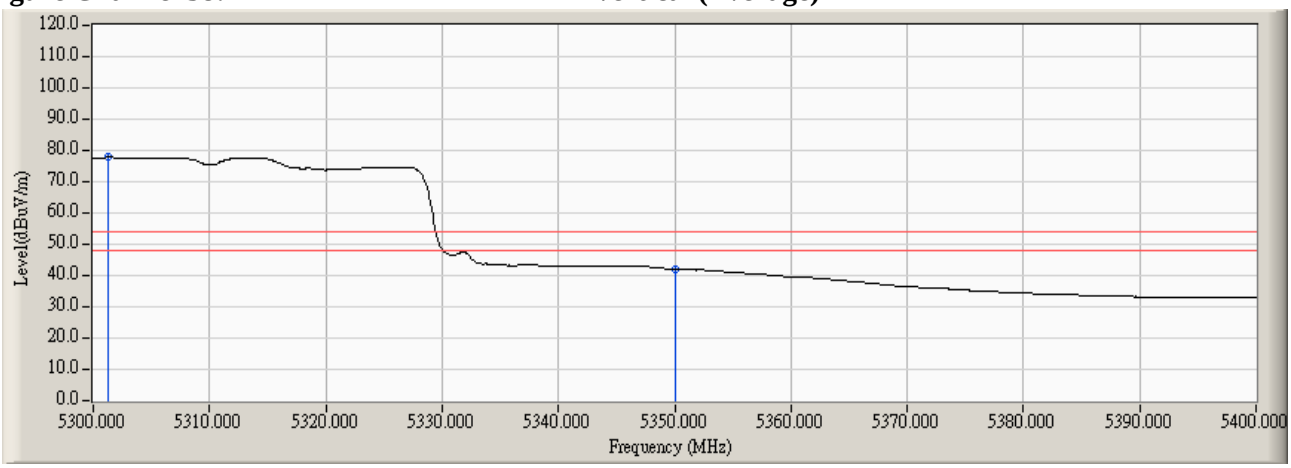

Note:

1. All readings above 1GHz are performed with peak and/or average measurements as necessary.
2. Peak measurements: RBW = 1MHz, VBW = 3 MHz, Sweep: Auto.
3. Average measurements: RBW = 1MHz, VBW = 10 Hz, Sweep: Auto.
4. " * ", means this data is the worst emission level.
5. Measurement Level = Reading Level + Correct Factor.
6. The average measurement was not performed when the peak measured data under the limit of average detection.

Product : INTEL DUAL BAND WIRELESS–AC 7265
Test Item : Band Edge Data
Test Site : No.3 OATS
Test Mode : Mode 2 SISO B: Transmit (802.11ac-80BW-32.5Mbps) -Channel 106 (5530MHz)

RF Radiated Measurement (Horizontal):

Channel No.	Frequency (MHz)	Correct Factor (dB)	Reading Level (dBμV)	Emission Level (dBμV/m)	Peak Limit (dBμV/m)	Average Limit (dBμV/m)	Result
106 (Peak)	5459.000	1.695	50.808	52.503	74.00	54.00	Pass
106 (Peak)	5460.000	1.686	50.002	51.689	74.00	54.00	Pass
106 (Peak)	5508.400	1.768	88.117	89.885	--	--	--
106 (Average)	5460.000	1.686	35.702	37.389	74.00	54.00	Pass
106 (Average)	5507.400	1.746	75.672	77.418	--	--	--

Figure Channel 106: Horizontal (Peak)

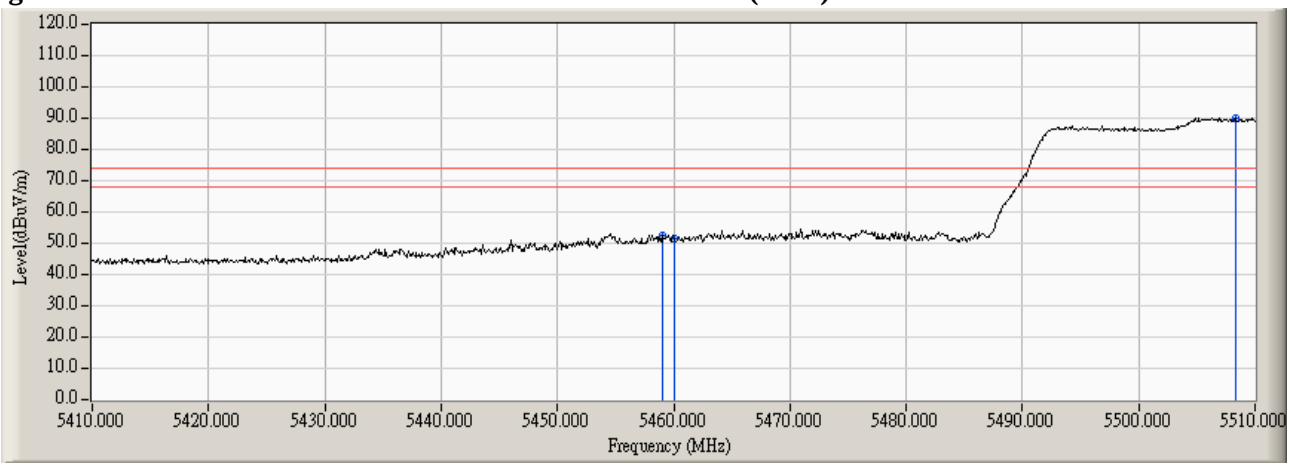

Figure Channel 106: Horizontal (Average)

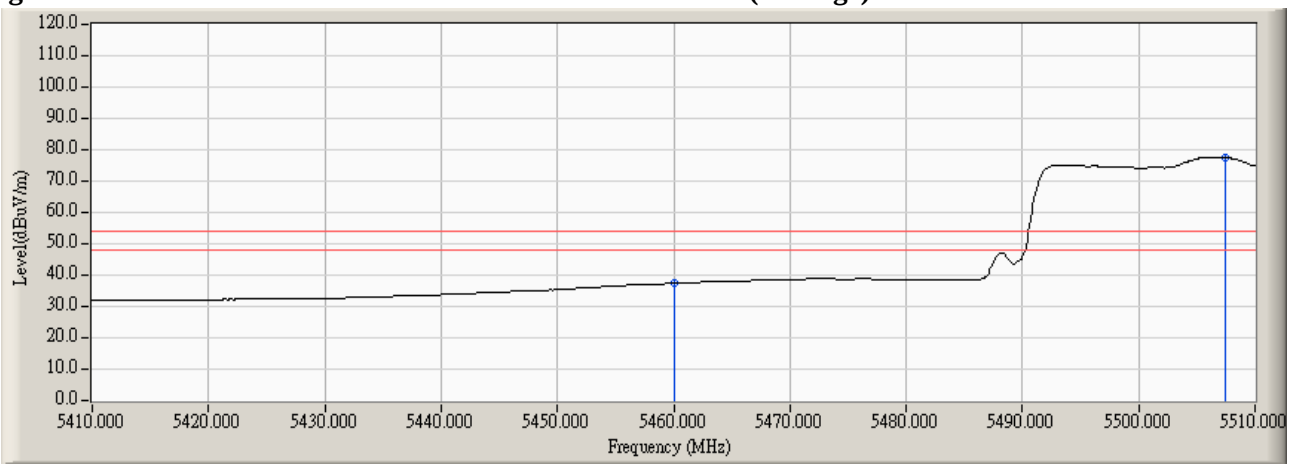

Note:

1. All readings above 1GHz are performed with peak and/or average measurements as necessary.
2. Peak measurements: RBW = 1MHz, VBW = 3 MHz, Sweep: Auto.
3. Average measurements: RBW = 1MHz, VBW = 10 Hz, Sweep: Auto.
4. " * ", means this data is the worst emission level.
5. Measurement Level = Reading Level + Correct Factor.
6. The average measurement was not performed when the peak measured data under the limit of average detection.

Product : INTEL DUAL BAND WIRELESS–AC 7265
Test Item : Band Edge Data
Test Site : No.3 OATS
Test Mode : Mode 2 SISO B: Transmit (802.11ac-80BW-32.5Mbps) -Channel 106 (5530MHz)

RF Radiated Measurement (Vertical):

Channel No.	Frequency (MHz)	Correct Factor (dB)	Reading Level (dBμV)	Emission Level (dBμV/m)	Peak Limit (dBμV/m)	Average Limit (dBμV/m)	Result
106 (Peak)	5457.800	1.705	49.308	51.012	74.00	54.00	Pass
106 (Peak)	5460.000	1.686	46.570	48.257	74.00	54.00	Pass
106 (Peak)	5510.000	1.803	84.593	86.396	--	--	--
106 (Average)	5460.000	1.686	33.151	34.838	74.00	54.00	Pass
106 (Average)	5507.300	1.744	72.281	74.025	--	--	--

Figure Channel 106: Vertical (Peak)

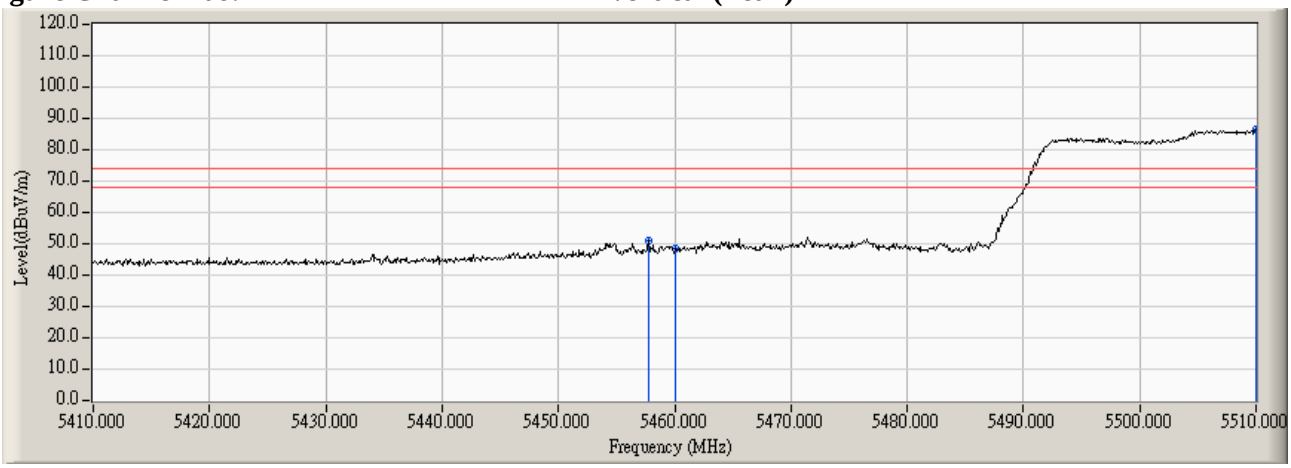

Figure Channel 106: Vertical (Average)

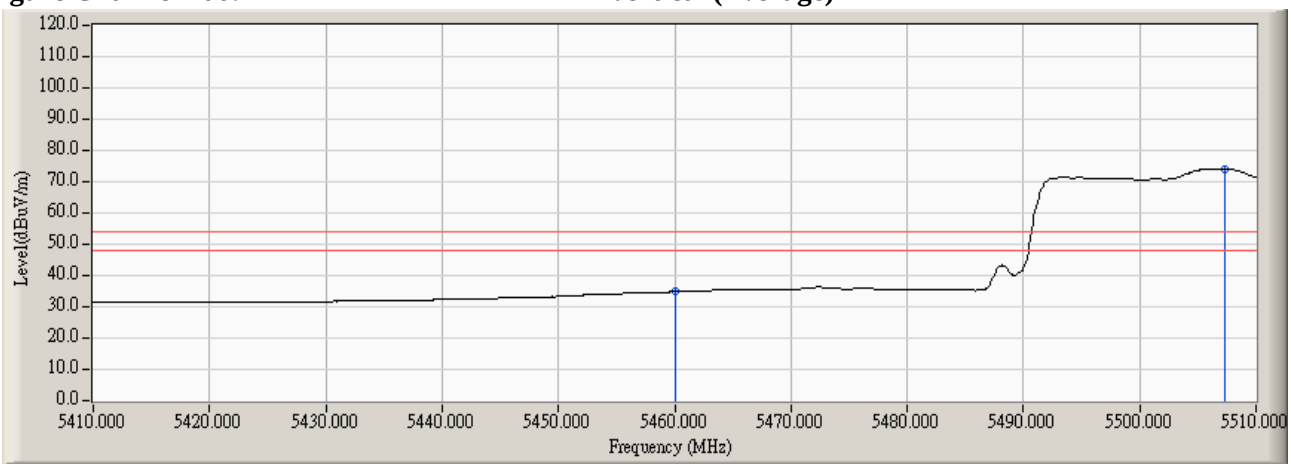

Note:

1. All readings above 1GHz are performed with peak and/or average measurements as necessary.
2. Peak measurements: RBW = 1MHz, VBW = 3 MHz, Sweep: Auto.
3. Average measurements: RBW = 1MHz, VBW = 10 Hz, Sweep: Auto.
4. " * ", means this data is the worst emission level.
5. Measurement Level = Reading Level + Correct Factor.
6. The average measurement was not performed when the peak measured data under the limit of average detection.

Product : INTEL DUAL BAND WIRELESS–AC 7265
Test Item : Band Edge Data
Test Site : No.3 OATS
Test Mode : Mode 2 SISO B: Transmit (802.11ac-80BW-32.5Mbps) -Channel 106 (5530MHz)

RF Radiated Measurement:

	Frequency (MHz)	Correct Factor (dB)	Reading Level (dBμV)	Measure Level (dBμV /m)	Margin (dB)	Limit (dBμV /m)	Result
Horizontal	5463.200	1.661	50.104	51.764	-16.456	68.220	Pass
Horizontal	5470.000	1.605	47.597	49.202	-19.018	68.220	Pass
Horizontal	5509.600	1.794	86.146	87.940	19.720	68.220	Pass

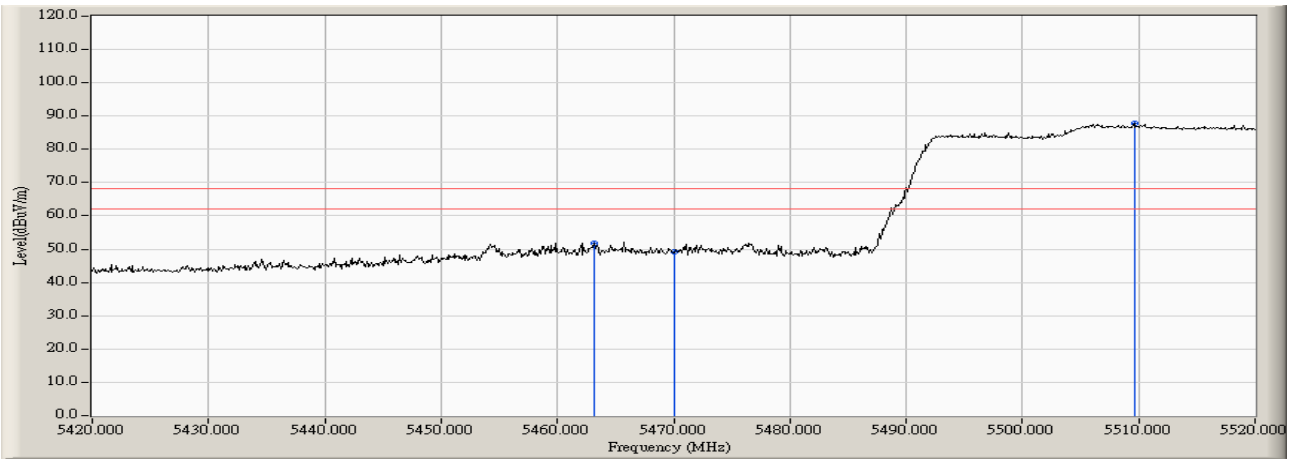

	Frequency (MHz)	Correct Factor (dB)	Reading Level (dBm)	Measure Level (dBm/m)	Margin (dB)	Limit (dBm/m)	Result
Vertical	5464.700	1.648	51.301	52.949	-15.271	68.220	Pass
Vertical	5470.000	1.605	48.805	50.410	-17.810	68.220	Pass
Vertical	5509.400	1.790	86.871	88.661	20.441	68.220	Pass

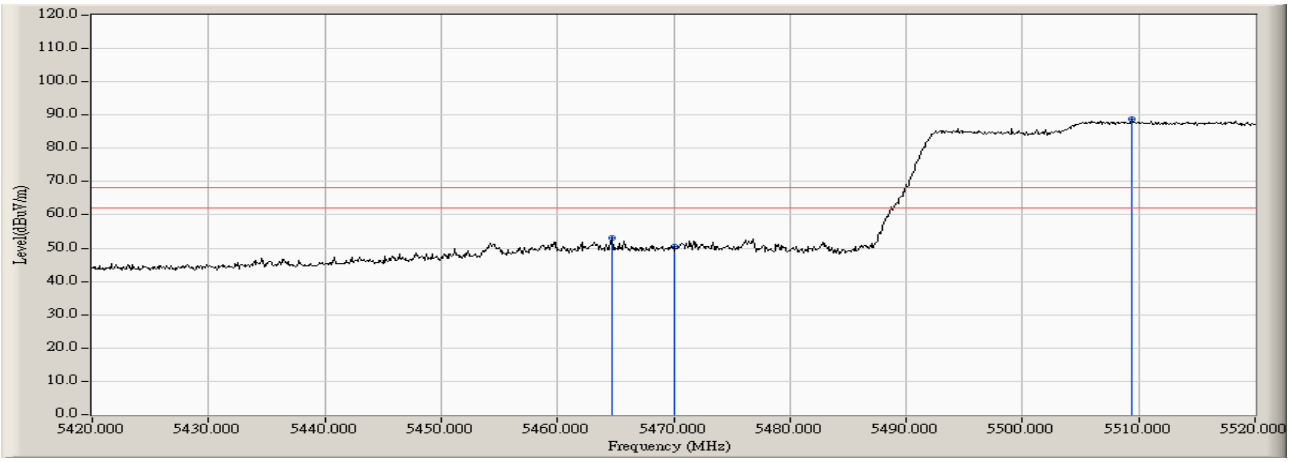

Product : INTEL DUAL BAND WIRELESS–AC 7265
Test Item : Band Edge Data
Test Site : No.3 OATS
Test Mode : Mode 3 MIMO: Transmit (802.11n-20BW 14.4Mbps) -Channel 36 (5180MHz)

RF Radiated Measurement (Horizontal):

Channel No.	Frequency (MHz)	Correct Factor (dB)	Reading Level (dBμV)	Emission Level (dBμV/m)	Peak Limit (dBμV/m)	Average Limit (dBμV/m)	Result
36 (Peak)	5141.800	1.304	52.918	54.222	74.00	54.00	Pass
36 (Peak)	5150.000	1.365	50.430	51.795	74.00	54.00	Pass
36 (Peak)	5177.600	1.440	100.273	101.713	--	--	--
36 (Average)	5150.000	1.365	38.170	39.535	74.00	54.00	Pass
36 (Average)	5178.200	1.442	91.467	92.909	--	--	--

Figure Channel 36: Horizontal (Peak)

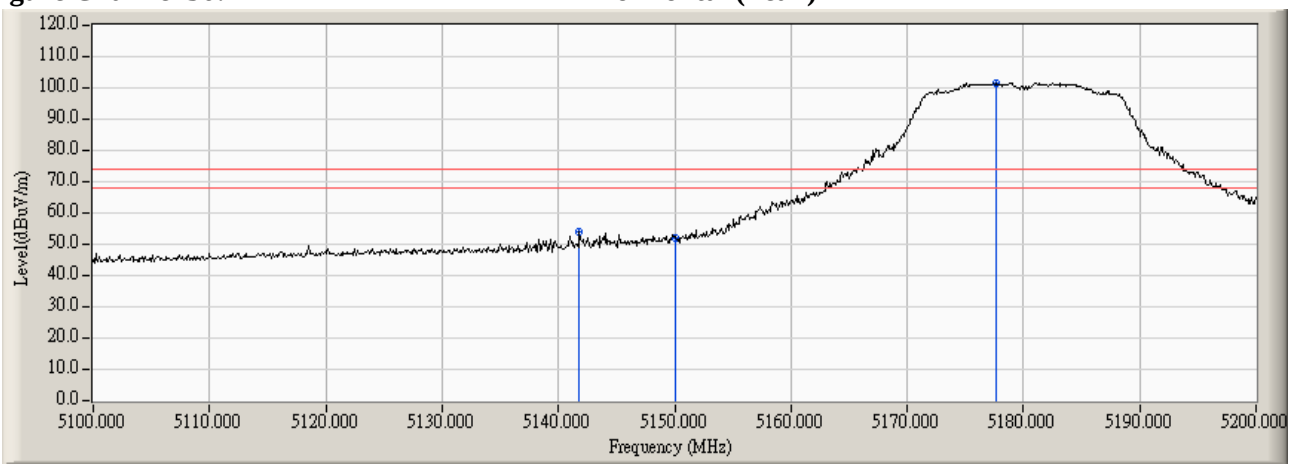

Figure Channel 36: Horizontal (Average)

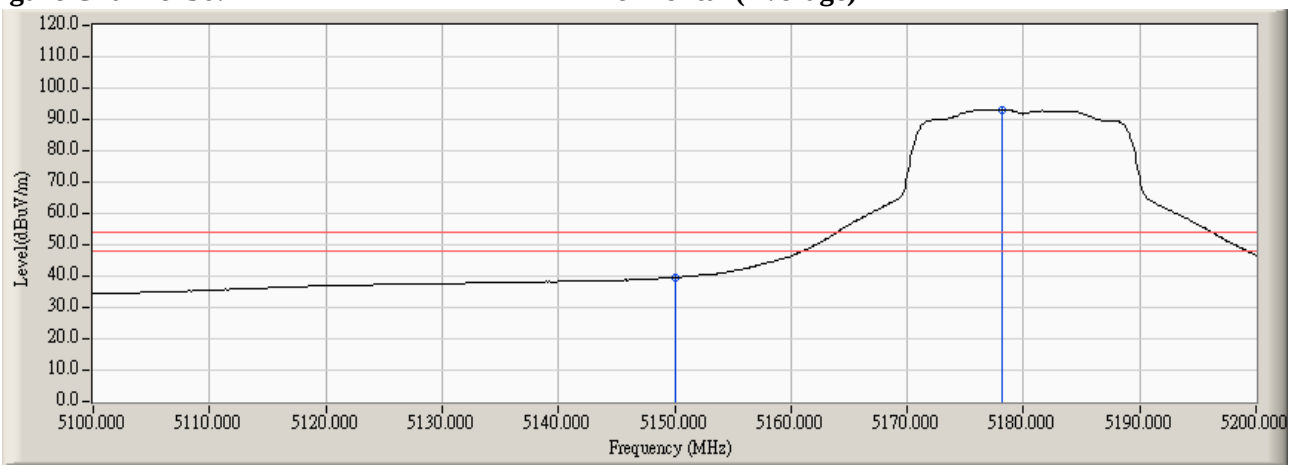

Note:

1. All readings above 1GHz are performed with peak and/or average measurements as necessary.
2. Peak measurements: RBW = 1MHz, VBW = 3 MHz, Sweep: Auto.
3. Average measurements: RBW = 1MHz, VBW = 10 Hz, Sweep: Auto.
4. " * ", means this data is the worst emission level.
5. Measurement Level = Reading Level + Correct Factor.
6. The average measurement was not performed when the peak measured data under the limit of average detection.

Product : INTEL DUAL BAND WIRELESS–AC 7265
Test Item : Band Edge Data
Test Site : No.3 OATS
Test Mode : Mode 3 MIMO: Transmit (802.11n-20BW 14.4Mbps) -Channel 36 (5180MHz)

RF Radiated Measurement (Vertical):

Channel No.	Frequency (MHz)	Correct Factor (dB)	Reading Level (dBμV)	Emission Level (dBμV/m)	Peak Limit (dBμV/m)	Average Limit (dBμV/m)	Result
36 (Peak)	5140.200	1.293	48.104	49.397	74.00	54.00	Pass
36 (Peak)	5150.000	1.365	47.765	49.130	74.00	54.00	Pass
36 (Peak)	5183.300	1.457	96.815	98.272	--	--	--
36 (Average)	5150.000	1.365	33.452	34.817	74.00	54.00	Pass
36 (Average)	5181.400	1.451	86.065	87.516	--	--	--

Figure Channel 36: Vertical (Peak)

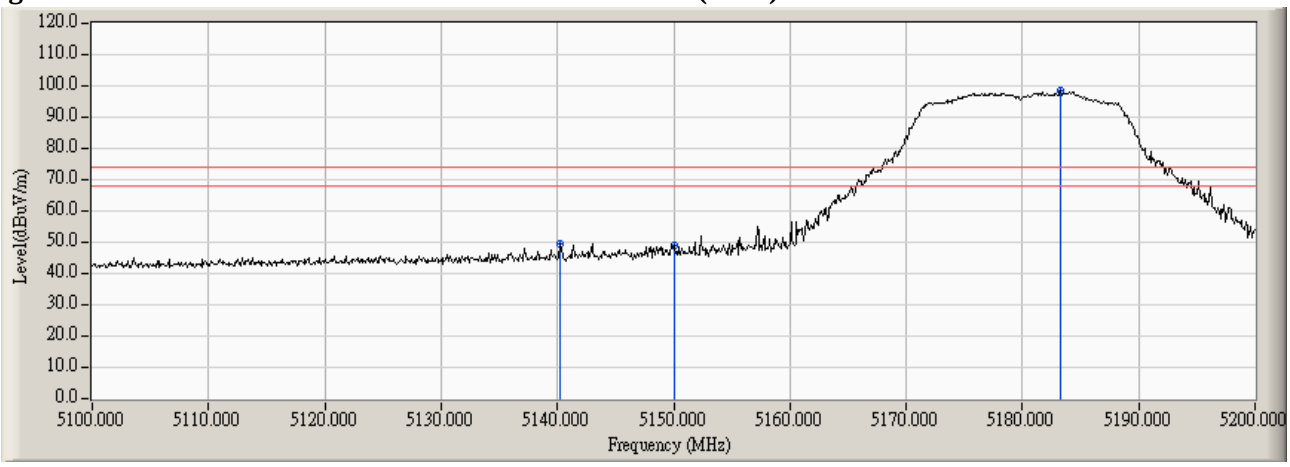

Figure Channel 36: Vertical (Average)

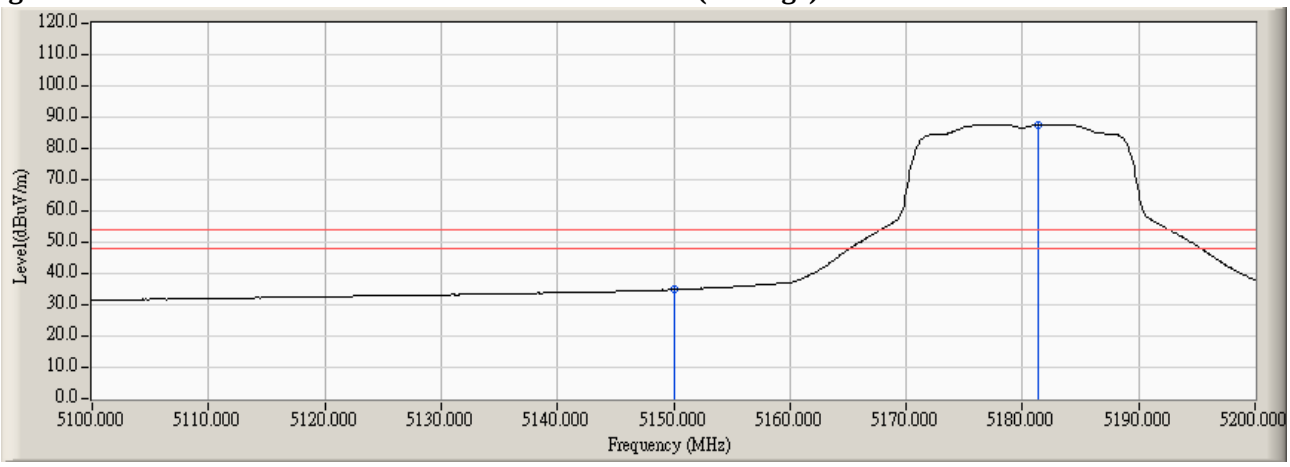

Note:

1. All readings above 1GHz are performed with peak and/or average measurements as necessary.
2. Peak measurements: RBW = 1MHz, VBW = 3 MHz, Sweep: Auto.
3. Average measurements: RBW = 1MHz, VBW = 10 Hz, Sweep: Auto.
4. " * ", means this data is the worst emission level.
5. Measurement Level = Reading Level + Correct Factor.
6. The average measurement was not performed when the peak measured data under the limit of average detection.

Product : INTEL DUAL BAND WIRELESS–AC 7265
Test Item : Band Edge Data
Test Site : No.3 OATS
Test Mode : Mode 3 MIMO: Transmit (802.11n-20BW 14.4Mbps) -Channel 64 (5320MHz)

RF Radiated Measurement (Horizontal):

Channel No.	Frequency (MHz)	Correct Factor (dB)	Reading Level (dBμV)	Emission Level (dBμV/m)	Peak Limit (dBμV/m)	Arerage Limit (dBμV/m)	Result
64 (Peak)	5322.300	1.444	99.175	100.619	--	--	--
64 (Peak)	5350.000	1.507	45.899	47.406	74.00	54.00	Pass
64 (Peak)	5352.000	1.522	48.270	49.792	74.00	54.00	Pass
64 (Average)	5317.800	1.478	83.688	85.166	--	--	--
64 (Average)	5350.000	1.507	33.394	34.901	74.00	54.00	Pass

Figure Channel 64: Horizontal (Peak)

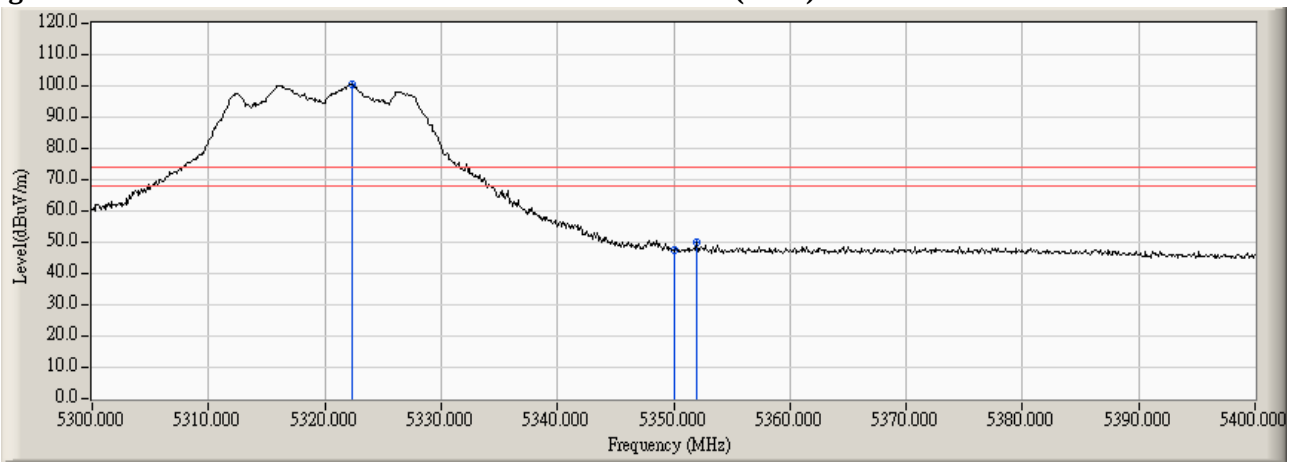

Figure Channel 64: Horizontal (Average)

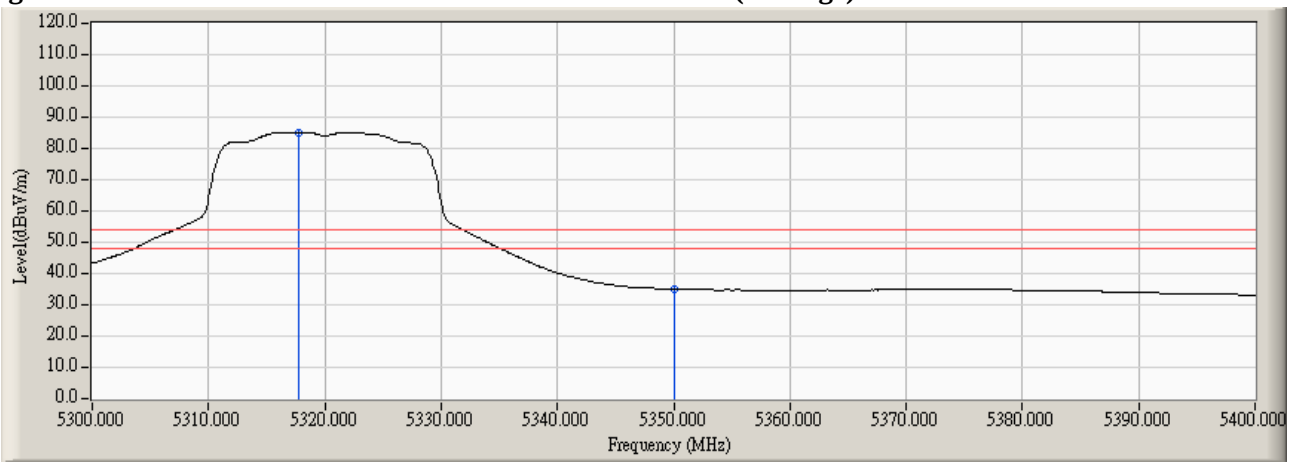

Note:

1. All readings above 1GHz are performed with peak and/or average measurements as necessary.
2. Peak measurements: RBW = 1MHz, VBW = 3 MHz, Sweep: Auto.
3. Average measurements: RBW = 1MHz, VBW = 10 Hz, Sweep: Auto.
4. " * ", means this data is the worst emission level.
5. Measurement Level = Reading Level + Correct Factor.
6. The average measurement was not performed when the peak measured data under the limit of average detection.

Product : INTEL DUAL BAND WIRELESS–AC 7265
Test Item : Band Edge Data
Test Site : No.3 OATS
Test Mode : Mode 3 MIMO: Transmit (802.11n-20BW 14.4Mbps) -Channel 64 (5320MHz)

RF Radiated Measurement (Vertical):

Channel No.	Frequency (MHz)	Correct Factor (dB)	Reading Level (dBμV)	Emission Level (dBμV/m)	Peak Limit (dBμV/m)	Arerage Limit (dBμV/m)	Result
64 (Peak)	5322.300	1.444	97.019	98.463	--	--	--
64 (Peak)	5350.000	1.507	49.026	50.533	74.00	54.00	Pass
64 (Peak)	5353.400	1.533	50.943	52.477	74.00	54.00	Pass
64 (Average)	5324.000	1.431	85.444	86.875	--	--	--
64 (Average)	5350.000	1.507	33.149	34.656	74.00	54.00	Pass

Figure Channel 64: Vertical (Peak)

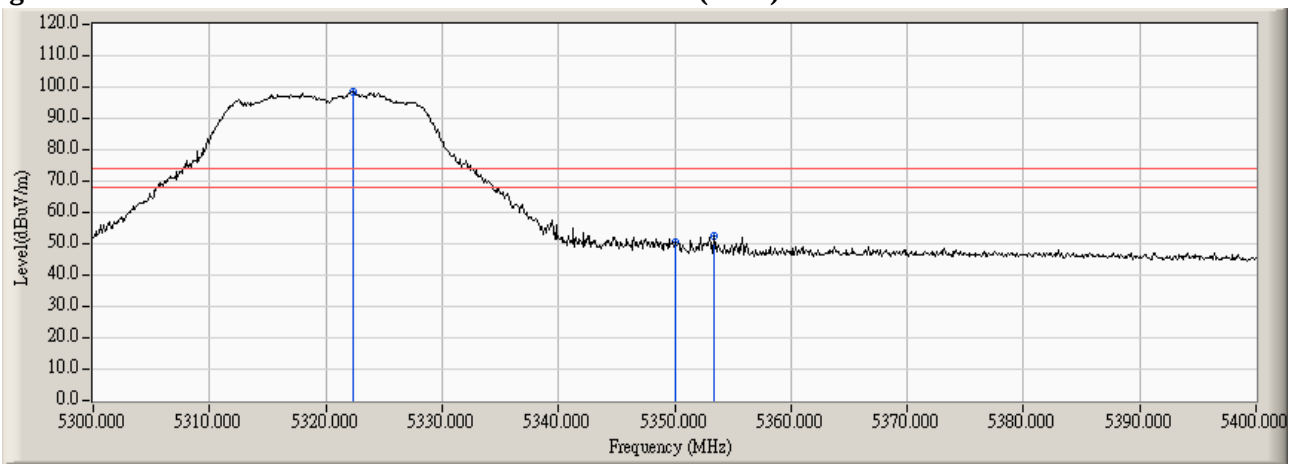

Figure Channel 64: Vertical (Average)

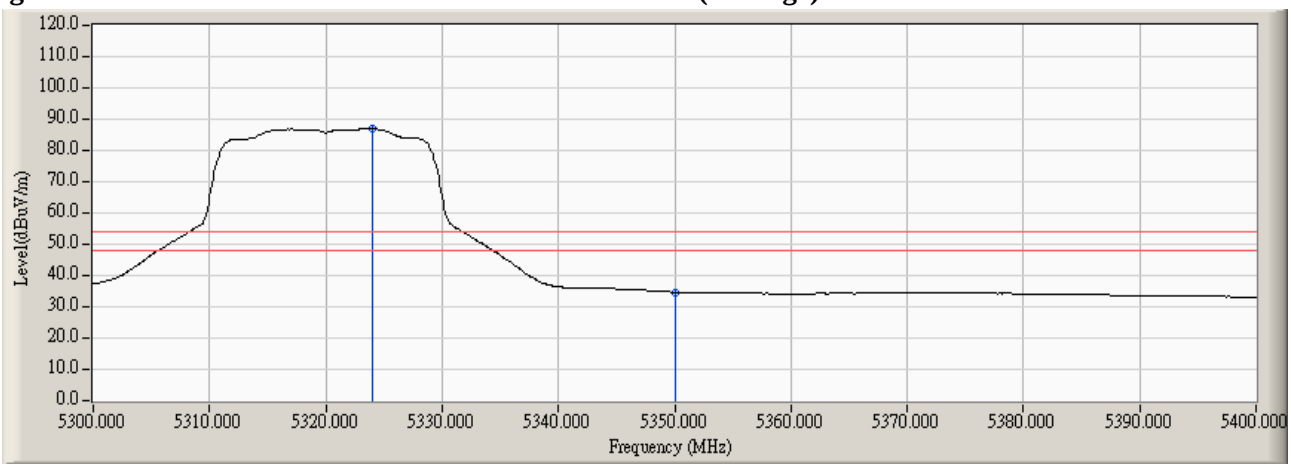

Note:

1. All readings above 1GHz are performed with peak and/or average measurements as necessary.
2. Peak measurements: RBW = 1MHz, VBW = 3 MHz, Sweep: Auto.
3. Average measurements: RBW = 1MHz, VBW = 10 Hz, Sweep: Auto.
4. " * ", means this data is the worst emission level.
5. Measurement Level = Reading Level + Correct Factor.
6. The average measurement was not performed when the peak measured data under the limit of average detection.

Product : INTEL DUAL BAND WIRELESS–AC 7265
Test Item : Band Edge Data
Test Site : No.3 OATS
Test Mode : Mode 3 MIMO: Transmit (802.11n-20BW 14.4Mbps) -Channel 100 (5500MHz)

RF Radiated Measurement (Horizontal):

Channel No.	Frequency (MHz)	Correct Factor (dB)	Reading Level (dBμV)	Emission Level (dBμV/m)	Peak Limit (dBμV/m)	Arerage Limit (dBμV/m)	Result
100 (Peak)	5459.400	1.691	48.569	50.260	74.00	54.00	Pass
100 (Peak)	5460.000	1.686	45.353	47.040	74.00	54.00	Pass
100 (Peak)	5499.000	1.563	97.741	99.304	--	--	--
100 (Average)	5460.000	1.686	34.027	35.714	74.00	54.00	Pass
100 (Average)	5503.100	1.653	88.203	89.855	--	--	--

Figure Channel 100: Horizontal (Peak)

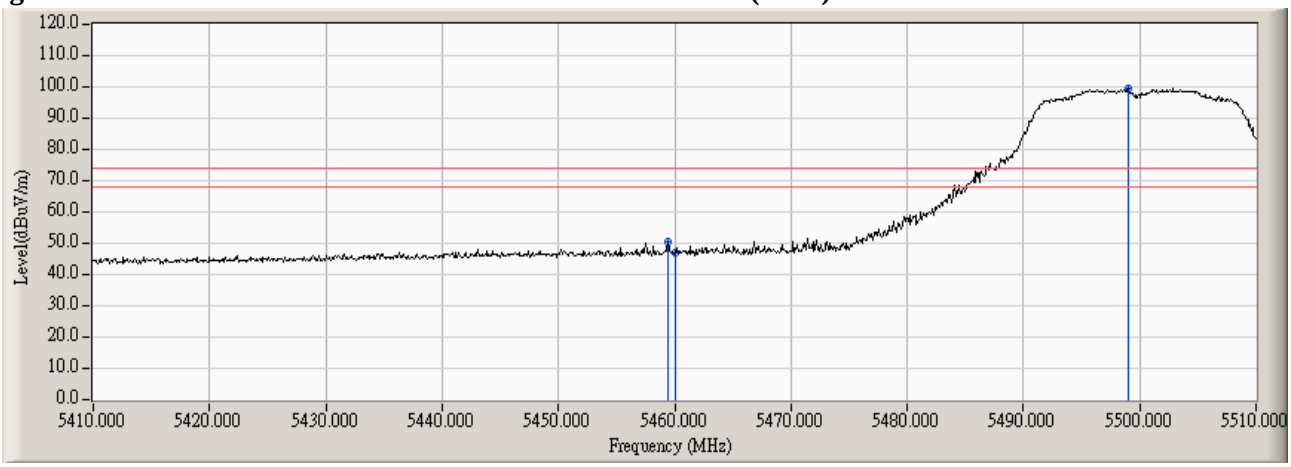

Figure Channel 100: Horizontal (Average)

Note:

1. All readings above 1GHz are performed with peak and/or average measurements as necessary.
2. Peak measurements: RBW = 1MHz, VBW = 3 MHz, Sweep: Auto.
3. Average measurements: RBW = 1MHz, VBW = 10 Hz, Sweep: Auto.
4. " * ", means this data is the worst emission level.
5. Measurement Level = Reading Level + Correct Factor.
6. The average measurement was not performed when the peak measured data under the limit of average detection.

Product : INTEL DUAL BAND WIRELESS–AC 7265
Test Item : Band Edge Data
Test Site : No.3 OATS
Test Mode : Mode 3 MIMO: Transmit (802.11n-20BW 14.4Mbps) -Channel 100 (5500MHz)

RF Radiated Measurement (Vertical):

Channel No.	Frequency (MHz)	Correct Factor (dB)	Reading Level (dBμV)	Emission Level (dBμV/m)	Peak Limit (dBμV/m)	Arerage Limit (dBμV/m)	Result
100 (Peak)	5459.600	1.690	47.178	48.868	74.00	54.00	Pass
100 (Peak)	5460.000	1.686	46.444	48.131	74.00	54.00	Pass
100 (Peak)	5496.900	1.517	97.452	98.969	--	--	--
100 (Average)	5460.000	1.686	33.793	35.480	74.00	54.00	Pass
100 (Average)	5503.300	1.657	86.737	88.394	--	--	--

Figure Channel 100: Vertical (Peak)

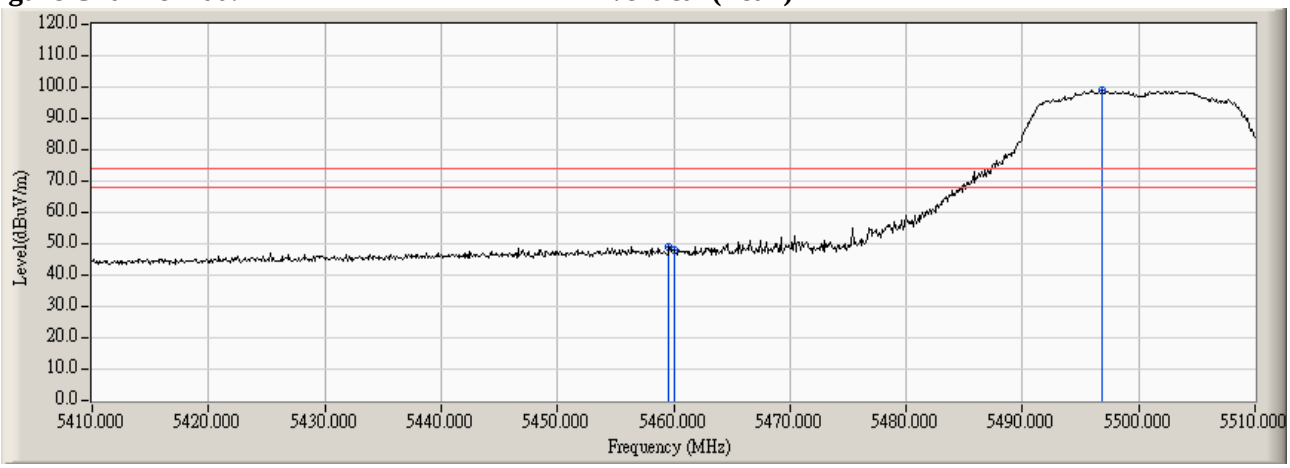

Figure Channel 100: Vertical (Average)

Note:

1. All readings above 1GHz are performed with peak and/or average measurements as necessary.
2. Peak measurements: RBW = 1MHz, VBW = 3 MHz, Sweep: Auto.
3. Average measurements: RBW = 1MHz, VBW = 10 Hz, Sweep: Auto.
4. " * ", means this data is the worst emission level.
5. Measurement Level = Reading Level + Correct Factor.
6. The average measurement was not performed when the peak measured data under the limit of average detection.

Product : INTEL DUAL BAND WIRELESS–AC 7265
Test Item : Band Edge Data
Test Site : No.3 OATS
Test Mode : Mode 3 MIMO: Transmit (802.11n-20BW 14.4Mbps) -Channel 100 (5500MHz)

RF Radiated Measurement:

	Frequency (MHz)	Correct Factor (dB)	Reading Level (dBμV)	Measure Level (dBμV /m)	Margin (dB)	Limit (dBμV /m)	Result
Horizontal	5465.300	1.643	49.684	51.327	-16.893	68.220	Pass
Horizontal	5470.000	1.605	47.214	48.819	-19.401	68.220	Pass
Horizontal	5502.700	1.644	99.105	100.749	32.529	68.220	Pass

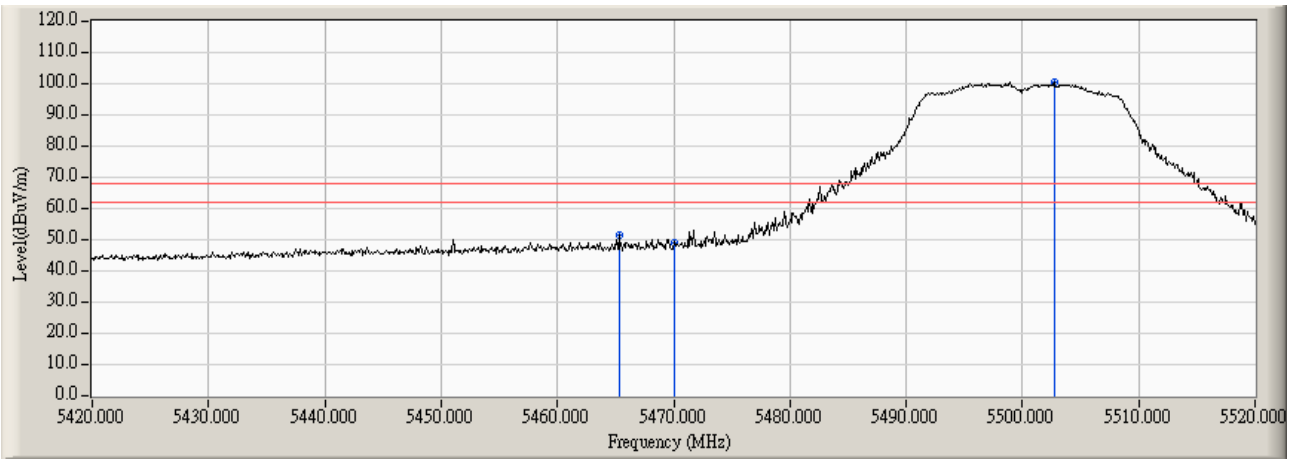

	Frequency (MHz)	Correct Factor (dB)	Reading Level (dBμV)	Measure Level (dBμV /m)	Margin (dB)	Limit (dBμV /m)	Result
Vertical	5468.900	1.614	50.878	52.492	-15.728	68.220	Pass
Vertical	5470.000	1.605	49.392	50.997	-17.223	68.220	Pass
Vertical	5495.900	1.495	99.001	100.496	32.276	68.220	Pass

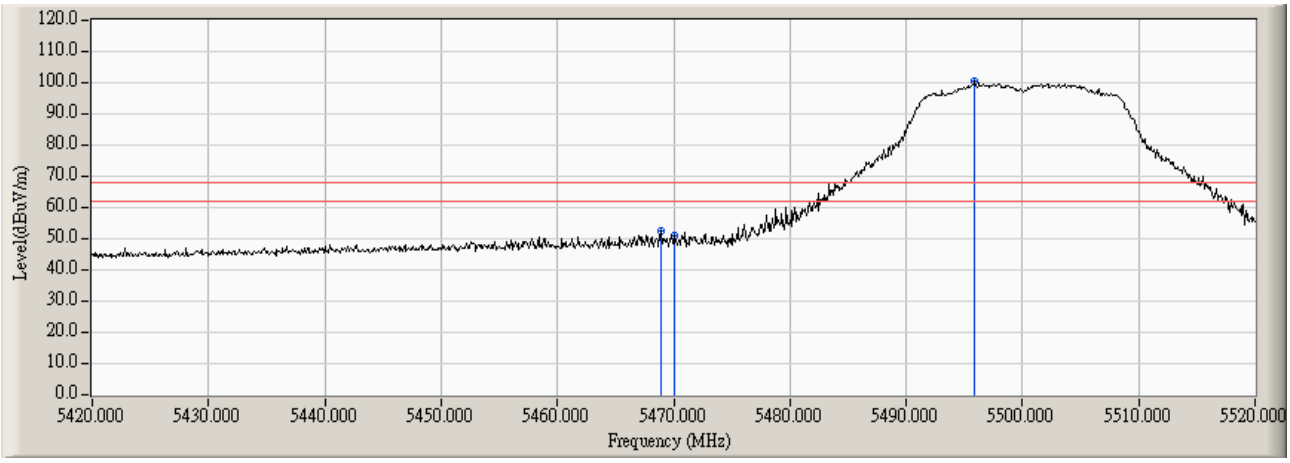

Product : INTEL DUAL BAND WIRELESS–AC 7265
Test Item : Band Edge Data
Test Site : No.3 OATS
Test Mode : Mode 3 MIMO: Transmit (802.11n-20BW 14.4Mbps) -Channel 140 (5700MHz)

RF Radiated Measurement:

	Frequency (MHz)	Correct Factor (dB)	Reading Level (dBμV)	Measure Level (dBμV /m)	Margin (dB)	Limit (dBμV /m)	Result
Horizontal	5703.700	2.260	98.635	100.895	32.675	68.220	Pass
Horizontal	5725.000	2.012	47.745	49.757	-18.463	68.220	Pass
Horizontal	5729.400	1.962	50.432	52.394	-15.826	68.220	Pass

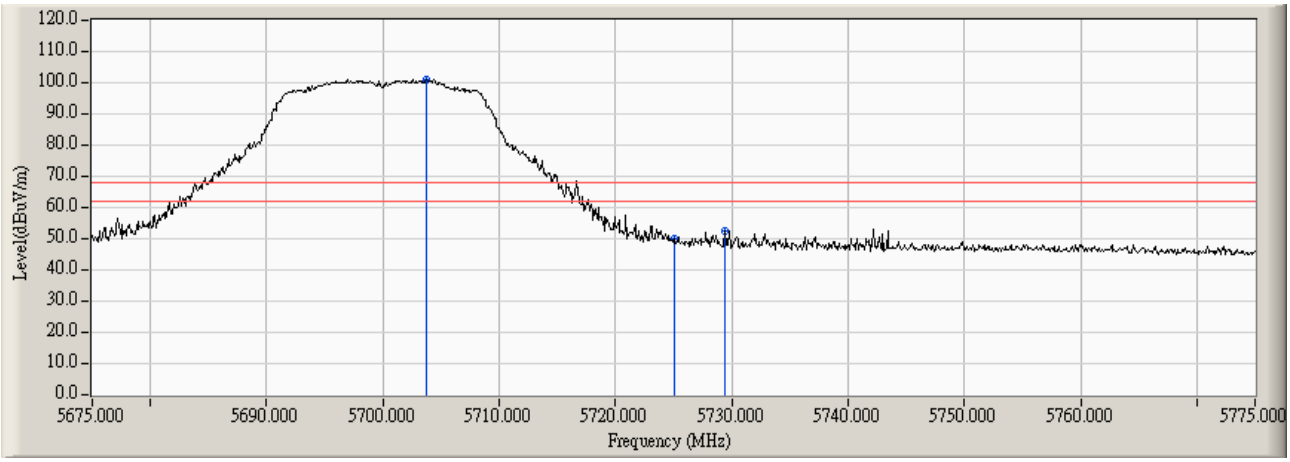

	Frequency (MHz)	Correct Factor (dB)	Reading Level (dBμV)	Measure Level (dBμV /m)	Margin (dB)	Limit (dBμV /m)	Result
Vertical	5702.100	2.237	97.587	99.824	31.604	68.220	Pass
Vertical	5725.000	2.012	48.094	50.106	-18.114	68.220	Pass
Vertical	5733.900	1.929	51.191	53.121	-15.099	68.220	Pass

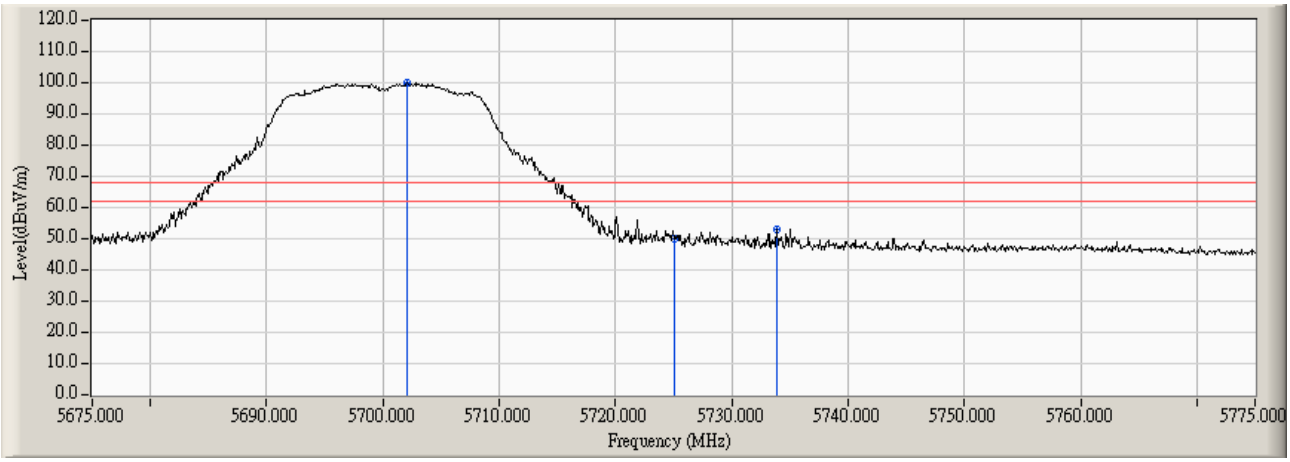

Product : INTEL DUAL BAND WIRELESS–AC 7265
Test Item : Band Edge Data
Test Site : No.3 OATS
Test Mode : Mode 3 MIMO: Transmit (802.11n-40BW 30Mbps) -Channel 38 (5190MHz)

RF Radiated Measurement (Horizontal):

Channel No.	Frequency (MHz)	Correct Factor (dB)	Reading Level (dBμV)	Emission Level (dBμV/m)	Peak Limit (dBμV/m)	Average Limit (dBμV/m)	Result
38 (Peak)	5148.500	1.354	58.530	59.884	74.00	54.00	Pass
38 (Peak)	5150.000	1.365	57.555	58.920	74.00	54.00	Pass
38 (Peak)	5179.700	1.447	97.707	99.153	--	--	--
38 (Average)	5150.000	1.365	41.156	42.521	74.00	54.00	Pass
38 (Average)	5178.600	1.444	87.298	88.741	--	--	--

Figure Channel 38: Horizontal (Peak)

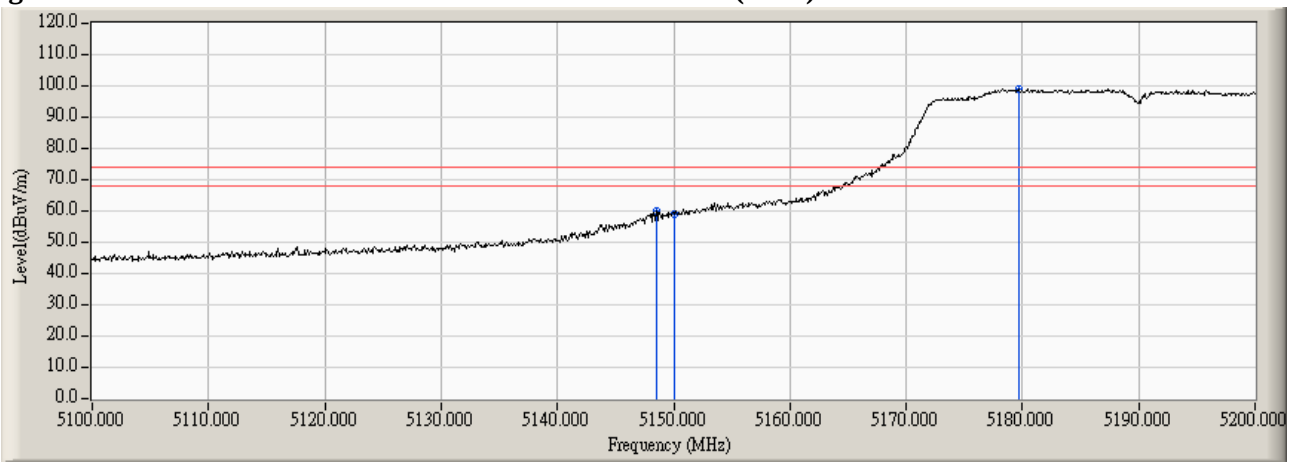

Figure Channel 38: Horizontal (Average)

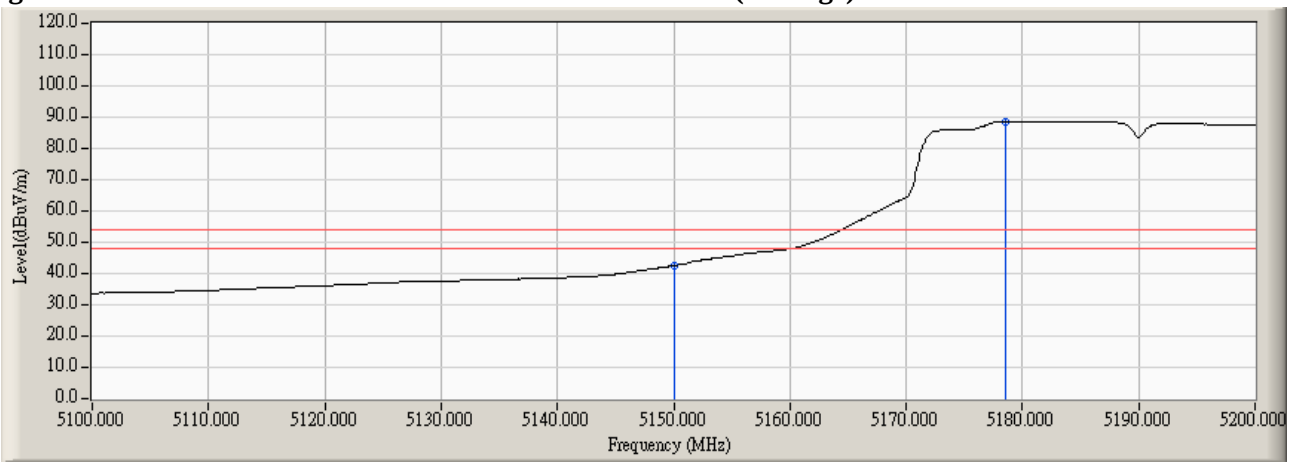

Note:

1. All readings above 1GHz are performed with peak and/or average measurements as necessary.
2. Peak measurements: RBW = 1MHz, VBW = 3 MHz, Sweep: Auto.
3. Average measurements: RBW = 1MHz, VBW = 10 Hz, Sweep: Auto.
4. " * ", means this data is the worst emission level.
5. Measurement Level = Reading Level + Correct Factor.
6. The average measurement was not performed when the peak measured data under the limit of average detection.

Product : INTEL DUAL BAND WIRELESS–AC 7265
Test Item : Band Edge Data
Test Site : No.3 OATS
Test Mode : Mode 3 MIMO: Transmit (802.11n-40BW 30Mbps) -Channel 38 (5190MHz)

RF Radiated Measurement (Vertical):

Channel No.	Frequency (MHz)	Correct Factor (dB)	Reading Level (dBμV)	Emission Level (dBμV/m)	Peak Limit (dBμV/m)	Average Limit (dBμV/m)	Result
38 (Peak)	5148.900	1.357	54.676	56.033	74.00	54.00	Pass
38 (Peak)	5150.000	1.365	52.857	54.222	74.00	54.00	Pass
38 (Peak)	5186.300	1.466	94.131	95.596	--	--	--
38 (Average)	5150.000	1.365	34.555	35.920	74.00	54.00	Pass
38 (Average)	5194.900	1.466	82.111	83.576	--	--	--

Figure Channel 38: Vertical (Peak)

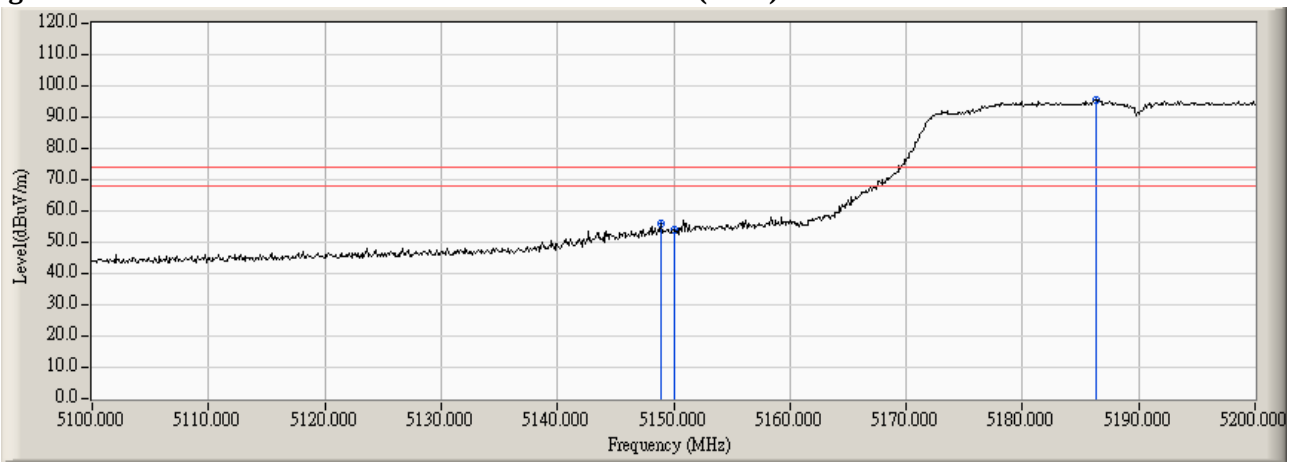

Figure Channel 38: Vertical (Average)

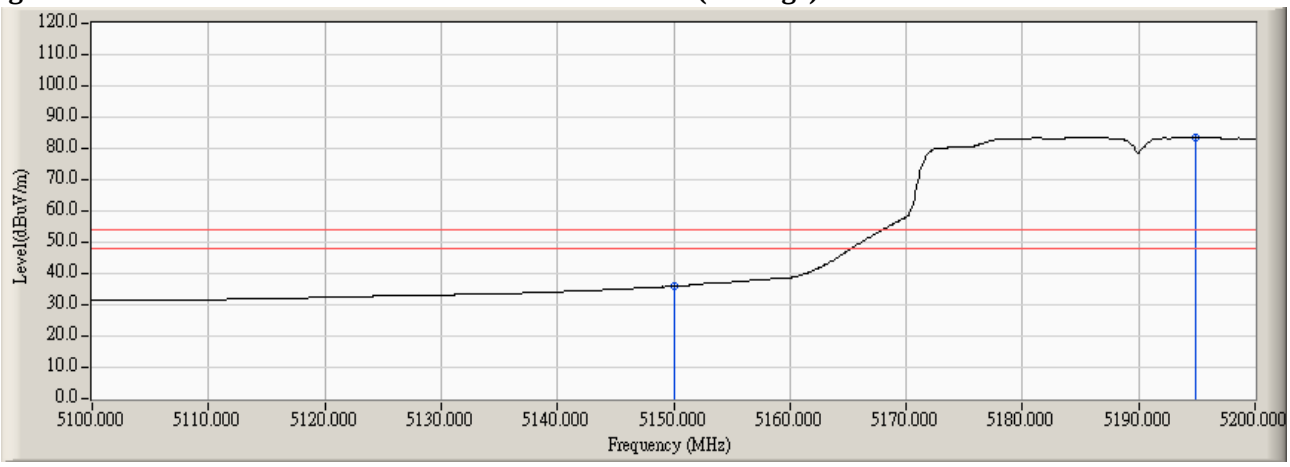

Note:

1. All readings above 1GHz are performed with peak and/or average measurements as necessary.
2. Peak measurements: RBW = 1MHz, VBW = 3 MHz, Sweep: Auto.
3. Average measurements: RBW = 1MHz, VBW = 10 Hz, Sweep: Auto.
4. " * ", means this data is the worst emission level.
5. Measurement Level = Reading Level + Correct Factor.
6. The average measurement was not performed when the peak measured data under the limit of average detection.

Product : INTEL DUAL BAND WIRELESS–AC 7265
Test Item : Band Edge Data
Test Site : No.3 OATS
Test Mode : Mode 3 MIMO: Transmit (802.11n-40BW 30Mbps) -Channel 62 (5310MHz)

RF Radiated Measurement (Horizontal):

Channel No.	Frequency (MHz)	Correct Factor (dB)	Reading Level (dBμV)	Emission Level (dBμV/m)	Peak Limit (dBμV/m)	Arerage Limit (dBμV/m)	Result
62 (Peak)	5312.700	1.512	96.133	97.645	--	--	--
62 (Peak)	5350.000	1.507	55.851	57.358	74.00	54.00	Pass
62 (Average)	5314.500	1.503	85.434	86.937	--	--	--
62 (Average)	5350.000	1.507	39.858	41.365	74.00	54.00	Pass

Figure Channel 62: Horizontal (Peak)

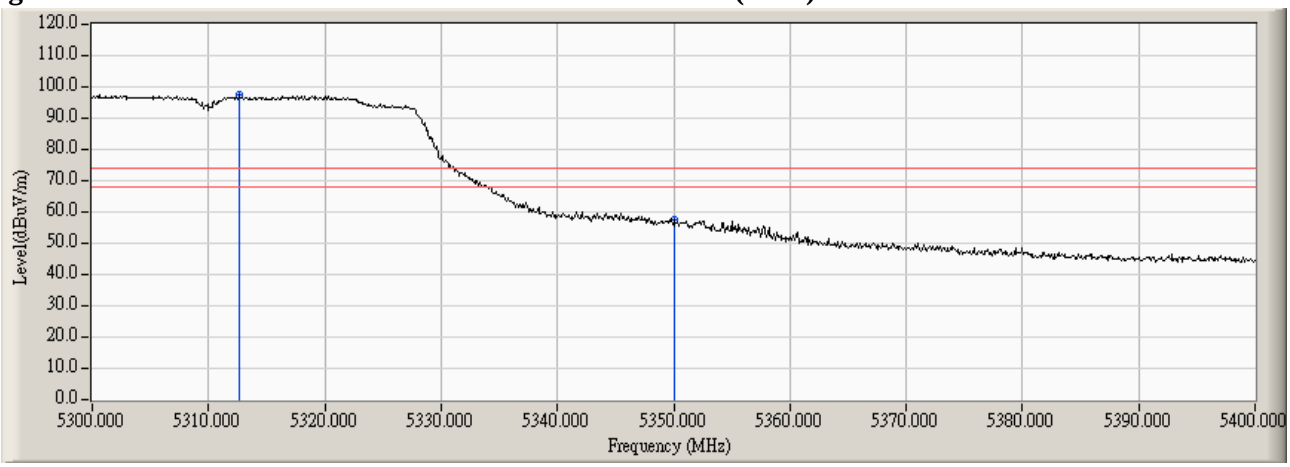

Figure Channel 62: Horizontal (Average)

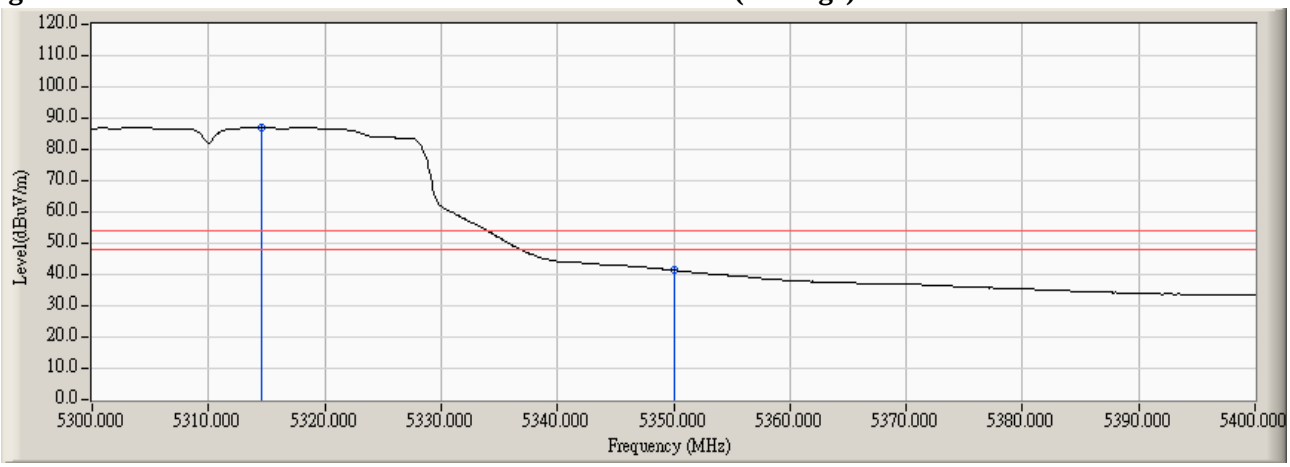

Note:

1. All readings above 1GHz are performed with peak and/or average measurements as necessary.
2. Peak measurements: RBW = 1MHz, VBW = 3 MHz, Sweep: Auto.
3. Average measurements: RBW = 1MHz, VBW = 10 Hz, Sweep: Auto.
4. " * ", means this data is the worst emission level.
5. Measurement Level = Reading Level + Correct Factor.
6. The average measurement was not performed when the peak measured data under the limit of average detection.

Product : INTEL DUAL BAND WIRELESS–AC 7265
Test Item : Band Edge Data
Test Site : No.3 OATS
Test Mode : Mode 3 MIMO: Transmit (802.11n-40BW 30Mbps) -Channel 62 (5310MHz)

RF Radiated Measurement (Vertical):

Channel No.	Frequency (MHz)	Correct Factor (dB)	Reading Level (dBμV)	Emission Level (dBμV/m)	Peak Limit (dBμV/m)	Arerage Limit (dBμV/m)	Result
62 (Peak)	5305.700	1.494	94.670	96.164	--	--	--
62 (Peak)	5350.000	1.507	50.105	51.612	74.00	54.00	Pass
62 (Peak)	5354.100	1.539	50.819	52.358	74.00	54.00	Pass
62 (Average)	5318.600	1.472	83.465	84.937	--	--	--
62 (Average)	5350.000	1.507	37.837	39.344	74.00	54.00	Pass

Figure Channel 62: Vertical (Peak)

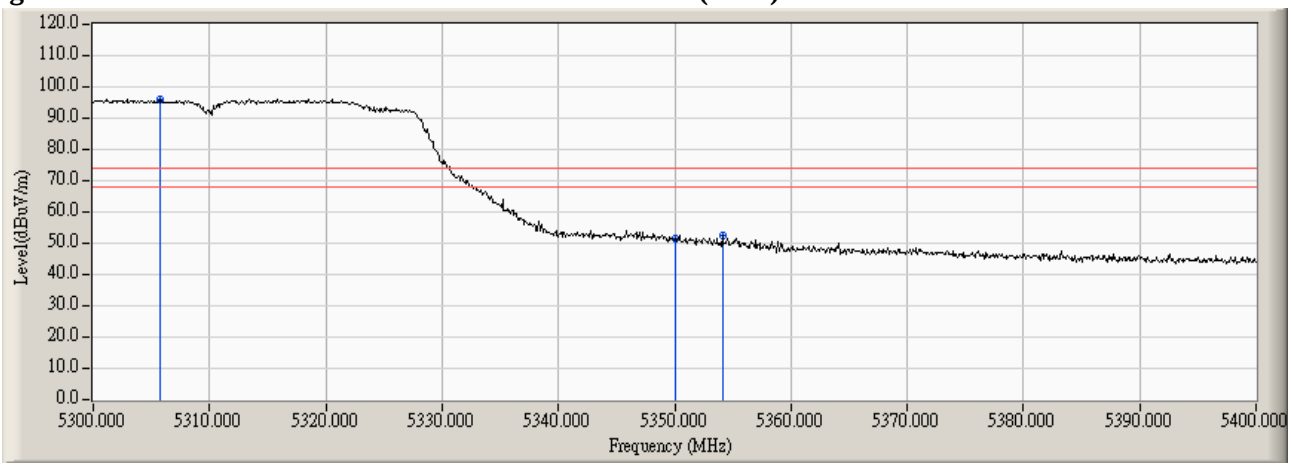

Figure Channel 62: Vertical (Average)

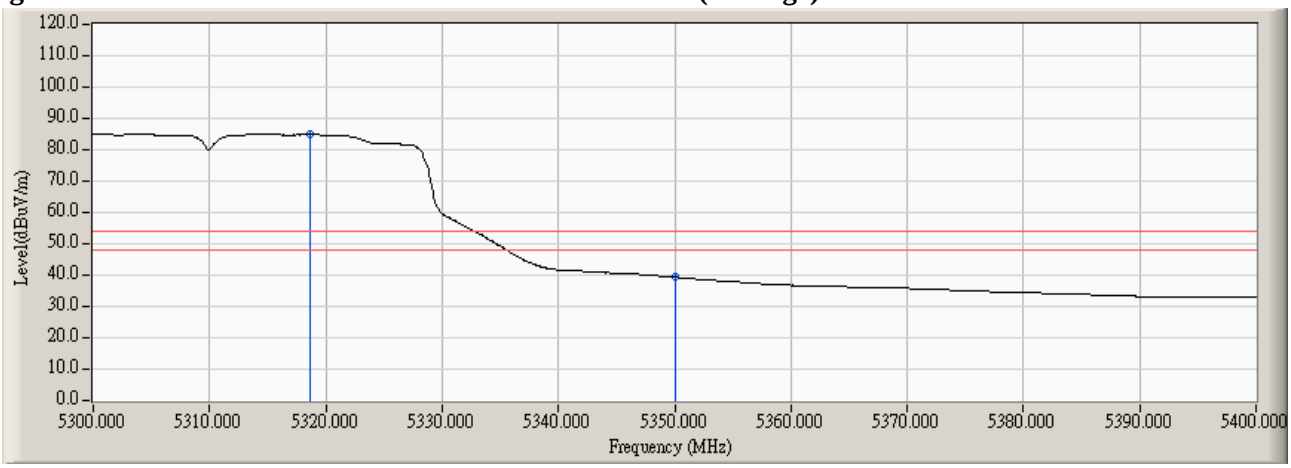

Note:

1. All readings above 1GHz are performed with peak and/or average measurements as necessary.
2. Peak measurements: RBW = 1MHz, VBW = 3 MHz, Sweep: Auto.
3. Average measurements: RBW = 1MHz, VBW = 10 Hz, Sweep: Auto.
4. " * ", means this data is the worst emission level.
5. Measurement Level = Reading Level + Correct Factor.
6. The average measurement was not performed when the peak measured data under the limit of average detection.

Product : INTEL DUAL BAND WIRELESS–AC 7265
Test Item : Band Edge Data
Test Site : No.3 OATS
Test Mode : Mode 3 MIMO: Transmit (802.11n-40BW 30Mbps) -Channel 102 (5510MHz)

RF Radiated Measurement (Horizontal):

Channel No.	Frequency (MHz)	Correct Factor (dB)	Reading Level (dBμV)	Emission Level (dBμV/m)	Peak Limit (dBμV/m)	Arerage Limit (dBμV/m)	Result
102 (Peak)	5460.000	1.686	47.648	49.335	74.00	54.00	Pass
102 (Peak)	5502.300	1.635	96.442	98.077	--	--	--
102 (Average)	5460.000	1.686	34.530	36.217	74.00	54.00	Pass
102 (Average)	5504.200	1.677	84.785	86.462	--	--	--

Figure Channel 102: Horizontal (Peak)

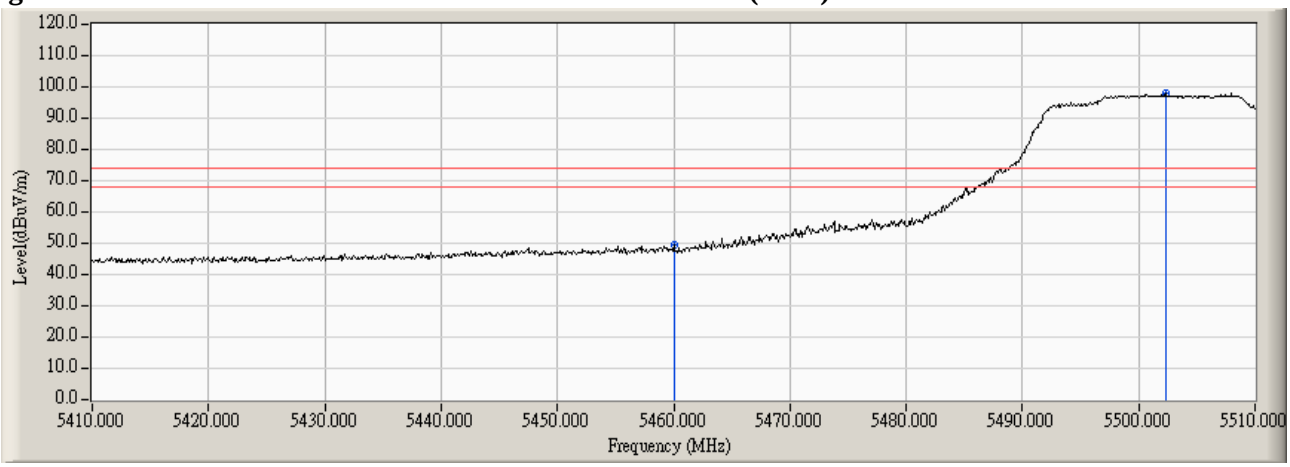

Figure Channel 102: Horizontal (Average)

Note:

1. All readings above 1GHz are performed with peak and/or average measurements as necessary.
2. Peak measurements: RBW = 1MHz, VBW = 3 MHz, Sweep: Auto.
3. Average measurements: RBW = 1MHz, VBW = 10 Hz, Sweep: Auto.
4. " * ", means this data is the worst emission level.
5. Measurement Level = Reading Level + Correct Factor.
6. The average measurement was not performed when the peak measured data under the limit of average detection.

Product : INTEL DUAL BAND WIRELESS–AC 7265
Test Item : Band Edge Data
Test Site : No.3 OATS
Test Mode : Mode 3 MIMO: Transmit (802.11n-40BW 30Mbps) -Channel 102 (5510MHz)

RF Radiated Measurement (Vertical):

Channel No.	Frequency (MHz)	Correct Factor (dB)	Reading Level (dBμV)	Emission Level (dBμV/m)	Peak Limit (dBμV/m)	Arerage Limit (dBμV/m)	Result
102 (Peak)	5458.800	1.696	46.957	48.653	74.00	54.00	Pass
102 (Peak)	5460.000	1.686	44.899	46.586	74.00	54.00	Pass
102 (Peak)	5501.300	1.613	95.085	96.698	--	--	--
102 (Average)	5460.000	1.686	34.330	36.017	74.00	54.00	Pass
102 (Average)	5503.600	1.664	83.251	84.914	--	--	--

Figure Channel 102: Vertical (Peak)

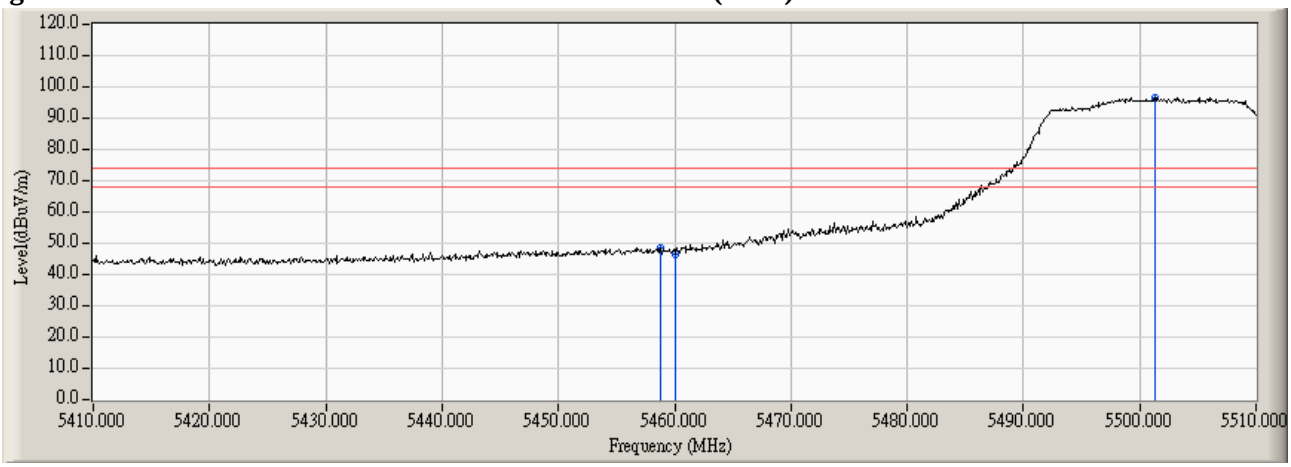

Figure Channel 102: Vertical (Average)

Note:

1. All readings above 1GHz are performed with peak and/or average measurements as necessary.
2. Peak measurements: RBW = 1MHz, VBW = 3 MHz, Sweep: Auto.
3. Average measurements: RBW = 1MHz, VBW = 10 Hz, Sweep: Auto.
4. " * ", means this data is the worst emission level.
5. Measurement Level = Reading Level + Correct Factor.
6. The average measurement was not performed when the peak measured data under the limit of average detection.

Product : INTEL DUAL BAND WIRELESS–AC 7265
Test Item : Band Edge Data
Test Site : No.3 OATS
Test Mode : Mode 3 MIMO: Transmit (802.11n-40BW 30Mbps) -Channel 102 (5510MHz)

RF Radiated Measurement:

	Frequency (MHz)	Correct Factor (dB)	Reading Level (dBμV)	Measure Level (dBμV /m)	Margin (dB)	Limit (dBμV /m)	Result
Horizontal	5468.700	1.616	49.775	51.390	-16.830	68.220	Pass
Horizontal	5470.000	1.605	48.607	50.212	-18.008	68.220	Pass
Horizontal	5501.400	1.615	96.419	98.034	29.814	68.220	Pass

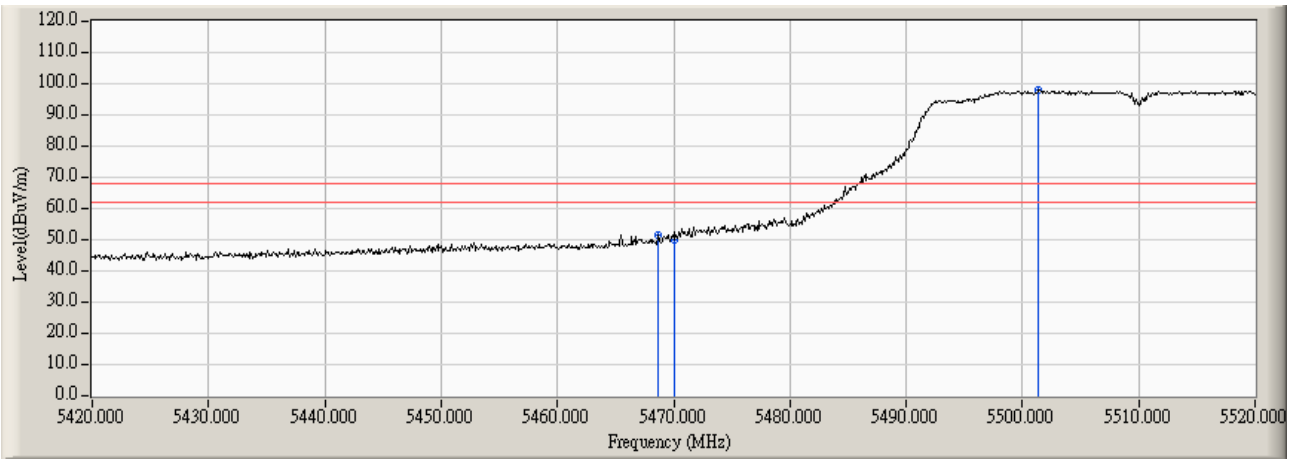

	Frequency (MHz)	Correct Factor (dB)	Reading Level (dBμV)	Measure Level (dBμV /m)	Margin (dB)	Limit (dBμV /m)	Result
Vertical	5468.200	1.620	49.016	50.636	-17.584	68.220	Pass
Vertical	5470.000	1.605	47.335	48.940	-19.280	68.220	Pass
Vertical	5506.400	1.724	95.655	97.380	29.160	68.220	Pass

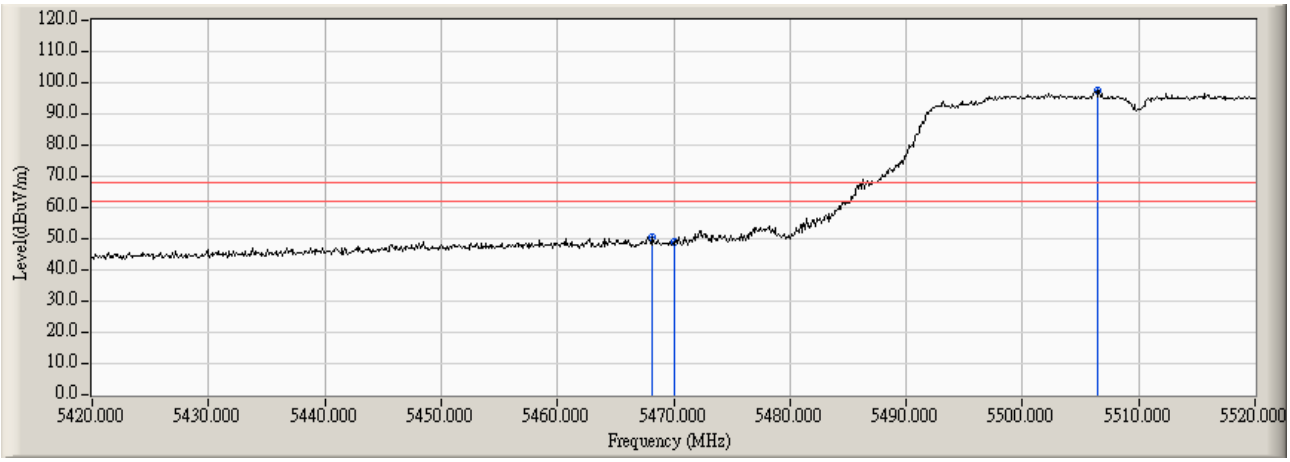

Product : INTEL DUAL BAND WIRELESS–AC 7265
Test Item : Band Edge Data
Test Site : No.3 OATS
Test Mode : Mode 3 MIMO: Transmit (802.11n-40BW 30Mbps) -Channel 134 (5670MHz)

RF Radiated Measurement:

	Frequency (MHz)	Correct Factor (dB)	Reading Level (dBμV)	Measure Level (dBμV /m)	Margin (dB)	Limit (dBμV /m)	Result
Horizontal	5680.200	2.095	96.503	98.598	30.378	68.220	Pass
Horizontal	5725.000	2.012	47.273	49.285	-18.935	68.220	Pass
Horizontal	5762.000	1.836	48.016	49.853	-18.367	68.220	Pass

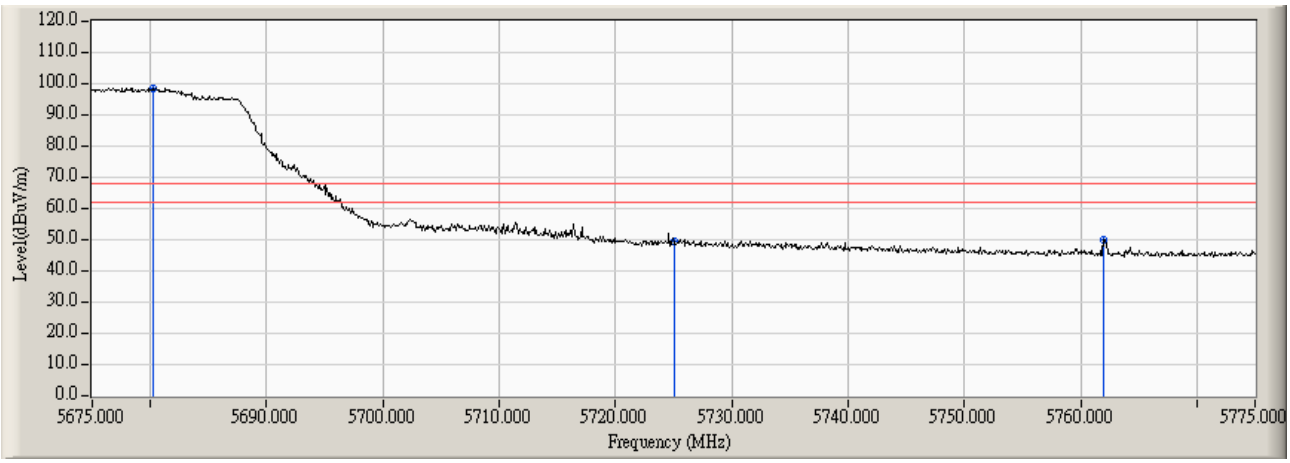

	Frequency (MHz)	Correct Factor (dB)	Reading Level (dBμV)	Measure Level (dBμV /m)	Margin (dB)	Limit (dBμV /m)	Result
Vertical	5677.400	2.102	94.931	97.033	28.813	68.220	Pass
Vertical	5725.000	2.012	46.523	48.535	-19.685	68.220	Pass
Vertical	5726.400	1.985	46.767	48.752	-19.468	68.220	Pass

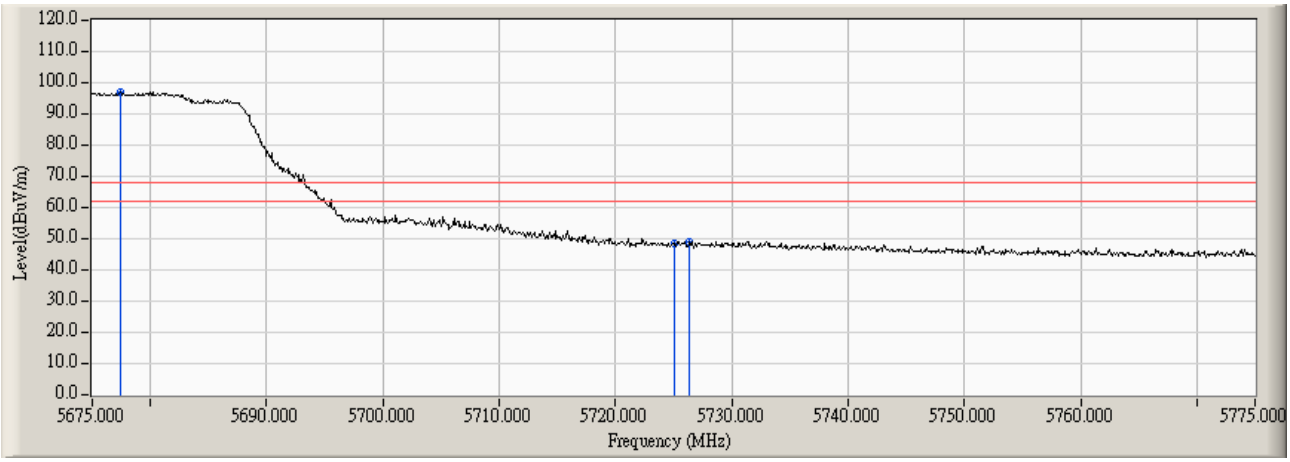

Product : INTEL DUAL BAND WIRELESS–AC 7265
Test Item : Band Edge Data
Test Site : No.3 OATS
Test Mode : Mode 3 MIMO: Transmit (802.11ac-80BW-65Mbps) -Channel 42 (5210MHz)

RF Radiated Measurement (Horizontal):

Channel No.	Frequency (MHz)	Correct Factor (dB)	Reading Level (dBμV)	Emission Level (dBμV/m)	Peak Limit (dBμV/m)	Average Limit (dBμV/m)	Result
42 (Peak)	5149.300	1.359	50.947	52.307	74.00	54.00	Pass
42 (Peak)	5150.000	1.365	49.609	50.974	74.00	54.00	Pass
42 (Peak)	5188.100	1.469	94.253	95.721	--	--	--
42 (Average)	5150.000	1.365	37.133	38.498	74.00	54.00	Pass
42 (Average)	5185.500	1.463	78.264	79.727	--	--	--

Figure Channel 42: Horizontal (Peak)

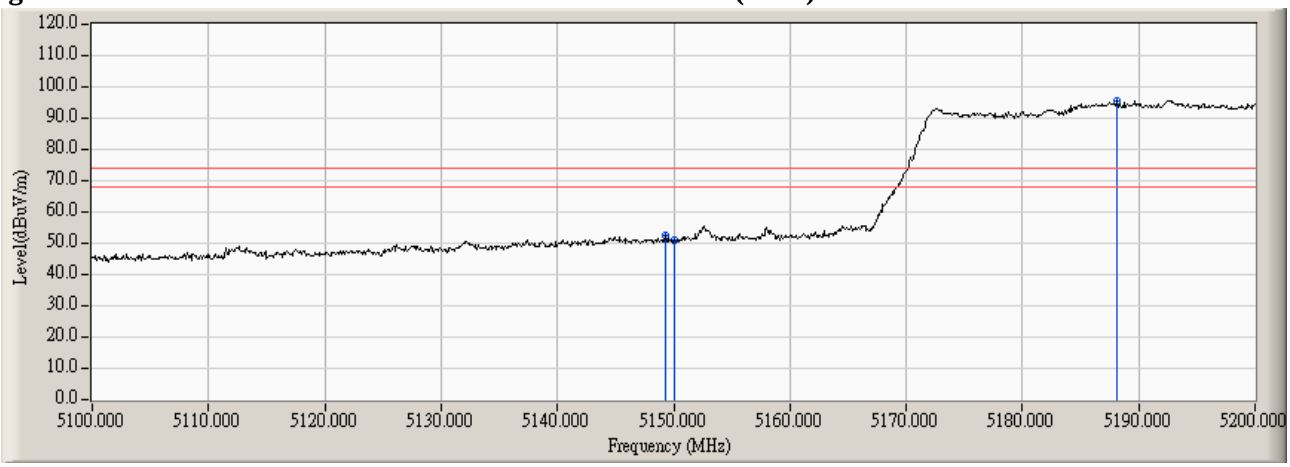

Figure Channel 42: Horizontal (Average)

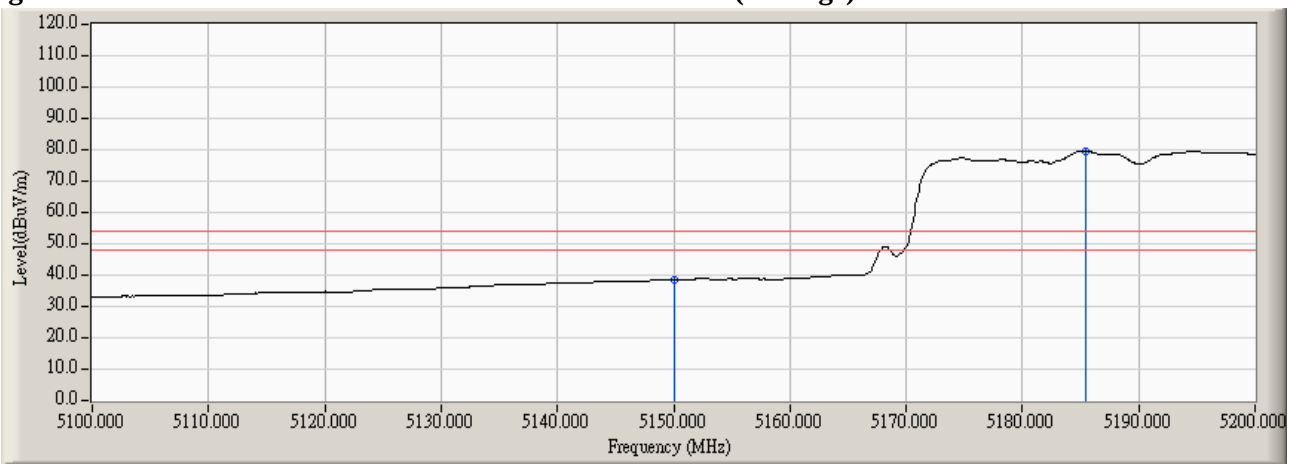

Note:

1. All readings above 1GHz are performed with peak and/or average measurements as necessary.
2. Peak measurements: RBW = 1MHz, VBW = 3 MHz, Sweep: Auto.
3. Average measurements: RBW = 1MHz, VBW = 10 Hz, Sweep: Auto.
4. " * ", means this data is the worst emission level.
5. Measurement Level = Reading Level + Correct Factor.
6. The average measurement was not performed when the peak measured data under the limit of average detection.

Product : INTEL DUAL BAND WIRELESS–AC 7265
Test Item : Band Edge Data
Test Site : No.3 OATS
Test Mode : Mode 3 MIMO: Transmit (802.11ac-80BW-65Mbps) -Channel 42 (5210MHz)

RF Radiated Measurement (Vertical):

Channel No.	Frequency (MHz)	Correct Factor (dB)	Reading Level (dBμV)	Emission Level (dBμV/m)	Peak Limit (dBμV/m)	Average Limit (dBμV/m)	Result
42 (Peak)	5150.000	1.365	48.616	49.981	74.00	54.00	Pass
42 (Peak)	5192.600	1.466	92.466	93.932	--	--	--
42 (Average)	5150.000	1.365	35.393	36.758	74.00	54.00	Pass
42 (Average)	5185.500	1.463	76.629	78.092	--	--	--

Figure Channel 42: Vertical (Peak)

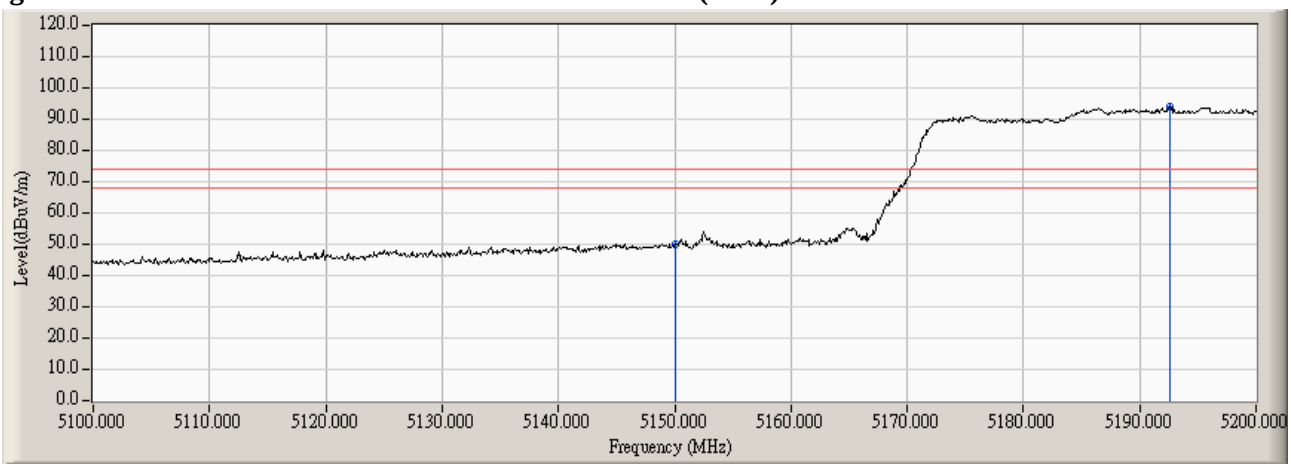

Figure Channel 42: Vertical (Average)

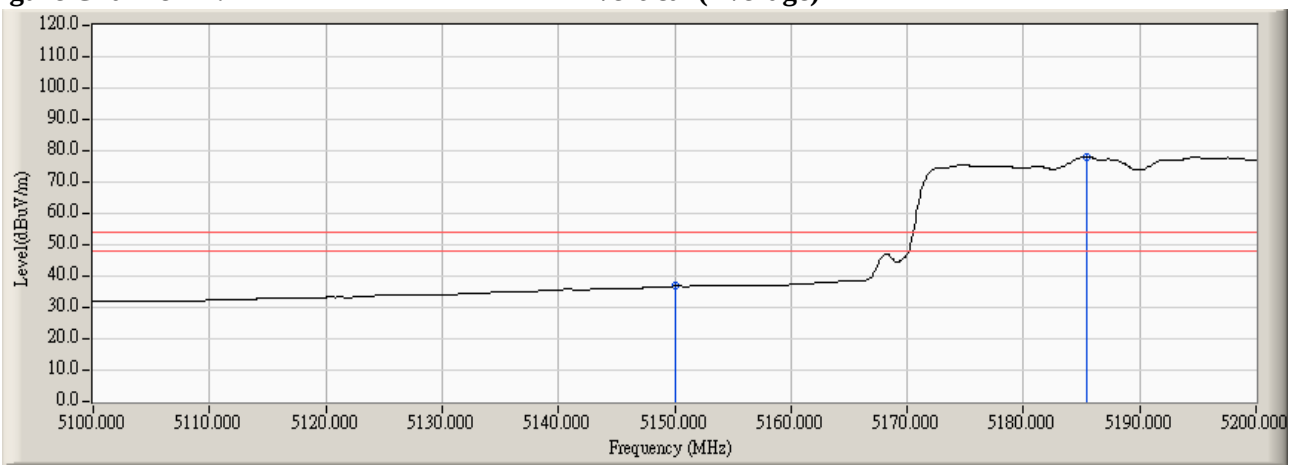

Note:

1. All readings above 1GHz are performed with peak and/or average measurements as necessary.
2. Peak measurements: RBW = 1MHz, VBW = 3 MHz, Sweep: Auto.
3. Average measurements: RBW = 1MHz, VBW = 10 Hz, Sweep: Auto.
4. " * ", means this data is the worst emission level.
5. Measurement Level = Reading Level + Correct Factor.
6. The average measurement was not performed when the peak measured data under the limit of average detection.

Product : INTEL DUAL BAND WIRELESS–AC 7265
Test Item : Band Edge Data
Test Site : No.3 OATS
Test Mode : Mode 3 MIMO: Transmit (802.11ac-80BW-65Mbps) -Channel 58 (5290MHz)

RF Radiated Measurement (Horizontal):

Channel No.	Frequency (MHz)	Correct Factor (dB)	Reading Level (dBμV)	Emission Level (dBμV/m)	Peak Limit (dBμV/m)	Average Limit (dBμV/m)	Result
58 (Peak)	5302.500	1.486	91.860	93.347	--	--	--
58 (Peak)	5350.000	1.507	54.925	56.432	74.00	54.00	Pass
58 (Peak)	5353.000	1.530	55.320	56.850	74.00	54.00	Pass
58 (Average)	5313.500	1.511	76.185	77.695	--	--	--
58 (Average)	5350.000	1.507	40.218	41.725	74.00	54.00	Pass

Figure Channel 58: Horizontal (Peak)

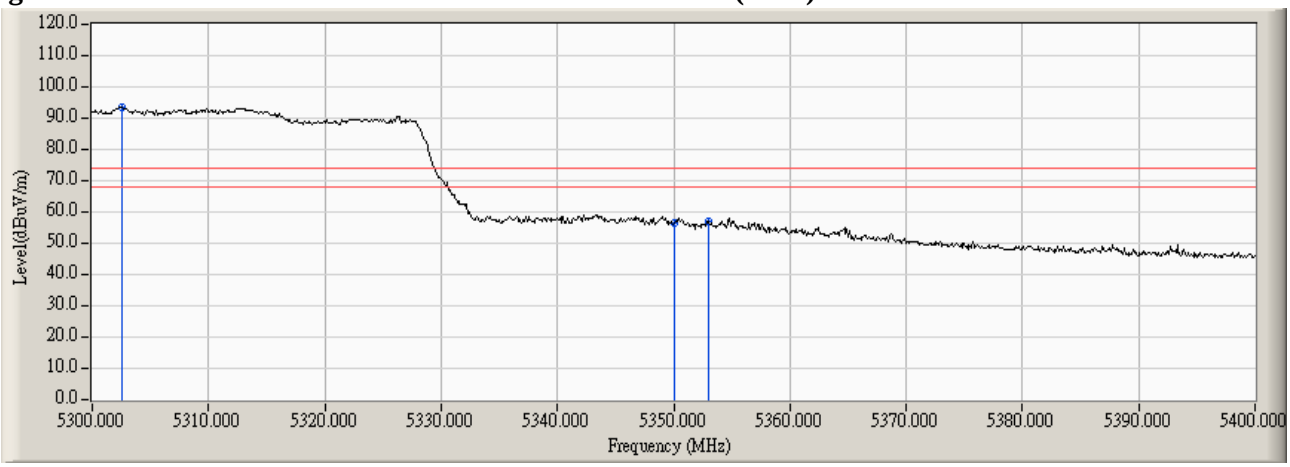

Figure Channel 58: Horizontal (Average)

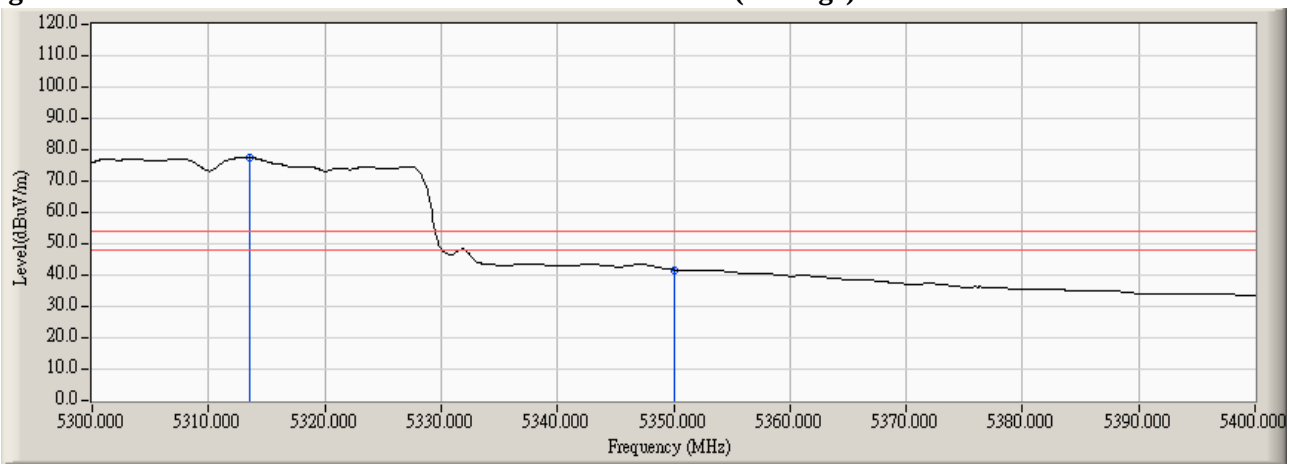

Note:

1. All readings above 1GHz are performed with peak and/or average measurements as necessary.
2. Peak measurements: RBW = 1MHz, VBW = 3 MHz, Sweep: Auto.
3. Average measurements: RBW = 1MHz, VBW = 10 Hz, Sweep: Auto.
4. " * ", means this data is the worst emission level.
5. Measurement Level = Reading Level + Correct Factor.
6. The average measurement was not performed when the peak measured data under the limit of average detection.

Product : INTEL DUAL BAND WIRELESS–AC 7265
Test Item : Band Edge Data
Test Site : No.3 OATS
Test Mode : Mode 3 MIMO: Transmit (802.11ac-80BW-65Mbps) -Channel 58 (5290MHz)

RF Radiated Measurement (Vertical):

Channel No.	Frequency (MHz)	Correct Factor (dB)	Reading Level (dBμV)	Emission Level (dBμV/m)	Peak Limit (dBμV/m)	Average Limit (dBμV/m)	Result
58 (Peak)	5313.600	1.510	90.216	91.726	--	--	--
58 (Peak)	5350.000	1.507	51.424	52.931	74.00	54.00	Pass
58 (Peak)	5350.800	1.513	52.264	53.777	74.00	54.00	Pass
58 (Average)	5302.500	1.486	74.687	76.174	--	--	--
58 (Average)	5350.000	1.507	37.013	38.520	74.00	54.00	Pass

Figure Channel 58: Vertical (Peak)

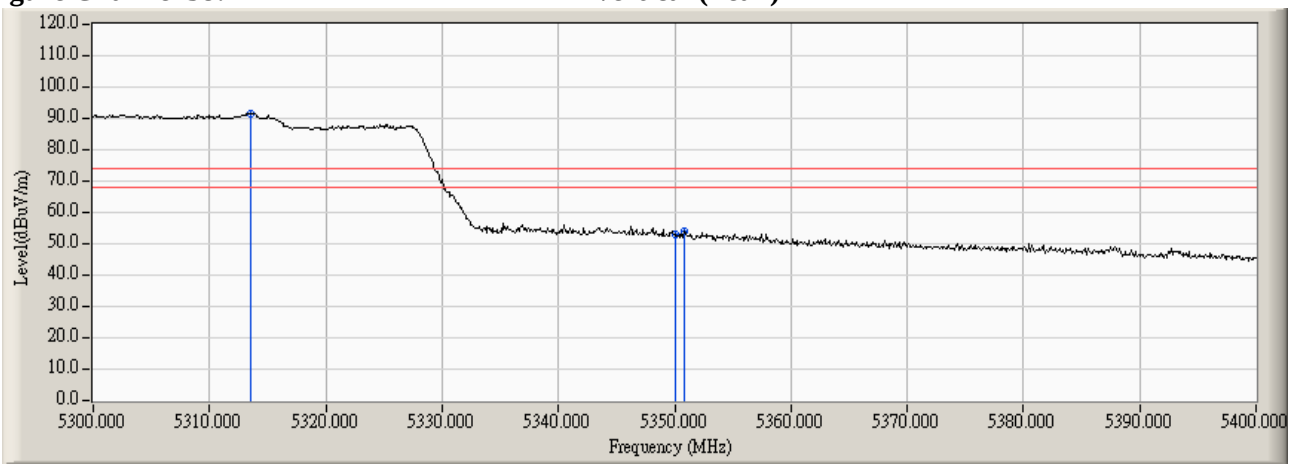

Figure Channel 58: Vertical (Average)

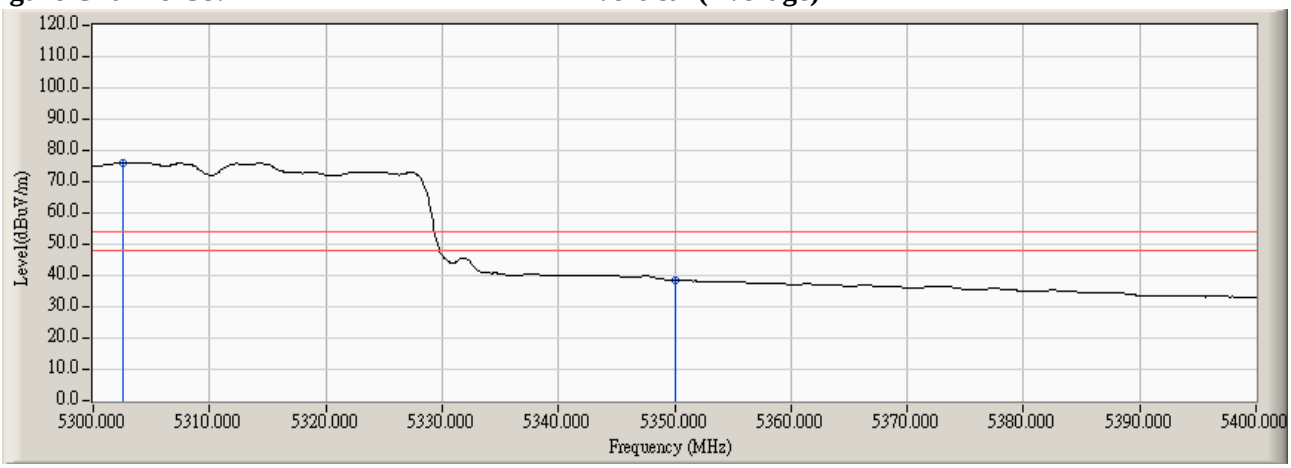

Note:

1. All readings above 1GHz are performed with peak and/or average measurements as necessary.
2. Peak measurements: RBW = 1MHz, VBW = 3 MHz, Sweep: Auto.
3. Average measurements: RBW = 1MHz, VBW = 10 Hz, Sweep: Auto.
4. " * ", means this data is the worst emission level.
5. Measurement Level = Reading Level + Correct Factor.
6. The average measurement was not performed when the peak measured data under the limit of average detection.

Product : INTEL DUAL BAND WIRELESS–AC 7265
Test Item : Band Edge Data
Test Site : No.3 OATS
Test Mode : Mode 3 MIMO: Transmit (802.11ac-80BW-65Mbps) -Channel 106 (5530MHz)

RF Radiated Measurement (Horizontal):

Channel No.	Frequency (MHz)	Correct Factor (dB)	Reading Level (dBμV)	Emission Level (dBμV/m)	Peak Limit (dBμV/m)	Average Limit (dBμV/m)	Result
106 (Peak)	5458.800	1.696	49.303	50.999	74.00	54.00	Pass
106 (Peak)	5460.000	1.686	48.096	49.783	74.00	54.00	Pass
106 (Peak)	5506.200	1.720	90.579	92.299	--	--	--
106 (Average)	5460.000	1.686	34.858	36.545	74.00	54.00	Pass
106 (Average)	5507.100	1.740	75.058	76.798	--	--	--

Figure Channel 106: Horizontal (Peak)

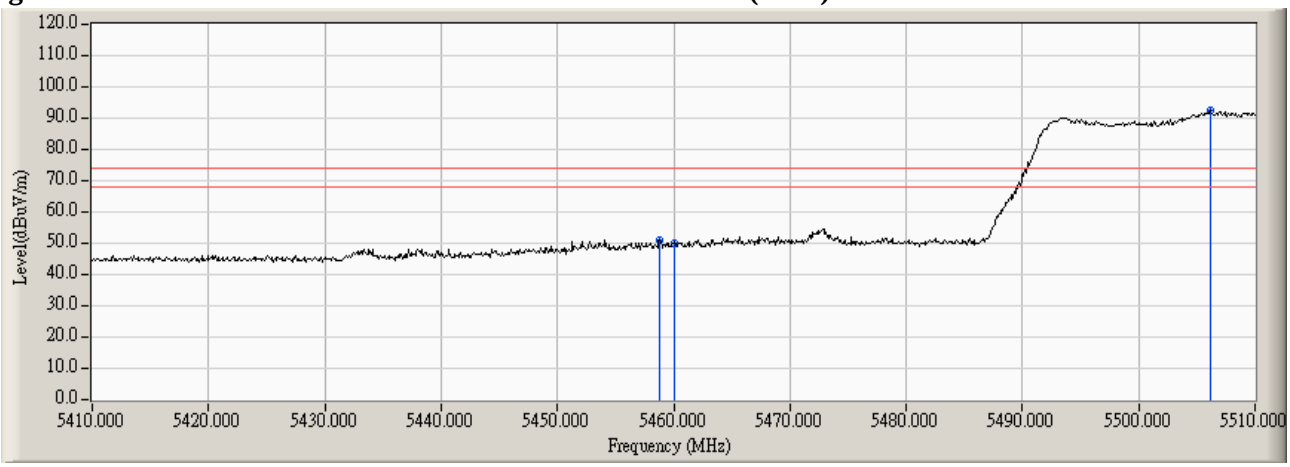

Figure Channel 106: Horizontal (Average)

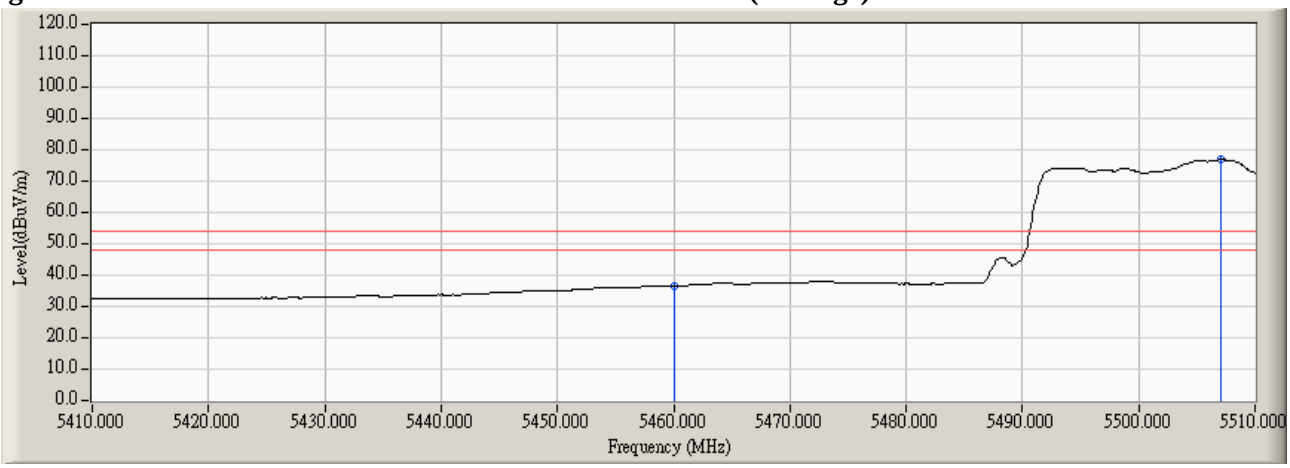

Note:

1. All readings above 1GHz are performed with peak and/or average measurements as necessary.
2. Peak measurements: RBW = 1MHz, VBW = 3 MHz, Sweep: Auto.
3. Average measurements: RBW = 1MHz, VBW = 10 Hz, Sweep: Auto.
4. " * ", means this data is the worst emission level.
5. Measurement Level = Reading Level + Correct Factor.
6. The average measurement was not performed when the peak measured data under the limit of average detection.

Product : INTEL DUAL BAND WIRELESS–AC 7265
Test Item : Band Edge Data
Test Site : No.3 OATS
Test Mode : Mode 3 MIMO: Transmit (802.11ac-80BW-65Mbps) -Channel 106 (5530MHz)

RF Radiated Measurement (Vertical):

Channel No.	Frequency (MHz)	Correct Factor (dB)	Reading Level (dBμV)	Emission Level (dBμV/m)	Peak Limit (dBμV/m)	Average Limit (dBμV/m)	Result
106 (Peak)	5459.200	1.693	47.327	49.020	74.00	54.00	Pass
106 (Peak)	5460.000	1.686	46.660	48.347	74.00	54.00	Pass
106 (Peak)	5506.400	1.724	89.887	91.612	--	--	--
106 (Average)	5460.000	1.686	33.485	35.172	74.00	54.00	Pass
106 (Average)	5507.300	1.744	74.540	76.284	--	--	--

Figure Channel 106: Vertical (Peak)

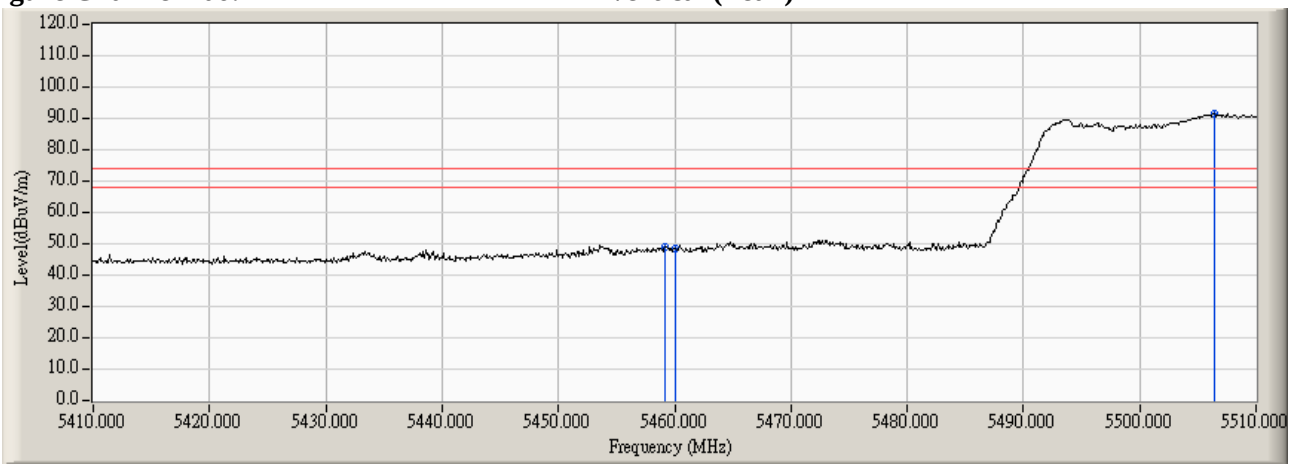

Figure Channel 106: Vertical (Average)

Note:

1. All readings above 1GHz are performed with peak and/or average measurements as necessary.
2. Peak measurements: RBW = 1MHz, VBW = 3 MHz, Sweep: Auto.
3. Average measurements: RBW = 1MHz, VBW = 10 Hz, Sweep: Auto.
4. " * ", means this data is the worst emission level.
5. Measurement Level = Reading Level + Correct Factor.
6. The average measurement was not performed when the peak measured data under the limit of average detection.

Product : INTEL DUAL BAND WIRELESS–AC 7265
Test Item : Band Edge Data
Test Site : No.3 OATS
Test Mode : Mode 3 MIMO: Transmit (802.11ac-80BW-65Mbps) -Channel 106 (5530MHz)

RF Radiated Measurement:

	Frequency (MHz)	Correct Factor (dB)	Reading Level (dBμV)	Measure Level (dBμV /m)	Margin (dB)	Limit (dBμV /m)	Result
Horizontal	5465.800	1.639	49.430	51.069	-17.151	68.220	Pass
Horizontal	5470.000	1.605	47.189	48.794	-19.426	68.220	Pass
Horizontal	5515.700	1.868	90.978	92.846	24.626	68.220	Pass

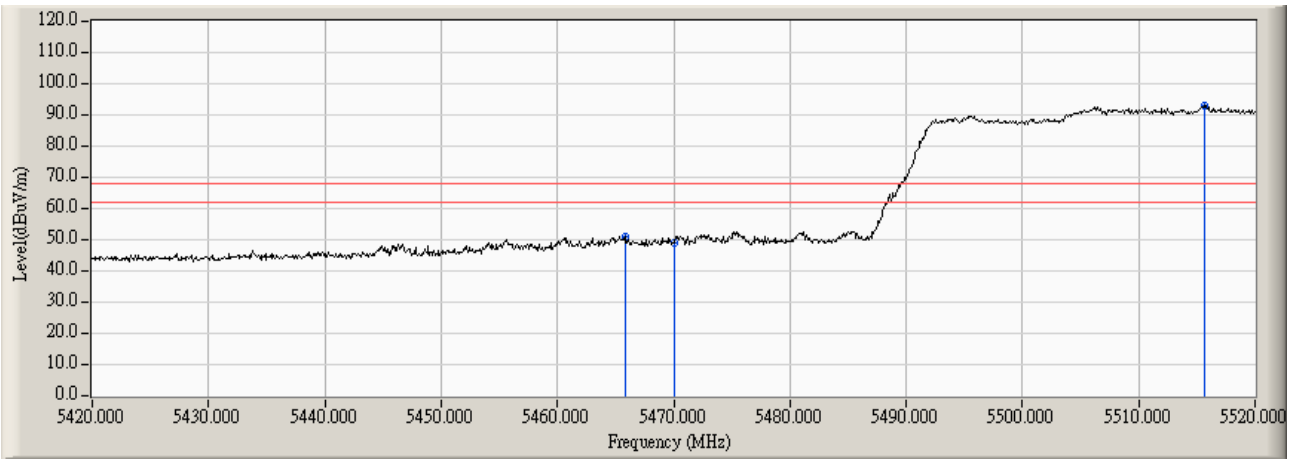

	Frequency (MHz)	Correct Factor (dB)	Reading Level (dBm)	Measure Level (dBm/m)	Margin (dB)	Limit (dBm/m)	Result
Vertical	5464.900	1.647	49.226	50.872	-17.348	68.220	Pass
Vertical	5470.000	1.605	48.684	50.289	-17.931	68.220	Pass
Vertical	5513.700	1.849	92.306	94.154	25.934	68.220	Pass

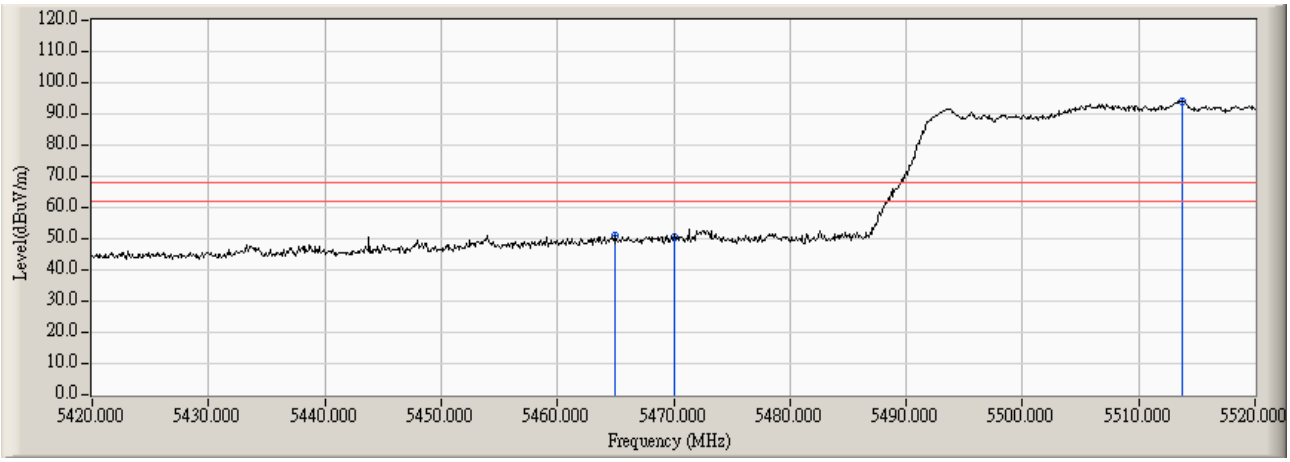

5. EMI Reduction Method During Compliance Testing

No modification was made during testing.