Product : INTEL DUAL BAND WIRELESS–AC 7265
Test Item : Maximum conducted output power
Test Site : No.3 OATS
Test Mode : Mode 3 MIMO: Transmit (802.11ac-20BW-14.4Mbps)

Chain A

Cable loss=1dB		Average Power									
Channel No.	Frequency (MHz)	Data Rate (Mbps)									Required Limit
		VTH0	VTH1	VTH2	VTH3	VTH4	VTH5	VTH6	VTH7	VTH8	
		Measurement Level (dBm)									
144 (Band3)	5720	8.03	8.01	7.98	7.95	7.93	7.91	7.88	7.85	7.83	<24dBm
144 (Band4)	5720	3.81	3.79	3.77	3.74	3.71	3.69	3.67	3.65	3.62	<30dBm

Note: Maximum conducted output power Value =Reading value on average power meter + cable loss

Chain B

Cable loss=1dB		Average Power									
Channel No.	Frequency (MHz)	Data Rate (Mbps)									Required Limit
		VTH0	VTH1	VTH2	VTH3	VTH4	VTH5	VTH6	VTH7	VTH8	
		Measurement Level (dBm)									
144 (Band3)	5720	9.26	9.24	9.21	9.19	9.17	9.14	9.11	9.08	9.06	<24dBm
144 (Band4)	5720	1.17	1.14	1.12	1.09	1.07	1.04	1.02	1	0.97	<30dBm

Note: Maximum conducted output power Value =Reading value on average power meter + cable loss

Maximum conducted output power Measurement:

Channel No	Frequency Range (MHz)	26dB Bandwidth (MHz)	Chain A Power (dBm)	Chain B Power (dBm)	Output Power (dBm)	Output Power Limit		Result
						(dBm)	dBm+10log(BW)	
144(Band3)	5720	14.168	8.03	9.26	11.70	24	22.51	Pass
144(Band4)	5720	4.168	3.81	1.17	5.70	30	17.20	Pass

Note: Power Output Value =Reading value on average power meter + cable loss

26dBc Occupied Bandwidth:

Channel 144 – Chain A

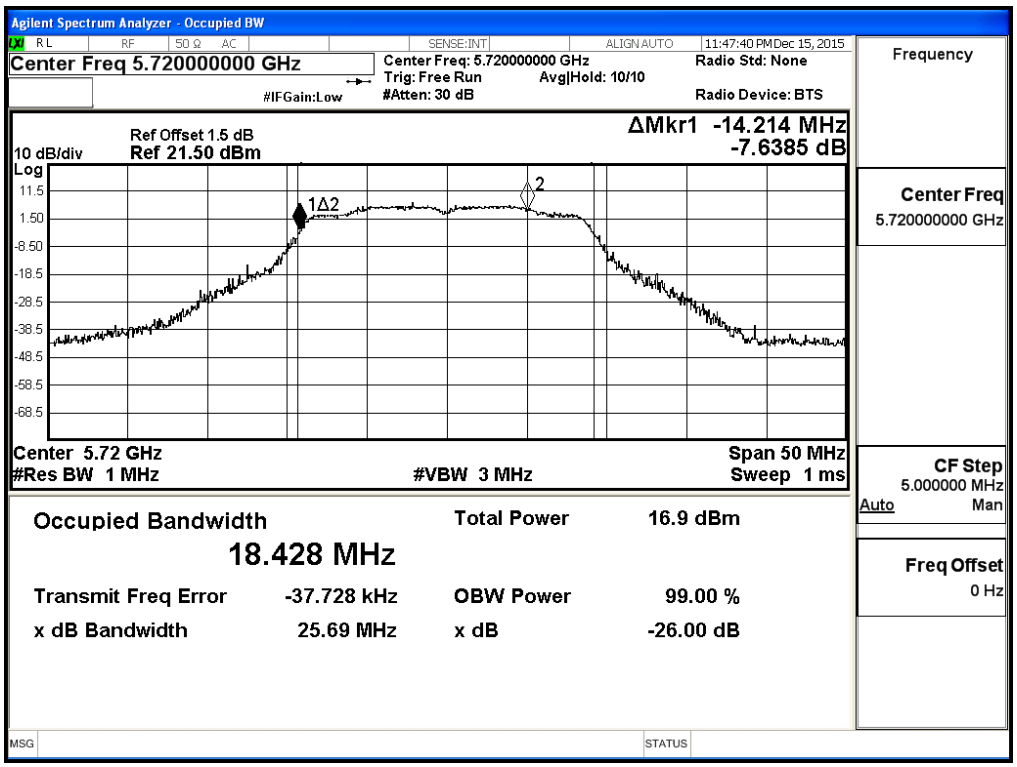

26dBc Occupied Bandwidth:

Channel 144 – Chain B

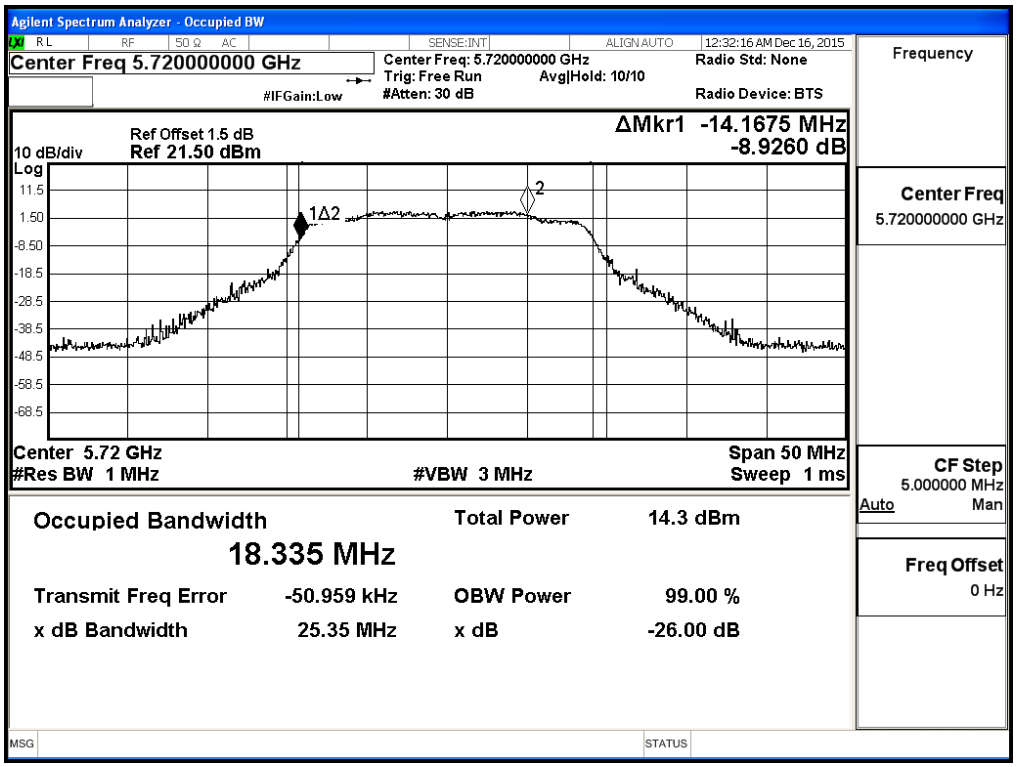

Maximum conducted output power:

Channel 144 (Band3) – Chain A

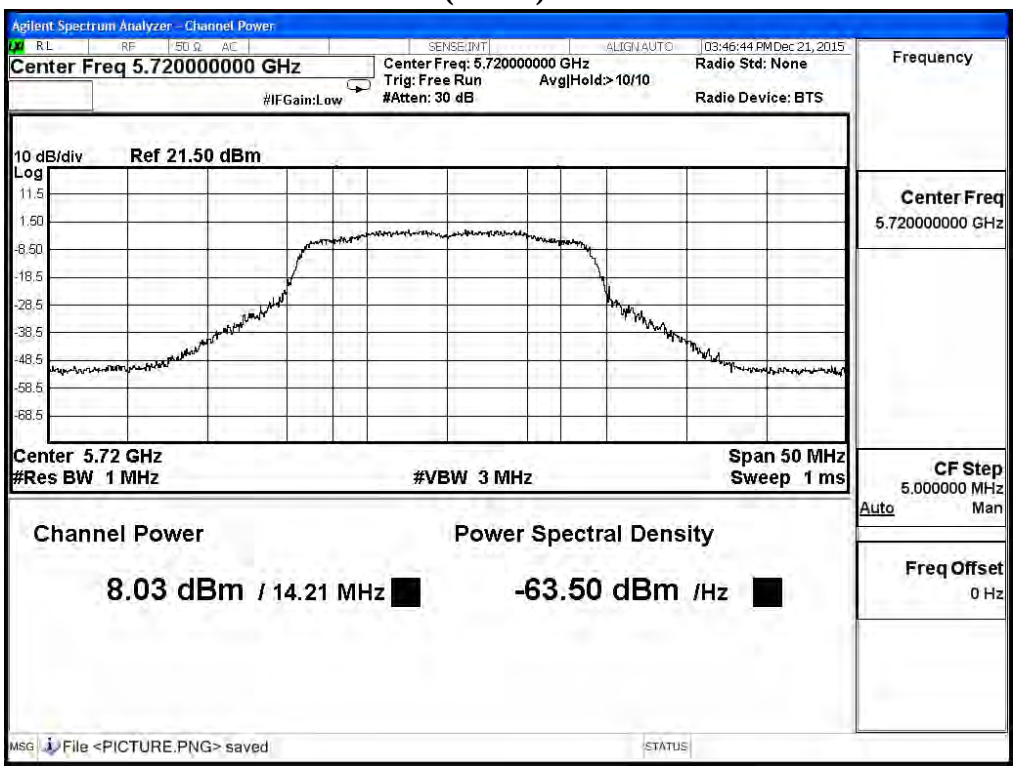

Channel 144 (Band4) – Chain A

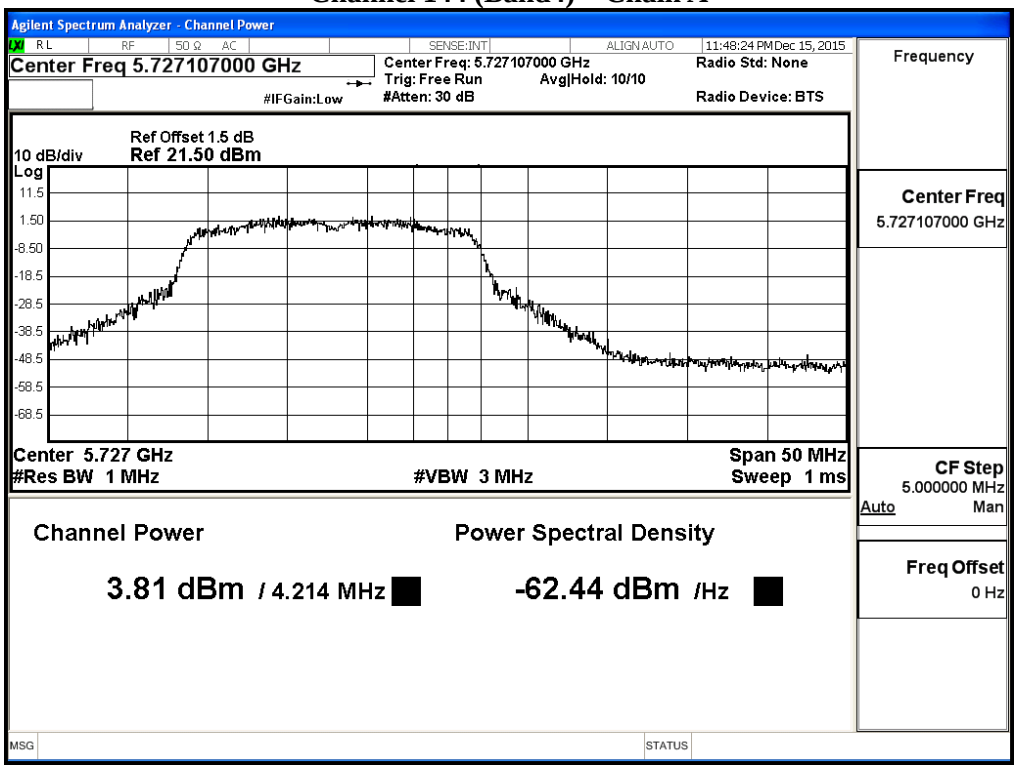

Maximum conducted output power:

Channel 144 (Band3) – Chain B

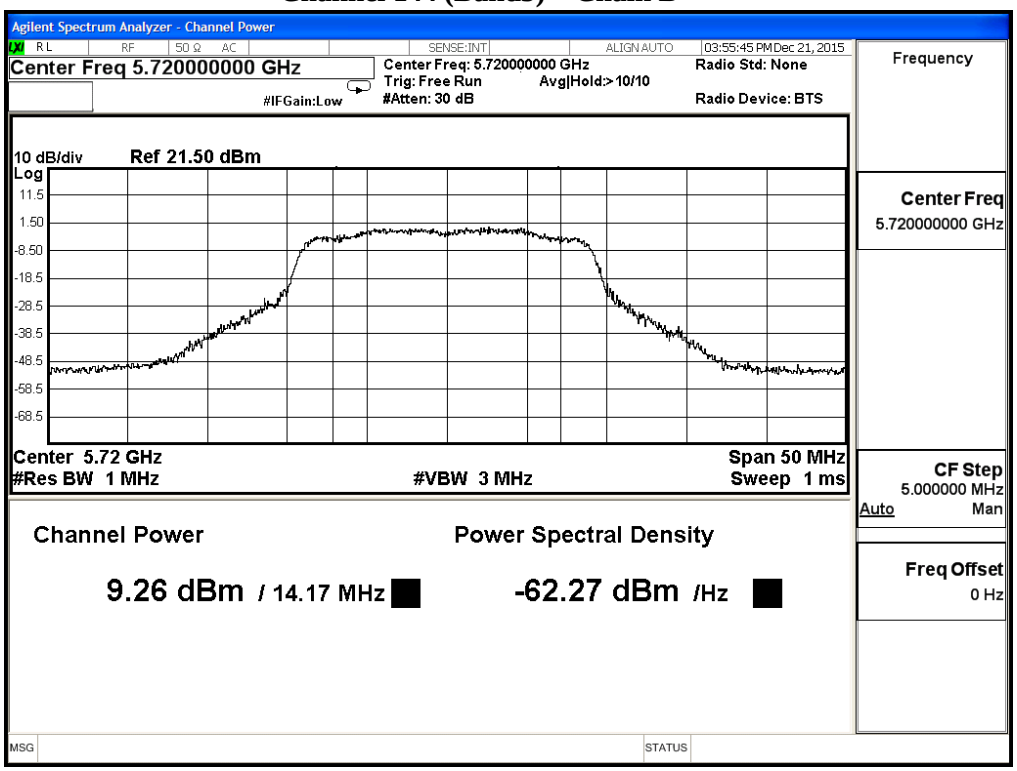

Channel 144 (Band4) – Chain B

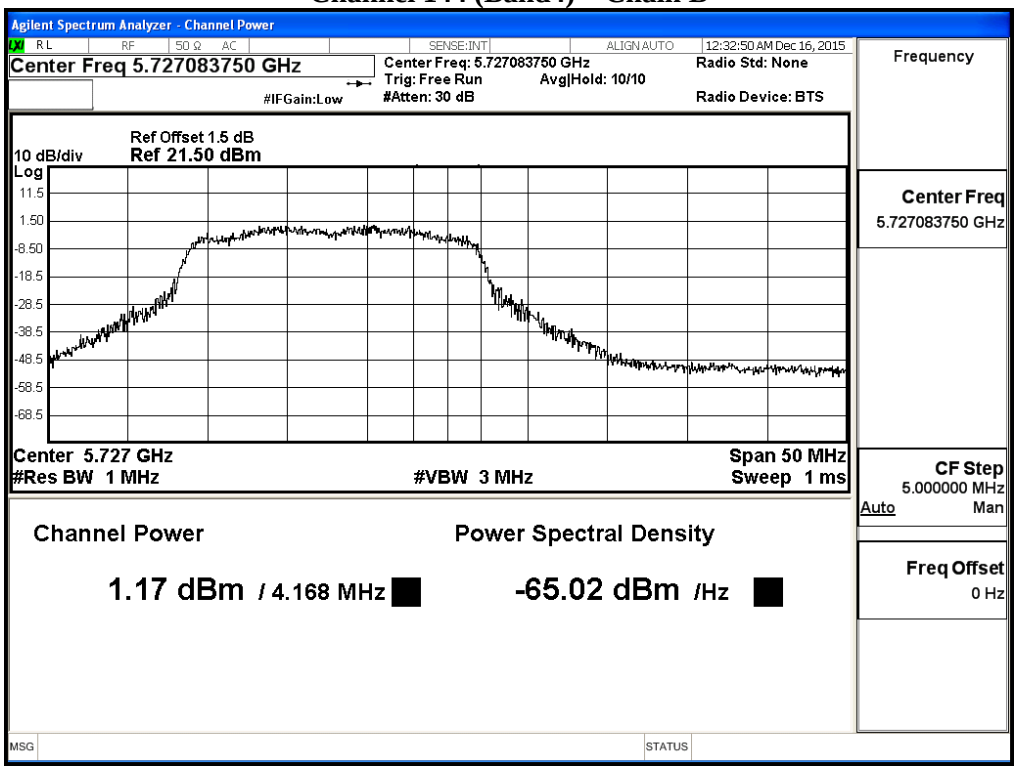

Product : INTEL DUAL BAND WIRELESS–AC 7265
Test Item : Maximum conducted output power
Test Site : No.3 OATS
Test Mode : Mode 3 MIMO: Transmit (802.11ac-40BW-30Mbps)

Chain A

Cable loss=1dB		Average Power										
Channel No	Frequency (MHz)	Data Rate (Mbps)										Required Limit
		VTH0	VTH1	VTH2	VTH3	VTH4	VTH5	VTH6	VTH7	VTH8	VTH9	
142F(Band3)	5710	7.98	7.96	7.93	7.91	7.88	7.85	7.83	7.81	7.79	7.76	<24dBm
142F(Band4)	5710	-0.72	-0.74	-0.77	-0.79	-0.82	-0.85	-0.87	-0.89	-0.91	-0.94	<30dBm

Note: Maximum conducted output power Value =Reading value on average power meter + cable loss

Chain B

Cable loss=1dB		Average Power										
Channel No	Frequency (MHz)	Data Rate (Mbps)										Required Limit
		VTH0	VTH1	VTH2	VTH3	VTH4	VTH5	VTH6	VTH7	VTH8	VTH9	
142F(Band3)	5710	8.99	8.97	8.94	8.92	8.89	8.87	8.84	8.82	8.79	8.77	<24dBm
142F(Band4)	5710	-4.14	-4.17	-4.19	-4.22	-4.25	-4.27	-4.30	-4.32	-4.35	-4.38	<30dBm

Note: Maximum conducted output power Value =Reading value on average power meter + cable loss

Maximum conducted output power Measurement:

Channel No	Frequency Range	26dB Bandwidth	Chain A Power	Chain B Power	Output Power	Output Power Limit		Result
	(MHz)	(MHz)	(dBm)	(dBm)	(dBm)	(dBm)	dBm+10log(BW)	
142F(Band3)	5710	33.122	7.98	8.99	11.52	24	26.20	Pass
142F(Band4)	5710	3.122	-0.72	-4.14	0.91	30	15.94	Pass

Note: Power Output Value =Reading value on average power meter + cable loss

26dBc Occupied Bandwidth:

Channel 142 – Chain A

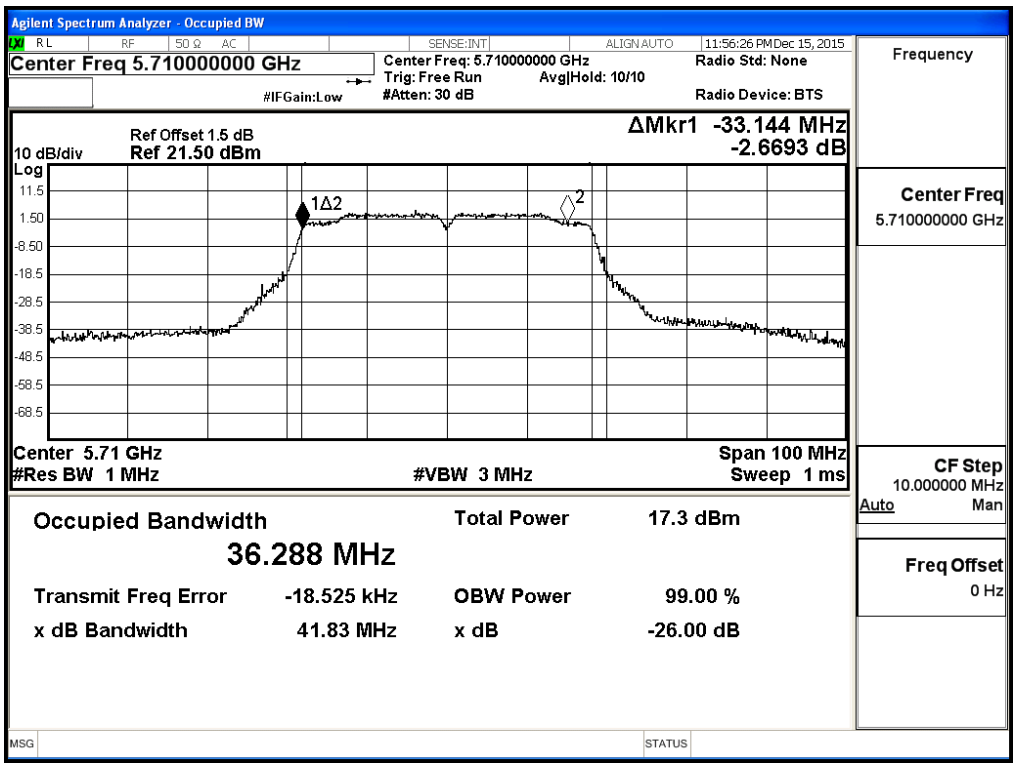

26dBc Occupied Bandwidth:

Channel 142 – Chain B

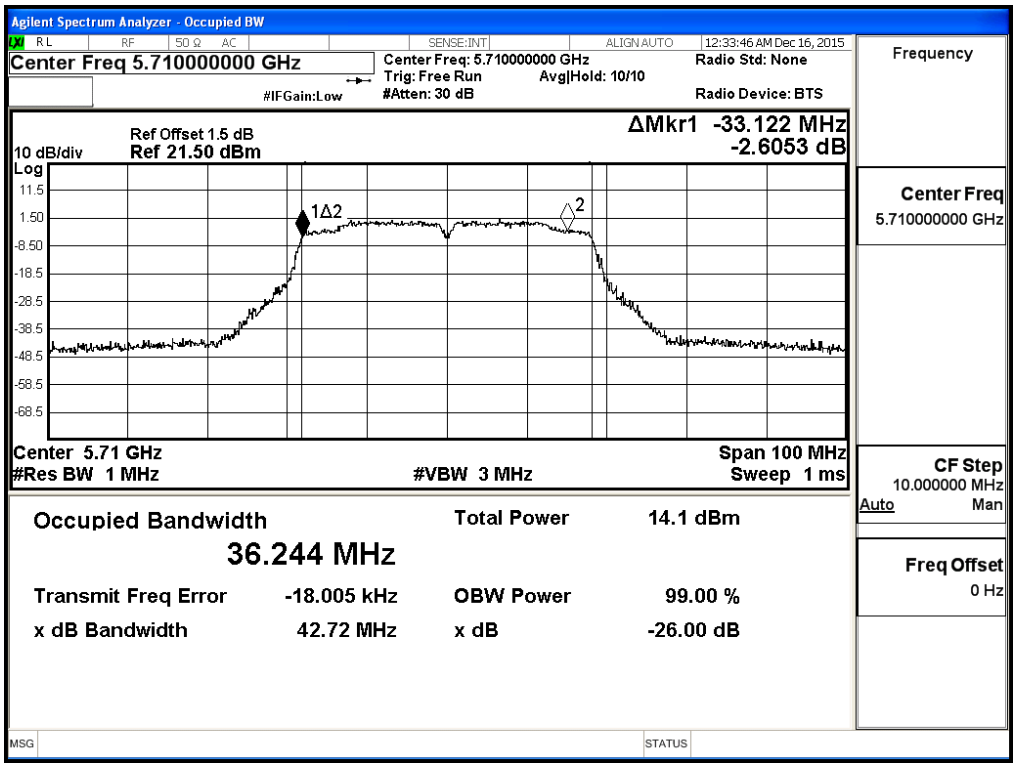

Maximum conducted output power:

Channel 142 (Band3) – Chain A

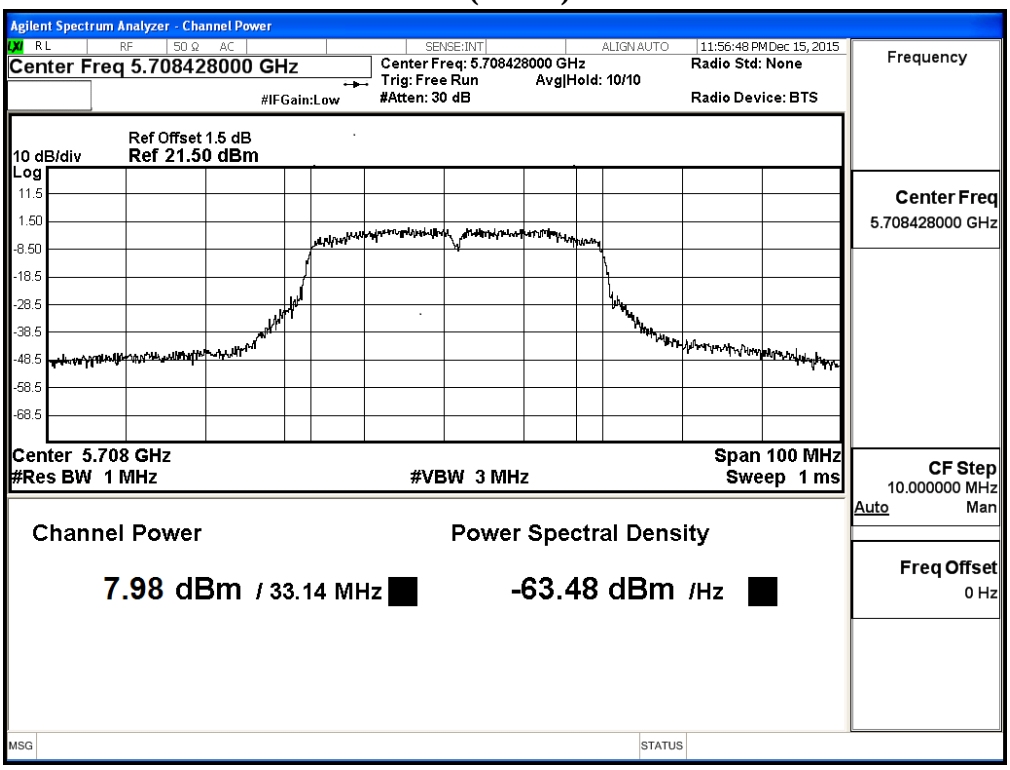

Channel 142 (Band4) – Chain A

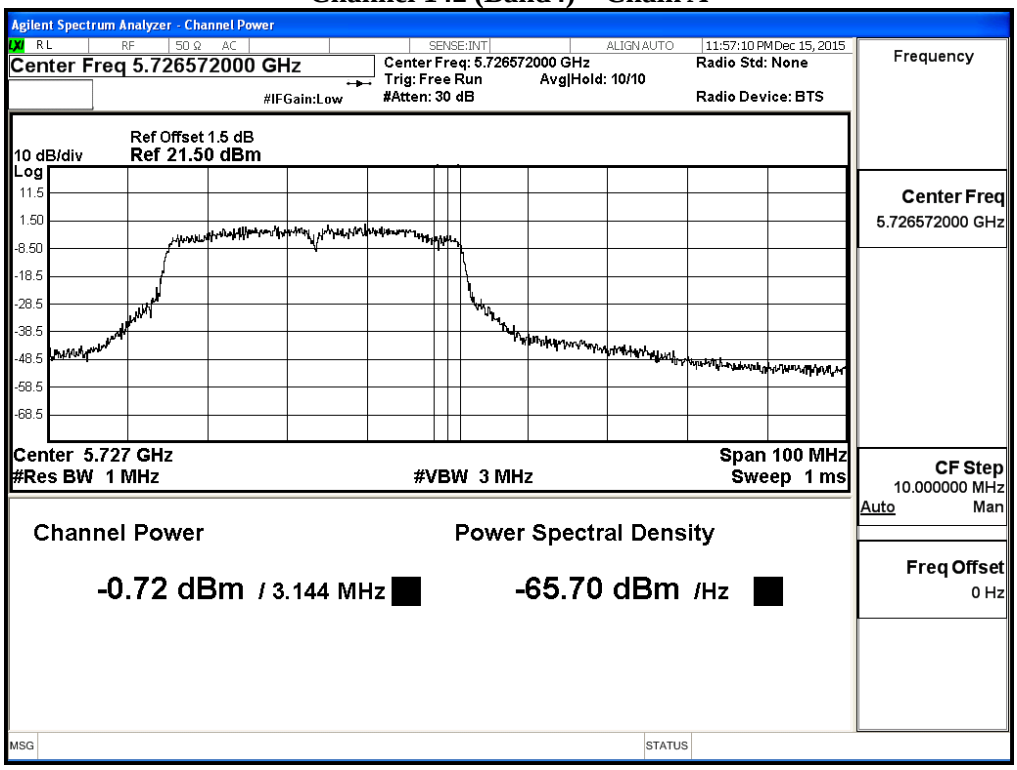

Maximum conducted output power:

Channel 142 (Band3) – Chain B

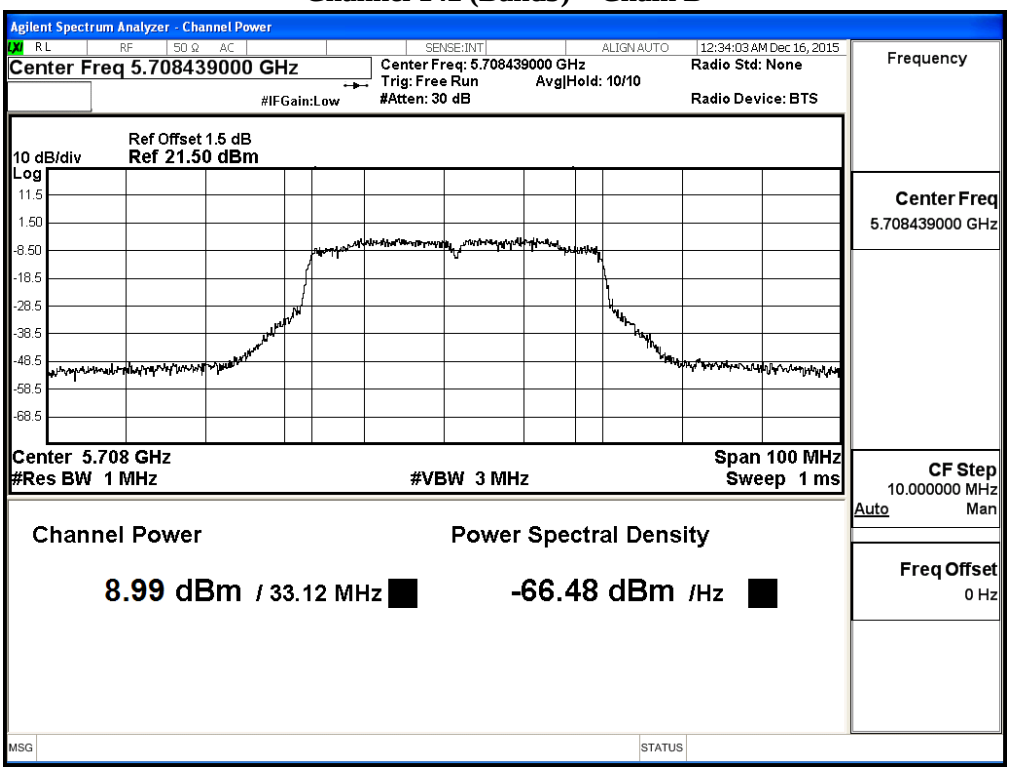

Channel 142 (Band4) – Chain B

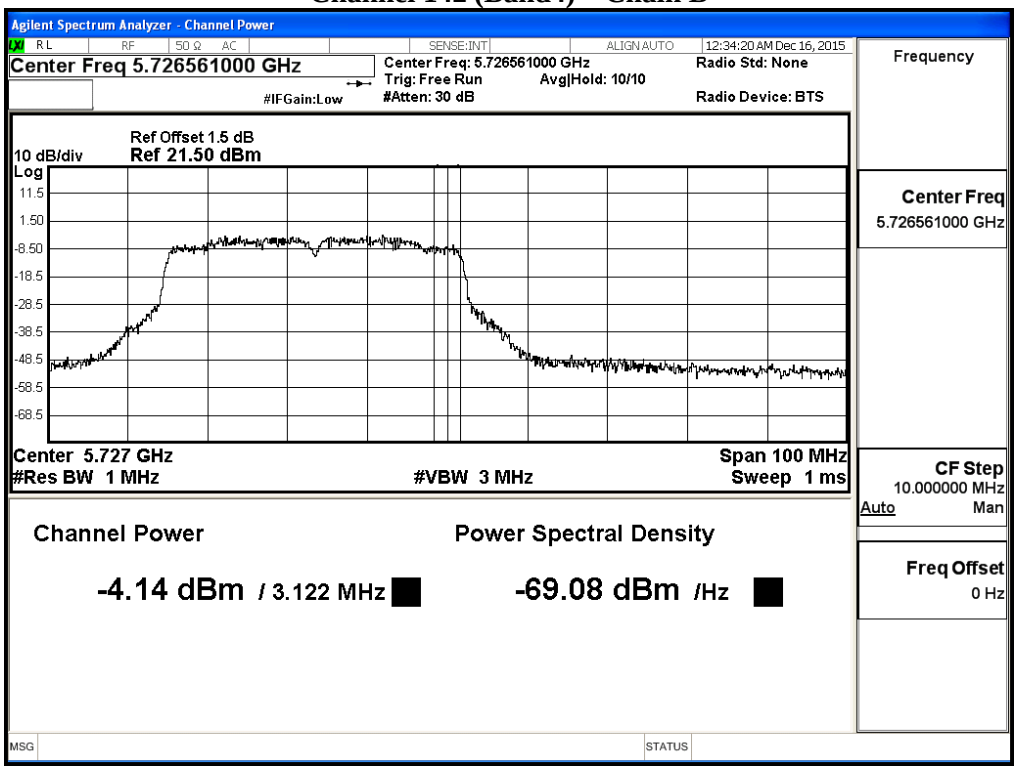

Product : INTEL DUAL BAND WIRELESS–AC 7265
Test Item : Maximum conducted output power
Test Site : No.3 OATS
Test Mode : Mode 3 MIMO: Transmit (802.11ac-80BW-65Mbps)

Chain A

Cable loss=1dB		Average Power										
Channel No	Frequency (MHz)	Data Rate (Mbps)										Required Limit
		VTH0	VTH1	VTH2	VTH3	VTH4	VTH5	VTH6	VTH7	VTH8	VTH9	
42	5210	9.81	9.79	9.77	9.74	9.72	9.69	9.67	9.64	9.62	9.59	<24dBm
58	5290	10.78	10.76	10.73	10.71	10.69	10.66	10.63	10.61	10.57	10.55	<24dBm
106	5530	10.94	10.91	10.88	10.85	10.82	10.80	10.77	10.74	10.71	10.68	<24dBm
122	5610	8.35	8.32	8.29	8.27	8.24	8.22	8.19	8.17	8.14	8.11	<24dBm
138(Band3)	5690	8.11	8.09	8.07	8.04	8.01	7.99	7.96	7.93	7.91	7.88	<24dBm
138(Band4)	5690	-7.06	-7.08	-7.11	-7.14	-7.16	-7.19	-7.21	-7.24	-7.26	-7.29	<30dBm

Note: Maximum conducted output power Value =Reading value on average power meter + cable loss

Chain B

Cable loss=1dB		Average Power										
Channel No	Frequency (MHz)	Data Rate (Mbps)										Required Limit
		VTH0	VTH1	VTH2	VTH3	VTH4	VTH5	VTH6	VTH7	VTH8	VTH9	
42	5210	10.61	10.58	10.55	10.53	10.51	10.48	10.46	10.43	10.41	10.38	<24dBm
58	5290	10.64	10.61	10.58	10.55	10.53	10.50	10.47	10.44	10.42	10.40	<24dBm
106	5530	11	10.98	10.95	10.93	10.90	10.88	10.85	10.83	10.81	10.78	<24dBm
122	5610	8.89	8.87	8.84	8.81	8.78	8.75	8.73	8.71	8.68	8.66	<24dBm
138(Band3)	5690	8.92	8.90	8.88	8.85	8.83	8.81	8.78	8.75	8.73	8.70	<24dBm
138(Band4)	5690	-7.31	-7.34	-7.36	-7.39	-7.42	-7.45	-7.47	-7.49	-7.52	-7.55	<30dBm

Note: Maximum conducted output power Value =Reading value on average power meter + cable loss

Maximum conducted output power Measurement:

Channel No	Frequency Range	26dB Bandwidth	Chain A Power	Chain B Power	Output Power	Output Power Limit		Result
	(MHz)	(MHz)	(dBm)	(dBm)	(dBm)	(dBm)	dBm+10log(BW)	
42	5210	75.379	9.81	10.61	13.24	17	29.77	Pass
58	5290	75.473	10.78	10.64	13.72	17	29.78	Pass
106	5530	75.427	10.94	11.00	13.98	24	29.78	Pass
122	5610	75.371	8.35	8.89	11.64	24	29.77	Pass
138	5690	72.712	8.11	8.92	11.54	24	29.62	Pass
138ac80(Band4)	5690	2.712	-7.06	-7.31	-4.17	30	21.33	Pass

Note: Power Output Value =Reading value on average power meter + cable loss

26dBc Occupied Bandwidth:

Channel 42 – Chain A

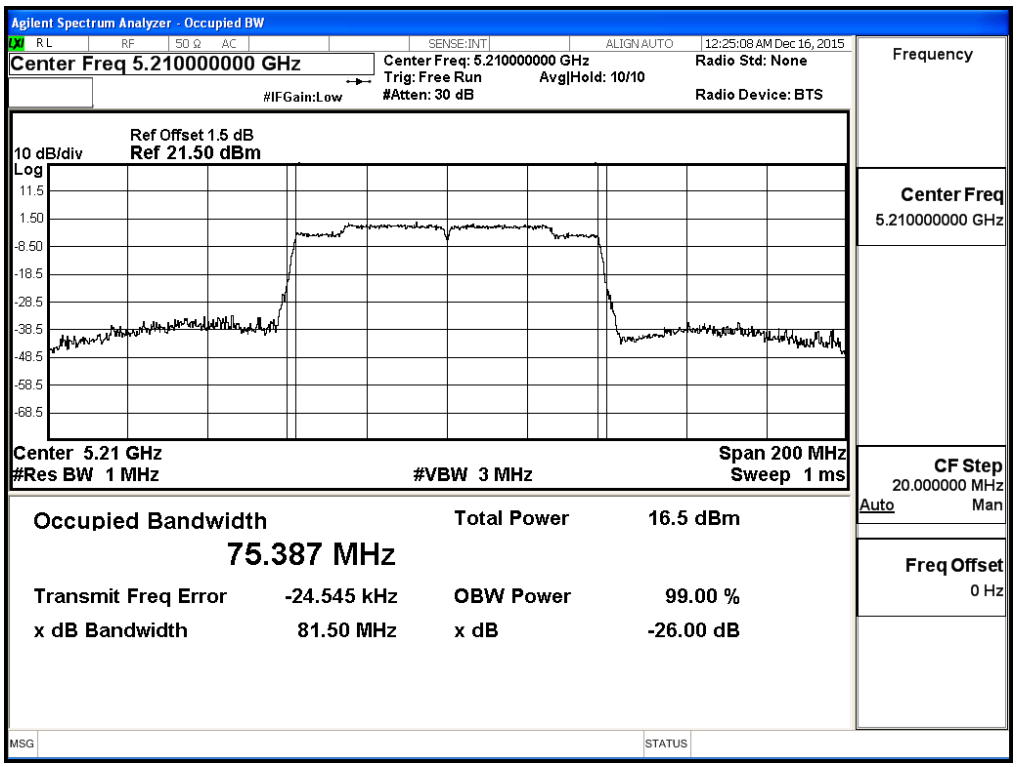

Channel 58 – Chain A

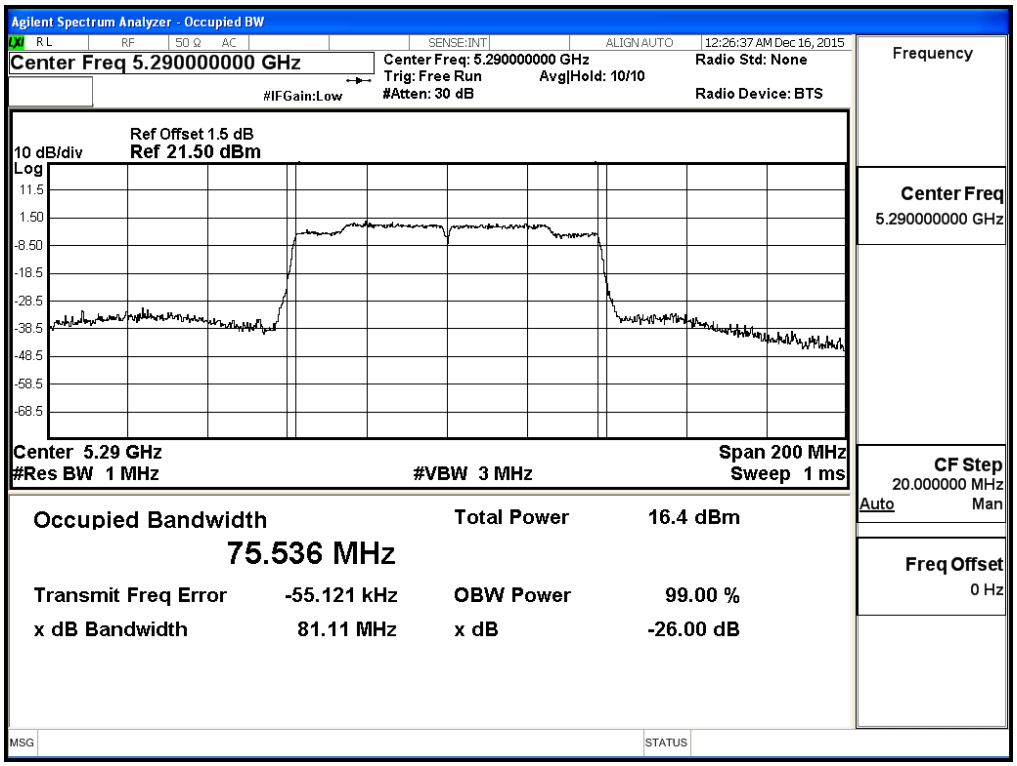

Channel 106 – Chain A

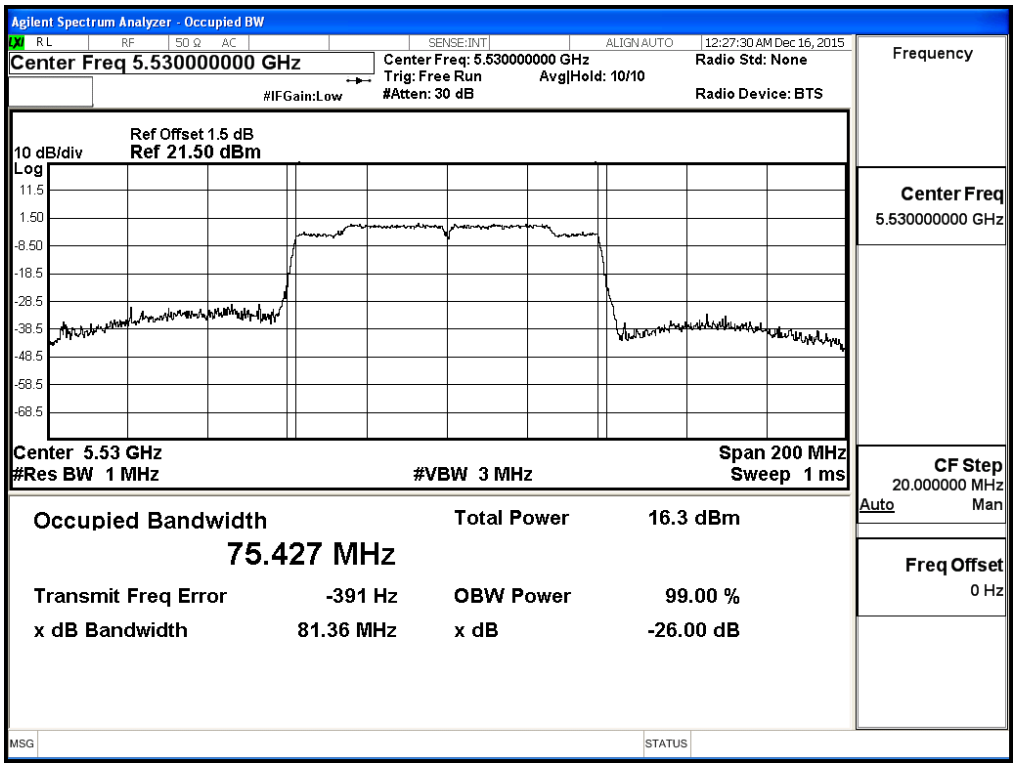

Channel 122 – Chain A

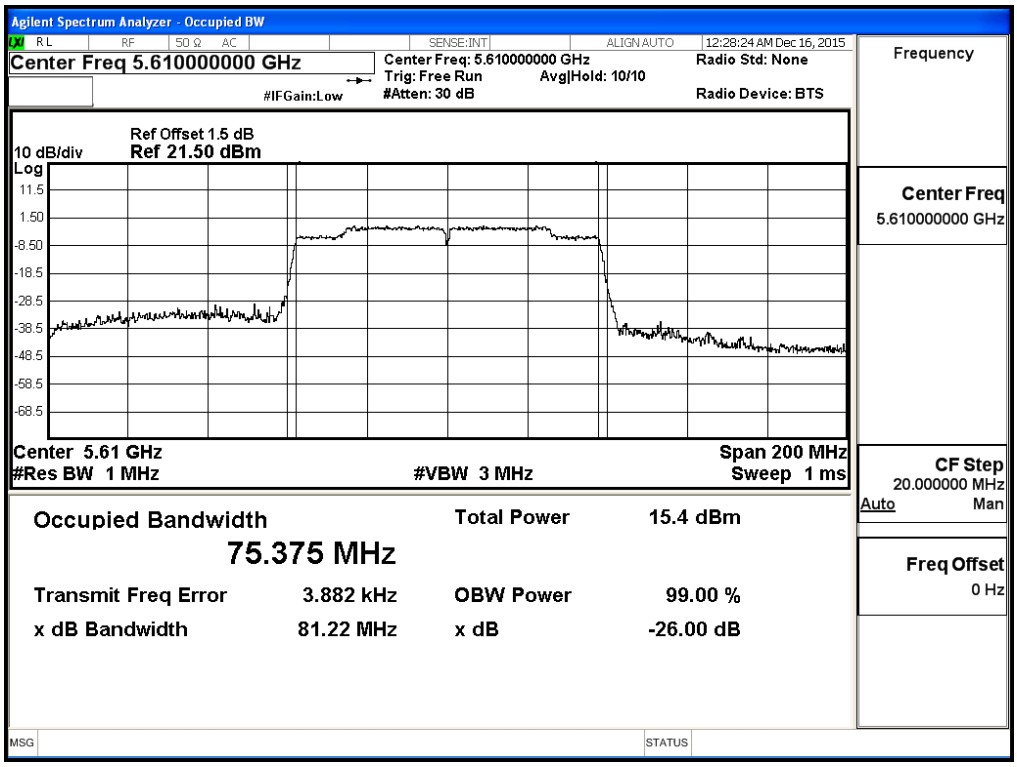

Channel 138 – Chain A

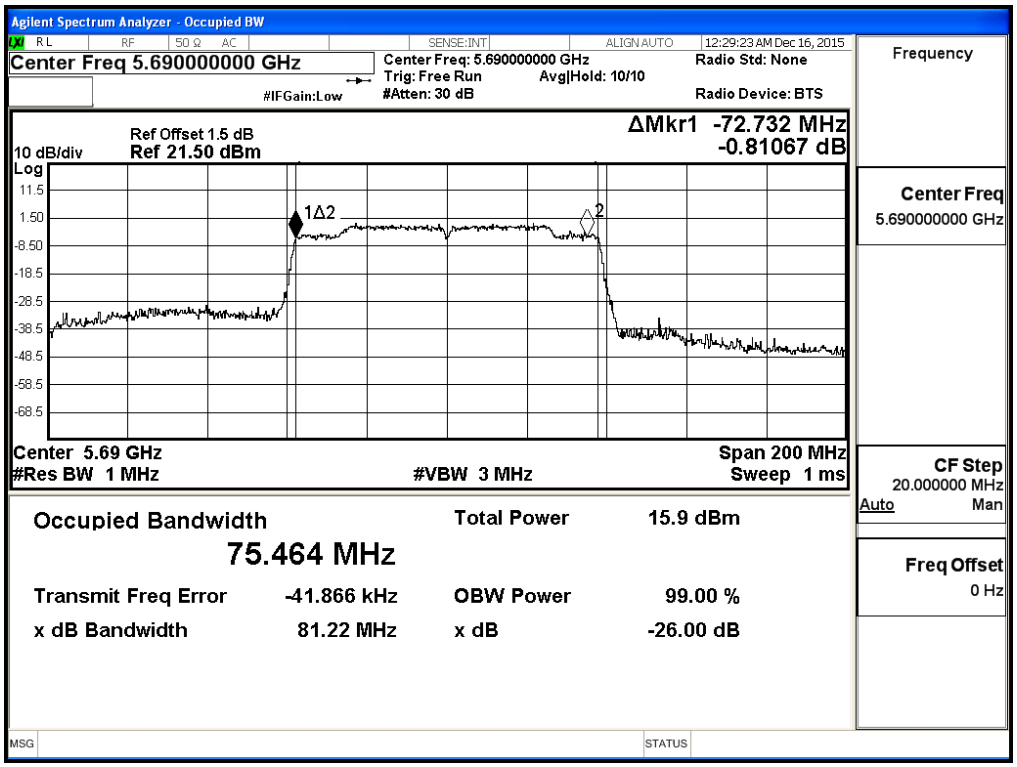

26dBc Occupied Bandwidth:

Channel 42 – Chain B

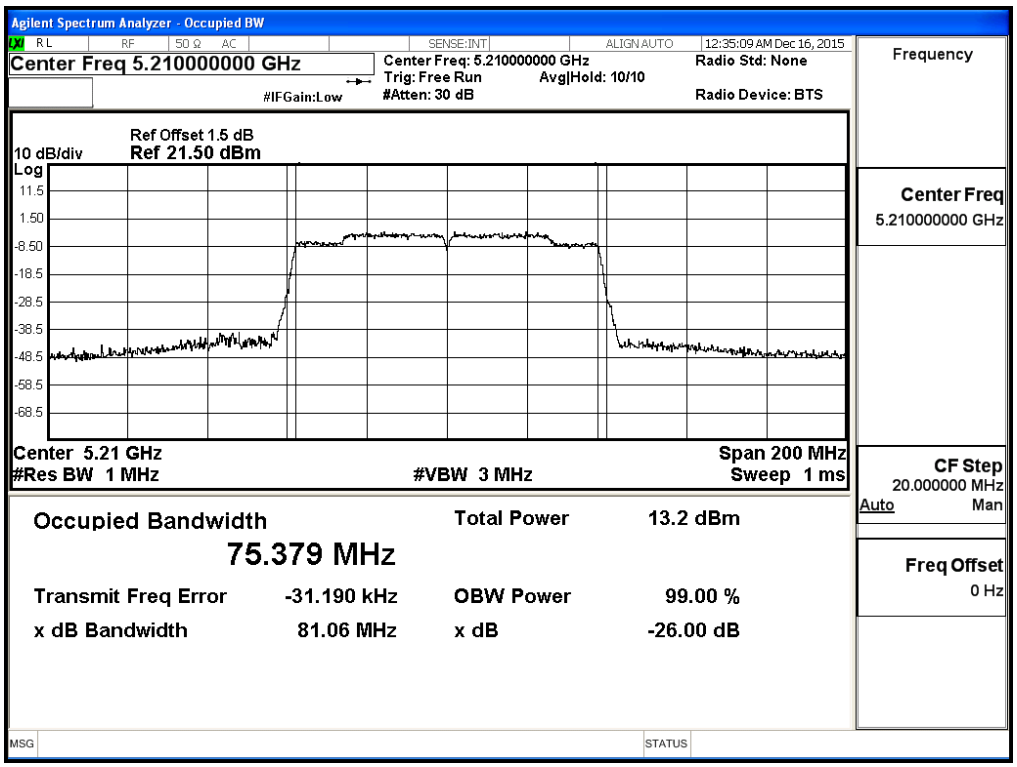

Channel 58 – Chain B

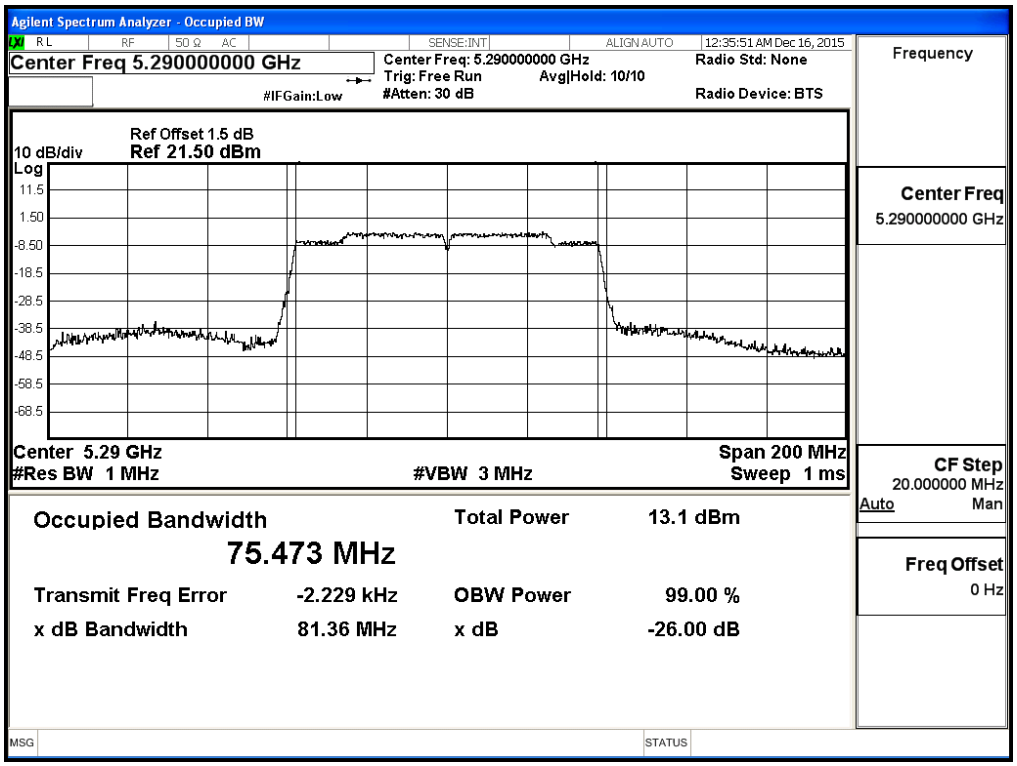

Channel 106 – Chain B

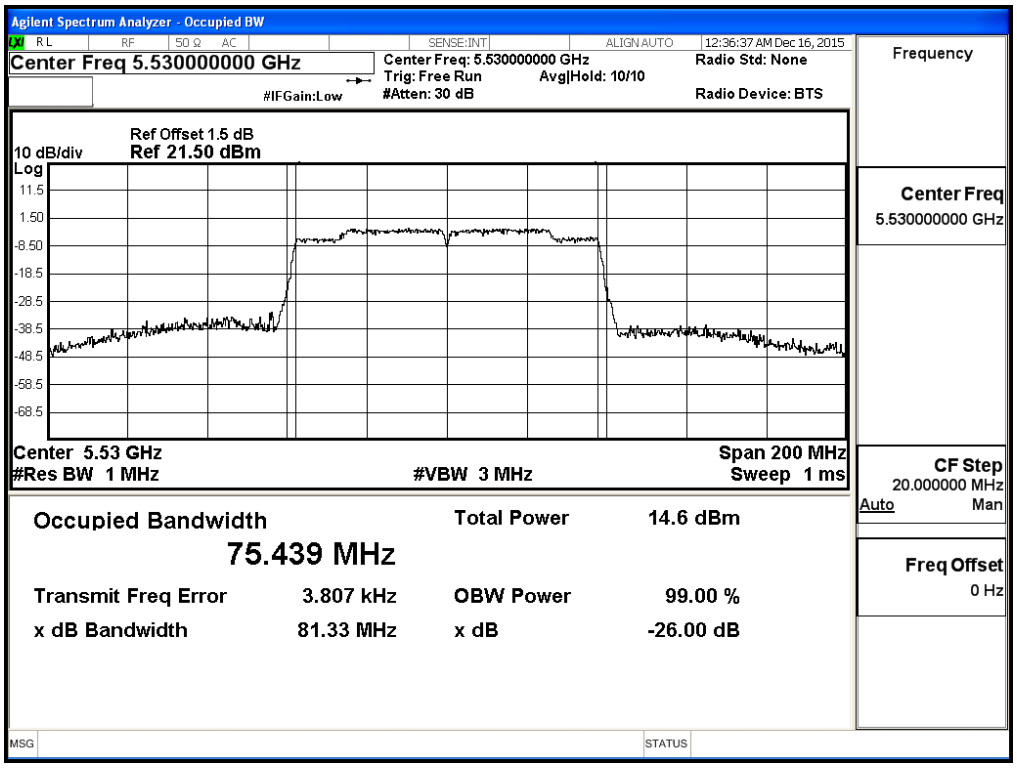

Channel 122 – Chain B

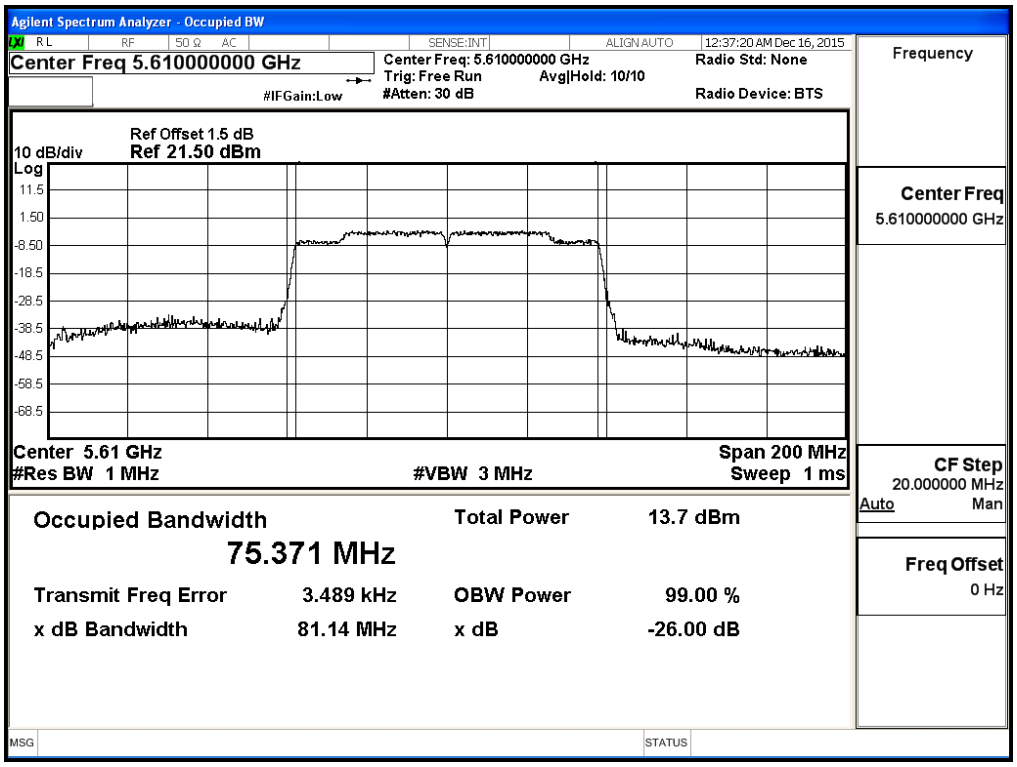

Channel 138 – Chain B

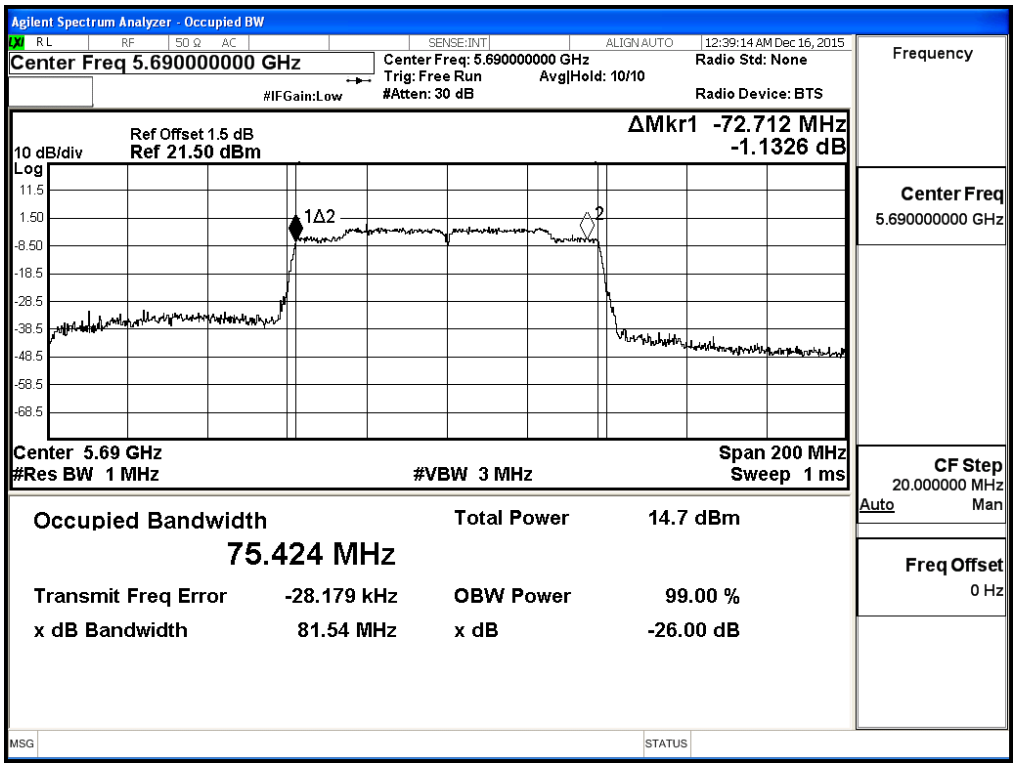

Maximum conducted output power:

Channel 42 – Chain A

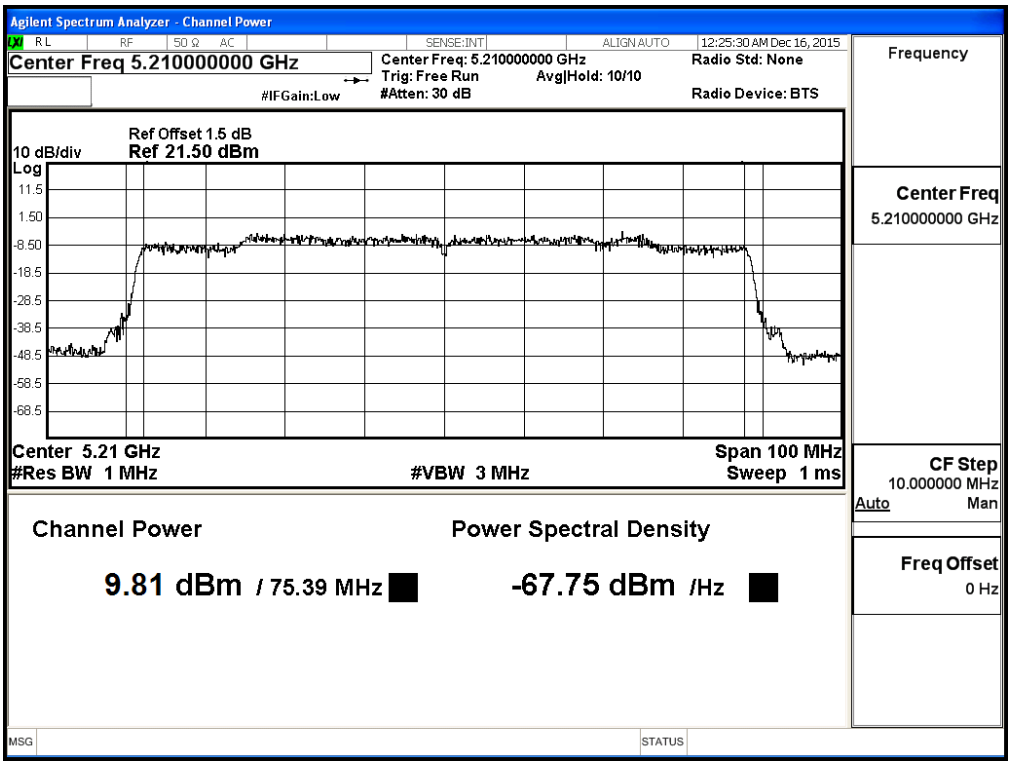

Maximum conducted output power:

Channel 58 – Chain A

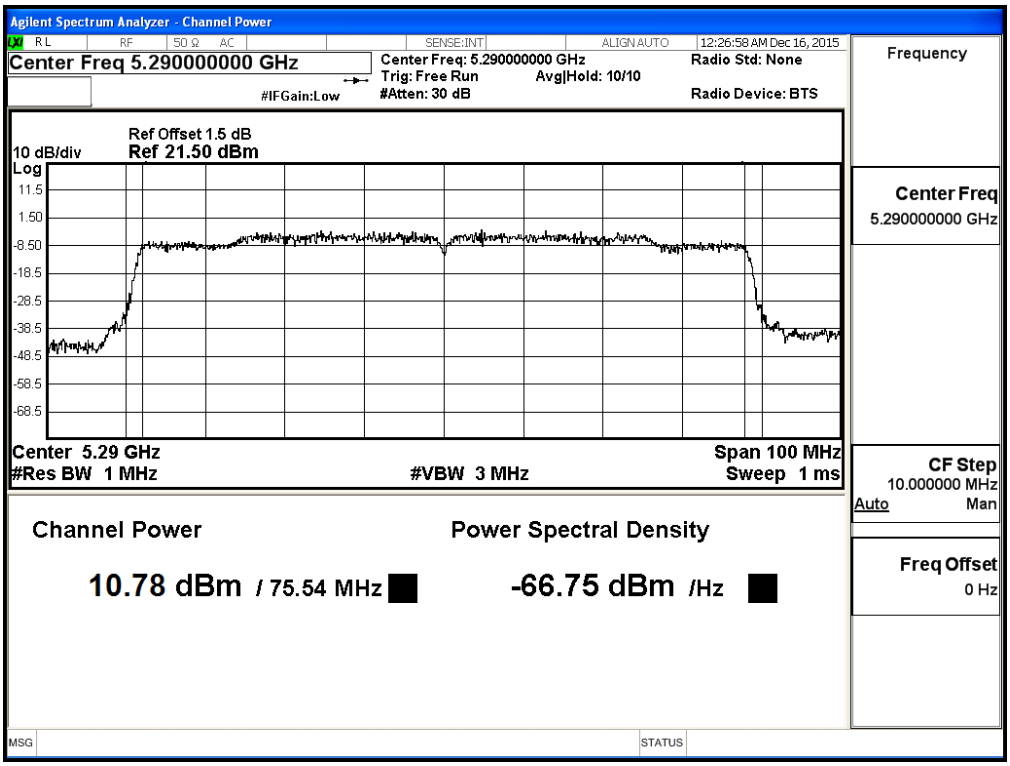

Maximum conducted output power:

Channel 106 – Chain A

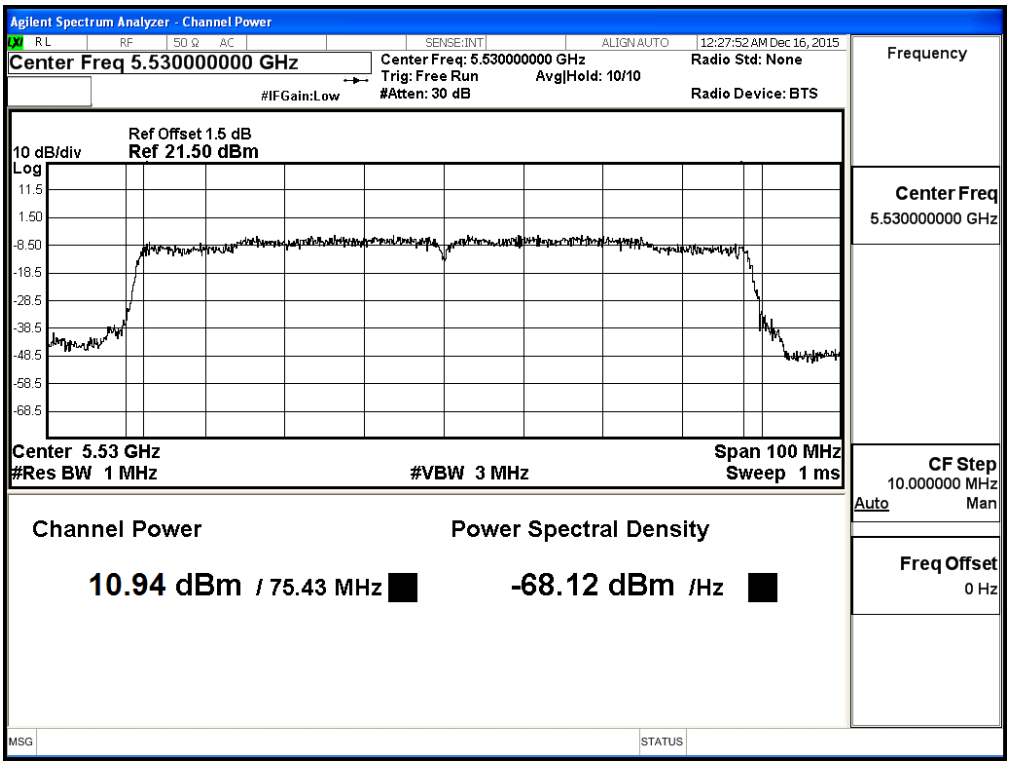

Maximum conducted output power:

Channel 122 – Chain A

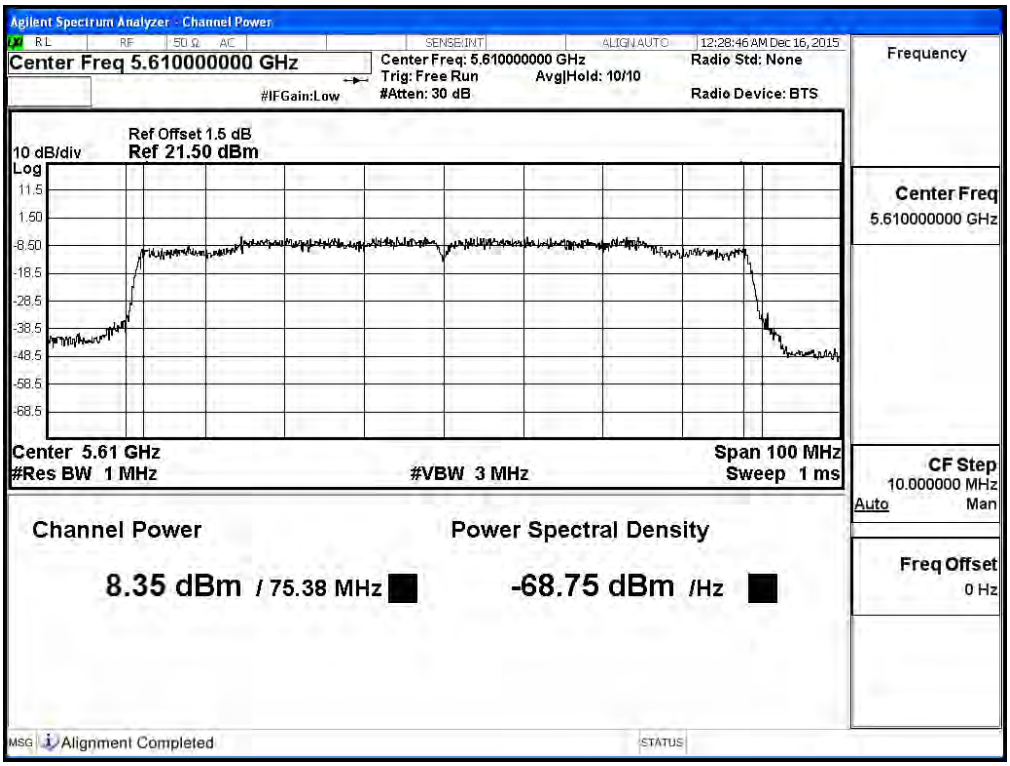

Maximum conducted output power:

Channel 138 (Band3) – Chain A

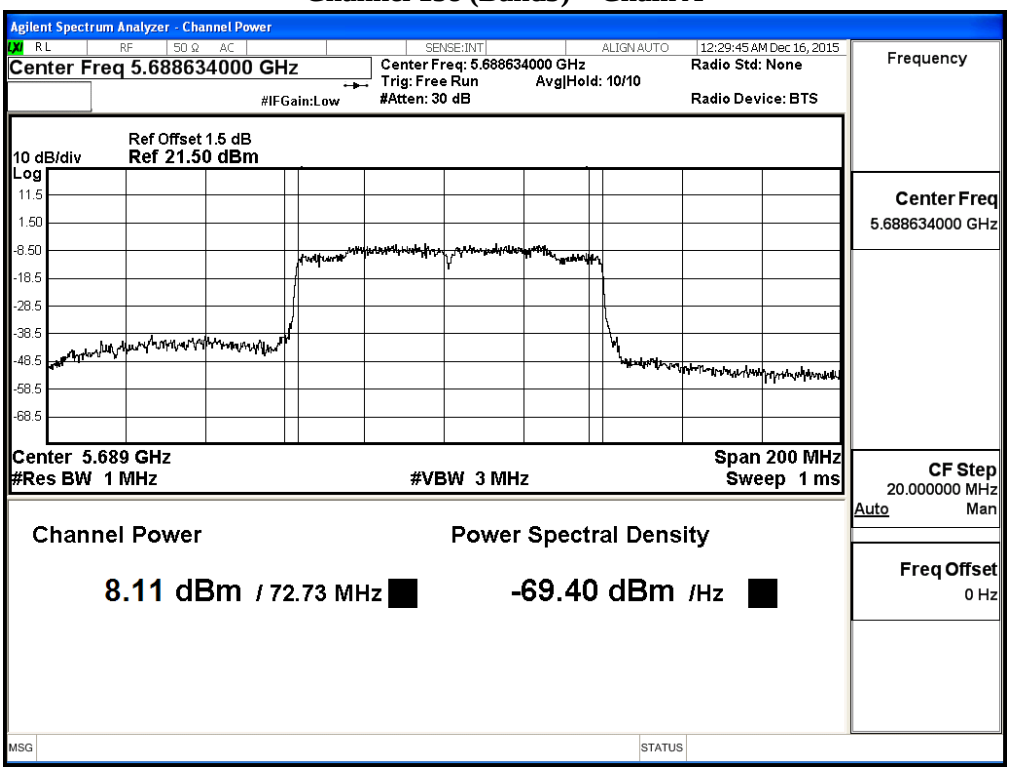

Maximum conducted output power:

Channel 138 (Band4) – Chain A

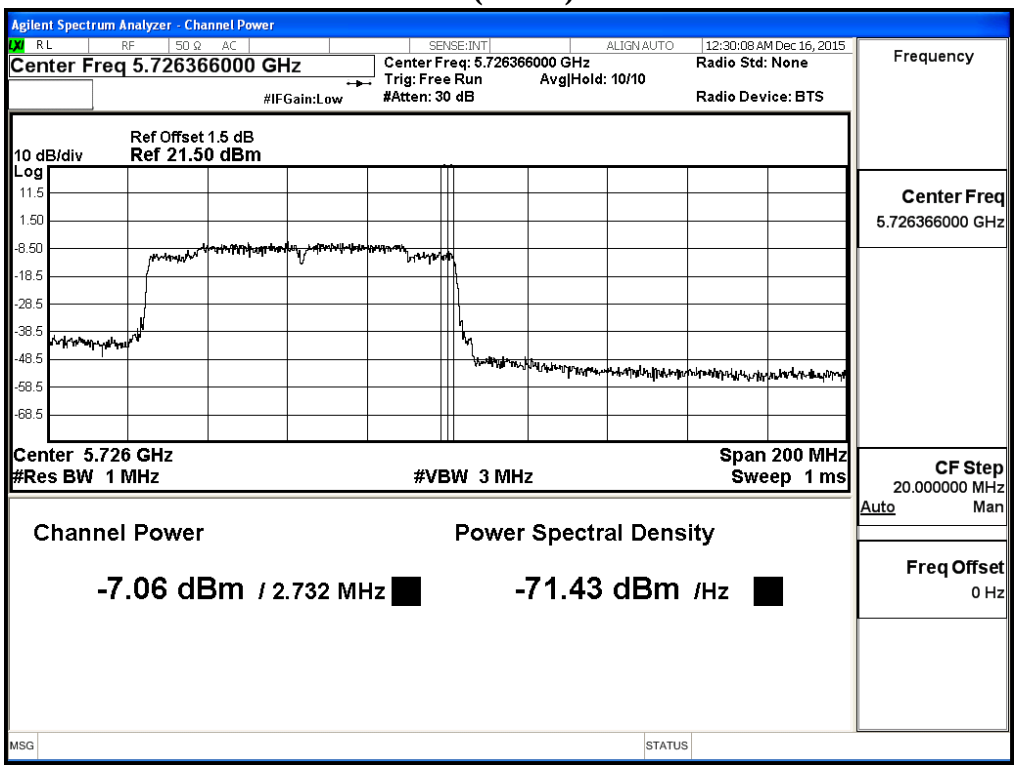

Maximum conducted output power:

Channel 42 – Chain B

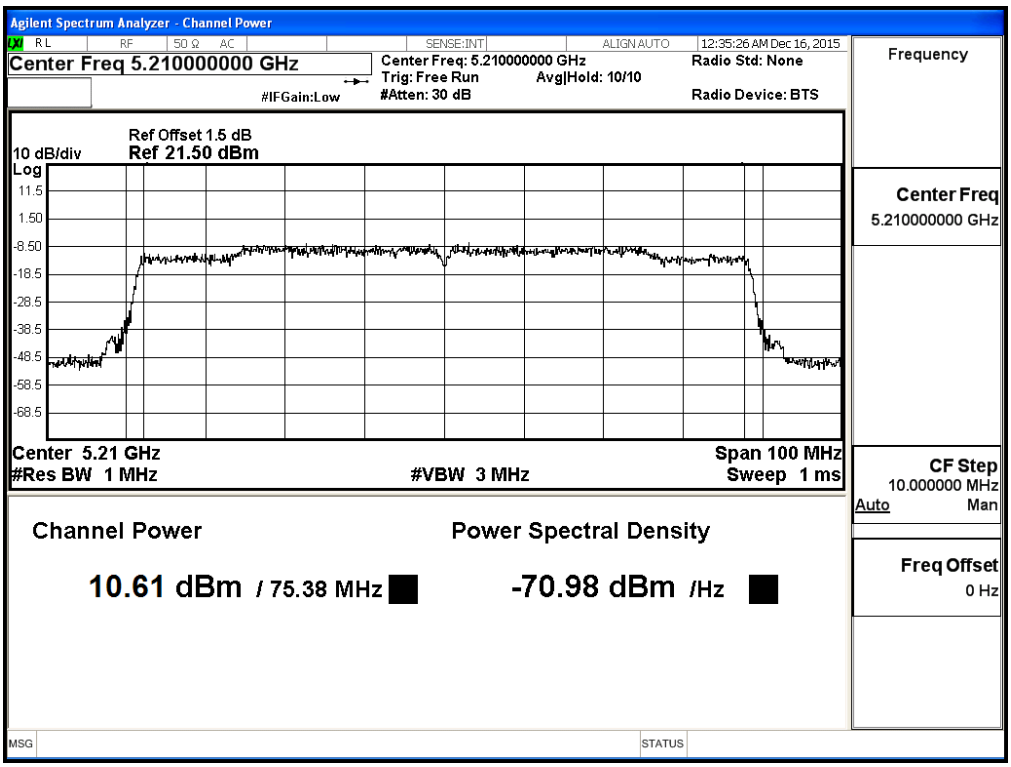

Maximum conducted output power:

Channel 58 – Chain B

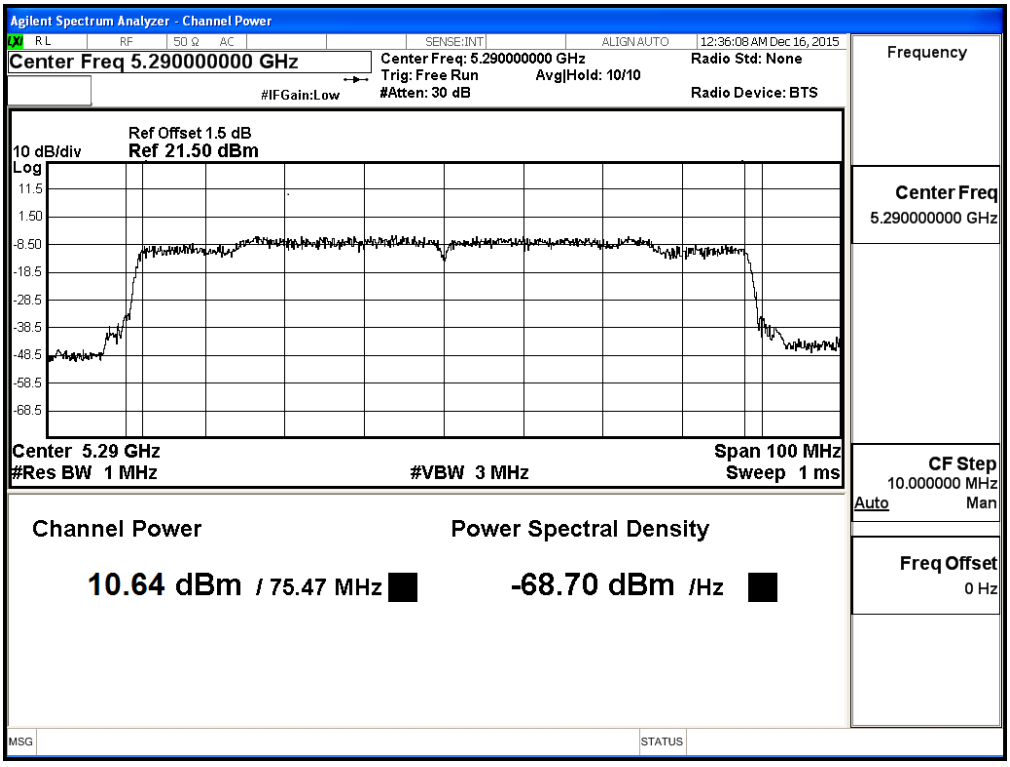

Maximum conducted output power:

Channel 106 – Chain B

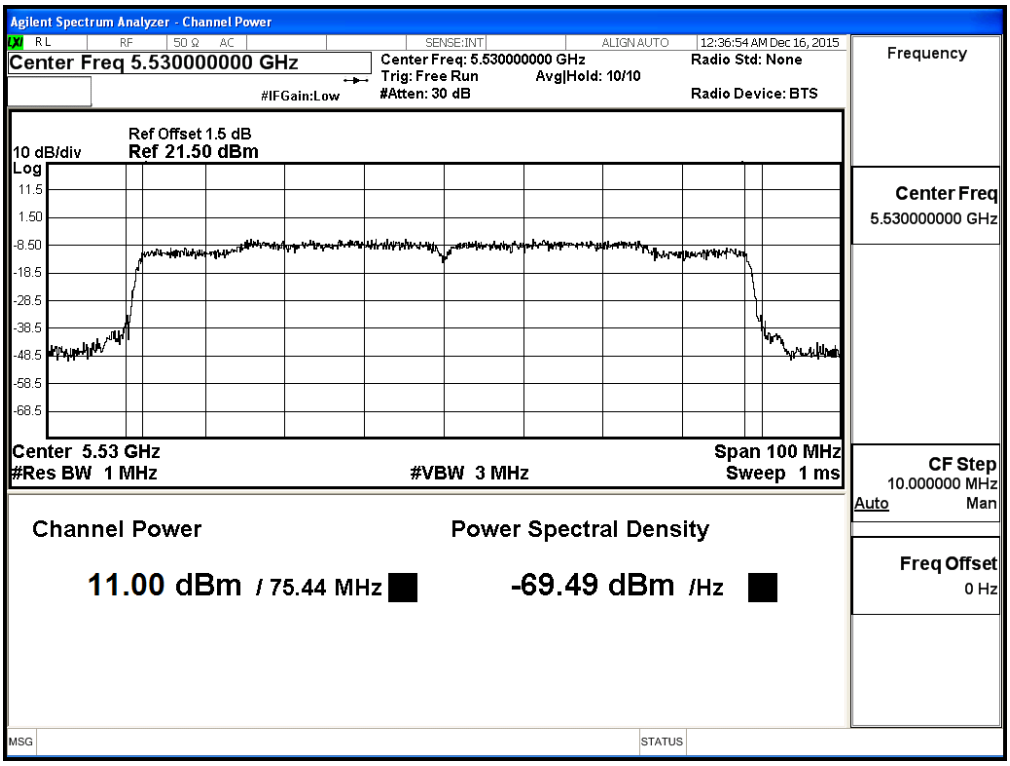

Maximum conducted output power:

Channel 122 – Chain B

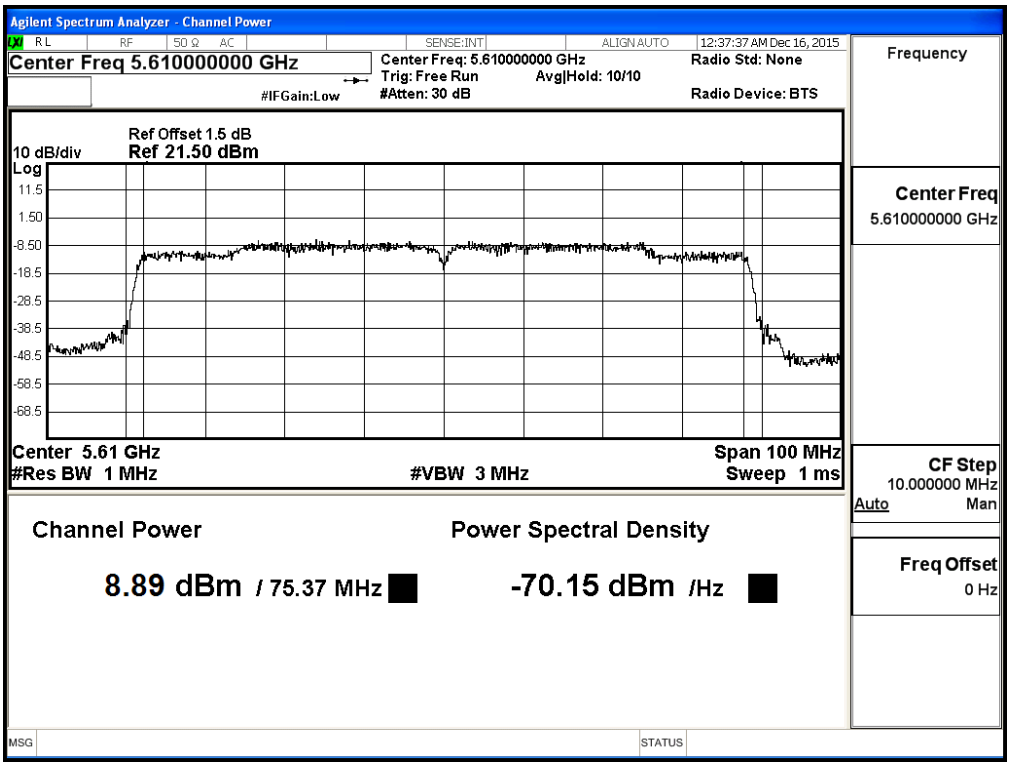

Maximum conducted output power:

Channel 138 (Band3) – Chain B

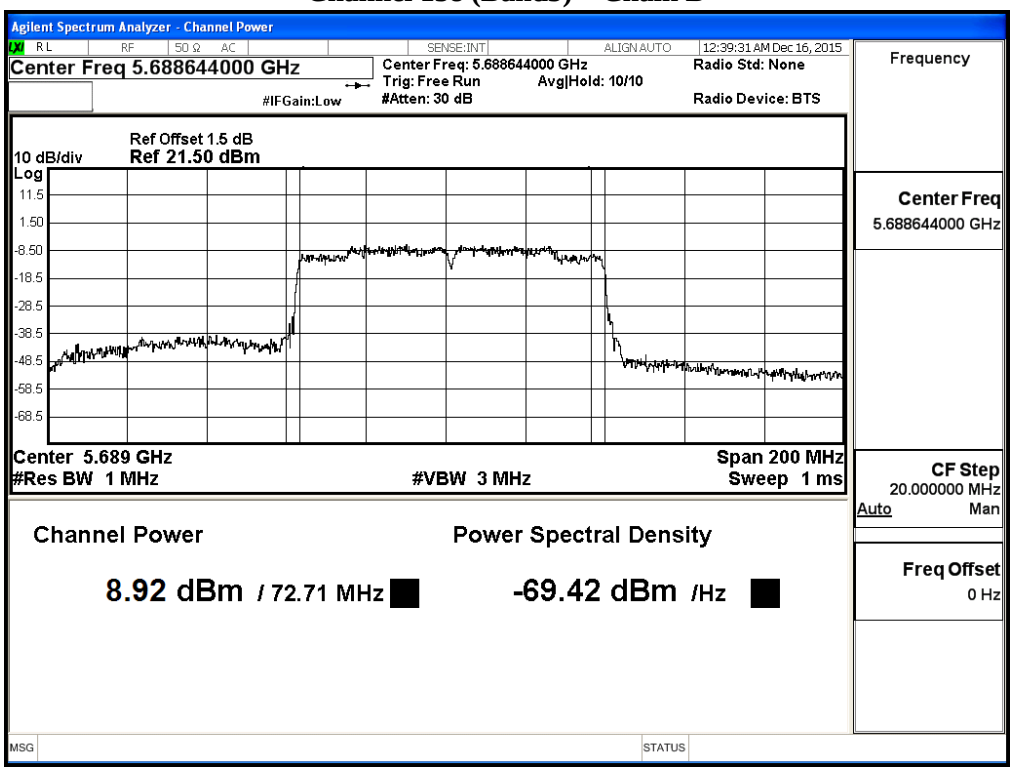

Maximum conducted output power:

Channel 138 (Band4) – Chain B

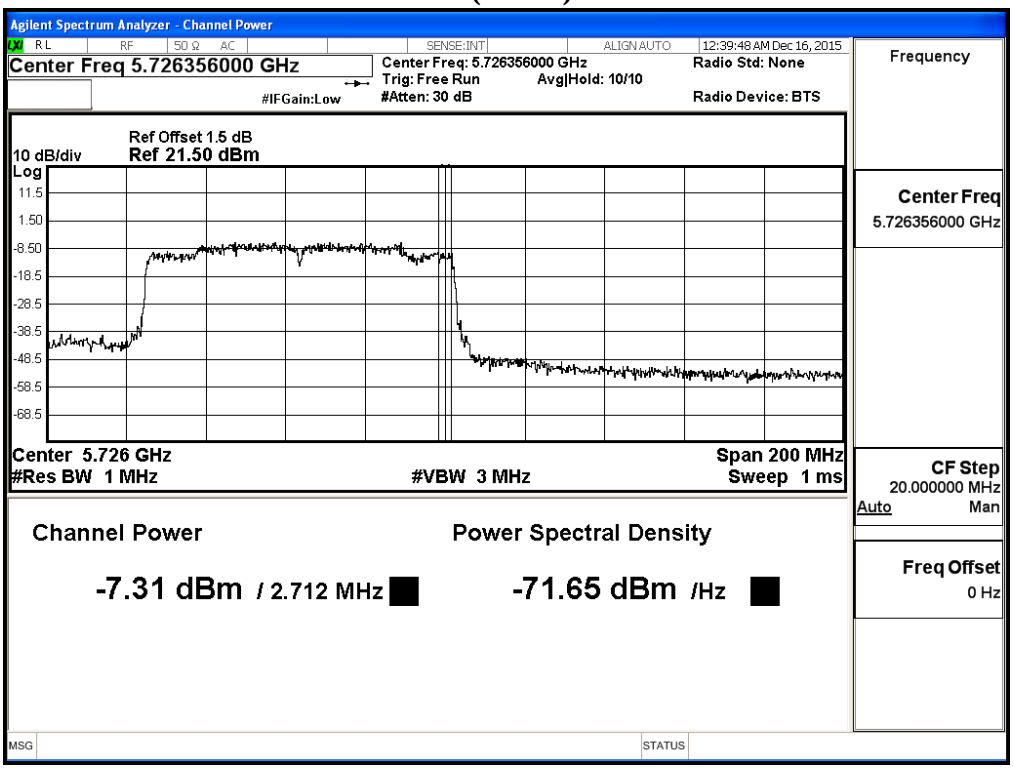

3. Radiated Emission

3.1. Test Equipment

The following test equipments are used during the radiated emission test:

Test Site	Equipment		Manufacturer	Model No./Serial No.	Last Cal.
☒Site # 3	X	Magnetic Loop Antenna	Teseq	HLA6121/ 37133	Sep., 2015
	X	Bilog Antenna	Schaffner Chase	CBL6112B/ 2707	Jun., 2015
	X	EMI Test Receiver	R&S	ESCS 30/838251/ 001	Jun., 2015
	X	Coaxial Cable	QTK(Arnist)	RG 214/ LC003-RG	Jun., 2015
	X	Coaxial signal switch	Arnist	MP59B/ 6200798682	Jun., 2015

Test Site	Equipment		Manufacturer	Model No./Serial No.	Last Cal.
☒CB # 8	X	Spectrum Analyzer	R&S	FSP40/ 100339	Oct., 2015
	X	Horn Antenna	ETS-Lindgren	3117/ 35205	Mar., 2015
	X	Horn Antenna	Schwarzbeck	BBHA9170/209	Jan., 2015
	X	Horn Antenna	TRC	AH-0801/95051	Aug., 2015
	X	Pre-Amplifier	EMCI	EMC012630SE/980210	Jan., 2015
	X	Pre-Amplifier	MITEQ	JS41-001040000-58-5P/153945	Jul., 2015
	X	Pre-Amplifier	NARDA	DBL-1840N506/013	Jul., 2015

Note: 1. All equipments are calibrated with traceable calibrations. Each calibration is traceable to the national or international standards.
2. The test instruments marked with “X” are used to measure the final test results.

3.2. Test Setup

Radiated Emission Below 1GHz

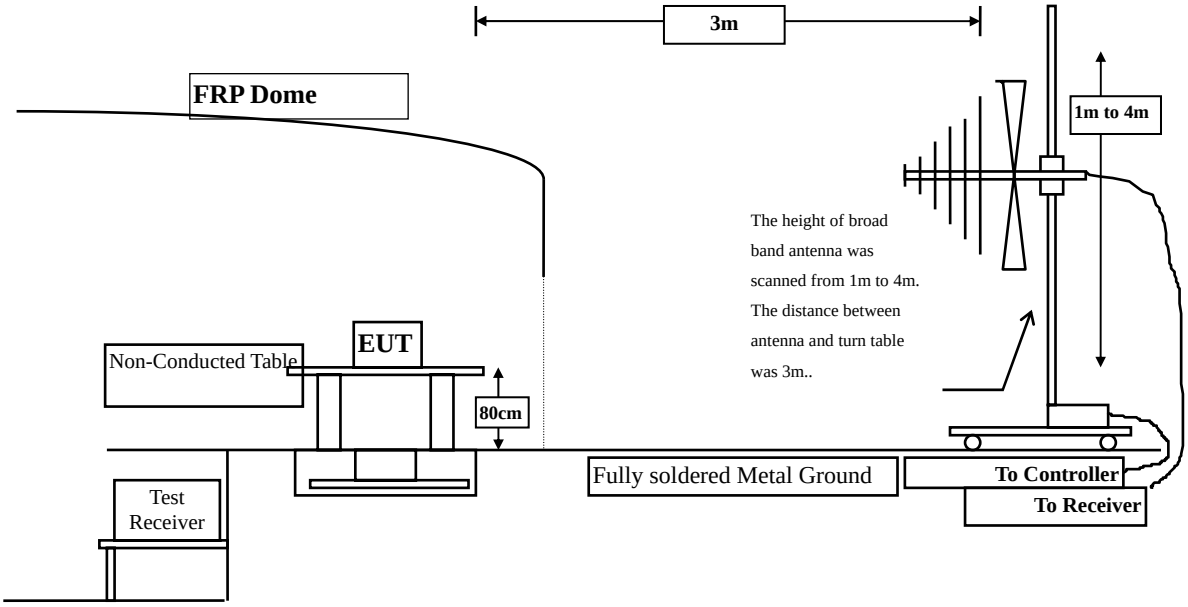

Radiated Emission Above 1GHz

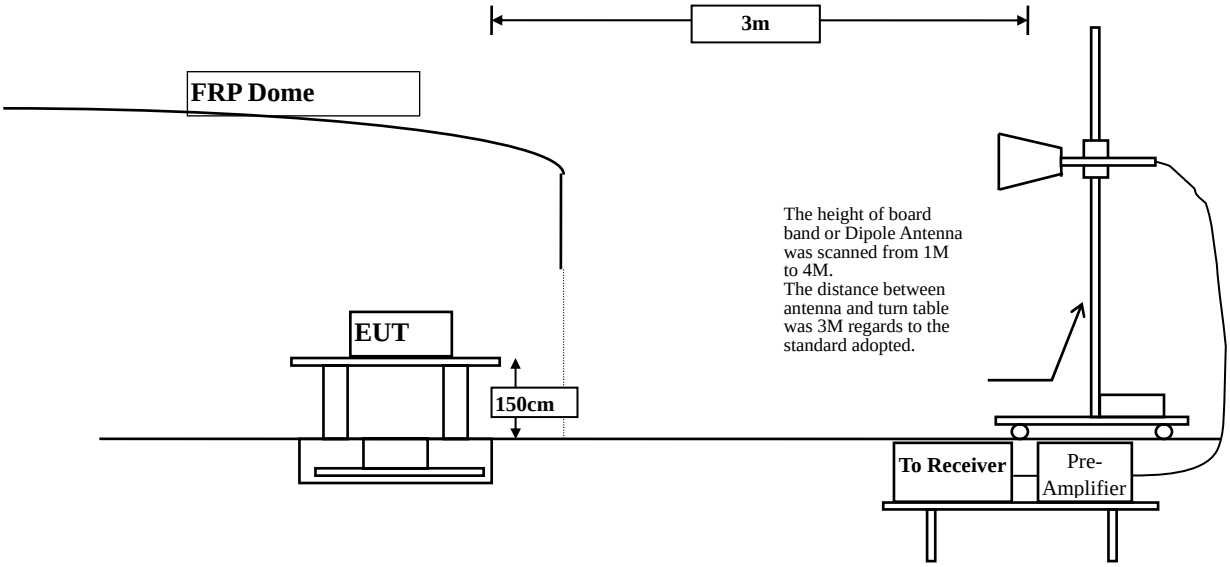

3.3. Limits

Emissions radiated outside of the specified frequency bands, except for harmonics, shall be attenuated by at least 20dB below the level of the fundamental or to the general radiated emission limits in paragraph 15.209, whichever is the lesser attenuation.

FCC Part 15 Subpart C Paragraph 15.209(a) Limits		
Frequency MHz	Field strength (microvolts/meter)	Measurement distance (meter)
0.009-0.490	2400/F(kHz)	300
0.490-1.705	24000/F(kHz)	30
1.705-30	30	30
30-88	100	3
88-216	150	3
216-960	200	3
Above 960	500	3

Remarks: E field strength (dBμV/m) = 20 log E field strength (uV/m)

3.4. Test Procedure

The EUT was setup according to ANSI C63.10, 2013 and tested according to FCC KDB-789033 test procedure for compliance to FCC 47CFR 15. 407 requirements.

Measuring the frequency range below 1GHz, the EUT is placed on a turn table which is 0.8 meter above ground,when measuring the frequency range above 1GHz, the EUT is placed on a turn table which is 1.5 meter above ground.

The turn table is rotated 360 degrees to determine the position of the maximum emission level.

The EUT was positioned such that the distance from antenna to the EUT was 3 meters.

The antenna is scanned between 1 meter and 4 meters to find out the maximum emission level. This is repeated for both horizontal and vertical polarization of the antenna. In order to find the maximum emission, all of the interface cables were manipulated according to ANSI C63.10: 2013 on radiated measurement.

The resolution bandwidth below 30MHz setting on the field strength meter is 9kHz and 30MHz~1GHz is 120kHz and above 1GHz is 1MHz.

Radiated emission measurements below 30MHz are made using Loop Antenna and 30MHz~1GHz are made using broadband Bilog antenna and above 1GHz are made using Horn Antennas.

The measurement is divided into the Preliminary Measurement and the Final Measurement.

The suspected frequencies are searched for in Preliminary Measurement with the measurement antenna kept pointed at the source of the emission both in azimuth and elevation, with the polarization of the antenna oriented for maximum response. The antenna is pointed at an angle towards the source of the emission, and the EUT is rotated in both height and polarization to maximize the measured emission. The emission is kept within the illumination area of the 3 dB bandwidth of the antenna.

The worst radiated emission is measured in the Open Area Test Site on the Final Measurement.

The measurement frequency range form 9kHz - 10th Harmonic of fundamental was investigated.

3.5. Uncertainty

± 3.8 dB below 1GHz

± 3.9 dB above 1GHz

3.6. Test Result of Radiated Emission

Product : INTEL DUAL BAND WIRELESS–AC 7265
Test Item : Harmonic Radiated Emission Data
Test Site : No.3 OATS
Test Mode : Mode 1 SISO A: Transmit (802.11a-6Mbps) (5180MHz)

Frequency MHz	Correct Factor dB	Reading Level dBμV	Measurement Level dBμV/m	Margin dB	Limit dBμV/m
Horizontal					
Peak Detector:					
10360.000	14.386	34.718	49.104	-24.896	74.000
15540.000	*	*	*	*	74.000
20720.000	*	*	*	*	74.000
25900.000	*	*	*	*	74.000
31080.000	*	*	*	*	74.000
36260.000	*	*	*	*	74.000
Average Detector:					
*	*	*	*	*	*
Vertical					
Peak Detector:					
10360.000	14.386	36.642	51.028	-22.972	74.000
15540.000	*	*	*	*	74.000
20720.000	*	*	*	*	74.000
25900.000	*	*	*	*	74.000
31080.000	*	*	*	*	74.000
36260.000	*	*	*	*	74.000
Average Detector:					
*	*	*	*	*	*

Note:
1. All Readings below 1GHz are Quasi-Peak, above 1GHz are performed with peak and/or average measurements as necessary.
2. Peak measurements: RBW = 1MHz, VBW = 3 MHz, Sweep: Auto.
3. Average measurements: RBW = 1MHz, VBW = 10 Hz, Sweep: Auto.
4. Measurement Level = Reading Level + Correct Factor.
5. Correct Factor = Antenna factor + Cable loss –Amplifier gain.
6. The average measurement was not performed when the peak measured data under the limit of average detection.
7. The emission levels of other frequencies are very lower than the limit and not show in test report.

Product : INTEL DUAL BAND WIRELESS–AC 7265
Test Item : Harmonic Radiated Emission Data
Test Site : No.3 OATS
Test Mode : Mode 1 SISO A: Transmit (802.11a-6Mbps) (5220MHz)

Frequency MHz	Correct Factor dB	Reading Level dBμV	Measurement Level dBμV/m	Margin dB	Limit dBμV/m
Horizontal					
Peak Detector:					
10440.000	14.577	36.751	51.328	-22.672	74.000
15660.000	*	*	*	*	74.000
20880.000	*	*	*	*	74.000
26100.000	*	*	*	*	74.000
Average Detector:					
*	*	*	*	*	*
Vertical					
Peak Detector:					
10440.000	14.577	35.580	50.157	-23.843	74.000
15660.000	*	*	*	*	74.000
20880.000	*	*	*	*	74.000
26100.000	*	*	*	*	74.000
Average Detector:					
*	*	*	*	*	*

Note:

1. All Readings below 1GHz are Quasi-Peak, above 1GHz are performed with peak and/or average measurements as necessary.
2. Peak measurements: RBW = 1MHz, VBW = 3 MHz, Sweep: Auto.
3. Average measurements: RBW = 1MHz, VBW = 10 Hz, Sweep: Auto.
4. Measurement Level = Reading Level + Correct Factor.
5. Correct Factor = Antenna factor + Cable loss –Amplifier gain.
6. The average measurement was not performed when the peak measured data under the limit of average detection.
7. The emission levels of other frequencies are very lower than the limit and not show in test report.

Product : INTEL DUAL BAND WIRELESS–AC 7265
Test Item : Harmonic Radiated Emission Data
Test Site : No.3 OATS
Test Mode : Mode 1 SISO A: Transmit (802.11a-6Mbps) (5240MHz)

Frequency MHz	Correct Factor dB	Reading Level dBμV	Measurement Level dBμV/m	Margin dB	Limit dBμV/m
Horizontal					
Peak Detector:					
10480.000	14.461	36.868	51.329	-22.671	74.000
15720.000	*	*	*	*	74.000
20960.000	*	*	*	*	74.000
26200.000	*	*	*	*	74.000
Average Detector:					
*	*	*	*	*	*
Vertical					
Peak Detector:					
10480.000	14.461	36.866	51.327	-22.673	74.000
15720.000	*	*	*	*	74.000
20960.000	*	*	*	*	74.000
26200.000	*	*	*	*	74.000
Average Detector:					
*	*	*	*	*	*

Note:
1. All Readings below 1GHz are Quasi-Peak, above 1GHz are performed with peak and/or average measurements as necessary.
2. Peak measurements: RBW = 1MHz, VBW = 3 MHz, Sweep: Auto.
3. Average measurements: RBW = 1MHz, VBW = 10 Hz, Sweep: Auto.
4. Measurement Level = Reading Level + Correct Factor.
5. Correct Factor = Antenna factor + Cable loss –Amplifier gain.
6. The average measurement was not performed when the peak measured data under the limit of average detection.
7. The emission levels of other frequencies are very lower than the limit and not show in test report.

Product : INTEL DUAL BAND WIRELESS–AC 7265
Test Item : Harmonic Radiated Emission Data
Test Site : No.3 OATS
Test Mode : Mode 1 SISO A: Transmit (802.11a-6Mbps) (5260MHz)

Frequency MHz	Correct Factor dB	Reading Level dBμV	Measurement Level dBμV/m	Margin dB	Limit dBμV/m
Horizontal					
Peak Detector:					
10520.000	14.310	36.314	50.624	-23.376	74.000
15780.000	*	*	*	*	74.000
21040.000	*	*	*	*	74.000
26300.000	*	*	*	*	74.000
Average Detector:					
*	*	*	*	*	*
Vertical					
Peak Detector:					
10520.000	14.310	36.777	51.087	-22.913	74.000
15780.000	*	*	*	*	74.000
21040.000	*	*	*	*	74.000
26300.000	*	*	*	*	74.000
Average Detector:					
*	*	*	*	*	*

Note:
1. All Readings below 1GHz are Quasi-Peak, above 1GHz are performed with peak and/or average measurements as necessary.
2. Peak measurements: RBW = 1MHz, VBW = 3 MHz, Sweep: Auto.
3. Average measurements: RBW = 1MHz, VBW = 10 Hz, Sweep: Auto.
4. Measurement Level = Reading Level + Correct Factor.
5. Correct Factor = Antenna factor + Cable loss –Amplifier gain.
6. The average measurement was not performed when the peak measured data under the limit of average detection.
7. The emission levels of other frequencies are very lower than the limit and not show in test report.

Product : INTEL DUAL BAND WIRELESS–AC 7265
Test Item : Harmonic Radiated Emission Data
Test Site : No.3 OATS
Test Mode : Mode 1 SISO A: Transmit (802.11a-6Mbps) (5300MHz)

Frequency MHz	Correct Factor dB	Reading Level dBμV	Measurement Level dBμV/m	Margin dB	Limit dBμV/m
Horizontal					
Peak Detector:					
10600.000	14.726	35.802	50.527	-23.473	74.000
15900.000	*	*	*	*	74.000
21200.000	*	*	*	*	74.000
26500.000	*	*	*	*	74.000
Average Detector:					
*	*	*	*	*	*
Vertical					
Peak Detector:					
10600.000	14.726	35.844	50.569	-23.431	74.000
15900.000	*	*	*	*	74.000
21200.000	*	*	*	*	74.000
26500.000	*	*	*	*	74.000
Average Detector:					
*	*	*	*	*	*

Note:

1. All Readings below 1GHz are Quasi-Peak, above 1GHz are performed with peak and/or average measurements as necessary.
2. Peak measurements: RBW = 1MHz, VBW = 3 MHz, Sweep: Auto.
3. Average measurements: RBW = 1MHz, VBW = 10 Hz, Sweep: Auto.
4. Measurement Level = Reading Level + Correct Factor.
5. Correct Factor = Antenna factor + Cable loss –Amplifier gain.
6. The average measurement was not performed when the peak measured data under the limit of average detection.
7. The emission levels of other frequencies are very lower than the limit and not show in test report.

Product : INTEL DUAL BAND WIRELESS–AC 7265
Test Item : Harmonic Radiated Emission Data
Test Site : No.3 OATS
Test Mode : Mode 1 SISO A: Transmit (802.11a-6Mbps) (5320MHz)

Frequency MHz	Correct Factor dB	Reading Level dBμV	Measurement Level dBμV/m	Margin dB	Limit dBμV/m
Horizontal					
Peak Detector:					
10640.000	14.543	34.084	48.627	-25.373	74.000
15960.000	*	*	*	*	74.000
21280.000	*	*	*	*	74.000
26600.000	*	*	*	*	74.000
Average Detector:					
*	*	*	*	*	*
Vertical					
Peak Detector:					
10640.000	14.543	37.146	51.689	-22.311	74.000
15960.000	*	*	*	*	74.000
21280.000	*	*	*	*	74.000
26600.000	*	*	*	*	74.000
Average Detector:					
*	*	*	*	*	*

Note:
1. All Readings below 1GHz are Quasi-Peak, above 1GHz are performed with peak and/or average measurements as necessary.
2. Peak measurements: RBW = 1MHz, VBW = 3 MHz, Sweep: Auto.
3. Average measurements: RBW = 1MHz, VBW = 10 Hz, Sweep: Auto.
4. Measurement Level = Reading Level + Correct Factor.
5. Correct Factor = Antenna factor + Cable loss –Amplifier gain.
6. The average measurement was not performed when the peak measured data under the limit of average detection.
7. The emission levels of other frequencies are very lower than the limit and not show in test report.

Product : INTEL DUAL BAND WIRELESS–AC 7265
Test Item : Harmonic Radiated Emission Data
Test Site : No.3 OATS
Test Mode : Mode 1 SISO A: Transmit (802.11a-6Mbps) (5500MHz)

Frequency MHz	Correct Factor dB	Reading Level dBμV	Measurement Level dBμV/m	Margin dB	Limit dBμV/m
Horizontal					
Peak Detector:					
11000.000	14.556	37.302	51.859	-22.141	74.000
16500.000	*	*	*	*	74.000
22000.000	*	*	*	*	74.000
27500.000	*	*	*	*	74.000
Average Detector:					
*	*	*	*	*	*
Vertical					
Peak Detector:					
11000.000	14.556	37.617	52.174	-21.826	74.000
16500.000	*	*	*	*	74.000
22000.000	*	*	*	*	74.000
27500.000	*	*	*	*	74.000
Average Detector:					
*	*	*	*	*	*

Note:
1. All Readings below 1GHz are Quasi-Peak, above 1GHz are performed with peak and/or average measurements as necessary.
2. Peak measurements: RBW = 1MHz, VBW = 3 MHz, Sweep: Auto.
3. Average measurements: RBW = 1MHz, VBW = 10 Hz, Sweep: Auto.
4. Measurement Level = Reading Level + Correct Factor.
5. Correct Factor = Antenna factor + Cable loss –Amplifier gain.
6. The average measurement was not performed when the peak measured data under the limit of average detection.
7. The emission levels of other frequencies are very lower than the limit and not show in test report.

Product : INTEL DUAL BAND WIRELESS–AC 7265
Test Item : Harmonic Radiated Emission Data
Test Site : No.3 OATS
Test Mode : Mode 1 SISO A: Transmit (802.11a-6Mbps) (5600MHz)

Frequency MHz	Correct Factor dB	Reading Level dBμV	Measurement Level dBμV/m	Margin dB	Limit dBμV/m
Horizontal					
Peak Detector:					
11200.000	14.985	37.583	52.568	-21.432	74.000
16800.000	*	*	*	*	74.000
22400.000	*	*	*	*	74.000
28000.000	*	*	*	*	74.000
Average Detector:					
*	*	*	*	*	*
Vertical					
Peak Detector:					
11200.000	14.985	38.169	53.154	-20.846	74.000
16800.000	*	*	*	*	74.000
22400.000	*	*	*	*	74.000
28000.000	*	*	*	*	74.000
Average Detector:					
*	*	*	*	*	*

Note:

1. All Readings below 1GHz are Quasi-Peak, above 1GHz are performed with peak and/or average measurements as necessary.
2. Peak measurements: RBW = 1MHz, VBW = 3 MHz, Sweep: Auto.
3. Average measurements: RBW = 1MHz, VBW = 10 Hz, Sweep: Auto.
4. Measurement Level = Reading Level + Correct Factor.
5. Correct Factor = Antenna factor + Cable loss –Amplifier gain.
6. The average measurement was not performed when the peak measured data under the limit of average detection.
7. The emission levels of other frequencies are very lower than the limit and not show in test report.

Product : INTEL DUAL BAND WIRELESS–AC 7265
Test Item : Harmonic Radiated Emission Data
Test Site : No.3 OATS
Test Mode : Mode 1 SISO A: Transmit (802.11a-6Mbps) (5700MHz)

Frequency MHz	Correct Factor dB	Reading Level dBμV	Measurement Level dBμV/m	Margin dB	Limit dBμV/m
Horizontal					
Peak Detector:					
11400.000	15.632	37.495	53.127	-20.873	74.000
17100.000	*	*	*	*	74.000
22800.000	*	*	*	*	74.000
28500.000	*	*	*	*	74.000
Average Detector:					
*	*	*	*	*	*
Vertical					
Peak Detector:					
11400.000	15.632	37.114	52.746	-21.254	74.000
17100.000	*	*	*	*	74.000
22800.000	*	*	*	*	74.000
28500.000	*	*	*	*	74.000
Average Detector:					
*	*	*	*	*	*

Note:

1. All Readings below 1GHz are Quasi-Peak, above 1GHz are performed with peak and/or average measurements as necessary.
2. Peak measurements: RBW = 1MHz, VBW = 3 MHz, Sweep: Auto.
3. Average measurements: RBW = 1MHz, VBW = 10 Hz, Sweep: Auto.
4. Measurement Level = Reading Level + Correct Factor.
5. Correct Factor = Antenna factor + Cable loss –Amplifier gain.
6. The average measurement was not performed when the peak measured data under the limit of average detection.
7. The emission levels of other frequencies are very lower than the limit and not show in test report.

Product : INTEL DUAL BAND WIRELESS–AC 7265
Test Item : Harmonic Radiated Emission Data
Test Site : No.3 OATS
Test Mode : Mode 1 SISO A: Transmit (802.11n-20BW 7.2Mbps) (5180MHz)

Frequency MHz	Correct Factor dB	Reading Level dBμV	Measurement Level dBμV/m	Margin dB	Limit dBμV/m
Horizontal					
Peak Detector:					
10360.000	14.386	37.276	51.662	-22.338	74.000
15540.000	*	*	*	*	74.000
20720.000	*	*	*	*	74.000
25900.000	*	*	*	*	74.000
Average Detector:					
*	*	*	*	*	*
Vertical					
Peak Detector:					
10360.000	14.386	36.605	50.991	-23.009	74.000
15540.000	*	*	*	*	74.000
20720.000	*	*	*	*	74.000
25900.000	*	*	*	*	74.000
Average Detector:					
*	*	*	*	*	*

Note:
1. All Readings below 1GHz are Quasi-Peak, above 1GHz are performed with peak and/or average measurements as necessary.
2. Peak measurements: RBW = 1MHz, VBW = 3 MHz, Sweep: Auto.
3. Average measurements: RBW = 1MHz, VBW = 10 Hz, Sweep: Auto.
4. Measurement Level = Reading Level + Correct Factor.
5. Correct Factor = Antenna factor + Cable loss –Amplifier gain.
6. The average measurement was not performed when the peak measured data under the limit of average detection.
7. The emission levels of other frequencies are very lower than the limit and not show in test report.

Product : INTEL DUAL BAND WIRELESS–AC 7265
Test Item : Harmonic Radiated Emission Data
Test Site : No.3 OATS
Test Mode : Mode 1 SISO A: Transmit (802.11n-20BW 7.2Mbps) (5220MHz)

Frequency MHz	Correct Factor dB	Reading Level dBμV	Measurement Level dBμV/m	Margin dB	Limit dBμV/m
Horizontal					
Peak Detector:					
10440.000	14.577	38.107	52.684	-21.316	74.000
15660.000	*	*	*	*	74.000
20880.000	*	*	*	*	74.000
26100.000	*	*	*	*	74.000
Average Detector:					
*	*	*	*	*	*
Vertical					
Peak Detector:					
10440.000	14.577	37.659	52.236	-21.764	74.000
15660.000	*	*	*	*	74.000
20880.000	*	*	*	*	74.000
26100.000	*	*	*	*	74.000
Average Detector:					
*	*	*	*	*	*

Note:
1. All Readings below 1GHz are Quasi-Peak, above 1GHz are performed with peak and/or average measurements as necessary.
2. Peak measurements: RBW = 1MHz, VBW = 3 MHz, Sweep: Auto.
3. Average measurements: RBW = 1MHz, VBW = 10 Hz, Sweep: Auto.
4. Measurement Level = Reading Level + Correct Factor.
5. Correct Factor = Antenna factor + Cable loss –Amplifier gain.
6. The average measurement was not performed when the peak measured data under the limit of average detection.
7. The emission levels of other frequencies are very lower than the limit and not show in test report.

Product : INTEL DUAL BAND WIRELESS–AC 7265
Test Item : Harmonic Radiated Emission Data
Test Site : No.3 OATS
Test Mode : Mode 1 SISO A: Transmit (802.11n-20BW 7.2Mbps) (5240MHz)

Frequency MHz	Correct Factor dB	Reading Level dBμV	Measurement Level dBμV/m	Margin dB	Limit dBμV/m
Horizontal					
Peak Detector:					
10480.000	14.461	38.613	53.074	-20.926	74.000
15720.000	*	*	*	*	74.000
20960.000	*	*	*	*	74.000
26200.000	*	*	*	*	74.000
Average Detector:					
*	*	*	*	*	*
Vertical					
Peak Detector:					
11480.000	15.515	37.346	52.861	-21.139	74.000
15720.000	*	*	*	*	74.000
20960.000	*	*	*	*	74.000
26200.000	*	*	*	*	74.000
Average Detector:					
*	*	*	*	*	*

Note:

1. All Readings below 1GHz are Quasi-Peak, above 1GHz are performed with peak and/or average measurements as necessary.
2. Peak measurements: RBW = 1MHz, VBW = 3 MHz, Sweep: Auto.
3. Average measurements: RBW = 1MHz, VBW = 10 Hz, Sweep: Auto.
4. Measurement Level = Reading Level + Correct Factor.
5. Correct Factor = Antenna factor + Cable loss –Amplifier gain.
6. The average measurement was not performed when the peak measured data under the limit of average detection.
7. The emission levels of other frequencies are very lower than the limit and not show in test report.

Product : INTEL DUAL BAND WIRELESS–AC 7265
Test Item : Harmonic Radiated Emission Data
Test Site : No.3 OATS
Test Mode : Mode 1 SISO A: Transmit (802.11n-20BW 7.2Mbps) (5260MHz)

Frequency MHz	Correct Factor dB	Reading Level dBμV	Measurement Level dBμV/m	Margin dB	Limit dBμV/m
Horizontal					
Peak Detector:					
10520.000	14.310	36.107	50.417	-23.583	74.000
15780.000	*	*	*	*	74.000
21040.000	*	*	*	*	74.000
26300.000	*	*	*	*	74.000
Average Detector:					
*	*	*	*	*	*
Vertical					
Peak Detector:					
10520.000	14.310	36.311	50.621	-23.379	74.000
15780.000	*	*	*	*	74.000
21040.000	*	*	*	*	74.000
26300.000	*	*	*	*	74.000
Average Detector:					
*	*	*	*	*	*

Note:

1. All Readings below 1GHz are Quasi-Peak, above 1GHz are performed with peak and/or average measurements as necessary.
2. Peak measurements: RBW = 1MHz, VBW = 3 MHz, Sweep: Auto.
3. Average measurements: RBW = 1MHz, VBW = 10 Hz, Sweep: Auto.
4. Measurement Level = Reading Level + Correct Factor.
5. Correct Factor = Antenna factor + Cable loss –Amplifier gain.
6. The average measurement was not performed when the peak measured data under the limit of average detection.
7. The emission levels of other frequencies are very lower than the limit and not show in test report.

Product : INTEL DUAL BAND WIRELESS–AC 7265
Test Item : Harmonic Radiated Emission Data
Test Site : No.3 OATS
Test Mode : Mode 1 SISO A: Transmit (802.11n-20BW 7.2Mbps) (5300MHz)

Frequency MHz	Correct Factor dB	Reading Level dBμV	Measurement Level dBμV/m	Margin dB	Limit dBμV/m
Horizontal					
Peak Detector:					
10600.000	14.726	38.404	53.129	-20.871	74.000
15900.000	*	*	*	*	74.000
21200.000	*	*	*	*	74.000
26500.000	*	*	*	*	74.000
Average Detector:					
*	*	*	*	*	*
Vertical					
Peak Detector:					
10600.000	14.726	38.118	52.843	-21.157	74.000
15900.000	*	*	*	*	74.000
21200.000	*	*	*	*	74.000
26500.000	*	*	*	*	74.000
Average Detector:					
*	*	*	*	*	*

Note:

1. All Readings below 1GHz are Quasi-Peak, above 1GHz are performed with peak and/or average measurements as necessary.
2. Peak measurements: RBW = 1MHz, VBW = 3 MHz, Sweep: Auto.
3. Average measurements: RBW = 1MHz, VBW = 10 Hz, Sweep: Auto.
4. Measurement Level = Reading Level + Correct Factor.
5. Correct Factor = Antenna factor + Cable loss –Amplifier gain.
6. The average measurement was not performed when the peak measured data under the limit of average detection.
7. The emission levels of other frequencies are very lower than the limit and not show in test report.

Product : INTEL DUAL BAND WIRELESS–AC 7265
Test Item : Harmonic Radiated Emission Data
Test Site : No.3 OATS
Test Mode : Mode 1 SISO A: Transmit (802.11n-20BW 7.2Mbps) (5320MHz)

Frequency MHz	Correct Factor dB	Reading Level dBμV	Measurement Level dBμV/m	Margin dB	Limit dBμV/m
Horizontal					
Peak Detector:					
10640.000	14.543	38.144	52.687	-21.313	74.000
15960.000	*	*	*	*	74.000
21280.000	*	*	*	*	74.000
26600.000	*	*	*	*	74.000
Average Detector:					
*	*	*	*	*	*
Vertical					
Peak Detector:					
10640.000	14.543	36.694	51.237	-22.763	74.000
15960.000	*	*	*	*	74.000
21280.000	*	*	*	*	74.000
26600.000	*	*	*	*	74.000
Average Detector:					
*	*	*	*	*	*

Note:

1. All Readings below 1GHz are Quasi-Peak, above 1GHz are performed with peak and/or average measurements as necessary.
2. Peak measurements: RBW = 1MHz, VBW = 3 MHz, Sweep: Auto.
3. Average measurements: RBW = 1MHz, VBW = 10 Hz, Sweep: Auto.
4. Measurement Level = Reading Level + Correct Factor.
5. Correct Factor = Antenna factor + Cable loss –Amplifier gain.
6. The average measurement was not performed when the peak measured data under the limit of average detection.
7. The emission levels of other frequencies are very lower than the limit and not show in test report.

Product : INTEL DUAL BAND WIRELESS–AC 7265
Test Item : Harmonic Radiated Emission Data
Test Site : No.3 OATS
Test Mode : Mode 1 SISO A: Transmit (802.11n-20BW 7.2Mbps) (5500MHz)

Frequency MHz	Correct Factor dB	Reading Level dBμV	Measurement Level dBμV/m	Margin dB	Limit dBμV/m
Horizontal					
Peak Detector:					
11000.000	14.556	37.760	52.317	-21.683	74.000
16500.000	*	*	*	*	74.000
22000.000	*	*	*	*	74.000
27500.000	*	*	*	*	74.000
Average Detector:					
*	*	*	*	*	*
Vertical					
Peak Detector:					
11000.000	14.556	34.766	49.323	-24.677	74.000
16500.000	*	*	*	*	74.000
22000.000	*	*	*	*	74.000
27500.000	*	*	*	*	74.000
Average Detector:					
*	*	*	*	*	*

Note:
1. All Readings below 1GHz are Quasi-Peak, above 1GHz are performed with peak and/or average measurements as necessary.
2. Peak measurements: RBW = 1MHz, VBW = 3 MHz, Sweep: Auto.
3. Average measurements: RBW = 1MHz, VBW = 10 Hz, Sweep: Auto.
4. Measurement Level = Reading Level + Correct Factor.
5. Correct Factor = Antenna factor + Cable loss –Amplifier gain.
6. The average measurement was not performed when the peak measured data under the limit of average detection.
7. The emission levels of other frequencies are very lower than the limit and not show in test report.

Product : INTEL DUAL BAND WIRELESS–AC 7265
Test Item : Harmonic Radiated Emission Data
Test Site : No.3 OATS
Test Mode : Mode 1 SISO A: Transmit (802.11n-20BW 7.2Mbps) (5600MHz)

Frequency MHz	Correct Factor dB	Reading Level dBμV	Measurement Level dBμV/m	Margin dB	Limit dBμV/m
Horizontal					
Peak Detector:					
11200.000	14.985	36.189	51.174	-22.826	74.000
16800.000	*	*	*	*	74.000
22400.000	*	*	*	*	74.000
28000.000	*	*	*	*	74.000
Average Detector:					
*	*	*	*	*	*
Vertical					
Peak Detector:					
11200.000	14.985	34.542	49.527	-24.473	74.000
16800.000	*	*	*	*	74.000
22400.000	*	*	*	*	74.000
28000.000	*	*	*	*	74.000
Average Detector:					
*	*	*	*	*	*

Note:
1. All Readings below 1GHz are Quasi-Peak, above 1GHz are performed with peak and/or average measurements as necessary.
2. Peak measurements: RBW = 1MHz, VBW = 3 MHz, Sweep: Auto.
3. Average measurements: RBW = 1MHz, VBW = 10 Hz, Sweep: Auto.
4. Measurement Level = Reading Level + Correct Factor.
5. Correct Factor = Antenna factor + Cable loss –Amplifier gain.
6. The average measurement was not performed when the peak measured data under the limit of average detection.
7. The emission levels of other frequencies are very lower than the limit and not show in test report.

Product : INTEL DUAL BAND WIRELESS–AC 7265
Test Item : Harmonic Radiated Emission Data
Test Site : No.3 OATS
Test Mode : Mode 1 SISO A: Transmit (802.11n-20BW 7.2Mbps) (5700MHz)

Frequency MHz	Correct Factor dB	Reading Level dBμV	Measurement Level dBμV/m	Margin dB	Limit dBμV/m
Horizontal					
Peak Detector:					
11400.000	15.632	36.385	52.017	-21.983	74.000
17100.000	*	*	*	*	74.000
22800.000	*	*	*	*	74.000
28500.000	*	*	*	*	74.000
Average Detector:					
*	*	*	*	*	*
Vertical					
Peak Detector:					
11400.000	15.632	36.117	51.749	-22.251	74.000
17100.000	*	*	*	*	74.000
22800.000	*	*	*	*	74.000
28500.000	*	*	*	*	74.000
Average Detector:					
*	*	*	*	*	*

Note:

1. All Readings below 1GHz are Quasi-Peak, above 1GHz are performed with peak and/or average measurements as necessary.
2. Peak measurements: RBW = 1MHz, VBW = 3 MHz, Sweep: Auto.
3. Average measurements: RBW = 1MHz, VBW = 10 Hz, Sweep: Auto.
4. Measurement Level = Reading Level + Correct Factor.
5. Correct Factor = Antenna factor + Cable loss –Amplifier gain.
6. The average measurement was not performed when the peak measured data under the limit of average detection.
7. The emission levels of other frequencies are very lower than the limit and not show in test report.

Product : INTEL DUAL BAND WIRELESS–AC 7265
Test Item : Harmonic Radiated Emission Data
Test Site : No.3 OATS
Test Mode : Mode 1 SISO A: Transmit (802.11n-40BW 15Mbps) (5190MHz)

Frequency MHz	Correct Factor dB	Reading Level dBμV	Measurement Level dBμV/m	Margin dB	Limit dBμV/m
Horizontal					
Peak Detector:					
10380.000	14.224	35.404	49.627	-24.373	74.000
15570.000	*	*	*	*	74.000
20760.000	*	*	*	*	74.000
25950.000	*	*	*	*	74.000
Average Detector:					
*	*	*	*	*	*
Vertical					
Peak Detector:					
10380.000	14.224	36.896	51.119	-22.881	74.000
15570.000	*	*	*	*	74.000
20760.000	*	*	*	*	74.000
25950.000	*	*	*	*	74.000
Average Detector:					
*	*	*	*	*	*

Note:
1. All Readings below 1GHz are Quasi-Peak, above 1GHz are performed with peak and/or average measurements as necessary.
2. Peak measurements: RBW = 1MHz, VBW = 3 MHz, Sweep: Auto.
3. Average measurements: RBW = 1MHz, VBW = 10 Hz, Sweep: Auto.
4. Measurement Level = Reading Level + Correct Factor.
5. Correct Factor = Antenna factor + Cable loss –Amplifier gain.
6. The average measurement was not performed when the peak measured data under the limit of average detection.
7. The emission levels of other frequencies are very lower than the limit and not show in test report.

Product : INTEL DUAL BAND WIRELESS–AC 7265
Test Item : Harmonic Radiated Emission Data
Test Site : No.3 OATS
Test Mode : Mode 1 SISO A: Transmit (802.11n-40BW 15Mbps) (5230MHz)

Frequency MHz	Correct Factor dB	Reading Level dBμV	Measurement Level dBμV/m	Margin dB	Limit dBμV/m
Horizontal					
Peak Detector:					
10460.000	14.510	37.764	52.274	-21.726	74.000
15690.000	*	*	*	*	74.000
20920.000	*	*	*	*	74.000
26150.000	*	*	*	*	74.000
Average Detector:					
*	*	*	*	*	*
Vertical					
Peak Detector:					
10460.000	14.510	37.708	52.218	-21.782	74.000
15690.000	*	*	*	*	74.000
20920.000	*	*	*	*	74.000
26150.000	*	*	*	*	74.000
Average Detector:					
*	*	*	*	*	*

Note:

1. All Readings below 1GHz are Quasi-Peak, above 1GHz are performed with peak and/or average measurements as necessary.
2. Peak measurements: RBW = 1MHz, VBW = 3 MHz, Sweep: Auto.
3. Average measurements: RBW = 1MHz, VBW = 10 Hz, Sweep: Auto.
4. Measurement Level = Reading Level + Correct Factor.
5. Correct Factor = Antenna factor + Cable loss –Amplifier gain.
6. The average measurement was not performed when the peak measured data under the limit of average detection.
7. The emission levels of other frequencies are very lower than the limit and not show in test report.

Product : INTEL DUAL BAND WIRELESS–AC 7265
Test Item : Harmonic Radiated Emission Data
Test Site : No.3 OATS
Test Mode : Mode 1 SISO A: Transmit (802.11n-40BW 15Mbps) (5270MHz)

Frequency MHz	Correct Factor dB	Reading Level dBμV	Measurement Level dBμV/m	Margin dB	Limit dBμV/m
Horizontal					
Peak Detector:					
10540.000	14.459	34.866	49.325	-24.675	74.000
15810.000	*	*	*	*	74.000
21080.000	*	*	*	*	74.000
26350.000	*	*	*	*	74.000
Average Detector:					
*	*	*	*	*	*
Vertical					
Peak Detector:					
10540.000	14.459	37.730	52.189	-21.811	74.000
15810.000	*	*	*	*	74.000
21080.000	*	*	*	*	74.000
26350.000	*	*	*	*	74.000
Average Detector:					
*	*	*	*	*	*

Note:
1. All Readings below 1GHz are Quasi-Peak, above 1GHz are performed with peak and/or average measurements as necessary.
2. Peak measurements: RBW = 1MHz, VBW = 3 MHz, Sweep: Auto.
3. Average measurements: RBW = 1MHz, VBW = 10 Hz, Sweep: Auto.
4. Measurement Level = Reading Level + Correct Factor.
5. Correct Factor = Antenna factor + Cable loss –Amplifier gain.
6. The average measurement was not performed when the peak measured data under the limit of average detection.
7. The emission levels of other frequencies are very lower than the limit and not show in test report.

Product : INTEL DUAL BAND WIRELESS–AC 7265
Test Item : Harmonic Radiated Emission Data
Test Site : No.3 OATS
Test Mode : Mode 1 SISO A: Transmit (802.11n-40BW 15Mbps) (5310MHz)

Frequency MHz	Correct Factor dB	Reading Level dBμV	Measurement Level dBμV/m	Margin dB	Limit dBμV/m
Horizontal					
Peak Detector:					
10620.000	14.655	34.498	49.153	-24.847	74.000
15930.000	*	*	*	*	74.000
21240.000	*	*	*	*	74.000
26550.000	*	*	*	*	74.000
Average Detector:					
*	*	*	*	*	*
Vertical					
Peak Detector:					
10620.000	14.655	37.446	52.101	-21.899	74.000
15930.000	*	*	*	*	74.000
21240.000	*	*	*	*	74.000
26550.000	*	*	*	*	74.000
Average Detector:					
*	*	*	*	*	*

Note:
1. All Readings below 1GHz are Quasi-Peak, above 1GHz are performed with peak and/or average measurements as necessary.
2. Peak measurements: RBW = 1MHz, VBW = 3 MHz, Sweep: Auto.
3. Average measurements: RBW = 1MHz, VBW = 10 Hz, Sweep: Auto.
4. Measurement Level = Reading Level + Correct Factor.
5. Correct Factor = Antenna factor + Cable loss –Amplifier gain.
6. The average measurement was not performed when the peak measured data under the limit of average detection.
7. The emission levels of other frequencies are very lower than the limit and not show in test report.

Product : INTEL DUAL BAND WIRELESS–AC 7265
Test Item : Harmonic Radiated Emission Data
Test Site : No.3 OATS
Test Mode : Mode 1 SISO A: Transmit (802.11n-40BW 15Mbps) (5510MHz)

Frequency MHz	Correct Factor dB	Reading Level dBμV	Measurement Level dBμV/m	Margin dB	Limit dBμV/m
Horizontal					
Peak Detector:					
11020.000	14.838	35.161	49.998	-24.002	74.000
15930.000	*	*	*	*	74.000
21240.000	*	*	*	*	74.000
26550.000	*	*	*	*	74.000
Average Detector:					
*	*	*	*	*	*
Vertical					
Peak Detector:					
11020.000	14.838	37.904	52.741	-21.259	74.000
15930.000	*	*	*	*	74.000
21240.000	*	*	*	*	74.000
26550.000	*	*	*	*	74.000
Average Detector:					
*	*	*	*	*	*

Note:

1. All Readings below 1GHz are Quasi-Peak, above 1GHz are performed with peak and/or average measurements as necessary.
2. Peak measurements: RBW = 1MHz, VBW = 3 MHz, Sweep: Auto.
3. Average measurements: RBW = 1MHz, VBW = 10 Hz, Sweep: Auto.
4. Measurement Level = Reading Level + Correct Factor.
5. Correct Factor = Antenna factor + Cable loss –Amplifier gain.
6. The average measurement was not performed when the peak measured data under the limit of average detection.
7. The emission levels of other frequencies are very lower than the limit and not show in test report.

Product : INTEL DUAL BAND WIRELESS–AC 7265
Test Item : Harmonic Radiated Emission Data
Test Site : No.3 OATS
Test Mode : Mode 1 SISO A: Transmit (802.11n-40BW 15Mbps) (5590MHz)

Frequency MHz	Correct Factor dB	Reading Level dBμV	Measurement Level dBμV/m	Margin dB	Limit dBμV/m
Horizontal					
Peak Detector:					
11180.000	15.313	35.965	51.279	-22.721	74.000
16770.000	*	*	*	*	74.000
22360.000	*	*	*	*	74.000
27950.000	*	*	*	*	74.000
Average Detector:					
*	*	*	*	*	*
Vertical					
Peak Detector:					
11180.000	15.313	37.793	53.107	-20.893	74.000
16770.000	*	*	*	*	74.000
22360.000	*	*	*	*	74.000
27950.000	*	*	*	*	74.000
Average Detector:					
*	*	*	*	*	*

Note:
1. All Readings below 1GHz are Quasi-Peak, above 1GHz are performed with peak and/or average measurements as necessary.
2. Peak measurements: RBW = 1MHz, VBW = 3 MHz, Sweep: Auto.
3. Average measurements: RBW = 1MHz, VBW = 10 Hz, Sweep: Auto.
4. Measurement Level = Reading Level + Correct Factor.
5. Correct Factor = Antenna factor + Cable loss –Amplifier gain.
6. The average measurement was not performed when the peak measured data under the limit of average detection.
7. The emission levels of other frequencies are very lower than the limit and not show in test report.

Product : INTEL DUAL BAND WIRELESS–AC 7265
Test Item : Harmonic Radiated Emission Data
Test Site : No.3 OATS
Test Mode : Mode 1 SISO A: Transmit (802.11n-40BW 15Mbps) (5670MHz)

Frequency MHz	Correct Factor dB	Reading Level dBμV	Measurement Level dBμV/m	Margin dB	Limit dBμV/m
Horizontal					
Peak Detector:					
11340.000	15.331	35.927	51.258	-22.742	74.000
17010.000	*	*	*	*	74.000
22680.000	*	*	*	*	74.000
28350.000	*	*	*	*	74.000
Average Detector:					
*	*	*	*	*	*
Vertical					
Peak Detector:					
11340.000	15.331	35.481	50.812	-23.188	74.000
17010.000	*	*	*	*	74.000
22680.000	*	*	*	*	74.000
28350.000	*	*	*	*	74.000
Average Detector:					
*	*	*	*	*	*

Note:
1. All Readings below 1GHz are Quasi-Peak, above 1GHz are performed with peak and/or average measurements as necessary.
2. Peak measurements: RBW = 1MHz, VBW = 3 MHz, Sweep: Auto.
3. Average measurements: RBW = 1MHz, VBW = 10 Hz, Sweep: Auto.
4. Measurement Level = Reading Level + Correct Factor.
5. Correct Factor = Antenna factor + Cable loss –Amplifier gain.
6. The average measurement was not performed when the peak measured data under the limit of average detection.
7. The emission levels of other frequencies are very lower than the limit and not show in test report.

Product : INTEL DUAL BAND WIRELESS–AC 7265
Test Item : Harmonic Radiated Emission Data
Test Site : No.3 OATS
Test Mode : Mode 1 SISO A: Transmit (802.11ac-20BW-7.2Mbps) (5720MHz)

Frequency MHz	Correct Factor dB	Reading Level dBuV	Measurement Level dBuV/m	Margin dB	Limit dBuV/m
Horizontal Peak Detector:					
11440.000	15.597	35.497	51.094	-22.906	74.000
11550.000	*	*	*	*	74.000
17325.000	*	*	*	*	74.000
20720.000	*	*	*	*	74.000
25900.000	*	*	*	*	74.000
31080.000	*	*	*	*	74.000
36260.000	*	*	*	*	74.000
Average Detector:					
*	*	*	*	*	*
Vertical Peak Detector:					
11440.000	15.597	37.316	52.913	-21.087	74.000
11550.000	*	*	*	*	74.000
17325.000	*	*	*	*	74.000
20720.000	*	*	*	*	74.000
25900.000	*	*	*	*	74.000
31080.000	*	*	*	*	74.000
36260.000	*	*	*	*	74.000
Average Detector:					
*	*	*	*	*	*

Note:

1. All Readings below 1GHz are Quasi-Peak, above 1GHz are performed with peak and/or average measurements as necessary.
2. Peak measurements: RBW = 1MHz, VBW = 3 MHz, Sweep: Auto.
3. Average measurements: RBW = 1MHz, VBW = 10 Hz, Sweep: Auto.
4. Measurement Level = Reading Level + Correct Factor.
5. Correct Factor = Antenna factor + Cable loss –Amplifier gain.
6. The average measurement was not performed when the peak measured data under the limit of average detection.
7. The emission levels of other frequencies are very lower than the limit and not show in test report.

Product : INTEL DUAL BAND WIRELESS–AC 7265
Test Item : Harmonic Radiated Emission Data
Test Site : No.3 OATS
Test Mode : Mode 1 SISO A: Transmit (802.11ac-40BW-15Mbps) (5710MHz)

Frequency MHz	Correct Factor dB	Reading Level dBuV	Measurement Level dBuV/m	Margin dB	Limit dBuV/m
Horizontal Peak Detector:					
11420.000	15.557	35.456	51.014	-22.986	74.000
11550.000	*	*	*	*	74.000
17325.000	*	*	*	*	74.000
20720.000	*	*	*	*	74.000
25900.000	*	*	*	*	74.000
31080.000	*	*	*	*	74.000
36260.000	*	*	*	*	74.000
Average Detector:					
*	*	*	*	*	*
Vertical Peak Detector:					
11420.000	15.557	34.569	50.127	-23.873	74.000
11550.000	*	*	*	*	74.000
17325.000	*	*	*	*	74.000
20720.000	*	*	*	*	74.000
25900.000	*	*	*	*	74.000
31080.000	*	*	*	*	74.000
36260.000	*	*	*	*	74.000
Average Detector:					
*	*	*	*	*	*

Note:

1. All Readings below 1GHz are Quasi-Peak, above 1GHz are performed with peak and/or average measurements as necessary.
2. Peak measurements: RBW = 1MHz, VBW = 3 MHz, Sweep: Auto.
3. Average measurements: RBW = 1MHz, VBW = 10 Hz, Sweep: Auto.
4. Measurement Level = Reading Level + Correct Factor.
5. Correct Factor = Antenna factor + Cable loss –Amplifier gain.
6. The average measurement was not performed when the peak measured data under the limit of average detection.
7. The emission levels of other frequencies are very lower than the limit and not show in test report.

Product : INTEL DUAL BAND WIRELESS–AC 7265
Test Item : Harmonic Radiated Emission Data
Test Site : No.3 OATS
Test Mode : Mode 1 SISO A: Transmit (802.11ac-80BW-32.5Mbps) (5210MHz)

Frequency MHz	Correct Factor dB	Reading Level dBuV	Measurement Level dBuV/m	Margin dB	Limit dBuV/m
Horizontal Peak Detector:					
10420.000	14.402	38.720	53.122	-20.878	74.000
11550.000	*	*	*	*	74.000
17325.000	*	*	*	*	74.000
20720.000	*	*	*	*	74.000
25900.000	*	*	*	*	74.000
31080.000	*	*	*	*	74.000
36260.000	*	*	*	*	74.000
Average Detector:					
*	*	*	*	*	*
Vertical Peak Detector:					
10420.000	14.402	36.816	51.218	-22.782	74.000
11550.000	*	*	*	*	74.000
17325.000	*	*	*	*	74.000
20720.000	*	*	*	*	74.000
25900.000	*	*	*	*	74.000
31080.000	*	*	*	*	74.000
36260.000	*	*	*	*	74.000
Average Detector:					
*	*	*	*	*	*

Note:

1. All Readings below 1GHz are Quasi-Peak, above 1GHz are performed with peak and/or average measurements as necessary.
2. Peak measurements: RBW = 1MHz, VBW = 3 MHz, Sweep: Auto.
3. Average measurements: RBW = 1MHz, VBW = 10 Hz, Sweep: Auto.
4. Measurement Level = Reading Level + Correct Factor.
5. Correct Factor = Antenna factor + Cable loss –Amplifier gain.
6. The average measurement was not performed when the peak measured data under the limit of average detection.
7. The emission levels of other frequencies are very lower than the limit and not show in test report.

Product : INTEL DUAL BAND WIRELESS–AC 7265
Test Item : Harmonic Radiated Emission Data
Test Site : No.3 OATS
Test Mode : Mode 1 SISO A: Transmit (802.11ac-80BW-32.5Mbps) (5290MHz)

Frequency MHz	Correct Factor dB	Reading Level dBuV	Measurement Level dBuV/m	Margin dB	Limit dBuV/m
Horizontal Peak Detector:					
10580.000	14.673	38.443	53.117	-20.883	74.000
11550.000	*	*	*	*	74.000
17325.000	*	*	*	*	74.000
20720.000	*	*	*	*	74.000
25900.000	*	*	*	*	74.000
31080.000	*	*	*	*	74.000
36260.000	*	*	*	*	74.000
Average Detector:					
*	*	*	*	*	*
Vertical Peak Detector:					
10580.000	14.673	34.900	49.574	-24.426	74.000
11550.000	*	*	*	*	74.000
17325.000	*	*	*	*	74.000
20720.000	*	*	*	*	74.000
25900.000	*	*	*	*	74.000
31080.000	*	*	*	*	74.000
36260.000	*	*	*	*	74.000
Average Detector:					
*	*	*	*	*	*

Note:

1. All Readings below 1GHz are Quasi-Peak, above 1GHz are performed with peak and/or average measurements as necessary.
2. Peak measurements: RBW = 1MHz, VBW = 3 MHz, Sweep: Auto.
3. Average measurements: RBW = 1MHz, VBW = 10 Hz, Sweep: Auto.
4. Measurement Level = Reading Level + Correct Factor.
5. Correct Factor = Antenna factor + Cable loss –Amplifier gain.
6. The average measurement was not performed when the peak measured data under the limit of average detection.
7. The emission levels of other frequencies are very lower than the limit and not show in test report.

Product : INTEL DUAL BAND WIRELESS–AC 7265
Test Item : Harmonic Radiated Emission Data
Test Site : No.3 OATS
Test Mode : Mode 1 SISO A: Transmit (802.11ac-80BW-32.5Mbps) (5530MHz)

Frequency MHz	Correct Factor dB	Reading Level dBuV	Measurement Level dBuV/m	Margin dB	Limit dBuV/m
Horizontal Peak Detector:					
11060.000	15.825	35.424	51.248	-22.752	74.000
11550.000	*	*	*	*	74.000
17325.000	*	*	*	*	74.000
20720.000	*	*	*	*	74.000
25900.000	*	*	*	*	74.000
31080.000	*	*	*	*	74.000
36260.000	*	*	*	*	74.000
Average Detector:					
*	*	*	*	*	*
Vertical Peak Detector:					
11060.000	15.825	34.387	50.211	-23.789	74.000
11550.000	*	*	*	*	74.000
17325.000	*	*	*	*	74.000
20720.000	*	*	*	*	74.000
25900.000	*	*	*	*	74.000
31080.000	*	*	*	*	74.000
36260.000	*	*	*	*	74.000
Average Detector:					
*	*	*	*	*	*

Note:

1. All Readings below 1GHz are Quasi-Peak, above 1GHz are performed with peak and/or average measurements as necessary.
2. Peak measurements: RBW = 1MHz, VBW = 3 MHz, Sweep: Auto.
3. Average measurements: RBW = 1MHz, VBW = 10 Hz, Sweep: Auto.
4. Measurement Level = Reading Level + Correct Factor.
5. Correct Factor = Antenna factor + Cable loss –Amplifier gain.
6. The average measurement was not performed when the peak measured data under the limit of average detection.
7. The emission levels of other frequencies are very lower than the limit and not show in test report.

Product : INTEL DUAL BAND WIRELESS–AC 7265
Test Item : Harmonic Radiated Emission Data
Test Site : No.3 OATS
Test Mode : Mode 1 SISO A: Transmit (802.11ac-80BW-32.5Mbps) (5610MHz)

Frequency MHz	Correct Factor dB	Reading Level dBuV	Measurement Level dBuV/m	Margin dB	Limit dBuV/m
Horizontal Peak Detector:					
11220.000	15.189	37.822	53.011	-20.989	74.000
11550.000	*	*	*	*	74.000
17325.000	*	*	*	*	74.000
20720.000	*	*	*	*	74.000
25900.000	*	*	*	*	74.000
31080.000	*	*	*	*	74.000
36260.000	*	*	*	*	74.000
Average Detector:					
*	*	*	*	*	*
Vertical Peak Detector:					
11220.000	15.189	35.835	51.024	-22.976	74.000
11550.000	*	*	*	*	74.000
17325.000	*	*	*	*	74.000
20720.000	*	*	*	*	74.000
25900.000	*	*	*	*	74.000
31080.000	*	*	*	*	74.000
36260.000	*	*	*	*	74.000
Average Detector:					
*	*	*	*	*	*

Note:

1. All Readings below 1GHz are Quasi-Peak, above 1GHz are performed with peak and/or average measurements as necessary.
2. Peak measurements: RBW = 1MHz, VBW = 3 MHz, Sweep: Auto.
3. Average measurements: RBW = 1MHz, VBW = 10 Hz, Sweep: Auto.
4. Measurement Level = Reading Level + Correct Factor.
5. Correct Factor = Antenna factor + Cable loss –Amplifier gain.
6. The average measurement was not performed when the peak measured data under the limit of average detection.
7. The emission levels of other frequencies are very lower than the limit and not show in test report.

Product : INTEL DUAL BAND WIRELESS–AC 7265
Test Item : Harmonic Radiated Emission Data
Test Site : No.3 OATS
Test Mode : Mode 1 SISO A: Transmit (802.11ac-80BW-32.5Mbps) (5690MHz)

Frequency MHz	Correct Factor dB	Reading Level dBuV	Measurement Level dBuV/m	Margin dB	Limit dBuV/m
Horizontal Peak Detector:					
11380.000	15.426	35.802	51.228	-22.772	74.000
11550.000	*	*	*	*	74.000
17325.000	*	*	*	*	74.000
20720.000	*	*	*	*	74.000
25900.000	*	*	*	*	74.000
31080.000	*	*	*	*	74.000
36260.000	*	*	*	*	74.000
Average Detector:					
*	*	*	*	*	*
Vertical Peak Detector:					
11380.000	15.426	34.501	49.927	-24.073	74.000
11550.000	*	*	*	*	74.000
17325.000	*	*	*	*	74.000
20720.000	*	*	*	*	74.000
25900.000	*	*	*	*	74.000
31080.000	*	*	*	*	74.000
36260.000	*	*	*	*	74.000
Average Detector:					
*	*	*	*	*	*

Note:

1. All Readings below 1GHz are Quasi-Peak, above 1GHz are performed with peak and/or average measurements as necessary.
2. Peak measurements: RBW = 1MHz, VBW = 3 MHz, Sweep: Auto.
3. Average measurements: RBW = 1MHz, VBW = 10 Hz, Sweep: Auto.
4. Measurement Level = Reading Level + Correct Factor.
5. Correct Factor = Antenna factor + Cable loss –Amplifier gain.
6. The average measurement was not performed when the peak measured data under the limit of average detection.
7. The emission levels of other frequencies are very lower than the limit and not show in test report.

Product : INTEL DUAL BAND WIRELESS–AC 7265
Test Item : Harmonic Radiated Emission Data
Test Site : No.3 OATS
Test Mode : Mode 2 SISO B: Transmit (802.11a-6Mbps) (5180MHz)

Frequency MHz	Correct Factor dB	Reading Level dBμV	Measurement Level dBμV/m	Margin dB	Limit dBμV/m
Horizontal					
Peak Detector:					
10360.000	14.386	37.459	51.845	-22.155	74.000
15540.000	*	*	*	*	74.000
20720.000	*	*	*	*	74.000
25900.000	*	*	*	*	74.000
31080.000	*	*	*	*	74.000
36260.000	*	*	*	*	74.000
Average Detector:					
*	*	*	*	*	*
Vertical					
Peak Detector:					
10360.000	14.386	38.182	52.568	-21.432	74.000
15540.000	*	*	*	*	74.000
20720.000	*	*	*	*	74.000
25900.000	*	*	*	*	74.000
31080.000	*	*	*	*	74.000
36260.000	*	*	*	*	74.000
Average Detector:					
*	*	*	*	*	*

Note:

1. All Readings below 1GHz are Quasi-Peak, above 1GHz are performed with peak and/or average measurements as necessary.
2. Peak measurements: RBW = 1MHz, VBW = 3 MHz, Sweep: Auto.
3. Average measurements: RBW = 1MHz, VBW = 10 Hz, Sweep: Auto.
4. Measurement Level = Reading Level + Correct Factor.
5. Correct Factor = Antenna factor + Cable loss –Amplifier gain.
6. The average measurement was not performed when the peak measured data under the limit of average detection.
7. The emission levels of other frequencies are very lower than the limit and not show in test report.

Product : INTEL DUAL BAND WIRELESS–AC 7265
Test Item : Harmonic Radiated Emission Data
Test Site : No.3 OATS
Test Mode : Mode 2 SISO B: Transmit (802.11a-6Mbps) (5220MHz)

Frequency MHz	Correct Factor dB	Reading Level dBμV	Measurement Level dBμV/m	Margin dB	Limit dBμV/m
Horizontal					
Peak Detector:					
10440.000	14.577	37.879	52.456	-21.544	74.000
15660.000	*	*	*	*	74.000
20880.000	*	*	*	*	74.000
26100.000	*	*	*	*	74.000
Average Detector:					
*	*	*	*	*	*
Vertical					
Peak Detector:					
10440.000	14.577	37.589	52.166	-21.834	74.000
15660.000	*	*	*	*	74.000
20880.000	*	*	*	*	74.000
26100.000	*	*	*	*	74.000
Average Detector:					
*	*	*	*	*	*

Note:

1. All Readings below 1GHz are Quasi-Peak, above 1GHz are performed with peak and/or average measurements as necessary.
2. Peak measurements: RBW = 1MHz, VBW = 3 MHz, Sweep: Auto.
3. Average measurements: RBW = 1MHz, VBW = 10 Hz, Sweep: Auto.
4. Measurement Level = Reading Level + Correct Factor.
5. Correct Factor = Antenna factor + Cable loss –Amplifier gain.
6. The average measurement was not performed when the peak measured data under the limit of average detection.
7. The emission levels of other frequencies are very lower than the limit and not show in test report.

Product : INTEL DUAL BAND WIRELESS–AC 7265
Test Item : Harmonic Radiated Emission Data
Test Site : No.3 OATS
Test Mode : Mode 2 SISO B: Transmit (802.11a-6Mbps) (5240MHz)

Frequency MHz	Correct Factor dB	Reading Level dBμV	Measurement Level dBμV/m	Margin dB	Limit dBμV/m
Horizontal					
Peak Detector:					
10480.000	14.461	38.107	52.568	-21.432	74.000
15720.000	*	*	*	*	74.000
20960.000	*	*	*	*	74.000
26200.000	*	*	*	*	74.000
Average Detector:					
*	*	*	*	*	*
Vertical					
Peak Detector:					
10480.000	14.461	36.807	51.268	-22.732	74.000
15720.000	*	*	*	*	74.000
20960.000	*	*	*	*	74.000
26200.000	*	*	*	*	74.000
Average Detector:					
*	*	*	*	*	*

Note:
1. All Readings below 1GHz are Quasi-Peak, above 1GHz are performed with peak and/or average measurements as necessary.
2. Peak measurements: RBW = 1MHz, VBW = 3 MHz, Sweep: Auto.
3. Average measurements: RBW = 1MHz, VBW = 10 Hz, Sweep: Auto.
4. Measurement Level = Reading Level + Correct Factor.
5. Correct Factor = Antenna factor + Cable loss –Amplifier gain.
6. The average measurement was not performed when the peak measured data under the limit of average detection.
7. The emission levels of other frequencies are very lower than the limit and not show in test report.

Product : INTEL DUAL BAND WIRELESS–AC 7265
Test Item : Harmonic Radiated Emission Data
Test Site : No.3 OATS
Test Mode : Mode 2 SISO B: Transmit (802.11a-6Mbps) (5260MHz)

Frequency MHz	Correct Factor dB	Reading Level dBμV	Measurement Level dBμV/m	Margin dB	Limit dBμV/m
Horizontal					
Peak Detector:					
10620.000	14.655	37.191	51.846	-22.154	74.000
15780.000	*	*	*	*	74.000
21040.000	*	*	*	*	74.000
26300.000	*	*	*	*	74.000
Average Detector:					
*	*	*	*	*	*
Vertical					
Peak Detector:					
10520.000	14.310	38.531	52.841	-21.159	74.000
15780.000	*	*	*	*	74.000
21040.000	*	*	*	*	74.000
26300.000	*	*	*	*	74.000
Average Detector:					
*	*	*	*	*	*

Note:
1. All Readings below 1GHz are Quasi-Peak, above 1GHz are performed with peak and/or average measurements as necessary.
2. Peak measurements: RBW = 1MHz, VBW = 3 MHz, Sweep: Auto.
3. Average measurements: RBW = 1MHz, VBW = 10 Hz, Sweep: Auto.
4. Measurement Level = Reading Level + Correct Factor.
5. Correct Factor = Antenna factor + Cable loss –Amplifier gain.
6. The average measurement was not performed when the peak measured data under the limit of average detection.
7. The emission levels of other frequencies are very lower than the limit and not show in test report.

Product : INTEL DUAL BAND WIRELESS–AC 7265
Test Item : Harmonic Radiated Emission Data
Test Site : No.3 OATS
Test Mode : Mode 2 SISO B: Transmit (802.11a-6Mbps) (5300MHz)

Frequency MHz	Correct Factor dB	Reading Level dBμV	Measurement Level dBμV/m	Margin dB	Limit dBμV/m
Horizontal					
Peak Detector:					
10600.000	14.726	37.696	52.421	-21.579	74.000
15900.000	*	*	*	*	74.000
21200.000	*	*	*	*	74.000
26500.000	*	*	*	*	74.000
Average Detector:					
*	*	*	*	*	*
Vertical					
Peak Detector:					
10600.000	14.726	37.763	52.488	-21.512	74.000
15900.000	*	*	*	*	74.000
21200.000	*	*	*	*	74.000
26500.000	*	*	*	*	74.000
Average Detector:					
*	*	*	*	*	*

Note:

1. All Readings below 1GHz are Quasi-Peak, above 1GHz are performed with peak and/or average measurements as necessary.
2. Peak measurements: RBW = 1MHz, VBW = 3 MHz, Sweep: Auto.
3. Average measurements: RBW = 1MHz, VBW = 10 Hz, Sweep: Auto.
4. Measurement Level = Reading Level + Correct Factor.
5. Correct Factor = Antenna factor + Cable loss –Amplifier gain.
6. The average measurement was not performed when the peak measured data under the limit of average detection.
7. The emission levels of other frequencies are very lower than the limit and not show in test report.

Product : INTEL DUAL BAND WIRELESS–AC 7265
Test Item : Harmonic Radiated Emission Data
Test Site : No.3 OATS
Test Mode : Mode 2 SISO B: Transmit (802.11a-6Mbps) (5320MHz)

Frequency MHz	Correct Factor dB	Reading Level dBμV	Measurement Level dBμV/m	Margin dB	Limit dBμV/m
Horizontal					
Peak Detector:					
10640.000	14.543	38.081	52.624	-21.376	74.000
15960.000	*	*	*	*	74.000
21280.000	*	*	*	*	74.000
26600.000	*	*	*	*	74.000
Average Detector:					
*	*	*	*	*	*
Vertical					
Peak Detector:					
10640.000	14.543	38.644	53.187	-20.813	74.000
15960.000	*	*	*	*	74.000
21280.000	*	*	*	*	74.000
26600.000	*	*	*	*	74.000
Average Detector:					
*	*	*	*	*	*

Note:
1. All Readings below 1GHz are Quasi-Peak, above 1GHz are performed with peak and/or average measurements as necessary.
2. Peak measurements: RBW = 1MHz, VBW = 3 MHz, Sweep: Auto.
3. Average measurements: RBW = 1MHz, VBW = 10 Hz, Sweep: Auto.
4. Measurement Level = Reading Level + Correct Factor.
5. Correct Factor = Antenna factor + Cable loss –Amplifier gain.
6. The average measurement was not performed when the peak measured data under the limit of average detection.
7. The emission levels of other frequencies are very lower than the limit and not show in test report.

Product : INTEL DUAL BAND WIRELESS–AC 7265
Test Item : Harmonic Radiated Emission Data
Test Site : No.3 OATS
Test Mode : Mode 2 SISO B: Transmit (802.11a-6Mbps) (5500MHz)

Frequency MHz	Correct Factor dB	Reading Level dBμV	Measurement Level dBμV/m	Margin dB	Limit dBμV/m
Horizontal					
Peak Detector:					
11000.000	14.556	37.302	51.859	-22.141	74.000
16500.000	*	*	*	*	74.000
22000.000	*	*	*	*	74.000
27500.000	*	*	*	*	74.000
Average Detector:					
*	*	*	*	*	*
Vertical					
Peak Detector:					
11000.000	14.556	36.987	51.544	-22.456	74.000
16500.000	*	*	*	*	74.000
22000.000	*	*	*	*	74.000
27500.000	*	*	*	*	74.000
Average Detector:					
*	*	*	*	*	*

Note:
1. All Readings below 1GHz are Quasi-Peak, above 1GHz are performed with peak and/or average measurements as necessary.
2. Peak measurements: RBW = 1MHz, VBW = 3 MHz, Sweep: Auto.
3. Average measurements: RBW = 1MHz, VBW = 10 Hz, Sweep: Auto.
4. Measurement Level = Reading Level + Correct Factor.
5. Correct Factor = Antenna factor + Cable loss –Amplifier gain.
6. The average measurement was not performed when the peak measured data under the limit of average detection.
7. The emission levels of other frequencies are very lower than the limit and not show in test report.

Product : INTEL DUAL BAND WIRELESS–AC 7265
Test Item : Harmonic Radiated Emission Data
Test Site : No.3 OATS
Test Mode : Mode 2 SISO B: Transmit (802.11a-6Mbps) (5600MHz)

Frequency MHz	Correct Factor dB	Reading Level dBμV	Measurement Level dBμV/m	Margin dB	Limit dBμV/m
Horizontal					
Peak Detector:					
11200.000	14.985	37.444	52.429	-21.571	74.000
16800.000	*	*	*	*	74.000
22400.000	*	*	*	*	74.000
28000.000	*	*	*	*	74.000
Average Detector:					
*	*	*	*	*	*
Vertical					
Peak Detector:					
11200.000	14.985	37.861	52.846	-21.154	74.000
16800.000	*	*	*	*	74.000
22400.000	*	*	*	*	74.000
28000.000	*	*	*	*	74.000
Average Detector:					
*	*	*	*	*	*

Note:
1. All Readings below 1GHz are Quasi-Peak, above 1GHz are performed with peak and/or average measurements as necessary.
2. Peak measurements: RBW = 1MHz, VBW = 3 MHz, Sweep: Auto.
3. Average measurements: RBW = 1MHz, VBW = 10 Hz, Sweep: Auto.
4. Measurement Level = Reading Level + Correct Factor.
5. Correct Factor = Antenna factor + Cable loss –Amplifier gain.
6. The average measurement was not performed when the peak measured data under the limit of average detection.
7. The emission levels of other frequencies are very lower than the limit and not show in test report.

Product : INTEL DUAL BAND WIRELESS–AC 7265
Test Item : Harmonic Radiated Emission Data
Test Site : No.3 OATS
Test Mode : Mode 2 SISO B: Transmit (802.11a-6Mbps) (5700MHz)

Frequency MHz	Correct Factor dB	Reading Level dBμV	Measurement Level dBμV/m	Margin dB	Limit dBμV/m
Horizontal					
Peak Detector:					
11400.000	15.632	36.567	52.199	-21.801	74.000
17100.000	*	*	*	*	74.000
22800.000	*	*	*	*	74.000
28500.000	*	*	*	*	74.000
Average Detector:					
*	*	*	*	*	*
Vertical					
Peak Detector:					
11400.000	15.632	37.787	53.419	-20.581	74.000
17100.000	*	*	*	*	74.000
22800.000	*	*	*	*	74.000
28500.000	*	*	*	*	74.000
Average Detector:					
*	*	*	*	*	*

Note:
1. All Readings below 1GHz are Quasi-Peak, above 1GHz are performed with peak and/or average measurements as necessary.
2. Peak measurements: RBW = 1MHz, VBW = 3 MHz, Sweep: Auto.
3. Average measurements: RBW = 1MHz, VBW = 10 Hz, Sweep: Auto.
4. Measurement Level = Reading Level + Correct Factor.
5. Correct Factor = Antenna factor + Cable loss –Amplifier gain.
6. The average measurement was not performed when the peak measured data under the limit of average detection.
7. The emission levels of other frequencies are very lower than the limit and not show in test report.

Product : INTEL DUAL BAND WIRELESS–AC 7265
Test Item : Harmonic Radiated Emission Data
Test Site : No.3 OATS
Test Mode : Mode 2 SISO B: Transmit (802.11n-20BW 7.2Mbps) (5180MHz)

Frequency MHz	Correct Factor dB	Reading Level dBμV	Measurement Level dBμV/m	Margin dB	Limit dBμV/m
Horizontal					
Peak Detector:					
10360.000	14.386	38.182	52.568	-21.432	74.000
15540.000	*	*	*	*	74.000
20720.000	*	*	*	*	74.000
25900.000	*	*	*	*	74.000
Average Detector:					
*	*	*	*	*	*
Vertical					
Peak Detector:					
10360.000	14.386	38.461	52.847	-21.153	74.000
15540.000	*	*	*	*	74.000
20720.000	*	*	*	*	74.000
25900.000	*	*	*	*	74.000
Average Detector:					
*	*	*	*	*	*

Note:
1. All Readings below 1GHz are Quasi-Peak, above 1GHz are performed with peak and/or average measurements as necessary.
2. Peak measurements: RBW = 1MHz, VBW = 3 MHz, Sweep: Auto.
3. Average measurements: RBW = 1MHz, VBW = 10 Hz, Sweep: Auto.
4. Measurement Level = Reading Level + Correct Factor.
5. Correct Factor = Antenna factor + Cable loss –Amplifier gain.
6. The average measurement was not performed when the peak measured data under the limit of average detection.
7. The emission levels of other frequencies are very lower than the limit and not show in test report.

Product : INTEL DUAL BAND WIRELESS–AC 7265
Test Item : Harmonic Radiated Emission Data
Test Site : No.3 OATS
Test Mode : Mode 2 SISO B: Transmit (802.11n-20BW 7.2Mbps) (5220MHz)

Frequency MHz	Correct Factor dB	Reading Level dBμV	Measurement Level dBμV/m	Margin dB	Limit dBμV/m
Horizontal					
Peak Detector:					
10440.000	14.577	37.924	52.501	-21.499	74.000
15660.000	*	*	*	*	74.000
20880.000	*	*	*	*	74.000
26100.000	*	*	*	*	74.000
Average Detector:					
*	*	*	*	*	*
Vertical					
Peak Detector:					
10440.000	14.577	38.482	53.059	-20.941	74.000
15660.000	*	*	*	*	74.000
20880.000	*	*	*	*	74.000
26100.000	*	*	*	*	74.000
Average Detector:					
*	*	*	*	*	*

Note:
1. All Readings below 1GHz are Quasi-Peak, above 1GHz are performed with peak and/or average measurements as necessary.
2. Peak measurements: RBW = 1MHz, VBW = 3 MHz, Sweep: Auto.
3. Average measurements: RBW = 1MHz, VBW = 10 Hz, Sweep: Auto.
4. Measurement Level = Reading Level + Correct Factor.
5. Correct Factor = Antenna factor + Cable loss –Amplifier gain.
6. The average measurement was not performed when the peak measured data under the limit of average detection.
7. The emission levels of other frequencies are very lower than the limit and not show in test report.

Product : INTEL DUAL BAND WIRELESS–AC 7265
Test Item : Harmonic Radiated Emission Data
Test Site : No.3 OATS
Test Mode : Mode 2 SISO B: Transmit (802.11n-20BW 7.2Mbps) (5240MHz)

Frequency MHz	Correct Factor dB	Reading Level dBμV	Measurement Level dBμV/m	Margin dB	Limit dBμV/m
Horizontal					
Peak Detector:					
10480.000	14.461	38.606	53.067	-20.933	74.000
15720.000	*	*	*	*	74.000
20960.000	*	*	*	*	74.000
26200.000	*	*	*	*	74.000
Average Detector:					
*	*	*	*	*	*
Vertical					
Peak Detector:					
10480.000	14.461	37.636	52.097	-21.903	74.000
15720.000	*	*	*	*	74.000
20960.000	*	*	*	*	74.000
26200.000	*	*	*	*	74.000
Average Detector:					
*	*	*	*	*	*

Note:

1. All Readings below 1GHz are Quasi-Peak, above 1GHz are performed with peak and/or average measurements as necessary.
2. Peak measurements: RBW = 1MHz, VBW = 3 MHz, Sweep: Auto.
3. Average measurements: RBW = 1MHz, VBW = 10 Hz, Sweep: Auto.
4. Measurement Level = Reading Level + Correct Factor.
5. Correct Factor = Antenna factor + Cable loss –Amplifier gain.
6. The average measurement was not performed when the peak measured data under the limit of average detection.
7. The emission levels of other frequencies are very lower than the limit and not show in test report.

Product : INTEL DUAL BAND WIRELESS–AC 7265
Test Item : Harmonic Radiated Emission Data
Test Site : No.3 OATS
Test Mode : Mode 2 SISO B: Transmit (802.11n-20BW 7.2Mbps) (5260MHz)

Frequency MHz	Correct Factor dB	Reading Level dBμV	Measurement Level dBμV/m	Margin dB	Limit dBμV/m
Horizontal					
Peak Detector:					
10520.000	14.310	37.232	51.542	-22.458	74.000
15780.000	*	*	*	*	74.000
21040.000	*	*	*	*	74.000
26300.000	*	*	*	*	74.000
Average Detector:					
*	*	*	*	*	*
Vertical					
Peak Detector:					
10520.000	14.310	37.843	52.153	-21.847	74.000
15780.000	*	*	*	*	74.000
21040.000	*	*	*	*	74.000
26300.000	*	*	*	*	74.000
Average Detector:					
*	*	*	*	*	*

Note:

1. All Readings below 1GHz are Quasi-Peak, above 1GHz are performed with peak and/or average measurements as necessary.
2. Peak measurements: RBW = 1MHz, VBW = 3 MHz, Sweep: Auto.
3. Average measurements: RBW = 1MHz, VBW = 10 Hz, Sweep: Auto.
4. Measurement Level = Reading Level + Correct Factor.
5. Correct Factor = Antenna factor + Cable loss –Amplifier gain.
6. The average measurement was not performed when the peak measured data under the limit of average detection.
7. The emission levels of other frequencies are very lower than the limit and not show in test report.

Product : INTEL DUAL BAND WIRELESS–AC 7265
Test Item : Harmonic Radiated Emission Data
Test Site : No.3 OATS
Test Mode : Mode 2 SISO B: Transmit (802.11n-20BW 7.2Mbps) (5300MHz)

Frequency MHz	Correct Factor dB	Reading Level dBμV	Measurement Level dBμV/m	Margin dB	Limit dBμV/m
Horizontal					
Peak Detector:					
10600.000	14.726	37.119	51.844	-22.156	74.000
15900.000	*	*	*	*	74.000
21200.000	*	*	*	*	74.000
26500.000	*	*	*	*	74.000
Average Detector:					
*	*	*	*	*	*
Vertical					
Peak Detector:					
10600.000	14.726	37.317	52.042	-21.958	74.000
15900.000	*	*	*	*	74.000
21200.000	*	*	*	*	74.000
26500.000	*	*	*	*	74.000
Average Detector:					
*	*	*	*	*	*

Note:

1. All Readings below 1GHz are Quasi-Peak, above 1GHz are performed with peak and/or average measurements as necessary.
2. Peak measurements: RBW = 1MHz, VBW = 3 MHz, Sweep: Auto.
3. Average measurements: RBW = 1MHz, VBW = 10 Hz, Sweep: Auto.
4. Measurement Level = Reading Level + Correct Factor.
5. Correct Factor = Antenna factor + Cable loss –Amplifier gain.
6. The average measurement was not performed when the peak measured data under the limit of average detection.
7. The emission levels of other frequencies are very lower than the limit and not show in test report.

Product : INTEL DUAL BAND WIRELESS–AC 7265
Test Item : Harmonic Radiated Emission Data
Test Site : No.3 OATS
Test Mode : Mode 2 SISO B: Transmit (802.11n-20BW 7.2Mbps) (5320MHz)

Frequency MHz	Correct Factor dB	Reading Level dBμV	Measurement Level dBμV/m	Margin dB	Limit dBμV/m
Horizontal					
Peak Detector:					
10640.000	14.543	36.741	51.284	-22.716	74.000
15960.000	*	*	*	*	74.000
21280.000	*	*	*	*	74.000
26600.000	*	*	*	*	74.000
Average Detector:					
*	*	*	*	*	*
Vertical					
Peak Detector:					
10640.000	14.543	36.354	50.897	-23.103	74.000
15960.000	*	*	*	*	74.000
21280.000	*	*	*	*	74.000
26600.000	*	*	*	*	74.000
Average Detector:					
*	*	*	*	*	*

Note:

1. All Readings below 1GHz are Quasi-Peak, above 1GHz are performed with peak and/or average measurements as necessary.
2. Peak measurements: RBW = 1MHz, VBW = 3 MHz, Sweep: Auto.
3. Average measurements: RBW = 1MHz, VBW = 10 Hz, Sweep: Auto.
4. Measurement Level = Reading Level + Correct Factor.
5. Correct Factor = Antenna factor + Cable loss –Amplifier gain.
6. The average measurement was not performed when the peak measured data under the limit of average detection.
7. The emission levels of other frequencies are very lower than the limit and not show in test report.

Product : INTEL DUAL BAND WIRELESS–AC 7265
Test Item : Harmonic Radiated Emission Data
Test Site : No.3 OATS
Test Mode : Mode 2 SISO B: Transmit (802.11n-20BW 7.2Mbps) (5500MHz)

Frequency MHz	Correct Factor dB	Reading Level dBμV	Measurement Level dBμV/m	Margin dB	Limit dBμV/m
Horizontal					
Peak Detector:					
11000.000	14.556	37.418	51.975	-22.025	74.000
16500.000	*	*	*	*	74.000
22000.000	*	*	*	*	74.000
27500.000	*	*	*	*	74.000
Average Detector:					
*	*	*	*	*	*
Vertical					
Peak Detector:					
11000.000	14.556	36.104	50.661	-23.339	74.000
16500.000	*	*	*	*	74.000
22000.000	*	*	*	*	74.000
27500.000	*	*	*	*	74.000
Average Detector:					
*	*	*	*	*	*

Note:
1. All Readings below 1GHz are Quasi-Peak, above 1GHz are performed with peak and/or average measurements as necessary.
2. Peak measurements: RBW = 1MHz, VBW = 3 MHz, Sweep: Auto.
3. Average measurements: RBW = 1MHz, VBW = 10 Hz, Sweep: Auto.
4. Measurement Level = Reading Level + Correct Factor.
5. Correct Factor = Antenna factor + Cable loss –Amplifier gain.
6. The average measurement was not performed when the peak measured data under the limit of average detection.
7. The emission levels of other frequencies are very lower than the limit and not show in test report.

Product : INTEL DUAL BAND WIRELESS–AC 7265
Test Item : Harmonic Radiated Emission Data
Test Site : No.3 OATS
Test Mode : Mode 2 SISO B: Transmit (802.11n-20BW 7.2Mbps) (5600MHz)

Frequency MHz	Correct Factor dB	Reading Level dBμV	Measurement Level dBμV/m	Margin dB	Limit dBμV/m
Horizontal					
Peak Detector:					
11200.000	14.985	36.467	51.452	-22.548	74.000
16800.000	*	*	*	*	74.000
22400.000	*	*	*	*	74.000
28000.000	*	*	*	*	74.000
Average Detector:					
*	*	*	*	*	*
Vertical					
Peak Detector:					
11200.000	14.985	38.043	53.028	-20.972	74.000
16800.000	*	*	*	*	74.000
22400.000	*	*	*	*	74.000
28000.000	*	*	*	*	74.000
Average Detector:					
*	*	*	*	*	*

Note:
1. All Readings below 1GHz are Quasi-Peak, above 1GHz are performed with peak and/or average measurements as necessary.
2. Peak measurements: RBW = 1MHz, VBW = 3 MHz, Sweep: Auto.
3. Average measurements: RBW = 1MHz, VBW = 10 Hz, Sweep: Auto.
4. Measurement Level = Reading Level + Correct Factor.
5. Correct Factor = Antenna factor + Cable loss –Amplifier gain.
6. The average measurement was not performed when the peak measured data under the limit of average detection.
7. The emission levels of other frequencies are very lower than the limit and not show in test report.

Product : INTEL DUAL BAND WIRELESS–AC 7265
Test Item : Harmonic Radiated Emission Data
Test Site : No.3 OATS
Test Mode : Mode 2 SISO B: Transmit (802.11n-20BW 7.2Mbps) (5700MHz)

Frequency MHz	Correct Factor dB	Reading Level dBμV	Measurement Level dBμV/m	Margin dB	Limit dBμV/m
Horizontal					
Peak Detector:					
11400.000	15.632	37.222	52.854	-21.146	74.000
17100.000	*	*	*	*	74.000
22800.000	*	*	*	*	74.000
28500.000	*	*	*	*	74.000
Average Detector:					
*	*	*	*	*	*
Vertical					
Peak Detector:					
11400.000	15.632	35.652	51.284	-22.716	74.000
17100.000	*	*	*	*	74.000
22800.000	*	*	*	*	74.000
28500.000	*	*	*	*	74.000
Average Detector:					
*	*	*	*	*	*

Note:

1. All Readings below 1GHz are Quasi-Peak, above 1GHz are performed with peak and/or average measurements as necessary.
2. Peak measurements: RBW = 1MHz, VBW = 3 MHz, Sweep: Auto.
3. Average measurements: RBW = 1MHz, VBW = 10 Hz, Sweep: Auto.
4. Measurement Level = Reading Level + Correct Factor.
5. Correct Factor = Antenna factor + Cable loss –Amplifier gain.
6. The average measurement was not performed when the peak measured data under the limit of average detection.
7. The emission levels of other frequencies are very lower than the limit and not show in test report.

Product : INTEL DUAL BAND WIRELESS–AC 7265
Test Item : Harmonic Radiated Emission Data
Test Site : No.3 OATS
Test Mode : Mode 2 SISO B: Transmit (802.11n-40BW 15Mbps) (5190MHz)

Frequency MHz	Correct Factor dB	Reading Level dBμV	Measurement Level dBμV/m	Margin dB	Limit dBμV/m
Horizontal					
Peak Detector:					
10380.000	14.224	37.966	52.189	-21.811	74.000
15570.000	*	*	*	*	74.000
20760.000	*	*	*	*	74.000
25950.000	*	*	*	*	74.000
Average Detector:					
*	*	*	*	*	*
Vertical					
Peak Detector:					
10380.000	14.224	38.623	52.846	-21.154	74.000
15570.000	*	*	*	*	74.000
20760.000	*	*	*	*	74.000
25950.000	*	*	*	*	74.000
Average Detector:					
*	*	*	*	*	*

Note:
1. All Readings below 1GHz are Quasi-Peak, above 1GHz are performed with peak and/or average measurements as necessary.
2. Peak measurements: RBW = 1MHz, VBW = 3 MHz, Sweep: Auto.
3. Average measurements: RBW = 1MHz, VBW = 10 Hz, Sweep: Auto.
4. Measurement Level = Reading Level + Correct Factor.
5. Correct Factor = Antenna factor + Cable loss –Amplifier gain.
6. The average measurement was not performed when the peak measured data under the limit of average detection.
7. The emission levels of other frequencies are very lower than the limit and not show in test report.

Product : INTEL DUAL BAND WIRELESS–AC 7265
Test Item : Harmonic Radiated Emission Data
Test Site : No.3 OATS
Test Mode : Mode 2 SISO B: Transmit (802.11n-40BW 15Mbps) (5230MHz)

Frequency MHz	Correct Factor dB	Reading Level dBμV	Measurement Level dBμV/m	Margin dB	Limit dBμV/m
Horizontal					
Peak Detector:					
10460.000	14.510	36.967	51.477	-22.523	74.000
15690.000	*	*	*	*	74.000
20920.000	*	*	*	*	74.000
26150.000	*	*	*	*	74.000
Average Detector:					
*	*	*	*	*	*
Vertical					
Peak Detector:					
10460.000	14.510	37.334	51.844	-22.156	74.000
15690.000	*	*	*	*	74.000
20920.000	*	*	*	*	74.000
26150.000	*	*	*	*	74.000
Average Detector:					
*	*	*	*	*	*

Note:
1. All Readings below 1GHz are Quasi-Peak, above 1GHz are performed with peak and/or average measurements as necessary.
2. Peak measurements: RBW = 1MHz, VBW = 3 MHz, Sweep: Auto.
3. Average measurements: RBW = 1MHz, VBW = 10 Hz, Sweep: Auto.
4. Measurement Level = Reading Level + Correct Factor.
5. Correct Factor = Antenna factor + Cable loss –Amplifier gain.
6. The average measurement was not performed when the peak measured data under the limit of average detection.
7. The emission levels of other frequencies are very lower than the limit and not show in test report.

Product : INTEL DUAL BAND WIRELESS–AC 7265
Test Item : Harmonic Radiated Emission Data
Test Site : No.3 OATS
Test Mode : Mode 2 SISO B: Transmit (802.11n-40BW 15Mbps) (5270MHz)

Frequency MHz	Correct Factor dB	Reading Level dBμV	Measurement Level dBμV/m	Margin dB	Limit dBμV/m
Horizontal					
Peak Detector:					
10640.000	14.543	37.944	52.487	-21.513	74.000
15810.000	*	*	*	*	74.000
21080.000	*	*	*	*	74.000
26350.000	*	*	*	*	74.000
Average Detector:					
*	*	*	*	*	*
Vertical					
Peak Detector:					
10540.000	14.459	38.355	52.814	-21.186	74.000
15810.000	*	*	*	*	74.000
21080.000	*	*	*	*	74.000
26350.000	*	*	*	*	74.000
Average Detector:					
*	*	*	*	*	*

Note:
1. All Readings below 1GHz are Quasi-Peak, above 1GHz are performed with peak and/or average measurements as necessary.
2. Peak measurements: RBW = 1MHz, VBW = 3 MHz, Sweep: Auto.
3. Average measurements: RBW = 1MHz, VBW = 10 Hz, Sweep: Auto.
4. Measurement Level = Reading Level + Correct Factor.
5. Correct Factor = Antenna factor + Cable loss –Amplifier gain.
6. The average measurement was not performed when the peak measured data under the limit of average detection.
7. The emission levels of other frequencies are very lower than the limit and not show in test report.

Product : INTEL DUAL BAND WIRELESS–AC 7265
Test Item : Harmonic Radiated Emission Data
Test Site : No.3 OATS
Test Mode : Mode 2 SISO B: Transmit (802.11n-40BW 15Mbps) (5310MHz)

Frequency MHz	Correct Factor dB	Reading Level dBμV	Measurement Level dBμV/m	Margin dB	Limit dBμV/m
Horizontal					
Peak Detector:					
10620.000	14.655	36.711	51.366	-22.634	74.000
15930.000	*	*	*	*	74.000
21240.000	*	*	*	*	74.000
26550.000	*	*	*	*	74.000
Average Detector:					
*	*	*	*	*	*
Vertical					
Peak Detector:					
10620.000	14.655	38.276	52.931	-21.069	74.000
15930.000	*	*	*	*	74.000
21240.000	*	*	*	*	74.000
26550.000	*	*	*	*	74.000
Average Detector:					
*	*	*	*	*	*

Note:
1. All Readings below 1GHz are Quasi-Peak, above 1GHz are performed with peak and/or average measurements as necessary.
2. Peak measurements: RBW = 1MHz, VBW = 3 MHz, Sweep: Auto.
3. Average measurements: RBW = 1MHz, VBW = 10 Hz, Sweep: Auto.
4. Measurement Level = Reading Level + Correct Factor.
5. Correct Factor = Antenna factor + Cable loss –Amplifier gain.
6. The average measurement was not performed when the peak measured data under the limit of average detection.
7. The emission levels of other frequencies are very lower than the limit and not show in test report.

Product : INTEL DUAL BAND WIRELESS–AC 7265
Test Item : Harmonic Radiated Emission Data
Test Site : No.3 OATS
Test Mode : Mode 2 SISO B: Transmit (802.11n-40BW 15Mbps) (5510MHz)

Frequency MHz	Correct Factor dB	Reading Level dBμV	Measurement Level dBμV/m	Margin dB	Limit dBμV/m
Horizontal					
Peak Detector:					
11020.000	14.838	36.709	51.546	-22.454	74.000
15930.000	*	*	*	*	74.000
21240.000	*	*	*	*	74.000
26550.000	*	*	*	*	74.000
Average Detector:					
*	*	*	*	*	*
Vertical					
Peak Detector:					
11020.000	14.838	37.291	52.128	-21.872	74.000
15930.000	*	*	*	*	74.000
21240.000	*	*	*	*	74.000
26550.000	*	*	*	*	74.000
Average Detector:					
*	*	*	*	*	*

Note:
1. All Readings below 1GHz are Quasi-Peak, above 1GHz are performed with peak and/or average measurements as necessary.
2. Peak measurements: RBW = 1MHz, VBW = 3 MHz, Sweep: Auto.
3. Average measurements: RBW = 1MHz, VBW = 10 Hz, Sweep: Auto.
4. Measurement Level = Reading Level + Correct Factor.
5. Correct Factor = Antenna factor + Cable loss –Amplifier gain.
6. The average measurement was not performed when the peak measured data under the limit of average detection.
7. The emission levels of other frequencies are very lower than the limit and not show in test report.

Product : INTEL DUAL BAND WIRELESS–AC 7265
Test Item : Harmonic Radiated Emission Data
Test Site : No.3 OATS
Test Mode : Mode 2 SISO B: Transmit (802.11n-40BW 15Mbps) (5590MHz)

Frequency MHz	Correct Factor dB	Reading Level dBμV	Measurement Level dBμV/m	Margin dB	Limit dBμV/m
Horizontal					
Peak Detector:					
11180.000	15.313	35.980	51.294	-22.706	74.000
16770.000	*	*	*	*	74.000
22360.000	*	*	*	*	74.000
27950.000	*	*	*	*	74.000
Average Detector:					
*	*	*	*	*	*
Vertical					
Peak Detector:					
11180.000	15.313	35.779	51.093	-22.907	74.000
16770.000	*	*	*	*	74.000
22360.000	*	*	*	*	74.000
27950.000	*	*	*	*	74.000
Average Detector:					
*	*	*	*	*	*

Note:
1. All Readings below 1GHz are Quasi-Peak, above 1GHz are performed with peak and/or average measurements as necessary.
2. Peak measurements: RBW = 1MHz, VBW = 3 MHz, Sweep: Auto.
3. Average measurements: RBW = 1MHz, VBW = 10 Hz, Sweep: Auto.
4. Measurement Level = Reading Level + Correct Factor.
5. Correct Factor = Antenna factor + Cable loss –Amplifier gain.
6. The average measurement was not performed when the peak measured data under the limit of average detection.
7. The emission levels of other frequencies are very lower than the limit and not show in test report.

Product : INTEL DUAL BAND WIRELESS–AC 7265
Test Item : Harmonic Radiated Emission Data
Test Site : No.3 OATS
Test Mode : Mode 2 SISO B: Transmit (802.11n-40BW 15Mbps) (5670MHz)

Frequency MHz	Correct Factor dB	Reading Level dBμV	Measurement Level dBμV/m	Margin dB	Limit dBμV/m
Horizontal					
Peak Detector:					
11340.000	15.331	37.753	53.084	-20.916	74.000
17010.000	*	*	*	*	74.000
22680.000	*	*	*	*	74.000
28350.000	*	*	*	*	74.000
Average Detector:					
*	*	*	*	*	*
Vertical					
Peak Detector:					
11340.000	15.331	38.158	53.489	-20.511	74.000
17010.000	*	*	*	*	74.000
22680.000	*	*	*	*	74.000
28350.000	*	*	*	*	74.000
Average Detector:					
*	*	*	*	*	*

Note:
1. All Readings below 1GHz are Quasi-Peak, above 1GHz are performed with peak and/or average measurements as necessary.
2. Peak measurements: RBW = 1MHz, VBW = 3 MHz, Sweep: Auto.
3. Average measurements: RBW = 1MHz, VBW = 10 Hz, Sweep: Auto.
4. Measurement Level = Reading Level + Correct Factor.
5. Correct Factor = Antenna factor + Cable loss –Amplifier gain.
6. The average measurement was not performed when the peak measured data under the limit of average detection.
7. The emission levels of other frequencies are very lower than the limit and not show in test report.

Product : INTEL DUAL BAND WIRELESS–AC 7265
Test Item : Harmonic Radiated Emission Data
Test Site : No.3 OATS
Test Mode : Mode 2 SISO B: Transmit (802.11ac-20BW-7.2Mbps) (5720MHz)

Frequency MHz	Correct Factor dB	Reading Level dBuV	Measurement Level dBuV/m	Margin dB	Limit dBuV/m
Horizontal					
Peak Detector:					
11440.000	15.597	35.670	51.267	-22.733	74.000
11550.000	*	*	*	*	74.000
17325.000	*	*	*	*	74.000
20720.000	*	*	*	*	74.000
25900.000	*	*	*	*	74.000
31080.000	*	*	*	*	74.000
36260.000	*	*	*	*	74.000
Average Detector:					
*	*	*	*	*	*
Vertical					
Peak Detector:					
11440.000	15.597	36.389	51.986	-22.014	74.000
11550.000	*	*	*	*	74.000
17325.000	*	*	*	*	74.000
20720.000	*	*	*	*	74.000
25900.000	*	*	*	*	74.000
31080.000	*	*	*	*	74.000
36260.000	*	*	*	*	74.000
Average Detector:					
*	*	*	*	*	*

Note:

1. All Readings below 1GHz are Quasi-Peak, above 1GHz are performed with peak and/or average measurements as necessary.
2. Peak measurements: RBW = 1MHz, VBW = 3 MHz, Sweep: Auto.
3. Average measurements: RBW = 1MHz, VBW = 10 Hz, Sweep: Auto.
4. Measurement Level = Reading Level + Correct Factor.
5. Correct Factor = Antenna factor + Cable loss –Amplifier gain.
6. The average measurement was not performed when the peak measured data under the limit of average detection.
7. The emission levels of other frequencies are very lower than the limit and not show in test report.

Product : INTEL DUAL BAND WIRELESS–AC 7265
Test Item : Harmonic Radiated Emission Data
Test Site : No.3 OATS
Test Mode : Mode 2 SISO B: Transmit (802.11ac-40BW-15Mbps) (5710MHz)

Frequency MHz	Correct Factor dB	Reading Level dBuV	Measurement Level dBuV/m	Margin dB	Limit dBuV/m
Horizontal Peak Detector:					
11420.000	15.557	35.691	51.249	-22.751	74.000
11550.000	*	*	*	*	74.000
17325.000	*	*	*	*	74.000
20720.000	*	*	*	*	74.000
25900.000	*	*	*	*	74.000
31080.000	*	*	*	*	74.000
36260.000	*	*	*	*	74.000
Average Detector:					
*	*	*	*	*	*
Vertical Peak Detector:					
11420.000	15.557	36.333	51.891	-22.109	74.000
11550.000	*	*	*	*	74.000
17325.000	*	*	*	*	74.000
20720.000	*	*	*	*	74.000
25900.000	*	*	*	*	74.000
31080.000	*	*	*	*	74.000
36260.000	*	*	*	*	74.000
Average Detector:					
*	*	*	*	*	*

Note:

1. All Readings below 1GHz are Quasi-Peak, above 1GHz are performed with peak and/or average measurements as necessary.
2. Peak measurements: RBW = 1MHz, VBW = 3 MHz, Sweep: Auto.
3. Average measurements: RBW = 1MHz, VBW = 10 Hz, Sweep: Auto.
4. Measurement Level = Reading Level + Correct Factor.
5. Correct Factor = Antenna factor + Cable loss –Amplifier gain.
6. The average measurement was not performed when the peak measured data under the limit of average detection.
7. The emission levels of other frequencies are very lower than the limit and not show in test report.

Product : INTEL DUAL BAND WIRELESS–AC 7265
Test Item : Harmonic Radiated Emission Data
Test Site : No.3 OATS
Test Mode : Mode 2 SISO B: Transmit (802.11ac-80BW-32.5Mbps) (5210MHz)

Frequency MHz	Correct Factor dB	Reading Level dBuV	Measurement Level dBuV/m	Margin dB	Limit dBuV/m
Horizontal Peak Detector:					
10420.000	14.402	38.582	52.984	-21.016	74.000
11550.000	*	*	*	*	74.000
17325.000	*	*	*	*	74.000
20720.000	*	*	*	*	74.000
25900.000	*	*	*	*	74.000
31080.000	*	*	*	*	74.000
36260.000	*	*	*	*	74.000
Average Detector:					
*	*	*	*	*	*
Vertical Peak Detector:					
10420.000	14.402	37.519	51.921	-22.079	74.000
11550.000	*	*	*	*	74.000
17325.000	*	*	*	*	74.000
20720.000	*	*	*	*	74.000
25900.000	*	*	*	*	74.000
31080.000	*	*	*	*	74.000
36260.000	*	*	*	*	74.000
Average Detector:					
*	*	*	*	*	*

Note:

1. All Readings below 1GHz are Quasi-Peak, above 1GHz are performed with peak and/or average measurements as necessary.
2. Peak measurements: RBW = 1MHz, VBW = 3 MHz, Sweep: Auto.
3. Average measurements: RBW = 1MHz, VBW = 10 Hz, Sweep: Auto.
4. Measurement Level = Reading Level + Correct Factor.
5. Correct Factor = Antenna factor + Cable loss –Amplifier gain.
6. The average measurement was not performed when the peak measured data under the limit of average detection.
7. The emission levels of other frequencies are very lower than the limit and not show in test report.

Product : INTEL DUAL BAND WIRELESS–AC 7265
Test Item : Harmonic Radiated Emission Data
Test Site : No.3 OATS
Test Mode : Mode 2 SISO B: Transmit (802.11ac-80BW-32.5Mbps) (5290MHz)

Frequency MHz	Correct Factor dB	Reading Level dBuV	Measurement Level dBuV/m	Margin dB	Limit dBuV/m
Horizontal Peak Detector:					
10580.000	14.673	38.430	53.104	-20.896	74.000
11550.000	*	*	*	*	74.000
17325.000	*	*	*	*	74.000
20720.000	*	*	*	*	74.000
25900.000	*	*	*	*	74.000
31080.000	*	*	*	*	74.000
36260.000	*	*	*	*	74.000
Average Detector:					
*	*	*	*	*	*
Vertical Peak Detector:					
10580.000	14.673	38.854	53.528	-20.472	74.000
11550.000	*	*	*	*	74.000
17325.000	*	*	*	*	74.000
20720.000	*	*	*	*	74.000
25900.000	*	*	*	*	74.000
31080.000	*	*	*	*	74.000
36260.000	*	*	*	*	74.000
Average Detector:					
*	*	*	*	*	*

Note:

1. All Readings below 1GHz are Quasi-Peak, above 1GHz are performed with peak and/or average measurements as necessary.
2. Peak measurements: RBW = 1MHz, VBW = 3 MHz, Sweep: Auto.
3. Average measurements: RBW = 1MHz, VBW = 10 Hz, Sweep: Auto.
4. Measurement Level = Reading Level + Correct Factor.
5. Correct Factor = Antenna factor + Cable loss –Amplifier gain.
6. The average measurement was not performed when the peak measured data under the limit of average detection.
7. The emission levels of other frequencies are very lower than the limit and not show in test report.

Product : INTEL DUAL BAND WIRELESS–AC 7265
Test Item : Harmonic Radiated Emission Data
Test Site : No.3 OATS
Test Mode : Mode 2 SISO B: Transmit (802.11ac-80BW-32.5Mbps) (5530MHz)

Frequency MHz	Correct Factor dB	Reading Level dBuV	Measurement Level dBuV/m	Margin dB	Limit dBuV/m
Horizontal Peak Detector:					
11060.000	15.825	36.375	52.199	-21.801	74.000
11550.000	*	*	*	*	74.000
17325.000	*	*	*	*	74.000
20720.000	*	*	*	*	74.000
25900.000	*	*	*	*	74.000
31080.000	*	*	*	*	74.000
36260.000	*	*	*	*	74.000
Average Detector:					
*	*	*	*	*	*
Vertical Peak Detector:					
11060.000	15.825	35.470	51.294	-22.706	74.000
11550.000	*	*	*	*	74.000
17325.000	*	*	*	*	74.000
20720.000	*	*	*	*	74.000
25900.000	*	*	*	*	74.000
31080.000	*	*	*	*	74.000
36260.000	*	*	*	*	74.000
Average Detector:					
*	*	*	*	*	*

Note:

1. All Readings below 1GHz are Quasi-Peak, above 1GHz are performed with peak and/or average measurements as necessary.
2. Peak measurements: RBW = 1MHz, VBW = 3 MHz, Sweep: Auto.
3. Average measurements: RBW = 1MHz, VBW = 10 Hz, Sweep: Auto.
4. Measurement Level = Reading Level + Correct Factor.
5. Correct Factor = Antenna factor + Cable loss –Amplifier gain.
6. The average measurement was not performed when the peak measured data under the limit of average detection.
7. The emission levels of other frequencies are very lower than the limit and not show in test report.

Product : INTEL DUAL BAND WIRELESS–AC 7265
Test Item : Harmonic Radiated Emission Data
Test Site : No.3 OATS
Test Mode : Mode 2 SISO B: Transmit (802.11ac-80BW-32.5Mbps) (5610MHz)

Frequency MHz	Correct Factor dB	Reading Level dBuV	Measurement Level dBuV/m	Margin dB	Limit dBuV/m
Horizontal Peak Detector:					
11220.000	15.189	37.280	52.469	-21.531	74.000
11550.000	*	*	*	*	74.000
17325.000	*	*	*	*	74.000
20720.000	*	*	*	*	74.000
25900.000	*	*	*	*	74.000
31080.000	*	*	*	*	74.000
36260.000	*	*	*	*	74.000
Average Detector:					
*	*	*	*	*	*
Vertical Peak Detector:					
11220.000	15.189	37.480	52.669	-21.331	74.000
11550.000	*	*	*	*	74.000
17325.000	*	*	*	*	74.000
20720.000	*	*	*	*	74.000
25900.000	*	*	*	*	74.000
31080.000	*	*	*	*	74.000
36260.000	*	*	*	*	74.000
Average Detector:					
*	*	*	*	*	*

Note:

1. All Readings below 1GHz are Quasi-Peak, above 1GHz are performed with peak and/or average measurements as necessary.
2. Peak measurements: RBW = 1MHz, VBW = 3 MHz, Sweep: Auto.
3. Average measurements: RBW = 1MHz, VBW = 10 Hz, Sweep: Auto.
4. Measurement Level = Reading Level + Correct Factor.
5. Correct Factor = Antenna factor + Cable loss –Amplifier gain.
6. The average measurement was not performed when the peak measured data under the limit of average detection.
7. The emission levels of other frequencies are very lower than the limit and not show in test report.

Product : INTEL DUAL BAND WIRELESS–AC 7265
Test Item : Harmonic Radiated Emission Data
Test Site : No.3 OATS
Test Mode : Mode 2 SISO B: Transmit (802.11ac-80BW-32.5Mbps) (5690MHz)

Frequency MHz	Correct Factor dB	Reading Level dBuV	Measurement Level dBuV/m	Margin dB	Limit dBuV/m
Horizontal Peak Detector:					
11380.000	15.426	35.796	51.222	-22.778	74.000
11550.000	*	*	*	*	74.000
17325.000	*	*	*	*	74.000
20720.000	*	*	*	*	74.000
25900.000	*	*	*	*	74.000
31080.000	*	*	*	*	74.000
36260.000	*	*	*	*	74.000
Average Detector:					
*	*	*	*	*	*
Vertical Peak Detector:					
11380.000	15.426	37.242	52.668	-21.332	74.000
11550.000	*	*	*	*	74.000
17325.000	*	*	*	*	74.000
20720.000	*	*	*	*	74.000
25900.000	*	*	*	*	74.000
31080.000	*	*	*	*	74.000
36260.000	*	*	*	*	74.000
Average Detector:					
*	*	*	*	*	*

Note:

1. All Readings below 1GHz are Quasi-Peak, above 1GHz are performed with peak and/or average measurements as necessary.
2. Peak measurements: RBW = 1MHz, VBW = 3 MHz, Sweep: Auto.
3. Average measurements: RBW = 1MHz, VBW = 10 Hz, Sweep: Auto.
4. Measurement Level = Reading Level + Correct Factor.
5. Correct Factor = Antenna factor + Cable loss –Amplifier gain.
6. The average measurement was not performed when the peak measured data under the limit of average detection.
7. The emission levels of other frequencies are very lower than the limit and not show in test report.

Product : INTEL DUAL BAND WIRELESS–AC 7265
Test Item : Harmonic Radiated Emission Data
Test Site : No.3 OATS
Test Mode : Mode 3 MIMO: Transmit (802.11n-20BW 14.4Mbps) (5180MHz)

Frequency MHz	Correct Factor dB	Reading Level dBμV	Measurement Level dBμV/m	Margin dB	Limit dBμV/m
Horizontal					
Peak Detector:					
10360.000	14.386	37.865	52.251	-21.749	74.000
15540.000	*	*	*	*	74.000
20720.000	*	*	*	*	74.000
25900.000	*	*	*	*	74.000
Average Detector:					
*	*	*	*	*	*
Vertical					
Peak Detector:					
10360.000	14.386	37.298	51.684	-22.316	74.000
15540.000	*	*	*	*	74.000
20720.000	*	*	*	*	74.000
25900.000	*	*	*	*	74.000
Average Detector:					
*	*	*	*	*	*

Note:
1. All Readings below 1GHz are Quasi-Peak, above 1GHz are performed with peak and/or average measurements as necessary.
2. Peak measurements: RBW = 1MHz, VBW = 3 MHz, Sweep: Auto.
3. Average measurements: RBW = 1MHz, VBW = 10 Hz, Sweep: Auto.
4. Measurement Level = Reading Level + Correct Factor.
5. Correct Factor = Antenna factor + Cable loss –Amplifier gain.
6. The average measurement was not performed when the peak measured data under the limit of average detection.
7. The emission levels of other frequencies are very lower than the limit and not show in test report.

Product : INTEL DUAL BAND WIRELESS–AC 7265
Test Item : Harmonic Radiated Emission Data
Test Site : No.3 OATS
Test Mode : Mode 3 MIMO: Transmit (802.11n-20BW 14.4Mbps) (5220MHz)

Frequency MHz	Correct Factor dB	Reading Level dBμV	Measurement Level dBμV/m	Margin dB	Limit dBμV/m
Horizontal					
Peak Detector:					
10440.000	14.577	36.672	51.249	-22.751	74.000
15660.000	*	*	*	*	74.000
20880.000	*	*	*	*	74.000
26100.000	*	*	*	*	74.000
Average Detector:					
*	*	*	*	*	*
Vertical					
Peak Detector:					
10440.000	14.577	37.380	51.957	-22.043	74.000
15660.000	*	*	*	*	74.000
20880.000	*	*	*	*	74.000
26100.000	*	*	*	*	74.000
Average Detector:					
*	*	*	*	*	*

Note:
1. All Readings below 1GHz are Quasi-Peak, above 1GHz are performed with peak and/or average measurements as necessary.
2. Peak measurements: RBW = 1MHz, VBW = 3 MHz, Sweep: Auto.
3. Average measurements: RBW = 1MHz, VBW = 10 Hz, Sweep: Auto.
4. Measurement Level = Reading Level + Correct Factor.
5. Correct Factor = Antenna factor + Cable loss –Amplifier gain.
6. The average measurement was not performed when the peak measured data under the limit of average detection.
7. The emission levels of other frequencies are very lower than the limit and not show in test report.

Product : INTEL DUAL BAND WIRELESS–AC 7265
Test Item : Harmonic Radiated Emission Data
Test Site : No.3 OATS
Test Mode : Mode 3 MIMO: Transmit (802.11n-20BW 14.4Mbps) (5240MHz)

Frequency MHz	Correct Factor dB	Reading Level dBμV	Measurement Level dBμV/m	Margin dB	Limit dBμV/m
Horizontal					
Peak Detector:					
10480.000	14.461	37.187	51.648	-22.352	74.000
15720.000	*	*	*	*	74.000
20960.000	*	*	*	*	74.000
26200.000	*	*	*	*	74.000
Average Detector:					
*	*	*	*	*	*
Vertical					
Peak Detector:					
10480.000	14.461	37.770	52.231	-21.769	74.000
15720.000	*	*	*	*	74.000
20960.000	*	*	*	*	74.000
26200.000	*	*	*	*	74.000
Average Detector:					
*	*	*	*	*	*

Note:

1. All Readings below 1GHz are Quasi-Peak, above 1GHz are performed with peak and/or average measurements as necessary.
2. Peak measurements: RBW = 1MHz, VBW = 3 MHz, Sweep: Auto.
3. Average measurements: RBW = 1MHz, VBW = 10 Hz, Sweep: Auto.
4. Measurement Level = Reading Level + Correct Factor.
5. Correct Factor = Antenna factor + Cable loss –Amplifier gain.
6. The average measurement was not performed when the peak measured data under the limit of average detection.
7. The emission levels of other frequencies are very lower than the limit and not show in test report.

Product : INTEL DUAL BAND WIRELESS–AC 7265
Test Item : Harmonic Radiated Emission Data
Test Site : No.3 OATS
Test Mode : Mode 3 MIMO: Transmit (802.11n-20BW 14.4Mbps) (5260MHz)

Frequency MHz	Correct Factor dB	Reading Level dBμV	Measurement Level dBμV/m	Margin dB	Limit dBμV/m
Horizontal					
Peak Detector:					
10520.000	14.310	37.819	52.129	-21.871	74.000
15780.000	*	*	*	*	74.000
21040.000	*	*	*	*	74.000
26300.000	*	*	*	*	74.000
Average Detector:					
*	*	*	*	*	*
Vertical					
Peak Detector:					
10520.000	14.310	37.747	52.057	-21.943	74.000
15780.000	*	*	*	*	74.000
21040.000	*	*	*	*	74.000
26300.000	*	*	*	*	74.000
Average Detector:					
*	*	*	*	*	*

Note:
1. All Readings below 1GHz are Quasi-Peak, above 1GHz are performed with peak and/or average measurements as necessary.
2. Peak measurements: RBW = 1MHz, VBW = 3 MHz, Sweep: Auto.
3. Average measurements: RBW = 1MHz, VBW = 10 Hz, Sweep: Auto.
4. Measurement Level = Reading Level + Correct Factor.
5. Correct Factor = Antenna factor + Cable loss –Amplifier gain.
6. The average measurement was not performed when the peak measured data under the limit of average detection.
7. The emission levels of other frequencies are very lower than the limit and not show in test report.

Product : INTEL DUAL BAND WIRELESS–AC 7265
Test Item : Harmonic Radiated Emission Data
Test Site : No.3 OATS
Test Mode : Mode 3 MIMO: Transmit (802.11n-20BW 14.4Mbps) (5300MHz)

Frequency MHz	Correct Factor dB	Reading Level dBμV	Measurement Level dBμV/m	Margin dB	Limit dBμV/m
Horizontal					
Peak Detector:					
10600.000	14.726	38.262	52.987	-21.013	74.000
15900.000	*	*	*	*	74.000
21200.000	*	*	*	*	74.000
26500.000	*	*	*	*	74.000
Average Detector:					
*	*	*	*	*	*
Vertical					
Peak Detector:					
10600.000	14.726	36.524	51.249	-22.751	74.000
15900.000	*	*	*	*	74.000
21200.000	*	*	*	*	74.000
26500.000	*	*	*	*	74.000
Average Detector:					
*	*	*	*	*	*

Note:

1. All Readings below 1GHz are Quasi-Peak, above 1GHz are performed with peak and/or average measurements as necessary.
2. Peak measurements: RBW = 1MHz, VBW = 3 MHz, Sweep: Auto.
3. Average measurements: RBW = 1MHz, VBW = 10 Hz, Sweep: Auto.
4. Measurement Level = Reading Level + Correct Factor.
5. Correct Factor = Antenna factor + Cable loss –Amplifier gain.
6. The average measurement was not performed when the peak measured data under the limit of average detection.
7. The emission levels of other frequencies are very lower than the limit and not show in test report.

Product : INTEL DUAL BAND WIRELESS–AC 7265
Test Item : Harmonic Radiated Emission Data
Test Site : No.3 OATS
Test Mode : Mode 3 MIMO: Transmit (802.11n-20BW 14.4Mbps) (5320MHz)

Frequency MHz	Correct Factor dB	Reading Level dBμV	Measurement Level dBμV/m	Margin dB	Limit dBμV/m
Horizontal					
Peak Detector:					
10640.000	14.543	38.303	52.846	-21.154	74.000
15960.000	*	*	*	*	74.000
21280.000	*	*	*	*	74.000
26600.000	*	*	*	*	74.000
Average Detector:					
*	*	*	*	*	*
Vertical					
Peak Detector:					
10640.000	14.543	37.874	52.417	-21.583	74.000
15960.000	*	*	*	*	74.000
21280.000	*	*	*	*	74.000
26600.000	*	*	*	*	74.000
Average Detector:					
*	*	*	*	*	*

Note:
1. All Readings below 1GHz are Quasi-Peak, above 1GHz are performed with peak and/or average measurements as necessary.
2. Peak measurements: RBW = 1MHz, VBW = 3 MHz, Sweep: Auto.
3. Average measurements: RBW = 1MHz, VBW = 10 Hz, Sweep: Auto.
4. Measurement Level = Reading Level + Correct Factor.
5. Correct Factor = Antenna factor + Cable loss –Amplifier gain.
6. The average measurement was not performed when the peak measured data under the limit of average detection.
7. The emission levels of other frequencies are very lower than the limit and not show in test report.

Product : INTEL DUAL BAND WIRELESS–AC 7265
Test Item : Harmonic Radiated Emission Data
Test Site : No.3 OATS
Test Mode : Mode 3 MIMO: Transmit (802.11n-20BW 14.4Mbps) (5500MHz)

Frequency MHz	Correct Factor dB	Reading Level dBμV	Measurement Level dBμV/m	Margin dB	Limit dBμV/m
Horizontal					
Peak Detector:					
11000.000	14.556	38.427	52.984	-21.016	74.000
16500.000	*	*	*	*	74.000
22000.000	*	*	*	*	74.000
27500.000	*	*	*	*	74.000
Average Detector:					
*	*	*	*	*	*
Vertical					
Peak Detector:					
11000.000	14.556	36.930	51.487	-22.513	74.000
16500.000	*	*	*	*	74.000
22000.000	*	*	*	*	74.000
27500.000	*	*	*	*	74.000
Average Detector:					
*	*	*	*	*	*

Note:
1. All Readings below 1GHz are Quasi-Peak, above 1GHz are performed with peak and/or average measurements as necessary.
2. Peak measurements: RBW = 1MHz, VBW = 3 MHz, Sweep: Auto.
3. Average measurements: RBW = 1MHz, VBW = 10 Hz, Sweep: Auto.
4. Measurement Level = Reading Level + Correct Factor.
5. Correct Factor = Antenna factor + Cable loss –Amplifier gain.
6. The average measurement was not performed when the peak measured data under the limit of average detection.
7. The emission levels of other frequencies are very lower than the limit and not show in test report.

Product : INTEL DUAL BAND WIRELESS–AC 7265
Test Item : Harmonic Radiated Emission Data
Test Site : No.3 OATS
Test Mode : Mode 3 MIMO: Transmit (802.11n-20BW 14.4Mbps) (5600MHz)

Frequency MHz	Correct Factor dB	Reading Level dBμV	Measurement Level dBμV/m	Margin dB	Limit dBμV/m
Horizontal					
Peak Detector:					
11200.000	14.985	37.502	52.487	-21.513	74.000
16800.000	*	*	*	*	74.000
22400.000	*	*	*	*	74.000
28000.000	*	*	*	*	74.000
Average Detector:					
*	*	*	*	*	*
Vertical					
Peak Detector:					
11200.000	14.985	37.496	52.481	-21.519	74.000
16800.000	*	*	*	*	74.000
22400.000	*	*	*	*	74.000
28000.000	*	*	*	*	74.000
Average Detector:					
*	*	*	*	*	*

Note:
1. All Readings below 1GHz are Quasi-Peak, above 1GHz are performed with peak and/or average measurements as necessary.
2. Peak measurements: RBW = 1MHz, VBW = 3 MHz, Sweep: Auto.
3. Average measurements: RBW = 1MHz, VBW = 10 Hz, Sweep: Auto.
4. Measurement Level = Reading Level + Correct Factor.
5. Correct Factor = Antenna factor + Cable loss –Amplifier gain.
6. The average measurement was not performed when the peak measured data under the limit of average detection.
7. The emission levels of other frequencies are very lower than the limit and not show in test report.

Product : INTEL DUAL BAND WIRELESS–AC 7265
Test Item : Harmonic Radiated Emission Data
Test Site : No.3 OATS
Test Mode : Mode 3 MIMO: Transmit (802.11n-20BW 14.4Mbps) (5700MHz)

Frequency MHz	Correct Factor dB	Reading Level dBμV	Measurement Level dBμV/m	Margin dB	Limit dBμV/m
Horizontal					
Peak Detector:					
11400.000	15.632	36.855	52.487	-21.513	74.000
17100.000	*	*	*	*	74.000
22800.000	*	*	*	*	74.000
28500.000	*	*	*	*	74.000
Average Detector:					
*	*	*	*	*	*
Vertical					
Peak Detector:					
11400.000	15.632	36.850	52.482	-21.518	74.000
17100.000	*	*	*	*	74.000
22800.000	*	*	*	*	74.000
28500.000	*	*	*	*	74.000
Average Detector:					
*	*	*	*	*	*

Note:

1. All Readings below 1GHz are Quasi-Peak, above 1GHz are performed with peak and/or average measurements as necessary.
2. Peak measurements: RBW = 1MHz, VBW = 3 MHz, Sweep: Auto.
3. Average measurements: RBW = 1MHz, VBW = 10 Hz, Sweep: Auto.
4. Measurement Level = Reading Level + Correct Factor.
5. Correct Factor = Antenna factor + Cable loss –Amplifier gain.
6. The average measurement was not performed when the peak measured data under the limit of average detection.
7. The emission levels of other frequencies are very lower than the limit and not show in test report.

Product : INTEL DUAL BAND WIRELESS–AC 7265
Test Item : Harmonic Radiated Emission Data
Test Site : No.3 OATS
Test Mode : Mode 3 MIMO: Transmit (802.11n-40BW 30Mbps) (5190MHz)

Frequency MHz	Correct Factor dB	Reading Level dBμV	Measurement Level dBμV/m	Margin dB	Limit dBμV/m
Horizontal					
Peak Detector:					
10380.000	14.224	37.728	51.951	-22.049	74.000
15570.000	*	*	*	*	74.000
20760.000	*	*	*	*	74.000
25950.000	*	*	*	*	74.000
Average Detector:					
*	*	*	*	*	*
Vertical					
Peak Detector:					
10380.000	14.224	36.198	50.421	-23.579	74.000
15570.000	*	*	*	*	74.000
20760.000	*	*	*	*	74.000
25950.000	*	*	*	*	74.000
Average Detector:					
*	*	*	*	*	*

Note:
1. All Readings below 1GHz are Quasi-Peak, above 1GHz are performed with peak and/or average measurements as necessary.
2. Peak measurements: RBW = 1MHz, VBW = 3 MHz, Sweep: Auto.
3. Average measurements: RBW = 1MHz, VBW = 10 Hz, Sweep: Auto.
4. Measurement Level = Reading Level + Correct Factor.
5. Correct Factor = Antenna factor + Cable loss –Amplifier gain.
6. The average measurement was not performed when the peak measured data under the limit of average detection.
7. The emission levels of other frequencies are very lower than the limit and not show in test report.

Product : INTEL DUAL BAND WIRELESS–AC 7265
Test Item : Harmonic Radiated Emission Data
Test Site : No.3 OATS
Test Mode : Mode 3 MIMO: Transmit (802.11n-40BW 30Mbps) (5230MHz)

Frequency MHz	Correct Factor dB	Reading Level dBμV	Measurement Level dBμV/m	Margin dB	Limit dBμV/m
Horizontal					
Peak Detector:					
10460.000	14.510	37.674	52.184	-21.816	74.000
15690.000	*	*	*	*	74.000
20920.000	*	*	*	*	74.000
26150.000	*	*	*	*	74.000
Average Detector:					
*	*	*	*	*	*
Vertical					
Peak Detector:					
10460.000	14.510	37.639	52.149	-21.851	74.000
15690.000	*	*	*	*	74.000
20920.000	*	*	*	*	74.000
26150.000	*	*	*	*	74.000
Average Detector:					
*	*	*	*	*	*

Note:
1. All Readings below 1GHz are Quasi-Peak, above 1GHz are performed with peak and/or average measurements as necessary.
2. Peak measurements: RBW = 1MHz, VBW = 3 MHz, Sweep: Auto.
3. Average measurements: RBW = 1MHz, VBW = 10 Hz, Sweep: Auto.
4. Measurement Level = Reading Level + Correct Factor.
5. Correct Factor = Antenna factor + Cable loss –Amplifier gain.
6. The average measurement was not performed when the peak measured data under the limit of average detection.
7. The emission levels of other frequencies are very lower than the limit and not show in test report.

Product : INTEL DUAL BAND WIRELESS–AC 7265
Test Item : Harmonic Radiated Emission Data
Test Site : No.3 OATS
Test Mode : Mode 3 MIMO: Transmit (802.11n-40BW 30Mbps) (5270MHz)

Frequency MHz	Correct Factor dB	Reading Level dBμV	Measurement Level dBμV/m	Margin dB	Limit dBμV/m
Horizontal					
Peak Detector:					
10540.000	14.459	38.022	52.481	-21.519	74.000
15810.000	*	*	*	*	74.000
21080.000	*	*	*	*	74.000
26350.000	*	*	*	*	74.000
Average Detector:					
*	*	*	*	*	*
Vertical					
Peak Detector:					
10540.000	14.459	37.555	52.014	-21.986	74.000
15810.000	*	*	*	*	74.000
21080.000	*	*	*	*	74.000
26350.000	*	*	*	*	74.000
Average Detector:					
*	*	*	*	*	*

Note:

1. All Readings below 1GHz are Quasi-Peak, above 1GHz are performed with peak and/or average measurements as necessary.
2. Peak measurements: RBW = 1MHz, VBW = 3 MHz, Sweep: Auto.
3. Average measurements: RBW = 1MHz, VBW = 10 Hz, Sweep: Auto.
4. Measurement Level = Reading Level + Correct Factor.
5. Correct Factor = Antenna factor + Cable loss –Amplifier gain.
6. The average measurement was not performed when the peak measured data under the limit of average detection.
7. The emission levels of other frequencies are very lower than the limit and not show in test report.

Product : INTEL DUAL BAND WIRELESS–AC 7265
Test Item : Harmonic Radiated Emission Data
Test Site : No.3 OATS
Test Mode : Mode 3 MIMO: Transmit (802.11n-40BW 30Mbps) (5310MHz)

Frequency MHz	Correct Factor dB	Reading Level dBμV	Measurement Level dBμV/m	Margin dB	Limit dBμV/m
Horizontal					
Peak Detector:					
10620.000	14.655	38.362	53.017	-20.983	74.000
15930.000	*	*	*	*	74.000
21240.000	*	*	*	*	74.000
26550.000	*	*	*	*	74.000
Average Detector:					
*	*	*	*	*	*
Vertical					
Peak Detector:					
10620.000	14.655	36.823	51.478	-22.522	74.000
15930.000	*	*	*	*	74.000
21240.000	*	*	*	*	74.000
26550.000	*	*	*	*	74.000
Average Detector:					
*	*	*	*	*	*

Note:

1. All Readings below 1GHz are Quasi-Peak, above 1GHz are performed with peak and/or average measurements as necessary.
2. Peak measurements: RBW = 1MHz, VBW = 3 MHz, Sweep: Auto.
3. Average measurements: RBW = 1MHz, VBW = 10 Hz, Sweep: Auto.
4. Measurement Level = Reading Level + Correct Factor.
5. Correct Factor = Antenna factor + Cable loss –Amplifier gain.
6. The average measurement was not performed when the peak measured data under the limit of average detection.
7. The emission levels of other frequencies are very lower than the limit and not show in test report.

Product : INTEL DUAL BAND WIRELESS–AC 7265
Test Item : Harmonic Radiated Emission Data
Test Site : No.3 OATS
Test Mode : Mode 3 MIMO: Transmit (802.11n-40BW 30Mbps) (5510MHz)

Frequency MHz	Correct Factor dB	Reading Level dBμV	Measurement Level dBμV/m	Margin dB	Limit dBμV/m
Horizontal					
Peak Detector:					
11020.000	14.838	37.634	52.471	-21.529	74.000
15930.000	*	*	*	*	74.000
21240.000	*	*	*	*	74.000
26550.000	*	*	*	*	74.000
Average Detector:					
*	*	*	*	*	*
Vertical					
Peak Detector:					
11020.000	14.838	37.634	52.471	-21.529	74.000
15930.000	*	*	*	*	74.000
21240.000	*	*	*	*	74.000
26550.000	*	*	*	*	74.000
Average Detector:					
*	*	*	*	*	*

Note:
1. All Readings below 1GHz are Quasi-Peak, above 1GHz are performed with peak and/or average measurements as necessary.
2. Peak measurements: RBW = 1MHz, VBW = 3 MHz, Sweep: Auto.
3. Average measurements: RBW = 1MHz, VBW = 10 Hz, Sweep: Auto.
4. Measurement Level = Reading Level + Correct Factor.
5. Correct Factor = Antenna factor + Cable loss –Amplifier gain.
6. The average measurement was not performed when the peak measured data under the limit of average detection.
7. The emission levels of other frequencies are very lower than the limit and not show in test report.

Product : INTEL DUAL BAND WIRELESS–AC 7265
Test Item : Harmonic Radiated Emission Data
Test Site : No.3 OATS
Test Mode : Mode 3 MIMO: Transmit (802.11n-40BW 30Mbps) (5590MHz)

Frequency MHz	Correct Factor dB	Reading Level dBμV	Measurement Level dBμV/m	Margin dB	Limit dBμV/m
Horizontal					
Peak Detector:					
11180.000	15.271	37.946	53.217	-20.783	74.000
16770.000	*	*	*	*	74.000
22360.000	*	*	*	*	74.000
27950.000	*	*	*	*	74.000
Average Detector:					
*	*	*	*	*	*
Vertical					
Peak Detector:					
11180.000	15.271	37.856	53.127	-20.873	74.000
16770.000	*	*	*	*	74.000
22360.000	*	*	*	*	74.000
27950.000	*	*	*	*	74.000
Average Detector:					
*	*	*	*	*	*

Note:
1. All Readings below 1GHz are Quasi-Peak, above 1GHz are performed with peak and/or average measurements as necessary.
2. Peak measurements: RBW = 1MHz, VBW = 3 MHz, Sweep: Auto.
3. Average measurements: RBW = 1MHz, VBW = 10 Hz, Sweep: Auto.
4. Measurement Level = Reading Level + Correct Factor.
5. Correct Factor = Antenna factor + Cable loss –Amplifier gain.
6. The average measurement was not performed when the peak measured data under the limit of average detection.
7. The emission levels of other frequencies are very lower than the limit and not show in test report.

Product : INTEL DUAL BAND WIRELESS–AC 7265
Test Item : Harmonic Radiated Emission Data
Test Site : No.3 OATS
Test Mode : Mode 3 MIMO: Transmit (802.11n-40BW 30Mbps) (5670MHz)

Frequency MHz	Correct Factor dB	Reading Level dBμV	Measurement Level dBμV/m	Margin dB	Limit dBμV/m
Horizontal					
Peak Detector:					
11340.000	15.331	37.151	52.482	-21.518	74.000
17010.000	*	*	*	*	74.000
22680.000	*	*	*	*	74.000
28350.000	*	*	*	*	74.000
Average Detector:					
*	*	*	*	*	*
Vertical					
Peak Detector:					
11340.000	15.331	35.510	50.841	-23.159	74.000
17010.000	*	*	*	*	74.000
22680.000	*	*	*	*	74.000
28350.000	*	*	*	*	74.000
Average Detector:					
*	*	*	*	*	*

Note:
1. All Readings below 1GHz are Quasi-Peak, above 1GHz are performed with peak and/or average measurements as necessary.
2. Peak measurements: RBW = 1MHz, VBW = 3 MHz, Sweep: Auto.
3. Average measurements: RBW = 1MHz, VBW = 10 Hz, Sweep: Auto.
4. Measurement Level = Reading Level + Correct Factor.
5. Correct Factor = Antenna factor + Cable loss –Amplifier gain.
6. The average measurement was not performed when the peak measured data under the limit of average detection.
7. The emission levels of other frequencies are very lower than the limit and not show in test report.

Product : INTEL DUAL BAND WIRELESS–AC 7265
Test Item : Harmonic Radiated Emission Data
Test Site : No.3 OATS
Test Mode : Mode 3 MIMO: Transmit (802.11ac-20BW-14.4Mbps) (5720MHz)

Frequency MHz	Correct Factor dB	Reading Level dBuV	Measurement Level dBuV/m	Margin dB	Limit dBuV/m
Horizontal					
Peak Detector:					
11440.000	15.597	36.557	52.154	-21.846	74.000
11550.000	*	*	*	*	74.000
17325.000	*	*	*	*	74.000
20720.000	*	*	*	*	74.000
25900.000	*	*	*	*	74.000
31080.000	*	*	*	*	74.000
36260.000	*	*	*	*	74.000
Average Detector:					
*	*	*	*	*	*
Vertical					
Peak Detector:					
11420.000	15.557	38.094	53.652	-20.348	74.000
11550.000	*	*	*	*	74.000
17325.000	*	*	*	*	74.000
20720.000	*	*	*	*	74.000
25900.000	*	*	*	*	74.000
31080.000	*	*	*	*	74.000
36260.000	*	*	*	*	74.000
Average Detector:					
*	*	*	*	*	*

Note:

1. All Readings below 1GHz are Quasi-Peak, above 1GHz are performed with peak and/or average measurements as necessary.
2. Peak measurements: RBW = 1MHz, VBW = 3 MHz, Sweep: Auto.
3. Average measurements: RBW = 1MHz, VBW = 10 Hz, Sweep: Auto.
4. Measurement Level = Reading Level + Correct Factor.
5. Correct Factor = Antenna factor + Cable loss –Amplifier gain.
6. The average measurement was not performed when the peak measured data under the limit of average detection.
7. The emission levels of other frequencies are very lower than the limit and not show in test report.

Product : INTEL DUAL BAND WIRELESS–AC 7265
Test Item : Harmonic Radiated Emission Data
Test Site : No.3 OATS
Test Mode : Mode 3 MIMO: Transmit (802.11ac-40BW-30Mbps) (5710MHz)

Frequency MHz	Correct Factor dB	Reading Level dBuV	Measurement Level dBuV/m	Margin dB	Limit dBuV/m
Horizontal Peak Detector:					
11420.000	15.557	35.984	51.542	-22.458	74.000
11550.000	*	*	*	*	74.000
17325.000	*	*	*	*	74.000
20720.000	*	*	*	*	74.000
25900.000	*	*	*	*	74.000
31080.000	*	*	*	*	74.000
36260.000	*	*	*	*	74.000
Average Detector:					
*	*	*	*	*	*
Vertical Peak Detector:					
11420.000	15.557	36.290	51.848	-22.152	74.000
11550.000	*	*	*	*	74.000
17325.000	*	*	*	*	74.000
20720.000	*	*	*	*	74.000
25900.000	*	*	*	*	74.000
31080.000	*	*	*	*	74.000
36260.000	*	*	*	*	74.000
Average Detector:					
*	*	*	*	*	*

Note:

1. All Readings below 1GHz are Quasi-Peak, above 1GHz are performed with peak and/or average measurements as necessary.
2. Peak measurements: RBW = 1MHz, VBW = 3 MHz, Sweep: Auto.
3. Average measurements: RBW = 1MHz, VBW = 10 Hz, Sweep: Auto.
4. Measurement Level = Reading Level + Correct Factor.
5. Correct Factor = Antenna factor + Cable loss –Amplifier gain.
6. The average measurement was not performed when the peak measured data under the limit of average detection.
7. The emission levels of other frequencies are very lower than the limit and not show in test report.

Product : INTEL DUAL BAND WIRELESS–AC 7265
Test Item : Harmonic Radiated Emission Data
Test Site : No.3 OATS
Test Mode : Mode 3 MIMO: Transmit (802.11ac-80BW-65Mbps) (5210MHz)

Frequency MHz	Correct Factor dB	Reading Level dBuV	Measurement Level dBuV/m	Margin dB	Limit dBuV/m
Horizontal Peak Detector:					
10420.000	14.402	38.049	52.451	-21.549	74.000
11550.000	*	*	*	*	74.000
17325.000	*	*	*	*	74.000
20720.000	*	*	*	*	74.000
25900.000	*	*	*	*	74.000
31080.000	*	*	*	*	74.000
36260.000	*	*	*	*	74.000
Average Detector:					
*	*	*	*	*	*
Vertical Peak Detector:					
10420.000	14.402	38.139	52.541	-21.459	74.000
11550.000	*	*	*	*	74.000
17325.000	*	*	*	*	74.000
20720.000	*	*	*	*	74.000
25900.000	*	*	*	*	74.000
31080.000	*	*	*	*	74.000
36260.000	*	*	*	*	74.000
Average Detector:					
*	*	*	*	*	*

Note:

1. All Readings below 1GHz are Quasi-Peak, above 1GHz are performed with peak and/or average measurements as necessary.
2. Peak measurements: RBW = 1MHz, VBW = 3 MHz, Sweep: Auto.
3. Average measurements: RBW = 1MHz, VBW = 10 Hz, Sweep: Auto.
4. Measurement Level = Reading Level + Correct Factor.
5. Correct Factor = Antenna factor + Cable loss –Amplifier gain.
6. The average measurement was not performed when the peak measured data under the limit of average detection.
7. The emission levels of other frequencies are very lower than the limit and not show in test report.

Product : INTEL DUAL BAND WIRELESS–AC 7265
Test Item : Harmonic Radiated Emission Data
Test Site : No.3 OATS
Test Mode : Mode 3 MIMO: Transmit (802.11ac-80BW-65Mbps) (5290MHz)

Frequency MHz	Correct Factor dB	Reading Level dBuV	Measurement Level dBuV/m	Margin dB	Limit dBuV/m
Horizontal Peak Detector:					
10580.000	14.673	36.575	51.249	-22.751	74.000
11550.000	*	*	*	*	74.000
17325.000	*	*	*	*	74.000
20720.000	*	*	*	*	74.000
25900.000	*	*	*	*	74.000
31080.000	*	*	*	*	74.000
36260.000	*	*	*	*	74.000
Average Detector:					
*	*	*	*	*	*
Vertical Peak Detector:					
10580.000	14.673	37.875	52.549	-21.451	74.000
11550.000	*	*	*	*	74.000
17325.000	*	*	*	*	74.000
20720.000	*	*	*	*	74.000
25900.000	*	*	*	*	74.000
31080.000	*	*	*	*	74.000
36260.000	*	*	*	*	74.000
Average Detector:					
*	*	*	*	*	*

Note:

1. All Readings below 1GHz are Quasi-Peak, above 1GHz are performed with peak and/or average measurements as necessary.
2. Peak measurements: RBW = 1MHz, VBW = 3 MHz, Sweep: Auto.
3. Average measurements: RBW = 1MHz, VBW = 10 Hz, Sweep: Auto.
4. Measurement Level = Reading Level + Correct Factor.
5. Correct Factor = Antenna factor + Cable loss –Amplifier gain.
6. The average measurement was not performed when the peak measured data under the limit of average detection.
7. The emission levels of other frequencies are very lower than the limit and not show in test report.

Product : INTEL DUAL BAND WIRELESS–AC 7265
Test Item : Harmonic Radiated Emission Data
Test Site : No.3 OATS
Test Mode : Mode 3 MIMO: Transmit (802.11ac-80BW-65Mbps) (5530MHz)

Frequency MHz	Correct Factor dB	Reading Level dBuV	Measurement Level dBuV/m	Margin dB	Limit dBuV/m
Horizontal Peak Detector:					
11060.000	15.825	37.318	53.142	-20.858	74.000
11550.000	*	*	*	*	74.000
17325.000	*	*	*	*	74.000
20720.000	*	*	*	*	74.000
25900.000	*	*	*	*	74.000
31080.000	*	*	*	*	74.000
36260.000	*	*	*	*	74.000
Average Detector:					
*	*	*	*	*	*
Vertical Peak Detector:					
11060.000	15.825	37.387	53.211	-20.789	74.000
11550.000	*	*	*	*	74.000
17325.000	*	*	*	*	74.000
20720.000	*	*	*	*	74.000
25900.000	*	*	*	*	74.000
31080.000	*	*	*	*	74.000
36260.000	*	*	*	*	74.000
Average Detector:					
*	*	*	*	*	*

Note:

1. All Readings below 1GHz are Quasi-Peak, above 1GHz are performed with peak and/or average measurements as necessary.
2. Peak measurements: RBW = 1MHz, VBW = 3 MHz, Sweep: Auto.
3. Average measurements: RBW = 1MHz, VBW = 10 Hz, Sweep: Auto.
4. Measurement Level = Reading Level + Correct Factor.
5. Correct Factor = Antenna factor + Cable loss –Amplifier gain.
6. The average measurement was not performed when the peak measured data under the limit of average detection.
7. The emission levels of other frequencies are very lower than the limit and not show in test report.

Product : INTEL DUAL BAND WIRELESS–AC 7265
Test Item : Harmonic Radiated Emission Data
Test Site : No.3 OATS
Test Mode : Mode 3 MIMO: Transmit (802.11ac-80BW-65Mbps) (5610MHz)

Frequency MHz	Correct Factor dB	Reading Level dBuV	Measurement Level dBuV/m	Margin dB	Limit dBuV/m
Horizontal Peak Detector:					
11220.000	14.786	38.430	53.216	-20.784	74.000
11550.000	*	*	*	*	74.000
17325.000	*	*	*	*	74.000
20720.000	*	*	*	*	74.000
25900.000	*	*	*	*	74.000
31080.000	*	*	*	*	74.000
36260.000	*	*	*	*	74.000
Average Detector:					
*	*	*	*	*	*
Vertical Peak Detector:					
11220.000	14.786	38.453	53.239	-20.761	74.000
11550.000	*	*	*	*	74.000
17325.000	*	*	*	*	74.000
20720.000	*	*	*	*	74.000
25900.000	*	*	*	*	74.000
31080.000	*	*	*	*	74.000
36260.000	*	*	*	*	74.000
Average Detector:					
*	*	*	*	*	*

Note:

1. All Readings below 1GHz are Quasi-Peak, above 1GHz are performed with peak and/or average measurements as necessary.
2. Peak measurements: RBW = 1MHz, VBW = 3 MHz, Sweep: Auto.
3. Average measurements: RBW = 1MHz, VBW = 10 Hz, Sweep: Auto.
4. Measurement Level = Reading Level + Correct Factor.
5. Correct Factor = Antenna factor + Cable loss –Amplifier gain.
6. The average measurement was not performed when the peak measured data under the limit of average detection.
7. The emission levels of other frequencies are very lower than the limit and not show in test report.

Product : INTEL DUAL BAND WIRELESS–AC 7265
Test Item : Harmonic Radiated Emission Data
Test Site : No.3 OATS
Test Mode : Mode 3 MIMO: Transmit (802.11ac-80BW-65Mbps) (5690MHz)

Frequency MHz	Correct Factor dB	Reading Level dBuV	Measurement Level dBuV/m	Margin dB	Limit dBuV/m
Horizontal Peak Detector:					
11380.000	15.426	38.061	53.487	-20.513	74.000
11550.000	*	*	*	*	74.000
17325.000	*	*	*	*	74.000
20720.000	*	*	*	*	74.000
25900.000	*	*	*	*	74.000
31080.000	*	*	*	*	74.000
36260.000	*	*	*	*	74.000
Average Detector:					
*	*	*	*	*	*
Vertical Peak Detector:					
11380.000	15.426	36.320	51.746	-22.254	74.000
11550.000	*	*	*	*	74.000
17325.000	*	*	*	*	74.000
20720.000	*	*	*	*	74.000
25900.000	*	*	*	*	74.000
31080.000	*	*	*	*	74.000
36260.000	*	*	*	*	74.000
Average Detector:					
*	*	*	*	*	*

Note:

1. All Readings below 1GHz are Quasi-Peak, above 1GHz are performed with peak and/or average measurements as necessary.
2. Peak measurements: RBW = 1MHz, VBW = 3 MHz, Sweep: Auto.
3. Average measurements: RBW = 1MHz, VBW = 10 Hz, Sweep: Auto.
4. Measurement Level = Reading Level + Correct Factor.
5. Correct Factor = Antenna factor + Cable loss –Amplifier gain.
6. The average measurement was not performed when the peak measured data under the limit of average detection.
7. The emission levels of other frequencies are very lower than the limit and not show in test report.

Product : INTEL DUAL BAND WIRELESS–AC 7265
Test Item : General Radiated Emission
Test Site : No.3 OATS
Test Mode : Mode 1 SISO A: Transmit (802.11a-6Mbps) (5220MHz)

Frequency MHz	Correct Factor dB	Reading Level dBμV	Measurement Level dBμV/m	Margin dB	Limit dBμV/m
Horizontal					
Peak Detector					
152.304	-10.132	38.971	28.839	-14.661	43.500
263.362	-5.004	41.603	36.598	-9.402	46.000
344.899	-2.415	39.746	37.331	-8.669	46.000
468.609	1.216	30.662	31.878	-14.122	46.000
797.565	5.152	27.703	32.856	-13.144	46.000
985.942	7.802	24.077	31.878	-22.122	54.000
Vertical					
Peak Detector					
159.333	-6.187	39.055	32.868	-10.632	43.500
358.957	-3.855	40.954	37.099	-8.901	46.000
493.913	-2.341	28.690	26.349	-19.651	46.000
686.507	2.371	23.817	26.188	-19.812	46.000
797.565	2.819	27.703	30.523	-15.477	46.000
956.420	6.713	23.176	29.888	-16.112	46.000

Note:

1. All Readings below 1GHz are Quasi-Peak, above 1GHz are performed with peak and/or average measurements as necessary.
2. Peak measurements: RBW = 1MHz, VBW = 3 MHz, Sweep: Auto.
3. Average measurements: RBW = 1MHz, VBW = 10 Hz, Sweep: Auto.
4. Measurement Level = Reading Level + Correct Factor.
5. Correct Factor = Antenna factor + Cable loss –Amplifier gain.
6. The average measurement was not performed when the peak measured data under the limit of average detection.
7. The emission levels of other frequencies are very lower than the limit and not show in test report.
8. No emission found between lowest internal used/generated frequency to 30MHz.

Product : INTEL DUAL BAND WIRELESS–AC 7265
Test Item : General Radiated Emission
Test Site : No.3 OATS
Test Mode : Mode 1 SISO A: Transmit (802.11a-6Mbps) (5300MHz)

Frequency MHz	Correct Factor dB	Reading Level dBμV	Measurement Level dBμV/m	Margin dB	Limit dBμV/m
Horizontal					
Peak Detector					
53.899	-12.804	40.814	28.011	-11.989	40.000
160.739	-11.757	38.611	26.854	-16.646	43.500
382.855	-1.143	40.596	39.453	-6.547	46.000
467.203	0.939	30.246	31.185	-14.815	46.000
586.696	3.433	27.021	30.454	-15.546	46.000
790.536	5.204	24.952	30.155	-15.845	46.000
Vertical					
Peak Detector					
58.116	-4.247	36.071	31.824	-8.176	40.000
153.710	-6.217	39.258	33.041	-10.459	43.500
384.261	-2.571	39.963	37.392	-8.608	46.000
503.754	-0.852	28.035	27.183	-18.817	46.000
797.565	2.819	27.703	30.523	-15.477	46.000
969.072	8.191	23.368	31.559	-22.441	54.000

Note:

1. All Readings below 1GHz are Quasi-Peak, above 1GHz are performed with peak and/or average measurements as necessary.
2. Peak measurements: RBW = 1MHz, VBW = 3 MHz, Sweep: Auto.
3. Average measurements: RBW = 1MHz, VBW = 10 Hz, Sweep: Auto.
4. Measurement Level = Reading Level + Correct Factor.
5. Correct Factor = Antenna factor + Cable loss –Amplifier gain.
6. The average measurement was not performed when the peak measured data under the limit of average detection.
7. The emission levels of other frequencies are very lower than the limit and not show in test report.
8. No emission found between lowest internal used/generated frequency to 30MHz.

Product : INTEL DUAL BAND WIRELESS–AC 7265
Test Item : General Radiated Emission
Test Site : No.3 OATS
Test Mode : Mode 1 SISO A: Transmit (802.11a-6Mbps) (5500MHz)

Frequency MHz	Correct Factor dB	Reading Level dBμV	Measurement Level dBμV/m	Margin dB	Limit dBμV/m
Horizontal					
Peak Detector					
83.420	-11.008	44.203	33.195	-6.805	40.000
267.580	-4.959	42.641	37.682	-8.318	46.000
394.101	-2.247	37.826	35.579	-10.421	46.000
470.014	1.259	30.414	31.673	-14.327	46.000
579.667	3.490	26.151	29.641	-16.359	46.000
849.580	5.837	23.200	29.037	-16.963	46.000
Vertical					
Peak Detector					
58.116	-4.247	36.125	31.878	-8.122	40.000
150.899	-6.221	38.853	32.632	-10.868	43.500
344.899	-3.084	39.746	36.662	-9.338	46.000
507.971	-0.350	28.178	27.827	-18.173	46.000
753.986	3.234	26.094	29.328	-16.672	46.000
966.261	8.016	23.541	31.557	-22.443	54.000

Note:

1. All Readings below 1GHz are Quasi-Peak, above 1GHz are performed with peak and/or average measurements as necessary.
2. Peak measurements: RBW = 1MHz, VBW = 3 MHz, Sweep: Auto.
3. Average measurements: RBW = 1MHz, VBW = 10 Hz, Sweep: Auto.
4. Measurement Level = Reading Level + Correct Factor.
5. Correct Factor = Antenna factor + Cable loss –Amplifier gain.
6. The average measurement was not performed when the peak measured data under the limit of average detection.
7. The emission levels of other frequencies are very lower than the limit and not show in test report.
8. No emission found between lowest internal used/generated frequency to 30MHz.

Product : INTEL DUAL BAND WIRELESS–AC 7265
Test Item : General Radiated Emission
Test Site : No.3 OATS
Test Mode : Mode 1 SISO A: Transmit (802.11n-20BW 7.2Mbps) (5220MHz)

Frequency MHz	Correct Factor dB	Reading Level dBμV	Measurement Level dBμV/m	Margin dB	Limit dBμV/m
Horizontal					
Peak Detector					
155.116	-10.167	39.478	29.312	-14.188	43.500
267.580	-4.959	42.641	37.682	-8.318	46.000
385.667	-1.408	38.445	37.036	-8.964	46.000
458.768	0.846	31.727	32.572	-13.428	46.000
612.000	3.819	25.589	29.408	-16.592	46.000
984.536	7.688	24.962	32.650	-21.350	54.000
Vertical					
Peak Detector					
119.971	-3.705	36.498	32.793	-10.707	43.500
276.014	-8.648	42.092	33.444	-12.556	46.000
356.145	-3.514	41.568	38.055	-7.945	46.000
509.377	-0.143	28.019	27.876	-18.124	46.000
797.565	2.819	27.703	30.523	-15.477	46.000
960.638	7.166	26.061	33.227	-20.773	54.000

Note:

1. All Readings below 1GHz are Quasi-Peak, above 1GHz are performed with peak and/or average measurements as necessary.
2. Peak measurements: RBW = 1MHz, VBW = 3 MHz, Sweep: Auto.
3. Average measurements: RBW = 1MHz, VBW = 10 Hz, Sweep: Auto.
4. Measurement Level = Reading Level + Correct Factor.
5. Correct Factor = Antenna factor + Cable loss –Amplifier gain.
6. The average measurement was not performed when the peak measured data under the limit of average detection.
7. The emission levels of other frequencies are very lower than the limit and not show in test report.
8. No emission found between lowest internal used/generated frequency to 30MHz.

Product : INTEL DUAL BAND WIRELESS–AC 7265
Test Item : General Radiated Emission
Test Site : No.3 OATS
Test Mode : Mode 1 SISO A: Transmit (802.11n-20BW 7.2Mbps) (5300MHz)

Frequency MHz	Correct Factor dB	Reading Level dBμV	Measurement Level dBμV/m	Margin dB	Limit dBμV/m
Horizontal					
Peak Detector					
51.087	-12.101	37.041	24.941	-15.059	40.000
148.087	-10.262	38.065	27.803	-15.697	43.500
252.116	-5.573	40.538	34.965	-11.035	46.000
363.174	-1.465	39.067	37.602	-8.398	46.000
545.928	3.585	26.173	29.758	-16.242	46.000
888.942	6.263	24.710	30.973	-15.027	46.000
Vertical					
Peak Detector					
119.971	-3.705	36.498	32.793	-10.707	43.500
284.449	-8.158	40.069	31.911	-14.089	46.000
365.986	-2.246	41.326	39.080	-6.920	46.000
495.319	-2.022	29.331	27.310	-18.690	46.000
693.536	2.162	23.255	25.417	-20.583	46.000
962.043	7.411	23.904	31.315	-22.685	54.000

Note:

1. All Readings below 1GHz are Quasi-Peak, above 1GHz are performed with peak and/or average measurements as necessary.
2. Peak measurements: RBW = 1MHz, VBW = 3 MHz, Sweep: Auto.
3. Average measurements: RBW = 1MHz, VBW = 10 Hz, Sweep: Auto.
4. Measurement Level = Reading Level + Correct Factor.
5. Correct Factor = Antenna factor + Cable loss –Amplifier gain.
6. The average measurement was not performed when the peak measured data under the limit of average detection.
7. The emission levels of other frequencies are very lower than the limit and not show in test report.
8. No emission found between lowest internal used/generated frequency to 30MHz.

Product : INTEL DUAL BAND WIRELESS–AC 7265
Test Item : General Radiated Emission
Test Site : No.3 OATS
Test Mode : Mode 1 SISO A: Transmit (802.11n-20BW 7.2Mbps) (5500MHz)

Frequency MHz	Correct Factor dB	Reading Level dBμV	Measurement Level dBμV/m	Margin dB	Limit dBμV/m
Horizontal					
Peak Detector					
150.899	-10.178	38.949	28.771	-14.729	43.500
254.928	-5.113	40.494	35.382	-10.618	46.000
381.449	-1.016	40.835	39.819	-6.181	46.000
479.855	-0.324	33.657	33.332	-12.668	46.000
596.536	4.016	26.934	30.950	-15.050	46.000
888.942	6.263	24.710	30.973	-15.027	46.000
Vertical					
Peak Detector					
74.986	-5.058	37.451	32.392	-7.608	40.000
155.116	-6.218	39.477	33.260	-10.240	43.500
365.986	-2.246	41.326	39.080	-6.920	46.000
481.261	-4.144	30.097	25.952	-20.048	46.000
689.319	2.525	23.549	26.074	-19.926	46.000
936.739	5.854	25.356	31.210	-14.790	46.000

Note:

1. All Readings below 1GHz are Quasi-Peak, above 1GHz are performed with peak and/or average measurements as necessary.
2. Peak measurements: RBW = 1MHz, VBW = 3 MHz, Sweep: Auto.
3. Average measurements: RBW = 1MHz, VBW = 10 Hz, Sweep: Auto.
4. Measurement Level = Reading Level + Correct Factor.
5. Correct Factor = Antenna factor + Cable loss –Amplifier gain.
6. The average measurement was not performed when the peak measured data under the limit of average detection.
7. The emission levels of other frequencies are very lower than the limit and not show in test report.
8. No emission found between lowest internal used/generated frequency to 30MHz.

Product : INTEL DUAL BAND WIRELESS–AC 7265
Test Item : General Radiated Emission
Test Site : No.3 OATS
Test Mode : Mode 1 SISO A: Transmit (802.11n-40BW 15Mbps) (5190MHz)

Frequency MHz	Correct Factor dB	Reading Level dBμV	Measurement Level dBμV/m	Margin dB	Limit dBμV/m
Horizontal					
Peak Detector					
80.609	-12.425	44.429	32.003	-7.997	40.000
160.739	-11.757	39.240	27.483	-16.017	43.500
281.638	-5.298	36.492	31.194	-14.806	46.000
387.072	-1.533	38.267	36.734	-9.266	46.000
586.696	3.433	27.021	30.454	-15.546	46.000
960.638	6.391	26.117	32.508	-21.492	54.000
Vertical					
Peak Detector					
119.971	-3.705	36.498	32.793	-10.707	43.500
259.145	-7.480	40.404	32.924	-13.076	46.000
344.899	-3.084	39.746	36.662	-9.338	46.000
478.449	-4.420	31.746	27.325	-18.675	46.000
797.565	2.819	27.703	30.523	-15.477	46.000
964.855	7.897	23.953	31.851	-22.149	54.000

Note:

1. All Readings below 1GHz are Quasi-Peak, above 1GHz are performed with peak and/or average measurements as necessary.
2. Peak measurements: RBW = 1MHz, VBW = 3 MHz, Sweep: Auto.
3. Average measurements: RBW = 1MHz, VBW = 10 Hz, Sweep: Auto.
4. Measurement Level = Reading Level + Correct Factor.
5. Correct Factor = Antenna factor + Cable loss –Amplifier gain.
6. The average measurement was not performed when the peak measured data under the limit of average detection.
7. The emission levels of other frequencies are very lower than the limit and not show in test report.
8. No emission found between lowest internal used/generated frequency to 30MHz.

Product : INTEL DUAL BAND WIRELESS–AC 7265
Test Item : General Radiated Emission
Test Site : No.3 OATS
Test Mode : Mode 1 SISO A: Transmit (802.11n-40BW 15Mbps) (5270MHz)

Frequency MHz	Correct Factor dB	Reading Level dBμV	Measurement Level dBμV/m	Margin dB	Limit dBμV/m
Horizontal					
Peak Detector					
80.609	-12.425	44.429	32.003	-7.997	40.000
284.449	-4.848	40.069	35.221	-10.779	46.000
356.145	-2.482	41.568	39.087	-6.913	46.000
613.406	3.619	25.403	29.022	-16.978	46.000
796.159	5.162	27.942	33.105	-12.895	46.000
980.319	6.878	24.075	30.953	-23.047	54.000
Vertical					
Peak Detector					
58.116	-4.247	36.201	31.954	-8.046	40.000
157.928	-6.191	38.403	32.212	-11.288	43.500
387.072	-3.065	38.267	35.202	-10.798	46.000
479.855	-4.368	33.657	29.288	-16.712	46.000
755.391	3.286	24.686	27.972	-18.028	46.000
957.826	6.832	23.849	30.681	-15.319	46.000

Note:

1. All Readings below 1GHz are Quasi-Peak, above 1GHz are performed with peak and/or average measurements as necessary.
2. Peak measurements: RBW = 1MHz, VBW = 3 MHz, Sweep: Auto.
3. Average measurements: RBW = 1MHz, VBW = 10 Hz, Sweep: Auto.
4. Measurement Level = Reading Level + Correct Factor.
5. Correct Factor = Antenna factor + Cable loss –Amplifier gain.
6. The average measurement was not performed when the peak measured data under the limit of average detection.
7. The emission levels of other frequencies are very lower than the limit and not show in test report.
8. No emission found between lowest internal used/generated frequency to 30MHz.

Product : INTEL DUAL BAND WIRELESS–AC 7265
Test Item : General Radiated Emission
Test Site : No.3 OATS
Test Mode : Mode 1 SISO A: Transmit (802.11n-40BW 15Mbps) (5510MHz)

Frequency MHz	Correct Factor dB	Reading Level dBμV	Measurement Level dBμV/m	Margin dB	Limit dBμV/m
Horizontal					
Peak Detector					
80.609	-12.425	44.429	32.003	-7.997	40.000
149.493	-10.223	38.689	28.466	-15.034	43.500
297.101	-3.640	39.486	35.846	-10.154	46.000
374.420	-1.202	40.905	39.703	-6.297	46.000
603.565	4.622	25.337	29.959	-16.041	46.000
801.783	5.101	26.082	31.183	-14.817	46.000
Vertical					
Peak Detector					
149.493	-6.229	38.690	32.461	-11.039	43.500
252.116	-7.540	40.825	33.285	-12.715	46.000
387.072	-3.065	38.267	35.202	-10.798	46.000
499.536	-0.848	29.954	29.106	-16.894	46.000
755.391	3.286	24.686	27.972	-18.028	46.000
940.957	6.566	24.091	30.656	-15.344	46.000

Note:

1. All Readings below 1GHz are Quasi-Peak, above 1GHz are performed with peak and/or average measurements as necessary.
2. Peak measurements: RBW = 1MHz, VBW = 3 MHz, Sweep: Auto.
3. Average measurements: RBW = 1MHz, VBW = 10 Hz, Sweep: Auto.
4. Measurement Level = Reading Level + Correct Factor.
5. Correct Factor = Antenna factor + Cable loss –Amplifier gain.
6. The average measurement was not performed when the peak measured data under the limit of average detection.
7. The emission levels of other frequencies are very lower than the limit and not show in test report.
8. No emission found between lowest internal used/generated frequency to 30MHz.

Product : INTEL DUAL BAND WIRELESS–AC 7265
Test Item : General Radiated Emission
Test Site : No.3 OATS
Test Mode : Mode 1 SISO A: Transmit (802.11ac-20BW-7.2Mbps) (5720MHz)

Frequency MHz	Correct Factor dB	Reading Level dBμV	Measurement Level dBμV/m	Margin dB	Limit dBμV/m
Horizontal					
Peak Detector					
53.899	-12.804	40.974	28.171	-11.829	40.000
256.333	-5.081	40.408	35.327	-10.673	46.000
387.072	-1.533	38.267	36.734	-9.266	46.000
479.855	-0.324	33.832	33.507	-12.493	46.000
797.565	5.152	27.703	32.856	-13.144	46.000
984.536	7.688	25.530	33.218	-20.782	54.000
Vertical					
Peak Detector					
131.217	-4.272	32.921	28.649	-14.851	43.500
339.275	-4.111	37.845	33.734	-12.266	46.000
385.667	-2.971	38.745	35.773	-10.227	46.000
519.217	-0.492	26.486	25.994	-20.006	46.000
800.377	2.829	28.207	31.037	-14.963	46.000
933.928	5.813	23.908	29.721	-16.279	46.000

Note:

1. All Readings below 1GHz are Quasi-Peak, above 1GHz are performed with peak and/or average measurements as necessary.
2. Peak measurements: RBW = 1MHz, VBW = 3 MHz, Sweep: Auto.
3. Average measurements: RBW = 1MHz, VBW = 10 Hz, Sweep: Auto.
4. Measurement Level = Reading Level + Correct Factor.
5. Correct Factor = Antenna factor + Cable loss –Amplifier gain.
6. The average measurement was not performed when the peak measured data under the limit of average detection.
7. The emission levels of other frequencies are very lower than the limit and not show in test report.
8. No emission found between lowest internal used/generated frequency to 30MHz.

Product : INTEL DUAL BAND WIRELESS–AC 7265
Test Item : General Radiated Emission
Test Site : No.3 OATS
Test Mode : Mode 1 SISO A: Transmit (802.11ac-40BW-15Mbps) (5710MHz)

Frequency MHz	Correct Factor dB	Reading Level dBμV	Measurement Level dBμV/m	Margin dB	Limit dBμV/m
Horizontal					
Peak Detector					
84.826	-10.321	37.717	27.397	-12.603	40.000
254.928	-5.113	40.494	35.382	-10.618	46.000
344.899	-2.415	39.746	37.331	-8.669	46.000
470.014	1.259	30.414	31.673	-14.327	46.000
797.565	5.152	28.119	33.272	-12.728	46.000
888.942	6.263	25.021	31.284	-14.716	46.000
Vertical					
Peak Detector					
163.551	-7.122	37.193	30.071	-13.429	43.500
356.145	-3.514	41.568	38.055	-7.945	46.000
495.319	-2.022	29.331	27.310	-18.690	46.000
679.478	0.896	25.710	26.605	-19.395	46.000
801.783	3.085	27.067	30.152	-15.848	46.000
947.986	6.611	25.036	31.647	-14.353	46.000

Note:

1. All Readings below 1GHz are Quasi-Peak, above 1GHz are performed with peak and/or average measurements as necessary.
2. Peak measurements: RBW = 1MHz, VBW = 3 MHz, Sweep: Auto.
3. Average measurements: RBW = 1MHz, VBW = 10 Hz, Sweep: Auto.
4. Measurement Level = Reading Level + Correct Factor.
5. Correct Factor = Antenna factor + Cable loss –Amplifier gain.
6. The average measurement was not performed when the peak measured data under the limit of average detection.
7. The emission levels of other frequencies are very lower than the limit and not show in test report.
8. No emission found between lowest internal used/generated frequency to 30MHz.

Product : INTEL DUAL BAND WIRELESS–AC 7265
Test Item : General Radiated Emission
Test Site : No.3 OATS
Test Mode : Mode 1 SISO A: Transmit (802.11ac-80BW-32.5Mbps) (5210MHz)

Frequency MHz	Correct Factor dB	Reading Level dBμV	Measurement Level dBμV/m	Margin dB	Limit dBμV/m
Horizontal					
Peak Detector					
254.928	-5.113	40.494	35.382	-10.618	46.000
349.116	-2.304	39.040	36.735	-9.265	46.000
462.986	1.017	30.787	31.804	-14.196	46.000
592.319	3.744	26.067	29.811	-16.189	46.000
797.565	5.152	28.119	33.272	-12.728	46.000
983.130	7.394	24.673	32.067	-21.933	54.000
Vertical					
Peak Detector					
149.493	-6.229	38.690	32.461	-11.039	43.500
254.928	-7.647	40.494	32.848	-13.152	46.000
343.493	-3.321	40.870	37.549	-8.451	46.000
505.159	-0.784	28.624	27.841	-18.159	46.000
798.971	2.795	28.585	31.380	-14.620	46.000
967.667	8.104	24.506	32.610	-21.390	54.000

Note:

1. All Readings below 1GHz are Quasi-Peak, above 1GHz are performed with peak and/or average measurements as necessary.
2. Peak measurements: RBW = 1MHz, VBW = 3 MHz, Sweep: Auto.
3. Average measurements: RBW = 1MHz, VBW = 10 Hz, Sweep: Auto.
4. Measurement Level = Reading Level + Correct Factor.
5. Correct Factor = Antenna factor + Cable loss –Amplifier gain.
6. The average measurement was not performed when the peak measured data under the limit of average detection.
7. The emission levels of other frequencies are very lower than the limit and not show in test report.
8. No emission found between lowest internal used/generated frequency to 30MHz.

Product : INTEL DUAL BAND WIRELESS–AC 7265
Test Item : General Radiated Emission
Test Site : No.3 OATS
Test Mode : Mode 1 SISO A: Transmit (802.11ac-80BW-32.5Mbps) (5290MHz)

Frequency MHz	Correct Factor dB	Reading Level dBμV	Measurement Level dBμV/m	Margin dB	Limit dBμV/m
Horizontal					
Peak Detector					
146.681	-10.308	38.462	28.153	-15.347	43.500
239.464	-6.874	40.410	33.537	-12.463	46.000
354.739	-2.501	40.901	38.399	-7.601	46.000
583.884	3.418	26.906	30.324	-15.676	46.000
797.565	5.152	28.119	33.272	-12.728	46.000
978.913	6.770	25.470	32.240	-21.760	54.000
Vertical					
Peak Detector					
254.928	-7.647	40.494	32.848	-13.152	46.000
333.652	-4.917	39.160	34.243	-11.757	46.000
385.667	-2.971	38.779	35.807	-10.193	46.000
499.536	-0.848	29.954	29.106	-16.894	46.000
790.536	2.912	26.425	29.337	-16.663	46.000
964.855	7.897	23.953	31.851	-22.149	54.000

Note:

1. All Readings below 1GHz are Quasi-Peak, above 1GHz are performed with peak and/or average measurements as necessary.
2. Peak measurements: RBW = 1MHz, VBW = 3 MHz, Sweep: Auto.
3. Average measurements: RBW = 1MHz, VBW = 10 Hz, Sweep: Auto.
4. Measurement Level = Reading Level + Correct Factor.
5. Correct Factor = Antenna factor + Cable loss –Amplifier gain.
6. The average measurement was not performed when the peak measured data under the limit of average detection.
7. The emission levels of other frequencies are very lower than the limit and not show in test report.
8. No emission found between lowest internal used/generated frequency to 30MHz.

Product : INTEL DUAL BAND WIRELESS–AC 7265
Test Item : General Radiated Emission
Test Site : No.3 OATS
Test Mode : Mode 1 SISO A: Transmit (802.11ac-80BW-32.5Mbps) (5530MHz)

Frequency MHz	Correct Factor dB	Reading Level dBμV	Measurement Level dBμV/m	Margin dB	Limit dBμV/m
Horizontal					
Peak Detector					
80.609	-12.425	44.429	32.003	-7.997	40.000
276.014	-5.790	42.122	36.332	-9.668	46.000
364.580	-1.385	38.948	37.564	-8.436	46.000
602.159	4.254	26.099	30.353	-15.647	46.000
796.159	5.162	27.942	33.105	-12.895	46.000
984.536	7.688	25.530	33.218	-20.782	54.000
Vertical					
Peak Detector					
156.522	-6.199	39.163	32.964	-10.536	43.500
387.072	-3.065	38.267	35.202	-10.798	46.000
516.406	-0.960	28.423	27.463	-18.537	46.000
690.725	2.504	24.272	26.776	-19.224	46.000
803.188	3.392	25.189	28.581	-17.419	46.000
946.580	6.596	24.102	30.698	-15.302	46.000

Note:

1. All Readings below 1GHz are Quasi-Peak, above 1GHz are performed with peak and/or average measurements as necessary.
2. Peak measurements: RBW = 1MHz, VBW = 3 MHz, Sweep: Auto.
3. Average measurements: RBW = 1MHz, VBW = 10 Hz, Sweep: Auto.
4. Measurement Level = Reading Level + Correct Factor.
5. Correct Factor = Antenna factor + Cable loss –Amplifier gain.
6. The average measurement was not performed when the peak measured data under the limit of average detection.
7. The emission levels of other frequencies are very lower than the limit and not show in test report.
8. No emission found between lowest internal used/generated frequency to 30MHz.

Product : INTEL DUAL BAND WIRELESS–AC 7265
Test Item : General Radiated Emission
Test Site : No.3 OATS
Test Mode : Mode 2 SISO B: Transmit (802.11a-6Mbps) (5220MHz)

Frequency MHz	Correct Factor dB	Reading Level dBμV	Measurement Level dBμV/m	Margin dB	Limit dBμV/m
Horizontal					
Peak Detector					
149.493	-10.223	41.073	30.850	-12.650	43.500
267.580	-4.959	43.007	38.048	-7.952	46.000
357.551	-2.161	41.527	39.366	-6.634	46.000
581.072	3.502	30.995	34.497	-11.503	46.000
800.377	5.137	28.270	33.407	-12.593	46.000
981.725	7.097	24.156	31.253	-22.747	54.000
Vertical					
Peak Detector					
58.116	-4.247	36.570	32.323	-7.677	40.000
149.493	-6.229	41.073	34.844	-8.656	43.500
357.551	-3.690	41.527	37.837	-8.163	46.000
498.130	-1.211	30.767	29.557	-16.443	46.000
797.565	2.819	28.119	30.939	-15.061	46.000
964.855	7.897	24.327	32.225	-21.775	54.000

Note:

1. All Readings below 1GHz are Quasi-Peak, above 1GHz are performed with peak and/or average measurements as necessary.
2. Peak measurements: RBW = 1MHz, VBW = 3 MHz, Sweep: Auto.
3. Average measurements: RBW = 1MHz, VBW = 10 Hz, Sweep: Auto.
4. Measurement Level = Reading Level + Correct Factor.
5. Correct Factor = Antenna factor + Cable loss –Amplifier gain.
6. The average measurement was not performed when the peak measured data under the limit of average detection.
7. The emission levels of other frequencies are very lower than the limit and not show in test report.
8. No emission found between lowest internal used/generated frequency to 30MHz.

Product : INTEL DUAL BAND WIRELESS–AC 7265
Test Item : General Radiated Emission
Test Site : No.3 OATS
Test Mode : Mode 2 SISO B: Transmit (802.11a-6Mbps) (5300MHz)

Frequency MHz	Correct Factor dB	Reading Level dBμV	Measurement Level dBμV/m	Margin dB	Limit dBμV/m
Horizontal					
Peak Detector					
153.710	-10.097	42.062	31.966	-11.534	43.500
276.014	-5.790	42.138	36.348	-9.652	46.000
356.145	-2.482	41.568	39.087	-6.913	46.000
613.406	3.619	28.653	32.272	-13.728	46.000
798.971	5.150	28.585	33.735	-12.265	46.000
984.536	7.688	25.530	33.218	-20.782	54.000
Vertical					
Peak Detector					
58.116	-4.247	36.570	32.323	-7.677	40.000
141.058	-6.260	41.541	35.281	-8.219	43.500
267.580	-8.506	43.008	34.502	-11.498	46.000
342.087	-3.588	39.916	36.328	-9.672	46.000
796.159	2.832	27.942	30.775	-15.225	46.000
959.232	6.961	25.304	32.266	-13.734	46.000

Note:

1. All Readings below 1GHz are Quasi-Peak, above 1GHz are performed with peak and/or average measurements as necessary.
2. Peak measurements: RBW = 1MHz, VBW = 3 MHz, Sweep: Auto.
3. Average measurements: RBW = 1MHz, VBW = 10 Hz, Sweep: Auto.
4. Measurement Level = Reading Level + Correct Factor.
5. Correct Factor = Antenna factor + Cable loss –Amplifier gain.
6. The average measurement was not performed when the peak measured data under the limit of average detection.
7. The emission levels of other frequencies are very lower than the limit and not show in test report.
8. No emission found between lowest internal used/generated frequency to 30MHz.

Product : INTEL DUAL BAND WIRELESS–AC 7265
Test Item : General Radiated Emission
Test Site : No.3 OATS
Test Mode : Mode 2 SISO B: Transmit (802.11a-6Mbps) (5500MHz)

Frequency MHz	Correct Factor dB	Reading Level dBμV	Measurement Level dBμV/m	Margin dB	Limit dBμV/m
Horizontal					
Peak Detector					
145.275	-10.355	43.058	32.703	-10.797	43.500
263.362	-5.004	41.957	36.952	-9.048	46.000
344.899	-2.415	39.821	37.406	-8.594	46.000
612.000	3.819	29.931	33.750	-12.250	46.000
796.159	5.162	27.942	33.105	-12.895	46.000
984.536	7.688	25.530	33.218	-20.782	54.000
Vertical					
Peak Detector					
146.681	-6.247	42.165	35.918	-7.582	43.500
263.362	-7.569	41.957	34.387	-11.613	46.000
353.333	-3.707	39.883	36.175	-9.825	46.000
479.855	-4.368	33.832	29.463	-16.537	46.000
796.159	2.832	27.942	30.775	-15.225	46.000
928.304	6.219	23.845	30.063	-15.937	46.000

Note:

1. All Readings below 1GHz are Quasi-Peak, above 1GHz are performed with peak and/or average measurements as necessary.
2. Peak measurements: RBW = 1MHz, VBW = 3 MHz, Sweep: Auto.
3. Average measurements: RBW = 1MHz, VBW = 10 Hz, Sweep: Auto.
4. Measurement Level = Reading Level + Correct Factor.
5. Correct Factor = Antenna factor + Cable loss –Amplifier gain.
6. The average measurement was not performed when the peak measured data under the limit of average detection.
7. The emission levels of other frequencies are very lower than the limit and not show in test report.
8. No emission found between lowest internal used/generated frequency to 30MHz.

Product : INTEL DUAL BAND WIRELESS–AC 7265
Test Item : General Radiated Emission
Test Site : No.3 OATS
Test Mode : Mode 2 SISO B: Transmit (802.11n-20BW 7.2Mbps) (5220MHz)

Frequency MHz	Correct Factor dB	Reading Level dBμV	Measurement Level dBμV/m	Margin dB	Limit dBμV/m
Horizontal					
Peak Detector					
146.681	-10.308	42.165	31.856	-11.644	43.500
259.145	-5.049	40.559	35.510	-10.490	46.000
387.072	-1.533	38.309	36.776	-9.224	46.000
471.420	0.933	31.813	32.746	-13.254	46.000
606.377	4.638	25.404	30.041	-15.959	46.000
891.754	5.782	24.230	30.013	-15.987	46.000
Vertical					
Peak Detector					
146.681	-6.247	42.165	35.918	-7.582	43.500
202.913	-7.727	40.049	32.322	-11.178	43.500
342.087	-3.588	39.916	36.328	-9.672	46.000
395.507	-4.160	37.775	33.615	-12.385	46.000
796.159	2.832	27.942	30.775	-15.225	46.000
960.638	7.166	26.233	33.399	-20.601	54.000

Note:

1. All Readings below 1GHz are Quasi-Peak, above 1GHz are performed with peak and/or average measurements as necessary.
2. Peak measurements: RBW = 1MHz, VBW = 3 MHz, Sweep: Auto.
3. Average measurements: RBW = 1MHz, VBW = 10 Hz, Sweep: Auto.
4. Measurement Level = Reading Level + Correct Factor.
5. Correct Factor = Antenna factor + Cable loss –Amplifier gain.
6. The average measurement was not performed when the peak measured data under the limit of average detection.
7. The emission levels of other frequencies are very lower than the limit and not show in test report.
8. No emission found between lowest internal used/generated frequency to 30MHz.

Product : INTEL DUAL BAND WIRELESS–AC 7265
Test Item : General Radiated Emission
Test Site : No.3 OATS
Test Mode : Mode 2 SISO B: Transmit (802.11n-20BW 7.2Mbps) (5300MHz)

Frequency MHz	Correct Factor dB	Reading Level dBμV	Measurement Level dBμV/m	Margin dB	Limit dBμV/m
Horizontal					
Peak Detector					
148.087	-10.262	44.009	33.747	-9.753	43.500
267.580	-4.959	43.007	38.048	-7.952	46.000
395.507	-2.310	37.775	35.465	-10.535	46.000
612.000	3.819	29.931	33.750	-12.250	46.000
798.971	5.150	28.585	33.735	-12.265	46.000
985.942	7.802	24.176	31.977	-22.023	54.000
Vertical					
Peak Detector					
142.464	-6.268	40.512	34.245	-9.255	43.500
340.681	-3.847	39.535	35.689	-10.311	46.000
506.565	-0.582	28.445	27.862	-18.138	46.000
581.072	-5.748	30.995	25.247	-20.753	46.000
827.087	3.199	25.865	29.064	-16.936	46.000
960.638	7.166	26.233	33.399	-20.601	54.000

Note:

1. All Readings below 1GHz are Quasi-Peak, above 1GHz are performed with peak and/or average measurements as necessary.
2. Peak measurements: RBW = 1MHz, VBW = 3 MHz, Sweep: Auto.
3. Average measurements: RBW = 1MHz, VBW = 10 Hz, Sweep: Auto.
4. Measurement Level = Reading Level + Correct Factor.
5. Correct Factor = Antenna factor + Cable loss –Amplifier gain.
6. The average measurement was not performed when the peak measured data under the limit of average detection.
7. The emission levels of other frequencies are very lower than the limit and not show in test report.
8. No emission found between lowest internal used/generated frequency to 30MHz.

Product : INTEL DUAL BAND WIRELESS–AC 7265
Test Item : General Radiated Emission
Test Site : No.3 OATS
Test Mode : Mode 2 SISO B: Transmit (802.11n-20BW 7.2Mbps) (5500MHz)

Frequency MHz	Correct Factor dB	Reading Level dBμV	Measurement Level dBμV/m	Margin dB	Limit dBμV/m
Horizontal					
Peak Detector					
146.681	-10.308	42.462	32.153	-11.347	43.500
254.928	-5.113	40.494	35.382	-10.618	46.000
347.710	-2.250	39.057	36.807	-9.193	46.000
614.812	3.419	29.020	32.439	-13.561	46.000
734.304	2.685	25.028	27.713	-18.287	46.000
987.348	7.495	24.281	31.775	-22.225	54.000
Vertical					
Peak Detector					
62.333	-4.778	38.323	33.545	-6.455	40.000
146.681	-6.247	42.461	36.214	-7.286	43.500
357.551	-3.690	41.527	37.837	-8.163	46.000
612.000	-1.631	29.931	28.300	-17.700	46.000
797.565	2.819	28.119	30.939	-15.061	46.000
959.232	6.961	25.304	32.266	-13.734	46.000

Note:

1. All Readings below 1GHz are Quasi-Peak, above 1GHz are performed with peak and/or average measurements as necessary.
2. Peak measurements: RBW = 1MHz, VBW = 3 MHz, Sweep: Auto.
3. Average measurements: RBW = 1MHz, VBW = 10 Hz, Sweep: Auto.
4. Measurement Level = Reading Level + Correct Factor.
5. Correct Factor = Antenna factor + Cable loss –Amplifier gain.
6. The average measurement was not performed when the peak measured data under the limit of average detection.
7. The emission levels of other frequencies are very lower than the limit and not show in test report.
8. No emission found between lowest internal used/generated frequency to 30MHz.

Product : INTEL DUAL BAND WIRELESS–AC 7265
Test Item : General Radiated Emission
Test Site : No.3 OATS
Test Mode : Mode 2 SISO B: Transmit (802.11n-40BW 15Mbps) (5190MHz)

Frequency MHz	Correct Factor dB	Reading Level dBμV	Measurement Level dBμV/m	Margin dB	Limit dBμV/m
Horizontal					
Peak Detector					
79.203	-13.182	42.998	29.816	-10.184	40.000
254.928	-5.113	40.494	35.382	-10.618	46.000
380.043	-0.966	40.291	39.325	-6.675	46.000
581.072	3.502	30.995	34.497	-11.503	46.000
797.565	5.152	28.119	33.272	-12.728	46.000
983.130	7.394	24.673	32.067	-21.933	54.000
Vertical					
Peak Detector					
145.275	-6.252	43.175	36.923	-6.577	43.500
208.536	-7.794	40.921	33.127	-10.373	43.500
357.551	-3.690	41.594	37.904	-8.096	46.000
509.377	-0.143	28.673	28.530	-17.470	46.000
752.580	3.012	24.994	28.005	-17.995	46.000
960.638	7.166	26.233	33.399	-20.601	54.000

Note:

1. All Readings below 1GHz are Quasi-Peak, above 1GHz are performed with peak and/or average measurements as necessary.
2. Peak measurements: RBW = 1MHz, VBW = 3 MHz, Sweep: Auto.
3. Average measurements: RBW = 1MHz, VBW = 10 Hz, Sweep: Auto.
4. Measurement Level = Reading Level + Correct Factor.
5. Correct Factor = Antenna factor + Cable loss –Amplifier gain.
6. The average measurement was not performed when the peak measured data under the limit of average detection.
7. The emission levels of other frequencies are very lower than the limit and not show in test report.
8. No emission found between lowest internal used/generated frequency to 30MHz.

Product : INTEL DUAL BAND WIRELESS–AC 7265
Test Item : General Radiated Emission
Test Site : No.3 OATS
Test Mode : Mode 2 SISO B: Transmit (802.11n-40BW 15Mbps) (5270MHz)

Frequency MHz	Correct Factor dB	Reading Level dBμV	Measurement Level dBμV/m	Margin dB	Limit dBμV/m
Horizontal					
Peak Detector					
173.391	-9.978	40.537	30.558	-12.942	43.500
354.739	-2.501	40.987	38.485	-7.515	46.000
482.667	-0.563	31.784	31.221	-14.779	46.000
597.942	3.999	28.232	32.231	-13.769	46.000
798.971	5.150	28.585	33.735	-12.265	46.000
984.536	7.688	25.530	33.218	-20.782	54.000
Vertical					
Peak Detector					
138.246	-5.662	39.940	34.278	-9.222	43.500
215.565	-8.235	40.554	32.319	-11.181	43.500
357.551	-3.690	41.594	37.904	-8.096	46.000
612.000	-1.631	29.931	28.300	-17.700	46.000
769.449	2.972	23.990	26.962	-19.038	46.000
947.986	6.611	25.036	31.647	-14.353	46.000

Note:

1. All Readings below 1GHz are Quasi-Peak, above 1GHz are performed with peak and/or average measurements as necessary.
2. Peak measurements: RBW = 1MHz, VBW = 3 MHz, Sweep: Auto.
3. Average measurements: RBW = 1MHz, VBW = 10 Hz, Sweep: Auto.
4. Measurement Level = Reading Level + Correct Factor.
5. Correct Factor = Antenna factor + Cable loss –Amplifier gain.
6. The average measurement was not performed when the peak measured data under the limit of average detection.
7. The emission levels of other frequencies are very lower than the limit and not show in test report.
8. No emission found between lowest internal used/generated frequency to 30MHz.

Product : INTEL DUAL BAND WIRELESS–AC 7265
Test Item : General Radiated Emission
Test Site : No.3 OATS
Test Mode : Mode 2 SISO B: Transmit (802.11n-40BW 15Mbps) (5510MHz)

Frequency MHz	Correct Factor dB	Reading Level dBμV	Measurement Level dBμV/m	Margin dB	Limit dBμV/m
Horizontal					
Peak Detector					
142.464	-10.428	40.677	30.249	-13.251	43.500
263.362	-5.004	41.957	36.952	-9.048	46.000
356.145	-2.482	41.568	39.087	-6.913	46.000
610.594	4.024	26.264	30.288	-15.712	46.000
800.377	5.137	28.270	33.407	-12.593	46.000
984.536	7.688	25.530	33.218	-20.782	54.000
Vertical					
Peak Detector					
156.522	-6.199	41.397	35.198	-8.302	43.500
342.087	-3.588	39.916	36.328	-9.672	46.000
394.101	-3.877	37.826	33.948	-12.052	46.000
507.971	-0.350	30.391	30.040	-15.960	46.000
797.565	2.819	28.119	30.939	-15.061	46.000
962.043	7.411	24.095	31.506	-22.494	54.000

Note:

1. All Readings below 1GHz are Quasi-Peak, above 1GHz are performed with peak and/or average measurements as necessary.
2. Peak measurements: RBW = 1MHz, VBW = 3 MHz, Sweep: Auto.
3. Average measurements: RBW = 1MHz, VBW = 10 Hz, Sweep: Auto.
4. Measurement Level = Reading Level + Correct Factor.
5. Correct Factor = Antenna factor + Cable loss –Amplifier gain.
6. The average measurement was not performed when the peak measured data under the limit of average detection.
7. The emission levels of other frequencies are very lower than the limit and not show in test report.
8. No emission found between lowest internal used/generated frequency to 30MHz.

Product : INTEL DUAL BAND WIRELESS–AC 7265
Test Item : General Radiated Emission
Test Site : No.3 OATS
Test Mode : Mode 2 SISO B: Transmit (802.11ac-20BW-7.2Mbps) (5720MHz)

Frequency MHz	Correct Factor dB	Reading Level dBμV	Measurement Level dBμV/m	Margin dB	Limit dBμV/m
Horizontal					
Peak Detector					
80.609	-12.425	44.887	32.461	-7.539	40.000
254.928	-5.113	40.494	35.382	-10.618	46.000
385.667	-1.408	39.841	38.432	-7.568	46.000
479.855	-0.324	33.832	33.507	-12.493	46.000
582.478	3.461	30.081	33.542	-12.458	46.000
984.536	7.688	25.530	33.218	-20.782	54.000
Vertical					
Peak Detector					
86.232	-3.914	34.448	30.534	-9.466	40.000
156.522	-6.199	41.397	35.198	-8.302	43.500
351.928	-3.842	40.765	36.922	-9.078	46.000
496.725	-1.645	29.779	28.133	-17.867	46.000
696.348	1.631	25.659	27.290	-18.710	46.000
964.855	7.897	24.327	32.225	-21.775	54.000

Note:

1. All Readings below 1GHz are Quasi-Peak, above 1GHz are performed with peak and/or average measurements as necessary.
2. Peak measurements: RBW = 1MHz, VBW = 3 MHz, Sweep: Auto.
3. Average measurements: RBW = 1MHz, VBW = 10 Hz, Sweep: Auto.
4. Measurement Level = Reading Level + Correct Factor.
5. Correct Factor = Antenna factor + Cable loss –Amplifier gain.
6. The average measurement was not performed when the peak measured data under the limit of average detection.
7. The emission levels of other frequencies are very lower than the limit and not show in test report.
8. No emission found between lowest internal used/generated frequency to 30MHz.

Product : INTEL DUAL BAND WIRELESS–AC 7265
Test Item : General Radiated Emission
Test Site : No.3 OATS
Test Mode : Mode 2 SISO B: Transmit (802.11ac-40BW-15Mbps) (5710MHz)

Frequency MHz	Correct Factor dB	Reading Level dBμV	Measurement Level dBμV/m	Margin dB	Limit dBμV/m
Horizontal					
Peak Detector					
267.580	-4.959	43.026	38.067	-7.933	46.000
354.739	-2.501	40.987	38.485	-7.515	46.000
470.014	1.259	31.143	32.402	-13.598	46.000
614.812	3.419	29.637	33.056	-12.944	46.000
796.159	5.162	27.942	33.105	-12.895	46.000
984.536	7.688	25.530	33.218	-20.782	54.000
Vertical					
Peak Detector					
58.116	-4.247	36.589	32.342	-7.658	40.000
155.116	-6.218	41.953	35.736	-7.764	43.500
358.957	-3.855	41.349	37.494	-8.506	46.000
507.971	-0.350	30.391	30.040	-15.960	46.000
797.565	2.819	28.119	30.939	-15.061	46.000
966.261	8.016	24.056	32.072	-21.928	54.000

Note:

1. All Readings below 1GHz are Quasi-Peak, above 1GHz are performed with peak and/or average measurements as necessary.
2. Peak measurements: RBW = 1MHz, VBW = 3 MHz, Sweep: Auto.
3. Average measurements: RBW = 1MHz, VBW = 10 Hz, Sweep: Auto.
4. Measurement Level = Reading Level + Correct Factor.
5. Correct Factor = Antenna factor + Cable loss –Amplifier gain.
6. The average measurement was not performed when the peak measured data under the limit of average detection.
7. The emission levels of other frequencies are very lower than the limit and not show in test report.
8. No emission found between lowest internal used/generated frequency to 30MHz.

Product : INTEL DUAL BAND WIRELESS–AC 7265
Test Item : General Radiated Emission
Test Site : No.3 OATS
Test Mode : Mode 2 SISO B: Transmit (802.11ac-80BW-32.5Mbps) (5210MHz)

Frequency MHz	Correct Factor dB	Reading Level dBμV	Measurement Level dBμV/m	Margin dB	Limit dBμV/m
Horizontal					
Peak Detector					
146.681	-10.308	42.852	32.543	-10.957	43.500
280.232	-5.510	41.659	36.149	-9.851	46.000
354.739	-2.501	40.987	38.485	-7.515	46.000
579.667	3.490	31.571	35.061	-10.939	46.000
855.203	6.581	25.482	32.062	-13.938	46.000
983.130	7.394	24.673	32.067	-21.933	54.000
Vertical					
Peak Detector					
155.116	-6.218	41.953	35.736	-7.764	43.500
351.928	-3.842	40.765	36.922	-9.078	46.000
516.406	-0.960	28.753	27.793	-18.207	46.000
686.507	2.371	25.083	27.454	-18.546	46.000
800.377	2.829	28.269	31.099	-14.901	46.000
964.855	7.897	24.327	32.225	-21.775	54.000

Note:

1. All Readings below 1GHz are Quasi-Peak, above 1GHz are performed with peak and/or average measurements as necessary.
2. Peak measurements: RBW = 1MHz, VBW = 3 MHz, Sweep: Auto.
3. Average measurements: RBW = 1MHz, VBW = 10 Hz, Sweep: Auto.
4. Measurement Level = Reading Level + Correct Factor.
5. Correct Factor = Antenna factor + Cable loss –Amplifier gain.
6. The average measurement was not performed when the peak measured data under the limit of average detection.
7. The emission levels of other frequencies are very lower than the limit and not show in test report.
8. No emission found between lowest internal used/generated frequency to 30MHz.

Product : INTEL DUAL BAND WIRELESS–AC 7265
Test Item : General Radiated Emission
Test Site : No.3 OATS
Test Mode : Mode 2 SISO B: Transmit (802.11ac-80BW-32.5Mbps) (5290MHz)

Frequency MHz	Correct Factor dB	Reading Level dBμV	Measurement Level dBμV/m	Margin dB	Limit dBμV/m
Horizontal					
Peak Detector					
145.275	-10.355	43.175	32.820	-10.680	43.500
271.797	-5.217	43.739	38.522	-7.478	46.000
385.667	-1.408	39.841	38.432	-7.568	46.000
582.478	3.461	30.081	33.542	-12.458	46.000
796.159	5.162	27.942	33.105	-12.895	46.000
984.536	7.688	25.530	33.218	-20.782	54.000
Vertical					
Peak Detector					
58.116	-4.247	36.589	32.342	-7.658	40.000
141.058	-6.260	41.541	35.281	-8.219	43.500
351.928	-3.842	40.765	36.922	-9.078	46.000
506.565	-0.582	28.836	28.253	-17.747	46.000
797.565	2.819	28.119	30.939	-15.061	46.000
959.232	6.961	25.304	32.266	-13.734	46.000

Note:

1. All Readings below 1GHz are Quasi-Peak, above 1GHz are performed with peak and/or average measurements as necessary.
2. Peak measurements: RBW = 1MHz, VBW = 3 MHz, Sweep: Auto.
3. Average measurements: RBW = 1MHz, VBW = 10 Hz, Sweep: Auto.
4. Measurement Level = Reading Level + Correct Factor.
5. Correct Factor = Antenna factor + Cable loss –Amplifier gain.
6. The average measurement was not performed when the peak measured data under the limit of average detection.
7. The emission levels of other frequencies are very lower than the limit and not show in test report.
8. No emission found between lowest internal used/generated frequency to 30MHz.

Product : INTEL DUAL BAND WIRELESS–AC 7265
Test Item : General Radiated Emission
Test Site : No.3 OATS
Test Mode : Mode 2 SISO B: Transmit (802.11ac-80BW-32.5Mbps) (5530MHz)

Frequency MHz	Correct Factor dB	Reading Level dBμV	Measurement Level dBμV/m	Margin dB	Limit dBμV/m
Horizontal					
Peak Detector					
149.493	-10.223	42.775	32.552	-10.948	43.500
276.014	-5.790	42.692	36.902	-9.098	46.000
343.493	-2.863	40.870	38.007	-7.993	46.000
395.507	-2.310	37.775	35.465	-10.535	46.000
589.507	3.555	27.078	30.633	-15.367	46.000
955.014	6.258	24.554	30.812	-15.188	46.000
Vertical					
Peak Detector					
58.116	-4.247	36.589	32.342	-7.658	40.000
148.087	-6.244	44.008	37.764	-5.736	43.500
351.928	-3.842	40.765	36.922	-9.078	46.000
506.565	-0.582	28.836	28.253	-17.747	46.000
801.783	3.085	27.067	30.152	-15.848	46.000
943.768	6.593	24.696	31.289	-14.711	46.000

Note:

1. All Readings below 1GHz are Quasi-Peak, above 1GHz are performed with peak and/or average measurements as necessary.
2. Peak measurements: RBW = 1MHz, VBW = 3 MHz, Sweep: Auto.
3. Average measurements: RBW = 1MHz, VBW = 10 Hz, Sweep: Auto.
4. Measurement Level = Reading Level + Correct Factor.
5. Correct Factor = Antenna factor + Cable loss –Amplifier gain.
6. The average measurement was not performed when the peak measured data under the limit of average detection.
7. The emission levels of other frequencies are very lower than the limit and not show in test report.
8. No emission found between lowest internal used/generated frequency to 30MHz.

Product : INTEL DUAL BAND WIRELESS–AC 7265
Test Item : General Radiated Emission
Test Site : No.3 OATS
Test Mode : Mode 3 MIMO: Transmit (802.11n-20BW 14.4Mbps) (5220MHz)

Frequency MHz	Correct Factor dB	Reading Level dBμV	Measurement Level dBμV/m	Margin dB	Limit dBμV/m
Horizontal					
Peak Detector					
146.681	-10.308	42.852	32.543	-10.957	43.500
254.928	-5.113	40.968	35.856	-10.144	46.000
350.522	-2.348	39.593	37.244	-8.756	46.000
581.072	3.502	30.995	34.497	-11.503	46.000
797.565	5.152	28.119	33.272	-12.728	46.000
985.942	7.802	24.176	31.977	-22.023	54.000
Vertical					
Peak Detector					
121.377	-3.825	36.570	32.745	-10.755	43.500
155.116	-6.218	41.953	35.736	-7.764	43.500
357.551	-3.690	42.493	38.803	-7.197	46.000
509.377	-0.143	28.673	28.530	-17.470	46.000
786.319	2.978	25.932	28.910	-17.090	46.000
960.638	7.166	26.233	33.399	-20.601	54.000

Note:

1. All Readings below 1GHz are Quasi-Peak, above 1GHz are performed with peak and/or average measurements as necessary.
2. Peak measurements: RBW = 1MHz, VBW = 3 MHz, Sweep: Auto.
3. Average measurements: RBW = 1MHz, VBW = 10 Hz, Sweep: Auto.
4. Measurement Level = Reading Level + Correct Factor.
5. Correct Factor = Antenna factor + Cable loss –Amplifier gain.
6. The average measurement was not performed when the peak measured data under the limit of average detection.
7. The emission levels of other frequencies are very lower than the limit and not show in test report.
8. No emission found between lowest internal used/generated frequency to 30MHz.

Product : INTEL DUAL BAND WIRELESS–AC 7265
Test Item : General Radiated Emission
Test Site : No.3 OATS
Test Mode : Mode 3 MIMO: Transmit (802.11n-20BW 14.4Mbps) (5300MHz)

Frequency MHz	Correct Factor dB	Reading Level dBμV	Measurement Level dBμV/m	Margin dB	Limit dBμV/m
Horizontal					
Peak Detector					
53.899	-12.804	40.974	28.171	-11.829	40.000
148.087	-10.262	44.009	33.747	-9.753	43.500
346.304	-2.215	39.790	37.575	-8.425	46.000
394.101	-2.247	37.826	35.579	-10.421	46.000
614.812	3.419	29.637	33.056	-12.944	46.000
983.130	7.394	24.673	32.067	-21.933	54.000
Vertical					
Peak Detector					
74.986	-5.058	37.773	32.714	-7.286	40.000
145.275	-6.252	43.175	36.923	-6.577	43.500
214.159	-8.091	41.368	33.277	-10.223	43.500
358.957	-3.855	41.521	37.666	-8.334	46.000
797.565	2.819	28.119	30.939	-15.061	46.000
963.449	7.661	24.840	32.501	-21.499	54.000

Note:

1. All Readings below 1GHz are Quasi-Peak, above 1GHz are performed with peak and/or average measurements as necessary.
2. Peak measurements: RBW = 1MHz, VBW = 3 MHz, Sweep: Auto.
3. Average measurements: RBW = 1MHz, VBW = 10 Hz, Sweep: Auto.
4. Measurement Level = Reading Level + Correct Factor.
5. Correct Factor = Antenna factor + Cable loss –Amplifier gain.
6. The average measurement was not performed when the peak measured data under the limit of average detection.
7. The emission levels of other frequencies are very lower than the limit and not show in test report.
8. No emission found between lowest internal used/generated frequency to 30MHz.

Product : INTEL DUAL BAND WIRELESS–AC 7265
Test Item : General Radiated Emission
Test Site : No.3 OATS
Test Mode : Mode 3 MIMO: Transmit (802.11n-20BW 14.4Mbps) (5500MHz)

Frequency MHz	Correct Factor dB	Reading Level dBμV	Measurement Level dBμV/m	Margin dB	Limit dBμV/m
Horizontal					
Peak Detector					
53.899	-12.804	40.974	28.171	-11.829	40.000
146.681	-10.308	42.852	32.543	-10.957	43.500
385.667	-1.408	39.841	38.432	-7.568	46.000
579.667	3.490	31.571	35.061	-10.939	46.000
798.971	5.150	28.585	33.735	-12.265	46.000
983.130	7.394	24.673	32.067	-21.933	54.000
Vertical					
Peak Detector					
74.986	-5.058	37.773	32.714	-7.286	40.000
153.710	-6.217	42.337	36.120	-7.380	43.500
339.275	-4.111	38.767	34.656	-11.344	46.000
506.565	-0.582	28.836	28.253	-17.747	46.000
796.159	2.832	28.508	31.341	-14.659	46.000
964.855	7.897	24.327	32.225	-21.775	54.000

Note:

1. All Readings below 1GHz are Quasi-Peak, above 1GHz are performed with peak and/or average measurements as necessary.
2. Peak measurements: RBW = 1MHz, VBW = 3 MHz, Sweep: Auto.
3. Average measurements: RBW = 1MHz, VBW = 10 Hz, Sweep: Auto.
4. Measurement Level = Reading Level + Correct Factor.
5. Correct Factor = Antenna factor + Cable loss –Amplifier gain.
6. The average measurement was not performed when the peak measured data under the limit of average detection.
7. The emission levels of other frequencies are very lower than the limit and not show in test report.
8. No emission found between lowest internal used/generated frequency to 30MHz.

Product : INTEL DUAL BAND WIRELESS–AC 7265
Test Item : General Radiated Emission
Test Site : No.3 OATS
Test Mode : Mode 3 MIMO: Transmit (802.11n-40BW 30Mbps) (5190MHz)

Frequency MHz	Correct Factor dB	Reading Level dBμV	Measurement Level dBμV/m	Margin dB	Limit dBμV/m
Horizontal					
Peak Detector					
145.275	-10.355	43.175	32.820	-10.680	43.500
344.899	-2.415	39.821	37.406	-8.594	46.000
387.072	-1.533	38.634	37.101	-8.899	46.000
581.072	3.502	30.995	34.497	-11.503	46.000
797.565	5.152	28.119	33.272	-12.728	46.000
984.536	7.688	25.530	33.218	-20.782	54.000
Vertical					
Peak Detector					
58.116	-4.247	36.589	32.342	-7.658	40.000
91.855	-3.315	33.090	29.775	-13.725	43.500
153.710	-6.217	42.337	36.120	-7.380	43.500
354.739	-3.580	40.986	37.406	-8.594	46.000
801.783	3.085	27.067	30.152	-15.848	46.000
970.478	7.689	25.046	32.735	-21.265	54.000

Note:

1. All Readings below 1GHz are Quasi-Peak, above 1GHz are performed with peak and/or average measurements as necessary.
2. Peak measurements: RBW = 1MHz, VBW = 3 MHz, Sweep: Auto.
3. Average measurements: RBW = 1MHz, VBW = 10 Hz, Sweep: Auto.
4. Measurement Level = Reading Level + Correct Factor.
5. Correct Factor = Antenna factor + Cable loss –Amplifier gain.
6. The average measurement was not performed when the peak measured data under the limit of average detection.
7. The emission levels of other frequencies are very lower than the limit and not show in test report.
8. No emission found between lowest internal used/generated frequency to 30MHz.

Product : INTEL DUAL BAND WIRELESS–AC 7265
Test Item : General Radiated Emission
Test Site : No.3 OATS
Test Mode : Mode 3 MIMO: Transmit (802.11n-40BW 30Mbps) (5270MHz)

Frequency MHz	Correct Factor dB	Reading Level dBμV	Measurement Level dBμV/m	Margin dB	Limit dBμV/m
Horizontal					
Peak Detector					
55.304	-13.130	42.136	29.007	-10.993	40.000
149.493	-10.223	42.775	32.552	-10.948	43.500
271.797	-5.217	43.739	38.522	-7.478	46.000
350.522	-2.348	39.593	37.244	-8.756	46.000
850.986	6.050	25.207	31.257	-14.743	46.000
984.536	7.688	25.530	33.218	-20.782	54.000
Vertical					
Peak Detector					
58.116	-4.247	36.589	32.342	-7.658	40.000
153.710	-6.217	42.337	36.120	-7.380	43.500
337.870	-4.375	38.899	34.523	-11.477	46.000
377.232	-1.768	37.692	35.923	-10.077	46.000
614.812	-1.721	29.637	27.916	-18.084	46.000
796.159	2.832	28.508	31.341	-14.659	46.000

Note:

1. All Readings below 1GHz are Quasi-Peak, above 1GHz are performed with peak and/or average measurements as necessary.
2. Peak measurements: RBW = 1MHz, VBW = 3 MHz, Sweep: Auto.
3. Average measurements: RBW = 1MHz, VBW = 10 Hz, Sweep: Auto.
4. Measurement Level = Reading Level + Correct Factor.
5. Correct Factor = Antenna factor + Cable loss –Amplifier gain.
6. The average measurement was not performed when the peak measured data under the limit of average detection.
7. The emission levels of other frequencies are very lower than the limit and not show in test report.
8. No emission found between lowest internal used/generated frequency to 30MHz.

Product : INTEL DUAL BAND WIRELESS–AC 7265
Test Item : General Radiated Emission
Test Site : No.3 OATS
Test Mode : Mode 3 MIMO: Transmit (802.11n-40BW 30Mbps) (5510MHz)

Frequency MHz	Correct Factor dB	Reading Level dBμV	Measurement Level dBμV/m	Margin dB	Limit dBμV/m
Horizontal					
Peak Detector					
55.304	-13.130	42.136	29.007	-10.993	40.000
243.681	-6.428	40.391	33.963	-12.037	46.000
351.928	-2.398	40.765	38.366	-7.634	46.000
613.406	3.619	28.941	32.560	-13.440	46.000
801.783	5.101	27.068	32.169	-13.831	46.000
959.232	6.293	25.304	31.598	-14.402	46.000
Vertical					
Peak Detector					
58.116	-4.247	36.589	32.342	-7.658	40.000
155.116	-6.218	41.953	35.736	-7.764	43.500
354.739	-3.580	40.986	37.406	-8.594	46.000
507.971	-0.350	30.391	30.040	-15.960	46.000
797.565	2.819	28.119	30.939	-15.061	46.000
960.638	7.166	26.233	33.399	-20.601	54.000

Note:

1. All Readings below 1GHz are Quasi-Peak, above 1GHz are performed with peak and/or average measurements as necessary.
2. Peak measurements: RBW = 1MHz, VBW = 3 MHz, Sweep: Auto.
3. Average measurements: RBW = 1MHz, VBW = 10 Hz, Sweep: Auto.
4. Measurement Level = Reading Level + Correct Factor.
5. Correct Factor = Antenna factor + Cable loss –Amplifier gain.
6. The average measurement was not performed when the peak measured data under the limit of average detection.
7. The emission levels of other frequencies are very lower than the limit and not show in test report.
8. No emission found between lowest internal used/generated frequency to 30MHz.

Product : INTEL DUAL BAND WIRELESS–AC 7265
Test Item : General Radiated Emission
Test Site : No.3 OATS
Test Mode : Mode 3 MIMO: Transmit (802.11ac-20BW-14.4Mbps) (5720MHz)

Frequency MHz	Correct Factor dB	Reading Level dBμV	Measurement Level dBμV/m	Margin dB	Limit dBμV/m
Horizontal					
Peak Detector					
31.406	0.298	27.148	27.446	-12.554	40.000
141.058	-10.460	41.541	31.081	-12.419	43.500
252.116	-5.573	40.825	35.252	-10.748	46.000
343.493	-2.863	40.870	38.007	-7.993	46.000
828.493	6.324	25.030	31.354	-14.646	46.000
984.536	7.688	25.530	33.218	-20.782	54.000
Vertical					
Peak Detector					
156.522	-6.199	41.397	35.198	-8.302	43.500
263.362	-7.569	41.957	34.387	-11.613	46.000
387.072	-3.065	38.634	35.569	-10.431	46.000
683.696	1.948	25.937	27.885	-18.115	46.000
798.971	2.795	28.585	31.380	-14.620	46.000
967.667	8.104	24.506	32.610	-21.390	54.000

Note:

1. All Readings below 1GHz are Quasi-Peak, above 1GHz are performed with peak and/or average measurements as necessary.
2. Peak measurements: RBW = 1MHz, VBW = 3 MHz, Sweep: Auto.
3. Average measurements: RBW = 1MHz, VBW = 10 Hz, Sweep: Auto.
4. Measurement Level = Reading Level + Correct Factor.
5. Correct Factor = Antenna factor + Cable loss –Amplifier gain.
6. The average measurement was not performed when the peak measured data under the limit of average detection.
7. The emission levels of other frequencies are very lower than the limit and not show in test report.
8. No emission found between lowest internal used/generated frequency to 30MHz.

Product : INTEL DUAL BAND WIRELESS–AC 7265
Test Item : General Radiated Emission
Test Site : No.3 OATS
Test Mode : Mode 3 MIMO: Transmit (802.11ac-40BW-30Mbps) (5710MHz)

Frequency MHz	Correct Factor dB	Reading Level dBμV	Measurement Level dBμV/m	Margin dB	Limit dBμV/m
Horizontal					
Peak Detector					
53.899	-12.804	40.974	28.171	-11.829	40.000
150.899	-10.178	44.386	34.208	-9.292	43.500
387.072	-1.533	38.634	37.101	-8.899	46.000
467.203	0.939	31.730	32.669	-13.331	46.000
614.812	3.419	29.637	33.056	-12.944	46.000
984.536	7.688	25.530	33.218	-20.782	54.000
Vertical					
Peak Detector					
58.116	-4.247	36.589	32.342	-7.658	40.000
146.681	-6.247	42.852	36.605	-6.895	43.500
205.725	-7.675	41.810	34.134	-9.366	43.500
351.928	-3.842	40.765	36.922	-9.078	46.000
797.565	2.819	28.119	30.939	-15.061	46.000
960.638	7.166	26.426	33.592	-20.408	54.000

Note:

1. All Readings below 1GHz are Quasi-Peak, above 1GHz are performed with peak and/or average measurements as necessary.
2. Peak measurements: RBW = 1MHz, VBW = 3 MHz, Sweep: Auto.
3. Average measurements: RBW = 1MHz, VBW = 10 Hz, Sweep: Auto.
4. Measurement Level = Reading Level + Correct Factor.
5. Correct Factor = Antenna factor + Cable loss –Amplifier gain.
6. The average measurement was not performed when the peak measured data under the limit of average detection.
7. The emission levels of other frequencies are very lower than the limit and not show in test report.
8. No emission found between lowest internal used/generated frequency to 30MHz.

Product : INTEL DUAL BAND WIRELESS–AC 7265
Test Item : General Radiated Emission
Test Site : No.3 OATS
Test Mode : Mode 3 MIMO: Transmit (802.11ac-80BW-65Mbps) (5210MHz)

Frequency MHz	Correct Factor dB	Reading Level dBμV	Measurement Level dBμV/m	Margin dB	Limit dBμV/m
Horizontal					
Peak Detector					
82.014	-11.721	45.581	33.860	-6.140	40.000
259.145	-5.049	40.559	35.510	-10.490	46.000
384.261	-1.273	40.811	39.538	-6.462	46.000
579.667	3.490	31.571	35.061	-10.939	46.000
801.783	5.101	27.068	32.169	-13.831	46.000
983.130	7.394	24.673	32.067	-21.933	54.000
Vertical					
Peak Detector					
58.116	-4.247	36.589	32.342	-7.658	40.000
156.522	-6.199	41.397	35.198	-8.302	43.500
333.652	-4.917	39.160	34.243	-11.757	46.000
599.348	-2.928	27.034	24.106	-21.894	46.000
798.971	2.795	28.585	31.380	-14.620	46.000
962.043	7.411	24.288	31.699	-22.301	54.000

Note:

1. All Readings below 1GHz are Quasi-Peak, above 1GHz are performed with peak and/or average measurements as necessary.
2. Peak measurements: RBW = 1MHz, VBW = 3 MHz, Sweep: Auto.
3. Average measurements: RBW = 1MHz, VBW = 10 Hz, Sweep: Auto.
4. Measurement Level = Reading Level + Correct Factor.
5. Correct Factor = Antenna factor + Cable loss –Amplifier gain.
6. The average measurement was not performed when the peak measured data under the limit of average detection.
7. The emission levels of other frequencies are very lower than the limit and not show in test report.
8. No emission found between lowest internal used/generated frequency to 30MHz.

Product : INTEL DUAL BAND WIRELESS–AC 7265
Test Item : General Radiated Emission
Test Site : No.3 OATS
Test Mode : Mode 3 MIMO: Transmit (802.11ac-80BW-65Mbps) (5290MHz)

Frequency MHz	Correct Factor dB	Reading Level dBμV	Measurement Level dBμV/m	Margin dB	Limit dBμV/m
Horizontal					
Peak Detector					
247.899	-6.132	40.397	34.265	-11.735	46.000
342.087	-3.360	39.916	36.556	-9.444	46.000
488.290	-0.668	30.225	29.557	-16.443	46.000
613.406	3.619	28.941	32.560	-13.440	46.000
828.493	6.324	25.089	31.413	-14.587	46.000
985.942	7.802	24.176	31.977	-22.023	54.000
Vertical					
Peak Detector					
62.333	-4.778	38.323	33.545	-6.455	40.000
87.638	-3.633	35.714	32.081	-7.919	40.000
202.913	-7.727	40.476	32.749	-10.751	43.500
353.333	-3.707	41.029	37.321	-8.679	46.000
801.783	3.085	27.067	30.152	-15.848	46.000
959.232	6.961	25.304	32.266	-13.734	46.000

Note:

1. All Readings below 1GHz are Quasi-Peak, above 1GHz are performed with peak and/or average measurements as necessary.
2. Peak measurements: RBW = 1MHz, VBW = 3 MHz, Sweep: Auto.
3. Average measurements: RBW = 1MHz, VBW = 10 Hz, Sweep: Auto.
4. Measurement Level = Reading Level + Correct Factor.
5. Correct Factor = Antenna factor + Cable loss –Amplifier gain.
6. The average measurement was not performed when the peak measured data under the limit of average detection.
7. The emission levels of other frequencies are very lower than the limit and not show in test report.
8. No emission found between lowest internal used/generated frequency to 30MHz.

Product : INTEL DUAL BAND WIRELESS–AC 7265
Test Item : General Radiated Emission
Test Site : No.3 OATS
Test Mode : Mode 3 MIMO: Transmit (802.11ac-80BW-65Mbps) (5530MHz)

Frequency MHz	Correct Factor dB	Reading Level dBμV	Measurement Level dBμV/m	Margin dB	Limit dBμV/m
Horizontal					
Peak Detector					
79.203	-13.182	42.998	29.816	-10.184	40.000
170.580	-10.384	40.437	30.053	-13.447	43.500
380.043	-0.966	40.291	39.325	-6.675	46.000
458.768	0.846	31.727	32.572	-13.428	46.000
597.942	3.999	28.232	32.231	-13.769	46.000
800.377	5.137	28.270	33.407	-12.593	46.000
Vertical					
Peak Detector					
58.116	-4.247	36.589	32.342	-7.658	40.000
157.928	-6.191	41.255	35.064	-8.436	43.500
343.493	-3.321	40.870	37.549	-8.451	46.000
613.406	-1.666	28.941	27.275	-18.725	46.000
797.565	2.819	28.119	30.939	-15.061	46.000
964.855	7.897	24.327	32.225	-21.775	54.000

Note:

1. All Readings below 1GHz are Quasi-Peak, above 1GHz are performed with peak and/or average measurements as necessary.
2. Peak measurements: RBW = 1MHz, VBW = 3 MHz, Sweep: Auto.
3. Average measurements: RBW = 1MHz, VBW = 10 Hz, Sweep: Auto.
4. Measurement Level = Reading Level + Correct Factor.
5. Correct Factor = Antenna factor + Cable loss –Amplifier gain.
6. The average measurement was not performed when the peak measured data under the limit of average detection.
7. The emission levels of other frequencies are very lower than the limit and not show in test report.
8. No emission found between lowest internal used/generated frequency to 30MHz.

4. Band Edge

4.1. Test Equipment

RF Conducted Measurement

The following test equipments are used during the band edge tests:

	Equipment	Manufacturer	Model No./Serial No.	Last Cal.
	Spectrum Analyzer	R&S	FSP40 / 100170	Jun., 2015
	Spectrum Analyzer	Agilent	E4407B / US39440758	Jun., 2015
X	Spectrum Analyzer	Agilent	N9010A / MY48030495	Apr., 2015

Note:

1. All equipments are calibrated with traceable calibrations. Each calibration is traceable to the national or international standards.
2. The test instruments marked with “X” are used to measure the final test results.

RF Radiated Measurement:

The following test equipments are used during the band edge tests:

Test Site		Equipment	Manufacturer	Model No./Serial No.	Last Cal.
☒CB # 8	X	Spectrum Analyzer	R&S	FSP40/ 100339	Oct., 2015
	X	Horn Antenna	ETS-Lindgren	3117/ 35205	Mar., 2015
	X	Horn Antenna	Schwarzbeck	BBHA9170/209	Jan., 2015
	X	Horn Antenna	TRC	AH-0801/95051	Aug., 2015
	X	Pre-Amplifier	EMCI	EMC012630SE/980210	Jan., 2015
	X	Pre-Amplifier	MITEQ	JS41-001040000-58-5P/153945	Jul., 2015
	X	Pre-Amplifier	NARDA	DBL-1840N506/013	Jul., 2015

Note: 1. All instruments are calibrated every one year.
2. The test instruments marked by “X” are used to measure the final test results.

4.2. Test Setup

RF Conducted Measurement:

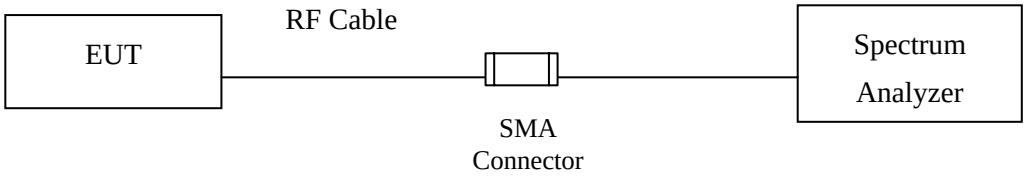

RF Radiated Measurement:

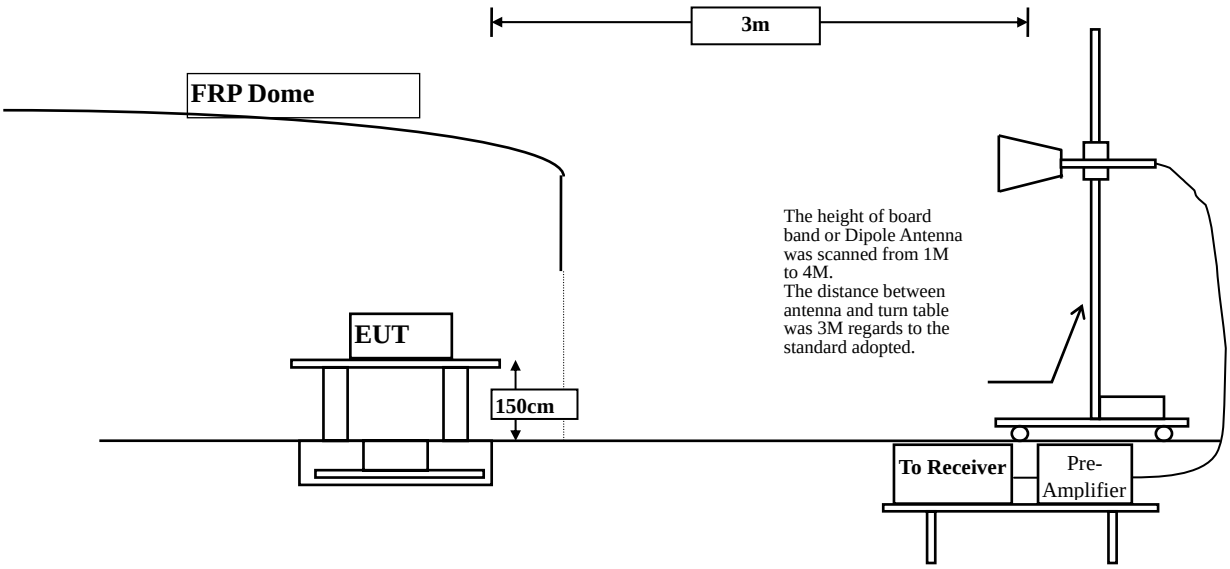

4.3. Limits

The provisions of Section 15.205 of this part apply to intentional radiators operating under this section.

Radiated emissions which fall in the restricted bands, as defined in Section 15.205, must also comply with the radiated emission limits specified in Section 15.209:

FCC Part 15 Subpart C Paragraph 15.209 Limits		
Frequency MHz	uV/m @3m	dBμV/m@3m
30-88	100	40
88-216	150	43.5
216-960	200	46
Above 960	500	54

Remarks : 1. RF Voltage (dBμV) = 20 log RF Voltage (uV)

2. In the Above Table, the tighter limit applies at the band edges.

3. Distance refers to the distance in meters between the measuring instrument antenna and the closed point of any part of the device or system.

4.4. Test Procedure

The EUT is placed on a turn table which is 1.5 meter above ground. The turn table can rotate 360 degrees to determine the position of the maximum emission level. The EUT was positioned such that the distance from antenna to the EUT was 3 meters.

The antenna can move up and down between 1 meter and 4 meters to find out the maximum emission level.

Both horizontal and vertical polarization of the antenna are set on measurement. In order to find the maximum emission, all of the interface cables must be manipulated according to ANSI C63.10:2013 on radiated measurement.

The bandwidth below 1GHz setting on the field strength meter is 120 kHz, above 1GHz are 1 MHz.

The EUT was setup to ANSI C63.10, 2013; tested to UNII test procedure of FCC KDB-789033 for compliance to FCC 47CFR Subpart E requirements.

4.5. Uncertainty

± 3.8 dB below 1GHz

± 3.9 dB above 1GHz

4.6. Test Result of Band Edge

Product : INTEL DUAL BAND WIRELESS–AC 7265
Test Item : Band Edge Data
Test Site : No.3 OATS
Test Mode : Mode 1 SISO A: Transmit (802.11a-6Mbps)-Channel 36 (5180MHz)

RF Radiated Measurement (Horizontal):

Channel No.	Frequency (MHz)	Correct Factor (dB)	Reading Level (dBμV)	Emission Level (dBμV/m)	Peak Limit (dBμV/m)	Average Limit (dBμV/m)	Result
36 (Peak)	5137.391	6.680	42.710	49.390	74.00	54.00	Pass
36 (Peak)	5150.000	6.786	40.109	46.895	74.00	54.00	Pass
36 (Peak)	5178.406	6.889	91.725	98.613	--	--	--
36 (Average)	5150.000	6.786	30.252	37.038	74.00	54.00	Pass
36 (Average)	5176.087	6.879	81.486	88.365	--	--	--

Figure Channel 36: Horizontal (Peak)

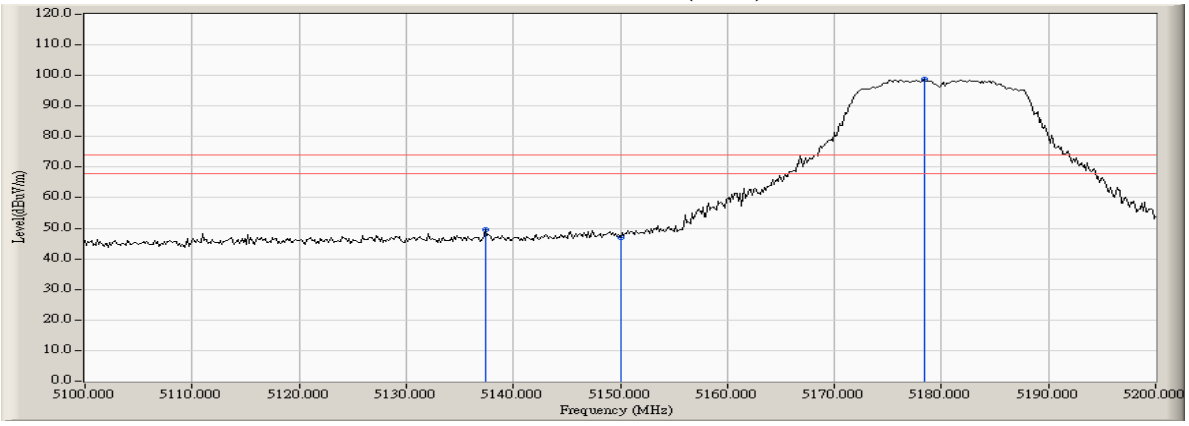

Figure Channel 36: Horizontal (Average)

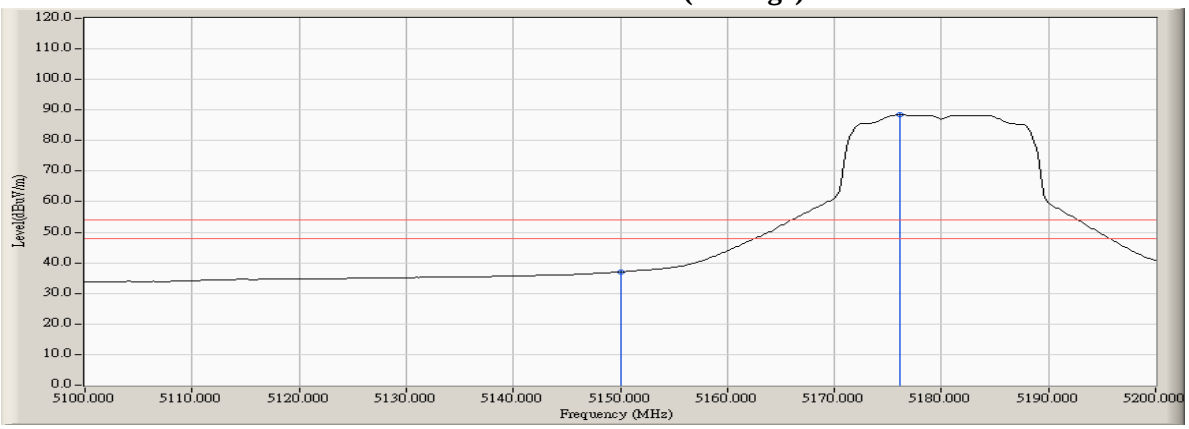

Note:1. All readings above 1GHz are performed with peak and/or average measurements as necessary.
2. Peak measurements: RBW = 1MHz, VBW = 3 MHz, Sweep: Auto.
3. Average measurements: RBW = 1MHz, VBW = 10 Hz, Sweep: Auto.
4. " * ", means this data is the worst emission level.
5. Measurement Level = Reading Level + Correct Factor.
6. The average measurement was not performed when the peak measured data under the limit of average detection.

Product : INTEL DUAL BAND WIRELESS–AC 7265
Test Item : Band Edge Data
Test Site : No.3 OATS
Test Mode : Mode 1 SISO A: Transmit (802.11a-6Mbps)-Channel 36 (5180MHz)

RF Radiated Measurement (Vertical):

Channel No.	Frequency (MHz)	Correct Factor (dB)	Reading Level (dBμV)	Emission Level (dBμV/m)	Peak Limit (dBμV/m)	Average Limit (dBμV/m)	Result
36 (Peak)	5140.870	6.709	42.392	49.101	74.00	54.00	Pass
36 (Peak)	5150.000	6.786	40.292	47.078	74.00	54.00	Pass
36 (Peak)	5176.957	6.882	91.918	98.800	--	--	--
36 (Average)	5150.000	6.786	29.794	36.580	74.00	54.00	Pass
36 (Average)	5175.942	6.878	81.260	88.138	--	--	--

Figure Channel 36: Vertical (Peak)

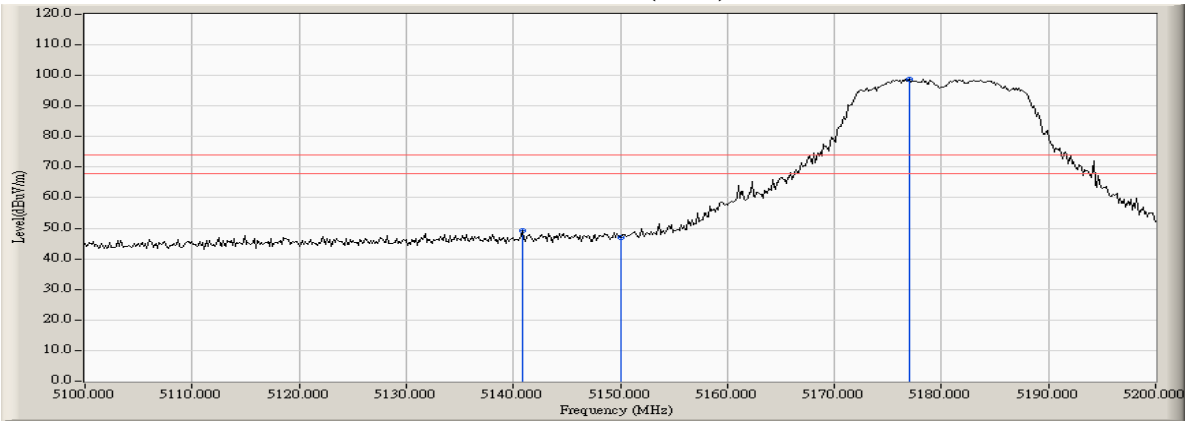

Figure Channel 36: Vertical (Average)

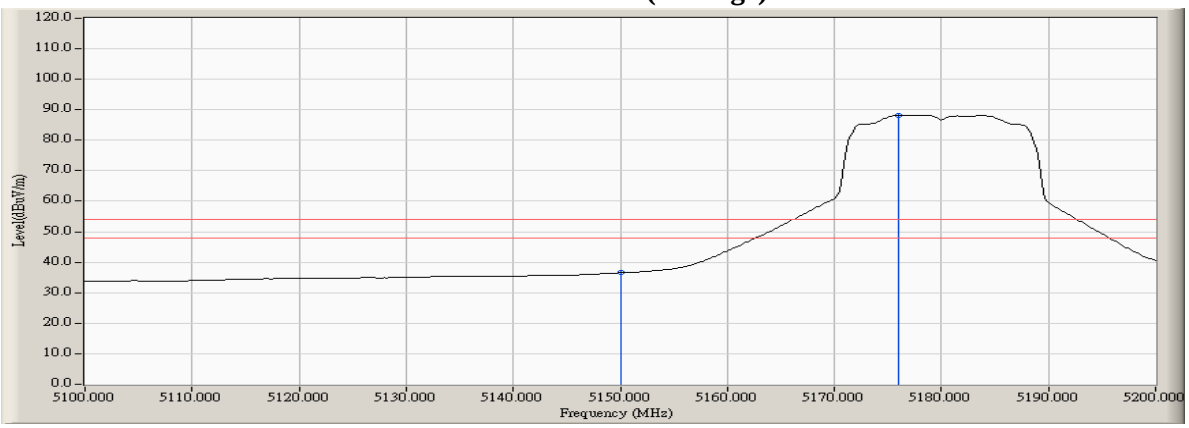

Note:

1. All readings above 1GHz are performed with peak and/or average measurements as necessary.
2. Peak measurements: RBW = 1MHz, VBW = 3 MHz, Sweep: Auto.
3. Average measurements: RBW = 1MHz, VBW = 10 Hz, Sweep: Auto.
4. " * ", means this data is the worst emission level.
5. Measurement Level = Reading Level + Correct Factor.
6. The average measurement was not performed when the peak measured data under the limit of average detection.

Product : INTEL DUAL BAND WIRELESS–AC 7265
Test Item : Band Edge Data
Test Site : No.3 OATS
Test Mode : Mode 1 SISO A: Transmit (802.11a-6Mbps) -Channel 64 (5320MHz)

RF Radiated Measurement (Horizontal):

Channel No.	Frequency (MHz)	Correct Factor (dB)	Reading Level (dBμV)	Emission Level (dBμV/m)	Peak Limit (dBμV/m)	Arerage Limit (dBμV/m)	Result
64 (Peak)	5324.058	6.987	89.163	96.150	--	--	--
64 (Peak)	5350.000	7.086	42.926	50.011	74.00	54.00	Pass
64 (Average)	5323.913	6.988	77.113	84.101	--	--	--
64 (Average)	5350.000	7.086	28.693	35.778	74.00	54.00	Pass

Figure Channel 64: Horizontal (Peak)

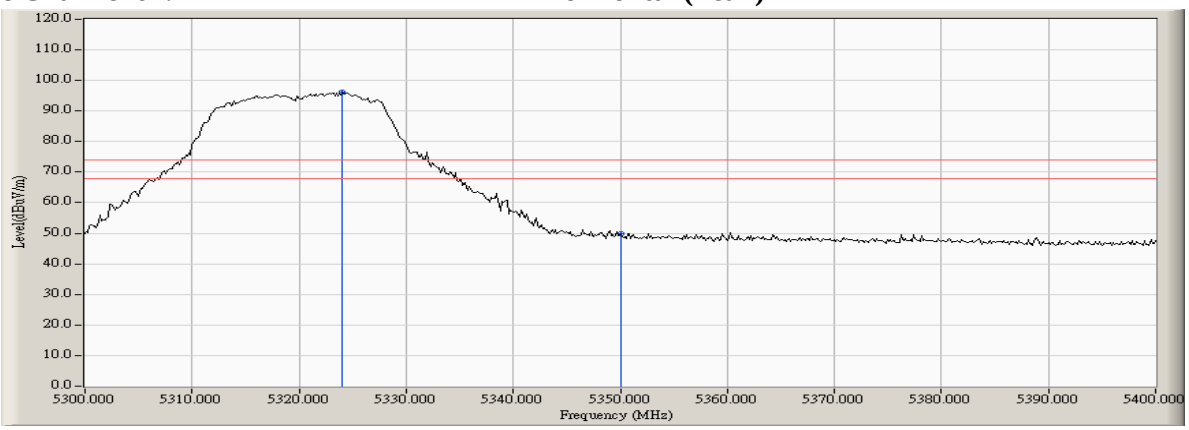

Figure Channel 64: Horizontal (Average)

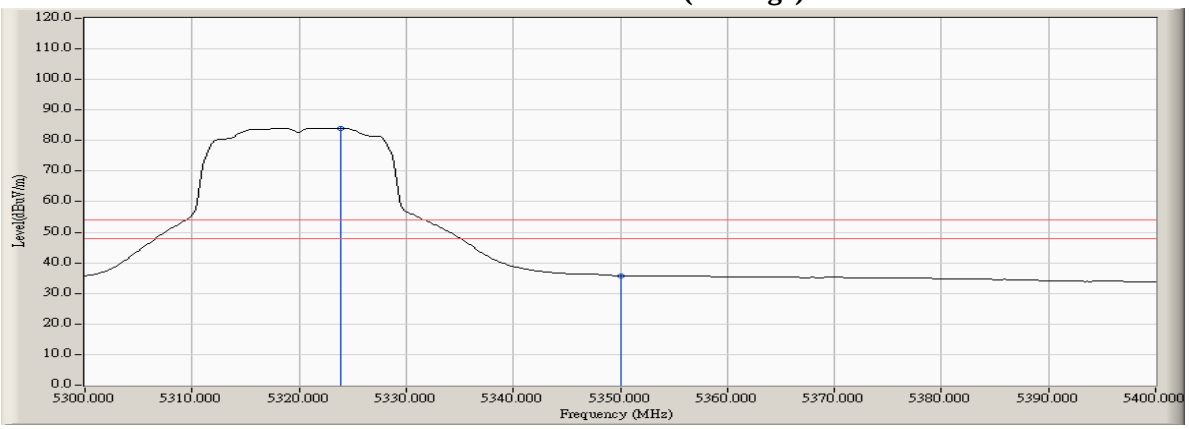

Note:
1. All readings above 1GHz are performed with peak and/or average measurements as necessary.
2. Peak measurements: RBW = 1MHz, VBW = 3 MHz, Sweep: Auto.
3. Average measurements: RBW = 1MHz, VBW = 10 Hz, Sweep: Auto.
4. " * ", means this data is the worst emission level.
5. Measurement Level = Reading Level + Correct Factor.
6. The average measurement was not performed when the peak measured data under the limit of average detection.

Product : INTEL DUAL BAND WIRELESS–AC 7265
Test Item : Band Edge Data
Test Site : No.3 OATS
Test Mode : Mode 1 SISO A: Transmit (802.11a-6Mbps) -Channel 64 (5320MHz)

RF Radiated Measurement (Vertical):

Channel No.	Frequency (MHz)	Correct Factor (dB)	Reading Level (dBμV)	Emission Level (dBμV/m)	Peak Limit (dBμV/m)	Arerage Limit (dBμV/m)	Result
64 (Peak)	5317.971	7.027	88.342	95.369	--	--	--
64 (Peak)	5350.000	7.086	40.704	47.789	74.00	54.00	Pass
64 (Peak)	5358.551	7.163	42.825	49.988	74.00	54.00	Pass
64 (Average)	5323.913	6.988	77.227	84.215	--	--	--
64 (Average)	5350.000	7.086	28.693	35.778	74.00	54.00	Pass

Figure Channel 64: Vertical (Peak)

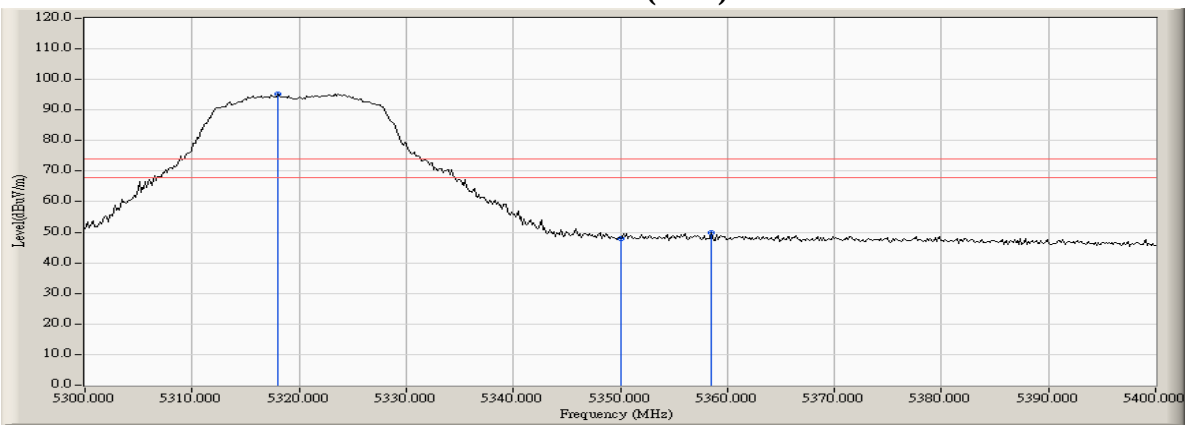

Figure Channel 64: Vertical (Average)

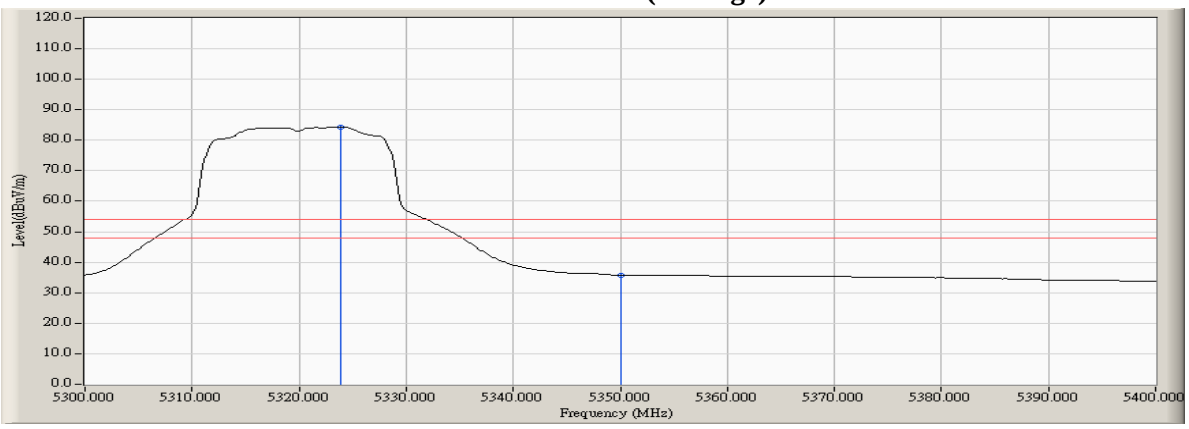

Note:

1. All readings above 1GHz are performed with peak and/or average measurements as necessary.
2. Peak measurements: RBW = 1MHz, VBW = 3 MHz, Sweep: Auto.
3. Average measurements: RBW = 1MHz, VBW = 10 Hz, Sweep: Auto.
4. " * ", means this data is the worst emission level.
5. Measurement Level = Reading Level + Correct Factor.
6. The average measurement was not performed when the peak measured data under the limit of average detection.

Product : INTEL DUAL BAND WIRELESS–AC 7265
Test Item : Band Edge Data
Test Site : No.3 OATS
Test Mode : Mode 1 SISO A: Transmit (802.11a-6Mbps) -Channel 100 (5500MHz)

RF Radiated Measurement (Horizontal):

Channel No.	Frequency (MHz)	Correct Factor (dB)	Reading Level (dBμV)	Emission Level (dBμV/m)	Peak Limit (dBμV/m)	Arerage Limit (dBμV/m)	Result
100 (Peak)	5433.768	7.308	38.389	45.697	74.00	54.00	Pass
100 (Peak)	5460.000	7.353	37.048	44.402	74.00	54.00	Pass
100 (Peak)	5502.319	7.343	85.507	92.849	--	--	--
100 (Average)	5460.000	7.353	26.687	34.041	74.00	54.00	Pass
100 (Average)	5495.797	7.191	75.030	82.222	--	--	--

Figure Channel 100: Horizontal (Peak)

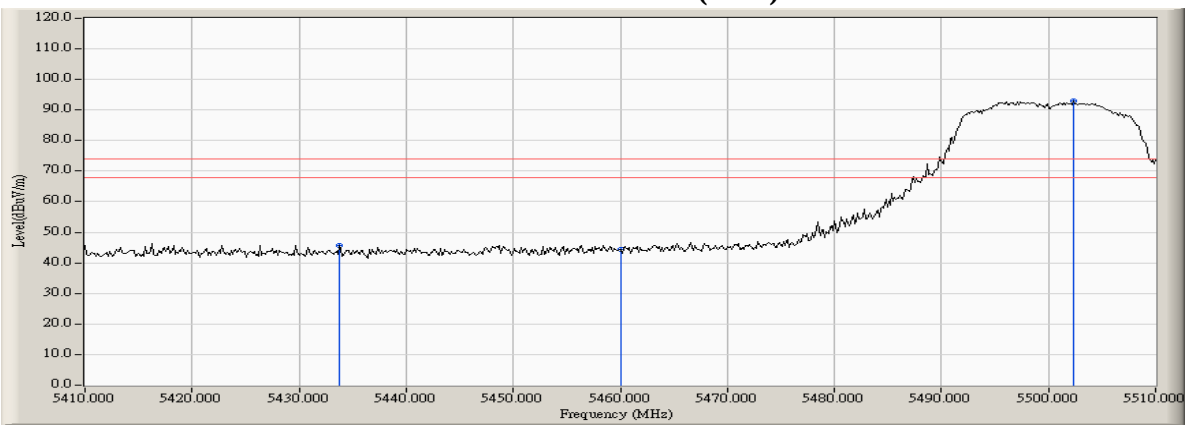

Figure Channel 100: Horizontal (Average)

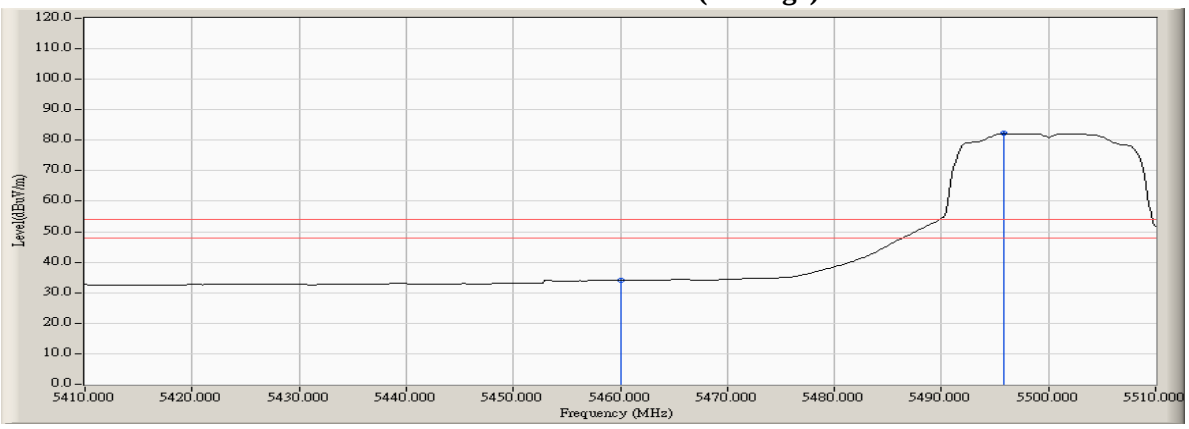

Note:
1. All readings above 1GHz are performed with peak and/or average measurements as necessary.
2. Peak measurements: RBW = 1MHz, VBW = 3 MHz, Sweep: Auto.
3. Average measurements: RBW = 1MHz, VBW = 10 Hz, Sweep: Auto.
4. " * ", means this data is the worst emission level.
5. Measurement Level = Reading Level + Correct Factor.
6. The average measurement was not performed when the peak measured data under the limit of average detection.

Product : INTEL DUAL BAND WIRELESS–AC 7265
Test Item : Band Edge Data
Test Site : No.3 OATS
Test Mode : Mode 1 SISO A: Transmit (802.11a-6Mbps) -Channel 100 (5500MHz)

RF Radiated Measurement (Vertical):

Channel No.	Frequency (MHz)	Correct Factor (dB)	Reading Level (dBμV)	Emission Level (dBμV/m)	Peak Limit (dBμV/m)	Arerage Limit (dBμV/m)	Result
100 (Peak)	5443.333	7.347	37.916	45.263	74.00	54.00	Pass
100 (Peak)	5460.000	7.353	37.501	44.855	74.00	54.00	Pass
100 (Peak)	5496.377	7.205	86.128	93.333	--	--	--
100 (Average)	5460.000	7.353	26.655	34.009	74.00	54.00	Pass
100 (Average)	5496.957	7.219	75.019	82.238	--	--	--

Figure Channel 100: Vertical (Peak)

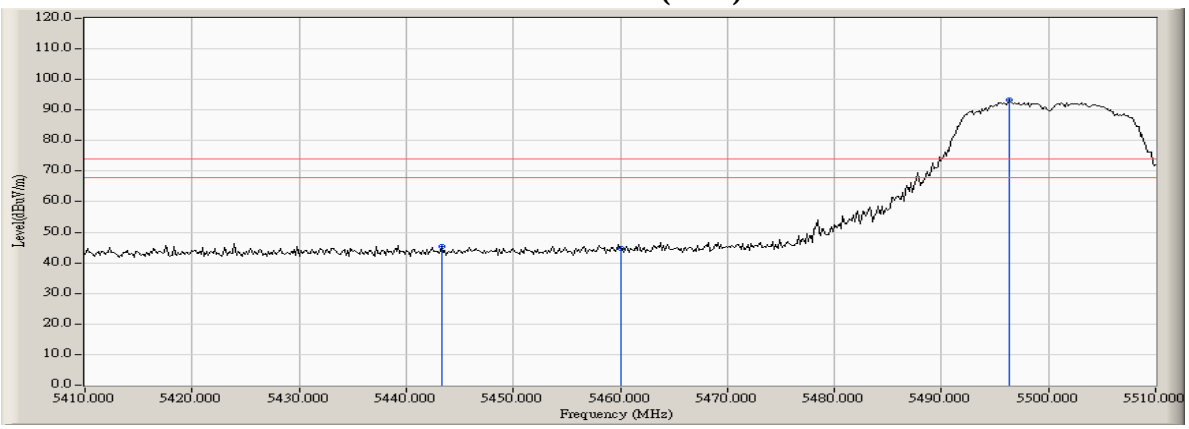

Figure Channel 100: Vertical (Average)

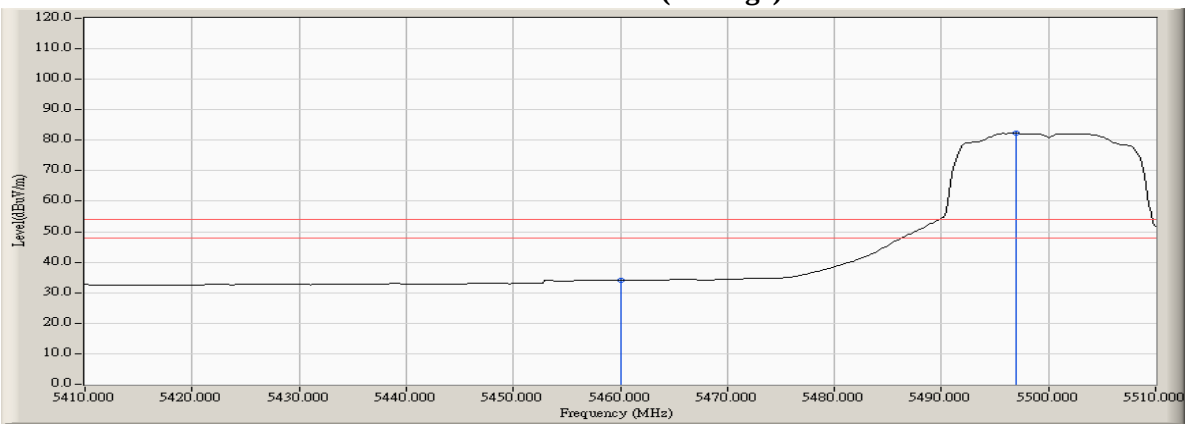

Note:

1. All readings above 1GHz are performed with peak and/or average measurements as necessary.
2. Peak measurements: RBW = 1MHz, VBW = 3 MHz, Sweep: Auto.
3. Average measurements: RBW = 1MHz, VBW = 10 Hz, Sweep: Auto.
4. " * ", means this data is the worst emission level.
5. Measurement Level = Reading Level + Correct Factor.
6. The average measurement was not performed when the peak measured data under the limit of average detection.

Product : INTEL DUAL BAND WIRELESS–AC 7265
Test Item : Band Edge Data
Test Site : No.3 OATS
Test Mode : Mode 1 SISO A: Transmit (802.11a-6Mbps) -Channel 100 (5500MHz)

RF Radiated Measurement:

	Frequency (MHz)	Correct Factor (dB)	Reading Level (dBμV)	Measure Level (dBμV /m)	Margin (dB)	Limit (dBμV /m)	Result
Horizontal	5462.319	4.667	44.019	48.687	-19.533	68.220	Pass
Horizontal	5470.000	4.605	43.151	47.756	-20.464	68.220	Pass
Horizontal	5497.536	4.531	92.233	96.764	--	--	--

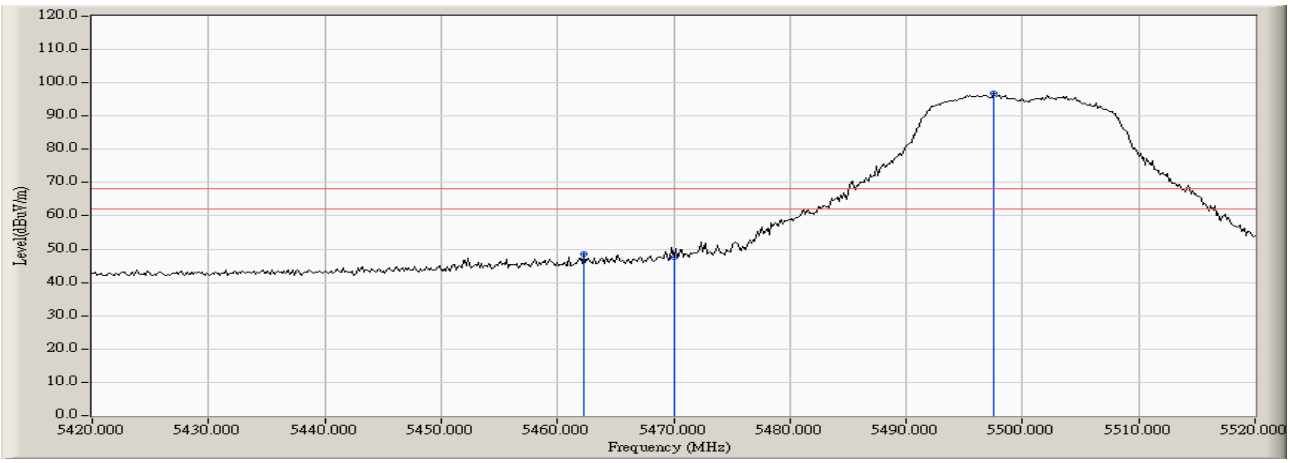

	Frequency (MHz)	Correct Factor (dB)	Reading Level (dBμV)	Measure Level (dBμV /m)	Margin (dB)	Limit (dBμV /m)	Result
Vertical	5470.000	4.605	44.224	48.829	-19.391	68.220	Pass
Vertical	5495.217	4.480	91.657	96.137	--	--	--

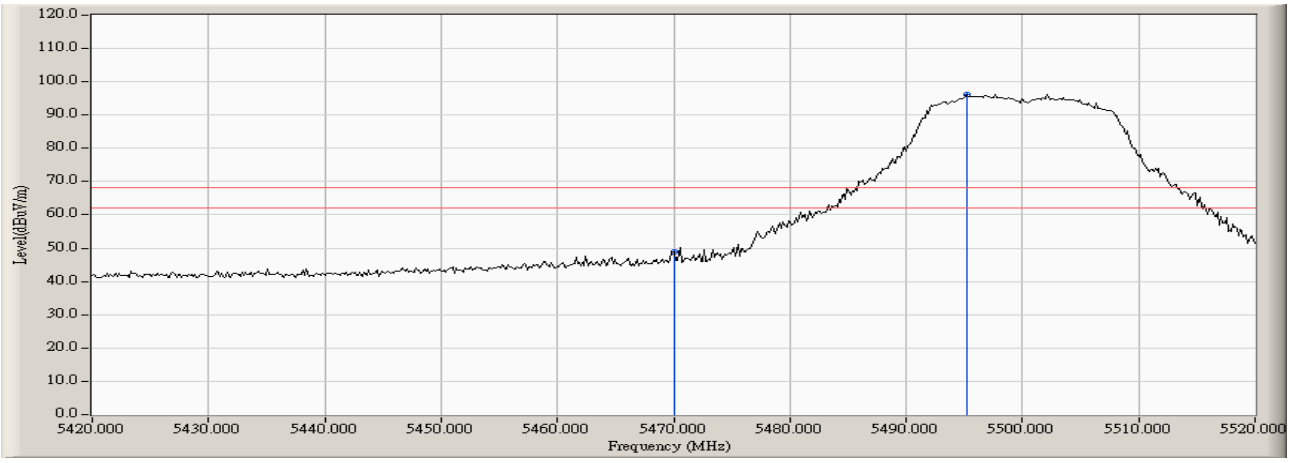

Product : INTEL DUAL BAND WIRELESS–AC 7265
Test Item : Band Edge Data
Test Site : No.3 OATS
Test Mode : Mode 1 SISO A: Transmit (802.11a-6Mbps) -Channel 140 (5700MHz)

RF Radiated Measurement:

	Frequency (MHz)	Correct Factor (dB)	Reading Level (dBμV)	Measure Level (dBμV /m)	Margin (dB)	Limit (dBμV /m)	Result
Horizontal	5695.725	5.144	87.913	93.057	--	--	--
Horizontal	5725.000	5.012	35.989	41.001	-27.219	68.220	Pass
Horizontal	5758.478	4.840	37.470	42.310	-25.910	68.220	Pass

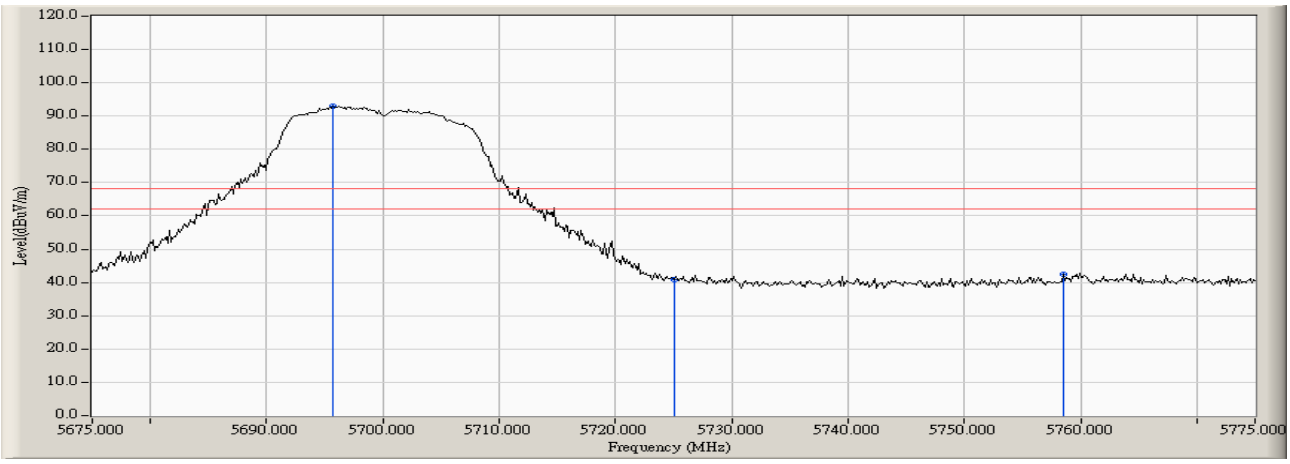

	Frequency (MHz)	Correct Factor (dB)	Reading Level (dBμV)	Measure Level (dBμV /m)	Margin (dB)	Limit (dBμV /m)	Result
Vertical	5696.304	5.152	88.508	93.660	--	--	--
Vertical	5725.000	5.012	37.595	42.607	-25.613	68.220	Pass
Vertical	5754.275	4.844	38.461	43.305	-24.915	68.220	Pass

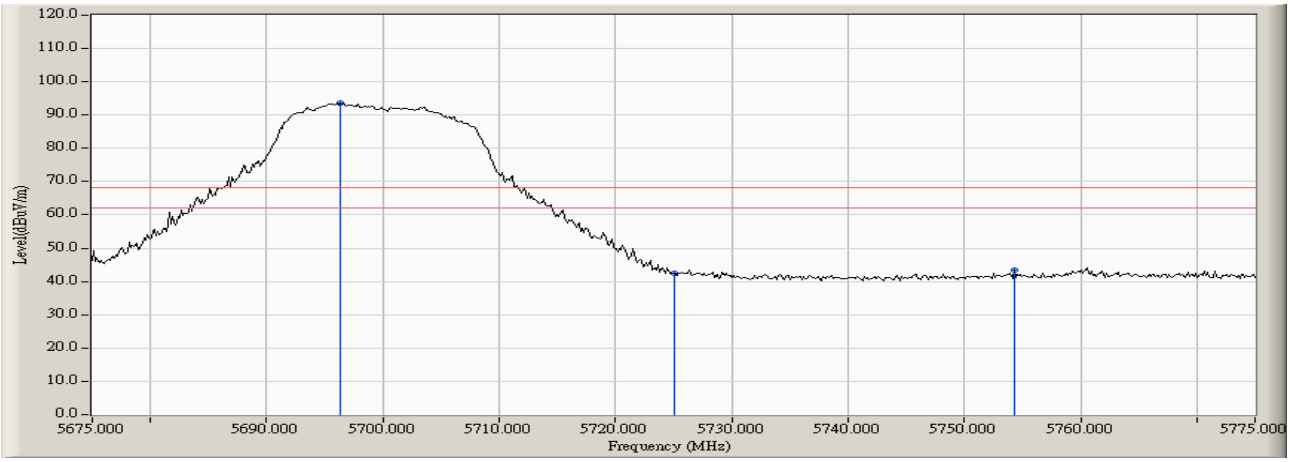

Product : INTEL DUAL BAND WIRELESS–AC 7265
Test Item : Band Edge Data
Test Site : No.3 OATS
Test Mode : Mode 1 SISO A: Transmit (802.11n-20BW 7.2Mbps) -Channel 36 (5180MHz)

RF Radiated Measurement (Horizontal):

Channel No.	Frequency (MHz)	Correct Factor (dB)	Reading Level (dBμV)	Emission Level (dBμV/m)	Peak Limit (dBμV/m)	Average Limit (dBμV/m)	Result
36 (Peak)	5150.000	6.786	39.620	46.406	74.00	54.00	Pass
36 (Peak)	5175.652	6.877	85.362	92.239	--	--	--
36 (Average)	5150.000	6.786	26.283	33.069	74.00	54.00	Pass
36 (Average)	5175.797	6.878	73.030	79.908	--	--	--

Figure Channel 36: Horizontal (Peak)

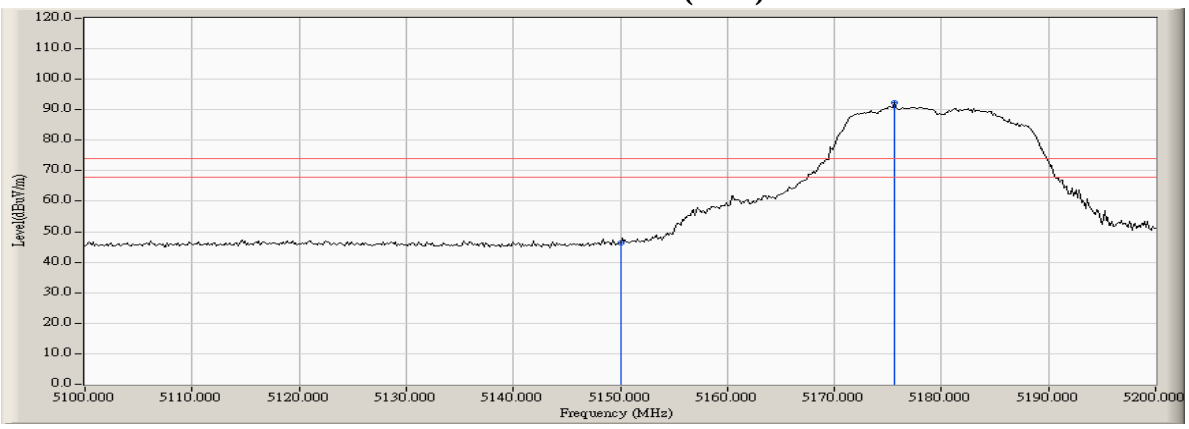

Figure Channel 36: Horizontal (Average)

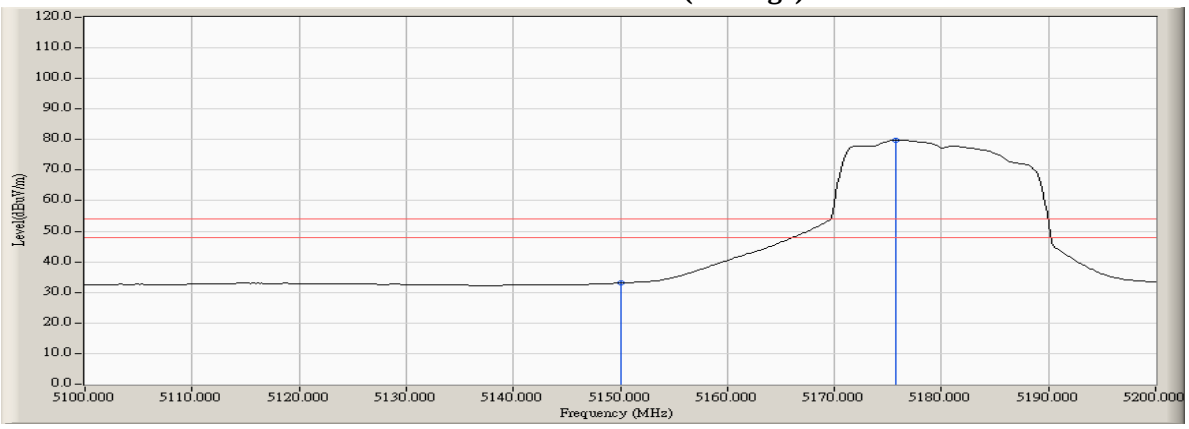

Note:

1. All readings above 1GHz are performed with peak and/or average measurements as necessary.
2. Peak measurements: RBW = 1MHz, VBW = 3 MHz, Sweep: Auto.
3. Average measurements: RBW = 1MHz, VBW = 10 Hz, Sweep: Auto.
4. " * ", means this data is the worst emission level.
5. Measurement Level = Reading Level + Correct Factor.
6. The average measurement was not performed when the peak measured data under the limit of average detection.

Product : INTEL DUAL BAND WIRELESS–AC 7265
Test Item : Band Edge Data
Test Site : No.3 OATS
Test Mode : Mode 1 SISO A: Transmit (802.11n-20BW 7.2Mbps) -Channel 36 (5180MHz)

RF Radiated Measurement (Vertical):

Channel No.	Frequency (MHz)	Correct Factor (dB)	Reading Level (dBμV)	Emission Level (dBμV/m)	Peak Limit (dBμV/m)	Average Limit (dBμV/m)	Result
36 (Peak)	5143.913	6.735	40.186	46.921	74.00	54.00	Pass
36 (Peak)	5150.000	6.786	38.559	45.345	74.00	54.00	Pass
36 (Peak)	5176.087	6.879	83.989	90.868	--	--	--
36 (Average)	5150.000	6.786	26.251	33.037	74.00	54.00	Pass
36 (Average)	5175.797	6.878	72.947	79.825	--	--	--

Figure Channel 36: Vertical (Peak)

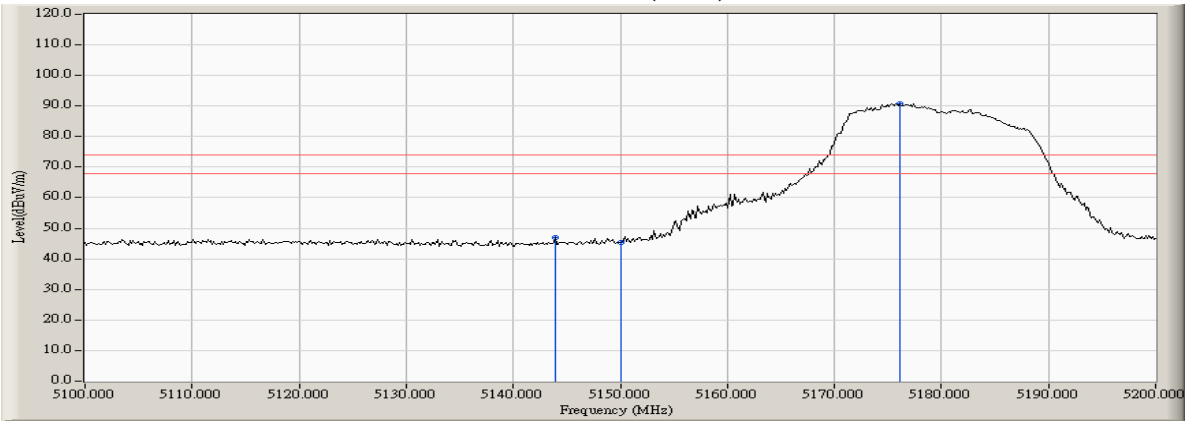

Figure Channel 36: Vertical (Average)

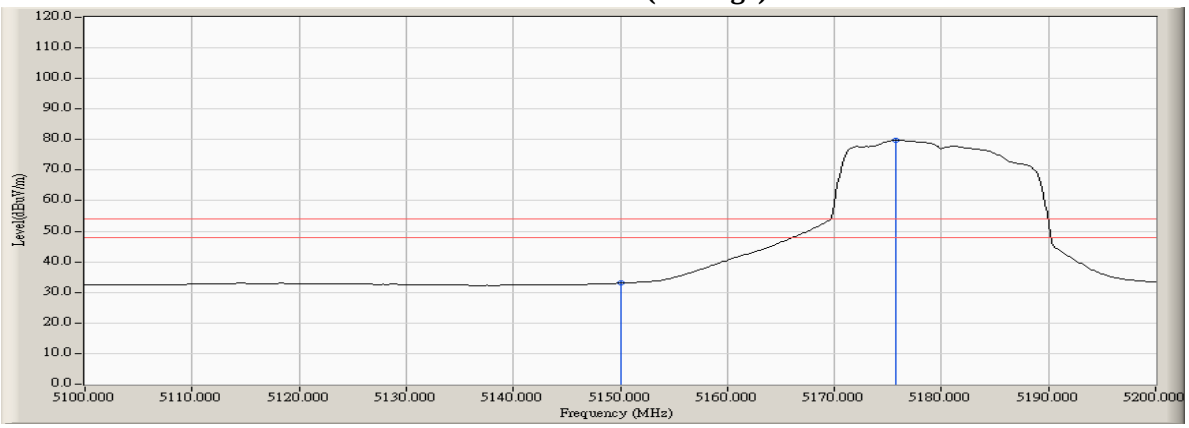

Note:

1. All readings above 1GHz are performed with peak and/or average measurements as necessary.
2. Peak measurements: RBW = 1MHz, VBW = 3 MHz, Sweep: Auto.
3. Average measurements: RBW = 1MHz, VBW = 10 Hz, Sweep: Auto.
4. " * ", means this data is the worst emission level.
5. Measurement Level = Reading Level + Correct Factor.
6. The average measurement was not performed when the peak measured data under the limit of average detection.

Product : INTEL DUAL BAND WIRELESS–AC 7265
Test Item : Band Edge Data
Test Site : No.3 OATS
Test Mode : Mode 1 SISO A: Transmit (802.11n-20BW 7.2Mbps) -Channel 64 (5320MHz)

RF Radiated Measurement (Horizontal):

Channel No.	Frequency (MHz)	Correct Factor (dB)	Reading Level (dBμV)	Emission Level (dBμV/m)	Peak Limit (dBμV/m)	Arerage Limit (dBμV/m)	Result
64 (Peak)	5315.652	7.043	91.414	98.457	--	--	--
64 (Peak)	5350.000	7.086	45.019	52.104	74.00	54.00	Pass
64 (Peak)	5352.319	7.105	45.836	52.941	74.00	54.00	Pass
64 (Average)	5323.188	6.993	80.556	87.549	--	--	--
64 (Average)	5350.000	7.086	29.602	36.687	74.00	54.00	Pass

Figure Channel 64: Horizontal (Peak)

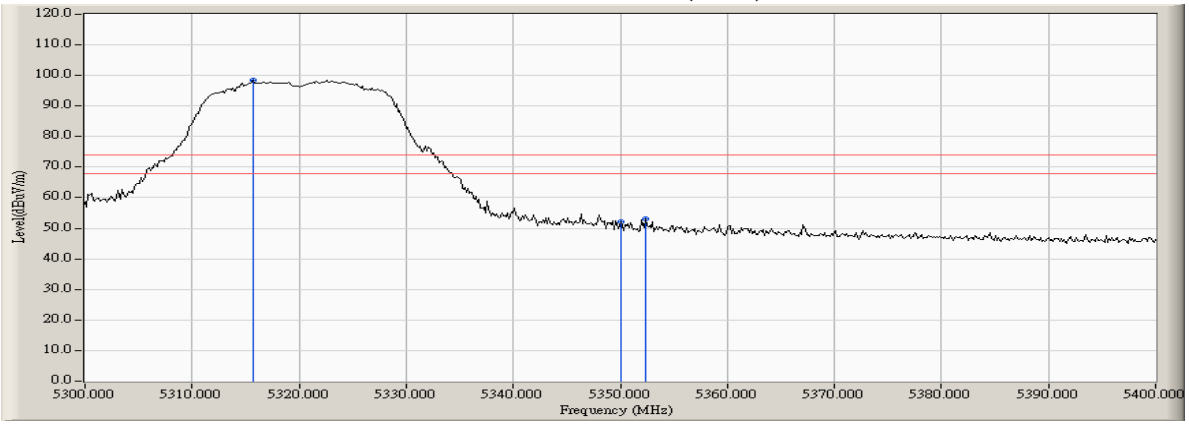

Figure Channel 64: Horizontal (Average)

Note:

1. All readings above 1GHz are performed with peak and/or average measurements as necessary.
2. Peak measurements: RBW = 1MHz, VBW = 3 MHz, Sweep: Auto.
3. Average measurements: RBW = 1MHz, VBW = 10 Hz, Sweep: Auto.
4. " * ", means this data is the worst emission level.
5. Measurement Level = Reading Level + Correct Factor.
6. The average measurement was not performed when the peak measured data under the limit of average detection.

Product : INTEL DUAL BAND WIRELESS–AC 7265
Test Item : Band Edge Data
Test Site : No.3 OATS
Test Mode : Mode 1 SISO A: Transmit (802.11n-20BW 7.2Mbps) -Channel 64 (5320MHz)

RF Radiated Measurement (Vertical):

Channel No.	Frequency (MHz)	Correct Factor (dB)	Reading Level (dBμV)	Emission Level (dBμV/m)	Peak Limit (dBμV/m)	Arerage Limit (dBμV/m)	Result
64 (Peak)	5322.464	6.998	91.915	98.913	--	--	--
64 (Peak)	5350.000	7.086	43.484	50.569	74.00	54.00	Pass
64 (Peak)	5351.884	7.102	47.281	54.382	74.00	54.00	Pass
64 (Average)	5322.609	6.997	80.549	87.546	--	--	--
64 (Average)	5350.000	7.086	29.520	36.605	74.00	54.00	Pass

Figure Channel 64: Vertical (Peak)

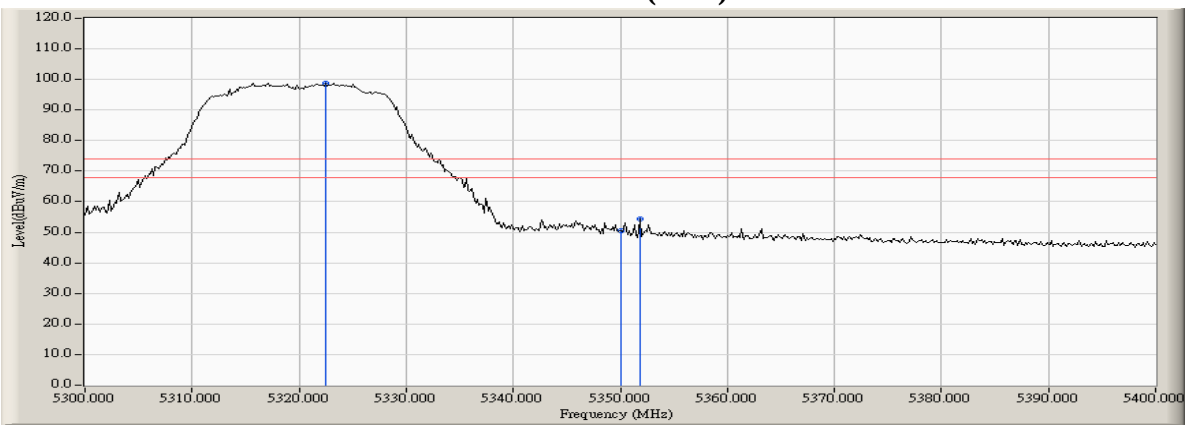

Figure Channel 64: Vertical (Average)

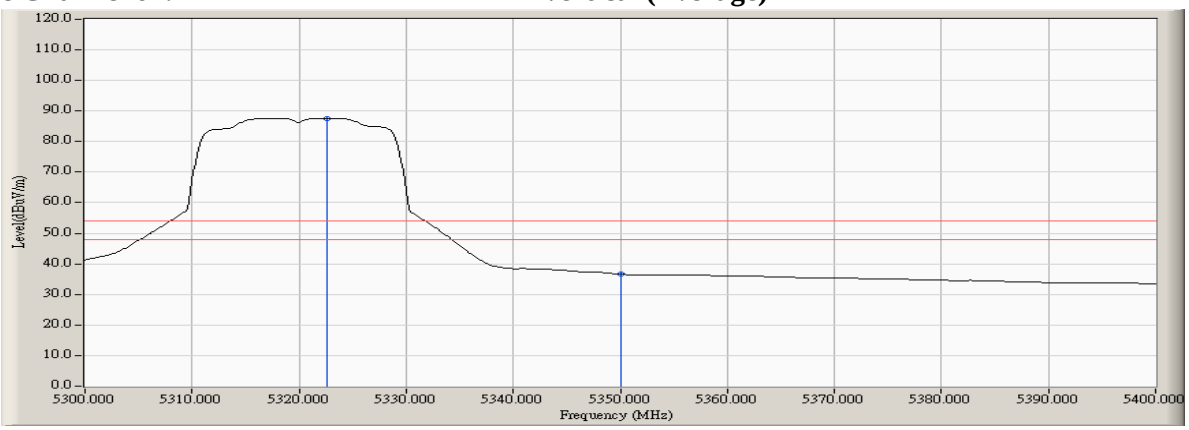

Note:

1. All readings above 1GHz are performed with peak and/or average measurements as necessary.
2. Peak measurements: RBW = 1MHz, VBW = 3 MHz, Sweep: Auto.
3. Average measurements: RBW = 1MHz, VBW = 10 Hz, Sweep: Auto.
4. " * ", means this data is the worst emission level.
5. Measurement Level = Reading Level + Correct Factor.
6. The average measurement was not performed when the peak measured data under the limit of average detection.

Product : INTEL DUAL BAND WIRELESS–AC 7265
Test Item : Band Edge Data
Test Site : No.3 OATS
Test Mode : Mode 1 SISO A: Transmit (802.11n-20BW 7.2Mbps) -Channel 100 (5500MHz)

RF Radiated Measurement (Horizontal):

Channel No.	Frequency (MHz)	Correct Factor (dB)	Reading Level (dBμV)	Emission Level (dBμV/m)	Peak Limit (dBμV/m)	Arerage Limit (dBμV/m)	Result
100 (Peak)	5457.101	7.375	41.980	49.354	74.00	54.00	Pass
100 (Peak)	5460.000	7.353	39.712	47.066	74.00	54.00	Pass
100 (Peak)	5496.957	7.219	91.347	98.566	--	--	--
100 (Average)	5460.000	7.353	27.254	34.608	74.00	54.00	Pass
100 (Average)	5495.797	7.191	79.822	87.014	--	--	--

Figure Channel 100: Horizontal (Peak)

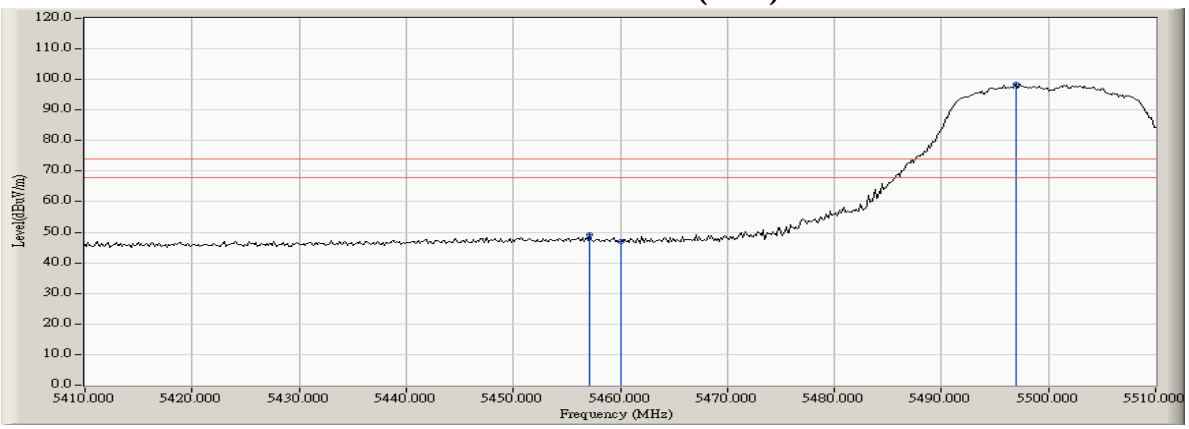

Figure Channel 100: Horizontal (Average)

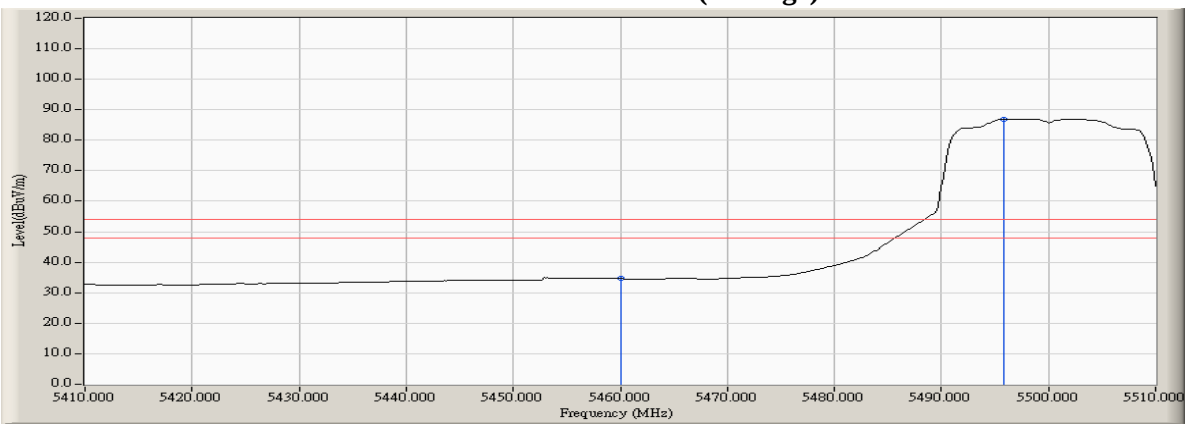

Note:

1. All readings above 1GHz are performed with peak and/or average measurements as necessary.
2. Peak measurements: RBW = 1MHz, VBW = 3 MHz, Sweep: Auto.
3. Average measurements: RBW = 1MHz, VBW = 10 Hz, Sweep: Auto.
4. " * ", means this data is the worst emission level.
5. Measurement Level = Reading Level + Correct Factor.
6. The average measurement was not performed when the peak measured data under the limit of average detection.

Product : INTEL DUAL BAND WIRELESS–AC 7265
Test Item : Band Edge Data
Test Site : No.3 OATS
Test Mode : Mode 1 SISO A: Transmit (802.11n-20BW 7.2Mbps) -Channel 100 (5500MHz)

RF Radiated Measurement (Vertical):

Channel No.	Frequency (MHz)	Correct Factor (dB)	Reading Level (dBμV)	Emission Level (dBμV/m)	Peak Limit (dBμV/m)	Arerage Limit (dBμV/m)	Result
100 (Peak)	5455.652	7.372	40.936	48.308	74.00	54.00	Pass
100 (Peak)	5460.000	7.353	39.114	46.468	74.00	54.00	Pass
100 (Peak)	5502.609	7.349	91.441	98.790	--	--	--
100 (Average)	5460.000	7.353	27.226	34.580	74.00	54.00	Pass
100 (Average)	5497.391	7.229	79.467	86.696	--	--	--

Figure Channel 100: Vertical (Peak)

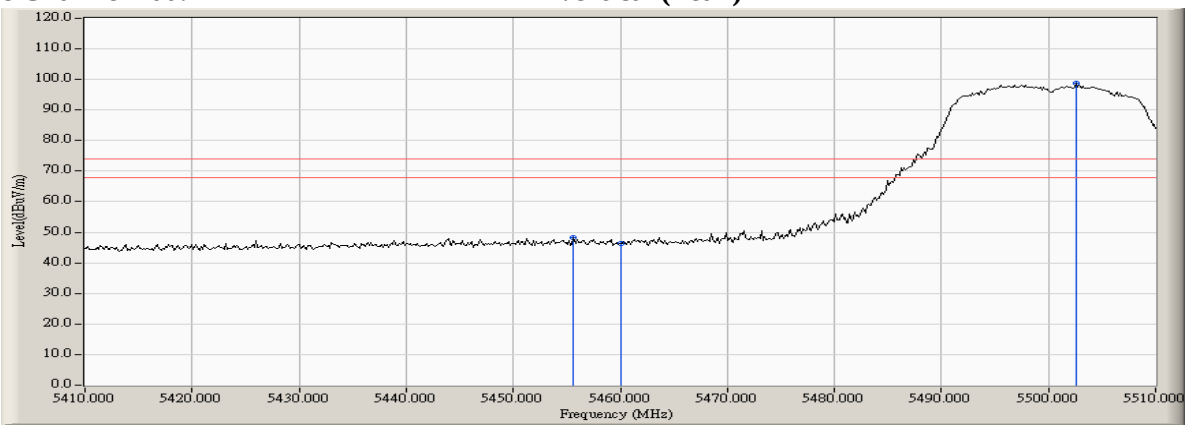

Figure Channel 100: Vertical (Average)

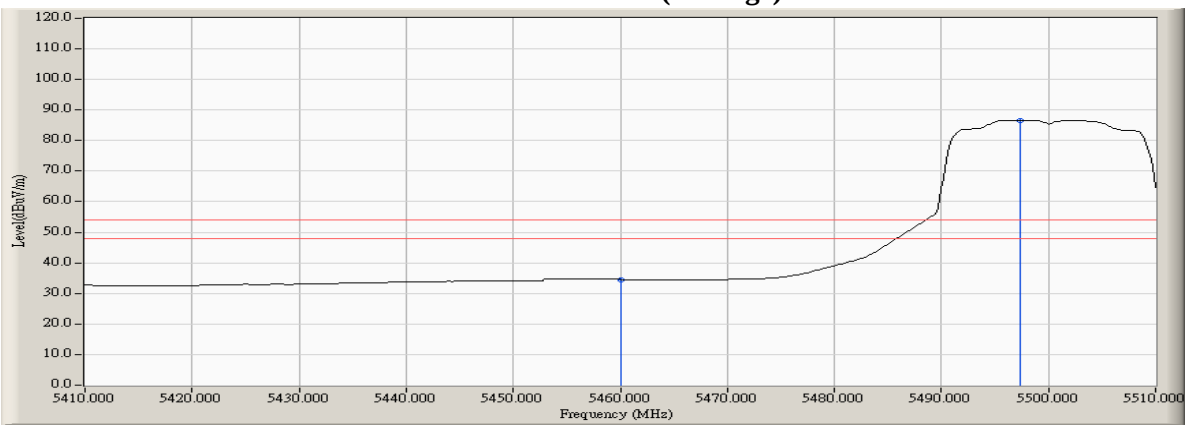

Note:

1. All readings above 1GHz are performed with peak and/or average measurements as necessary.
2. Peak measurements: RBW = 1MHz, VBW = 3 MHz, Sweep: Auto.
3. Average measurements: RBW = 1MHz, VBW = 10 Hz, Sweep: Auto.
4. " * ", means this data is the worst emission level.
5. Measurement Level = Reading Level + Correct Factor.
6. The average measurement was not performed when the peak measured data under the limit of average detection.

Product : INTEL DUAL BAND WIRELESS–AC 7265
Test Item : Band Edge Data
Test Site : No.3 OATS
Test Mode : Mode 1 SISO A: Transmit (802.11n-20BW 7.2Mbps) -Channel 100 (5500MHz)

RF Radiated Measurement:

	Frequency (MHz)	Correct Factor (dB)	Reading Level (dBμV)	Measure Level (dBμV /m)	Margin (dB)	Limit (dBμV /m)	Result
Horizontal	5466.812	4.631	43.106	47.737	-20.483	68.220	Pass
Horizontal	5470.000	4.605	40.348	44.953	-23.267	68.220	Pass
Horizontal	5496.377	4.505	91.611	96.116	--	--	--

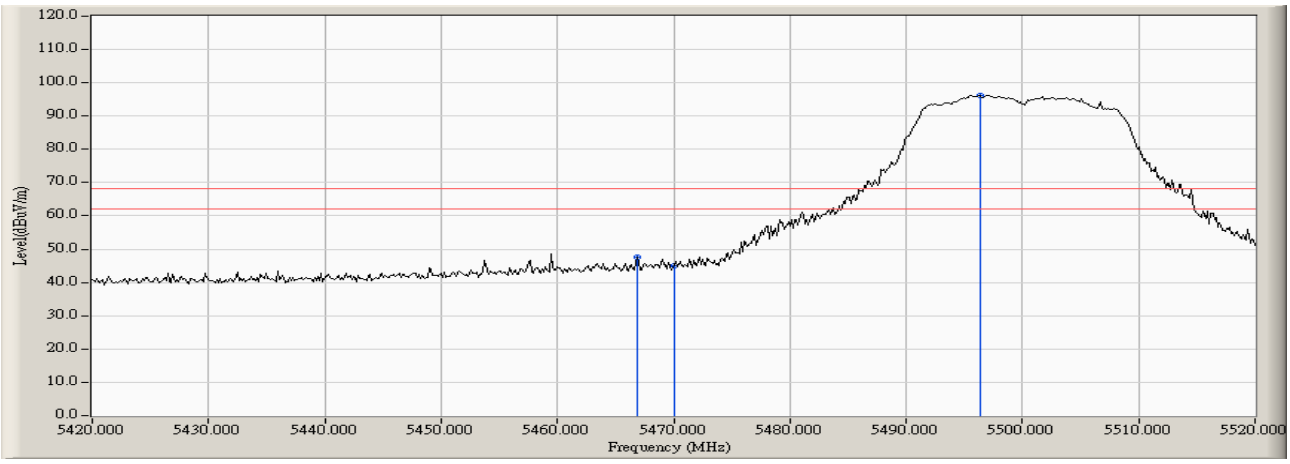

	Frequency (MHz)	Correct Factor (dB)	Reading Level (dBμV)	Measure Level (dBμV /m)	Margin (dB)	Limit (dBμV /m)	Result
Vertical	5465.797	4.639	46.312	50.951	-17.269	68.220	Pass
Vertical	5470.000	4.605	43.335	47.940	-20.280	68.220	Pass
Vertical	5497.101	4.522	93.011	97.532	--	--	--

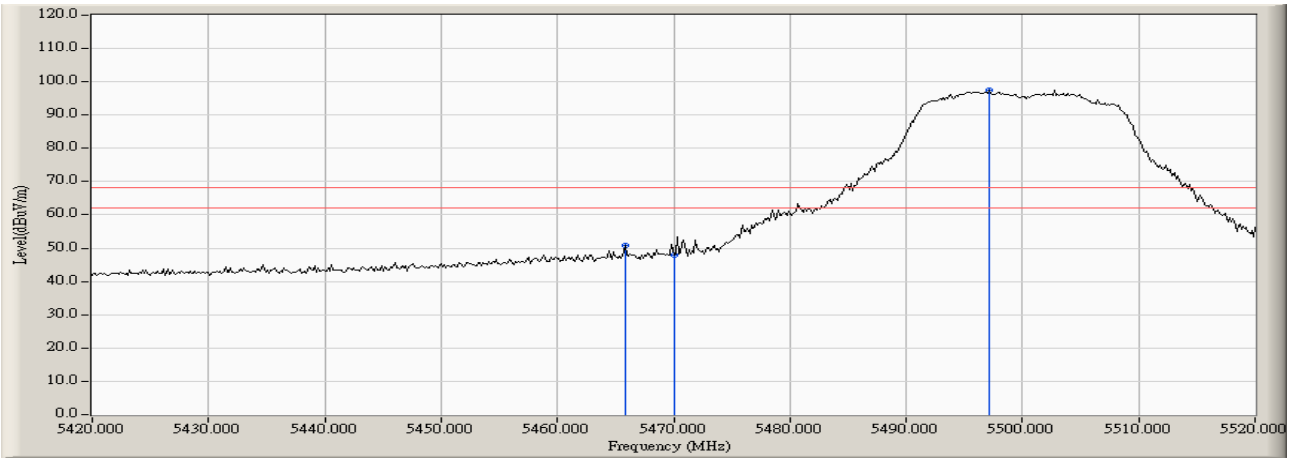

Product : INTEL DUAL BAND WIRELESS–AC 7265
Test Item : Band Edge Data
Test Site : No.3 OATS
Test Mode : Mode 1 SISO A: Transmit (802.11n-20BW 7.2Mbps) -Channel 140 (5700MHz)

RF Radiated Measurement:

	Frequency (MHz)	Correct Factor (dB)	Reading Level (dBμV)	Measure Level (dBμV /m)	Margin (dB)	Limit (dBμV /m)	Result
Horizontal	5694.710	5.128	90.544	95.673	--	--	--
Horizontal	5725.000	5.012	39.455	44.467	-23.753	68.220	Pass
Horizontal	5730.942	4.951	39.869	44.820	-23.400	68.220	Pass

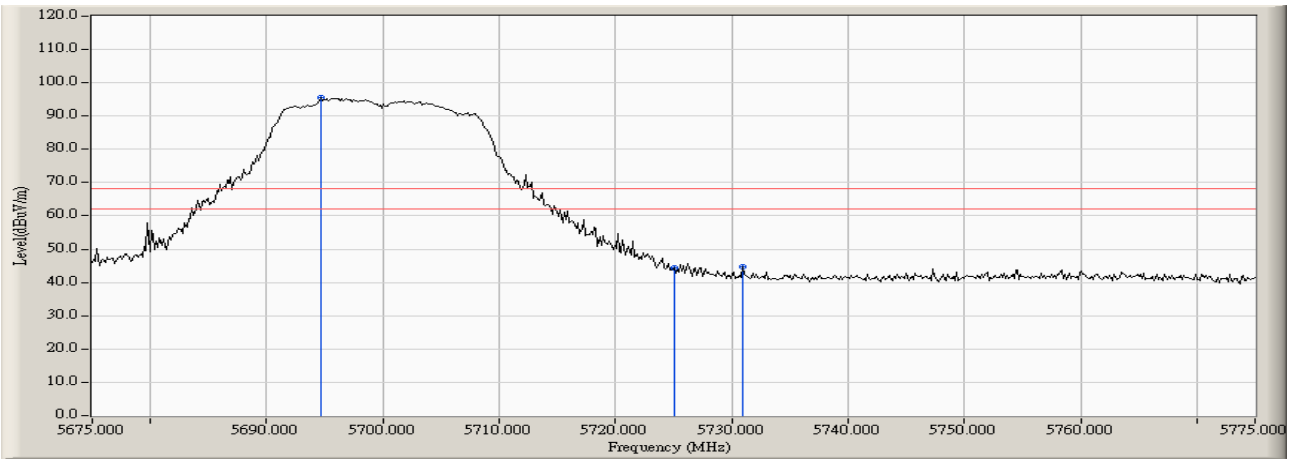

	Frequency (MHz)	Correct Factor (dB)	Reading Level (dBμV)	Measure Level (dBμV /m)	Margin (dB)	Limit (dBμV /m)	Result
Vertical	5697.174	5.165	91.349	96.514	--	--	--
Vertical	5725.000	5.012	41.008	46.020	-22.200	68.220	Pass
Vertical	5730.942	4.951	41.649	46.600	-21.620	68.220	Pass

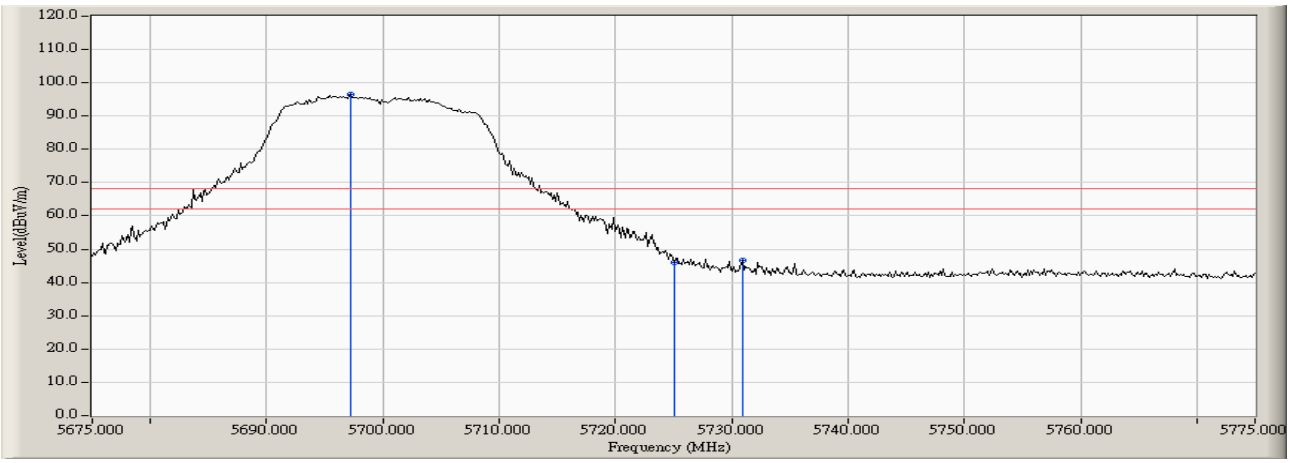

Product : INTEL DUAL BAND WIRELESS–AC 7265
Test Item : Band Edge Data
Test Site : No.3 OATS
Test Mode : Mode 1 SISO A: Transmit (802.11n-40BW 15Mbps) -Channel 38 (5190MHz)

RF Radiated Measurement (Horizontal):

Channel No.	Frequency (MHz)	Correct Factor (dB)	Reading Level (dBμV)	Emission Level (dBμV/m)	Peak Limit (dBμV/m)	Average Limit (dBμV/m)	Result
38 (Peak)	5150.000	6.786	57.068	63.854	74.00	54.00	Pass
38 (Peak)	5180.145	6.896	92.619	99.514	--	--	--
38 (Average)	5150.000	6.786	40.571	47.357	74.00	54.00	Pass
38 (Average)	5187.246	6.922	80.631	87.552	--	--	--

Figure Channel 38: Horizontal (Peak)

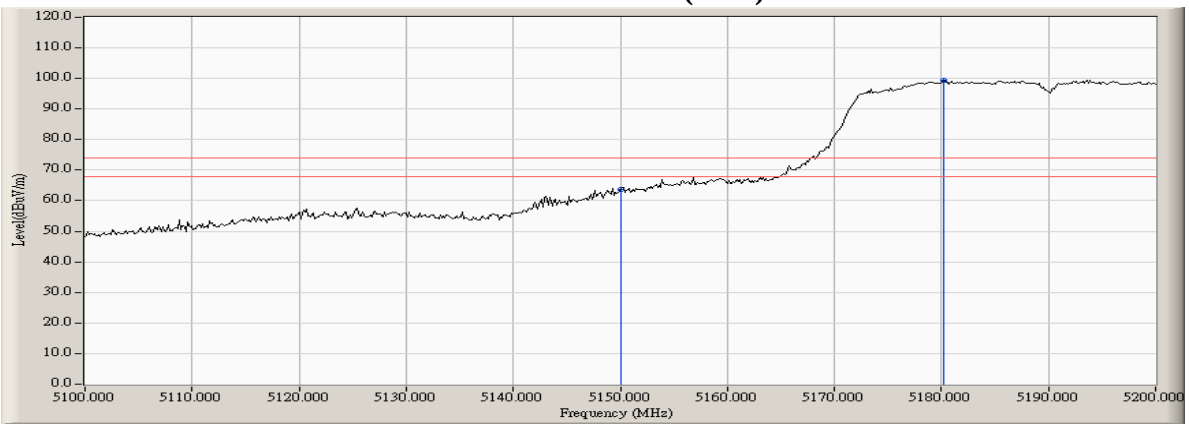

Figure Channel 38: Horizontal (Average)

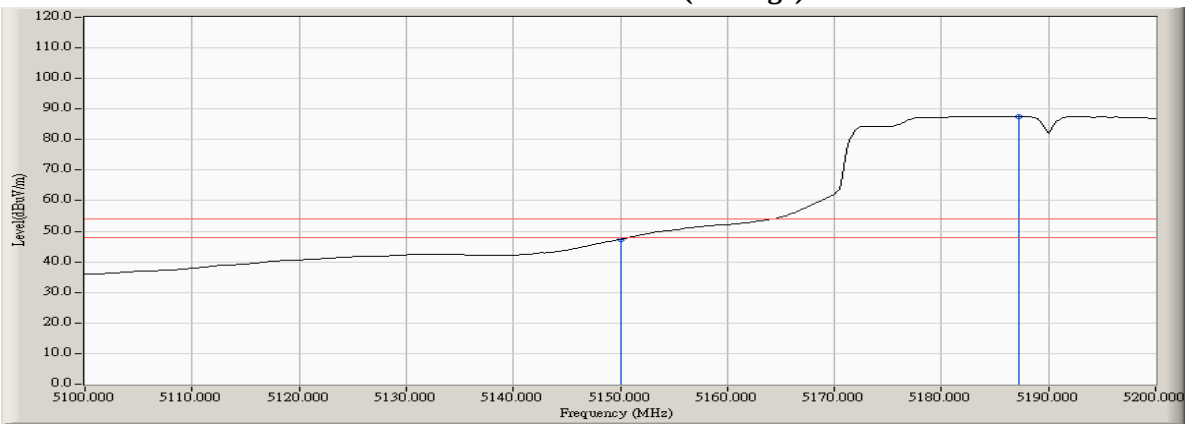

Note:

1. All readings above 1GHz are performed with peak and/or average measurements as necessary.
2. Peak measurements: RBW = 1MHz, VBW = 3 MHz, Sweep: Auto.
3. Average measurements: RBW = 1MHz, VBW = 10 Hz, Sweep: Auto.
4. " * ", means this data is the worst emission level.
5. Measurement Level = Reading Level + Correct Factor.
6. The average measurement was not performed when the peak measured data under the limit of average detection.

Product : INTEL DUAL BAND WIRELESS–AC 7265
Test Item : Band Edge Data
Test Site : No.3 OATS
Test Mode : Mode 1 SISO A: Transmit (802.11n-40BW 15Mbps) -Channel 38 (5190MHz)

RF Radiated Measurement (Vertical):

Channel No.	Frequency (MHz)	Correct Factor (dB)	Reading Level (dBμV)	Emission Level (dBμV/m)	Peak Limit (dBμV/m)	Average Limit (dBμV/m)	Result
38 (Peak)	5150.000	6.786	57.197	63.983	74.00	54.00	Pass
38 (Peak)	5193.768	6.922	92.980	99.903	--	--	--
38 (Average)	5150.000	6.786	40.540	47.326	74.00	54.00	Pass
38 (Average)	5187.391	6.922	80.632	87.554	--	--	--

Figure Channel 38: Vertical (Peak)

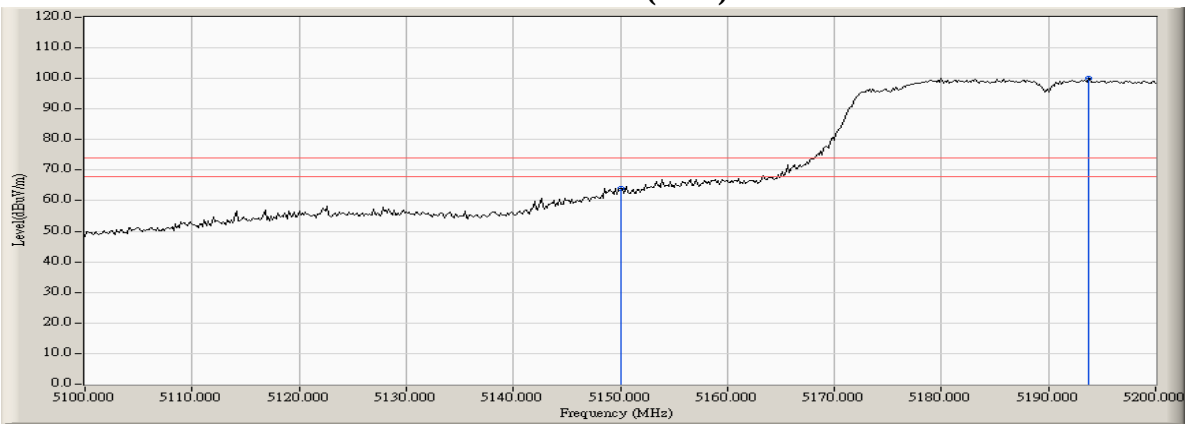

Figure Channel 38: Vertical (Average)

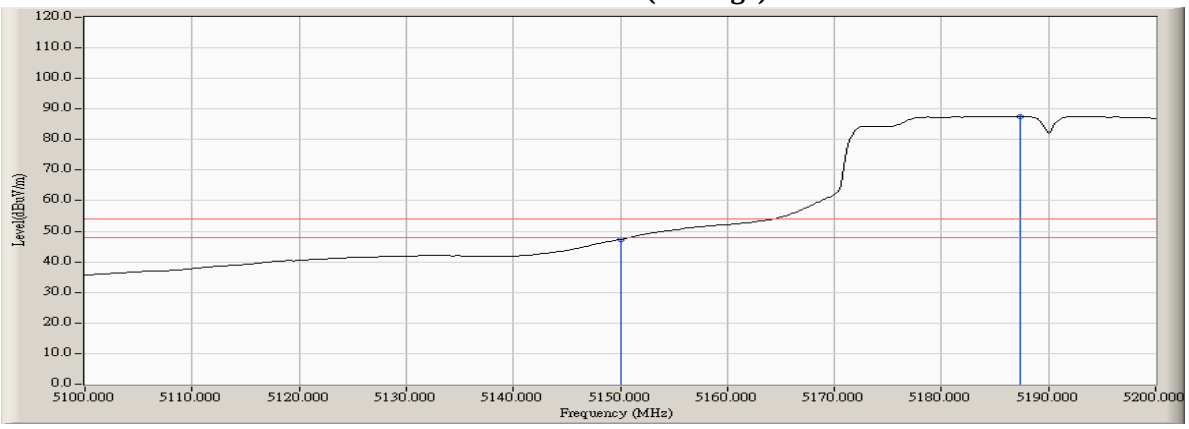

Note:

1. All readings above 1GHz are performed with peak and/or average measurements as necessary.
2. Peak measurements: RBW = 1MHz, VBW = 3 MHz, Sweep: Auto.
3. Average measurements: RBW = 1MHz, VBW = 10 Hz, Sweep: Auto.
4. " * ", means this data is the worst emission level.
5. Measurement Level = Reading Level + Correct Factor.
6. The average measurement was not performed when the peak measured data under the limit of average detection.

Product : INTEL DUAL BAND WIRELESS–AC 7265
Test Item : Band Edge Data
Test Site : No.3 OATS
Test Mode : Mode 1 SISO A: Transmit (802.11n-40BW 15Mbps) -Channel 62 (5310MHz)

RF Radiated Measurement (Horizontal):

Channel No.	Frequency (MHz)	Correct Factor (dB)	Reading Level (dBμV)	Emission Level (dBμV/m)	Peak Limit (dBμV/m)	Arerage Limit (dBμV/m)	Result
62 (Peak)	5320.580	7.009	85.509	92.519	--	--	--
62 (Peak)	5350.000	7.086	44.776	51.861	74.00	54.00	Pass
62 (Average)	5321.159	7.007	73.762	80.768	--	--	--
62 (Average)	5350.000	7.086	30.772	37.857	74.00	54.00	Pass

Figure Channel 62: Horizontal (Peak)

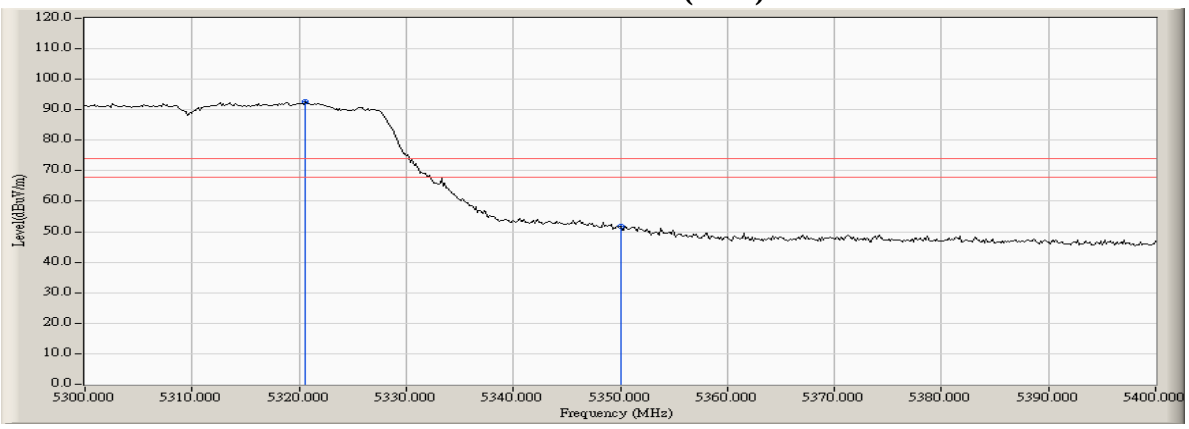

Figure Channel 62: Horizontal (Average)

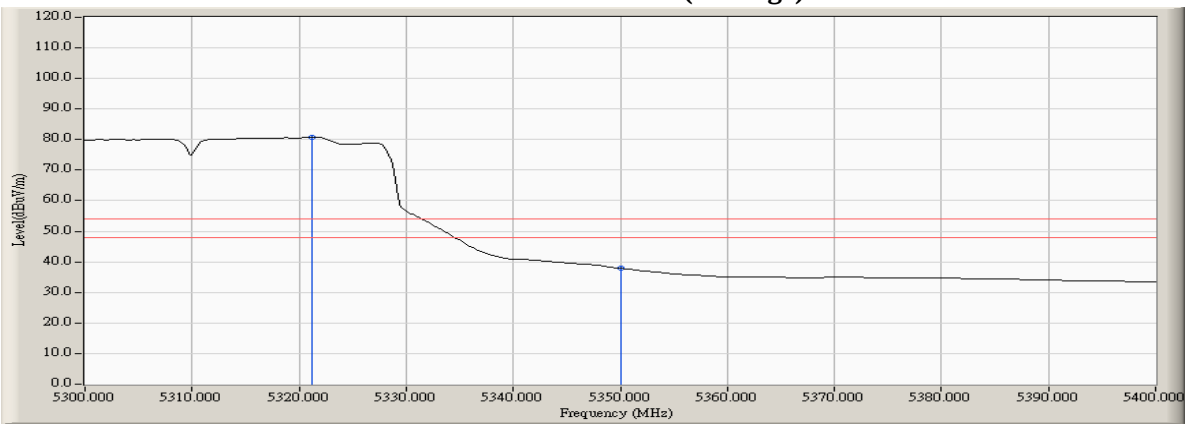

Note:

1. All readings above 1GHz are performed with peak and/or average measurements as necessary.
2. Peak measurements: RBW = 1MHz, VBW = 3 MHz, Sweep: Auto.
3. Average measurements: RBW = 1MHz, VBW = 10 Hz, Sweep: Auto.
4. " * ", means this data is the worst emission level.
5. Measurement Level = Reading Level + Correct Factor.
6. The average measurement was not performed when the peak measured data under the limit of average detection.

Product : INTEL DUAL BAND WIRELESS–AC 7265
Test Item : Band Edge Data
Test Site : No.3 OATS
Test Mode : Mode 1 SISO A: Transmit (802.11n-40BW 15Mbps) -Channel 62 (5310MHz)

RF Radiated Measurement (Vertical):

Channel No.	Frequency (MHz)	Correct Factor (dB)	Reading Level (dBμV)	Emission Level (dBμV/m)	Peak Limit (dBμV/m)	Arerage Limit (dBμV/m)	Result
62 (Peak)	5319.855	7.014	85.864	92.879	--	--	--
62 (Peak)	5350.000	7.086	44.911	51.996	74.00	54.00	Pass
62 (Average)	5321.449	7.005	73.893	80.897	--	--	--
62 (Average)	5350.000	7.086	31.334	38.419	74.00	54.00	Pass

Figure Channel 62: Vertical (Peak)

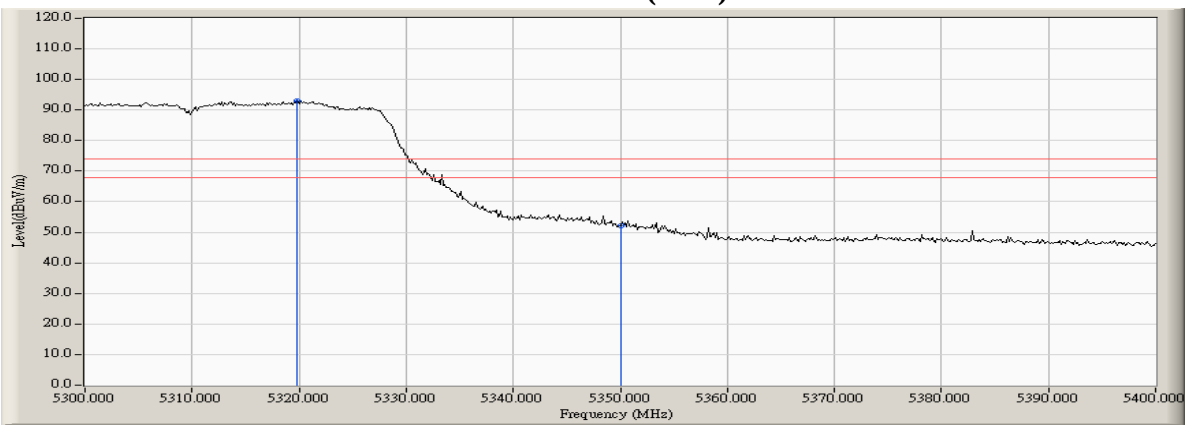

Figure Channel 62: Vertical (Average)

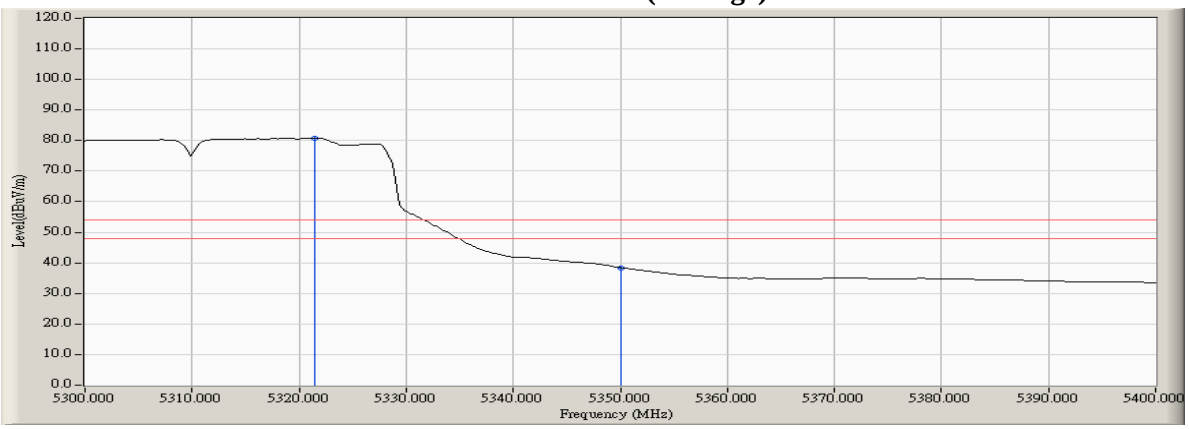

Note:

1. All readings above 1GHz are performed with peak and/or average measurements as necessary.
2. Peak measurements: RBW = 1MHz, VBW = 3 MHz, Sweep: Auto.
3. Average measurements: RBW = 1MHz, VBW = 10 Hz, Sweep: Auto.
4. " * ", means this data is the worst emission level.
5. Measurement Level = Reading Level + Correct Factor.
6. The average measurement was not performed when the peak measured data under the limit of average detection.

Product : INTEL DUAL BAND WIRELESS–AC 7265
Test Item : Band Edge Data
Test Site : No.3 OATS
Test Mode : Mode 1 SISO A: Transmit (802.11n-40BW 15Mbps) -Channel 102 (5510MHz)

RF Radiated Measurement (Horizontal):

Channel No.	Frequency (MHz)	Correct Factor (dB)	Reading Level (dBμV)	Emission Level (dBμV/m)	Peak Limit (dBμV/m)	Arerage Limit (dBμV/m)	Result
102 (Peak)	5460.000	7.353	46.409	53.763	74.00	54.00	Pass
102 (Peak)	5500.145	7.292	89.189	96.481	--	--	--
102 (Average)	5460.000	7.353	31.344	38.698	74.00	54.00	Pass
102 (Average)	5498.841	7.262	76.815	84.077	--	--	--

Figure Channel 102: Horizontal (Peak)

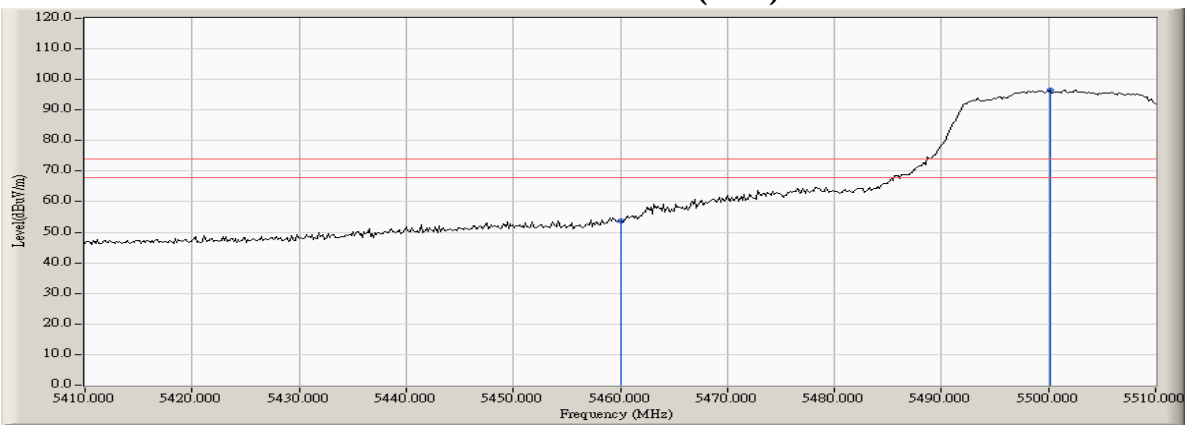

Figure Channel 102: Horizontal (Average)

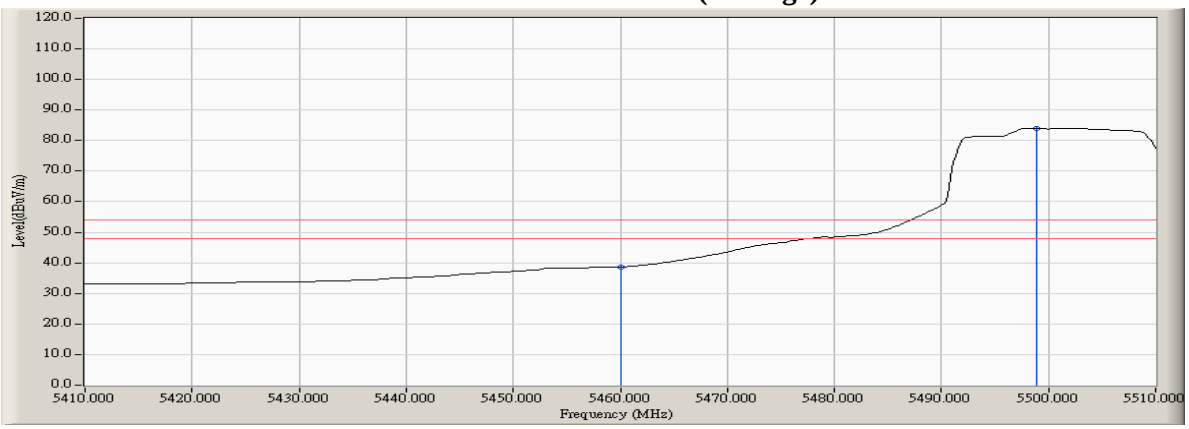

Note:

1. All readings above 1GHz are performed with peak and/or average measurements as necessary.
2. Peak measurements: RBW = 1MHz, VBW = 3 MHz, Sweep: Auto.
3. Average measurements: RBW = 1MHz, VBW = 10 Hz, Sweep: Auto.
4. " * ", means this data is the worst emission level.
5. Measurement Level = Reading Level + Correct Factor.
6. The average measurement was not performed when the peak measured data under the limit of average detection.

Product : INTEL DUAL BAND WIRELESS–AC 7265
Test Item : Band Edge Data
Test Site : No.3 OATS
Test Mode : Mode 1 SISO A: Transmit (802.11n-40BW 15Mbps) -Channel 102 (5510MHz)

RF Radiated Measurement (Vertical):

Channel No.	Frequency (MHz)	Correct Factor (dB)	Reading Level (dBμV)	Emission Level (dBμV/m)	Peak Limit (dBμV/m)	Arerage Limit (dBμV/m)	Result
102 (Peak)	5458.986	7.361	45.330	52.691	74.00	54.00	Pass
102 (Peak)	5460.000	7.353	44.275	51.629	74.00	54.00	Pass
102 (Peak)	5502.174	7.340	88.887	96.226	--	--	--
102 (Average)	5460.000	7.353	31.798	39.152	74.00	54.00	Pass
102 (Average)	5498.551	7.255	77.110	84.365	--	--	--

Figure Channel 102: Vertical (Peak)

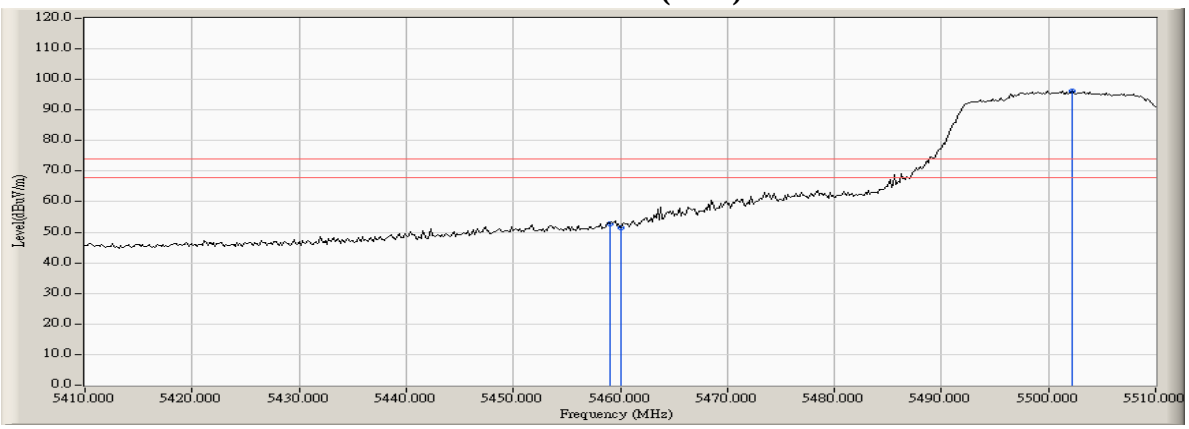

Figure Channel 102: Vertical (Average)

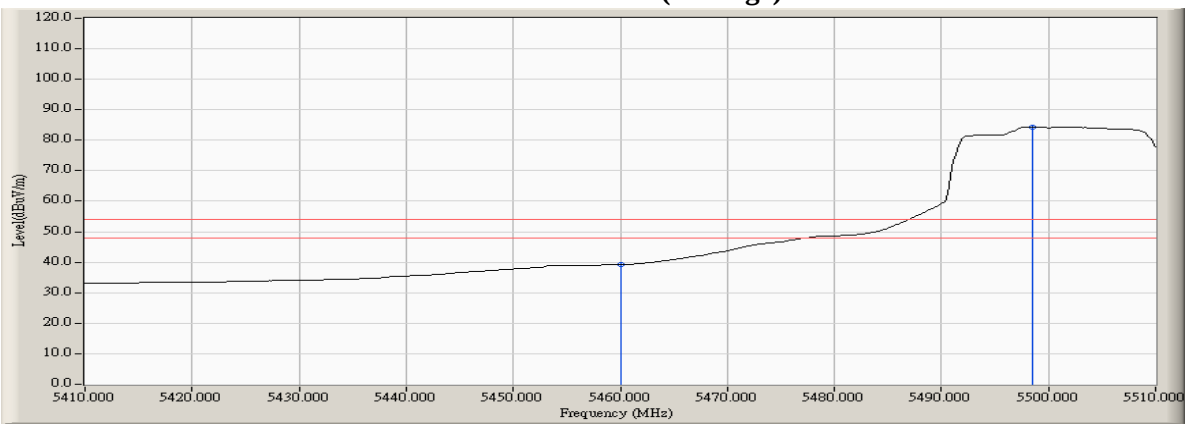

Note:

1. All readings above 1GHz are performed with peak and/or average measurements as necessary.
2. Peak measurements: RBW = 1MHz, VBW = 3 MHz, Sweep: Auto.
3. Average measurements: RBW = 1MHz, VBW = 10 Hz, Sweep: Auto.
4. " * ", means this data is the worst emission level.
5. Measurement Level = Reading Level + Correct Factor.
6. The average measurement was not performed when the peak measured data under the limit of average detection.

Product : INTEL DUAL BAND WIRELESS–AC 7265
Test Item : Band Edge Data
Test Site : No.3 OATS
Test Mode : Mode 1 SISO A: Transmit (802.11n-40BW 15Mbps) -Channel 102 (5510MHz)

RF Radiated Measurement:

	Frequency (MHz)	Correct Factor (dB)	Reading Level (dBμV)	Measure Level (dBμV /m)	Margin (dB)	Limit (dBμV /m)	Result
Horizontal	5470.000	4.605	53.476	58.081	-10.139	68.220	Pass
Horizontal	5502.464	4.639	89.978	94.617	--	--	--

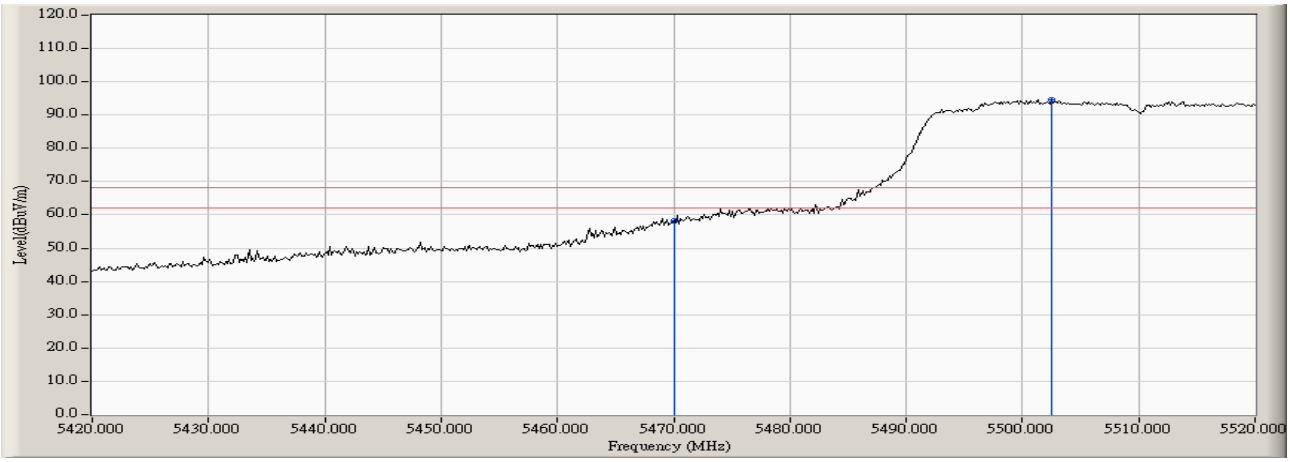

	Frequency (MHz)	Correct Factor (dB)	Reading Level (dBμV)	Measure Level (dBμV /m)	Margin (dB)	Limit (dBμV /m)	Result
Vertical	5467.971	4.621	52.129	56.750	-11.470	68.220	Pass
Vertical	5470.000	4.605	51.730	56.335	-11.885	68.220	Pass
Vertical	5502.609	4.642	89.752	94.394	--	--	--

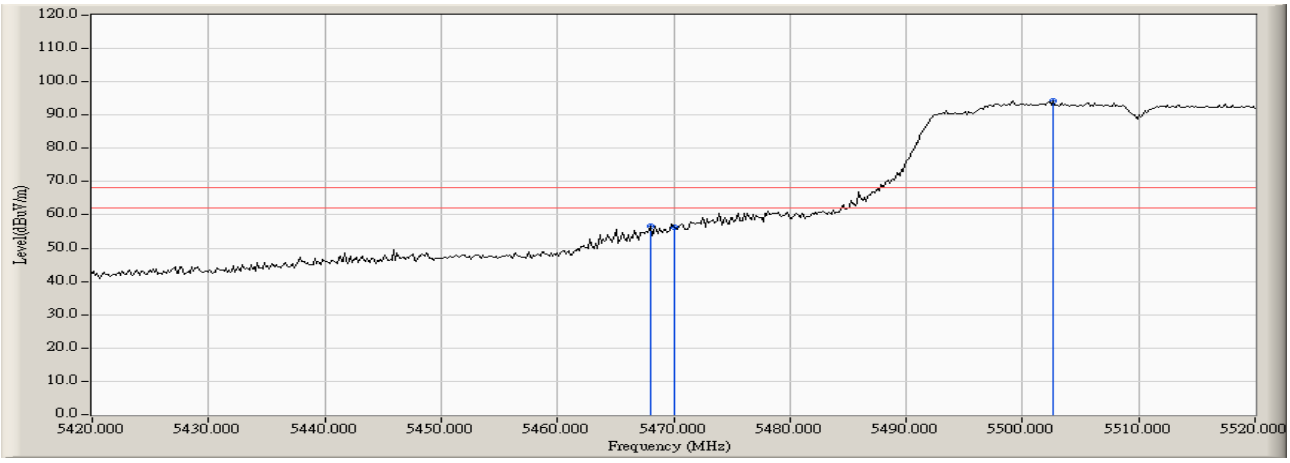

Product : INTEL DUAL BAND WIRELESS–AC 7265
Test Item : Band Edge Data
Test Site : No.3 OATS
Test Mode : Mode 1 SISO A: Transmit (802.11n-40BW 15Mbps) -Channel 134 (5670MHz)

RF Radiated Measurement:

	Frequency (MHz)	Correct Factor (dB)	Reading Level (dBμV)	Measure Level (dBμV /m)	Margin (dB)	Limit (dBμV /m)	Result
Horizontal	5678.043	5.101	90.005	95.105	--	--	--
Horizontal	5725.000	5.012	40.082	45.094	-23.126	68.220	Pass
Horizontal	5725.435	5.004	42.388	47.391	-20.829	68.220	Pass

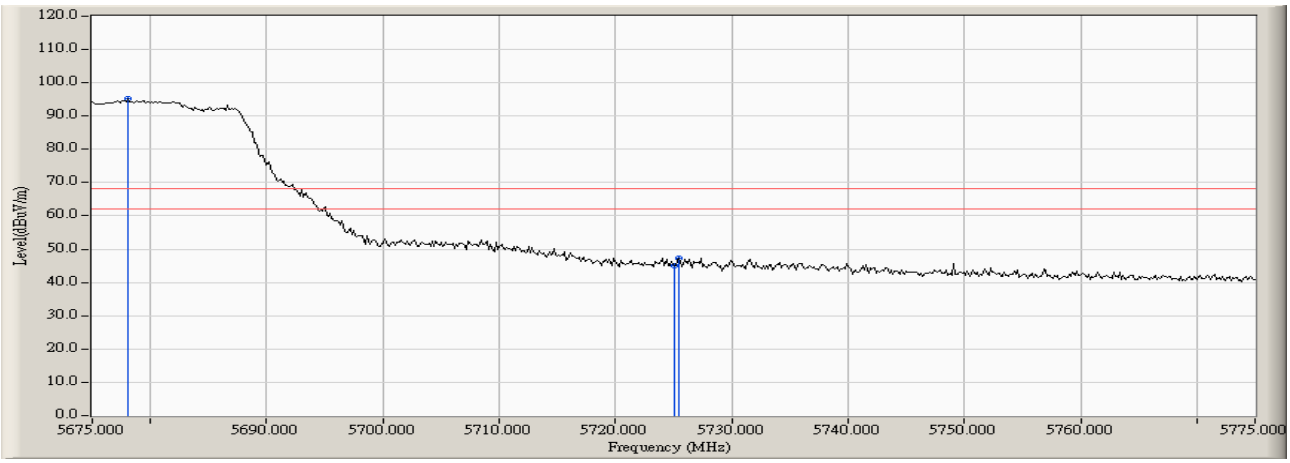

	Frequency (MHz)	Correct Factor (dB)	Reading Level (dBμV)	Measure Level (dBμV /m)	Margin (dB)	Limit (dBμV /m)	Result
Vertical	5678.188	5.100	90.594	95.694	--	--	--
Vertical	5725.000	5.012	41.798	46.810	-21.410	68.220	Pass
Vertical	5733.841	4.930	41.838	46.768	-21.452	68.220	Pass

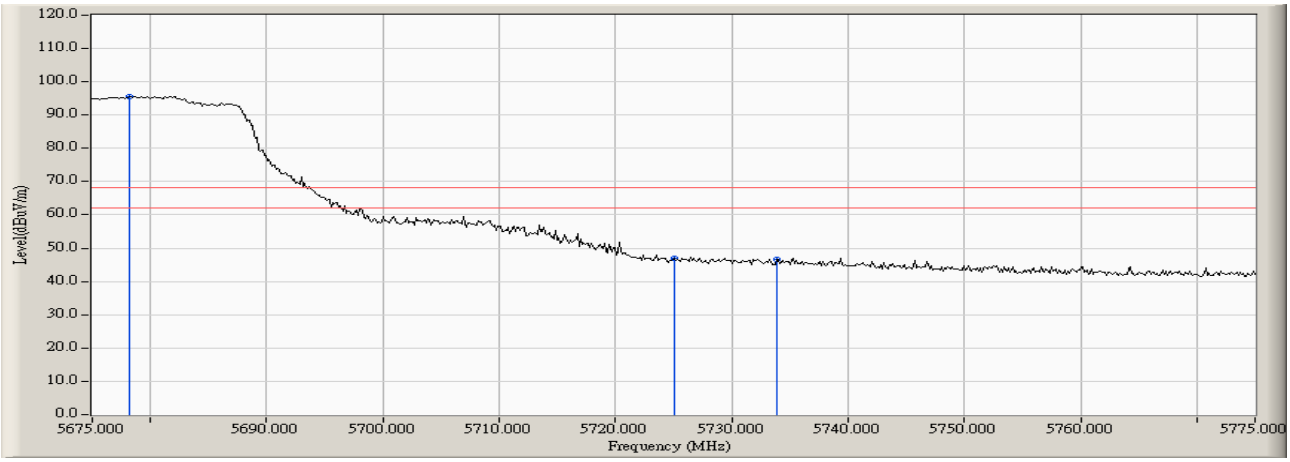

Product : INTEL DUAL BAND WIRELESS–AC 7265
Test Item : Band Edge Data
Test Site : No.3 OATS
Test Mode : Mode 1 SISO A: Transmit (802.11ac-80BW-32.5Mbps) -Channel 42 (5210MHz)

RF Radiated Measurement (Horizontal):

Channel No.	Frequency (MHz)	Correct Factor (dB)	Reading Level (dBμV)	Emission Level (dBμV/m)	Peak Limit (dBμV/m)	Average Limit (dBμV/m)	Result
42 (Peak)	5144.348	6.740	49.060	55.799	74.00	54.00	Pass
42 (Peak)	5150.000	6.786	46.810	53.596	74.00	54.00	Pass
42 (Peak)	5189.855	6.923	85.625	92.547	--	--	--
42 (Average)	5150.000	6.786	32.303	39.089	74.00	54.00	Pass
42 (Average)	5187.246	6.922	72.284	79.205	--	--	--

Figure Channel 42: Horizontal (Peak)

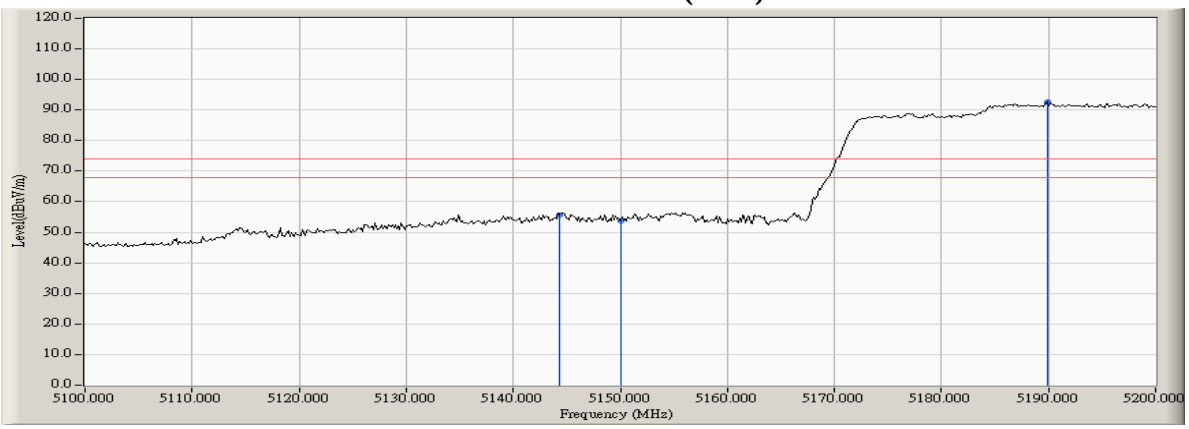

Figure Channel 42: Horizontal (Average)

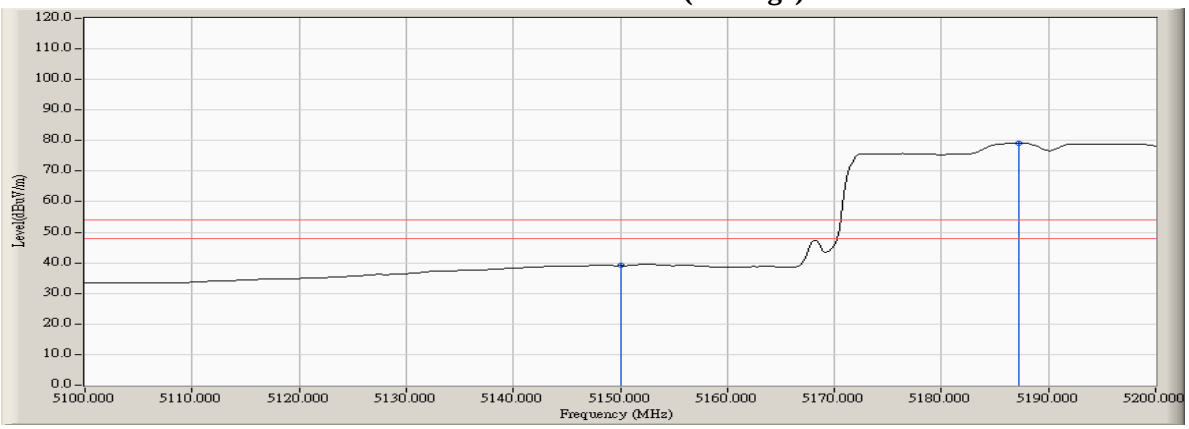

Note:

1. All readings above 1GHz are performed with peak and/or average measurements as necessary.
2. Peak measurements: RBW = 1MHz, VBW = 3 MHz, Sweep: Auto.
3. Average measurements: RBW = 1MHz, VBW = 10 Hz, Sweep: Auto.
4. " * ", means this data is the worst emission level.
5. Measurement Level = Reading Level + Correct Factor.
6. The average measurement was not performed when the peak measured data under the limit of average detection.

Product : INTEL DUAL BAND WIRELESS–AC 7265
Test Item : Band Edge Data
Test Site : No.3 OATS
Test Mode : Mode 1 SISO A: Transmit (802.11ac-80BW-32.5Mbps) -Channel 42 (5210MHz)

RF Radiated Measurement (Vertical):

Channel No.	Frequency (MHz)	Correct Factor (dB)	Reading Level (dBμV)	Emission Level (dBμV/m)	Peak Limit (dBμV/m)	Average Limit (dBμV/m)	Result
42 (Peak)	5146.957	6.761	49.047	55.808	74.00	54.00	Pass
42 (Peak)	5150.000	6.786	47.037	53.823	74.00	54.00	Pass
42 (Peak)	5189.855	6.923	85.864	92.786	--	--	--
42 (Average)	5150.000	6.786	32.143	38.929	74.00	54.00	Pass
42 (Average)	5187.391	6.922	72.221	79.143	--	--	--

Figure Channel 42: Vertical (Peak)

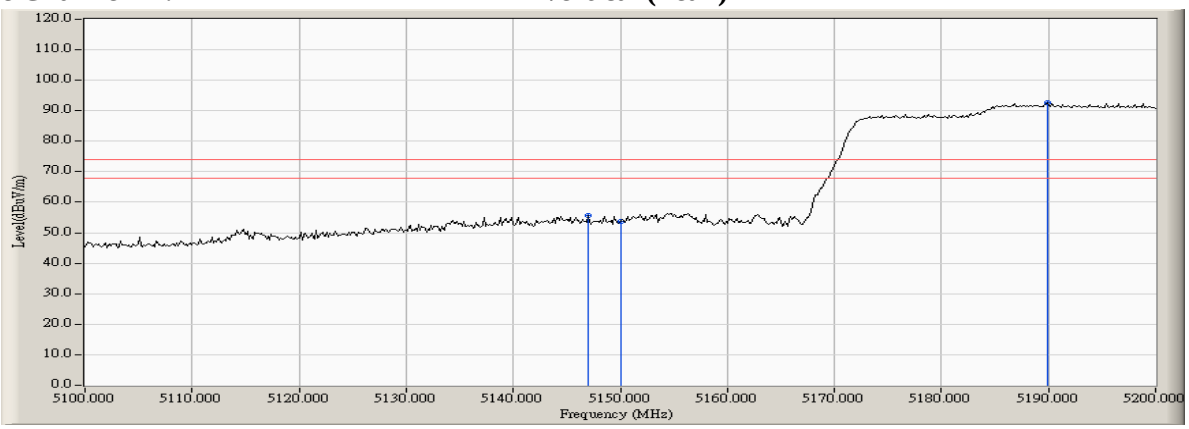

Figure Channel 42: Vertical (Average)

Note:

1. All readings above 1GHz are performed with peak and/or average measurements as necessary.
2. Peak measurements: RBW = 1MHz, VBW = 3 MHz, Sweep: Auto.
3. Average measurements: RBW = 1MHz, VBW = 10 Hz, Sweep: Auto.
4. " * ", means this data is the worst emission level.
5. Measurement Level = Reading Level + Correct Factor.
6. The average measurement was not performed when the peak measured data under the limit of average detection.

Product : INTEL DUAL BAND WIRELESS–AC 7265
Test Item : Band Edge Data
Test Site : No.3 OATS
Test Mode : Mode 1 SISO A: Transmit (802.11ac-80BW-32.5Mbps) -Channel 58 (5290MHz)

RF Radiated Measurement (Horizontal):

Channel No.	Frequency (MHz)	Correct Factor (dB)	Reading Level (dBμV)	Emission Level (dBμV/m)	Peak Limit (dBμV/m)	Average Limit (dBμV/m)	Result
58 (Peak)	5313.623	7.057	84.304	91.361	--	--	--
58 (Peak)	5350.000	7.086	51.729	58.814	74.00	54.00	Pass
58 (Peak)	5363.043	7.204	52.567	59.771	74.00	54.00	Pass
58 (Average)	5314.638	7.050	71.000	78.050	--	--	--
58 (Average)	5350.000	7.086	35.230	42.315	74.00	54.00	Pass

Figure Channel 58: Horizontal (Peak)

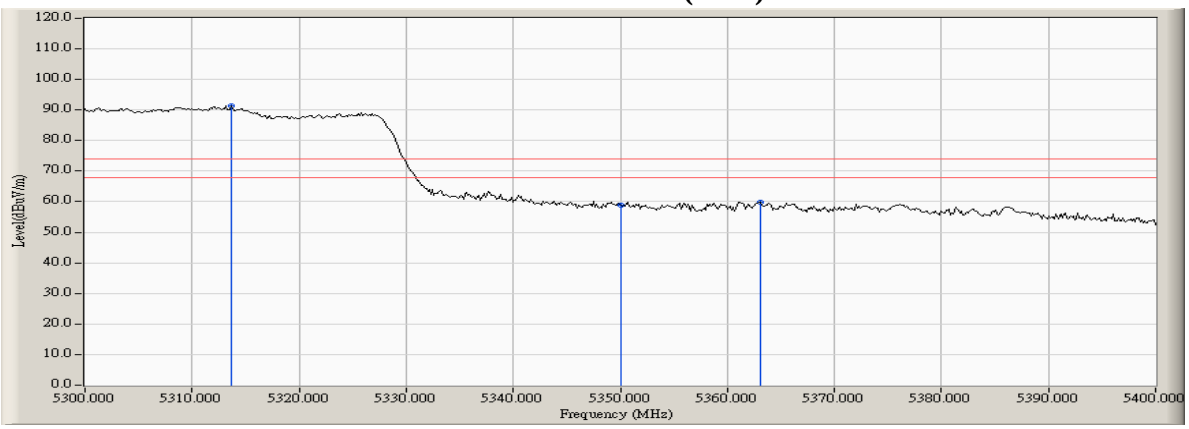

Figure Channel 58: Horizontal (Average)

Note:

1. All readings above 1GHz are performed with peak and/or average measurements as necessary.
2. Peak measurements: RBW = 1MHz, VBW = 3 MHz, Sweep: Auto.
3. Average measurements: RBW = 1MHz, VBW = 10 Hz, Sweep: Auto.
4. " * ", means this data is the worst emission level.
5. Measurement Level = Reading Level + Correct Factor.
6. The average measurement was not performed when the peak measured data under the limit of average detection.

Product : INTEL DUAL BAND WIRELESS–AC 7265
Test Item : Band Edge Data
Test Site : No.3 OATS
Test Mode : Mode 1 SISO A: Transmit (802.11ac-80BW-32.5Mbps) -Channel 58 (5290MHz)

RF Radiated Measurement (Vertical):

Channel No.	Frequency (MHz)	Correct Factor (dB)	Reading Level (dBμV)	Emission Level (dBμV/m)	Peak Limit (dBμV/m)	Average Limit (dBμV/m)	Result
58 (Peak)	5301.449	7.024	83.495	90.519	--	--	--
58 (Peak)	5350.000	7.086	50.522	57.607	74.00	54.00	Pass
58 (Peak)	5354.348	7.125	51.217	58.341	74.00	54.00	Pass
58 (Average)	5314.638	7.050	70.698	77.748	--	--	--
58 (Average)	5350.000	7.086	33.884	40.969	74.00	54.00	Pass

Figure Channel 58: Vertical (Peak)

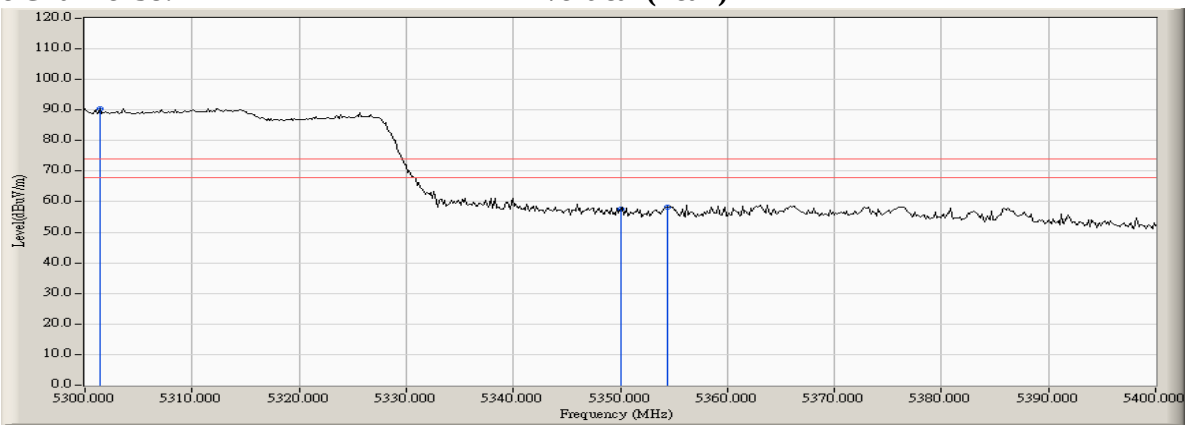

Figure Channel 58: Vertical (Average)

Note:

1. All readings above 1GHz are performed with peak and/or average measurements as necessary.
2. Peak measurements: RBW = 1MHz, VBW = 3 MHz, Sweep: Auto.
3. Average measurements: RBW = 1MHz, VBW = 10 Hz, Sweep: Auto.
4. " * ", means this data is the worst emission level.
5. Measurement Level = Reading Level + Correct Factor.
6. The average measurement was not performed when the peak measured data under the limit of average detection.

Product : INTEL DUAL BAND WIRELESS–AC 7265
Test Item : Band Edge Data
Test Site : No.3 OATS
Test Mode : Mode 1 SISO A: Transmit (802.11ac-80BW-32.5Mbps) -Channel 106 (5530MHz)

RF Radiated Measurement (Horizontal):

Channel No.	Frequency (MHz)	Correct Factor (dB)	Reading Level (dBμV)	Emission Level (dBμV/m)	Peak Limit (dBμV/m)	Average Limit (dBμV/m)	Result
106 (Peak)	5460.000	7.353	52.334	59.688	74.00	54.00	Pass
106 (Peak)	5506.377	7.436	85.780	93.216	--	--	--
106 (Average)	5460.000	7.353	39.567	46.921	74.00	54.00	Pass
106 (Average)	5505.507	7.416	71.613	79.029	--	--	--

Figure Channel 106: Horizontal (Peak)

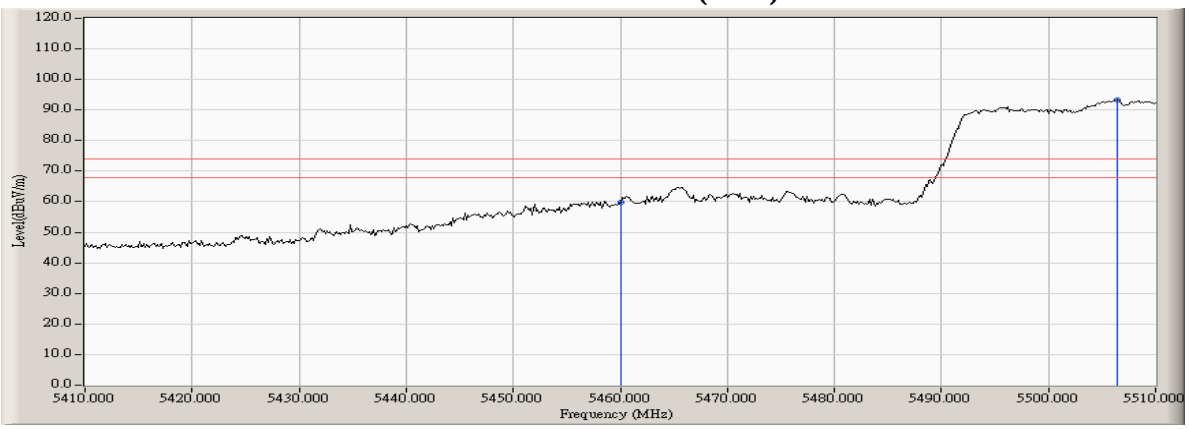

Figure Channel 106: Horizontal (Average)

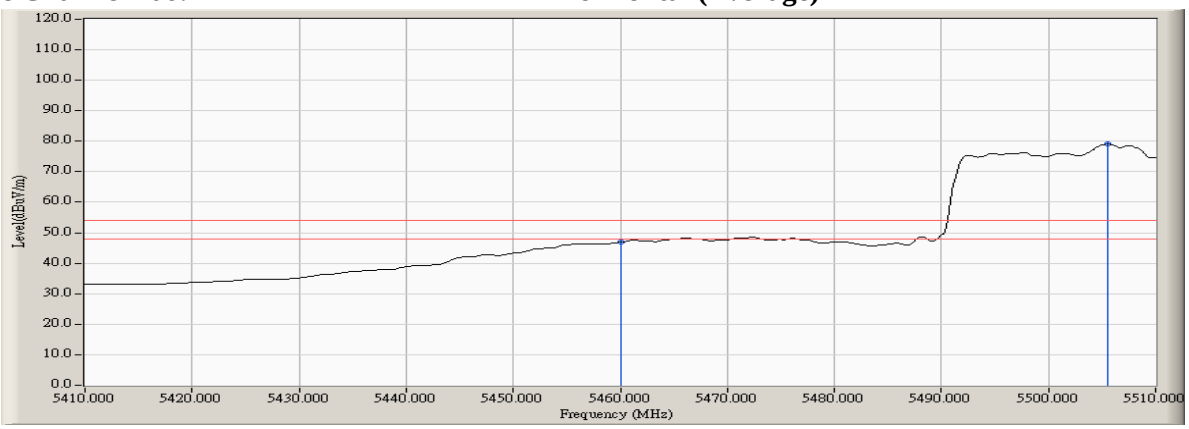

Note:

1. All readings above 1GHz are performed with peak and/or average measurements as necessary.
2. Peak measurements: RBW = 1MHz, VBW = 3 MHz, Sweep: Auto.
3. Average measurements: RBW = 1MHz, VBW = 10 Hz, Sweep: Auto.
4. " * ", means this data is the worst emission level.
5. Measurement Level = Reading Level + Correct Factor.
6. The average measurement was not performed when the peak measured data under the limit of average detection.

Product : INTEL DUAL BAND WIRELESS–AC 7265
Test Item : Band Edge Data
Test Site : No.3 OATS
Test Mode : Mode 1 SISO A: Transmit (802.11ac-80BW-32.5Mbps) -Channel 106 (5530MHz)

RF Radiated Measurement (Vertical):

Channel No.	Frequency (MHz)	Correct Factor (dB)	Reading Level (dBμV)	Emission Level (dBμV/m)	Peak Limit (dBμV/m)	Average Limit (dBμV/m)	Result
106 (Peak)	5460.000	7.353	48.903	56.257	74.00	54.00	Pass
106 (Peak)	5509.855	7.515	83.339	90.854	--	--	--
106 (Average)	5460.000	7.353	33.497	40.851	74.00	54.00	Pass
106 (Average)	5507.246	7.456	70.652	78.108	--	--	--

Figure Channel 106: Vertical (Peak)

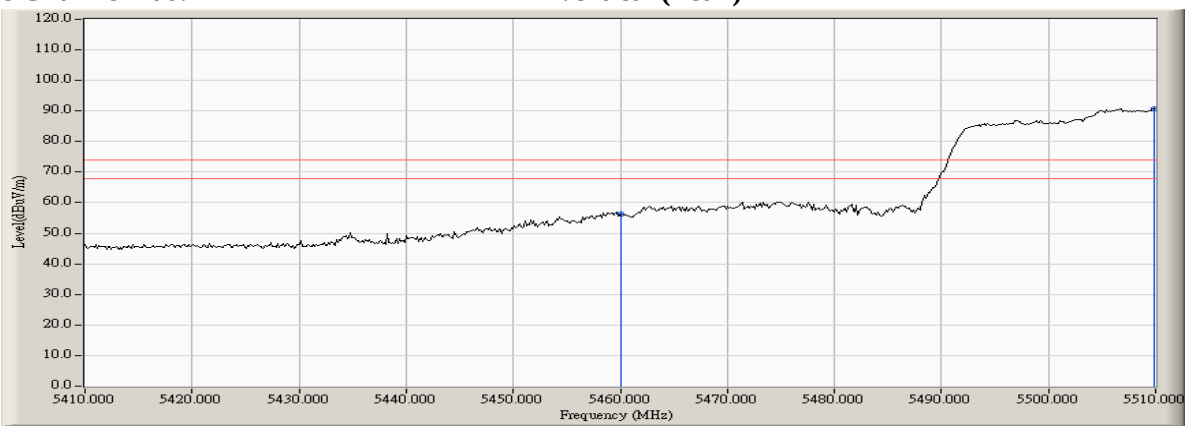

Figure Channel 106: Vertical (Average)

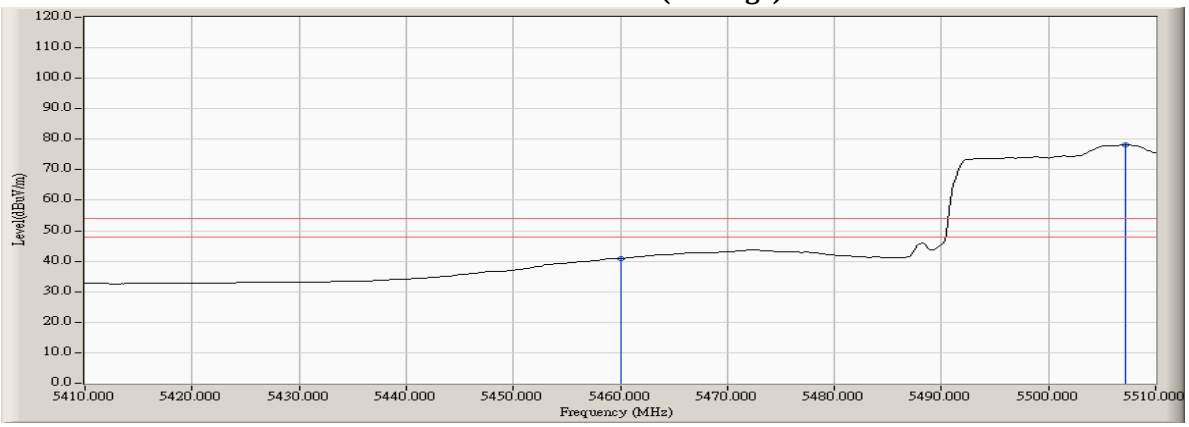

Note:

1. All readings above 1GHz are performed with peak and/or average measurements as necessary.
2. Peak measurements: RBW = 1MHz, VBW = 3 MHz, Sweep: Auto.
3. Average measurements: RBW = 1MHz, VBW = 10 Hz, Sweep: Auto.
4. " * ", means this data is the worst emission level.
5. Measurement Level = Reading Level + Correct Factor.
6. The average measurement was not performed when the peak measured data under the limit of average detection.

Product : INTEL DUAL BAND WIRELESS–AC 7265
Test Item : Band Edge Data
Test Site : No.3 OATS
Test Mode : Mode 1 SISO A: Transmit (802.11ac-80BW-32.5Mbps) -Channel 106 (5530MHz)

RF Radiated Measurement:

	Frequency (MHz)	Correct Factor (dB)	Reading Level (dBμV)	Measure Level (dBμV /m)	Margin (dB)	Limit (dBμV /m)	Result
Horizontal	5468.696	4.616	57.179	61.794	-6.426	68.220	Pass
Horizontal	5470.000	4.605	56.467	61.072	-7.148	68.220	Pass
Horizontal	5505.362	4.702	83.764	88.466	--	--	--

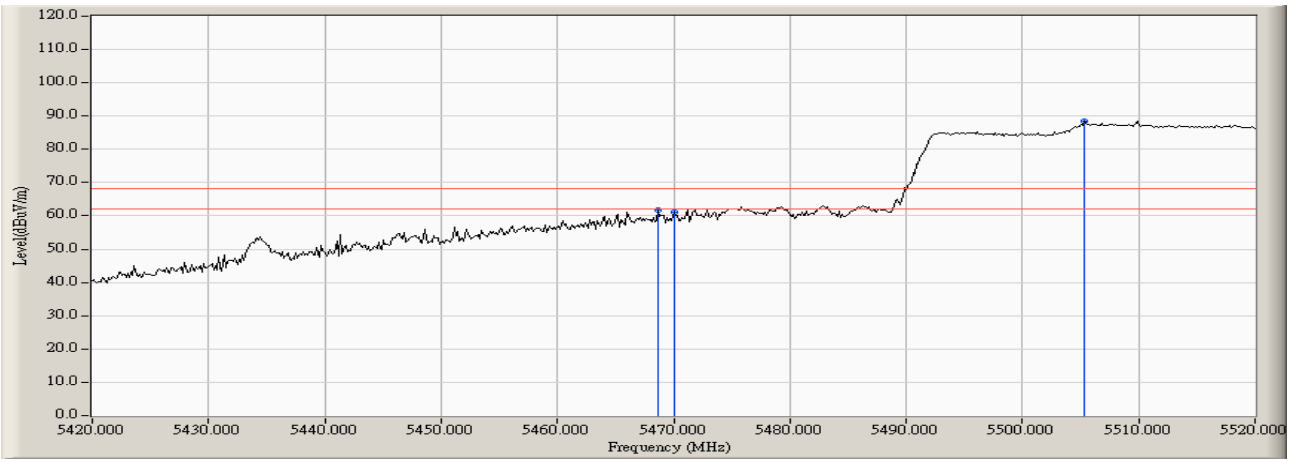

	Frequency (MHz)	Correct Factor (dB)	Reading Level (dBm)	Measure Level (dBm/m)	Margin (dB)	Limit (dBm/m)	Result
Vertical	5462.899	4.663	58.748	63.411	-4.809	68.220	Pass
Vertical	5470.000	4.605	57.088	61.693	-6.527	68.220	Pass
Vertical	5510.145	4.806	83.764	88.570	--	--	--

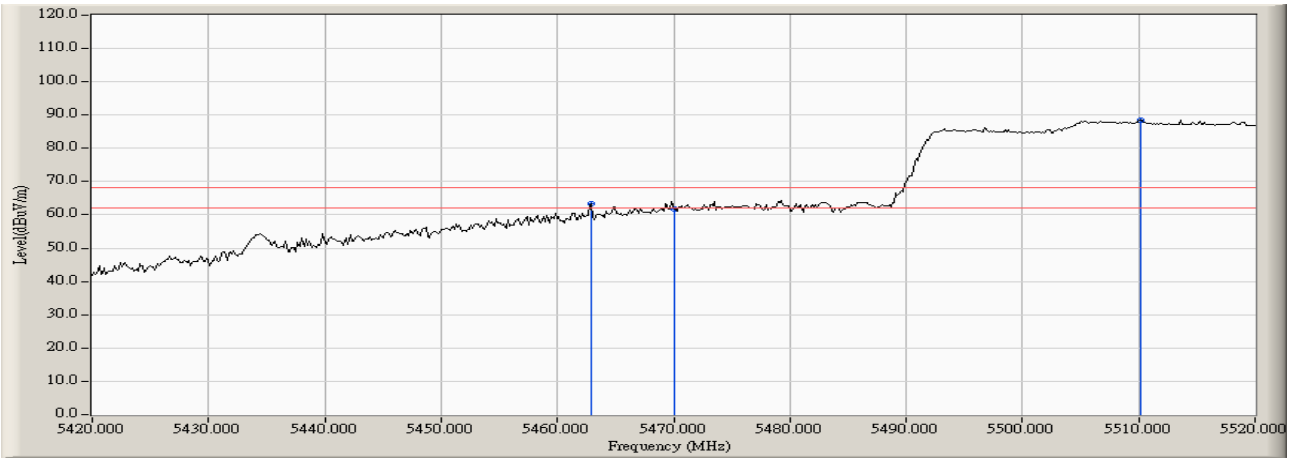

Product : INTEL DUAL BAND WIRELESS–AC 7265
Test Item : Band Edge Data
Test Site : No.3 OATS
Test Mode : Mode 2 SISO B: Transmit (802.11a-6Mbps)-Channel 36 (5180MHz)

RF Radiated Measurement (Horizontal):

Channel No.	Frequency (MHz)	Correct Factor (dB)	Reading Level (dBμV)	Emission Level (dBμV/m)	Peak Limit (dBμV/m)	Average Limit (dBμV/m)	Result
36 (Peak)	5138.406	6.689	39.849	46.537	74.00	54.00	Pass
36 (Peak)	5150.000	6.786	38.658	45.444	74.00	54.00	Pass
36 (Peak)	5178.841	6.890	91.057	97.947	--	--	--
36 (Average)	5150.000	6.786	27.641	34.427	74.00	54.00	Pass
36 (Average)	5181.449	6.900	81.190	88.091	--	--	--

Figure Channel 36: Horizontal (Peak)

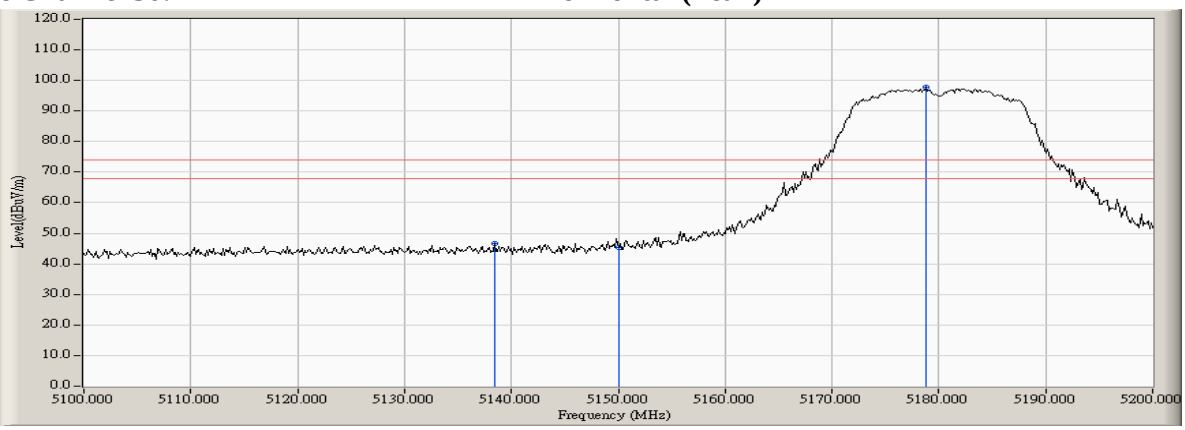

Figure Channel 36: Horizontal (Average)

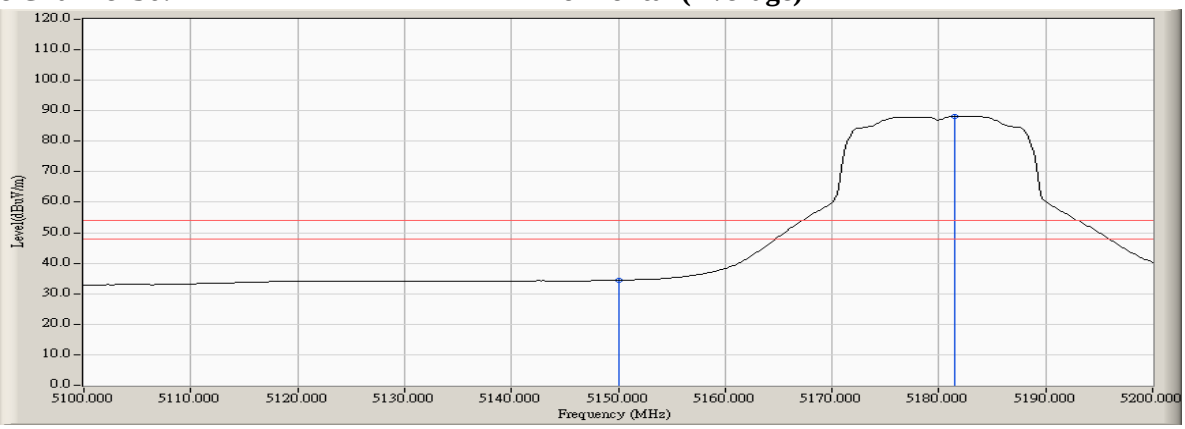

Note:1. All readings above 1GHz are performed with peak and/or average measurements as necessary.
2. Peak measurements: RBW = 1MHz, VBW = 3 MHz, Sweep: Auto.
3. Average measurements: RBW = 1MHz, VBW = 10 Hz, Sweep: Auto.
4. " * ", means this data is the worst emission level.
5. Measurement Level = Reading Level + Correct Factor.
6. The average measurement was not performed when the peak measured data under the limit of average detection.

Product : INTEL DUAL BAND WIRELESS–AC 7265
Test Item : Band Edge Data
Test Site : No.3 OATS
Test Mode : Mode 2 SISO B: Transmit (802.11a-6Mbps)-Channel 36 (5180MHz)

RF Radiated Measurement (Vertical):

Channel No.	Frequency (MHz)	Correct Factor (dB)	Reading Level (dBμV)	Emission Level (dBμV/m)	Peak Limit (dBμV/m)	Average Limit (dBμV/m)	Result
36 (Peak)	5129.710	6.676	40.277	46.953	74.00	54.00	Pass
36 (Peak)	5150.000	6.786	40.398	47.184	74.00	54.00	Pass
36 (Peak)	5177.681	6.885	91.418	98.303	--	--	--
36 (Average)	5150.000	6.786	27.720	34.506	74.00	54.00	Pass
36 (Average)	5182.174	6.903	81.030	87.934	--	--	--

Figure Channel 36: Vertical (Peak)

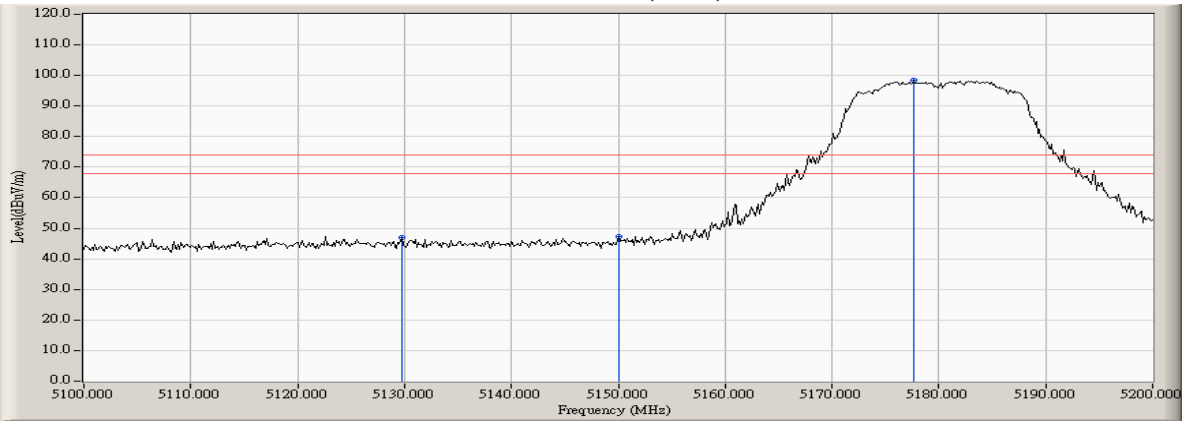

Figure Channel 36: Vertical (Average)

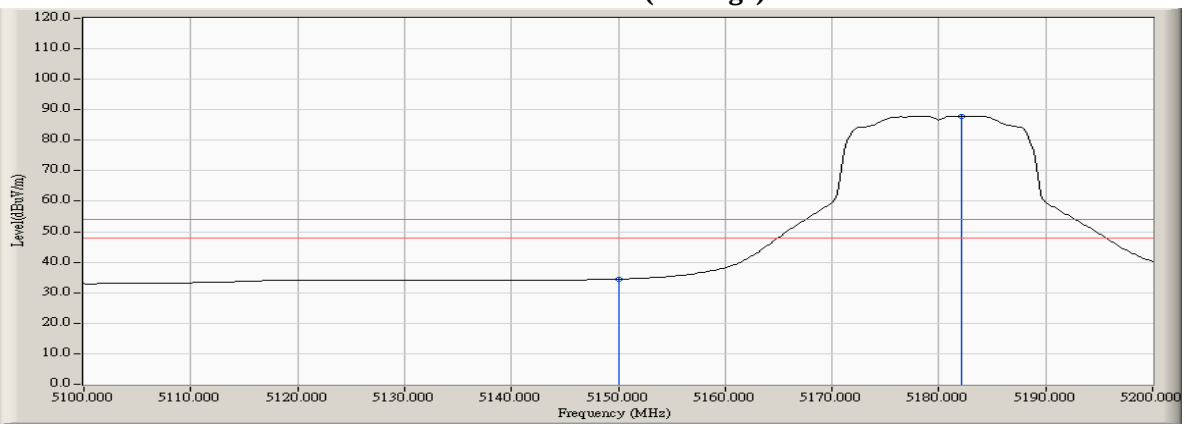

Note:

1. All readings above 1GHz are performed with peak and/or average measurements as necessary.
2. Peak measurements: RBW = 1MHz, VBW = 3 MHz, Sweep: Auto.
3. Average measurements: RBW = 1MHz, VBW = 10 Hz, Sweep: Auto.
4. " * ", means this data is the worst emission level.
5. Measurement Level = Reading Level + Correct Factor.
6. The average measurement was not performed when the peak measured data under the limit of average detection.

Product : INTEL DUAL BAND WIRELESS–AC 7265
Test Item : Band Edge Data
Test Site : No.3 OATS
Test Mode : Mode 2 SISO B: Transmit (802.11a-6Mbps) -Channel 64 (5320MHz)

RF Radiated Measurement (Horizontal):

Channel No.	Frequency (MHz)	Correct Factor (dB)	Reading Level (dBμV)	Emission Level (dBμV/m)	Peak Limit (dBμV/m)	Arerage Limit (dBμV/m)	Result
64 (Peak)	5317.826	7.028	91.869	98.897	--	--	--
64 (Peak)	5350.000	7.086	44.268	51.353	74.00	54.00	Pass
64 (Average)	5323.913	6.988	80.697	87.685	--	--	--
64 (Average)	5350.000	7.086	29.503	36.588	74.00	54.00	Pass

Figure Channel 64: Horizontal (Peak)

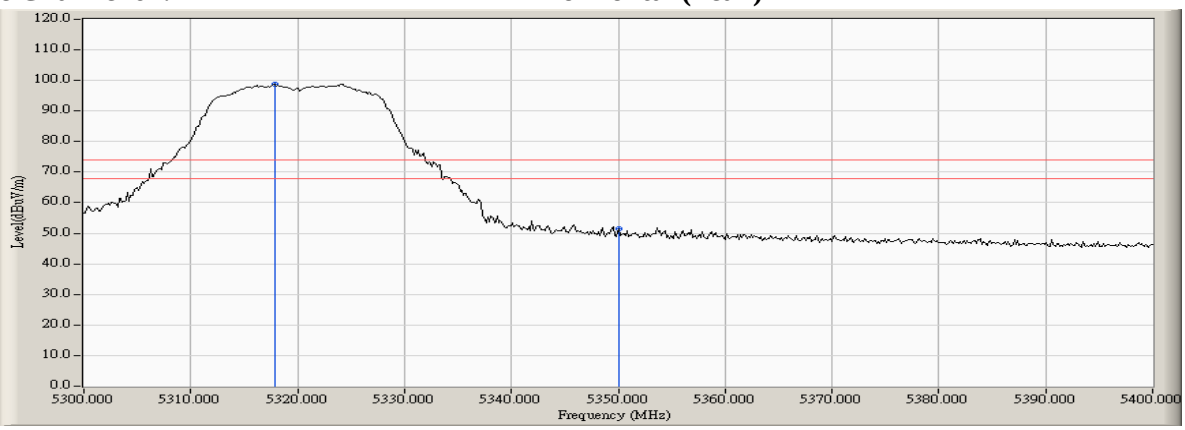

Figure Channel 64: Horizontal (Average)

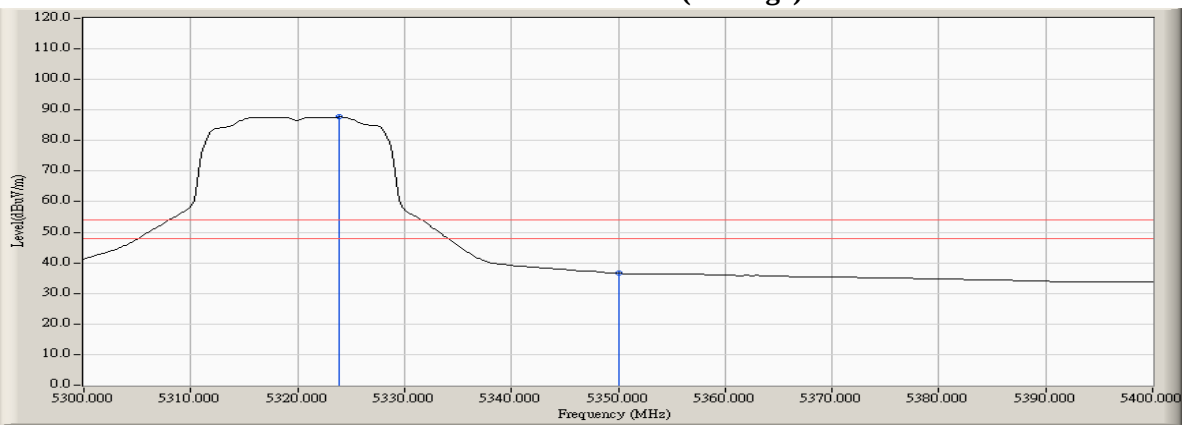

Note:
1. All readings above 1GHz are performed with peak and/or average measurements as necessary.
2. Peak measurements: RBW = 1MHz, VBW = 3 MHz, Sweep: Auto.
3. Average measurements: RBW = 1MHz, VBW = 10 Hz, Sweep: Auto.
4. " * ", means this data is the worst emission level.
5. Measurement Level = Reading Level + Correct Factor.
6. The average measurement was not performed when the peak measured data under the limit of average detection.

Product : INTEL DUAL BAND WIRELESS–AC 7265
Test Item : Band Edge Data
Test Site : No.3 OATS
Test Mode : Mode 2 SISO B: Transmit (802.11a-6Mbps) -Channel 64 (5320MHz)

RF Radiated Measurement (Vertical):

Channel No.	Frequency (MHz)	Correct Factor (dB)	Reading Level (dBμV)	Emission Level (dBμV/m)	Peak Limit (dBμV/m)	Arerage Limit (dBμV/m)	Result
64 (Peak)	5316.812	7.035	91.764	98.799	--	--	--
64 (Peak)	5350.000	7.086	42.141	49.226	74.00	54.00	Pass
64 (Peak)	5355.217	7.133	44.644	51.776	74.00	54.00	Pass
64 (Average)	5324.058	6.987	81.060	88.047	--	--	--
64 (Average)	5350.000	7.086	29.556	36.641	74.00	54.00	Pass

Figure Channel 64: Vertical (Peak)

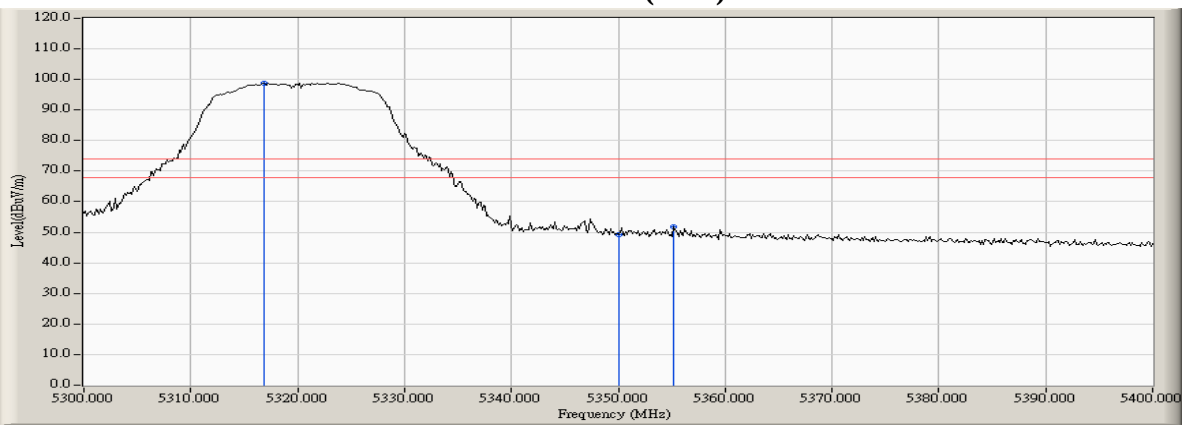

Figure Channel 64: Vertical (Average)

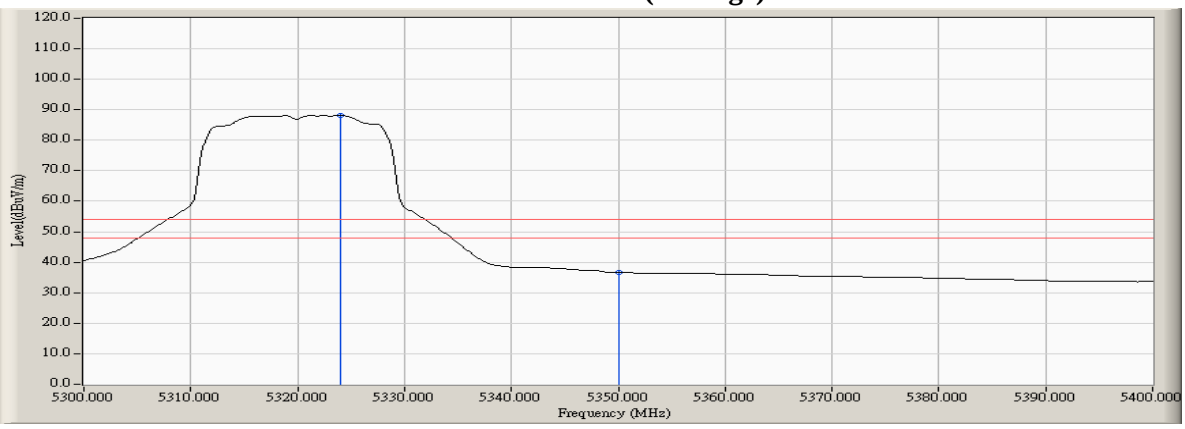

Note:

1. All readings above 1GHz are performed with peak and/or average measurements as necessary.
2. Peak measurements: RBW = 1MHz, VBW = 3 MHz, Sweep: Auto.
3. Average measurements: RBW = 1MHz, VBW = 10 Hz, Sweep: Auto.
4. " * ", means this data is the worst emission level.
5. Measurement Level = Reading Level + Correct Factor.
6. The average measurement was not performed when the peak measured data under the limit of average detection.

Product : INTEL DUAL BAND WIRELESS–AC 7265
Test Item : Band Edge Data
Test Site : No.3 OATS
Test Mode : Mode 2 SISO B: Transmit (802.11a-6Mbps) -Channel 100 (5500MHz)

RF Radiated Measurement (Horizontal):

Channel No.	Frequency (MHz)	Correct Factor (dB)	Reading Level (dBμV)	Emission Level (dBμV/m)	Peak Limit (dBμV/m)	Arerage Limit (dBμV/m)	Result
100 (Peak)	5440.870	7.342	42.539	49.881	74.00	54.00	Pass
100 (Peak)	5460.000	7.353	41.205	48.559	74.00	54.00	Pass
100 (Peak)	5503.623	7.372	92.133	99.505	--	--	--
100 (Average)	5460.000	7.353	28.983	36.337	74.00	54.00	Pass
100 (Average)	5502.754	7.352	80.723	88.075	--	--	--

Figure Channel 100: Horizontal (Peak)

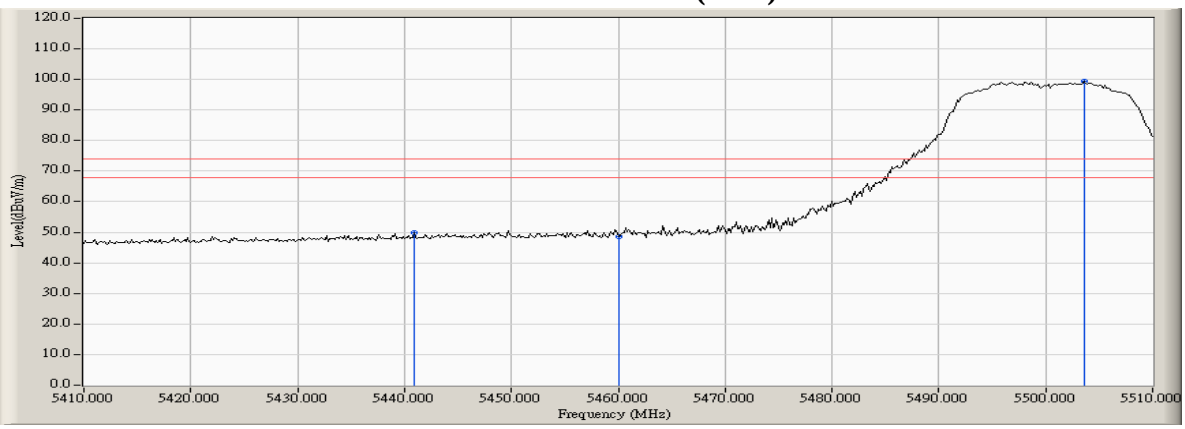

Figure Channel 100: Horizontal (Average)

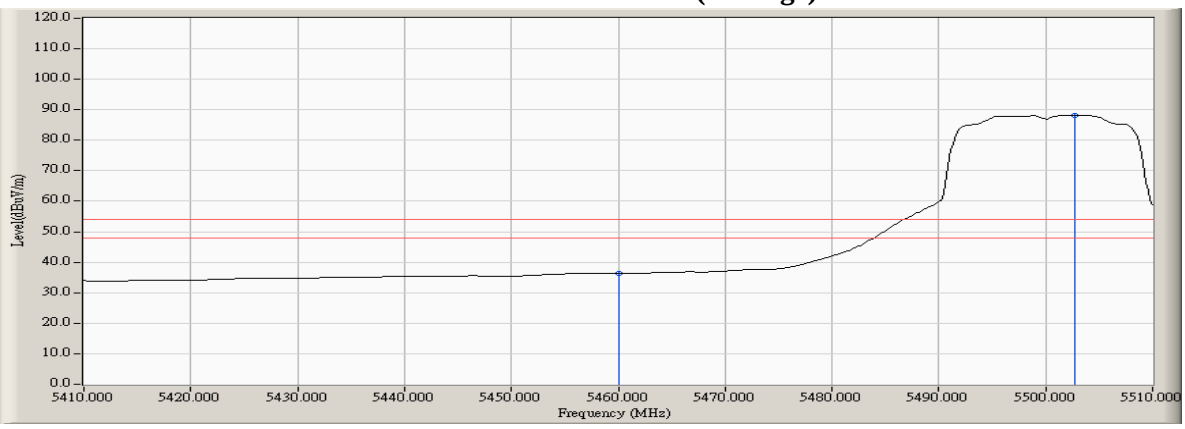

Note:
1. All readings above 1GHz are performed with peak and/or average measurements as necessary.
2. Peak measurements: RBW = 1MHz, VBW = 3 MHz, Sweep: Auto.
3. Average measurements: RBW = 1MHz, VBW = 10 Hz, Sweep: Auto.
4. " * ", means this data is the worst emission level.
5. Measurement Level = Reading Level + Correct Factor.
6. The average measurement was not performed when the peak measured data under the limit of average detection.

Product : INTEL DUAL BAND WIRELESS–AC 7265
Test Item : Band Edge Data
Test Site : No.3 OATS
Test Mode : Mode 2 SISO B: Transmit (802.11a-6Mbps) -Channel 100 (5500MHz)

RF Radiated Measurement (Vertical):

Channel No.	Frequency (MHz)	Correct Factor (dB)	Reading Level (dBμV)	Emission Level (dBμV/m)	Peak Limit (dBμV/m)	Arerage Limit (dBμV/m)	Result
100 (Peak)	5460.000	7.353	41.446	48.800	74.00	54.00	Pass
100 (Peak)	5503.913	7.379	92.297	99.676	--	--	--
100 (Average)	5460.000	7.353	29.039	36.393	74.00	54.00	Pass
100 (Average)	5501.594	7.325	80.816	88.142	--	--	--

Figure Channel 100: Vertical (Peak)

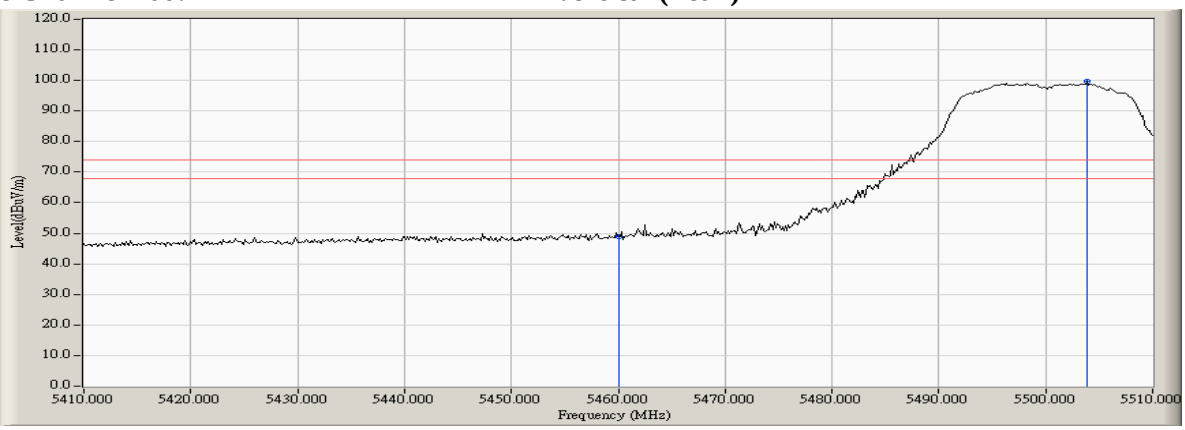

Figure Channel 100: Vertical (Average)

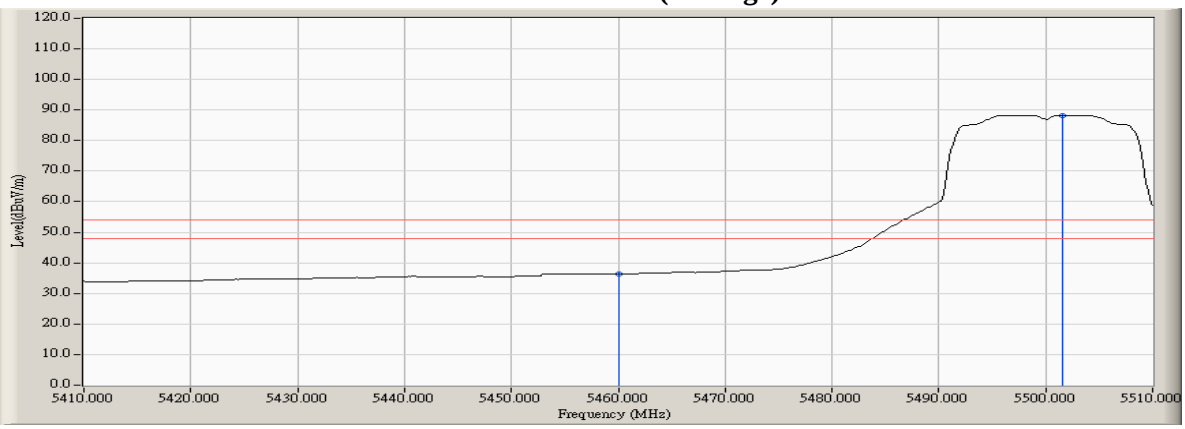

Note:

1. All readings above 1GHz are performed with peak and/or average measurements as necessary.
2. Peak measurements: RBW = 1MHz, VBW = 3 MHz, Sweep: Auto.
3. Average measurements: RBW = 1MHz, VBW = 10 Hz, Sweep: Auto.
4. " * ", means this data is the worst emission level.
5. Measurement Level = Reading Level + Correct Factor.
6. The average measurement was not performed when the peak measured data under the limit of average detection.

Product : INTEL DUAL BAND WIRELESS–AC 7265
Test Item : Band Edge Data
Test Site : No.3 OATS
Test Mode : Mode 2 SISO B: Transmit (802.11a-6Mbps) -Channel 100 (5500MHz)

RF Radiated Measurement:

	Frequency (MHz)	Correct Factor (dB)	Reading Level (dBμV)	Measure Level (dBμV /m)	Margin (dB)	Limit (dBμV /m)	Result
Horizontal	5460.290	4.684	44.417	49.101	-19.119	68.220	Pass
Horizontal	5470.000	4.605	42.232	46.837	-21.383	68.220	Pass
Horizontal	5502.174	4.633	91.500	96.132	--	--	--

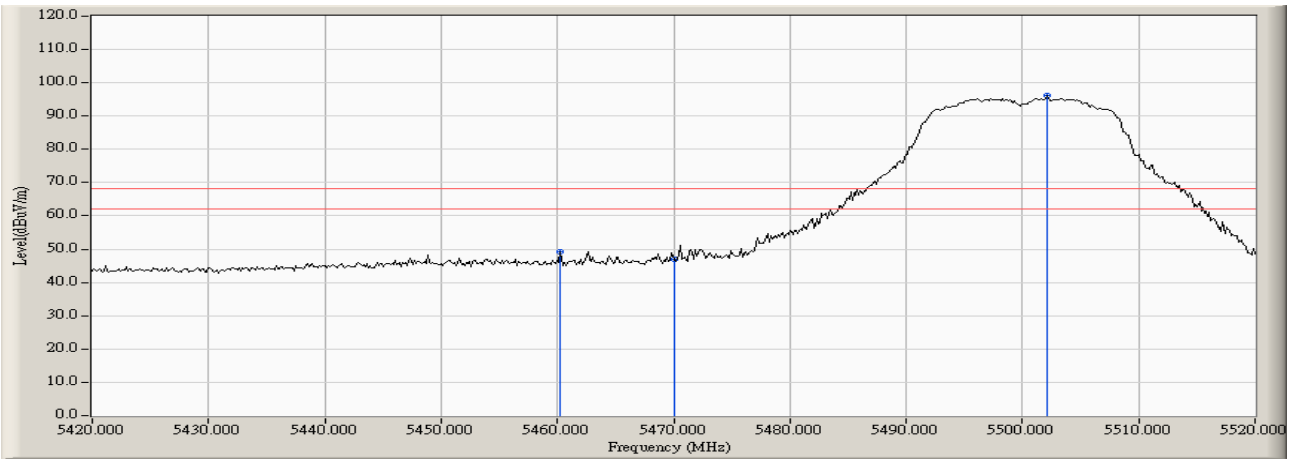

	Frequency (MHz)	Correct Factor (dB)	Reading Level (dBμV)	Measure Level (dBμV /m)	Margin (dB)	Limit (dBμV /m)	Result
Vertical	5464.493	4.650	41.218	45.868	-22.352	68.220	Pass
Vertical	5470.000	4.605	40.202	44.807	-23.413	68.220	Pass
Vertical	5497.681	4.534	90.199	94.733	--	--	--

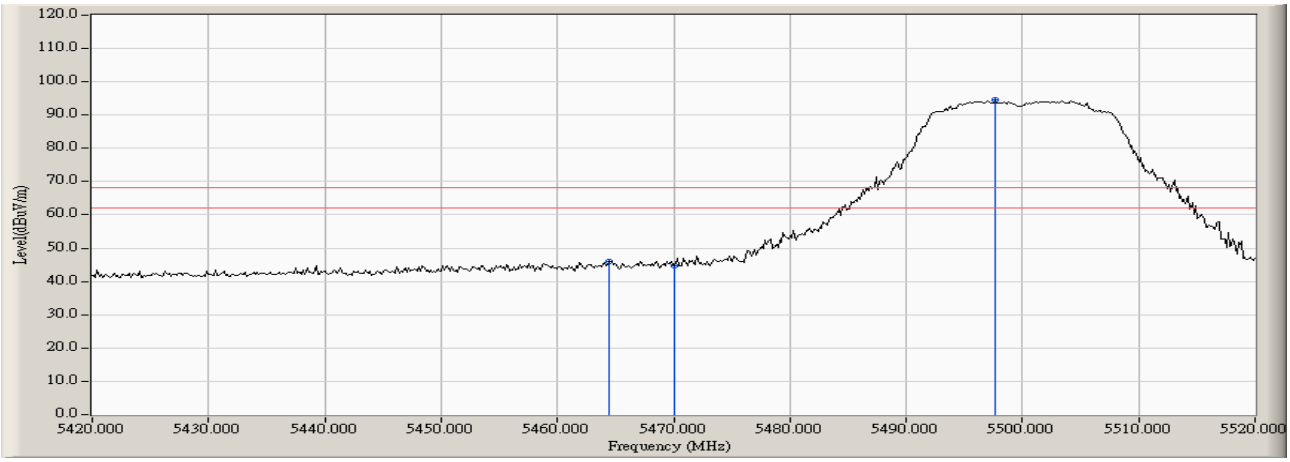

Product : INTEL DUAL BAND WIRELESS–AC 7265
Test Item : Band Edge Data
Test Site : No.3 OATS
Test Mode : Mode 2 SISO B: Transmit (802.11a-6Mbps) -Channel 140 (5700MHz)

RF Radiated Measurement:

	Frequency (MHz)	Correct Factor (dB)	Reading Level (dBμV)	Measure Level (dBμV /m)	Margin (dB)	Limit (dBμV /m)	Result
Horizontal	5701.957	5.235	90.046	95.281	--	--	--
Horizontal	5725.000	5.012	38.969	43.981	-24.239	68.220	Pass

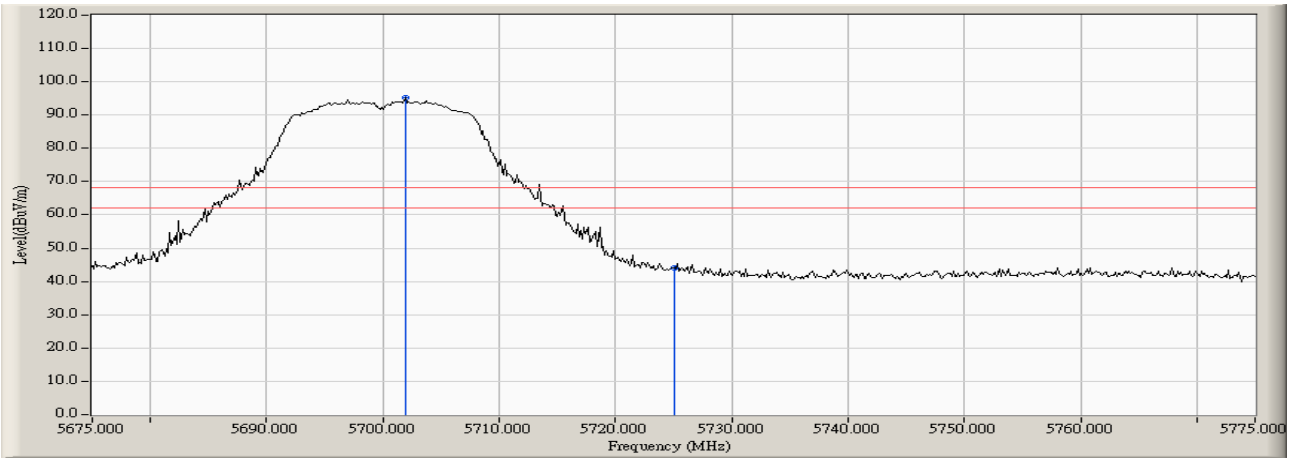

	Frequency (MHz)	Correct Factor (dB)	Reading Level (dBμV)	Measure Level (dBμV /m)	Margin (dB)	Limit (dBμV /m)	Result
Vertical	5702.971	5.250	89.004	94.254	--	--	--
Vertical	5725.000	5.012	38.740	43.752	-24.468	68.220	Pass
Vertical	5727.029	4.979	43.274	48.253	-19.967	68.220	Pass

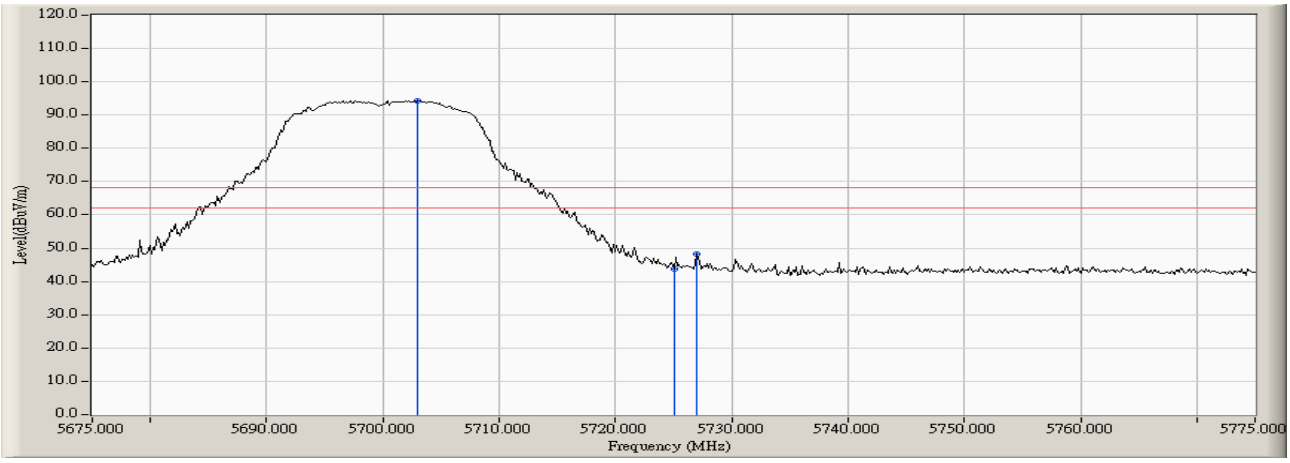

Product : INTEL DUAL BAND WIRELESS–AC 7265
Test Item : Band Edge Data
Test Site : No.3 OATS
Test Mode : Mode 2 SISO B: Transmit (802.11n-20BW 7.2Mbps) -Channel 36 (5180MHz)

RF Radiated Measurement (Horizontal):

Channel No.	Frequency (MHz)	Correct Factor (dB)	Reading Level (dBμV)	Emission Level (dBμV/m)	Peak Limit (dBμV/m)	Average Limit (dBμV/m)	Result
36 (Peak)	5136.522	6.672	42.662	49.334	74.00	54.00	Pass
36 (Peak)	5150.000	6.786	39.991	46.777	74.00	54.00	Pass
36 (Peak)	5182.609	6.905	89.985	96.890	--	--	--
36 (Average)	5150.000	6.786	27.605	34.391	74.00	54.00	Pass
36 (Average)	5184.203	6.910	78.403	85.314	--	--	--

Figure Channel 36: Horizontal (Peak)

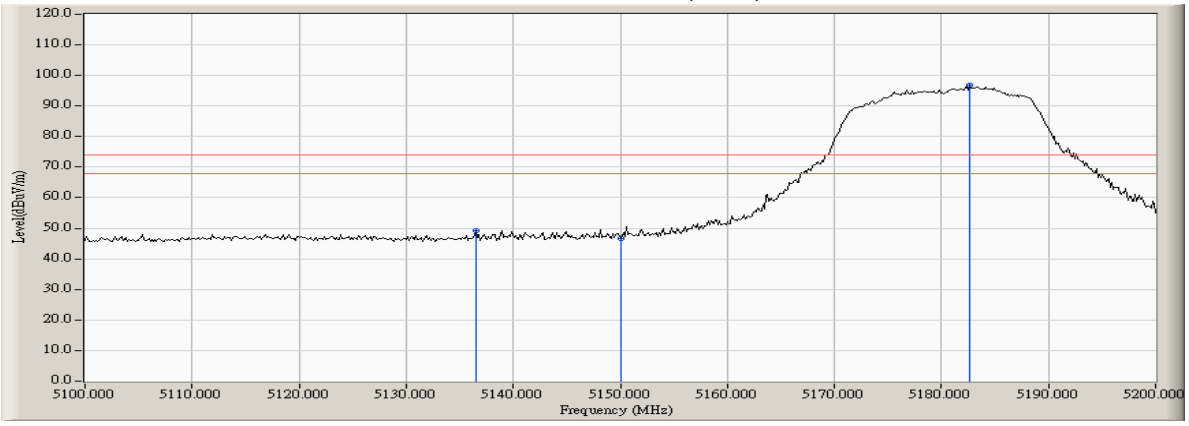

Figure Channel 36: Horizontal (Average)

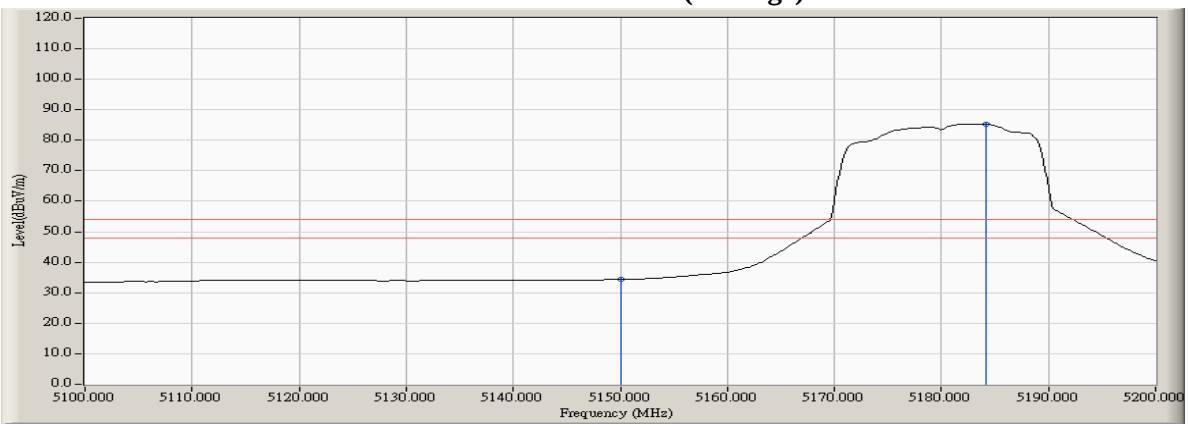

Note:

1. All readings above 1GHz are performed with peak and/or average measurements as necessary.
2. Peak measurements: RBW = 1MHz, VBW = 3 MHz, Sweep: Auto.
3. Average measurements: RBW = 1MHz, VBW = 10 Hz, Sweep: Auto.
4. " * ", means this data is the worst emission level.
5. Measurement Level = Reading Level + Correct Factor.
6. The average measurement was not performed when the peak measured data under the limit of average detection.

Product : INTEL DUAL BAND WIRELESS–AC 7265
Test Item : Band Edge Data
Test Site : No.3 OATS
Test Mode : Mode 2 SISO B: Transmit (802.11n-20BW 7.2Mbps) -Channel 36 (5180MHz)

RF Radiated Measurement (Vertical):

Channel No.	Frequency (MHz)	Correct Factor (dB)	Reading Level (dBμV)	Emission Level (dBμV/m)	Peak Limit (dBμV/m)	Average Limit (dBμV/m)	Result
36 (Peak)	5141.449	6.714	43.311	50.025	74.00	54.00	Pass
36 (Peak)	5150.000	6.786	39.512	46.298	74.00	54.00	Pass
36 (Peak)	5182.464	6.904	89.578	96.483	--	--	--
36 (Average)	5150.000	6.786	27.536	34.322	74.00	54.00	Pass
36 (Average)	5184.058	6.910	78.715	85.625	--	--	--

Figure Channel 36: Vertical (Peak)

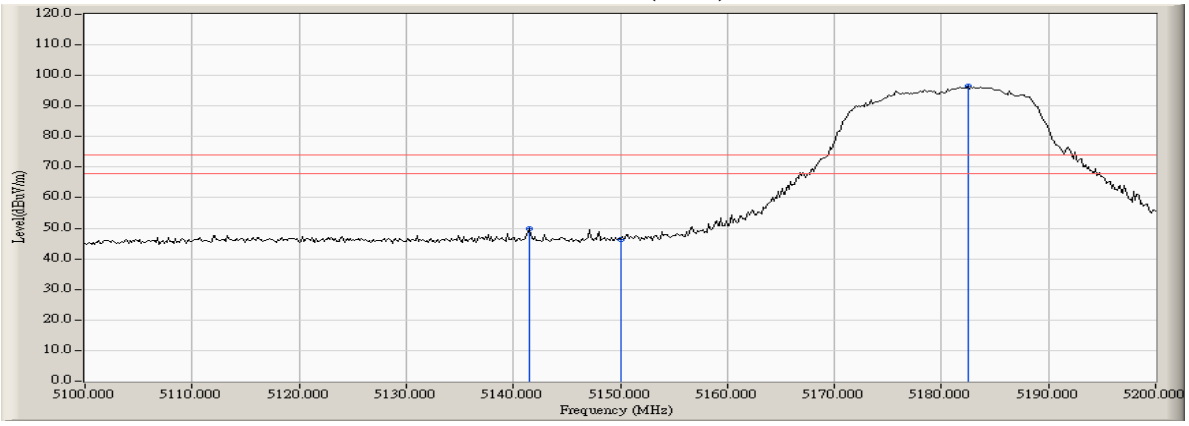

Figure Channel 36: Vertical (Average)

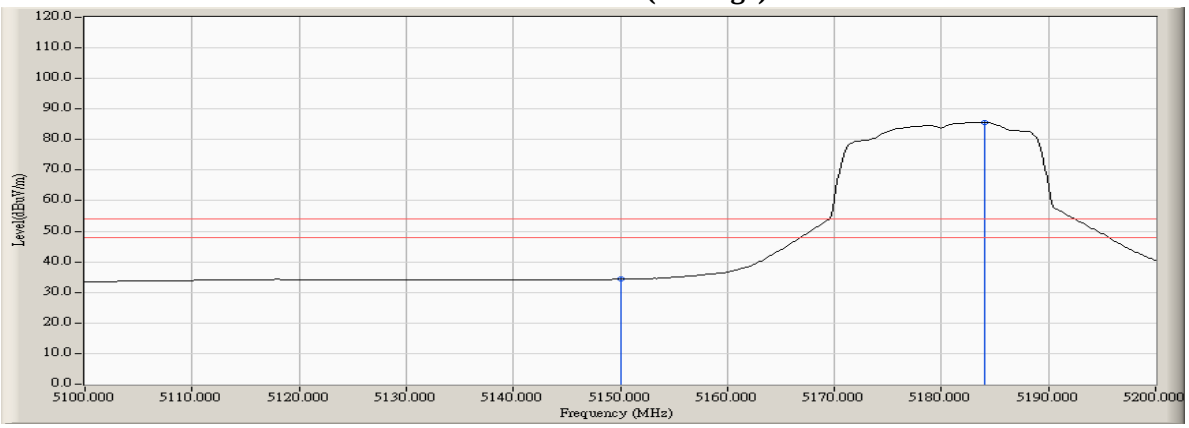

Note:

1. All readings above 1GHz are performed with peak and/or average measurements as necessary.
2. Peak measurements: RBW = 1MHz, VBW = 3 MHz, Sweep: Auto.
3. Average measurements: RBW = 1MHz, VBW = 10 Hz, Sweep: Auto.
4. " * ", means this data is the worst emission level.
5. Measurement Level = Reading Level + Correct Factor.
6. The average measurement was not performed when the peak measured data under the limit of average detection.

Product : INTEL DUAL BAND WIRELESS–AC 7265
Test Item : Band Edge Data
Test Site : No.3 OATS
Test Mode : Mode 2 SISO B: Transmit (802.11n-20BW 7.2Mbps) -Channel 64 (5320MHz)

RF Radiated Measurement (Horizontal):

Channel No.	Frequency (MHz)	Correct Factor (dB)	Reading Level (dBμV)	Emission Level (dBμV/m)	Peak Limit (dBμV/m)	Arerage Limit (dBμV/m)	Result
64 (Peak)	5322.754	6.996	91.323	98.319	--	--	--
64 (Peak)	5350.000	7.086	42.874	49.959	74.00	54.00	Pass
64 (Peak)	5353.768	7.118	46.810	53.929	74.00	54.00	Pass
64 (Average)	5322.754	6.996	80.775	87.771	--	--	--
64 (Average)	5350.000	7.086	29.786	36.871	74.00	54.00	Pass

Figure Channel 64: Horizontal (Peak)

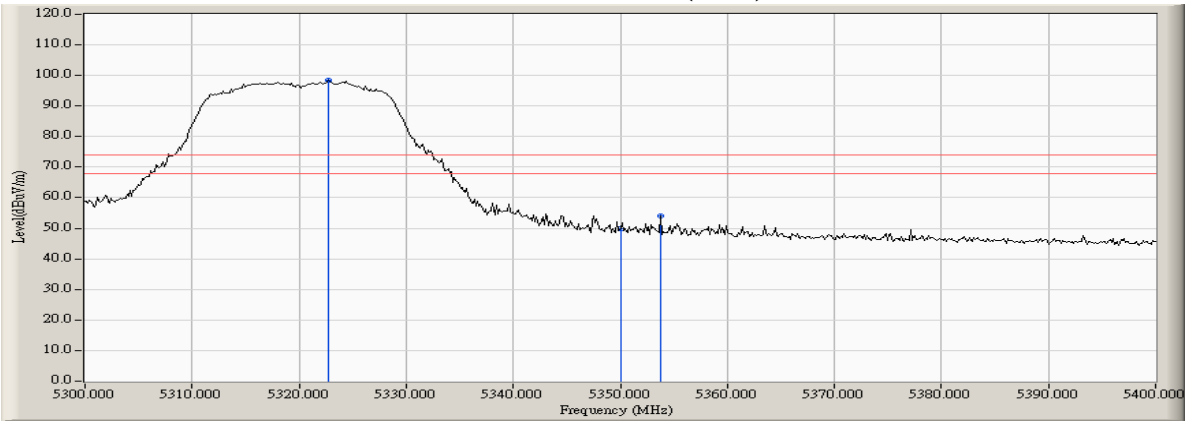

Figure Channel 64: Horizontal (Average)

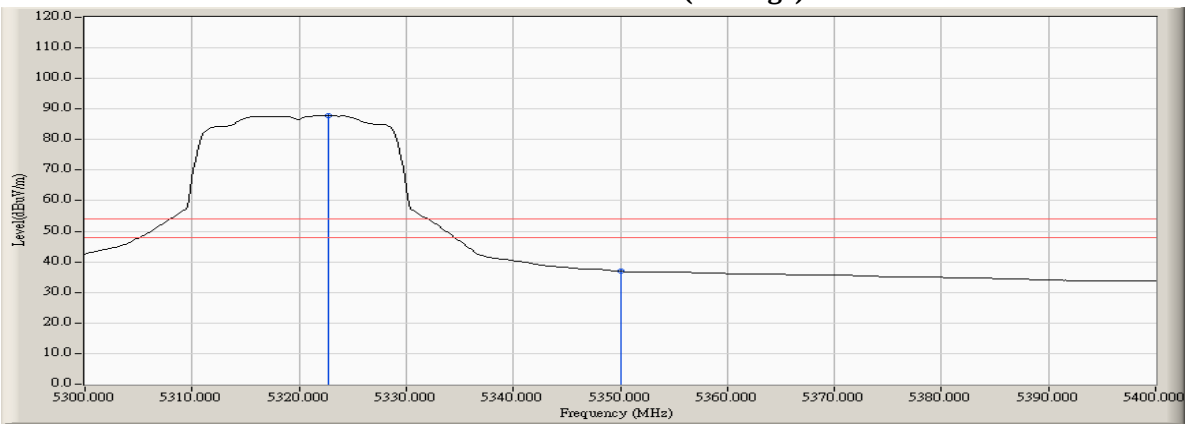

Note:

1. All readings above 1GHz are performed with peak and/or average measurements as necessary.
2. Peak measurements: RBW = 1MHz, VBW = 3 MHz, Sweep: Auto.
3. Average measurements: RBW = 1MHz, VBW = 10 Hz, Sweep: Auto.
4. " * ", means this data is the worst emission level.
5. Measurement Level = Reading Level + Correct Factor.
6. The average measurement was not performed when the peak measured data under the limit of average detection.

Product : INTEL DUAL BAND WIRELESS–AC 7265
Test Item : Band Edge Data
Test Site : No.3 OATS
Test Mode : Mode 2 SISO B: Transmit (802.11n-20BW 7.2Mbps) -Channel 64 (5320MHz)

RF Radiated Measurement (Vertical):

Channel No.	Frequency (MHz)	Correct Factor (dB)	Reading Level (dBμV)	Emission Level (dBμV/m)	Peak Limit (dBμV/m)	Arerage Limit (dBμV/m)	Result
64 (Peak)	5323.333	6.992	91.684	98.676	--	--	--
64 (Peak)	5350.000	7.086	45.168	52.253	74.00	54.00	Pass
64 (Average)	5322.754	6.996	80.665	87.661	--	--	--
64 (Average)	5350.000	7.086	29.625	36.710	74.00	54.00	Pass

Figure Channel 64: Vertical (Peak)

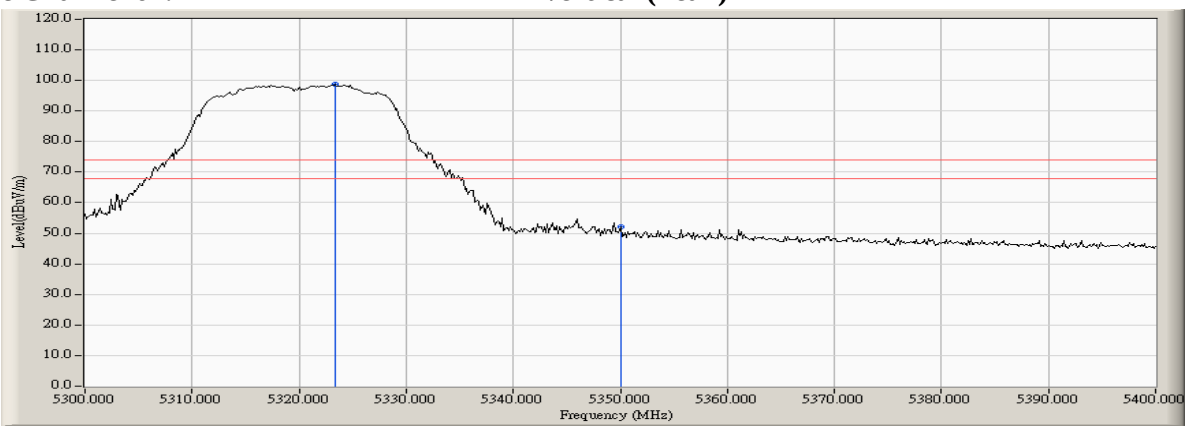

Figure Channel 64: Vertical (Average)

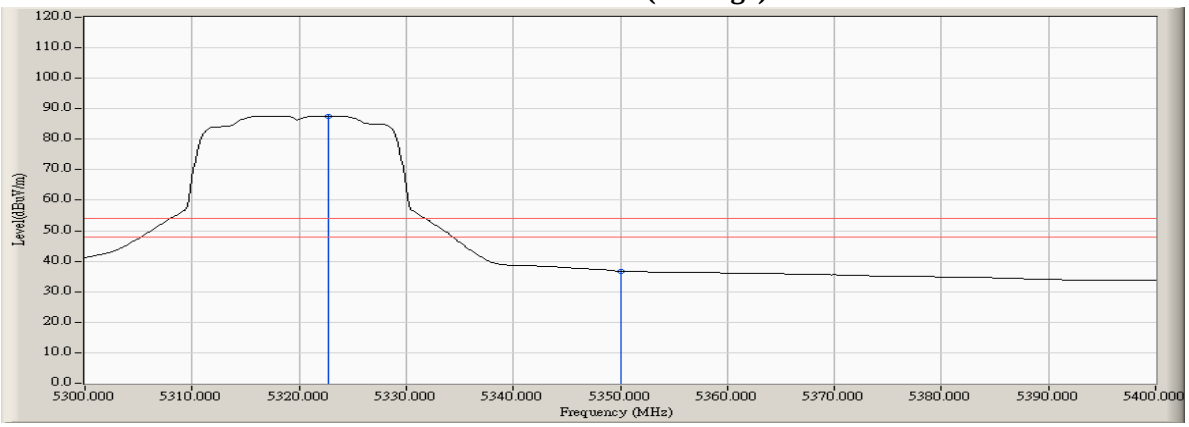

Note:

1. All readings above 1GHz are performed with peak and/or average measurements as necessary.
2. Peak measurements: RBW = 1MHz, VBW = 3 MHz, Sweep: Auto.
3. Average measurements: RBW = 1MHz, VBW = 10 Hz, Sweep: Auto.
4. " * ", means this data is the worst emission level.
5. Measurement Level = Reading Level + Correct Factor.
6. The average measurement was not performed when the peak measured data under the limit of average detection.

Product : INTEL DUAL BAND WIRELESS–AC 7265
Test Item : Band Edge Data
Test Site : No.3 OATS
Test Mode : Mode 2 SISO B: Transmit (802.11n-20BW 7.2Mbps) -Channel 100 (5500MHz)

RF Radiated Measurement (Horizontal):

Channel No.	Frequency (MHz)	Correct Factor (dB)	Reading Level (dBμV)	Emission Level (dBμV/m)	Peak Limit (dBμV/m)	Arerage Limit (dBμV/m)	Result
100 (Peak)	5456.957	7.375	43.429	50.804	74.00	54.00	Pass
100 (Peak)	5460.000	7.353	42.205	49.559	74.00	54.00	Pass
100 (Peak)	5496.957	7.219	91.972	99.191	--	--	--
100 (Average)	5460.000	7.353	29.389	36.743	74.00	54.00	Pass
100 (Average)	5502.899	7.356	81.187	88.543	--	--	--

Figure Channel 100: Horizontal (Peak)

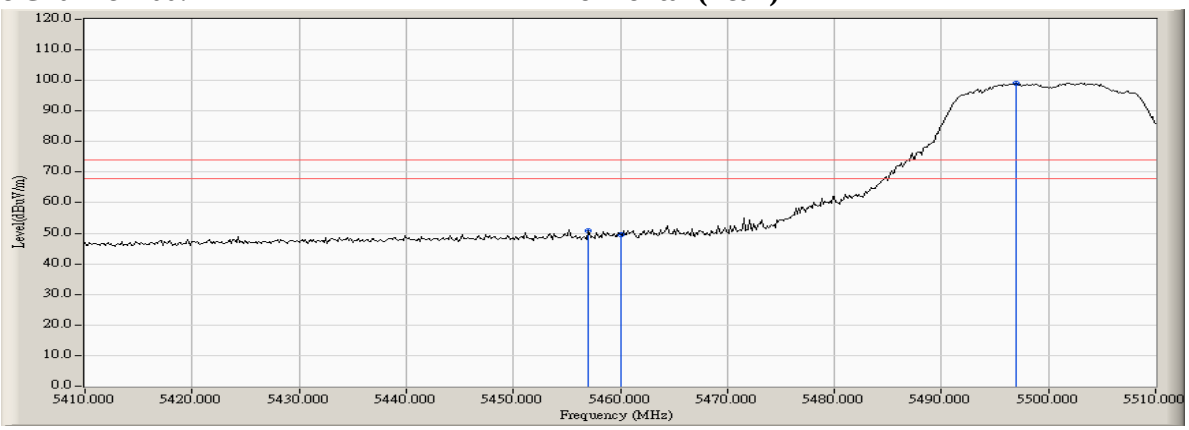

Figure Channel 100: Horizontal (Average)

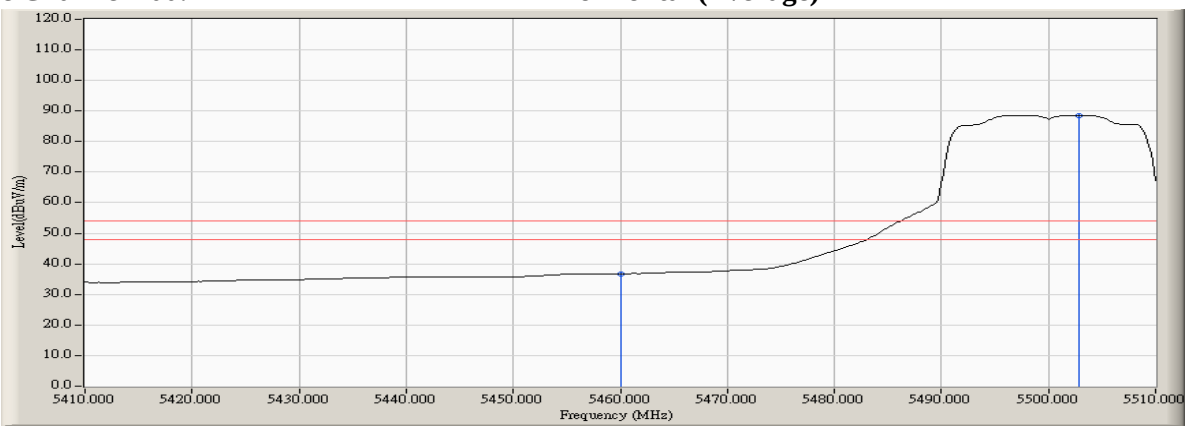

Note:

1. All readings above 1GHz are performed with peak and/or average measurements as necessary.
2. Peak measurements: RBW = 1MHz, VBW = 3 MHz, Sweep: Auto.
3. Average measurements: RBW = 1MHz, VBW = 10 Hz, Sweep: Auto.
4. " * ", means this data is the worst emission level.
5. Measurement Level = Reading Level + Correct Factor.
6. The average measurement was not performed when the peak measured data under the limit of average detection.

Product : INTEL DUAL BAND WIRELESS–AC 7265
Test Item : Band Edge Data
Test Site : No.3 OATS
Test Mode : Mode 2 SISO B: Transmit (802.11n-20BW 7.2Mbps) -Channel 100 (5500MHz)

RF Radiated Measurement (Vertical):

Channel No.	Frequency (MHz)	Correct Factor (dB)	Reading Level (dBμV)	Emission Level (dBμV/m)	Peak Limit (dBμV/m)	Arerage Limit (dBμV/m)	Result
100 (Peak)	5457.391	7.372	44.056	51.428	74.00	54.00	Pass
100 (Peak)	5460.000	7.353	43.743	51.097	74.00	54.00	Pass
100 (Peak)	5498.406	7.252	93.156	100.408	--	--	--
100 (Average)	5460.000	7.353	29.375	36.729	74.00	54.00	Pass
100 (Average)	5503.188	7.363	81.173	88.535	--	--	--

Figure Channel 100: Vertical (Peak)

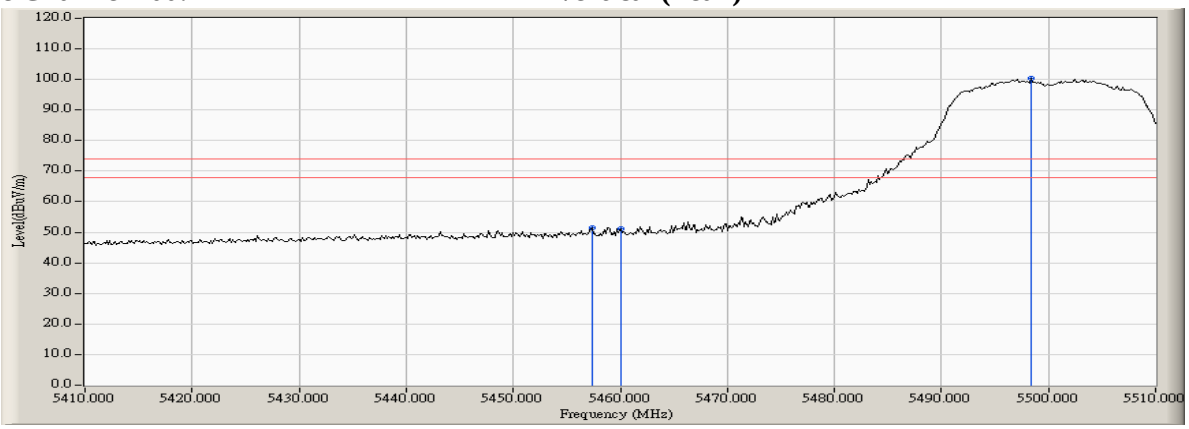

Figure Channel 100: Vertical (Average)

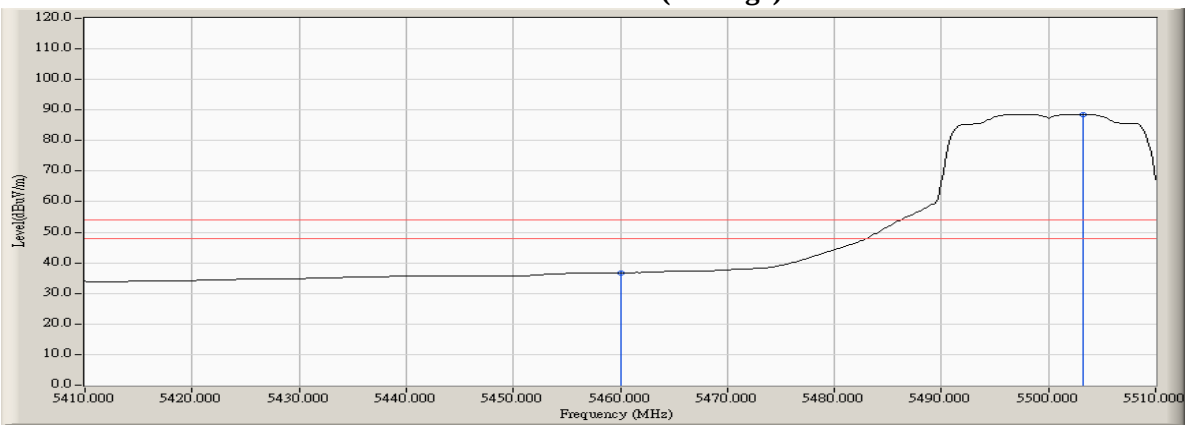

Note:

1. All readings above 1GHz are performed with peak and/or average measurements as necessary.
2. Peak measurements: RBW = 1MHz, VBW = 3 MHz, Sweep: Auto.
3. Average measurements: RBW = 1MHz, VBW = 10 Hz, Sweep: Auto.
4. " * ", means this data is the worst emission level.
5. Measurement Level = Reading Level + Correct Factor.
6. The average measurement was not performed when the peak measured data under the limit of average detection.

Product : INTEL DUAL BAND WIRELESS–AC 7265
Test Item : Band Edge Data
Test Site : No.3 OATS
Test Mode : Mode 2 SISO B: Transmit (802.11n-20BW 7.2Mbps) -Channel 100 (5500MHz)

RF Radiated Measurement:

	Frequency (MHz)	Correct Factor (dB)	Reading Level (dBμV)	Measure Level (dBμV /m)	Margin (dB)	Limit (dBμV /m)	Result
Horizontal	5465.072	4.645	43.612	48.257	-19.963	68.220	Pass
Horizontal	5470.000	4.605	42.260	46.865	-21.355	68.220	Pass
Horizontal	5498.406	4.550	90.606	95.156	--	--	--

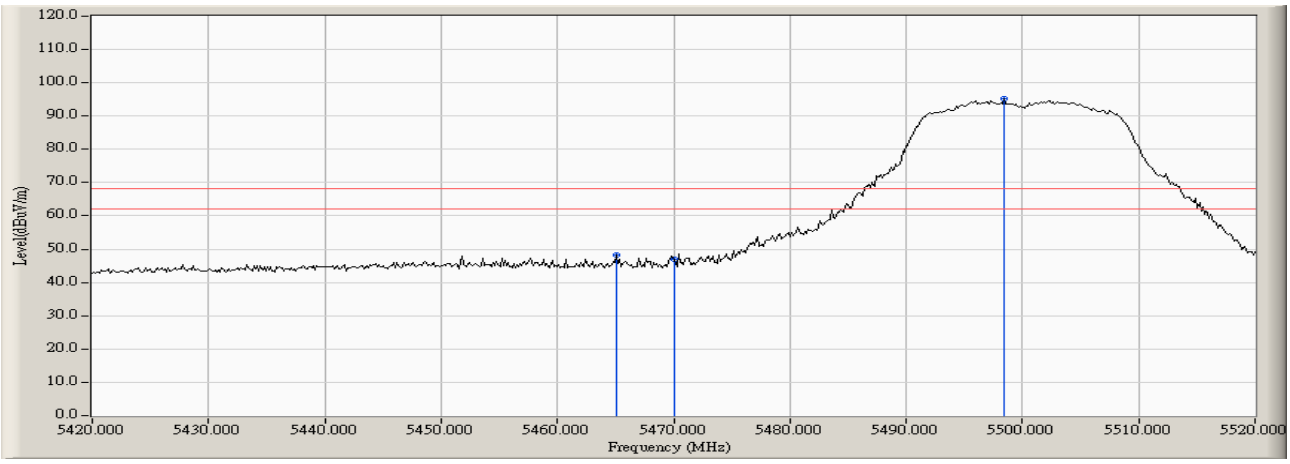

	Frequency (MHz)	Correct Factor (dB)	Reading Level (dBμV)	Measure Level (dBμV /m)	Margin (dB)	Limit (dBμV /m)	Result
Vertical	5468.551	4.617	43.434	48.051	-20.169	68.220	Pass
Vertical	5470.000	4.605	39.665	44.270	-23.950	68.220	Pass
Vertical	5501.304	4.613	89.565	94.178	--	--	--

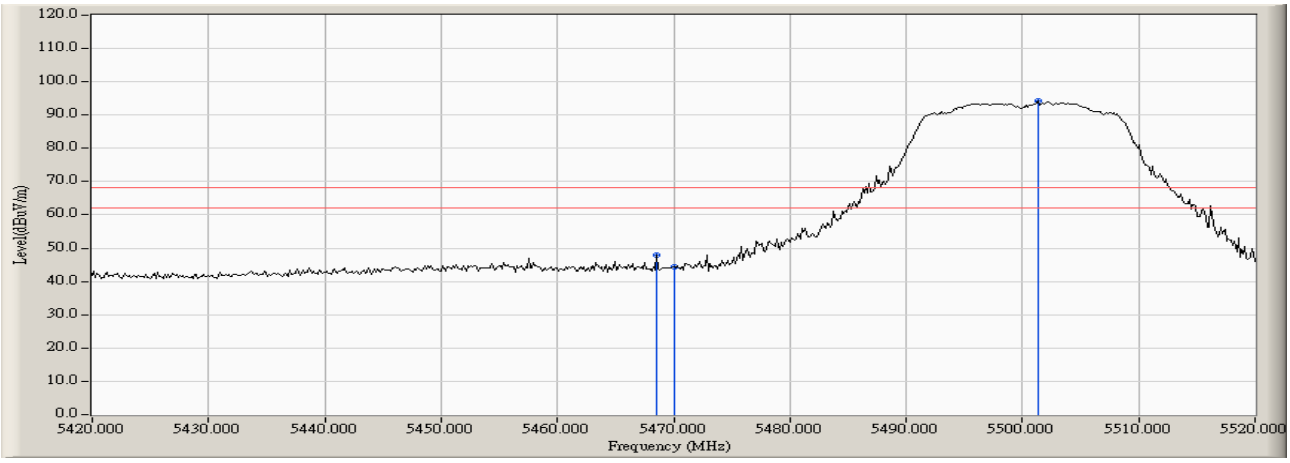

Product : INTEL DUAL BAND WIRELESS–AC 7265
Test Item : Band Edge Data
Test Site : No.3 OATS
Test Mode : Mode 2 SISO B: Transmit (802.11n-20BW 7.2Mbps) -Channel 140 (5700MHz)

RF Radiated Measurement:

	Frequency (MHz)	Correct Factor (dB)	Reading Level (dBμV)	Measure Level (dBμV /m)	Margin (dB)	Limit (dBμV /m)	Result
Horizontal	5702.536	5.243	88.846	94.089	--	--	--
Horizontal	5725.000	5.012	39.089	44.101	-24.119	68.220	Pass
Horizontal	5741.087	4.878	39.537	44.415	-23.805	68.220	Pass

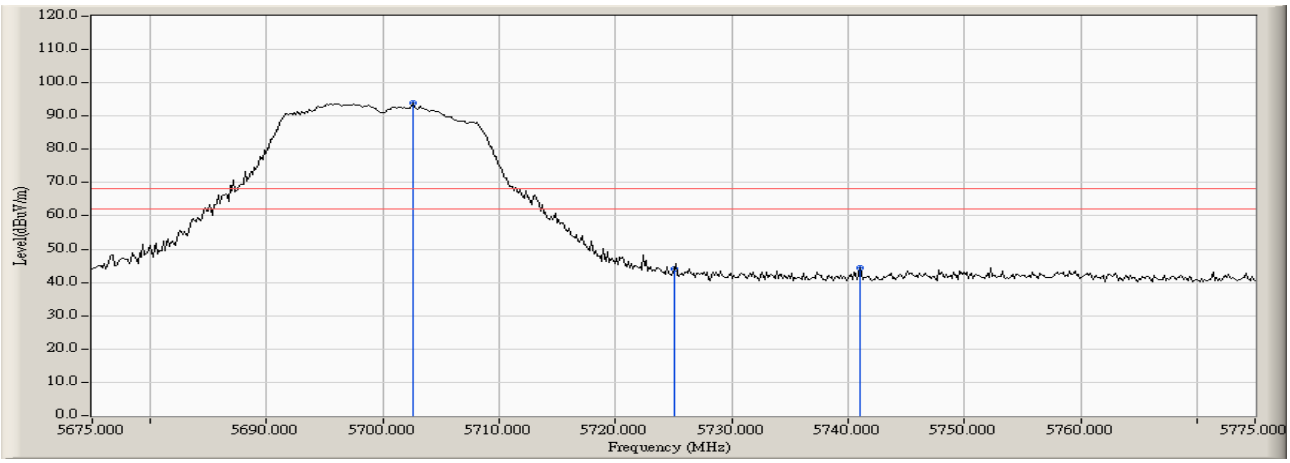

	Frequency (MHz)	Correct Factor (dB)	Reading Level (dBμV)	Measure Level (dBμV /m)	Margin (dB)	Limit (dBμV /m)	Result
Vertical	5698.188	5.180	89.691	94.871	--	--	--
Vertical	5725.000	5.012	39.167	44.179	-24.041	68.220	Pass
Vertical	5741.667	4.874	39.576	44.450	-23.770	68.220	Pass

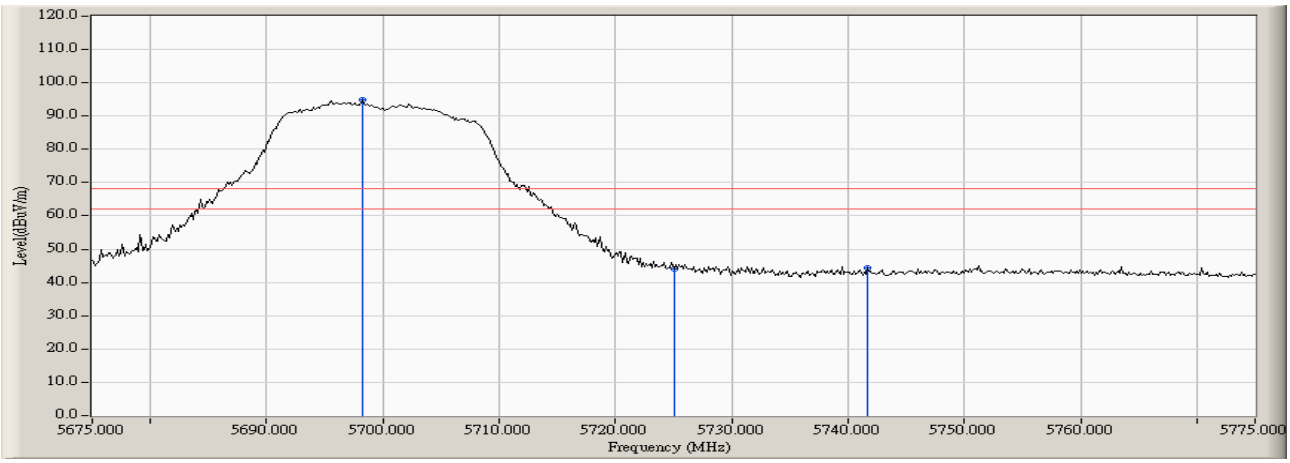

Product : INTEL DUAL BAND WIRELESS–AC 7265
Test Item : Band Edge Data
Test Site : No.3 OATS
Test Mode : Mode 2 SISO B: Transmit (802.11n-40BW 15Mbps) -Channel 38 (5190MHz)

RF Radiated Measurement (Horizontal):

Channel No.	Frequency (MHz)	Correct Factor (dB)	Reading Level (dBμV)	Emission Level (dBμV/m)	Peak Limit (dBμV/m)	Average Limit (dBμV/m)	Result
38 (Peak)	5150.000	6.786	56.499	63.285	74.00	54.00	Pass
38 (Peak)	5187.391	6.922	92.654	99.576	--	--	--
38 (Average)	5150.000	6.786	40.444	47.230	74.00	54.00	Pass
38 (Average)	5187.246	6.922	80.509	87.430	--	--	--

Figure Channel 38: Horizontal (Peak)

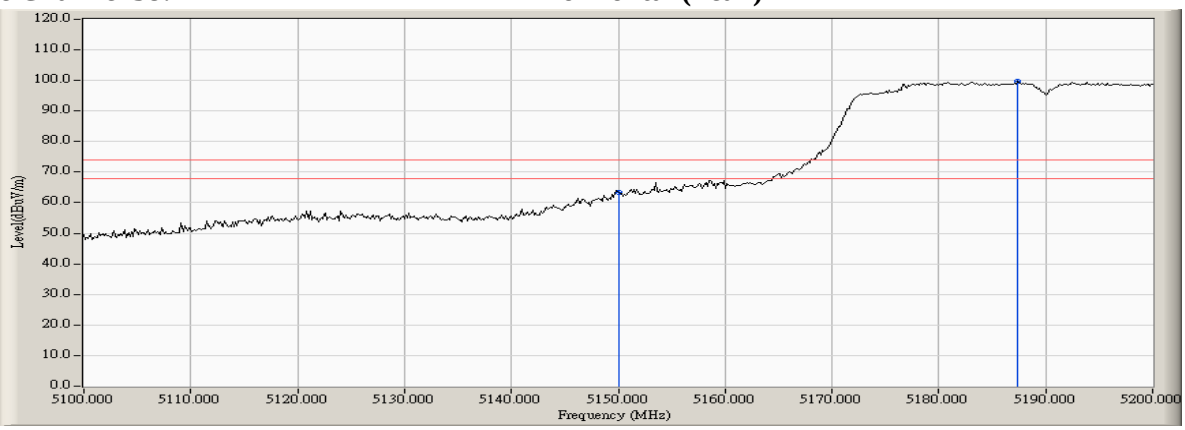

Figure Channel 38: Horizontal (Average)

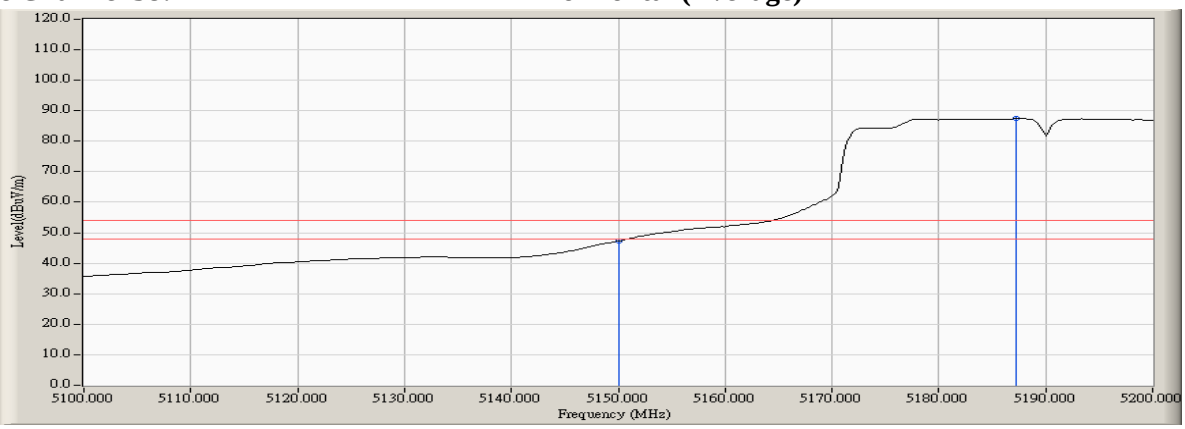

Note:

1. All readings above 1GHz are performed with peak and/or average measurements as necessary.
2. Peak measurements: RBW = 1MHz, VBW = 3 MHz, Sweep: Auto.
3. Average measurements: RBW = 1MHz, VBW = 10 Hz, Sweep: Auto.
4. " * ", means this data is the worst emission level.
5. Measurement Level = Reading Level + Correct Factor.
6. The average measurement was not performed when the peak measured data under the limit of average detection.

Product : INTEL DUAL BAND WIRELESS–AC 7265
Test Item : Band Edge Data
Test Site : No.3 OATS
Test Mode : Mode 2 SISO B: Transmit (802.11n-40BW 15Mbps) -Channel 38 (5190MHz)

RF Radiated Measurement (Vertical):

Channel No.	Frequency (MHz)	Correct Factor (dB)	Reading Level (dBμV)	Emission Level (dBμV/m)	Peak Limit (dBμV/m)	Average Limit (dBμV/m)	Result
38 (Peak)	5148.986	6.778	56.469	63.247	74.00	54.00	Pass
38 (Peak)	5150.000	6.786	54.874	61.660	74.00	54.00	Pass
38 (Peak)	5193.768	6.922	93.056	99.979	--	--	--
38 (Average)	5150.000	6.786	40.445	47.231	74.00	54.00	Pass
38 (Average)	5187.391	6.922	80.549	87.471	--	--	--

Figure Channel 38: Vertical (Peak)

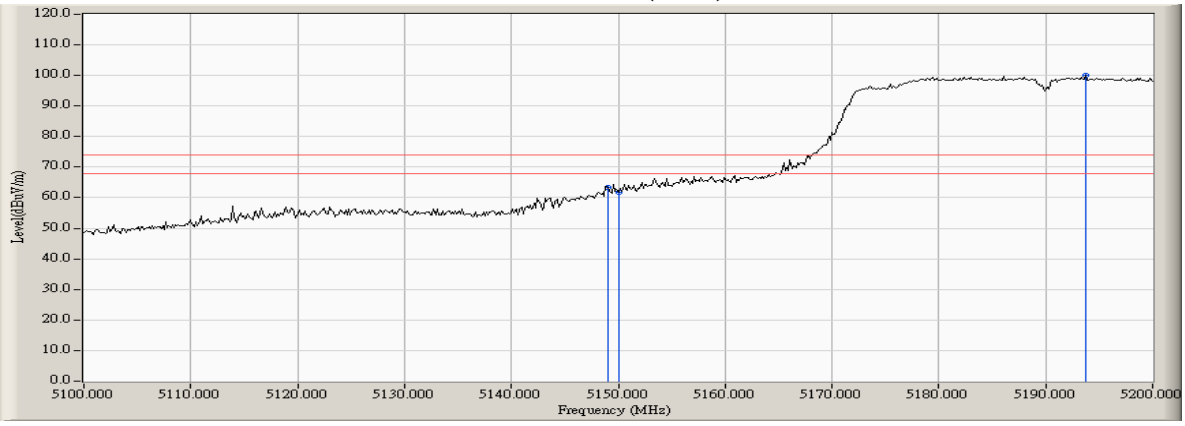

Figure Channel 38: Vertical (Average)

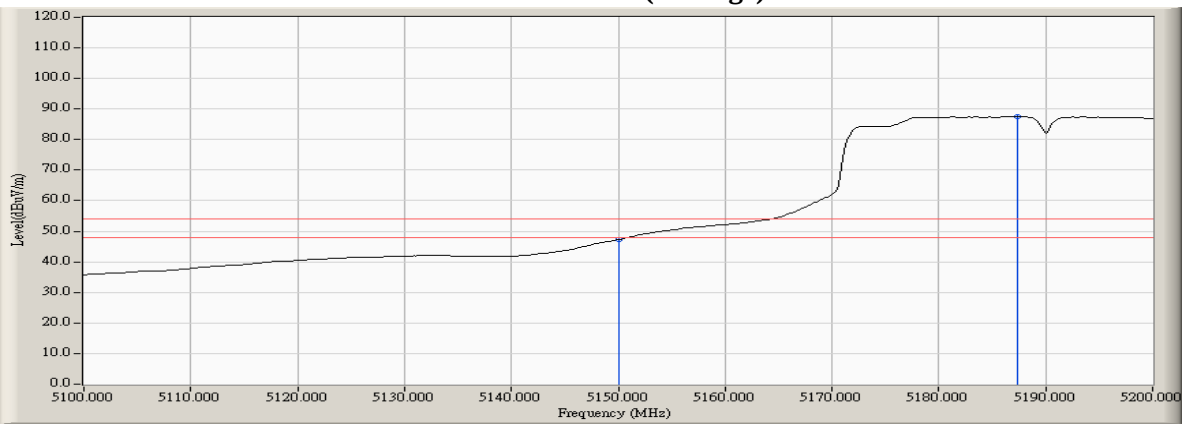

Note:

1. All readings above 1GHz are performed with peak and/or average measurements as necessary.
2. Peak measurements: RBW = 1MHz, VBW = 3 MHz, Sweep: Auto.
3. Average measurements: RBW = 1MHz, VBW = 10 Hz, Sweep: Auto.
4. " * ", means this data is the worst emission level.
5. Measurement Level = Reading Level + Correct Factor.
6. The average measurement was not performed when the peak measured data under the limit of average detection.

Product : INTEL DUAL BAND WIRELESS–AC 7265
Test Item : Band Edge Data
Test Site : No.3 OATS
Test Mode : Mode 2 SISO B: Transmit (802.11n-40BW 15Mbps) -Channel 62 (5310MHz)

RF Radiated Measurement (Horizontal):

Channel No.	Frequency (MHz)	Correct Factor (dB)	Reading Level (dBμV)	Emission Level (dBμV/m)	Peak Limit (dBμV/m)	Arerage Limit (dBμV/m)	Result
62 (Peak)	5312.609	43.806	82.955	90.013	--	--	--
62 (Peak)	5350.000	43.826	42.514	49.599	74.00	54.00	Pass
62 (Peak)	5351.739	7.100	44.359	51.459	74.00	54.00	Pass
62 (Average)	5314.783	7.049	71.342	78.391	--	--	--
62 (Average)	5350.000	7.086	29.893	36.978	74.00	54.00	Pass

Figure Channel 62: Horizontal (Peak)

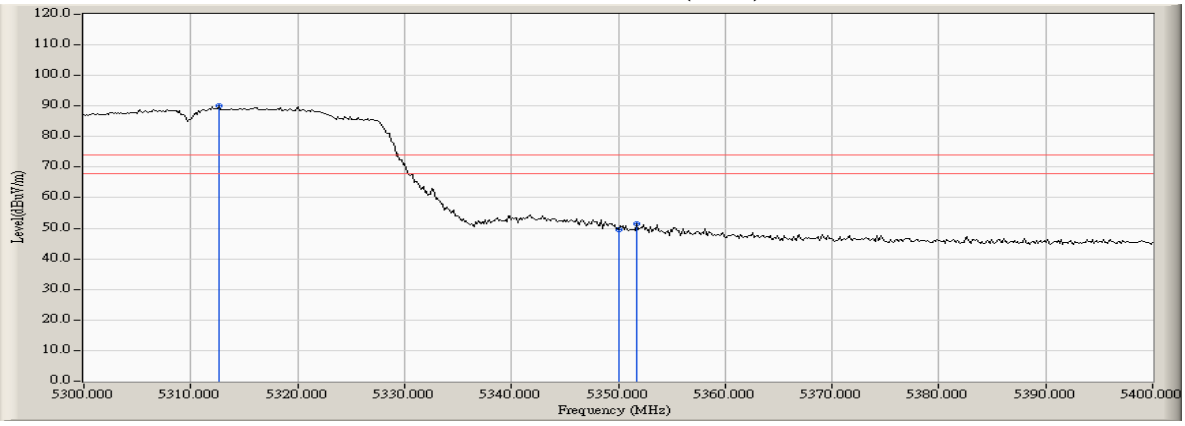

Figure Channel 62: Horizontal (Average)

Note:

1. All readings above 1GHz are performed with peak and/or average measurements as necessary.
2. Peak measurements: RBW = 1MHz, VBW = 3 MHz, Sweep: Auto.
3. Average measurements: RBW = 1MHz, VBW = 10 Hz, Sweep: Auto.
4. " * ", means this data is the worst emission level.
5. Measurement Level = Reading Level + Correct Factor.
6. The average measurement was not performed when the peak measured data under the limit of average detection.

Product : INTEL DUAL BAND WIRELESS–AC 7265
Test Item : Band Edge Data
Test Site : No.3 OATS
Test Mode : Mode 2 SISO B: Transmit (802.11n-40BW 15Mbps) -Channel 62 (5310MHz)

RF Radiated Measurement (Vertical):

Channel No.	Frequency (MHz)	Correct Factor (dB)	Reading Level (dBμV)	Emission Level (dBμV/m)	Peak Limit (dBμV/m)	Arerage Limit (dBμV/m)	Result
62 (Peak)	5315.942	7.041	82.975	90.016	--	--	--
62 (Peak)	5350.000	7.086	42.908	49.993	74.00	54.00	Pass
62 (Average)	5314.638	7.050	71.196	78.246	--	--	--
62 (Average)	5350.000	7.086	29.928	37.013	74.00	54.00	Pass

Figure Channel 62: Vertical (Peak)

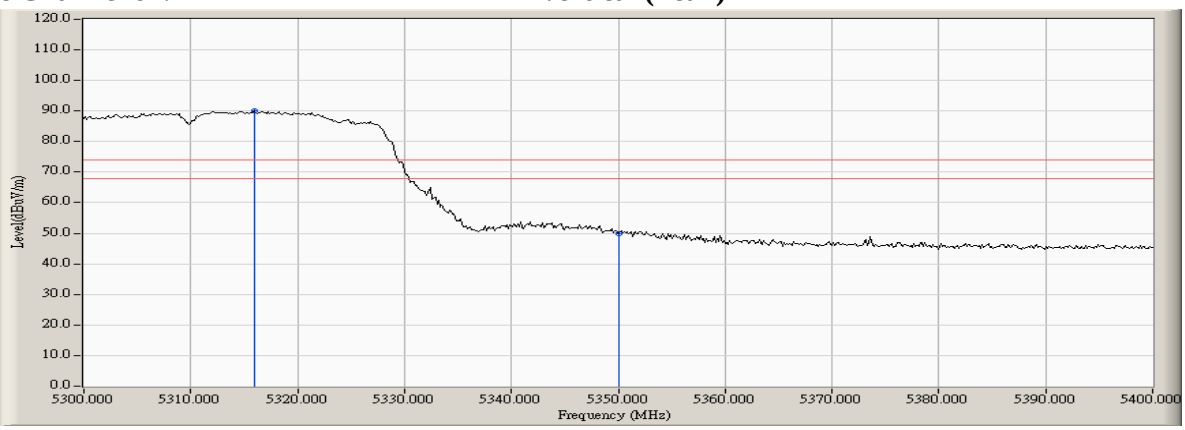

Figure Channel 62: Vertical (Average)

Note:

1. All readings above 1GHz are performed with peak and/or average measurements as necessary.
2. Peak measurements: RBW = 1MHz, VBW = 3 MHz, Sweep: Auto.
3. Average measurements: RBW = 1MHz, VBW = 10 Hz, Sweep: Auto.
4. " * ", means this data is the worst emission level.
5. Measurement Level = Reading Level + Correct Factor.
6. The average measurement was not performed when the peak measured data under the limit of average detection.

Product : INTEL DUAL BAND WIRELESS–AC 7265
Test Item : Band Edge Data
Test Site : No.3 OATS
Test Mode : Mode 2 SISO B: Transmit (802.11n-40BW 15Mbps) -Channel 102 (5510MHz)

RF Radiated Measurement (Horizontal):

Channel No.	Frequency (MHz)	Correct Factor (dB)	Reading Level (dBμV)	Emission Level (dBμV/m)	Peak Limit (dBμV/m)	Arerage Limit (dBμV/m)	Result
102 (Peak)	5460.000	7.353	47.389	54.743	74.00	54.00	Pass
102 (Peak)	5500.290	7.295	89.452	96.747	--	--	--
102 (Average)	5460.000	7.353	32.876	40.230	74.00	54.00	Pass
102 (Average)	5501.304	7.319	77.204	84.523	--	--	--

Figure Channel 102: Horizontal (Peak)

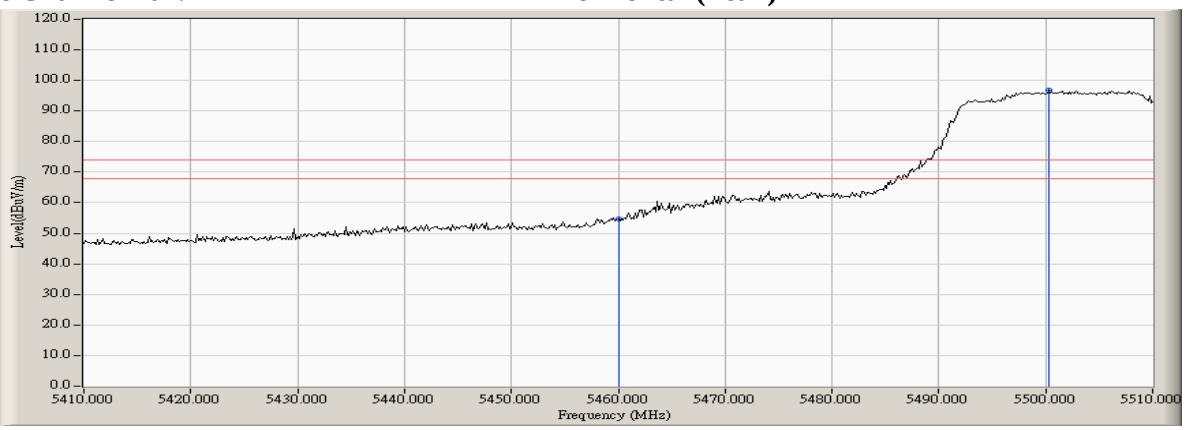

Figure Channel 102: Horizontal (Average)

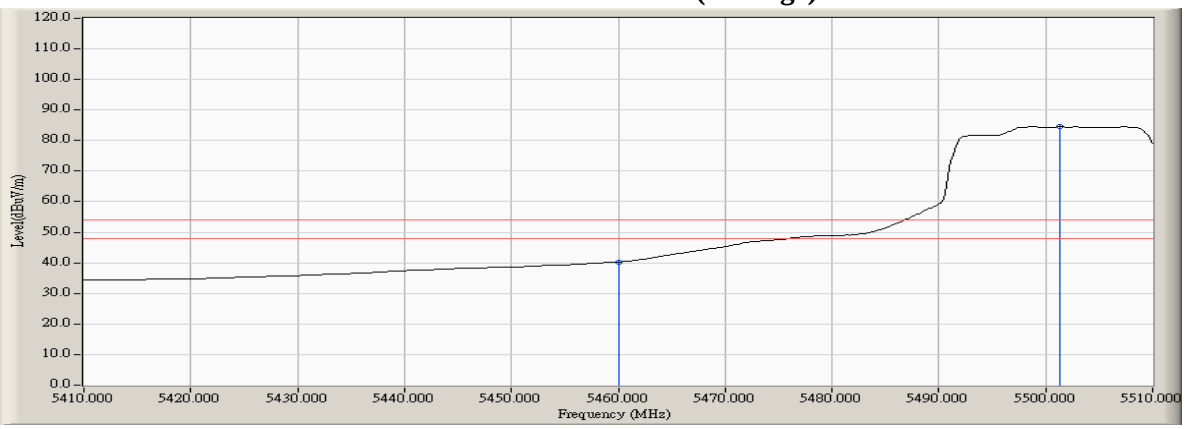

Note:

1. All readings above 1GHz are performed with peak and/or average measurements as necessary.
2. Peak measurements: RBW = 1MHz, VBW = 3 MHz, Sweep: Auto.
3. Average measurements: RBW = 1MHz, VBW = 10 Hz, Sweep: Auto.
4. " * ", means this data is the worst emission level.
5. Measurement Level = Reading Level + Correct Factor.
6. The average measurement was not performed when the peak measured data under the limit of average detection.

Product : INTEL DUAL BAND WIRELESS–AC 7265
Test Item : Band Edge Data
Test Site : No.3 OATS
Test Mode : Mode 2 SISO B: Transmit (802.11n-40BW 15Mbps) -Channel 102 (5510MHz)

RF Radiated Measurement (Vertical):

Channel No.	Frequency (MHz)	Correct Factor (dB)	Reading Level (dBμV)	Emission Level (dBμV/m)	Peak Limit (dBμV/m)	Arerage Limit (dBμV/m)	Result
102 (Peak)	5460.000	7.353	47.900	55.254	74.00	54.00	Pass
102 (Peak)	5501.304	7.319	89.107	96.426	--	--	--
102 (Average)	5460.000	7.353	32.354	39.708	74.00	54.00	Pass
102 (Average)	5502.754	7.352	76.866	84.218	--	--	--

Figure Channel 102: Vertical (Peak)

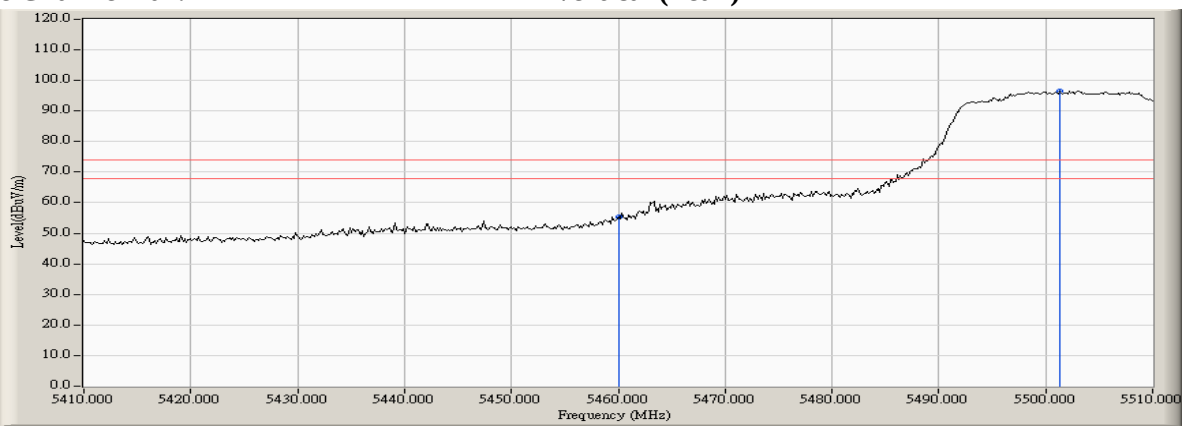

Figure Channel 102: Vertical (Average)

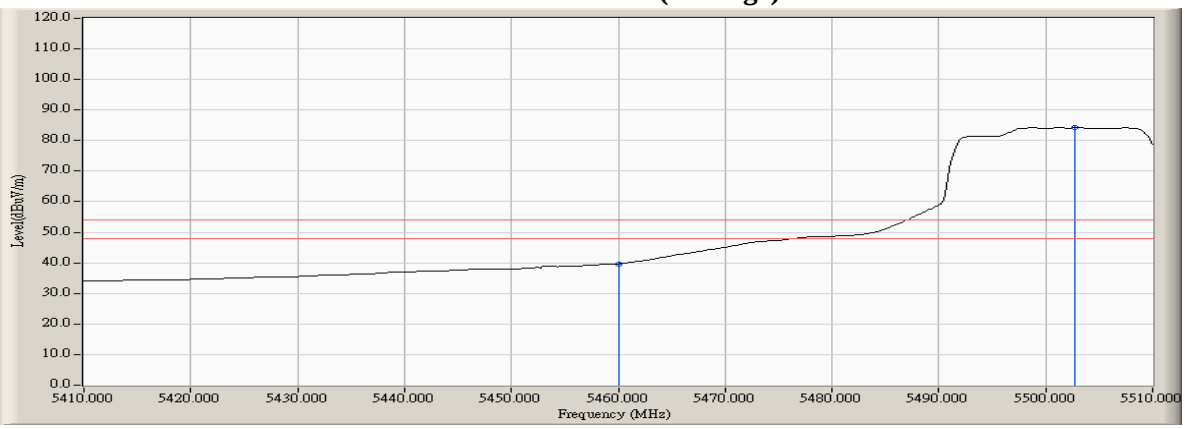

Note:

1. All readings above 1GHz are performed with peak and/or average measurements as necessary.
2. Peak measurements: RBW = 1MHz, VBW = 3 MHz, Sweep: Auto.
3. Average measurements: RBW = 1MHz, VBW = 10 Hz, Sweep: Auto.
4. " * ", means this data is the worst emission level.
5. Measurement Level = Reading Level + Correct Factor.
6. The average measurement was not performed when the peak measured data under the limit of average detection.

Product : INTEL DUAL BAND WIRELESS–AC 7265
Test Item : Band Edge Data
Test Site : No.3 OATS
Test Mode : Mode 2 SISO B: Transmit (802.11n-40BW 15Mbps) -Channel 102 (5510MHz)

RF Radiated Measurement:

	Frequency (MHz)	Correct Factor (dB)	Reading Level (dBμV)	Measure Level (dBμV /m)	Margin (dB)	Limit (dBμV /m)	Result
Horizontal	5463.333	4.660	53.153	57.812	-10.408	68.220	Pass
Horizontal	5470.000	4.605	52.420	57.025	-11.195	68.220	Pass
Horizontal	5502.319	4.636	87.966	92.601	--	--	--

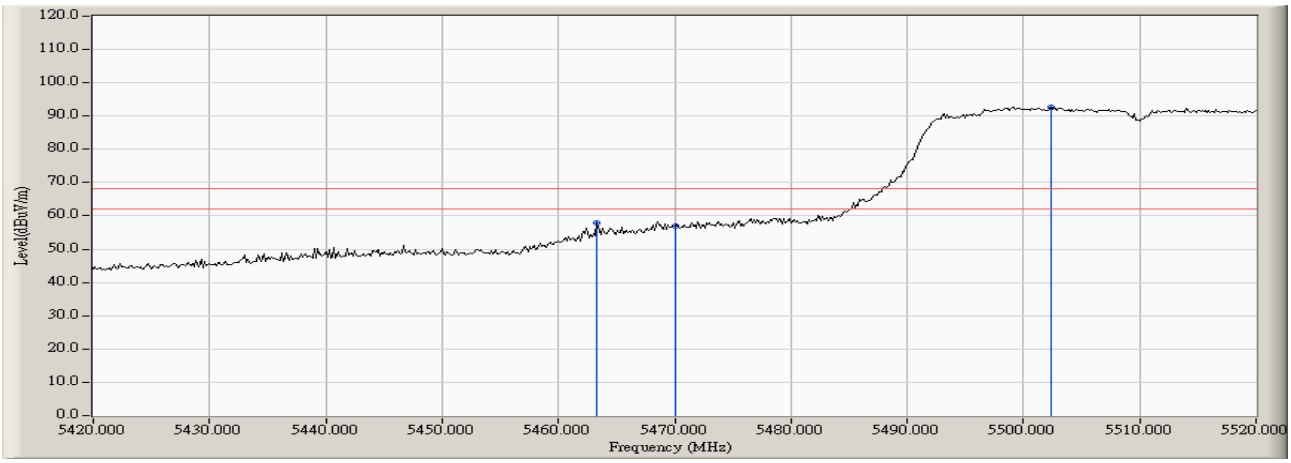

	Frequency (MHz)	Correct Factor (dB)	Reading Level (dBμV)	Measure Level (dBμV /m)	Margin (dB)	Limit (dBμV /m)	Result
Vertical	5470.000	4.605	52.214	56.819	-11.401	68.220	Pass
Vertical	5501.304	4.613	87.894	92.507	--	--	--

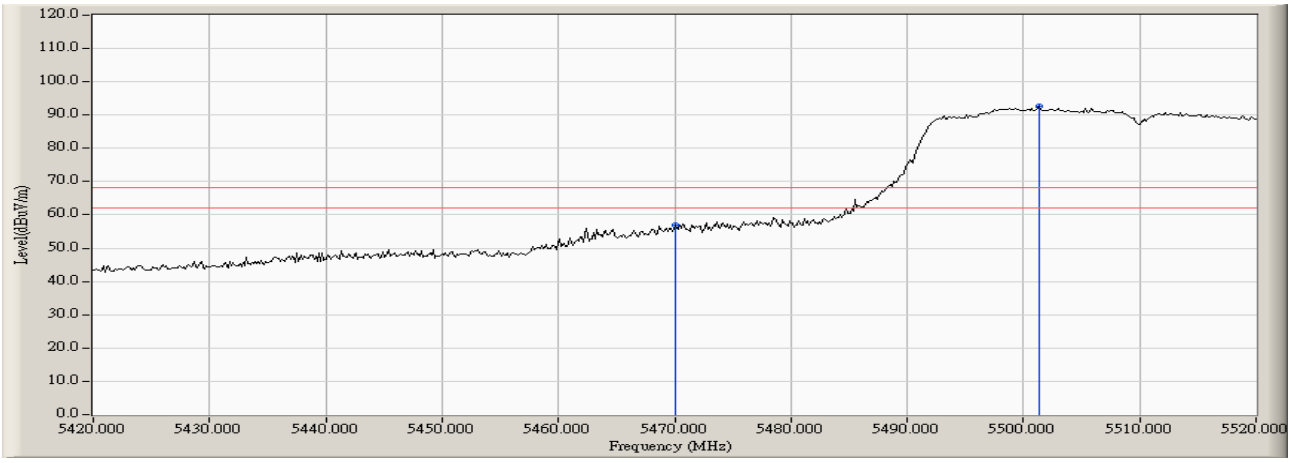

Product : INTEL DUAL BAND WIRELESS–AC 7265
Test Item : Band Edge Data
Test Site : No.3 OATS
Test Mode : Mode 2 SISO B: Transmit (802.11n-40BW 15Mbps) -Channel 134 (5670MHz)

RF Radiated Measurement:

	Frequency (MHz)	Correct Factor (dB)	Reading Level (dBμV)	Measure Level (dBμV /m)	Margin (dB)	Limit (dBμV /m)	Result
Horizontal	5680.652	5.094	89.090	94.184	--	--	--
Horizontal	5725.000	5.012	39.355	44.367	-23.853	68.220	Pass
Horizontal	5727.174	4.978	40.903	45.881	-22.339	68.220	Pass

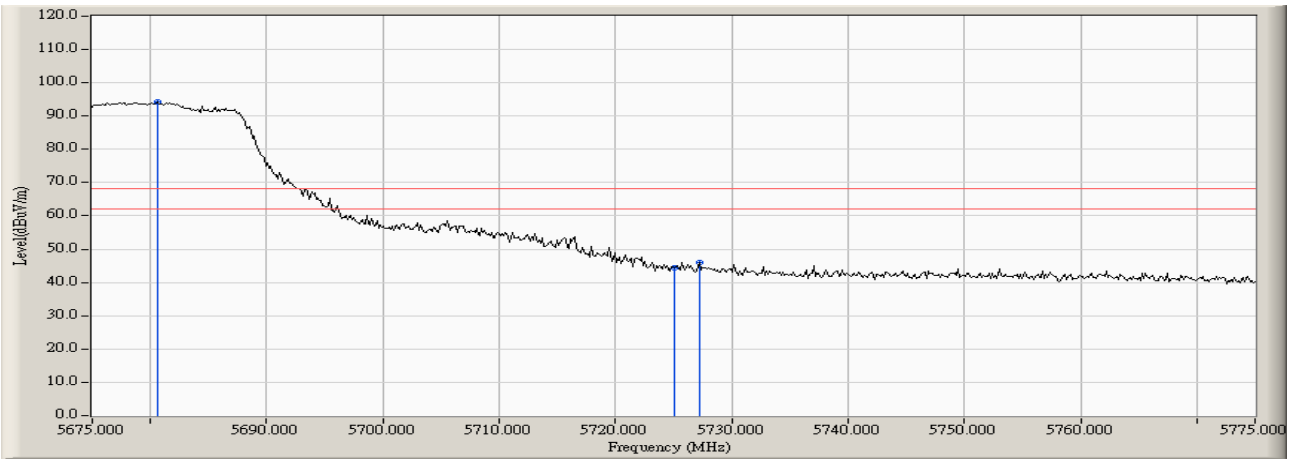

	Frequency (MHz)	Correct Factor (dB)	Reading Level (dBμV)	Measure Level (dBμV /m)	Margin (dB)	Limit (dBμV /m)	Result
Vertical	5679.348	5.097	89.721	94.818	--	--	--
Vertical	5725.000	5.012	40.773	45.785	-22.435	68.220	Pass

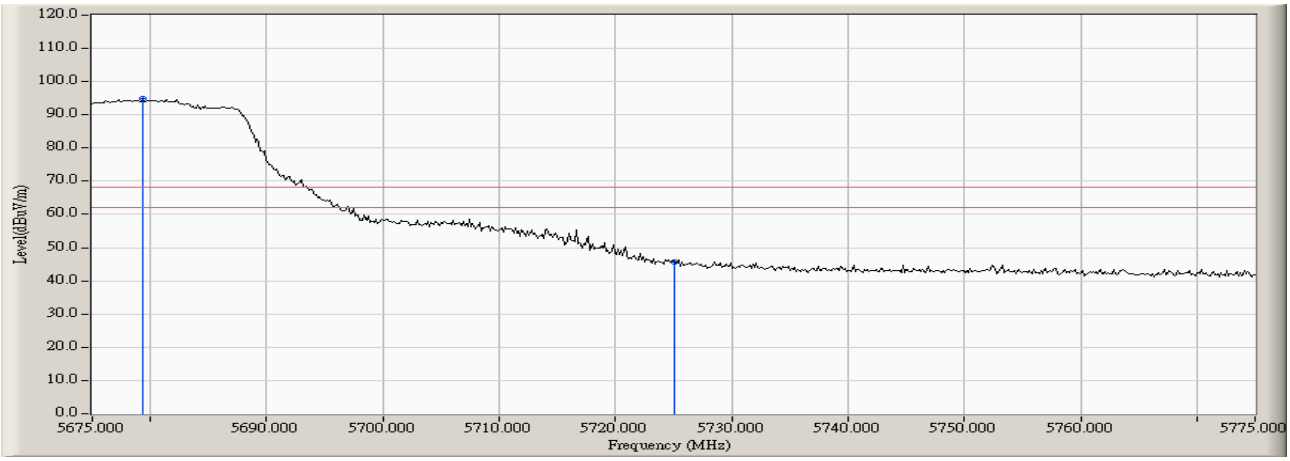

Product : INTEL DUAL BAND WIRELESS–AC 7265
Test Item : Band Edge Data
Test Site : No.3 OATS
Test Mode : Mode 2 SISO B: Transmit (802.11ac-80BW-32.5Mbps) -Channel 42 (5210MHz)

RF Radiated Measurement (Horizontal):

Channel No.	Frequency (MHz)	Correct Factor (dB)	Reading Level (dBμV)	Emission Level (dBμV/m)	Peak Limit (dBμV/m)	Average Limit (dBμV/m)	Result
42 (Peak)	5144.203	6.739	47.838	54.576	74.00	54.00	Pass
42 (Peak)	5150.000	6.786	46.477	53.263	74.00	54.00	Pass
42 (Peak)	5189.710	6.923	84.438	91.360	--	--	--
42 (Average)	5150.000	6.786	31.401	38.187	74.00	54.00	Pass
42 (Average)	5187.246	6.922	71.372	78.293	--	--	--

Figure Channel 42: Horizontal (Peak)

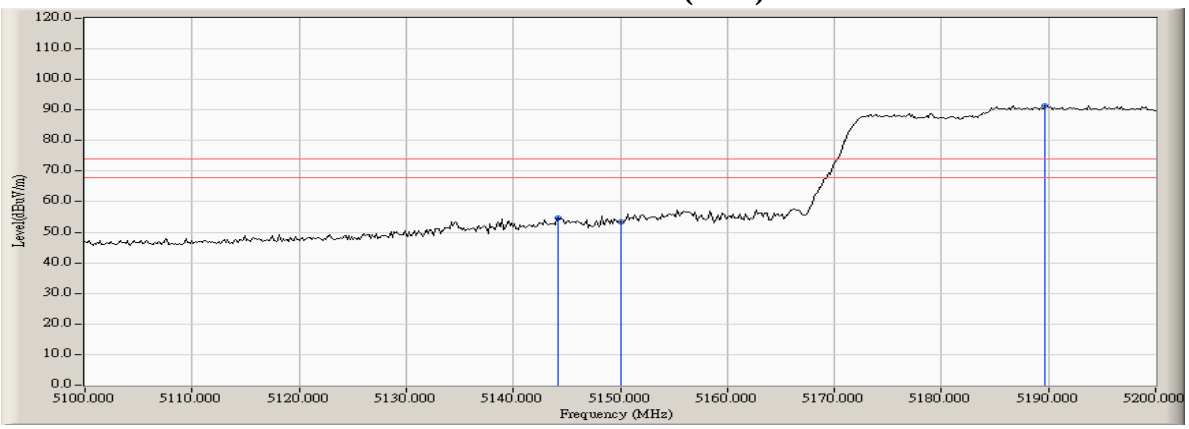

Figure Channel 42: Horizontal (Average)

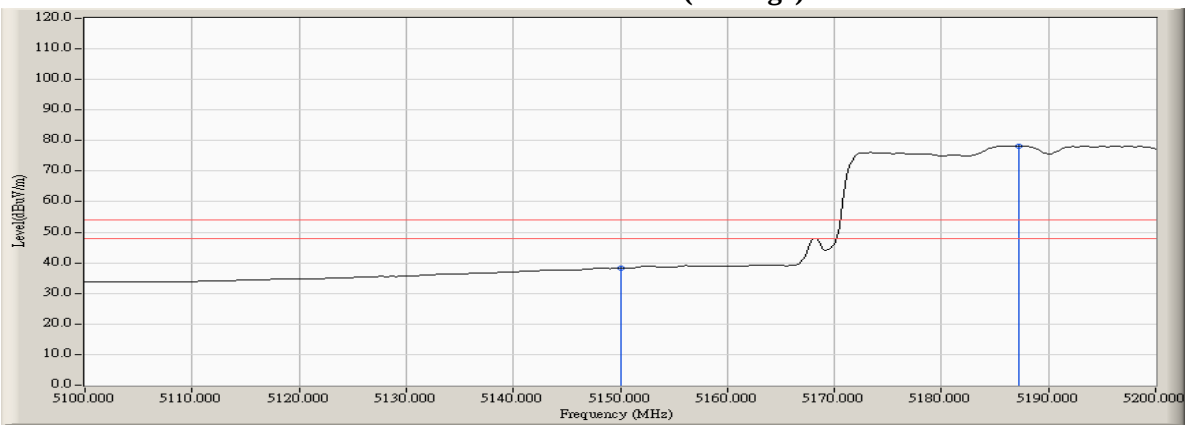

Note:

1. All readings above 1GHz are performed with peak and/or average measurements as necessary.
2. Peak measurements: RBW = 1MHz, VBW = 3 MHz, Sweep: Auto.
3. Average measurements: RBW = 1MHz, VBW = 10 Hz, Sweep: Auto.
4. " * ", means this data is the worst emission level.
5. Measurement Level = Reading Level + Correct Factor.
6. The average measurement was not performed when the peak measured data under the limit of average detection.

Product : INTEL DUAL BAND WIRELESS–AC 7265
Test Item : Band Edge Data
Test Site : No.3 OATS
Test Mode : Mode 2 SISO B: Transmit (802.11ac-80BW-32.5Mbps) -Channel 42 (5210MHz)

RF Radiated Measurement (Vertical):

Channel No.	Frequency (MHz)	Correct Factor (dB)	Reading Level (dBμV)	Emission Level (dBμV/m)	Peak Limit (dBμV/m)	Average Limit (dBμV/m)	Result
42 (Peak)	5150.000	6.786	47.931	54.717	74.00	54.00	Pass
42 (Peak)	5189.710	6.923	84.768	91.690	--	--	--
42 (Average)	5150.000	6.786	31.118	37.904	74.00	54.00	Pass
42 (Average)	5187.246	6.922	71.123	78.044	--	--	--

Figure Channel 42: Vertical (Peak)

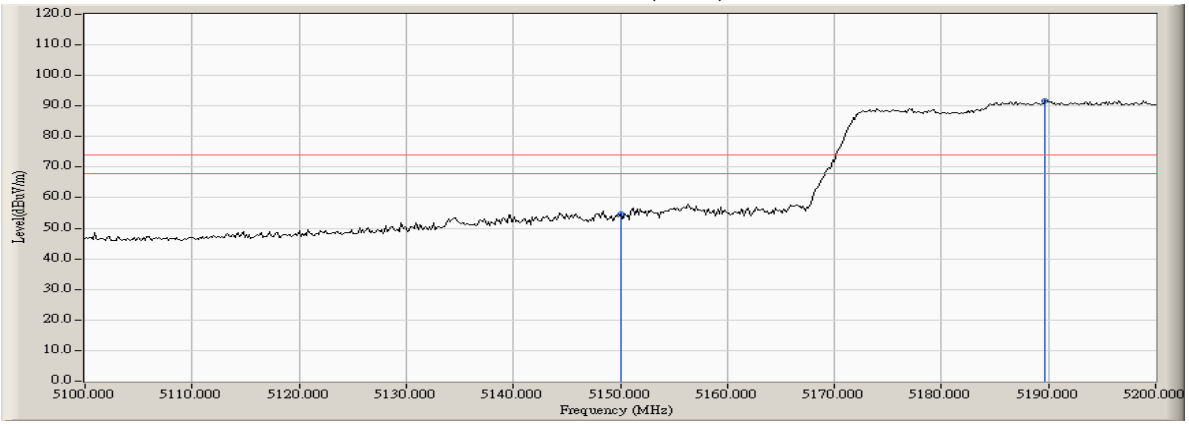

Figure Channel 42: Vertical (Average)

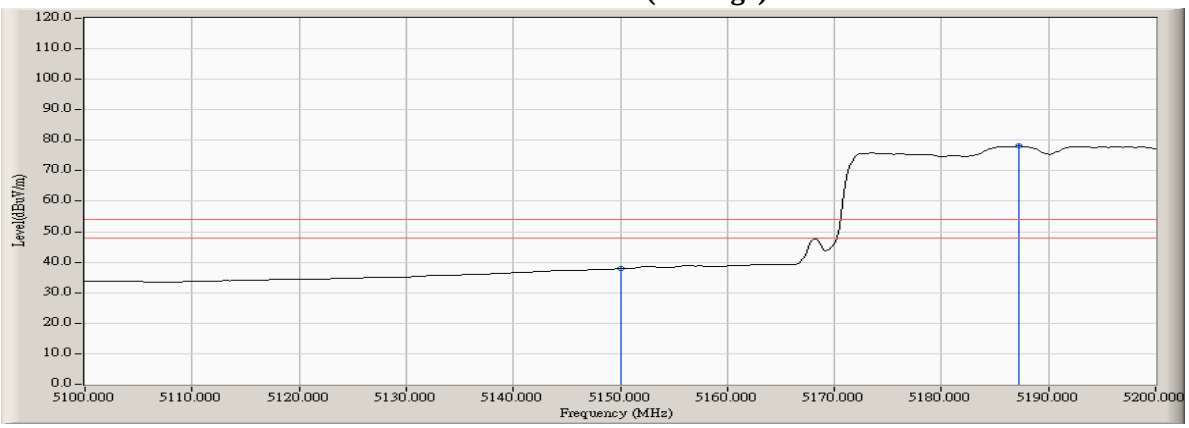

Note:

1. All readings above 1GHz are performed with peak and/or average measurements as necessary.
2. Peak measurements: RBW = 1MHz, VBW = 3 MHz, Sweep: Auto.
3. Average measurements: RBW = 1MHz, VBW = 10 Hz, Sweep: Auto.
4. " * ", means this data is the worst emission level.
5. Measurement Level = Reading Level + Correct Factor.
6. The average measurement was not performed when the peak measured data under the limit of average detection.

Product : INTEL DUAL BAND WIRELESS–AC 7265
Test Item : Band Edge Data
Test Site : No.3 OATS
Test Mode : Mode 2 SISO B: Transmit (802.11ac-80BW-32.5Mbps) -Channel 58 (5290MHz)

RF Radiated Measurement (Horizontal):

Channel No.	Frequency (MHz)	Correct Factor (dB)	Reading Level (dBμV)	Emission Level (dBμV/m)	Peak Limit (dBμV/m)	Average Limit (dBμV/m)	Result
58 (Peak)	5313.188	7.060	79.248	86.308	--	--	--
58 (Peak)	5350.000	7.086	48.368	55.453	74.00	54.00	Pass
58 (Peak)	5356.667	7.145	49.199	56.344	74.00	54.00	Pass
58 (Average)	5314.493	7.051	66.654	73.705	--	--	--
58 (Average)	5350.000	7.086	34.208	41.293	74.00	54.00	Pass

Figure Channel 58: Horizontal (Peak)

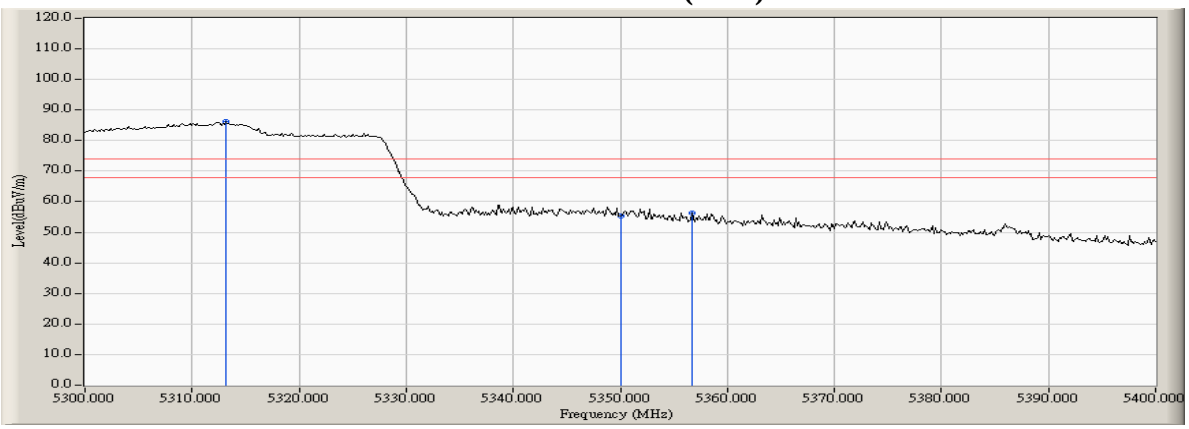

Figure Channel 58: Horizontal (Average)

Note:

1. All readings above 1GHz are performed with peak and/or average measurements as necessary.
2. Peak measurements: RBW = 1MHz, VBW = 3 MHz, Sweep: Auto.
3. Average measurements: RBW = 1MHz, VBW = 10 Hz, Sweep: Auto.
4. " * ", means this data is the worst emission level.
5. Measurement Level = Reading Level + Correct Factor.
6. The average measurement was not performed when the peak measured data under the limit of average detection.

Product : INTEL DUAL BAND WIRELESS–AC 7265
Test Item : Band Edge Data
Test Site : No.3 OATS
Test Mode : Mode 2 SISO B: Transmit (802.11ac-80BW-32.5Mbps) -Channel 58 (5290MHz)

RF Radiated Measurement (Vertical):

Channel No.	Frequency (MHz)	Correct Factor (dB)	Reading Level (dBμV)	Emission Level (dBμV/m)	Peak Limit (dBμV/m)	Average Limit (dBμV/m)	Result
58 (Peak)	5313.333	7.059	79.852	86.911	--	--	--
58 (Peak)	5350.000	7.086	48.813	55.898	74.00	54.00	Pass
58 (Peak)	5358.551	7.163	50.338	57.501	74.00	54.00	Pass
58 (Average)	5314.638	7.050	66.717	73.767	--	--	--
58 (Average)	5350.000	7.086	34.209	41.294	74.00	54.00	Pass

Figure Channel 58: Vertical (Peak)

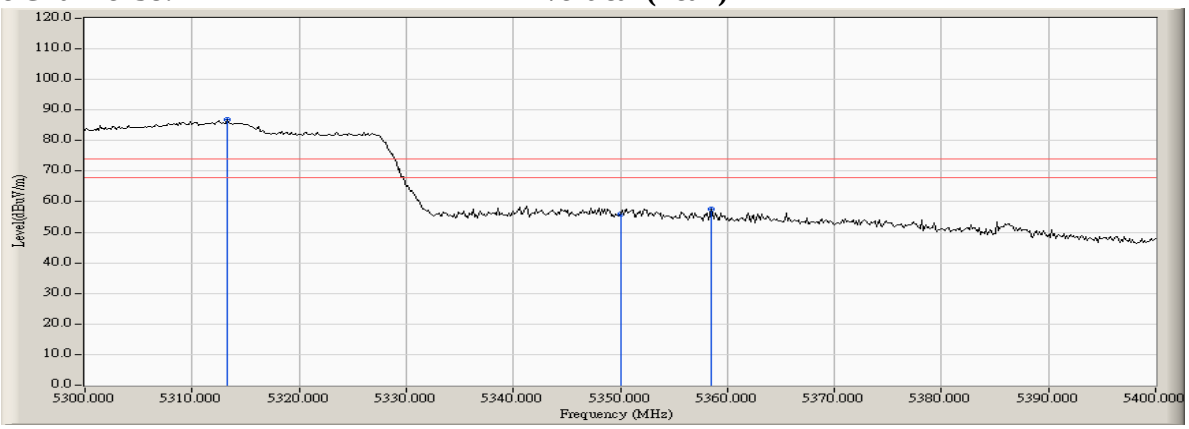

Figure Channel 58: Vertical (Average)

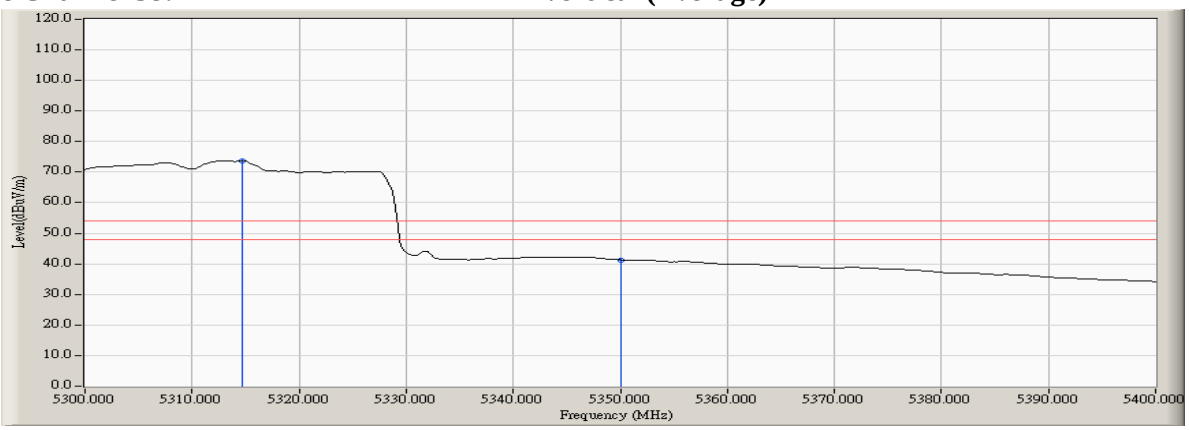

Note:

1. All readings above 1GHz are performed with peak and/or average measurements as necessary.
2. Peak measurements: RBW = 1MHz, VBW = 3 MHz, Sweep: Auto.
3. Average measurements: RBW = 1MHz, VBW = 10 Hz, Sweep: Auto.
4. " * ", means this data is the worst emission level.
5. Measurement Level = Reading Level + Correct Factor.
6. The average measurement was not performed when the peak measured data under the limit of average detection.

Product : INTEL DUAL BAND WIRELESS–AC 7265
Test Item : Band Edge Data
Test Site : No.3 OATS
Test Mode : Mode 2 SISO B: Transmit (802.11ac-80BW-32.5Mbps) -Channel 106 (5530MHz)

RF Radiated Measurement (Horizontal):

Channel No.	Frequency (MHz)	Correct Factor (dB)	Reading Level (dBμV)	Emission Level (dBμV/m)	Peak Limit (dBμV/m)	Average Limit (dBμV/m)	Result
106 (Peak)	5460.000	7.353	54.681	62.035	74.00	54.00	Pass
106 (Peak)	5505.217	7.409	82.500	89.909	--	--	--
106 (Average)	5460.000	7.353	37.648	45.002	74.00	54.00	Pass
106 (Average)	5507.246	7.456	70.189	77.645	--	--	--

Figure Channel 106: Horizontal (Peak)

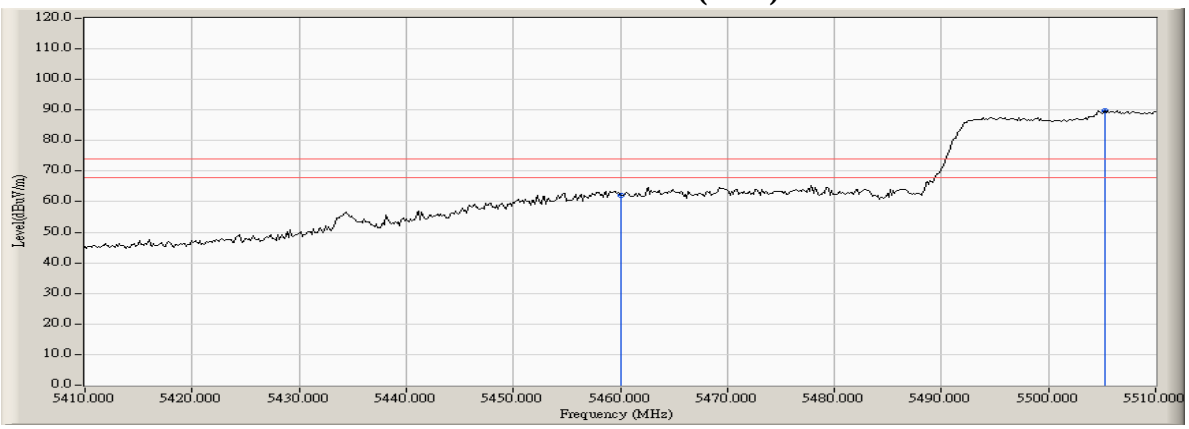

Figure Channel 106: Horizontal (Average)

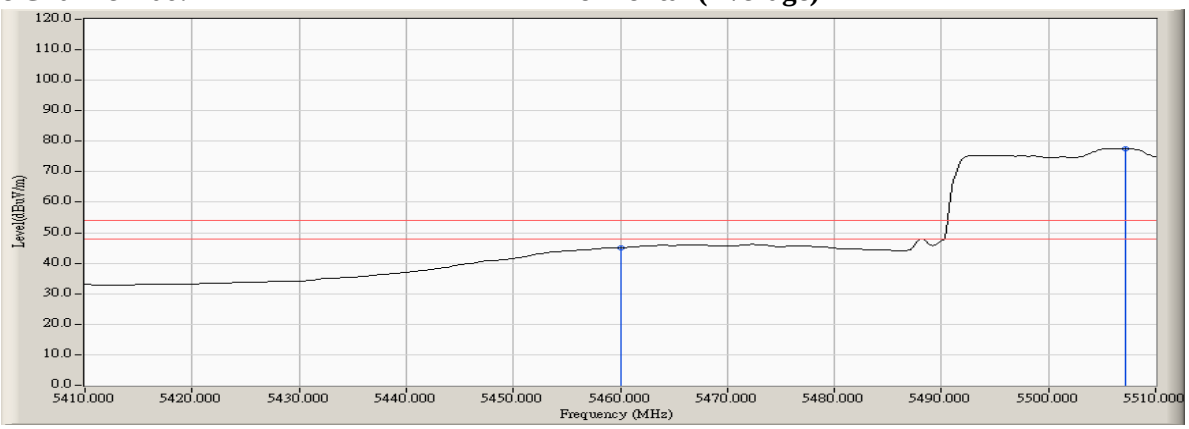

Note:

1. All readings above 1GHz are performed with peak and/or average measurements as necessary.
2. Peak measurements: RBW = 1MHz, VBW = 3 MHz, Sweep: Auto.
3. Average measurements: RBW = 1MHz, VBW = 10 Hz, Sweep: Auto.
4. " * ", means this data is the worst emission level.
5. Measurement Level = Reading Level + Correct Factor.
6. The average measurement was not performed when the peak measured data under the limit of average detection.

Product : INTEL DUAL BAND WIRELESS–AC 7265
Test Item : Band Edge Data
Test Site : No.3 OATS
Test Mode : Mode 2 SISO B: Transmit (802.11ac-80BW-32.5Mbps) -Channel 106 (5530MHz)

RF Radiated Measurement (Vertical):

Channel No.	Frequency (MHz)	Correct Factor (dB)	Reading Level (dBμV)	Emission Level (dBμV/m)	Peak Limit (dBμV/m)	Average Limit (dBμV/m)	Result
106 (Peak)	5460.000	7.353	54.204	61.558	74.00	54.00	Pass
106 (Peak)	5510.000	7.519	83.341	90.860	--	--	--
106 (Average)	5460.000	7.353	37.626	44.980	74.00	54.00	Pass
106 (Average)	5507.246	7.456	70.206	77.662	--	--	--

Figure Channel 106: Vertical (Peak)

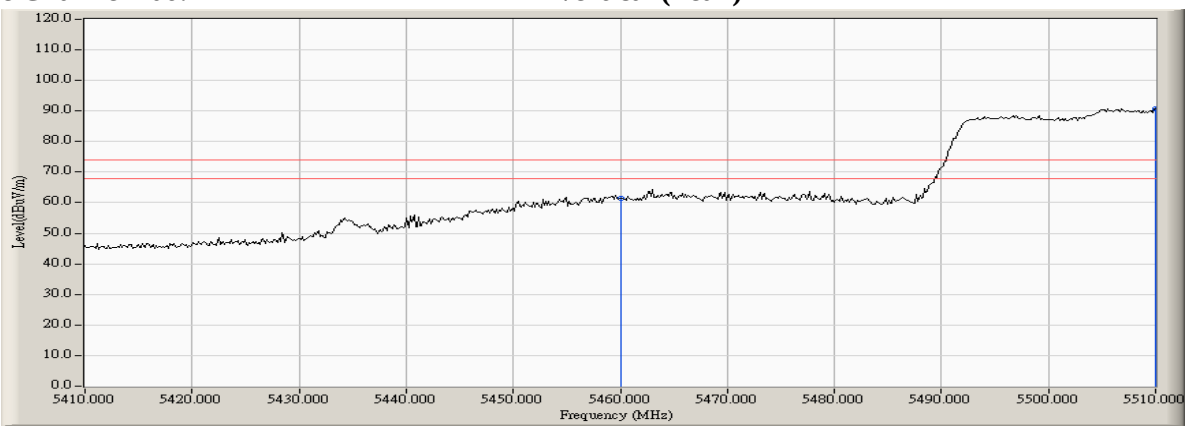

Figure Channel 106: Vertical (Average)

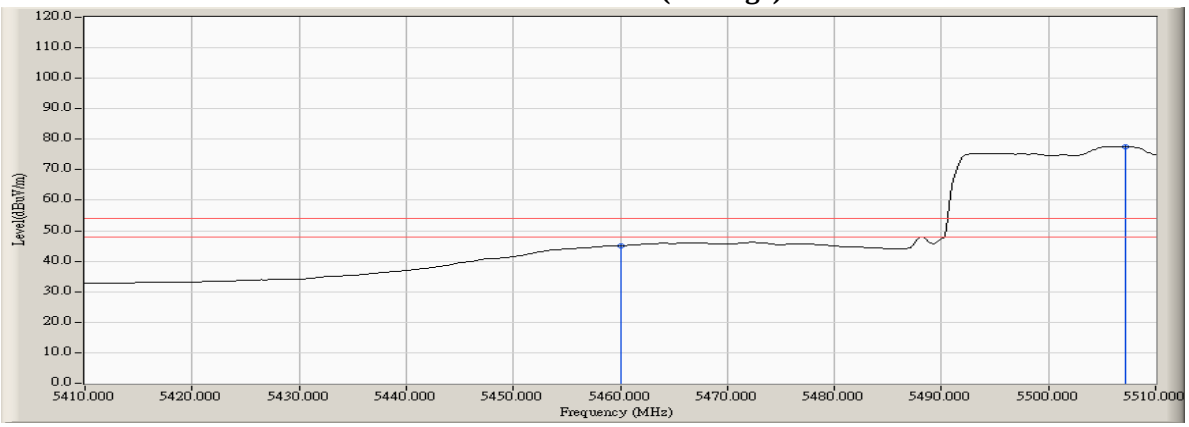

Note:

1. All readings above 1GHz are performed with peak and/or average measurements as necessary.
2. Peak measurements: RBW = 1MHz, VBW = 3 MHz, Sweep: Auto.
3. Average measurements: RBW = 1MHz, VBW = 10 Hz, Sweep: Auto.
4. " * ", means this data is the worst emission level.
5. Measurement Level = Reading Level + Correct Factor.
6. The average measurement was not performed when the peak measured data under the limit of average detection.

Product : INTEL DUAL BAND WIRELESS–AC 7265
Test Item : Band Edge Data
Test Site : No.3 OATS
Test Mode : Mode 2 SISO B: Transmit (802.11ac-80BW-32.5Mbps) -Channel 106 (5530MHz)

RF Radiated Measurement:

	Frequency (MHz)	Correct Factor (dB)	Reading Level (dBμV)	Measure Level (dBμV /m)	Margin (dB)	Limit (dBμV /m)	Result
Horizontal	5463.333	4.660	56.348	61.007	-7.213	68.220	Pass
Horizontal	5470.000	4.605	54.366	58.971	-9.249	68.220	Pass
Horizontal	5506.812	4.733	82.194	86.927	--	--	--

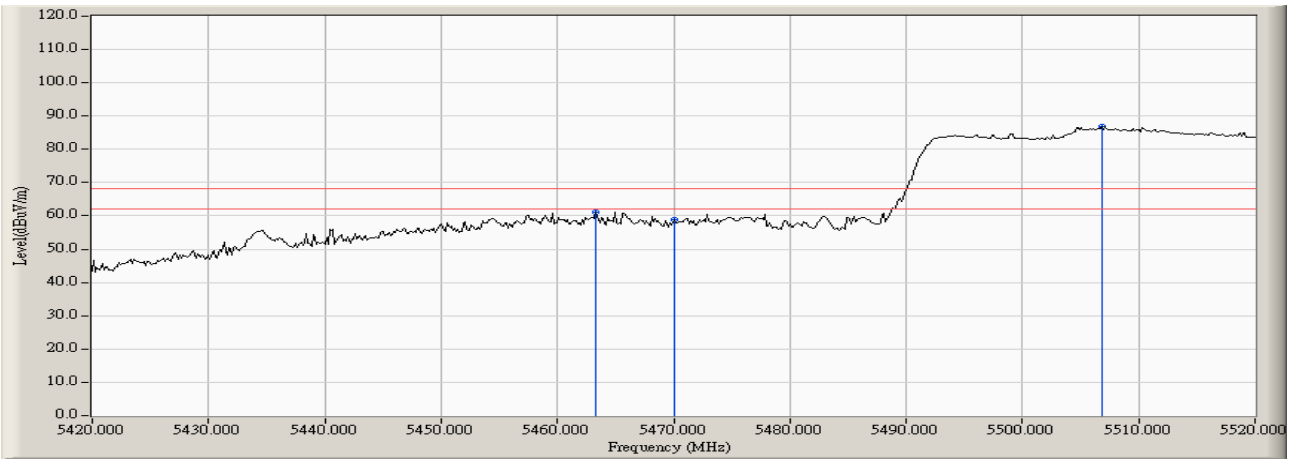

	Frequency (MHz)	Correct Factor (dB)	Reading Level (dBm)	Measure Level (dBm/m)	Margin (dB)	Limit (dBm/m)	Result
Vertical	5464.348	4.651	58.147	62.798	-5.422	68.220	Pass
Vertical	5470.000	4.605	55.722	60.327	-7.893	68.220	Pass
Vertical	5510.000	4.803	82.720	87.523	--	--	--

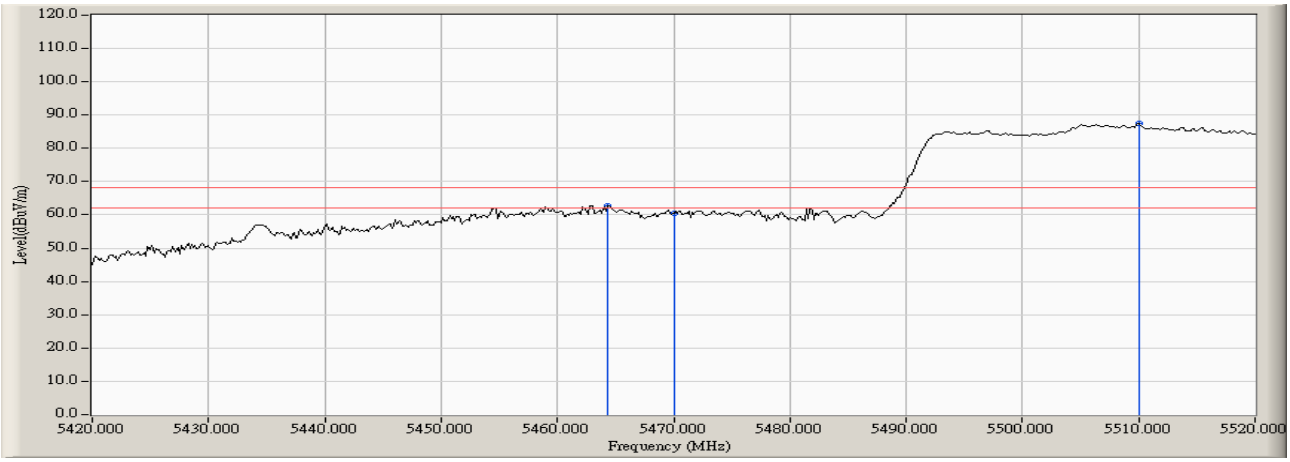

Product : INTEL DUAL BAND WIRELESS–AC 7265
Test Item : Band Edge Data
Test Site : No.3 OATS
Test Mode : Mode 3 MIMO: Transmit (802.11n-20BW 14.4Mbps) -Channel 36 (5180MHz)

RF Radiated Measurement (Horizontal):

Channel No.	Frequency (MHz)	Correct Factor (dB)	Reading Level (dBμV)	Emission Level (dBμV/m)	Peak Limit (dBμV/m)	Average Limit (dBμV/m)	Result
36 (Peak)	5150.000	6.786	43.988	50.774	74.00	54.00	Pass
36 (Peak)	5183.768	6.909	89.095	96.004	--	--	--
36 (Average)	5150.000	6.786	28.421	35.207	74.00	54.00	Pass
36 (Average)	5183.478	6.908	78.066	84.974	--	--	--

Figure Channel 36: Horizontal (Peak)

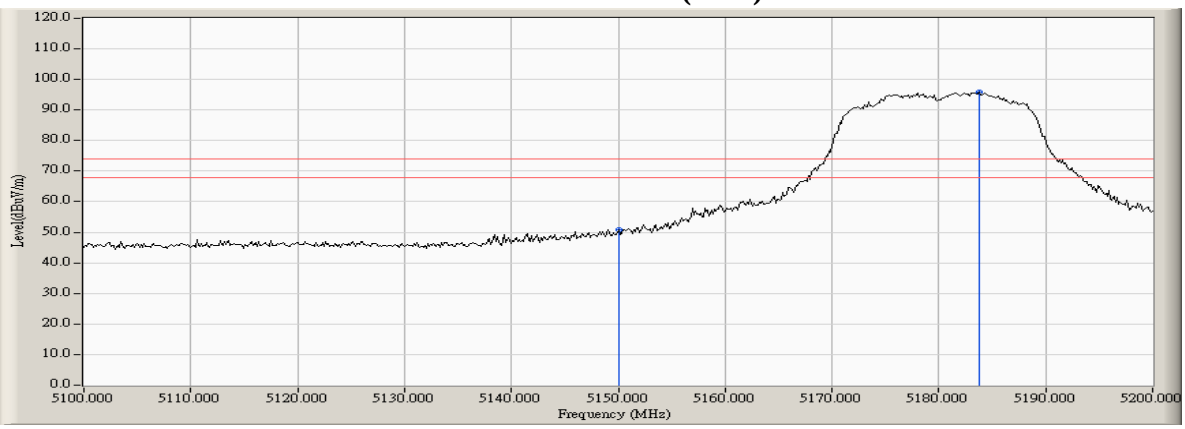

Figure Channel 36: Horizontal (Average)

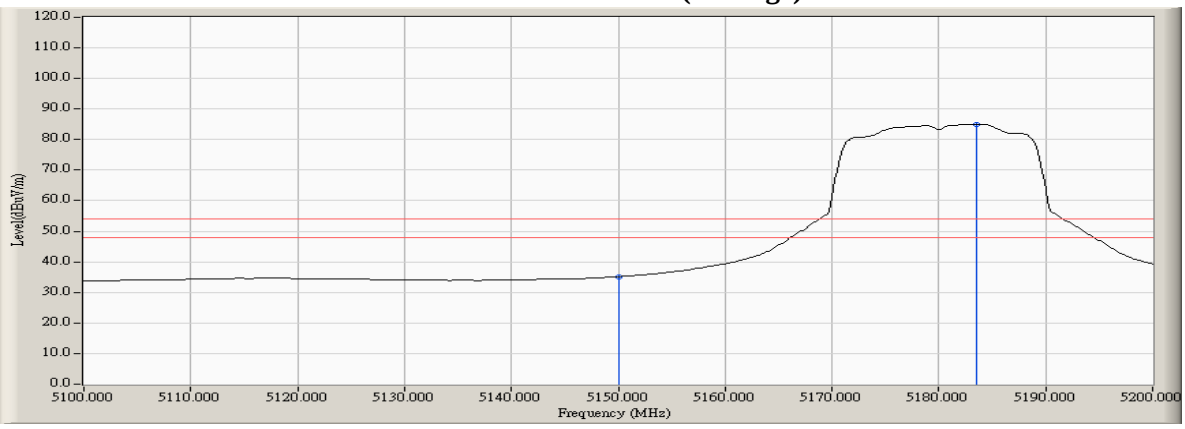

Note:

1. All readings above 1GHz are performed with peak and/or average measurements as necessary.
2. Peak measurements: RBW = 1MHz, VBW = 3 MHz, Sweep: Auto.
3. Average measurements: RBW = 1MHz, VBW = 10 Hz, Sweep: Auto.
4. " * ", means this data is the worst emission level.
5. Measurement Level = Reading Level + Correct Factor.
6. The average measurement was not performed when the peak measured data under the limit of average detection.

Product : INTEL DUAL BAND WIRELESS–AC 7265
Test Item : Band Edge Data
Test Site : No.3 OATS
Test Mode : Mode 3 MIMO: Transmit (802.11n-20BW 14.4Mbps) -Channel 36 (5180MHz)

RF Radiated Measurement (Vertical):

Channel No.	Frequency (MHz)	Correct Factor (dB)	Reading Level (dBμV)	Emission Level (dBμV/m)	Peak Limit (dBμV/m)	Average Limit (dBμV/m)	Result
36 (Peak)	5138.406	6.689	42.343	49.031	74.00	54.00	Pass
36 (Peak)	5150.000	6.786	41.074	47.860	74.00	54.00	Pass
36 (Peak)	5181.449	6.900	90.516	97.417	--	--	--
36 (Average)	5150.000	6.786	28.295	35.081	74.00	54.00	Pass
36 (Average)	5183.478	6.908	77.883	84.791	--	--	--

Figure Channel 36: Vertical (Peak)

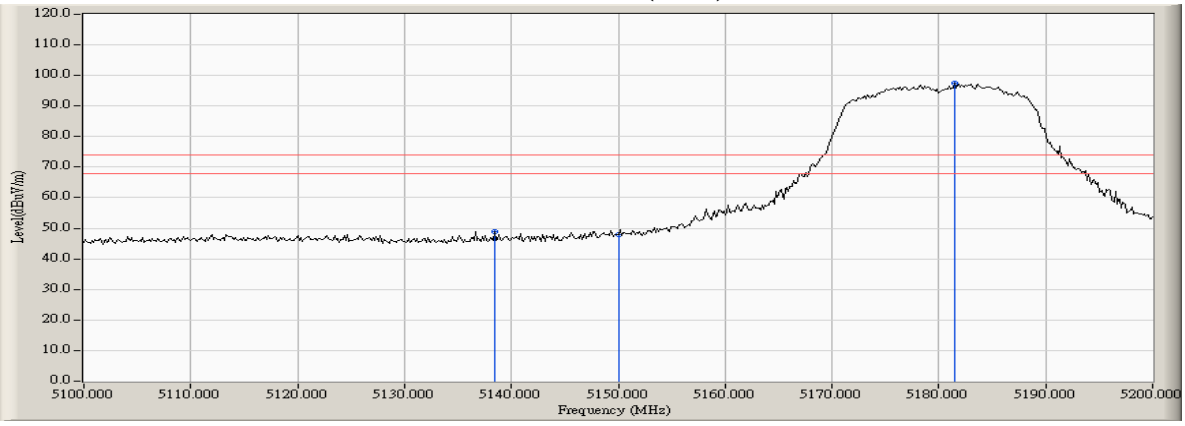

Figure Channel 36: Vertical (Average)

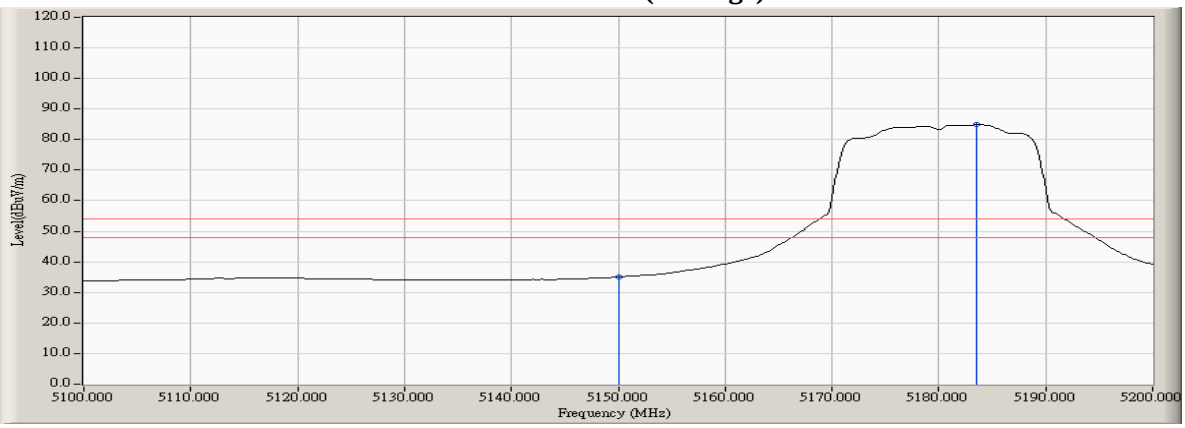

Note:

1. All readings above 1GHz are performed with peak and/or average measurements as necessary.
2. Peak measurements: RBW = 1MHz, VBW = 3 MHz, Sweep: Auto.
3. Average measurements: RBW = 1MHz, VBW = 10 Hz, Sweep: Auto.
4. " * ", means this data is the worst emission level.
5. Measurement Level = Reading Level + Correct Factor.
6. The average measurement was not performed when the peak measured data under the limit of average detection.

Product : INTEL DUAL BAND WIRELESS–AC 7265
Test Item : Band Edge Data
Test Site : No.3 OATS
Test Mode : Mode 3 MIMO: Transmit (802.11n-20BW 14.4Mbps) -Channel 64 (5320MHz)

RF Radiated Measurement (Horizontal):

Channel No.	Frequency (MHz)	Correct Factor (dB)	Reading Level (dBμV)	Emission Level (dBμV/m)	Peak Limit (dBμV/m)	Arerage Limit (dBμV/m)	Result
64 (Peak)	5324.638	6.984	92.976	99.960	--	--	--
64 (Peak)	5350.000	7.086	45.442	52.527	74.00	54.00	Pass
64 (Peak)	5358.986	7.167	45.787	52.954	74.00	54.00	Pass
64 (Average)	5324.348	6.985	79.099	86.085	--	--	--
64 (Average)	5350.000	7.086	32.205	39.290	74.00	54.00	Pass

Figure Channel 64: Horizontal (Peak)

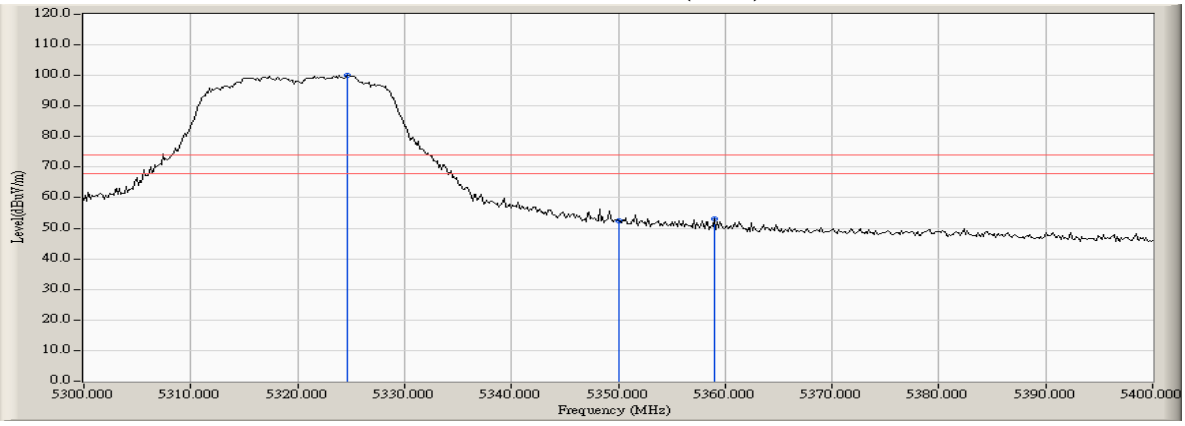

Figure Channel 64: Horizontal (Average)

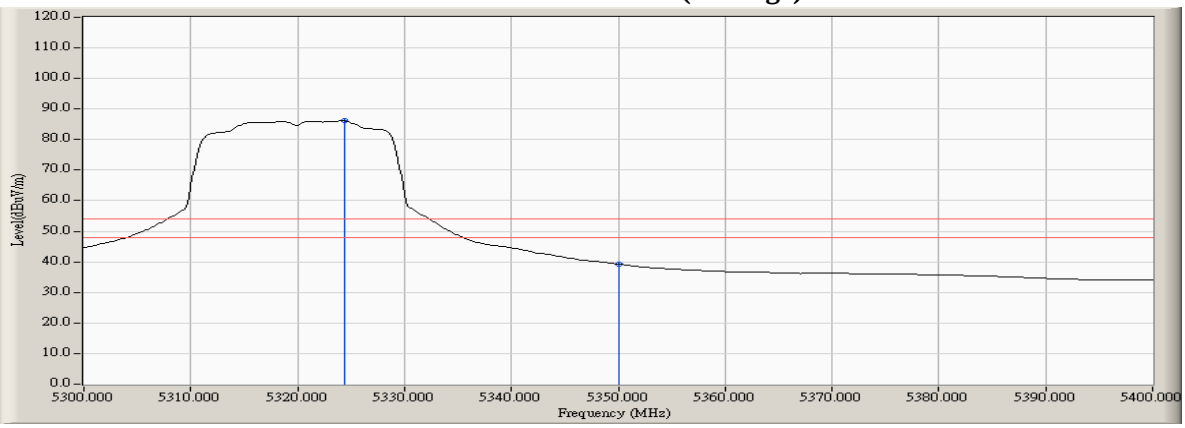

Note:

1. All readings above 1GHz are performed with peak and/or average measurements as necessary.
2. Peak measurements: RBW = 1MHz, VBW = 3 MHz, Sweep: Auto.
3. Average measurements: RBW = 1MHz, VBW = 10 Hz, Sweep: Auto.
4. " * ", means this data is the worst emission level.
5. Measurement Level = Reading Level + Correct Factor.
6. The average measurement was not performed when the peak measured data under the limit of average detection.

Product : INTEL DUAL BAND WIRELESS–AC 7265
Test Item : Band Edge Data
Test Site : No.3 OATS
Test Mode : Mode 3 MIMO: Transmit (802.11n-20BW 14.4Mbps) -Channel 64 (5320MHz)

RF Radiated Measurement (Vertical):

Channel No.	Frequency (MHz)	Correct Factor (dB)	Reading Level (dBμV)	Emission Level (dBμV/m)	Peak Limit (dBμV/m)	Arerage Limit (dBμV/m)	Result
64 (Peak)	5318.696	7.022	92.622	99.644	--	--	--
64 (Peak)	5350.000	7.086	45.401	52.486	74.00	54.00	Pass
64 (Average)	5323.333	6.992	79.962	86.954	--	--	--
64 (Average)	5350.000	7.086	29.722	36.807	74.00	54.00	Pass

Figure Channel 64: Vertical (Peak)

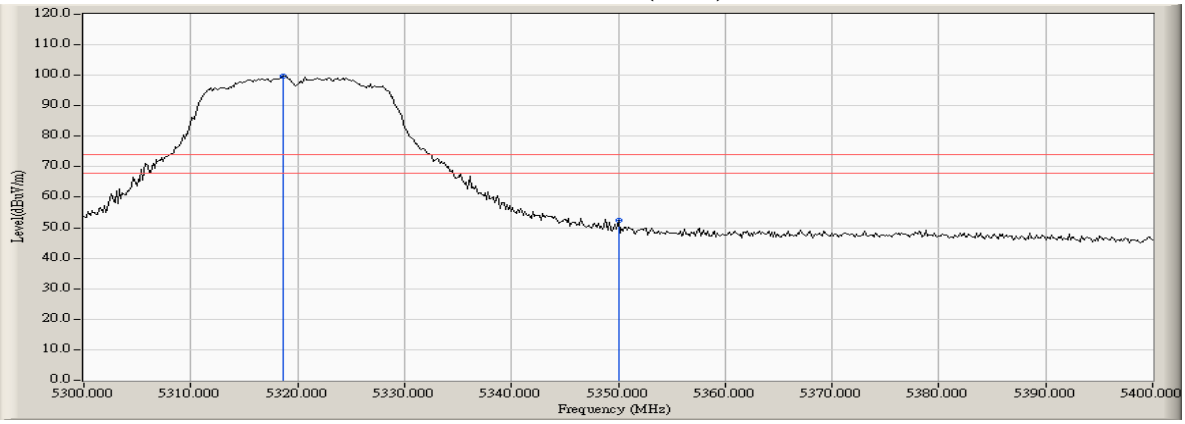

Figure Channel 64: Vertical (Average)

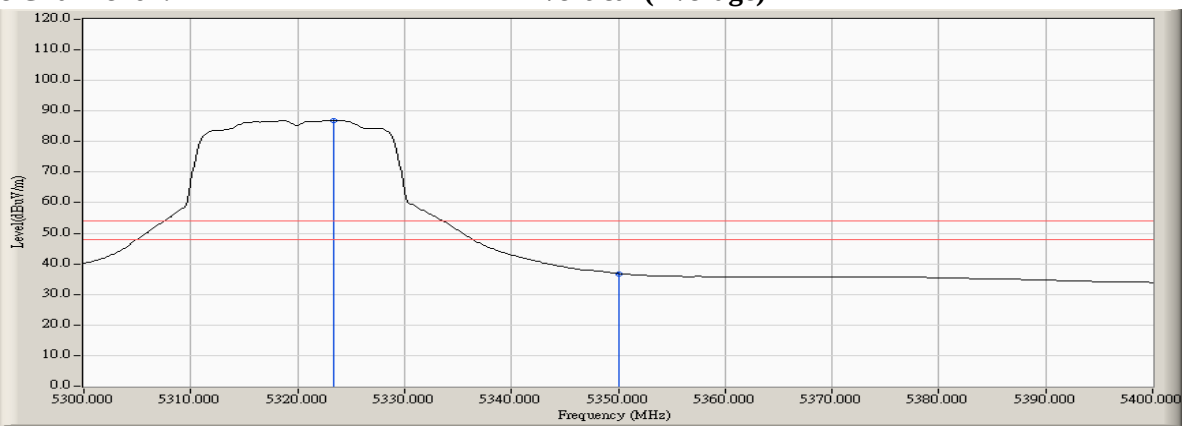

Note:

1. All readings above 1GHz are performed with peak and/or average measurements as necessary.
2. Peak measurements: RBW = 1MHz, VBW = 3 MHz, Sweep: Auto.
3. Average measurements: RBW = 1MHz, VBW = 10 Hz, Sweep: Auto.
4. " * ", means this data is the worst emission level.
5. Measurement Level = Reading Level + Correct Factor.
6. The average measurement was not performed when the peak measured data under the limit of average detection.

Product : INTEL DUAL BAND WIRELESS–AC 7265
Test Item : Band Edge Data
Test Site : No.3 OATS
Test Mode : Mode 3 MIMO: Transmit (802.11n-20BW 14.4Mbps) -Channel 100 (5500MHz)

RF Radiated Measurement (Horizontal):

Channel No.	Frequency (MHz)	Correct Factor (dB)	Reading Level (dBμV)	Emission Level (dBμV/m)	Peak Limit (dBμV/m)	Arerage Limit (dBμV/m)	Result
100 (Peak)	5454.638	7.369	40.633	48.002	74.00	54.00	Pass
100 (Peak)	5460.000	7.353	40.110	47.464	74.00	54.00	Pass
100 (Peak)	5495.362	7.182	91.548	98.730	--	--	--
100 (Average)	5460.000	7.353	27.860	35.214	74.00	54.00	Pass
100 (Average)	5495.797	7.191	79.175	86.367	--	--	--

Figure Channel 100: Horizontal (Peak)

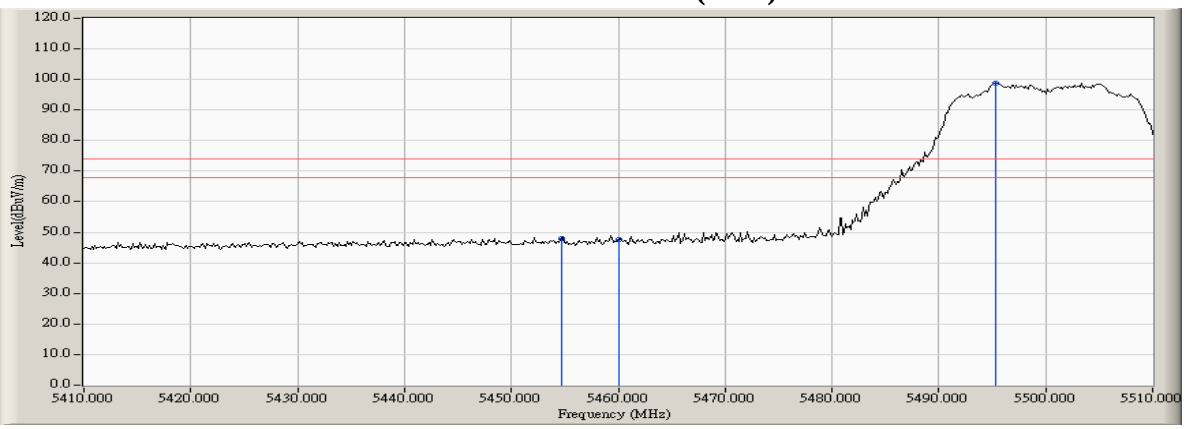

Figure Channel 100: Horizontal (Average)

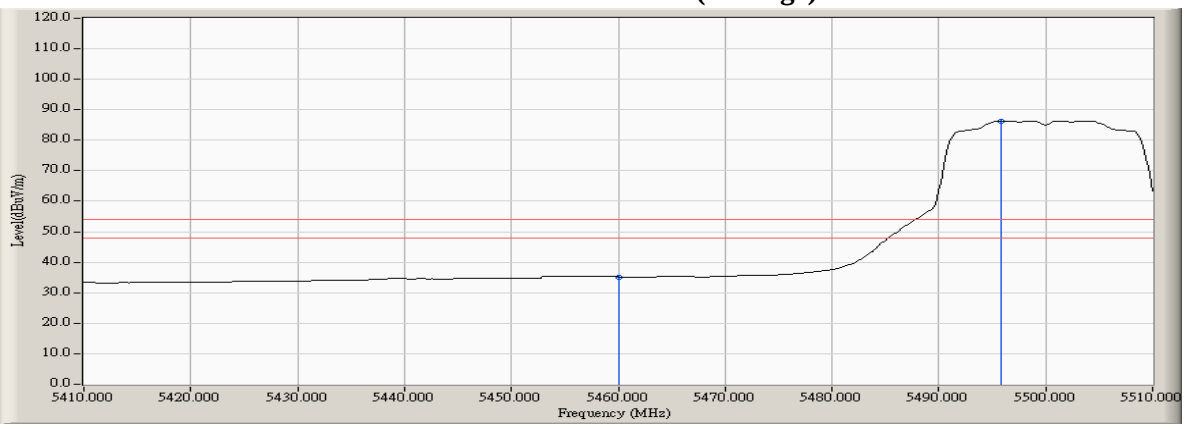

Note:

1. All readings above 1GHz are performed with peak and/or average measurements as necessary.
2. Peak measurements: RBW = 1MHz, VBW = 3 MHz, Sweep: Auto.
3. Average measurements: RBW = 1MHz, VBW = 10 Hz, Sweep: Auto.
4. " * ", means this data is the worst emission level.
5. Measurement Level = Reading Level + Correct Factor.
6. The average measurement was not performed when the peak measured data under the limit of average detection.

Product : INTEL DUAL BAND WIRELESS–AC 7265
Test Item : Band Edge Data
Test Site : No.3 OATS
Test Mode : Mode 3 MIMO: Transmit (802.11n-20BW 14.4Mbps) -Channel 100 (5500MHz)

RF Radiated Measurement (Vertical):

Channel No.	Frequency (MHz)	Correct Factor (dB)	Reading Level (dBμV)	Emission Level (dBμV/m)	Peak Limit (dBμV/m)	Arerage Limit (dBμV/m)	Result
100 (Peak)	5445.797	7.352	40.948	48.300	74.00	54.00	Pass
100 (Peak)	5460.000	7.353	38.952	46.306	74.00	54.00	Pass
100 (Peak)	5501.884	7.331	89.564	96.896	--	--	--
100 (Average)	5460.000	7.353	27.049	34.403	74.00	54.00	Pass
100 (Average)	5498.116	7.246	76.295	83.540	--	--	--

Figure Channel 100: Vertical (Peak)

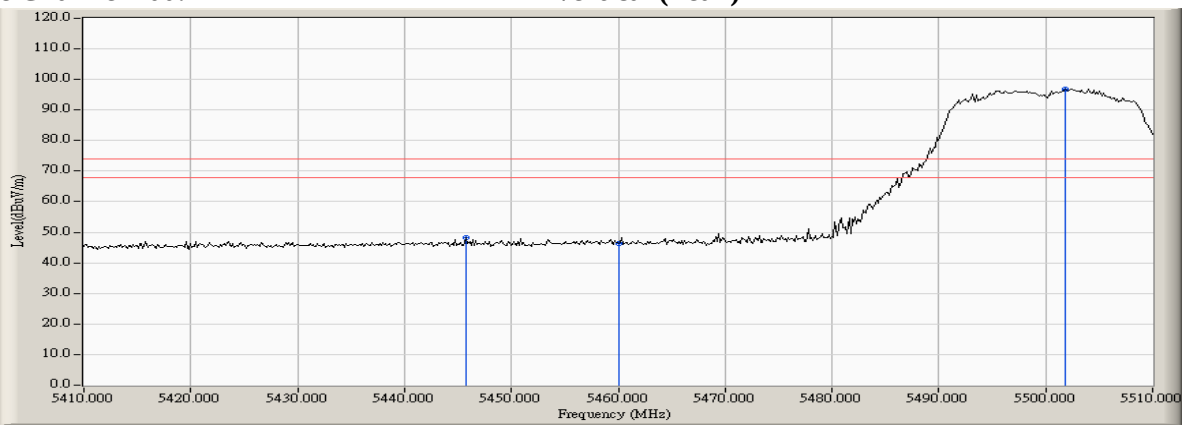

Figure Channel 100: Vertical (Average)

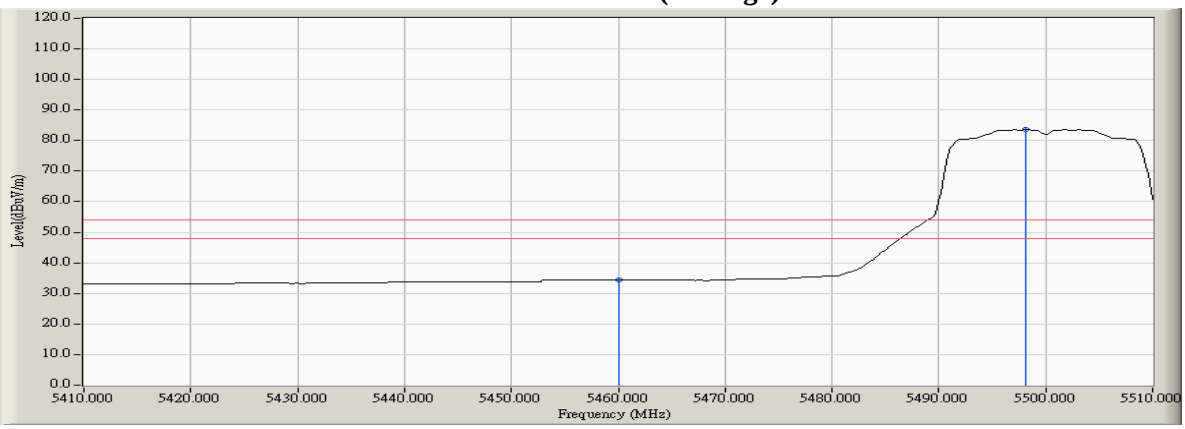

Note:

1. All readings above 1GHz are performed with peak and/or average measurements as necessary.
2. Peak measurements: RBW = 1MHz, VBW = 3 MHz, Sweep: Auto.
3. Average measurements: RBW = 1MHz, VBW = 10 Hz, Sweep: Auto.
4. " * ", means this data is the worst emission level.
5. Measurement Level = Reading Level + Correct Factor.
6. The average measurement was not performed when the peak measured data under the limit of average detection.

Product : INTEL DUAL BAND WIRELESS–AC 7265
Test Item : Band Edge Data
Test Site : No.3 OATS
Test Mode : Mode 3 MIMO: Transmit (802.11n-20BW 14.4Mbps) -Channel 100 (5500MHz)

RF Radiated Measurement:

	Frequency (MHz)	Correct Factor (dB)	Reading Level (dBμV)	Measure Level (dBμV /m)	Margin (dB)	Limit (dBμV /m)	Result
Horizontal	5468.116	4.620	41.215	45.835	-22.385	68.220	Pass
Horizontal	5470.000	4.605	37.827	42.432	-25.788	68.220	Pass
Horizontal	5495.362	4.483	90.995	95.478	--	--	--

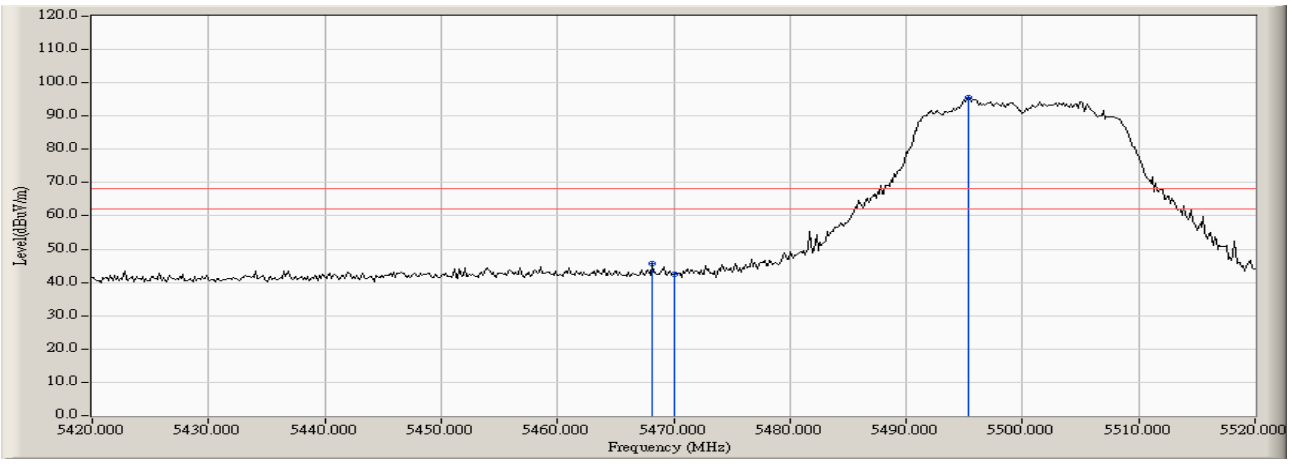

	Frequency (MHz)	Correct Factor (dB)	Reading Level (dBμV)	Measure Level (dBμV /m)	Margin (dB)	Limit (dBμV /m)	Result
Vertical	5467.681	4.623	39.772	44.396	-23.824	68.220	Pass
Vertical	5470.000	4.605	37.529	42.134	-26.086	68.220	Pass
Vertical	5495.217	4.480	90.706	95.186	--	--	--

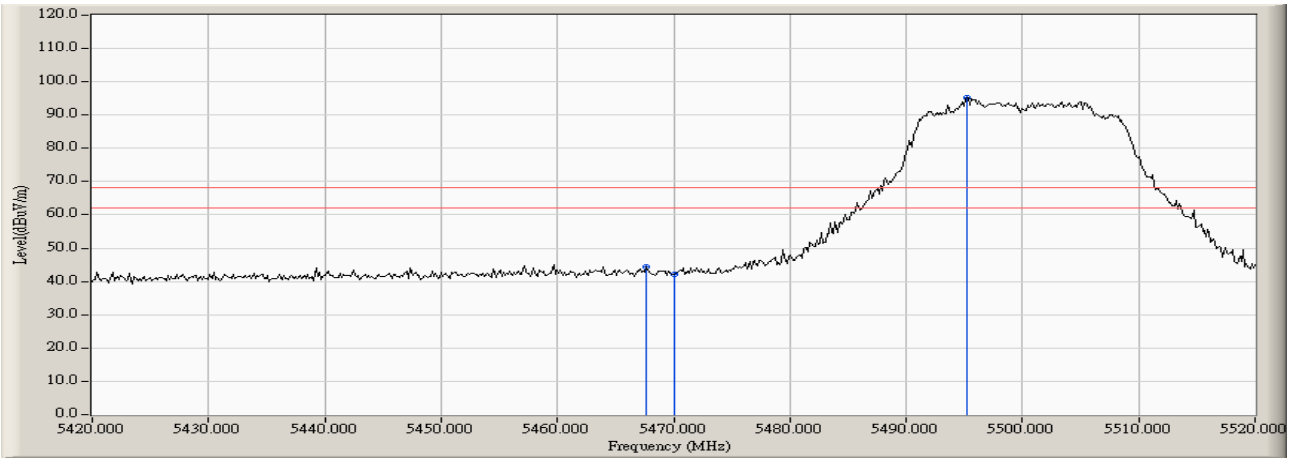

Product : INTEL DUAL BAND WIRELESS–AC 7265
Test Item : Band Edge Data
Test Site : No.3 OATS
Test Mode : Mode 3 MIMO: Transmit (802.11n-20BW 14.4Mbps) -Channel 140 (5700MHz)

RF Radiated Measurement:

	Frequency (MHz)	Correct Factor (dB)	Reading Level (dBμV)	Measure Level (dBμV /m)	Margin (dB)	Limit (dBμV /m)	Result
Horizontal	5695.290	5.138	93.510	98.647	--	--	--
Horizontal	5725.000	5.012	40.271	45.283	-22.937	68.220	Pass
Horizontal	5729.783	4.959	41.603	46.562	-21.658	68.220	Pass

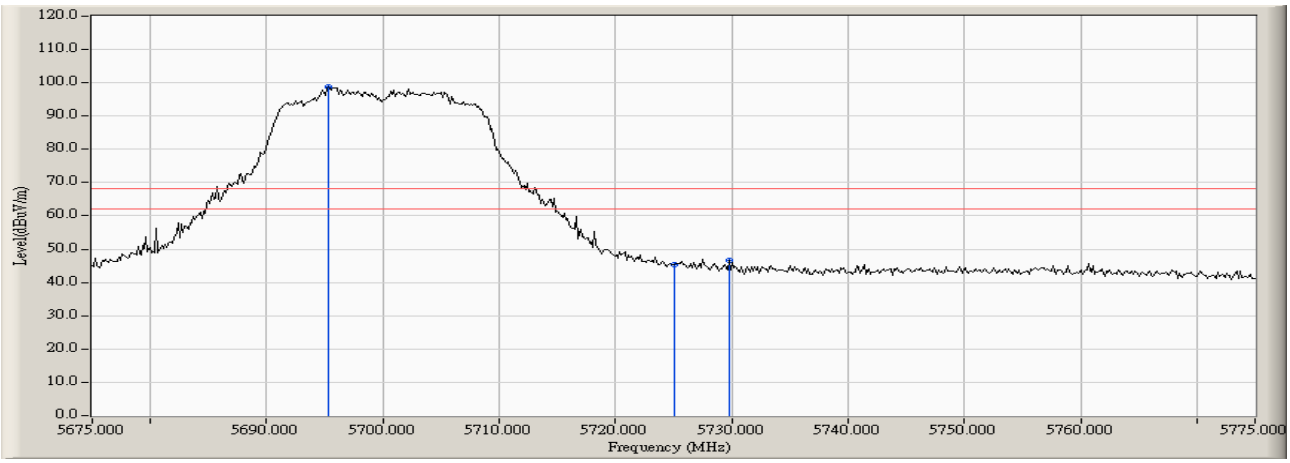

	Frequency (MHz)	Correct Factor (dB)	Reading Level (dBμV)	Measure Level (dBμV /m)	Margin (dB)	Limit (dBμV /m)	Result
Vertical	5695.435	5.140	94.680	99.819	--	--	--
Vertical	5725.000	5.012	41.818	46.830	-21.390	68.220	Pass

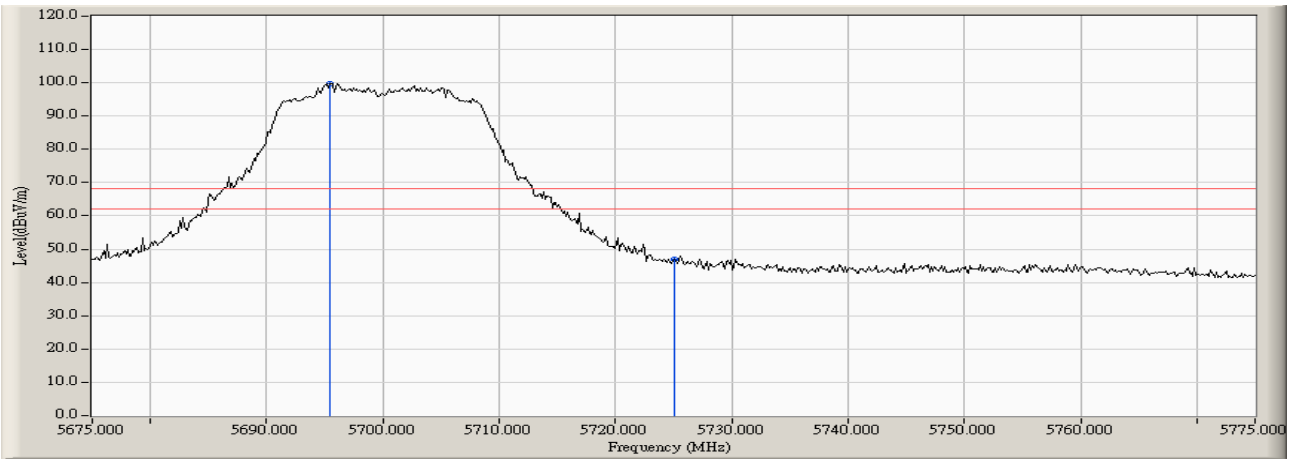

Product : INTEL DUAL BAND WIRELESS–AC 7265
Test Item : Band Edge Data
Test Site : No.3 OATS
Test Mode : Mode 3 MIMO: Transmit (802.11n-40BW 30Mbps) -Channel 38 (5190MHz)

RF Radiated Measurement (Horizontal):

Channel No.	Frequency (MHz)	Correct Factor (dB)	Reading Level (dBμV)	Emission Level (dBμV/m)	Peak Limit (dBμV/m)	Average Limit (dBμV/m)	Result
38 (Peak)	5150.000	6.786	55.919	62.705	74.00	54.00	Pass
38 (Peak)	5198.551	6.924	92.413	99.336	--	--	--
38 (Average)	5150.000	6.786	40.494	47.280	74.00	54.00	Pass
38 (Average)	5187.391	6.922	80.512	87.434	--	--	--

Figure Channel 38: Horizontal (Peak)

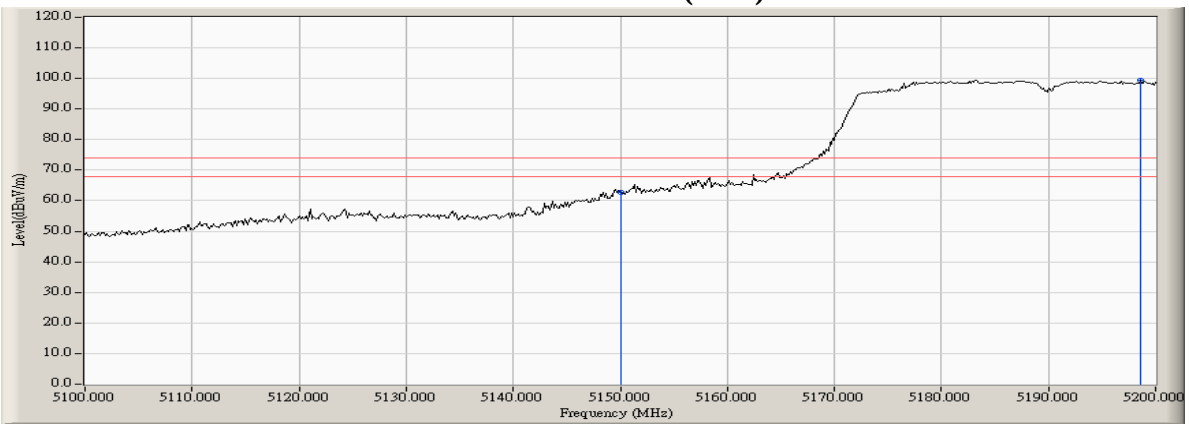

Figure Channel 38: Horizontal (Average)

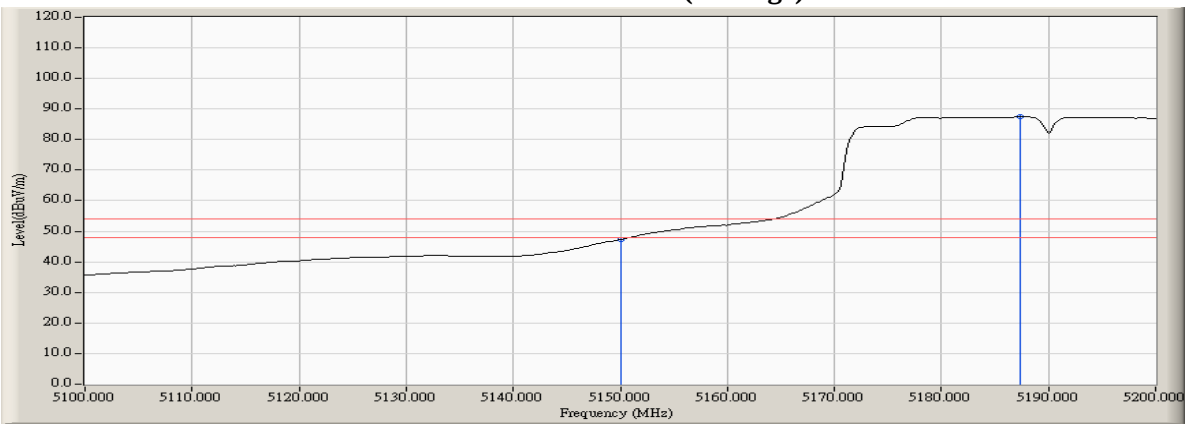

Note:

1. All readings above 1GHz are performed with peak and/or average measurements as necessary.
2. Peak measurements: RBW = 1MHz, VBW = 3 MHz, Sweep: Auto.
3. Average measurements: RBW = 1MHz, VBW = 10 Hz, Sweep: Auto.
4. " * ", means this data is the worst emission level.
5. Measurement Level = Reading Level + Correct Factor.
6. The average measurement was not performed when the peak measured data under the limit of average detection.

Product : INTEL DUAL BAND WIRELESS–AC 7265
Test Item : Band Edge Data
Test Site : No.3 OATS
Test Mode : Mode 3 MIMO: Transmit (802.11n-40BW 30Mbps) -Channel 38 (5190MHz)

RF Radiated Measurement (Vertical):

Channel No.	Frequency (MHz)	Correct Factor (dB)	Reading Level (dBμV)	Emission Level (dBμV/m)	Peak Limit (dBμV/m)	Average Limit (dBμV/m)	Result
38 (Peak)	5150.000	6.786	55.115	61.901	74.00	54.00	Pass
38 (Peak)	5187.826	6.922	92.819	99.741	--	--	--
38 (Average)	5150.000	6.786	40.490	47.276	74.00	54.00	Pass
38 (Average)	5187.536	6.922	80.643	87.565	--	--	--

Figure Channel 38: Vertical (Peak)

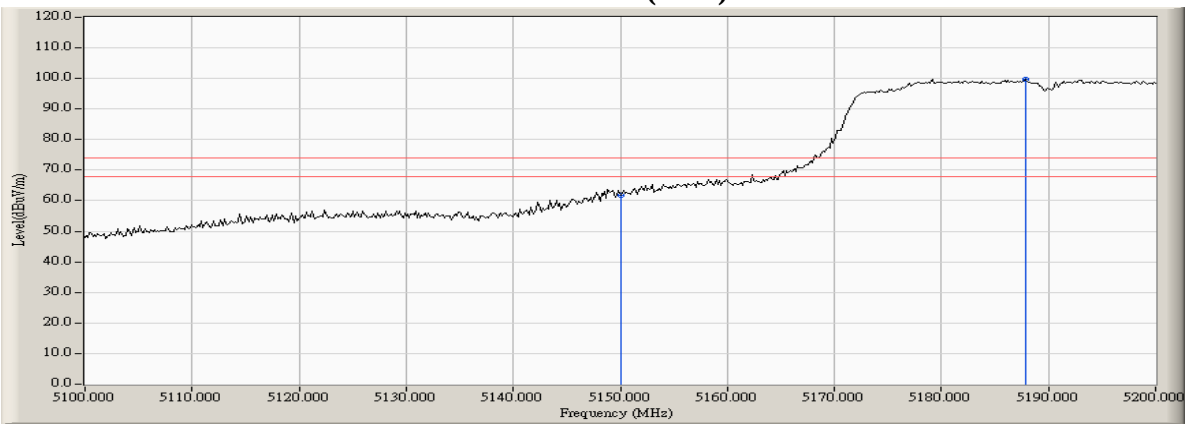

Figure Channel 38: Vertical (Average)

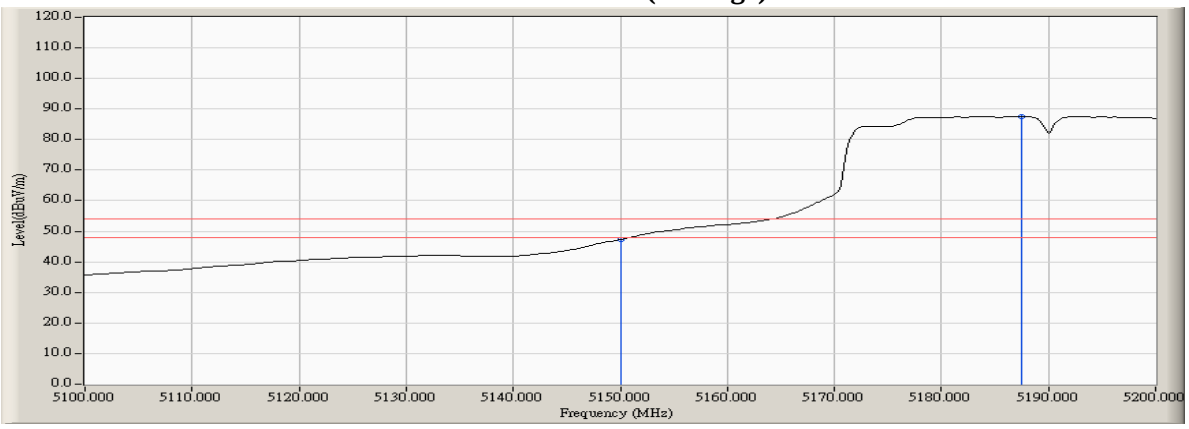

Note:

1. All readings above 1GHz are performed with peak and/or average measurements as necessary.
2. Peak measurements: RBW = 1MHz, VBW = 3 MHz, Sweep: Auto.
3. Average measurements: RBW = 1MHz, VBW = 10 Hz, Sweep: Auto.
4. " * ", means this data is the worst emission level.
5. Measurement Level = Reading Level + Correct Factor.
6. The average measurement was not performed when the peak measured data under the limit of average detection.

Product : INTEL DUAL BAND WIRELESS–AC 7265
Test Item : Band Edge Data
Test Site : No.3 OATS
Test Mode : Mode 3 MIMO: Transmit (802.11n-40BW 30Mbps) -Channel 62 (5310MHz)

RF Radiated Measurement (Horizontal):

Channel No.	Frequency (MHz)	Correct Factor (dB)	Reading Level (dBμV)	Emission Level (dBμV/m)	Peak Limit (dBμV/m)	Arerage Limit (dBμV/m)	Result
62 (Peak)	5321.594	7.003	87.248	94.251	--	--	--
62 (Peak)	5350.000	7.086	45.741	52.826	74.00	54.00	Pass
62 (Average)	5321.159	7.007	74.209	81.215	--	--	--
62 (Average)	5350.000	7.086	33.217	40.302	74.00	54.00	Pass

Figure Channel 62: Horizontal (Peak)

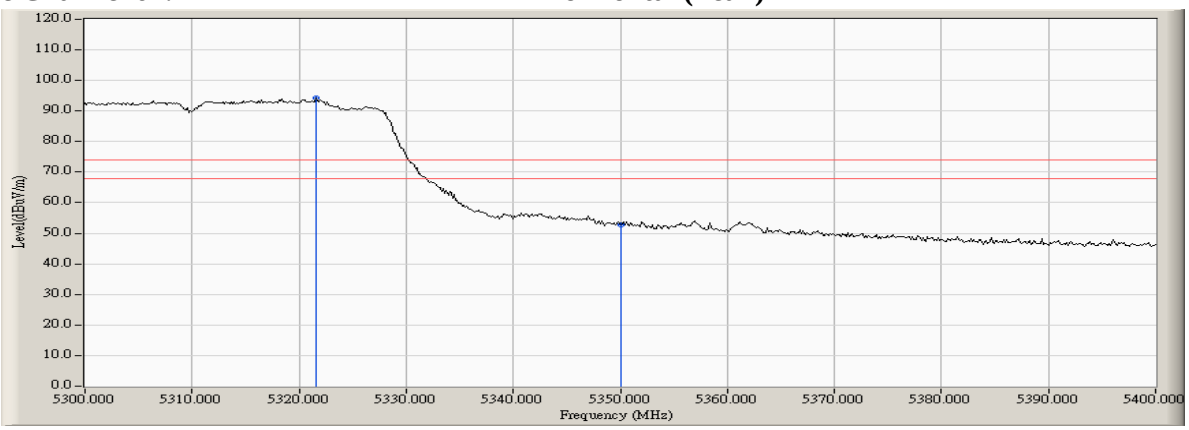

Figure Channel 62: Horizontal (Average)

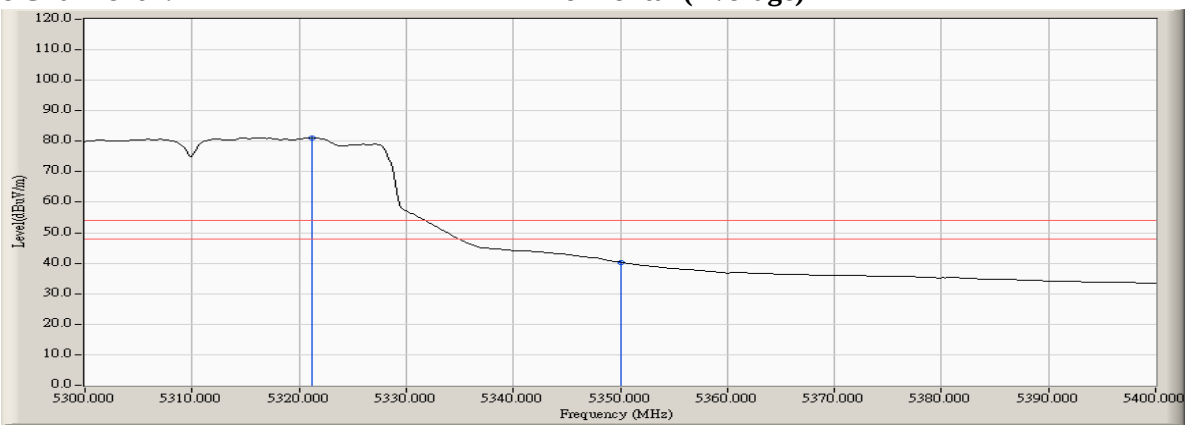

Note:

1. All readings above 1GHz are performed with peak and/or average measurements as necessary.
2. Peak measurements: RBW = 1MHz, VBW = 3 MHz, Sweep: Auto.
3. Average measurements: RBW = 1MHz, VBW = 10 Hz, Sweep: Auto.
4. " * ", means this data is the worst emission level.
5. Measurement Level = Reading Level + Correct Factor.
6. The average measurement was not performed when the peak measured data under the limit of average detection.

Product : INTEL DUAL BAND WIRELESS–AC 7265
Test Item : Band Edge Data
Test Site : No.3 OATS
Test Mode : Mode 3 MIMO: Transmit (802.11n-40BW 30Mbps) -Channel 62 (5310MHz)

RF Radiated Measurement (Vertical):

Channel No.	Frequency (MHz)	Correct Factor (dB)	Reading Level (dBμV)	Emission Level (dBμV/m)	Peak Limit (dBμV/m)	Arerage Limit (dBμV/m)	Result
62 (Peak)	5316.667	7.036	88.140	95.176	--	--	--
62 (Peak)	5350.000	7.086	46.759	53.844	74.00	54.00	Pass
62 (Average)	5318.551	7.023	73.854	80.877	--	--	--
62 (Average)	5350.000	7.086	32.925	40.010	74.00	54.00	Pass

Figure Channel 62: Vertical (Peak)

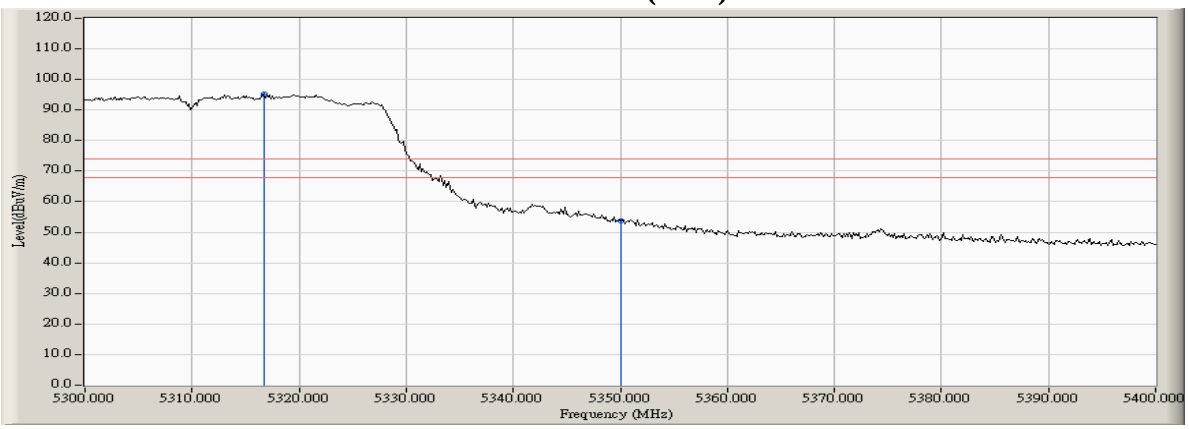

Figure Channel 62: Vertical (Average)

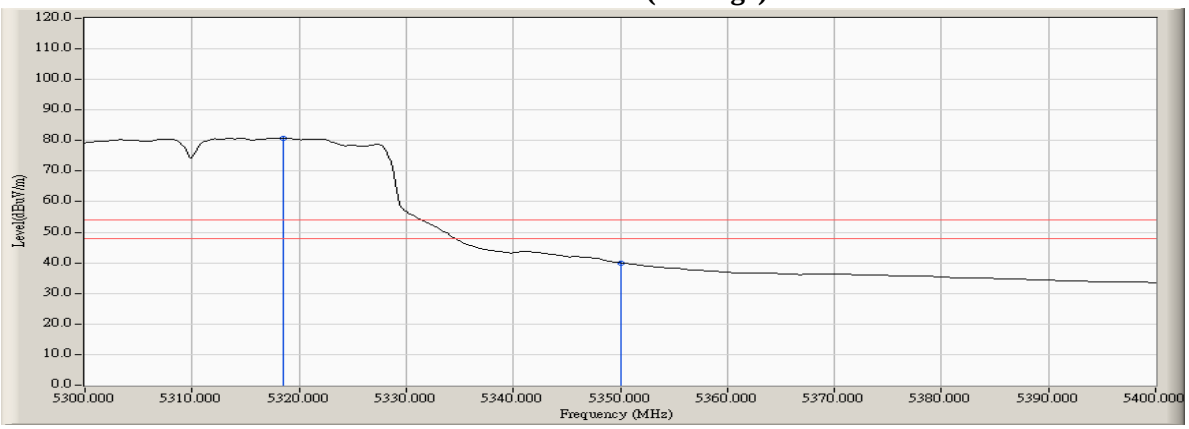

Note:

1. All readings above 1GHz are performed with peak and/or average measurements as necessary.
2. Peak measurements: RBW = 1MHz, VBW = 3 MHz, Sweep: Auto.
3. Average measurements: RBW = 1MHz, VBW = 10 Hz, Sweep: Auto.
4. " * ", means this data is the worst emission level.
5. Measurement Level = Reading Level + Correct Factor.
6. The average measurement was not performed when the peak measured data under the limit of average detection.

Product : INTEL DUAL BAND WIRELESS–AC 7265
Test Item : Band Edge Data
Test Site : No.3 OATS
Test Mode : Mode 3 MIMO: Transmit (802.11n-40BW 30Mbps) -Channel 102 (5510MHz)

RF Radiated Measurement (Horizontal):

Channel No.	Frequency (MHz)	Correct Factor (dB)	Reading Level (dBμV)	Emission Level (dBμV/m)	Peak Limit (dBμV/m)	Arerage Limit (dBμV/m)	Result
102 (Peak)	5460.000	7.353	44.832	52.186	74.00	54.00	Pass
102 (Peak)	5499.420	7.275	90.514	97.789	--	--	--
102 (Average)	5460.000	7.353	30.392	37.746	74.00	54.00	Pass
102 (Average)	5505.507	7.416	75.144	82.560	--	--	--

Figure Channel 102: Horizontal (Peak)

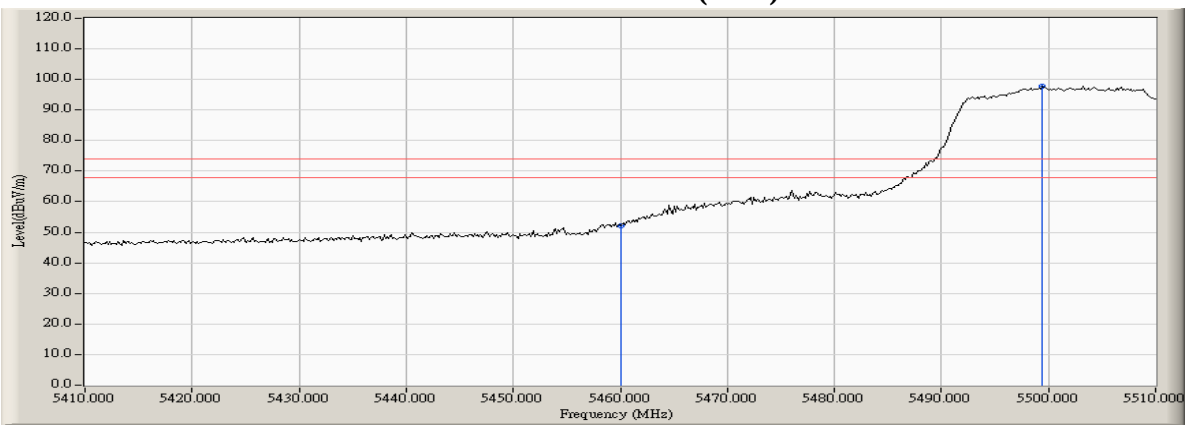

Figure Channel 102: Horizontal (Average)

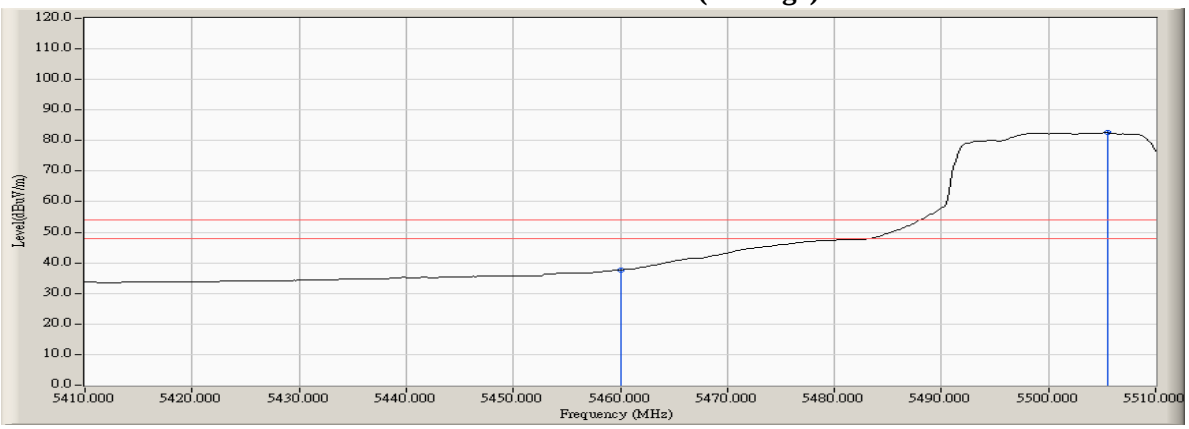

Note:

1. All readings above 1GHz are performed with peak and/or average measurements as necessary.
2. Peak measurements: RBW = 1MHz, VBW = 3 MHz, Sweep: Auto.
3. Average measurements: RBW = 1MHz, VBW = 10 Hz, Sweep: Auto.
4. " * ", means this data is the worst emission level.
5. Measurement Level = Reading Level + Correct Factor.
6. The average measurement was not performed when the peak measured data under the limit of average detection.

Product : INTEL DUAL BAND WIRELESS–AC 7265
Test Item : Band Edge Data
Test Site : No.3 OATS
Test Mode : Mode 3 MIMO: Transmit (802.11n-40BW 30Mbps) -Channel 102 (5510MHz)

RF Radiated Measurement (Vertical):

Channel No.	Frequency (MHz)	Correct Factor (dB)	Reading Level (dBμV)	Emission Level (dBμV/m)	Peak Limit (dBμV/m)	Arerage Limit (dBμV/m)	Result
102 (Peak)	5460.000	7.353	44.401	51.755	74.00	54.00	Pass
102 (Peak)	5498.116	7.246	91.808	99.053	--	--	--
102 (Average)	5460.000	7.353	32.016	39.370	74.00	54.00	Pass
102 (Average)	5498.551	7.255	77.091	84.346	--	--	--

Figure Channel 102: Vertical (Peak)

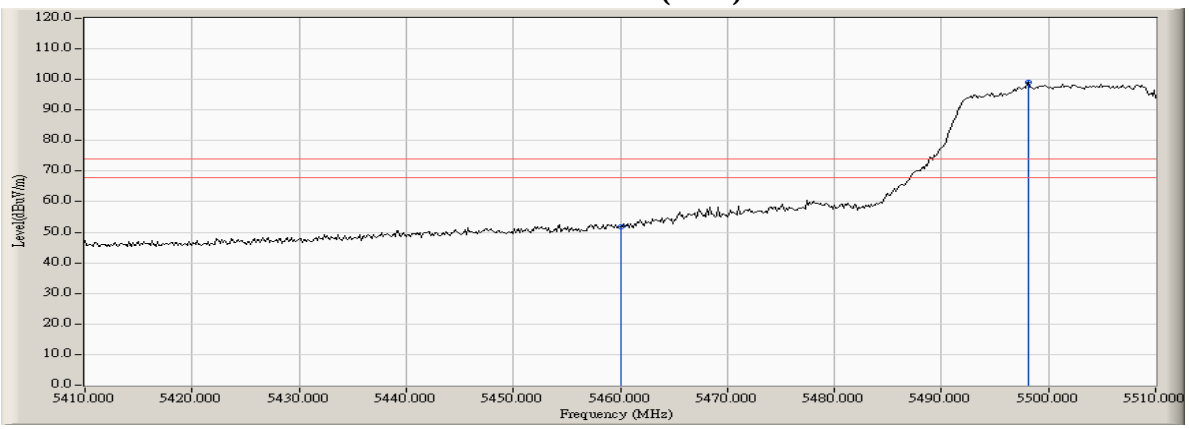

Figure Channel 102: Vertical (Average)

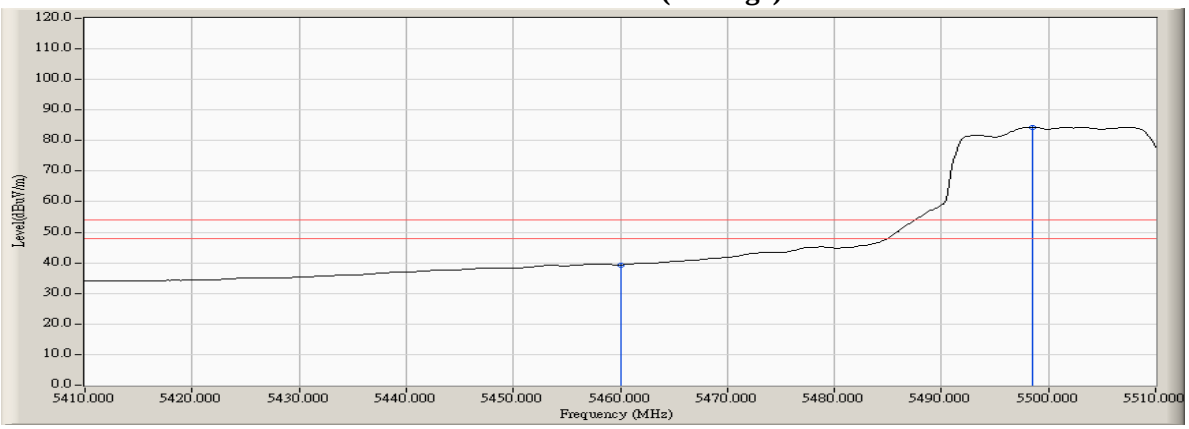

Note:

1. All readings above 1GHz are performed with peak and/or average measurements as necessary.
2. Peak measurements: RBW = 1MHz, VBW = 3 MHz, Sweep: Auto.
3. Average measurements: RBW = 1MHz, VBW = 10 Hz, Sweep: Auto.
4. " * ", means this data is the worst emission level.
5. Measurement Level = Reading Level + Correct Factor.
6. The average measurement was not performed when the peak measured data under the limit of average detection.

Product : INTEL DUAL BAND WIRELESS–AC 7265
Test Item : Band Edge Data
Test Site : No.3 OATS
Test Mode : Mode 3 MIMO: Transmit (802.11n-40BW 30Mbps) -Channel 102 (5510MHz)

RF Radiated Measurement:

	Frequency (MHz)	Correct Factor (dB)	Reading Level (dBμV)	Measure Level (dBμV /m)	Margin (dB)	Limit (dBμV /m)	Result
Horizontal	5466.667	4.632	43.366	47.998	-20.222	68.220	Pass
Horizontal	5470.000	4.605	42.489	47.094	-21.126	68.220	Pass
Horizontal	5501.304	4.613	87.931	92.544	--	--	--

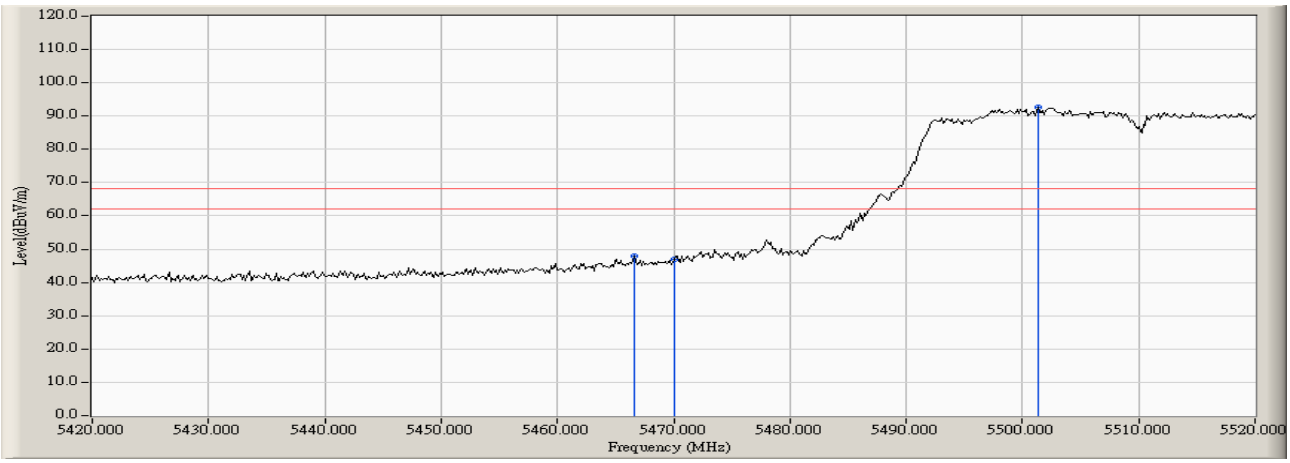

	Frequency (MHz)	Correct Factor (dB)	Reading Level (dBμV)	Measure Level (dBμV /m)	Margin (dB)	Limit (dBμV /m)	Result
Vertical	5470.000	4.605	42.129	46.734	-21.486	68.220	Pass
Vertical	5502.464	4.639	86.782	91.421	--	--	--

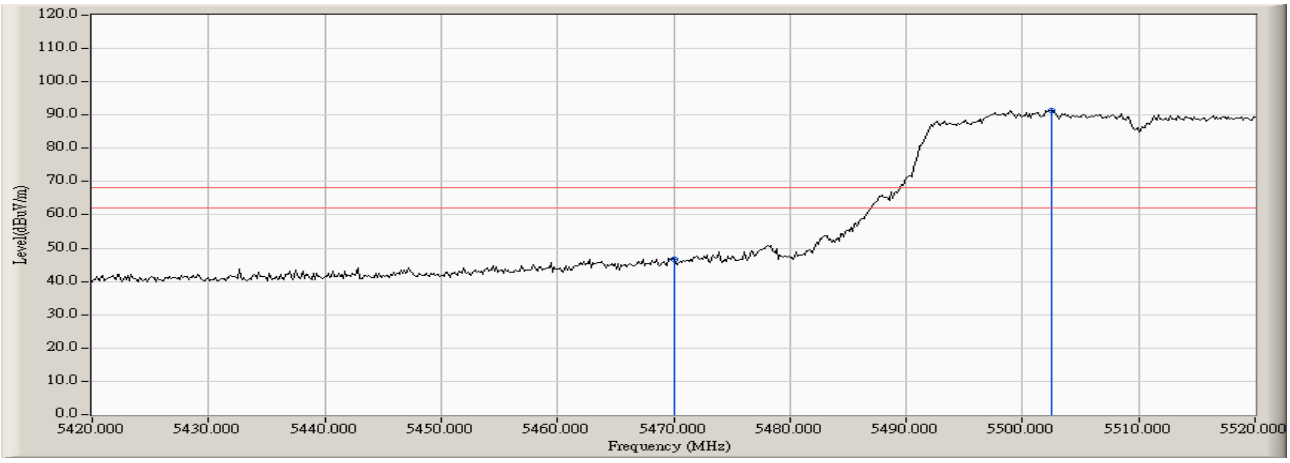

Product : INTEL DUAL BAND WIRELESS–AC 7265
Test Item : Band Edge Data
Test Site : No.3 OATS
Test Mode : Mode 3 MIMO: Transmit (802.11n-40BW 30Mbps) -Channel 134 (5670MHz)

RF Radiated Measurement:

	Frequency (MHz)	Correct Factor (dB)	Reading Level (dBμV)	Measure Level (dBμV /m)	Margin (dB)	Limit (dBμV /m)	Result
Horizontal	5675.000	5.108	89.123	94.231	--	--	--
Horizontal	5725.000	5.012	38.277	43.289	-24.931	68.220	Pass
Horizontal	5732.536	4.939	39.994	44.934	-23.286	68.220	Pass

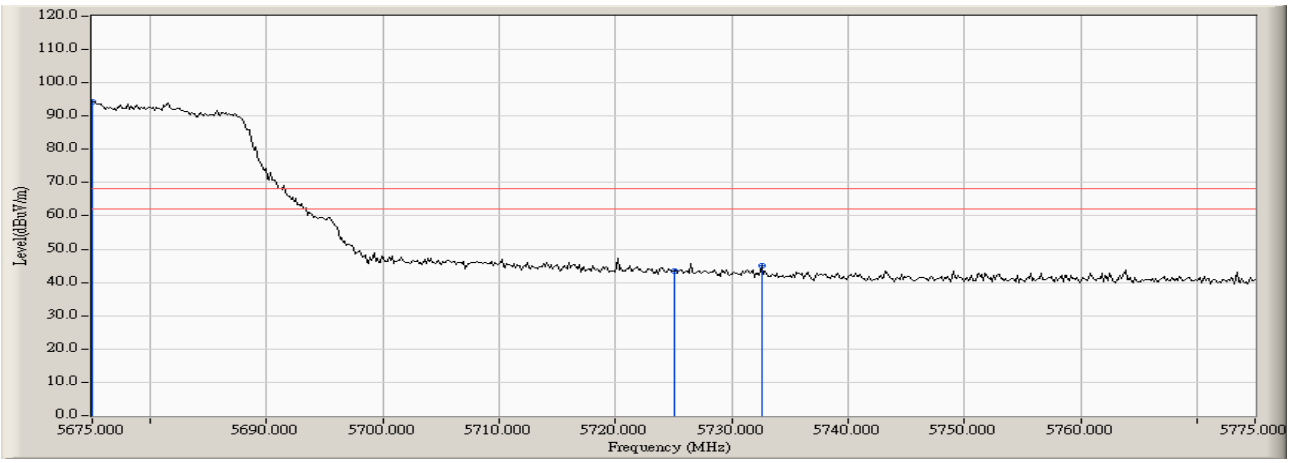

	Frequency (MHz)	Correct Factor (dB)	Reading Level (dBμV)	Measure Level (dBμV /m)	Margin (dB)	Limit (dBμV /m)	Result
Vertical	5675.145	5.108	88.680	93.788	--	--	--
Vertical	5725.000	5.012	37.508	42.520	-25.700	68.220	Pass
Vertical	5727.609	4.975	41.012	45.987	-22.233	68.220	Pass

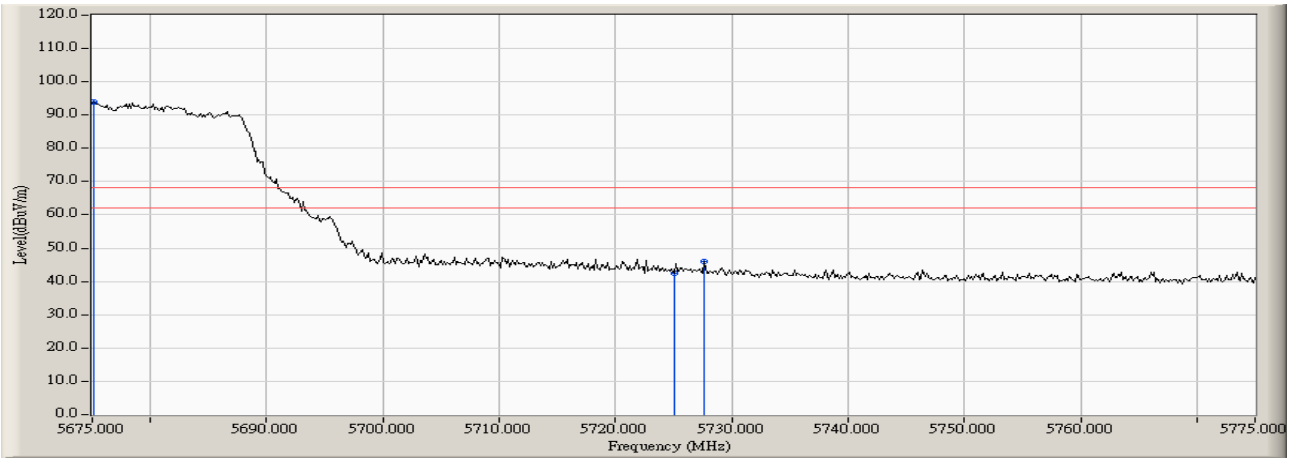

Product : INTEL DUAL BAND WIRELESS–AC 7265
Test Item : Band Edge Data
Test Site : No.3 OATS
Test Mode : Mode 3 MIMO: Transmit (802.11ac-80BW-65Mbps) -Channel 42 (5210MHz)

RF Radiated Measurement (Horizontal):

Channel No.	Frequency (MHz)	Correct Factor (dB)	Reading Level (dBμV)	Emission Level (dBμV/m)	Peak Limit (dBμV/m)	Average Limit (dBμV/m)	Result
42 (Peak)	5145.072	6.746	55.464	62.209	74.00	54.00	Pass
42 (Peak)	5150.000	6.786	49.910	56.696	74.00	54.00	Pass
42 (Peak)	5193.043	6.922	87.159	94.082	--	--	--
42 (Average)	5150.000	6.786	35.442	42.228	74.00	54.00	Pass
42 (Average)	5185.507	6.915	71.712	78.627	--	--	--

Figure Channel 42: Horizontal (Peak)

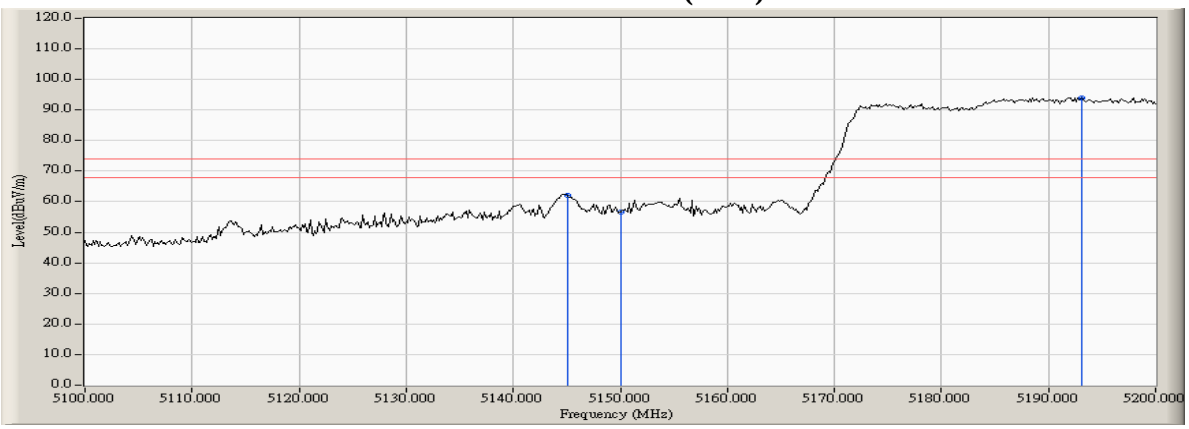

Figure Channel 42: Horizontal (Average)

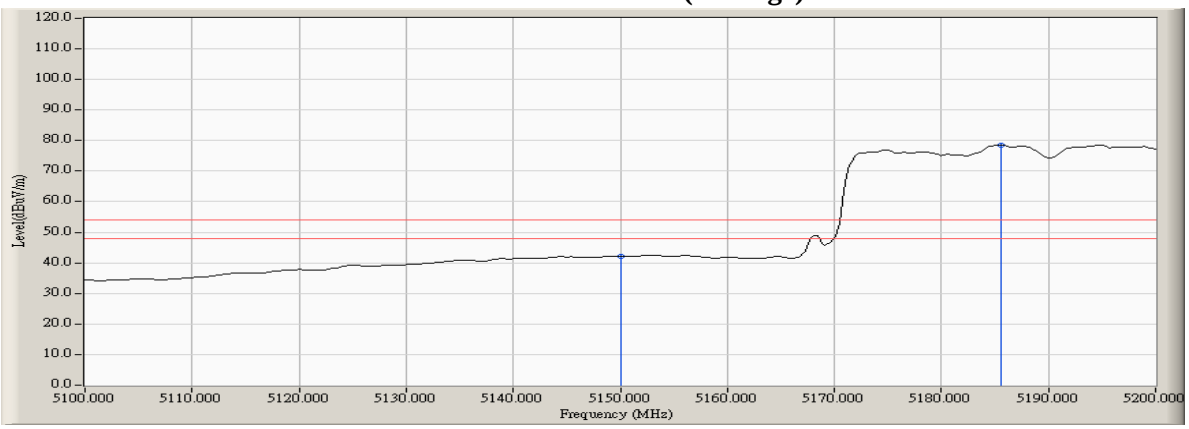

Note:

1. All readings above 1GHz are performed with peak and/or average measurements as necessary.
2. Peak measurements: RBW = 1MHz, VBW = 3 MHz, Sweep: Auto.
3. Average measurements: RBW = 1MHz, VBW = 10 Hz, Sweep: Auto.
4. " * ", means this data is the worst emission level.
5. Measurement Level = Reading Level + Correct Factor.
6. The average measurement was not performed when the peak measured data under the limit of average detection.

Product : INTEL DUAL BAND WIRELESS–AC 7265
Test Item : Band Edge Data
Test Site : No.3 OATS
Test Mode : Mode 3 MIMO: Transmit (802.11ac-80BW-65Mbps) -Channel 42 (5210MHz)

RF Radiated Measurement (Vertical):

Channel No.	Frequency (MHz)	Correct Factor (dB)	Reading Level (dBμV)	Emission Level (dBμV/m)	Peak Limit (dBμV/m)	Average Limit (dBμV/m)	Result
42 (Peak)	5144.783	6.743	55.814	62.557	74.00	54.00	Pass
42 (Peak)	5150.000	6.786	52.835	59.621	74.00	54.00	Pass
42 (Peak)	5185.942	6.916	87.132	94.049	--	--	--
42 (Average)	5150.000	6.786	35.239	42.025	74.00	54.00	Pass
42 (Average)	5185.507	6.915	71.627	78.542	--	--	--

Figure Channel 42: Vertical (Peak)

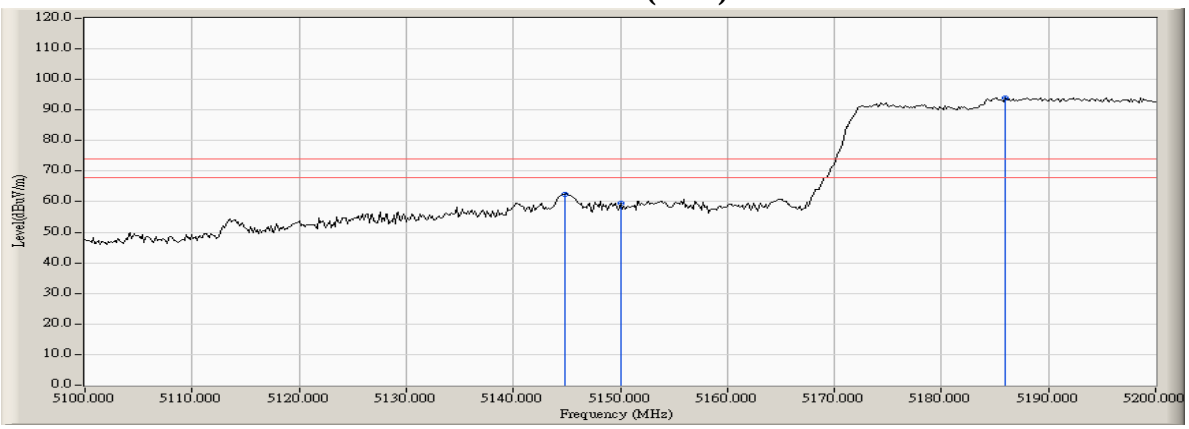

Figure Channel 42: Vertical (Average)

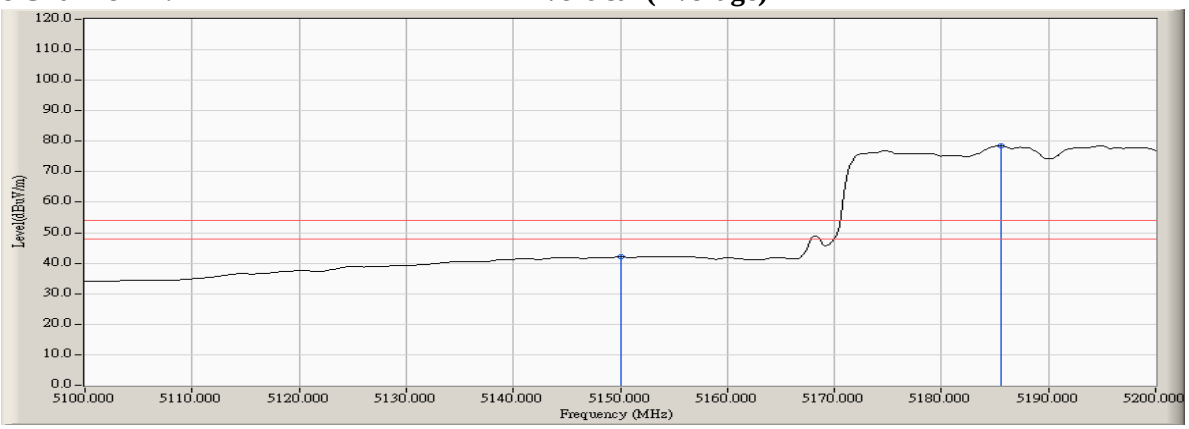

Note:

1. All readings above 1GHz are performed with peak and/or average measurements as necessary.
2. Peak measurements: RBW = 1MHz, VBW = 3 MHz, Sweep: Auto.
3. Average measurements: RBW = 1MHz, VBW = 10 Hz, Sweep: Auto.
4. " * ", means this data is the worst emission level.
5. Measurement Level = Reading Level + Correct Factor.
6. The average measurement was not performed when the peak measured data under the limit of average detection.

Product : INTEL DUAL BAND WIRELESS–AC 7265
Test Item : Band Edge Data
Test Site : No.3 OATS
Test Mode : Mode 3 MIMO: Transmit (802.11ac-80BW-65Mbps) -Channel 58 (5290MHz)

RF Radiated Measurement (Horizontal):

Channel No.	Frequency (MHz)	Correct Factor (dB)	Reading Level (dBμV)	Emission Level (dBμV/m)	Peak Limit (dBμV/m)	Average Limit (dBμV/m)	Result
58 (Peak)	5311.014	7.053	84.781	91.834	--	--	--
58 (Peak)	5350.000	7.086	48.889	55.974	74.00	54.00	Pass
58 (Peak)	5361.014	7.186	52.036	59.221	74.00	54.00	Pass
58 (Average)	5314.638	7.050	69.780	76.830	--	--	--
58 (Average)	5350.000	7.086	36.159	43.244	74.00	54.00	Pass
58 (Average)	5355.942	7.139	36.662	43.801	74.00	54.00	Pass

Figure Channel 58: Horizontal (Peak)

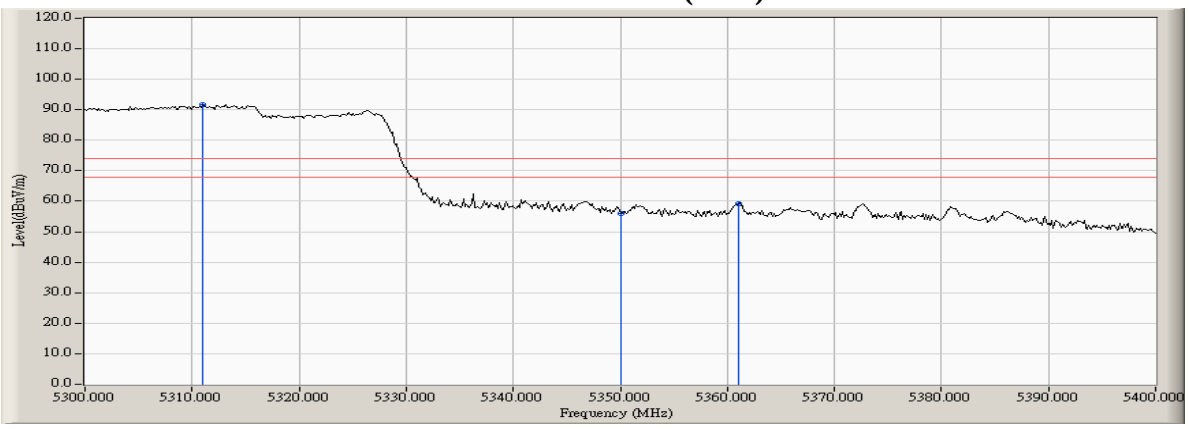

Figure Channel 58: Horizontal (Average)

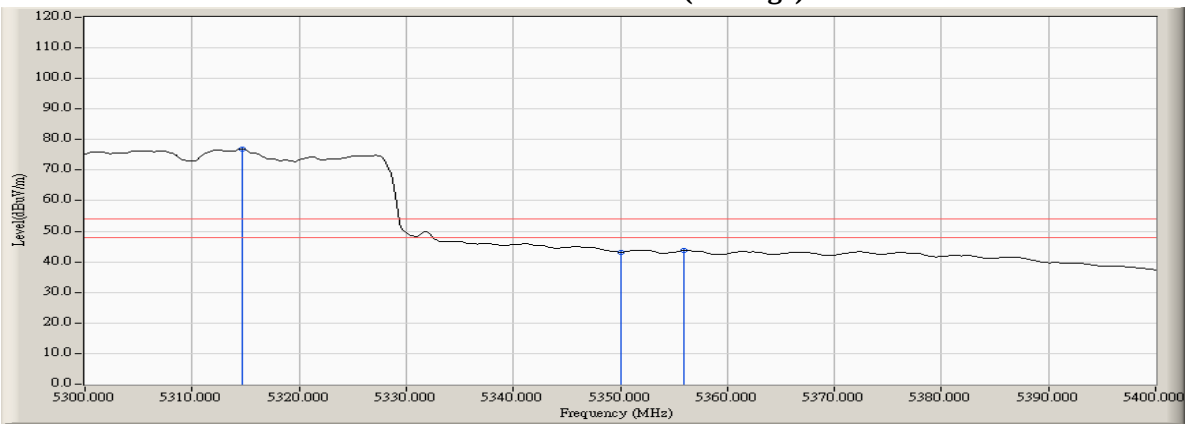

Note:

1. All readings above 1GHz are performed with peak and/or average measurements as necessary.
2. Peak measurements: RBW = 1MHz, VBW = 3 MHz, Sweep: Auto.
3. Average measurements: RBW = 1MHz, VBW = 10 Hz, Sweep: Auto.
4. " * ", means this data is the worst emission level.
5. Measurement Level = Reading Level + Correct Factor.
6. The average measurement was not performed when the peak measured data under the limit of average detection.

Product : INTEL DUAL BAND WIRELESS–AC 7265
Test Item : Band Edge Data
Test Site : No.3 OATS
Test Mode : Mode 3 MIMO: Transmit (802.11ac-80BW-65Mbps) -Channel 58 (5290MHz)

RF Radiated Measurement (Vertical):

Channel No.	Frequency (MHz)	Correct Factor (dB)	Reading Level (dBμV)	Emission Level (dBμV/m)	Peak Limit (dBμV/m)	Average Limit (dBμV/m)	Result
58 (Peak)	5311.449	7.054	85.372	92.427	--	--	--
58 (Peak)	5350.000	7.086	50.532	57.617	74.00	54.00	Pass
58 (Peak)	5360.580	7.181	51.577	58.758	74.00	54.00	Pass
58 (Average)	5314.203	7.053	69.697	76.750	--	--	--
58 (Average)	5350.000	7.086	36.238	43.323	74.00	54.00	Pass

Figure Channel 58: Vertical (Peak)

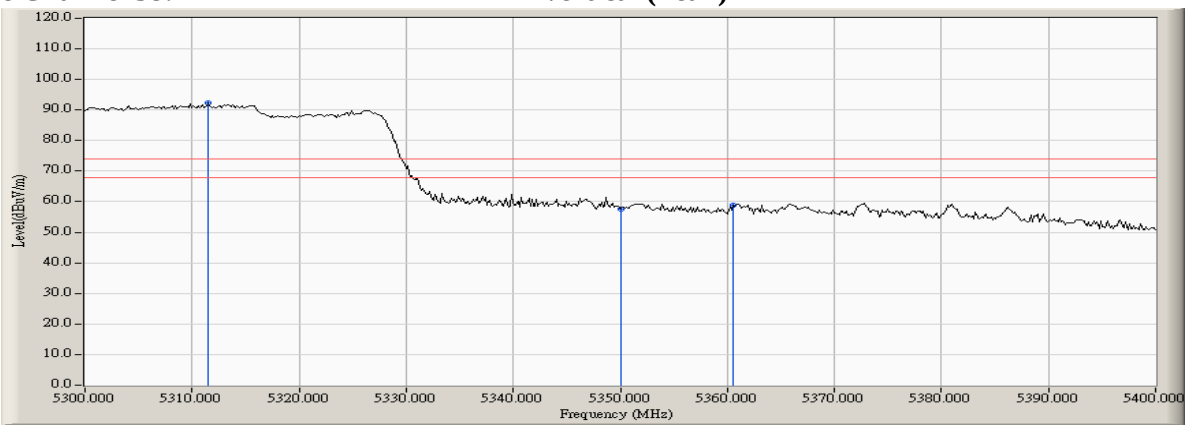

Figure Channel 58: Vertical (Average)

Note:

1. All readings above 1GHz are performed with peak and/or average measurements as necessary.
2. Peak measurements: RBW = 1MHz, VBW = 3 MHz, Sweep: Auto.
3. Average measurements: RBW = 1MHz, VBW = 10 Hz, Sweep: Auto.
4. " * ", means this data is the worst emission level.
5. Measurement Level = Reading Level + Correct Factor.
6. The average measurement was not performed when the peak measured data under the limit of average detection.

Product : INTEL DUAL BAND WIRELESS–AC 7265
Test Item : Band Edge Data
Test Site : No.3 OATS
Test Mode : Mode 3 MIMO: Transmit (802.11ac-80BW-65Mbps) -Channel 106 (5530MHz)

RF Radiated Measurement (Horizontal):

Channel No.	Frequency (MHz)	Correct Factor (dB)	Reading Level (dBμV)	Emission Level (dBμV/m)	Peak Limit (dBμV/m)	Average Limit (dBμV/m)	Result
106 (Peak)	5456.377	7.373	54.477	61.851	74.00	54.00	Pass
106 (Peak)	5460.000	7.353	52.792	60.146	74.00	54.00	Pass
106 (Peak)	5508.116	7.476	86.342	93.818	--	--	--
106 (Average)	5460.000	7.353	38.134	45.488	74.00	54.00	Pass
106 (Average)	5506.812	7.445	72.104	79.550	--	--	--

Figure Channel 106: Horizontal (Peak)

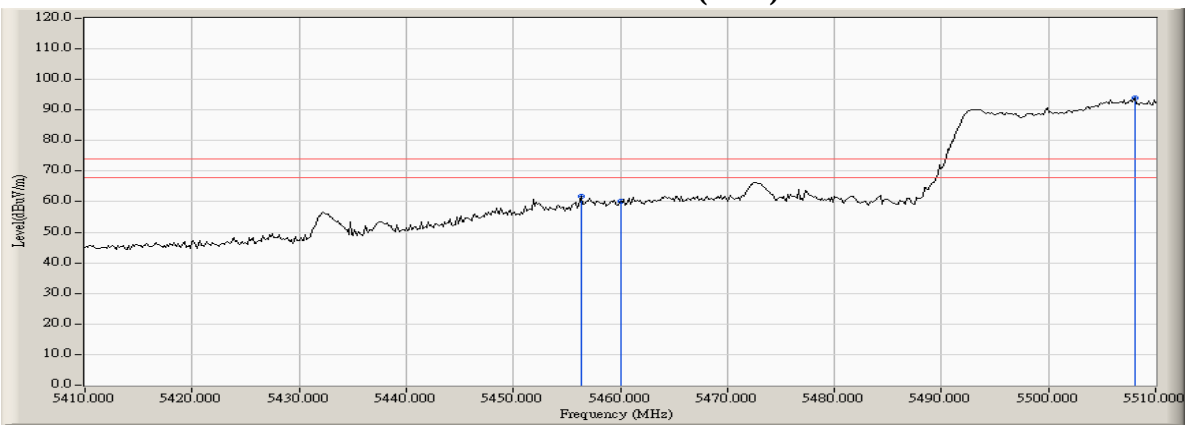

Figure Channel 106: Horizontal (Average)

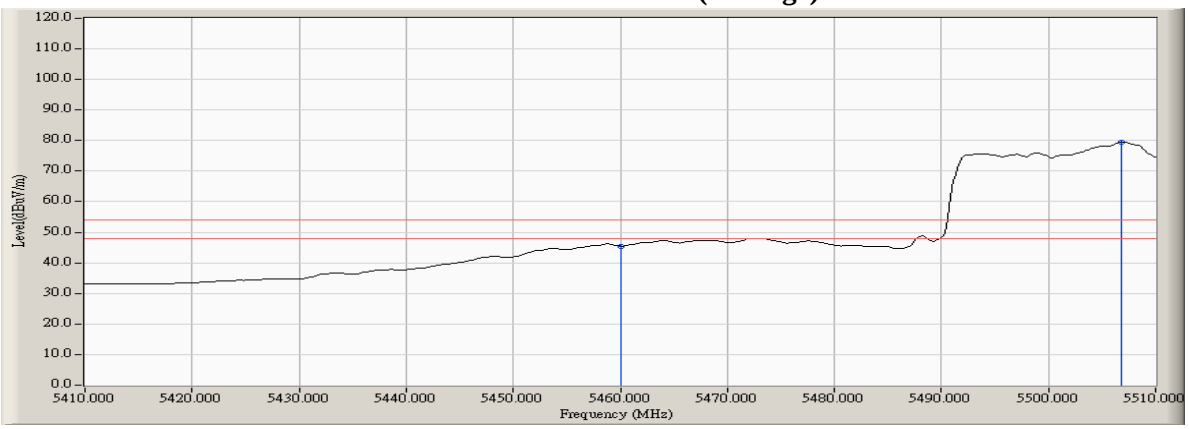

Note:

1. All readings above 1GHz are performed with peak and/or average measurements as necessary.
2. Peak measurements: RBW = 1MHz, VBW = 3 MHz, Sweep: Auto.
3. Average measurements: RBW = 1MHz, VBW = 10 Hz, Sweep: Auto.
4. " * ", means this data is the worst emission level.
5. Measurement Level = Reading Level + Correct Factor.
6. The average measurement was not performed when the peak measured data under the limit of average detection.

Product : INTEL DUAL BAND WIRELESS–AC 7265
Test Item : Band Edge Data
Test Site : No.3 OATS
Test Mode : Mode 3 MIMO: Transmit (802.11ac-80BW-65Mbps) -Channel 106 (5530MHz)

RF Radiated Measurement (Vertical):

Channel No.	Frequency (MHz)	Correct Factor (dB)	Reading Level (dBμV)	Emission Level (dBμV/m)	Peak Limit (dBμV/m)	Average Limit (dBμV/m)	Result
106 (Peak)	5456.812	7.374	55.621	62.996	74.00	54.00	Pass
106 (Peak)	5460.000	7.353	53.219	60.573	74.00	54.00	Pass
106 (Peak)	5507.246	7.456	87.322	94.778	--	--	--
106 (Average)	5460.000	7.353	38.692	46.046	74.00	54.00	Pass
106 (Average)	5506.812	7.445	72.333	79.779	--	--	--

Figure Channel 106: Vertical (Peak)

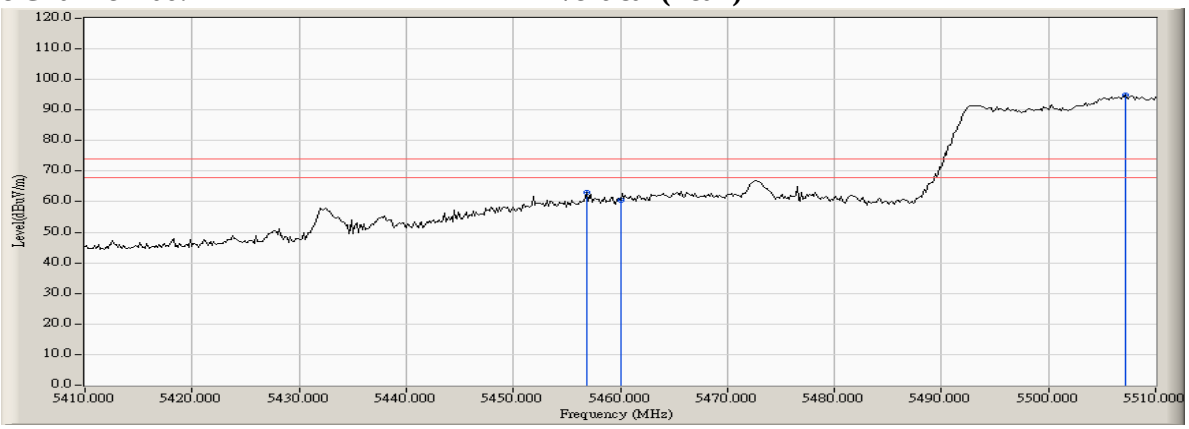

Figure Channel 106: Vertical (Average)

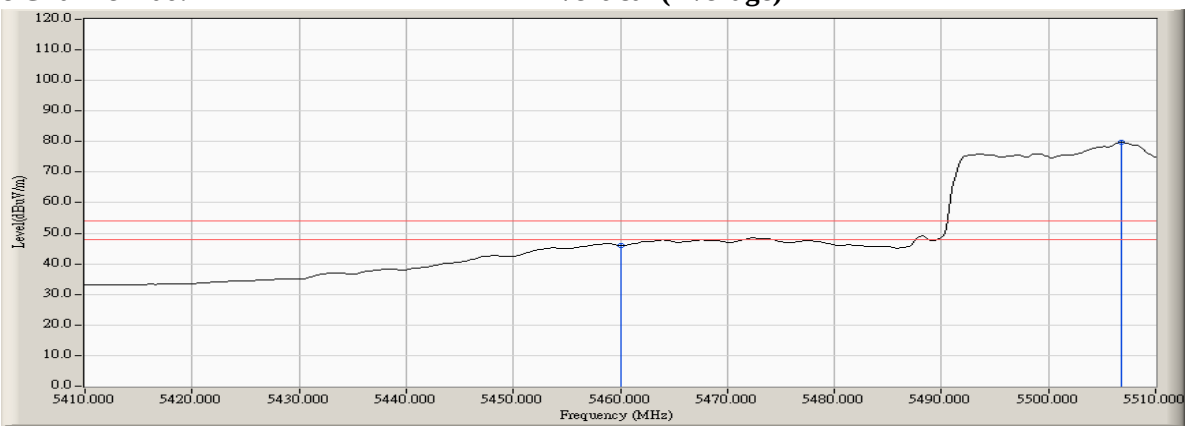

Note:

1. All readings above 1GHz are performed with peak and/or average measurements as necessary.
2. Peak measurements: RBW = 1MHz, VBW = 3 MHz, Sweep: Auto.
3. Average measurements: RBW = 1MHz, VBW = 10 Hz, Sweep: Auto.
4. " * ", means this data is the worst emission level.
5. Measurement Level = Reading Level + Correct Factor.
6. The average measurement was not performed when the peak measured data under the limit of average detection.

Product : INTEL DUAL BAND WIRELESS–AC 7265
Test Item : Band Edge Data
Test Site : No.3 OATS
Test Mode : Mode 3 MIMO: Transmit (802.11ac-80BW-65Mbps) -Channel 106 (5530MHz)

RF Radiated Measurement:

	Frequency (MHz)	Correct Factor (dB)	Reading Level (dBμV)	Measure Level (dBμV /m)	Margin (dB)	Limit (dBμV /m)	Result
Horizontal	5452.609	4.706	51.412	56.118	-12.102	68.220	Pass
Horizontal	5470.000	4.605	48.285	52.890	-15.330	68.220	Pass
Horizontal	5512.754	4.839	85.740	90.579	--	--	--

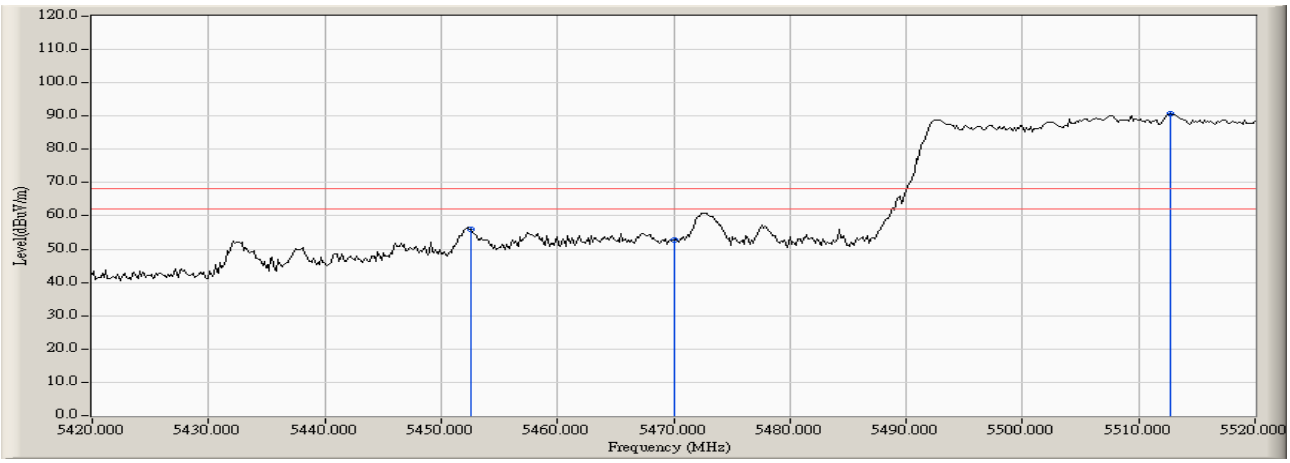

	Frequency (MHz)	Correct Factor (dB)	Reading Level (dBm)	Measure Level (dBm/m)	Margin (dB)	Limit (dBm/m)	Result
Vertical	5452.754	4.706	50.584	55.290	-12.930	68.220	Pass
Vertical	5470.000	4.605	48.955	53.560	-14.660	68.220	Pass
Vertical	5512.754	4.839	85.335	90.174	--	--	--

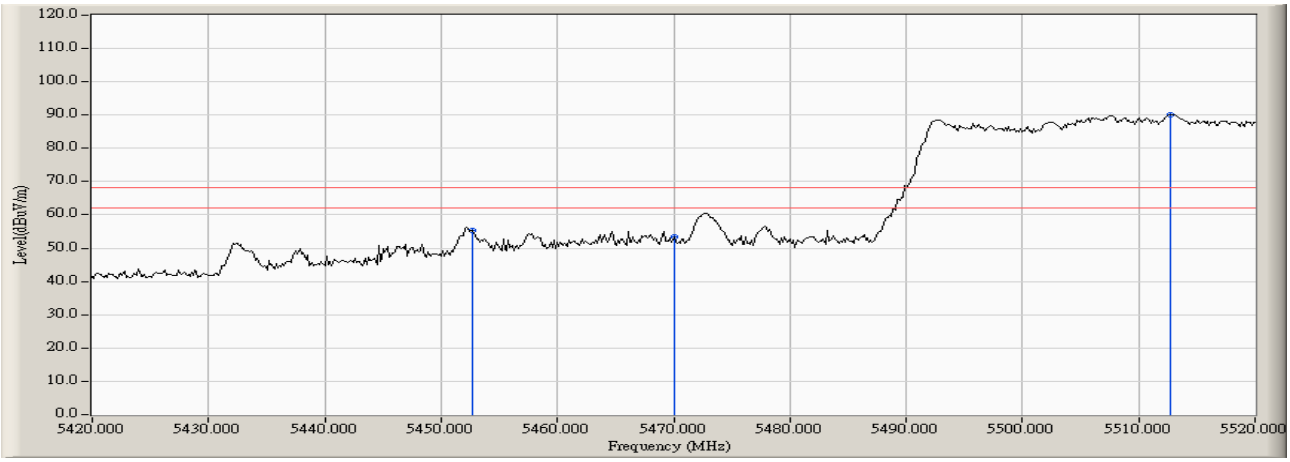

5. EMI Reduction Method During Compliance Testing

No modification was made during testing.