Appendix D. Photographs of EUT and Setup

<Photographs of EUT>

Sample 1

Sample 2



<Antenna Location>

Tablet Mode

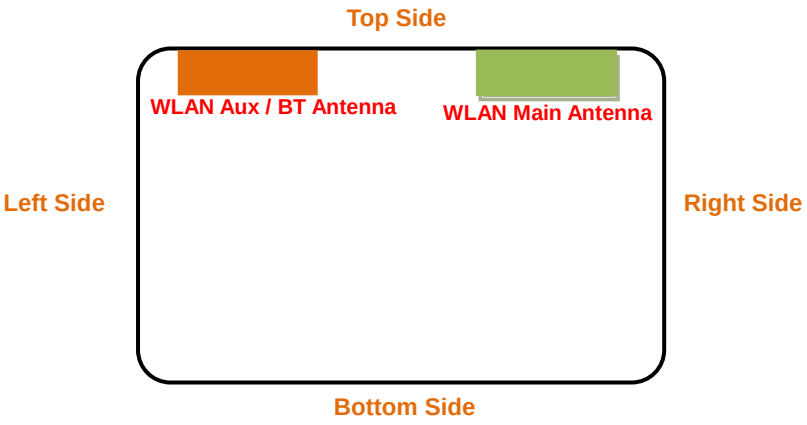

<EUT Front View>

The separation distance for antenna to edge:

Antenna	To Top Side (mm)	To Bottom Side (mm)	To Left Side (mm)	To Right Side (mm)
WLAN Main	0	185.6	252	25
WLAN Aux/BT	0	185.6	25	252

Laptop Mode

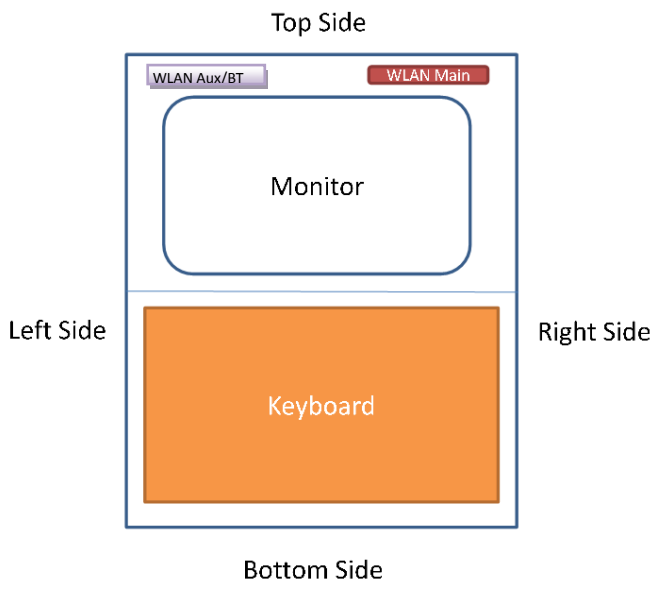

<EUT Front View>

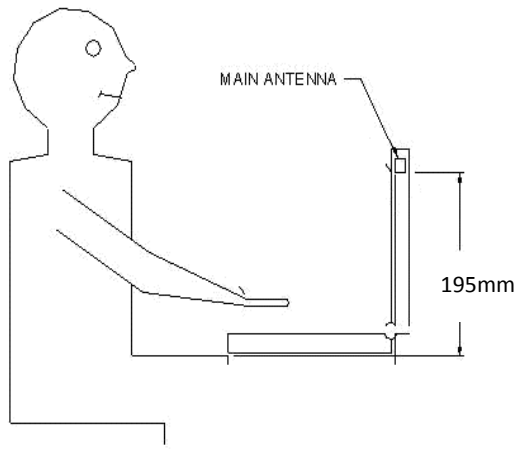

<EUT Right View>

The separation distance for antenna to edge:

Antenna	To Top Side (mm)	To Bottom Side (mm)	To Left Side (mm)	To Right Side (mm)
WLAN Main	0	195	252	25
WLAN Aux/BT	0	195	25	252

<Photographs of SAR Setup>



Rear Face of EUT with 0 cm Gap_Sample 1

Bottom Side of EUT with 0 cm Gap_Sample 1

Left Side of EUT with 0 cm Gap_ Sample 1

Right Side of EUT with 0 cm Gap_Sample 1

Top Side of EUT with 0 cm Gap_Sample 1

Top Side of EUT with 0 cm Gap_Sample 2	**Bottom Side of EUT with 0 cm Gap_Sample 2**