FCC SAR Test Report
(Class II Permissive Change)

Product Name ： Intel® Dual Band Wireless-AC 8260

Model No. ： 8260NGW

Applicant ： ASUSTeK COMPUTER INC.

Address ： 4F, No. 150, Li-Te Rd., Peitou, Taipei, Taiwan

Date of Receipt ： 2016/07/07

Issued Date ： 2016/07/27

Report No. ： 1670200R-SAUSP05V00

Report Version ： V1.0

Testing Laboratory
3023

The test results relate only to the samples tested.
The test results shown in the test report are traceable to the national/international standard through the calibration of the equipment and evaluated measurement uncertainty herein.
This report must not be used to claim product endorsement by TAF or any agency of the government.
The test report shall not be reproduced without the written approval of QuieTek Corporation.

Test Report

Issued Date: 2016/07/27
Report No.: 1670200R-SAUSP05V00

Product Name	:	Intel® Dual Band Wireless-AC 8260
Applicant	:	ASUSTeK COMPUTER INC.
Address	:	4F, No. 150, Li-Te Rd., Peitou, Taipei, Taiwan
Manufacturer	:	Intel Mobile Communications
Model No.	:	8260NGW
Trade Name	:	Intel
FCC ID	:	MSQ8260NG
Applicable Standard	:	47CFR § 2.1093 KDB 447498 D01 v06
Measurement procedures	:	KDB 248227 D01 v02r02 KDB 616217 D04 V01r02 KDB 865664 D01 V01r04
Test Result	:	Max. SAR Measurement (1g) 2.4GHz: **1.05** W/kg (Standalone) 2.4GHz: **1.14** W/kg (Simultaneous) 5 GHz: **1.04** W/kg (Standalone) 5 GHz: **1.19** W/kg (Simultaneous)
Application Type	:	Certification

The above equipment has been tested by QuieTek-a DEKRA, and found compliance with the requirement of the above standards. The test record, data evaluation & Equipment Under Test (EUT) configurations represented herein are true and accurate accounts of the measurements of the sample's SAR characteristics under the conditions specified in this report.

Documented By : Elephant Chen
(Adm. Assistant / Elephant Chen)

Tested By : Vorana Chen
(Senior Engineer / Vorana Chen)

Approved By :
(Director / Vincent Lin)

TABLE OF CONTENTS

Description **Page**

1. General Information 4
1.1 EUT Description 4
1.2 Antenna List 5
1.3 SAR Test Exclusion Calculation 6
1.4 Test Environment 10
2. SAR Measurement System 11
2.1 DASY5 System Description 11
2.1.1 Applications 12
2.1.2 Area Scans 12
2.1.3 Zoom Scan (Cube Scan Averaging) 12
2.1.4 Uncertainty of Inter-/Extrapolation and Averaging 12
2.2 DASY5 E-Field Probe 13
2.2.1 Isotropic E-Field Probe Specification 13
2.3 Boundary Detection Unit and Probe Mounting Device 14
2.4 DATA Acquisition Electronics (DAE) and Measurement Server 14
2.5 Robot 15
2.6 Light Beam Unit 15
2.7 Device Holder 16
2.8 SAM Twin Phantom 16
3. Tissue Simulating Liquid 17
3.1 The composition of the tissue simulating liquid 17
3.2 Tissue Calibration Result 17
3.3 Tissue Dielectric Parameters for Head and Body Phantoms 20
4. SAR Measurement Procedure 21
4.1 SAR System Check 21
4.1.1 Dipoles 21
4.1.2 System Check Result 21
4.2 SAR Measurement Procedure 23
5. SAR Exposure Limits 24
6. Test Equipment List 25
7. Measurement Uncertainty 28
8. Conducted Power Measurement (Including tolerance allowed for production unit) 30
9. Test Results 36
9.1 SAR Test Results Summary 36
9.2 Simultaneous Transmission 38
9.2.1 Simultaneous transmission of MIMO in 802.11 test exclusion considerations 38
9.2.2.1 Simultaneous transmission of MIMO in 802.11 Wi-Fi configurations 39
9.2.2.2 simultaneous transmission of Wi-Fi and other wireless technologies 41
Appendix 43
Appendix A. SAR System Check Data
Appendix B. SAR measurement Data
Appendix C. Test Setup Photographs & EUT Photographs
Appendix D. Probe Calibration Data
Appendix E. Dipole Calibration Data

1. General Information

1.1 EUT Description

Product Name	Intel® Dual Band Wireless-AC 8260				
Trade Name	Intel				
Model No.	8260NGW				
FCC ID	MSQ8260NG				
TX Frequency	802.11b/g/n-20MHz:2412MHz~2462MHz 802.11n-40MHz: 2422MHz~2452MHz 802.11a/n-20:5180-5320MHz,5500-5700MHz, 5745-5825MHz 802.11n-40/MHz: 5190-5310MHz, 5510-5670MHz, 5755-5795MHz 802.11ac-20MHz: 5720MHz, 802.11ac-40MHz: 5710MHz 802.11ac-80MHz: 5210-5290MHz, 5530-5690MHz, 5775MHz BT : 2402 – 2480MHz				
Channel separation	802.11b/g/n-20MHz: 5 MHz, 802.11a/n-20/ac-20MHz: 20MHz 802.11n-40/ac-40MHz: 40MHz, 802.11ac-80MHz: 80MHz BT : 1MHz , BLE : 2MHz				
Number of Channels	802.11b/g/n-20MHz: 11, n-40MHz: 7 802.11a/n-20MHz: 24; 802.11n-40MHz:11 802.11ac-20MHz: 1, 802.11ac-40MHz: 1,802.11ac-80MHz: 6 BT : 79 , BLE : 40				
Data Rate	802.11b: 1-11Mbps, 802.11a/g: 6-54Mbps, 802.11n: up to 300Mbps 802.11ac-80MHz: up to 866.7Mbps BT : 3Mbps , BLE : 1Mpbs				
Type of Modulation	DSSS/OFDM/BPSK/QPSK/16QAM/64QAM/256QAM FHSS: GFSK(1Mbps) / π /4DQPSK(2Mbps) / 8DPSK(3Mbps)				
Antenna Type	PIFA				
Device Category	Portable				
RF Exposure Environment	Uncontrolled				
Summary of test result –Reported 1g SAR (W/Kg)					
Test configuration	DTS(Main)	DTS(Aux)	U-NII(Main)	U-NII(Aux)	DTS(BT)
Body-Standalone	0.93	1.05	0.88	1.04	0.17
Body-Simultaneous	DTS MIMO Maximum SAR		U-NII MIMO Maximum SAR		DTS(WIFI+BT)
	1.14		1.19		1.10

* Note: (1) This is to request a Class II permissive change for FCC ID: MSQ8260NG, originally granted on 05/23/2016(NII of New rule) and 01/27/2016(DTS,DSS)

The major change filed under this application is:

Change #1: Additional Chassis added, Model number: UX360U, Q324U notebook/tablet.

Brand	Model	Difference
ASUS	UX360U	All models are electrically identical, different model names are for marketing purpose.
	Q324U	

#2: Reduce the Output Power through firmware, and SAR measurement were evaluated. (only reduce Wi-Fi Output Power, Bluetooth Output Power haven't changes).

#3: Addition two new antennas, the antenna type is the same, the antenna gain is lower than the original application.

(2) Modular has proceed 5mm which smaller than 25mm of bystander requirement and excluded testing.

(3) Per FCC KDB 447498 D01. The output power of BT is less than 10mW, so SAR not required.

1.2 Antenna List

No.	Manufacturer	Part No.(Vendor)	Part No.(ASUS)	Peak Gain
1	Hong Bo (For:NB)	260-26116 (Main) 260-26116 (Aux)	14008-01720200(Main) 14008-01720200(Aux)	-1.9dBi in 2.4GHz -1.3dBi for 5.15~5.25GHz 0.1dBi for 5.25~5.35GHz -1.9dBi for 5.47~5.725GHz -4.3dBi For 5.725~5.850GHz
	Hong Bo (For:PAD)	260-26116 (Main) 260-26116 (Aux)	14008-01720200(Main) 14008-01720200(Aux)	-2.7dBi in 2.4GHz -2.6dBi for 5.15~5.25GHz -1.2dBi for 5.25~5.35GHz 1.3dBi for 5.47~5.725GHz 1.4dBi For 5.725~5.850GHz
2	LUXSHARE (For:NB)	LA38LN001-1H (Main) LA38LN001-1H (Aux)	14008-01720300(Main) 14008-01720300(Aux)	-1.7dBi in 2.4GHz -1.2dBi for 5.15~5.25GHz 0.2dBi for 5.25~5.35GHz -1.7dBi for 5.47~5.725GHz -4.1dBi For 5.725~5.850GHz
	LUXSHARE (For:PAD)	LA38LN001-1H (Main) LA38LN001-1H (Aux)	14008-01720300(Main) 14008-01720300(Aux)	-2.5dBi in 2.4GHz -2.4dBi for 5.15~5.25GHz -1dBi for 5.25~5.35GHz 1.4dBi for 5.47~5.725GHz 1.6dBi For 5.725~5.850GHz

Note : (1) LUXSHARE antenna was tested and recorded in this report since it represents worst case gain.

(2) There are the same antenna only difference in Manufacturer.

(3) Hong-Bo (P/N: 260-26116) and ASUS (P/N: 14008-01720200) both antennas are identical.

LUXSHARE (P/N: LA38LN001-1H) and ASUS (P/N: 14008-01720300) both antennas are identical.

1.3 SAR Test Exclusion Calculation

According to KDB Publication 447498 D01, section 4.3.1, per the calculations of item 1 (Power(mW)/separation (mm)*sqrt(f(GHz)≤3.0), SAR is required as shown in the table below where calculated values are greater than 3.0 :

PAD Mode SAR exclusion calculations for WiFi-SISO and Bluetooth for antenna < 50mm from the user :

Antenna	Tx	Frequency (MHz)	Output Power		Separation distances (mm)					Calculated Threshold Value (≦3.0 SAR is not required)				
			dBm	mW	Back	Right	Left	Top	Bottom	Back	Right	Left	Top	Bottom
Main	WiFi	2462	15.00	32	6	212	70	202	3	8.3	>50mm	>50mm	>50mm	9.9
Main	WiFi	5240	10.50	11	6	212	70	202	3	4.3	>50mm	>50mm	>50mm	5.1
Main	WiFi	5320	10.50	11	6	212	70	202	3	4.3	>50mm	>50mm	>50mm	5.2
Main	WiFi	5700	10.50	11	6	212	70	202	3	4.5	>50mm	>50mm	>50mm	5.4
Main	WiFi	5825	10.50	11	6	212	70	202	3	4.5	>50mm	>50mm	>50mm	5.4

PAD Mode SAR exclusion calculations for WiFi-SISO and Bluetooth for antenna > 50mm from the user :

Antenna	Tx	Frequency (MHz)	Output Power		Separation distances (mm)					Calculated Threshold Value (SAR test exclusion power,mW)				
			dBm	mW	Back	Right	Left	Top	Bottom	Back	Right	Left	Top	Bottom
Main	WiFi	2462	15.00	32	6	212	70	202	3	<50mm	1715.6	295.6	1615.6	<50mm
Main	WiFi	5240	10.50	11	6	212	70	202	3	<50mm	1685.5	265.5	1585.5	<50mm
Main	WiFi	5320	10.50	11	6	212	70	202	3	<50mm	1685.0	265.0	1585.0	<50mm
Main	WiFi	5700	10.50	11	6	212	70	202	3	<50mm	1682.8	262.8	1582.8	<50mm
Main	WiFi	5825	10.50	11	6	212	70	202	3	<50mm	1682.2	262.2	1582.2	<50mm

PAD Mode SAR exclusion calculations for WiFi-SISO and Bluetooth for antenna < 50mm from the user :

Antenna	Tx	Frequency (MHz)	Output Power		Separation distances (mm)					Calculated Threshold Value (≦3.0 SAR is not required)				
			dBm	mW	Back	Right	Left	Top	Bottom	Back	Right	Left	Top	Bottom
Aux	WiFi	2462	15.00	32	6	170	112	202	3	8.3	>50mm	>50mm	>50mm	9.9
Aux	WiFi	5240	10.50	11	6	170	112	202	3	4.3	>50mm	>50mm	>50mm	5.1
Aux	WiFi	5320	10.50	11	6	170	112	202	3	4.3	>50mm	>50mm	>50mm	5.2
Aux	WiFi	5700	10.50	11	6	170	112	202	3	4.5	>50mm	>50mm	>50mm	5.4
Aux	WiFi	5825	10.50	11	6	170	112	202	3	4.5	>50mm	>50mm	>50mm	5.4
Aux	BT	2480	6.00	4	6	170	112	202	3	**1.0**	>50mm	>50mm	>50mm	**1.3**

PAD Mode SAR exclusion calculations for WiFi-SISO and Bluetooth for antenna > 50mm from the user :

Antenna	Tx	Frequency (MHz)	Output Power		Separation distances (mm)					Calculated Threshold Value (SAR test exclusion power,mW)				
			dBm	mW	Back	Right	Left	Top	Bottom	Back	Right	Left	Top	Bottom
Aux	WiFi	2462	15.00	32	6	170	112	202	3	<50mm	1295.6	715.6	1615.6	Aux
Aux	WiFi	5240	10.50	11	6	170	112	202	3	<50mm	1265.5	685.5	1585.5	Aux
Aux	WiFi	5320	10.50	11	6	170	112	202	3	<50mm	1265.0	685.0	1585.0	Aux
Aux	WiFi	5700	10.50	11	6	170	112	202	3	<50mm	1262.8	682.8	1582.8	Aux
Aux	WiFi	5825	10.50	11	6	170	112	202	3	<50mm	1262.2	682.2	1582.2	Aux
Aux	BT	2480	6.00	4	6	170	112	202	3	<50mm	1295.3	715.3	1615.3	Aux

NB Mode SAR exclusion calculations for WiFi-SISO and Bluetooth for antenna < 50mm from the user :

Antenna	Tx	Frequency (MHz)	Output Power		Separation distances (mm)					Calculated Threshold Value (≦3.0 SAR is not required)				
			dBm	mW	Back	Right	Left	Top	Bottom	Back	Right	Left	Top	Bottom
Main	WiFi	2462	12.50	18	N/A	N/A	N/A	N/A	2	N/A	N/A	N/A	N/A	5.6
Main	WiFi	5240	10.50	11	N/A	N/A	N/A	N/A	2	N/A	N/A	N/A	N/A	6.5
Main	WiFi	5320	10.50	11	N/A	N/A	N/A	N/A	2	N/A	N/A	N/A	N/A	6.5
Main	WiFi	5700	10.50	11	N/A	N/A	N/A	N/A	2	N/A	N/A	N/A	N/A	6.7
Main	WiFi	5825	10.50	11	N/A	N/A	N/A	N/A	2	N/A	N/A	N/A	N/A	6.8

NB Mode SAR exclusion calculations for WiFi-SISO and Bluetooth for antenna > 50mm from the user :

Antenna	Tx	Frequency (MHz)	Output Power		Separation distances (mm)					Calculated Threshold Value (SAR test exclusion power,mW)				
			dBm	mW	Back	Right	Left	Top	Bottom	Back	Right	Left	Top	Bottom
Main	WiFi	2462	12.50	18	N/A	N/A	N/A	N/A	2	N/A	N/A	N/A	N/A	<50mm
Main	WiFi	5240	10.50	11	N/A	N/A	N/A	N/A	2	N/A	N/A	N/A	N/A	<50mm
Main	WiFi	5320	10.50	11	N/A	N/A	N/A	N/A	2	N/A	N/A	N/A	N/A	<50mm
Main	WiFi	5700	10.50	11	N/A	N/A	N/A	N/A	2	N/A	N/A	N/A	N/A	<50mm
Main	WiFi	5825	10.50	11	N/A	N/A	N/A	N/A	2	N/A	N/A	N/A	N/A	<50mm

NB Mode SAR exclusion calculations for WiFi-SISO and Bluetooth for antenna < 50mm from the user :

Antenna	Tx	Frequency (MHz)	Output Power		Separation distances (mm)					Calculated Threshold Value (≦3.0 SAR is not required)				
			dBm	mW	Back	Right	Left	Top	Bottom	Back	Right	Left	Top	Bottom
Aux	WiFi	2462	12.50	18	N/A	N/A	N/A	N/A	2	N/A	N/A	N/A	N/A	5.6
Aux	WiFi	5240	10.50	11	N/A	N/A	N/A	N/A	2	N/A	N/A	N/A	N/A	6.5
Aux	WiFi	5320	10.50	11	N/A	N/A	N/A	N/A	2	N/A	N/A	N/A	N/A	6.5
Aux	WiFi	5700	10.50	11	N/A	N/A	N/A	N/A	2	N/A	N/A	N/A	N/A	6.7
Aux	WiFi	5825	10.50	11	N/A	N/A	N/A	N/A	2	N/A	N/A	N/A	N/A	6.8
Aux	BT	2480	6.00	4	N/A	N/A	N/A	N/A	2	N/A	N/A	N/A	N/A	**1.3**

NB Mode SAR exclusion calculations for WiFi-SISO and Bluetooth for antenna > 50mm from the user :

Antenna	Tx	Frequency (MHz)	Output Power		Separation distances (mm)					Calculated Threshold Value (SAR test exclusion power,mW)				
			dBm	mW	Back	Right	Left	Top	Bottom	Back	Right	Left	Top	Bottom
Aux	WiFi	2462	12.50	18	N/A	N/A	N/A	N/A	2	N/A	N/A	N/A	N/A	<50mm
Aux	WiFi	5240	10.50	11	N/A	N/A	N/A	N/A	2	N/A	N/A	N/A	N/A	<50mm
Aux	WiFi	5320	10.50	11	N/A	N/A	N/A	N/A	2	N/A	N/A	N/A	N/A	<50mm
Aux	WiFi	5700	10.50	11	N/A	N/A	N/A	N/A	2	N/A	N/A	N/A	N/A	<50mm
Aux	WiFi	5825	10.50	11	N/A	N/A	N/A	N/A	2	N/A	N/A	N/A	N/A	<50mm
Aux	BT	2480	6.00	4	N/A	N/A	N/A	N/A	2	N/A	N/A	N/A	N/A	<50mm

1.4 Test Environment

Ambient conditions in the laboratory:

Test Date: Jun. 30, 2016

Items	Required	Actual
Temperature (°C)	18-25	22.8± 2
Humidity (%RH)	30-70	51

Test Date: Jul. 01, 2016

Items	Required	Actual
Temperature (°C)	18-25	22.5± 2
Humidity (%RH)	30-70	53

Site Description:

Accredited by TAF
Accredited Number: 3023
Effective through: December 12, 2017

Site Name: Quietek Corporation

Site Address: No.5-22, Ruishukeng, Linkou Dist.,
New Taipei City 24451,
Taiwan, R.O.C.
TEL: 886-2-8601-3788 / FAX: 886-2-8601-3789
E-Mail: service@quietek.com

2. SAR Measurement System

2.1 DASY5 System Description

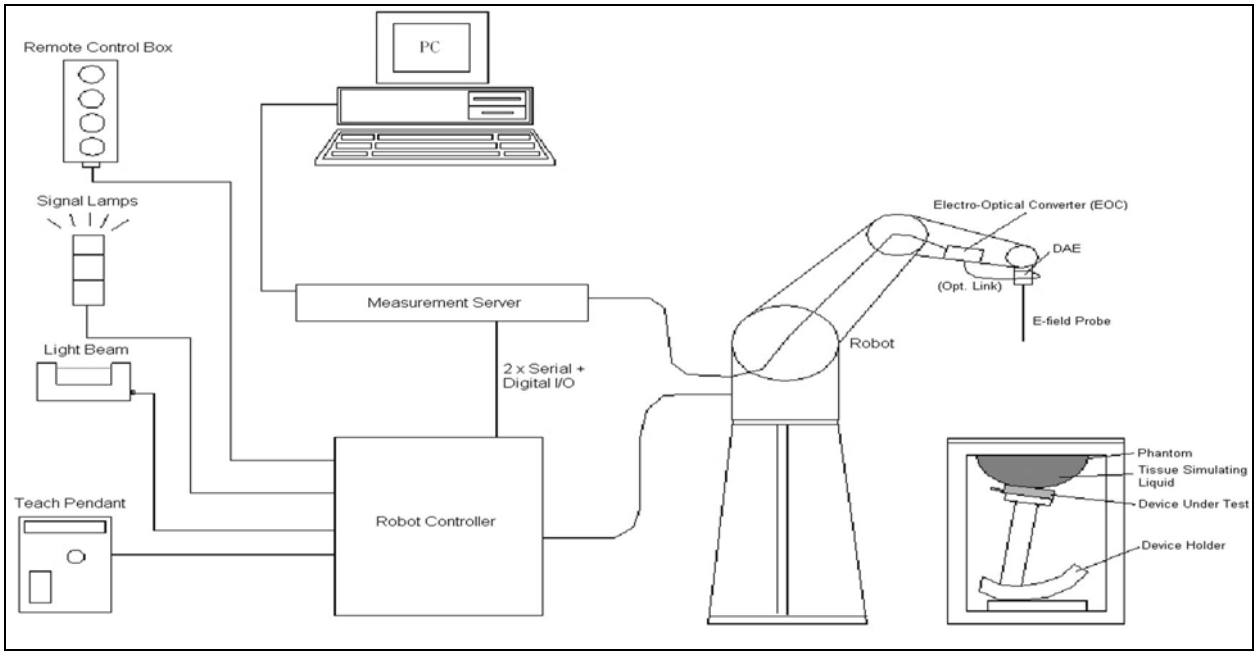

The DASY5 system for performing compliance tests consists of the following items:

- A standard high precision 6-axis robot with controller, teach pendant and software. An arm extension for accommodating the data acquisition electronics (DAE).
- A data acquisition electronics (DAE) which performs the signal amplification, signal multiplexing, AD-conversion, offset measurements, mechanical surface detection, collision detection, etc. The unit is battery powered with standard or rechargeable batteries. The signal is optically transmitted to the EOC.
- The Electro-optical converter (EOC) performs the conversion from optical to electrical signals for the digital communication to the DAE. To use optical surface detection, a special version of the EOC is required. The EOC signal is transmitted to the measurement server.
- The Light Beam used is for probe alignment. This improves the (absolute) accuracy of the probe positioning.
- A computer running WinXP and the DASY5 software.
- Remote control and teach pendant as well as additional circuitry for robot safety such as warning lamps, etc.
- The phantom, the device holder and other accessories according to the targeted measurement.

2.1.1 Applications

Predefined procedures and evaluations for automated compliance testing with all worldwide standards, e.g., IEEE 1528, OET 65, IEC 62209-1, IEC 62209-2, EN 50360, EN 50383 and others.

2.1.2 Area Scans

Area scans are defined prior to the measurement process being executed with a user defined variable spacing between each measurement point (integral) allowing low uncertainty measurements to be conducted. Scans defined for FCC applications utilize a $10mm^2$ step integral, with 1mm interpolation used to locate the peak SAR area used for zoom scan assessments.

When an Area Scan has measured all reachable points, it computes the field maxima found in the scanned area, within a range of the global maximum. The range (in dB) is specified in the standards for compliance testing. For example, a 2 dB range is required in IEEE 1528-2013, EN 50361 and IEC 62209 standards, whereby 3 dB is a requirement when compliance is assessed in accordance with the ARIB standard (Japan).

2.1.3 Zoom Scan (Cube Scan Averaging)

Zoom Scans are used to assess the peak spatial SAR values within a cubic averaging volume containing 1 g and 10 g of simulated tissue. A density of 1000 kg/m^3 is used to represent the head and body tissue density and not the phantom liquid density, in order to be consistent with the definition of the liquid dielectric properties, i.e. the side length of the 1 g cube is 10mm, with the side length of the 10 g cube 21,5mm.

The zoom scan integer steps can be user defined so as to reduce uncertainty, but normal practice for typical test applications (including FCC) utilize a physical step of 5x5x7 (8mmx8mmx5mm) providing a volume of 32mm in the X & Y axis, and 30mm in the Z axis.

2.1.4 Uncertainty of Inter-/Extrapolation and Averaging

In order to evaluate the uncertainty of the interpolation, extrapolation and averaged SAR calculation algorithms of the Postprocessor, DASY5 allows the generation of measurement grids which are artificially predefined by analytically based test functions. Therefore, the grids of area scans and zoom scans can be filled with uncertainty test data, according to the SAR benchmark functions of IEEE 1528.The three analytical functions shown in equations as below are used to describe the possible range of the expected SAR distributions for the tested handsets. The field gradients are covered by the spatially flat

distribution f1, the spatially steep distribution f3 and f2 accounts for H-field cancellation on the phantom/tissue surface.

$$f_1(x,y,z) = Ae^{-\frac{z}{2a}} \cos^2\left(\frac{\pi}{2}\frac{\sqrt{x'^2+y'^2}}{5a}\right)$$

$$f_2(x,y,z) = Ae^{-\frac{z}{a}} \frac{a^2}{a^2+x'^2}\left(3-e^{-\frac{2z}{a}}\right)\cos^2\left(\frac{\pi}{2}\frac{y'}{3a}\right)$$

$$f_3(x,y,z) = A\frac{a^2}{\frac{a^2}{4}+x'^2+y'^2}\left(e^{-\frac{2z}{a}}+\frac{a^2}{2(a+2z)^2}\right)$$

2.2 DASY5 E-Field Probe

The SAR measurement is conducted with the dosimetric probe manufactured by SPEAG. The probe is specially designed and calibrated for use in liquid with high permittivity. The dosimetric probe has special calibration in liquid at different frequency.

SPEAG conducts the probe calibration in compliance with international and national standards (e.g. IEEE 1528, EN 62209-1, IEC 62209, etc.) under ISO 17025. The calibration data are in Appendix D**.**

2.2.1 Isotropic E-Field Probe Specification

Model	Ex3DV4	
Construction	Symmetrical design with triangular core Built-in shielding against static charges PEEK enclosure material (resistant to organic solvents, e.g., DGBE)	
Frequency	10 MHz to 6 GHz Linearity: ± 0.2 dB (30 MHz to 6 GHz)	
Directivity	± 0.3 dB in HSL (rotation around probe axis) ± 0.5 dB in tissue material (rotation normal to probe axis)	
Dynamic Range	10 µW/g to 100 mW/g Linearity: ± 0.2 dB (noise: typically < 1 µW/g)	
Dimensions	Overall length: 330 mm (Tip: 20 mm) Tip diameter: 2.5 mm (Body: 12 mm) Typical distance from probe tip to dipole centers: 1 mm	
Application	High precision dosimetric measurements in any exposure scenario (e.g., very strong gradient fields). Only probe which enables compliance testing for frequencies up to 6 GHz with precision of better 30%.	

2.3 Boundary Detection Unit and Probe Mounting Device

The DASY probes use a precise connector and an additional holder for the probe, consisting of a plastic tube and a flexible silicon ring to center the probe. The connector at the DAE is flexibly mounted and held in the default position with magnets and springs. Two switching systems in the connector mount detect frontal and lateral probe collisions and trigger the necessary software response.



2.4 DATA Acquisition Electronics (DAE) and Measurement Server

The data acquisition electronics (DAE) consists of a highly sensitive electrometer-grade preamplifier with auto-zeroing, a channel and gain-switching multiplexer, a fast 16 bit AD-converter and a command decoder and control logic unit.

Transmission to the measurement server is accomplished through an optical downlink for data and status information as well as an optical uplink for commands and the clock.

The input impedance of the DAE4 is 200M Ohm; the inputs are symmetrical and floating. Common mode rejection is above 80dB.

The DASY5 measurement server is based on a PC/104 CPU board with a 400MHz intel ULV Celeron, 128MB chipdisk and 128MB RAM. The necessary circuits for communication with the DAE electronics box, as well as the 16 bit AD converter system for optical detection and digital I/O interface are contained on the DASY5 I/O board, which is directly connected to the PC/104 bus of the CPU board.

2.5 Robot

The DASY5 system uses the high precision robots TX90 XL type out of the newer series from Stäubli SA (France). For the 6-axis controller DASY5 system, the CS8C robot controller version from Stäubli is used.
The XL robot series have many features that are important for our application:

- High precision (repeatability 0.02 mm)
- High reliability (industrial design)
- Jerk-free straight movements
- Low ELF interference (the closed metallic construction shields against motor control fields)
- 6-axis controller

2.6 Light Beam Unit

The light beam switch allows automatic "tooling" of the probe. During the process, the actual position of the probe tip with respect to the robot arm is measured, as well as the probe length and the horizontal probe offset. The software then corrects all movements, such that the robot coordinates are valid for the probe tip.
The repeatability of this process is better than 0.1 mm. If a position has been taught with an aligned probe, the same position will be reached with another aligned probe within 0.1 mm, even if the other probe has different dimensions. During probe rotations, the probe tip will keep its actual position.

2.7 Device Holder

The DASY5 device holder is designed to cope with different positions given in the standard. It has two scales for the device rotation (with respect to the body axis) and the device inclination (with respect to the line between the ear reference points). The rotation center for both scales is the ear reference point (EPR).

Thus the device needs no repositioning when changing the angles.

The DASY5 device holder has been made out of low-loss POM material having the following dielectric parameters: relative permittivity εr =3 and loss tangent δ = 0.02. The amount of dielectric material has been reduced in the closest vicinity of the device, since measurements have suggested that the influence of the clamp on the test results could thus be lowered.

2.8 SAM Twin Phantom

The SAM twin phantom is a fiberglass shell phantom with 2mm shell thickness (except the ear region where shell thickness increases to 6mm). It has three measurement areas:

- Left head
- Right head
- Flat phantom

The bottom plate contains three pair of bolts for locking the device holder. The device holder positions are adjusted to the standard measurement positions in the three sections. A white cover is provided to tap the phantom during off-periods to prevent water evaporation and changes in the liquid parameters. On the phantom top, three reference markers are provided to identify the phantom position with respect to the robot.

3. Tissue Simulating Liquid

3.1 The composition of the tissue simulating liquid

INGREDIENT (% Weight)	2450MHz Body	5200MHz Body	5800MHz Body
Water	73.2	76	75.68
Salt	0.04	0.00	0.00
Sugar	0.00	0.00	0.00
HEC	0.00	0.00	0.00
Preventol	0.00	0.00	0.00
DGBE	26.7	4.44	4.42
Triton X-100	--	28.99	28.99

3.2 Tissue Calibration Result

The dielectric parameters of the liquids were verified prior to the SAR evaluation using APREL Dielectric Probe Kit and Agilent E5071C Vector Network Analyzer.

Body Tissue Simulate Measurement				
Frequency [MHz]	Description	Dielectric Parameters		Tissue Temp. [°C]
		ε_r	σ [s/m]	
2450 MHz	Reference result ± 5% window	52.7 50.065 to 55.335	1.95 1.8525 to 2.0475	N/A
	01-Jul-16	52..49	1.96	20.3
2412 MHz	Low channel	52.64	1.90	20.3
2437 MHz	Mid channel	52.53	1.95	20.3
2462 MHz	High channel	52.43	1.99	20.3

Body Tissue Simulate Measurement				
Frequency [MHz]	Description	Dielectric Parameters		Tissue Temp. [°C]
		ε r	σ [s/m]	
5200MHz	Reference result ± 5% window	49 46.55 to 51.45	5.3 5.03 to 5.56	N/A
	30-Jun-16	49.64	5.34	20.6
5210 MHz	Channel 42	49.61	5.36	20.6

Body Tissue Simulate Measurement				
Frequency [MHz]	Description	Dielectric Parameters		Tissue Temp. [°C]
		ε r	σ [s/m]	
5300MHz	Reference result ± 5% window	48.9 46.45 to 51.34	5.42 5.15 to 5.69	N/A
	30-Jun-16	49.67	5.49	20.6
5290 MHz	Channel 58	49.39	5.48	20.6

Body Tissue Simulate Measurement				
Frequency [MHz]	Description	Dielectric Parameters		Tissue Temp. [°C]
		ε r	σ [s/m]	
5600MHz	Reference result ± 5% window	48.5 46.07 to 50.92	5.77 5.48 to 6.06	N/A
	30-Jun-16	48.57	5.95	20.6
5530 MHz	Low channel	48.75	5.84	20.6
5610 MHz	Mid channel	48.54	5.97	20.6
5690 MHz	High channel	48.33	6.05	20.6

Body Tissue Simulate Measurement				
Frequency [MHz]	Description	Dielectric Parameters		Tissue Temp. [°C]
		ε r	σ [s/m]	
5800MHz	Reference result ± 5% window	48.2 45.79 to 50.61	6 5.7 to 6.3	N/A
	30-Jun-16	48.04	6.25	20.6
5775 MHz	Channel 155	48.11	6.21	20.6

3.3 Tissue Dielectric Parameters for Head and Body Phantoms

The head tissue dielectric parameters recommended by the IEEE SCC-34/SC-2 in P1528 have been incorporated in the following table. These head parameters are derived from planar layer models simulating the highest expected SAR for the dielectric properties and tissue thickness variations in a human head. Other head and body tissue parameters that have not been specified in P1528 are derived from the tissue dielectric parameters computed from the 4-Cole-Cole equations described in Reference [12] and extrapolated according to the head parameters specified in P1528.

Target Frequency	Head		Body	
(MHz)	ε_r	σ (S/m)	ε_r	σ (S/m)
150	52.3	0.76	61.9	0.80
300	45.3	0.87	58.2	0.92
450	43.5	0.87	56.7	0.94
835	41.5	0.90	55.2	0.97
900	41.5	0.97	55.0	1.05
915	41.5	0.98	55.0	1.06
1450	40.5	1.20	54.0	1.30
1610	40.3	1.29	53.8	1.40
1800 – 2000	40.0	1.40	53.3	1.52
2450	39.2	1.80	52.7	1.95
3000	38.5	2.40	52.0	2.73
5800	35.3	5.27	48.2	6.00

(ε_r = relative permittivity, σ = conductivity and ρ = 1000 kg/m^3)

4. SAR Measurement Procedure

4.1 SAR System Check

4.1.1 Dipoles

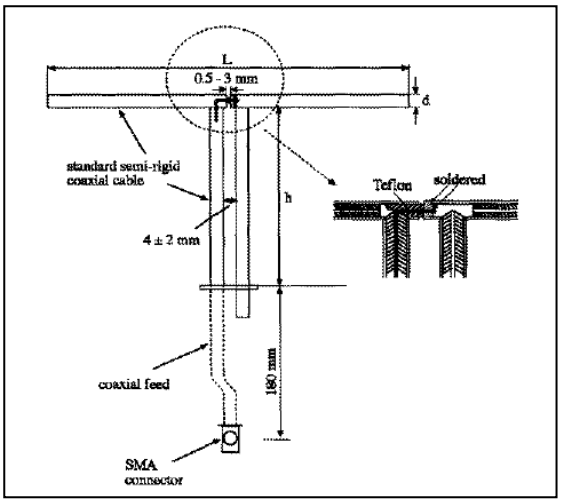

The dipoles used is based on the IEEE-1528 standard, and is complied with mechanical and electrical specifications in line with the requirements of both IEEE and FCC Supplement C. the table below provides details for the mechanical and electrical specifications for the dipoles.

Frequency	L (mm)	h (mm)	d (mm)
2450MHz	53.5	30.4	3.6
5200M~5800MHz	20.6	45.4	3.6

4.1.2 System Check Result

System Performance Check at 2450MHz

Dipole Kit: D2450V2

Frequency [MHz]	Description	SAR [w/kg] 1g	SAR [w/kg] 10g	Tissue Temp. [°C]
2450 MHz	Reference result ± 10% window	51.80 46.62 to 56.98	24.00 21.6 to 26.4	N/A
	01-Jul-16	52.4	25.64	20.3

Note: (1) The power level is used 250mW
(2) All SAR values are normalized to 1W forward power.
(3) The reference result is from Appendix E.

System Performance Check at 5200MHz
Dipole Kit: D5GHzV2

Frequency [MHz]	Description	SAR [w/kg] 1g	SAR [w/kg] 10g	Tissue Temp. [°C]
5200 MHz	Reference result ± 10% window	73.8 66.42 to 81.18	20.6 18.54 to 22.66	N/A
	30-Jun-16	75.6	21.7	20.6

Note: (1) The power level is used 100mW
(2) All SAR values are normalized to 1W forward power.
(3) The reference result is from Appendix E.

System Performance Check at 5300MHz
Dipole Kit: D5GHzV2

Frequency [MHz]	Description	SAR [w/kg] 1g	SAR [w/kg] 10g	Tissue Temp. [°C]
5300 MHz	Reference result ± 10% window	73.9 66.51 to 81.29	20.6 18.54 to 22.66	N/A
	30-Jun-16	77.6	21.1	20.6

Note: (1) The power level is used 100mW
(2) All SAR values are normalized to 1W forward power.
(3) The reference result is from Appendix E.

System Performance Check at 5600MHz
Dipole Kit: D5GHzV2

Frequency [MHz]	Description	SAR [w/kg] 1g	SAR [w/kg] 10g	Tissue Temp. [°C]
5600 MHz	Reference result ± 10% window	78.6 70.74 to 86.46	21.7 19.53 to 23.87	N/A
	30-Jun-16	80.2	22.7	20.6

Note: (1) The power level is used 100mW
(2) All SAR values are normalized to 1W forward power.
(3) The reference result is from Appendix E.

System Performance Check at 5800MHz Dipole Kit: D5GHzV2				
Frequency [MHz]	Description	SAR [w/kg] 1g	SAR [w/kg] 10g	Tissue Temp. [°C]
5800 MHz	Reference result ± 10% window	76.7 69.03 to 84.37	21.2 19.08 to 23.32	N/A
	30-Jun-16	77.7	21.7	20.6
Note: (1) The power level is used 100mW (2) All SAR values are normalized to 1W forward power. (3) The reference result is from Appendix E.				

4.2 SAR Measurement Procedure

The Dasy5 calculates SAR using the following equation,

$$SAR = \frac{\sigma |E|^2}{\rho}$$

σ: represents the simulated tissue conductivity

ρ: represents the tissue density

The EUT is set to transmit at the required power in line with product specification, at each frequency relating to the LOW, MID, and HIGH channel settings.

Pre-scans are made on the device to establish the location for the transmitting antenna, using a large area scan in either air or tissue simulation fluid.

The EUT is placed against the Universal Phantom where the maximum area scan dimensions are larger than the physical size of the resonating antenna. When the scan size is not large enough to cover the peak SAR distribution, it is modified by either extending the area scan size in both the X and Y directions, or the device is shifted within the predefined area.

The area scan is then run to establish the peak SAR location (interpolated resolution set at $1mm^2$)which is then used to orient the center of the zoom scan. The zoom scan is then executed and the 1g and 10g averages are derived from the zoom scan volume (interpolated resolution set at $1mm^3$).

5. SAR Exposure Limits

SAR assessments have been made in line with the requirements of IEEE-1528, FCC Supplement C, and comply with ANSI/IEEE C95.1-1992 “Uncontrolled Environments” limits. These limits apply to a location which is deemed as “Uncontrolled Environment” which can be described as a situation where the general public may be exposed to an RF source with no prior knowledge or control over their exposure.

Limits for General Population/Uncontrolled Exposure (W/kg)

Type Exposure	Uncontrolled Environment Limit
Spatial Peak SAR (1g cube tissue for brain or body)	**1.60 W/kg**
Spatial Average SAR (whole body)	**0.08 W/kg**
Spatial Peak SAR (10g for hands, feet, ankles and wrist)	**4.00 W/kg**

6. Test Equipment List

Instrument	Manufacturer	Model No.	Serial No.	Last Calibration	Next Calibration
Stäubli Robot TX60L	Stäubli	TX60L	F09/5BL1A1/A06	2009/05/18	only once
Controller	Speag	CS8c	N/A	2009/05/18	only once
Speag Reference Dipole 2450MHz	Speag	D2450V2	930	2014/11/19	2016/11/18
Speag Reference Dipole 5GHz	Speag	D5GHzV2	1041	2015/05/22	2017/05/21
SAM Twin Phantom	Speag	QD000 P40 CA	Tp 1515	N/A	N/A
Device Holder	Speag	N/A	N/A	N/A	N/A
Data Acquisition Electronic	Speag	DAE4	1207	2015/11/20	2016/11/19
E-Field Probe	Speag	EX3DV4	3698	2015/11/24	2016/11/23
SAR Software	Speag	DASY52	V52.8 (8)	N/A	N/A
Aprel Dipole Spaccer	Aprel	ALS-DS-U	QTK-295	N/A	N/A
Power Amplifier	Mini-Circuit	ZHL-42	D051404-20	N/A	N/A
Directional Coupler	Agilent	778D-012	50550	N/A	N/A
Vector Network	Agilent	E5071C	MY46108013	2015/12/02	2016/11/30
Signal Generator	Anritsu	MG3694A	041902	2015/08/14	2016/08/12
Power Meter	Anritsu	ML2487A	6K00001447	2015/09/17	2016/09/16
Wide Bandwidth Sensor	Anritsu	MA2411B	1339194	2015/09/17	2016/09/16

Note:

Per KDB 865664 D01 requirements for dipole calibration, the following are recommended FCC procedures for SAR dipole calibration.

1. After a dipole is damaged and properly repaired to meet required specifications

2. When the measured SAR deviates from the calibrated SAR value by more than 10% due to changes in physical, mechanical, electrical or other relevant dipole conditions;

3. When the most recent return-loss, measured at least annually, deviates by more than 20% from the previous measurement (i.e. 0.2 of the dB value) or not meeting the required -20 dB return-loss specification

	Frequency	Tissue	Return loss	Limit	Verified Date
Calibration	2450	Body	-29.4dB	Within 20%	2015.11.29
Measurement	2450	Body	-27.85dB		

	Frequency	Tissue	Return loss	Limit	Verified Date
Calibration	5200	Body	-24.8dB	Within 20%	2016.05.25
Measurement	5200	Body	-27.18dB		

	Frequency	Tissue	Return loss	Limit	Verified Date
Calibration	5300	Body	-30.7dB	Within 20%	2016.05.25
Measurement	5300	Body	-26.87dB		

	Frequency	Tissue	Return loss	Limit	Verified Date
Calibration	5600	Body	-24.4dB	Within 20%	2016.05.25
Measurement	5600	Body	-24.36dB		

	Frequency	Tissue	Return loss	Limit	Verified Date
Calibration	5800	Body	-24.9dB	Within 20%	2016.05.25
Measurement	5800	Body	-24.12dB		

4. When the most recent measurement of the real or imaginary parts of the impedance, measured at least annually, deviates by more than 5 Ω from the previous measurement

	Frequency	Tissue	Impedance	Limit	Verified Date
Calibration	2450	Body	51	Within 5Ω	2015.11.29
Measurement	2450	Body	49.5		

	Frequency	Tissue	Impedance	Limit	Verified Date
Calibration	5200	Body	48.5	Within 5Ω	2016.05.25
Measurement	5200	Body	49.75		

	Frequency	Tissue	Impedance	Limit	Verified Date
Calibration	5300	Body	48.9	Within 5Ω	2016.05.25
Measurement	5300	Body	45.96		

	Frequency	Tissue	Impedance	Limit	Verified Date
Calibration	5600	Body	56	Within 5Ω	2016.05.25
Measurement	5600	Body	53.43		

	Frequency	Tissue	Impedance	Limit	Verified Date
Calibration	5800	Body	56	Within 5Ω	2016.05.25
Measurement	5800	Body	55		

7. Measurement Uncertainty

DASY5 Uncertainty(According to IEEE 1528-2013) Measurement uncertainty for 30 MHz to 3 GHz								
Error Description	Uncert. value	Prob. Dist.	Div.	(c_i) 1g	(c_i) 10g	Std. Unc. (1g)	Std. Unc. (10g)	(v_i) v_{eff}
Measurement System								
Probe Calibration	±6%	N	1	1	1	±6.0%	±6.0%	∞
Axial Isotropy	±4.7%	R	$\sqrt{3}$	0.7	0.7	±1.9%	±1.9%	∞
Hemispherical Isotropy	±9.6%	R	$\sqrt{3}$	0.7	0.7	±3.9%	±3.9%	∞
Boundary Effects	±1.0%	R	$\sqrt{3}$	1	1	±0.6%	±0.6%	∞
Linearity	±4.7%	R	$\sqrt{3}$	1	1	±2.7%	±2.7%	∞
System Detection Limits	±1.0%	R	$\sqrt{3}$	1	1	±0.6%	±0.6%	∞
Modulation Response	±2.4%	R	$\sqrt{3}$	1	1	±1.4%	±1.4%	∞
Readout Electronics	±0.3%	N	1	1	1	±0.3%	±0.3%	∞
Response Time	±0.8%	R	$\sqrt{3}$	1	1	±0.5%	±0.5%	∞
Integration Time	±2.6%	R	$\sqrt{3}$	1	1	±1.5%	±1.5%	∞
RF Ambient Noise	±3.0%	R	$\sqrt{3}$	1	1	±1.7%	±1.7%	∞
RF Ambient Reflections	±3.0%	R	$\sqrt{3}$	1	1	±1.7%	±1.7%	∞
Probe Positioner	±0.4%	R	$\sqrt{3}$	1	1	±0.2%	±0.2%	∞
Probe Positioning	±2.9%	R	$\sqrt{3}$	1	1	±1.7%	±1.7%	∞
Max. SAR Eval.	±4.0%	R	$\sqrt{3}$	1	1	±1.2%	±1.2%	∞
Test Sample Related								
Device Positioning	±2.9%	N	1	1	1	±2.9%	±2.9%	145
Device Holder	±3.6%	N	1	1	1	±3.6%	±3.6%	5
Power Drift	±5.0%	R	$\sqrt{3}$	1	1	±2.9%	±2.9%	∞
Power Scaling	±0%	R	$\sqrt{3}$	1	1	±0.0%	±0.0%	
Phantom and Setup								
Phantom Uncertainty	±6.1%	R	$\sqrt{3}$	1	1	±3.5%	±3.5%	∞
SAR correction	±1.9%	R	$\sqrt{3}$	1	0.84	±1.1%	±0.9%	∞
Liquid Conductivity (meas.)	±2.5%	R	$\sqrt{3}$	0.78	0.71	±1.1%	±1.0%	∞
Liquid Permittivity (meas.)	±2.5%	R	$\sqrt{3}$	0.26	0.26	±0.3%	±0.4%	∞
Temp. unc. - Conductivity	±3.4%	R	$\sqrt{3}$	0.78	0.71	±1.5%	±1.4%	∞
Temp. unc. - Permittivity	±0.4%	R	$\sqrt{3}$	0.23	0.26	±0.1%	±0.1%	∞
Combined Std. Uncertainty						±11.2%	±11.1%	361
Expanded STD Uncertainty						±22.3%	±22.2%	

DASY5 Uncertainty(According to IEEE 1528-2013) Measurement uncertainty for 3GHz to 6 GHz								
Error Description	Uncert. value	Prob. Dist.	Div.	(c_i) 1g	(c_i) 10g	Std. Unc. (1g)	Std. Unc. (10g)	(v_i) v_{eff}
Measurement System								
Probe Calibration	±6.55%	N	1	1	1	±6.55%	±6.55%	∞
Axial Isotropy	±4.7%	R	$\sqrt{3}$	0.7	0.7	±1.9%	±1.9%	∞
Hemispherical Isotropy	±9.6%	R	$\sqrt{3}$	0.7	0.7	±3.9%	±3.9%	∞
Boundary Effects	±2.0%	R	$\sqrt{3}$	1	1	±1.2%	±1.2%	∞
Linearity	±4.7%	R	$\sqrt{3}$	1	1	±2.7%	±2.7%	∞
System Detection Limits	±1.0%	R	$\sqrt{3}$	1	1	±0.6%	±0.6%	∞
Modulation Response	±2.4%	R	$\sqrt{3}$	1	1	±1.4%	±1.4%	∞
Readout Electronics	±0.3%	N	1	1	1	±0.3%	±0.3%	∞
Response Time	±0.8%	R	$\sqrt{3}$	1	1	±0.5%	±0.5%	∞
Integration Time	±2.6%	R	$\sqrt{3}$	1	1	±1.5%	±1.5%	∞
RF Ambient Noise	±3.0%	R	$\sqrt{3}$	1	1	±1.7%	±1.7%	∞
RF Ambient Reflections	±3.0%	R	$\sqrt{3}$	1	1	±1.7%	±1.7%	∞
Probe Positioner	±0.8%	R	$\sqrt{3}$	1	1	±0.5%	±0.5%	∞
Probe Positioning	±6.7%	R	$\sqrt{3}$	1	1	±3.9%	±3.9%	∞
Post-processing	±4.0%	R	$\sqrt{3}$	1	1	±2.3%	±2.3%	∞
Test Sample Related								
Device Positioning	±2.9%	N	1	1	1	±2.9%	±2.9%	145
Device Holder	±3.6%	N	1	1	1	±3.6%	±3.6%	5
Power Drift	±5.0%	R	$\sqrt{3}$	1	1	±2.9%	±2.9%	∞
Power Scaling	±0%	R	$\sqrt{3}$	1	1	±0.0%	±0.0%	
Phantom and Setup								
Phantom Uncertainty	±6.6%	R	$\sqrt{3}$	1	1	±3.8%	±3.8%	∞
SAR correction	±1.9%	R	$\sqrt{3}$	1	1	±1.1%	±0.9%	∞
Liquid Conductivity (meas.)	±2.5%	R	$\sqrt{3}$	1	0.84	±1.1%	±1.0%	∞
Liquid Permittivity (meas.)	±2.5%	R	$\sqrt{3}$	0.26	0.26	±0.3%	±0.4%	∞
Temp. unc. - Conductivity	±3.4%	R	$\sqrt{3}$	0.78	0.71	±1.5%	±1.4%	∞
Temp. unc. - Permittivity	±0.4%	R	$\sqrt{3}$	0.23	0.26	±0.1%	±0.1%	∞
Combined Std. Uncertainty						±12.3%	±12.2%	748
Expanded STD Uncertainty						±24.6%	±24.5%	

8. Conducted Power Measurement (Including tolerance allowed for production unit)

TEST SKU: NB MODE

SISO-Main (NB MODE)																	
DSSS/OFDM mode specified maximum output power at an antenna port	Mode	BW	15.247			U-NII-1			U-NII-2A			U-NII-2C			U-NII-3		
			CH	Target	Power	CH	Target	Power	CH	Target	Power	CH	Target	Power	CH	Target	Power
	b	20	1	12.5	12.36												
			6	12.5	12.38												
			11	12.5	12.5												
	g	20	1	12.5	12.4												
			6	12.5	12.18												
			11	12.5	12.48												
	a	20				36	10.5	10.36	52	10.5	10.44	100	10.5	10.24	132	10.5	10.34
						40	10.5	10.42	56	10.5	10.2	112	10.5	10.22	149	10.5	10.3
						44	10.5	10.38	60	10.5	10.25	116	10.5	10.13	165	10.5	10.37
						48	10.5	10.43	64	10.5	10.45	128	10.5	10.3			
	n(HT)	20	1	12.5	12.25	36	10.5	10.12	52	10.5	10.37	100	10.5	10.23	132	10.5	10.43
			6	12.5	12.32	40	10.5	10.37	56	10.5	10.41	112	10.5	10.19	149	10.5	10.25
			11	12.5	12.37	44	10.5	10.43	60	10.5	10.23	116	10.5	10.31	165	10.5	10.32
						48	10.5	10.3	64	10.5	10.3	128	10.5	10.22			
		40	3	12.5	12.39	38	10.5	10.14	54	10.5	10.44	102	10.5	10.18	134	10.5	10.49
			6	12.5	12.4	46	10.5	10.29	62	10.5	10.19	110	10.5	10.22	142	10.5	10.31
			9	12.5	12.42							118	10.5	10.34	151	10.5	10.27
												126	10.5	10.07	159	10.5	10.37
	ac(VHT)	20													144	10.5	10.32
		40													142	10.5	10.31
		80				42	10.5	10.24	58	10.5	10.32	106	10.5	10.3	138	10.5	10.4
												122	10.5	10.42	155	10.5	10.24

TEST SKU: NB MODE

SISO-Aux (NB MODE)																		
DSSS/OFDM mode specified maximum output power at an antenna port	Mode	BW	15.247			U-NII-1			U-NII-2A			U-NII-2C			U-NII-3		
			CH	Target	Power	CH	Target	Power	CH	Target	Power	CH	Target	Power	CH	Target	Power
	b	20	1	12.5	12.31												
			6	12.5	12.33												
			11	12.5	12.47												
	g	20	1	12.5	12.28												
			6	12.5	12.37												
			11	12.5	12.27												
	a	20				36	10.5	10.11	52	10.5	10.12	100	10.5	10.37	132	10.5	10.39
						40	10.5	10.3	56	10.5	10.05	112	10.5	10.43	149	10.5	10.29
						44	10.5	10.16	60	10.5	10.4	116	10.5	10.38	165	10.5	10.23
						48	10.5	10.14	64	10.5	10.39	128	10.5	10.5			
	n(HT)	20	1	12.5	12.41	36	10.5	10.13	52	10.5	10.23	100	10.5	10.48	132	10.5	10.41
			6	12.5	12.25	40	10.5	10.22	56	10.5	10.18	112	10.5	10.33	149	10.5	10.35
			11	12.5	12.38	44	10.5	10.26	60	10.5	10.25	116	10.5	10.5	165	10.5	10.14
						48	10.5	10.24	64	10.5	10.24	128	10.5	10.49			
		40	3	12.5	12.25	38	10.5	10.21	54	10.5	10.37	102	10.5	10.49	134	10.5	10.43
			6	12.5	12.32	46	10.5	10.35	62	10.5	10.15	110	10.5	10.31	142	10.5	10.27
			9	12.5	12.4							118	10.5	10.38	151	10.5	10.21
												126	10.5	10.45	159	10.5	10.22
	ac(VHT)	20													144	10.5	10.17
		40													142	10.5	10.27
		80				42	10.5	10.17	58	10.5	10.31	106	10.5	10.43	138	10.5	10.25
												122	10.5	10.38	155	10.5	10.27

TEST SKU: NB MODE

MIMO-802.11n (NB MODE)																		
	Mode	BW	Ant	15.247 (2.4GHz)			U-NII-1 (5150~5250MHz)			U-NII-2A (5250~5350MHz)			U-NII-2C (5470~5725MHz)			U-NII-3 (5725~5850MHz)		
				CH	Target	Power	CH	Target	Power	CH	Target	Power	CH	Target	Power	CH	Target	Power
DSSS/OFDM mode specified maximum output power at an antenna port	MIMO-n(HT)	20	Tx1	1	12.5	12.4	36	10.5	10.28	52	10.5	10.33	100	10.5	10.26	132	10.5	9.34
				6	12.5	12.41	40	10.5	10.35	56	10.5	10.38	112	10.5	10.46	149	10.5	9.92
				11	12.5	12.49	44	10.5	10.25	60	10.5	10.41	116	10.5	10.36	165	10.5	10.27
							48	10.5	10.29	64	10.5	10.31	128	10.5	9.17			
			Tx2	1	12.5	12.31	36	10.5	9. 51	52	10.5	10.02	100	10.5	10.39	132	10.5	10.19
				6	12.5	12.08	40	10.5	9.59	56	10.5	9.99	112	10.5	10.22	149	10.5	10.25
				11	12.5	12.03	44	10.5	10.09	60	10.5	9.44	116	10.5	10.37	165	10.5	10.04
							48	10.5	10.07	64	10.5	9.53	128	10.5	10.28			
			TX1+TX2	1	15.5	15.37	36	13.5	12.92	52	13.5	13.19	100	13.5	13.34	132	13.5	12.8
				6	15.5	15.26	40	13.5	13	56	13.5	13.2	112	13.5	13.35	149	13.5	13.1
				11	15.5	15.28	44	13.5	13.18	60	13.5	12.96	116	13.5	13.38	165	13.5	13.17
							48	13.5	13.19	64	13.5	12.95	128	13.5	12.77			
		40	Tx1	3	12.5	12.38	38	10.5	10.34	54	10.5	10.49	102	10.5	10.1	134	10.5	9.97
				6	12.5	12.32	46	10.5	10.42	62	10.5	10.29	110	10.5	10.25	142	10.5	10.26
				9	12.5	12.36							118	10.5	10.28	151	10.5	10.28
													126	10.5	9.87	159	10.5	10.37
			Tx2	3	12.5	12.31	38	10.5	9.25	54	10.5	9.46	102	10.5	9.99	134	10.5	10.28
				6	12.5	12.08	46	10.5	9.75	62	10.5	9.26	110	10.5	10.35	142	10.5	9.86
				9	12.5	12.25							118	10.5	10.36	151	10.5	9.96
													126	10.5	10.34	159	10.5	9.62
			TX1+TX2	3	15.5	15.36	38	13.5	12.84	54	13.5	13.02	102	13.5	13.06	134	13.5	13.14
				6	15.5	15.21	46	13.5	13.11	62	13.5	12.82	110	13.5	13.31	142	13.5	13.07
				9	15.5	15.32							118	13.5	13.33	151	13.5	13.13
													126	13.5	13.12	159	13.5	13.02
	MIMO-ac(HT)	20	Tx1													144	10.5	10.34
			Tx2													144	10.5	10.44
			TX1+TX2													144	13.5	13.4
		40	Tx1													142	10.5	10.26
			Tx2													142	10.5	9.86
			TX1+TX2													142	13.5	13.07
		80	Tx1				42	10.5	10.39	58	10.5	10.25	106	10.5	10.24	138	10.5	10.02
													122	10.5	10.33	155	10.5	10.07
			Tx2				42	10.5	9.87	58	10.5	9.65	106	10.5	10.26	138	10.5	10.4
													122	10.5	10.42	155	10.5	9.8
			TX1+TX2				42	13.5	13.15	58	13.5	12.97	106	13.5	13.26	138	13.5	13.22
													122	13.5	13.39	155	13.5	12.95

TEST SKU: PAD MODE

SISO-Main (PAD MODE)																	
	Mode	BW	15.247			U-NII-1			U-NII-2A			U-NII-2C			U-NII-3		
			CH	Target	Power	CH	Target	Power	CH	Target	Power	CH	Target	Power	CH	Target	Power
DSSS/OFDM mode specified maximum output power at an antenna port	b	20	1	15	14.84												
			6	15	14.88												
			11	15	14.97												
	g	20	1	15	14.87												
			6	15	14.89												
			11	15	14.73												
	a	20				36	10.5	10.36	52	10.5	10.44	100	10.5	10.24	132	10.5	10.34
						40	10.5	10.42	56	10.5	10.2	112	10.5	10.22	149	10.5	10.3
						44	10.5	10.38	60	10.5	10.25	116	10.5	10.13	165	10.5	10.37
						48	10.5	10.43	64	10.5	10.45	128	10.5	10.3			
	n(HT)	20	1	15	14.74	36	10.5	10.12	52	10.5	10.37	100	10.5	10.23	132	10.5	10.43
			6	15	14.78	40	10.5	10.37	56	10.5	10.41	112	10.5	10.19	149	10.5	10.25
			11	15	14.85	44	10.5	10.43	60	10.5	10.23	116	10.5	10.31	165	10.5	10.32
						48	10.5	10.3	64	10.5	10.3	128	10.5	10.22			
		40	3	15	14.83	38	10.5	10.14	54	10.5	10.44	102	10.5	10.18	134	10.5	10.49
			6	15	14.8	46	10.5	10.29	62	10.5	10.19	110	10.5	10.22	142	10.5	10.31
			9	15	14.82							118	10.5	10.34	151	10.5	10.27
												126	10.5	10.07	159	10.5	10.37
	ac(VHT)	20													144	10.5	10.32
		40													142	10.5	10.31
		80				42	10.5	10.24	58	10.5	10.32	106	10.5	10.3	138	10.5	10.4
												122	10.5	10.42	155	10.5	10.24

TEST SKU: PAD MODE

SISO-Aux(Aux)																		
DSSS/OFDM mode specified maximum output power at an antenna port	Mode	BW	15.247			U-NII-1			U-NII-2A			U-NII-2C			U-NII-3		
			CH	Target	Power	CH	Target	Power	CH	Target	Power	CH	Target	Power	CH	Target	Power
	b	20	1	15	14.82												
			6	15	14.9												
			11	15	15												
	g	20	1	15	14.87												
			6	15	14.88												
			11	15	14.83												
	a	20				36	10.5	10.11	52	10.5	10.12	100	10.5	10.37	132	10.5	10.39
						40	10.5	10.3	56	10.5	10.05	112	10.5	10.43	149	10.5	10.29
						44	10.5	10.16	60	10.5	10.4	116	10.5	10.38	165	10.5	10.23
						48	10.5	10.14	64	10.5	10.39	128	10.5	10.5			
	n(HT)	20	1	15	14.99	36	10.5	10.13	52	10.5	10.23	100	10.5	10.48	132	10.5	10.41
			6	15	14.79	40	10.5	10.22	56	10.5	10.18	112	10.5	10.33	149	10.5	10.35
			11	15	14.93	44	10.5	10.26	60	10.5	10.25	116	10.5	10.5	165	10.5	10.14
						48	10.5	10.24	64	10.5	10.24	128	10.5	10.49			
		40	3	15	14.73	38	10.5	10.21	54	10.5	10.37	102	10.5	10.49	134	10.5	10.43
			6	15	14.82	46	10.5	10.35	62	10.5	10.15	110	10.5	10.31	142	10.5	10.27
			9	15	14.98							118	10.5	10.38	151	10.5	10.21
												126	10.5	10.45	159	10.5	10.22
	ac(VHT)	20													144	10.5	10.17
		40													142	10.5	10.27
		80				42	10.5	10.17	58	10.5	10.31	106	10.5	10.43	138	10.5	10.25
												122	10.5	10.38	155	10.5	10.27

TEST SKU: PAD MODE

MIMO-802.11n (PAD MODE)																		
	Mode	BW	Ant	15.247 (2.4GHz)			U-NII-1 (5150~5250MHz)			U-NII-2A (5250~5350MHz)			U-NII-2C (5470~5725MHz)			U-NII-3 (5725~5850MHz)		
				CH	Target	Power	CH	Target	Power	CH	Target	Power	CH	Target	Power	CH	Target	Power
DSSS/OFDM mode specified maximum output power at an antenna port	MIMO-n(HT)	20	Tx1	2	15	14.8	36	10.5	10.28	52	10.5	10.33	100	10.5	10.26	132	10.5	9.34
				6	15	14.92	40	10.5	10.35	56	10.5	10.38	112	10.5	10.46	149	10.5	9.92
				11	15	15	44	10.5	10.25	60	10.5	10.41	116	10.5	10.36	165	10.5	10.27
							48	10.5	10.29	64	10.5	10.31	128	10.5	9.17			
			Tx2	2	15	14.63	36	10.5	9. 51	52	10.5	10.02	100	10.5	10.39	132	10.5	10.19
				6	15	14.67	40	10.5	9.59	56	10.5	9.99	112	10.5	10.22	149	10.5	10.25
				11	15	14.57	44	10.5	10.09	60	10.5	9.44	116	10.5	10.37	165	10.5	10.04
							48	10.5	10.07	64	10.5	9.53	128	10.5	10.28			
			TX1+TX2	2	18	17.73	36	13.5	12.92	52	13.5	13.19	100	13.5	13.34	132	13.5	12.8
				6	18	17.81	40	13.5	13	56	13.5	13.2	112	13.5	13.35	149	13.5	13.1
				11	18	17.8	44	13.5	13.18	60	13.5	12.96	116	13.5	13.38	165	13.5	13.17
							48	13.5	13.19	64	13.5	12.95	128	13.5	12.77			
		40	Tx1	3	14	13.89	38	10.5	10.34	54	10.5	10.49	102	10.5	10.1	134	10.5	9.97
				6	15	14.88	46	10.5	10.42	62	10.5	10.29	110	10.5	10.25	142	10.5	10.26
				9	15	14.9							118	10.5	10.28	151	10.5	10.28
													126	10.5	9.87	159	10.5	10.37
			Tx2	3	14	13.8	38	10.5	9.25	54	10.5	9.46	102	10.5	9.99	134	10.5	10.28
				6	15	14.59	46	10.5	9.75	62	10.5	9.26	110	10.5	10.35	142	10.5	9.86
				9	15	14.76							118	10.5	10.36	151	10.5	9.96
													126	10.5	10.34	159	10.5	9.62
			TX1+TX2	3	17	16.86	38	13.5	12.84	54	13.5	13.02	102	13.5	13.06	134	13.5	13.14
				6	18	17.75	46	13.5	13.11	62	13.5	12.82	110	13.5	13.31	142	13.5	13.07
				9	18	17.84							118	13.5	13.33	151	13.5	13.13
													126	13.5	13.12	159	13.5	13.02
	MIMO-ac(HT)	20	Tx1													144	10.5	10.34
			Tx2													144	10.5	10.44
			TX1+TX2													144	13.5	13.4
		40	Tx1													142	10.5	10.26
			Tx2													142	10.5	9.86
			TX1+TX2													142	13.5	13.07
		80	Tx1				42	10.5	10.39	58	10.5	10.25	106	10.5	10.24	138	10.5	10.02
													122	10.5	10.33	155	10.5	10.07
			Tx2				42	10.5	9.87	58	10.5	9.65	106	10.5	10.26	138	10.5	10.4
													122	10.5	10.42	155	10.5	9.8
			TX1+TX2				42	13.5	13.15	58	13.5	12.97	106	13.5	13.26	138	13.5	13.22
													122	13.5	13.39	155	13.5	12.95

9. Test Results

9.1 SAR Test Results Summary

SAR MEASUREMENT								
Ambient Temperature (°C) : 22.5 ±2					Relative Humidity (%): 53			
Liquid Temperature (°C) : 20.3 ±2					Depth of Liquid (cm):>15			
Test Mode: 802.11b SISO - 2450 MHz – LUXSHARE Main Antenna								
Test Position Body	Antenna Position	Frequency		Conducted Power (dBm)		**SAR** 1g (W/kg)		Limit (W/kg)
		Channel	MHz	Measurement	Tune-up Limit	Measurement	Tune-up Scaled	
Bottom (NB)	Fixed	1	2412	12.36	12.5	0.794	0.820	1.6
Bottom (NB)	Fixed	6	2437	12.38	12.5	0.847	0.871	1.6
Bottom (NB)	Fixed	11	2462	12.5	12.5	0.726	0.726	1.6
Bottom (PAD)	Fixed	1	2412	14.84	15	0.894	0.928	1.6
Bottom (PAD)	Fixed	6	2437	14.88	15	0.832	0.855	1.6
Bottom (PAD)	Fixed	11	2462	14.97	15	0.860	0.866	1.6
Back (PAD)	Fixed	11	2462	14.97	15	0.755	0.760	1.6
Test Mode: 802.11b SISO - 2450 MHz – LUXSHARE Aux Antenna								
Bottom (NB)	Fixed	1	2412	12.31	12.5	0.955	0.998	1.6
Bottom (NB)	Fixed	6	2437	12.33	12.5	0.983	1.022	1.6
Bottom (NB)	Fixed	11	2462	12.47	12.5	1.040	**1.047**	1.6
Bottom (PAD)	Fixed	1	2412	14.82	15	0.688	0.717	1.6
Bottom (PAD)	Fixed	6	2437	14.9	15	0.652	0.667	1.6
Bottom (PAD)	Fixed	11	2462	15	15	0.701	0.701	1.6
Back (PAD)	Fixed	11	2462	15	15	0.533	0.533	1.6
Test Mode: 802.11b - 2450 MHz – Hong Bo Aux Antenna								
Bottom(NB)	Fixed	11	2462	12.47	12.5	0.819	0.825	1.6

Note : 1. When the highest reported SAR for DSSS is adjusted by the ratio of OFDM to DSSS specified maximum output power and the adjusted SAR is ≤ 1.2 W/kg, SAR is not required.

2. When the reported SAR of the highest measured maximum output power channel for the exposure configuration is ≤ 0.8 W/kg, no further SAR testing is required for 802.11b DSSS in that exposure configuration.

SAR MEASUREMENT								
Ambient Temperature (°C) : 22.8 ±2				Relative Humidity (%): 51				
Liquid Temperature (°C) : 20.6 ±2				Depth of Liquid (cm):>15				
Test Mode: 802.11ac (80M) SISO -5GHz – LUXSHARE Main Antenna								
Test Position Body	Antenna Position	Frequency		Conducted Power (dBm)		**SAR** 1g (W/kg)		Limit (W/kg)
		Channel	MHz	Measurement	Tune-up Limit	Measurement	Tune-up Scaled	
Bottom (NB)	Fixed	58	5290	10.32	10.5	0.738	0.769	1.6
Bottom (NB)	Fixed	122	5610	10.42	10.5	0.705	0.718	1.6
Bottom (NB)	Fixed	155	5775	10.24	10.5	0.475	0.504	1.6
Bottom (PAD)	Fixed	42	5210	10.24	10.5	0.826	0.877	1.6
Bottom (PAD)	Fixed	58	5290	10.32	10.5	0.668	0.696	1.6
Bottom (PAD)	Fixed	106	5530	10.3	10.5	0.759	0.795	1.6
Bottom (PAD)	Fixed	122	5610	10.42	10.5	0.757	0.771	1.6
Bottom (PAD)	Fixed	138	5690	10.4	10.5	0.536	0.548	1.6
Bottom (PAD)	Fixed	155	5775	10.24	10.5	0.423	0.449	1.6
Back (PAD)	Fixed	58	5290	10.32	10.5	0.164	0.171	1.6
Back (PAD)	Fixed	122	5610	10.42	10.5	0.209	0.213	1.6
Back (PAD)	Fixed	155	5775	10.24	10.5	0.147	0.156	1.6
Test Mode: 802.11ac (80M) SISO -5GHz – LUXSHARE Aux Antenna								
Bottom (NB)	Fixed	42	5210	10.17	10.5	0.935	1.009	1.6
Bottom (NB)	Fixed	58	5290	10.31	10.5	0.862	0.901	1.6
Bottom (NB)	Fixed	106	5530	10.43	10.5	0.769	0.781	1.6
Bottom (NB)	Fixed	155	5775	10.27	10.5	0.793	0.836	1.6
Bottom (PAD)	Fixed	42	5210	10.17	10.5	0.947	1.022	1.6
Bottom (PAD)	Fixed	58	5290	10.31	10.5	0.936	0.978	1.6
Bottom (PAD)	Fixed	106	5530	10.43	10.5	0.794	0.807	1.6
Bottom (PAD)	Fixed	122	5610	10.38	10.5	0.909	0.934	1.6
Bottom (PAD)	Fixed	138	5690	10.25	10.5	0.980	**1.038**	1.6
Bottom (PAD)	Fixed	155	5775	10.27	10.5	0.894	0.943	1.6
Back (PAD)	Fixed	58	5290	10.31	10.5	0.347	0.363	1.6
Back (PAD)	Fixed	106	5530	10.43	10.5	0.334	0.339	1.6
Back (PAD)	Fixed	155	5775	10.27	10.5	0.347	0.366	1.6

Note : 1. When multiple transmission modes (802.11 n) have the same specified maximum output power, largest channel bandwidth, lowest order modulation and lowest data rate, the lowest order 802.11 mode is selected

2. When the reported SAR of the highest measured maximum output power channel for the exposure configuration is ≤ 0.8 W/kg, no further SAR testing is required in that exposure configuration.

9.2 Simultaneous Transmission

9.2.1 Simultaneous transmission of MIMO in 802.11 test exclusion considerations

Frequency (GHz)	Test Position (Body)	WLAN Main SAR (W/Kg)	WLAN Aux SAR W/Kg)	Simultaneous Transmission (W/Kg)	Antenna pair in mm	Peak location separation ratio
2.4	Bottom (NB)	0.871	1.047	1.918	43.6	0.061
2.4	Bottom (PAD)	0.928	0.717	1.645	46.4	0.045
2.4	Back (PAD)	0.760	0.533	1.293	N/A	N/A
5	Bottom (NB)	0.769	1.009	1.778	56.2	0.042
5	Bottom (PAD)	0.877	1.038	1.915	54.2	0.049
5	Back (PAD)	0.213	0.366	0.579	N/A	N/A

Note : (1) The sum of value is less than 1.6W/Kg or the ratio is determined by $(SAR1 + SAR2)^{1.5}/Ri$, rounded to two decimal digits, and must be ≤ 0.04 for all antenna pairs in the configuration to qualify for SAR test exclusion.

9.2.2.1 Simultaneous transmission of MIMO in 802.11 Wi-Fi configurations

Test Mode: 802.11n (40M) MIMO - 2450 MHz – LUXSHARE Main + Aux Antenna								
Test Position Body	Antenna Position	Frequency		Conducted Power (dBm)		**SAR** 1g (W/kg)		Limit (W/kg)
		Channel	MHz	Measurement	Tune-up Limit	Measurement	Tune-up Scaled	
Bottom(NB)-Main	Fixed	3	2422	12.38	12.5	0.848	0.872	1.6
Bottom(NB)-Aux	Fixed	3	2422	12.31	12.5	0.986	1.030	1.6
Bottom(NB)-Main	Fixed	6	2437	12.32	12.5	0.895	0.933	1.6
Bottom(NB)-Aux	Fixed	6	2437	12.08	12.5	1.030	**1.135**	1.6
Bottom(NB)-Main	Fixed	9	2452	12.36	12.5	0.830	0.857	1.6
Bottom(NB)-Aux	Fixed	9	2452	12.25	12.5	0.998	1.057	1.6
Bottom(PAD)-Main	Fixed	6	2437	14.88	15	1.010	1.038	1.6
Bottom(PAD)-Aux	Fixed	6	2437	14.59	15	0.708	0.778	1.6
Bottom(PAD)-Main	Fixed	9	2452	14.9	15	0.975	0.998	1.6
Bottom(PAD)-Aux	Fixed	9	2452	14.76	15	0.764	0.807	1.6
Note : When the reported SAR is ≧ 0.8W/Kg , SAR is measurement on the subsequent next highest measured output power channel until reported SAR is ≦ 1.2W/Kg								

TEST SKU: NB MODE								
Test Mode: 802.11ac (80M) MIMO - 5GHz – LUXSHARE Main + Aux Antenna								
Test Position Body	Antenna Position	Frequency		Conducted Power (dBm)		**SAR** 1g (W/kg)		Limit (W/kg)
		Channel	MHz	Measurement	Tune-up Limit	Measurement	Tune-up Scaled	
Bottom(NB)-Main	Fixed	42	5210	10.39	10.5	0.801	0.822	1.6
Bottom(NB)-Aux	Fixed	42	5210	9.47	10.5	0.835	1.058	1.6
Bottom(NB)-Main	Fixed	58	5290	10.25	10.5	0.702	0.744	1.6
Bottom(NB)-Aux	Fixed	58	5290	9.35	10.5	0.698	0.910	1.6
Bottom(NB)-Main	Fixed	106	5530	10.24	10.5	0.857	0.910	1.6
Bottom(NB)-Aux	Fixed	106	5530	10.26	10.5	0.649	0.686	1.6
Bottom(NB)-Main	Fixed	122	5610	10.33	10.5	0.715	0.744	1.6
Bottom(NB)-Aux	Fixed	122	5610	10.42	10.5	0.861	0.877	1.6
Bottom(NB)-Main	Fixed	138	5690	10.02	10.5	N/A	N/A	1.6
Bottom(NB)-Aux	Fixed	138	5690	10.4	10.5	0.924	0.946	1.6
Bottom(NB)-Main	Fixed	155	5775	10.07	10.5	N/A	N/A	1.6
Bottom(NB)-Aux	Fixed	155	5775	9.8	10.5	0.755	0.887	1.6
Note : When the reported SAR is ≧ 0.8W/Kg , SAR is measurement on the subsequent next highest measured output power channel until reported SAR is ≦ 1.2W/Kg								

TEST SKU: PAD MODE								
Test Mode: 802.11ac (80M) MIMO - 5GHz – LUXSHARE Main + Aux Antenna								
Test Position Body	Antenna Position	Frequency		Conducted Power (dBm)		**SAR** 1g (W/kg)		Limit (W/kg)
		Channel	MHz	Measurement	Tune-up Limit	Measurement	Tune-up Scaled	
Bottom(PAD)-Main	Fixed	42	5210	10.39	10.5	0.713	0.731	1.6
Bottom(PAD)-Aux	Fixed	42	5210	9.87	10.5	0.784	0.906	1.6
Bottom(PAD)-Main	Fixed	58	5290	10.25	10.5	0.594	0.629	1.6
Bottom(PAD)-Aux	Fixed	58	5290	9.65	10.5	0.712	0.866	1.6
Bottom(PAD)-Main	Fixed	106	5530	10.24	10.5	0.930	0.987	1.6
Bottom(PAD)-Aux	Fixed	106	5530	10.26	10.5	0.748	0.790	1.6
Bottom(PAD)-Main	Fixed	122	5610	10.3	10.5	0.676	0.703	1.6
Bottom(PAD)-Aux	Fixed	122	5610	10.42	10.5	0.944	0.962	1.6
Bottom(PAD)-Main	Fixed	138	5690	10.02	10.5	N/A	N/A	1.6
Bottom(PAD)-Aux	Fixed	138	5690	10.4	10.5	1.090	1.115	1.6
Bottom(PAD)-Main	Fixed	155	5775	10.07	10.5	N/A	N/A	1.6
Bottom(PAD)-Aux	Fixed	155	5775	9.8	10.5	0.811	0.953	1.6
Test Mode: 802.11ac (80M) MIMO - 5GHz – Hong Bo Main + Aux Antenna								
Bottom(PAD)-Main	Fixed	42	5210	10.39	10.5	1.070	1.097	1.6
Bottom(PAD)-Aux	Fixed	42	5210	9.87	10.5	1.030	**1.191**	1.6
Bottom(PAD)-Main	Fixed	58	5290	10.25	10.5	0.971	1.029	1.6
Bottom(PAD)-Aux	Fixed	58	5290	9.65	10.5	0.974	1.185	1.6
Bottom(PAD)-Main	Fixed	106	5530	10.24	10.5	1.090	1.157	1.6
Bottom(PAD)-Aux	Fixed	106	5530	10.26	10.5	1.120	1.184	1.6
Bottom(PAD)-Main	Fixed	122	5610	10.3	10.5	0.993	1.033	1.6
Bottom(PAD)-Main	Fixed	122	5610	10.42	10.5	1.110	1.131	1.6
Bottom(PAD)-Aux	Fixed	138	5690	10.02	10.5	N/A	N/A	1.6
Bottom(PAD)-Main	Fixed	138	5690	10.4	10.5	1.130	1.156	1.6
Bottom(PAD)-Aux	Fixed	155	5775	10.07	10.5	N/A	N/A	1.6
Bottom(PAD)-Main	Fixed	155	5775	9.8	10.5	0.948	1.114	1.6
Note： When the reported SAR is ≧ 0.8W/Kg , SAR is measurement on the subsequent next highest measured output power channel until reported SAR is ≦ 1.2W/Kg								

9.2.2.2 simultaneous transmission of Wi-Fi and other wireless technologies

According the KDB 447498 D01 Section 4.3.2, the standalone SAR must be estimated according to the following to determine simultaneous transmission SAR test exclusion

(max. power of channel, mW)/(min. test separation distance, mm)]·[√f(GHz)/7.5]

Mode	Frequency	Max. power (mW)	Test separation distance ,(mm)	Estimated SAR (W/Kg)
BT	2480	4	5	0.17

Note : A test separation distance of 5 mm must be applied to determine test exclusion according to the SAR Test Exclusion Threshold requirements

When the sum of SAR is larger than the limit, The ratio is determined by ***(SAR1 + SAR2)^1.5/Ri,*** rounded to two decimal digits, and must be ≤ 0.04 for all antenna pairs in the configuration to qualify for 1-g SAR test exclusion. The estimation result as below:

For DTS Band:

Mode	WLAN Main SAR (W/Kg)	Estimated BT SAR (W/Kg)	Simultaneous Transmission (W/Kg)	Antenna pair in mm	Peak location separation ratio
Bottom **(NB)**	0.871	0.17	1.041	N/A	N/A
Bottom **(PAD)**	0.928	0.17	1.098	N/A	N/A

The sum of value is less than 1.6W/Kg, thus simultaneous SAR testing is not needed.

For NII Band:

Mode	WLAN Main SAR (W/Kg)	Estimated BT SAR (W/Kg)	Simultaneous Transmission (W/Kg)	Antenna pair in mm	Peak location separation ratio
Bottom **(NB)**	0.769	0.17	0.939	N/A	N/A
Bottom **(PAD)**	0.877	0.17	1.047	N/A	N/A

The sum of value is less than 1.6W/Kg, thus simultaneous SAR testing is not needed.

10. SAR measurement variability

1) Repeated measurement is not required when the original highest measured SAR is < 0.80 W/kg; steps 2) through 4) do not apply.
2) When the original highest measured SAR is ≥ 0.80 W/kg, repeat that measurement once.
3) Perform a second repeated measurement only if the ratio of largest to smallest SAR for the original and first repeated measurements is > 1.20 or when the original or repeated measurement is ≥ 1.45 W/kg (~ 10% from the 1-g SAR limit).
4) Perform a third repeated measurement only if the original, first or second repeated measurement is ≥ 1.5 W/kg and the ratio of largest to smallest SAR for the original, first and second repeated measurements is > 1.20.

TEST SKU: NB MODE

Frequency		**SAR** 1g (W/kg)						
Channel	MHz	Original	First Repeated		Second Repeated		Third Repeated	
			Value	Ratio	Value	Ratio	Value	Ratio
11	2462	1.04	1.02	1.02	N/A	N/A	N/A	N/A
42	5210	0.94	0.89	1.05	N/A	N/A	N/A	N/A

TEST SKU: PAD MODE

Frequency		**SAR** 1g (W/kg)						
Channel	MHz	Original	First Repeated		Second Repeated		Third Repeated	
			Value	Ratio	Value	Ratio	Value	Ratio
06	2437	1.01	0.98	1.03	N/A	N/A	N/A	N/A
138	5690	1.13	1.05	1.07	N/A	N/A	N/A	N/A

Appendix

Appendix A. SAR System Check Data

Appendix B. SAR measurement Data

Appendix C. Test Setup Photographs & EUT Photographs

Appendix D. Probe Calibration Data

Appendix E. Dipole Calibration Data

Appendix A. SAR System Check Data

Test Laboratory: QuieTek-a DEKRA Date/Time: 2016/07/01

System Performance Check_2450MHz-Body
DUT: Dipole 2450 MHz; Type: D2450V2
Communication System: UID 0, CW; Frequency: 2450 MHz;
Communication System PAR: 0 dB
Medium parameters used: f = 2450 MHz; σ = 1.96 S/m; ε_r = 52.49; ρ = 1000 kg/m^3
Phantom section: Flat Section
Ambient Temperature (°C) : 22.5, Liquid Temperature (°C) : 20.3
Measurement Standard: DASY5 (IEEE/IEC/ANSI C63.19-2007)
DASY5 Configuration:

- Probe: EX3DV4 - SN3698; ConvF(6.75, 6.75, 6.75); Calibrated: 2015/11/24;
- Sensor-Surface: 3mm (Mechanical Surface Detection)
- Electronics: DAE4 Sn1207; Calibrated: 2015/11/20
- Phantom: SAM with left table; Type: SAM;
- Measurement SW: DASY52, Version 52.8 (8); SEMCAD X Version 14.6.10 (7331)

Configuration/2450MHz_Body/Area Scan (9x9x1): Measurement grid: dx=12mm, dy=12mm
Maximum value of SAR (measured) = 16.2 W/kg

Configuration/2450MHz_Body/Zoom Scan (7x7x7) (7x7x7)/Cube 0:
Measurement grid: dx=5mm, dy=5mm, dz=5mm
Reference Value = 87.27 V/m; Power Drift = -0.05 dB
Peak SAR (extrapolated) = 29.7 W/kg
SAR(1 g) = 13.1 W/kg; SAR(10 g) = 6.41 W/kg
Maximum value of SAR (measured) = 16.4 W/kg

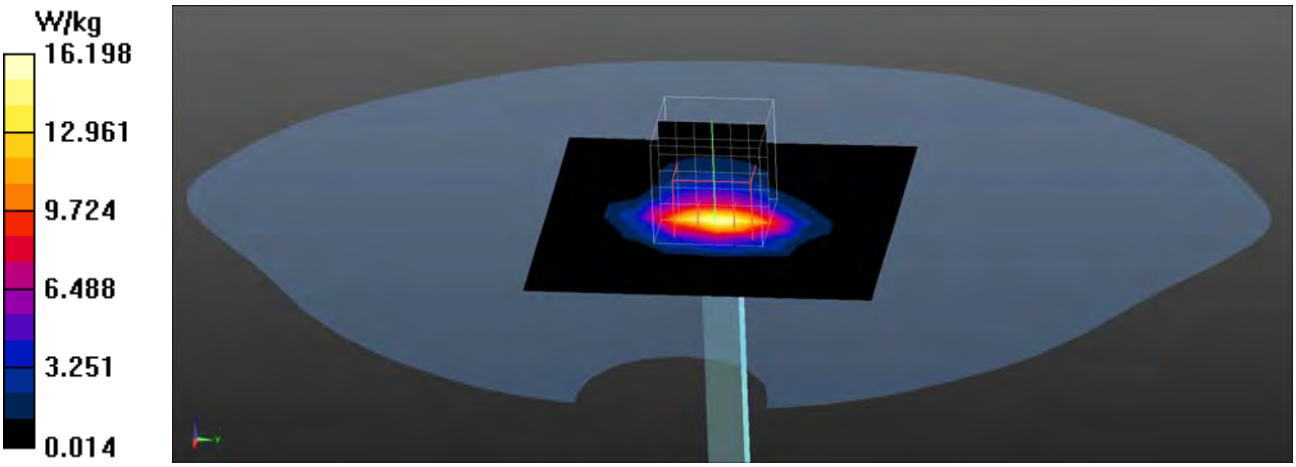

Test Laboratory: QuieTek-a DEKRA Date/Time: 2016/06/30

System Performance Check_5200MHz-Body
DUT: Dipole 5GHz; Type: D5GHzV2
Communication System: UID 0, CW; Frequency: 5200 MHz;
Communication System PAR: 0 dB
Medium parameters used: f = 5200 MHz; σ = 5.34 S/m; ε_r = 49.64; ρ = 1000 kg/m^3
Phantom section: Flat Section
Ambient Temperature (°C) : 22.8, Liquid Temperature (°C) : 20.6
Measurement Standard: DASY5 (IEEE/IEC/ANSI C63.19-2007)
DASY5 Configuration:

- Probe: EX3DV4 - SN3698; ConvF(4.2, 4.2, 4.2); Calibrated: 2015/11/24;
- Sensor-Surface: 1.4mm (Mechanical Surface Detection)
- Electronics: DAE4 Sn1207; Calibrated: 2015/11/20
- Phantom: SAM with right table; Type: SAM;
- Measurement SW: DASY52, Version 52.8 (8); SEMCAD X Version 14.6.10 (7331)

Configuration/5200MHz_Body/Area Scan (8x8x1): Measurement grid: dx=10mm, dy=10mm
Maximum value of SAR (measured) = 11.6 W/kg

Configuration/5200MHz_Body/Zoom Scan (7x7x12), dist=1.4mm (7x7x12)/Cube 0: Measurement grid: dx=4mm, dy=4mm, dz=2mm
Reference Value = 68.77 V/m; Power Drift = -0.06 dB
Peak SAR (extrapolated) = 30.5 W/kg
SAR(1 g) = 7.56 W/kg; SAR(10 g) = 2.17 W/kg
Maximum value of SAR (measured) = 19.0 W/kg

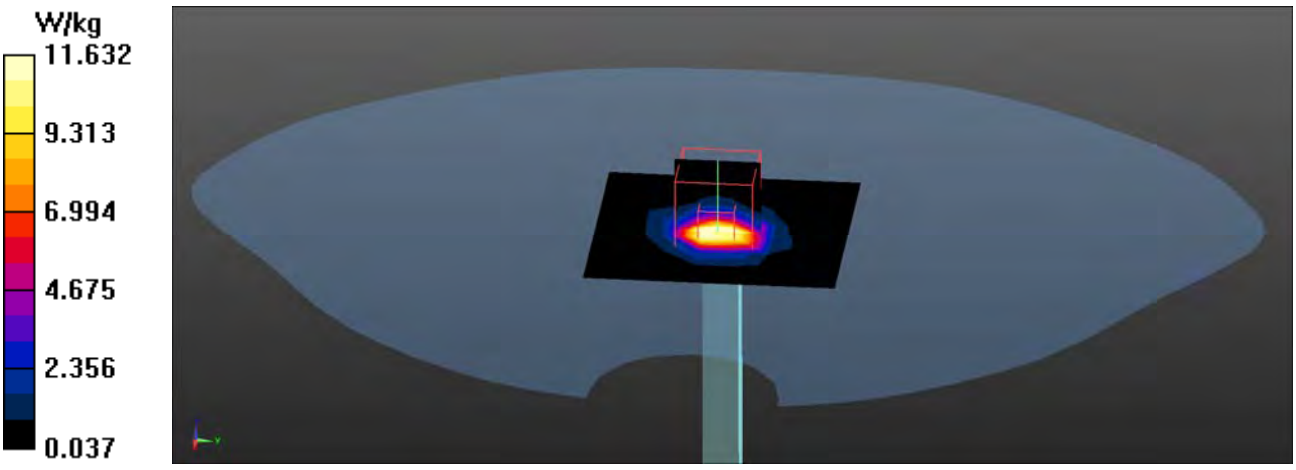

Test Laboratory: QuieTek-a DEKRA Date/Time: 2016/06/30

System Performance Check_5300MHz-Body
DUT: Dipole 5GHz; Type: D5GHzV2
Communication System: UID 0, CW; Frequency: 5300 MHz;
Communication System PAR: 0 dB
Medium parameters used: f = 5300 MHz; σ = 5.49 S/m; ε_r = 49.35; ρ = 1000 kg/m^3
Phantom section: Flat Section
Ambient Temperature (°C) : 22.8, Liquid Temperature (°C) : 20.6
Measurement Standard: DASY5 (IEEE/IEC/ANSI C63.19-2007)
DASY5 Configuration:

- Probe: EX3DV4 - SN3698; ConvF(4.05, 4.05, 4.05); Calibrated: 2015/11/24;
- Sensor-Surface: 1.4mm (Mechanical Surface Detection)
- Electronics: DAE4 Sn1207; Calibrated: 2015/11/20
- Phantom: SAM with right table; Type: SAM;
- Measurement SW: DASY52, Version 52.8 (8); SEMCAD X Version 14.6.10 (7331)

Configuration/5300MHz_Body/Area Scan (8x8x1): Measurement grid: dx=10mm, dy=10mm
Maximum value of SAR (measured) = 12.1 W/kg

Configuration/5300MHz_Body/Zoom Scan (7x7x12), dist=1.4mm (7x7x12)/Cube 0: Measurement grid: dx=4mm, dy=4mm, dz=2mm
Reference Value = 69.02 V/m; Power Drift = -0.07 dB
Peak SAR (extrapolated) = 31.7 W/kg
SAR(1 g) = 7.76 W/kg; SAR(10 g) = 2.11 W/kg
Maximum value of SAR (measured) = 19.9 W/kg

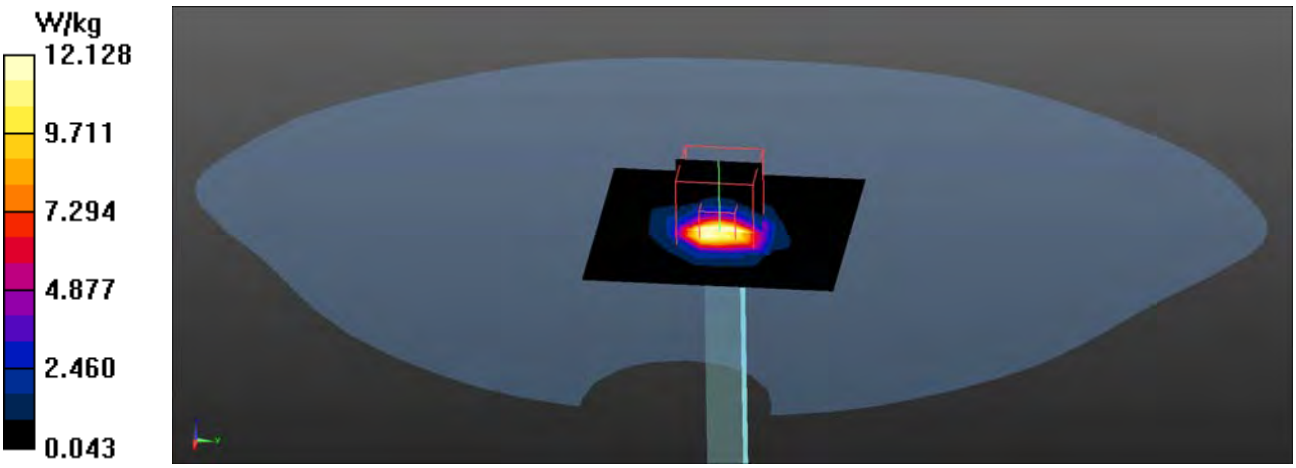

Test Laboratory: QuieTek-a DEKRA Date/Time: 2016/06/30

System Performance Check_5600MHz-Body
DUT: Dipole 5GHz; Type: D5GHzV2
Communication System: UID 0, CW; Frequency: 5600 MHz;
Communication System PAR: 0 dB
Medium parameters used: f = 5600 MHz; σ = 5.95 S/m; ε_r = 48.57; ρ = 1000 kg/m^3
Phantom section: Flat Section
Ambient Temperature (°C) : 22.8, Liquid Temperature (°C) : 20.6
Measurement Standard: DASY5 (IEEE/IEC/ANSI C63.19-2007)
DASY5 Configuration:

- Probe: EX3DV4 - SN3698; ConvF(3.5, 3.5, 3.5); Calibrated: 2015/11/24;
- Sensor-Surface: 1.4mm (Mechanical Surface Detection)
- Electronics: DAE4 Sn1207; Calibrated: 2015/11/20
- Phantom: SAM with right table; Type: SAM;
- Measurement SW: DASY52, Version 52.8 (8); SEMCAD X Version 14.6.10 (7331)

Configuration/5600MHz_Body/Area Scan (8x8x1): Measurement grid: dx=10mm, dy=10mm
Maximum value of SAR (measured) = 13.6 W/kg

Configuration/5600MHz_Body/Zoom Scan (7x7x12), dist=1.4mm (7x7x12)/Cube 0: Measurement grid: dx=4mm, dy=4mm, dz=2mm
Reference Value = 68.75 V/m; Power Drift = -0.11 dB
Peak SAR (extrapolated) = 36.8 W/kg
SAR(1 g) = 8.02 W/kg; SAR(10 g) = 2.27 W/kg
Maximum value of SAR (measured) = 21.0 W/kg

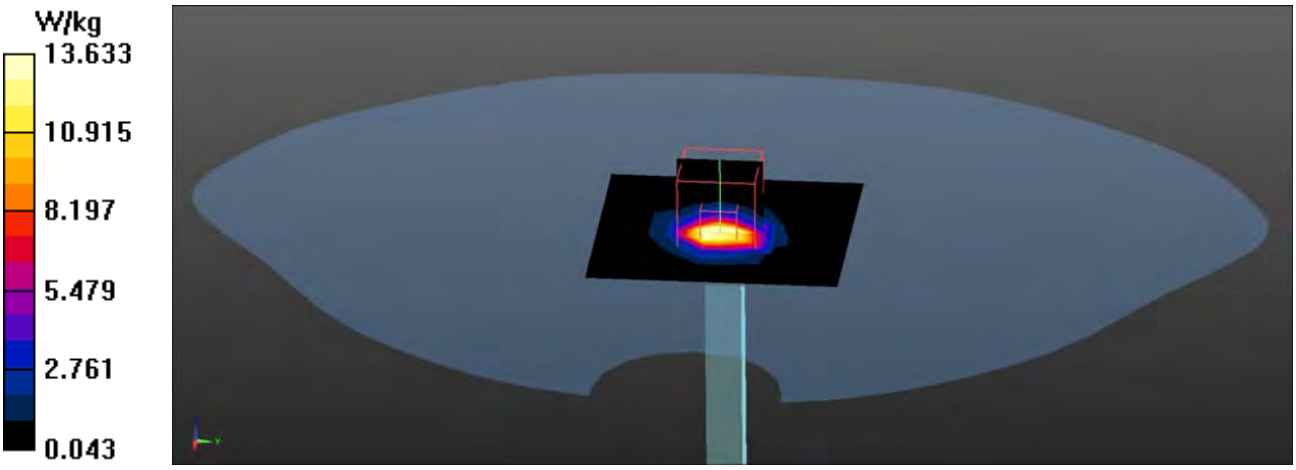

Test Laboratory: QuieTek-a DEKRA Date/Time: 2016/06/30

System Performance Check_5800MHz-Body
DUT: Dipole 5GHz; Type: D5GHzV2
Communication System: UID 0, CW; Frequency: 5800 MHz;
Communication System PAR: 0 dB
Medium parameters used: f = 5800 MHz; σ = 6.25 S/m; ε_r = 48.04; ρ = 1000 kg/m^3
Phantom section: Flat Section
Ambient Temperature (°C) : 22.8, Liquid Temperature (°C) : 20.6
Measurement Standard: DASY5 (IEEE/IEC/ANSI C63.19-2007)
DASY5 Configuration:

- Probe: EX3DV4 - SN3698; ConvF(3.72, 3.72, 3.72); Calibrated: 2015/11/24;
- Sensor-Surface: 1.4mm (Mechanical Surface Detection)
- Electronics: DAE4 Sn1207; Calibrated: 2015/11/20
- Phantom: SAM with right table; Type: SAM;
- Measurement SW: DASY52, Version 52.8 (8); SEMCAD X Version 14.6.10 (7331)

Configuration/5800MHz_Body/Area Scan (8x8x1): Measurement grid: dx=10mm, dy=10mm
Maximum value of SAR (measured) = 14.8 W/kg

Configuration/5800MHz_Body/Zoom Scan (7x7x12), dist=1.4mm (7x7x12)/Cube 0: Measurement grid: dx=4mm, dy=4mm, dz=2mm
Reference Value = 64.02 V/m; Power Drift = -0.11 dB
Peak SAR (extrapolated) = 35.7 W/kg
SAR(1 g) = 7.77 W/kg; SAR(10 g) = 2.17 W/kg
Maximum value of SAR (measured) = 20.0 W/kg

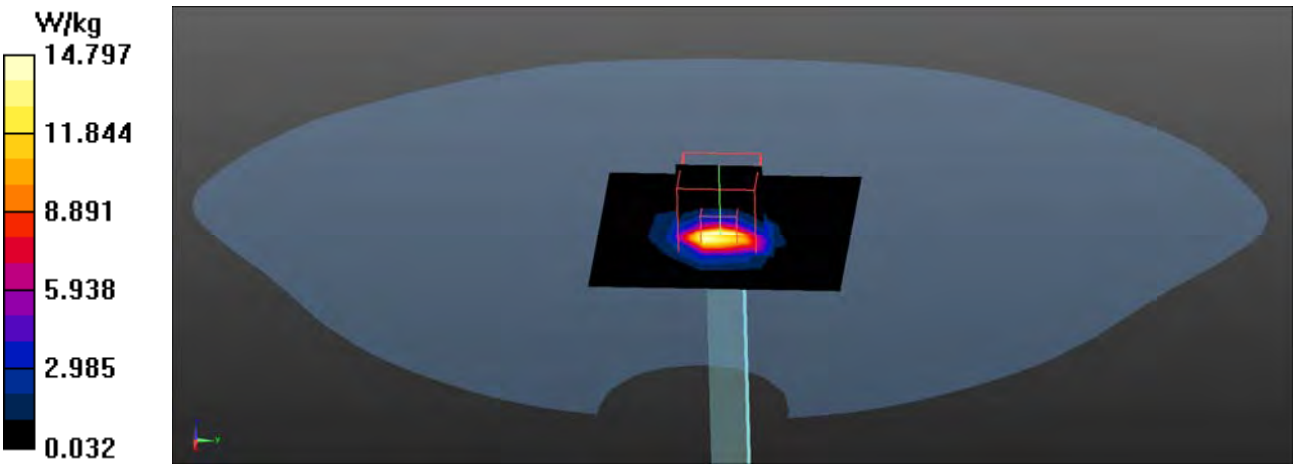

Appendix B. SAR measurement Data

Test Laboratory: QuieTek-a DEKRA Date/Time: 2016/07/01

802.11b_1-Bottom(NB Mode) Main-LUXSHARE
DUT: Notebook PC; Type: UX360U, Q324U
Communication System: UID 0, WLAN 2.4G; Frequency: 2412 MHz;
Communication System PAR: 0 dB
Medium parameters used: f = 2412 MHz; σ = 1.9 S/m; ε_r = 52.64; ρ = 1000 kg/m^3
Phantom section: Flat Section
Ambient Temperature (°C) : 22.5, Liquid Temperature (°C) : 20.3
Measurement Standard: DASY5 (IEEE/IEC/ANSI C63.19-2007)
DASY5 Configuration:

- Probe: EX3DV4 - SN3698; ConvF(6.75, 6.75, 6.75); Calibrated: 2015/11/24;
- Sensor-Surface: 3mm (Mechanical Surface Detection)
- Electronics: DAE4 Sn1207; Calibrated: 2015/11/20
- Phantom: SAM with left table; Type: SAM;
- Measurement SW: DASY52, Version 52.8 (8); SEMCAD X Version 14.6.10 (7331)

Configuration/Body/Area Scan (6x9x1): Measurement grid: dx=12mm, dy=12mm
Maximum value of SAR (measured) = 1.11 W/kg

Configuration/Body/Zoom Scan (5x5x7) (5x5x7)/Cube 0: Measurement grid: dx=8mm, dy=8mm, dz=5mm
Reference Value = 2.600 V/m; Power Drift = 0.06 dB
Peak SAR (extrapolated) = 2.04 W/kg
SAR(1 g) = 0.794 W/kg; SAR(10 g) = 0.330 W/kg
Maximum value of SAR (measured) = 1.05 W/kg

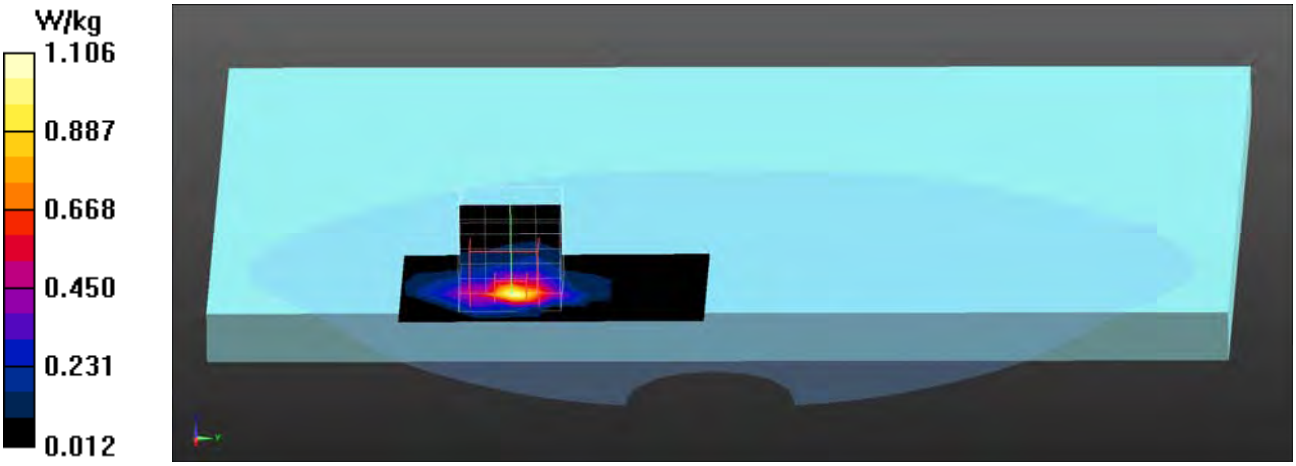

Test Laboratory: QuieTek-a DEKRA Date/Time: 2016/07/01

802.11b_6-Bottom(NB Mode) Main-LUXSHARE
DUT: Notebook PC; Type: UX360U, Q324U
Communication System: UID 0, WLAN 2.4G; Frequency: 2437 MHz;
Communication System PAR: 0 dB
Medium parameters used: f = 2437 MHz; σ = 1.95 S/m; ε_r = 52.53; ρ = 1000 kg/m^3
Phantom section: Flat Section
Ambient Temperature (°C) : 22.5, Liquid Temperature (°C) : 20.3
Measurement Standard: DASY5 (IEEE/IEC/ANSI C63.19-2007)
DASY5 Configuration:

- Probe: EX3DV4 - SN3698; ConvF(6.75, 6.75, 6.75); Calibrated: 2015/11/24;
- Sensor-Surface: 3mm (Mechanical Surface Detection)
- Electronics: DAE4 Sn1207; Calibrated: 2015/11/20
- Phantom: SAM with left table; Type: SAM;
- Measurement SW: DASY52, Version 52.8 (8); SEMCAD X Version 14.6.10 (7331)

Configuration/Body/Area Scan (6x8x1): Measurement grid: dx=12mm, dy=12mm
Maximum value of SAR (measured) = 0.957 W/kg

Configuration/Body/Zoom Scan (5x5x7) (5x5x7)/Cube 0: Measurement grid: dx=8mm, dy=8mm, dz=5mm
Reference Value = 2.544 V/m; Power Drift = -0.05 dB
Peak SAR (extrapolated) = 2.29 W/kg
SAR(1 g) = 0.847 W/kg; SAR(10 g) = 0.350 W/kg
Maximum value of SAR (measured) = 1.18 W/kg

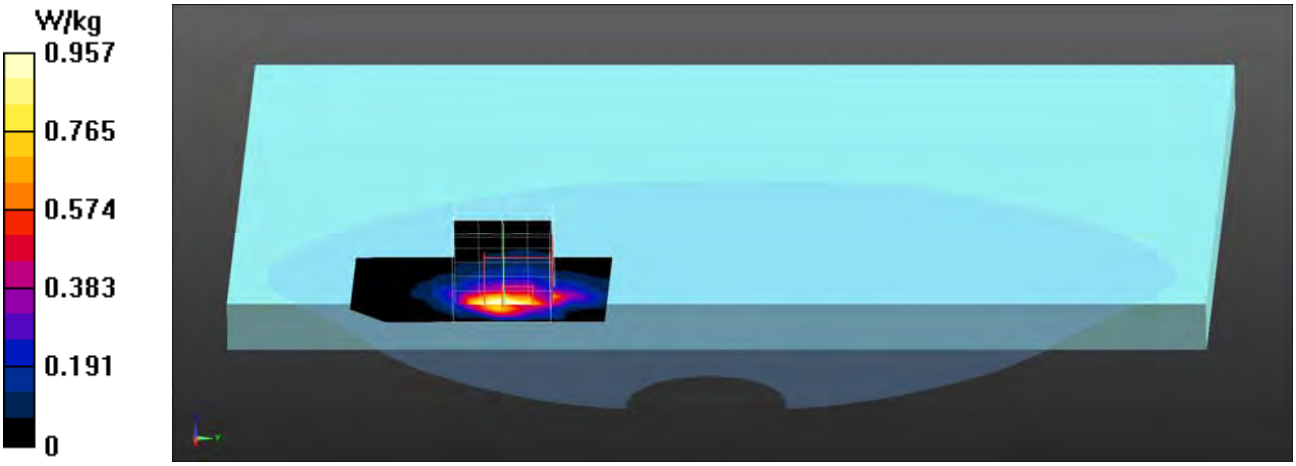

Test Laboratory: QuieTek-a DEKRA Date/Time: 2016/07/01

802.11b_11-Bottom(NB Mode) Main-LUXSHARE
DUT: Notebook PC; Type: UX360U, Q324U
Communication System: UID 0, WLAN 2.4G; Frequency: 2462 MHz;
Communication System PAR: 0 dB
Medium parameters used: f = 2462 MHz; σ = 1.99 S/m; ε_r = 52.43; ρ = 1000 kg/m^3
Phantom section: Flat Section
Ambient Temperature (°C) : 22.5, Liquid Temperature (°C) : 20.3
Measurement Standard: DASY5 (IEEE/IEC/ANSI C63.19-2007)
DASY5 Configuration:

- Probe: EX3DV4 - SN3698; ConvF(6.75, 6.75, 6.75); Calibrated: 2015/11/24;
- Sensor-Surface: 3mm (Mechanical Surface Detection)
- Electronics: DAE4 Sn1207; Calibrated: 2015/11/20
- Phantom: SAM with left table; Type: SAM;
- Measurement SW: DASY52, Version 52.8 (8); SEMCAD X Version 14.6.10 (7331)

Configuration/Body/Area Scan (6x26x1): Measurement grid: dx=12mm, dy=12mm
Maximum value of SAR (measured) = 1.03 W/kg

Configuration/Body/Zoom Scan (5x5x7) (5x5x7)/Cube 0: Measurement grid: dx=8mm, dy=8mm, dz=5mm
Reference Value = 2.502 V/m; Power Drift = 0.09 dB
Peak SAR (extrapolated) = 2.09 W/kg
SAR(1 g) = 0.726 W/kg; SAR(10 g) = 0.313 W/kg
Maximum value of SAR (measured) = 1.01 W/kg

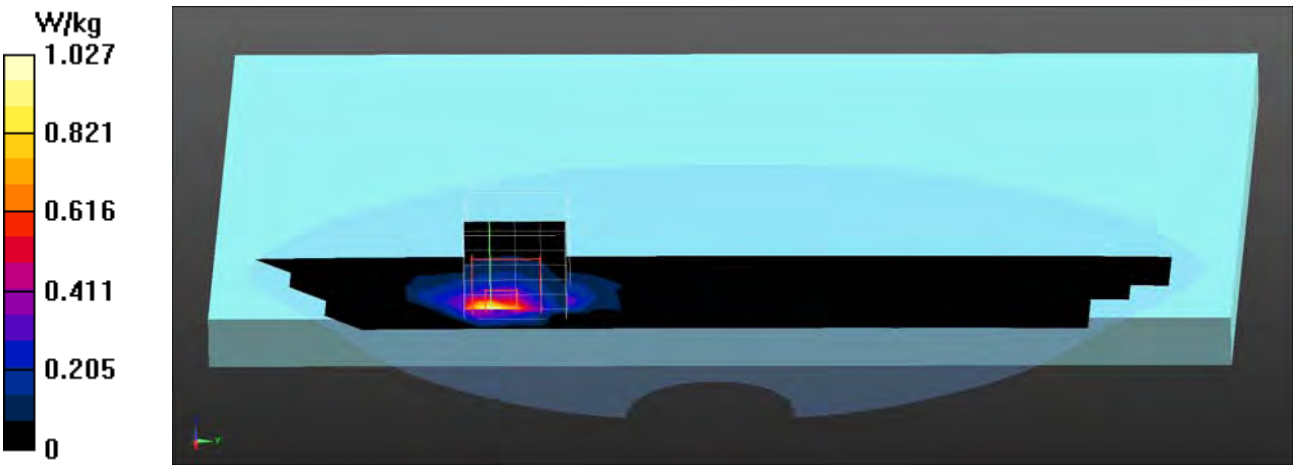

Test Laboratory: QuieTek-a DEKRA Date/Time: 2016/07/01

802.11b_1-Bottom(PAD Mode) Main-LUXSHARE
DUT: Notebook PC; Type: UX360U, Q324U
Communication System: UID 0, WLAN 2.4G; Frequency: 2412 MHz;
Communication System PAR: 0 dB
Medium parameters used: f = 2412 MHz; σ = 1.9 S/m; ε_r = 52.64; ρ = 1000 kg/m^3
Phantom section: Flat Section
Ambient Temperature (°C) : 22.5, Liquid Temperature (°C) : 20.3
Measurement Standard: DASY5 (IEEE/IEC/ANSI C63.19-2007)
DASY5 Configuration:

- Probe: EX3DV4 - SN3698; ConvF(6.75, 6.75, 6.75); Calibrated: 2015/11/24;
- Sensor-Surface: 3mm (Mechanical Surface Detection)
- Electronics: DAE4 Sn1207; Calibrated: 2015/11/20
- Phantom: SAM with left table; Type: SAM;
- Measurement SW: DASY52, Version 52.8 (8); SEMCAD X Version 14.6.10 (7331)

Configuration/Body/Area Scan (7x9x1): Measurement grid: dx=12mm, dy=12mm
Maximum value of SAR (measured) = 1.46 W/kg

Configuration/Body/Zoom Scan (5x5x7) (5x5x7)/Cube 0: Measurement grid: dx=8mm, dy=8mm, dz=5mm
Reference Value = 3.486 V/m; Power Drift = -0.18 dB
Peak SAR (extrapolated) = 2.30 W/kg
SAR(1 g) = 0.894 W/kg; SAR(10 g) = 0.335 W/kg
Maximum value of SAR (measured) = 1.67 W/kg



Test Laboratory: QuieTek-a DEKRA Date/Time: 2016/07/01

802.11b_6-Bottom(PAD Mode) Main-LUXSHARE
DUT: Notebook PC; Type: UX360U, Q324U
Communication System: UID 0, WLAN 2.4G; Frequency: 2437 MHz;
Communication System PAR: 0 dB
Medium parameters used: f = 2437 MHz; σ = 1.95 S/m; ε_r = 52.53; ρ = 1000 kg/m^3
Phantom section: Flat Section
Ambient Temperature (°C) : 22.5, Liquid Temperature (°C) : 20.3
Measurement Standard: DASY5 (IEEE/IEC/ANSI C63.19-2007)
DASY5 Configuration:

- Probe: EX3DV4 - SN3698; ConvF(6.75, 6.75, 6.75); Calibrated: 2015/11/24;
- Sensor-Surface: 3mm (Mechanical Surface Detection)
- Electronics: DAE4 Sn1207; Calibrated: 2015/11/20
- Phantom: SAM with left table; Type: SAM;
- Measurement SW: DASY52, Version 52.8 (8); SEMCAD X Version 14.6.10 (7331)

Configuration/Body/Area Scan (7x9x1): Measurement grid: dx=12mm, dy=12mm
Maximum value of SAR (measured) = 1.45 W/kg

Configuration/Body/Zoom Scan (5x5x7) (5x5x7)/Cube 0: Measurement grid: dx=8mm, dy=8mm, dz=5mm
Reference Value = 2.911 V/m; Power Drift = -0.05 dB
Peak SAR (extrapolated) = 2.44 W/kg
SAR(1 g) = 0.832 W/kg; SAR(10 g) = 0.315 W/kg
Maximum value of SAR (measured) = 1.67 W/kg



Test Laboratory: QuieTek-a DEKRA Date/Time: 2016/07/01

802.11b_11-Bottom(PAD Mode) Main-LUXSHARE
DUT: Notebook PC; Type: UX360U, Q324U
Communication System: UID 0, WLAN 2.4G; Frequency: 2462 MHz;
Communication System PAR: 0 dB
Medium parameters used: f = 2462 MHz; σ = 1.99 S/m; ε_r = 52.43; ρ = 1000 kg/m^3
Phantom section: Flat Section
Ambient Temperature (°C) : 22.5, Liquid Temperature (°C) : 20.3
Measurement Standard: DASY5 (IEEE/IEC/ANSI C63.19-2007)
DASY5 Configuration:

- Probe: EX3DV4 - SN3698; ConvF(6.75, 6.75, 6.75); Calibrated: 2015/11/24;
- Sensor-Surface: 3mm (Mechanical Surface Detection)
- Electronics: DAE4 Sn1207; Calibrated: 2015/11/20
- Phantom: SAM with left table; Type: SAM;
- Measurement SW: DASY52, Version 52.8 (8); SEMCAD X Version 14.6.10 (7331)

Configuration/Body/Area Scan (7x26x1): Measurement grid: dx=12mm, dy=12mm
Maximum value of SAR (measured) = 1.42 W/kg

Configuration/Body/Zoom Scan (5x5x7) (5x5x7)/Cube 0: Measurement grid: dx=8mm, dy=8mm, dz=5mm
Reference Value = 2.567 V/m; Power Drift = 0.06 dB
Peak SAR (extrapolated) = 2.41 W/kg
SAR(1 g) = 0.860 W/kg; SAR(10 g) = 0.314 W/kg
Maximum value of SAR (measured) = 1.64 W/kg



Test Laboratory: QuieTek-a DEKRA Date/Time: 2016/07/01

802.11b_11-Back(PAD Mode) Main-LUXSHARE
DUT: Notebook PC; Type: UX360U, Q324U
Communication System: UID 0, WLAN 2.4G; Frequency: 2462 MHz;
Communication System PAR: 0 dB
Medium parameters used: f = 2462 MHz; σ = 1.99 S/m; ε_r = 52.43; ρ = 1000 kg/m^3
Phantom section: Flat Section
Ambient Temperature (°C) : 22.5, Liquid Temperature (°C) : 20.3
Measurement Standard: DASY5 (IEEE/IEC/ANSI C63.19-2007)
DASY5 Configuration:

- Probe: EX3DV4 - SN3698; ConvF(6.75, 6.75, 6.75); Calibrated: 2015/11/24;
- Sensor-Surface: 3mm (Mechanical Surface Detection)
- Electronics: DAE4 Sn1207; Calibrated: 2015/11/20
- Phantom: SAM with left table; Type: SAM;
- Measurement SW: DASY52, Version 52.8 (8); SEMCAD X Version 14.6.10 (7331)

Configuration/Body/Area Scan (7x26x1): Measurement grid: dx=12mm, dy=12mm
Maximum value of SAR (measured) = 0.651 W/kg

Configuration/Body/Zoom Scan (5x5x7) (5x5x7)/Cube 0: Measurement grid: dx=8mm, dy=8mm, dz=5mm
Reference Value = 3.404 V/m; Power Drift = 0.12 dB
Peak SAR (extrapolated) = 2.18 W/kg
SAR(1 g) = 0.755 W/kg; SAR(10 g) = 0.283 W/kg
Maximum value of SAR (measured) = 1.14 W/kg

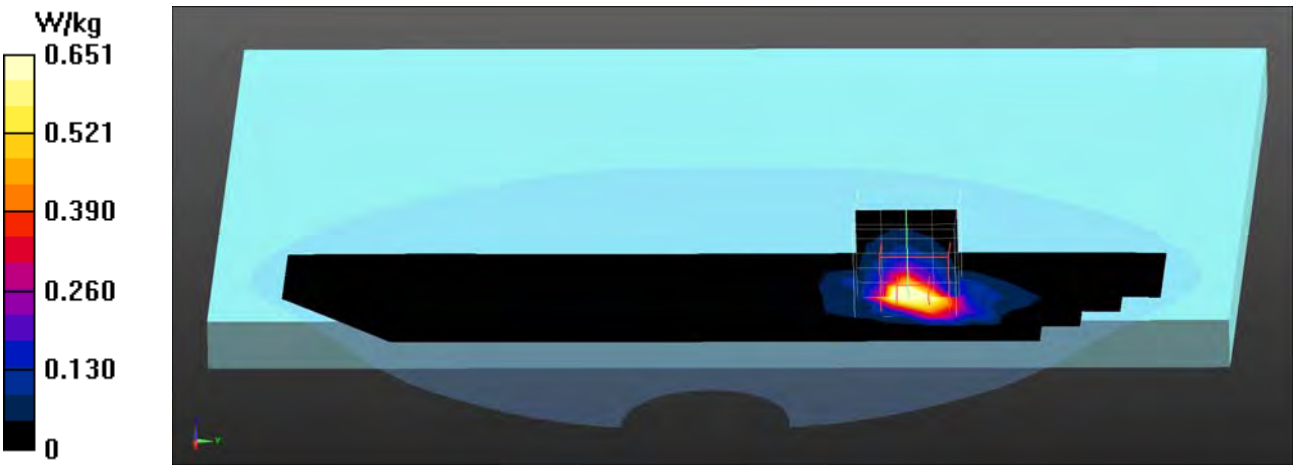

Test Laboratory: QuieTek-a DEKRA Date/Time: 2016/07/01

802.11b_1-Bottom(NB Mode) Aux-LUXSHARE
DUT: Notebook PC; Type: UX360U, Q324U
Communication System: UID 0, WLAN 2.4G; Frequency: 2412 MHz;
Communication System PAR: 0 dB
Medium parameters used: f = 2412 MHz; σ = 1.9 S/m; ε_r = 52.64; ρ = 1000 kg/m^3
Phantom section: Flat Section
Ambient Temperature (°C) : 22.5, Liquid Temperature (°C) : 20.3
Measurement Standard: DASY5 (IEEE/IEC/ANSI C63.19-2007)
DASY5 Configuration:

- Probe: EX3DV4 - SN3698; ConvF(6.75, 6.75, 6.75); Calibrated: 2015/11/24;
- Sensor-Surface: 3mm (Mechanical Surface Detection)
- Electronics: DAE4 Sn1207; Calibrated: 2015/11/20
- Phantom: SAM with left table; Type: SAM;
- Measurement SW: DASY52, Version 52.8 (8); SEMCAD X Version 14.6.10 (7331)

Configuration/Body/Area Scan (6x8x1): Measurement grid: dx=12mm, dy=12mm
Maximum value of SAR (measured) = 1.00 W/kg

Configuration/Body/Zoom Scan (5x5x7) (5x5x7)/Cube 0: Measurement grid: dx=8mm, dy=8mm, dz=5mm
Reference Value = 8.868 V/m; Power Drift = -0.15 dB
Peak SAR (extrapolated) = 2.53 W/kg
SAR(1 g) = 0.955 W/kg; SAR(10 g) = 0.417 W/kg
Maximum value of SAR (measured) = 1.19 W/kg

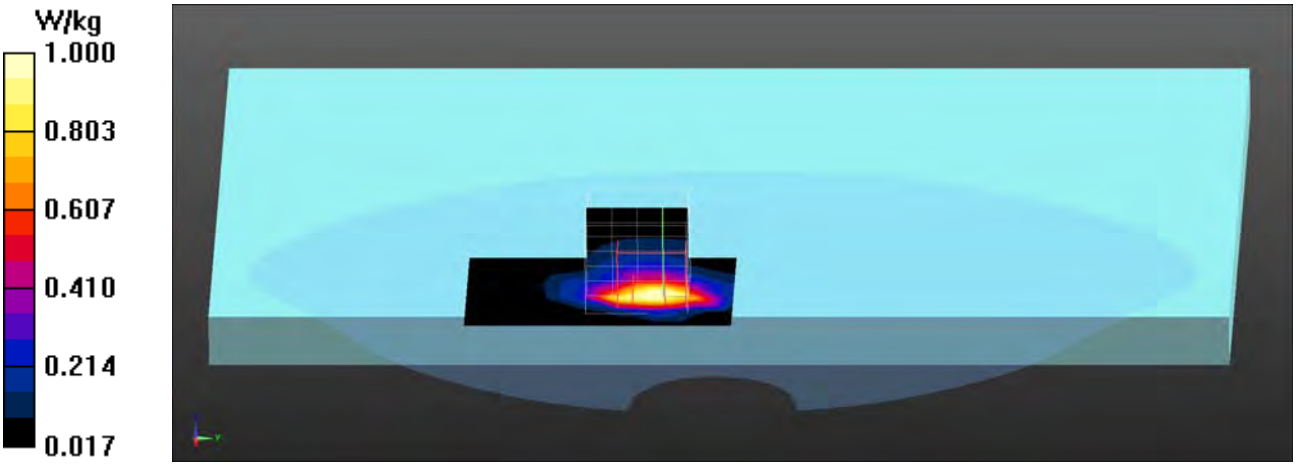

Test Laboratory: QuieTek-a DEKRA Date/Time: 2016/07/01

802.11b_6-Bottom(NB Mode) Aux-LUXSHARE
DUT: Notebook PC; Type: UX360U, Q324U
Communication System: UID 0, WLAN 2.4G; Frequency: 2437 MHz;
Communication System PAR: 0 dB
Medium parameters used: f = 2437 MHz; σ = 1.95 S/m; ε_r = 52.53; ρ = 1000 kg/m^3
Phantom section: Flat Section
Ambient Temperature (°C) : 22.5, Liquid Temperature (°C) : 20.3
Measurement Standard: DASY5 (IEEE/IEC/ANSI C63.19-2007)
DASY5 Configuration:

- Probe: EX3DV4 - SN3698; ConvF(6.75, 6.75, 6.75); Calibrated: 2015/11/24;
- Sensor-Surface: 3mm (Mechanical Surface Detection)
- Electronics: DAE4 Sn1207; Calibrated: 2015/11/20
- Phantom: SAM with left table; Type: SAM;
- Measurement SW: DASY52, Version 52.8 (8); SEMCAD X Version 14.6.10 (7331)

Configuration/Body/Area Scan (6x8x1): Measurement grid: dx=12mm, dy=12mm
Maximum value of SAR (measured) = 1.29 W/kg

Configuration/Body/Zoom Scan (5x5x7) (5x5x7)/Cube 0: Measurement grid: dx=8mm, dy=8mm, dz=5mm
Reference Value = 8.816 V/m; Power Drift = -0.07 dB
Peak SAR (extrapolated) = 2.51 W/kg
SAR(1 g) = 0.983 W/kg; SAR(10 g) = 0.430 W/kg
Maximum value of SAR (measured) = 1.25 W/kg

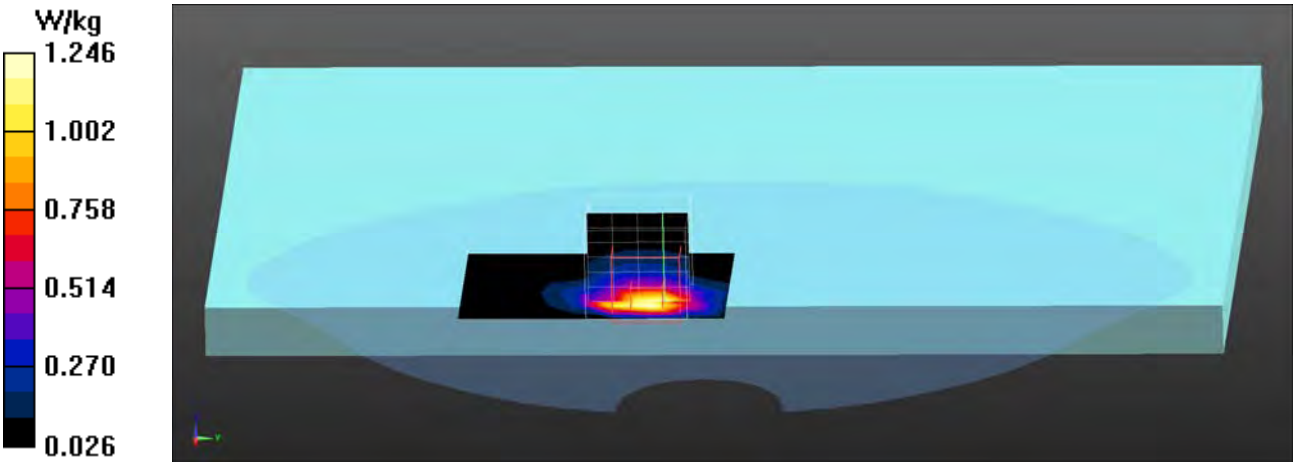

Test Laboratory: QuieTek-a DEKRA Date/Time: 2016/07/01

802.11b_11-Bottom(NB Mode) Aux-LUXSHARE
DUT: Notebook PC; Type: UX360U, Q324U
Communication System: UID 0, WLAN 2.4G; Frequency: 2462 MHz;
Communication System PAR: 0 dB
Medium parameters used: f = 2462 MHz; σ = 1.99 S/m; ε_r = 52.43; ρ = 1000 kg/m^3
Phantom section: Flat Section
Ambient Temperature (°C) : 22.5, Liquid Temperature (°C) : 20.3
Measurement Standard: DASY5 (IEEE/IEC/ANSI C63.19-2007)
DASY5 Configuration:

- Probe: EX3DV4 - SN3698; ConvF(6.75, 6.75, 6.75); Calibrated: 2015/11/24;
- Sensor-Surface: 3mm (Mechanical Surface Detection)
- Electronics: DAE4 Sn1207; Calibrated: 2015/11/20
- Phantom: SAM with left table; Type: SAM;
- Measurement SW: DASY52, Version 52.8 (8); SEMCAD X Version 14.6.10 (7331)

Configuration/Body/Area Scan (6x26x1): Measurement grid: dx=12mm, dy=12mm
Maximum value of SAR (measured) = 1.33 W/kg

Configuration/Body/Zoom Scan (5x5x7) (5x5x7)/Cube 0: Measurement grid: dx=8mm, dy=8mm, dz=5mm
Reference Value = 8.939 V/m; Power Drift = -0.12 dB
Peak SAR (extrapolated) = 2.89 W/kg
SAR(1 g) = 1.04 W/kg; SAR(10 g) = 0.452 W/kg
Maximum value of SAR (measured) = 1.26 W/kg

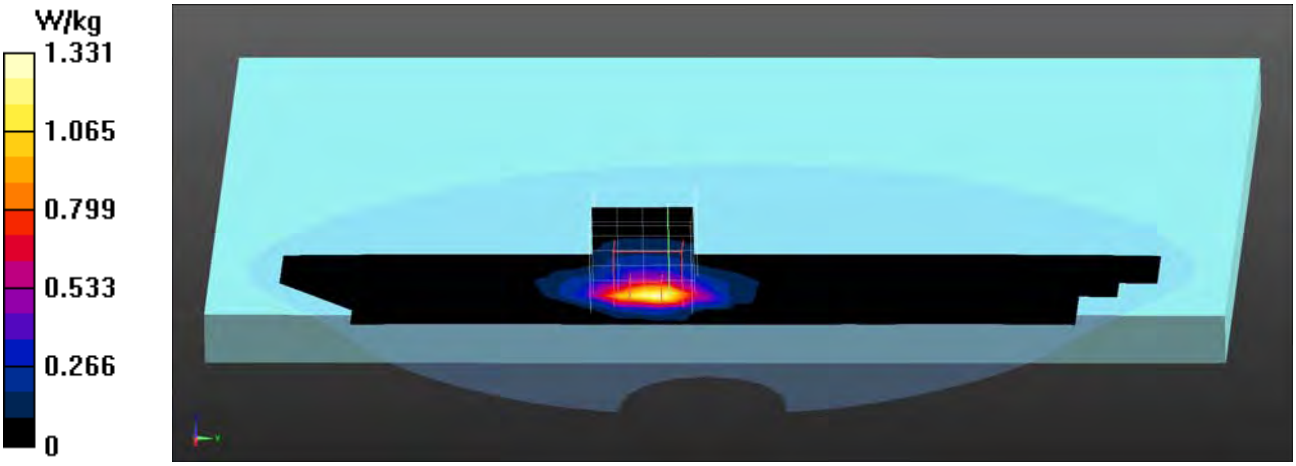

Test Laboratory: QuieTek-a DEKRA Date/Time: 2016/07/01

802.11b_1-Bottom(PAD Mode) Aux-LUXSHARE
DUT: Notebook PC; Type: UX360U, Q324U
Communication System: UID 0, WLAN 2.4G; Frequency: 2412 MHz;
Communication System PAR: 0 dB
Medium parameters used: f = 2412 MHz; σ = 1.9 S/m; ε_r = 52.64; ρ = 1000 kg/m^3
Phantom section: Flat Section
Ambient Temperature (°C) : 22.5, Liquid Temperature (°C) : 20.3
Measurement Standard: DASY5 (IEEE/IEC/ANSI C63.19-2007)
DASY5 Configuration:

- Probe: EX3DV4 - SN3698; ConvF(6.75, 6.75, 6.75); Calibrated: 2015/11/24;
- Sensor-Surface: 3mm (Mechanical Surface Detection)
- Electronics: DAE4 Sn1207; Calibrated: 2015/11/20
- Phantom: SAM with left table; Type: SAM;
- Measurement SW: DASY52, Version 52.8 (8); SEMCAD X Version 14.6.10 (7331)

Configuration/Body/Area Scan (6x8x1): Measurement grid: dx=12mm, dy=12mm
Maximum value of SAR (measured) = 0.935 W/kg

Configuration/Body/Zoom Scan (5x5x7) (5x5x7)/Cube 0: Measurement grid: dx=8mm, dy=8mm, dz=5mm
Reference Value = 4.258 V/m; Power Drift = 0.08 dB
Peak SAR (extrapolated) = 1.90 W/kg
SAR(1 g) = 0.688 W/kg; SAR(10 g) = 0.269 W/kg
Maximum value of SAR (measured) = 1.26 W/kg

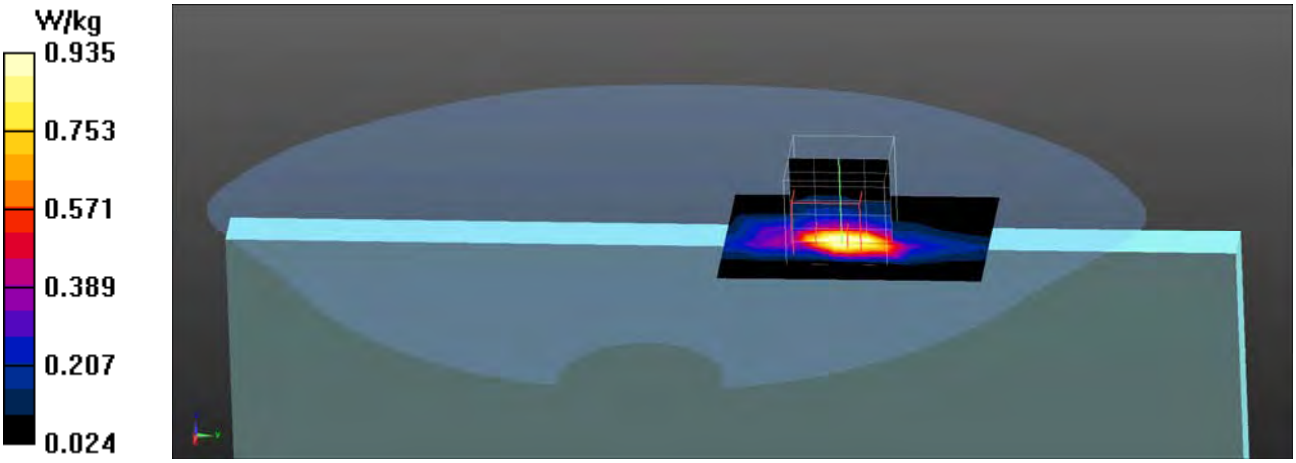

Test Laboratory: QuieTek-a DEKRA Date/Time: 2016/07/01

802.11b_6-Bottom(PAD Mode) Aux-LUXSHARE
DUT: Notebook PC; Type: UX360U, Q324U
Communication System: UID 0, WLAN 2.4G; Frequency: 2437 MHz;
Communication System PAR: 0 dB
Medium parameters used: f = 2437 MHz; σ = 1.95 S/m; ε_r = 52.53; ρ = 1000 kg/m^3
Phantom section: Flat Section
Ambient Temperature (°C) : 22.5, Liquid Temperature (°C) : 20.3
Measurement Standard: DASY5 (IEEE/IEC/ANSI C63.19-2007)
DASY5 Configuration:

- Probe: EX3DV4 - SN3698; ConvF(6.75, 6.75, 6.75); Calibrated: 2015/11/24;
- Sensor-Surface: 3mm (Mechanical Surface Detection)
- Electronics: DAE4 Sn1207; Calibrated: 2015/11/20
- Phantom: SAM with left table; Type: SAM;
- Measurement SW: DASY52, Version 52.8 (8); SEMCAD X Version 14.6.10 (7331)

Configuration/Body/Area Scan (6x8x1): Measurement grid: dx=12mm, dy=12mm
Maximum value of SAR (measured) = 1.02 W/kg

Configuration/Body/Zoom Scan (5x5x7) (5x5x7)/Cube 0: Measurement grid: dx=8mm, dy=8mm, dz=5mm
Reference Value = 3.392 V/m; Power Drift = 0.08 dB
Peak SAR (extrapolated) = 1.56 W/kg
SAR(1 g) = 0.652 W/kg; SAR(10 g) = 0.256 W/kg
Maximum value of SAR (measured) = 1.12 W/kg

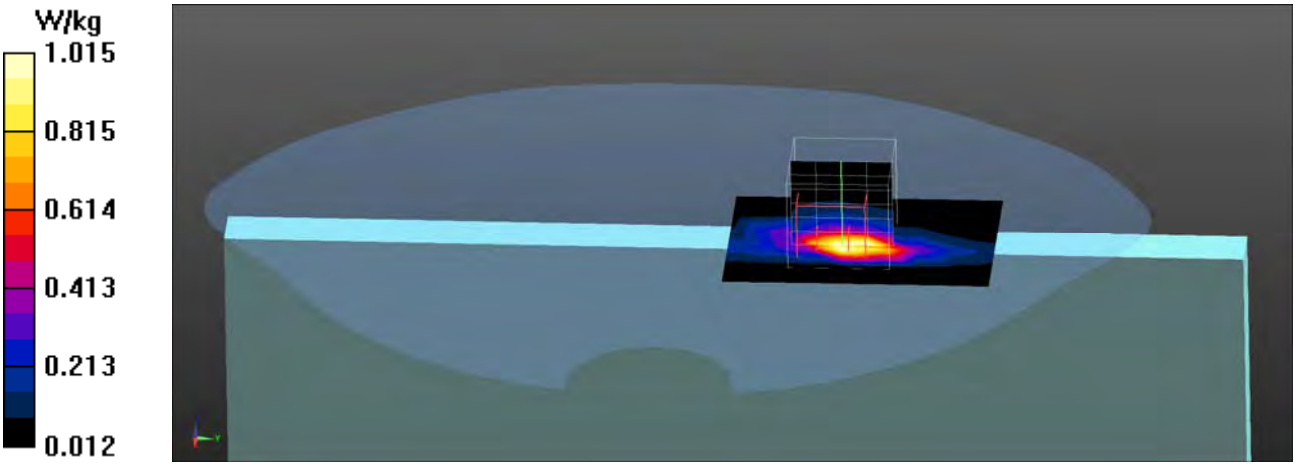

Test Laboratory: QuieTek-a DEKRA Date/Time: 2016/07/01

802.11b_11-Bottom(PAD Mode) Aux-LUXSHARE
DUT: Notebook PC; Type: UX360U, Q324U
Communication System: UID 0, WLAN 2.4G; Frequency: 2462 MHz;
Communication System PAR: 0 dB
Medium parameters used: f = 2462 MHz; σ = 1.99 S/m; ε_r = 52.43; ρ = 1000 kg/m^3
Phantom section: Flat Section
Ambient Temperature (°C) : 22.5, Liquid Temperature (°C) : 20.3
Measurement Standard: DASY5 (IEEE/IEC/ANSI C63.19-2007)
DASY5 Configuration:

- Probe: EX3DV4 - SN3698; ConvF(6.75, 6.75, 6.75); Calibrated: 2015/11/24;
- Sensor-Surface: 3mm (Mechanical Surface Detection)
- Electronics: DAE4 Sn1207; Calibrated: 2015/11/20
- Phantom: SAM with left table; Type: SAM;
- Measurement SW: DASY52, Version 52.8 (8); SEMCAD X Version 14.6.10 (7331)

Configuration/Body/Area Scan (7x26x1): Measurement grid: dx=12mm, dy=12mm
Maximum value of SAR (measured) = 1.04 W/kg

Configuration/Body/Zoom Scan (5x5x7) (5x5x7)/Cube 0: Measurement grid: dx=8mm, dy=8mm, dz=5mm
Reference Value = 3.244 V/m; Power Drift = -0.11 dB
Peak SAR (extrapolated) = 2.12 W/kg
SAR(1 g) = 0.701 W/kg; SAR(10 g) = 0.256 W/kg
Maximum value of SAR (measured) = 1.35 W/kg

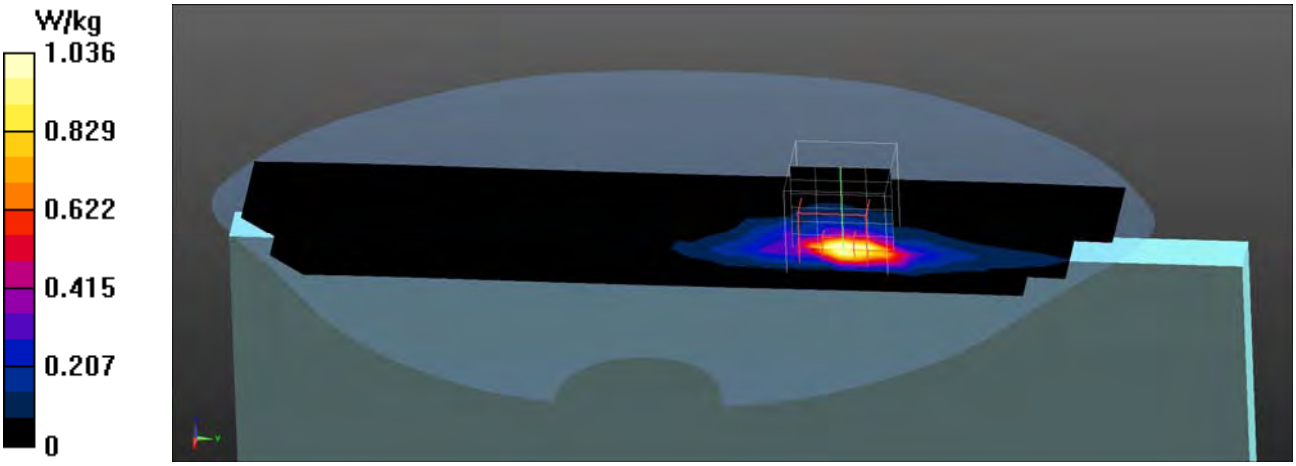

Test Laboratory: QuieTek-a DEKRA Date/Time: 2016/07/01

802.11b_11-Back(PAD Mode) Aux-LUXSHARE
DUT: Notebook PC; Type: UX360U, Q324U
Communication System: UID 0, WLAN 2.4G; Frequency: 2462 MHz;
Communication System PAR: 0 dB
Medium parameters used: f = 2462 MHz; σ = 1.99 S/m; ε_r = 52.43; ρ = 1000 kg/m^3
Phantom section: Flat Section
Ambient Temperature (°C) : 22.5, Liquid Temperature (°C) : 20.3
Measurement Standard: DASY5 (IEEE/IEC/ANSI C63.19-2007)
DASY5 Configuration:

- Probe: EX3DV4 - SN3698; ConvF(6.75, 6.75, 6.75); Calibrated: 2015/11/24;
- Sensor-Surface: 3mm (Mechanical Surface Detection)
- Electronics: DAE4 Sn1207; Calibrated: 2015/11/20
- Phantom: SAM with left table; Type: SAM;
- Measurement SW: DASY52, Version 52.8 (8); SEMCAD X Version 14.6.10 (7331)

Configuration/Body/Area Scan (7x26x1): Measurement grid: dx=12mm, dy=12mm
Maximum value of SAR (measured) = 0.485 W/kg

Configuration/Body/Zoom Scan (5x5x7) (5x5x7)/Cube 0: Measurement grid: dx=8mm, dy=8mm, dz=5mm
Reference Value = 8.683 V/m; Power Drift = 0.04 dB
Peak SAR (extrapolated) = 1.40 W/kg
SAR(1 g) = 0.533 W/kg; SAR(10 g) = 0.204 W/kg
Maximum value of SAR (measured) = 0.811 W/kg

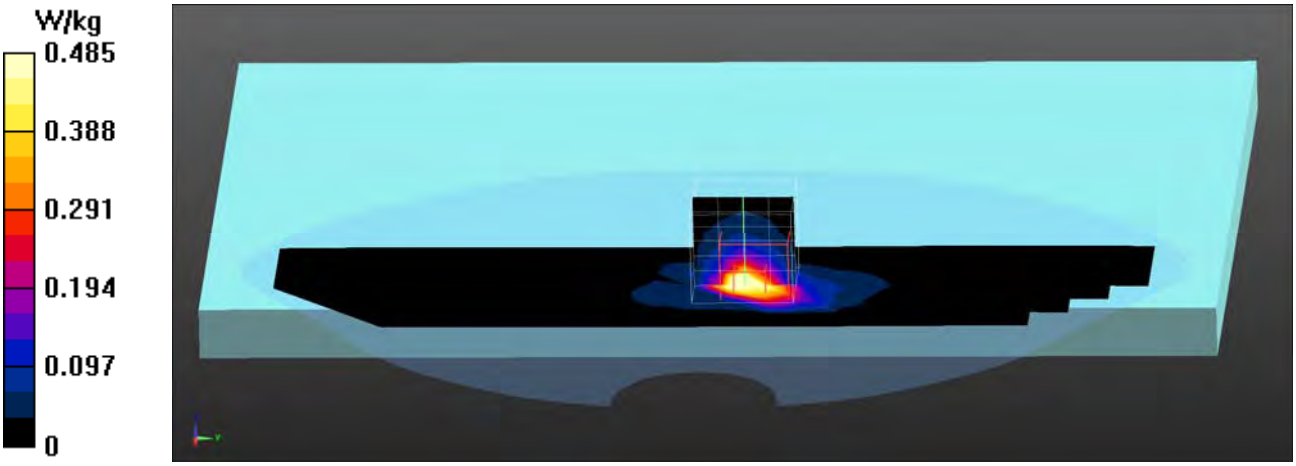

Test Laboratory: QuieTek-a DEKRA Date/Time: 2016/07/01

802.11b_11-Bottom(NB Mode) Aux- Hong Bo
DUT: Notebook PC; Type: UX360U, Q324U
Communication System: UID 0, WLAN 2.4G; Frequency: 2462 MHz;
Communication System PAR: 0 dB
Medium parameters used: f = 2462 MHz; σ = 1.99 S/m; ε_r = 52.43; ρ = 1000 kg/m^3
Phantom section: Flat Section
Ambient Temperature (°C) : 22.5, Liquid Temperature (°C) : 20.3
Measurement Standard: DASY5 (IEEE/IEC/ANSI C63.19-2007)
DASY5 Configuration:

- Probe: EX3DV4 - SN3698; ConvF(6.75, 6.75, 6.75); Calibrated: 2015/11/24;
- Sensor-Surface: 3mm (Mechanical Surface Detection)
- Electronics: DAE4 Sn1207; Calibrated: 2015/11/20
- Phantom: SAM with left table; Type: SAM;
- Measurement SW: DASY52, Version 52.8 (8); SEMCAD X Version 14.6.10 (7331)

Configuration/Body/Area Scan (6x9x1): Measurement grid: dx=12mm, dy=12mm
Maximum value of SAR (measured) = 1.00 W/kg

Configuration/Body/Zoom Scan (5x5x7) (5x5x7)/Cube 0: Measurement grid: dx=8mm, dy=8mm, dz=5mm
Reference Value = 8.201 V/m; Power Drift = 0.11 dB
Peak SAR (extrapolated) = 2.16 W/kg
SAR(1 g) = 0.819 W/kg; SAR(10 g) = 0.376 W/kg
Maximum value of SAR (measured) = 0.953 W/kg

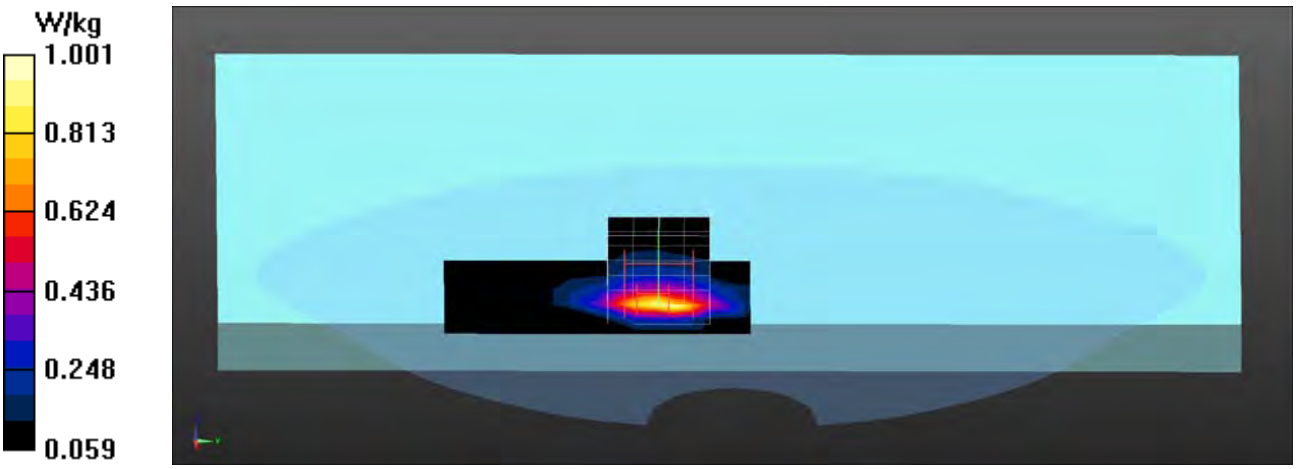

Test Laboratory: QuieTek-a DEKRA Date/Time: 2016/07/01

802.11n40M_3-Bottom(NB Mode) MIMO-LUXSHARE
DUT: Notebook PC; Type: UX360U, Q324U
Communication System: UID 0, WLAN 2.4G; Frequency: 2422 MHz;
Communication System PAR: 0 dB
Medium parameters used: f = 2422 MHz; σ = 1.93 S/m; ε_r = 52.58; ρ = 1000 kg/m^3
Phantom section: Flat Section
Ambient Temperature (°C) : 22.5, Liquid Temperature (°C) : 20.3
Measurement Standard: DASY5 (IEEE/IEC/ANSI C63.19-2007)
DASY5 Configuration:

- Probe: EX3DV4 - SN3698; ConvF(6.75, 6.75, 6.75); Calibrated: 2015/11/24;
- Sensor-Surface: 3mm (Mechanical Surface Detection)
- Electronics: DAE4 Sn1207; Calibrated: 2015/11/20
- Phantom: SAM with left table; Type: SAM;
- Measurement SW: DASY52, Version 52.8 (8); SEMCAD X Version 14.6.10 (7331)

Configuration/Body/Area Scan (6x26x1): Measurement grid: dx=12mm, dy=12mm
Maximum value of SAR (measured) = 1.29 W/kg

Configuration/Body/Zoom Scan (5x5x7) (5x5x7)/Cube 0: Measurement grid: dx=8mm, dy=8mm, dz=5mm
Reference Value = 8.961 V/m; Power Drift = -0.12 dB
Peak SAR (extrapolated) = 2.14 W/kg
SAR(1 g) = 0.848 W/kg; SAR(10 g) = 0.366 W/kg
Maximum value of SAR (measured) = 1.13 W/kg

Configuration/Body/Zoom Scan (5x5x7) (5x5x7)/Cube 1: Measurement grid: dx=8mm, dy=8mm, dz=5mm
Reference Value = 8.961 V/m; Power Drift = -0.12 dB
Peak SAR (extrapolated) = 2.53 W/kg
SAR(1 g) = 0.986 W/kg; SAR(10 g) = 0.437 W/kg
Maximum value of SAR (measured) = 1.19 W/kg

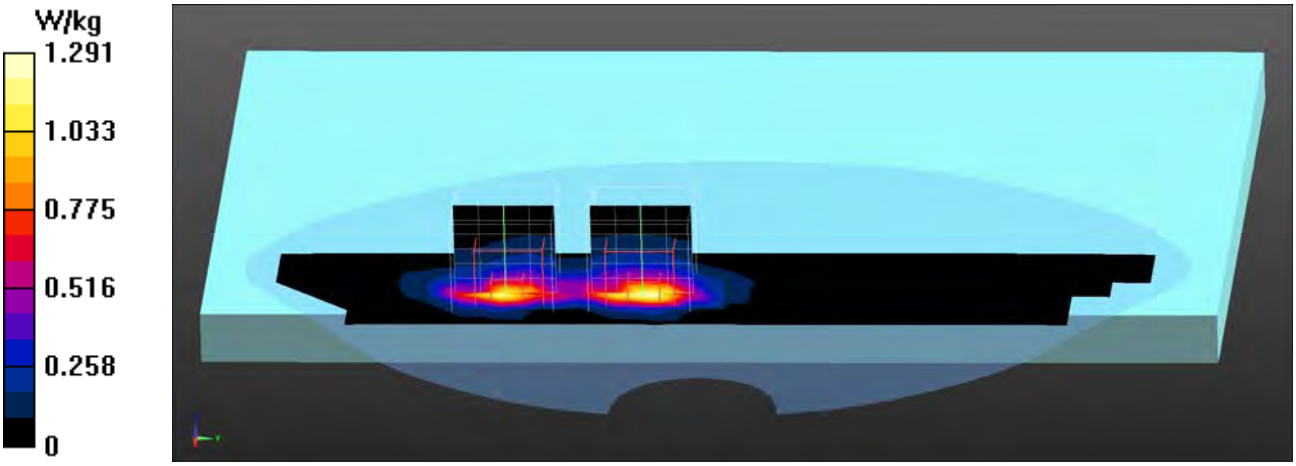

Test Laboratory: QuieTek-a DEKRA Date/Time: 2016/07/01

802.11n40M_6-Bottom(NB Mode) MIMO-LUXSHARE
DUT: Notebook PC; Type: UX360U, Q324U
Communication System: UID 0, WLAN 2.4G; Frequency: 2437 MHz;
Communication System PAR: 0 dB
Medium parameters used: f = 2437 MHz; σ = 1.95 S/m; ε_r = 52.53; ρ = 1000 kg/m^3
Phantom section: Flat Section
Ambient Temperature (°C) : 22.5, Liquid Temperature (°C) : 20.3
Measurement Standard: DASY5 (IEEE/IEC/ANSI C63.19-2007)
DASY5 Configuration:

- Probe: EX3DV4 - SN3698; ConvF(6.75, 6.75, 6.75); Calibrated: 2015/11/24;
- Sensor-Surface: 3mm (Mechanical Surface Detection)
- Electronics: DAE4 Sn1207; Calibrated: 2015/11/20
- Phantom: SAM with left table; Type: SAM;
- Measurement SW: DASY52, Version 52.8 (8); SEMCAD X Version 14.6.10 (7331)

Configuration/Body/Area Scan (6x13x1): Measurement grid: dx=12mm, dy=12mm
Maximum value of SAR (measured) = 1.31 W/kg

Configuration/Body/Zoom Scan (5x5x7) (5x5x7)/Cube 0: Measurement grid: dx=8mm, dy=8mm, dz=5mm
Reference Value = 8.926 V/m; Power Drift = 0.03 dB
Peak SAR (extrapolated) = 2.32 W/kg
SAR(1 g) = 0.895 W/kg; SAR(10 g) = 0.382 W/kg
Maximum value of SAR (measured) = 1.12 W/kg

Configuration/Body/Zoom Scan (5x5x7) (5x5x7)/Cube 1: Measurement grid: dx=8mm, dy=8mm, dz=5mm
Reference Value = 8.926 V/m; Power Drift = 0.03 dB
Peak SAR (extrapolated) = 2.65 W/kg
SAR(1 g) = 1.03 W/kg; SAR(10 g) = 0.456 W/kg
Maximum value of SAR (measured) = 1.22 W/kg

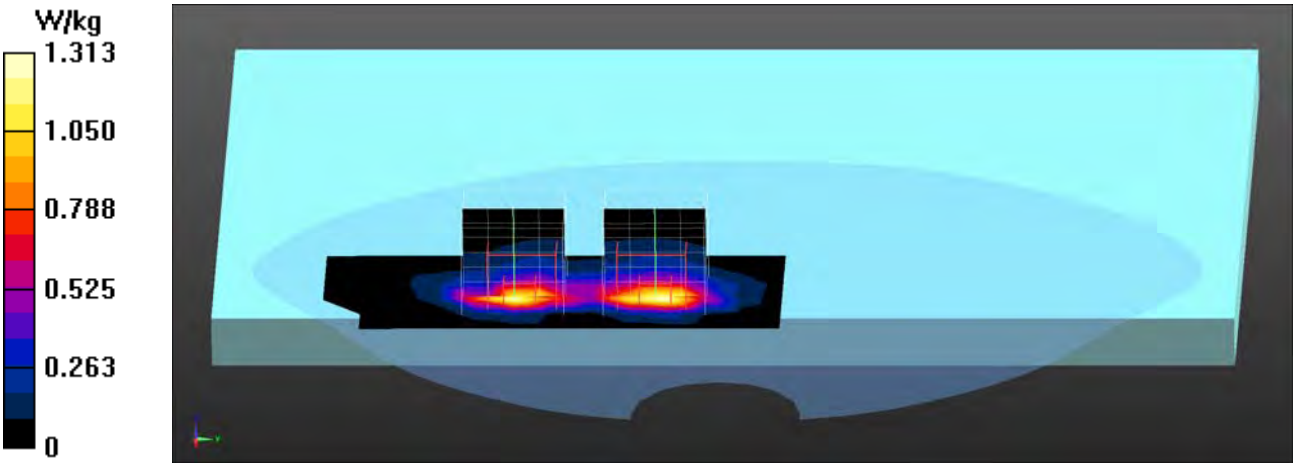

Test Laboratory: QuieTek-a DEKRA Date/Time: 2016/07/01

802.11n40M_9-Bottom(NB Mode) MIMO-LUXSHARE
DUT: Notebook PC; Type: UX360U, Q324U
Communication System: UID 0, WLAN 2.4G; Frequency: 2452 MHz;
Communication System PAR: 0 dB
Medium parameters used: f = 2452 MHz; σ = 1.97 S/m; ε_r = 52.48; ρ = 1000 kg/m^3
Phantom section: Flat Section
Ambient Temperature (°C) : 22.5, Liquid Temperature (°C) : 20.3
Measurement Standard: DASY5 (IEEE/IEC/ANSI C63.19-2007)
DASY5 Configuration:

- Probe: EX3DV4 - SN3698; ConvF(6.75, 6.75, 6.75); Calibrated: 2015/11/24;
- Sensor-Surface: 3mm (Mechanical Surface Detection)
- Electronics: DAE4 Sn1207; Calibrated: 2015/11/20
- Phantom: SAM with left table; Type: SAM;
- Measurement SW: DASY52, Version 52.8 (8); SEMCAD X Version 14.6.10 (7331)

Configuration/Body/Area Scan (6x13x1): Measurement grid: dx=12mm, dy=12mm
Maximum value of SAR (measured) = 1.26 W/kg

Configuration/Body/Zoom Scan (5x5x7) (5x5x7)/Cube 0: Measurement grid: dx=8mm, dy=8mm, dz=5mm
Reference Value = 8.675 V/m; Power Drift = -0.04 dB
Peak SAR (extrapolated) = 2.18 W/kg
SAR(1 g) = 0.830 W/kg; SAR(10 g) = 0.354 W/kg
Maximum value of SAR (measured) = 1.07 W/kg

Configuration/Body/Zoom Scan (5x5x7) (5x5x7)/Cube 1: Measurement grid: dx=8mm, dy=8mm, dz=5mm
Reference Value = 8.675 V/m; Power Drift = -0.04 dB
Peak SAR (extrapolated) = 2.65 W/kg
SAR(1 g) = 0.998 W/kg; SAR(10 g) = 0.444 W/kg
Maximum value of SAR (measured) = 1.16 W/kg

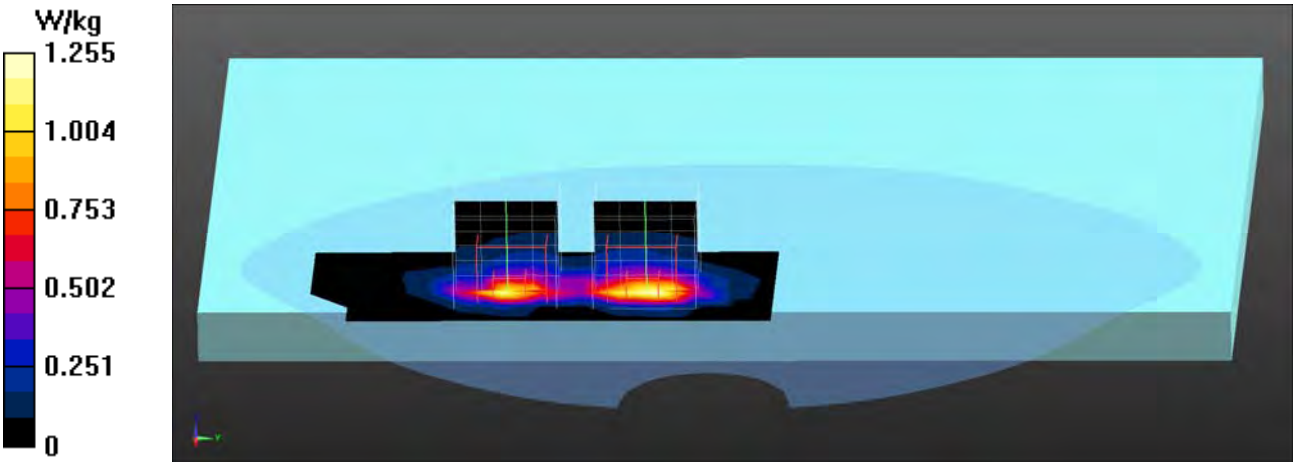

Test Laboratory: QuieTek-a DEKRA Date/Time: 2016/07/01

802.11n40M_6-Bottom(PAD Mode) MIMO-LUXSHARE
DUT: Notebook PC; Type: UX360U, Q324U
Communication System: UID 0, WLAN 2.4G; Frequency: 2437 MHz;
Communication System PAR: 0 dB
Medium parameters used: f = 2437 MHz; σ = 1.95 S/m; ε_r = 52.53; ρ = 1000 kg/m^3
Phantom section: Flat Section
Ambient Temperature (°C) : 22.5, Liquid Temperature (°C) : 20.3
Measurement Standard: DASY5 (IEEE/IEC/ANSI C63.19-2007)
DASY5 Configuration:

- Probe: EX3DV4 - SN3698; ConvF(6.75, 6.75, 6.75); Calibrated: 2015/11/24;
- Sensor-Surface: 3mm (Mechanical Surface Detection)
- Electronics: DAE4 Sn1207; Calibrated: 2015/11/20
- Phantom: SAM with left table; Type: SAM;
- Measurement SW: DASY52, Version 52.8 (8); SEMCAD X Version 14.6.10 (7331)

Configuration/Body/Area Scan (7x12x1): Measurement grid: dx=12mm, dy=12mm
Maximum value of SAR (measured) = 1.45 W/kg

Configuration/Body/Zoom Scan (5x5x7) (5x5x7)/Cube 0: Measurement grid: dx=8mm, dy=8mm, dz=5mm
Reference Value = 4.994 V/m; Power Drift = -0.13 dB
Peak SAR (extrapolated) = 2.50 W/kg
SAR(1 g) = 1.01 W/kg; SAR(10 g) = 0.402 W/kg
Maximum value of SAR (measured) = 1.83 W/kg

Configuration/Body/Zoom Scan (5x5x7) (5x5x7)/Cube 1: Measurement grid: dx=8mm, dy=8mm, dz=5mm
Reference Value = 4.994 V/m; Power Drift = -0.13 dB
Peak SAR (extrapolated) = 2.01 W/kg
SAR(1 g) = 0.708 W/kg; SAR(10 g) = 0.307 W/kg
Maximum value of SAR (measured) = 1.30 W/kg

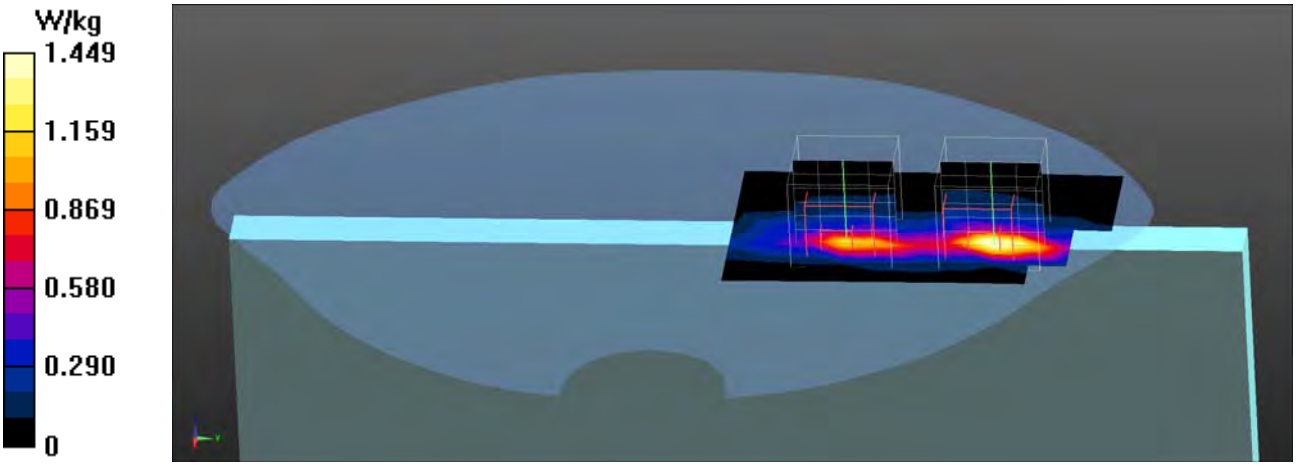

Test Laboratory: QuieTek-a DEKRA Date/Time: 2016/07/01

802.11n40M_9-Bottom(PAD Mode) MIMO-LUXSHARE
DUT: Notebook PC; Type: UX360U, Q324U
Communication System: UID 0, WLAN 2.4G; Frequency: 2452 MHz;
Communication System PAR: 0 dB
Medium parameters used: f = 2452 MHz; σ = 1.97 S/m; ε_r = 52.48; ρ = 1000 kg/m^3
Phantom section: Flat Section
Ambient Temperature (°C) : 22.5, Liquid Temperature (°C) : 20.3
Measurement Standard: DASY5 (IEEE/IEC/ANSI C63.19-2007)
DASY5 Configuration:

- Probe: EX3DV4 - SN3698; ConvF(6.75, 6.75, 6.75); Calibrated: 2015/11/24;
- Sensor-Surface: 3mm (Mechanical Surface Detection)
- Electronics: DAE4 Sn1207; Calibrated: 2015/11/20
- Phantom: SAM with left table; Type: SAM;
- Measurement SW: DASY52, Version 52.8 (8); SEMCAD X Version 14.6.10 (7331)

Configuration/Body/Area Scan (7x26x1): Measurement grid: dx=12mm, dy=12mm
Maximum value of SAR (measured) = 1.20 W/kg

Configuration/Body/Zoom Scan (5x5x7) (5x5x7)/Cube 0: Measurement grid: dx=8mm, dy=8mm, dz=5mm
Reference Value = 4.203 V/m; Power Drift = 0.07 dB
Peak SAR (extrapolated) = 2.43 W/kg
SAR(1 g) = 0.975 W/kg; SAR(10 g) = 0.386 W/kg
Maximum value of SAR (measured) = 1.81 W/kg

Configuration/Body/Zoom Scan (5x5x7) (5x5x7)/Cube 1: Measurement grid: dx=8mm, dy=8mm, dz=5mm
Reference Value = 4.203 V/m; Power Drift = 0.07 dB
Peak SAR (extrapolated) = 2.05 W/kg
SAR(1 g) = 0.764 W/kg; SAR(10 g) = 0.319 W/kg
Maximum value of SAR (measured) = 1.35 W/kg

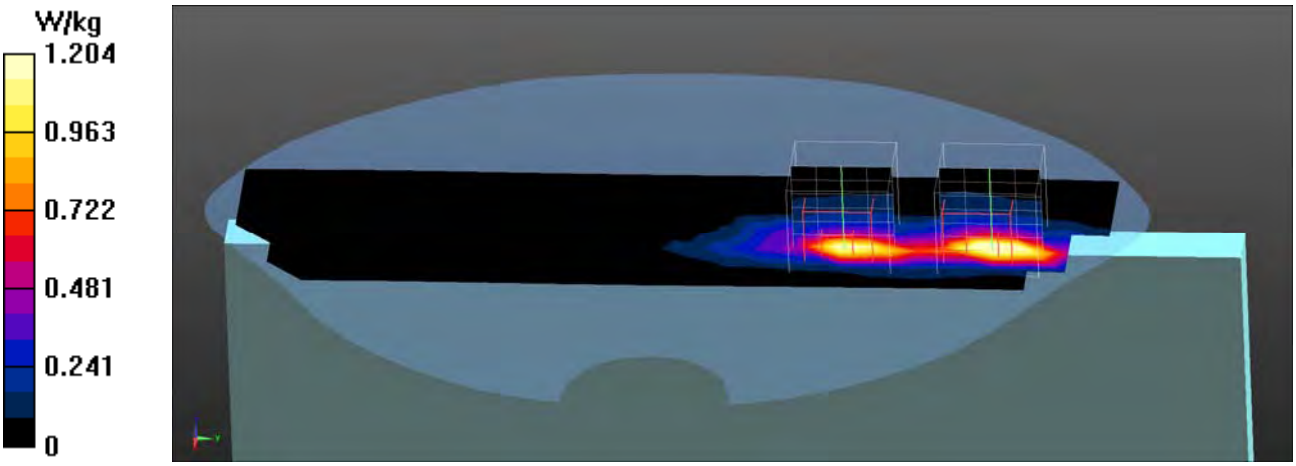

802.11b EUT Bottom (LUXSHARE Aux Antenna (NB Mode)) Z-Axis plot
Channel: 11

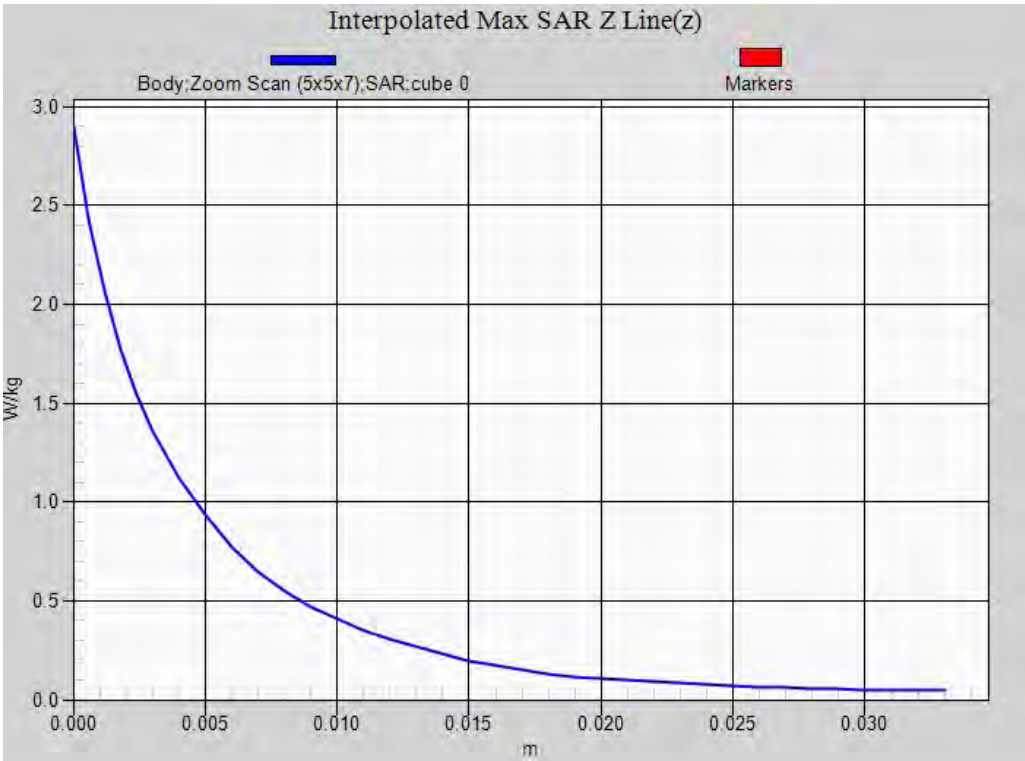

Test Laboratory: QuieTek-a DEKRA Date/Time: 2016/06/30

802.11ac80M_58-Bottom(NB Mode) Main-LUXSHARE
DUT: Notebook PC; Type: UX360U, Q324U
Communication System: UID 0, WLAN 5G; Frequency: 5290 MHz;
Communication System PAR: 0 dB
Medium parameters used: f = 5290 MHz; σ = 5.48 S/m; ε_r = 49.39; ρ = 1000 kg/m^3
Phantom section: Flat Section
Ambient Temperature (°C) : 22.8, Liquid Temperature (°C) : 20.6
Measurement Standard: DASY5 (IEEE/IEC/ANSI C63.19-2007)
DASY5 Configuration:

- Probe: EX3DV4 - SN3698; ConvF(4.05, 4.05, 4.05); Calibrated: 2015/11/24;
- Sensor-Surface: 1.4mm (Mechanical Surface Detection)
- Electronics: DAE4 Sn1207; Calibrated: 2015/11/20
- Phantom: SAM with right table; Type: SAM;
- Measurement SW: DASY52, Version 52.8 (8); SEMCAD X Version 14.6.10 (7331)

Configuration/Body/Area Scan (5x10x1): Measurement grid: dx=10mm, dy=10mm
Maximum value of SAR (measured) = 1.92 W/kg

Configuration/Body/Zoom Scan (6x6x12) (6x6x12)/Cube 0: Measurement grid: dx=5mm, dy=5mm, dz=2mm
Reference Value = 3.859 V/m; Power Drift = 0.07 dB
Peak SAR (extrapolated) = 4.24 W/kg
SAR(1 g) = 0.738 W/kg; SAR(10 g) = 0.291 W/kg
Maximum value of SAR (measured) = 1.88 W/kg

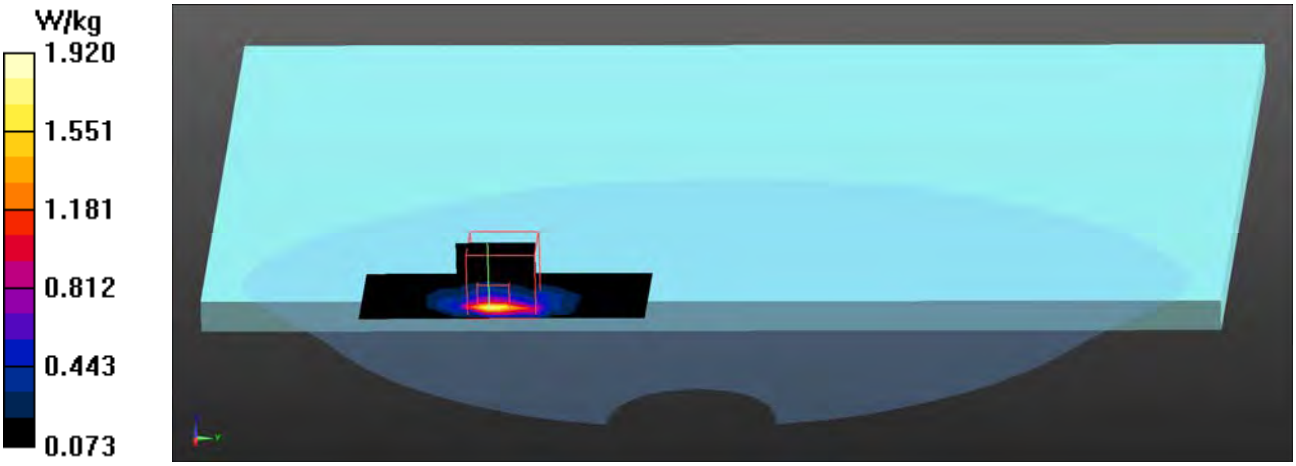

Test Laboratory: QuieTek-a DEKRA Date/Time: 2016/06/30

802.11ac80M_122-Bottom(NB Mode) Main-LUXSHARE
DUT: Notebook PC; Type: UX360U, Q324U
Communication System: UID 0, WLAN 5G; Frequency: 5610 MHz;
Communication System PAR: 0 dB
Medium parameters used: f = 5610 MHz; σ = 5.97 S/m; ε_r = 48.54; ρ = 1000 kg/m^3
Phantom section: Flat Section
Ambient Temperature (°C) : 22.8, Liquid Temperature (°C) : 20.6
Measurement Standard: DASY5 (IEEE/IEC/ANSI C63.19-2007)
DASY5 Configuration:

- Probe: EX3DV4 - SN3698; ConvF(3.5, 3.5, 3.5); Calibrated: 2015/11/24;
- Sensor-Surface: 1.4mm (Mechanical Surface Detection)
- Electronics: DAE4 Sn1207; Calibrated: 2015/11/20
- Phantom: SAM with right table; Type: SAM;
- Measurement SW: DASY52, Version 52.8 (8); SEMCAD X Version 14.6.10 (7331)

Configuration/Body/Area Scan (6x31x1): Measurement grid: dx=10mm, dy=10mm
Maximum value of SAR (measured) = 1.28 W/kg

Configuration/Body/Zoom Scan (6x6x12) (6x6x12)/Cube 0: Measurement grid: dx=5mm, dy=5mm, dz=2mm
Reference Value = 4.483 V/m; Power Drift = -0.05 dB
Peak SAR (extrapolated) = 3.90 W/kg
SAR(1 g) = 0.705 W/kg; SAR(10 g) = 0.318 W/kg
Maximum value of SAR (measured) = 1.55 W/kg

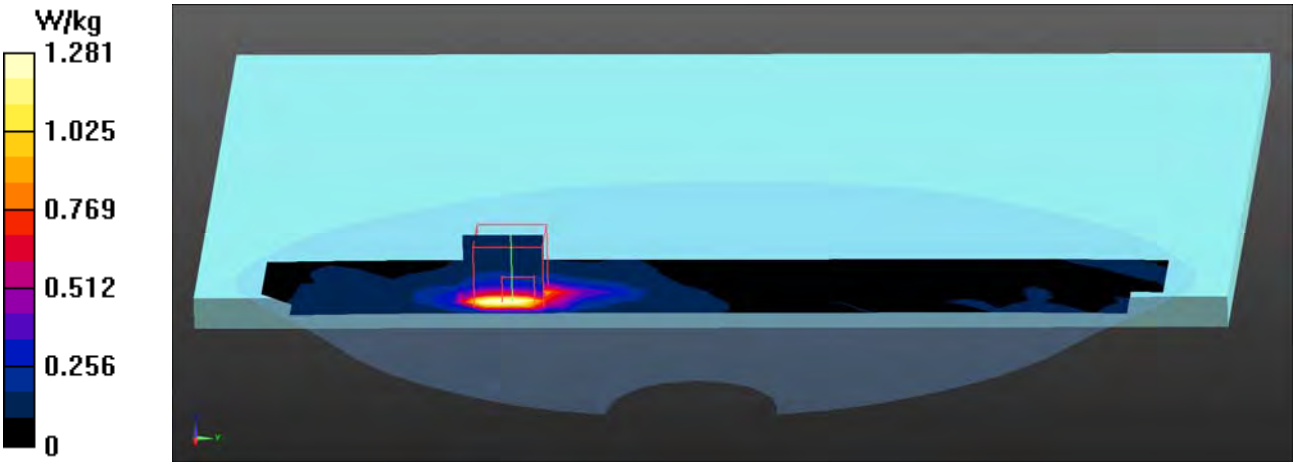

Test Laboratory: QuieTek-a DEKRA Date/Time: 2016/06/30

802.11ac80M_155-Bottom(NB Mode) Main-LUXSHARE
DUT: Notebook PC; Type: UX360U, Q324U
Communication System: UID 0, WLAN 5G; Frequency: 5775 MHz;
Communication System PAR: 0 dB
Medium parameters used: f = 5775 MHz; σ = 6.21 S/m; ε_r = 48.11; ρ = 1000 kg/m^3
Phantom section: Flat Section
Ambient Temperature (°C) : 22.8, Liquid Temperature (°C) : 20.6
Measurement Standard: DASY5 (IEEE/IEC/ANSI C63.19-2007)
DASY5 Configuration:

- Probe: EX3DV4 - SN3698; ConvF(3.72, 3.72, 3.72); Calibrated: 2015/11/24;
- Sensor-Surface: 1.4mm (Mechanical Surface Detection)
- Electronics: DAE4 Sn1207; Calibrated: 2015/11/20
- Phantom: SAM with right table; Type: SAM;
- Measurement SW: DASY52, Version 52.8 (8); SEMCAD X Version 14.6.10 (7331)

Configuration/Body/Area Scan (5x10x1): Measurement grid: dx=10mm, dy=10mm
Maximum value of SAR (measured) = 0.879 W/kg

Configuration/Body/Zoom Scan (6x6x12) (6x6x12)/Cube 0: Measurement grid: dx=5mm, dy=5mm, dz=2mm
Reference Value = 4.139 V/m; Power Drift = 0.05 dB
Peak SAR (extrapolated) = 2.55 W/kg
SAR(1 g) = 0.475 W/kg; SAR(10 g) = 0.233 W/kg
Maximum value of SAR (measured) = 1.01 W/kg

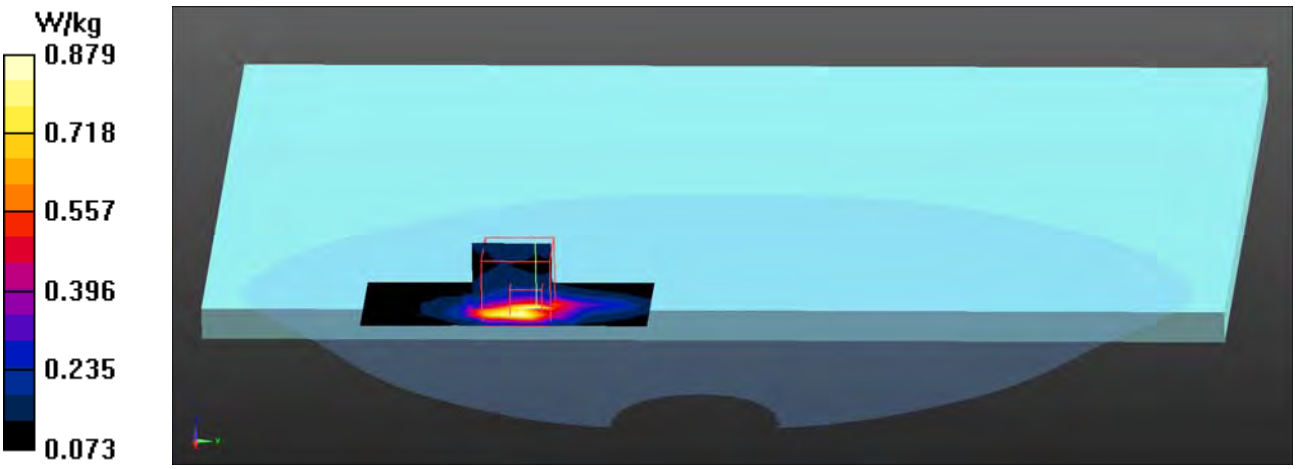

Test Laboratory: QuieTek-a DEKRA Date/Time: 2016/06/30

802.11ac80M_42-Bottom(PAD Mode) Main-LUXSHARE
DUT: Notebook PC; Type: UX360U, Q324U
Communication System: UID 0, WLAN 5G; Frequency: 5210 MHz;
Communication System PAR: 0 dB
Medium parameters used: f = 5210 MHz; σ = 5.36 S/m; ε_r = 49.61; ρ = 1000 kg/m^3
Phantom section: Flat Section
Ambient Temperature (°C) : 22.8, Liquid Temperature (°C) : 20.6
Measurement Standard: DASY5 (IEEE/IEC/ANSI C63.19-2007)
DASY5 Configuration:

- Probe: EX3DV4 - SN3698; ConvF(4.2, 4.2, 4.2); Calibrated: 2015/11/24;
- Sensor-Surface: 1.4mm (Mechanical Surface Detection)
- Electronics: DAE4 Sn1207; Calibrated: 2015/11/20
- Phantom: SAM with right table; Type: SAM;
- Measurement SW: DASY52, Version 52.8 (8); SEMCAD X Version 14.6.10 (7331)

Configuration/Body/Area Scan (5x10x1): Measurement grid: dx=10mm, dy=10mm
Maximum value of SAR (measured) = 1.43 W/kg

Configuration/Body/Zoom Scan (6x6x12) (6x6x12)/Cube 0: Measurement grid: dx=5mm, dy=5mm, dz=2mm
Reference Value = 3.188 V/m; Power Drift = 0.07 dB
Peak SAR (extrapolated) = 6.89 W/kg
SAR(1 g) = 0.826 W/kg; SAR(10 g) = 0.250 W/kg
Maximum value of SAR (measured) = 2.30 W/kg



Test Laboratory: QuieTek-a DEKRA Date/Time: 2016/06/30

802.11ac80M_58-Bottom(PAD Mode) Main-LUXSHARE
DUT: Notebook PC; Type: UX360U, Q324U
Communication System: UID 0, WLAN 5G; Frequency: 5290 MHz;
Communication System PAR: 0 dB
Medium parameters used: f = 5290 MHz; σ = 5.48 S/m; ε_r = 49.39; ρ = 1000 kg/m^3
Phantom section: Flat Section
Ambient Temperature (°C) : 22.8, Liquid Temperature (°C) : 20.6
Measurement Standard: DASY5 (IEEE/IEC/ANSI C63.19-2007)
DASY5 Configuration:

- Probe: EX3DV4 - SN3698; ConvF(4.05, 4.05, 4.05); Calibrated: 2015/11/24;
- Sensor-Surface: 1.4mm (Mechanical Surface Detection)
- Electronics: DAE4 Sn1207; Calibrated: 2015/11/20
- Phantom: SAM with right table; Type: SAM;
- Measurement SW: DASY52, Version 52.8 (8); SEMCAD X Version 14.6.10 (7331)

Configuration/Body/Area Scan (5x10x1): Measurement grid: dx=10mm, dy=10mm
Maximum value of SAR (measured) = 1.27 W/kg

Configuration/Body/Zoom Scan (6x6x12) (6x6x12)/Cube 0: Measurement grid: dx=5mm, dy=5mm, dz=2mm
Reference Value = 3.253 V/m; Power Drift = 0.02 dB
Peak SAR (extrapolated) = 4.36 W/kg
SAR(1 g) = 0.668 W/kg; SAR(10 g) = 0.227 W/kg
Maximum value of SAR (measured) = 1.85 W/kg



Test Laboratory: QuieTek-a DEKRA Date/Time: 2016/06/30

802.11ac80M_106-Bottom(PAD Mode) Main-LUXSHARE
DUT: Notebook PC; Type: UX360U, Q324U
Communication System: UID 0, WLAN 5G; Frequency: 5530 MHz;
Communication System PAR: 0 dB
Medium parameters used: f = 5530 MHz; σ = 5.84 S/m; ε_r = 48.75; ρ = 1000 kg/m^3
Phantom section: Flat Section
Ambient Temperature (°C) : 22.8, Liquid Temperature (°C) : 20.6
Measurement Standard: DASY5 (IEEE/IEC/ANSI C63.19-2007)
DASY5 Configuration:

- Probe: EX3DV4 - SN3698; ConvF(3.67, 3.67, 3.67); Calibrated: 2015/11/24;
- Sensor-Surface: 1.4mm (Mechanical Surface Detection)
- Electronics: DAE4 Sn1207; Calibrated: 2015/11/20
- Phantom: SAM with right table; Type: SAM;
- Measurement SW: DASY52, Version 52.8 (8); SEMCAD X Version 14.6.10 (7331)

Configuration/Body/Area Scan (5x10x1): Measurement grid: dx=10mm, dy=10mm
Maximum value of SAR (measured) = 1.54 W/kg

Configuration/Body/Zoom Scan (6x6x12) (6x6x12)/Cube 0: Measurement grid: dx=5mm, dy=5mm, dz=2mm
Reference Value = 3.104 V/m; Power Drift = 0.13 dB
Peak SAR (extrapolated) = 5.10 W/kg
SAR(1 g) = 0.759 W/kg; SAR(10 g) = 0.237 W/kg
Maximum value of SAR (measured) = 2.22 W/kg



Test Laboratory: QuieTek-a DEKRA Date/Time: 2016/06/30

802.11ac80M_122-Bottom(PAD Mode) Main-LUXSHARE
DUT: Notebook PC; Type: UX360U, Q324U
Communication System: UID 0, WLAN 5G; Frequency: 5610 MHz;
Communication System PAR: 0 dB
Medium parameters used: f = 5610 MHz; σ = 5.97 S/m; ε_r = 48.54; ρ = 1000 kg/m^3
Phantom section: Flat Section
Ambient Temperature (°C) : 22.8, Liquid Temperature (°C) : 20.6
Measurement Standard: DASY5 (IEEE/IEC/ANSI C63.19-2007)
DASY5 Configuration:

- Probe: EX3DV4 - SN3698; ConvF(3.5, 3.5, 3.5); Calibrated: 2015/11/24;
- Sensor-Surface: 1.4mm (Mechanical Surface Detection)
- Electronics: DAE4 Sn1207; Calibrated: 2015/11/20
- Phantom: SAM with right table; Type: SAM;
- Measurement SW: DASY52, Version 52.8 (8); SEMCAD X Version 14.6.10 (7331)

Configuration/Body/Area Scan (5x31x1): Measurement grid: dx=10mm, dy=10mm
Maximum value of SAR (measured) = 1.61 W/kg

Configuration/Body/Zoom Scan (6x6x12) (6x6x12)/Cube 0: Measurement grid: dx=5mm, dy=5mm, dz=2mm
Reference Value = 3.429 V/m; Power Drift = 0.03 dB
Peak SAR (extrapolated) = 6.65 W/kg
SAR(1 g) = 0.757 W/kg; SAR(10 g) = 0.263 W/kg
Maximum value of SAR (measured) = 1.95 W/kg



Test Laboratory: QuieTek-a DEKRA Date/Time: 2016/06/30

802.11ac80M_138-Bottom(PAD Mode) Main-LUXSHARE
DUT: Notebook PC; Type: UX360U, Q324U
Communication System: UID 0, WLAN 5G; Frequency: 5690 MHz;
Communication System PAR: 0 dB
Medium parameters used: f = 5690 MHz; σ = 6.05 S/m; ε_r = 48.33; ρ = 1000 kg/m^3
Phantom section: Flat Section
Ambient Temperature (°C) : 22.8, Liquid Temperature (°C) : 20.6
Measurement Standard: DASY5 (IEEE/IEC/ANSI C63.19-2007)
DASY5 Configuration:

- Probe: EX3DV4 - SN3698; ConvF(3.5, 3.5, 3.5); Calibrated: 2015/11/24;
- Sensor-Surface: 1.4mm (Mechanical Surface Detection)
- Electronics: DAE4 Sn1207; Calibrated: 2015/11/20
- Phantom: SAM with right table; Type: SAM;
- Measurement SW: DASY52, Version 52.8 (8); SEMCAD X Version 14.6.10 (7331)

Configuration/Body/Area Scan (5x10x1): Measurement grid: dx=10mm, dy=10mm
Maximum value of SAR (measured) = 0.906 W/kg

Configuration/Body/Zoom Scan (6x6x12) (6x6x12)/Cube 0: Measurement grid: dx=5mm, dy=5mm, dz=2mm
Reference Value = 3.385 V/m; Power Drift = -0.07 dB
Peak SAR (extrapolated) = 4.11 W/kg
SAR(1 g) = 0.536 W/kg; SAR(10 g) = 0.169 W/kg
Maximum value of SAR (measured) = 1.43 W/kg



Test Laboratory: QuieTek-a DEKRA Date/Time: 2016/06/30

802.11ac80M_155-Bottom(PAD Mode) Main-LUXSHARE
DUT: Notebook PC; Type: UX360U, Q324U
Communication System: UID 0, WLAN 5G; Frequency: 5775 MHz;
Communication System PAR: 0 dB
Medium parameters used: f = 5775 MHz; σ = 6.21 S/m; ε_r = 48.11; ρ = 1000 kg/m^3
Phantom section: Flat Section
Ambient Temperature (°C) : 22.8, Liquid Temperature (°C) : 20.6
Measurement Standard: DASY5 (IEEE/IEC/ANSI C63.19-2007)
DASY5 Configuration:

- Probe: EX3DV4 - SN3698; ConvF(3.72, 3.72, 3.72); Calibrated: 2015/11/24;
- Sensor-Surface: 1.4mm (Mechanical Surface Detection)
- Electronics: DAE4 Sn1207; Calibrated: 2015/11/20
- Phantom: SAM with right table; Type: SAM;
- Measurement SW: DASY52, Version 52.8 (8); SEMCAD X Version 14.6.10 (7331)

Configuration/Body/Area Scan (5x10x1): Measurement grid: dx=10mm, dy=10mm
Maximum value of SAR (measured) = 0.799 W/kg

Configuration/Body/Zoom Scan (6x6x12) (6x6x12)/Cube 0: Measurement grid: dx=5mm, dy=5mm, dz=2mm
Reference Value = 3.842 V/m; Power Drift = -0.06 dB
Peak SAR (extrapolated) = 2.77 W/kg
SAR(1 g) = 0.423 W/kg; SAR(10 g) = 0.164 W/kg
Maximum value of SAR (measured) = 0.916 W/kg



Test Laboratory: QuieTek-a DEKRA Date/Time: 2016/06/30

802.11ac80M_58-Back(PAD Mode) Main-LUXSHARE
DUT: Notebook PC; Type: UX360U, Q324U
Communication System: UID 0, WLAN 5G; Frequency: 5290 MHz;
Communication System PAR: 0 dB
Medium parameters used: f = 5290 MHz; σ = 5.48 S/m; ε_r = 49.39; ρ = 1000 kg/m^3
Phantom section: Flat Section
Ambient Temperature (°C) : 22.8, Liquid Temperature (°C) : 20.6
Measurement Standard: DASY5 (IEEE/IEC/ANSI C63.19-2007)
DASY5 Configuration:

- Probe: EX3DV4 - SN3698; ConvF(4.05, 4.05, 4.05); Calibrated: 2015/11/24;
- Sensor-Surface: 1.4mm (Mechanical Surface Detection)
- Electronics: DAE4 Sn1207; Calibrated: 2015/11/20
- Phantom: SAM with right table; Type: SAM;
- Measurement SW: DASY52, Version 52.8 (8); SEMCAD X Version 14.6.10 (7331)

Configuration/Body/Area Scan (7x14x1): Measurement grid: dx=10mm, dy=10mm
Maximum value of SAR (measured) = 0.300 W/kg

Configuration/Body/Zoom Scan (6x6x12) (6x6x12)/Cube 0: Measurement grid: dx=5mm, dy=5mm, dz=2mm
Reference Value = 2.741 V/m; Power Drift = 0.05 dB
Peak SAR (extrapolated) = 0.687 W/kg
SAR(1 g) = 0.164 W/kg; SAR(10 g) = 0.091 W/kg
Maximum value of SAR (measured) = 0.327 W/kg



Test Laboratory: QuieTek-a DEKRA Date/Time: 2016/06/30

802.11ac80M_122-Back(PAD Mode) Main-LUXSHARE
DUT: Notebook PC; Type: UX360U, Q324U
Communication System: UID 0, WLAN 5G; Frequency: 5610 MHz;
Communication System PAR: 0 dB
Medium parameters used: f = 5610 MHz; σ = 5.97 S/m; ε_r = 48.54; ρ = 1000 kg/m^3
Phantom section: Flat Section
Ambient Temperature (°C) : 22.8, Liquid Temperature (°C) : 20.6
Measurement Standard: DASY5 (IEEE/IEC/ANSI C63.19-2007)
DASY5 Configuration:

- Probe: EX3DV4 - SN3698; ConvF(3.5, 3.5, 3.5); Calibrated: 2015/11/24;
- Sensor-Surface: 1.4mm (Mechanical Surface Detection)
- Electronics: DAE4 Sn1207; Calibrated: 2015/11/20
- Phantom: SAM with right table; Type: SAM;
- Measurement SW: DASY52, Version 52.8 (8); SEMCAD X Version 14.6.10 (7331)

Configuration/Body/Area Scan (7x31x1): Measurement grid: dx=10mm, dy=10mm
Maximum value of SAR (measured) = 0.342 W/kg

Configuration/Body/Zoom Scan (6x6x12) (6x6x12)/Cube 0: Measurement grid: dx=5mm, dy=5mm, dz=2mm
Reference Value = 3.217 V/m; Power Drift = 0.16 dB
Peak SAR (extrapolated) = 0.893 W/kg
SAR(1 g) = 0.209 W/kg; SAR(10 g) = 0.116 W/kg
Maximum value of SAR (measured) = 0.407 W/kg

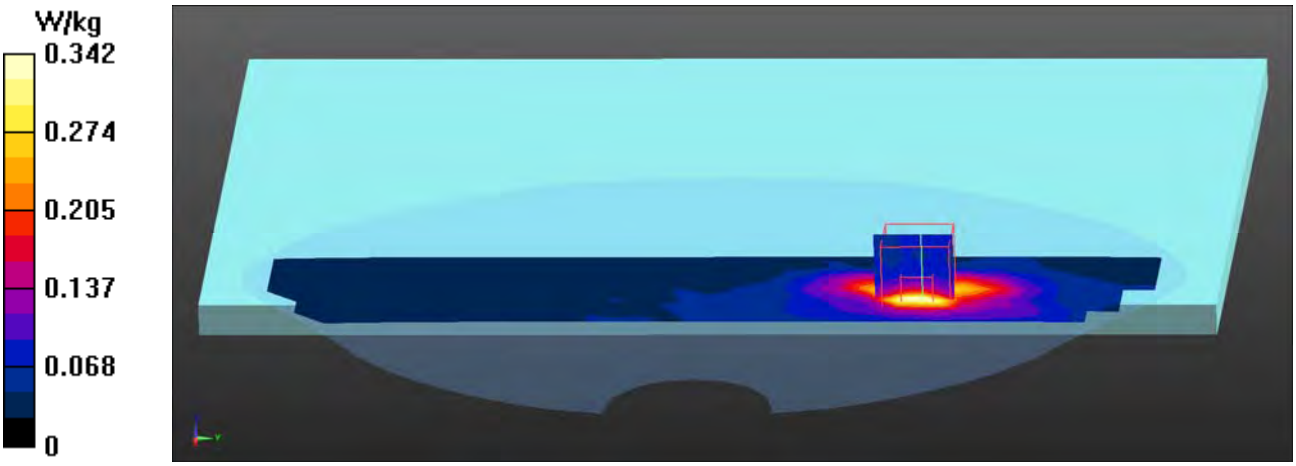

Test Laboratory: QuieTek-a DEKRA Date/Time: 2016/06/30

802.11ac80M_155-Back(PAD Mode) Main-LUXSHARE
DUT: Notebook PC; Type: UX360U, Q324U
Communication System: UID 0, WLAN 5G; Frequency: 5775 MHz;
Communication System PAR: 0 dB
Medium parameters used: f = 5775 MHz; σ = 6.21 S/m; ε_r = 48.11; ρ = 1000 kg/m^3
Phantom section: Flat Section
Ambient Temperature (°C) : 22.8, Liquid Temperature (°C) : 20.6
Measurement Standard: DASY5 (IEEE/IEC/ANSI C63.19-2007)
DASY5 Configuration:

- Probe: EX3DV4 - SN3698; ConvF(3.72, 3.72, 3.72); Calibrated: 2015/11/24;
- Sensor-Surface: 1.4mm (Mechanical Surface Detection)
- Electronics: DAE4 Sn1207; Calibrated: 2015/11/20
- Phantom: SAM with right table; Type: SAM;
- Measurement SW: DASY52, Version 52.8 (8); SEMCAD X Version 14.6.10 (7331)

Configuration/Body/Area Scan (7x14x1): Measurement grid: dx=10mm, dy=10mm
Maximum value of SAR (measured) = 0.217 W/kg

Configuration/Body/Zoom Scan (6x6x12) (6x6x12)/Cube 0: Measurement grid: dx=5mm, dy=5mm, dz=2mm
Reference Value = 2.970 V/m; Power Drift = 0.09 dB
Peak SAR (extrapolated) = 0.526 W/kg
SAR(1 g) = 0.147 W/kg; SAR(10 g) = 0.091 W/kg
Maximum value of SAR (measured) = 0.268 W/kg



Test Laboratory: QuieTek-a DEKRA Date/Time: 2016/06/30

802.11ac80M_42-Bottom(NB Mode) Aux-LUXSHARE
DUT: Notebook PC; Type: UX360U, Q324U
Communication System: UID 0, WLAN 5G; Frequency: 5210 MHz;
Communication System PAR: 0 dB
Medium parameters used: f = 5210 MHz; σ = 5.36 S/m; ε_r = 49.61; ρ = 1000 kg/m^3
Phantom section: Flat Section
Ambient Temperature (°C) : 22.8, Liquid Temperature (°C) : 20.6
Measurement Standard: DASY5 (IEEE/IEC/ANSI C63.19-2007)
DASY5 Configuration:

- Probe: EX3DV4 - SN3698; ConvF(4.2, 4.2, 4.2); Calibrated: 2015/11/24;
- Sensor-Surface: 1.4mm (Mechanical Surface Detection)
- Electronics: DAE4 Sn1207; Calibrated: 2015/11/20
- Phantom: SAM with right table; Type: SAM;
- Measurement SW: DASY52, Version 52.8 (8); SEMCAD X Version 14.6.10 (7331)

Configuration/Body/Area Scan (6x10x1): Measurement grid: dx=10mm, dy=10mm
Maximum value of SAR (measured) = 2.08 W/kg

Configuration/Body/Zoom Scan (6x6x12) (6x6x12)/Cube 0: Measurement grid: dx=5mm, dy=5mm, dz=2mm
Reference Value = 14.07 V/m; Power Drift = -0.12 dB
Peak SAR (extrapolated) = 4.13 W/kg
SAR(1 g) = 0.935 W/kg; SAR(10 g) = 0.387 W/kg
Maximum value of SAR (measured) = 1.97 W/kg

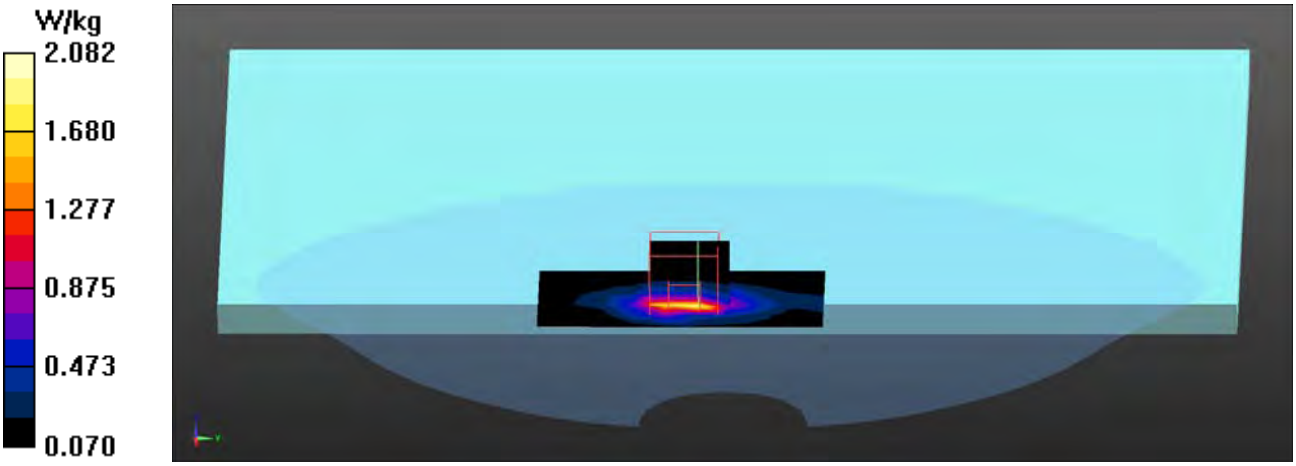

Test Laboratory: QuieTek-a DEKRA Date/Time: 2016/06/30

802.11ac80M_58-Bottom(NB Mode) Aux-LUXSHARE
DUT: Notebook PC; Type: UX360U, Q324U
Communication System: UID 0, WLAN 5G; Frequency: 5290 MHz;
Communication System PAR: 0 dB
Medium parameters used: f = 5290 MHz; σ = 5.48 S/m; ε_r = 49.39; ρ = 1000 kg/m^3
Phantom section: Flat Section
Ambient Temperature (°C) : 22.8, Liquid Temperature (°C) : 20.6
Measurement Standard: DASY5 (IEEE/IEC/ANSI C63.19-2007)
DASY5 Configuration:

- Probe: EX3DV4 - SN3698; ConvF(4.05, 4.05, 4.05); Calibrated: 2015/11/24;
- Sensor-Surface: 1.4mm (Mechanical Surface Detection)
- Electronics: DAE4 Sn1207; Calibrated: 2015/11/20
- Phantom: SAM with right table; Type: SAM;
- Measurement SW: DASY52, Version 52.8 (8); SEMCAD X Version 14.6.10 (7331)

Configuration/Body/Area Scan (6x10x1): Measurement grid: dx=10mm, dy=10mm
Maximum value of SAR (measured) = 2.00 W/kg

Configuration/Body/Zoom Scan (6x6x12) (6x6x12)/Cube 0: Measurement grid: dx=5mm, dy=5mm, dz=2mm
Reference Value = 13.11 V/m; Power Drift = -0.13 dB
Peak SAR (extrapolated) = 3.78 W/kg
SAR(1 g) = 0.862 W/kg; SAR(10 g) = 0.369 W/kg
Maximum value of SAR (measured) = 1.90 W/kg

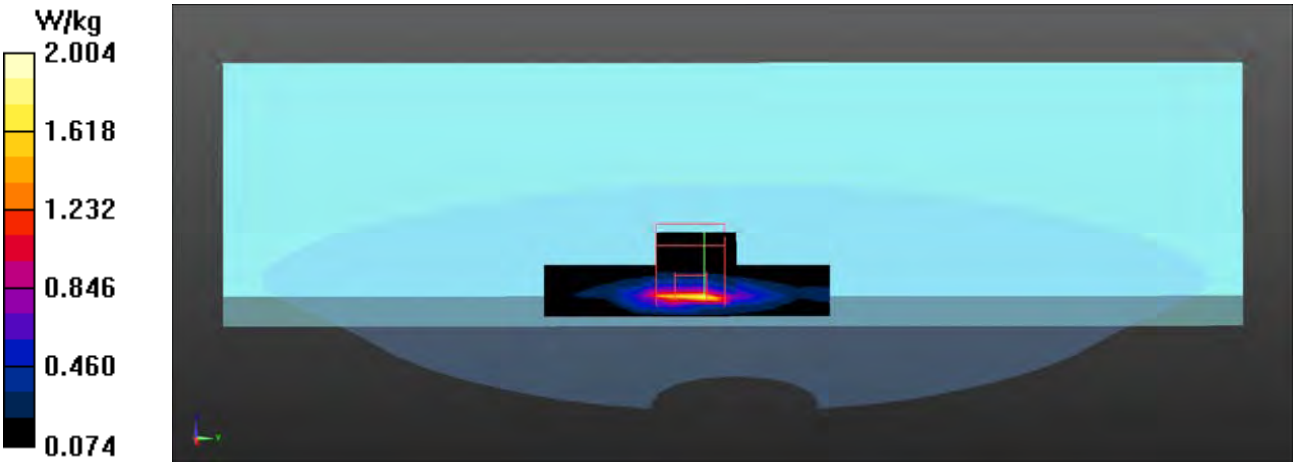

Test Laboratory: QuieTek-a DEKRA Date/Time: 2016/06/30

802.11ac80M_106-Bottom(NB Mode) Aux-LUXSHARE
DUT: Notebook PC; Type: UX360U, Q324U
Communication System: UID 0, WLAN 5G; Frequency: 5530 MHz;
Communication System PAR: 0 dB
Medium parameters used: f = 5530 MHz; σ = 5.84 S/m; ε_r = 48.75; ρ = 1000 kg/m^3
Phantom section: Flat Section
Ambient Temperature (°C) : 22.8, Liquid Temperature (°C) : 20.6
Measurement Standard: DASY5 (IEEE/IEC/ANSI C63.19-2007)
DASY5 Configuration:

- Probe: EX3DV4 - SN3698; ConvF(3.67, 3.67, 3.67); Calibrated: 2015/11/24;
- Sensor-Surface: 1.4mm (Mechanical Surface Detection)
- Electronics: DAE4 Sn1207; Calibrated: 2015/11/20
- Phantom: SAM with right table; Type: SAM;
- Measurement SW: DASY52, Version 52.8 (8); SEMCAD X Version 14.6.10 (7331)

Configuration/Body/Area Scan (6x31x1): Measurement grid: dx=10mm, dy=10mm
Maximum value of SAR (measured) = 1.82 W/kg

Configuration/Body/Zoom Scan (6x6x12) (6x6x12)/Cube 0: Measurement grid: dx=5mm, dy=5mm, dz=2mm
Reference Value = 11.67 V/m; Power Drift = -0.07 dB
Peak SAR (extrapolated) = 3.74 W/kg
SAR(1 g) = 0.769 W/kg; SAR(10 g) = 0.333 W/kg
Maximum value of SAR (measured) = 1.74 W/kg

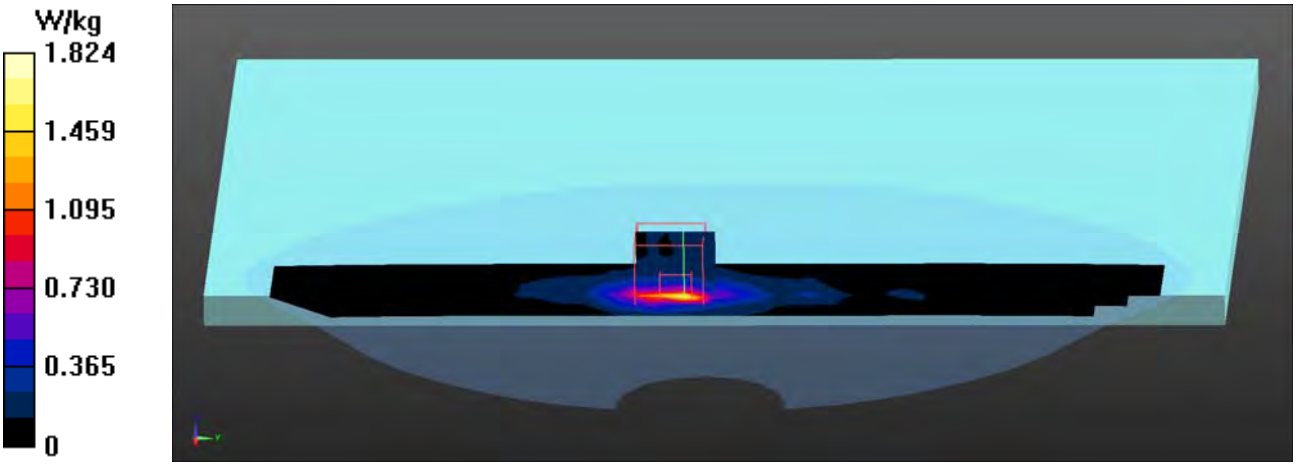

Test Laboratory: QuieTek-a DEKRA Date/Time: 2016/06/30

802.11ac80M_155-Bottom(NB Mode) Aux-LUXSHARE
DUT: Notebook PC; Type: UX360U, Q324U
Communication System: UID 0, WLAN 5G; Frequency: 5775 MHz;
Communication System PAR: 0 dB
Medium parameters used: f = 5775 MHz; σ = 6.21 S/m; ε_r = 48.11; ρ = 1000 kg/m^3
Phantom section: Flat Section
Ambient Temperature (°C) : 22.8, Liquid Temperature (°C) : 20.6
Measurement Standard: DASY5 (IEEE/IEC/ANSI C63.19-2007)
DASY5 Configuration:

- Probe: EX3DV4 - SN3698; ConvF(3.72, 3.72, 3.72); Calibrated: 2015/11/24;
- Sensor-Surface: 1.4mm (Mechanical Surface Detection)
- Electronics: DAE4 Sn1207; Calibrated: 2015/11/20
- Phantom: SAM with right table; Type: SAM;
- Measurement SW: DASY52, Version 52.8 (8); SEMCAD X Version 14.6.10 (7331)

Configuration/Body/Area Scan (6x10x1): Measurement grid: dx=10mm, dy=10mm
Maximum value of SAR (measured) = 1.91 W/kg

Configuration/Body/Zoom Scan (6x6x12) (6x6x12)/Cube 0: Measurement grid: dx=5mm, dy=5mm, dz=2mm
Reference Value = 12.30 V/m; Power Drift = -0.17 dB
Peak SAR (extrapolated) = 4.11 W/kg
SAR(1 g) = 0.793 W/kg; SAR(10 g) = 0.340 W/kg
Maximum value of SAR (measured) = 1.71 W/kg

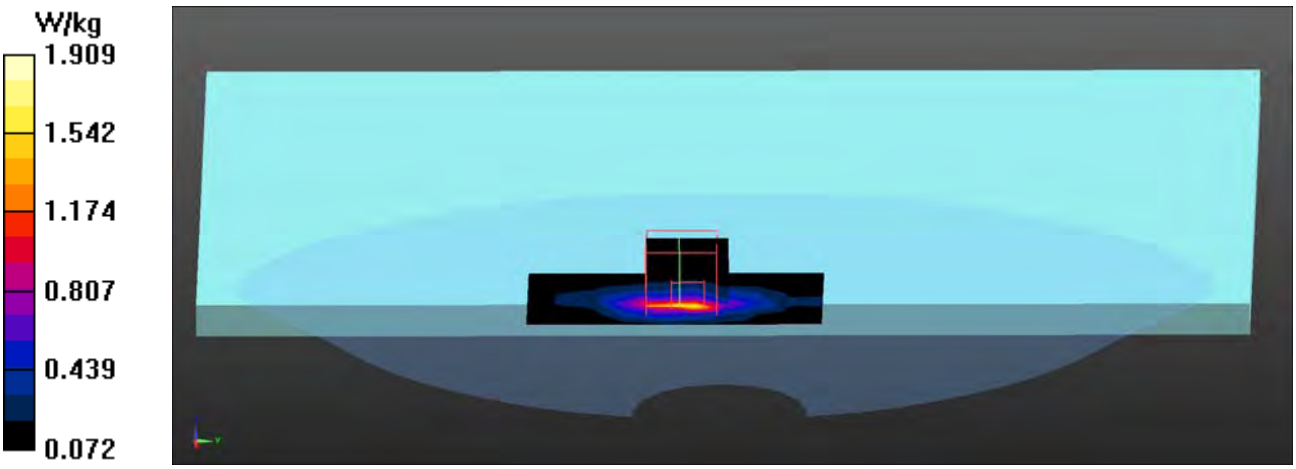

Test Laboratory: QuieTek-a DEKRA Date/Time: 2016/06/30

802.11ac80M_42-Bottom(PAD Mode) Aux-LUXSHARE
DUT: Notebook PC; Type: UX360U, Q324U
Communication System: UID 0, WLAN 5G; Frequency: 5210 MHz;
Communication System PAR: 0 dB
Medium parameters used: f = 5210 MHz; σ = 5.36 S/m; ε_r = 49.61; ρ = 1000 kg/m^3
Phantom section: Flat Section
Ambient Temperature (°C) : 22.8, Liquid Temperature (°C) : 20.6
Measurement Standard: DASY5 (IEEE/IEC/ANSI C63.19-2007)
DASY5 Configuration:

- Probe: EX3DV4 - SN3698; ConvF(4.2, 4.2, 4.2); Calibrated: 2015/11/24;
- Sensor-Surface: 1.4mm (Mechanical Surface Detection)
- Electronics: DAE4 Sn1207; Calibrated: 2015/11/20
- Phantom: SAM with right table; Type: SAM;
- Measurement SW: DASY52, Version 52.8 (8); SEMCAD X Version 14.6.10 (7331)

Configuration/Body/Area Scan (5x11x1): Measurement grid: dx=10mm, dy=10mm
Maximum value of SAR (measured) = 1.72 W/kg

Configuration/Body/Zoom Scan (6x6x12) (6x6x12)/Cube 0: Measurement grid: dx=5mm, dy=5mm, dz=2mm
Reference Value = 6.783 V/m; Power Drift = -0.06 dB
Peak SAR (extrapolated) = 5.39 W/kg
SAR(1 g) = 0.947 W/kg; SAR(10 g) = 0.297 W/kg
Maximum value of SAR (measured) = 2.25 W/kg

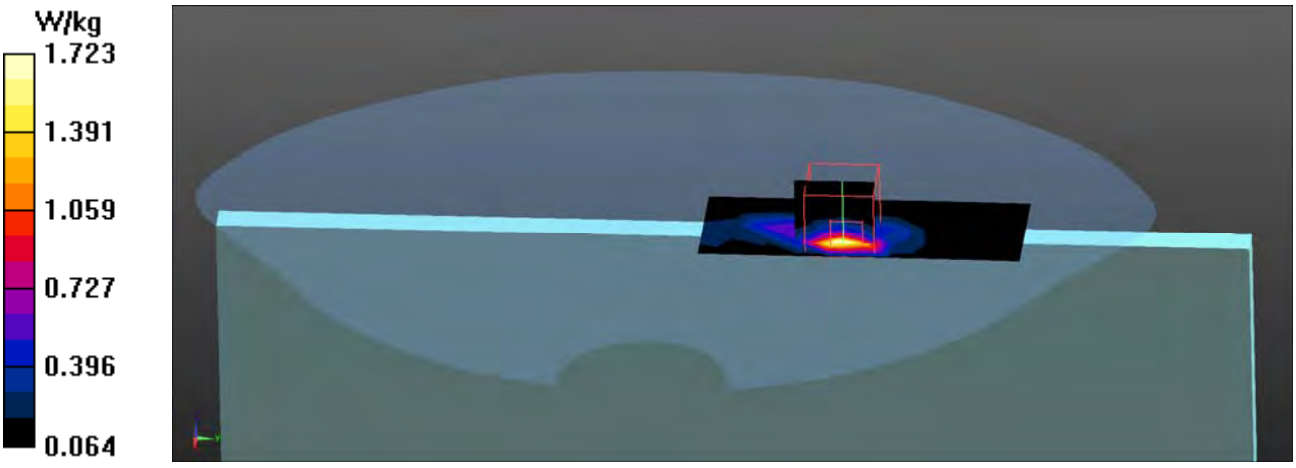

Test Laboratory: QuieTek-a DEKRA Date/Time: 2016/06/30

802.11ac80M_58-Bottom(PAD Mode) Aux-LUXSHARE
DUT: Notebook PC; Type: UX360U, Q324U
Communication System: UID 0, WLAN 5G; Frequency: 5290 MHz;
Communication System PAR: 0 dB
Medium parameters used: f = 5290 MHz; σ = 5.48 S/m; ε_r = 49.39; ρ = 1000 kg/m^3
Phantom section: Flat Section
Ambient Temperature (°C) : 22.8, Liquid Temperature (°C) : 20.6
Measurement Standard: DASY5 (IEEE/IEC/ANSI C63.19-2007)
DASY5 Configuration:

- Probe: EX3DV4 - SN3698; ConvF(4.05, 4.05, 4.05); Calibrated: 2015/11/24;
- Sensor-Surface: 1.4mm (Mechanical Surface Detection)
- Electronics: DAE4 Sn1207; Calibrated: 2015/11/20
- Phantom: SAM with right table; Type: SAM;
- Measurement SW: DASY52, Version 52.8 (8); SEMCAD X Version 14.6.10 (7331)

Configuration/Body/Area Scan (5x11x1): Measurement grid: dx=10mm, dy=10mm
Maximum value of SAR (measured) = 1.69 W/kg

Configuration/Body/Zoom Scan (6x6x12) (6x6x12)/Cube 0: Measurement grid: dx=5mm, dy=5mm, dz=2mm
Reference Value = 6.328 V/m; Power Drift = 0.02 dB
Peak SAR (extrapolated) = 5.53 W/kg
SAR(1 g) = 0.936 W/kg; SAR(10 g) = 0.303 W/kg
Maximum value of SAR (measured) = 2.24 W/kg

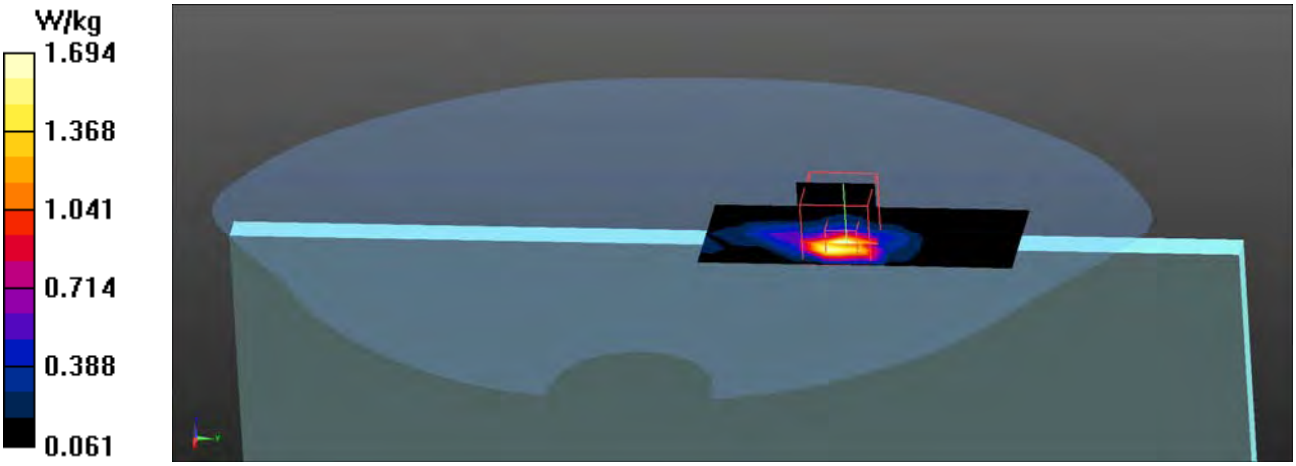

Test Laboratory: QuieTek-a DEKRA Date/Time: 2016/06/30

802.11ac80M_106-Bottom(PAD Mode) Aux-LUXSHARE
DUT: Notebook PC; Type: UX360U, Q324U
Communication System: UID 0, WLAN 5G; Frequency: 5530 MHz;
Communication System PAR: 0 dB
Medium parameters used: f = 5530 MHz; σ = 5.84 S/m; ε_r = 48.75; ρ = 1000 kg/m^3
Phantom section: Flat Section
Ambient Temperature (°C) : 22.8, Liquid Temperature (°C) : 20.6
Measurement Standard: DASY5 (IEEE/IEC/ANSI C63.19-2007)
DASY5 Configuration:

- Probe: EX3DV4 - SN3698; ConvF(3.67, 3.67, 3.67); Calibrated: 2015/11/24;
- Sensor-Surface: 1.4mm (Mechanical Surface Detection)
- Electronics: DAE4 Sn1207; Calibrated: 2015/11/20
- Phantom: SAM with right table; Type: SAM;
- Measurement SW: DASY52, Version 52.8 (8); SEMCAD X Version 14.6.10 (7331)

Configuration/Body/Area Scan (5x31x1): Measurement grid: dx=10mm, dy=10mm
Maximum value of SAR (measured) = 1.46 W/kg

Configuration/Body/Zoom Scan (6x6x12) (6x6x12)/Cube 0: Measurement grid: dx=5mm, dy=5mm, dz=2mm
Reference Value = 5.526 V/m; Power Drift = -0.07 dB
Peak SAR (extrapolated) = 5.37 W/kg
SAR(1 g) = 0.794 W/kg; SAR(10 g) = 0.251 W/kg
Maximum value of SAR (measured) = 1.97 W/kg

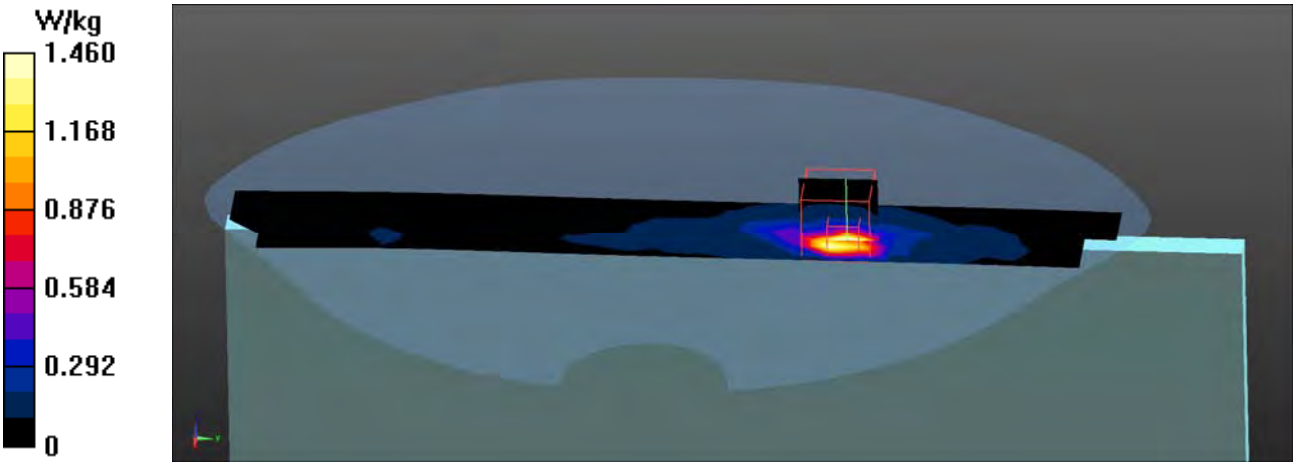

Test Laboratory: QuieTek-a DEKRA Date/Time: 2016/06/30

802.11ac80M_122-Bottom(PAD Mode) Aux-LUXSHARE
DUT: Notebook PC; Type: UX360U, Q324U
Communication System: UID 0, WLAN 5G; Frequency: 5610 MHz;
Communication System PAR: 0 dB
Medium parameters used: f = 5610 MHz; σ = 5.97 S/m; ε_r = 48.54; ρ = 1000 kg/m^3
Phantom section: Flat Section
Ambient Temperature (°C) : 22.8, Liquid Temperature (°C) : 20.6
Measurement Standard: DASY5 (IEEE/IEC/ANSI C63.19-2007)
DASY5 Configuration:

- Probe: EX3DV4 - SN3698; ConvF(3.5, 3.5, 3.5); Calibrated: 2015/11/24;
- Sensor-Surface: 1.4mm (Mechanical Surface Detection)
- Electronics: DAE4 Sn1207; Calibrated: 2015/11/20
- Phantom: SAM with right table; Type: SAM;
- Measurement SW: DASY52, Version 52.8 (8); SEMCAD X Version 14.6.10 (7331)

Configuration/Body/Area Scan (5x11x1): Measurement grid: dx=10mm, dy=10mm
Maximum value of SAR (measured) = 1.61 W/kg

Configuration/Body/Zoom Scan (6x6x12) (6x6x12)/Cube 0: Measurement grid: dx=5mm, dy=5mm, dz=2mm
Reference Value = 5.396 V/m; Power Drift = -0.05 dB
Peak SAR (extrapolated) = 6.08 W/kg
SAR(1 g) = 0.909 W/kg; SAR(10 g) = 0.290 W/kg
Maximum value of SAR (measured) = 2.22 W/kg

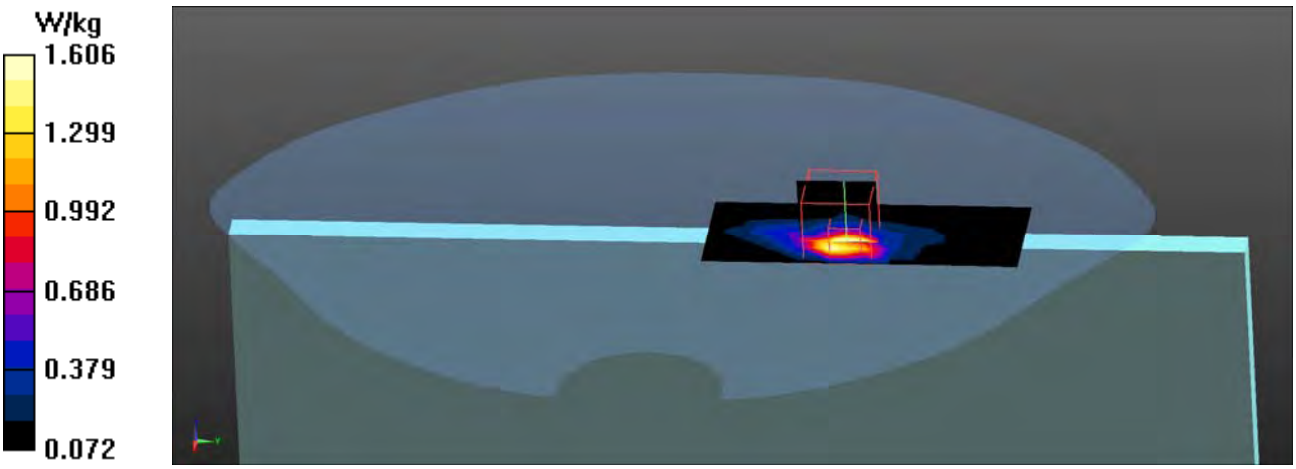

Test Laboratory: QuieTek-a DEKRA Date/Time: 2016/06/30

802.11ac80M_138-Bottom(PAD Mode) Aux-LUXSHARE
DUT: Notebook PC; Type: UX360U, Q324U
Communication System: UID 0, WLAN 5G; Frequency: 5690 MHz;
Communication System PAR: 0 dB
Medium parameters used: f = 5690 MHz; σ = 6.05 S/m; ε_r = 48.33; ρ = 1000 kg/m^3
Phantom section: Flat Section
Ambient Temperature (°C) : 22.8, Liquid Temperature (°C) : 20.6
Measurement Standard: DASY5 (IEEE/IEC/ANSI C63.19-2007)
DASY5 Configuration:

- Probe: EX3DV4 - SN3698; ConvF(3.5, 3.5, 3.5); Calibrated: 2015/11/24;
- Sensor-Surface: 1.4mm (Mechanical Surface Detection)
- Electronics: DAE4 Sn1207; Calibrated: 2015/11/20
- Phantom: SAM with right table; Type: SAM;
- Measurement SW: DASY52, Version 52.8 (8); SEMCAD X Version 14.6.10 (7331)

Configuration/Body/Area Scan (5x11x1): Measurement grid: dx=10mm, dy=10mm
Maximum value of SAR (measured) = 2.01 W/kg

Configuration/Body/Zoom Scan (6x6x12) (6x6x12)/Cube 0: Measurement grid: dx=5mm, dy=5mm, dz=2mm
Reference Value = 5.522 V/m; Power Drift = -0.03 dB
Peak SAR (extrapolated) = 5.12 W/kg
SAR(1 g) = 0.980 W/kg; SAR(10 g) = 0.303 W/kg
Maximum value of SAR (measured) = 2.67 W/kg

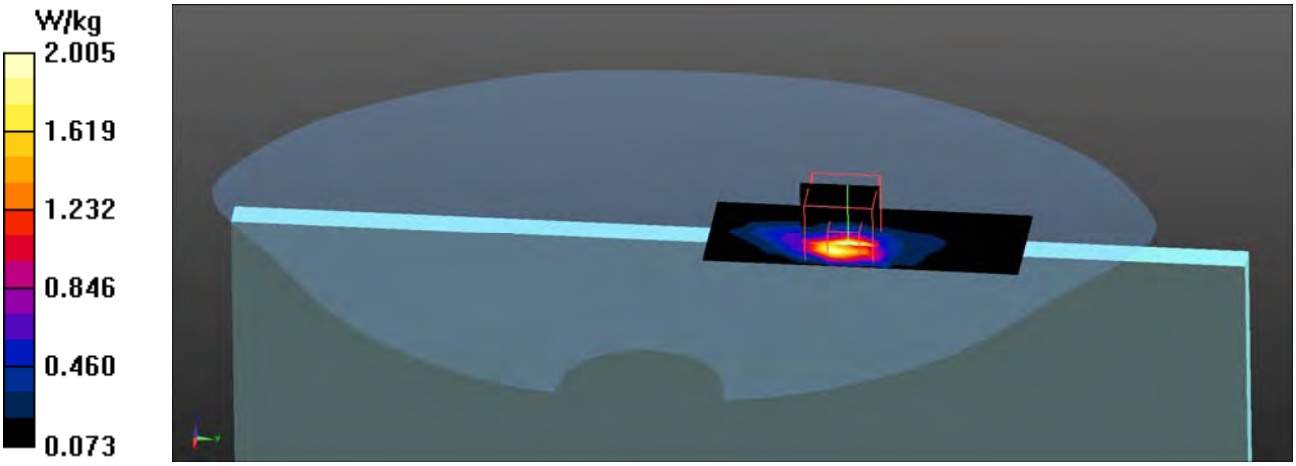

Test Laboratory: QuieTek-a DEKRA Date/Time: 2016/06/30

802.11ac80M_155-Bottom(PAD Mode) Aux-LUXSHARE
DUT: Notebook PC; Type: UX360U, Q324U
Communication System: UID 0, WLAN 5G; Frequency: 5775 MHz;
Communication System PAR: 0 dB
Medium parameters used: f = 5775 MHz; σ = 6.21 S/m; ε_r = 48.11; ρ = 1000 kg/m^3
Phantom section: Flat Section
Ambient Temperature (°C) : 22.8, Liquid Temperature (°C) : 20.6
Measurement Standard: DASY5 (IEEE/IEC/ANSI C63.19-2007)
DASY5 Configuration:

- Probe: EX3DV4 - SN3698; ConvF(3.72, 3.72, 3.72); Calibrated: 2015/11/24;
- Sensor-Surface: 1.4mm (Mechanical Surface Detection)
- Electronics: DAE4 Sn1207; Calibrated: 2015/11/20
- Phantom: SAM with right table; Type: SAM;
- Measurement SW: DASY52, Version 52.8 (8); SEMCAD X Version 14.6.10 (7331)

Configuration/Body/Area Scan (5x11x1): Measurement grid: dx=10mm, dy=10mm
Maximum value of SAR (measured) = 1.77 W/kg

Configuration/Body/Zoom Scan (6x6x12) (6x6x12)/Cube 0: Measurement grid: dx=5mm, dy=5mm, dz=2mm
Reference Value = 4.540 V/m; Power Drift = 0.01 dB
Peak SAR (extrapolated) = 5.67 W/kg
SAR(1 g) = 0.894 W/kg; SAR(10 g) = 0.284 W/kg
Maximum value of SAR (measured) = 2.21 W/kg

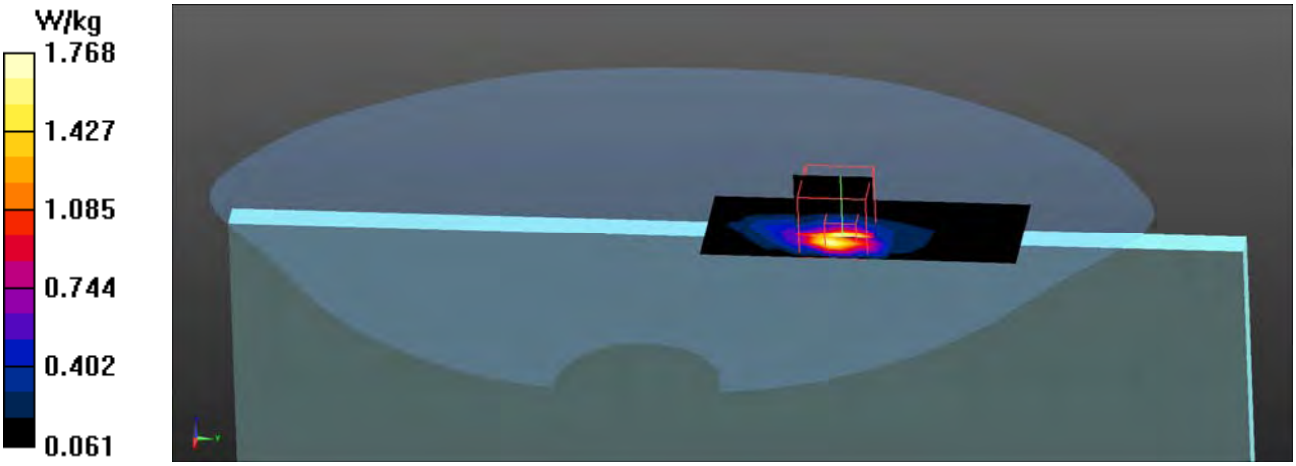

Test Laboratory: QuieTek-a DEKRA Date/Time: 2016/06/30

802.11ac80M_58-Back(PAD Mode) Aux-LUXSHARE
DUT: Notebook PC; Type: UX360U, Q324U
Communication System: UID 0, WLAN 5G; Frequency: 5290 MHz;
Communication System PAR: 0 dB
Medium parameters used: f = 5290 MHz; σ = 5.48 S/m; ε_r = 49.39; ρ = 1000 kg/m^3
Phantom section: Flat Section
Ambient Temperature (°C) : 22.8, Liquid Temperature (°C) : 20.6
Measurement Standard: DASY5 (IEEE/IEC/ANSI C63.19-2007)
DASY5 Configuration:

- Probe: EX3DV4 - SN3698; ConvF(4.05, 4.05, 4.05); Calibrated: 2015/11/24;
- Sensor-Surface: 1.4mm (Mechanical Surface Detection)
- Electronics: DAE4 Sn1207; Calibrated: 2015/11/20
- Phantom: SAM with right table; Type: SAM;
- Measurement SW: DASY52, Version 52.8 (8); SEMCAD X Version 14.6.10 (7331)

Configuration/Body/Area Scan (7x12x1): Measurement grid: dx=10mm, dy=10mm
Maximum value of SAR (measured) = 0.622 W/kg

Configuration/Body/Zoom Scan (6x6x12) (6x6x12)/Cube 0: Measurement grid: dx=5mm, dy=5mm, dz=2mm
Reference Value = 7.400 V/m; Power Drift = -0.17 dB
Peak SAR (extrapolated) = 1.37 W/kg
SAR(1 g) = 0.347 W/kg; SAR(10 g) = 0.164 W/kg
Maximum value of SAR (measured) = 0.715 W/kg

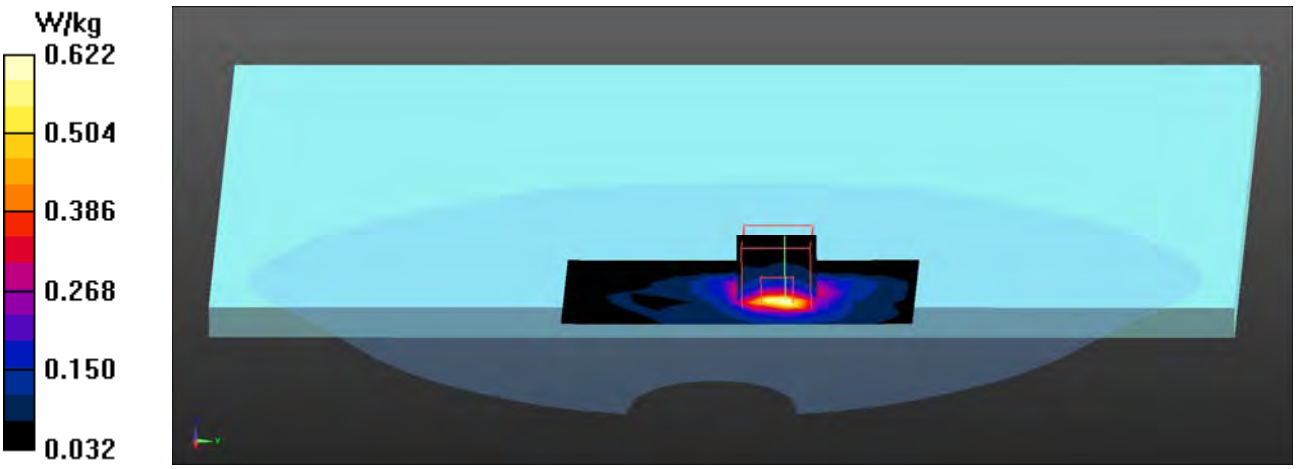

Test Laboratory: QuieTek-a DEKRA Date/Time: 2016/06/30

802.11ac80M_106-Back(PAD Mode) Aux-LUXSHARE
DUT: Notebook PC; Type: UX360U, Q324U
Communication System: UID 0, WLAN 5G; Frequency: 5530 MHz;
Communication System PAR: 0 dB
Medium parameters used: f = 5530 MHz; σ = 5.84 S/m; ε_r = 48.75; ρ = 1000 kg/m^3
Phantom section: Flat Section
Ambient Temperature (°C) : 22.8, Liquid Temperature (°C) : 20.6
Measurement Standard: DASY5 (IEEE/IEC/ANSI C63.19-2007)
DASY5 Configuration:

- Probe: EX3DV4 - SN3698; ConvF(3.67, 3.67, 3.67); Calibrated: 2015/11/24;
- Sensor-Surface: 1.4mm (Mechanical Surface Detection)
- Electronics: DAE4 Sn1207; Calibrated: 2015/11/20
- Phantom: SAM with right table; Type: SAM;
- Measurement SW: DASY52, Version 52.8 (8); SEMCAD X Version 14.6.10 (7331)

Configuration/Body/Area Scan (7x31x1): Measurement grid: dx=10mm, dy=10mm
Maximum value of SAR (measured) = 0.607 W/kg

Configuration/Body/Zoom Scan (6x6x12) (6x6x12)/Cube 0: Measurement grid: dx=5mm, dy=5mm, dz=2mm
Reference Value = 6.797 V/m; Power Drift = 0.08 dB
Peak SAR (extrapolated) = 1.31 W/kg
SAR(1 g) = 0.334 W/kg; SAR(10 g) = 0.160 W/kg
Maximum value of SAR (measured) = 0.677 W/kg

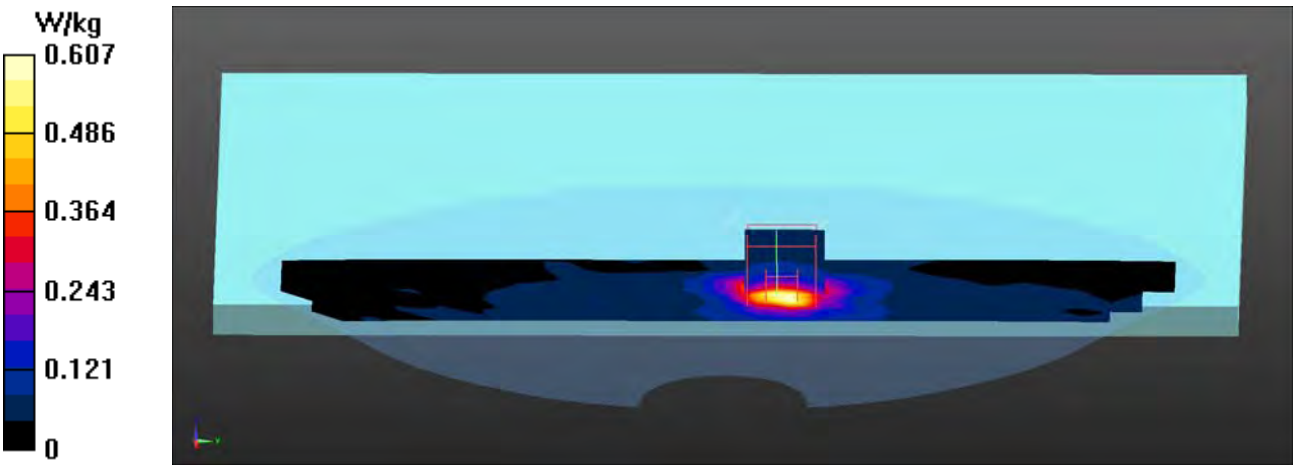

Test Laboratory: QuieTek-a DEKRA Date/Time: 2016/06/30

802.11ac80M_155-Back(PAD Mode) Aux-LUXSHARE
DUT: Notebook PC; Type: UX360U, Q324U
Communication System: UID 0, WLAN 5G; Frequency: 5775 MHz;
Communication System PAR: 0 dB
Medium parameters used: f = 5775 MHz; σ = 6.21 S/m; ε_r = 48.11; ρ = 1000 kg/m^3
Phantom section: Flat Section
Ambient Temperature (°C) : 22.8, Liquid Temperature (°C) : 20.6
Measurement Standard: DASY5 (IEEE/IEC/ANSI C63.19-2007)
DASY5 Configuration:

- Probe: EX3DV4 - SN3698; ConvF(3.72, 3.72, 3.72); Calibrated: 2015/11/24;
- Sensor-Surface: 1.4mm (Mechanical Surface Detection)
- Electronics: DAE4 Sn1207; Calibrated: 2015/11/20
- Phantom: SAM with right table; Type: SAM;
- Measurement SW: DASY52, Version 52.8 (8); SEMCAD X Version 14.6.10 (7331)

Configuration/Body/Area Scan (7x12x1): Measurement grid: dx=10mm, dy=10mm
Maximum value of SAR (measured) = 0.644 W/kg

Configuration/Body/Zoom Scan (6x6x12) (6x6x12)/Cube 0: Measurement grid: dx=5mm, dy=5mm, dz=2mm
Reference Value = 7.885 V/m; Power Drift = 0.04 dB
Peak SAR (extrapolated) = 1.47 W/kg
SAR(1 g) = 0.347 W/kg; SAR(10 g) = 0.171 W/kg
Maximum value of SAR (measured) = 0.768 W/kg

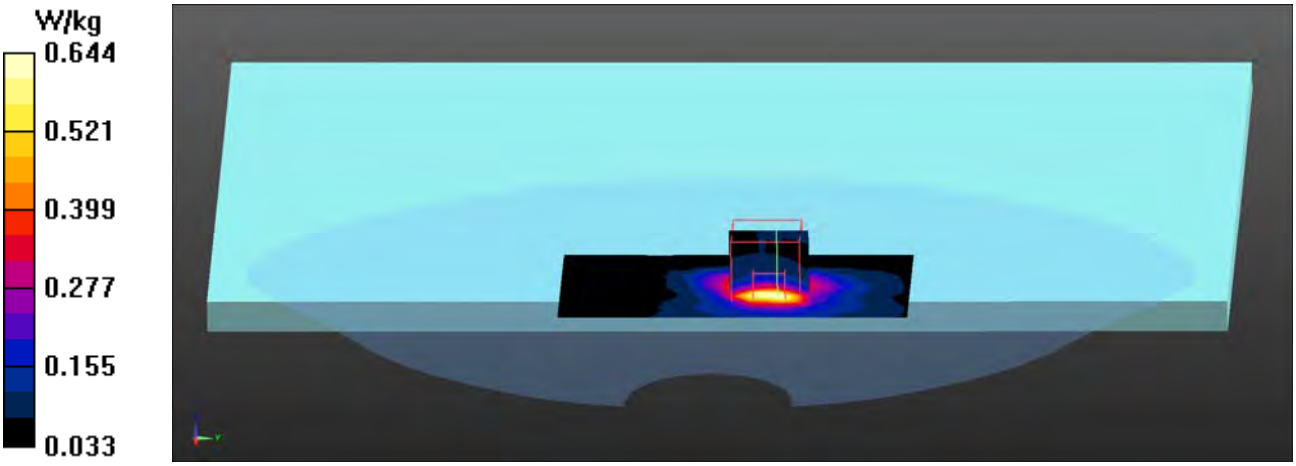

Test Laboratory: QuieTek-a DEKRA Date/Time: 2016/06/30

802.11ac80M_42-Bottom(NB Mode) MIMO-LUXSHARE
DUT: Notebook PC; Type: UX360U, Q324U
Communication System: UID 0, WLAN 5G; Frequency: 5210 MHz;
Communication System PAR: 0 dB
Medium parameters used: f = 5210 MHz; σ = 5.36 S/m; ε_r = 49.61; ρ = 1000 kg/m^3
Phantom section: Flat Section
Ambient Temperature (°C) : 22.8, Liquid Temperature (°C) : 20.6
Measurement Standard: DASY5 (IEEE/IEC/ANSI C63.19-2007)
DASY5 Configuration:

- Probe: EX3DV4 - SN3698; ConvF(4.2, 4.2, 4.2); Calibrated: 2015/11/24;
- Sensor-Surface: 1.4mm (Mechanical Surface Detection)
- Electronics: DAE4 Sn1207; Calibrated: 2015/11/20
- Phantom: SAM with right table; Type: SAM;
- Measurement SW: DASY52, Version 52.8 (8); SEMCAD X Version 14.6.10 (7331)

Configuration/Body/Area Scan (6x15x1): Measurement grid: dx=10mm, dy=10mm
Maximum value of SAR (measured) = 1.49 W/kg

Configuration/Body/Zoom Scan (6x6x12) (6x6x12)/Cube 0: Measurement grid: dx=5mm, dy=5mm, dz=2mm
Reference Value = 13.43 V/m; Power Drift = -0.13 dB
Peak SAR (extrapolated) = 3.86 W/kg
SAR(1 g) = 0.801 W/kg; SAR(10 g) = 0.291 W/kg
Maximum value of SAR (measured) = 1.97 W/kg

Configuration/Body/Zoom Scan (6x6x12) (6x6x12)/Cube 1: Measurement grid: dx=5mm, dy=5mm, dz=2mm
Reference Value = 13.43 V/m; Power Drift = -0.13 dB
Peak SAR (extrapolated) = 3.62 W/kg
SAR(1 g) = 0.835 W/kg; SAR(10 g) = 0.365 W/kg
Maximum value of SAR (measured) = 1.85 W/kg

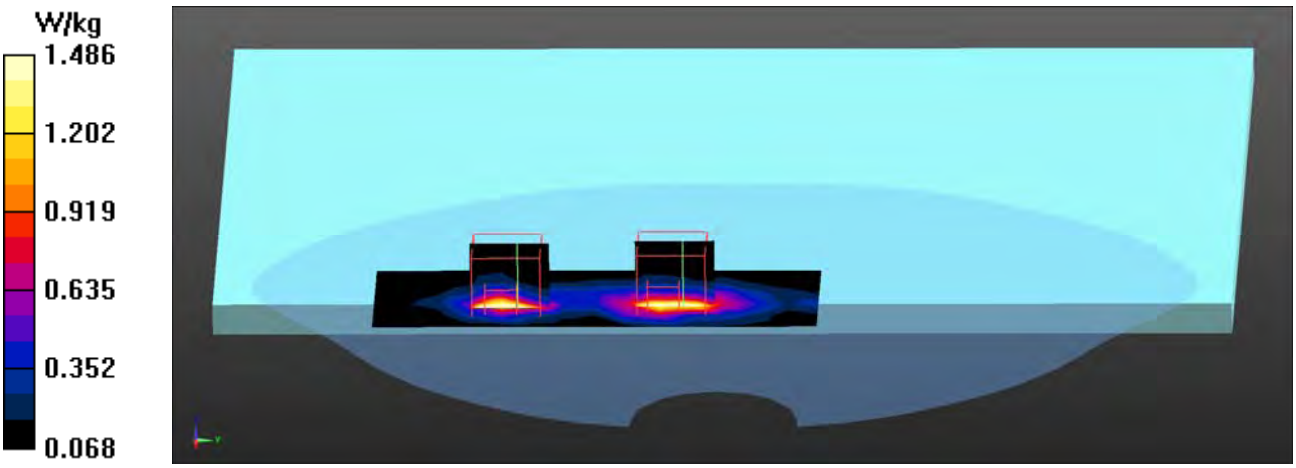

Test Laboratory: QuieTek-a DEKRA Date/Time: 2016/06/30

802.11ac80M_58-Bottom(NB Mode) MIMO-LUXSHARE
DUT: Notebook PC; Type: UX360U, Q324U
Communication System: UID 0, WLAN 5G; Frequency: 5290 MHz;
Communication System PAR: 0 dB
Medium parameters used: f = 5290 MHz; σ = 5.48 S/m; ε_r = 49.39; ρ = 1000 kg/m^3
Phantom section: Flat Section
Ambient Temperature (°C) : 22.8, Liquid Temperature (°C) : 20.6
Measurement Standard: DASY5 (IEEE/IEC/ANSI C63.19-2007)
DASY5 Configuration:

- Probe: EX3DV4 - SN3698; ConvF(4.05, 4.05, 4.05); Calibrated: 2015/11/24;
- Sensor-Surface: 1.4mm (Mechanical Surface Detection)
- Electronics: DAE4 Sn1207; Calibrated: 2015/11/20
- Phantom: SAM with right table; Type: SAM;
- Measurement SW: DASY52, Version 52.8 (8); SEMCAD X Version 14.6.10 (7331)

Configuration/Body/Area Scan (6x15x1): Measurement grid: dx=10mm, dy=10mm
Maximum value of SAR (measured) = 1.59 W/kg

Configuration/Body/Zoom Scan (6x6x12) (6x6x12)/Cube 0: Measurement grid: dx=5mm, dy=5mm, dz=2mm
Reference Value = 12.05 V/m; Power Drift = -0.14 dB
Peak SAR (extrapolated) = 3.47 W/kg
SAR(1 g) = 0.702 W/kg; SAR(10 g) = 0.284 W/kg
Maximum value of SAR (measured) = 1.74 W/kg

Configuration/Body/Zoom Scan (6x6x12) (6x6x12)/Cube 1: Measurement grid: dx=5mm, dy=5mm, dz=2mm
Reference Value = 12.05 V/m; Power Drift = -0.14 dB
Peak SAR (extrapolated) = 3.09 W/kg
SAR(1 g) = 0.698 W/kg; SAR(10 g) = 0.313 W/kg
Maximum value of SAR (measured) = 1.51 W/kg

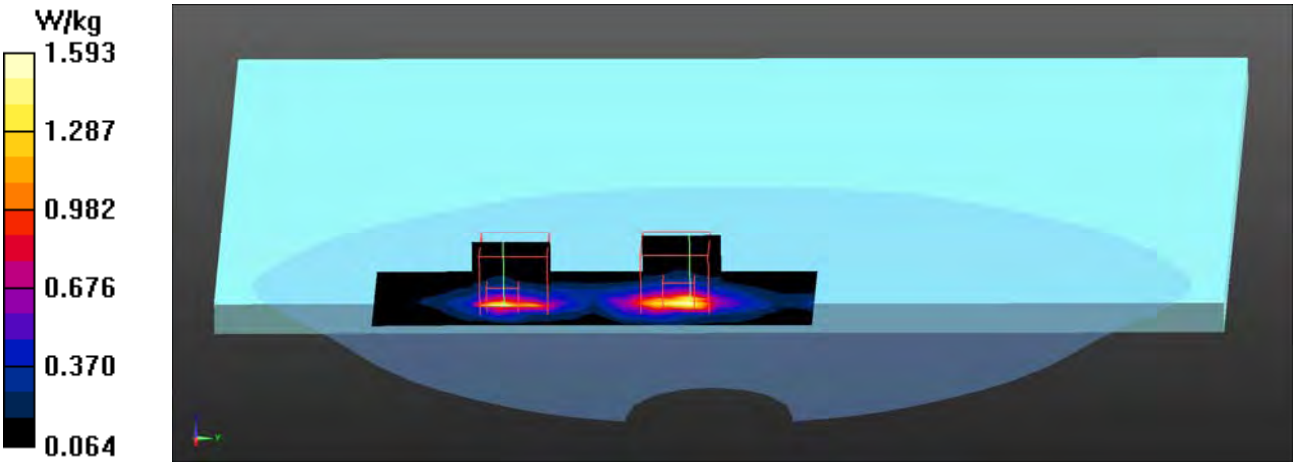

Test Laboratory: QuieTek-a DEKRA Date/Time: 2016/06/30

802.11ac80M_106-Bottom(NB Mode) MIMO-LUXSHARE
DUT: Notebook PC; Type: UX360U, Q324U
Communication System: UID 0, WLAN 5G; Frequency: 5530 MHz;
Communication System PAR: 0 dB
Medium parameters used: f = 5530 MHz; σ = 5.84 S/m; ε_r = 48.75; ρ = 1000 kg/m^3
Phantom section: Flat Section
Ambient Temperature (°C) : 22.8, Liquid Temperature (°C) : 20.6
Measurement Standard: DASY5 (IEEE/IEC/ANSI C63.19-2007)
DASY5 Configuration:

- Probe: EX3DV4 - SN3698; ConvF(3.67, 3.67, 3.67); Calibrated: 2015/11/24;
- Sensor-Surface: 1.4mm (Mechanical Surface Detection)
- Electronics: DAE4 Sn1207; Calibrated: 2015/11/20
- Phantom: SAM with right table; Type: SAM;
- Measurement SW: DASY52, Version 52.8 (8); SEMCAD X Version 14.6.10 (7331)

Configuration/Body/Area Scan (6x15x1): Measurement grid: dx=10mm, dy=10mm
Maximum value of SAR (measured) = 1.85 W/kg

Configuration/Body/Zoom Scan (6x6x12) (6x6x12)/Cube 0: Measurement grid: dx=5mm, dy=5mm, dz=2mm
Reference Value = 10.60 V/m; Power Drift = -0.08 dB
Peak SAR (extrapolated) = 3.95 W/kg
SAR(1 g) = 0.857 W/kg; SAR(10 g) = 0.385 W/kg
Maximum value of SAR (measured) = 1.88 W/kg

Configuration/Body/Zoom Scan (6x6x12) (6x6x12)/Cube 1: Measurement grid: dx=5mm, dy=5mm, dz=2mm
Reference Value = 10.60 V/m; Power Drift = -0.08 dB
Peak SAR (extrapolated) = 3.04 W/kg
SAR(1 g) = 0.649 W/kg; SAR(10 g) = 0.312 W/kg
Maximum value of SAR (measured) = 1.29 W/kg

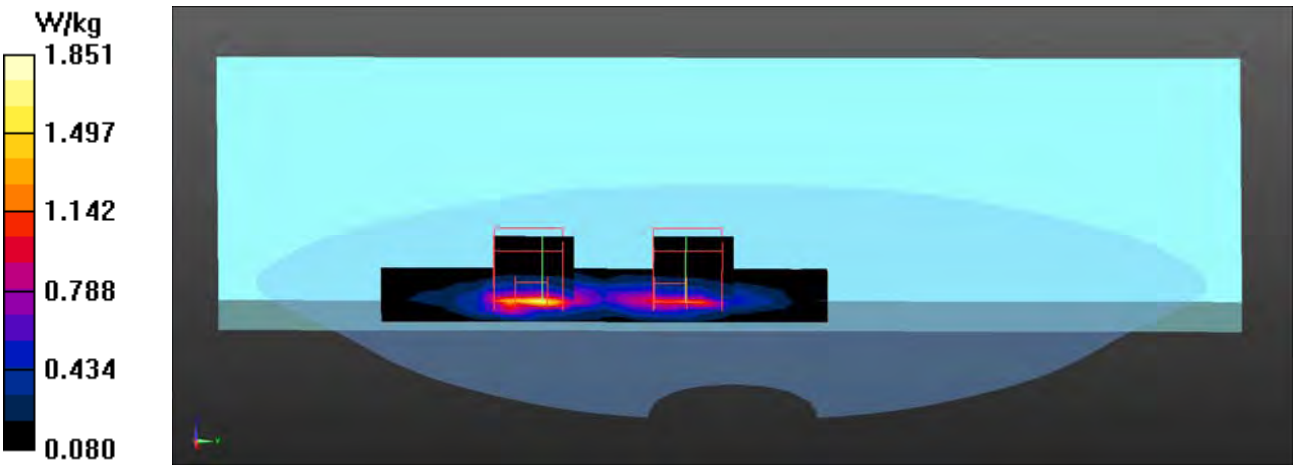

Test Laboratory: QuieTek-a DEKRA Date/Time: 2016/06/30

802.11ac80M_122-Bottom(NB Mode) MIMO-LUXSHARE
DUT: Notebook PC; Type: UX360U, Q324U
Communication System: UID 0, WLAN 5G; Frequency: 5610 MHz;
Communication System PAR: 0 dB
Medium parameters used: f = 5610 MHz; σ = 5.97 S/m; ε_r = 48.54; ρ = 1000 kg/m^3
Phantom section: Flat Section
Ambient Temperature (°C) : 22.8, Liquid Temperature (°C) : 20.6
Measurement Standard: DASY5 (IEEE/IEC/ANSI C63.19-2007)
DASY5 Configuration:

- Probe: EX3DV4 - SN3698; ConvF(3.5, 3.5, 3.5); Calibrated: 2015/11/24;
- Sensor-Surface: 1.4mm (Mechanical Surface Detection)
- Electronics: DAE4 Sn1207; Calibrated: 2015/11/20
- Phantom: SAM with right table; Type: SAM;
- Measurement SW: DASY52, Version 52.8 (8); SEMCAD X Version 14.6.10 (7331)

Configuration/Body/Area Scan (6x31x1): Measurement grid: dx=10mm, dy=10mm
Maximum value of SAR (measured) = 2.04 W/kg

Configuration/Body/Zoom Scan (6x6x12) (6x6x12)/Cube 0: Measurement grid: dx=5mm, dy=5mm, dz=2mm
Reference Value = 12.86 V/m; Power Drift = -0.05 dB
Peak SAR (extrapolated) = 3.56 W/kg
SAR(1 g) = 0.715 W/kg; SAR(10 g) = 0.329 W/kg
Maximum value of SAR (measured) = 1.69 W/kg

Configuration/Body/Zoom Scan (6x6x12) (6x6x12)/Cube 1: Measurement grid: dx=5mm, dy=5mm, dz=2mm
Reference Value = 12.86 V/m; Power Drift = -0.05 dB
Peak SAR (extrapolated) = 4.35 W/kg
SAR(1 g) = 0.861 W/kg; SAR(10 g) = 0.372 W/kg
Maximum value of SAR (measured) = 1.94 W/kg

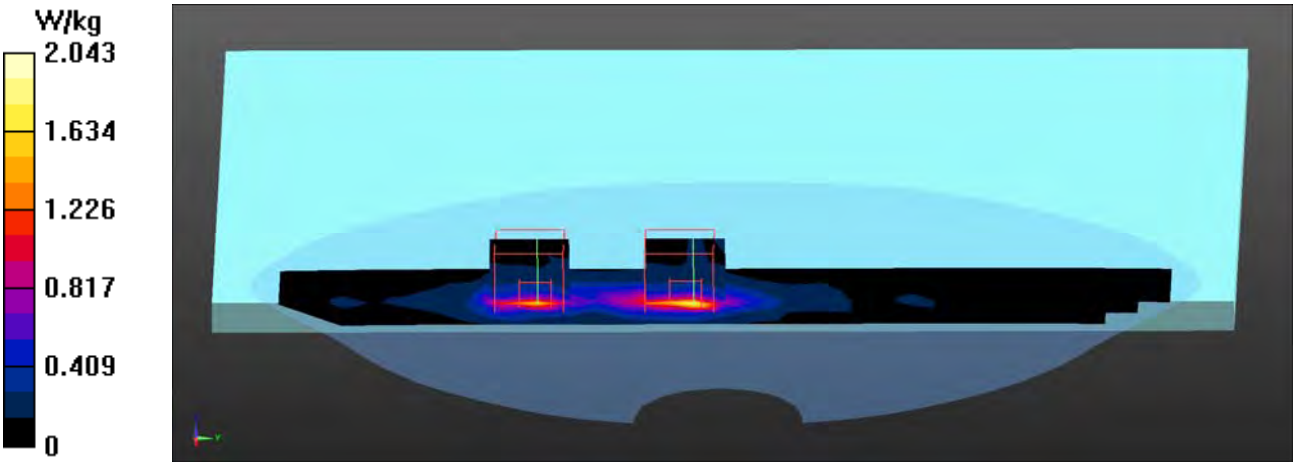

Test Laboratory: QuieTek-a DEKRA Date/Time: 2016/06/30

802.11ac80M_138-Bottom(NB Mode) MIMO-LUXSHARE
DUT: Notebook PC; Type: UX360U, Q324U
Communication System: UID 0, WLAN 5G; Frequency: 5690 MHz;
Communication System PAR: 0 dB
Medium parameters used: f = 5690 MHz; σ = 6.05 S/m; ε_r = 48.33; ρ = 1000 kg/m^3
Phantom section: Flat Section
Ambient Temperature (°C) : 22.8, Liquid Temperature (°C) : 20.6
Measurement Standard: DASY5 (IEEE/IEC/ANSI C63.19-2007)
DASY5 Configuration:

- Probe: EX3DV4 - SN3698; ConvF(3.67, 3.67, 3.67); Calibrated: 2015/11/24;
- Sensor-Surface: 1.4mm (Mechanical Surface Detection)
- Electronics: DAE4 Sn1207; Calibrated: 2015/11/20
- Phantom: SAM with right table; Type: SAM;
- Measurement SW: DASY52, Version 52.8 (8); SEMCAD X Version 14.6.10 (7331)

Configuration/Body/Area Scan (6x15x1): Measurement grid: dx=10mm, dy=10mm
Maximum value of SAR (measured) = 2.05 W/kg

Configuration/Body/Zoom Scan (6x6x12) (6x6x12)/Cube 0: Measurement grid: dx=5mm, dy=5mm, dz=2mm
Reference Value = 12.75 V/m; Power Drift = -0.02 dB
Peak SAR (extrapolated) = 5.02 W/kg
SAR(1 g) = 0.924 W/kg; SAR(10 g) = 0.406 W/kg
Maximum value of SAR (measured) = 2.13 W/kg

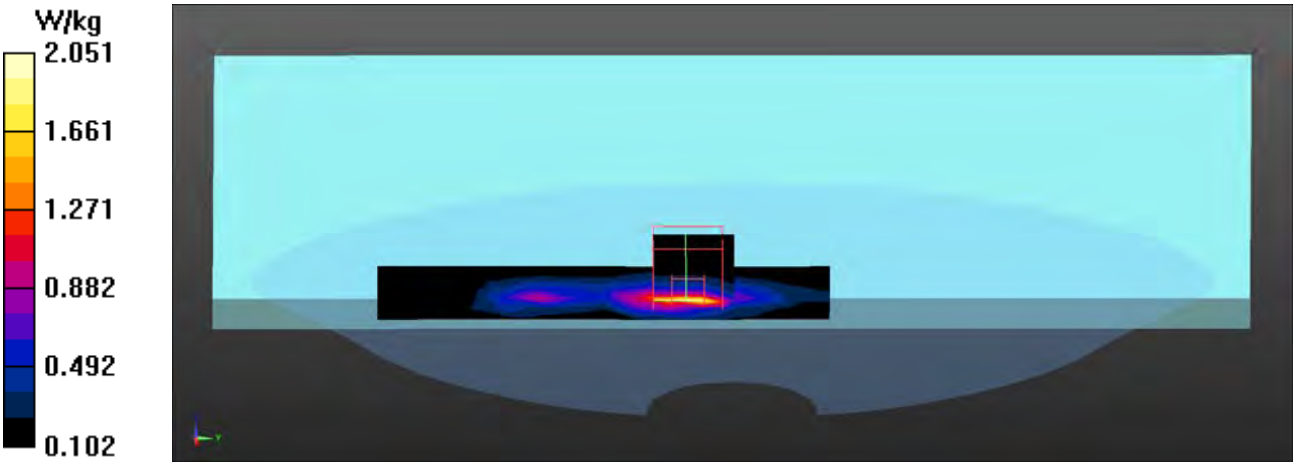

Test Laboratory: QuieTek-a DEKRA Date/Time: 2016/06/30

802.11ac80M_155-Bottom(NB Mode) MIMO-LUXSHARE
DUT: Notebook PC; Type: UX360U, Q324U
Communication System: UID 0, WLAN 5G; Frequency: 5775 MHz;
Communication System PAR: 0 dB
Medium parameters used: f = 5775 MHz; σ = 6.21 S/m; ε_r = 48.11; ρ = 1000 kg/m^3
Phantom section: Flat Section
Ambient Temperature (°C) : 22.8, Liquid Temperature (°C) : 20.6
Measurement Standard: DASY5 (IEEE/IEC/ANSI C63.19-2007)
DASY5 Configuration:

- Probe: EX3DV4 - SN3698; ConvF(3.72, 3.72, 3.72); Calibrated: 2015/11/24;
- Sensor-Surface: 1.4mm (Mechanical Surface Detection)
- Electronics: DAE4 Sn1207; Calibrated: 2015/11/20
- Phantom: SAM with right table; Type: SAM;
- Measurement SW: DASY52, Version 52.8 (8); SEMCAD X Version 14.6.10 (7331)

Configuration/Body/Area Scan (6x15x1): Measurement grid: dx=10mm, dy=10mm
Maximum value of SAR (measured) = 1.79 W/kg

Configuration/Body/Zoom Scan (6x6x12) (6x6x12)/Cube 0: Measurement grid: dx=5mm, dy=5mm, dz=2mm
Reference Value = 12.01 V/m; Power Drift = -0.17 dB
Peak SAR (extrapolated) = 4.00 W/kg
SAR(1 g) = 0.755 W/kg; SAR(10 g) = 0.329 W/kg
Maximum value of SAR (measured) = 1.66 W/kg

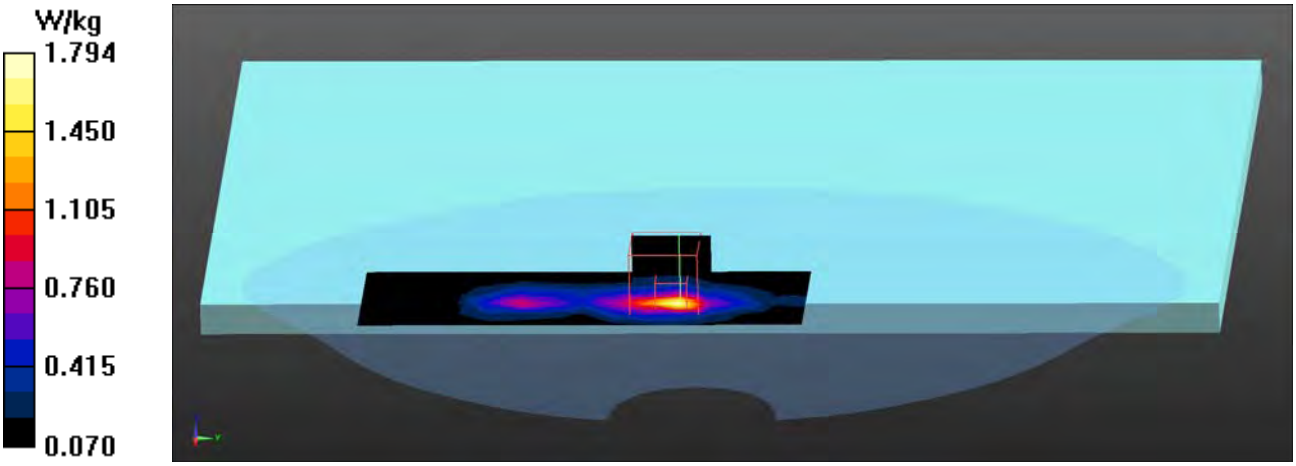

Test Laboratory: QuieTek-a DEKRA Date/Time: 2016/06/30

802.11ac80M_42-Bottom(PAD Mode) MIMO-LUXSHARE
DUT: Notebook PC; Type: UX360U, Q324U
Communication System: UID 0, WLAN 5G; Frequency: 5210 MHz;
Communication System PAR: 0 dB
Medium parameters used: f = 5210 MHz; σ = 5.36 S/m; ε_r = 49.61; ρ = 1000 kg/m^3
Phantom section: Flat Section
Ambient Temperature (°C) : 22.8, Liquid Temperature (°C) : 20.6
Measurement Standard: DASY5 (IEEE/IEC/ANSI C63.19-2007)
DASY5 Configuration:

- Probe: EX3DV4 - SN3698; ConvF(4.2, 4.2, 4.2); Calibrated: 2015/11/24;
- Sensor-Surface: 1.4mm (Mechanical Surface Detection)
- Electronics: DAE4 Sn1207; Calibrated: 2015/11/20
- Phantom: SAM with right table; Type: SAM;
- Measurement SW: DASY52, Version 52.8 (8); SEMCAD X Version 14.6.10 (7331)

Configuration/Body/Area Scan (5x14x1): Measurement grid: dx=10mm, dy=10mm
Maximum value of SAR (measured) = 1.36 W/kg

Configuration/Body/Zoom Scan (6x6x12) (6x6x12)/Cube 0: Measurement grid: dx=5mm, dy=5mm, dz=2mm
Reference Value = 5.676 V/m; Power Drift = -0.12 dB
Peak SAR (extrapolated) = 4.36 W/kg
SAR(1 g) = 0.713 W/kg; SAR(10 g) = 0.192 W/kg
Maximum value of SAR (measured) = 2.18 W/kg

Configuration/Body/Zoom Scan (6x6x12) (6x6x12)/Cube 1: Measurement grid: dx=5mm, dy=5mm, dz=2mm
Reference Value = 5.676 V/m; Power Drift = -0.12 dB
Peak SAR (extrapolated) = 4.26 W/kg
SAR(1 g) = 0.784 W/kg; SAR(10 g) = 0.231 W/kg
Maximum value of SAR (measured) = 1.92 W/kg

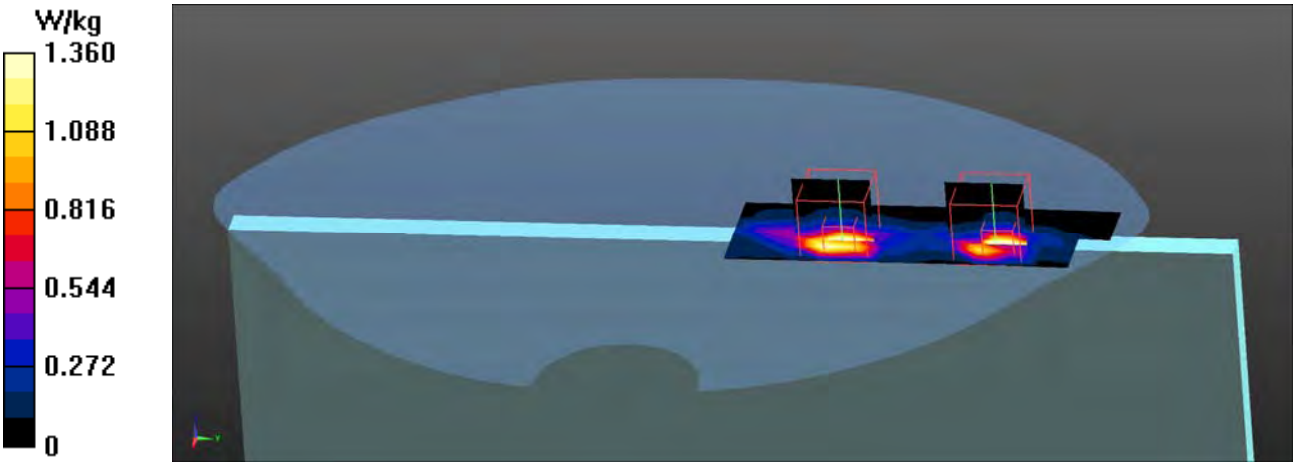

Test Laboratory: QuieTek-a DEKRA Date/Time: 2016/06/30

802.11ac80M_58-Bottom(PAD Mode) MIMO-LUXSHARE
DUT: Notebook PC; Type: UX360U, Q324U
Communication System: UID 0, WLAN 5G; Frequency: 5290 MHz;
Communication System PAR: 0 dB
Medium parameters used: f = 5290 MHz; σ = 5.48 S/m; ε_r = 49.39; ρ = 1000 kg/m^3
Phantom section: Flat Section
Ambient Temperature (°C) : 22.8, Liquid Temperature (°C) : 20.6
Measurement Standard: DASY5 (IEEE/IEC/ANSI C63.19-2007)
DASY5 Configuration:

- Probe: EX3DV4 - SN3698; ConvF(4.05, 4.05, 4.05); Calibrated: 2015/11/24;
- Sensor-Surface: 1.4mm (Mechanical Surface Detection)
- Electronics: DAE4 Sn1207; Calibrated: 2015/11/20
- Phantom: SAM with right table; Type: SAM;
- Measurement SW: DASY52, Version 52.8 (8); SEMCAD X Version 14.6.10 (7331)

Configuration/Body/Area Scan (5x14x1): Measurement grid: dx=10mm, dy=10mm
Maximum value of SAR (measured) = 1.25 W/kg

Configuration/Body/Zoom Scan (6x6x12) (6x6x12)/Cube 0: Measurement grid: dx=5mm, dy=5mm, dz=2mm
Reference Value = 5.569 V/m; Power Drift = -0.03 dB
Peak SAR (extrapolated) = 3.57 W/kg
SAR(1 g) = 0.594 W/kg; SAR(10 g) = 0.174 W/kg
Maximum value of SAR (measured) = 1.76 W/kg

Configuration/Body/Zoom Scan (6x6x12) (6x6x12)/Cube 1: Measurement grid: dx=5mm, dy=5mm, dz=2mm
Reference Value = 5.569 V/m; Power Drift = -0.03 dB
Peak SAR (extrapolated) = 3.92 W/kg
SAR(1 g) = 0.712 W/kg; SAR(10 g) = 0.213 W/kg
Maximum value of SAR (measured) = 1.79 W/kg

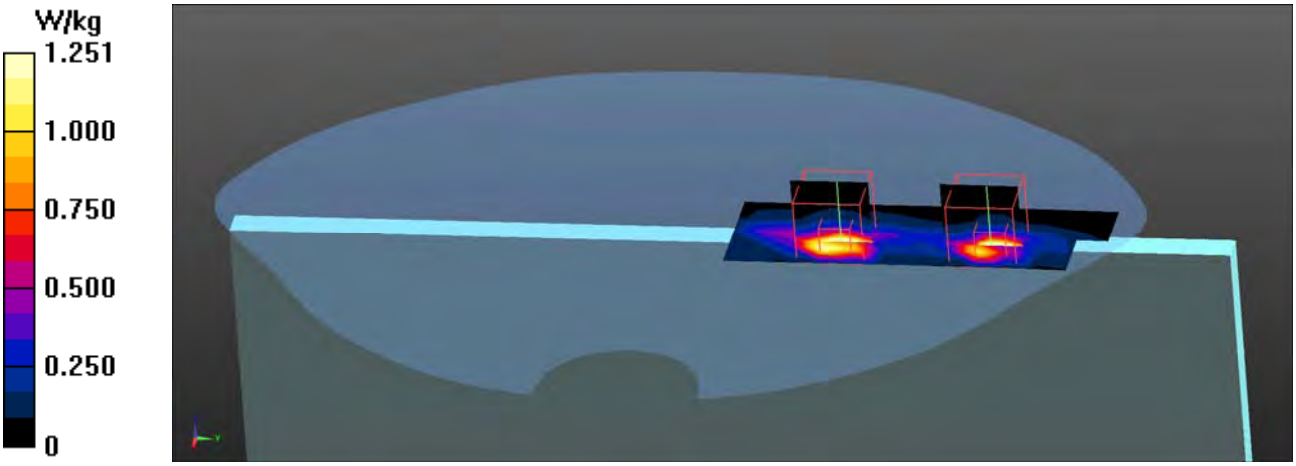

Test Laboratory: QuieTek-a DEKRA Date/Time: 2016/06/30

802.11ac80M_106-Bottom(PAD Mode) MIMO-LUXSHARE
DUT: Notebook PC; Type: UX360U, Q324U
Communication System: UID 0, WLAN 5G; Frequency: 5530 MHz;
Communication System PAR: 0 dB
Medium parameters used: f = 5530 MHz; σ = 5.84 S/m; ε_r = 48.75; ρ = 1000 kg/m^3
Phantom section: Flat Section
Ambient Temperature (°C) : 22.8, Liquid Temperature (°C) : 20.6
Measurement Standard: DASY5 (IEEE/IEC/ANSI C63.19-2007)
DASY5 Configuration:

- Probe: EX3DV4 - SN3698; ConvF(3.67, 3.67, 3.67); Calibrated: 2015/11/24;
- Sensor-Surface: 1.4mm (Mechanical Surface Detection)
- Electronics: DAE4 Sn1207; Calibrated: 2015/11/20
- Phantom: SAM with right table; Type: SAM;
- Measurement SW: DASY52, Version 52.8 (8); SEMCAD X Version 14.6.10 (7331)

Configuration/Body/Area Scan (5x14x1): Measurement grid: dx=10mm, dy=10mm
Maximum value of SAR (measured) = 1.85 W/kg

Configuration/Body/Zoom Scan (6x6x12) (6x6x12)/Cube 0: Measurement grid: dx=5mm, dy=5mm, dz=2mm
Reference Value = 4.654 V/m; Power Drift = -0.07 dB
Peak SAR (extrapolated) = 5.43 W/kg
SAR(1 g) = 0.930 W/kg; SAR(10 g) = 0.262 W/kg
Maximum value of SAR (measured) = 2.87 W/kg

Configuration/Body/Zoom Scan (6x6x12) (6x6x12)/Cube 1: Measurement grid: dx=5mm, dy=5mm, dz=2mm
Reference Value = 4.654 V/m; Power Drift = -0.07 dB
Peak SAR (extrapolated) = 4.23 W/kg
SAR(1 g) = 0.748 W/kg; SAR(10 g) = 0.226 W/kg
Maximum value of SAR (measured) = 1.95 W/kg

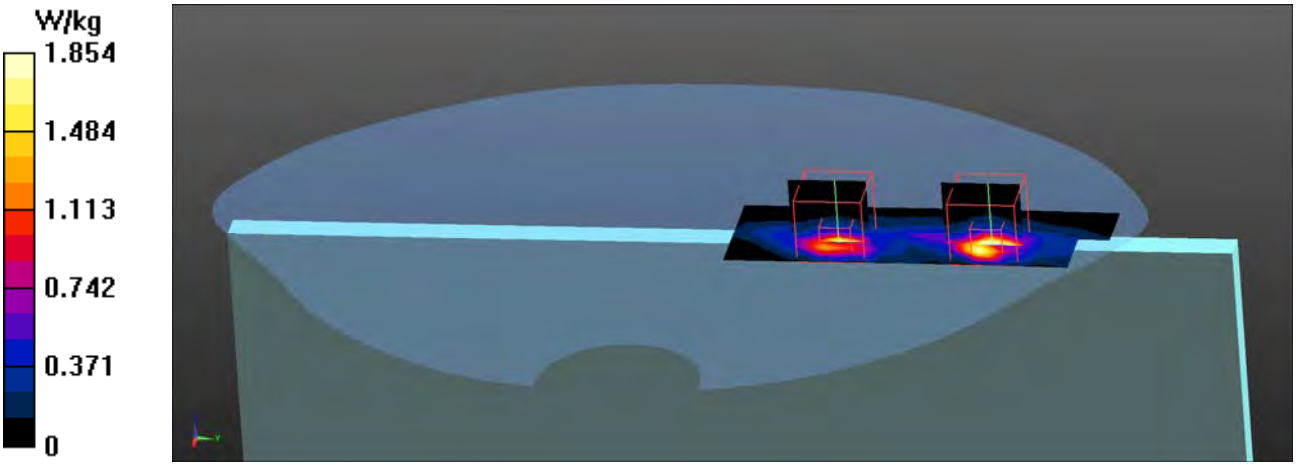

Test Laboratory: QuieTek-a DEKRA Date/Time: 2016/06/30

802.11ac80M_122-Bottom(PAD Mode) MIMO-LUXSHARE
DUT: Notebook PC; Type: UX360U, Q324U
Communication System: UID 0, WLAN 5G; Frequency: 5610 MHz;
Communication System PAR: 0 dB
Medium parameters used: f = 5610 MHz; σ = 5.97 S/m; ε_r = 48.54; ρ = 1000 kg/m^3
Phantom section: Flat Section
Ambient Temperature (°C) : 22.8, Liquid Temperature (°C) : 20.6
Measurement Standard: DASY5 (IEEE/IEC/ANSI C63.19-2007)
DASY5 Configuration:

- Probe: EX3DV4 - SN3698; ConvF(3.5, 3.5, 3.5); Calibrated: 2015/11/24;
- Sensor-Surface: 1.4mm (Mechanical Surface Detection)
- Electronics: DAE4 Sn1207; Calibrated: 2015/11/20
- Phantom: SAM with right table; Type: SAM;
- Measurement SW: DASY52, Version 52.8 (8); SEMCAD X Version 14.6.10 (7331)

Configuration/Body/Area Scan (5x31x1): Measurement grid: dx=10mm, dy=10mm
Maximum value of SAR (measured) = 1.78 W/kg

Configuration/Body/Zoom Scan (6x6x12) (6x6x12)/Cube 0: Measurement grid: dx=5mm, dy=5mm, dz=2mm
Reference Value = 4.679 V/m; Power Drift = -0.03 dB
Peak SAR (extrapolated) = 4.19 W/kg
SAR(1 g) = 0.676 W/kg; SAR(10 g) = 0.204 W/kg
Maximum value of SAR (measured) = 2.14 W/kg

Configuration/Body/Zoom Scan (6x6x12) (6x6x12)/Cube 1: Measurement grid: dx=5mm, dy=5mm, dz=2mm
Reference Value = 4.679 V/m; Power Drift = -0.03 dB
Peak SAR (extrapolated) = 5.81 W/kg
SAR(1 g) = 0.944 W/kg; SAR(10 g) = 0.277 W/kg
Maximum value of SAR (measured) = 2.47 W/kg

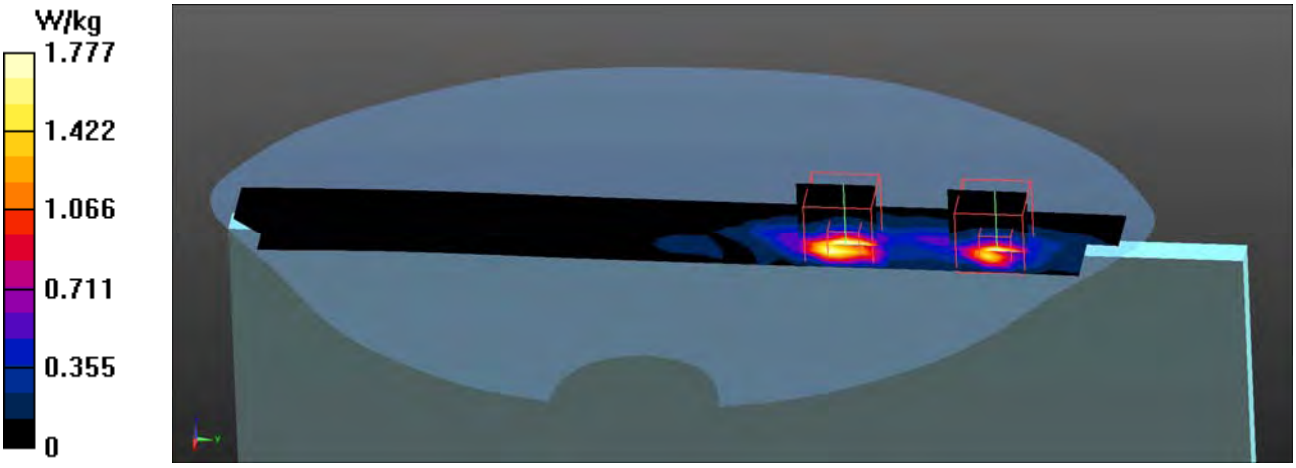

Test Laboratory: QuieTek-a DEKRA Date/Time: 2016/06/30

802.11ac80M_138-Bottom(PAD Mode) MIMO-LUXSHARE
DUT: Notebook PC; Type: UX360U, Q324U
Communication System: UID 0, WLAN 5G; Frequency: 5690 MHz;
Communication System PAR: 0 dB
Medium parameters used: f = 5690 MHz; σ = 6.05 S/m; ε_r = 48.33; ρ = 1000 kg/m^3
Phantom section: Flat Section
Ambient Temperature (°C) : 22.8, Liquid Temperature (°C) : 20.6
Measurement Standard: DASY5 (IEEE/IEC/ANSI C63.19-2007)
DASY5 Configuration:

- Probe: EX3DV4 - SN3698; ConvF(3.5, 3.5, 3.5); Calibrated: 2015/11/24;
- Sensor-Surface: 1.4mm (Mechanical Surface Detection)
- Electronics: DAE4 Sn1207; Calibrated: 2015/11/20
- Phantom: SAM with right table; Type: SAM;
- Measurement SW: DASY52, Version 52.8 (8); SEMCAD X Version 14.6.10 (7331)

Configuration/Body/Area Scan (5x14x1): Measurement grid: dx=10mm, dy=10mm
Maximum value of SAR (measured) = 2.09 W/kg

Configuration/Body/Zoom Scan (6x6x12) (6x6x12)/Cube 0: Measurement grid: dx=5mm, dy=5mm, dz=2mm
Reference Value = 4.744 V/m; Power Drift = -0.15 dB
Peak SAR (extrapolated) = 6.72 W/kg
SAR(1 g) = 1.09 W/kg; SAR(10 g) = 0.314 W/kg
Maximum value of SAR (measured) = 2.82 W/kg

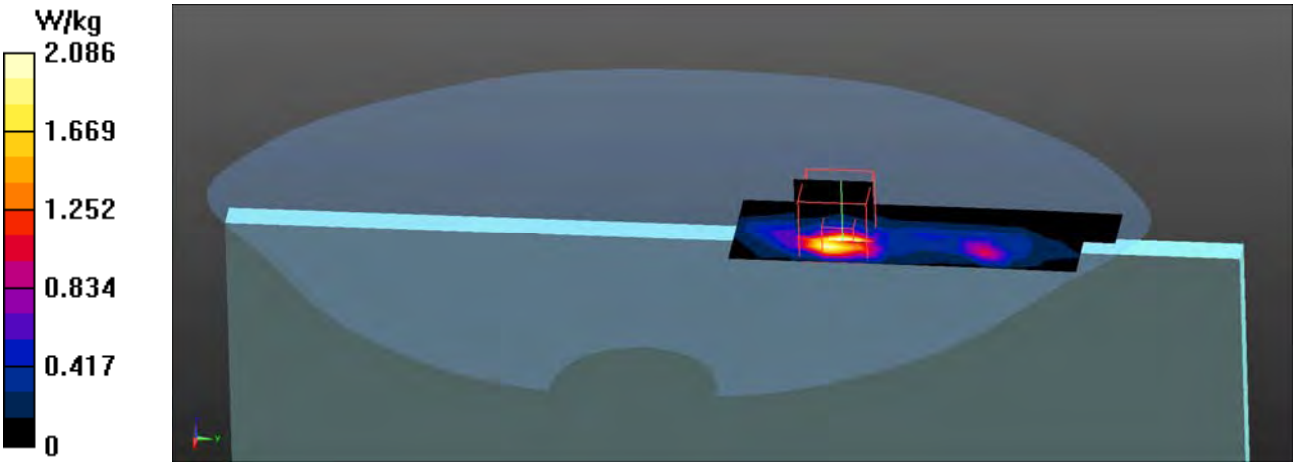

Test Laboratory: QuieTek-a DEKRA Date/Time: 2016/06/30

802.11ac80M_155-Bottom(PAD Mode) MIMO-LUXSHARE
DUT: Notebook PC; Type: UX360U, Q324U
Communication System: UID 0, WLAN 5G; Frequency: 5775 MHz;
Communication System PAR: 0 dB
Medium parameters used: f = 5775 MHz; σ = 6.21 S/m; ε_r = 48.11; ρ = 1000 kg/m^3
Phantom section: Flat Section
Ambient Temperature (°C) : 22.8, Liquid Temperature (°C) : 20.6
Measurement Standard: DASY5 (IEEE/IEC/ANSI C63.19-2007)
DASY5 Configuration:

- Probe: EX3DV4 - SN3698; ConvF(3.72, 3.72, 3.72); Calibrated: 2015/11/24;
- Sensor-Surface: 1.4mm (Mechanical Surface Detection)
- Electronics: DAE4 Sn1207; Calibrated: 2015/11/20
- Phantom: SAM with right table; Type: SAM;
- Measurement SW: DASY52, Version 52.8 (8); SEMCAD X Version 14.6.10 (7331)

Configuration/Body/Area Scan (5x14x1): Measurement grid: dx=10mm, dy=10mm
Maximum value of SAR (measured) = 1.54 W/kg

Configuration/Body/Zoom Scan (6x6x12) (6x6x12)/Cube 0: Measurement grid: dx=5mm, dy=5mm, dz=2mm
Reference Value = 4.370 V/m; Power Drift = -0.12 dB
Peak SAR (extrapolated) = 4.75 W/kg
SAR(1 g) = 0.811 W/kg; SAR(10 g) = 0.241 W/kg
Maximum value of SAR (measured) = 2.07 W/kg

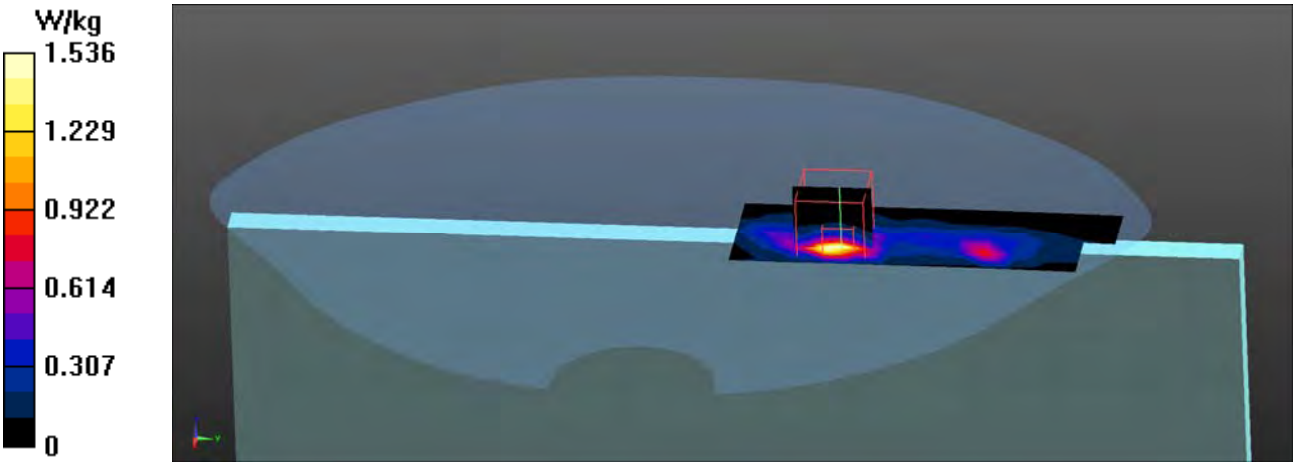

Test Laboratory: QuieTek-a DEKRA Date/Time: 2016/06/30

802.11ac80M_42-Bottom(PAD Mode) MIMO-Hong Bo
DUT: Notebook PC; Type: UX360U, Q324U
Communication System: UID 0, WLAN 5G; Frequency: 5210 MHz;
Communication System PAR: 0 dB
Medium parameters used: f = 5210 MHz; σ = 5.36 S/m; ε_r = 49.61; ρ = 1000 kg/m^3
Phantom section: Flat Section
Ambient Temperature (°C) : 22.8, Liquid Temperature (°C) : 20.6
Measurement Standard: DASY5 (IEEE/IEC/ANSI C63.19-2007)
DASY5 Configuration:

- Probe: EX3DV4 - SN3698; ConvF(4.2, 4.2, 4.2); Calibrated: 2015/11/24;
- Sensor-Surface: 1.4mm (Mechanical Surface Detection)
- Electronics: DAE4 Sn1207; Calibrated: 2015/11/20
- Phantom: SAM with right table; Type: SAM;
- Measurement SW: DASY52, Version 52.8 (8); SEMCAD X Version 14.6.10 (7331)

Configuration/Body/Area Scan (5x16x1): Measurement grid: dx=10mm, dy=10mm
Maximum value of SAR (measured) = 1.56 W/kg

Configuration/Body/Zoom Scan (6x6x12) (6x6x12)/Cube 0: Measurement grid: dx=5mm, dy=5mm, dz=2mm
Reference Value = 9.013 V/m; Power Drift = 0.11 dB
Peak SAR (extrapolated) = 6.32 W/kg
SAR(1 g) = 1.07 W/kg; SAR(10 g) = 0.454 W/kg
Maximum value of SAR (measured) = 2.10 W/kg

Configuration/Body/Zoom Scan (6x6x12) (6x6x12)/Cube 1: Measurement grid: dx=5mm, dy=5mm, dz=2mm
Reference Value = 9.013 V/m; Power Drift = 0.11 dB
Peak SAR (extrapolated) = 5.30 W/kg
SAR(1 g) = 1.03 W/kg; SAR(10 g) = 0.402 W/kg
Maximum value of SAR (measured) = 2.48 W/kg

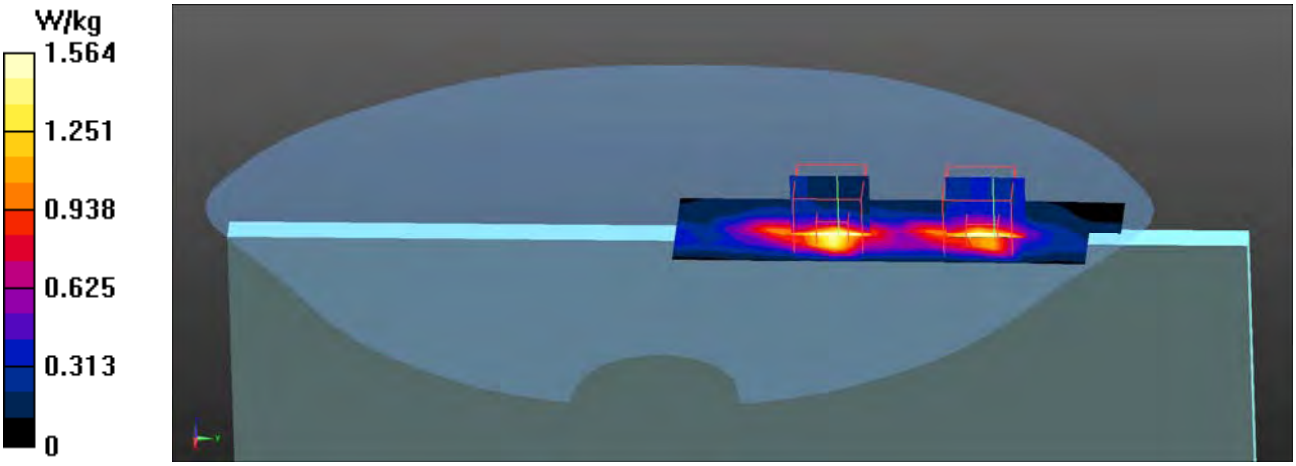

Test Laboratory: QuieTek-a DEKRA Date/Time: 2016/06/30

802.11ac80M_58-Bottom(PAD Mode) MIMO-Hong Bo B
DUT: Notebook PC; Type: UX360U, Q324U
Communication System: UID 0, WLAN 5G; Frequency: 5290 MHz;
Communication System PAR: 0 dB
Medium parameters used: f = 5290 MHz; σ = 5.48 S/m; ε_r = 49.39; ρ = 1000 kg/m^3
Phantom section: Flat Section
Measurement Standard: DASY5 (IEEE/IEC/ANSI C63.19-2007)
DASY5 Configuration:

- Probe: EX3DV4 - SN3698; ConvF(4.05, 4.05, 4.05); Calibrated: 2015/11/24;
- Sensor-Surface: 1.4mm (Mechanical Surface Detection)
- Electronics: DAE4 Sn1207; Calibrated: 2015/11/20
- Phantom: SAM with right table; Type: SAM;
- Measurement SW: DASY52, Version 52.8 (8); SEMCAD X Version 14.6.10 (7331)

Configuration/Body/Area Scan (5x16x1): Measurement grid: dx=10mm, dy=10mm
Maximum value of SAR (measured) = 1.25 W/kg

Configuration/Body/Zoom Scan (6x6x12) (6x6x12)/Cube 0: Measurement grid: dx=5mm, dy=5mm, dz=2mm
Reference Value = 10.01 V/m; Power Drift = -0.16 dB
Peak SAR (extrapolated) = 6.16 W/kg
SAR(1 g) = 0.971 W/kg; SAR(10 g) = 0.423 W/kg
Maximum value of SAR (measured) = 1.97 W/kg

Configuration/Body/Zoom Scan (6x6x12) (6x6x12)/Cube 1: Measurement grid: dx=5mm, dy=5mm, dz=2mm
Reference Value = 10.01 V/m; Power Drift = -0.16 dB
Peak SAR (extrapolated) = 5.51 W/kg
SAR(1 g) = 0.974 W/kg; SAR(10 g) = 0.435 W/kg
Maximum value of SAR (measured) = 2.21 W/kg

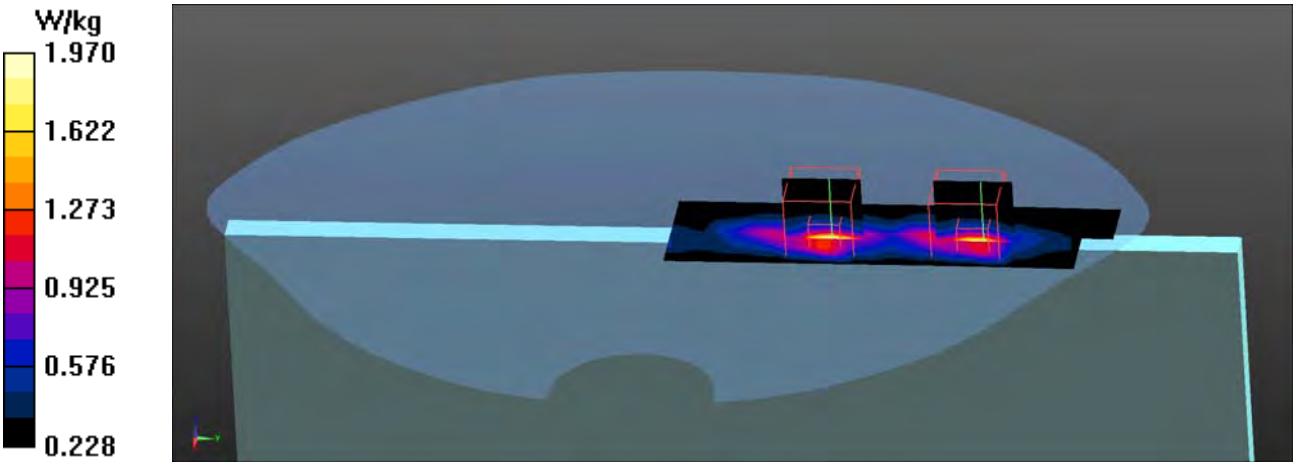

Test Laboratory: QuieTek-a DEKRA Date/Time: 2016/06/30

802.11ac80M_106-Bottom(PAD Mode) MIMO-Hong Bo
DUT: Notebook PC; Type: UX360U, Q324U
Communication System: UID 0, WLAN 5G; Frequency: 5530 MHz;
Communication System PAR: 0 dB
Medium parameters used: f = 5530 MHz; σ = 5.84 S/m; ε_r = 48.75; ρ = 1000 kg/m^3
Phantom section: Flat Section
Ambient Temperature (°C) : 22.8, Liquid Temperature (°C) : 20.6
Measurement Standard: DASY5 (IEEE/IEC/ANSI C63.19-2007)
DASY5 Configuration:

- Probe: EX3DV4 - SN3698; ConvF(3.67, 3.67, 3.67); Calibrated: 2015/11/24;
- Sensor-Surface: 1.4mm (Mechanical Surface Detection)
- Electronics: DAE4 Sn1207; Calibrated: 2015/11/20
- Phantom: SAM with right table; Type: SAM;
- Measurement SW: DASY52, Version 52.8 (8); SEMCAD X Version 14.6.10 (7331)

Configuration/Body/Area Scan (5x16x1): Measurement grid: dx=10mm, dy=10mm
Maximum value of SAR (measured) = 1.63 W/kg

Configuration/Body/Zoom Scan (6x6x12) (6x6x12)/Cube 0: Measurement grid: dx=5mm, dy=5mm, dz=2mm
Reference Value = 9.836 V/m; Power Drift = 0.12 dB
Peak SAR (extrapolated) = 7.17 W/kg
SAR(1 g) = 1.09 W/kg; SAR(10 g) = 0.485 W/kg
Maximum value of SAR (measured) = 2.34 W/kg

Configuration/Body/Zoom Scan (6x6x12) (6x6x12)/Cube 1: Measurement grid: dx=5mm, dy=5mm, dz=2mm
Reference Value = 9.836 V/m; Power Drift = 0.12 dB
Peak SAR (extrapolated) = 6.06 W/kg
SAR(1 g) = 1.12 W/kg; SAR(10 g) = 0.522 W/kg
Maximum value of SAR (measured) = 2.31 W/kg

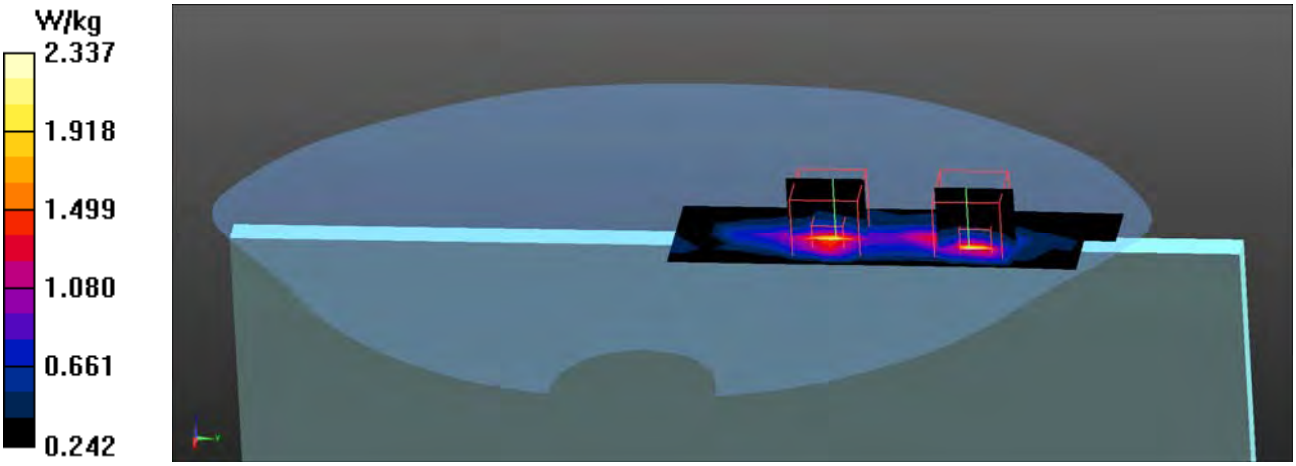

Test Laboratory: QuieTek-a DEKRA Date/Time: 2016/06/30

802.11ac80M_122-Bottom(PAD Mode) MIMO-Hong Bo
DUT: Notebook PC; Type: UX360U, Q324U
Communication System: UID 0, WLAN 5G; Frequency: 5610 MHz;
Communication System PAR: 0 dB
Medium parameters used: f = 5610 MHz; σ = 5.97 S/m; ε_r = 48.54; ρ = 1000 kg/m^3
Phantom section: Flat Section
Ambient Temperature (°C) : 22.8, Liquid Temperature (°C) : 20.6
Measurement Standard: DASY5 (IEEE/IEC/ANSI C63.19-2007)
DASY5 Configuration:

- Probe: EX3DV4 - SN3698; ConvF(3.5, 3.5, 3.5); Calibrated: 2015/11/24;
- Sensor-Surface: 1.4mm (Mechanical Surface Detection)
- Electronics: DAE4 Sn1207; Calibrated: 2015/11/20
- Phantom: SAM with right table; Type: SAM;
- Measurement SW: DASY52, Version 52.8 (8); SEMCAD X Version 14.6.10 (7331)

Configuration/Body/Area Scan (5x16x1): Measurement grid: dx=10mm, dy=10mm
Maximum value of SAR (measured) = 1.95 W/kg

Configuration/Body/Zoom Scan (6x6x12) (6x6x12)/Cube 0: Measurement grid: dx=5mm, dy=5mm, dz=2mm
Reference Value = 10.71 V/m; Power Drift = -0.11 dB
Peak SAR (extrapolated) = 6.56 W/kg
SAR(1 g) = 0.993 W/kg; SAR(10 g) = 0.405 W/kg
Maximum value of SAR (measured) = 2.15 W/kg

Configuration/Body/Zoom Scan (6x6x12) (6x6x12)/Cube 1: Measurement grid: dx=5mm, dy=5mm, dz=2mm
Reference Value = 10.71 V/m; Power Drift = -0.11 dB
Peak SAR (extrapolated) = 6.62 W/kg
SAR(1 g) = 1.11 W/kg; SAR(10 g) = 0.440 W/kg
Maximum value of SAR (measured) = 2.45 W/kg

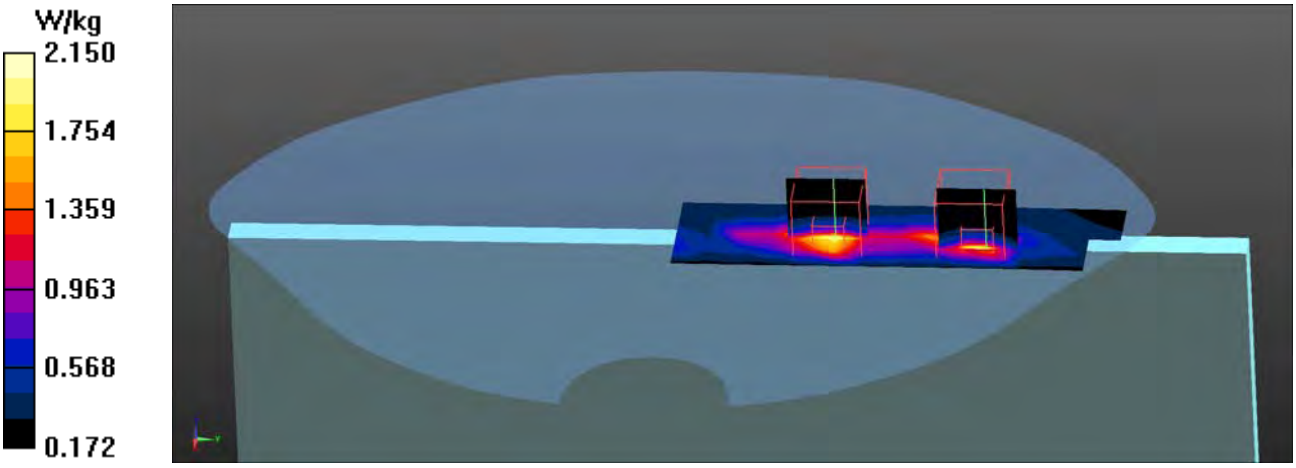

Test Laboratory: QuieTek-a DEKRA Date/Time: 2016/06/30

802.11ac80M_138-Bottom(PAD Mode) MIMO-Hong Bo
DUT: Notebook PC; Type: UX360U, Q324U
Communication System: UID 0, WLAN 5G; Frequency: 5690 MHz;
Communication System PAR: 0 dB
Medium parameters used: f = 5690 MHz; σ = 6.05 S/m; ε_r = 48.33; ρ = 1000 kg/m^3
Phantom section: Flat Section
Ambient Temperature (°C) : 22.8, Liquid Temperature (°C) : 20.6
Measurement Standard: DASY5 (IEEE/IEC/ANSI C63.19-2007)
DASY5 Configuration:

- Probe: EX3DV4 - SN3698; ConvF(3.5, 3.5, 3.5); Calibrated: 2015/11/24;
- Sensor-Surface: 1.4mm (Mechanical Surface Detection)
- Electronics: DAE4 Sn1207; Calibrated: 2015/11/20
- Phantom: SAM with right table; Type: SAM;
- Measurement SW: DASY52, Version 52.8 (8); SEMCAD X Version 14.6.10 (7331)

Configuration/Body/Area Scan (5x31x1): Measurement grid: dx=10mm, dy=10mm
Maximum value of SAR (measured) = 1.74 W/kg

Configuration/Body/Zoom Scan (6x6x12) (6x6x12)/Cube 0: Measurement grid: dx=5mm, dy=5mm, dz=2mm
Reference Value = 8.358 V/m; Power Drift = 0.08 dB
Peak SAR (extrapolated) = 7.39 W/kg
SAR(1 g) = 1.13 W/kg; SAR(10 g) = 0.389 W/kg
Maximum value of SAR (measured) = 2.58 W/kg

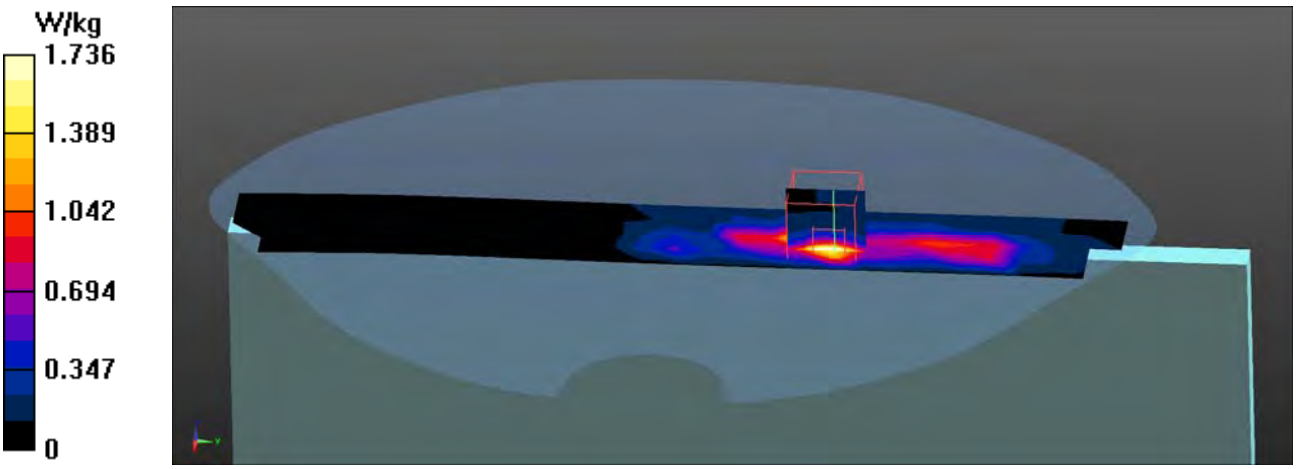

Test Laboratory: QuieTek-a DEKRA Date/Time: 2016/06/30

802.11ac80M_155-Bottom(PAD Mode) MIMO-Hong Bo
DUT: Notebook PC; Type: UX360U, Q324U
Communication System: UID 0, WLAN 5G; Frequency: 5775 MHz;
Communication System PAR: 0 dB
Medium parameters used: f = 5775 MHz; σ = 6.21 S/m; ε_r = 48.11; ρ = 1000 kg/m^3
Phantom section: Flat Section
Ambient Temperature (°C) : 22.8, Liquid Temperature (°C) : 20.6
Measurement Standard: DASY5 (IEEE/IEC/ANSI C63.19-2007)
DASY5 Configuration:

- Probe: EX3DV4 - SN3698; ConvF(3.72, 3.72, 3.72); Calibrated: 2015/11/24;
- Sensor-Surface: 1.4mm (Mechanical Surface Detection)
- Electronics: DAE4 Sn1207; Calibrated: 2015/11/20
- Phantom: SAM with right table; Type: SAM;
- Measurement SW: DASY52, Version 52.8 (8); SEMCAD X Version 14.6.10 (7331)

Configuration/Body/Area Scan (5x16x1): Measurement grid: dx=10mm, dy=10mm
Maximum value of SAR (measured) = 1.33 W/kg

Configuration/Body/Zoom Scan (6x6x12) (6x6x12)/Cube 0: Measurement grid: dx=5mm, dy=5mm, dz=2mm
Reference Value = 9.237 V/m; Power Drift = -0.15 dB
Peak SAR (extrapolated) = 6.87 W/kg
SAR(1 g) = 0.948 W/kg; SAR(10 g) = 0.442 W/kg
Maximum value of SAR (measured) = 2.03 W/kg

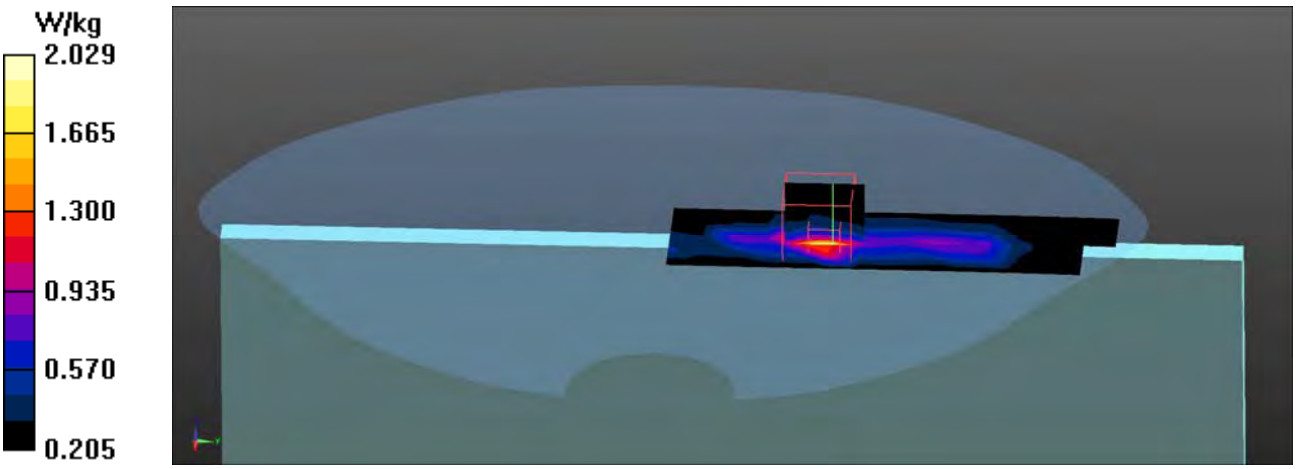

802.11ac (80M) EUT Bottom MIMO (Hong Bo Aux Antenna (PAD Mode)), Z-Axis plot
Channel: 138

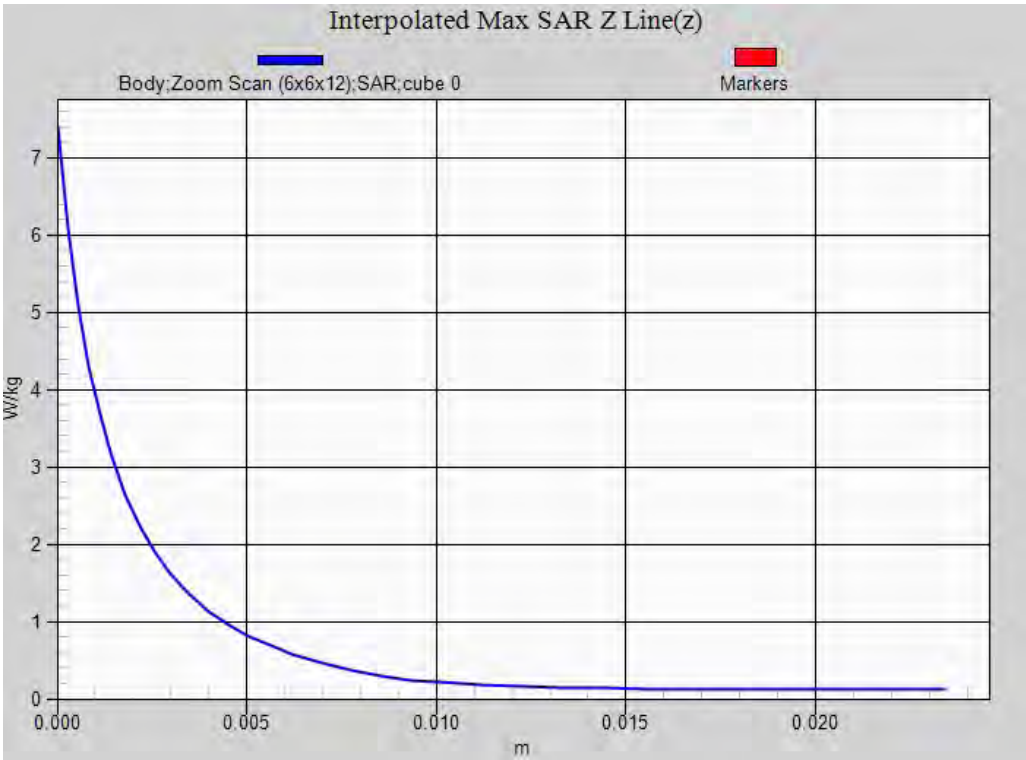

Test Laboratory: QuieTek-a DEKRA Date/Time: 2016/07/01

802.11b_11-Bottom(NB Mode) Aux-LUXSHARE-Verify
DUT: Notebook PC; Type: UX360U, Q324U
Communication System: UID 0, WLAN 2.4G; Frequency: 2462 MHz;
Communication System PAR: 0 dB
Medium parameters used: f = 2462 MHz; σ = 1.99 S/m; ε_r = 52.43; ρ = 1000 kg/m^3
Phantom section: Flat Section
Ambient Temperature (°C) : 22.5, Liquid Temperature (°C) : 20.3
Measurement Standard: DASY5 (IEEE/IEC/ANSI C63.19-2007)
DASY5 Configuration:

- Probe: EX3DV4 - SN3698; ConvF(6.75, 6.75, 6.75); Calibrated: 2015/11/24;
- Sensor-Surface: 3mm (Mechanical Surface Detection)
- Electronics: DAE4 Sn1207; Calibrated: 2015/11/20
- Phantom: SAM with left table; Type: SAM;
- Measurement SW: DASY52, Version 52.8 (8); SEMCAD X Version 14.6.10 (7331)

Configuration/Body/Area Scan (6x8x1): Measurement grid: dx=12mm, dy=12mm
Maximum value of SAR (measured) = 1.33 W/kg

Configuration/Body/Zoom Scan (5x5x7) (5x5x7)/Cube 0: Measurement grid: dx=8mm, dy=8mm, dz=5mm
Reference Value = 8.848 V/m; Power Drift = -0.16 dB
Peak SAR (extrapolated) = 2.66 W/kg
SAR(1 g) = 1.02 W/kg; SAR(10 g) = 0.440 W/kg
Maximum value of SAR (measured) = 1.21 W/kg

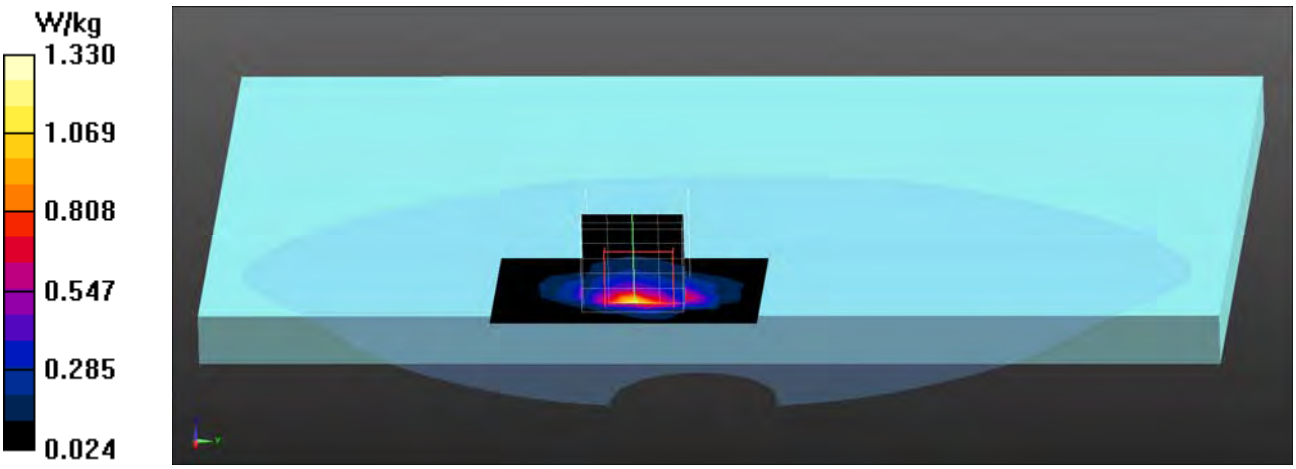

Test Laboratory: QuieTek-a DEKRA Date/Time: 2016/07/01

802.11n40M_6-Bottom(PAD Mode) MIMO-LUXSHARE-Verify
DUT: Notebook PC; Type: UX360U, Q324U
Communication System: UID 0, WLAN 2.4G; Frequency: 2437 MHz;
Communication System PAR: 0 dB
Medium parameters used: f = 2437 MHz; σ = 1.95 S/m; ε_r = 52.53; ρ = 1000 kg/m^3
Phantom section: Flat Section
Ambient Temperature (°C) : 22.5, Liquid Temperature (°C) : 20.3
Measurement Standard: DASY5 (IEEE/IEC/ANSI C63.19-2007)
DASY5 Configuration:

- Probe: EX3DV4 - SN3698; ConvF(6.75, 6.75, 6.75); Calibrated: 2015/11/24;
- Sensor-Surface: 3mm (Mechanical Surface Detection)
- Electronics: DAE4 Sn1207; Calibrated: 2015/11/20
- Phantom: SAM with left table; Type: SAM;
- Measurement SW: DASY52, Version 52.8 (8); SEMCAD X Version 14.6.10 (7331)

Configuration/Body/Area Scan (7x11x1): Measurement grid: dx=12mm, dy=12mm
Maximum value of SAR (measured) = 1.55 W/kg

Configuration/Body/Zoom Scan (5x5x7) (5x5x7)/Cube 0: Measurement grid: dx=8mm, dy=8mm, dz=5mm
Reference Value = 5.183 V/m; Power Drift = -0.15 dB
Peak SAR (extrapolated) = 2.69 W/kg
SAR(1 g) = 0.981 W/kg; SAR(10 g) = 0.388 W/kg
Maximum value of SAR (measured) = 1.76 W/kg

Configuration/Body/Zoom Scan (5x5x7) (5x5x7)/Cube 1: Measurement grid: dx=8mm, dy=8mm, dz=5mm
Reference Value = 5.183 V/m; Power Drift = -0.15 dB
Peak SAR (extrapolated) = 1.71 W/kg
SAR(1 g) = 0.699 W/kg; SAR(10 g) = 0.298 W/kg
Maximum value of SAR (measured) = 1.21 W/kg

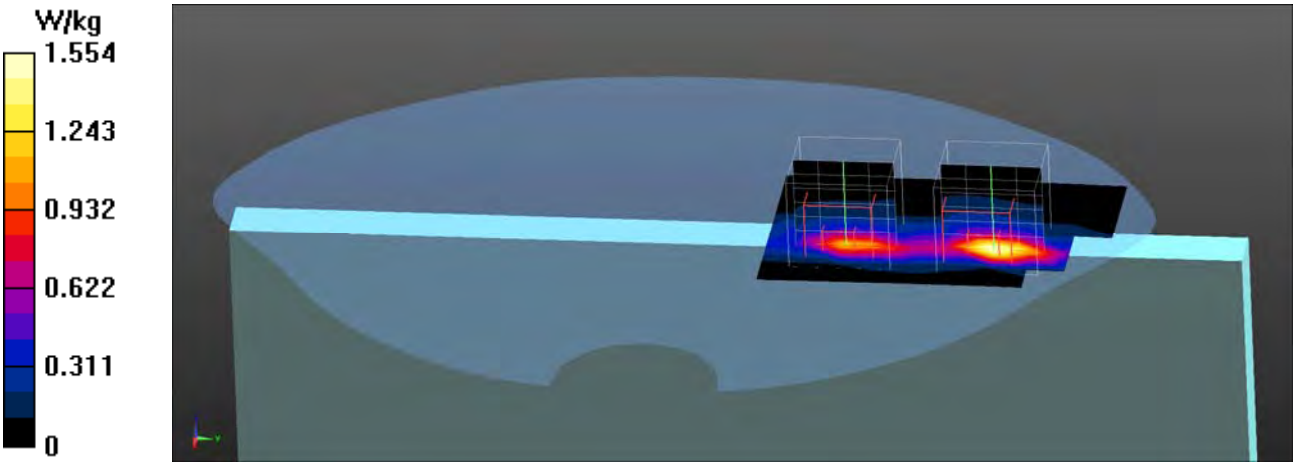

Test Laboratory: QuieTek-a DEKRA Date/Time: 2016/06/30

802.11ac80M_42-Bottom(NB Mode) Aux-LUXSHARE-Verify
DUT: Notebook PC; Type: UX360U, Q324U
Communication System: UID 0, WLAN 5G; Frequency: 5210 MHz;
Communication System PAR: 0 dB
Medium parameters used: f = 5210 MHz; σ = 5.36 S/m; ε_r = 49.61; ρ = 1000 kg/m^3
Phantom section: Flat Section
Ambient Temperature (°C) : 22.5, Liquid Temperature (°C) : 20.3
Ambient Temperature (°C) : 22.8, Liquid Temperature (°C) : 20.6
Measurement Standard: DASY5 (IEEE/IEC/ANSI C63.19-2007)
DASY5 Configuration:

- Probe: EX3DV4 - SN3698; ConvF(4.2, 4.2, 4.2); Calibrated: 2015/11/24;
- Sensor-Surface: 1.4mm (Mechanical Surface Detection)
- Electronics: DAE4 Sn1207; Calibrated: 2015/11/20
- Phantom: SAM with right table; Type: SAM;
- Measurement SW: DASY52, Version 52.8 (8); SEMCAD X Version 14.6.10 (7331)

Configuration/Body/Area Scan (6x10x1): Measurement grid: dx=10mm, dy=10mm
Maximum value of SAR (measured) = 1.97 W/kg

Configuration/Body/Zoom Scan (6x6x12) (6x6x12)/Cube 0: Measurement grid: dx=5mm, dy=5mm, dz=2mm
Reference Value = 13.08 V/m; Power Drift = 0.15 dB
Peak SAR (extrapolated) = 4.93 W/kg
SAR(1 g) = 0.887 W/kg; SAR(10 g) = 0.343 W/kg
Maximum value of SAR (measured) = 1.93 W/kg

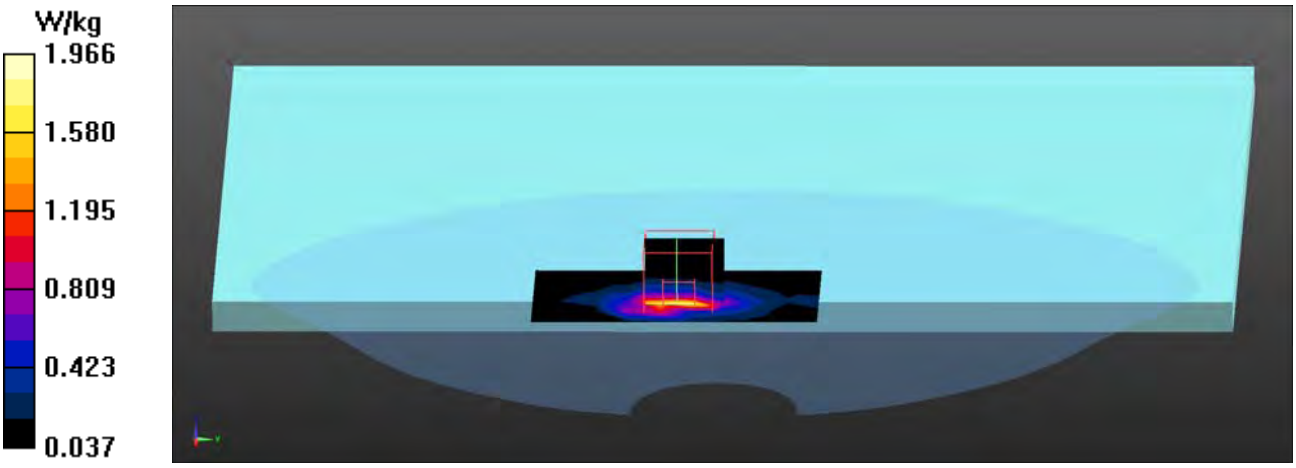

Test Laboratory: QuieTek-a DEKRA Date/Time: 2016/06/30

802.11ac80M_138-Bottom(PAD Mode) MIMO-Hong Bo -Verify
DUT: Notebook PC; Type: UX360U, Q324U
Communication System: UID 0, WLAN 5G; Frequency: 5690 MHz;
Communication System PAR: 0 dB
Medium parameters used: f = 5690 MHz; σ = 6.05 S/m; ε_r = 48.33; ρ = 1000 kg/m^3
Phantom section: Flat Section
Ambient Temperature (°C) : 22.8, Liquid Temperature (°C) : 20.6
Measurement Standard: DASY5 (IEEE/IEC/ANSI C63.19-2007)
DASY5 Configuration:

- Probe: EX3DV4 - SN3698; ConvF(3.5, 3.5, 3.5); Calibrated: 2015/11/24;
- Sensor-Surface: 1.4mm (Mechanical Surface Detection)
- Electronics: DAE4 Sn1207; Calibrated: 2015/11/20
- Phantom: SAM with right table; Type: SAM;
- Measurement SW: DASY52, Version 52.8 (8); SEMCAD X Version 14.6.10 (7331)

Configuration/Body/Area Scan (5x14x1): Measurement grid: dx=10mm, dy=10mm
Maximum value of SAR (measured) = 2.31 W/kg

Configuration/Body/Zoom Scan (6x6x12) (6x6x12)/Cube 0: Measurement grid: dx=5mm, dy=5mm, dz=2mm
Reference Value = 4.571 V/m; Power Drift = -0.13 dB
Peak SAR (extrapolated) = 5.40 W/kg
SAR(1 g) = 1.05 W/kg; SAR(10 g) = 0.316 W/kg
Maximum value of SAR (measured) = 2.83 W/kg

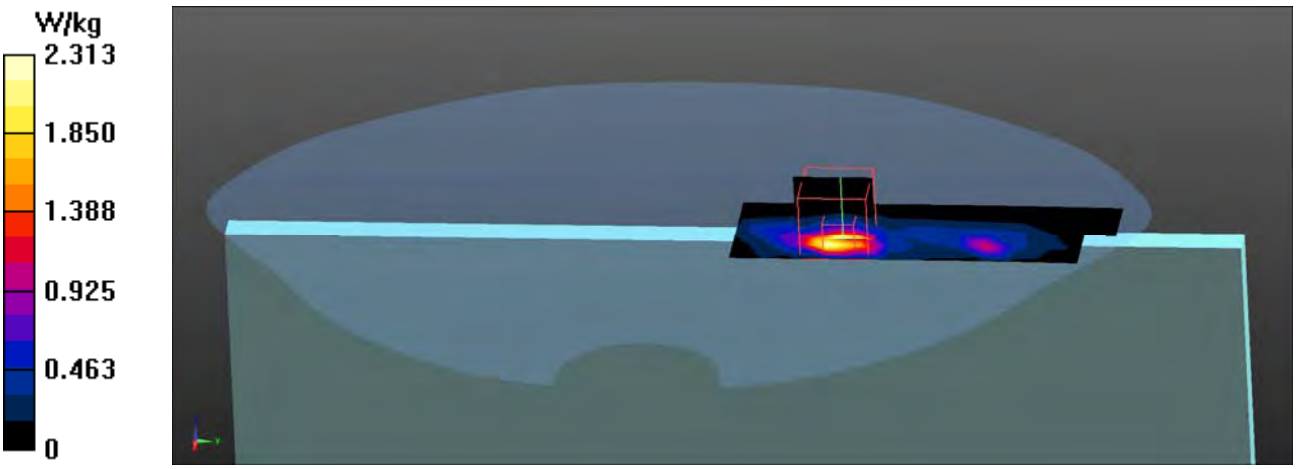

Appendix D. Probe Calibration Data

Object: EX3DV4- SN: 3698

1155 H

Calibration Laboratory of
Schmid & Partner
Engineering AG
Zeughausstrasse 43, 8004 Zurich, Switzerland

S Schweizerischer Kalibrierdienst
C Service suisse d'étalonnage
Servizio svizzero di taratura
S Swiss Calibration Service

Accredited by the Swiss Accreditation Service (SAS)
The Swiss Accreditation Service is one of the signatories to the EA Multilateral Agreement for the recognition of calibration certificates

Accreditation No.: SCS 0108

Client **Quietek-TW (Auden)**

Certificate No: EX3-3698_Nov15

CALIBRATION CERTIFICATE

Object	EX3DV4 - SN:3698
Calibration procedure(s)	QA CAL-01.v9, QA CAL-14.v4, QA CAL-23.v5, QA CAL-25.v6 Calibration procedure for dosimetric E-field probes
Calibration date:	November 24, 2015

This calibration certificate documents the traceability to national standards, which realize the physical units of measurements (SI).
The measurements and the uncertainties with confidence probability are given on the following pages and are part of the certificate.

All calibrations have been conducted in the closed laboratory facility: environment temperature (22 ± 3)°C and humidity < 70%.

Calibration Equipment used (M&TE critical for calibration)

Primary Standards	ID	Cal Date (Certificate No.)	Scheduled Calibration
Power meter E4419B	GB41293874	01-Apr-15 (No. 217-02128)	Mar-16
Power sensor E4412A	MY41498087	01-Apr-15 (No. 217-02128)	Mar-16
Reference 3 dB Attenuator	SN: S5054 (3c)	01-Apr-15 (No. 217-02129)	Mar-16
Reference 20 dB Attenuator	SN: S5277 (20x)	01-Apr-15 (No. 217-02132)	Mar-16
Reference 30 dB Attenuator	SN: S5129 (30b)	01-Apr-15 (No. 217-02133)	Mar-16
Reference Probe ES3DV2	SN: 3013	30-Dec-14 (No. ES3-3013_Dec14)	Dec-15
DAE4	SN: 660	14-Jan-15 (No. DAE4-660_Jan15)	Jan-16
Secondary Standards	ID	Check Date (in house)	Scheduled Check
RF generator HP 8648C	US3642U01700	4-Aug-99 (in house check Apr-13)	In house check: Apr-16
Network Analyzer HP 8753E	US37390585	18-Oct-01 (in house check Oct-15)	In house check: Oct-16

	Name	Function	Signature
Calibrated by:	Claudio Leubler	Laboratory Technician	
Approved by:	Katja Pokovic	Technical Manager	

Issued: November 26, 2015

This calibration certificate shall not be reproduced except in full without written approval of the laboratory.

Glossary:

TSL	tissue simulating liquid
NORMx,y,z	sensitivity in free space
ConvF	sensitivity in TSL / NORMx,y,z
DCP	diode compression point
CF	crest factor (1/duty_cycle) of the RF signal
A, B, C, D	modulation dependent linearization parameters
Polarization φ	φ rotation around probe axis
Polarization ϑ	ϑ rotation around an axis that is in the plane normal to probe axis (at measurement center), i.e., ϑ = 0 is normal to probe axis
Connector Angle	information used in DASY system to align probe sensor X to the robot coordinate system

Calibration is Performed According to the Following Standards:

a) IEEE Std 1528-2013, "IEEE Recommended Practice for Determining the Peak Spatial-Averaged Specific Absorption Rate (SAR) in the Human Head from Wireless Communications Devices: Measurement Techniques", June 2013
b) IEC 62209-1, "Procedure to measure the Specific Absorption Rate (SAR) for hand-held devices used in close proximity to the ear (frequency range of 300 MHz to 3 GHz)", February 2005
c) IEC 62209-2, "Procedure to determine the Specific Absorption Rate (SAR) for wireless communication devices used in close proximity to the human body (frequency range of 30 MHz to 6 GHz)", March 2010
d) KDB 865664, "SAR Measurement Requirements for 100 MHz to 6 GHz"

Methods Applied and Interpretation of Parameters:

- *NORMx,y,z:* Assessed for E-field polarization ϑ = 0 (f ≤ 900 MHz in TEM-cell; f > 1800 MHz: R22 waveguide). NORMx,y,z are only intermediate values, i.e., the uncertainties of NORMx,y,z does not affect the E^2-field uncertainty inside TSL (see below *ConvF*).
- *NORM(f)x,y,z = NORMx,y,z * frequency_response* (see Frequency Response Chart). This linearization is implemented in DASY4 software versions later than 4.2. The uncertainty of the frequency response is included in the stated uncertainty of *ConvF*.
- *DCPx,y,z:* DCP are numerical linearization parameters assessed based on the data of power sweep with CW signal (no uncertainty required). DCP does not depend on frequency nor media.
- *PAR:* PAR is the Peak to Average Ratio that is not calibrated but determined based on the signal characteristics
- *Ax,y,z; Bx,y,z; Cx,y,z; Dx,y,z; VRx,y,z: A, B, C, D* are numerical linearization parameters assessed based on the data of power sweep for specific modulation signal. The parameters do not depend on frequency nor media. *VR* is the maximum calibration range expressed in RMS voltage across the diode.
- *ConvF and Boundary Effect Parameters:* Assessed in flat phantom using E-field (or Temperature Transfer Standard for f ≤ 800 MHz) and inside waveguide using analytical field distributions based on power measurements for f > 800 MHz. The same setups are used for assessment of the parameters applied for boundary compensation (alpha, depth) of which typical uncertainty values are given. These parameters are used in DASY4 software to improve probe accuracy close to the boundary. The sensitivity in TSL corresponds to *NORMx,y,z * ConvF* whereby the uncertainty corresponds to that given for *ConvF*. A frequency dependent *ConvF* is used in DASY version 4.4 and higher which allows extending the validity from ± 50 MHz to ± 100 MHz.
- *Spherical isotropy (3D deviation from isotropy)*: in a field of low gradients realized using a flat phantom exposed by a patch antenna.
- *Sensor Offset*: The sensor offset corresponds to the offset of virtual measurement center from the probe tip (on probe axis). No tolerance required.
- *Connector Angle*: The angle is assessed using the information gained by determining the *NORMx* (no uncertainty required).

Probe EX3DV4

SN:3698

Manufactured: April 22, 2009
Calibrated: November 24, 2015

Calibrated for DASY/EASY Systems
(Note: non-compatible with DASY2 system!)

DASY/EASY - Parameters of Probe: EX3DV4 - SN:3698

Basic Calibration Parameters

	Sensor X	Sensor Y	Sensor Z	Unc (k=2)
Norm ($\mu V/(V/m)^2$)[A]	0.41	0.35	0.36	± 10.1 %
DCP (mV)[B]	101.5	102.9	104.4	

Modulation Calibration Parameters

UID	Communication System Name		A dB	B dB√μV	C	D dB	VR mV	Unc[E] (k=2)
0	CW	X	0.0	0.0	1.0	0.00	137.3	±3.3 %
		Y	0.0	0.0	1.0		148.2	
		Z	0.0	0.0	1.0		149.8	

The reported uncertainty of measurement is stated as the standard uncertainty of measurement multiplied by the coverage factor k=2, which for a normal distribution corresponds to a coverage probability of approximately 95%.

[A] The uncertainties of Norm X,Y,Z do not affect the E^2-field uncertainty inside TSL (see Pages 5 and 6).
[B] Numerical linearization parameter: uncertainty not required.
[E] Uncertainty is determined using the max. deviation from linear response applying rectangular distribution and is expressed for the square of the field value.

DASY/EASY - Parameters of Probe: EX3DV4 - SN:3698

Calibration Parameter Determined in Head Tissue Simulating Media

f (MHz) [C]	Relative Permittivity [F]	Conductivity (S/m) [F]	ConvF X	ConvF Y	ConvF Z	Alpha [G]	Depth [G] (mm)	Unc (k=2)
750	41.9	0.89	9.15	9.15	9.15	0.39	0.92	± 12.0 %
835	41.5	0.90	8.76	8.76	8.76	0.28	1.18	± 12.0 %
900	41.5	0.97	8.63	8.63	8.63	0.27	1.26	± 12.0 %
1450	40.5	1.20	7.82	7.82	7.82	0.20	1.53	± 12.0 %
1640	40.3	1.29	7.77	7.77	7.77	0.40	0.80	± 12.0 %
1750	40.1	1.37	7.72	7.72	7.72	0.34	0.85	± 12.0 %
1810	40.0	1.40	7.52	7.52	7.52	0.43	0.80	± 12.0 %
1900	40.0	1.40	7.41	7.41	7.41	0.39	0.80	± 12.0 %
2000	40.0	1.40	7.47	7.47	7.47	0.39	0.80	± 12.0 %
2300	39.5	1.67	7.15	7.15	7.15	0.31	0.95	± 12.0 %
2450	39.2	1.80	6.77	6.77	6.77	0.39	0.89	± 12.0 %
2600	39.0	1.96	6.63	6.63	6.63	0.24	1.23	± 12.0 %
3500	37.9	2.91	6.60	6.60	6.60	0.42	1.00	± 13.1 %
5200	36.0	4.66	4.90	4.90	4.90	0.35	1.80	± 13.1 %
5300	35.9	4.76	4.63	4.63	4.63	0.40	1.80	± 13.1 %
5500	35.6	4.96	4.50	4.50	4.50	0.45	1.80	± 13.1 %
5600	35.5	5.07	4.23	4.23	4.23	0.50	1.80	± 13.1 %
5800	35.3	5.27	4.32	4.32	4.32	0.50	1.80	± 13.1 %

[C] Frequency validity above 300 MHz of ± 100 MHz only applies for DASY v4.4 and higher (see Page 2), else it is restricted to ± 50 MHz. The uncertainty is the RSS of the ConvF uncertainty at calibration frequency and the uncertainty for the indicated frequency band. Frequency validity below 300 MHz is ± 10, 25, 40, 50 and 70 MHz for ConvF assessments at 30, 64, 128, 150 and 220 MHz respectively. Above 5 GHz frequency validity can be extended to ± 110 MHz.

[F] At frequencies below 3 GHz, the validity of tissue parameters (ε and σ) can be relaxed to ± 10% if liquid compensation formula is applied to measured SAR values. At frequencies above 3 GHz, the validity of tissue parameters (ε and σ) is restricted to ± 5%. The uncertainty is the RSS of the ConvF uncertainty for indicated target tissue parameters.

[G] Alpha/Depth are determined during calibration. SPEAG warrants that the remaining deviation due to the boundary effect after compensation is always less than ± 1% for frequencies below 3 GHz and below ± 2% for frequencies between 3-6 GHz at any distance larger than half the probe tip diameter from the boundary.

DASY/EASY - Parameters of Probe: EX3DV4 - SN:3698

Calibration Parameter Determined in Body Tissue Simulating Media

f (MHz) [C]	Relative Permittivity [F]	Conductivity (S/m) [F]	ConvF X	ConvF Y	ConvF Z	Alpha [G]	Depth [G] (mm)	Unc (k=2)
750	55.5	0.96	9.08	9.08	9.08	0.41	0.92	± 12.0 %
835	55.2	0.97	8.96	8.96	8.96	0.42	0.89	± 12.0 %
900	55.0	1.05	8.72	8.72	8.72	0.35	0.99	± 12.0 %
1450	54.0	1.30	7.84	7.84	7.84	0.25	1.19	± 12.0 %
1640	53.8	1.40	7.72	7.72	7.72	0.43	0.85	± 12.0 %
1750	53.4	1.49	7.41	7.41	7.41	0.31	1.06	± 12.0 %
1810	53.3	1.52	7.29	7.29	7.29	0.47	0.80	± 12.0 %
1900	53.3	1.52	7.08	7.08	7.08	0.45	0.80	± 12.0 %
2000	53.3	1.52	7.28	7.28	7.28	0.22	1.25	± 12.0 %
2300	52.9	1.81	7.04	7.04	7.04	0.32	0.80	± 12.0 %
2450	52.7	1.95	6.75	6.75	6.75	0.70	0.65	± 12.0 %
2600	52.5	2.16	6.59	6.59	6.59	0.75	0.60	± 12.0 %
3500	51.3	3.31	6.08	6.08	6.08	0.39	1.11	± 13.1 %
5200	49.0	5.30	4.20	4.20	4.20	0.50	1.90	± 13.1 %
5300	48.9	5.42	4.05	4.05	4.05	0.50	1.90	± 13.1 %
5500	48.6	5.65	3.67	3.67	3.67	0.60	1.90	± 13.1 %
5600	48.5	5.77	3.50	3.50	3.50	0.60	1.90	± 13.1 %
5800	48.2	6.00	3.72	3.72	3.72	0.60	1.90	± 13.1 %

[C] Frequency validity above 300 MHz of ± 100 MHz only applies for DASY v4.4 and higher (see Page 2), else it is restricted to ± 50 MHz. The uncertainty is the RSS of the ConvF uncertainty at calibration frequency and the uncertainty for the indicated frequency band. Frequency validity below 300 MHz is ± 10, 25, 40, 50 and 70 MHz for ConvF assessments at 30, 64, 128, 150 and 220 MHz respectively. Above 5 GHz frequency validity can be extended to ± 110 MHz.

[F] At frequencies below 3 GHz, the validity of tissue parameters (ε and σ) can be relaxed to ± 10% if liquid compensation formula is applied to measured SAR values. At frequencies above 3 GHz, the validity of tissue parameters (ε and σ) is restricted to ± 5%. The uncertainty is the RSS of the ConvF uncertainty for indicated target tissue parameters.

[G] Alpha/Depth are determined during calibration. SPEAG warrants that the remaining deviation due to the boundary effect after compensation is always less than ± 1% for frequencies below 3 GHz and below ± 2% for frequencies between 3-6 GHz at any distance larger than half the probe tip diameter from the boundary.

Frequency Response of E-Field

(TEM-Cell:ifi110 EXX, Waveguide: R22)

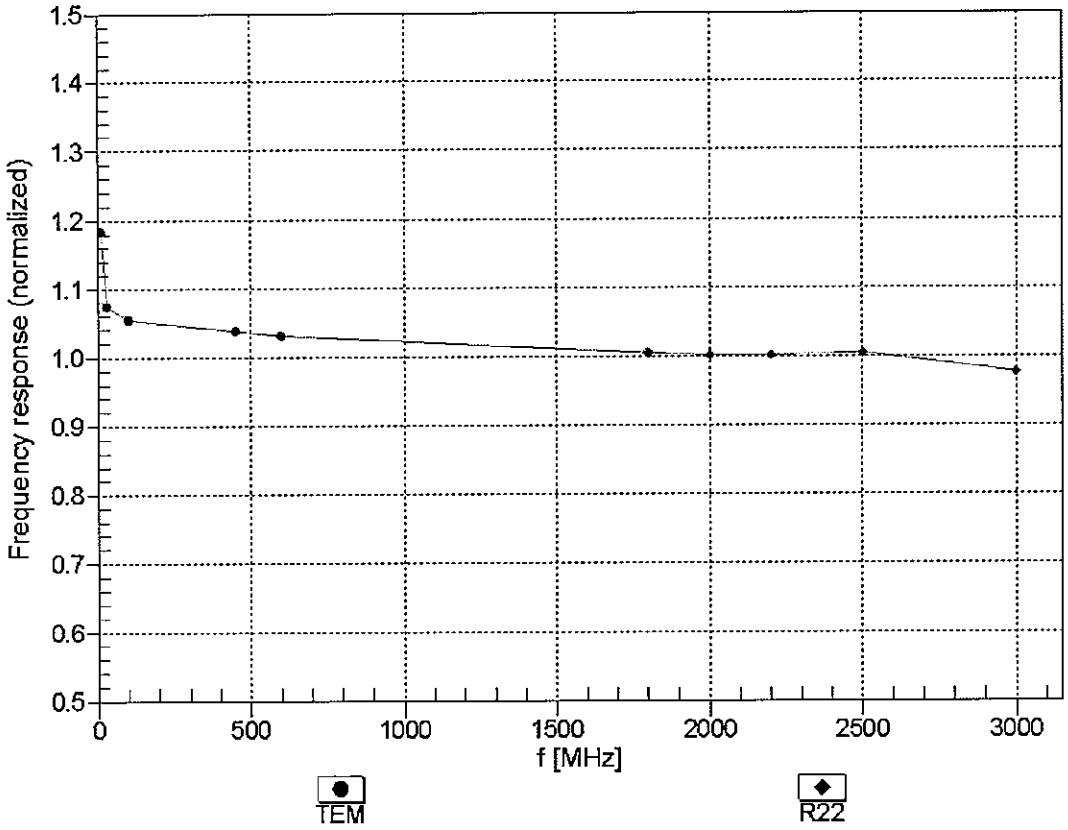

Uncertainty of Frequency Response of E-field: ± 6.3% (k=2)

Receiving Pattern (ϕ), ϑ = 0°

f=600 MHz,TEM

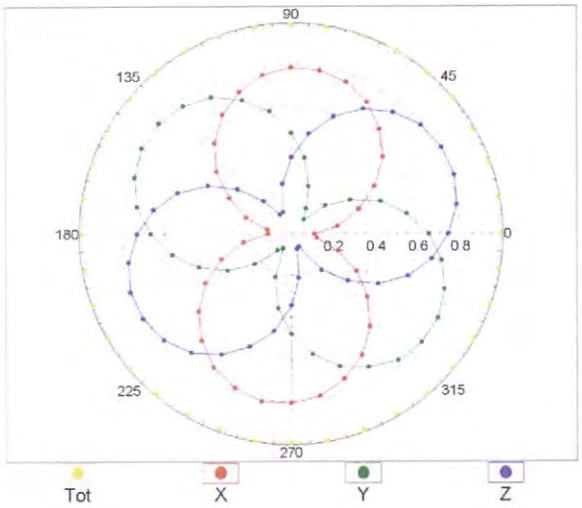

f=1800 MHz,R22

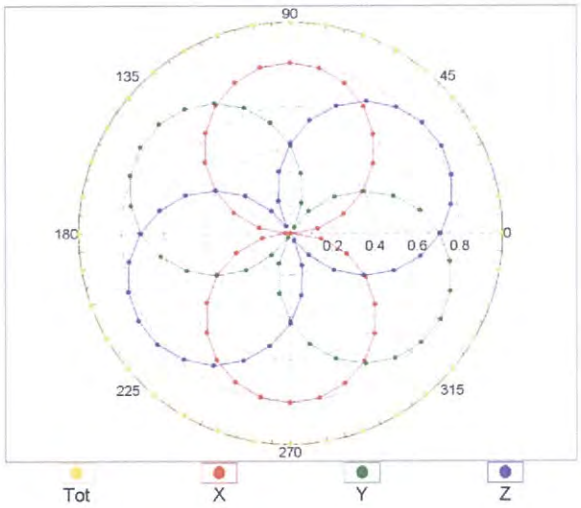

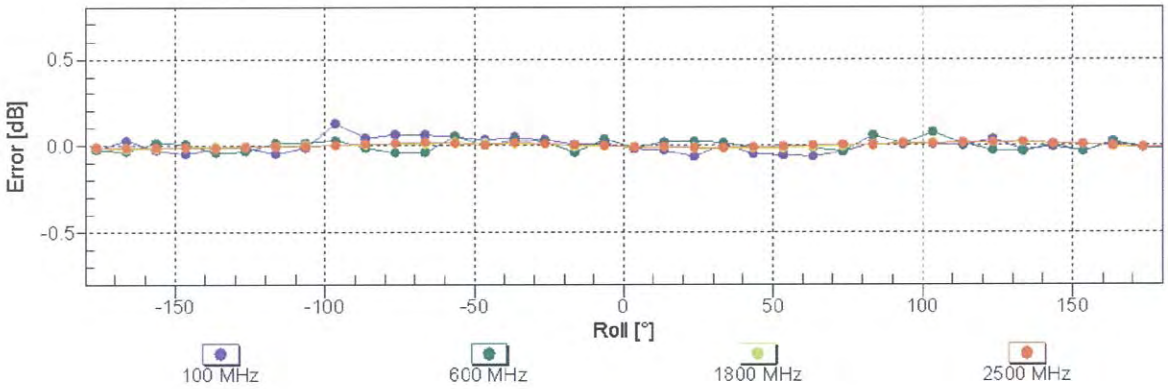

Uncertainty of Axial Isotropy Assessment: ± 0.5% (k=2)

Dynamic Range f(SAR_{head})

(TEM cell , f_{eval}= 1900 MHz)

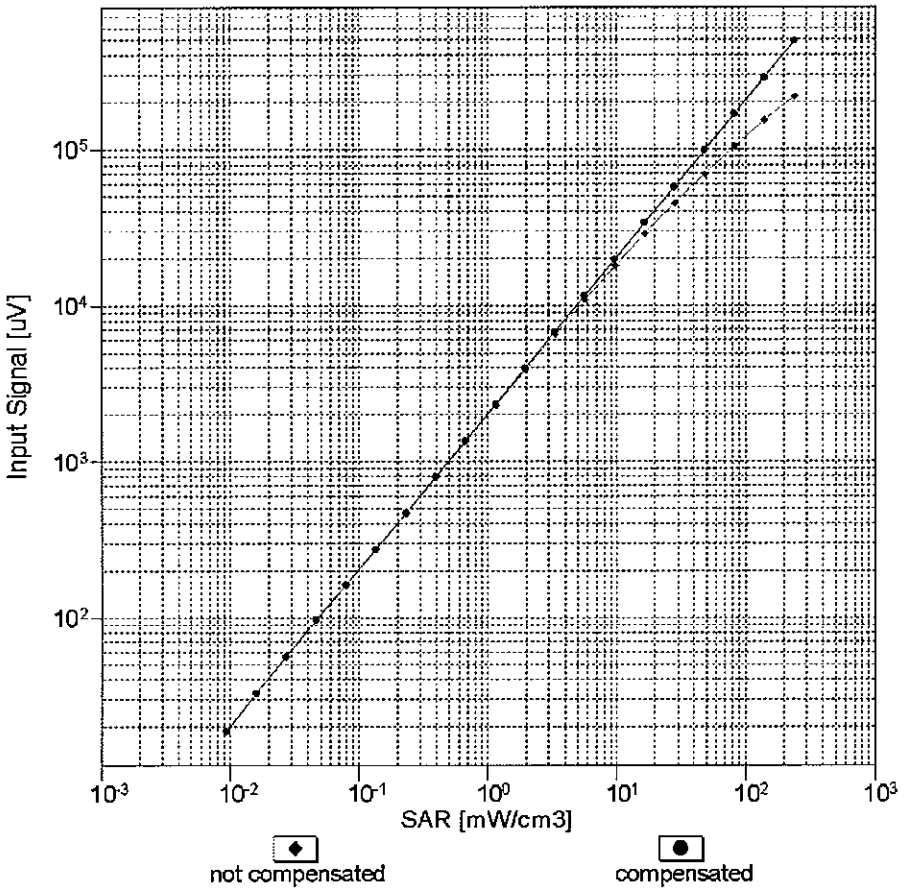

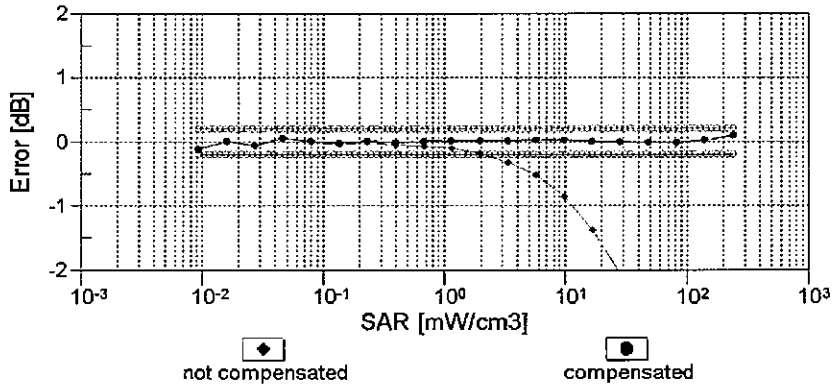

Uncertainty of Linearity Assessment: ± 0.6% (k=2)

Conversion Factor Assessment

f = 835 MHz,WGLS R9 (H_convF)

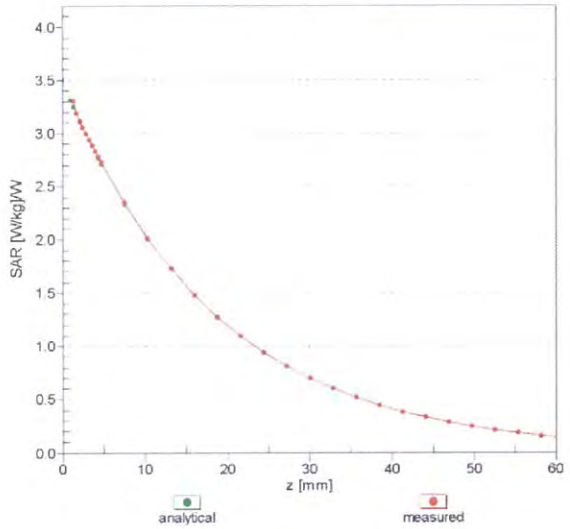

f = 1900 MHz,WGLS R22 (H_convF)

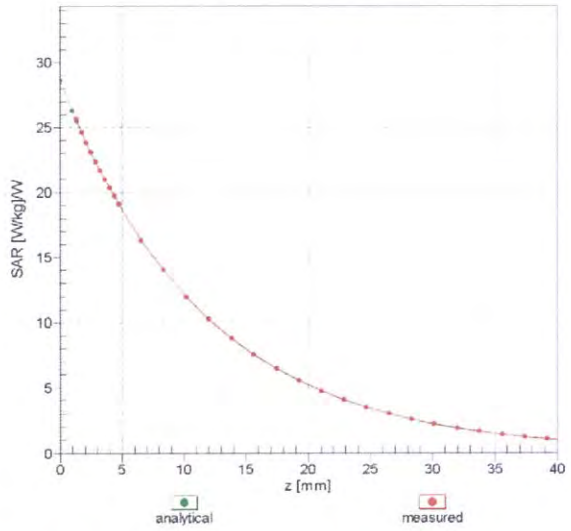

Deviation from Isotropy in Liquid

Error (ϕ, ϑ), f = 900 MHz

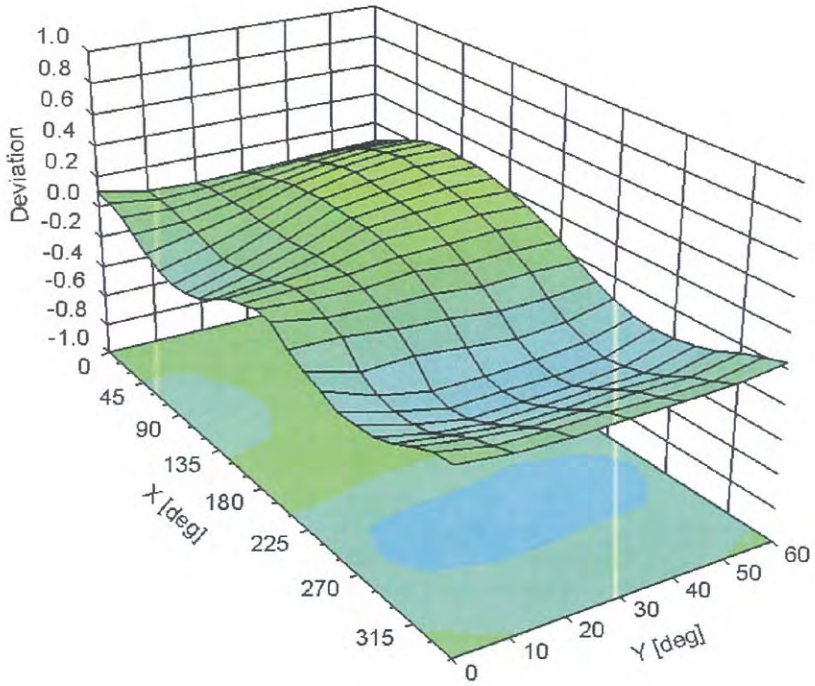

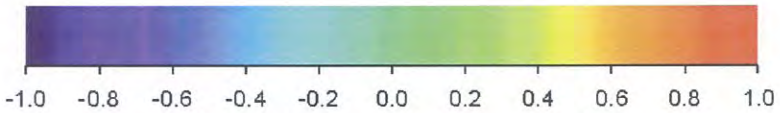

Uncertainty of Spherical Isotropy Assessment: ± 2.6% (k=2)

DASY/EASY - Parameters of Probe: EX3DV4 - SN:3698

Other Probe Parameters

Sensor Arrangement	Triangular
Connector Angle (°)	43.5
Mechanical Surface Detection Mode	enabled
Optical Surface Detection Mode	disabled
Probe Overall Length	337 mm
Probe Body Diameter	10 mm
Tip Length	9 mm
Tip Diameter	2.5 mm
Probe Tip to Sensor X Calibration Point	1 mm
Probe Tip to Sensor Y Calibration Point	1 mm
Probe Tip to Sensor Z Calibration Point	1 mm
Recommended Measurement Distance from Surface	1.4 mm

Appendix E. Dipole Calibration

Validation Dipole 2450 MHz
M/N: D2450V2
S/N: 930

Validation Dipole 5 GHz
M/N: D5GHzV2
S/N: 1041

1798 MP

Calibration Laboratory of
Schmid & Partner
Engineering AG
Zeughausstrasse 43, 8004 Zurich, Switzerland

S Schweizerischer Kalibrierdienst
C Service suisse d'étalonnage
Servizio svizzero di taratura
S Swiss Calibration Service

Accredited by the Swiss Accreditation Service (SAS)
The Swiss Accreditation Service is one of the signatories to the EA Multilateral Agreement for the recognition of calibration certificates

Accreditation No.: SCS 108

Client Quietek-TW (Auden)

Certificate No: D2450V2-930_Nov14

CALIBRATION CERTIFICATE

Object	D2450V2 - SN: 930
Calibration procedure(s)	QA CAL-05.v9 Calibration procedure for dipole validation kits above 700 MHz
Calibration date:	November 19, 2014

This calibration certificate documents the traceability to national standards, which realize the physical units of measurements (SI).
The measurements and the uncertainties with confidence probability are given on the following pages and are part of the certificate.

All calibrations have been conducted in the closed laboratory facility: environment temperature (22 ± 3)°C and humidity < 70%.

Calibration Equipment used (M&TE critical for calibration)

Primary Standards	ID #	Cal Date (Certificate No.)	Scheduled Calibration
Power meter EPM-442A	GB37480704	07-Oct-14 (No. 217-02020)	Oct-15
Power sensor HP 8481A	US37292783	07-Oct-14 (No. 217-02020)	Oct-15
Power sensor HP 8481A	MY41092317	07-Oct-14 (No. 217-02021)	Oct-15
Reference 20 dB Attenuator	SN: 5058 (20k)	03-Apr-14 (No. 217-01918)	Apr-15
Type-N mismatch combination	SN: 5047.2 / 06327	03-Apr-14 (No. 217-01921)	Apr-15
Reference Probe ES3DV3	SN: 3205	30-Dec-13 (No. ES3-3205_Dec13)	Dec-14
DAE4	SN: 601	18-Aug-14 (No. DAE4-601_Aug14)	Aug-15

Secondary Standards	ID #	Check Date (in house)	Scheduled Check
RF generator R&S SMT-06	100005	04-Aug-99 (in house check Oct-13)	In house check: Oct-16
Network Analyzer HP 8753E	US37390585 S4206	18-Oct-01 (in house check Oct-14)	In house check: Oct-15

	Name	Function	Signature
Calibrated by:	Michael Weber	Laboratory Technician	M.Weber
Approved by:	Katja Pokovic	Technical Manager	

Issued: November 20, 2014

This calibration certificate shall not be reproduced except in full without written approval of the laboratory.

Glossary:

TSL	tissue simulating liquid
ConvF	sensitivity in TSL / NORM x,y,z
N/A	not applicable or not measured

Calibration is Performed According to the Following Standards:

a) IEEE Std 1528-2013, "IEEE Recommended Practice for Determining the Peak Spatial-Averaged Specific Absorption Rate (SAR) in the Human Head from Wireless Communications Devices: Measurement Techniques", June 2013
b) IEC 62209-1, "Procedure to measure the Specific Absorption Rate (SAR) for hand-held devices used in close proximity to the ear (frequency range of 300 MHz to 3 GHz)", February 2005
c) KDB 865664, "SAR Measurement Requirements for 100 MHz to 6 GHz"

Additional Documentation:

d) DASY4/5 System Handbook

Methods Applied and Interpretation of Parameters:

- *Measurement Conditions:* Further details are available from the Validation Report at the end of the certificate. All figures stated in the certificate are valid at the frequency indicated.
- *Antenna Parameters with TSL:* The dipole is mounted with the spacer to position its feed point exactly below the center marking of the flat phantom section, with the arms oriented parallel to the body axis.
- *Feed Point Impedance and Return Loss:* These parameters are measured with the dipole positioned under the liquid filled phantom. The impedance stated is transformed from the measurement at the SMA connector to the feed point. The Return Loss ensures low reflected power. No uncertainty required.
- *Electrical Delay:* One-way delay between the SMA connector and the antenna feed point. No uncertainty required.
- *SAR measured:* SAR measured at the stated antenna input power.
- *SAR normalized:* SAR as measured, normalized to an input power of 1 W at the antenna connector.
- *SAR for nominal TSL parameters:* The measured TSL parameters are used to calculate the nominal SAR result.

The reported uncertainty of measurement is stated as the standard uncertainty of measurement multiplied by the coverage factor k=2, which for a normal distribution corresponds to a coverage probability of approximately 95%.

Measurement Conditions

DASY system configuration, as far as not given on page 1.

DASY Version	DASY5	V52.8.8
Extrapolation	Advanced Extrapolation	
Phantom	Modular Flat Phantom	
Distance Dipole Center - TSL	10 mm	with Spacer
Zoom Scan Resolution	dx, dy, dz = 5 mm	
Frequency	2450 MHz ± 1 MHz	

Head TSL parameters

The following parameters and calculations were applied.

	Temperature	**Permittivity**	**Conductivity**
Nominal Head TSL parameters	22.0 °C	39.2	1.80 mho/m
Measured Head TSL parameters	(22.0 ± 0.2) °C	39.0 ± 6 %	1.86 mho/m ± 6 %
Head TSL temperature change during test	< 0.5 °C	----	----

SAR result with Head TSL

SAR averaged over 1 cm^3 (1 g) of Head TSL	Condition	
SAR measured	250 mW input power	13.2 W/kg
SAR for nominal Head TSL parameters	normalized to 1W	**51.9 W/kg ± 17.0 % (k=2)**

SAR averaged over 10 cm^3 (10 g) of Head TSL	condition	
SAR measured	250 mW input power	6.09 W/kg
SAR for nominal Head TSL parameters	normalized to 1W	**24.1 W/kg ± 16.5 % (k=2)**

Body TSL parameters

The following parameters and calculations were applied.

	Temperature	**Permittivity**	**Conductivity**
Nominal Body TSL parameters	22.0 °C	52.7	1.95 mho/m
Measured Body TSL parameters	(22.0 ± 0.2) °C	50.9 ± 6 %	2.03 mho/m ± 6 %
Body TSL temperature change during test	< 0.5 °C	----	----

SAR result with Body TSL

SAR averaged over 1 cm^3 (1 g) of Body TSL	Condition	
SAR measured	250 mW input power	13.3 W/kg
SAR for nominal Body TSL parameters	normalized to 1W	**51.8 W/kg ± 17.0 % (k=2)**

SAR averaged over 10 cm^3 (10 g) of Body TSL	condition	
SAR measured	250 mW input power	6.09 W/kg
SAR for nominal Body TSL parameters	normalized to 1W	**24.0 W/kg ± 16.5 % (k=2)**

Appendix (Additional assessments outside the scope of SCS108)

Antenna Parameters with Head TSL

Impedance, transformed to feed point	55.5 Ω + 1.7 jΩ
Return Loss	- 25.2 dB

Antenna Parameters with Body TSL

Impedance, transformed to feed point	51.0 Ω + 3.3 jΩ
Return Loss	- 29.4 dB

General Antenna Parameters and Design

Electrical Delay (one direction)	1.156 ns

After long term use with 100W radiated power, only a slight warming of the dipole near the feedpoint can be measured.

The dipole is made of standard semirigid coaxial cable. The center conductor of the feeding line is directly connected to the second arm of the dipole. The antenna is therefore short-circuited for DC-signals. On some of the dipoles, small end caps are added to the dipole arms in order to improve matching when loaded according to the position as explained in the "Measurement Conditions" paragraph. The SAR data are not affected by this change. The overall dipole length is still according to the Standard.
No excessive force must be applied to the dipole arms, because they might bend or the soldered connections near the feedpoint may be damaged.

Additional EUT Data

Manufactured by	SPEAG
Manufactured on	September 26, 2013

DASY5 Validation Report for Head TSL

Date: 18.11.2014

Test Laboratory: SPEAG, Zurich, Switzerland

DUT: Dipole 2450 MHz; Type: D2450V2; Serial: D2450V2 - SN: 930

Communication System: UID 0 - CW; Frequency: 2450 MHz
Medium parameters used: f = 2450 MHz; σ = 1.86 S/m; ε_r = 39; ρ = 1000 kg/m^3
Phantom section: Flat Section
Measurement Standard: DASY5 (IEEE/IEC/ANSI C63.19-2011)

DASY52 Configuration:

- Probe: ES3DV3 - SN3205; ConvF(4.53, 4.53, 4.53); Calibrated: 30.12.2013;
- Sensor-Surface: 3mm (Mechanical Surface Detection)
- Electronics: DAE4 Sn601; Calibrated: 18.08.2014
- Phantom: Flat Phantom 5.0 (front); Type: QD000P50AA; Serial: 1001
- DASY52 52.8.8(1222); SEMCAD X 14.6.10(7331)

Dipole Calibration for Head Tissue/Pin=250 mW, d=10mm/Zoom Scan (7x7x7)/Cube 0:

Measurement grid: dx=5mm, dy=5mm, dz=5mm
Reference Value = 99.79 V/m; Power Drift = 0.04 dB
Peak SAR (extrapolated) = 27.5 W/kg
SAR(1 g) = 13.2 W/kg; SAR(10 g) = 6.09 W/kg
Maximum value of SAR (measured) = 17.3 W/kg

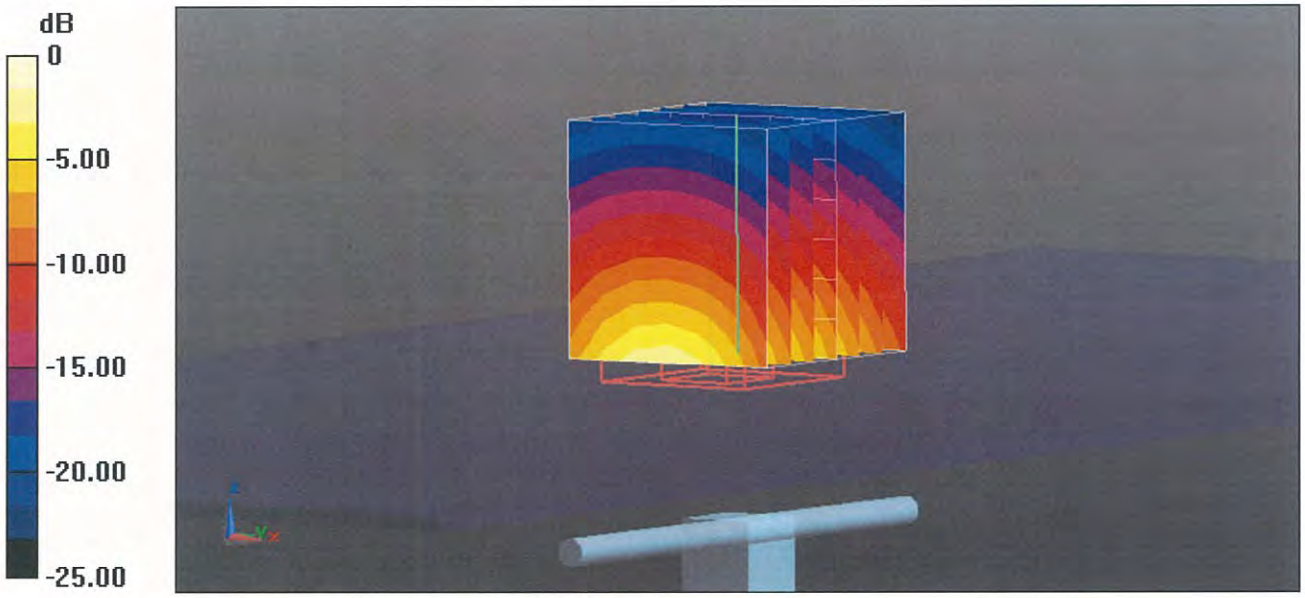

0 dB = 17.3 W/kg = 12.38 dBW/kg

Impedance Measurement Plot for Head TSL

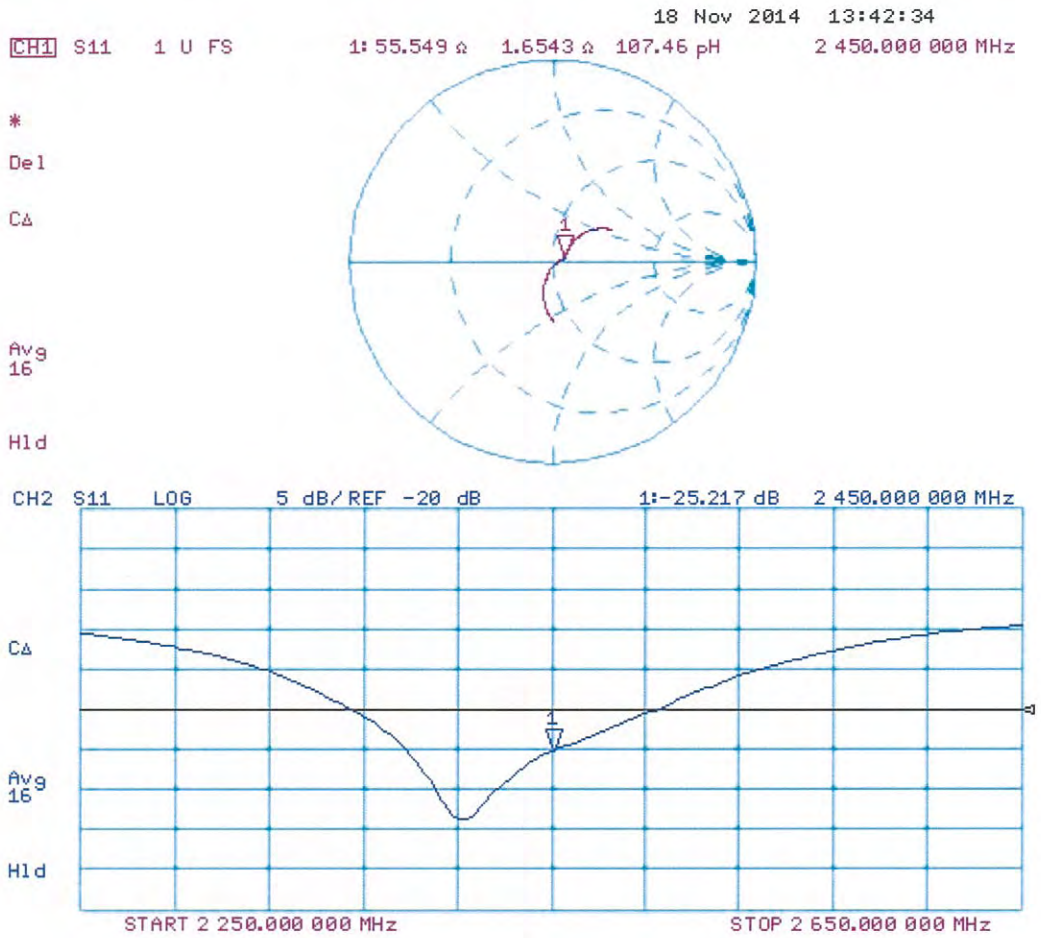

DASY5 Validation Report for Body TSL

Date: 19.11.2014

Test Laboratory: SPEAG, Zurich, Switzerland

DUT: Dipole 2450 MHz; Type: D2450V2; Serial: D2450V2 - SN: 930

Communication System: UID 0 - CW; Frequency: 2450 MHz
Medium parameters used: f = 2450 MHz; σ = 2.03 S/m; ε_r = 50.9; ρ = 1000 kg/m^3
Phantom section: Flat Section
Measurement Standard: DASY5 (IEEE/IEC/ANSI C63.19-2011)

DASY52 Configuration:

- Probe: ES3DV3 - SN3205; ConvF(4.35, 4.35, 4.35); Calibrated: 30.12.2013;
- Sensor-Surface: 3mm (Mechanical Surface Detection)
- Electronics: DAE4 Sn601; Calibrated: 18.08.2014
- Phantom: Flat Phantom 5.0 (back); Type: QD000P50AA; Serial: 1002
- DASY52 52.8.8(1222); SEMCAD X 14.6.10(7331)

Dipole Calibration for Body Tissue/Pin=250 mW, d=10mm/Zoom Scan (7x7x7)/Cube 0:

Measurement grid: dx=5mm, dy=5mm, dz=5mm
Reference Value = 95.06 V/m; Power Drift = -0.00 dB
Peak SAR (extrapolated) = 28.0 W/kg
SAR(1 g) = 13.3 W/kg; SAR(10 g) = 6.09 W/kg
Maximum value of SAR (measured) = 17.3 W/kg

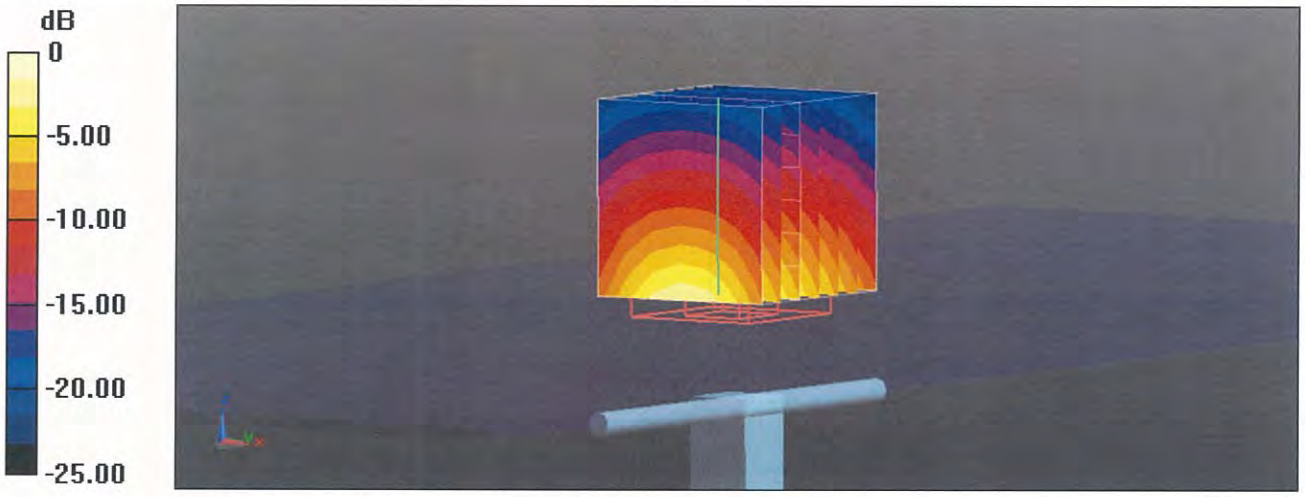

0 dB = 17.3 W/kg = 12.38 dBW/kg

Impedance Measurement Plot for Body TSL

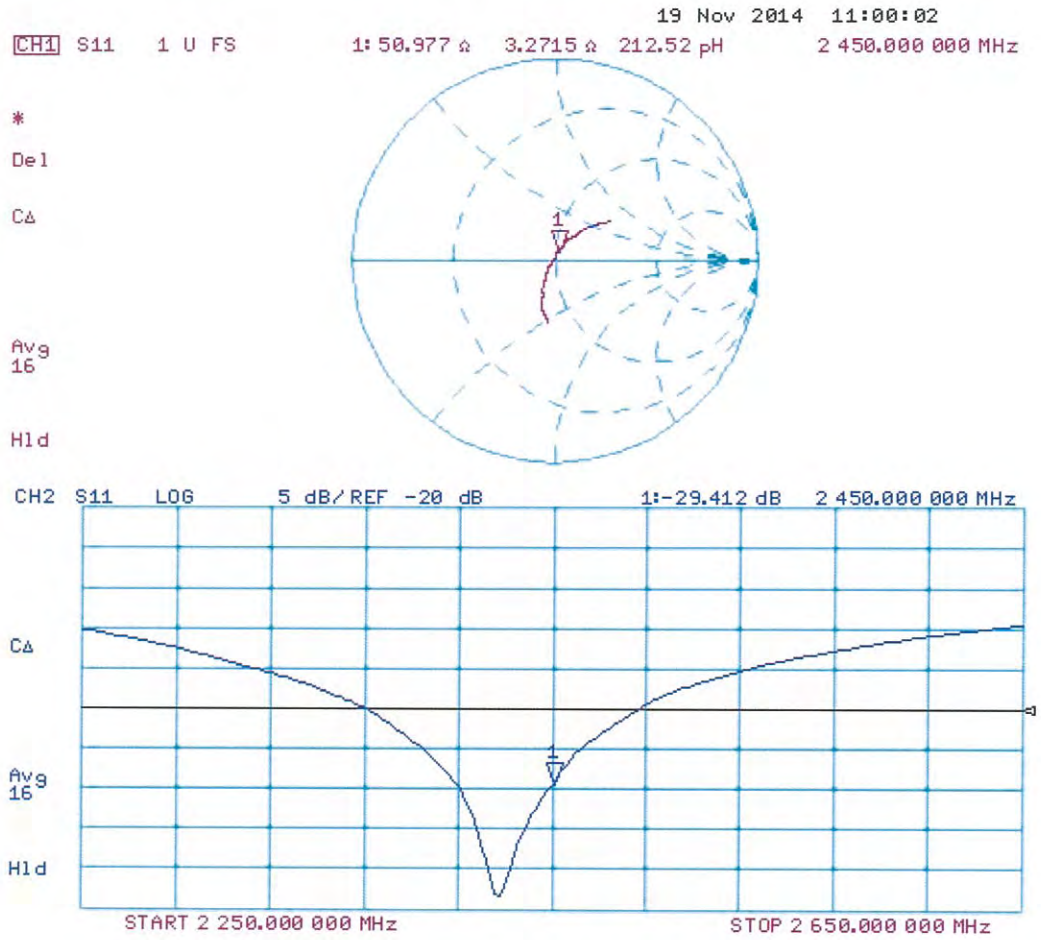

1132 HP.

Calibration Laboratory of
Schmid & Partner
Engineering AG
Zeughausstrasse 43, 8004 Zurich, Switzerland

S Schweizerischer Kalibrierdienst
C Service suisse d'étalonnage
Servizio svizzero di taratura
S Swiss Calibration Service

Accredited by the Swiss Accreditation Service (SAS)
The Swiss Accreditation Service is one of the signatories to the EA Multilateral Agreement for the recognition of calibration certificates

Accreditation No.: SCS 0108

Client **Quietek-TW (Auden)**

Certificate No: D5GHzV2-1041_May15

CALIBRATION CERTIFICATE

Object	D5GHzV2 - SN: 1041
Calibration procedure(s)	QA CAL-22.v2 Calibration procedure for dipole validation kits between 3-6 GHz
Calibration date:	May 22, 2015

This calibration certificate documents the traceability to national standards, which realize the physical units of measurements (SI).
The measurements and the uncertainties with confidence probability are given on the following pages and are part of the certificate.

All calibrations have been conducted in the closed laboratory facility: environment temperature (22 ± 3)°C and humidity < 70%.

Calibration Equipment used (M&TE critical for calibration)

Primary Standards	ID #	Cal Date (Certificate No.)	Scheduled Calibration
Power meter EPM-442A	GB37480704	07-Oct-14 (No. 217-02020)	Oct-15
Power sensor HP 8481A	US37292783	07-Oct-14 (No. 217-02020)	Oct-15
Power sensor HP 8481A	MY41092317	07-Oct-14 (No. 217-02021)	Oct-15
Reference 20 dB Attenuator	SN: 5058 (20k)	01-Apr-15 (No. 217-02131)	Mar-16
Type-N mismatch combination	SN: 5047.2 / 06327	01-Apr-15 (No. 217-02134)	Mar-16
Reference Probe EX3DV4	SN: 3503	30-Dec-14 (No. EX3-3503_Dec14)	Dec-15
DAE4	SN: 601	18-Aug-14 (No. DAE4-601_Aug14)	Aug-15

Secondary Standards	ID #	Check Date (in house)	Scheduled Check
RF generator R&S SMT-06	100005	04-Aug-99 (in house check Oct-13)	In house check: Oct-16
Network Analyzer HP 8753E	US37390585 S4206	18-Oct-01 (in house check Oct-14)	In house check: Oct-15

	Name	Function	Signature
Calibrated by:	Michael Weber	Laboratory Technician	M. Weber
Approved by:	Katja Pokovic	Technical Manager	

Issued: May 22, 2015

This calibration certificate shall not be reproduced except in full without written approval of the laboratory.

Glossary:

TSL	tissue simulating liquid
ConvF	sensitivity in TSL / NORM x,y,z
N/A	not applicable or not measured

Calibration is Performed According to the Following Standards:

a) IEC 62209-2, "Evaluation of Human Exposure to Radio Frequency Fields from Handheld and Body-Mounted Wireless Communication Devices in the Frequency Range of 30 MHz to 6 GHz: Human models, Instrumentation, and Procedures"; Part 2: "Procedure to determine the Specific Absorption Rate (SAR) for including accessories and multiple transmitters", March 2010
b) KDB 865664, "SAR Measurement Requirements for 100 MHz to 6 GHz"
c) IEEE Std 1528-2013, "IEEE Recommended Practice for Determining the Peak Spatial-Averaged Specific Absorption Rate (SAR) in the Human Head from Wireless Communications Devices: Measurement Techniques", June 2013

Additional Documentation:

d) DASY4/5 System Handbook

Methods Applied and Interpretation of Parameters:

- *Measurement Conditions:* Further details are available from the Validation Report at the end of the certificate. All figures stated in the certificate are valid at the frequency indicated.
- *Antenna Parameters with TSL:* The dipole is mounted with the spacer to position its feed point exactly below the center marking of the flat phantom section, with the arms oriented parallel to the body axis.
- *Feed Point Impedance and Return Loss:* These parameters are measured with the dipole positioned under the liquid filled phantom. The impedance stated is transformed from the measurement at the SMA connector to the feed point. The Return Loss ensures low reflected power. No uncertainty required.
- *Electrical Delay:* One-way delay between the SMA connector and the antenna feed point. No uncertainty required.
- *SAR measured:* SAR measured at the stated antenna input power.
- *SAR normalized:* SAR as measured, normalized to an input power of 1 W at the antenna connector.
- *SAR for nominal TSL parameters:* The measured TSL parameters are used to calculate the nominal SAR result.

The reported uncertainty of measurement is stated as the standard uncertainty of measurement multiplied by the coverage factor k=2, which for a normal distribution corresponds to a coverage probability of approximately 95%.

Measurement Conditions

DASY system configuration, as far as not given on page 1.

DASY Version	DASY5	V52.8.8
Extrapolation	Advanced Extrapolation	
Phantom	Modular Flat Phantom V5.0	
Distance Dipole Center - TSL	10 mm	with Spacer
Zoom Scan Resolution	dx, dy = 4.0 mm, dz = 1.4 mm	Graded Ratio = 1.4 (Z direction)
Frequency	5200 MHz ± 1 MHz 5300 MHz ± 1 MHz 5500 MHz ± 1 MHz 5600 MHz ± 1 MHz 5800 MHz ± 1 MHz	

Head TSL parameters at 5200 MHz

The following parameters and calculations were applied.

	Temperature	**Permittivity**	**Conductivity**
Nominal Head TSL parameters	22.0 °C	36.0	4.66 mho/m
Measured Head TSL parameters	(22.0 ± 0.2) °C	34.4 ± 6 %	4.45 mho/m ± 6 %
Head TSL temperature change during test	< 0.5 °C	----	----

SAR result with Head TSL at 5200 MHz

SAR averaged over 1 cm³ (1 g) of Head TSL	Condition	
SAR measured	100 mW input power	7.99 W/kg
SAR for nominal Head TSL parameters	normalized to 1W	**79.1 W/kg ± 19.9 % (k=2)**

SAR averaged over 10 cm³ (10 g) of Head TSL	condition	
SAR measured	100 mW input power	2.29 W/kg
SAR for nominal Head TSL parameters	normalized to 1W	**22.6 W/kg ± 19.5 % (k=2)**

Head TSL parameters at 5300 MHz

The following parameters and calculations were applied.

	Temperature	Permittivity	Conductivity
Nominal Head TSL parameters	22.0 °C	35.9	4.76 mho/m
Measured Head TSL parameters	(22.0 ± 0.2) °C	34.3 ± 6 %	4.54 mho/m ± 6 %
Head TSL temperature change during test	< 0.5 °C	----	----

SAR result with Head TSL at 5300 MHz

SAR averaged over 1 cm³ (1 g) of Head TSL	Condition	
SAR measured	100 mW input power	8.42 W/kg
SAR for nominal Head TSL parameters	normalized to 1W	**83.3 W / kg ± 19.9 % (k=2)**

SAR averaged over 10 cm³ (10 g) of Head TSL	condition	
SAR measured	100 mW input power	2.42 W/kg
SAR for nominal Head TSL parameters	normalized to 1W	**23.9 W/kg ± 19.5 % (k=2)**

Head TSL parameters at 5500 MHz

The following parameters and calculations were applied.

	Temperature	Permittivity	Conductivity
Nominal Head TSL parameters	22.0 °C	35.6	4.96 mho/m
Measured Head TSL parameters	(22.0 ± 0.2) °C	34.0 ± 6 %	4.73 mho/m ± 6 %
Head TSL temperature change during test	< 0.5 °C	----	----

SAR result with Head TSL at 5500 MHz

SAR averaged over 1 cm³ (1 g) of Head TSL	Condition	
SAR measured	100 mW input power	8.31 W/kg
SAR for nominal Head TSL parameters	normalized to 1W	**82.1 W/kg ± 19.9 % (k=2)**

SAR averaged over 10 cm³ (10 g) of Head TSL	condition	
SAR measured	100 mW input power	2.37 W/kg
SAR for nominal Head TSL parameters	normalized to 1W	**23.4 W/kg ± 19.5 % (k=2)**

Head TSL parameters at 5600 MHz

The following parameters and calculations were applied.

	Temperature	Permittivity	Conductivity
Nominal Head TSL parameters	22.0 °C	35.5	5.07 mho/m
Measured Head TSL parameters	(22.0 ± 0.2) °C	33.9 ± 6 %	4.83 mho/m ± 6 %
Head TSL temperature change during test	< 0.5 °C	----	----

SAR result with Head TSL at 5600 MHz

SAR averaged over 1 cm³ (1 g) of Head TSL	Condition	
SAR measured	100 mW input power	8.32 W/kg
SAR for nominal Head TSL parameters	normalized to 1W	**82.2 W/kg ± 19.9 % (k=2)**

SAR averaged over 10 cm³ (10 g) of Head TSL	condition	
SAR measured	100 mW input power	2.37 W/kg
SAR for nominal Head TSL parameters	normalized to 1W	**23.4 W/kg ± 19.5 % (k=2)**

Head TSL parameters at 5800 MHz

The following parameters and calculations were applied.

	Temperature	Permittivity	Conductivity
Nominal Head TSL parameters	22.0 °C	35.3	5.27 mho/m
Measured Head TSL parameters	(22.0 ± 0.2) °C	33.6 ± 6 %	5.03 mho/m ± 6 %
Head TSL temperature change during test	< 0.5 °C	----	----

SAR result with Head TSL at 5800 MHz

SAR averaged over 1 cm³ (1 g) of Head TSL	Condition	
SAR measured	100 mW input power	8.03 W/kg
SAR for nominal Head TSL parameters	normalized to 1W	**79.3 W/kg ± 19.9 % (k=2)**

SAR averaged over 10 cm³ (10 g) of Head TSL	condition	
SAR measured	100 mW input power	2.29 W/kg
SAR for nominal Head TSL parameters	normalized to 1W	**22.6 W/kg ± 19.5 % (k=2)**

Body TSL parameters at 5200 MHz

The following parameters and calculations were applied.

	Temperature	Permittivity	Conductivity
Nominal Body TSL parameters	22.0 °C	49.0	5.30 mho/m
Measured Body TSL parameters	(22.0 ± 0.2) °C	47.3 ± 6 %	5.43 mho/m ± 6 %
Body TSL temperature change during test	< 0.5 °C	----	----

SAR result with Body TSL at 5200 MHz

SAR averaged over 1 cm³ (1 g) of Body TSL	Condition	
SAR measured	100 mW input power	7.43 W/kg
SAR for nominal Body TSL parameters	normalized to 1W	**73.8 W/kg ± 19.9 % (k=2)**

SAR averaged over 10 cm³ (10 g) of Body TSL	condition	
SAR measured	100 mW input power	2.08 W/kg
SAR for nominal Body TSL parameters	normalized to 1W	**20.6 W/kg ± 19.5 % (k=2)**

Body TSL parameters at 5300 MHz

The following parameters and calculations were applied.

	Temperature	Permittivity	Conductivity
Nominal Body TSL parameters	22.0 °C	48.9	5.42 mho/m
Measured Body TSL parameters	(22.0 ± 0.2) °C	47.1 ± 6 %	5.56 mho/m ± 6 %
Body TSL temperature change during test	< 0.5 °C	----	----

SAR result with Body TSL at 5300 MHz

SAR averaged over 1 cm³ (1 g) of Body TSL	Condition	
SAR measured	100 mW input power	7.44 W/kg
SAR for nominal Body TSL parameters	normalized to 1W	**73.9 W/kg ± 19.9 % (k=2)**

SAR averaged over 10 cm³ (10 g) of Body TSL	condition	
SAR measured	100 mW input power	2.08 W/kg
SAR for nominal Body TSL parameters	normalized to 1W	**20.6 W/kg ± 19.5 % (k=2)**

Body TSL parameters at 5500 MHz

The following parameters and calculations were applied.

	Temperature	Permittivity	Conductivity
Nominal Body TSL parameters	22.0 °C	48.6	5.65 mho/m
Measured Body TSL parameters	(22.0 ± 0.2) °C	46.8 ± 6 %	5.82 mho/m ± 6 %
Body TSL temperature change during test	< 0.5 °C	----	----

SAR result with Body TSL at 5500 MHz

SAR averaged over 1 cm^3 (1 g) of Body TSL	Condition	
SAR measured	100 mW input power	7.72 W/kg
SAR for nominal Body TSL parameters	normalized to 1W	**76.7 W/kg ± 19.9 % (k=2)**

SAR averaged over 10 cm^3 (10 g) of Body TSL	condition	
SAR measured	100 mW input power	2.14 W/kg
SAR for nominal Body TSL parameters	normalized to 1W	**21.2 W/kg ± 19.5 % (k=2)**

Body TSL parameters at 5600 MHz

The following parameters and calculations were applied.

	Temperature	Permittivity	Conductivity
Nominal Body TSL parameters	22.0 °C	48.5	5.77 mho/m
Measured Body TSL parameters	(22.0 ± 0.2) °C	46.6 ± 6 %	5.96 mho/m ± 6 %
Body TSL temperature change during test	< 0.5 °C	----	----

SAR result with Body TSL at 5600 MHz

SAR averaged over 1 cm^3 (1 g) of Body TSL	Condition	
SAR measured	100 mW input power	7.91 W/kg
SAR for nominal Body TSL parameters	normalized to 1W	**78.6 W/kg ± 19.9 % (k=2)**

SAR averaged over 10 cm^3 (10 g) of Body TSL	condition	
SAR measured	100 mW input power	2.19 W/kg
SAR for nominal Body TSL parameters	normalized to 1W	**21.7 W/kg ± 19.5 % (k=2)**

Body TSL parameters at 5800 MHz

The following parameters and calculations were applied.

	Temperature	Permittivity	Conductivity
Nominal Body TSL parameters	22.0 °C	48.2	6.00 mho/m
Measured Body TSL parameters	(22.0 ± 0.2) °C	46.3 ± 6 %	6.23 mho/m ± 6 %
Body TSL temperature change during test	< 0.5 °C	----	----

SAR result with Body TSL at 5800 MHz

SAR averaged over 1 cm^3 (1 g) of Body TSL	Condition	
SAR measured	100 mW input power	7.72 W/kg
SAR for nominal Body TSL parameters	normalized to 1W	**76.7 W/kg ± 19.9 % (k=2)**

SAR averaged over 10 cm^3 (10 g) of Body TSL	condition	
SAR measured	100 mW input power	2.14 W/kg
SAR for nominal Body TSL parameters	normalized to 1W	**21.2 W/kg ± 19.5 % (k=2)**

Appendix (Additional assessments outside the scope of SCS 0108)

Antenna Parameters with Head TSL at 5200 MHz

Impedance, transformed to feed point	48.5 Ω - 6.8 jΩ
Return Loss	- 23.1 dB

Antenna Parameters with Head TSL at 5300 MHz

Impedance, transformed to feed point	49.1 Ω - 3.4 jΩ
Return Loss	- 28.9 dB

Antenna Parameters with Head TSL at 5500 MHz

Impedance, transformed to feed point	49.4 Ω - 3.0 jΩ
Return Loss	- 30.3 dB

Antenna Parameters with Head TSL at 5600 MHz

Impedance, transformed to feed point	55.6 Ω - 3.6 jΩ
Return Loss	- 24.0 dB

Antenna Parameters with Head TSL at 5800 MHz

Impedance, transformed to feed point	55.7 Ω - 0.3 jΩ
Return Loss	- 25.4 dB

Antenna Parameters with Body TSL at 5200 MHz

Impedance, transformed to feed point	48.5 Ω - 5.5 jΩ
Return Loss	- 24.8 dB

Antenna Parameters with Body TSL at 5300 MHz

Impedance, transformed to feed point	48.9 Ω - 2.7 jΩ
Return Loss	- 30.7 dB

Antenna Parameters with Body TSL at 5500 MHz

Impedance, transformed to feed point	49.6 Ω - 1.7 jΩ
Return Loss	- 35.0 dB

Antenna Parameters with Body TSL at 5600 MHz

Impedance, transformed to feed point	56.0 Ω - 2.2 jΩ
Return Loss	- 24.4 dB

Antenna Parameters with Body TSL at 5800 MHz

Impedance, transformed to feed point	56.0 Ω + 0.8 jΩ
Return Loss	- 24.9 dB

General Antenna Parameters and Design

Electrical Delay (one direction)	1.199 ns

After long term use with 100W radiated power, only a slight warming of the dipole near the feedpoint can be measured.

The dipole is made of standard semirigid coaxial cable. The center conductor of the feeding line is directly connected to the second arm of the dipole. The antenna is therefore short-circuited for DC-signals. On some of the dipoles, small end caps are added to the dipole arms in order to improve matching when loaded according to the position as explained in the "Measurement Conditions" paragraph. The SAR data are not affected by this change. The overall dipole length is still according to the Standard.
No excessive force must be applied to the dipole arms, because they might bend or the soldered connections near the feedpoint may be damaged.

Additional EUT Data

Manufactured by	SPEAG
Manufactured on	December 30, 2005

DASY5 Validation Report for Head TSL

Date: 22.05.2015

Test Laboratory: SPEAG, Zurich, Switzerland

DUT: Dipole 5GHz; Type: D5GHzV2; Serial: D5GHzV2 - SN: 1041

Communication System: UID 0 - CW; Frequency: 5200 MHz, Frequency: 5300 MHz, Frequency: 5500 MHz, Frequency: 5600 MHz, Frequency: 5800 MHz
Medium parameters used: f = 5200 MHz; σ = 4.45 S/m; ε_r = 34.4; ρ = 1000 kg/m^3 , Medium parameters used: f = 5300 MHz; σ = 4.54 S/m; ε_r = 34.3; ρ = 1000 kg/m^3 , Medium parameters used: f = 5500 MHz; σ = 4.73 S/m; ε_r = 34; ρ = 1000 kg/m^3 , Medium parameters used: f = 5600 MHz; σ = 4.83 S/m; ε_r = 33.9; ρ = 1000 kg/m^3 , Medium parameters used: f = 5800 MHz; σ = 5.03 S/m; ε_r = 33.6; ρ = 1000 kg/m^3
Phantom section: Flat Section
Measurement Standard: DASY5 (IEEE/IEC/ANSI C63.19-2011)

DASY52 Configuration:

- Probe: EX3DV4 - SN3503; ConvF(5.51, 5.51, 5.51); Calibrated: 30.12.2014, ConvF(5.21, 5.21, 5.21); Calibrated: 30.12.2014, ConvF(5.12, 5.12, 5.12); Calibrated: 30.12.2014, ConvF(4.92, 4.92, 4.92); Calibrated: 30.12.2014, ConvF(4.9, 4.9, 4.9); Calibrated: 30.12.2014;
- Sensor-Surface: 1.4mm (Mechanical Surface Detection)
- Electronics: DAE4 Sn601; Calibrated: 18.08.2014
- Phantom: Flat Phantom 5.0 (front); Type: QD000P50AA; Serial: 1001
- DASY52 52.8.8(1222); SEMCAD X 14.6.10(7331)

Dipole Calibration for Head Tissue/Pin=100mW, dist=10mm, f=5200 MHz/Zoom Scan, dist=1.4mm (8x8x7)/Cube 0: Measurement grid: dx=4mm, dy=4mm, dz=1.4mm
Reference Value = 65.97 V/m; Power Drift = 0.04 dB
Peak SAR (extrapolated) = 28.9 W/kg
SAR(1 g) = 7.99 W/kg; SAR(10 g) = 2.29 W/kg
Maximum value of SAR (measured) = 18.1 W/kg

Dipole Calibration for Head Tissue/Pin=100mW, dist=10mm, f=5300 MHz/Zoom Scan, dist=1.4mm (8x8x7)/Cube 0: Measurement grid: dx=4mm, dy=4mm, dz=1.4mm
Reference Value = 66.94 V/m; Power Drift = 0.06 dB
Peak SAR (extrapolated) = 31.6 W/kg
SAR(1 g) = 8.42 W/kg; SAR(10 g) = 2.42 W/kg
Maximum value of SAR (measured) = 19.3 W/kg

Dipole Calibration for Head Tissue/Pin=100mW, dist=10mm, f=5500 MHz/Zoom Scan, dist=1.4mm (8x8x7)/Cube 0: Measurement grid: dx=4mm, dy=4mm, dz=1.4mm
Reference Value = 65.48 V/m; Power Drift = 0.04 dB
Peak SAR (extrapolated) = 32.4 W/kg
SAR(1 g) = 8.31 W/kg; SAR(10 g) = 2.37 W/kg
Maximum value of SAR (measured) = 19.5 W/kg

Dipole Calibration for Head Tissue/Pin=100mW, dist=10mm, f=5600 MHz/Zoom Scan, dist=1.4mm (8x8x7)/Cube 0: Measurement grid: dx=4mm, dy=4mm, dz=1.4mm
Reference Value = 65.21 V/m; Power Drift = 0.04 dB
Peak SAR (extrapolated) = 32.6 W/kg
SAR(1 g) = 8.32 W/kg; SAR(10 g) = 2.37 W/kg

Dipole Calibration for Head Tissue/Pin=100mW, dist=10mm, f=5800 MHz/Zoom Scan, dist=1.4mm (8x8x7)/Cube 0: Measurement grid: dx=4mm, dy=4mm, dz=1.4mm
Reference Value = 63.17 V/m; Power Drift = 0.04 dB
Peak SAR (extrapolated) = 32.8 W/kg
SAR(1 g) = 8.03 W/kg; SAR(10 g) = 2.29 W/kg
Maximum value of SAR (measured) = 19.1 W/kg



0 dB = 18.1 W/kg = 12.58 dBW/kg

Impedance Measurement Plot for Head TSL

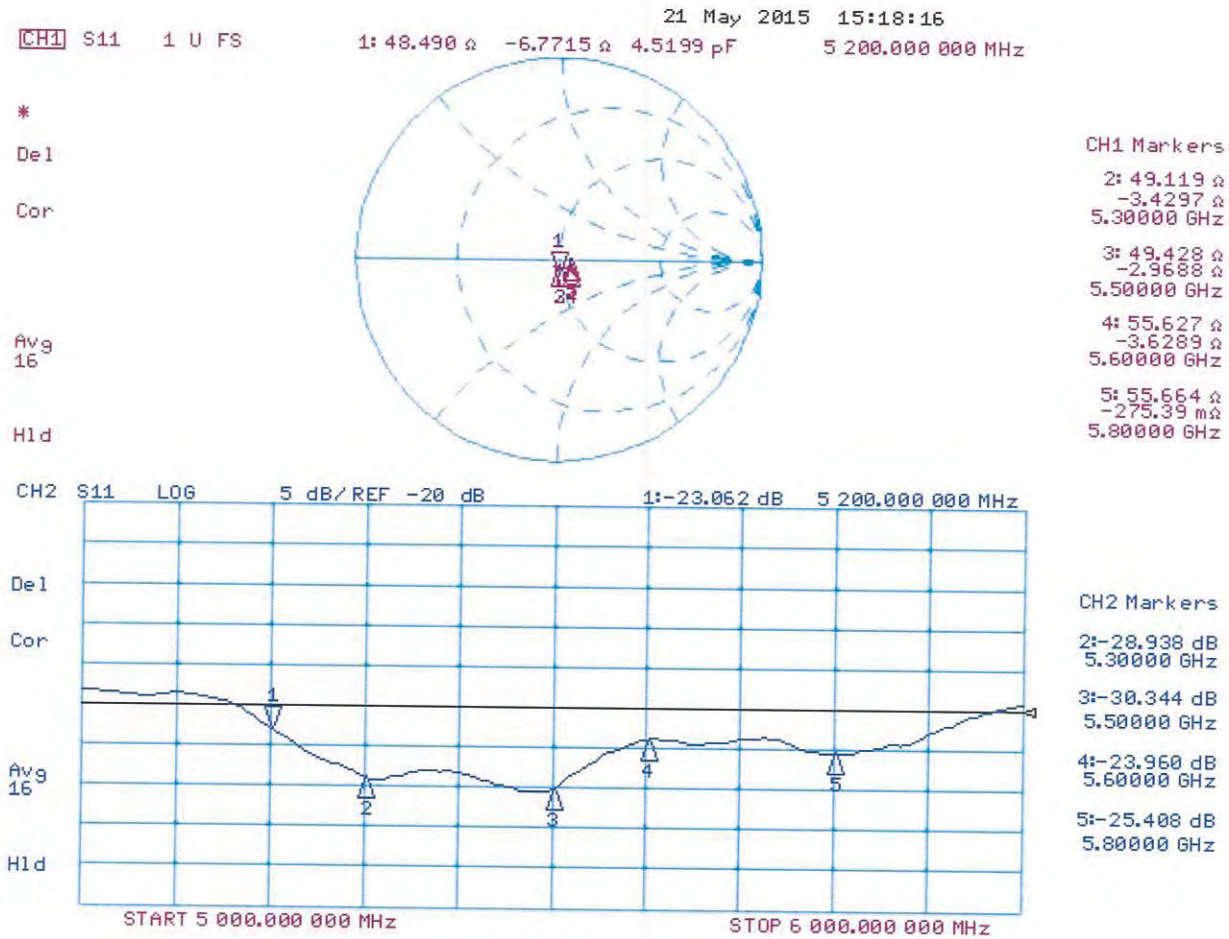

DASY5 Validation Report for Body TSL

Date: 21.05.2015

Test Laboratory: SPEAG, Zurich, Switzerland

DUT: Dipole 5GHz; Type: D5GHzV2; Serial: D5GHzV2 - SN: 1041

Communication System: UID 0 - CW; Frequency: 5200 MHz, Frequency: 5300 MHz, Frequency: 5500 MHz, Frequency: 5600 MHz, Frequency: 5800 MHz
Medium parameters used: f = 5200 MHz; σ = 5.43 S/m; ε_r = 47.3; ρ = 1000 kg/m^3 , Medium parameters used: f = 5300 MHz; σ = 5.56 S/m; ε_r = 47.1; ρ = 1000 kg/m^3 , Medium parameters used: f = 5500 MHz; σ = 5.82 S/m; ε_r = 46.8; ρ = 1000 kg/m^3 , Medium parameters used: f = 5600 MHz; σ = 5.96 S/m; ε_r = 46.6; ρ = 1000 kg/m^3 , Medium parameters used: f = 5800 MHz; σ = 6.23 S/m; ε_r = 46.3; ρ = 1000 kg/m^3
Phantom section: Flat Section
Measurement Standard: DASY5 (IEEE/IEC/ANSI C63.19-2011)

DASY52 Configuration:

- Probe: EX3DV4 - SN3503; ConvF(4.95, 4.95, 4.95); Calibrated: 30.12.2014, ConvF(4.78, 4.78, 4.78); Calibrated: 30.12.2014, ConvF(4.45, 4.45, 4.45); Calibrated: 30.12.2014, ConvF(4.35, 4.35, 4.35); Calibrated: 30.12.2014, ConvF(4.32, 4.32, 4.32); Calibrated: 30.12.2014;
- Sensor-Surface: 1.4mm (Mechanical Surface Detection)
- Electronics: DAE4 Sn601; Calibrated: 18.08.2014
- Phantom: Flat Phantom 5.0 (back); Type: QD000P50AA; Serial: 1002
- DASY52 52.8.8(1222); SEMCAD X 14.6.10(7331)

Dipole Calibration for Body Tissue/Pin=100mW, dist=10mm, f=5200 MHz/Zoom Scan, dist=1.4mm (8x8x7)/Cube 0: Measurement grid: dx=4mm, dy=4mm, dz=1.4mm
Reference Value = 58.43 V/m; Power Drift = 0.01 dB
Peak SAR (extrapolated) = 28.6 W/kg
SAR(1 g) = 7.43 W/kg; SAR(10 g) = 2.08 W/kg
Maximum value of SAR (measured) = 17.6 W/kg

Dipole Calibration for Body Tissue/Pin=100mW, dist=10mm, f=5300 MHz/Zoom Scan, dist=1.4mm (8x8x7)/Cube 0: Measurement grid: dx=4mm, dy=4mm, dz=1.4mm
Reference Value = 58.53 V/m; Power Drift = -0.01 dB
Peak SAR (extrapolated) = 29.5 W/kg
SAR(1 g) = 7.44 W/kg; SAR(10 g) = 2.08 W/kg

Dipole Calibration for Body Tissue/Pin=100mW, dist=10mm, f=5500 MHz/Zoom Scan, dist=1.4mm (8x8x7)/Cube 0: Measurement grid: dx=4mm, dy=4mm, dz=1.4mm
Reference Value = 58.24 V/m; Power Drift = 0.05 dB
Peak SAR (extrapolated) = 32.7 W/kg
SAR(1 g) = 7.72 W/kg; SAR(10 g) = 2.14 W/kg
Maximum value of SAR (measured) = 19.0 W/kg

Dipole Calibration for Body Tissue/Pin=100mW, dist=10mm, f=5600 MHz/Zoom Scan, dist=1.4mm (8x8x7)/Cube 0: Measurement grid: dx=4mm, dy=4mm, dz=1.4mm
Reference Value = 58.16 V/m; Power Drift = -0.01 dB
Peak SAR (extrapolated) = 34.7 W/kg
SAR(1 g) = 7.91 W/kg; SAR(10 g) = 2.19 W/kg
Maximum value of SAR (measured) = 19.4 W/kg

Dipole Calibration for Body Tissue/Pin=100mW, dist=10mm, f=5800 MHz/Zoom Scan, dist=1.4mm (8x8x7)/Cube 0: Measurement grid: dx=4mm, dy=4mm, dz=1.4mm
Reference Value = 55.62 V/m; Power Drift = 0.08 dB
Peak SAR (extrapolated) = 35.5 W/kg
SAR(1 g) = 7.72 W/kg; SAR(10 g) = 2.14 W/kg
Maximum value of SAR (measured) = 18.7 W/kg



0 dB = 17.6 W/kg = 12.46 dBW/kg
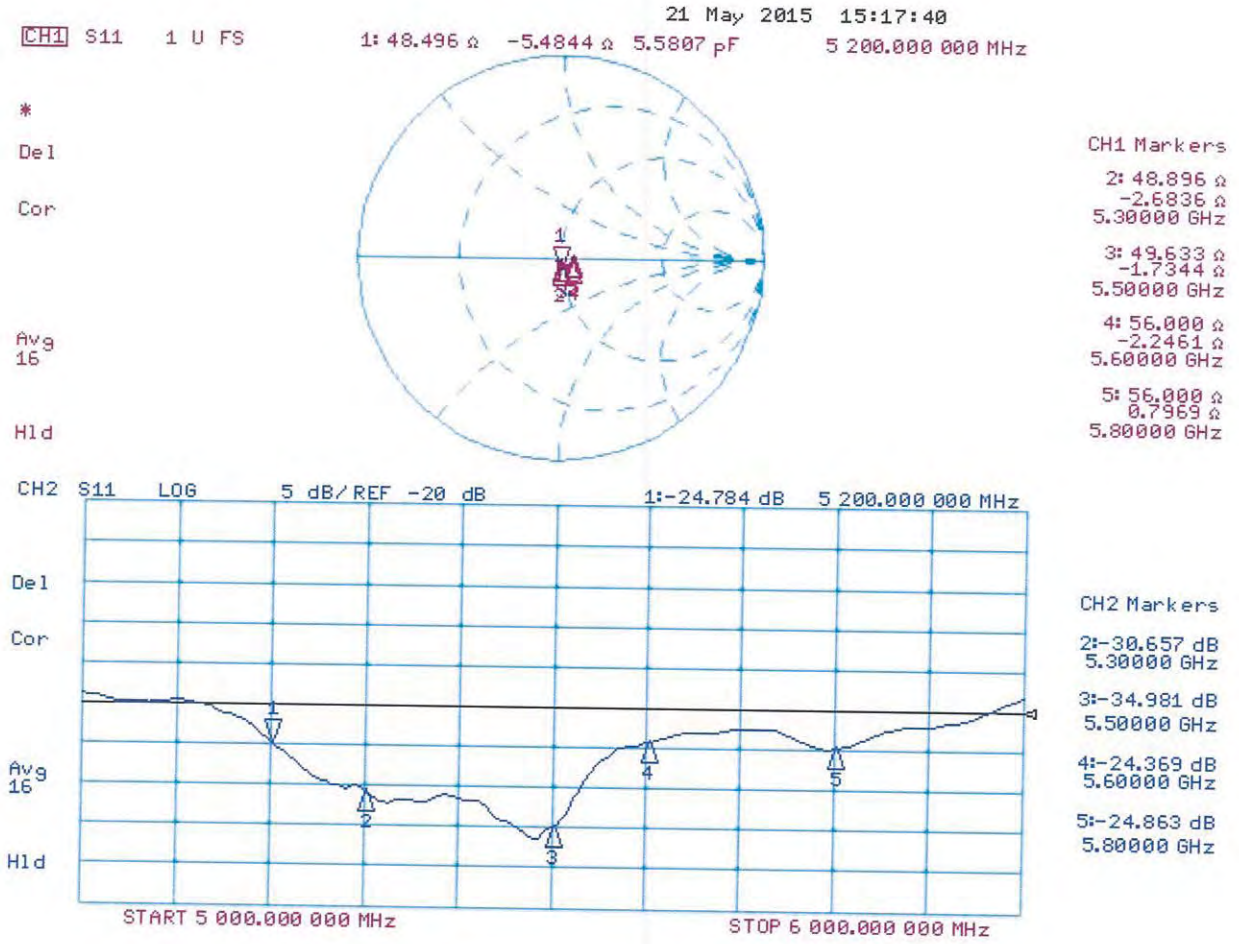
Impedance Measurement Plot for Body TSL