FCC Test Report
(Class II Permissive Change)

Product Name	Intel® Dual Band Wireless-AC 8260
Model No	8260NGW
FCC ID	MSQ8260NG

Applicant	ASUSTeK COMPUTER INC.
Address	4F, No. 150, Li-Te Rd., Peitou, Taipei, Taiwan

Date of Receipt	Apr. 07, 2016
Issued Date	Apr. 25, 2016
Report No.	1640187R-RFUSP05V00
Report Version	V1.0

Testing Laboratory
3023

The test results relate only to the samples tested.
The test results shown in the test report are traceable to the national/international standard through the calibration of the equipment and evaluated measurement uncertainty herein.
This report must not be used to claim product endorsement by TAF or any agency of the government.
The test report shall not be reproduced without the written approval of QuieTek Corporation.

Test Report

Issued Date: Apr. 25, 2016
Report No.: 1640187R-RFUSP05V00

Product Name	Intel® Dual Band Wireless-AC 8260
Applicant	ASUSTeK COMPUTER INC.
Address	4F, No. 150, Li-Te Rd., Peitou, Taipei, Taiwan
Manufacturer	Intel Mobile Communications
Model No.	8260NGW
FCC ID.	MSQ8260NG
EUT Rated Voltage	DC 3.3V (via Mini-PCI Express slot)
EUT Test Voltage	AC 120V/60Hz
Trade Name	Intel
Applicable Standard	FCC CFR Title 47 Part 15 Subpart E: 2016 ANSI C63.4: 2014, ANSI C63.10: 2013 789033 D02 General UNII Test Procedures New Rules v01r02
Test Result	Complied

Documented By : Rita Huang

(Senior Adm. Specialist / Rita Huang)

Tested By : Bill Lin

(Engineer / Bill Lin)

Approved By :

(Director / Vincent Lin)

TABLE OF CONTENTS

Description Page

1. GENERAL INFORMATION 5

1.1. EUT Description 5
1.2. Operational Description 8
1.3. Tested System Datails 9
1.4. Configuration of tested System 9
1.5. EUT Exercise Software 9
1.6. Test Facility 10

2. Conducted Emission 11

2.1. Test Equipment 11
2.2. Test Setup 11
2.3. Limits 12
2.4. Test Procedure 12
2.5. Uncertainty 12
2.6. Test Result of Conducted Emission 13

3. Maximun conducted output power 19

3.1. Test Equipment 19
3.2. Test Setup 19
3.3. Limits 20
3.4. Test Procedure 21
3.5. Uncertainty 21
3.6. Test Result of Maximum conducted output power 22

4. Peak Power Spectral Density 37

4.1. Test Equipment 37
4.2. Test Setup 37
4.3. Limits 37
4.4. Test Procedure 38
4.5. Uncertainty 38
4.6. Test Result of Peak Power Spectral Density 39

5. Radiated Emission 62

5.1. Test Equipment 62
5.2. Test Setup 63
5.3. Limits 64
5.4. Test Procedure 65
5.5. Uncertainty 65
5.6. Test Result of Radiated Emission 66

6. Band Edge 101

6.1. Test Equipment 101
6.2. Test Setup 101
6.3. Limits 102
6.4. Test Procedure 102
6.5. Uncertainty 103
6.6. Test Result of Band Edge 104

7. Occupied Bandwidth 126

7.1. Test Equipment 126
7.2. Test Setup 126
7.3. Limits 126
7.4. .Test Procedure 126
7.5. Uncertainty 126
7.6. Test Result of Occupied Bandwidth 127

8. Frequency Stability 151

8.1. Test Equipment 151
8.2. Test Setup 151
8.3. Limits 151
8.4. Test Procedure 151
8.5. Uncertainty 151
8.6. Test Result of Frequency Stability 152

9. EMI Reduction Method During Compliance Testing 156

Attachment 1: EUT Test Photographs

Attachment 2: EUT Detailed Photographs

1. GENERAL INFORMATION

1.1. EUT Description

Product Name	Intel® Dual Band Wireless-AC 8260
Trade Name	Intel
Model No.	8260NGW
FCC ID.	MSQ8260NG
Frequency Range	802.11a/n-20MHz:5745-5825MHz 802.11n-40MHz:5755-5795MHz 802.11ac-80MHz: 5775MHz
Number of Channels	802.11a/n-20MHz: 5, n-40MHz: 2, ac-80MHz: 1
Data Rate	802.11a/g: 6-54Mbps, 802.11n: up to 300Mbps 802.11ac: up to 866.7Mbps
Channel Control	Auto
Type of Modulation	802.11a/n/ac:OFDM, BPSK, QPSK, 16QAM, 64QAM, 256QAM
Antenna type	PIFA Antenna
Antenna Gain	Refer to the table “Antenna List”

Antenna List

No.	Manufacturer	Part No.	Antenna type	Peak Gain
1.	SkyCross	N/A(Main) N/A(Aux)	PIFA	3.64dBi For 5.15~5.25GHz 3.73dBi For 5.25~5.35GHz 4.77dBi For 5.47~5.725GHz 4.97dBi For 5725-5850GHz

Note: 1. The antenna of EUT is conform to FCC 15.203.

802.11a/n-20MHz Center Working Frequency of Each Channel:

Channel	Frequency	Channel	Frequency	Channel	Frequency	Channel	Frequency
Channel 149:	5745 MHz	Channel 153:	5765 MHz	Channel 157:	5785 MHz	Channel 161:	5805 MHz
Channel 165:	5825 MHz						

802.11n-40MHz Center Working Frequency of Each Channel:

Channel	Frequency	Channel	Frequency
Channel 151:	5755 MHz	Channel 159:	5795 MHz

802.11ac-80MHz Center Working Frequency of Each Channel:

Channel	Frequency
Channel 155:	5775 MHz

Duty Cycle

If duty cycle is <98%, duty factor shall be considered.

Formula:

Duty cycle = Ton / (Ton + Toff)

Duty Factor = 10 Log (1/Duty Cycle)

Results:

	Duty Cycle	Duty Factor (dB)
802.11a	0.98	0.08
802.11n-20	0.98	0.09
802.11n-40	0.97	0.15
802.11ac-80	0.93	0.31

Note:

1. This device is an Intel® Dual Band Wireless-AC 8260 including an IEEE 802.11 a/n/ac WLAN transceiver.
2. Regarding to the operation frequency, the lowest, middle and highest frequency are selected to perform the test.
3. Lowest and highest data rates are tested in each mode. Only worst case is shown in the report. (802.11a is 6Mbps、802.11n-20BW is 14.4Mbps、802.11n-40BW is 30Mbps and 802.11ac(80M-BW) is 65 Mbps)
4. These tests were conducted on a sample of the equipment for the purpose of demonstrating compliance with Part 15 Subpart E for Unlicensed National Information Infrastructure devices.
5. This is to request a Class II permissive change for FCC ID: MSQ8260NG (originally granted on 01/27/2016)

   The major change filed under this application is:

   Change #1: Frequency band 3 was previously authorized for this device under section 15.247 of the rules, this permissive change demonstrates compliance with new UNII rules for this same frequency band under section 15.407.

   This Change is according to KDB 926956 D01 U-NII Transition Plan v01r05.

   The minimum test requirements for Class II permissive change is according Answer of Question 16 section c)3) requirements.

   Change #2: The Band 1, Band 2a and Band 2c previously authorized under "Old Rules, a Class II permissive change filing to demonstrate compliance with the “New Rules”, all others hardware is identical with original granted.

Test Mode	Mode 1 SISO A: Transmit (802.11a-6Mbps) Mode 1 SISO A: Transmit (802.11n-20BW-7.2Mbps) Mode 1 SISO A: Transmit (802.11n-40BW-15Mbps) Mode 1 SISO A: Transmit (802.11ac-80BW-32.5Mbps) Mode 2 SISO B: Transmit (802.11a-6Mbps) Mode 2 SISO B: Transmit (802.11n-20BW 7.2Mbps) Mode 2 SISO B: Transmit (802.11n-40BW 15Mbps) Mode 2 SISO B: Transmit (802.11ac-80BW-32.5Mbps) Mode 3 MIMO: Transmit (802.11n-20BW 14.4Mbps) Mode 3 MIMO: Transmit (802.11n-40BW 30Mbps) Mode 3 MIMO: Transmit (802.11ac-80BW-65Mbps)

1.3. Tested System Datails

The types for all equipment, plus descriptions of all cables used in the tested system (including inserted cards) are:

Product		Manufacturer	Model No.	Serial No.	Power Cord
1	Notebook PC	DELL	N/A	N/A	Non-Shielded, 1.8m
2	Test Fixture	Intel	N/A	N/A	N/A

Signal Cable Type		Signal cable Description
A	Test Fixture Cable	Non-Shielded, 1.0m

1.4. Configuration of tested System

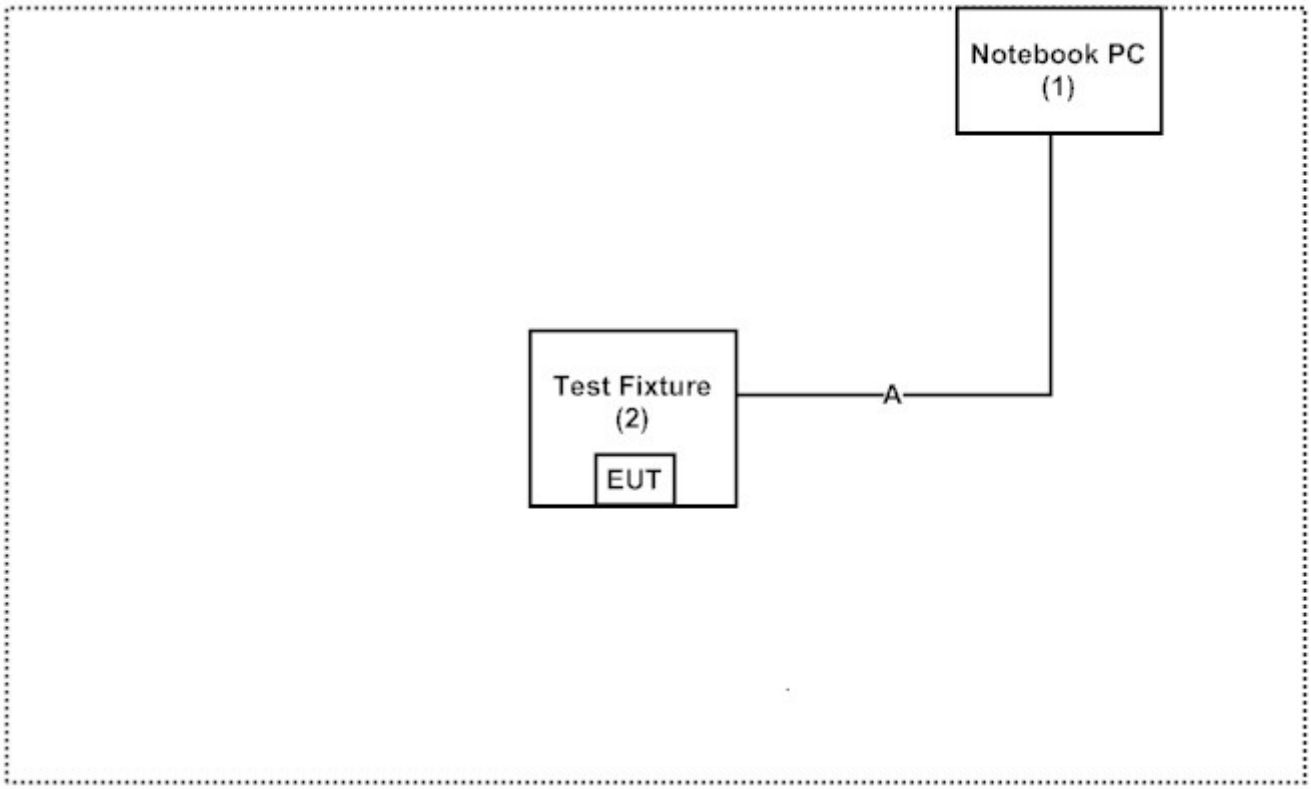

1.5. EUT Exercise Software

(1) Setup the EUT and peripherals as shown in section 1.4.
(2) Execute “DRTU (Ver 1.8.1-01253)” program on the Notebook PC.
(3) Configure the test mode, the test channel, and the data rate.
(4) Start the continuous transmission.
(5) Verify that the EUT works properly.

1.6. Test Facility

Ambient conditions in the laboratory:

Items	Required (IEC 68-1)	Actual
Temperature (°C)	15-35	20-35
Humidity (%RH)	25-75	50-65
Barometric pressure (mbar)	860-1060	950-1000

The related certificate for our laboratories about the test site and management system can be downloaded from QuieTek Corporation's Web Site : http://www.quietek.com/chinese/about/certificates.aspx?bval=5

The address and introduction of QuieTek Corporation's laboratories can be founded in our Web site : http://www.quietek.com/

Site Description: File on
Federal Communications Commission
FCC Engineering Laboratory
7435 Oakland Mills Road
Columbia, MD 21046
Registration Number: 92195

Site Name: Quietek Corporation
Site Address: No.5-22, Ruishukeng,
Linkou Dist. New Taipei City 24451,
Taiwan, R.O.C.
TEL: 886-2-8601-3788 / FAX : 886-2-8601-3789
E-Mail : service@quietek.com

FCC Accreditation Number: TW1014

2. Conducted Emission

2.1. Test Equipment

	Equipment	Manufacturer	Model No. / Serial No.	Last Cal.	Remark
X	Test Receiver	R & S	ESCS 30 / 825442/018	Sep., 2015	
X	Artificial Mains Network	R & S	ENV4200 / 848411/10	Feb., 2016	Peripherals
X	LISN	R & S	ESH3-Z5 / 825562/002	Feb., 2016	EUT
	DC LISN	Schwarzbeck	8226 / 176	Mar, 2016	EUT
X	Pulse Limiter	R & S	ESH3-Z2 / 357.8810.52	Feb., 2016	
	No.1 Shielded Room				

Note:

1. All equipments are calibrated every one year.
2. The test instruments marked by "X" are used to measure the final test results.

2.2. Test Setup

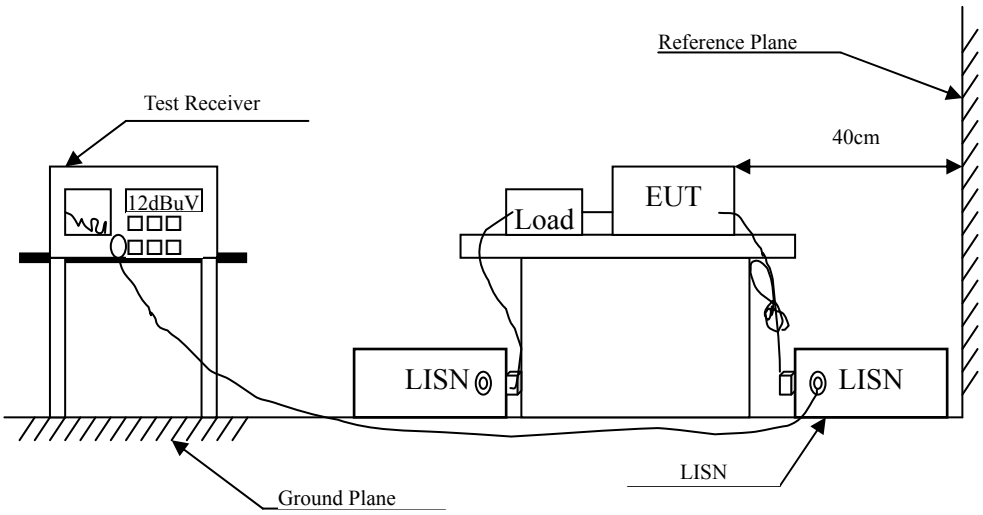

2.3. Limits

FCC Part 15 Subpart C Paragraph 15.207 (dBuV) Limit		
Frequency MHz	Limits	
	QP	AV
0.15 - 0.50	66-56	56-46
0.50-5.0	56	46
5.0 - 30	60	50

Remarks : In the above table, the tighter limit applies at the band edges.

2.4. Test Procedure

The EUT and simulators are connected to the main power through a line impedance stabilization network (L.I.S.N.). This provides a 50 ohm /50uH coupling impedance for the measuring equipment. The peripheral devices are also connected to the main power through a LISN that provides a 50ohm /50uH coupling impedance with 50ohm termination. (Please refers to the block diagram of the test setup and photographs.)
Both sides of A.C. line are checked for maximum conducted interference. In order to find the maximum emission, the relative positions of equipment and all of the interface cables must be changed according to ANSI C63.10:2013 on conducted measurement.
Conducted emissions were invested over the frequency range from 0.15MHz to 30MHz using a receiver bandwidth of 9kHz.
The EUT was setup to ANSI C63.4, 2014; tested to UNII test procedure of FCC KDB-789033 for compliance to FCC 47CFR Subpart E requirements.

2.5. Uncertainty

± 2.26 dB

2.6. Test Result of Conducted Emission

Product : Intel® Dual Band Wireless-AC 8260
Test Item : Conducted Emission Test
Power Line : Line 1
Test Mode : Mode 1 SISO A: Transmit (802.11ac-80BW-32.5Mbps) (5775MHz)

Frequency MHz	Correct Factor dB	Reading Level dBuV	Measurement Level dBuV	Margin dB	Limit dBuV
LINE 1					
Quasi-Peak					
0.154	9.783	35.900	45.683	-20.203	65.886
0.412	9.781	25.180	34.961	-23.553	58.514
0.599	9.796	24.460	34.256	-21.744	56.000
3.584	9.975	30.460	40.435	-15.565	56.000
9.513	10.086	33.010	43.096	-16.904	60.000
13.326	10.132	27.460	37.592	-22.408	60.000
Average					
0.154	9.783	14.270	24.053	-31.833	55.886
0.412	9.781	14.390	24.171	-24.343	48.514
0.599	9.796	13.120	22.916	-23.084	46.000
3.584	9.975	24.530	34.505	-11.495	46.000
9.513	10.086	27.620	37.706	-12.294	50.000
13.326	10.132	21.480	31.612	-18.388	50.000

Note:

1. All Reading Levels are Quasi-Peak and average value.
2. " " means the worst emission level.
3. Measurement Level = Reading Level + Correct Factor

Product : Intel® Dual Band Wireless-AC 8260
Test Item : Conducted Emission Test
Power Line : Line 2
Test Mode : Mode 1 SISO A: Transmit (802.11ac-80BW-32.5Mbps) (5775MHz)

Frequency MHz	Correct Factor dB	Reading Level dBuV	Measurement Level dBuV	Margin dB	Limit dBuV
LINE 2					
Quasi-Peak					
0.150	9.831	36.190	46.021	-19.979	66.000
0.173	9.833	38.930	48.763	-16.580	65.343
0.248	9.838	26.850	36.688	-26.512	63.200
3.009	10.025	28.050	38.075	-17.925	56.000
9.361	10.165	28.210	38.375	-21.625	60.000
17.673	10.340	22.820	33.160	-26.840	60.000
Average					
0.150	9.831	16.410	26.241	-29.759	56.000
0.173	9.833	26.920	36.753	-18.590	55.343
0.248	9.838	15.510	25.348	-27.852	53.200
3.009	10.025	22.580	32.605	-13.395	46.000
9.361	10.165	21.440	31.605	-18.395	50.000
17.673	10.340	17.010	27.350	-22.650	50.000

Note:

1. All Reading Levels are Quasi-Peak and average value.
2. “ “ means the worst emission level.
3. Measurement Level = Reading Level + Correct Factor

Product : Intel® Dual Band Wireless-AC 8260
Test Item : Conducted Emission Test
Power Line : Line 1
Test Mode : Mode 2 SISO B: Transmit (802.11ac-80BW-32.5Mbps) (5775MHz)

Frequency MHz	Correct Factor dB	Reading Level dBuV	Measurement Level dBuV	Margin dB	Limit dBuV
LINE 1					
Quasi-Peak					
0.216	9.776	29.550	39.326	-24.788	64.114
0.541	9.791	23.580	33.371	-22.629	56.000
2.869	9.952	29.100	39.052	-16.948	56.000
6.181	10.024	27.160	37.184	-22.816	60.000
9.599	10.087	33.120	43.207	-16.793	60.000
16.810	10.173	24.140	34.313	-25.687	60.000
Average					
0.216	9.776	15.000	24.776	-29.338	54.114
0.541	9.791	12.370	22.161	-23.839	46.000
2.869	9.952	24.090	34.042	-11.958	46.000
6.181	10.024	21.960	31.984	-18.016	50.000
9.599	10.087	27.800	37.887	-12.113	50.000
16.810	10.173	18.380	28.553	-21.447	50.000

Note:

1. All Reading Levels are Quasi-Peak and average value.
2. “ “ means the worst emission level.
3. Measurement Level = Reading Level + Correct Factor

Product : Intel® Dual Band Wireless-AC 8260
Test Item : Conducted Emission Test
Power Line : Line 2
Test Mode : Mode 2 SISO B: Transmit (802.11ac-80BW-32.5Mbps) (5775MHz)

Frequency MHz	Correct Factor dB	Reading Level dBuV	Measurement Level dBuV	Margin dB	Limit dBuV
LINE 2					
Quasi-Peak					
0.177	9.833	30.290	40.123	-25.106	65.229
0.252	9.839	27.690	37.529	-25.557	63.086
0.478	9.856	25.740	35.596	-21.033	56.629
2.826	10.021	27.410	37.431	-18.569	56.000
9.209	10.164	27.100	37.264	-22.736	60.000
17.197	10.327	22.440	32.767	-27.233	60.000
Average					
0.177	9.833	11.530	21.363	-33.866	55.229
0.252	9.839	17.780	27.619	-25.467	53.086
0.478	9.856	16.060	25.916	-20.713	46.629
2.826	10.021	22.390	32.411	-13.589	46.000
9.209	10.164	19.610	29.774	-20.226	50.000
17.197	10.327	16.530	26.857	-23.143	50.000

Note:

1. All Reading Levels are Quasi-Peak and average value.
2. “ “ means the worst emission level.
3. Measurement Level = Reading Level + Correct Factor

Product	:	Intel® Dual Band Wireless-AC 8260
Test Item	:	Conducted Emission Test
Power Line	:	Line 1
Test Mode	:	Mode 3 MIMO: Transmit (802.11ac-80BW-65Mbps) (5775MHz)

Frequency MHz	Correct Factor dB	Reading Level dBuV	Measurement Level dBuV	Margin dB	Limit dBuV
LINE 1					
Quasi-Peak					
0.177	9.777	29.920	39.697	-25.532	65.229
0.502	9.788	25.300	35.088	-20.912	56.000
0.974	9.835	17.570	27.405	-28.595	56.000
2.505	9.945	26.300	36.245	-19.755	56.000
9.576	10.087	30.240	40.327	-19.673	60.000
16.166	10.167	23.480	33.647	-26.353	60.000
Average					
0.177	9.777	17.790	27.567	-27.662	55.229
0.502	9.788	20.150	29.938	-16.062	46.000
0.974	9.835	12.930	22.765	-23.235	46.000
2.505	9.945	21.230	31.175	-14.825	46.000
9.576	10.087	24.630	34.717	-15.283	50.000
16.166	10.167	18.260	28.427	-21.573	50.000

Note:

1. All Reading Levels are Quasi-Peak and average value.
2. “ “ means the worst emission level.
3. Measurement Level = Reading Level + Correct Factor

Product : Intel® Dual Band Wireless-AC 8260
Test Item : Conducted Emission Test
Power Line : Line 2
Test Mode : Mode 3 MIMO: Transmit (802.11ac-80BW-65Mbps) (5775MHz)

Frequency MHz	Correct Factor dB	Reading Level dBuV	Measurement Level dBuV	Margin dB	Limit dBuV
LINE 2					
Quasi-Peak					
0.177	9.833	30.050	39.883	-25.346	65.229
0.279	9.841	22.210	32.051	-30.263	62.314
0.576	9.864	24.320	34.184	-21.816	56.000
2.697	10.019	26.330	36.349	-19.651	56.000
9.416	10.166	26.950	37.116	-22.884	60.000
18.252	10.343	20.920	31.263	-28.737	60.000
Average					
0.177	9.833	19.040	28.873	-26.356	55.229
0.279	9.841	14.060	23.901	-28.413	52.314
0.576	9.864	18.450	28.314	-17.686	46.000
2.697	10.019	21.470	31.489	-14.511	46.000
9.416	10.166	19.640	29.806	-20.194	50.000
18.252	10.343	15.030	25.373	-24.627	50.000

Note:

1. All Reading Levels are Quasi-Peak and average value.
2. " " means the worst emission level.
3. Measurement Level = Reading Level + Correct Factor

3. Maximun conducted output power

3.1. Test Equipment

	Equipment	Manufacturer	Model No./Serial No.	Last Cal.
X	Power Meter	Anritsu	ML2495A/6K00003357	May, 2015
X	Power Sensor	Anritsu	MA2411B/0738448	Jun, 2015
X	Spectrum Analyzer	Agilent	N9010A / MY48030495	Apr., 2016

Note:

1. All equipments are calibrated with traceable calibrations. Each calibration is traceable to the national or international standards.
2. The test instruments marked with "X" are used to measure the final test results.

3.2. Test Setup

99% Occupied Bandwidth

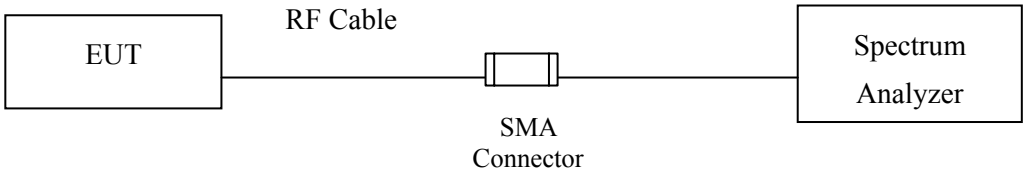

Conduction Power Measurement (for 802.11an)

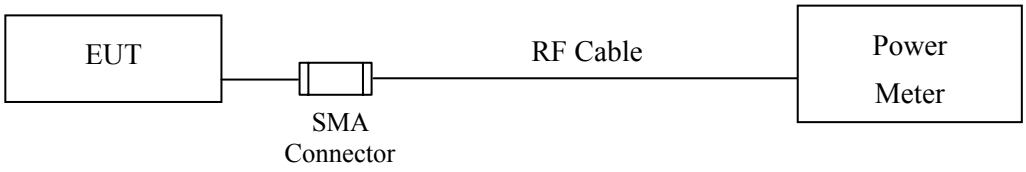

Conduction Power Measurement (for 802.11ac)

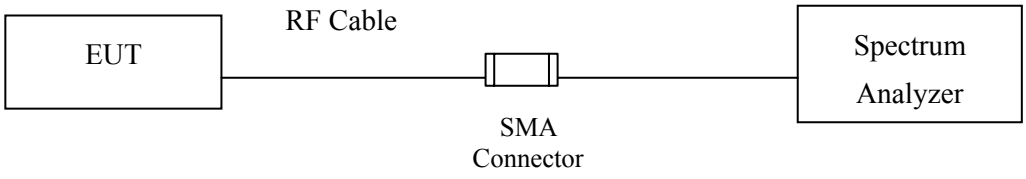

3.3. Limits

(1) For the band 5.15-5.25 GHz,

(i) For an outdoor access point operating in the band 5.15-5.25 GHz, the maximum conducted output power over the frequency band of operation shall not exceed 1 W. provided the maximum antenna gain does not exceed 6 dBi. If transmitting antennas of directional gain greater than 6 dBi are used, the maximum conducted output power shall be reduced by the amount in dB that the directional gain of the antenna exceeds 6 dBi. The maximum e.i.r.p. at any elevation angle above 30 degrees as measured from the horizon must not exceed 125 mW (21 dBm).

(ii) For an indoor access point operating in the band 5.15-5.25 GHz, the maximum conducted output power over the frequency band of operation shall not exceed 1 W provided the maximum antenna gain does not exceed 6 dBi. In addition. If transmitting antennas of directional gain greater than 6 dBi are used, the maximum conducted output power shall be reduced by the amount in dB that the directional gain of the antenna exceeds 6 dBi.

(iii) For fixed point-to-point access points operating in the band 5.15-5.25 GHz, the maximum conducted output power over the frequency band of operation shall not exceed 1 W. Fixed point-topoint U-NII devices may employ antennas with directional gain up to 23 dBi without any corresponding reduction in the maximum conducted output power. For fixed point-to-point transmitters that employ a directional antenna gain greater than 23 dBi, a 1 dB reduction in maximum conducted output power is required for each 1 dB of antenna gain in excess of 23 dBi. Fixed, point-to-point operations exclude the use of point-to-multipoint systems, omnidirectional applications, and multiple collocated transmitters transmitting the same information. The operator of the U-NII device, or if the equipment is professionally installed, the installer, is responsible for ensuring that systems employing high gain directional antennas are used exclusively for fixed, point-to-point operations.

(iv) For mobile and portable client devices in the 5.15-5.25 GHz band, the maximum conducted output power over the frequency band of operation shall not exceed 250 mW provided the maximum antenna gain does not exceed 6 dBi. In addition. If transmitting antennas of directional gain greater than 6 dBi are used, the maximum conducted output power shall be reduced by the amount in dB that the directional gain of the antenna exceeds 6 dBi.

(2) For the 5.25-5.35 GHz and 5.47-5.725 GHz bands, the maximum conducted output power over the frequency bands of operation shall not exceed the lesser of 250 mW or 11 dBm 10 log B, where B is the 26 dB emission bandwidth in megahertz. If transmitting antennas of directional gain greater than 6 dBi are used, the maximum conducted output power shall be reduced by the amount in dB that the directional gain of the antenna exceeds 6 dBi.

(3) For the band 5.725-5.85 GHz, the maximum conducted output power over the frequency band of operation shall not exceed 1 W. In addition. If transmitting antennas of directional gain greater than 6 dBi are used, the maximum conducted output power shall be reduced by the amount in dB that the directional gain of the antenna exceeds 6 dBi. However, fixed point-to-point UNII devices operating in this band may employ transmitting antennas with directional gain greater than 6 dBi without any

corresponding reduction in transmitter conducted power. Fixed, point-to-point operations exclude the use of point-to-multipoint systems, omnidirectional applications, and multiple collocated transmitters transmitting the same information. The operator of the U-NII device, or if the equipment is professionally installed, the installer, is responsible for ensuring that systems employing high gain directional antennas are used exclusively for fixed, point-to-point operations.

3.4. Test Procedure

As an alternative to FCC KDB-789033, the EUT maximum conducted output power was measured with an average power meter employing a video bandwidth greater the 6dB BW of the emission under test. Maximum conducted output power was read directly from the meter across all data rates, and across three channels within each sub-band. Special care was used to make sure that the EUT was transmitting in continuous mode. This method exceeds the limitations of FCC KDB-789033, and provides more accurate measurements.

802.11an (BW≦40MHz) Maximum conducted output power using KDB 789033 section E)3)a) Method PM (Measurement using an RF average power meter)

Note: the power meter have a video bandwidth that is greater than or equal to the measurement bandwidth, (Anritsu/ MA2411B video bandwidth: 65MHz)

802.11ac (BW=80MHz) Maximum conducted output power using KDB 789033 section E)2)b) Method SA-1 (trace averaging with the EUT transmitting at full power throughout each sweep).

When transmitted signals consist of two or more non-contiguous spectrum segments (e.g., 80+80 MHz mode) or when a single spectrum segment of a transmission crosses the boundary between two adjacent U-NII bands, KDB 644545 D01 section F) procedure is used for measurements.

3.5. Uncertainty

± 1.27 dB

3.6. Test Result of Maximum conducted output power

Product : Intel® Dual Band Wireless-AC 8260
Test Item : Maximum conducted output power
Test Site : No.3 OATS
Test Mode : Mode 1 SISO A: Transmit (802.11a-6Mbps)

Cable loss=1dB		Maximum conducted output power								
Channel No.	Frequency (MHz)	Data Rate (Mbps)								Required Limit
		6	9	12	18	24	36	48	54	
		Measurement Level (dBm)								
149	5745	13.49	--	--	--	--	--	--	--	<30dBm
157	5785	13.48	13.32	13.21	13.11	13.03	12.88	12.72	12.63	<30dBm
165	5825	13.65	--	--	--	--	--	--	--	<30dBm

Note: Maximum conducted output power Value =Reading value on average power meter + cable loss

Maximum conducted output power Measurement:

Channel No	Frequency Range (MHz)	Output Power (dBm)	Duty Factor (dB)	Total Output Power (dBm)	Output Power Limit (dBm)
149	5745	13.49	0.08	13.57	30
157	5785	13.48	0.08	13.56	30
165	5825	13.65	0.08	13.73	30

Note: Total Output Power Value = Output Power value + Duty Factor

Product : Intel® Dual Band Wireless-AC 8260
Test Item : Maximum conducted output power
Test Site : No.3 OATS
Test Mode : Mode 1 SISO A: Transmit (802.11n-20BW-7.2Mbps)

Cable loss=1dB		Maximum conducted output power								
Channel No.	Frequency (MHz)	Data Rate (Mbps)								Required Limit
		7.2	14.4	21.7	28.9	43.3	57.8	65	72.2	
		Measurement Level (dBm)								
149	5745	13.51	--	--	--	--	--	--	--	<30dBm
157	5785	13.38	13.23	13.14	12.92	12.81	12.73	12.61	12.53	<30dBm
165	5825	13.47	--	--	--	--	--	--	--	<30dBm

Note: Maximum conducted output power Value =Reading value on average power meter + cable loss

Maximum conducted output power Measurement:

Channel No	Frequency Range (MHz)	Output Power (dBm)	Duty Factor (dB)	Total Output Power (dBm)	Output Power Limit (dBm)
149	5745	13.51	0.09	13.6	30
157	5785	13.38	0.09	13.47	30
165	5825	13.47	0.09	13.56	30

Note: Total Output Power Value = Output Power value + Duty Factor

Product : Intel® Dual Band Wireless-AC 8260
Test Item : Maximum conducted output power
Test Site : No.3 OATS
Test Mode : Mode 1 SISO A: Transmit (802.11n-40BW-15Mbps)

Cable loss=1dB		Maximum conducted output power								
Channel No.	Frequency (MHz)	Data Rate (Mbps)								Required Limit
		15	30	45	60	90	120	135	150	
		Measurement Level (dBm)								
151	5755	13.44	13.32	13.19	13.05	12.79	12.61	12.53	12.48	<30dBm
159	5795	13.41	--	--	--	--	--	--	--	<30dBm

Note: Maximum conducted output power Value =Reading value on average power meter + cable loss

Maximum conducted output power Measurement:

Channel No	Frequency Range (MHz)	Output Power (dBm)	Duty Factor (dB)	Total Output Power (dBm)	Output Power Limit (dBm)
151	5755	13.44	0.15	13.59	30
159	5795	13.41	0.15	13.56	30

Note: Total Output Power Value = Output Power value + Duty Factor

Product : Intel® Dual Band Wireless-AC 8260
Test Item : Maximum conducted output power
Test Site : No.3 OATS
Test Mode : Mode 1 SISO A: Transmit (802.11ac-80BW-32.5Mbps)

Cable loss=1dB		Maximum conducted output power										
Channel No	Frequency (MHz)	Data Rate (Mbps)										Required Limit
		VTH0	VTH1	VTH2	VTH3	VTH4	VTH5	VTH6	VTH7	VTH8	VTH9	
155	5775	13.64	13.55	13.42	13.34	13.26	13.17	13.05	12.87	12.75	12.63	<30dBm

Note: Maximum conducted output power Value =Reading value on average power meter + cable loss

Maximum conducted output power Measurement:

Channel No	Frequency Range (MHz)	Output Power (dBm)	Duty Factor (dB)	Total Output Power (dBm)	Output Power Limit (dBm)
155	5775	13.64	0.31	13.95	30

Note: Total Output Power Value = Output Power value + Duty Factor

99% Occupied Bandwidth:
Channel 155

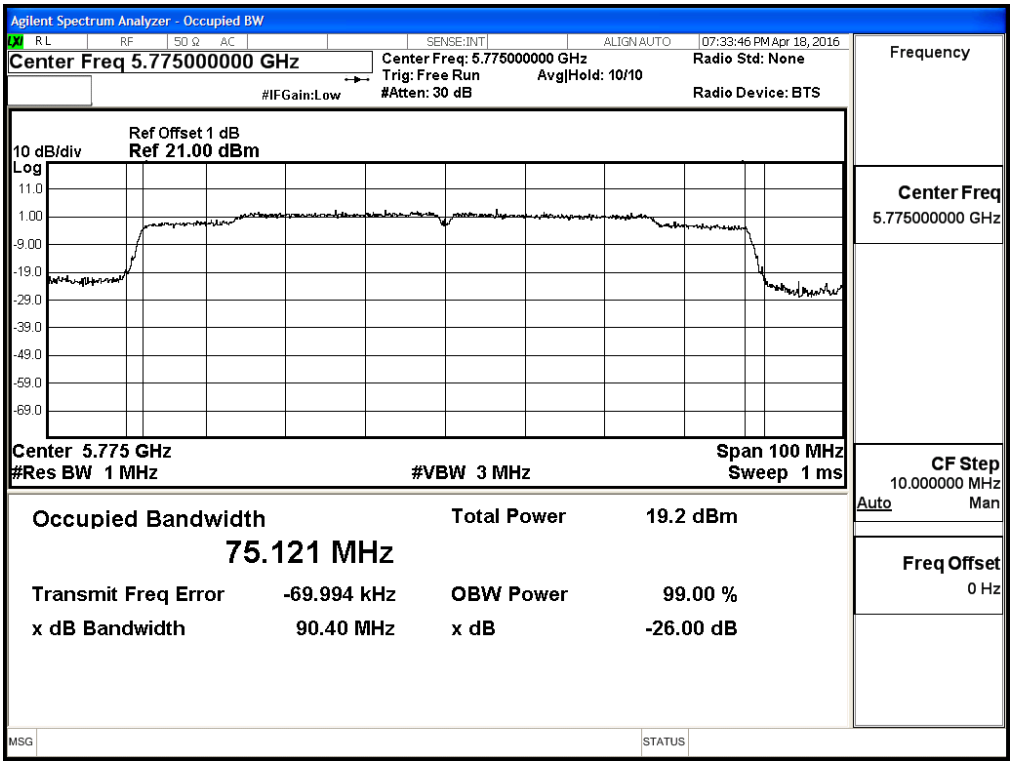

Maximum conducted output power:
Channel 155

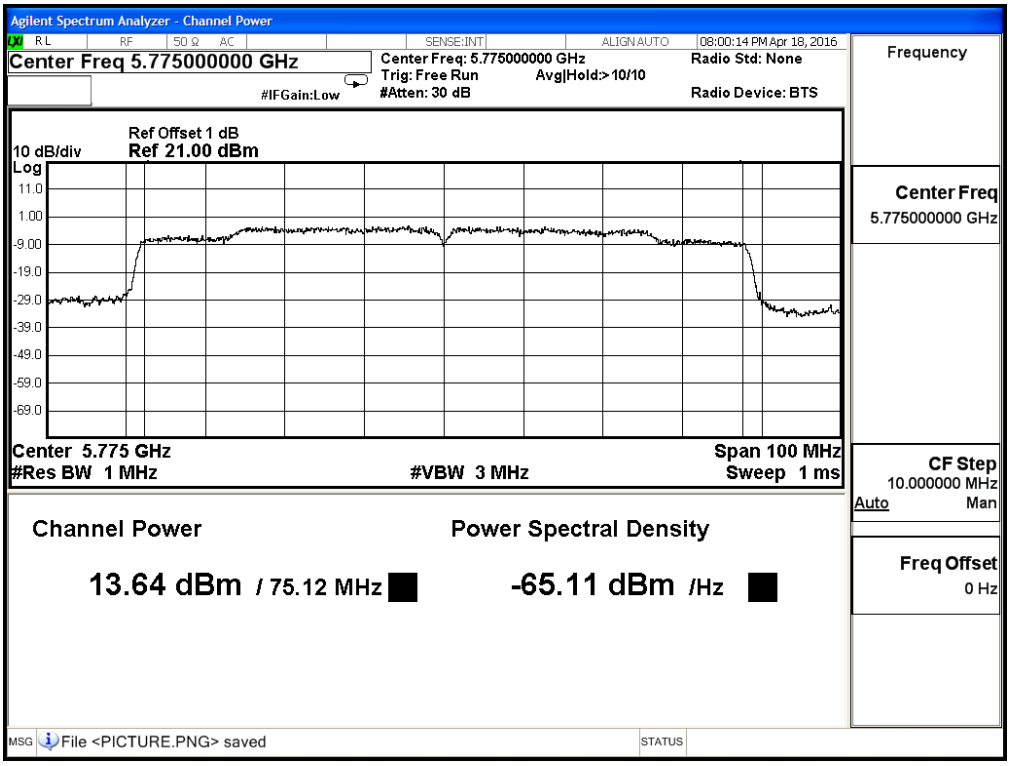

Product : Intel® Dual Band Wireless-AC 8260
Test Item : Maximum conducted output power
Test Site : No.3 OATS
Test Mode : Mode 2 SISO B: Transmit (802.11a-6Mbps)

Cable loss=1dB		Maximum conducted output power								
Channel No.	Frequency (MHz)	Data Rate (Mbps)								Required Limit
		6	9	12	18	24	36	48	54	
		Measurement Level (dBm)								
149	5745	13.49	--	--	--	--	--	--	--	<30dBm
157	5785	13.49	13.35	13.24	13.13	13.04	12.93	12.82	12.71	<30dBm
165	5825	13.61	--	--	--	--	--	--	--	<30dBm

Note: Maximum conducted output power Value =Reading value on average power meter + cable loss

Maximum conducted output power Measurement:

Channel No	Frequency Range (MHz)	Output Power (dBm)	Duty Factor (dB)	Total Output Power (dBm)	Output Power Limit (dBm)
149	5745	13.49	0.08	13.57	30
157	5785	13.49	0.08	13.57	30
165	5825	13.61	0.08	13.69	30

Note: Total Output Power Value = Output Power value + Duty Factor

Product : Intel® Dual Band Wireless-AC 8260
Test Item : Maximum conducted output power
Test Site : No.3 OATS
Test Mode : Mode 2 SISO B: Transmit (802.11n-20BW 7.2Mbps)

Cable loss=1dB		Maximum conducted output power								
Channel No.	Frequency (MHz)	Data Rate (Mbps)								Required Limit
		7.2	14.4	21.7	28.9	43.3	57.8	65	72.2	
		Measurement Level (dBm)								
149	5745	13.36	--	--	--	--	--	--	--	<30dBm
157	5785	13.37	13.22	13.13	13.04	12.91	12.83	12.71	12.63	<30dBm
165	5825	13.48	--	--	--	--	--	--	--	<30dBm

Note: Maximum conducted output power Value =Reading value on average power meter + cable loss

Maximum conducted output power Measurement:

Channel No	Frequency Range (MHz)	Output Power (dBm)	Duty Factor (dB)	Total Output Power (dBm)	Output Power Limit (dBm)
149	5745	13.36	0.09	13.45	30
157	5785	13.37	0.09	13.46	30
165	5825	13.48	0.09	13.57	30

Note: Total Output Power Value = Output Power value + Duty Factor

Product : Intel® Dual Band Wireless-AC 8260
Test Item : Maximum conducted output power
Test Site : No.3 OATS
Test Mode : Mode 2 SISO B: Transmit (802.11n-40BW 15Mbps)

Cable loss=1dB		Maximum conducted output power								
Channel No.	Frequency (MHz)	Data Rate (Mbps)								Required Limit
		15	30	45	60	90	120	135	150	
		Measurement Level (dBm)								
151	5755	13.47	13.32	13.24	13.11	13.01	12.87	12.73	12.66	<30dBm
159	5795	13.44	--	--	--	--	--	--	--	<30dBm

Note: Maximum conducted output power Value =Reading value on average power meter + cable loss

Maximum conducted output power Measurement:

Channel No	Frequency Range (MHz)	Output Power (dBm)	Duty Factor (dB)	Total Output Power (dBm)	Output Power Limit (dBm)
151	5755	13.47	0.15	13.62	30
159	5795	13.44	0.15	13.59	30

Note: Total Output Power Value = Output Power value + Duty Factor

Product : Intel® Dual Band Wireless-AC 8260
Test Item : Maximum conducted output power
Test Site : No.3 OATS
Test Mode : Mode 2 SISO B: Transmit (802.11ac-80BW-32.5Mbps)

Cable loss=1dB		Maximum conducted output power										
Channel No	Frequency (MHz)	Data Rate (Mbps)										Required Limit
		VTH0	VTH1	VTH2	VTH3	VTH4	VTH5	VTH6	VTH7	VTH8	VTH9	
155	5775	13.48	13.32	13.21	13.15	13.03	12.78	12.64	12.53	12.42	12.33	<30dBm

Note: Maximum conducted output power Value =Reading value on average power meter + cable loss

Maximum conducted output power Measurement:

Channel No	Frequency Range (MHz)	Output Power (dBm)	Duty Factor (dB)	Total Output Power (dBm)	Output Power Limit (dBm)
155	5775	13.48	0.31	13.79	30

Note: Total Output Power Value = Output Power value + Duty Factor

99% Occupied Bandwidth:
Channel 155

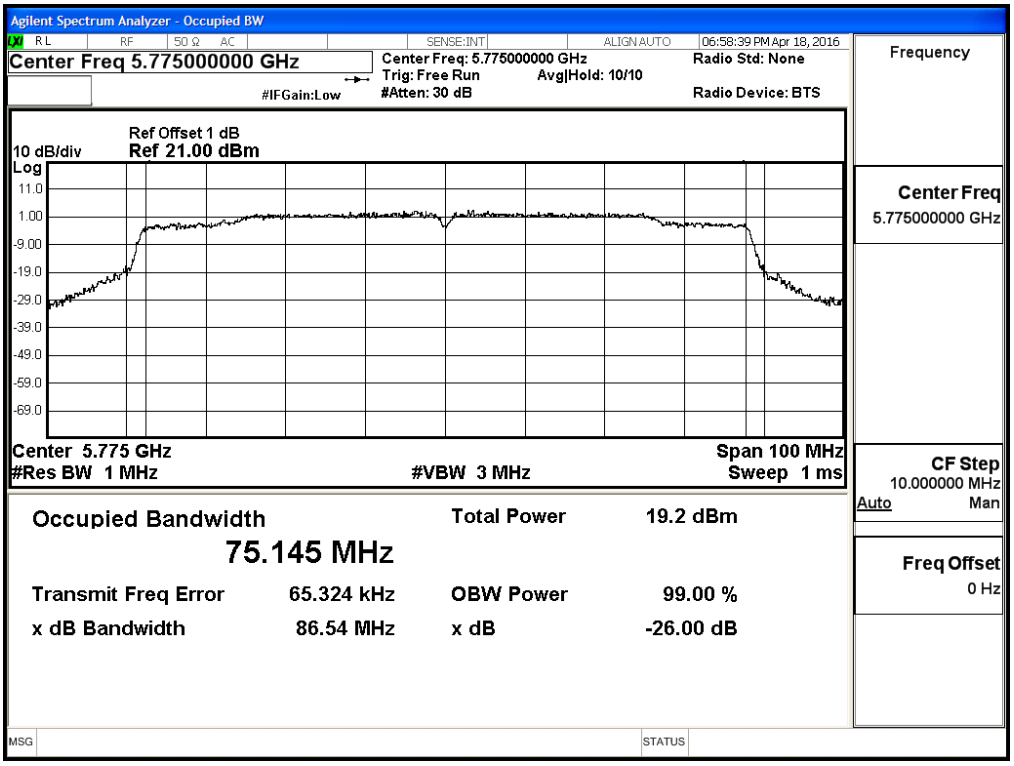

Maximum conducted output power:
Channel 155

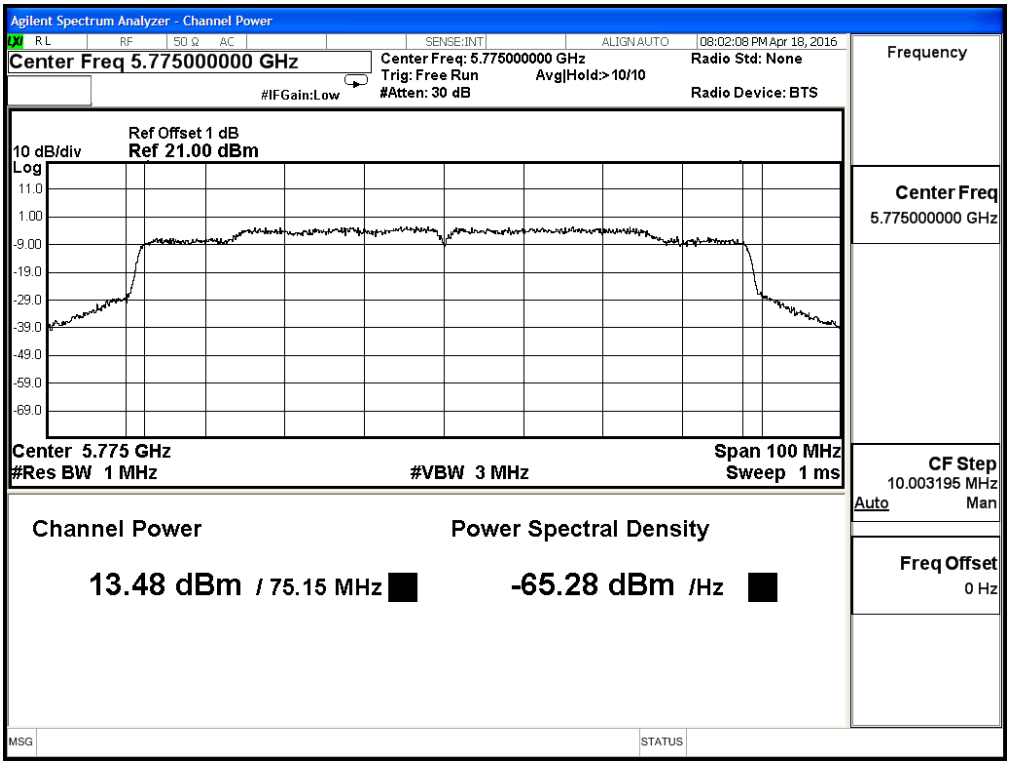

Product : Intel® Dual Band Wireless-AC 8260
Test Item : Maximum conducted output power
Test Site : No.3 OATS
Test Mode : Mode 3 MIMO: Transmit (802.11n-20BW 14.4Mbps)

CHAIN A

Cable loss=1dB		Maximum conducted output power								
Channel No.	Frequency (MHz)	Data Rate (Mbps)								Required Limit
		14.4	28.9	43.3	57.8	86.7	115.6	130	144.4	
		Measurement Level (dBm)								
149	5745	13.12	--	--	--	--	--	--	--	<30dBm
157	5785	13.52	13.33	13.24	13.02	12.89	12.76	12.68	12.51	<30dBm
165	5825	13.06	--	--	--	--	--	--	--	<30dBm

Note: Maximum conducted output power Value =Reading value on average power meter + cable loss

CHAIN B

Cable loss=1dB		Maximum conducted output power								
Channel No.	Frequency (MHz)	Data Rate (Mbps)								Required Limit
		14.4	28.9	43.3	57.8	86.7	115.6	130	144.4	
		Measurement Level (dBm)								
149	5745	13.81	--	--	--	--	--	--	--	<30dBm
157	5785	13.57	13.41	13.35	13.23	13.08	12.87	12.74	12.68	<30dBm
165	5825	13.68	--	--	--	--	--	--	--	<30dBm

Note: Maximum conducted output power Value =Reading value on average power meter + cable loss

Maximum conducted output power Measurement:

(CHAIN A+ B)

Channel Number	Frequency (MHz)	Chain A Power (dBm)	Chain B Power (dBm)	Duty factor (dBm)	Output Power (dBm)	Output Power Limit (dBm)
149	5745	13.12	13.81	0.09	16.58	30
157	5785	13.52	13.57	0.09	16.65	30
165	5825	13.06	13.68	0.09	16.48	30

Note:

1. Power Output Value =Reading value on average power meter + cable loss
2. Output Power (dBm) = 10LOG (Chain A Power (mW)+ Chain B Power (mW)) + Duty Factor

Product : Intel® Dual Band Wireless-AC 8260
Test Item : Maximum conducted output power
Test Site : No.3 OATS
Test Mode : Mode 3 MIMO: Transmit (802.11n-40BW 30Mbps)

CHAIN A

Cable loss=1dB		Maximum conducted output power								
Channel No.	Frequency (MHz)	Data Rate (Mbps)								Required Limit
		30	60	90	120	180	240	270	300	
		Measurement Level (dBm)								
151	5755	13.32	--	--	--	--	--	--	--	<30dBm
159	5795	13.53	13.43	13.32	13.15	13.04	12.79	12.68	12.56	<30dBm

Note: Maximum conducted output power Value =Reading value on average power meter + cable loss

CHAIN B

Cable loss=1dB		Maximum conducted output power								
Channel No.	Frequency (MHz)	Data Rate (Mbps)								Required Limit
		30	60	90	120	180	240	270	300	
		Measurement Level (dBm)								
151	5755	13.79	--	--	--	--	--	--	--	<30dBm
159	5795	13.22	13.13	13.02	12.85	12.73	12.61	12.54	12.48	<30dBm

Note: Maximum conducted output power Value =Reading value on average power meter + cable loss

Maximum conducted output power Measurement:

(CHAIN A+ B)

Channel Number	Frequency (MHz)	Chain A Power (dBm)	Chain B Power (dBm)	Duty factor (dBm)	Output Power (dBm)	Output Power Limit (dBm)
151	5755	13.32	13.79	0.15	16.57	30
159	5795	13.53	13.22	0.15	16.39	30

Note:

1. Power Output Value =Reading value on average power meter + cable loss
2. Output Power (dBm) = 10LOG (Chain A Power (mW)+ Chain B Power (mW)) + Duty Factor

Product : Intel® Dual Band Wireless-AC 8260
Test Item : Maximum conducted output power
Test Site : No.3 OATS
Test Mode : Mode 3 MIMO: Transmit (802.11ac-80BW-65Mbps)

CHAIN A

Cable loss=1dB		Maximum conducted output power										
Channel No	Frequency (MHz)	Data Rate (Mbps)										Required Limit
		VTH0	VTH1	VTH2	VTH3	VTH4	VTH5	VTH6	VTH7	VTH8	VTH9	
155	5775	13.59	13.42	13.35	13.17	13.02	12.88	12.74	12.62	12.53	12.38	<30dBm

Note: Maximum conducted output power Value =Reading value on average power meter + cable loss

CHAIN B

Cable loss=1dB		Maximum conducted output power										
Channel No	Frequency (MHz)	Data Rate (Mbps)										Required Limit
		VTH0	VTH1	VTH2	VTH3	VTH4	VTH5	VTH6	VTH7	VTH8	VTH9	
155	5775	13.47	13.38	13.24	13.11	13.04	12.73	12.61	12.54	12.35	12.21	<30dBm

Note: Maximum conducted output power Value =Reading value on average power meter + cable loss

Maximum conducted output power Measurement:

(CHAIN A+ B)

Channel Number	Frequency (MHz)	Chain A Power (dBm)	Chain B Power (dBm)	Duty Factor (dBm)	Output Power (dBm)	Output Power Limit (dBm)
155	5775	13.59	13.47	0.31	16.85	30

Note:

1. Power Output Value =Reading value on average power meter + cable loss
2. Output Power (dBm) = 10LOG (Chain A Power (mW)+ Chain B Power (mW)) + Duty Factor

99% Occupied Bandwidth:
Channel 155– Chain A

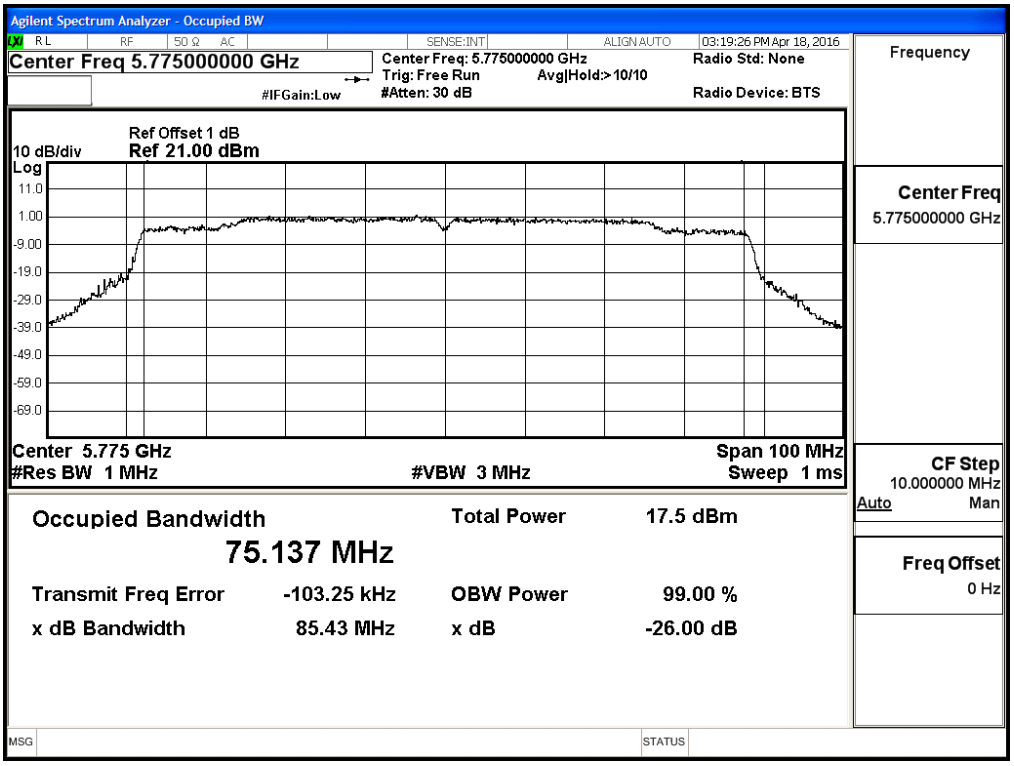

Channel 155– Chain B

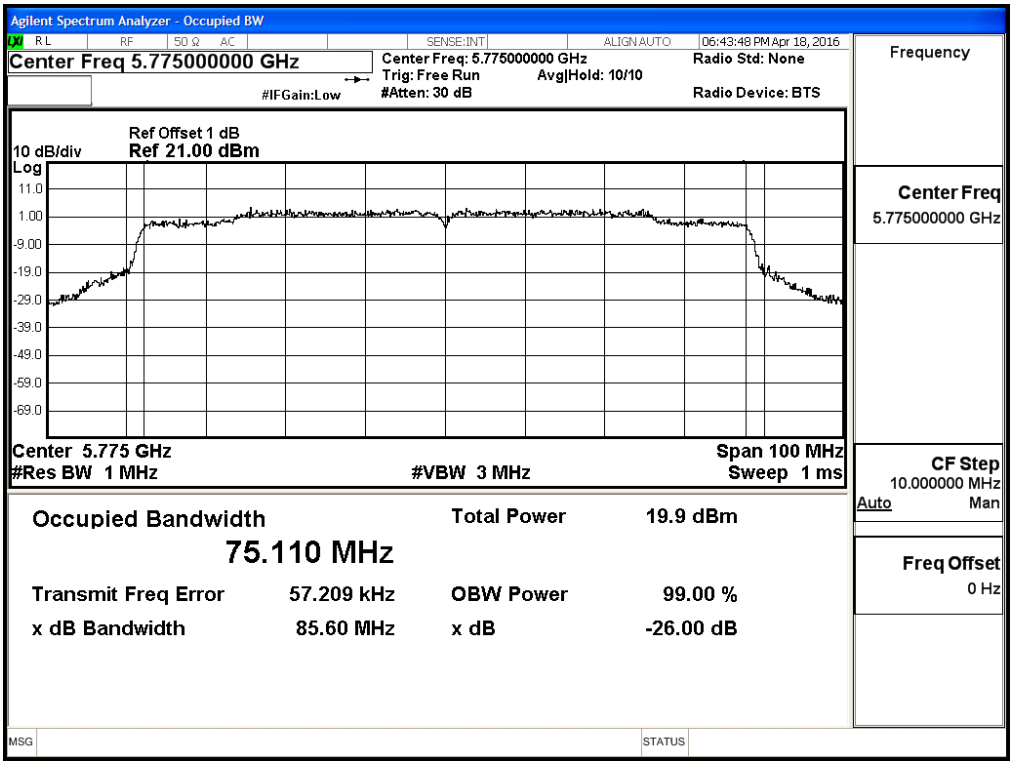

Maximum conducted output power:
Channel 155– Chain A

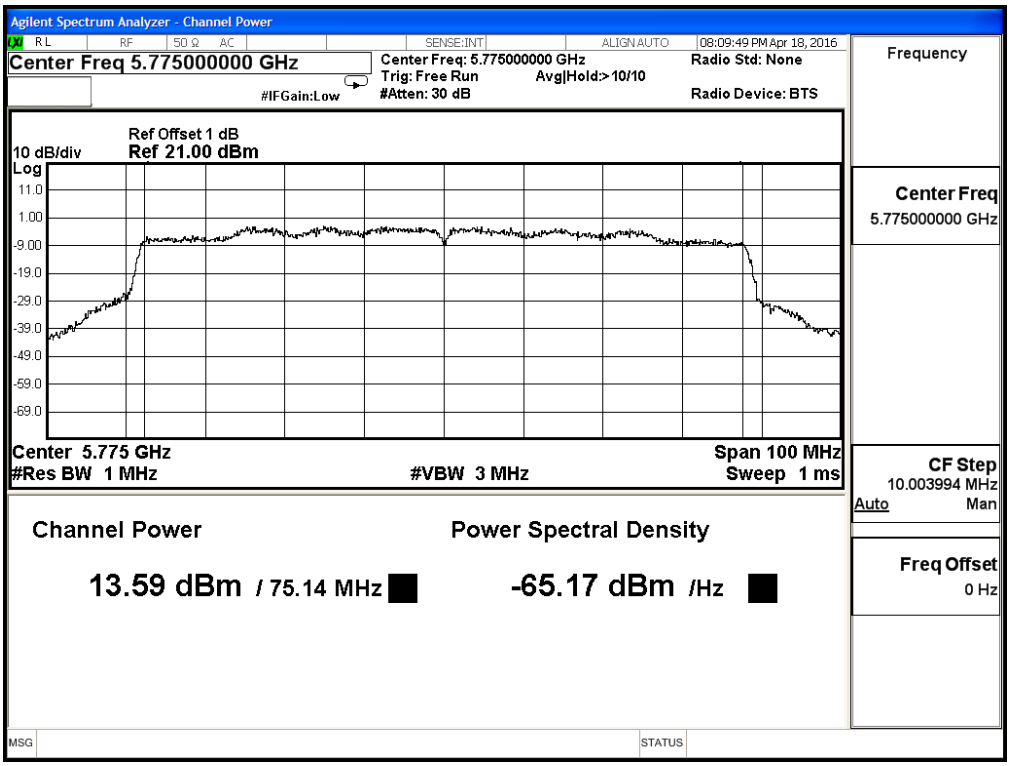

Channel 155– Chain B

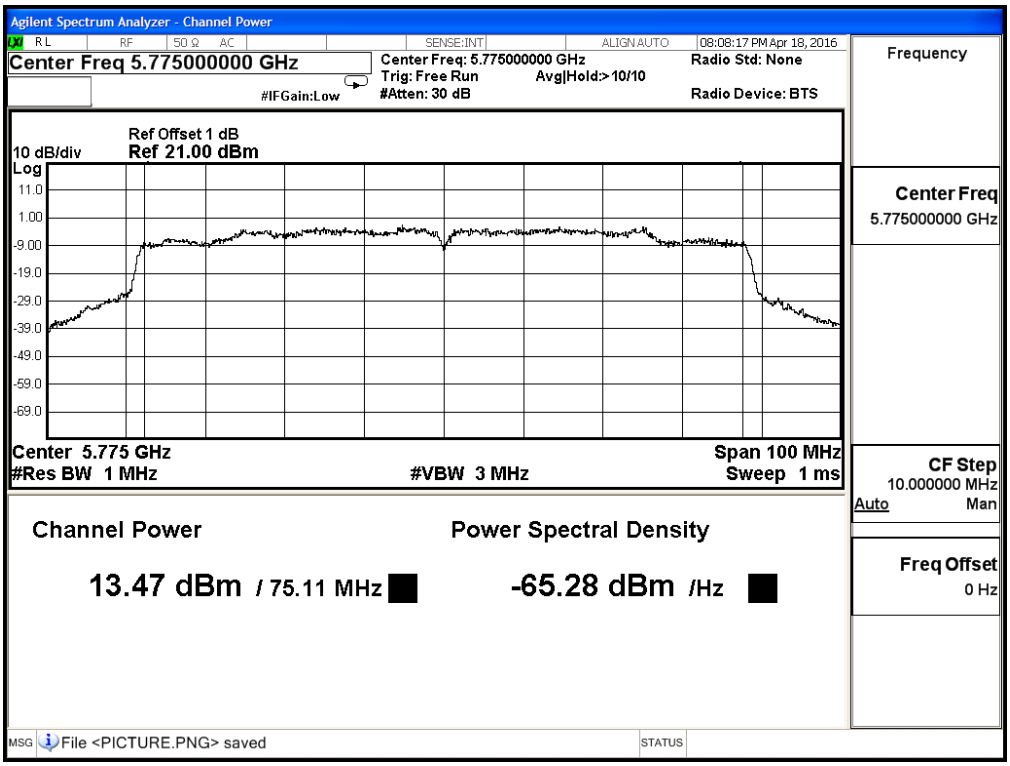

4. Peak Power Spectral Density

4.1. Test Equipment

	Equipment	Manufacturer	Model No./Serial No.	Last Cal.
	Spectrum Analyzer	R&S	FSP40 / 100170	Jun, 2015
	Spectrum Analyzer	Agilent	E4407B / US39440758	Jun, 2015
X	Spectrum Analyzer	Agilent	N9010A / MY48030495	Apr, 2016

Note:
1. All equipments are calibrated with traceable calibrations. Each calibration is traceable to the national or international standards.
2. The test instruments marked with "X" are used to measure the final test results.

4.2. Test Setup

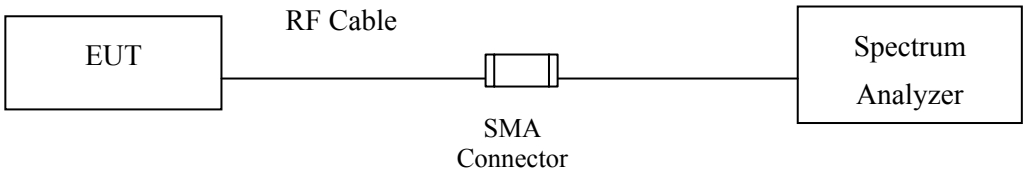

4.3. Limits

(1) For the band 5.15-5.25 GHz,

(i) For an outdoor access point operating in the band 5.15-5.25 GHz, the maximum power spectral density shall not exceed 17 dBm in any 1 megahertz band. If transmitting antennas of directional gain greater than 6 dBi are used, the maximum power spectral density shall be reduced by the amount in dB that the directional gain of the antenna exceeds 6 dBi.

(ii) For an indoor access point operating in the band 5.15-5.25 GHz, the maximum power spectral density shall not exceed 17 dBm in any 1 megahertz band. If transmitting antennas of directional gain greater than 6 dBi are used, the maximum power spectral density shall be reduced by the amount in dB that the directional gain of the antenna exceeds 6 dBi.

(iii) For fixed point-to-point access points operating in the band 5.15-5.25 GHz, the maximum conducted output power over the frequency band of operation shall not exceed 1 W. Fixed point-topoint U-NII devices may employ antennas with directional gain up to 23 dBi without any corresponding reduction in the maximum conducted output power or maximum power spectral density. For fixed point-to-point transmitters that employ a directional antenna gain greater than 23 dBi, a 1 dB reduction in maximum conducted output power and maximum power spectral density is required for each 1 dB of antenna gain in excess of 23 dBi. Fixed, point-to-point operations exclude the use of point-to-multipoint systems, omnidirectional applications, and multiple collocated

transmitters transmitting the same information. The operator of the U-NII device, or if the equipment is professionally installed, the installer, is responsible for ensuring that systems employing high gain directional antennas are used exclusively for fixed, point-to-point operations.
(iv) For mobile and portable client devices in the 5.15-5.25 GHz band, the maximum power spectral density shall not exceed 11 dBm in any 1 megahertz band. If transmitting antennas of directional gain greater than 6 dBi are used, the maximum power spectral density shall be reduced by the amount in dB that the directional gain of the antenna exceeds 6 dBi.+

(2) For the 5.25-5.35 GHz and 5.47-5.725 GHz bands, the maximum power spectral density shall not exceed 11 dBm in any 1 megahertz band. If transmitting antennas of directional gain greater than 6 dBi are used, the maximum power spectral density shall be reduced by the amount in dB that the directional gain of the antenna exceeds 6 dBi.

(3) For the band 5.725-5.85 GHz, the maximum power spectral density shall not exceed 30 dBm in any 500-kHz band. If transmitting antennas of directional gain greater than 6 dBi are used, the maximum power spectral density shall be reduced by the amount in dB that the directional gain of the antenna exceeds 6 dBi. However, fixed point-to-point UNII devices operating in this band may employ transmitting antennas with directional gain greater than 6 dBi without any corresponding reduction in transmitter conducted power. Fixed, point-to-point operations exclude the use of point-to-multipoint systems, omnidirectional applications, and multiple collocated transmitters transmitting the same information. The operator of the U-NII device, or if the equipment is professionally installed, the installer, is responsible for ensuring that systems employing high gain directional antennas are used exclusively for fixed, point-to-point operations.

4.4. Test Procedure

The EUT was setup to ANSI C63.10, 2013; tested to UNII test procedure of FCC KDB-789033 for compliance to FCC 47CFR Subpart E requirements.
The Peak Power Spectral Density using KDB 789033 section F) procedure, Create an average power spectrum for the EUT operating mode being tested by following the instructions in section E)2) for measuring maximum conducted output power using a spectrum analyzer.
SA-1 method is selected to run the test.
Scale the observed power level to an equivalent value in 500 kHz by adjusting (increase) the measured power by a bandwidth correction factor (BWCF) where BWCF = 10log (500 kHz/100 kHz) = 6.98 dB.

4.5. Uncertainty

± 1.27 dB

4.6. Test Result of Peak Power Spectral Density

Product : Intel® Dual Band Wireless-AC 8260
Test Item : Peak Power Spectral Density
Test Site : No.3 OATS
Test Mode : Mode 1 SISO A: Transmit (802.11a-6Mbps)

Channel Number	Frequency (MHz)	PPSD (dBm)	BWCF (dB)	Duty Factor (dBm)	Total PPSD (dBm)	Required Limit (dBm)	Result
149	5745	-7.74	6.98	0.08	-0.680	<30	Pass
157	5785	-7.87	6.98	0.08	-0.810	<30	Pass
165	5825	-7.57	6.98	0.08	-0.510	<30	Pass

Note: Total PPSD = PPSD value + BWCF + Duty Factor

Channel 149:

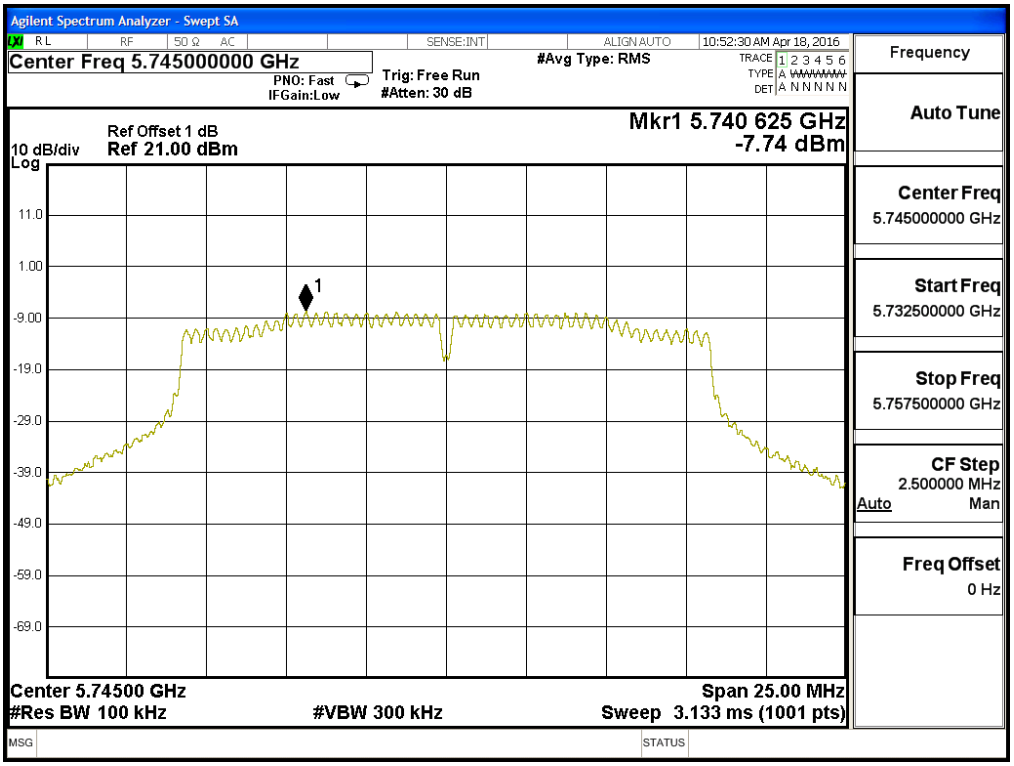

Channel 157:

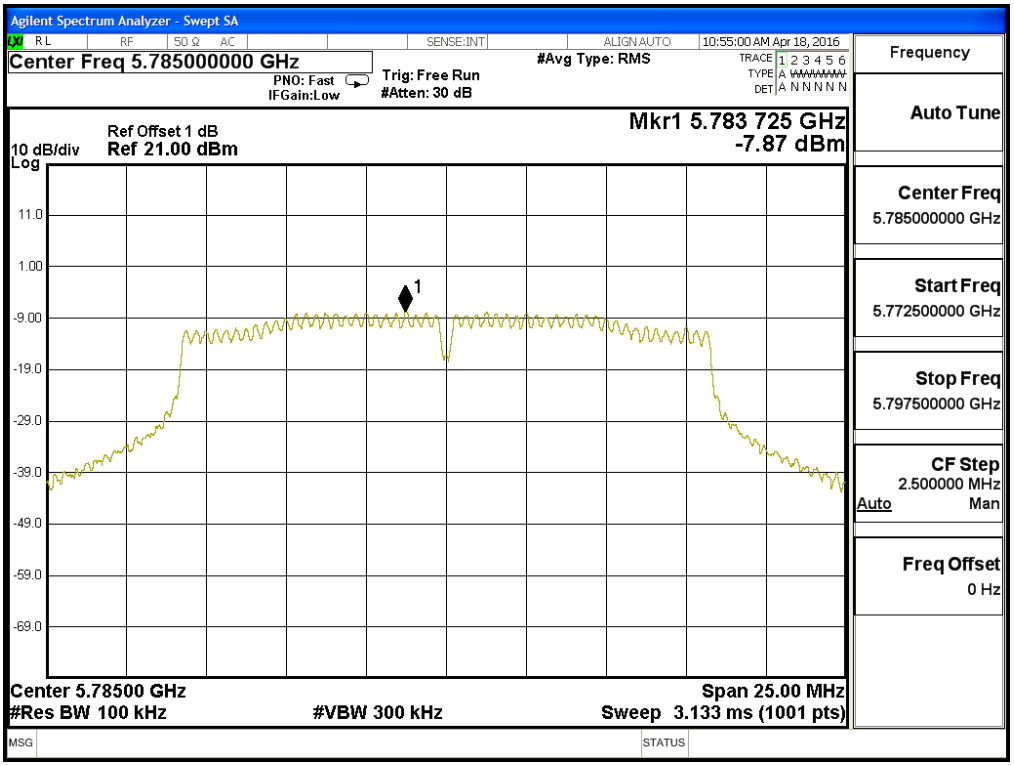

Channel 165:

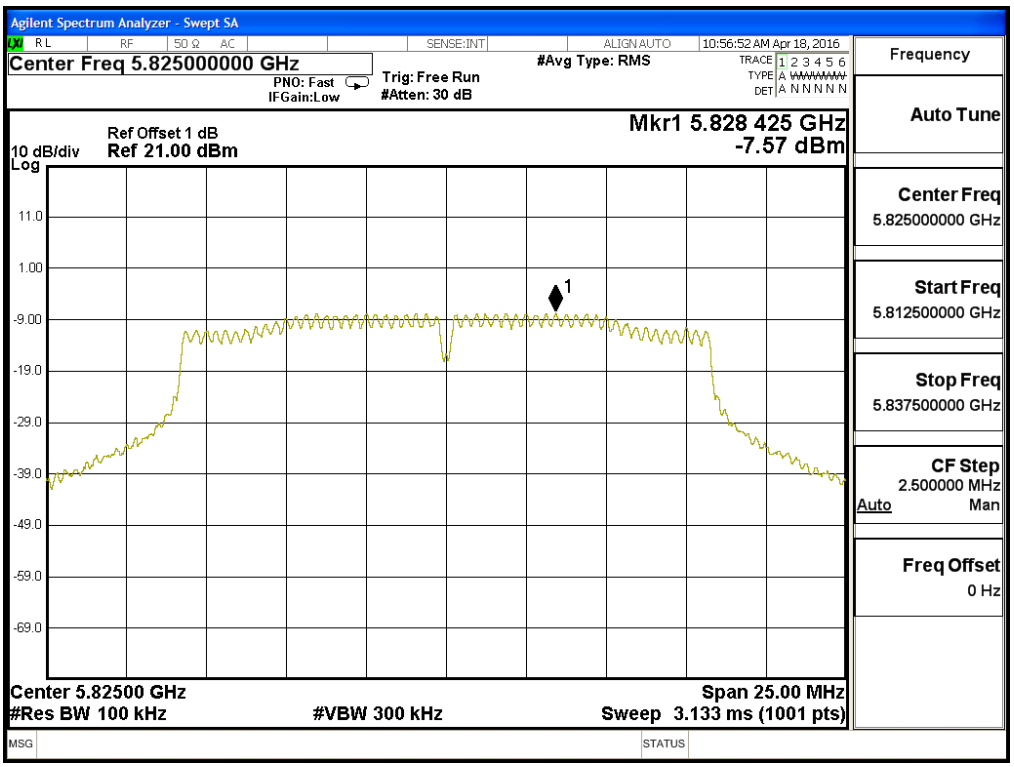

Product : Intel® Dual Band Wireless-AC 8260
Test Item : Peak Power Spectral Density
Test Site : No.3 OATS
Test Mode : Mode 1 SISO A: Transmit (802.11n-20BW-7.2Mbps)

Channel Number	Frequency (MHz)	PPSD (dBm)	BWCF (dB)	Duty Factor (dBm)	Total PPSD (dBm)	Required Limit (dBm)	Result
149	5745	-8.23	6.98	0.09	-1.160	<30	Pass
157	5785	-8.19	6.98	0.09	-1.120	<30	Pass
165	5825	-7.97	6.98	0.09	-0.900	<30	Pass

Note: Total PPSD = PPSD value + BWCF + Duty Factor

Channel 149:

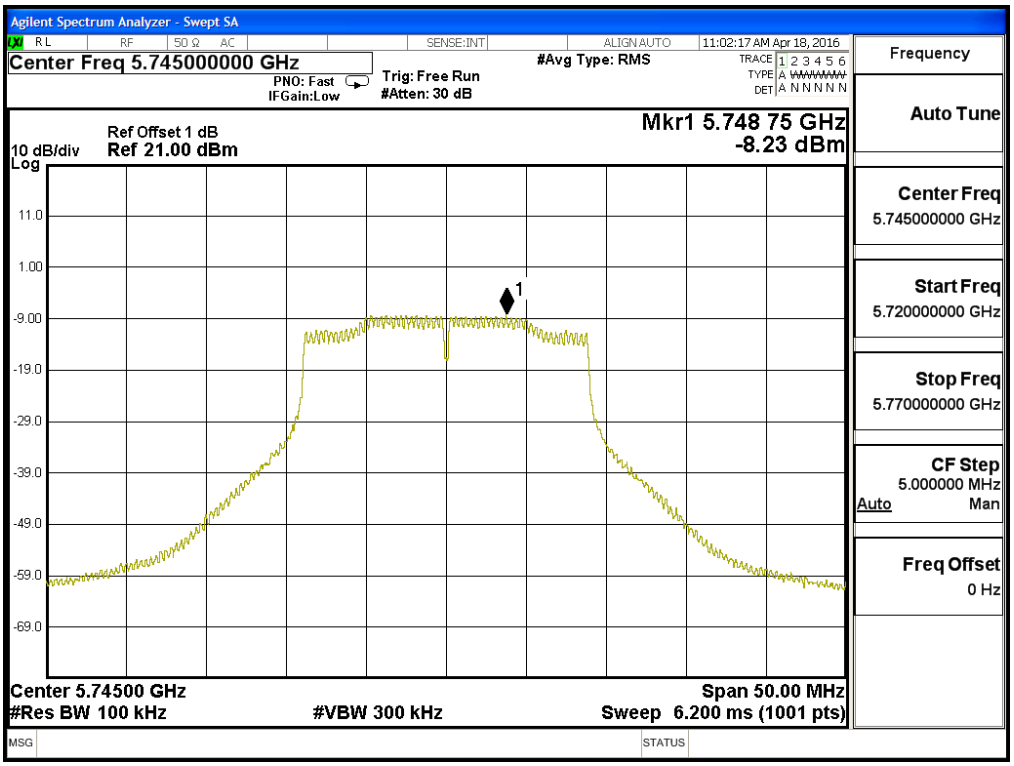

Channel 157:

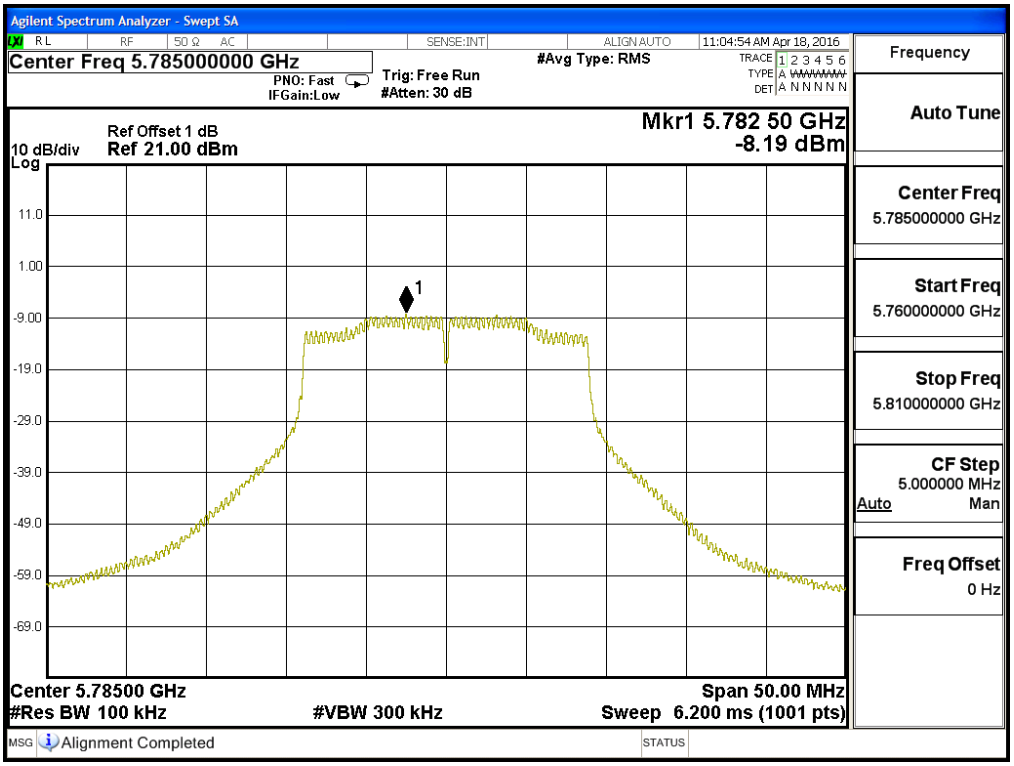

Channel 165:

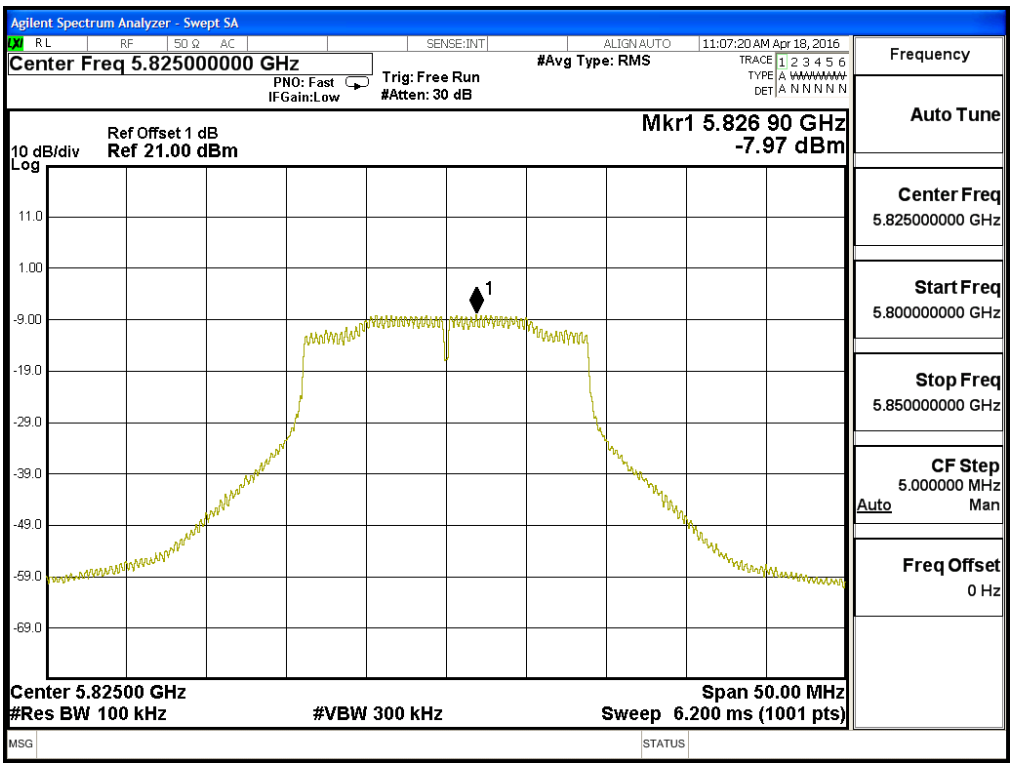

Product : Intel® Dual Band Wireless-AC 8260
Test Item : Peak Power Spectral Density
Test Site : No.3 OATS
Test Mode : Mode 1 SISO A: Transmit (802.11n-40BW-15Mbps)

Channel Number	Frequency (MHz)	PPSD (dBm)	BWCF (dB)	Duty Factor (dBm)	Total PPSD (dBm)1	Required Limit (dBm)	Result
151	5755	-11.06	6.98	0.15	-3.930	<30	Pass
159	5795	-11.36	6.98	0.15	-4.230	<30	Pass

Note: Total PPSD = PPSD value + BWCF + Duty Factor

Channel 151

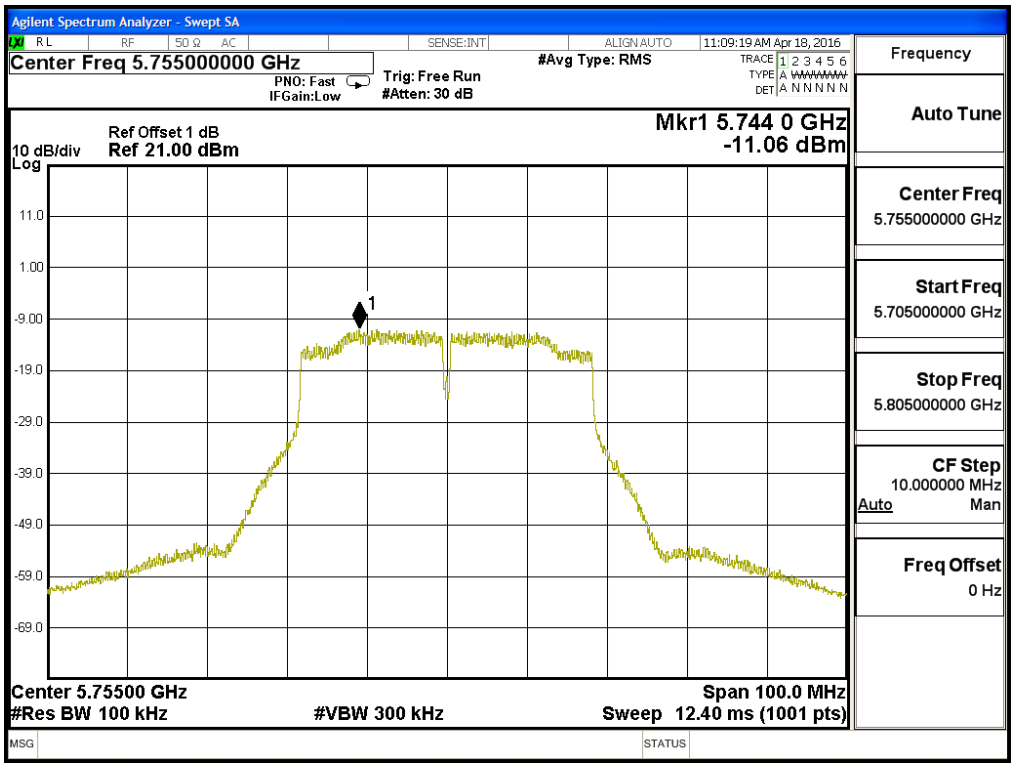

Channel 159

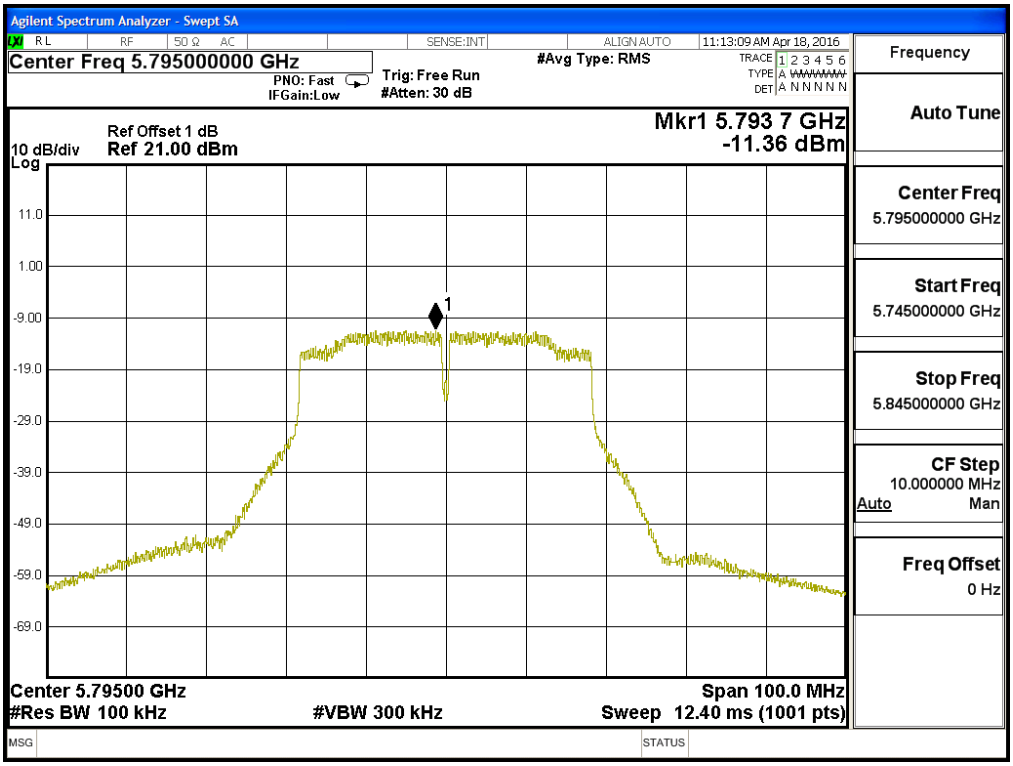
Agilent Spectrum Analyzer - Swept SA
Center Freq 5.795000000 GHz
PNO: Fast
IFGain:Low
Trig: Free Run
#Atten: 30 dB
#Avg Type: RMS
11:13:09 AM Apr 18, 2016
Ref Offset 1 dB
10 dB/div
Ref 21.00 dBm
Log
Mkr1 5.793 7 GHz
-11.36 dBm
Center 5.79500 GHz
#Res BW 100 kHz
#VBW 300 kHz
Span 100.0 MHz
Sweep 12.40 ms (1001 pts)
Frequency
Auto Tune
Center Freq
5.795000000 GHz
Start Freq
5.745000000 GHz
Stop Freq
5.845000000 GHz
CF Step
10.000000 MHz
Auto
Man
Freq Offset
0 Hz

Product : Intel® Dual Band Wireless-AC 8260
Test Item : Peak Power Spectral Density
Test Site : No.3 OATS
Test Mode : Mode 1 SISO A: Transmit (802.11ac-80BW-32.5Mbps)

Channel Number	Frequency (MHz)	PPSD (dBm)	BWCF (dB)	Duty Factor (dBm)	Total PPSD (dBm)1	Required Limit (dBm)	Result
155	5775	-12.140	6.98	0.31	-4.850	<30	Pass

Note: Total PPSD = PPSD value + BWCF + Duty Factor

Channel 155

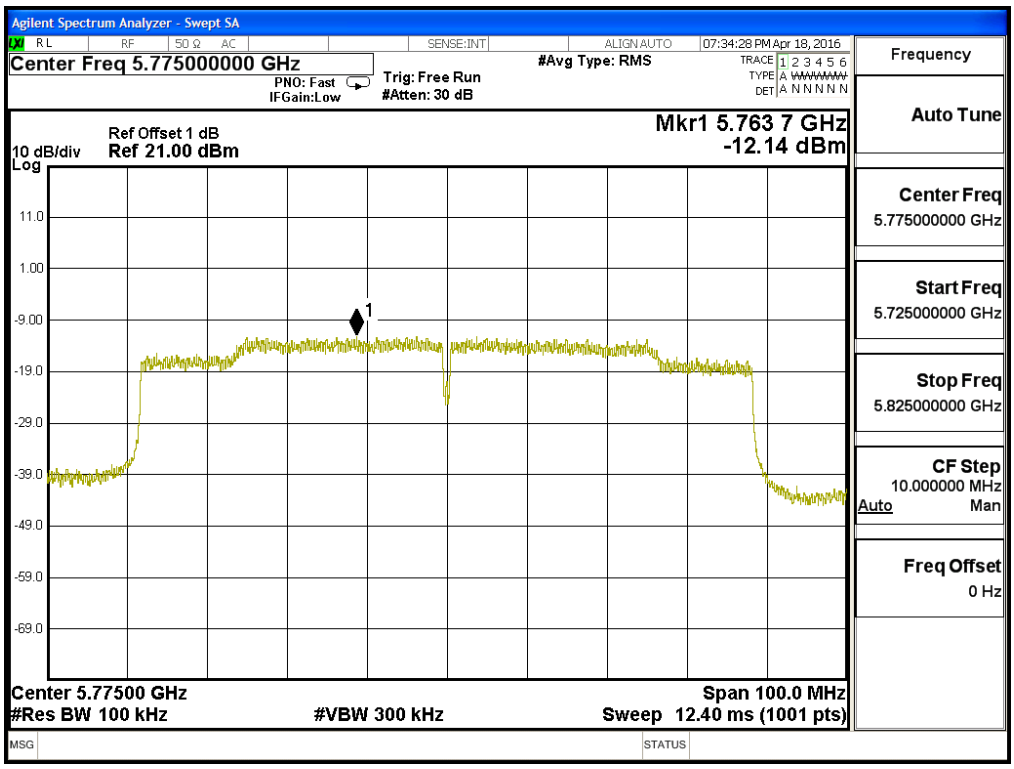

Product : Intel® Dual Band Wireless-AC 8260
Test Item : Peak Power Spectral Density
Test Site : No.3 OATS
Test Mode : Mode 2 SISO B: Transmit (802.11a-6Mbps)

Channel Number	Frequency (MHz)	PPSD (dBm)	BWCF (dB)	Duty Factor (dBm)	Total PPSD (dBm)	Required Limit (dBm)	Result
149	5745	-7.87	6.98	0.08	-0.810	<30	Pass
157	5785	-8.10	6.98	0.08	-1.040	<30	Pass
165	5825	-7.80	6.98	0.08	-0.740	<30	Pass

Note: Total PPSD = PPSD value + BWCF + Duty Factor

Channel 149:

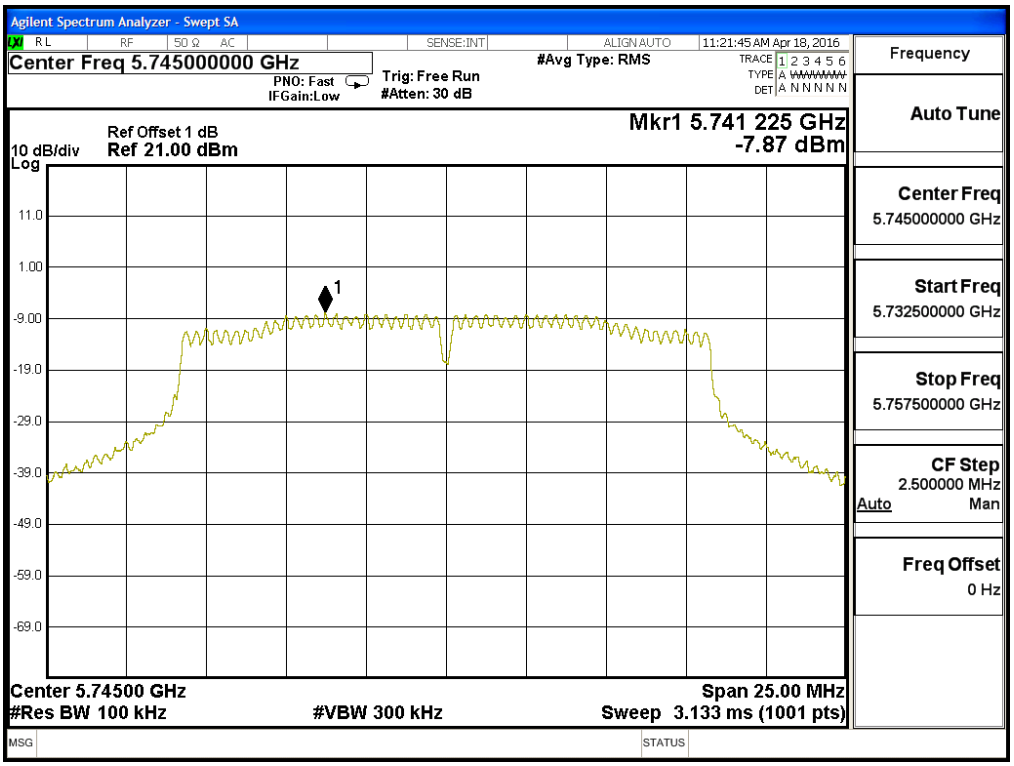

Channel 157:

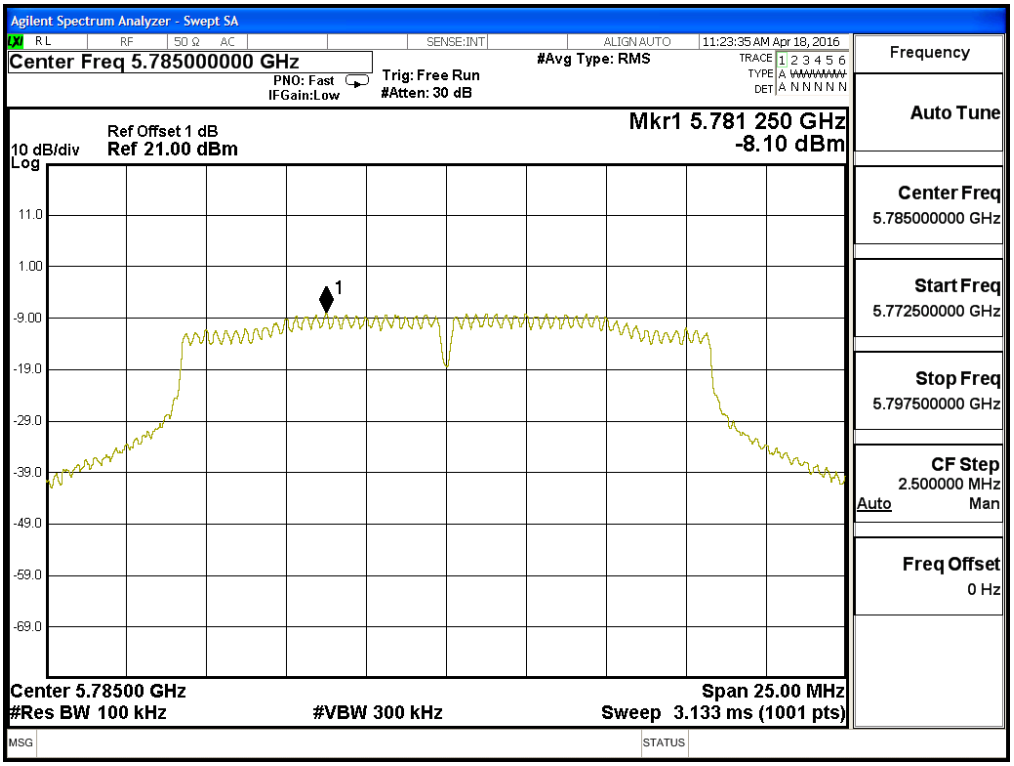

Channel 165:

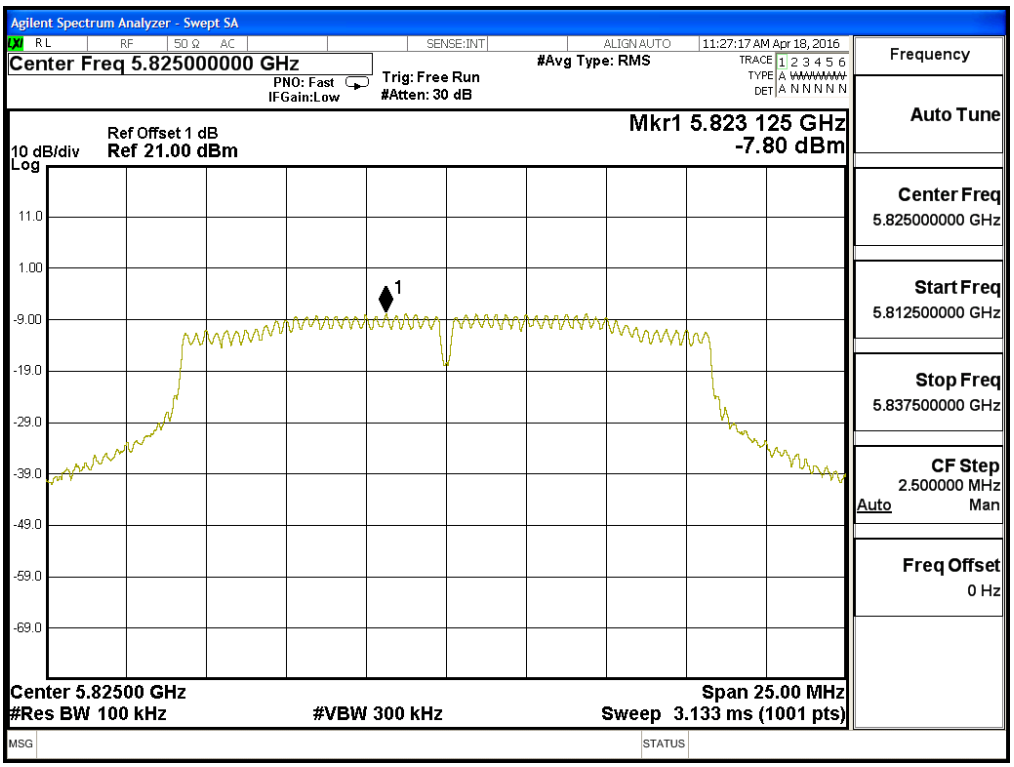

Product : Intel® Dual Band Wireless-AC 8260
Test Item : Peak Power Spectral Density
Test Site : No.3 OATS
Test Mode : Mode 2 SISO B: Transmit (802.11n-20BW 7.2Mbps)

Channel Number	Frequency (MHz)	PPSD (dBm)	BWCF (dB)	Duty Factor (dBm)	Total PPSD (dBm)	Required Limit (dBm)	Result
149	5745	-8.12	6.98	0.09	-1.050	<30	Pass
157	5785	-8.44	6.98	0.09	-1.370	<30	Pass
165	5825	-8.20	6.98	0.09	-1.130	<30	Pass

Note: Total PPSD = PPSD value + BWCF + Duty Factor

Channel 149:

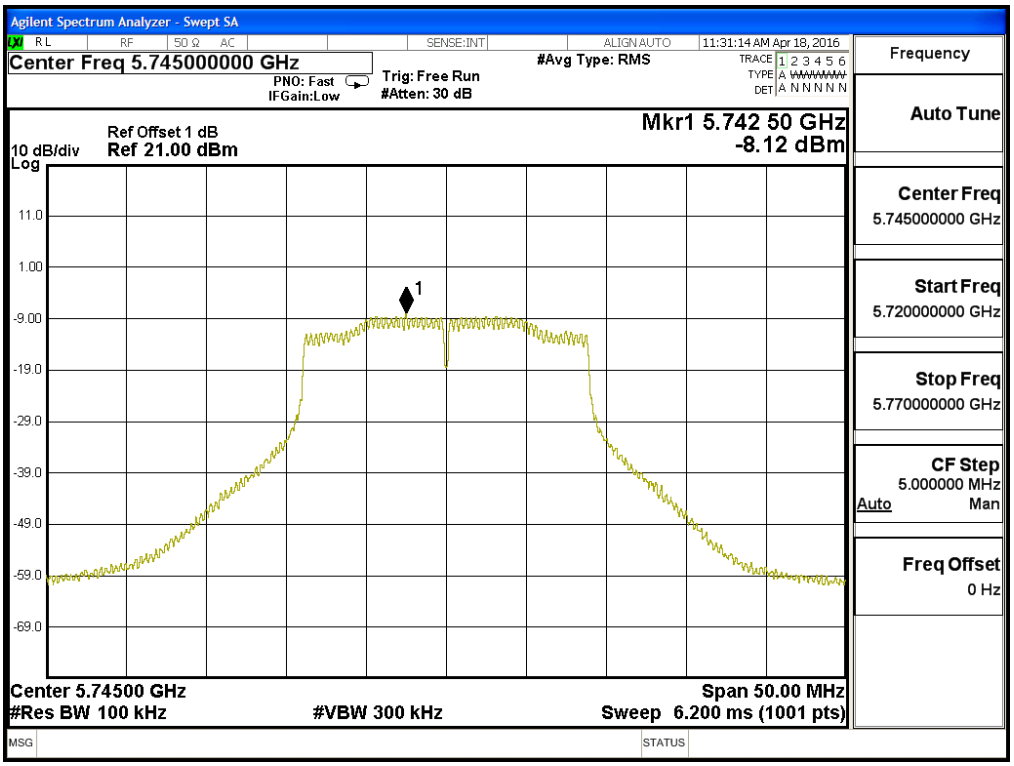

Channel 157:

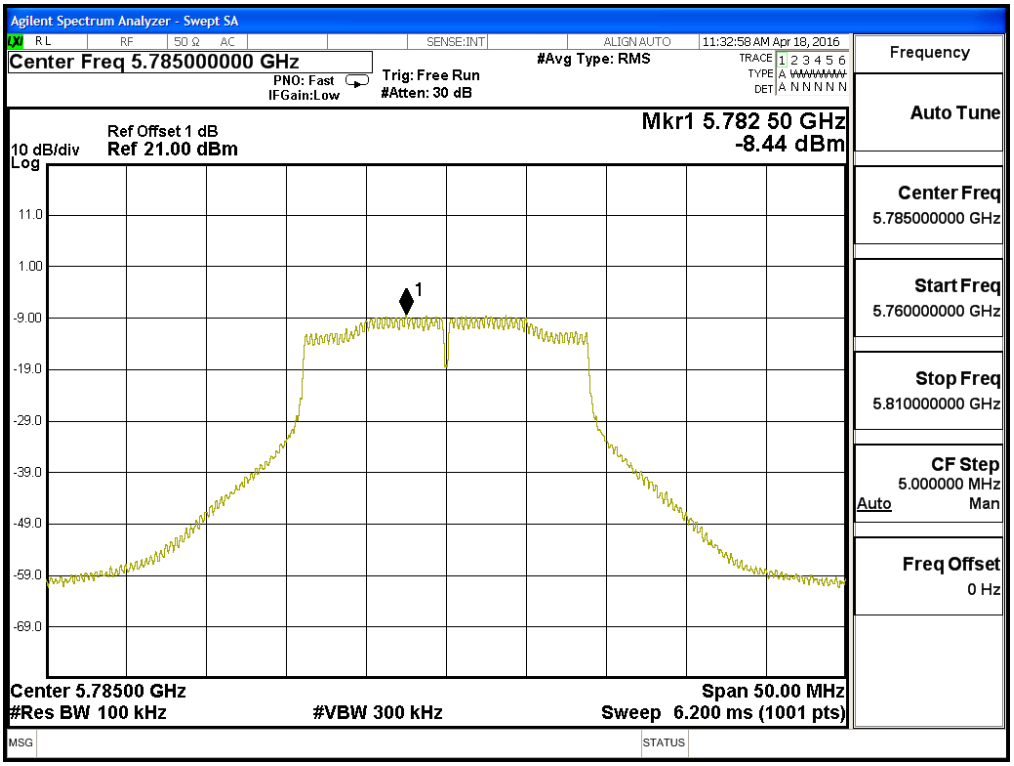

Channel 165:

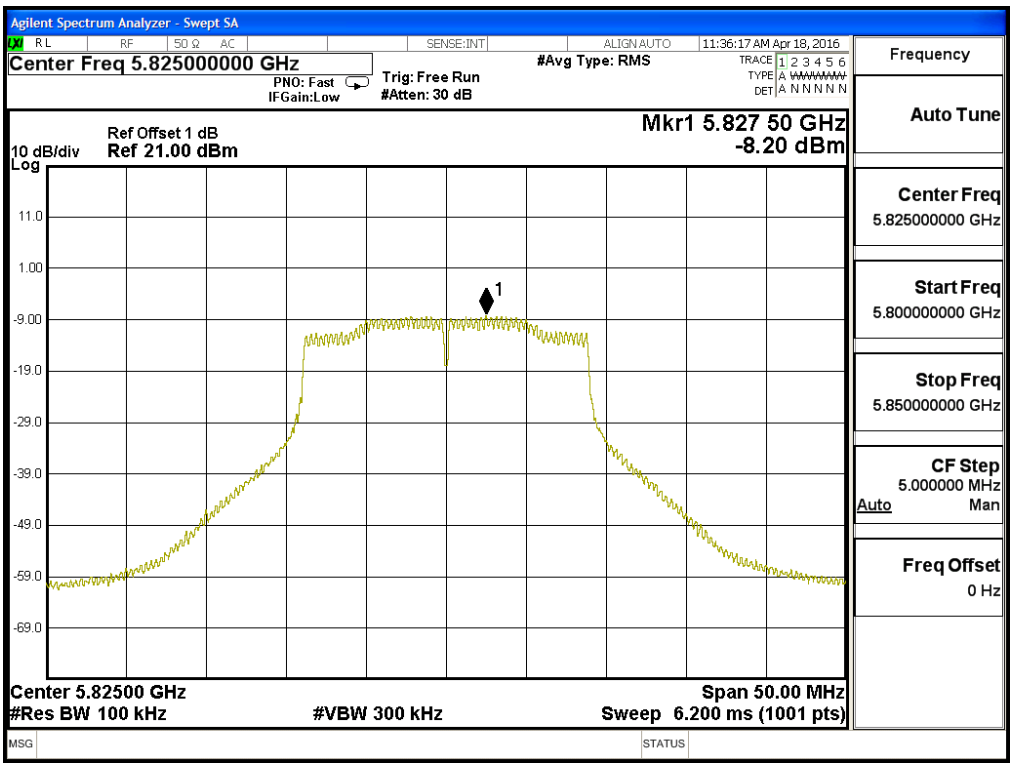

Product : Intel® Dual Band Wireless-AC 8260
Test Item : Peak Power Spectral Density
Test Site : No.3 OATS
Test Mode : Mode 2 SISO B: Transmit (802.11n-40BW 15Mbps)

Channel Number	Frequency (MHz)	PPSD (dBm)	BWCF (dB)	Duty Factor (dBm)	Total PPSD (dBm)1	Required Limit (dBm)	Result
151	5755	-11.55	6.98	0.15	-4.420	<30	Pass
159	5795	-11.77	6.98	0.15	-4.640	<30	Pass

Note: Total PPSD = PPSD value + BWCF + Duty Factor

Channel 151

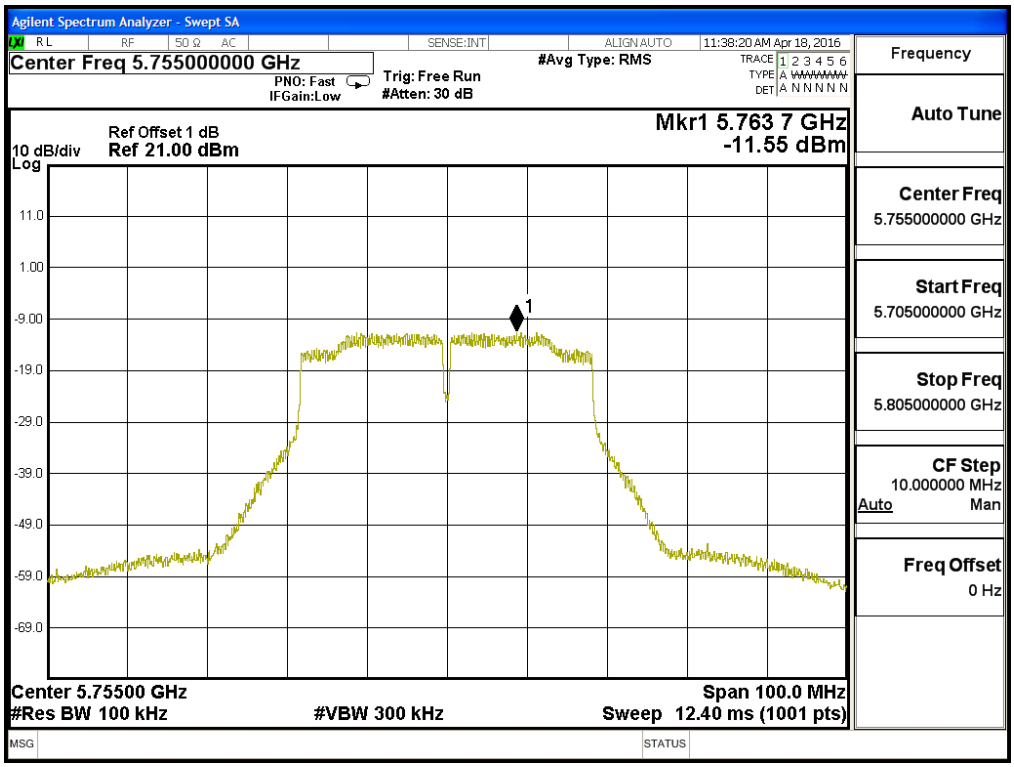

Channel 159

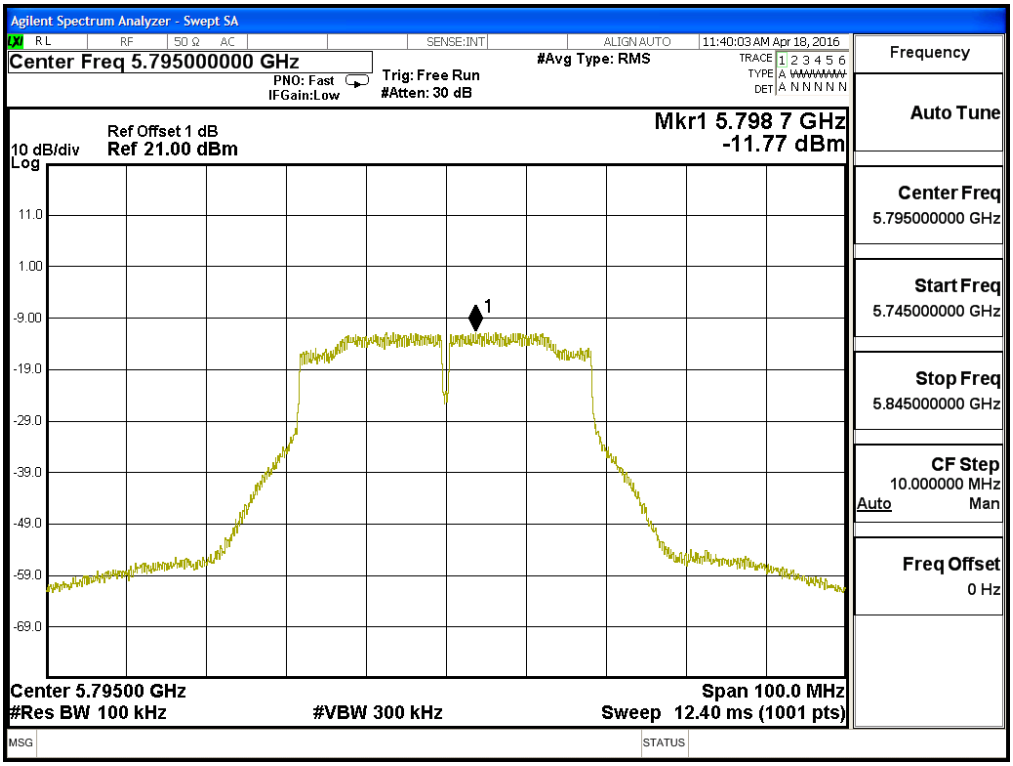
Agilent Spectrum Analyzer - Swept SA
Center Freq 5.795000000 GHz
PNO: Fast
IFGain:Low
Trig: Free Run
#Atten: 30 dB
#Avg Type: RMS
11:40:03 AM Apr 18, 2016
Ref Offset 1 dB
10 dB/div
Ref 21.00 dBm
Log
Mkr1 5.798 7 GHz
-11.77 dBm
Center 5.79500 GHz
#Res BW 100 kHz
#VBW 300 kHz
Span 100.0 MHz
Sweep 12.40 ms (1001 pts)
Frequency
Auto Tune
Center Freq
5.795000000 GHz
Start Freq
5.745000000 GHz
Stop Freq
5.845000000 GHz
CF Step
10.000000 MHz
Auto
Man
Freq Offset
0 Hz

Product : Intel® Dual Band Wireless-AC 8260
Test Item : Peak Power Spectral Density
Test Site : No.3 OATS
Test Mode : Mode 2 SISO B: Transmit (802.11ac-80BW-32.5Mbps)

Channel Number	Frequency (MHz)	PPSD (dBm)	BWCF (dB)	Duty Factor (dBm)	Total PPSD (dBm)1	Required Limit (dBm)	Result
155	5775	-12.010	6.98	0.31	-4.720	<30	Pass

Note: Total PPSD = PPSD value + BWCF + Duty Factor

Channel 155

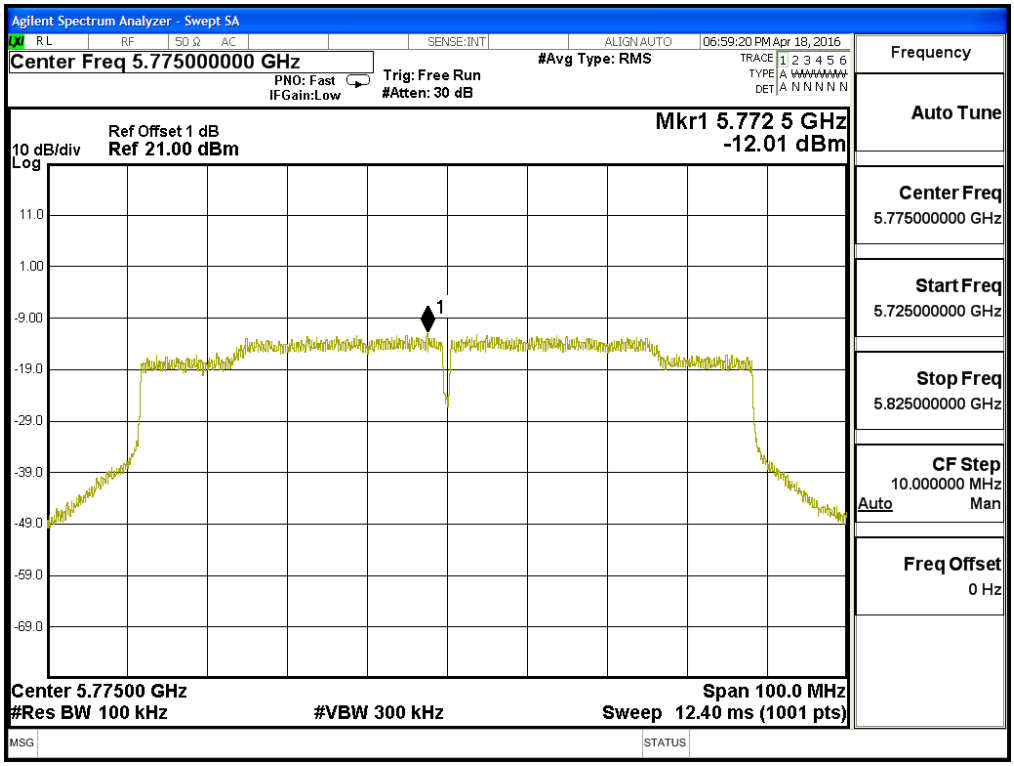

Product : Intel® Dual Band Wireless-AC 8260
Test Item : Peak Power Spectral Density
Test Site : No.3 OATS
Test Mode : Mode 3 MIMO: Transmit (802.11n-20BW 14.4Mbps)

Channel Number	Frequency (MHz)	Chain	PPSD (dBm)	BWCF (dB)	Duty Factor (dBm)	Total PPSD (dBm)[1]	Required Limit (dBm)	Result
149	5745	A	-7.57	6.980	0.090	2.510	<30	Pass
		B	-7.31	6.980	0.090	2.770	<30	Pass
157	5785	A	-7.59	6.980	0.090	2.490	<30	Pass
		B	-7.29	6.980	0.090	2.790	<30	Pass
165	5825	A	-7.92	6.980	0.090	2.160	<30	Pass
		B	-7.51	6.980	0.090	2.570	<30	Pass

Note: 1. The quantity 10*log 2 (two antennas) is added to the spectrum peak value according to document 662911D01.

2. Total PPSD = PPSD value + BWCF + Duty Factor + 10*log 2.

Channel 149 – Chain A

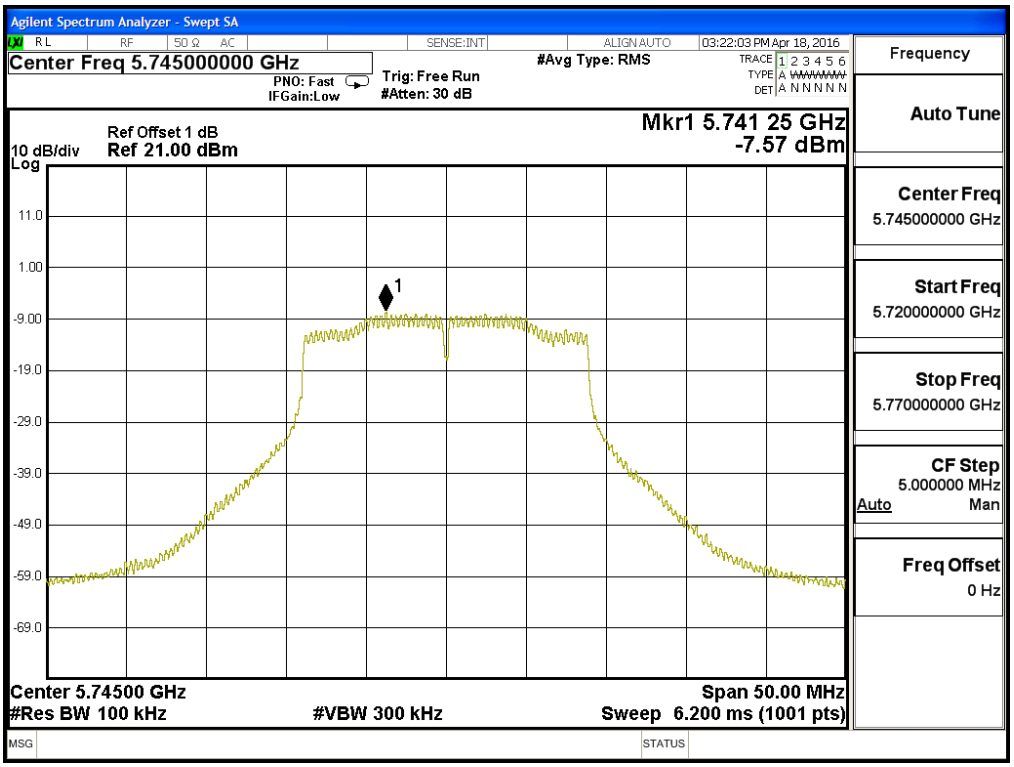

Channel 157 – Chain A

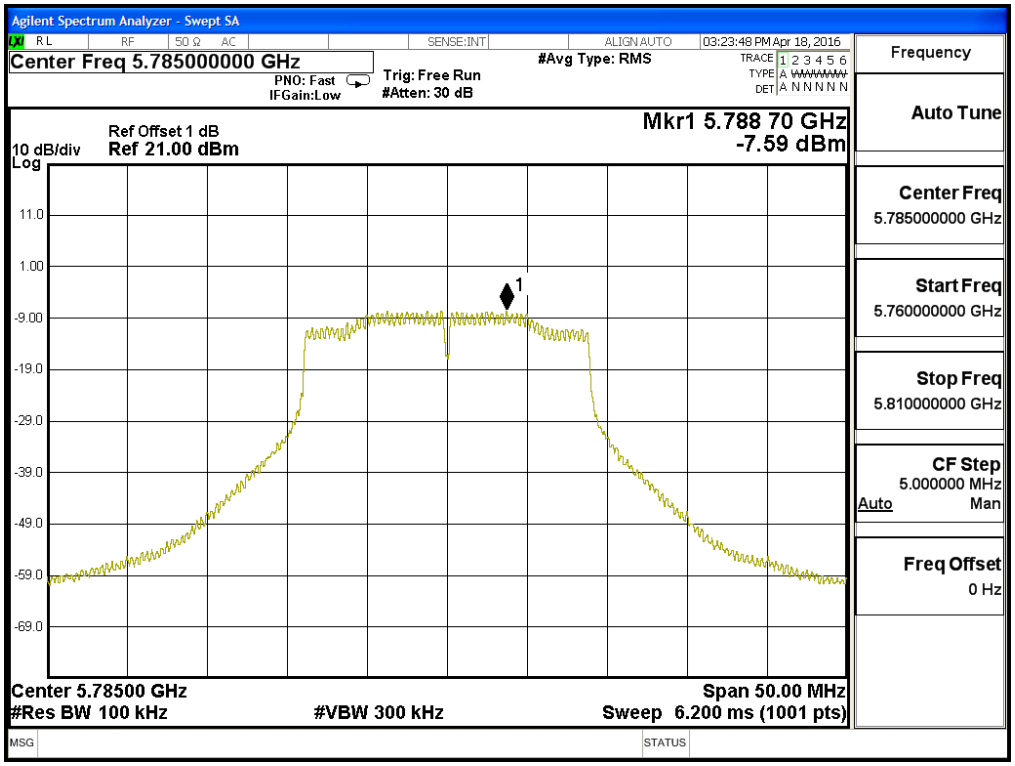

Channel 165 – Chain A

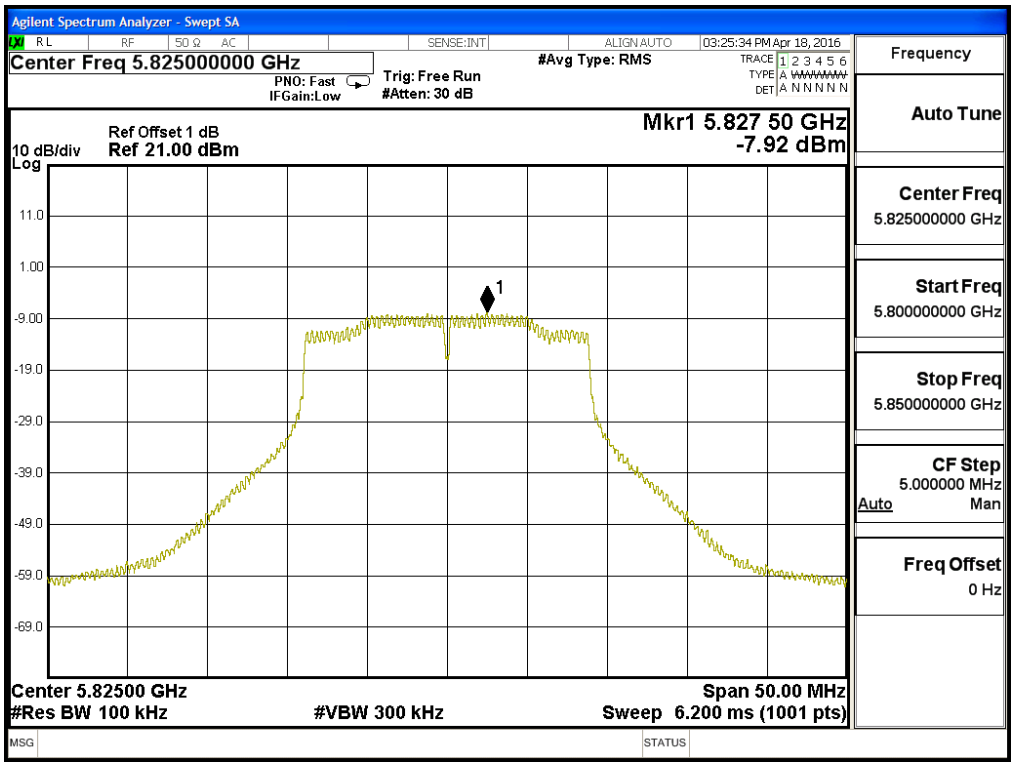

Channel 149 – Chain B

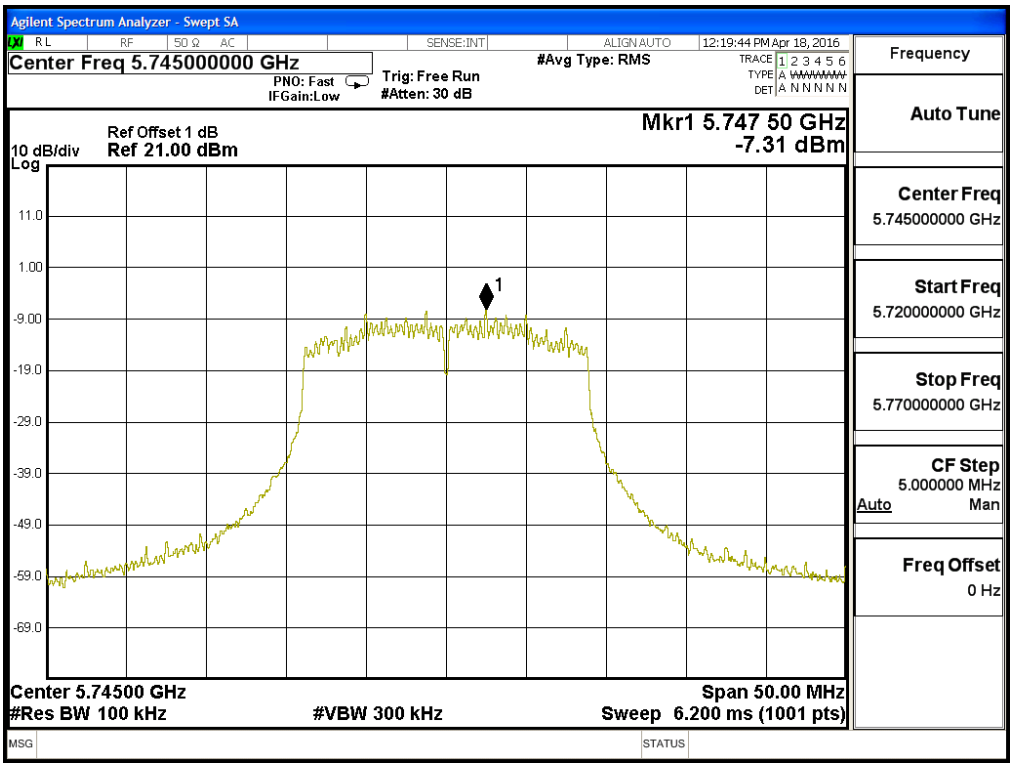

Channel 157 – Chain B

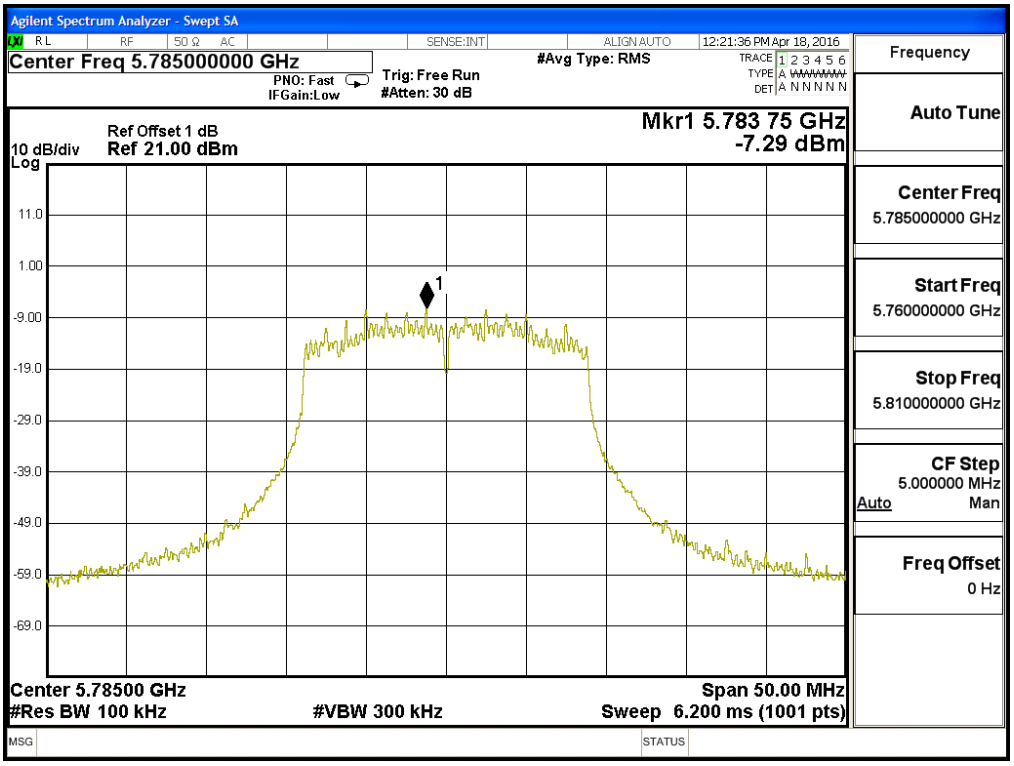

Channel 165 – Chain B

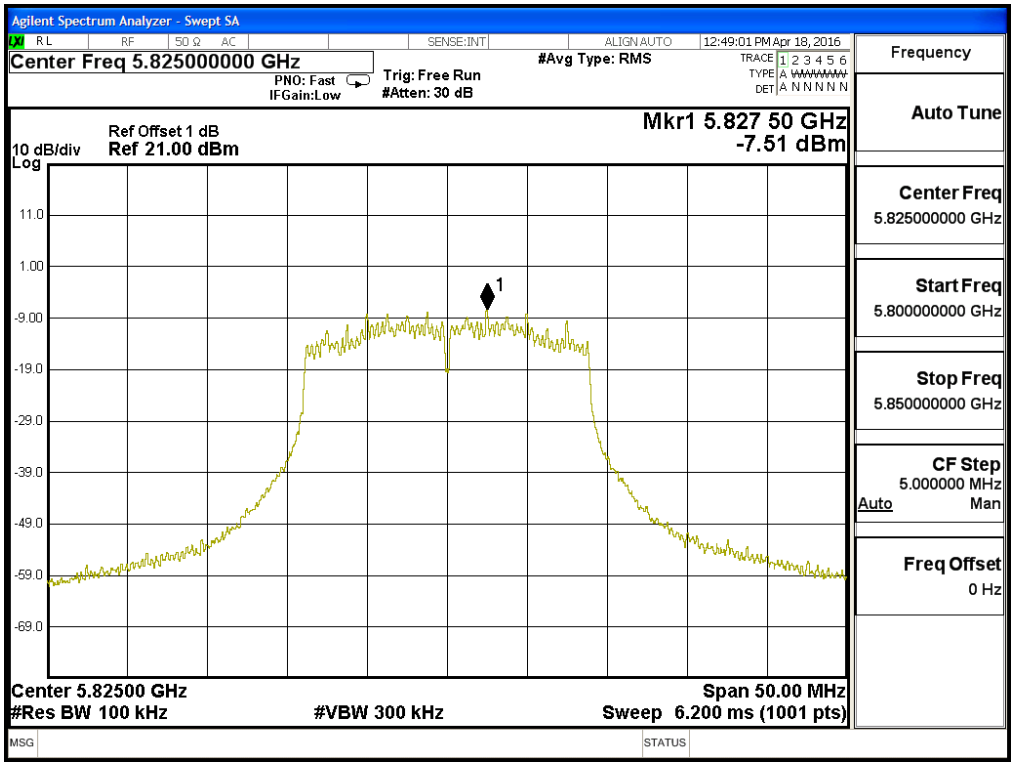

Product : Intel® Dual Band Wireless-AC 8260
Test Item : Peak Power Spectral Density
Test Site : No.3 OATS
Test Mode : Mode 3 MIMO: Transmit (802.11n-40BW 30Mbps)

Channel Number	Frequency (MHz)	Chain	PPSD (dBm)	BWCF (dB)	Duty Factor (dBm)	Total PPSD (dBm)[1]	Required Limit (dBm)	Result
151	5755	A	-10.49	6.980	0.150	-0.350	<30	Pass
		B	-10.88	6.980	0.150	-0.740	<30	Pass
159	5795	A	-10.69	6.980	0.150	-0.550	<30	Pass
		B	-11.75	6.980	0.150	-1.610	<30	Pass

Note: 1. The quantity 10*log 2 (two antennas) is added to the spectrum peak value according to document 662911D01.
2. Total PPSD = PPSD value + BWCF + Duty Factor + 10*log 2.

Channel 151 – Chain A

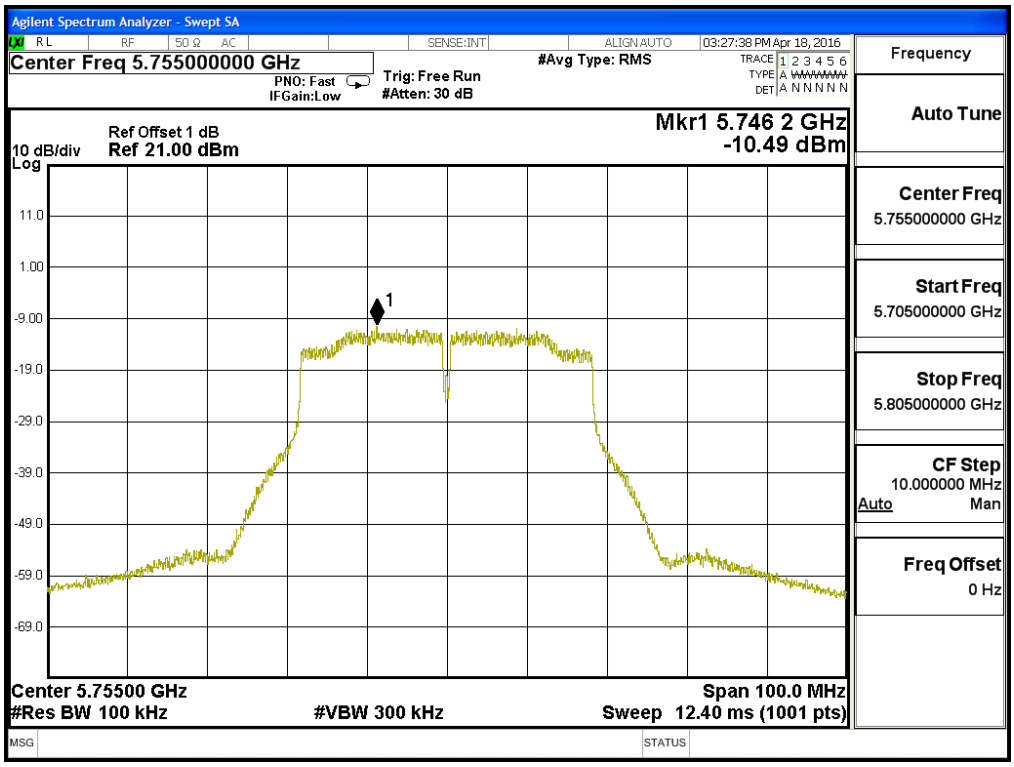

Channel 159 – Chain A

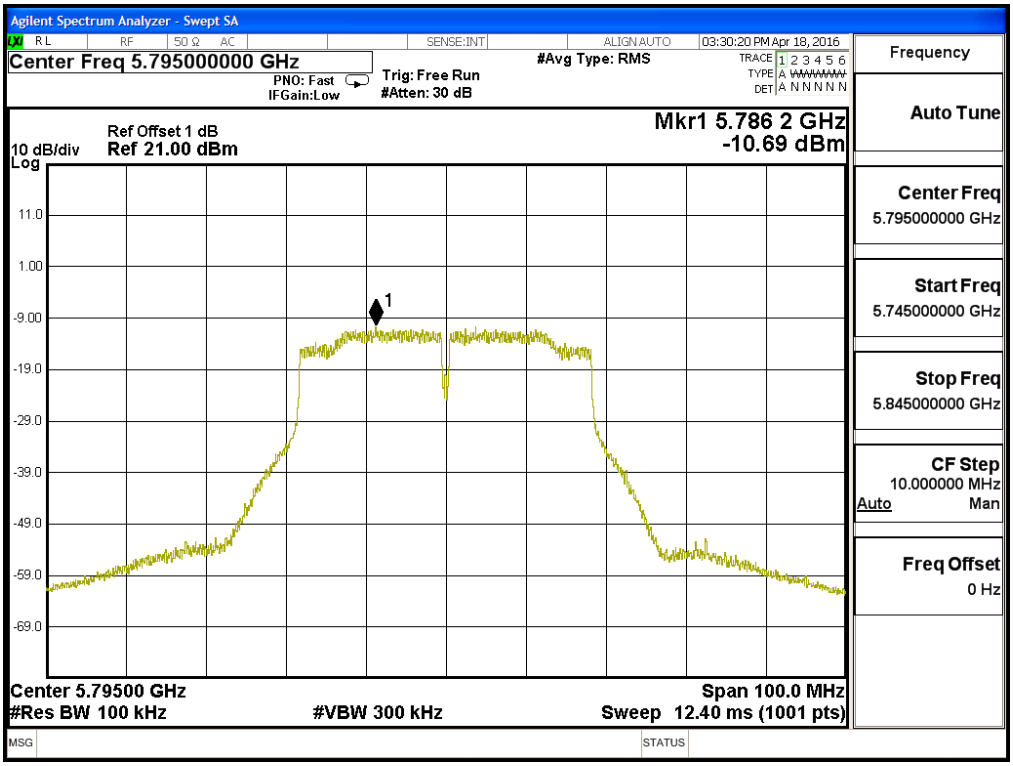

Channel 151 – Chain B

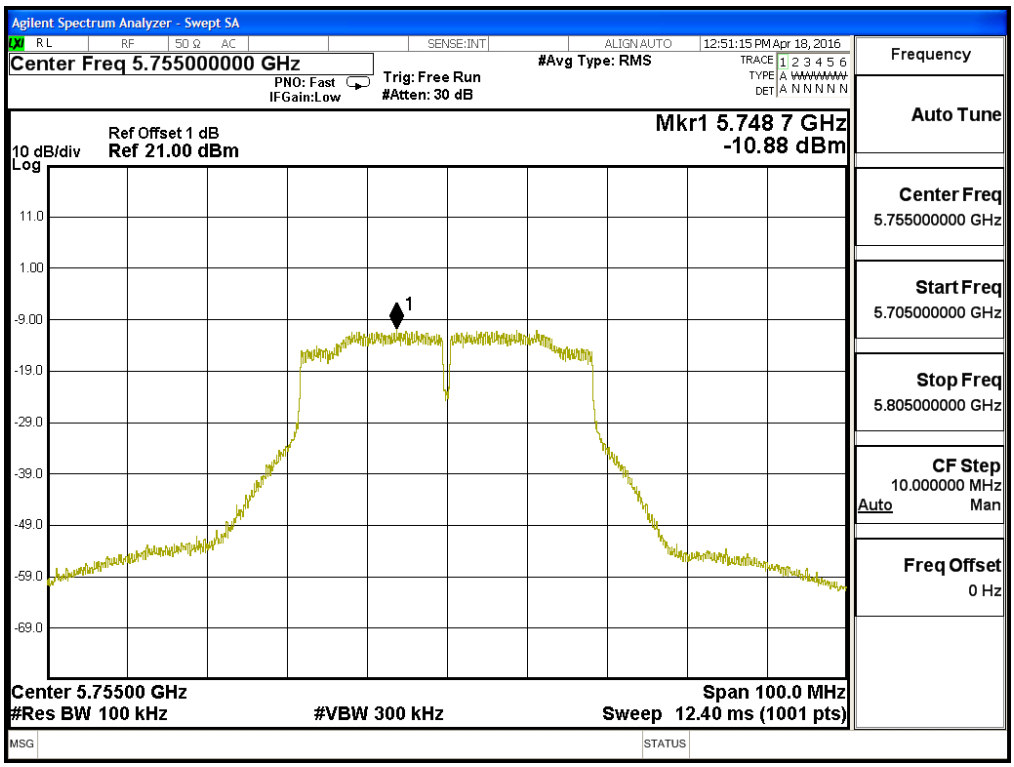

Channel 159 – Chain B

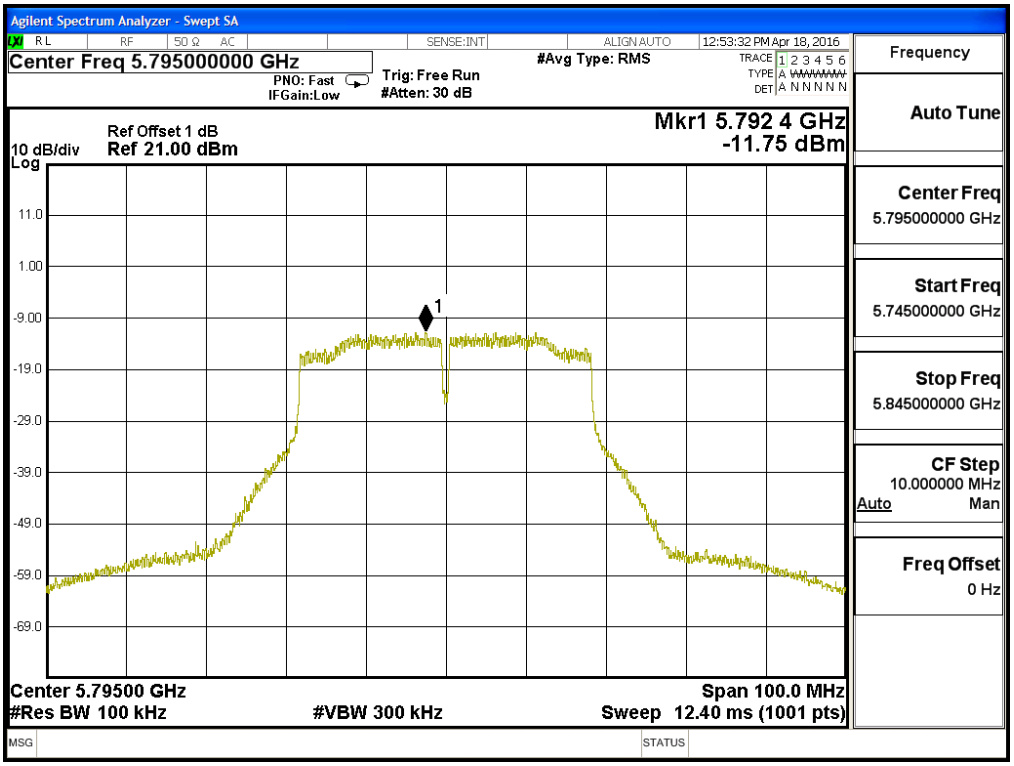

Product : Intel® Dual Band Wireless-AC 8260
Test Item : Peak Power Spectral Density
Test Site : No.3 OATS
Test Mode : Mode 3 MIMO: Transmit (802.11ac-80BW-65Mbps)

Channel Number	Frequency (MHz)	Chain	PPSD (dBm)	BWCF (dB)	Duty Factor (dBm)	Total PPSD (dBm)[1]	Required Limit (dBm)	Result
155	5775	A	-11.330	6.980	0.310	-1.030	<30	Pass
		B	-11.390	6.980	0.310	-1.090	<30	Pass

Note: 1. The quantity 10*log 2 (two antennas) is added to the spectrum peak value according to document 662911D01.

2. Total PPSD = PPSD value + BWCF + Duty Factor + 10*log 2.

Channel 155: CHAIN A

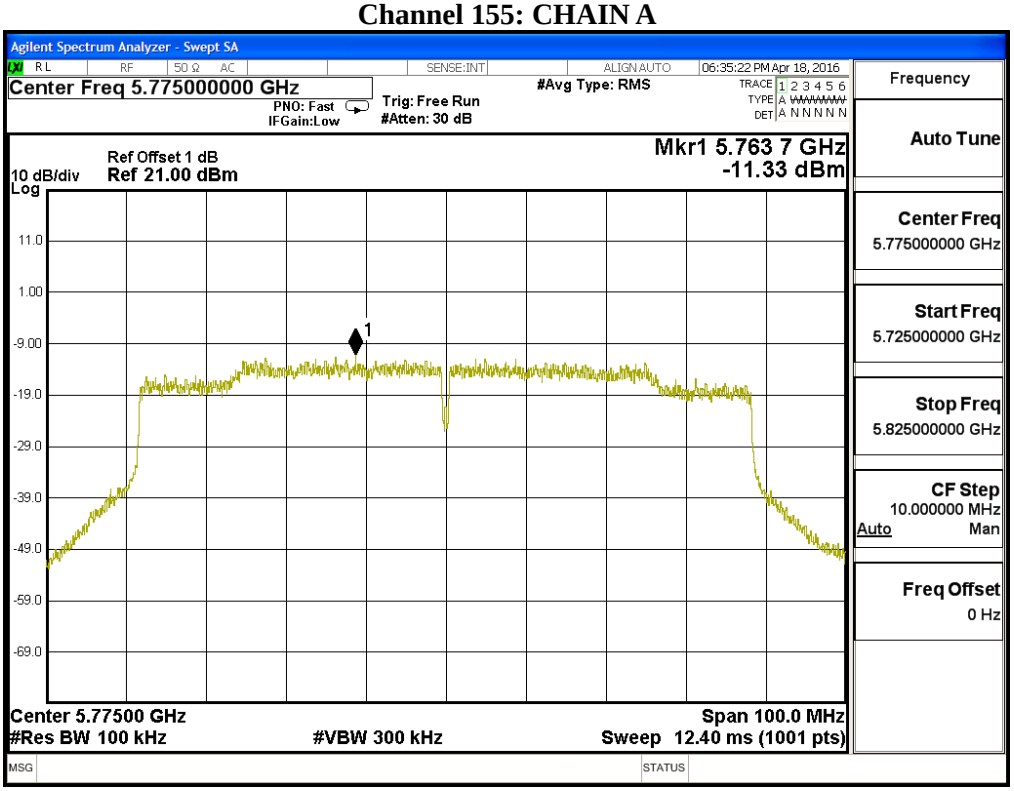

Channel 155: CHAIN B

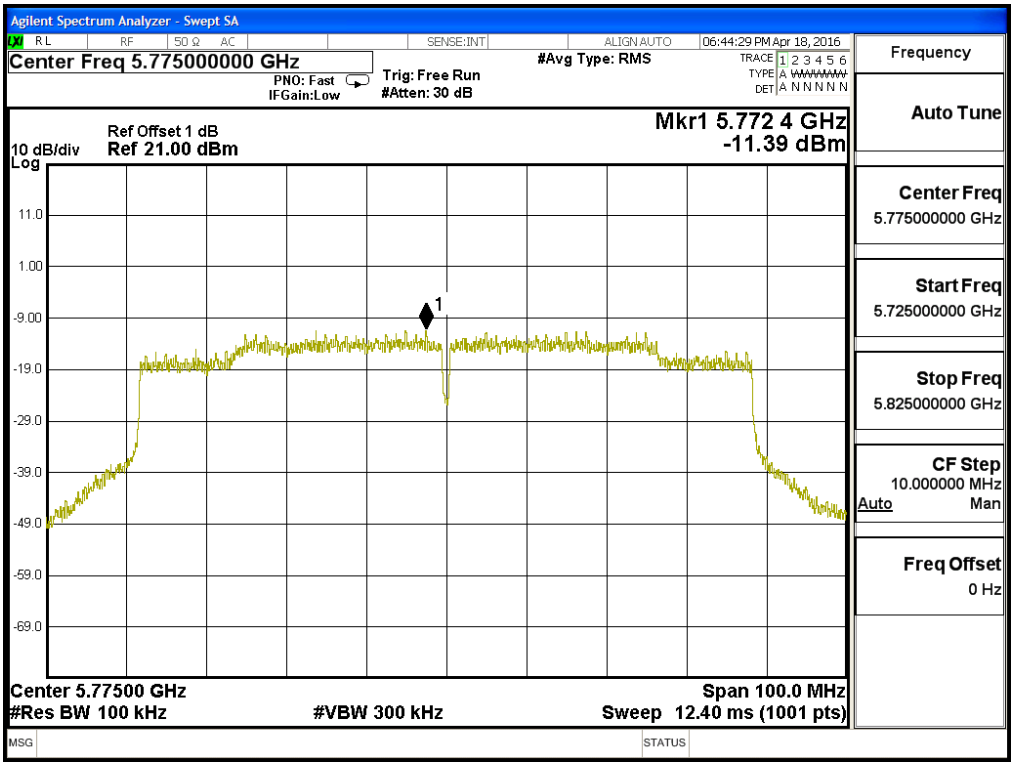

5. Radiated Emission

5.1. Test Equipment

The following test equipments are used during the radiated emission test:

Test Site	Equipment		Manufacturer	Model No./Serial No.	Last Cal.
☒Site # 3	X	Magnetic Loop Antenna	Teseq	HLA6121/ 37133	Sep, 2015
	X	Bilog Antenna	Schaffner Chase	CBL6112B/ 2707	Jun, 2015
	X	EMI Test Receiver	R&S	ESCS 30/838251/ 001	Jun, 2015
	X	Coaxial Cable	QTK(Arnist)	RG 214/ LC003-RG	Jun, 2015
	X	Coaxial signal switch	Arnist	MP59B/ 6200798682	Jun, 2015

Test Site	Equipment		Manufacturer	Model No./Serial No.	Last Cal.
☒CB # 8	X	Spectrum Analyzer	R&S	FSP40/ 100339	Oct, 2015
	X	Horn Antenna	ETS-Lindgren	3117/ 35205	Mar, 2016
	X	Horn Antenna	Schwarzbeck	BBHA9170/209	Jan, 2016
	X	Horn Antenna	TRC	AH-0801/95051	Aug, 2015
	X	Pre-Amplifier	EMCI	EMC012630SE/980210	Jan, 2016
	X	Pre-Amplifier	MITEQ	JS41-001040000-58-5P/153945	Jul, 2015
	X	Pre-Amplifier	NARDA	DBL-1840N506/013	Jul, 2015

Note: 1. All equipments are calibrated with traceable calibrations. Each calibration is traceable to the national or international standards.
2. The test instruments marked with “X” are used to measure the final test results.

5.2. Test Setup

Radiated Emission Below 1GHz

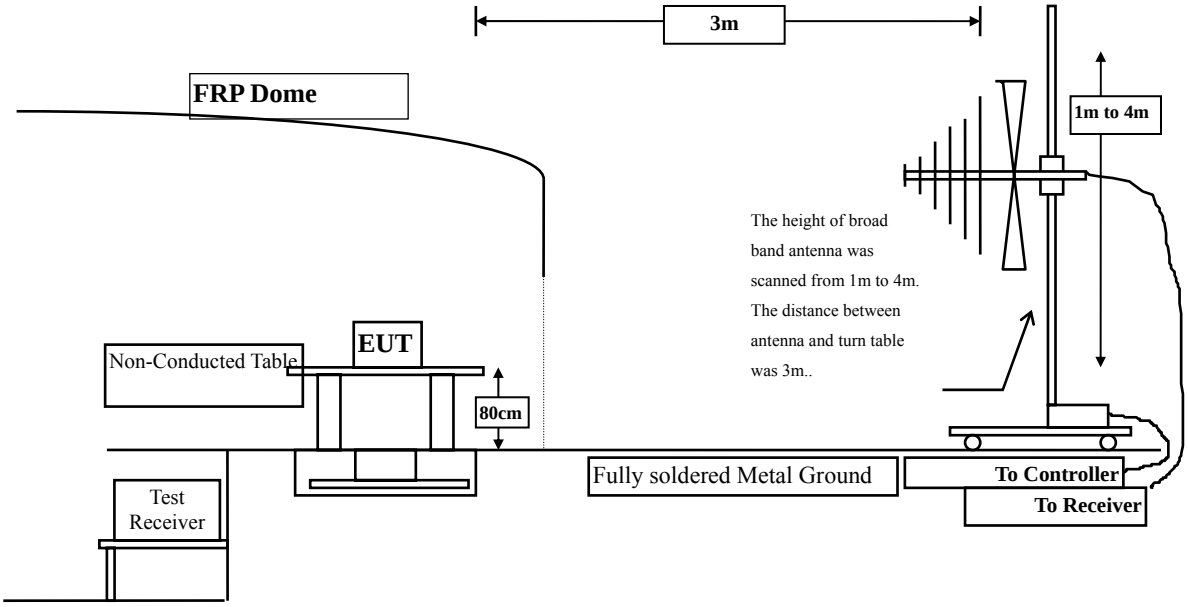

Radiated Emission Above 1GHz

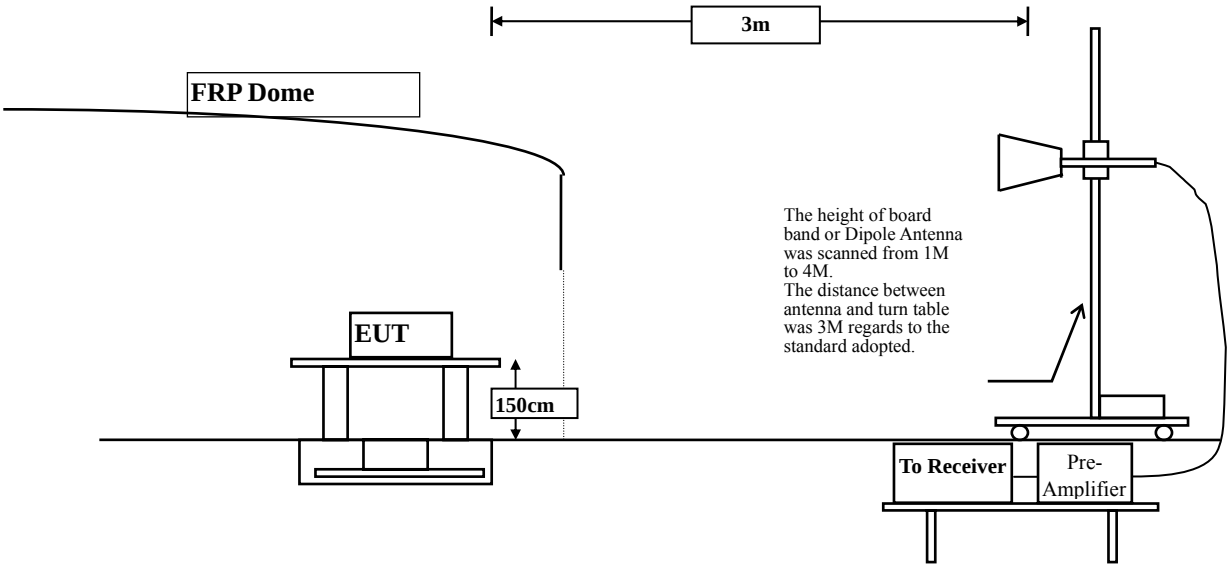

5.3. Limits

Emissions radiated outside of the specified frequency bands, except for harmonics, shall be attenuated by at least 20dB below the level of the fundamental or to the general radiated emission limits in paragraph 15.209, whichever is the lesser attenuation.

FCC Part 15 Subpart C Paragraph 15.209(a) Limits		
Frequency MHz	Field strength (microvolts/meter)	Measurement distance (meter)
0.009-0.490	2400/F(kHz)	300
0.490-1.705	24000/F(kHz)	30
1.705-30	30	30
30-88	100	3
88-216	150	3
216-960	200	3
Above 960	500	3

Remarks: E field strength (dBuV/m) = 20 log E field strength (uV/m)

5.4. Test Procedure

The EUT was setup according to ANSI C63.10, 2013 and tested according to FCC KDB-789033 test procedure for compliance to FCC 47CFR 15.407 requirements.

Measuring the frequency range below 1GHz, the EUT is placed on a turn table which is 0.8 meter above ground,when measuring the frequency range above 1GHz, the EUT is placed on a turn table which is 1.5 meter above ground.

The turn table is rotated 360 degrees to determine the position of the maximum emission level.

The EUT was positioned such that the distance from antenna to the EUT was 3 meters.

The antenna is scanned between 1 meter and 4 meters to find out the maximum emission level. This is repeated for both horizontal and vertical polarization of the antenna. In order to find the maximum emission, all of the interface cables were manipulated according to ANSI C63.10: 2013 on radiated measurement.

The resolution bandwidth below 30MHz setting on the field strength meter is 9kHz and 30MHz~1GHz is 120kHz and above 1GHz is 1MHz.

Radiated emission measurements below 30MHz are made using Loop Antenna and 30MHz~1GHz are made using broadband Bilog antenna and above 1GHz are made using Horn Antennas.

The measurement is divided into the Preliminary Measurement and the Final Measurement.

The suspected frequencies are searched for in Preliminary Measurement with the measurement antenna kept pointed at the source of the emission both in azimuth and elevation, with the polarization of the antenna oriented for maximum response. The antenna is pointed at an angle towards the source of the emission, and the EUT is rotated in both height and polarization to maximize the measured emission. The emission is kept within the illumination area of the 3 dB bandwidth of the antenna.

The worst radiated emission is measured in the Open Area Test Site on the Final Measurement.

The measurement frequency range form 9kHz - 10th Harmonic of fundamental was investigated.

5.5. Uncertainty

± 3.8 dB below 1GHz

± 3.9 dB above 1GHz

5.6. Test Result of Radiated Emission

Product : Intel® Dual Band Wireless-AC 8260
Test Item : Harmonic Radiated Emission Data
Test Site : No.3 OATS
Test Mode : Mode 1 SISO A: Transmit (802.11a-6Mbps) (5745MHz)

Frequency MHz	Correct Factor dB	Reading Level dBuV	Measurement Level dBuV/m	Margin dB	Limit dBuV/m
Horizontal Peak Detector:					
11490.000	17.106	33.860	50.967	-23.033	74.000
17235.000	*	*	*	*	74.000
20720.000	*	*	*	*	74.000
25900.000	*	*	*	*	74.000
31080.000	*	*	*	*	74.000
36260.000	*	*	*	*	74.000
Average Detector:					
*	*	*	*	*	*
Vertical Peak Detector:					
11490.000	18.034	33.020	51.055	-22.945	74.000
17235.000	*	*	*	*	74.000
20720.000	*	*	*	*	74.000
25900.000	*	*	*	*	74.000
31080.000	*	*	*	*	74.000
36260.000	*	*	*	*	74.000
Average Detector:					
*	*	*	*	*	*

Note:

1. All Readings below 1GHz are Quasi-Peak, above 1GHz are performed with peak and/or average measurements as necessary.
2. Peak measurements: RBW = 1MHz, VBW = 3 MHz, Sweep: Auto.
3. Average measurements: RBW = 1MHz, VBW = 10 Hz, Sweep: Auto.
4. Measurement Level = Reading Level + Correct Factor.
5. Correct Factor = Antenna factor + Cable loss –Amplifier gain.
6. The average measurement was not performed when the peak measured data under the limit of average detection.
7. The emission levels of other frequencies are very lower than the limit and not show in test report.

Product : Intel® Dual Band Wireless-AC 8260
Test Item : Harmonic Radiated Emission Data
Test Site : No.3 OATS
Test Mode : Mode 1 SISO A: Transmit (802.11a-6Mbps) (5785MHz)

Frequency MHz	Correct Factor dB	Reading Level dBuV	Measurement Level dBuV/m	Margin dB	Limit dBuV/m
Horizontal Peak Detector:					
11570.000	16.809	31.530	48.339	-25.661	74.000
17355.000	*	*	*	*	74.000
20800.000	*	*	*	*	74.000
26000.000	*	*	*	*	74.000
31200.000	*	*	*	*	74.000
36400.000	*	*	*	*	74.000
Average Detector:					
*	*	*	*	*	*
Vertical Peak Detector:					
11570.000	17.698	31.610	49.308	-24.692	74.000
17355.000	*	*	*	*	74.000
20800.000	*	*	*	*	74.000
26000.000	*	*	*	*	74.000
31200.000	*	*	*	*	74.000
36400.000	*	*	*	*	74.000
Average Detector:					
*	*	*	*	*	*

Note:

1. All Readings below 1GHz are Quasi-Peak, above 1GHz are performed with peak and/or average measurements as necessary.
2. Peak measurements: RBW = 1MHz, VBW = 3 MHz, Sweep: Auto.
3. Average measurements: RBW = 1MHz, VBW = 10 Hz, Sweep: Auto.
4. Measurement Level = Reading Level + Correct Factor.
5. Correct Factor = Antenna factor + Cable loss –Amplifier gain.
6. The average measurement was not performed when the peak measured data under the limit of average detection.
7. The emission levels of other frequencies are very lower than the limit and not show in test report.

Product : Intel® Dual Band Wireless-AC 8260
Test Item : Harmonic Radiated Emission Data
Test Site : No.3 OATS
Test Mode : Mode 1 SISO A: Transmit (802.11a-6Mbps) (5825MHz)

Frequency MHz	Correct Factor dB	Reading Level dBuV	Measurement Level dBuV/m	Margin dB	Limit dBuV/m
Horizontal Peak Detector:					
11650.000	16.158	31.630	47.788	-26.212	74.000
17475.000	*	*	*	*	74.000
20960.000	*	*	*	*	74.000
26200.000	*	*	*	*	74.000
31440000	*	*	*	*	74.000
36680.000	*	*	*	*	74.000
Average Detector:					
*	*	*	*	*	*
Vertical Peak Detector:					
11650.000	17.274	32.090	49.365	-24.635	74.000
17475.000	*	*	*	*	74.000
20960.000	*	*	*	*	74.000
26200.000	*	*	*	*	74.000
31440000	*	*	*	*	74.000
36680.000	*	*	*	*	74.000
Average Detector:					
*	*	*	*	*	*

Note:

1. All Readings below 1GHz are Quasi-Peak, above 1GHz are performed with peak and/or average measurements as necessary.
2. Peak measurements: RBW = 1MHz, VBW = 3 MHz, Sweep: Auto.
3. Average measurements: RBW = 1MHz, VBW = 10 Hz, Sweep: Auto.
4. Measurement Level = Reading Level + Correct Factor.
5. Correct Factor = Antenna factor + Cable loss –Amplifier gain.
6. The average measurement was not performed when the peak measured data under the limit of average detection.
7. The emission levels of other frequencies are very lower than the limit and not show in test report.

Product : Intel® Dual Band Wireless-AC 8260
Test Item : Harmonic Radiated Emission Data
Test Site : No.3 OATS
Test Mode : Mode 1 SISO A: Transmit (802.11n-20BW-7.2Mbps) (5745MHz)

Frequency MHz	Correct Factor dB	Reading Level dBuV	Measurement Level dBuV/m	Margin dB	Limit dBuV/m
Horizontal					
Peak Detector:					
11490.000	17.106	30.840	47.947	-26.053	74.000
17235.000	*	*	*	*	74.000
20720.000	*	*	*	*	74.000
25900.000	*	*	*	*	74.000
31080.000	*	*	*	*	74.000
36260.000	*	*	*	*	74.000
Average Detector:					
*	*	*	*	*	*
Vertical					
Peak Detector:					
11490.000	18.034	30.870	48.905	-25.095	74.000
17235.000	*	*	*	*	74.000
20720.000	*	*	*	*	74.000
25900.000	*	*	*	*	74.000
31080.000	*	*	*	*	74.000
36260.000	*	*	*	*	74.000
Average Detector:					
*	*	*	*	*	*

Note:

1. All Readings below 1GHz are Quasi-Peak, above 1GHz are performed with peak and/or average measurements as necessary.
2. Peak measurements: RBW = 1MHz, VBW = 3 MHz, Sweep: Auto.
3. Average measurements: RBW = 1MHz, VBW = 10 Hz, Sweep: Auto.
4. Measurement Level = Reading Level + Correct Factor.
5. Correct Factor = Antenna factor + Cable loss –Amplifier gain.
6. The average measurement was not performed when the peak measured data under the limit of average detection.
7. The emission levels of other frequencies are very lower than the limit and not show in test report.

Product : Intel® Dual Band Wireless-AC 8260
Test Item : Harmonic Radiated Emission Data
Test Site : No.3 OATS
Test Mode : Mode 1 SISO A: Transmit (802.11n-20BW-7.2Mbps) (5785MHz)

Frequency MHz	Correct Factor dB	Reading Level dBuV	Measurement Level dBuV/m	Margin dB	Limit dBuV/m
Horizontal Peak Detector:					
11570.000	16.809	31.560	48.369	-25.631	74.000
17355.000	*	*	*	*	74.000
20880.000	*	*	*	*	74.000
26100.000	*	*	*	*	74.000
31320.000	*	*	*	*	74.000
36540.000	*	*	*	*	74.000
Average Detector:					
*	*	*	*	*	*
Vertical Peak Detector:					
11570.000	17.698	31.340	49.038	-24.962	74.000
17355.000	*	*	*	*	74.000
20880.000	*	*	*	*	74.000
26100.000	*	*	*	*	74.000
31320.000	*	*	*	*	74.000
36540.000	*	*	*	*	74.000
Average Detector:					
*	*	*	*	*	*

Note:

1. All Readings below 1GHz are Quasi-Peak, above 1GHz are performed with peak and/or average measurements as necessary.
2. Peak measurements: RBW = 1MHz, VBW = 3 MHz, Sweep: Auto.
3. Average measurements: RBW = 1MHz, VBW = 10 Hz, Sweep: Auto.
4. Measurement Level = Reading Level + Correct Factor.
5. Correct Factor = Antenna factor + Cable loss –Amplifier gain.
6. The average measurement was not performed when the peak measured data under the limit of average detection.
7. The emission levels of other frequencies are very lower than the limit and not show in test report.

Product : Intel® Dual Band Wireless-AC 8260
Test Item : Harmonic Radiated Emission Data
Test Site : No.3 OATS
Test Mode : Mode 1 SISO A: Transmit (802.11n-20BW-7.2Mbps) (5825MHz)

Frequency MHz	Correct Factor dB	Reading Level dBuV	Measurement Level dBuV/m	Margin dB	Limit dBuV/m
Horizontal Peak Detector:					
11650.000	16.158	31.980	48.138	-25.862	74.000
17475.000	*	*	*	*	74.000
20960.000	*	*	*	*	74.000
26200.000	*	*	*	*	74.000
31440.000	*	*	*	*	74.000
36680.000	*	*	*	*	74.000
Average Detector:					
*	*	*	*	*	*
Vertical Peak Detector:					
11650.000	17.274	31.440	48.715	-25.285	74.000
17475.000	*	*	*	*	74.000
20960.000	*	*	*	*	74.000
26200.000	*	*	*	*	74.000
31440.000	*	*	*	*	74.000
36680.000	*	*	*	*	74.000
Average Detector:					
*	*	*	*	*	*

Note:

1. All Readings below 1GHz are Quasi-Peak, above 1GHz are performed with peak and/or average measurements as necessary.
2. Peak measurements: RBW = 1MHz, VBW = 3 MHz, Sweep: Auto.
3. Average measurements: RBW = 1MHz, VBW = 10 Hz, Sweep: Auto.
4. Measurement Level = Reading Level + Correct Factor.
5. Correct Factor = Antenna factor + Cable loss –Amplifier gain.
6. The average measurement was not performed when the peak measured data under the limit of average detection.
7. The emission levels of other frequencies are very lower than the limit and not show in test report.

Product : Intel® Dual Band Wireless-AC 8260
Test Item : Harmonic Radiated Emission Data
Test Site : No.3 OATS
Test Mode : Mode 1 SISO A: Transmit (802.11n-40BW-15Mbps) (5755MHz)

Frequency MHz	Correct Factor dB	Reading Level dBuV	Measurement Level dBuV/m	Margin dB	Limit dBuV/m
Horizontal Peak Detector:					
11510.000	17.106	31.600	48.707	-25.293	74.000
17265.000	*	*	*	*	74.000
20760.000	*	*	*	*	74.000
25950.000	*	*	*	*	74.000
31140.000	*	*	*	*	74.000
36330.000	*	*	*	*	74.000
Average Detector:					
*	*	*	*	*	*
Vertical Peak Detector:					
11510.000	18.034	31.320	49.355	-24.645	74.000
17265.000	*	*	*	*	74.000
20760.000	*	*	*	*	74.000
25950.000	*	*	*	*	74.000
31140.000	*	*	*	*	74.000
36330.000	*	*	*	*	74.000
Average Detector:					
*	*	*	*	*	*

Note:

1. All Readings below 1GHz are Quasi-Peak, above 1GHz are performed with peak and/or average measurements as necessary.
2. Peak measurements: RBW = 1MHz, VBW = 3 MHz, Sweep: Auto.
3. Average measurements: RBW = 1MHz, VBW = 10 Hz, Sweep: Auto.
4. Measurement Level = Reading Level + Correct Factor.
5. Correct Factor = Antenna factor + Cable loss –Amplifier gain.
6. The average measurement was not performed when the peak measured data under the limit of average detection.
7. The emission levels of other frequencies are very lower than the limit and not show in test report.

Product : Intel® Dual Band Wireless-AC 8260
Test Item : Harmonic Radiated Emission Data
Test Site : No.3 OATS
Test Mode : Mode 1 SISO A: Transmit (802.11n-40BW-15Mbps) (5795MHz)

Frequency MHz	Correct Factor dB	Reading Level dBuV	Measurement Level dBuV/m	Margin dB	Limit dBuV/m
Horizontal Peak Detector:					
11590.000	16.701	31.650	48.350	-25.650	74.000
17385.000	*	*	*	*	74.000
20920.000	*	*	*	*	74.000
26150.000	*	*	*	*	74.000
31380.000	*	*	*	*	74.000
36610.000	*	*	*	*	74.000
Average Detector:					
*	*	*	*	*	*
Vertical Peak Detector:					
11590.000	17.567	31.060	48.626	-25.374	74.000
17385.000	*	*	*	*	74.000
20920.000	*	*	*	*	74.000
26150.000	*	*	*	*	74.000
31380.000	*	*	*	*	74.000
36610.000	*	*	*	*	74.000
Average Detector:					
*	*	*	*	*	*

Note:
1. All Readings below 1GHz are Quasi-Peak, above 1GHz are performed with peak and/or average measurements as necessary.
2. Peak measurements: RBW = 1MHz, VBW = 3 MHz, Sweep: Auto.
3. Average measurements: RBW = 1MHz, VBW = 10 Hz, Sweep: Auto.
4. Measurement Level = Reading Level + Correct Factor.
5. Correct Factor = Antenna factor + Cable loss –Amplifier gain.
6. The average measurement was not performed when the peak measured data under the limit of average detection.
7. The emission levels of other frequencies are very lower than the limit and not show in test report.

Product : Intel® Dual Band Wireless-AC 8260
Test Item : Harmonic Radiated Emission Data
Test Site : No.3 OATS
Test Mode : Mode 1 SISO A: Transmit (802.11ac-80BW-32.5Mbps) (5775MHz)

Frequency MHz	Correct Factor dB	Reading Level dBuV	Measurement Level dBuV/m	Margin dB	Limit dBuV/m
Horizontal Peak Detector:					
11550.000	16.914	31.290	48.204	-25.796	74.000
17325.000	*	*	*	*	74.000
20720.000	*	*	*	*	74.000
25900.000	*	*	*	*	74.000
31080.000	*	*	*	*	74.000
36260.000	*	*	*	*	74.000
Average Detector:					
*	*	*	*	*	*
Vertical Peak Detector:					
11550.000	17.826	31.580	49.405	-24.595	74.000
17325.000	*	*	*	*	74.000
20720.000	*	*	*	*	74.000
25900.000	*	*	*	*	74.000
31080.000	*	*	*	*	74.000
36260.000	*	*	*	*	74.000
Average Detector:					
*	*	*	*	*	*

Note:
1. All Readings below 1GHz are Quasi-Peak, above 1GHz are performed with peak and/or average measurements as necessary.
2. Peak measurements: RBW = 1MHz, VBW = 3 MHz, Sweep: Auto.
3. Average measurements: RBW = 1MHz, VBW = 10 Hz, Sweep: Auto.
4. Measurement Level = Reading Level + Correct Factor.
5. Correct Factor = Antenna factor + Cable loss –Amplifier gain.
6. The average measurement was not performed when the peak measured data under the limit of average detection.
7. The emission levels of other frequencies are very lower than the limit and not show in test report.

Product : Intel® Dual Band Wireless-AC 8260
Test Item : Harmonic Radiated Emission Data
Test Site : No.3 OATS
Test Mode : Mode 2 SISO B: Transmit (802.11a-6Mbps) (5745MHz)

Frequency MHz	Correct Factor dB	Reading Level dBuV	Measurement Level dBuV/m	Margin dB	Limit dBuV/m
Horizontal Peak Detector:					
11490.000	17.106	30.790	47.897	-26.103	74.000
17235.000	*	*	*	*	74.000
20720.000	*	*	*	*	74.000
25900.000	*	*	*	*	74.000
31080.000	*	*	*	*	74.000
36260.000	*	*	*	*	74.000
Average Detector:					
*	*	*	*	*	*
Vertical Peak Detector:					
11490.000	18.034	31.150	49.185	-24.815	74.000
17235.000	*	*	*	*	74.000
20720.000	*	*	*	*	74.000
25900.000	*	*	*	*	74.000
31080.000	*	*	*	*	74.000
36260.000	*	*	*	*	74.000
Average Detector:					
*	*	*	*	*	*

Note:
1. All Readings below 1GHz are Quasi-Peak, above 1GHz are performed with peak and/or average measurements as necessary.
2. Peak measurements: RBW = 1MHz, VBW = 3 MHz, Sweep: Auto.
3. Average measurements: RBW = 1MHz, VBW = 10 Hz, Sweep: Auto.
4. Measurement Level = Reading Level + Correct Factor.
5. Correct Factor = Antenna factor + Cable loss –Amplifier gain.
6. The average measurement was not performed when the peak measured data under the limit of average detection.
7. The emission levels of other frequencies are very lower than the limit and not show in test report.

Product : Intel® Dual Band Wireless-AC 8260
Test Item : Harmonic Radiated Emission Data
Test Site : No.3 OATS
Test Mode : Mode 2 SISO B: Transmit (802.11a-6Mbps) (5785MHz)

Frequency MHz	Correct Factor dB	Reading Level dBuV	Measurement Level dBuV/m	Margin dB	Limit dBuV/m
Horizontal Peak Detector:					
11570.000	16.809	31.900	48.709	-25.291	74.000
17355.000	*	*	*	*	74.000
20800.000	*	*	*	*	74.000
26000.000	*	*	*	*	74.000
31200.000	*	*	*	*	74.000
36400.000	*	*	*	*	74.000
Average Detector:					
*	*	*	*	*	*
Vertical Peak Detector:					
11570.000	17.698	31.310	49.008	-24.992	74.000
17355.000	*	*	*	*	74.000
20800.000	*	*	*	*	74.000
26000.000	*	*	*	*	74.000
31200.000	*	*	*	*	74.000
36400.000	*	*	*	*	74.000
Average Detector:					
*	*	*	*	*	*

Note:

1. All Readings below 1GHz are Quasi-Peak, above 1GHz are performed with peak and/or average measurements as necessary.
2. Peak measurements: RBW = 1MHz, VBW = 3 MHz, Sweep: Auto.
3. Average measurements: RBW = 1MHz, VBW = 10 Hz, Sweep: Auto.
4. Measurement Level = Reading Level + Correct Factor.
5. Correct Factor = Antenna factor + Cable loss –Amplifier gain.
6. The average measurement was not performed when the peak measured data under the limit of average detection.
7. The emission levels of other frequencies are very lower than the limit and not show in test report.

Product : Intel® Dual Band Wireless-AC 8260
Test Item : Harmonic Radiated Emission Data
Test Site : No.3 OATS
Test Mode : Mode 2 SISO B: Transmit (802.11a-6Mbps) (5825MHz)

Frequency MHz	Correct Factor dB	Reading Level dBuV	Measurement Level dBuV/m	Margin dB	Limit dBuV/m
Horizontal Peak Detector:					
11650.000	16.158	31.540	47.698	-26.302	74.000
17475.000	*	*	*	*	74.000
20960.000	*	*	*	*	74.000
26200.000	*	*	*	*	74.000
31440000	*	*	*	*	74.000
36680.000	*	*	*	*	74.000
Average Detector:					
*	*	*	*	*	*
Vertical Peak Detector:					
11650.000	17.274	31.500	48.775	-25.225	74.000
17475.000	*	*	*	*	74.000
20960.000	*	*	*	*	74.000
26200.000	*	*	*	*	74.000
31440000	*	*	*	*	74.000
36680.000	*	*	*	*	74.000
Average Detector:					
*	*	*	*	*	*

Note:

1. All Readings below 1GHz are Quasi-Peak, above 1GHz are performed with peak and/or average measurements as necessary.
2. Peak measurements: RBW = 1MHz, VBW = 3 MHz, Sweep: Auto.
3. Average measurements: RBW = 1MHz, VBW = 10 Hz, Sweep: Auto.
4. Measurement Level = Reading Level + Correct Factor.
5. Correct Factor = Antenna factor + Cable loss –Amplifier gain.
6. The average measurement was not performed when the peak measured data under the limit of average detection.
7. The emission levels of other frequencies are very lower than the limit and not show in test report.

Product : Intel® Dual Band Wireless-AC 8260
Test Item : Harmonic Radiated Emission Data
Test Site : No.3 OATS
Test Mode : Mode 2 SISO B: Transmit (802.11n-20BW 7.2Mbps) (5745MHz)

Frequency MHz	Correct Factor dB	Reading Level dBuV	Measurement Level dBuV/m	Margin dB	Limit dBuV/m
Horizontal					
Peak Detector:					
11490.000	17.106	30.800	47.907	-26.093	74.000
17235.000	*	*	*	*	74.000
20720.000	*	*	*	*	74.000
25900.000	*	*	*	*	74.000
31080.000	*	*	*	*	74.000
36260.000	*	*	*	*	74.000
Average Detector:					
*	*	*	*	*	*
Vertical					
Peak Detector:					
11490.000	18.034	30.720	48.755	-25.245	74.000
17235.000	*	*	*	*	74.000
20720.000	*	*	*	*	74.000
25900.000	*	*	*	*	74.000
31080.000	*	*	*	*	74.000
36260.000	*	*	*	*	74.000
Average Detector:					
*	*	*	*	*	*

Note:

1. All Readings below 1GHz are Quasi-Peak, above 1GHz are performed with peak and/or average measurements as necessary.
2. Peak measurements: RBW = 1MHz, VBW = 3 MHz, Sweep: Auto.
3. Average measurements: RBW = 1MHz, VBW = 10 Hz, Sweep: Auto.
4. Measurement Level = Reading Level + Correct Factor.
5. Correct Factor = Antenna factor + Cable loss –Amplifier gain.
6. The average measurement was not performed when the peak measured data under the limit of average detection.
7. The emission levels of other frequencies are very lower than the limit and not show in test report.

Product : Intel® Dual Band Wireless-AC 8260
Test Item : Harmonic Radiated Emission Data
Test Site : No.3 OATS
Test Mode : Mode 2 SISO B: Transmit (802.11n-20BW 7.2Mbps) (5785MHz)

Frequency MHz	Correct Factor dB	Reading Level dBuV	Measurement Level dBuV/m	Margin dB	Limit dBuV/m
Horizontal Peak Detector:					
11570.000	16.809	30.790	47.599	-26.401	74.000
17355.000	*	*	*	*	74.000
20880.000	*	*	*	*	74.000
26100.000	*	*	*	*	74.000
31320.000	*	*	*	*	74.000
36540.000	*	*	*	*	74.000
Average Detector:					
*	*	*	*	*	*
Vertical Peak Detector:					
11570.000	17.698	30.530	48.228	-25.772	74.000
17355.000	*	*	*	*	74.000
20880.000	*	*	*	*	74.000
26100.000	*	*	*	*	74.000
31320.000	*	*	*	*	74.000
36540.000	*	*	*	*	74.000
Average Detector:					
*	*	*	*	*	*

Note:

1. All Readings below 1GHz are Quasi-Peak, above 1GHz are performed with peak and/or average measurements as necessary.
2. Peak measurements: RBW = 1MHz, VBW = 3 MHz, Sweep: Auto.
3. Average measurements: RBW = 1MHz, VBW = 10 Hz, Sweep: Auto.
4. Measurement Level = Reading Level + Correct Factor.
5. Correct Factor = Antenna factor + Cable loss –Amplifier gain.
6. The average measurement was not performed when the peak measured data under the limit of average detection.
7. The emission levels of other frequencies are very lower than the limit and not show in test report.

Product : Intel® Dual Band Wireless-AC 8260
Test Item : Harmonic Radiated Emission Data
Test Site : No.3 OATS
Test Mode : Mode 2 SISO B: Transmit (802.11n-20BW 7.2Mbps) (5825MHz)

Frequency MHz	Correct Factor dB	Reading Level dBuV	Measurement Level dBuV/m	Margin dB	Limit dBuV/m
Horizontal Peak Detector:					
11650.000	16.158	31.460	47.618	-26.382	74.000
17475.000	*	*	*	*	74.000
20960.000	*	*	*	*	74.000
26200.000	*	*	*	*	74.000
31440.000	*	*	*	*	74.000
36680.000	*	*	*	*	74.000
Average Detector:					
*	*	*	*	*	*
Vertical Peak Detector:					
11650.000	17.274	31.490	48.765	-25.235	74.000
17475.000	*	*	*	*	74.000
20960.000	*	*	*	*	74.000
26200.000	*	*	*	*	74.000
31440.000	*	*	*	*	74.000
36680.000	*	*	*	*	74.000
Average Detector:					
*	*	*	*	*	*

Note:

1. All Readings below 1GHz are Quasi-Peak, above 1GHz are performed with peak and/or average measurements as necessary.
2. Peak measurements: RBW = 1MHz, VBW = 3 MHz, Sweep: Auto.
3. Average measurements: RBW = 1MHz, VBW = 10 Hz, Sweep: Auto.
4. Measurement Level = Reading Level + Correct Factor.
5. Correct Factor = Antenna factor + Cable loss –Amplifier gain.
6. The average measurement was not performed when the peak measured data under the limit of average detection.
7. The emission levels of other frequencies are very lower than the limit and not show in test report.

Product : Intel® Dual Band Wireless-AC 8260
Test Item : Harmonic Radiated Emission Data
Test Site : No.3 OATS
Test Mode : Mode 2 SISO B: Transmit (802.11n-40BW 15Mbps) (5755MHz)

Frequency MHz	Correct Factor dB	Reading Level dBuV	Measurement Level dBuV/m	Margin dB	Limit dBuV/m
Horizontal Peak Detector:					
11510.000	17.124	30.780	47.904	-26.096	74.000
17265.000	*	*	*	*	74.000
20760.000	*	*	*	*	74.000
25950.000	*	*	*	*	74.000
31140.000	*	*	*	*	74.000
36330.000	*	*	*	*	74.000
Average Detector:					
*	*	*	*	*	*
Vertical Peak Detector:					
11510.000	18.081	31.070	49.151	-24.849	74.000
17265.000	*	*	*	*	74.000
20760.000	*	*	*	*	74.000
25950.000	*	*	*	*	74.000
31140.000	*	*	*	*	74.000
36330.000	*	*	*	*	74.000
Average Detector:					
*	*	*	*	*	*

Note:

1. All Readings below 1GHz are Quasi-Peak, above 1GHz are performed with peak and/or average measurements as necessary.
2. Peak measurements: RBW = 1MHz, VBW = 3 MHz, Sweep: Auto.
3. Average measurements: RBW = 1MHz, VBW = 10 Hz, Sweep: Auto.
4. Measurement Level = Reading Level + Correct Factor.
5. Correct Factor = Antenna factor + Cable loss –Amplifier gain.
6. The average measurement was not performed when the peak measured data under the limit of average detection.
7. The emission levels of other frequencies are very lower than the limit and not show in test report.

Product : Intel® Dual Band Wireless-AC 8260
Test Item : Harmonic Radiated Emission Data
Test Site : No.3 OATS
Test Mode : Mode 2 SISO B: Transmit (802.11n-40BW 15Mbps) (5795MHz)

Frequency MHz	Correct Factor dB	Reading Level dBuV	Measurement Level dBuV/m	Margin dB	Limit dBuV/m
Horizontal Peak Detector:					
11590.000	16.701	30.640	47.340	-26.660	74.000
17385.000	*	*	*	*	74.000
20920.000	*	*	*	*	74.000
26150.000	*	*	*	*	74.000
31380.000	*	*	*	*	74.000
36610.000	*	*	*	*	74.000
Average Detector:					
*	*	*	*	*	*
Vertical Peak Detector:					
11590.000	17.567	30.720	48.286	-25.714	74.000
17385.000	*	*	*	*	74.000
20920.000	*	*	*	*	74.000
26150.000	*	*	*	*	74.000
31380.000	*	*	*	*	74.000
36610.000	*	*	*	*	74.000
Average Detector:					
*	*	*	*	*	*

Note:

1. All Readings below 1GHz are Quasi-Peak, above 1GHz are performed with peak and/or average measurements as necessary.
2. Peak measurements: RBW = 1MHz, VBW = 3 MHz, Sweep: Auto.
3. Average measurements: RBW = 1MHz, VBW = 10 Hz, Sweep: Auto.
4. Measurement Level = Reading Level + Correct Factor.
5. Correct Factor = Antenna factor + Cable loss –Amplifier gain.
6. The average measurement was not performed when the peak measured data under the limit of average detection.
7. The emission levels of other frequencies are very lower than the limit and not show in test report.

Product : Intel® Dual Band Wireless-AC 8260
Test Item : Harmonic Radiated Emission Data
Test Site : No.3 OATS
Test Mode : Mode 2 SISO B: Transmit (802.11ac-80BW-32.5Mbps) (5775MHz)

Frequency MHz	Correct Factor dB	Reading Level dBuV	Measurement Level dBuV/m	Margin dB	Limit dBuV/m
Horizontal Peak Detector:					
11550.000	16.914	30.520	47.434	-26.566	74.000
17325.000	*	*	*	*	74.000
20720.000	*	*	*	*	74.000
25900.000	*	*	*	*	74.000
31080.000	*	*	*	*	74.000
36260.000	*	*	*	*	74.000
Average Detector:					
*	*	*	*	*	*
Vertical Peak Detector:					
11550.000	17.826	31.400	49.225	-24.775	74.000
17325.000	*	*	*	*	74.000
20720.000	*	*	*	*	74.000
25900.000	*	*	*	*	74.000
31080.000	*	*	*	*	74.000
36260.000	*	*	*	*	74.000
Average Detector:					
*	*	*	*	*	*

Note:
1. All Readings below 1GHz are Quasi-Peak, above 1GHz are performed with peak and/or average measurements as necessary.
2. Peak measurements: RBW = 1MHz, VBW = 3 MHz, Sweep: Auto.
3. Average measurements: RBW = 1MHz, VBW = 10 Hz, Sweep: Auto.
4. Measurement Level = Reading Level + Correct Factor.
5. Correct Factor = Antenna factor + Cable loss –Amplifier gain.
6. The average measurement was not performed when the peak measured data under the limit of average detection.
7. The emission levels of other frequencies are very lower than the limit and not show in test report.

Product : Intel® Dual Band Wireless-AC 8260
Test Item : Harmonic Radiated Emission Data
Test Site : No.3 OATS
Test Mode : Mode 3 MIMO: Transmit (802.11n-20BW 14.4Mbps) (5745MHz)

Frequency MHz	Correct Factor dB	Reading Level dBuV	Measurement Level dBuV/m	Margin dB	Limit dBuV/m
Horizontal					
Peak Detector:					
11490.000	17.106	30.870	47.977	-26.023	74.000
17235.000	*	*	*	*	74.000
20720.000	*	*	*	*	74.000
25900.000	*	*	*	*	74.000
31080.000	*	*	*	*	74.000
36260.000	*	*	*	*	74.000
Average Detector:					
*	*	*	*	*	*
Vertical					
Peak Detector:					
11490.000	18.034	31.610	49.645	-24.355	74.000
17235.000	*	*	*	*	74.000
20720.000	*	*	*	*	74.000
25900.000	*	*	*	*	74.000
31080.000	*	*	*	*	74.000
36260.000	*	*	*	*	74.000
Average Detector:					
*	*	*	*	*	*

Note:

1. All Readings below 1GHz are Quasi-Peak, above 1GHz are performed with peak and/or average measurements as necessary.
2. Peak measurements: RBW = 1MHz, VBW = 3 MHz, Sweep: Auto.
3. Average measurements: RBW = 1MHz, VBW = 10 Hz, Sweep: Auto.
4. Measurement Level = Reading Level + Correct Factor.
5. Correct Factor = Antenna factor + Cable loss –Amplifier gain.
6. The average measurement was not performed when the peak measured data under the limit of average detection.
7. The emission levels of other frequencies are very lower than the limit and not show in test report.

Product : Intel® Dual Band Wireless-AC 8260
Test Item : Harmonic Radiated Emission Data
Test Site : No.3 OATS
Test Mode : Mode 3 MIMO: Transmit (802.11n-20BW 14.4Mbps) (5785MHz)

Frequency MHz	Correct Factor dB	Reading Level dBuV	Measurement Level dBuV/m	Margin dB	Limit dBuV/m
Horizontal Peak Detector:					
11570.000	16.809	30.870	47.679	-26.321	74.000
17355.000	*	*	*	*	74.000
20880.000	*	*	*	*	74.000
26100.000	*	*	*	*	74.000
31320.000	*	*	*	*	74.000
36540.000	*	*	*	*	74.000
Average Detector:					
*	*	*	*	*	*
Vertical Peak Detector:					
11570.000	17.698	31.190	48.888	-25.112	74.000
17355.000	*	*	*	*	74.000
20880.000	*	*	*	*	74.000
26100.000	*	*	*	*	74.000
31320.000	*	*	*	*	74.000
36540.000	*	*	*	*	74.000
Average Detector:					
*	*	*	*	*	*

Note:

1. All Readings below 1GHz are Quasi-Peak, above 1GHz are performed with peak and/or average measurements as necessary.
2. Peak measurements: RBW = 1MHz, VBW = 3 MHz, Sweep: Auto.
3. Average measurements: RBW = 1MHz, VBW = 10 Hz, Sweep: Auto.
4. Measurement Level = Reading Level + Correct Factor.
5. Correct Factor = Antenna factor + Cable loss –Amplifier gain.
6. The average measurement was not performed when the peak measured data under the limit of average detection.
7. The emission levels of other frequencies are very lower than the limit and not show in test report.

Product : Intel® Dual Band Wireless-AC 8260
Test Item : Harmonic Radiated Emission Data
Test Site : No.3 OATS
Test Mode : Mode 3 MIMO: Transmit (802.11n-20BW 14.4Mbps) (5825MHz)

Frequency MHz	Correct Factor dB	Reading Level dBuV	Measurement Level dBuV/m	Margin dB	Limit dBuV/m
Horizontal Peak Detector:					
11650.000	16.158	31.130	47.288	-26.712	74.000
17475.000	*	*	*	*	74.000
20960.000	*	*	*	*	74.000
26200.000	*	*	*	*	74.000
31440.000	*	*	*	*	74.000
36680.000	*	*	*	*	74.000
Average Detector:					
*	*	*	*	*	*
Vertical Peak Detector:					
11650.000	17.274	31.700	48.975	-25.025	74.000
17475.000	*	*	*	*	74.000
20960.000	*	*	*	*	74.000
26200.000	*	*	*	*	74.000
31440.000	*	*	*	*	74.000
36680.000	*	*	*	*	74.000
Average Detector:					
*	*	*	*	*	*

Note:

1. All Readings below 1GHz are Quasi-Peak, above 1GHz are performed with peak and/or average measurements as necessary.
2. Peak measurements: RBW = 1MHz, VBW = 3 MHz, Sweep: Auto.
3. Average measurements: RBW = 1MHz, VBW = 10 Hz, Sweep: Auto.
4. Measurement Level = Reading Level + Correct Factor.
5. Correct Factor = Antenna factor + Cable loss –Amplifier gain.
6. The average measurement was not performed when the peak measured data under the limit of average detection.
7. The emission levels of other frequencies are very lower than the limit and not show in test report.

Product : Intel® Dual Band Wireless-AC 8260
Test Item : Harmonic Radiated Emission Data
Test Site : No.3 OATS
Test Mode : Mode 3 MIMO: Transmit (802.11n-40BW 30Mbps) (5755MHz)

Frequency MHz	Correct Factor dB	Reading Level dBuV	Measurement Level dBuV/m	Margin dB	Limit dBuV/m
Horizontal Peak Detector:					
11510.000	17.124	31.070	48.194	-25.806	74.000
17265.000	*	*	*	*	74.000
20760.000	*	*	*	*	74.000
25950.000	*	*	*	*	74.000
31140.000	*	*	*	*	74.000
36330.000	*	*	*	*	74.000
Average Detector:					
*	*	*	*	*	*
Vertical Peak Detector:					
11510.000	18.081	31.510	49.591	-24.409	74.000
17265.000	*	*	*	*	74.000
20760.000	*	*	*	*	74.000
25950.000	*	*	*	*	74.000
31140.000	*	*	*	*	74.000
36330.000	*	*	*	*	74.000
Average Detector:					
*	*	*	*	*	*

Note:

1. All Readings below 1GHz are Quasi-Peak, above 1GHz are performed with peak and/or average measurements as necessary.
2. Peak measurements: RBW = 1MHz, VBW = 3 MHz, Sweep: Auto.
3. Average measurements: RBW = 1MHz, VBW = 10 Hz, Sweep: Auto.
4. Measurement Level = Reading Level + Correct Factor.
5. Correct Factor = Antenna factor + Cable loss –Amplifier gain.
6. The average measurement was not performed when the peak measured data under the limit of average detection.
7. The emission levels of other frequencies are very lower than the limit and not show in test report.

Product : Intel® Dual Band Wireless-AC 8260
Test Item : Harmonic Radiated Emission Data
Test Site : No.3 OATS
Test Mode : Mode 3 MIMO: Transmit (802.11n-40BW 30Mbps) (5795MHz)

Frequency MHz	Correct Factor dB	Reading Level dBuV	Measurement Level dBuV/m	Margin dB	Limit dBuV/m
Horizontal Peak Detector:					
11590.000	16.701	31.290	47.990	-26.010	74.000
17385.000	*	*	*	*	74.000
20920.000	*	*	*	*	74.000
26150.000	*	*	*	*	74.000
31380.000	*	*	*	*	74.000
36610.000	*	*	*	*	74.000
Average Detector:					
*	*	*	*	*	*
Vertical Peak Detector:					
11550.000	17.826	31.700	49.525	-24.475	74.000
17385.000	*	*	*	*	74.000
20920.000	*	*	*	*	74.000
26150.000	*	*	*	*	74.000
31380.000	*	*	*	*	74.000
36610.000	*	*	*	*	74.000
Average Detector:					
*	*	*	*	*	*

Note:

1. All Readings below 1GHz are Quasi-Peak, above 1GHz are performed with peak and/or average measurements as necessary.
2. Peak measurements: RBW = 1MHz, VBW = 3 MHz, Sweep: Auto.
3. Average measurements: RBW = 1MHz, VBW = 10 Hz, Sweep: Auto.
4. Measurement Level = Reading Level + Correct Factor.
5. Correct Factor = Antenna factor + Cable loss –Amplifier gain.
6. The average measurement was not performed when the peak measured data under the limit of average detection.
7. The emission levels of other frequencies are very lower than the limit and not show in test report.

Product : Intel® Dual Band Wireless-AC 8260
Test Item : Harmonic Radiated Emission Data
Test Site : No.3 OATS
Test Mode : Mode 3 MIMO: Transmit (802.11ac-80BW-65Mbps) (5775MHz)

Frequency MHz	Correct Factor dB	Reading Level dBuV	Measurement Level dBuV/m	Margin dB	Limit dBuV/m
Horizontal Peak Detector:					
11550.000	16.914	31.360	48.274	-25.726	74.000
17325.000	*	*	*	*	74.000
20720.000	*	*	*	*	74.000
25900.000	*	*	*	*	74.000
31080.000	*	*	*	*	74.000
36260.000	*	*	*	*	74.000
Average Detector:					
*	*	*	*	*	*
Vertical Peak Detector:					
11550.000	17.826	31.060	48.885	-25.115	74.000
17325.000	*	*	*	*	74.000
20720.000	*	*	*	*	74.000
25900.000	*	*	*	*	74.000
31080.000	*	*	*	*	74.000
36260.000	*	*	*	*	74.000
Average Detector:					
*	*	*	*	*	*

Note:

1. All Readings below 1GHz are Quasi-Peak, above 1GHz are performed with peak and/or average measurements as necessary.
2. Peak measurements: RBW = 1MHz, VBW = 3 MHz, Sweep: Auto.
3. Average measurements: RBW = 1MHz, VBW = 10 Hz, Sweep: Auto.
4. Measurement Level = Reading Level + Correct Factor.
5. Correct Factor = Antenna factor + Cable loss –Amplifier gain.
6. The average measurement was not performed when the peak measured data under the limit of average detection.
7. The emission levels of other frequencies are very lower than the limit and not show in test report.

Product : Intel® Dual Band Wireless-AC 8260
Test Item : General Radiated Emission
Test Site : No.3 OATS
Test Mode : Mode 1 SISO A: Transmit (802.11a-6Mbps) (5785MHz)

Frequency MHz	Correct Factor dB	Reading Level dBμV	Measurement Level dBμV/m	Margin dB	Limit dBμV/m
Horizontal					
Peak Detector					
249.220	-6.216	29.667	23.451	-22.549	46.000
388.900	1.034	20.845	21.879	-24.121	46.000
505.300	2.126	21.915	24.041	-21.959	46.000
615.880	2.813	21.438	24.251	-21.749	46.000
761.380	5.145	19.652	24.796	-21.204	46.000
901.060	5.878	17.328	23.206	-22.794	46.000
Vertical					
Peak Detector					
179.380	-0.824	21.562	20.738	-22.762	43.500
328.760	-2.407	21.927	19.520	-26.480	46.000
485.900	-2.324	21.819	19.495	-26.505	46.000
635.280	-1.412	21.242	19.830	-26.170	46.000
740.040	-0.890	17.792	16.902	-29.098	46.000
837.040	1.606	19.873	21.479	-24.521	46.000

Note:

1. All Readings below 1GHz are Quasi-Peak, above 1GHz are performed with peak and/or average measurements as necessary.
2. Peak measurements: RBW = 1MHz, VBW = 3 MHz, Sweep: Auto.
3. Average measurements: RBW = 1MHz, VBW = 10 Hz, Sweep: Auto.
4. Measurement Level = Reading Level + Correct Factor.
5. Correct Factor = Antenna factor + Cable loss –Amplifier gain.
6. The average measurement was not performed when the peak measured data under the limit of average detection.
7. The emission levels of other frequencies are very lower than the limit and not show in test report.
8. No emission found between lowest internal used/generated frequency to 30MHz.

Product : Intel® Dual Band Wireless-AC 8260
Test Item : General Radiated Emission
Test Site : No.3 OATS
Test Mode : Mode 1 SISO A: Transmit (802.11n-20BW-7.2Mbps) (5785MHz)

Frequency MHz	Correct Factor dB	Reading Level dBμV	Measurement Level dBμV/m	Margin dB	Limit dBμV/m
Horizontal					
Peak Detector					
224.000	-10.069	30.943	20.874	-25.126	46.000
350.100	-1.298	24.196	22.898	-23.102	46.000
449.040	0.386	17.231	17.617	-28.383	46.000
584.840	3.251	19.348	22.599	-23.401	46.000
724.520	3.835	21.311	25.146	-20.854	46.000
877.780	6.207	12.475	18.682	-27.318	46.000
Vertical					
Peak Detector					
132.820	-3.932	26.539	22.607	-20.893	43.500
280.260	-6.065	23.333	17.268	-28.732	46.000
394.720	-1.697	22.566	20.869	-25.131	46.000
557.680	-2.529	21.554	19.024	-26.976	46.000
701.240	-0.541	22.988	22.447	-23.553	46.000
850.620	-0.397	20.106	19.709	-26.291	46.000

Note:

1. All Readings below 1GHz are Quasi-Peak, above 1GHz are performed with peak and/or average measurements as necessary.
2. Peak measurements: RBW = 1MHz, VBW = 3 MHz, Sweep: Auto.
3. Average measurements: RBW = 1MHz, VBW = 10 Hz, Sweep: Auto.
4. Measurement Level = Reading Level + Correct Factor.
5. Correct Factor = Antenna factor + Cable loss –Amplifier gain.
6. The average measurement was not performed when the peak measured data under the limit of average detection.
7. The emission levels of other frequencies are very lower than the limit and not show in test report.
8. No emission found between lowest internal used/generated frequency to 30MHz.

Product : Intel® Dual Band Wireless-AC 8260
Test Item : General Radiated Emission
Test Site : No.3 OATS
Test Mode : Mode 1 SISO A: Transmit (802.11n-40BW-15Mbps) (5755MHz)

Frequency MHz	Correct Factor dB	Reading Level dBμV	Measurement Level dBμV/m	Margin dB	Limit dBμV/m
Horizontal					
Peak Detector					
128.940	-7.390	30.795	23.405	-20.095	43.500
264.740	-5.501	25.222	19.722	-26.278	46.000
390.840	0.962	17.968	18.930	-27.070	46.000
520.820	3.198	18.618	21.815	-24.185	46.000
631.400	1.266	19.227	20.493	-25.507	46.000
761.380	5.145	13.004	18.148	-27.852	46.000
Vertical					
Peak Detector					
128.940	-3.710	21.903	18.193	-25.307	43.500
260.860	-4.870	21.056	16.186	-29.814	46.000
394.720	-1.697	19.491	17.794	-28.206	46.000
561.560	-2.489	18.147	15.658	-30.342	46.000
674.080	0.003	17.358	17.361	-28.639	46.000
790.480	2.693	14.492	17.185	-28.815	46.000

Note:

1. All Readings below 1GHz are Quasi-Peak, above 1GHz are performed with peak and/or average measurements as necessary.
2. Peak measurements: RBW = 1MHz, VBW = 3 MHz, Sweep: Auto.
3. Average measurements: RBW = 1MHz, VBW = 10 Hz, Sweep: Auto.
4. Measurement Level = Reading Level + Correct Factor.
5. Correct Factor = Antenna factor + Cable loss –Amplifier gain.
6. The average measurement was not performed when the peak measured data under the limit of average detection.
7. The emission levels of other frequencies are very lower than the limit and not show in test report.
8. No emission found between lowest internal used/generated frequency to 30MHz.

Product : Intel® Dual Band Wireless-AC 8260
Test Item : General Radiated Emission
Test Site : No.3 OATS
Test Mode : Mode 1 SISO A: Transmit (802.11ac-80BW-32.5Mbps) (5775MHz)

Frequency MHz	Correct Factor dB	Reading Level dBμV	Measurement Level dBμV/m	Margin dB	Limit dBμV/m
Horizontal					
Peak Detector					
249.220	-6.216	26.638	20.422	-25.578	46.000
375.320	0.918	22.403	23.321	-22.679	46.000
499.480	1.991	18.373	20.363	-25.637	46.000
658.560	1.892	20.298	22.190	-23.810	46.000
774.960	5.153	17.311	22.464	-23.536	46.000
901.060	5.878	16.409	22.287	-23.713	46.000
Vertical					
Peak Detector					
113.420	-3.709	23.093	19.384	-24.116	43.500
224.000	-6.379	24.722	18.343	-27.657	46.000
338.460	-1.640	21.737	20.096	-25.904	46.000
565.440	-2.433	21.388	18.955	-27.045	46.000
703.180	-0.592	18.581	17.989	-28.011	46.000
866.140	-0.330	18.727	18.397	-27.603	46.000

Note:

1. All Readings below 1GHz are Quasi-Peak, above 1GHz are performed with peak and/or average measurements as necessary.
2. Peak measurements: RBW = 1MHz, VBW = 3 MHz, Sweep: Auto.
3. Average measurements: RBW = 1MHz, VBW = 10 Hz, Sweep: Auto.
4. Measurement Level = Reading Level + Correct Factor.
5. Correct Factor = Antenna factor + Cable loss –Amplifier gain.
6. The average measurement was not performed when the peak measured data under the limit of average detection.
7. The emission levels of other frequencies are very lower than the limit and not show in test report.
8. No emission found between lowest internal used/generated frequency to 30MHz.

Product : Intel® Dual Band Wireless-AC 8260
Test Item : General Radiated Emission
Test Site : No.3 OATS
Test Mode : Mode 2 SISO B: Transmit (802.11a-6Mbps) (5785MHz)

Frequency MHz	Correct Factor dB	Reading Level dBμV	Measurement Level dBμV/m	Margin dB	Limit dBμV/m
Horizontal					
Peak Detector					
249.220	-6.216	29.116	22.900	-23.100	46.000
383.080	1.305	21.498	22.803	-23.197	46.000
493.660	1.474	17.467	18.942	-27.058	46.000
641.100	1.005	20.762	21.767	-24.233	46.000
776.900	5.167	19.949	25.116	-20.884	46.000
924.340	6.589	16.883	23.472	-22.528	46.000
Vertical					
Peak Detector					
198.780	-5.708	25.709	20.001	-23.499	43.500
299.660	-4.061	24.350	20.289	-25.711	46.000
392.780	-1.210	20.966	19.756	-26.244	46.000
579.020	-2.289	22.007	19.718	-26.282	46.000
687.660	2.292	20.003	22.295	-23.705	46.000
819.580	3.001	16.564	19.565	-26.435	46.000

Note:

1. All Readings below 1GHz are Quasi-Peak, above 1GHz are performed with peak and/or average measurements as necessary.
2. Peak measurements: RBW = 1MHz, VBW = 3 MHz, Sweep: Auto.
3. Average measurements: RBW = 1MHz, VBW = 10 Hz, Sweep: Auto.
4. Measurement Level = Reading Level + Correct Factor.
5. Correct Factor = Antenna factor + Cable loss –Amplifier gain.
6. The average measurement was not performed when the peak measured data under the limit of average detection.
7. The emission levels of other frequencies are very lower than the limit and not show in test report.
8. No emission found between lowest internal used/generated frequency to 30MHz.

Product : Intel® Dual Band Wireless-AC 8260
Test Item : General Radiated Emission
Test Site : No.3 OATS
Test Mode : Mode 2 SISO B: Transmit (802.11n-20BW 7.2Mbps) (5785MHz)

Frequency MHz	Correct Factor dB	Reading Level dBμV	Measurement Level dBμV/m	Margin dB	Limit dBμV/m
Horizontal					
Peak Detector					
173.560	-9.543	27.830	18.287	-25.213	43.500
299.660	-4.751	24.227	19.476	-26.524	46.000
445.160	-0.432	19.231	18.799	-27.201	46.000
644.980	1.237	17.468	18.705	-27.295	46.000
774.960	5.153	17.849	23.002	-22.998	46.000
922.400	6.670	12.108	18.778	-27.222	46.000
Vertical					
Peak Detector					
111.480	-3.439	23.115	19.677	-23.823	43.500
224.000	-6.379	26.972	20.593	-25.407	46.000
359.800	-1.316	20.436	19.120	-26.880	46.000
654.680	-3.047	20.893	17.846	-28.154	46.000
788.540	2.714	17.513	20.227	-25.773	46.000
895.240	0.317	18.170	18.487	-27.513	46.000

Note:

1. All Readings below 1GHz are Quasi-Peak, above 1GHz are performed with peak and/or average measurements as necessary.
2. Peak measurements: RBW = 1MHz, VBW = 3 MHz, Sweep: Auto.
3. Average measurements: RBW = 1MHz, VBW = 10 Hz, Sweep: Auto.
4. Measurement Level = Reading Level + Correct Factor.
5. Correct Factor = Antenna factor + Cable loss –Amplifier gain.
6. The average measurement was not performed when the peak measured data under the limit of average detection.
7. The emission levels of other frequencies are very lower than the limit and not show in test report.
8. No emission found between lowest internal used/generated frequency to 30MHz.

Product : Intel® Dual Band Wireless-AC 8260
Test Item : General Radiated Emission
Test Site : No.3 OATS
Test Mode : Mode 2 SISO B: Transmit (802.11n-40BW 15Mbps) (5755MHz)

Frequency MHz	Correct Factor dB	Reading Level dBμV	Measurement Level dBμV/m	Margin dB	Limit dBμV/m
Horizontal					
Peak Detector					
249.220	-6.216	27.062	20.846	-25.154	46.000
350.100	-1.298	24.045	22.747	-23.253	46.000
485.900	1.316	19.200	20.516	-25.484	46.000
707.060	3.066	18.957	22.023	-23.977	46.000
817.640	6.716	17.161	23.877	-22.123	46.000
947.620	6.971	16.959	23.930	-22.070	46.000
Vertical					
Peak Detector					
198.780	-5.708	26.024	20.316	-23.184	43.500
330.700	-2.244	23.082	20.839	-25.161	46.000
460.680	-1.930	21.097	19.167	-26.833	46.000
658.560	-1.778	20.337	18.559	-27.441	46.000
782.720	2.757	18.846	21.603	-24.397	46.000
895.240	0.317	18.607	18.924	-27.076	46.000

Note:

1. All Readings below 1GHz are Quasi-Peak, above 1GHz are performed with peak and/or average measurements as necessary.
2. Peak measurements: RBW = 1MHz, VBW = 3 MHz, Sweep: Auto.
3. Average measurements: RBW = 1MHz, VBW = 10 Hz, Sweep: Auto.
4. Measurement Level = Reading Level + Correct Factor.
5. Correct Factor = Antenna factor + Cable loss –Amplifier gain.
6. The average measurement was not performed when the peak measured data under the limit of average detection.
7. The emission levels of other frequencies are very lower than the limit and not show in test report.
8. No emission found between lowest internal used/generated frequency to 30MHz.

Product : Intel® Dual Band Wireless-AC 8260
Test Item : General Radiated Emission
Test Site : No.3 OATS
Test Mode : Mode 2 SISO B: Transmit (802.11ac-80BW-32.5Mbps) (5775MHz)

Frequency MHz	Correct Factor dB	Reading Level dBμV	Measurement Level dBμV/m	Margin dB	Limit dBμV/m
Horizontal					
Peak Detector					
249.220	-6.216	30.376	24.160	-21.840	46.000
361.740	-0.006	22.591	22.584	-23.416	46.000
511.120	3.173	21.069	24.242	-21.758	46.000
637.220	1.572	21.517	23.089	-22.911	46.000
771.080	5.126	20.212	25.339	-20.661	46.000
901.060	5.878	17.148	23.026	-22.974	46.000
Vertical					
Peak Detector					
117.300	-3.740	23.124	19.384	-24.116	43.500
224.000	-6.379	26.330	19.951	-26.049	46.000
342.340	-0.936	20.945	20.009	-25.991	46.000
462.620	-2.571	21.827	19.256	-26.744	46.000
596.480	0.907	19.851	20.758	-25.242	46.000
773.020	2.405	17.408	19.813	-26.187	46.000

Note:

1. All Readings below 1GHz are Quasi-Peak, above 1GHz are performed with peak and/or average measurements as necessary.
2. Peak measurements: RBW = 1MHz, VBW = 3 MHz, Sweep: Auto.
3. Average measurements: RBW = 1MHz, VBW = 10 Hz, Sweep: Auto.
4. Measurement Level = Reading Level + Correct Factor.
5. Correct Factor = Antenna factor + Cable loss –Amplifier gain.
6. The average measurement was not performed when the peak measured data under the limit of average detection.
7. The emission levels of other frequencies are very lower than the limit and not show in test report.
8. No emission found between lowest internal used/generated frequency to 30MHz.

Product : Intel® Dual Band Wireless-AC 8260
Test Item : General Radiated Emission
Test Site : No.3 OATS
Test Mode : Mode 3 MIMO: Transmit (802.11n-20BW 14.4Mbps) (5785MHz)

Frequency MHz	Correct Factor dB	Reading Level dBμV	Measurement Level dBμV/m	Margin dB	Limit dBμV/m
Horizontal					
Peak Detector					
173.560	-9.543	29.504	19.961	-23.539	43.500
303.540	-4.068	22.539	18.471	-27.529	46.000
439.340	0.749	19.822	20.571	-25.429	46.000
619.760	2.074	19.227	21.301	-24.699	46.000
745.860	3.906	20.513	24.419	-21.581	46.000
903.000	5.938	14.310	20.248	-25.752	46.000
Vertical					
Peak Detector					
115.360	-3.870	23.275	19.406	-24.094	43.500
249.220	-5.096	27.412	22.316	-23.684	46.000
355.920	-0.972	19.582	18.610	-27.390	46.000
518.880	0.763	18.658	19.421	-26.579	46.000
641.100	-1.915	21.750	19.835	-26.165	46.000
761.380	1.925	17.844	19.768	-26.232	46.000

Note:

1. All Readings below 1GHz are Quasi-Peak, above 1GHz are performed with peak and/or average measurements as necessary.
2. Peak measurements: RBW = 1MHz, VBW = 3 MHz, Sweep: Auto.
3. Average measurements: RBW = 1MHz, VBW = 10 Hz, Sweep: Auto.
4. Measurement Level = Reading Level + Correct Factor.
5. Correct Factor = Antenna factor + Cable loss –Amplifier gain.
6. The average measurement was not performed when the peak measured data under the limit of average detection.
7. The emission levels of other frequencies are very lower than the limit and not show in test report.
8. No emission found between lowest internal used/generated frequency to 30MHz.

Product : Intel® Dual Band Wireless-AC 8260
Test Item : General Radiated Emission
Test Site : No.3 OATS
Test Mode : Mode 3 MIMO: Transmit (802.11n-40BW 30Mbps) (5755MHz)

Frequency MHz	Correct Factor dB	Reading Level dBμV	Measurement Level dBμV/m	Margin dB	Limit dBμV/m
Horizontal					
Peak Detector					
249.220	-6.216	27.898	21.682	-24.318	46.000
392.780	0.810	22.558	23.368	-22.632	46.000
532.460	3.099	18.474	21.573	-24.427	46.000
691.540	3.722	20.167	23.889	-22.111	46.000
802.120	6.356	20.453	26.809	-19.191	46.000
924.340	6.589	16.980	23.569	-22.431	46.000
Vertical					
Peak Detector					
128.940	-3.710	23.518	19.808	-23.692	43.500
249.220	-5.096	27.190	22.094	-23.906	46.000
361.740	-0.646	19.397	18.750	-27.250	46.000
499.480	-0.199	19.781	19.581	-26.419	46.000
598.420	1.114	18.906	20.020	-25.980	46.000
720.640	-0.754	21.551	20.797	-25.203	46.000

Note:

1. All Readings below 1GHz are Quasi-Peak, above 1GHz are performed with peak and/or average measurements as necessary.
2. Peak measurements: RBW = 1MHz, VBW = 3 MHz, Sweep: Auto.
3. Average measurements: RBW = 1MHz, VBW = 10 Hz, Sweep: Auto.
4. Measurement Level = Reading Level + Correct Factor.
5. Correct Factor = Antenna factor + Cable loss –Amplifier gain.
6. The average measurement was not performed when the peak measured data under the limit of average detection.
7. The emission levels of other frequencies are very lower than the limit and not show in test report.
8. No emission found between lowest internal used/generated frequency to 30MHz.

Product : Intel® Dual Band Wireless-AC 8260
Test Item : General Radiated Emission
Test Site : No.3 OATS
Test Mode : Mode 3 MIMO: Transmit (802.11ac-80BW-65Mbps) (5775MHz)

Frequency MHz	Correct Factor dB	Reading Level dBμV	Measurement Level dBμV/m	Margin dB	Limit dBμV/m
Horizontal					
Peak Detector					
249.220	-6.216	27.933	21.717	-24.283	46.000
350.100	-1.298	25.193	23.895	-22.105	46.000
439.340	0.749	21.187	21.936	-24.064	46.000
604.240	4.289	18.835	23.125	-22.875	46.000
759.440	5.140	19.863	25.003	-20.997	46.000
914.640	6.410	14.765	21.175	-24.825	46.000
Vertical					
Peak Detector					
113.420	-3.709	22.972	19.263	-24.237	43.500
249.220	-5.096	25.467	20.371	-25.629	46.000
402.480	-3.575	22.407	18.832	-27.168	46.000
569.320	-2.396	21.933	19.537	-26.463	46.000
722.580	-0.757	20.684	19.927	-26.073	46.000
854.500	-0.330	19.680	19.350	-26.650	46.000

Note:

1. All Readings below 1GHz are Quasi-Peak, above 1GHz are performed with peak and/or average measurements as necessary.
2. Peak measurements: RBW = 1MHz, VBW = 3 MHz, Sweep: Auto.
3. Average measurements: RBW = 1MHz, VBW = 10 Hz, Sweep: Auto.
4. Measurement Level = Reading Level + Correct Factor.
5. Correct Factor = Antenna factor + Cable loss –Amplifier gain.
6. The average measurement was not performed when the peak measured data under the limit of average detection.
7. The emission levels of other frequencies are very lower than the limit and not show in test report.
8. No emission found between lowest internal used/generated frequency to 30MHz.

6. Band Edge

6.1. Test Equipment

RF Radiated Measurement:

The following test equipments are used during the band edge tests:

Test Site	Equipment		Manufacturer	Model No./Serial No.	Last Cal.
☒CB # 8	X	Spectrum Analyzer	R&S	FSP40/ 100339	Oct, 2015
	X	Horn Antenna	ETS-Lindgren	3117/ 35205	Mar, 2016
	X	Horn Antenna	Schwarzbeck	BBHA9170/209	Jan, 2016
	X	Horn Antenna	TRC	AH-0801/95051	Aug, 2015
	X	Pre-Amplifier	EMCI	EMC012630SE/980210	Jan, 2016
	X	Pre-Amplifier	MITEQ	JS41-001040000-58-5P/153945	Jul, 2015
	X	Pre-Amplifier	NARDA	DBL-1840N506/013	Jul, 2015

Note: 1. All instruments are calibrated every one year.
2. The test instruments marked by "X" are used to measure the final test results.

6.2. Test Setup

RF Radiated Measurement:

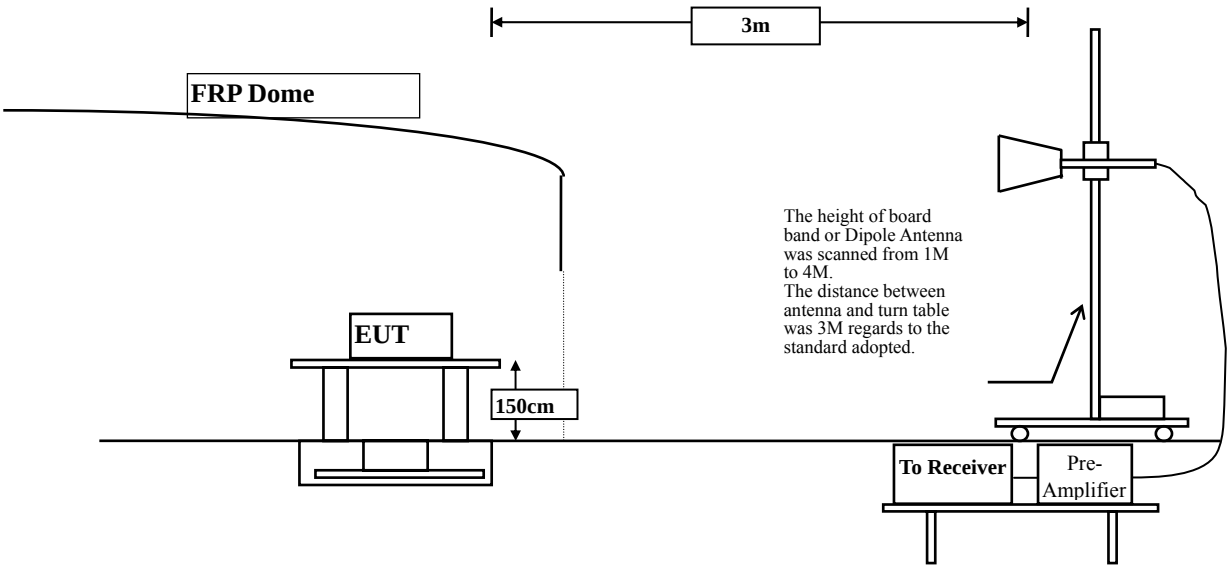

6.3. Limits

The provisions of Section 15.205 of this part apply to intentional radiators operating under this section.

Radiated emissions which fall in the restricted bands, as defined in Section 15.205, must also comply with the radiated emission limits specified in Section 15.209:

FCC Part 15 Subpart C Paragraph 15.209 Limits		
Frequency MHz	uV/m @3m	dBuV/m@3m
30-88	100	40
88-216	150	43.5
216-960	200	46
Above 960	500	54

Remarks : 1. RF Voltage (dBuV) = 20 log RF Voltage (uV)

2. In the Above Table, the tighter limit applies at the band edges.

3. Distance refers to the distance in meters between the measuring instrument antenna and the closed point of any part of the device or system.

For transmitters operating in the 5.725-5.85GHz band:

(i) All emissions shall be limited to a level of □27 dBm/MHz at 75 MHz or more above or below the band edge increasing linearly to 10 dBm/MHz at 25 MHz above or below the band edge, and from 25 MHz above or below the band edge increasing linearly to a level of 15.6 dBm/MHz at 5 MHz above or below the band edge, and from 5 MHz above or below the band edge increasing linearly to a level of 27 dBm/MHz at the band edge.

6.4. Test Procedure

The EUT is placed on a turn table which is 1.5 meter above ground. The turn table can rotate 360 degrees to determine the position of the maximum emission level. The EUT was positioned such that the distance from antenna to the EUT was 3 meters.

The antenna can move up and down between 1 meter and 4 meters to find out the maximum emission level.

Both horizontal and vertical polarization of the antenna are set on measurement. In order to find the maximum emission, all of the interface cables must be manipulated according to ANSI C63.10:2013 on radiated measurement.

The bandwidth below 1GHz setting on the field strength meter is 120 kHz, above 1GHz are 1 MHz.

The EUT was setup to ANSI C63.10, 2013; tested to UNII test procedure of FCC KDB-789033 for compliance to FCC 47CFR Subpart E requirements.

6.5. Uncertainty

± 3.8 dB below 1GHz

± 3.9 dB above 1GHz

6.6. Test Result of Band Edge

Product : Intel® Dual Band Wireless-AC 8260
Test Item : Band Edge Data
Test Site : No.3 OATS
Test Mode : Mode 1 SISO A: Transmit (802.11a-6Mbps)-Channel 149

RF Radiated Measurement:

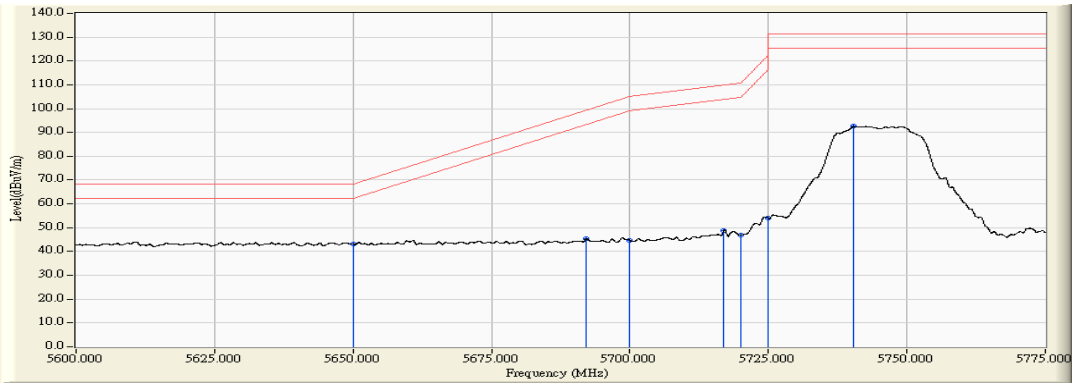

	Frequency (MHz)	Correct Factor (dB)	Reading Level (dBuv)	Measure Level (dBuv /m)	Margin (dB)	Limit (dBuv /m)	Result
Horizontal	5650.000	4.369	38.697	43.067	-25.153	68.220	Pass
Horizontal	5692.080	4.606	40.671	45.277	-54.065	99.342	Pass
Horizontal	5700.000	4.627	40.066	44.693	-60.507	105.200	Pass
Horizontal	5716.960	4.652	44.066	48.718	-61.231	109.949	Pass
Horizontal	5720.000	4.653	42.084	46.737	-64.063	110.800	Pass
Horizontal	5725.000	4.654	49.392	54.046	-68.154	122.200	Pass
Horizontal	5740.290	4.656	87.892	92.548	-38.652	131.200	Pass

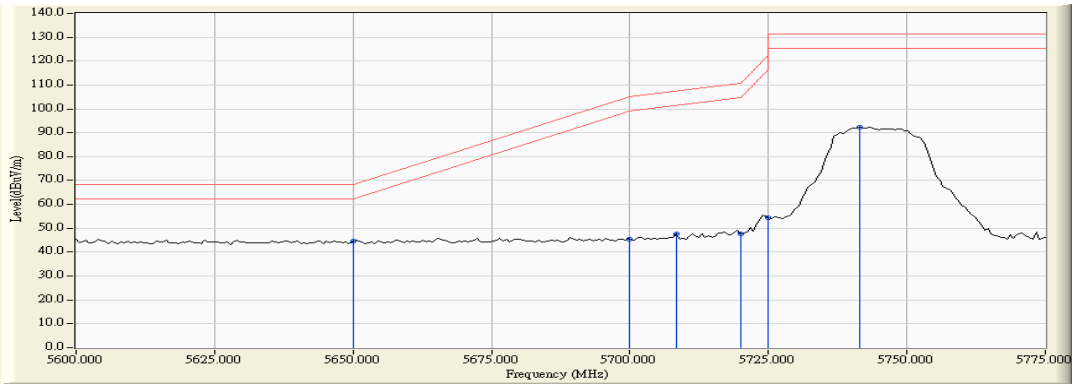

	Frequency (MHz)	Correct Factor (dB)	Reading Level (dBuv)	Measure Level (dBuv /m)	Margin (dB)	Limit (dBuv /m)	Result
Vertical	5650.000	5.844	38.760	44.605	-23.615	68.220	Pass
Vertical	5700.000	5.983	39.418	45.400	-59.800	105.200	Pass
Vertical	5708.406	5.994	41.630	47.624	-59.930	107.554	Pass
Vertical	5720.000	5.993	41.556	47.549	-63.251	110.800	Pass
Vertical	5725.000	5.992	48.281	54.274	-67.926	122.200	Pass
Vertical	5741.449	5.990	86.368	92.358	-38.842	131.200	Pass

Product : Intel® Dual Band Wireless-AC 8260
Test Item : Band Edge Data
Test Site : No.3 OATS
Test Mode : Mode 1 SISO A: Transmit (802.11a-6Mbps)-Channel 165

RF Radiated Measurement:

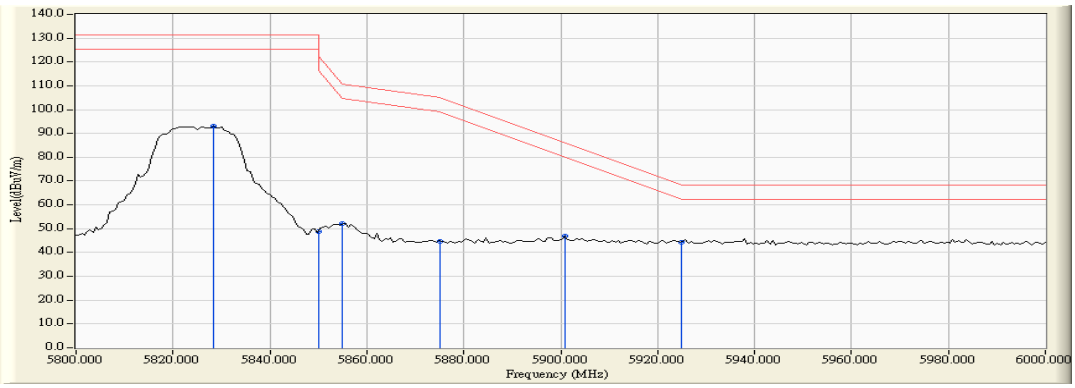

	Frequency (MHz)	Correct Factor (dB)	Reading Level (dBuv)	Measure Level (dBuv /m)	Margin (dB)	Limit (dBuv /m)	Result
Horizontal	5828.406	4.834	88.080	92.914	-38.286	131.200	Pass
Horizontal	5850.000	4.964	43.888	48.852	-73.348	122.200	Pass
Horizontal	5855.000	4.993	47.075	52.068	-58.732	110.800	Pass
Horizontal	5875.000	5.112	39.724	44.836	-60.364	105.200	Pass
Horizontal	5900.870	5.247	41.650	46.896	-39.160	86.056	Pass
Horizontal	5925.000	5.259	39.199	44.459	-23.741	68.200	Pass

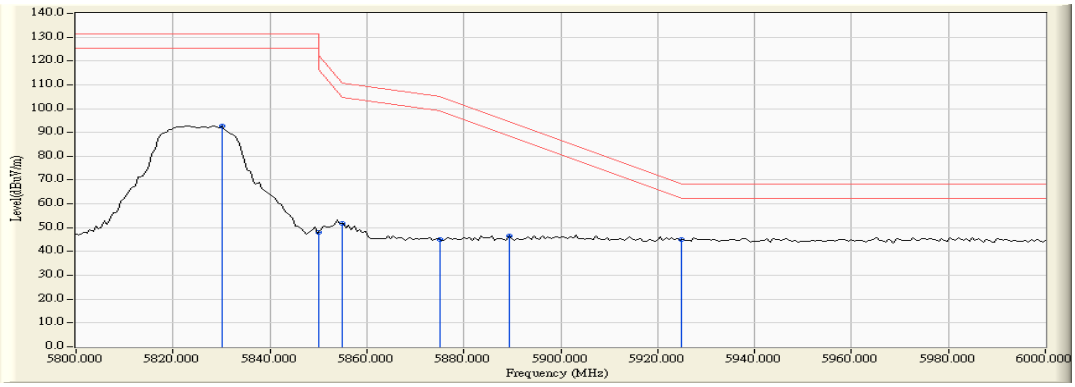

	Frequency (MHz)	Correct Factor (dB)	Reading Level (dBuv)	Measure Level (dBuv /m)	Margin (dB)	Limit (dBuv /m)	Result
Vertical	5830.145	6.013	86.655	92.668	-38.532	131.200	Pass
Vertical	5850.000	6.037	41.951	47.988	-74.212	122.200	Pass
Vertical	5855.000	6.042	45.806	51.848	-58.952	110.800	Pass
Vertical	5875.000	6.064	39.078	45.142	-60.058	105.200	Pass
Vertical	5889.275	6.082	40.451	46.533	-48.104	94.637	Pass
Vertical	5925.000	6.102	38.860	44.962	-23.238	68.200	Pass

Product : Intel® Dual Band Wireless-AC 8260
Test Item : Band Edge Data
Test Site : No.3 OATS
Test Mode : Mode 1 SISO A: Transmit (802.11n-20BW-7.2Mbps) -Channel 149

RF Radiated Measurement:

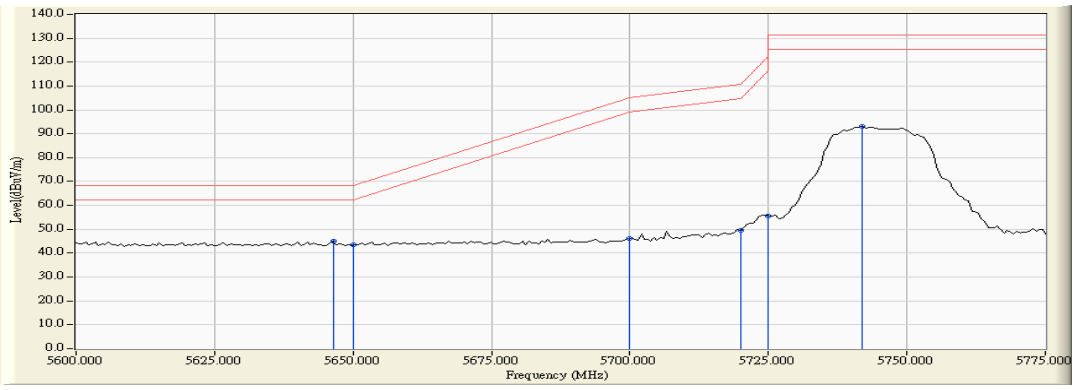

	Frequency (MHz)	Correct Factor (dB)	Reading Level (dBuv)	Measure Level (dBuv /m)	Margin (dB)	Limit (dBuv /m)	Result
Horizotal	5646.377	4.350	40.573	44.923	-23.297	68.220	Pass
Horizontal	5650.000	4.369	39.033	43.403	-24.817	68.220	Pass
Horizontal	5700.000	4.627	41.406	46.033	-59.167	105.200	Pass
Horizotal	5720.000	4.653	44.738	49.391	-61.409	110.800	Pass
Horizontal	5725.000	4.654	50.981	55.635	-66.565	122.200	Pass
Horizontal	5742.029	4.656	88.437	93.093	-38.107	131.200	Pass

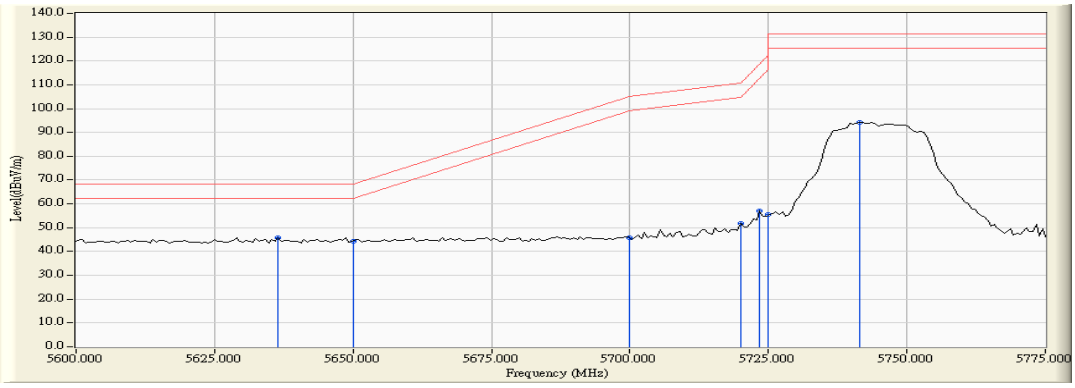

	Frequency (MHz)	Correct Factor (dB)	Reading Level (dBuv)	Measure Level (dBuv /m)	Margin (dB)	Limit (dBuv /m)	Result
Vertical	5636.522	5.803	40.079	45.882	-22.338	68.220	Pass
Vertical	5650.000	5.844	38.503	44.348	-23.872	68.220	Pass
Vertical	5700.000	5.983	39.649	45.631	-59.569	105.200	Pass
Vertical	5720.000	5.993	45.726	51.719	-59.081	110.800	Pass
Vertical	5723.478	5.993	50.884	56.877	-61.853	118.730	Pass
Vertical	5725.000	5.992	49.380	55.373	-66.827	122.200	Pass
Vertical	5741.449	5.990	88.097	94.087	-37.113	131.200	Pass

Product : Intel® Dual Band Wireless-AC 8260
Test Item : Band Edge Data
Test Site : No.3 OATS
Test Mode : Mode 1 SISO A: Transmit (802.11n-20BW-7.2Mbps) -Channel 165

RF Radiated Measurement:

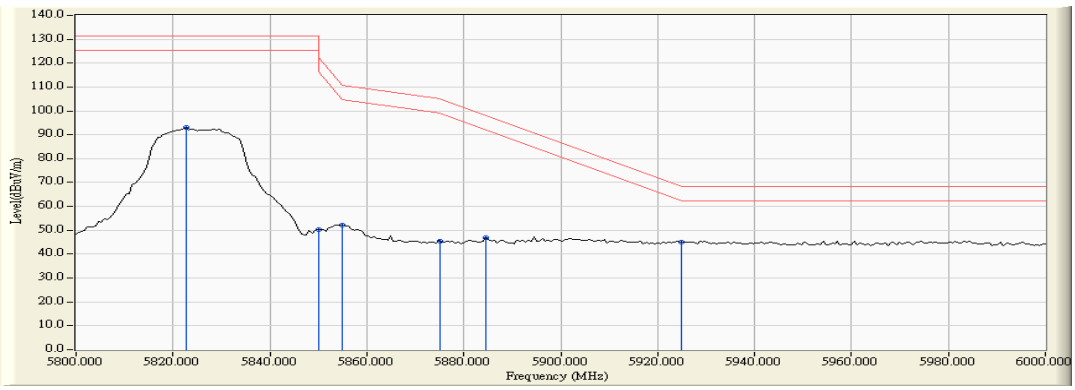

	Frequency (MHz)	Correct Factor (dB)	Reading Level (dBuv)	Measure Level (dBuv /m)	Margin (dB)	Limit (dBuv /m)	Result
Horizontal	5822.609	4.800	88.211	93.011	-38.189	131.200	Pass
Horizontal	5850.000	4.964	45.268	50.232	-71.968	122.200	Pass
Horizontal	5855.000	4.993	47.320	52.313	-58.487	110.800	Pass
Horizontal	5875.000	5.112	40.448	45.560	-59.640	105.200	Pass
Horizontal	5884.638	5.171	41.792	46.962	-51.106	98.068	Pass
Horizontal	5925.000	5.259	39.701	44.961	-23.239	68.200	Pass

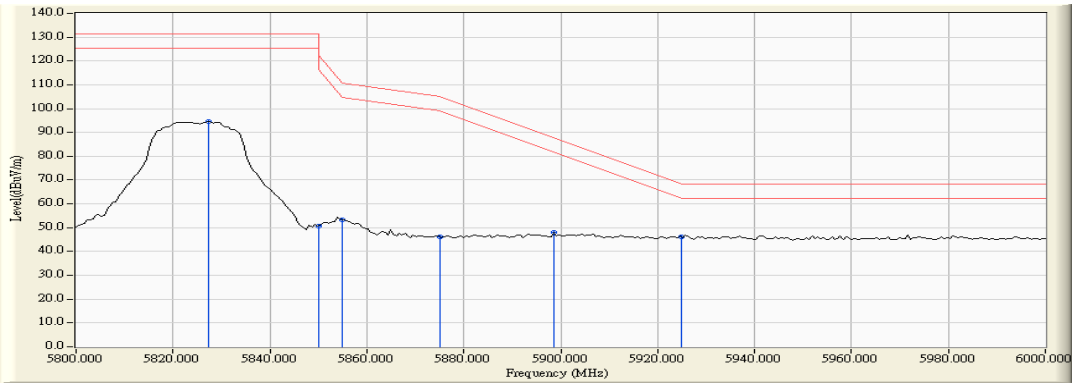

	Frequency (MHz)	Correct Factor (dB)	Reading Level (dBuv)	Measure Level (dBuv /m)	Margin (dB)	Limit (dBuv /m)	Result
Vertical	5827.246	6.010	88.436	94.446	-36.754	131.200	Pass
Vertical	5850.000	6.037	44.632	50.669	-71.531	122.200	Pass
Vertical	5855.000	6.042	47.234	53.276	-57.524	110.800	Pass
Vertical	5875.000	6.064	40.149	46.213	-58.987	105.200	Pass
Vertical	5898.551	6.091	42.086	48.177	-39.595	87.772	Pass
Vertical	5925.000	6.102	39.944	46.046	-22.154	68.200	Pass

Product : Intel® Dual Band Wireless-AC 8260
Test Item : Band Edge Data
Test Site : No.3 OATS
Test Mode : Mode 1 SISO A: Transmit (802.11n-40BW-15Mbps) -Channel 151

RF Radiated Measurement :

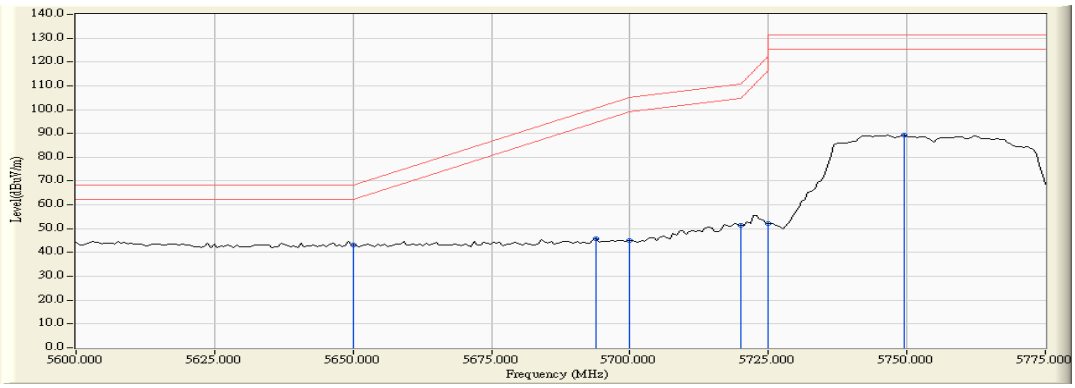

	Frequency (MHz)	Correct Factor (dB)	Reading Level (dBuv)	Measure Level (dBuv /m)	Margin (dB)	Limit (dBuv /m)	Result
Horizontal	5650.000	4.369	38.881	43.251	-24.969	68.220	Pass
Horizontal	5693.913	4.611	41.279	45.890	-54.808	100.698	Pass
Horizontal	5700.000	4.627	40.424	45.051	-60.149	105.200	Pass
Horizontal	5720.000	4.653	46.864	51.517	-59.283	110.800	Pass
Horizontal	5725.000	4.654	47.381	52.035	-70.165	122.200	Pass
Horizontal	5749.565	4.657	84.709	89.367	-41.833	131.200	Pass

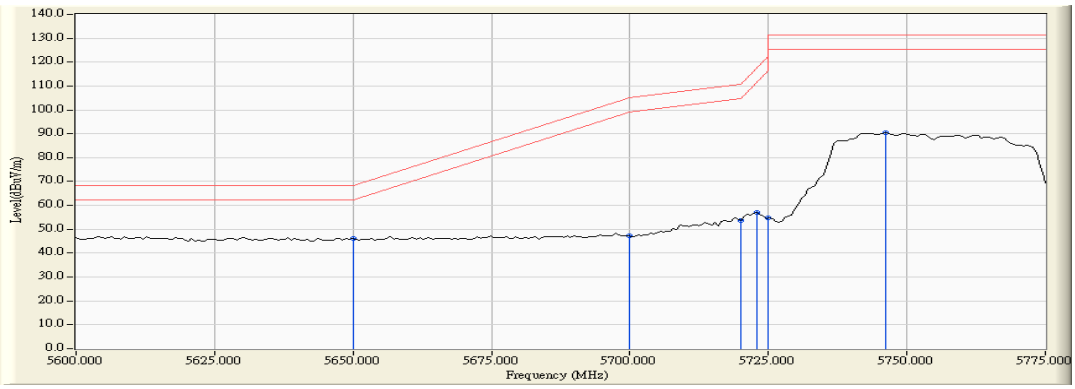

	Frequency (MHz)	Correct Factor (dB)	Reading Level (dBuv)	Measure Level (dBuv /m)	Margin (dB)	Limit (dBuv /m)	Result
Vertical	5650.000	5.844	40.304	46.149	-22.071	68.220	Pass
Vertical	5700.000	5.983	41.188	47.170	-58.030	105.200	Pass
Vertical	5720.000	5.993	47.732	53.725	-57.075	110.800	Pass
Vertical	5722.898	5.993	51.002	56.995	-60.412	117.407	Pass
Vertical	5725.000	5.992	48.682	54.675	-67.525	122.200	Pass
Vertical	5746.087	5.988	84.281	90.270	-40.930	131.200	Pass

Product : Intel® Dual Band Wireless-AC 8260
Test Item : Band Edge Data
Test Site : No.3 OATS
Test Mode : Mode 1 SISO A: Transmit (802.11n-40BW-15Mbps) -Channel 159

RF Radiated Measurement:

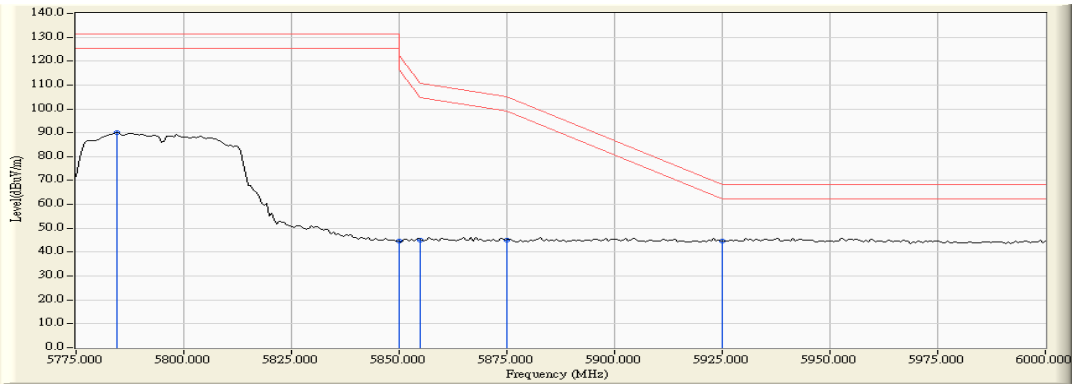

	Frequency (MHz)	Correct Factor (dB)	Reading Level (dBuv)	Measure Level (dBuv /m)	Margin (dB)	Limit (dBuv /m)	Result
Horizontal	5784.348	4.662	85.343	90.005	-41.195	131.200	Pass
Horizontal	5850.000	4.964	39.663	44.627	-77.573	122.200	Pass
Horizontal	5855.000	4.993	40.103	45.096	-65.704	110.800	Pass
Horizontal	5875.000	5.112	40.089	45.201	-59.999	105.200	Pass
Horizontal	5925.000	5.259	39.466	44.726	-23.474	68.200	Pass

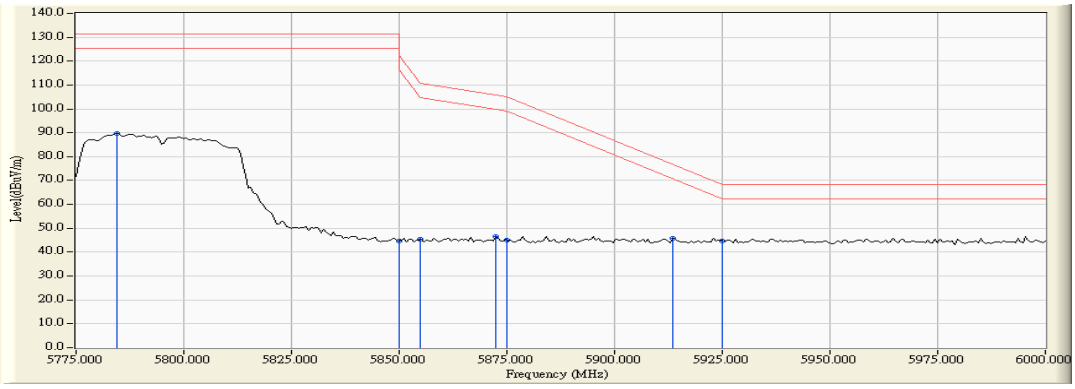

	Frequency (MHz)	Correct Factor (dB)	Reading Level (dBuv)	Measure Level (dBuv /m)	Margin (dB)	Limit (dBuv /m)	Result
Vertical	5784.348	5.980	83.656	89.637	-41.563	131.200	Pass
Vertical	5850.000	6.037	38.732	44.769	-77.431	122.200	Pass
Vertical	5855.000	6.042	39.477	45.519	-65.281	110.800	Pass
Vertical	5872.464	6.061	40.486	46.547	-59.363	105.910	Pass
Vertical	5875.000	6.064	38.957	45.021	-60.179	105.200	Pass
Vertical	5913.623	6.099	39.808	45.907	-30.712	76.619	Pass
Vertical	5925.000	6.102	38.574	44.676	-23.524	68.200	Pass

Product : Intel® Dual Band Wireless-AC 8260
Test Item : Band Edge Data
Test Site : No.3 OATS
Test Mode : Mode 1 SISO A: Transmit (802.11ac-80BW-32.5Mbps)-Channel 155

RF Radiated Measurement:

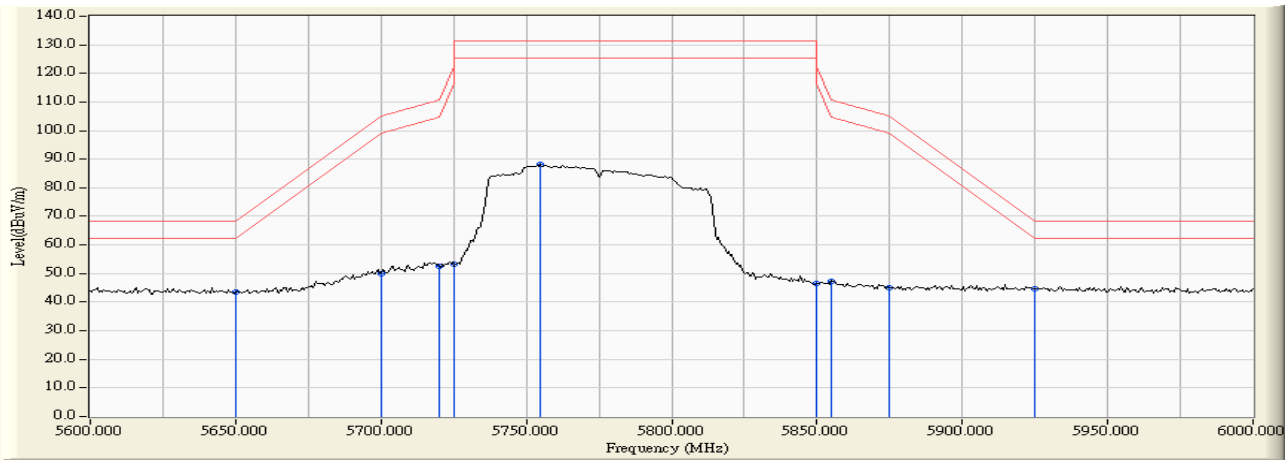

	Frequency (MHz)	Correct Factor (dB)	Reading Level (dBuv)	Measure Level (dBuv /m)	Margin (dB)	Limit (dBuv /m)	Result
Horizontal	5650.000	4.369	39.002	43.372	-24.848	68.220	Pass
Horizontal	5700.000	4.627	45.407	50.034	-55.166	105.200	Pass
Horizontal	5720.000	4.653	48.029	52.682	-58.118	110.800	Pass
Horizontal	5725.000	4.654	48.566	53.220	-68.980	122.200	Pass
Horizontal	5754.783	4.659	83.559	88.217	-42.983	131.200	Pass
Horizontal	5850.000	4.964	41.697	46.661	-75.539	122.200	Pass
Horizontal	5855.000	4.993	42.467	47.460	-63.340	110.800	Pass
Horizontal	5875.000	5.112	39.987	45.099	-60.101	105.200	Pass
Horizontal	5925.000	5.259	39.316	44.576	-23.624	68.200	Pass

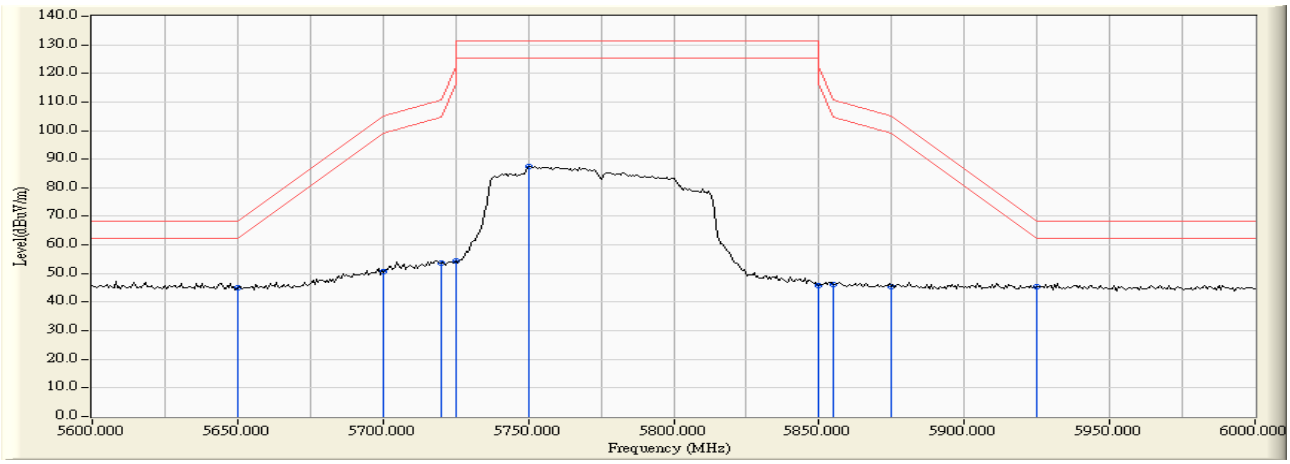

	Frequency (MHz)	Correct Factor (dB)	Reading Level (dBuv)	Measure Level (dBuv /m)	Margin (dB)	Limit (dBuv /m)	Result
Vertical	5650.000	5.844	39.060	44.905	-23.315	68.220	Pass
Vertical	5700.000	5.983	44.635	50.617	-54.583	105.200	Pass
Vertical	5720.000	5.993	47.620	53.613	-57.187	110.800	Pass
Vertical	5725.000	5.992	48.324	54.317	-67.883	122.200	Pass
Vertical	5750.145	5.988	81.580	87.568	-43.632	131.200	Pass
Vertical	5850.000	6.037	39.918	45.955	-76.245	122.200	Pass
Vertical	5855.000	6.042	40.241	46.283	-64.517	110.800	Pass
Vertical	5875.000	6.064	39.473	45.537	-59.663	105.200	Pass
Vertical	5925.000	6.102	39.170	45.272	-22.928	68.200	Pass

Product : Intel® Dual Band Wireless-AC 8260
Test Item : Band Edge Data
Test Site : No.3 OATS
Test Mode : Mode 2 SISO B: Transmit (802.11a-6Mbps)-Channel 149

RF Radiated Measurement:

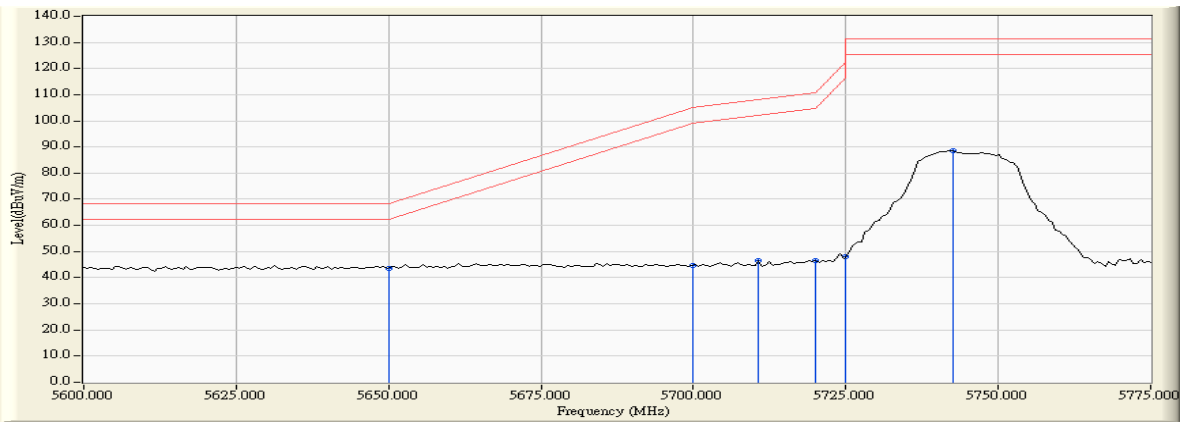

	Frequency (MHz)	Correct Factor (dB)	Reading Level (dBuv)	Measure Level (dBuv /m)	Margin (dB)	Limit (dBuv /m)	Result
Horizontal	5650.000	4.369	39.355	43.725	-24.495	68.220	Pass
Horizontal	5700.000	4.627	40.123	44.750	-60.450	105.200	Pass
Horizontal	5710.725	4.651	41.924	46.575	-61.628	108.203	Pass
Horizontal	5720.000	4.653	41.913	46.566	-64.234	110.800	Pass
Horizontal	5725.000	4.654	43.362	48.016	-74.184	122.200	Pass
Horizontal	5742.609	4.657	83.844	88.500	-42.700	131.200	Pass

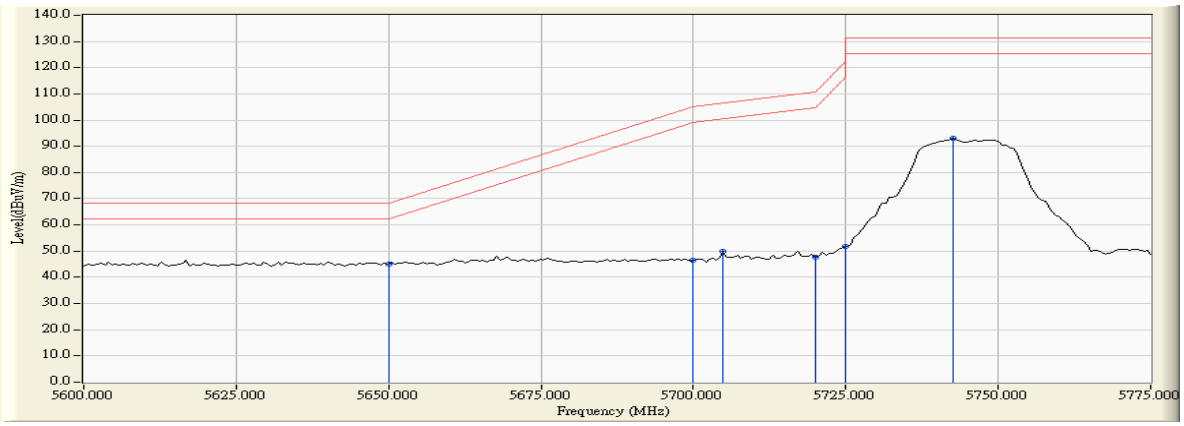

	Frequency (MHz)	Correct Factor (dB)	Reading Level (dBuv)	Measure Level (dBuv /m)	Margin (dB)	Limit (dBuv /m)	Result
Vertical	5650.000	5.844	39.343	45.188	-23.032	68.220	Pass
Vertical	5700.000	5.983	40.589	46.571	-58.629	105.200	Pass
Vertical	5704.928	5.989	43.953	49.942	-56.638	106.580	Pass
Vertical	5720.000	5.993	41.819	47.812	-62.988	110.800	Pass
Vertical	5725.000	5.992	45.670	51.663	-70.537	122.200	Pass
Vertical	5742.609	5.990	87.103	93.092	-38.108	131.200	Pass

Product : Intel® Dual Band Wireless-AC 8260
Test Item : Band Edge Data
Test Site : No.3 OATS
Test Mode : Mode 2 SISO B: Transmit (802.11a-6Mbps)-Channel 165

RF Radiated Measurement:

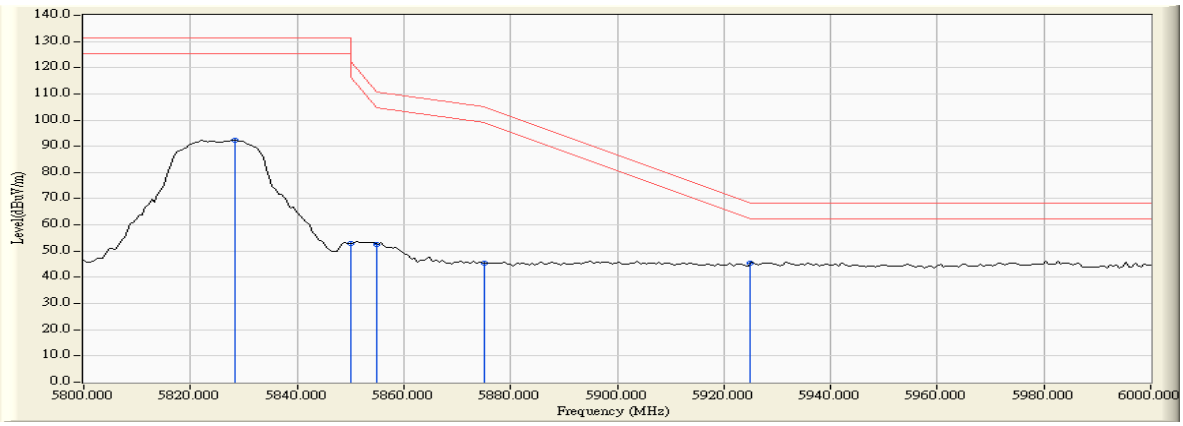

	Frequency (MHz)	Correct Factor (dB)	Reading Level (dBuv)	Measure Level (dBuv /m)	Margin (dB)	Limit (dBuv /m)	Result
Horizontal	5828.406	4.834	87.590	92.424	-38.776	131.200	Pass
Horizontal	5850.000	4.964	48.117	53.081	-69.119	122.200	Pass
Horizontal	5855.000	4.993	47.707	52.700	-58.100	110.800	Pass
Horizontal	5875.000	5.112	40.190	45.302	-59.898	105.200	Pass
Horizontal	5925.000	5.259	40.007	45.267	-22.933	68.200	Pass

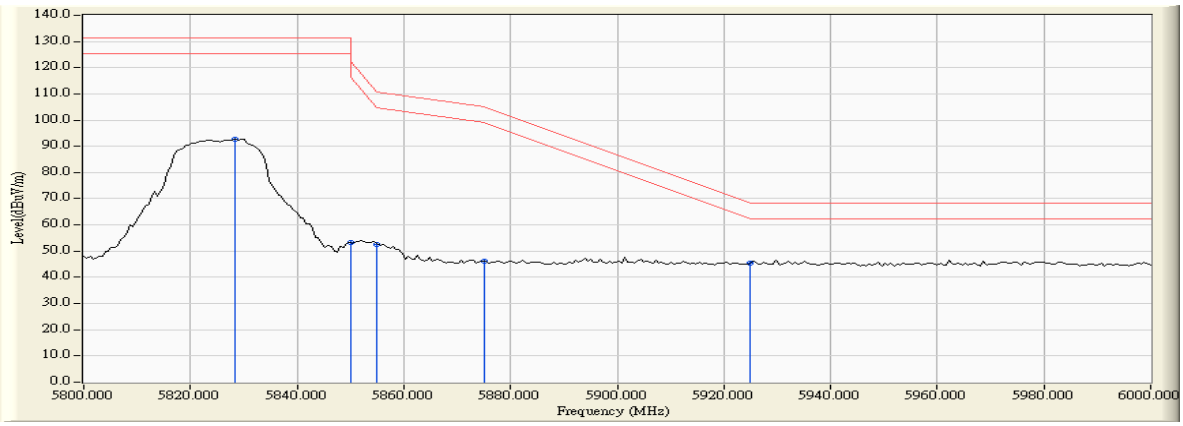

	Frequency (MHz)	Correct Factor (dB)	Reading Level (dBuv)	Measure Level (dBuv /m)	Margin (dB)	Limit (dBuv /m)	Result
Vertical	5828.406	6.011	86.878	92.889	-38.311	131.200	Pass
Vertical	5850.000	6.037	47.101	53.138	-69.062	122.200	Pass
Vertical	5855.000	6.042	46.603	52.645	-58.155	110.800	Pass
Vertical	5875.000	6.064	39.967	46.031	-59.169	105.200	Pass
Vertical	5925.000	6.102	39.394	45.496	-22.704	68.200	Pass

Product : Intel® Dual Band Wireless-AC 8260
Test Item : Band Edge Data
Test Site : No.3 OATS
Test Mode : Mode 2 SISO B: Transmit (802.11n-20BW 7.2Mbps) -Channel 149

RF Radiated Measurement:

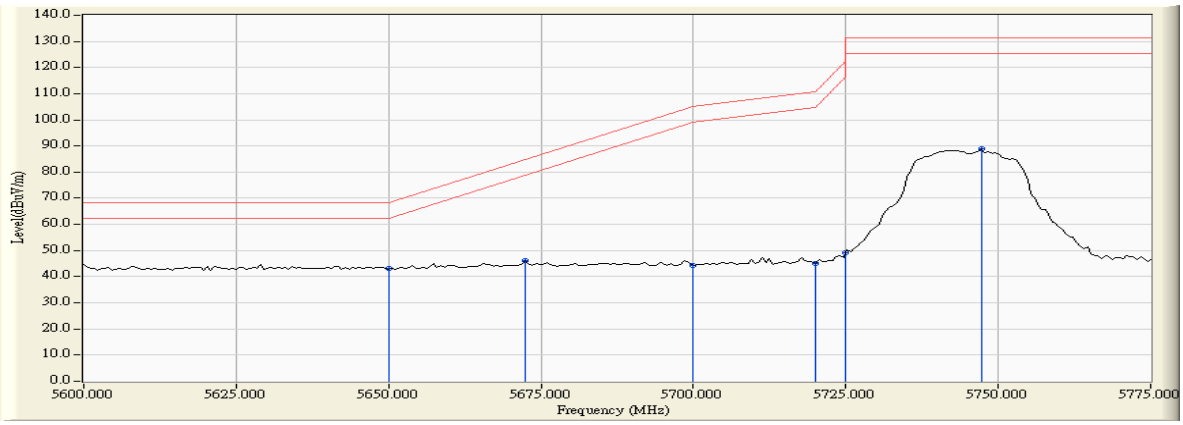

	Frequency (MHz)	Correct Factor (dB)	Reading Level (dBuv)	Measure Level (dBuv /m)	Margin (dB)	Limit (dBuv /m)	Result
Horizontal	5650.000	4.369	38.617	42.987	-25.233	68.220	Pass
Horizontal	5672.464	4.498	41.550	46.047	-38.787	84.834	Pass
Horizontal	5700.000	4.627	39.737	44.364	-60.836	105.200	Pass
Horizontal	5720.000	4.653	40.454	45.107	-65.693	110.800	Pass
Horizontal	5725.000	4.654	44.608	49.262	-72.938	122.200	Pass
Horizontal	5747.246	4.657	84.220	88.877	-42.323	131.200	Pass

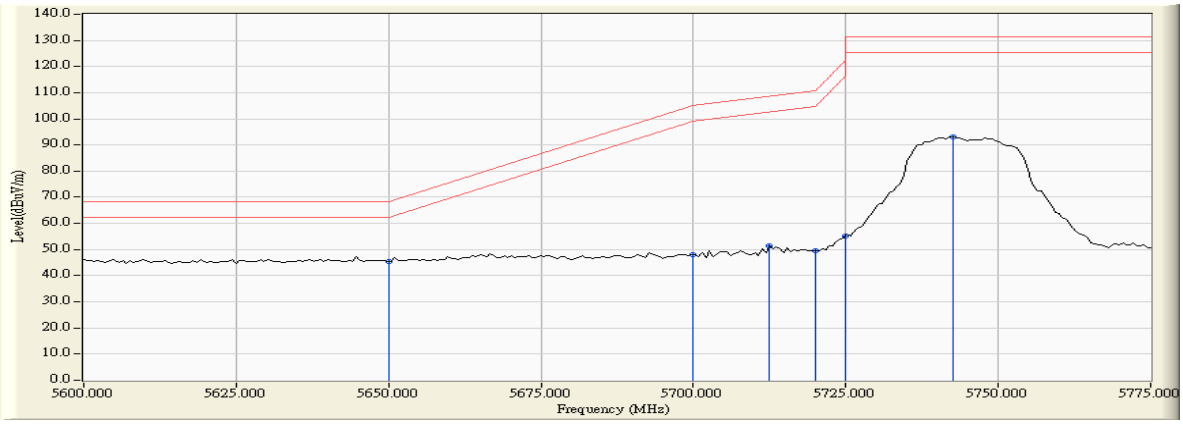

	Frequency (MHz)	Correct Factor (dB)	Reading Level (dBuv)	Measure Level (dBuv /m)	Margin (dB)	Limit (dBuv /m)	Result
Vertical	5650.000	5.844	39.740	45.585	-22.635	68.220	Pass
Vertical	5700.000	5.983	42.202	48.184	-57.016	105.200	Pass
Vertical	5712.464	5.994	45.471	51.465	-57.225	108.690	Pass
Vertical	5720.000	5.993	43.566	49.559	-61.241	110.800	Pass
Vertical	5725.000	5.992	49.266	55.259	-66.941	122.200	Pass
Vertical	5742.609	5.990	87.213	93.202	-37.998	131.200	Pass

Product : Intel® Dual Band Wireless-AC 8260
Test Item : Band Edge Data
Test Site : No.3 OATS
Test Mode : Mode 2 SISO B: Transmit (802.11n-20BW 7.2Mbps) -Channel 165

RF Radiated Measurement:

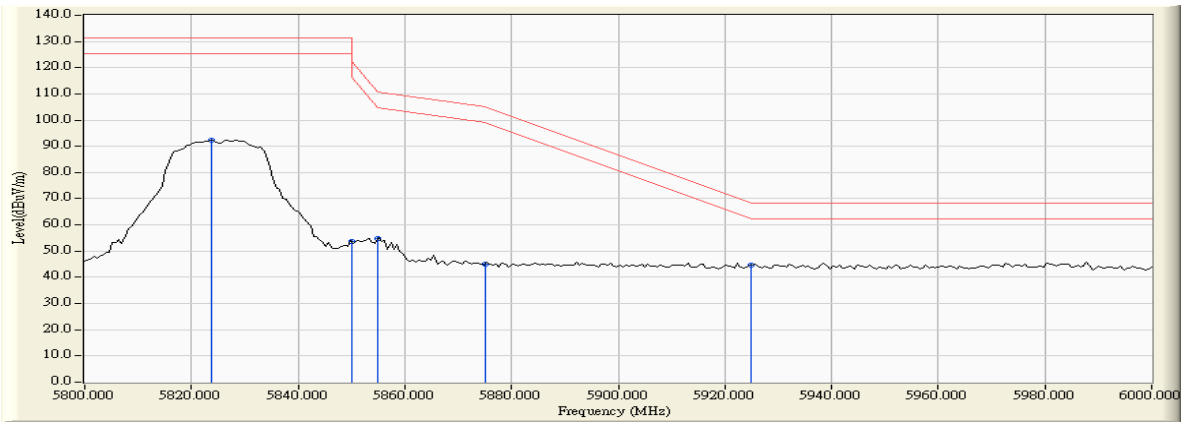

	Frequency (MHz)	Correct Factor (dB)	Reading Level (dBuv)	Measure Level (dBuv /m)	Margin (dB)	Limit (dBuv /m)	Result
Horizontal	5823.768	4.807	87.493	92.300	-38.900	131.200	Pass
Horizontal	5850.000	4.964	48.653	53.617	-68.583	122.200	Pass
Horizontal	5855.000	4.993	49.856	54.849	-55.951	110.800	Pass
Horizontal	5875.000	5.112	40.020	45.132	-60.068	105.200	Pass
Horizontal	5925.000	5.259	39.479	44.739	-23.461	68.200	Pass

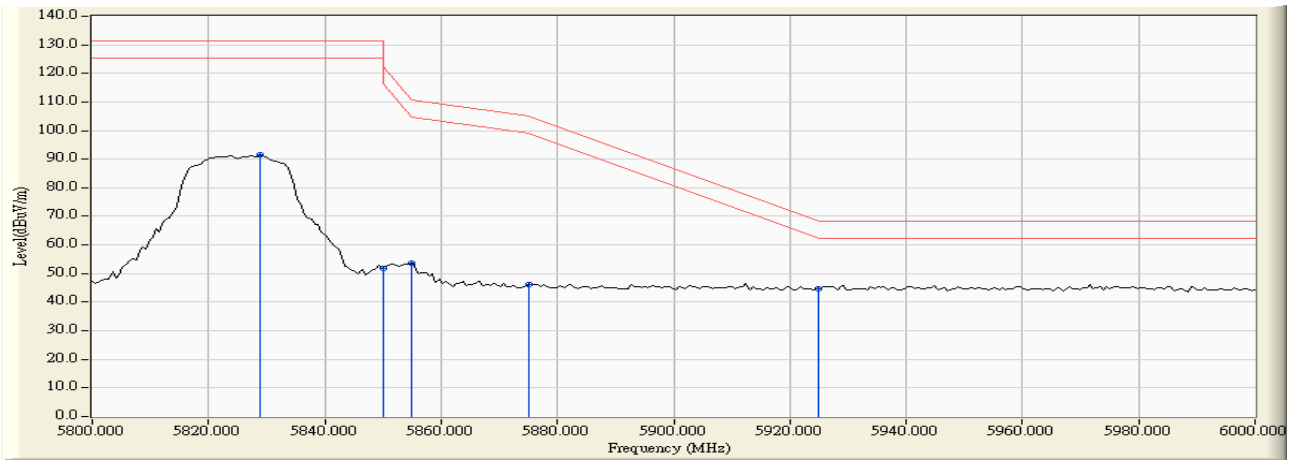

	Frequency (MHz)	Correct Factor (dB)	Reading Level (dBuv)	Measure Level (dBuv /m)	Margin (dB)	Limit (dBuv /m)	Result
Vertical	5828.985	6.012	85.470	91.482	-39.718	131.200	Pass
Vertical	5850.000	6.037	45.794	51.831	-70.369	122.200	Pass
Vertical	5855.000	6.042	47.519	53.561	-57.239	110.800	Pass
Vertical	5875.000	6.064	40.092	46.156	-59.044	105.200	Pass
Vertical	5925.000	6.102	38.684	44.786	-23.414	68.200	Pass

Product : Intel® Dual Band Wireless-AC 8260
Test Item : Band Edge Data
Test Site : No.3 OATS
Test Mode : Mode 2 SISO B: Transmit (802.11n-40BW 15Mbps) -Channel 151

RF Radiated Measurement :

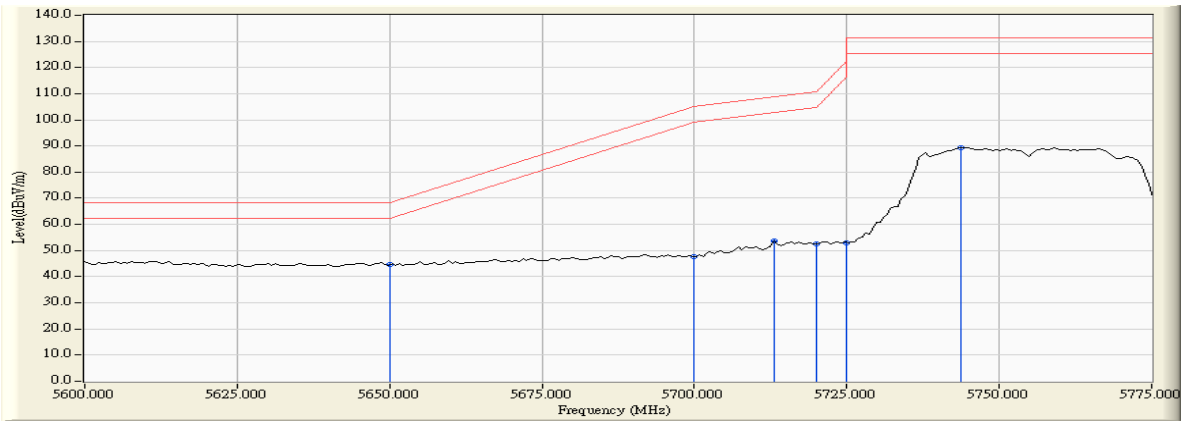

	Frequency (MHz)	Correct Factor (dB)	Reading Level (dBuv)	Measure Level (dBuv /m)	Margin (dB)	Limit (dBuv /m)	Result
Horizontal	5650.000	4.369	40.183	44.553	-23.667	68.220	Pass
Horizontal	5700.000	4.627	43.125	47.752	-57.448	105.200	Pass
Horizontal	5713.043	4.652	49.024	53.675	-55.177	108.852	Pass
Horizontal	5720.000	4.653	48.035	52.688	-58.112	110.800	Pass
Horizontal	5725.000	4.654	48.339	52.993	-69.207	122.200	Pass
Horizontal	5743.768	4.657	84.752	89.409	-41.791	131.200	Pass

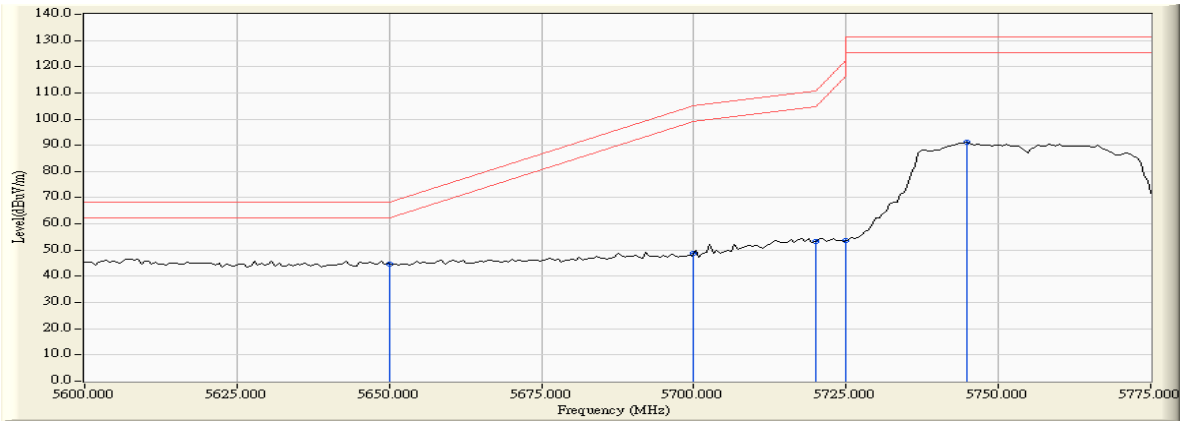

	Frequency (MHz)	Correct Factor (dB)	Reading Level (dBuv)	Measure Level (dBuv /m)	Margin (dB)	Limit (dBuv /m)	Result
Vertical	5650.000	5.844	39.004	44.849	-23.371	68.220	Pass
Vertical	5700.000	5.983	42.894	48.876	-56.324	105.200	Pass
Vertical	5720.000	5.993	47.420	53.413	-57.387	110.800	Pass
Vertical	5725.000	5.992	47.585	53.578	-68.622	122.200	Pass
Vertical	5744.928	5.989	85.253	91.242	-39.958	131.200	Pass

Product : Intel® Dual Band Wireless-AC 8260
Test Item : Band Edge Data
Test Site : No.3 OATS
Test Mode : Mode 2 SISO B: Transmit (802.11n-40BW 15Mbps) -Channel 159

RF Radiated Measurement:

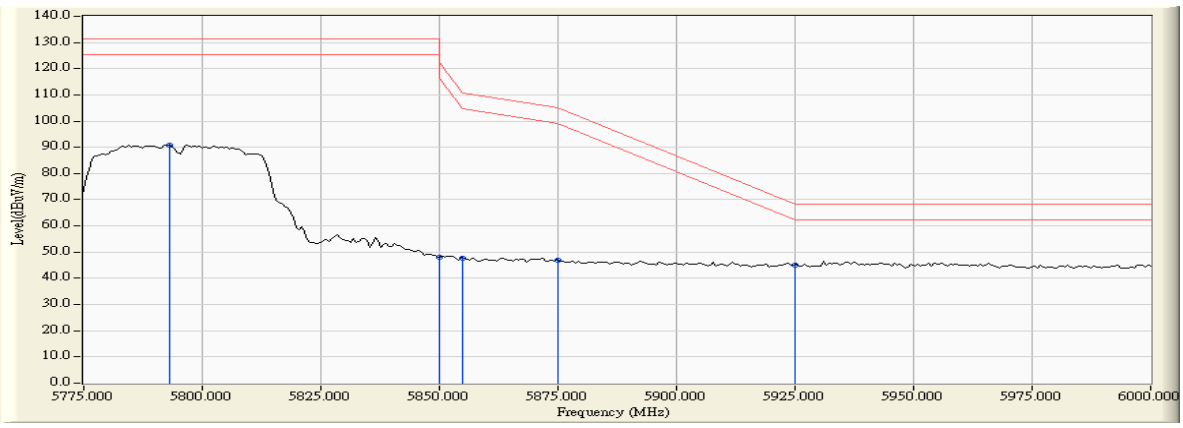

	Frequency (MHz)	Correct Factor (dB)	Reading Level (dBuv)	Measure Level (dBuv /m)	Margin (dB)	Limit (dBuv /m)	Result
Horizontal	5793.043	4.663	86.050	90.714	-40.486	131.200	Pass
Horizontal	5850.000	4.964	43.206	48.170	-74.030	122.200	Pass
Horizontal	5855.000	4.993	42.646	47.639	-63.161	110.800	Pass
Horizontal	5875.000	5.112	41.985	47.097	-58.103	105.200	Pass
Horizontal	5925.000	5.259	39.926	45.186	-23.014	68.200	Pass

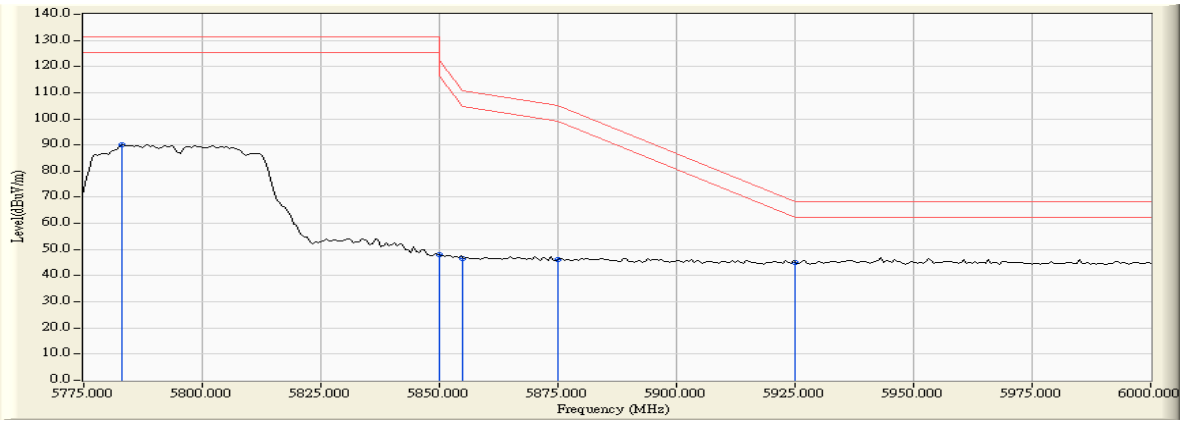

	Frequency (MHz)	Correct Factor (dB)	Reading Level (dBuv)	Measure Level (dBuv /m)	Margin (dB)	Limit (dBuv /m)	Result
Vertical	5783.188	5.981	84.203	90.184	-41.016	131.200	Pass
Vertical	5850.000	6.037	41.915	47.952	-74.248	122.200	Pass
Vertical	5855.000	6.042	40.651	46.693	-64.107	110.800	Pass
Vertical	5875.000	6.064	40.043	46.107	-59.093	105.200	Pass
Vertical	5925.000	6.102	39.055	45.157	-23.043	68.200	Pass

Product : Intel® Dual Band Wireless-AC 8260
Test Item : Band Edge Data
Test Site : No.3 OATS
Test Mode : Mode 2 SISO B: Transmit (802.11ac-80BW-32.5Mbps)-Channel 155

RF Radiated Measurement:

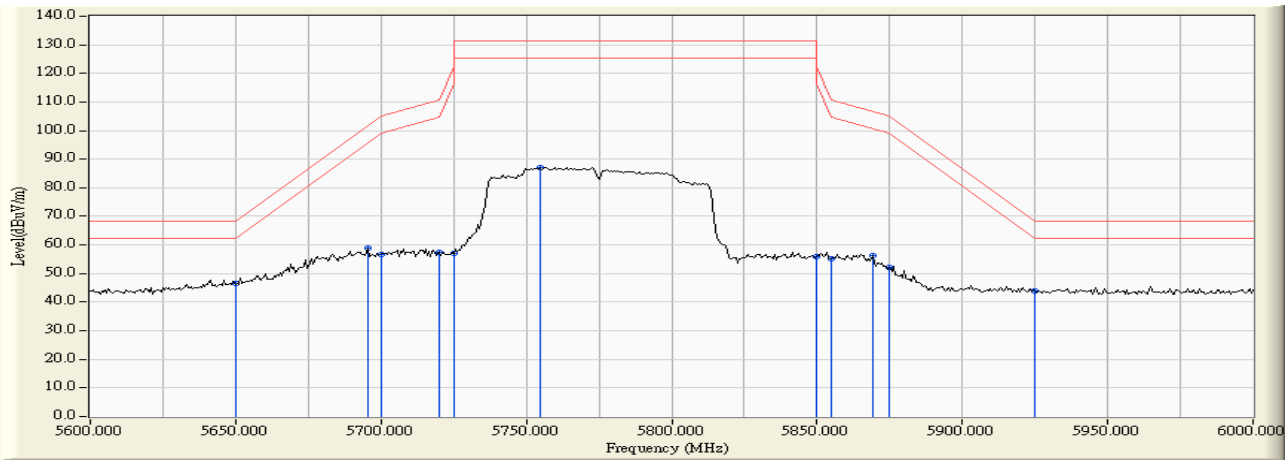

	Frequency (MHz)	Correct Factor (dB)	Reading Level (dBuv)	Measure Level (dBuv /m)	Margin (dB)	Limit (dBuv /m)	Result
Horizontal	5650.000	4.369	42.015	46.385	-21.835	68.220	Pass
Horizontal	5695.652	4.616	54.469	59.084	-42.900	101.984	Pass
Horizontal	5700.000	4.627	52.226	56.853	-48.347	105.200	Pass
Horizontal	5720.000	4.653	52.684	57.337	-53.463	110.800	Pass
Horizontal	5725.000	4.654	52.264	56.918	-65.282	122.200	Pass
Horizontal	5754.783	4.659	82.513	87.171	-44.029	131.200	Pass
Horizontal	5850.000	4.964	50.973	55.937	-66.263	122.200	Pass
Horizontal	5855.000	4.993	50.318	55.311	-55.489	110.800	Pass
Horizontal	5868.985	5.077	51.365	56.441	-50.443	106.884	Pass
Horizontal	5875.000	5.112	47.021	52.133	-53.067	105.200	Pass
Horizontal	5925.000	5.259	38.663	43.923	-24.277	68.200	Pass

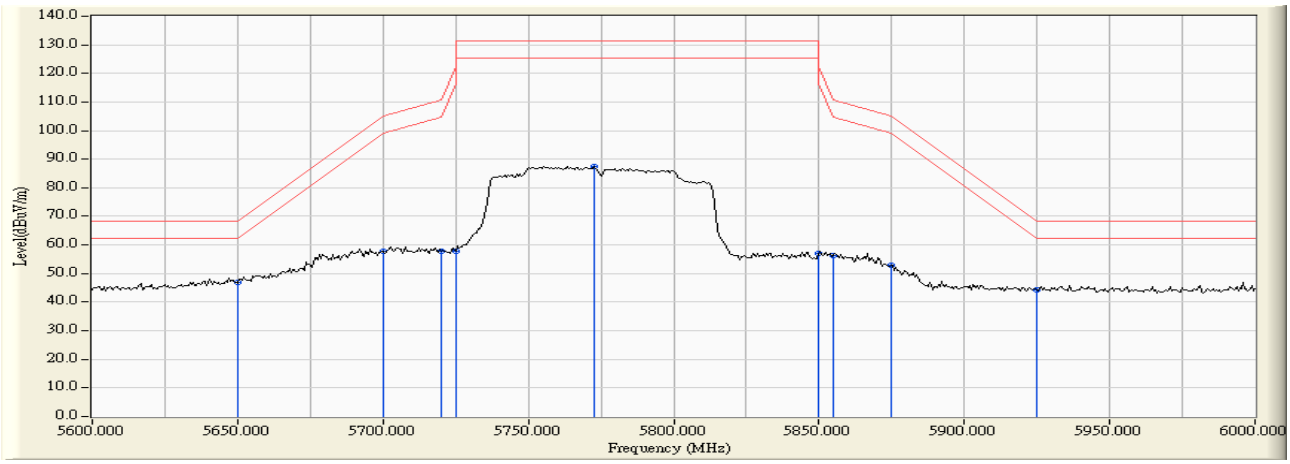

	Frequency (MHz)	Correct Factor (dB)	Reading Level (dBuv)	Measure Level (dBuv /m)	Margin (dB)	Limit (dBuv /m)	Result
Vertical	5650.000	5.844	40.928	46.773	-21.447	68.220	Pass
Vertical	5700.000	5.983	51.963	57.945	-47.255	105.200	Pass
Vertical	5720.000	5.993	51.908	57.901	-52.899	110.800	Pass
Vertical	5725.000	5.992	51.778	57.771	-64.429	122.200	Pass
Vertical	5772.754	5.982	81.612	87.595	-43.605	131.200	Pass
Vertical	5850.000	6.037	50.836	56.873	-65.327	122.200	Pass
Vertical	5855.000	6.042	50.154	56.196	-54.604	110.800	Pass
Vertical	5875.000	6.064	46.801	52.865	-52.335	105.200	Pass
Vertical	5925.000	6.102	38.161	44.263	-23.937	68.200	Pass

Product : Intel® Dual Band Wireless-AC 8260
Test Item : Band Edge Data
Test Site : No.3 OATS
Test Mode : Mode 3 MIMO: Transmit (802.11n-20BW 14.4Mbps) -Channel 149

RF Radiated Measurement:

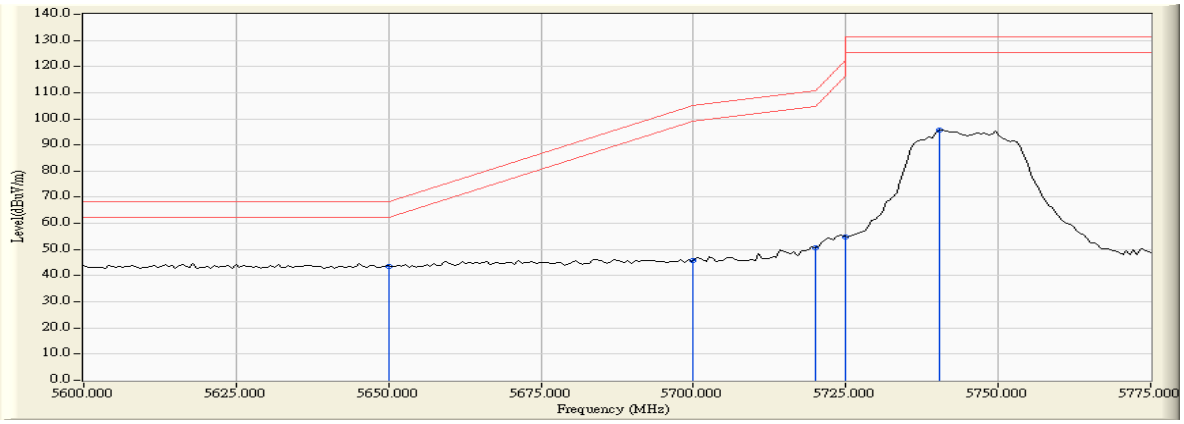

	Frequency (MHz)	Correct Factor (dB)	Reading Level (dBuv)	Measure Level (dBuv /m)	Margin (dB)	Limit (dBuv /m)	Result
Horizontal	5650.000	4.369	39.313	43.683	-24.537	68.220	Pass
Horizontal	5700.000	4.627	41.210	45.837	-59.363	105.200	Pass
Horizontal	5720.000	4.653	45.953	50.606	-60.194	110.800	Pass
Horizontal	5725.000	4.654	50.324	54.978	-67.222	122.200	Pass
Horizontal	5740.290	4.656	90.986	95.642	-35.558	131.200	Pass

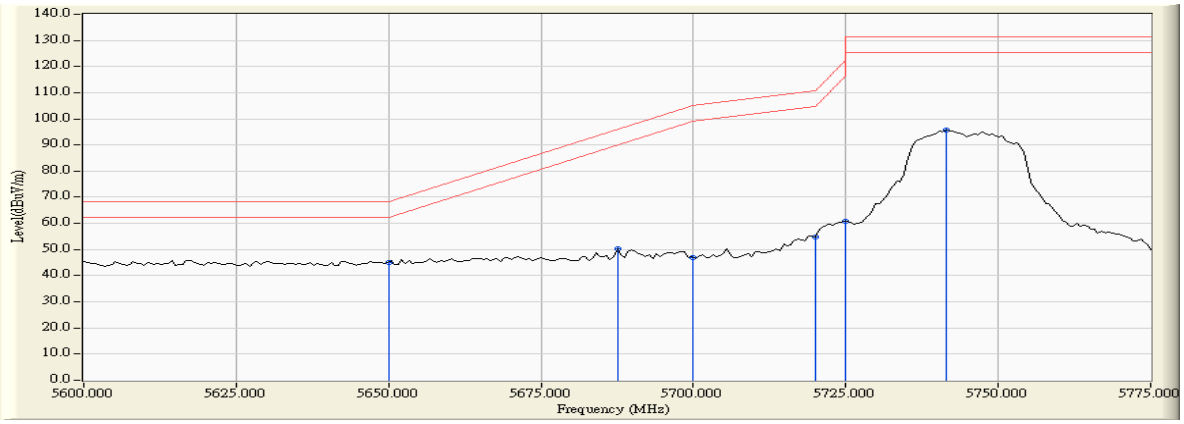

	Frequency (MHz)	Correct Factor (dB)	Reading Level (dBuv)	Measure Level (dBuv /m)	Margin (dB)	Limit (dBuv /m)	Result
Vertical	5650.000	5.844	39.354	45.199	-23.021	68.220	Pass
Vertical	5687.536	5.959	44.282	50.241	-45.741	95.982	Pass
Vertical	5700.000	5.983	41.082	47.064	-58.136	105.200	Pass
Vertical	5720.000	5.993	48.886	54.879	-55.921	110.800	Pass
Vertical	5725.000	5.992	54.667	60.660	-61.540	122.200	Pass
Vertical	5741.449	5.990	89.571	95.561	-35.639	131.200	Pass

Product : Intel® Dual Band Wireless-AC 8260
Test Item : Band Edge Data
Test Site : No.3 OATS
Test Mode : Mode 3 MIMO: Transmit (802.11n-20BW 14.4Mbps) -Channel 165

RF Radiated Measurement:

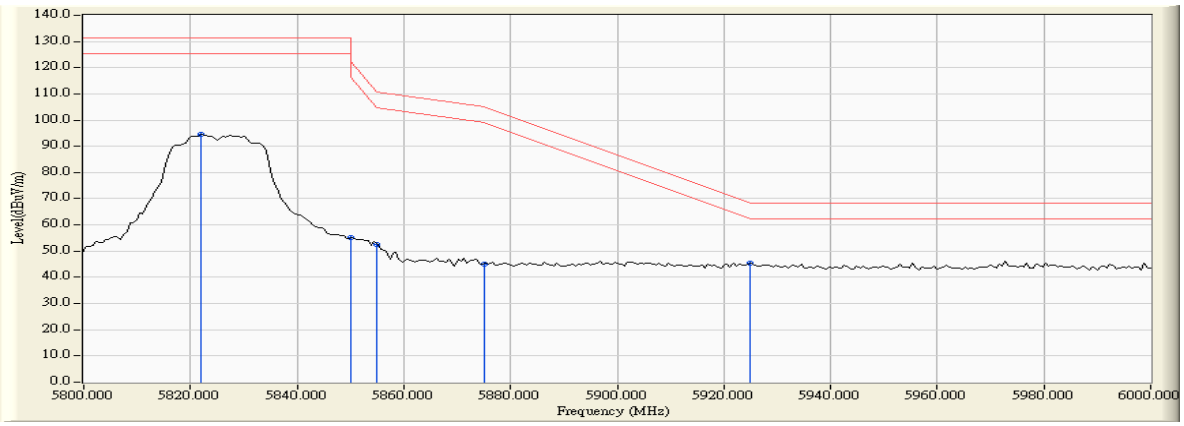

	Frequency (MHz)	Correct Factor (dB)	Reading Level (dBuv)	Measure Level (dBuv /m)	Margin (dB)	Limit (dBuv /m)	Result
Horizontal	5822.029	4.797	89.643	94.440	-36.760	131.200	Pass
Horizontal	5850.000	4.964	50.042	55.006	-67.194	122.200	Pass
Horizontal	5855.000	4.993	47.666	52.659	-58.141	110.800	Pass
Horizontal	5875.000	5.112	40.035	45.147	-60.053	105.200	Pass
Horizontal	5925.000	5.259	40.144	45.404	-22.796	68.200	Pass

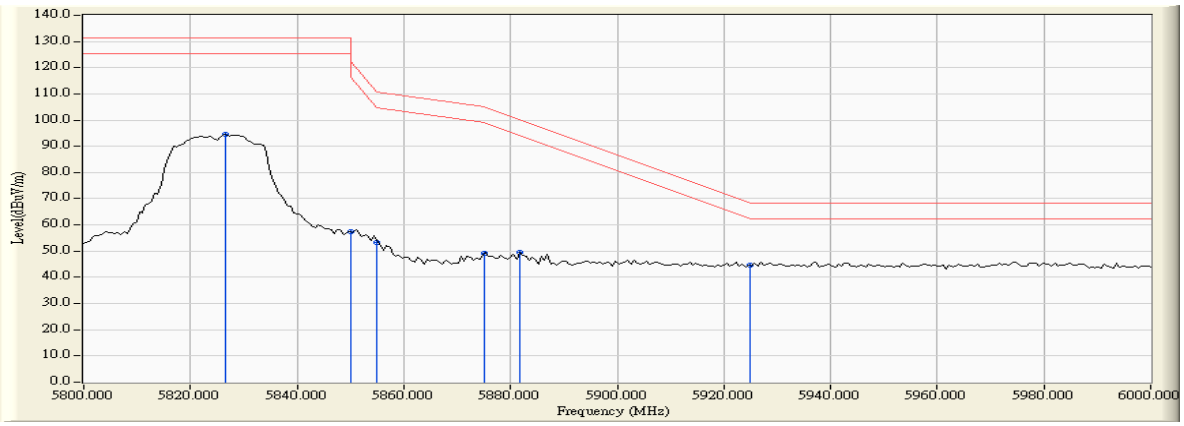

	Frequency (MHz)	Correct Factor (dB)	Reading Level (dBuv)	Measure Level (dBuv /m)	Margin (dB)	Limit (dBuv /m)	Result
Vertical	5826.667	6.009	88.569	94.578	-36.622	131.200	Pass
Vertical	5850.000	6.037	51.366	57.403	-64.797	122.200	Pass
Vertical	5855.000	6.042	47.403	53.445	-57.355	110.800	Pass
Vertical	5875.000	6.064	42.946	49.010	-56.190	105.200	Pass
Vertical	5881.739	6.072	43.334	49.406	-50.807	100.213	Pass
Vertical	5925.000	6.102	38.406	44.508	-23.692	68.200	Pass

Product : Intel® Dual Band Wireless-AC 8260
Test Item : Band Edge Data
Test Site : No.3 OATS
Test Mode : Mode 3 MIMO: Transmit (802.11n-40BW 30Mbps) -Channel 151

RF Radiated Measurement :

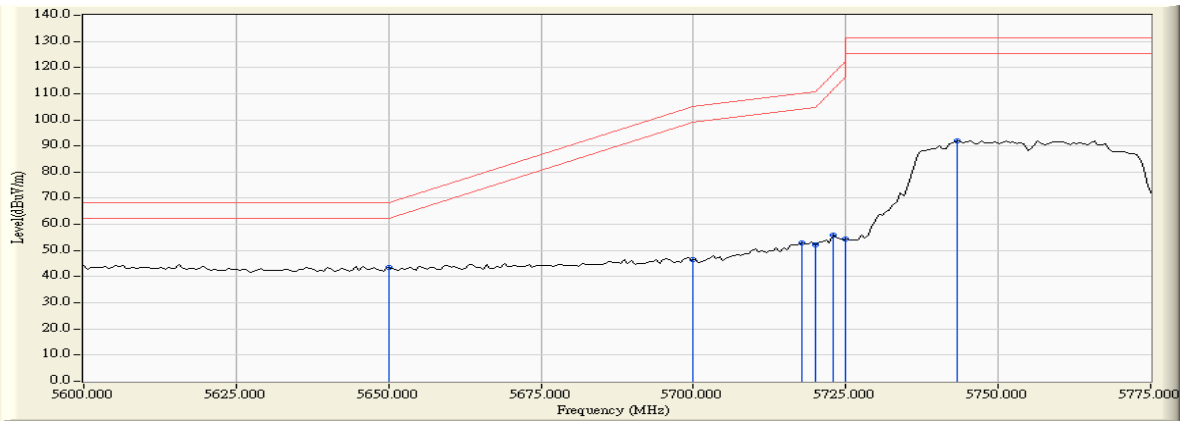

	Frequency (MHz)	Correct Factor (dB)	Reading Level (dBuv)	Measure Level (dBuv /m)	Margin (dB)	Limit (dBuv /m)	Result
Horizontal	5650.000	4.369	39.086	43.456	-24.764	68.220	Pass
Horizontal	5700.000	4.627	41.959	46.586	-58.614	105.200	Pass
Horizontal	5717.681	4.652	48.140	52.793	-57.358	110.151	Pass
Horizontal	5720.000	4.653	47.426	52.079	-58.721	110.800	Pass
Horizontal	5722.898	4.654	51.167	55.821	-61.586	117.407	Pass
Horizontal	5725.000	4.654	49.681	54.335	-67.865	122.200	Pass
Horizontal	5743.188	4.657	87.365	92.021	-39.179	131.200	Pass

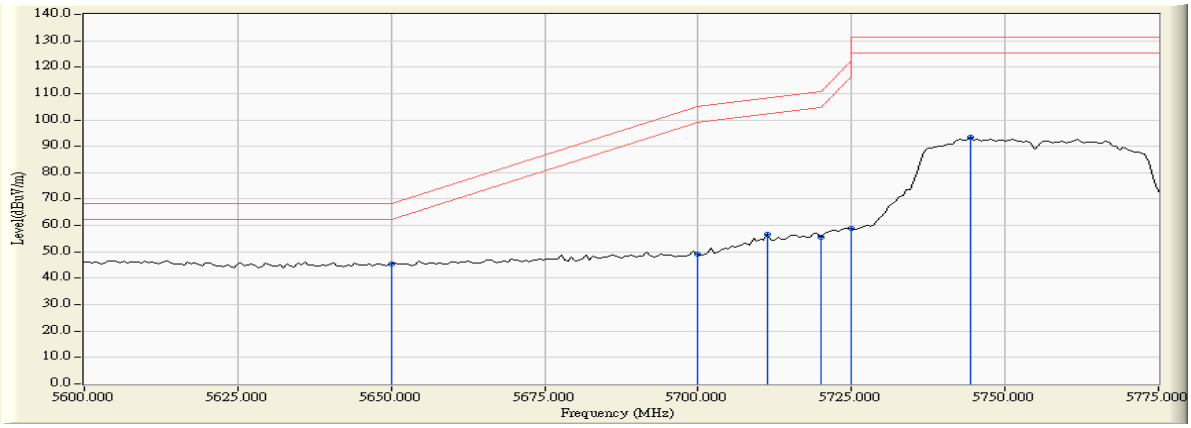

	Frequency (MHz)	Correct Factor (dB)	Reading Level (dBuv)	Measure Level (dBuv /m)	Margin (dB)	Limit (dBuv /m)	Result
Vertical	5650.000	5.844	39.669	45.514	-22.706	68.220	Pass
Vertical	5700.000	5.983	43.046	49.028	-56.172	105.200	Pass
Vertical	5711.304	5.994	50.617	56.611	-51.754	108.365	Pass
Vertical	5720.000	5.993	49.557	55.550	-55.250	110.800	Pass
Vertical	5725.000	5.992	52.831	58.824	-63.376	122.200	Pass
Vertical	5744.348	5.989	87.530	93.519	-37.681	131.200	Pass

Product : Intel® Dual Band Wireless-AC 8260
Test Item : Band Edge Data
Test Site : No.3 OATS
Test Mode : Mode 3 MIMO: Transmit (802.11n-40BW 30Mbps) -Channel 159

RF Radiated Measurement:

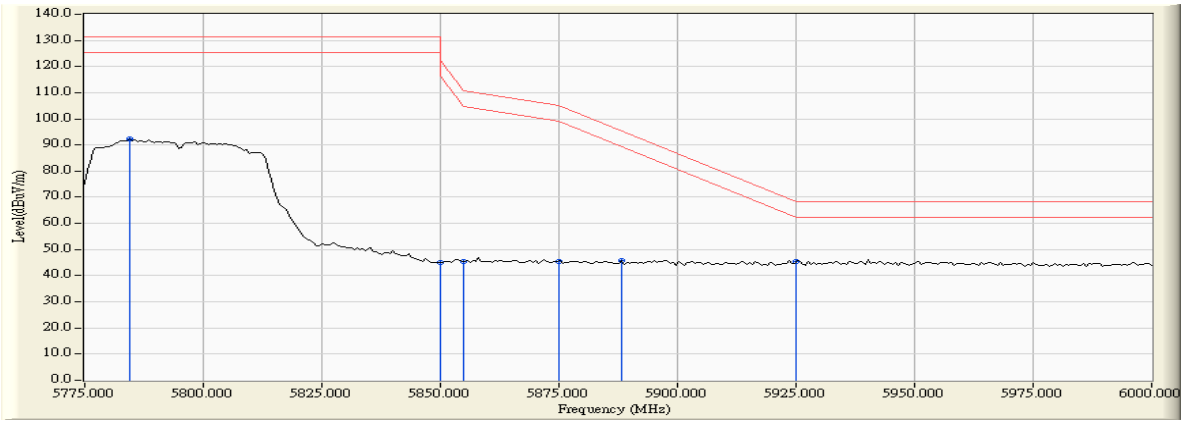

	Frequency (MHz)	Correct Factor (dB)	Reading Level (dBuv)	Measure Level (dBuv /m)	Margin (dB)	Limit (dBuv /m)	Result
Horizontal	5784.348	4.662	87.583	92.245	-38.955	131.200	Pass
Horizontal	5850.000	4.964	40.073	45.037	-77.163	122.200	Pass
Horizontal	5855.000	4.993	40.535	45.528	-65.272	110.800	Pass
Horizontal	5875.000	5.112	40.418	45.530	-59.670	105.200	Pass
Horizontal	5888.116	5.192	40.618	45.810	-49.684	95.494	Pass
Horizontal	5925.000	5.259	40.150	45.410	-22.790	68.200	Pass

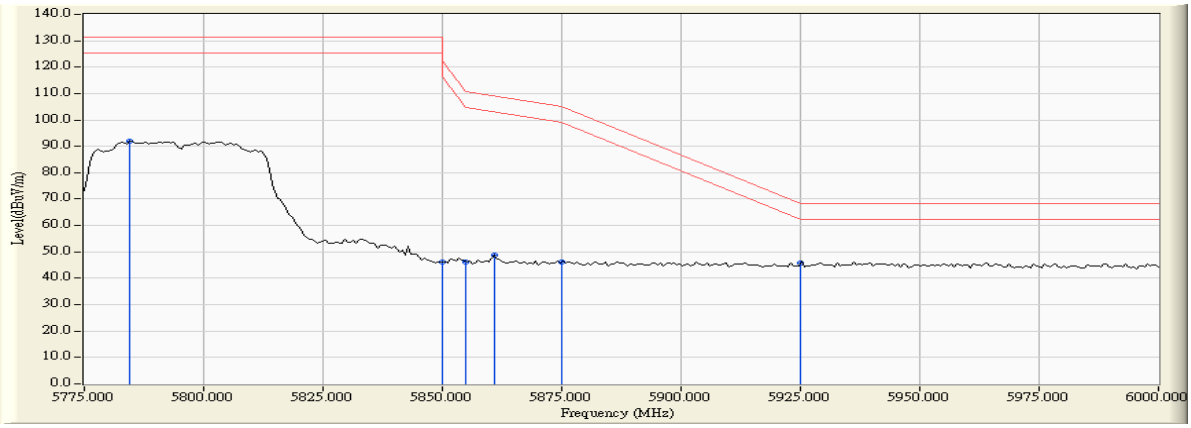

	Frequency (MHz)	Correct Factor (dB)	Reading Level (dBuv)	Measure Level (dBuv /m)	Margin (dB)	Limit (dBuv /m)	Result
Vertical	5784.348	5.980	86.038	92.019	-39.181	131.200	Pass
Vertical	5850.000	6.037	40.267	46.304	-75.896	122.200	Pass
Vertical	5855.000	6.042	40.110	46.152	-64.648	110.800	Pass
Vertical	5860.870	6.049	42.867	48.915	-60.241	109.156	Pass
Vertical	5875.000	6.064	40.010	46.074	-59.126	105.200	Pass
Vertical	5925.000	6.102	39.664	45.766	-22.434	68.200	Pass

Product : Intel® Dual Band Wireless-AC 8260
Test Item : Band Edge Data
Test Site : No.3 OATS
Test Mode : Mode 3 MIMO: Transmit (802.11ac-80BW-65Mbps)-Channel 155

RF Radiated Measurement:

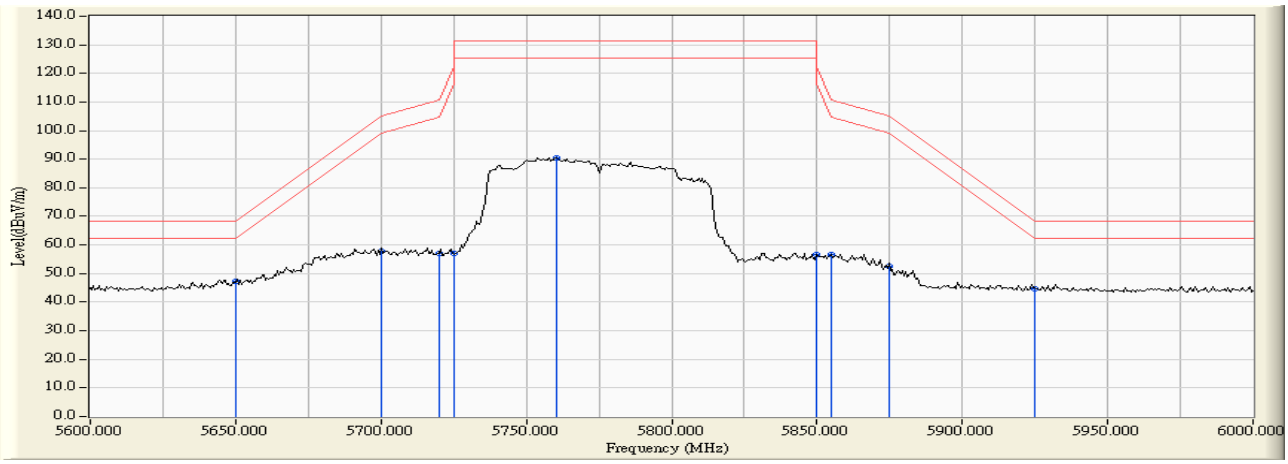

	Frequency (MHz)	Correct Factor (dB)	Reading Level (dBuv)	Measure Level (dBuv /m)	Margin (dB)	Limit (dBuv /m)	Result
Horizontal	5650.000	4.369	42.803	47.173	-21.047	68.220	Pass
Horizontal	5700.000	4.627	53.081	57.708	-47.492	105.200	Pass
Horizontal	5720.000	4.653	52.499	57.152	-53.648	110.800	Pass
Horizontal	5725.000	4.654	52.215	56.869	-65.331	122.200	Pass
Horizontal	5760.580	4.659	85.896	90.555	-40.645	131.200	Pass
Horizontal	5850.000	4.964	51.644	56.608	-65.592	122.200	Pass
Horizontal	5855.000	4.993	51.680	56.673	-54.127	110.800	Pass
Horizontal	5875.000	5.112	47.516	52.628	-52.572	105.200	Pass
Horizontal	5925.000	5.259	39.549	44.809	-23.391	68.200	Pass

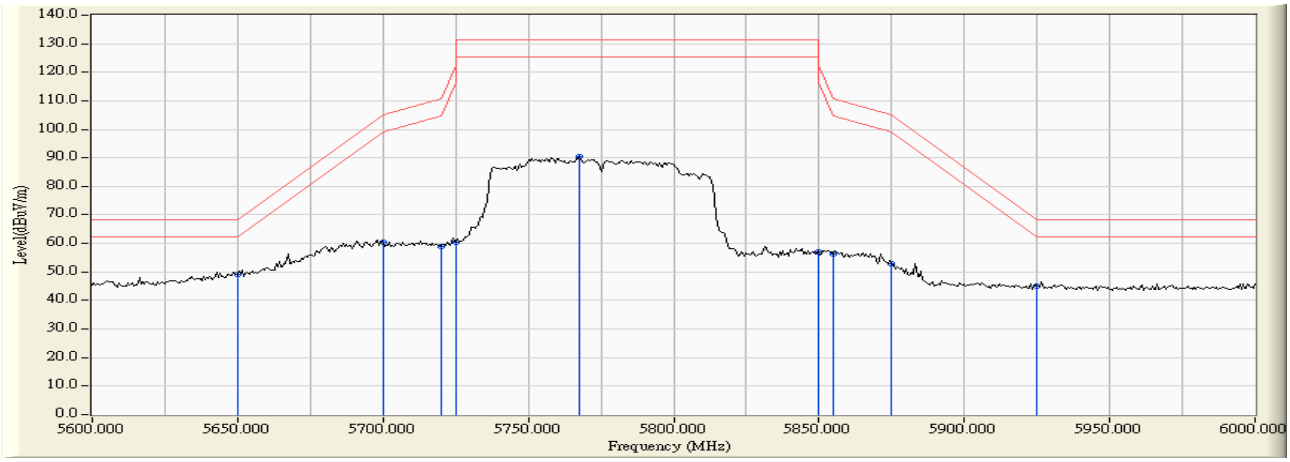

	Frequency (MHz)	Correct Factor (dB)	Reading Level (dBuv)	Measure Level (dBuv /m)	Margin (dB)	Limit (dBuv /m)	Result
Vertical	5650.000	5.844	43.432	49.277	-18.943	68.220	Pass
Vertical	5700.000	5.983	54.455	60.437	-44.763	105.200	Pass
Vertical	5720.000	5.993	53.012	59.005	-51.795	110.800	Pass
Vertical	5725.000	5.992	54.467	60.460	-61.740	122.200	Pass
Vertical	5767.536	5.984	84.496	90.480	-40.720	131.200	Pass
Vertical	5850.000	6.037	51.037	57.074	-65.126	122.200	Pass
Vertical	5855.000	6.042	50.144	56.186	-54.614	110.800	Pass
Vertical	5875.000	6.064	46.716	52.780	-52.420	105.200	Pass
Vertical	5925.000	6.102	39.125	45.227	-22.973	68.200	Pass

7. Occupied Bandwidth

7.1. Test Equipment

	Equipment	Manufacturer	Model No./Serial No.	Last Cal.
	Spectrum Analyzer	R&S	FSP40 / 100170	Jun, 2015
	Spectrum Analyzer	Agilent	E4407B / US39440758	Jun, 2015
X	Spectrum Analyzer	Agilent	N9010A / MY48030495	Apr., 2016

Note:
1. All equipments are calibrated with traceable calibrations. Each calibration is traceable to the national or international standards.
2. The test instruments marked with "X" are used to measure the final test results.

7.2. Test Setup

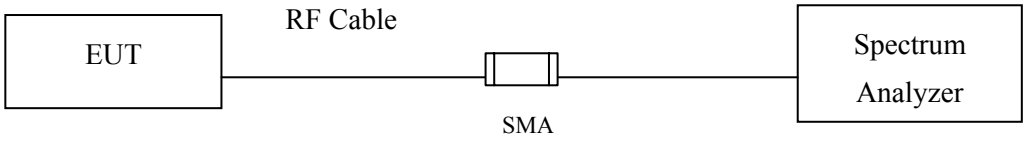

7.3. Limits

For the 5.725-5.85 GHz band, the minimum 6 dB bandwidth of U-NII devices shall be at least 500 kHz

7.4. .Test Procedure

The EUT was setup to ANSI C63.10, 2013; tested to UNII test procedure of FCC KDB-789033 for compliance to FCC 47CFR Subpart E requirements.

7.5. Uncertainty

± 150Hz

7.6. Test Result of Occupied Bandwidth

Product : Intel® Dual Band Wireless-AC 8260
Test Item : Occupied Bandwidth Data
Test Site : No.3 OATS
Test Mode : Mode 1 SISO A: Transmit (802.11a-6Mbps) (5745MHz)

Channel No.	Frequency (MHz)	Measurement Level (kHz)	Required Limit (kHz)	Result
149	5745.00	15400	>500	Pass

Figure Channel 149:

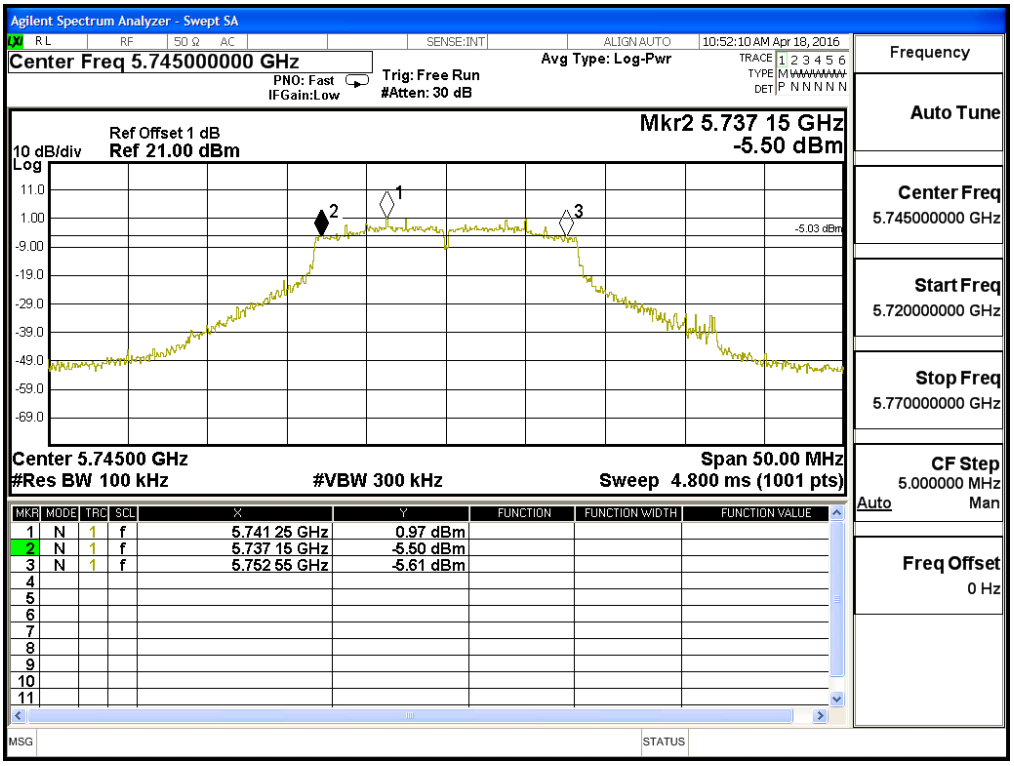

Product : Intel® Dual Band Wireless-AC 8260
Test Item : Occupied Bandwidth Data
Test Site : No.3 OATS
Test Mode : Mode 1 SISO A: Transmit (802.11a-6Mbps) (5785MHz)

Channel No.	Frequency (MHz)	Measurement Level (kHz)	Required Limit (kHz)	Result
157	5785.00	15200	>500	Pass

Figure Channel 157:

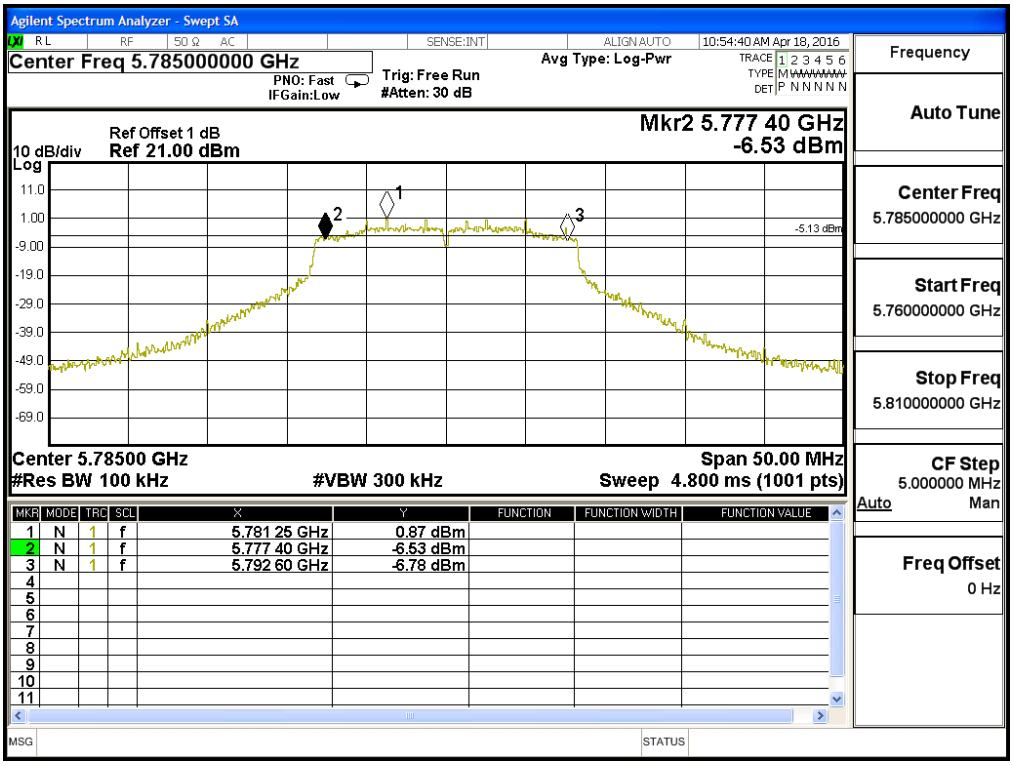

Product : Intel® Dual Band Wireless-AC 8260
Test Item : Occupied Bandwidth Data
Test Site : No.3 OATS
Test Mode : Mode 1 SISO A: Transmit (802.11a-6Mbps) (5825MHz)

Channel No.	Frequency (MHz)	Measurement Level (kHz)	Required Limit (kHz)	Result
165	5825.00	15200	>500	Pass

Figure Channel 165:

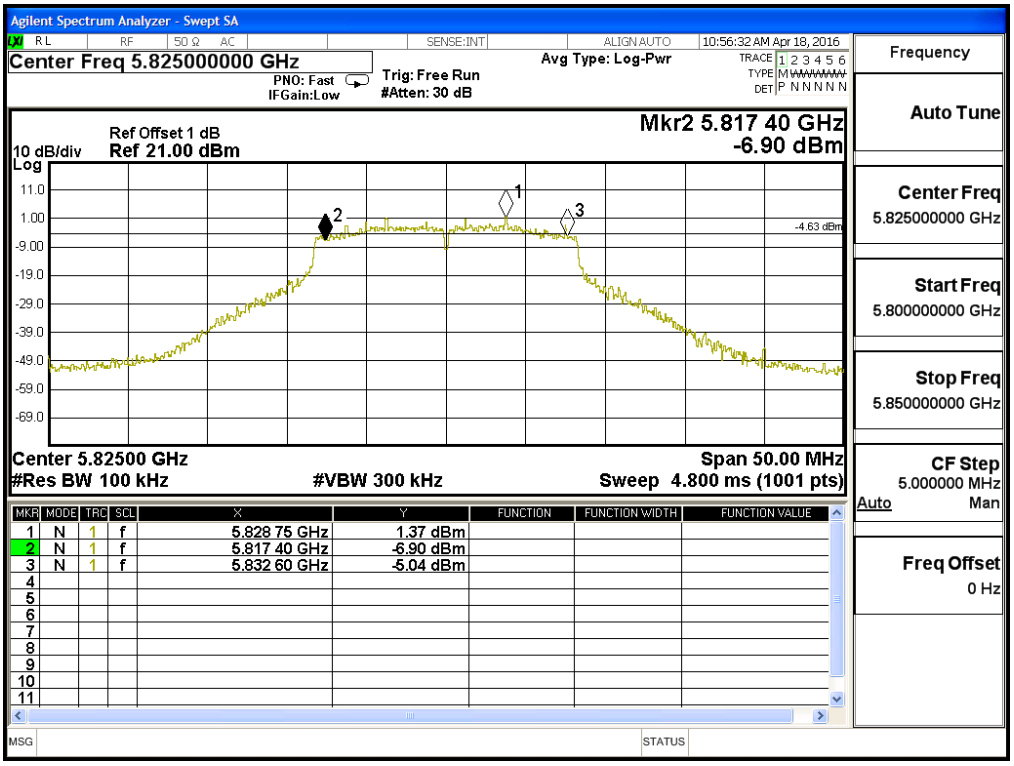

Product : Intel® Dual Band Wireless-AC 8260
Test Item : Occupied Bandwidth Data
Test Site : No.3 OATS
Test Mode : Mode 1 SISO A: Transmit (802.11n-20BW-7.2Mbps) (5745MHz)

Channel No.	Frequency (MHz)	Measurement Level (kHz)	Required Limit (kHz)	Result
149	5745.00	15150	>500	Pass

Figure Channel 149:

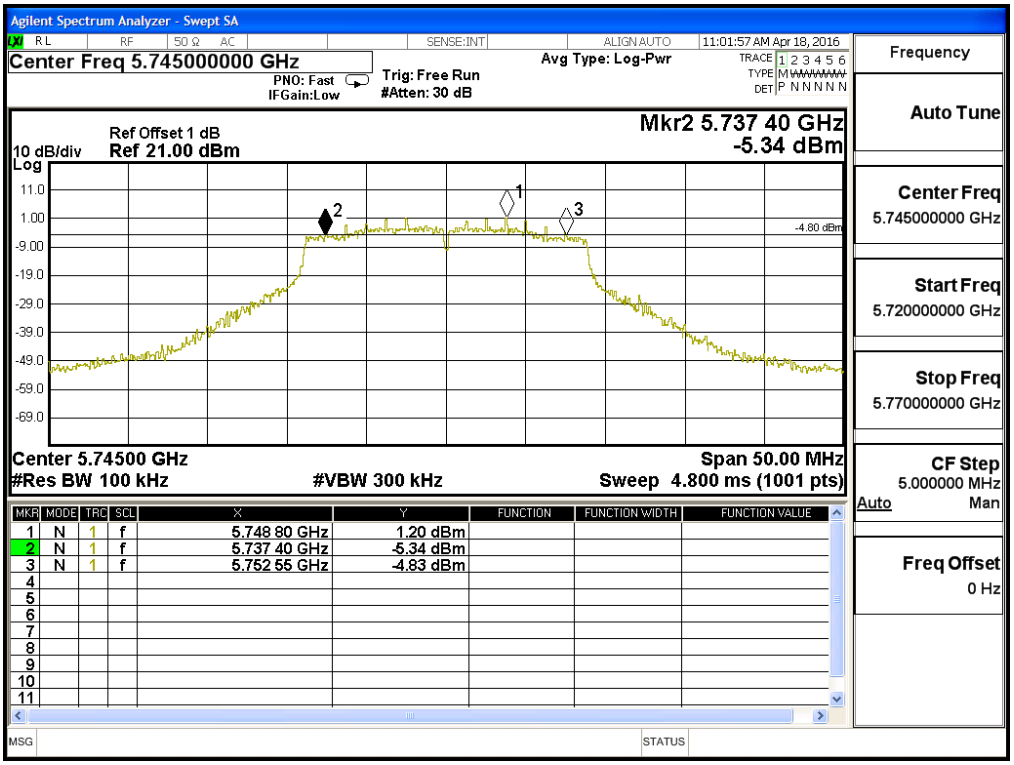

Product : Intel® Dual Band Wireless-AC 8260
Test Item : Occupied Bandwidth Data
Test Site : No.3 OATS
Test Mode : Mode 1 SISO A: Transmit (802.11n-20BW-7.2Mbps) (5785MHz)

Channel No.	Frequency (MHz)	Measurement Level (kHz)	Required Limit (kHz)	Result
157	5785.00	15050	>500	Pass

Figure Channel 157:

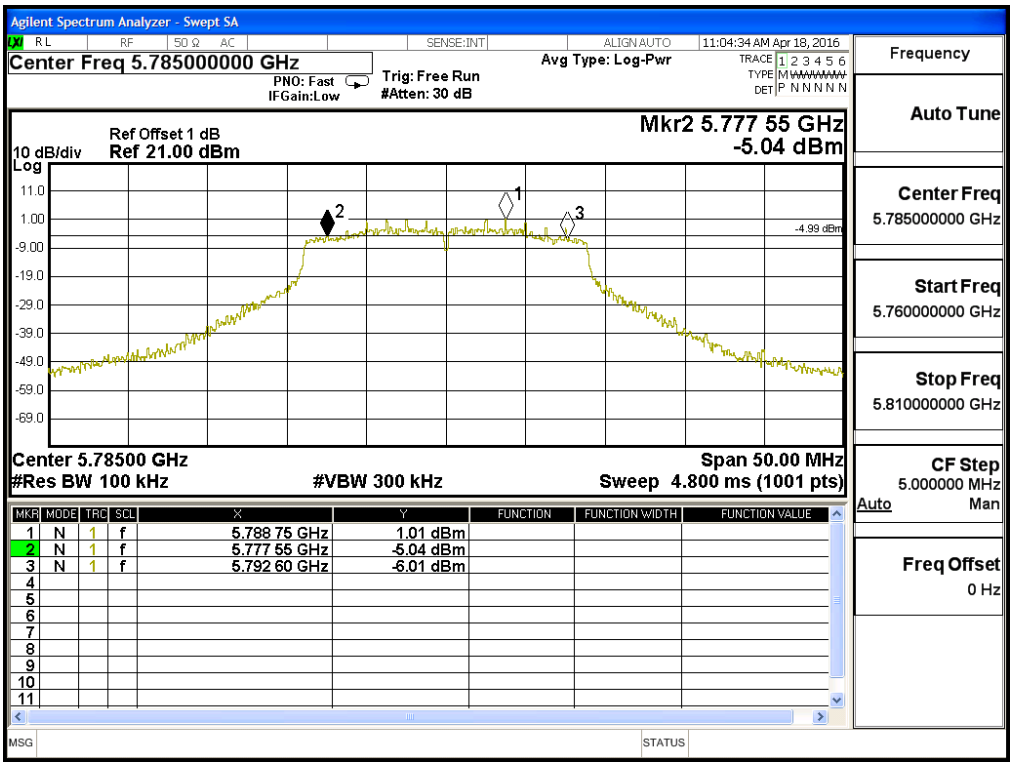

Product : Intel® Dual Band Wireless-AC 8260
Test Item : Occupied Bandwidth Data
Test Site : No.3 OATS
Test Mode : Mode 1 SISO A: Transmit (802.11n-20BW-7.2Mbps) (5825MHz)

Channel No.	Frequency (MHz)	Measurement Level (kHz)	Required Limit (kHz)	Result
165	5825.00	15200	>500	Pass

Figure Channel 165:

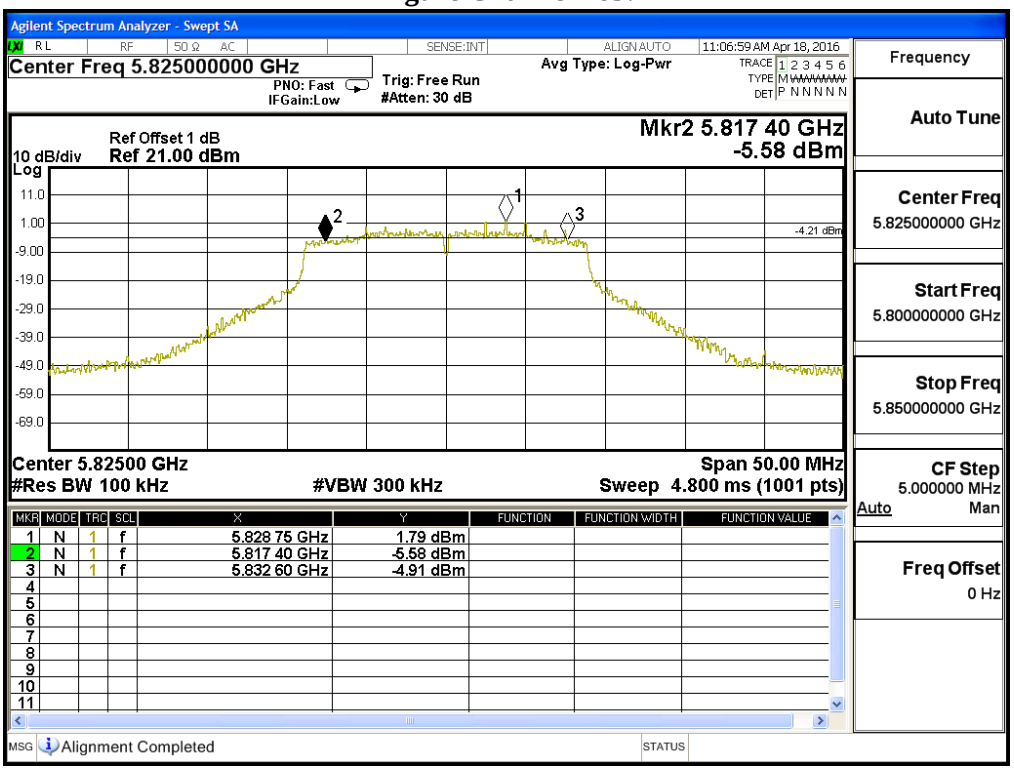

Product : Intel® Dual Band Wireless-AC 8260
Test Item : Occupied Bandwidth Data
Test Site : No.3 OATS
Test Mode : Mode 1 SISO A: Transmit (802.11n-40BW-15Mbps) (5755MHz)

Channel No.	Frequency (MHz)	Measurement Level (kHz)	Required Limit (kHz)	Result
151	5755.00	35200	>500	Pass

Figure Channel 151:

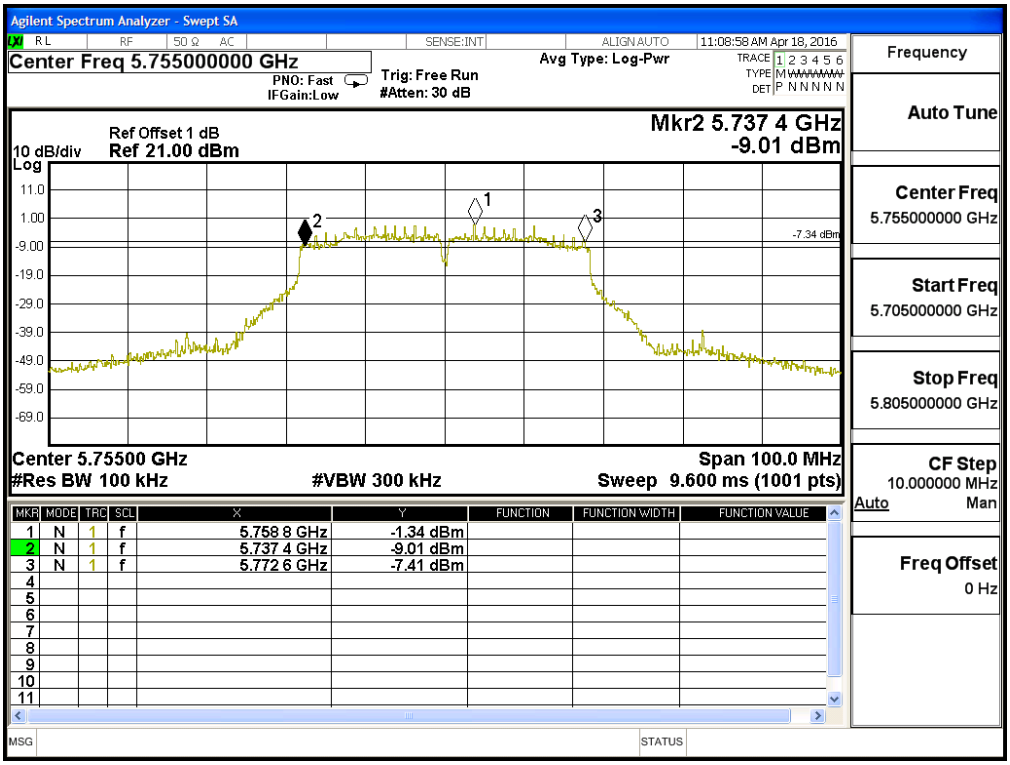

Product : Intel® Dual Band Wireless-AC 8260
Test Item : Occupied Bandwidth Data
Test Site : No.3 OATS
Test Mode : Mode 1 SISO A: Transmit (802.11n-40BW-15Mbps) (5795MHz)

Channel No.	Frequency (MHz)	Measurement Level (kHz)	Required Limit (kHz)	Result
159	5795.00	35200	>500	Pass

Figure Channel 159:

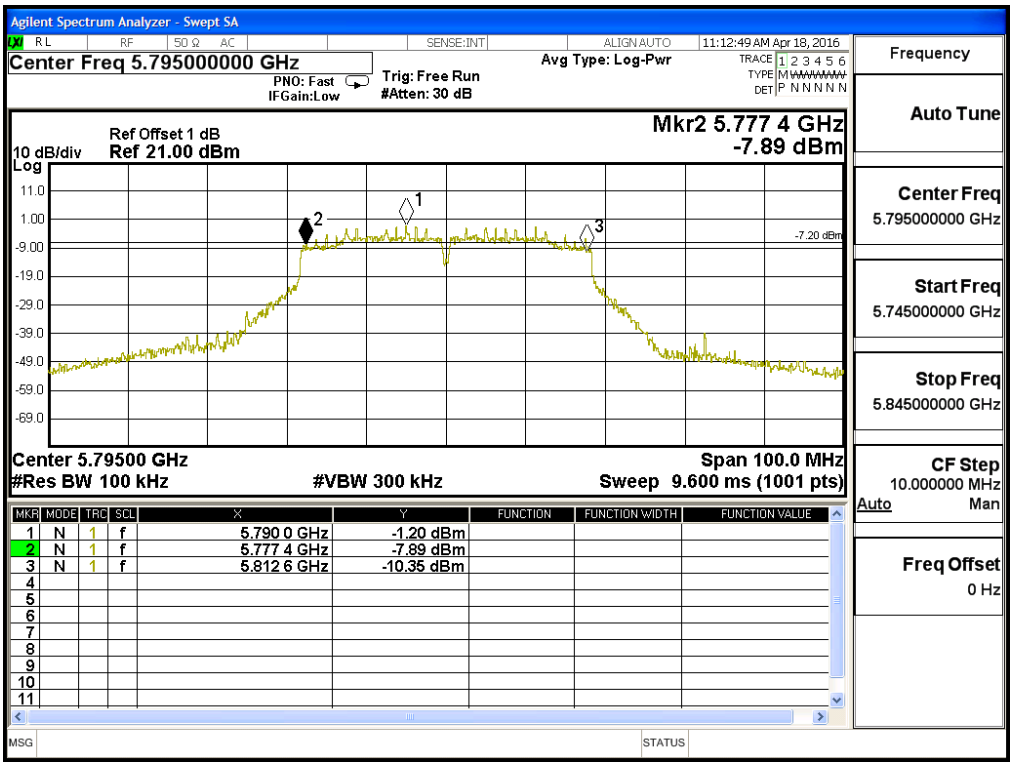

Product : Intel® Dual Band Wireless-AC 8260
Test Item : Occupied Bandwidth Data
Test Site : No.3 OATS
Test Mode : Mode 1 SISO A: Transmit (802.11ac-80BW-32.5Mbps) (5775MHz)

Channel No.	Frequency (MHz)	Measurement Level (kHz)	Required Limit (kHz)	Result
155	5775.00	75300	>500	Pass

Figure Channel 155:

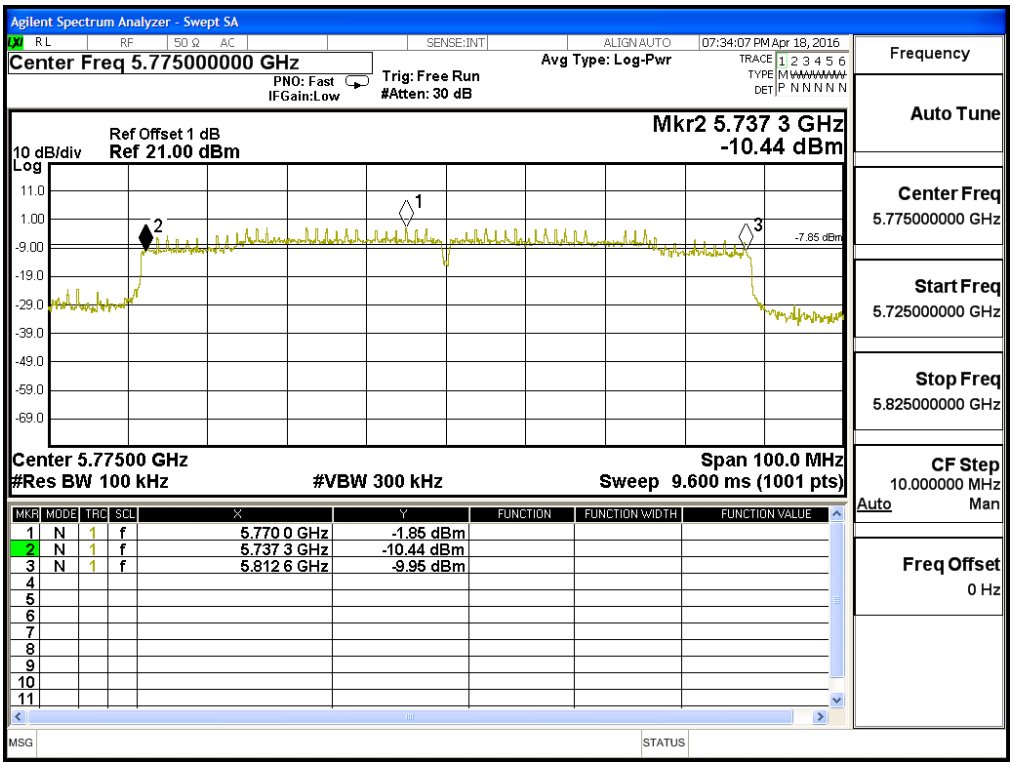

Product : Intel® Dual Band Wireless-AC 8260
Test Item : Occupied Bandwidth Data
Test Site : No.3 OATS
Test Mode : Mode 2 SISO B: Transmit (802.11a-6Mbps) (5745MHz)

Channel No.	Frequency (MHz)	Measurement Level (kHz)	Required Limit (kHz)	Result
149	5745.00	13500	>500	Pass

Figure Channel 149:

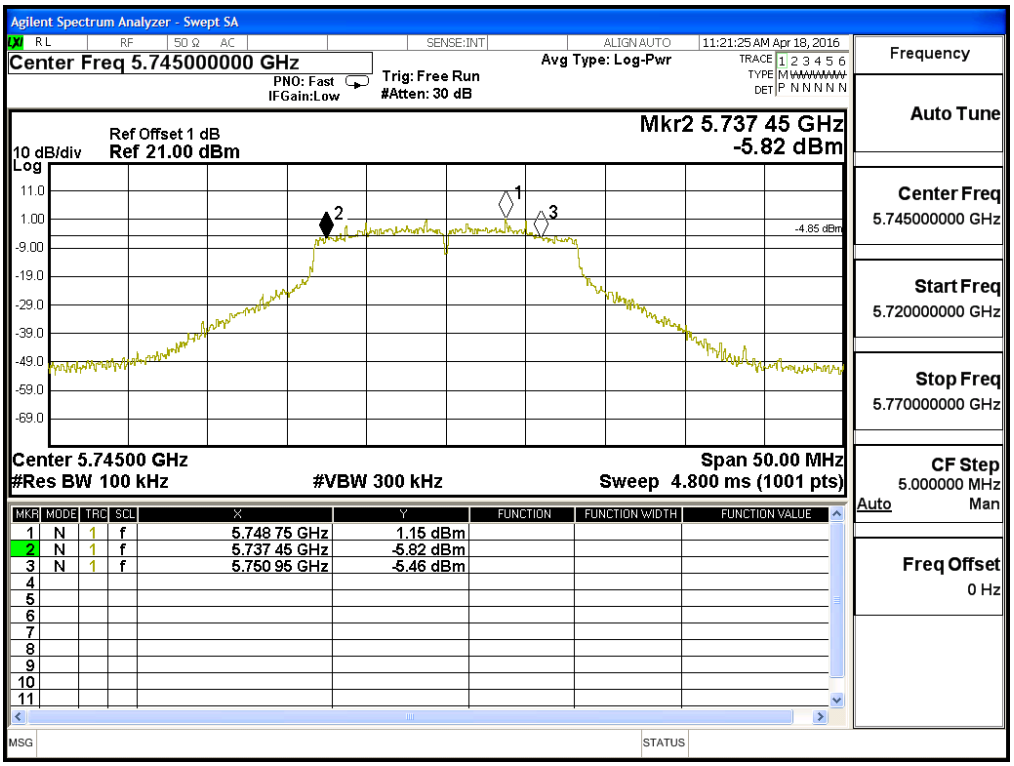

Product : Intel® Dual Band Wireless-AC 8260
Test Item : Occupied Bandwidth Data
Test Site : No.3 OATS
Test Mode : Mode 2 SISO B: Transmit (802.11a-6Mbps) (5785MHz)

Channel No.	Frequency (MHz)	Measurement Level (kHz)	Required Limit (kHz)	Result
157	5785.00	14550	>500	Pass

Figure Channel 157:

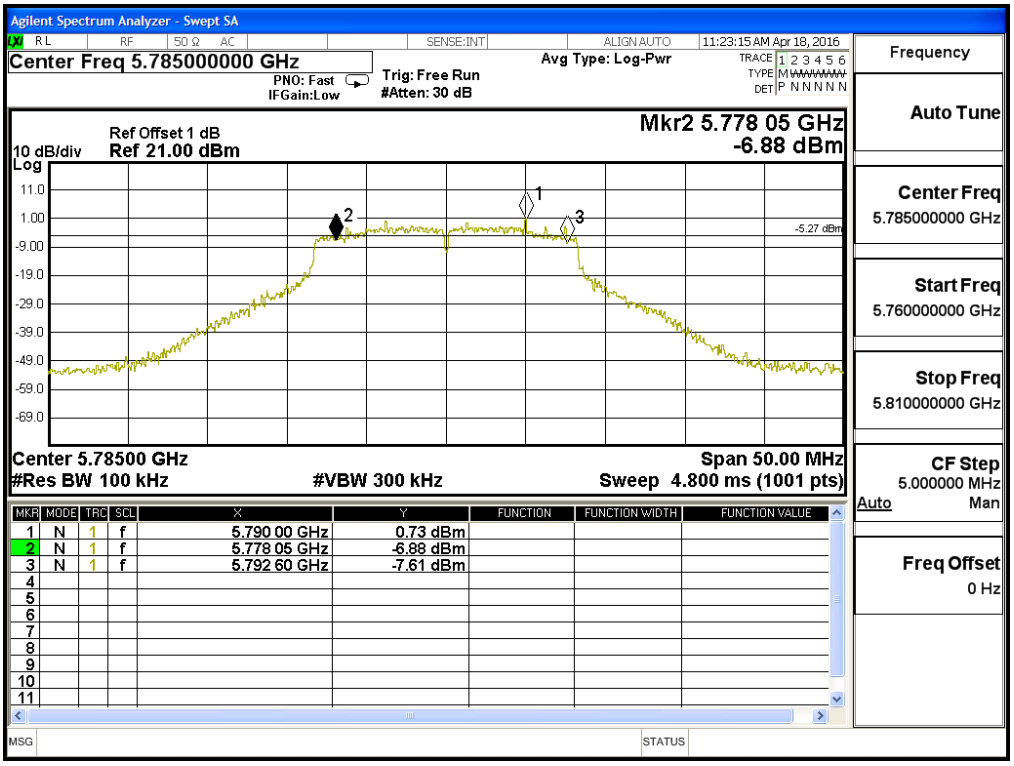

Product : Intel® Dual Band Wireless-AC 8260
Test Item : Occupied Bandwidth Data
Test Site : No.3 OATS
Test Mode : Mode 2 SISO B: Transmit (802.11a-6Mbps) (5825MHz)

Channel No.	Frequency (MHz)	Measurement Level (kHz)	Required Limit (kHz)	Result
165	5825.00	16150	>500	Pass

Figure Channel 165:

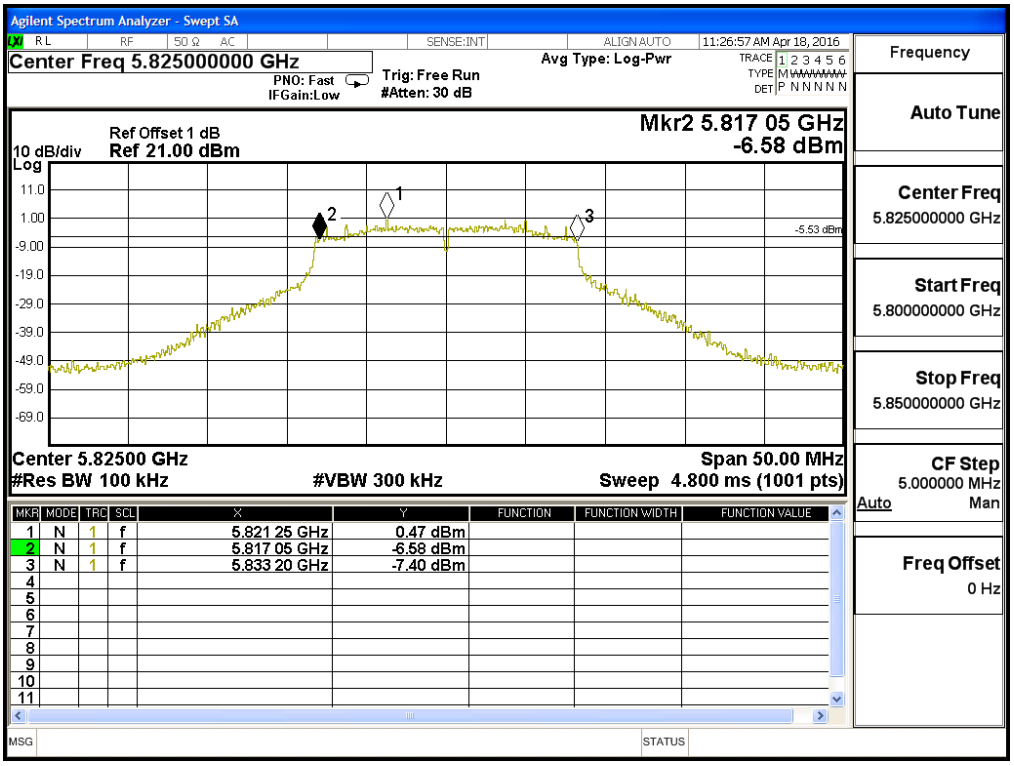

Product : Intel® Dual Band Wireless-AC 8260
Test Item : Occupied Bandwidth Data
Test Site : No.3 OATS
Test Mode : Mode 2 SISO B: Transmit (802.11n-20BW 7.2Mbps) (5745MHz)

Channel No.	Frequency (MHz)	Measurement Level (kHz)	Required Limit (kHz)	Result
149	5745.00	13950	>500	Pass

Figure Channel 149:

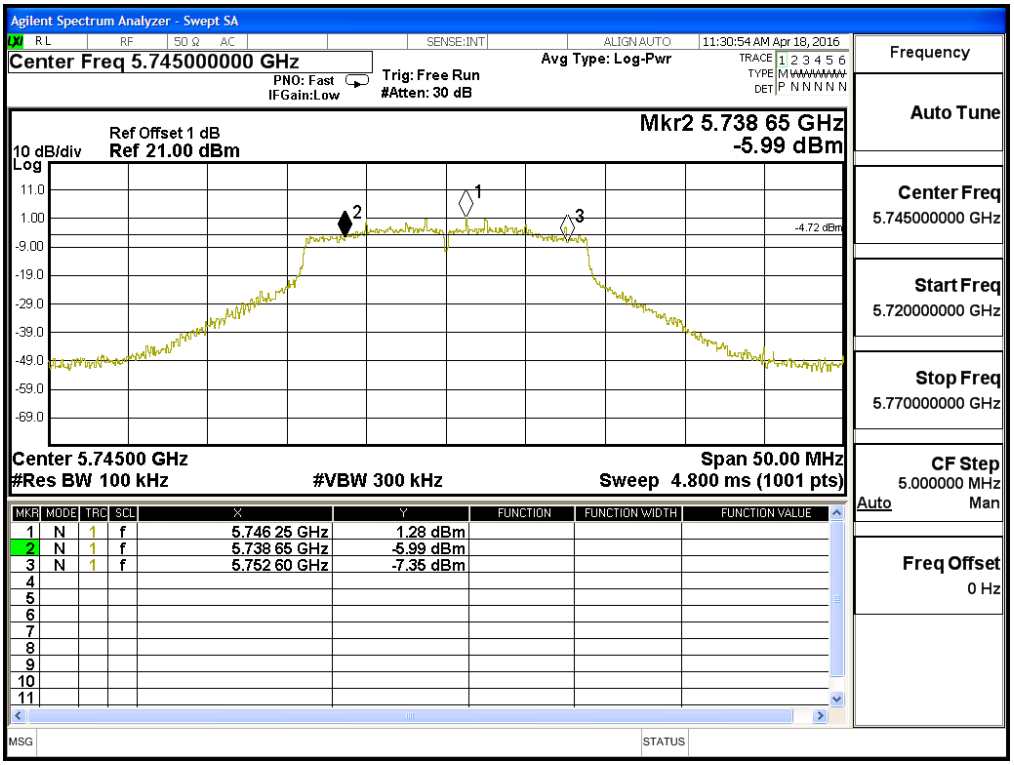

Product : Intel® Dual Band Wireless-AC 8260
Test Item : Occupied Bandwidth Data
Test Site : No.3 OATS
Test Mode : Mode 2 SISO B: Transmit (802.11n-20BW 7.2Mbps) (5785MHz)

Channel No.	Frequency (MHz)	Measurement Level (kHz)	Required Limit (kHz)	Result
157	5785.00	15150	>500	Pass

Figure Channel 157:

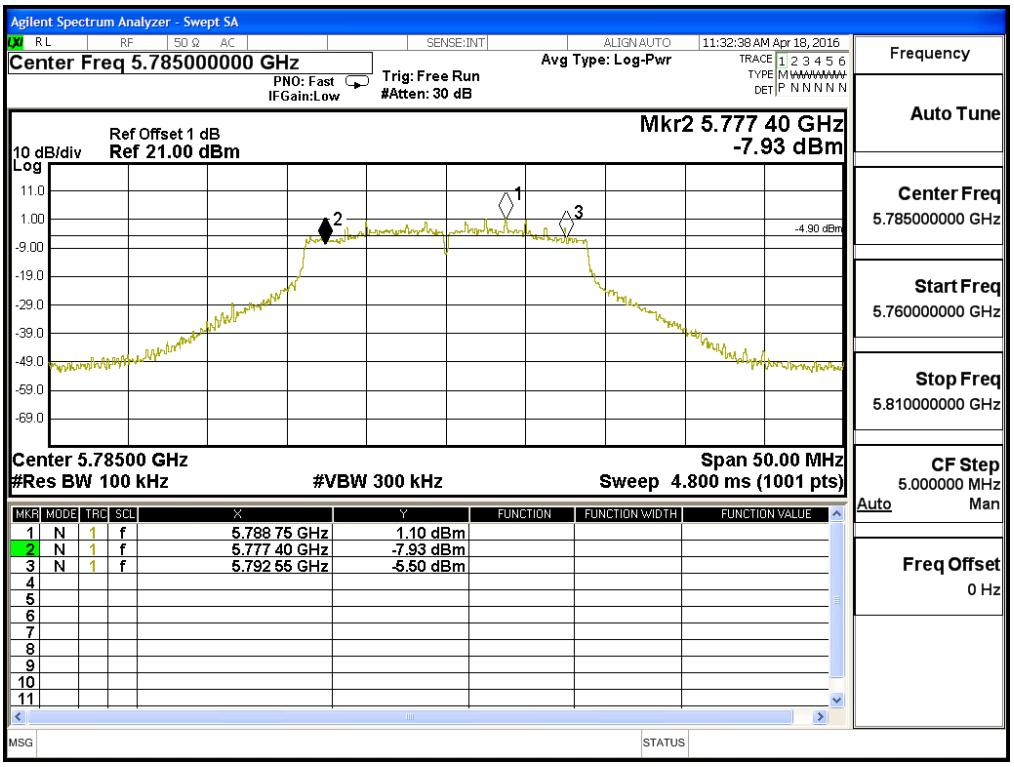

Product : Intel® Dual Band Wireless-AC 8260
Test Item : Occupied Bandwidth Data
Test Site : No.3 OATS
Test Mode : Mode 2 SISO B: Transmit (802.11n-20BW 7.2Mbps) (5825MHz)

Channel No.	Frequency (MHz)	Measurement Level (kHz)	Required Limit (kHz)	Result
165	5825.00	15150	>500	Pass

Figure Channel 165:

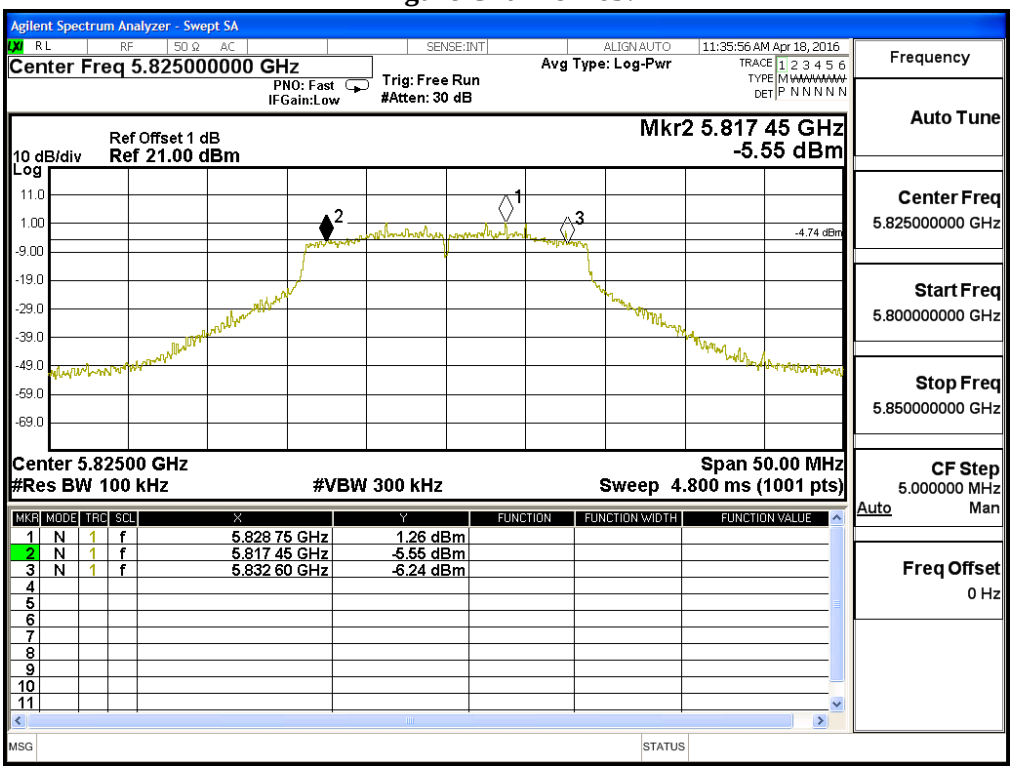

Product : Intel® Dual Band Wireless-AC 8260
Test Item : Occupied Bandwidth Data
Test Site : No.3 OATS
Test Mode : Mode 2 SISO B: Transmit (802.11n-40BW 15Mbps) (5755MHz)

Channel No.	Frequency (MHz)	Measurement Level (kHz)	Required Limit (kHz)	Result
151	5755.00	35200	>500	Pass

Figure Channel 151:

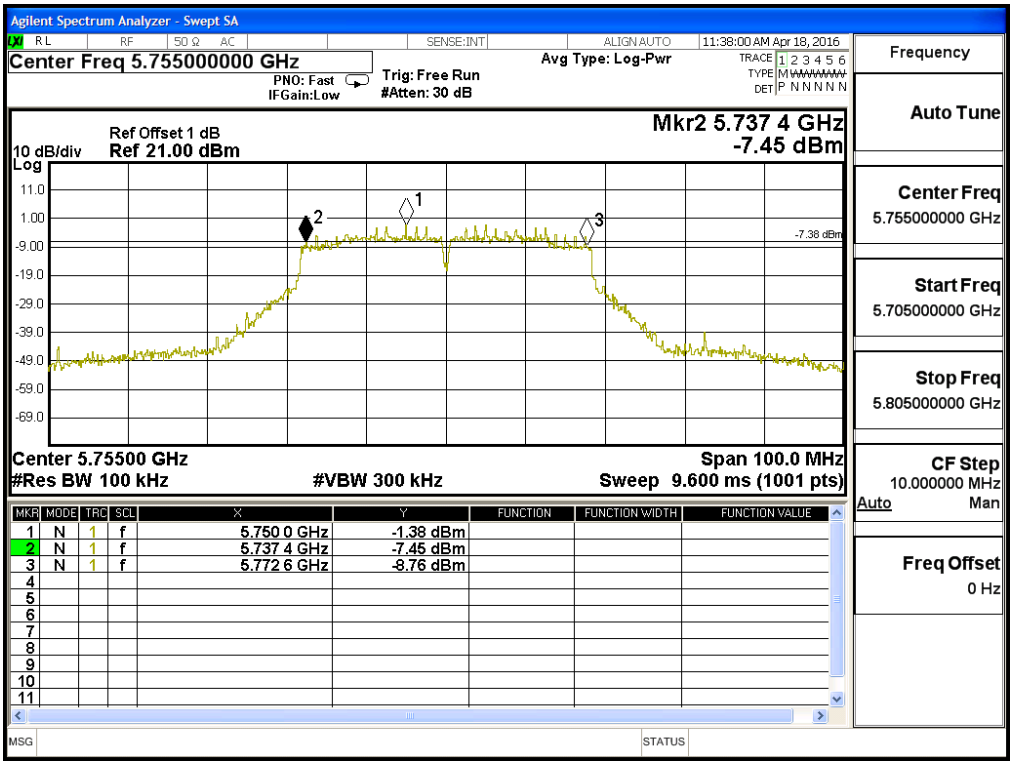

Product : Intel® Dual Band Wireless-AC 8260
Test Item : Occupied Bandwidth Data
Test Site : No.3 OATS
Test Mode : Mode 2 SISO B: Transmit (802.11n-40BW 15Mbps) (5795MHz)

Channel No.	Frequency (MHz)	Measurement Level (kHz)	Required Limit (kHz)	Result
159	5795.00	35200	>500	Pass

Figure Channel 159:

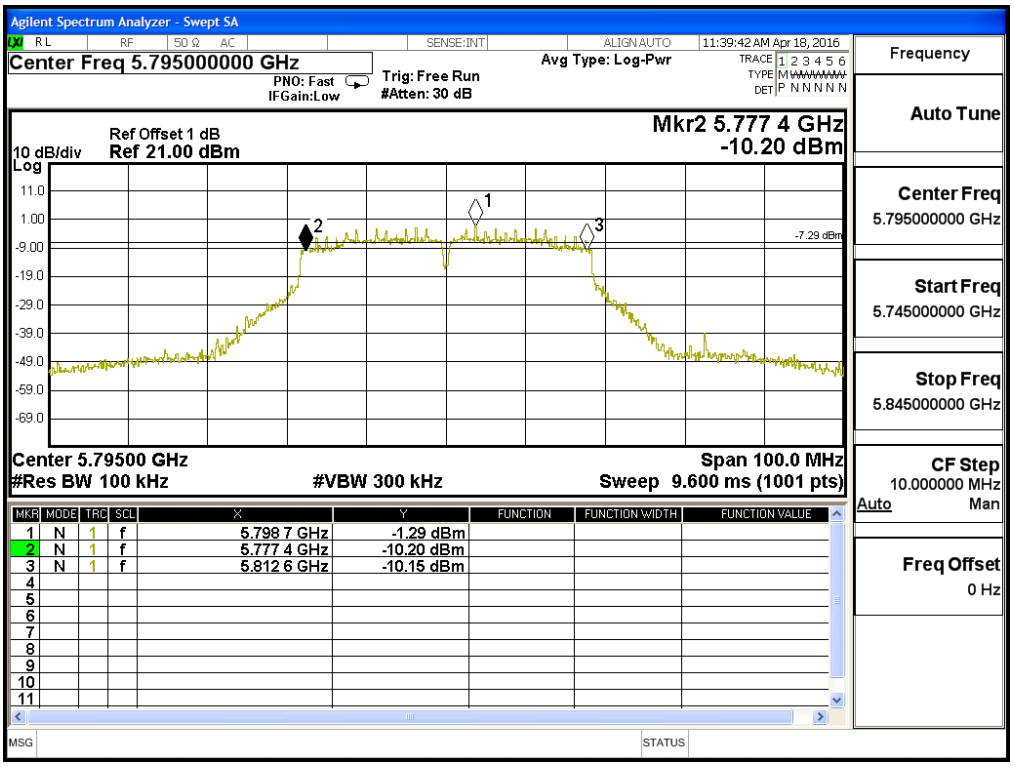

Product : Intel® Dual Band Wireless-AC 8260
Test Item : Occupied Bandwidth Data
Test Site : No.3 OATS
Test Mode : Mode 2 SISO B: Transmit (802.11ac-80BW-32.5Mbps) (5775MHz)

Channel No.	Frequency (MHz)	Measurement Level (kHz)	Required Limit (kHz)	Result
155	5775.00	74000	>500	Pass

Figure Channel 155:

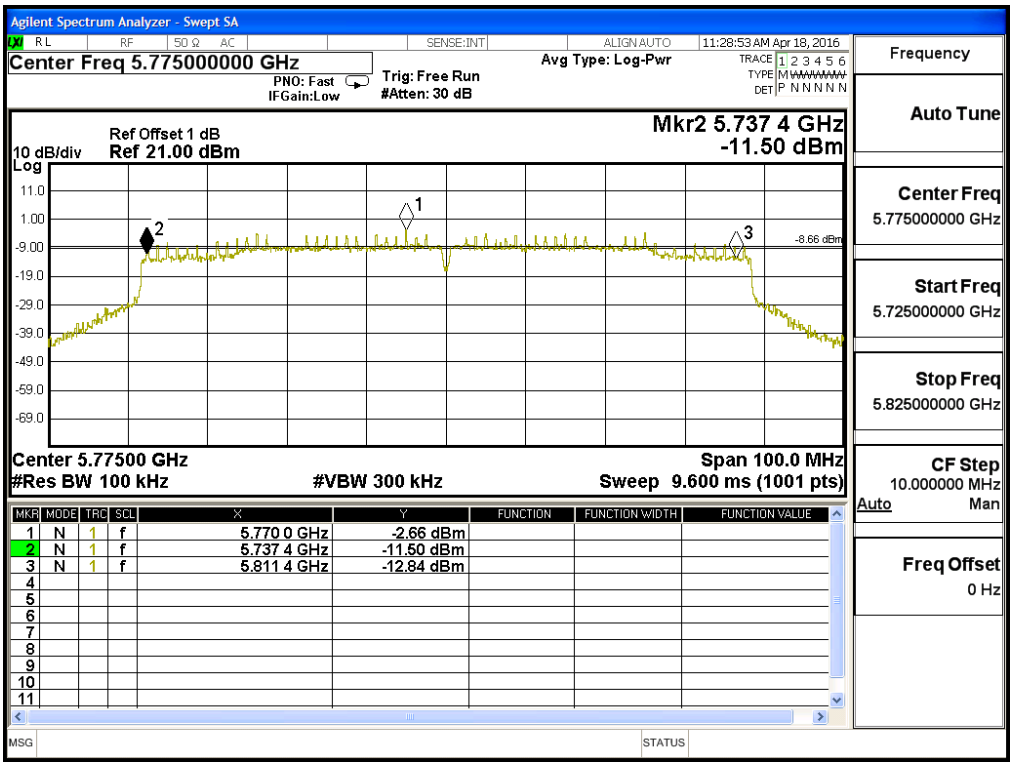

Product : Intel® Dual Band Wireless-AC 8260
Test Item : Occupied Bandwidth Data
Test Site : No.3 OATS
Test Mode : Mode 3 MIMO: Transmit (802.11n-20BW 14.4Mbps) (5745MHz)

Channel No.	Frequency (MHz)	Measurement Level (kHz)	Required Limit (kHz)	Result
149	5745.00	15200	>500	Pass

Figure Channel 149: (Chain A)

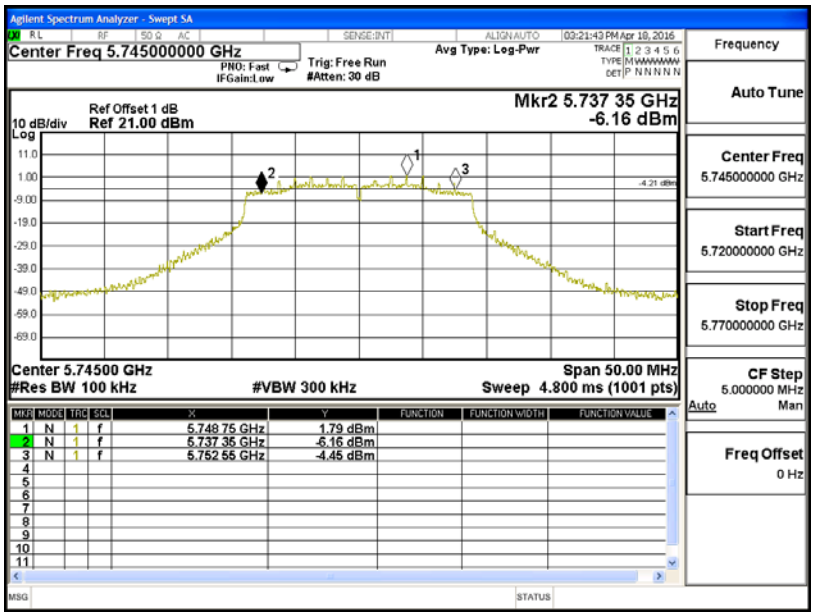

Channel No.	Frequency (MHz)	Measurement Level (kHz)	Required Limit (kHz)	Result
149	5745.00	16400	>500	Pass

Figure Channel 149: (Chain B)

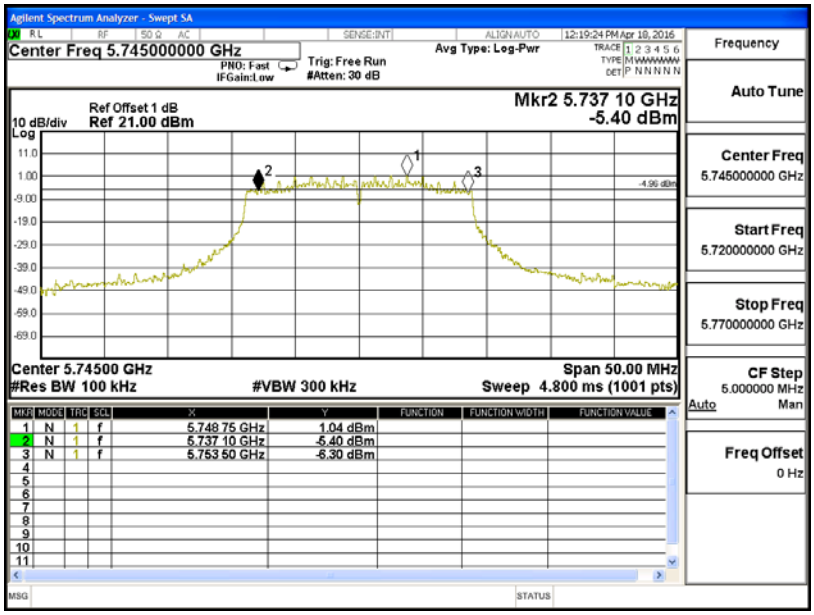

Product : Intel® Dual Band Wireless-AC 8260
Test Item : Occupied Bandwidth Data
Test Site : No.3 OATS
Test Mode : Mode 3 MIMO: Transmit (802.11n-20BW 14.4Mbps) (5785MHz)

Channel No.	Frequency (MHz)	Measurement Level (kHz)	Required Limit (kHz)	Result
157	5785.00	15150	>500	Pass

Figure Channel 157: (Chain A)

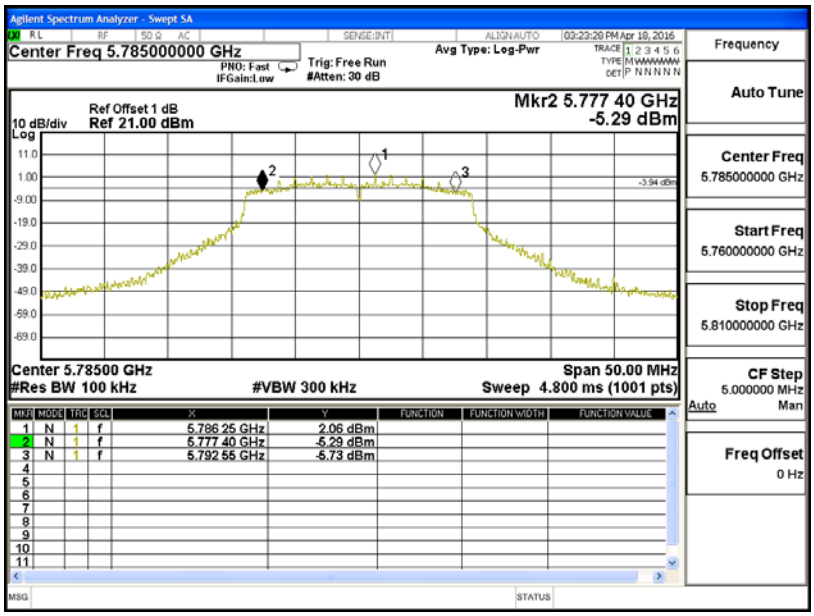

Channel No.	Frequency (MHz)	Measurement Level (kHz)	Required Limit (kHz)	Result
157	5785.00	17700	>500	Pass

Figure Channel 157: (Chain B)

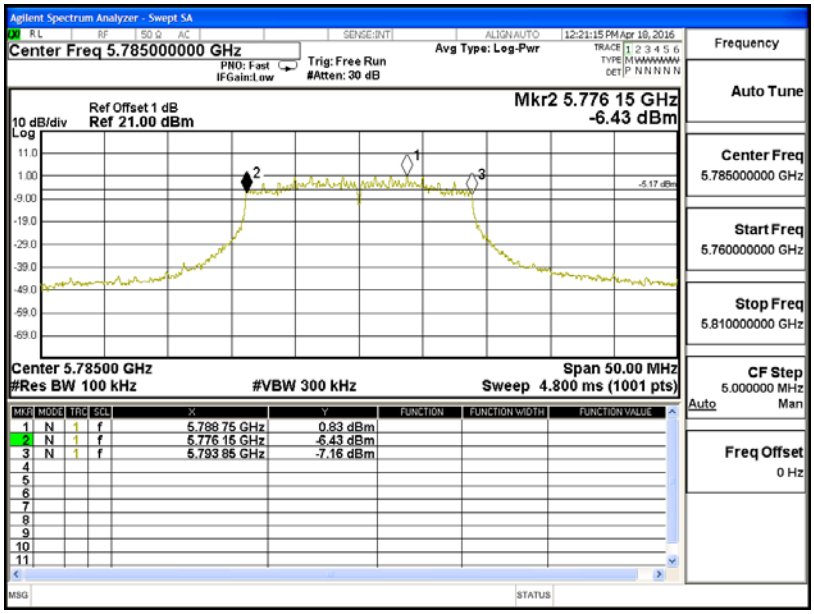

Product : Intel® Dual Band Wireless-AC 8260
Test Item : Occupied Bandwidth Data
Test Site : No.3 OATS
Test Mode : Mode 3 MIMO: Transmit (802.11n-20BW 14.4Mbps) (5825MHz)

Channel No.	Frequency (MHz)	Measurement Level (kHz)	Required Limit (kHz)	Result
165	5825.00	15250	>500	Pass

Figure Channel 165: (Chain A)

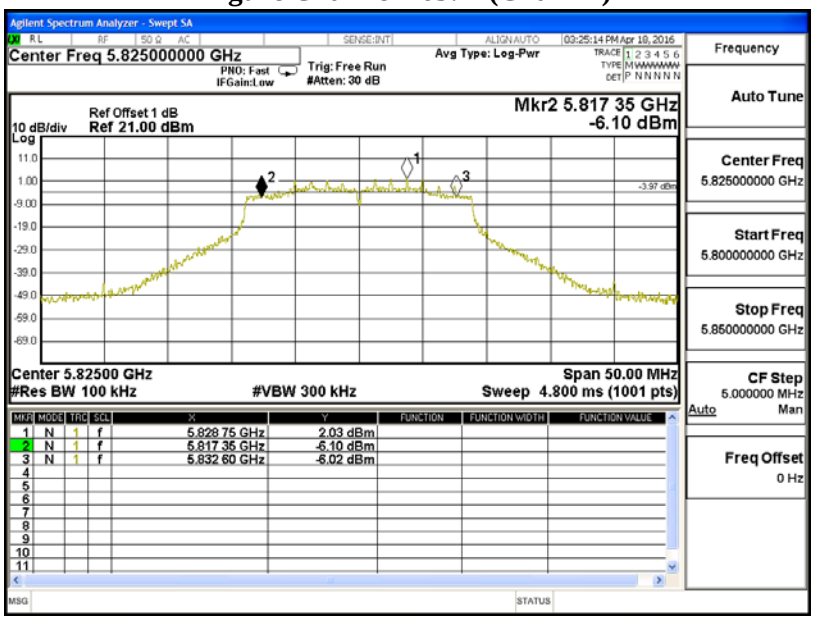

Channel No.	Frequency (MHz)	Measurement Level (kHz)	Required Limit (kHz)	Result
165	5825.00	15300	>500	Pass

Figure Channel 165: (Chain B)

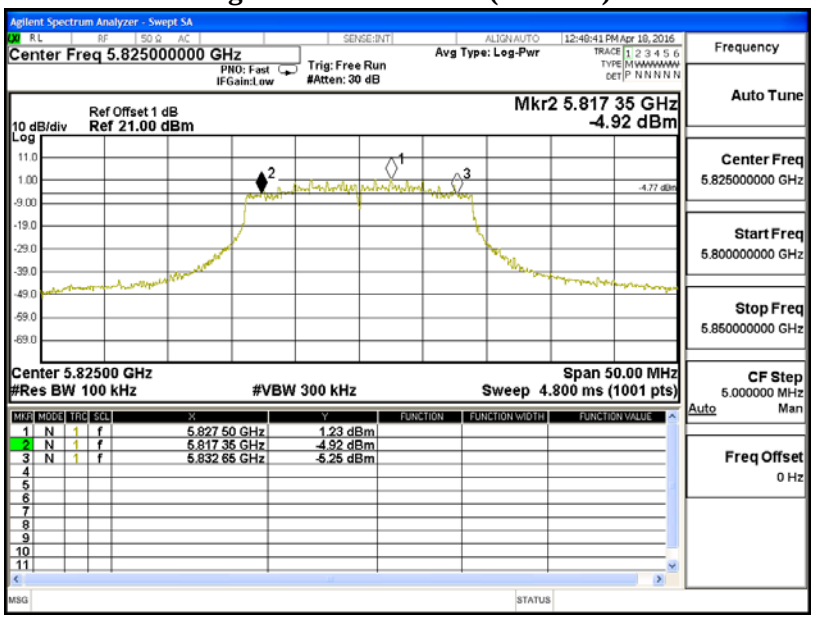

Product : Intel® Dual Band Wireless-AC 8260
Test Item : Occupied Bandwidth Data
Test Site : No.3 OATS
Test Mode : Mode 3 MIMO: Transmit (802.11n-40BW 30Mbps) (5755MHz)

Channel No.	Frequency (MHz)	Measurement Level (kHz)	Required Limit (kHz)	Result
151	5755.00	35200	>500	Pass

Figure Channel 151: (Chain A)

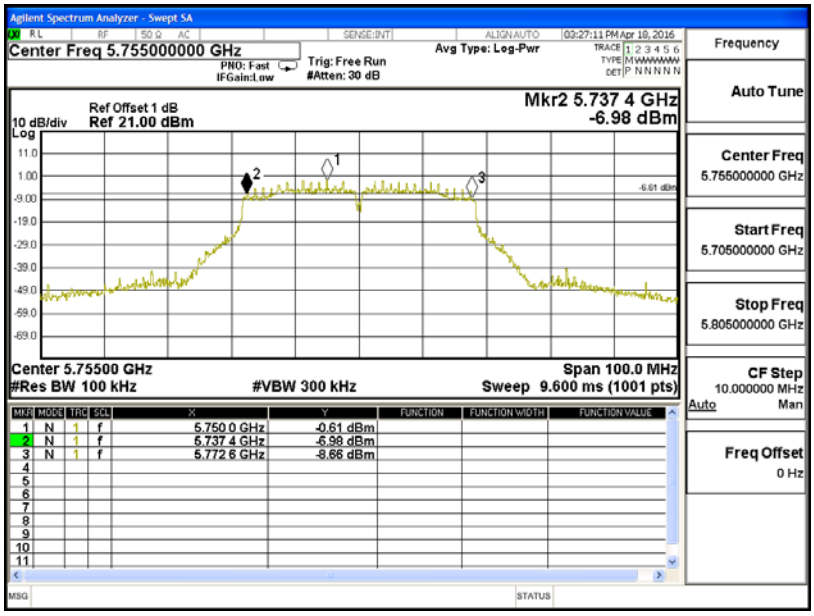

Channel No.	Frequency (MHz)	Measurement Level (kHz)	Required Limit (kHz)	Result
151	5755.00	35200	>500	Pass

Figure Channel 151: (Chain B)

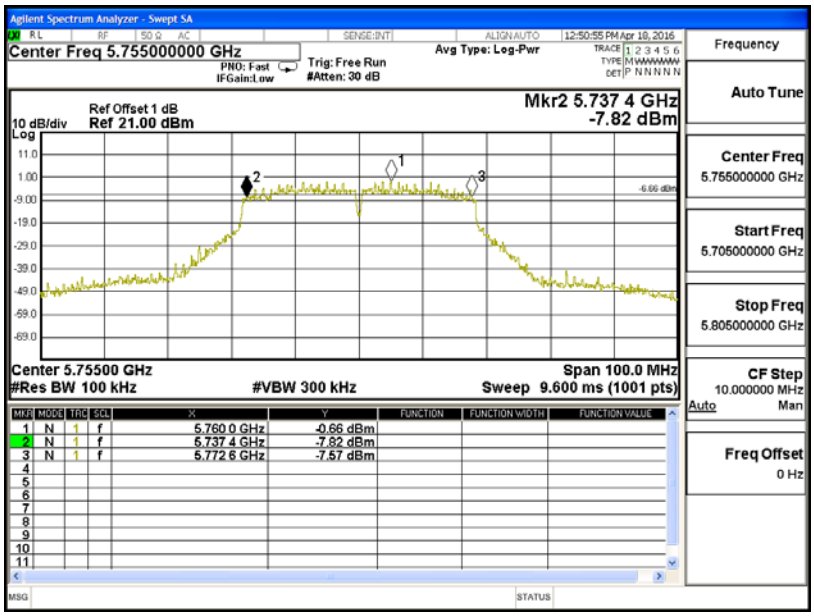

Product : Intel® Dual Band Wireless-AC 8260
Test Item : Occupied Bandwidth Data
Test Site : No.3 OATS
Test Mode : Mode 3 MIMO: Transmit (802.11n-40BW 30Mbps) (5795MHz)

Channel No.	Frequency (MHz)	Measurement Level (kHz)	Required Limit (kHz)	Result
159	5795.00	35300	>500	Pass

Figure Channel 159: (Chain A)

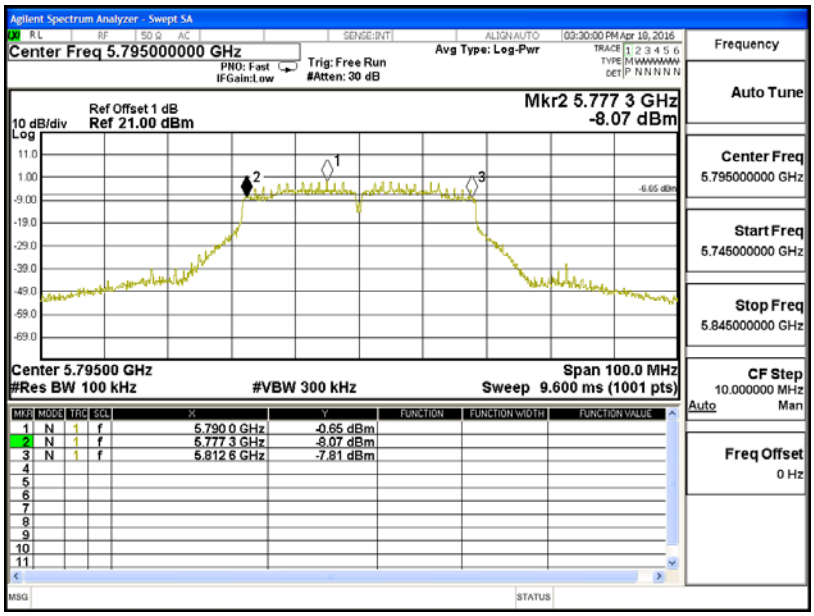

Channel No.	Frequency (MHz)	Measurement Level (kHz)	Required Limit (kHz)	Result
159	5795.00	35200	>500	Pass

Figure Channel 159: (Chain B)

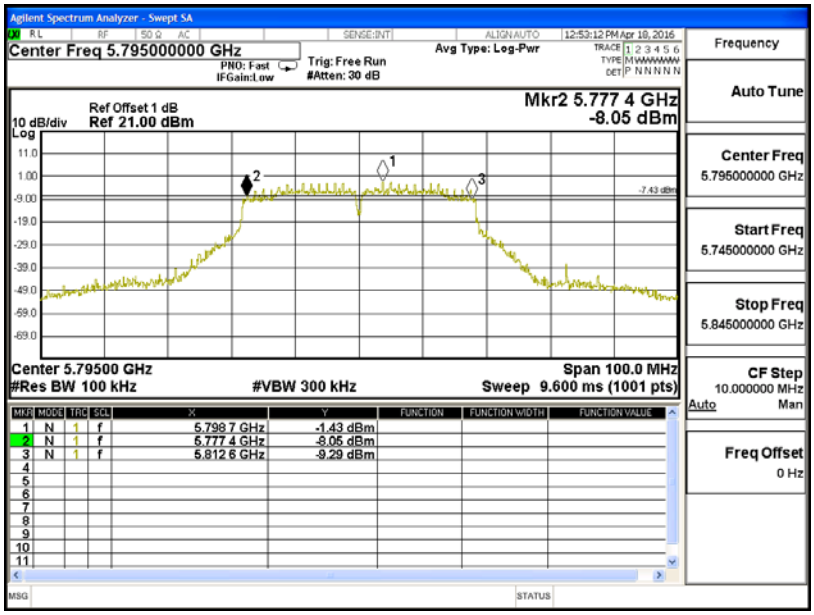

Product : Intel® Dual Band Wireless-AC 8260
Test Item : Occupied Bandwidth Data
Test Site : No.3 OATS
Test Mode : Mode 3 MIMO: Transmit (802.11ac-80BW-65Mbps) (5775MHz)

Channel No.	Frequency (MHz)	Measurement Level (kHz)	Required Limit (kHz)	Result
155	5775.00	72700	>500	Pass

Figure Channel 155: (Chain A)

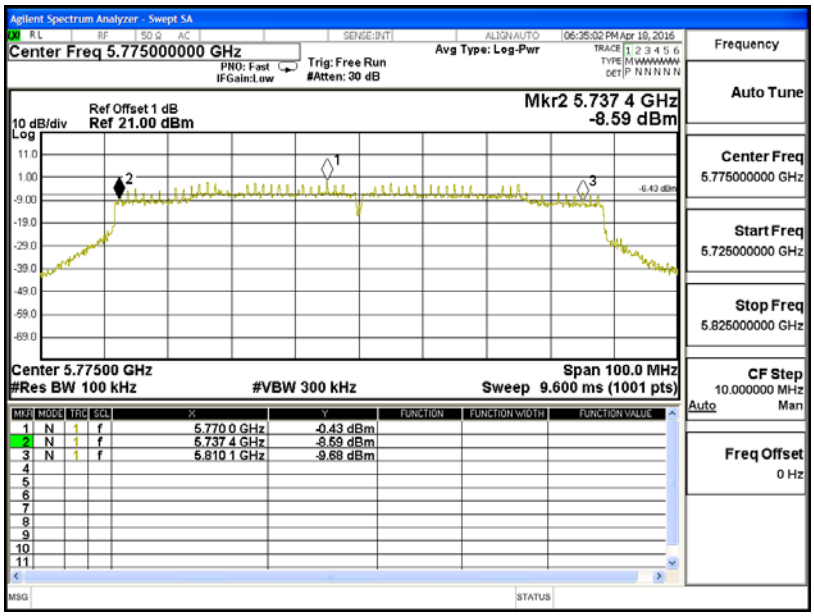

Channel No.	Frequency (MHz)	Measurement Level (kHz)	Required Limit (kHz)	Result
155	5775.00	72700	>500	Pass

Figure Channel 155: (Chain B)

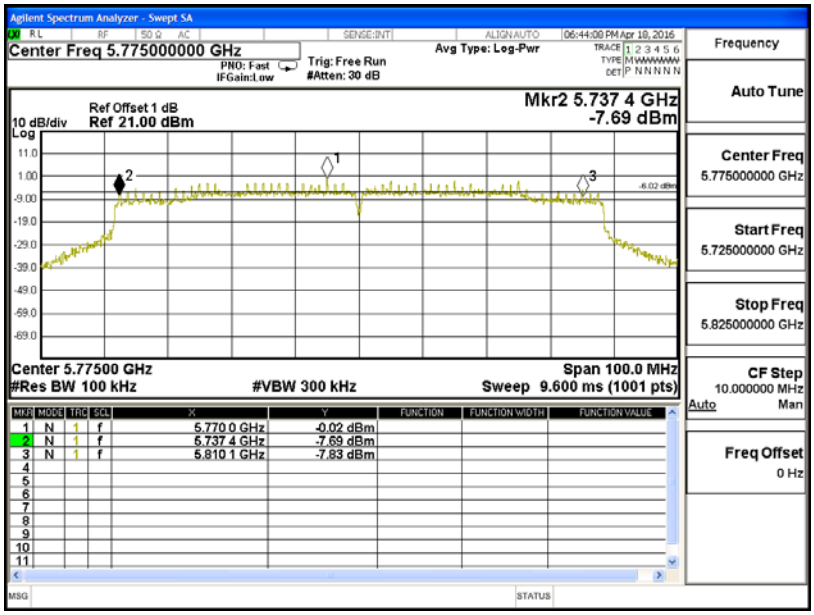

8. Frequency Stability

8.1. Test Equipment

	Equipment	Manufacturer	Model No./Serial No.	Last Cal.
	Spectrum Analyzer	R&S	FSP40 / 100170	Jun, 2015
	Spectrum Analyzer	Agilent	E4407B / US39440758	Jun, 2015
X	Spectrum Analyzer	Agilent	N9010A / MY48030495	Apr., 2016

Note:
1. All equipments are calibrated with traceable calibrations. Each calibration is traceable to the national or international standards.
2. The test instruments marked with "X" are used to measure the final test results.

8.2. Test Setup

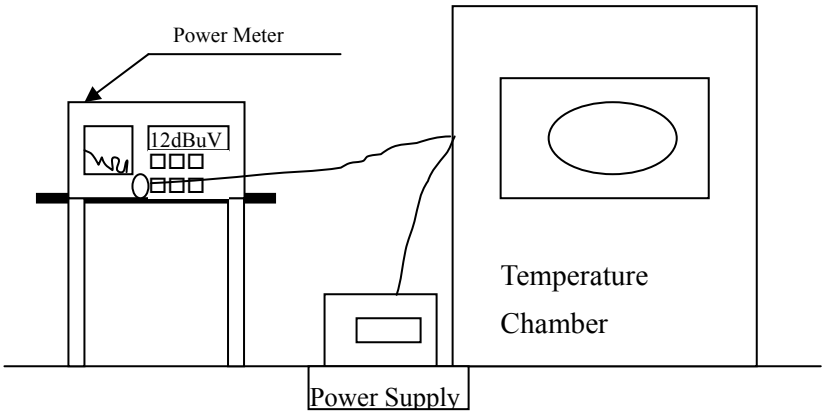

8.3. Limits

Manufactures of U-NII devices are responsible for ensuring frequency stability such that an emission is maintained within the band of operation under all conditions of normal operation as specified

8.4. Test Procedure

The EUT was setup to ANSI C63.10, 2013; tested to UNII test procedure of FCC KDB-789033 for compliance to FCC 47CFR Subpart E requirements.

8.5. Uncertainty

± 150 Hz

8.6. Test Result of Frequency Stability

Product : Intel® Dual Band Wireless-AC 8260
Test Item : Frequency Stability
Test Site : Temperature Chamber
Test Mode : Carrier Wave

Chain A

Test Conditions		Channel	Frequency (MHz)	Frequency (MHz)	△F (MHz)
Tnom (20) oC	Vnom (120)V	149	5745.0000	5745.0035	-0.0035
		151	5755.0000	5755.0023	-0.0023
		157	5785.0000	5785.0032	-0.0032
		159	5795.0000	5795.0066	-0.0066
		165	5825.0000	5825.0034	-0.0034

Test Conditions		Channel	Frequency (MHz)	Frequency (MHz)	△F (MHz)
Tmax (70) oC	Vmax (138)V	149	5745.0000	5745.0031	-0.0031
		151	5755.0000	5755.0089	-0.0089
		157	5785.0000	5785.0052	-0.0052
		159	5795.0000	5795.0049	-0.0049
		165	5825.0000	5825.0136	-0.0136

Test Conditions		Channel	Frequency (MHz)	Frequency (MHz)	△F (MHz)
Tmax (70) ^{o}C	Vmin (102)V	149	5745.0000	5745.0056	-0.0056
		151	5755.0000	5755.0076	-0.0076
		157	5785.0000	5785.0043	-0.0043
		159	5795.0000	5795.0071	-0.0071
		165	5825.0000	5825.0038	-0.0038

Test Conditions		Channel	Frequency (MHz)	Frequency (MHz)	△F (MHz)
Tnom (-20) oC	Vnom (138)V	149	5745.0000	5745.0061	-0.0061
		151	5755.0000	5755.0059	-0.0059
		157	5785.0000	5785.0077	-0.0077
		159	5795.0000	5795.0009	-0.0009
		165	5825.0000	5825.0042	-0.0042

Test Conditions		Channel	Frequency (MHz)	Frequency (MHz)	△F (MHz)
Tmax (-20) oC	Vmax (102)V	149	5745.0000	5745.0061	-0.0061
		151	5755.0000	5755.0059	-0.0059
		157	5785.0000	5785.0077	-0.0077
		159	5795.0000	5795.0009	-0.0009
		165	5825.0000	5825.0042	-0.0042

Test Conditions		Channel	Frequency (MHz)	Frequency (MHz)	△F (MHz)
Tnom (20) °C	Vnom (120)V	155	5775.0000	5774.9943	0.0057
Test Conditions		Channel	Frequency (MHz)	Frequency (MHz)	△F (MHz)
Tmax (70) °C	Vmax (138)V	155	5774.9945	5774.9962	0.0038
Test Conditions		Channel	Frequency (MHz)	Frequency (MHz)	△F (MHz)
Tmax (70) °C	Vmin (102)V	155	5774.9945	5774.9948	0.0052
Test Conditions		Channel	Frequency (MHz)	Frequency (MHz)	△F (MHz)
Tmin (-20) °C	Vmax (138)V	155	5775.0034	5775.0031	-0.0031
Test Conditions		Channel	Frequency (MHz)	Frequency (MHz)	△F (MHz)
Tmin (-20) °C	Vmin (102)V	155	5775.0031	5775.0046	-0.0046

Chain B

Test Conditions		Channel	Frequency (MHz)	Frequency (MHz)	△F (MHz)
Tnom (20) oC	Vnom (120)V	149	5745.0000	5745.0026	-0.0026
		151	5755.0000	5755.0035	-0.0035
		157	5785.0000	5785.0029	-0.0029
		159	5795.0000	5795.0053	-0.0053
		165	5825.0000	5825.0022	-0.0022

Test Conditions		Channel	Frequency (MHz)	Frequency (MHz)	△F (MHz)
Tmax (70) oC	Vmax (138)V	149	5745.0000	5745.0024	-0.0024
		151	5755.0000	5755.0029	-0.0029
		157	5785.0000	5785.0042	-0.0042
		159	5795.0000	5795.0028	-0.0028
		165	5825.0000	5825.0059	-0.0059

Test Conditions		Channel	Frequency (MHz)	Frequency (MHz)	△F (MHz)
Tmax (70) ^{o}C	Vmin (102)V	149	5745.0000	5745.0037	-0.0037
		151	5755.0000	5755.0033	-0.0033
		157	5785.0000	5785.0069	-0.0069
		159	5795.0000	5795.0042	-0.0042
		165	5825.0000	5825.0113	-0.0113

Test Conditions		Channel	Frequency (MHz)	Frequency (MHz)	△F (MHz)
Tnom (-20) oC	Vnom (138)V	149	5745.0000	5745.0055	-0.0055
		151	5755.0000	5755.0079	-0.0079
		157	5785.0000	5785.0036	-0.0036
		159	5795.0000	5795.0048	-0.0048
		165	5825.0000	5825.0085	-0.0085

Test Conditions		Channel	Frequency (MHz)	Frequency (MHz)	△F (MHz)
Tmax (-20) oC	Vmax (102)V	149	5745.0000	5745.0039	-0.0039
		151	5755.0000	5755.0048	-0.0048
		157	5785.0000	5785.0033	-0.0033
		159	5795.0000	5795.0078	-0.0078
		165	5825.0000	5825.0145	-0.0145

Test Conditions		Channel	Frequency (MHz)	Frequency (MHz)	△F (MHz)
Tnom (20) ^{o}C	Vnom (120)V	155	5775.0000	5774.9939	0.0061
Test Conditions		Channel	Frequency (MHz)	Frequency (MHz)	△F (MHz)
Tmax (70) ^{o}C	Vmax (138)V	155	5775.0000	5774.9951	0.0049
Test Conditions		Channel	Frequency (MHz)	Frequency (MHz)	△F (MHz)
Tmax (70) ^{o}C	Vmin (102)V	155	5775.0000	5774.9965	0.0035
Test Conditions		Channel	Frequency (MHz)	Frequency (MHz)	△F (MHz)
Tmin (-20) ^{o}C	Vmax (138)V	155	5775.0000	5775.0041	-0.0041
Test Conditions		Channel	Frequency (MHz)	Frequency (MHz)	△F (MHz)
Tmin (-20) ^{o}C	Vmin (102)V	155	5775.0000	5775.0029	-0.0029

9. EMI Reduction Method During Compliance Testing

No modification was made during testing.

Attachment 1: EUT Test Photographs

Attachment 2: EUT Detailed Photographs