Appendix C - SAR Highest Measurement Plots

Test Laboratory: A Test Lab Techno Corp.
Date: 2022/1/27
01_WLAN 2.4 GHz_802.11b_Ch1_Side 1_0 mm_ANT Main
DUT: E1600WKA

Communication System: UID 0, IEEE 802.11b (0); Frequency: 2412 MHz;Duty Cycle: 1:1.006
Medium parameters used: f = 2412 MHz; σ = 1.763 S/m; ε_r = 39.895; ρ = 1000 kg/m^3
Phantom section: Flat Section
Measurement Standard: DASY5 (IEEE/IEC/ANSI C63.19-2007)
DASY5.2 Configuration:

- Area Scan setting - Find Secondary Maximum Within:2.0dB and with a peak SAR value greater than 0.5 W/Kg
- Probe: EX3DV4 - SN7647; ConvF(8.1, 8.1, 8.1) @ 2412 MHz; Calibrated: 2021/4/15
- Sensor-Surface: 1.4mm (Mechanical Surface Detection)
- Electronics: DAE4 Sn1253; Calibrated: 2021/12/30
- Phantom: ELI V5.0; Type: QD OVA 002 AA; Serial: 1133
- Measurement SW: DASY52, Version 52.10 (4); SEMCAD X Version 14.6.14 (7501)

Area Scan (51x151x1): Interpolated grid: dx=1.200 mm, dy=1.200 mm
Maximum value of SAR (interpolated) = 0.520 W/kg

Zoom Scan (7x7x7)/Cube 0: Measurement grid: dx=5mm, dy=5mm, dz=5mm
Reference Value = 16.84 V/m; Power Drift = -0.09 dB
Peak SAR (extrapolated) = 0.706 W/kg
SAR(1 g) = 0.318 W/kg; SAR(10 g) = 0.154 W/kg
Smallest distance from peaks to all points 3 dB below = 8.2 mm
Ratio of SAR at M2 to SAR at M1 = 44.8%
Maximum value of SAR (measured) = 0.541 W/kg

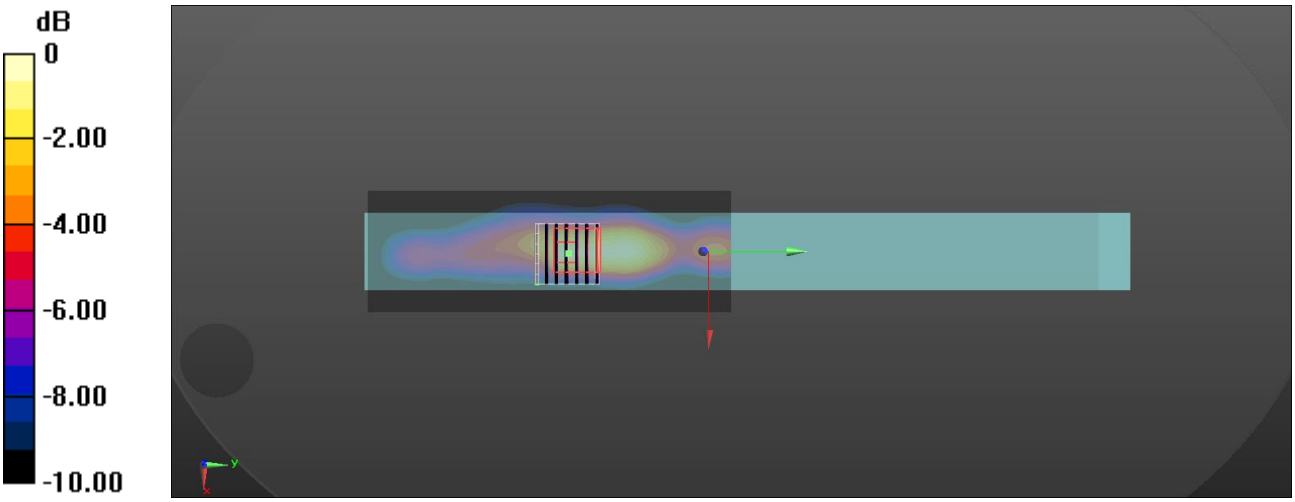

0 dB = 0.541 W/kg = -2.67 dBW/kg

Test Laboratory: A Test Lab Techno Corp.
Date: 2022/1/27
02_WLAN 2.4 GHz_802.11b_Ch11_Side 1_0 mm_ANT Aux
DUT: E1600WKA

Communication System: UID 0, IEEE 802.11b (0); Frequency: 2462 MHz;Duty Cycle: 1:1.006
Medium parameters used: f = 2462 MHz; σ = 1.823 S/m; ε_r = 39.756; ρ = 1000 kg/m^3
Phantom section: Flat Section
Measurement Standard: DASY5 (IEEE/IEC/ANSI C63.19-2007)
DASY5.2 Configuration:

- Area Scan setting - Find Secondary Maximum Within:2.0dB and with a peak SAR value greater than 0.5 W/Kg
- Probe: EX3DV4 - SN7647; ConvF(8.1, 8.1, 8.1) @ 2462 MHz; Calibrated: 2021/4/15
- Sensor-Surface: 1.4mm (Mechanical Surface Detection)
- Electronics: DAE4 Sn1253; Calibrated: 2021/12/30
- Phantom: ELI V5.0; Type: QD OVA 002 AA; Serial: 1133
- Measurement SW: DASY52, Version 52.10 (4); SEMCAD X Version 14.6.14 (7501)

Area Scan (51x121x1): Interpolated grid: dx=1.200 mm, dy=1.200 mm
Maximum value of SAR (interpolated) = 0.774 W/kg

Zoom Scan (7x7x7)/Cube 0: Measurement grid: dx=5mm, dy=5mm, dz=5mm
Reference Value = 19.19 V/m; Power Drift = -0.18 dB
Peak SAR (extrapolated) = 0.991 W/kg
SAR(1 g) = 0.447 W/kg; SAR(10 g) = 0.201 W/kg
Smallest distance from peaks to all points 3 dB below = 9.8 mm
Ratio of SAR at M2 to SAR at M1 = 46.2%
Maximum value of SAR (measured) = 0.776 W/kg

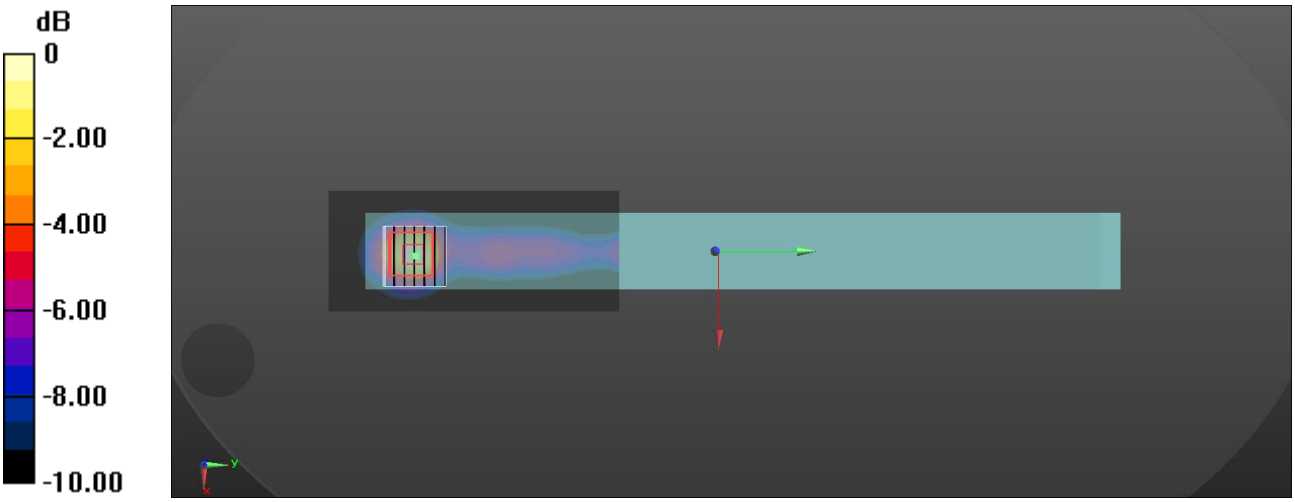

0 dB = 0.776 W/kg = -1.10 dBW/kg

Test Laboratory: A Test Lab Techno Corp.
Date: 2022/1/27
03_Bluetooth_GFSK_Ch0_Side 1_0 mm_ANT Main
DUT: E1600WKA

Communication System: UID 0, Bluetooth 3.0 (0); Frequency: 2402 MHz;Duty Cycle: 1:1.282
Medium parameters used: f = 2402 MHz; σ = 1.751 S/m; ε_r = 39.936; ρ = 1000 kg/m^3
Phantom section: Flat Section
Measurement Standard: DASY5 (IEEE/IEC/ANSI C63.19-2007)
DASY5.2 Configuration:

- Area Scan setting - Find Secondary Maximum Within:2.0dB and with a peak SAR value greater than 0.5 W/Kg
- Probe: EX3DV4 - SN7647; ConvF(8.1, 8.1, 8.1) @ 2402 MHz; Calibrated: 2021/4/15
- Sensor-Surface: 1.4mm (Mechanical Surface Detection)
- Electronics: DAE4 Sn1253; Calibrated: 2021/12/30
- Phantom: ELI V5.0; Type: QD OVA 002 AA; Serial: 1133
- Measurement SW: DASY52, Version 52.10 (4); SEMCAD X Version 14.6.14 (7501)

Area Scan (51x151x1): Interpolated grid: dx=1.200 mm, dy=1.200 mm
Maximum value of SAR (interpolated) = 0.0602 W/kg

Zoom Scan (7x7x7)/Cube 0: Measurement grid: dx=5mm, dy=5mm, dz=5mm
Reference Value = 4.940 V/m; Power Drift = -0.17 dB
Peak SAR (extrapolated) = 0.0740 W/kg
SAR(1 g) = 0.036 W/kg; SAR(10 g) = 0.019 W/kg
Smallest distance from peaks to all points 3 dB below: Larger than measurement grid (> 15 mm)
Ratio of SAR at M2 to SAR at M1 = 47.9%
Maximum value of SAR (measured) = 0.0589 W/kg

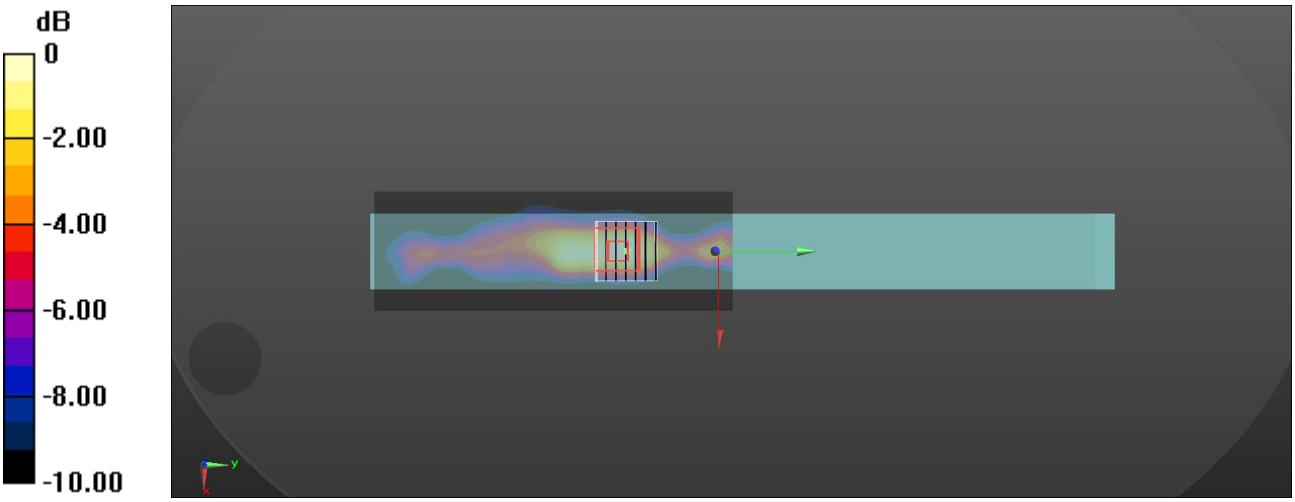

0 dB = 0.0589 W/kg = -12.30 dBW/kg

Test Laboratory: A Test Lab Techno Corp.
Date: 2022/1/27
04_Bluetooth_GFSK_Ch78_Side 1_0 mm_ANT Aux
DUT: E1600WKA

Communication System: UID 0, Bluetooth 3.0 (0); Frequency: 2480 MHz;Duty Cycle: 1:1.282
Medium parameters used: f = 2480 MHz; σ = 1.845 S/m; ε_r = 39.709; ρ = 1000 kg/m^3
Phantom section: Flat Section
Measurement Standard: DASY5 (IEEE/IEC/ANSI C63.19-2007)
DASY5.2 Configuration:

- Area Scan setting - Find Secondary Maximum Within:2.0dB and with a peak SAR value greater than 0.5 W/Kg
- Probe: EX3DV4 - SN7647; ConvF(8.1, 8.1, 8.1) @ 2480 MHz; Calibrated: 2021/4/15
- Sensor-Surface: 1.4mm (Mechanical Surface Detection)
- Electronics: DAE4 Sn1253; Calibrated: 2021/12/30
- Phantom: ELI V5.0; Type: QD OVA 002 AA; Serial: 1133
- Measurement SW: DASY52, Version 52.10 (4); SEMCAD X Version 14.6.14 (7501)

Area Scan (51x121x1): Interpolated grid: dx=1.200 mm, dy=1.200 mm
Maximum value of SAR (interpolated) = 0.0961 W/kg

Zoom Scan (7x7x7)/Cube 0: Measurement grid: dx=5mm, dy=5mm, dz=5mm
Reference Value = 6.798 V/m; Power Drift = -0.09 dB
Peak SAR (extrapolated) = 0.126 W/kg
SAR(1 g) = 0.056 W/kg; SAR(10 g) = 0.026 W/kg
Smallest distance from peaks to all points 3 dB below: Larger than measurement grid (> 15 mm)
Ratio of SAR at M2 to SAR at M1 = 45.6%
Maximum value of SAR (measured) = 0.0969 W/kg

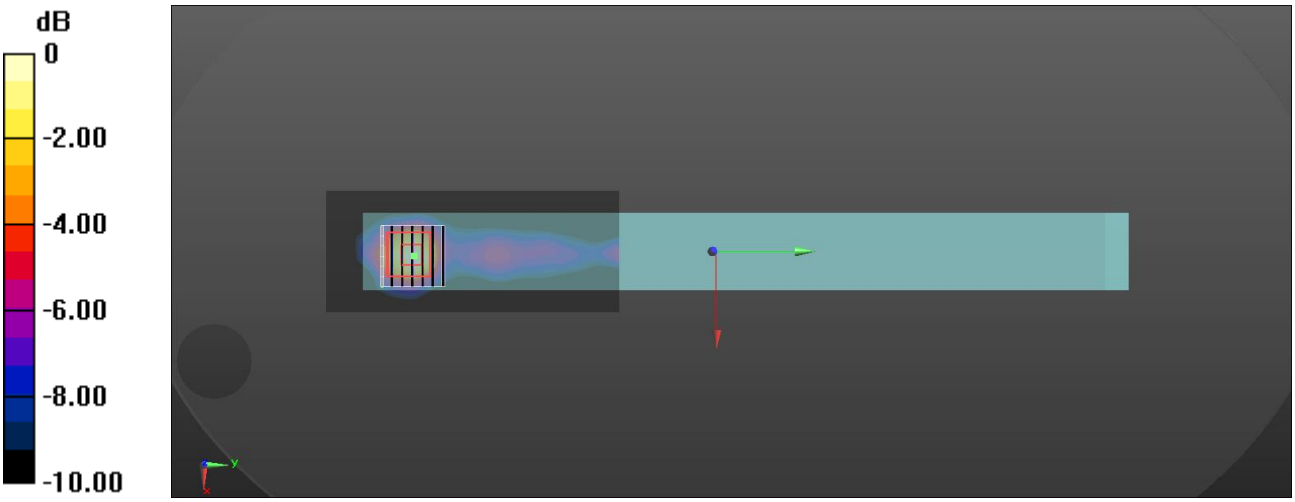

0 dB = 0.0969 W/kg = -10.14 dBW/kg

Test Laboratory: A Test Lab Techno Corp.
Date: 2022/1/26
05_WLAN 5 GHz_802.11n HT40_Ch54_Side 1_0 mm_ANT Main
DUT: E1600WKA

Communication System: UID 0, IEEE 802.11n(5GHz)HT40 (0); Frequency: 5270 MHz;Duty Cycle: 1:1.021
Medium parameters used: f = 5270 MHz; σ = 4.717 S/m; ε_r = 36.216; ρ = 1000 kg/m^3
Phantom section: Flat Section
Measurement Standard: DASY5 (IEEE/IEC/ANSI C63.19-2007)
DASY5.2 Configuration:

- Area Scan setting - Find Secondary Maximum Within:2.0dB and with a peak SAR value greater than 0.5 W/Kg
- Probe: EX3DV4 - SN7647; ConvF(5.75, 5.75, 5.75) @ 5270 MHz; Calibrated: 2021/4/15
- Sensor-Surface: 1.4mm (Mechanical Surface Detection)
- Electronics: DAE4 Sn1253; Calibrated: 2021/12/30
- Phantom: ELI V5.0; Type: QD OVA 002 AA; Serial: 1133
- Measurement SW: DASY52, Version 52.10 (4); SEMCAD X Version 14.6.14 (7501)

Area Scan (51x131x1): Interpolated grid: dx=1.000 mm, dy=1.000 mm
Maximum value of SAR (interpolated) = 1.61 W/kg

Zoom Scan (7x7x7)/Cube 0: Measurement grid: dx=4mm, dy=4mm, dz=1.4mm
Reference Value = 11.81 V/m; Power Drift = -0.15 dB
Peak SAR (extrapolated) = 2.46 W/kg
SAR(1 g) = 0.577 W/kg; SAR(10 g) = 0.154 W/kg
Smallest distance from peaks to all points 3 dB below = 6.1 mm
Ratio of SAR at M2 to SAR at M1 = 65.2%
Maximum value of SAR (measured) = 1.50 W/kg

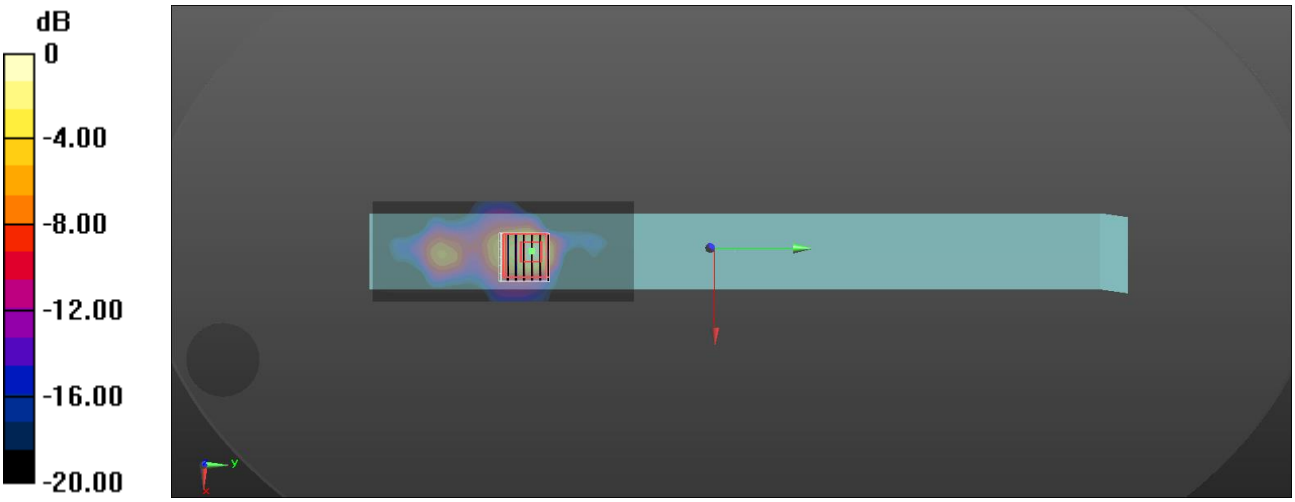

0 dB = 1.50 W/kg = 1.76 dBW/kg

Test Laboratory: A Test Lab Techno Corp.
Date: 2022/1/26
06_WLAN 5 GHz_802.11ac VHT80_Ch58_Side 1_0 mm_ANT Aux
DUT: E1600WKA

Communication System: UID 0, IEEE 802.11ac(5GHz)VHT80 (0); Frequency: 5290 MHz;Duty Cycle: 1:1.042
Medium parameters used: f = 5290 MHz; σ = 4.728 S/m; ε_r = 36.243; ρ = 1000 kg/m^3
Phantom section: Flat Section
Measurement Standard: DASY5 (IEEE/IEC/ANSI C63.19-2007)
DASY5.2 Configuration:

- Area Scan setting - Find Secondary Maximum Within:2.0dB and with a peak SAR value greater than 0.5 W/Kg
- Probe: EX3DV4 - SN7647; ConvF(5.75, 5.75, 5.75) @ 5290 MHz; Calibrated: 2021/4/15
- Sensor-Surface: 1.4mm (Mechanical Surface Detection)
- Electronics: DAE4 Sn1253; Calibrated: 2021/12/30
- Phantom: ELI V5.0; Type: QD OVA 002 AA; Serial: 1133
- Measurement SW: DASY52, Version 52.10 (4); SEMCAD X Version 14.6.14 (7501)

Area Scan (51x121x1): Interpolated grid: dx=1.000 mm, dy=1.000 mm
Maximum value of SAR (interpolated) = 2.16 W/kg

Zoom Scan (7x7x7)/Cube 0: Measurement grid: dx=4mm, dy=4mm, dz=1.4mm
Reference Value = 23.72 V/m; Power Drift = -0.13 dB
Peak SAR (extrapolated) = 3.73 W/kg
SAR(1 g) = 0.859 W/kg; SAR(10 g) = 0.243 W/kg
Smallest distance from peaks to all points 3 dB below = 7.2 mm
Ratio of SAR at M2 to SAR at M1 = 62.8%
Maximum value of SAR (measured) = 2.19 W/kg

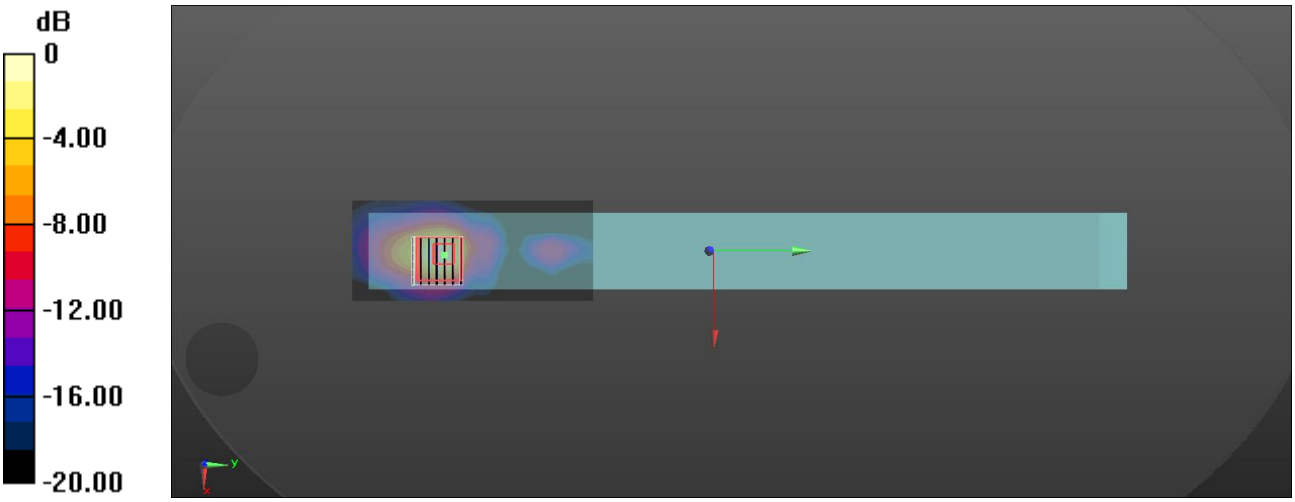

0 dB = 2.19 W/kg = 3.40 dBW/kg

Test Laboratory: A Test Lab Techno Corp.
Date: 2022/1/26
07_WLAN 5 GHz_802.11ac VHT80_Ch138_Side 1_0 mm_ANT Main
DUT: E1600WKA

Communication System: UID 0, IEEE 802.11ac(5GHz)VHT80 (0); Frequency: 5690 MHz;Duty Cycle: 1:1.042
Medium parameters used: f = 5690 MHz; σ = 5.24 S/m; ε_r = 35.316; ρ = 1000 kg/m^3
Phantom section: Flat Section
Measurement Standard: DASY5 (IEEE/IEC/ANSI C63.19-2007)
DASY5.2 Configuration:

- Area Scan setting - Find Secondary Maximum Within:2.0dB and with a peak SAR value greater than 0.5 W/Kg
- Probe: EX3DV4 - SN7647; ConvF(5.23, 5.23, 5.23) @ 5690 MHz; Calibrated: 2021/4/15
- Sensor-Surface: 1.4mm (Mechanical Surface Detection)
- Electronics: DAE4 Sn1253; Calibrated: 2021/12/30
- Phantom: ELI V5.0; Type: QD OVA 002 AA; Serial: 1133
- Measurement SW: DASY52, Version 52.10 (4); SEMCAD X Version 14.6.14 (7501)

Area Scan (51x131x1): Interpolated grid: dx=1.000 mm, dy=1.000 mm
Maximum value of SAR (interpolated) = 1.38 W/kg

Zoom Scan (7x7x7)/Cube 0: Measurement grid: dx=4mm, dy=4mm, dz=1.4mm
Reference Value = 13.11 V/m; Power Drift = -0.12 dB
Peak SAR (extrapolated) = 2.71 W/kg
SAR(1 g) = 0.538 W/kg; SAR(10 g) = 0.141 W/kg
Smallest distance from peaks to all points 3 dB below = 6.4 mm
Ratio of SAR at M2 to SAR at M1 = 59.5%
Maximum value of SAR (measured) = 1.49 W/kg

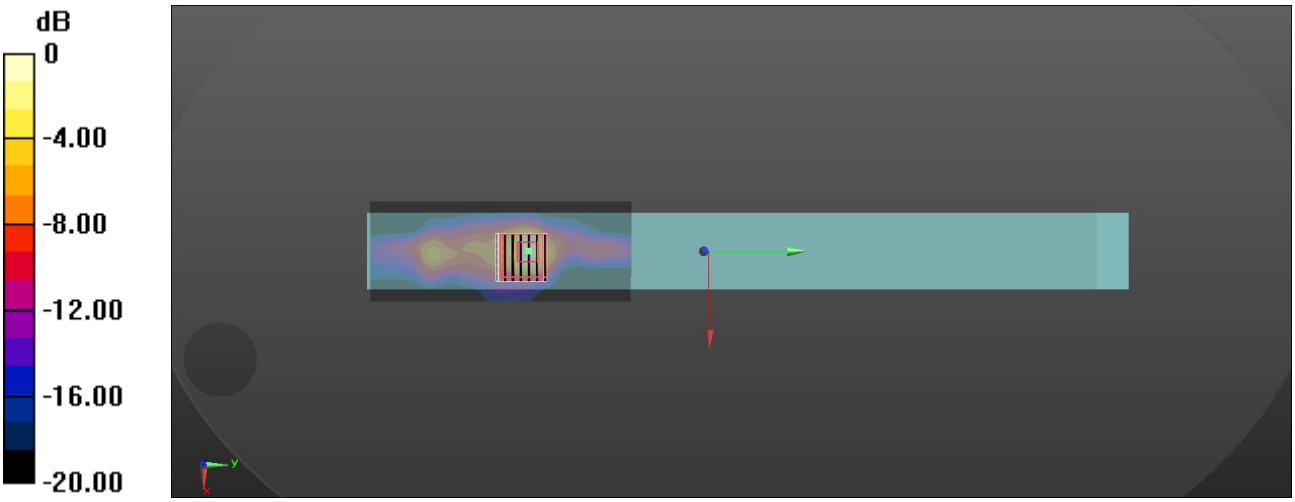

0 dB = 1.49 W/kg = 1.73 dBW/kg

Test Laboratory: A Test Lab Techno Corp.
Date: 2022/1/26
08_WLAN 5 GHz_802.11ac VHT80_Ch138_Side 1_0 mm_ANT Aux
DUT: E1600WKA

Communication System: UID 0, IEEE 802.11ac(5GHz)VHT80 (0); Frequency: 5690 MHz;Duty Cycle: 1:1.042
Medium parameters used: f = 5690 MHz; σ = 5.24 S/m; ε_r = 35.316; ρ = 1000 kg/m^3
Phantom section: Flat Section
Measurement Standard: DASY5 (IEEE/IEC/ANSI C63.19-2007)
DASY5.2 Configuration:

- Area Scan setting - Find Secondary Maximum Within:2.0dB and with a peak SAR value greater than 0.5 W/Kg
- Probe: EX3DV4 - SN7647; ConvF(5.23, 5.23, 5.23) @ 5690 MHz; Calibrated: 2021/4/15
- Sensor-Surface: 1.4mm (Mechanical Surface Detection)
- Electronics: DAE4 Sn1253; Calibrated: 2021/12/30
- Phantom: ELI V5.0; Type: QD OVA 002 AA; Serial: 1133
- Measurement SW: DASY52, Version 52.10 (4); SEMCAD X Version 14.6.14 (7501)

Area Scan (51x121x1): Interpolated grid: dx=1.000 mm, dy=1.000 mm
Maximum value of SAR (interpolated) = 1.60 W/kg

Zoom Scan (7x7x7)/Cube 0: Measurement grid: dx=4mm, dy=4mm, dz=1.4mm
Reference Value = 19.03 V/m; Power Drift = 0.02 dB
Peak SAR (extrapolated) = 2.87 W/kg
SAR(1 g) = 0.612 W/kg; SAR(10 g) = 0.176 W/kg
Smallest distance from peaks to all points 3 dB below = 7.2 mm
Ratio of SAR at M2 to SAR at M1 = 61.2%
Maximum value of SAR (measured) = 1.61 W/kg

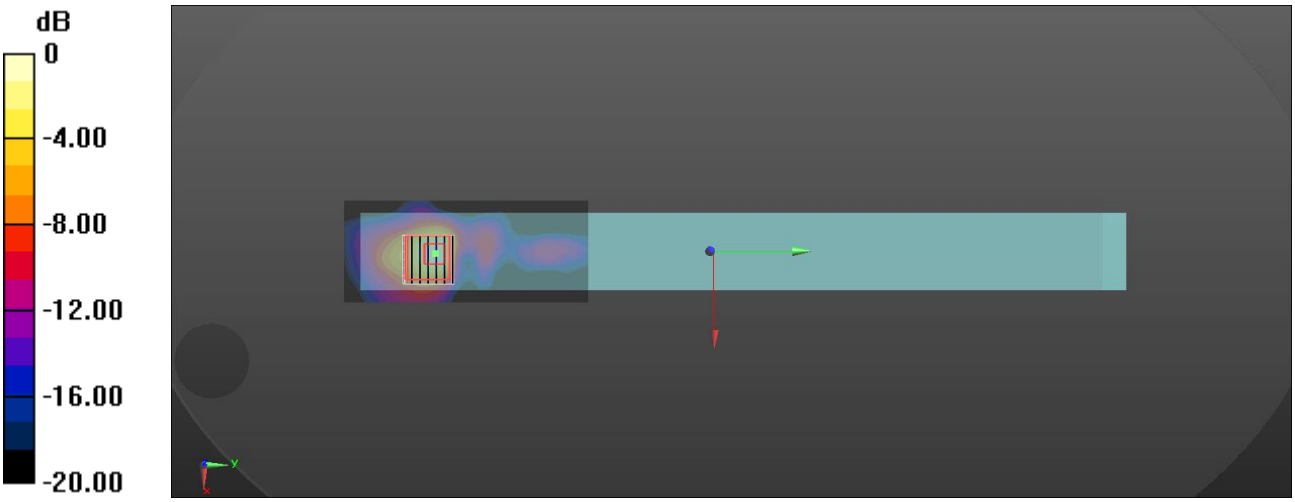

0 dB = 1.61 W/kg = 2.07 dBW/kg

Test Laboratory: A Test Lab Techno Corp.
Date: 2022/1/26
09_WLAN 5 GHz_802.11ac VHT80_Ch155_Side 1_0 mm_ANT Main
DUT: E1600WKA

Communication System: UID 0, IEEE 802.11ac(5GHz)VHT80 (0); Frequency: 5775 MHz;Duty Cycle: 1:1.042
Medium parameters used: f = 5775 MHz; σ = 5.292 S/m; ε_r = 35.357; ρ = 1000 kg/m^3
Phantom section: Flat Section
Measurement Standard: DASY5 (IEEE/IEC/ANSI C63.19-2007)
DASY5.2 Configuration:

- Area Scan setting - Find Secondary Maximum Within:2.0dB and with a peak SAR value greater than 0.5 W/Kg
- Probe: EX3DV4 - SN7647; ConvF(5.23, 5.23, 5.23) @ 5775 MHz; Calibrated: 2021/4/15
- Sensor-Surface: 1.4mm (Mechanical Surface Detection)
- Electronics: DAE4 Sn1253; Calibrated: 2021/12/30
- Phantom: ELI V5.0; Type: QD OVA 002 AA; Serial: 1133
- Measurement SW: DASY52, Version 52.10 (4); SEMCAD X Version 14.6.14 (7501)

Area Scan (51x131x1): Interpolated grid: dx=1.000 mm, dy=1.000 mm
Maximum value of SAR (interpolated) = 2.11 W/kg

Zoom Scan (7x7x7)/Cube 0: Measurement grid: dx=4mm, dy=4mm, dz=1.4mm
Reference Value = 14.39 V/m; Power Drift = -0.19 dB
Peak SAR (extrapolated) = 4.16 W/kg
SAR(1 g) = 0.830 W/kg; SAR(10 g) = 0.223 W/kg
Smallest distance from peaks to all points 3 dB below = 6.4 mm
Ratio of SAR at M2 to SAR at M1 = 59.1%
Maximum value of SAR (measured) = 2.28 W/kg

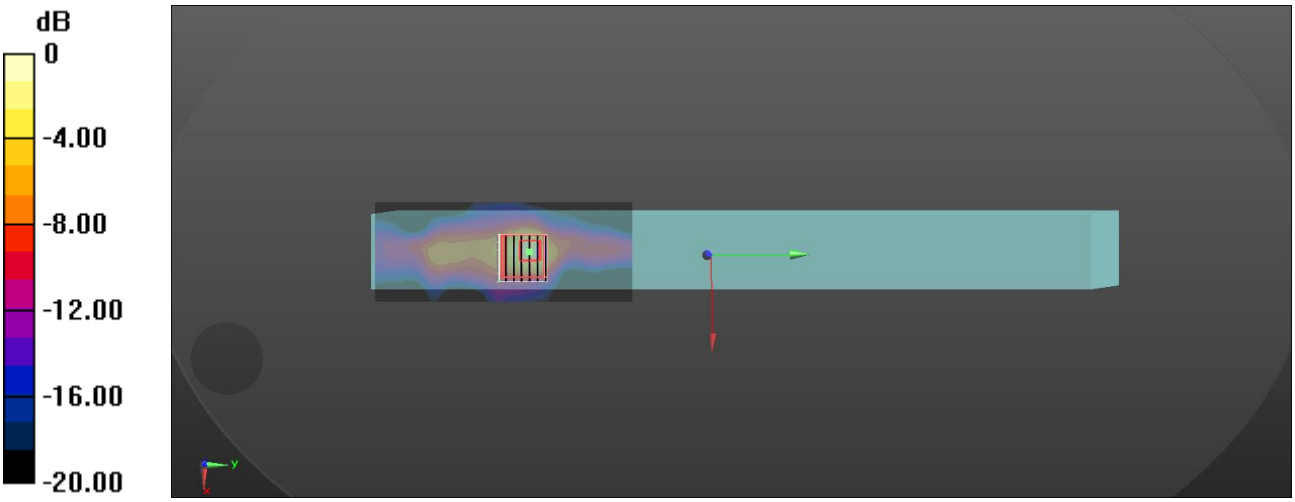

0 dB = 2.28 W/kg = 3.58 dBW/kg

Test Laboratory: A Test Lab Techno Corp.
Date: 2022/1/26
10_WLAN 5 GHz_802.11ac VHT80_Ch155_Side 1_0 mm_ANT Aux
DUT: E1600WKA

Communication System: UID 0, IEEE 802.11ac(5GHz)VHT80 (0); Frequency: 5775 MHz;Duty Cycle: 1:1.042
Medium parameters used: f = 5775 MHz; σ = 5.292 S/m; ε_r = 35.357; ρ = 1000 kg/m^3
Phantom section: Flat Section
Measurement Standard: DASY5 (IEEE/IEC/ANSI C63.19-2007)
DASY5.2 Configuration:

- Area Scan setting - Find Secondary Maximum Within:2.0dB and with a peak SAR value greater than 0.5 W/Kg
- Probe: EX3DV4 - SN7647; ConvF(5.23, 5.23, 5.23) @ 5775 MHz; Calibrated: 2021/4/15
- Sensor-Surface: 1.4mm (Mechanical Surface Detection)
- Electronics: DAE4 Sn1253; Calibrated: 2021/12/30
- Phantom: ELI V5.0; Type: QD OVA 002 AA; Serial: 1133
- Measurement SW: DASY52, Version 52.10 (4); SEMCAD X Version 14.6.14 (7501)

Area Scan (51x121x1): Interpolated grid: dx=1.000 mm, dy=1.000 mm
Maximum value of SAR (interpolated) = 1.53 W/kg

Zoom Scan (7x7x7)/Cube 0: Measurement grid: dx=4mm, dy=4mm, dz=1.4mm
Reference Value = 18.17 V/m; Power Drift = 0.09 dB
Peak SAR (extrapolated) = 2.90 W/kg
SAR(1 g) = 0.570 W/kg; SAR(10 g) = 0.166 W/kg
Smallest distance from peaks to all points 3 dB below = 6.6 mm
Ratio of SAR at M2 to SAR at M1 = 57.3%
Maximum value of SAR (measured) = 1.53 W/kg

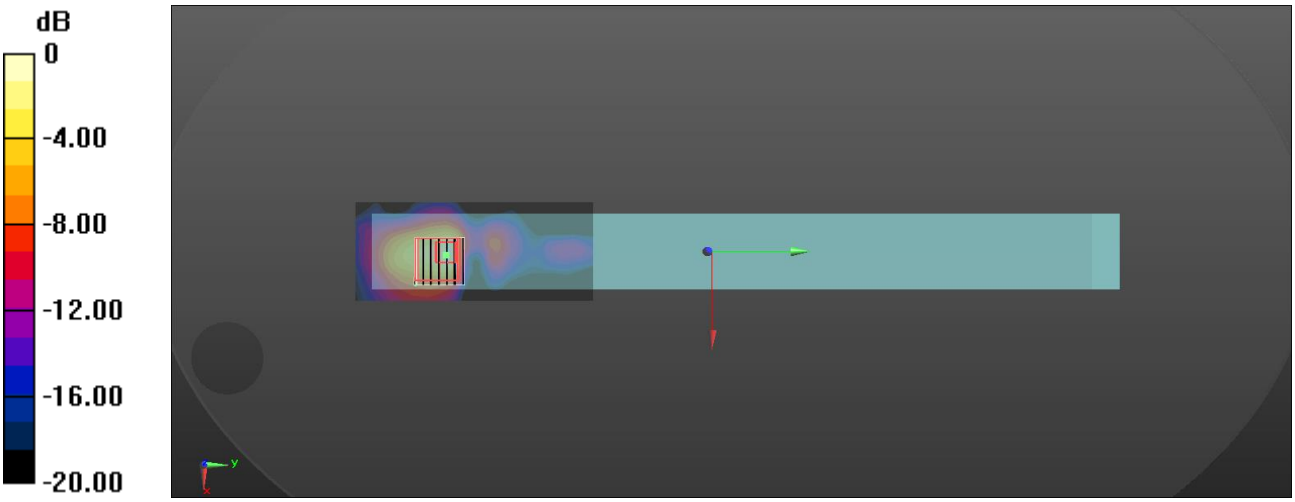

0 dB = 1.53 W/kg = 1.85 dBW/kg