FCC SAR Test Report
(Class II Permissive Change)

Product Name : Intel Dual Band Wireless-AC 9560

Model No. : 9560NGW

Applicant : ASUSTeK COMPUTER INC.

Address : 1F., No. 15, Lide Rd., Beitou Dist., Taipei City 112, Taiwan

Date of Receipt : 2020/08/25

Issued Date : 2020/09/09

Report No. : 2080793R-E3082130002

Report Version : V1.0

The test results relate only to the samples tested.
The test results shown in the test report are traceable to the national/international standard through the calibration of the equipment and evaluated measurement uncertainty herein.
The test results shown in the test report are traceable to the national/international standard through the calibration report of the equipment and evaluated measurement uncertainty herein.
This report must not be used to claim product endorsement by TAF or any agency of the government.
The test report shall not be reproduced without the written approval of DEKRA Testing and Certification Co., Ltd.
Measurement uncertainties evaluated for each testing system and associated connections are given here to provide the system information for reference. Compliance determinations do not take into account measurement uncertainties for each testing system, but are based on the results of the compliance measurement.

Test Report

Issued Date: 2020/09/09
Report No.: 2080793R-E3082130002

Product Name	:	Intel Dual Band Wireless-AC 9560
Applicant	:	ASUSTeK COMPUTER INC.
Address	:	1F., No. 15, Lide Rd., Beitou Dist., Taipei City 112, Taiwan
Manufacturer	:	Intel Mobile Communications
Model No.	:	9560NGW
Trade Name	:	Intel
FCC ID	:	MSQ9560NG
Applicable Standard	:	IEEE 1528-2013 KDB 447498 D01 v06 KDB 865664 D01 V01r04
Measurement procedures	:	47CFR § 2.1093 KDB 248227 D01 v02r02 KDB 616217 D04 V01r02
Test Result	:	Max. SAR Measurement (1g) 2.4GHz: **1.180** W/kg 5 GHz: **0.994** W/kg
Application Type	:	Certification

The above equipment has been tested by DEKRA, and found compliance with the requirement of the above standards. The test record, data evaluation & Equipment Under Test (EUT) configurations represented herein are true and accurate accounts of the measurements of the sample's SAR characteristics under the conditions specified in this report.

Documented By : April Chen

(Senior Adm. Specialist / April Chen)

Tested By : Vorana Chen

(Senior Engineer / Vorana Chen)

Approved By :

(Director / Vincent Lin)

TABLE OF CONTENTS

Description **Page**

1. General Information 5
1.1EUT Description 5
1.2Antenna List 6
1.3SAR Test Exclusion Calculation 7
1.4Test Environment 13
1.5Hall Effect and Gravity Sensor Evaluation Procedure 14
2. SAR Measurement System 15
2.1 DASY5 System Description 15
2.1.1 Applications 16
2.1.2 Area Scans 16
2.1.3 Zoom Scan (Cube Scan Averaging) 16
2.1.4 Uncertainty of Inter-/Extrapolation and Averaging 16
2.2 DASY5 E-Field Probe 17
2.2.1 Isotropic E-Field Probe Specification 17
2.3 Boundary Detection Unit and Probe Mounting Device 18
2.4 DATA Acquisition Electronics (DAE) and Measurement Server 18
2.5 Robot 19
2.6 Light Beam Unit 19
2.7 Device Holder 20
2.8 SAM Twin Phantom 20
3. Tissue Simulating Liquid 21
3.1 The composition of the tissue simulating liquid 21
3.2 Tissue Calibration Result 21
3.3 Tissue Dielectric Parameters for Head and Body Phantoms 23
4. SAR Measurement Procedure 24
4.1 SAR System Check 24
4.1.1 Dipoles 24
4.1.2 System Check Result 24
4.2 SAR Measurement Procedure 26
5. SAR Exposure Limits 27
6. Test Equipment List 28
7. Measurement Uncertainty 29
8. Conducted Power Measurement (Including tolerance allowed for production unit) 31
9. Test Results 36
9.1 SAR Test Results Summary 36
9.2 Simultaneous Transmission 39
9.2.1 Simultaneous transmission of MIMO in 802.11 test exclusion considerations 39
9.2.2 simultaneous transmission of Wi-Fi and other wireless technologies 40
10. SAR measurement variability 41
Appendix 42
Appendix A. SAR System Check Data
Appendix B. SAR measurement Data
Appendix C. Test Setup Photographs & EUT Photographs
Appendix D. Probe Calibration Data
Appendix E. Dipole Calibration Data

Revision History

Report No.	Version	Description	Issued Date
2080793R-E3082130002	V1.0	Initial issue of report.	2020-09-09

1. General Information

1.1 EUT Description

Product Name	Intel Dual Band Wireless-AC 9560				
Trade Name	Intel				
Model No.	9560NGW				
FCC ID	MSQ9560NG				
TX Frequency	802.11b/g/n-20MHz:2412MHz~2472MHz, 802.11n-40MHz: 2422MHz~2462MHz 802.11a/n-20:5180-5320MHz,5500-5720MHz, 5745-5825MHz 802.11n-40/MHz: 5190-5310MHz, 5510-5670MHz, 5755-5795MHz 802.11ac-20MHz: 5720MHz, 802.11ac-40MHz: 5710MHz 802.11ac-80MHz: 5210-5290MHz, 5530-5690MHz, 5775MHz 802.11ac-160: 5250MHz, BT : 2402 – 2480MHz				
Channel separation	802.11b/g/n-20MHz: 5 MHz, 802.11a/n-20/ac-20MHz: 20MHz 802.11n-40/ac-40MHz: 40MHz, 802.11ac-80MHz: 80MHz 802.11ac-160MHz: 320MHz, BT : 1MHz , BLE : 2MHz				
Number of Channels	802.11b/g/n-20MHz: 13, n-40MHz: 9 802.11a/n-20MHz: 24; 802.11n-40MHz: 11 802.11ac-20MHz: 1, 802.11ac-40MHz: 1,802.11ac-80MHz: 6 802.11ac-160MHz: 1, BT : 79 , BLE : 40				
Data Rate	802.11b: 1-11Mbps, 802.11a/g: 6-54Mbps, 802.11n: up to 300Mbps 802.11ac-80MHz: up to 866.7Mbps, 802.11ac-160: up to 1733.3Mbps BT : 3Mbps , BLE : 1Mpbs				
Type of Modulation	DSSS/OFDM/BPSK/QPSK/16QAM/64QAM/256QAM FHSS: GFSK(1Mbps) / π /4DQPSK(2Mbps) / 8DPSK(3Mbps)				
Device Category	Portable				
RF Exposure Environment	Uncontrolled				
Summary of test result –Reported 1g SAR (W/Kg)					
Test configuration	DTS(Main)	DTS(Aux)	U-NII(Main)	U-NII(Aux)	DSS(BT)
Body-Standalone	1.018	1.180	0.994	0.743	0.280
Body-Simultaneous	DTS (Main + Aux)		U-NII (Main + Aux)		U-NII (Main+Aux) + BT
	2.198 (SPLSR=0.020)		1.737 (SPLSR=0.010)		2.017 (SPLSR=0.012)
WIFI Aux : Support U-NII and BT simultaneous transmission.					

* Note: (1) This is to request a Class II permissive change for FCC ID: MSQ9560NG, originally granted on 11/20/2017

The major change filed under this application is:

Change

#1: Additional Chassis added, ASUSTeK, model number: TP470E, J470E, R460E, SF470E.

Brand	Model No.	Difference
ASUS	TP470E	All models are electrically identical, different model names are for marketing purpose.
	J470E	
	R460E	
	SF470E	

The representative test sample is TP470E.

#2 Reduce Main and Aux Wi-Fi Output Power through the Gravity Sensor(G-sensor) and BIOS respectively, and SAR were evaluated accordingly (Bluetooth Output Power don't be changed).

#3 Add two antennas (INPAQ, AWAN) to WLAN module which have the same antenna's type (PIFA) with original grant, and each antenna gain is lower.

#4 Add 2 to 1 switch circuit to connect with Main port of WLAN Module for Aux 0 and Aux 1 antennas only one of the two antennas can be selected at the same time.

(2) 9560NGW modular declaration compliance distance is 18mm which is smaller than 25mm of bystander requirement, so bystander SAR test exclusion.

1.2 Antenna List

No.	Manufacturer	Part No.	ASUS Part No.	Antenna Type	Peak Gain
1	INPAQ (For:NB)	WA-F-LB-02-224(Main) WA-F-LB-01-088(Aux0) WA-F-LB-03-153(Aux1)	14008-04110000(Main) 14008-04110200(Aux0) 14008-04110100(Aux1)	PIFA	0.21dBi for 2.4GHz 1.15dBi for 5.15~5.25GHz 1.24dBi for 5.25~5.35GHz 1.44dBi for 5.47~5.725GHz 1.47dBi for 5.725~5.850GHz
2	INPAQ (For:PAD)	WA-F-LB-02-224(Main) WA-F-LB-01-088(Aux0) WA-F-LB-03-153(Aux1)	14008-04110000(Main) 14008-04110200(Aux0) 14008-04110100(Aux1)	PIFA	-1.18dBi for 2.4GHz 2.20dBi for 5.15~5.25GHz 1.45dBi for 5.25~5.35GHz 2.77dBi for 5.47~5.725GHz 2.91dBi for 5.725~5.850GHz
3	AWAN (For:NB)	AYF6Y-100023(Main) AYF6Y-100024(Aux0) AYF6Y-100126(Aux1)	14008-04110400(Main) 14008-04110500(Aux0) 14008-04110300(Aux1)	PIFA	-0.10dBi for 2.4GHz -1.11dBi for 5.15~5.25GHz -1.11dBi for 5.25~5.35GHz 1.29dBi for 5.47~5.725GHz 0.61dBi for 5.725~5.850GHz
4	AWAN (For:PAD)	AYF6Y-100023(Main) AYF6Y-100024(Aux0) AYF6Y-100126(Aux1)	14008-04110400(Main) 14008-04110500(Aux0) 14008-04110300(Aux1)	PIFA	-1.95dBi for 2.4GHz 0.80dBi for 5.15~5.25GHz 0.80dBi for 5.25~5.35GHz 1.53dBi for 5.47~5.725GHz 2.77dBi for 5.725~5.850GHz

Note:

(1) INPAQ antenna was tested and recorded in this report since it represents worst case gain.

(2) There are the same antenna only difference in Manufacturer.

(3) INPAQ (P/N: WA-F-LB-02-224) and ASUS (P/N: 14008-04110000) both antennas are identical.
INPAQ (P/N: WA-F-LB-01-088) and ASUS (P/N: 14008-04110200) both antennas are identical.
INPAQ (P/N: WA-F-LB-03-153) and ASUS (P/N: 14008-04110100) both antennas are identical.
AWAN (P/N: AYF6Y-100023) and ASUS (P/N: 14008-04110400) both antennas are identical.
AWAN (P/N: AYF6Y-100024) and ASUS (P/N: 14008-04110500) both antennas are identical.
AWAN (P/N: AYF6Y-100026) and ASUS (P/N: 14008-04110300) both antennas are identical.

1.3 SAR Test Exclusion Calculation

According to KDB Publication 447498 D01, section 4.3.1, per the calculations of item 1 (Power(mW)/separation (mm)*sqrt(f(GHz)≤3.0), SAR is required as shown in the table below where calculated values are greater than 3.0 :

According to KDB Publication 616217 D04, section 4.2.b), When between the antenna and user is more than 5mm, edge SAR is not required for NB mode.

NB Mode SAR exclusion calculations for WiFi-SISO and Bluetooth for antenna < 50mm from the user :

Antenna	Tx	Frequency (MHz)	Output Power		Separation distances (mm)						Calculated Threshold Value (≦3.0 SAR is not required)					
			dBm	mW	Back	Right	Left	Top	Bottom	Front	Back	Right	Left	Top	Bottom	Front
Main	WiFi	2462	20	100	214	248	43	208	12	4	>50mm	>50mm	3.6	>50mm	13.1	31.4
Main	WiFi	5240	17	50	214	248	43	208	12	4	>50mm	>50mm	**2.7**	>50mm	9.6	22.9
Main	WiFi	5320	17	50	214	248	43	208	12	4	>50mm	>50mm	**2.7**	>50mm	9.6	23.1
Main	WiFi	5700	17	50	214	248	43	208	12	4	>50mm	>50mm	**2.8**	>50mm	10.0	23.9
Main	WiFi	5825	17	50	214	248	43	208	12	4	>50mm	>50mm	**2.8**	>50mm	10.1	24.2

NB Mode SAR exclusion calculations for WiFi-SISO and Bluetooth for antenna > 50mm from the user :

Antenna	Tx	Frequency (MHz)	Output Power		Separation distances (mm)						Calculated Threshold Value (SAR test exclusion power,mW)					
			dBm	mW	Back	Right	Left	Top	Bottom	Front	Back	Right	Left	Top	Bottom	Front
Main	WiFi	2462	20	100	214	248	43	208	12	4	1735.6	2075.6	<50mm	1675.6	<50mm	<50mm
Main	WiFi	5240	17	50	214	248	43	208	12	4	1705.5	2045.5	<50mm	1645.5	<50mm	<50mm
Main	WiFi	5320	17	50	214	248	43	208	12	4	1705.0	2045.0	<50mm	1645.0	<50mm	<50mm
Main	WiFi	5700	17	50	214	248	43	208	12	4	1702.8	2042.8	<50mm	1642.8	<50mm	<50mm
Main	WiFi	5825	17	50	214	248	43	208	12	4	1702.2	2042.2	<50mm	1642.2	<50mm	<50mm

NB Mode SAR exclusion calculations for WiFi-SISO and Bluetooth for antenna < 50mm from the user :

Antenna	Tx	Frequency (MHz)	Output Power		Separation distances (mm)						Calculated Threshold Value (≦3.0 SAR is not required)					
			dBm	mW	Back	Right	Left	Top	Bottom	Front	Back	Right	Left	Top	Bottom	Front
Aux0	WiFi	2462	20	100	214	49	242	208	12	4	>50mm	3.2	>50mm	>50mm	13.1	31.4
Aux0	WiFi	5240	17	50	214	49	242	208	12	4	>50mm	**2.3**	>50mm	>50mm	9.6	22.9
Aux0	WiFi	5320	17	50	214	49	242	208	12	4	>50mm	**2.4**	>50mm	>50mm	9.6	23.1
Aux0	WiFi	5700	17	50	214	49	242	208	12	4	>50mm	**2.4**	>50mm	>50mm	10.0	23.9
Aux0	WiFi	5825	17	50	214	49	242	208	12	4	>50mm	**2.5**	>50mm	>50mm	10.1	24.2
Aux0	BT	2480	10	10	214	49	242	208	12	4	>50mm	**0.3**	>50mm	>50mm	**1.3**	3.1

NB Mode SAR exclusion calculations for WiFi-SISO and Bluetooth for antenna > 50mm from the user :

Antenna	Tx	Frequency (MHz)	Output Power		Separation distances (mm)						Calculated Threshold Value (SAR test exclusion power,mW)					
			dBm	mW	Back	Right	Left	Top	Bottom	Front	Back	Right	Left	Top	Bottom	Front
Aux0	WiFi	2462	20	100	214	49	242	208	12	4	1735.6	<50mm	2015.6	1675.6	<50mm	<50mm
Aux0	WiFi	5240	17	50	214	49	242	208	12	4	1705.5	<50mm	1985.5	1645.5	<50mm	<50mm
Aux0	WiFi	5320	17	50	214	49	242	208	12	4	1705.0	<50mm	1985.0	1645.0	<50mm	<50mm
Aux0	WiFi	5700	17	50	214	49	242	208	12	4	1702.8	<50mm	1982.8	1642.8	<50mm	<50mm
Aux0	WiFi	5825	17	50	214	49	242	208	12	4	1702.2	<50mm	1982.2	1642.2	<50mm	<50mm
Aux0	BT	2480	10	10	214	49	242	208	12	4	1735.3	<50mm	2015.3	1675.3	<50mm	<50mm

NB Mode SAR exclusion calculations for WiFi-SISO and Bluetooth for antenna < 50mm from the user :

Antenna	Tx	Frequency (MHz)	Output Power		Separation distances (mm)						Calculated Threshold Value (≦3.0 SAR is not required)					
			dBm	mW	Back	Right	Left	Top	Bottom	Front	Back	Right	Left	Top	Bottom	Front
Aux1	WiFi	2462	20	100	186	5	308	207	12	20	>50mm	31.4	>50mm	>50mm	13.1	7.8
Aux1	WiFi	5240	17	50	186	5	308	207	12	20	>50mm	22.9	>50mm	>50mm	9.6	5.7
Aux1	WiFi	5320	17	50	186	5	308	207	12	20	>50mm	23.1	>50mm	>50mm	9.6	5.8
Aux1	WiFi	5700	17	50	186	5	308	207	12	20	>50mm	23.9	>50mm	>50mm	10.0	6.0
Aux1	WiFi	5825	17	50	186	5	308	207	12	20	>50mm	24.2	>50mm	>50mm	10.1	6.0
Aux1	BT	2480	10	10	186	5	308	207	12	20	>50mm	3.1	>50mm	>50mm	**1.3**	**0.8**

NB Mode SAR exclusion calculations for WiFi-SISO and Bluetooth for antenna > 50mm from the user :

Antenna	Tx	Frequency (MHz)	Output Power		Separation distances (mm)						Calculated Threshold Value (SAR test exclusion power,mW)					
			dBm	mW	Back	Right	Left	Top	Bottom	Front	Back	Right	Left	Top	Bottom	Front
Aux1	WiFi	2462	20	100	186	5	308	207	12	20	1455.6	<50mm	2675.6	1665.6	<50mm	<50mm
Aux1	WiFi	5240	17	50	186	5	308	207	12	20	1425.5	<50mm	2645.5	1635.5	<50mm	<50mm
Aux1	WiFi	5320	17	50	186	5	308	207	12	20	1425.0	<50mm	2645.0	1635.0	<50mm	<50mm
Aux1	WiFi	5700	17	50	186	5	308	207	12	20	1422.8	<50mm	2642.8	1632.8	<50mm	<50mm
Aux1	WiFi	5825	17	50	186	5	308	207	12	20	1422.2	<50mm	2642.2	1632.2	<50mm	<50mm
Aux1	BT	2480	10	10	186	5	308	207	12	20	1455.3	<50mm	2675.3	1665.3	<50mm	<50mm

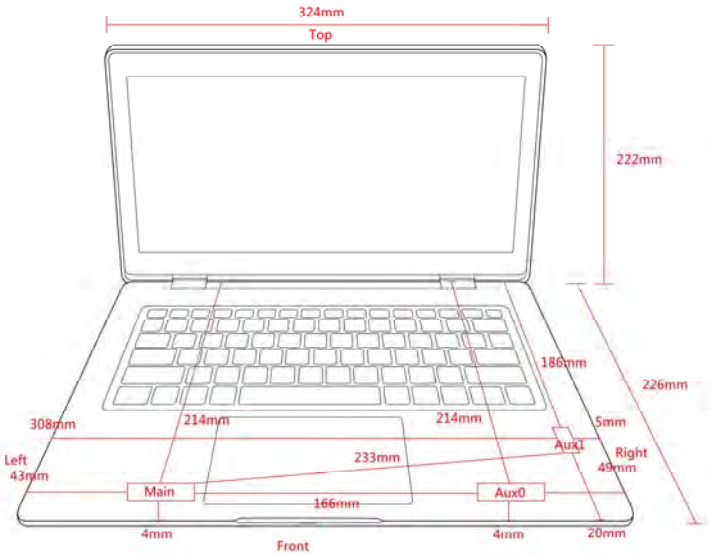

PAD Mode SAR exclusion calculations for WiFi-SISO and Bluetooth for antenna < 50mm from the user :

Antenna	Tx	Frequency (MHz)	Output Power		Separation distances (mm)						Calculated Threshold Value (≦3.0 SAR is not required)					
			dBm	mW	Back	Right	Left	Top	Bottom	Front	Back	Right	Left	Top	Bottom	Front
Main	WiFi	2462	15	32	2	248	43	4	207	12	9.9	>50mm	**1.2**	9.9	>50mm	4.1
Main	WiFi	5240	9.5	9	2	248	43	4	207	12	4.1	>50mm	**0.5**	4.1	>50mm	**1.7**
Main	WiFi	5320	9.5	9	2	248	43	4	207	12	4.1	>50mm	**0.5**	4.1	>50mm	**1.7**
Main	WiFi	5700	9.5	9	2	248	43	4	207	12	4.3	>50mm	**0.5**	4.3	>50mm	**1.8**
Main	WiFi	5825	9.5	9	2	248	43	4	207	12	4.3	>50mm	**0.5**	4.3	>50mm	**1.8**

PAD Mode SAR exclusion calculations for WiFi-SISO and Bluetooth for antenna > 50mm from the user :

Antenna	Tx	Frequency (MHz)	Output Power		Separation distances (mm)						Calculated Threshold Value (SAR test exclusion power,mW)					
			dBm	mW	Back	Right	Left	Top	Bottom	Front	Back	Right	Left	Top	Bottom	Front
Main	WiFi	2462	15	32	2	248	43	4	207	12	<50mm	2075.6	<50mm	<50mm	1665.6	<50mm
Main	WiFi	5240	9.5	9	2	248	43	4	207	12	<50mm	2045.5	<50mm	<50mm	1635.5	<50mm
Main	WiFi	5320	9.5	9	2	248	43	4	207	12	<50mm	2045.0	<50mm	<50mm	1635.0	<50mm
Main	WiFi	5700	9.5	9	2	248	43	4	207	12	<50mm	2042.8	<50mm	<50mm	1632.8	<50mm
Main	WiFi	5825	9.5	9	2	248	43	4	207	12	<50mm	2042.2	<50mm	<50mm	1632.2	<50mm

PAD Mode SAR exclusion calculations for WiFi-SISO and Bluetooth for antenna < 50mm from the user :

Antenna	Tx	Frequency (MHz)	Output Power		Separation distances (mm)						Calculated Threshold Value (≦3.0 SAR is not required)					
			dBm	mW	Back	Right	Left	Top	Bottom	Front	Back	Right	Left	Top	Bottom	Front
Aux0	WiFi	2462	15	32	2	49	242	4	207	12	9.9	**1.0**	>50mm	9.9	>50mm	4.1
Aux0	WiFi	5240	9.5	9	2	49	242	4	207	12	4.1	**0.4**	>50mm	4.1	>50mm	**1.7**
Aux0	WiFi	5320	9.5	9	2	49	242	4	207	12	4.1	**0.4**	>50mm	4.1	>50mm	**1.7**
Aux0	WiFi	5700	9.5	9	2	49	242	4	207	12	4.3	**0.4**	>50mm	4.3	>50mm	**1.8**
Aux0	WiFi	5825	9.5	9	2	49	242	4	207	12	4.3	**0.4**	>50mm	4.3	>50mm	**1.8**
Aux0	BT	2480	10	10	2	49	242	4	207	12	3.1	**0.3**	>50mm	3.1	>50mm	**1.3**

PAD Mode SAR exclusion calculations for WiFi-SISO and Bluetooth for antenna > 50mm from the user :

Antenna	Tx	Frequency (MHz)	Output Power		Separation distances (mm)						Calculated Threshold Value (SAR test exclusion power,mW)					
			dBm	mW	Back	Right	Left	Top	Bottom	Front	Back	Right	Left	Top	Bottom	Front
Aux0	WiFi	*2462*	15	32	2	49	242	4	207	12	<50mm	<50mm	2015.6	<50mm	1665.6	<50mm
Aux0	WiFi	*5240*	9.5	9	2	49	242	4	207	12	<50mm	<50mm	1985.5	<50mm	1635.5	<50mm
Aux0	WiFi	*5320*	9.5	9	2	49	242	4	207	12	<50mm	<50mm	1985.0	<50mm	1635.0	<50mm
Aux0	WiFi	*5700*	9.5	9	2	49	242	4	207	12	<50mm	<50mm	1982.8	<50mm	1632.8	<50mm
Aux0	WiFi	5825	9.5	9	2	49	242	4	207	12	<50mm	<50mm	1982.2	<50mm	1632.2	<50mm
Aux0	BT	2480	10	10	2	49	242	4	207	12	<50mm	<50mm	2015.3	<50mm	1665.3	<50mm

PAD Mode SAR exclusion calculations for WiFi-SISO and Bluetooth for antenna < 50mm from the user :

Antenna	Tx	Frequency (MHz)	Output Power		Separation distances (mm)						Calculated Threshold Value (≦3.0 SAR is not required)					
			dBm	mW	Back	Right	Left	Top	Bottom	Front	Back	Right	Left	Top	Bottom	Front
Aux1	WiFi	2462	15	32	2	5	308	20	179	17	9.9	9.9	>50mm	**2.5**	>50mm	**2.9**
Aux1	WiFi	5240	9.5	9	2	5	308	20	179	17	4.1	4.1	>50mm	**1.0**	>50mm	**1.2**
Aux1	WiFi	5320	9.5	9	2	5	308	20	179	17	4.1	4.1	>50mm	**1.0**	>50mm	**1.2**
Aux1	WiFi	5700	9.5	9	2	5	308	20	179	17	4.3	4.3	>50mm	**1.1**	>50mm	**1.3**
Aux1	WiFi	5825	9.5	9	2	5	308	20	179	17	4.3	4.3	>50mm	**1.1**	>50mm	**1.3**
Aux1	BT	2480	10	10	2	5	308	20	179	17	3.1	3.1	>50mm	**0.8**	>50mm	**0.9**

PAD Mode SAR exclusion calculations for WiFi-SISO and Bluetooth for antenna > 50mm from the user :

Antenna	Tx	Frequency (MHz)	Output Power		Separation distances (mm)						Calculated Threshold Value (SAR test exclusion power,mW)					
			dBm	mW	Back	Right	Left	Top	Bottom	Front	Back	Right	Left	Top	Bottom	Front
Aux1	WiFi	*2462*	15	32	2	5	308	20	179	17	<50mm	<50mm	2675.6	<50mm	1385.6	<50mm
Aux1	WiFi	*5240*	9.5	9	2	5	308	20	179	17	<50mm	<50mm	2645.5	<50mm	1355.5	<50mm
Aux1	WiFi	*5320*	9.5	9	2	5	308	20	179	17	<50mm	<50mm	2645.0	<50mm	1355.0	<50mm
Aux1	WiFi	*5700*	9.5	9	2	5	308	20	179	17	<50mm	<50mm	2642.8	<50mm	1352.8	<50mm
Aux1	WiFi	5825	9.5	9	2	5	308	20	179	17	<50mm	<50mm	2642.2	<50mm	1352.2	<50mm
Aux1	BT	2480	10	10	2	5	308	20	179	17	<50mm	<50mm	2675.3	<50mm	1385.3	<50mm

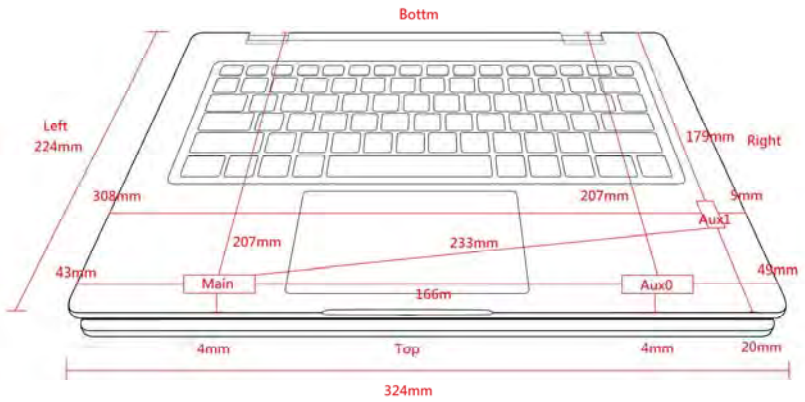

1.4 Test Environment

Ambient conditions in the laboratory:

Test Date: Aug. 21, 2020

Items	Required	Actual
Temperature (°C)	18-25	22.2± 2
Humidity (%RH)	30-70	53

Test Date: Aug. 27, 2020

Items	Required	Actual
Temperature (°C)	18-25	24.2± 2
Humidity (%RH)	30-70	54

USA : FCC Registration Number: TW3023
Canada : IC Registration Number: 4075A

Site Description : Accredited by TAF
Accredited Number: 3023

Test Laboratory : DEKRA Testing and Certification Co., Ltd
Address : No.5-22, Ruishukeng, Linkou Dist.,
New Taipei City 24451, Taiwan, R.O.C.
Phone number : 886-2-8601-3788
Fax number : 886-2-8601-3789
Email address : info.tw@dekra.com
Website : http://www.dekra.com.tw

1.5 Hall Effect and Gravity Sensor Evaluation Procedure

The test procedure is according to the document (2019-11-13-4.1 RF_Exposure JN) that presented on November 2019 TCBC workshop.

The following guidance should be applied to laptops/tablets that use Hall Effect or gravity sensors to detect lid angle for the purpose of power reduction:

1. With the lid is in closed mode (0 degrees), open the screen in 10 degree steps until laptop mode is obtained
2. Lower the screen 5 degrees. Closed mode should be re-obtained. If not, keep lowering in 5 degree steps.
3. Open the screen in 1 degree steps until laptop mode is re-obtained
4. Continue opening the screen in 1 degree steps until at least 5 degrees past where laptop mode was obtained
5. Then continue opening the screen in 10 degree steps until tablet mode is obtained
6. Power measurements should be taken at each step
7. Reverse this procedure going from tablet mode back down to closed mode
8. Related verification results please refer to OPDes file.

2. SAR Measurement System

2.1 DASY5 System Description

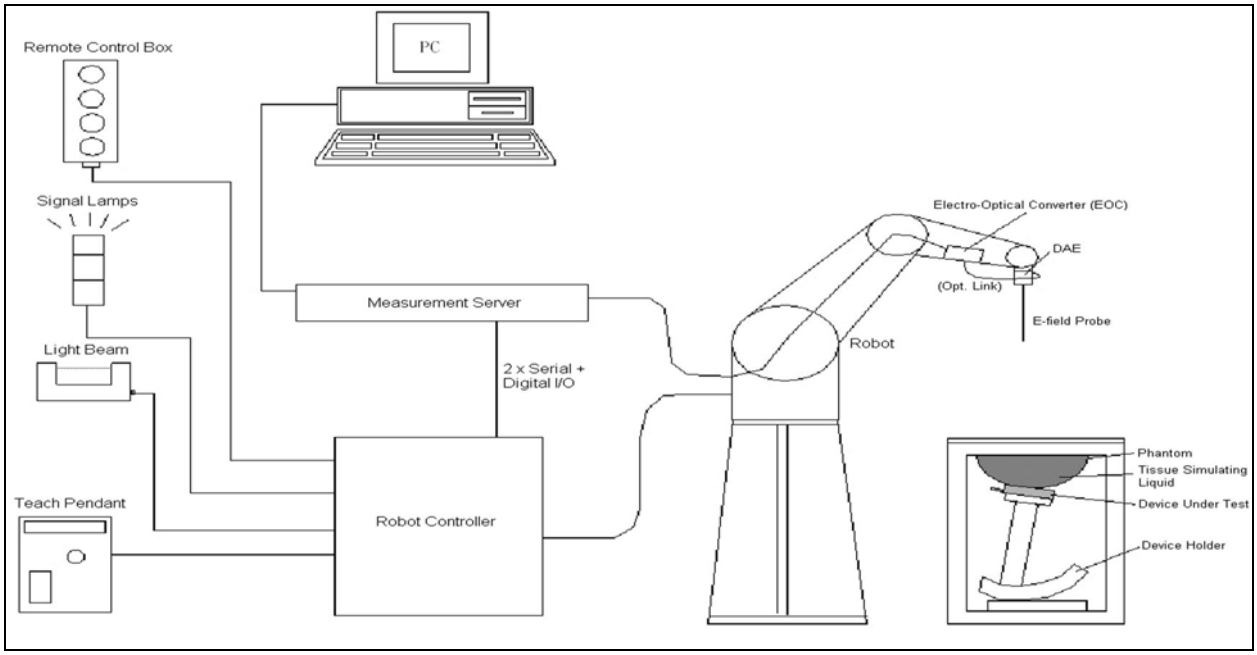

The DASY5 system for performing compliance tests consists of the following items:

- A standard high precision 6-axis robot with controller, teach pendant and software. An arm extension for accommodating the data acquisition electronics (DAE).
- A data acquisition electronics (DAE) which performs the signal amplification, signal multiplexing, AD-conversion, offset measurements, mechanical surface detection, collision detection, etc. The unit is battery powered with standard or rechargeable batteries. The signal is optically transmitted to the EOC.
- The Electro-optical converter (EOC) performs the conversion from optical to electrical signals for the digital communication to the DAE. To use optical surface detection, a special version of the EOC is required. The EOC signal is transmitted to the measurement server.
- The Light Beam used is for probe alignment. This improves the (absolute) accuracy of the probe positioning.
- A computer running WinXP and the DASY5 software.
- Remote control and teach pendant as well as additional circuitry for robot safety such as warning lamps, etc.
- The phantom, the device holder and other accessories according to the targeted measurement.

2.1.1 Applications

Predefined procedures and evaluations for automated compliance testing with all worldwide standards, e.g., IEEE 1528, OET 65, IEC 62209-1, IEC 62209-2, EN 50360, EN 50383 and others.

2.1.2 Area Scans

Area scans are defined prior to the measurement process being executed with a user defined variable spacing between each measurement point (integral) allowing low uncertainty measurements to be conducted. Scans defined for FCC applications utilize a $10mm^2$ step integral, with 1mm interpolation used to locate the peak SAR area used for zoom scan assessments.

When an Area Scan has measured all reachable points, it computes the field maxima found in the scanned area, within a range of the global maximum. The range (in dB) is specified in the standards for compliance testing. For example, a 2 dB range is required in IEEE 1528-2013, EN 50361 and IEC 62209 standards, whereby 3 dB is a requirement when compliance is assessed in accordance with the ARIB standard (Japan).

2.1.3 Zoom Scan (Cube Scan Averaging)

Zoom Scans are used to assess the peak spatial SAR values within a cubic averaging volume containing 1 g and 10 g of simulated tissue. A density of 1000 kg/m^3 is used to represent the head and body tissue density and not the phantom liquid density, in order to be consistent with the definition of the liquid dielectric properties, i.e. the side length of the 1 g cube is 10mm, with the side length of the 10 g cube 21,5mm.

The zoom scan integer steps can be user defined so as to reduce uncertainty, but normal practice for typical test applications (including FCC) utilize a physical step of 5x5x7 (8mmx8mmx5mm) providing a volume of 32mm in the X & Y axis, and 30mm in the Z axis.

2.1.4 Uncertainty of Inter-/Extrapolation and Averaging

In order to evaluate the uncertainty of the interpolation, extrapolation and averaged SAR calculation algorithms of the Postprocessor, DASY5 allows the generation of measurement grids which are artificially predefined by analytically based test functions. Therefore, the grids of area scans and zoom scans can be filled with uncertainty test data, according to the SAR benchmark functions of IEEE 1528.The three analytical functions shown in equations as below are used to describe the possible range of the expected SAR distributions for the tested handsets. The field gradients are covered by the spatially flat

distribution f1, the spatially steep distribution f3 and f2 accounts for H-field cancellation on the phantom/tissue surface.

$$f_1(x,y,z) = Ae^{-\frac{z}{2a}} \cos^2\left(\frac{\pi}{2}\frac{\sqrt{x'^2+y'^2}}{5a}\right)$$

$$f_2(x,y,z) = Ae^{-\frac{z}{a}} \frac{a^2}{a^2+x'^2}\left(3-e^{-\frac{2z}{a}}\right)\cos^2\left(\frac{\pi}{2}\frac{y'}{3a}\right)$$

$$f_3(x,y,z) = A\frac{a^2}{\frac{a^2}{4}+x'^2+y'^2}\left(e^{-\frac{2z}{a}}+\frac{a^2}{2(a+2z)^2}\right)$$

2.2 DASY5 E-Field Probe

The SAR measurement is conducted with the dosimetric probe manufactured by SPEAG. The probe is specially designed and calibrated for use in liquid with high permittivity. The dosimetric probe has special calibration in liquid at different frequency.

SPEAG conducts the probe calibration in compliance with international and national standards (e.g. IEEE 1528, EN 62209-1, IEC 62209, etc.) under ISO 17025. The calibration data are in Appendix D**.**

2.2.1 Isotropic E-Field Probe Specification

Model	Ex3DV4	
Construction	Symmetrical design with triangular core Built-in shielding against static charges PEEK enclosure material (resistant to organic solvents, e.g., DGBE)	
Frequency	10 MHz to 6 GHz Linearity: ± 0.2 dB (30 MHz to 6 GHz)	
Directivity	± 0.3 dB in HSL (rotation around probe axis) ± 0.5 dB in tissue material (rotation normal to probe axis)	
Dynamic Range	10 µW/g to 100 mW/g Linearity: ± 0.2 dB (noise: typically < 1 µW/g)	
Dimensions	Overall length: 330 mm (Tip: 20 mm) Tip diameter: 2.5 mm (Body: 12 mm) Typical distance from probe tip to dipole centers: 1 mm	
Application	High precision dosimetric measurements in any exposure scenario (e.g., very strong gradient fields). Only probe which enables compliance testing for frequencies up to 6 GHz with precision of better 30%.	

2.3 Boundary Detection Unit and Probe Mounting Device

The DASY probes use a precise connector and an additional holder for the probe, consisting of a plastic tube and a flexible silicon ring to center the probe. The connector at the DAE is flexibly mounted and held in the default position with magnets and springs. Two switching systems in the connector mount detect frontal and lateral probe collisions and trigger the necessary software response.



2.4 DATA Acquisition Electronics (DAE) and Measurement Server

The data acquisition electronics (DAE) consists of a highly sensitive electrometer-grade preamplifier with auto-zeroing, a channel and gain-switching multiplexer, a fast 16 bit AD-converter and a command decoder and control logic unit.

Transmission to the measurement server is accomplished through an optical downlink for data and status information as well as an optical uplink for commands and the clock.

The input impedance of the DAE4 is 200M Ohm; the inputs are symmetrical and floating. Common mode rejection is above 80dB.

The DASY5 measurement server is based on a PC/104 CPU board with a 400MHz intel ULV Celeron, 128MB chipdisk and 128MB RAM. The necessary circuits for communication with the DAE electronics box, as well as the 16 bit AD converter system for optical detection and digital I/O interface are contained on the DASY5 I/O board, which is directly connected to the PC/104 bus of the CPU board.

2.5 Robot

The DASY5 system uses the high precision robots TX90 XL type out of the newer series from Stäubli SA (France). For the 6-axis controller DASY5 system, the CS8C robot controller version from Stäubli is used.
The XL robot series have many features that are important for our application:

- High precision (repeatability 0.02 mm)
- High reliability (industrial design)
- Jerk-free straight movements
- Low ELF interference (the closed metallic construction shields against motor control fields)
- 6-axis controller

2.6 Light Beam Unit

The light beam switch allows automatic "tooling" of the probe. During the process, the actual position of the probe tip with respect to the robot arm is measured, as well as the probe length and the horizontal probe offset. The software then corrects all movements, such that the robot coordinates are valid for the probe tip.
The repeatability of this process is better than 0.1 mm. If a position has been taught with an aligned probe, the same position will be reached with another aligned probe within 0.1 mm, even if the other probe has different dimensions. During probe rotations, the probe tip will keep its actual position.

2.7 Device Holder

The DASY5 device holder is designed to cope with different positions given in the standard. It has two scales for the device rotation (with respect to the body axis) and the device inclination (with respect to the line between the ear reference points). The rotation center for both scales is the ear reference point (EPR).

Thus the device needs no repositioning when changing the angles.

The DASY5 device holder has been made out of low-loss POM material having the following dielectric parameters: relative permittivity εr =3 and loss tangent δ = 0.02. The amount of dielectric material has been reduced in the closest vicinity of the device, since measurements have suggested that the influence of the clamp on the test results could thus be lowered.

2.8 SAM Twin Phantom

The SAM twin phantom is a fiberglass shell phantom with 2mm shell thickness (except the ear region where shell thickness increases to 6mm). It has three measurement areas:

- Left head
- Right head
- Flat phantom

The bottom plate contains three pair of bolts for locking the device holder. The device holder positions are adjusted to the standard measurement positions in the three sections. A white cover is provided to tap the phantom during off-periods to prevent water evaporation and changes in the liquid parameters. On the phantom top, three reference markers are provided to identify the phantom position with respect to the robot.

3. Tissue Simulating Liquid

3.1 The composition of the tissue simulating liquid

INGREDIENT (% Weight)	2450MHz Head	5200MHz Head	5800MHz Head
Water	46.7	67.63	68.29
Salt	0.00	0.00	0.00
Sugar	0.00	0.00	0.00
HEC	0.00	0.00	0.00
Preventol	0.00	0.00	0.00
DGBE	53.3	3.38	2.44
Triton X-100	0.00	28.99	29.27

3.2 Tissue Calibration Result

The dielectric parameters of the liquids were verified prior to the SAR evaluation using APREL Dielectric Probe Kit and Agilent E5071C Vector Network Analyzer.

Head Tissue Simulate Measurement				
Frequency [MHz]	Description	Dielectric Parameters		Tissue Temp. [°C]
		ε_r	σ [s/m]	
2450 MHz	Reference result ± 5% window	39.2 37.24 to 41.16	1.8 1.71 to 1.89	N/A
	21-Aug-20	40.15	1.81	22.3
2412 MHz	Low channel	40.26	1.76	22.3
2437 MHz	Mid channel	40.19	1.79	22.3
2480 MHz	High channel	40.05	1.85	22.3

Head Tissue Simulate Measurement				
Frequency [MHz]	Description	Dielectric Parameters		Tissue Temp. [°C]
		ε r	σ [s/m]	
5250MHz	Reference result ± 5% window	35.95 34.15 to 37.75	4.71 4.47 to 4.95	N/A
	27-Aug-20	35.76	4.66	22.1
5210 MHz	Low channel	35.87	4.61	22.1
5290 MHz	High channel	35.65	4.72	22.1

Head Tissue Simulate Measurement				
Frequency [MHz]	Description	Dielectric Parameters		Tissue Temp. [°C]
		ε r	σ [s/m]	
5600MHz	Reference result ± 5% window	35.5 33.73 to 37.28	5.07 4.82 to 5.32	N/A
	27-Aug-20	34.79	5.14	22.1
5530 MHz	Low channel	34.98	5.05	22.1
5610 MHz	Mid channel	34.77	5.15	22.1
5690 MHz	High channel	34.55	5.26	22.1

Head Tissue Simulate Measurement				
Frequency [MHz]	Description	Dielectric Parameters		Tissue Temp. [°C]
		ε r	σ [s/m]	
5800MHz	Reference result ± 5% window	35.3 33.54 to 37.07	5.27 5.01 to 5.53	N/A
	27-Aug-20	34.24	5.40	22.1
5775 MHz	Channel 155	34.31	5.37	22.1

3.3 Tissue Dielectric Parameters for Head and Body Phantoms

The head tissue dielectric parameters recommended by the IEEE SCC-34/SC-2 in P1528 have been incorporated in the following table. These head parameters are derived from planar layer models simulating the highest expected SAR for the dielectric properties and tissue thickness variations in a human head. Other head and body tissue parameters that have not been specified in P1528 are derived from the tissue dielectric parameters computed from the 4-Cole-Cole equations described in Reference [12] and extrapolated according to the head parameters specified in P1528.

Target Frequency	Head		Body	
(MHz)	ε_r	σ (S/m)	ε_r	σ (S/m)
150	52.3	0.76	61.9	0.80
300	45.3	0.87	58.2	0.92
450	43.5	0.87	56.7	0.94
835	41.5	0.90	55.2	0.97
900	41.5	0.97	55.0	1.05
915	41.5	0.98	55.0	1.06
1450	40.5	1.20	54.0	1.30
1610	40.3	1.29	53.8	1.40
1800 – 2000	40.0	1.40	53.3	1.52
2450	39.2	1.80	52.7	1.95
3000	38.5	2.40	52.0	2.73
5800	35.3	5.27	48.2	6.00

(ε_r = relative permittivity, σ = conductivity and ρ = 1000 kg/m^3)

4. SAR Measurement Procedure

4.1 SAR System Check

4.1.1 Dipoles

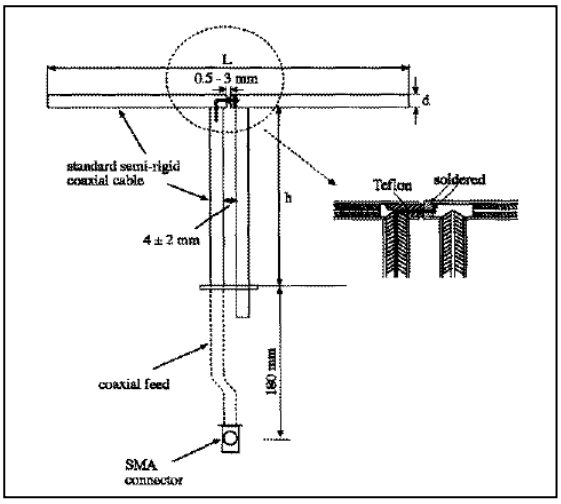

The dipoles used is based on the IEEE-1528 standard, and is complied with mechanical and electrical specifications in line with the requirements of both IEEE and FCC Supplement C. the table below provides details for the mechanical and electrical specifications for the dipoles.

Frequency	L (mm)	h (mm)	d (mm)
2450MHz	51.5	30.4	3.6
5200M~5800MHz	20.6	40.3	3.6

4.1.2 System Check Result

System Performance Check at 2450MHz **Dipole Kit: D2450V2**				
Frequency [MHz]	Description	SAR [w/kg] 1g	SAR [w/kg] 10g	Tissue Temp. [°C]
2450 MHz	Reference result ± 10% window	53.1 47.79 to 58.41	24.6 22.14 to 27.06	N/A
	21-Aug-20	52.8	23.2	22.3
Note: (1) The power level is used 250mW (2) All SAR values are normalized to 1W forward power. (3) The reference result is from Appendix E.				

System Performance Check at 5250MHz Dipole Kit: D5GHzV2				
Frequency [MHz]	Description	SAR [w/kg] 1g	SAR [w/kg] 10g	Tissue Temp. [°C]
5250 MHz	Reference result ± 10% window	81.6 73.44 to 89.76	23.2 20.88 to 25.52	N/A
	27-Aug-20	77.3	22.1	22.1
Note: (1) The power level is used 100mW (2) All SAR values are normalized to 1W forward power. (3) The reference result is from Appendix E.				

System Performance Check at 5600MHz Dipole Kit: D5GHzV2				
Frequency [MHz]	Description	SAR [w/kg] 1g	SAR [w/kg] 10g	Tissue Temp. [°C]
5600 MHz	Reference result ± 10% window	85.9 77.31 to 94.49	24.2 21.78 to 26.62	N/A
	27-Aug-20	85.1	23.8	22.1
Note: (1) The power level is used 100mW (2) All SAR values are normalized to 1W forward power. (3) The reference result is from Appendix E.				

System Performance Check at 5800MHz Dipole Kit: D5GHzV2				
Frequency [MHz]	Description	SAR [w/kg] 1g	SAR [w/kg] 10g	Tissue Temp. [°C]
5800 MHz	Reference result ± 10% window	82.0 73.80 to 90.20	22.8 20.52 to 25.08	N/A
	27-Aug-20	80.2	22.1	22.1
Note: (1) The power level is used 100mW (2) All SAR values are normalized to 1W forward power. (3) The reference result is from Appendix E.				

4.2 SAR Measurement Procedure

The Dasy5 calculates SAR using the following equation,

$$SAR = \frac{\sigma |E|^2}{\rho}$$

σ: represents the simulated tissue conductivity

ρ: represents the tissue density

The EUT is set to transmit at the required power in line with product specification, at each frequency relating to the LOW, MID, and HIGH channel settings.

Pre-scans are made on the device to establish the location for the transmitting antenna, using a large area scan in either air or tissue simulation fluid.

The EUT is placed against the Universal Phantom where the maximum area scan dimensions are larger than the physical size of the resonating antenna. When the scan size is not large enough to cover the peak SAR distribution, it is modified by either extending the area scan size in both the X and Y directions, or the device is shifted within the predefined area.

The area scan is then run to establish the peak SAR location (interpolated resolution set at $1mm^2$)which is then used to orient the center of the zoom scan. The zoom scan is then executed and the 1g and 10g averages are derived from the zoom scan volume (interpolated resolution set at $1mm^3$).

5. SAR Exposure Limits

SAR assessments have been made in line with the requirements of IEEE-1528, FCC Supplement C, and comply with ANSI/IEEE C95.1-1992 “Uncontrolled Environments” limits. These limits apply to a location which is deemed as “Uncontrolled Environment” which can be described as a situation where the general public may be exposed to an RF source with no prior knowledge or control over their exposure.

Limits for General Population/Uncontrolled Exposure (W/kg)

Type Exposure	Uncontrolled Environment Limit
Spatial Peak SAR (1g cube tissue for brain or body)	**1.60 W/kg**
Spatial Average SAR (whole body)	**0.08 W/kg**
Spatial Peak SAR (10g for hands, feet, ankles and wrist)	**4.00 W/kg**

6. Test Equipment List

Instrument	Manufacturer	Model No.	Serial No.	Last Calibration	Next Calibration
Stäubli Robot TX60L	Stäubli	TX60L	F09/5BL1A1/A06	2009/05/18	only once
Controller	Speag	CS8c	N/A	2009/05/18	only once
Reference Dipole 2450MHz	Speag	D2450V2	930	2019/11/21	2022/11/20
Reference Dipole 5GHz	Speag	D5GHzV2	1041	2020/05/25	2023/05/24
SAM Twin Phantom	Speag	QD000 P40 CA	Tp 1515	N/A	N/A
Device Holder	Speag	N/A	N/A	N/A	N/A
Data Acquisition Electronic	Speag	DAE4	1207	2019/11/14	2020/11/13
E-Field Probe	Speag	EX3DV4	3698	2019/11/22	2020/11/21
SAR Software	Speag	DASY52	V52.10.0.1446	N/A	N/A
Aprel Dipole Spaccer	Aprel	ALS-DS-U	QTK-295	N/A	N/A
Power Amplifier	Mini-Circuit	ZHL-42	D051404-20	N/A	N/A
Directional Coupler	Agilent	87300C	MY44300353	N/A	N/A[1]
Attenuator	Woken	WATT-218FS-10	N/A	N/A	N/A[1]
Attenuator	Mini-Circuit	BW-S20W2+	N/A	N/A	N/A[1]
Vector Network	Agilent	E5071C	MY46106342	2019/09/09	2020/09/08
Signal Generator	Anritsu	N5182B	MY53050685	2020/06/28	2021/06/27
Power Meter	Anritsu	ML2487A	6K00001447	2019/10/24	2020/10/23
Wide Bandwidth Sensor	Anritsu	MA2411B	1339194	2019/10/24	2020/10/23

Note: 1. System Check, the path loss measured by the network analyzer, includes the signal generator, amplifier, cable, attenuator and directional coupler.

7. Measurement Uncertainty

DASY5 Uncertainty (According to IEEE 1528-2013) Measurement uncertainty for 30 MHz to 3 GHz								
Error Description	Uncert. value	Prob. Dist.	Div.	(c_i) 1g	(c_i) 10g	Std. Unc. (1g)	Std. Unc. (10g)	(v_i) v_{eff}
Measurement System								
Probe Calibration	±6%	N	1	1	1	±6.0%	±6.0%	∞
Axial Isotropy	±4.7%	R	$\sqrt{3}$	0.7	0.7	±1.9%	±1.9%	∞
Hemispherical Isotropy	±9.6%	R	$\sqrt{3}$	0.7	0.7	±3.9%	±3.9%	∞
Boundary Effects	±1.0%	R	$\sqrt{3}$	1	1	±0.6%	±0.6%	∞
Linearity	±4.7%	R	$\sqrt{3}$	1	1	±2.7%	±2.7%	∞
System Detection Limits	±1.0%	R	$\sqrt{3}$	1	1	±0.6%	±0.6%	∞
Modulation Response	±2.4%	R	$\sqrt{3}$	1	1	±1.4%	±1.4%	∞
Readout Electronics	±0.3%	N	1	1	1	±0.3%	±0.3%	∞
Response Time	±0.8%	R	$\sqrt{3}$	1	1	±0.5%	±0.5%	∞
Integration Time	±2.6%	R	$\sqrt{3}$	1	1	±1.5%	±1.5%	∞
RF Ambient Noise	±3.0%	R	$\sqrt{3}$	1	1	±1.7%	±1.7%	∞
RF Ambient Reflections	±3.0%	R	$\sqrt{3}$	1	1	±1.7%	±1.7%	∞
Probe Positioner	±0.4%	R	$\sqrt{3}$	1	1	±0.2%	±0.2%	∞
Probe Positioning	±2.9%	R	$\sqrt{3}$	1	1	±1.7%	±1.7%	∞
Max. SAR Eval.	±4.0%	R	$\sqrt{3}$	1	1	±1.2%	±1.2%	∞
Test Sample Related								
Device Positioning	±2.9%	N	1	1	1	±2.9%	±2.9%	145
Device Holder	±3.6%	N	1	1	1	±3.6%	±3.6%	5
Power Drift	±5.0%	R	$\sqrt{3}$	1	1	±2.9%	±2.9%	∞
Power Scaling	±0%	R	$\sqrt{3}$	1	1	±0.0%	±0.0%	
Phantom and Setup								
Phantom Uncertainty	±6.1%	R	$\sqrt{3}$	1	1	±3.5%	±3.5%	∞
SAR correction	±1.9%	R	$\sqrt{3}$	1	0.84	±1.1%	±0.9%	∞
Liquid Conductivity (meas.)	±2.5%	R	$\sqrt{3}$	0.78	0.71	±1.1%	±1.0%	∞
Liquid Permittivity (meas.)	±2.5%	R	$\sqrt{3}$	0.26	0.26	±0.3%	±0.4%	∞
Temp. unc. - Conductivity	±3.4%	R	$\sqrt{3}$	0.78	0.71	±1.5%	±1.4%	∞
Temp. unc. - Permittivity	±0.4%	R	$\sqrt{3}$	0.23	0.26	±0.1%	±0.1%	∞
Combined Std. Uncertainty						±11.2%	±11.1%	361
Expanded STD Uncertainty						±22.3%	±22.2%	

DASY5 Uncertainty (According to IEEE 1528-2013) Measurement uncertainty for 3GHz to 6 GHz								
Error Description	Uncert. value	Prob. Dist.	Div.	(c_i) 1g	(c_i) 10g	Std. Unc. (1g)	Std. Unc. (10g)	(v_i) v_{eff}
Measurement System								
Probe Calibration	±6.55%	N	1	1	1	±6.55%	±6.55%	∞
Axial Isotropy	±4.7%	R	$\sqrt{3}$	0.7	0.7	±1.9%	±1.9%	∞
Hemispherical Isotropy	±9.6%	R	$\sqrt{3}$	0.7	0.7	±3.9%	±3.9%	∞
Boundary Effects	±2.0%	R	$\sqrt{3}$	1	1	±1.2%	±1.2%	∞
Linearity	±4.7%	R	$\sqrt{3}$	1	1	±2.7%	±2.7%	∞
System Detection Limits	±1.0%	R	$\sqrt{3}$	1	1	±0.6%	±0.6%	∞
Modulation Response	±2.4%	R	$\sqrt{3}$	1	1	±1.4%	±1.4%	∞
Readout Electronics	±0.3%	N	1	1	1	±0.3%	±0.3%	∞
Response Time	±0.8%	R	$\sqrt{3}$	1	1	±0.5%	±0.5%	∞
Integration Time	±2.6%	R	$\sqrt{3}$	1	1	±1.5%	±1.5%	∞
RF Ambient Noise	±3.0%	R	$\sqrt{3}$	1	1	±1.7%	±1.7%	∞
RF Ambient Reflections	±3.0%	R	$\sqrt{3}$	1	1	±1.7%	±1.7%	∞
Probe Positioner	±0.8%	R	$\sqrt{3}$	1	1	±0.5%	±0.5%	∞
Probe Positioning	±6.7%	R	$\sqrt{3}$	1	1	±3.9%	±3.9%	∞
Post-processing	±4.0%	R	$\sqrt{3}$	1	1	±2.3%	±2.3%	∞
Test Sample Related								
Device Positioning	±2.9%	N	1	1	1	±2.9%	±2.9%	145
Device Holder	±3.6%	N	1	1	1	±3.6%	±3.6%	5
Power Drift	±5.0%	R	$\sqrt{3}$	1	1	±2.9%	±2.9%	∞
Power Scaling	±0%	R	$\sqrt{3}$	1	1	±0.0%	±0.0%	
Phantom and Setup								
Phantom Uncertainty	±6.6%	R	$\sqrt{3}$	1	1	±3.8%	±3.8%	∞
SAR correction	±1.9%	R	$\sqrt{3}$	1	1	±1.1%	±0.9%	∞
Liquid Conductivity (meas.)	±2.5%	R	$\sqrt{3}$	1	0.84	±1.1%	±1.0%	∞
Liquid Permittivity (meas.)	±2.5%	R	$\sqrt{3}$	0.26	0.26	±0.3%	±0.4%	∞
Temp. unc. - Conductivity	±3.4%	R	$\sqrt{3}$	0.78	0.71	±1.5%	±1.4%	∞
Temp. unc. - Permittivity	±0.4%	R	$\sqrt{3}$	0.23	0.26	±0.1%	±0.1%	∞
Combined Std. Uncertainty						±12.3%	±12.2%	748
Expanded STD Uncertainty						±24.6%	±24.5%	

8. Conducted Power Measurement (Including tolerance allowed for production unit)

WLAN 2.4G 2TX SISO (NB)

	Frequency	Mode	BW	SISO-Main(TX1)				SISO-Aux(TX2)			
				CH	PK Power	AV Power	AV Target	CH	PK Power	AV Power	AV Target
DSSS/OFDM mode specified maximum output power at an antenna port	WLAN 2.4GHz	b	20	1	21.88	19.36	19.5	1	21.65	19.31	19.5
				2	22.29	19.86	20	2	22.15	19.93	20
				6	22.33	19.97	20	6	22.28	19.98	20
				10	22.42	19.95	20	10	22.36	19.92	20
				11	21.89	19.33	19.5	11	21.84	19.47	19.5
				12	20.53	18.42	18.5	12	20.57	18.43	18.5
				13	17.69	14.99	15	13	17.58	14.84	15
		g	20	1	21.13	15.89	16	1	21.11	15.88	16
				6	23.44	19.92	20	6	23.38	19.90	20
				11	21.73	16.49	16.5	11	21.18	15.93	16
				12	18.25	12.88	13	12	18.75	13.45	13.5
				13	1.68	-6.55	-6.5	13	1.41	-6.09	-6
		n(HT)	20	1	21.23	15.98	16	1	20.97	15.83	16
				6	23.44	19.90	20	6	23.41	19.91	20
				11	21.72	16.34	16.5	11	21.35	15.90	16
				12	18.43	12.99	13	12	18.79	13.37	13.5
				13	1.29	-6.54	-6.5	13	1.66	-6.13	-6
			40	3	20.09	14.41	14.5	3	20.49	14.89	15
				6	21.50	15.86	16	6	21.48	15.87	16
				9	19.66	13.89	14	9	20.22	14.49	14.5
				10	18.14	10.44	10.5	10	18.66	10.90	11
				11	11.22	3.31	3.5	11	10.79	2.83	3

WLAN 5G 2TX SISO (NB)

OFDM mode specified maximum output power at an antenna port

Frequency	Mode	BW	SISO-Main(TX1)			SISO-Aux(TX2)			Frequency	Mode	BW	SISO-Main(TX1)			SISO-Aux(TX2)		
			CH	AV Power	AV Target	CH	AV Power	AV Target				CH	AV Power	AV Target	CH	AV Power	AV Target
U-NII-1 (5150~5250MHz)	a	20	36	16.87	17	36	16.87	17	U-NII-2A (5250~5350MHz)	a	20	52	16.85	17	52	16.83	17
			40	16.89	17	40	16.86	17				56	16.90	17	56	16.88	17
			44	16.88	17	44	16.88	17				60	16.88	17	60	16.89	17
			48	16.89	17	48	16.81	17				64	16.49	16.5	64	15.85	16
	n(HT)	20	36	16.82	17	36	16.85	17		n(HT)	20	52	16.91	17	52	16.86	17
			40	16.83	17	40	16.90	17				56	16.90	17	56	16.87	17
			44	16.92	17	44	16.92	17				60	16.88	17	60	16.91	17
			48	16.89	17	48	16.89	17				64	16.45	16.5	64	15.86	16
		40	38	16.89	17	38	16.85	17			40	54	16.95	17	54	16.99	17
			46	16.83	17	46	16.90	17				62	16.92	14.5	62	14.43	14.5
	ac	80	42	16.93	17	42	16.92	17		ac	80	58	15.38	15.5	58	15.37	15.5
	U-NII-1 + U-NII-2A									ac	160	50	13.33	13.5	50	13.41	13.5
U-NII-2C (5470~5650MHz)	a	20	100	16.84	17	100	16.86	17	5.65 GHz & U-NII-3 (5725~5850MHz)	a	20	132	16.91	17	132	16.85	17
			112	16.85	17	112	16.84	17				149	16.92	17	149	16.83	17
			116	16.88	17	116	16.90	17				165	16.89	17	165	16.89	17
			128	16.90	17	128	16.86	17		n(HT)	20	132	16.90	17	132	16.91	17
	n(HT)	20	100	16.91	17	100	16.92	17				149	16.89	17	149	16.92	17
			112	16.81	17	112	16.79	17				165	16.87	17	165	16.81	17
			116	16.79	17	116	16.90	17			40	134	16.87	17	134	16.85	17
			128	16.88	17	128	16.81	17				151	16.86	17	151	16.79	17
		40	102	16.88	16.5	102	16.92	17				159	16.90	17	159	16.91	17
			110	16.79	17	110	16.91	17		ac	20	144	16.88	17	144	16.89	17
			118	16.90	17	118	16.90	17			40	142	16.92	17	142	16.90	17
			126	16.91	17	126	16.84	17			80	138	16.90	17	138	16.86	17
	ac	80	106	16.93	17	106	16.88	17				155	16.92	17	155	16.88	17
			122	16.92	17	122	16.85	17									
		160	114	14.91	15	114	14.88	15									

WLAN 2.4G 2TX SISO (PAD)

DSSS/OFDM mode specified maximum output power at an antenna port	Frequency	Mode	BW	SISO-Main(TX1)				SISO-Aux(TX2)			
				CH	PK Power	AV Power	AV Target	CH	PK Power	AV Power	AV Target
	WLAN 2.4GHz	b	20	1	17.64	14.88	15	1	17.66	14.91	15
				6	17.56	14.94	15	6	17.65	14.99	15
				11	17.64	14.89	15	11	17.65	14.85	15
				12	17.60	14.87	15	12	17.57	14.81	15
				13	17.70	14.85	15	13	17.58	14.84	15
		g	20	1	20.15	14.83	15	1	20.18	14.85	15
				6	20.27	14.91	15	6	20.25	14.92	15
				11	20.36	14.86	15	11	20.23	14.86	15
				12	18.25	12.88	13	12	18.75	13.45	13.5
				13	1.68	-6.55	-6.5	13	1.41	-6.09	-6
		n(HT)	20	1	20.34	14.85	15	1	20.22	14.90	15
				6	20.64	14.84	15	6	20.54	14.89	15
				11	20.55	14.85	15	11	20.49	14.91	15
				12	18.43	12.99	13	12	18.79	13.37	13.5
				13	1.29	-6.54	-6.5	13	1.66	-6.13	-6
			40	3	20.09	14.37	14.5	3	20.49	14.89	15
				6	20.84	14.88	15	6	20.68	14.88	15
				9	19.66	13.89	14	9	20.22	14.49	14.5
				10	18.14	10.44	10.5	10	18.66	10.90	11
				11	11.22	3.31	3.5	11	10.79	2.83	3

WLAN 5G 2TX SISO (PAD)

OFDM mode specified maximum output power at an antenna port	Frequency	Mode	BW	SISO-Main(TX1)			SISO-Aux(TX2)			Frequency	Mode	BW	SISO-Main(TX1)			SISO-Aux(TX2)		
				CH	AV Power	AV Target	CH	AV Power	AV Target				CH	AV Power	AV Target	CH	AV Power	AV Target
	U-NII-1 (5150~5250MHz)	a	20	36	9.33	9.5	36	9.40	9.5	U-NII-2A (5250~5350MHz)	a	20	52	9.41	9.5	52	9.34	9.5
				40	9.38	9.5	40	9.37	9.5				56	9.42	9.5	56	9.38	9.5
				44	9.37	9.5	44	9.33	9.5				60	9.30	9.5	60	9.32	9.5
				48	9.39	9.5	48	9.41	9.5				64	9.32	9.5	64	9.40	9.5
		n(HT)	20	36	9.41	9.5	36	9.40	9.5		n(HT)	20	52	9.44	9.5	52	9.40	9.5
				40	9.35	9.5	40	9.39	9.5				56	9.35	9.5	56	9.41	9.5
				44	9.32	9.5	44	9.30	9.5				60	9.39	9.5	60	9.35	9.5
				48	9.41	9.5	48	9.38	9.5				64	9.40	9.5	64	9.36	9.5
			40	38	9.40	9.5	38	9.31	9.5			40	54	9.41	9.5	54	9.31	9.5
				46	9.32	9.5	46	9.41	9.5				62	9.35	9.5	62	9.40	9.5
		ac	80	42	9.43	9.5	42	9.36	9.5		ac	80	58	9.44	9.5	58	9.47	9.5
		U-NII-1 + U-NII-2A									ac	160	50	9.41	9.5	50	9.42	9.5
	U-NII-2C (5470~5650MHz)	a	20	100	9.41	9.5	100	9.38	9.5	5.65 GHz & U-NII-3 (5725~5850MHz)	a	20	132	9.40	9.5	132	9.36	9.5
				112	9.40	9.5	112	9.37	9.5				149	9.41	9.5	149	9.33	9.5
				116	9.37	9.5	116	9.32	9.5				165	9.36	9.5	165	9.39	9.5
				128	9.39	9.5	128	9.35	9.5		n(HT)	20	132	9.40	9.5	132	9.40	9.5
		n(HT)	20	100	9.37	9.5	100	9.39	9.5				149	9.37	9.5	149	9.29	9.5
				112	9.33	9.5	112	9.28	9.5				165	9.39	9.5	165	9.38	9.5
				116	9.34	9.5	116	9.41	9.5			40	134	9.39	9.5	134	9.38	9.5
				128	9.41	9.5	128	9.41	9.5				151	9.34	9.5	151	9.42	9.5
			40	102	9.36	9.5	102	9.42	9.5				159	9.38	9.5	159	9.40	9.5
				110	9.42	9.5	110	9.41	9.5		ac	20	144	9.35	9.5	144	9.39	9.5
				118	9.38	9.5	118	9.28	9.5			40	142	9.38	9.5	142	9.40	9.5
				126	9.29	9.5	126	9.32	9.5			80	138	9.33	9.5	138	9.35	9.5
		ac	80	106	9.36	9.5	106	9.40	9.5				155	9.38	9.5	155	9.41	9.5
				122	9.31	9.5	122	9.37	9.5									
			160	114	9.31	9.5	114	9.35	9.5									

BT Only Support Aux (NB / PAD)

Bluetooth mode maximum output power	Frequency	Mode	Modulation	SISO-Main(TX1)				SISO-Aux(TX2)			
				CH	PK Power	AV Power	AV Target	CH	PK Power	AV Power	AV Target
	BT 2.4GHz	BR	GFSK	0	N/A	N/A	N/A	0	9.88	8.67	10.00
				39	N/A	N/A	N/A	39	10.45	9.27	10.00
				78	N/A	N/A	N/A	78	11.01	9.89	10.00
		EDR	8DPSK	0	N/A	N/A	N/A	0	9.31	6.81	7.00
				39	N/A	N/A	N/A	39	9.61	6.88	7.00
				78	N/A	N/A	N/A	78	9.91	6.98	7.00
		BLE	GFSK	0	N/A	N/A	N/A	0	9.04	6.66	7.00
				19	N/A	N/A	N/A	19	9.11	6.84	7.00
				39	N/A	N/A	N/A	39	9.39	6.96	7.00

9. Test Results

9.1 SAR Test Results Summary

SAR MEASUREMENT									
Ambient Temperature (°C) : 22.3 ±2						Relative Humidity (%): 53			
Liquid Temperature (°C) : 22.2 ±2						Depth of Liquid (cm):>15			
Test Position Body	Antenna Position	Dist (mm)	Frequency		Conducted Power (dBm)		**SAR** 1g (W/kg)		Limit (W/kg)
			Channel	MHz	Measurement	Tune-up Limit	Measurement	Tune-up Scaled	
Test Mode: 802.11b Main - INPAQ									
Bottom(NB)	Fixed	0	2	2417	19.86	20	0.893	0.922	1.6
Bottom(NB)	Fixed	0	6	2437	19.97	20	0.913	0.919	1.6
Bottom(NB)	Fixed	0	10	2457	19.95	20	0.991	1.002	1.6
Back(PAD)	Fixed	0	1	2412	14.88	15	0.894	0.919	1.6
Back(PAD)	Fixed	0	6	2437	14.94	15	0.992	1.006	1.6
Back(PAD)	Fixed	0	11	2462	14.89	15	0.993	1.018	1.6
Top(PAD)	Fixed	0	6	2437	14.94	15	0.466	0.472	1.6
Test Mode : 802.11b Aux0 - INPAQ									
Bottom(NB)	Fixed	0	6	2437	19.98	20	0.712	0.715	1.6
Back(PAD)	Fixed	0	1	2412	14.91	15	0.987	1.008	1.6
Back(PAD)	Fixed	0	6	2437	14.99	15	1.080	1.082	1.6
Back(PAD)	Fixed	0	11	2462	14.85	15	1.140	**1.180**	1.6
Top(PAD)	Fixed	0	6	2437	14.99	15	0.256	0.257	1.6
Test Mode : 802.11b Aux1 - INPAQ									
Bottom(NB)	Fixed	0	6	2437	19.98	20	0.076	0.076	1.6
Back(PAD)	Fixed	0	6	2437	14.99	15	0.425	0.426	1.6
Right-Side(PAD)	Fixed	0	6	2437	14.99	15	0.058	0.058	1.6
Test Mode : 802.11b Main - AWAN									
Back(PAD)	Fixed	0	11	2462	14.89	15	0.899	0.922	1.6
Test Mode : 802.11b Aux0 - AWAN									
Back(PAD)	Fixed	0	11	2462	14.91	15	1.140	1.164	1.6
Test Mode : BT-1M Aux0 – INPAQ									
Back(PAD)	Fixed	0	78	2480	9.89	10	0.273	0.280	1.6

Note : 1. When the highest reported SAR for DSSS is adjusted by the ratio of OFDM to DSSS specified maximum output power and the adjusted SAR is ≤ 1.2 W/kg, SAR is not required.

2. When the reported SAR of the highest measured maximum output power channel for the exposure configuration is ≤ 0.8 W/kg, no further SAR testing is required for 802.11b DSSS in that exposure configuration.

SAR MEASUREMENT

Ambient Temperature (°C) : 22.3 ±2 Relative Humidity (%): 54

Liquid Temperature (°C) : 24.2 ±2 Depth of Liquid (cm):>15

Test Position Body	Antenna Position	Dist (mm)	Frequency		Conducted Power (dBm)		**SAR** 1g (W/kg)		Limit (W/kg)
			Channel	MHz	Measurement	Tune-up Limit	Measurement	Tune-up Scaled	
Test Mode : 802.11n40M Main – INPAQ									
Bottom(NB)	Fixed	0	54	5270	16.95	17	0.810	0.819	1.6
Test Mode : 802.11ac80M Main – INPAQ									
Bottom(NB)	Fixed	0	42	5290	16.93	17	0.949	0.964	1.6
Bottom(NB)	Fixed	0	106	5530	16.93	17	0.656	0.667	1.6
Bottom(NB)	Fixed	0	155	5775	16.92	17	0.664	0.676	1.6
Back(PAD)	Fixed	0	58	5290	9.44	9.5	0.768	0.779	1.6
Back(PAD)	Fixed	0	106	5530	9.36	9.5	0.930	0.960	1.6
Back(PAD)	Fixed	0	122	5610	9.31	9.5	0.865	0.904	1.6
Back(PAD)	Fixed	0	138	5690	9.33	9.5	0.916	0.953	1.6
Back(PAD)	Fixed	0	155	5775	9.38	9.5	0.967	**0.994**	1.6
Top(PAD)	Fixed	0	58	5290	9.44	9.5	0.214	0.217	1.6
Top(PAD)	Fixed	0	106	5530	9.36	9.5	0.266	0.275	1.6
Top(PAD)	Fixed	0	155	5775	9.38	9.5	0.258	0.265	1.6
Test Mode : 802.11n40M Aux0 – INPAQ									
Bottom(NB)	Fixed	0	54	5270	16.99	17	0.738	0.740	1.6
Test Mode : 802.11ac80M Aux0 – INPAQ									
Bottom(NB)	Fixed	0	106	5530	16.88	17	0.631	0.649	1.6
Bottom(NB)	Fixed	0	155	5775	16.88	17	0.582	0.598	1.6
Back(PAD)	Fixed	0	58	5290	9.47	9.5	0.547	0.551	1.6
Back(PAD)	Fixed	0	106	5530	9.40	9.5	0.476	0.487	1.6
Back(PAD)	Fixed	0	155	5775	9.41	9.5	0.359	0.367	1.6
Top(PAD)	Fixed	0	58	5290	9.47	9.5	0.276	0.278	1.6
Top(PAD)	Fixed	0	106	5530	9.40	9.5	0.251	0.257	1.6
Top(PAD)	Fixed	0	155	5775	9.41	9.5	0.201	0.205	1.6

Test Mode : 802.11n40M Aux1 – INPAQ									
Bottom(NB)	Fixed	0	54	5270	16.99	17	0.393	0.394	1.6
Test Mode : 802.11ac80M Aux1 – INPAQ									
Bottom(NB)	Fixed	0	106	5530	16.88	17	0.382	0.393	1.6
Bottom(NB)	Fixed	0	155	5775	16.88	17	0.335	0.344	1.6
Back(PAD)	Fixed	0	58	5290	9.47	9.5	0.615	0.619	1.6
Back(PAD)	Fixed	0	106	5530	9.4	9.5	0.726	0.743	1.6
Back(PAD)	Fixed	0	155	5775	9.41	9.5	0.604	0.617	1.6
Right-Side(PAD)	Fixed	0	58	5290	9.47	9.5	0.065	0.065	1.6
Right-Side(PAD)	Fixed	0	106	5530	9.4	9.5	0.082	0.084	1.6
Right-Side(PAD)	Fixed	0	155	5775	9.41	9.5	0.078	0.080	1.6
Test Mode : 802.11ac80M Main – AWAN									
Back(PAD)	Fixed	0	155	5775	9.37	9.5	0.878	0.905	1.6

Note :
1. When multiple transmission modes (802.11 n) have the same specified maximum output power, largest channel bandwidth, lowest order modulation and lowest data rate, the lowest order 802.11 mode is selected
2. When the reported SAR of the highest measured maximum output power channel for the exposure configuration is ≤ 0.8 W/kg, no further SAR testing is required in that exposure configuration.
3. When the reported SAR of the highest measured maximum U-NII-2A for the exposure configuration is ≤ 1.2 W/kg, SAR is not required for U-NII-1 band.

9.2 Simultaneous Transmission

Simultaneous Transmission Configurations	
1	WLAN 2.4GHz Main + WLAN 2.4GHz Aux
2	WLAN 2.4GHz Main + BT Aux
3	WLAN 5GHz Main + BT Aux
4	WLAN 5GHz Main + WLAN 5GHz Aux
5	WLAN 5GHz Main + WLAN 5GHz Aux + BT Aux

9.2.1 Simultaneous transmission of MIMO in 802.11 test exclusion considerations

Frequency (GHz)	Test Position (Body)	WLAN Main SAR (W/Kg)	WLAN Aux0 SAR W/Kg)	Simultaneous Transmission (W/Kg)	Antenna pair in mm	Peak location separation ratio
2.4	Bottom(NB)	1.002	0.715	1.717	166	0.014
2.4	Back(PAD)	1.018	1.180	2.198	166	0.020
2.4	Top(PAD)	0.472	0.257	0.729	N/A	N/A
5	Bottom(NB)	0.964	0.740	1.704	166	0.013
5	Back(PAD)	0.994	0.551	1.545	N/A	N/A
5	Top(PAD)	0.275	0.278	0.553	N/A	N/A

Frequency (GHz)	Test Position (Body)	WLAN Main SAR (W/Kg)	WLAN Aux1 SAR W/Kg)	Simultaneous Transmission (W/Kg)	Antenna pair in mm	Peak location separation ratio
2.4	Bottom(NB)	1.002	0.076	1.078	N/A	N/A
2.4	Back(PAD)	1.018	0.426	1.444	N/A	N/A
2.4	Top(PAD)	0.472	0.058	0.530	N/A	N/A
5	Bottom(NB)	0.964	0.394	1.358	N/A	N/A
5	Back(PAD)	0.994	0.743	1.737	233	0.010
5	Top(PAD)	0.275	0.084	0.359	N/A	N/A

Note : The sum of value is less than 1.6W/Kg or the ratio is determined by (SAR1 + SAR2)1.5/Ri, rounded to two decimal digits, and must be ≤ 0.04 for all antenna pairs in the configuration to qualify for SAR test exclusion.

9.2.2 simultaneous transmission of Wi-Fi and other wireless technologies

When the sum of SAR is larger than the limit, The ratio is determined by ***(SAR1 + SAR2)^1.5/Ri,*** rounded to two decimal digits, and must be ≤ 0.04 for all antenna pairs in the configuration to qualify for 1-g SAR test exclusion. The estimation result as below:

For DTS Band:

Mode	WLAN Main SAR (W/Kg)	BT SAR (W/Kg)	Simultaneous Transmission (W/Kg)	Antenna pair in mm	Peak location separation ratio
Bottom(NB)	1.002	0.280	1.282	N/A	N/A
Back(PAD)	1.018	0.280	1.298	N/A	N/A

The sum of value is less than 1.6W/Kg, thus simultaneous SAR testing is not needed.

For U-NII Band:

Mode	WLAN Main SAR (W/Kg)	BT SAR (W/Kg)	Simultaneous Transmission (W/Kg)	Antenna pair in mm	Peak location separation ratio
Bottom(NB)	0.964	0.280	1.244	N/A	N/A
Back(PAD)	0.994	0.280	1.274	N/A	N/A

The sum of value is less than 1.6W/Kg, thus simultaneous SAR testing is not needed.

Mode	WLAN Main SAR (W/Kg)	WLAN Aux0 SAR (W/Kg)	BT SAR (W/Kg)	Simultaneous Transmission (W/Kg)	Antenna pair in mm	Peak location separation ratio
Bottom(NB)	0.964	0.740	0.280	1.984	166	0.017

Mode	WLAN Main SAR (W/Kg)	WLAN Aux1 SAR (W/Kg)	BT SAR (W/Kg)	Simultaneous Transmission (W/Kg)	Antenna pair in mm	Peak location separation ratio
Back(PAD)	0.994	0.743	0.280	2.017	233	0.012

The ratio of value is less than 0.04, thus simultaneous SAR testing is not needed.

10. SAR measurement variability

1) Repeated measurement is not required when the original highest measured SAR is < 0.80 W/kg; steps 2) through 4) do not apply.
2) When the original highest measured SAR is ≥ 0.80 W/kg, repeat that measurement once.
3) Perform a second repeated measurement only if the ratio of largest to smallest SAR for the original and first repeated measurements is > 1.20 or when the original or repeated measurement is ≥ 1.45 W/kg (~ 10% from the 1-g SAR limit).
4) Perform a third repeated measurement only if the original, first or second repeated measurement is ≥ 1.5 W/kg and the ratio of largest to smallest SAR for the original, first and second repeated measurements is > 1.20.

Frequency		**SAR** 1g (W/kg)						
Channel	MHz	Original	First Repeated		Second Repeated		Third Repeated	
			Value	Ratio	Value	Ratio	Value	Ratio
11	2462	1.140	1.100	1.036	N/A	N/A	N/A	N/A
155	5775	0.967	0.953	1.015	N/A	N/A	N/A	N/A

Appendix

Appendix A. SAR System Check Data

Appendix B. SAR measurement Data

Appendix C. Test Setup Photographs & EUT Photographs

Appendix D. Probe Calibration Data

Appendix E. Dipole Calibration Data

Appendix A. SAR System Check Data

Test Laboratory: DEKRA Date/Time: 2020/08/21

System Performance Check_2450MHz-Head
DUT: Dipole 2450 MHz; Type: D2450V2
Communication System: UID 0, CW; Frequency: 2450 MHz;
Communication System PAR: 0 dB
Medium parameters used: f = 2450 MHz; σ = 1.81 S/m; ε_r = 40.15; ρ = 1000 kg/m^3
Phantom section: Flat Section
Ambient Temperature (°C) : 22.3, Liquid Temperature (°C) : 22.2
Measurement Standard: DASY5 (IEEE/IEC/ANSI C63.19-2011)
DASY5 Configuration:

- Probe: EX3DV4 - SN3698; ConvF(7.06, 7.06, 7.06); Calibrated: 2019/11/22;
- Sensor-Surface: 1.4mm (Mechanical Surface Detection)
- Electronics: DAE4 Sn1207; Calibrated: 2019/11/14
- Phantom: SAM with left table; Type: SAM;
- Measurement SW: DASY52, Version 52.10 (0); SEMCAD X Version 14.6.10 (7417)

Configuration/2450MHz_Body/Area Scan (8x9x1): Measurement grid: dx=12mm, dy=12mm
Maximum value of SAR (measured) = 16.4 W/kg

Configuration/2450MHz_Body/Zoom Scan (7x7x7) (7x7x7)/Cube 0:
Measurement grid: dx=5mm, dy=5mm, dz=5mm
Reference Value = 98.82 V/m; Power Drift = 0.01 dB
Peak SAR (extrapolated) = 26.5 W/kg
SAR(1 g) = 13.2 W/kg; SAR(10 g) = 5.8 W/kg
Maximum value of SAR (measured) = 17.5 W/kg

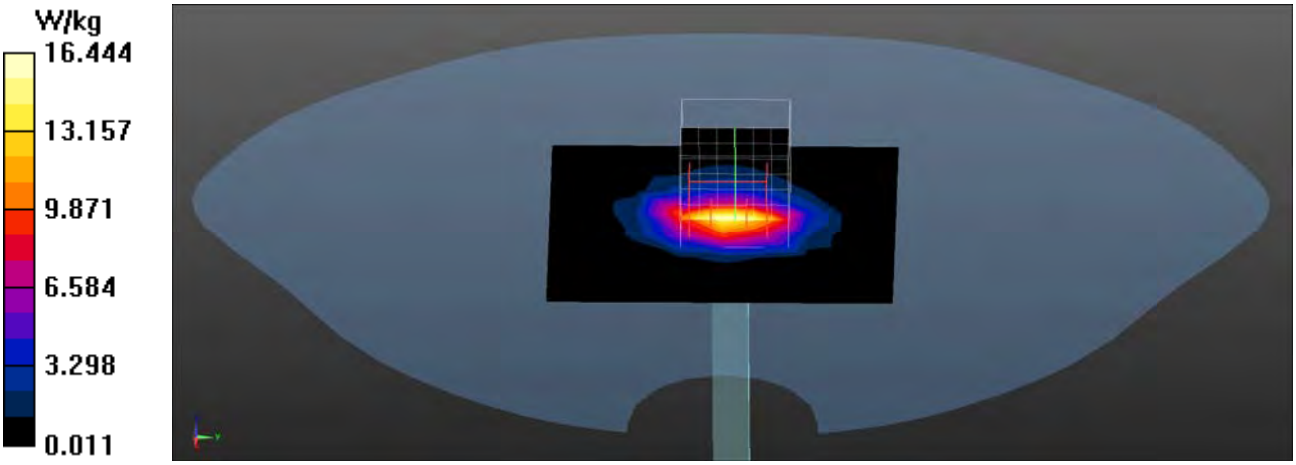

Test Laboratory: DEKRA Date/Time: 2020/08/27

System Performance Check_5250MHz-Head
DUT: Dipole 5GHz; Type: D5GHzV2
Communication System: UID 0, CW; Frequency: 5250 MHz;
Communication System PAR: 0 dB
Medium parameters used: f = 5250 MHz; σ = 4.66 S/m; ε_r = 35.76; ρ = 1000 kg/m^3
Phantom section: Flat Section
Ambient Temperature (°C) : 22.3, Liquid Temperature (°C) : 24.2
Measurement Standard: DASY5 (IEEE/IEC/ANSI C63.19-2011)
DASY5 Configuration:

- Probe: EX3DV4 - SN3698; ConvF(4.73, 4.73, 4.73); Calibrated: 2019/11/22;
- Sensor-Surface: 1.4mm (Mechanical Surface Detection)
- Electronics: DAE4 Sn1207; Calibrated: 2019/11/14
- Phantom: SAM with right table; Type: SAM;
- Measurement SW: DASY52, Version 52.10 (0); SEMCAD X Version 14.6.10 (7417)

Configuration/5250MHz_Body/Area Scan (8x8x1): Measurement grid: dx=10mm, dy=10mm
Maximum value of SAR (measured) = 14.7 W/kg

Configuration/5250MHz_Body/Zoom Scan (7x7x12), dist=1.4mm (7x7x12)/Cube 0: Measurement grid: dx=4mm, dy=4mm, dz=2mm
Reference Value = 68.24 V/m; Power Drift = 0.17 dB
Peak SAR (extrapolated) = 26.7 W/kg
SAR(1 g) = 7.73 W/kg; SAR(10 g) = 2.21 W/kg
Maximum value of SAR (measured) = 19.6 W/kg

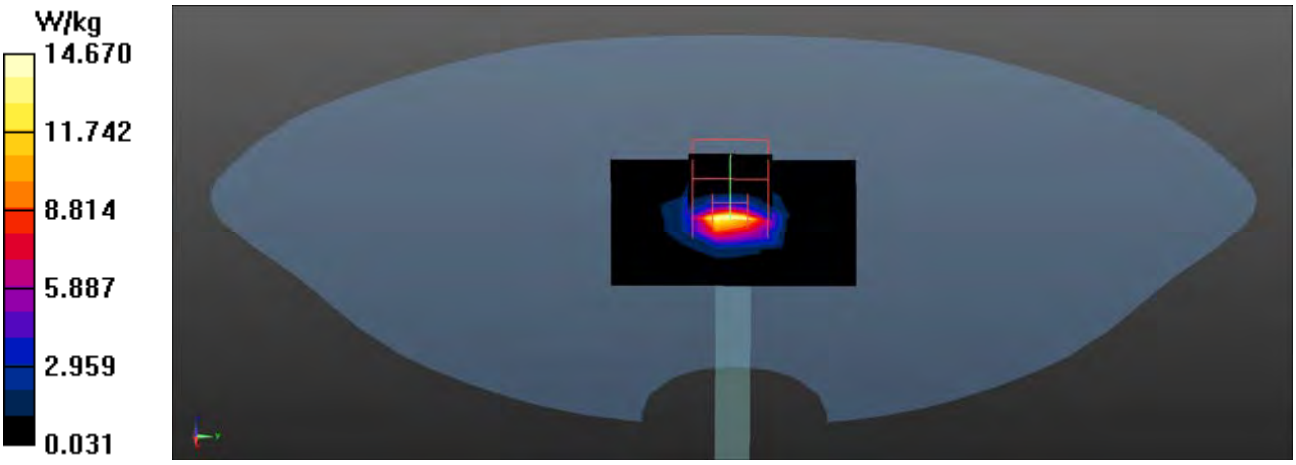

Test Laboratory: DEKRA Date/Time: 2020/08/27

System Performance Check_5600MHz-Head
DUT: Dipole 5GHz; Type: D5GHzV2
Communication System: UID 0, CW; Frequency: 5600 MHz;
Communication System PAR: 0 dB
Medium parameters used: f = 5600 MHz; σ = 5.14 S/m; ε_r = 34.79; ρ = 1000 kg/m^3
Phantom section: Flat Section
Ambient Temperature (°C) : 22.3, Liquid Temperature (°C) : 24.2
Measurement Standard: DASY5 (IEEE/IEC/ANSI C63.19-2011)
DASY5 Configuration:

- Probe: EX3DV4 - SN3698; ConvF(4.43, 4.43, 4.43); Calibrated: 2019/11/22;
- Sensor-Surface: 1.4mm (Mechanical Surface Detection)
- Electronics: DAE4 Sn1207; Calibrated: 2019/11/14
- Phantom: SAM with right table; Type: SAM;
- Measurement SW: DASY52, Version 52.10 (0); SEMCAD X Version 14.6.10 (7417)

Configuration/5600MHz_Body/Area Scan (8x8x1): Measurement grid: dx=10mm, dy=10mm
Maximum value of SAR (measured) = 15.9 W/kg

Configuration/5600MHz_Body/Zoom Scan (7x7x12), dist=1.4mm (7x7x12)/Cube 0: Measurement grid: dx=4mm, dy=4mm, dz=2mm
Reference Value = 76.44 V/m; Power Drift = 0.11 dB
Peak SAR (extrapolated) = 31.9 W/kg
SAR(1 g) = 8.51 W/kg; SAR(10 g) = 2.38 W/kg
Maximum value of SAR (measured) = 23.6 W/kg

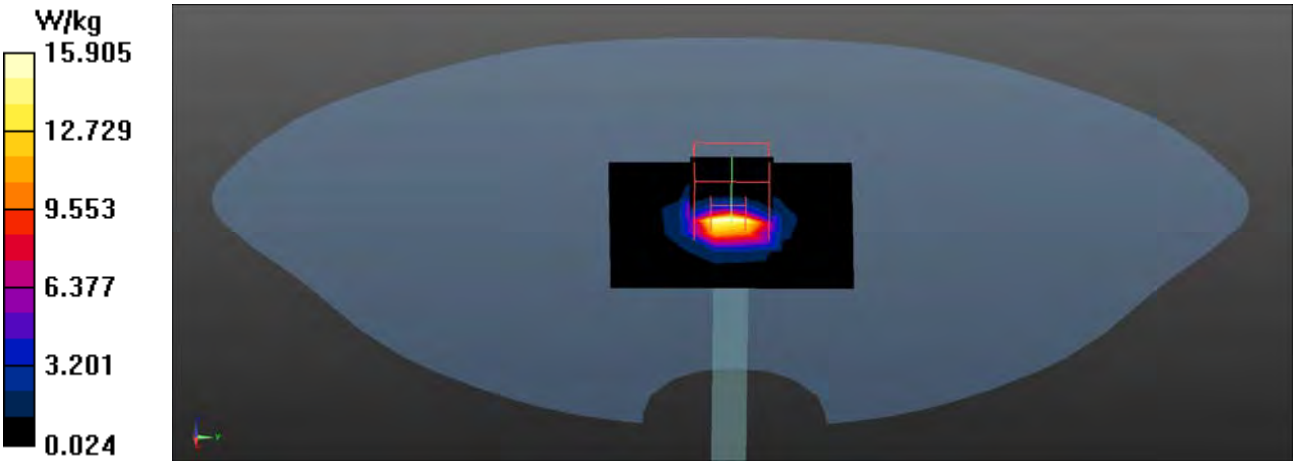

Test Laboratory: DEKRA Date/Time: 2020/08/27

System Performance Check_5800MHz-Head
DUT: Dipole 5GHz; Type: D5GHzV2
Communication System: UID 0, CW; Frequency: 5800 MHz;
Communication System PAR: 0 dB
Medium parameters used: f = 5800 MHz; σ = 5.4 S/m; ε_r = 34.24; ρ = 1000 kg/m^3
Phantom section: Flat Section
Ambient Temperature (°C) : 22.3, Liquid Temperature (°C) : 24.2
Measurement Standard: DASY5 (IEEE/IEC/ANSI C63.19-2011)
DASY5 Configuration:

- Probe: EX3DV4 - SN3698; ConvF(4.6, 4.6, 4.6); Calibrated: 2019/11/22;
- Sensor-Surface: 1.4mm (Mechanical Surface Detection)
- Electronics: DAE4 Sn1207; Calibrated: 2019/11/14
- Phantom: SAM with right table; Type: SAM;
- Measurement SW: DASY52, Version 52.10 (0); SEMCAD X Version 14.6.10 (7417)

Configuration/5800MHz_Body/Area Scan (8x8x1): Measurement grid: dx=10mm, dy=10mm
Maximum value of SAR (measured) = 13.1 W/kg

Configuration/5800MHz_Body/Zoom Scan (7x7x12), dist=1.4mm (7x7x12)/Cube 0: Measurement grid: dx=4mm, dy=4mm, dz=2mm
Reference Value = 72.98 V/m; Power Drift = -0.01 dB
Peak SAR (extrapolated) = 32.0 W/kg
SAR(1 g) = 8.02 W/kg; SAR(10 g) = 2.21 W/kg
Maximum value of SAR (measured) = 21.8 W/kg

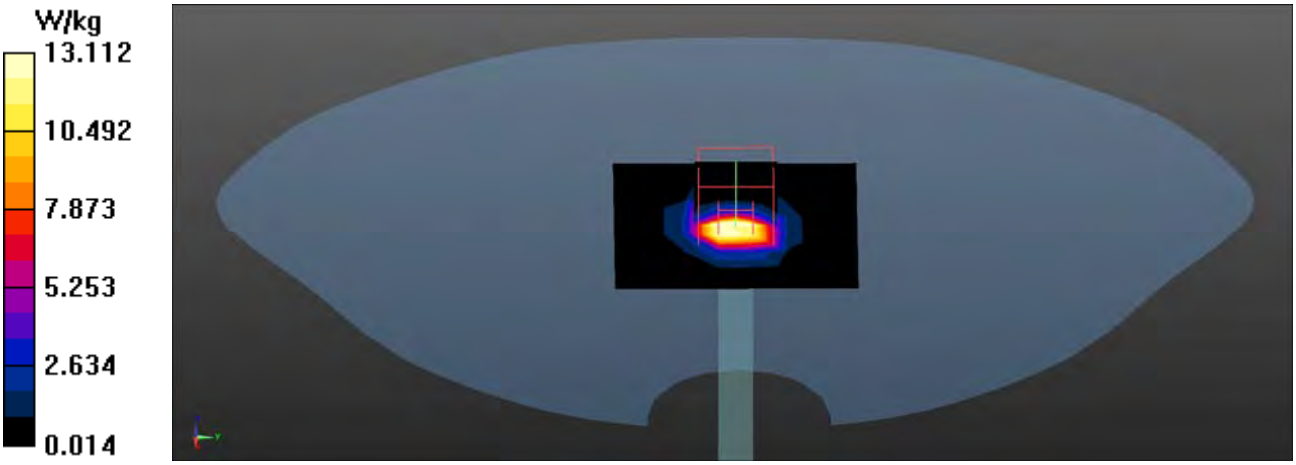

Appendix B. SAR measurement Data

Test Laboratory: DEKRA Date/Time: 2020/08/21

802.11b_2-Bottom(NB) Main-INPAQ
DUT: VivoBook/ ASUS Laptop; Type: TP470E
Communication System: UID 0, WLAN 2.4G; Frequency: 2417 MHz;
Communication System PAR: 0 dB
Medium parameters used: f = 2417 MHz; σ = 1.77 S/m; ε_r = 40.25; ρ = 1000 kg/m^3
Phantom section: Flat Section
Ambient Temperature (°C) : 22.3, Liquid Temperature (°C) : 22.2
Measurement Standard: DASY5 (IEEE/IEC/ANSI C63.19-2011)
DASY5 Configuration:

- Probe: EX3DV4 - SN3698; ConvF(7.06, 7.06, 7.06); Calibrated: 2019/11/22;
- Sensor-Surface: 1.4mm (Mechanical Surface Detection)
- Electronics: DAE4 Sn1207; Calibrated: 2019/11/14
- Phantom: SAM with left table; Type: SAM;
- Measurement SW: DASY52, Version 52.10 (0); SEMCAD X Version 14.6.10 (7417)

Configuration/Body/Area Scan (7x7x1): Measurement grid: dx=12mm, dy=12mm
Maximum value of SAR (measured) = 1.40 W/kg

Configuration/Body/Zoom Scan (5x5x7) (5x5x7)/Cube 0: Measurement grid: dx=8mm, dy=8mm, dz=5mm
Reference Value = 26.16 V/m; Power Drift = -0.12 dB
Peak SAR (extrapolated) = 1.79 W/kg
SAR(1 g) = 0.893 W/kg; SAR(10 g) = 0.486 W/kg
Maximum value of SAR (measured) = 1.50 W/kg

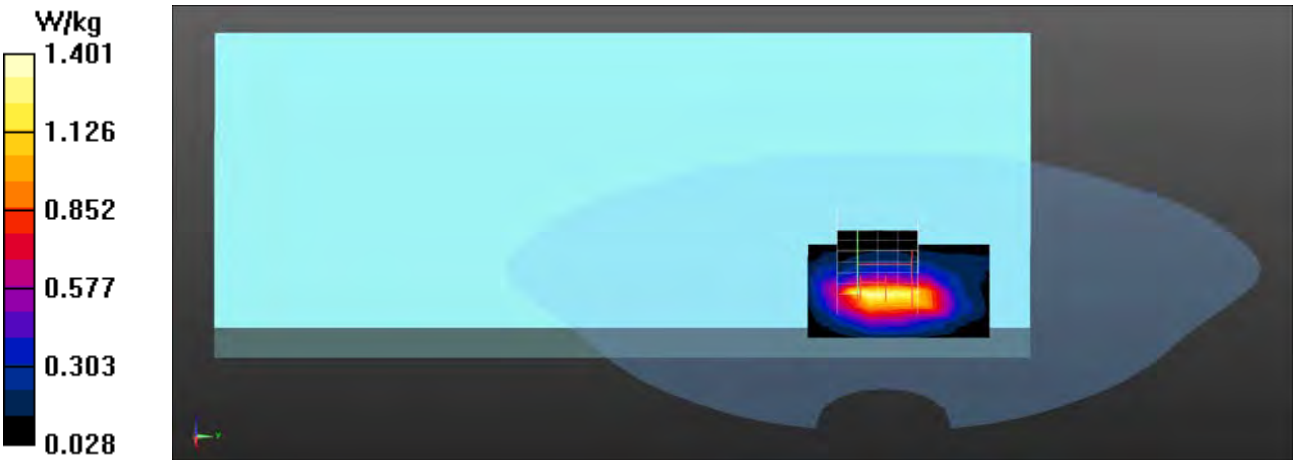

Test Laboratory: DEKRA Date/Time: 2020/08/21

802.11b_6-Bottom(NB) Main-INPAQ
DUT: VivoBook/ ASUS Laptop; Type: TP470E
Communication System: UID 0, WLAN 2.4G; Frequency: 2437 MHz;
Communication System PAR: 0 dB
Medium parameters used: f = 2437 MHz; σ = 1.79 S/m; ε_r = 40.19; ρ = 1000 kg/m^3
Phantom section: Flat Section
Ambient Temperature (°C) : 22.3, Liquid Temperature (°C) : 22.2
Measurement Standard: DASY5 (IEEE/IEC/ANSI C63.19-2011)
DASY5 Configuration:

- Probe: EX3DV4 - SN3698; ConvF(7.06, 7.06, 7.06); Calibrated: 2019/11/22;
- Sensor-Surface: 1.4mm (Mechanical Surface Detection)
- Electronics: DAE4 Sn1207; Calibrated: 2019/11/14
- Phantom: SAM with left table; Type: SAM;
- Measurement SW: DASY52, Version 52.10 (0); SEMCAD X Version 14.6.10 (7417)

Configuration/Body/Area Scan (8x17x1): Measurement grid: dx=12mm, dy=12mm
Maximum value of SAR (measured) = 1.39 W/kg

Configuration/Body/Zoom Scan (5x5x7) (5x5x7)/Cube 0: Measurement grid: dx=8mm, dy=8mm, dz=5mm
Reference Value = 27.16 V/m; Power Drift = -0.02 dB
Peak SAR (extrapolated) = 1.84 W/kg
SAR(1 g) = 0.913 W/kg; SAR(10 g) = 0.499 W/kg
Maximum value of SAR (measured) = 1.50 W/kg

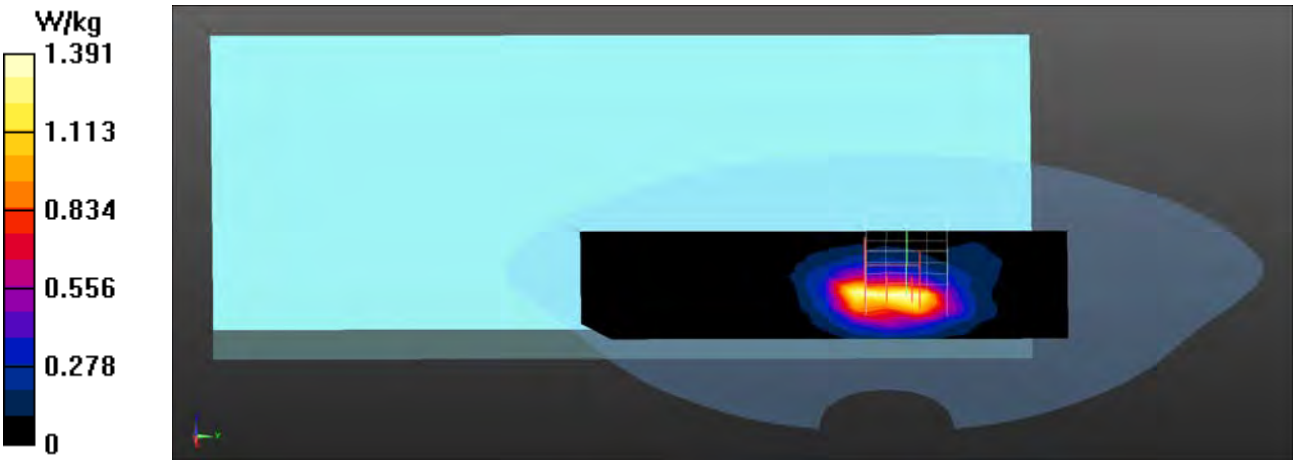

Test Laboratory: DEKRA Date/Time: 2020/08/21

802.11b_10-Bottom(NB) Main-INPAQ
DUT: VivoBook/ ASUS Laptop; Type: TP470E
Communication System: UID 0, WLAN 2.4G; Frequency: 2457 MHz;
Communication System PAR: 0 dB
Medium parameters used: f = 2457 MHz; σ = 1.82 S/m; ε_r = 40.13; ρ = 1000 kg/m^3
Phantom section: Flat Section
Ambient Temperature (°C) : 22.3, Liquid Temperature (°C) : 22.2
Measurement Standard: DASY5 (IEEE/IEC/ANSI C63.19-2011)
DASY5 Configuration:

- Probe: EX3DV4 - SN3698; ConvF(7.06, 7.06, 7.06); Calibrated: 2019/11/22;
- Sensor-Surface: 1.4mm (Mechanical Surface Detection)
- Electronics: DAE4 Sn1207; Calibrated: 2019/11/14
- Phantom: SAM with left table; Type: SAM;
- Measurement SW: DASY52, Version 52.10 (0); SEMCAD X Version 14.6.10 (7417)

Configuration/Body/Area Scan (7x7x1): Measurement grid: dx=12mm, dy=12mm
Maximum value of SAR (measured) = 1.42 W/kg

Configuration/Body/Zoom Scan (5x5x7) (5x5x7)/Cube 0: Measurement grid: dx=8mm, dy=8mm, dz=5mm
Reference Value = 26.31 V/m; Power Drift = -0.10 dB
Peak SAR (extrapolated) = 1.84 W/kg
SAR(1 g) = 0.991 W/kg; SAR(10 g) = 0.511 W/kg
Maximum value of SAR (measured) = 1.43 W/kg

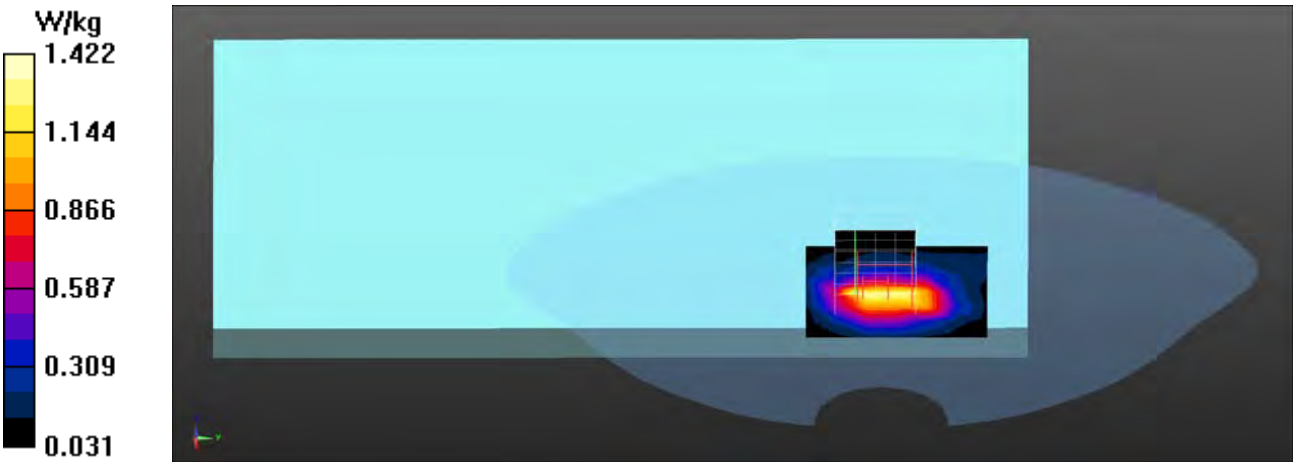

Test Laboratory: DEKRA Date/Time: 2020/08/21

802.11b_1-Back(PAD) Main-INPAQ
DUT: VivoBook/ ASUS Laptop; Type: TP470E
Communication System: UID 0, WLAN 2.4G; Frequency: 2412 MHz;
Communication System PAR: 0 dB
Medium parameters used: f = 2412 MHz; σ = 1.76 S/m; ε_r = 40.26; ρ = 1000 kg/m^3
Phantom section: Flat Section
Ambient Temperature (°C) : 22.3, Liquid Temperature (°C) : 22.2
Measurement Standard: DASY5 (IEEE/IEC/ANSI C63.19-2011)
DASY5 Configuration:

- Probe: EX3DV4 - SN3698; ConvF(7.06, 7.06, 7.06); Calibrated: 2019/11/22;
- Sensor-Surface: 1.4mm (Mechanical Surface Detection)
- Electronics: DAE4 Sn1207; Calibrated: 2019/11/14
- Phantom: SAM with left table; Type: SAM;
- Measurement SW: DASY52, Version 52.10 (0); SEMCAD X Version 14.6.10 (7417)

Configuration/Body/Area Scan (7x7x1): Measurement grid: dx=12mm, dy=12mm
Maximum value of SAR (measured) = 2.12 W/kg

Configuration/Body/Zoom Scan (5x5x7) (5x5x7)/Cube 0: Measurement grid: dx=8mm, dy=8mm, dz=5mm
Reference Value = 7.955 V/m; Power Drift = 0.10 dB
Peak SAR (extrapolated) = 2.58 W/kg
SAR(1 g) = 0.894 W/kg; SAR(10 g) = 0.335 W/kg
Maximum value of SAR (measured) = 1.74 W/kg

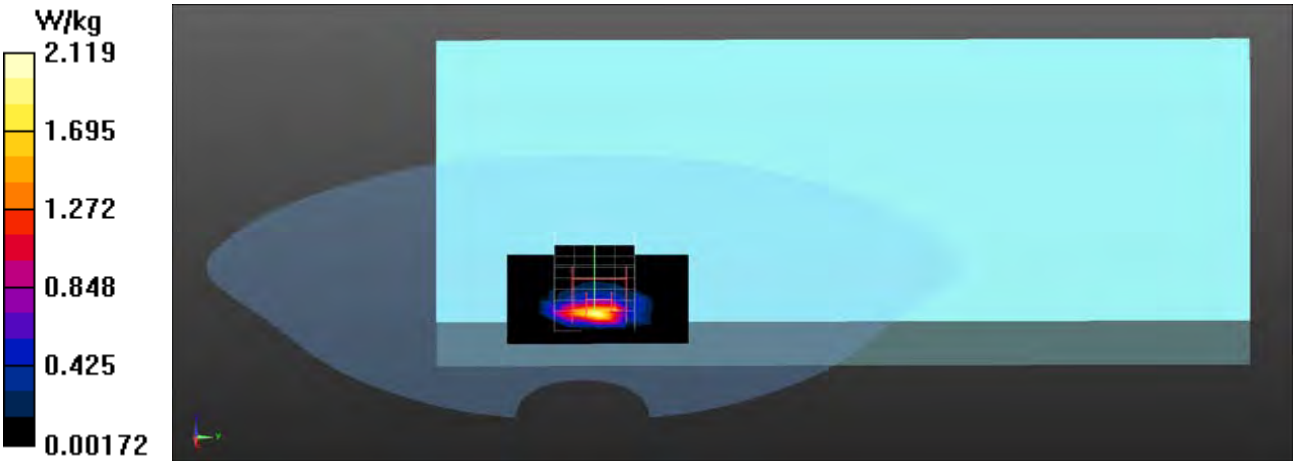

Test Laboratory: DEKRA Date/Time: 2020/08/21

802.11b_6-Back(PAD) Main-INPAQ
DUT: VivoBook/ ASUS Laptop; Type: TP470E
Communication System: UID 0, WLAN 2.4G; Frequency: 2437 MHz;
Communication System PAR: 0 dB
Medium parameters used: f = 2437 MHz; σ = 1.79 S/m; ε_r = 40.19; ρ = 1000 kg/m^3
Phantom section: Flat Section
Ambient Temperature (°C) : 22.3, Liquid Temperature (°C) : 22.2
Measurement Standard: DASY5 (IEEE/IEC/ANSI C63.19-2011)
DASY5 Configuration:

- Probe: EX3DV4 - SN3698; ConvF(7.06, 7.06, 7.06); Calibrated: 2019/11/22;
- Sensor-Surface: 1.4mm (Mechanical Surface Detection)
- Electronics: DAE4 Sn1207; Calibrated: 2019/11/14
- Phantom: SAM with left table; Type: SAM;
- Measurement SW: DASY52, Version 52.10 (0); SEMCAD X Version 14.6.10 (7417)

Configuration/Body/Area Scan (8x17x1): Measurement grid: dx=12mm, dy=12mm
Maximum value of SAR (measured) = 1.85 W/kg

Configuration/Body/Zoom Scan (5x5x7) (5x5x7)/Cube 0: Measurement grid: dx=8mm, dy=8mm, dz=5mm
Reference Value = 8.200 V/m; Power Drift = -0.11 dB
Peak SAR (extrapolated) = 3.04 W/kg
SAR(1 g) = 0.992 W/kg; SAR(10 g) = 0.366 W/kg
Maximum value of SAR (measured) = 2.35 W/kg

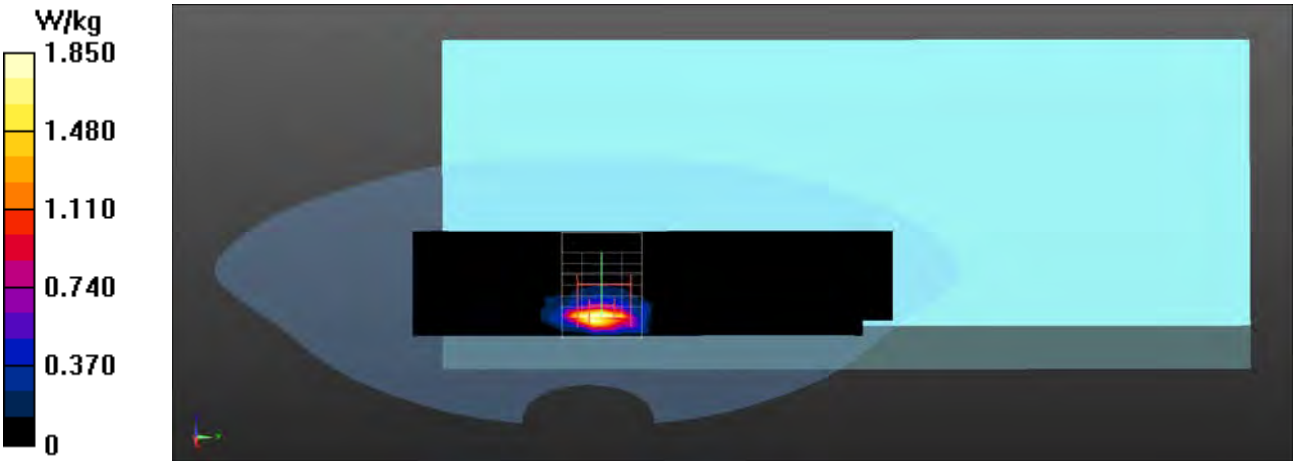

Test Laboratory: DEKRA Date/Time: 2020/08/21

802.11b_11-Back(PAD) Main-INPAQ
DUT: VivoBook/ ASUS Laptop; Type: TP470E
Communication System: UID 0, WLAN 2.4G; Frequency: 2462 MHz;
Communication System PAR: 0 dB
Medium parameters used: f = 2462 MHz; σ = 1.83 S/m; ε_r = 40.11; ρ = 1000 kg/m^3
Phantom section: Flat Section
Ambient Temperature (°C) : 22.3, Liquid Temperature (°C) : 22.2
Measurement Standard: DASY5 (IEEE/IEC/ANSI C63.19-2011)
DASY5 Configuration:

- Probe: EX3DV4 - SN3698; ConvF(7.06, 7.06, 7.06); Calibrated: 2019/11/22;
- Sensor-Surface: 1.4mm (Mechanical Surface Detection)
- Electronics: DAE4 Sn1207; Calibrated: 2019/11/14
- Phantom: SAM with left table; Type: SAM;
- Measurement SW: DASY52, Version 52.10 (0); SEMCAD X Version 14.6.10 (7417)

Configuration/Body/Area Scan (7x7x1): Measurement grid: dx=12mm, dy=12mm
Maximum value of SAR (measured) = 1.92 W/kg

Configuration/Body/Zoom Scan (5x5x7) (5x5x7)/Cube 0: Measurement grid: dx=8mm, dy=8mm, dz=5mm
Reference Value = 7.847 V/m; Power Drift = -0.07 dB
Peak SAR (extrapolated) = 2.93 W/kg
SAR(1 g) = 0.993 W/kg; SAR(10 g) = 0.364 W/kg
Maximum value of SAR (measured) = 1.61 W/kg

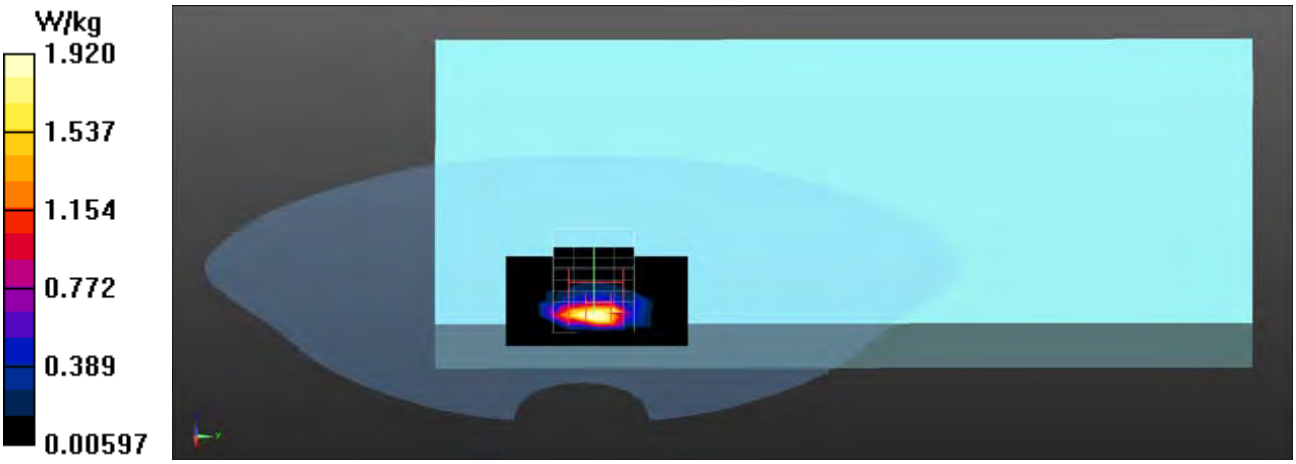

Test Laboratory: DEKRA Date/Time: 2020/08/21

802.11b_6-Top(PAD) Main-INPAQ
DUT: VivoBook/ ASUS Laptop; Type: TP470E
Communication System: UID 0, WLAN 2.4G; Frequency: 2437 MHz;
Communication System PAR: 0 dB
Medium parameters used: f = 2437 MHz; σ = 1.79 S/m; ε_r = 40.19; ρ = 1000 kg/m^3
Phantom section: Flat Section
Ambient Temperature (°C) : 22.3, Liquid Temperature (°C) : 22.2
Measurement Standard: DASY5 (IEEE/IEC/ANSI C63.19-2011)
DASY5 Configuration:

- Probe: EX3DV4 - SN3698; ConvF(7.06, 7.06, 7.06); Calibrated: 2019/11/22;
- Sensor-Surface: 1.4mm (Mechanical Surface Detection)
- Electronics: DAE4 Sn1207; Calibrated: 2019/11/14
- Phantom: SAM with left table; Type: SAM;
- Measurement SW: DASY52, Version 52.10 (0); SEMCAD X Version 14.6.10 (7417)

Configuration/Body/Area Scan (7x17x1): Measurement grid: dx=12mm, dy=12mm
Maximum value of SAR (measured) = 0.910 W/kg

Configuration/Body/Zoom Scan (5x5x7) (5x5x7)/Cube 0: Measurement grid: dx=8mm, dy=8mm, dz=5mm
Reference Value = 10.81 V/m; Power Drift = 0.07 dB
Peak SAR (extrapolated) = 1.22 W/kg
SAR(1 g) = 0.466 W/kg; SAR(10 g) = 0.177 W/kg
Maximum value of SAR (measured) = 0.955 W/kg

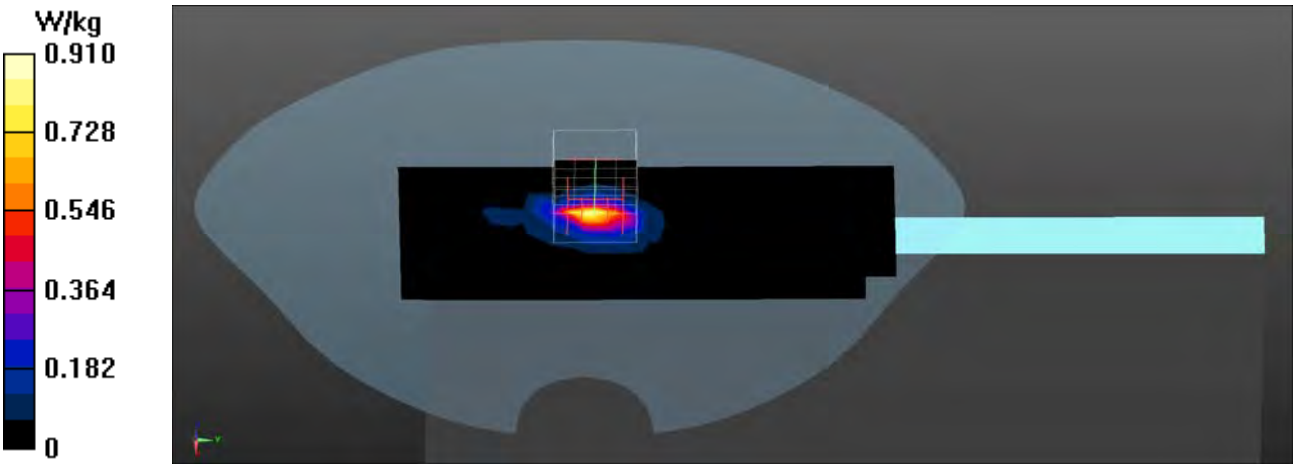

Test Laboratory: DEKRA Date/Time: 2020/08/21

802.11b_6-Bottom(NB) Aux0-INPAQ
DUT: VivoBook/ ASUS Laptop; Type: TP470E
Communication System: UID 0, WLAN 2.4G; Frequency: 2437 MHz;
Communication System PAR: 0 dB
Medium parameters used: f = 2437 MHz; σ = 1.79 S/m; ε_r = 40.19; ρ = 1000 kg/m^3
Phantom section: Flat Section
Ambient Temperature (°C) : 22.3, Liquid Temperature (°C) : 22.2
Measurement Standard: DASY5 (IEEE/IEC/ANSI C63.19-2011)
DASY5 Configuration:

- Probe: EX3DV4 - SN3698; ConvF(7.06, 7.06, 7.06); Calibrated: 2019/11/22;
- Sensor-Surface: 1.4mm (Mechanical Surface Detection)
- Electronics: DAE4 Sn1207; Calibrated: 2019/11/14
- Phantom: SAM with left table; Type: SAM;
- Measurement SW: DASY52, Version 52.10 (0); SEMCAD X Version 14.6.10 (7417)

Configuration/Body/Area Scan (8x17x1): Measurement grid: dx=12mm, dy=12mm
Maximum value of SAR (measured) = 1.08 W/kg

Configuration/Body/Zoom Scan (5x5x7) (5x5x7)/Cube 0: Measurement grid: dx=8mm, dy=8mm, dz=5mm
Reference Value = 17.82 V/m; Power Drift = 0.11 dB
Peak SAR (extrapolated) = 1.42 W/kg
SAR(1 g) = 0.712 W/kg; SAR(10 g) = 0.369 W/kg
Maximum value of SAR (measured) = 1.10 W/kg

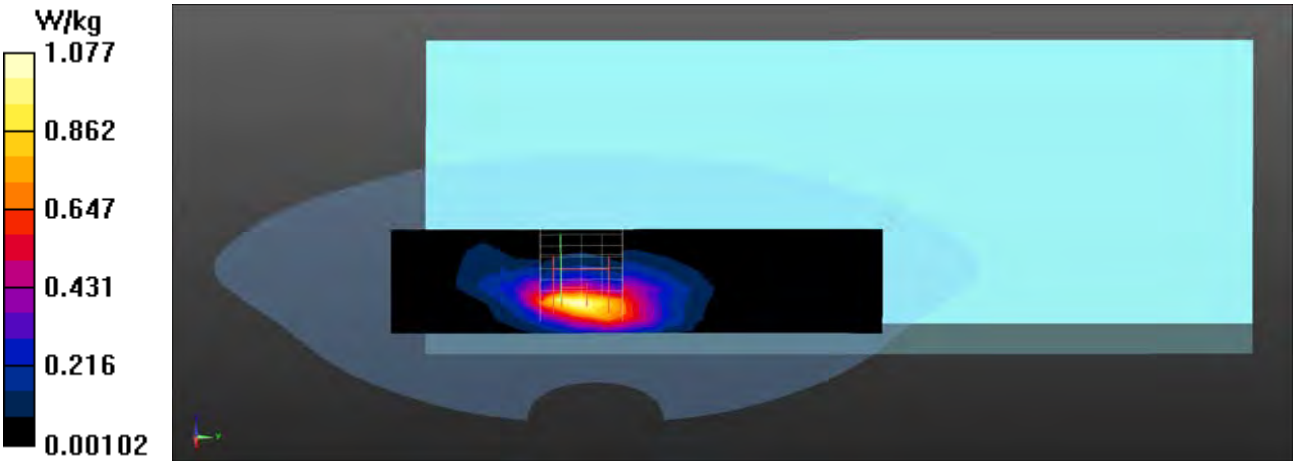

Test Laboratory: DEKRA Date/Time: 2020/08/21

802.11b_1-Back(PAD) Aux0-INPAQ
DUT: VivoBook/ ASUS Laptop; Type: TP470E
Communication System: UID 0, WLAN 2.4G; Frequency: 2412 MHz;
Communication System PAR: 0 dB
Medium parameters used: f = 2412 MHz; σ = 1.76 S/m; ε_r = 40.26; ρ = 1000 kg/m^3
Phantom section: Flat Section
Ambient Temperature (°C) : 22.3, Liquid Temperature (°C) : 22.2
Measurement Standard: DASY5 (IEEE/IEC/ANSI C63.19-2011)
DASY5 Configuration:

- Probe: EX3DV4 - SN3698; ConvF(7.06, 7.06, 7.06); Calibrated: 2019/11/22;
- Sensor-Surface: 1.4mm (Mechanical Surface Detection)
- Electronics: DAE4 Sn1207; Calibrated: 2019/11/14
- Phantom: SAM with left table; Type: SAM;
- Measurement SW: DASY52, Version 52.10 (0); SEMCAD X Version 14.6.10 (7417)

Configuration/Body/Area Scan (7x7x1): Measurement grid: dx=12mm, dy=12mm
Maximum value of SAR (measured) = 1.52 W/kg

Configuration/Body/Zoom Scan (5x5x7) (5x5x7)/Cube 0: Measurement grid: dx=8mm, dy=8mm, dz=5mm
Reference Value = 8.468 V/m; Power Drift = -0.04 dB
Peak SAR (extrapolated) = 2.70 W/kg
SAR(1 g) = 0.987 W/kg; SAR(10 g) = 0.372 W/kg
Maximum value of SAR (measured) = 1.83 W/kg

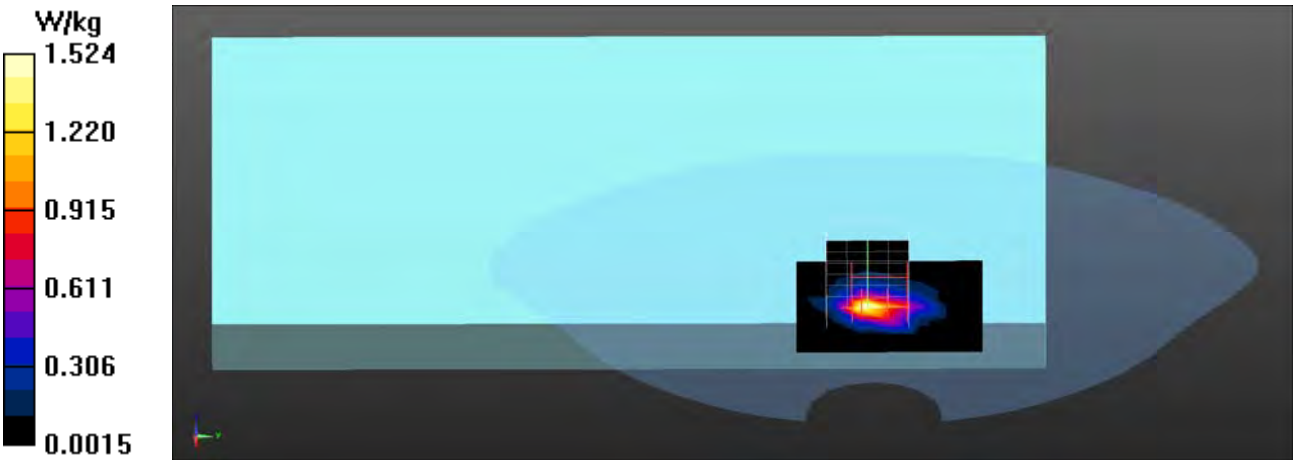

Test Laboratory: DEKRA Date/Time: 2020/08/21

802.11b_6-Back(PAD) Aux0-INPAQ
DUT: VivoBook/ ASUS Laptop; Type: TP470E
Communication System: UID 0, WLAN 2.4G; Frequency: 2437 MHz;
Communication System PAR: 0 dB
Medium parameters used: f = 2437 MHz; σ = 1.79 S/m; ε_r = 40.19; ρ = 1000 kg/m^3
Phantom section: Flat Section
Ambient Temperature (°C) : 22.3, Liquid Temperature (°C) : 22.2
Measurement Standard: DASY5 (IEEE/IEC/ANSI C63.19-2011)
DASY5 Configuration:

- Probe: EX3DV4 - SN3698; ConvF(7.06, 7.06, 7.06); Calibrated: 2019/11/22;
- Sensor-Surface: 1.4mm (Mechanical Surface Detection)
- Electronics: DAE4 Sn1207; Calibrated: 2019/11/14
- Phantom: SAM with left table; Type: SAM;
- Measurement SW: DASY52, Version 52.10 (0); SEMCAD X Version 14.6.10 (7417)

Configuration/Body/Area Scan (9x17x1): Measurement grid: dx=12mm, dy=12mm
Maximum value of SAR (measured) = 1.67 W/kg

Configuration/Body/Zoom Scan (5x5x7) (5x5x7)/Cube 0: Measurement grid: dx=8mm, dy=8mm, dz=5mm
Reference Value = 8.726 V/m; Power Drift = -0.01 dB
Peak SAR (extrapolated) = 2.95 W/kg
SAR(1 g) = 1.08 W/kg; SAR(10 g) = 0.402 W/kg
Maximum value of SAR (measured) = 2.00 W/kg

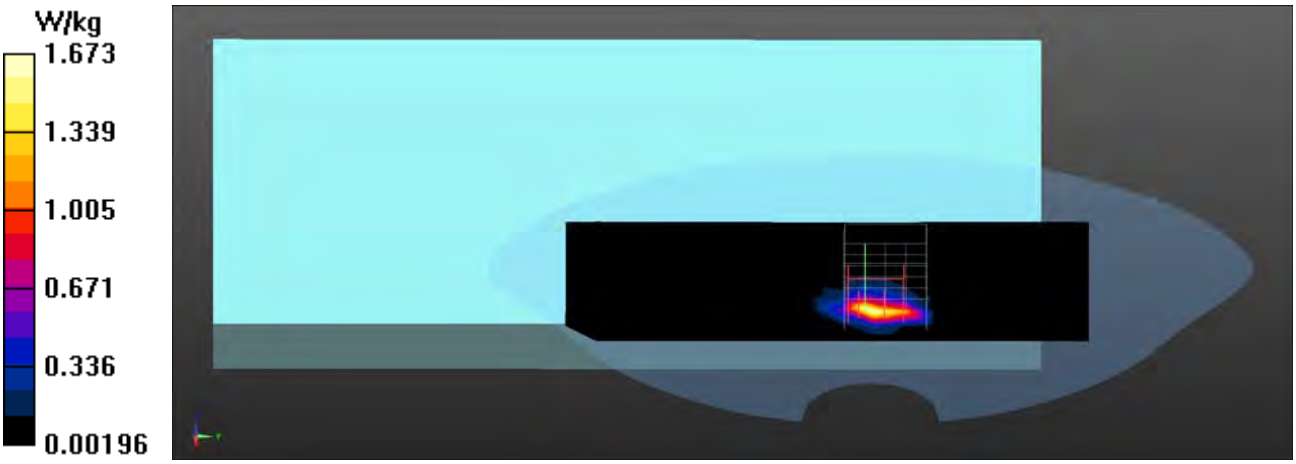

Test Laboratory: DEKRA Date/Time: 2020/08/21

802.11b_11-Back(PAD) Aux0-INPAQ
DUT: VivoBook/ ASUS Laptop; Type: TP470E
Communication System: UID 0, WLAN 2.4G; Frequency: 2462 MHz;
Communication System PAR: 0 dB
Medium parameters used: f = 2462 MHz; σ = 1.83 S/m; ε_r = 40.11; ρ = 1000 kg/m^3
Phantom section: Flat Section
Ambient Temperature (°C) : 22.3, Liquid Temperature (°C) : 22.2
Measurement Standard: DASY5 (IEEE/IEC/ANSI C63.19-2011)
DASY5 Configuration:

- Probe: EX3DV4 - SN3698; ConvF(7.06, 7.06, 7.06); Calibrated: 2019/11/22;
- Sensor-Surface: 1.4mm (Mechanical Surface Detection)
- Electronics: DAE4 Sn1207; Calibrated: 2019/11/14
- Phantom: SAM with left table; Type: SAM;
- Measurement SW: DASY52, Version 52.10 (0); SEMCAD X Version 14.6.10 (7417)

Configuration/Body/Area Scan (7x7x1): Measurement grid: dx=12mm, dy=12mm
Maximum value of SAR (measured) = 1.70 W/kg

Configuration/Body/Zoom Scan (5x5x7) (5x5x7)/Cube 0: Measurement grid: dx=8mm, dy=8mm, dz=5mm
Reference Value = 8.488 V/m; Power Drift = -0.15 dB
Peak SAR (extrapolated) = 3.17 W/kg
SAR(1 g) = 1.14 W/kg; SAR(10 g) = 0.420 W/kg
Maximum value of SAR (measured) = 2.10 W/kg

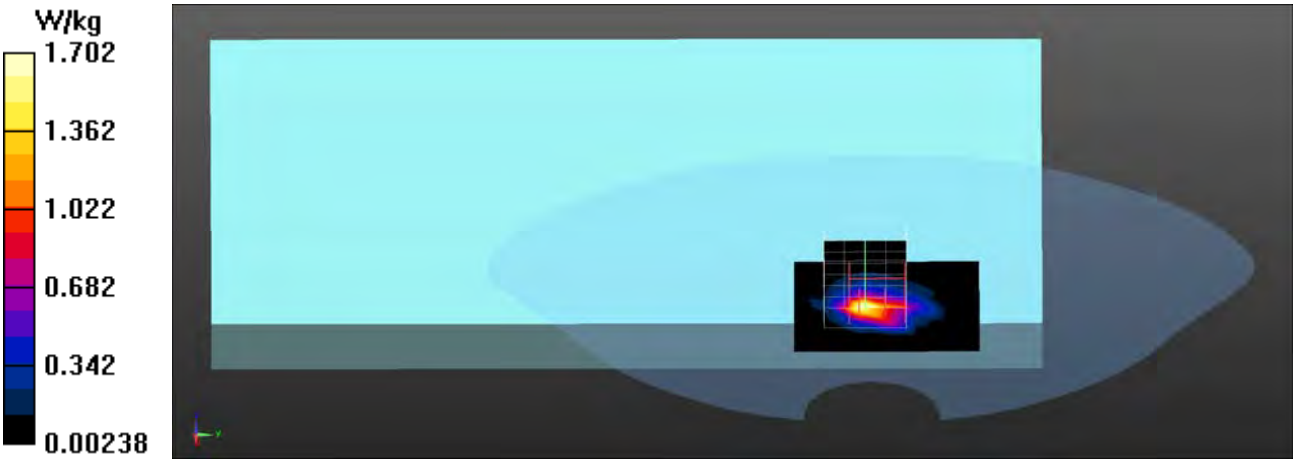

Test Laboratory: DEKRA Date/Time: 2020/08/21

802.11b_6-Top(PAD) Aux0-INPAQ
DUT: VivoBook/ ASUS Laptop; Type: TP470E
Communication System: UID 0, WLAN 2.4G; Frequency: 2437 MHz;
Communication System PAR: 0 dB
Medium parameters used: f = 2437 MHz; σ = 1.79 S/m; ε_r = 40.19; ρ = 1000 kg/m^3
Phantom section: Flat Section
Ambient Temperature (°C) : 22.3, Liquid Temperature (°C) : 22.2
Measurement Standard: DASY5 (IEEE/IEC/ANSI C63.19-2011)
DASY5 Configuration:

- Probe: EX3DV4 - SN3698; ConvF(7.06, 7.06, 7.06); Calibrated: 2019/11/22;
- Sensor-Surface: 1.4mm (Mechanical Surface Detection)
- Electronics: DAE4 Sn1207; Calibrated: 2019/11/14
- Phantom: SAM with left table; Type: SAM;
- Measurement SW: DASY52, Version 52.10 (0); SEMCAD X Version 14.6.10 (7417)

Configuration/Body/Area Scan (7x17x1): Measurement grid: dx=12mm, dy=12mm
Maximum value of SAR (measured) = 0.405 W/kg

Configuration/Body/Zoom Scan (5x5x7) (5x5x7)/Cube 0: Measurement grid: dx=8mm, dy=8mm, dz=5mm
Reference Value = 10.64 V/m; Power Drift = 0.11 dB
Peak SAR (extrapolated) = 0.679 W/kg
SAR(1 g) = 0.256 W/kg; SAR(10 g) = 0.102 W/kg
Maximum value of SAR (measured) = 0.514 W/kg

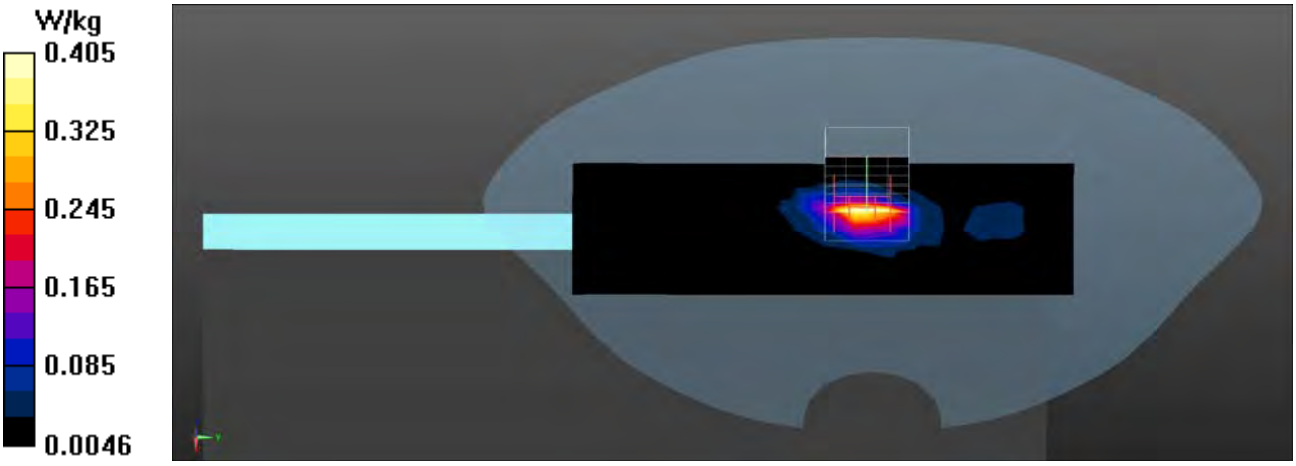

Test Laboratory: DEKRA Date/Time: 2020/08/21

802.11b_6-Bottom(NB) Aux1-INPAQ
DUT: VivoBook/ ASUS Laptop; Type: TP470E
Communication System: UID 0, WLAN 2.4G; Frequency: 2437 MHz;
Communication System PAR: 0 dB
Medium parameters used: f = 2437 MHz; σ = 1.79 S/m; ε_r = 40.19; ρ = 1000 kg/m^3
Phantom section: Flat Section
Ambient Temperature (°C) : 22.3, Liquid Temperature (°C) : 22.2
Measurement Standard: DASY5 (IEEE/IEC/ANSI C63.19-2011)
DASY5 Configuration:

- Probe: EX3DV4 - SN3698; ConvF(7.06, 7.06, 7.06); Calibrated: 2019/11/22;
- Sensor-Surface: 1.4mm (Mechanical Surface Detection)
- Electronics: DAE4 Sn1207; Calibrated: 2019/11/14
- Phantom: SAM with left table; Type: SAM;
- Measurement SW: DASY52, Version 52.10 (0); SEMCAD X Version 14.6.10 (7417)

Configuration/Body/Area Scan (10x19x1): Measurement grid: dx=12mm, dy=12mm
Maximum value of SAR (measured) = 0.0914 W/kg

Configuration/Body/Zoom Scan (5x5x7) (5x5x7)/Cube 0: Measurement grid: dx=8mm, dy=8mm, dz=5mm
Reference Value = 4.566 V/m; Power Drift = 0.14 dB
Peak SAR (extrapolated) = 0.160 W/kg
SAR(1 g) = 0.076 W/kg; SAR(10 g) = 0.042 W/kg
Maximum value of SAR (measured) = 0.113 W/kg

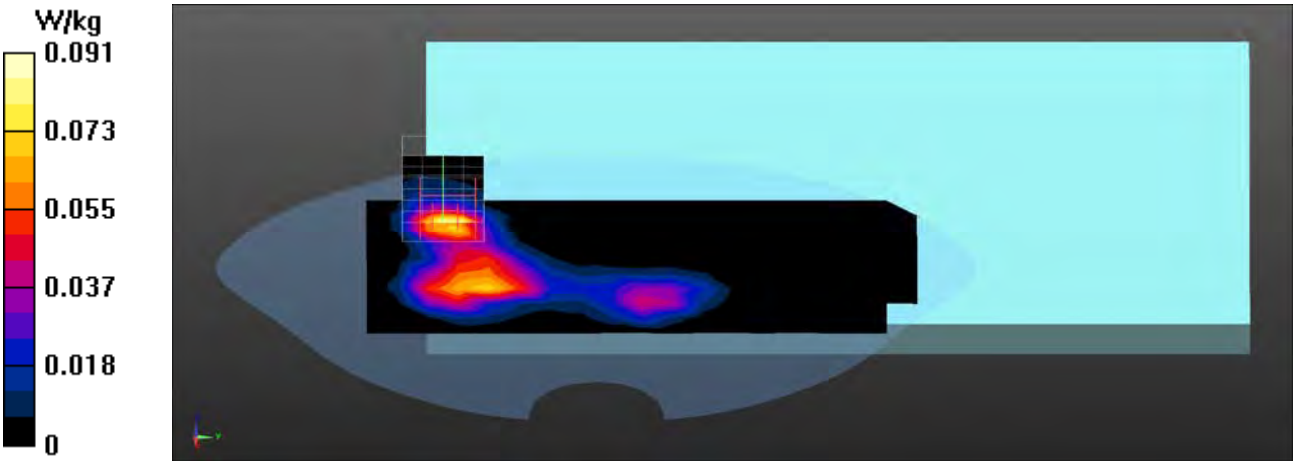

Test Laboratory: DEKRA Date/Time: 2020/08/21

802.11b_6-Back(PAD) Aux1-INPAQ
DUT: VivoBook/ ASUS Laptop; Type: TP470E
Communication System: UID 0, WLAN 2.4G; Frequency: 2437 MHz;
Communication System PAR: 0 dB
Medium parameters used: f = 2437 MHz; σ = 1.79 S/m; ε_r = 40.19; ρ = 1000 kg/m^3
Phantom section: Flat Section
Ambient Temperature (°C) : 22.3, Liquid Temperature (°C) : 22.2
Measurement Standard: DASY5 (IEEE/IEC/ANSI C63.19-2011)
DASY5 Configuration:

- Probe: EX3DV4 - SN3698; ConvF(7.06, 7.06, 7.06); Calibrated: 2019/11/22;
- Sensor-Surface: 1.4mm (Mechanical Surface Detection)
- Electronics: DAE4 Sn1207; Calibrated: 2019/11/14
- Phantom: SAM with left table; Type: SAM;
- Measurement SW: DASY52, Version 52.10 (0); SEMCAD X Version 14.6.10 (7417)

Configuration/Body/Area Scan (9x17x1): Measurement grid: dx=12mm, dy=12mm
Maximum value of SAR (measured) = 0.613 W/kg

Configuration/Body/Zoom Scan (5x5x7) (5x5x7)/Cube 0: Measurement grid: dx=8mm, dy=8mm, dz=5mm
Reference Value = 1.993 V/m; Power Drift = 0.09 dB
Peak SAR (extrapolated) = 0.951 W/kg
SAR(1 g) = 0.425 W/kg; SAR(10 g) = 0.178 W/kg
Maximum value of SAR (measured) = 0.681 W/kg

Test Laboratory: DEKRA Date/Time: 2020/08/21

802.11b_6-Right-Side(PAD) Aux1-INPAQ
DUT: VivoBook/ ASUS Laptop; Type: TP470E
Communication System: UID 0, WLAN 2.4G; Frequency: 2437 MHz;
Communication System PAR: 0 dB
Medium parameters used: f = 2437 MHz; σ = 1.79 S/m; ε_r = 40.19; ρ = 1000 kg/m^3
Phantom section: Flat Section
Ambient Temperature (°C) : 22.3, Liquid Temperature (°C) : 22.2
Measurement Standard: DASY5 (IEEE/IEC/ANSI C63.19-2011)
DASY5 Configuration:

- Probe: EX3DV4 - SN3698; ConvF(7.06, 7.06, 7.06); Calibrated: 2019/11/22;
- Sensor-Surface: 1.4mm (Mechanical Surface Detection)
- Electronics: DAE4 Sn1207; Calibrated: 2019/11/14
- Phantom: SAM with left table; Type: SAM;
- Measurement SW: DASY52, Version 52.10 (0); SEMCAD X Version 14.6.10 (7417)

Configuration/Body/Area Scan (7x16x1): Measurement grid: dx=12mm, dy=12mm
Maximum value of SAR (measured) = 0.0724 W/kg

Configuration/Body/Zoom Scan (5x5x7) (5x5x7)/Cube 0: Measurement grid: dx=8mm, dy=8mm, dz=5mm
Reference Value = 4.332 V/m; Power Drift = 0.12 dB
Peak SAR (extrapolated) = 0.142 W/kg
SAR(1 g) = 0.058 W/kg; SAR(10 g) = 0.026 W/kg
Maximum value of SAR (measured) = 0.107 W/kg

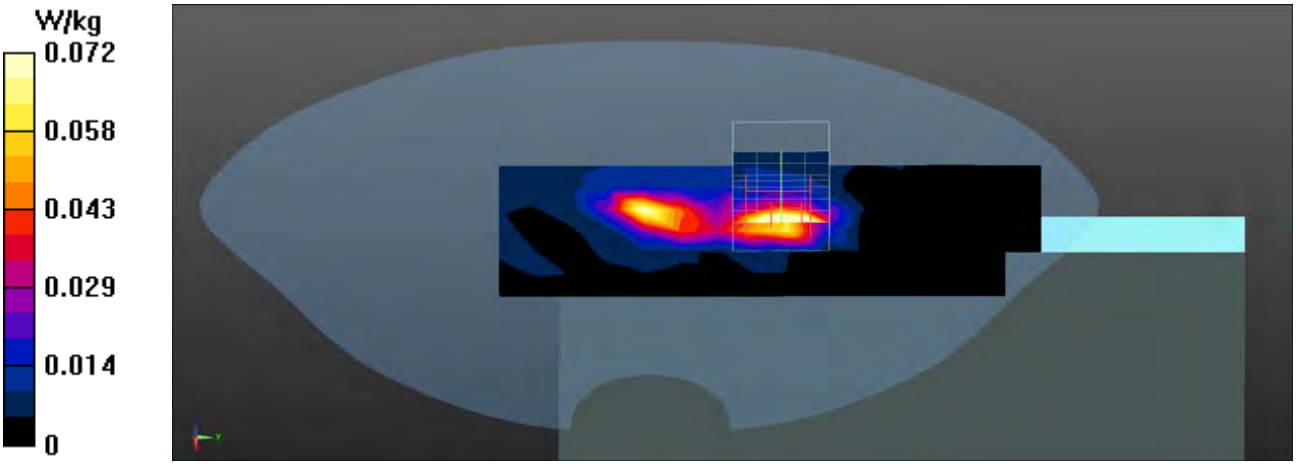

Test Laboratory: DEKRA Date/Time: 2020/08/21

802.11b_11-Back(PAD) Main-AWAN
DUT: VivoBook/ ASUS Laptop; Type: TP470E
Communication System: UID 0, WLAN 2.4G; Frequency: 2462 MHz;
Communication System PAR: 0 dB
Medium parameters used: f = 2462 MHz; σ = 1.83 S/m; ε_r = 40.11; ρ = 1000 kg/m^3
Phantom section: Flat Section
Ambient Temperature (°C) : 22.3, Liquid Temperature (°C) : 22.2
Measurement Standard: DASY5 (IEEE/IEC/ANSI C63.19-2011)
DASY5 Configuration:

- Probe: EX3DV4 - SN3698; ConvF(7.06, 7.06, 7.06); Calibrated: 2019/11/22;
- Sensor-Surface: 1.4mm (Mechanical Surface Detection)
- Electronics: DAE4 Sn1207; Calibrated: 2019/11/14
- Phantom: SAM with left table; Type: SAM;
- Measurement SW: DASY52, Version 52.10 (0); SEMCAD X Version 14.6.10 (7417)

Configuration/Body/Area Scan (7x7x1): Measurement grid: dx=12mm, dy=12mm
Maximum value of SAR (measured) = 2.12 W/kg

Configuration/Body/Zoom Scan (5x5x7) (5x5x7)/Cube 0: Measurement grid: dx=8mm, dy=8mm, dz=5mm
Reference Value = 6.593 V/m; Power Drift = 0.10 dB
Peak SAR (extrapolated) = 2.46 W/kg
SAR(1 g) = 0.899 W/kg; SAR(10 g) = 0.343 W/kg
Maximum value of SAR (measured) = 1.67 W/kg

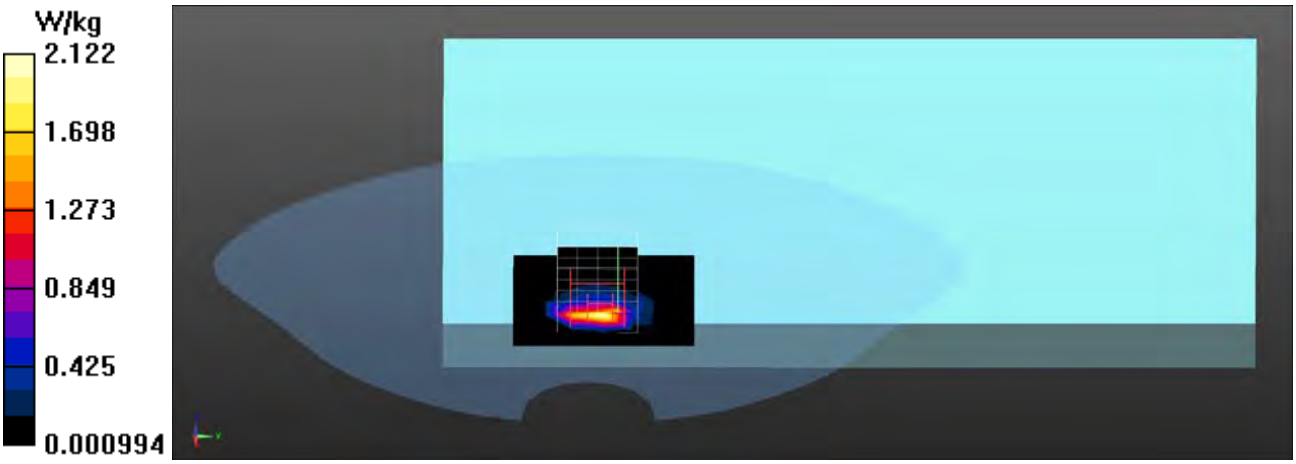

Test Laboratory: DEKRA Date/Time: 2020/08/21

802.11b_11-Back(PAD) Aux0-AWAN
DUT: VivoBook/ ASUS Laptop; Type: TP470E
Communication System: UID 0, WLAN 2.4G; Frequency: 2462 MHz;
Communication System PAR: 0 dB
Medium parameters used: f = 2462 MHz; σ = 1.83 S/m; ε_r = 40.11; ρ = 1000 kg/m^3
Phantom section: Flat Section
Ambient Temperature (°C) : 22.3, Liquid Temperature (°C) : 22.2
Measurement Standard: DASY5 (IEEE/IEC/ANSI C63.19-2011)
DASY5 Configuration:

- Probe: EX3DV4 - SN3698; ConvF(7.06, 7.06, 7.06); Calibrated: 2019/11/22;
- Sensor-Surface: 1.4mm (Mechanical Surface Detection)
- Electronics: DAE4 Sn1207; Calibrated: 2019/11/14
- Phantom: SAM with left table; Type: SAM;
- Measurement SW: DASY52, Version 52.10 (0); SEMCAD X Version 14.6.10 (7417)

Configuration/Body/Area Scan (7x7x1): Measurement grid: dx=12mm, dy=12mm
Maximum value of SAR (measured) = 1.47 W/kg

Configuration/Body/Zoom Scan (5x5x7) (5x5x7)/Cube 0: Measurement grid: dx=8mm, dy=8mm, dz=5mm
Reference Value = 8.535 V/m; Power Drift = -0.07 dB
Peak SAR (extrapolated) = 2.99 W/kg
SAR(1 g) = 1.14 W/kg; SAR(10 g) = 0.431 W/kg
Maximum value of SAR (measured) = 2.22 W/kg

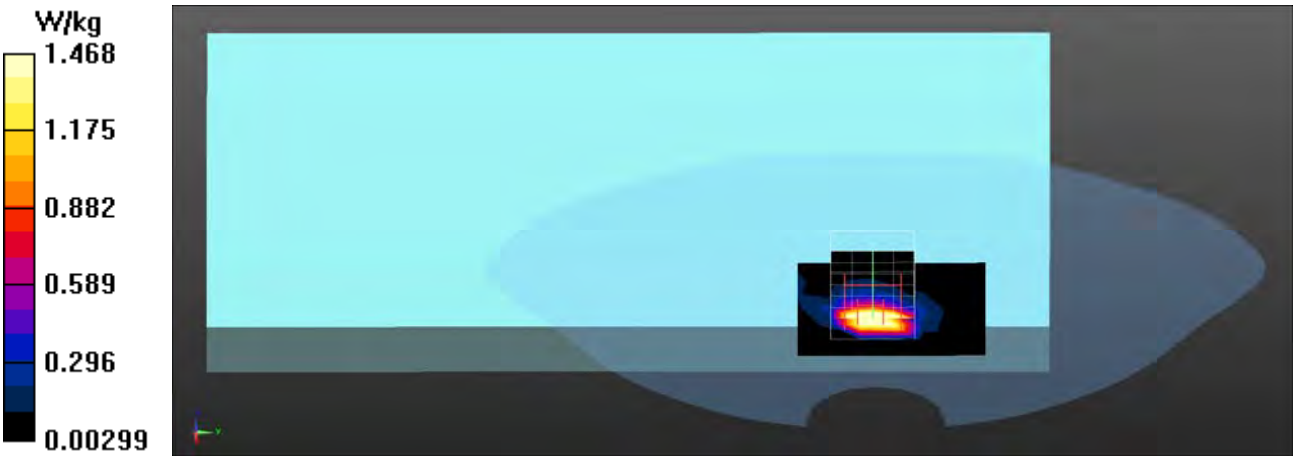

Test Laboratory: DEKRA Date/Time: 2020/08/21

BT-1M_78-Back(PAD) Aux0-INPAQ
DUT: VivoBook/ ASUS Laptop; Type: TP470E
Communication System: UID 0, BT 1M&3M&BLE; Frequency: 2480 MHz;
Communication System PAR: 0 dB
Medium parameters used: f = 2480 MHz; σ = 1.85 S/m; ε_r = 40.05; ρ = 1000 kg/m^3
Phantom section: Flat Section
Ambient Temperature (°C) : 22.3, Liquid Temperature (°C) : 22.2
Measurement Standard: DASY5 (IEEE/IEC/ANSI C63.19-2011)
DASY5 Configuration:

- Probe: EX3DV4 - SN3698; ConvF(7.06, 7.06, 7.06); Calibrated: 2019/11/22;
- Sensor-Surface: 1.4mm (Mechanical Surface Detection)
- Electronics: DAE4 Sn1207; Calibrated: 2019/11/14
- Phantom: SAM with left table; Type: SAM;
- Measurement SW: DASY52, Version 52.10 (0); SEMCAD X Version 14.6.10 (7417)

Configuration/Body/Area Scan (9x18x1): Measurement grid: dx=12mm, dy=12mm
Maximum value of SAR (measured) = 0.574 W/kg

Configuration/Body/Zoom Scan (5x5x7) (5x5x7)/Cube 0: Measurement grid: dx=8mm, dy=8mm, dz=5mm
Reference Value = 4.480 V/m; Power Drift = -0.05 dB
Peak SAR (extrapolated) = 0.799 W/kg
SAR(1 g) = 0.273 W/kg; SAR(10 g) = 0.102 W/kg
Maximum value of SAR (measured) = 0.544 W/kg

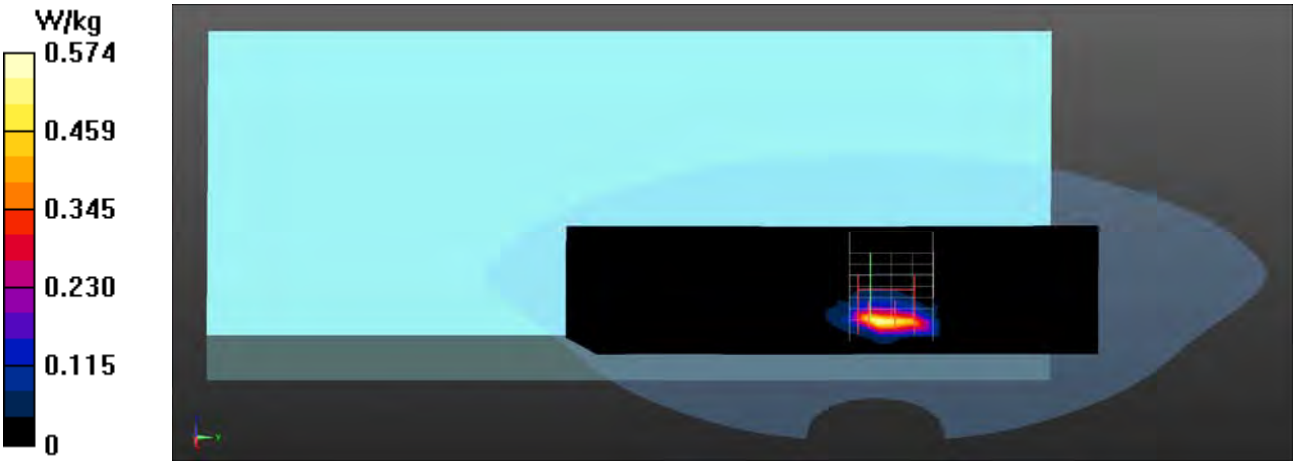

802.11b EUT Back(PAD) (INPAQ Aux0 Antenna) Z-Axis plot

Channel: 11

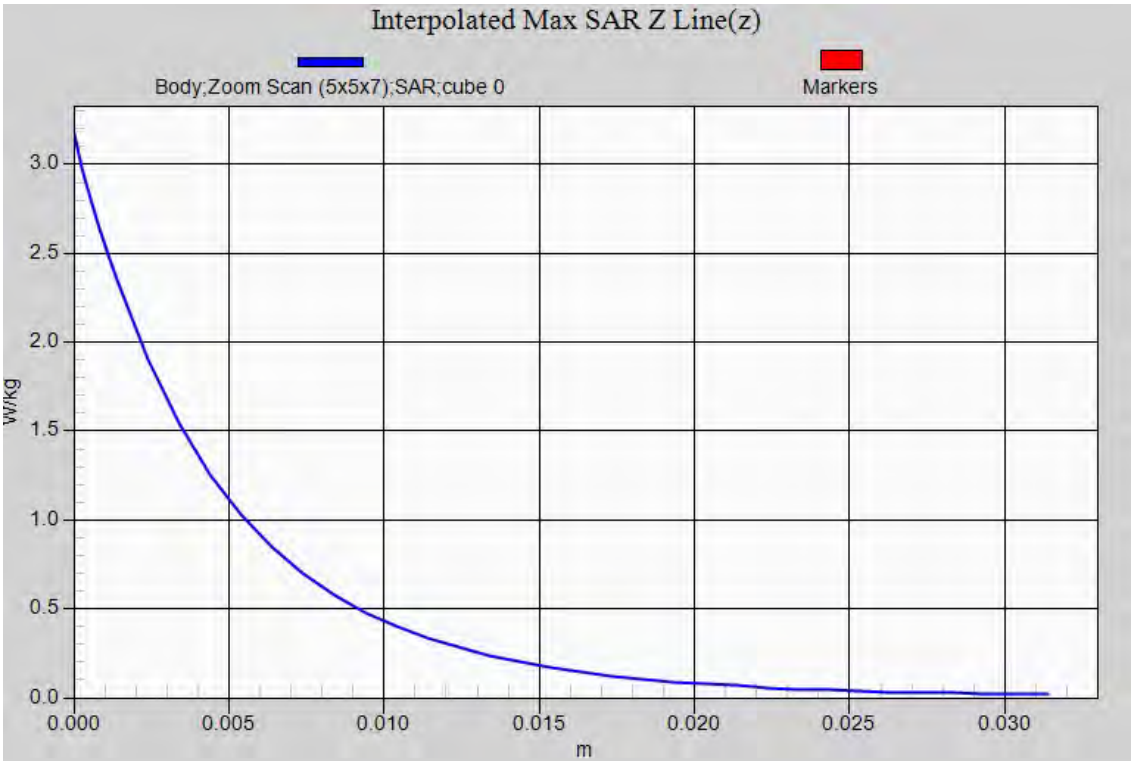

Test Laboratory: DEKRA Date/Time: 2020/08/27

802.11n40M_54-Bottom(NB) Main-INPAQ
DUT: VivoBook/ ASUS Laptop; Type: TP470E
Communication System: UID 0, WLAN 5G; Frequency: 5270 MHz;
Communication System PAR: 0 dB
Medium parameters used: f = 5270 MHz; σ = 4.69 S/m; ε_r = 35.7; ρ = 1000 kg/m^3
Phantom section: Flat Section
Ambient Temperature (°C) : 22.3, Liquid Temperature (°C) : 24.2
Measurement Standard: DASY5 (IEEE/IEC/ANSI C63.19-2011)
DASY5 Configuration:

- Probe: EX3DV4 - SN3698; ConvF(4.73, 4.73, 4.73); Calibrated: 2019/11/22;
- Sensor-Surface: 1.4mm (Mechanical Surface Detection)
- Electronics: DAE4 Sn1207; Calibrated: 2019/11/14
- Phantom: SAM with right table; Type: SAM;
- Measurement SW: DASY52, Version 52.10 (0); SEMCAD X Version 14.6.10 (7417)

Configuration/Body/Area Scan (10x21x1): Measurement grid: dx=10mm, dy=10mm
Maximum value of SAR (measured) = 1.52 W/kg

Configuration/Body/Zoom Scan (7x7x12) (7x7x12)/Cube 0: Measurement grid: dx=4mm, dy=4mm, dz=2mm
Reference Value = 8.658 V/m; Power Drift = -0.11 dB
Peak SAR (extrapolated) = 3.46 W/kg
SAR(1 g) = 0.810 W/kg; SAR(10 g) = 0.280 W/kg
Maximum value of SAR (measured) = 1.93 W/kg

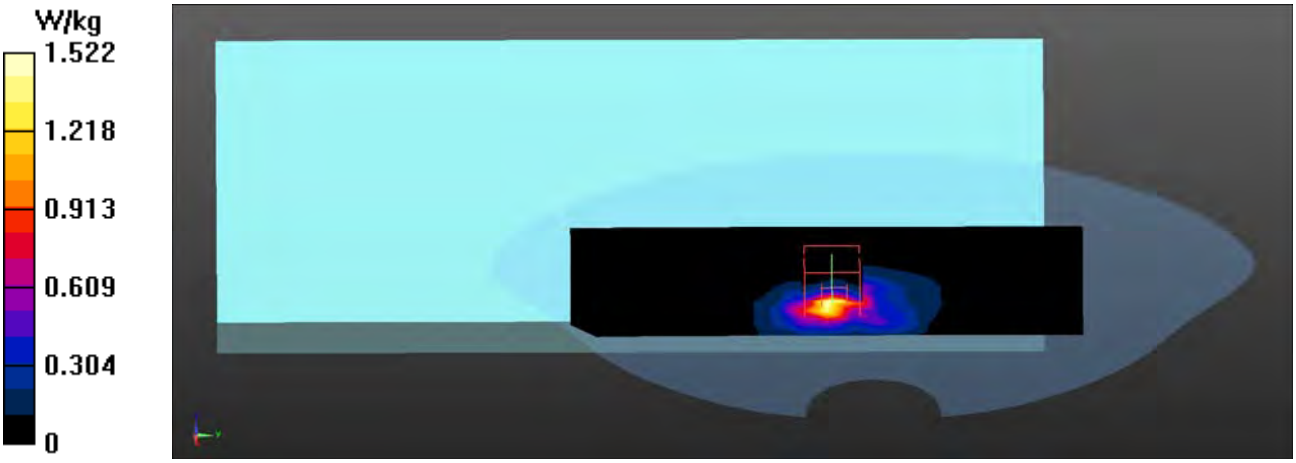

Test Laboratory: DEKRA Date/Time: 2020/08/27

802.11ac80M_42-Bottom(NB) Main-INPAQ
DUT: VivoBook/ ASUS Laptop; Type: TP470E
Communication System: UID 0, WLAN 5G; Frequency: 5210 MHz;
Communication System PAR: 0 dB
Medium parameters used: f = 5210 MHz; σ = 4.61 S/m; ε_r = 35.87; ρ = 1000 kg/m^3
Phantom section: Flat Section
Ambient Temperature (°C) : 22.3, Liquid Temperature (°C) : 24.2
Measurement Standard: DASY5 (IEEE/IEC/ANSI C63.19-2011)
DASY5 Configuration:

- Probe: EX3DV4 - SN3698; ConvF(4.73, 4.73, 4.73); Calibrated: 2019/11/22;
- Sensor-Surface: 1.4mm (Mechanical Surface Detection)
- Electronics: DAE4 Sn1207; Calibrated: 2019/11/14
- Phantom: SAM with right table; Type: SAM;
- Measurement SW: DASY52, Version 52.10 (0); SEMCAD X Version 14.6.10 (7417)

Configuration/Body/Area Scan (7x7x1): Measurement grid: dx=10mm, dy=10mm
Maximum value of SAR (measured) = 2.06 W/kg

Configuration/Body/Zoom Scan (7x7x12) (7x7x12)/Cube 0: Measurement grid: dx=4mm, dy=4mm, dz=2mm
Reference Value = 9.586 V/m; Power Drift = -0.09 dB
Peak SAR (extrapolated) = 3.93 W/kg
SAR(1 g) = 0.949 W/kg; SAR(10 g) = 0.308 W/kg
Maximum value of SAR (measured) = 2.30 W/kg

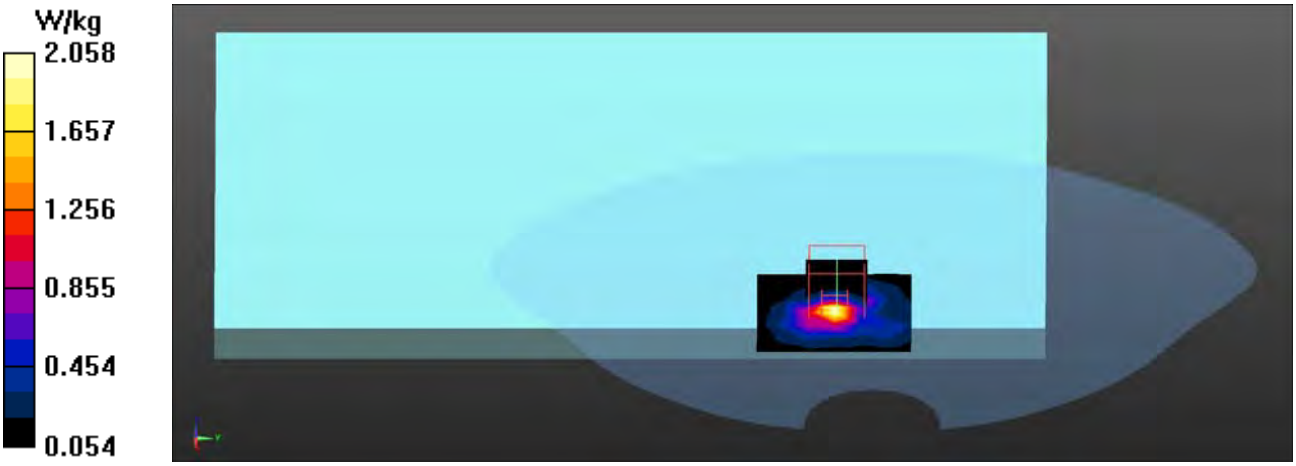

Test Laboratory: DEKRA Date/Time: 2020/08/27

802.11ac80M_106-Bottom(NB) Main-INPAQ
DUT: VivoBook/ ASUS Laptop; Type: TP470E
Communication System: UID 0, WLAN 5G; Frequency: 5530 MHz;
Communication System PAR: 0 dB
Medium parameters used: f = 5530 MHz; σ = 5.05 S/m; ε_r = 34.98; ρ = 1000 kg/m^3
Phantom section: Flat Section
Ambient Temperature (°C) : 22.3, Liquid Temperature (°C) : 24.2
Measurement Standard: DASY5 (IEEE/IEC/ANSI C63.19-2011)
DASY5 Configuration:

- Probe: EX3DV4 - SN3698; ConvF(4.43, 4.43, 4.43); Calibrated: 2019/11/22;
- Sensor-Surface: 1.4mm (Mechanical Surface Detection)
- Electronics: DAE4 Sn1207; Calibrated: 2019/11/14
- Phantom: SAM with right table; Type: SAM;
- Measurement SW: DASY52, Version 52.10 (0); SEMCAD X Version 14.6.10 (7417)

Configuration/Body/Area Scan (7x7x1): Measurement grid: dx=10mm, dy=10mm
Maximum value of SAR (measured) = 1.29 W/kg

Configuration/Body/Zoom Scan (7x7x12) (7x7x12)/Cube 0: Measurement grid: dx=4mm, dy=4mm, dz=2mm
Reference Value = 6.388 V/m; Power Drift = -0.01 dB
Peak SAR (extrapolated) = 2.66 W/kg
SAR(1 g) = 0.656 W/kg; SAR(10 g) = 0.241 W/kg
Maximum value of SAR (measured) = 1.51 W/kg

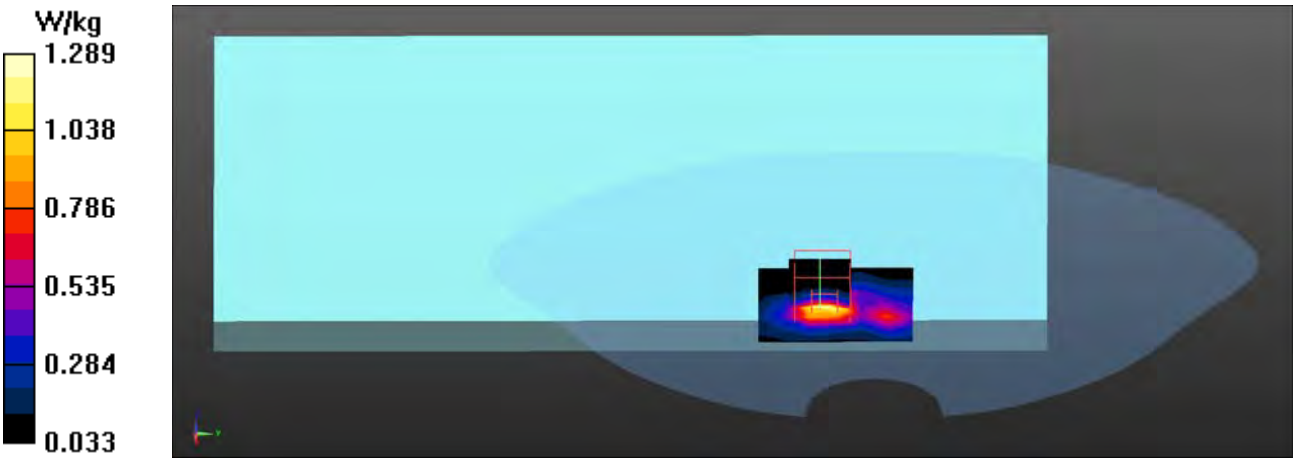

Test Laboratory: DEKRA Date/Time: 2020/08/27

802.11ac80M_155-Bottom(NB) Main-INPAQ
DUT: VivoBook/ ASUS Laptop; Type: TP470E
Communication System: UID 0, WLAN 5G; Frequency: 5775 MHz;
Communication System PAR: 0 dB
Medium parameters used: f = 5775 MHz; σ = 5.37 S/m; ε_r = 34.31; ρ = 1000 kg/m^3
Phantom section: Flat Section
Ambient Temperature (°C) : 22.3, Liquid Temperature (°C) : 24.2
Measurement Standard: DASY5 (IEEE/IEC/ANSI C63.19-2011)
DASY5 Configuration:

- Probe: EX3DV4 - SN3698; ConvF(4.6, 4.6, 4.6); Calibrated: 2019/11/22;
- Sensor-Surface: 1.4mm (Mechanical Surface Detection)
- Electronics: DAE4 Sn1207; Calibrated: 2019/11/14
- Phantom: SAM with right table; Type: SAM;
- Measurement SW: DASY52, Version 52.10 (0); SEMCAD X Version 14.6.10 (7417)

Configuration/Body/Area Scan (7x7x1): Measurement grid: dx=10mm, dy=10mm
Maximum value of SAR (measured) = 1.30 W/kg

Configuration/Body/Zoom Scan (7x7x12) (7x7x12)/Cube 0: Measurement grid: dx=4mm, dy=4mm, dz=2mm
Reference Value = 5.602 V/m; Power Drift = -0.06 dB
Peak SAR (extrapolated) = 2.83 W/kg
SAR(1 g) = 0.664 W/kg; SAR(10 g) = 0.250 W/kg
Maximum value of SAR (measured) = 1.55 W/kg

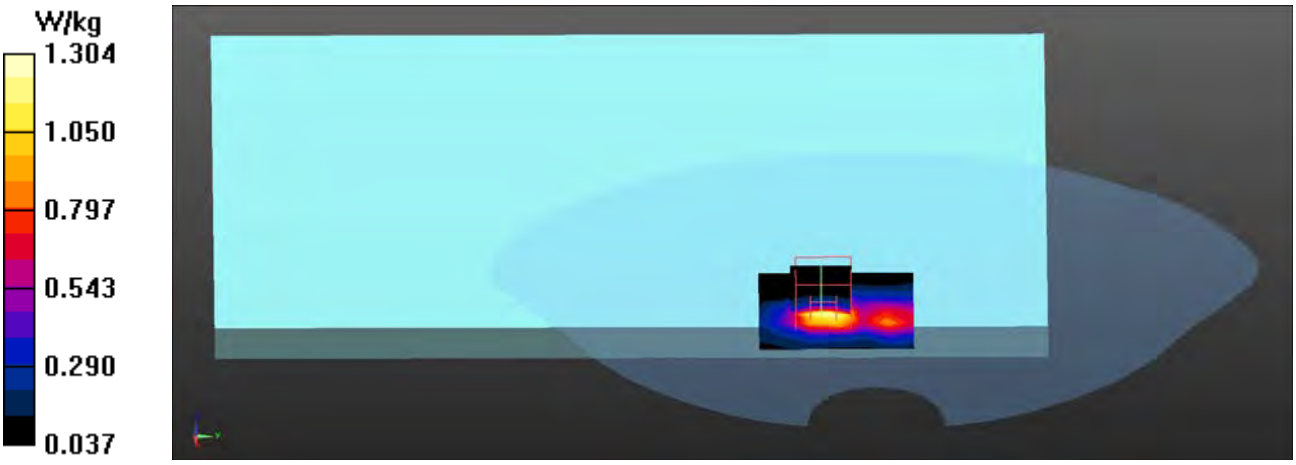

Test Laboratory: DEKRA Date/Time: 2020/08/27

802.11ac80M_58-Back(PAD) Main-INPAQ
DUT: VivoBook/ ASUS Laptop; Type: TP470E
Communication System: UID 0, WLAN 5G; Frequency: 5290 MHz;
Communication System PAR: 0 dB
Medium parameters used: f = 5290 MHz; σ = 4.72 S/m; ε_r = 35.65; ρ = 1000 kg/m^3
Phantom section: Flat Section
Ambient Temperature (°C) : 22.3, Liquid Temperature (°C) : 24.2
Measurement Standard: DASY5 (IEEE/IEC/ANSI C63.19-2011)
DASY5 Configuration:

- Probe: EX3DV4 - SN3698; ConvF(4.73, 4.73, 4.73); Calibrated: 2019/11/22;
- Sensor-Surface: 1.4mm (Mechanical Surface Detection)
- Electronics: DAE4 Sn1207; Calibrated: 2019/11/14
- Phantom: SAM with right table; Type: SAM;
- Measurement SW: DASY52, Version 52.10 (0); SEMCAD X Version 14.6.10 (7417)

Configuration/Body/Area Scan (10x21x1): Measurement grid: dx=10mm, dy=10mm
Maximum value of SAR (measured) = 1.98 W/kg

Configuration/Body/Zoom Scan (7x7x12) (7x7x12)/Cube 0: Measurement grid: dx=4mm, dy=4mm, dz=2mm
Reference Value = 3.960 V/m; Power Drift = -0.08 dB
Peak SAR (extrapolated) = 4.73 W/kg
SAR(1 g) = 0.768 W/kg; SAR(10 g) = 0.224 W/kg
Maximum value of SAR (measured) = 2.32 W/kg

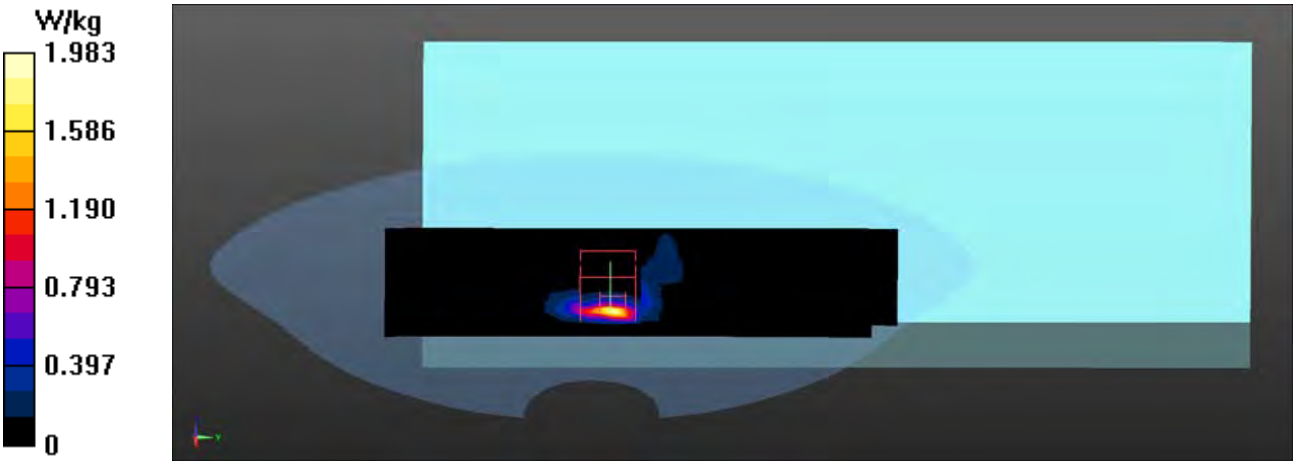

Test Laboratory: DEKRA Date/Time: 2020/08/27

802.11ac80M_106-Back(PAD) Main-INPAQ
DUT: VivoBook/ ASUS Laptop; Type: TP470E
Communication System: UID 0, WLAN 5G; Frequency: 5530 MHz;
Communication System PAR: 0 dB
Medium parameters used: f = 5530 MHz; σ = 5.05 S/m; ε_r = 34.98; ρ = 1000 kg/m^3
Phantom section: Flat Section
Ambient Temperature (°C) : 22.3, Liquid Temperature (°C) : 24.2
Measurement Standard: DASY5 (IEEE/IEC/ANSI C63.19-2011)
DASY5 Configuration:

- Probe: EX3DV4 - SN3698; ConvF(4.43, 4.43, 4.43); Calibrated: 2019/11/22;
- Sensor-Surface: 1.4mm (Mechanical Surface Detection)
- Electronics: DAE4 Sn1207; Calibrated: 2019/11/14
- Phantom: SAM with right table; Type: SAM;
- Measurement SW: DASY52, Version 52.10 (0); SEMCAD X Version 14.6.10 (7417)

Configuration/Body/Area Scan (7x7x1): Measurement grid: dx=10mm, dy=10mm
Maximum value of SAR (measured) = 2.06 W/kg

Configuration/Body/Zoom Scan (7x7x12) (7x7x12)/Cube 0: Measurement grid: dx=4mm, dy=4mm, dz=2mm
Reference Value = 3.567 V/m; Power Drift = -0.06 dB
Peak SAR (extrapolated) = 6.14 W/kg
SAR(1 g) = 0.930 W/kg; SAR(10 g) = 0.253 W/kg
Maximum value of SAR (measured) = 2.84 W/kg

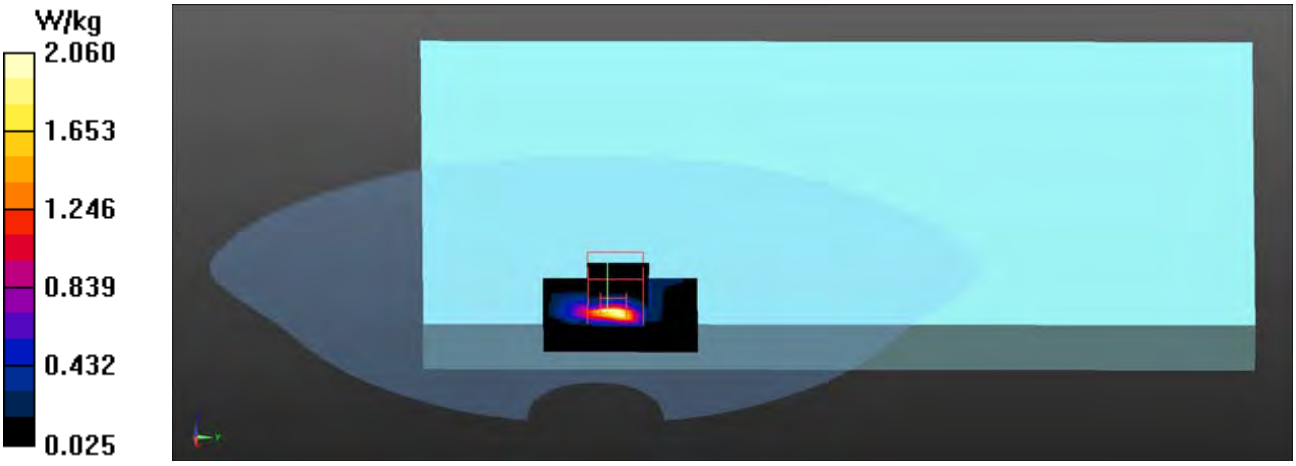

Test Laboratory: DEKRA Date/Time: 2020/08/27

802.11ac80M_122-Back(PAD) Main-INPAQ
DUT: VivoBook/ ASUS Laptop; Type: TP470E
Communication System: UID 0, WLAN 5G; Frequency: 5610 MHz;
Communication System PAR: 0 dB
Medium parameters used: f = 5610 MHz; σ = 5.15 S/m; ε_r = 34.77; ρ = 1000 kg/m^3
Phantom section: Flat Section
Ambient Temperature (°C) : 22.3, Liquid Temperature (°C) : 24.2
Measurement Standard: DASY5 (IEEE/IEC/ANSI C63.19-2011)
DASY5 Configuration:

- Probe: EX3DV4 - SN3698; ConvF(4.43, 4.43, 4.43); Calibrated: 2019/11/22;
- Sensor-Surface: 1.4mm (Mechanical Surface Detection)
- Electronics: DAE4 Sn1207; Calibrated: 2019/11/14
- Phantom: SAM with right table; Type: SAM;
- Measurement SW: DASY52, Version 52.10 (0); SEMCAD X Version 14.6.10 (7417)

Configuration/Body/Area Scan (7x7x1): Measurement grid: dx=10mm, dy=10mm
Maximum value of SAR (measured) = 1.93 W/kg

Configuration/Body/Zoom Scan (7x7x12) (7x7x12)/Cube 0: Measurement grid: dx=4mm, dy=4mm, dz=2mm
Reference Value = 3.328 V/m; Power Drift = -0.09 dB
Peak SAR (extrapolated) = 5.78 W/kg
SAR(1 g) = 0.865 W/kg; SAR(10 g) = 0.229 W/kg
Maximum value of SAR (measured) = 2.62 W/kg

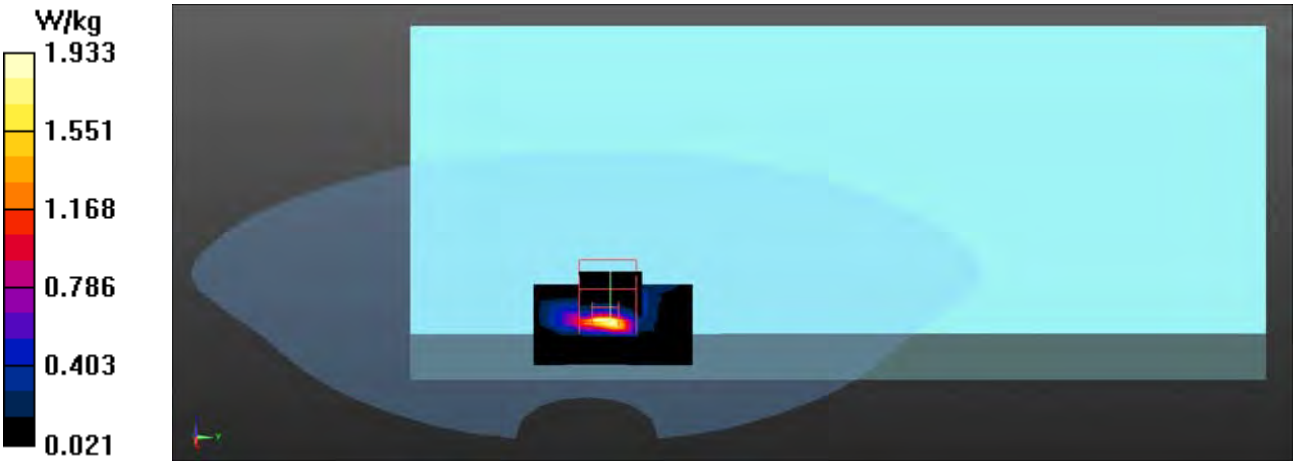

Test Laboratory: DEKRA Date/Time: 2020/08/27

802.11ac80M_138-Back(PAD) Main-INPAQ
DUT: VivoBook/ ASUS Laptop; Type: TP470E
Communication System: UID 0, WLAN 5G; Frequency: 5690 MHz;
Communication System PAR: 0 dB
Medium parameters used: f = 5690 MHz; σ = 5.26 S/m; ε_r = 34.55; ρ = 1000 kg/m^3
Phantom section: Flat Section
Ambient Temperature (°C) : 22.3, Liquid Temperature (°C) : 24.2
Measurement Standard: DASY5 (IEEE/IEC/ANSI C63.19-2011)
DASY5 Configuration:

- Probe: EX3DV4 - SN3698; ConvF(4.43, 4.43, 4.43); Calibrated: 2019/11/22;
- Sensor-Surface: 1.4mm (Mechanical Surface Detection)
- Electronics: DAE4 Sn1207; Calibrated: 2019/11/14
- Phantom: SAM with right table; Type: SAM;
- Measurement SW: DASY52, Version 52.10 (0); SEMCAD X Version 14.6.10 (7417)

Configuration/Body/Area Scan (7x7x1): Measurement grid: dx=10mm, dy=10mm
Maximum value of SAR (measured) = 2.08 W/kg

Configuration/Body/Zoom Scan (7x7x12) (7x7x12)/Cube 0: Measurement grid: dx=4mm, dy=4mm, dz=2mm
Reference Value = 3.402 V/m; Power Drift = -0.06 dB
Peak SAR (extrapolated) = 6.19 W/kg
SAR(1 g) = 0.916 W/kg; SAR(10 g) = 0.241 W/kg
Maximum value of SAR (measured) = 2.74 W/kg

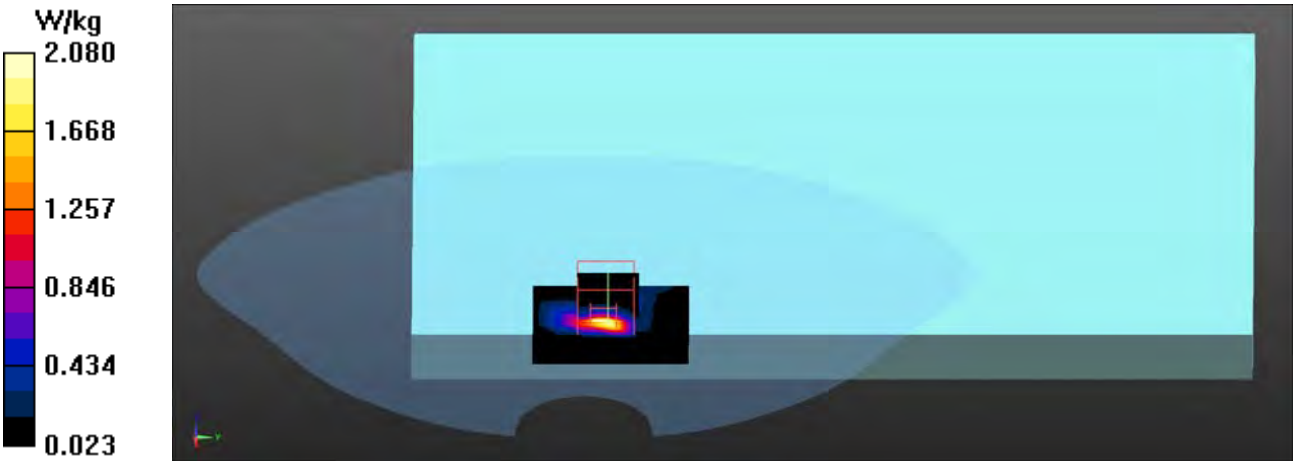

Test Laboratory: DEKRA Date/Time: 2020/08/27

802.11ac80M_155-Back(PAD) Main-INPAQ
DUT: VivoBook/ ASUS Laptop; Type: TP470E
Communication System: UID 0, WLAN 5G; Frequency: 5775 MHz;
Communication System PAR: 0 dB
Medium parameters used: f = 5775 MHz; σ = 5.37 S/m; ε_r = 34.31; ρ = 1000 kg/m^3
Phantom section: Flat Section
Ambient Temperature (°C) : 22.3, Liquid Temperature (°C) : 24.2
Measurement Standard: DASY5 (IEEE/IEC/ANSI C63.19-2011)
DASY5 Configuration:

- Probe: EX3DV4 - SN3698; ConvF(4.6, 4.6, 4.6); Calibrated: 2019/11/22;
- Sensor-Surface: 1.4mm (Mechanical Surface Detection)
- Electronics: DAE4 Sn1207; Calibrated: 2019/11/14
- Phantom: SAM with right table; Type: SAM;
- Measurement SW: DASY52, Version 52.10 (0); SEMCAD X Version 14.6.10 (7417)

Configuration/Body/Area Scan (7x7x1): Measurement grid: dx=10mm, dy=10mm
Maximum value of SAR (measured) = 2.46 W/kg

Configuration/Body/Zoom Scan (7x7x12) (7x7x12)/Cube 0: Measurement grid: dx=4mm, dy=4mm, dz=2mm
Reference Value = 2.774 V/m; Power Drift = -0.09 dB
Peak SAR (extrapolated) = 6.62 W/kg
SAR(1 g) = 0.967 W/kg; SAR(10 g) = 0.254 W/kg
Maximum value of SAR (measured) = 3.11 W/kg

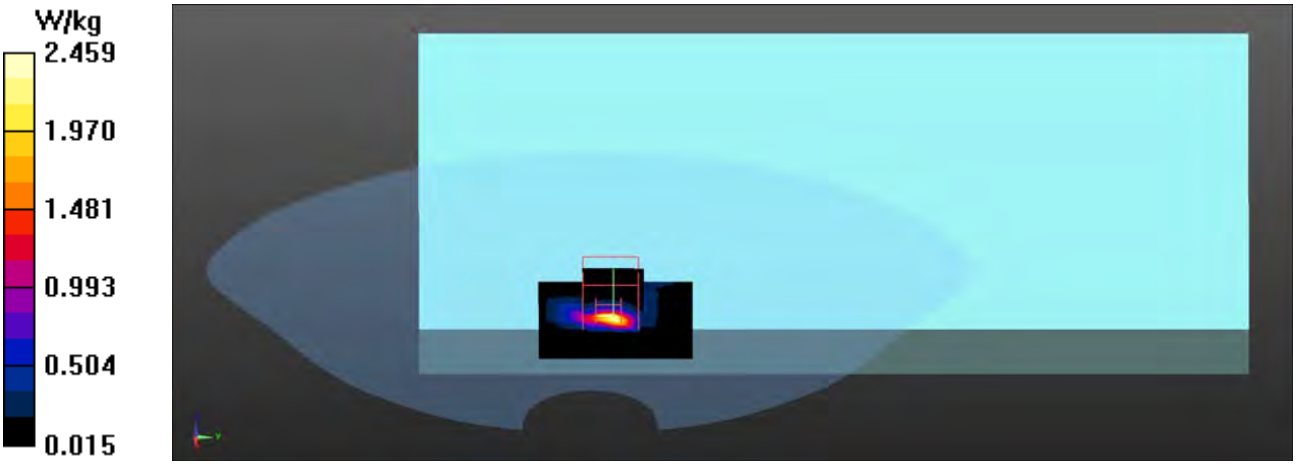

Test Laboratory: DEKRA Date/Time: 2020/08/27

802.11ac80M_58-Top(PAD) Main-INPAQ
DUT: VivoBook/ ASUS Laptop; Type: TP470E
Communication System: UID 0, WLAN 5G; Frequency: 5290 MHz;
Communication System PAR: 0 dB
Medium parameters used: f = 5290 MHz; σ = 4.72 S/m; ε_r = 35.65; ρ = 1000 kg/m^3
Phantom section: Flat Section
Ambient Temperature (°C) : 22.3, Liquid Temperature (°C) : 24.2
Measurement Standard: DASY5 (IEEE/IEC/ANSI C63.19-2011)
DASY5 Configuration:

- Probe: EX3DV4 - SN3698; ConvF(4.73, 4.73, 4.73); Calibrated: 2019/11/22;
- Sensor-Surface: 1.4mm (Mechanical Surface Detection)
- Electronics: DAE4 Sn1207; Calibrated: 2019/11/14
- Phantom: SAM with right table; Type: SAM;
- Measurement SW: DASY52, Version 52.10 (0); SEMCAD X Version 14.6.10 (7417)

Configuration/Body/Area Scan (7x22x1): Measurement grid: dx=10mm, dy=10mm
Maximum value of SAR (measured) = 0.423 W/kg

Configuration/Body/Zoom Scan (7x7x12) (7x7x12)/Cube 0: Measurement grid: dx=4mm, dy=4mm, dz=2mm
Reference Value = 4.264 V/m; Power Drift = -0.09 dB
Peak SAR (extrapolated) = 0.881 W/kg
SAR(1 g) = 0.214 W/kg; SAR(10 g) = 0.083 W/kg
Maximum value of SAR (measured) = 0.496 W/kg

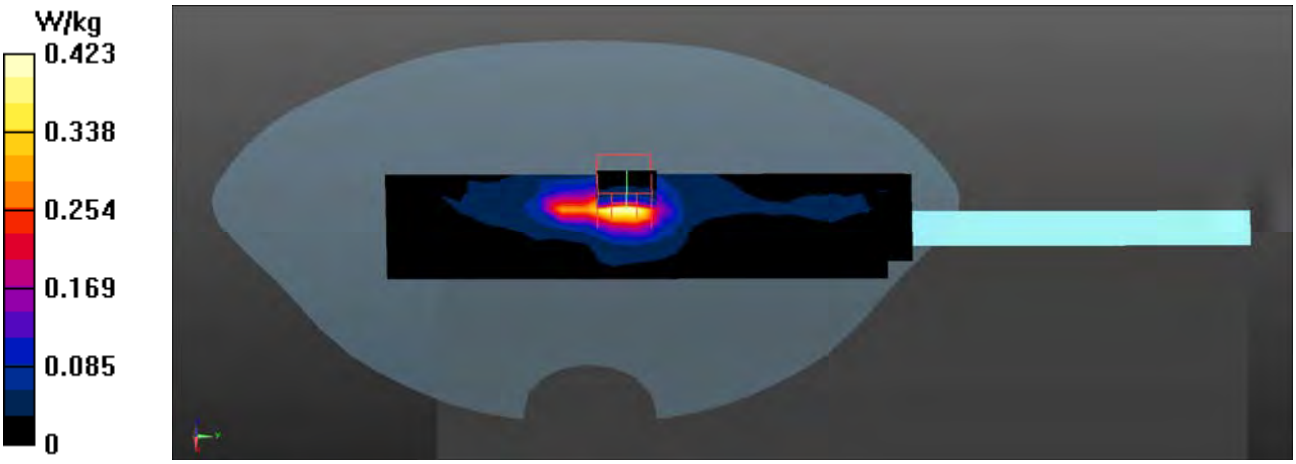

Test Laboratory: DEKRA Date/Time: 2020/08/27

802.11ac80M_106-Top(PAD) Main-INPAQ
DUT: VivoBook/ ASUS Laptop; Type: TP470E
Communication System: UID 0, WLAN 5G; Frequency: 5530 MHz;
Communication System PAR: 0 dB
Medium parameters used: f = 5530 MHz; σ = 5.05 S/m; ε_r = 34.98; ρ = 1000 kg/m^3
Phantom section: Flat Section
Ambient Temperature (°C) : 22.3, Liquid Temperature (°C) : 24.2
Measurement Standard: DASY5 (IEEE/IEC/ANSI C63.19-2011)
DASY5 Configuration:

- Probe: EX3DV4 - SN3698; ConvF(4.43, 4.43, 4.43); Calibrated: 2019/11/22;
- Sensor-Surface: 1.4mm (Mechanical Surface Detection)
- Electronics: DAE4 Sn1207; Calibrated: 2019/11/14
- Phantom: SAM with right table; Type: SAM;
- Measurement SW: DASY52, Version 52.10 (0); SEMCAD X Version 14.6.10 (7417)

Configuration/Body/Area Scan (7x7x1): Measurement grid: dx=10mm, dy=10mm
Maximum value of SAR (measured) = 0.576 W/kg

Configuration/Body/Zoom Scan (7x7x12) (7x7x12)/Cube 0: Measurement grid: dx=4mm, dy=4mm, dz=2mm
Reference Value = 3.447 V/m; Power Drift = -0.03 dB
Peak SAR (extrapolated) = 1.12 W/kg
SAR(1 g) = 0.266 W/kg; SAR(10 g) = 0.101 W/kg
Maximum value of SAR (measured) = 0.606 W/kg

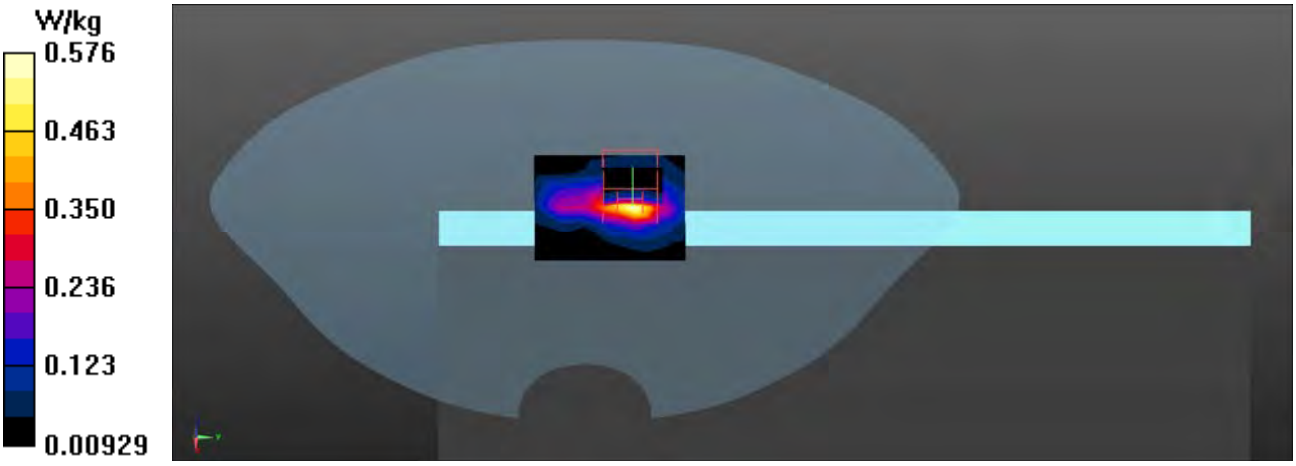

Test Laboratory: DEKRA Date/Time: 2020/08/27

802.11ac80M_155-Top(PAD) Main-INPAQ
DUT: VivoBook/ ASUS Laptop; Type: TP470E
Communication System: UID 0, WLAN 5G; Frequency: 5775 MHz;
Communication System PAR: 0 dB
Medium parameters used: f = 5775 MHz; σ = 5.37 S/m; ε_r = 34.31; ρ = 1000 kg/m^3
Phantom section: Flat Section
Ambient Temperature (°C) : 22.3, Liquid Temperature (°C) : 24.2
Measurement Standard: DASY5 (IEEE/IEC/ANSI C63.19-2011)
DASY5 Configuration:

- Probe: EX3DV4 - SN3698; ConvF(4.6, 4.6, 4.6); Calibrated: 2019/11/22;
- Sensor-Surface: 1.4mm (Mechanical Surface Detection)
- Electronics: DAE4 Sn1207; Calibrated: 2019/11/14
- Phantom: SAM with right table; Type: SAM;
- Measurement SW: DASY52, Version 52.10 (0); SEMCAD X Version 14.6.10 (7417)

Configuration/Body/Area Scan (7x7x1): Measurement grid: dx=10mm, dy=10mm
Maximum value of SAR (measured) = 0.561 W/kg

Configuration/Body/Zoom Scan (7x7x12) (7x7x12)/Cube 0: Measurement grid: dx=4mm, dy=4mm, dz=2mm
Reference Value = 3.793 V/m; Power Drift = -0.06 dB
Peak SAR (extrapolated) = 1.21 W/kg
SAR(1 g) = 0.258 W/kg; SAR(10 g) = 0.103 W/kg
Maximum value of SAR (measured) = 0.603 W/kg

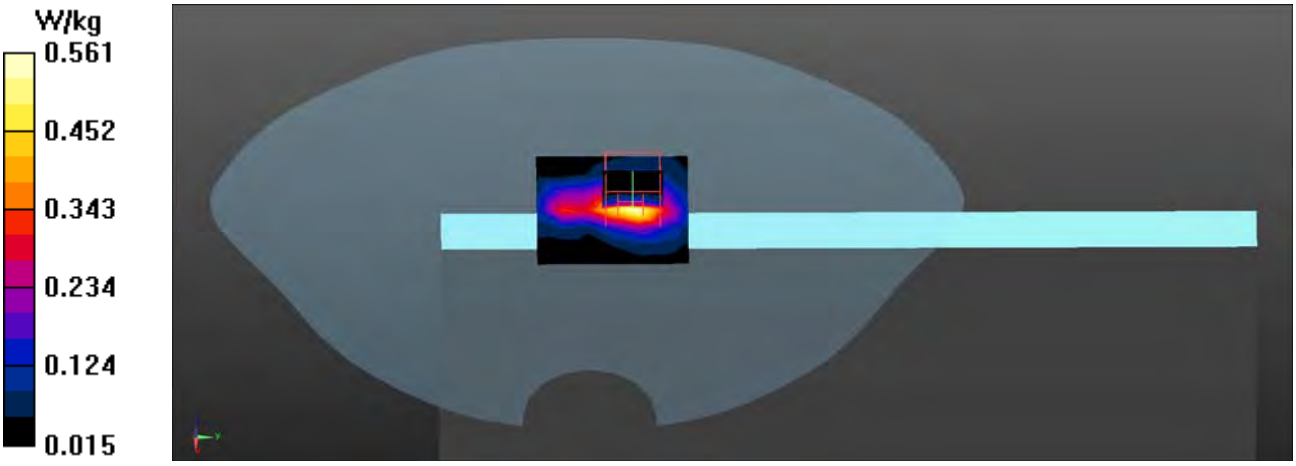

Test Laboratory: DEKRA Date/Time: 2020/08/27

802.11n40M_54-Bottom(NB) Aux0-INPAQ
DUT: VivoBook/ ASUS Laptop; Type: TP470E
Communication System: UID 0, WLAN 5G; Frequency: 5270 MHz;
Communication System PAR: 0 dB
Medium parameters used: f = 5270 MHz; σ = 4.69 S/m; ε_r = 35.7; ρ = 1000 kg/m^3
Phantom section: Flat Section
Ambient Temperature (°C) : 22.3, Liquid Temperature (°C) : 24.2
Measurement Standard: DASY5 (IEEE/IEC/ANSI C63.19-2011)
DASY5 Configuration:

- Probe: EX3DV4 - SN3698; ConvF(4.73, 4.73, 4.73); Calibrated: 2019/11/22;
- Sensor-Surface: 1.4mm (Mechanical Surface Detection)
- Electronics: DAE4 Sn1207; Calibrated: 2019/11/14
- Phantom: SAM with right table; Type: SAM;
- Measurement SW: DASY52, Version 52.10 (0); SEMCAD X Version 14.6.10 (7417)

Configuration/Body/Area Scan (10x21x1): Measurement grid: dx=10mm, dy=10mm
Maximum value of SAR (measured) = 1.55 W/kg

Configuration/Body/Zoom Scan (7x7x12) (7x7x12)/Cube 0: Measurement grid: dx=4mm, dy=4mm, dz=2mm
Reference Value = 11.23 V/m; Power Drift = -0.04 dB
Peak SAR (extrapolated) = 2.64 W/kg
SAR(1 g) = 0.738 W/kg; SAR(10 g) = 0.276 W/kg
Maximum value of SAR (measured) = 1.64 W/kg

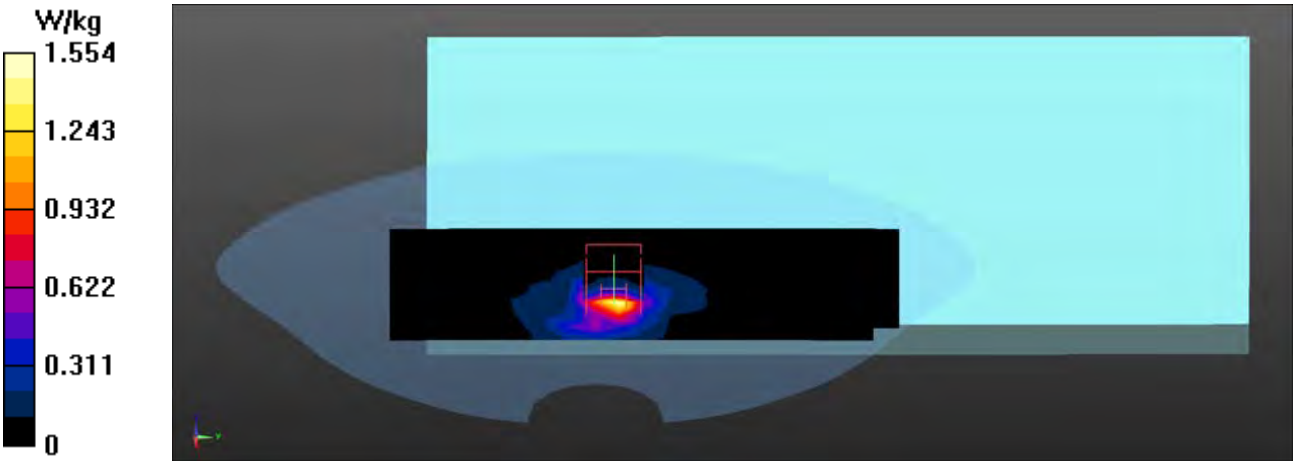

Test Laboratory: DEKRA Date/Time: 2020/08/27

802.11ac80M_106-Bottom(NB) Aux0-INPAQ
DUT: VivoBook/ ASUS Laptop; Type: TP470E
Communication System: UID 0, WLAN 5G; Frequency: 5530 MHz;
Communication System PAR: 0 dB
Medium parameters used: f = 5530 MHz; σ = 5.05 S/m; ε_r = 34.98; ρ = 1000 kg/m^3
Phantom section: Flat Section
Ambient Temperature (°C) : 22.3, Liquid Temperature (°C) : 24.2
Measurement Standard: DASY5 (IEEE/IEC/ANSI C63.19-2011)
DASY5 Configuration:

- Probe: EX3DV4 - SN3698; ConvF(4.43, 4.43, 4.43); Calibrated: 2019/11/22;
- Sensor-Surface: 1.4mm (Mechanical Surface Detection)
- Electronics: DAE4 Sn1207; Calibrated: 2019/11/14
- Phantom: SAM with right table; Type: SAM;
- Measurement SW: DASY52, Version 52.10 (0); SEMCAD X Version 14.6.10 (7417)

Configuration/Body/Area Scan (7x7x1): Measurement grid: dx=10mm, dy=10mm
Maximum value of SAR (measured) = 1.46 W/kg

Configuration/Body/Zoom Scan (7x7x12) (7x7x12)/Cube 0: Measurement grid: dx=4mm, dy=4mm, dz=2mm
Reference Value = 9.744 V/m; Power Drift = -0.06 dB
Peak SAR (extrapolated) = 2.38 W/kg
SAR(1 g) = 0.631 W/kg; SAR(10 g) = 0.238 W/kg
Maximum value of SAR (measured) = 1.47 W/kg

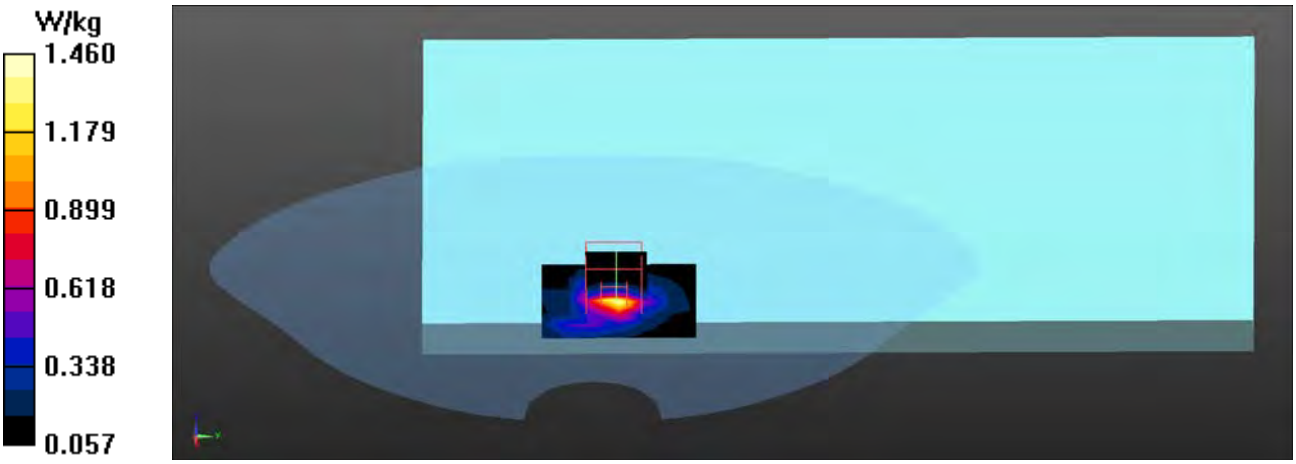

Test Laboratory: DEKRA Date/Time: 2020/08/27

802.11ac80M_155-Bottom(NB) Aux0-INPAQ
DUT: VivoBook/ ASUS Laptop; Type: TP470E
Communication System: UID 0, WLAN 5G; Frequency: 5775 MHz;
Communication System PAR: 0 dB
Medium parameters used: f = 5775 MHz; σ = 5.37 S/m; ε_r = 34.31; ρ = 1000 kg/m^3
Phantom section: Flat Section
Ambient Temperature (°C) : 22.3, Liquid Temperature (°C) : 24.2
Measurement Standard: DASY5 (IEEE/IEC/ANSI C63.19-2011)
DASY5 Configuration:

- Probe: EX3DV4 - SN3698; ConvF(4.6, 4.6, 4.6); Calibrated: 2019/11/22;
- Sensor-Surface: 1.4mm (Mechanical Surface Detection)
- Electronics: DAE4 Sn1207; Calibrated: 2019/11/14
- Phantom: SAM with right table; Type: SAM;
- Measurement SW: DASY52, Version 52.10 (0); SEMCAD X Version 14.6.10 (7417)

Configuration/Body/Area Scan (7x7x1): Measurement grid: dx=10mm, dy=10mm
Maximum value of SAR (measured) = 1.34 W/kg

Configuration/Body/Zoom Scan (7x7x12) (7x7x12)/Cube 0: Measurement grid: dx=4mm, dy=4mm, dz=2mm
Reference Value = 9.329 V/m; Power Drift = -0.04 dB
Peak SAR (extrapolated) = 2.33 W/kg
SAR(1 g) = 0.582 W/kg; SAR(10 g) = 0.224 W/kg
Maximum value of SAR (measured) = 1.37 W/kg

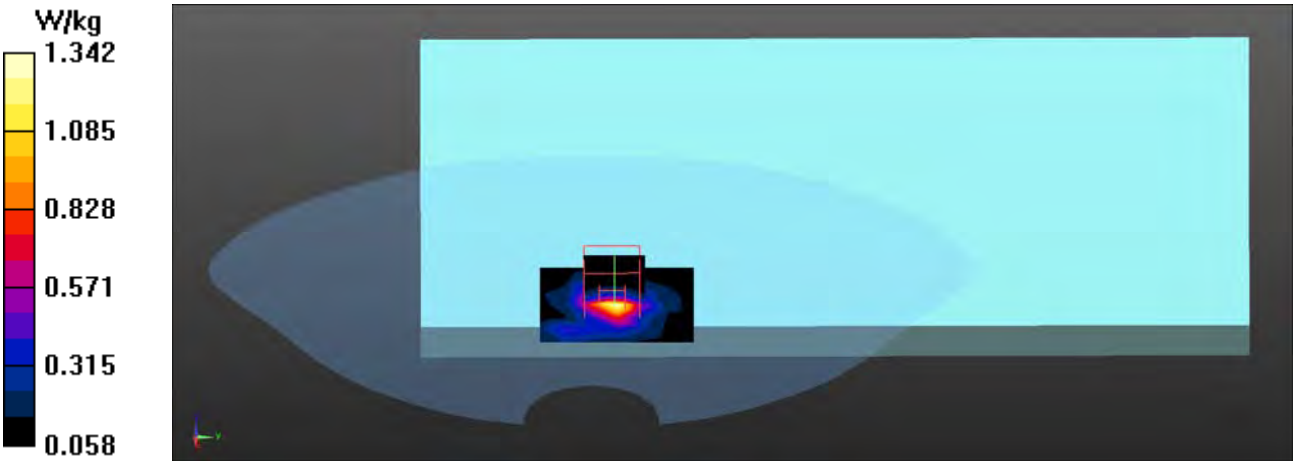

Test Laboratory: DEKRA Date/Time: 2020/08/27

802.11ac80M_58-Back(PAD) Aux0-INPAQ
DUT: VivoBook/ ASUS Laptop; Type: TP470E
Communication System: UID 0, WLAN 5G; Frequency: 5290 MHz;
Communication System PAR: 0 dB
Medium parameters used: f = 5290 MHz; σ = 4.72 S/m; ε_r = 35.65; ρ = 1000 kg/m^3
Phantom section: Flat Section
Ambient Temperature (°C) : 22.3, Liquid Temperature (°C) : 24.2
Measurement Standard: DASY5 (IEEE/IEC/ANSI C63.19-2011)
DASY5 Configuration:

- Probe: EX3DV4 - SN3698; ConvF(4.73, 4.73, 4.73); Calibrated: 2019/11/22;
- Sensor-Surface: 1.4mm (Mechanical Surface Detection)
- Electronics: DAE4 Sn1207; Calibrated: 2019/11/14
- Phantom: SAM with right table; Type: SAM;
- Measurement SW: DASY52, Version 52.10 (0); SEMCAD X Version 14.6.10 (7417)

Configuration/Body/Area Scan (10x21x1): Measurement grid: dx=10mm, dy=10mm
Maximum value of SAR (measured) = 1.26 W/kg

Configuration/Body/Zoom Scan (7x7x12) (7x7x12)/Cube 0: Measurement grid: dx=4mm, dy=4mm, dz=2mm
Reference Value = 4.593 V/m; Power Drift = -0.09 dB
Peak SAR (extrapolated) = 2.77 W/kg
SAR(1 g) = 0.547 W/kg; SAR(10 g) = 0.164 W/kg
Maximum value of SAR (measured) = 1.33 W/kg

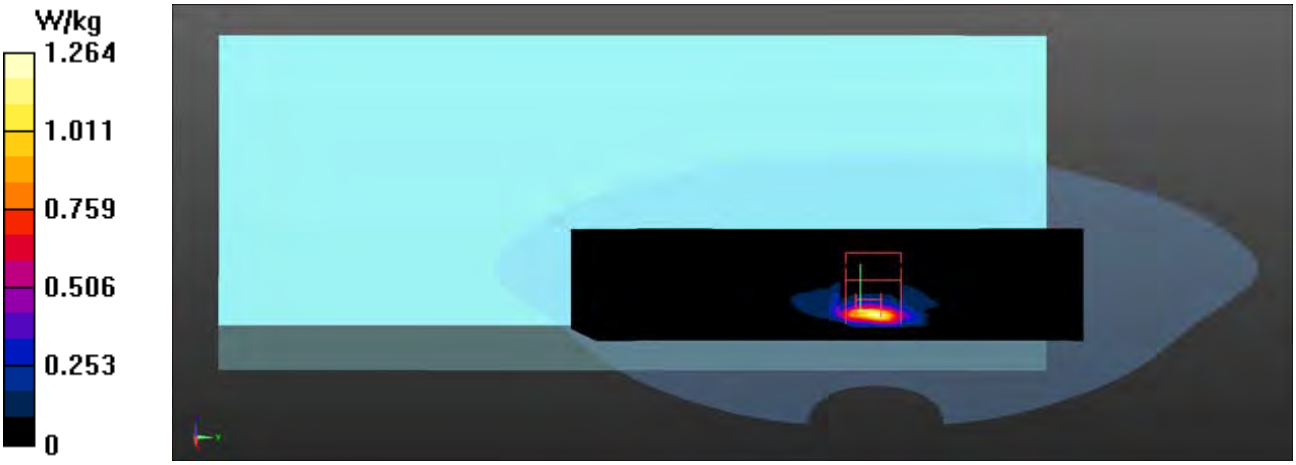

Test Laboratory: DEKRA Date/Time: 2020/08/27

802.11ac80M_106-Back(PAD) Aux0-INPAQ
DUT: VivoBook/ ASUS Laptop; Type: TP470E
Communication System: UID 0, WLAN 5G; Frequency: 5530 MHz;
Communication System PAR: 0 dB
Medium parameters used: f = 5530 MHz; σ = 5.05 S/m; ε_r = 34.98; ρ = 1000 kg/m^3
Phantom section: Flat Section
Ambient Temperature (°C) : 22.3, Liquid Temperature (°C) : 24.2
Measurement Standard: DASY5 (IEEE/IEC/ANSI C63.19-2011)
DASY5 Configuration:

- Probe: EX3DV4 - SN3698; ConvF(4.43, 4.43, 4.43); Calibrated: 2019/11/22;
- Sensor-Surface: 1.4mm (Mechanical Surface Detection)
- Electronics: DAE4 Sn1207; Calibrated: 2019/11/14
- Phantom: SAM with right table; Type: SAM;
- Measurement SW: DASY52, Version 52.10 (0); SEMCAD X Version 14.6.10 (7417)

Configuration/Body/Area Scan (7x7x1): Measurement grid: dx=10mm, dy=10mm
Maximum value of SAR (measured) = 0.941 W/kg

Configuration/Body/Zoom Scan (7x7x12) (7x7x12)/Cube 0: Measurement grid: dx=4mm, dy=4mm, dz=2mm
Reference Value = 5.240 V/m; Power Drift = -0.05 dB
Peak SAR (extrapolated) = 2.54 W/kg
SAR(1 g) = 0.476 W/kg; SAR(10 g) = 0.156 W/kg
Maximum value of SAR (measured) = 1.23 W/kg

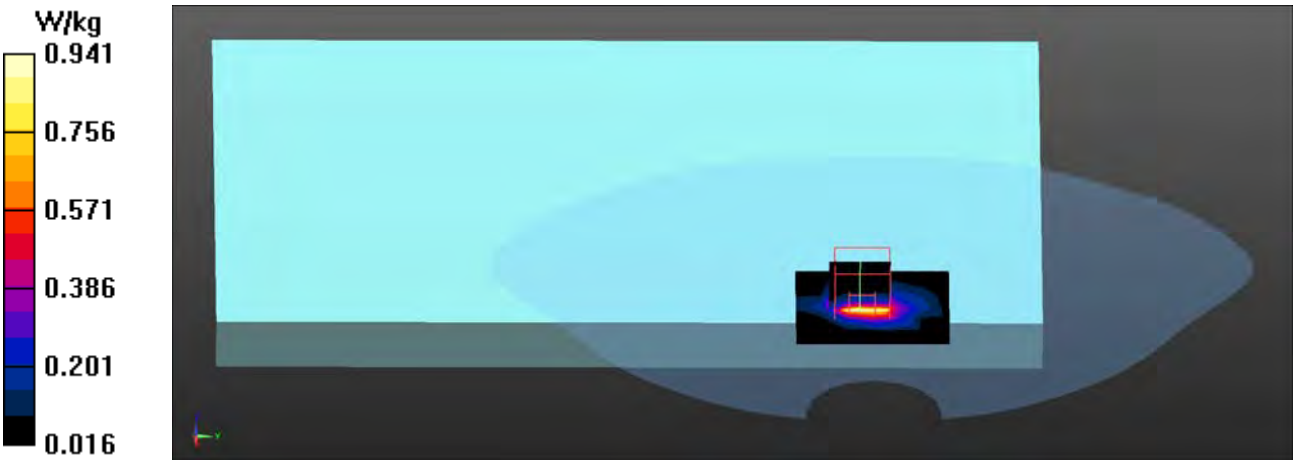

Test Laboratory: DEKRA Date/Time: 2020/08/27

802.11ac80M_155-Back(PAD) Aux0-INPAQ
DUT: VivoBook/ ASUS Laptop; Type: TP470E
Communication System: UID 0, WLAN 5G; Frequency: 5775 MHz;
Communication System PAR: 0 dB
Medium parameters used: f = 5775 MHz; σ = 5.37 S/m; ε_r = 34.31; ρ = 1000 kg/m^3
Phantom section: Flat Section
Ambient Temperature (°C) : 22.3, Liquid Temperature (°C) : 24.2
Measurement Standard: DASY5 (IEEE/IEC/ANSI C63.19-2011)
DASY5 Configuration:

- Probe: EX3DV4 - SN3698; ConvF(4.6, 4.6, 4.6); Calibrated: 2019/11/22;
- Sensor-Surface: 1.4mm (Mechanical Surface Detection)
- Electronics: DAE4 Sn1207; Calibrated: 2019/11/14
- Phantom: SAM with right table; Type: SAM;
- Measurement SW: DASY52, Version 52.10 (0); SEMCAD X Version 14.6.10 (7417)

Configuration/Body/Area Scan (7x7x1): Measurement grid: dx=10mm, dy=10mm
Maximum value of SAR (measured) = 0.710 W/kg

Configuration/Body/Zoom Scan (7x7x12) (7x7x12)/Cube 0: Measurement grid: dx=4mm, dy=4mm, dz=2mm
Reference Value = 4.222 V/m; Power Drift = -0.05 dB
Peak SAR (extrapolated) = 2.14 W/kg
SAR(1 g) = 0.359 W/kg; SAR(10 g) = 0.119 W/kg
Maximum value of SAR (measured) = 0.978 W/kg

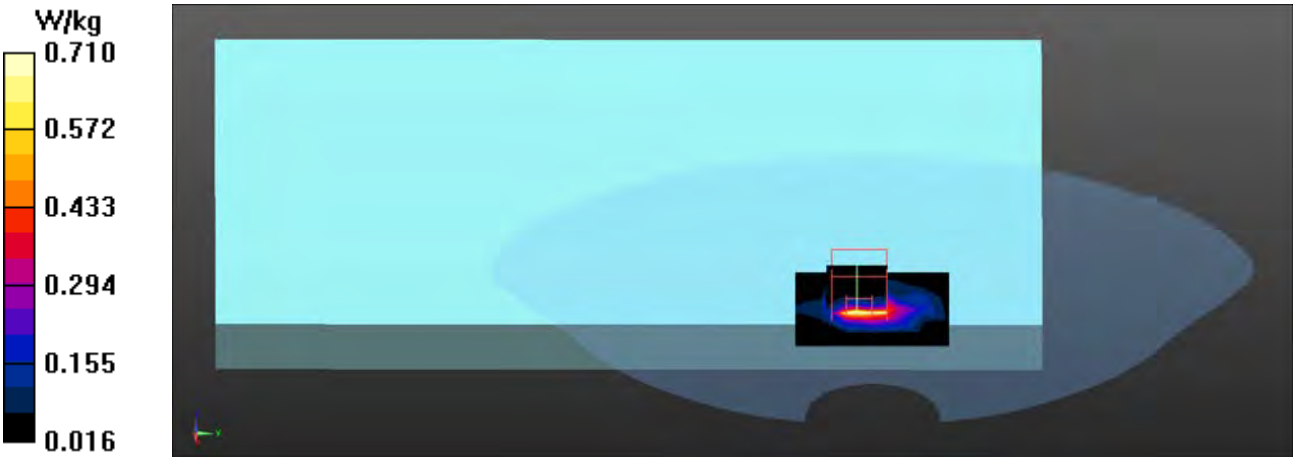

Test Laboratory: DEKRA Date/Time: 2020/08/27

802.11ac80M_58-Top(PAD) Aux0-INPAQ
DUT: VivoBook/ ASUS Laptop; Type: TP470E
Communication System: UID 0, WLAN 5G; Frequency: 5290 MHz;
Communication System PAR: 0 dB
Medium parameters used: f = 5290 MHz; σ = 4.72 S/m; ε_r = 35.65; ρ = 1000 kg/m^3
Phantom section: Flat Section
Ambient Temperature (°C) : 22.3, Liquid Temperature (°C) : 24.2
Measurement Standard: DASY5 (IEEE/IEC/ANSI C63.19-2011)
DASY5 Configuration:

- Probe: EX3DV4 - SN3698; ConvF(4.73, 4.73, 4.73); Calibrated: 2019/11/22;
- Sensor-Surface: 1.4mm (Mechanical Surface Detection)
- Electronics: DAE4 Sn1207; Calibrated: 2019/11/14
- Phantom: SAM with right table; Type: SAM;
- Measurement SW: DASY52, Version 52.10 (0); SEMCAD X Version 14.6.10 (7417)

Configuration/Body/Area Scan (7x22x1): Measurement grid: dx=10mm, dy=10mm
Maximum value of SAR (measured) = 0.390 W/kg

Configuration/Body/Zoom Scan (7x7x12) (7x7x12)/Cube 0: Measurement grid: dx=4mm, dy=4mm, dz=2mm
Reference Value = 4.949 V/m; Power Drift = -0.03 dB
Peak SAR (extrapolated) = 1.28 W/kg
SAR(1 g) = 0.276 W/kg; SAR(10 g) = 0.085 W/kg
Maximum value of SAR (measured) = 0.744 W/kg

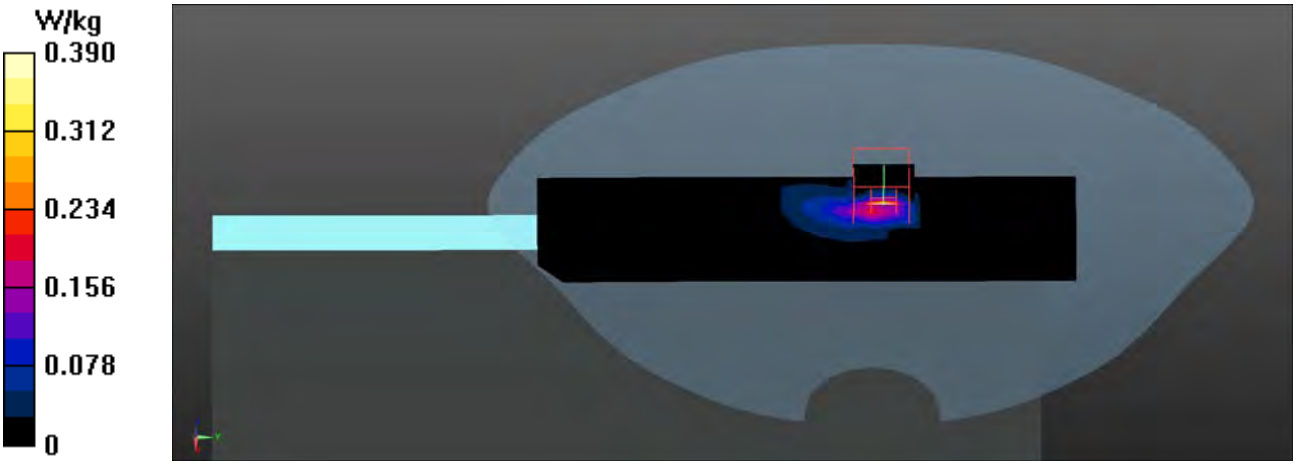

Test Laboratory: DEKRA Date/Time: 2020/08/27

802.11ac80M_106-Top(PAD) Aux0-INPAQ
DUT: VivoBook/ ASUS Laptop; Type: TP470E
Communication System: UID 0, WLAN 5G; Frequency: 5530 MHz;
Communication System PAR: 0 dB
Medium parameters used: f = 5530 MHz; σ = 5.05 S/m; ε_r = 34.98; ρ = 1000 kg/m^3
Phantom section: Flat Section
Ambient Temperature (°C) : 22.3, Liquid Temperature (°C) : 24.2
Measurement Standard: DASY5 (IEEE/IEC/ANSI C63.19-2011)
DASY5 Configuration:

- Probe: EX3DV4 - SN3698; ConvF(4.43, 4.43, 4.43); Calibrated: 2019/11/22;
- Sensor-Surface: 1.4mm (Mechanical Surface Detection)
- Electronics: DAE4 Sn1207; Calibrated: 2019/11/14
- Phantom: SAM with right table; Type: SAM;
- Measurement SW: DASY52, Version 52.10 (0); SEMCAD X Version 14.6.10 (7417)

Configuration/Body/Area Scan (7x7x1): Measurement grid: dx=10mm, dy=10mm
Maximum value of SAR (measured) = 0.329 W/kg

Configuration/Body/Zoom Scan (7x7x12) (7x7x12)/Cube 0: Measurement grid: dx=4mm, dy=4mm, dz=2mm
Reference Value = 4.465 V/m; Power Drift = -0.04 dB
Peak SAR (extrapolated) = 1.26 W/kg
SAR(1 g) = 0.251 W/kg; SAR(10 g) = 0.080 W/kg
Maximum value of SAR (measured) = 0.673 W/kg



Test Laboratory: DEKRA Date/Time: 2020/08/27

802.11ac80M_155-Top(PAD) Aux0-INPAQ
DUT: VivoBook/ ASUS Laptop; Type: TP470E
Communication System: UID 0, WLAN 5G; Frequency: 5775 MHz;
Communication System PAR: 0 dB
Medium parameters used: f = 5775 MHz; σ = 5.37 S/m; ε_r = 34.31; ρ = 1000 kg/m^3
Phantom section: Flat Section
Ambient Temperature (°C) : 22.3, Liquid Temperature (°C) : 24.2
Measurement Standard: DASY5 (IEEE/IEC/ANSI C63.19-2011)
DASY5 Configuration:

- Probe: EX3DV4 - SN3698; ConvF(4.6, 4.6, 4.6); Calibrated: 2019/11/22;
- Sensor-Surface: 1.4mm (Mechanical Surface Detection)
- Electronics: DAE4 Sn1207; Calibrated: 2019/11/14
- Phantom: SAM with right table; Type: SAM;
- Measurement SW: DASY52, Version 52.10 (0); SEMCAD X Version 14.6.10 (7417)

Configuration/Body/Area Scan (7x7x1): Measurement grid: dx=10mm, dy=10mm
Maximum value of SAR (measured) = 0.370 W/kg

Configuration/Body/Zoom Scan (7x7x12) (7x7x12)/Cube 0: Measurement grid: dx=4mm, dy=4mm, dz=2mm
Reference Value = 4.339 V/m; Power Drift = 0.05 dB
Peak SAR (extrapolated) = 1.11 W/kg
SAR(1 g) = 0.201 W/kg; SAR(10 g) = 0.071 W/kg
Maximum value of SAR (measured) = 0.521 W/kg

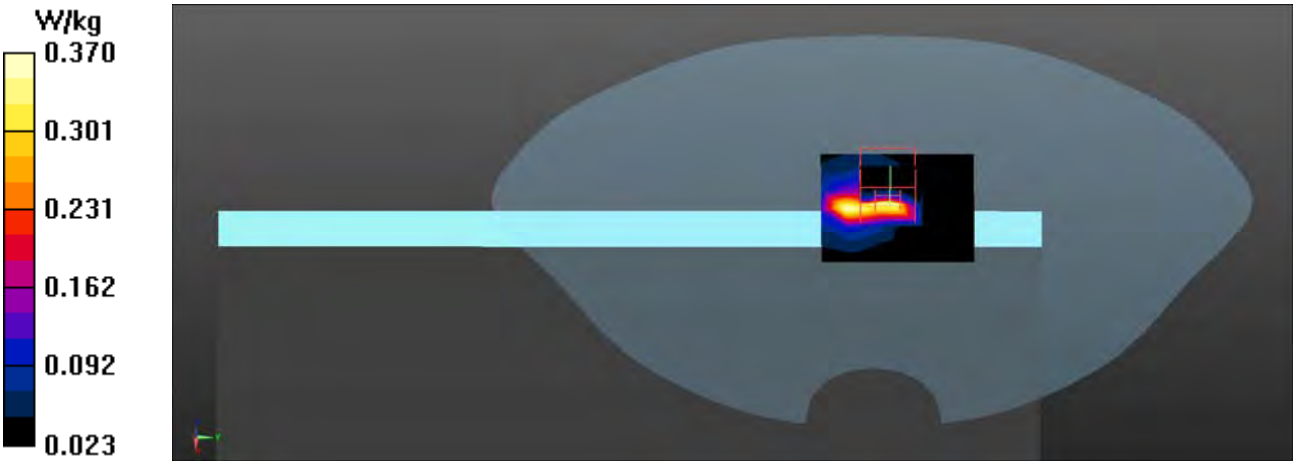

Test Laboratory: DEKRA Date/Time: 2020/08/27

802.11n40M_54-Bottom(NB) Aux1-INPAQ
DUT: VivoBook/ ASUS Laptop; Type: TP470E
Communication System: UID 0, WLAN 5G; Frequency: 5270 MHz;
Communication System PAR: 0 dB
Medium parameters used: f = 5270 MHz; σ = 4.69 S/m; ε_r = 35.7; ρ = 1000 kg/m^3
Phantom section: Flat Section
Ambient Temperature (°C) : 22.3, Liquid Temperature (°C) : 24.2
Measurement Standard: DASY5 (IEEE/IEC/ANSI C63.19-2011)
DASY5 Configuration:

- Probe: EX3DV4 - SN3698; ConvF(4.73, 4.73, 4.73); Calibrated: 2019/11/22;
- Sensor-Surface: 1.4mm (Mechanical Surface Detection)
- Electronics: DAE4 Sn1207; Calibrated: 2019/11/14
- Phantom: SAM with right table; Type: SAM;
- Measurement SW: DASY52, Version 52.10 (0); SEMCAD X Version 14.6.10 (7417)

Configuration/Body/Area Scan (10x21x1): Measurement grid: dx=10mm, dy=10mm
Maximum value of SAR (measured) = 0.732 W/kg

Configuration/Body/Zoom Scan (7x7x12) (7x7x12)/Cube 0: Measurement grid: dx=4mm, dy=4mm, dz=2mm
Reference Value = 4.455 V/m; Power Drift = -0.08 dB
Peak SAR (extrapolated) = 1.52 W/kg
SAR(1 g) = 0.393 W/kg; SAR(10 g) = 0.158 W/kg
Maximum value of SAR (measured) = 0.877 W/kg

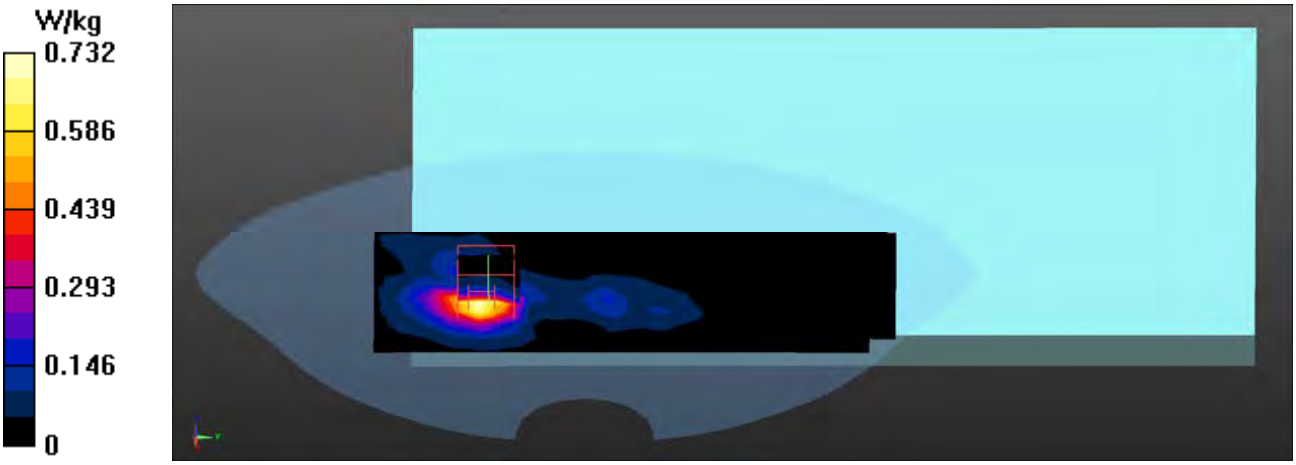

Test Laboratory: DEKRA Date/Time: 2020/08/27

802.11ac80M_106-Bottom(NB) Aux1-INPAQ
DUT: VivoBook/ ASUS Laptop; Type: TP470E
Communication System: UID 0, WLAN 5G; Frequency: 5530 MHz;
Communication System PAR: 0 dB
Medium parameters used: f = 5530 MHz; σ = 5.05 S/m; ε_r = 34.98; ρ = 1000 kg/m^3
Phantom section: Flat Section
Ambient Temperature (°C) : 22.3, Liquid Temperature (°C) : 24.2
Measurement Standard: DASY5 (IEEE/IEC/ANSI C63.19-2011)
DASY5 Configuration:

- Probe: EX3DV4 - SN3698; ConvF(4.43, 4.43, 4.43); Calibrated: 2019/11/22;
- Sensor-Surface: 1.4mm (Mechanical Surface Detection)
- Electronics: DAE4 Sn1207; Calibrated: 2019/11/14
- Phantom: SAM with right table; Type: SAM;
- Measurement SW: DASY52, Version 52.10 (0); SEMCAD X Version 14.6.10 (7417)

Configuration/Body/Area Scan (7x7x1): Measurement grid: dx=10mm, dy=10mm
Maximum value of SAR (measured) = 0.833 W/kg

Configuration/Body/Zoom Scan (7x7x12) (7x7x12)/Cube 0: Measurement grid: dx=4mm, dy=4mm, dz=2mm
Reference Value = 3.431 V/m; Power Drift = -0.04 dB
Peak SAR (extrapolated) = 1.59 W/kg
SAR(1 g) = 0.382 W/kg; SAR(10 g) = 0.161 W/kg
Maximum value of SAR (measured) = 0.883 W/kg

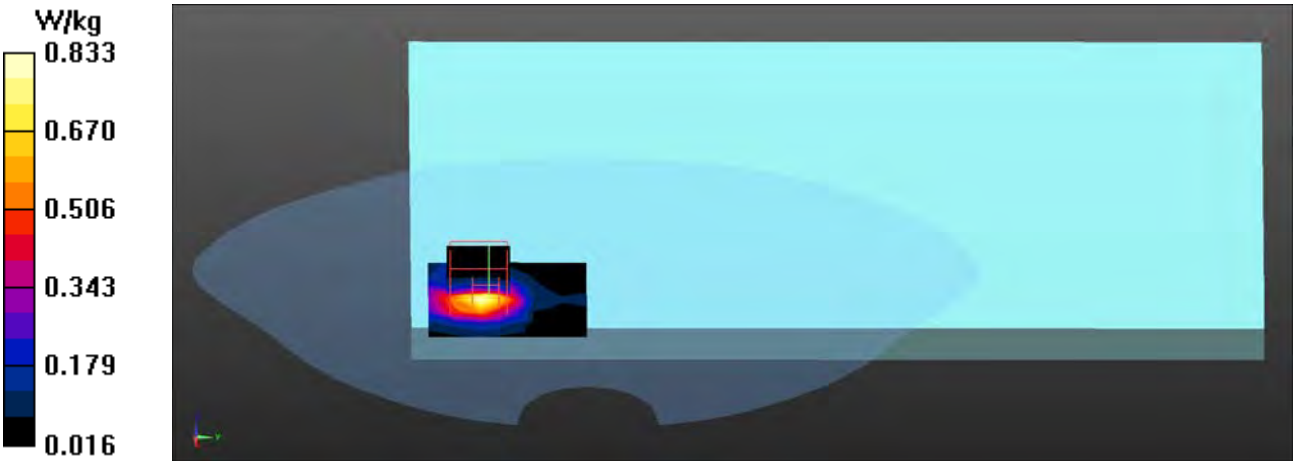

Test Laboratory: DEKRA Date/Time: 2020/08/27

802.11ac80M_155-Bottom(NB) Aux1-INPAQ
DUT: VivoBook/ ASUS Laptop; Type: TP470E
Communication System: UID 0, WLAN 5G; Frequency: 5775 MHz;
Communication System PAR: 0 dB
Medium parameters used: f = 5775 MHz; σ = 5.37 S/m; ε_r = 34.31; ρ = 1000 kg/m^3
Phantom section: Flat Section
Ambient Temperature (°C) : 22.3, Liquid Temperature (°C) : 24.2
Measurement Standard: DASY5 (IEEE/IEC/ANSI C63.19-2011)
DASY5 Configuration:

- Probe: EX3DV4 - SN3698; ConvF(4.6, 4.6, 4.6); Calibrated: 2019/11/22;
- Sensor-Surface: 1.4mm (Mechanical Surface Detection)
- Electronics: DAE4 Sn1207; Calibrated: 2019/11/14
- Phantom: SAM with right table; Type: SAM;
- Measurement SW: DASY52, Version 52.10 (0); SEMCAD X Version 14.6.10 (7417)

Configuration/Body/Area Scan (7x7x1): Measurement grid: dx=10mm, dy=10mm
Maximum value of SAR (measured) = 0.718 W/kg

Configuration/Body/Zoom Scan (7x7x12) (7x7x12)/Cube 0: Measurement grid: dx=4mm, dy=4mm, dz=2mm
Reference Value = 2.704 V/m; Power Drift = 0.01 dB
Peak SAR (extrapolated) = 1.49 W/kg
SAR(1 g) = 0.335 W/kg; SAR(10 g) = 0.144 W/kg
Maximum value of SAR (measured) = 0.780 W/kg

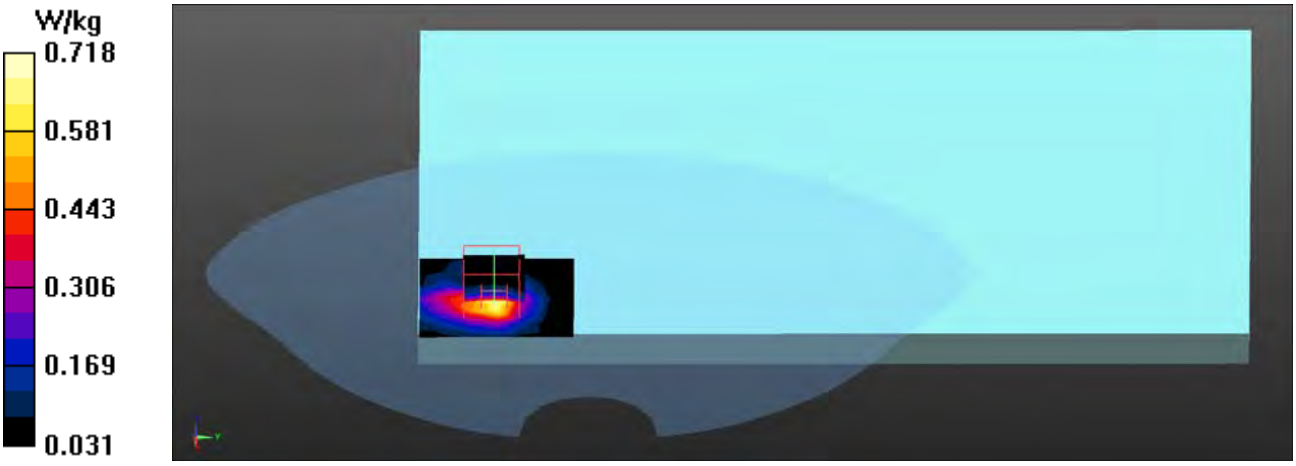

Test Laboratory: DEKRA Date/Time: 2020/08/27

802.11ac80M_58-Back(PAD) Aux1-INPAQ
DUT: VivoBook/ ASUS Laptop; Type: TP470E
Communication System: UID 0, WLAN 5G; Frequency: 5290 MHz;
Communication System PAR: 0 dB
Medium parameters used: f = 5290 MHz; σ = 4.72 S/m; ε_r = 35.65; ρ = 1000 kg/m^3
Phantom section: Flat Section
Ambient Temperature (°C) : 22.3, Liquid Temperature (°C) : 24.2
Measurement Standard: DASY5 (IEEE/IEC/ANSI C63.19-2011)
DASY5 Configuration:

- Probe: EX3DV4 - SN3698; ConvF(4.73, 4.73, 4.73); Calibrated: 2019/11/22;
- Sensor-Surface: 1.4mm (Mechanical Surface Detection)
- Electronics: DAE4 Sn1207; Calibrated: 2019/11/14
- Phantom: SAM with right table; Type: SAM;
- Measurement SW: DASY52, Version 52.10 (0); SEMCAD X Version 14.6.10 (7417)

Configuration/Body/Area Scan (10x21x1): Measurement grid: dx=10mm, dy=10mm
Maximum value of SAR (measured) = 1.21 W/kg

Configuration/Body/Zoom Scan (7x7x12) (7x7x12)/Cube 0: Measurement grid: dx=4mm, dy=4mm, dz=2mm
Reference Value = 3.515 V/m; Power Drift = -0.05 dB
Peak SAR (extrapolated) = 2.49 W/kg
SAR(1 g) = 0.615 W/kg; SAR(10 g) = 0.170 W/kg
Maximum value of SAR (measured) = 1.53 W/kg

Test Laboratory: DEKRA Date/Time: 2020/08/27

802.11ac80M_106-Back(PAD) Aux1-INPAQ
DUT: VivoBook/ ASUS Laptop; Type: TP470E
Communication System: UID 0, WLAN 5G; Frequency: 5530 MHz;
Communication System PAR: 0 dB
Medium parameters used: f = 5530 MHz; σ = 5.05 S/m; ε_r = 34.98; ρ = 1000 kg/m^3
Phantom section: Flat Section
Ambient Temperature (°C) : 22.3, Liquid Temperature (°C) : 24.2
Measurement Standard: DASY5 (IEEE/IEC/ANSI C63.19-2011)
DASY5 Configuration:

- Probe: EX3DV4 - SN3698; ConvF(4.43, 4.43, 4.43); Calibrated: 2019/11/22;
- Sensor-Surface: 1.4mm (Mechanical Surface Detection)
- Electronics: DAE4 Sn1207; Calibrated: 2019/11/14
- Phantom: SAM with right table; Type: SAM;
- Measurement SW: DASY52, Version 52.10 (0); SEMCAD X Version 14.6.10 (7417)

Configuration/Body/Area Scan (7x7x1): Measurement grid: dx=10mm, dy=10mm
Maximum value of SAR (measured) = 1.96 W/kg

Configuration/Body/Zoom Scan (7x7x12) (7x7x12)/Cube 0: Measurement grid: dx=4mm, dy=4mm, dz=2mm
Reference Value = 3.900 V/m; Power Drift = -0.08 dB
Peak SAR (extrapolated) = 3.02 W/kg
SAR(1 g) = 0.726 W/kg; SAR(10 g) = 0.208 W/kg
Maximum value of SAR (measured) = 1.77 W/kg

Test Laboratory: DEKRA Date/Time: 2020/08/27

802.11ac80M_155-Back(PAD) Aux1-INPAQ
DUT: VivoBook/ ASUS Laptop; Type: TP470E
Communication System: UID 0, WLAN 5G; Frequency: 5775 MHz;
Communication System PAR: 0 dB
Medium parameters used: f = 5775 MHz; σ = 5.37 S/m; ε_r = 34.31; ρ = 1000 kg/m^3
Phantom section: Flat Section
Ambient Temperature (°C) : 22.3, Liquid Temperature (°C) : 24.2
Measurement Standard: DASY5 (IEEE/IEC/ANSI C63.19-2011)
DASY5 Configuration:

- Probe: EX3DV4 - SN3698; ConvF(4.6, 4.6, 4.6); Calibrated: 2019/11/22;
- Sensor-Surface: 1.4mm (Mechanical Surface Detection)
- Electronics: DAE4 Sn1207; Calibrated: 2019/11/14
- Phantom: SAM with right table; Type: SAM;
- Measurement SW: DASY52, Version 52.10 (0); SEMCAD X Version 14.6.10 (7417)

Configuration/Body/Area Scan (7x7x1): Measurement grid: dx=10mm, dy=10mm
Maximum value of SAR (measured) = 1.52 W/kg

Configuration/Body/Zoom Scan (7x7x12) (7x7x12)/Cube 0: Measurement grid: dx=4mm, dy=4mm, dz=2mm
Reference Value = 3.990 V/m; Power Drift = -0.07 dB
Peak SAR (extrapolated) = 2.70 W/kg
SAR(1 g) = 0.604 W/kg; SAR(10 g) = 0.178 W/kg
Maximum value of SAR (measured) = 1.57 W/kg

Test Laboratory: DEKRA Date/Time: 2020/08/27

802.11ac80M_58-Right-Side(PAD) Aux1-INPAQ
DUT: VivoBook/ ASUS Laptop; Type: TP470E
Communication System: UID 0, WLAN 5G; Frequency: 5290 MHz;
Communication System PAR: 0 dB
Medium parameters used: f = 5290 MHz; σ = 4.72 S/m; ε_r = 35.65; ρ = 1000 kg/m^3
Phantom section: Flat Section
Ambient Temperature (°C) : 22.3, Liquid Temperature (°C) : 24.2
Measurement Standard: DASY5 (IEEE/IEC/ANSI C63.19-2011)
DASY5 Configuration:

- Probe: EX3DV4 - SN3698; ConvF(4.73, 4.73, 4.73); Calibrated: 2019/11/22;
- Sensor-Surface: 1.4mm (Mechanical Surface Detection)
- Electronics: DAE4 Sn1207; Calibrated: 2019/11/14
- Phantom: SAM with right table; Type: SAM;
- Measurement SW: DASY52, Version 52.10 (0); SEMCAD X Version 14.6.10 (7417)

Configuration/Body/Area Scan (7x18x1): Measurement grid: dx=10mm, dy=10mm
Maximum value of SAR (measured) = 0.121 W/kg

Configuration/Body/Zoom Scan (7x7x12) (7x7x12)/Cube 0: Measurement grid: dx=4mm, dy=4mm, dz=2mm
Reference Value = 4.393 V/m; Power Drift = 0.08 dB
Peak SAR (extrapolated) = 0.204 W/kg
SAR(1 g) = 0.065 W/kg; SAR(10 g) = 0.043 W/kg
Maximum value of SAR (measured) = 0.112 W/kg



Test Laboratory: DEKRA Date/Time: 2020/08/27

802.11ac80M_106-Right-Side(PAD) Aux1-INPAQ
DUT: VivoBook/ ASUS Laptop; Type: TP470E
Communication System: UID 0, WLAN 5G; Frequency: 5530 MHz;
Communication System PAR: 0 dB
Medium parameters used: f = 5530 MHz; σ = 5.05 S/m; ε_r = 34.98; ρ = 1000 kg/m^3
Phantom section: Flat Section
Ambient Temperature (°C) : 22.3, Liquid Temperature (°C) : 24.2
Measurement Standard: DASY5 (IEEE/IEC/ANSI C63.19-2011)
DASY5 Configuration:

- Probe: EX3DV4 - SN3698; ConvF(4.43, 4.43, 4.43); Calibrated: 2019/11/22;
- Sensor-Surface: 1.4mm (Mechanical Surface Detection)
- Electronics: DAE4 Sn1207; Calibrated: 2019/11/14
- Phantom: SAM with right table; Type: SAM;
- Measurement SW: DASY52, Version 52.10 (0); SEMCAD X Version 14.6.10 (7417)

Configuration/Body/Area Scan (7x7x1): Measurement grid: dx=10mm, dy=10mm
Maximum value of SAR (measured) = 0.145 W/kg

Configuration/Body/Zoom Scan (7x7x12) (7x7x12)/Cube 0: Measurement grid: dx=4mm, dy=4mm, dz=2mm
Reference Value = 4.916 V/m; Power Drift = 0.01 dB
Peak SAR (extrapolated) = 0.274 W/kg
SAR(1 g) = 0.082 W/kg; SAR(10 g) = 0.051 W/kg
Maximum value of SAR (measured) = 0.147 W/kg

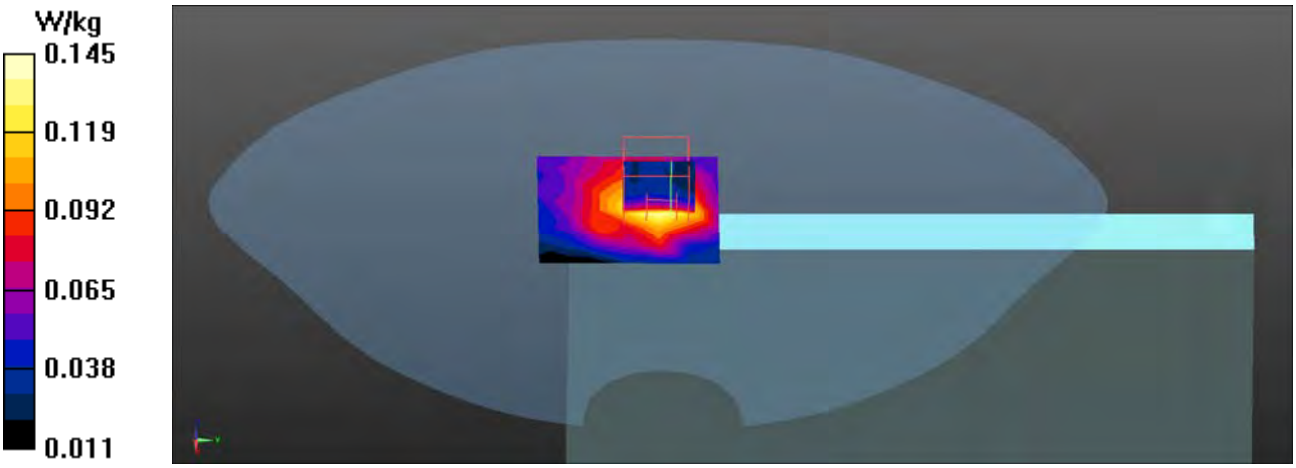

Test Laboratory: DEKRA Date/Time: 2020/08/27

802.11ac80M_155-Right-Side(PAD) Aux1-INPAQ
DUT: VivoBook/ ASUS Laptop; Type: TP470E
Communication System: UID 0, WLAN 5G; Frequency: 5775 MHz;
Communication System PAR: 0 dB
Medium parameters used: f = 5775 MHz; σ = 5.37 S/m; ε_r = 34.31; ρ = 1000 kg/m^3
Phantom section: Flat Section
Ambient Temperature (°C) : 22.3, Liquid Temperature (°C) : 24.2
Measurement Standard: DASY5 (IEEE/IEC/ANSI C63.19-2011)
DASY5 Configuration:

- Probe: EX3DV4 - SN3698; ConvF(4.6, 4.6, 4.6); Calibrated: 2019/11/22;
- Sensor-Surface: 1.4mm (Mechanical Surface Detection)
- Electronics: DAE4 Sn1207; Calibrated: 2019/11/14
- Phantom: SAM with right table; Type: SAM;
- Measurement SW: DASY52, Version 52.10 (0); SEMCAD X Version 14.6.10 (7417)

Configuration/Body/Area Scan (7x7x1): Measurement grid: dx=10mm, dy=10mm
Maximum value of SAR (measured) = 0.142 W/kg

Configuration/Body/Zoom Scan (7x7x12) (7x7x12)/Cube 0: Measurement grid: dx=4mm, dy=4mm, dz=2mm
Reference Value = 4.728 V/m; Power Drift = -0.07 dB
Peak SAR (extrapolated) = 0.257 W/kg
SAR(1 g) = 0.078 W/kg; SAR(10 g) = 0.051 W/kg
Maximum value of SAR (measured) = 0.138 W/kg



Test Laboratory: DEKRA Date/Time: 2020/08/27

802.11ac80M_155-Back(PAD) Main-AWAN
DUT: VivoBook/ ASUS Laptop; Type: TP470E
Communication System: UID 0, WLAN 5G; Frequency: 5775 MHz;
Communication System PAR: 0 dB
Medium parameters used: f = 5775 MHz; σ = 5.37 S/m; ε_r = 34.31; ρ = 1000 kg/m^3
Phantom section: Flat Section
Ambient Temperature (°C) : 22.3, Liquid Temperature (°C) : 24.2
Measurement Standard: DASY5 (IEEE/IEC/ANSI C63.19-2011)
DASY5 Configuration:

- Probe: EX3DV4 - SN3698; ConvF(4.6, 4.6, 4.6); Calibrated: 2019/11/22;
- Sensor-Surface: 1.4mm (Mechanical Surface Detection)
- Electronics: DAE4 Sn1207; Calibrated: 2019/11/14
- Phantom: SAM with right table; Type: SAM;
- Measurement SW: DASY52, Version 52.10 (0); SEMCAD X Version 14.6.10 (7417)

Configuration/Body/Area Scan (7x7x1): Measurement grid: dx=10mm, dy=10mm
Maximum value of SAR (measured) = 2.05 W/kg

Configuration/Body/Zoom Scan (7x7x12) (7x7x12)/Cube 0: Measurement grid: dx=4mm, dy=4mm, dz=2mm
Reference Value = 2.990 V/m; Power Drift = -0.02 dB
Peak SAR (extrapolated) = 5.96 W/kg
SAR(1 g) = 0.878 W/kg; SAR(10 g) = 0.237 W/kg
Maximum value of SAR (measured) = 2.48 W/kg

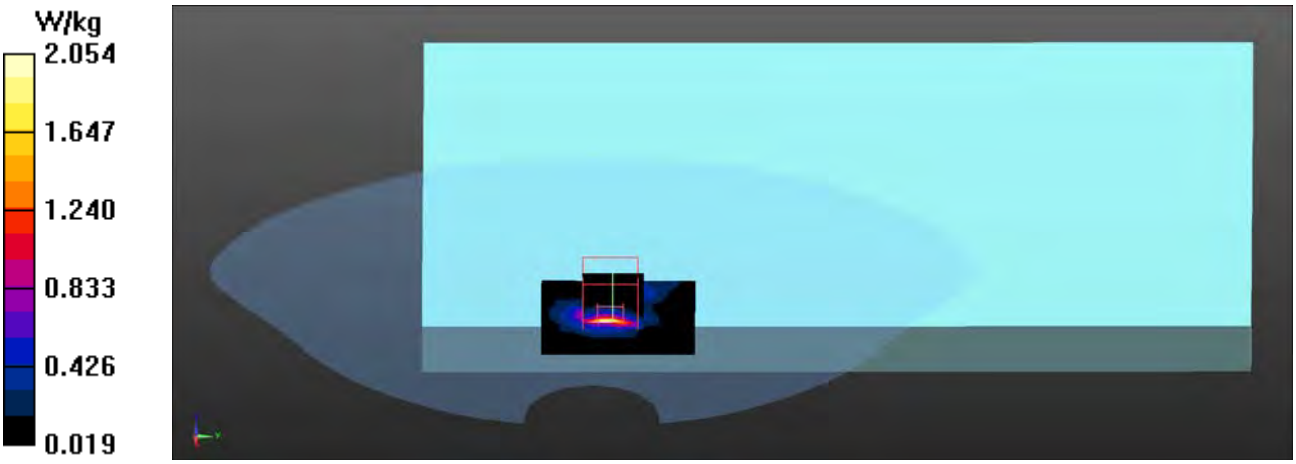

802.11ac (80M) EUT Back(PAD) (INPAQ Main Antenna), Z-Axis plot

Channel: 155

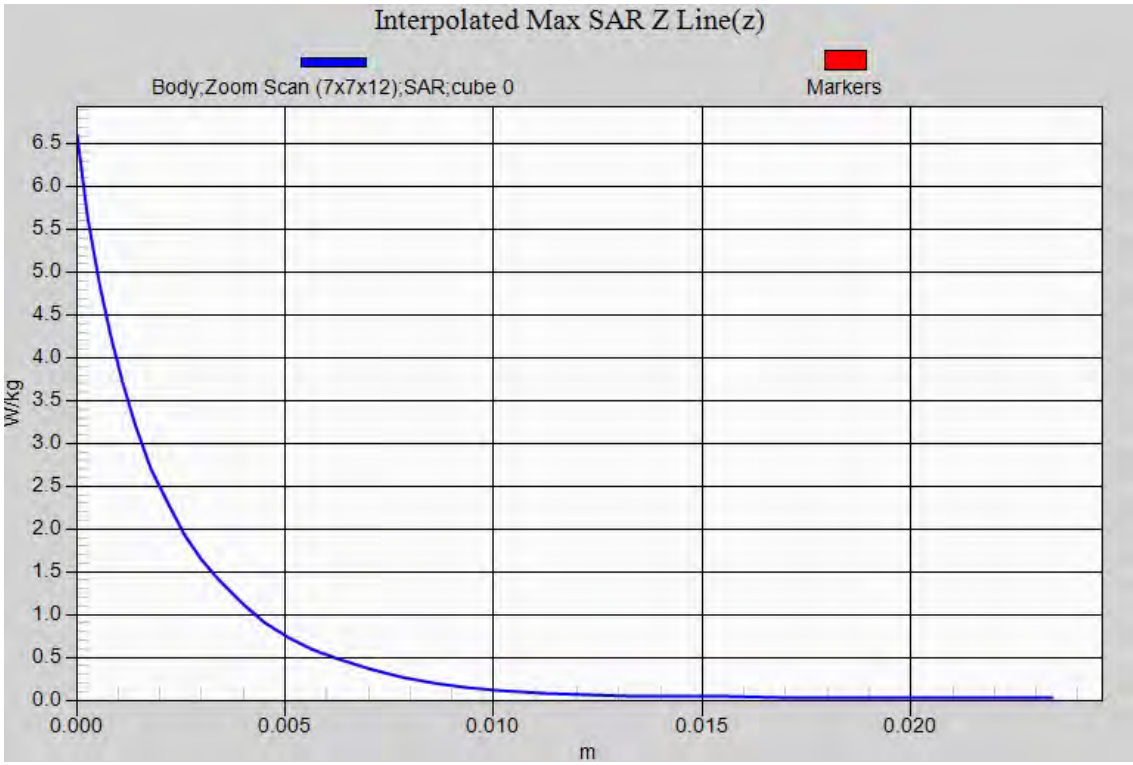

SAR measurement variability

Test Laboratory: DEKRA Date/Time: 2020/08/21

802.11b_11-Back(PAD) Aux0-INPAQ-Verify
DUT: VivoBook/ ASUS Laptop; Type: TP470E
Communication System: UID 0, WLAN 2.4G; Frequency: 2462 MHz;
Communication System PAR: 0 dB
Medium parameters used: f = 2462 MHz; σ = 1.83 S/m; ε_r = 40.11; ρ = 1000 kg/m^3
Phantom section: Flat Section
Ambient Temperature (°C) : 22.3, Liquid Temperature (°C) : 22.2
Measurement Standard: DASY5 (IEEE/IEC/ANSI C63.19-2011)
DASY5 Configuration:

- Probe: EX3DV4 - SN3698; ConvF(7.06, 7.06, 7.06); Calibrated: 2019/11/22;
- Sensor-Surface: 1.4mm (Mechanical Surface Detection)
- Electronics: DAE4 Sn1207; Calibrated: 2019/11/14
- Phantom: SAM with left table; Type: SAM;
- Measurement SW: DASY52, Version 52.10 (0); SEMCAD X Version 14.6.10 (7417)

Configuration/Body/Area Scan (7x7x1): Measurement grid: dx=12mm, dy=12mm
Maximum value of SAR (measured) = 1.76 W/kg

Configuration/Body/Zoom Scan (5x5x7) (5x5x7)/Cube 0: Measurement grid: dx=8mm, dy=8mm, dz=5mm
Reference Value = 8.978 V/m; Power Drift = -0.03 dB
Peak SAR (extrapolated) = 2.98 W/kg
SAR(1 g) = 1.1 W/kg; SAR(10 g) = 0.413 W/kg
Maximum value of SAR (measured) = 1.86 W/kg

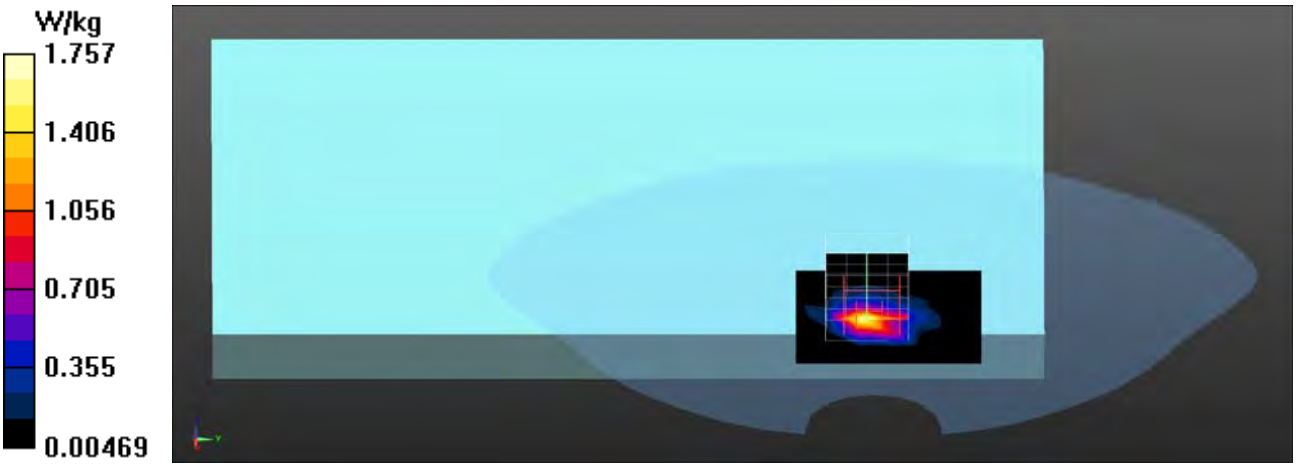

Test Laboratory: DEKRA Date/Time: 2020/08/27

802.11ac80M_155-Back(PAD) Main-INPAQ-Verify
DUT: VivoBook/ ASUS Laptop; Type: TP470E
Communication System: UID 0, WLAN 5G; Frequency: 5775 MHz;
Communication System PAR: 0 dB
Medium parameters used: f = 5775 MHz; σ = 5.37 S/m; ε_r = 34.31; ρ = 1000 kg/m^3
Phantom section: Flat Section
Ambient Temperature (°C) : 22.3, Liquid Temperature (°C) : 24.2
Measurement Standard: DASY5 (IEEE/IEC/ANSI C63.19-2011)
DASY5 Configuration:

- Probe: EX3DV4 - SN3698; ConvF(4.6, 4.6, 4.6); Calibrated: 2019/11/22;
- Sensor-Surface: 1.4mm (Mechanical Surface Detection)
- Electronics: DAE4 Sn1207; Calibrated: 2019/11/14
- Phantom: SAM with right table; Type: SAM;
- Measurement SW: DASY52, Version 52.10 (0); SEMCAD X Version 14.6.10 (7417)

Configuration/Body/Area Scan (7x7x1): Measurement grid: dx=10mm, dy=10mm
Maximum value of SAR (measured) = 2.12 W/kg

Configuration/Body/Zoom Scan (7x7x12) (7x7x12)/Cube 0: Measurement grid: dx=4mm, dy=4mm, dz=2mm
Reference Value = 3.185 V/m; Power Drift = -0.04 dB
Peak SAR (extrapolated) = 6.75 W/kg
SAR(1 g) = 0.953 W/kg; SAR(10 g) = 0.248 W/kg
Maximum value of SAR (measured) = 2.90 W/kg

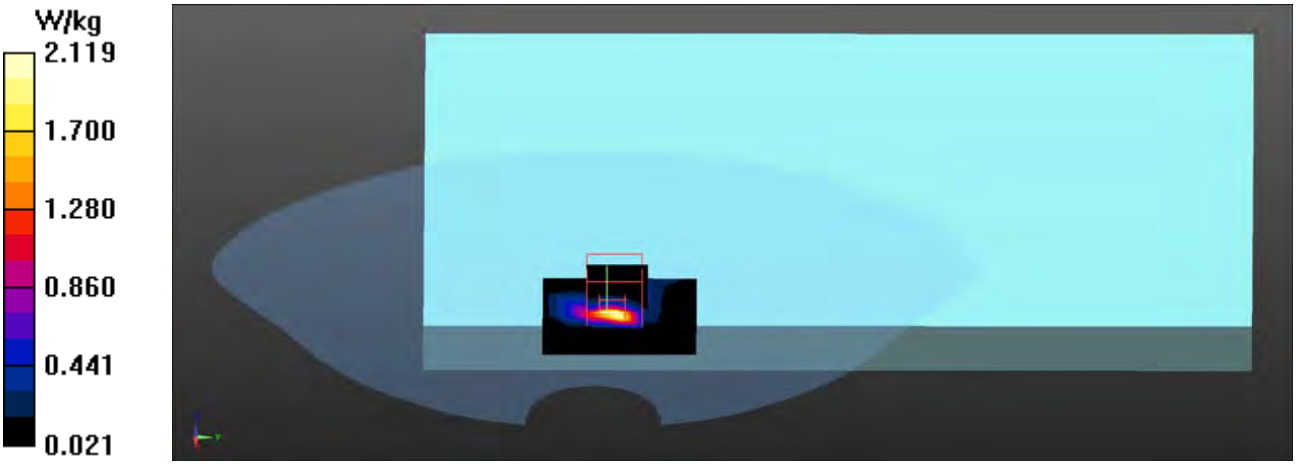

Appendix D. Probe Calibration Data

Object: EX3DV4 - SN:3698

11551

Calibration Laboratory of
Schmid & Partner
Engineering AG
Zeughausstrasse 43, 8004 Zurich, Switzerland

S Schweizerischer Kalibrierdienst
C Service suisse d'étalonnage
Servizio svizzero di taratura
S Swiss Calibration Service

Accredited by the Swiss Accreditation Service (SAS)
The Swiss Accreditation Service is one of the signatories to the EA Multilateral Agreement for the recognition of calibration certificates

Accreditation No.: SCS 0108

Client **DEKRA (Auden)**

Certificate No: EX3-3698_Nov19

CALIBRATION CERTIFICATE

Object	EX3DV4 - SN:3698
Calibration procedure(s)	QA CAL-01.v9, QA CAL-12.v9, QA CAL-14.v5, QA CAL-23.v5, QA CAL-25.v7 Calibration procedure for dosimetric E-field probes
Calibration date:	November 22, 2019

This calibration certificate documents the traceability to national standards, which realize the physical units of measurements (SI).
The measurements and the uncertainties with confidence probability are given on the following pages and are part of the certificate.

All calibrations have been conducted in the closed laboratory facility: environment temperature (22 ± 3)°C and humidity < 70%.

Calibration Equipment used (M&TE critical for calibration)

Primary Standards	ID	Cal Date (Certificate No.)	Scheduled Calibration
Power meter NRP	SN: 104778	03-Apr-19 (No. 217-02892/02893)	Apr-20
Power sensor NRP-Z91	SN: 103244	03-Apr-19 (No. 217-02892)	Apr-20
Power sensor NRP-Z91	SN: 103245	03-Apr-19 (No. 217-02893)	Apr-20
Reference 20 dB Attenuator	SN: S5277 (20x)	04-Apr-19 (No. 217-02894)	Apr-20
DAE4	SN: 660	07-Oct-19 (No. DAE4-660_Oct19)	Oct-20
Reference Probe ES3DV2	SN: 3013	31-Dec-18 (No. ES3-3013_Dec18)	Dec-19
Secondary Standards	ID	Check Date (in house)	Scheduled Check
Power meter E4419B	SN: GB41293874	06-Apr-16 (in house check Jun-18)	In house check: Jun-20
Power sensor E4412A	SN: MY41498087	06-Apr-16 (in house check Jun-18)	In house check: Jun-20
Power sensor E4412A	SN: 000110210	06-Apr-16 (in house check Jun-18)	In house check: Jun-20
RF generator HP 8648C	SN: US3642U01700	04-Aug-99 (in house check Jun-18)	In house check: Jun-20
Network Analyzer E8358A	SN: US41080477	31-Mar-14 (in house check Oct-19)	In house check: Oct-20

	Name	Function	Signature
Calibrated by:	Jeton Kastrati	Laboratory Technician	
Approved by:	Katja Pokovic	Technical Manager	

Issued: November 25, 2019

This calibration certificate shall not be reproduced except in full without written approval of the laboratory.

Glossary:

TSL	tissue simulating liquid
NORMx,y,z	sensitivity in free space
ConvF	sensitivity in TSL / NORMx,y,z
DCP	diode compression point
CF	crest factor (1/duty_cycle) of the RF signal
A, B, C, D	modulation dependent linearization parameters
Polarization φ	φ rotation around probe axis
Polarization ϑ	ϑ rotation around an axis that is in the plane normal to probe axis (at measurement center), i.e., ϑ = 0 is normal to probe axis
Connector Angle	information used in DASY system to align probe sensor X to the robot coordinate system

Calibration is Performed According to the Following Standards:

a) IEEE Std 1528-2013, "IEEE Recommended Practice for Determining the Peak Spatial-Averaged Specific Absorption Rate (SAR) in the Human Head from Wireless Communications Devices: Measurement Techniques", June 2013
b) IEC 62209-1, ", "Measurement procedure for the assessment of Specific Absorption Rate (SAR) from hand-held and body-mounted devices used next to the ear (frequency range of 300 MHz to 6 GHz)", July 2016
c) IEC 62209-2, "Procedure to determine the Specific Absorption Rate (SAR) for wireless communication devices used in close proximity to the human body (frequency range of 30 MHz to 6 GHz)", March 2010
d) KDB 865664, "SAR Measurement Requirements for 100 MHz to 6 GHz"

Methods Applied and Interpretation of Parameters:

- *NORMx,y,z:* Assessed for E-field polarization ϑ = 0 (f ≤ 900 MHz in TEM-cell; f > 1800 MHz: R22 waveguide). NORMx,y,z are only intermediate values, i.e., the uncertainties of NORMx,y,z does not affect the E^2-field uncertainty inside TSL (see below *ConvF*).
- *NORM(f)x,y,z = NORMx,y,z * frequency_response* (see Frequency Response Chart). This linearization is implemented in DASY4 software versions later than 4.2. The uncertainty of the frequency response is included in the stated uncertainty of *ConvF*.
- *DCPx,y,z:* DCP are numerical linearization parameters assessed based on the data of power sweep with CW signal (no uncertainty required). DCP does not depend on frequency nor media.
- *PAR:* PAR is the Peak to Average Ratio that is not calibrated but determined based on the signal characteristics
- *Ax,y,z; Bx,y,z; Cx,y,z; Dx,y,z; VRx,y,z: A, B, C, D* are numerical linearization parameters assessed based on the data of power sweep for specific modulation signal. The parameters do not depend on frequency nor media. *VR* is the maximum calibration range expressed in RMS voltage across the diode.
- *ConvF and Boundary Effect Parameters:* Assessed in flat phantom using E-field (or Temperature Transfer Standard for f ≤ 800 MHz) and inside waveguide using analytical field distributions based on power measurements for f > 800 MHz. The same setups are used for assessment of the parameters applied for boundary compensation (alpha, depth) of which typical uncertainty values are given. These parameters are used in DASY4 software to improve probe accuracy close to the boundary. The sensitivity in TSL corresponds to *NORMx,y,z * ConvF* whereby the uncertainty corresponds to that given for *ConvF*. A frequency dependent *ConvF* is used in DASY version 4.4 and higher which allows extending the validity from ± 50 MHz to ± 100 MHz.
- *Spherical isotropy (3D deviation from isotropy)*: in a field of low gradients realized using a flat phantom exposed by a patch antenna.
- *Sensor Offset*: The sensor offset corresponds to the offset of virtual measurement center from the probe tip (on probe axis). No tolerance required.
- *Connector Angle*: The angle is assessed using the information gained by determining the *NORMx* (no uncertainty required).

DASY/EASY - Parameters of Probe: EX3DV4 - SN:3698

Basic Calibration Parameters

	Sensor X	Sensor Y	Sensor Z	Unc (k=2)
Norm ($\mu V/(V/m)^2$)[A]	0.40	0.35	0.37	± 10.1 %
DCP (mV)[B]	98.3	103.1	98.2	

Calibration Results for Modulation Response

UID	Communication System Name		A dB	B dB√μV	C	D dB	VR mV	Max dev.	Max Unc[E] (k=2)
0	CW	X	0.00	0.00	1.00	0.00	136.7	± 3.0 %	± 4.7 %
		Y	0.00	0.00	1.00		130.6		
		Z	0.00	0.00	1.00		132.1		
10352-AAA	Pulse Waveform (200Hz, 10%)	X	14.35	84.40	18.73	10.00	60.0	± 2.4 %	± 9.6 %
		Y	15.00	86.68	19.60		60.0		
		Z	15.00	85.28	19.17		60.0		
10353-AAA	Pulse Waveform (200Hz, 20%)	X	15.00	85.61	17.77	6.99	80.0	± 1.5 %	± 9.6 %
		Y	15.00	87.72	18.78		80.0		
		Z	15.00	86.38	18.22		80.0		
10354-AAA	Pulse Waveform (200Hz, 40%)	X	15.00	84.68	15.56	3.98	95.0	± 1.0 %	± 9.6 %
		Y	15.00	90.79	18.74		95.0		
		Z	15.00	85.75	16.13		95.0		
10355-AAA	Pulse Waveform (200Hz, 60%)	X	1.00	65.31	7.89	2.22	120.0	± 1.2 %	± 9.6 %
		Y	15.00	95.11	19.39		120.0		
		Z	14.27	82.33	13.06		120.0		
10387-AAA	QPSK Waveform, 1 MHz	X	0.45	60.00	5.61	0.00	150.0	± 3.8 %	± 9.6 %
		Y	0.47	60.00	6.65		150.0		
		Z	0.44	60.00	5.34		150.0		
10388-AAA	QPSK Waveform, 10 MHz	X	1.99	67.57	15.28	0.00	150.0	± 1.4 %	± 9.6 %
		Y	2.24	69.53	16.59		150.0		
		Z	1.98	67.70	15.44		150.0		
10396-AAA	64-QAM Waveform, 100 kHz	X	2.82	69.46	18.12	3.01	150.0	± 0.6 %	± 9.6 %
		Y	3.24	73.17	19.88		150.0		
		Z	2.91	70.06	18.45		150.0		
10399-AAA	64-QAM Waveform, 40 MHz	X	3.35	67.01	15.62	0.00	150.0	± 2.5 %	± 9.6 %
		Y	3.49	67.79	16.15		150.0		
		Z	3.32	66.94	15.64		150.0		
10414-AAA	WLAN CCDF, 64-QAM, 40MHz	X	4.66	65.69	15.53	0.00	150.0	± 4.6 %	± 9.6 %
		Y	4.74	66.11	15.77		150.0		
		Z	4.62	65.64	15.53		150.0		

Note: For details on UID parameters see Appendix

The reported uncertainty of measurement is stated as the standard uncertainty of measurement multiplied by the coverage factor k=2, which for a normal distribution corresponds to a coverage probability of approximately 95%.

[A] The uncertainties of Norm X,Y,Z do not affect the E^2-field uncertainty inside TSL (see Pages 5 and 6).
[B] Numerical linearization parameter: uncertainty not required.
[E] Uncertainty is determined using the max. deviation from linear response applying rectangular distribution and is expressed for the square of the field value.

DASY/EASY - Parameters of Probe: EX3DV4 - SN:3698

Sensor Model Parameters

	C1 fF	C2 fF	α V^{-1}	T1 $ms.V^{-2}$	T2 $ms.V^{-1}$	T3 ms	T4 V^{-2}	T5 V^{-1}	T6
X	35.2	265.12	36.15	13.79	1.03	5.05	0.00	0.56	1.01
Y	34.5	250.90	33.97	12.38	0.67	5.04	1.57	0.18	1.01
Z	33.4	252.11	36.27	12.92	1.06	5.05	0.28	0.52	1.01

Other Probe Parameters

Sensor Arrangement	Triangular
Connector Angle (°)	45.7
Mechanical Surface Detection Mode	enabled
Optical Surface Detection Mode	disabled
Probe Overall Length	337 mm
Probe Body Diameter	10 mm
Tip Length	9 mm
Tip Diameter	2.5 mm
Probe Tip to Sensor X Calibration Point	1 mm
Probe Tip to Sensor Y Calibration Point	1 mm
Probe Tip to Sensor Z Calibration Point	1 mm
Recommended Measurement Distance from Surface	1.4 mm

DASY/EASY - Parameters of Probe: EX3DV4 - SN:3698

Calibration Parameter Determined in Head Tissue Simulating Media

f (MHz) [C]	Relative Permittivity [F]	Conductivity (S/m) [F]	ConvF X	ConvF Y	ConvF Z	Alpha [G]	Depth [G] (mm)	Unc (k=2)
450	43.5	0.87	9.82	9.82	9.82	0.16	1.30	± 13.3 %
750	41.9	0.89	9.03	9.03	9.03	0.46	0.80	± 12.0 %
835	41.5	0.90	8.91	8.91	8.91	0.44	0.80	± 12.0 %
900	41.5	0.97	8.67	8.67	8.67	0.41	0.80	± 12.0 %
1450	40.5	1.20	8.25	8.25	8.25	0.50	0.80	± 12.0 %
1640	40.2	1.31	8.02	8.02	8.02	0.32	0.86	± 12.0 %
1750	40.1	1.37	7.92	7.92	7.92	0.38	0.86	± 12.0 %
1950	40.0	1.40	7.59	7.59	7.59	0.26	0.86	± 12.0 %
2300	39.5	1.67	7.33	7.33	7.33	0.33	0.90	± 12.0 %
2450	39.2	1.80	7.06	7.06	7.06	0.32	0.90	± 12.0 %
2600	39.0	1.96	6.96	6.96	6.96	0.40	0.90	± 12.0 %
3500	37.9	2.91	6.38	6.38	6.38	0.35	1.30	± 13.1 %
3700	37.7	3.12	6.22	6.22	6.22	0.35	1.30	± 13.1 %
5250	35.9	4.71	4.73	4.73	4.73	0.40	1.80	± 13.1 %
5600	35.5	5.07	4.43	4.43	4.43	0.40	1.80	± 13.1 %
5800	35.3	5.27	4.60	4.60	4.60	0.40	1.80	± 13.1 %

[C] Frequency validity above 300 MHz of ± 100 MHz only applies for DASY v4.4 and higher (see Page 2), else it is restricted to ± 50 MHz. The uncertainty is the RSS of the ConvF uncertainty at calibration frequency and the uncertainty for the indicated frequency band. Frequency validity below 300 MHz is ± 10, 25, 40, 50 and 70 MHz for ConvF assessments at 30, 64, 128, 150 and 220 MHz respectively. Validity of ConvF assessed at 6 MHz is 4-9 MHz, and ConvF assessed at 13 MHz is 9-19 MHz. Above 5 GHz frequency validity can be extended to ± 110 MHz.
[F] At frequencies below 3 GHz, the validity of tissue parameters (ε and σ) can be relaxed to ± 10% if liquid compensation formula is applied to measured SAR values. At frequencies above 3 GHz, the validity of tissue parameters (ε and σ) is restricted to ± 5%. The uncertainty is the RSS of the ConvF uncertainty for indicated target tissue parameters.
[G] Alpha/Depth are determined during calibration. SPEAG warrants that the remaining deviation due to the boundary effect after compensation is always less than ± 1% for frequencies below 3 GHz and below ± 2% for frequencies between 3-6 GHz at any distance larger than half the probe tip diameter from the boundary.

DASY/EASY - Parameters of Probe: EX3DV4 - SN:3698

Calibration Parameter Determined in Body Tissue Simulating Media

f (MHz) [C]	Relative Permittivity [F]	Conductivity (S/m) [F]	ConvF X	ConvF Y	ConvF Z	Alpha [G]	Depth [G] (mm)	Unc (k=2)
2450	52.7	1.95	7.14	7.14	7.14	0.34	0.80	± 12.0 %
5250	48.9	5.36	4.18	4.18	4.18	0.50	1.90	± 13.1 %
5600	48.5	5.77	3.78	3.78	3.78	0.50	1.90	± 13.1 %
5800	48.2	6.00	3.91	3.91	3.91	0.50	1.90	± 13.1 %

[C] Frequency validity above 300 MHz of ± 100 MHz only applies for DASY v4.4 and higher (see Page 2), else it is restricted to ± 50 MHz. The uncertainty is the RSS of the ConvF uncertainty at calibration frequency and the uncertainty for the indicated frequency band. Frequency validity below 300 MHz is ± 10, 25, 40, 50 and 70 MHz for ConvF assessments at 30, 64, 128, 150 and 220 MHz respectively. Validity of ConvF assessed at 6 MHz is 4-9 MHz, and ConvF assessed at 13 MHz is 9-19 MHz. Above 5 GHz frequency validity can be extended to ± 110 MHz.
[F] At frequencies below 3 GHz, the validity of tissue parameters (ε and σ) can be relaxed to ± 10% if liquid compensation formula is applied to measured SAR values. At frequencies above 3 GHz, the validity of tissue parameters (ε and σ) is restricted to ± 5%. The uncertainty is the RSS of the ConvF uncertainty for indicated target tissue parameters.
[G] Alpha/Depth are determined during calibration. SPEAG warrants that the remaining deviation due to the boundary effect after compensation is always less than ± 1% for frequencies below 3 GHz and below ± 2% for frequencies between 3-6 GHz at any distance larger than half the probe tip diameter from the boundary.

Frequency Response of E-Field

(TEM-Cell:ifi110 EXX, Waveguide: R22)

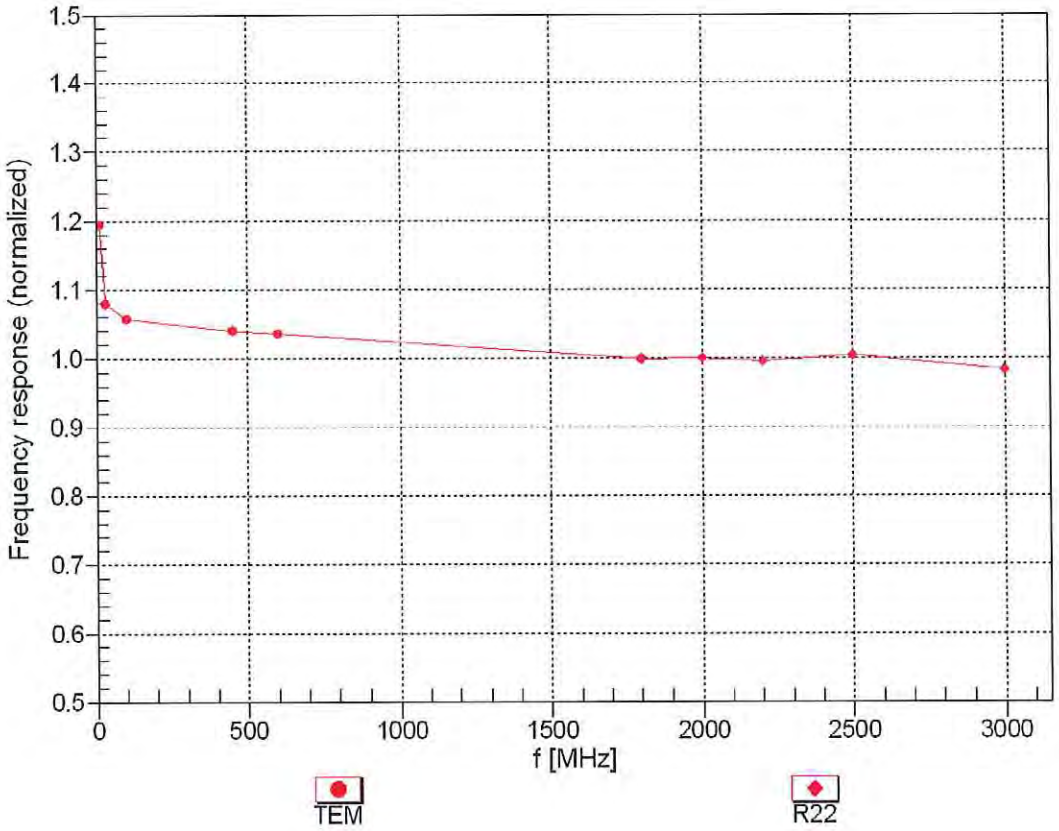

Uncertainty of Frequency Response of E-field: ± 6.3% (k=2)

Receiving Pattern (ϕ), ϑ = 0°

f=600 MHz,TEM

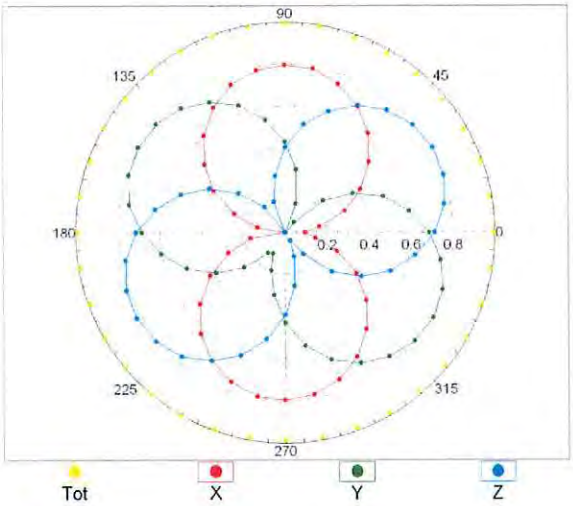

f=1800 MHz,R22

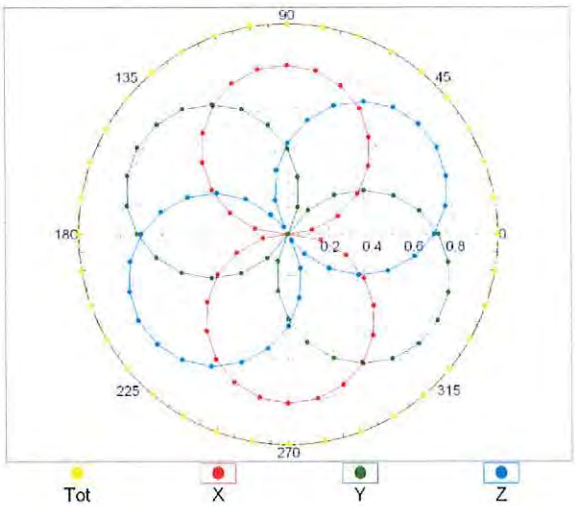

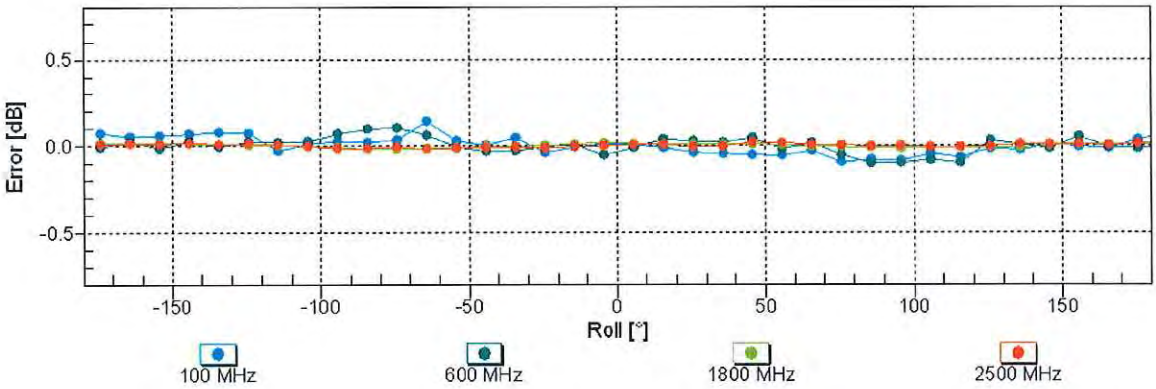

Uncertainty of Axial Isotropy Assessment: ± 0.5% (k=2)

Dynamic Range f(SAR_{head})

(TEM cell , f_{eval}= 1900 MHz)

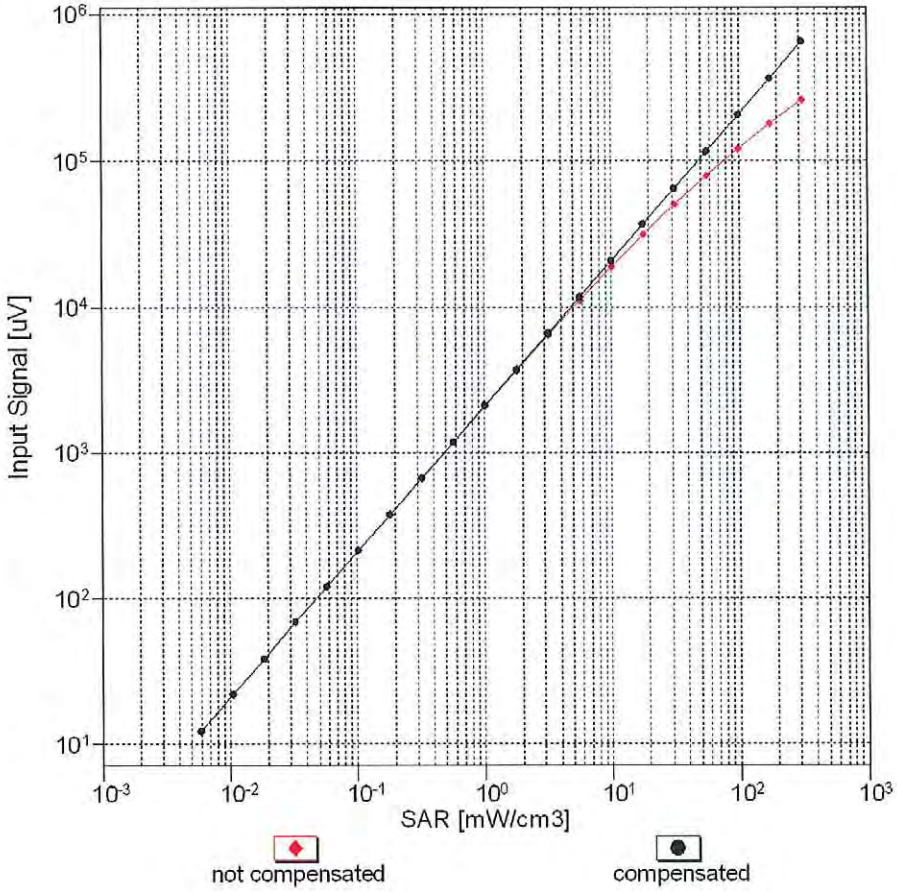

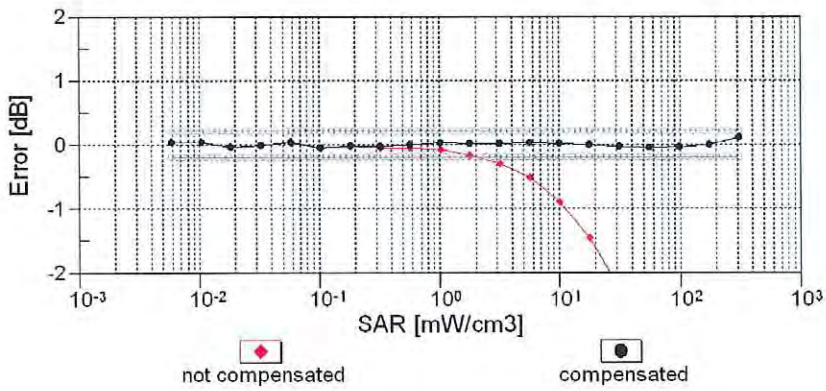

Uncertainty of Linearity Assessment: ± 0.6% (k=2)

Conversion Factor Assessment

f = 835 MHz,WGLS R9 (H_convF)

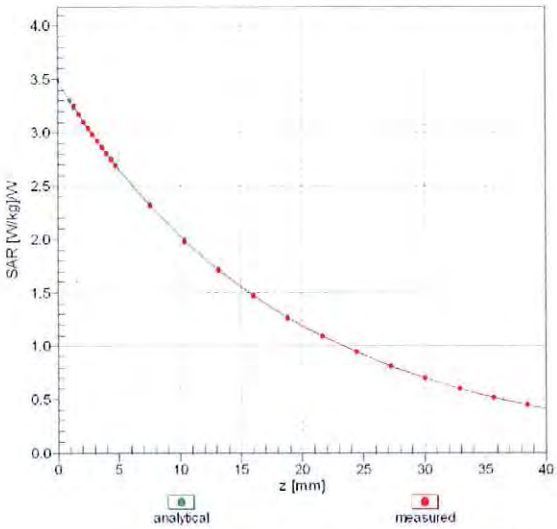

f = 1950 MHz,WGLS R22 (H_convF)

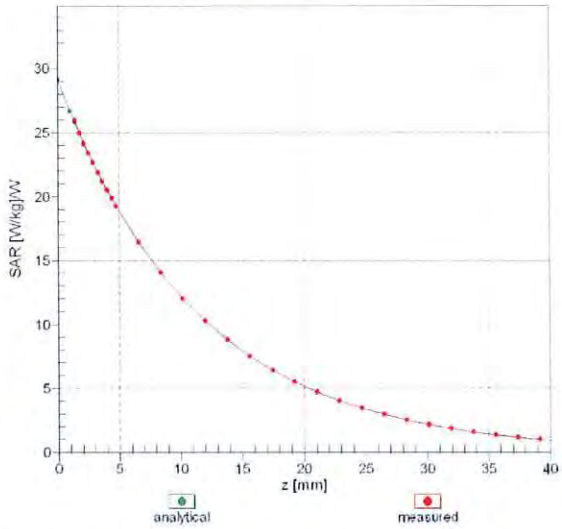

Deviation from Isotropy in Liquid

Error (ϕ, ϑ), f = 900 MHz

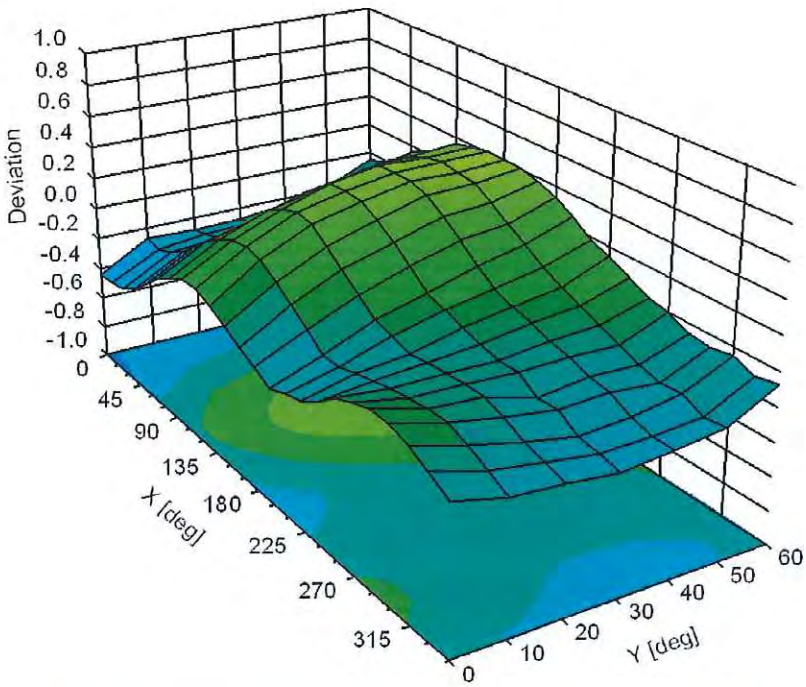



Uncertainty of Spherical Isotropy Assessment: ± 2.6% (k=2)

Appendix: Modulation Calibration Parameters

UID	Rev	Communication System Name	Group	PAR (dB)	Unc[E] (k=2)
0		CW	CW	0.00	± 4.7 %
10010	CAA	SAR Validation (Square, 100ms, 10ms)	Test	10.00	± 9.6 %
10011	CAB	UMTS-FDD (WCDMA)	WCDMA	2.91	± 9.6 %
10012	CAB	IEEE 802.11b WiFi 2.4 GHz (DSSS, 1 Mbps)	WLAN	1.87	± 9.6 %
10013	CAB	IEEE 802.11g WiFi 2.4 GHz (DSSS-OFDM, 6 Mbps)	WLAN	9.46	± 9.6 %
10021	DAC	GSM-FDD (TDMA, GMSK)	GSM	9.39	± 9.6 %
10023	DAC	GPRS-FDD (TDMA, GMSK, TN 0)	GSM	9.57	± 9.6 %
10024	DAC	GPRS-FDD (TDMA, GMSK, TN 0-1)	GSM	6.56	± 9.6 %
10025	DAC	EDGE-FDD (TDMA, 8PSK, TN 0)	GSM	12.62	± 9.6 %
10026	DAC	EDGE-FDD (TDMA, 8PSK, TN 0-1)	GSM	9.55	± 9.6 %
10027	DAC	GPRS-FDD (TDMA, GMSK, TN 0-1-2)	GSM	4.80	± 9.6 %
10028	DAC	GPRS-FDD (TDMA, GMSK, TN 0-1-2-3)	GSM	3.55	± 9.6 %
10029	DAC	EDGE-FDD (TDMA, 8PSK, TN 0-1-2)	GSM	7.78	± 9.6 %
10030	CAA	IEEE 802.15.1 Bluetooth (GFSK, DH1)	Bluetooth	5.30	± 9.6 %
10031	CAA	IEEE 802.15.1 Bluetooth (GFSK, DH3)	Bluetooth	1.87	± 9.6 %
10032	CAA	IEEE 802.15.1 Bluetooth (GFSK, DH5)	Bluetooth	1.16	± 9.6 %
10033	CAA	IEEE 802.15.1 Bluetooth (PI/4-DQPSK, DH1)	Bluetooth	7.74	± 9.6 %
10034	CAA	IEEE 802.15.1 Bluetooth (PI/4-DQPSK, DH3)	Bluetooth	4.53	± 9.6 %
10035	CAA	IEEE 802.15.1 Bluetooth (PI/4-DQPSK, DH5)	Bluetooth	3.83	± 9.6 %
10036	CAA	IEEE 802.15.1 Bluetooth (8-DPSK, DH1)	Bluetooth	8.01	± 9.6 %
10037	CAA	IEEE 802.15.1 Bluetooth (8-DPSK, DH3)	Bluetooth	4.77	± 9.6 %
10038	CAA	IEEE 802.15.1 Bluetooth (8-DPSK, DH5)	Bluetooth	4.10	± 9.6 %
10039	CAB	CDMA2000 (1xRTT, RC1)	CDMA2000	4.57	± 9.6 %
10042	CAB	IS-54 / IS-136 FDD (TDMA/FDM, PI/4-DQPSK, Halfrate)	AMPS	7.78	± 9.6 %
10044	CAA	IS-91/EIA/TIA-553 FDD (FDMA, FM)	AMPS	0.00	± 9.6 %
10048	CAA	DECT (TDD, TDMA/FDM, GFSK, Full Slot, 24)	DECT	13.80	± 9.6 %
10049	CAA	DECT (TDD, TDMA/FDM, GFSK, Double Slot, 12)	DECT	10.79	± 9.6 %
10056	CAA	UMTS-TDD (TD-SCDMA, 1.28 Mcps)	TD-SCDMA	11.01	± 9.6 %
10058	DAC	EDGE-FDD (TDMA, 8PSK, TN 0-1-2-3)	GSM	6.52	± 9.6 %
10059	CAB	IEEE 802.11b WiFi 2.4 GHz (DSSS, 2 Mbps)	WLAN	2.12	± 9.6 %
10060	CAB	IEEE 802.11b WiFi 2.4 GHz (DSSS, 5.5 Mbps)	WLAN	2.83	± 9.6 %
10061	CAB	IEEE 802.11b WiFi 2.4 GHz (DSSS, 11 Mbps)	WLAN	3.60	± 9.6 %
10062	CAC	IEEE 802.11a/h WiFi 5 GHz (OFDM, 6 Mbps)	WLAN	8.68	± 9.6 %
10063	CAC	IEEE 802.11a/h WiFi 5 GHz (OFDM, 9 Mbps)	WLAN	8.63	± 9.6 %
10064	CAC	IEEE 802.11a/h WiFi 5 GHz (OFDM, 12 Mbps)	WLAN	9.09	± 9.6 %
10065	CAC	IEEE 802.11a/h WiFi 5 GHz (OFDM, 18 Mbps)	WLAN	9.00	± 9.6 %
10066	CAC	IEEE 802.11a/h WiFi 5 GHz (OFDM, 24 Mbps)	WLAN	9.38	± 9.6 %
10067	CAC	IEEE 802.11a/h WiFi 5 GHz (OFDM, 36 Mbps)	WLAN	10.12	± 9.6 %
10068	CAC	IEEE 802.11a/h WiFi 5 GHz (OFDM, 48 Mbps)	WLAN	10.24	± 9.6 %
10069	CAC	IEEE 802.11a/h WiFi 5 GHz (OFDM, 54 Mbps)	WLAN	10.56	± 9.6 %
10071	CAB	IEEE 802.11g WiFi 2.4 GHz (DSSS/OFDM, 9 Mbps)	WLAN	9.83	± 9.6 %
10072	CAB	IEEE 802.11g WiFi 2.4 GHz (DSSS/OFDM, 12 Mbps)	WLAN	9.62	± 9.6 %
10073	CAB	IEEE 802.11g WiFi 2.4 GHz (DSSS/OFDM, 18 Mbps)	WLAN	9.94	± 9.6 %
10074	CAB	IEEE 802.11g WiFi 2.4 GHz (DSSS/OFDM, 24 Mbps)	WLAN	10.30	± 9.6 %
10075	CAB	IEEE 802.11g WiFi 2.4 GHz (DSSS/OFDM, 36 Mbps)	WLAN	10.77	± 9.6 %
10076	CAB	IEEE 802.11g WiFi 2.4 GHz (DSSS/OFDM, 48 Mbps)	WLAN	10.94	± 9.6 %
10077	CAB	IEEE 802.11g WiFi 2.4 GHz (DSSS/OFDM, 54 Mbps)	WLAN	11.00	± 9.6 %
10081	CAB	CDMA2000 (1xRTT, RC3)	CDMA2000	3.97	± 9.6 %
10082	CAB	IS-54 / IS-136 FDD (TDMA/FDM, PI/4-DQPSK, Fullrate)	AMPS	4.77	± 9.6 %
10090	DAC	GPRS-FDD (TDMA, GMSK, TN 0-4)	GSM	6.56	± 9.6 %
10097	CAB	UMTS-FDD (HSDPA)	WCDMA	3.98	± 9.6 %
10098	CAB	UMTS-FDD (HSUPA, Subtest 2)	WCDMA	3.98	± 9.6 %
10099	DAC	EDGE-FDD (TDMA, 8PSK, TN 0-4)	GSM	9.55	± 9.6 %
10100	CAE	LTE-FDD (SC-FDMA, 100% RB, 20 MHz, QPSK)	LTE-FDD	5.67	± 9.6 %
10101	CAE	LTE-FDD (SC-FDMA, 100% RB, 20 MHz, 16-QAM)	LTE-FDD	6.42	± 9.6 %
10102	CAE	LTE-FDD (SC-FDMA, 100% RB, 20 MHz, 64-QAM)	LTE-FDD	6.60	± 9.6 %
10103	CAG	LTE-TDD (SC-FDMA, 100% RB, 20 MHz, QPSK)	LTE-TDD	9.29	± 9.6 %
10104	CAG	LTE-TDD (SC-FDMA, 100% RB, 20 MHz, 16-QAM)	LTE-TDD	9.97	± 9.6 %
10105	CAG	LTE-TDD (SC-FDMA, 100% RB, 20 MHz, 64-QAM)	LTE-TDD	10.01	± 9.6 %
10108	CAG	LTE-FDD (SC-FDMA, 100% RB, 10 MHz, QPSK)	LTE-FDD	5.80	± 9.6 %

10109	CAG	LTE-FDD (SC-FDMA, 100% RB, 10 MHz, 16-QAM)	LTE-FDD	6.43	± 9.6 %
10110	CAG	LTE-FDD (SC-FDMA, 100% RB, 5 MHz, QPSK)	LTE-FDD	5.75	± 9.6 %
10111	CAG	LTE-FDD (SC-FDMA, 100% RB, 5 MHz, 16-QAM)	LTE-FDD	6.44	± 9.6 %
10112	CAG	LTE-FDD (SC-FDMA, 100% RB, 10 MHz, 64-QAM)	LTE-FDD	6.59	± 9.6 %
10113	CAG	LTE-FDD (SC-FDMA, 100% RB, 5 MHz, 64-QAM)	LTE-FDD	6.62	± 9.6 %
10114	CAC	IEEE 802.11n (HT Greenfield, 13.5 Mbps, BPSK)	WLAN	8.10	± 9.6 %
10115	CAC	IEEE 802.11n (HT Greenfield, 81 Mbps, 16-QAM)	WLAN	8.46	± 9.6 %
10116	CAC	IEEE 802.11n (HT Greenfield, 135 Mbps, 64-QAM)	WLAN	8.15	± 9.6 %
10117	CAC	IEEE 802.11n (HT Mixed, 13.5 Mbps, BPSK)	WLAN	8.07	± 9.6 %
10118	CAC	IEEE 802.11n (HT Mixed, 81 Mbps, 16-QAM)	WLAN	8.59	± 9.6 %
10119	CAC	IEEE 802.11n (HT Mixed, 135 Mbps, 64-QAM)	WLAN	8.13	± 9.6 %
10140	CAE	LTE-FDD (SC-FDMA, 100% RB, 15 MHz, 16-QAM)	LTE-FDD	6.49	± 9.6 %
10141	CAE	LTE-FDD (SC-FDMA, 100% RB, 15 MHz, 64-QAM)	LTE-FDD	6.53	± 9.6 %
10142	CAE	LTE-FDD (SC-FDMA, 100% RB, 3 MHz, QPSK)	LTE-FDD	5.73	± 9.6 %
10143	CAE	LTE-FDD (SC-FDMA, 100% RB, 3 MHz, 16-QAM)	LTE-FDD	6.35	± 9.6 %
10144	CAE	LTE-FDD (SC-FDMA, 100% RB, 3 MHz, 64-QAM)	LTE-FDD	6.65	± 9.6 %
10145	CAF	LTE-FDD (SC-FDMA, 100% RB, 1.4 MHz, QPSK)	LTE-FDD	5.76	± 9.6 %
10146	CAF	LTE-FDD (SC-FDMA, 100% RB, 1.4 MHz, 16-QAM)	LTE-FDD	6.41	± 9.6 %
10147	CAF	LTE-FDD (SC-FDMA, 100% RB, 1.4 MHz, 64-QAM)	LTE-FDD	6.72	± 9.6 %
10149	CAE	LTE-FDD (SC-FDMA, 50% RB, 20 MHz, 16-QAM)	LTE-FDD	6.42	± 9.6 %
10150	CAE	LTE-FDD (SC-FDMA, 50% RB, 20 MHz, 64-QAM)	LTE-FDD	6.60	± 9.6 %
10151	CAG	LTE-TDD (SC-FDMA, 50% RB, 20 MHz, QPSK)	LTE-TDD	9.28	± 9.6 %
10152	CAG	LTE-TDD (SC-FDMA, 50% RB, 20 MHz, 16-QAM)	LTE-TDD	9.92	± 9.6 %
10153	CAG	LTE-TDD (SC-FDMA, 50% RB, 20 MHz, 64-QAM)	LTE-TDD	10.05	± 9.6 %
10154	CAG	LTE-FDD (SC-FDMA, 50% RB, 10 MHz, QPSK)	LTE-FDD	5.75	± 9.6 %
10155	CAG	LTE-FDD (SC-FDMA, 50% RB, 10 MHz, 16-QAM)	LTE-FDD	6.43	± 9.6 %
10156	CAG	LTE-FDD (SC-FDMA, 50% RB, 5 MHz, QPSK)	LTE-FDD	5.79	± 9.6 %
10157	CAG	LTE-FDD (SC-FDMA, 50% RB, 5 MHz, 16-QAM)	LTE-FDD	6.49	± 9.6 %
10158	CAG	LTE-FDD (SC-FDMA, 50% RB, 10 MHz, 64-QAM)	LTE-FDD	6.62	± 9.6 %
10159	CAG	LTE-FDD (SC-FDMA, 50% RB, 5 MHz, 64-QAM)	LTE-FDD	6.56	± 9.6 %
10160	CAE	LTE-FDD (SC-FDMA, 50% RB, 15 MHz, QPSK)	LTE-FDD	5.82	± 9.6 %
10161	CAE	LTE-FDD (SC-FDMA, 50% RB, 15 MHz, 16-QAM)	LTE-FDD	6.43	± 9.6 %
10162	CAE	LTE-FDD (SC-FDMA, 50% RB, 15 MHz, 64-QAM)	LTE-FDD	6.58	± 9.6 %
10166	CAF	LTE-FDD (SC-FDMA, 50% RB, 1.4 MHz, QPSK)	LTE-FDD	5.46	± 9.6 %
10167	CAF	LTE-FDD (SC-FDMA, 50% RB, 1.4 MHz, 16-QAM)	LTE-FDD	6.21	± 9.6 %
10168	CAF	LTE-FDD (SC-FDMA, 50% RB, 1.4 MHz, 64-QAM)	LTE-FDD	6.79	± 9.6 %
10169	CAE	LTE-FDD (SC-FDMA, 1 RB, 20 MHz, QPSK)	LTE-FDD	5.73	± 9.6 %
10170	CAE	LTE-FDD (SC-FDMA, 1 RB, 20 MHz, 16-QAM)	LTE-FDD	6.52	± 9.6 %
10171	AAE	LTE-FDD (SC-FDMA, 1 RB, 20 MHz, 64-QAM)	LTE-FDD	6.49	± 9.6 %
10172	CAG	LTE-TDD (SC-FDMA, 1 RB, 20 MHz, QPSK)	LTE-TDD	9.21	± 9.6 %
10173	CAG	LTE-TDD (SC-FDMA, 1 RB, 20 MHz, 16-QAM)	LTE-TDD	9.48	± 9.6 %
10174	CAG	LTE-TDD (SC-FDMA, 1 RB, 20 MHz, 64-QAM)	LTE-TDD	10.25	± 9.6 %
10175	CAG	LTE-FDD (SC-FDMA, 1 RB, 10 MHz, QPSK)	LTE-FDD	5.72	± 9.6 %
10176	CAG	LTE-FDD (SC-FDMA, 1 RB, 10 MHz, 16-QAM)	LTE-FDD	6.52	± 9.6 %
10177	CAI	LTE-FDD (SC-FDMA, 1 RB, 5 MHz, QPSK)	LTE-FDD	5.73	± 9.6 %
10178	CAG	LTE-FDD (SC-FDMA, 1 RB, 5 MHz, 16-QAM)	LTE-FDD	6.52	± 9.6 %
10179	CAG	LTE-FDD (SC-FDMA, 1 RB, 10 MHz, 64-QAM)	LTE-FDD	6.50	± 9.6 %
10180	CAG	LTE-FDD (SC-FDMA, 1 RB, 5 MHz, 64-QAM)	LTE-FDD	6.50	± 9.6 %
10181	CAE	LTE-FDD (SC-FDMA, 1 RB, 15 MHz, QPSK)	LTE-FDD	5.72	± 9.6 %
10182	CAE	LTE-FDD (SC-FDMA, 1 RB, 15 MHz, 16-QAM)	LTE-FDD	6.52	± 9.6 %
10183	AAD	LTE-FDD (SC-FDMA, 1 RB, 15 MHz, 64-QAM)	LTE-FDD	6.50	± 9.6 %
10184	CAE	LTE-FDD (SC-FDMA, 1 RB, 3 MHz, QPSK)	LTE-FDD	5.73	± 9.6 %
10185	CAE	LTE-FDD (SC-FDMA, 1 RB, 3 MHz, 16-QAM)	LTE-FDD	6.51	± 9.6 %
10186	AAE	LTE-FDD (SC-FDMA, 1 RB, 3 MHz, 64-QAM)	LTE-FDD	6.50	± 9.6 %
10187	CAF	LTE-FDD (SC-FDMA, 1 RB, 1.4 MHz, QPSK)	LTE-FDD	5.73	± 9.6 %
10188	CAF	LTE-FDD (SC-FDMA, 1 RB, 1.4 MHz, 16-QAM)	LTE-FDD	6.52	± 9.6 %
10189	AAF	LTE-FDD (SC-FDMA, 1 RB, 1.4 MHz, 64-QAM)	LTE-FDD	6.50	± 9.6 %
10193	CAC	IEEE 802.11n (HT Greenfield, 6.5 Mbps, BPSK)	WLAN	8.09	± 9.6 %
10194	CAC	IEEE 802.11n (HT Greenfield, 39 Mbps, 16-QAM)	WLAN	8.12	± 9.6 %
10195	CAC	IEEE 802.11n (HT Greenfield, 65 Mbps, 64-QAM)	WLAN	8.21	± 9.6 %
10196	CAC	IEEE 802.11n (HT Mixed, 6.5 Mbps, BPSK)	WLAN	8.10	± 9.6 %
10197	CAC	IEEE 802.11n (HT Mixed, 39 Mbps, 16-QAM)	WLAN	8.13	± 9.6 %
10198	CAC	IEEE 802.11n (HT Mixed, 65 Mbps, 64-QAM)	WLAN	8.27	± 9.6 %
10219	CAC	IEEE 802.11n (HT Mixed, 7.2 Mbps, BPSK)	WLAN	8.03	± 9.6 %

10220	CAC	IEEE 802.11n (HT Mixed, 43.3 Mbps, 16-QAM)	WLAN	8.13	± 9.6 %
10221	CAC	IEEE 802.11n (HT Mixed, 72.2 Mbps, 64-QAM)	WLAN	8.27	± 9.6 %
10222	CAC	IEEE 802.11n (HT Mixed, 15 Mbps, BPSK)	WLAN	8.06	± 9.6 %
10223	CAC	IEEE 802.11n (HT Mixed, 90 Mbps, 16-QAM)	WLAN	8.48	± 9.6 %
10224	CAC	IEEE 802.11n (HT Mixed, 150 Mbps, 64-QAM)	WLAN	8.08	± 9.6 %
10225	CAB	UMTS-FDD (HSPA+)	WCDMA	5.97	± 9.6 %
10226	CAB	LTE-TDD (SC-FDMA, 1 RB, 1.4 MHz, 16-QAM)	LTE-TDD	9.49	± 9.6 %
10227	CAB	LTE-TDD (SC-FDMA, 1 RB, 1.4 MHz, 64-QAM)	LTE-TDD	10.26	± 9.6 %
10228	CAB	LTE-TDD (SC-FDMA, 1 RB, 1.4 MHz, QPSK)	LTE-TDD	9.22	± 9.6 %
10229	CAD	LTE-TDD (SC-FDMA, 1 RB, 3 MHz, 16-QAM)	LTE-TDD	9.48	± 9.6 %
10230	CAD	LTE-TDD (SC-FDMA, 1 RB, 3 MHz, 64-QAM)	LTE-TDD	10.25	± 9.6 %
10231	CAD	LTE-TDD (SC-FDMA, 1 RB, 3 MHz, QPSK)	LTE-TDD	9.19	± 9.6 %
10232	CAG	LTE-TDD (SC-FDMA, 1 RB, 5 MHz, 16-QAM)	LTE-TDD	9.48	± 9.6 %
10233	CAG	LTE-TDD (SC-FDMA, 1 RB, 5 MHz, 64-QAM)	LTE-TDD	10.25	± 9.6 %
10234	CAG	LTE-TDD (SC-FDMA, 1 RB, 5 MHz, QPSK)	LTE-TDD	9.21	± 9.6 %
10235	CAG	LTE-TDD (SC-FDMA, 1 RB, 10 MHz, 16-QAM)	LTE-TDD	9.48	± 9.6 %
10236	CAG	LTE-TDD (SC-FDMA, 1 RB, 10 MHz, 64-QAM)	LTE-TDD	10.25	± 9.6 %
10237	CAG	LTE-TDD (SC-FDMA, 1 RB, 10 MHz, QPSK)	LTE-TDD	9.21	± 9.6 %
10238	CAF	LTE-TDD (SC-FDMA, 1 RB, 15 MHz, 16-QAM)	LTE-TDD	9.48	± 9.6 %
10239	CAF	LTE-TDD (SC-FDMA, 1 RB, 15 MHz, 64-QAM)	LTE-TDD	10.25	± 9.6 %
10240	CAF	LTE-TDD (SC-FDMA, 1 RB, 15 MHz, QPSK)	LTE-TDD	9.21	± 9.6 %
10241	CAB	LTE-TDD (SC-FDMA, 50% RB, 1.4 MHz, 16-QAM)	LTE-TDD	9.82	± 9.6 %
10242	CAB	LTE-TDD (SC-FDMA, 50% RB, 1.4 MHz, 64-QAM)	LTE-TDD	9.86	± 9.6 %
10243	CAB	LTE-TDD (SC-FDMA, 50% RB, 1.4 MHz, QPSK)	LTE-TDD	9.46	± 9.6 %
10244	CAD	LTE-TDD (SC-FDMA, 50% RB, 3 MHz, 16-QAM)	LTE-TDD	10.06	± 9.6 %
10245	CAD	LTE-TDD (SC-FDMA, 50% RB, 3 MHz, 64-QAM)	LTE-TDD	10.06	± 9.6 %
10246	CAD	LTE-TDD (SC-FDMA, 50% RB, 3 MHz, QPSK)	LTE-TDD	9.30	± 9.6 %
10247	CAG	LTE-TDD (SC-FDMA, 50% RB, 5 MHz, 16-QAM)	LTE-TDD	9.91	± 9.6 %
10248	CAG	LTE-TDD (SC-FDMA, 50% RB, 5 MHz, 64-QAM)	LTE-TDD	10.09	± 9.6 %
10249	CAG	LTE-TDD (SC-FDMA, 50% RB, 5 MHz, QPSK)	LTE-TDD	9.29	± 9.6 %
10250	CAG	LTE-TDD (SC-FDMA, 50% RB, 10 MHz, 16-QAM)	LTE-TDD	9.81	± 9.6 %
10251	CAG	LTE-TDD (SC-FDMA, 50% RB, 10 MHz, 64-QAM)	LTE-TDD	10.17	± 9.6 %
10252	CAG	LTE-TDD (SC-FDMA, 50% RB, 10 MHz, QPSK)	LTE-TDD	9.24	± 9.6 %
10253	CAF	LTE-TDD (SC-FDMA, 50% RB, 15 MHz, 16-QAM)	LTE-TDD	9.90	± 9.6 %
10254	CAF	LTE-TDD (SC-FDMA, 50% RB, 15 MHz, 64-QAM)	LTE-TDD	10.14	± 9.6 %
10255	CAF	LTE-TDD (SC-FDMA, 50% RB, 15 MHz, QPSK)	LTE-TDD	9.20	± 9.6 %
10256	CAB	LTE-TDD (SC-FDMA, 100% RB, 1.4 MHz, 16-QAM)	LTE-TDD	9.96	± 9.6 %
10257	CAB	LTE-TDD (SC-FDMA, 100% RB, 1.4 MHz, 64-QAM)	LTE-TDD	10.08	± 9.6 %
10258	CAB	LTE-TDD (SC-FDMA, 100% RB, 1.4 MHz, QPSK)	LTE-TDD	9.34	± 9.6 %
10259	CAD	LTE-TDD (SC-FDMA, 100% RB, 3 MHz, 16-QAM)	LTE-TDD	9.98	± 9.6 %
10260	CAD	LTE-TDD (SC-FDMA, 100% RB, 3 MHz, 64-QAM)	LTE-TDD	9.97	± 9.6 %
10261	CAD	LTE-TDD (SC-FDMA, 100% RB, 3 MHz, QPSK)	LTE-TDD	9.24	± 9.6 %
10262	CAG	LTE-TDD (SC-FDMA, 100% RB, 5 MHz, 16-QAM)	LTE-TDD	9.83	± 9.6 %
10263	CAG	LTE-TDD (SC-FDMA, 100% RB, 5 MHz, 64-QAM)	LTE-TDD	10.16	± 9.6 %
10264	CAG	LTE-TDD (SC-FDMA, 100% RB, 5 MHz, QPSK)	LTE-TDD	9.23	± 9.6 %
10265	CAG	LTE-TDD (SC-FDMA, 100% RB, 10 MHz, 16-QAM)	LTE-TDD	9.92	± 9.6 %
10266	CAG	LTE-TDD (SC-FDMA, 100% RB, 10 MHz, 64-QAM)	LTE-TDD	10.07	± 9.6 %
10267	CAG	LTE-TDD (SC-FDMA, 100% RB, 10 MHz, QPSK)	LTE-TDD	9.30	± 9.6 %
10268	CAF	LTE-TDD (SC-FDMA, 100% RB, 15 MHz, 16-QAM)	LTE-TDD	10.06	± 9.6 %
10269	CAF	LTE-TDD (SC-FDMA, 100% RB, 15 MHz, 64-QAM)	LTE-TDD	10.13	± 9.6 %
10270	CAF	LTE-TDD (SC-FDMA, 100% RB, 15 MHz, QPSK)	LTE-TDD	9.58	± 9.6 %
10274	CAB	UMTS-FDD (HSUPA, Subtest 5, 3GPP Rel8.10)	WCDMA	4.87	± 9.6 %
10275	CAB	UMTS-FDD (HSUPA, Subtest 5, 3GPP Rel8.4)	WCDMA	3.96	± 9.6 %
10277	CAA	PHS (QPSK)	PHS	11.81	± 9.6 %
10278	CAA	PHS (QPSK, BW 884MHz, Rolloff 0.5)	PHS	11.81	± 9.6 %
10279	CAA	PHS (QPSK, BW 884MHz, Rolloff 0.38)	PHS	12.18	± 9.6 %
10290	AAB	CDMA2000, RC1, SO55, Full Rate	CDMA2000	3.91	± 9.6 %
10291	AAB	CDMA2000, RC3, SO55, Full Rate	CDMA2000	3.46	± 9.6 %
10292	AAB	CDMA2000, RC3, SO32, Full Rate	CDMA2000	3.39	± 9.6 %
10293	AAB	CDMA2000, RC3, SO3, Full Rate	CDMA2000	3.50	± 9.6 %
10295	AAB	CDMA2000, RC1, SO3, 1/8th Rate 25 fr.	CDMA2000	12.49	± 9.6 %
10297	AAD	LTE-FDD (SC-FDMA, 50% RB, 20 MHz, QPSK)	LTE-FDD	5.81	± 9.6 %
10298	AAD	LTE-FDD (SC-FDMA, 50% RB, 3 MHz, QPSK)	LTE-FDD	5.72	± 9.6 %
10299	AAD	LTE-FDD (SC-FDMA, 50% RB, 3 MHz, 16-QAM)	LTE-FDD	6.39	± 9.6 %

10300	AAD	LTE-FDD (SC-FDMA, 50% RB, 3 MHz, 64-QAM)	LTE-FDD	6.60	± 9.6 %
10301	AAA	IEEE 802.16e WiMAX (29:18, 5ms, 10MHz, QPSK, PUSC)	WiMAX	12.03	± 9.6 %
10302	AAA	IEEE 802.16e WiMAX (29:18, 5ms, 10MHz, QPSK, PUSC, 3 CTRL symbols)	WiMAX	12.57	± 9.6 %
10303	AAA	IEEE 802.16e WiMAX (31:15, 5ms, 10MHz, 64QAM, PUSC)	WiMAX	12.52	± 9.6 %
10304	AAA	IEEE 802.16e WiMAX (29:18, 5ms, 10MHz, 64QAM, PUSC)	WiMAX	11.86	± 9.6 %
10305	AAA	IEEE 802.16e WiMAX (31:15, 10ms, 10MHz, 64QAM, PUSC, 15 symbols)	WiMAX	15.24	± 9.6 %
10306	AAA	IEEE 802.16e WiMAX (29:18, 10ms, 10MHz, 64QAM, PUSC, 18 symbols)	WiMAX	14.67	± 9.6 %
10307	AAA	IEEE 802.16e WiMAX (29:18, 10ms, 10MHz, QPSK, PUSC, 18 symbols)	WiMAX	14.49	± 9.6 %
10308	AAA	IEEE 802.16e WiMAX (29:18, 10ms, 10MHz, 16QAM, PUSC)	WiMAX	14.46	± 9.6 %
10309	AAA	IEEE 802.16e WiMAX (29:18, 10ms, 10MHz, 16QAM, AMC 2x3, 18 symbols)	WiMAX	14.58	± 9.6 %
10310	AAA	IEEE 802.16e WiMAX (29:18, 10ms, 10MHz, QPSK, AMC 2x3, 18 symbols)	WiMAX	14.57	± 9.6 %
10311	AAD	LTE-FDD (SC-FDMA, 100% RB, 15 MHz, QPSK)	LTE-FDD	6.06	± 9.6 %
10313	AAA	iDEN 1:3	iDEN	10.51	± 9.6 %
10314	AAA	iDEN 1:6	iDEN	13.48	± 9.6 %
10315	AAB	IEEE 802.11b WiFi 2.4 GHz (DSSS, 1 Mbps, 96pc duty cycle)	WLAN	1.71	± 9.6 %
10316	AAB	IEEE 802.11g WiFi 2.4 GHz (ERP-OFDM, 6 Mbps, 96pc duty cycle)	WLAN	8.36	± 9.6 %
10317	AAC	IEEE 802.11a WiFi 5 GHz (OFDM, 6 Mbps, 96pc duty cycle)	WLAN	8.36	± 9.6 %
10352	AAA	Pulse Waveform (200Hz, 10%)	Generic	10.00	± 9.6 %
10353	AAA	Pulse Waveform (200Hz, 20%)	Generic	6.99	± 9.6 %
10354	AAA	Pulse Waveform (200Hz, 40%)	Generic	3.98	± 9.6 %
10355	AAA	Pulse Waveform (200Hz, 60%)	Generic	2.22	± 9.6 %
10356	AAA	Pulse Waveform (200Hz, 80%)	Generic	0.97	± 9.6 %
10387	AAA	QPSK Waveform, 1 MHz	Generic	5.10	± 9.6 %
10388	AAA	QPSK Waveform, 10 MHz	Generic	5.22	± 9.6 %
10396	AAA	64-QAM Waveform, 100 kHz	Generic	6.27	± 9.6 %
10399	AAA	64-QAM Waveform, 40 MHz	Generic	6.27	± 9.6 %
10400	AAD	IEEE 802.11ac WiFi (20MHz, 64-QAM, 99pc duty cycle)	WLAN	8.37	± 9.6 %
10401	AAD	IEEE 802.11ac WiFi (40MHz, 64-QAM, 99pc duty cycle)	WLAN	8.60	± 9.6 %
10402	AAD	IEEE 802.11ac WiFi (80MHz, 64-QAM, 99pc duty cycle)	WLAN	8.53	± 9.6 %
10403	AAB	CDMA2000 (1xEV-DO, Rev. 0)	CDMA2000	3.76	± 9.6 %
10404	AAB	CDMA2000 (1xEV-DO, Rev. A)	CDMA2000	3.77	± 9.6 %
10406	AAB	CDMA2000, RC3, SO32, SCH0, Full Rate	CDMA2000	5.22	± 9.6 %
10410	AAG	LTE-TDD (SC-FDMA, 1 RB, 10 MHz, QPSK, UL Subframe=2,3,4,7,8,9, Subframe Conf=4)	LTE-TDD	7.82	± 9.6 %
10414	AAA	WLAN CCDF, 64-QAM, 40MHz	Generic	8.54	± 9.6 %
10415	AAA	IEEE 802.11b WiFi 2.4 GHz (DSSS, 1 Mbps, 99pc duty cycle)	WLAN	1.54	± 9.6 %
10416	AAA	IEEE 802.11g WiFi 2.4 GHz (ERP-OFDM, 6 Mbps, 99pc duty cycle)	WLAN	8.23	± 9.6 %
10417	AAB	IEEE 802.11a/h WiFi 5 GHz (OFDM, 6 Mbps, 99pc duty cycle)	WLAN	8.23	± 9.6 %
10418	AAA	IEEE 802.11g WiFi 2.4 GHz (DSSS-OFDM, 6 Mbps, 99pc duty cycle, Long preambule)	WLAN	8.14	± 9.6 %
10419	AAA	IEEE 802.11g WiFi 2.4 GHz (DSSS-OFDM, 6 Mbps, 99pc duty cycle, Short preambule)	WLAN	8.19	± 9.6 %
10422	AAB	IEEE 802.11n (HT Greenfield, 7.2 Mbps, BPSK)	WLAN	8.32	± 9.6 %
10423	AAB	IEEE 802.11n (HT Greenfield, 43.3 Mbps, 16-QAM)	WLAN	8.47	± 9.6 %
10424	AAB	IEEE 802.11n (HT Greenfield, 72.2 Mbps, 64-QAM)	WLAN	8.40	± 9.6 %
10425	AAB	IEEE 802.11n (HT Greenfield, 15 Mbps, BPSK)	WLAN	8.41	± 9.6 %
10426	AAB	IEEE 802.11n (HT Greenfield, 90 Mbps, 16-QAM)	WLAN	8.45	± 9.6 %
10427	AAB	IEEE 802.11n (HT Greenfield, 150 Mbps, 64-QAM)	WLAN	8.41	± 9.6 %
10430	AAD	LTE-FDD (OFDMA, 5 MHz, E-TM 3.1)	LTE-FDD	8.28	± 9.6 %
10431	AAD	LTE-FDD (OFDMA, 10 MHz, E-TM 3.1)	LTE-FDD	8.38	± 9.6 %
10432	AAC	LTE-FDD (OFDMA, 15 MHz, E-TM 3.1)	LTE-FDD	8.34	± 9.6 %
10433	AAC	LTE-FDD (OFDMA, 20 MHz, E-TM 3.1)	LTE-FDD	8.34	± 9.6 %
10434	AAA	W-CDMA (BS Test Model 1, 64 DPCH)	WCDMA	8.60	± 9.6 %
10435	AAF	LTE-TDD (SC-FDMA, 1 RB, 20 MHz, QPSK, UL Subframe=2,3,4,7,8,9)	LTE-TDD	7.82	± 9.6 %
10447	AAD	LTE-FDD (OFDMA, 5 MHz, E-TM 3.1, Clipping 44%)	LTE-FDD	7.56	± 9.6 %
10448	AAD	LTE-FDD (OFDMA, 10 MHz, E-TM 3.1, Clippin 44%)	LTE-FDD	7.53	± 9.6 %
10449	AAC	LTE-FDD (OFDMA, 15 MHz, E-TM 3.1, Cliping 44%)	LTE-FDD	7.51	± 9.6 %
10450	AAC	LTE-FDD (OFDMA, 20 MHz, E-TM 3.1, Clipping 44%)	LTE-FDD	7.48	± 9.6 %

10451	AAA	W-CDMA (BS Test Model 1, 64 DPCH, Clipping 44%)	WCDMA	7.59	± 9.6 %
10456	AAB	IEEE 802.11ac WiFi (160MHz, 64-QAM, 99pc duty cycle)	WLAN	8.63	± 9.6 %
10457	AAA	UMTS-FDD (DC-HSDPA)	WCDMA	6.62	± 9.6 %
10458	AAA	CDMA2000 (1xEV-DO, Rev. B, 2 carriers)	CDMA2000	6.55	± 9.6 %
10459	AAA	CDMA2000 (1xEV-DO, Rev. B, 3 carriers)	CDMA2000	8.25	± 9.6 %
10460	AAA	UMTS-FDD (WCDMA, AMR)	WCDMA	2.39	± 9.6 %
10461	AAB	LTE-TDD (SC-FDMA, 1 RB, 1.4 MHz, QPSK, UL Subframe=2,3,4,7,8,9)	LTE-TDD	7.82	± 9.6 %
10462	AAB	LTE-TDD (SC-FDMA, 1 RB, 1.4 MHz, 16-QAM, UL Subframe=2,3,4,7,8,9)	LTE-TDD	8.30	± 9.6 %
10463	AAB	LTE-TDD (SC-FDMA, 1 RB, 1.4 MHz, 64-QAM, UL Subframe=2,3,4,7,8,9)	LTE-TDD	8.56	± 9.6 %
10464	AAC	LTE-TDD (SC-FDMA, 1 RB, 3 MHz, QPSK, UL Subframe=2,3,4,7,8,9)	LTE-TDD	7.82	± 9.6 %
10465	AAC	LTE-TDD (SC-FDMA, 1 RB, 3 MHz, 16-QAM, UL Subframe=2,3,4,7,8,9)	LTE-TDD	8.32	± 9.6 %
10466	AAC	LTE-TDD (SC-FDMA, 1 RB, 3 MHz, 64-QAM, UL Subframe=2,3,4,7,8,9)	LTE-TDD	8.57	± 9.6 %
10467	AAF	LTE-TDD (SC-FDMA, 1 RB, 5 MHz, QPSK, UL Subframe=2,3,4,7,8,9)	LTE-TDD	7.82	± 9.6 %
10468	AAF	LTE-TDD (SC-FDMA, 1 RB, 5 MHz, 16-QAM, UL Subframe=2,3,4,7,8,9)	LTE-TDD	8.32	± 9.6 %
10469	AAF	LTE-TDD (SC-FDMA, 1 RB, 5 MHz, 64-QAM, UL Subframe=2,3,4,7,8,9)	LTE-TDD	8.56	± 9.6 %
10470	AAF	LTE-TDD (SC-FDMA, 1 RB, 10 MHz, QPSK, UL Subframe=2,3,4,7,8,9)	LTE-TDD	7.82	± 9.6 %
10471	AAF	LTE-TDD (SC-FDMA, 1 RB, 10 MHz, 16-QAM, UL Subframe=2,3,4,7,8,9)	LTE-TDD	8.32	± 9.6 %
10472	AAF	LTE-TDD (SC-FDMA, 1 RB, 10 MHz, 64-QAM, UL Subframe=2,3,4,7,8,9)	LTE-TDD	8.57	± 9.6 %
10473	AAE	LTE-TDD (SC-FDMA, 1 RB, 15 MHz, QPSK, UL Subframe=2,3,4,7,8,9)	LTE-TDD	7.82	± 9.6 %
10474	AAE	LTE-TDD (SC-FDMA, 1 RB, 15 MHz, 16-QAM, UL Subframe=2,3,4,7,8,9)	LTE-TDD	8.32	± 9.6 %
10475	AAE	LTE-TDD (SC-FDMA, 1 RB, 15 MHz, 64-QAM, UL Subframe=2,3,4,7,8,9)	LTE-TDD	8.57	± 9.6 %
10477	AAF	LTE-TDD (SC-FDMA, 1 RB, 20 MHz, 16-QAM, UL Subframe=2,3,4,7,8,9)	LTE-TDD	8.32	± 9.6 %
10478	AAF	LTE-TDD (SC-FDMA, 1 RB, 20 MHz, 64-QAM, UL Subframe=2,3,4,7,8,9)	LTE-TDD	8.57	± 9.6 %
10479	AAB	LTE-TDD (SC-FDMA, 50% RB, 1.4 MHz, QPSK, UL Subframe=2,3,4,7,8,9)	LTE-TDD	7.74	± 9.6 %
10480	AAB	LTE-TDD (SC-FDMA, 50% RB, 1.4 MHz, 16-QAM, UL Subframe=2,3,4,7,8,9)	LTE-TDD	8.18	± 9.6 %
10481	AAB	LTE-TDD (SC-FDMA, 50% RB, 1.4 MHz, 64-QAM, UL Subframe=2,3,4,7,8,9)	LTE-TDD	8.45	± 9.6 %
10482	AAC	LTE-TDD (SC-FDMA, 50% RB, 3 MHz, QPSK, UL Subframe=2,3,4,7,8,9)	LTE-TDD	7.71	± 9.6 %
10483	AAC	LTE-TDD (SC-FDMA, 50% RB, 3 MHz, 16-QAM, UL Subframe=2,3,4,7,8,9)	LTE-TDD	8.39	± 9.6 %
10484	AAC	LTE-TDD (SC-FDMA, 50% RB, 3 MHz, 64-QAM, UL Subframe=2,3,4,7,8,9)	LTE-TDD	8.47	± 9.6 %
10485	AAF	LTE-TDD (SC-FDMA, 50% RB, 5 MHz, QPSK, UL Subframe=2,3,4,7,8,9)	LTE-TDD	7.59	± 9.6 %
10486	AAF	LTE-TDD (SC-FDMA, 50% RB, 5 MHz, 16-QAM, UL Subframe=2,3,4,7,8,9)	LTE-TDD	8.38	± 9.6 %
10487	AAF	LTE-TDD (SC-FDMA, 50% RB, 5 MHz, 64-QAM, UL Subframe=2,3,4,7,8,9)	LTE-TDD	8.60	± 9.6 %
10488	AAF	LTE-TDD (SC-FDMA, 50% RB, 10 MHz, QPSK, UL Subframe=2,3,4,7,8,9)	LTE-TDD	7.70	± 9.6 %
10489	AAF	LTE-TDD (SC-FDMA, 50% RB, 10 MHz, 16-QAM, UL Subframe=2,3,4,7,8,9)	LTE-TDD	8.31	± 9.6 %
10490	AAF	LTE-TDD (SC-FDMA, 50% RB, 10 MHz, 64-QAM, UL Subframe=2,3,4,7,8,9)	LTE-TDD	8.54	± 9.6 %
10491	AAE	LTE-TDD (SC-FDMA, 50% RB, 15 MHz, QPSK, UL Subframe=2,3,4,7,8,9)	LTE-TDD	7.74	± 9.6 %

10492	AAE	LTE-TDD (SC-FDMA, 50% RB, 15 MHz, 16-QAM, UL Subframe=2,3,4,7,8,9)	LTE-TDD	8.41	± 9.6 %
10493	AAE	LTE-TDD (SC-FDMA, 50% RB, 15 MHz, 64-QAM, UL Subframe=2,3,4,7,8,9)	LTE-TDD	8.55	± 9.6 %
10494	AAF	LTE-TDD (SC-FDMA, 50% RB, 20 MHz, QPSK, UL Subframe=2,3,4,7,8,9)	LTE-TDD	7.74	± 9.6 %
10495	AAF	LTE-TDD (SC-FDMA, 50% RB, 20 MHz, 16-QAM, UL Subframe=2,3,4,7,8,9)	LTE-TDD	8.37	± 9.6 %
10496	AAF	LTE-TDD (SC-FDMA, 50% RB, 20 MHz, 64-QAM, UL Subframe=2,3,4,7,8,9)	LTE-TDD	8.54	± 9.6 %
10497	AAB	LTE-TDD (SC-FDMA, 100% RB, 1.4 MHz, QPSK, UL Subframe=2,3,4,7,8,9)	LTE-TDD	7.67	± 9.6 %
10498	AAB	LTE-TDD (SC-FDMA, 100% RB, 1.4 MHz, 16-QAM, UL Subframe=2,3,4,7,8,9)	LTE-TDD	8.40	± 9.6 %
10499	AAB	LTE-TDD (SC-FDMA, 100% RB, 1.4 MHz, 64-QAM, UL Subframe=2,3,4,7,8,9)	LTE-TDD	8.68	± 9.6 %
10500	AAC	LTE-TDD (SC-FDMA, 100% RB, 3 MHz, QPSK, UL Subframe=2,3,4,7,8,9)	LTE-TDD	7.67	± 9.6 %
10501	AAC	LTE-TDD (SC-FDMA, 100% RB, 3 MHz, 16-QAM, UL Subframe=2,3,4,7,8,9)	LTE-TDD	8.44	± 9.6 %
10502	AAC	LTE-TDD (SC-FDMA, 100% RB, 3 MHz, 64-QAM, UL Subframe=2,3,4,7,8,9)	LTE-TDD	8.52	± 9.6 %
10503	AAF	LTE-TDD (SC-FDMA, 100% RB, 5 MHz, QPSK, UL Subframe=2,3,4,7,8,9)	LTE-TDD	7.72	± 9.6 %
10504	AAF	LTE-TDD (SC-FDMA, 100% RB, 5 MHz, 16-QAM, UL Subframe=2,3,4,7,8,9)	LTE-TDD	8.31	± 9.6 %
10505	AAF	LTE-TDD (SC-FDMA, 100% RB, 5 MHz, 64-QAM, UL Subframe=2,3,4,7,8,9)	LTE-TDD	8.54	± 9.6 %
10506	AAF	LTE-TDD (SC-FDMA, 100% RB, 10 MHz, QPSK, UL Subframe=2,3,4,7,8,9)	LTE-TDD	7.74	± 9.6 %
10507	AAF	LTE-TDD (SC-FDMA, 100% RB, 10 MHz, 16-QAM, UL Subframe=2,3,4,7,8,9)	LTE-TDD	8.36	± 9.6 %
10508	AAF	LTE-TDD (SC-FDMA, 100% RB, 10 MHz, 64-QAM, UL Subframe=2,3,4,7,8,9)	LTE-TDD	8.55	± 9.6 %
10509	AAE	LTE-TDD (SC-FDMA, 100% RB, 15 MHz, QPSK, UL Subframe=2,3,4,7,8,9)	LTE-TDD	7.99	± 9.6 %
10510	AAE	LTE-TDD (SC-FDMA, 100% RB, 15 MHz, 16-QAM, UL Subframe=2,3,4,7,8,9)	LTE-TDD	8.49	± 9.6 %
10511	AAE	LTE-TDD (SC-FDMA, 100% RB, 15 MHz, 64-QAM, UL Subframe=2,3,4,7,8,9)	LTE-TDD	8.51	± 9.6 %
10512	AAF	LTE-TDD (SC-FDMA, 100% RB, 20 MHz, QPSK, UL Subframe=2,3,4,7,8,9)	LTE-TDD	7.74	± 9.6 %
10513	AAF	LTE-TDD (SC-FDMA, 100% RB, 20 MHz, 16-QAM, UL Subframe=2,3,4,7,8,9)	LTE-TDD	8.42	± 9.6 %
10514	AAF	LTE-TDD (SC-FDMA, 100% RB, 20 MHz, 64-QAM, UL Subframe=2,3,4,7,8,9)	LTE-TDD	8.45	± 9.6 %
10515	AAA	IEEE 802.11b WiFi 2.4 GHz (DSSS, 2 Mbps, 99pc duty cycle)	WLAN	1.58	± 9.6 %
10516	AAA	IEEE 802.11b WiFi 2.4 GHz (DSSS, 5.5 Mbps, 99pc duty cycle)	WLAN	1.57	± 9.6 %
10517	AAA	IEEE 802.11b WiFi 2.4 GHz (DSSS, 11 Mbps, 99pc duty cycle)	WLAN	1.58	± 9.6 %
10518	AAB	IEEE 802.11a/h WiFi 5 GHz (OFDM, 9 Mbps, 99pc duty cycle)	WLAN	8.23	± 9.6 %
10519	AAB	IEEE 802.11a/h WiFi 5 GHz (OFDM, 12 Mbps, 99pc duty cycle)	WLAN	8.39	± 9.6 %
10520	AAB	IEEE 802.11a/h WiFi 5 GHz (OFDM, 18 Mbps, 99pc duty cycle)	WLAN	8.12	± 9.6 %
10521	AAB	IEEE 802.11a/h WiFi 5 GHz (OFDM, 24 Mbps, 99pc duty cycle)	WLAN	7.97	± 9.6 %
10522	AAB	IEEE 802.11a/h WiFi 5 GHz (OFDM, 36 Mbps, 99pc duty cycle)	WLAN	8.45	± 9.6 %
10523	AAB	IEEE 802.11a/h WiFi 5 GHz (OFDM, 48 Mbps, 99pc duty cycle)	WLAN	8.08	± 9.6 %
10524	AAB	IEEE 802.11a/h WiFi 5 GHz (OFDM, 54 Mbps, 99pc duty cycle)	WLAN	8.27	± 9.6 %
10525	AAB	IEEE 802.11ac WiFi (20MHz, MCS0, 99pc duty cycle)	WLAN	8.36	± 9.6 %
10526	AAB	IEEE 802.11ac WiFi (20MHz, MCS1, 99pc duty cycle)	WLAN	8.42	± 9.6 %
10527	AAB	IEEE 802.11ac WiFi (20MHz, MCS2, 99pc duty cycle)	WLAN	8.21	± 9.6 %
10528	AAB	IEEE 802.11ac WiFi (20MHz, MCS3, 99pc duty cycle)	WLAN	8.36	± 9.6 %
10529	AAB	IEEE 802.11ac WiFi (20MHz, MCS4, 99pc duty cycle)	WLAN	8.36	± 9.6 %
10531	AAB	IEEE 802.11ac WiFi (20MHz, MCS6, 99pc duty cycle)	WLAN	8.43	± 9.6 %
10532	AAB	IEEE 802.11ac WiFi (20MHz, MCS7, 99pc duty cycle)	WLAN	8.29	± 9.6 %
10533	AAB	IEEE 802.11ac WiFi (20MHz, MCS8, 99pc duty cycle)	WLAN	8.38	± 9.6 %
10534	AAB	IEEE 802.11ac WiFi (40MHz, MCS0, 99pc duty cycle)	WLAN	8.45	± 9.6 %

10535	AAB	IEEE 802.11ac WiFi (40MHz, MCS1, 99pc duty cycle)	WLAN	8.45	± 9.6 %
10536	AAB	IEEE 802.11ac WiFi (40MHz, MCS2, 99pc duty cycle)	WLAN	8.32	± 9.6 %
10537	AAB	IEEE 802.11ac WiFi (40MHz, MCS3, 99pc duty cycle)	WLAN	8.44	± 9.6 %
10538	AAB	IEEE 802.11ac WiFi (40MHz, MCS4, 99pc duty cycle)	WLAN	8.54	± 9.6 %
10540	AAB	IEEE 802.11ac WiFi (40MHz, MCS6, 99pc duty cycle)	WLAN	8.39	± 9.6 %
10541	AAB	IEEE 802.11ac WiFi (40MHz, MCS7, 99pc duty cycle)	WLAN	8.46	± 9.6 %
10542	AAB	IEEE 802.11ac WiFi (40MHz, MCS8, 99pc duty cycle)	WLAN	8.65	± 9.6 %
10543	AAB	IEEE 802.11ac WiFi (40MHz, MCS9, 99pc duty cycle)	WLAN	8.65	± 9.6 %
10544	AAB	IEEE 802.11ac WiFi (80MHz, MCS0, 99pc duty cycle)	WLAN	8.47	± 9.6 %
10545	AAB	IEEE 802.11ac WiFi (80MHz, MCS1, 99pc duty cycle)	WLAN	8.55	± 9.6 %
10546	AAB	IEEE 802.11ac WiFi (80MHz, MCS2, 99pc duty cycle)	WLAN	8.35	± 9.6 %
10547	AAB	IEEE 802.11ac WiFi (80MHz, MCS3, 99pc duty cycle)	WLAN	8.49	± 9.6 %
10548	AAB	IEEE 802.11ac WiFi (80MHz, MCS4, 99pc duty cycle)	WLAN	8.37	± 9.6 %
10550	AAB	IEEE 802.11ac WiFi (80MHz, MCS6, 99pc duty cycle)	WLAN	8.38	± 9.6 %
10551	AAB	IEEE 802.11ac WiFi (80MHz, MCS7, 99pc duty cycle)	WLAN	8.50	± 9.6 %
10552	AAB	IEEE 802.11ac WiFi (80MHz, MCS8, 99pc duty cycle)	WLAN	8.42	± 9.6 %
10553	AAB	IEEE 802.11ac WiFi (80MHz, MCS9, 99pc duty cycle)	WLAN	8.45	± 9.6 %
10554	AAC	IEEE 802.11ac WiFi (160MHz, MCS0, 99pc duty cycle)	WLAN	8.48	± 9.6 %
10555	AAC	IEEE 802.11ac WiFi (160MHz, MCS1, 99pc duty cycle)	WLAN	8.47	± 9.6 %
10556	AAC	IEEE 802.11ac WiFi (160MHz, MCS2, 99pc duty cycle)	WLAN	8.50	± 9.6 %
10557	AAC	IEEE 802.11ac WiFi (160MHz, MCS3, 99pc duty cycle)	WLAN	8.52	± 9.6 %
10558	AAC	IEEE 802.11ac WiFi (160MHz, MCS4, 99pc duty cycle)	WLAN	8.61	± 9.6 %
10560	AAC	IEEE 802.11ac WiFi (160MHz, MCS6, 99pc duty cycle)	WLAN	8.73	± 9.6 %
10561	AAC	IEEE 802.11ac WiFi (160MHz, MCS7, 99pc duty cycle)	WLAN	8.56	± 9.6 %
10562	AAC	IEEE 802.11ac WiFi (160MHz, MCS8, 99pc duty cycle)	WLAN	8.69	± 9.6 %
10563	AAC	IEEE 802.11ac WiFi (160MHz, MCS9, 99pc duty cycle)	WLAN	8.77	± 9.6 %
10564	AAA	IEEE 802.11g WiFi 2.4 GHz (DSSS-OFDM, 9 Mbps, 99pc duty cycle)	WLAN	8.25	± 9.6 %
10565	AAA	IEEE 802.11g WiFi 2.4 GHz (DSSS-OFDM, 12 Mbps, 99pc duty cycle)	WLAN	8.45	± 9.6 %
10566	AAA	IEEE 802.11g WiFi 2.4 GHz (DSSS-OFDM, 18 Mbps, 99pc duty cycle)	WLAN	8.13	± 9.6 %
10567	AAA	IEEE 802.11g WiFi 2.4 GHz (DSSS-OFDM, 24 Mbps, 99pc duty cycle)	WLAN	8.00	± 9.6 %
10568	AAA	IEEE 802.11g WiFi 2.4 GHz (DSSS-OFDM, 36 Mbps, 99pc duty cycle)	WLAN	8.37	± 9.6 %
10569	AAA	IEEE 802.11g WiFi 2.4 GHz (DSSS-OFDM, 48 Mbps, 99pc duty cycle)	WLAN	8.10	± 9.6 %
10570	AAA	IEEE 802.11g WiFi 2.4 GHz (DSSS-OFDM, 54 Mbps, 99pc duty cycle)	WLAN	8.30	± 9.6 %
10571	AAA	IEEE 802.11b WiFi 2.4 GHz (DSSS, 1 Mbps, 90pc duty cycle)	WLAN	1.99	± 9.6 %
10572	AAA	IEEE 802.11b WiFi 2.4 GHz (DSSS, 2 Mbps, 90pc duty cycle)	WLAN	1.99	± 9.6 %
10573	AAA	IEEE 802.11b WiFi 2.4 GHz (DSSS, 5.5 Mbps, 90pc duty cycle)	WLAN	1.98	± 9.6 %
10574	AAA	IEEE 802.11b WiFi 2.4 GHz (DSSS, 11 Mbps, 90pc duty cycle)	WLAN	1.98	± 9.6 %
10575	AAA	IEEE 802.11g WiFi 2.4 GHz (DSSS-OFDM, 6 Mbps, 90pc duty cycle)	WLAN	8.59	± 9.6 %
10576	AAA	IEEE 802.11g WiFi 2.4 GHz (DSSS-OFDM, 9 Mbps, 90pc duty cycle)	WLAN	8.60	± 9.6 %
10577	AAA	IEEE 802.11g WiFi 2.4 GHz (DSSS-OFDM, 12 Mbps, 90pc duty cycle)	WLAN	8.70	± 9.6 %
10578	AAA	IEEE 802.11g WiFi 2.4 GHz (DSSS-OFDM, 18 Mbps, 90pc duty cycle)	WLAN	8.49	± 9.6 %
10579	AAA	IEEE 802.11g WiFi 2.4 GHz (DSSS-OFDM, 24 Mbps, 90pc duty cycle)	WLAN	8.36	± 9.6 %
10580	AAA	IEEE 802.11g WiFi 2.4 GHz (DSSS-OFDM, 36 Mbps, 90pc duty cycle)	WLAN	8.76	± 9.6 %
10581	AAA	IEEE 802.11g WiFi 2.4 GHz (DSSS-OFDM, 48 Mbps, 90pc duty cycle)	WLAN	8.35	± 9.6 %
10582	AAA	IEEE 802.11g WiFi 2.4 GHz (DSSS-OFDM, 54 Mbps, 90pc duty cycle)	WLAN	8.67	± 9.6 %
10583	AAB	IEEE 802.11a/h WiFi 5 GHz (OFDM, 6 Mbps, 90pc duty cycle)	WLAN	8.59	± 9.6 %
10584	AAB	IEEE 802.11a/h WiFi 5 GHz (OFDM, 9 Mbps, 90pc duty cycle)	WLAN	8.60	± 9.6 %
10585	AAB	IEEE 802.11a/h WiFi 5 GHz (OFDM, 12 Mbps, 90pc duty cycle)	WLAN	8.70	± 9.6 %
10586	AAB	IEEE 802.11a/h WiFi 5 GHz (OFDM, 18 Mbps, 90pc duty cycle)	WLAN	8.49	± 9.6 %
10587	AAB	IEEE 802.11a/h WiFi 5 GHz (OFDM, 24 Mbps, 90pc duty cycle)	WLAN	8.36	± 9.6 %

10588	AAB	IEEE 802.11a/h WiFi 5 GHz (OFDM, 36 Mbps, 90pc duty cycle)	WLAN	8.76	± 9.6 %
10589	AAB	IEEE 802.11a/h WiFi 5 GHz (OFDM, 48 Mbps, 90pc duty cycle)	WLAN	8.35	± 9.6 %
10590	AAB	IEEE 802.11a/h WiFi 5 GHz (OFDM, 54 Mbps, 90pc duty cycle)	WLAN	8.67	± 9.6 %
10591	AAB	IEEE 802.11n (HT Mixed, 20MHz, MCS0, 90pc duty cycle)	WLAN	8.63	± 9.6 %
10592	AAB	IEEE 802.11n (HT Mixed, 20MHz, MCS1, 90pc duty cycle)	WLAN	8.79	± 9.6 %
10593	AAB	IEEE 802.11n (HT Mixed, 20MHz, MCS2, 90pc duty cycle)	WLAN	8.64	± 9.6 %
10594	AAB	IEEE 802.11n (HT Mixed, 20MHz, MCS3, 90pc duty cycle)	WLAN	8.74	± 9.6 %
10595	AAB	IEEE 802.11n (HT Mixed, 20MHz, MCS4, 90pc duty cycle)	WLAN	8.74	± 9.6 %
10596	AAB	IEEE 802.11n (HT Mixed, 20MHz, MCS5, 90pc duty cycle)	WLAN	8.71	± 9.6 %
10597	AAB	IEEE 802.11n (HT Mixed, 20MHz, MCS6, 90pc duty cycle)	WLAN	8.72	± 9.6 %
10598	AAB	IEEE 802.11n (HT Mixed, 20MHz, MCS7, 90pc duty cycle)	WLAN	8.50	± 9.6 %
10599	AAB	IEEE 802.11n (HT Mixed, 40MHz, MCS0, 90pc duty cycle)	WLAN	8.79	± 9.6 %
10600	AAB	IEEE 802.11n (HT Mixed, 40MHz, MCS1, 90pc duty cycle)	WLAN	8.88	± 9.6 %
10601	AAB	IEEE 802.11n (HT Mixed, 40MHz, MCS2, 90pc duty cycle)	WLAN	8.82	± 9.6 %
10602	AAB	IEEE 802.11n (HT Mixed, 40MHz, MCS3, 90pc duty cycle)	WLAN	8.94	± 9.6 %
10603	AAB	IEEE 802.11n (HT Mixed, 40MHz, MCS4, 90pc duty cycle)	WLAN	9.03	± 9.6 %
10604	AAB	IEEE 802.11n (HT Mixed, 40MHz, MCS5, 90pc duty cycle)	WLAN	8.76	± 9.6 %
10605	AAB	IEEE 802.11n (HT Mixed, 40MHz, MCS6, 90pc duty cycle)	WLAN	8.97	± 9.6 %
10606	AAB	IEEE 802.11n (HT Mixed, 40MHz, MCS7, 90pc duty cycle)	WLAN	8.82	± 9.6 %
10607	AAB	IEEE 802.11ac WiFi (20MHz, MCS0, 90pc duty cycle)	WLAN	8.64	± 9.6 %
10608	AAB	IEEE 802.11ac WiFi (20MHz, MCS1, 90pc duty cycle)	WLAN	8.77	± 9.6 %
10609	AAB	IEEE 802.11ac WiFi (20MHz, MCS2, 90pc duty cycle)	WLAN	8.57	± 9.6 %
10610	AAB	IEEE 802.11ac WiFi (20MHz, MCS3, 90pc duty cycle)	WLAN	8.78	± 9.6 %
10611	AAB	IEEE 802.11ac WiFi (20MHz, MCS4, 90pc duty cycle)	WLAN	8.70	± 9.6 %
10612	AAB	IEEE 802.11ac WiFi (20MHz, MCS5, 90pc duty cycle)	WLAN	8.77	± 9.6 %
10613	AAB	IEEE 802.11ac WiFi (20MHz, MCS6, 90pc duty cycle)	WLAN	8.94	± 9.6 %
10614	AAB	IEEE 802.11ac WiFi (20MHz, MCS7, 90pc duty cycle)	WLAN	8.59	± 9.6 %
10615	AAB	IEEE 802.11ac WiFi (20MHz, MCS8, 90pc duty cycle)	WLAN	8.82	± 9.6 %
10616	AAB	IEEE 802.11ac WiFi (40MHz, MCS0, 90pc duty cycle)	WLAN	8.82	± 9.6 %
10617	AAB	IEEE 802.11ac WiFi (40MHz, MCS1, 90pc duty cycle)	WLAN	8.81	± 9.6 %
10618	AAB	IEEE 802.11ac WiFi (40MHz, MCS2, 90pc duty cycle)	WLAN	8.58	± 9.6 %
10619	AAB	IEEE 802.11ac WiFi (40MHz, MCS3, 90pc duty cycle)	WLAN	8.86	± 9.6 %
10620	AAB	IEEE 802.11ac WiFi (40MHz, MCS4, 90pc duty cycle)	WLAN	8.87	± 9.6 %
10621	AAB	IEEE 802.11ac WiFi (40MHz, MCS5, 90pc duty cycle)	WLAN	8.77	± 9.6 %
10622	AAB	IEEE 802.11ac WiFi (40MHz, MCS6, 90pc duty cycle)	WLAN	8.68	± 9.6 %
10623	AAB	IEEE 802.11ac WiFi (40MHz, MCS7, 90pc duty cycle)	WLAN	8.82	± 9.6 %
10624	AAB	IEEE 802.11ac WiFi (40MHz, MCS8, 90pc duty cycle)	WLAN	8.96	± 9.6 %
10625	AAB	IEEE 802.11ac WiFi (40MHz, MCS9, 90pc duty cycle)	WLAN	8.96	± 9.6 %
10626	AAB	IEEE 802.11ac WiFi (80MHz, MCS0, 90pc duty cycle)	WLAN	8.83	± 9.6 %
10627	AAB	IEEE 802.11ac WiFi (80MHz, MCS1, 90pc duty cycle)	WLAN	8.88	± 9.6 %
10628	AAB	IEEE 802.11ac WiFi (80MHz, MCS2, 90pc duty cycle)	WLAN	8.71	± 9.6 %
10629	AAB	IEEE 802.11ac WiFi (80MHz, MCS3, 90pc duty cycle)	WLAN	8.85	± 9.6 %
10630	AAB	IEEE 802.11ac WiFi (80MHz, MCS4, 90pc duty cycle)	WLAN	8.72	± 9.6 %
10631	AAB	IEEE 802.11ac WiFi (80MHz, MCS5, 90pc duty cycle)	WLAN	8.81	± 9.6 %
10632	AAB	IEEE 802.11ac WiFi (80MHz, MCS6, 90pc duty cycle)	WLAN	8.74	± 9.6 %
10633	AAB	IEEE 802.11ac WiFi (80MHz, MCS7, 90pc duty cycle)	WLAN	8.83	± 9.6 %
10634	AAB	IEEE 802.11ac WiFi (80MHz, MCS8, 90pc duty cycle)	WLAN	8.80	± 9.6 %
10635	AAB	IEEE 802.11ac WiFi (80MHz, MCS9, 90pc duty cycle)	WLAN	8.81	± 9.6 %
10636	AAC	IEEE 802.11ac WiFi (160MHz, MCS0, 90pc duty cycle)	WLAN	8.83	± 9.6 %
10637	AAC	IEEE 802.11ac WiFi (160MHz, MCS1, 90pc duty cycle)	WLAN	8.79	± 9.6 %
10638	AAC	IEEE 802.11ac WiFi (160MHz, MCS2, 90pc duty cycle)	WLAN	8.86	± 9.6 %
10639	AAC	IEEE 802.11ac WiFi (160MHz, MCS3, 90pc duty cycle)	WLAN	8.85	± 9.6 %
10640	AAC	IEEE 802.11ac WiFi (160MHz, MCS4, 90pc duty cycle)	WLAN	8.98	± 9.6 %
10641	AAC	IEEE 802.11ac WiFi (160MHz, MCS5, 90pc duty cycle)	WLAN	9.06	± 9.6 %
10642	AAC	IEEE 802.11ac WiFi (160MHz, MCS6, 90pc duty cycle)	WLAN	9.06	± 9.6 %
10643	AAC	IEEE 802.11ac WiFi (160MHz, MCS7, 90pc duty cycle)	WLAN	8.89	± 9.6 %
10644	AAC	IEEE 802.11ac WiFi (160MHz, MCS8, 90pc duty cycle)	WLAN	9.05	± 9.6 %
10645	AAC	IEEE 802.11ac WiFi (160MHz, MCS9, 90pc duty cycle)	WLAN	9.11	± 9.6 %
10646	AAG	LTE-TDD (SC-FDMA, 1 RB, 5 MHz, QPSK, UL Subframe=2,7)	LTE-TDD	11.96	± 9.6 %
10647	AAF	LTE-TDD (SC-FDMA, 1 RB, 20 MHz, QPSK, UL Subframe=2,7)	LTE-TDD	11.96	± 9.6 %
10648	AAA	CDMA2000 (1x Advanced)	CDMA2000	3.45	± 9.6 %
10652	AAE	LTE-TDD (OFDMA, 5 MHz, E-TM 3.1, Clipping 44%)	LTE-TDD	6.91	± 9.6 %
10653	AAE	LTE-TDD (OFDMA, 10 MHz, E-TM 3.1, Clipping 44%)	LTE-TDD	7.42	± 9.6 %
10654	AAD	LTE-TDD (OFDMA, 15 MHz, E-TM 3.1, Clipping 44%)	LTE-TDD	6.96	± 9.6 %

10655	AAE	LTE-TDD (OFDMA, 20 MHz, E-TM 3.1, Clipping 44%)	LTE-TDD	7.21	± 9.6 %
10658	AAA	Pulse Waveform (200Hz, 10%)	Test	10.00	± 9.6 %
10659	AAA	Pulse Waveform (200Hz, 20%)	Test	6.99	± 9.6 %
10660	AAA	Pulse Waveform (200Hz, 40%)	Test	3.98	± 9.6 %
10661	AAA	Pulse Waveform (200Hz, 60%)	Test	2.22	± 9.6 %
10662	AAA	Pulse Waveform (200Hz, 80%)	Test	0.97	± 9.6 %
10670	AAA	Bluetooth Low Energy	Bluetooth	2.19	± 9.6 %
10671	AAA	IEEE 802.11ax (20MHz, MCS0, 90pc duty cycle)	WLAN	9.09	± 9.6 %
10672	AAA	IEEE 802.11ax (20MHz, MCS1, 90pc duty cycle)	WLAN	8.57	± 9.6 %
10673	AAA	IEEE 802.11ax (20MHz, MCS2, 90pc duty cycle)	WLAN	8.78	± 9.6 %
10674	AAA	IEEE 802.11ax (20MHz, MCS3, 90pc duty cycle)	WLAN	8.74	± 9.6 %
10675	AAA	IEEE 802.11ax (20MHz, MCS4, 90pc duty cycle)	WLAN	8.90	± 9.6 %
10676	AAA	IEEE 802.11ax (20MHz, MCS5, 90pc duty cycle)	WLAN	8.77	± 9.6 %
10677	AAA	IEEE 802.11ax (20MHz, MCS6, 90pc duty cycle)	WLAN	8.73	± 9.6 %
10678	AAA	IEEE 802.11ax (20MHz, MCS7, 90pc duty cycle)	WLAN	8.78	± 9.6 %
10679	AAA	IEEE 802.11ax (20MHz, MCS8, 90pc duty cycle)	WLAN	8.89	± 9.6 %
10680	AAA	IEEE 802.11ax (20MHz, MCS9, 90pc duty cycle)	WLAN	8.80	± 9.6 %
10681	AAA	IEEE 802.11ax (20MHz, MCS10, 90pc duty cycle)	WLAN	8.62	± 9.6 %
10682	AAA	IEEE 802.11ax (20MHz, MCS11, 90pc duty cycle)	WLAN	8.83	± 9.6 %
10683	AAA	IEEE 802.11ax (20MHz, MCS0, 99pc duty cycle)	WLAN	8.42	± 9.6 %
10684	AAA	IEEE 802.11ax (20MHz, MCS1, 99pc duty cycle)	WLAN	8.26	± 9.6 %
10685	AAA	IEEE 802.11ax (20MHz, MCS2, 99pc duty cycle)	WLAN	8.33	± 9.6 %
10686	AAA	IEEE 802.11ax (20MHz, MCS3, 99pc duty cycle)	WLAN	8.28	± 9.6 %
10687	AAA	IEEE 802.11ax (20MHz, MCS4, 99pc duty cycle)	WLAN	8.45	± 9.6 %
10688	AAA	IEEE 802.11ax (20MHz, MCS5, 99pc duty cycle)	WLAN	8.29	± 9.6 %
10689	AAA	IEEE 802.11ax (20MHz, MCS6, 99pc duty cycle)	WLAN	8.55	± 9.6 %
10690	AAA	IEEE 802.11ax (20MHz, MCS7, 99pc duty cycle)	WLAN	8.29	± 9.6 %
10691	AAA	IEEE 802.11ax (20MHz, MCS8, 99pc duty cycle)	WLAN	8.25	± 9.6 %
10692	AAA	IEEE 802.11ax (20MHz, MCS9, 99pc duty cycle)	WLAN	8.29	± 9.6 %
10693	AAA	IEEE 802.11ax (20MHz, MCS10, 99pc duty cycle)	WLAN	8.25	± 9.6 %
10694	AAA	IEEE 802.11ax (20MHz, MCS11, 99pc duty cycle)	WLAN	8.57	± 9.6 %
10695	AAA	IEEE 802.11ax (40MHz, MCS0, 90pc duty cycle)	WLAN	8.78	± 9.6 %
10696	AAA	IEEE 802.11ax (40MHz, MCS1, 90pc duty cycle)	WLAN	8.91	± 9.6 %
10697	AAA	IEEE 802.11ax (40MHz, MCS2, 90pc duty cycle)	WLAN	8.61	± 9.6 %
10698	AAA	IEEE 802.11ax (40MHz, MCS3, 90pc duty cycle)	WLAN	8.89	± 9.6 %
10699	AAA	IEEE 802.11ax (40MHz, MCS4, 90pc duty cycle)	WLAN	8.82	± 9.6 %
10700	AAA	IEEE 802.11ax (40MHz, MCS5, 90pc duty cycle)	WLAN	8.73	± 9.6 %
10701	AAA	IEEE 802.11ax (40MHz, MCS6, 90pc duty cycle)	WLAN	8.86	± 9.6 %
10702	AAA	IEEE 802.11ax (40MHz, MCS7, 90pc duty cycle)	WLAN	8.70	± 9.6 %
10703	AAA	IEEE 802.11ax (40MHz, MCS8, 90pc duty cycle)	WLAN	8.82	± 9.6 %
10704	AAA	IEEE 802.11ax (40MHz, MCS9, 90pc duty cycle)	WLAN	8.56	± 9.6 %
10705	AAA	IEEE 802.11ax (40MHz, MCS10, 90pc duty cycle)	WLAN	8.69	± 9.6 %
10706	AAA	IEEE 802.11ax (40MHz, MCS11, 90pc duty cycle)	WLAN	8.66	± 9.6 %
10707	AAA	IEEE 802.11ax (40MHz, MCS0, 99pc duty cycle)	WLAN	8.32	± 9.6 %
10708	AAA	IEEE 802.11ax (40MHz, MCS1, 99pc duty cycle)	WLAN	8.55	± 9.6 %
10709	AAA	IEEE 802.11ax (40MHz, MCS2, 99pc duty cycle)	WLAN	8.33	± 9.6 %
10710	AAA	IEEE 802.11ax (40MHz, MCS3, 99pc duty cycle)	WLAN	8.29	± 9.6 %
10711	AAA	IEEE 802.11ax (40MHz, MCS4, 99pc duty cycle)	WLAN	8.39	± 9.6 %
10712	AAA	IEEE 802.11ax (40MHz, MCS5, 99pc duty cycle)	WLAN	8.67	± 9.6 %
10713	AAA	IEEE 802.11ax (40MHz, MCS6, 99pc duty cycle)	WLAN	8.33	± 9.6 %
10714	AAA	IEEE 802.11ax (40MHz, MCS7, 99pc duty cycle)	WLAN	8.26	± 9.6 %
10715	AAA	IEEE 802.11ax (40MHz, MCS8, 99pc duty cycle)	WLAN	8.45	± 9.6 %
10716	AAA	IEEE 802.11ax (40MHz, MCS9, 99pc duty cycle)	WLAN	8.30	± 9.6 %
10717	AAA	IEEE 802.11ax (40MHz, MCS10, 99pc duty cycle)	WLAN	8.48	± 9.6 %
10718	AAA	IEEE 802.11ax (40MHz, MCS11, 99pc duty cycle)	WLAN	8.24	± 9.6 %
10719	AAA	IEEE 802.11ax (80MHz, MCS0, 90pc duty cycle)	WLAN	8.81	± 9.6 %
10720	AAA	IEEE 802.11ax (80MHz, MCS1, 90pc duty cycle)	WLAN	8.87	± 9.6 %
10721	AAA	IEEE 802.11ax (80MHz, MCS2, 90pc duty cycle)	WLAN	8.76	± 9.6 %
10722	AAA	IEEE 802.11ax (80MHz, MCS3, 90pc duty cycle)	WLAN	8.55	± 9.6 %
10723	AAA	IEEE 802.11ax (80MHz, MCS4, 90pc duty cycle)	WLAN	8.70	± 9.6 %
10724	AAA	IEEE 802.11ax (80MHz, MCS5, 90pc duty cycle)	WLAN	8.90	± 9.6 %
10725	AAA	IEEE 802.11ax (80MHz, MCS6, 90pc duty cycle)	WLAN	8.74	± 9.6 %
10726	AAA	IEEE 802.11ax (80MHz, MCS7, 90pc duty cycle)	WLAN	8.72	± 9.6 %
10727	AAA	IEEE 802.11ax (80MHz, MCS8, 90pc duty cycle)	WLAN	8.66	± 9.6 %

10728	AAA	IEEE 802.11ax (80MHz, MCS9, 90pc duty cycle)	WLAN	8.65	± 9.6 %
10729	AAA	IEEE 802.11ax (80MHz, MCS10, 90pc duty cycle)	WLAN	8.64	± 9.6 %
10730	AAA	IEEE 802.11ax (80MHz, MCS11, 90pc duty cycle)	WLAN	8.67	± 9.6 %
10731	AAA	IEEE 802.11ax (80MHz, MCS0, 99pc duty cycle)	WLAN	8.42	± 9.6 %
10732	AAA	IEEE 802.11ax (80MHz, MCS1, 99pc duty cycle)	WLAN	8.46	± 9.6 %
10733	AAA	IEEE 802.11ax (80MHz, MCS2, 99pc duty cycle)	WLAN	8.40	± 9.6 %
10734	AAA	IEEE 802.11ax (80MHz, MCS3, 99pc duty cycle)	WLAN	8.25	± 9.6 %
10735	AAA	IEEE 802.11ax (80MHz, MCS4, 99pc duty cycle)	WLAN	8.33	± 9.6 %
10736	AAA	IEEE 802.11ax (80MHz, MCS5, 99pc duty cycle)	WLAN	8.27	± 9.6 %
10737	AAA	IEEE 802.11ax (80MHz, MCS6, 99pc duty cycle)	WLAN	8.36	± 9.6 %
10738	AAA	IEEE 802.11ax (80MHz, MCS7, 99pc duty cycle)	WLAN	8.42	± 9.6 %
10739	AAA	IEEE 802.11ax (80MHz, MCS8, 99pc duty cycle)	WLAN	8.29	± 9.6 %
10740	AAA	IEEE 802.11ax (80MHz, MCS9, 99pc duty cycle)	WLAN	8.48	± 9.6 %
10741	AAA	IEEE 802.11ax (80MHz, MCS10, 99pc duty cycle)	WLAN	8.40	± 9.6 %
10742	AAA	IEEE 802.11ax (80MHz, MCS11, 99pc duty cycle)	WLAN	8.43	± 9.6 %
10743	AAA	IEEE 802.11ax (160MHz, MCS0, 90pc duty cycle)	WLAN	8.94	± 9.6 %
10744	AAA	IEEE 802.11ax (160MHz, MCS1, 90pc duty cycle)	WLAN	9.16	± 9.6 %
10745	AAA	IEEE 802.11ax (160MHz, MCS2, 90pc duty cycle)	WLAN	8.93	± 9.6 %
10746	AAA	IEEE 802.11ax (160MHz, MCS3, 90pc duty cycle)	WLAN	9.11	± 9.6 %
10747	AAA	IEEE 802.11ax (160MHz, MCS4, 90pc duty cycle)	WLAN	9.04	± 9.6 %
10748	AAA	IEEE 802.11ax (160MHz, MCS5, 90pc duty cycle)	WLAN	8.93	± 9.6 %
10749	AAA	IEEE 802.11ax (160MHz, MCS6, 90pc duty cycle)	WLAN	8.90	± 9.6 %
10750	AAA	IEEE 802.11ax (160MHz, MCS7, 90pc duty cycle)	WLAN	8.79	± 9.6 %
10751	AAA	IEEE 802.11ax (160MHz, MCS8, 90pc duty cycle)	WLAN	8.82	± 9.6 %
10752	AAA	IEEE 802.11ax (160MHz, MCS9, 90pc duty cycle)	WLAN	8.81	± 9.6 %
10753	AAA	IEEE 802.11ax (160MHz, MCS10, 90pc duty cycle)	WLAN	9.00	± 9.6 %
10754	AAA	IEEE 802.11ax (160MHz, MCS11, 90pc duty cycle)	WLAN	8.94	± 9.6 %
10755	AAA	IEEE 802.11ax (160MHz, MCS0, 99pc duty cycle)	WLAN	8.64	± 9.6 %
10756	AAA	IEEE 802.11ax (160MHz, MCS1, 99pc duty cycle)	WLAN	8.77	± 9.6 %
10757	AAA	IEEE 802.11ax (160MHz, MCS2, 99pc duty cycle)	WLAN	8.77	± 9.6 %
10758	AAA	IEEE 802.11ax (160MHz, MCS3, 99pc duty cycle)	WLAN	8.69	± 9.6 %
10759	AAA	IEEE 802.11ax (160MHz, MCS4, 99pc duty cycle)	WLAN	8.58	± 9.6 %
10760	AAA	IEEE 802.11ax (160MHz, MCS5, 99pc duty cycle)	WLAN	8.49	± 9.6 %
10761	AAA	IEEE 802.11ax (160MHz, MCS6, 99pc duty cycle)	WLAN	8.58	± 9.6 %
10762	AAA	IEEE 802.11ax (160MHz, MCS7, 99pc duty cycle)	WLAN	8.49	± 9.6 %
10763	AAA	IEEE 802.11ax (160MHz, MCS8, 99pc duty cycle)	WLAN	8.53	± 9.6 %
10764	AAA	IEEE 802.11ax (160MHz, MCS9, 99pc duty cycle)	WLAN	8.54	± 9.6 %
10765	AAA	IEEE 802.11ax (160MHz, MCS10, 99pc duty cycle)	WLAN	8.54	± 9.6 %
10766	AAA	IEEE 802.11ax (160MHz, MCS11, 99pc duty cycle)	WLAN	8.51	± 9.6 %
10767	AAA	5G NR (CP-OFDM, 1 RB, 5 MHz, QPSK, 15 kHz)	5G NR FR1 TDD	7.99	± 9.6 %
10768	AAA	5G NR (CP-OFDM, 1 RB, 10 MHz, QPSK, 15 kHz)	5G NR FR1 TDD	8.01	± 9.6 %
10769	AAA	5G NR (CP-OFDM, 1 RB, 15 MHz, QPSK, 15 kHz)	5G NR FR1 TDD	8.01	± 9.6 %
10770	AAA	5G NR (CP-OFDM, 1 RB, 20 MHz, QPSK, 15 kHz)	5G NR FR1 TDD	8.02	± 9.6 %
10771	AAA	5G NR (CP-OFDM, 1 RB, 25 MHz, QPSK, 15 kHz)	5G NR FR1 TDD	8.02	± 9.6 %
10772	AAA	5G NR (CP-OFDM, 1 RB, 30 MHz, QPSK, 15 kHz)	5G NR FR1 TDD	8.23	± 9.6 %
10773	AAA	5G NR (CP-OFDM, 1 RB, 40 MHz, QPSK, 15 kHz)	5G NR FR1 TDD	8.03	± 9.6 %
10774	AAA	5G NR (CP-OFDM, 1 RB, 50 MHz, QPSK, 15 kHz)	5G NR FR1 TDD	8.02	± 9.6 %
10776	AAA	5G NR (CP-OFDM, 50% RB, 10 MHz, QPSK, 15 kHz)	5G NR FR1 TDD	8.30	± 9.6 %
10778	AAA	5G NR (CP-OFDM, 50% RB, 20 MHz, QPSK, 15 kHz)	5G NR FR1 TDD	8.34	± 9.6 %
10780	AAA	5G NR (CP-OFDM, 50% RB, 30 MHz, QPSK, 15 kHz)	5G NR FR1 TDD	8.38	± 9.6 %
10781	AAA	5G NR (CP-OFDM, 50% RB, 40 MHz, QPSK, 15 kHz)	5G NR FR1 TDD	8.38	± 9.6 %
10782	AAA	5G NR (CP-OFDM, 50% RB, 50 MHz, QPSK, 15 kHz)	5G NR FR1 TDD	8.43	± 9.6 %

10783	AAA	5G NR (CP-OFDM, 100% RB, 5 MHz, QPSK, 15 kHz)	5G NR FR1 TDD	8.31	± 9.6 %
10784	AAA	5G NR (CP-OFDM, 100% RB, 10 MHz, QPSK, 15 kHz)	5G NR FR1 TDD	8.29	± 9.6 %
10785	AAA	5G NR (CP-OFDM, 100% RB, 15 MHz, QPSK, 15 kHz)	5G NR FR1 TDD	8.40	± 9.6 %
10786	AAA	5G NR (CP-OFDM, 100% RB, 20 MHz, QPSK, 15 kHz)	5G NR FR1 TDD	8.35	± 9.6 %
10787	AAA	5G NR (CP-OFDM, 100% RB, 25 MHz, QPSK, 15 kHz)	5G NR FR1 TDD	8.44	± 9.6 %
10788	AAA	5G NR (CP-OFDM, 100% RB, 30 MHz, QPSK, 15 kHz)	5G NR FR1 TDD	8.39	± 9.6 %
10789	AAA	5G NR (CP-OFDM, 100% RB, 40 MHz, QPSK, 15 kHz)	5G NR FR1 TDD	8.37	± 9.6 %
10790	AAA	5G NR (CP-OFDM, 100% RB, 50 MHz, QPSK, 15 kHz)	5G NR FR1 TDD	8.39	± 9.6 %
10791	AAA	5G NR (CP-OFDM, 1 RB, 5 MHz, QPSK, 30 kHz)	5G NR FR1 TDD	7.83	± 9.6 %
10792	AAA	5G NR (CP-OFDM, 1 RB, 10 MHz, QPSK, 30 kHz)	5G NR FR1 TDD	7.92	± 9.6 %
10793	AAA	5G NR (CP-OFDM, 1 RB, 15 MHz, QPSK, 30 kHz)	5G NR FR1 TDD	7.95	± 9.6 %
10794	AAA	5G NR (CP-OFDM, 1 RB, 20 MHz, QPSK, 30 kHz)	5G NR FR1 TDD	7.82	± 9.6 %
10795	AAA	5G NR (CP-OFDM, 1 RB, 25 MHz, QPSK, 30 kHz)	5G NR FR1 TDD	7.84	± 9.6 %
10796	AAA	5G NR (CP-OFDM, 1 RB, 30 MHz, QPSK, 30 kHz)	5G NR FR1 TDD	7.82	± 9.6 %
10797	AAA	5G NR (CP-OFDM, 1 RB, 40 MHz, QPSK, 30 kHz)	5G NR FR1 TDD	8.01	± 9.6 %
10798	AAA	5G NR (CP-OFDM, 1 RB, 50 MHz, QPSK, 30 kHz)	5G NR FR1 TDD	7.89	± 9.6 %
10799	AAA	5G NR (CP-OFDM, 1 RB, 60 MHz, QPSK, 30 kHz)	5G NR FR1 TDD	7.93	± 9.6 %
10801	AAA	5G NR (CP-OFDM, 1 RB, 80 MHz, QPSK, 30 kHz)	5G NR FR1 TDD	7.89	± 9.6 %
10802	AAA	5G NR (CP-OFDM, 1 RB, 90 MHz, QPSK, 30 kHz)	5G NR FR1 TDD	7.87	± 9.6 %
10803	AAA	5G NR (CP-OFDM, 1 RB, 100 MHz, QPSK, 30 kHz)	5G NR FR1 TDD	7.93	± 9.6 %
10805	AAA	5G NR (CP-OFDM, 50% RB, 10 MHz, QPSK, 30 kHz)	5G NR FR1 TDD	8.34	± 9.6 %
10806	AAA	5G NR (CP-OFDM, 50% RB, 15 MHz, QPSK, 30 kHz)	5G NR FR1 TDD	8.37	± 9.6 %
10809	AAA	5G NR (CP-OFDM, 50% RB, 30 MHz, QPSK, 30 kHz)	5G NR FR1 TDD	8.34	± 9.6 %
10810	AAA	5G NR (CP-OFDM, 50% RB, 40 MHz, QPSK, 30 kHz)	5G NR FR1 TDD	8.34	± 9.6 %
10812	AAA	5G NR (CP-OFDM, 50% RB, 60 MHz, QPSK, 30 kHz)	5G NR FR1 TDD	8.35	± 9.6 %
10817	AAA	5G NR (CP-OFDM, 100% RB, 5 MHz, QPSK, 30 kHz)	5G NR FR1 TDD	8.35	± 9.6 %
10818	AAA	5G NR (CP-OFDM, 100% RB, 10 MHz, QPSK, 30 kHz)	5G NR FR1 TDD	8.34	± 9.6 %
10819	AAA	5G NR (CP-OFDM, 100% RB, 15 MHz, QPSK, 30 kHz)	5G NR FR1 TDD	8.33	± 9.6 %
10820	AAA	5G NR (CP-OFDM, 100% RB, 20 MHz, QPSK, 30 kHz)	5G NR FR1 TDD	8.30	± 9.6 %
10821	AAA	5G NR (CP-OFDM, 100% RB, 25 MHz, QPSK, 30 kHz)	5G NR FR1 TDD	8.41	± 9.6 %
10822	AAA	5G NR (CP-OFDM, 100% RB, 30 MHz, QPSK, 30 kHz)	5G NR FR1 TDD	8.41	± 9.6 %
10823	AAA	5G NR (CP-OFDM, 100% RB, 40 MHz, QPSK, 30 kHz)	5G NR FR1 TDD	8.36	± 9.6 %
10824	AAA	5G NR (CP-OFDM, 100% RB, 50 MHz, QPSK, 30 kHz)	5G NR FR1 TDD	8.39	± 9.6 %

10825	AAA	5G NR (CP-OFDM, 100% RB, 60 MHz, QPSK, 30 kHz)	5G NR FR1 TDD	8.41	± 9.6 %
10827	AAA	5G NR (CP-OFDM, 100% RB, 80 MHz, QPSK, 30 kHz)	5G NR FR1 TDD	8.42	± 9.6 %
10828	AAA	5G NR (CP-OFDM, 100% RB, 90 MHz, QPSK, 30 kHz)	5G NR FR1 TDD	8.43	± 9.6 %
10829	AAA	5G NR (CP-OFDM, 100% RB, 100 MHz, QPSK, 30 kHz)	5G NR FR1 TDD	8.40	± 9.6 %
10830	AAA	5G NR (CP-OFDM, 1 RB, 10 MHz, QPSK, 60 kHz)	5G NR FR1 TDD	7.63	± 9.6 %
10831	AAA	5G NR (CP-OFDM, 1 RB, 15 MHz, QPSK, 60 kHz)	5G NR FR1 TDD	7.73	± 9.6 %
10832	AAA	5G NR (CP-OFDM, 1 RB, 20 MHz, QPSK, 60 kHz)	5G NR FR1 TDD	7.74	± 9.6 %
10833	AAA	5G NR (CP-OFDM, 1 RB, 25 MHz, QPSK, 60 kHz)	5G NR FR1 TDD	7.70	± 9.6 %
10834	AAA	5G NR (CP-OFDM, 1 RB, 30 MHz, QPSK, 60 kHz)	5G NR FR1 TDD	7.75	± 9.6 %
10835	AAA	5G NR (CP-OFDM, 1 RB, 40 MHz, QPSK, 60 kHz)	5G NR FR1 TDD	7.70	± 9.6 %
10836	AAA	5G NR (CP-OFDM, 1 RB, 50 MHz, QPSK, 60 kHz)	5G NR FR1 TDD	7.66	± 9.6 %
10837	AAA	5G NR (CP-OFDM, 1 RB, 60 MHz, QPSK, 60 kHz)	5G NR FR1 TDD	7.68	± 9.6 %
10839	AAA	5G NR (CP-OFDM, 1 RB, 80 MHz, QPSK, 60 kHz)	5G NR FR1 TDD	7.70	± 9.6 %
10840	AAA	5G NR (CP-OFDM, 1 RB, 90 MHz, QPSK, 60 kHz)	5G NR FR1 TDD	7.67	± 9.6 %
10841	AAA	5G NR (CP-OFDM, 1 RB, 100 MHz, QPSK, 60 kHz)	5G NR FR1 TDD	7.71	± 9.6 %
10843	AAA	5G NR (CP-OFDM, 50% RB, 15 MHz, QPSK, 60 kHz)	5G NR FR1 TDD	8.49	± 9.6 %
10844	AAA	5G NR (CP-OFDM, 50% RB, 20 MHz, QPSK, 60 kHz)	5G NR FR1 TDD	8.34	± 9.6 %
10846	AAA	5G NR (CP-OFDM, 50% RB, 30 MHz, QPSK, 60 kHz)	5G NR FR1 TDD	8.41	± 9.6 %
10854	AAA	5G NR (CP-OFDM, 100% RB, 10 MHz, QPSK, 60 kHz)	5G NR FR1 TDD	8.34	± 9.6 %
10855	AAA	5G NR (CP-OFDM, 100% RB, 15 MHz, QPSK, 60 kHz)	5G NR FR1 TDD	8.36	± 9.6 %
10856	AAA	5G NR (CP-OFDM, 100% RB, 20 MHz, QPSK, 60 kHz)	5G NR FR1 TDD	8.37	± 9.6 %
10857	AAA	5G NR (CP-OFDM, 100% RB, 25 MHz, QPSK, 60 kHz)	5G NR FR1 TDD	8.35	± 9.6 %
10858	AAA	5G NR (CP-OFDM, 100% RB, 30 MHz, QPSK, 60 kHz)	5G NR FR1 TDD	8.36	± 9.6 %
10859	AAA	5G NR (CP-OFDM, 100% RB, 40 MHz, QPSK, 60 kHz)	5G NR FR1 TDD	8.34	± 9.6 %
10860	AAA	5G NR (CP-OFDM, 100% RB, 50 MHz, QPSK, 60 kHz)	5G NR FR1 TDD	8.41	± 9.6 %
10861	AAA	5G NR (CP-OFDM, 100% RB, 60 MHz, QPSK, 60 kHz)	5G NR FR1 TDD	8.40	± 9.6 %
10863	AAA	5G NR (CP-OFDM, 100% RB, 80 MHz, QPSK, 60 kHz)	5G NR FR1 TDD	8.41	± 9.6 %
10864	AAA	5G NR (CP-OFDM, 100% RB, 90 MHz, QPSK, 60 kHz)	5G NR FR1 TDD	8.37	± 9.6 %
10865	AAA	5G NR (CP-OFDM, 100% RB, 100 MHz, QPSK, 60 kHz)	5G NR FR1 TDD	8.41	± 9.6 %
10866	AAA	5G NR (DFT-s-OFDM, 1 RB, 100 MHz, QPSK, 30 kHz)	5G NR FR1 TDD	5.68	± 9.6 %
10868	AAA	5G NR (DFT-s-OFDM, 100% RB, 100 MHz, QPSK, 30 kHz)	5G NR FR1 TDD	5.89	± 9.6 %
10869	AAA	5G NR (DFT-s-OFDM, 1 RB, 100 MHz, QPSK, 120 kHz)	5G NR FR2 TDD	5.75	± 9.6 %
10870	AAA	5G NR (DFT-s-OFDM, 100% RB, 100 MHz, QPSK, 120 kHz)	5G NR FR2 TDD	5.86	± 9.6 %

10871	AAA	5G NR (DFT-s-OFDM, 1 RB, 100 MHz, 16QAM, 120 kHz)	5G NR FR2 TDD	5.75	± 9.6 %
10872	AAA	5G NR (DFT-s-OFDM, 100% RB, 100 MHz, 16QAM, 120 kHz)	5G NR FR2 TDD	6.52	± 9.6 %
10873	AAA	5G NR (DFT-s-OFDM, 1 RB, 100 MHz, 64QAM, 120 kHz)	5G NR FR2 TDD	6.61	± 9.6 %
10874	AAA	5G NR (DFT-s-OFDM, 100% RB, 100 MHz, 64QAM, 120 kHz)	5G NR FR2 TDD	6.65	± 9.6 %
10875	AAA	5G NR (CP-OFDM, 1 RB, 100 MHz, QPSK, 120 kHz)	5G NR FR2 TDD	7.78	± 9.6 %
10876	AAA	5G NR (CP-OFDM, 100% RB, 100 MHz, QPSK, 120 kHz)	5G NR FR2 TDD	8.39	± 9.6 %
10877	AAA	5G NR (CP-OFDM, 1 RB, 100 MHz, 16QAM, 120 kHz)	5G NR FR2 TDD	7.95	± 9.6 %
10878	AAA	5G NR (CP-OFDM, 100% RB, 100 MHz, 16QAM, 120 kHz)	5G NR FR2 TDD	8.41	± 9.6 %
10879	AAA	5G NR (CP-OFDM, 1 RB, 100 MHz, 64QAM, 120 kHz)	5G NR FR2 TDD	8.12	± 9.6 %
10880	AAA	5G NR (CP-OFDM, 100% RB, 100 MHz, 64QAM, 120 kHz)	5G NR FR2 TDD	8.38	± 9.6 %
10881	AAA	5G NR (DFT-s-OFDM, 1 RB, 50 MHz, QPSK, 120 kHz)	5G NR FR2 TDD	5.75	± 9.6 %
10882	AAA	5G NR (DFT-s-OFDM, 100% RB, 50 MHz, QPSK, 120 kHz)	5G NR FR2 TDD	5.96	± 9.6 %
10883	AAA	5G NR (DFT-s-OFDM, 1 RB, 50 MHz, 16QAM, 120 kHz)	5G NR FR2 TDD	6.57	± 9.6 %
10884	AAA	5G NR (DFT-s-OFDM, 100% RB, 50 MHz, 16QAM, 120 kHz)	5G NR FR2 TDD	6.53	± 9.6 %
10885	AAA	5G NR (DFT-s-OFDM, 1 RB, 50 MHz, 64QAM, 120 kHz)	5G NR FR2 TDD	6.61	± 9.6 %
10886	AAA	5G NR (DFT-s-OFDM, 100% RB, 50 MHz, 64QAM, 120 kHz)	5G NR FR2 TDD	6.65	± 9.6 %
10887	AAA	5G NR (CP-OFDM, 1 RB, 50 MHz, QPSK, 120 kHz)	5G NR FR2 TDD	7.78	± 9.6 %
10888	AAA	5G NR (CP-OFDM, 100% RB, 50 MHz, QPSK, 120 kHz)	5G NR FR2 TDD	8.35	± 9.6 %
10889	AAA	5G NR (CP-OFDM, 1 RB, 50 MHz, 16QAM, 120 kHz)	5G NR FR2 TDD	8.02	± 9.6 %
10890	AAA	5G NR (CP-OFDM, 100% RB, 50 MHz, 16QAM, 120 kHz)	5G NR FR2 TDD	8.40	± 9.6 %
10891	AAA	5G NR (CP-OFDM, 1 RB, 50 MHz, 64QAM, 120 kHz)	5G NR FR2 TDD	8.13	± 9.6 %
10892	AAA	5G NR (CP-OFDM, 100% RB, 50 MHz, 64QAM, 120 kHz)	5G NR FR2 TDD	8.41	± 9.6 %

[E] Uncertainty is determined using the max. deviation from linear response applying rectangular distribution and is expressed for the square of the field value.

Appendix E. Dipole Calibration

	Instrument	Manufacturer	Model No.	Serial No.
	Reference Dipole 450MHz	Speag	D450V3	1108
	Reference Dipole 750MHz	Speag	D750V3	1031
	Reference Dipole 835Mhz	Speag	ALS-D-835	QTK-315
	Reference Dipole 900MHz	Speag	D900V2	1d176
	Reference Dipole 1450MHz	Speag	D1450V2	1056
	Reference Dipole 1640MHz	Speag	D1640V2	329
	Reference Dipole 1750MHz	Speag	D1750V2	1113
	Reference Dipole 1800MHz	Speag	D1800V2	2d221
	Reference Dipole 1900MHz	Speag	D1900V2	5d184
	Reference Dipole 1950MHz	Speag	D1950V3	1213
	Reference Dipole 2300MHz	Speag	D2300V2	1045
X	Reference Dipole 2450MHz	Speag	D2450V2	930
	Reference Dipole 2600MHz	Speag	ALS-D-2600	QTK-225
	Reference Dipole 3500MHz	Speag	ALS-D-3500	QTK-228
	Reference Dipole 3700MHz	Speag	D3700V2	1056
X	Reference Dipole 5GHz	Speag	D5GHzV2	1041

Note: The test dipole antenna marked with “X” are used to measure the final test results.

139811

Calibration Laboratory of
Schmid & Partner
Engineering AG
Zeughausstrasse 43, 8004 Zurich, Switzerland

S Schweizerischer Kalibrierdienst
C Service suisse d'étalonnage
Servizio svizzero di taratura
S Swiss Calibration Service

Accredited by the Swiss Accreditation Service (SAS)
The Swiss Accreditation Service is one of the signatories to the EA Multilateral Agreement for the recognition of calibration certificates

Accreditation No.: SCS 0108

Client **DEKRA (Auden)**

Certificate No: D2450V2-930_Nov19

CALIBRATION CERTIFICATE

Object	D2450V2 - SN:930
Calibration procedure(s)	QA CAL-05.v11 Calibration Procedure for SAR Validation Sources between 0.7-3 GHz
Calibration date:	November 21, 2019

This calibration certificate documents the traceability to national standards, which realize the physical units of measurements (SI).
The measurements and the uncertainties with confidence probability are given on the following pages and are part of the certificate.

All calibrations have been conducted in the closed laboratory facility: environment temperature (22 ± 3)°C and humidity < 70%.

Calibration Equipment used (M&TE critical for calibration)

Primary Standards	ID #	Cal Date (Certificate No.)	Scheduled Calibration
Power meter NRP	SN: 104778	03-Apr-19 (No. 217-02892/02893)	Apr-20
Power sensor NRP-Z91	SN: 103244	03-Apr-19 (No. 217-02892)	Apr-20
Power sensor NRP-Z91	SN: 103245	03-Apr-19 (No. 217-02893)	Apr-20
Reference 20 dB Attenuator	SN: 5058 (20k)	04-Apr-19 (No. 217-02894)	Apr-20
Type-N mismatch combination	SN: 5047.2 / 06327	04-Apr-19 (No. 217-02895)	Apr-20
Reference Probe EX3DV4	SN: 7349	29-May-19 (No. EX3-7349_May19)	May-20
DAE4	SN: 601	30-Apr-19 (No. DAE4-601_Apr19)	Apr-20

Secondary Standards	ID #	Check Date (in house)	Scheduled Check
Power meter E4419B	SN: GB39512475	30-Oct-14 (in house check Feb-19)	In house check: Oct-20
Power sensor HP 8481A	SN: US37292783	07-Oct-15 (in house check Oct-18)	In house check: Oct-20
Power sensor HP 8481A	SN: MY41092317	07-Oct-15 (in house check Oct-18)	In house check: Oct-20
RF generator R&S SMT-06	SN: 100972	15-Jun-15 (in house check Oct-18)	In house check: Oct-20
Network Analyzer Agilent E8358A	SN: US41080477	31-Mar-14 (in house check Oct-19)	In house check: Oct-20

	Name	Function	Signature
Calibrated by:	Claudio Leubler	Laboratory Technician	
Approved by:	Katja Pokovic	Technical Manager	

Issued: November 25, 2019

This calibration certificate shall not be reproduced except in full without written approval of the laboratory.

Glossary:

TSL	tissue simulating liquid
ConvF	sensitivity in TSL / NORM x,y,z
N/A	not applicable or not measured

Calibration is Performed According to the Following Standards:

a) IEEE Std 1528-2013, "IEEE Recommended Practice for Determining the Peak Spatial-Averaged Specific Absorption Rate (SAR) in the Human Head from Wireless Communications Devices: Measurement Techniques", June 2013
b) IEC 62209-1, "Measurement procedure for the assessment of Specific Absorption Rate (SAR) from hand-held and body-mounted devices used next to the ear (frequency range of 300 MHz to 6 GHz)", July 2016
c) IEC 62209-2, "Procedure to determine the Specific Absorption Rate (SAR) for wireless communication devices used in close proximity to the human body (frequency range of 30 MHz to 6 GHz)", March 2010
d) KDB 865664, "SAR Measurement Requirements for 100 MHz to 6 GHz"

Additional Documentation:

e) DASY4/5 System Handbook

Methods Applied and Interpretation of Parameters:

- *Measurement Conditions:* Further details are available from the Validation Report at the end of the certificate. All figures stated in the certificate are valid at the frequency indicated.
- *Antenna Parameters with TSL:* The dipole is mounted with the spacer to position its feed point exactly below the center marking of the flat phantom section, with the arms oriented parallel to the body axis.
- *Feed Point Impedance and Return Loss:* These parameters are measured with the dipole positioned under the liquid filled phantom. The impedance stated is transformed from the measurement at the SMA connector to the feed point. The Return Loss ensures low reflected power. No uncertainty required.
- *Electrical Delay:* One-way delay between the SMA connector and the antenna feed point. No uncertainty required.
- *SAR measured:* SAR measured at the stated antenna input power.
- *SAR normalized:* SAR as measured, normalized to an input power of 1 W at the antenna connector.
- *SAR for nominal TSL parameters:* The measured TSL parameters are used to calculate the nominal SAR result.

The reported uncertainty of measurement is stated as the standard uncertainty of measurement multiplied by the coverage factor k=2, which for a normal distribution corresponds to a coverage probability of approximately 95%.

Measurement Conditions

DASY system configuration, as far as not given on page 1.

DASY Version	DASY5	V52.10.3
Extrapolation	Advanced Extrapolation	
Phantom	Modular Flat Phantom	
Distance Dipole Center - TSL	10 mm	with Spacer
Zoom Scan Resolution	dx, dy, dz = 5 mm	
Frequency	2450 MHz ± 1 MHz	

Head TSL parameters

The following parameters and calculations were applied.

	Temperature	**Permittivity**	**Conductivity**
Nominal Head TSL parameters	22.0 °C	39.2	1.80 mho/m
Measured Head TSL parameters	(22.0 ± 0.2) °C	38.2 ± 6 %	1.84 mho/m ± 6 %
Head TSL temperature change during test	< 0.5 °C	----	----

SAR result with Head TSL

SAR averaged over 1 cm^3 (1 g) of Head TSL	Condition	
SAR measured	250 mW input power	13.5 W/kg
SAR for nominal Head TSL parameters	normalized to 1W	**53.1 W/kg ± 17.0 % (k=2)**

SAR averaged over 10 cm^3 (10 g) of Head TSL	condition	
SAR measured	250 mW input power	6.22 W/kg
SAR for nominal Head TSL parameters	normalized to 1W	**24.6 W/kg ± 16.5 % (k=2)**

Body TSL parameters

The following parameters and calculations were applied.

	Temperature	**Permittivity**	**Conductivity**
Nominal Body TSL parameters	22.0 °C	52.7	1.95 mho/m
Measured Body TSL parameters	(22.0 ± 0.2) °C	50.8 ± 6 %	2.01 mho/m ± 6 %
Body TSL temperature change during test	< 0.5 °C	----	----

SAR result with Body TSL

SAR averaged over 1 cm^3 (1 g) of Body TSL	Condition	
SAR measured	250 mW input power	13.3 W/kg
SAR for nominal Body TSL parameters	normalized to 1W	**52.0 W/kg ± 17.0 % (k=2)**

SAR averaged over 10 cm^3 (10 g) of Body TSL	condition	
SAR measured	250 mW input power	6.17 W/kg
SAR for nominal Body TSL parameters	normalized to 1W	**24.3 W/kg ± 16.5 % (k=2)**

Appendix (Additional assessments outside the scope of SCS 0108)

Antenna Parameters with Head TSL

Impedance, transformed to feed point	54.4 Ω + 3.8 jΩ
Return Loss	- 25.2 dB

Antenna Parameters with Body TSL

Impedance, transformed to feed point	51.2 Ω + 5.1 jΩ
Return Loss	- 25.8 dB

General Antenna Parameters and Design

Electrical Delay (one direction)	1.158 ns

After long term use with 100W radiated power, only a slight warming of the dipole near the feedpoint can be measured.

The dipole is made of standard semirigid coaxial cable. The center conductor of the feeding line is directly connected to the second arm of the dipole. The antenna is therefore short-circuited for DC-signals. On some of the dipoles, small end caps are added to the dipole arms in order to improve matching when loaded according to the position as explained in the "Measurement Conditions" paragraph. The SAR data are not affected by this change. The overall dipole length is still according to the Standard.
No excessive force must be applied to the dipole arms, because they might bend or the soldered connections near the feedpoint may be damaged.

Additional EUT Data

Manufactured by	SPEAG

DASY5 Validation Report for Head TSL

Date: 21.11.2019

Test Laboratory: SPEAG, Zurich, Switzerland

DUT: Dipole 2450 MHz; Type: D2450V2; Serial: D2450V2 - SN:930

Communication System: UID 0 - CW; Frequency: 2450 MHz
Medium parameters used: f = 2450 MHz; σ = 1.84 S/m; ε_r = 38.2; ρ = 1000 kg/m^3
Phantom section: Flat Section
Measurement Standard: DASY5 (IEEE/IEC/ANSI C63.19-2011)

DASY52 Configuration:

- Probe: EX3DV4 - SN7349; ConvF(7.9, 7.9, 7.9) @ 2450 MHz; Calibrated: 29.05.2019
- Sensor-Surface: 1.4mm (Mechanical Surface Detection)
- Electronics: DAE4 Sn601; Calibrated: 30.04.2019
- Phantom: Flat Phantom 5.0 (front); Type: QD 000 P50 AA; Serial: 1001
- DASY52 52.10.3(1513); SEMCAD X 14.6.13(7474)

Dipole Calibration for Head Tissue/Pin=250 mW, d=10mm/Zoom Scan (7x7x7)/Cube 0:

Measurement grid: dx=5mm, dy=5mm, dz=5mm
Reference Value = 117.5 V/m; Power Drift = 0.07 dB
Peak SAR (extrapolated) = 26.6 W/kg
SAR(1 g) = 13.5 W/kg; SAR(10 g) = 6.22 W/kg
Smallest distance from peaks to all points 3 dB below = 9 mm
Ratio of SAR at M2 to SAR at M1 = 50.8%
Maximum value of SAR (measured) = 22.0 W/kg



0 dB = 22.0 W/kg = 13.42 dBW/kg

Impedance Measurement Plot for Head TSL

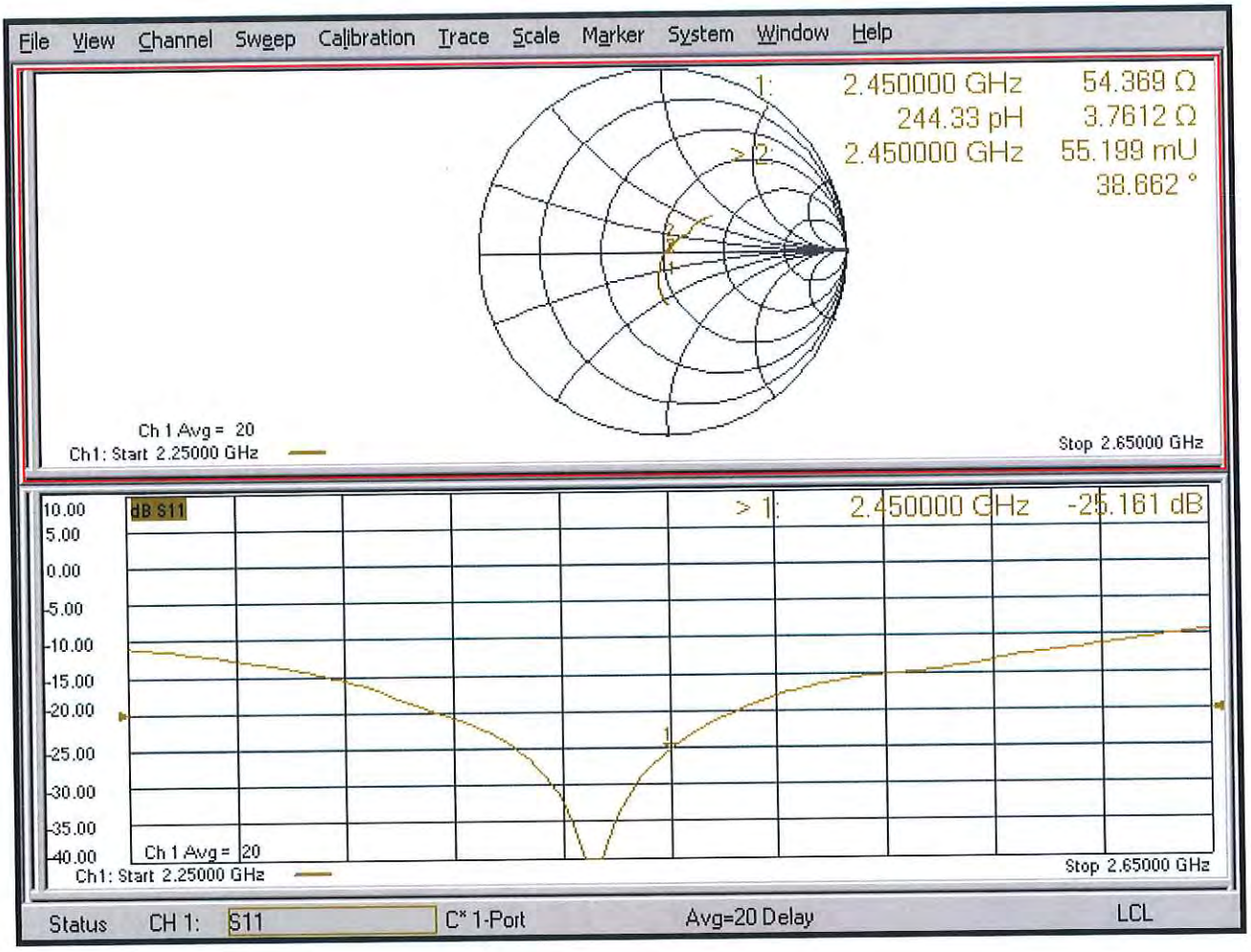

DASY5 Validation Report for Body TSL

Date: 21.11.2019

Test Laboratory: SPEAG, Zurich, Switzerland

DUT: Dipole 2450 MHz; Type: D2450V2; Serial: D2450V2 - SN:930

Communication System: UID 0 - CW; Frequency: 2450 MHz
Medium parameters used: f = 2450 MHz; σ = 2.01 S/m; ε_r = 50.8; ρ = 1000 kg/m^3
Phantom section: Flat Section
Measurement Standard: DASY5 (IEEE/IEC/ANSI C63.19-2011)

DASY52 Configuration:

- Probe: EX3DV4 - SN7349; ConvF(7.94, 7.94, 7.94) @ 2450 MHz; Calibrated: 29.05.2019
- Sensor-Surface: 1.4mm (Mechanical Surface Detection)
- Electronics: DAE4 Sn601; Calibrated: 30.04.2019
- Phantom: Flat Phantom 5.0 (back); Type: QD 000 P50 AA; Serial: 1002
- DASY52 52.10.3(1513); SEMCAD X 14.6.13(7474)

Dipole Calibration for Body Tissue/Pin=250 mW, d=10mm/Zoom Scan (7x7x7)/Cube 0:

Measurement grid: dx=5mm, dy=5mm, dz=5mm
Reference Value = 110.8 V/m; Power Drift = -0.03 dB
Peak SAR (extrapolated) = 26.5 W/kg
SAR(1 g) = 13.3 W/kg; SAR(10 g) = 6.17 W/kg
Smallest distance from peaks to all points 3 dB below = 8.5 mm
Ratio of SAR at M2 to SAR at M1 = 51%
Maximum value of SAR (measured) = 21.9 W/kg

0 dB = 21.9 W/kg = 13.40 dBW/kg

Impedance Measurement Plot for Body TSL

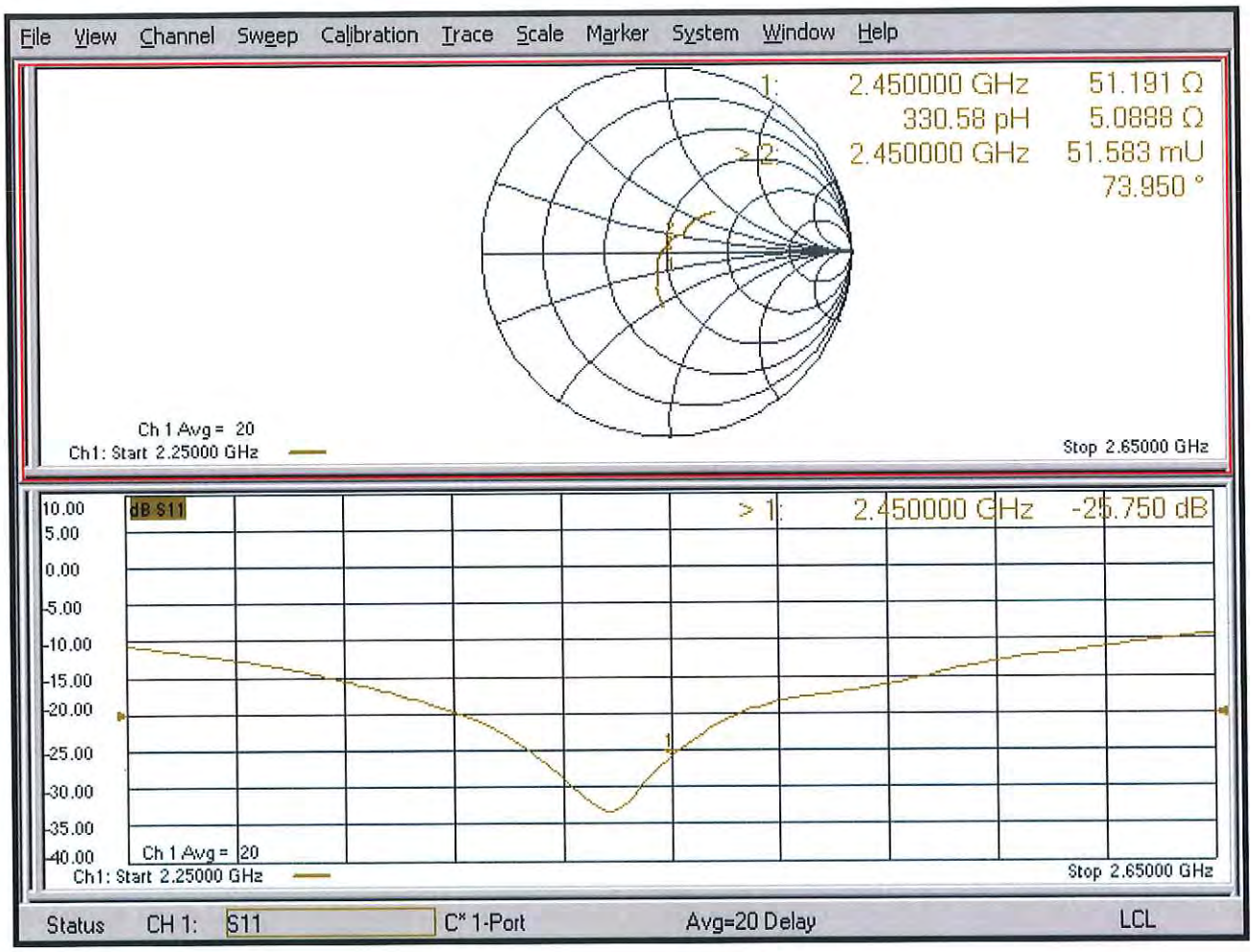

Calibration Laboratory of
Schmid & Partner
Engineering AG
Zeughausstrasse 43, 8004 Zurich, Switzerland

S Schweizerischer Kalibrierdienst
C Service suisse d'étalonnage
Servizio svizzero di taratura
S Swiss Calibration Service

Accredited by the Swiss Accreditation Service (SAS)
The Swiss Accreditation Service is one of the signatories to the EA Multilateral Agreement for the recognition of calibration certificates

Accreditation No.: SCS 0108

Client **DEKRA (Auden)**

Certificate No: D5GHzV2-1041_May20

CALIBRATION CERTIFICATE

Object	D5GHzV2 - SN:1041
Calibration procedure(s)	QA CAL-22.v4 Calibration Procedure for SAR Validation Sources between 3-6 GHz
Calibration date:	May 25, 2020

This calibration certificate documents the traceability to national standards, which realize the physical units of measurements (SI).
The measurements and the uncertainties with confidence probability are given on the following pages and are part of the certificate.

All calibrations have been conducted in the closed laboratory facility: environment temperature (22 ± 3)°C and humidity < 70%.

Calibration Equipment used (M&TE critical for calibration)

Primary Standards	ID #	Cal Date (Certificate No.)	Scheduled Calibration
Power meter NRP	SN: 104778	01-Apr-20 (No. 217-03100/03101)	Apr-21
Power sensor NRP-Z91	SN: 103244	01-Apr-20 (No. 217-03100)	Apr-21
Power sensor NRP-Z91	SN: 103245	01-Apr-20 (No. 217-03101)	Apr-21
Reference 20 dB Attenuator	SN: BH9394 (20k)	31-Mar-20 (No. 217-03106)	Apr-21
Type-N mismatch combination	SN: 310982 / 06327	31-Mar-20 (No. 217-03104)	Apr-21
Reference Probe EX3DV4	SN: 3503	31-Dec-19 (No. EX3-3503_Dec19)	Dec-20
DAE4	SN: 601	27-Dec-19 (No. DAE4-601_Dec19)	Dec-20

Secondary Standards	ID #	Check Date (in house)	Scheduled Check
Power meter E4419B	SN: GB39512475	30-Oct-14 (in house check Feb-19)	In house check: Oct-20
Power sensor HP 8481A	SN: US37292783	07-Oct-15 (in house check Oct-18)	In house check: Oct-20
Power sensor HP 8481A	SN: MY41092317	07-Oct-15 (in house check Oct-18)	In house check: Oct-20
RF generator R&S SMT-06	SN: 100972	15-Jun-15 (in house check Oct-18)	In house check: Oct-20
Network Analyzer Agilent E8358A	SN: US41080477	31-Mar-14 (in house check Oct-19)	In house check: Oct-20

	Name	Function	Signature
Calibrated by:	Michael Weber	Laboratory Technician	
Approved by:	Katja Pokovic	Technical Manager	

Issued: May 26, 2020

This calibration certificate shall not be reproduced except in full without written approval of the laboratory.

Glossary:

TSL	tissue simulating liquid
ConvF	sensitivity in TSL / NORM x,y,z
N/A	not applicable or not measured

Calibration is Performed According to the Following Standards:

a) IEEE Std 1528-2013, "IEEE Recommended Practice for Determining the Peak Spatial-Averaged Specific Absorption Rate (SAR) in the Human Head from Wireless Communications Devices: Measurement Techniques", June 2013
b) IEC 62209-1, "Measurement procedure for the assessment of Specific Absorption Rate (SAR) from hand-held and body-mounted devices used next to the ear (frequency range of 300 MHz to 6 GHz)", July 2016
c) IEC 62209-2, "Procedure to determine the Specific Absorption Rate (SAR) for wireless communication devices used in close proximity to the human body (frequency range of 30 MHz to 6 GHz)", March 2010
d) KDB 865664, "SAR Measurement Requirements for 100 MHz to 6 GHz"

Additional Documentation:

e) DASY4/5 System Handbook

Methods Applied and Interpretation of Parameters:

- *Measurement Conditions:* Further details are available from the Validation Report at the end of the certificate. All figures stated in the certificate are valid at the frequency indicated.
- *Antenna Parameters with TSL:* The dipole is mounted with the spacer to position its feed point exactly below the center marking of the flat phantom section, with the arms oriented parallel to the body axis.
- *Feed Point Impedance and Return Loss:* These parameters are measured with the dipole positioned under the liquid filled phantom. The impedance stated is transformed from the measurement at the SMA connector to the feed point. The Return Loss ensures low reflected power. No uncertainty required.
- *Electrical Delay:* One-way delay between the SMA connector and the antenna feed point. No uncertainty required.
- *SAR measured:* SAR measured at the stated antenna input power.
- *SAR normalized:* SAR as measured, normalized to an input power of 1 W at the antenna connector.
- *SAR for nominal TSL parameters:* The measured TSL parameters are used to calculate the nominal SAR result.

The reported uncertainty of measurement is stated as the standard uncertainty of measurement multiplied by the coverage factor k=2, which for a normal distribution corresponds to a coverage probability of approximately 95%.

Measurement Conditions

DASY system configuration, as far as not given on page 1.

DASY Version	DASY5	V52.10.4
Extrapolation	Advanced Extrapolation	
Phantom	Modular Flat Phantom V5.0	
Distance Dipole Center - TSL	10 mm	with Spacer
Zoom Scan Resolution	dx, dy = 10.0 mm, dz = 10.0 mm	Graded Ratio = 1.4 (Z direction)
Frequency	5250 MHz ± 1 MHz 5600 MHz ± 1 MHz 5800 MHz ± 1 MHz	

Head TSL parameters at 5250 MHz

The following parameters and calculations were applied.

	Temperature	**Permittivity**	**Conductivity**
Nominal Head TSL parameters	22.0 °C	35.9	4.71 mho/m
Measured Head TSL parameters	(22.0 ± 0.2) °C	35.3 ± 6 %	4.55 mho/m ± 6 %
Head TSL temperature change during test	< 0.5 °C	----	----

SAR result with Head TSL at 5250 MHz

SAR averaged over 1 cm³ (1 g) of Head TSL	Condition	
SAR measured	100 mW input power	8.20 W/kg
SAR for nominal Head TSL parameters	normalized to 1W	**81.6 W/kg ± 19.9 % (k=2)**

SAR averaged over 10 cm³ (10 g) of Head TSL	condition	
SAR measured	100 mW input power	2.33 W/kg
SAR for nominal Head TSL parameters	normalized to 1W	**23.2 W/kg ± 19.5 % (k=2)**

Head TSL parameters at 5600 MHz

The following parameters and calculations were applied.

	Temperature	**Permittivity**	**Conductivity**
Nominal Head TSL parameters	22.0 °C	35.5	5.07 mho/m
Measured Head TSL parameters	(22.0 ± 0.2) °C	34.8 ± 6 %	4.90 mho/m ± 6 %
Head TSL temperature change during test	< 0.5 °C	----	----

SAR result with Head TSL at 5600 MHz

SAR averaged over 1 cm³ (1 g) of Head TSL	Condition	
SAR measured	100 mW input power	8.63 W/kg
SAR for nominal Head TSL parameters	normalized to 1W	**85.9 W/kg ± 19.9 % (k=2)**

SAR averaged over 10 cm³ (10 g) of Head TSL	condition	
SAR measured	100 mW input power	2.43 W/kg
SAR for nominal Head TSL parameters	normalized to 1W	**24.2 W/kg ± 19.5 % (k=2)**

Head TSL parameters at 5800 MHz

The following parameters and calculations were applied.

	Temperature	Permittivity	Conductivity
Nominal Head TSL parameters	22.0 °C	35.3	5.27 mho/m
Measured Head TSL parameters	(22.0 ± 0.2) °C	34.5 ± 6 %	5.11 mho/m ± 6 %
Head TSL temperature change during test	< 0.5 °C	----	----

SAR result with Head TSL at 5800 MHz

SAR averaged over 1 cm^3 (1 g) of Head TSL	Condition	
SAR measured	100 mW input power	8.25 W/kg
SAR for nominal Head TSL parameters	normalized to 1W	**82.0 W/kg ± 19.9 % (k=2)**

SAR averaged over 10 cm^3 (10 g) of Head TSL	condition	
SAR measured	100 mW input power	2.30 W/kg
SAR for nominal Head TSL parameters	normalized to 1W	**22.8 W/kg ± 19.5 % (k=2)**

Appendix (Additional assessments outside the scope of SCS 0108)

Antenna Parameters with Head TSL at 5250 MHz

Impedance, transformed to feed point	49.0 Ω - 4.4 jΩ
Return Loss	- 26.9 dB

Antenna Parameters with Head TSL at 5600 MHz

Impedance, transformed to feed point	56.3 Ω - 1.2 jΩ
Return Loss	- 24.4 dB

Antenna Parameters with Head TSL at 5800 MHz

Impedance, transformed to feed point	54.3 Ω - 2.1 jΩ
Return Loss	- 26.8 dB

General Antenna Parameters and Design

Electrical Delay (one direction)	1.197 ns

After long term use with 100W radiated power, only a slight warming of the dipole near the feedpoint can be measured.

The dipole is made of standard semirigid coaxial cable. The center conductor of the feeding line is directly connected to the second arm of the dipole. The antenna is therefore short-circuited for DC-signals. On some of the dipoles, small end caps are added to the dipole arms in order to improve matching when loaded according to the position as explained in the "Measurement Conditions" paragraph. The SAR data are not affected by this change. The overall dipole length is still according to the Standard.
No excessive force must be applied to the dipole arms, because they might bend or the soldered connections near the feedpoint may be damaged.

Additional EUT Data

Manufactured by	SPEAG

DASY5 Validation Report for Head TSL

Date: 25.05.2020

Test Laboratory: SPEAG, Zurich, Switzerland

DUT: Dipole D5GHzV2; Type: D5GHzV2; Serial: D5GHzV2 - SN:1041

Communication System: UID 0 - CW; Frequency: 5250 MHz, Frequency: 5600 MHz, Frequency: 5800 MHz
Medium parameters used: f = 5250 MHz; σ = 4.55 S/m; ε_r = 35.3; ρ = 1000 kg/m^3 ,
Medium parameters used: f = 5600 MHz; σ = 4.9 S/m; ε_r = 34.8; ρ = 1000 kg/m^3 ,
Medium parameters used: f = 5800 MHz; σ = 5.11 S/m; ε_r = 34.5; ρ = 1000 kg/m^3
Phantom section: Flat Section
Measurement Standard: DASY5 (IEEE/IEC/ANSI C63.19-2011)

DASY52 Configuration:

- Probe: EX3DV4 - SN3503; ConvF(5.5, 5.5, 5.5) @ 5250 MHz, ConvF(5.1, 5.1, 5.1) @ 5600 MHz, ConvF(5.01, 5.01, 5.01) @ 5800 MHz; Calibrated: 31.12.2019
- Sensor-Surface: 1.4mm (Mechanical Surface Detection)
- Electronics: DAE4 Sn601; Calibrated: 27.12.2019
- Phantom: Flat Phantom 5.0 (front); Type: QD 000 P50 AA; Serial: 1001
- DASY52 52.10.4(1527); SEMCAD X 14.6.14(7483)

Dipole Calibration for Head Tissue/Pin=100mW, dist=10mm, f=5250 MHz/Zoom Scan, dist=1.4mm (8x8x7)/Cube 0: Measurement grid: dx=4mm, dy=4mm, dz=1.4mm
Reference Value = 79.63 V/m; Power Drift = 0.04 dB
Peak SAR (extrapolated) = 28.8 W/kg
SAR(1 g) = 8.20 W/kg; SAR(10 g) = 2.33 W/kg
Smallest distance from peaks to all points 3 dB below = 7.2 mm
Ratio of SAR at M2 to SAR at M1 = 69.4%
Maximum value of SAR (measured) = 18.9 W/kg

Dipole Calibration for Head Tissue/Pin=100mW, dist=10mm, f=5600 MHz/Zoom Scan, dist=1.4mm (8x8x7)/Cube 0: Measurement grid: dx=4mm, dy=4mm, dz=1.4mm
Reference Value = 79.80 V/m; Power Drift = 0.05 dB
Peak SAR (extrapolated) = 32.6 W/kg
SAR(1 g) = 8.63 W/kg; SAR(10 g) = 2.43 W/kg
Smallest distance from peaks to all points 3 dB below = 7.4 mm
Ratio of SAR at M2 to SAR at M1 = 66.8%
Maximum value of SAR (measured) = 20.6 W/kg

Dipole Calibration for Head Tissue/Pin=100mW, dist=10mm, f=5800 MHz/Zoom Scan, dist=1.4mm (8x8x7)/Cube 0: Measurement grid: dx=4mm, dy=4mm, dz=1.4mm
Reference Value = 77.63 V/m; Power Drift = 0.04 dB
Peak SAR (extrapolated) = 33.4 W/kg
SAR(1 g) = 8.25 W/kg; SAR(10 g) = 2.30 W/kg
Smallest distance from peaks to all points 3 dB below = 7.2 mm
Ratio of SAR at M2 to SAR at M1 = 64.8%
Maximum value of SAR (measured) = 20.2 W/kg



0 dB = 20.6 W/kg = 13.13 dBW/kg
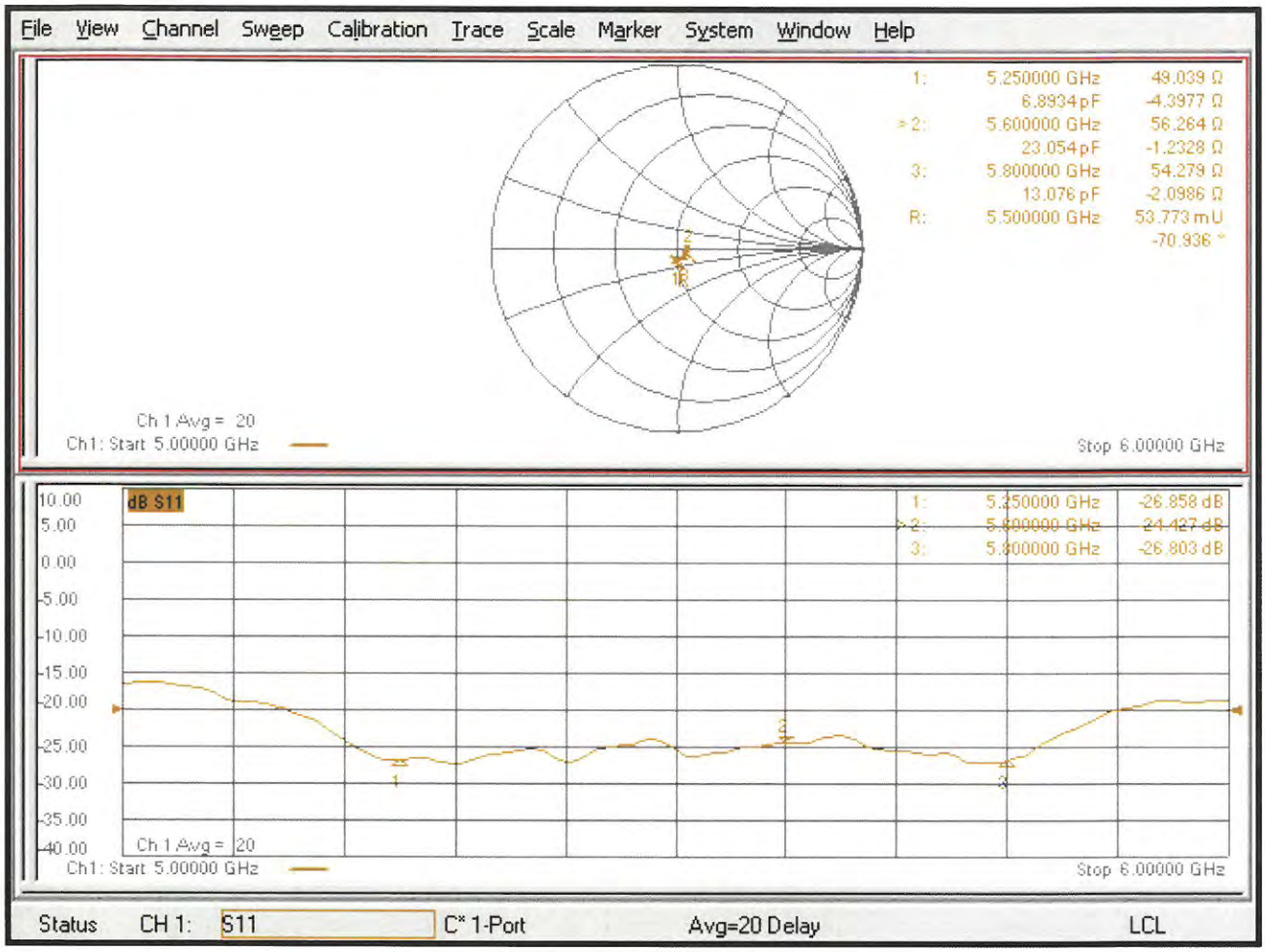
Impedance Measurement Plot for Head TSL