Appendix B

SAR Measurement Data

of

Product Name

ASUS MyPal Pocket PC
(Built In WLAN & Bluetooth)

Model

A696

1 802.11b+BT SAR measurement Data

SAR Test Report

Report Date : 19-Oct-2006
Measurement Date : 19-Oct-2006

Product Data
Device Name : ASUS PDA
Serial No. : 11.b-Side
Type : PDA
Frequency : 2412.00 MHz
Max. Transmit Pwr : 0.04 W
Drift Time : 0 min(s)
Length : 117 mm
Width : 17 mm
Depth : 71 mm
Antenna Type : Internal

Phantom Data
Name : APREL-Uni
Type : Uni-Phantom
Size (mm) : 280 x 280 x 200
Location : Center

Tissue Data
Type : BODY
Serial No. : 2450BODY
Frequency : 2450.00 MHz
Last Calib. Date : 19-Oct-2006
Temperature : 23.20 °C
Ambient Temp. : 23.50 °C
Humidity : 52.00 RH%
Epsilon : 51.55 F/m
Sigma : 1.96 S/m
Density : 1000.00 kg/cu. m

Probe Data
Name : E-field Probe
Model : ALS-E-020
Type : E-Field Triangle
Serial No. : 266
Last Calib. Date : 22-Jun-2006
Frequency : 2450.00 MHz
Duty Cycle Factor: 1
Conversion Factor: 5.02
Probe Sensitivity: 1.20 1.20 1.20 $\mu V/(V/m)^2$
Compression Point: 95.00 mV
Offset : 1.56 mm

1.1 2450 MHz, EUT Position: Side

```
Measurement Data
Crest Factor      : 1
Area Scan         : 5x5x1 : Measurement x=10mm, y=10mm, z=4mm
Zoom Scan         : 5x5x8 : Measurement x=8mm, y=8mm, z=4mm

DUT Position      : Touch
Channel           : Low - 2412MHz

Power Drift-Start : 1.053 W/kg
Power Drift-Finish: 1.068 W/kg
Power Drift (%)   : 1.417
```

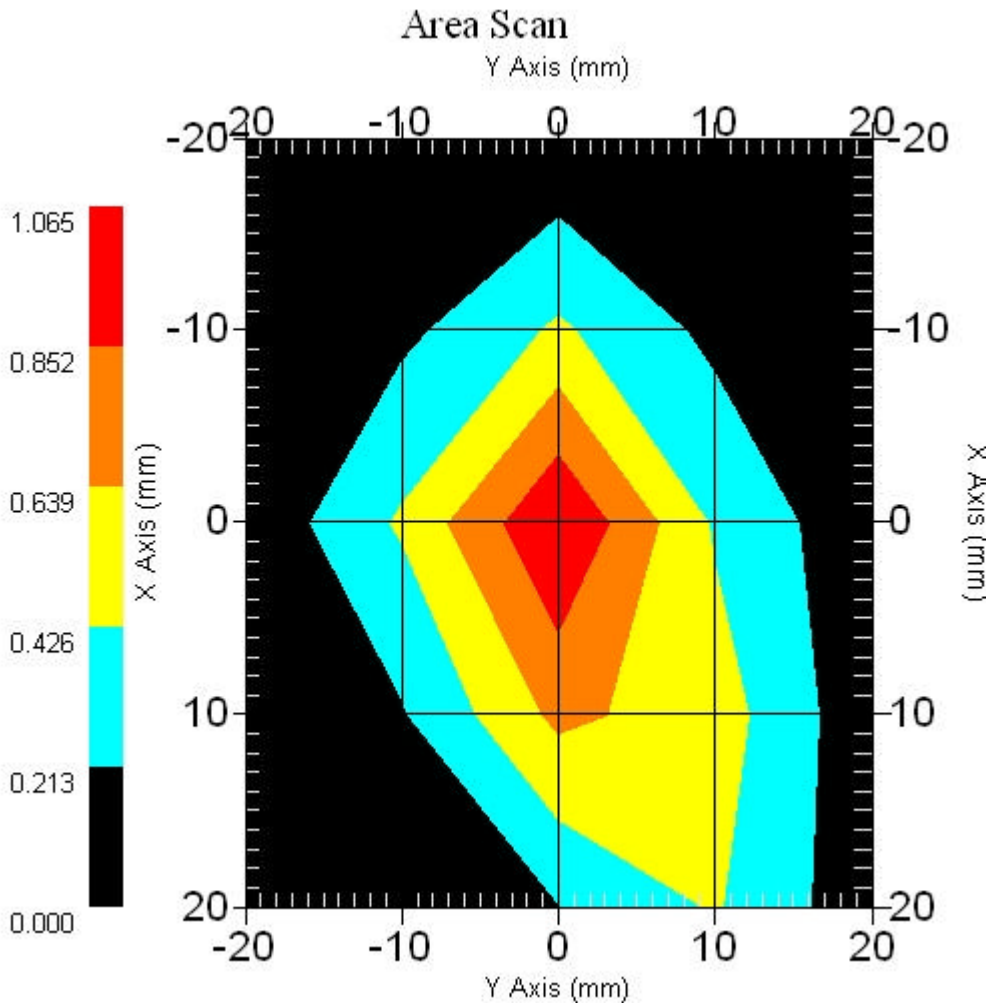


```
1 gram SAR value    : 0.861 W/kg
10 gram SAR value   : 0.340 W/kg
Area Scan Peak SAR  : 1.063 W/kg
Zoom Scan Peak SAR  : 2.171 W/kg
```

1.2 2450 MHz, EUT Position: Side

```
Measurement Data
Crest Factor      : 1
Area Scan         : 5x5x1 : Measurement x=10mm, y=10mm, z=4mm
Zoom Scan         : 5x5x8 : Measurement x=8mm, y=8mm, z=4mm

DUT Position      : Touch
Channel           : Mid - 2437MHz

Power Drift-Start : 0.816 W/kg
Power Drift-Finish: 0.848 W/kg
Power Drift (%)   : 4.036
```

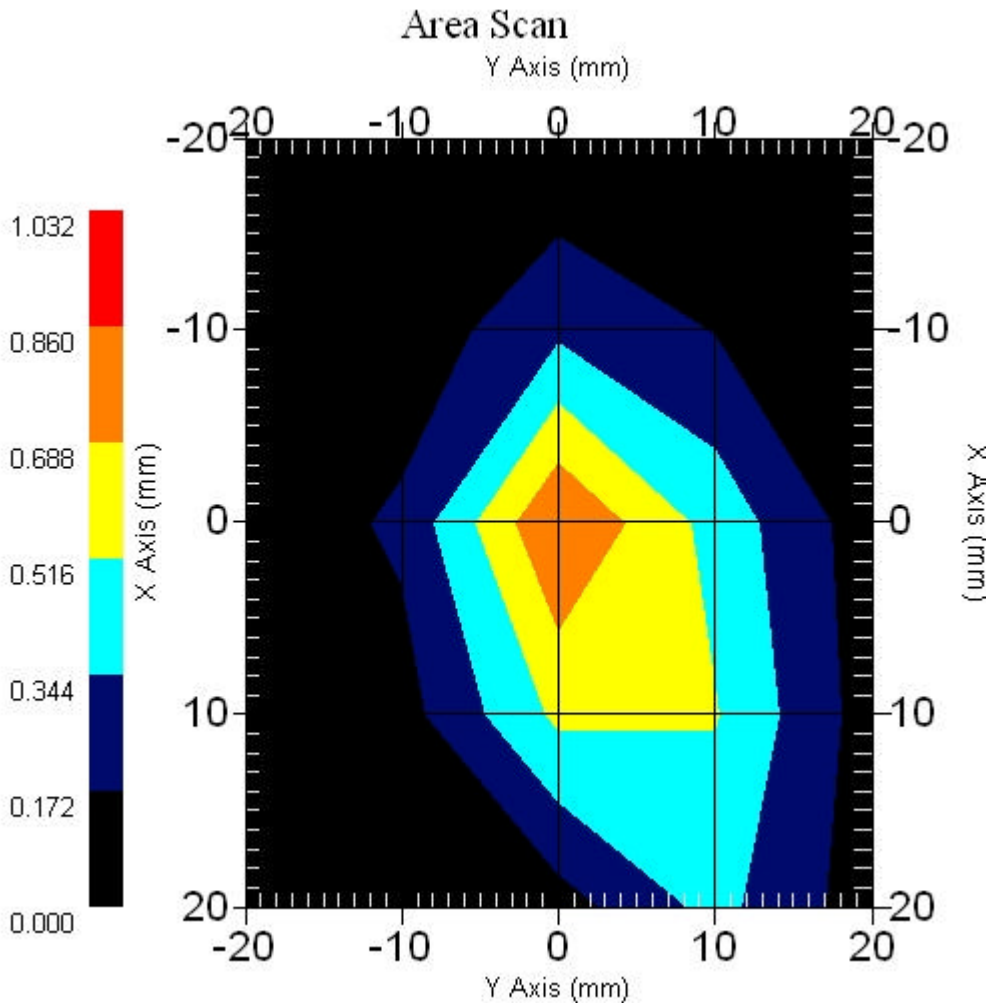


```
1 gram SAR value    : 0.644 W/kg
10 gram SAR value   : 0.254 W/kg
Area Scan Peak SAR  : 0.861 W/kg
Zoom Scan Peak SAR  : 1.641 W/kg
```

1.3 2450 MHz, EUT Position: Side

```
Measurement Data
Crest Factor      : 1
Area Scan         : 5x5x1 : Measurement x=10mm, y=10mm, z=4mm
Zoom Scan         : 5x5x8 : Measurement x=8mm, y=8mm, z=4mm

DUT Position      : Touch
Channel           : High - 2462MHz

Power Drift-Start : 0.513 W/kg
Power Drift-Finish: 0.529 W/kg
Power Drift (%)   : 3.137
```

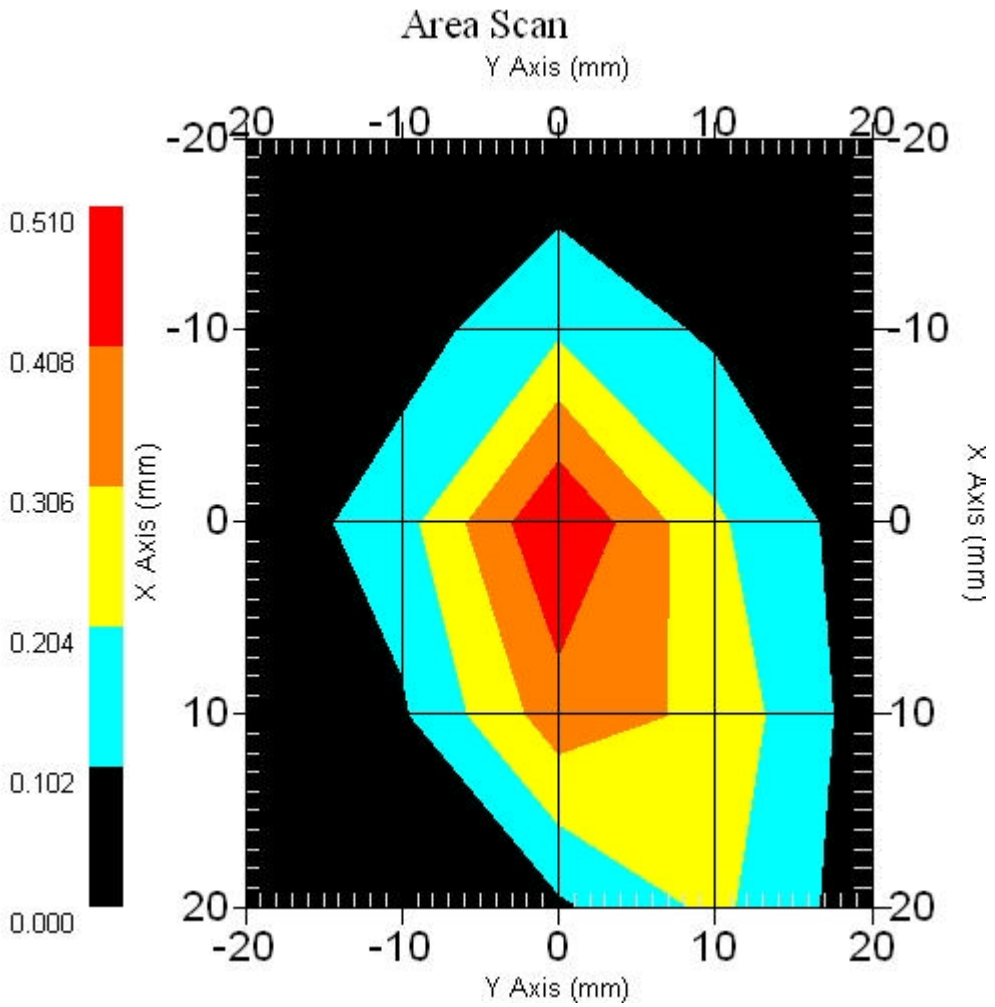


```
1 gram SAR value    : 0.402 W/kg
10 gram SAR value   : 0.159 W/kg
Area Scan Peak SAR  : 0.510 W/kg
Zoom Scan Peak SAR  : 1.050 W/kg
```

1.4 2450 MHz, EUT Position: Top

```
Measurement Data
Crest Factor      : 1
Area Scan         : 5x5x1 : Measurement x=10mm, y=10mm, z=4mm
Zoom Scan         : 5x5x8 : Measurement x=8mm, y=8mm, z=4mm

DUT Position      : Touch
Channel           : Mid - 2437MHz

Power Drift-Start : 0.371 W/kg
Power Drift-Finish: 0.380 W/kg
Power Drift (%)   : 2.461
```

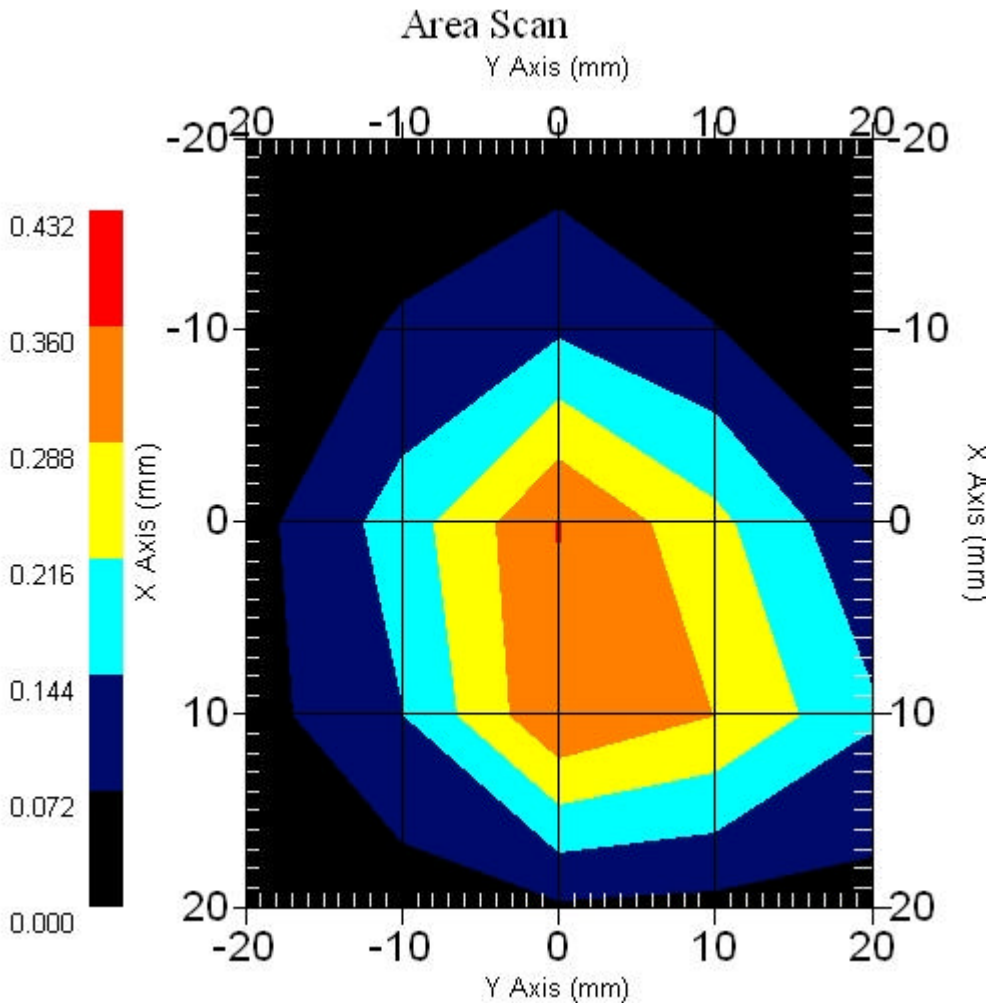


```
1 gram SAR value    : 0.346 W/kg
10 gram SAR value   : 0.144 W/kg
Area Scan Peak SAR  : 0.362 W/kg
Zoom Scan Peak SAR  : 0.850 W/kg
```

1.5 2450 MHz, EUT Position: Back

```
Measurement Data
Crest Factor      : 1
Area Scan         : 6x6x1 : Measurement x=10mm, y=10mm, z=4mm
Zoom Scan         : 5x5x8 : Measurement x=8mm, y=8mm, z=4mm

DUT Position      : Touch
Channel           : Mid - 2437MHz

Power Drift-Start : 0.397 W/kg
Power Drift-Finish: 0.404 W/kg
Power Drift (%)   : 1.615
```

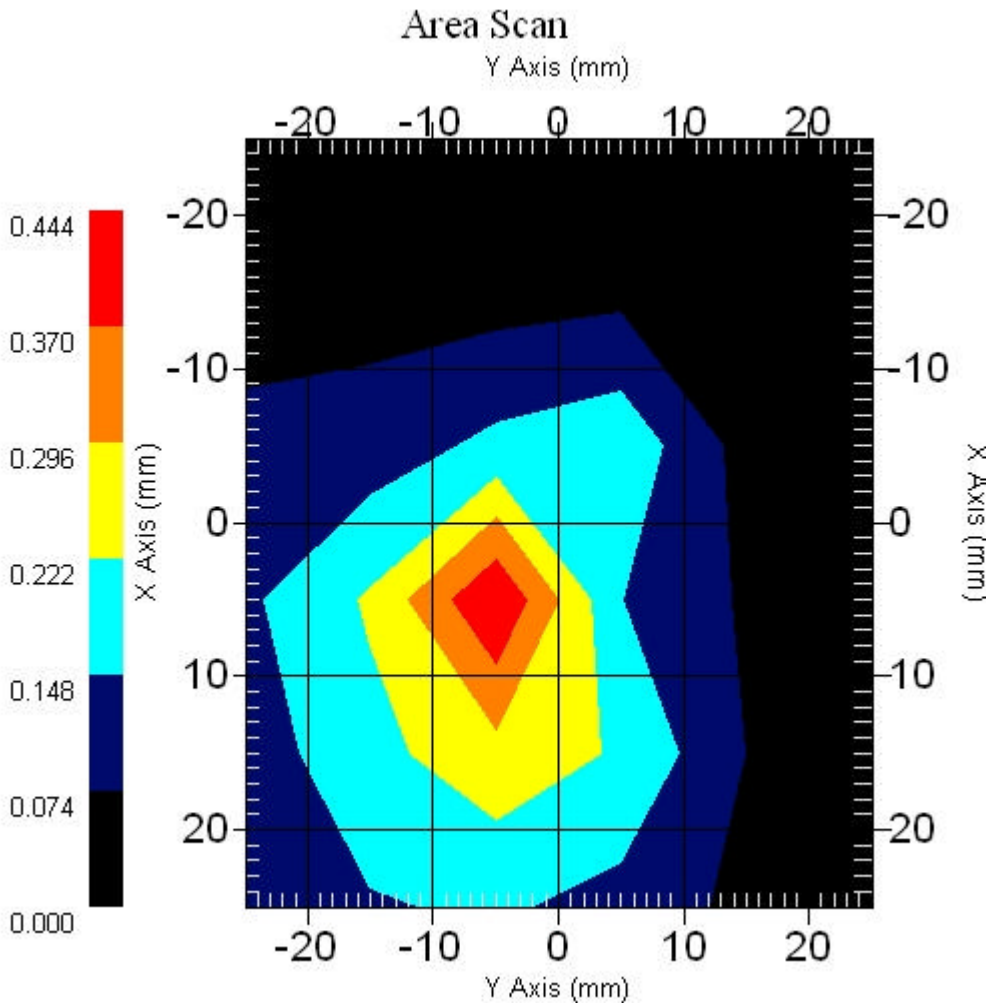


```
1 gram SAR value    : 0.359 W/kg
10 gram SAR value   : 0.159 W/kg
Area Scan Peak SAR  : 0.441 W/kg
Zoom Scan Peak SAR  : 0.860 W/kg
```

1.6 Z-Axis plot

Frequency: 802.11b 2450MHz, EUT Side

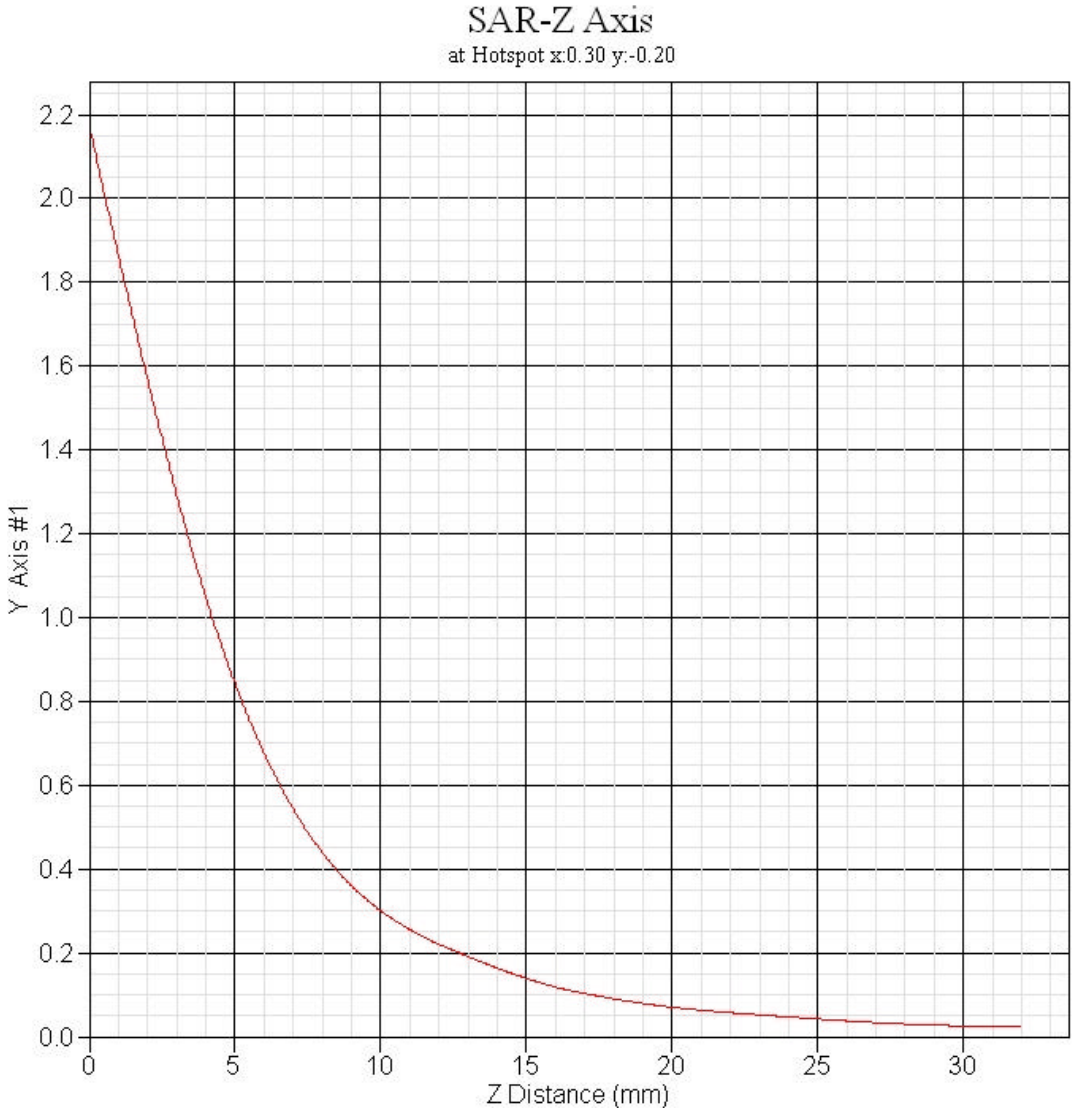

2 802.11g+BT SAR measurement Data

SAR Test Report

Report Date : 19-Oct-2006
Measurement Date : 19-Oct-2006

Product Data
Device Name : ASUS PDA
Serial No. : 11.g-Side
Type : PDA
Frequency : 2412.00 MHz
Max. Transmit Pwr : 0.09 W
Drift Time : 0 min(s)
Length : 117 mm
Width : 17 mm
Depth : 71 mm
Antenna Type : Internal

Phantom Data
Name : APREL-Uni
Type : Uni-Phantom
Size (mm) : 280 x 280 x 200
Location : Center

Tissue Data
Type : BODY
Serial No. : 2450BODY
Frequency : 2450.00 MHz
Last Calib. Date : 19-Oct-2006
Temperature : 23.20 °C
Ambient Temp. : 23.50 °C
Humidity : 52.00 RH%
Epsilon : 51.55 F/m
Sigma : 1.96 S/m
Density : 1000.00 kg/cu. m

Probe Data
Name : E-field Probe
Model : ALS-E-020
Type : E-Field Triangle
Serial No. : 266
Last Calib. Date : 22-Jun-2006
Frequency : 2450.00 MHz
Duty Cycle Factor: 1
Conversion Factor: 5.02
Probe Sensitivity: 1.20 1.20 1.20 $\mu V/(V/m)^2$
Compression Point: 95.00 mV
Offset : 1.56 mm

2.1 2450 MHz, EUT Position: Side

```
Measurement Data
Crest Factor      : 1
Area Scan         : 5x5x1 : Measurement x=10mm, y=10mm, z=4mm
Zoom Scan         : 5x5x8 : Measurement x=8mm, y=8mm, z=4mm

DUT Position      : Touch
Channel           : Low - 2412MHz

Power Drift-Start : 0.623 W/kg
Power Drift-Finish: 0.615 W/kg
Power Drift (%)   : -1.316
```

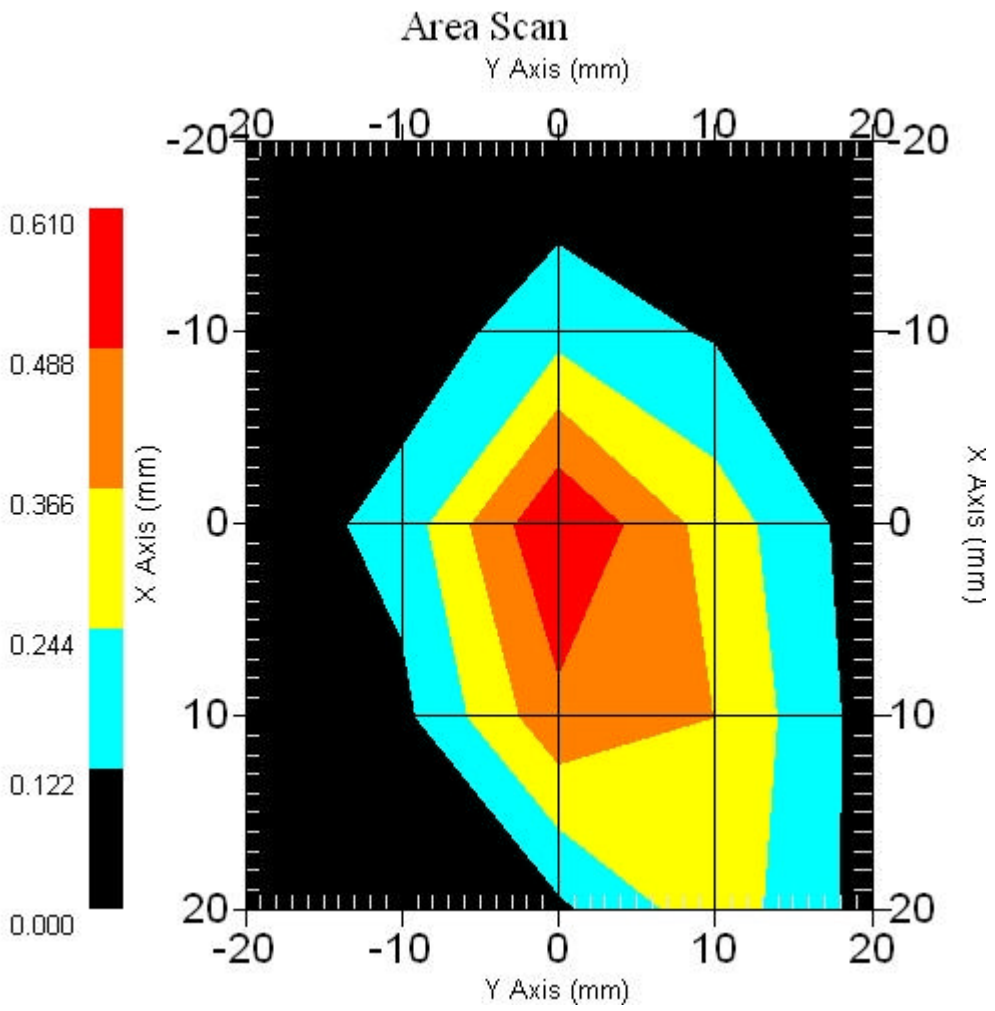


```
1 gram SAR value    : 0.501 W/kg
10 gram SAR value   : 0.197 W/kg
Area Scan Peak SAR  : 0.610 W/kg
Zoom Scan Peak SAR  : 1.281 W/kg
```

2.2 2450 MHz, EUT Position: Side

```
Measurement Data
Crest Factor      : 1
Area Scan         : 5x5x1 : Measurement x=10mm, y=10mm, z=4mm
Zoom Scan         : 5x5x8 : Measurement x=8mm, y=8mm, z=4mm

DUT Position      : Touch
Channel           : Mid - 2437MHz

Power Drift-Start : 0.399 W/kg
Power Drift-Finish: 0.387 W/kg
Power Drift (%)   : -3.007
```

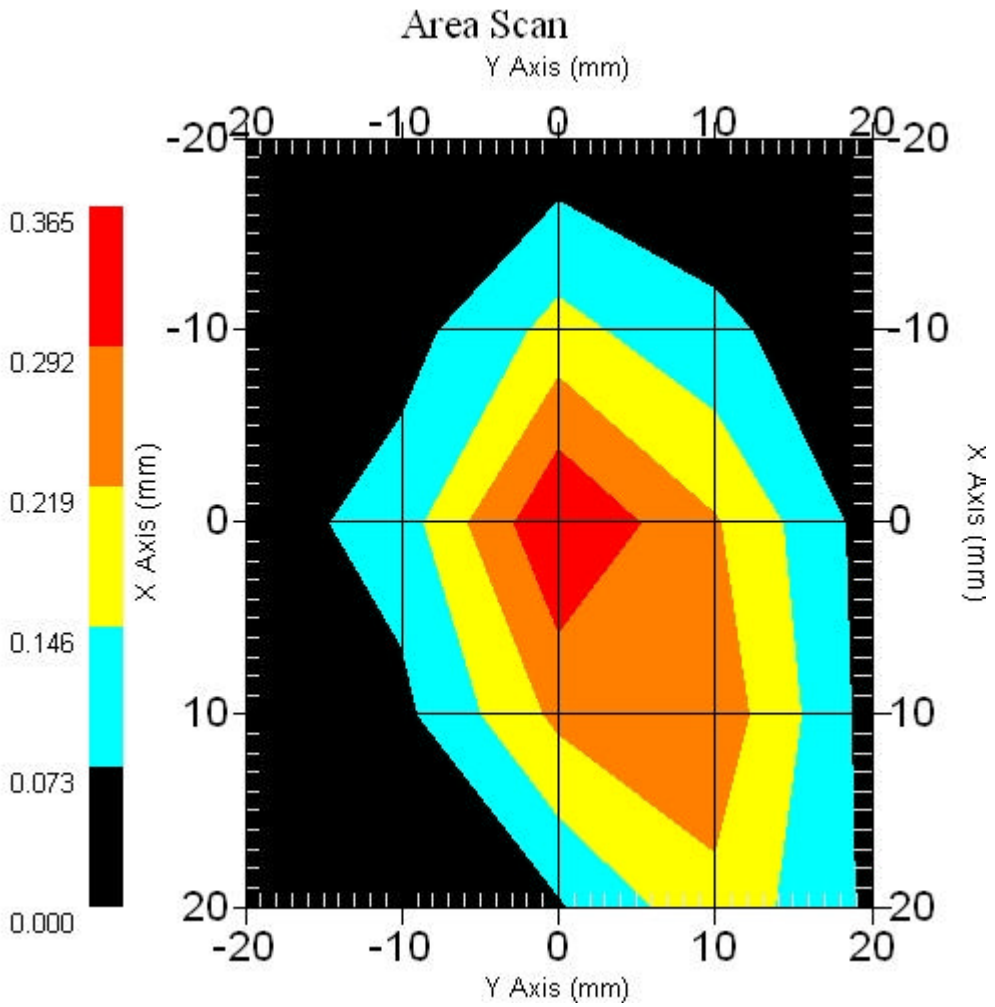


```
1 gram SAR value    : 0.304 W/kg
10 gram SAR value   : 0.130 W/kg
Area Scan Peak SAR  : 0.365 W/kg
Zoom Scan Peak SAR  : 0.730 W/kg
```

2.3 2450 MHz, EUT Position: Side

```
Measurement Data
Crest Factor      : 1
Area Scan         : 5x5x1 : Measurement x=10mm, y=10mm, z=4mm
Zoom Scan         : 5x5x8 : Measurement x=8mm, y=8mm, z=4mm

DUT Position      : Touch
Channel           : High - 2462MHz

Power Drift-Start : 0.263 W/kg
Power Drift-Finish: 0.269 W/kg
Power Drift (%)   : 2.201
```

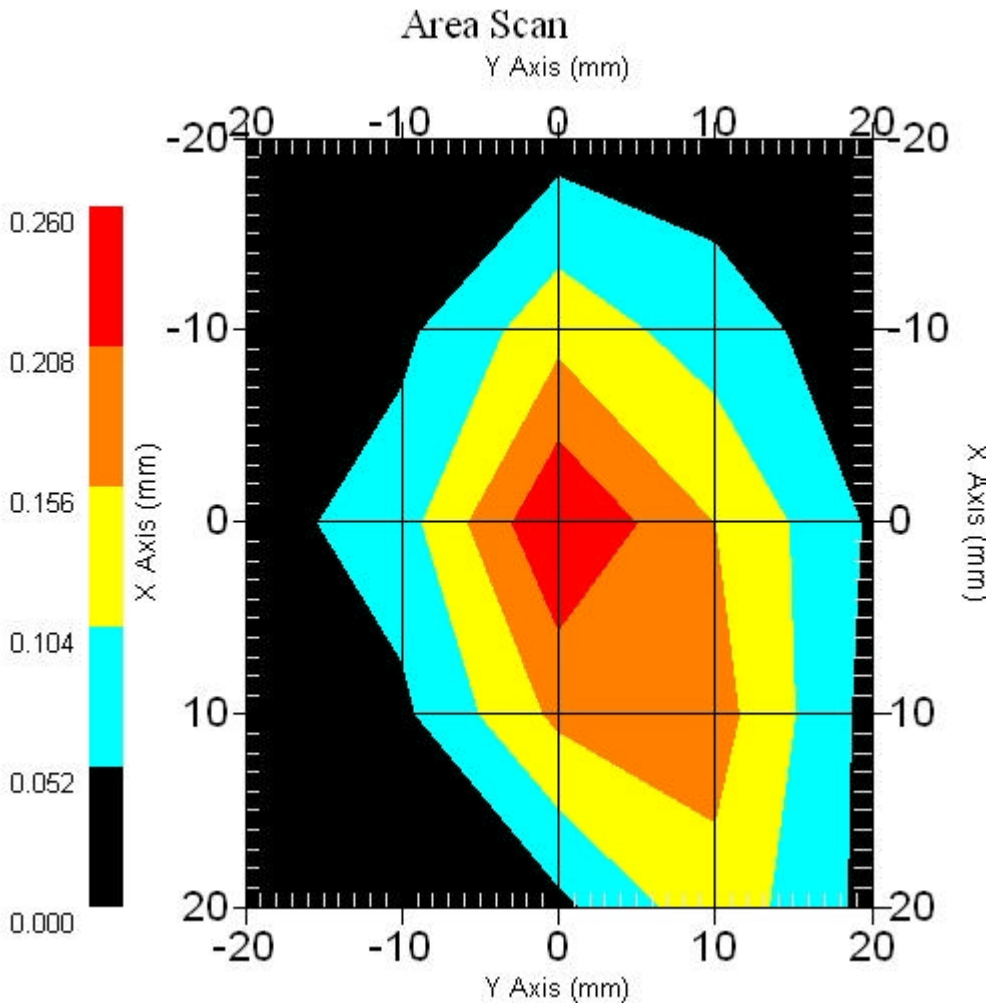


```
1 gram SAR value    : 0.214 W/kg
10 gram SAR value   : 0.093 W/kg
Area Scan Peak SAR  : 0.260 W/kg
Zoom Scan Peak SAR  : 0.500 W/kg
```

2.4 2450 MHz, EUT Position: Top

```
Measurement Data
Crest Factor      : 1
Area Scan         : 5x5x1 : Measurement x=10mm, y=10mm, z=4mm
Zoom Scan         : 5x5x8 : Measurement x=8mm, y=8mm, z=4mm

DUT Position      : Touch
Channel           : Mid - 2437MHz

Power Drift-Start : 0.184 W/kg
Power Drift-Finish: 0.179 W/kg
Power Drift (%)   : -2.316
```

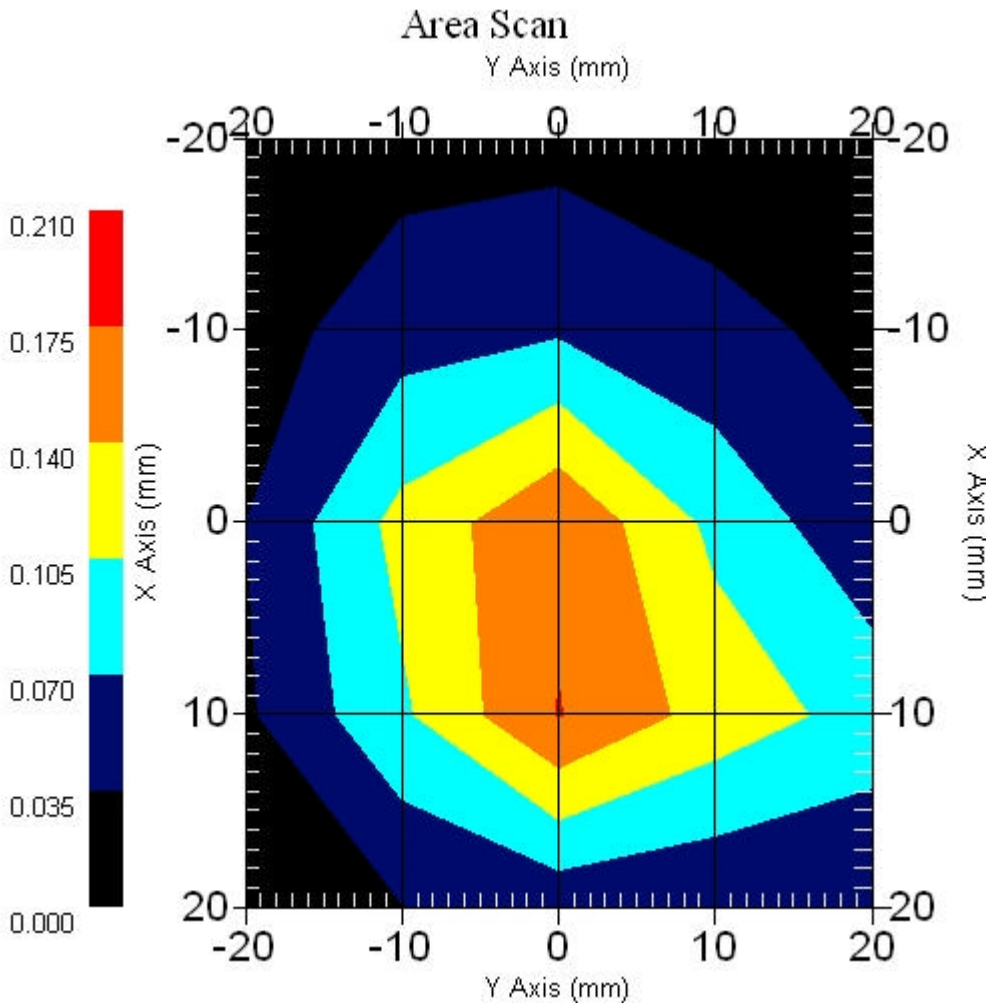


```
1 gram SAR value    : 0.170 W/kg
10 gram SAR value   : 0.081 W/kg
Area Scan Peak SAR  : 0.176 W/kg
Zoom Scan Peak SAR  : 0.350 W/kg
```

2.5 2450 MHz, EUT Position: Back

```
Measurement Data
Crest Factor      : 1
Area Scan         : 5x5x1 : Measurement x=10mm, y=10mm, z=4mm
Zoom Scan         : 5x5x8 : Measurement x=8mm, y=8mm, z=4mm

DUT Position      : Touch
Channel           : Mid - 2437MHz

Power Drift-Start : 0.181 W/kg
Power Drift-Finish: 0.177 W/kg
Power Drift (%)   : -1.903
```

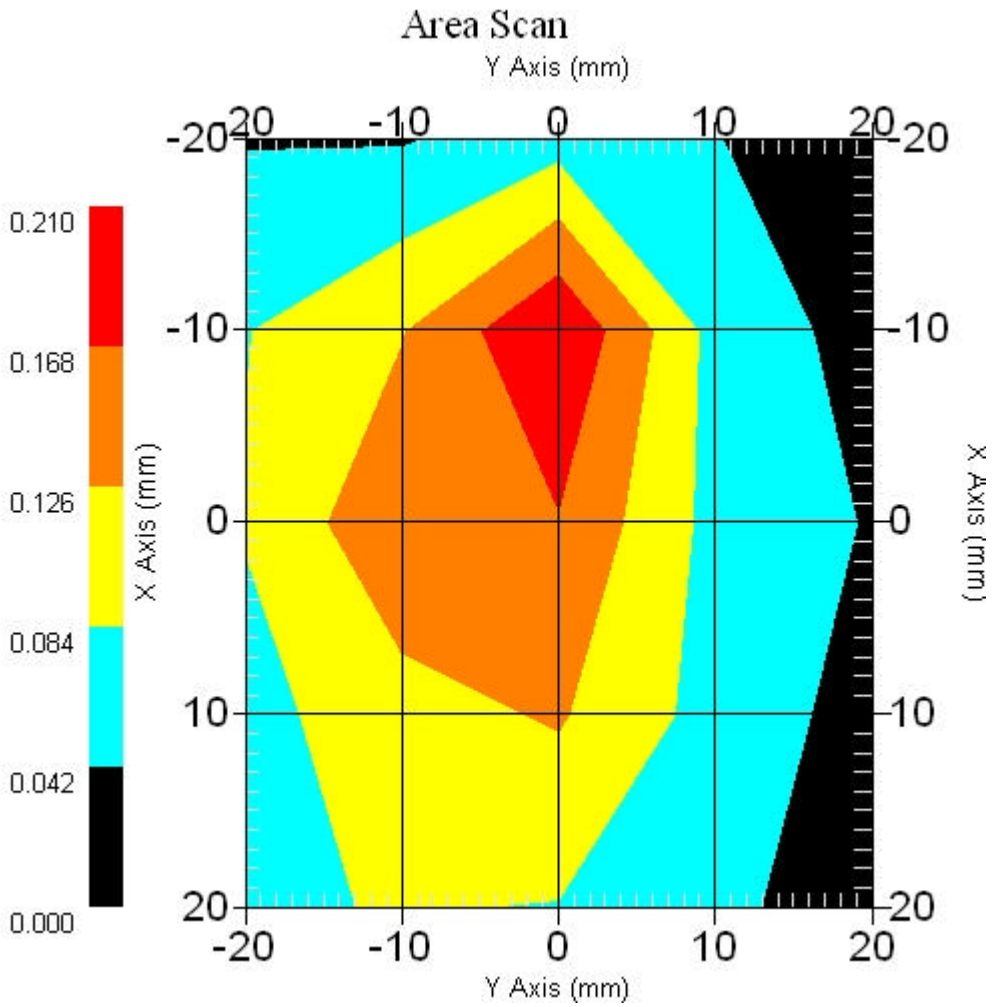


```
1 gram SAR value    : 0.175 W/kg
10 gram SAR value   : 0.086 W/kg
Area Scan Peak SAR  : 0.210 W/kg
Zoom Scan Peak SAR  : 0.350 W/kg
```

2.6 Z-Axis plot
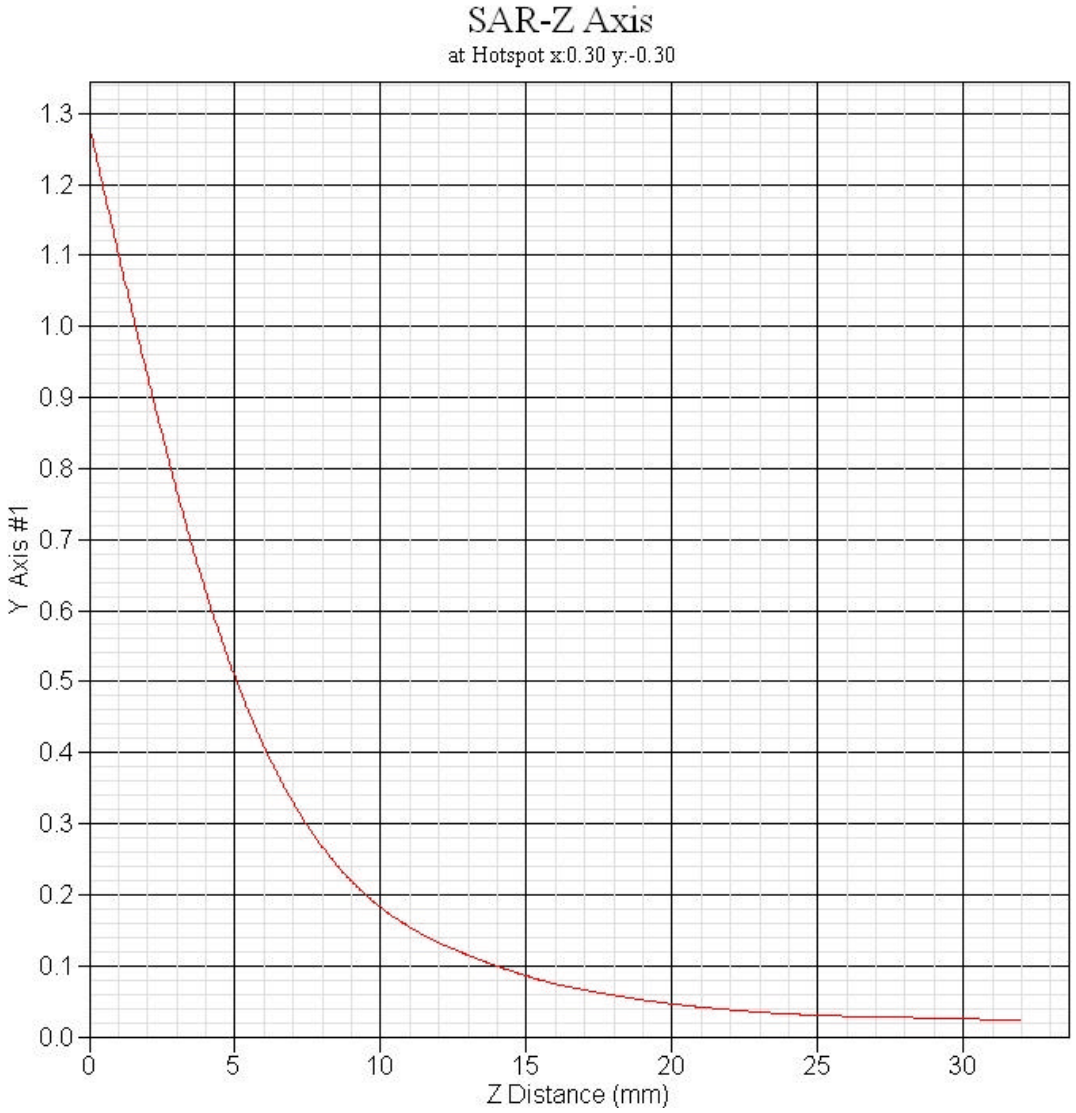
Frequency: 802.11a, 2450MHz, EUT Side