FCC RF Test Report

APPLICANT	:	ASUSTeK COMPUTER INC.
EQUIPMENT	:	ASUS Phone(Mobile Phone)
BRAND NAME	:	ASUS
MODEL NAME	:	ASUS_AI2401_E
FCC ID	:	MSQAI2401
STANDARD	:	FCC Part 15 Subpart E §15.407
CLASSIFICATION	:	15E 6 GHz Low Power Indoor Client (6XD)
TEST DATE(S)	:	Oct. 23, 2023 ~ Dec. 28, 2023

We, Sporton International Inc. (ShenZhen), would like to declare that the tested sample has been evaluated in accordance with the test procedures and has been in compliance with the applicable technical standards.

The test results in this report apply exclusively to the tested model / sample. Without written approval of Sporton International Inc. (ShenZhen), the test report shall not be reproduced except in full.

Jason Jia

Approved by: Jason Jia

ACCREDITED
Cert #5145.01

Sporton International Inc. (ShenZhen)

1/F, 2/F, Bldg 5, Shiling Industrial Zone, Xinwei Village, Xili, Nanshan, Shenzhen, 518055

People's Republic of China

Table of Contents

1 General Description 5
1.1 Applicant 5
1.2 Manufacturer 5
1.3 Product Feature of Equipment Under Test 5
1.4 Product Specification of Equipment Under Test 6
1.5 Modification of EUT 9
1.6 Testing Location 9
1.7 Test Software 10
1.8 Applicable Standards 10
2 Test Configuration of Equipment Under Test 11
2.1 Carrier Frequency and Channel 11
2.2 Test Mode 13
2.3 Connection Diagram of Test System 15
2.4 Support Unit used in test configuration and system 16
2.5 EUT Operation Test Setup 16
2.6 Measurement Results Explanation Example 16
3 Test Result 17
3.1 26dB & 99% Occupied Bandwidth Measurement 17
3.2 Maximum conducted Output Power and Fundamental Maximum EIRP Measurement 23
3.3 Fundamental Power Spectral Density Measurement 24
3.4 In-Band Emissions (Channel Mask) 44
3.5 Contention Based Protocol 110
3.6 Unwanted Emissions Measurement 119
3.7 AC Conducted Emission Measurement 123
3.8 Antenna Requirements 125
4 List of Measuring Equipment 127
5 Measurement Uncertainty 128
Appendix A. Conducted Test Results
Appendix B. AC Conducted Emission Test Result
Appendix C. Radiated Spurious Emission
Appendix D. Duty Cycle Plots
Appendix E. Setup Photographs

History of this test report

Report No.	Version	Description	Issued Date
FR391308F	01	Initial issue of report	Jan. 18, 2024

Summary of Test Result

Report Clause	Ref Std. Clause	Test Items	Result (PASS/FAIL)	Remark
3.1	15.403(i)	26dB Emission Bandwidth	Pass	-
3.1	15.407(a)(10)	99% Occupied Bandwidth	Pass	-
3.2	15.407(a)(8)	Maximum Conducted Output Power	Reporting only	-
3.2	15.407(a)(8)	Fundamental Maximum EIRP	Pass	-
3.3	15.407(a)(8)	Fundamental Power Spectral Density	Pass	-
3.4	15.407(b)(6)	In-Band Emissions (Channel Mask)	Pass	-
3.5	15.407(d)(6)	Contention Based Protocol	Pass	
3.6	15.407(b)	Unwanted Emissions	Pass	Under limit 2.01 dB at 7125.28 MHz
3.7	15.207	AC Conducted Emission	Pass	Under limit 9.28 dB at 0.150 MHz
3.8	15.203 15.407(a)	Antenna Requirement	Pass	-

Conformity Assessment Condition:

1. The test results (PASS/FAIL) with all measurement uncertainty excluded are presented against the regulation limits or in accordance with the requirements stipulated by the applicant/manufacturer who shall bear all the risks of non-compliance that may potentially occur if measurement uncertainty is taken into account.
2. The measurement uncertainty please refer to each test result in the section “Measurement Uncertainty”

Disclaimer:

The product specifications of the EUT presented in the test report that may affect the test assessments are declared by the manufacturer who shall take full responsibility for the authenticity.

1 General Description

1.1 Applicant

ASUSTeK COMPUTER INC.
1F., No. 15, Lide Rd., Beitou Dist., Taipei City 112, Taiwan

1.2 Manufacturer

ASUSTeK COMPUTER INC.
1F., No. 15, Lide Rd., Beitou Dist., Taipei City 112, Taiwan

1.3 Product Feature of Equipment Under Test

Product Feature	
Equipment	ASUS Phone(Mobile Phone)
Brand Name	ASUS
Model Name	ASUS_AI2401_E
FCC ID	MSQAI2401
IMEI Code	Conducted: 356313810100997/356313810101003 Conduction: 356313810100831/356313810100849 Radiation: 356313810100617/356313810100625 for SKU1 350619900100671/350619900100689 for SKU2 CBP: 356313810100872/356313810100880
HW Version	R2.0
SW Version	Android 14
EUT Stage	Identical Prototype

Remark:

1. The above EUT's information was declared by manufacturer. Please refer to the specifications or user's manual for more detailed description.
2. There are four SKUs of EUT for this project. The differences between them are summary below, According to the difference, we evaluate SKU1 to perform full test and SKU2 is verified worse case for RSE testing.

Sample list				
	SKU1	**SKU2**	**SKU3**	**SKU4**
Model	**ASUS_AI2401_E**	**ASUS_AI2401_E**	**ASUS_AI2401_E**	**ASUS_AI2401_E**
Config.	US(Pro)	US(Enrty)	US(Pro)	US(Enrty)
RF module board	US(Pro)	US(Enrty)	US(Pro)	US(Enrty)
LCD+Touch front frame module	AI2401 FRONT CASE ASSY	AI2401 FRONT CASE ASSY	AI2401 FRONT CASE ASSY	AI2401 FRONT CASE ASSY
DDR	16G(HYNIX) HYNIX / H58G76BK8HX095	16G(Micron) Micron / MT62F2G64D8ZA-023 WT:C	16G(HYNIX) HYNIX / H58G76BK8HX095	16G(Micron) Micron / MT62F2G64D8ZA-023 WT:C
UFS	1TB(Samsung) Samsung / KLUGGARHHD-B0G1	512G(HYNIX) (UFS4.0) HYNIX / HN8T274EJKX130	1TB(Samsung) Samsung / KLUGGARHHD-B0G1	512G(HYNIX) (UFS4.0) HYNIX / HN8T274EJKX130
MB	AI2401_MB	AI2401_MB	AI2401_MB	AI2401_MB
Back cover SKU	WW Pro(Mini LED)	WW Entry(LGF)	WW Pro(Mini LED)	WW Entry(LGF)

Battery	SCUD / C21P2301	SCUD / C21P2301	SCUD / C21P2301	SCUD / C21P2301
Main 50+13M	SHINETECH / DDN03B	RAYPRUS / CASDJ-000A	RAYPRUS / CASDJ-000A	SHINETECH / DDN03B
Tele 32M	Kunshan Q-TECH / C3HS01	SHINETECH / DHG01B	SHINETECH / DHG01B	Kunshan Q-TECH / C3HS01
Front 32M	TSPRECISION / TVHF3046	RAYPRUS / CASG-000A	RAYPRUS / CASG-000A	TSPRECISION / TVHF3046
PCB	COMPEQ	COMPEQ	COMPEQ	COMPEQ
CPU	QUALCOMM SM-8650 MPSP1629	QUALCOMM SM-8650 MPSP1629	QUALCOMM SM-8650 MPSP1629	QUALCOMM SM-8650 MPSP1629
WPC antenna	ASAP	INPAQ	INPAQ	ASAP
NFC antenna	ASAP	INPAQ	INPAQ	ASAP
WWAN/WLAN /BT/GPS antenna	INPAQ	ASAP	ASAP	INPAQ

1.4 Product Specification of Equipment Under Test

Standards-related Product Specification	
Tx/Rx Frequency Range	U-NII-5: 5925 MHz ~ 6425 MHz U-NII-6: 6425 MHz ~ 6525 MHz U-NII-7: 6525 MHz ~ 6875 MHz U-NII-8: 6875 MHz ~ 7125 MHz
Maximum EIRP	**<5925 MHz ~ 7125 MHz >** **<MIMO Ant.5+4>** 802.11a : 7.31 dBm / 0.0054 W 802.11be EHT20 : 7.86 dBm / 0.0061 W 802.11be EHT40 : 7.51 dBm / 0.0056 W 802.11be EHT80 : 6.93 dBm / 0.0049 W 802.11be EHT160 : 5.65 dBm / 0.0037 W 802.11be EHT320 : 8.03 dBm / 0.0064 W **<MIMO Ant.5+6>** 802.11a : 9.16 dBm / 0.0082 W 802.11be EHT20 : 9.86 dBm / 0.0097 W 802.11be EHT40 : 11.60 dBm / 0.0145 W 802.11be EHT80 : 11.73 dBm / 0.0149 W 802.11be EHT160 : 8.21 dBm / 0.0066 W 802.11be EHT320 : 10.57 dBm / 0.0114 W
99% Occupied Bandwidth	802.11a : 17.58 MHz 802.11 be EHT20 : 19.28 MHz 802.11 be EHT40 : 38.26 MHz 802.11 be EHT80 : 78.28 MHz 802.11 be EHT160 : 158.00 MHz 802.11 be EHT320 : 315.52 MHz
Antenna Type / Gain	**<5925 MHz ~ 6425 MHz >** <Ant. 4> : PIFA Antenna with gain -4.18 dBi <Ant. 5> : PIFA Antenna with gain -3.68 dBi <Ant. 6> : PIFA Antenna with gain -0.94 dBi **<6425 MHz ~ 6525 MHz >** <Ant. 4> : PIFA Antenna with gain -4.03 dBi <Ant. 5> : PIFA Antenna with gain -2.97 dBi <Ant. 6> : PIFA Antenna with gain -1.48 dBi **<6525 MHz ~ 6875 MHz >** <Ant. 4> : PIFA Antenna with gain -4.46 dBi <Ant. 5> : PIFA Antenna with gain -4.72 dBi

	<Ant. 6> : PIFA Antenna with gain -1.25 dBi **<6875 MHz ~ 7125 MHz >** <Ant. 4> : PIFA Antenna with gain -3.98 dBi <Ant. 5> : PIFA Antenna with gain -6.24 dBi <Ant. 6> : PIFA Antenna with gain -1.38 dBi
Type of Modulation	802.11a : OFDM (BPSK / QPSK / 16QAM / 64QAM) 802.11ax: OFDM (BPSK / QPSK / 16QAM / 64QAM / 256QAM / 1024QAM) 802.11be: OFDM (BPSK / QPSK / 16QAM / 64QAM / 256QAM / 1024QAM / 4096QAM)

Remark:

1. For 802.11ax/be mode, the 11ax power will set less than 11be power, thus the testing has assessed only 802.11be EHT20/EHT40/EHT80/EHT160MHz by referring to the higher output power.
2. The device support WIFI MIMO CDD mode.
3. For WLAN SISO & MIMO mode, the whole testing assess MIMO mode to cover SISO mode.
4. The device supports WLAN MIMO Ant.5+4 for normal mode and switch to MIMO Ant.5+6 for camera mode.
5. 802.11ax/be support full RU tone and partial RU tone, both full RU and partial RU-left (for low CH) and partial RU-right (for high CH) are tested for Power/PSD/Mask/Spurious, all the other test case were performed with full RU with its maximum power/PSD.
6. 802.11be support small size RU, Large size RU and Puncturing modes as below, which is less than full RU conducted power, therefore have assessed only PSD/Mask/RSE.
7. The CBP mode does not support channel puncturing function. (Channel puncturing is only used for optimizing network performance)

<Small size RU 52+26 Tone>:

Bandwidth	Tones		Index		For test modes configure
20MHz	26	52	1	38	1
20MHz	52	26	38	4	2
20MHz	52	26	39	7	3

<Small size RU 106+26 Tone>:

Bandwidth	Tones		Index		For test modes configure
20MHz	106	26	53	4	1
20MHz	26	106	4	54	2

<Large size RU 484+242 tone> & <80M BW Puncturing 20MHz>:

Bandwidth	Tones		Index		For test modes configure
80MHz	242	484	62	66	1
80MHz	242	484	61	66	2
80MHz	484	242	65	64	3
80MHz	484	242	65	63	4

<Large size RU 996+484 tone> & <160M BW Puncturing 40MHz>:

Bandwidth	Tones		Index		For test modes configure
160MHz	484-Left	996-Right	66-Left	67-Right	1
160MHz	484-Left	996-Right	65-Left	67-Right	2
160MHz	996-Left	484-Right	67-Left	66-Right	3
160MHz	996-Left	484-Right	67-Left	65-Right	4

<Large size RU 996+484+242 tone> & <160M BW Puncturing 20MHz>:

Bandwidth	Tones			Index			For test modes configure
160MHz	242-Left	484-Left	996-Right	62-Left	66-Left	67-Right	1
160MHz	242-Left	484-Left	996-Right	61-Left	66-Left	67-Right	2
160MHz	484-Left	242-Left	996-Right	65-Left	64-Left	67-Right	3
160MHz	484-Left	242-Left	996-Right	65-Left	63-Left	67-Right	4
160MHz	996-Left	242-Right	484-Right	67-Left	62-Right	66-Right	5
160MHz	996-Left	242-Right	484-Right	67-Left	61-Right	66-Right	6
160MHz	996-Left	484-Right	242-Right	67-Left	65-Right	64-Right	7
160MHz	996-Left	484-Right	242-Right	67-Left	65-Right	63-Right	8

<Large size RU 3*996 tone> & <320M BW Puncturing 80MHz>:

Bandwidth	Tones	Index	For test modes configure
320MHz			1
			2
			3
			4

<Large size RU 3*996+484 tone> & <320M BW Puncturing 40MHz>:

Bandwidth	Tones	Index	For test modes configure
320MHz	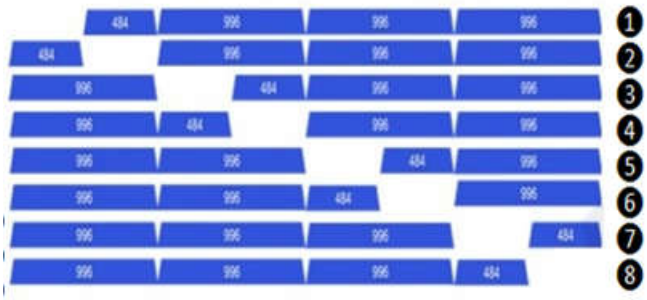		1
			2
			3
			4
			5
			6
			7
			8

<Large size RU 2*996+484 tone> & <320M BW Puncturing 80+40MHz>:

Bandwidth	Tones	Index	For test modes configure
320MHz	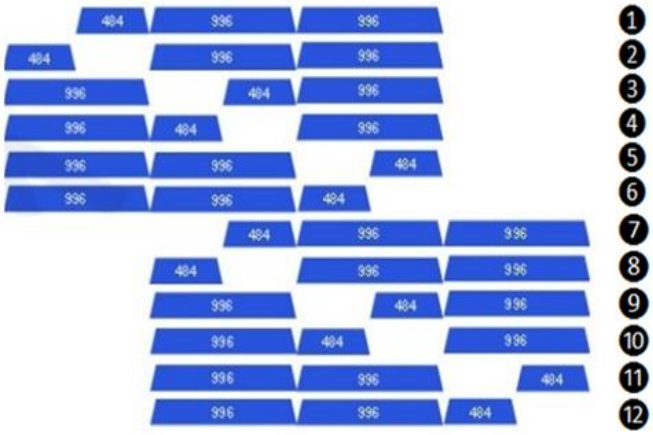		1
			2
			3
			4
			5
			6
			7
			8
			9
			10
			11
			12

Only the worse cases are shown in this report.

1.5 Modification of EUT

No modifications are made to the EUT during all test items.

1.6 Testing Location

Sporton International Inc. (ShenZhen) is accredited to ISO/IEC 17025:2017 by American Association for Laboratory Accreditation with Certificate Number 5145.01.

Test Firm	Sporton International Inc. (ShenZhen)		
Test Site Location	1/F, 2/F, Bldg 5, Shiling Industrial Zone, Xinwei Village, Xili, Nanshan, Shenzhen, 518055 People's Republic of China TEL: +86-755-86379589 FAX: +86-755-86379595		
Test Site No.	**Sporton Site No.**	**FCC Designation No.**	**FCC Test Firm Registration No.**
	CO01-SZ TH01-SZ DFS01-SZ	CN1256	421272

Test Firm	Sporton International Inc. (ShenZhen)		
Test Site Location	101, 1st Floor, Block B, Building 1, No. 2, Tengfeng 4th Road, Fenghuang Community, Fuyong Street, Baoan District, Shenzhen City, Guangdong Province 518103 People's Republic of China TEL: +86-755-86066985		
Test Site No.	**Sporton Site No.**	**FCC Designation No.**	**FCC Test Firm Registration No.**
	03CH01-SZ	CN1256	421272

1.7 Test Software

Item	Site	Manufacture	Name	Version
1.	03CH01-SZ	AUDIX	E3	6.2009-8-24
2.	CO01-SZ	AUDIX	E3	6.120613b
3.	DFS01-SZ	Sporton	Test Tools	1.0

1.8 Applicable Standards

According to the specifications of the manufacturer, the EUT must comply with the requirements of the following standards:

- FCC Part 15 Subpart E
- FCC KDB 987594 D02 U-NII 6 GHz EMC Measurement v02r01
- FCC KDB 789033 D02 General UNII Test Procedures New Rules v02r01.
- FCC KDB 414788 D01 Radiated Test Site v01r01.
- FCC KDB 662911 D01 Multiple Transmitter Output v02r01.
- ANSI C63.10-2013

Remark:

1. All test items were verified and recorded according to the standards and without any deviation during the test.
2. This EUT has also been tested and complied with the requirements of FCC Part 15, Subpart B, recorded in a separate test report.

2 Test Configuration of Equipment Under Test

a. The EUT has been associated with peripherals and configuration operated in a manner tended to maximize its emission characteristics in a typical application. Frequency range investigated: conduction emission (150 kHz to 30 MHz), radiation emission (9 kHz to the 10th harmonic of the highest fundamental frequency or to 40 GHz, whichever is lower). For radiated measurement, pre-scanned in three orthogonal panels, X, Y, Z. The worst cases (X/Z plane) were recorded in this report.

b. AC power line Conducted Emission was tested under maximum output power.

2.1 Carrier Frequency and Channel

<U-NII-5, 6, 7, 8>

BW 20M	**Channel**	2	1	5	9	13	17	21	25	29
	Freq. (MHz)	5935	5955	5975	5995	6015	6035	6055	6075	6095
BW 40M	**Channel**	3			11		19		27	
	Freq. (MHz)	5965			6005		6045		6085	
BW 80M	**Channel**	7					23			
	Freq. (MHz)	5985					6065			
BW 160M	**Channel**	15								
	Freq. (MHz)	6025								

BW 20M	**Channel**	33	37	41	45	49	53	57	61
	Freq. (MHz)	6115	6135	6155	6175	6195	6215	6235	6255
BW 40M	**Channel**	35		43		51		59	
	Freq. (MHz)	6125		6165		6205		6245	
BW 80M	**Channel**	39				55			
	Freq. (MHz)	6145				6225			
BW 160M	**Channel**	47							
	Freq. (MHz)	6185							
BW 320M	**Channel**	31				63			
	Freq. (MHz)	6105				6265			

BW 20M	Channel	65	69	73	77	81	85	89	93
	Freq. (MHz)	6275	6295	6315	6335	6355	6375	6395	6415
BW 40M	Channel	67		75		83		91	
	Freq. (MHz)	6285		6325		6365		6405	
BW 80M	Channel	71				87			
	Freq. (MHz)	6305				6385			
BW 160M	Channel	79							
	Freq. (MHz)	6345							
BW 320M	Channel	95							
	Freq. (MHz)	6425							

BW 20M	Channel	97	101	105	109	113	117	121	125
	Freq. (MHz)	6435	6455	6475	6495	6515	6535	6555	6575
BW 40M	Channel	99		107		115		123	
	Freq. (MHz)	6445		6485		6525		6565	
BW 80M	Channel	103				119			
	Freq. (MHz)	6465				6545			
BW 160M	Channel	111							
	Freq. (MHz)	6505							

BW 20M	Channel	129	133	137	141	145	149	153	157
	Freq. (MHz)	6595	6615	6635	6655	6675	6695	6715	6735
BW 40M	Channel	131		139		147		155	
	Freq. (MHz)	6605		6645		6685		6725	
BW 80M	Channel	135				151			
	Freq. (MHz)	6625				6705			
BW 160M	Channel	143							
	Freq. (MHz)	6665							
BW 320M	Channel	127							
	Freq. (MHz)	6585							

BW 20M	Channel	161	165	169	173	177	181	185	189
	Freq. (MHz)	6755	6775	6795	6815	6835	6855	6875	6895
BW 40M	Channel	163		171		179		187	
	Freq. (MHz)	6765		6805		6845		6885	
BW 80M	Channel	167				183			
	Freq. (MHz)	6785				6865			
BW 160M	Channel	175							
	Freq. (MHz)	6825							
BW 320M	Channel	159							
	Freq. (MHz)	6745							

BW 20M	Channel	193	197	201	205	209	213	217	221
	Freq. (MHz)	6915	6935	6955	6975	6995	7015	7035	7055
BW 40M	Channel	195		203		211		219	
	Freq. (MHz)	6925		6965		7005		7045	
BW 80M	Channel	199				215			
	Freq. (MHz)	6945				7025			
BW 160M	Channel	207							
	Freq. (MHz)	6985							
BW 320M	Channel	191							
	Freq. (MHz)	6905							

BW 20M	Channel	225	229	233
	Freq. (MHz)	7075	7095	7115
BW 40M	Channel	227		
	Freq. (MHz)	7085		

2.2 Test Mode

Final RSE test modes are considering the modulation and worse data rates refer to Appendix C.

Remark:

1. For Radiated Test Cases, the tests were performance with Adapter 1, USB Cable 1 and Earphone.
2. For simultaneous transmission test modes, the combination testing was assessed from the worst RSE link mode of WWAN (GSM/WCDMA/LTE/5GNR) and the worst RSE link mode of BT / WLAN (2.4G/6G).

Test Cases	
AC Conducted Emission	Mode 1 : GSM850 Idle + BT Link + WLAN Link(6G) + USB Cable 1(Charging from Adapter 1) + Battery 1

Ch. #		5925-6425 MHz UNII-5	6425-6525 MHz UNII-6	6525-6875 MHz UNII-7	6875-7125 MHz UNII-8
		802.11a/be EHT20	802.11a/be EHT20	802.11a/be EHT20	802.11a/be EHT20
L	Low	001/002	097	117	189
M	Middle	045	105	149	209
H	High	093	113	181	229/233
Straddle		-	-	-	185

Ch. #		5925-6425 MHz UNII-5	6425-6525 MHz UNII-6	6525-6875 MHz UNII-7	6875-7125 MHz UNII-8
		802.11be EHT40	802.11be EHT40	802.11be EHT40	802.11be EHT40
L	Low	003	099	123	195
M	Middle	043	-	147	203
H	High	091	107	179	227
Straddle		-	115	-	187

Ch. #		5925-6425 MHz UNII-5	6425-6525 MHz UNII-6	6525-6875 MHz UNII-7	6875-7125 MHz UNII-8
		802.11be EHT80	802.11be EHT80	802.11be EHT80	802.11be EHT80
L	Low	007	103	135	199
M	Middle	039		151	-
H	High	087		167	215
Straddle		-	119	183	-

Ch. #		5925-6425 MHz UNII-5	6425-6525 MHz UNII-6	6525-6875 MHz UNII-7	6875-7125 MHz UNII-8
		802.11be EHT160	802.11be EHT160	802.11be EHT160	802.11be EHT160
L	Low	015	-	143	207
M	Middle	047			
H	High	079			
Straddle		-	111	175	-

Ch. #		UNII-5	UNII-6	UNII-7	UNII-8
		802.11be EHT320	802.11be EHT320	802.11be EHT320	802.11be EHT320
L	Low	-	-	-	-
M	Middle	031			
H	High	063			
Straddle		095	127	159	191

Remark: For radiation spurious emission, the final modulation and the worst data rate was reference the max RF conducted power.

2.3 Connection Diagram of Test System

For AC Conducted Emission:

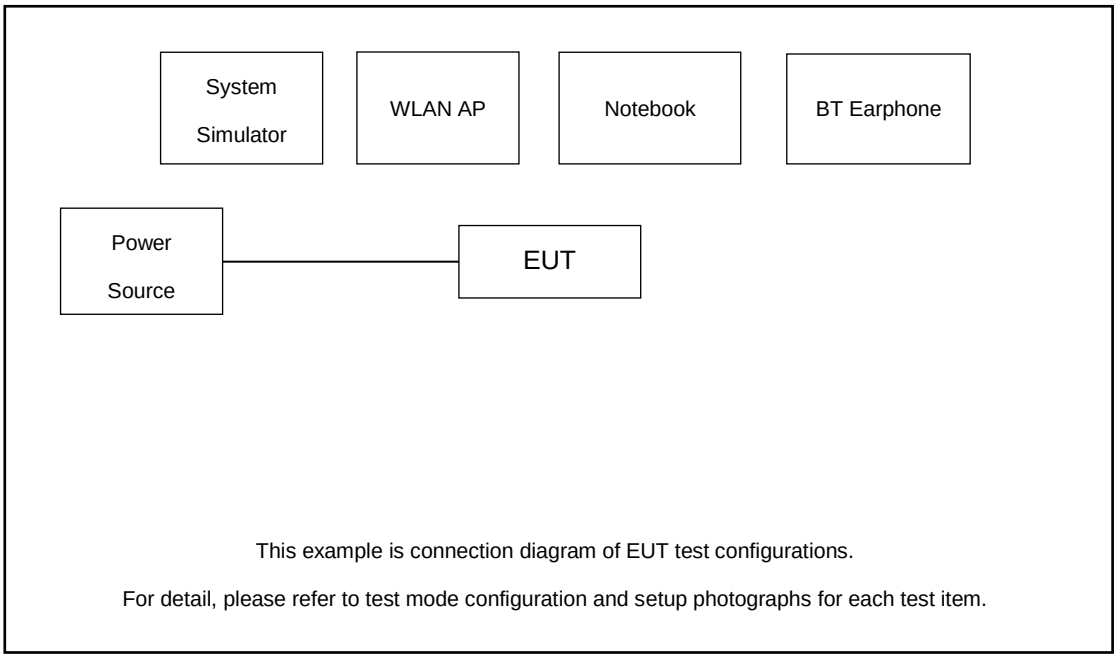

For Radiated Emission:

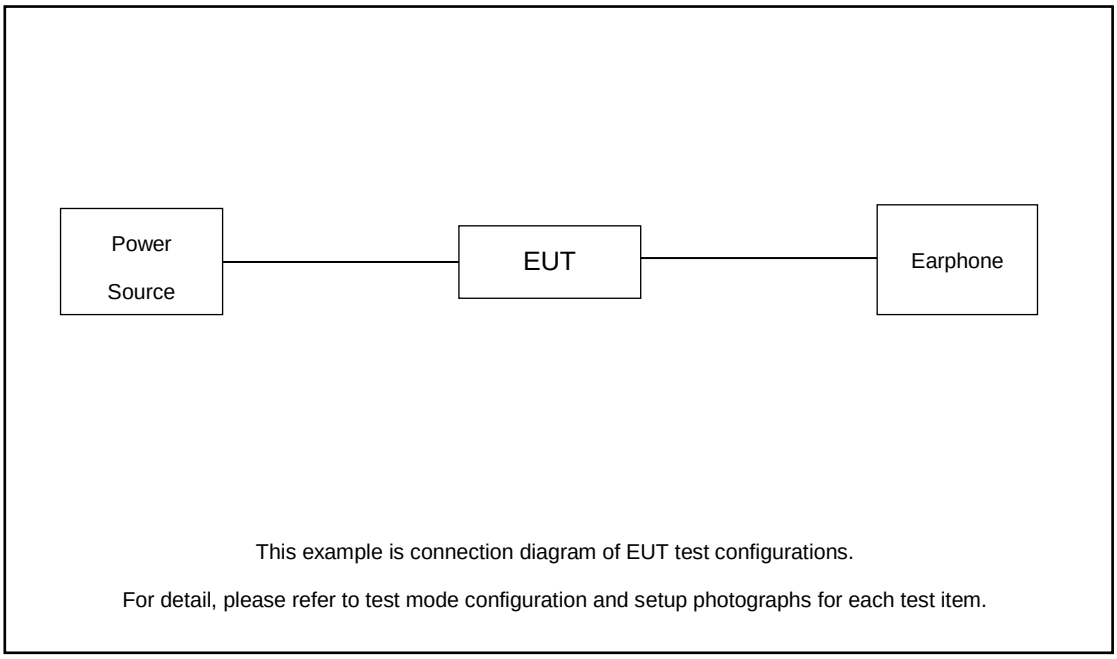

2.4 Support Unit used in test configuration and system

Item	Equipment	Brand Name	Model Name	FCC ID	Data Cable	Power Cord
1.	System Simulator	Anritsu	MT8820C	N/A	N/A	Unshielded,1.8m
2.	Bluetooth Earphone	Samsung	EO-MG900	PYAHS-107W	N/A	N/A
3.	WLAN AP	Dlink	DIR-820L	KA2IR820LA1	N/A	Unshielded,1.8m
4.	Notebook	Lenovo	G480	QDS-BRCM1050I	N/A	AC I/P: Unshielded, 1.8 m DC O/P: Shielded, 1.8 m
5.	Earphone	ASUS	EA010B	N/A	N/A	N/A

2.5 EUT Operation Test Setup

For WLAN RF test items, an engineering test program (QRCT TX Tool) was provided and enabled to make EUT continuously transmit.

For AC power line conducted emissions, the EUT was set to connect with the WLAN AP under large package sizes transmission.

2.6 Measurement Results Explanation Example

For all conducted test items:

The offset level is set in the spectrum analyzer to compensate the RF cable loss and attenuator factor between EUT conducted output port and spectrum analyzer. With the offset compensation, the spectrum analyzer reading level is exactly the EUT RF output level.

Example :

The spectrum analyzer offset is derived from RF cable loss and attenuator factor.

Offset = RF cable loss + attenuator factor.

Following shows an offset computation example with cable loss 2.3 dB and 10dB attenuator.

Offset(dB) = RF cable loss(dB) + attenuator factor(dB).

= 2.3 + 10 = 12.3 (dB)

3 Test Result

3.1 26dB & 99% Occupied Bandwidth Measurement

3.1.1 CFR 15.407 (a)(10)

The maximum transmitter channel bandwidth for U-NII devices in the 5.925-7.125 GHz band is 320 megahertz.

3.1.2 Measuring Instruments

See list of measuring equipment of this test report.

3.1.3 Test Procedures

1. The testing follows FCC KDB 789033 D02 General UNII Test Procedures New Rules v02r01. Section C) Emission bandwidth
2. Set RBW = approximately 1% of the emission bandwidth.
3. Set the VBW > RBW.
4. Detector = Peak.
5. Trace mode = max hold
6. Measure the maximum width of the emission that is 26 dB down from the peak of the emission. Compare this with the RBW setting of the analyzer. Readjust RBW and repeat measurement as needed until the RBW/EBW ratio is approximately 1%.
7. For 99% Bandwidth Measurement, the spectrum analyzer's resolution bandwidth (RBW) is set 1-5% of the emission bandwidth and set the Video bandwidth (VBW) ≥ 3 * RBW.
8. Measure and record the results in the test report.

3.1.4 Test Setup

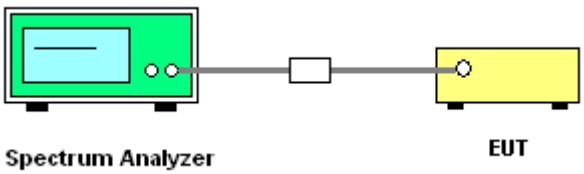

3.1.5 Test Result of 26dB & 99% Occupied Bandwidth

Please refer to Appendix A.

Only the maximum 26dB & 99% OB plots of each bandwidth shown in the report.

For 20MHz:

Maximum 26dB Bandwidth

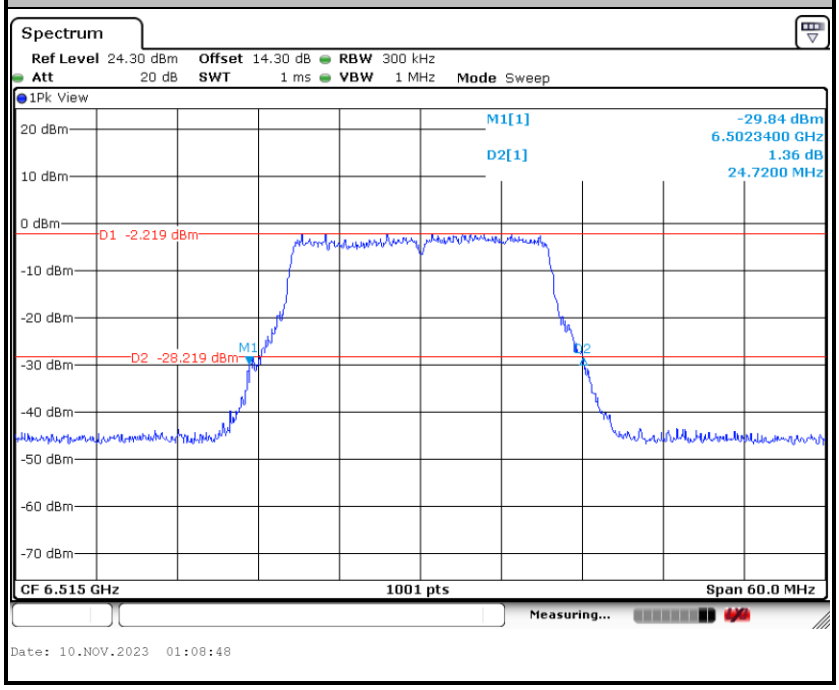

Maximum 99% Occupied Bandwidth

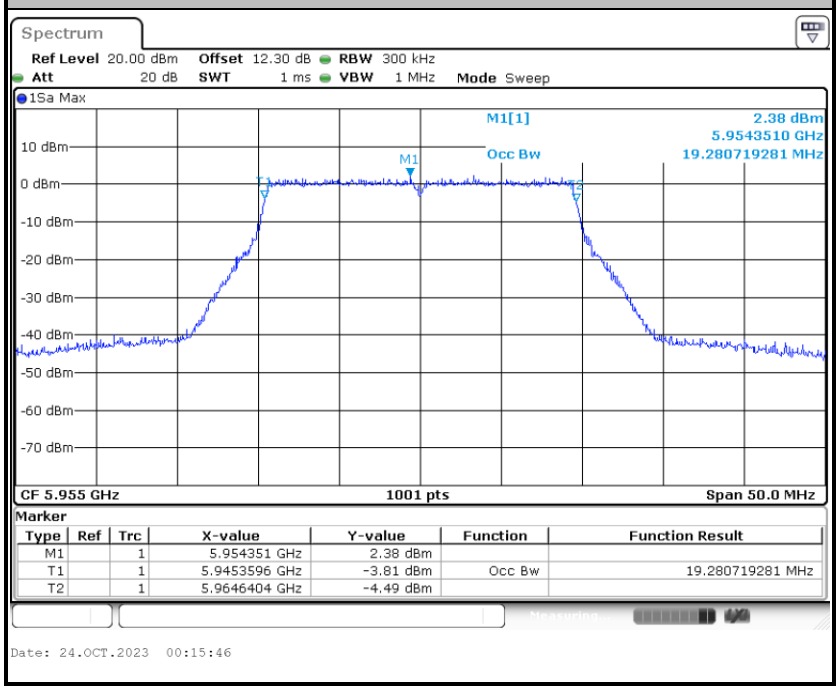

For 40MHz:

Maximum 26dB Bandwidth

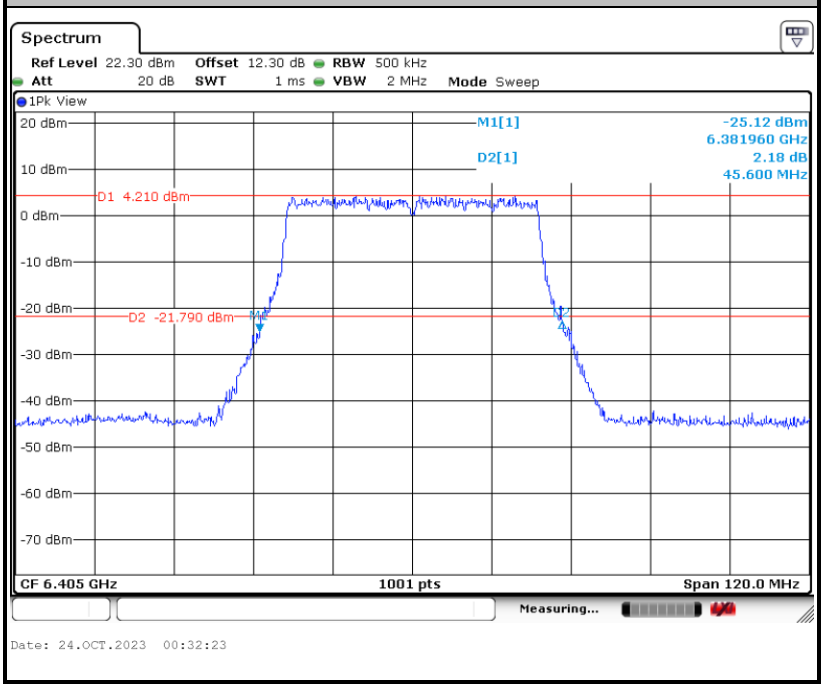

Maximum 99% Occupied Bandwidth

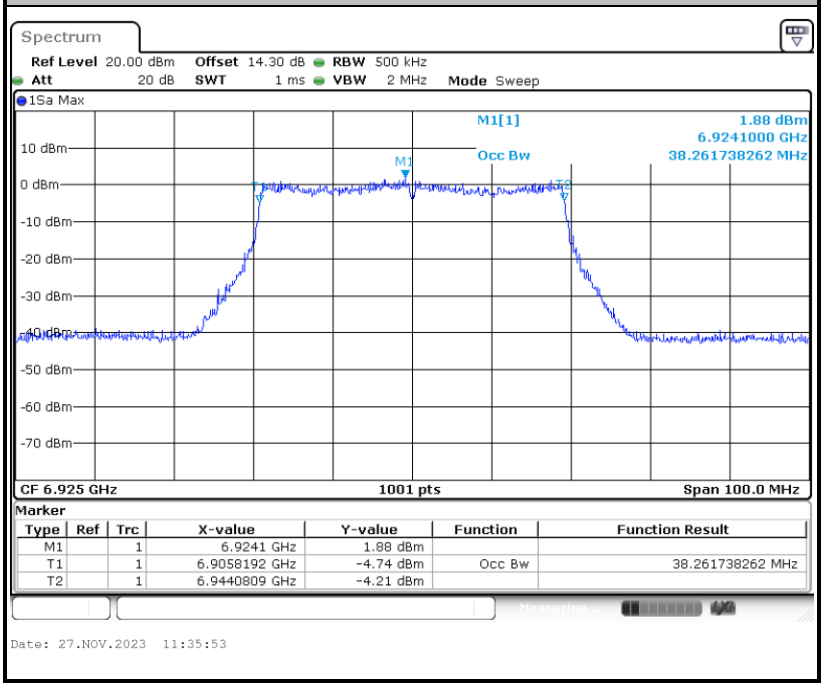

For 80MHz:

Maximum 26dB Bandwidth

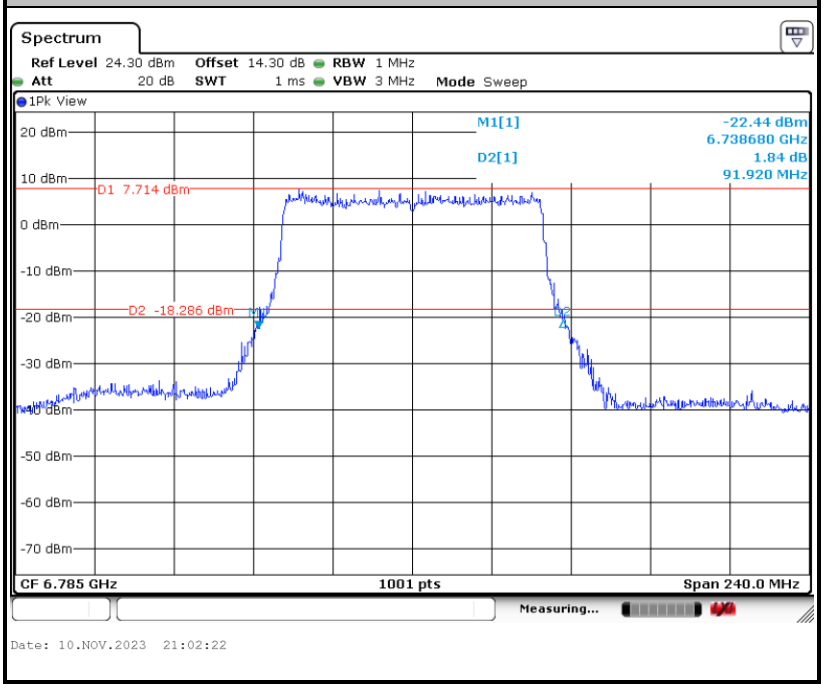

Maximum 99% Occupied Bandwidth

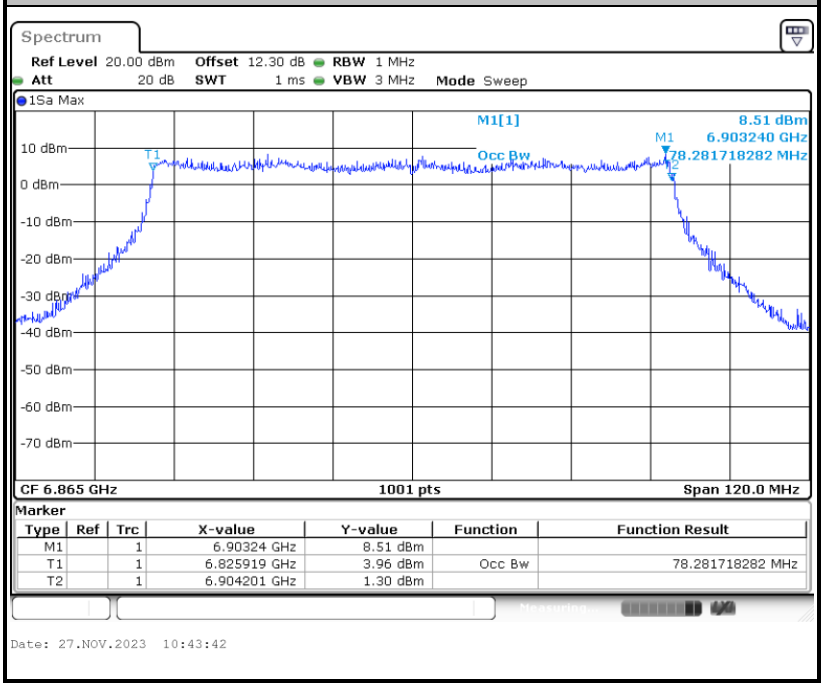

For 160MHz:

Maximum 26dB Bandwidth

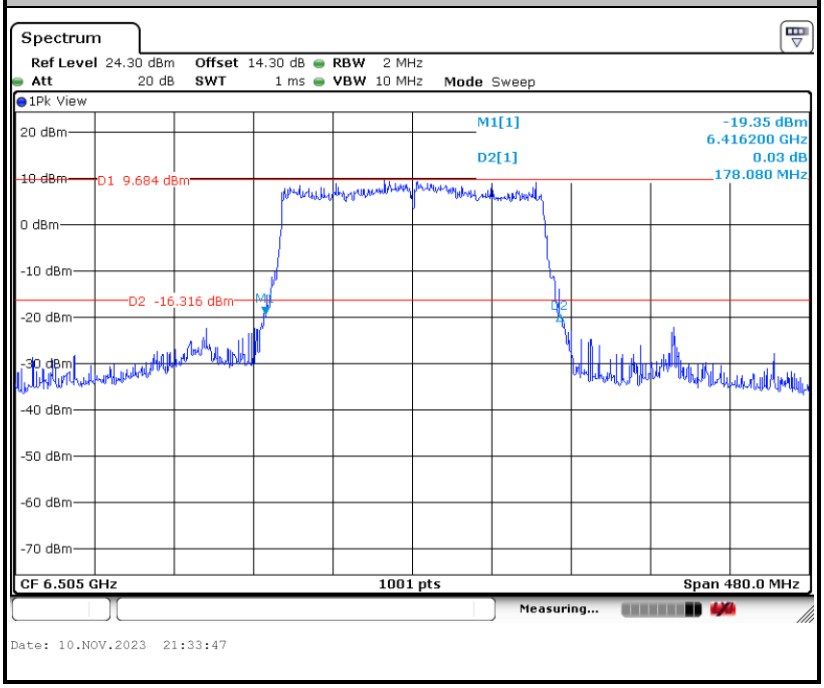

Maximum 99% Occupied Bandwidth

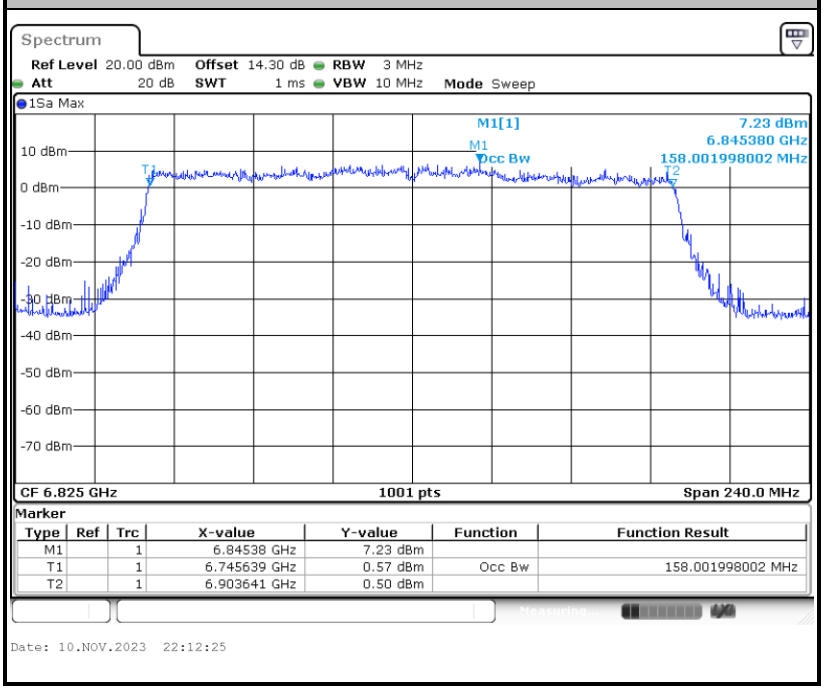

For 320MHz:

Maximum 26dB Bandwidth

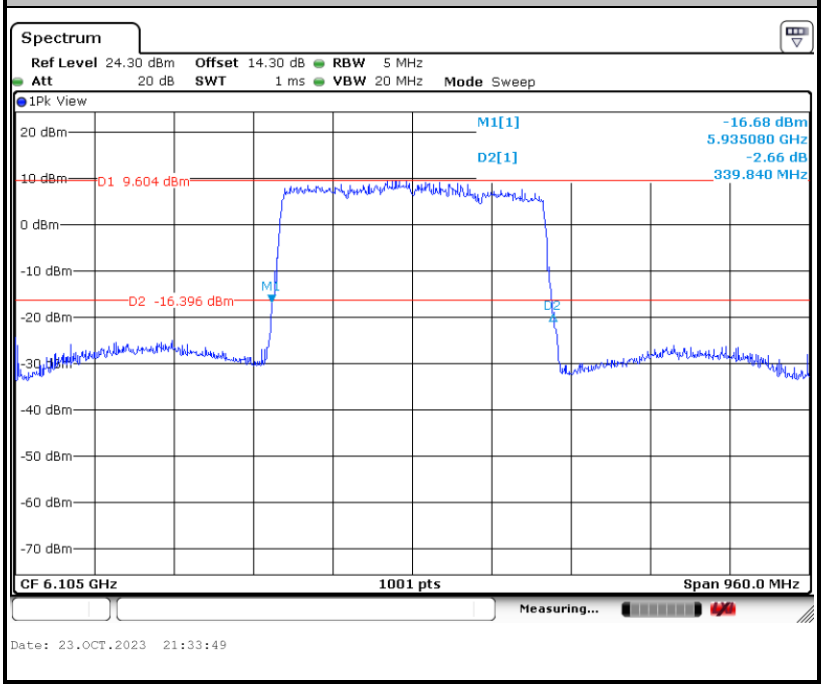

Maximum 99% Occupied Bandwidth

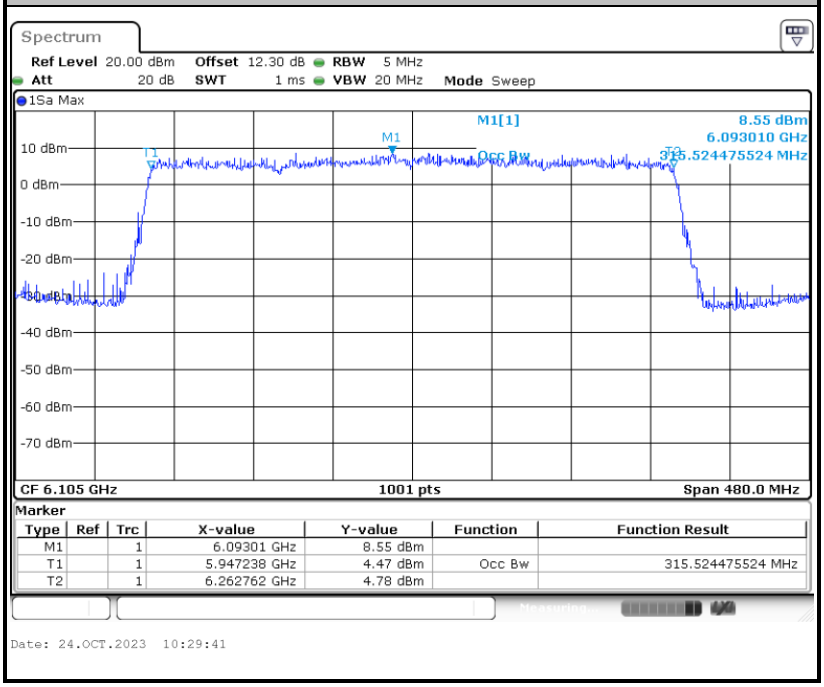

Note: The occupied channel bandwidth is maintained within the band of operation for all of the modulations.

3.2 Maximum conducted Output Power and Fundamental Maximum EIRP Measurement

3.2.1 Limit of Fundamental Maximum EIRP

<FCC 14-30 CFR 15.407>

(a)(8) For client devices operating under the control of an indoor access point in the 5.925-7.125 GHz bands, the maximum e.i.r.p. over the frequency band of operation must not exceed 24 dBm.

3.2.2 Measuring Instruments

See list of measuring equipment of this test report.

3.2.3 Test Procedures

The testing follows Method PM of FCC KDB 789033 D02 General UNII Test Procedures New Rules v02r01.

Method PM (Measurement using an RF average power meter):

1. Measurement is performed using a wideband RF power meter.
2. The EUT is configured to transmit continuously with a consistent duty cycle at its maximum power control level.
3. Measure the average power of the transmitter, and the average power is corrected with duty factor, 10 log(1/x), where x is the duty cycle.
4. For MIMO mode, the measure-and-sum technique should be used for measuring the in-band transmit power of a device.

3.2.4 Test Setup

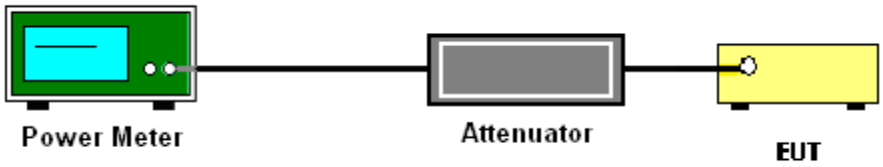

3.2.5 Test Result of Fundamental Maximum EIRP

Please refer to Appendix A.

3.3 Fundamental Power Spectral Density Measurement

3.3.1 Limit of Fundamental Power Spectral Density

<FCC 14-30 CFR 15.407>

(a)(8) For client devices operating under the control of an indoor access point in the 5.925-7.125 GHz bands, the maximum power spectral density must not exceed −1 dBm e.i.r.p. in any 1-megahertz band.

3.3.2 Measuring Instruments

See list of measuring equipment of this test report.

3.3.3 Test Procedures

The testing follows FCC KDB 789033 D02 General UNII Test Procedures New Rules v02r01.

Section F) Maximum power spectral density.

 # Method SA-2 #

(trace averaging across on and off times of the EUT transmissions, followed by duty cycle correction).

- Measure the duty cycle.
- Set span to encompass the entire emission bandwidth (EBW) of the signal.
- Set RBW = 1 MHz.
- Set VBW ≥ 3 MHz.
- Number of points in sweep ≥ 2 Span / RBW.
- Sweep time = auto.
- Detector = RMS
- Trace average at least 100 traces in power averaging mode.
- Add 10 log(1/x), where x is the duty cycle, to the measured power in order to compute the average power during the actual transmission times. For example, add 10 log(1/0.25) = 6 dB if the duty cycle is 25 percent.

1. The RF output of EUT was connected to the spectrum analyzer by a low loss cable.
2. Each plot has already offset with cable loss, attenuator loss and duty factor. Measure the PPSD and record it.
3. For MIMO mode, calculation method follows FCC KDB 662911 D01 Multiple Transmitter Output v02r01.

Method (a): Measure and sum the spectra across the outputs.

The total final Power Spectral Density is from a device with 2 transmitter outputs. The spectrum measurements of the individual outputs are all performed with the same span and number of points, the spectrum value in the first spectral bin of output 1 is summed with that in the first spectral bin of output 2 to obtain the value for the first frequency bin of the summed spectrum.

3.3.4 Test Setup

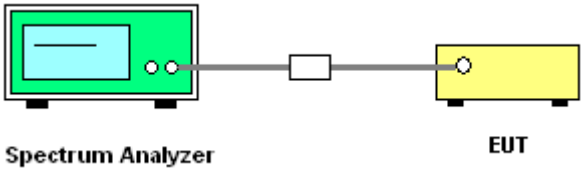

3.3.5 Test Result of Power Spectral Density

Please refer to Appendix A for Small RU & Large RU & Puncturing mode.

Only the L/M/H channel PSD plots of Full RU & Partial Single RU for each bandwidth are shown as follows:

<MIMO Ant.5+4>:

802.11a	
Low CH02 5935MHz	**High CH233 7115MHz**
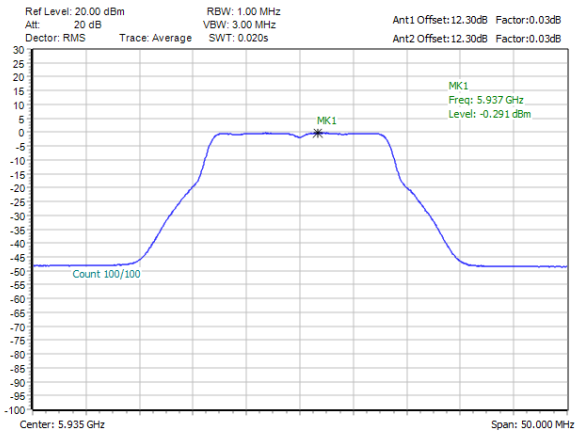	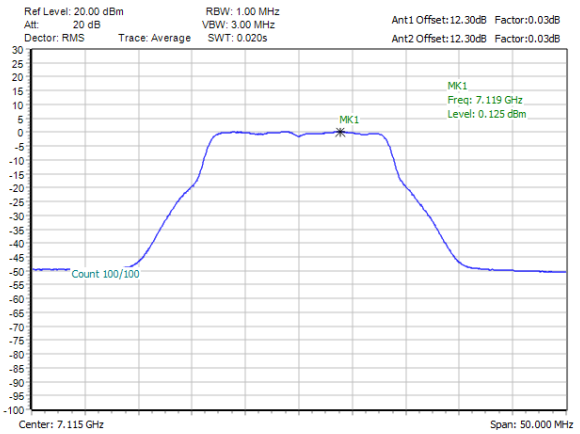
Middle CH 117 6535MHz	
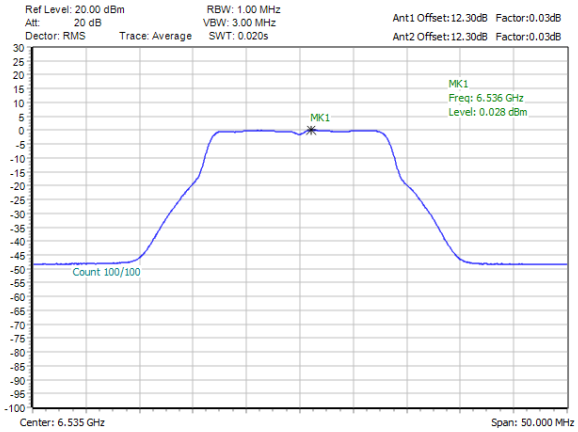	

802.11be EHT20 Full RU	
Low CH02 5935MHz	High CH233 7115MHz
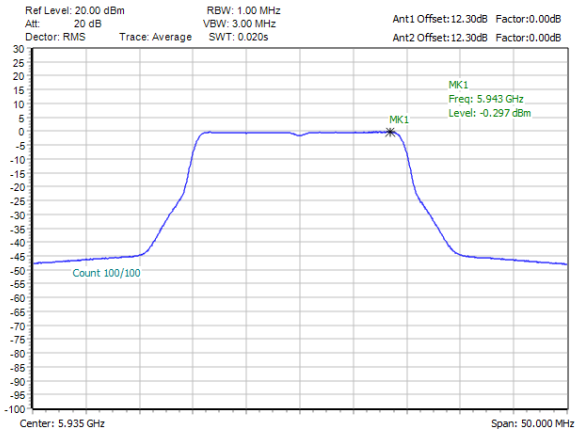	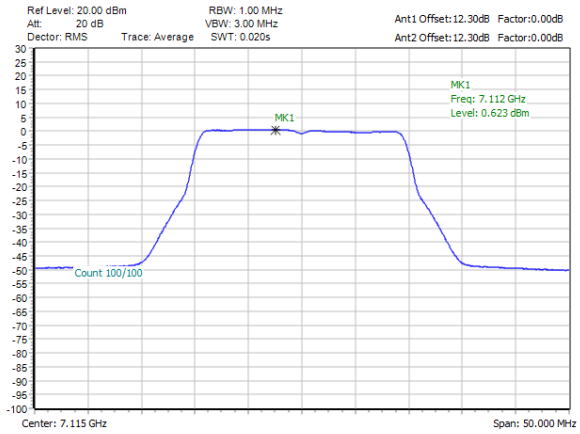
Middle CH 117 6535MHz	
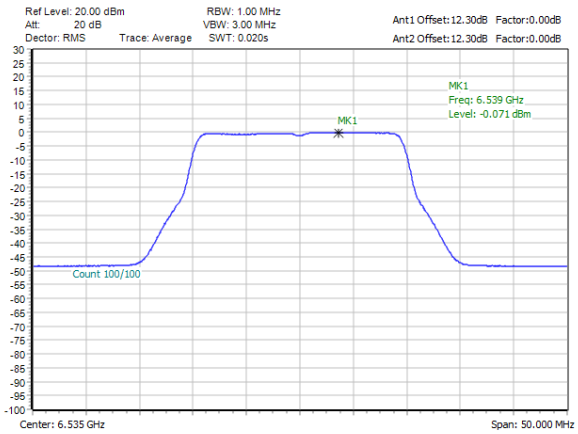	

802.11ax HE40 Full RU	
Low CH03 5965MHz	**High CH227 7085MHz**
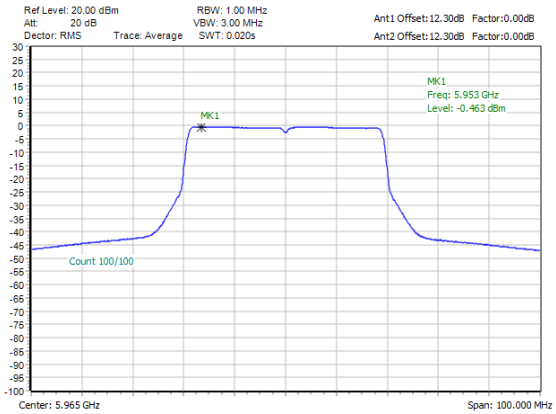	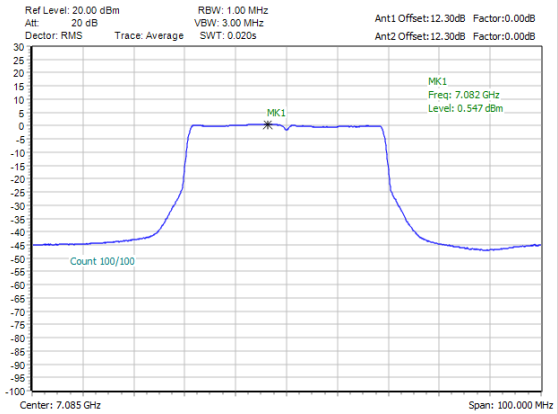
Middle CH123 6565MHz	
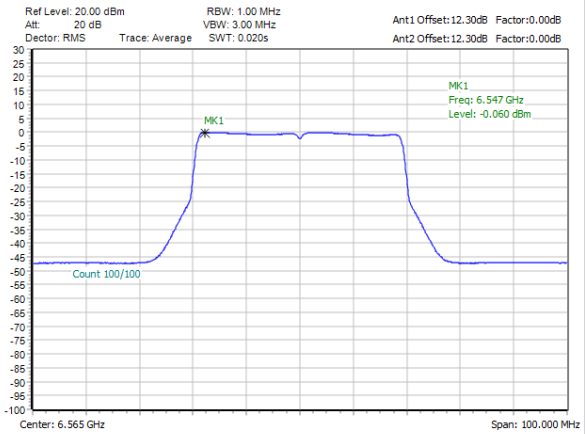	

802.11be EHT80 Full RU	
Low CH07 5985MHz	High CH215 7025MHz
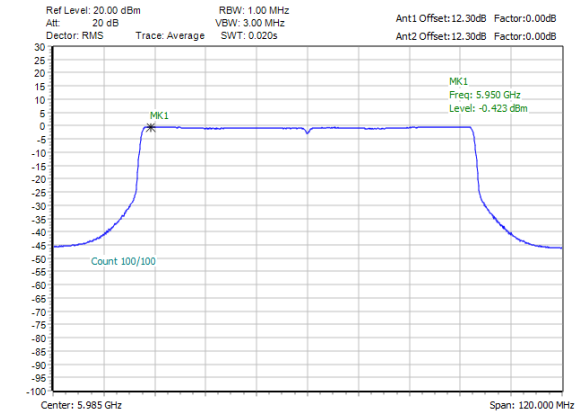	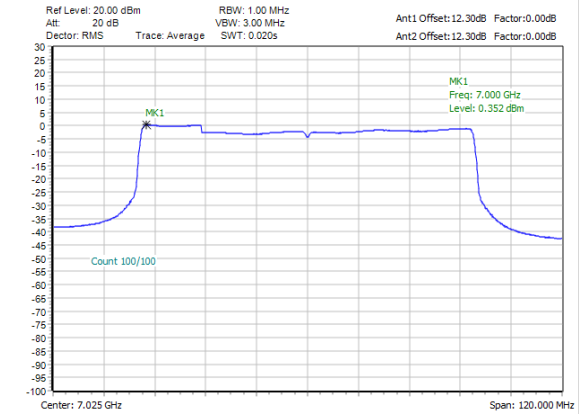
Middle CH 135 6625MHz	
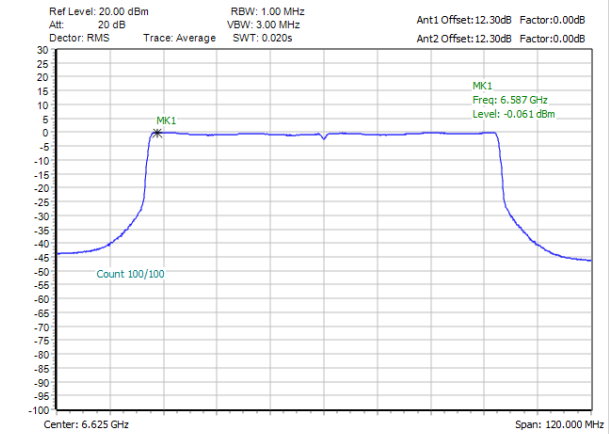	

802.11be EHT160 Full RU	
Low CH015 6025MHz	**High CH207 6985MHz**
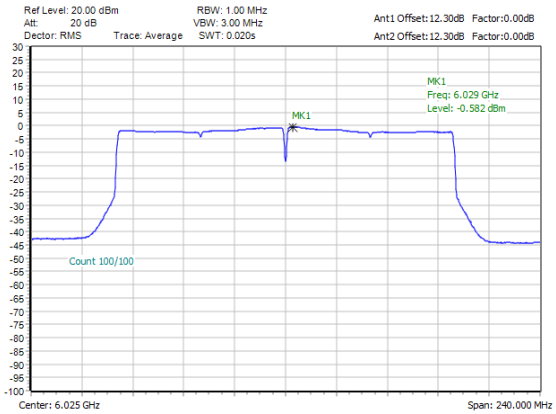	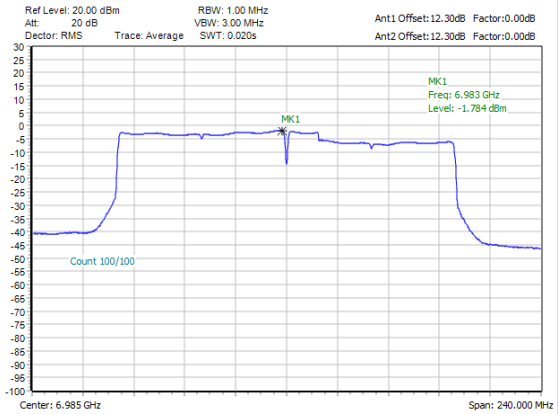
Middle CH 111 6505MHz	
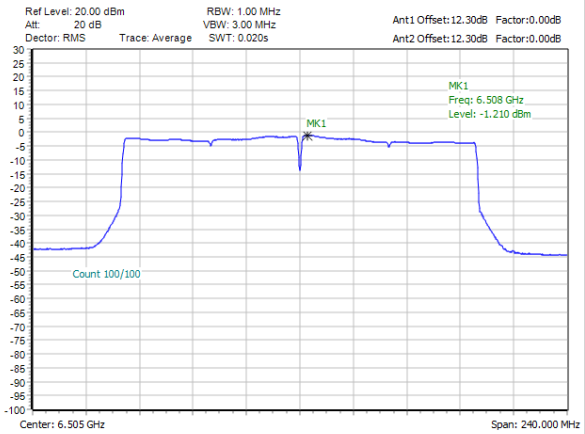	

802.11be EHT320 Full RU	
Low CH31 6105MHz	High CH191 6905MHz
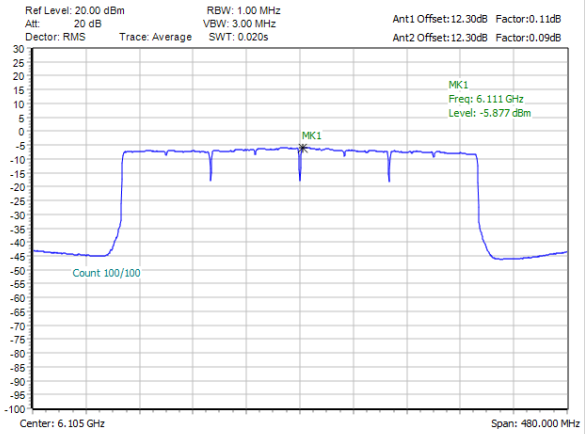	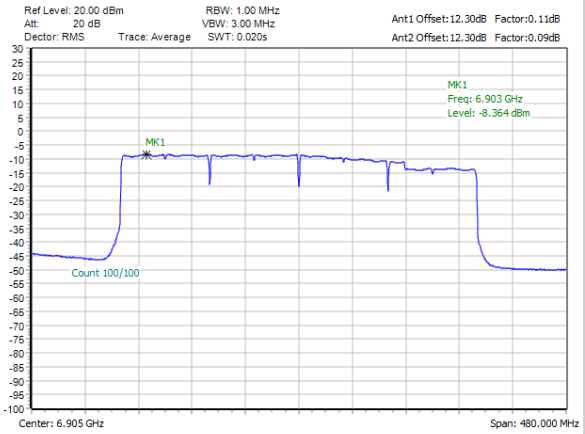
Middle CH 127 6585MHz	
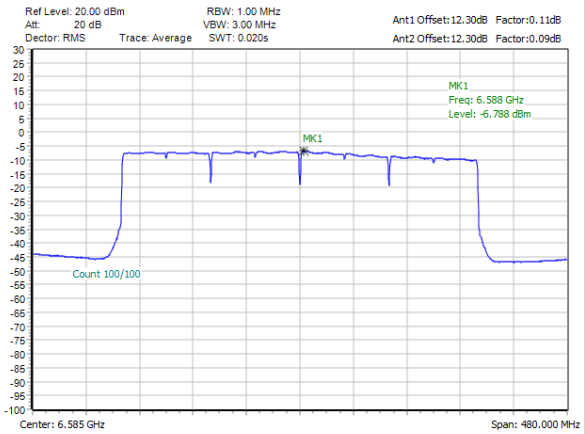	

802.11be EHT20 Partial RU	
Low CH02 5935MHz 26RU0	**High CH233 7115MHz 26RU8**
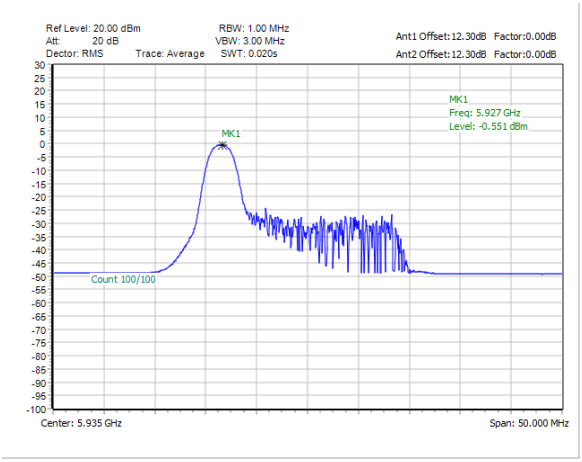	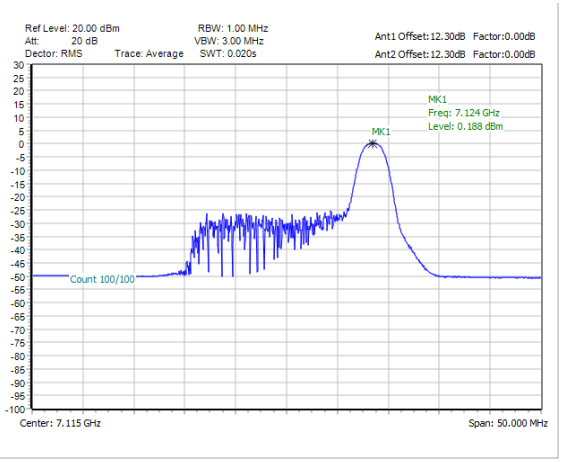
Low CH02 5935MHz 52RU37	**High CH233 7115MHz 52RU40**
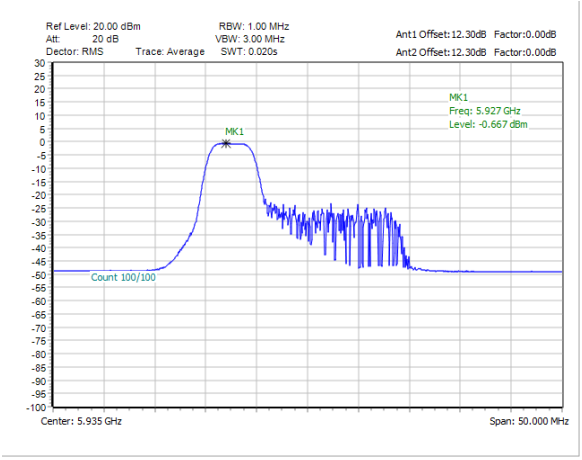	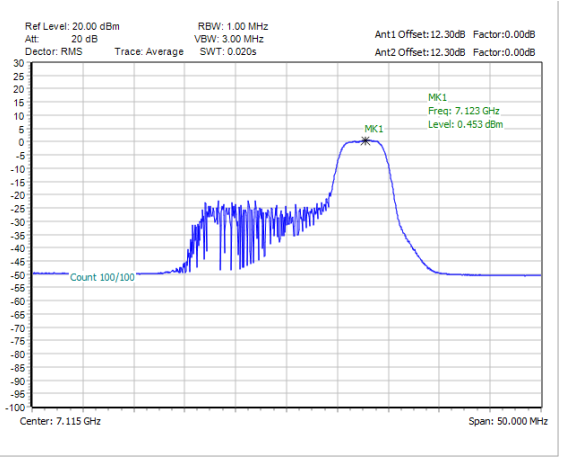
Low CH02 5935MHz 106RU53	**High CH233 7115MHz 106RU54**
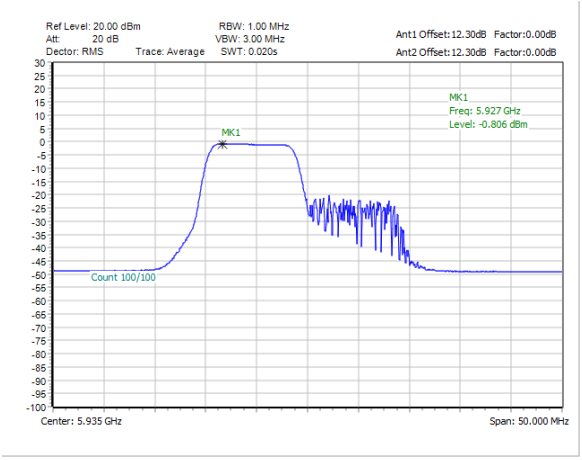	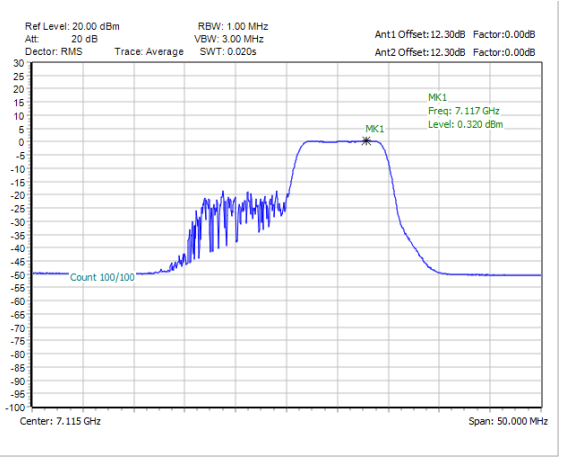

802.11be EHT20 Partial RU	
Middle CH 93 6415MHz 26RU8	**Middle CH 93 6415MHz 52RU40**
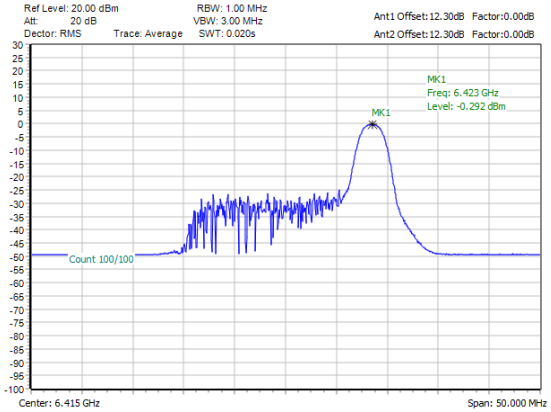	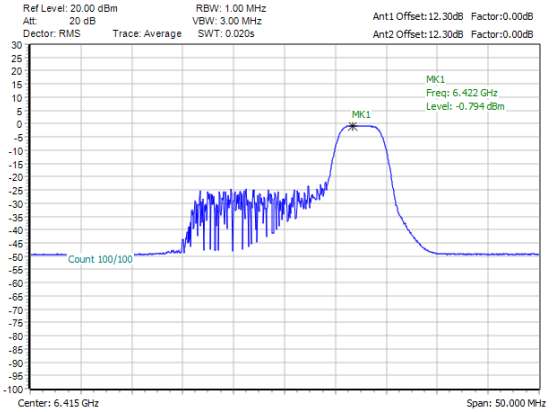
Middle CH 93 6415MHz 106RU54	
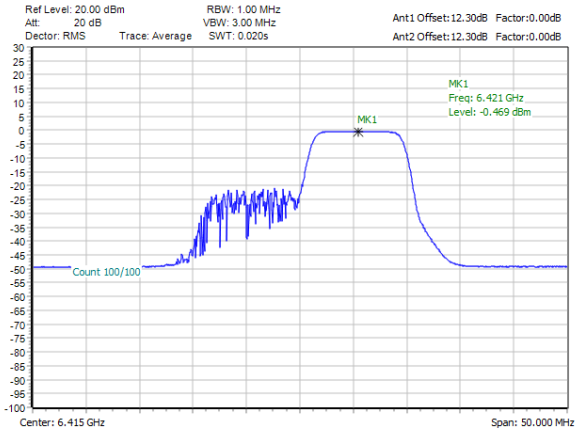	

Worst Case Power Density (dBm/MHz) for MIMO Ant.5+4
802.11be EHT20 CH233 7115MHz

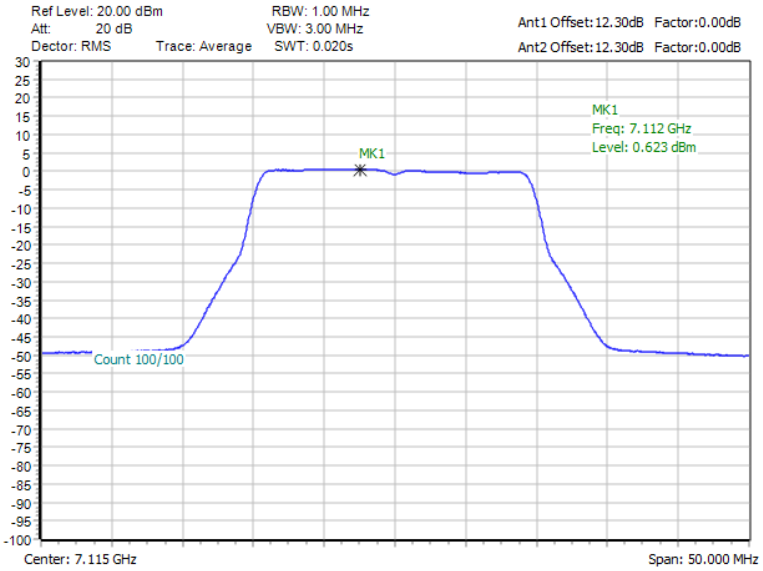

<MIMO Ant.5+6>:

802.11a	
Low CH02 5935MHz	**High CH233 7115MHz**
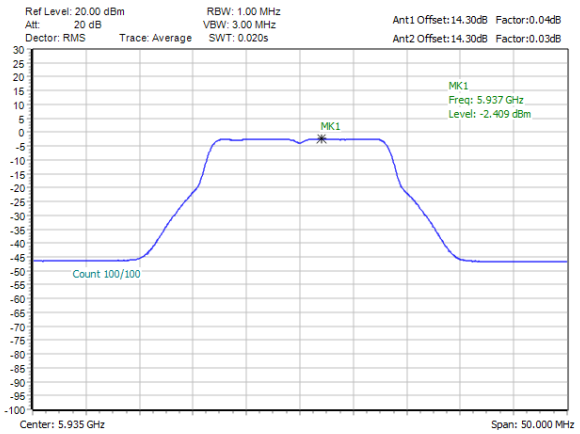	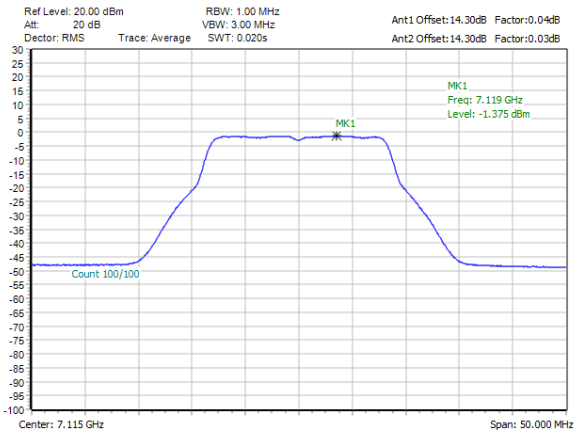
Middle CH 117 6535MHz	
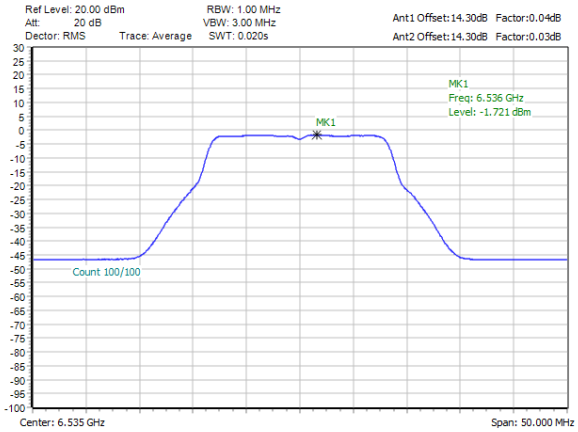	

802.11be EHT20 Full RU	
Low CH02 5935MHz	High CH233 7115MHz
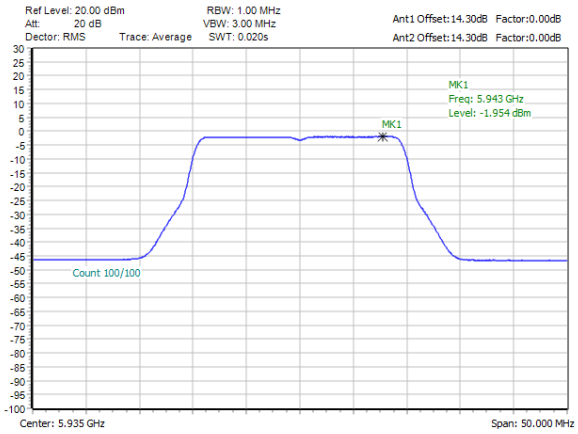	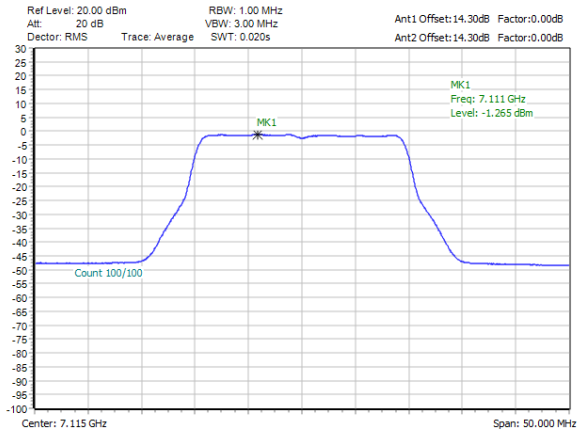
Middle CH 117 6535MHz	
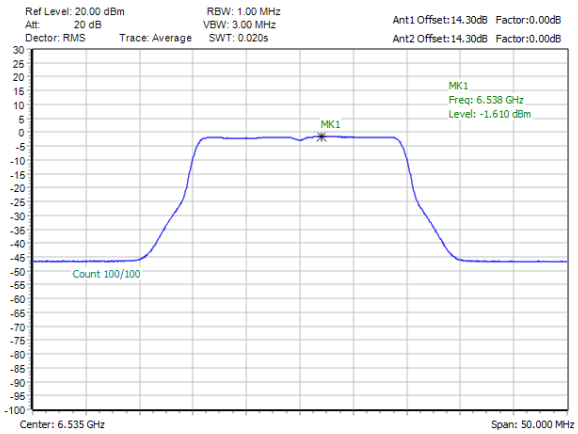	

802.11ax HE40 Full RU	
Low CH03 5965MHz	High CH227 7085MHz
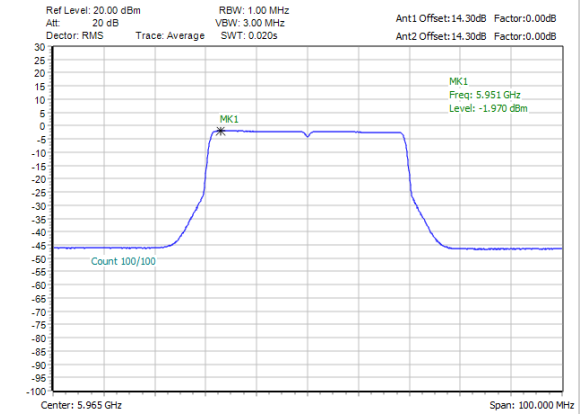	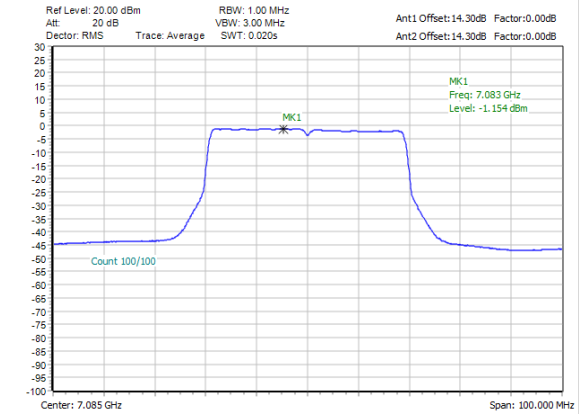
Middle CH123 6565MHz	
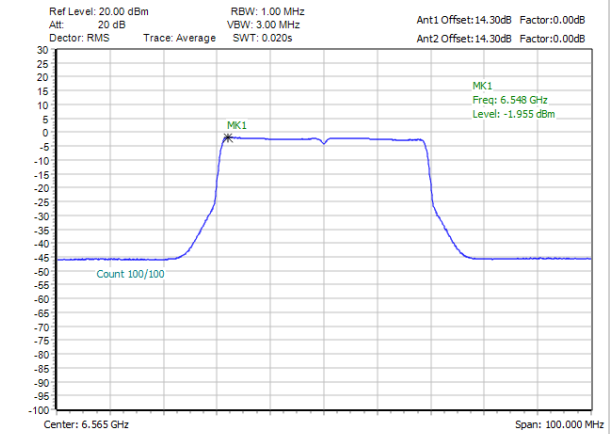	

802.11be EHT80 Full RU	
Low CH07 5985MHz	High CH215 7025MHz
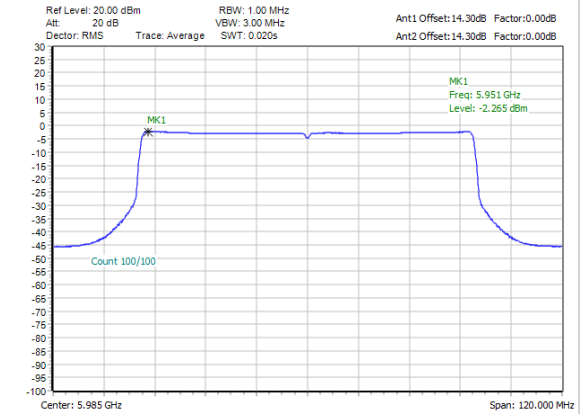	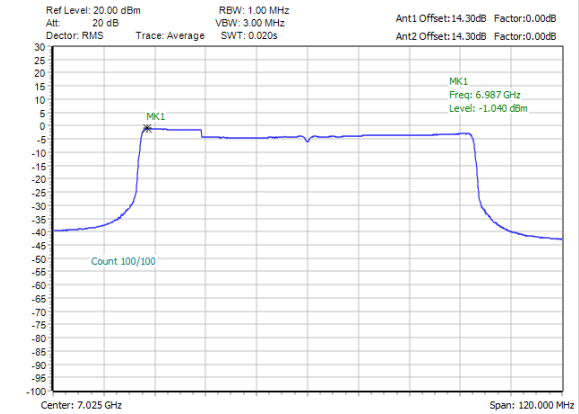
Middle CH 135 6625MHz	
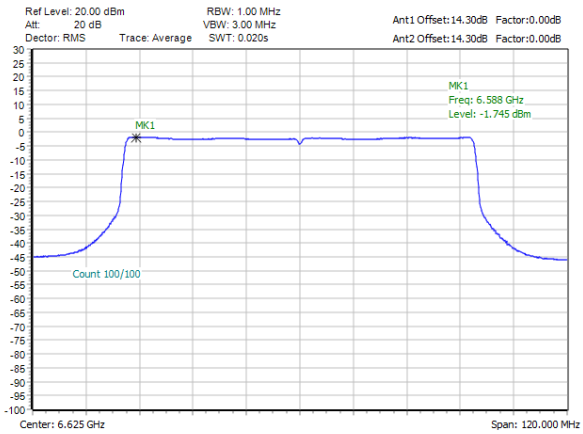	

802.11be EHT160 Full RU	
Low CH015 6025MHz	High CH207 6985MHz
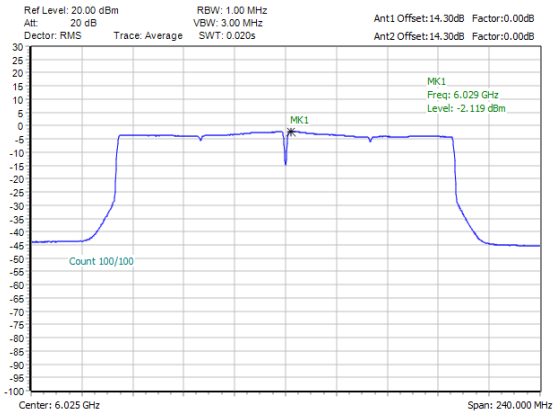	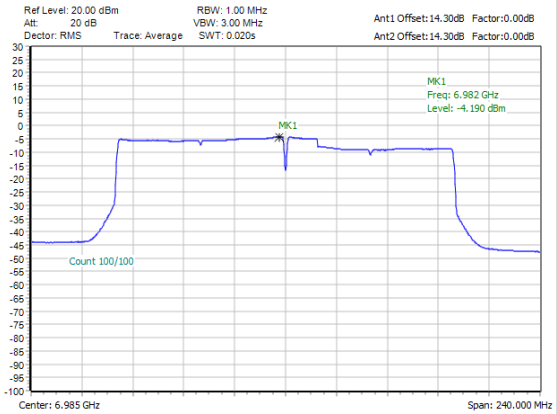
Middle CH 111 6505MHz	
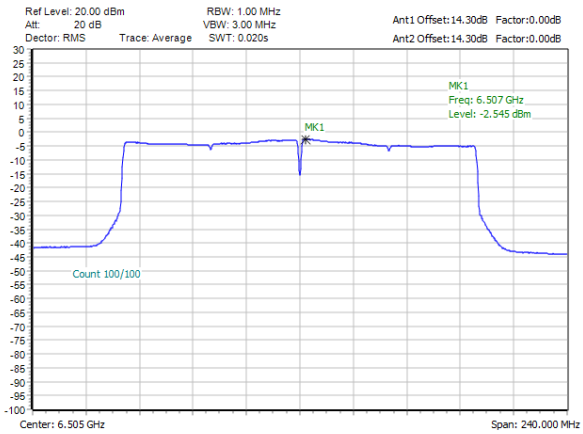	

802.11be EHT320 Full RU	
Low CH31 6105MHz	**High CH191 6905MHz**
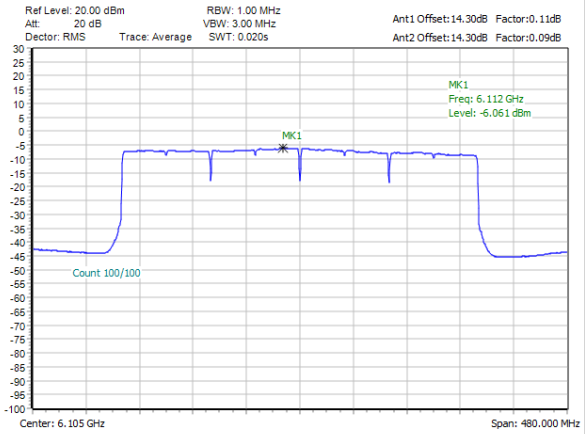	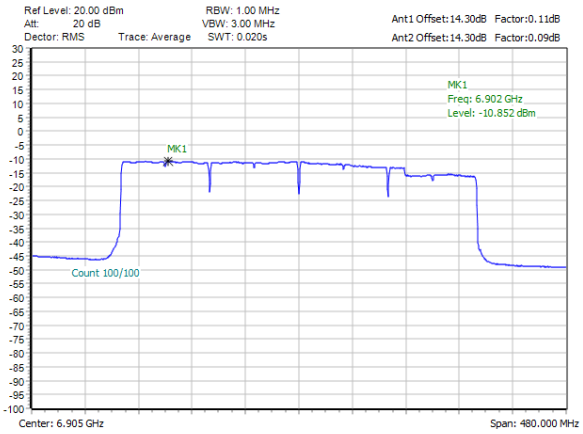
Middle CH 127 6585MHz	
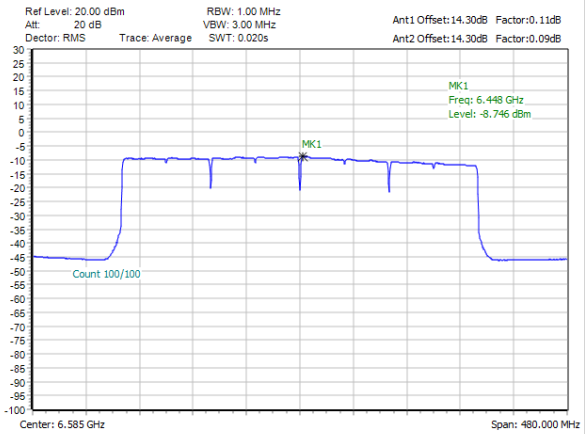	

802.11be EHT20 Partial RU	
Low CH02 5935MHz 26RU0	**High CH233 7115MHz 26RU8**
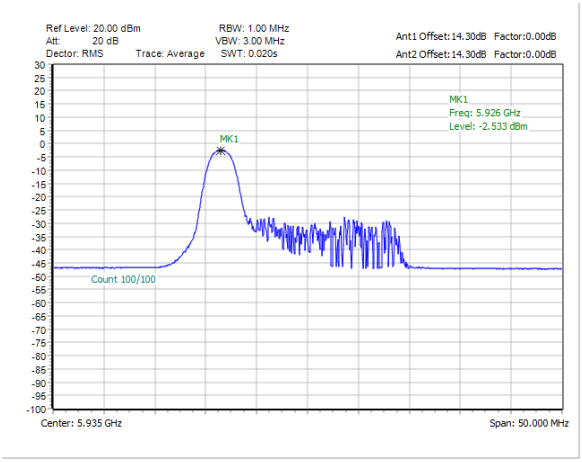	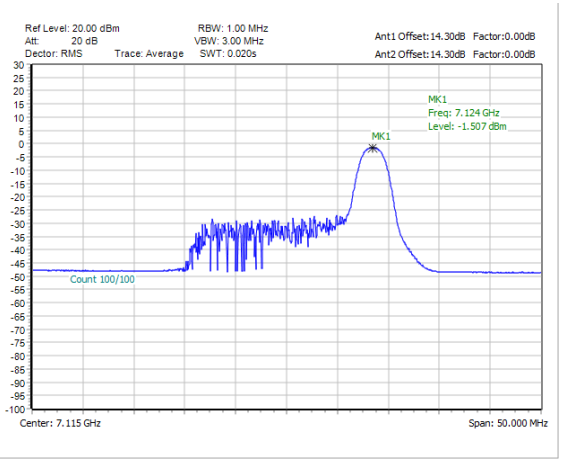
Low CH02 5935MHz 52RU37	**High CH233 7115MHz 52RU40**
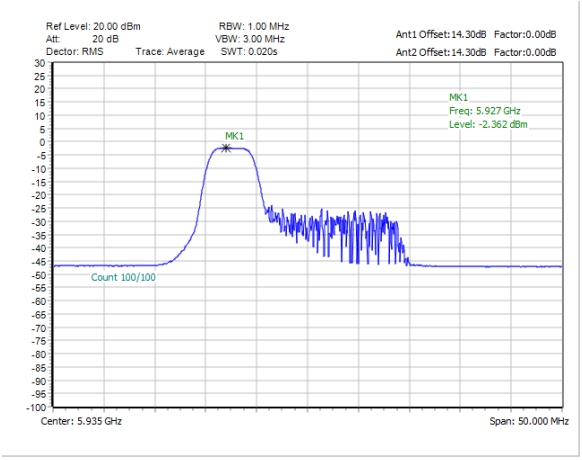	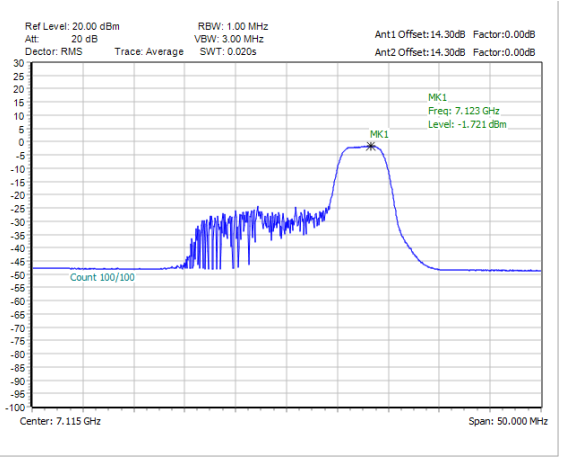
Low CH02 5935MHz 106RU53	**High CH233 7115MHz 106RU54**
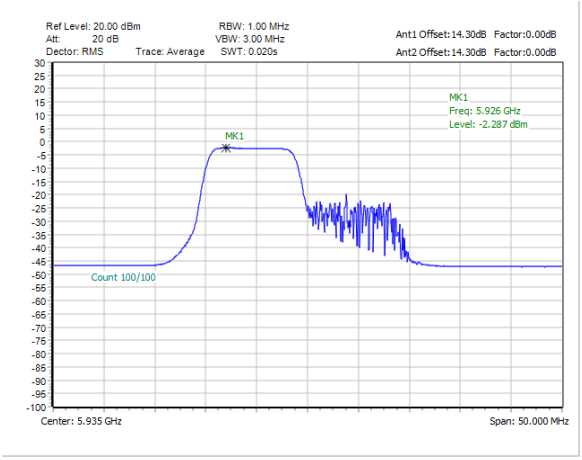	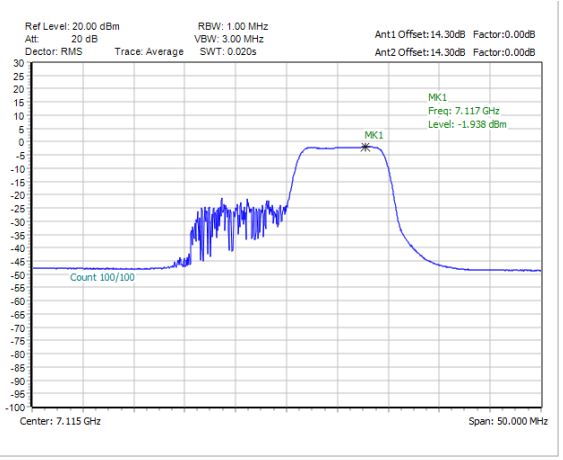

802.11be EHT20 Partial RU	
Middle CH 93 6415MHz 26RU8	**Middle CH 93 6415MHz 52RU40**
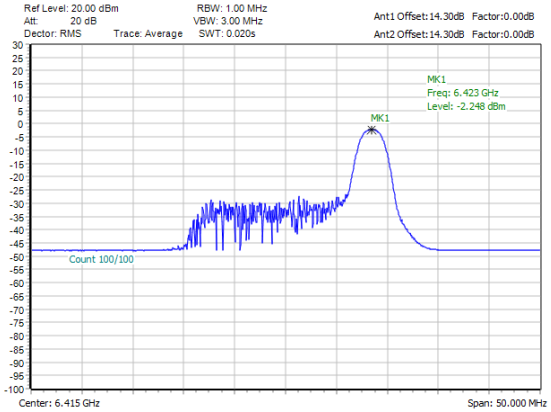	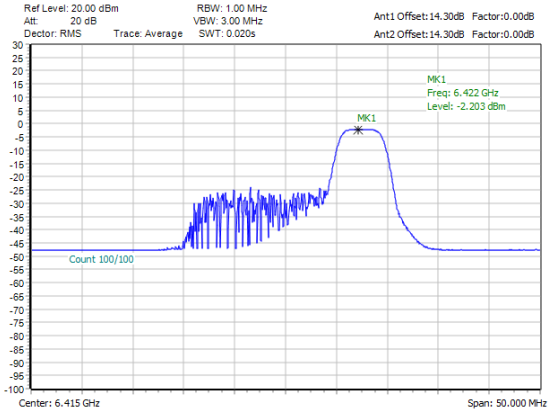
Middle CH 93 6415MHz 106RU54	
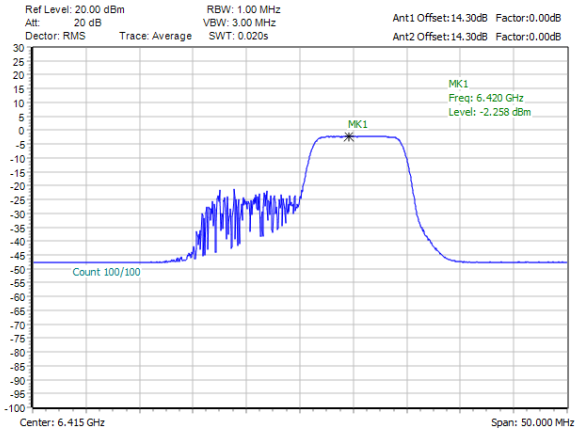	

Worst Case Power Density (dBm/MHz) for MIMO Ant.5+6
802.11be EHT40 CH203 6965MHz

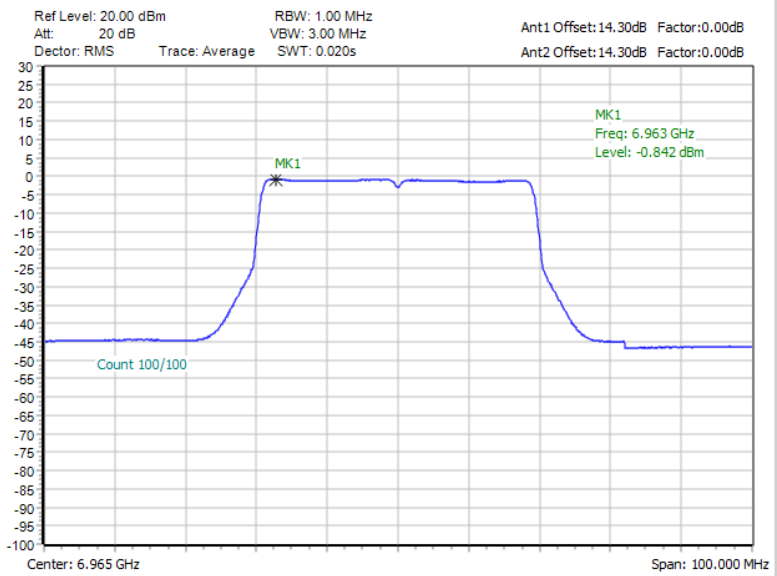

3.4 In-Band Emissions (Channel Mask)

3.4.1 Limit of Unwanted Emissions

<FCC 14-30 CFR 15.407>

(b)(6) For transmitters operating within the 5.925-7.125 GHz bands: Power spectral density must be suppressed by 20 dB at 1 MHz outside of channel edge, by 28 dB at one channel bandwidth from the channel center, and by 40 dB at one- and one-half times the channel bandwidth away from channel center. At frequencies between one megahertz outside an unlicensed device's channel edge and one channel bandwidth from the center of the channel, the limits must be linearly interpolated between 20 dB and 28 dB suppression, and at frequencies between one and one- and one-half times an unlicensed device's channel bandwidth, the limits must be linearly interpolated between 28 dB and 40 dB suppression. Emissions removed from the channel center by more than one- and one-half times the channel bandwidth must be suppressed by at least 40 dB.

3.4.2 Measuring Instruments

See list of measuring equipment of this test report.

3.4.3 Test Procedures

The testing follows FCC KDB 987594 D02 U-NII 6GHz EMC Measurement.

Section J) In-Band Emissions.

1. Take nominal bandwidth as reference channel bandwidth provided that 26 dB emission bandwidth is always larger than nominal bandwidth
2. Measure the power spectral density (which will be used for emissions mask reference) using the following procedure:
   a) Set the span to encompass the entire 26 dB EBW of the signal.
   b) Set RBW = same RBW used for 26 dB EBW measurement.
   c) Set VBW ≥ 3 X RBW
   d) Number of points in sweep ≥ [2 X span / RBW].
   e) Sweep time = auto.
   f) Detector = RMS (i.e., power averaging)
   g) Trace average at least 100 traces in power averaging (rms) mode.
   h) Use the peak search function on the instrument to find the peak of the spectrum.
3. Using the measuring equipment limit line function, develop the emissions mask based on the following requirements. The emissions power spectral density must be reduced below the peak power spectral density (in dB) as follows:
   a. Suppressed by 20 dB at 1 MHz outside of the channel edge.
   b. Suppressed by 28 dB at one channel bandwidth from the channel center.

c. Suppressed by 40 dB at one- and one-half times the channel bandwidth from the channel center.

4. Adjust the span to encompass the entire mask as necessary.
5. Clear trace.
6. Trace average at least 100 traces in power averaging (rms) mode.
7. Adjust the reference level as necessary so that the crest of the channel touches the top of the emission mask.

3.4.4 Test Setup

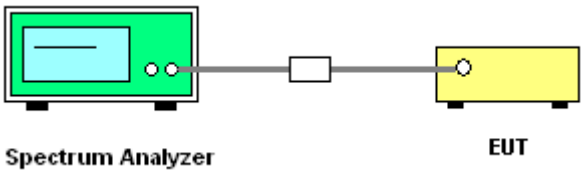

3.4.5 Test Result

<MIMO Ant.5+4(5)>:

EUT Mode :	802.11a

Plot on Channel 5935MHz

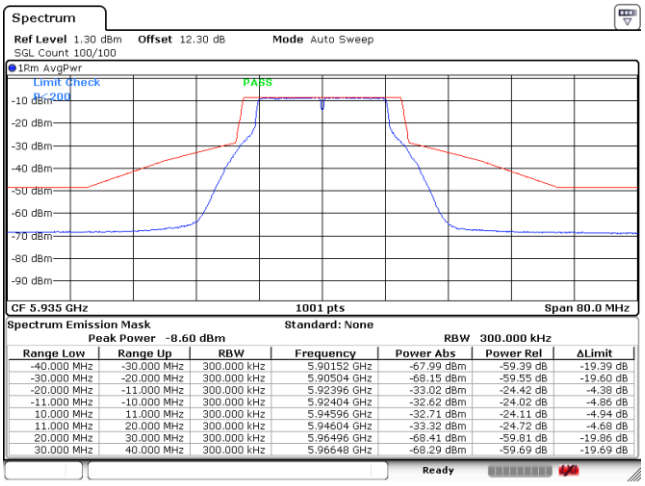

Plot on Channel 5955MHz

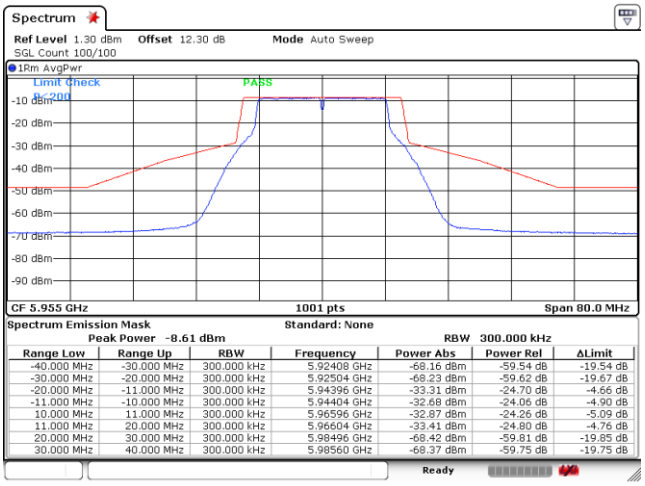

Plot on Channel 6175MHz

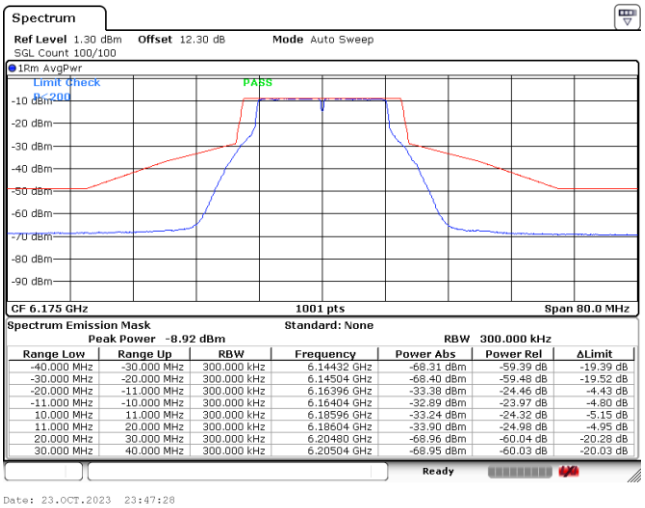

Plot on Channel 6415MHz

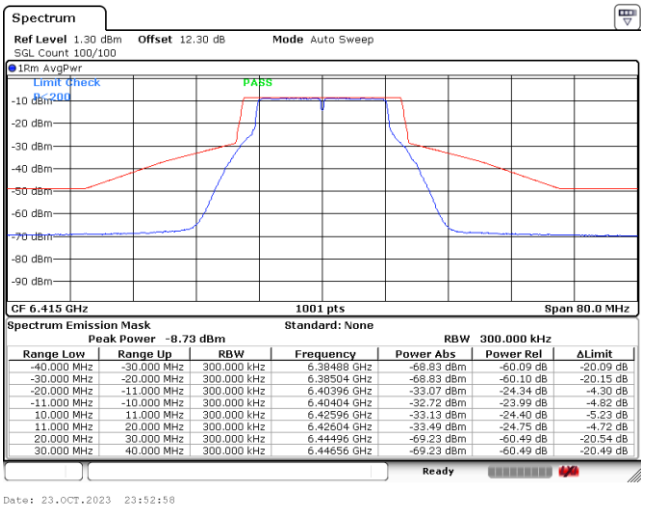

Plot on Channel 6435MHz

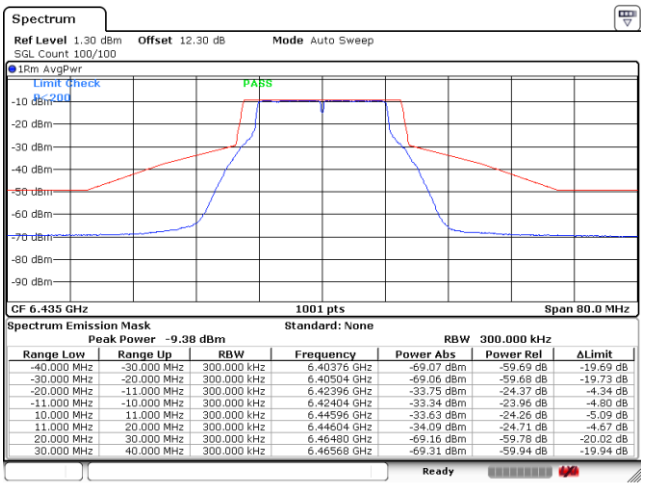

Range Low	Range Up	RBW	Frequency	Power Abs	Power Rel	ΔLimit
-40.000 MHz	-30.000 MHz	300.000 kHz	6.40376 GHz	-69.07 dBm	-59.69 dB	-19.69 dB
-30.000 MHz	-20.000 MHz	300.000 kHz	6.40504 GHz	-69.06 dBm	-59.68 dB	-19.73 dB
-20.000 MHz	-11.000 MHz	300.000 kHz	6.42396 GHz	-33.75 dBm	-24.37 dB	-4.34 dB
-11.000 MHz	-10.000 MHz	300.000 kHz	6.42404 GHz	-33.34 dBm	-23.96 dB	-4.80 dB
10.000 MHz	11.000 MHz	300.000 kHz	6.44596 GHz	-33.63 dBm	-24.26 dB	-5.09 dB
11.000 MHz	20.000 MHz	300.000 kHz	6.44604 GHz	-34.09 dBm	-24.71 dB	-4.67 dB
20.000 MHz	30.000 MHz	300.000 kHz	6.46480 GHz	-69.16 dBm	-59.78 dB	-20.02 dB
30.000 MHz	40.000 MHz	300.000 kHz	6.46568 GHz	-69.31 dBm	-59.94 dB	-19.94 dB

Date: 8.NOV.2023 23:02:25

Plot on Channel 6475MHz

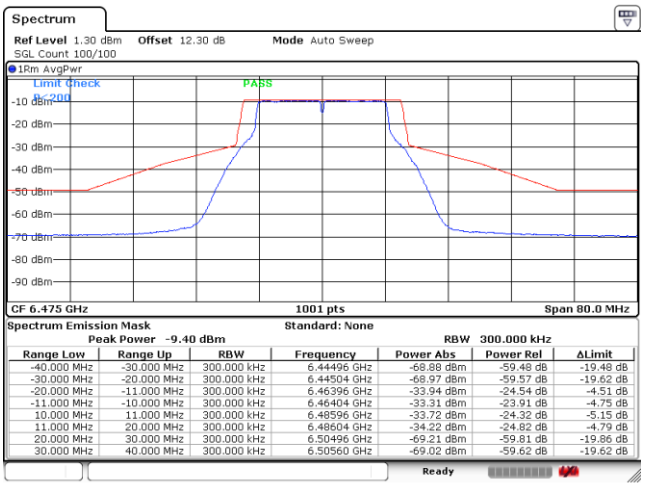

Range Low	Range Up	RBW	Frequency	Power Abs	Power Rel	ΔLimit
-40.000 MHz	-30.000 MHz	300.000 kHz	6.44496 GHz	-68.88 dBm	-59.48 dB	-19.48 dB
-30.000 MHz	-20.000 MHz	300.000 kHz	6.44504 GHz	-68.97 dBm	-59.57 dB	-19.62 dB
-20.000 MHz	-11.000 MHz	300.000 kHz	6.46396 GHz	-33.94 dBm	-24.54 dB	-4.51 dB
-11.000 MHz	-10.000 MHz	300.000 kHz	6.46404 GHz	-33.31 dBm	-23.91 dB	-4.75 dB
10.000 MHz	11.000 MHz	300.000 kHz	6.48596 GHz	-33.72 dBm	-24.32 dB	-5.15 dB
11.000 MHz	20.000 MHz	300.000 kHz	6.48604 GHz	-34.22 dBm	-24.82 dB	-4.79 dB
20.000 MHz	30.000 MHz	300.000 kHz	6.50496 GHz	-69.21 dBm	-59.81 dB	-19.86 dB
30.000 MHz	40.000 MHz	300.000 kHz	6.50560 GHz	-69.02 dBm	-59.62 dB	-19.62 dB

Date: 8.NOV.2023 23:13:09

Plot on Channel 6515MHz

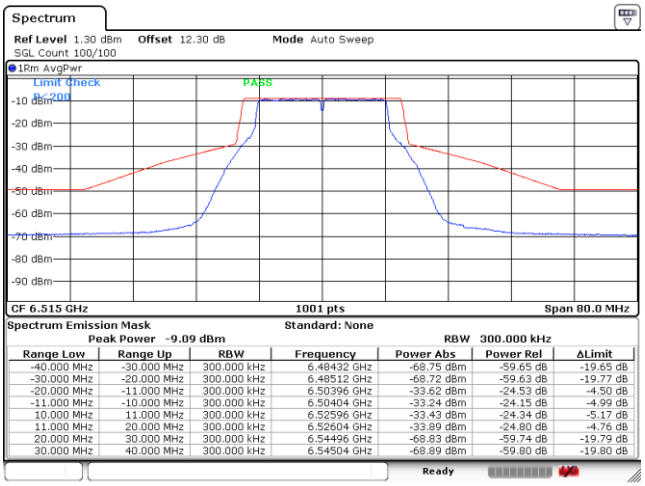

Range Low	Range Up	RBW	Frequency	Power Abs	Power Rel	ΔLimit
-40.000 MHz	-30.000 MHz	300.000 kHz	6.48432 GHz	-68.75 dBm	-59.65 dB	-19.65 dB
-30.000 MHz	-20.000 MHz	300.000 kHz	6.48512 GHz	-68.72 dBm	-59.63 dB	-19.77 dB
-20.000 MHz	-11.000 MHz	300.000 kHz	6.50396 GHz	-33.62 dBm	-24.53 dB	-4.50 dB
-11.000 MHz	-10.000 MHz	300.000 kHz	6.50404 GHz	-33.24 dBm	-24.15 dB	-4.99 dB
10.000 MHz	11.000 MHz	300.000 kHz	6.52596 GHz	-33.43 dBm	-24.34 dB	-5.17 dB
11.000 MHz	20.000 MHz	300.000 kHz	6.52604 GHz	-33.89 dBm	-24.80 dB	-4.76 dB
20.000 MHz	30.000 MHz	300.000 kHz	6.54496 GHz	-68.83 dBm	-59.74 dB	-19.79 dB
30.000 MHz	40.000 MHz	300.000 kHz	6.54504 GHz	-68.89 dBm	-59.80 dB	-19.80 dB

Date: 8.NOV.2023 23:18:33

Plot on Channel 6535MHz

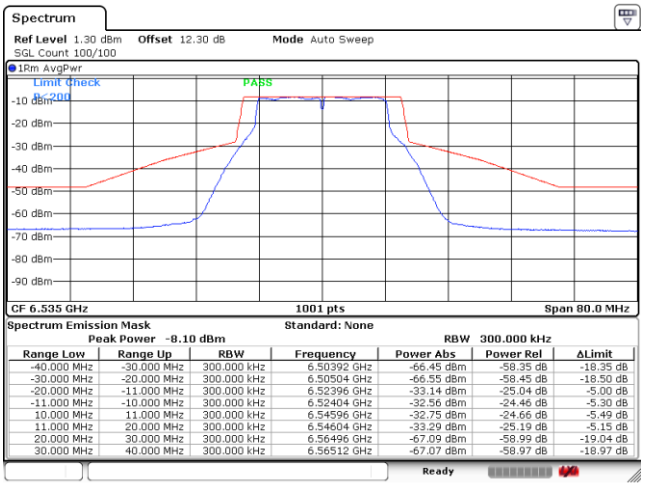

Range Low	Range Up	RBW	Frequency	Power Abs	Power Rel	ΔLimit
-40.000 MHz	-30.000 MHz	300.000 kHz	6.50392 GHz	-66.45 dBm	-58.35 dB	-18.35 dB
-30.000 MHz	-20.000 MHz	300.000 kHz	6.50504 GHz	-66.55 dBm	-58.45 dB	-18.50 dB
-20.000 MHz	-11.000 MHz	300.000 kHz	6.52396 GHz	-33.14 dBm	-25.04 dB	-5.00 dB
-11.000 MHz	-10.000 MHz	300.000 kHz	6.52404 GHz	-32.56 dBm	-24.46 dB	-5.30 dB
10.000 MHz	11.000 MHz	300.000 kHz	6.54596 GHz	-32.75 dBm	-24.66 dB	-5.49 dB
11.000 MHz	20.000 MHz	300.000 kHz	6.54604 GHz	-33.29 dBm	-25.19 dB	-5.15 dB
20.000 MHz	30.000 MHz	300.000 kHz	6.56496 GHz	-67.09 dBm	-58.99 dB	-19.04 dB
30.000 MHz	40.000 MHz	300.000 kHz	6.56512 GHz	-67.07 dBm	-58.97 dB	-18.97 dB

Date: 8.NOV.2023 23:26:04

Plot on Channel 6695MHz

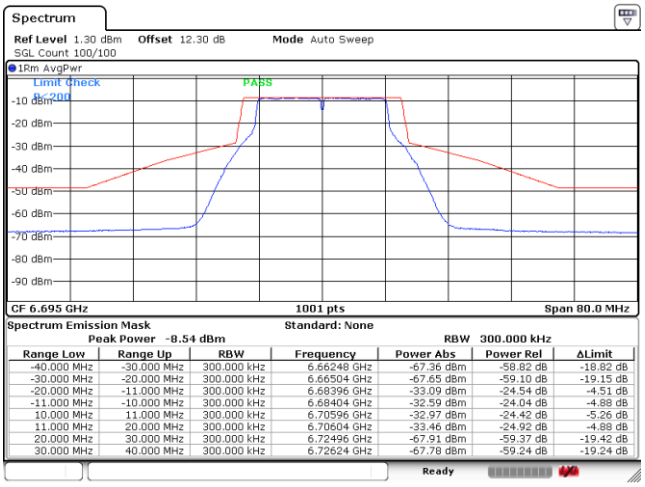

Range Low	Range Up	RBW	Frequency	Power Abs	Power Rel	ΔLimit
-40.000 MHz	-30.000 MHz	300.000 kHz	6.66248 GHz	-67.36 dBm	-58.82 dB	-18.82 dB
-30.000 MHz	-20.000 MHz	300.000 kHz	6.66504 GHz	-67.65 dBm	-59.10 dB	-19.15 dB
-20.000 MHz	-11.000 MHz	300.000 kHz	6.68396 GHz	-33.09 dBm	-24.54 dB	-4.51 dB
-11.000 MHz	-10.000 MHz	300.000 kHz	6.68404 GHz	-32.59 dBm	-24.04 dB	-4.88 dB
10.000 MHz	11.000 MHz	300.000 kHz	6.70596 GHz	-32.97 dBm	-24.42 dB	-5.26 dB
11.000 MHz	20.000 MHz	300.000 kHz	6.70604 GHz	-33.46 dBm	-24.92 dB	-4.88 dB
20.000 MHz	30.000 MHz	300.000 kHz	6.72496 GHz	-67.91 dBm	-59.37 dB	-19.42 dB
30.000 MHz	40.000 MHz	300.000 kHz	6.72624 GHz	-67.78 dBm	-59.24 dB	-19.24 dB

Date: 8.NOV.2023 23:29:57

Plot on Channel 6855MHz

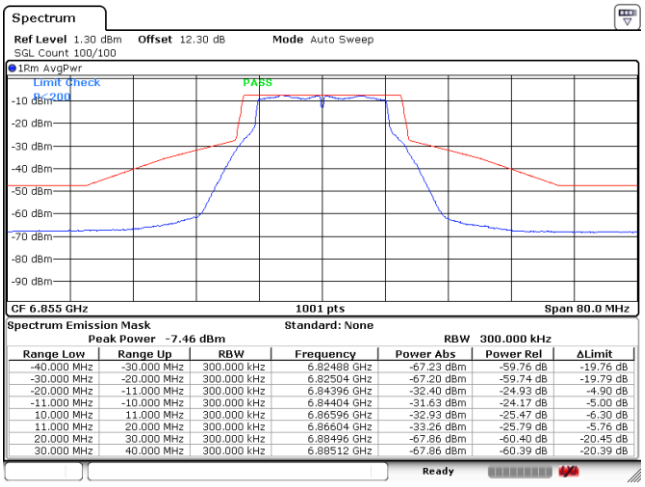

Range Low	Range Up	RBW	Frequency	Power Abs	Power Rel	ΔLimit
-40.000 MHz	-30.000 MHz	300.000 kHz	6.82488 GHz	-67.23 dBm	-59.76 dB	-19.76 dB
-30.000 MHz	-20.000 MHz	300.000 kHz	6.82504 GHz	-67.20 dBm	-59.74 dB	-19.79 dB
-20.000 MHz	-11.000 MHz	300.000 kHz	6.84396 GHz	-32.40 dBm	-24.93 dB	-4.90 dB
-11.000 MHz	-10.000 MHz	300.000 kHz	6.84404 GHz	-31.63 dBm	-24.17 dB	-5.00 dB
10.000 MHz	11.000 MHz	300.000 kHz	6.86596 GHz	-32.93 dBm	-25.47 dB	-6.30 dB
11.000 MHz	20.000 MHz	300.000 kHz	6.86604 GHz	-33.26 dBm	-25.79 dB	-5.76 dB
20.000 MHz	30.000 MHz	300.000 kHz	6.88496 GHz	-67.86 dBm	-60.40 dB	-20.45 dB
30.000 MHz	40.000 MHz	300.000 kHz	6.88512 GHz	-67.86 dBm	-60.39 dB	-20.39 dB

Date: 8.NOV.2023 23:46:41

Plot on Channel 6875MHz

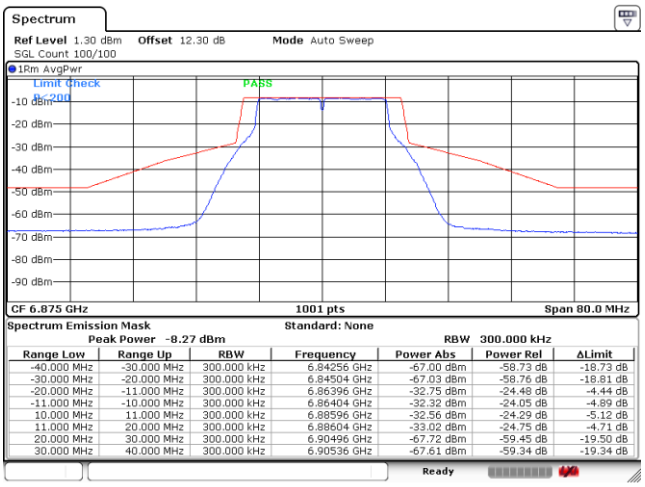

Spectrum Emission Mask Standard: None
Peak Power -8.27 dBm RBW 300.000 kHz

Range Low	Range Up	RBW	Frequency	Power Abs	Power Rel	ΔLimit
-40.000 MHz	-30.000 MHz	300.000 kHz	6.84256 GHz	-67.00 dBm	-58.73 dB	-18.73 dB
-30.000 MHz	-20.000 MHz	300.000 kHz	6.84504 GHz	-67.03 dBm	-58.76 dB	-18.81 dB
-20.000 MHz	-11.000 MHz	300.000 kHz	6.86396 GHz	-32.75 dBm	-24.48 dB	-4.44 dB
-11.000 MHz	-10.000 MHz	300.000 kHz	6.86404 GHz	-32.32 dBm	-24.05 dB	-4.89 dB
10.000 MHz	11.000 MHz	300.000 kHz	6.88596 GHz	-32.56 dBm	-24.29 dB	-5.12 dB
11.000 MHz	20.000 MHz	300.000 kHz	6.88604 GHz	-33.02 dBm	-24.75 dB	-4.71 dB
20.000 MHz	30.000 MHz	300.000 kHz	6.90496 GHz	-67.72 dBm	-59.45 dB	-19.50 dB
30.000 MHz	40.000 MHz	300.000 kHz	6.90536 GHz	-67.61 dBm	-59.34 dB	-19.34 dB

Date: 9.NOV.2023 00:18:20

Plot on Channel 6895MHz

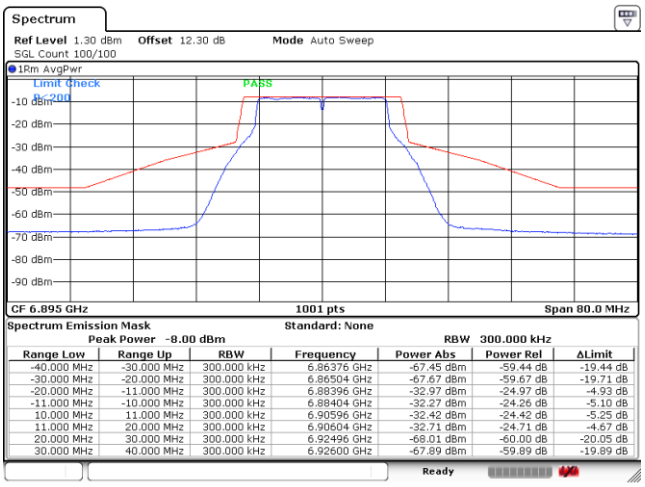

Spectrum Emission Mask Standard: None
Peak Power -8.00 dBm RBW 300.000 kHz

Range Low	Range Up	RBW	Frequency	Power Abs	Power Rel	ΔLimit
-40.000 MHz	-30.000 MHz	300.000 kHz	6.86376 GHz	-67.45 dBm	-59.44 dB	-19.44 dB
-30.000 MHz	-20.000 MHz	300.000 kHz	6.86504 GHz	-67.67 dBm	-59.67 dB	-19.71 dB
-20.000 MHz	-11.000 MHz	300.000 kHz	6.88396 GHz	-32.97 dBm	-24.97 dB	-4.93 dB
-11.000 MHz	-10.000 MHz	300.000 kHz	6.88404 GHz	-32.27 dBm	-24.26 dB	-5.10 dB
10.000 MHz	11.000 MHz	300.000 kHz	6.90596 GHz	-32.42 dBm	-24.42 dB	-5.25 dB
11.000 MHz	20.000 MHz	300.000 kHz	6.90604 GHz	-32.71 dBm	-24.71 dB	-4.67 dB
20.000 MHz	30.000 MHz	300.000 kHz	6.92496 GHz	-68.01 dBm	-60.00 dB	-20.05 dB
30.000 MHz	40.000 MHz	300.000 kHz	6.92600 GHz	-67.89 dBm	-59.89 dB	-19.89 dB

Date: 9.NOV.2023 00:23:23

Plot on Channel 6995MHz

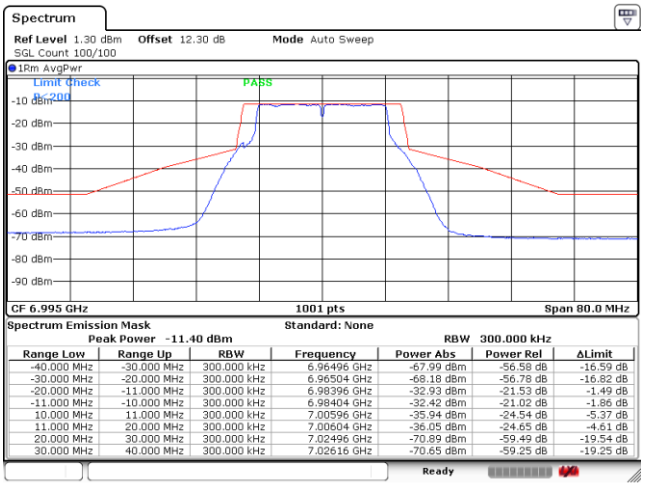

Spectrum Emission Mask Standard: None
Peak Power -11.40 dBm RBW 300.000 kHz

Range Low	Range Up	RBW	Frequency	Power Abs	Power Rel	ΔLimit
-40.000 MHz	-30.000 MHz	300.000 kHz	6.96496 GHz	-67.99 dBm	-56.58 dB	-16.59 dB
-30.000 MHz	-20.000 MHz	300.000 kHz	6.96504 GHz	-68.18 dBm	-56.78 dB	-16.82 dB
-20.000 MHz	-11.000 MHz	300.000 kHz	6.98396 GHz	-32.93 dBm	-21.53 dB	-1.49 dB
-11.000 MHz	-10.000 MHz	300.000 kHz	6.98404 GHz	-32.42 dBm	-21.02 dB	-1.86 dB
10.000 MHz	11.000 MHz	300.000 kHz	7.00596 GHz	-35.94 dBm	-24.54 dB	-5.37 dB
11.000 MHz	20.000 MHz	300.000 kHz	7.00604 GHz	-36.05 dBm	-24.65 dB	-4.61 dB
20.000 MHz	30.000 MHz	300.000 kHz	7.02496 GHz	-70.89 dBm	-59.49 dB	-19.54 dB
30.000 MHz	40.000 MHz	300.000 kHz	7.02616 GHz	-70.65 dBm	-59.25 dB	-19.25 dB

Date: 9.NOV.2023 00:31:06

Plot on Channel 7095MHz

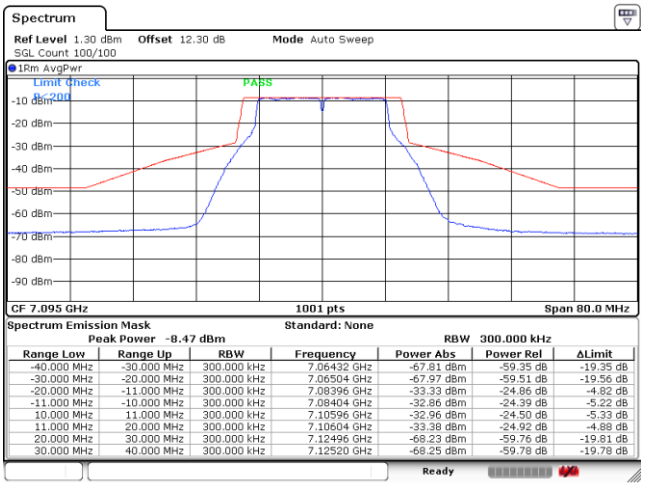

Spectrum Emission Mask Standard: None
Peak Power -8.47 dBm RBW 300.000 kHz

Range Low	Range Up	RBW	Frequency	Power Abs	Power Rel	ΔLimit
-40.000 MHz	-30.000 MHz	300.000 kHz	7.06432 GHz	-67.81 dBm	-59.35 dB	-19.35 dB
-30.000 MHz	-20.000 MHz	300.000 kHz	7.06504 GHz	-67.97 dBm	-59.51 dB	-19.56 dB
-20.000 MHz	-11.000 MHz	300.000 kHz	7.08396 GHz	-33.33 dBm	-24.86 dB	-4.82 dB
-11.000 MHz	-10.000 MHz	300.000 kHz	7.08404 GHz	-32.86 dBm	-24.39 dB	-5.22 dB
10.000 MHz	11.000 MHz	300.000 kHz	7.10596 GHz	-32.96 dBm	-24.50 dB	-5.33 dB
11.000 MHz	20.000 MHz	300.000 kHz	7.10604 GHz	-33.38 dBm	-24.92 dB	-4.88 dB
20.000 MHz	30.000 MHz	300.000 kHz	7.12496 GHz	-68.23 dBm	-59.76 dB	-19.81 dB
30.000 MHz	40.000 MHz	300.000 kHz	7.12520 GHz	-68.25 dBm	-59.78 dB	-19.78 dB

Date: 9.NOV.2023 00:46:39

Plot on Channel 7115MHz

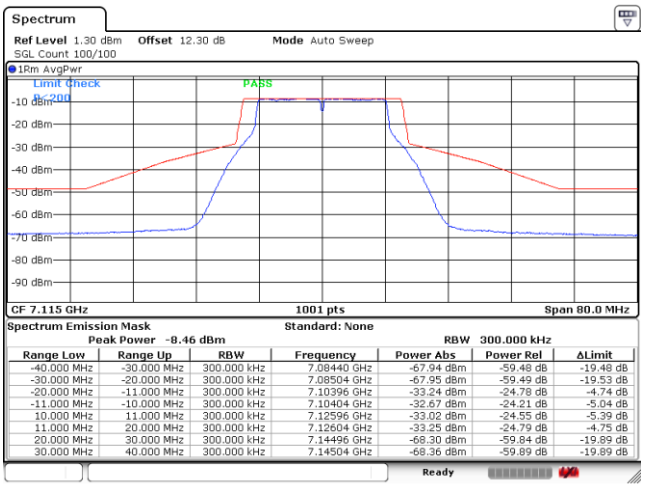

Spectrum Emission Mask Standard: None
Peak Power -8.46 dBm RBW 300.000 kHz

Range Low	Range Up	RBW	Frequency	Power Abs	Power Rel	ΔLimit
-40.000 MHz	-30.000 MHz	300.000 kHz	7.08440 GHz	-67.94 dBm	-59.48 dB	-19.48 dB
-30.000 MHz	-20.000 MHz	300.000 kHz	7.08504 GHz	-67.95 dBm	-59.49 dB	-19.53 dB
-20.000 MHz	-11.000 MHz	300.000 kHz	7.10396 GHz	-33.24 dBm	-24.78 dB	-4.74 dB
-11.000 MHz	-10.000 MHz	300.000 kHz	7.10404 GHz	-32.67 dBm	-24.21 dB	-5.04 dB
10.000 MHz	11.000 MHz	300.000 kHz	7.12596 GHz	-33.02 dBm	-24.55 dB	-5.39 dB
11.000 MHz	20.000 MHz	300.000 kHz	7.12604 GHz	-33.25 dBm	-24.79 dB	-4.75 dB
20.000 MHz	30.000 MHz	300.000 kHz	7.14496 GHz	-68.30 dBm	-59.84 dB	-19.89 dB
30.000 MHz	40.000 MHz	300.000 kHz	7.14504 GHz	-68.36 dBm	-59.89 dB	-19.89 dB

Date: 9.NOV.2023 00:53:03

EUT Mode :	802.11be EHT20

Plot on Channel 5935MHz

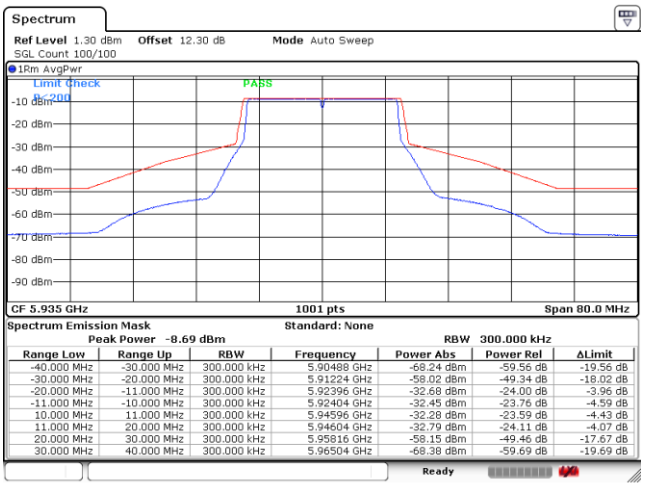

Plot on Channel 5955MHz

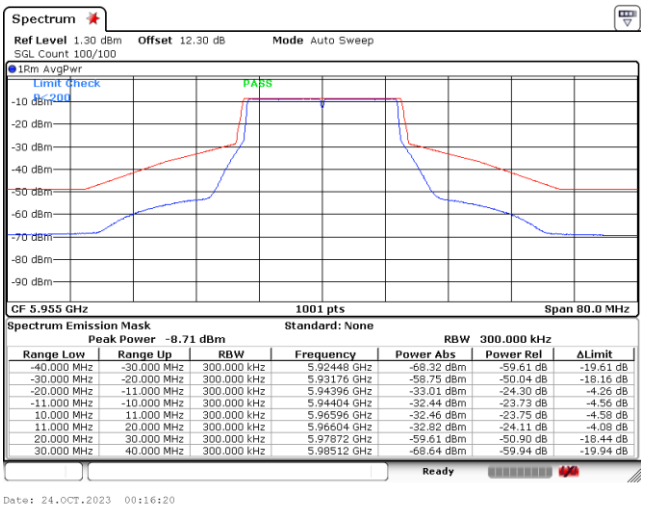

Plot on Channel 6175MHz

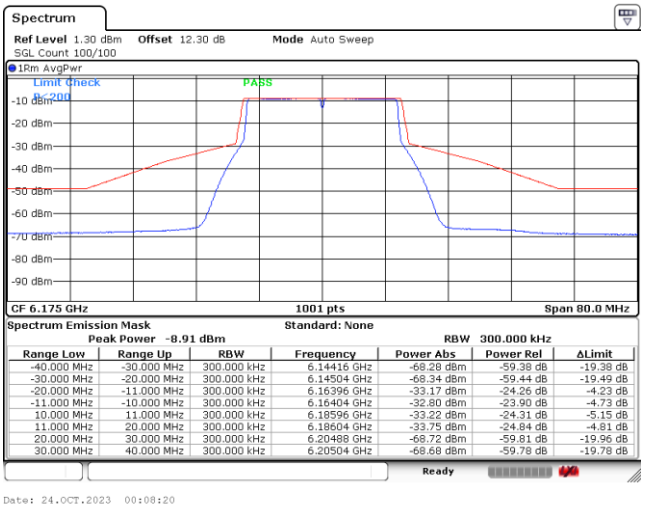

Plot on Channel 6415MHz

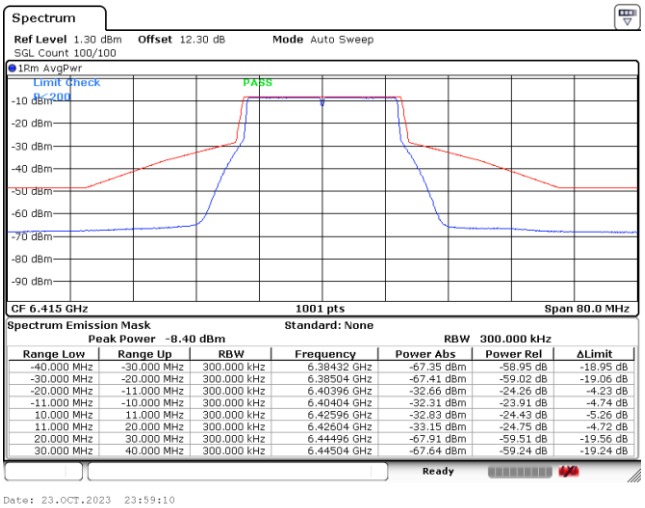

Plot on Channel 6435MHz

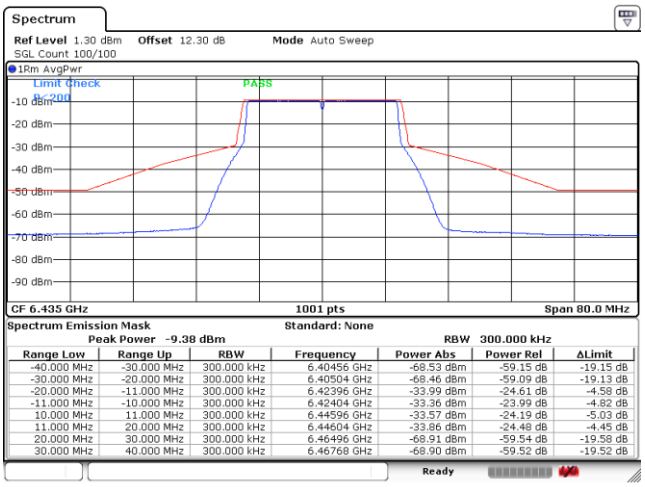

Range Low	Range Up	RBW	Frequency	Power Abs	Power Rel	ΔLimit
-40.000 MHz	-30.000 MHz	300.000 kHz	6.40456 GHz	-68.53 dBm	-59.15 dB	-19.15 dB
-30.000 MHz	-20.000 MHz	300.000 kHz	6.40504 GHz	-68.46 dBm	-59.09 dB	-19.13 dB
-20.000 MHz	-11.000 MHz	300.000 kHz	6.42396 GHz	-33.99 dBm	-24.61 dB	-4.58 dB
-11.000 MHz	-10.000 MHz	300.000 kHz	6.42404 GHz	-33.36 dBm	-23.99 dB	-4.82 dB
10.000 MHz	11.000 MHz	300.000 kHz	6.44596 GHz	-33.57 dBm	-24.19 dB	-5.03 dB
11.000 MHz	20.000 MHz	300.000 kHz	6.44604 GHz	-33.86 dBm	-24.48 dB	-4.45 dB
20.000 MHz	30.000 MHz	300.000 kHz	6.46496 GHz	-68.91 dBm	-59.54 dB	-19.58 dB
30.000 MHz	40.000 MHz	300.000 kHz	6.46768 GHz	-68.90 dBm	-59.52 dB	-19.52 dB

Date: 9.NOV.2023 01:23:29

Plot on Channel 6475MHz

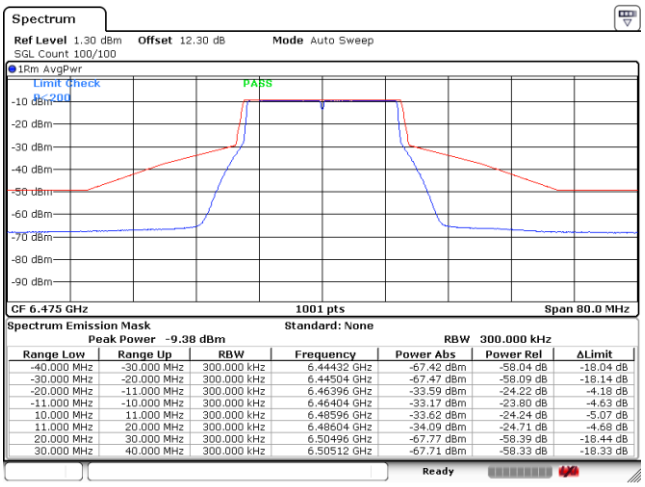

Range Low	Range Up	RBW	Frequency	Power Abs	Power Rel	ΔLimit
-40.000 MHz	-30.000 MHz	300.000 kHz	6.44432 GHz	-67.42 dBm	-58.04 dB	-18.04 dB
-30.000 MHz	-20.000 MHz	300.000 kHz	6.44504 GHz	-67.47 dBm	-58.09 dB	-18.14 dB
-20.000 MHz	-11.000 MHz	300.000 kHz	6.46396 GHz	-33.59 dBm	-24.22 dB	-4.18 dB
-11.000 MHz	-10.000 MHz	300.000 kHz	6.46404 GHz	-33.17 dBm	-23.80 dB	-4.63 dB
10.000 MHz	11.000 MHz	300.000 kHz	6.48596 GHz	-33.62 dBm	-24.24 dB	-5.07 dB
11.000 MHz	20.000 MHz	300.000 kHz	6.48604 GHz	-34.09 dBm	-24.71 dB	-4.68 dB
20.000 MHz	30.000 MHz	300.000 kHz	6.50496 GHz	-67.77 dBm	-58.39 dB	-18.44 dB
30.000 MHz	40.000 MHz	300.000 kHz	6.50512 GHz	-67.71 dBm	-58.33 dB	-18.33 dB

Date: 9.NOV.2023 01:32:31

Plot on Channel 6515MHz

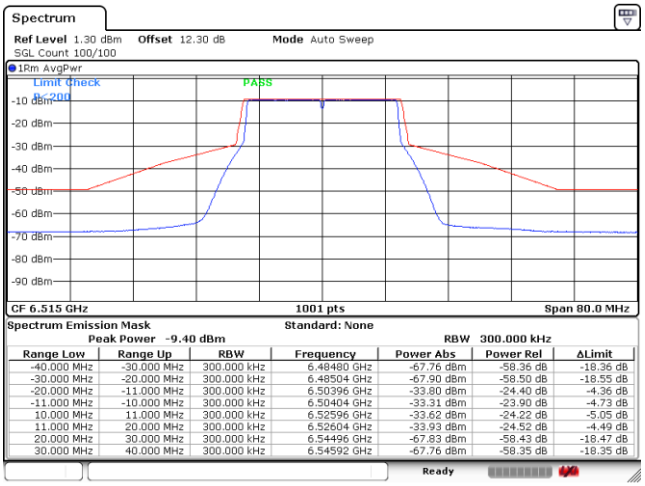

Range Low	Range Up	RBW	Frequency	Power Abs	Power Rel	ΔLimit
-40.000 MHz	-30.000 MHz	300.000 kHz	6.48480 GHz	-67.76 dBm	-58.36 dB	-18.36 dB
-30.000 MHz	-20.000 MHz	300.000 kHz	6.48504 GHz	-67.90 dBm	-58.50 dB	-18.55 dB
-20.000 MHz	-11.000 MHz	300.000 kHz	6.50396 GHz	-33.80 dBm	-24.40 dB	-4.36 dB
-11.000 MHz	-10.000 MHz	300.000 kHz	6.50404 GHz	-33.31 dBm	-23.90 dB	-4.73 dB
10.000 MHz	11.000 MHz	300.000 kHz	6.52596 GHz	-33.62 dBm	-24.22 dB	-5.05 dB
11.000 MHz	20.000 MHz	300.000 kHz	6.52604 GHz	-33.93 dBm	-24.52 dB	-4.49 dB
20.000 MHz	30.000 MHz	300.000 kHz	6.54496 GHz	-67.83 dBm	-58.43 dB	-18.47 dB
30.000 MHz	40.000 MHz	300.000 kHz	6.54592 GHz	-67.76 dBm	-58.35 dB	-18.35 dB

Date: 9.NOV.2023 08:53:20

Plot on Channel 6535MHz

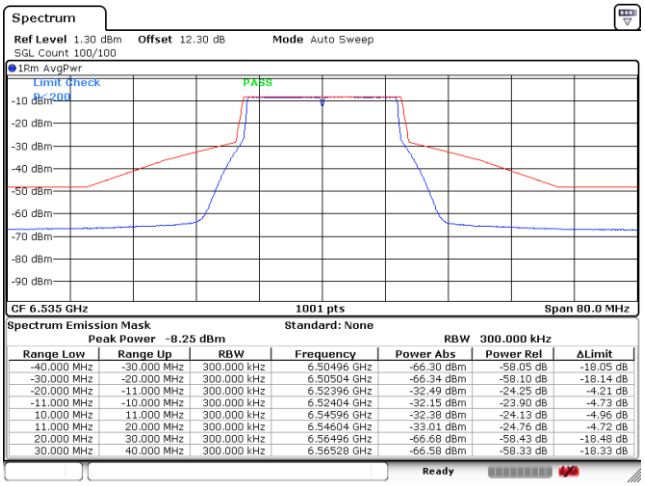

Range Low	Range Up	RBW	Frequency	Power Abs	Power Rel	ΔLimit
-40.000 MHz	-30.000 MHz	300.000 kHz	6.50496 GHz	-66.30 dBm	-58.05 dB	-18.05 dB
-30.000 MHz	-20.000 MHz	300.000 kHz	6.50504 GHz	-66.34 dBm	-58.10 dB	-18.14 dB
-20.000 MHz	-11.000 MHz	300.000 kHz	6.52396 GHz	-32.49 dBm	-24.25 dB	-4.21 dB
-11.000 MHz	-10.000 MHz	300.000 kHz	6.52404 GHz	-32.15 dBm	-23.90 dB	-4.73 dB
10.000 MHz	11.000 MHz	300.000 kHz	6.54596 GHz	-32.38 dBm	-24.13 dB	-4.96 dB
11.000 MHz	20.000 MHz	300.000 kHz	6.54604 GHz	-33.01 dBm	-24.76 dB	-4.72 dB
20.000 MHz	30.000 MHz	300.000 kHz	6.56496 GHz	-66.68 dBm	-58.43 dB	-18.48 dB
30.000 MHz	40.000 MHz	300.000 kHz	6.56528 GHz	-66.58 dBm	-58.33 dB	-18.33 dB

Date: 9.NOV.2023 09:03:39

Plot on Channel 6695MHz

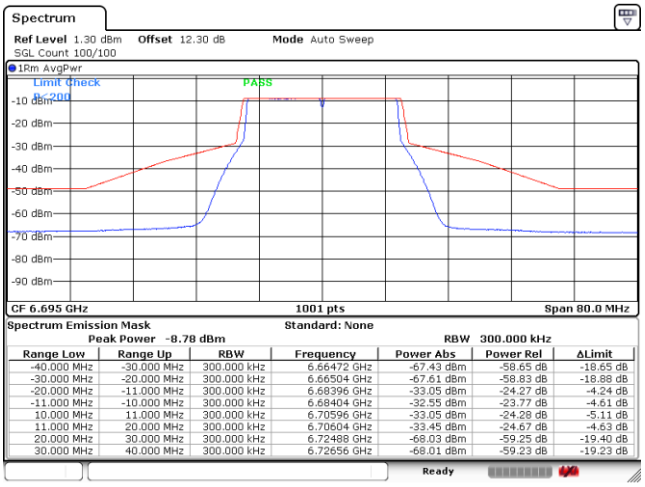

Range Low	Range Up	RBW	Frequency	Power Abs	Power Rel	ΔLimit
-40.000 MHz	-30.000 MHz	300.000 kHz	6.66472 GHz	-67.43 dBm	-58.65 dB	-18.65 dB
-30.000 MHz	-20.000 MHz	300.000 kHz	6.66504 GHz	-67.61 dBm	-58.83 dB	-18.88 dB
-20.000 MHz	-11.000 MHz	300.000 kHz	6.68396 GHz	-33.05 dBm	-24.27 dB	-4.24 dB
-11.000 MHz	-10.000 MHz	300.000 kHz	6.68404 GHz	-32.55 dBm	-23.77 dB	-4.61 dB
10.000 MHz	11.000 MHz	300.000 kHz	6.70596 GHz	-33.05 dBm	-24.28 dB	-5.11 dB
11.000 MHz	20.000 MHz	300.000 kHz	6.70604 GHz	-33.45 dBm	-24.67 dB	-4.63 dB
20.000 MHz	30.000 MHz	300.000 kHz	6.72488 GHz	-68.03 dBm	-59.25 dB	-19.40 dB
30.000 MHz	40.000 MHz	300.000 kHz	6.72656 GHz	-68.01 dBm	-59.23 dB	-19.23 dB

Date: 9.NOV.2023 09:08:33

Plot on Channel 6855MHz

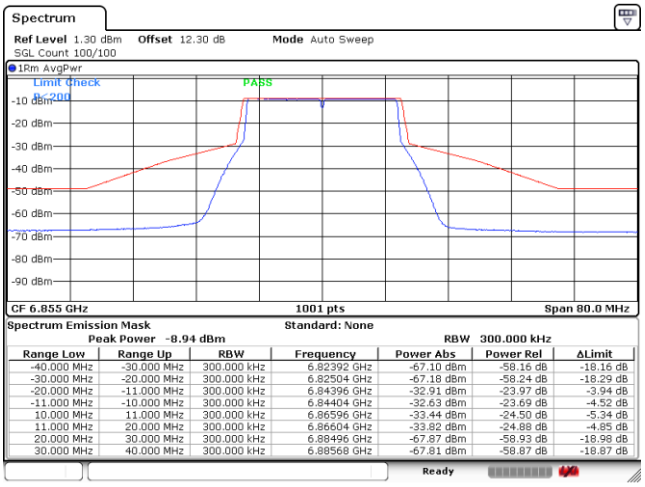

Range Low	Range Up	RBW	Frequency	Power Abs	Power Rel	ΔLimit
-40.000 MHz	-30.000 MHz	300.000 kHz	6.82392 GHz	-67.10 dBm	-58.16 dB	-18.16 dB
-30.000 MHz	-20.000 MHz	300.000 kHz	6.82504 GHz	-67.18 dBm	-58.24 dB	-18.29 dB
-20.000 MHz	-11.000 MHz	300.000 kHz	6.84396 GHz	-32.91 dBm	-23.97 dB	-3.94 dB
-11.000 MHz	-10.000 MHz	300.000 kHz	6.84404 GHz	-32.63 dBm	-23.69 dB	-4.52 dB
10.000 MHz	11.000 MHz	300.000 kHz	6.86596 GHz	-33.44 dBm	-24.50 dB	-5.34 dB
11.000 MHz	20.000 MHz	300.000 kHz	6.86604 GHz	-33.82 dBm	-24.88 dB	-4.85 dB
20.000 MHz	30.000 MHz	300.000 kHz	6.88496 GHz	-67.87 dBm	-58.93 dB	-18.98 dB
30.000 MHz	40.000 MHz	300.000 kHz	6.88568 GHz	-67.81 dBm	-58.87 dB	-18.87 dB

Date: 9.NOV.2023 09:12:51

Plot on Channel 6875MHz

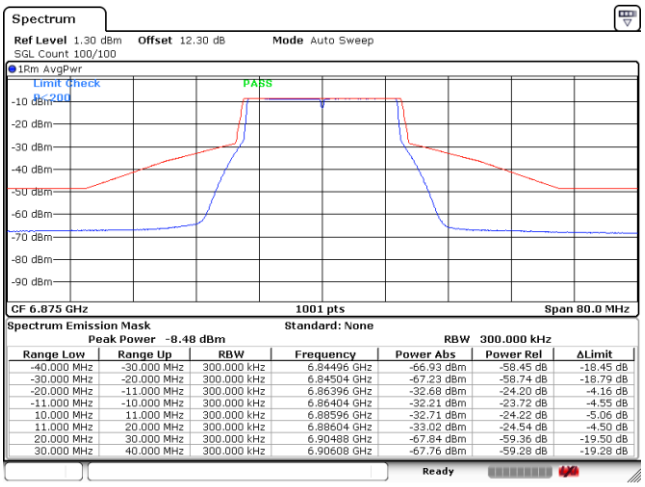

Range Low	Range Up	RBW	Frequency	Power Abs	Power Rel	ΔLimit
-40.000 MHz	-30.000 MHz	300.000 kHz	6.84496 GHz	-66.93 dBm	-58.45 dB	-18.45 dB
-30.000 MHz	-20.000 MHz	300.000 kHz	6.84504 GHz	-67.23 dBm	-58.74 dB	-18.79 dB
-20.000 MHz	-11.000 MHz	300.000 kHz	6.86396 GHz	-32.68 dBm	-24.20 dB	-4.16 dB
-11.000 MHz	-10.000 MHz	300.000 kHz	6.86404 GHz	-32.21 dBm	-23.72 dB	-4.55 dB
10.000 MHz	11.000 MHz	300.000 kHz	6.88596 GHz	-32.71 dBm	-24.22 dB	-5.06 dB
11.000 MHz	20.000 MHz	300.000 kHz	6.88604 GHz	-33.02 dBm	-24.54 dB	-4.50 dB
20.000 MHz	30.000 MHz	300.000 kHz	6.90488 GHz	-67.84 dBm	-59.36 dB	-19.50 dB
30.000 MHz	40.000 MHz	300.000 kHz	6.90608 GHz	-67.76 dBm	-59.28 dB	-19.28 dB

Date: 9.NOV.2023 09:21:32

Plot on Channel 6895MHz

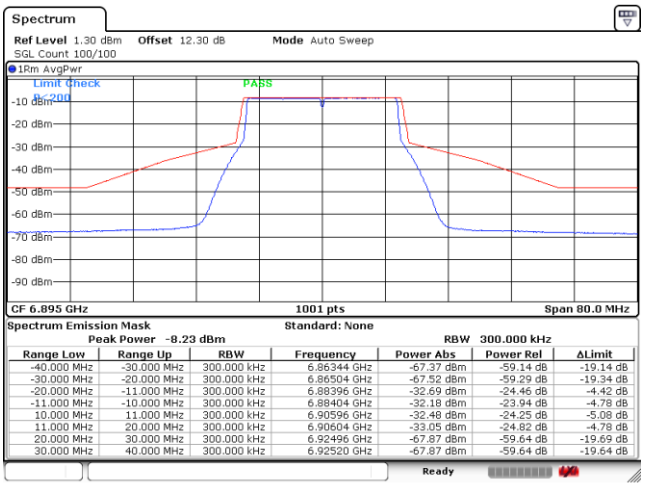

Range Low	Range Up	RBW	Frequency	Power Abs	Power Rel	ΔLimit
-40.000 MHz	-30.000 MHz	300.000 kHz	6.86344 GHz	-67.37 dBm	-59.14 dB	-19.14 dB
-30.000 MHz	-20.000 MHz	300.000 kHz	6.86504 GHz	-67.52 dBm	-59.29 dB	-19.34 dB
-20.000 MHz	-11.000 MHz	300.000 kHz	6.88396 GHz	-32.69 dBm	-24.46 dB	-4.42 dB
-11.000 MHz	-10.000 MHz	300.000 kHz	6.88404 GHz	-32.18 dBm	-23.94 dB	-4.78 dB
10.000 MHz	11.000 MHz	300.000 kHz	6.90596 GHz	-32.48 dBm	-24.25 dB	-5.08 dB
11.000 MHz	20.000 MHz	300.000 kHz	6.90604 GHz	-33.05 dBm	-24.82 dB	-4.78 dB
20.000 MHz	30.000 MHz	300.000 kHz	6.92496 GHz	-67.87 dBm	-59.64 dB	-19.69 dB
30.000 MHz	40.000 MHz	300.000 kHz	6.92520 GHz	-67.87 dBm	-59.64 dB	-19.64 dB

Date: 9.NOV.2023 09:35:19

Plot on Channel 6995MHz

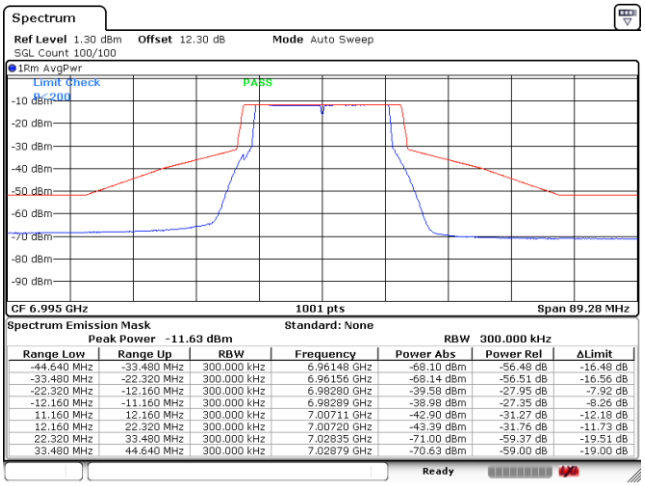

Range Low	Range Up	RBW	Frequency	Power Abs	Power Rel	ΔLimit
-44.640 MHz	-33.480 MHz	300.000 kHz	6.96148 GHz	-68.10 dBm	-56.48 dB	-16.48 dB
-33.480 MHz	-22.320 MHz	300.000 kHz	6.96156 GHz	-68.14 dBm	-56.51 dB	-16.56 dB
-22.320 MHz	-12.160 MHz	300.000 kHz	6.98280 GHz	-39.58 dBm	-27.95 dB	-7.92 dB
-12.160 MHz	-11.160 MHz	300.000 kHz	6.98289 GHz	-38.98 dBm	-27.35 dB	-8.26 dB
11.160 MHz	12.160 MHz	300.000 kHz	7.00711 GHz	-42.90 dBm	-31.27 dB	-12.18 dB
12.160 MHz	22.320 MHz	300.000 kHz	7.00720 GHz	-43.39 dBm	-31.76 dB	-11.73 dB
22.320 MHz	33.480 MHz	300.000 kHz	7.02835 GHz	-71.00 dBm	-59.37 dB	-19.51 dB
33.480 MHz	44.640 MHz	300.000 kHz	7.02879 GHz	-70.63 dBm	-59.00 dB	-19.00 dB

Date: 9.NOV.2023 09:43:15

Plot on Channel 7095MHz

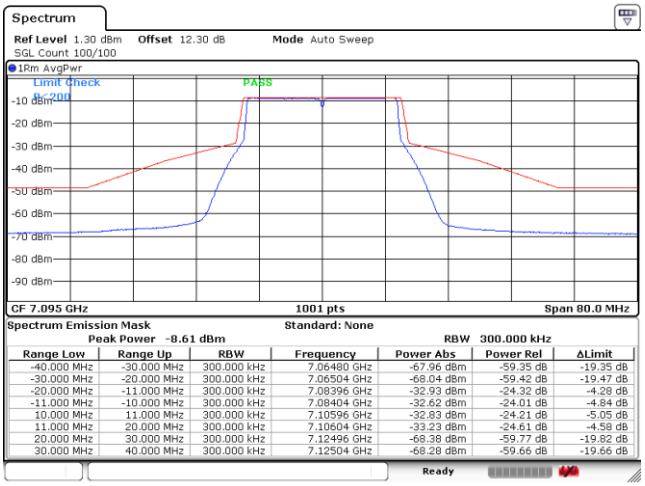

Range Low	Range Up	RBW	Frequency	Power Abs	Power Rel	ΔLimit
-40.000 MHz	-30.000 MHz	300.000 kHz	7.06480 GHz	-67.96 dBm	-59.35 dB	-19.35 dB
-30.000 MHz	-20.000 MHz	300.000 kHz	7.06504 GHz	-68.04 dBm	-59.42 dB	-19.47 dB
-20.000 MHz	-11.000 MHz	300.000 kHz	7.08396 GHz	-32.93 dBm	-24.32 dB	-4.28 dB
-11.000 MHz	-10.000 MHz	300.000 kHz	7.08404 GHz	-32.62 dBm	-24.01 dB	-4.84 dB
10.000 MHz	11.000 MHz	300.000 kHz	7.10596 GHz	-32.83 dBm	-24.21 dB	-5.05 dB
11.000 MHz	20.000 MHz	300.000 kHz	7.10604 GHz	-33.23 dBm	-24.61 dB	-4.58 dB
20.000 MHz	30.000 MHz	300.000 kHz	7.12496 GHz	-68.38 dBm	-59.77 dB	-19.82 dB
30.000 MHz	40.000 MHz	300.000 kHz	7.12504 GHz	-68.28 dBm	-59.66 dB	-19.66 dB

Date: 9.NOV.2023 09:58:20

Plot on Channel 7115MHz

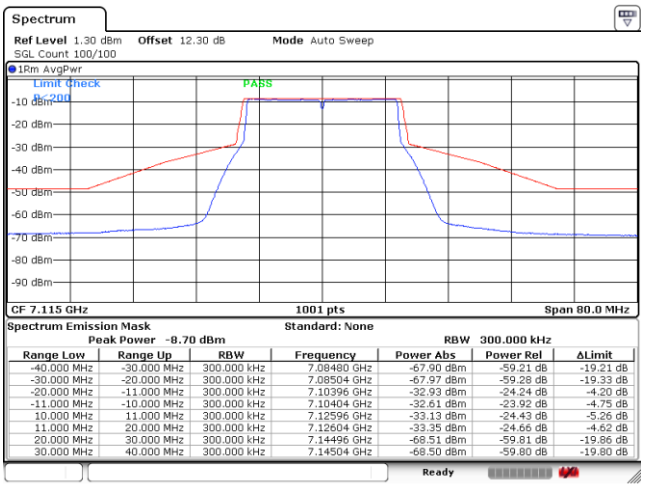

Range Low	Range Up	RBW	Frequency	Power Abs	Power Rel	ΔLimit
-40.000 MHz	-30.000 MHz	300.000 kHz	7.08480 GHz	-67.90 dBm	-59.21 dB	-19.21 dB
-30.000 MHz	-20.000 MHz	300.000 kHz	7.08504 GHz	-67.97 dBm	-59.28 dB	-19.33 dB
-20.000 MHz	-11.000 MHz	300.000 kHz	7.10396 GHz	-32.93 dBm	-24.24 dB	-4.20 dB
-11.000 MHz	-10.000 MHz	300.000 kHz	7.10404 GHz	-32.61 dBm	-23.92 dB	-4.75 dB
10.000 MHz	11.000 MHz	300.000 kHz	7.12596 GHz	-33.13 dBm	-24.43 dB	-5.26 dB
11.000 MHz	20.000 MHz	300.000 kHz	7.12604 GHz	-33.35 dBm	-24.66 dB	-4.62 dB
20.000 MHz	30.000 MHz	300.000 kHz	7.14496 GHz	-68.51 dBm	-59.81 dB	-19.86 dB
30.000 MHz	40.000 MHz	300.000 kHz	7.14504 GHz	-68.50 dBm	-59.80 dB	-19.80 dB

Date: 9.NOV.2023 10:07:04

EUT Mode :	802.11be EHT40

Plot on Channel 5965MHz

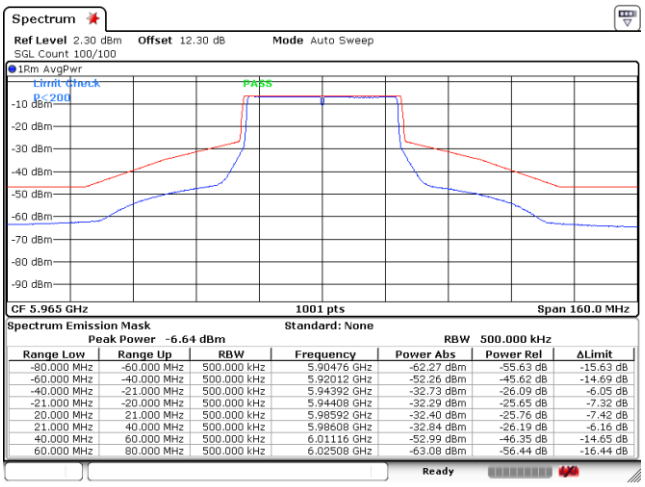

Range Low	Range Up	RBW	Frequency	Power Abs	Power Rel	ΔLimit
-80.000 MHz	-60.000 MHz	500.000 kHz	5.90475 GHz	-62.27 dBm	-55.63 dB	-15.63 dB
-60.000 MHz	-40.000 MHz	500.000 kHz	5.92012 GHz	-52.26 dBm	-45.62 dB	-14.69 dB
-40.000 MHz	-21.000 MHz	500.000 kHz	5.94392 GHz	-32.73 dBm	-26.09 dB	-6.05 dB
-21.000 MHz	-20.000 MHz	500.000 kHz	5.94408 GHz	-32.29 dBm	-25.65 dB	-7.32 dB
20.000 MHz	21.000 MHz	500.000 kHz	5.98592 GHz	-32.40 dBm	-25.76 dB	-7.42 dB
21.000 MHz	40.000 MHz	500.000 kHz	5.98608 GHz	-32.84 dBm	-26.19 dB	-6.16 dB
40.000 MHz	60.000 MHz	500.000 kHz	6.01116 GHz	-52.99 dBm	-46.35 dB	-14.65 dB
60.000 MHz	80.000 MHz	500.000 kHz	6.02508 GHz	-63.08 dBm	-56.44 dB	-16.44 dB

Date: 24.OCT.2023 00:22:14

Plot on Channel 6165MHz

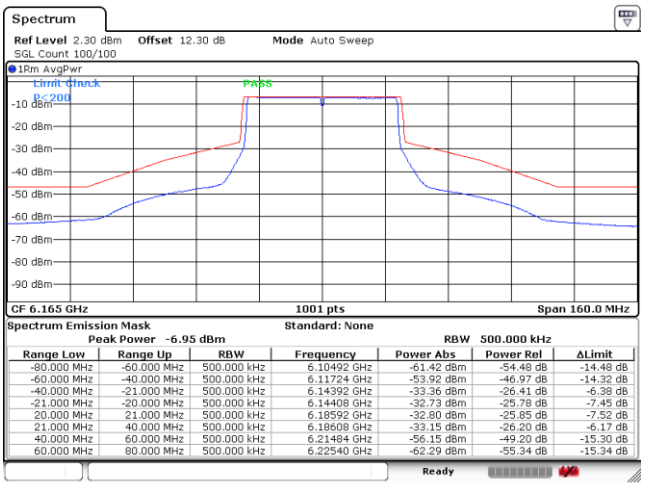

Range Low	Range Up	RBW	Frequency	Power Abs	Power Rel	ΔLimit
-80.000 MHz	-60.000 MHz	500.000 kHz	6.10492 GHz	-61.42 dBm	-54.48 dB	-14.48 dB
-60.000 MHz	-40.000 MHz	500.000 kHz	6.11724 GHz	-53.92 dBm	-46.97 dB	-14.32 dB
-40.000 MHz	-21.000 MHz	500.000 kHz	6.14392 GHz	-33.36 dBm	-26.41 dB	-6.38 dB
-21.000 MHz	-20.000 MHz	500.000 kHz	6.14408 GHz	-32.73 dBm	-25.78 dB	-7.45 dB
20.000 MHz	21.000 MHz	500.000 kHz	6.18592 GHz	-32.80 dBm	-25.85 dB	-7.52 dB
21.000 MHz	40.000 MHz	500.000 kHz	6.18608 GHz	-33.15 dBm	-26.20 dB	-6.17 dB
40.000 MHz	60.000 MHz	500.000 kHz	6.21484 GHz	-56.15 dBm	-49.20 dB	-15.30 dB
60.000 MHz	80.000 MHz	500.000 kHz	6.22540 GHz	-62.29 dBm	-55.34 dB	-15.34 dB

Date: 24.OCT.2023 00:28:36

Plot on Channel 6405MHz

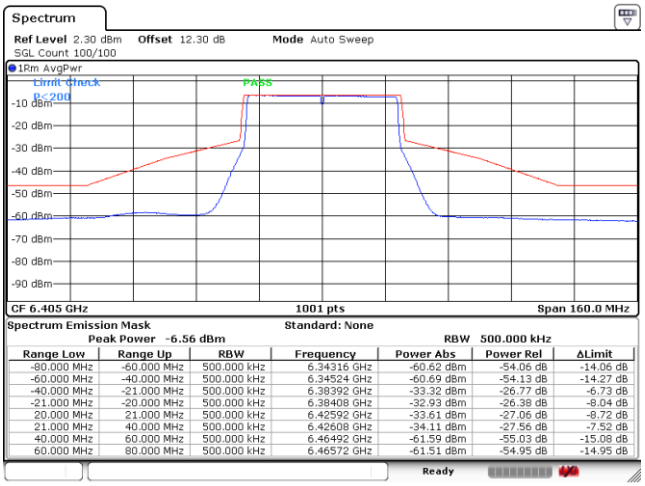

Range Low	Range Up	RBW	Frequency	Power Abs	Power Rel	ΔLimit
-80.000 MHz	-60.000 MHz	500.000 kHz	6.34316 GHz	-60.62 dBm	-54.06 dB	-14.06 dB
-60.000 MHz	-40.000 MHz	500.000 kHz	6.34524 GHz	-60.69 dBm	-54.13 dB	-14.27 dB
-40.000 MHz	-21.000 MHz	500.000 kHz	6.38392 GHz	-33.32 dBm	-26.77 dB	-6.73 dB
-21.000 MHz	-20.000 MHz	500.000 kHz	6.38408 GHz	-32.93 dBm	-26.38 dB	-8.04 dB
20.000 MHz	21.000 MHz	500.000 kHz	6.42592 GHz	-33.61 dBm	-27.06 dB	-8.72 dB
21.000 MHz	40.000 MHz	500.000 kHz	6.42608 GHz	-34.11 dBm	-27.56 dB	-7.52 dB
40.000 MHz	60.000 MHz	500.000 kHz	6.46492 GHz	-61.59 dBm	-55.03 dB	-15.08 dB
60.000 MHz	80.000 MHz	500.000 kHz	6.46572 GHz	-61.51 dBm	-54.95 dB	-14.95 dB

Date: 24.OCT.2023 00:33:26

Plot on Channel 6445MHz

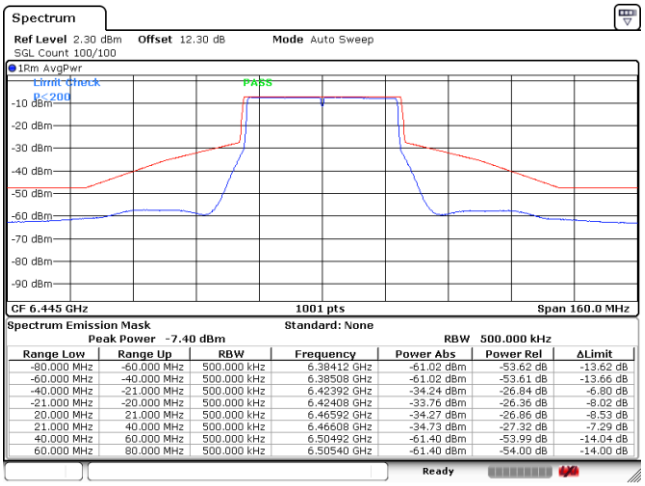

Range Low	Range Up	RBW	Frequency	Power Abs	Power Rel	ΔLimit
-80.000 MHz	-60.000 MHz	500.000 kHz	6.38412 GHz	-61.02 dBm	-53.62 dB	-13.62 dB
-60.000 MHz	-40.000 MHz	500.000 kHz	6.38508 GHz	-61.02 dBm	-53.61 dB	-13.66 dB
-40.000 MHz	-21.000 MHz	500.000 kHz	6.42392 GHz	-34.24 dBm	-26.84 dB	-6.80 dB
-21.000 MHz	-20.000 MHz	500.000 kHz	6.42408 GHz	-33.76 dBm	-26.36 dB	-8.02 dB
20.000 MHz	21.000 MHz	500.000 kHz	6.46592 GHz	-34.27 dBm	-26.86 dB	-8.53 dB
21.000 MHz	40.000 MHz	500.000 kHz	6.46608 GHz	-34.73 dBm	-27.32 dB	-7.29 dB
40.000 MHz	60.000 MHz	500.000 kHz	6.50492 GHz	-61.40 dBm	-53.99 dB	-14.04 dB
60.000 MHz	80.000 MHz	500.000 kHz	6.50540 GHz	-61.40 dBm	-54.00 dB	-14.00 dB

Date: 9.NOV.2023 10:29:22

Plot on Channel 6485MHz

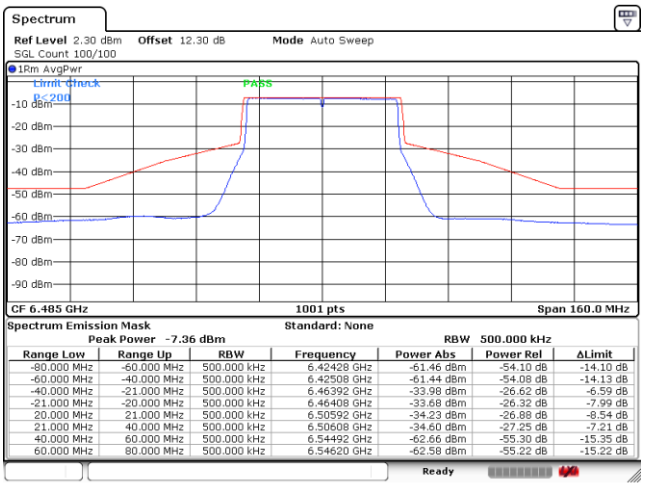

Spectrum Emission Mask Standard: None
Peak Power -7.36 dBm RBW 500.000 kHz

Range Low	Range Up	RBW	Frequency	Power Abs	Power Rel	ΔLimit
-80.000 MHz	-60.000 MHz	500.000 kHz	6.42428 GHz	-61.46 dBm	-54.10 dB	-14.10 dB
-60.000 MHz	-40.000 MHz	500.000 kHz	6.42508 GHz	-61.44 dBm	-54.08 dB	-14.13 dB
-40.000 MHz	-21.000 MHz	500.000 kHz	6.46392 GHz	-33.98 dBm	-26.62 dB	-6.59 dB
-21.000 MHz	-20.000 MHz	500.000 kHz	6.46408 GHz	-33.68 dBm	-26.32 dB	-7.99 dB
20.000 MHz	21.000 MHz	500.000 kHz	6.50592 GHz	-34.23 dBm	-26.88 dB	-8.54 dB
21.000 MHz	40.000 MHz	500.000 kHz	6.50608 GHz	-34.60 dBm	-27.25 dB	-7.21 dB
40.000 MHz	60.000 MHz	500.000 kHz	6.54492 GHz	-62.66 dBm	-55.30 dB	-15.35 dB
60.000 MHz	80.000 MHz	500.000 kHz	6.54620 GHz	-62.58 dBm	-55.22 dB	-15.22 dB

Date: 9.NOV.2023 10:32:13

Plot on Channel 6525MHz

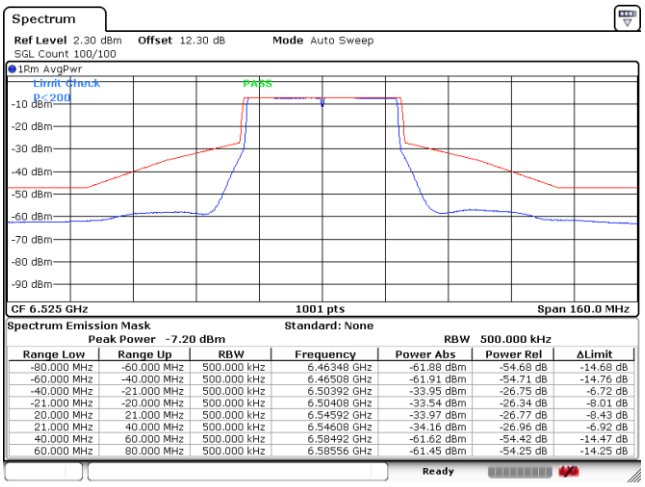

Spectrum Emission Mask Standard: None
Peak Power -7.20 dBm RBW 500.000 kHz

Range Low	Range Up	RBW	Frequency	Power Abs	Power Rel	ΔLimit
-80.000 MHz	-60.000 MHz	500.000 kHz	6.46348 GHz	-61.88 dBm	-54.68 dB	-14.68 dB
-60.000 MHz	-40.000 MHz	500.000 kHz	6.46508 GHz	-61.91 dBm	-54.71 dB	-14.76 dB
-40.000 MHz	-21.000 MHz	500.000 kHz	6.50392 GHz	-33.95 dBm	-26.75 dB	-6.72 dB
-21.000 MHz	-20.000 MHz	500.000 kHz	6.50408 GHz	-33.54 dBm	-26.34 dB	-8.01 dB
20.000 MHz	21.000 MHz	500.000 kHz	6.54592 GHz	-33.97 dBm	-26.77 dB	-8.43 dB
21.000 MHz	40.000 MHz	500.000 kHz	6.54608 GHz	-34.16 dBm	-26.96 dB	-6.92 dB
40.000 MHz	60.000 MHz	500.000 kHz	6.58492 GHz	-61.62 dBm	-54.42 dB	-14.47 dB
60.000 MHz	80.000 MHz	500.000 kHz	6.58556 GHz	-61.45 dBm	-54.25 dB	-14.25 dB

Date: 9.NOV.2023 10:39:05

Plot on Channel 6565MHz

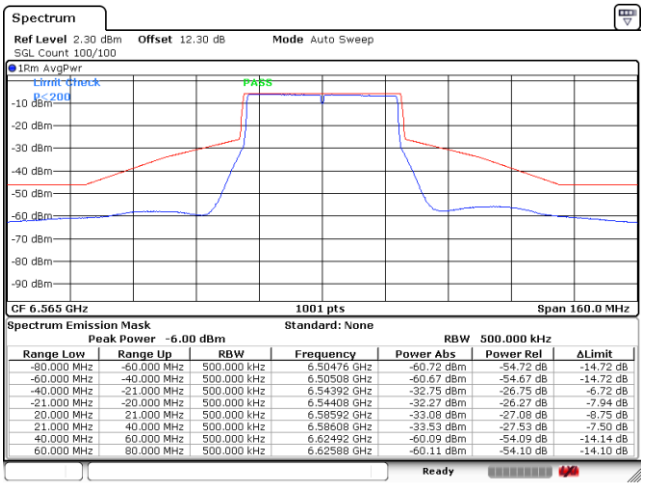

Spectrum Emission Mask Standard: None
Peak Power -6.00 dBm RBW 500.000 kHz

Range Low	Range Up	RBW	Frequency	Power Abs	Power Rel	ΔLimit
-80.000 MHz	-60.000 MHz	500.000 kHz	6.50476 GHz	-60.72 dBm	-54.72 dB	-14.72 dB
-60.000 MHz	-40.000 MHz	500.000 kHz	6.50508 GHz	-60.67 dBm	-54.67 dB	-14.72 dB
-40.000 MHz	-21.000 MHz	500.000 kHz	6.54392 GHz	-32.75 dBm	-26.75 dB	-6.72 dB
-21.000 MHz	-20.000 MHz	500.000 kHz	6.54408 GHz	-32.27 dBm	-26.27 dB	-7.94 dB
20.000 MHz	21.000 MHz	500.000 kHz	6.58592 GHz	-33.08 dBm	-27.08 dB	-8.75 dB
21.000 MHz	40.000 MHz	500.000 kHz	6.58608 GHz	-33.53 dBm	-27.53 dB	-7.50 dB
40.000 MHz	60.000 MHz	500.000 kHz	6.62492 GHz	-60.09 dBm	-54.09 dB	-14.14 dB
60.000 MHz	80.000 MHz	500.000 kHz	6.62588 GHz	-60.11 dBm	-54.10 dB	-14.10 dB

Date: 9.NOV.2023 10:56:35

Plot on Channel 6685MHz

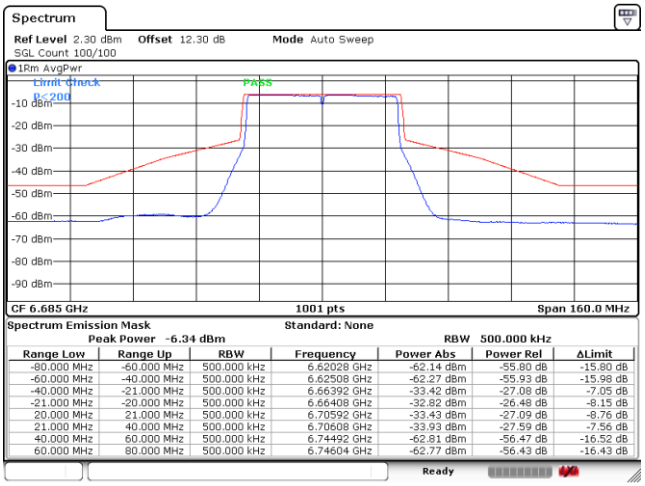

Spectrum Emission Mask Standard: None
Peak Power -6.34 dBm RBW 500.000 kHz

Range Low	Range Up	RBW	Frequency	Power Abs	Power Rel	ΔLimit
-80.000 MHz	-60.000 MHz	500.000 kHz	6.62028 GHz	-62.14 dBm	-55.80 dB	-15.80 dB
-60.000 MHz	-40.000 MHz	500.000 kHz	6.62508 GHz	-62.27 dBm	-55.93 dB	-15.98 dB
-40.000 MHz	-21.000 MHz	500.000 kHz	6.66392 GHz	-33.42 dBm	-27.08 dB	-7.05 dB
-21.000 MHz	-20.000 MHz	500.000 kHz	6.66408 GHz	-32.82 dBm	-26.48 dB	-8.15 dB
20.000 MHz	21.000 MHz	500.000 kHz	6.70592 GHz	-33.43 dBm	-27.09 dB	-8.76 dB
21.000 MHz	40.000 MHz	500.000 kHz	6.70608 GHz	-33.93 dBm	-27.59 dB	-7.56 dB
40.000 MHz	60.000 MHz	500.000 kHz	6.74492 GHz	-62.81 dBm	-56.47 dB	-16.52 dB
60.000 MHz	80.000 MHz	500.000 kHz	6.74604 GHz	-62.77 dBm	-56.43 dB	-16.43 dB

Date: 9.NOV.2023 10:59:14

Plot on Channel 6845MHz

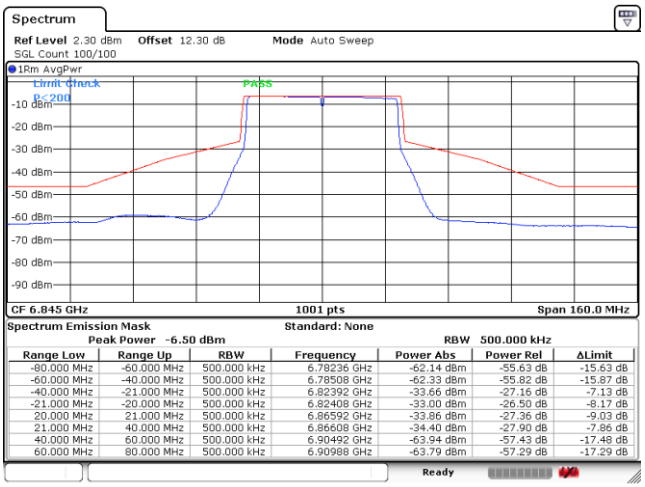

Spectrum Emission Mask Standard: None
Peak Power -6.50 dBm RBW 500.000 kHz

Range Low	Range Up	RBW	Frequency	Power Abs	Power Rel	ΔLimit
-80.000 MHz	-60.000 MHz	500.000 kHz	6.78236 GHz	-62.14 dBm	-55.63 dB	-15.63 dB
-60.000 MHz	-40.000 MHz	500.000 kHz	6.78508 GHz	-62.33 dBm	-55.82 dB	-15.87 dB
-40.000 MHz	-21.000 MHz	500.000 kHz	6.82392 GHz	-33.66 dBm	-27.16 dB	-7.13 dB
-21.000 MHz	-20.000 MHz	500.000 kHz	6.82408 GHz	-33.00 dBm	-26.50 dB	-8.17 dB
20.000 MHz	21.000 MHz	500.000 kHz	6.86592 GHz	-33.86 dBm	-27.36 dB	-9.03 dB
21.000 MHz	40.000 MHz	500.000 kHz	6.86608 GHz	-34.40 dBm	-27.90 dB	-7.86 dB
40.000 MHz	60.000 MHz	500.000 kHz	6.90492 GHz	-63.94 dBm	-57.43 dB	-17.48 dB
60.000 MHz	80.000 MHz	500.000 kHz	6.90988 GHz	-63.79 dBm	-57.29 dB	-17.29 dB

Date: 9.NOV.2023 11:02:50

Plot on Channel 6885MHz

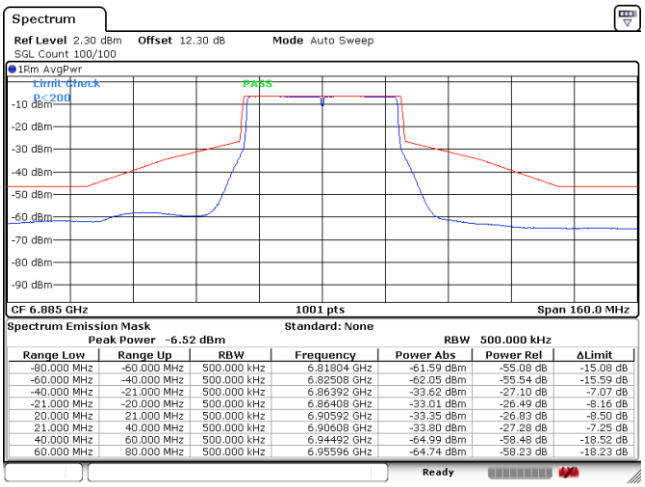

Spectrum Emission Mask Standard: None
Peak Power -6.52 dBm RBW 500.000 kHz

Range Low	Range Up	RBW	Frequency	Power Abs	Power Rel	ΔLimit
-80.000 MHz	-60.000 MHz	500.000 kHz	6.81804 GHz	-61.59 dBm	-55.08 dB	-15.08 dB
-60.000 MHz	-40.000 MHz	500.000 kHz	6.82508 GHz	-62.05 dBm	-55.54 dB	-15.59 dB
-40.000 MHz	-21.000 MHz	500.000 kHz	6.86392 GHz	-33.62 dBm	-27.10 dB	-7.07 dB
-21.000 MHz	-20.000 MHz	500.000 kHz	6.86408 GHz	-33.01 dBm	-26.49 dB	-8.16 dB
20.000 MHz	21.000 MHz	500.000 kHz	6.90592 GHz	-33.35 dBm	-26.83 dB	-8.50 dB
21.000 MHz	40.000 MHz	500.000 kHz	6.90608 GHz	-33.80 dBm	-27.28 dB	-7.25 dB
40.000 MHz	60.000 MHz	500.000 kHz	6.94492 GHz	-64.99 dBm	-58.48 dB	-18.52 dB
60.000 MHz	80.000 MHz	500.000 kHz	6.95596 GHz	-64.74 dBm	-58.23 dB	-18.23 dB

Date: 9.NOV.2023 11:08:15

Plot on Channel 6925MHz

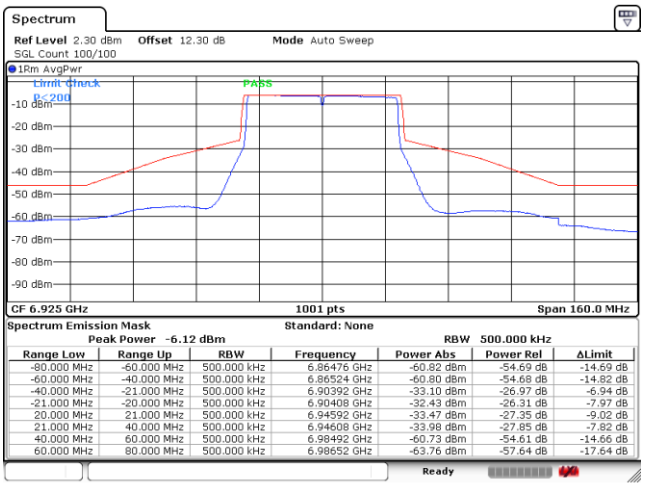

Spectrum Emission Mask Standard: None

Peak Power -6.12 dBm RBW 500.000 kHz

Range Low	Range Up	RBW	Frequency	Power Abs	Power Rel	ΔLimit
-80.000 MHz	-60.000 MHz	500.000 kHz	6.86476 GHz	-60.82 dBm	-54.69 dB	-14.69 dB
-60.000 MHz	-40.000 MHz	500.000 kHz	6.86524 GHz	-60.80 dBm	-54.68 dB	-14.82 dB
-40.000 MHz	-21.000 MHz	500.000 kHz	6.90392 GHz	-33.10 dBm	-26.97 dB	-6.94 dB
-21.000 MHz	-20.000 MHz	500.000 kHz	6.90408 GHz	-32.43 dBm	-26.31 dB	-7.97 dB
20.000 MHz	21.000 MHz	500.000 kHz	6.94592 GHz	-33.47 dBm	-27.35 dB	-9.02 dB
21.000 MHz	40.000 MHz	500.000 kHz	6.94608 GHz	-33.98 dBm	-27.85 dB	-7.82 dB
40.000 MHz	60.000 MHz	500.000 kHz	6.98492 GHz	-60.73 dBm	-54.61 dB	-14.66 dB
60.000 MHz	80.000 MHz	500.000 kHz	6.98652 GHz	-63.76 dBm	-57.64 dB	-17.64 dB

Date: 9.NOV.2023 11:13:44

Plot on Channel 6965MHz

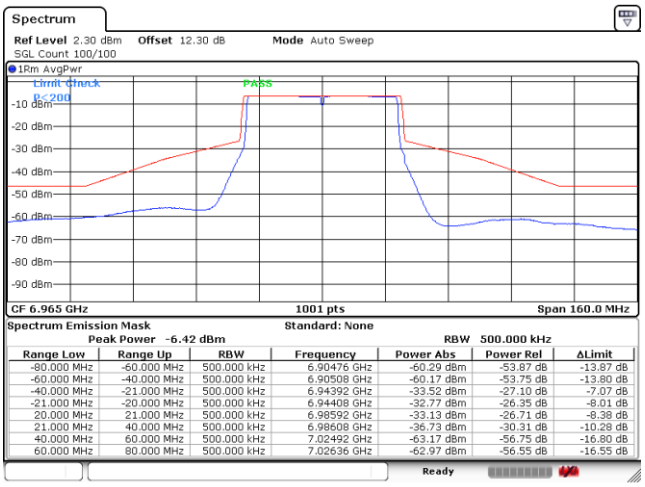

Spectrum Emission Mask Standard: None

Peak Power -6.42 dBm RBW 500.000 kHz

Range Low	Range Up	RBW	Frequency	Power Abs	Power Rel	ΔLimit
-80.000 MHz	-60.000 MHz	500.000 kHz	6.90476 GHz	-60.29 dBm	-53.87 dB	-13.87 dB
-60.000 MHz	-40.000 MHz	500.000 kHz	6.90508 GHz	-60.17 dBm	-53.75 dB	-13.80 dB
-40.000 MHz	-21.000 MHz	500.000 kHz	6.94392 GHz	-33.52 dBm	-27.10 dB	-7.07 dB
-21.000 MHz	-20.000 MHz	500.000 kHz	6.94408 GHz	-32.77 dBm	-26.35 dB	-8.01 dB
20.000 MHz	21.000 MHz	500.000 kHz	6.98592 GHz	-33.13 dBm	-26.71 dB	-8.38 dB
21.000 MHz	40.000 MHz	500.000 kHz	6.98608 GHz	-36.73 dBm	-30.31 dB	-10.28 dB
40.000 MHz	60.000 MHz	500.000 kHz	7.02492 GHz	-63.17 dBm	-56.75 dB	-16.80 dB
60.000 MHz	80.000 MHz	500.000 kHz	7.02636 GHz	-62.97 dBm	-56.55 dB	-16.55 dB

Date: 9.NOV.2023 11:18:40

Plot on Channel 7085MHz

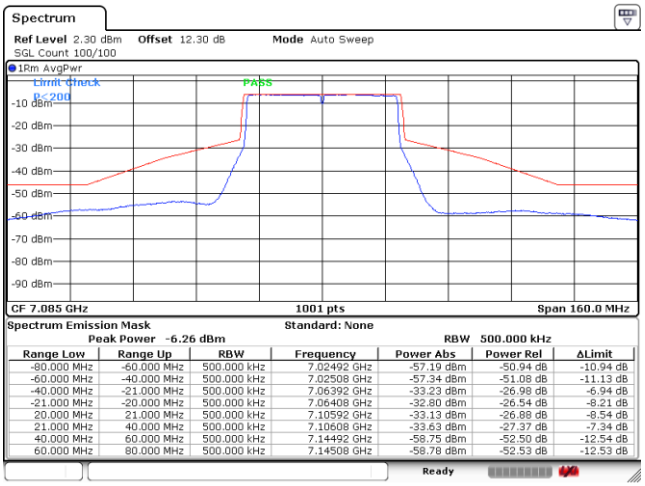

Spectrum Emission Mask Standard: None

Peak Power -6.26 dBm RBW 500.000 kHz

Range Low	Range Up	RBW	Frequency	Power Abs	Power Rel	ΔLimit
-80.000 MHz	-60.000 MHz	500.000 kHz	7.02492 GHz	-57.19 dBm	-50.94 dB	-10.94 dB
-60.000 MHz	-40.000 MHz	500.000 kHz	7.02508 GHz	-57.34 dBm	-51.08 dB	-11.13 dB
-40.000 MHz	-21.000 MHz	500.000 kHz	7.06392 GHz	-33.23 dBm	-26.98 dB	-6.94 dB
-21.000 MHz	-20.000 MHz	500.000 kHz	7.06408 GHz	-32.80 dBm	-26.54 dB	-8.21 dB
20.000 MHz	21.000 MHz	500.000 kHz	7.10592 GHz	-33.13 dBm	-26.88 dB	-8.54 dB
21.000 MHz	40.000 MHz	500.000 kHz	7.10608 GHz	-33.63 dBm	-27.37 dB	-7.34 dB
40.000 MHz	60.000 MHz	500.000 kHz	7.14492 GHz	-58.75 dBm	-52.50 dB	-12.54 dB
60.000 MHz	80.000 MHz	500.000 kHz	7.14508 GHz	-58.78 dBm	-52.53 dB	-12.53 dB

Date: 9.NOV.2023 11:31:12

EUT Mode :	802.11be EHT80

Plot on Channel 5985MHz

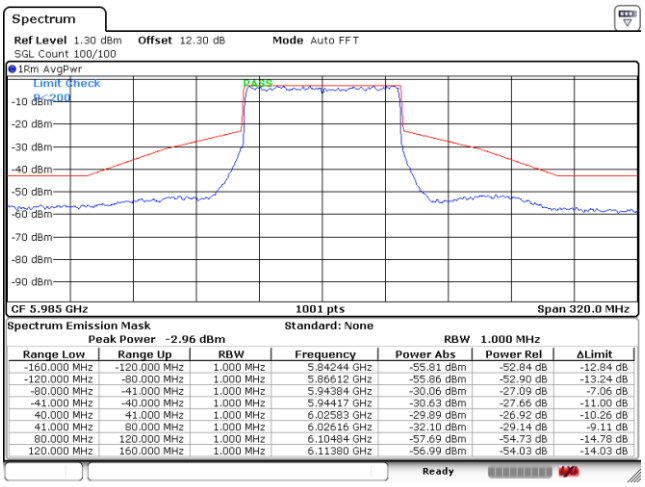

Plot on Channel 6145MHz

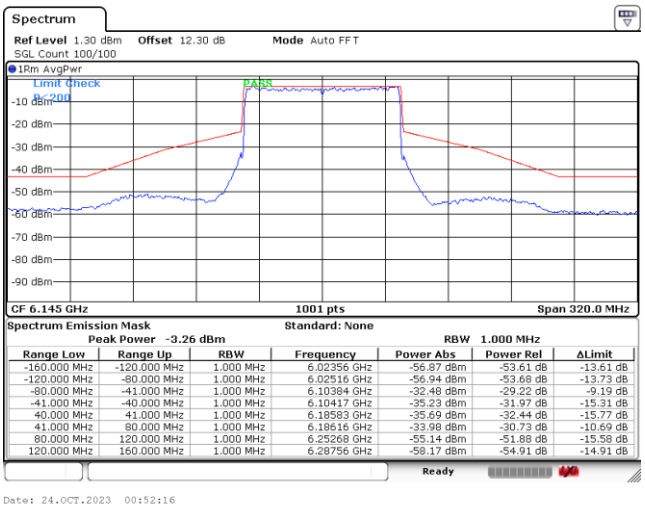

Plot on Channel 6385MHz

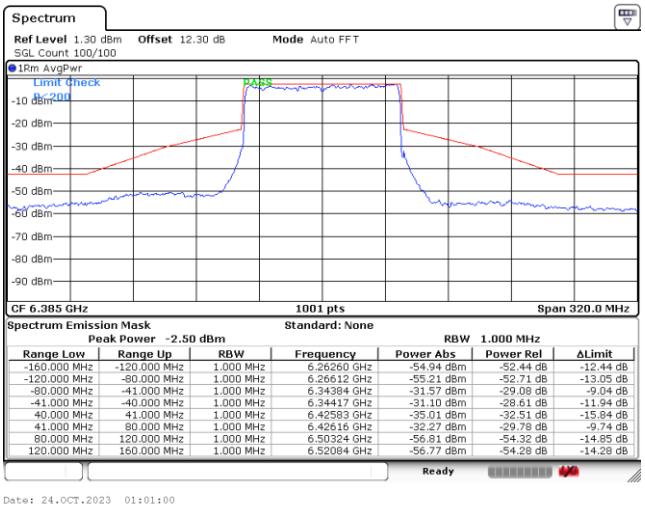

Plot on Channel 6465MHz

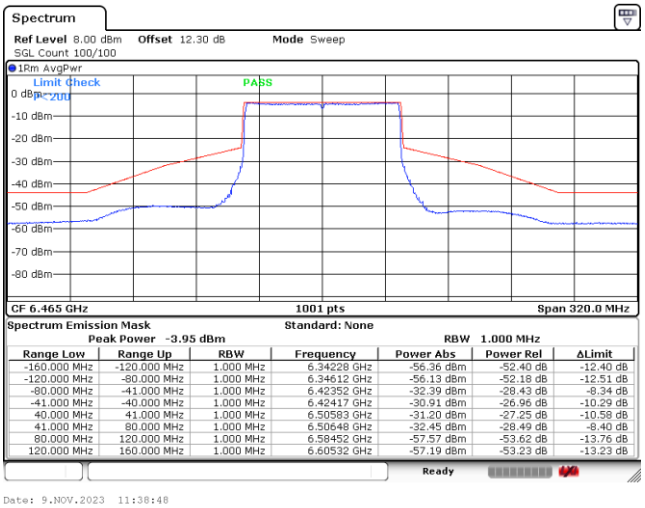

Plot on Channel 6545MHz

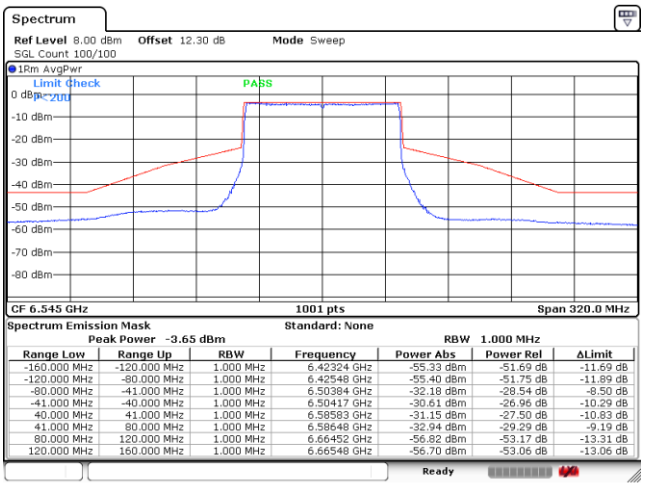

Spectrum Emission Mask Standard: None
Peak Power -3.65 dBm RBW 1.000 MHz

Range Low	Range Up	RBW	Frequency	Power Abs	Power Rel	ΔLimit
-160.000 MHz	-120.000 MHz	1.000 MHz	6.42324 GHz	-55.33 dBm	-51.69 dB	-11.69 dB
-120.000 MHz	-80.000 MHz	1.000 MHz	6.42548 GHz	-55.40 dBm	-51.75 dB	-11.89 dB
-80.000 MHz	-41.000 MHz	1.000 MHz	6.50384 GHz	-32.18 dBm	-28.54 dB	-8.50 dB
-41.000 MHz	-40.000 MHz	1.000 MHz	6.50417 GHz	-30.61 dBm	-26.96 dB	-10.29 dB
40.000 MHz	41.000 MHz	1.000 MHz	6.58583 GHz	-31.15 dBm	-27.50 dB	-10.83 dB
41.000 MHz	80.000 MHz	1.000 MHz	6.58648 GHz	-32.94 dBm	-29.29 dB	-9.19 dB
80.000 MHz	120.000 MHz	1.000 MHz	6.66452 GHz	-56.82 dBm	-53.17 dB	-13.31 dB
120.000 MHz	160.000 MHz	1.000 MHz	6.66548 GHz	-56.70 dBm	-53.06 dB	-13.06 dB

Date: 9.NOV.2023 11:51:42

Plot on Channel 6625MHz

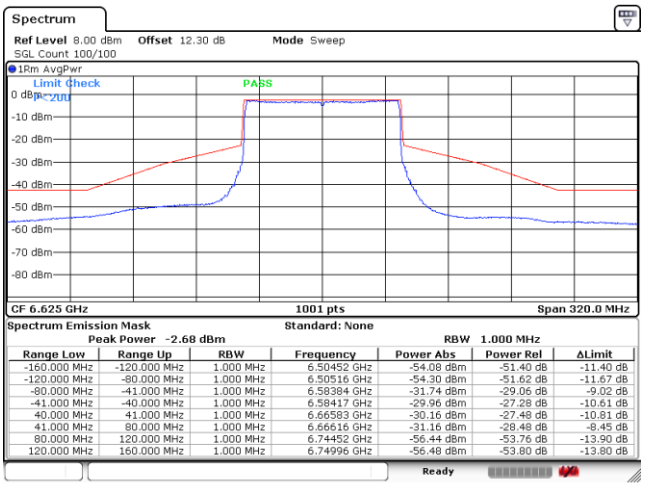

Spectrum Emission Mask Standard: None
Peak Power -2.68 dBm RBW 1.000 MHz

Range Low	Range Up	RBW	Frequency	Power Abs	Power Rel	ΔLimit
-160.000 MHz	-120.000 MHz	1.000 MHz	6.50452 GHz	-54.08 dBm	-51.40 dB	-11.40 dB
-120.000 MHz	-80.000 MHz	1.000 MHz	6.50516 GHz	-54.30 dBm	-51.62 dB	-11.67 dB
-80.000 MHz	-41.000 MHz	1.000 MHz	6.58384 GHz	-31.74 dBm	-29.06 dB	-9.02 dB
-41.000 MHz	-40.000 MHz	1.000 MHz	6.58417 GHz	-29.96 dBm	-27.28 dB	-10.61 dB
40.000 MHz	41.000 MHz	1.000 MHz	6.66583 GHz	-30.16 dBm	-27.48 dB	-10.81 dB
41.000 MHz	80.000 MHz	1.000 MHz	6.66616 GHz	-31.16 dBm	-28.48 dB	-9.45 dB
80.000 MHz	120.000 MHz	1.000 MHz	6.74452 GHz	-56.44 dBm	-53.76 dB	-13.90 dB
120.000 MHz	160.000 MHz	1.000 MHz	6.74996 GHz	-56.48 dBm	-53.80 dB	-13.80 dB

Date: 9.NOV.2023 14:15:06

Plot on Channel 6705MHz

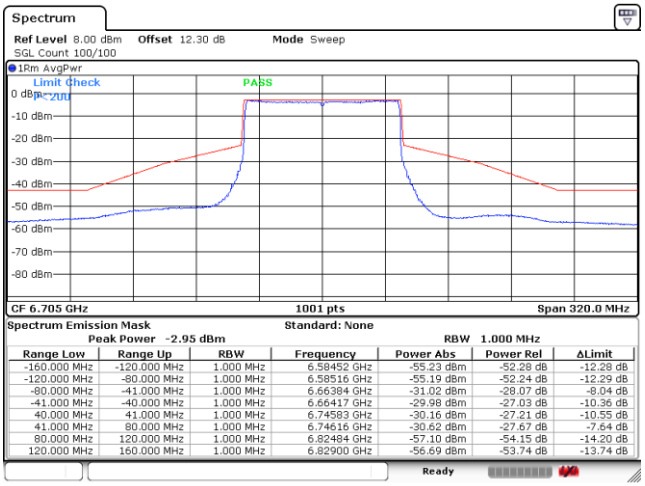

Spectrum Emission Mask Standard: None
Peak Power -2.95 dBm RBW 1.000 MHz

Range Low	Range Up	RBW	Frequency	Power Abs	Power Rel	ΔLimit
-160.000 MHz	-120.000 MHz	1.000 MHz	6.58452 GHz	-55.23 dBm	-52.28 dB	-12.28 dB
-120.000 MHz	-80.000 MHz	1.000 MHz	6.58516 GHz	-55.19 dBm	-52.24 dB	-12.29 dB
-80.000 MHz	-41.000 MHz	1.000 MHz	6.66384 GHz	-31.02 dBm	-28.07 dB	-8.04 dB
-41.000 MHz	-40.000 MHz	1.000 MHz	6.66417 GHz	-29.98 dBm	-27.03 dB	-10.36 dB
40.000 MHz	41.000 MHz	1.000 MHz	6.74583 GHz	-30.16 dBm	-27.21 dB	-10.55 dB
41.000 MHz	80.000 MHz	1.000 MHz	6.74616 GHz	-30.62 dBm	-27.67 dB	-7.64 dB
80.000 MHz	120.000 MHz	1.000 MHz	6.82484 GHz	-57.10 dBm	-54.15 dB	-14.20 dB
120.000 MHz	160.000 MHz	1.000 MHz	6.82900 GHz	-56.69 dBm	-53.74 dB	-13.74 dB

Date: 9.NOV.2023 14:17:09

Plot on Channel 6785MHz

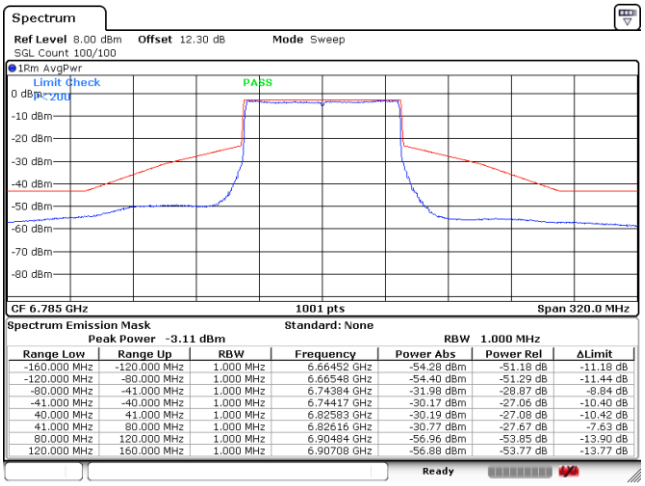

Spectrum Emission Mask Standard: None
Peak Power -3.11 dBm RBW 1.000 MHz

Range Low	Range Up	RBW	Frequency	Power Abs	Power Rel	ΔLimit
-160.000 MHz	-120.000 MHz	1.000 MHz	6.66452 GHz	-54.28 dBm	-51.18 dB	-11.18 dB
-120.000 MHz	-80.000 MHz	1.000 MHz	6.66548 GHz	-54.40 dBm	-51.29 dB	-11.44 dB
-80.000 MHz	-41.000 MHz	1.000 MHz	6.74384 GHz	-31.98 dBm	-28.87 dB	-8.84 dB
-41.000 MHz	-40.000 MHz	1.000 MHz	6.74417 GHz	-30.17 dBm	-27.06 dB	-10.40 dB
40.000 MHz	41.000 MHz	1.000 MHz	6.82583 GHz	-30.19 dBm	-27.08 dB	-10.42 dB
41.000 MHz	80.000 MHz	1.000 MHz	6.82616 GHz	-30.77 dBm	-27.67 dB	-7.63 dB
80.000 MHz	120.000 MHz	1.000 MHz	6.90484 GHz	-56.96 dBm	-53.85 dB	-13.90 dB
120.000 MHz	160.000 MHz	1.000 MHz	6.90708 GHz	-56.88 dBm	-53.77 dB	-13.77 dB

Date: 9.NOV.2023 14:21:00