<3Mbps>

CSE Plot on Ch 00

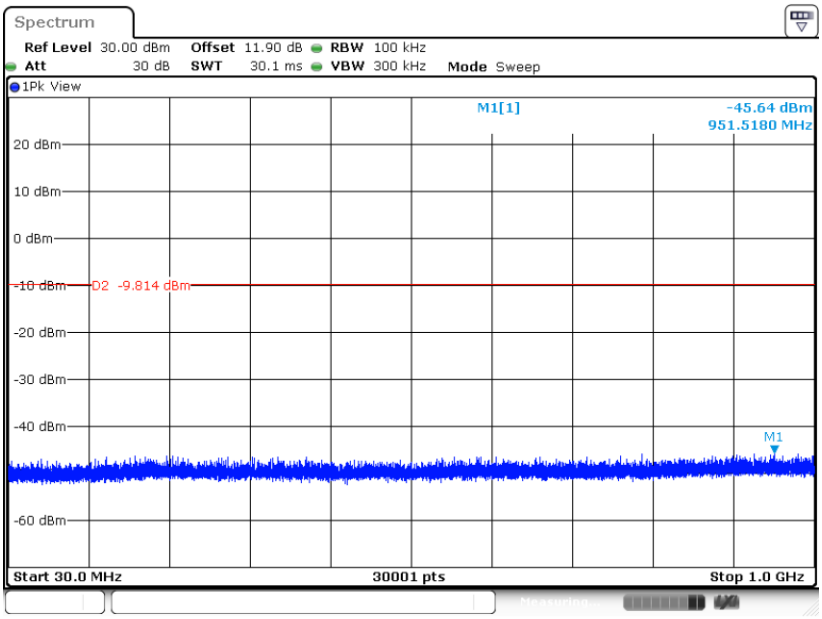

Date: 4.DEC.2023 14:52:43

CSE Plot on Ch 00

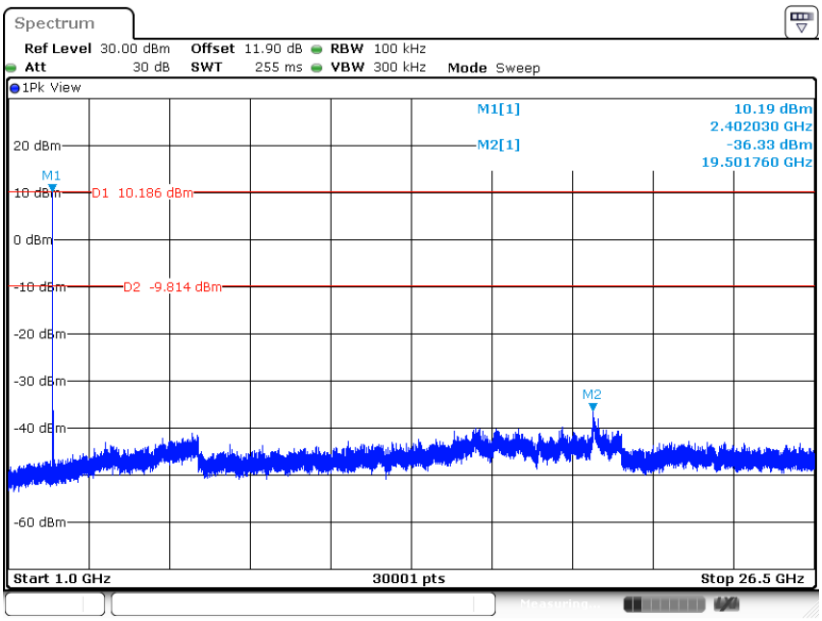

Date: 4.DEC.2023 14:48:12

CSE Plot on Ch 39

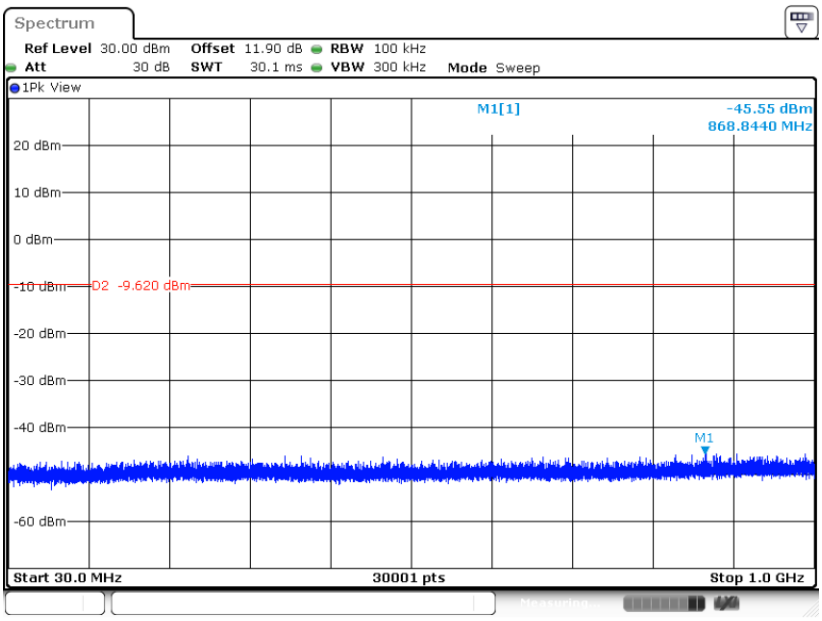

Date: 4.DEC.2023 14:57:10

CSE Plot on Ch 39

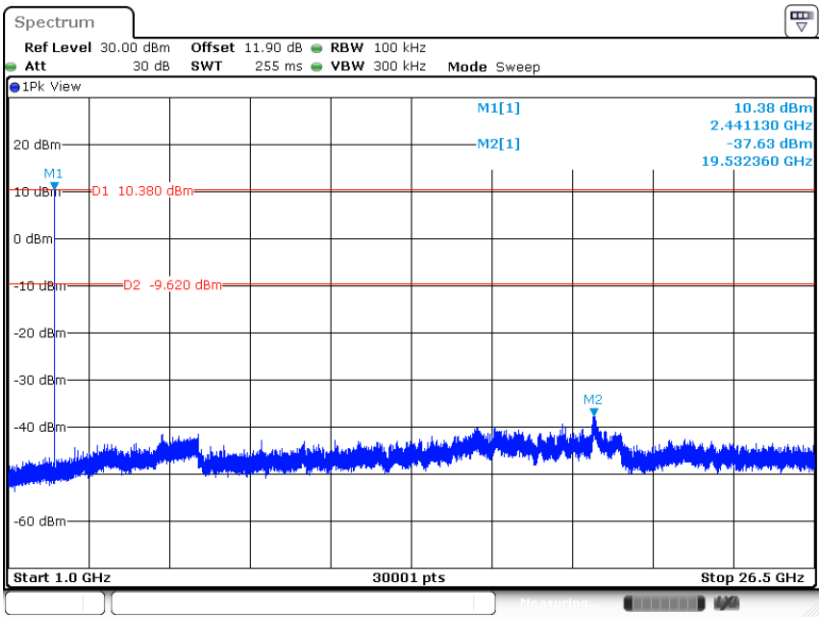

Date: 4.DEC.2023 14:56:30

CSE Plot on Ch 78

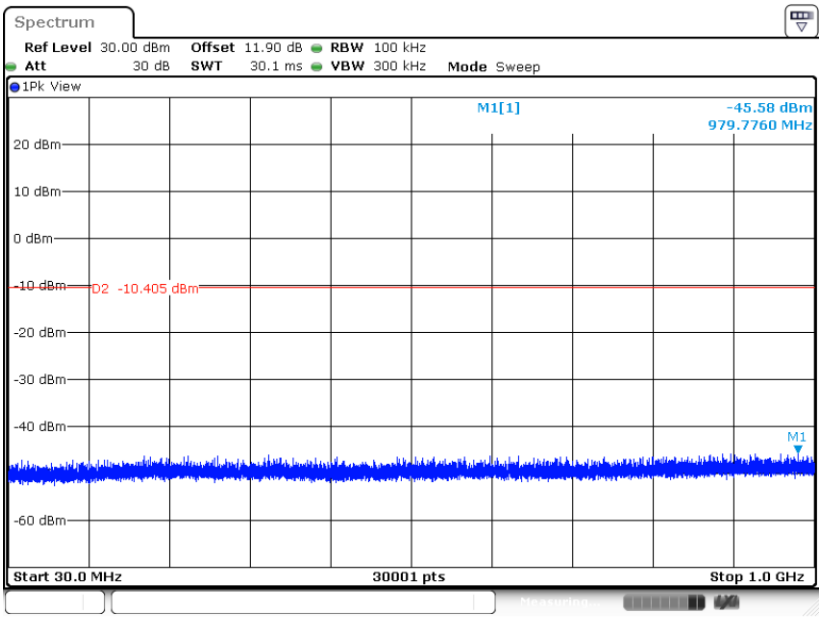

Date: 4.DEC.2023 14:59:40

CSE Plot on Ch 78

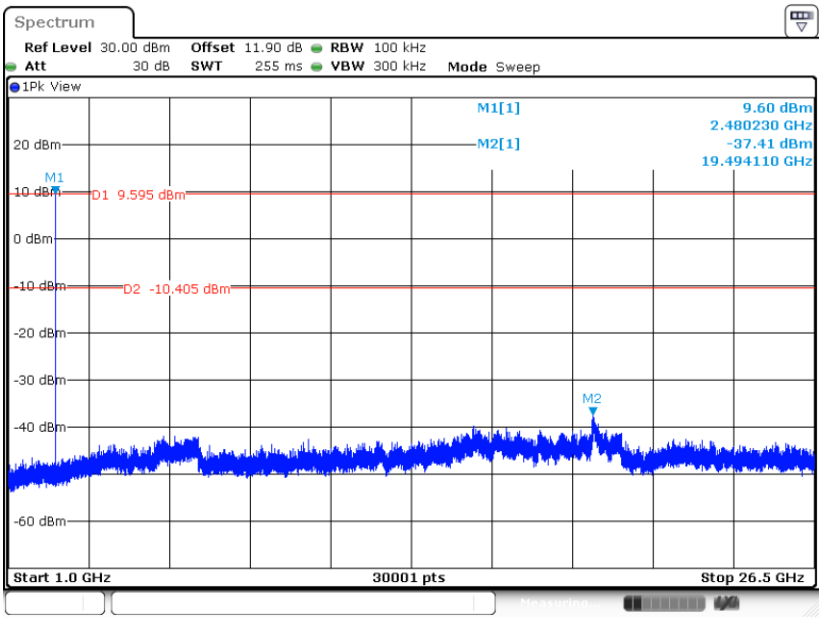

Date: 4.DEC.2023 14:59:15

<MIMO Ant.5+6(6)>

<1Mbps>

CSE Plot on Ch 00

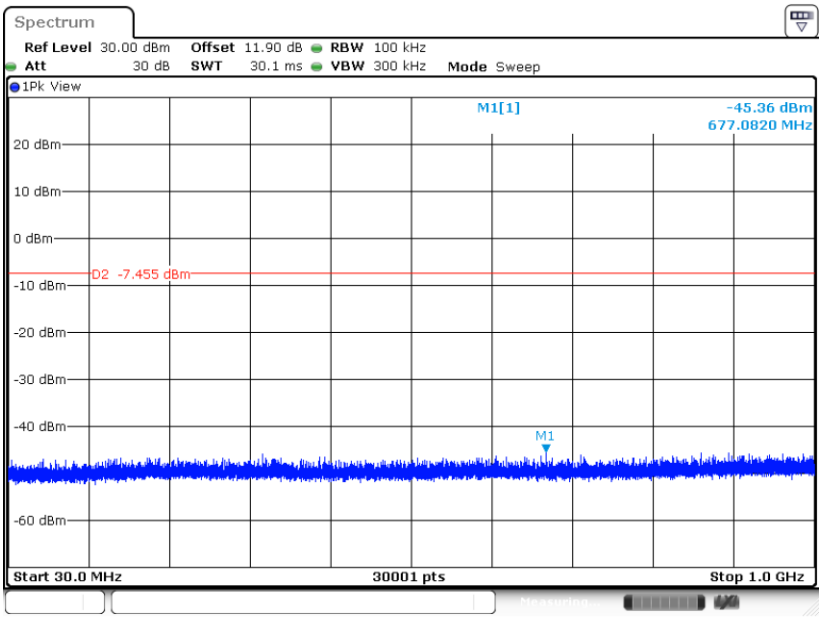

Date: 4.DEC.2023 15:13:17

CSE Plot on Ch 00

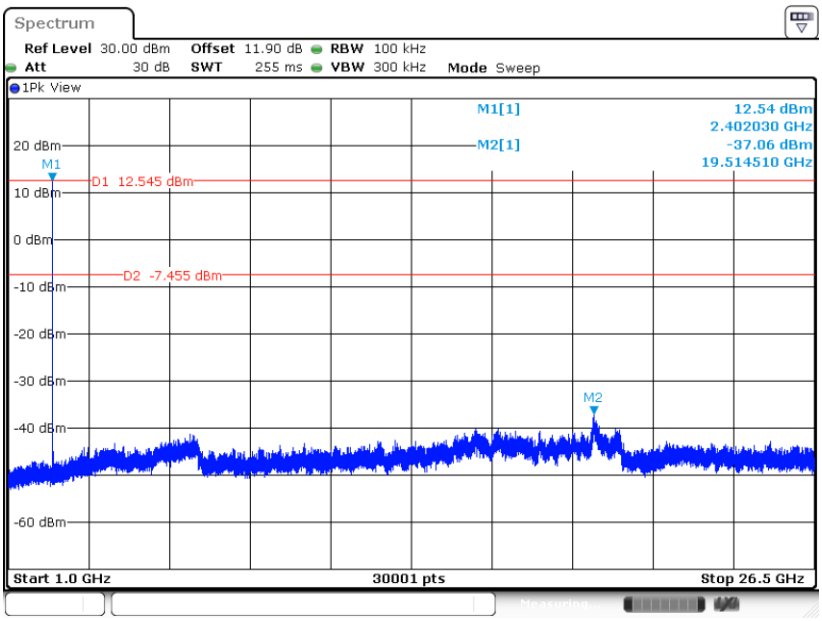

Date: 4.DEC.2023 15:12:52

CSE Plot on Ch 39

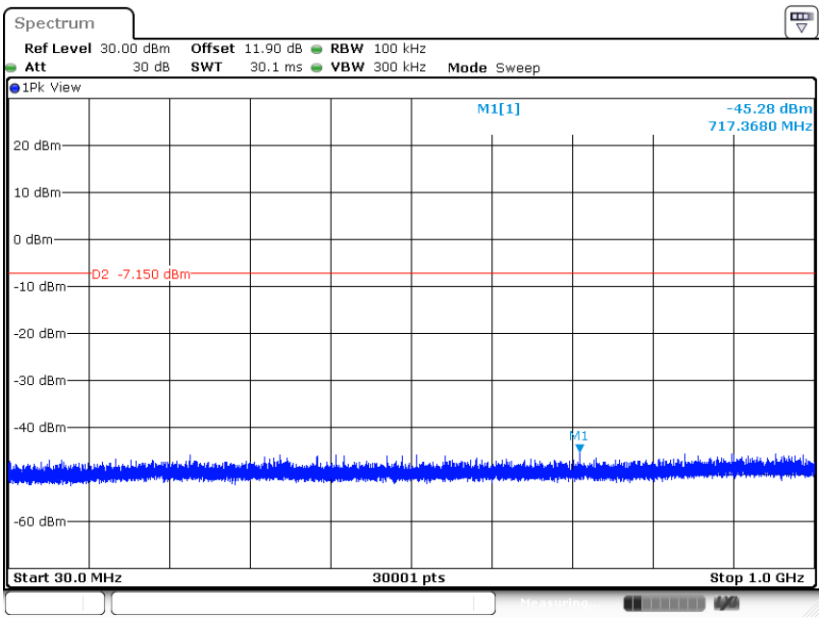

Date: 4.DEC.2023 15:15:21

CSE Plot on Ch 39

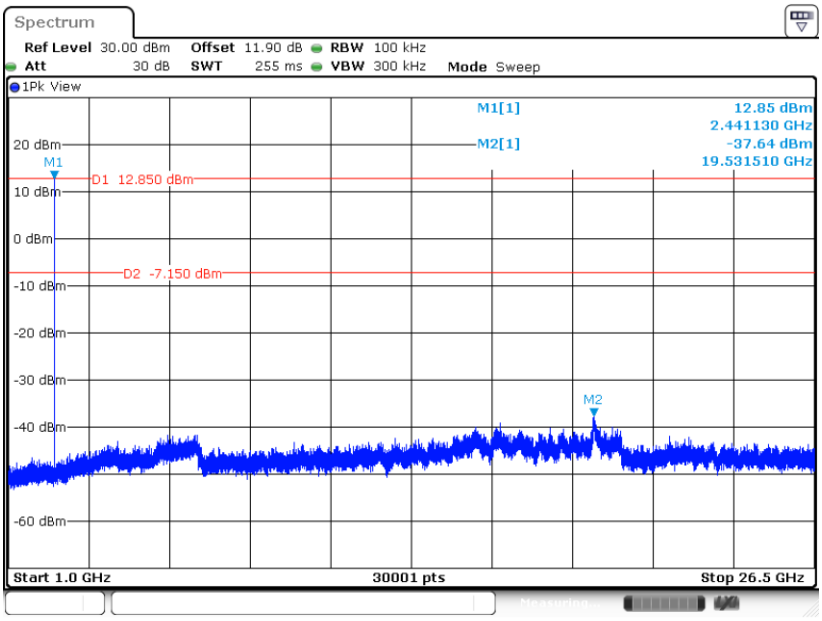

Date: 4.DEC.2023 15:14:44

CSE Plot on Ch 78

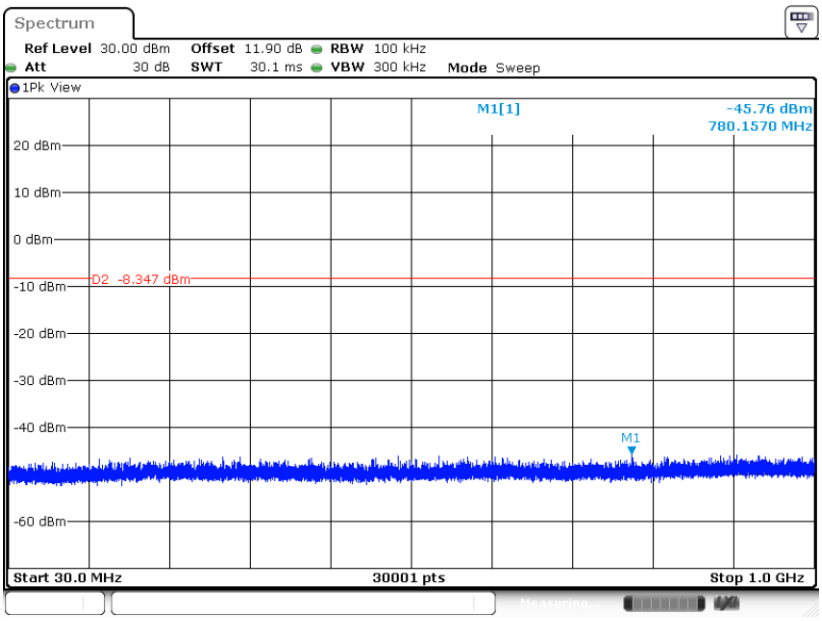

Date: 4.DEC.2023 15:21:30

CSE Plot on Ch 78

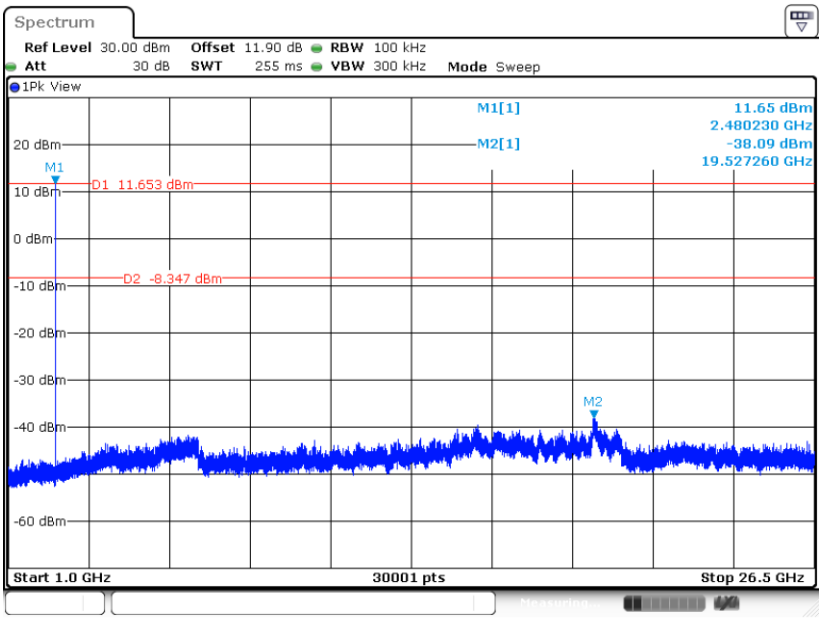

Date: 4.DEC.2023 15:21:06

<2Mbps>

CSE Plot on Ch 00

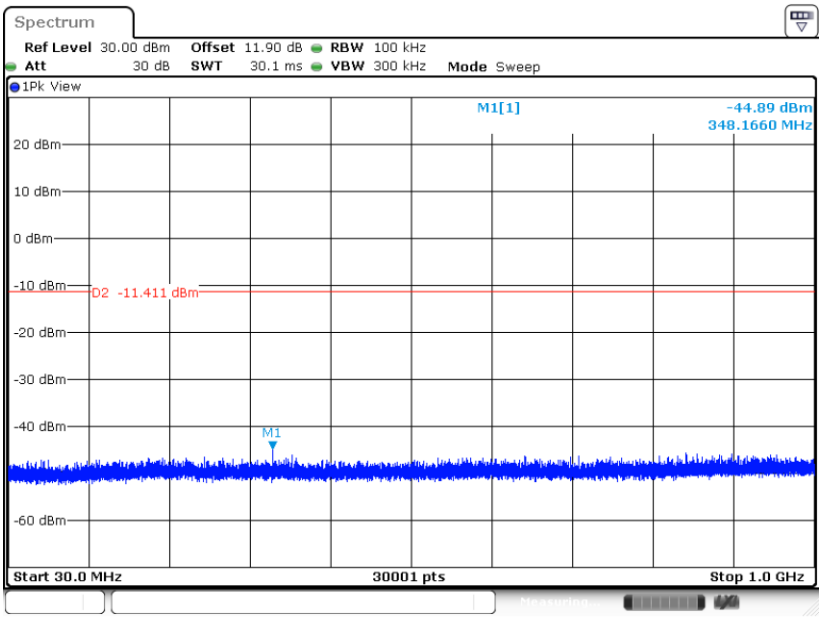

Date: 4.DEC.2023 15:31:26

CSE Plot on Ch 00

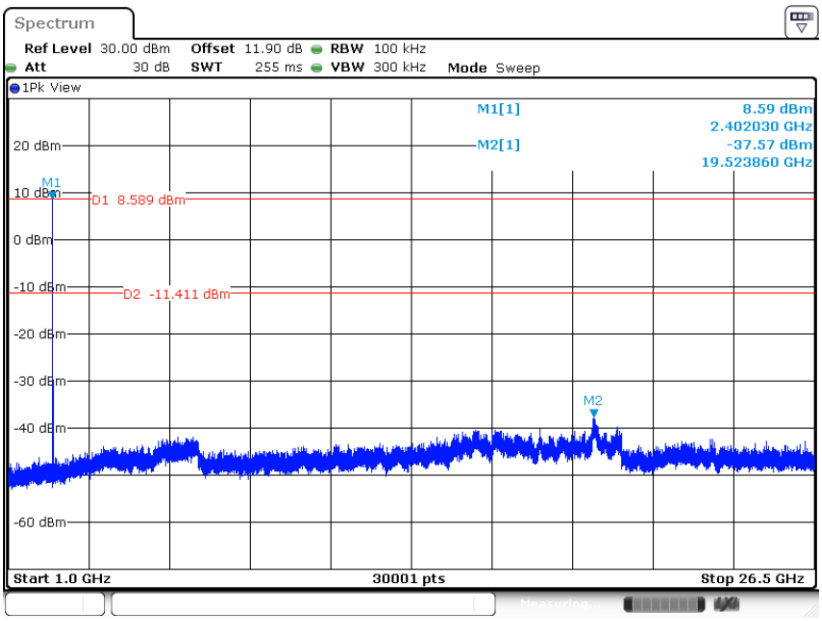

Date: 4.DEC.2023 15:31:01

CSE Plot on Ch 39

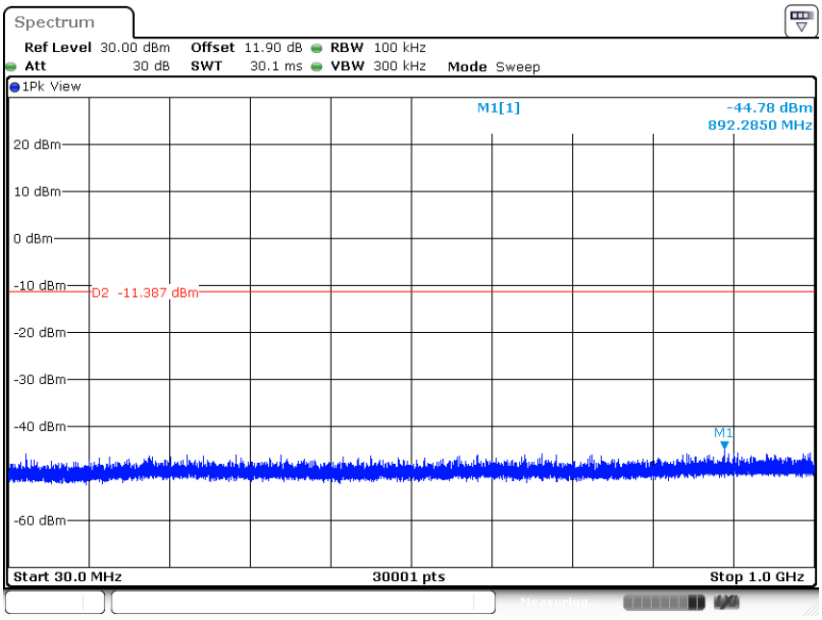

Date: 4.DEC.2023 15:33:26

CSE Plot on Ch 39

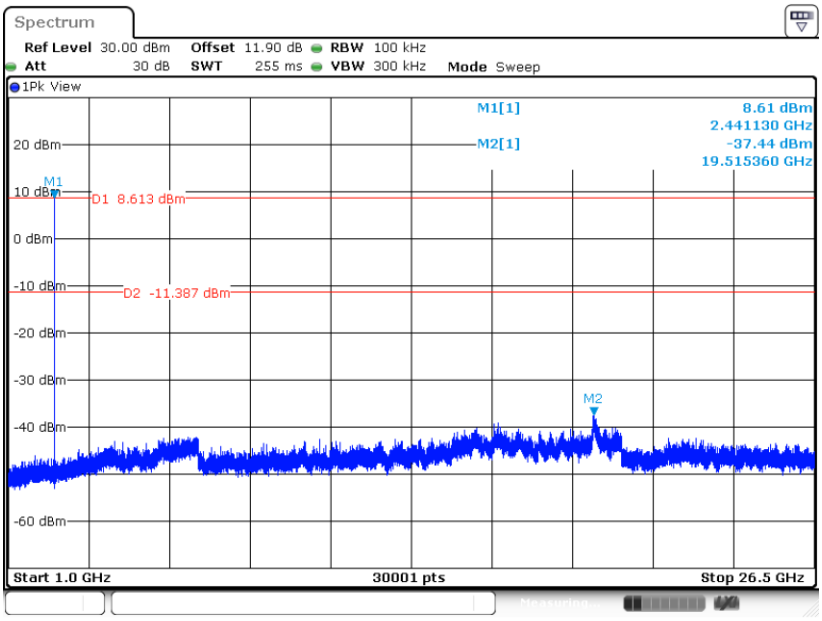

Date: 4.DEC.2023 15:32:58

CSE Plot on Ch 78

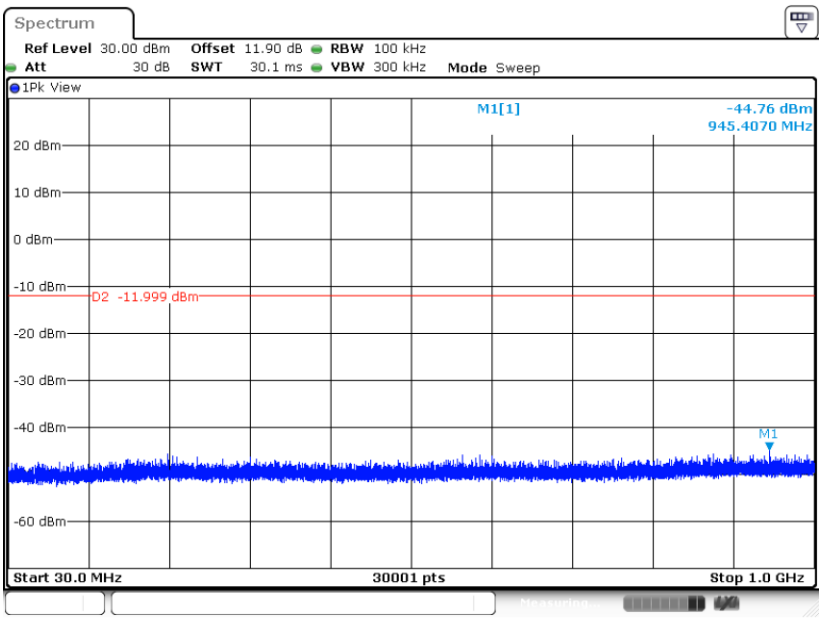

Date: 4.DEC.2023 15:37:02

CSE Plot on Ch 78

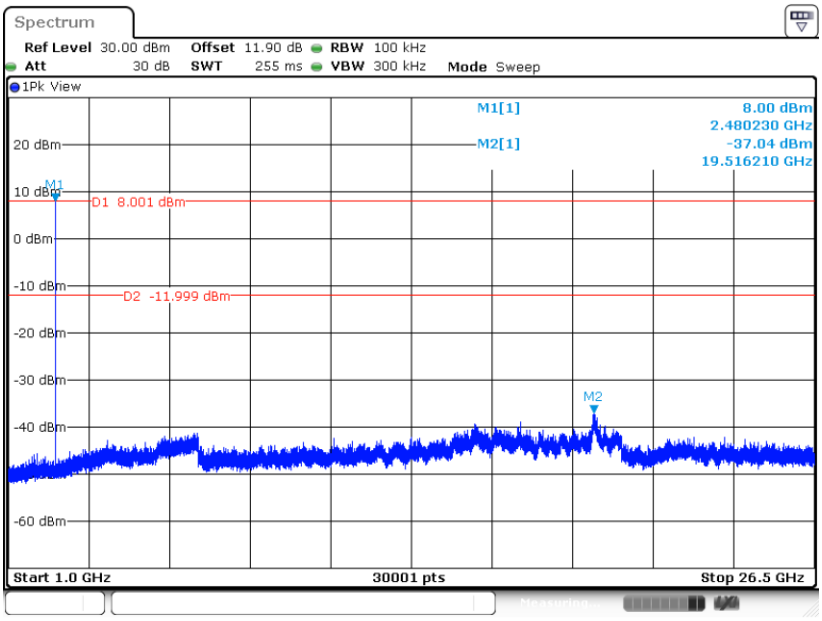

Date: 4.DEC.2023 15:36:32

<3Mbps>

CSE Plot on Ch 00

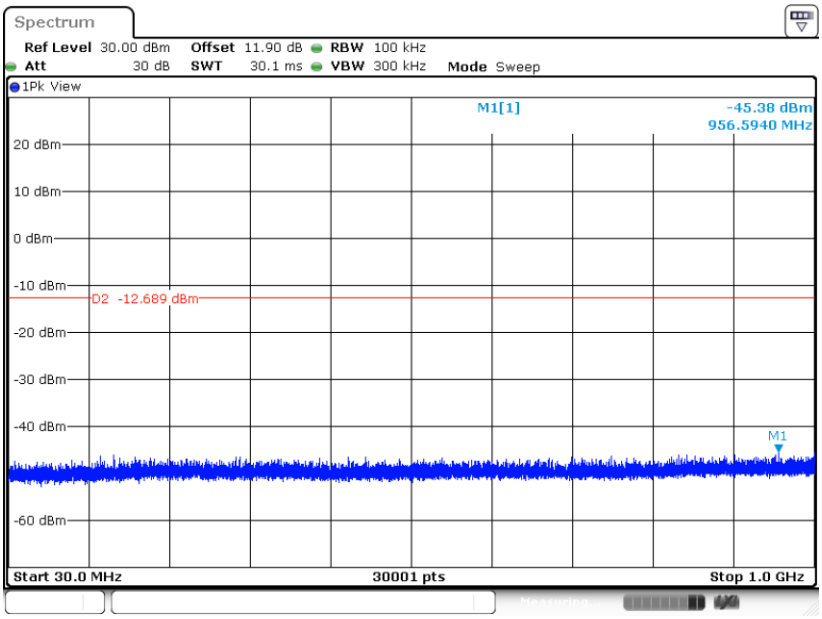

Date: 4.DEC.2023 16:06:32

CSE Plot on Ch 00

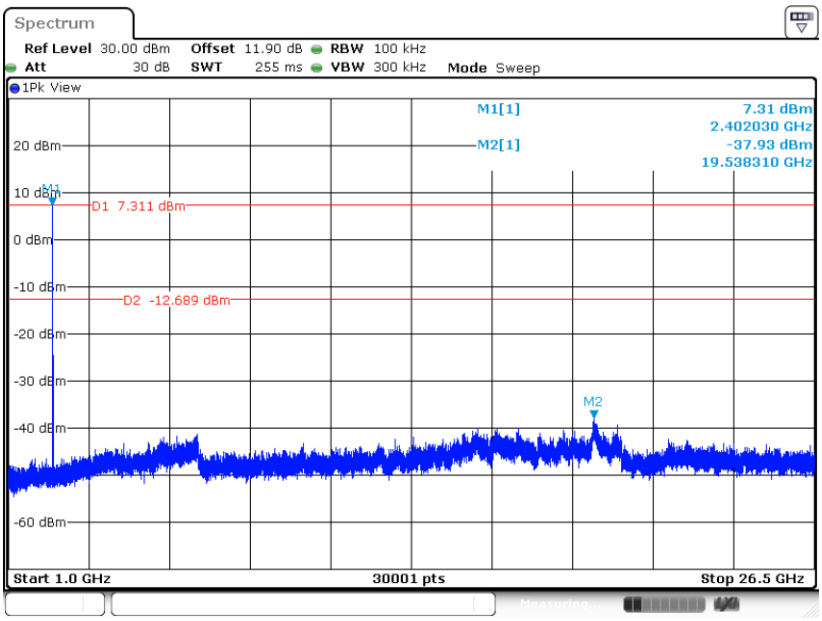

Date: 4.DEC.2023 16:06:07

CSE Plot on Ch 39

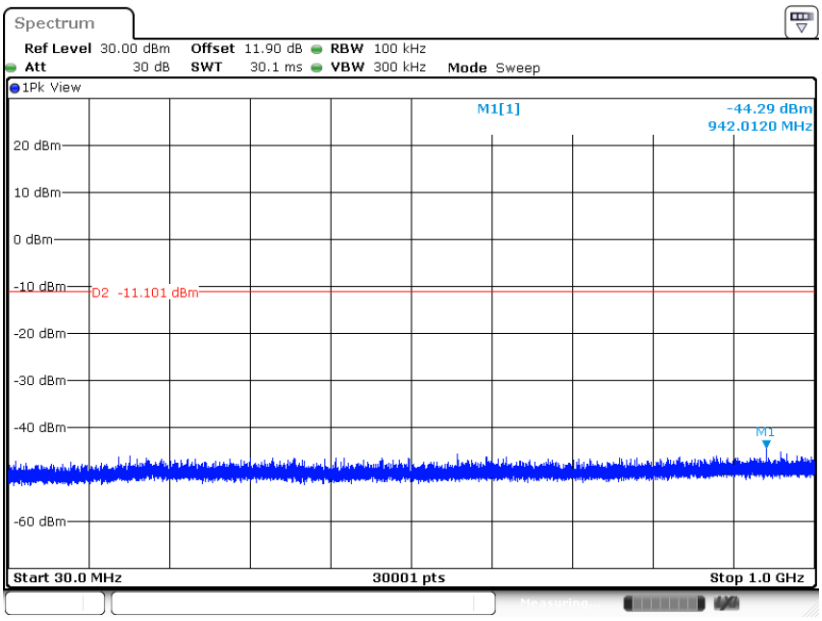

Date: 4.DEC.2023 16:08:20

CSE Plot on Ch 39

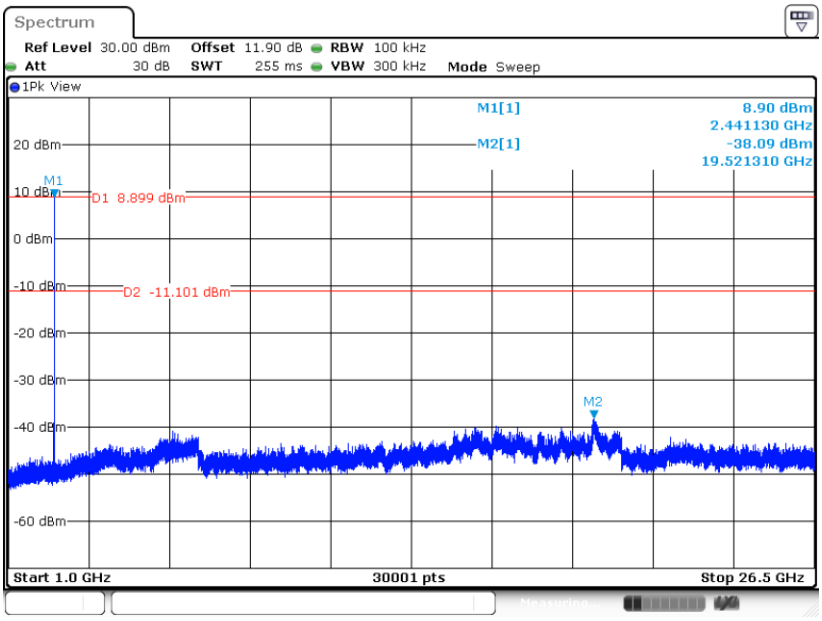

Date: 4.DEC.2023 16:07:55

CSE Plot on Ch 78

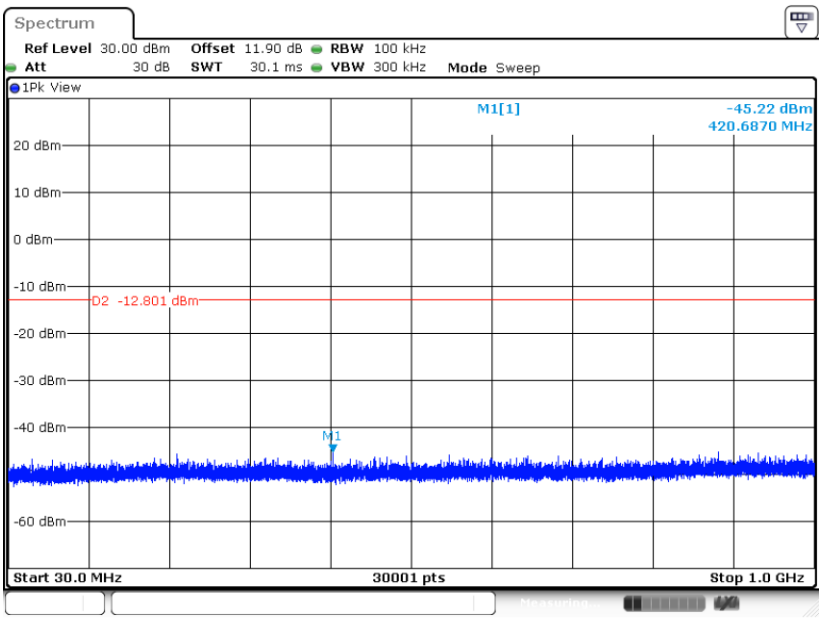

Date: 4.DEC.2023 16:12:10

CSE Plot on Ch 78

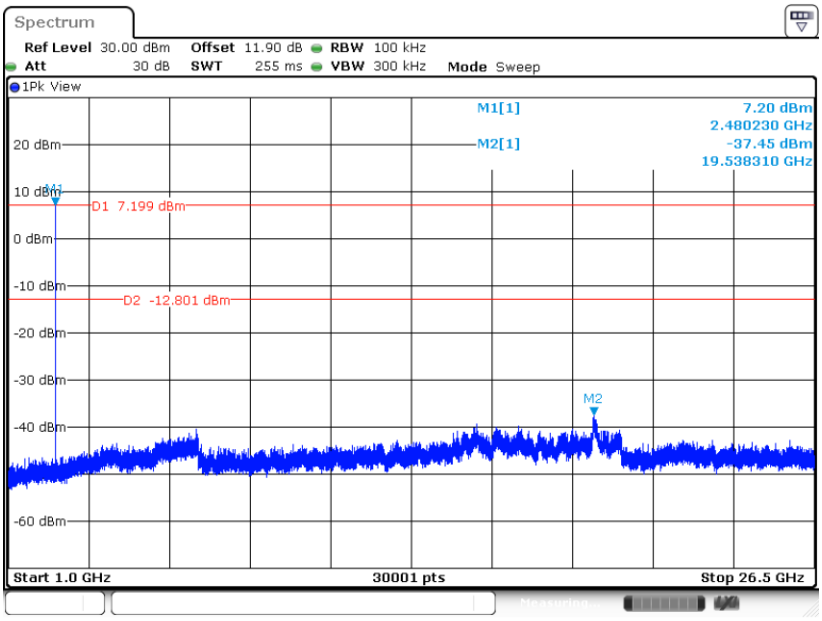

Date: 4.DEC.2023 16:11:46

3.8 Radiated Band Edges and Spurious Emission Measurement

3.8.1 Limit of Radiated Band Edges and Spurious Emission

In any 100 kHz bandwidth outside the intentional radiator frequency band, all harmonics/spurious must be at least 20 dB below the highest emission level within the authorized band. In addition, radiated emissions which fall in the restricted bands must also comply with the limits as below.

Frequency (MHz)	Field Strength (microvolts/meter)	Measurement Distance (meters)
0.009 – 0.490	2400/F(kHz)	300
0.490 – 1.705	24000/F(kHz)	30
1.705 – 30.0	30	30
30 – 88	100	3
88 – 216	150	3
216 - 960	200	3
Above 960	500	3

3.8.2 Measuring Instruments

The measuring equipment is listed in the section 4 of this test report.

3.8.3 Test Procedures

1. The EUT was placed on a turntable with 0.8 meter for frequency below 1GHz and 1.5 meter for frequency above 1GHz respectively above ground.
2. The EUT was set 3 meters from the interference receiving antenna, which was mounted on the top of a variable height antenna tower.
3. For each suspected emission, the EUT was arranged to its worst case and then tune the Antenna tower (from 1 m to 4 m) and turntable (from 0 degree to 360 degrees) to find the maximum reading. A pre-amp and a high pass filter are used for the test in order to get better signal level to comply with the guidelines.
4. Set to the maximum power setting and enable the EUT transmit continuously.
5. Use the following spectrum analyzer settings:
   (1) Span shall wide enough to fully capture the emission being measured;
   (2) Set RBW=100 kHz for f < 1 GHz, RBW=1MHz for f>1GHz ; VBW ≥ RBW; Sweep = auto; Detector function = peak; Trace = max hold for peak
   (3) For average measurement: use duty cycle correction factor method per 15.35(c).
   Duty cycle = On time/100 milliseconds
   On time = $N_1*L_1+N_2*L_2+...+N_{n-1}*LN_{n-1}+N_n*L_n$
   Where N_1 is number of type 1 pulses, L_1 is length of type 1 pulses, etc.
   Average Emission Level = Peak Emission Level + 20*log(Duty cycle)
6. Corrected Reading: Antenna Factor + Cable Loss + Read Level - Preamp Factor = Level
7. For testing below 1GHz, if the emission level of the EUT in peak mode was 3 dB lower than the limit specified, then peak values of EUT will be reported, otherwise, the emissions will be repeated one by one using the CISPR quasi-peak method and reported.
8. For testing above 1GHz, the emission level of the EUT in peak mode was 20dB lower than peak limit (that means the emission level in average mode also complies with the limit in average mode), then peak values of EUT will be reported, otherwise, the emissions will be measured in average mode again and reported.

Note: The average levels were calculated from the peak level corrected with duty cycle correction factor (-24.79dB) derived from 20log (dwell time/100ms). This correction is only for signals that hop with the fundamental signal, such as band-edge and harmonic. Other spurious signals that are independent of the hopping signal would not use this correction.

3.8.4 Test Setup

For radiated emissions below 30MHz

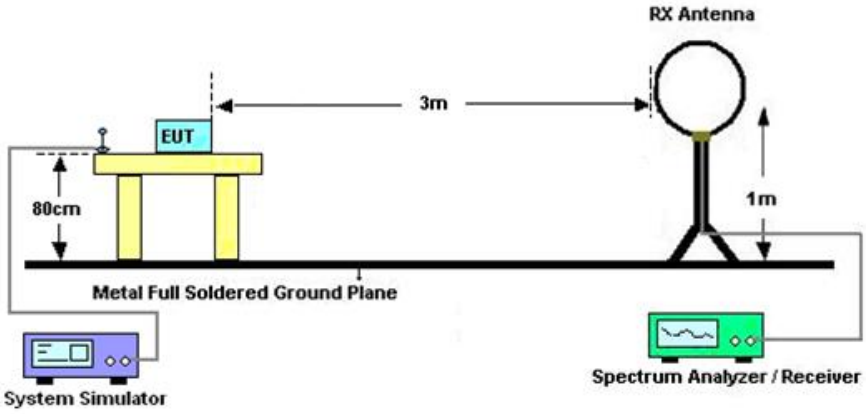

For radiated emissions from 30MHz to 1GHz

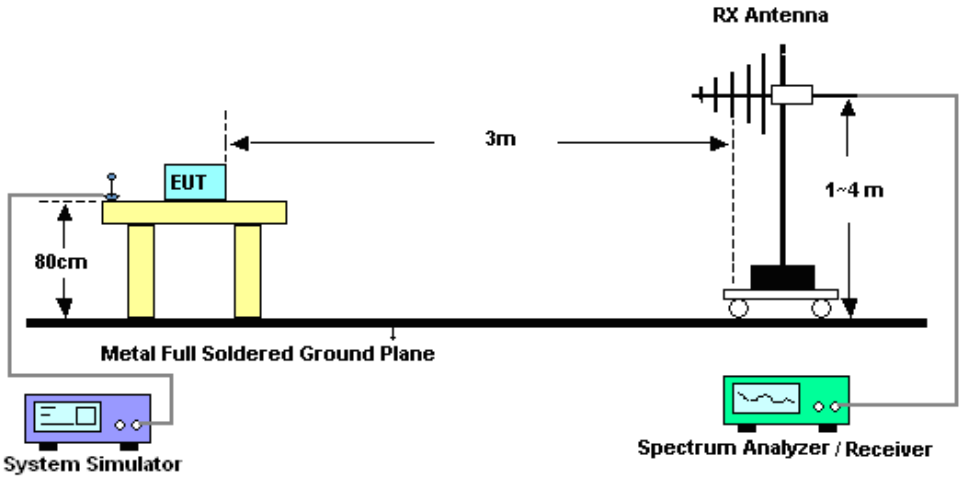

For radiated emissions above 1GHz

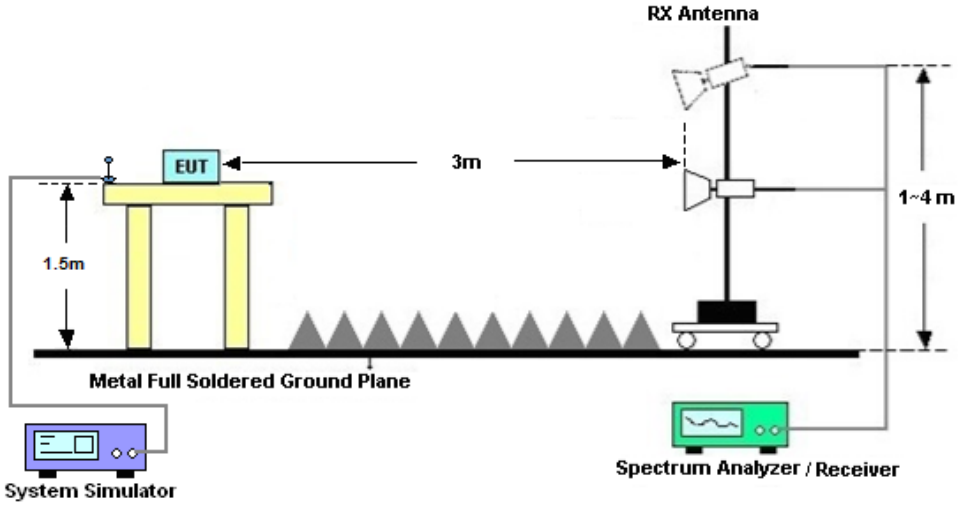

3.8.5 Test Results of Radiated Spurious Emissions (9 kHz ~ 30 MHz)

The low frequency, which started from 9 kHz to 30MHz, was pre-scanned and the result which was 20dB lower than the limit line was not reported.

There is a comparison data of both open-field test site and semi-Anechoic chamber, and the result came out very similar.

3.8.6 Test Result of Radiated Spurious at Band Edges

Please refer to Appendix C.

3.8.7 Test Result of Radiated Spurious Emission (30MHz ~ 10th Harmonic or 40GHz, whichever is lower)

Please refer to Appendix C.

3.8.8 Duty cycle correction factor for average measurement

Please refer to Appendix D.

3.9 AC Conducted Emission Measurement

3.9.1 Limit of AC Conducted Emission

For equipment that is designed to be connected to the public utility (AC) power line, the radio frequency voltage that is conducted back onto the AC power line on any frequency or frequencies within the band 150 kHz to 30 MHz shall not exceed the limits in the following table.

Frequency of emission (MHz)	Conducted limit (dBμV)	
	Quasi-peak	Average
0.15-0.5	66 to 56*	56 to 46*
0.5-5	56	46
5-30	60	50

*Decreases with the logarithm of the frequency.

3.9.2 Measuring Instruments

The measuring equipment is listed in the section 4 of this test report.

3.9.3 Test Procedures

1. The EUT was placed 0.4 meter from the conducting wall of the shielding room was kept at least 80 centimeters from any other grounded conducting surface.
2. Connect EUT to the power mains through a line impedance stabilization network (LISN).
3. All the support units are connecting to the other LISN.
4. The LISN provides 50 ohm coupling impedance for the measuring instrument.
5. The FCC states that a 50 ohm, 50 microhenry LISN should be used.
6. Both sides of AC line were checked for maximum conducted interference.
7. The frequency range from 150 kHz to 30 MHz was searched.
8. Set the test-receiver system to Peak Detect Function and specified bandwidth (IF Bandwidth = 9kHz) with Maximum Hold Mode. Then measurement is also conducted by Average Detector and Quasi-Peak Detector Function respectively.

3.9.4 Test Setup

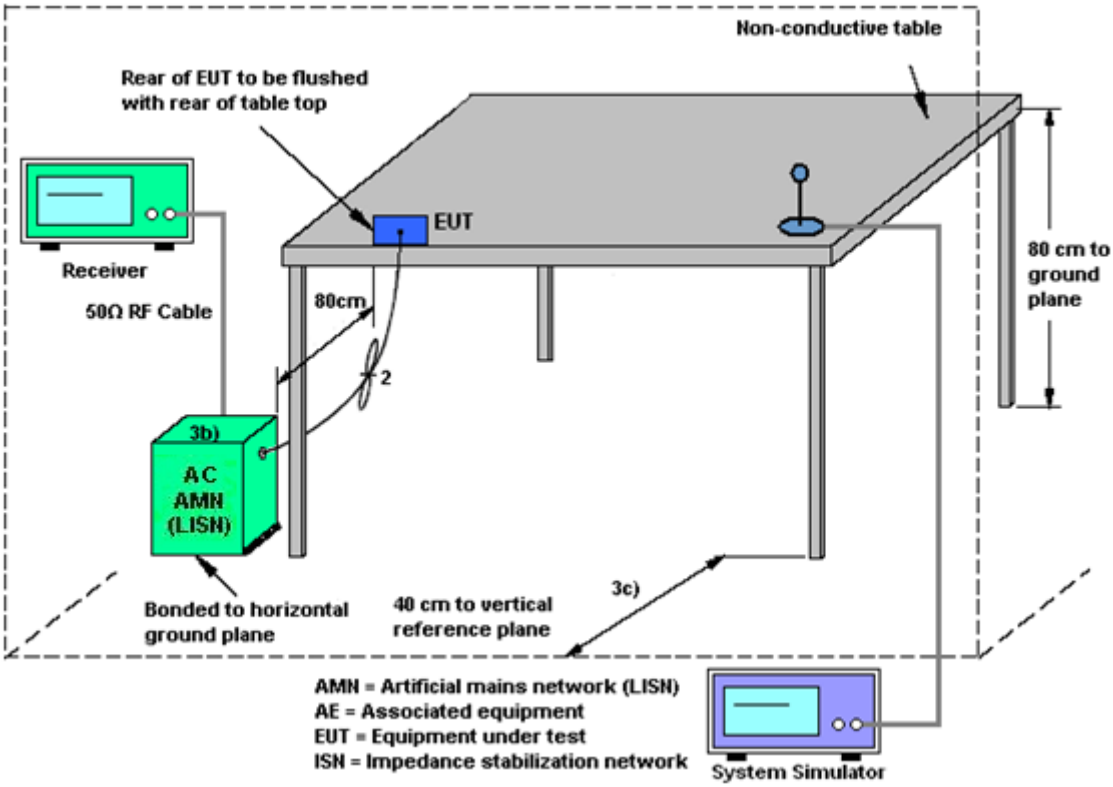

3.9.5 Test Result of AC Conducted Emission

Please refer to Appendix B.

3.10 Antenna Requirements

3.10.1 Standard Applicable

If directional gain of transmitting antennas is greater than 6dBi, the power shall be reduced by the same level in dB comparing to gain minus 6dBi. The use of a permanently attached antenna or of an antenna that uses a unique coupling to the intentional radiator shall be considered sufficient to comply with the rule.

3.10.2 Antenna Anti-Replacement Construction

An embedded-in antenna design is used.

3.10.3 Antenna Gain

The antenna peak gain of EUT is less than 6 dBi. Therefore, it is not necessary to reduce maximum peak output power limit.

4 List of Measuring Equipment

Instrument	Manufacturer	Model No.	Serial No.	Characteristics	Calibration Date	Test Date	Due Date	Remark
Spectrum Analyzer	R&S	FSV40	101078	10Hz~40GHz	Apr. 06, 2023	Nov. 08, 2023~ Dec. 05, 2023	Apr. 05, 2024	Conducted (TH01-SZ)
Pulse Power Senor	Anritsu	MA2411B	1339473	30MHz~40GHz	Dec. 27, 2022	Nov. 08, 2023~ Dec. 05, 2023	Dec. 26, 2023	Conducted (TH01-SZ)
Power Meter	Anritsu	ML2495A	1542004	50MHz Bandwidth	Dec. 27, 2022	Nov. 08, 2023~ Dec. 05, 2023	Dec. 26, 2023	Conducted (TH01-SZ)
EMI Test Receiver	R&S	ESR7	101404	9kHz~7GHz	Oct. 18, 2023	Nov. 09, 2023~ Jan. 03, 2024	Oct. 17, 2024	Radiation (03CH04-SZ)
EXA Spectrum Analyzer	KEYSIGHT	N9010A	MY55150213	10Hz~44GHz	Jul. 07, 2023	Nov. 09, 2023~ Jan. 03, 2024	Jul. 06, 2024	Radiation (03CH04-SZ)
Loop Antenna	R&S	HFH2-Z2	100354	9kHz~30MHz	Jun. 28, 2022	Nov. 09, 2023~ Jan. 03, 2024	Jun. 27, 2024	Radiation (03CH04-SZ)
Bilog Antenna	TeseQ	CBL6111D	41909	30MHz~1GHz	May 14, 2023	Nov. 09, 2023~ Jan. 03, 2024	May 13, 2024	Radiation (03CH04-SZ)
Double Ridge Horn Antenna	SCHWARZBECK	BBHA9120D	9120D-1474	1GHz~18GHz	Jul. 07, 2023	Nov. 09, 2023~ Jan. 03, 2024	Jul. 06, 2024	Radiation (03CH04-SZ)
Horn Antenna	SCHWARZBECK	BBHA9170	9170#679	15GHz~40GHz	Jul. 08, 2023	Nov. 09, 2023~ Jan. 03, 2024	Jul. 07, 2024	Radiation (03CH04-SZ)
Amplifier	Burgeon	BPA-530	102211	0.01Hz ~3000MHz	Oct. 18, 2023	Nov. 09, 2023~ Jan. 03, 2024	Oct. 17, 2024	Radiation (03CH04-SZ)
HF Amplifier	MITEQ	AMF-7D-00101800-30-10P-R	1943528	1GHz~18GHz	Oct. 18, 2023	Nov. 09, 2023~ Jan. 03, 2024	Oct. 17, 2024	Radiation (03CH04-SZ)
HF Amplifier	MITEQ	TTA1840-35-HG	1871923	18GHz~40GHz	Jul. 07, 2023	Nov. 09, 2023~ Jan. 03, 2024	Jul. 06, 2024	Radiation (03CH04-SZ)
Amplifier	Agilent Technologies	83017A	MY57280136	500MHz~26.5GHz	Aug. 21, 2023	Nov. 09, 2023~ Jan. 03, 2024	Aug. 20, 2024	Radiation (03CH04-SZ)
AC Power Source	APC	AFV-S-600B	F119050019	N/A	Oct. 18, 2023	Nov. 09, 2023~ Jan. 03, 2024	Oct. 17, 2024	Radiation (03CH04-SZ)
Turn Table	EM	EM1000	N/A	0~360 degree	NCR	Nov. 09, 2023~ Jan. 03, 2024	NCR	Radiation (03CH04-SZ)
Antenna Mast	EM	EM1000	N/A	1 m~4 m	NCR	Nov. 09, 2023~ Jan. 03, 2024	NCR	Radiation (03CH04-SZ)
EMI Receiver	R&S	ESR7	101630	9kHz~7GHz;	Jul. 06, 2023	Nov. 02, 2023	Jul. 05, 2024	Conduction (CO01-SZ)
AC LISN	R&S	ENV216	100063	9kHz~30MHz	Aug. 21, 2023	Nov. 02, 2023	Aug. 20, 2024	Conduction (CO01-SZ)
AC LISN (for auxiliary equipment)	EMCO	3816/2SH	00103892	9kHz~30MHz	Oct. 16, 2023	Nov. 02, 2023	Oct. 15, 2024	Conduction (CO01-SZ)
AC Power Source	Chroma	61602	616020000891	100Vac~250Vac	Jul. 07, 2023	Nov. 02, 2023	Jul. 06, 2024	Conduction (CO01-SZ)

NCR: No Calibration Required

5 Measurement Uncertainty

The measurement uncertainties shown below were calculated in accordance with the requirements of ANSI 63.10-2013. All the measurement uncertainty value were shown with a coverage K=2 to indicate 95% level of confidence. The measurement data show herein meets or exceeds the CISPR measurement uncertainty values specified in CISPR 16-4-2 and can be compared directly to specified limit to determine compliance.

Uncertainty of Conducted Measurement

Test Item	Uncertainty
Conducted Spurious Emission & Bandedge	±1.34 dB
Occupied Channel Bandwidth	±0.012 MHz
Conducted Power	±1.34 dB
Conducted Power Spectral Density	±1.32 dB
Frequency	±1.3 Hz

Uncertainty of AC Conducted Emission Measurement (0.15 MHz ~ 30 MHz)

Measuring Uncertainty for a Level of Confidence of 95% (U = 2Uc(y))	2.7dB

Uncertainty of Radiated Emission Measurement (30 MHz ~ 1000 MHz)

Measuring Uncertainty for a Level of Confidence of 95% (U = 2Uc(y))	5.1dB

Uncertainty of Radiated Emission Measurement (1 GHz ~ 18 GHz)

Measuring Uncertainty for a Level of Confidence of 95% (U = 2Uc(y))	4.8dB

Uncertainty of Radiated Emission Measurement (18 GHz ~ 40 GHz)

Measuring Uncertainty for a Level of Confidence of 95% (U = 2Uc(y))	5.1dB

---------- THE END ----------

Appendix A. Conducted Test Results

Report Number : FR391308A

Bluetooth SISO ANT5

Test Engineer:	Sam Zheng	Temperature:	24~26	°C
Test Date:	2023/11/08~2023/12/05	Relative Humidity:	50~53	%

TEST RESULTS DATA
20dB and 99% Occupied Bandwidth and Hopping Channel Separation

Mod.	Data Rate	NTX	CH.	Freq. (MHz)	20db BW (MHz)	99% Bandwidth (MHz)	Hopping Channel Separation Measurement (MHz)	Hopping Channel Separation Measurement Limit (MHz)	Pass/Fail
DH	1Mbps	1	0	2402	0.957	0.849	0.999	0.6377	Pass
DH	1Mbps	1	39	2441	0.957	0.849	1.003	0.6377	Pass
DH	1Mbps	1	78	2480	0.957	0.847	1.003	0.6377	Pass
2DH	2Mbps	1	0	2402	1.304	1.189	1.003	0.8695	Pass
2DH	2Mbps	1	39	2441	1.326	1.179	1.003	0.8841	Pass
2DH	2Mbps	1	78	2480	1.326	1.179	0.999	0.8841	Pass
3DH	3Mbps	1	0	2402	1.309	1.181	0.999	0.8725	Pass
3DH	3Mbps	1	39	2441	1.309	1.177	1.003	0.8725	Pass
3DH	3Mbps	1	78	2480	1.317	1.183	1.003	0.8783	Pass

TEST RESULTS DATA
Dwell Time

Mod.	Hopping Channel Number Rate	Hops Over Occupancy Time(hops)	Package Transfer Time (msec) (MHz)	Dwell Time (sec)	Limits (sec)	Pass/Fail
Nomal	79	106.67	2.8957	0.31	0.4	Pass
AFH	20	53.33	2.8957	0.15	0.4	Pass

TEST RESULTS DATA
Peak Power Table

DH	CH.	NTX	Peak Power (dBm)	Power Limit (dBm)	Test Result
DH5	0	1	19.46	20.97	Pass
	39	1	**19.85**	20.97	Pass
	78	1	18.99	20.97	Pass

2DH	CH.	NTX	Peak Power (dBm)	Power Limit (dBm)	Test Result
2DH5	0	1	18.67	20.97	Pass
	39	1	**19.25**	20.97	Pass
	78	1	17.93	20.97	Pass

3DH	CH.	NTX	Peak Power (dBm)	Power Limit (dBm)	Test Result
3DH5	0	1	19.23	20.97	Pass
	39	1	**19.44**	20.97	Pass
	78	1	18.52	20.97	Pass

TEST RESULTS DATA
Number of Hopping Frequency

Number of Hopping (Channel)	Adaptive Frequency Hopping (Channel)	Limits (Channel)	Pass/Fail
79	20	> 15	Pass

Bluetooth SISO ANT4

TEST RESULTS DATA
20dB and 99% Occupied Bandwidth and Hopping Channel Separation

Mod.	Data Rate	NTX	CH.	Freq. (MHz)	20db BW (MHz)	99% Bandwidth (MHz)	Hopping Channel Separation Measurement (MHz)	Hopping Channel Separation Measurement Limit (MHz)	Pass/Fail
DH	1Mbps	1	0	2402	0.957	0.851	0.994	0.6377	Pass
DH	1Mbps	1	39	2441	0.957	0.849	1.003	0.6377	Pass
DH	1Mbps	1	78	2480	0.961	0.851	1.007	0.6406	Pass
2DH	2Mbps	1	0	2402	1.326	1.179	0.973	0.8841	Pass
2DH	2Mbps	1	39	2441	1.330	1.179	0.977	0.8869	Pass
2DH	2Mbps	1	78	2480	1.326	1.179	1.042	0.8841	Pass
3DH	3Mbps	1	0	2402	1.313	1.183	1.003	0.8753	Pass
3DH	3Mbps	1	39	2441	1.313	1.181	1.003	0.8753	Pass
3DH	3Mbps	1	78	2480	1.313	1.181	1.003	0.8753	Pass

TEST RESULTS DATA
Dwell Time

Mod.	Hopping Channel Number Rate	Hops Over Occupancy Time(hops)	Package Transfer Time (msec) (MHz)	Dwell Time (sec)	Limits (sec)	Pass/Fail
Nomal	79	106.67	2.9020	0.31	0.4	Pass
AFH	20	53.33	2.9020	0.15	0.4	Pass

TEST RESULTS DATA
Peak Power Table

DH	CH.	NTX	Peak Power (dBm)	Power Limit (dBm)	Test Result
DH5	0	1	17.87	20.97	Pass
	39	1	**19.38**	20.97	Pass
	78	1	18.36	20.97	Pass

2DH	CH.	NTX	Peak Power (dBm)	Power Limit (dBm)	Test Result
2DH5	0	1	18.17	20.97	Pass
	39	1	**18.84**	20.97	Pass
	78	1	17.53	20.97	Pass

3DH	CH.	NTX	Peak Power (dBm)	Power Limit (dBm)	Test Result
3DH5	0	1	18.71	20.97	Pass
	39	1	**19.24**	20.97	Pass
	78	1	17.99	20.97	Pass

TEST RESULTS DATA
Number of Hopping Frequency

Number of Hopping (Channel)	Adaptive Frequency Hopping (Channel)	Limits (Channel)	Pass/Fail
79	20	> 15	Pass

Bluetooth SISO ANT6

TEST RESULTS DATA
20dB and 99% Occupied Bandwidth and Hopping Channel Separation

Mod.	Data Rate	NTX	CH.	Freq. (MHz)	20db BW (MHz)	99% Bandwidth (MHz)	Hopping Channel Separation Measurement (MHz)	Hopping Channel Separation Measurement Limit (MHz)	Pass/Fail
DH	1Mbps	1	0	2402	0.961	0.851	1.003	0.6406	Pass
DH	1Mbps	1	39	2441	0.957	0.849	0.999	0.6377	Pass
DH	1Mbps	1	78	2480	0.961	0.849	0.999	0.6406	Pass
2DH	2Mbps	1	0	2402	1.326	1.181	0.999	0.8841	Pass
2DH	2Mbps	1	39	2441	1.326	1.179	0.999	0.8841	Pass
2DH	2Mbps	1	78	2480	1.326	1.179	0.999	0.8841	Pass
3DH	3Mbps	1	0	2402	1.317	1.183	0.999	0.8783	Pass
3DH	3Mbps	1	39	2441	1.313	1.181	0.999	0.8753	Pass
3DH	3Mbps	1	78	2480	1.313	1.181	1.003	0.8753	Pass

TEST RESULTS DATA
Dwell Time

Mod.	Hopping Channel Number Rate	Hops Over Occupancy Time(hops)	Package Transfer Time (msec)	Dwell Time (sec)	Limits (sec)	Pass/Fail
Nomal	79	106.67	2.8986	0.31	0.4	Pass
AFH	20	53.33	2.8986	0.15	0.4	Pass

TEST RESULTS DATA
Peak Power Table

DH	CH.	NTX	Peak Power (dBm)	Power Limit (dBm)	Test Result
DH5	0	1	17.08	20.97	Pass
	39	1	**17.28**	20.97	Pass
	78	1	16.61	20.97	Pass
2DH5	0	1	16.06	20.97	Pass
	39	1	**16.54**	20.97	Pass
	78	1	15.52	20.97	Pass
3DH5	0	1	16.62	20.97	Pass
	39	1	**17.12**	20.97	Pass
	78	1	16.00	20.97	Pass

TEST RESULTS DATA
Number of Hopping Frequency

Number of Hopping (Channel)	Adaptive Frequency Hopping (Channel)	Limits (Channel)	Pass/Fail
79	20	> 15	Pass

Bluetooth MIMO ANT5+4(5)

TEST RESULTS DATA
20dB and 99% Occupied Bandwidth and Hopping Channel Separation

Mod.	Data Rate	NTX	CH.	Freq. (MHz)	20dB BW (MHz)	99% Bandwidth (MHz)	Hopping Channel Separation Measurement (MHz)	Hopping Channel Separation Measurement Limit (MHz)	Pass/Fail
DH	1Mbps	1	0	2402	1.030	0.925	0.999	0.6870	Pass
DH	1Mbps	1	39	2441	1.061	0.951	1.003	0.7072	Pass
DH	1Mbps	1	78	2480	1.057	0.955	1.007	0.7043	Pass
2DH	2Mbps	1	0	2402	1.330	1.189	0.990	0.8869	Pass
2DH	2Mbps	1	39	2441	1.335	1.191	1.077	0.8899	Pass
2DH	2Mbps	1	78	2480	1.330	1.191	0.999	0.8869	Pass
3DH	3Mbps	1	0	2402	1.317	1.189	1.003	0.8783	Pass
3DH	3Mbps	1	39	2441	1.313	1.189	0.999	0.8753	Pass
3DH	3Mbps	1	78	2480	1.317	1.181	1.012	0.8783	Pass

TEST RESULTS DATA
Dwell Time

Mod.	Hopping Channel Number Rate	Hops Over Occupancy Time(hops)	Package Transfer Time (msec) (MHz)	Dwell Time (sec)	Limits (sec)	Pass/Fail
Nomal	79	106.67	2.8913	0.31	0.4	Pass
AFH	20	53.33	2.8913	0.15	0.4	Pass

TEST RESULTS DATA
Peak Power Table

DH	CH.	NTX	Peak Power (dBm)	Power Limit (dBm)	Test Result
DH5	0	1	15.95	20.97	Pass
	39	1	**16.16**	20.97	Pass
	78	1	15.62	20.97	Pass

2DH	CH.	NTX	Peak Power (dBm)	Power Limit (dBm)	Test Result
2DH5	0	1	15.32	20.97	Pass
	39	1	**15.64**	20.97	Pass
	78	1	15.13	20.97	Pass

3DH	CH.	NTX	Peak Power (dBm)	Power Limit (dBm)	Test Result
3DH5	0	1	15.46	20.97	Pass
	39	1	**15.77**	20.97	Pass
	78	1	15.10	20.97	Pass

TEST RESULTS DATA
Number of Hopping Frequency

Number of Hopping (Channel)	Adaptive Frequency Hopping (Channel)	Limits (Channel)	Pass/Fail
79	20	> 15	Pass

Bluetooth MIMO ANT 5+4(4)

TEST RESULTS DATA
20dB and 99% Occupied Bandwidth and Hopping Channel Separation

Mod.	Data Rate	NTX	CH.	Freq. (MHz)	20dB BW (MHz)	99% Bandwidth (MHz)	Hopping Channel Separation Measurement (MHz)	Hopping Channel Separation Measurement Limit (MHz)	Pass/Fail
DH	1Mbps	1	0	2402	1.030	0.923	0.994	0.6869	Pass
DH	1Mbps	1	39	2441	1.065	0.959	0.999	0.7101	Pass
DH	1Mbps	1	78	2480	1.052	0.965	0.986	0.7015	Pass
2DH	2Mbps	1	0	2402	1.344	1.207	0.999	0.8957	Pass
2DH	2Mbps	1	39	2441	1.339	1.199	0.999	0.8927	Pass
2DH	2Mbps	1	78	2480	1.330	1.189	1.003	0.8869	Pass
3DH	3Mbps	1	0	2402	1.317	1.197	0.994	0.8783	Pass
3DH	3Mbps	1	39	2441	1.322	1.189	0.994	0.8811	Pass
3DH	3Mbps	1	78	2480	1.317	1.187	1.007	0.8783	Pass

TEST RESULTS DATA
Dwell Time

Mod.	Hopping Channel Number Rate	Hops Over Occupancy Time(hops)	Package Transfer Time (msec) (MHz)	Dwell Time (sec)	Limits (sec)	Pass/Fail
Nomal	79	106.67	2.8913	0.31	0.4	Pass
AFH	20	53.33	2.8913	0.15	0.4	Pass

TEST RESULTS DATA
Peak Power Table

DH	CH.	NTX	Peak Power (dBm)	Power Limit (dBm)	Test Result
DH5	0	1	13.83	20.97	Pass
	39	1	**15.17**	20.97	Pass
	78	1	14.02	20.97	Pass

2DH	CH.	NTX	Peak Power (dBm)	Power Limit (dBm)	Test Result
2DH5	0	1	13.17	20.97	Pass
	39	1	**14.89**	20.97	Pass
	78	1	13.32	20.97	Pass

3DH	CH.	NTX	Peak Power (dBm)	Power Limit (dBm)	Test Result
3DH5	0	1	13.33	20.97	Pass
	39	1	**15.13**	20.97	Pass
	78	1	13.60	20.97	Pass

TEST RESULTS DATA
Number of Hopping Frequency

Number of Hopping (Channel)	Adaptive Frequency Hopping (Channel)	Limits (Channel)	Pass/Fail
79	20	> 15	Pass

Bluetooth MIMO ANT 5+4

TEST RESULTS DATA
Peak Power Table

DH	CH.	NTX	Ant5 Peak Power (dBm)	Ant4 Peak Power (dBm)	Total Peak Power (dBm)	Power Limit (dBm)	Test Result
DH5	0	2	15.95	13.83	18.03	20.97	Pass
	39	2	16.16	15.17	**18.70**	20.97	Pass
	78	2	15.62	14.02	17.90	20.97	Pass

2DH	CH.	NTX	Ant5 Peak Power (dBm)	Ant4 Peak Power (dBm)	Total Peak Power (dBm)	Power Limit (dBm)	Test Result
2DH5	0	2	15.32	13.17	17.39	20.97	Pass
	39	2	15.64	14.89	**18.29**	20.97	Pass
	78	2	15.13	13.32	17.33	20.97	Pass

3DH	CH.	NTX	Ant5 Peak Power (dBm)	Ant4 Peak Power (dBm)	Total Peak Power (dBm)	Power Limit (dBm)	Test Result
3DH5	0	2	15.46	13.33	17.53	20.97	Pass
	39	2	15.77	15.13	**18.47**	20.97	Pass
	78	2	15.1	13.6	17.42	20.97	Pass

Bluetooth MIMO ANT5+6(5)

TEST RESULTS DATA
20dB and 99% Occupied Bandwidth and Hopping Channel Separation

Mod.	Data Rate	NTX	CH.	Freq. (MHz)	20dB BW (MHz)	99% Bandwidth (MHz)	Hopping Channel Separation Measurement (MHz)	Hopping Channel Separation Measurement Limit (MHz)	Pass/Fail
DH	1Mbps	1	0	2402	1.030	0.929	1.003	0.6870	Pass
DH	1Mbps	1	39	2441	1.065	0.947	1.003	0.7101	Pass
DH	1Mbps	1	78	2480	1.052	0.963	0.994	0.7014	Pass
2DH	2Mbps	1	0	2402	1.330	1.189	1.003	0.8870	Pass
2DH	2Mbps	1	39	2441	1.326	1.191	1.120	0.8841	Pass
2DH	2Mbps	1	78	2480	1.330	1.189	0.990	0.8870	Pass
3DH	3Mbps	1	0	2402	1.313	1.189	1.007	0.8754	Pass
3DH	3Mbps	1	39	2441	1.313	1.193	1.012	0.8754	Pass
3DH	3Mbps	1	78	2480	1.313	1.185	0.994	0.8754	Pass

TEST RESULTS DATA
Dwell Time

Mod.	Hopping Channel Number Rate	Hops Over Occupancy Time(hops)	Package Transfer Time (msec) (MHz)	Dwell Time (sec)	Limits (sec)	Pass/Fail
Nomal	79	106.67	2.8884	0.31	0.4	Pass
AFH	20	53.33	2.8884	0.15	0.4	Pass

TEST RESULTS DATA
Peak Power Table

DH	CH.	NTX	Peak Power (dBm)	Power Limit (dBm)	Test Result
DH5	0	1	15.20	20.97	Pass
	39	1	**15.38**	20.97	Pass
	78	1	14.65	20.97	Pass

2DH	CH.	NTX	Peak Power (dBm)	Power Limit (dBm)	Test Result
2DH5	0	1	14.38	20.97	Pass
	39	1	**14.88**	20.97	Pass
	78	1	14.28	20.97	Pass

3DH	CH.	NTX	Peak Power (dBm)	Power Limit (dBm)	Test Result
3DH5	0	1	14.68	20.97	Pass
	39	1	**15.20**	20.97	Pass
	78	1	14.60	20.97	Pass

TEST RESULTS DATA
Number of Hopping Frequency

Number of Hopping (Channel)	Adaptive Frequency Hopping (Channel)	Limits (Channel)	Pass/Fail
79	20	> 15	Pass

Bluetooth MIMO ANT5+6(6)

TEST RESULTS DATA
20dB and 99% Occupied Bandwidth and Hopping Channel Separation

Mod.	Data Rate	NTX	CH.	Freq. (MHz)	20dB BW (MHz)	99% Bandwidth (MHz)	Hopping Channel Separation Measurement (MHz)	Hopping Channel Separation Measurement Limit (MHz)	Pass/Fail
DH	1Mbps	1	0	2402	1.030	0.927	0.990	0.6870	Pass
DH	1Mbps	1	39	2441	1.065	0.961	0.994	0.7101	Pass
DH	1Mbps	1	78	2480	1.057	0.969	1.003	0.7043	Pass
2DH	2Mbps	1	0	2402	1.348	1.197	1.007	0.8986	Pass
2DH	2Mbps	1	39	2441	1.335	1.201	1.003	0.8899	Pass
2DH	2Mbps	1	78	2480	1.339	1.203	1.242	0.8928	Pass
3DH	3Mbps	1	0	2402	1.322	1.203	0.999	0.8811	Pass
3DH	3Mbps	1	39	2441	1.317	1.197	0.999	0.8783	Pass
3DH	3Mbps	1	78	2480	1.322	1.201	1.016	0.8811	Pass

TEST RESULTS DATA
Dwell Time

Mod.	Hopping Channel Number Rate	Hops Over Occupancy Time(hops)	Package Transfer Time (msec) (MHz)	Dwell Time (sec)	Limits (sec)	Pass/Fail
Nomal	79	106.67	2.8826	0.31	0.4	Pass
AFH	20	53.33	2.8826	0.15	0.4	Pass

TEST RESULTS DATA
Peak Power Table

DH	CH.	NTX	Peak Power (dBm)	Power Limit (dBm)	Test Result
DH5	0	1	13.06	20.97	Pass
	39	1	**13.78**	20.97	Pass
	78	1	12.40	20.97	Pass

2DH	CH.	NTX	Peak Power (dBm)	Power Limit (dBm)	Test Result
2DH5	0	1	12.44	20.97	Pass
	39	1	**13.12**	20.97	Pass
	78	1	11.80	20.97	Pass

3DH	CH.	NTX	Peak Power (dBm)	Power Limit (dBm)	Test Result
3DH5	0	1	12.65	20.97	Pass
	39	1	**13.34**	20.97	Pass
	78	1	12.12	20.97	Pass

TEST RESULTS DATA
Number of Hopping Frequency

Number of Hopping (Channel)	Adaptive Frequency Hopping (Channel)	Limits (Channel)	Pass/Fail
79	20	> 15	Pass

Bluetooth MIMO ANT 5+6

TEST RESULTS DATA
Peak Power Table

DH	CH.	NTX	Ant5 Peak Power (dBm)	Ant6 Peak Power (dBm)	Total Peak Power (dBm)	Power Limit (dBm)	Test Result
DH5	0	2	15.2	13.06	17.27	20.97	Pass
	39	2	15.38	13.78	**17.66**	20.97	Pass
	78	2	14.65	12.4	16.68	20.97	Pass

2DH	CH.	NTX	Ant5 Peak Power (dBm)	Ant6 Peak Power (dBm)	Total Peak Power (dBm)	Power Limit (dBm)	Test Result
2DH5	0	2	14.38	12.44	16.53	20.97	Pass
	39	2	14.88	13.12	**17.10**	20.97	Pass
	78	2	14.28	11.8	16.22	20.97	Pass

3DH	CH.	NTX	Ant5 Peak Power (dBm)	Ant6 Peak Power (dBm)	Total Peak Power (dBm)	Power Limit (dBm)	Test Result
3DH5	0	2	14.68	12.65	16.79	20.97	Pass
	39	2	15.2	13.34	**17.38**	20.97	Pass
	78	2	14.6	12.12	16.54	20.97	Pass

Appendix B. AC Conducted Emission Test Results

Test Engineer :	FangMing Liang	**Temperature :**	22~24℃
		Relative Humidity :	44~50%
Test Voltage :	120Vac / 60Hz	**Phase :**	Line
Remark :	All emissions not reported here are more than 10 dB below the prescribed limit.		

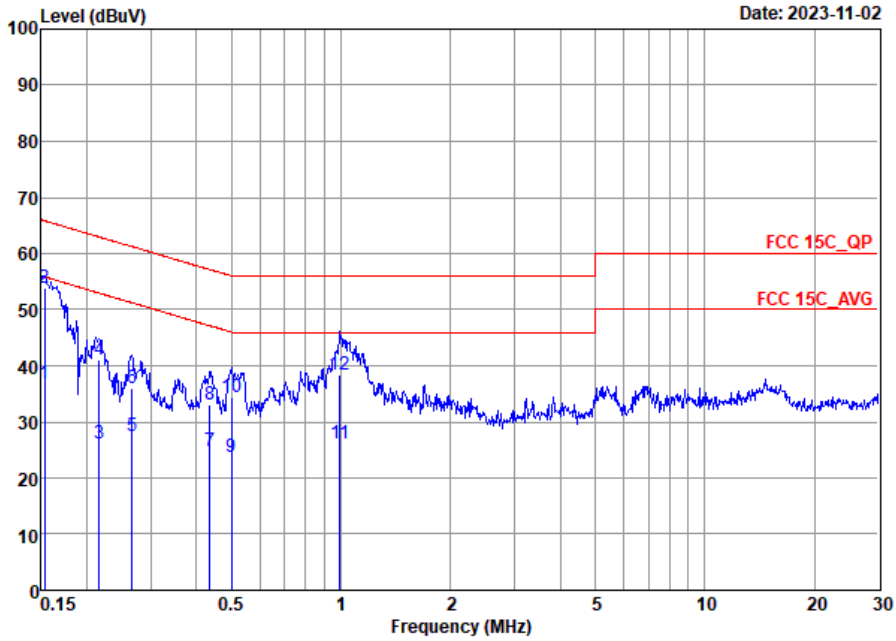

Site : CO01-SZ
Condition: FCC 15C_QP AC LISN 100063_L LINE

		Freq	Level	Over Limit	Limit Line	Read Level	LISN Factor	Cable Loss	Remark
		MHz	dBuV	dB	dBuV	dBuV	dB	dB	
1		0.15	36.70	-19.12	55.82	16.21	10.36	10.13	Average
2	*	0.15	53.80	-12.02	65.82	33.31	10.36	10.13	QP
3		0.22	26.11	-26.85	52.96	5.60	10.36	10.15	Average
4		0.22	41.01	-21.95	62.96	20.50	10.36	10.15	QP
5		0.27	27.45	-23.80	51.25	7.20	10.10	10.15	Average
6		0.27	36.05	-25.20	61.25	15.80	10.10	10.15	QP
7		0.44	24.84	-22.31	47.15	4.30	10.38	10.16	Average
8		0.44	33.14	-24.01	57.15	12.60	10.38	10.16	QP
9		0.50	23.62	-22.39	46.01	3.20	10.26	10.16	Average
10		0.50	34.42	-21.59	56.01	14.00	10.26	10.16	QP
11		0.99	26.02	-19.98	46.00	5.60	10.26	10.16	Average
12		0.99	38.42	-17.58	56.00	18.00	10.26	10.16	QP

Test Engineer :	FangMing Liang	**Temperature :**	22~24℃
		Relative Humidity :	44~50%
Test Voltage :	120Vac / 60Hz	**Phase :**	Neutral
Remark :	All emissions not reported here are more than 10 dB below the prescribed limit.		

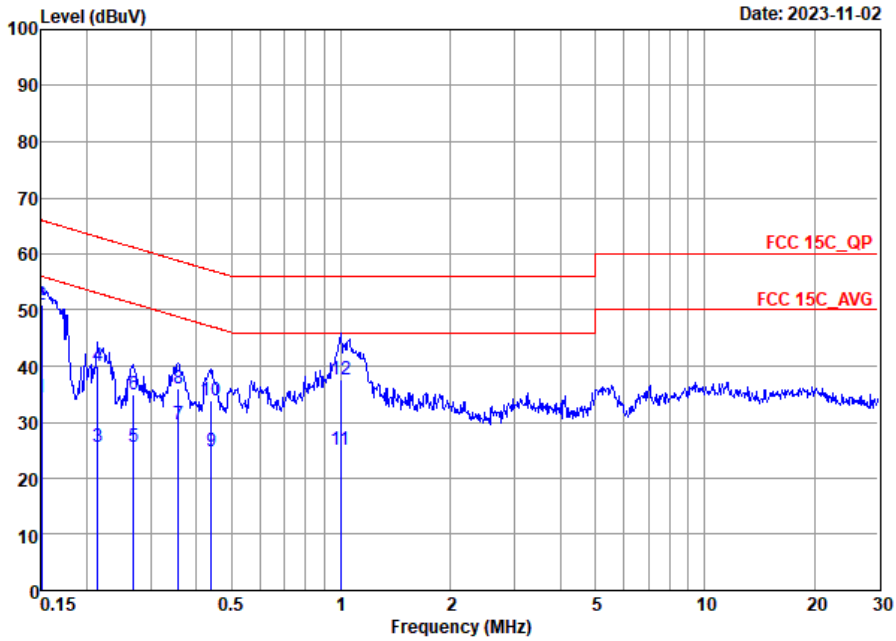

Site : CO01-SZ
Condition: FCC 15C_QP AC LISN 100063_N NEUTRAL

		Freq	Level	Over Limit	Limit Line	Read Level	LISN Factor	Cable Loss	Remark
		MHz	dBuV	dB	dBuV	dBuV	dB	dB	
1		0.15	34.46	-21.54	56.00	14.20	10.13	10.13	Average
2	*	0.15	51.06	-14.94	66.00	30.80	10.13	10.13	QP
3		0.21	25.58	-27.47	53.05	5.20	10.23	10.15	Average
4		0.21	40.08	-22.97	63.05	19.70	10.23	10.15	QP
5		0.27	25.64	-25.52	51.16	5.21	10.28	10.15	Average
6		0.27	35.04	-26.12	61.16	14.61	10.28	10.15	QP
7		0.36	29.52	-19.26	48.78	9.10	10.26	10.16	Average
8		0.36	35.92	-22.86	58.78	15.50	10.26	10.16	QP
9		0.44	24.77	-22.30	47.07	4.60	10.01	10.16	Average
10		0.44	33.77	-23.30	57.07	13.60	10.01	10.16	QP
11		1.00	24.98	-21.02	46.00	4.60	10.22	10.16	Average
12		1.00	37.68	-18.32	56.00	17.30	10.22	10.16	QP

Note:

1. Level(dBμV) = Read Level(dBμV) + LISN Factor(dB) + Cable Loss(dB)
2. Over Limit(dB) = Level(dBμV) – Limit Line(dBμV)

Appendix C. Radiated Spurious Emission

Test Engineer :	Wenbo Xiao	Relative Humidity :	48~49%
		Temperature :	24~25℃

Radiated Spurious Emission Test Modes

Mode	Band (MHz)	Antenna	Modulation	Channel	Frequency	Data Rate	RU	Remark
Mode 1	2400-2483.5	4	Bluetooth BR_GFSK	00	2402	1DH5	-	-
Mode 2	2400-2483.5	4	Bluetooth BR_GFSK	39	2441	1DH5	-	-
Mode 3	2400-2483.5	4	Bluetooth BR_GFSK	78	2480	1DH5	-	-
Mode 4	2400-2483.5	4	Bluetooth BR_GFSK	78	2480	1DH5	-	LF
Mode 5	2400-2483.5	5	Bluetooth BR_GFSK	00	2402	1DH5	-	-
Mode 6	2400-2483.5	5	Bluetooth BR_GFSK	39	2441	1DH5	-	-
Mode 7	2400-2483.5	5	Bluetooth BR_GFSK	78	2480	1DH5	-	-
Mode 8	2400-2483.5	5	Bluetooth BR_GFSK	78	2480	1DH5	-	LF
Mode 9	2400-2483.5	6	Bluetooth BR_GFSK	00	2402	1DH5	-	-
Mode 10	2400-2483.5	6	Bluetooth BR_GFSK	39	2441	1DH5	-	-
Mode 11	2400-2483.5	6	Bluetooth BR_GFSK	78	2480	1DH5	-	-
Mode 12	2400-2483.5	6	Bluetooth BR_GFSK	78	2480	1DH5	-	LF
Mode 13	2400-2483.5	MIMO 5+4	Bluetooth BR_GFSK	00	2402	1DH5	-	-
Mode 14	2400-2483.5	MIMO 5+4	Bluetooth BR_GFSK	39	2441	1DH5	-	-
Mode 15	2400-2483.5	MIMO 5+4	Bluetooth BR_GFSK	78	2480	1DH5	-	-
Mode 16	2400-2483.5	MIMO 5+4	Bluetooth BR_GFSK	78	2480	1DH5	-	LF
Mode 17	2400-2483.5	MIMO 5+6	Bluetooth BR_GFSK	00	2402	1DH5	-	-
Mode 18	2400-2483.5	MIMO 5+6	Bluetooth BR_GFSK	39	2441	1DH5	-	-
Mode 19	2400-2483.5	MIMO 5+6	Bluetooth BR_GFSK	78	2480	1DH5	-	-
Mode 20	2400-2483.5	MIMO 5+6	Bluetooth BR_GFSK	78	2480	1DH5	-	LF
Mode 21	2400-2483.5	MIMO 5+4	Bluetooth BR_GFSK	78	2480	1DH5	-	sample 2

Co-location

Radiated Spurious Emission Test Modes

Mode	Band (MHz)	Antenna	Modulation	Channel	Frequency	Data Rate	RU	Remark
Mode 22	Co-location	7	SA N30					
		MIMO 5+4	Bluetooth BR_GFSK	78	2480	1DH5	-	-
Mode 23	Co-location	7	SA N30					
		MIMO 5+6	Bluetooth BR_GFSK+SA N30	78	2480	1DH5	-	-

Summary of each worse mode

Mode	Modulation	Ch.	Freq. (MHz)	Level (dBuV/m)	Limit (dBuV/m)	Margin (dB)	Pol.	Peak Avg.	Result	Remark
1	Bluetooth BR_GFSK	00	2389.49	49.08	74.00	-24.92	H	PEAK	Pass	Band Edge
	Bluetooth BR_GFSK	00	4804.00	44.13	74.00	-29.87	V	Peak	Pass	Harmonic
2	Bluetooth BR_GFSK	39	-	-	-	-	-	-	-	Band Edge
	Bluetooth BR_GFSK	39	7323.00	44.00	74.00	-30.00	V	Peak	Pass	Harmonic
3	Bluetooth BR_GFSK	78	2483.78	48.14	74.00	-25.86	H	PEAK	Pass	Band Edge
	Bluetooth BR_GFSK	78	7440.00	44.74	74.00	-29.26	V	Peak	Pass	Harmonic
4	Bluetooth BR_GFSK	00	94.99	35.64	43.50	-7.86	H	Peak	Pass	LF
5	Bluetooth BR_GFSK	00	2383.32	47.45	74.00	-26.55	V	PEAK	Pass	Band Edge
	Bluetooth BR_GFSK	00	4804.00	43.56	74.00	-30.44	H	Peak	Pass	Harmonic
6	Bluetooth BR_GFSK	39	-	-	-	-	-	-	-	Band Edge
	Bluetooth BR_GFSK	39	7323.00	44.94	74.00	-29.06	H	Peak	Pass	Harmonic
7	Bluetooth BR_GFSK	78	2483.60	48.61	74.00	-25.39	H	PEAK	Pass	Band Edge
	Bluetooth BR_GFSK	78	7440.00	44.57	74.00	-29.43	H	Peak	Pass	Harmonic
8	Bluetooth BR_GFSK	78	51.34	32.45	40.00	-7.55	V	Peak	Pass	LF
9	Bluetooth BR_GFSK	00	2362.81	49.47	74.00	-24.53	V	PEAK	Pass	Band Edge
	Bluetooth BR_GFSK	00	4804.00	44.17	74.00	-29.83	V	Peak	Pass	Harmonic
10	Bluetooth BR_GFSK	39	-	-	-	-	-	-	-	Band Edge
	Bluetooth BR_GFSK	39	7323.00	44.65	74.00	-29.35	V	Peak	Pass	Harmonic
11	Bluetooth BR_GFSK	78	2483.83	49.54	74.00	-24.46	H	PEAK	Pass	Band Edge
	Bluetooth BR_GFSK	78	7440.00	45.40	74.00	-28.60	H	Peak	Pass	Harmonic
12	Bluetooth BR_GFSK	78	53.28	32.23	40.00	-7.77	V	Peak	Pass	LF
13	Bluetooth BR_GFSK	00	2382.96	47.45	74.00	-26.55	H	PEAK	Pass	Band Edge
	Bluetooth BR_GFSK	00	4804.00	43.72	74.00	-30.28	V	Peak	Pass	Harmonic
14	Bluetooth BR_GFSK	39	-	-	-	-	-	-	-	Band Edge
	Bluetooth BR_GFSK	39	4882.00	44.12	74.00	-29.88	H	Peak	Pass	Harmonic
15	Bluetooth BR_GFSK	78	2483.66	50.11	74.00	-23.89	H	PEAK	Pass	Band Edge
	Bluetooth BR_GFSK	78	4960.00	45.73	74.00	-28.27	V	Peak	Pass	Harmonic
16	Bluetooth BR_GFSK	78	53.28	32.18	40.00	-7.82	V	Peak	Pass	LF
17	Bluetooth BR_GFSK	00	2365.48	47.74	74.00	-26.26	H	PEAK	Pass	Band Edge
	Bluetooth BR_GFSK	00	4804.00	43.27	74.00	-30.73	V	Peak	Pass	Harmonic
18	Bluetooth BR_GFSK	39	-	-	-	-	-	-	-	Band Edge
	Bluetooth BR_GFSK	39	7323.00	43.84	74.00	-30.16	H	Peak	Pass	Harmonic
19	Bluetooth BR_GFSK	78	2483.54	50.05	74.00	-23.95	H	PEAK	Pass	Band Edge
	Bluetooth BR_GFSK	78	7440.00	43.92	74.00	-30.08	V	Peak	Pass	Harmonic
20	Bluetooth BR_GFSK	78	51.34	32.12	40.00	-7.88	V	Peak	Pass	LF
21	Bluetooth BR_GFSK	78	2483.78	49.51	74.00	-24.49	H	PEAK	Pass	Band Edge
	Bluetooth BR_GFSK	78	7440.00	44.64	74	-29.36	H	PEAK	Pass	Harmonic

Co-location

Summary of each worse mode

Mode	Modulation	Ch.	Freq. (MHz)	Level (dBuV/m)	Limit (dBuV/m)	Margin (dB)	Pol.	Peak Avg.	Result	Remark
22	Co-location		2492.80	48.43	74.00	-25.57	H	PEAK	Pass	Band Edge
			7440.00	44.08	74.00	-29.92	V	Peak	Pass	Harmonic
23	Co-location		2485.55	47.99	74.00	-26.01	H	PEAK	Pass	Band Edge
			4960.00	45.33	74.00	-28.67	H	Peak	Pass	Harmonic

Mode	1	
	Band Edge	
	2400-2483.5_Bluetooth BR_GFSK_CH00_2402MHz	
ANT	4	
Pol.	Horizontal	Fundamental
Peak	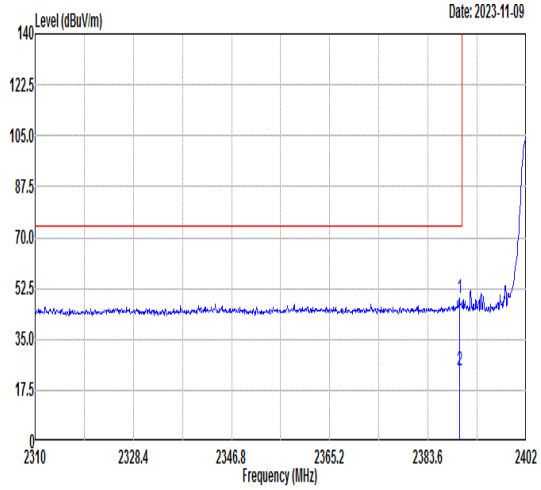	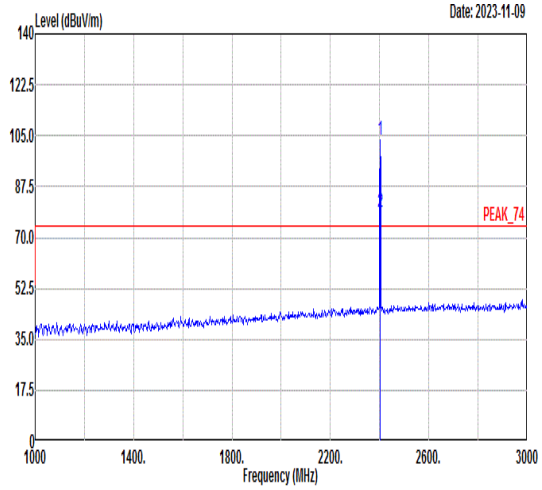

	Freq	Level	Limit Line	Margin	Read Level	Ant Factor	Cable Loss	Preamp Factor	APos	TPos	Remark
	MHz	dBuV/m	dBuV/m	dB	dBuV	dB/m	dB	dB	cm	deg	
1	2389.49	49.08	74.00	-24.92	43.66	33.31	5.36	33.25	231	148	PEAK
2	2389.49	24.29	54.00	-29.71	18.87	33.31	5.36	33.25	231	148	AVERAGE

	Freq	Level	Limit Line	Margin	Read Level	Ant Factor	Cable Loss	Preamp Factor	APos	TPos	Remark
	MHz	dBuV/m	dBuV/m	dB	dBuV	dB/m	dB	dB	cm	deg	
1	2402.00	103.69	------	------	98.21	33.35	5.37	33.24	231	148	PEAK
2	2402.00	78.90	------	------	73.42	33.35	5.37	33.24	231	148	AVERAGE

Mode	1	
	Band Edge	
	2400-2483.5_Bluetooth BR_GFSK_CH00_2402MHz	
ANT	4	
Pol.	Vertical	Fundamental
Peak	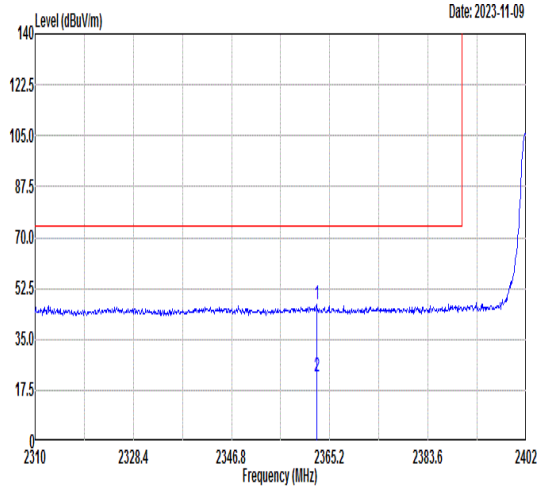 Freq Level Limit Line Margin Read Level Ant Factor Cable Loss Preamp Factor APos TPos Remark MHz dBuV/m dBuV/m dB dBuV dB/m dB dB cm deg 1 2362.72 46.99 74.00 -27.01 41.70 33.24 5.34 33.29 220 274 PEAK 2 2362.72 22.20 54.00 -31.80 16.91 33.24 5.34 33.29 220 274 AVERAGE	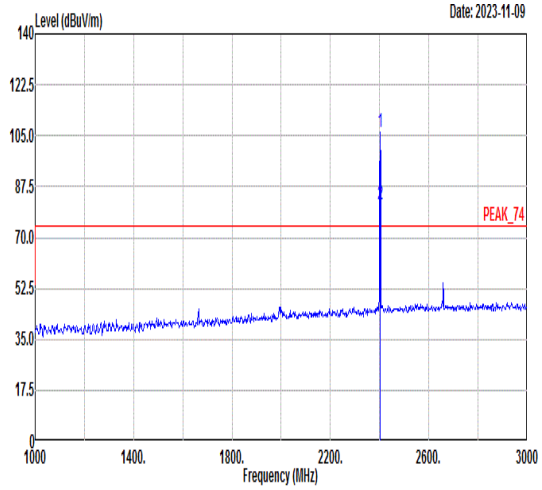 Freq Level Limit Line Margin Read Level Ant Factor Cable Loss Preamp Factor APos TPos Remark MHz dBuV/m dBuV/m dB dBuV dB/m dB dB cm deg 1 2402.00 105.93 ------ ------ 100.45 33.35 5.37 33.24 220 274 PEAK 2 2402.00 81.14 ------ ------ 75.66 33.35 5.37 33.24 220 274 AVERAGE

Mode	1	
	Harmonic	
	2400-2483.5_Bluetooth BR_GFSK_CH00_2402MHz	
ANT	4	
Pol.	Horizontal	Vertical
Peak Avg	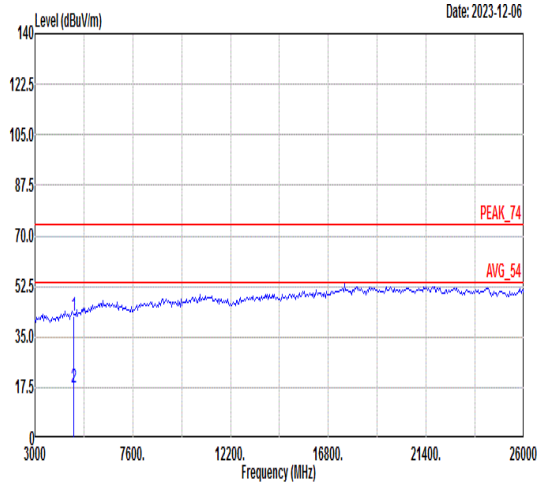 Freq Level Limit Line Margin Read Level Ant Factor Cable Loss Preamp Factor APos TPos Remark MHz dBuV/m dBuV/m dB dBuV dB/m dB dB cm deg 1 4804.00 42.37 74.00 -31.63 62.19 36.08 8.94 64.84 --- --- Peak 2 4804.00 17.58 54.00 -36.42 37.40 36.08 8.94 64.84 --- --- Average	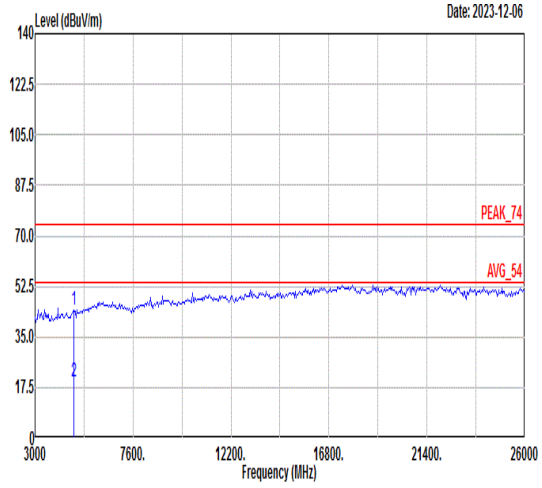 Freq Level Limit Line Margin Read Level Ant Factor Cable Loss Preamp Factor APos TPos Remark MHz dBuV/m dBuV/m dB dBuV dB/m dB dB cm deg 1 4804.00 44.13 74.00 -29.87 63.95 36.08 8.94 64.84 --- --- Peak 2 4804.00 19.34 54.00 -34.66 39.16 36.08 8.94 64.84 --- --- Average

Mode	2	
	Harmonic	
	2400-2483.5_Bluetooth BR_GFSK_CH39_2441MHz	
ANT	4	
Pol.	Horizontal	Vertical
Peak Avg	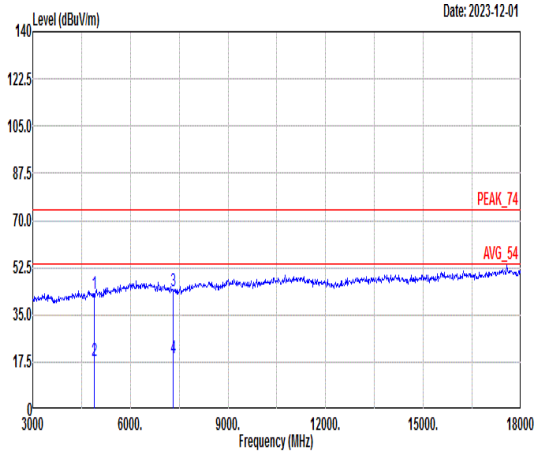 Freq Level Limit Line Margin Read Level Ant Factor Cable Loss Preamp Factor APos TPos Remark MHz dBuV/m dBuV/m dB dBuV dB/m dB dB cm deg 1 4882.00 42.96 74.00 -31.04 63.00 36.13 8.70 64.87 --- --- Peak 2 4882.00 18.17 54.00 -35.83 38.21 36.13 8.70 64.87 --- --- Average 3 7323.00 43.94 74.00 -30.06 62.43 36.19 10.18 64.86 --- --- Peak 4 7323.00 19.15 54.00 -34.85 37.64 36.19 10.18 64.86 --- --- Average	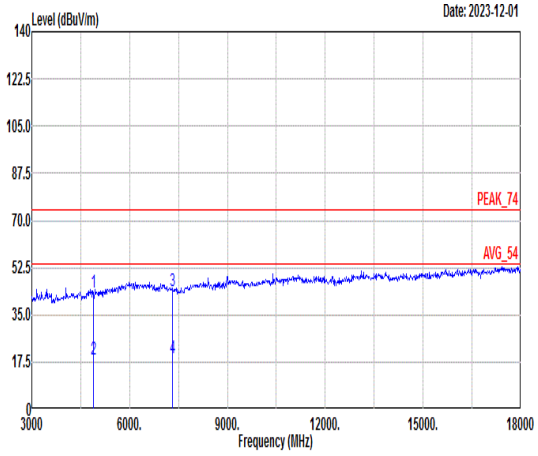 Freq Level Limit Line Margin Read Level Ant Factor Cable Loss Preamp Factor APos TPos Remark MHz dBuV/m dBuV/m dB dBuV dB/m dB dB cm deg 1 4882.00 43.28 74.00 -30.72 63.32 36.13 8.70 64.87 --- --- Peak 2 4882.00 18.49 54.00 -35.51 38.53 36.13 8.70 64.87 --- --- Average 3 7323.00 44.00 74.00 -30.00 62.49 36.19 10.18 64.86 --- --- Peak 4 7323.00 19.21 54.00 -34.79 37.70 36.19 10.18 64.86 --- --- Average

Mode	3	
	Band Edge	
	2400-2483.5_Bluetooth BR_GFSK_CH78_2480MHz	
ANT	4	
Pol.	Horizontal	Fundamental
Peak	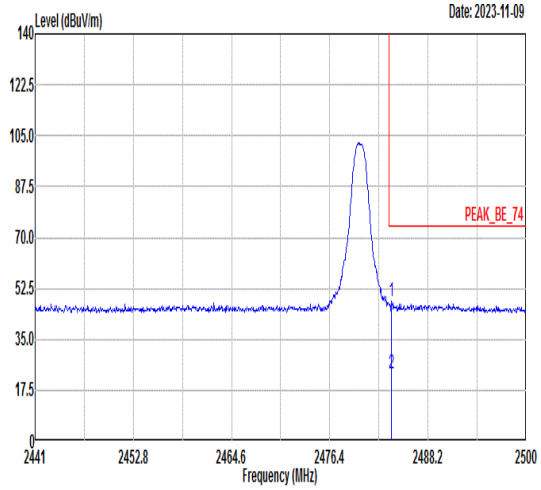 Freq Level Limit Line Margin Read Level Ant Factor Cable Loss Preamp Factor APos TPos Remark MHz dBuV/m dBuV/m dB dBuV dB/m dB dB cm deg 1 2483.78 48.14 74.00 -25.86 42.24 33.56 5.46 33.12 231 148 PEAK 2 2483.78 23.35 54.00 -30.65 17.45 33.56 5.46 33.12 231 148 AVERAGE	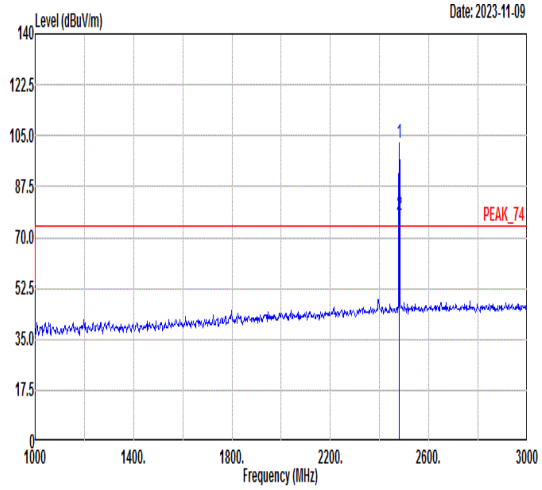 Freq Level Limit Line Margin Read Level Ant Factor Cable Loss Preamp Factor APos TPos Remark MHz dBuV/m dBuV/m dB dBuV dB/m dB dB cm deg 1 2480.00 102.52 ------ ------ 96.64 33.55 5.46 33.13 231 148 PEAK 2 2480.00 77.73 ------ ------ 71.85 33.55 5.46 33.13 231 148 AVERAGE

Mode	3	
	Band Edge	
	2400-2483.5_Bluetooth BR_GFSK_CH78_2480MHz	
ANT	4	
Pol.	Vertical	Fundamental
Peak	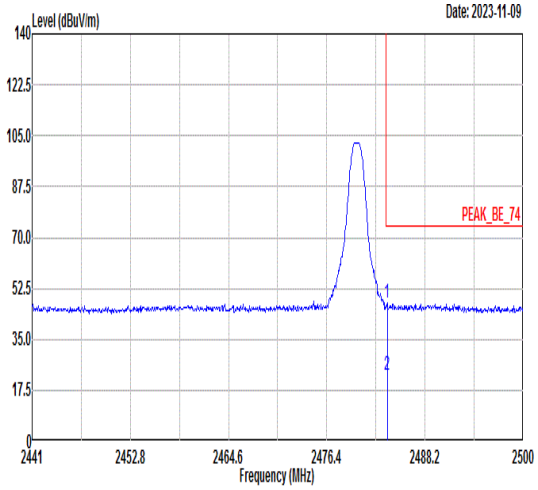 Freq Level Limit Line Margin Read Level Ant Factor Cable Loss Preamp Factor APos TPos Remark MHz dBuV/m dBuV/m dB dBuV dB/m dB dB cm deg 1 2483.66 47.63 74.00 -26.37 41.73 33.56 5.46 33.12 220 317 PEAK 2 2483.66 22.84 54.00 -31.16 16.94 33.56 5.46 33.12 220 317 AVERAGE	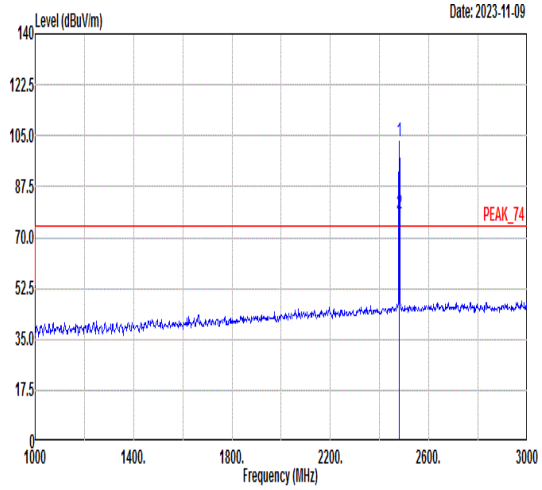 Freq Level Limit Line Margin Read Level Ant Factor Cable Loss Preamp Factor APos TPos Remark MHz dBuV/m dBuV/m dB dBuV dB/m dB dB cm deg 1 2480.00 102.87 ------ ------ 96.99 33.55 5.46 33.13 220 317 PEAK 2 2480.00 78.08 ------ ------ 72.20 33.55 5.46 33.13 220 317 AVERAGE

Mode	3	
	Harmonic	
	2400-2483.5_Bluetooth BR_GFSK_CH78_2480MHz	
ANT	4	
Pol.	Horizontal	Vertical
Peak Avg	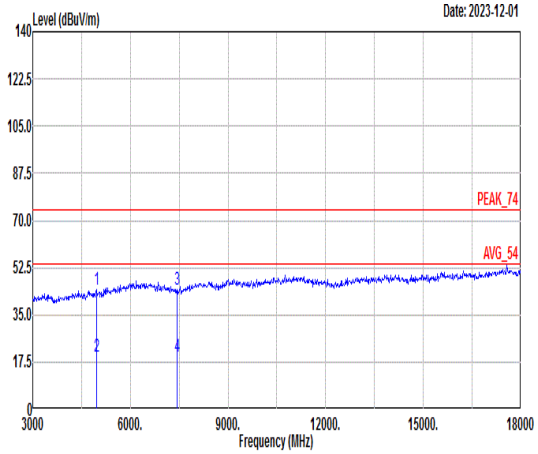 Freq Level Limit Line Margin Read Level Ant Factor Cable Loss Preamp Factor APos TPos Remark MHz dBuV/m dBuV/m dB dBuV dB/m dB dB cm deg 1 4960.00 44.44 74.00 -29.56 64.70 36.18 8.46 64.90 --- --- Peak 2 4960.00 19.65 54.00 -34.35 39.91 36.18 8.46 64.90 --- --- Average 3 7440.00 44.38 74.00 -29.62 63.14 35.93 10.17 64.86 --- --- Peak 4 7440.00 19.59 54.00 -34.41 38.35 35.93 10.17 64.86 --- --- Average	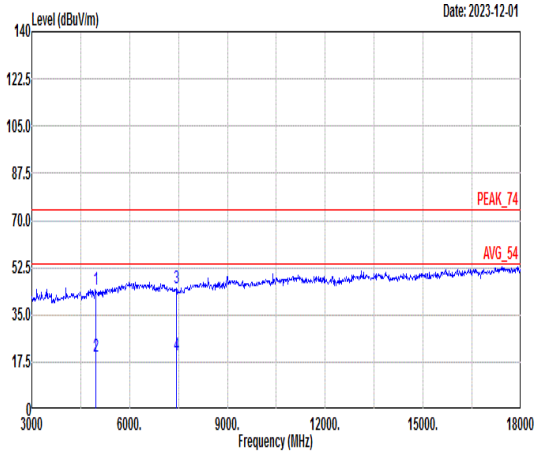 Freq Level Limit Line Margin Read Level Ant Factor Cable Loss Preamp Factor APos TPos Remark MHz dBuV/m dBuV/m dB dBuV dB/m dB dB cm deg 1 4960.00 44.49 74.00 -29.51 64.75 36.18 8.46 64.90 --- --- Peak 2 4960.00 19.70 54.00 -34.30 39.96 36.18 8.46 64.90 --- --- Average 3 7440.00 44.74 74.00 -29.26 63.50 35.93 10.17 64.86 --- --- Peak 4 7440.00 19.95 54.00 -34.05 38.71 35.93 10.17 64.86 --- --- Average

Mode	4	
	LF	
	2400-2483.5_Bluetooth BR_GFSK_CH00_2402MHz	
ANT	4	
Pol.	Horizontal	Vertical
QP/ Peak	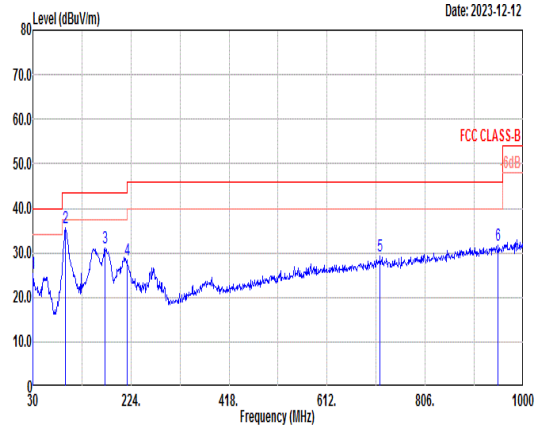	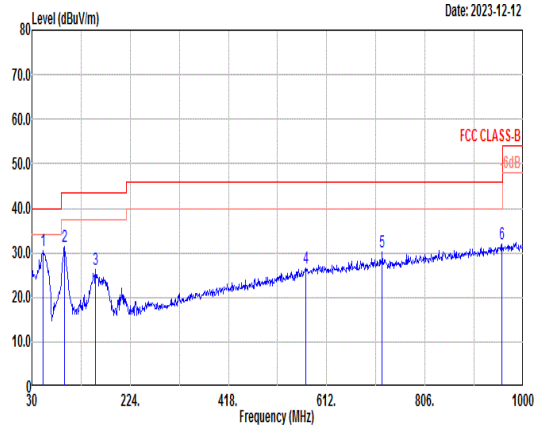

	Freq	Level	Limit Line	Margin	Read Level	Ant Factor	Cable Loss	Preamp Factor	APos	TPos	Remark
	MHz	dBuV/m	dBuV/m	dB	dBuV	dB/m	dB	dB	cm	deg	
1	30.00	25.29	40.00	-14.71	31.16	25.20	0.53	31.60	---	---	Peak
2	94.99	35.64	43.50	-7.86	50.96	15.50	0.98	31.80	---	---	Peak
3	172.59	30.97	43.50	-12.53	45.78	15.50	1.34	31.65	---	---	Peak
4	216.24	28.24	46.00	-17.76	43.36	14.98	1.50	31.60	---	---	Peak
5	716.76	29.24	46.00	-16.76	30.67	26.98	2.79	31.20	---	---	Peak
6	950.53	31.76	46.00	-14.24	28.48	30.85	3.23	30.80	---	---	Peak

	Freq	Level	Limit Line	Margin	Read Level	Ant Factor	Cable Loss	Preamp Factor	APos	TPos	Remark
	MHz	dBuV/m	dBuV/m	dB	dBuV	dB/m	dB	dB	cm	deg	
1	52.31	30.56	40.00	-9.44	48.09	13.60	0.72	31.85	---	---	Peak
2	94.02	31.43	43.50	-12.07	46.86	15.40	0.97	31.80	---	---	Peak
3	156.10	26.27	43.50	-17.23	39.89	16.80	1.27	31.69	---	---	Peak
4	570.29	26.55	46.00	-19.45	29.01	26.20	2.50	31.16	---	---	Peak
5	721.61	30.08	46.00	-15.92	31.22	27.26	2.80	31.20	---	---	Peak
6	957.32	31.91	46.00	-14.09	28.34	31.14	3.24	30.81	---	---	Peak

Mode	5	
	Band Edge	
	2400-2483.5_Bluetooth BR_GFSK_CH00_2402MHz	
ANT	5	
Pol.	Horizontal	Fundamental
Peak	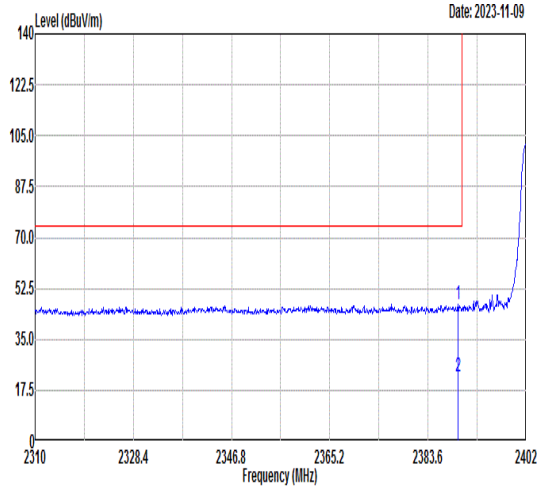	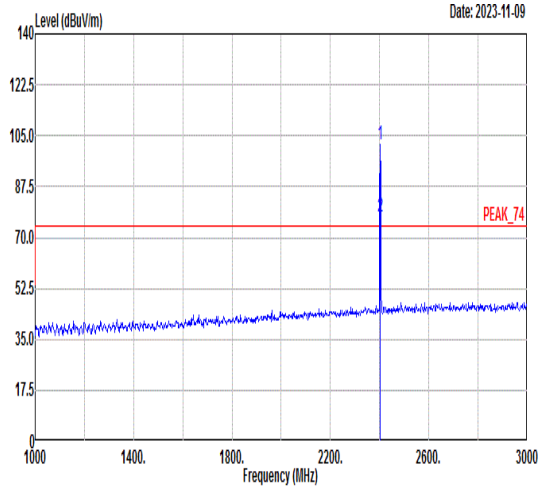

	Freq	Level	Limit Line	Margin	Read Level	Ant Factor	Cable Loss	Preamp Factor	APos	TPos	Remark
	MHz	dBuV/m	dBuV/m	dB	dBuV	dB/m	dB	dB	cm	deg	
1	2389.21	47.10	74.00	-26.90	41.69	33.31	5.36	33.26	100	211	PEAK
2	2389.21	22.31	54.00	-31.69	16.90	33.31	5.36	33.26	100	211	AVERAGE

	Freq	Level	Limit Line	Margin	Read Level	Ant Factor	Cable Loss	Preamp Factor	APos	TPos	Remark
	MHz	dBuV/m	dBuV/m	dB	dBuV	dB/m	dB	dB	cm	deg	
1	2402.00	102.00	------	------	96.52	33.35	5.37	33.24	100	211	PEAK
2	2402.00	77.21	------	------	71.73	33.35	5.37	33.24	100	211	AVERAGE

Mode	5	
	Band Edge	
	2400-2483.5_Bluetooth BR_GFSK_CH00_2402MHz	
ANT	5	
Pol.	Vertical	Fundamental
Peak	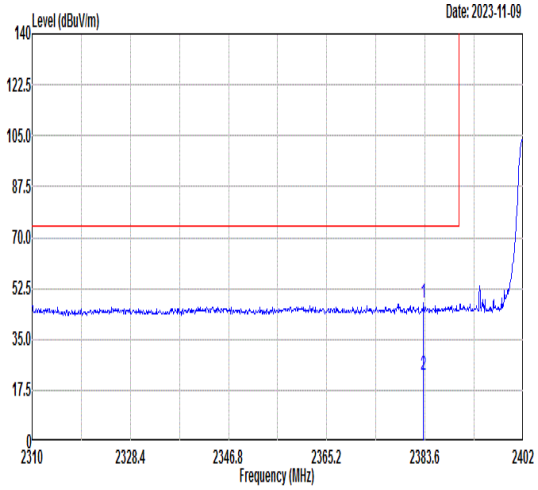 Freq Level Limit Line Margin Read Level Ant Factor Cable Loss Preamp Factor APos TPos Remark MHz dBuV/m dBuV/m dB dBuV dB/m dB dB cm deg 1 2383.32 47.45 74.00 -26.55 42.06 33.30 5.35 33.26 198 329 PEAK 2 2383.32 22.66 54.00 -31.34 17.27 33.30 5.35 33.26 198 329 AVERAGE	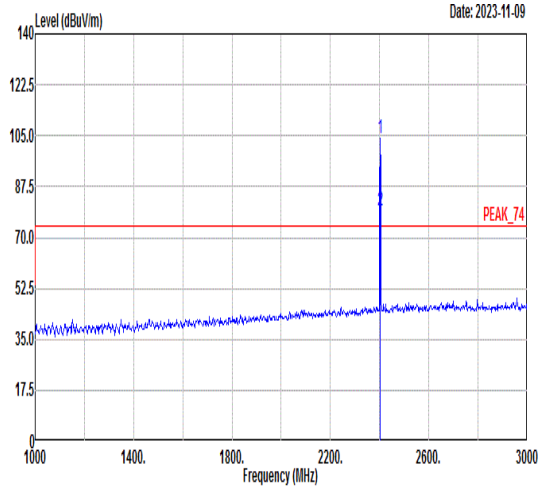 Freq Level Limit Line Margin Read Level Ant Factor Cable Loss Preamp Factor APos TPos Remark MHz dBuV/m dBuV/m dB dBuV dB/m dB dB cm deg 1 2402.00 103.97 ------ ------ 98.49 33.35 5.37 33.24 198 329 PEAK 2 2402.00 79.18 ------ ------ 73.70 33.35 5.37 33.24 198 329 AVERAGE

Mode	5	
	Harmonic	
	2400-2483.5_Bluetooth BR_GFSK_CH00_2402MHz	
ANT	5	
Pol.	Horizontal	Vertical
Peak Avg	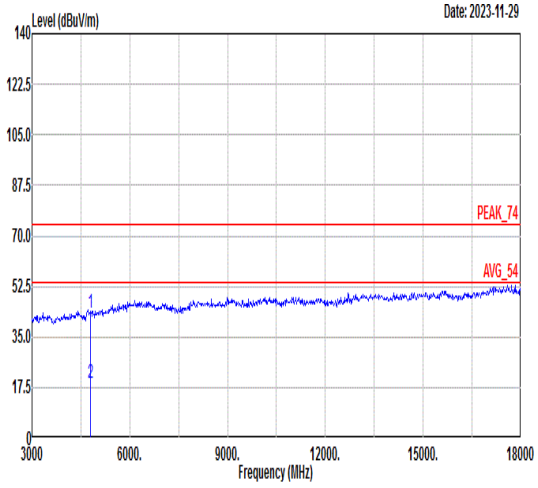 Freq Level Limit Line Margin Read Level Ant Factor Cable Loss Preamp Factor APos TPos Remark MHz dBuV/m dBuV/m dB dBuV dB/m dB dB cm deg 1 4804.00 43.56 74.00 -30.44 63.38 36.08 8.94 64.84 --- --- Peak 2 4804.00 18.77 54.00 -35.23 38.59 36.08 8.94 64.84 --- --- Average	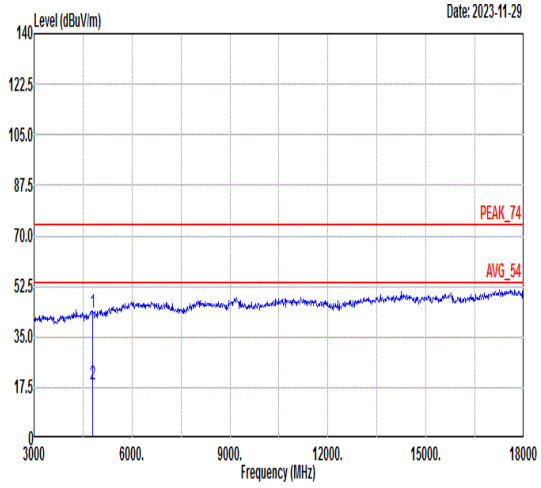 Freq Level Limit Line Margin Read Level Ant Factor Cable Loss Preamp Factor APos TPos Remark MHz dBuV/m dBuV/m dB dBuV dB/m dB dB cm deg 1 4804.00 43.32 74.00 -30.68 63.14 36.08 8.94 64.84 --- --- Peak 2 4804.00 18.53 54.00 -35.47 38.35 36.08 8.94 64.84 --- --- Average

Mode	6	
	Harmonic	
	2400-2483.5_Bluetooth BR_GFSK_CH39_2441MHz	
ANT	5	
Pol.	Horizontal	Vertical
Peak Avg	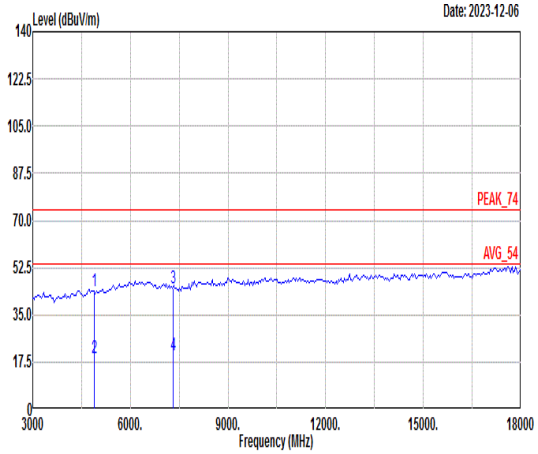 Freq Level Limit Line Margin Read Level Ant Factor Cable Loss Preamp Factor APos TPos Remark MHz dBuV/m dBuV/m dB dBuV dB/m dB dB cm deg 1 4882.00 43.60 74.00 -30.40 63.64 36.13 8.70 64.87 --- --- Peak 2 4882.00 18.81 54.00 -35.19 38.85 36.13 8.70 64.87 --- --- Average 3 7323.00 44.94 74.00 -29.06 63.43 36.19 10.18 64.86 --- --- Peak 4 7323.00 20.15 54.00 -33.85 38.64 36.19 10.18 64.86 --- --- Average	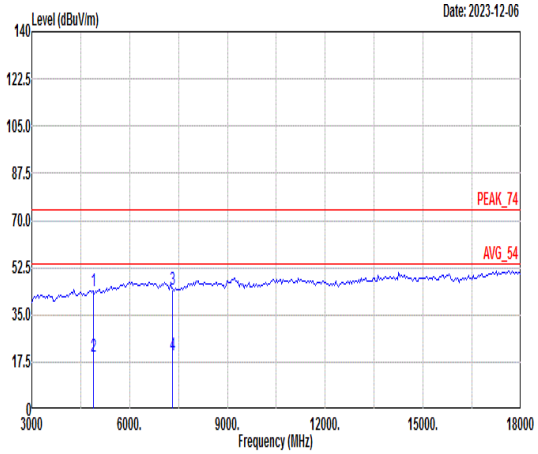 Freq Level Limit Line Margin Read Level Ant Factor Cable Loss Preamp Factor APos TPos Remark MHz dBuV/m dBuV/m dB dBuV dB/m dB dB cm deg 1 4882.00 44.09 74.00 -29.91 64.13 36.13 8.70 64.87 --- --- Peak 2 4882.00 19.30 54.00 -34.70 39.34 36.13 8.70 64.87 --- --- Average 3 7323.00 44.63 74.00 -29.37 63.12 36.19 10.18 64.86 --- --- Peak 4 7323.00 19.84 54.00 -34.16 38.33 36.19 10.18 64.86 --- --- Average

Mode	7	
	Band Edge	
	2400-2483.5_Bluetooth BR_GFSK_CH78_2480MHz	
ANT	5	
Pol.	Horizontal	Fundamental
Peak	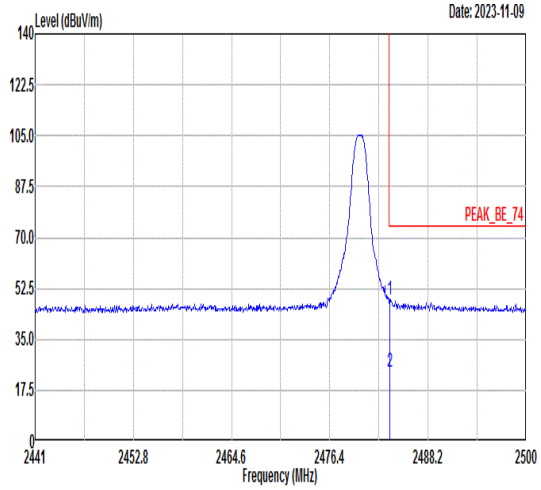	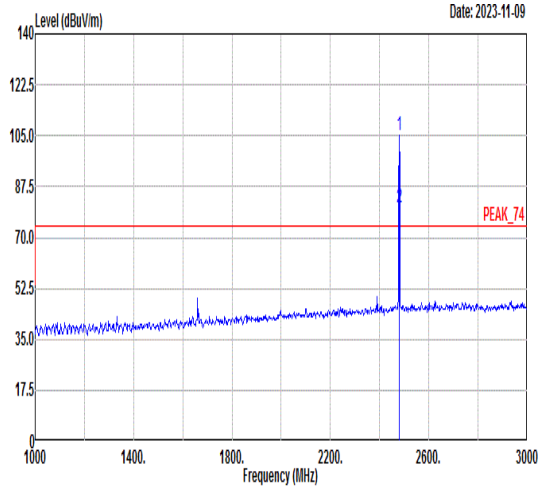

	Freq	Level	Limit Line	Margin	Read Level	Ant Factor	Cable Loss	Preamp Factor	APos	TPos	Remark
	MHz	dBuV/m	dBuV/m	dB	dBuV	dB/m	dB	dB	cm	deg	
1	2483.60	48.61	74.00	-25.39	42.71	33.56	5.46	33.12	222	159	PEAK
2	2483.60	23.82	54.00	-30.18	17.92	33.56	5.46	33.12	222	159	AVERAGE

	Freq	Level	Limit Line	Margin	Read Level	Ant Factor	Cable Loss	Preamp Factor	APos	TPos	Remark
	MHz	dBuV/m	dBuV/m	dB	dBuV	dB/m	dB	dB	cm	deg	
1	2480.00	105.34	------	------	99.46	33.55	5.46	33.13	222	159	PEAK
2	2480.00	80.55	------	------	74.67	33.55	5.46	33.13	222	159	AVERAGE

Mode	7	
	Band Edge	
	2400-2483.5_Bluetooth BR_GFSK_CH78_2480MHz	
ANT	5	
Pol.	Vertical	Fundamental
Peak	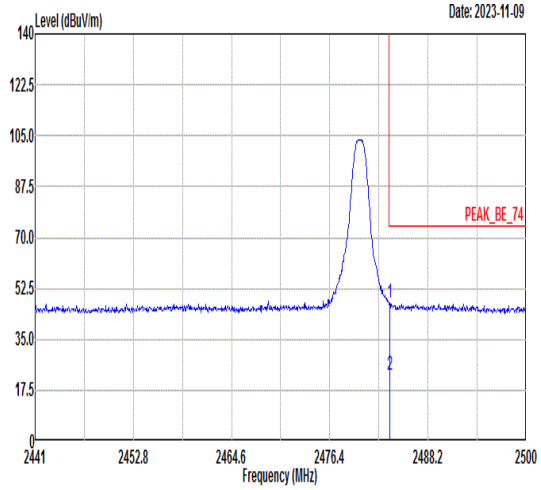 Freq Level Limit Line Margin Read Level Ant Factor Cable Loss Preamp Factor APos TPos Remark MHz dBuV/m dBuV/m dB dBuV dB/m dB dB cm deg 1 2483.60 47.63 74.00 -26.37 41.73 33.56 5.46 33.12 199 360 PEAK 2 2483.60 22.84 54.00 -31.16 16.94 33.56 5.46 33.12 199 360 AVERAGE	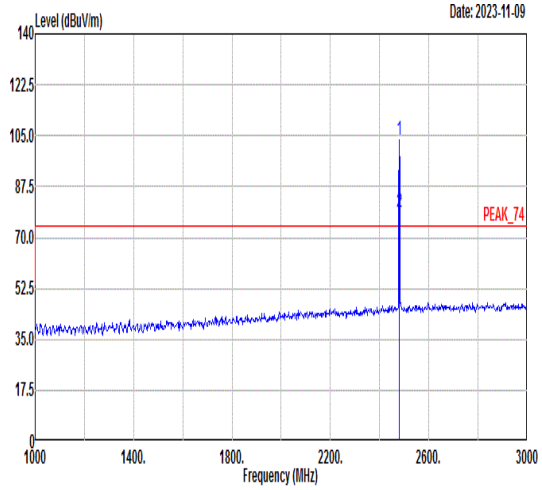 Freq Level Limit Line Margin Read Level Ant Factor Cable Loss Preamp Factor APos TPos Remark MHz dBuV/m dBuV/m dB dBuV dB/m dB dB cm deg 1 2480.00 103.71 ------ ------ 97.83 33.55 5.46 33.13 199 360 PEAK 2 2480.00 78.92 ------ ------ 73.04 33.55 5.46 33.13 199 360 AVERAGE

Mode	7	
	Harmonic	
	2400-2483.5_Bluetooth BR_GFSK_CH78_2480MHz	
ANT	5	
Pol.	Horizontal	Vertical
Peak Avg	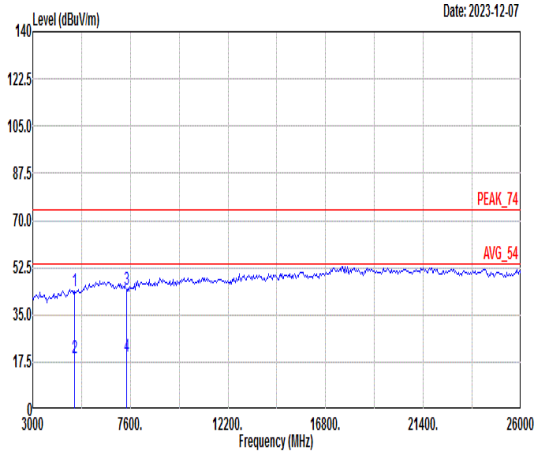 Freq Level Limit Line Margin Read Level Ant Factor Cable Loss Preamp Factor APos TPos Remark MHz dBuV/m dBuV/m dB dBuV dB/m dB dB cm deg 1 4960.00 43.60 74.00 -30.40 63.86 36.18 8.46 64.90 --- --- Peak 2 4960.00 18.81 54.00 -35.19 39.07 36.18 8.46 64.90 --- --- Average 3 7440.00 44.57 74.00 -29.43 63.33 35.93 10.17 64.86 --- --- Peak 4 7440.00 19.78 54.00 -34.22 38.54 35.93 10.17 64.86 --- --- Average	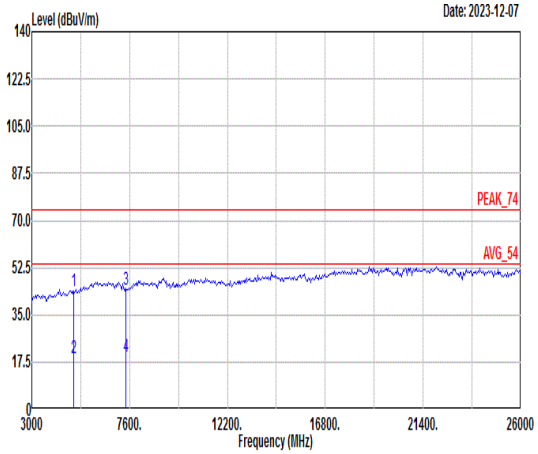 Freq Level Limit Line Margin Read Level Ant Factor Cable Loss Preamp Factor APos TPos Remark MHz dBuV/m dBuV/m dB dBuV dB/m dB dB cm deg 1 4960.00 43.87 74.00 -30.13 64.13 36.18 8.46 64.90 --- --- Peak 2 4960.00 19.08 54.00 -34.92 39.34 36.18 8.46 64.90 --- --- Average 3 7440.00 44.51 74.00 -29.49 63.27 35.93 10.17 64.86 --- --- Peak 4 7440.00 19.72 54.00 -34.28 38.48 35.93 10.17 64.86 --- --- Average

Mode	8	
	LF	
	2400-2483.5_Bluetooth BR_GFSK_CH78_2480MHz	
ANT	5	
Pol.	Horizontal	Vertical
QP/ Peak	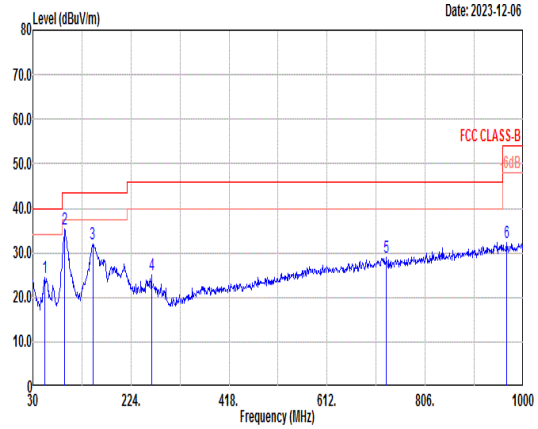	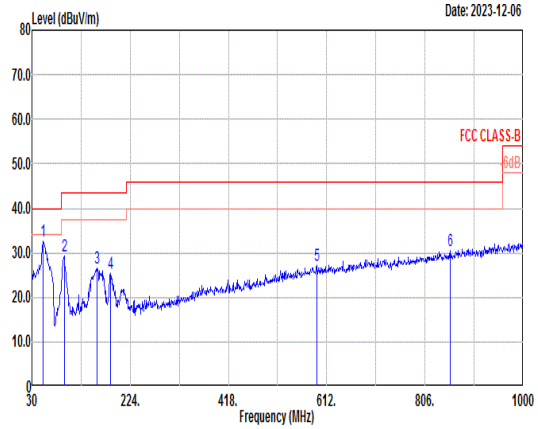

	Freq	Level	Limit Line	Margin	Read Level	Ant Factor	Cable Loss	Preamp Factor	APos	TPos	Remark
	MHz	dBuV/m	dBuV/m	dB	dBuV	dB/m	dB	dB	cm	deg	
1	54.25	24.49	40.00	-15.51	42.77	12.80	0.73	31.81	---	---	Peak
2	93.05	35.37	43.50	-8.13	50.90	15.30	0.97	31.80	---	---	Peak
3	148.34	31.99	43.50	-11.51	45.26	17.20	1.24	31.71	---	---	Peak
4	264.74	25.04	46.00	-20.96	36.02	18.90	1.69	31.57	---	---	Peak
5	729.37	28.89	46.00	-17.11	29.61	27.67	2.81	31.20	---	---	Peak
6	967.02	32.39	54.00	-21.61	28.66	31.30	3.26	30.83	---	---	Peak

	Freq	Level	Limit Line	Margin	Read Level	Ant Factor	Cable Loss	Preamp Factor	APos	TPos	Remark
	MHz	dBuV/m	dBuV/m	dB	dBuV	dB/m	dB	dB	cm	deg	
1	51.34	32.45	40.00	-7.55	49.60	14.00	0.72	31.87	---	---	Peak
2	94.02	29.27	43.50	-14.23	44.70	15.40	0.97	31.80	---	---	Peak
3	158.04	26.46	43.50	-17.04	40.16	16.70	1.28	31.68	---	---	Peak
4	185.20	25.38	43.50	-18.12	40.83	14.80	1.38	31.63	---	---	Peak
5	592.60	27.03	46.00	-18.97	29.70	25.90	2.54	31.11	---	---	Peak
6	856.44	30.46	46.00	-15.54	29.17	29.30	3.06	31.07	---	---	Peak

Mode	9	
	Band Edge	
	2400-2483.5_Bluetooth BR_GFSK_CH00_2402MHz	
ANT	6	
Pol.	Horizontal	Fundamental
Peak	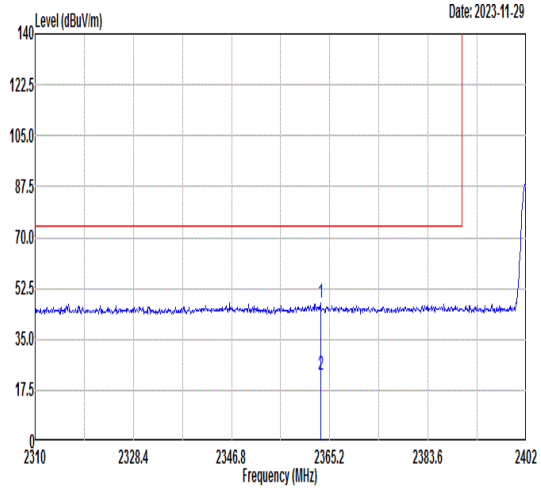 Freq Level Limit Line Margin Read Level Ant Factor Cable Loss Preamp Factor APos TPos Remark MHz dBuV/m dBuV/m dB dBuV dB/m dB dB cm deg 1 2363.45 47.74 74.00 -26.26 42.45 33.24 5.34 33.29 300 218 PEAK 2 2363.45 22.95 54.00 -31.05 17.66 33.24 5.34 33.29 300 218 AVERAGE	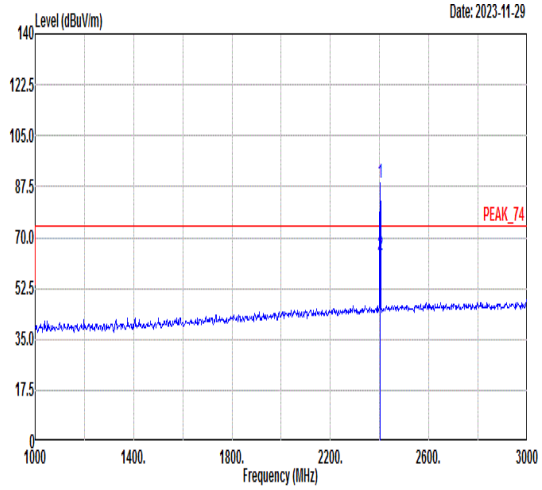 Freq Level Limit Line Margin Read Level Ant Factor Cable Loss Preamp Factor APos TPos Remark MHz dBuV/m dBuV/m dB dBuV dB/m dB dB cm deg 1 2402.00 88.80 ------ ------ 83.32 33.35 5.37 33.24 300 218 PEAK 2 2402.00 64.01 ------ ------ 58.53 33.35 5.37 33.24 300 218 AVERAGE

Mode	9	
	Band Edge	
	2400-2483.5_Bluetooth BR_GFSK_CH00_2402MHz	
ANT	6	
Pol.	Vertical	Fundamental
Peak	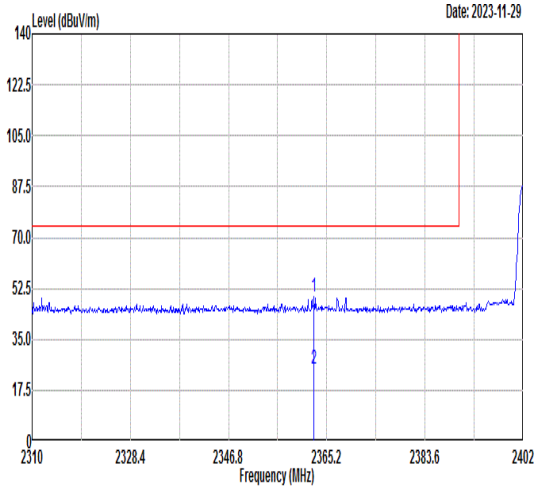 Freq Level Limit Line Margin Read Level Ant Factor Cable Loss Preamp Factor APos TPos Remark MHz dBuV/m dBuV/m dB dBuV dB/m dB dB cm deg 1 2362.81 49.47 74.00 -24.53 44.18 33.24 5.34 33.29 296 87 PEAK 2 2362.81 24.68 54.00 -29.32 19.39 33.24 5.34 33.29 296 87 AVERAGE	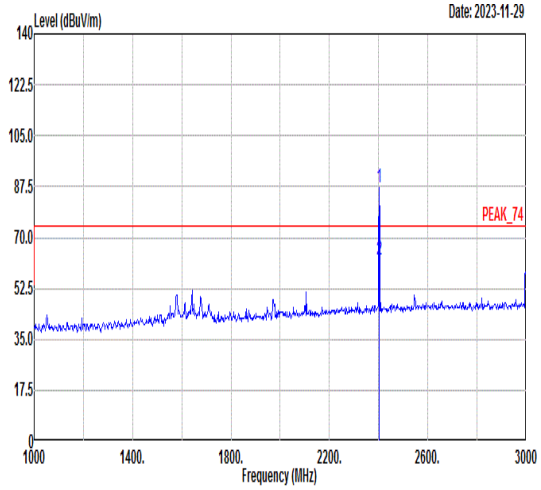 Freq Level Limit Line Margin Read Level Ant Factor Cable Loss Preamp Factor APos TPos Remark MHz dBuV/m dBuV/m dB dBuV dB/m dB dB cm deg 1 2402.00 87.00 ------ ------ 81.52 33.35 5.37 33.24 296 87 PEAK 2 2402.00 62.21 ------ ------ 56.73 33.35 5.37 33.24 296 87 AVERAGE

Mode	9	
	Harmonic	
	2400-2483.5_Bluetooth BR_GFSK_CH00_2402MHz	
ANT	6	
Pol.	Horizontal	Vertical
Peak Avg	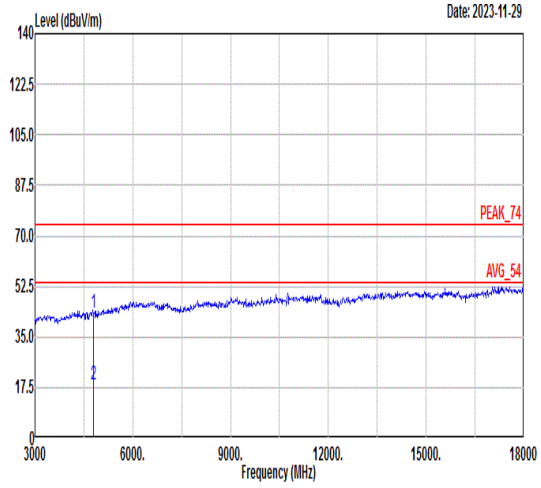 Freq Level Limit Line Margin Read Level Ant Factor Cable Loss Preamp Factor APos TPos Remark MHz dBuV/m dBuV/m dB dBuV dB/m dB dB cm deg 1 4804.00 43.50 74.00 -30.50 63.32 36.08 8.94 64.84 --- --- Peak 2 4804.00 18.71 54.00 -35.29 38.53 36.08 8.94 64.84 --- --- Average	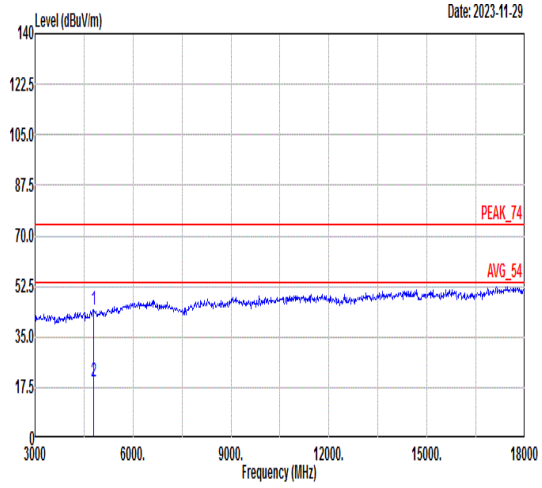 Freq Level Limit Line Margin Read Level Ant Factor Cable Loss Preamp Factor APos TPos Remark MHz dBuV/m dBuV/m dB dBuV dB/m dB dB cm deg 1 4804.00 44.17 74.00 -29.83 63.99 36.08 8.94 64.84 --- --- Peak 2 4804.00 19.38 54.00 -34.62 39.20 36.08 8.94 64.84 --- --- Average

Mode	10	
	Harmonic	
	2400-2483.5_Bluetooth BR_GFSK_CH39_2441MHz	
ANT	6	
Pol.	Horizontal	Vertical
Peak Avg	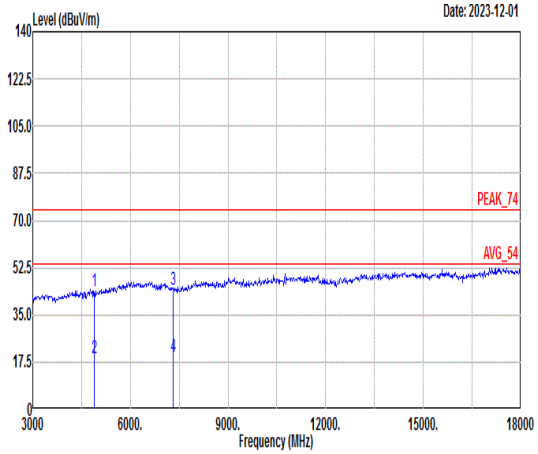 Freq Level Limit Line Margin Read Level Ant Factor Cable Loss Preamp Factor APos TPos Remark MHz dBuV/m dBuV/m dB dBuV dB/m dB dB cm deg 1 4882.00 43.70 74.00 -30.30 63.74 36.13 8.70 64.87 --- --- Peak 2 4882.00 18.91 54.00 -35.09 38.95 36.13 8.70 64.87 --- --- Average 3 7323.00 44.53 74.00 -29.47 63.02 36.19 10.18 64.86 --- --- Peak 4 7323.00 19.74 54.00 -34.26 38.23 36.19 10.18 64.86 --- --- Average	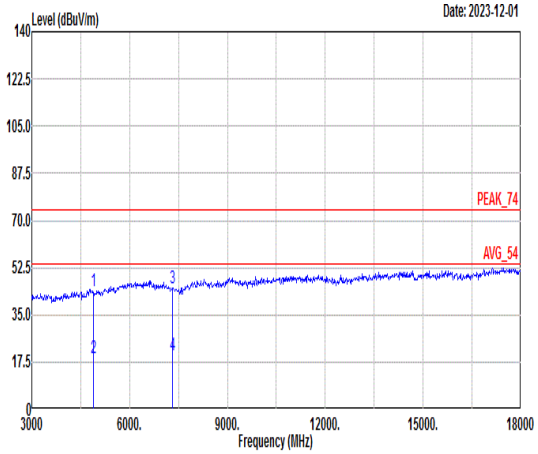 Freq Level Limit Line Margin Read Level Ant Factor Cable Loss Preamp Factor APos TPos Remark MHz dBuV/m dBuV/m dB dBuV dB/m dB dB cm deg 1 4882.00 44.03 74.00 -29.97 64.07 36.13 8.70 64.87 --- --- Peak 2 4882.00 19.24 54.00 -34.76 39.28 36.13 8.70 64.87 --- --- Average 3 7323.00 44.65 74.00 -29.35 63.14 36.19 10.18 64.86 --- --- Peak 4 7323.00 19.86 54.00 -34.14 38.35 36.19 10.18 64.86 --- --- Average

Mode	11	
	Band Edge	
	2400-2483.5_Bluetooth BR_GFSK_CH78_2480MHz	
ANT	6	
Pol.	Horizontal	Fundamental
Peak	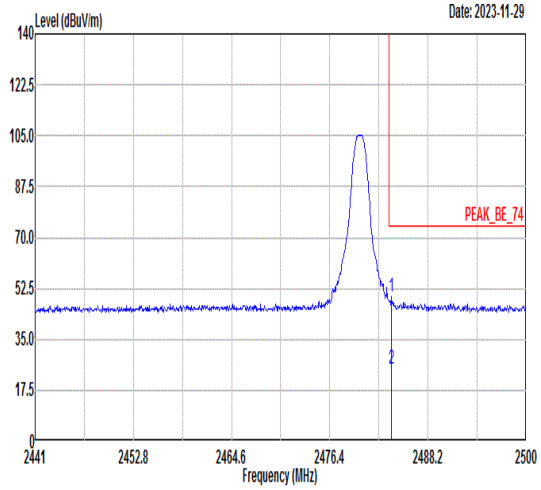	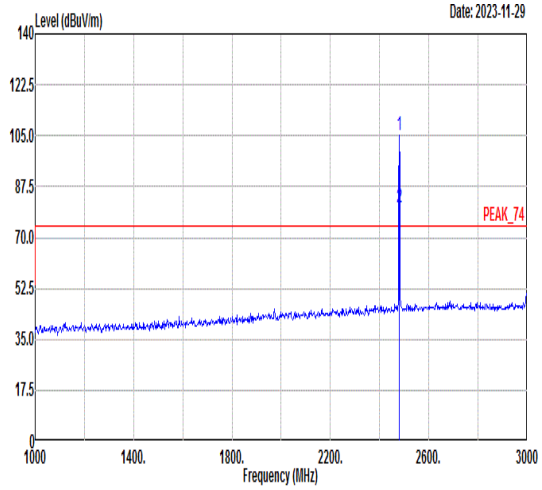

Horizontal:

	Freq	Level	Limit Line	Margin	Read Level	Ant Factor	Cable Loss	Preamp Factor	APos	TPos	Remark
	MHz	dBuV/m	dBuV/m	dB	dBuV	dB/m	dB	dB	cm	deg	
1	2483.83	49.54	74.00	-24.46	43.64	33.56	5.46	33.12	181	347	PEAK
2	2483.83	24.75	54.00	-29.25	18.85	33.56	5.46	33.12	181	347	AVERAGE

Fundamental:

	Freq	Level	Limit Line	Margin	Read Level	Ant Factor	Cable Loss	Preamp Factor	APos	TPos	Remark
	MHz	dBuV/m	dBuV/m	dB	dBuV	dB/m	dB	dB	cm	deg	
1	2480.00	105.31	------	------	99.43	33.55	5.46	33.13	181	347	PEAK
2	2480.00	80.52	------	------	74.64	33.55	5.46	33.13	181	347	AVERAGE

Mode	11	
	Band Edge	
	2400-2483.5_Bluetooth BR_GFSK_CH78_2480MHz	
ANT	6	
Pol.	Vertical	Fundamental
Peak	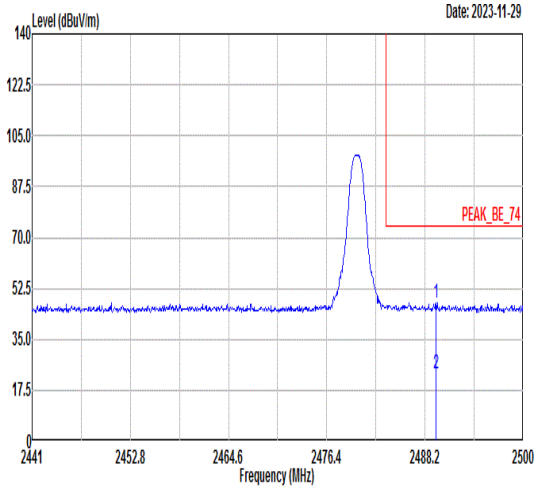 Freq Level Limit Line Margin Read Level Ant Factor Cable Loss Preamp Factor APos TPos Remark MHz dBuV/m dBuV/m dB dBuV dB/m dB dB cm deg 1 2489.50 47.77 74.00 -26.23 41.84 33.57 5.47 33.11 307 184 PEAK 2 2489.50 22.98 54.00 -31.02 17.05 33.57 5.47 33.11 307 184 AVERAGE	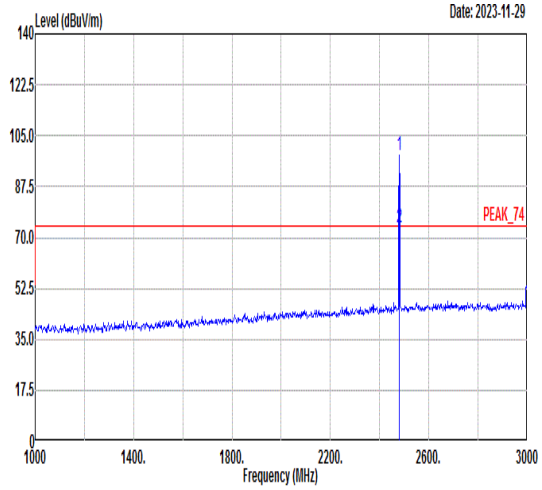 Freq Level Limit Line Margin Read Level Ant Factor Cable Loss Preamp Factor APos TPos Remark MHz dBuV/m dBuV/m dB dBuV dB/m dB dB cm deg 1 2480.00 98.40 ------ ------ 92.52 33.55 5.46 33.13 307 184 PEAK 2 2480.00 73.61 ------ ------ 67.73 33.55 5.46 33.13 307 184 AVERAGE

Mode	11	
	Harmonic	
	2400-2483.5_Bluetooth BR_GFSK_CH78_2480MHz	
ANT	6	
Pol.	Horizontal	Vertical
Peak Avg	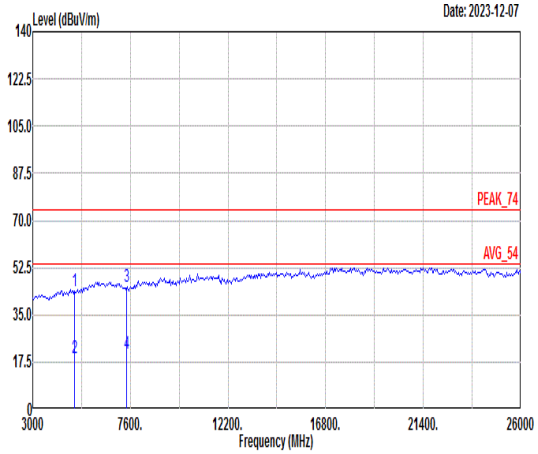 Freq Level Limit Line Margin Read Level Ant Factor Cable Loss Preamp Factor APos TPos Remark MHz dBuV/m dBuV/m dB dBuV dB/m dB dB cm deg 1 4960.00 43.82 74.00 -30.18 64.08 36.18 8.46 64.90 --- --- Peak 2 4960.00 19.03 54.00 -34.97 39.29 36.18 8.46 64.90 --- --- Average 3 7440.00 45.40 74.00 -28.60 64.16 35.93 10.17 64.86 --- --- Peak 4 7440.00 20.61 54.00 -33.39 39.37 35.93 10.17 64.86 --- --- Average	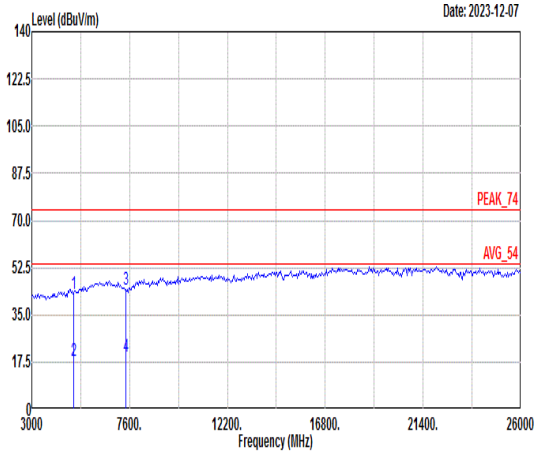 Freq Level Limit Line Margin Read Level Ant Factor Cable Loss Preamp Factor APos TPos Remark MHz dBuV/m dBuV/m dB dBuV dB/m dB dB cm deg 1 4960.00 42.95 74.00 -31.05 63.21 36.18 8.46 64.90 --- --- Peak 2 4960.00 18.16 54.00 -35.84 38.42 36.18 8.46 64.90 --- --- Average 3 7440.00 44.51 74.00 -29.49 63.27 35.93 10.17 64.86 --- --- Peak 4 7440.00 19.72 54.00 -34.28 38.48 35.93 10.17 64.86 --- --- Average

Mode	12	
	LF	
	2400-2483.5_Bluetooth BR_GFSK_CH78_2480MHz	
ANT	6	
Pol.	Horizontal	Vertical
QP/ Peak	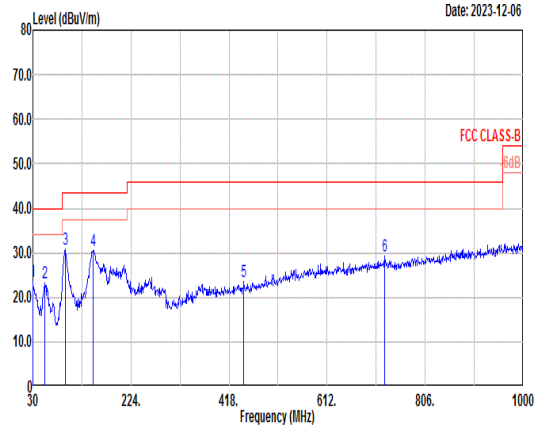	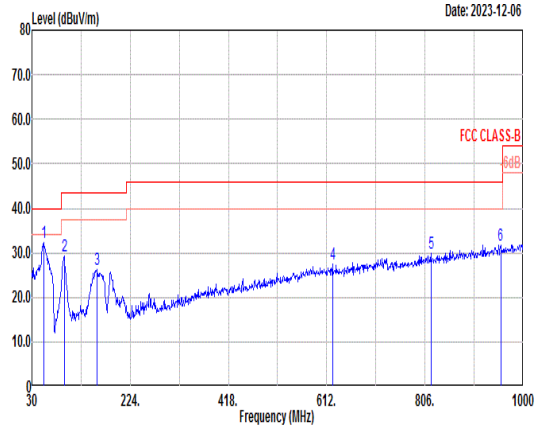

	Freq	Level	Limit Line	Margin	Read Level	Ant Factor	Cable Loss	Preamp Factor	APos	TPos	Remark
	MHz	dBuV/m	dBuV/m	dB	dBuV	dB/m	dB	dB	cm	deg	
1	30.00	23.52	40.00	-16.48	29.39	25.20	0.53	31.60	---	---	Peak
2	54.25	23.25	40.00	-16.75	41.53	12.80	0.73	31.81	---	---	Peak
3	94.02	30.69	43.50	-12.81	46.12	15.40	0.97	31.80	---	---	Peak
4	149.31	30.45	43.50	-13.05	43.70	17.20	1.25	31.70	---	---	Peak
5	447.10	23.59	46.00	-22.41	29.86	23.04	2.19	31.50	---	---	Peak
6	725.49	29.14	46.00	-16.86	30.00	27.53	2.81	31.20	---	---	Peak

	Freq	Level	Limit Line	Margin	Read Level	Ant Factor	Cable Loss	Preamp Factor	APos	TPos	Remark
	MHz	dBuV/m	dBuV/m	dB	dBuV	dB/m	dB	dB	cm	deg	
1	53.28	32.23	40.00	-7.77	50.13	13.20	0.73	31.83	---	---	Peak
2	94.02	29.22	43.50	-14.28	44.65	15.40	0.97	31.80	---	---	Peak
3	159.01	26.12	43.50	-17.38	39.91	16.60	1.29	31.68	---	---	Peak
4	623.64	27.55	46.00	-18.45	30.24	25.86	2.60	31.15	---	---	Peak
5	817.64	30.00	46.00	-16.00	30.12	28.00	2.98	31.10	---	---	Peak
6	955.38	31.79	46.00	-14.21	28.26	31.10	3.24	30.81	---	---	Peak

Mode	13	
	Band Edge	
	2400-2483.5_Bluetooth BR_GFSK_CH00_2402MHz	
ANT	MIMO 5+4	
Pol.	Horizontal	Fundamental
Peak	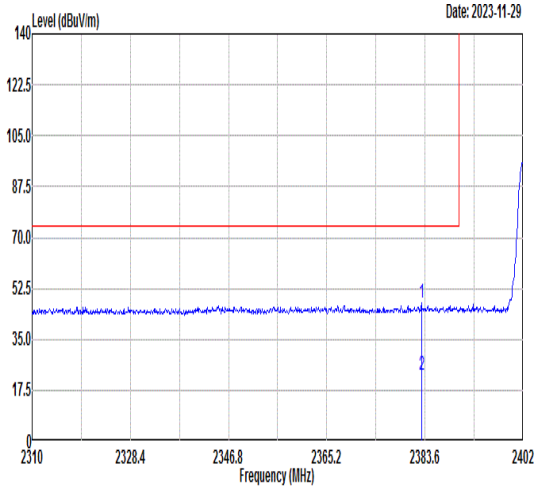 Freq Level Limit Line Margin Read Level Ant Factor Cable Loss Preamp Factor APos TPos Remark MHz dBuV/m dBuV/m dB dBuV dB/m dB dB cm deg 1 2382.96 47.45 74.00 -26.55 42.06 33.30 5.35 33.26 300 1 PEAK 2 2382.96 22.66 54.00 -31.34 17.27 33.30 5.35 33.26 300 1 AVERAGE	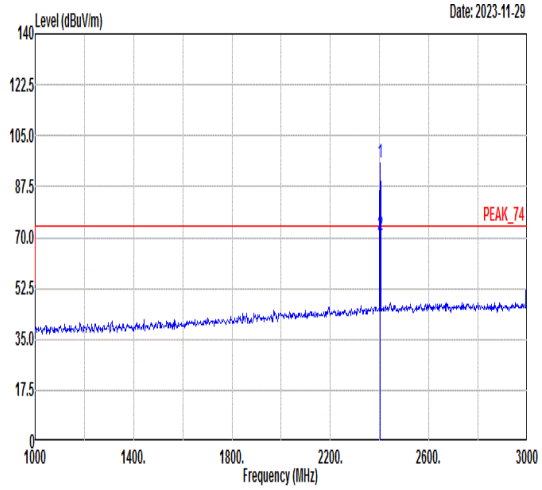 Freq Level Limit Line Margin Read Level Ant Factor Cable Loss Preamp Factor APos TPos Remark MHz dBuV/m dBuV/m dB dBuV dB/m dB dB cm deg 1 2402.00 95.82 ------ ------ 90.34 33.35 5.37 33.24 300 1 PEAK 2 2402.00 71.03 ------ ------ 65.55 33.35 5.37 33.24 300 1 AVERAGE

Mode	13	
	Band Edge	
	2400-2483.5_Bluetooth BR_GFSK_CH00_2402MHz	
ANT	MIMO 5+4	
Pol.	Vertical	Fundamental
Peak	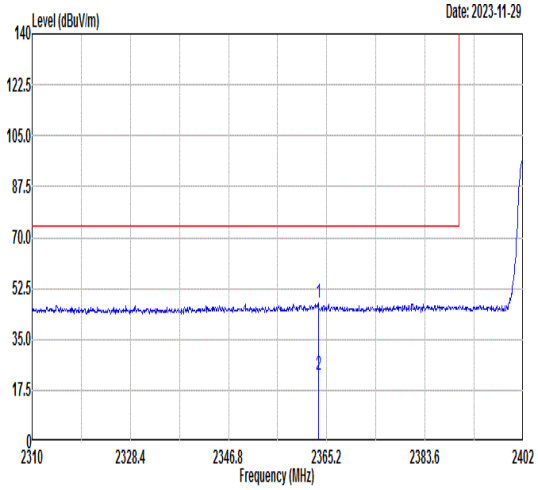 Freq Level Limit Line Margin Read Level Ant Factor Cable Loss Preamp Factor APos TPos Remark MHz dBuV/m dBuV/m dB dBuV dB/m dB dB cm deg 1 2363.64 47.37 74.00 -26.63 42.07 33.25 5.34 33.29 100 44 PEAK 2 2363.64 22.58 54.00 -31.42 17.28 33.25 5.34 33.29 100 44 AVERAGE	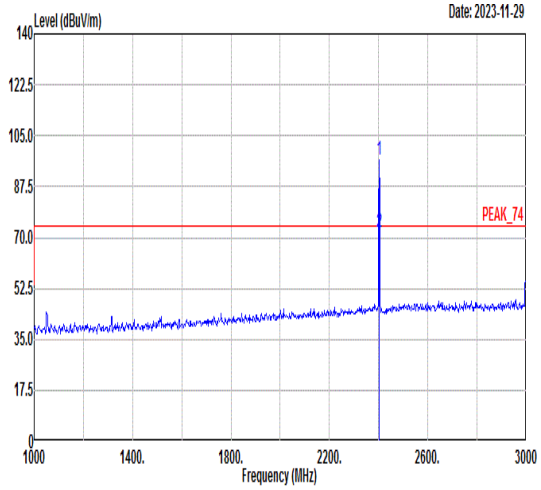 Freq Level Limit Line Margin Read Level Ant Factor Cable Loss Preamp Factor APos TPos Remark MHz dBuV/m dBuV/m dB dBuV dB/m dB dB cm deg 1 2402.00 96.55 ------ ------ 91.07 33.35 5.37 33.24 100 44 PEAK 2 2402.00 71.76 ------ ------ 66.28 33.35 5.37 33.24 100 44 AVERAGE

Mode	13	
	Harmonic	
	2400-2483.5_Bluetooth BR_GFSK_CH00_2402MHz	
ANT	MIMO 5+4	
Pol.	Horizontal	Vertical
Peak Avg	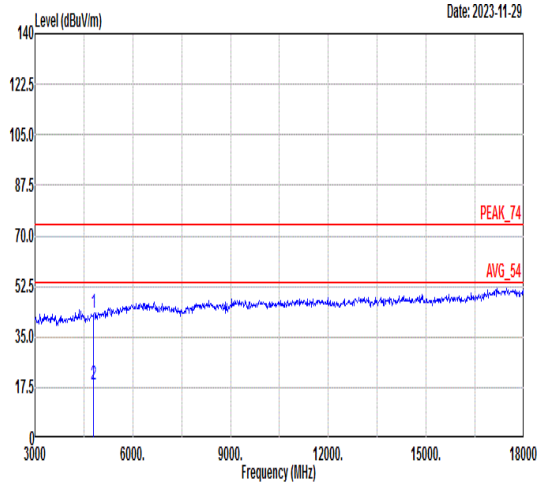 Freq Level Limit Line Margin Read Level Ant Factor Cable Loss Preamp Factor APos TPos Remark MHz dBuV/m dBuV/m dB dBuV dB/m dB dB cm deg 1 4804.00 43.26 74.00 -30.74 63.08 36.08 8.94 64.84 --- --- Peak 2 4804.00 18.47 54.00 -35.53 38.29 36.08 8.94 64.84 --- --- Average	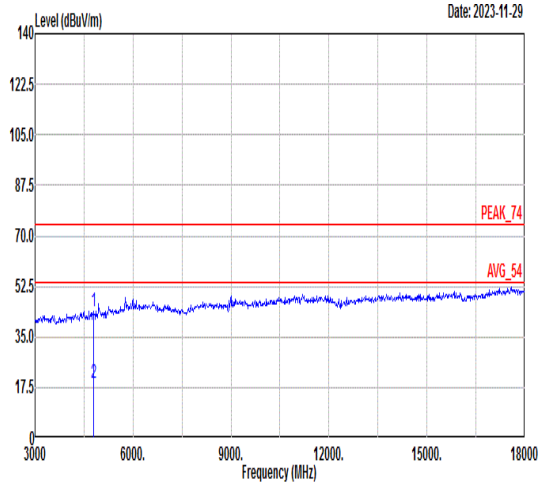 Freq Level Limit Line Margin Read Level Ant Factor Cable Loss Preamp Factor APos TPos Remark MHz dBuV/m dBuV/m dB dBuV dB/m dB dB cm deg 1 4804.00 43.72 74.00 -30.28 63.54 36.08 8.94 64.84 --- --- Peak 2 4804.00 18.93 54.00 -35.07 38.75 36.08 8.94 64.84 --- --- Average

Mode	14	
	Harmonic	
	2400-2483.5_Bluetooth BR_GFSK_CH39_2441MHz	
ANT	MIMO 5+4	
Pol.	Horizontal	Vertical
Peak Avg	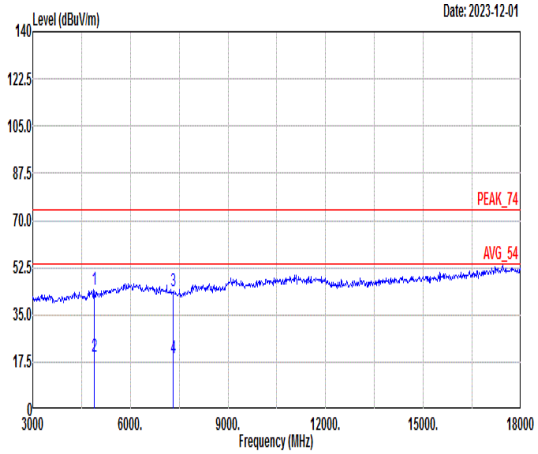 Freq Level Limit Line Margin Read Level Ant Factor Cable Loss Preamp Factor APos TPos Remark MHz dBuV/m dBuV/m dB dBuV dB/m dB dB cm deg 1 4882.00 44.12 74.00 -29.88 64.16 36.13 8.70 64.87 --- --- Peak 2 4882.00 19.33 54.00 -34.67 39.37 36.13 8.70 64.87 --- --- Average 3 7323.00 43.60 74.00 -30.40 62.09 36.19 10.18 64.86 --- --- Peak 4 7323.00 18.81 54.00 -35.19 37.30 36.19 10.18 64.86 --- --- Average	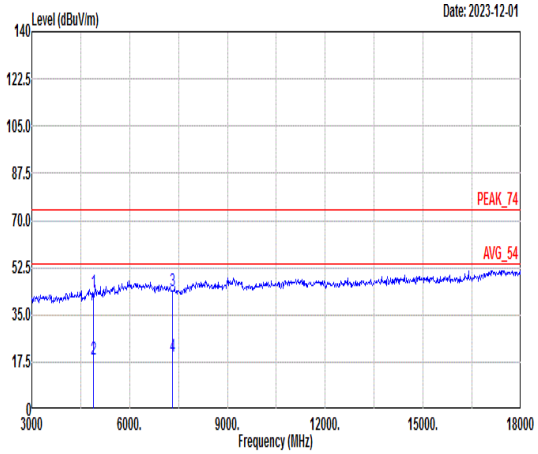 Freq Level Limit Line Margin Read Level Ant Factor Cable Loss Preamp Factor APos TPos Remark MHz dBuV/m dBuV/m dB dBuV dB/m dB dB cm deg 1 4882.00 43.10 74.00 -30.90 63.14 36.13 8.70 64.87 --- --- Peak 2 4882.00 18.31 54.00 -35.69 38.35 36.13 8.70 64.87 --- --- Average 3 7323.00 44.09 74.00 -29.91 62.58 36.19 10.18 64.86 --- --- Peak 4 7323.00 19.30 54.00 -34.70 37.79 36.19 10.18 64.86 --- --- Average

Mode	15	
	Band Edge	
	2400-2483.5_Bluetooth BR_GFSK_CH78_2480MHz	
ANT	MIMO 5+4	
Pol.	Horizontal	Fundamental
Peak	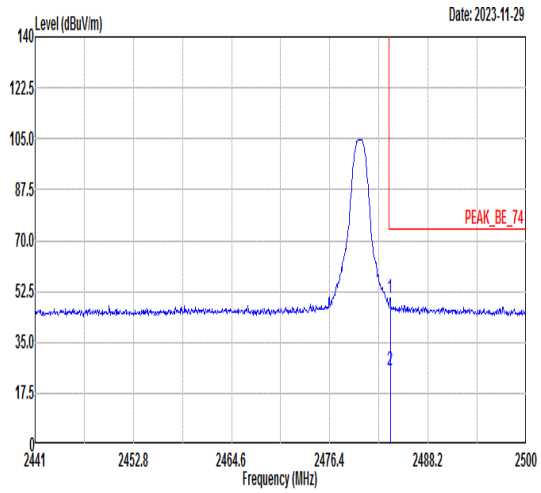 Freq Level Limit Line Margin Read Level Ant Factor Cable Loss Preamp Factor APos TPos Remark MHz dBuV/m dBuV/m dB dBuV dB/m dB dB cm deg 1 2483.66 50.11 74.00 -23.89 44.21 33.56 5.46 33.12 300 51 PEAK 2 2483.66 25.32 54.00 -28.68 19.42 33.56 5.46 33.12 300 51 AVERAGE	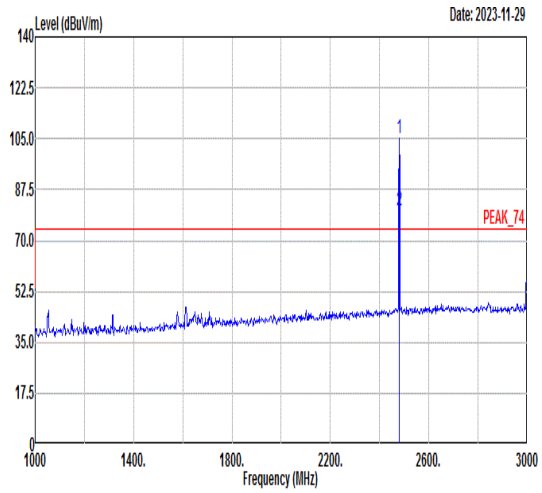 Freq Level Limit Line Margin Read Level Ant Factor Cable Loss Preamp Factor APos TPos Remark MHz dBuV/m dBuV/m dB dBuV dB/m dB dB cm deg 1 2480.00 104.87 ------ ------ 98.99 33.55 5.46 33.13 300 51 PEAK 2 2480.00 80.08 ------ ------ 74.20 33.55 5.46 33.13 300 51 AVERAGE

Mode	15	
	Band Edge	
	2400-2483.5_Bluetooth BR_GFSK_CH78_2480MHz	
ANT	MIMO 5+4	
Pol.	Vertical	Fundamental
Peak	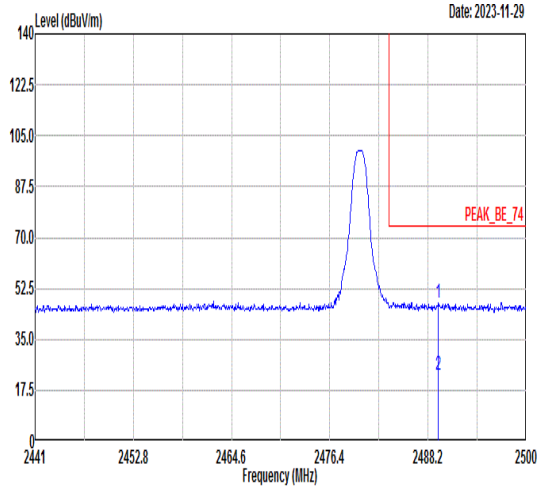 Freq Level Limit Line Margin Read Level Ant Factor Cable Loss Preamp Factor APos TPos Remark MHz dBuV/m dBuV/m dB dBuV dB/m dB dB cm deg 1 2489.44 47.76 74.00 -26.24 41.83 33.57 5.47 33.11 400 66 PEAK 2 2489.44 22.97 54.00 -31.03 17.04 33.57 5.47 33.11 400 66 AVERAGE	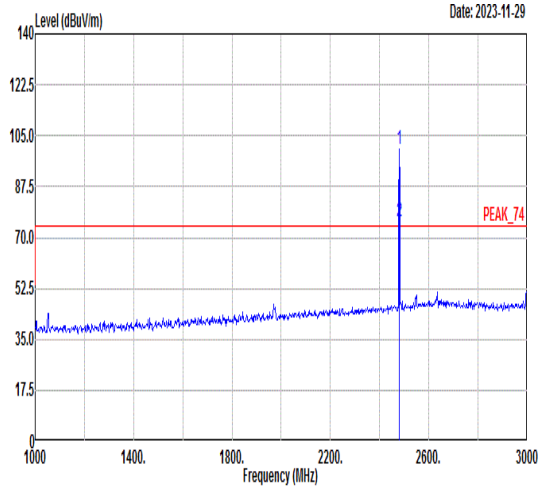 Freq Level Limit Line Margin Read Level Ant Factor Cable Loss Preamp Factor APos TPos Remark MHz dBuV/m dBuV/m dB dBuV dB/m dB dB cm deg 1 2480.00 100.16 ------ ------ 94.28 33.55 5.46 33.13 400 66 PEAK 2 2480.00 75.37 ------ ------ 69.49 33.55 5.46 33.13 400 66 AVERAGE

Mode	15	
	Harmonic	
	2400-2483.5_Bluetooth BR_GFSK_CH78_2480MHz	
ANT	MIMO 5+4	
Pol.	Horizontal	Vertical
Peak Avg	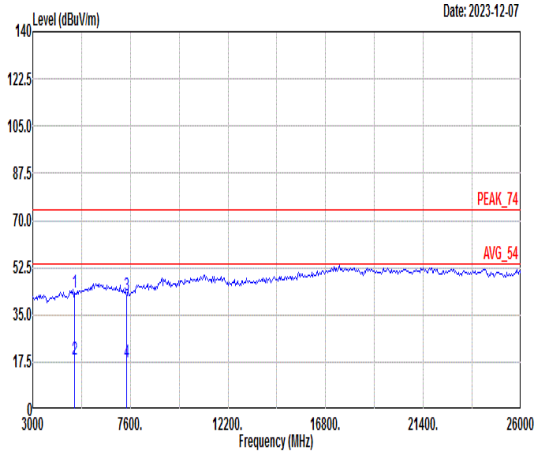 Freq Level Limit Line Margin Read Level Ant Factor Cable Loss Preamp Factor APos TPos Remark MHz dBuV/m dBuV/m dB dBuV dB/m dB dB cm deg 1 4960.00 43.48 74.00 -30.52 63.74 36.18 8.46 64.90 --- --- Peak 2 4960.00 18.69 54.00 -35.31 38.95 36.18 8.46 64.90 --- --- Average 3 7440.00 42.43 74.00 -31.57 61.19 35.93 10.17 64.86 --- --- Peak 4 7440.00 17.64 54.00 -36.36 36.40 35.93 10.17 64.86 --- --- Average	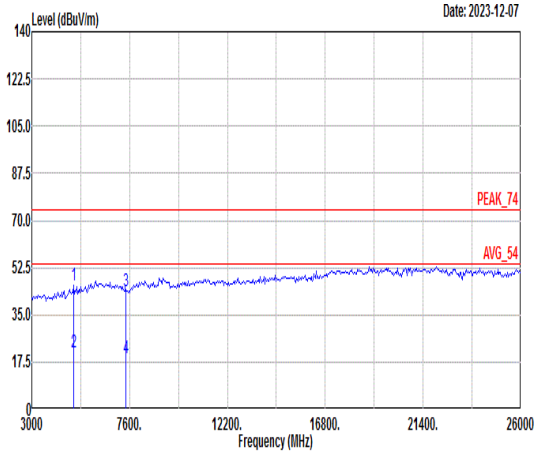 Freq Level Limit Line Margin Read Level Ant Factor Cable Loss Preamp Factor APos TPos Remark MHz dBuV/m dBuV/m dB dBuV dB/m dB dB cm deg 1 4960.00 45.73 74.00 -28.27 65.99 36.18 8.46 64.90 --- --- Peak 2 4960.00 20.94 54.00 -33.06 41.20 36.18 8.46 64.90 --- --- Average 3 7440.00 43.84 74.00 -30.16 62.60 35.93 10.17 64.86 --- --- Peak 4 7440.00 19.05 54.00 -34.95 37.81 35.93 10.17 64.86 --- --- Average

Mode	16	
	LF	
	2400-2483.5_Bluetooth BR_GFSK_CH78_2480MHz	
ANT	MIMO 5+4	
Pol.	Horizontal	Vertical
QP/ Peak	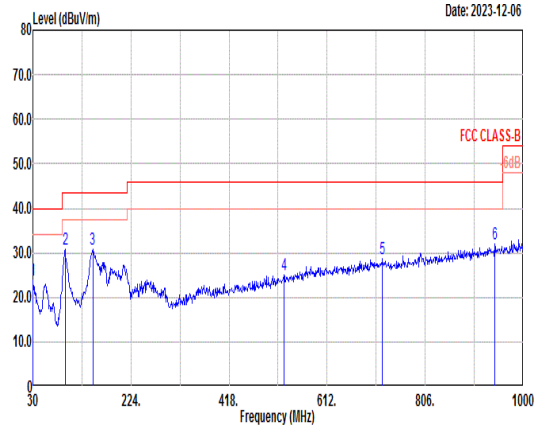	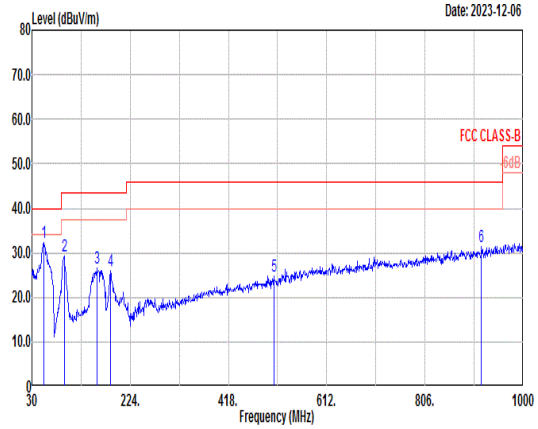

Horizontal:

	Freq	Level	Limit Line	Margin	Read Level	Ant Factor	Cable Loss	Preamp Factor	APos	TPos	Remark
	MHz	dBuV/m	dBuV/m	dB	dBuV	dB/m	dB	dB	cm	deg	
1	30.00	23.78	40.00	-16.22	29.65	25.20	0.53	31.60	---	---	Peak
2	94.02	30.68	43.50	-12.82	46.11	15.40	0.97	31.80	---	---	Peak
3	148.34	30.93	43.50	-12.57	44.20	17.20	1.24	31.71	---	---	Peak
4	526.64	25.13	46.00	-20.87	29.92	24.10	2.40	31.29	---	---	Peak
5	721.61	28.75	46.00	-17.25	29.89	27.26	2.80	31.20	---	---	Peak
6	943.74	32.09	46.00	-13.91	29.14	30.54	3.22	30.81	---	---	Peak

Vertical:

	Freq	Level	Limit Line	Margin	Read Level	Ant Factor	Cable Loss	Preamp Factor	APos	TPos	Remark
	MHz	dBuV/m	dBuV/m	dB	dBuV	dB/m	dB	dB	cm	deg	
1	53.28	32.18	40.00	-7.82	50.08	13.20	0.73	31.83	---	---	Peak
2	94.02	29.38	43.50	-14.12	44.81	15.40	0.97	31.80	---	---	Peak
3	158.04	26.43	43.50	-17.07	40.13	16.70	1.28	31.68	---	---	Peak
4	185.20	25.99	43.50	-17.51	41.44	14.80	1.38	31.63	---	---	Peak
5	507.24	24.84	46.00	-21.16	29.82	24.04	2.35	31.37	---	---	Peak
6	917.55	31.40	46.00	-14.60	29.63	29.45	3.18	30.86	---	---	Peak

Mode	17	
	Band Edge	
	2400-2483.5_Bluetooth BR_GFSK_CH00_2402MHz	
ANT	MIMO 5+6	
Pol.	Horizontal	Fundamental
Peak	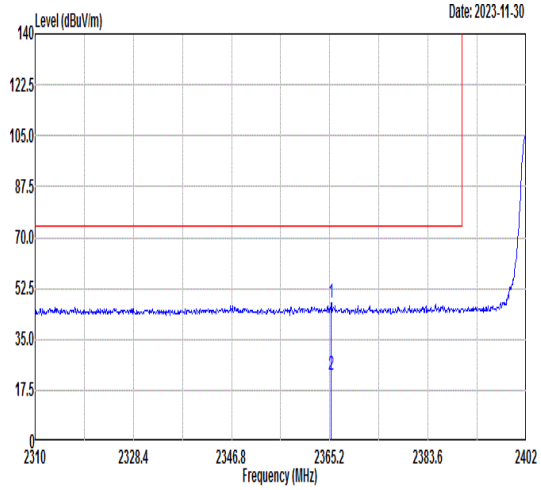 Freq Level Limit Line Margin Read Level Ant Factor Cable Loss Preamp Factor APos TPos Remark MHz dBuV/m dBuV/m dB dBuV dB/m dB dB cm deg 1 2365.48 47.74 74.00 -26.26 42.44 33.25 5.34 33.29 336 69 PEAK 2 2365.48 22.95 54.00 -31.05 17.65 33.25 5.34 33.29 336 69 AVERAGE	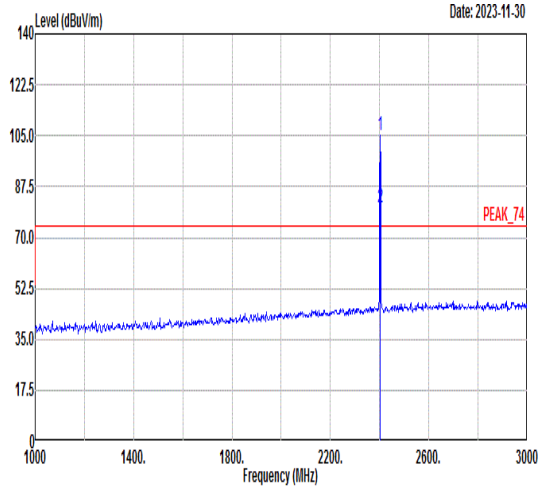 Freq Level Limit Line Margin Read Level Ant Factor Cable Loss Preamp Factor APos TPos Remark MHz dBuV/m dBuV/m dB dBuV dB/m dB dB cm deg 1 2402.00 105.31 ------ ------ 99.83 33.35 5.37 33.24 336 69 PEAK 2 2402.00 80.52 ------ ------ 75.04 33.35 5.37 33.24 336 69 AVERAGE

Mode	17	
	Band Edge	
	2400-2483.5_Bluetooth BR_GFSK_CH00_2402MHz	
ANT	MIMO 5+6	
Pol.	Vertical	Fundamental
Peak	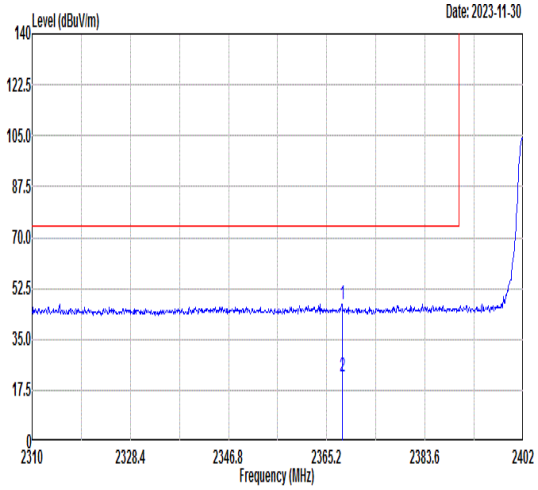 Freq Level Limit Line Margin Read Level Ant Factor Cable Loss Preamp Factor APos TPos Remark MHz dBuV/m dBuV/m dB dBuV dB/m dB dB cm deg 1 2368.05 47.11 74.00 -26.89 41.79 33.26 5.34 33.28 386 251 PEAK 2 2368.05 22.32 54.00 -31.68 17.00 33.26 5.34 33.28 386 251 AVERAGE	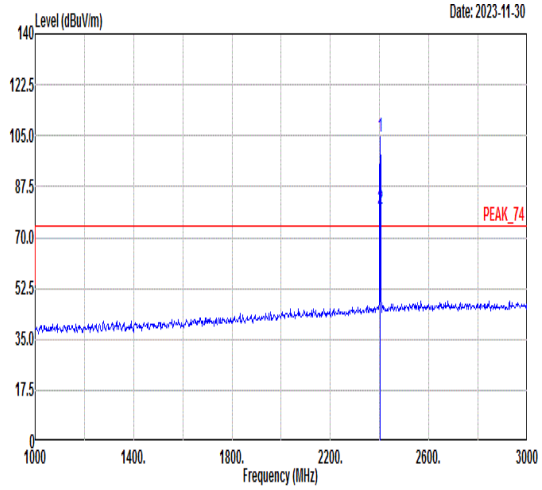 Freq Level Limit Line Margin Read Level Ant Factor Cable Loss Preamp Factor APos TPos Remark MHz dBuV/m dBuV/m dB dBuV dB/m dB dB cm deg 1 2402.00 104.48 ------ ------ 99.00 33.35 5.37 33.24 386 251 PEAK 2 2402.00 79.69 ------ ------ 74.21 33.35 5.37 33.24 386 251 AVERAGE

Mode	17	
	Harmonic	
	2400-2483.5_Bluetooth BR_GFSK_CH00_2402MHz	
ANT	MIMO 5+6	
Pol.	Horizontal	Vertical
Peak Avg	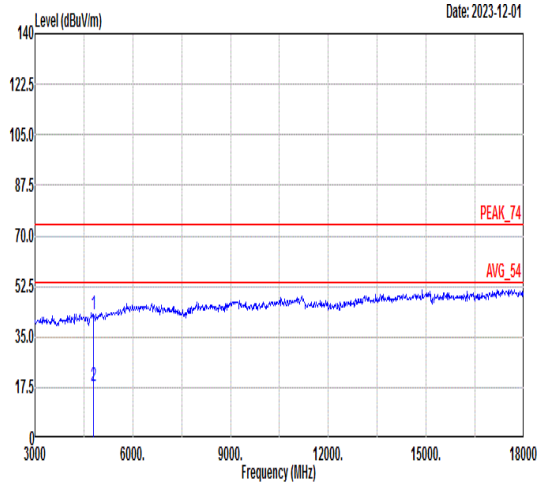 Freq Level Limit Line Margin Read Level Ant Factor Cable Loss Preamp Factor APos TPos Remark MHz dBuV/m dBuV/m dB dBuV dB/m dB dB cm deg 1 4804.00 42.87 74.00 -31.13 62.69 36.08 8.94 64.84 --- --- Peak 2 4804.00 18.08 54.00 -35.92 37.90 36.08 8.94 64.84 --- --- Average	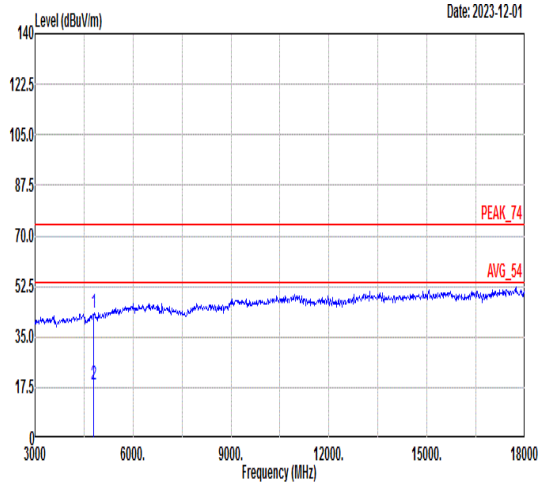 Freq Level Limit Line Margin Read Level Ant Factor Cable Loss Preamp Factor APos TPos Remark MHz dBuV/m dBuV/m dB dBuV dB/m dB dB cm deg 1 4804.00 43.27 74.00 -30.73 63.09 36.08 8.94 64.84 --- --- Peak 2 4804.00 18.48 54.00 -35.52 38.30 36.08 8.94 64.84 --- --- Average

Mode	18	
	Harmonic	
	2400-2483.5_Bluetooth BR_GFSK_CH39_2441MHz	
ANT	MIMO 5+6	
Pol.	Horizontal	Vertical
Peak Avg	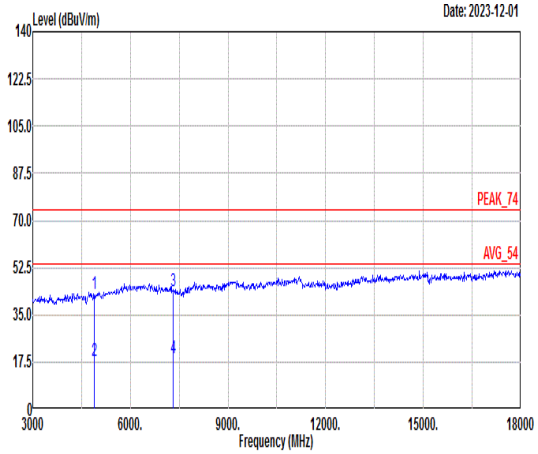 Freq Level Limit Line Margin Read Level Ant Factor Cable Loss Preamp Factor APos TPos Remark MHz dBuV/m dBuV/m dB dBuV dB/m dB dB cm deg 1 4882.00 42.63 74.00 -31.37 62.67 36.13 8.70 64.87 --- --- Peak 2 4882.00 17.84 54.00 -36.16 37.88 36.13 8.70 64.87 --- --- Average 3 7323.00 43.84 74.00 -30.16 62.33 36.19 10.18 64.86 --- --- Peak 4 7323.00 19.05 54.00 -34.95 37.54 36.19 10.18 64.86 --- --- Average	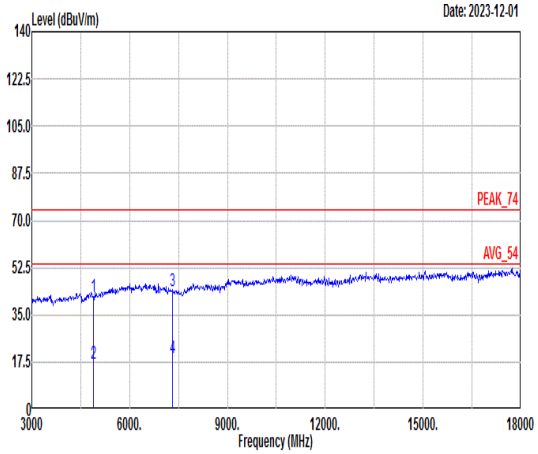 Freq Level Limit Line Margin Read Level Ant Factor Cable Loss Preamp Factor APos TPos Remark MHz dBuV/m dBuV/m dB dBuV dB/m dB dB cm deg 1 4882.00 41.92 74.00 -32.08 61.96 36.13 8.70 64.87 --- --- Peak 2 4882.00 17.13 54.00 -36.87 37.17 36.13 8.70 64.87 --- --- Average 3 7323.00 43.79 74.00 -30.21 62.28 36.19 10.18 64.86 --- --- Peak 4 7323.00 19.00 54.00 -35.00 37.49 36.19 10.18 64.86 --- --- Average

Mode	19	
	Band Edge	
	2400-2483.5_Bluetooth BR_GFSK_CH78_2480MHz	
ANT	MIMO 5+6	
Pol.	Horizontal	Fundamental
Peak	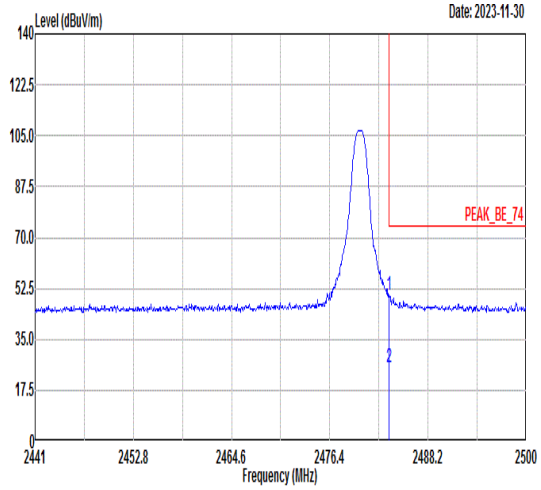 Freq Level Limit Line Margin Read Level Ant Factor Cable Loss Preamp Factor APos TPos Remark MHz dBuV/m dBuV/m dB dBuV dB/m dB dB cm deg 1 2483.54 50.05 74.00 -23.95 44.15 33.56 5.46 33.12 173 332 PEAK 2 2483.54 25.26 54.00 -28.74 19.36 33.56 5.46 33.12 173 332 AVERAGE	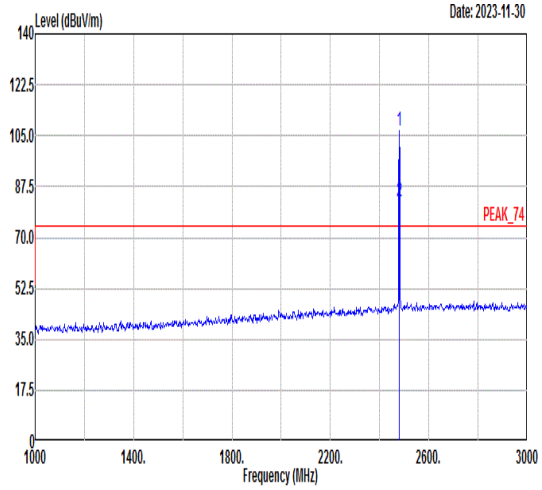 Freq Level Limit Line Margin Read Level Ant Factor Cable Loss Preamp Factor APos TPos Remark MHz dBuV/m dBuV/m dB dBuV dB/m dB dB cm deg 1 2480.00 106.94 ------ ------ 101.06 33.55 5.46 33.13 173 332 PEAK 2 2480.00 82.15 ------ ------ 76.27 33.55 5.46 33.13 173 332 AVERAGE

Mode	19	
	Band Edge	
	2400-2483.5_Bluetooth BR_GFSK_CH78_2480MHz	
ANT	MIMO 5+6	
Pol.	Vertical	Fundamental
Peak	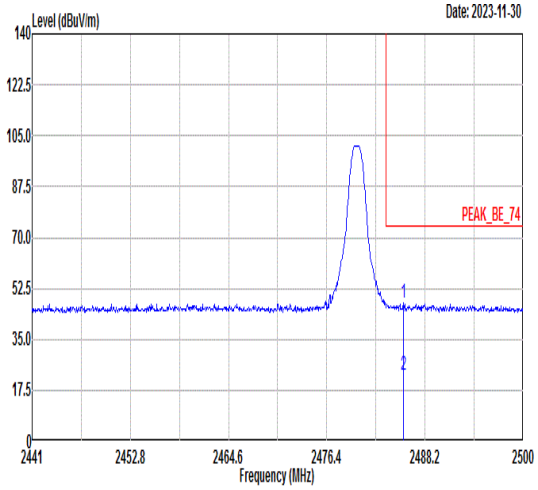 Freq Level Limit Line Margin Read Level Ant Factor Cable Loss Preamp Factor APos TPos Remark MHz dBuV/m dBuV/m dB dBuV dB/m dB dB cm deg 1 2485.60 47.37 74.00 -26.63 41.47 33.56 5.46 33.12 286 228 PEAK 2 2485.60 22.58 54.00 -31.42 16.68 33.56 5.46 33.12 286 228 AVERAGE	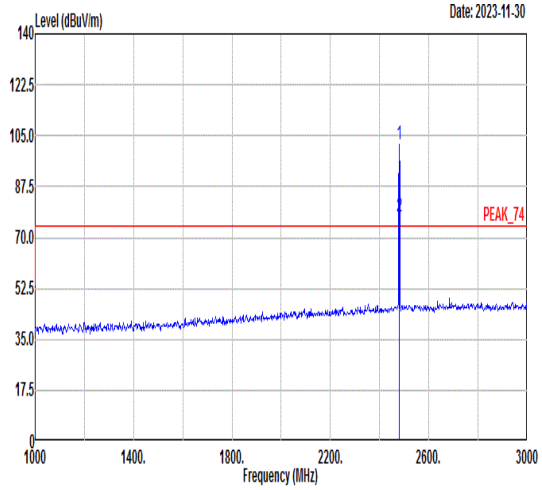 Freq Level Limit Line Margin Read Level Ant Factor Cable Loss Preamp Factor APos TPos Remark MHz dBuV/m dBuV/m dB dBuV dB/m dB dB cm deg 1 2480.00 101.85 ------ ------ 95.97 33.55 5.46 33.13 286 228 PEAK 2 2480.00 77.06 ------ ------ 71.18 33.55 5.46 33.13 286 228 AVERAGE

Mode	19	
	Harmonic	
	2400-2483.5_Bluetooth BR_GFSK_CH78_2480MHz	
ANT	MIMO 5+6	
Pol.	Horizontal	Vertical
Peak Avg	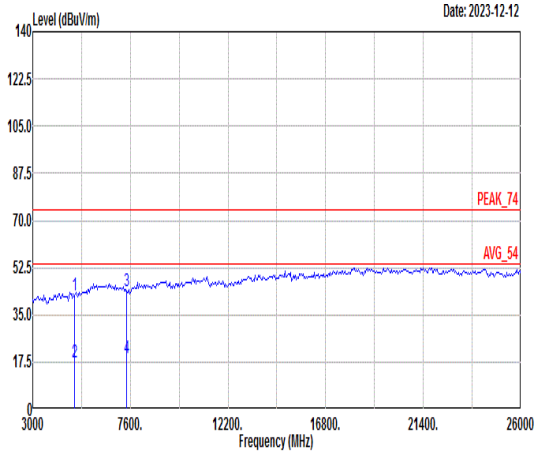 Freq Level Limit Line Margin Read Level Ant Factor Cable Loss Preamp Factor APos TPos Remark MHz dBuV/m dBuV/m dB dBuV dB/m dB dB cm deg 1 4960.00 42.24 74.00 -31.76 62.50 36.18 8.46 64.90 --- --- Peak 2 4960.00 17.45 54.00 -36.55 37.71 36.18 8.46 64.90 --- --- Average 3 7440.00 43.69 74.00 -30.31 62.45 35.93 10.17 64.86 --- --- Peak 4 7440.00 18.90 54.00 -35.10 37.66 35.93 10.17 64.86 --- --- Average	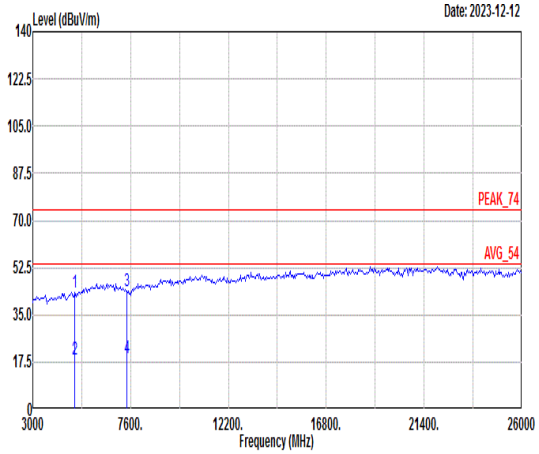 Freq Level Limit Line Margin Read Level Ant Factor Cable Loss Preamp Factor APos TPos Remark MHz dBuV/m dBuV/m dB dBuV dB/m dB dB cm deg 1 4960.00 43.22 74.00 -30.78 63.48 36.18 8.46 64.90 --- --- Peak 2 4960.00 18.43 54.00 -35.57 38.69 36.18 8.46 64.90 --- --- Average 3 7440.00 43.92 74.00 -30.08 62.68 35.93 10.17 64.86 --- --- Peak 4 7440.00 19.13 54.00 -34.87 37.89 35.93 10.17 64.86 --- --- Average

Mode	20	
	LF	
	2400-2483.5_Bluetooth BR_GFSK_CH78_2480MHz	
ANT	MIMO 5+6	
Pol.	Horizontal	Vertical
QP/ Peak	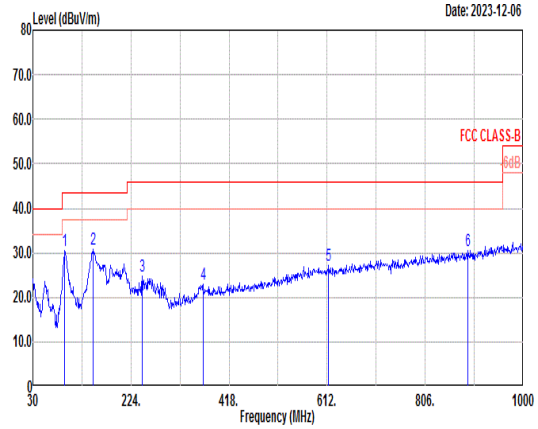	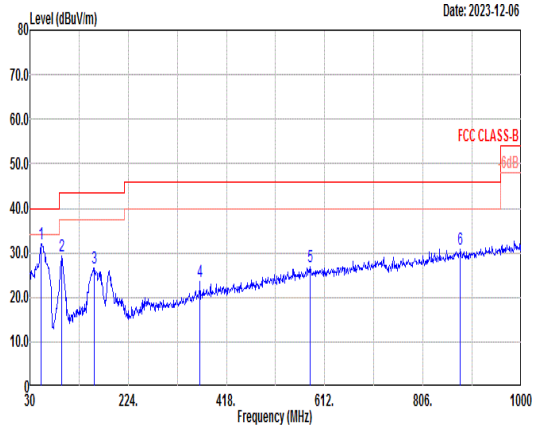

Horizontal:

	Freq	Level	Limit Line	Margin	Read Level	Ant Factor	Cable Loss	Preamp Factor	APos	TPos	Remark
	MHz	dBuV/m	dBuV/m	dB	dBuV	dB/m	dB	dB	cm	deg	
1	93.05	30.57	43.50	-12.93	46.10	15.30	0.97	31.80	---	---	Peak
2	149.31	30.67	43.50	-12.83	43.92	17.20	1.25	31.70	---	---	Peak
3	246.31	24.71	46.00	-21.29	36.66	18.02	1.63	31.60	---	---	Peak
4	366.59	22.96	46.00	-23.04	31.57	20.80	2.02	31.43	---	---	Peak
5	614.91	27.15	46.00	-18.85	29.99	25.70	2.59	31.13	---	---	Peak
6	890.39	30.47	46.00	-15.53	29.17	29.10	3.14	30.94	---	---	Peak

Vertical:

	Freq	Level	Limit Line	Margin	Read Level	Ant Factor	Cable Loss	Preamp Factor	APos	TPos	Remark
	MHz	dBuV/m	dBuV/m	dB	dBuV	dB/m	dB	dB	cm	deg	
1	51.34	32.12	40.00	-7.88	49.27	14.00	0.72	31.87	---	---	Peak
2	93.05	29.43	43.50	-14.07	44.96	15.30	0.97	31.80	---	---	Peak
3	157.07	26.49	43.50	-17.01	40.20	16.70	1.28	31.69	---	---	Peak
4	365.62	23.45	46.00	-22.55	32.06	20.80	2.02	31.43	---	---	Peak
5	582.90	27.01	46.00	-18.99	29.61	26.00	2.53	31.13	---	---	Peak
6	879.72	30.90	46.00	-15.10	29.56	29.20	3.12	30.98	---	---	Peak

Mode	21	
	Band Edge	
	2400-2483.5_Bluetooth BR_GFSK_CH78_2480MHz	
ANT	MIMO 5+4	
Pol.	Horizontal	Fundamental
Peak	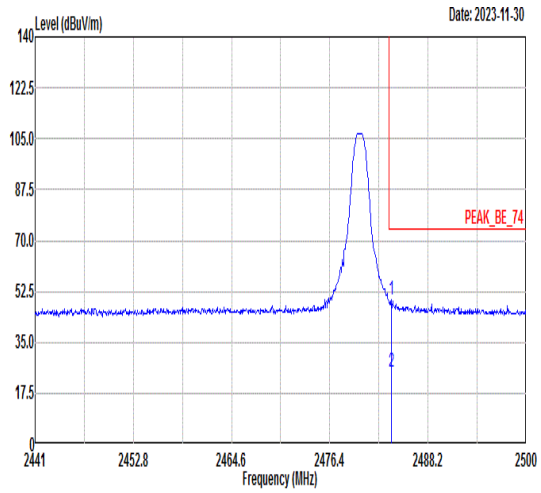 Freq Level Limit Line Margin Read Level Ant Factor Cable Loss Preamp Factor APos TPos Remark 1 2483.78 49.51 74.00 -24.49 43.61 33.56 5.46 33.12 284 316 PEAK 2 2483.78 24.72 54.00 -29.28 18.82 33.56 5.46 33.12 284 316 AVERAGE	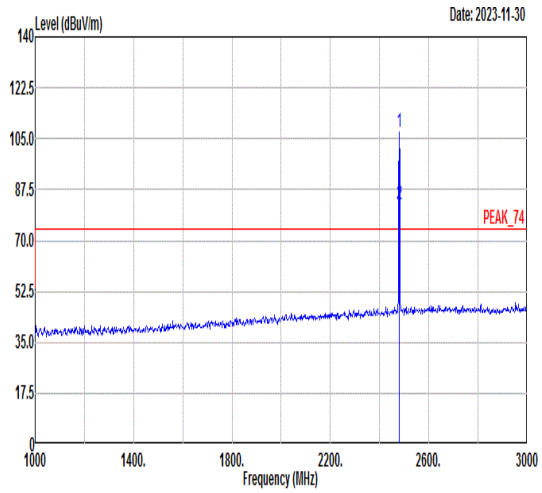 Freq Level Limit Line Margin Read Level Ant Factor Cable Loss Preamp Factor APos TPos Remark 1 2480.00 107.13 ------ ------ 101.25 33.55 5.46 33.13 284 316 PEAK 2 2480.00 82.34 ------ ------ 76.46 33.55 5.46 33.13 284 316 AVERAGE

Mode	21	
	Band Edge	
	2400-2483.5_Bluetooth BR_GFSK_CH78_2480MHz	
ANT	MIMO 5+4	
Pol.	Vertical	Fundamental
Peak	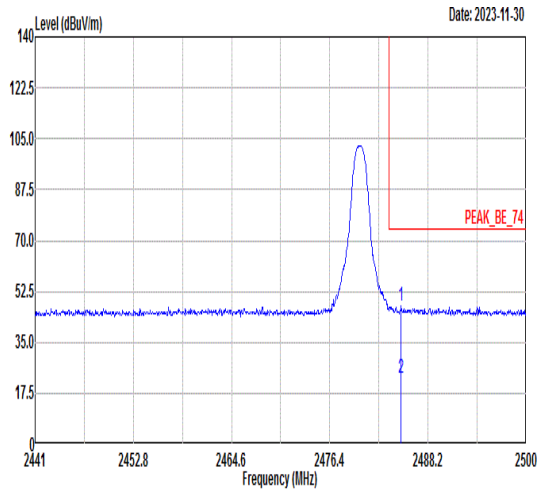 Freq Level Limit Line Margin Read Level Ant Factor Cable Loss Preamp Factor APos TPos Remark MHz dBuV/m dBuV/m dB dBuV dB/m dB dB cm deg 1 2484.96 47.29 74.00 -26.71 41.39 33.56 5.46 33.12 357 227 PEAK 2 2484.96 22.50 54.00 -31.50 16.60 33.56 5.46 33.12 357 227 AVERAGE	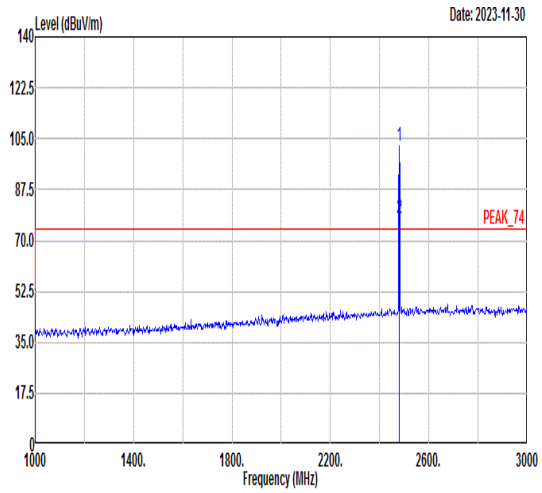 Freq Level Limit Line Margin Read Level Ant Factor Cable Loss Preamp Factor APos TPos Remark MHz dBuV/m dBuV/m dB dBuV dB/m dB dB cm deg 1 2480.00 102.31 ------ ------ 96.43 33.55 5.46 33.13 357 227 PEAK 2 2480.00 77.52 ------ ------ 71.64 33.55 5.46 33.13 357 227 AVERAGE

Mode	21
	Harmonic
	2400-2483.5_Bluetooth BR_GFSK_CH78_2480MHz
ANT	MIMO 5+4

Pol.	Horizontal	Vertical
Peak Avg	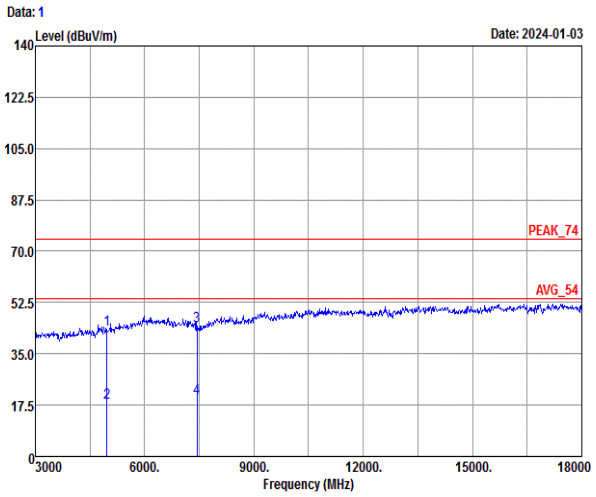	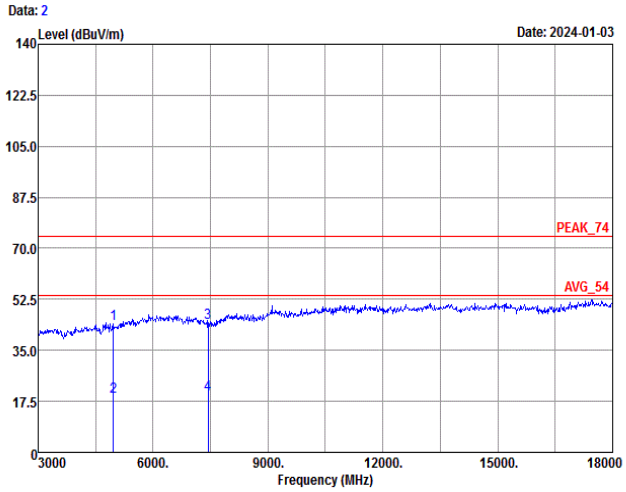

	Freq	Level	Over Limit	Limit Line	ReadAntenna Level	Antenna Factor	Cable Loss	Preamp Factor	A/Pos	T/Pos	Remark
	MHz	dBuV/m	dB	dBuV/m	dBuV	dB/m	dB	dB	cm	deg	
1	4960.00	43.14	-30.86	74.00	63.45	36.18	8.41	64.90	---	---	Peak
2	4960.00	18.34	-35.66	54.00	38.65	36.18	8.41	64.90	---	---	Average
3 *	7440.00	44.64	-29.36	74.00	63.40	35.93	10.17	64.86	---	---	Peak
4	7440.00	19.86	-34.14	54.00	38.62	35.93	10.17	64.86	---	---	Average

	Freq	Level	Over Limit	Limit Line	ReadAntenna Level	Antenna Factor	Cable Loss	Preamp Factor	A/Pos	T/Pos	Remark
	MHz	dBuV/m	dB	dBuV/m	dBuV	dB/m	dB	dB	cm	deg	
1	4960.00	43.97	-30.03	74.00	64.28	36.18	8.41	64.90	---	---	Peak
2	4960.00	19.17	-34.83	54.00	39.48	36.18	8.41	64.90	---	---	Average
3 *	7440.00	44.57	-29.43	74.00	63.33	35.93	10.17	64.86	---	---	Peak
4	7440.00	19.79	-34.21	54.00	38.55	35.93	10.17	64.86	---	---	Average

Co-location

Mode	22	
	Band Edge	
	2400-2483.5_Bluetooth BR_GFSK_CH78_2480MHz+SA N30 Link	
ANT	MIMO 5+4	
Pol.	Horizontal	Fundamental
Peak	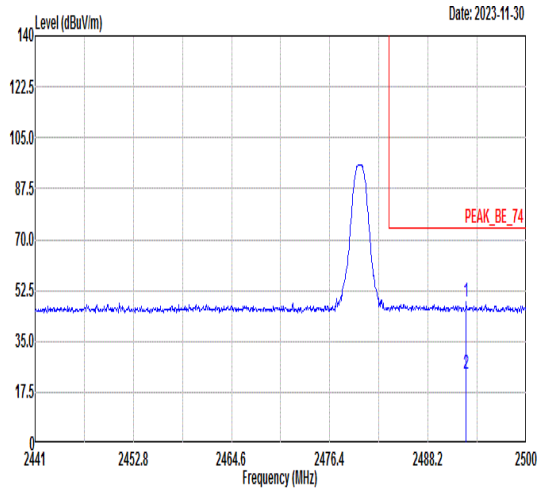 Freq Level Limit Line Margin Read Level Ant Factor Cable Loss Preamp Factor APos TPos Remark MHz dBuV/m dBuV/m dB dBuV dB/m dB dB cm deg 1 2492.80 48.43 74.00 -25.57 42.49 33.58 5.47 33.11 400 172 PEAK 2 2492.80 23.64 54.00 -30.36 17.70 33.58 5.47 33.11 400 172 AVERAGE	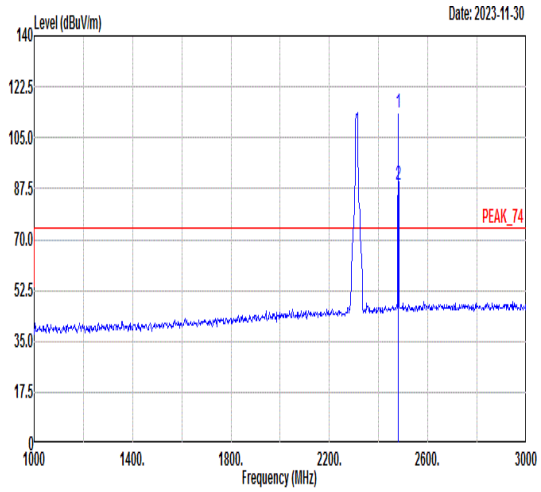 Freq Level Limit Line Margin Read Level Ant Factor Cable Loss Preamp Factor APos TPos Remark MHz dBuV/m dBuV/m dB dBuV dB/m dB dB cm deg 1 2480.00 113.49 ------ ------ 108.43 33.12 5.30 33.36 400 172 PEAK 2 2480.00 88.70 ------ ------ 83.64 33.12 5.30 33.36 400 172 AVERAGE

Mode	22	
	Band Edge	
	2400-2483.5_Bluetooth BR_GFSK_CH78_2480MHz+SA N30 Link	
ANT	MIMO 5+4	
Pol.	Vertical	Fundamental
Peak	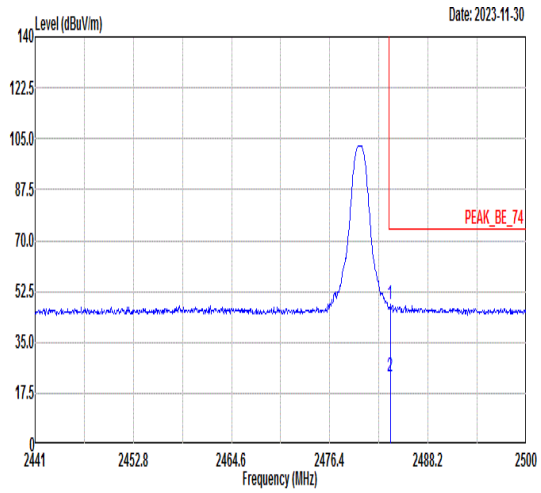 Freq Level Limit Line Margin Read Level Ant Factor Cable Loss Preamp Factor APos TPos Remark 1 2483.66 47.98 74.00 -26.02 42.08 33.56 5.46 33.12 400 248 PEAK 2 2483.66 23.19 54.00 -30.81 17.29 33.56 5.46 33.12 400 248 AVERAGE	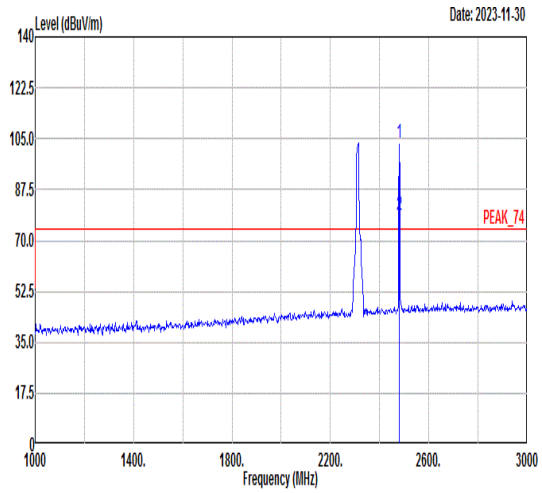 Freq Level Limit Line Margin Read Level Ant Factor Cable Loss Preamp Factor APos TPos Remark 1 2480.00 103.47 ------ ------ 98.41 33.12 5.30 33.36 400 248 PEAK 2 2480.00 78.68 ------ ------ 73.62 33.12 5.30 33.36 400 248 AVERAGE

Mode	22	
	Harmonic	
	2400-2483.5_Bluetooth BR_GFSK_CH78_2480MHz+SA N30 Link	
ANT	MIMO 5+4/7	
Pol.	Horizontal	Vertical
Peak Avg	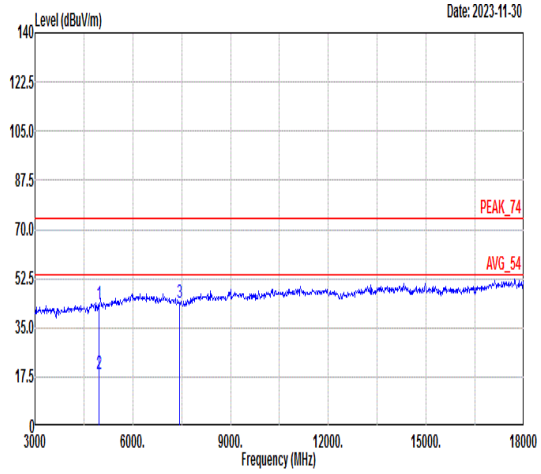 Freq Level Limit Line Margin Read Level Ant Factor Cable Loss Preamp Factor APos TPos Remark MHz dBuV/m dBuV/m dB dBuV dB/m dB dB cm deg 1 4960.00 43.33 74.00 -30.67 63.59 36.18 8.46 64.90 --- --- Peak 2 4960.00 18.54 54.00 -35.46 38.80 36.18 8.46 64.90 --- --- Average 3 7440.00 43.82 74.00 -30.18 62.58 35.93 10.17 64.86 --- --- Peak	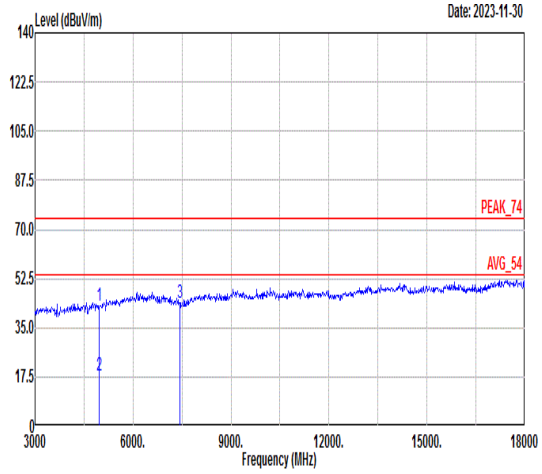 Freq Level Limit Line Margin Read Level Ant Factor Cable Loss Preamp Factor APos TPos Remark MHz dBuV/m dBuV/m dB dBuV dB/m dB dB cm deg 1 4960.00 42.59 74.00 -31.41 62.85 36.18 8.46 64.90 --- --- Peak 2 4960.00 17.80 54.00 -36.20 38.06 36.18 8.46 64.90 --- --- Average 3 7440.00 44.08 74.00 -29.92 62.84 35.93 10.17 64.86 --- --- Peak

Mode	23	
	Band Edge	
	2400-2483.5_Bluetooth BR_GFSK_CH78_2480MHz+ SA N30 Link	
ANT	MIMO 5+6	
Pol.	Horizontal	Fundamental
Peak	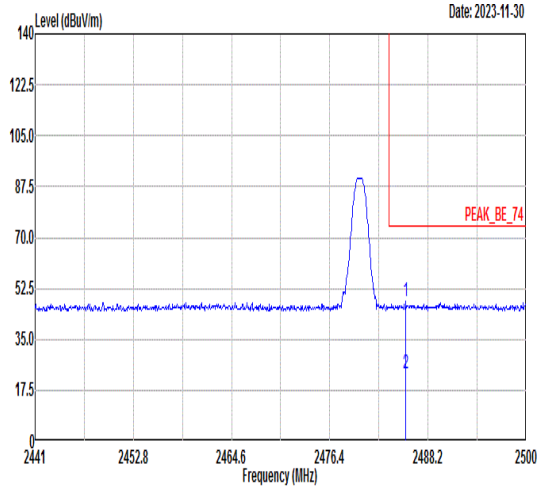 Freq Level Limit Line Margin Read Level Ant Factor Cable Loss Preamp Factor APos TPos Remark MHz dBuV/m dBuV/m dB dBuV dB/m dB dB cm deg 1 2485.55 47.99 74.00 -26.01 42.09 33.56 5.46 33.12 255 214 PEAK 2 2485.55 23.20 54.00 -30.80 17.30 33.56 5.46 33.12 255 214 AVERAGE	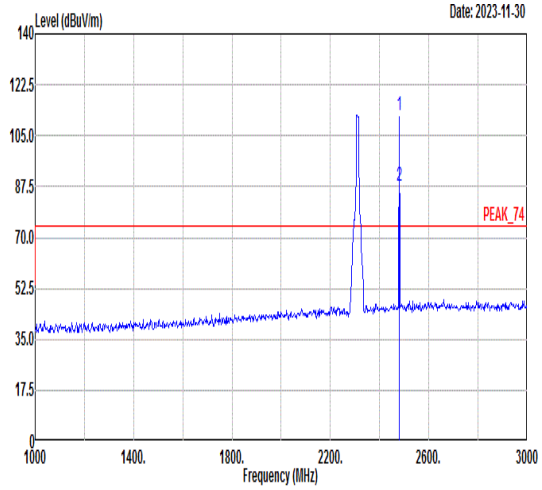 Freq Level Limit Line Margin Read Level Ant Factor Cable Loss Preamp Factor APos TPos Remark MHz dBuV/m dBuV/m dB dBuV dB/m dB dB cm deg 1 2480.00 112.24 ------ ------ 107.22 33.10 5.29 33.37 255 214 PEAK 2 2480.00 87.45 ------ ------ 82.43 33.10 5.29 33.37 255 214 AVERAGE

Mode	23	
	Band Edge	
	2400-2483.5_Bluetooth BR_GFSK_CH78_2480MHz+ SA N30 Link	
ANT	MIMO 5+6	
Pol.	Vertical	Fundamental
Peak	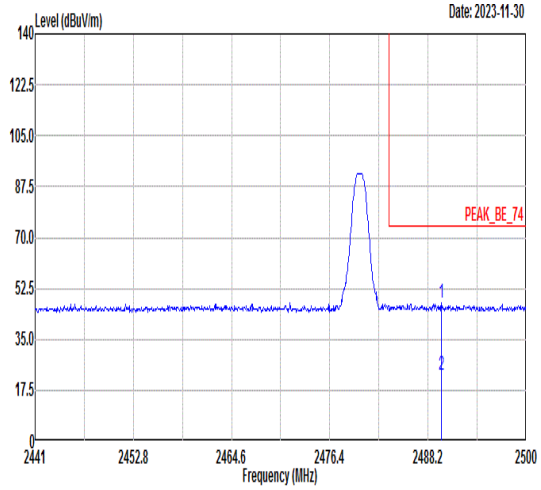 Freq Level Limit Line Margin Read Level Ant Factor Cable Loss Preamp Factor APos TPos Remark MHz dBuV/m dBuV/m dB dBuV dB/m dB dB cm deg 1 2489.79 47.49 74.00 -26.51 41.56 33.57 5.47 33.11 264 64 PEAK 2 2489.79 22.70 54.00 -31.30 16.77 33.57 5.47 33.11 264 64 AVERAGE	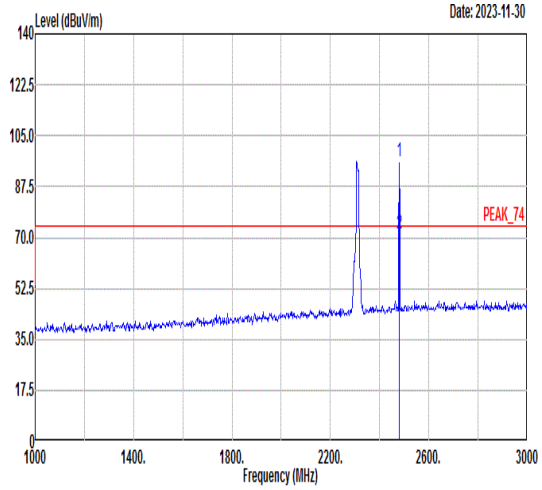 Freq Level Limit Line Margin Read Level Ant Factor Cable Loss Preamp Factor APos TPos Remark MHz dBuV/m dBuV/m dB dBuV dB/m dB dB cm deg 1 2480.00 96.27 ------ ------ 91.25 33.10 5.29 33.37 264 64 PEAK 2 2480.00 71.48 ------ ------ 66.46 33.10 5.29 33.37 264 64 AVERAGE

Mode	23	
	Harmonic	
	2400-2483.5_Bluetooth BR_GFSK_CH78_2480MHz+ SA N30 Link	
ANT	MIMO 5+6/7	
Pol.	Horizontal	Vertical
Peak Avg	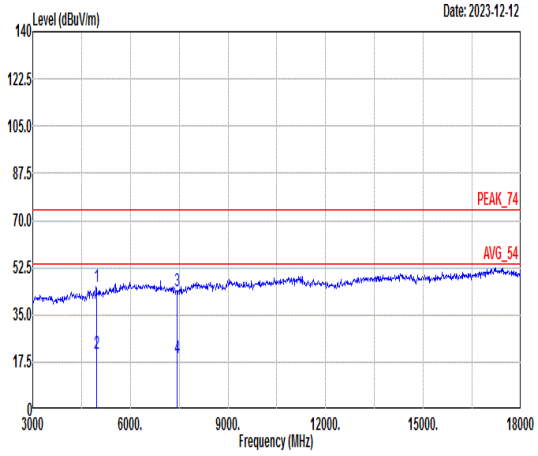 Freq Level Limit Line Margin Read Level Ant Factor Cable Loss Preamp Factor APos TPos Remark MHz dBuV/m dBuV/m dB dBuV dB/m dB dB cm deg 1 4960.00 45.33 74.00 -28.67 65.59 36.18 8.46 64.90 --- --- Peak 2 4960.00 20.54 54.00 -33.46 40.80 36.18 8.46 64.90 --- --- Average 3 7440.00 44.04 74.00 -29.96 62.80 35.93 10.17 64.86 --- --- Peak 4 7440.00 19.25 54.00 -34.75 38.01 35.93 10.17 64.86 --- --- Average	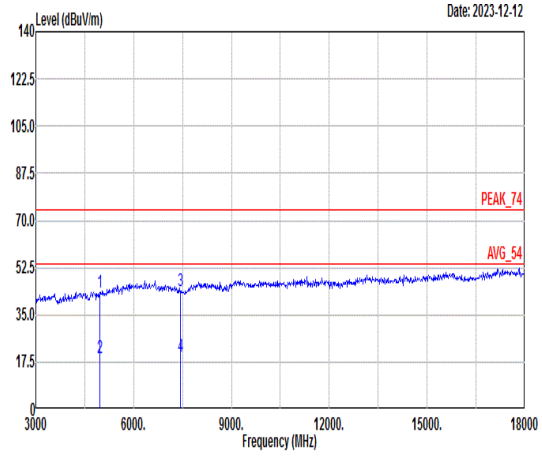 Freq Level Limit Line Margin Read Level Ant Factor Cable Loss Preamp Factor APos TPos Remark MHz dBuV/m dBuV/m dB dBuV dB/m dB dB cm deg 1 4960.00 43.56 74.00 -30.44 63.82 36.18 8.46 64.90 --- --- Peak 2 4960.00 18.77 54.00 -35.23 39.03 36.18 8.46 64.90 --- --- Average 3 7440.00 44.10 74.00 -29.90 62.86 35.93 10.17 64.86 --- --- Peak 4 7440.00 19.31 54.00 -34.69 38.07 35.93 10.17 64.86 --- --- Average

Appendix D. Duty Cycle Plots

SISO Ant 5

DH5 on time (One Pulse) Plot on Channel 39

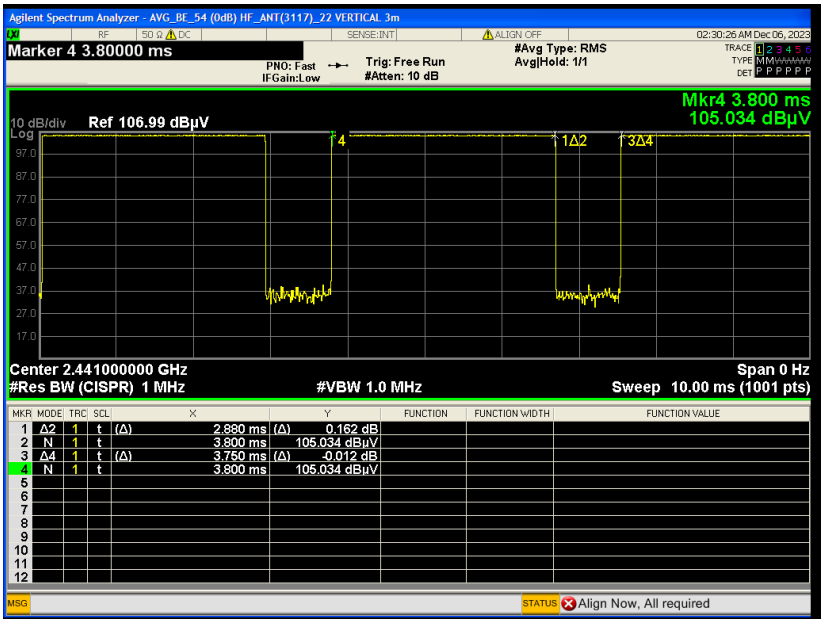

DH5 on time (Count Pulses) Plot on Channel 39

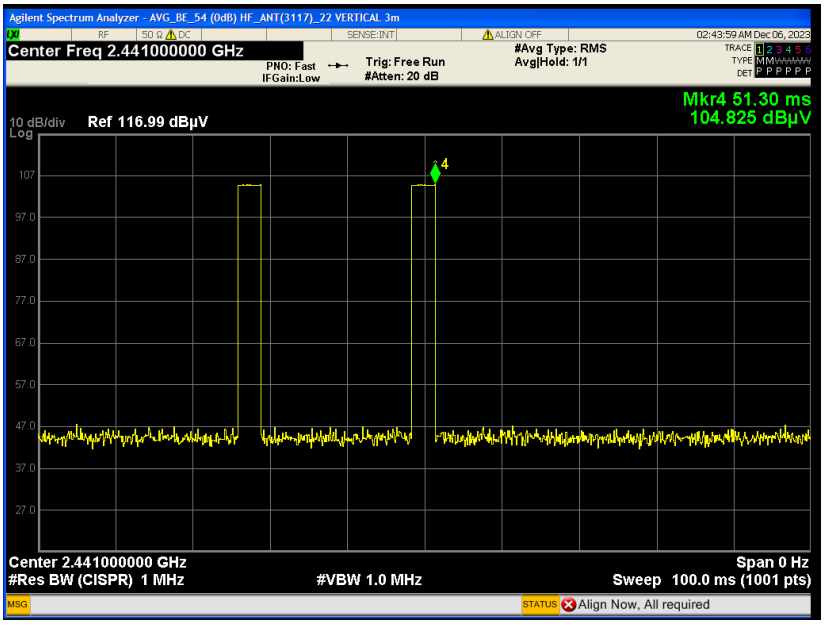

Note:

1. Worst case Duty cycle = on time/100 milliseconds = 2 * 2.88 / 100 = 5.76 %
2. Worst case Duty cycle correction factor = 20*log(Duty cycle) = -24.79 dB
3. DH5 has the highest duty cycle worst case and is reported.

SISO Ant 4

DH5 on time (One Pulse) Plot on Channel 39

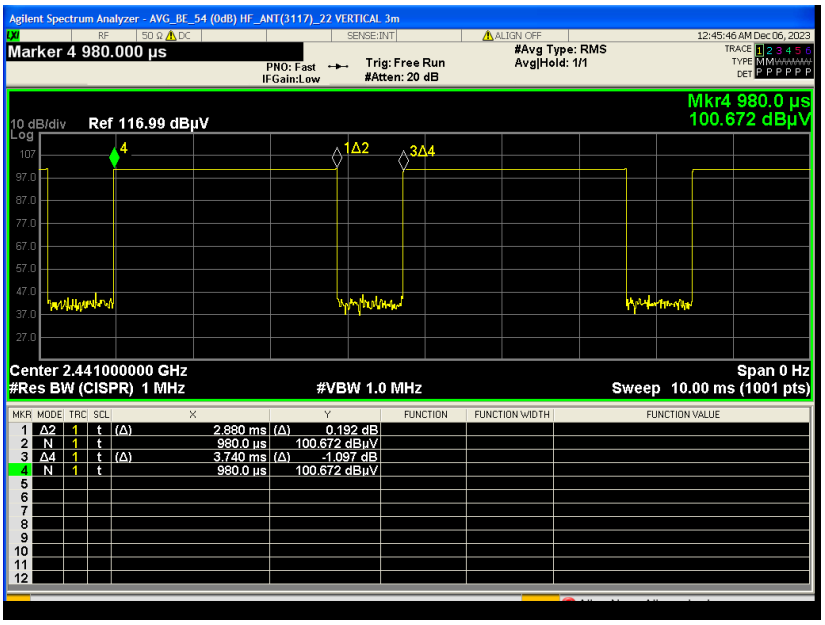

DH5 on time (Count Pulses) Plot on Channel 39

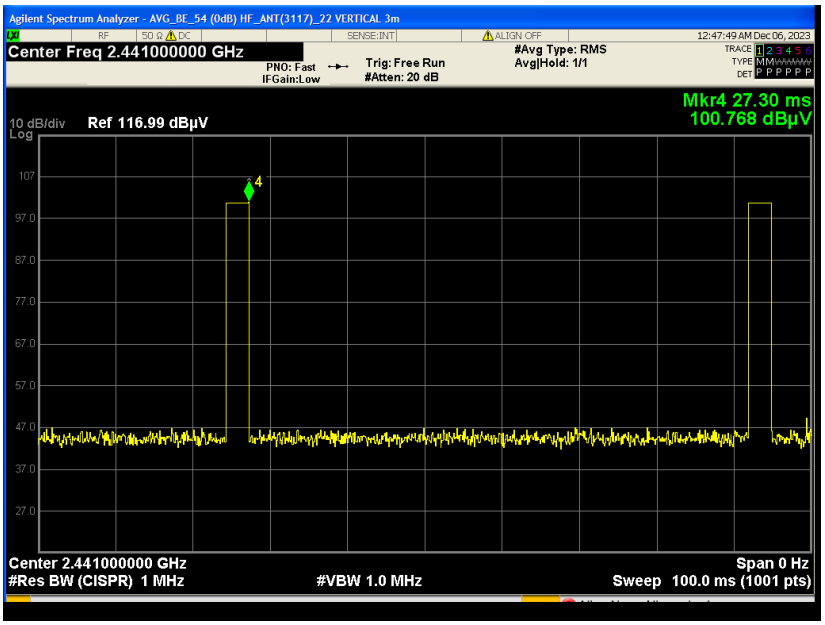

Note:

1. Worst case Duty cycle = on time/100 milliseconds = 2 * 2.88 / 100 = 5.76 %
2. Worst case Duty cycle correction factor = 20*log(Duty cycle) = -24.79 dB
3. DH5 has the highest duty cycle worst case and is reported.

SISO Ant 6

DH5 on time (One Pulse) Plot on Channel 39

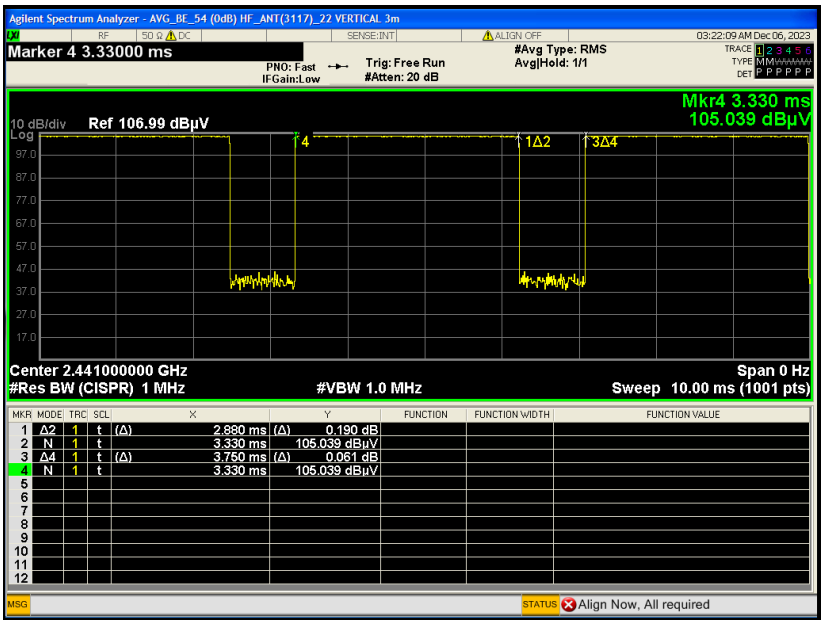

DH5 on time (Count Pulses) Plot on Channel 39

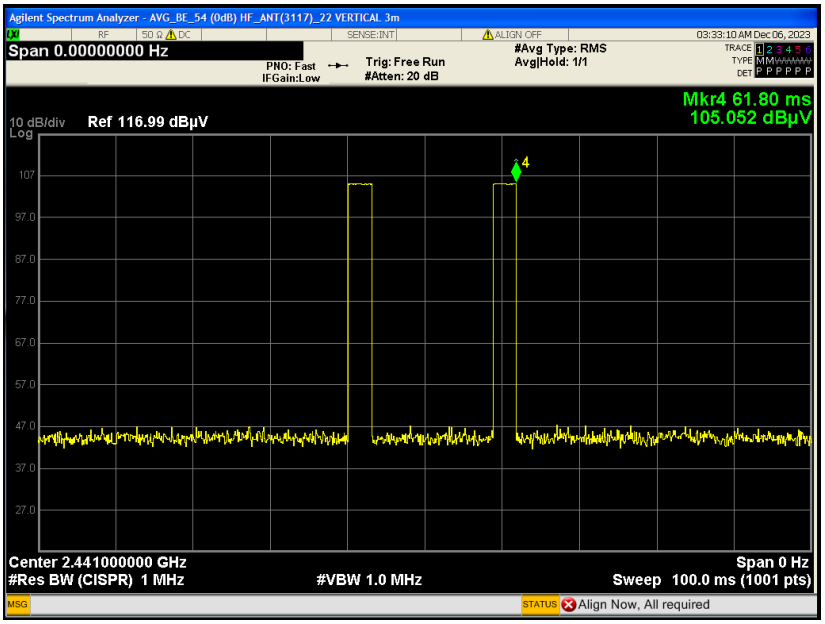

Note:

1. Worst case Duty cycle = on time/100 milliseconds = 2 * 2.88 / 100 = 5.76 %
2. Worst case Duty cycle correction factor = 20*log(Duty cycle) = -24.79 dB
3. DH5 has the highest duty cycle worst case and is reported.

MIMO Ant 5+4

DH5 on time (One Pulse) Plot on Channel 39

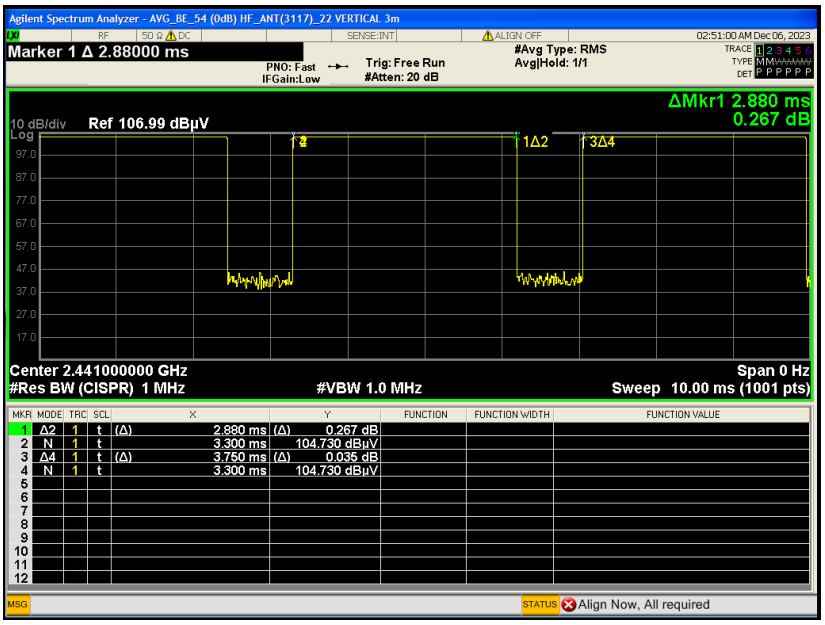

DH5 on time (Count Pulses) Plot on Channel 39

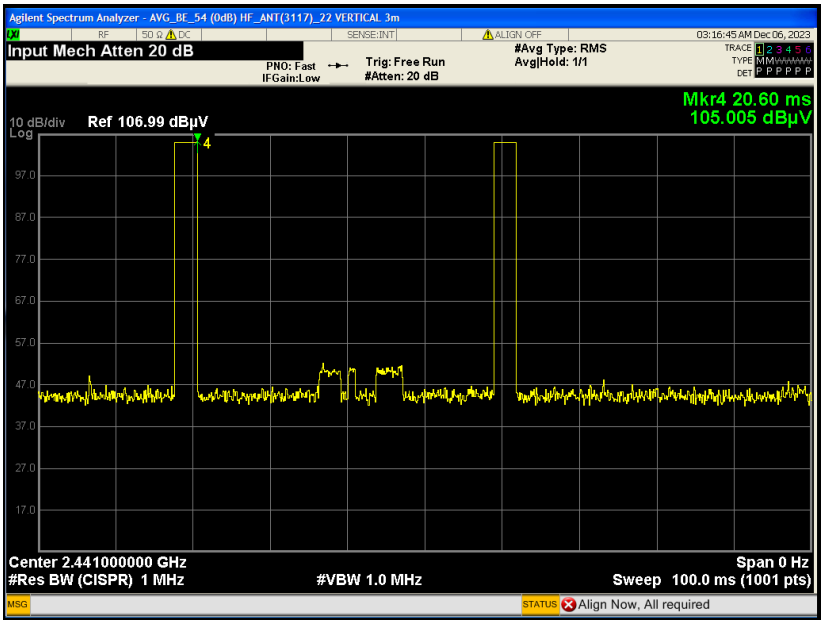

Note:

1. Worst case Duty cycle = on time/100 milliseconds = 2 * 2.88 / 100 = 5.76 %
2. Worst case Duty cycle correction factor = 20*log(Duty cycle) = -24.79 dB
3. DH5 has the highest duty cycle worst case and is reported.

MIMO Ant 5+6

DH5 on time (One Pulse) Plot on Channel 39

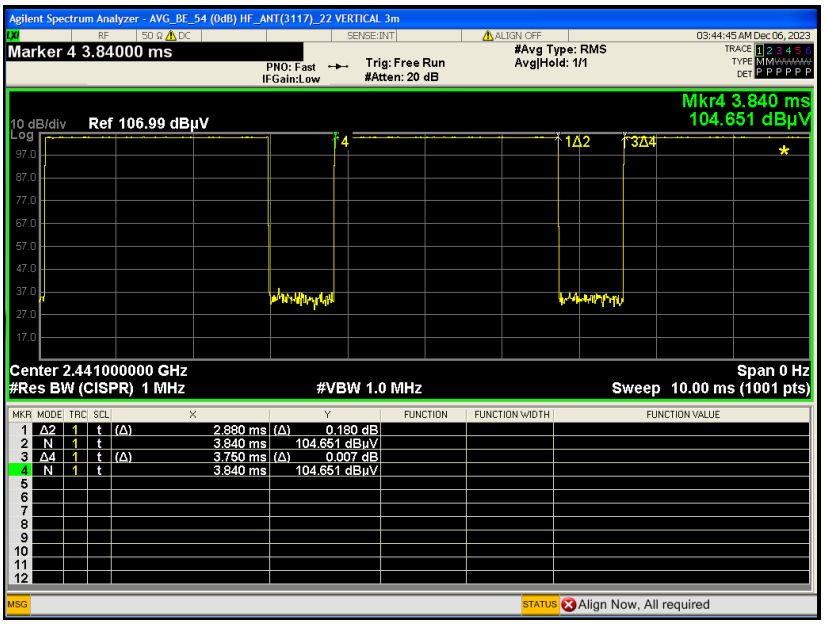

DH5 on time (Count Pulses) Plot on Channel 39

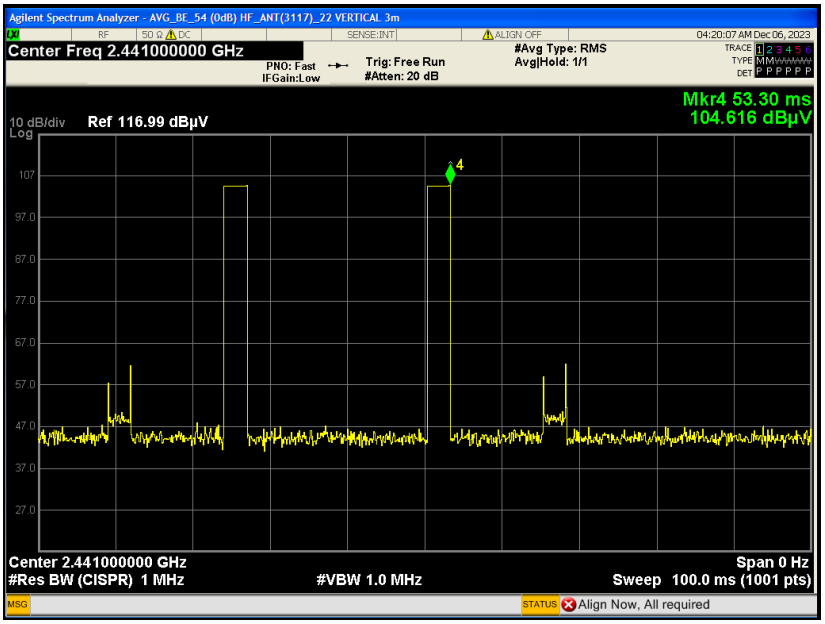

Note:

1. Worst case Duty cycle = on time/100 milliseconds = 2 * 2.88 / 100 = 5.76 %
2. Worst case Duty cycle correction factor = 20*log(Duty cycle) = -24.79 dB
3. DH5 has the highest duty cycle worst case and is reported.