Mode	1	
	Band Edge	
	2400-2483.5_802.11b_CH01_2412MHz	
ANT	CDD 5+4	
Pol.	Vertical	Fundamental
Peak	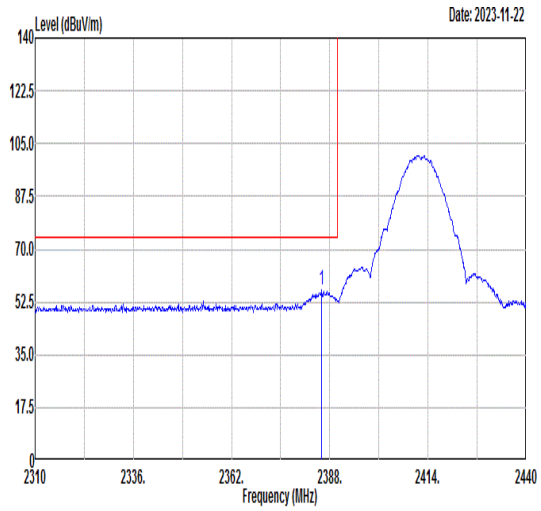 Freq Level Limit Line Margin Read Level Ant Factor Cable Loss Preamp Factor APos TPos Remark MHz dBuV/m dBuV/m dB dBuV dB/m dB dB cm deg 1 2385.92 56.36 74.00 -17.64 50.96 33.30 5.36 33.26 400 206 PEAK	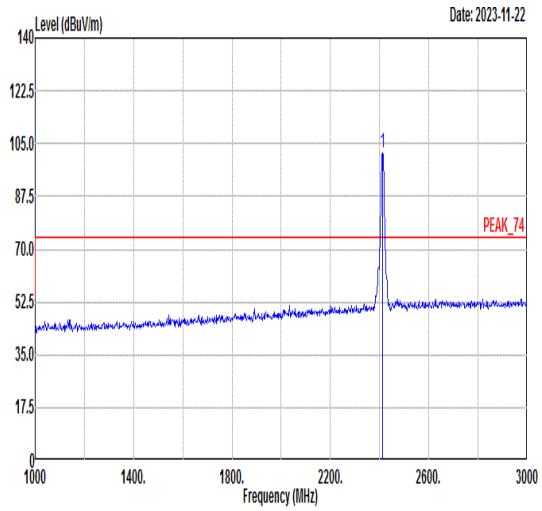 Freq Level Limit Line Margin Read Level Ant Factor Cable Loss Preamp Factor APos TPos Remark MHz dBuV/m dBuV/m dB dBuV dB/m dB dB cm deg 1 2412.00 101.75 ------ ------ 96.22 33.37 5.38 33.22 400 206 PEAK
Avg	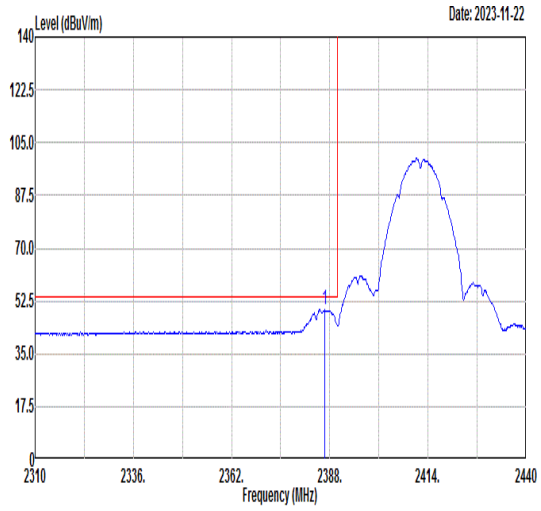 Freq Level Limit Line Margin Read Level Ant Factor Cable Loss Preamp Factor APos TPos Remark MHz dBuV/m dBuV/m dB dBuV dB/m dB dB cm deg 1 2386.70 49.56 54.00 -4.44 44.15 33.31 5.36 33.26 400 206 AVERAGE	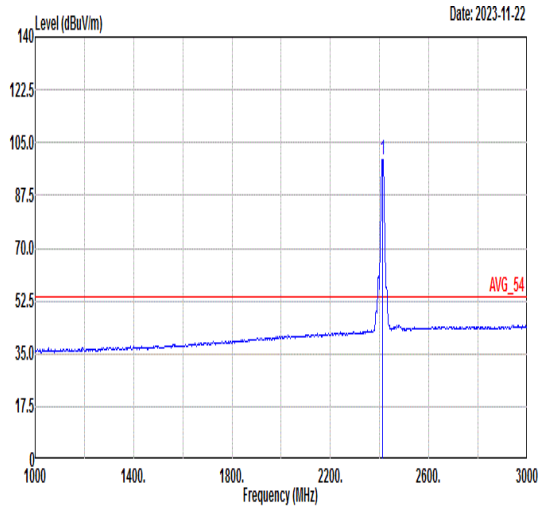 Freq Level Limit Line Margin Read Level Ant Factor Cable Loss Preamp Factor APos TPos Remark MHz dBuV/m dBuV/m dB dBuV dB/m dB dB cm deg 1 2412.00 99.44 ------ ------ 93.92 33.37 5.38 33.23 400 206 AVERAGE

Mode	1	
	Harmonic	
	2400-2483.5_802.11b_CH01_2412MHz	
ANT	CDD 5+4	
Pol.	Horizontal	Vertical
Peak Avg	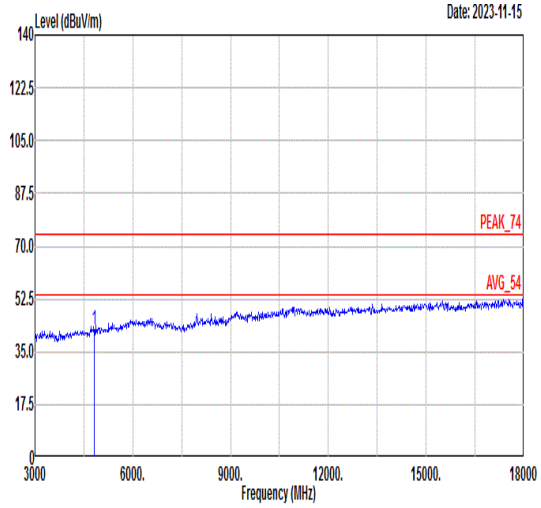 Freq Level Limit Line Margin Read Level Ant Factor Cable Loss Preamp Factor APos TPos Remark MHz dBuV/m dBuV/m dB dBuV dB/m dB dB cm deg 1 4824.00 42.01 74.00 -31.99 61.89 36.09 8.88 64.85 --- --- Peak	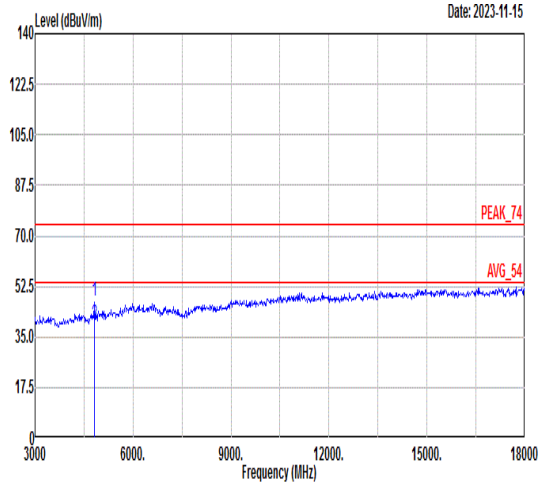 Freq Level Limit Line Margin Read Level Ant Factor Cable Loss Preamp Factor APos TPos Remark MHz dBuV/m dBuV/m dB dBuV dB/m dB dB cm deg 1 4824.00 47.28 74.00 -26.72 67.16 36.09 8.88 64.85 100 161 Peak 2 4824.00 39.46 54.00 -14.54 59.34 36.09 8.88 64.85 100 161 Average

Mode	2	
	Harmonic	
	2400-2483.5_802.11b_CH06_2437MHz	
ANT	CDD 5+4	
Pol.	Horizontal	Vertical
Peak Avg	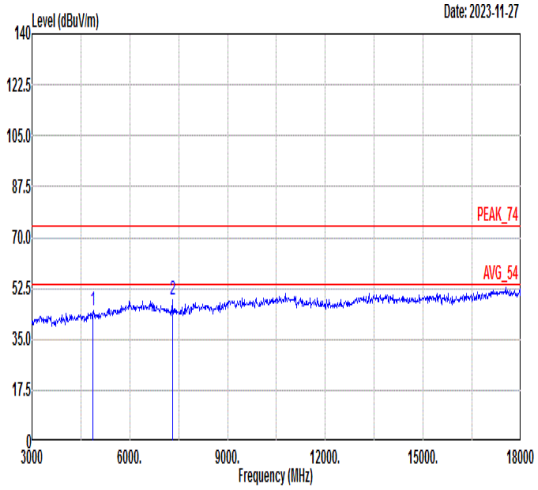 Freq Level Limit Line Margin Read Level Ant Factor Cable Loss Preamp Factor APos TPos Remark 1 4874.00 44.99 74.00 -29.01 65.02 36.12 8.72 64.87 --- --- Peak 2 7311.00 48.47 74.00 -25.53 66.93 36.22 10.18 64.86 --- --- Peak	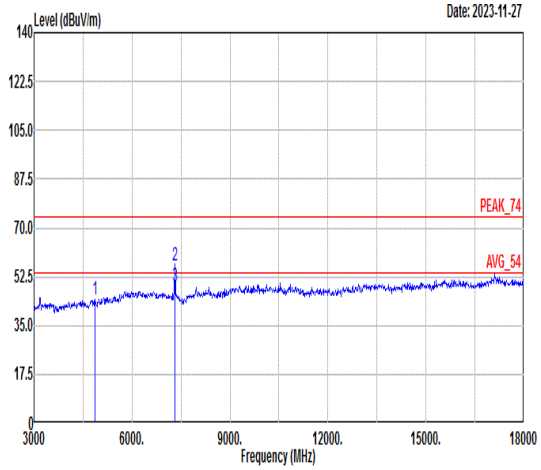 Freq Level Limit Line Margin Read Level Ant Factor Cable Loss Preamp Factor APos TPos Remark 1 4874.00 44.48 74.00 -29.52 64.51 36.12 8.72 64.87 --- --- Peak 2 7311.00 56.30 74.00 -17.70 74.76 36.22 10.18 64.86 100 301 Peak 3 7311.00 49.19 54.00 -4.81 67.65 36.22 10.18 64.86 100 301 Average

Mode	3	
	Band Edge	
	2400-2483.5_802.11b_CH11_2462MHz	
ANT	CDD 5+4	
Pol.	Horizontal	Fundamental
Peak	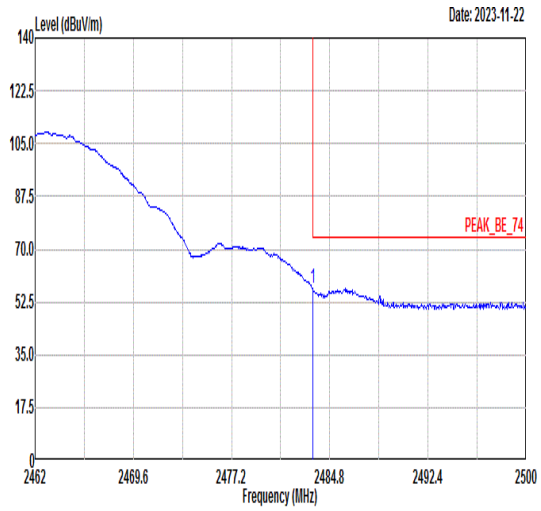 Freq Level Limit Line Margin Read Level Ant Factor Cable Loss Preamp Factor APos TPos Remark MHz dBuV/m dBuV/m dB dBuV dB/m dB dB cm deg 1 2483.51 57.16 74.00 -16.84 51.26 33.56 5.46 33.12 200 320 PEAK	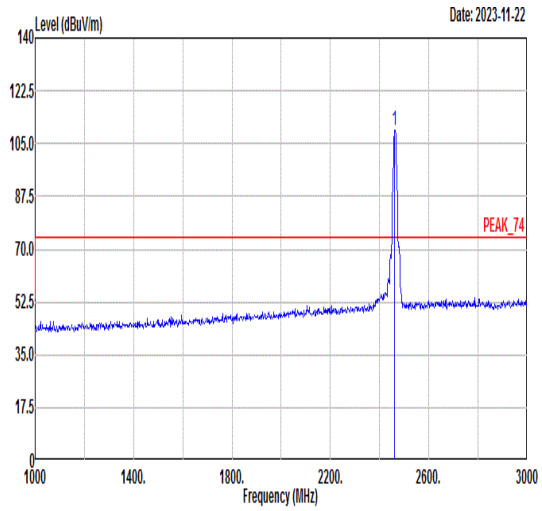 Freq Level Limit Line Margin Read Level Ant Factor Cable Loss Preamp Factor APos TPos Remark MHz dBuV/m dBuV/m dB dBuV dB/m dB dB cm deg 1 2462.00 109.53 ------ ------ 103.74 33.50 5.44 33.15 200 320 PEAK
Avg	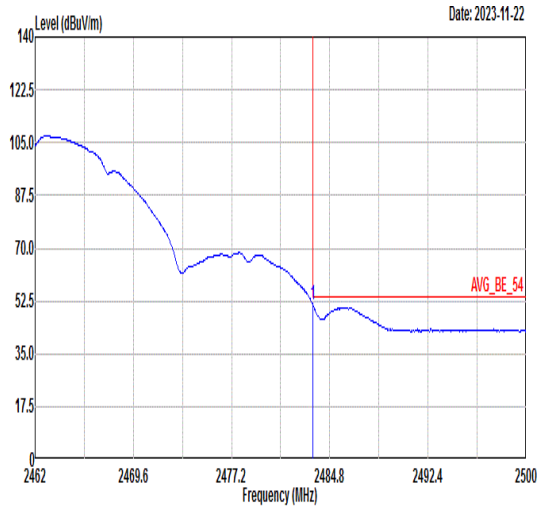 Freq Level Limit Line Margin Read Level Ant Factor Cable Loss Preamp Factor APos TPos Remark MHz dBuV/m dBuV/m dB dBuV dB/m dB dB cm deg 1 2483.51 51.20 54.00 -2.80 45.30 33.56 5.46 33.12 200 320 AVERAGE	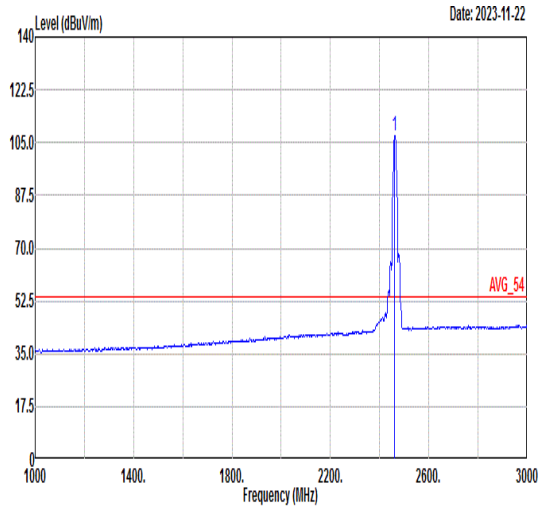 Freq Level Limit Line Margin Read Level Ant Factor Cable Loss Preamp Factor APos TPos Remark MHz dBuV/m dBuV/m dB dBuV dB/m dB dB cm deg 1 2462.00 107.22 ------ ------ 101.43 33.50 5.44 33.15 200 320 AVERAGE

Mode	3	
	Band Edge	
	2400-2483.5_802.11b_CH11_2462MHz	
ANT	CDD 5+4	
Pol.	Vertical	Fundamental
Peak	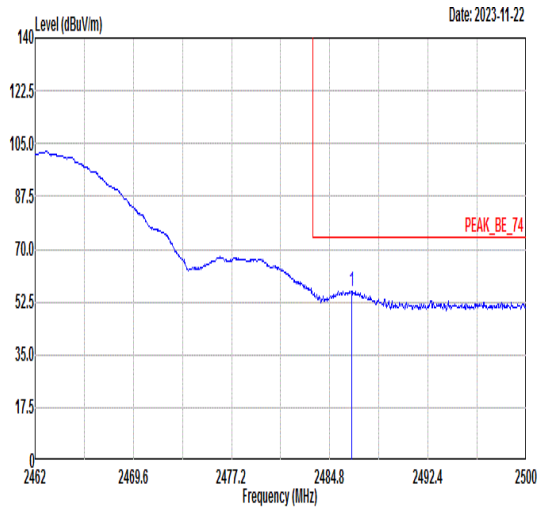 Freq Level Limit Line Margin Read Level Ant Factor Cable Loss Preamp Factor APos TPos Remark MHz dBuV/m dBuV/m dB dBuV dB/m dB dB cm deg 1 2486.51 56.22 74.00 -17.78 50.32 33.56 5.46 33.12 400 215 PEAK	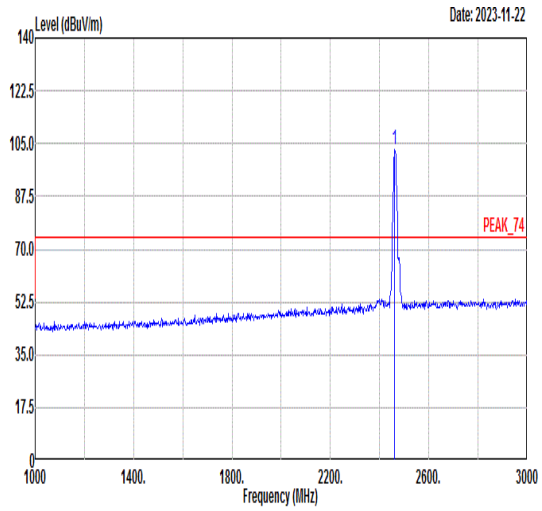 Freq Level Limit Line Margin Read Level Ant Factor Cable Loss Preamp Factor APos TPos Remark MHz dBuV/m dBuV/m dB dBuV dB/m dB dB cm deg 1 2462.00 102.92 ------ ------ 97.13 33.50 5.44 33.15 400 215 PEAK
Avg	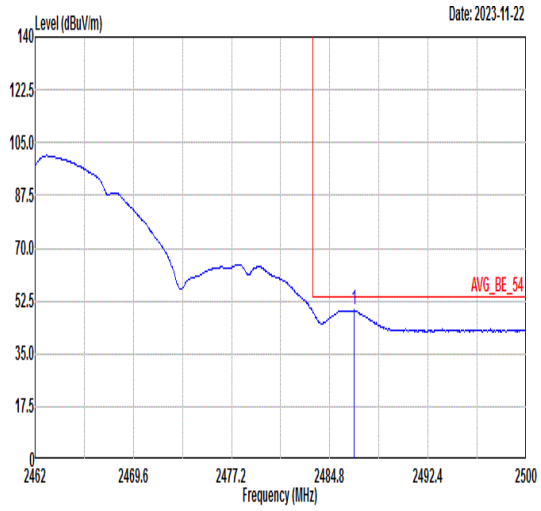 Freq Level Limit Line Margin Read Level Ant Factor Cable Loss Preamp Factor APos TPos Remark MHz dBuV/m dBuV/m dB dBuV dB/m dB dB cm deg 1 2486.66 49.41 54.00 -4.59 43.50 33.57 5.46 33.12 400 215 AVERAGE	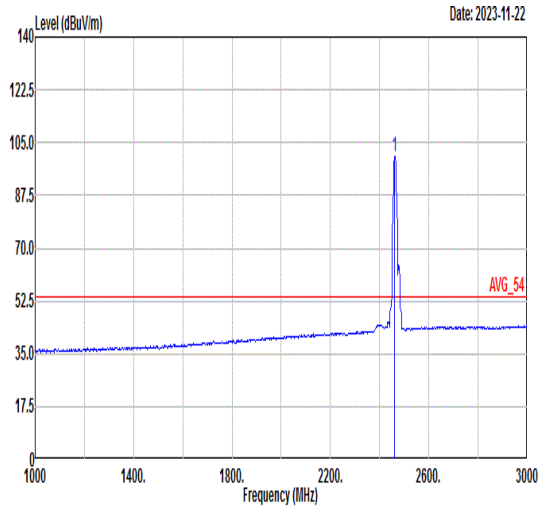 Freq Level Limit Line Margin Read Level Ant Factor Cable Loss Preamp Factor APos TPos Remark MHz dBuV/m dBuV/m dB dBuV dB/m dB dB cm deg 1 2462.00 100.55 ------ ------ 94.76 33.50 5.44 33.15 400 215 AVERAGE

Mode	3	
	Harmonic	
	2400-2483.5_802.11b_CH11_2462MHz	
ANT	CDD 5+4	
Pol.	Horizontal	Vertical
Peak Avg	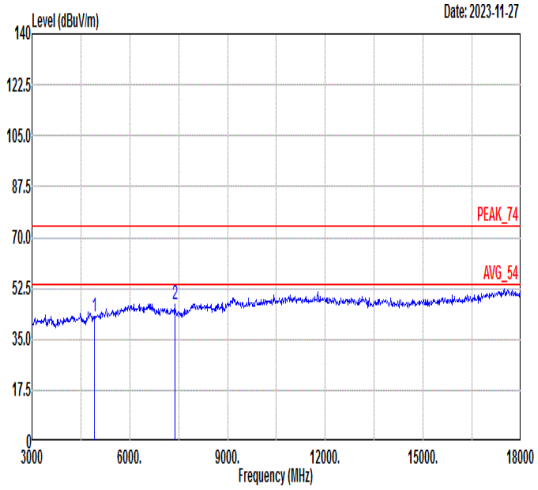 Freq Level Limit Line Margin Read Level Ant Factor Cable Loss Preamp Factor APos TPos Remark MHz dBuV/m dBuV/m dB dBuV dB/m dB dB cm deg 1 4924.00 42.74 74.00 -31.26 62.91 36.15 8.57 64.89 --- --- Peak 2 7386.00 47.12 74.00 -26.88 65.75 36.05 10.18 64.86 --- --- Peak	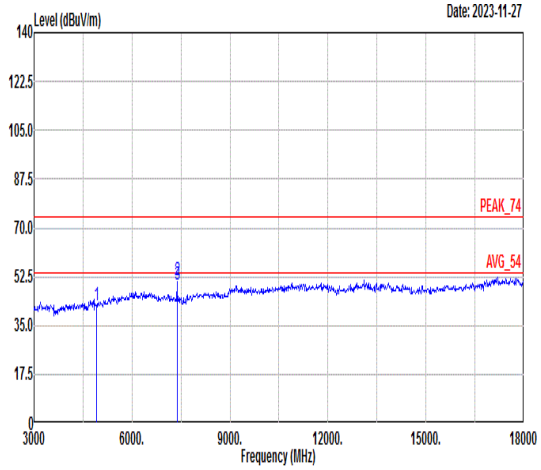 Freq Level Limit Line Margin Read Level Ant Factor Cable Loss Preamp Factor APos TPos Remark MHz dBuV/m dBuV/m dB dBuV dB/m dB dB cm deg 1 4924.00 42.44 74.00 -31.56 62.61 36.15 8.57 64.89 --- --- Peak 2 7386.00 51.34 74.00 -22.66 69.97 36.05 10.18 64.86 100 338 Peak 3 7386.00 49.71 54.00 -4.29 68.34 36.05 10.18 64.86 100 338 Average

Mode	4	
	Band Edge	
	2400-2483.5_802.11g_CH01_2412MHz	
ANT	CDD 5+4	
Pol.	Horizontal	Fundamental
Peak	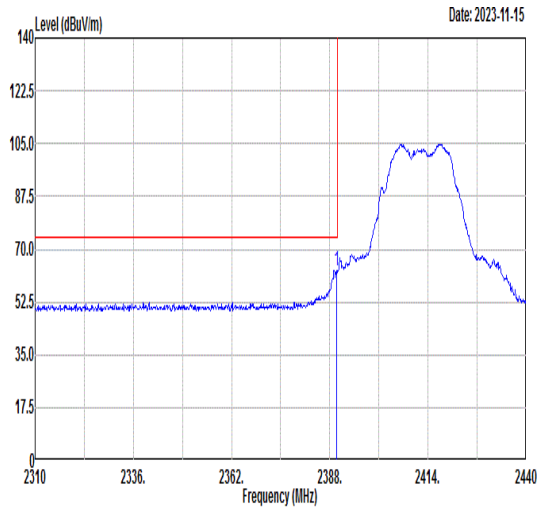 Freq Level Limit Line Margin Read Level Ant Factor Cable Loss Preamp Factor APos TPos Remark 1 2389.82 63.09 74.00 -10.91 57.67 33.31 5.36 33.25 167 39 PEAK	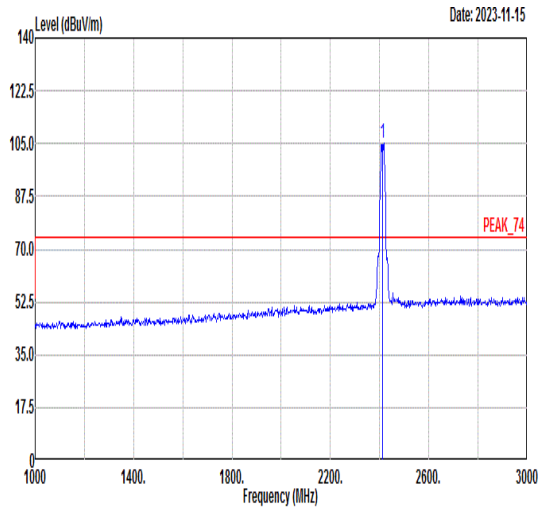 Freq Level Limit Line Margin Read Level Ant Factor Cable Loss Preamp Factor APos TPos Remark 1 2412.00 104.91 ------ ------ 99.34 33.39 5.39 33.21 167 39 PEAK
Avg	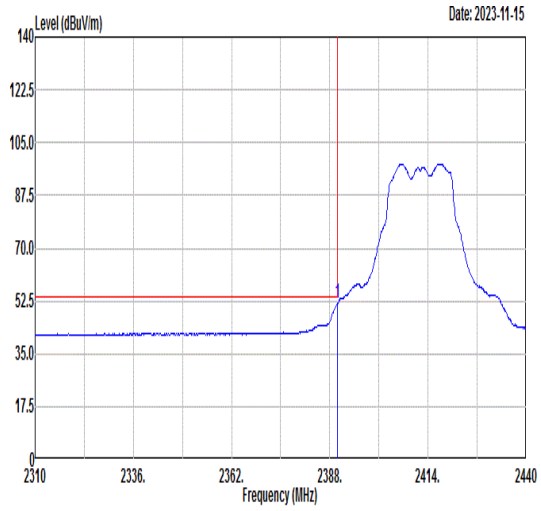 Freq Level Limit Line Margin Read Level Ant Factor Cable Loss Preamp Factor APos TPos Remark 1 2389.95 51.57 54.00 -2.43 46.15 33.31 5.36 33.25 167 39 AVERAGE	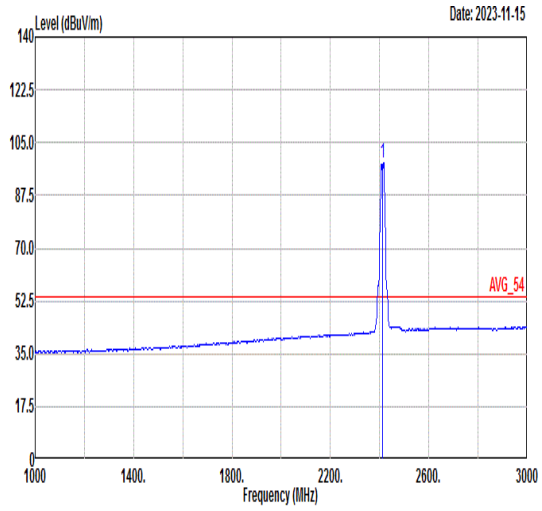 Freq Level Limit Line Margin Read Level Ant Factor Cable Loss Preamp Factor APos TPos Remark 1 2412.00 98.01 ------ ------ 92.47 33.38 5.38 33.22 167 39 AVERAGE

Mode	4	
	Band Edge	
	2400-2483.5_802.11g_CH01_2412MHz	
ANT	CDD 5+4	
Pol.	Vertical	Fundamental
Peak	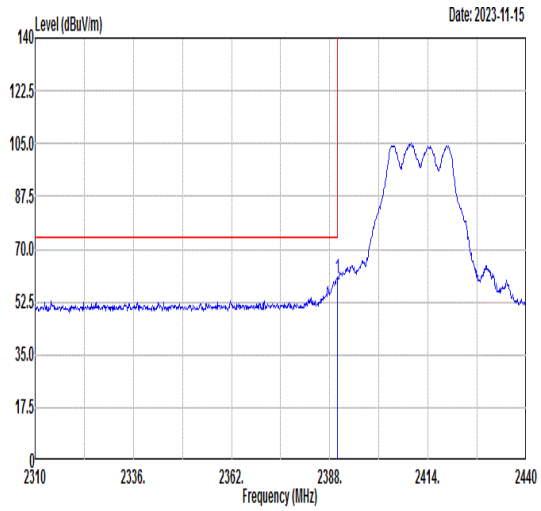 Freq Level Limit Line Margin Read Level Ant Factor Cable Loss Preamp Factor APos TPos Remark 1 2389.95 60.23 74.00 -13.77 54.81 33.31 5.36 33.25 363 233 PEAK	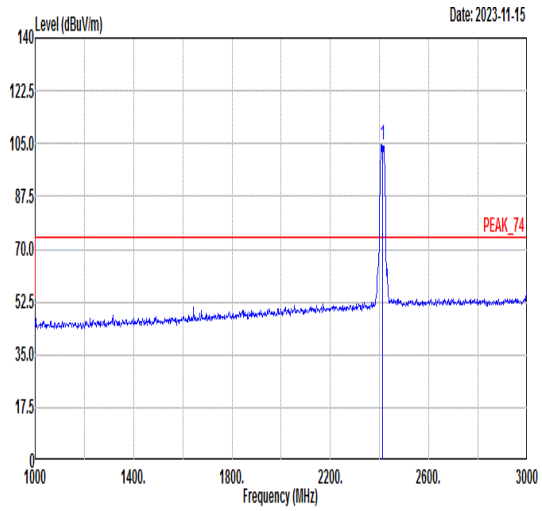 Freq Level Limit Line Margin Read Level Ant Factor Cable Loss Preamp Factor APos TPos Remark 1 2412.00 104.72 ------ ------ 99.20 33.37 5.38 33.23 363 233 PEAK
Avg	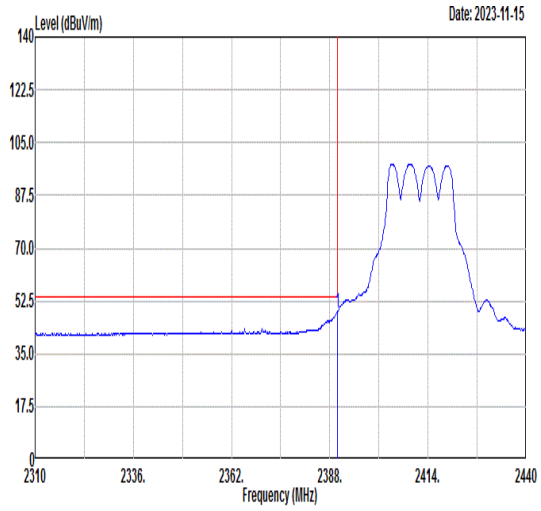 Freq Level Limit Line Margin Read Level Ant Factor Cable Loss Preamp Factor APos TPos Remark 1 2389.95 48.60 54.00 -5.40 43.18 33.31 5.36 33.25 363 233 AVERAGE	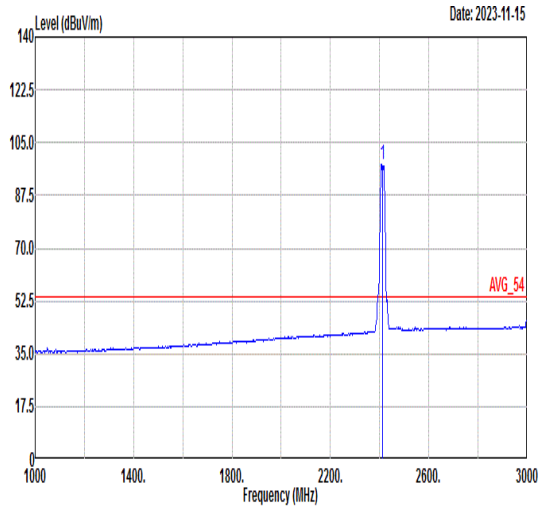 Freq Level Limit Line Margin Read Level Ant Factor Cable Loss Preamp Factor APos TPos Remark 1 2412.00 97.94 ------ ------ 92.45 33.35 5.37 33.23 363 233 AVERAGE

Mode	4	
	Harmonic	
	2400-2483.5_802.11g_CH01_2412MHz	
ANT	CDD 5+4	
Pol.	Horizontal	Vertical
Peak Avg	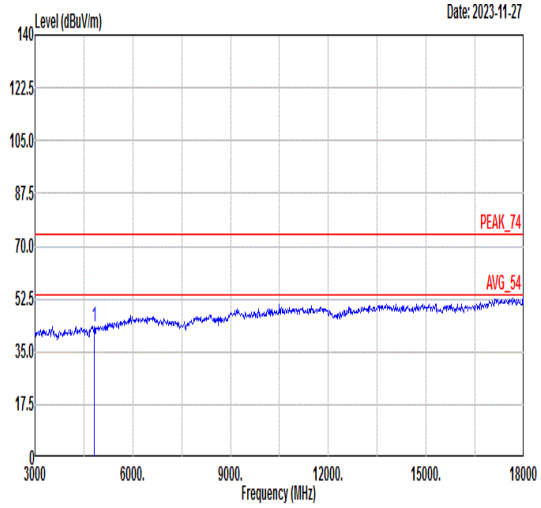 Freq Level Limit Line Margin Read Level Ant Factor Cable Loss Preamp Factor APos TPos Remark MHz dBuV/m dBuV/m dB dBuV dB/m dB dB cm deg 1 4824.00 43.56 74.00 -30.44 63.44 36.09 8.88 64.85 --- --- Peak	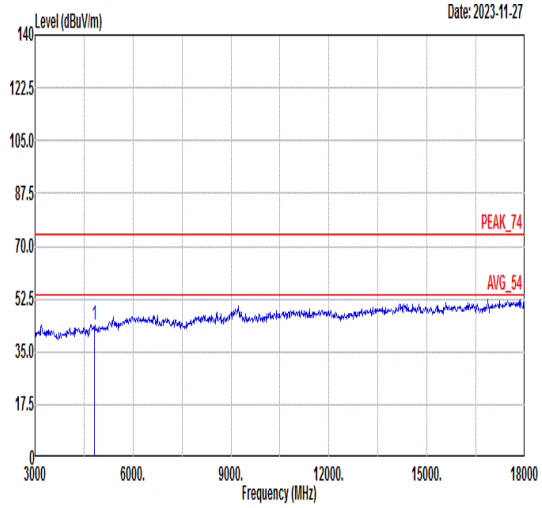 Freq Level Limit Line Margin Read Level Ant Factor Cable Loss Preamp Factor APos TPos Remark MHz dBuV/m dBuV/m dB dBuV dB/m dB dB cm deg 1 4824.00 44.00 74.00 -30.00 63.88 36.09 8.88 64.85 --- --- Peak

Mode	5	
	Harmonic	
	2400-2483.5_802.11g_CH06_2437MHz	
ANT	CDD 5+4	
Pol.	Horizontal	Vertical
Peak Avg	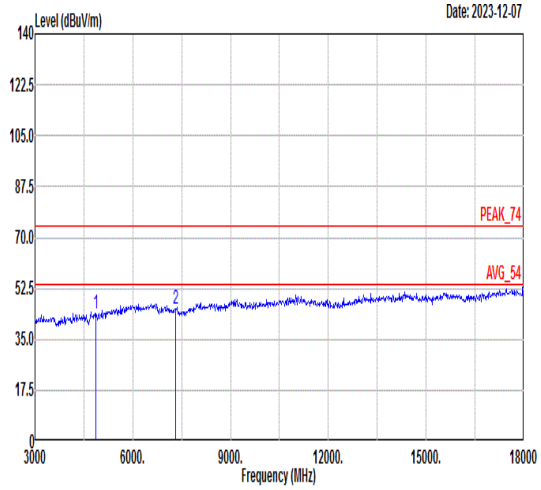 Freq Level Limit Line Margin Read Level Ant Factor Cable Loss Preamp Factor APos TPos Remark MHz dBuV/m dBuV/m dB dBuV dB/m dB dB cm deg 1 4874.00 43.63 74.00 -30.37 63.66 36.12 8.72 64.87 --- --- Peak 2 7311.00 45.49 74.00 -28.51 63.95 36.22 10.18 64.86 --- --- Peak	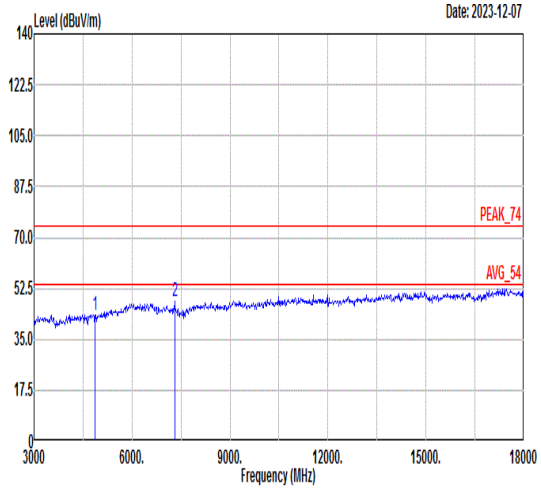 Freq Level Limit Line Margin Read Level Ant Factor Cable Loss Preamp Factor APos TPos Remark MHz dBuV/m dBuV/m dB dBuV dB/m dB dB cm deg 1 4874.00 43.52 74.00 -30.48 63.55 36.12 8.72 64.87 --- --- Peak 2 7311.00 48.07 74.00 -25.93 66.53 36.22 10.18 64.86 --- --- Peak

Mode	6	
	Band Edge	
	2400-2483.5_802.11g_CH11_2462MHz	
ANT	CDD 5+4	
Pol.	Horizontal	Fundamental
Peak	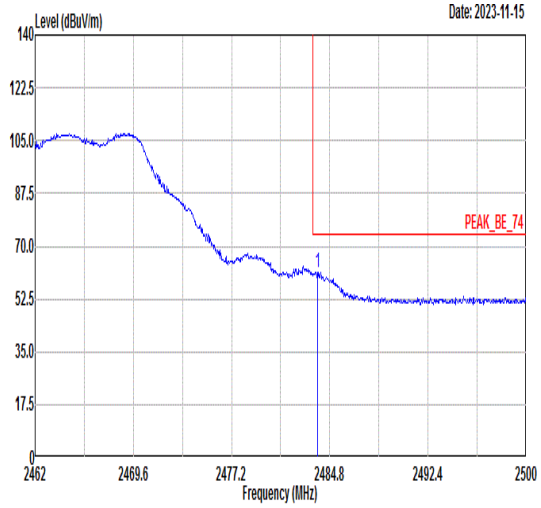 Freq Level Limit Line Margin Read Level Ant Factor Cable Loss Preamp Factor APos TPos Remark MHz dBuV/m dBuV/m dB dBuV dB/m dB dB cm deg 1 2483.85 61.38 74.00 -12.62 55.48 33.56 5.46 33.12 380 288 PEAK	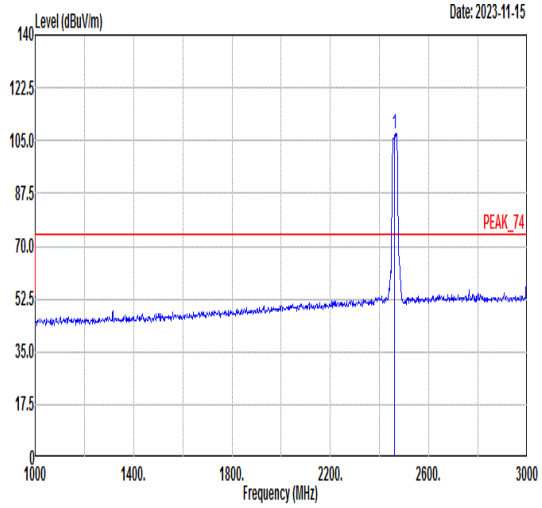 Freq Level Limit Line Margin Read Level Ant Factor Cable Loss Preamp Factor APos TPos Remark MHz dBuV/m dBuV/m dB dBuV dB/m dB dB cm deg 1 2462.00 107.21 ------ ------ 101.41 33.51 5.44 33.15 380 288 PEAK
Avg	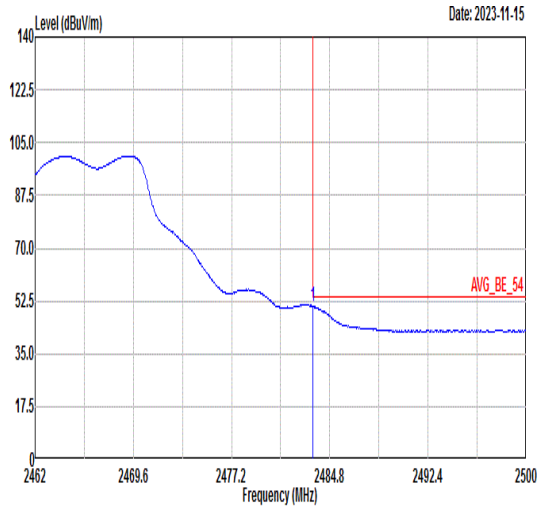 Freq Level Limit Line Margin Read Level Ant Factor Cable Loss Preamp Factor APos TPos Remark MHz dBuV/m dBuV/m dB dBuV dB/m dB dB cm deg 1 2483.51 50.65 54.00 -3.35 44.75 33.56 5.46 33.12 380 288 AVERAGE	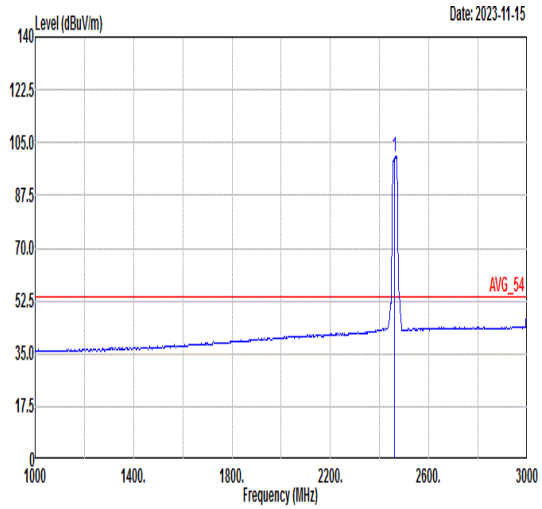 Freq Level Limit Line Margin Read Level Ant Factor Cable Loss Preamp Factor APos TPos Remark MHz dBuV/m dBuV/m dB dBuV dB/m dB dB cm deg 1 2462.00 100.46 ------ ------ 94.64 33.52 5.44 33.14 380 288 AVERAGE

Mode	6	
	Band Edge	
	2400-2483.5_802.11g_CH11_2462MHz	
ANT	CDD 5+4	
Pol.	Vertical	Fundamental
Peak	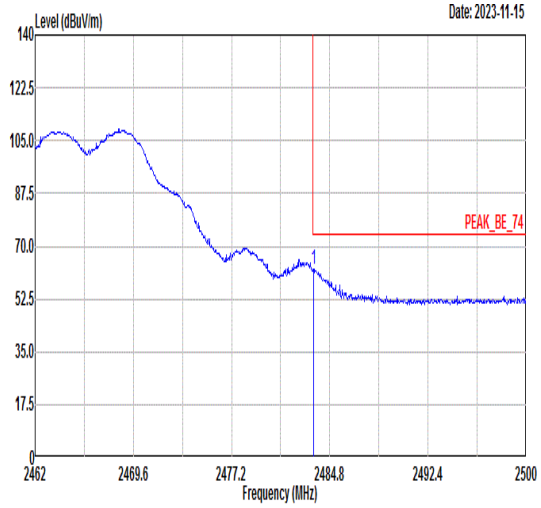 Freq Level Limit Line Margin Read Level Ant Factor Cable Loss Preamp Factor APos TPos Remark MHz dBuV/m dBuV/m dB dBuV dB/m dB dB cm deg 1 2483.55 62.50 74.00 -11.50 56.60 33.56 5.46 33.12 384 223 PEAK	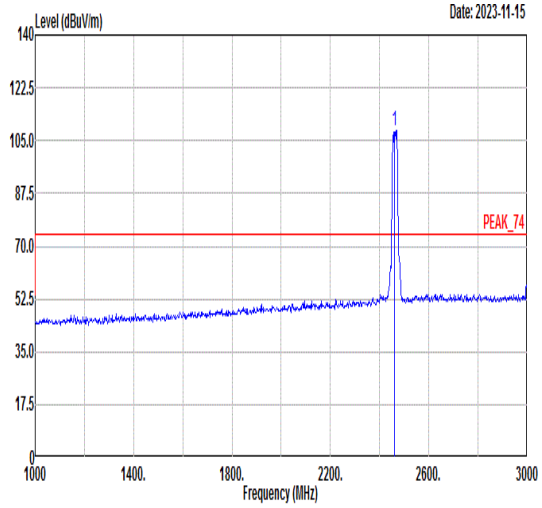 Freq Level Limit Line Margin Read Level Ant Factor Cable Loss Preamp Factor APos TPos Remark MHz dBuV/m dBuV/m dB dBuV dB/m dB dB cm deg 1 2462.00 108.17 ------ ------ 102.35 33.52 5.44 33.14 384 223 PEAK
Avg	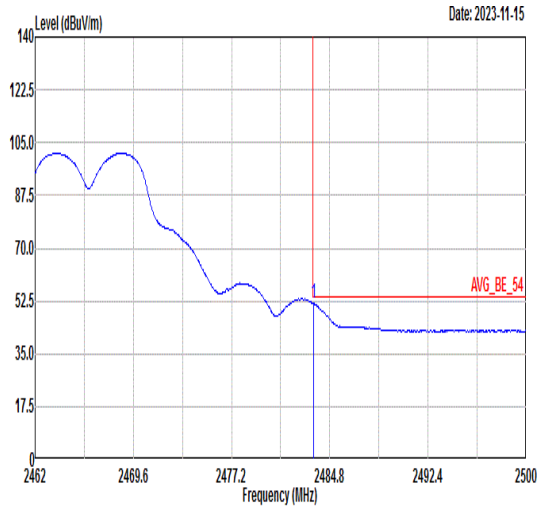 Freq Level Limit Line Margin Read Level Ant Factor Cable Loss Preamp Factor APos TPos Remark MHz dBuV/m dBuV/m dB dBuV dB/m dB dB cm deg 1 2483.55 51.82 54.00 -2.18 45.92 33.56 5.46 33.12 384 223 AVERAGE	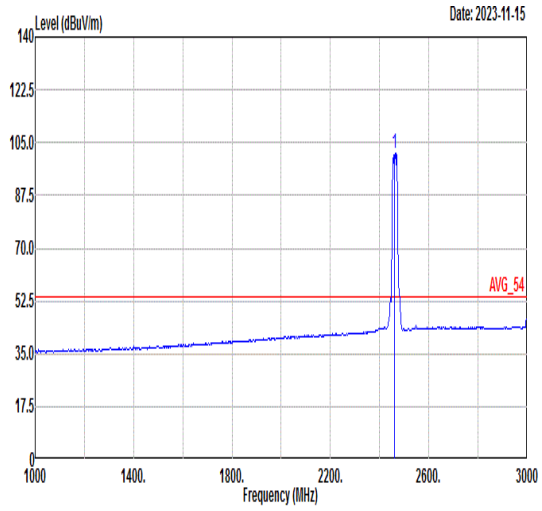 Freq Level Limit Line Margin Read Level Ant Factor Cable Loss Preamp Factor APos TPos Remark MHz dBuV/m dBuV/m dB dBuV dB/m dB dB cm deg 1 2462.00 101.33 ------ ------ 95.51 33.52 5.44 33.14 384 223 AVERAGE

Mode	6	
	Harmonic	
	2400-2483.5_802.11g_CH11_2462MHz	
ANT	CDD 5+4	
Pol.	Horizontal	Vertical
Peak Avg	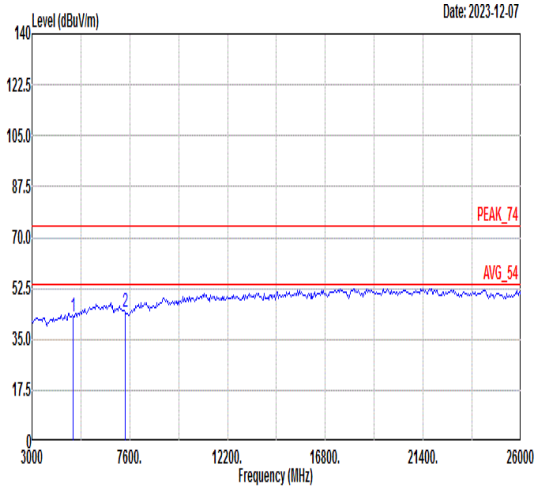 Freq Level Limit Line Margin Read Level Ant Factor Cable Loss Preamp Factor APos TPos Remark MHz dBuV/m dBuV/m dB dBuV dB/m dB dB cm deg 1 4924.00 42.95 74.00 -31.05 42.95 -- 0.00 0.00 -- -- Peak 2 7386.00 44.13 74.00 -29.87 44.13 -- 0.00 0.00 -- -- Peak	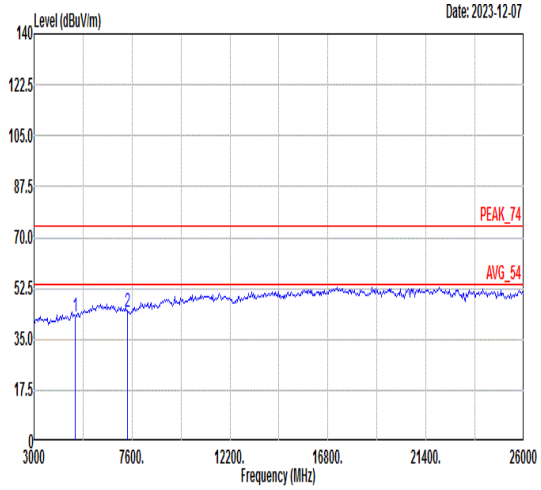 Freq Level Limit Line Margin Read Level Ant Factor Cable Loss Preamp Factor APos TPos Remark MHz dBuV/m dBuV/m dB dBuV dB/m dB dB cm deg 1 4924.00 42.80 74.00 -31.20 42.80 -- 0.00 0.00 -- -- Peak 2 7386.00 44.42 74.00 -29.58 44.42 -- 0.00 0.00 -- -- Peak

Mode	7	
	Band Edge	
	2400-2483.5_802.11be EHT20_CH01_Full RU _2412MHz	
ANT	CDD 5+4	
Pol.	Horizontal	Fundamental
Peak	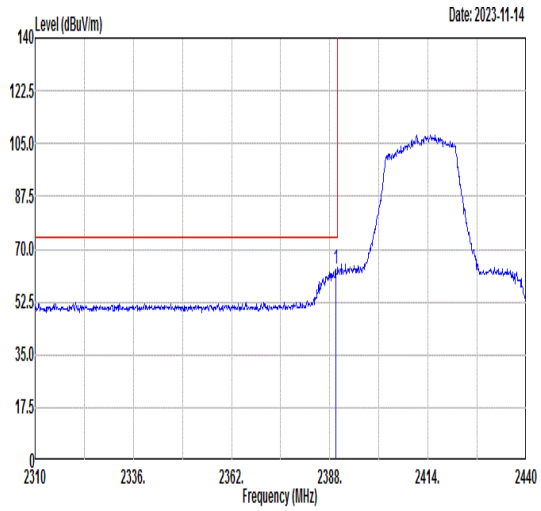 Freq Level Limit Line Margin Read Level Ant Factor Cable Loss Preamp Factor APos TPos Remark MHz dBuV/m dBuV/m dB dBuV dB/m dB dB cm deg 1 2389.56 63.26 74.00 -10.74 57.84 33.31 5.36 33.25 118 35 PEAK	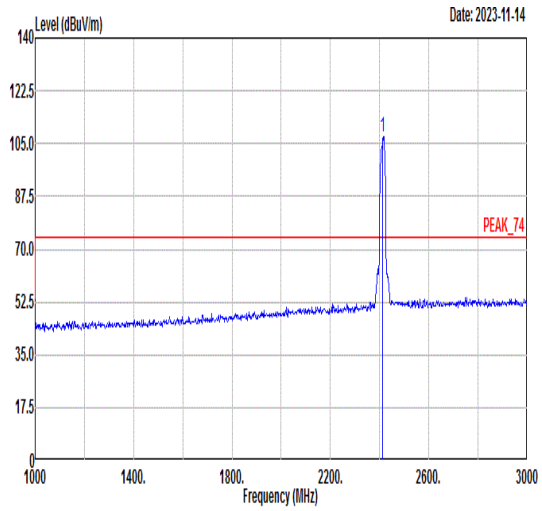 Freq Level Limit Line Margin Read Level Ant Factor Cable Loss Preamp Factor APos TPos Remark MHz dBuV/m dBuV/m dB dBuV dB/m dB dB cm deg 1 2412.00 107.33 ------ ------ 101.76 33.39 5.39 33.21 118 35 PEAK
Avg	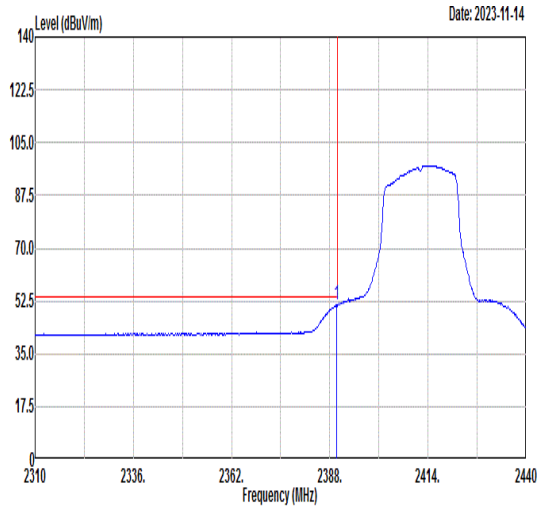 Freq Level Limit Line Margin Read Level Ant Factor Cable Loss Preamp Factor APos TPos Remark MHz dBuV/m dBuV/m dB dBuV dB/m dB dB cm deg 1 2389.82 51.19 54.00 -2.81 45.77 33.31 5.36 33.25 118 35 AVERAGE	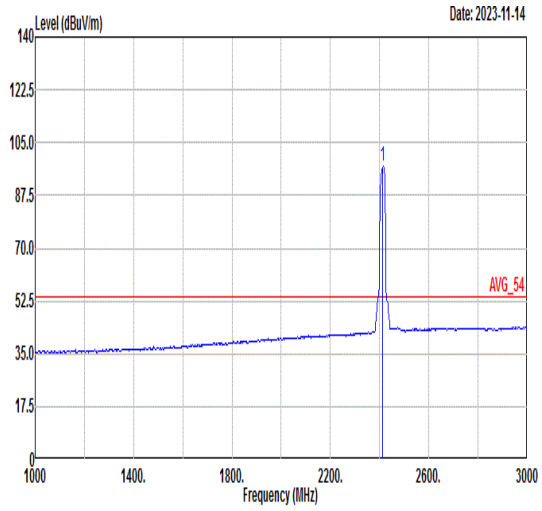 Freq Level Limit Line Margin Read Level Ant Factor Cable Loss Preamp Factor APos TPos Remark MHz dBuV/m dBuV/m dB dBuV dB/m dB dB cm deg 1 2412.00 97.11 ------ ------ 91.57 33.38 5.38 33.22 118 35 AVERAGE

Mode	7	
	Band Edge	
	2400-2483.5_802.11be EHT20_CH01_Full RU _2412MHz	
ANT	CDD 5+4	
Pol.	Vertical	Fundamental
Peak	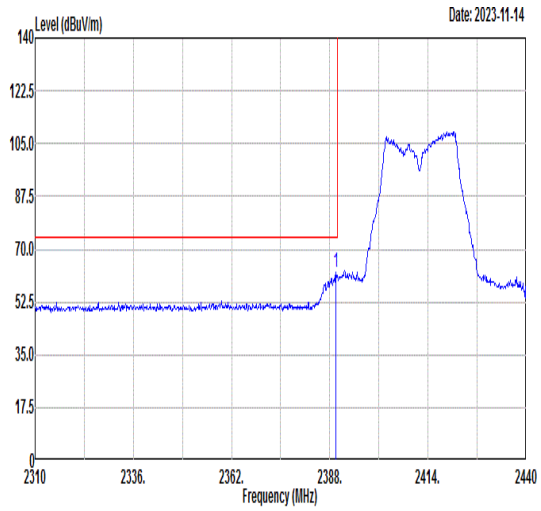 Freq Level Limit Line Margin Read Level Ant Factor Cable Loss Preamp Factor APos TPos Remark 1 2389.69 62.37 74.00 -11.63 56.95 33.31 5.36 33.25 400 229 PEAK	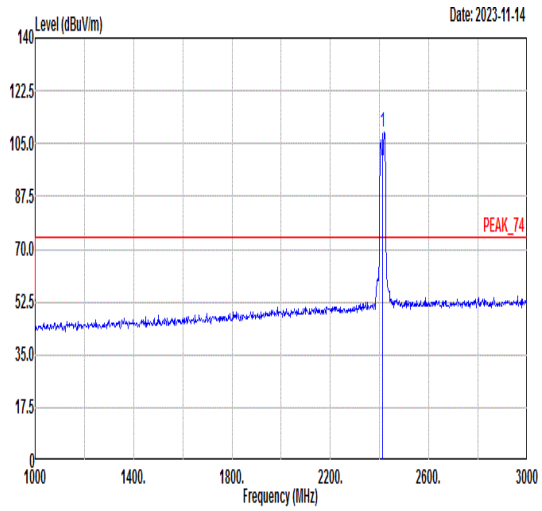 Freq Level Limit Line Margin Read Level Ant Factor Cable Loss Preamp Factor APos TPos Remark 1 2412.00 108.83 ------ ------ 103.26 33.39 5.39 33.21 400 229 PEAK
Avg	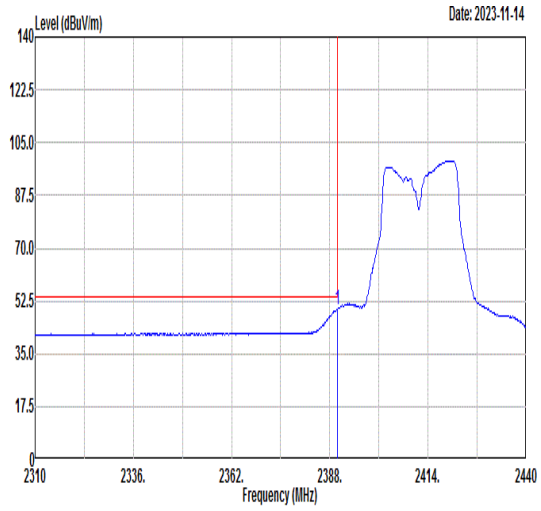 Freq Level Limit Line Margin Read Level Ant Factor Cable Loss Preamp Factor APos TPos Remark 1 2389.95 49.77 54.00 -4.23 44.35 33.31 5.36 33.25 400 229 AVERAGE	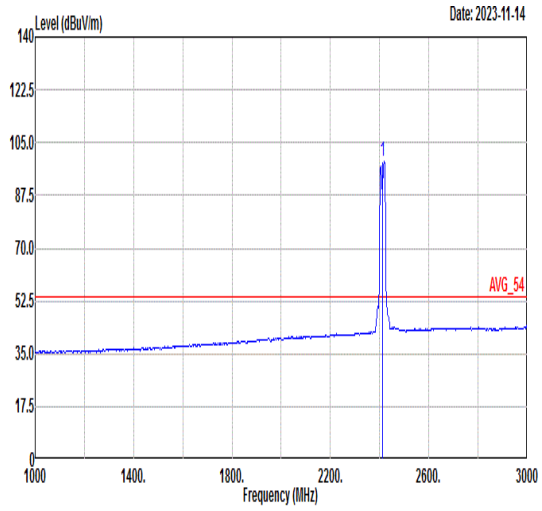 Freq Level Limit Line Margin Read Level Ant Factor Cable Loss Preamp Factor APos TPos Remark 1 2412.00 98.94 ------ ------ 93.37 33.39 5.39 33.21 400 229 AVERAGE

Mode	7	
	Harmonic	
	2400-2483.5_802.11be EHT20_CH01_Full RU _2412MHz	
ANT	CDD 5+4	
Pol.	Horizontal	Vertical
Peak Avg	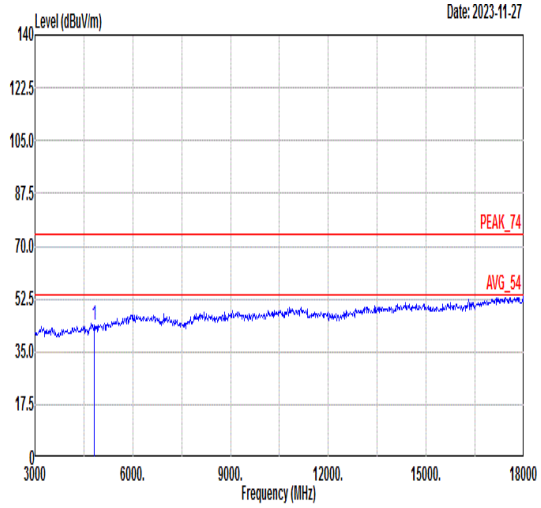 Freq Level Limit Line Margin Read Level Ant Factor Cable Loss Preamp Factor APos TPos Remark MHz dBuV/m dBuV/m dB dBuV dB/m dB dB cm deg 1 4824.00 43.76 74.00 -30.24 63.64 36.09 8.88 64.85 --- --- Peak	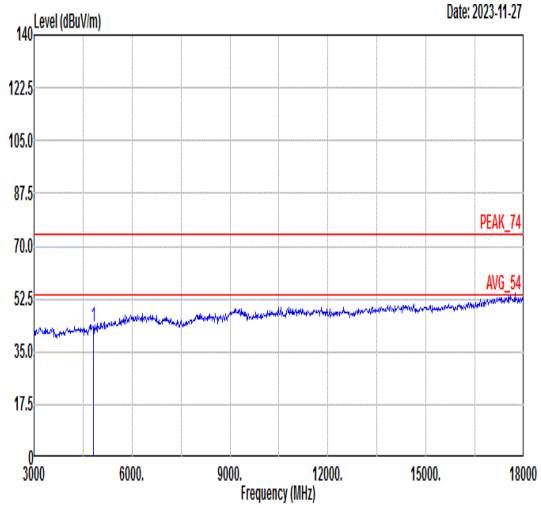 Freq Level Limit Line Margin Read Level Ant Factor Cable Loss Preamp Factor APos TPos Remark MHz dBuV/m dBuV/m dB dBuV dB/m dB dB cm deg 1 4824.00 43.51 74.00 -30.49 63.39 36.09 8.88 64.85 --- --- Peak

Mode	8	
	Harmonic	
	2400-2483.5_802.11be EHT20_CH06_Full RU _2437MHz	
ANT	CDD 5+4	
Pol.	Horizontal	Vertical
Peak Avg	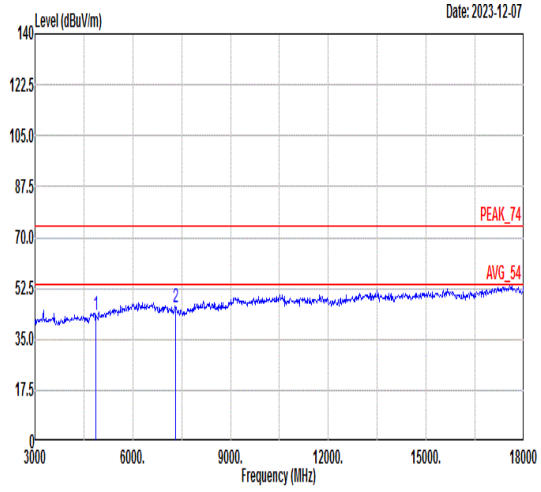 Freq Level Limit Line Margin Read Level Ant Factor Cable Loss Preamp Factor APos TPos Remark MHz dBuV/m dBuV/m dB dBuV dB/m dB dB cm deg 1 4874.00 43.35 74.00 -30.65 63.38 36.12 8.72 64.87 --- --- Peak 2 7311.00 46.17 74.00 -27.83 64.63 36.22 10.18 64.86 --- --- Peak	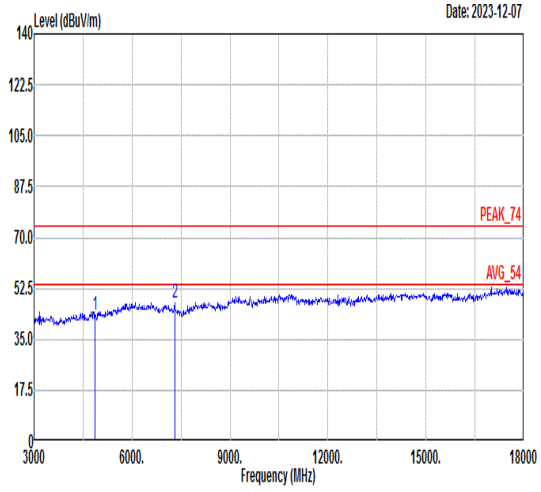 Freq Level Limit Line Margin Read Level Ant Factor Cable Loss Preamp Factor APos TPos Remark MHz dBuV/m dBuV/m dB dBuV dB/m dB dB cm deg 1 4874.00 43.58 74.00 -30.42 63.61 36.12 8.72 64.87 --- --- Peak 2 7311.00 47.65 74.00 -26.35 66.11 36.22 10.18 64.86 --- --- Peak

Mode	9	
	Band Edge	
	2400-2483.5_802.11be EHT20_CH11_Full RU _2462MHz	
ANT	CDD 5+4	
Pol.	Horizontal	Fundamental
Peak	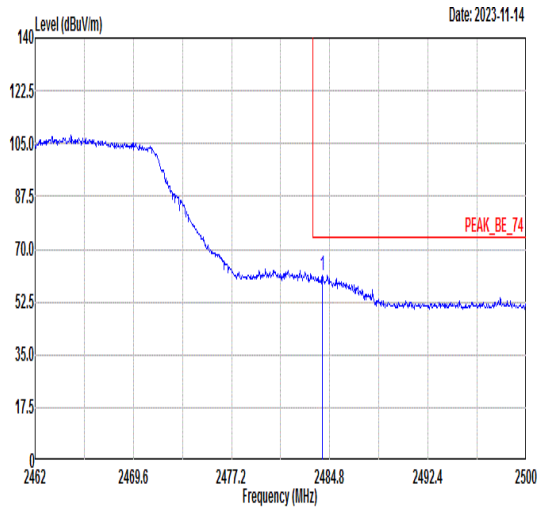 Freq Level Limit Line Margin Read Level Ant Factor Cable Loss Preamp Factor APos TPos Remark MHz dBuV/m dBuV/m dB dBuV dB/m dB dB cm deg 1 2484.23 61.33 74.00 -12.67 55.43 33.56 5.46 33.12 100 329 PEAK	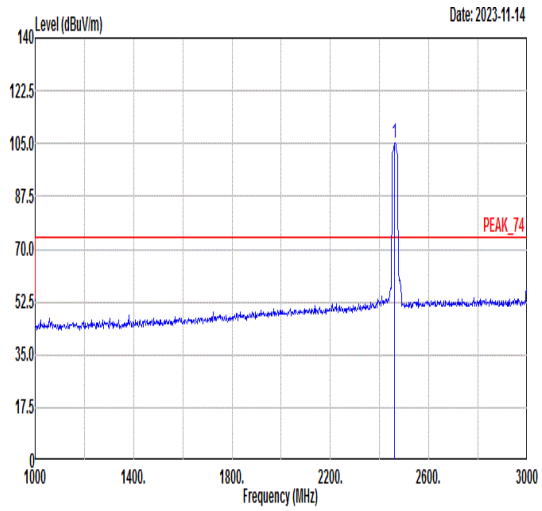 Freq Level Limit Line Margin Read Level Ant Factor Cable Loss Preamp Factor APos TPos Remark MHz dBuV/m dBuV/m dB dBuV dB/m dB dB cm deg 1 2462.00 105.20 ------ ------ 99.40 33.51 5.44 33.15 100 329 PEAK
Avg	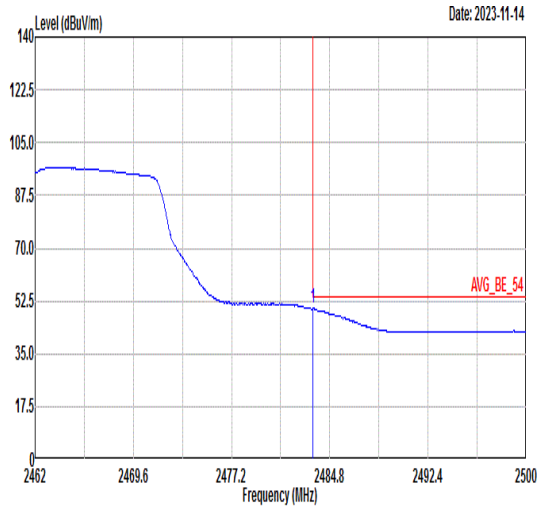 Freq Level Limit Line Margin Read Level Ant Factor Cable Loss Preamp Factor APos TPos Remark MHz dBuV/m dBuV/m dB dBuV dB/m dB dB cm deg 1 2483.51 50.06 54.00 -3.94 44.16 33.56 5.46 33.12 100 329 AVERAGE	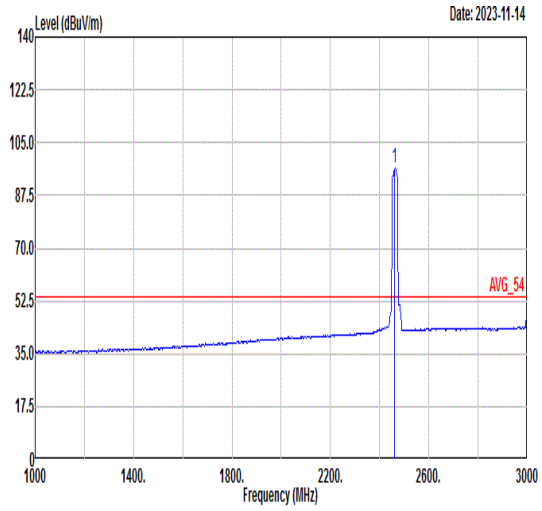 Freq Level Limit Line Margin Read Level Ant Factor Cable Loss Preamp Factor APos TPos Remark MHz dBuV/m dBuV/m dB dBuV dB/m dB dB cm deg 1 2462.00 96.48 ------ ------ 90.68 33.51 5.44 33.15 100 329 AVERAGE

Mode	9	
	Band Edge	
	2400-2483.5_802.11be EHT20_CH11_Full RU _2462MHz	
ANT	CDD 5+4	
Pol.	Vertical	Fundamental
Peak	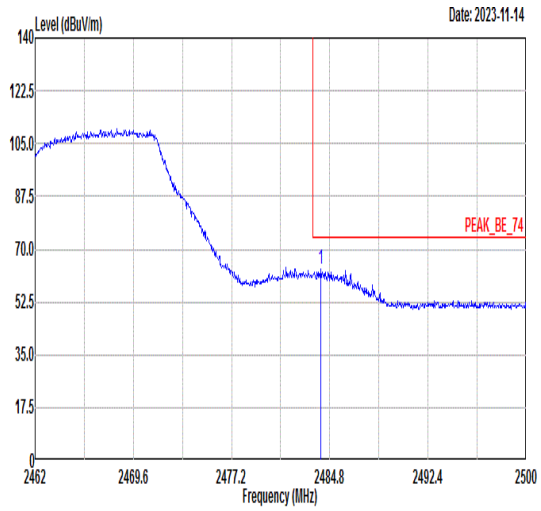 Freq Level Limit Line Margin Read Level Ant Factor Cable Loss Preamp Factor APos TPos Remark MHz dBuV/m dBuV/m dB dBuV dB/m dB dB cm deg 1 2484.08 63.51 74.00 -10.49 57.61 33.56 5.46 33.12 383 221 PEAK	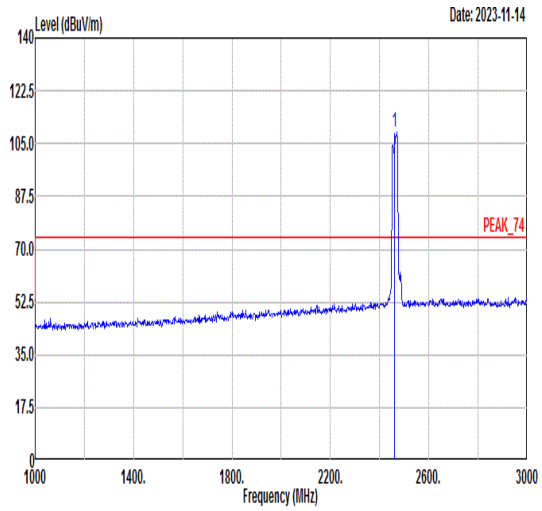 Freq Level Limit Line Margin Read Level Ant Factor Cable Loss Preamp Factor APos TPos Remark MHz dBuV/m dBuV/m dB dBuV dB/m dB dB cm deg 1 2462.00 108.86 ------ ------ 103.04 33.52 5.44 33.14 383 221 PEAK
Avg	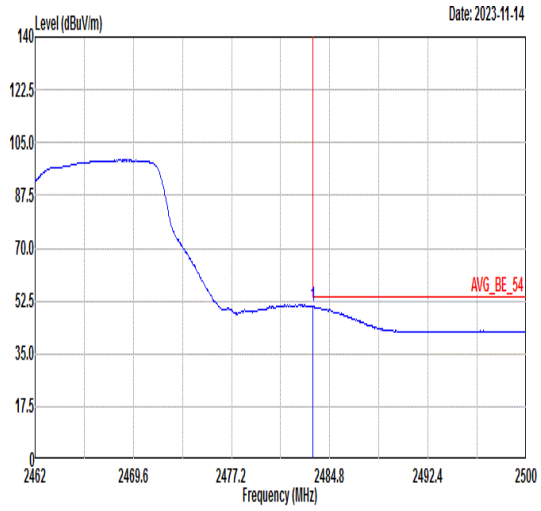 Freq Level Limit Line Margin Read Level Ant Factor Cable Loss Preamp Factor APos TPos Remark MHz dBuV/m dBuV/m dB dBuV dB/m dB dB cm deg 1 2483.51 50.82 54.00 -3.18 44.92 33.56 5.46 33.12 383 221 AVERAGE	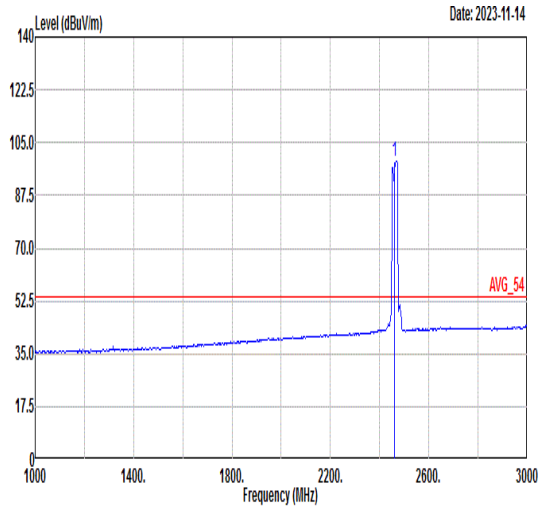 Freq Level Limit Line Margin Read Level Ant Factor Cable Loss Preamp Factor APos TPos Remark MHz dBuV/m dBuV/m dB dBuV dB/m dB dB cm deg 1 2462.00 98.98 ------ ------ 93.16 33.52 5.44 33.14 383 221 AVERAGE

Mode	9	
	Harmonic	
	2400-2483.5_802.11be EHT20_CH11_Full RU _2462MHz	
ANT	CDD 5+4	
Pol.	Horizontal	Vertical
Peak Avg	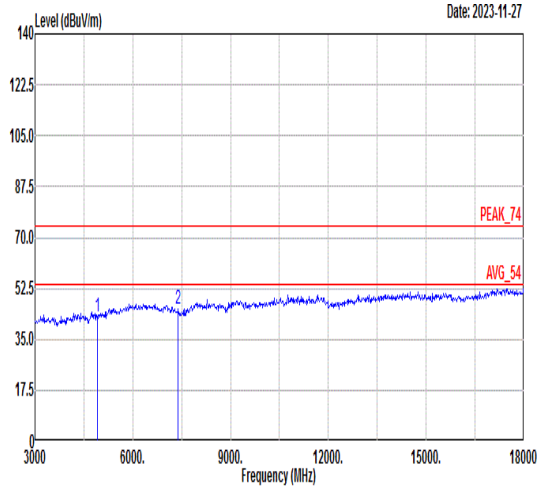 Freq Level Limit Line Margin Read Level Ant Factor Cable Loss Preamp Factor APos TPos Remark MHz dBuV/m dBuV/m dB dBuV dB/m dB dB cm deg 1 4924.00 42.74 74.00 -31.26 62.91 36.15 8.57 64.89 --- --- Peak 2 7386.00 45.36 74.00 -28.64 63.99 36.05 10.18 64.86 --- --- Peak	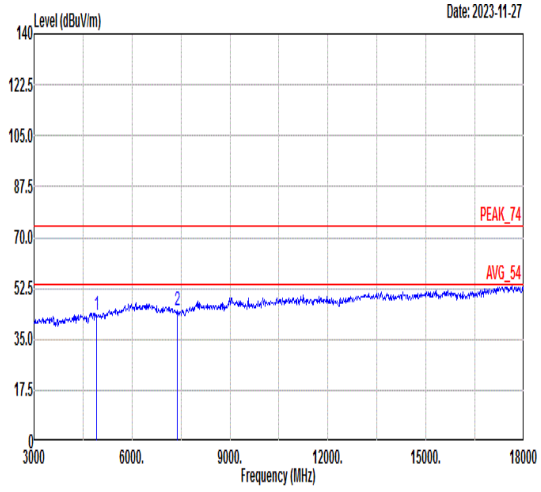 Freq Level Limit Line Margin Read Level Ant Factor Cable Loss Preamp Factor APos TPos Remark MHz dBuV/m dBuV/m dB dBuV dB/m dB dB cm deg 1 4924.00 43.18 74.00 -30.82 63.35 36.15 8.57 64.89 --- --- Peak 2 7386.00 44.96 74.00 -29.04 63.59 36.05 10.18 64.86 --- --- Peak

Mode	10	
	Band Edge - L	
	2400-2483.5_802.11be EHT40_CH03_Full RU _2422MHz	
ANT	CDD 5+4	
Pol.	Horizontal	Fundamental
Peak	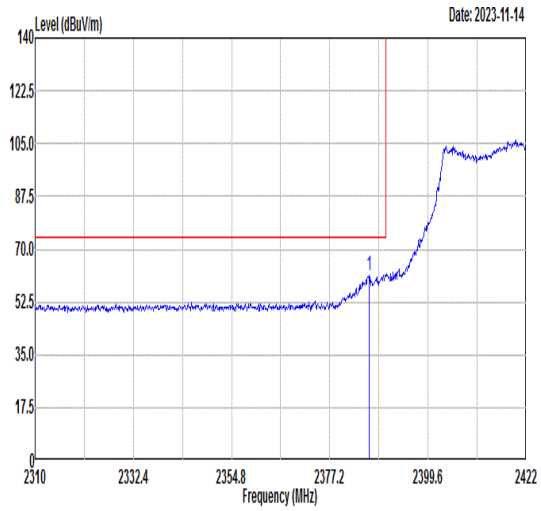 Freq Level Limit Line Margin Read Level Ant Factor Cable Loss Preamp Factor APos TPos Remark 1 2386.16 61.46 74.00 -12.54 56.06 33.30 5.36 33.26 100 40 PEAK	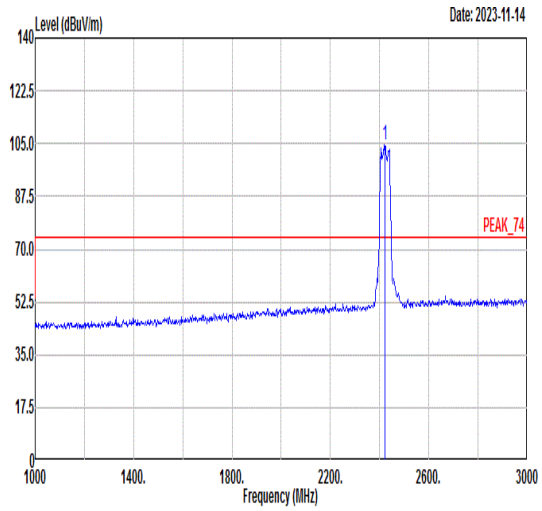 Freq Level Limit Line Margin Read Level Ant Factor Cable Loss Preamp Factor APos TPos Remark 1 2422.00 104.50 ------ ------ 98.93 33.39 5.39 33.21 100 40 PEAK
Avg	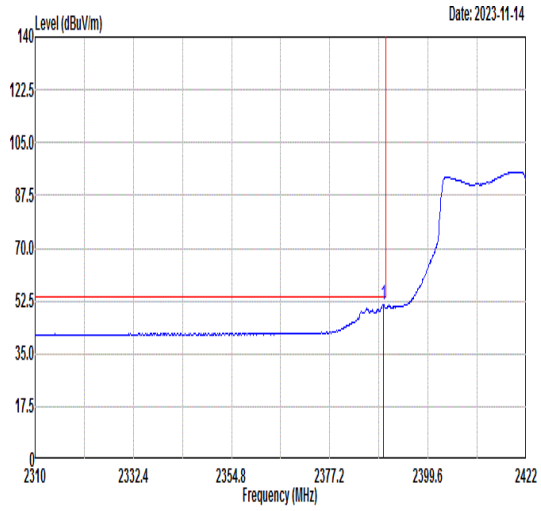 Freq Level Limit Line Margin Read Level Ant Factor Cable Loss Preamp Factor APos TPos Remark 1 2389.52 51.30 54.00 -2.70 45.88 33.31 5.36 33.25 100 40 AVERAGE	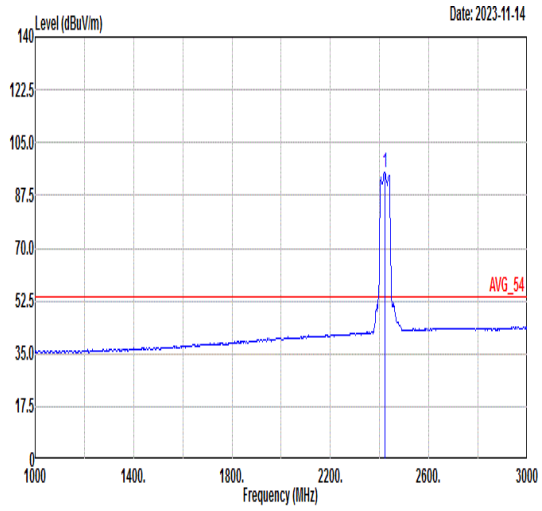 Freq Level Limit Line Margin Read Level Ant Factor Cable Loss Preamp Factor APos TPos Remark 1 2422.00 95.17 ------ ------ 89.60 33.39 5.39 33.21 100 40 AVERAGE

Mode	10	
	Band Edge - R	
	2400-2483.5_802.11be EHT40_CH03_Full RU _2422MHz	
ANT	CDD 5+4	
Pol.	Horizontal	Fundamental
Peak	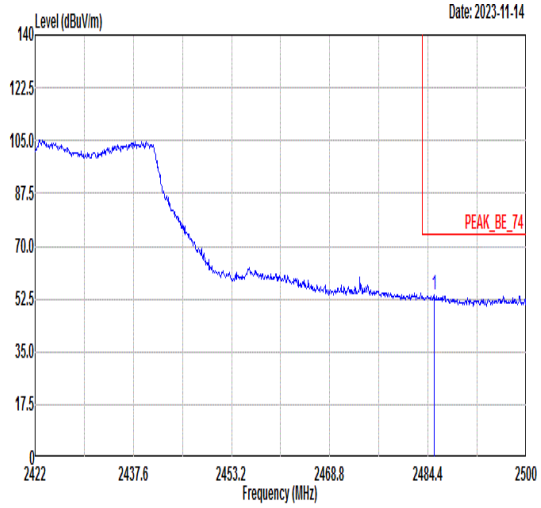 Freq Level Limit Line Margin Read Level Ant Factor Cable Loss Preamp Factor APos TPos Remark MHz dBuV/m dBuV/m dB dBuV dB/m dB dB cm deg 1 2485.34 53.62 74.00 -20.38 47.72 33.56 5.46 33.12 100 40 PEAK	Blank
Avg	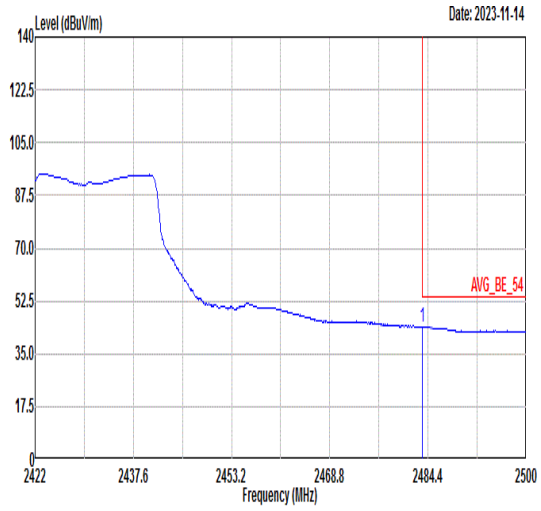 Freq Level Limit Line Margin Read Level Ant Factor Cable Loss Preamp Factor APos TPos Remark MHz dBuV/m dBuV/m dB dBuV dB/m dB dB cm deg 1 2483.54 44.04 54.00 -9.96 38.14 33.56 5.46 33.12 100 40 AVERAGE	Blank

Mode	10	
	Band Edge - L	
	2400-2483.5_802.11be EHT40_CH03_Full RU _2422MHz	
ANT	CDD 5+4	
Pol.	Vertical	Fundamental
Peak	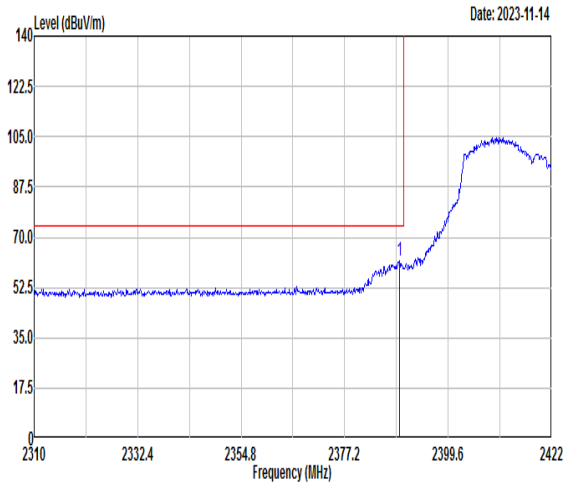 Freq Level Limit Line Margin Read Level Ant Factor Cable Loss Preamp Factor APos TPos Remark MHz dBuV/m dBuV/m dB dBuV dB/m dB dB cm deg 1 2389.07 61.56 74.00 -12.44 56.15 33.31 5.36 33.26 364 231 PEAK	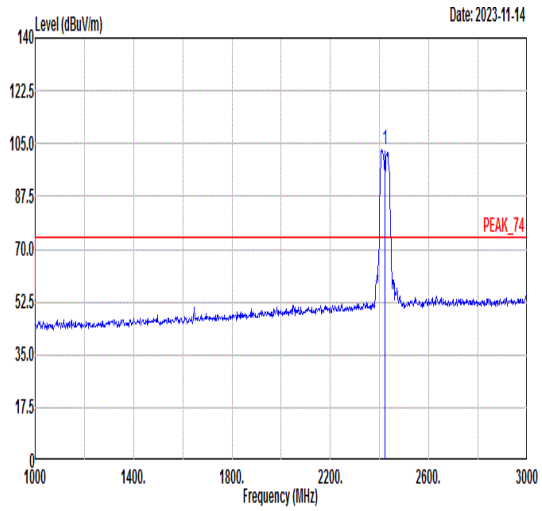 Freq Level Limit Line Margin Read Level Ant Factor Cable Loss Preamp Factor APos TPos Remark MHz dBuV/m dBuV/m dB dBuV dB/m dB dB cm deg 1 2422.00 102.86 ------ ------ 97.34 33.37 5.38 33.23 364 231 PEAK
Avg	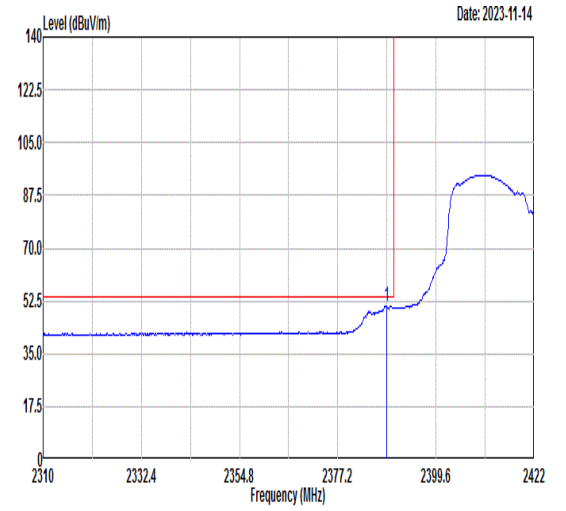 Freq Level Limit Line Margin Read Level Ant Factor Cable Loss Preamp Factor APos TPos Remark MHz dBuV/m dBuV/m dB dBuV dB/m dB dB cm deg 1 2388.29 50.92 54.00 -3.08 45.51 33.31 5.36 33.26 364 231 AVERAGE	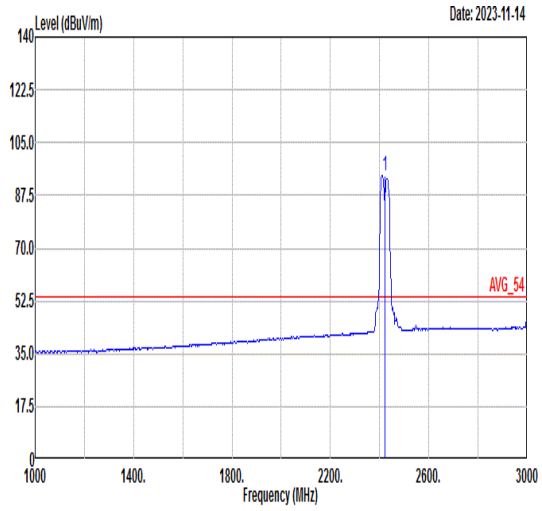 Freq Level Limit Line Margin Read Level Ant Factor Cable Loss Preamp Factor APos TPos Remark MHz dBuV/m dBuV/m dB dBuV dB/m dB dB cm deg 1 2422.00 94.21 ------ ------ 88.69 33.37 5.38 33.23 364 231 AVERAGE

Mode	10	
	Band Edge - R	
	2400-2483.5_802.11be EHT40_CH03_Full RU _2422MHz	
ANT	CDD 5+4	
Pol.	Vertical	Fundamental
Peak	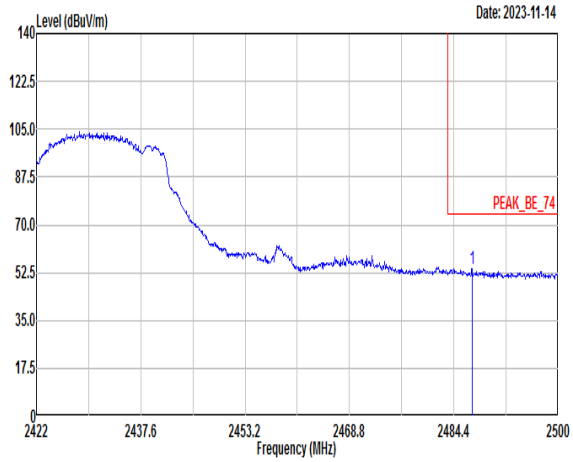 Freq Level Limit Line Margin Read Level Ant Factor Cable Loss Preamp Factor APos TPos Remark MHz dBuV/m dBuV/m dB dBuV dB/m dB dB cm deg 1 2487.13 53.82 74.00 -20.18 47.91 33.57 5.46 33.12 364 231 PEAK	Blank
Avg	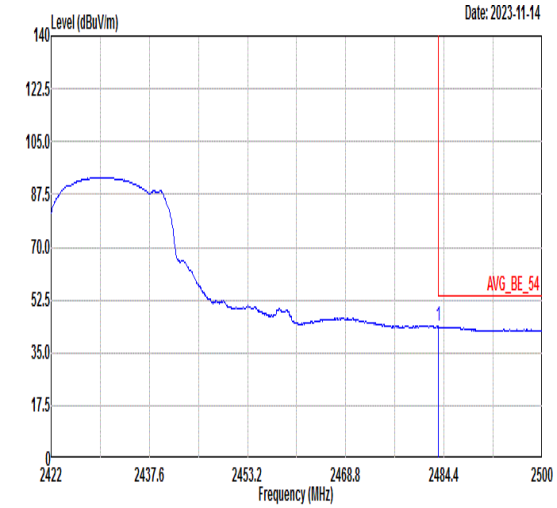 Freq Level Limit Line Margin Read Level Ant Factor Cable Loss Preamp Factor APos TPos Remark MHz dBuV/m dBuV/m dB dBuV dB/m dB dB cm deg 1 2483.54 43.62 54.00 -10.38 37.72 33.56 5.46 33.12 364 231 AVERAGE	Blank

Mode	11	
	Band Edge - L	
	2400-2483.5_802.11be EHT40_CH09_Full RU _2452MHz	
ANT	CDD 5+4	
Pol.	Horizontal	Fundamental
Peak	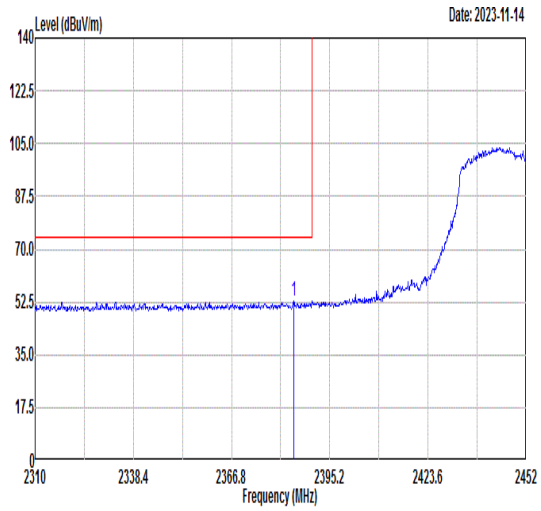 Freq Level Limit Line Margin Read Level Ant Factor Cable Loss Preamp Factor APos TPos Remark 1 2384.69 52.86 74.00 -21.14 47.47 33.30 5.35 33.26 380 293 PEAK	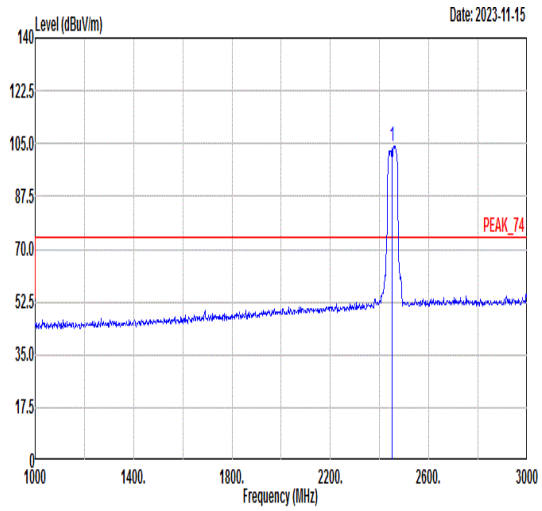 Freq Level Limit Line Margin Read Level Ant Factor Cable Loss Preamp Factor APos TPos Remark 1 2452.00 104.29 ------ ------ 98.52 33.50 5.43 33.16 380 293 PEAK
Avg	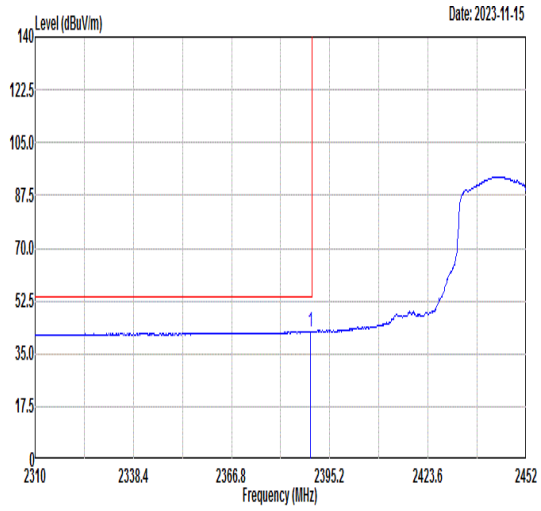 Freq Level Limit Line Margin Read Level Ant Factor Cable Loss Preamp Factor APos TPos Remark 1 2389.52 42.49 54.00 -11.51 37.07 33.31 5.36 33.25 380 293 AVERAGE	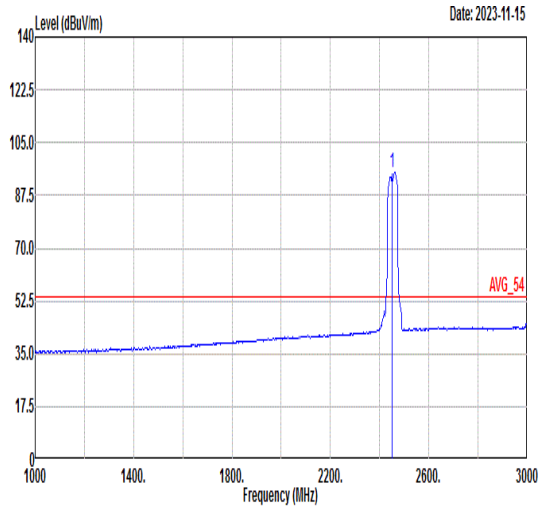 Freq Level Limit Line Margin Read Level Ant Factor Cable Loss Preamp Factor APos TPos Remark 1 2452.00 95.21 ------ ------ 89.42 33.50 5.44 33.15 380 293 AVERAGE

Mode	11	
	Band Edge - R	
	2400-2483.5_802.11be EHT40_CH09_Full RU _2452MHz	
ANT	CDD 5+4	
Pol.	Horizontal	Fundamental
Peak	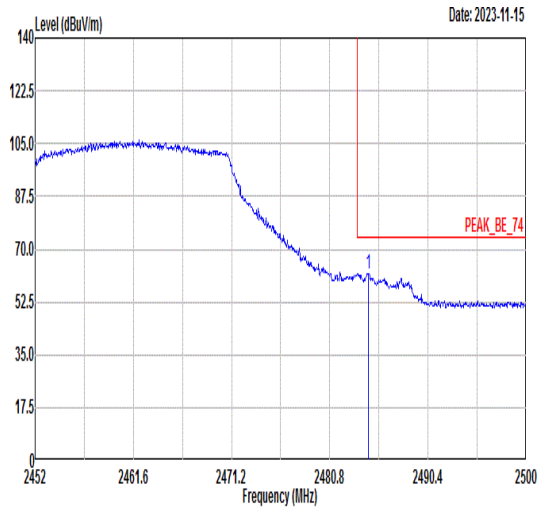 Freq Level Limit Line Margin Read Level Ant Factor Cable Loss Preamp Factor APos TPos Remark MHz dBuV/m dBuV/m dB dBuV dB/m dB dB cm deg 1 2484.59 62.03 74.00 -11.97 56.13 33.56 5.46 33.12 380 293 PEAK	Blank
Avg	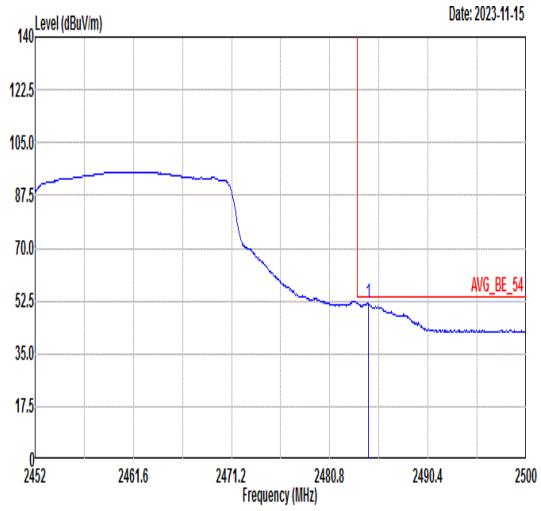 Freq Level Limit Line Margin Read Level Ant Factor Cable Loss Preamp Factor APos TPos Remark MHz dBuV/m dBuV/m dB dBuV dB/m dB dB cm deg 1 2484.54 51.75 54.00 -2.25 45.85 33.56 5.46 33.12 380 293 AVERAGE	Blank

Mode	11	
	Band Edge - L	
	2400-2483.5_802.11be EHT40_CH09_Full RU _2452MHz	
ANT	CDD 5+4	
Pol.	Vertical	Fundamental
Peak	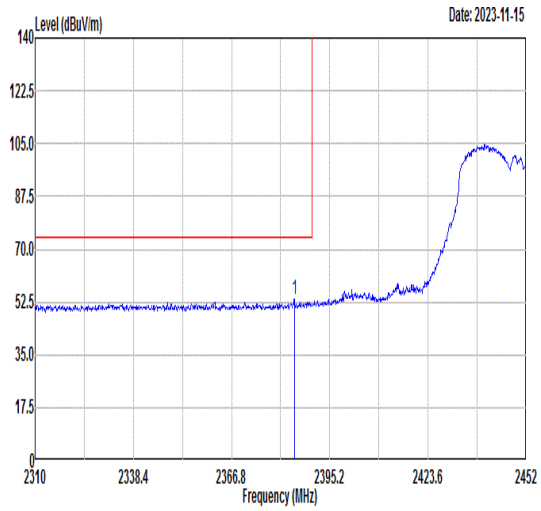 Freq Level Limit Line Margin Read Level Ant Factor Cable Loss Preamp Factor APos TPos Remark 1 2384.98 53.28 74.00 -20.72 47.89 33.30 5.35 33.26 385 222 PEAK	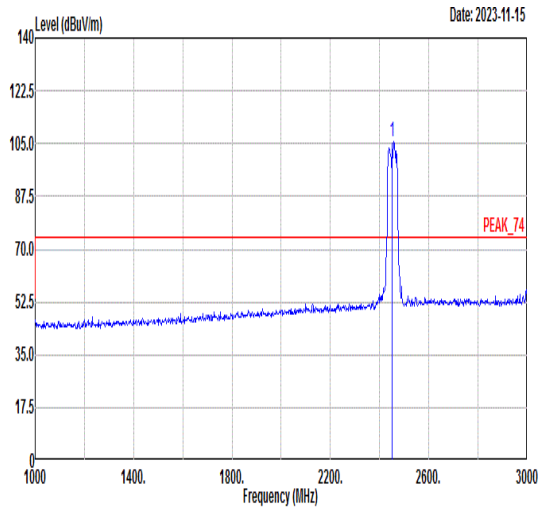 Freq Level Limit Line Margin Read Level Ant Factor Cable Loss Preamp Factor APos TPos Remark 1 2452.00 105.67 ------ ------ 99.91 33.49 5.43 33.16 385 222 PEAK
Avg	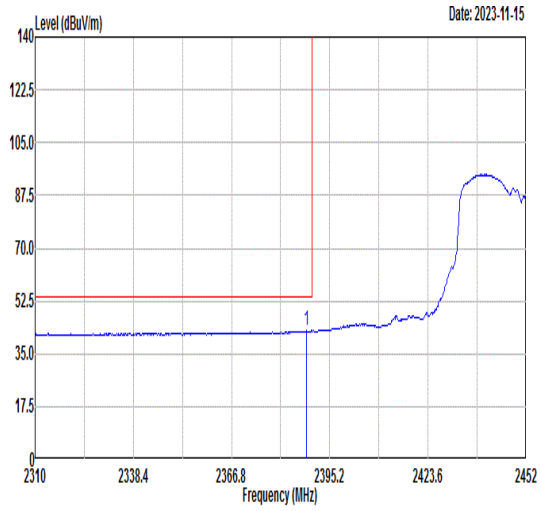 Freq Level Limit Line Margin Read Level Ant Factor Cable Loss Preamp Factor APos TPos Remark 1 2388.38 42.56 54.00 -11.44 37.15 33.31 5.36 33.26 385 222 AVERAGE	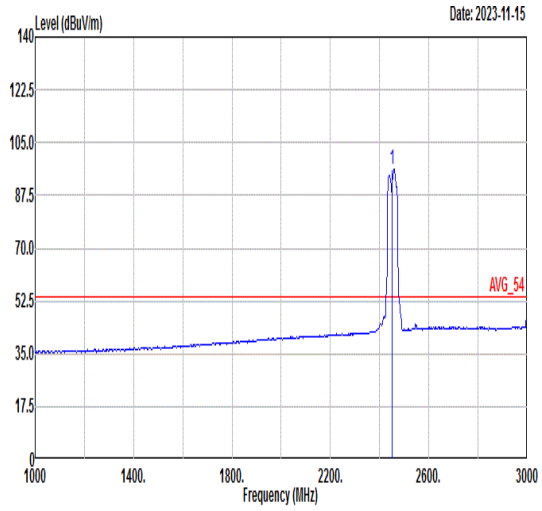 Freq Level Limit Line Margin Read Level Ant Factor Cable Loss Preamp Factor APos TPos Remark 1 2452.00 96.01 ------ ------ 90.24 33.50 5.43 33.16 385 222 AVERAGE

Mode	11	
	Band Edge - R	
	2400-2483.5_802.11be EHT40_CH09_Full RU _2452MHz	
ANT	CDD 5+4	
Pol.	Vertical	Fundamental
Peak	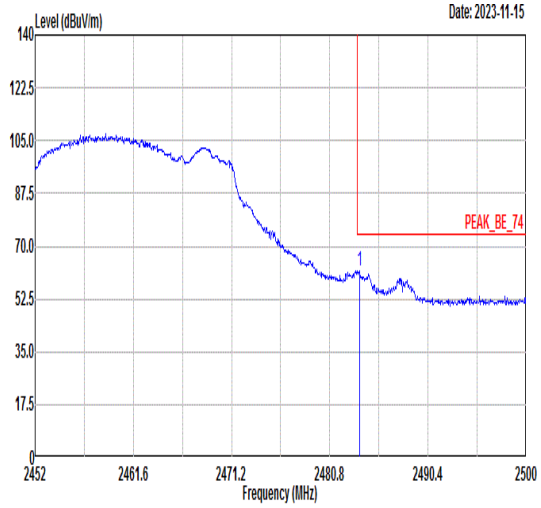 Freq Level Limit Line Margin Read Level Ant Factor Cable Loss Preamp Factor APos TPos Remark MHz dBuV/m dBuV/m dB dBuV dB/m dB dB cm deg 1 2483.73 61.67 74.00 -12.33 55.77 33.56 5.46 33.12 385 222 PEAK	Blank
Avg	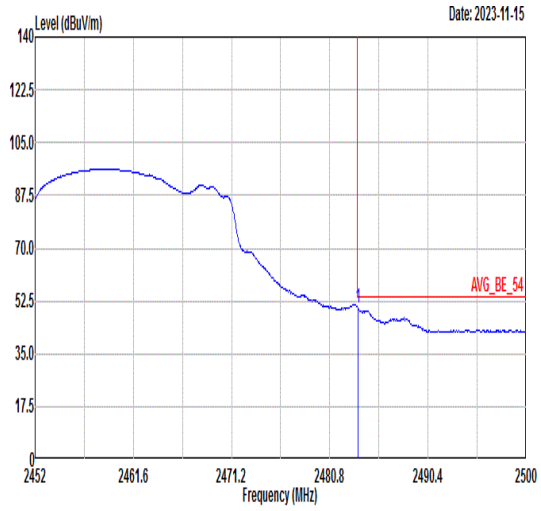 Freq Level Limit Line Margin Read Level Ant Factor Cable Loss Preamp Factor APos TPos Remark MHz dBuV/m dBuV/m dB dBuV dB/m dB dB cm deg 1 2483.54 50.43 54.00 -3.57 44.53 33.56 5.46 33.12 385 222 AVERAGE	Blank

Mode	12	
	Band Edge	
	2400-2483.5_802.11be EHT20_CH01_Single RU 52/37_2412MHz	
ANT	CDD 5+4	
Pol.	Horizontal	Fundamental
Peak	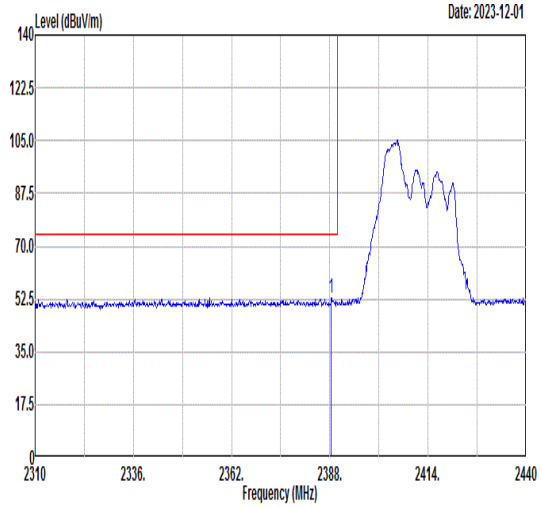 Freq Level Limit Line Margin Read Level Ant Factor Cable Loss Preamp Factor APos TPos Remark 1 2388.39 52.68 74.00 -21.32 47.27 33.31 5.36 33.26 300 46 PEAK	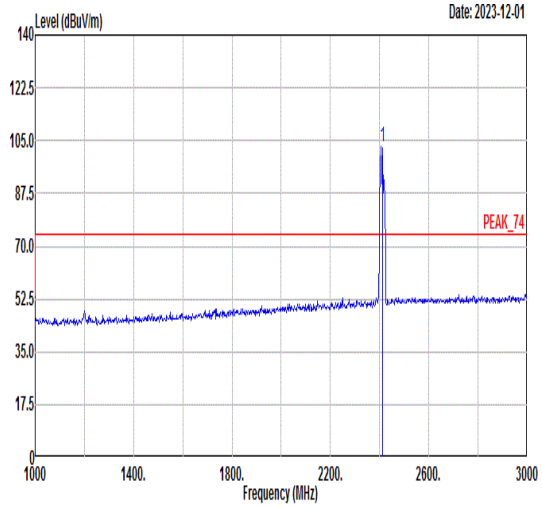 Freq Level Limit Line Margin Read Level Ant Factor Cable Loss Preamp Factor APos TPos Remark 1 2412.00 103.24 ------ ------ 97.74 33.36 5.37 33.23 300 46 PEAK
Avg	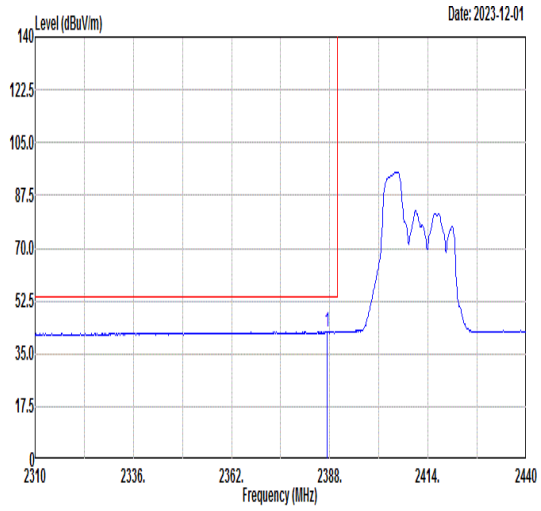 Freq Level Limit Line Margin Read Level Ant Factor Cable Loss Preamp Factor APos TPos Remark 1 2387.22 42.27 54.00 -11.73 36.86 33.31 5.36 33.26 300 46 AVERAGE	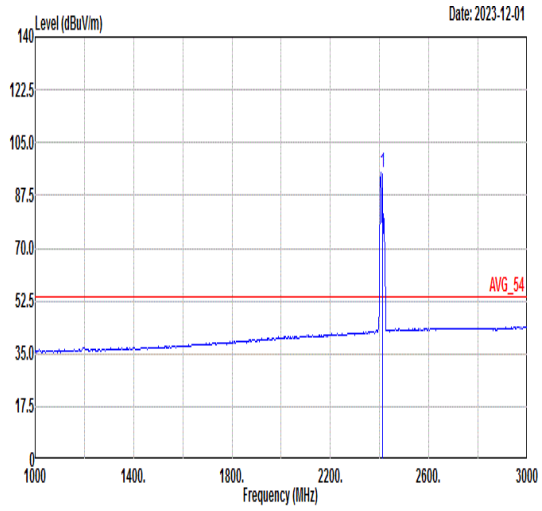 Freq Level Limit Line Margin Read Level Ant Factor Cable Loss Preamp Factor APos TPos Remark 1 2412.00 95.17 ------ ------ 89.67 33.36 5.37 33.23 300 46 AVERAGE

Mode	12	
	Band Edge	
	2400-2483.5_802.11be EHT20_CH01_Single RU 52/37_2412MHz	
ANT	CDD 5+4	
Pol.	Vertical	Fundamental
Peak	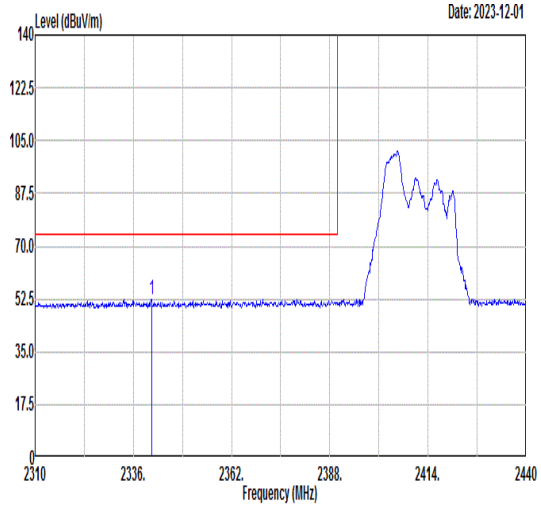 Freq Level Limit Line Margin Read Level Ant Factor Cable Loss Preamp Factor APos TPos Remark 1 2340.81 52.44 74.00 -21.56 47.25 33.19 5.32 33.32 300 107 PEAK	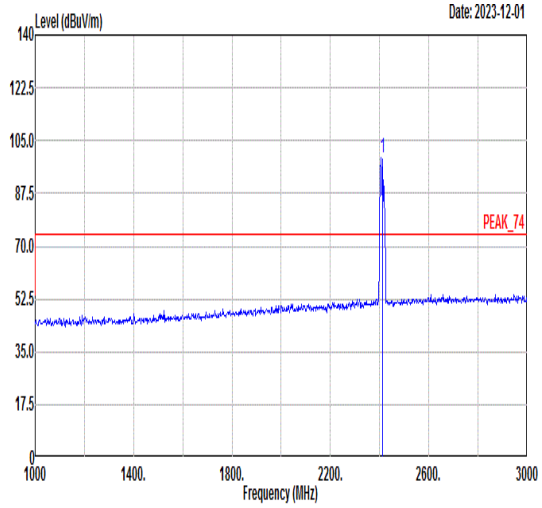 Freq Level Limit Line Margin Read Level Ant Factor Cable Loss Preamp Factor APos TPos Remark 1 2412.00 99.31 ------ ------ 93.82 33.35 5.37 33.23 300 107 PEAK
Avg	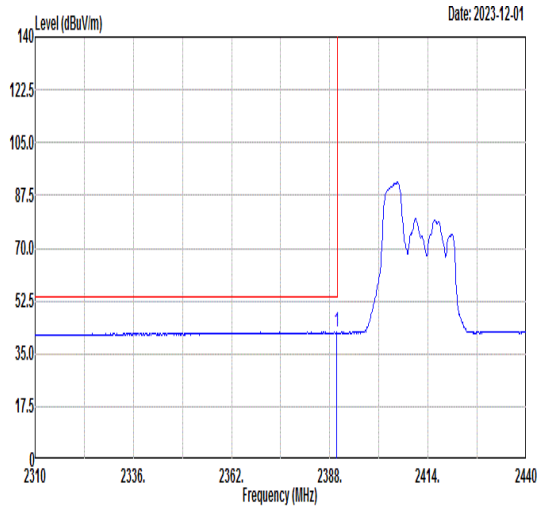 Freq Level Limit Line Margin Read Level Ant Factor Cable Loss Preamp Factor APos TPos Remark 1 2389.82 42.07 54.00 -11.93 36.65 33.31 5.36 33.25 300 107 AVERAGE	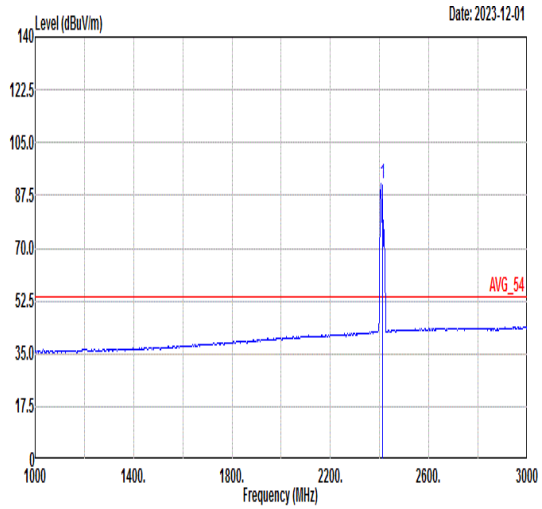 Freq Level Limit Line Margin Read Level Ant Factor Cable Loss Preamp Factor APos TPos Remark 1 2412.00 91.59 ------ ------ 86.09 33.36 5.37 33.23 300 107 AVERAGE

Mode	13	
	Band Edge	
	2400-2483.5_802.11be EHT20_CH11_Single RU 26/8_2462MHz	
ANT	CDD 5+4	
Pol.	Horizontal	Fundamental
Peak	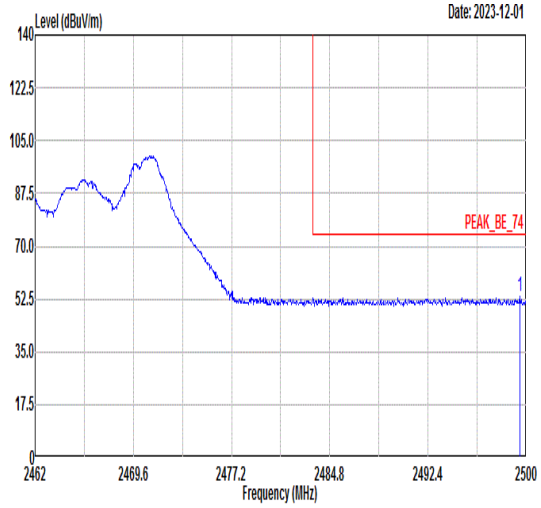 Freq Level Limit Line Margin Read Level Ant Factor Cable Loss Preamp Factor APos TPos Remark MHz dBuV/m dBuV/m dB dBuV dB/m dB dB cm deg 1 2499.51 53.57 74.00 -20.43 47.59 33.60 5.48 33.10 100 109 PEAK	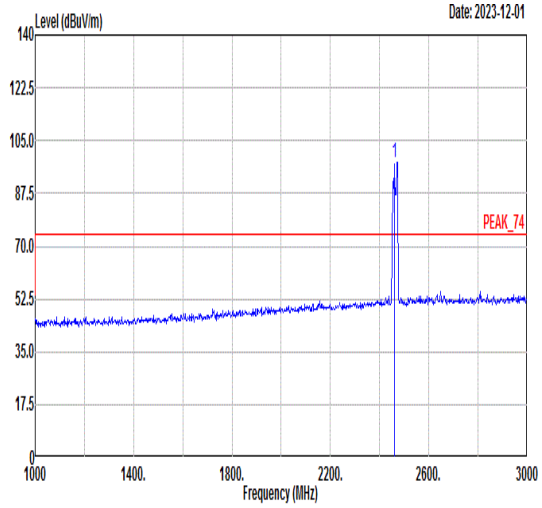 Freq Level Limit Line Margin Read Level Ant Factor Cable Loss Preamp Factor APos TPos Remark MHz dBuV/m dBuV/m dB dBuV dB/m dB dB cm deg 1 2462.00 97.49 ------ ------ 91.65 33.53 5.45 33.14 100 109 PEAK
Avg	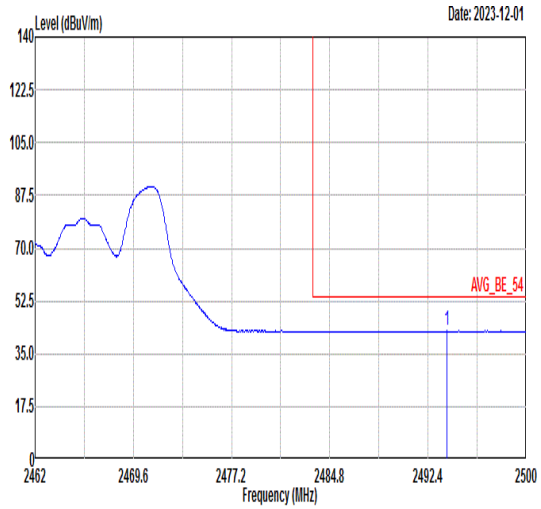 Freq Level Limit Line Margin Read Level Ant Factor Cable Loss Preamp Factor APos TPos Remark MHz dBuV/m dBuV/m dB dBuV dB/m dB dB cm deg 1 2493.88 42.73 54.00 -11.27 36.79 33.58 5.47 33.11 100 109 AVERAGE	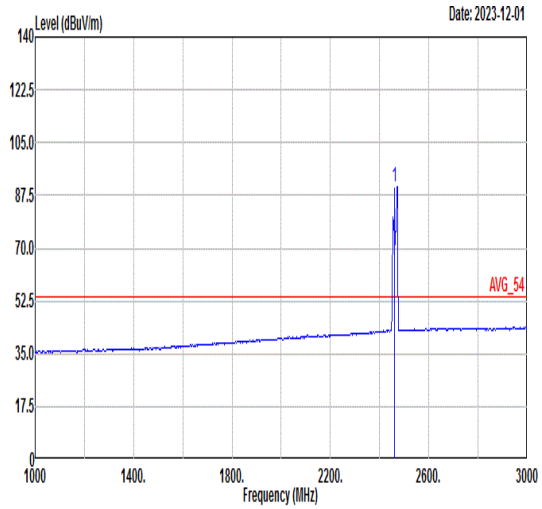 Freq Level Limit Line Margin Read Level Ant Factor Cable Loss Preamp Factor APos TPos Remark MHz dBuV/m dBuV/m dB dBuV dB/m dB dB cm deg 1 2462.00 90.27 ------ ------ 84.43 33.53 5.45 33.14 100 109 AVERAGE

Mode	13	
	Band Edge	
	2400-2483.5_802.11be EHT20_CH11_Single RU 26/8_2462MHz	
ANT	CDD 5+4	
Pol.	Vertical	Fundamental
Peak	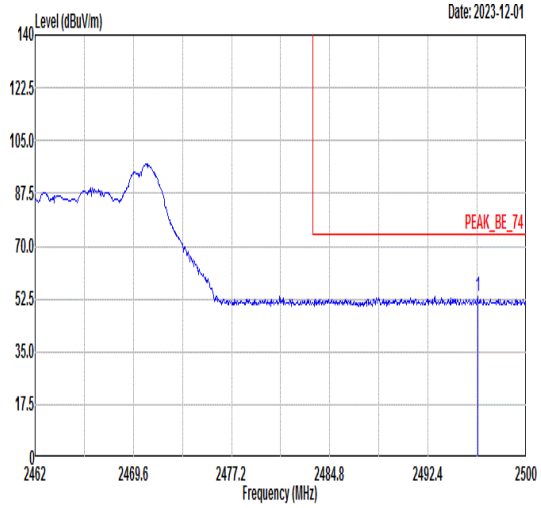 Freq Level Limit Line Margin Read Level Ant Factor Cable Loss Preamp Factor APos TPos Remark 1 2496.24 53.13 74.00 -20.87 47.18 33.59 5.47 33.11 400 83 PEAK	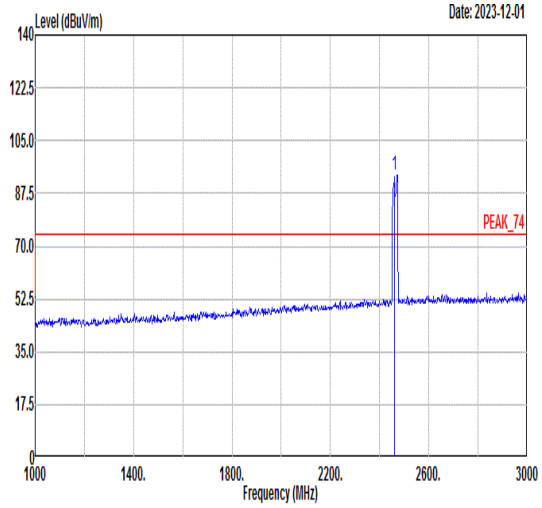 Freq Level Limit Line Margin Read Level Ant Factor Cable Loss Preamp Factor APos TPos Remark 1 2462.00 93.77 ------ ------ 87.95 33.52 5.44 33.14 400 83 PEAK
Avg	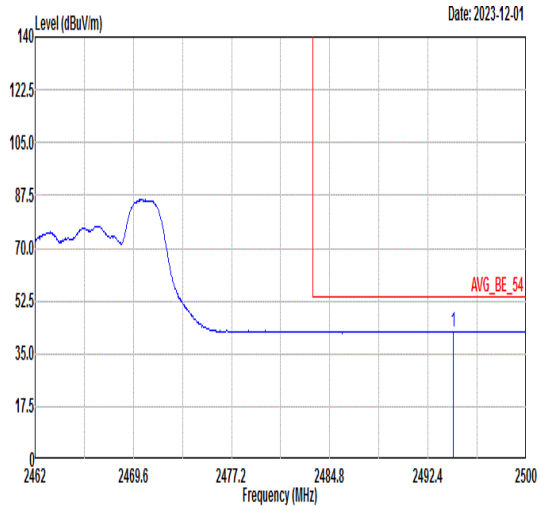 Freq Level Limit Line Margin Read Level Ant Factor Cable Loss Preamp Factor APos TPos Remark 1 2494.34 42.52 54.00 -11.48 36.57 33.59 5.47 33.11 400 83 AVERAGE	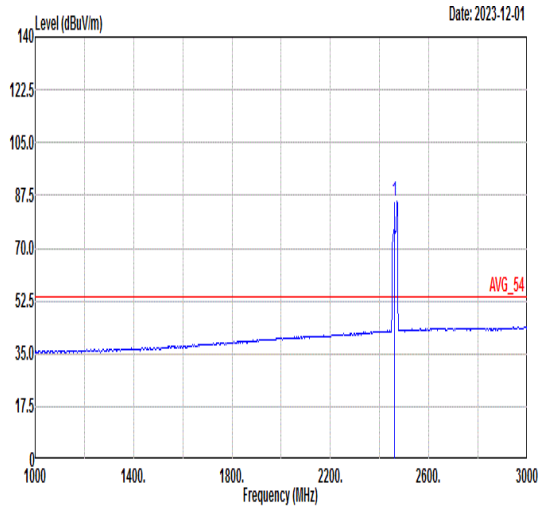 Freq Level Limit Line Margin Read Level Ant Factor Cable Loss Preamp Factor APos TPos Remark 1 2462.00 85.62 ------ ------ 79.80 33.52 5.44 33.14 400 83 AVERAGE

Mode	14	
	Band Edge	
	2400-2483.5_802.11be EHT20_CH01_Small RU 52+26 38+1 _2412MHz	
ANT	CDD 5+4	
Pol.	Horizontal	Fundamental
Peak	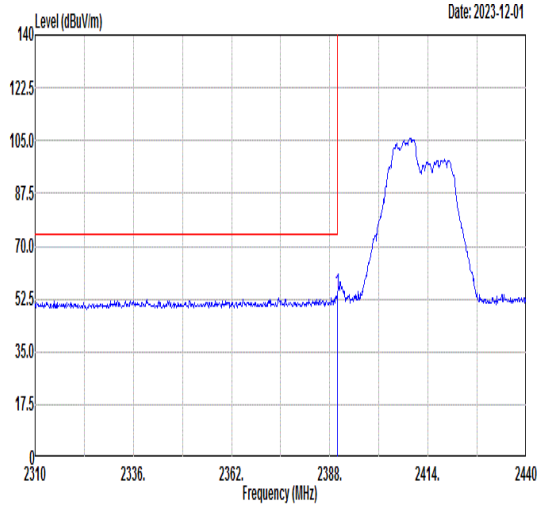 Freq Level Limit Line Margin Read Level Ant Factor Cable Loss Preamp Factor APos TPos Remark MHz dBuV/m dBuV/m dB dBuV dB/m dB dB cm deg 1 2389.95 54.52 74.00 -19.48 49.10 33.31 5.36 33.25 121 39 PEAK	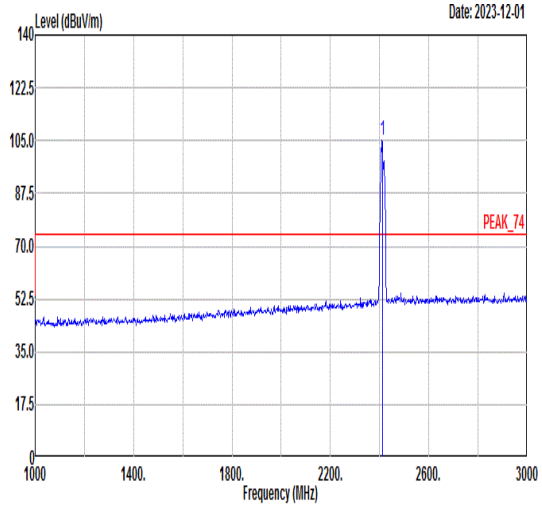 Freq Level Limit Line Margin Read Level Ant Factor Cable Loss Preamp Factor APos TPos Remark MHz dBuV/m dBuV/m dB dBuV dB/m dB dB cm deg 1 2412.00 105.34 ------ ------ 99.82 33.37 5.38 33.23 121 39 PEAK
Avg	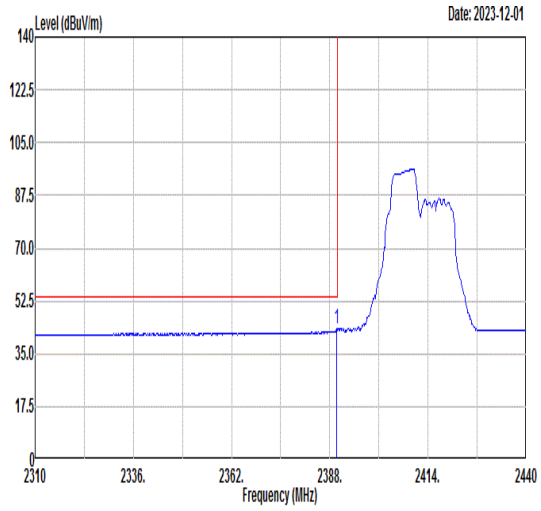 Freq Level Limit Line Margin Read Level Ant Factor Cable Loss Preamp Factor APos TPos Remark MHz dBuV/m dBuV/m dB dBuV dB/m dB dB cm deg 1 2389.82 43.06 54.00 -10.94 37.64 33.31 5.36 33.25 121 39 AVERAGE	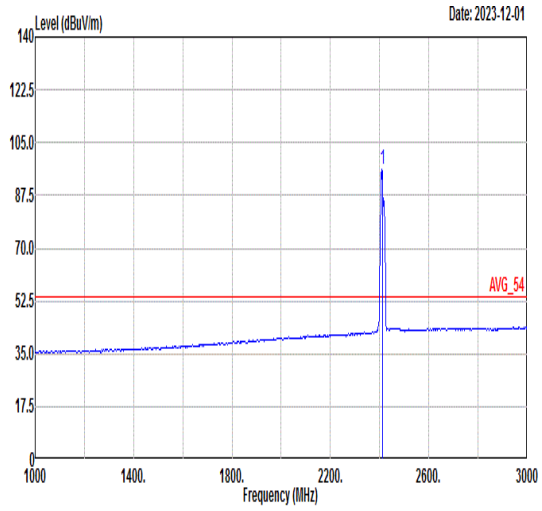 Freq Level Limit Line Margin Read Level Ant Factor Cable Loss Preamp Factor APos TPos Remark MHz dBuV/m dBuV/m dB dBuV dB/m dB dB cm deg 1 2412.00 96.06 ------ ------ 90.54 33.37 5.38 33.23 121 39 AVERAGE

Mode	14	
	Band Edge	
	2400-2483.5_802.11be EHT20_CH01_Small RU 52+26 38+1 _2412MHz	
ANT	CDD 5+4	
Pol.	Vertical	Fundamental
Peak	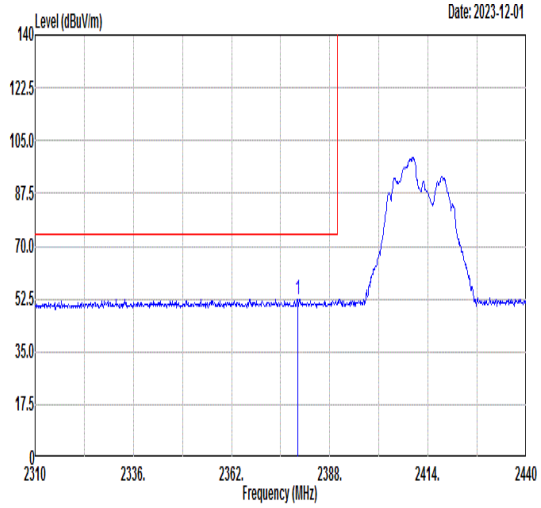 Freq Level Limit Line Margin Read Level Ant Factor Cable Loss Preamp Factor APos TPos Remark 1 2379.42 52.35 74.00 -21.65 46.98 33.29 5.35 33.27 400 95 PEAK	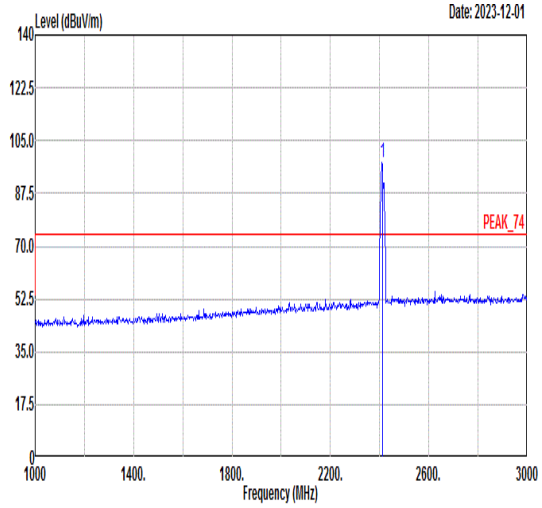 Freq Level Limit Line Margin Read Level Ant Factor Cable Loss Preamp Factor APos TPos Remark 1 2412.00 97.76 ------ ------ 92.24 33.37 5.38 33.23 400 95 PEAK
Avg	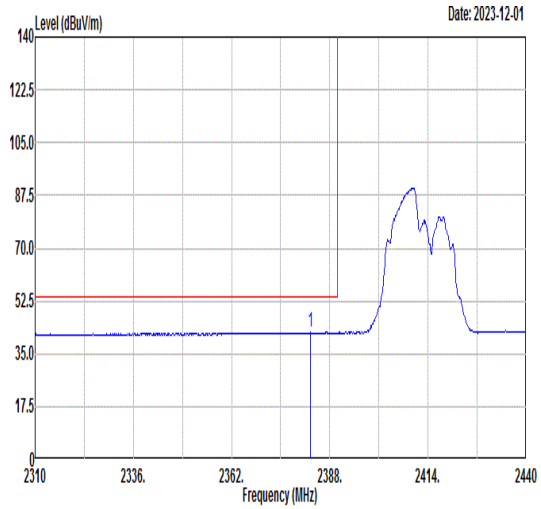 Freq Level Limit Line Margin Read Level Ant Factor Cable Loss Preamp Factor APos TPos Remark 1 2382.93 42.15 54.00 -11.85 36.76 33.30 5.35 33.26 400 95 AVERAGE	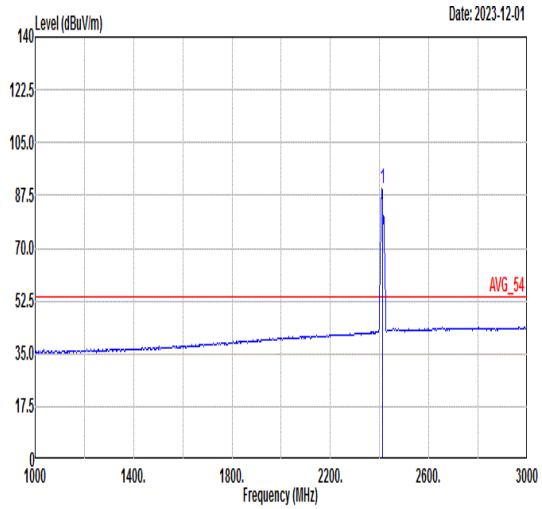 Freq Level Limit Line Margin Read Level Ant Factor Cable Loss Preamp Factor APos TPos Remark 1 2412.00 89.79 ------ ------ 84.27 33.37 5.38 33.23 400 95 AVERAGE

Mode	15	
	Band Edge	
	2400-2483.5_802.11be EHT20_CH01_Small RU 106+26 53+4 _2412MHz	
ANT	CDD 5+4	
Pol.	Horizontal	Fundamental
Peak	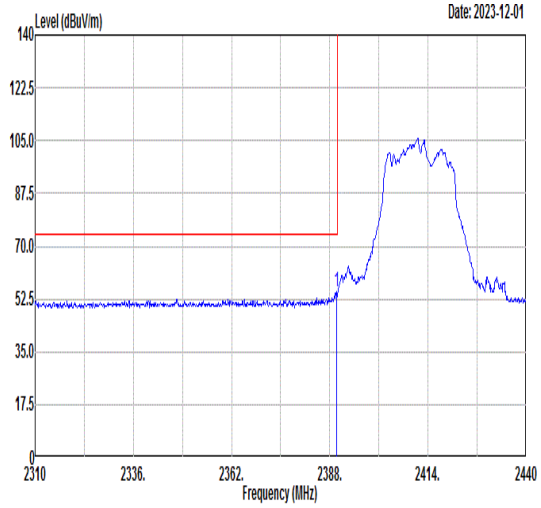 Freq Level Limit Line Margin Read Level Ant Factor Cable Loss Preamp Factor APos TPos Remark MHz dBuV/m dBuV/m dB dBuV dB/m dB dB cm deg 1 2389.82 54.93 74.00 -19.07 49.51 33.31 5.36 33.25 100 41 PEAK	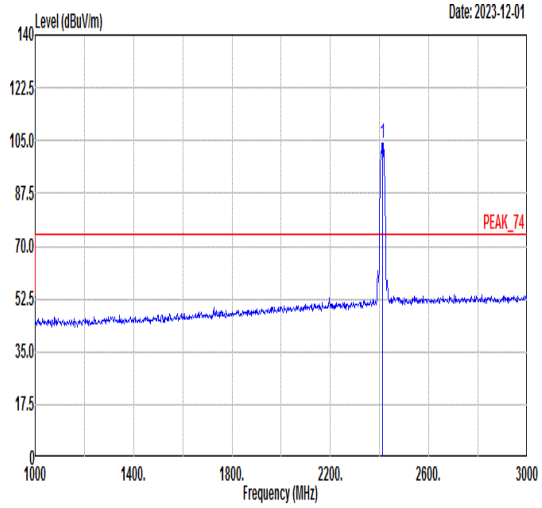 Freq Level Limit Line Margin Read Level Ant Factor Cable Loss Preamp Factor APos TPos Remark MHz dBuV/m dBuV/m dB dBuV dB/m dB dB cm deg 1 2412.00 104.07 ------ ------ 98.54 33.37 5.38 33.22 100 41 PEAK
Avg	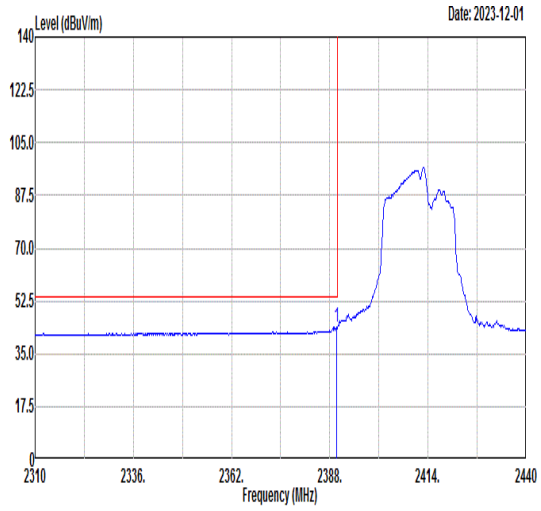 Freq Level Limit Line Margin Read Level Ant Factor Cable Loss Preamp Factor APos TPos Remark MHz dBuV/m dBuV/m dB dBuV dB/m dB dB cm deg 1 2389.82 43.75 54.00 -10.25 38.33 33.31 5.36 33.25 100 41 AVERAGE	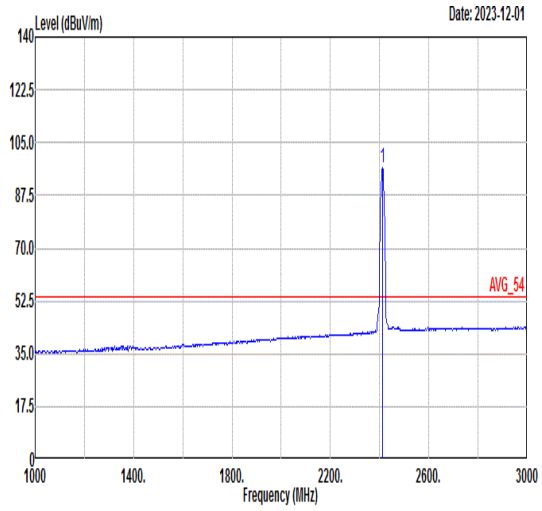 Freq Level Limit Line Margin Read Level Ant Factor Cable Loss Preamp Factor APos TPos Remark MHz dBuV/m dBuV/m dB dBuV dB/m dB dB cm deg 1 2412.00 96.53 ------ ------ 91.00 33.37 5.38 33.22 100 41 AVERAGE

Mode	15	
	Band Edge	
	2400-2483.5_802.11be EHT20_CH01_Small RU 106+26 53+4 _2412MHz	
ANT	CDD 5+4	
Pol.	Vertical	Fundamental
Peak	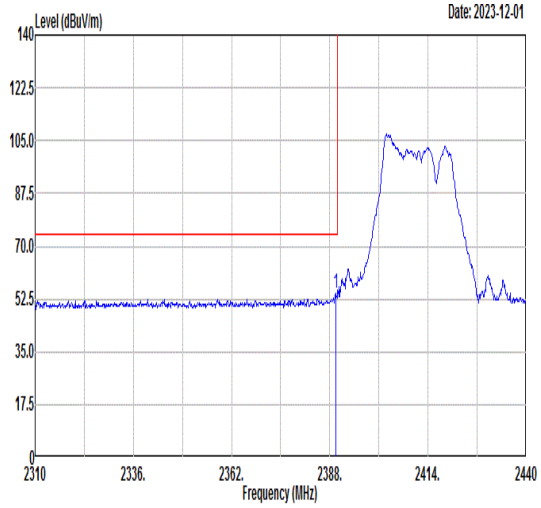 Freq Level Limit Line Margin Read Level Ant Factor Cable Loss Preamp Factor APos TPos Remark MHz dBuV/m dBuV/m dB dBuV dB/m dB dB cm deg 1 2389.69 54.23 74.00 -19.77 48.81 33.31 5.36 33.25 380 234 PEAK	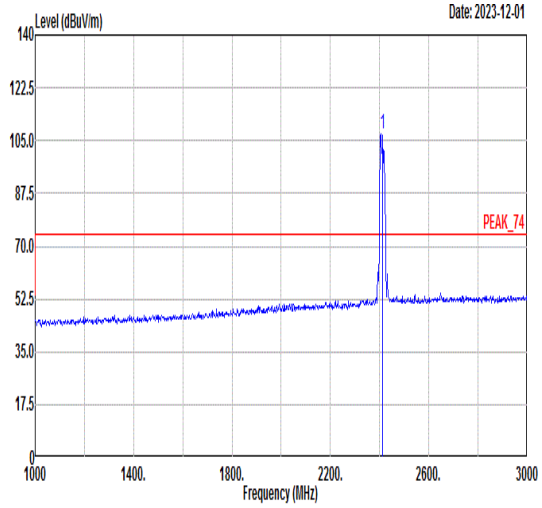 Freq Level Limit Line Margin Read Level Ant Factor Cable Loss Preamp Factor APos TPos Remark MHz dBuV/m dBuV/m dB dBuV dB/m dB dB cm deg 1 2412.00 107.06 ------ ------ 101.57 33.35 5.37 33.23 380 234 PEAK
Avg	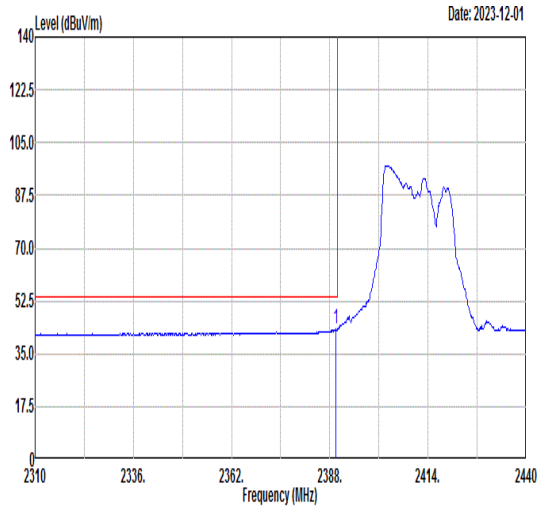 Freq Level Limit Line Margin Read Level Ant Factor Cable Loss Preamp Factor APos TPos Remark MHz dBuV/m dBuV/m dB dBuV dB/m dB dB cm deg 1 2389.56 43.18 54.00 -10.82 37.76 33.31 5.36 33.25 380 234 AVERAGE	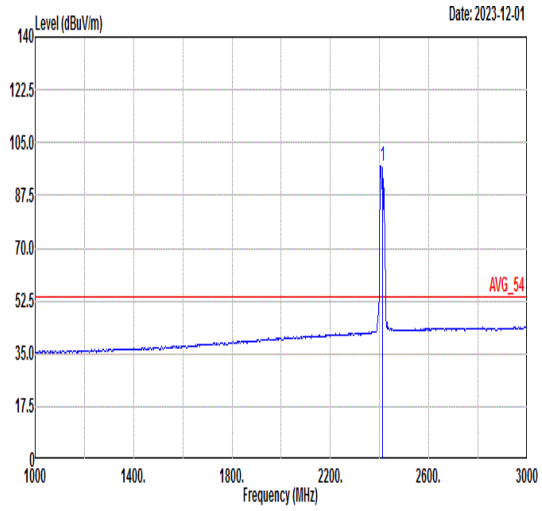 Freq Level Limit Line Margin Read Level Ant Factor Cable Loss Preamp Factor APos TPos Remark MHz dBuV/m dBuV/m dB dBuV dB/m dB dB cm deg 1 2412.00 97.33 ------ ------ 91.85 33.35 5.37 33.24 380 234 AVERAGE

Mode	16	
	Band Edge	
	2400-2483.5_802.11be EHT20_CH11_Small RU 52+26 39+7_2462MHz	
ANT	CDD 5+4	
Pol.	Horizontal	Fundamental
Peak	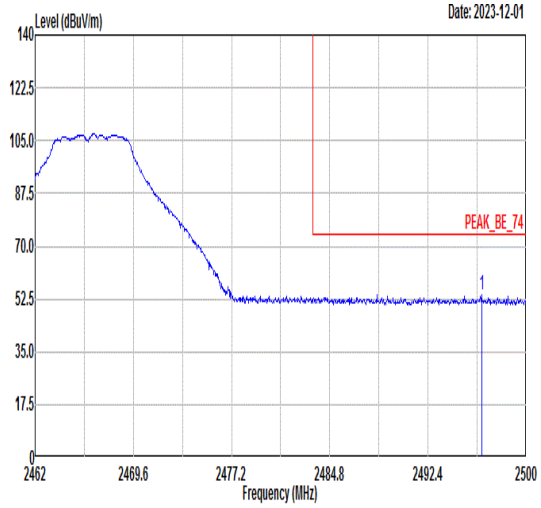 Freq Level Limit Line Margin Read Level Ant Factor Cable Loss Preamp Factor APos TPos Remark MHz dBuV/m dBuV/m dB dBuV dB/m dB dB cm deg 1 2496.54 53.67 74.00 -20.33 47.71 33.59 5.47 33.10 100 331 PEAK	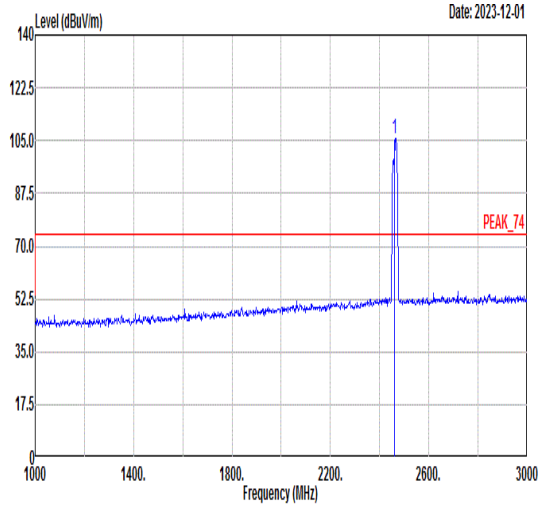 Freq Level Limit Line Margin Read Level Ant Factor Cable Loss Preamp Factor APos TPos Remark MHz dBuV/m dBuV/m dB dBuV dB/m dB dB cm deg 1 2462.00 105.79 ------ ------ 99.97 33.52 5.44 33.14 100 331 PEAK
Avg	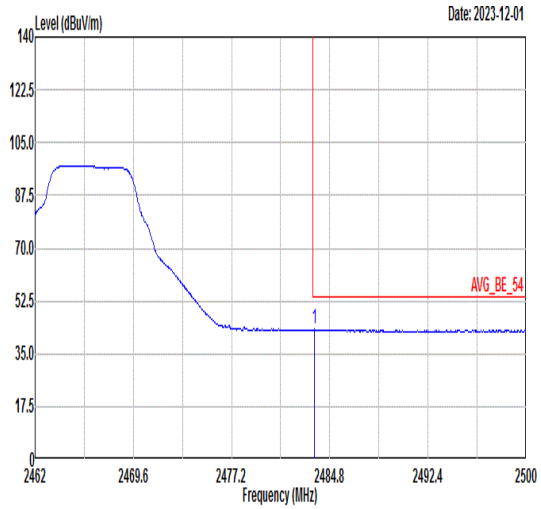 Freq Level Limit Line Margin Read Level Ant Factor Cable Loss Preamp Factor APos TPos Remark MHz dBuV/m dBuV/m dB dBuV dB/m dB dB cm deg 1 2483.58 43.10 54.00 -10.90 37.20 33.56 5.46 33.12 100 331 AVERAGE	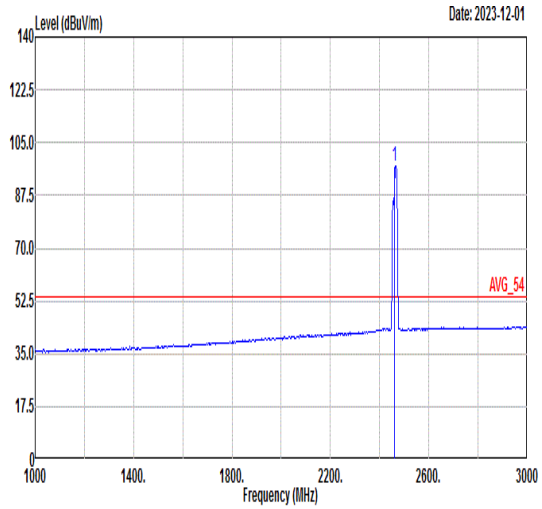 Freq Level Limit Line Margin Read Level Ant Factor Cable Loss Preamp Factor APos TPos Remark MHz dBuV/m dBuV/m dB dBuV dB/m dB dB cm deg 1 2462.00 97.12 ------ ------ 91.32 33.51 5.44 33.15 100 331 AVERAGE

Mode	16	
	Band Edge	
	2400-2483.5_802.11be EHT20_CH11_Small RU 52+26 39+7_2462MHz	
ANT	CDD 5+4	
Pol.	Vertical	Fundamental
Peak	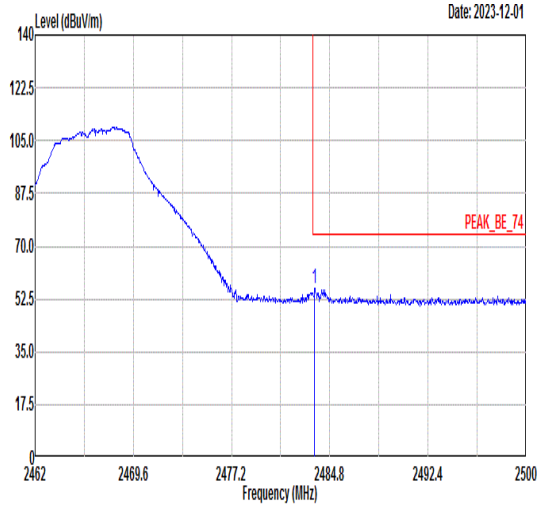 Freq Level Limit Line Margin Read Level Ant Factor Cable Loss Preamp Factor APos TPos Remark MHz dBuV/m dBuV/m dB dBuV dB/m dB dB cm deg 1 2483.62 56.11 74.00 -17.89 50.21 33.56 5.46 33.12 353 236 PEAK	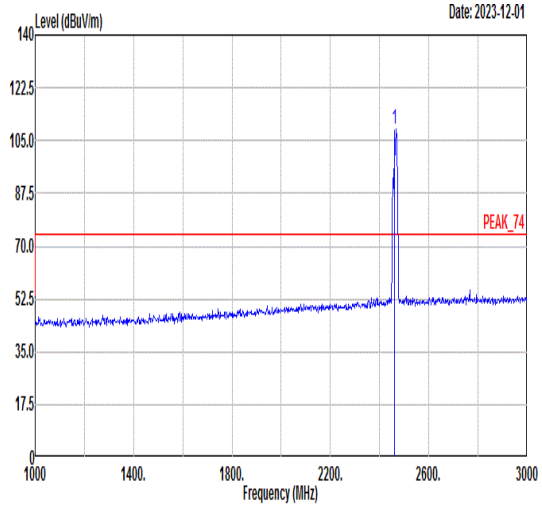 Freq Level Limit Line Margin Read Level Ant Factor Cable Loss Preamp Factor APos TPos Remark MHz dBuV/m dBuV/m dB dBuV dB/m dB dB cm deg 1 2462.00 109.03 ------ ------ 103.21 33.52 5.44 33.14 353 236 PEAK
Avg	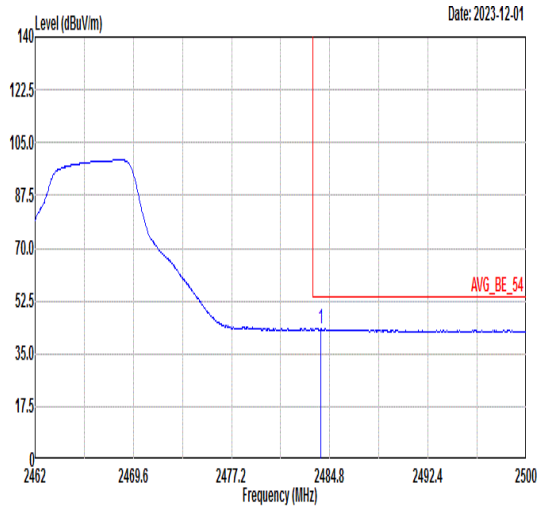 Freq Level Limit Line Margin Read Level Ant Factor Cable Loss Preamp Factor APos TPos Remark MHz dBuV/m dBuV/m dB dBuV dB/m dB dB cm deg 1 2484.12 43.32 54.00 -10.68 37.42 33.56 5.46 33.12 353 236 AVERAGE	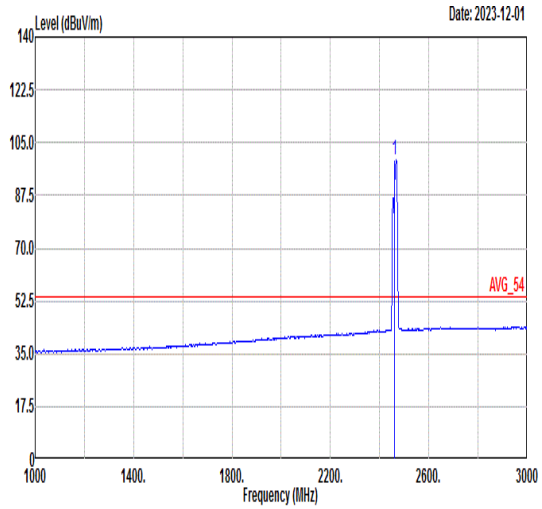 Freq Level Limit Line Margin Read Level Ant Factor Cable Loss Preamp Factor APos TPos Remark MHz dBuV/m dBuV/m dB dBuV dB/m dB dB cm deg 1 2462.00 99.20 ------ ------ 93.38 33.52 5.44 33.14 353 236 AVERAGE

Mode	17	
	Band Edge	
	2400-2483.5_802.11be EHT20_CH11_Small RU 106+26 54+4_2462MHz	
ANT	CDD 5+4	
Pol.	Horizontal	Fundamental
Peak	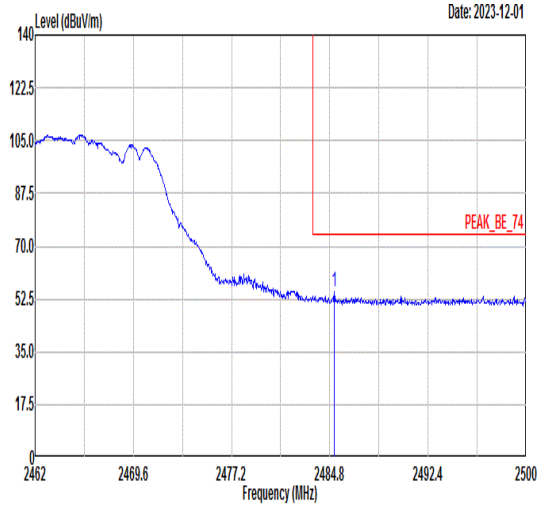 Freq Level Limit Line Margin Read Level Ant Factor Cable Loss Preamp Factor APos TPos Remark MHz dBuV/m dBuV/m dB dBuV dB/m dB dB cm deg 1 2485.14 55.02 74.00 -18.98 49.12 33.56 5.46 33.12 400 56 PEAK	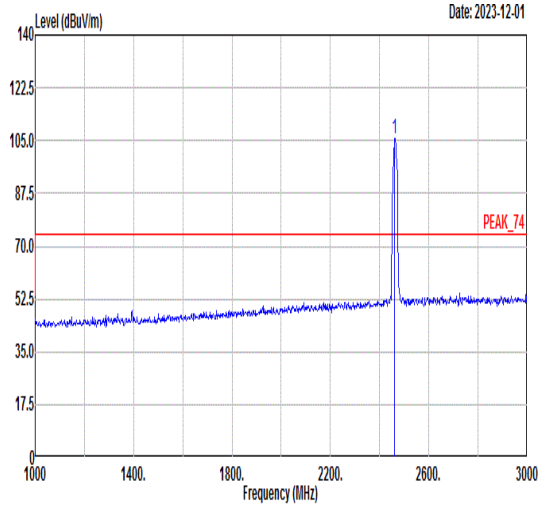 Freq Level Limit Line Margin Read Level Ant Factor Cable Loss Preamp Factor APos TPos Remark MHz dBuV/m dBuV/m dB dBuV dB/m dB dB cm deg 1 2462.00 105.78 ------ ------ 99.98 33.51 5.44 33.15 400 56 PEAK
Avg	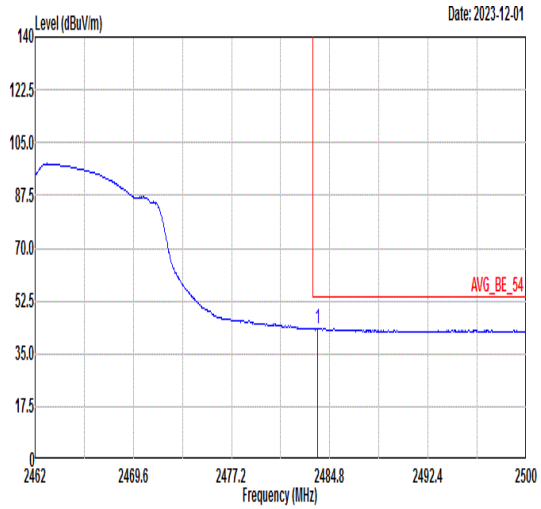 Freq Level Limit Line Margin Read Level Ant Factor Cable Loss Preamp Factor APos TPos Remark MHz dBuV/m dBuV/m dB dBuV dB/m dB dB cm deg 1 2483.85 43.38 54.00 -10.62 37.48 33.56 5.46 33.12 400 56 AVERAGE	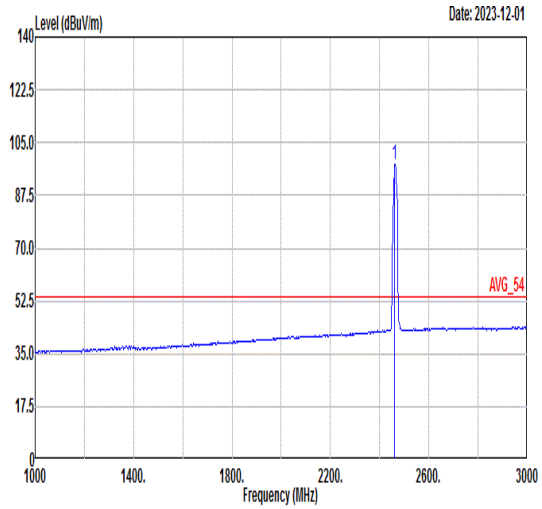 Freq Level Limit Line Margin Read Level Ant Factor Cable Loss Preamp Factor APos TPos Remark MHz dBuV/m dBuV/m dB dBuV dB/m dB dB cm deg 1 2462.00 97.94 ------ ------ 92.15 33.50 5.44 33.15 400 56 AVERAGE

Mode	17	
	Band Edge	
	2400-2483.5_802.11be EHT20_CH11_Small RU 106+26 54+4_2462MHz	
ANT	CDD 5+4	
Pol.	Vertical	Fundamental
Peak	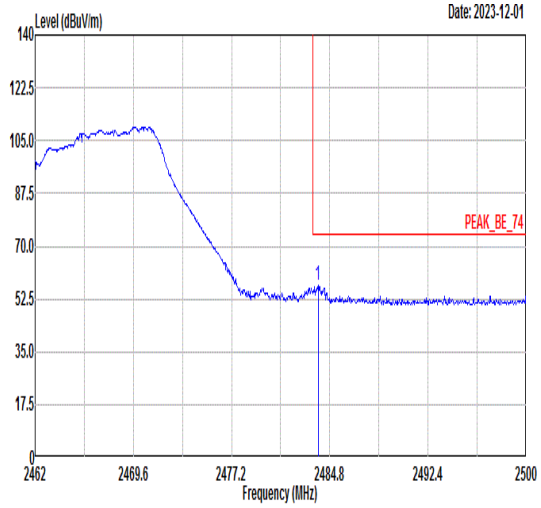 Freq Level Limit Line Margin Read Level Ant Factor Cable Loss Preamp Factor APos TPos Remark 1 2483.89 57.10 74.00 -16.90 51.20 33.56 5.46 33.12 400 247 PEAK	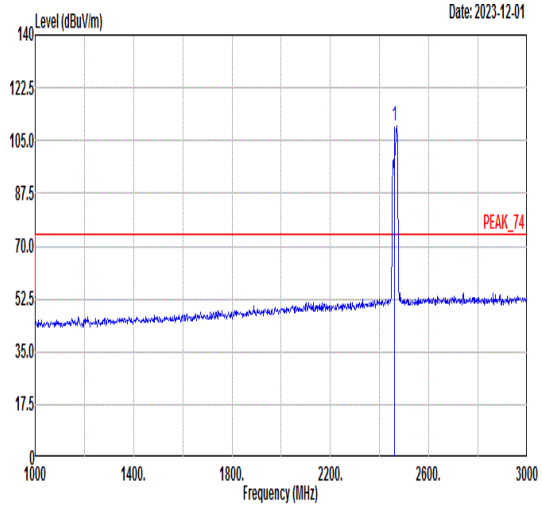 Freq Level Limit Line Margin Read Level Ant Factor Cable Loss Preamp Factor APos TPos Remark 1 2462.00 109.75 ------ ------ 103.93 33.52 5.44 33.14 400 247 PEAK
Avg	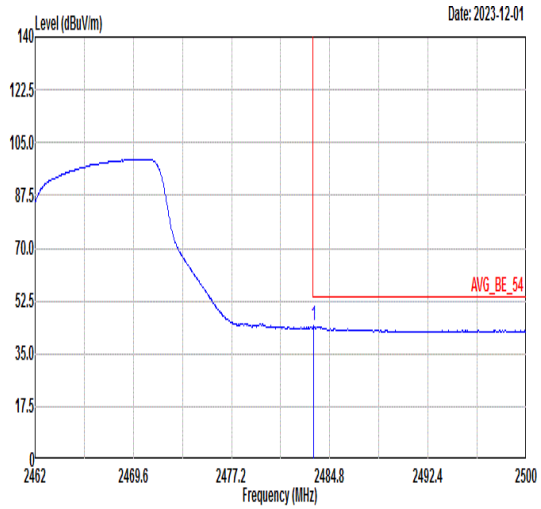 Freq Level Limit Line Margin Read Level Ant Factor Cable Loss Preamp Factor APos TPos Remark 1 2483.55 44.30 54.00 -9.70 38.40 33.56 5.46 33.12 400 247 AVERAGE	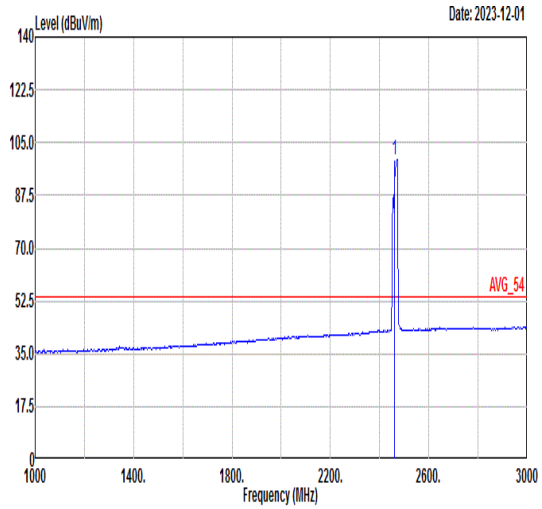 Freq Level Limit Line Margin Read Level Ant Factor Cable Loss Preamp Factor APos TPos Remark 1 2462.00 99.31 ------ ------ 93.49 33.52 5.44 33.14 400 247 AVERAGE

Mode	18	
	LF	
	2400-2483.5_802.11g_CH11_2462MHz	
ANT	CDD 5+4	
Pol.	Horizontal	Vertical
QP/ Peak	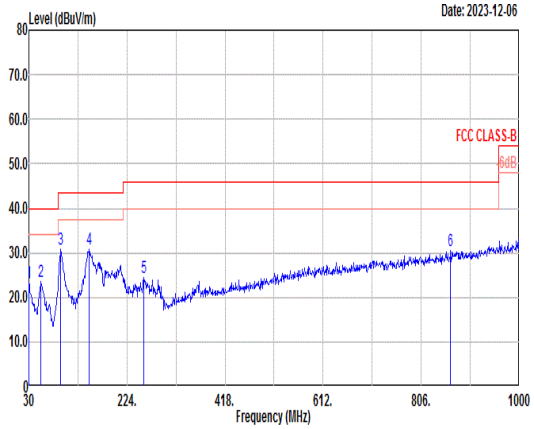	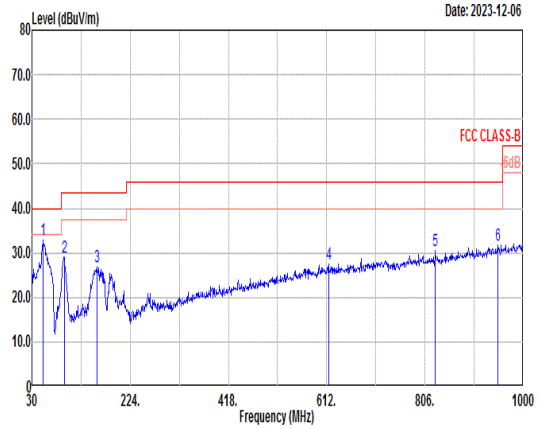

	Freq	Level	Limit Line	Margin	Read Level	Ant Factor	Cable Loss	Preamp Factor	APos	TPos	Remark
	MHz	dBuV/m	dBuV/m	dB	dBuV	dB/m	dB	dB	cm	deg	
1	30.00	23.25	40.00	-16.75	29.12	25.20	0.53	31.60	---	---	Peak
2	54.25	23.66	40.00	-16.34	41.94	12.80	0.73	31.81	---	---	Peak
3	93.05	30.68	43.50	-12.82	46.21	15.30	0.97	31.80	---	---	Peak
4	149.31	30.73	43.50	-12.77	43.98	17.20	1.25	31.70	---	---	Peak
5	256.98	24.31	46.00	-21.69	34.87	19.36	1.67	31.59	---	---	Peak
6	864.20	30.61	46.00	-15.39	29.27	29.30	3.08	31.04	---	---	Peak

	Freq	Level	Limit Line	Margin	Read Level	Ant Factor	Cable Loss	Preamp Factor	APos	TPos	Remark
	MHz	dBuV/m	dBuV/m	dB	dBuV	dB/m	dB	dB	cm	deg	
1	51.34	32.81	40.00	-7.19	49.96	14.00	0.72	31.87	---	---	Peak
2	94.02	28.88	43.50	-14.62	44.31	15.40	0.97	31.80	---	---	Peak
3	158.04	26.93	43.50	-16.57	40.63	16.70	1.28	31.68	---	---	Peak
4	615.88	27.57	46.00	-18.43	30.41	25.70	2.59	31.13	---	---	Peak
5	826.37	30.60	46.00	-15.40	30.56	28.14	3.00	31.10	---	---	Peak
6	950.53	31.70	46.00	-14.30	28.42	30.85	3.23	30.80	---	---	Peak

Mode	19	
	Band Edge	
	2400-2483.5_802.11b_CH01_2412MHz	
ANT	CDD 5+6	
Pol.	Horizontal	Fundamental
Peak	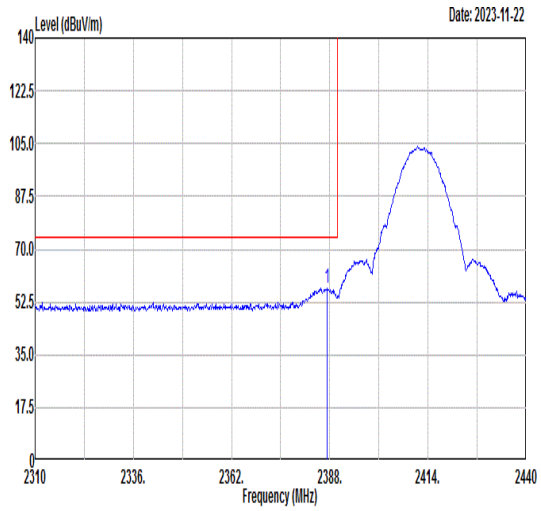 Freq Level Limit Line Margin Read Level Ant Factor Cable Loss Preamp Factor APos TPos Remark MHz dBuV/m dBuV/m dB dBuV dB/m dB dB cm deg 1 2387.22 56.80 74.00 -17.20 51.39 33.31 5.36 33.26 200 22 PEAK	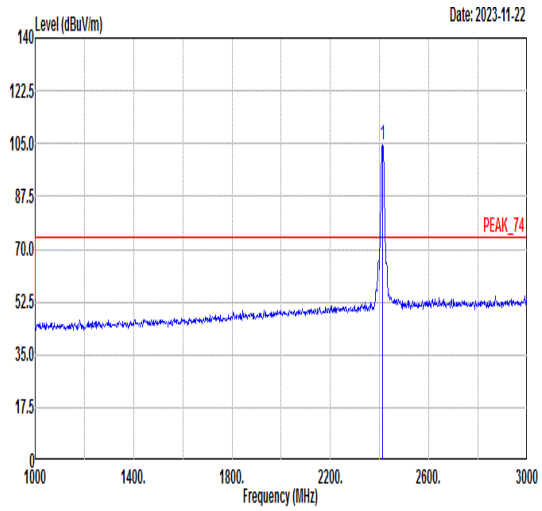 Freq Level Limit Line Margin Read Level Ant Factor Cable Loss Preamp Factor APos TPos Remark MHz dBuV/m dBuV/m dB dBuV dB/m dB dB cm deg 1 2412.00 104.42 ------ ------ 98.89 33.37 5.38 33.22 200 22 PEAK
Avg	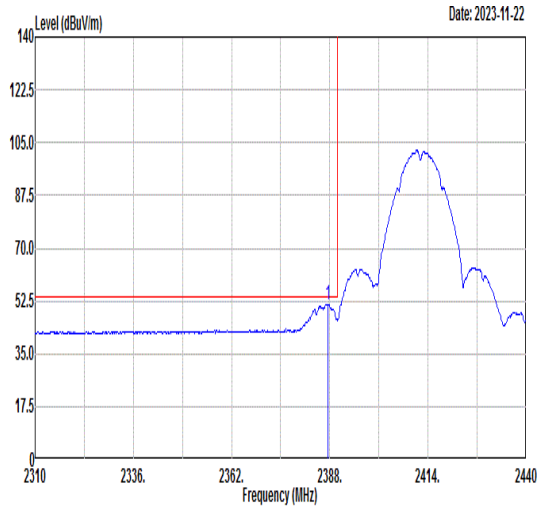 Freq Level Limit Line Margin Read Level Ant Factor Cable Loss Preamp Factor APos TPos Remark MHz dBuV/m dBuV/m dB dBuV dB/m dB dB cm deg 1 2387.48 51.41 54.00 -2.59 46.00 33.31 5.36 33.26 200 22 AVERAGE	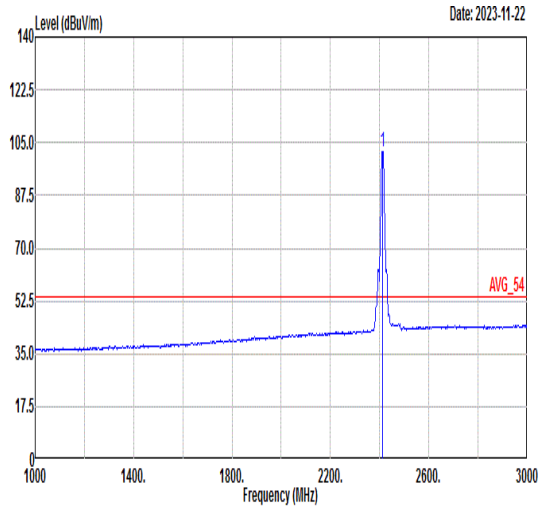 Freq Level Limit Line Margin Read Level Ant Factor Cable Loss Preamp Factor APos TPos Remark MHz dBuV/m dBuV/m dB dBuV dB/m dB dB cm deg 1 2412.00 102.13 ------ ------ 96.61 33.37 5.38 33.23 200 22 AVERAGE

Mode	19	
	Band Edge	
	2400-2483.5_802.11b_CH01_2412MHz	
ANT	CDD 5+6	
Pol.	Vertical	Fundamental
Peak	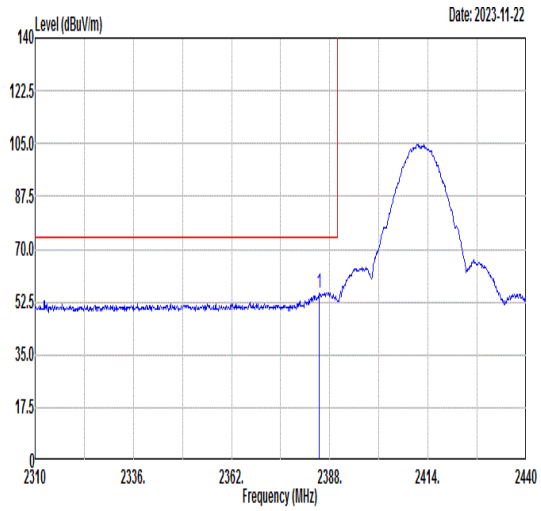 Freq Level Limit Line Margin Read Level Ant Factor Cable Loss Preamp Factor APos TPos Remark MHz dBuV/m dBuV/m dB dBuV dB/m dB dB cm deg 1 2385.27 55.45 74.00 -18.55 50.06 33.30 5.35 33.26 364 140 PEAK	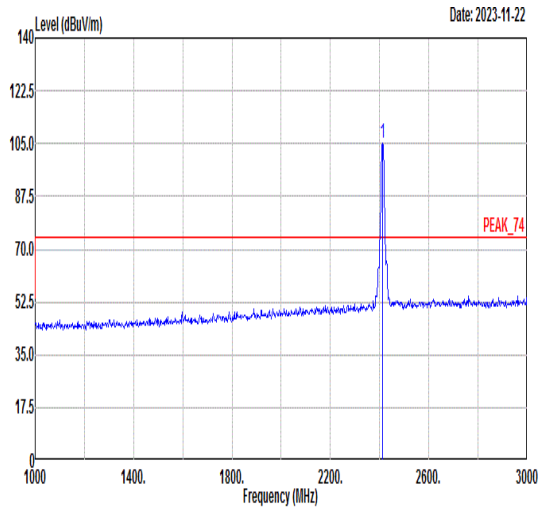 Freq Level Limit Line Margin Read Level Ant Factor Cable Loss Preamp Factor APos TPos Remark MHz dBuV/m dBuV/m dB dBuV dB/m dB dB cm deg 1 2412.00 105.25 ------ ------ 99.72 33.37 5.38 33.22 364 140 PEAK
Avg	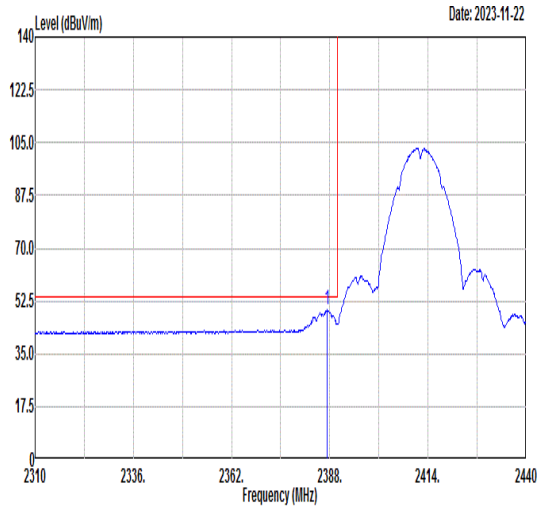 Freq Level Limit Line Margin Read Level Ant Factor Cable Loss Preamp Factor APos TPos Remark MHz dBuV/m dBuV/m dB dBuV dB/m dB dB cm deg 1 2387.22 49.43 54.00 -4.57 44.02 33.31 5.36 33.26 364 140 AVERAGE	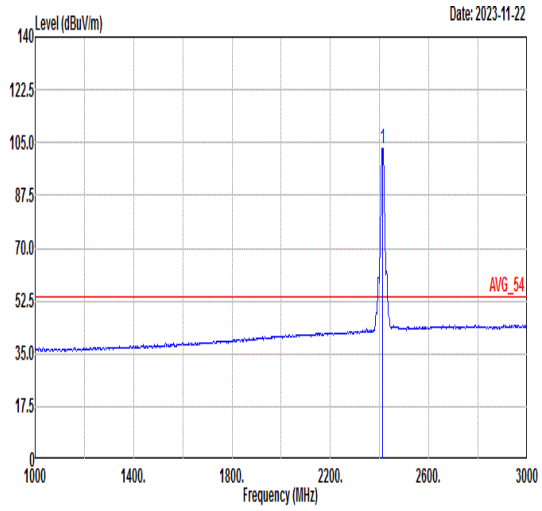 Freq Level Limit Line Margin Read Level Ant Factor Cable Loss Preamp Factor APos TPos Remark MHz dBuV/m dBuV/m dB dBuV dB/m dB dB cm deg 1 2412.00 103.15 ------ ------ 97.62 33.37 5.38 33.22 364 140 AVERAGE

Mode	19	
	Harmonic	
	2400-2483.5_802.11b_CH01_2412MHz	
ANT	CDD 5+6	
Pol.	Horizontal	Vertical
Peak Avg	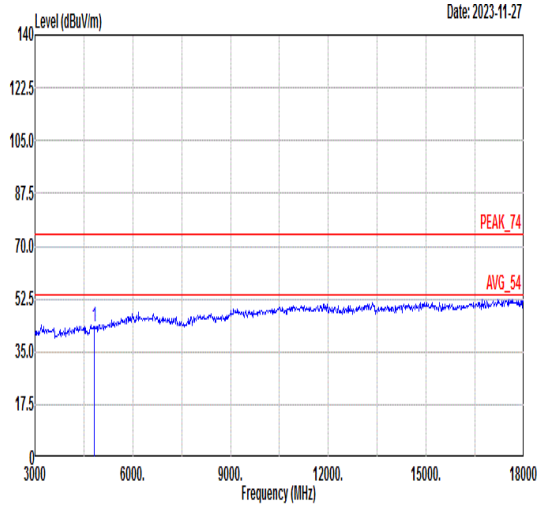 Freq Level Limit Line Margin Read Level Ant Factor Cable Loss Preamp Factor APos TPos Remark MHz dBuV/m dBuV/m dB dBuV dB/m dB dB cm deg 1 4824.00 43.46 74.00 -30.54 63.34 36.09 8.88 64.85 --- --- Peak	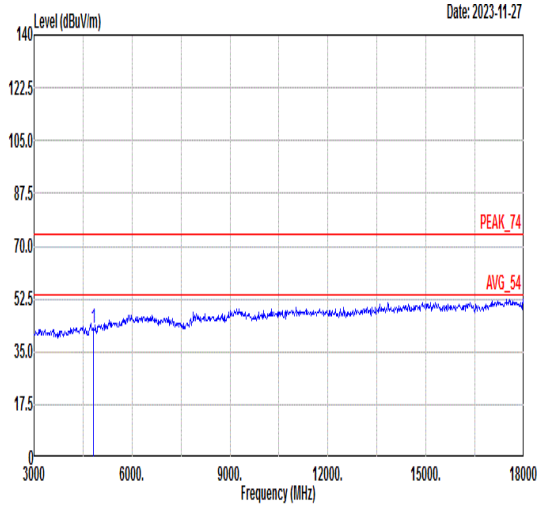 Freq Level Limit Line Margin Read Level Ant Factor Cable Loss Preamp Factor APos TPos Remark MHz dBuV/m dBuV/m dB dBuV dB/m dB dB cm deg 1 4824.00 42.79 74.00 -31.21 62.67 36.09 8.88 64.85 --- --- Peak

Mode	20	
	Harmonic	
	2400-2483.5_802.11b_CH06_2437MHz	
ANT	CDD 5+6	
Pol.	Horizontal	Vertical
Peak Avg	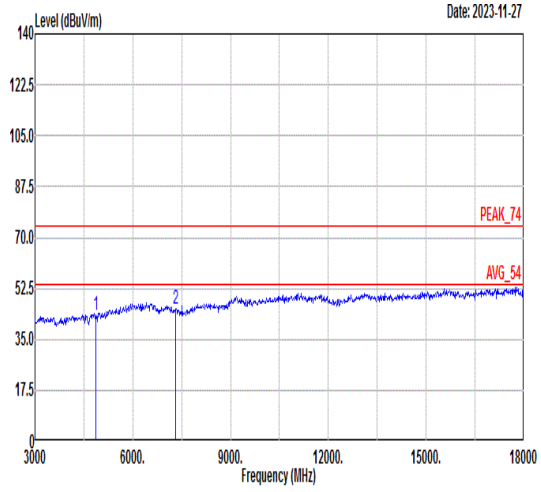 Freq Level Limit Line Margin Read Level Ant Factor Cable Loss Preamp Factor APos TPos Remark MHz dBuV/m dBuV/m dB dBuV dB/m dB dB cm deg 1 4874.00 43.15 74.00 -30.85 63.18 36.12 8.72 64.87 --- --- Peak 2 7311.00 45.24 74.00 -28.76 63.70 36.22 10.18 64.86 --- --- Peak	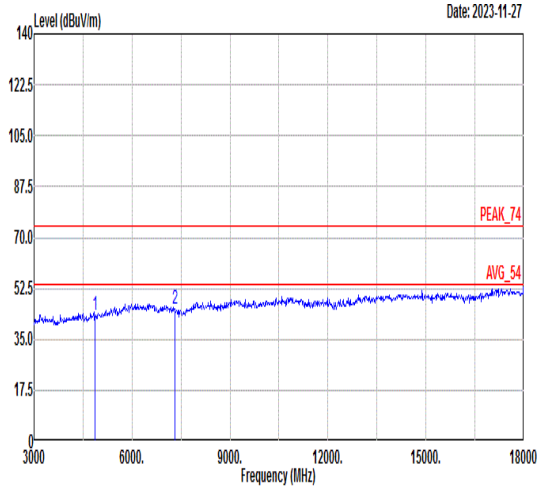 Freq Level Limit Line Margin Read Level Ant Factor Cable Loss Preamp Factor APos TPos Remark MHz dBuV/m dBuV/m dB dBuV dB/m dB dB cm deg 1 4874.00 43.41 74.00 -30.59 63.44 36.12 8.72 64.87 --- --- Peak 2 7311.00 45.55 74.00 -28.45 64.01 36.22 10.18 64.86 --- --- Peak

Mode	21	
	Band Edge	
	2400-2483.5_802.11b_CH11_2462MHz	
ANT	CDD 5+6	
Pol.	Horizontal	Fundamental
Peak	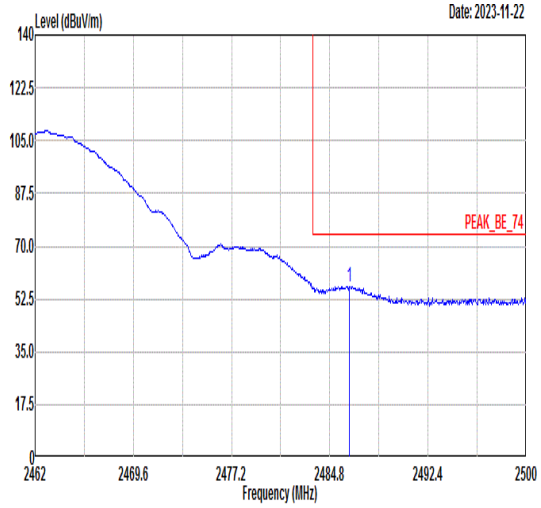 Freq Level Limit Line Margin Read Level Ant Factor Cable Loss Preamp Factor APos TPos Remark MHz dBuV/m dBuV/m dB dBuV dB/m dB dB cm deg 1 2486.32 56.66 74.00 -17.34 50.76 33.56 5.46 33.12 348 259 PEAK	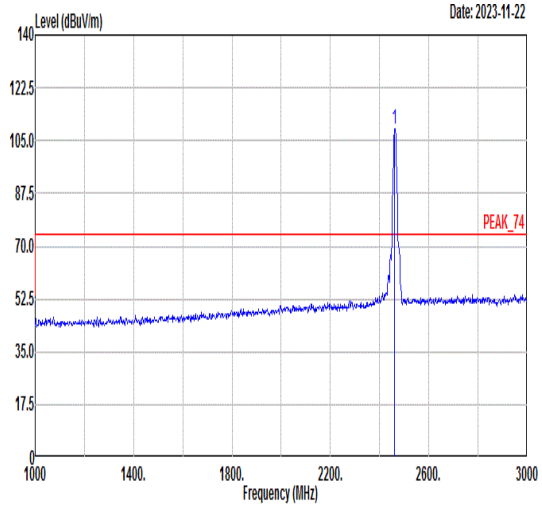 Freq Level Limit Line Margin Read Level Ant Factor Cable Loss Preamp Factor APos TPos Remark MHz dBuV/m dBuV/m dB dBuV dB/m dB dB cm deg 1 2462.00 109.04 ------ ------ 103.25 33.50 5.44 33.15 348 259 PEAK
Avg	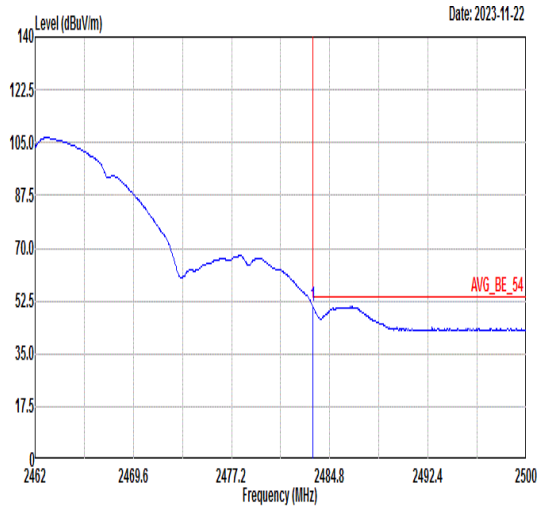 Freq Level Limit Line Margin Read Level Ant Factor Cable Loss Preamp Factor APos TPos Remark MHz dBuV/m dBuV/m dB dBuV dB/m dB dB cm deg 1 2483.51 50.61 54.00 -3.39 44.71 33.56 5.46 33.12 348 259 AVERAGE	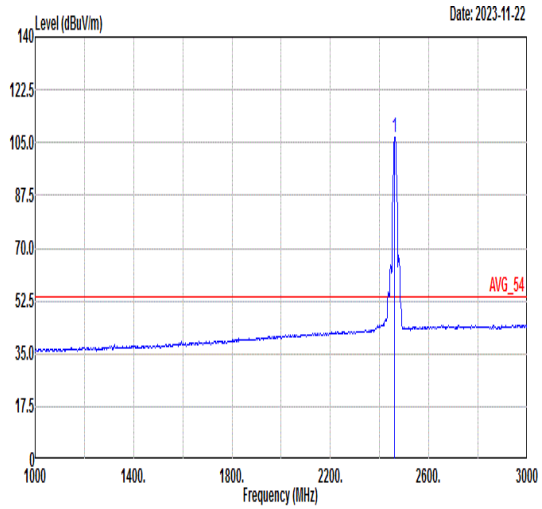 Freq Level Limit Line Margin Read Level Ant Factor Cable Loss Preamp Factor APos TPos Remark MHz dBuV/m dBuV/m dB dBuV dB/m dB dB cm deg 1 2462.00 106.75 ------ ------ 100.96 33.50 5.44 33.15 348 259 AVERAGE

Mode	21	
	Band Edge	
	2400-2483.5_802.11b_CH11_2462MHz	
ANT	CDD 5+6	
Pol.	Vertical	Fundamental
Peak	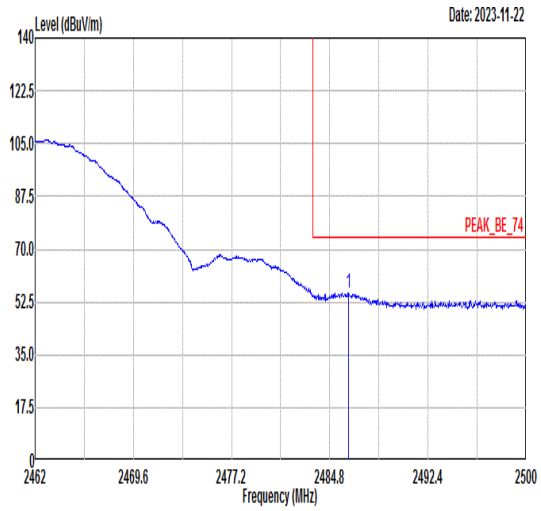 Freq Level Limit Line Margin Read Level Ant Factor Cable Loss Preamp Factor APos TPos Remark 1 2486.24 55.59 74.00 -18.41 49.69 33.56 5.46 33.12 306 254 PEAK	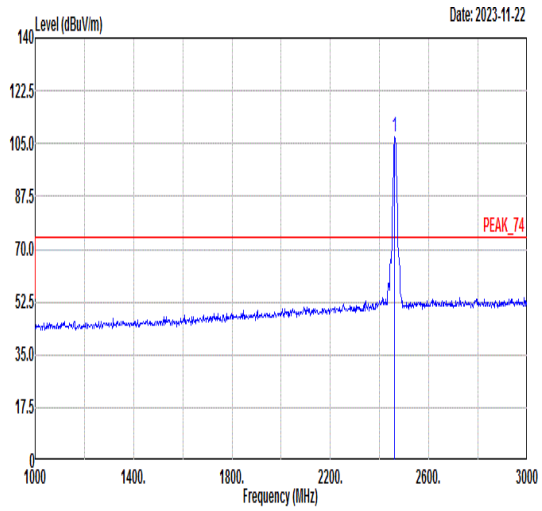 Freq Level Limit Line Margin Read Level Ant Factor Cable Loss Preamp Factor APos TPos Remark 1 2462.00 107.15 ------ ------ 101.36 33.50 5.44 33.15 306 254 PEAK
Avg	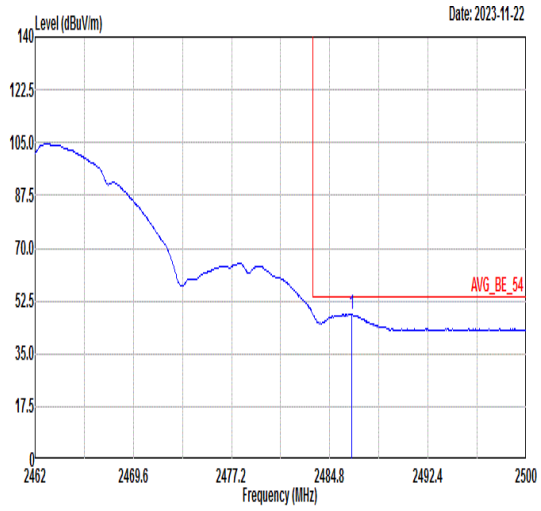 Freq Level Limit Line Margin Read Level Ant Factor Cable Loss Preamp Factor APos TPos Remark 1 2486.51 48.02 54.00 -5.98 42.12 33.56 5.46 33.12 306 254 AVERAGE	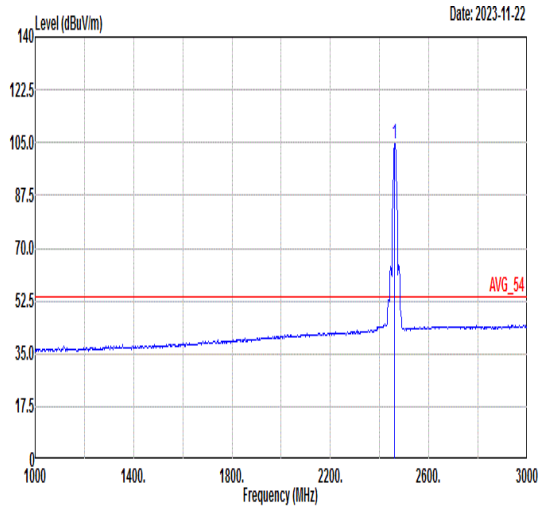 Freq Level Limit Line Margin Read Level Ant Factor Cable Loss Preamp Factor APos TPos Remark 1 2462.00 104.80 ------ ------ 99.03 33.50 5.43 33.16 306 254 AVERAGE

Mode	21	
	Harmonic	
	2400-2483.5_802.11b_CH11_2462MHz	
ANT	CDD 5+6	
Pol.	Horizontal	Vertical
Peak Avg	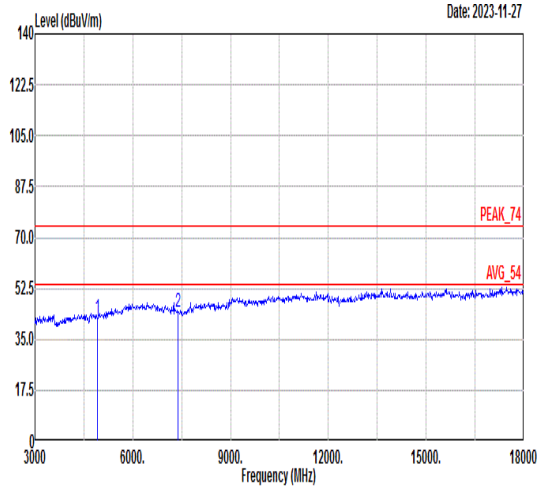 Freq Level Limit Line Margin Read Level Ant Factor Cable Loss Preamp Factor APos TPos Remark MHz dBuV/m dBuV/m dB dBuV dB/m dB dB cm deg 1 4924.00 42.50 74.00 -31.50 62.67 36.15 8.57 64.89 --- --- Peak 2 7386.00 44.60 74.00 -29.40 63.23 36.05 10.18 64.86 --- --- Peak	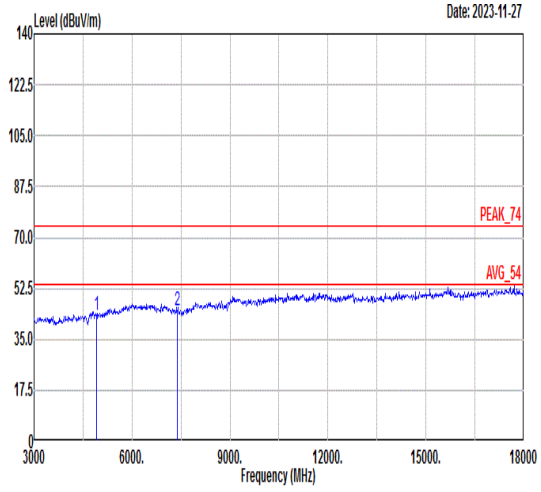 Freq Level Limit Line Margin Read Level Ant Factor Cable Loss Preamp Factor APos TPos Remark MHz dBuV/m dBuV/m dB dBuV dB/m dB dB cm deg 1 4924.00 43.27 74.00 -30.73 63.44 36.15 8.57 64.89 --- --- Peak 2 7386.00 45.08 74.00 -28.92 63.71 36.05 10.18 64.86 --- --- Peak

Mode	22	
	Band Edge	
	2400-2483.5_802.11g_CH01_2412MHz	
ANT	CDD 5+6	
Pol.	Horizontal	Fundamental
Peak	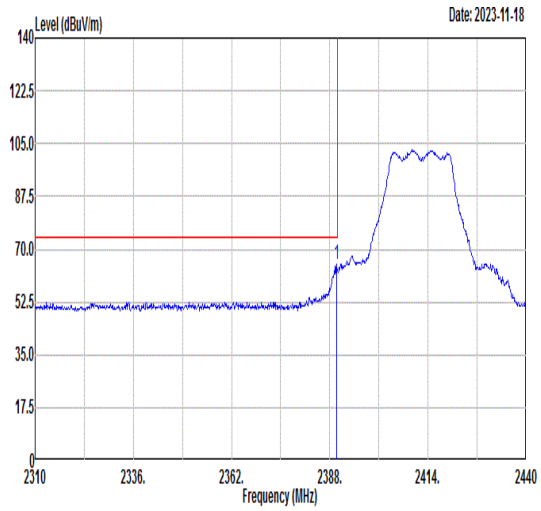 Freq Level Limit Line Margin Read Level Ant Factor Cable Loss Preamp Factor APos TPos Remark MHz dBuV/m dBuV/m dB dBuV dB/m dB dB cm deg 1 2389.82 64.91 74.00 -9.09 59.49 33.31 5.36 33.25 365 360 PEAK	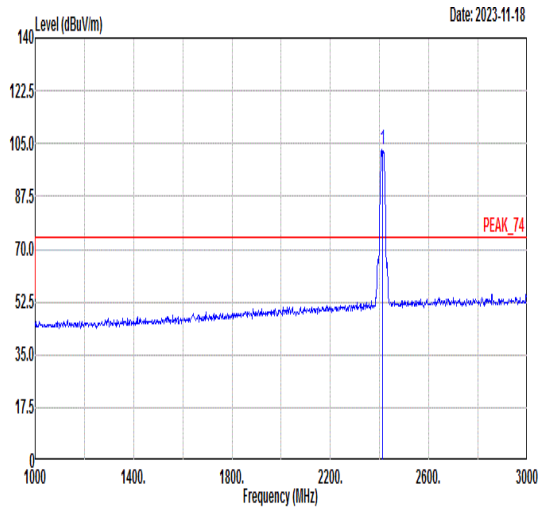 Freq Level Limit Line Margin Read Level Ant Factor Cable Loss Preamp Factor APos TPos Remark MHz dBuV/m dBuV/m dB dBuV dB/m dB dB cm deg 1 2412.00 102.91 ------ ------ 97.39 33.37 5.38 33.23 365 360 PEAK
Avg	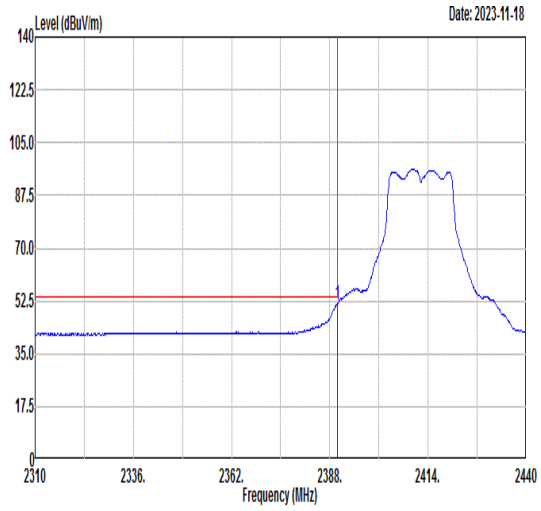 Freq Level Limit Line Margin Read Level Ant Factor Cable Loss Preamp Factor APos TPos Remark MHz dBuV/m dBuV/m dB dBuV dB/m dB dB cm deg 1 2389.95 51.41 54.00 -2.59 45.99 33.31 5.36 33.25 365 360 AVERAGE	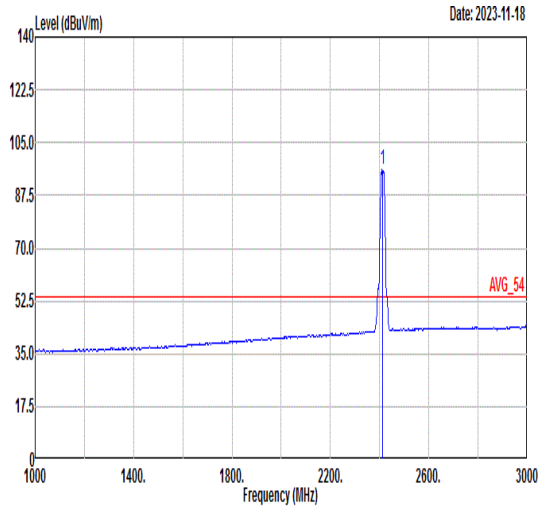 Freq Level Limit Line Margin Read Level Ant Factor Cable Loss Preamp Factor APos TPos Remark MHz dBuV/m dBuV/m dB dBuV dB/m dB dB cm deg 1 2412.00 95.98 ------ ------ 90.46 33.37 5.38 33.23 365 360 AVERAGE

Mode	22	
	Band Edge	
	2400-2483.5_802.11g_CH01_2412MHz	
ANT	CDD 5+6	
Pol.	Vertical	Fundamental
Peak	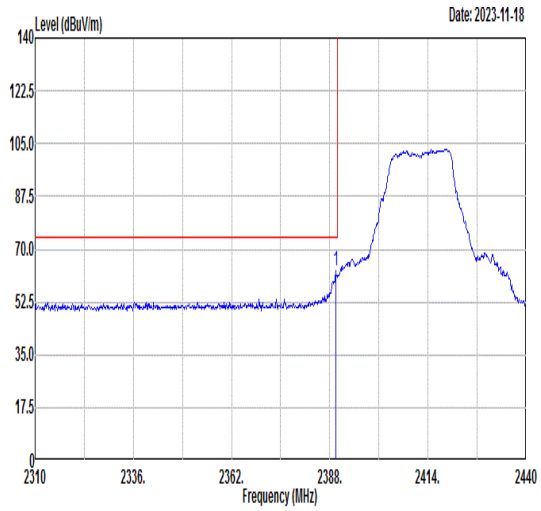 Freq Level Limit Line Margin Read Level Ant Factor Cable Loss Preamp Factor APos TPos Remark 1 2389.56 62.93 74.00 -11.07 57.51 33.31 5.36 33.25 400 265 PEAK	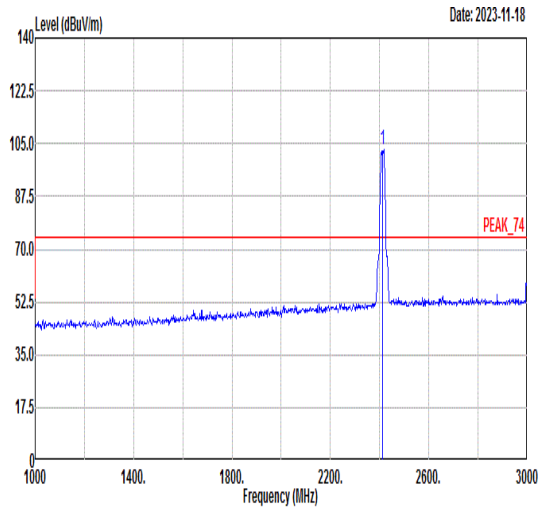 Freq Level Limit Line Margin Read Level Ant Factor Cable Loss Preamp Factor APos TPos Remark 1 2412.00 103.11 ------ ------ 97.54 33.39 5.39 33.21 400 265 PEAK
Avg	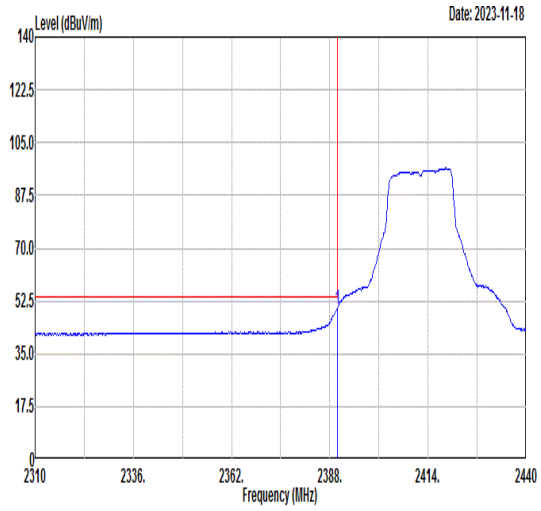 Freq Level Limit Line Margin Read Level Ant Factor Cable Loss Preamp Factor APos TPos Remark 1 2389.95 49.89 54.00 -4.11 44.47 33.31 5.36 33.25 400 265 AVERAGE	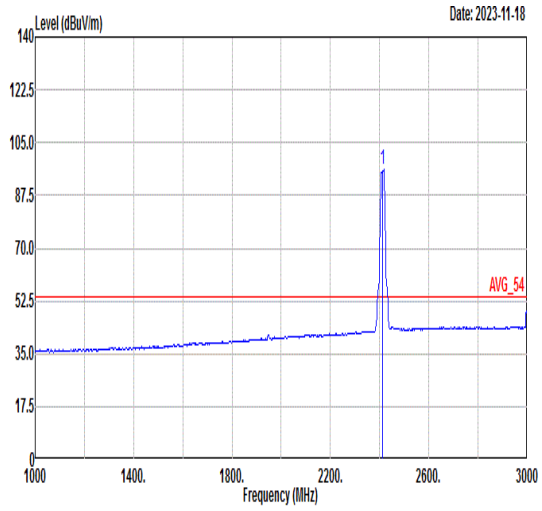 Freq Level Limit Line Margin Read Level Ant Factor Cable Loss Preamp Factor APos TPos Remark 1 2412.00 96.35 ------ ------ 90.78 33.39 5.39 33.21 400 265 AVERAGE

Mode	22	
	Harmonic	
	2400-2483.5_802.11g_CH01_2412MHz	
ANT	CDD 5+6	
Pol.	Horizontal	Vertical
Peak Avg	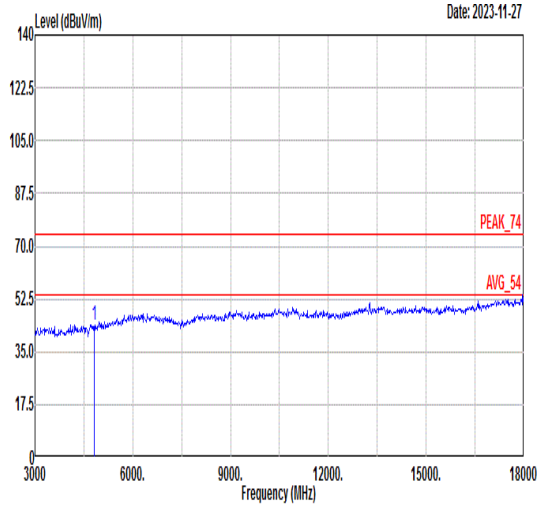 Freq Level Limit Line Margin Read Level Ant Factor Cable Loss Preamp Factor APos TPos Remark MHz dBuV/m dBuV/m dB dBuV dB/m dB dB cm deg 1 4824.00 43.72 74.00 -30.28 63.60 36.09 8.88 64.85 --- --- Peak	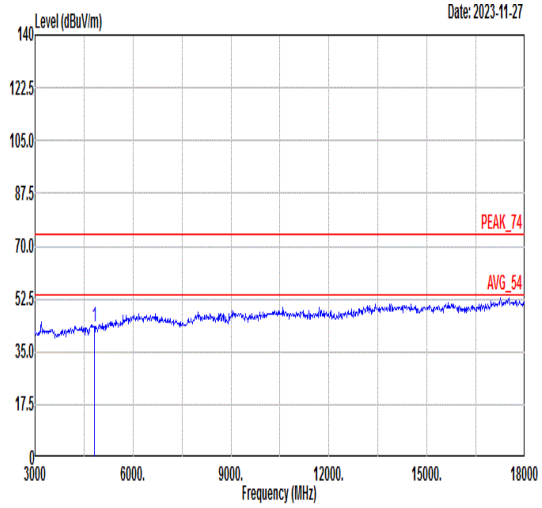 Freq Level Limit Line Margin Read Level Ant Factor Cable Loss Preamp Factor APos TPos Remark MHz dBuV/m dBuV/m dB dBuV dB/m dB dB cm deg 1 4824.00 43.37 74.00 -30.63 63.25 36.09 8.88 64.85 --- --- Peak

Mode	23	
	Harmonic	
	2400-2483.5_802.11g_CH06_2437MHz	
ANT	CDD 5+6	
Pol.	Horizontal	Vertical
Peak Avg	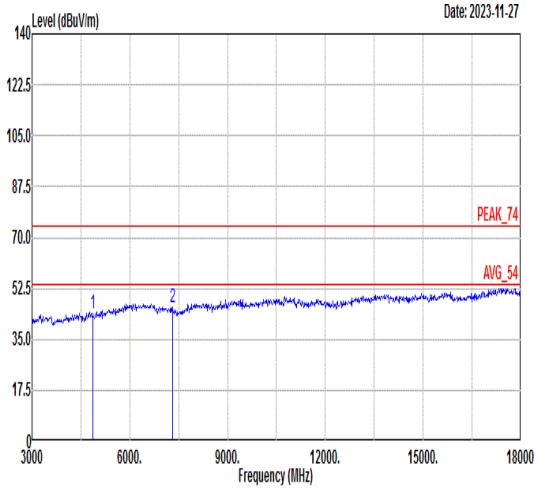 Freq Level Limit Line Margin Read Level Ant Factor Cable Loss Preamp Factor APos TPos Remark MHz dBuV/m dBuV/m dB dBuV dB/m dB dB cm deg 1 4874.00 43.83 74.00 -30.17 63.86 36.12 8.72 64.87 --- --- Peak 2 7311.00 45.86 74.00 -28.14 64.32 36.22 10.18 64.86 --- --- Peak	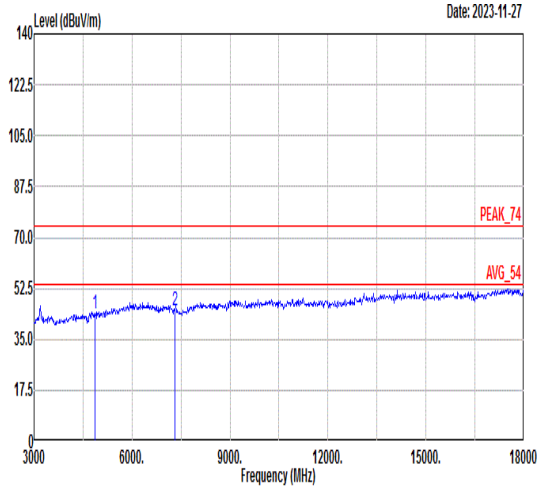 Freq Level Limit Line Margin Read Level Ant Factor Cable Loss Preamp Factor APos TPos Remark MHz dBuV/m dBuV/m dB dBuV dB/m dB dB cm deg 1 4874.00 43.73 74.00 -30.27 63.76 36.12 8.72 64.87 --- --- Peak 2 7311.00 44.69 74.00 -29.31 63.15 36.22 10.18 64.86 --- --- Peak

Mode	24	
	Band Edge	
	2400-2483.5_802.11g_CH11_2462MHz	
ANT	CDD 5+6	
Pol.	Horizontal	Fundamental
Peak	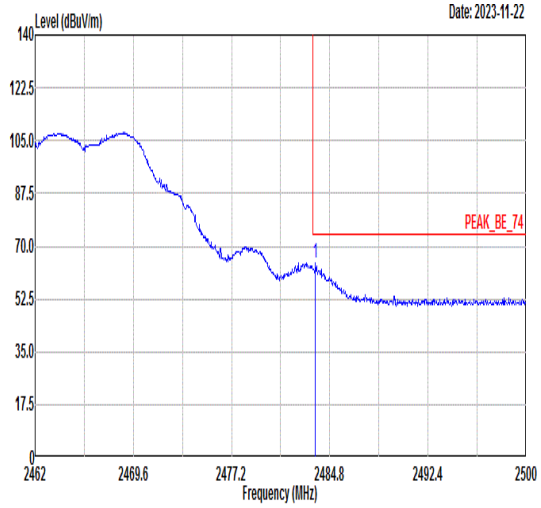 Freq Level Limit Line Margin Read Level Ant Factor Cable Loss Preamp Factor APos TPos Remark MHz dBuV/m dBuV/m dB dBuV dB/m dB dB cm deg 1 2483.70 64.64 74.00 -9.36 58.74 33.56 5.46 33.12 349 281 PEAK	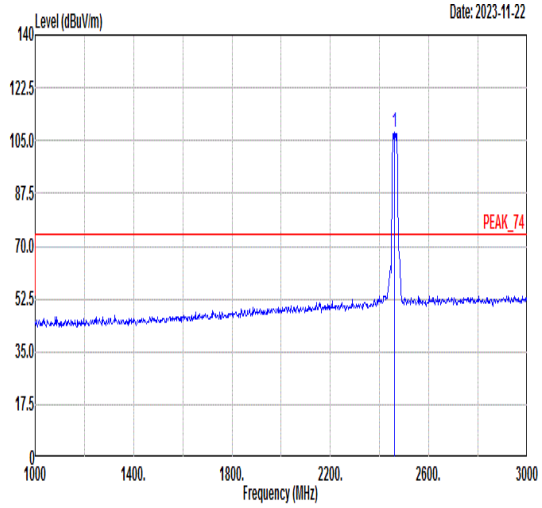 Freq Level Limit Line Margin Read Level Ant Factor Cable Loss Preamp Factor APos TPos Remark MHz dBuV/m dBuV/m dB dBuV dB/m dB dB cm deg 1 2462.00 107.67 ------ ------ 101.90 33.50 5.43 33.16 349 281 PEAK
Avg	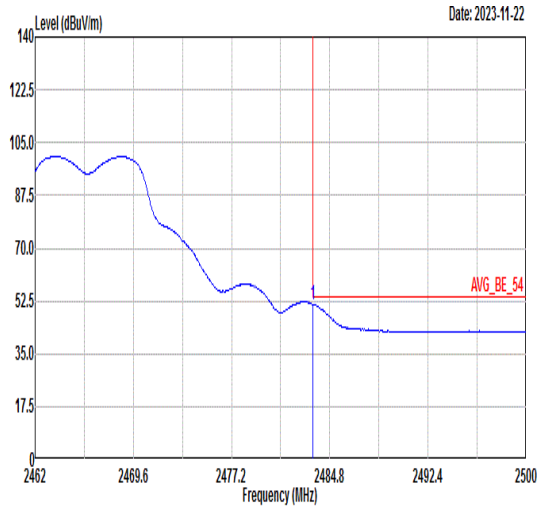 Freq Level Limit Line Margin Read Level Ant Factor Cable Loss Preamp Factor APos TPos Remark MHz dBuV/m dBuV/m dB dBuV dB/m dB dB cm deg 1 2483.51 51.47 54.00 -2.53 45.57 33.56 5.46 33.12 349 281 AVERAGE	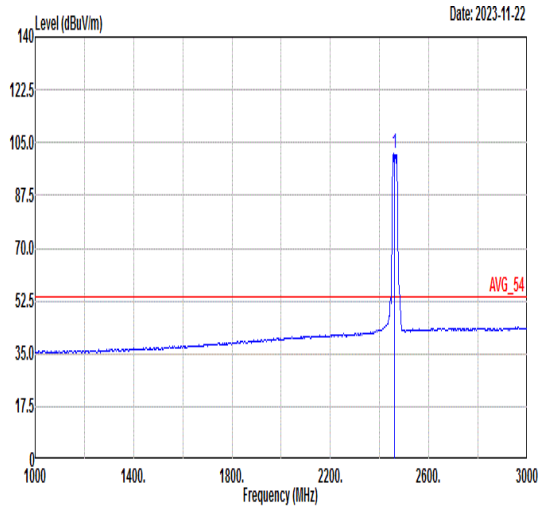 Freq Level Limit Line Margin Read Level Ant Factor Cable Loss Preamp Factor APos TPos Remark MHz dBuV/m dBuV/m dB dBuV dB/m dB dB cm deg 1 2462.00 101.33 ------ ------ 95.57 33.49 5.43 33.16 349 281 AVERAGE

Mode	24	
	Band Edge	
	2400-2483.5_802.11g_CH11_2462MHz	
ANT	CDD 5+6	
Pol.	Vertical	Fundamental
Peak	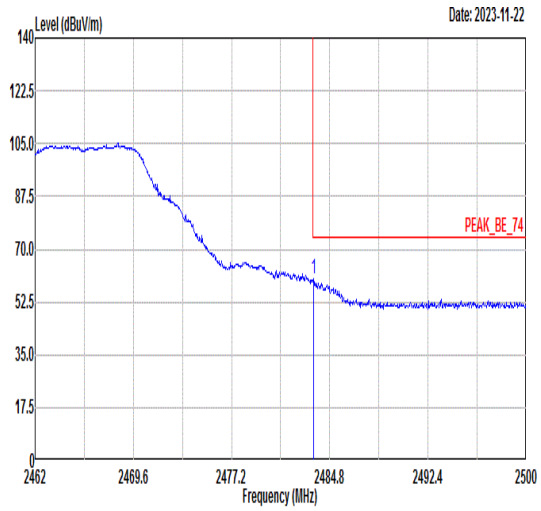 Freq Level Limit Line Margin Read Level Ant Factor Cable Loss Preamp Factor APos TPos Remark MHz dBuV/m dBuV/m dB dBuV dB/m dB dB cm deg 1 2483.55 60.09 74.00 -13.91 54.19 33.56 5.46 33.12 305 256 PEAK	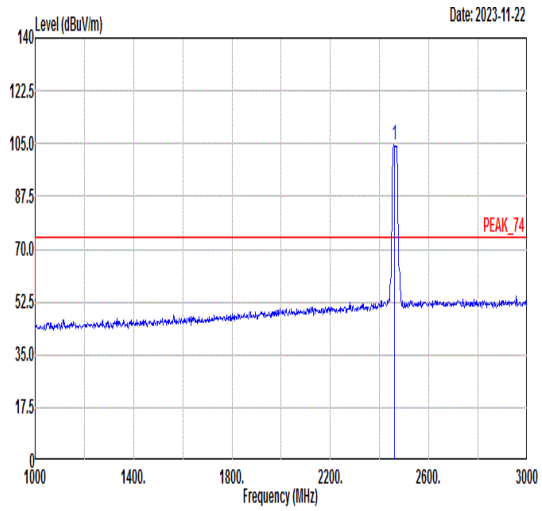 Freq Level Limit Line Margin Read Level Ant Factor Cable Loss Preamp Factor APos TPos Remark MHz dBuV/m dBuV/m dB dBuV dB/m dB dB cm deg 1 2462.00 104.53 ------ ------ 98.77 33.49 5.43 33.16 305 256 PEAK
Avg	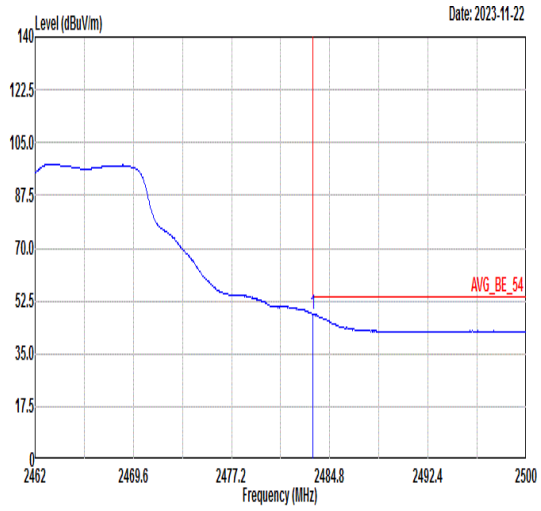 Freq Level Limit Line Margin Read Level Ant Factor Cable Loss Preamp Factor APos TPos Remark MHz dBuV/m dBuV/m dB dBuV dB/m dB dB cm deg 1 2483.51 48.25 54.00 -5.75 42.35 33.56 5.46 33.12 305 256 AVERAGE	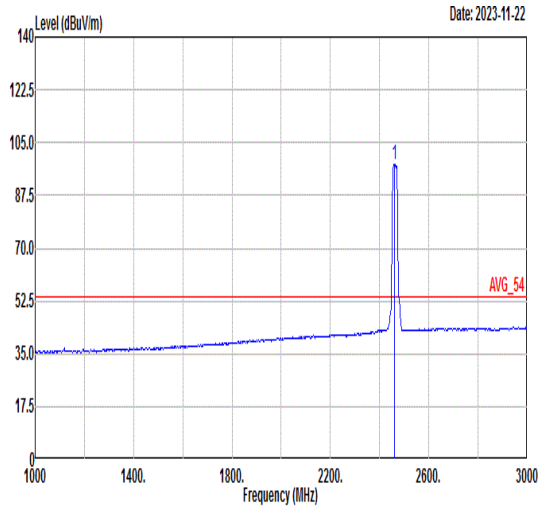 Freq Level Limit Line Margin Read Level Ant Factor Cable Loss Preamp Factor APos TPos Remark MHz dBuV/m dBuV/m dB dBuV dB/m dB dB cm deg 1 2462.00 97.83 ------ ------ 92.07 33.49 5.43 33.16 305 256 AVERAGE

Mode	24	
	Harmonic	
	2400-2483.5_802.11g_CH11_2462MHz	
ANT	CDD 5+6	
Pol.	Horizontal	Vertical
Peak Avg	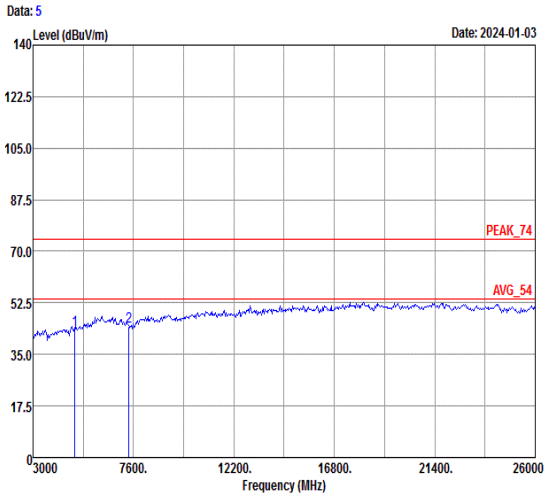 Freq Level Over Limit Limit Line ReadLevel Antenna Factor Cable Loss Preamp Factor A/Pos T/Pos Remark MHz dBuV/m dB dBuV/m dBuV dB/m dB dB cm deg 1 4924.00 43.28 -30.72 74.00 63.49 36.15 8.53 64.89 --- --- Peak 2 * 7386.00 44.58 -29.42 74.00 63.21 36.05 10.18 64.86 --- --- Peak	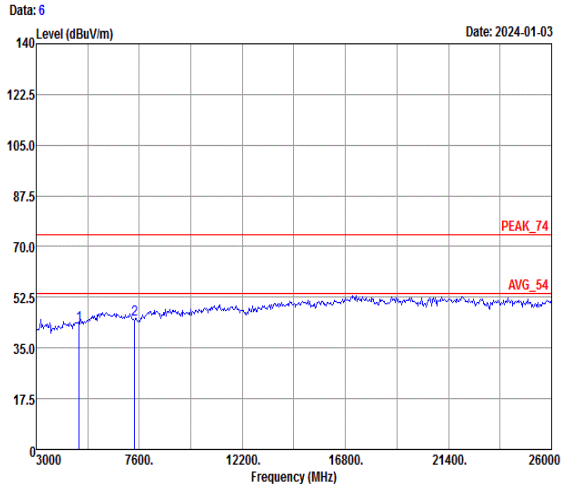 Freq Level Over Limit Limit Line ReadLevel Antenna Factor Cable Loss Preamp Factor A/Pos T/Pos Remark MHz dBuV/m dB dBuV/m dBuV dB/m dB dB cm deg 1 4924.00 42.90 -31.10 74.00 63.11 36.15 8.53 64.89 --- --- Peak 2 * 7386.00 44.89 -29.11 74.00 63.52 36.05 10.18 64.86 --- --- Peak

Mode	25	
	Band Edge	
	2400-2483.5_802.11be EHT20_CH01_Full RU _2412MHz	
ANT	CDD 5+6	
Pol.	Horizontal	Fundamental
Peak	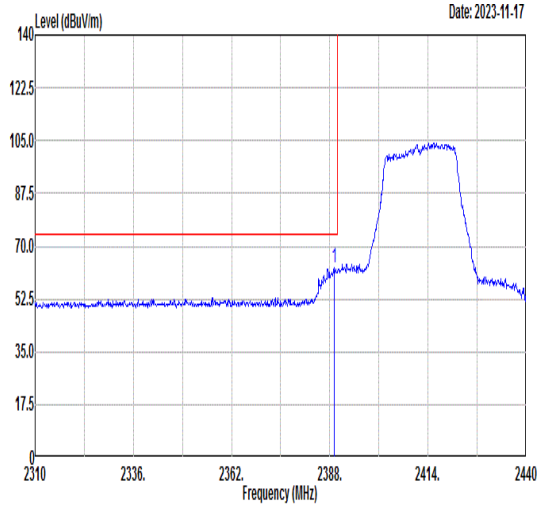 Freq Level Limit Line Margin Read Level Ant Factor Cable Loss Preamp Factor APos TPos Remark MHz dBuV/m dBuV/m dB dBuV dB/m dB dB cm deg 1 2389.17 62.92 74.00 -11.08 57.51 33.31 5.36 33.26 200 333 PEAK	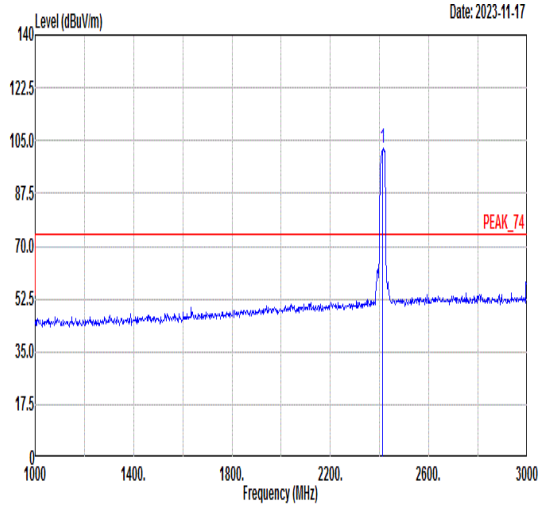 Freq Level Limit Line Margin Read Level Ant Factor Cable Loss Preamp Factor APos TPos Remark MHz dBuV/m dBuV/m dB dBuV dB/m dB dB cm deg 1 2412.00 102.45 ------ ------ 96.91 33.38 5.38 33.22 200 333 PEAK
Avg	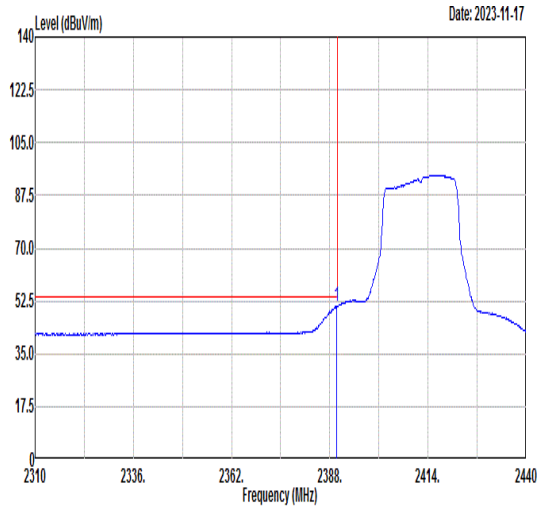 Freq Level Limit Line Margin Read Level Ant Factor Cable Loss Preamp Factor APos TPos Remark MHz dBuV/m dBuV/m dB dBuV dB/m dB dB cm deg 1 2389.82 50.78 54.00 -3.22 45.36 33.31 5.36 33.25 200 333 AVERAGE	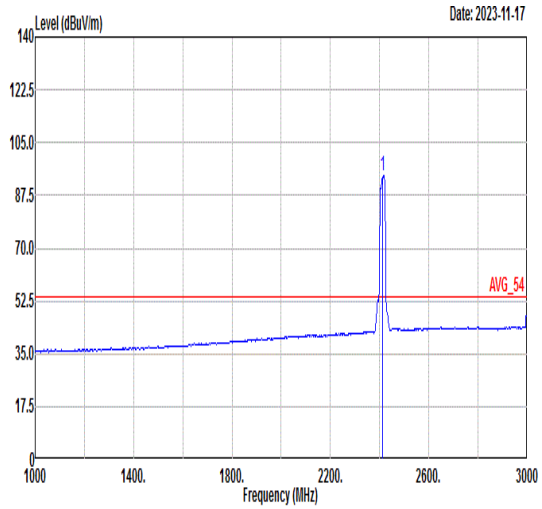 Freq Level Limit Line Margin Read Level Ant Factor Cable Loss Preamp Factor APos TPos Remark MHz dBuV/m dBuV/m dB dBuV dB/m dB dB cm deg 1 2412.00 93.89 ------ ------ 88.35 33.38 5.38 33.22 200 333 AVERAGE

Mode	25	
	Band Edge	
	2400-2483.5_802.11be EHT20_CH01_Full RU _2412MHz	
ANT	CDD 5+6	
Pol.	Vertical	Fundamental
Peak	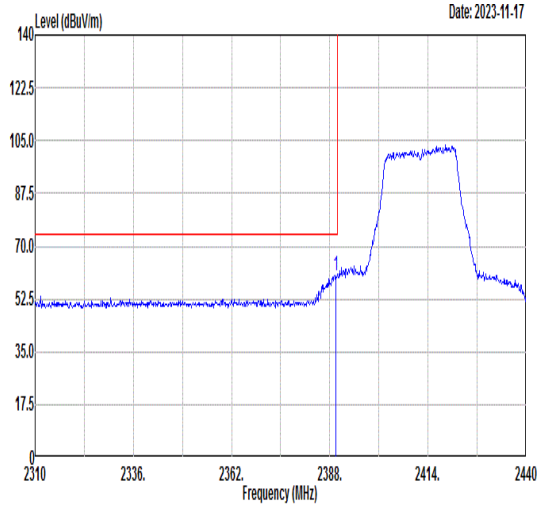 Freq Level Limit Line Margin Read Level Ant Factor Cable Loss Preamp Factor APos TPos Remark 1 2389.69 60.19 74.00 -13.81 54.77 33.31 5.36 33.25 400 270 PEAK	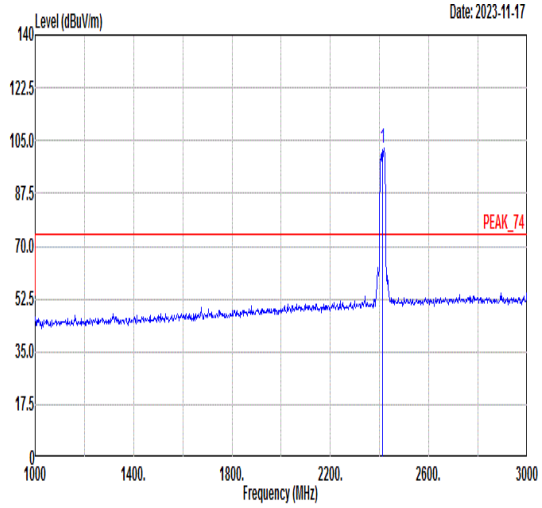 Freq Level Limit Line Margin Read Level Ant Factor Cable Loss Preamp Factor APos TPos Remark 1 2412.00 102.51 ------ ------ 96.94 33.39 5.39 33.21 400 270 PEAK
Avg	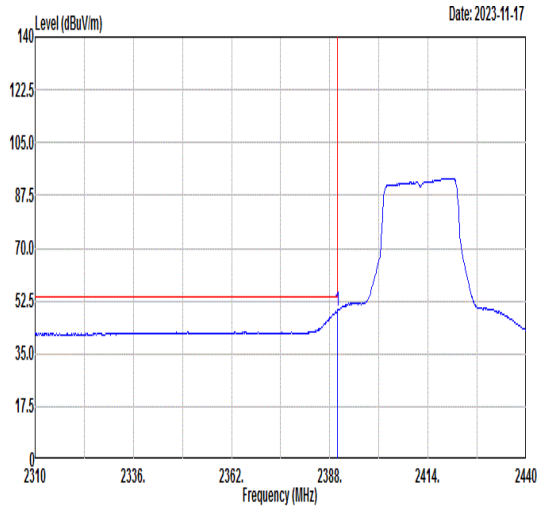 Freq Level Limit Line Margin Read Level Ant Factor Cable Loss Preamp Factor APos TPos Remark 1 2389.95 49.27 54.00 -4.73 43.85 33.31 5.36 33.25 400 270 AVERAGE	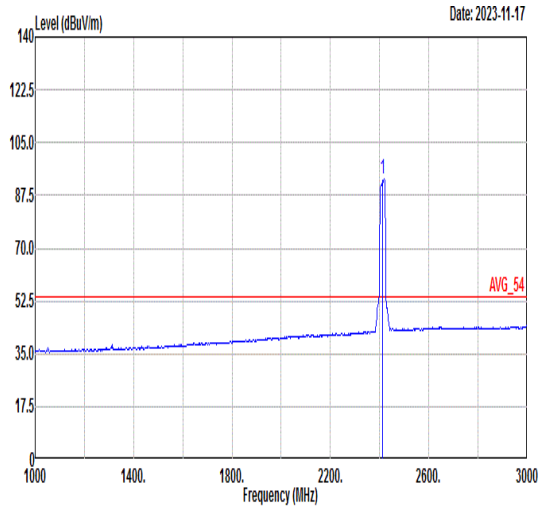 Freq Level Limit Line Margin Read Level Ant Factor Cable Loss Preamp Factor APos TPos Remark 1 2412.00 92.94 ------ ------ 87.37 33.39 5.39 33.21 400 270 AVERAGE

Mode	25	
	Harmonic	
	2400-2483.5_802.11be EHT20_CH01_Full RU _2412MHz	
ANT	CDD 5+6	
Pol.	Horizontal	Vertical
Peak Avg	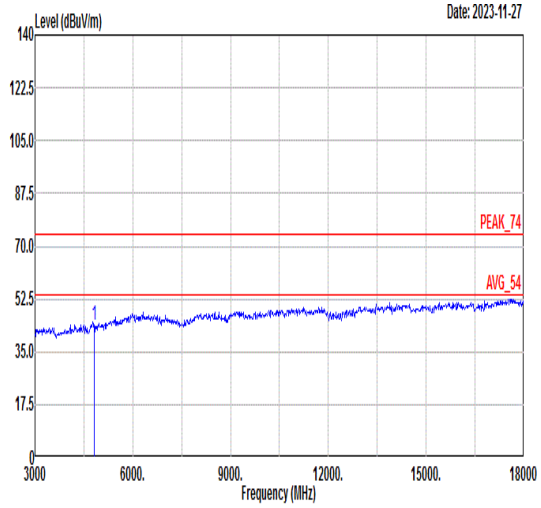 Freq Level Limit Line Margin Read Level Ant Factor Cable Loss Preamp Factor APos TPos Remark MHz dBuV/m dBuV/m dB dBuV dB/m dB dB cm deg 1 4824.00 43.99 74.00 -30.01 63.87 36.09 8.88 64.85 --- --- Peak	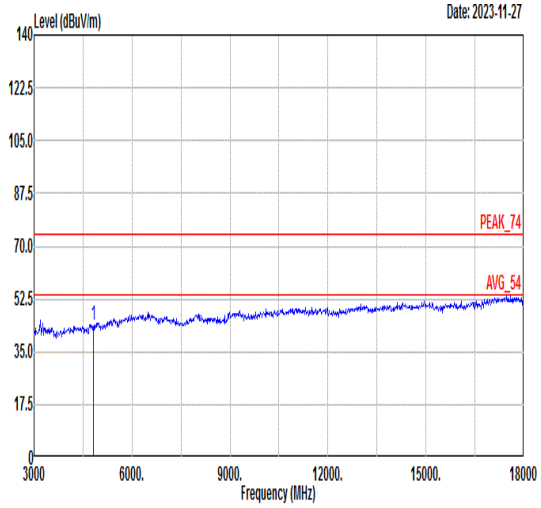 Freq Level Limit Line Margin Read Level Ant Factor Cable Loss Preamp Factor APos TPos Remark MHz dBuV/m dBuV/m dB dBuV dB/m dB dB cm deg 1 4824.00 43.83 74.00 -30.17 63.71 36.09 8.88 64.85 --- --- Peak

Mode	26	
	Harmonic	
	2400-2483.5_802.11be EHT20_CH06_Full RU _2437MHz	
ANT	CDD 5+6	
Pol.	Horizontal	Vertical
Peak Avg	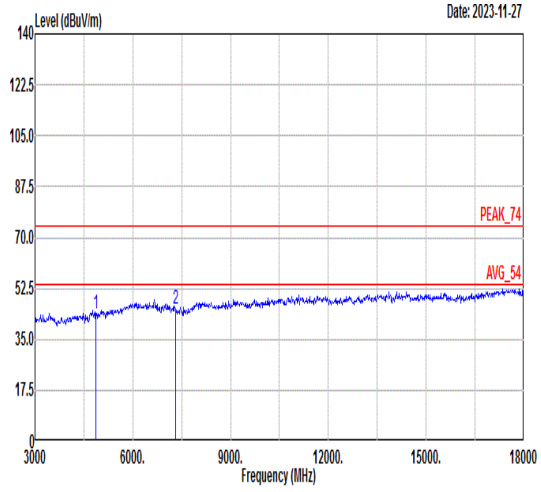 Freq Level Limit Line Margin Read Level Ant Factor Cable Loss Preamp Factor APos TPos Remark MHz dBuV/m dBuV/m dB dBuV dB/m dB dB cm deg 1 4874.00 43.89 74.00 -30.11 63.92 36.12 8.72 64.87 --- --- Peak 2 7311.00 45.46 74.00 -28.54 63.92 36.22 10.18 64.86 --- --- Peak	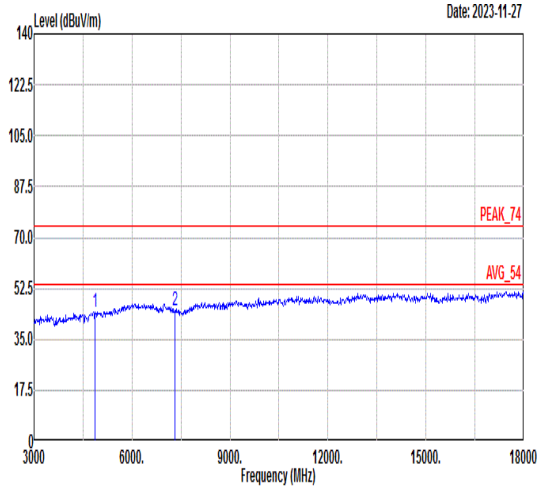 Freq Level Limit Line Margin Read Level Ant Factor Cable Loss Preamp Factor APos TPos Remark MHz dBuV/m dBuV/m dB dBuV dB/m dB dB cm deg 1 4874.00 44.14 74.00 -29.86 64.17 36.12 8.72 64.87 --- --- Peak 2 7311.00 44.89 74.00 -29.11 63.35 36.22 10.18 64.86 --- --- Peak

Mode	27	
	Band Edge	
	2400-2483.5_802.11be EHT20_CH11_Full RU _2462MHz	
ANT	CDD 5+6	
Pol.	Horizontal	Fundamental
Peak	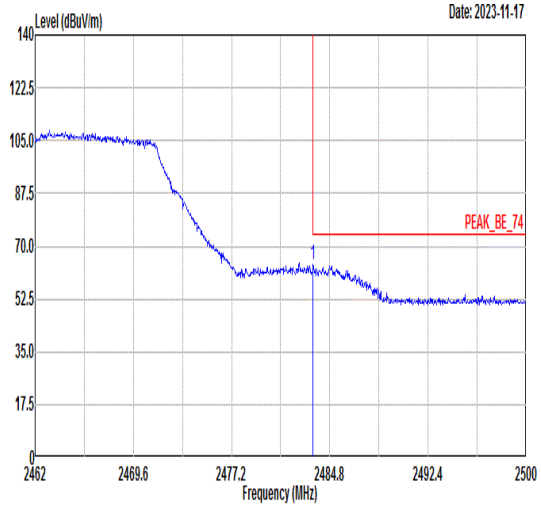 Freq Level Limit Line Margin Read Level Ant Factor Cable Loss Preamp Factor APos TPos Remark MHz dBuV/m dBuV/m dB dBuV dB/m dB dB cm deg 1 2483.51 64.02 74.00 -9.98 58.12 33.56 5.46 33.12 100 39 PEAK	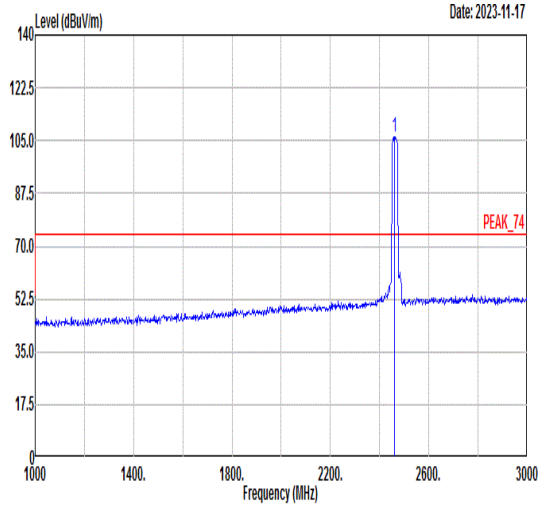 Freq Level Limit Line Margin Read Level Ant Factor Cable Loss Preamp Factor APos TPos Remark MHz dBuV/m dBuV/m dB dBuV dB/m dB dB cm deg 1 2462.00 106.38 ------ ------ 100.62 33.49 5.43 33.16 100 39 PEAK
Avg	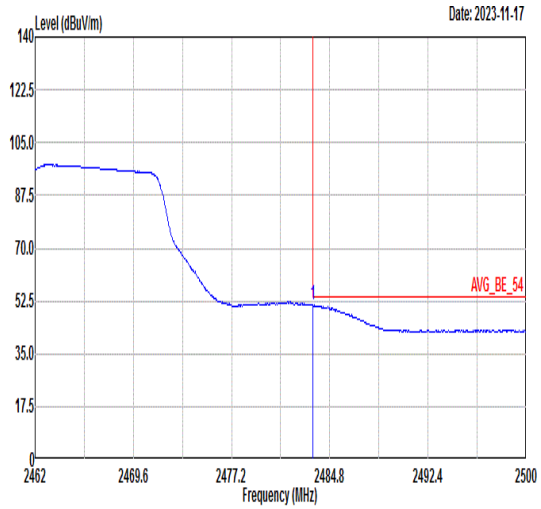 Freq Level Limit Line Margin Read Level Ant Factor Cable Loss Preamp Factor APos TPos Remark MHz dBuV/m dBuV/m dB dBuV dB/m dB dB cm deg 1 2483.51 51.02 54.00 -2.98 45.12 33.56 5.46 33.12 100 39 AVERAGE	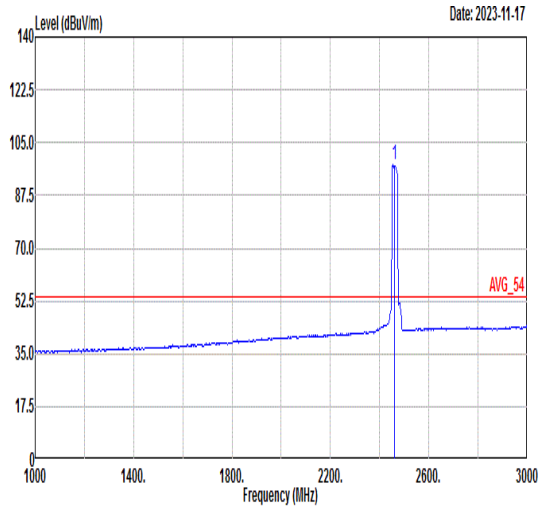 Freq Level Limit Line Margin Read Level Ant Factor Cable Loss Preamp Factor APos TPos Remark MHz dBuV/m dBuV/m dB dBuV dB/m dB dB cm deg 1 2462.00 97.49 ------ ------ 91.74 33.48 5.43 33.16 100 39 AVERAGE

Mode	27	
	Band Edge	
	2400-2483.5_802.11be EHT20_CH11_Full RU _2462MHz	
ANT	CDD 5+6	
Pol.	Vertical	Fundamental
Peak	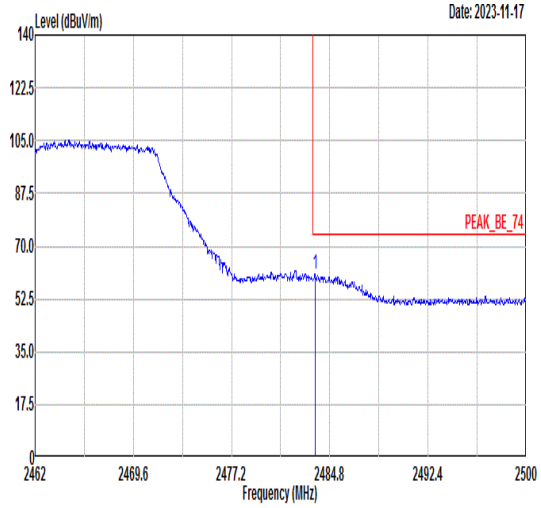 Freq Level Limit Line Margin Read Level Ant Factor Cable Loss Preamp Factor APos TPos Remark MHz dBuV/m dBuV/m dB dBuV dB/m dB dB cm deg 1 2483.66 60.60 74.00 -13.40 54.70 33.56 5.46 33.12 385 141 PEAK	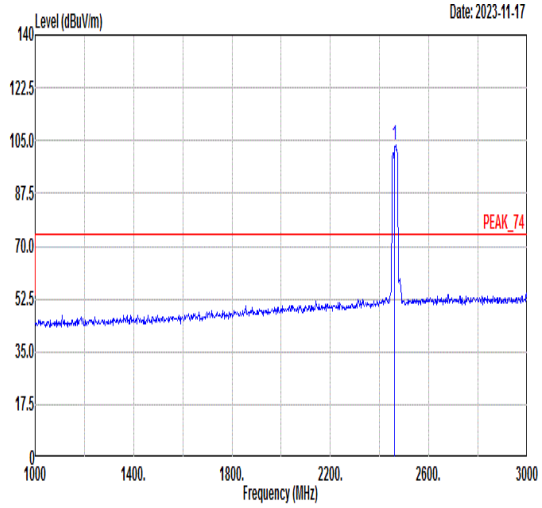 Freq Level Limit Line Margin Read Level Ant Factor Cable Loss Preamp Factor APos TPos Remark MHz dBuV/m dBuV/m dB dBuV dB/m dB dB cm deg 1 2462.00 103.33 ------ ------ 97.53 33.51 5.44 33.15 385 141 PEAK
Avg	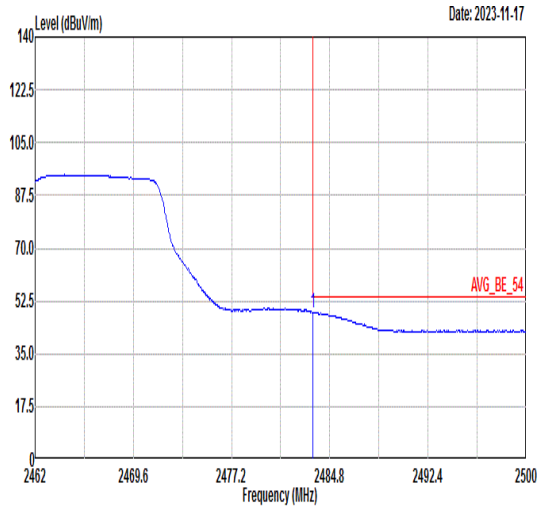 Freq Level Limit Line Margin Read Level Ant Factor Cable Loss Preamp Factor APos TPos Remark MHz dBuV/m dBuV/m dB dBuV dB/m dB dB cm deg 1 2483.51 48.77 54.00 -5.23 42.87 33.56 5.46 33.12 385 141 AVERAGE	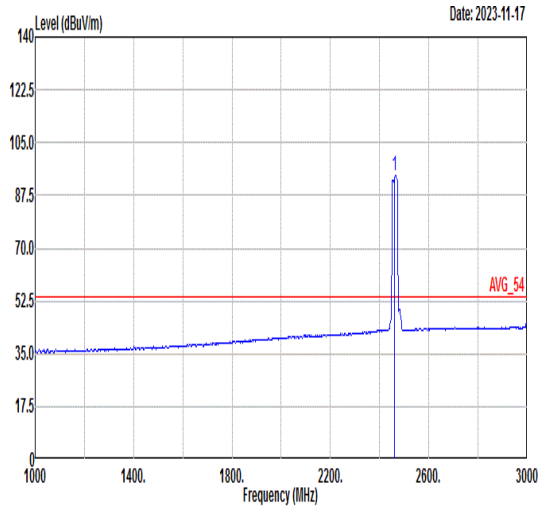 Freq Level Limit Line Margin Read Level Ant Factor Cable Loss Preamp Factor APos TPos Remark MHz dBuV/m dBuV/m dB dBuV dB/m dB dB cm deg 1 2462.00 94.14 ------ ------ 88.34 33.51 5.44 33.15 385 141 AVERAGE

Mode	27	
	Harmonic	
	2400-2483.5_802.11be EHT20_CH11_Full RU _2462MHz	
ANT	CDD 5+6	
Pol.	Horizontal	Vertical
Peak Avg	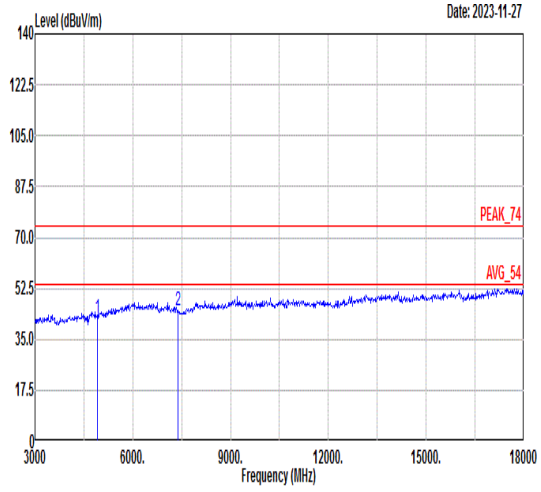 Freq Level Limit Line Margin Read Level Ant Factor Cable Loss Preamp Factor APos TPos Remark MHz dBuV/m dBuV/m dB dBuV dB/m dB dB cm deg 1 4924.00 42.47 74.00 -31.53 62.64 36.15 8.57 64.89 --- --- Peak 2 7386.00 44.91 74.00 -29.09 63.54 36.05 10.18 64.86 --- --- Peak	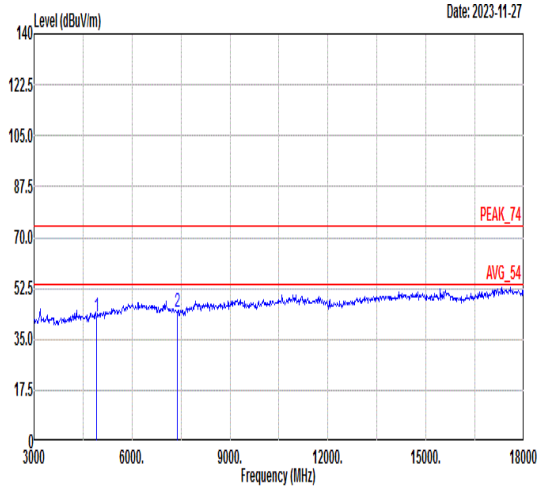 Freq Level Limit Line Margin Read Level Ant Factor Cable Loss Preamp Factor APos TPos Remark MHz dBuV/m dBuV/m dB dBuV dB/m dB dB cm deg 1 4924.00 42.61 74.00 -31.39 62.78 36.15 8.57 64.89 --- --- Peak 2 7386.00 44.46 74.00 -29.54 63.09 36.05 10.18 64.86 --- --- Peak

Mode	28	
	Band Edge - L	
	2400-2483.5_802.11be EHT40_CH03_Full RU _2422MHz	
ANT	CDD 5+6	
Pol.	Horizontal	Fundamental
Peak	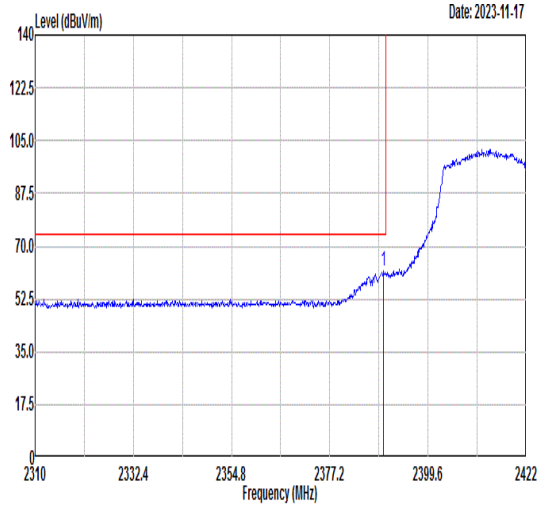 Freq Level Limit Line Margin Read Level Ant Factor Cable Loss Preamp Factor APos TPos Remark MHz dBuV/m dBuV/m dB dBuV dB/m dB dB cm deg 1 2389.41 61.75 74.00 -12.25 56.33 33.31 5.36 33.25 365 360 PEAK	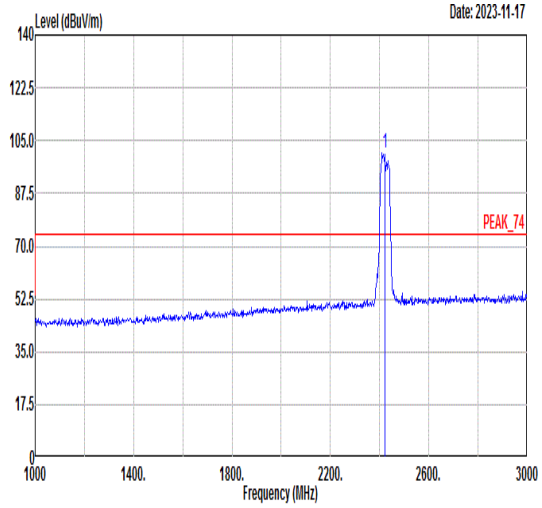 Freq Level Limit Line Margin Read Level Ant Factor Cable Loss Preamp Factor APos TPos Remark MHz dBuV/m dBuV/m dB dBuV dB/m dB dB cm deg 1 2422.00 100.74 ------ ------ 95.22 33.37 5.38 33.23 365 360 PEAK
Avg	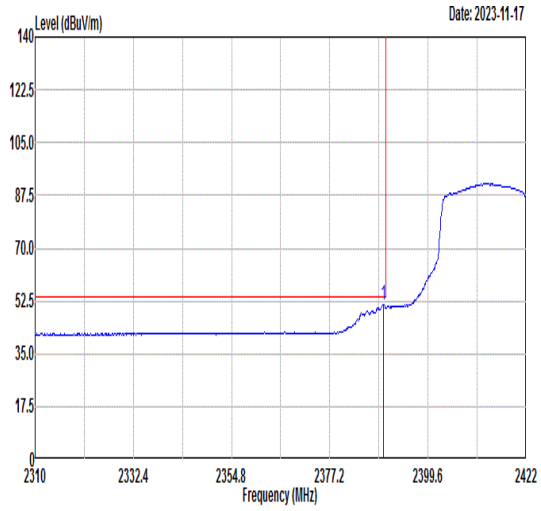 Freq Level Limit Line Margin Read Level Ant Factor Cable Loss Preamp Factor APos TPos Remark MHz dBuV/m dBuV/m dB dBuV dB/m dB dB cm deg 1 2389.41 51.41 54.00 -2.59 45.99 33.31 5.36 33.25 365 360 AVERAGE	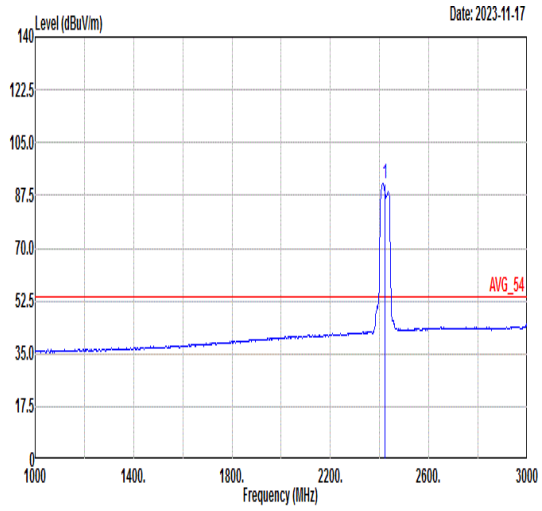 Freq Level Limit Line Margin Read Level Ant Factor Cable Loss Preamp Factor APos TPos Remark MHz dBuV/m dBuV/m dB dBuV dB/m dB dB cm deg 1 2422.00 91.17 ------ ------ 85.64 33.37 5.38 33.22 365 360 AVERAGE

Mode	28	
	Band Edge - R	
	2400-2483.5_802.11be EHT40_CH03_Full RU _2422MHz	
ANT	CDD 5+6	
Pol.	Horizontal	Fundamental
Peak	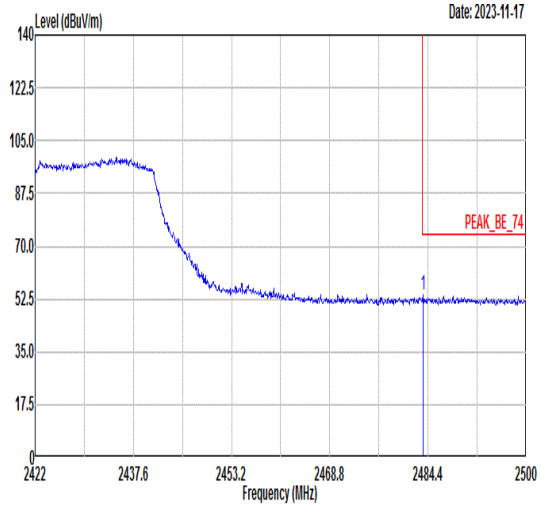 Freq Level Limit Line Margin Read Level Ant Factor Cable Loss Preamp Factor APos TPos Remark MHz dBuV/m dBuV/m dB dBuV dB/m dB dB cm deg 1 2483.62 53.89 74.00 -20.11 47.99 33.56 5.46 33.12 365 360 PEAK	Blank
Avg	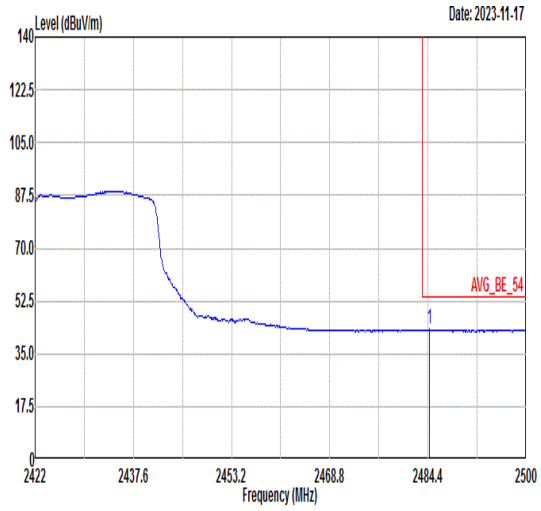 Freq Level Limit Line Margin Read Level Ant Factor Cable Loss Preamp Factor APos TPos Remark MHz dBuV/m dBuV/m dB dBuV dB/m dB dB cm deg 1 2484.63 43.14 54.00 -10.86 37.24 33.56 5.46 33.12 365 360 AVERAGE	Blank

Mode	28	
	Band Edge - L	
	2400-2483.5_802.11be EHT40_CH03_Full RU _2422MHz	
ANT	CDD 5+6	
Pol.	Vertical	Fundamental
Peak	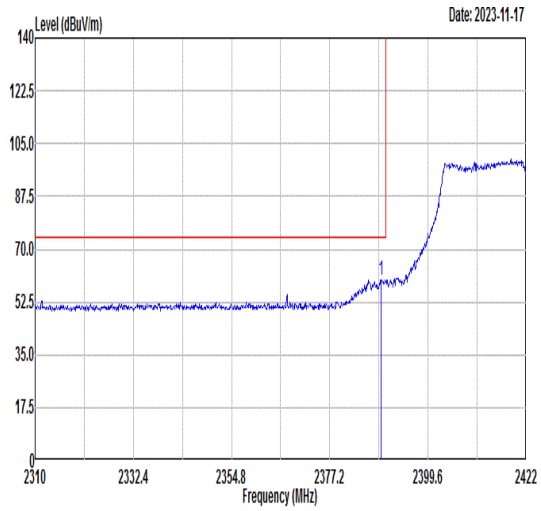 Freq Level Limit Line Margin Read Level Ant Factor Cable Loss Preamp Factor APos TPos Remark MHz dBuV/m dBuV/m dB dBuV dB/m dB dB cm deg 1 2388.96 59.77 74.00 -14.23 54.36 33.31 5.36 33.26 365 266 PEAK	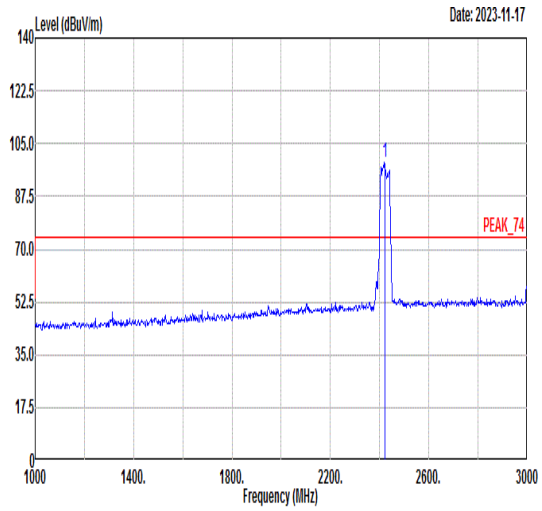 Freq Level Limit Line Margin Read Level Ant Factor Cable Loss Preamp Factor APos TPos Remark MHz dBuV/m dBuV/m dB dBuV dB/m dB dB cm deg 1 2422.00 98.84 ------ ------ 93.27 33.39 5.39 33.21 365 266 PEAK
Avg	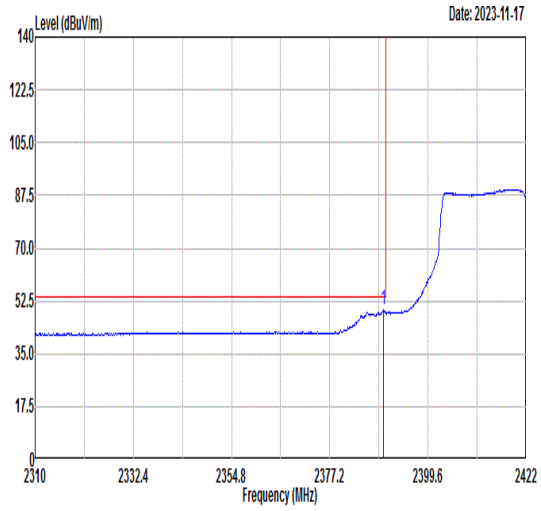 Freq Level Limit Line Margin Read Level Ant Factor Cable Loss Preamp Factor APos TPos Remark MHz dBuV/m dBuV/m dB dBuV dB/m dB dB cm deg 1 2389.41 49.52 54.00 -4.48 44.10 33.31 5.36 33.25 365 266 AVERAGE	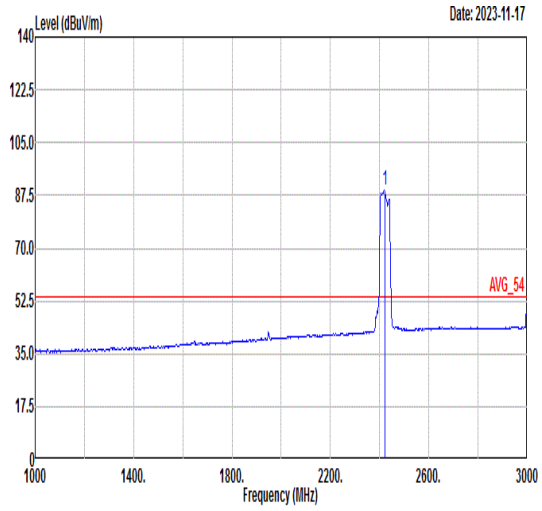 Freq Level Limit Line Margin Read Level Ant Factor Cable Loss Preamp Factor APos TPos Remark MHz dBuV/m dBuV/m dB dBuV dB/m dB dB cm deg 1 2422.00 89.25 ------ ------ 83.68 33.39 5.39 33.21 365 266 AVERAGE

Mode	28	
	Band Edge - R	
	2400-2483.5_802.11be EHT40_CH03_Full RU _2422MHz	
ANT	CDD 5+6	
Pol.	Vertical	Fundamental
Peak	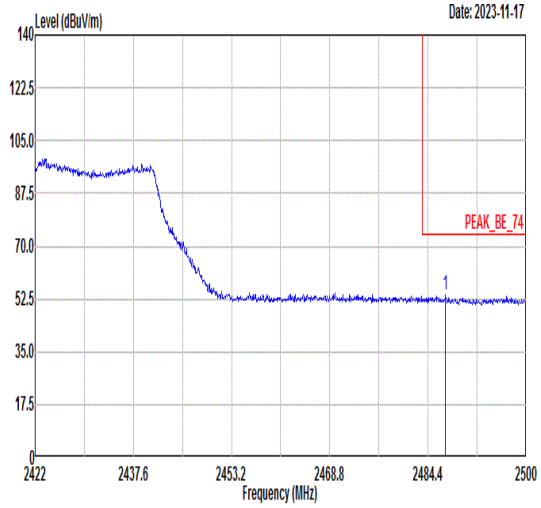 Freq Level Limit Line Margin Read Level Ant Factor Cable Loss Preamp Factor APos TPos Remark MHz dBuV/m dBuV/m dB dBuV dB/m dB dB cm deg 1 2487.21 53.75 74.00 -20.25 47.84 33.57 5.46 33.12 365 266 PEAK	Blank
Avg	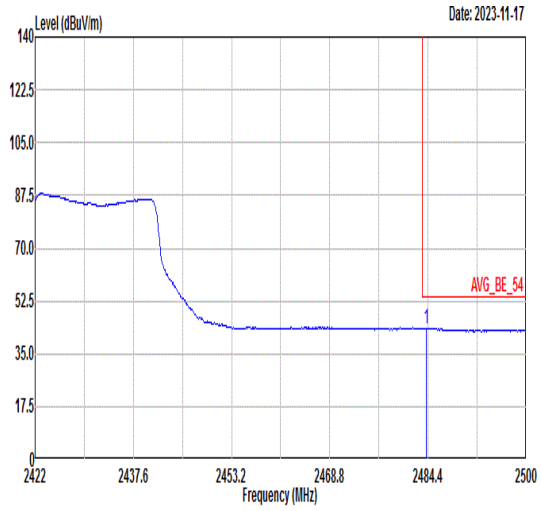 Freq Level Limit Line Margin Read Level Ant Factor Cable Loss Preamp Factor APos TPos Remark MHz dBuV/m dBuV/m dB dBuV dB/m dB dB cm deg 1 2484.09 43.47 54.00 -10.53 37.57 33.56 5.46 33.12 365 266 AVERAGE	Blank

Mode	29	
	Band Edge - L	
	2400-2483.5_802.11be EHT40_CH09_Full RU _2452MHz	
ANT	CDD 5+6	
Pol.	Horizontal	Fundamental
Peak	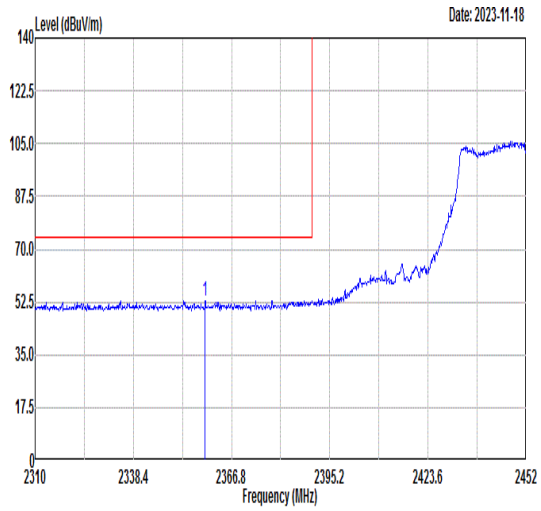 Freq Level Limit Line Margin Read Level Ant Factor Cable Loss Preamp Factor APos TPos Remark 1 2359.13 53.02 74.00 -20.98 47.76 33.23 5.33 33.30 102 64 PEAK	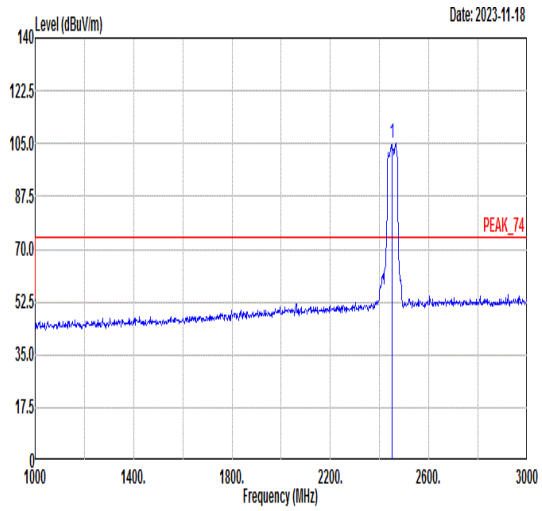 Freq Level Limit Line Margin Read Level Ant Factor Cable Loss Preamp Factor APos TPos Remark 1 2452.00 105.16 ------ ------ 99.36 33.51 5.44 33.15 102 64 PEAK
Avg	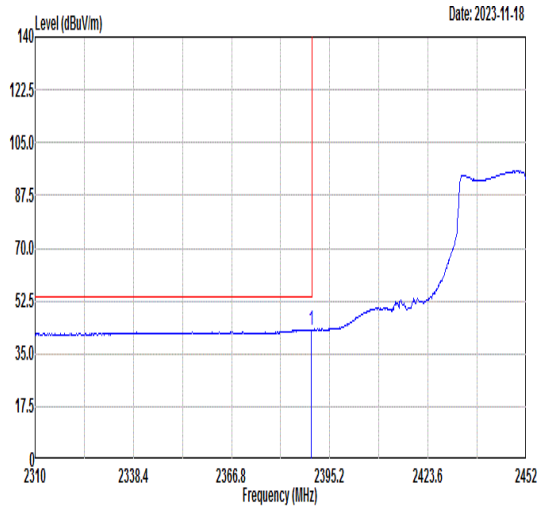 Freq Level Limit Line Margin Read Level Ant Factor Cable Loss Preamp Factor APos TPos Remark 1 2389.95 42.99 54.00 -11.01 37.57 33.31 5.36 33.25 102 64 AVERAGE	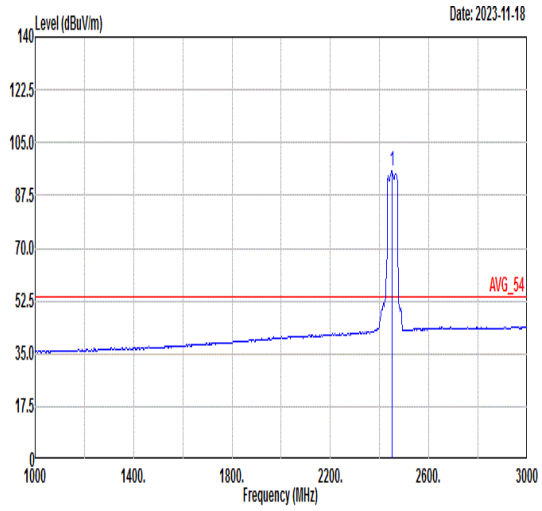 Freq Level Limit Line Margin Read Level Ant Factor Cable Loss Preamp Factor APos TPos Remark 1 2452.00 95.40 ------ ------ 89.69 33.46 5.42 33.17 102 64 AVERAGE

Mode	29	
	Band Edge - R	
	2400-2483.5_802.11be EHT40_CH09_Full RU _2452MHz	
ANT	CDD 5+6	
Pol.	Horizontal	Fundamental
Peak	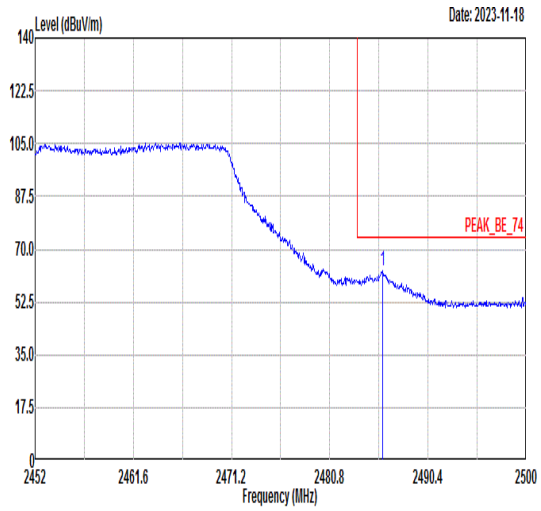 Freq Level Limit Line Margin Read Level Ant Factor Cable Loss Preamp Factor APos TPos Remark MHz dBuV/m dBuV/m dB dBuV dB/m dB dB cm deg 1 2485.94 62.68 74.00 -11.32 56.78 33.56 5.46 33.12 102 64 PEAK	Blank
Avg	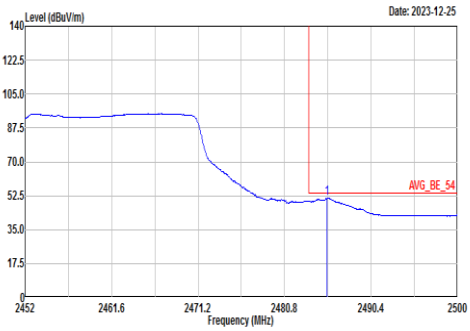 Freq Level Limit Line Margin Read Level Ant Factor Cable Loss Preamp Factor APos TPos Remark MHz dBuV/m dBuV/m dB dBuV dB/m dB dB cm deg 1 2485.50 51.36 54.00 -2.64 45.46 33.56 5.46 33.12 102 64 AVERAGE	Blank

Mode	29	
	Band Edge - L	
	2400-2483.5_802.11be EHT40_CH09_Full RU _2452MHz	
ANT	CDD 5+6	
Pol.	Vertical	Fundamental
Peak	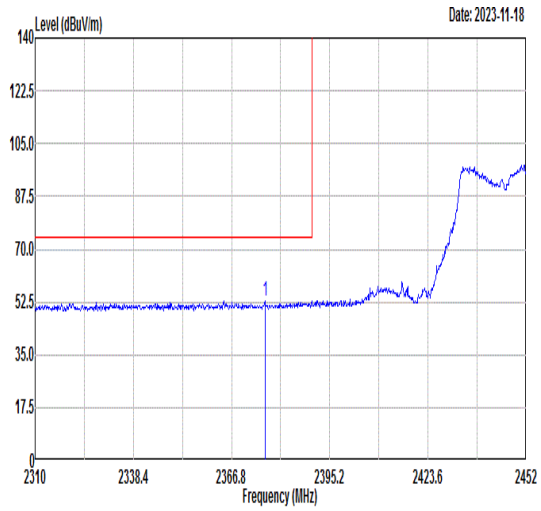 Freq Level Limit Line Margin Read Level Ant Factor Cable Loss Preamp Factor APos TPos Remark 1 2376.46 53.03 74.00 -20.97 47.67 33.28 5.35 33.27 300 145 PEAK	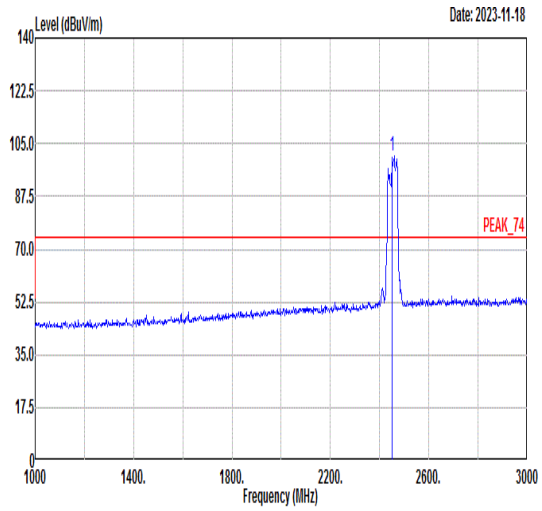 Freq Level Limit Line Margin Read Level Ant Factor Cable Loss Preamp Factor APos TPos Remark 1 2452.00 100.74 ------ ------ 94.97 33.50 5.43 33.16 300 145 PEAK
Avg	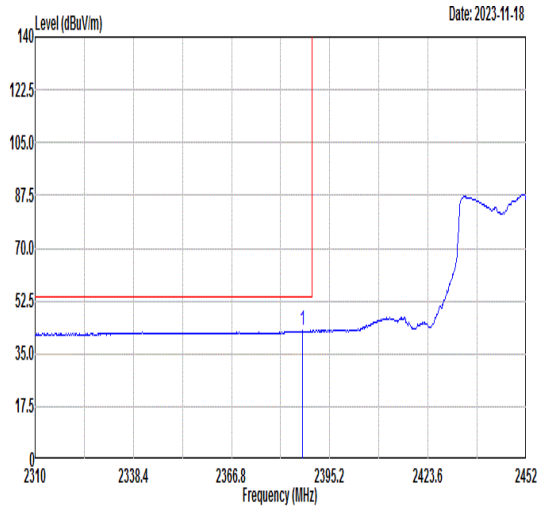 Freq Level Limit Line Margin Read Level Ant Factor Cable Loss Preamp Factor APos TPos Remark 1 2387.39 42.59 54.00 -11.41 37.18 33.31 5.36 33.26 300 145 AVERAGE	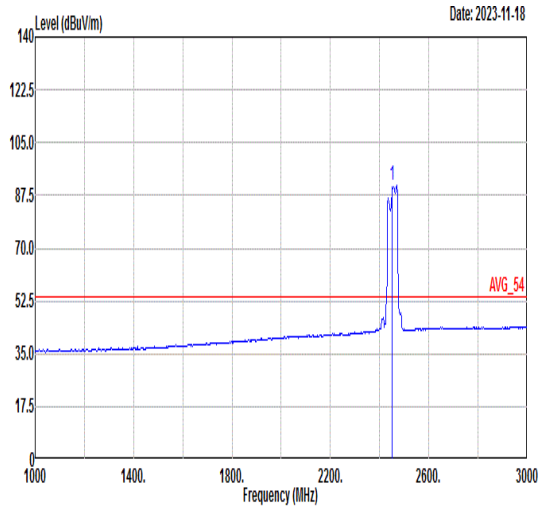 Freq Level Limit Line Margin Read Level Ant Factor Cable Loss Preamp Factor APos TPos Remark 1 2452.00 90.62 ------ ------ 84.80 33.52 5.44 33.14 300 145 AVERAGE

Mode	29	
	Band Edge - R	
	2400-2483.5_802.11be EHT40_CH09_Full RU _2452MHz	
ANT	CDD 5+6	
Pol.	Vertical	Fundamental
Peak	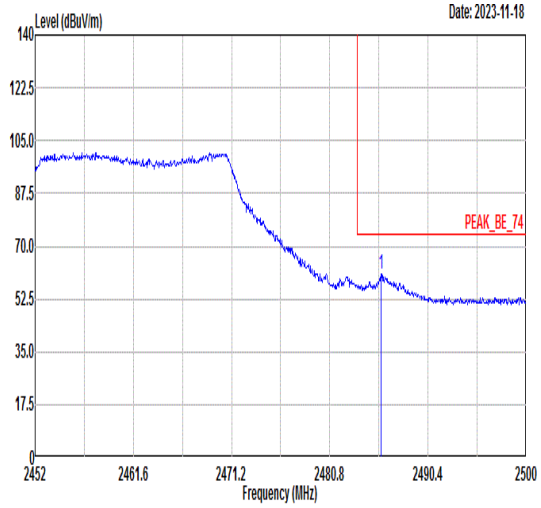 Freq Level Limit Line Margin Read Level Ant Factor Cable Loss Preamp Factor APos TPos Remark MHz dBuV/m dBuV/m dB dBuV dB/m dB dB cm deg 1 2485.84 60.87 74.00 -13.13 54.97 33.56 5.46 33.12 300 145 PEAK	Blank
Avg	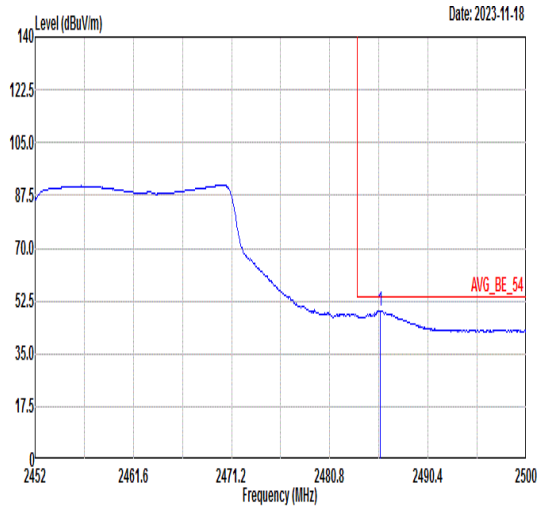 Freq Level Limit Line Margin Read Level Ant Factor Cable Loss Preamp Factor APos TPos Remark MHz dBuV/m dBuV/m dB dBuV dB/m dB dB cm deg 1 2485.74 49.39 54.00 -4.61 43.49 33.56 5.46 33.12 300 145 AVERAGE	Blank

Mode	30	
	Band Edge	
	2400-2483.5_802.11be EHT20_CH01_Single RU 106/53_2412MHz	
ANT	CDD 5+6	
Pol.	Horizontal	Fundamental
Peak	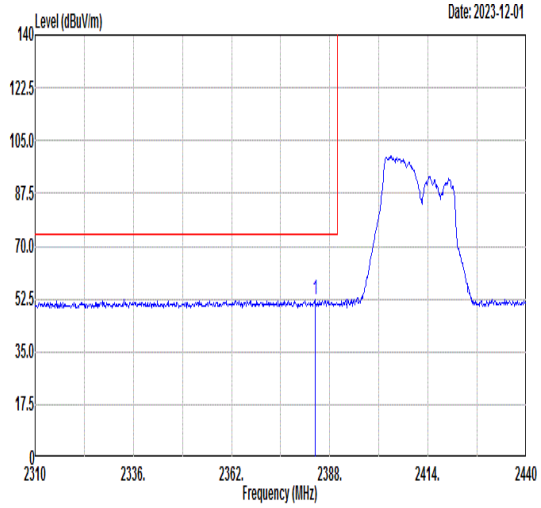 Freq Level Limit Line Margin Read Level Ant Factor Cable Loss Preamp Factor APos TPos Remark MHz dBuV/m dBuV/m dB dBuV dB/m dB dB cm deg 1 2384.10 52.25 74.00 -21.75 46.86 33.30 5.35 33.26 305 360 PEAK	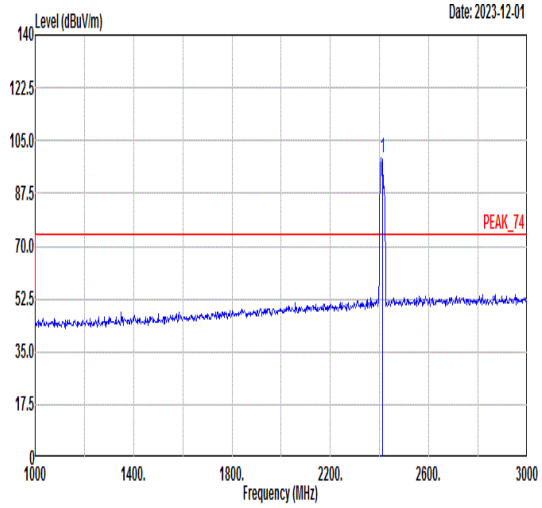 Freq Level Limit Line Margin Read Level Ant Factor Cable Loss Preamp Factor APos TPos Remark MHz dBuV/m dBuV/m dB dBuV dB/m dB dB cm deg 1 2412.00 99.07 ------ ------ 93.57 33.36 5.37 33.23 305 360 PEAK
Avg	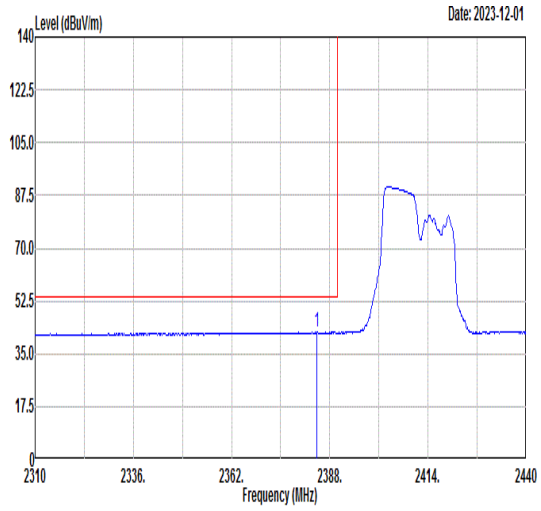 Freq Level Limit Line Margin Read Level Ant Factor Cable Loss Preamp Factor APos TPos Remark MHz dBuV/m dBuV/m dB dBuV dB/m dB dB cm deg 1 2384.62 42.18 54.00 -11.82 36.79 33.30 5.35 33.26 305 360 AVERAGE	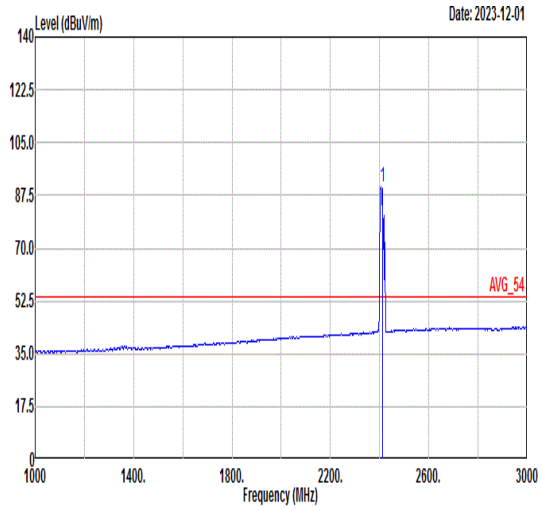 Freq Level Limit Line Margin Read Level Ant Factor Cable Loss Preamp Factor APos TPos Remark MHz dBuV/m dBuV/m dB dBuV dB/m dB dB cm deg 1 2412.00 90.31 ------ ------ 84.82 33.35 5.37 33.23 305 360 AVERAGE

Mode	30	
	Band Edge	
	2400-2483.5_802.11be EHT20_CH01_Single RU 106/53_2412MHz	
ANT	CDD 5+6	
Pol.	Vertical	Fundamental
Peak	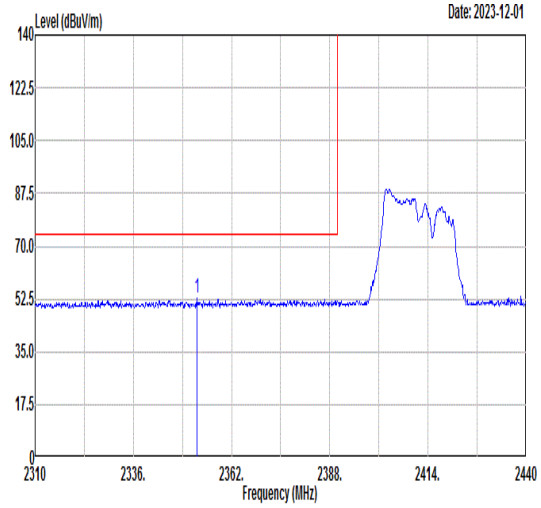 Freq Level Limit Line Margin Read Level Ant Factor Cable Loss Preamp Factor APos TPos Remark MHz dBuV/m dBuV/m dB dBuV dB/m dB dB cm deg 1 2352.90 52.78 74.00 -21.22 47.54 33.22 5.33 33.31 386 360 PEAK	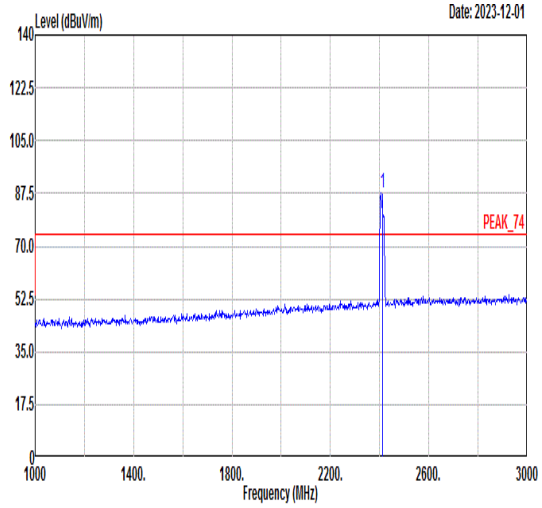 Freq Level Limit Line Margin Read Level Ant Factor Cable Loss Preamp Factor APos TPos Remark MHz dBuV/m dBuV/m dB dBuV dB/m dB dB cm deg 1 2412.00 87.82 ------ ------ 82.33 33.35 5.37 33.23 386 360 PEAK
Avg	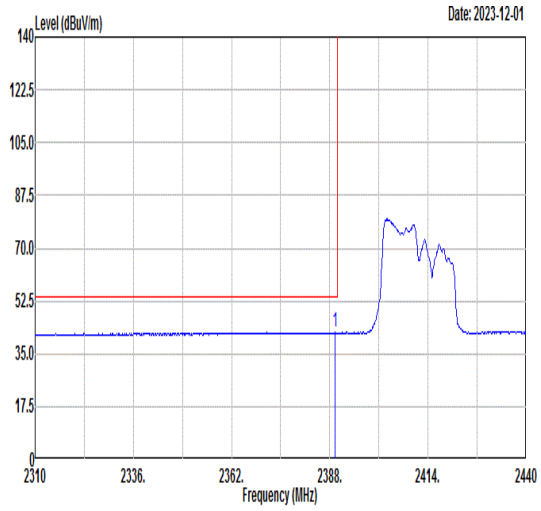 Freq Level Limit Line Margin Read Level Ant Factor Cable Loss Preamp Factor APos TPos Remark MHz dBuV/m dBuV/m dB dBuV dB/m dB dB cm deg 1 2389.30 42.03 54.00 -11.97 36.61 33.31 5.36 33.25 386 360 AVERAGE	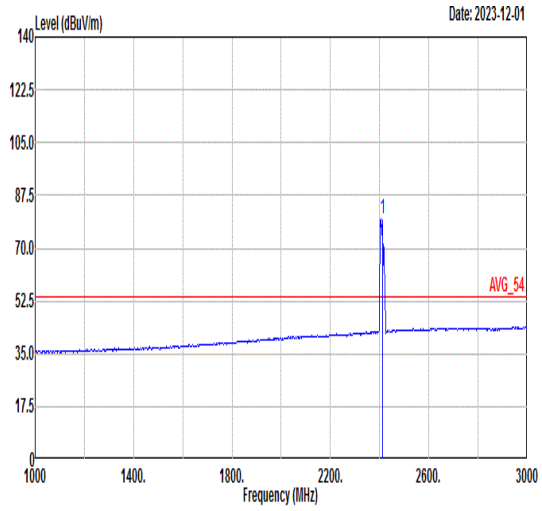 Freq Level Limit Line Margin Read Level Ant Factor Cable Loss Preamp Factor APos TPos Remark MHz dBuV/m dBuV/m dB dBuV dB/m dB dB cm deg 1 2412.00 79.53 ------ ------ 74.04 33.35 5.37 33.23 386 360 AVERAGE

Mode	31	
	Band Edge	
	2400-2483.5_802.11be EHT20_CH11_Single RU 26/8_2462MHz	
ANT	CDD 5+6	
Pol.	Horizontal	Fundamental
Peak	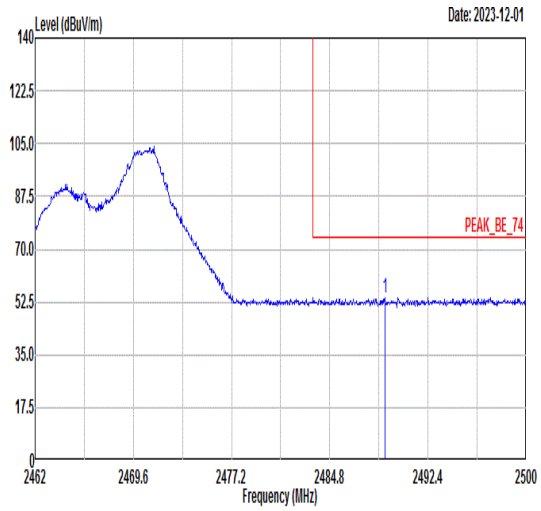 Freq Level Limit Line Margin Read Level Ant Factor Cable Loss Preamp Factor APos TPos Remark MHz dBuV/m dBuV/m dB dBuV dB/m dB dB cm deg 1 2489.06 54.03 74.00 -19.97 48.11 33.57 5.47 33.12 322 230 PEAK	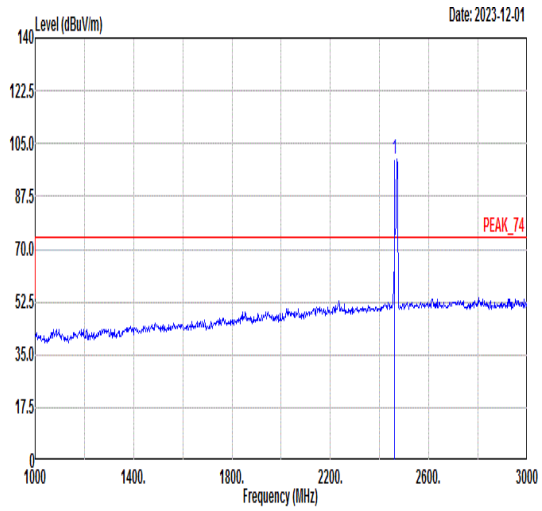 Freq Level Limit Line Margin Read Level Ant Factor Cable Loss Preamp Factor APos TPos Remark MHz dBuV/m dBuV/m dB dBuV dB/m dB dB cm deg 1 2462.00 99.92 ------ ------ 94.10 33.52 5.44 33.14 322 230 PEAK
Avg	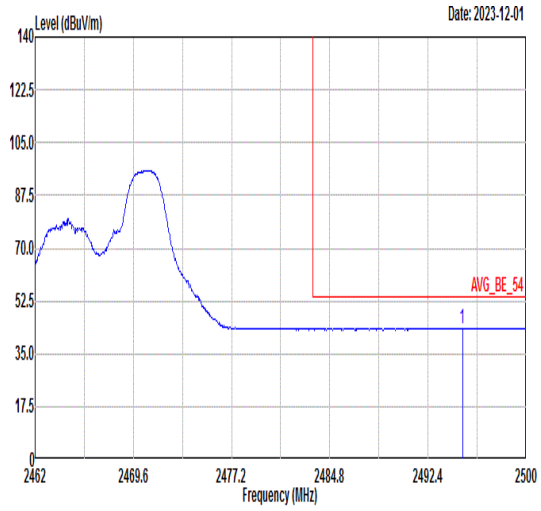 Freq Level Limit Line Margin Read Level Ant Factor Cable Loss Preamp Factor APos TPos Remark MHz dBuV/m dBuV/m dB dBuV dB/m dB dB cm deg 1 2495.06 43.53 54.00 -10.47 37.58 33.59 5.47 33.11 322 230 AVERAGE	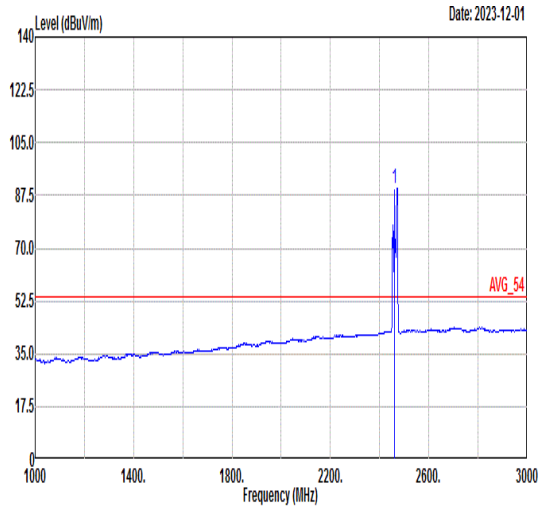 Freq Level Limit Line Margin Read Level Ant Factor Cable Loss Preamp Factor APos TPos Remark MHz dBuV/m dBuV/m dB dBuV dB/m dB dB cm deg 1 2462.00 90.06 ------ ------ 84.24 33.52 5.44 33.14 322 230 AVERAGE

Mode	31	
	Band Edge	
	2400-2483.5_802.11be EHT20_CH11_Single RU 26/8_2462MHz	
ANT	CDD 5+6	
Pol.	Vertical	Fundamental
Peak	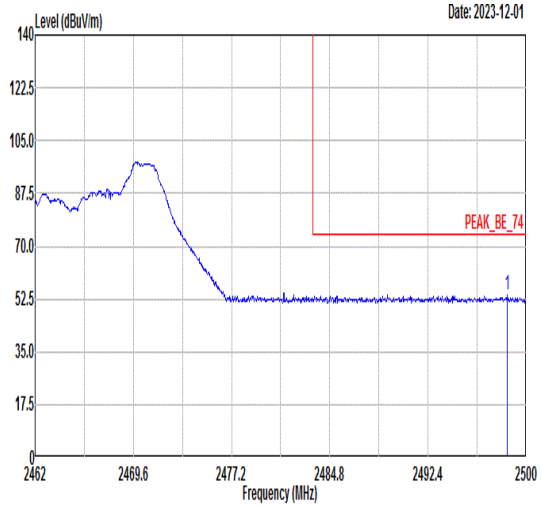 Freq Level Limit Line Margin Read Level Ant Factor Cable Loss Preamp Factor APos TPos Remark MHz dBuV/m dBuV/m dB dBuV dB/m dB dB cm deg 1 2498.52 53.78 74.00 -20.22 47.80 33.60 5.48 33.10 300 114 PEAK	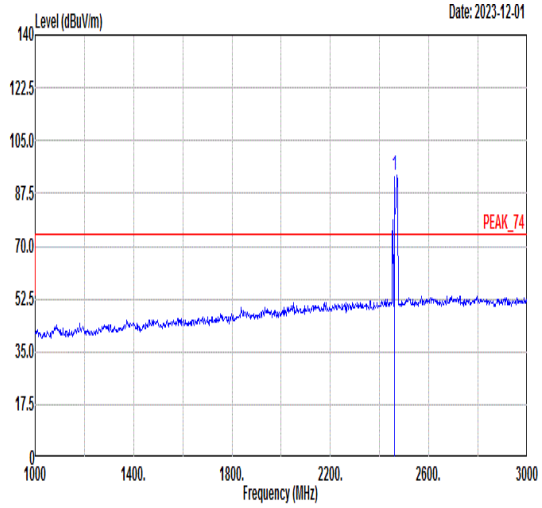 Freq Level Limit Line Margin Read Level Ant Factor Cable Loss Preamp Factor APos TPos Remark MHz dBuV/m dBuV/m dB dBuV dB/m dB dB cm deg 1 2462.00 93.61 ------ ------ 87.79 33.52 5.44 33.14 300 114 PEAK
Avg	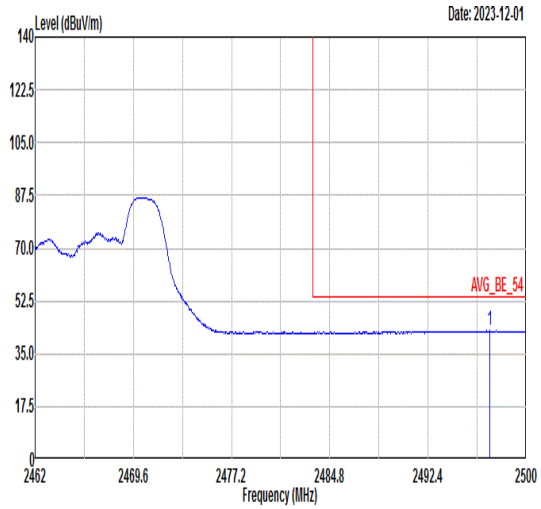 Freq Level Limit Line Margin Read Level Ant Factor Cable Loss Preamp Factor APos TPos Remark MHz dBuV/m dBuV/m dB dBuV dB/m dB dB cm deg 1 2497.15 42.61 54.00 -11.39 36.64 33.59 5.48 33.10 300 114 AVERAGE	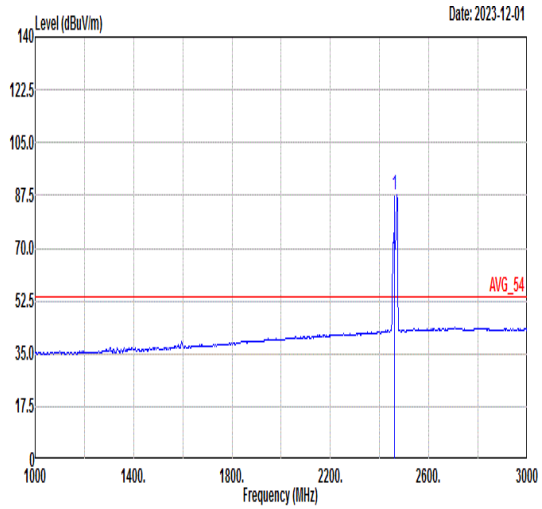 Freq Level Limit Line Margin Read Level Ant Factor Cable Loss Preamp Factor APos TPos Remark MHz dBuV/m dBuV/m dB dBuV dB/m dB dB cm deg 1 2462.00 87.55 ------ ------ 81.73 33.52 5.44 33.14 300 114 AVERAGE

Mode	32	
	Band Edge	
	2400-2483.5_802.11be EHT20_CH01_Small RU 52+26 38+1 _2412MHz	
ANT	CDD 5+6	
Pol.	Horizontal	Fundamental
Peak	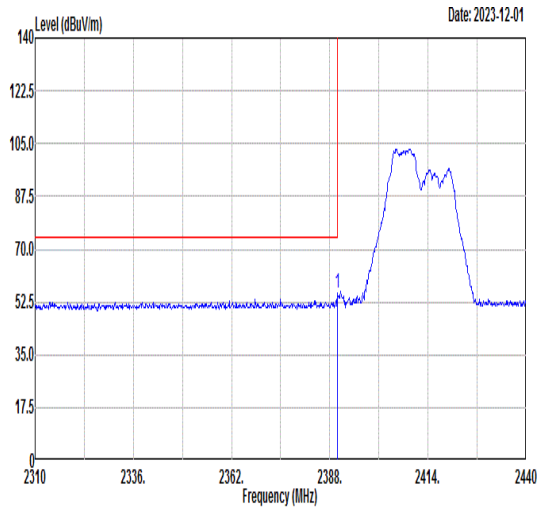 Freq Level Limit Line Margin Read Level Ant Factor Cable Loss Preamp Factor APos TPos Remark MHz dBuV/m dBuV/m dB dBuV dB/m dB dB cm deg 1 2389.95 55.26 74.00 -18.74 49.84 33.31 5.36 33.25 348 0 PEAK	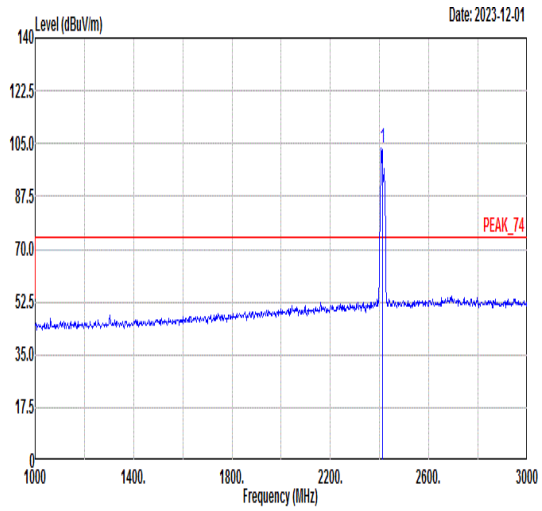 Freq Level Limit Line Margin Read Level Ant Factor Cable Loss Preamp Factor APos TPos Remark MHz dBuV/m dBuV/m dB dBuV dB/m dB dB cm deg 1 2412.00 103.35 ------ ------ 97.85 33.36 5.37 33.23 348 0 PEAK
Avg	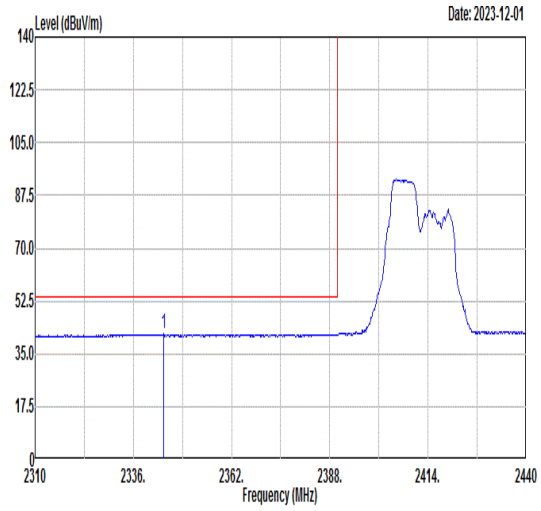 Freq Level Limit Line Margin Read Level Ant Factor Cable Loss Preamp Factor APos TPos Remark MHz dBuV/m dBuV/m dB dBuV dB/m dB dB cm deg 1 2344.06 41.48 54.00 -12.52 36.29 33.19 5.32 33.32 348 0 AVERAGE	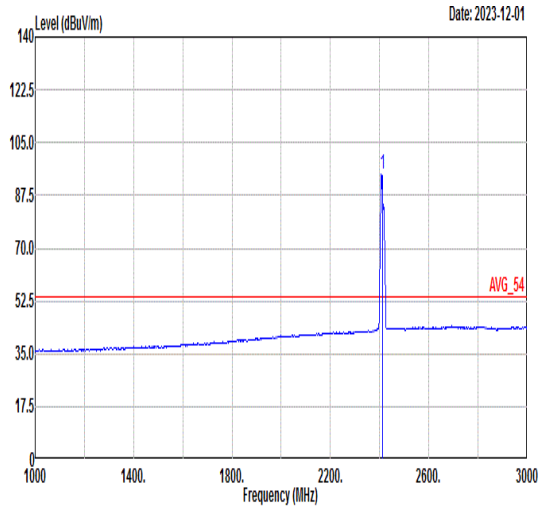 Freq Level Limit Line Margin Read Level Ant Factor Cable Loss Preamp Factor APos TPos Remark MHz dBuV/m dBuV/m dB dBuV dB/m dB dB cm deg 1 2412.00 94.31 ------ ------ 88.81 33.36 5.37 33.23 348 0 AVERAGE

Mode	32	
	Band Edge	
	2400-2483.5_802.11be EHT20_CH01_Small RU 52+26 38+1 _2412MHz	
ANT	CDD 5+6	
Pol.	Vertical	Fundamental
Peak	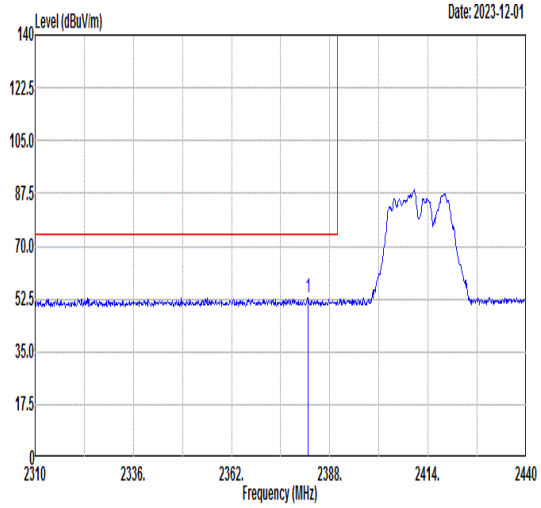 Freq Level Limit Line Margin Read Level Ant Factor Cable Loss Preamp Factor APos TPos Remark 1 2382.15 52.87 74.00 -21.13 47.49 33.29 5.35 33.26 300 187 PEAK	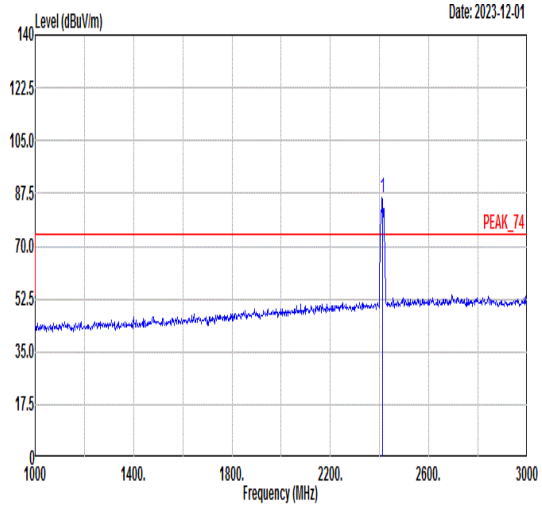 Freq Level Limit Line Margin Read Level Ant Factor Cable Loss Preamp Factor APos TPos Remark 1 2412.00 86.36 ------ ------ 80.84 33.37 5.38 33.23 300 187 PEAK
Avg	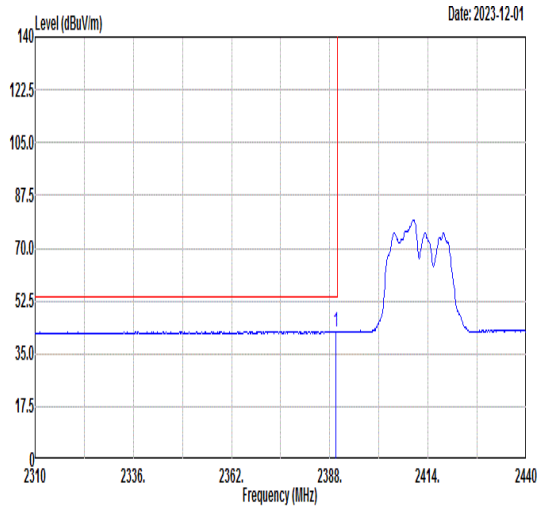 Freq Level Limit Line Margin Read Level Ant Factor Cable Loss Preamp Factor APos TPos Remark 1 2389.56 42.37 54.00 -11.63 36.95 33.31 5.36 33.25 300 187 AVERAGE	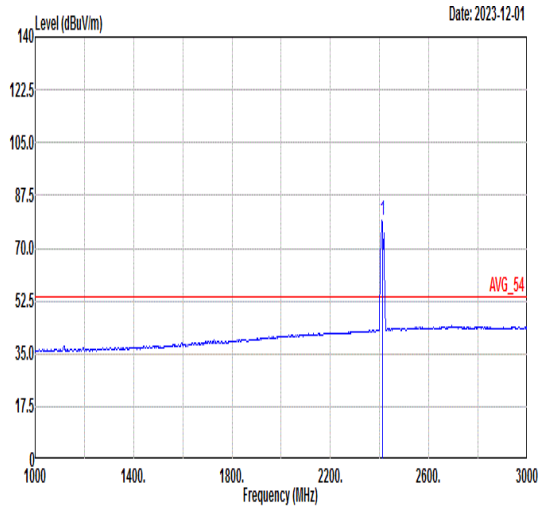 Freq Level Limit Line Margin Read Level Ant Factor Cable Loss Preamp Factor APos TPos Remark 1 2412.00 79.41 ------ ------ 73.89 33.37 5.38 33.23 300 187 AVERAGE

Mode	33	
	Band Edge	
	2400-2483.5_802.11be EHT20_CH01_Small RU 106+26 53+4 _2412MHz	
ANT	CDD 5+6	
Pol.	Horizontal	Fundamental
Peak	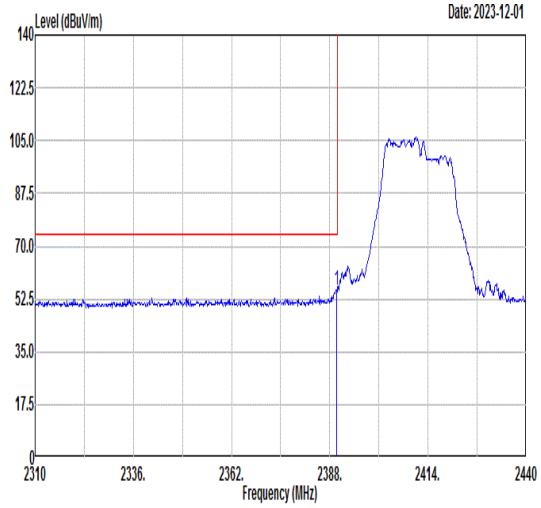 Freq Level Limit Line Margin Read Level Ant Factor Cable Loss Preamp Factor APos TPos Remark MHz dBuV/m dBuV/m dB dBuV dB/m dB dB cm deg 1 2389.82 55.42 74.00 -18.58 50.00 33.31 5.36 33.25 400 61 PEAK	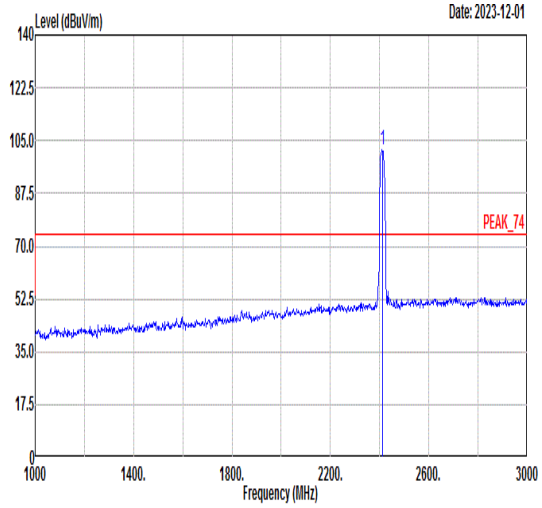 Freq Level Limit Line Margin Read Level Ant Factor Cable Loss Preamp Factor APos TPos Remark MHz dBuV/m dBuV/m dB dBuV dB/m dB dB cm deg 1 2412.00 101.83 ------ ------ 96.31 33.37 5.38 33.23 400 61 PEAK
Avg	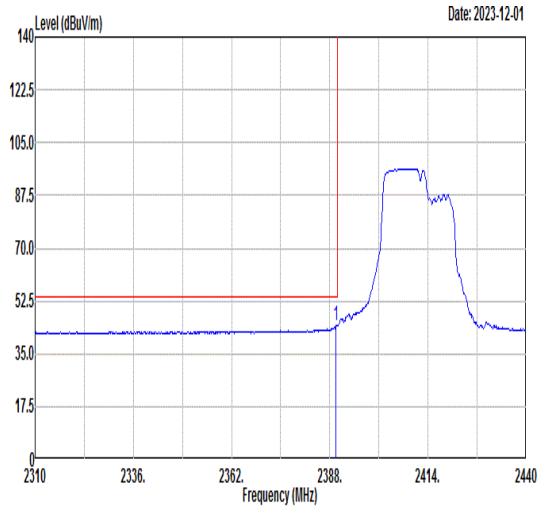 Freq Level Limit Line Margin Read Level Ant Factor Cable Loss Preamp Factor APos TPos Remark MHz dBuV/m dBuV/m dB dBuV dB/m dB dB cm deg 1 2389.69 44.26 54.00 -9.74 38.84 33.31 5.36 33.25 400 61 AVERAGE	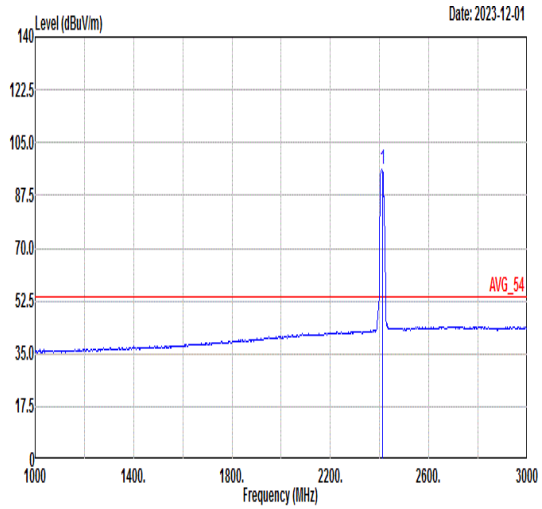 Freq Level Limit Line Margin Read Level Ant Factor Cable Loss Preamp Factor APos TPos Remark MHz dBuV/m dBuV/m dB dBuV dB/m dB dB cm deg 1 2412.00 95.95 ------ ------ 90.45 33.36 5.37 33.23 400 61 AVERAGE

Mode	33	
	Band Edge	
	2400-2483.5_802.11be EHT20_CH01_Small RU 106+26 53+4 _2412MHz	
ANT	CDD 5+6	
Pol.	Vertical	Fundamental
Peak	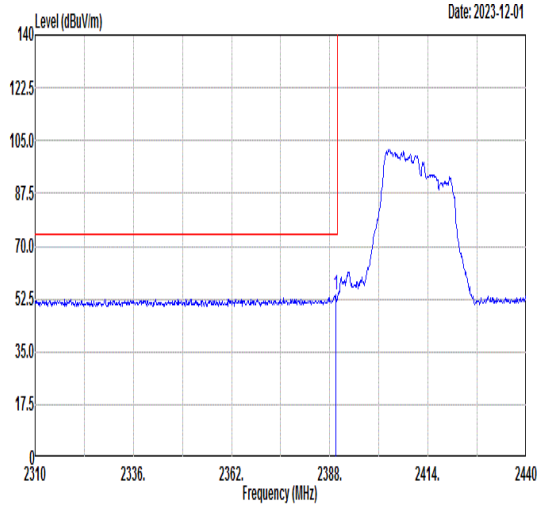 Freq Level Limit Line Margin Read Level Ant Factor Cable Loss Preamp Factor APos TPos Remark MHz dBuV/m dBuV/m dB dBuV dB/m dB dB cm deg 1 2389.56 53.90 74.00 -20.10 48.48 33.31 5.36 33.25 400 252 PEAK	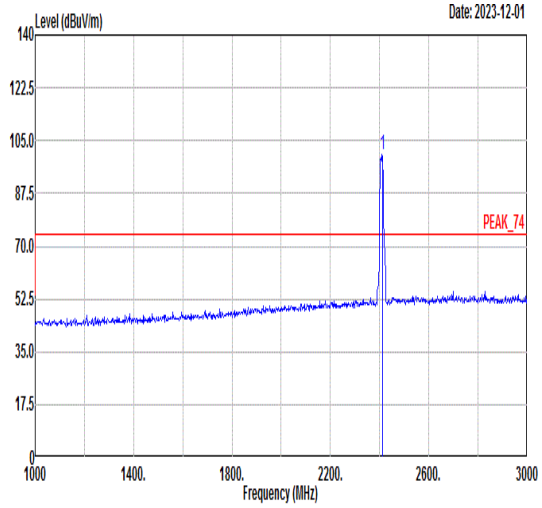 Freq Level Limit Line Margin Read Level Ant Factor Cable Loss Preamp Factor APos TPos Remark MHz dBuV/m dBuV/m dB dBuV dB/m dB dB cm deg 1 2412.00 100.64 ------ ------ 95.14 33.36 5.37 33.23 400 252 PEAK
Avg	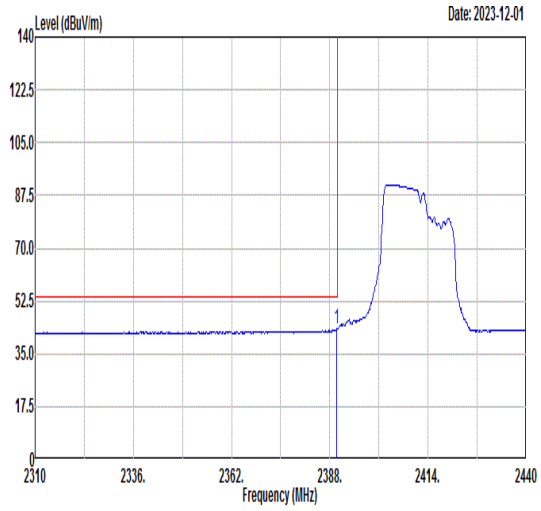 Freq Level Limit Line Margin Read Level Ant Factor Cable Loss Preamp Factor APos TPos Remark MHz dBuV/m dBuV/m dB dBuV dB/m dB dB cm deg 1 2389.82 43.19 54.00 -10.81 37.77 33.31 5.36 33.25 400 252 AVERAGE	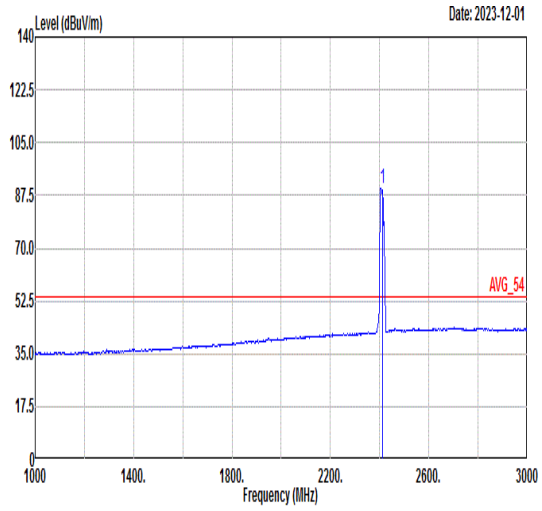 Freq Level Limit Line Margin Read Level Ant Factor Cable Loss Preamp Factor APos TPos Remark MHz dBuV/m dBuV/m dB dBuV dB/m dB dB cm deg 1 2412.00 90.04 ------ ------ 84.55 33.35 5.37 33.23 400 252 AVERAGE

Mode	34	
	Band Edge	
	2400-2483.5_802.11be EHT20_CH11_Small RU 52+26 39+7_2462MHz	
ANT	CDD 5+6	
Pol.	Horizontal	Fundamental
Peak	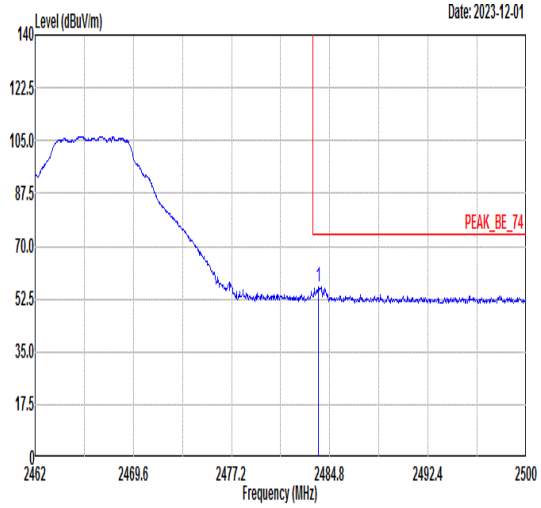 Freq Level Limit Line Margin Read Level Ant Factor Cable Loss Preamp Factor APos TPos Remark MHz dBuV/m dBuV/m dB dBuV dB/m dB dB cm deg 1 2483.93 56.32 74.00 -17.68 50.42 33.56 5.46 33.12 200 346 PEAK	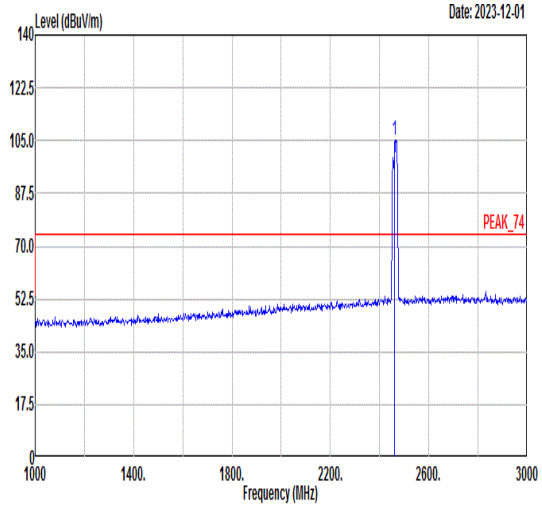 Freq Level Limit Line Margin Read Level Ant Factor Cable Loss Preamp Factor APos TPos Remark MHz dBuV/m dBuV/m dB dBuV dB/m dB dB cm deg 1 2462.00 105.10 ------ ------ 99.30 33.51 5.44 33.15 200 346 PEAK
Avg	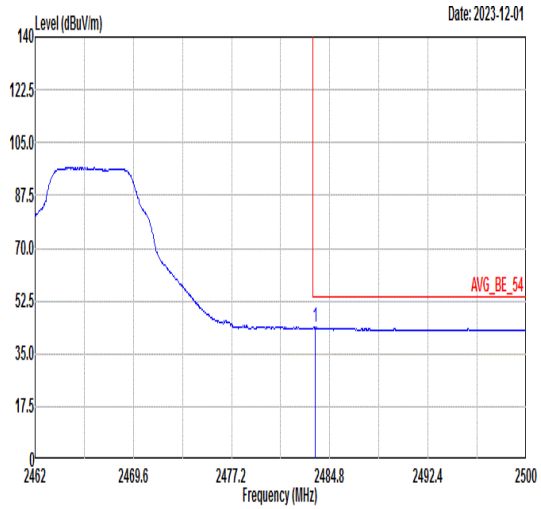 Freq Level Limit Line Margin Read Level Ant Factor Cable Loss Preamp Factor APos TPos Remark MHz dBuV/m dBuV/m dB dBuV dB/m dB dB cm deg 1 2483.66 43.82 54.00 -10.18 37.92 33.56 5.46 33.12 200 346 AVERAGE	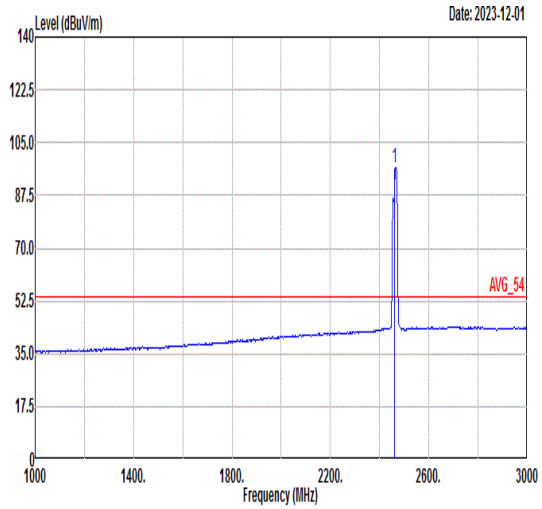 Freq Level Limit Line Margin Read Level Ant Factor Cable Loss Preamp Factor APos TPos Remark MHz dBuV/m dBuV/m dB dBuV dB/m dB dB cm deg 1 2462.00 96.46 ------ ------ 90.66 33.51 5.44 33.15 200 346 AVERAGE

Mode	34	
	Band Edge	
	2400-2483.5_802.11be EHT20_CH11_Small RU 52+26 39+7_2462MHz	
ANT	CDD 5+6	
Pol.	Vertical	Fundamental
Peak	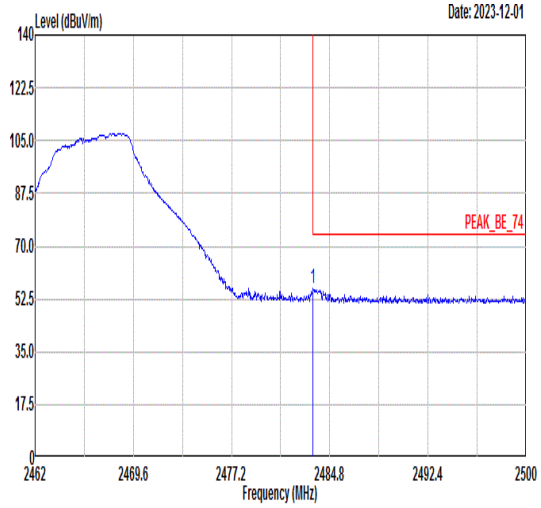 Freq Level Limit Line Margin Read Level Ant Factor Cable Loss Preamp Factor APos TPos Remark 1 2483.51 55.82 74.00 -18.18 49.92 33.56 5.46 33.12 361 99 PEAK	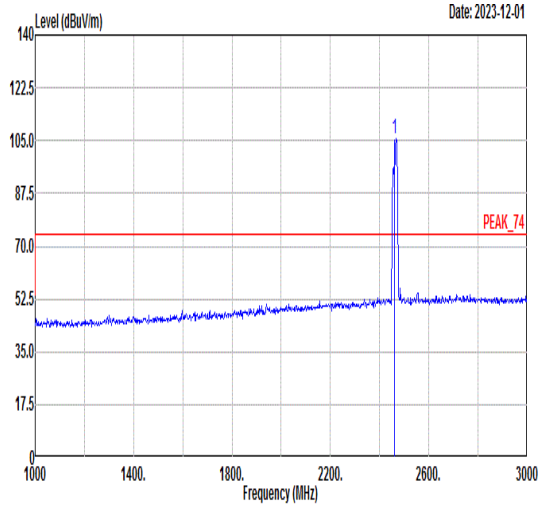 Freq Level Limit Line Margin Read Level Ant Factor Cable Loss Preamp Factor APos TPos Remark 1 2462.00 105.83 ------ ------ 100.03 33.51 5.44 33.15 361 99 PEAK
Avg	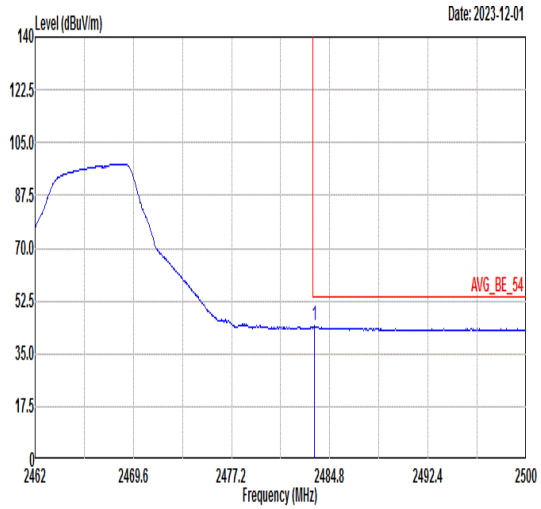 Freq Level Limit Line Margin Read Level Ant Factor Cable Loss Preamp Factor APos TPos Remark 1 2483.58 44.18 54.00 -9.82 38.28 33.56 5.46 33.12 361 99 AVERAGE	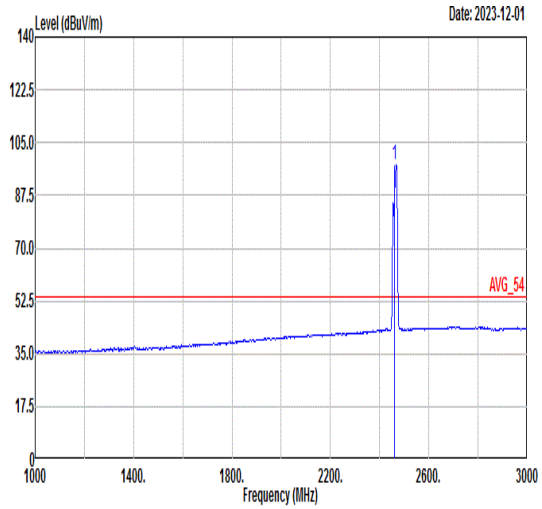 Freq Level Limit Line Margin Read Level Ant Factor Cable Loss Preamp Factor APos TPos Remark 1 2462.00 97.62 ------ ------ 91.80 33.52 5.44 33.14 361 99 AVERAGE

Mode	35	
	Band Edge	
	2400-2483.5_802.11be EHT20_CH11_Small RU 106+26 54+4_2462MHz	
ANT	CDD 5+6	
Pol.	Horizontal	Fundamental
Peak	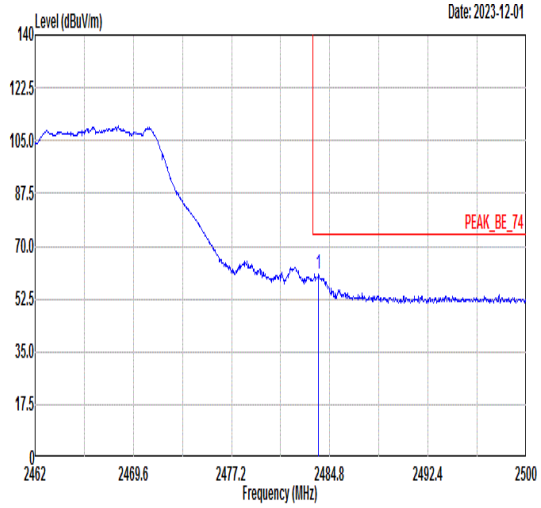 Freq Level Limit Line Margin Read Level Ant Factor Cable Loss Preamp Factor APos TPos Remark MHz dBuV/m dBuV/m dB dBuV dB/m dB dB cm deg 1 2483.93 60.64 74.00 -13.36 54.74 33.56 5.46 33.12 200 323 PEAK	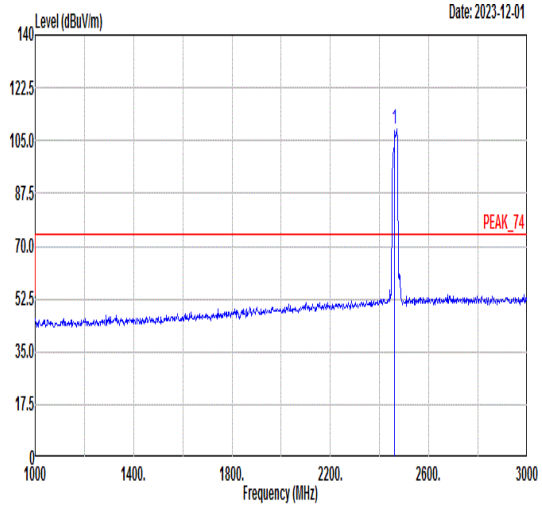 Freq Level Limit Line Margin Read Level Ant Factor Cable Loss Preamp Factor APos TPos Remark MHz dBuV/m dBuV/m dB dBuV dB/m dB dB cm deg 1 2462.00 108.97 ------ ------ 103.15 33.52 5.44 33.14 200 323 PEAK
Avg	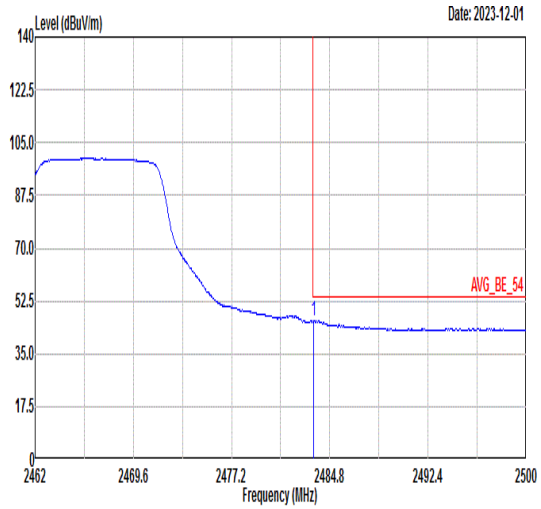 Freq Level Limit Line Margin Read Level Ant Factor Cable Loss Preamp Factor APos TPos Remark MHz dBuV/m dBuV/m dB dBuV dB/m dB dB cm deg 1 2483.55 46.09 54.00 -7.91 40.19 33.56 5.46 33.12 200 323 AVERAGE	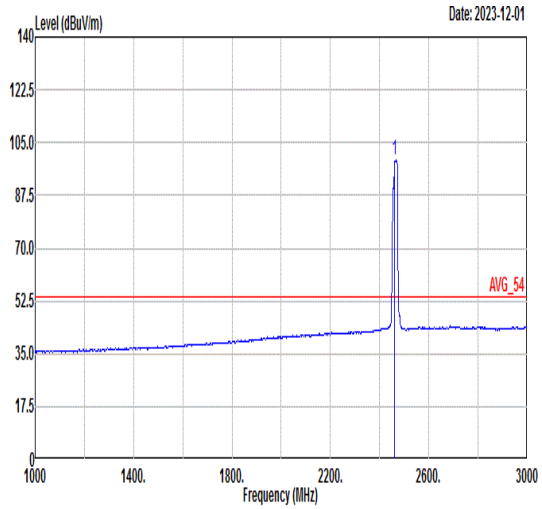 Freq Level Limit Line Margin Read Level Ant Factor Cable Loss Preamp Factor APos TPos Remark MHz dBuV/m dBuV/m dB dBuV dB/m dB dB cm deg 1 2462.00 99.11 ------ ------ 93.31 33.51 5.44 33.15 200 323 AVERAGE

Mode	35	
	Band Edge	
	2400-2483.5_802.11be EHT20_CH11_Small RU 106+26 54+4_2462MHz	
ANT	CDD 5+6	
Pol.	Vertical	Fundamental
Peak	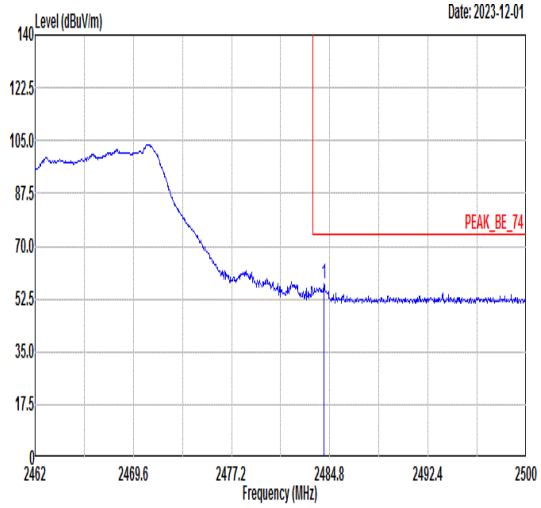 Freq Level Limit Line Margin Read Level Ant Factor Cable Loss Preamp Factor APos TPos Remark MHz dBuV/m dBuV/m dB dBuV dB/m dB dB cm deg 1 2484.34 57.66 74.00 -16.34 51.76 33.56 5.46 33.12 400 76 PEAK	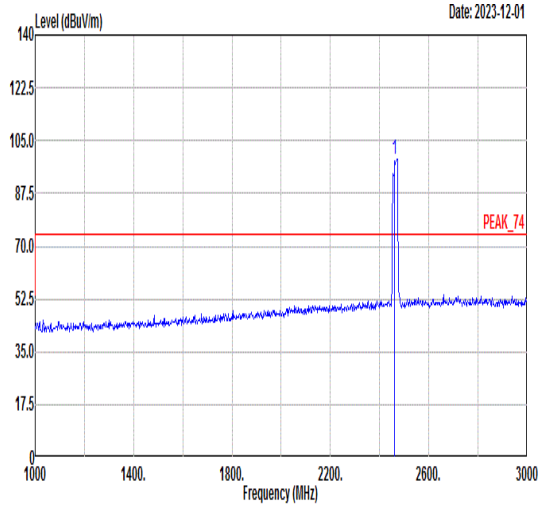 Freq Level Limit Line Margin Read Level Ant Factor Cable Loss Preamp Factor APos TPos Remark MHz dBuV/m dBuV/m dB dBuV dB/m dB dB cm deg 1 2462.00 98.80 ------ ------ 92.98 33.52 5.44 33.14 400 76 PEAK
Avg	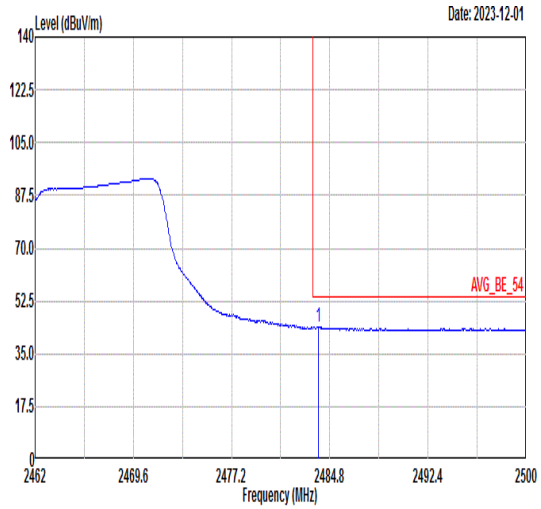 Freq Level Limit Line Margin Read Level Ant Factor Cable Loss Preamp Factor APos TPos Remark MHz dBuV/m dBuV/m dB dBuV dB/m dB dB cm deg 1 2483.93 43.93 54.00 -10.07 38.03 33.56 5.46 33.12 400 76 AVERAGE	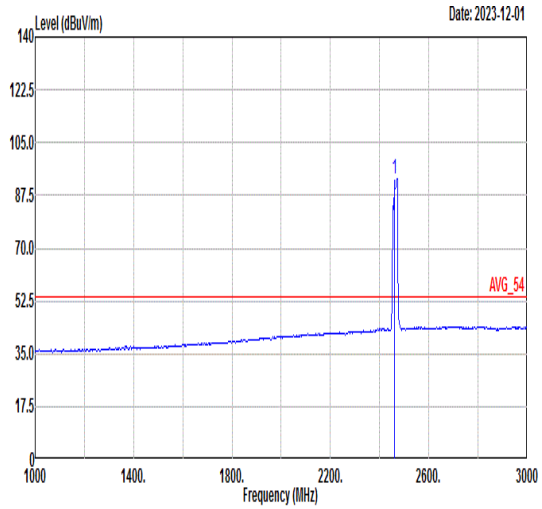 Freq Level Limit Line Margin Read Level Ant Factor Cable Loss Preamp Factor APos TPos Remark MHz dBuV/m dBuV/m dB dBuV dB/m dB dB cm deg 1 2462.00 92.88 ------ ------ 87.06 33.52 5.44 33.14 400 76 AVERAGE

Mode	36	
	LF	
	2400-2483.5_802.11g_CH11_2462MHz	
ANT	CDD 5+6	
Pol.	Horizontal	Vertical
QP/ Peak	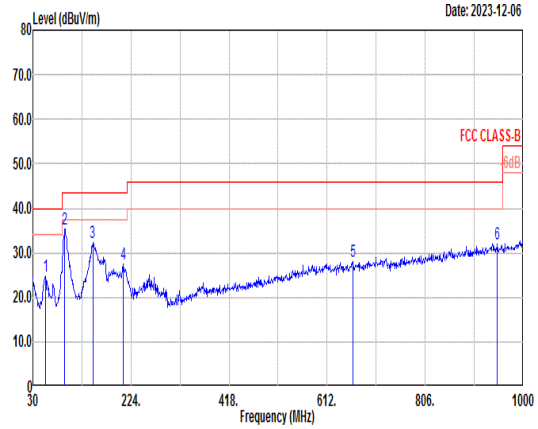	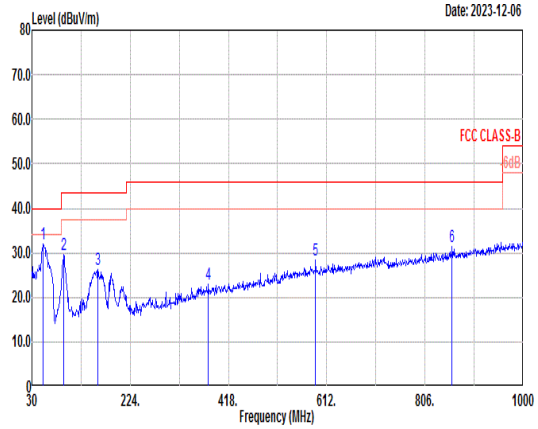

	Freq	Level	Limit Line	Margin	Read Level	Ant Factor	Cable Loss	Preamp Factor	APos	TPos	Remark
	MHz	dBuV/m	dBuV/m	dB	dBuV	dB/m	dB	dB	cm	deg	
1	55.22	24.79	40.00	-15.21	43.35	12.50	0.74	31.80	---	---	Peak
2	93.05	35.35	43.50	-8.15	50.88	15.30	0.97	31.80	---	---	Peak
3	148.34	32.25	43.50	-11.25	45.52	17.20	1.24	31.71	---	---	Peak
4	208.48	27.57	43.50	-15.93	42.73	14.97	1.47	31.60	---	---	Peak
5	662.44	28.14	46.00	-17.86	30.26	26.40	2.68	31.20	---	---	Peak
6	948.59	32.08	46.00	-13.92	28.89	30.76	3.23	30.80	---	---	Peak

	Freq	Level	Limit Line	Margin	Read Level	Ant Factor	Cable Loss	Preamp Factor	APos	TPos	Remark
	MHz	dBuV/m	dBuV/m	dB	dBuV	dB/m	dB	dB	cm	deg	
1	52.31	32.12	40.00	-7.88	49.65	13.60	0.72	31.85	---	---	Peak
2	93.05	29.50	43.50	-14.00	45.03	15.30	0.97	31.80	---	---	Peak
3	159.98	26.20	43.50	-17.30	40.09	16.50	1.29	31.68	---	---	Peak
4	378.23	22.83	46.00	-23.17	31.12	21.12	2.05	31.46	---	---	Peak
5	589.69	28.24	46.00	-17.76	30.92	25.90	2.54	31.12	---	---	Peak
6	859.35	31.39	46.00	-14.61	30.08	29.30	3.07	31.06	---	---	Peak

Mode	37	
	Band Edge	
	2400-2483.5_802.11g_CH11_2462MHz	
ANT	CDD 5+4	
Pol.	Horizontal	Fundamental
Peak	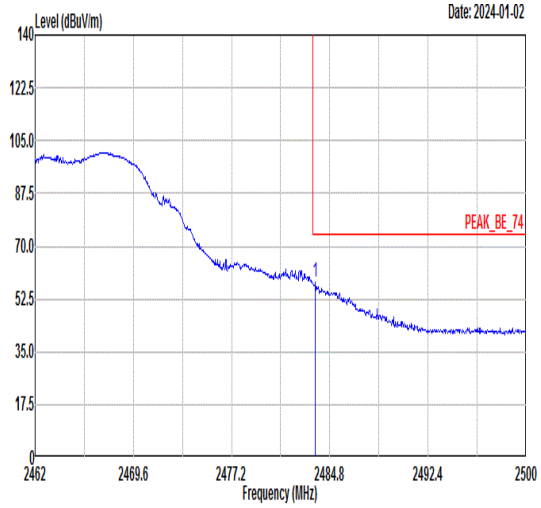 Freq Level Limit Line Margin (dB) Read Level Ant Factor Cable Loss Preamp Factor APos TPos Remark 1 2483.70 58.01 74.00 -15.99 54.97 30.70 5.46 33.12 200 327 PEAK	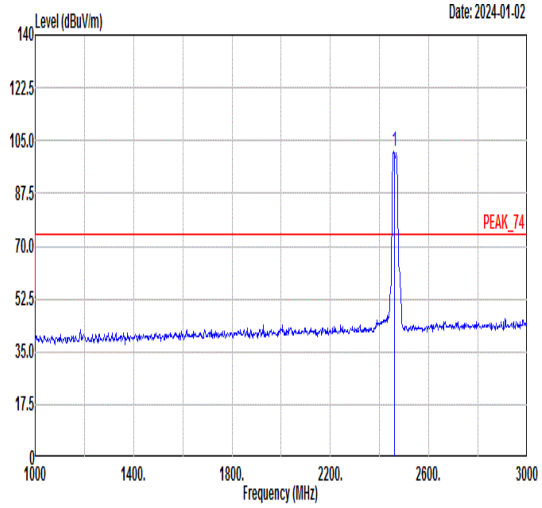 Freq Level Limit Line Margin (dB) Read Level Ant Factor Cable Loss Preamp Factor APos TPos Remark 1 2462.00 101.70 ------ ------ 98.72 30.71 5.43 33.16 200 327 PEAK
Avg	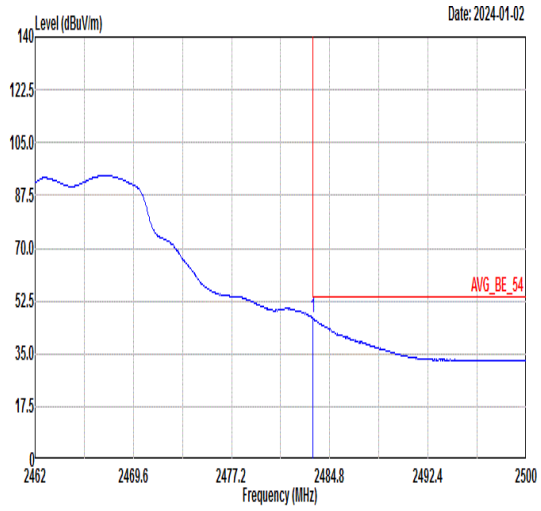 Freq Level Limit Line Margin (dB) Read Level Ant Factor Cable Loss Preamp Factor APos TPos Remark 1 2483.51 46.89 54.00 -7.11 43.85 30.70 5.46 33.12 200 327 AVERAGE	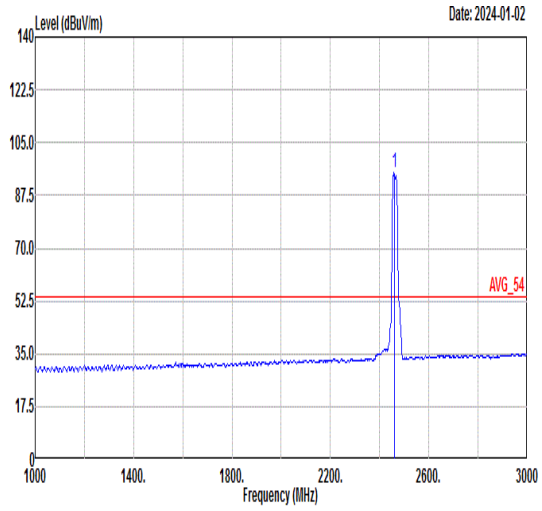 Freq Level Limit Line Margin (dB) Read Level Ant Factor Cable Loss Preamp Factor APos TPos Remark 1 2462.00 94.86 ------ ------ 91.88 30.71 5.43 33.16 200 327 AVERAGE

Mode	37	
	Band Edge	
	2400-2483.5_802.11g_CH11_2462MHz	
ANT	CDD 5+4	
Pol.	Vertical	Fundamental
Peak	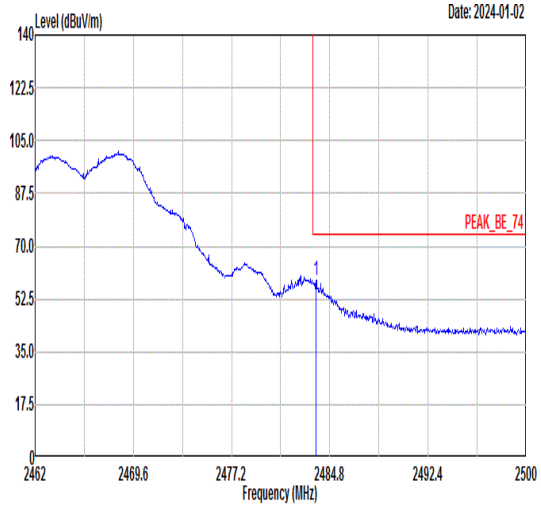 Freq Level Limit Line Margin (dB) Read Level Ant Factor Cable Loss Preamp Factor APos TPos Remark 1 2483.74 58.69 74.00 -15.31 55.65 30.70 5.46 33.12 331 212 PEAK	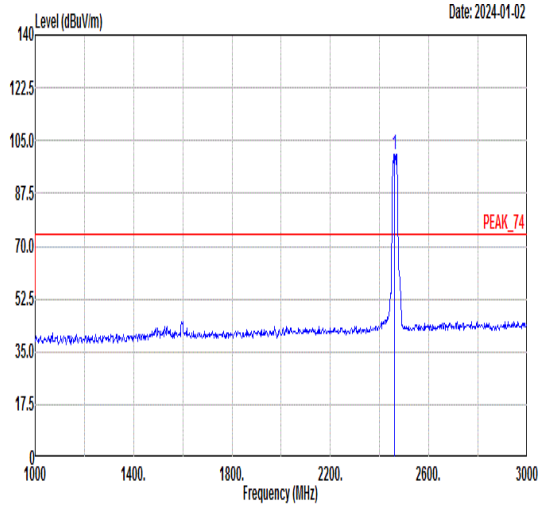 Freq Level Limit Line Margin (dB) Read Level Ant Factor Cable Loss Preamp Factor APos TPos Remark 1 2462.00 100.55 ------ ------ 97.57 30.71 5.43 33.16 331 212 PEAK
Avg	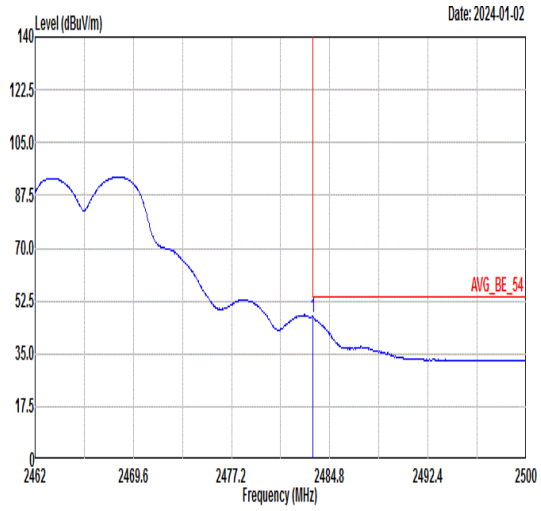 Freq Level Limit Line Margin (dB) Read Level Ant Factor Cable Loss Preamp Factor APos TPos Remark 1 2483.51 47.12 54.00 -6.88 44.08 30.70 5.46 33.12 331 212 AVERAGE	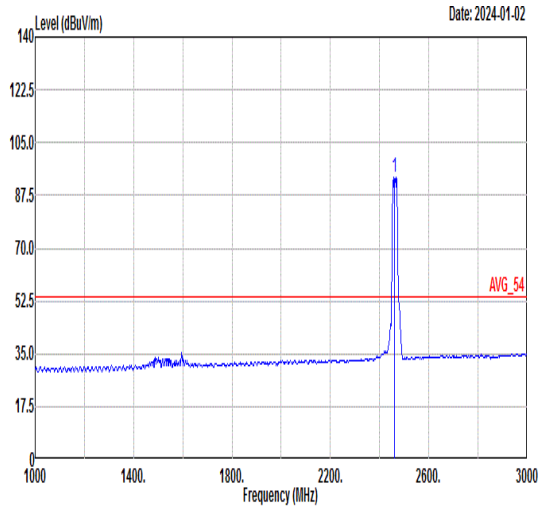 Freq Level Limit Line Margin (dB) Read Level Ant Factor Cable Loss Preamp Factor APos TPos Remark 1 2462.00 93.52 ------ ------ 90.51 30.71 5.44 33.14 331 212 AVERAGE

Mode	37	
	Harmonic	
	2400-2483.5_802.11g_CH11_2462MHz	
ANT	CDD 5+4	
Pol.	Horizontal	Vertical
Peak Avg	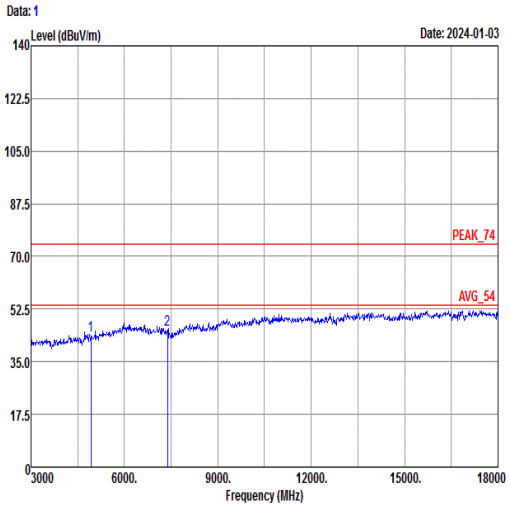 Freq Level Over Limit Limit Line ReadAntenna Level Factor Cable Loss Preamp Factor A/Pos T/Pos Remark MHz dBuV/m dB dBuV/m dBuV dB/m dB dB cm deg 1 4924.00 43.82 -30.18 74.00 64.03 36.15 8.53 64.89 --- --- Peak 2 * 7386.00 45.47 -28.53 74.00 64.10 36.05 10.18 64.86 --- --- Peak	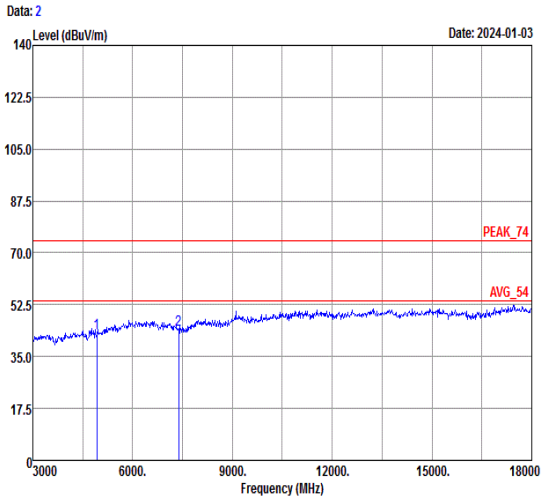 Freq Level Over Limit Limit Line ReadAntenna Level Factor Cable Loss Preamp Factor A/Pos T/Pos Remark MHz dBuV/m dB dBuV/m dBuV dB/m dB dB cm deg 1 4924.00 42.95 -31.05 74.00 63.16 36.15 8.53 64.89 --- --- Peak 2 * 7386.00 44.19 -29.81 74.00 62.82 36.05 10.18 64.86 --- --- Peak

Mode	38	
	Band Edge	
	2400-2483.5_802.11g_CH02_2417MHz	
ANT	CDD 5+4	
Pol.	Vertical	Fundamental
Peak	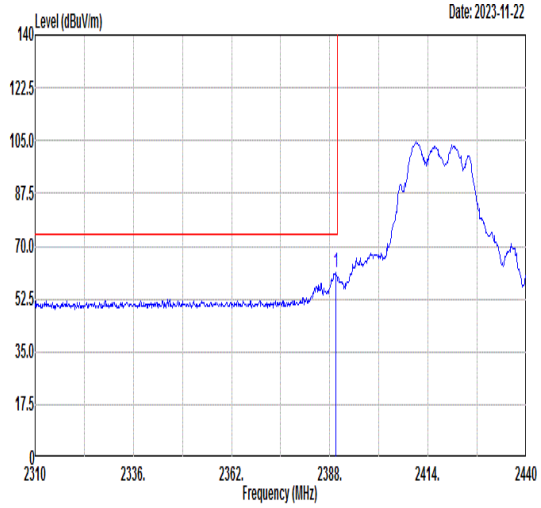 Freq Level Limit Line Margin Read Level Ant Factor Cable Loss Preamp Factor APos TPos Remark MHz dBuV/m dBuV/m dB dBuV dB/m dB dB cm deg 1 2389.69 61.24 74.00 -12.76 55.82 33.31 5.36 33.25 365 133 PEAK	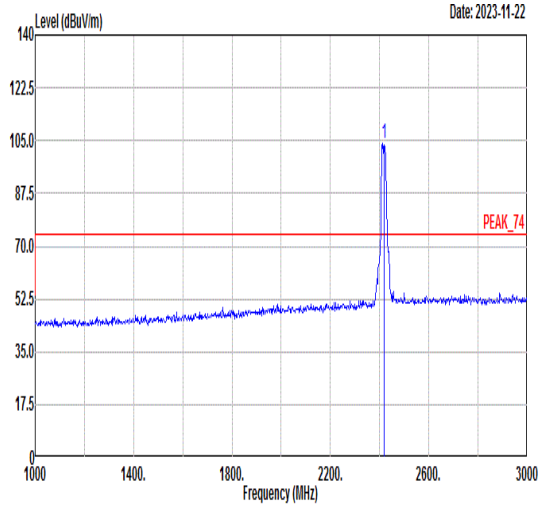 Freq Level Limit Line Margin Read Level Ant Factor Cable Loss Preamp Factor APos TPos Remark MHz dBuV/m dBuV/m dB dBuV dB/m dB dB cm deg 1 2417.00 104.22 ------ ------ 98.69 33.37 5.38 33.22 365 133 PEAK
Avg	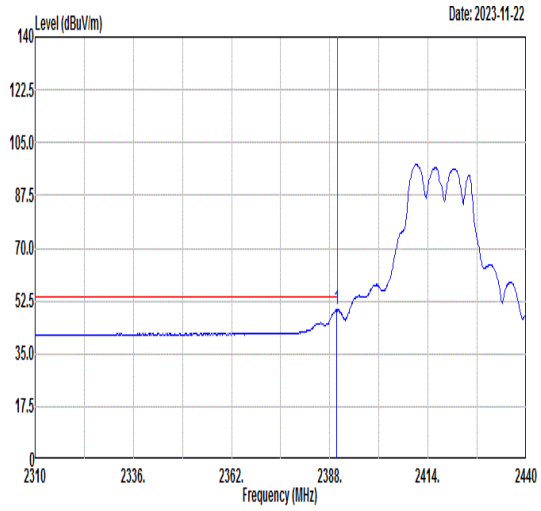 Freq Level Limit Line Margin Read Level Ant Factor Cable Loss Preamp Factor APos TPos Remark MHz dBuV/m dBuV/m dB dBuV dB/m dB dB cm deg 1 2389.82 49.47 54.00 -4.53 44.05 33.31 5.36 33.25 365 133 AVERAGE	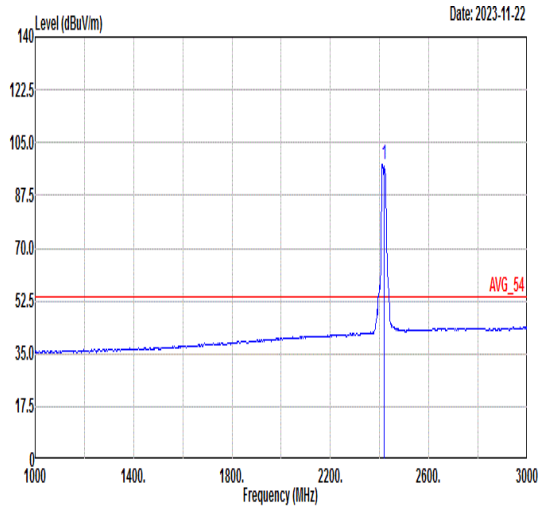 Freq Level Limit Line Margin Read Level Ant Factor Cable Loss Preamp Factor APos TPos Remark MHz dBuV/m dBuV/m dB dBuV dB/m dB dB cm deg 1 2417.00 97.52 ------ ------ 92.00 33.37 5.38 33.23 365 133 AVERAGE

Mode	39	
	Band Edge	
	2400-2483.5_802.11g_CH10_2457MHz	
ANT	CDD 5+4	
Pol.	Horizontal	Fundamental
Peak	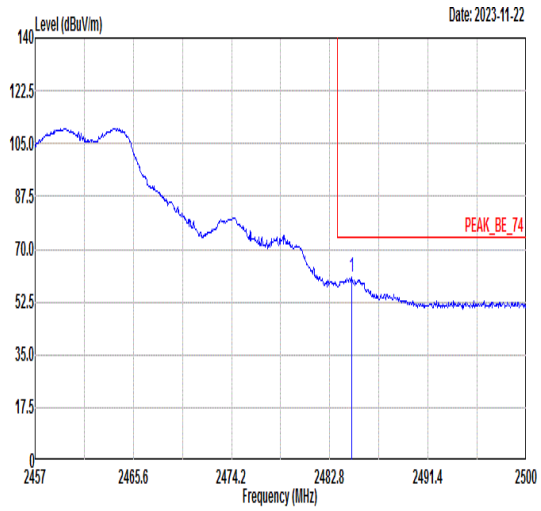 Freq Level Limit Line Margin Read Level Ant Factor Cable Loss Preamp Factor APos TPos Remark MHz dBuV/m dBuV/m dB dBuV dB/m dB dB cm deg 1 2484.69 60.77 74.00 -13.23 54.87 33.56 5.46 33.12 347 281 PEAK	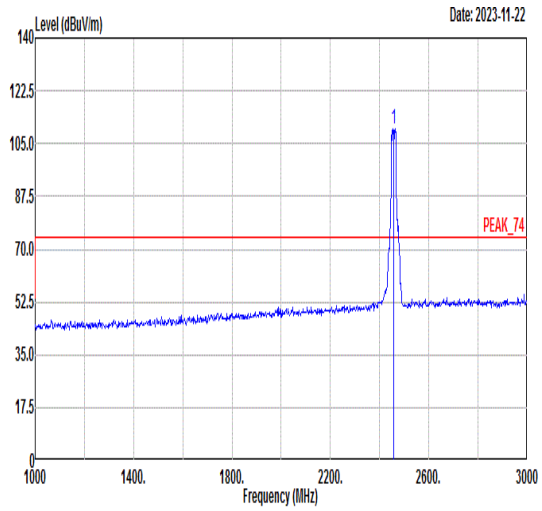 Freq Level Limit Line Margin Read Level Ant Factor Cable Loss Preamp Factor APos TPos Remark MHz dBuV/m dBuV/m dB dBuV dB/m dB dB cm deg 1 2457.00 109.90 ------ ------ 104.15 33.48 5.43 33.16 347 281 PEAK
Avg	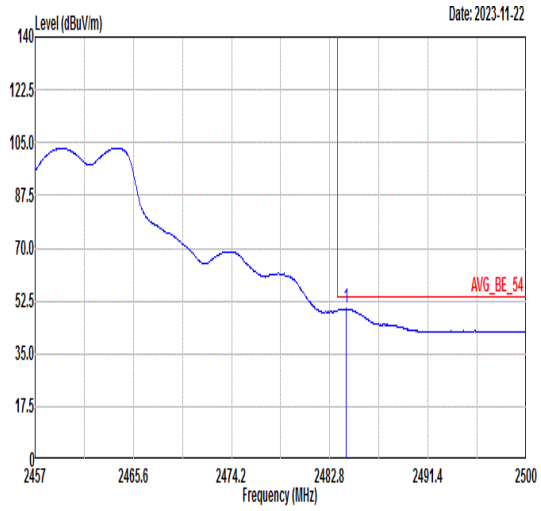 Freq Level Limit Line Margin Read Level Ant Factor Cable Loss Preamp Factor APos TPos Remark MHz dBuV/m dBuV/m dB dBuV dB/m dB dB cm deg 1 2484.22 49.94 54.00 -4.06 44.04 33.56 5.46 33.12 347 281 AVERAGE	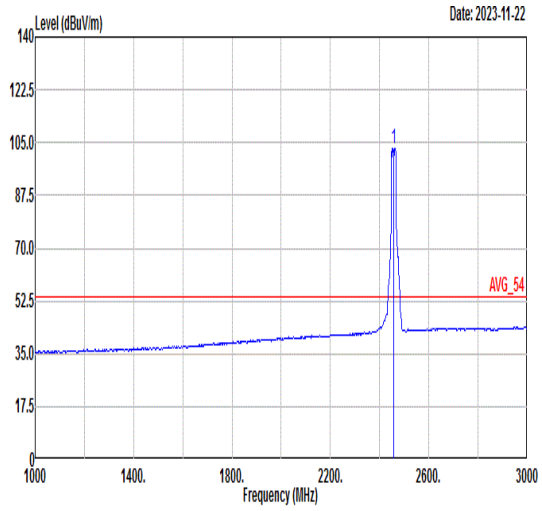 Freq Level Limit Line Margin Read Level Ant Factor Cable Loss Preamp Factor APos TPos Remark MHz dBuV/m dBuV/m dB dBuV dB/m dB dB cm deg 1 2457.00 103.04 ------ ------ 97.27 33.50 5.43 33.16 347 281 AVERAGE

Mode	39	
	Band Edge	
	2400-2483.5_802.11g_CH10_2457MHz	
ANT	CDD 5+4	
Pol.	Vertical	Fundamental
Peak	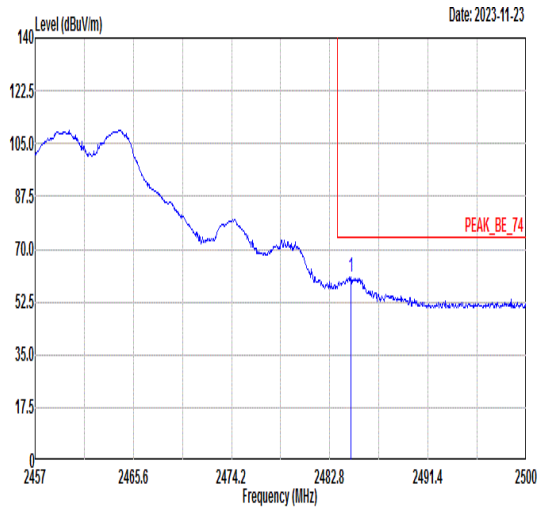 Freq Level Limit Line Margin Read Level Ant Factor Cable Loss Preamp Factor APos TPos Remark MHz dBuV/m dBuV/m dB dBuV dB/m dB dB cm deg 1 2484.65 60.67 74.00 -13.33 54.77 33.56 5.46 33.12 300 253 PEAK	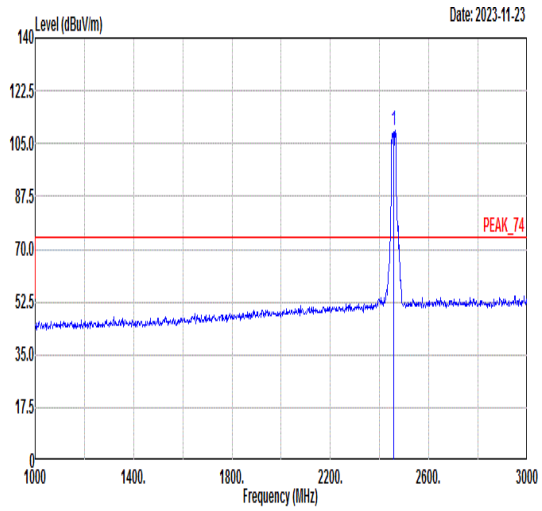 Freq Level Limit Line Margin Read Level Ant Factor Cable Loss Preamp Factor APos TPos Remark MHz dBuV/m dBuV/m dB dBuV dB/m dB dB cm deg 1 2457.00 109.19 ------ ------ 103.39 33.51 5.44 33.15 300 253 PEAK
Avg	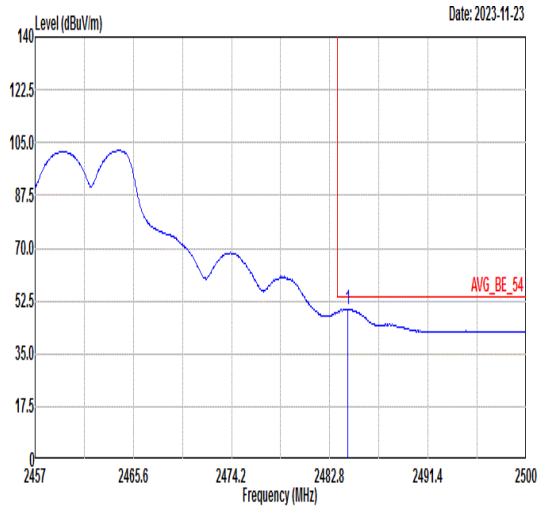 Freq Level Limit Line Margin Read Level Ant Factor Cable Loss Preamp Factor APos TPos Remark MHz dBuV/m dBuV/m dB dBuV dB/m dB dB cm deg 1 2484.35 49.77 54.00 -4.23 43.87 33.56 5.46 33.12 300 253 AVERAGE	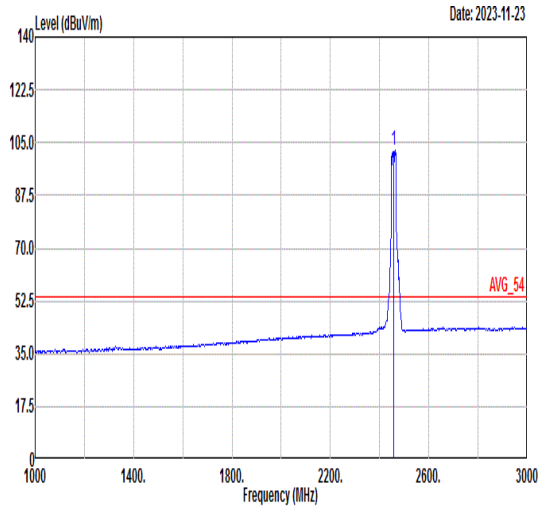 Freq Level Limit Line Margin Read Level Ant Factor Cable Loss Preamp Factor APos TPos Remark MHz dBuV/m dBuV/m dB dBuV dB/m dB dB cm deg 1 2457.00 102.33 ------ ------ 96.53 33.51 5.44 33.15 300 253 AVERAGE

Mode	40	
	Band Edge	
	2400-2483.5_802.11be ETH20_CH02_Full RU _2417MHz	
ANT	CDD 5+4	
Pol.	Horizontal	Fundamental
Peak	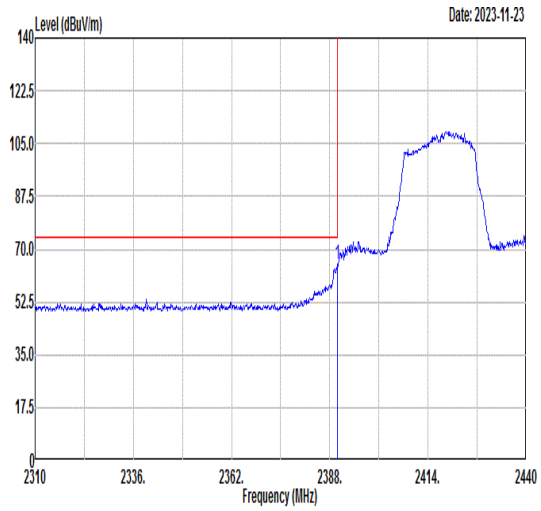 Freq Level Limit Line Margin Read Level Ant Factor Cable Loss Preamp Factor APos TPos Remark 1 2389.95 64.75 74.00 -9.25 59.33 33.31 5.36 33.25 200 31 PEAK	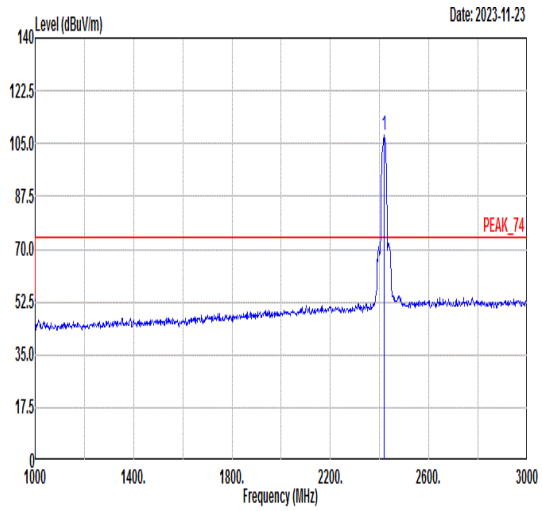 Freq Level Limit Line Margin Read Level Ant Factor Cable Loss Preamp Factor APos TPos Remark 1 2417.00 107.62 ------ ------ 102.05 33.39 5.39 33.21 200 31 PEAK
Avg	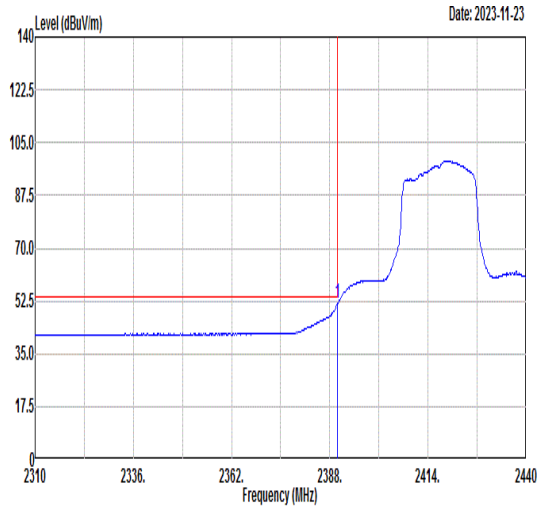 Freq Level Limit Line Margin Read Level Ant Factor Cable Loss Preamp Factor APos TPos Remark 1 2389.95 51.73 54.00 -2.27 46.31 33.31 5.36 33.25 200 31 AVERAGE	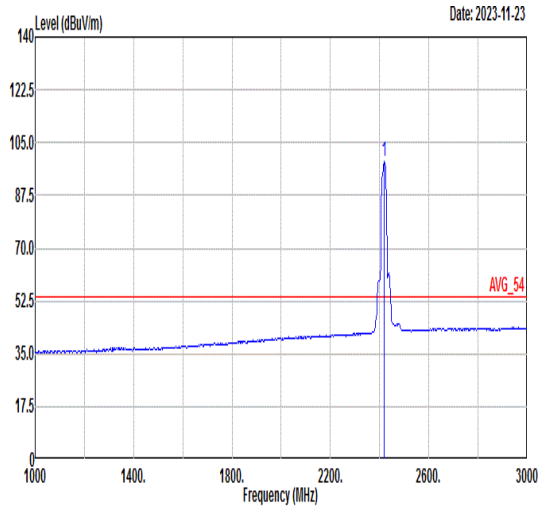 Freq Level Limit Line Margin Read Level Ant Factor Cable Loss Preamp Factor APos TPos Remark 1 2417.00 98.66 ------ ------ 93.09 33.39 5.39 33.21 200 31 AVERAGE

Mode	40	
	Band Edge	
	2400-2483.5_802.11be ETH20_CH02_Full RU _2417MHz	
ANT	CDD 5+4	
Pol.	Vertical	Fundamental
Peak	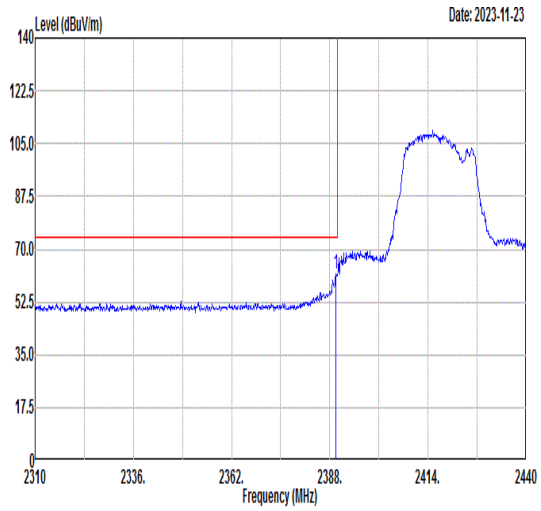 Freq Level Limit Line Margin Read Level Ant Factor Cable Loss Preamp Factor APos TPos Remark 1 2389.56 61.93 74.00 -12.07 56.51 33.31 5.36 33.25 400 143 PEAK	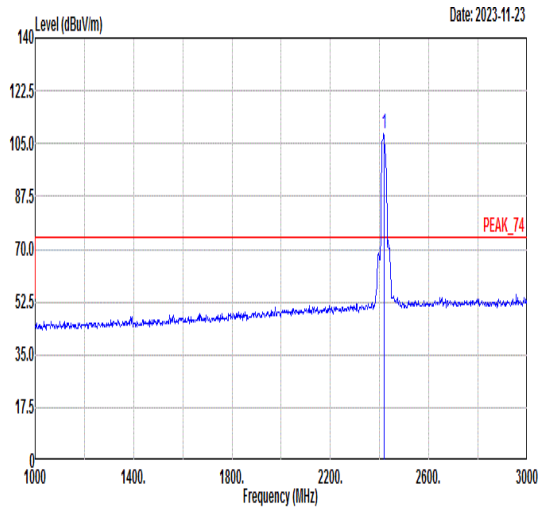 Freq Level Limit Line Margin Read Level Ant Factor Cable Loss Preamp Factor APos TPos Remark 1 2417.00 108.12 ------ ------ 102.58 33.38 5.38 33.22 400 143 PEAK
Avg	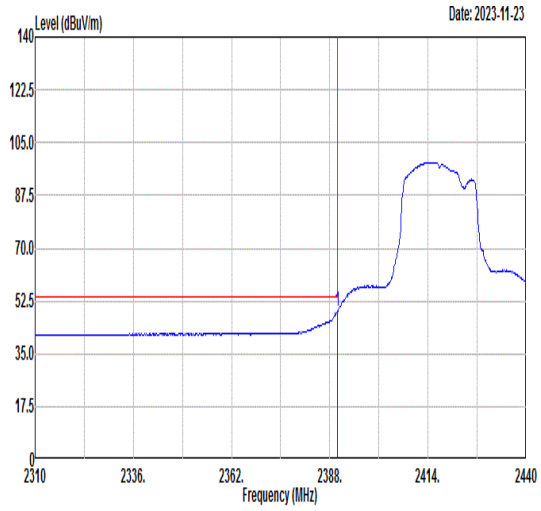 Freq Level Limit Line Margin Read Level Ant Factor Cable Loss Preamp Factor APos TPos Remark 1 2389.95 49.15 54.00 -4.85 43.73 33.31 5.36 33.25 400 143 AVERAGE	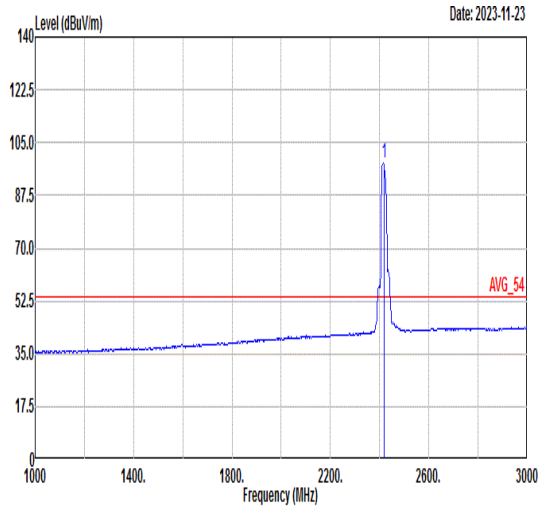 Freq Level Limit Line Margin Read Level Ant Factor Cable Loss Preamp Factor APos TPos Remark 1 2417.00 98.47 ------ ------ 92.93 33.38 5.38 33.22 400 143 AVERAGE

Mode	41	
	Band Edge	
	2400-2483.5_802.11be ETH20_CH10_Full RU _2457MHz	
ANT	CDD 5+4	
Pol.	Horizontal	Fundamental
Peak	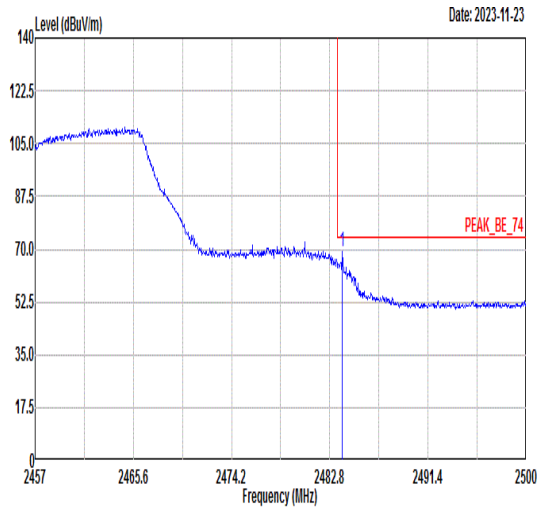 Freq Level Limit Line Margin Read Level Ant Factor Cable Loss Preamp Factor APos TPos Remark MHz dBuV/m dBuV/m dB dBuV dB/m dB dB cm deg 1 2483.92 69.13 74.00 -4.87 63.23 33.56 5.46 33.12 348 299 PEAK	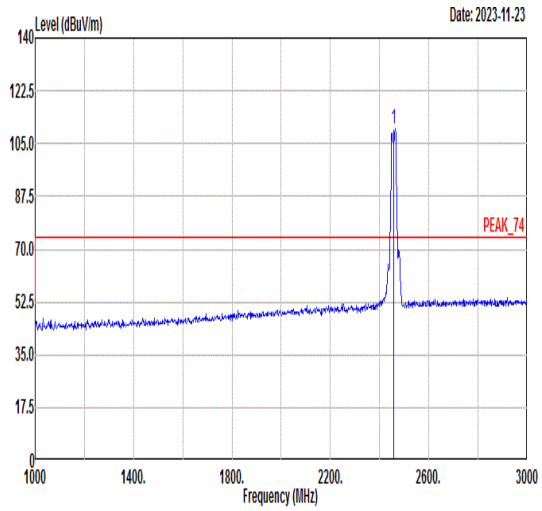 Freq Level Limit Line Margin Read Level Ant Factor Cable Loss Preamp Factor APos TPos Remark MHz dBuV/m dBuV/m dB dBuV dB/m dB dB cm deg 1 2457.00 109.81 ------ ------ 104.01 33.51 5.44 33.15 348 299 PEAK
Avg	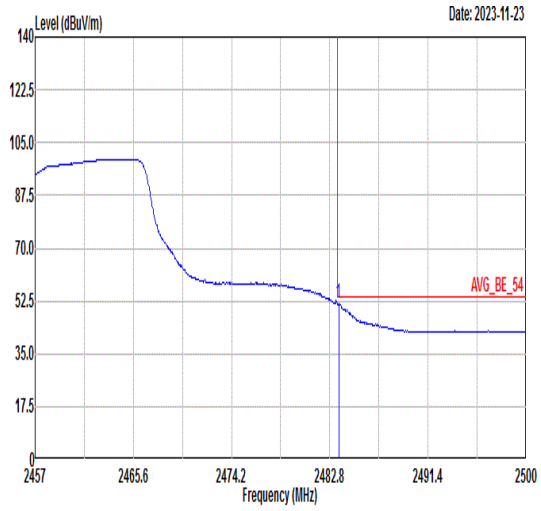 Freq Level Limit Line Margin Read Level Ant Factor Cable Loss Preamp Factor APos TPos Remark MHz dBuV/m dBuV/m dB dBuV dB/m dB dB cm deg 1 2483.57 51.78 54.00 -2.22 45.88 33.56 5.46 33.12 348 299 AVERAGE	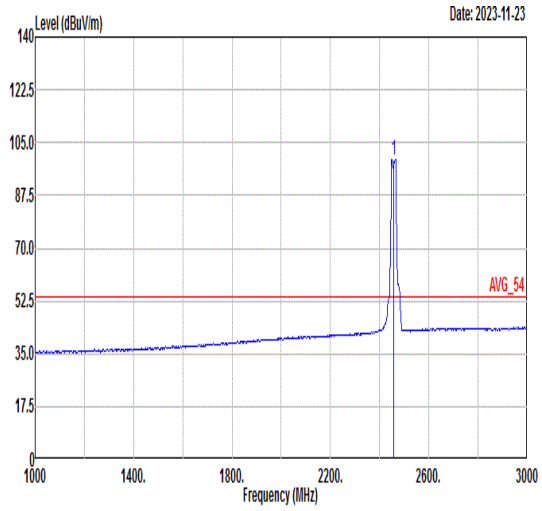 Freq Level Limit Line Margin Read Level Ant Factor Cable Loss Preamp Factor APos TPos Remark MHz dBuV/m dBuV/m dB dBuV dB/m dB dB cm deg 1 2457.00 99.43 ------ ------ 93.72 33.46 5.42 33.17 348 299 AVERAGE

Mode	41	
	Band Edge	
	2400-2483.5_802.11be ETH20_CH10_Full RU _2457MHz	
ANT	CDD 5+4	
Pol.	Vertical	Fundamental
Peak	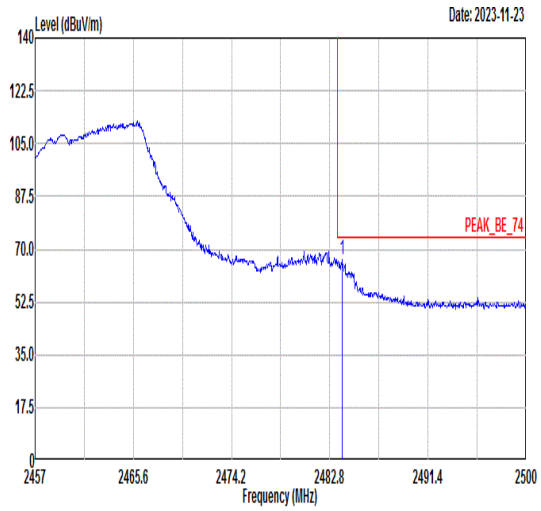 Freq Level Limit Line Margin Read Level Ant Factor Cable Loss Preamp Factor APos TPos Remark MHz dBuV/m dBuV/m dB dBuV dB/m dB dB cm deg 1 2483.92 66.68 74.00 -7.32 60.78 33.56 5.46 33.12 303 254 PEAK	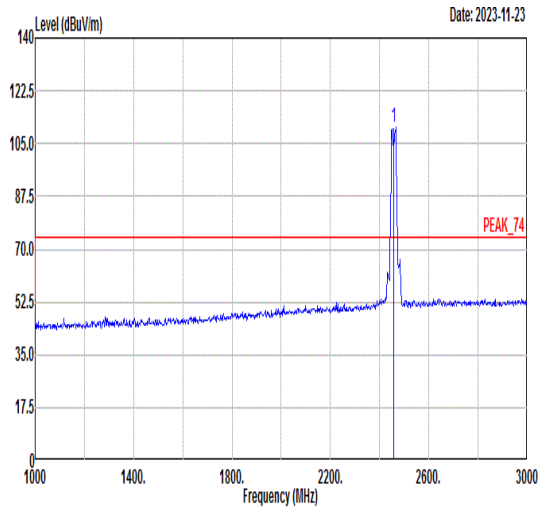 Freq Level Limit Line Margin Read Level Ant Factor Cable Loss Preamp Factor APos TPos Remark MHz dBuV/m dBuV/m dB dBuV dB/m dB dB cm deg 1 2457.00 110.64 ------ ------ 104.84 33.51 5.44 33.15 303 254 PEAK
Avg	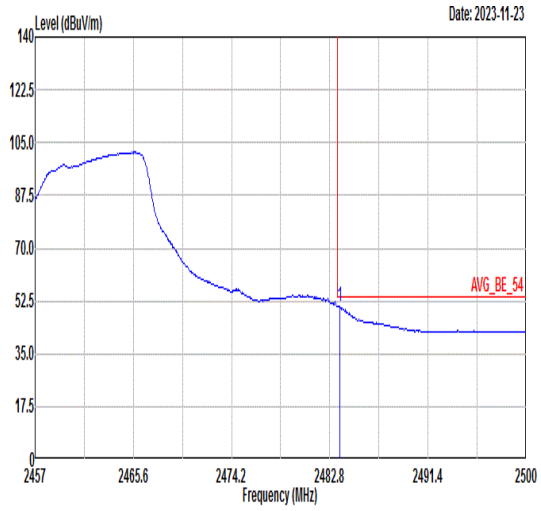 Freq Level Limit Line Margin Read Level Ant Factor Cable Loss Preamp Factor APos TPos Remark MHz dBuV/m dBuV/m dB dBuV dB/m dB dB cm deg 1 2483.66 50.65 54.00 -3.35 44.75 33.56 5.46 33.12 303 254 AVERAGE	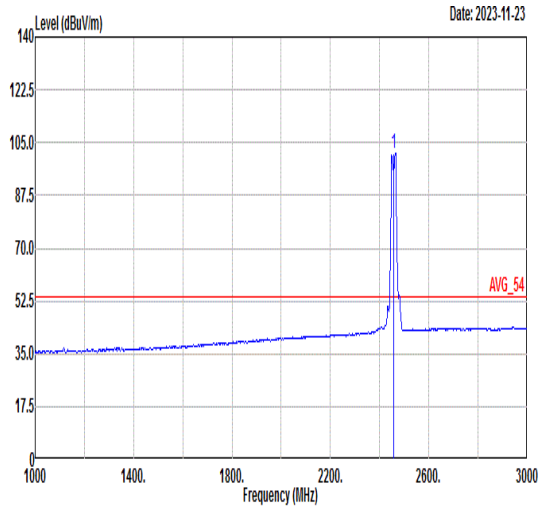 Freq Level Limit Line Margin Read Level Ant Factor Cable Loss Preamp Factor APos TPos Remark MHz dBuV/m dBuV/m dB dBuV dB/m dB dB cm deg 1 2457.00 101.63 ------ ------ 95.83 33.51 5.44 33.15 303 254 AVERAGE

Mode	42	
	Band Edge - L	
	2400-2483.5_802.11be ETH40_CH04_Full RU _2427MHz	
ANT	CDD 5+4	
Pol.	Horizontal	Fundamental
Peak	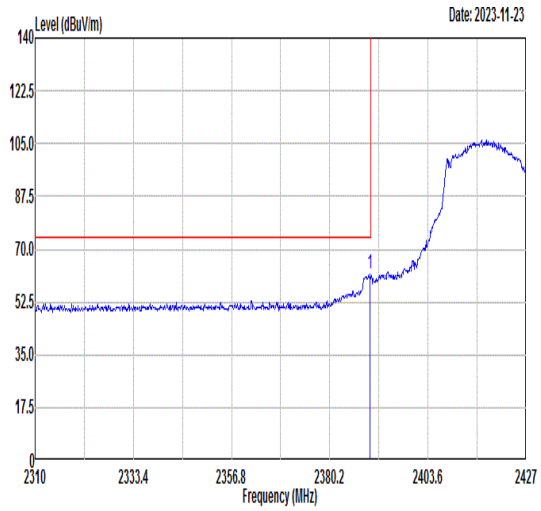 Freq Level Limit Line Margin Read Level Ant Factor Cable Loss Preamp Factor APos TPos Remark 1 2389.79 62.02 74.00 -11.98 56.60 33.31 5.36 33.25 324 0 PEAK	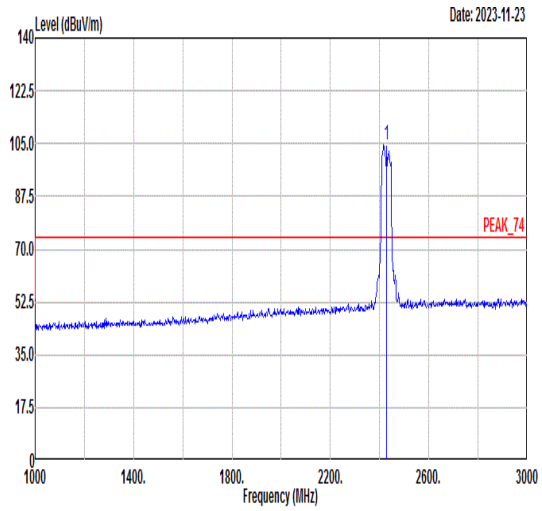 Freq Level Limit Line Margin Read Level Ant Factor Cable Loss Preamp Factor APos TPos Remark 1 2427.00 104.53 ------ ------ 98.99 33.38 5.38 33.22 324 0 PEAK
Avg	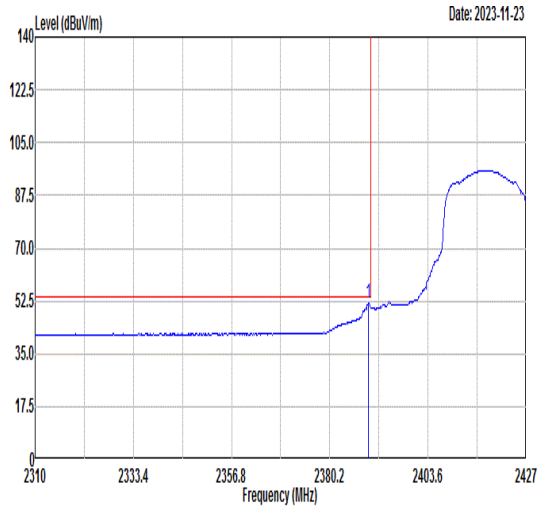 Freq Level Limit Line Margin Read Level Ant Factor Cable Loss Preamp Factor APos TPos Remark 1 2389.33 51.69 54.00 -2.31 46.27 33.31 5.36 33.25 324 0 AVERAGE	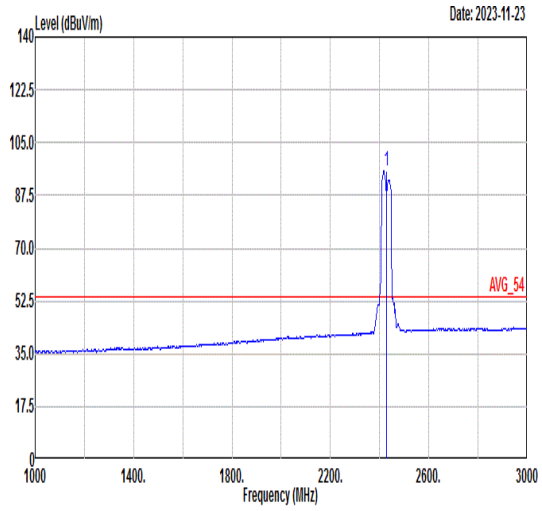 Freq Level Limit Line Margin Read Level Ant Factor Cable Loss Preamp Factor APos TPos Remark 1 2427.00 95.61 ------ ------ 90.04 33.39 5.39 33.21 324 0 AVERAGE