Mode	42	
	Band Edge - R	
	2400-2483.5_802.11be ETH40_CH04_Full RU _2427MHz	
ANT	CDD 5+4	
Pol.	Horizontal	Fundamental
Peak	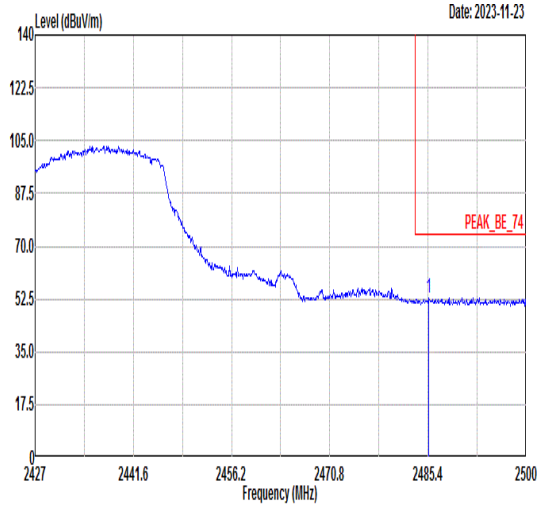 Freq Level Limit Line Margin Read Level Ant Factor Cable Loss Preamp Factor APos TPos Remark MHz dBuV/m dBuV/m dB dBuV dB/m dB dB cm deg 1 2485.55 52.98 74.00 -21.02 47.08 33.56 5.46 33.12 324 0 PEAK	Blank
Avg	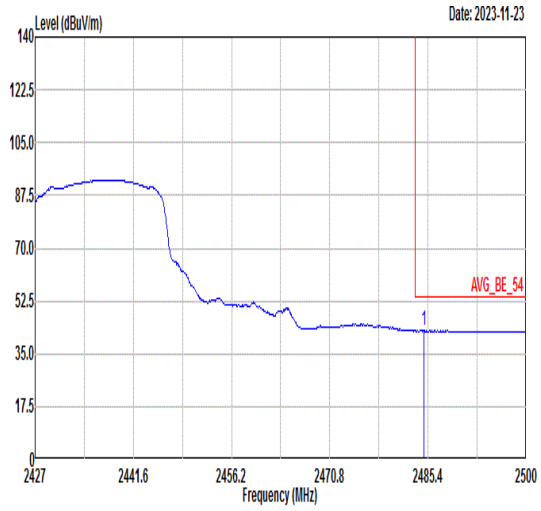 Freq Level Limit Line Margin Read Level Ant Factor Cable Loss Preamp Factor APos TPos Remark MHz dBuV/m dBuV/m dB dBuV dB/m dB dB cm deg 1 2484.74 42.76 54.00 -11.24 36.86 33.56 5.46 33.12 324 0 AVERAGE	Blank

Mode	42	
	Band Edge - L	
	2400-2483.5_802.11be ETH40_CH04_Full RU _2427MHz	
ANT	CDD 5+4	
Pol.	Vertical	Fundamental
Peak	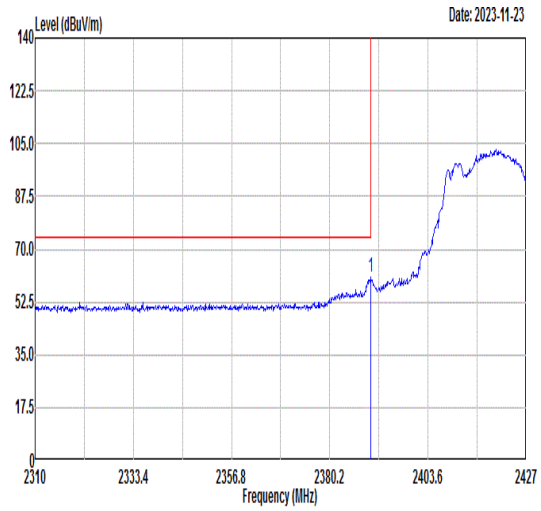 Freq Level Limit Line Margin Read Level Ant Factor Cable Loss Preamp Factor APos TPos Remark 1 2389.91 60.76 74.00 -13.24 55.34 33.31 5.36 33.25 300 167 PEAK	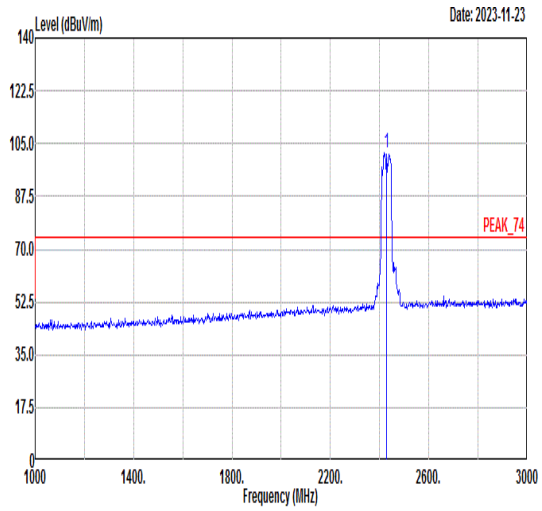 Freq Level Limit Line Margin Read Level Ant Factor Cable Loss Preamp Factor APos TPos Remark 1 2427.00 102.17 ------ ------ 96.60 33.39 5.39 33.21 300 167 PEAK
Avg	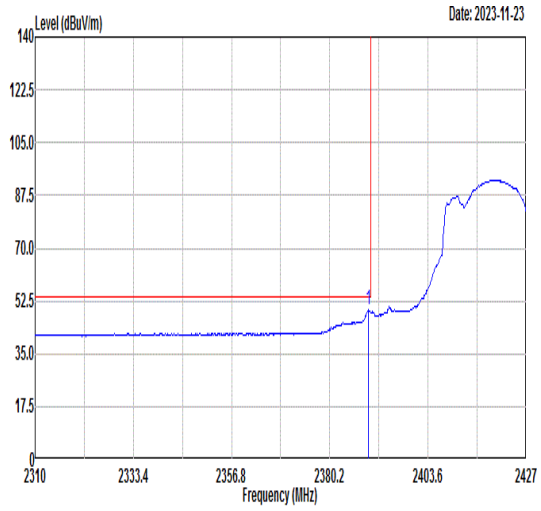 Freq Level Limit Line Margin Read Level Ant Factor Cable Loss Preamp Factor APos TPos Remark 1 2389.44 49.62 54.00 -4.38 44.20 33.31 5.36 33.25 300 167 AVERAGE	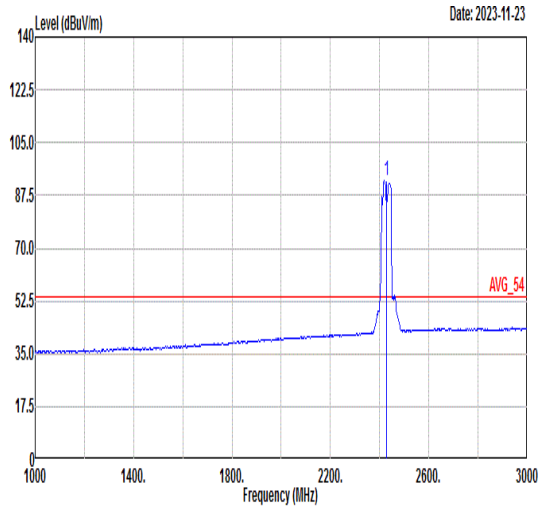 Freq Level Limit Line Margin Read Level Ant Factor Cable Loss Preamp Factor APos TPos Remark 1 2427.00 92.43 ------ ------ 86.86 33.39 5.39 33.21 300 167 AVERAGE

Mode	42	
	Band Edge - R	
	2400-2483.5_802.11be ETH40_CH04_Full RU _2427MHz	
ANT	CDD 5+4	
Pol.	Vertical	Fundamental
Peak	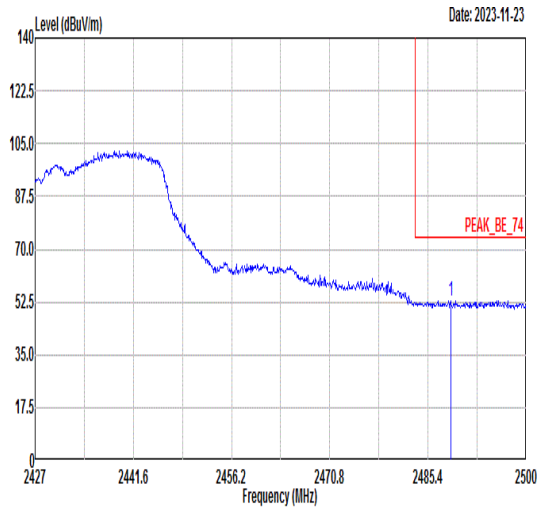 Limit Read Ant Cable Preamp APos TPos Freq Level Line Margin Level Factor Loss Factor Remark MHz dBuV/m dBuV/m dB dBuV dB/m dB dB cm deg 1 2488.76 53.09 74.00 -20.91 47.17 33.57 5.47 33.12 300 167 PEAK	Blank
Avg	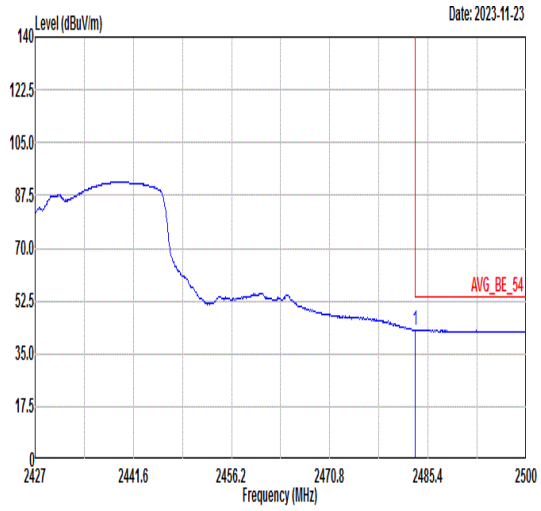 Limit Read Ant Cable Preamp APos TPos Freq Level Line Margin Level Factor Loss Factor Remark MHz dBuV/m dBuV/m dB dBuV dB/m dB dB cm deg 1 2483.50 42.88 54.00 -11.12 36.98 33.56 5.46 33.12 300 167 AVERAGE	Blank

Mode	43
	Band Edge - L
	2400-2483.5_802.11be ETH40_CH08_Full RU _2447MHz
ANT	CDD 5+4

Pol.	Horizontal	Fundamental
Peak	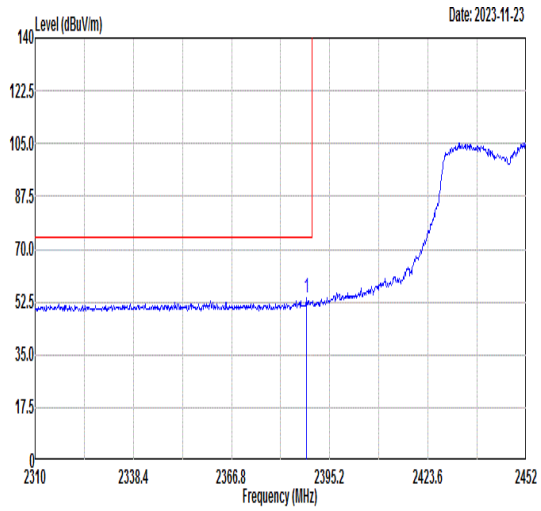 Freq Level Limit Line Margin Read Level Ant Factor Cable Loss Preamp Factor APos TPos Remark MHz dBuV/m dBuV/m dB dBuV dB/m dB dB cm deg 1 2388.53 53.74 74.00 -20.26 48.33 33.31 5.36 33.26 346 284 PEAK	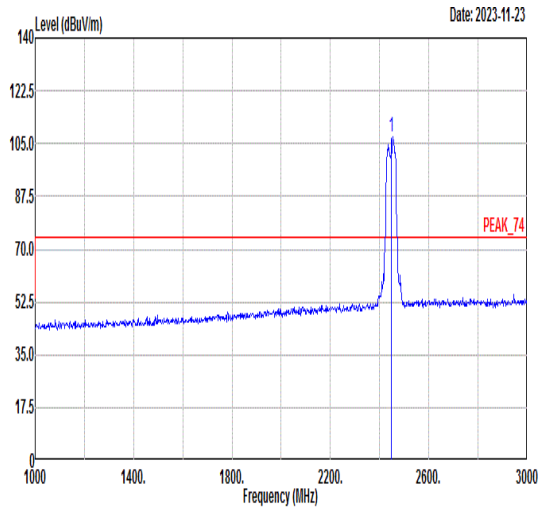 Freq Level Limit Line Margin Read Level Ant Factor Cable Loss Preamp Factor APos TPos Remark MHz dBuV/m dBuV/m dB dBuV dB/m dB dB cm deg 1 2447.00 107.12 ------ ------ 101.37 33.48 5.43 33.16 346 284 PEAK
Avg	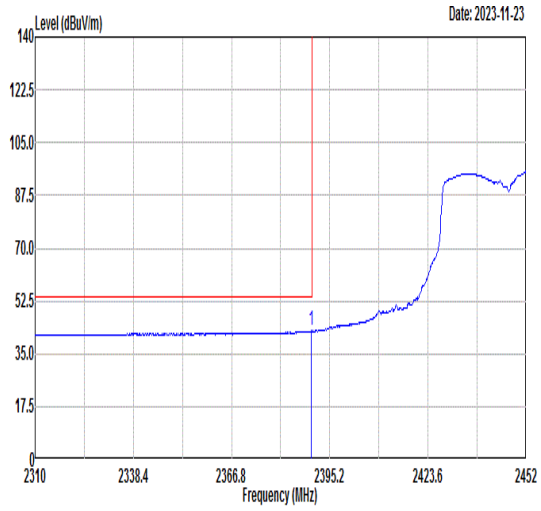 Freq Level Limit Line Margin Read Level Ant Factor Cable Loss Preamp Factor APos TPos Remark MHz dBuV/m dBuV/m dB dBuV dB/m dB dB cm deg 1 2389.95 42.67 54.00 -11.33 37.25 33.31 5.36 33.25 346 284 AVERAGE	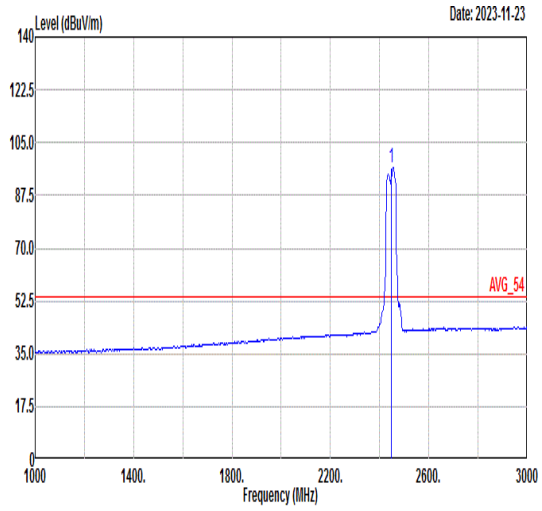 Freq Level Limit Line Margin Read Level Ant Factor Cable Loss Preamp Factor APos TPos Remark MHz dBuV/m dBuV/m dB dBuV dB/m dB dB cm deg 1 2447.00 96.67 ------ ------ 90.92 33.48 5.43 33.16 346 284 AVERAGE

Mode	43	
	Band Edge - R	
	2400-2483.5_802.11be ETH40_CH08_Full RU _2447MHz	
ANT	CDD 5+4	
Pol.	Horizontal	Fundamental
Peak	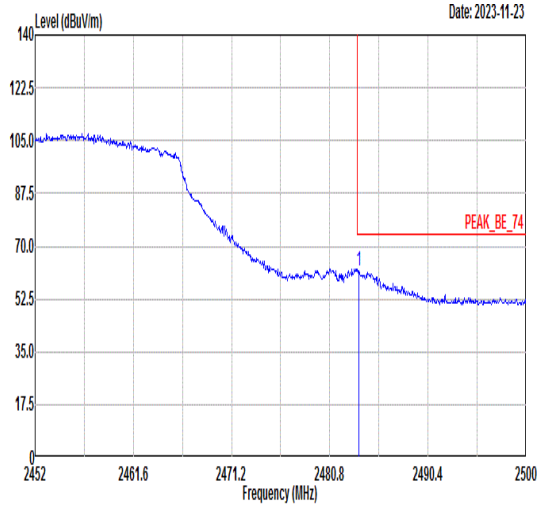 Freq Level Limit Line Margin Read Level Ant Factor Cable Loss Preamp Factor APos TPos Remark MHz dBuV/m dBuV/m dB dBuV dB/m dB dB cm deg 1 2483.63 61.64 74.00 -12.36 55.74 33.56 5.46 33.12 346 284 PEAK	Blank
Avg	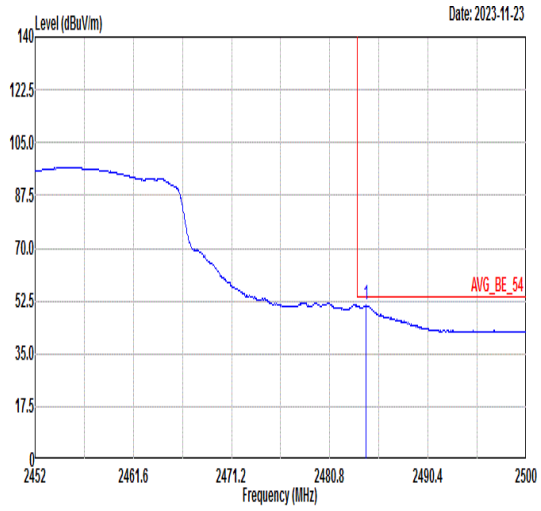 Freq Level Limit Line Margin Read Level Ant Factor Cable Loss Preamp Factor APos TPos Remark MHz dBuV/m dBuV/m dB dBuV dB/m dB dB cm deg 1 2484.35 51.08 54.00 -2.92 45.18 33.56 5.46 33.12 346 284 AVERAGE	Blank

Mode	43	
	Band Edge - L	
	2400-2483.5_802.11be ETH40_CH08_Full RU _2447MHz	
ANT	CDD 5+4	
Pol.	Vertical	Fundamental
Peak	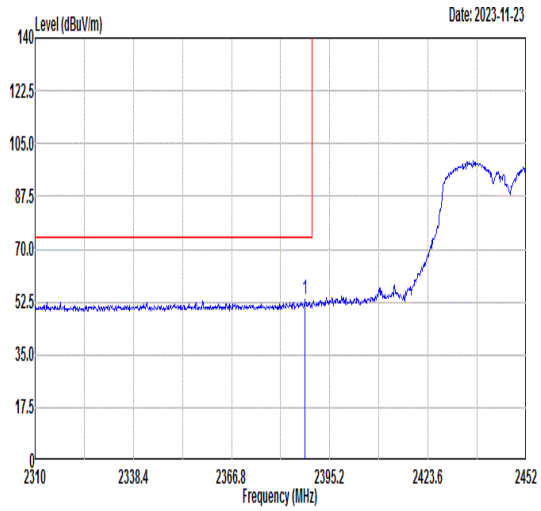 Freq Level Limit Line Margin Read Level Ant Factor Cable Loss Preamp Factor APos TPos Remark MHz dBuV/m dBuV/m dB dBuV dB/m dB dB cm deg 1 2388.10 53.40 74.00 -20.60 47.99 33.31 5.36 33.26 375 239 PEAK	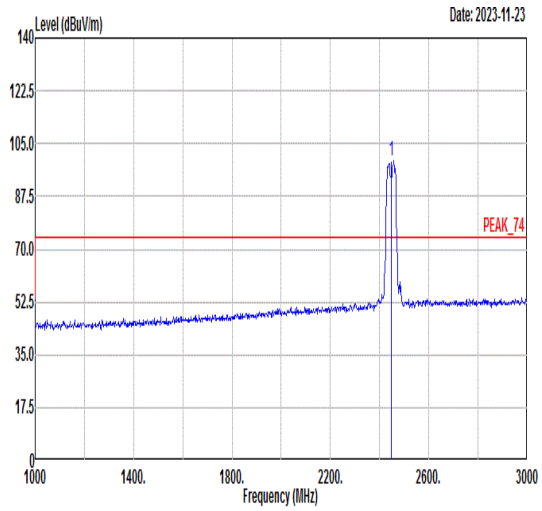 Freq Level Limit Line Margin Read Level Ant Factor Cable Loss Preamp Factor APos TPos Remark MHz dBuV/m dBuV/m dB dBuV dB/m dB dB cm deg 1 2447.00 99.15 ------ ------ 93.39 33.49 5.43 33.16 375 239 PEAK
Avg	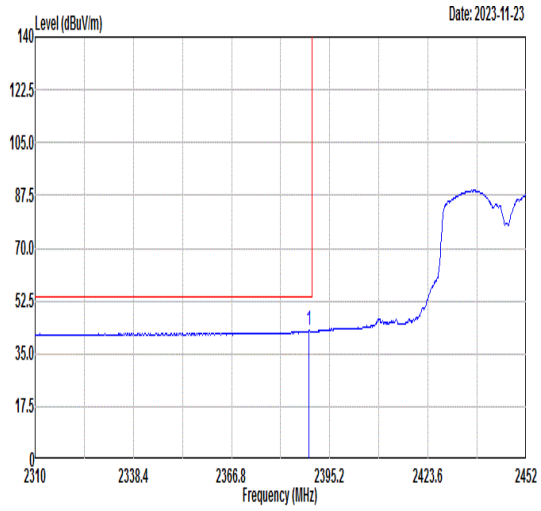 Freq Level Limit Line Margin Read Level Ant Factor Cable Loss Preamp Factor APos TPos Remark MHz dBuV/m dBuV/m dB dBuV dB/m dB dB cm deg 1 2389.24 42.63 54.00 -11.37 37.22 33.31 5.36 33.26 375 239 AVERAGE	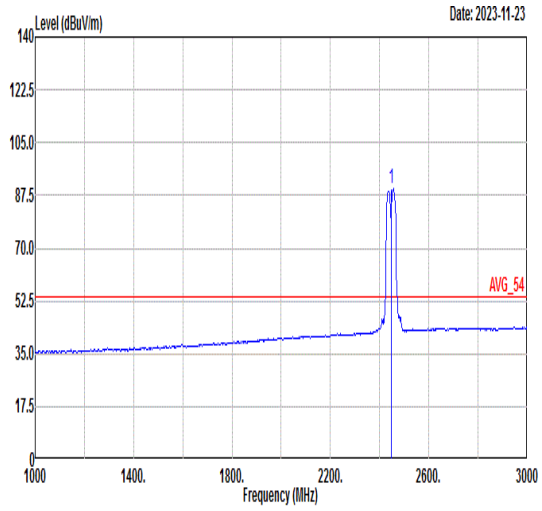 Freq Level Limit Line Margin Read Level Ant Factor Cable Loss Preamp Factor APos TPos Remark MHz dBuV/m dBuV/m dB dBuV dB/m dB dB cm deg 1 2447.00 89.64 ------ ------ 83.88 33.49 5.43 33.16 375 239 AVERAGE

Mode	43	
	Band Edge - R	
	2400-2483.5_802.11be ETH40_CH08_Full RU _2447MHz	
ANT	CDD 5+4	
Pol.	Vertical	Fundamental
Peak	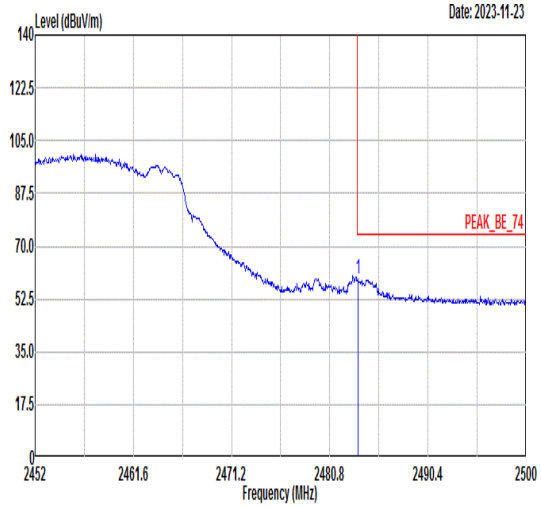 Freq Level Limit Line Margin Read Level Ant Factor Cable Loss Preamp Factor APos TPos Remark MHz dBuV/m dBuV/m dB dBuV dB/m dB dB cm deg 1 2483.54 59.40 74.00 -14.60 53.50 33.56 5.46 33.12 375 239 PEAK	Blank
Avg	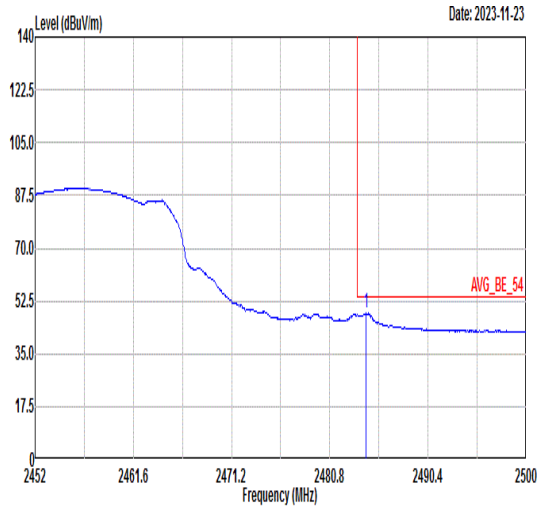 Freq Level Limit Line Margin Read Level Ant Factor Cable Loss Preamp Factor APos TPos Remark MHz dBuV/m dBuV/m dB dBuV dB/m dB dB cm deg 1 2484.35 48.42 54.00 -5.58 42.52 33.56 5.46 33.12 375 239 AVERAGE	Blank

Mode	44	
	Band Edge - L	
	2400-2483.5_802.11be ETH40_CH07_Full RU _2442MHz	
ANT	CDD 5+4	
Pol.	Horizontal	Fundamental
Peak	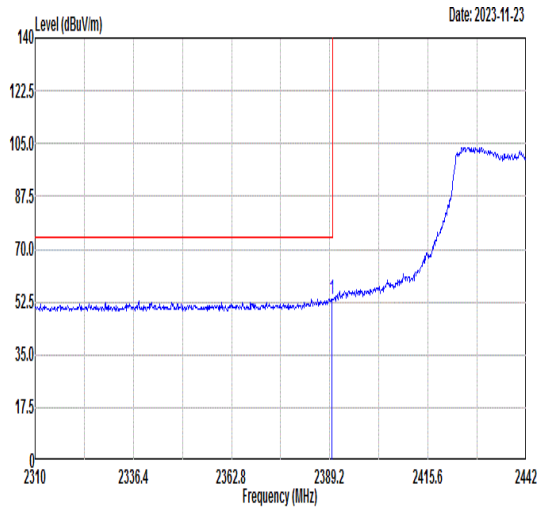 Freq Level Limit Line Margin Read Level Ant Factor Cable Loss Preamp Factor APos TPos Remark 1 2389.86 53.54 74.00 -20.46 48.12 33.31 5.36 33.25 308 313 PEAK	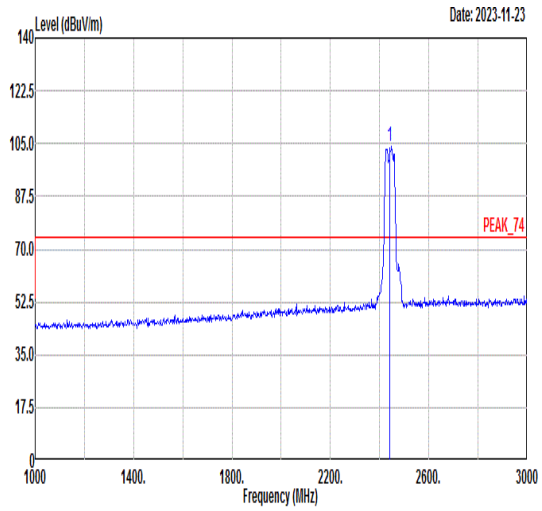 Freq Level Limit Line Margin Read Level Ant Factor Cable Loss Preamp Factor APos TPos Remark 1 2442.00 104.15 ------ ------ 98.44 33.46 5.42 33.17 308 313 PEAK
Avg	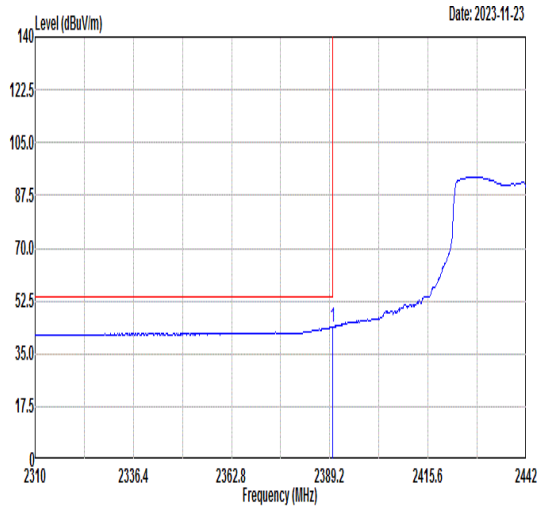 Freq Level Limit Line Margin Read Level Ant Factor Cable Loss Preamp Factor APos TPos Remark 1 2389.99 43.95 54.00 -10.05 38.53 33.31 5.36 33.25 308 313 AVERAGE	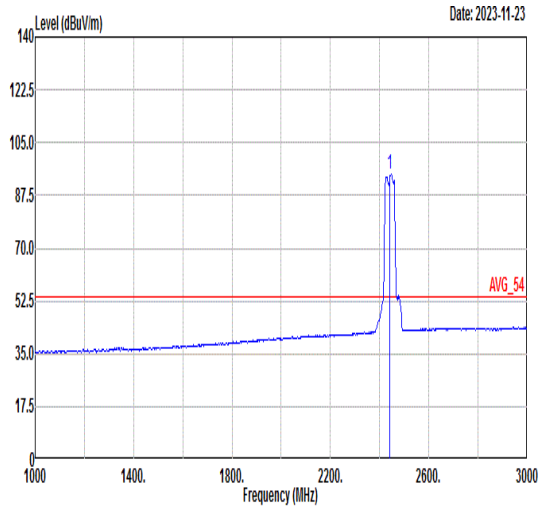 Freq Level Limit Line Margin Read Level Ant Factor Cable Loss Preamp Factor APos TPos Remark 1 2442.00 94.55 ------ ------ 88.85 33.46 5.42 33.18 308 313 AVERAGE

Mode	44	
	Band Edge - R	
	2400-2483.5_802.11be ETH40_CH07_Full RU _2442MHz	
ANT	CDD 5+4	
Pol.	Horizontal	Fundamental
Peak	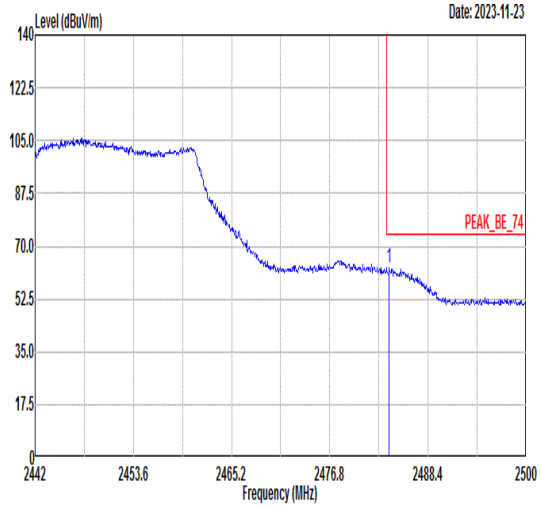 Freq Level Limit Line Margin Read Level Ant Factor Cable Loss Preamp Factor APos TPos Remark MHz dBuV/m dBuV/m dB dBuV dB/m dB dB cm deg 1 2483.82 63.05 74.00 -10.95 57.15 33.56 5.46 33.12 308 313 PEAK	Blank
Avg	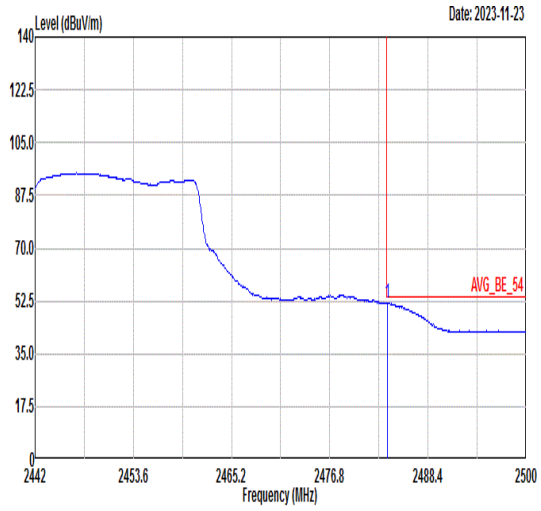 Freq Level Limit Line Margin Read Level Ant Factor Cable Loss Preamp Factor APos TPos Remark MHz dBuV/m dBuV/m dB dBuV dB/m dB dB cm deg 1 2483.64 51.78 54.00 -2.22 45.88 33.56 5.46 33.12 308 313 AVERAGE	Blank

Mode	44	
	Band Edge - L	
	2400-2483.5_802.11be ETH40_CH07_Full RU _2442MHz	
ANT	CDD 5+4	
Pol.	Vertical	Fundamental
Peak	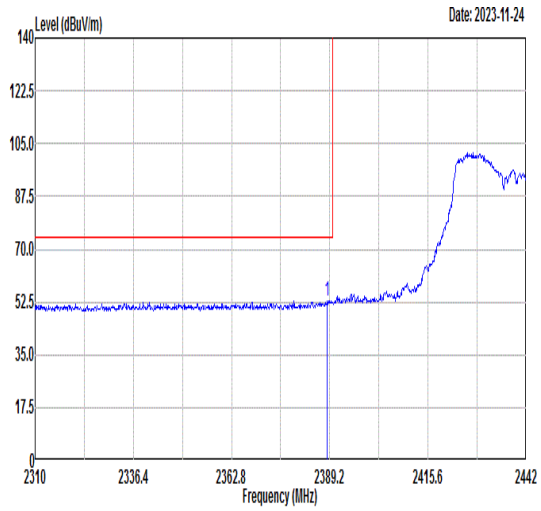 Freq Level Limit Line Margin Read Level Ant Factor Cable Loss Preamp Factor APos TPos Remark 1 2388.54 53.06 74.00 -20.94 47.65 33.31 5.36 33.26 304 214 PEAK	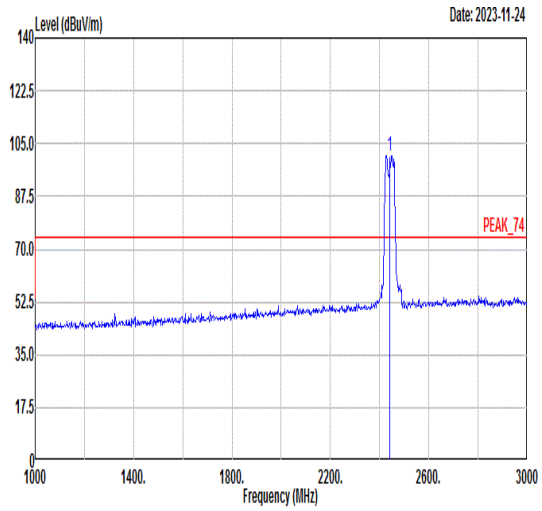 Freq Level Limit Line Margin Read Level Ant Factor Cable Loss Preamp Factor APos TPos Remark 1 2442.00 101.09 ------ ------ 95.37 33.47 5.42 33.17 304 214 PEAK
Avg	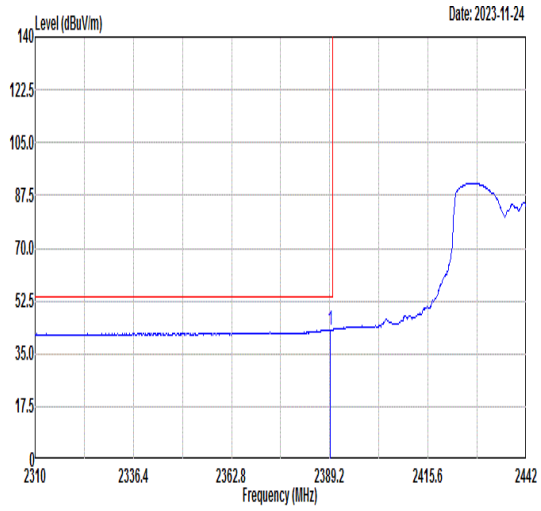 Freq Level Limit Line Margin Read Level Ant Factor Cable Loss Preamp Factor APos TPos Remark 1 2389.33 43.04 54.00 -10.96 37.62 33.31 5.36 33.25 304 214 AVERAGE	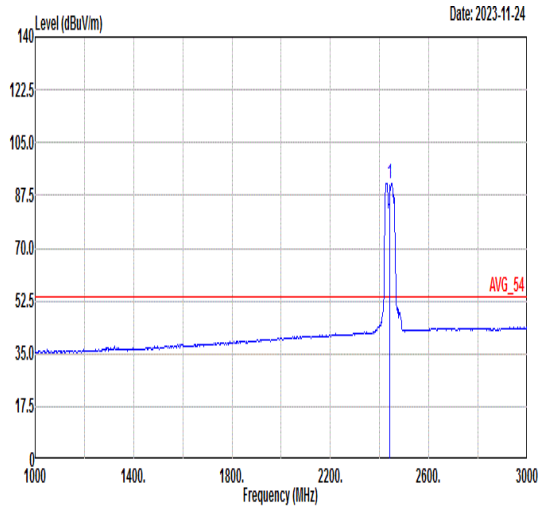 Freq Level Limit Line Margin Read Level Ant Factor Cable Loss Preamp Factor APos TPos Remark 1 2442.00 91.64 ------ ------ 85.93 33.46 5.42 33.17 304 214 AVERAGE

Mode	44	
	Band Edge - R	
	2400-2483.5_802.11be ETH40_CH07_Full RU _2442MHz	
ANT	CDD 5+4	
Pol.	Vertical	Fundamental
Peak	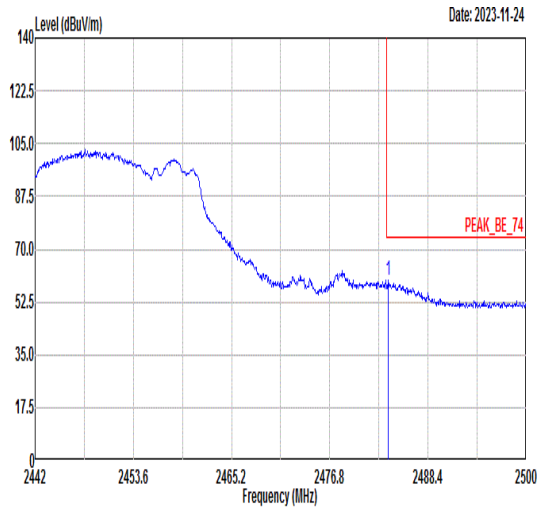 Freq Level Limit Line Margin Read Level Ant Factor Cable Loss Preamp Factor APos TPos Remark MHz dBuV/m dBuV/m dB dBuV dB/m dB dB cm deg 1 2483.70 59.72 74.00 -14.28 53.82 33.56 5.46 33.12 304 214 PEAK	Blank
Avg	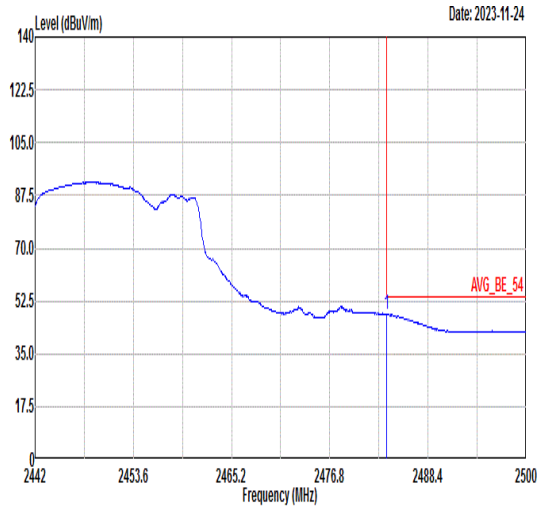 Freq Level Limit Line Margin Read Level Ant Factor Cable Loss Preamp Factor APos TPos Remark MHz dBuV/m dBuV/m dB dBuV dB/m dB dB cm deg 1 2483.53 48.06 54.00 -5.94 42.16 33.56 5.46 33.12 304 214 AVERAGE	Blank

Mode	45	
	Band Edge - L	
	2400-2483.5_802.11be ETH40_CH06_Full RU _2437MHz	
ANT	CDD 5+4	
Pol.	Horizontal	Fundamental
Peak	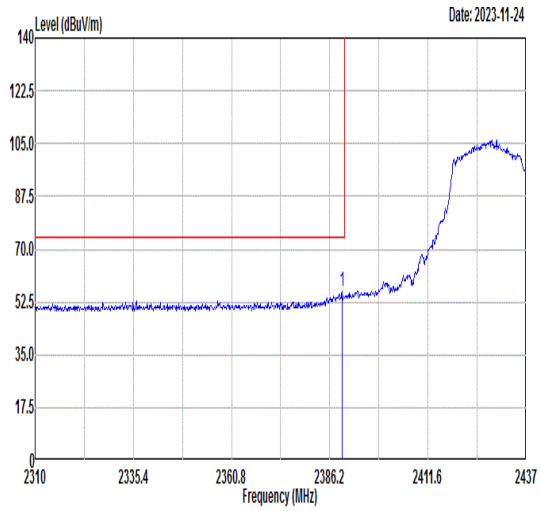 Freq Level Limit Line Margin Read Level Ant Factor Cable Loss Preamp Factor APos TPos Remark 1 2389.38 55.83 74.00 -18.17 50.41 33.31 5.36 33.25 300 271 PEAK	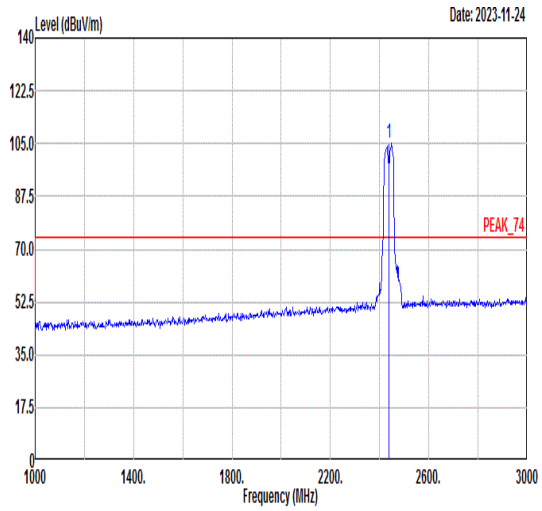 Freq Level Limit Line Margin Read Level Ant Factor Cable Loss Preamp Factor APos TPos Remark 1 2437.00 104.97 ------ ------ 99.26 33.46 5.42 33.17 300 271 PEAK
Avg	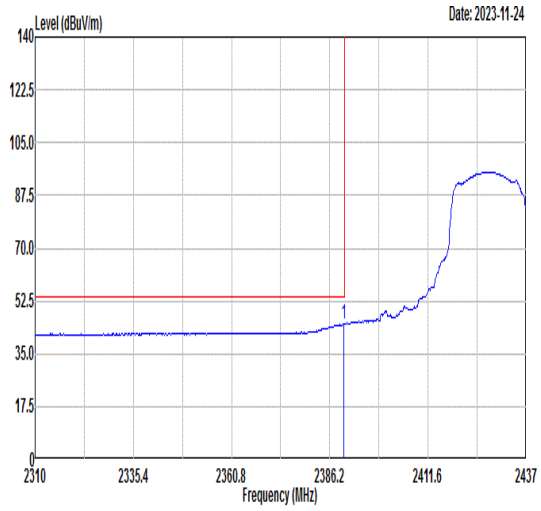 Freq Level Limit Line Margin Read Level Ant Factor Cable Loss Preamp Factor APos TPos Remark 1 2389.76 44.77 54.00 -9.23 39.35 33.31 5.36 33.25 300 271 AVERAGE	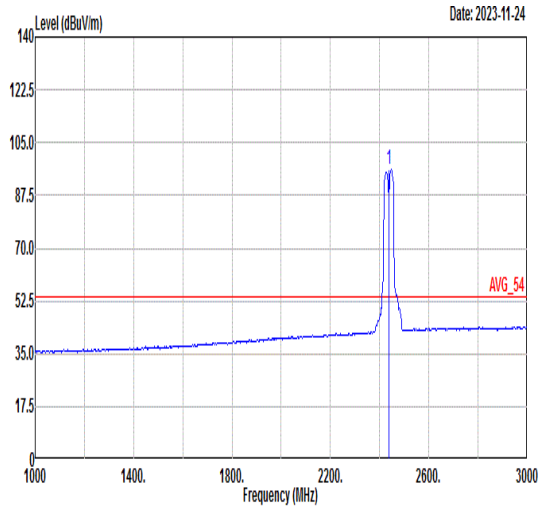 Freq Level Limit Line Margin Read Level Ant Factor Cable Loss Preamp Factor APos TPos Remark 1 2437.00 96.09 ------ ------ 90.38 33.46 5.42 33.17 300 271 AVERAGE

Mode	45	
	Band Edge - R	
	2400-2483.5_802.11be ETH40_CH06_Full RU _2437MHz	
ANT	CDD 5+4	
Pol.	Horizontal	Fundamental
Peak	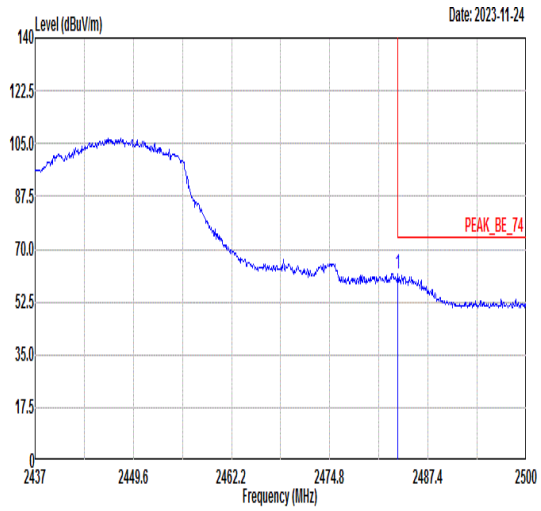 Freq Level Limit Line Margin Read Level Ant Factor Cable Loss Preamp Factor APos TPos Remark MHz dBuV/m dBuV/m dB dBuV dB/m dB dB cm deg 1 2483.56 61.61 74.00 -12.39 55.71 33.56 5.46 33.12 300 271 PEAK	Blank
Avg	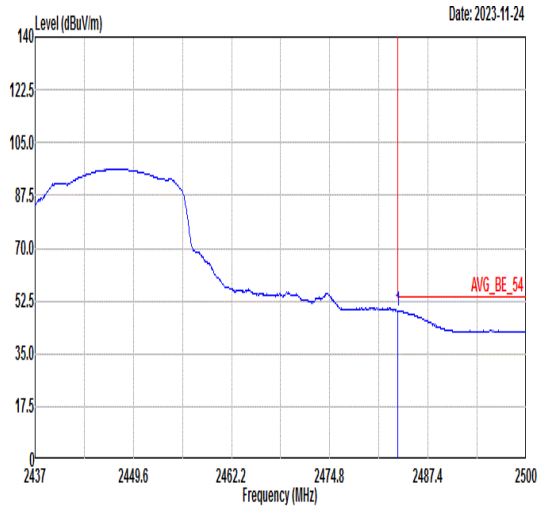 Freq Level Limit Line Margin Read Level Ant Factor Cable Loss Preamp Factor APos TPos Remark MHz dBuV/m dBuV/m dB dBuV dB/m dB dB cm deg 1 2483.56 49.29 54.00 -4.71 43.39 33.56 5.46 33.12 300 271 AVERAGE	Blank

Mode	45	
	Band Edge - L	
	2400-2483.5_802.11be ETH40_CH06_Full RU _2437MHz	
ANT	CDD 5+4	
Pol.	Vertical	Fundamental
Peak	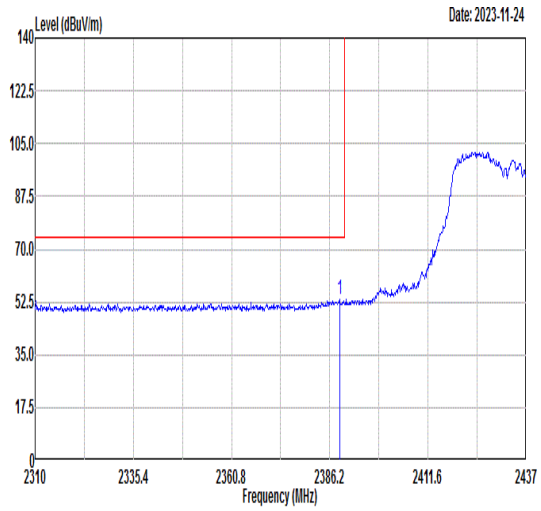 Freq Level Limit Line Margin Read Level Ant Factor Cable Loss Preamp Factor APos TPos Remark 1 2388.74 53.46 74.00 -20.54 48.05 33.31 5.36 33.26 377 229 PEAK	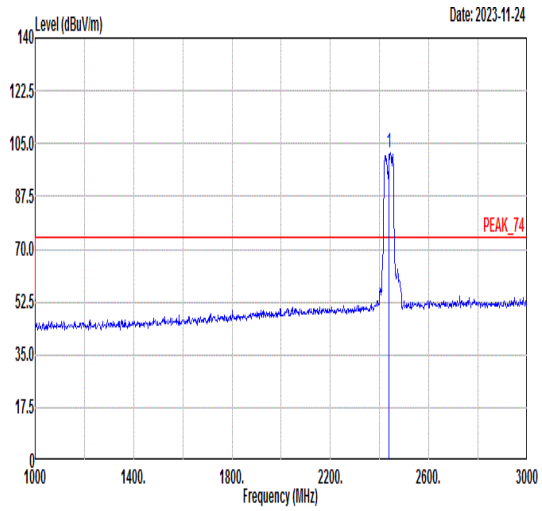 Freq Level Limit Line Margin Read Level Ant Factor Cable Loss Preamp Factor APos TPos Remark 1 2437.00 101.73 ------ ------ 96.04 33.45 5.42 33.18 377 229 PEAK
Avg	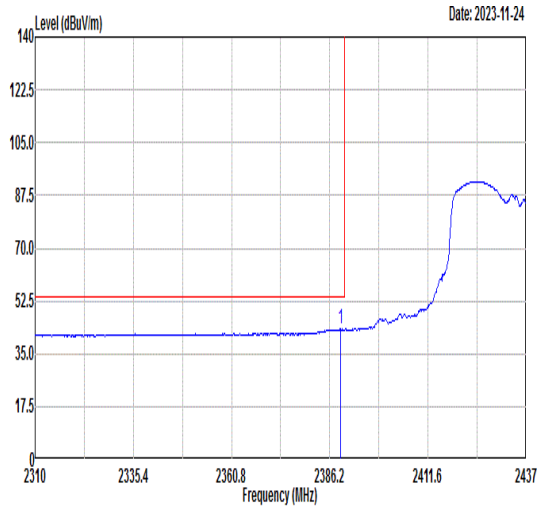 Freq Level Limit Line Margin Read Level Ant Factor Cable Loss Preamp Factor APos TPos Remark 1 2388.99 43.16 54.00 -10.84 37.75 33.31 5.36 33.26 377 229 AVERAGE	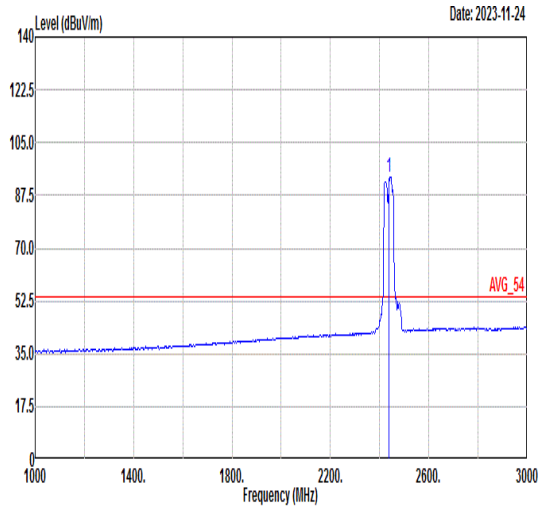 Freq Level Limit Line Margin Read Level Ant Factor Cable Loss Preamp Factor APos TPos Remark 1 2437.00 93.67 ------ ------ 87.99 33.45 5.41 33.18 377 229 AVERAGE

Mode	45	
	Band Edge - R	
	2400-2483.5_802.11be ETH40_CH06_Full RU _2437MHz	
ANT	CDD 5+4	
Pol.	Vertical	Fundamental
Peak	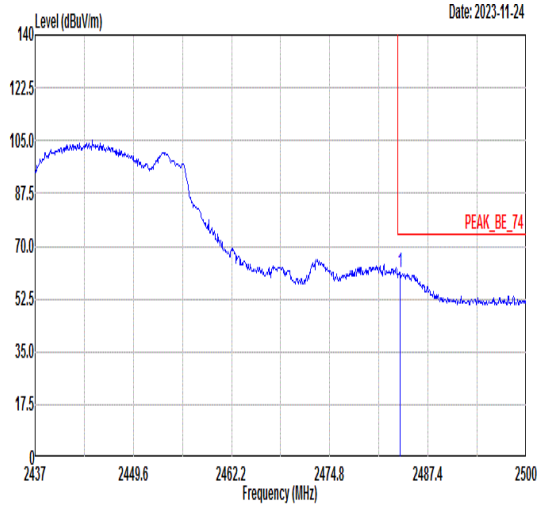 Freq Level Limit Line Margin Read Level Ant Factor Cable Loss Preamp Factor APos TPos Remark MHz dBuV/m dBuV/m dB dBuV dB/m dB dB cm deg 1 2483.81 61.43 74.00 -12.57 55.53 33.56 5.46 33.12 377 229 PEAK	Blank
Avg	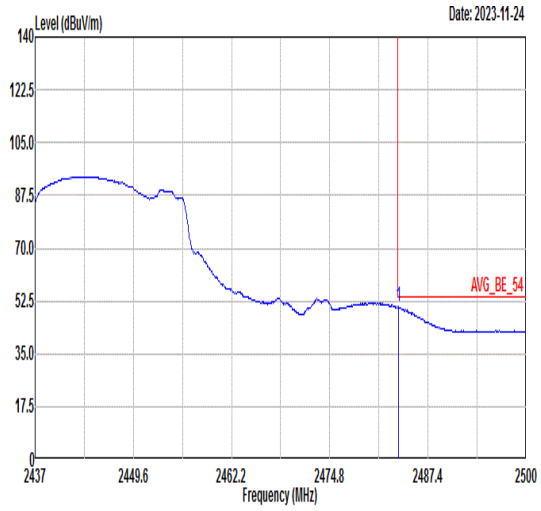 Freq Level Limit Line Margin Read Level Ant Factor Cable Loss Preamp Factor APos TPos Remark MHz dBuV/m dBuV/m dB dBuV dB/m dB dB cm deg 1 2483.62 50.48 54.00 -3.52 44.58 33.56 5.46 33.12 377 229 AVERAGE	Blank

Mode	46	
	Band Edge	
	2400-2483.5_802.11b_CH02_Full RU _2417MHz	
ANT	CDD 5+6	
Pol.	Horizontal	Fundamental
Peak	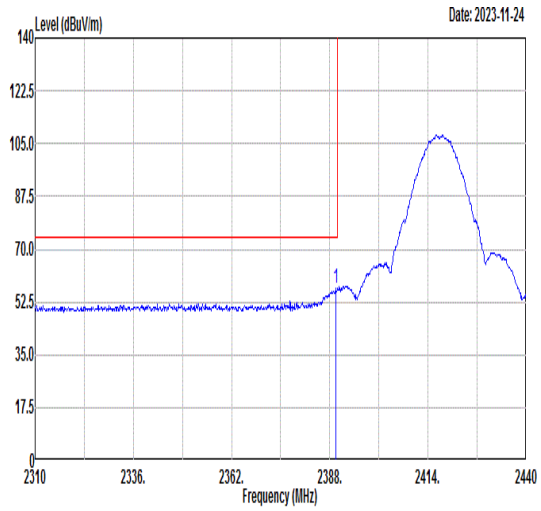 Freq Level Limit Line Margin Read Level Ant Factor Cable Loss Preamp Factor APos TPos Remark MHz dBuV/m dBuV/m dB dBuV dB/m dB dB cm deg 1 2389.69 56.91 74.00 -17.09 51.49 33.31 5.36 33.25 198 333 PEAK	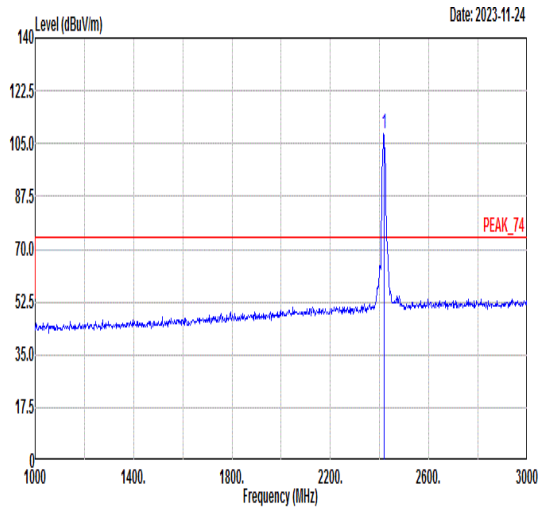 Freq Level Limit Line Margin Read Level Ant Factor Cable Loss Preamp Factor APos TPos Remark MHz dBuV/m dBuV/m dB dBuV dB/m dB dB cm deg 1 2417.00 108.05 ------ ------ 102.51 33.38 5.38 33.22 198 333 PEAK
Avg	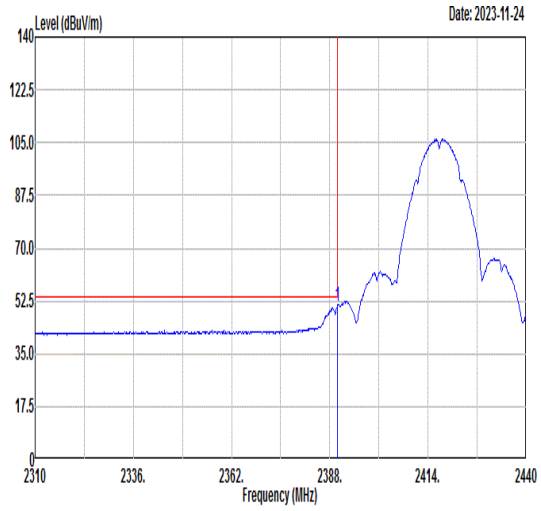 Freq Level Limit Line Margin Read Level Ant Factor Cable Loss Preamp Factor APos TPos Remark MHz dBuV/m dBuV/m dB dBuV dB/m dB dB cm deg 1 2389.95 50.74 54.00 -3.26 45.32 33.31 5.36 33.25 198 333 AVERAGE	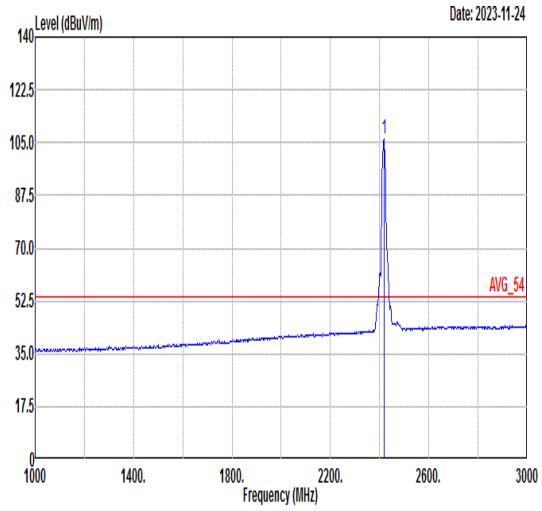 Freq Level Limit Line Margin Read Level Ant Factor Cable Loss Preamp Factor APos TPos Remark MHz dBuV/m dBuV/m dB dBuV dB/m dB dB cm deg 1 2417.00 106.12 ------ ------ 100.55 33.39 5.39 33.21 198 333 AVERAGE

Mode	46	
	Band Edge	
	2400-2483.5_802.11b_CH02 _2417MHz	
ANT	CDD 5+6	
Pol.	Vertical	Fundamental
Peak	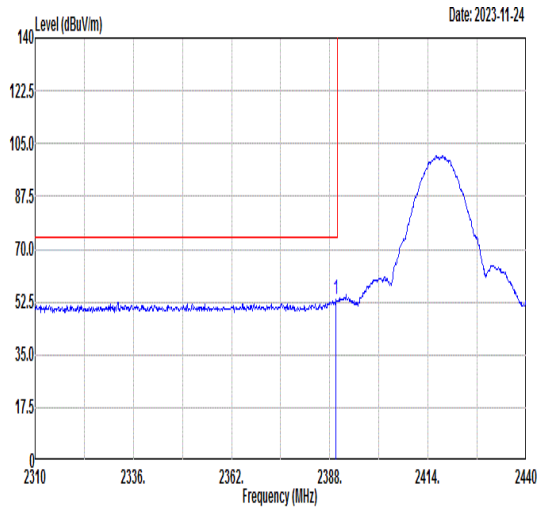 Freq Level Limit Line Margin Read Level Ant Factor Cable Loss Preamp Factor APos TPos Remark 1 2389.69 53.33 74.00 -20.67 47.91 33.31 5.36 33.25 400 298 PEAK	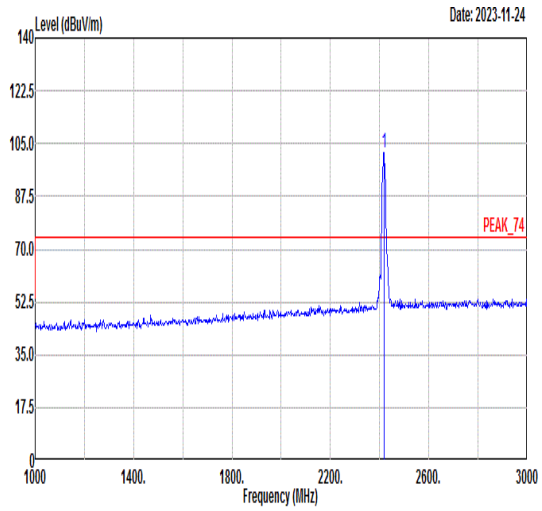 Freq Level Limit Line Margin Read Level Ant Factor Cable Loss Preamp Factor APos TPos Remark 1 2417.00 101.85 ------ ------ 96.31 33.38 5.38 33.22 400 298 PEAK
Avg	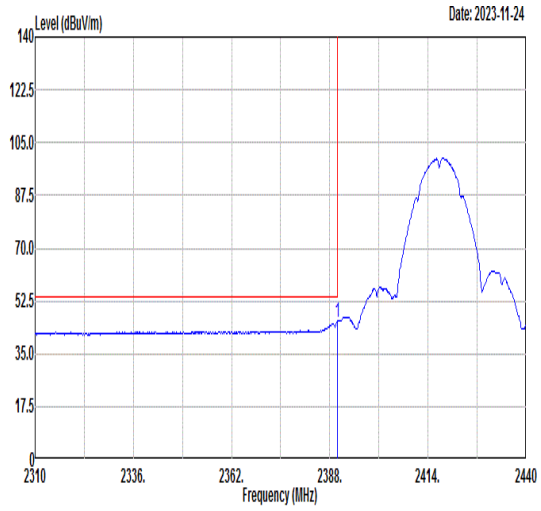 Freq Level Limit Line Margin Read Level Ant Factor Cable Loss Preamp Factor APos TPos Remark 1 2389.95 45.66 54.00 -8.34 40.24 33.31 5.36 33.25 400 298 AVERAGE	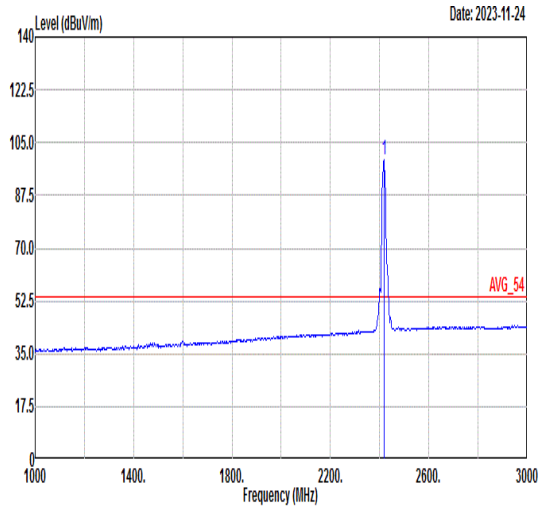 Freq Level Limit Line Margin Read Level Ant Factor Cable Loss Preamp Factor APos TPos Remark 1 2417.00 99.26 ------ ------ 93.69 33.39 5.39 33.21 400 298 AVERAGE

Mode	47	
	Band Edge	
	2400-2483.5_802.11b_CH03 _2422MHz	
ANT	CDD 5+6	
Pol.	Horizontal	Fundamental
Peak	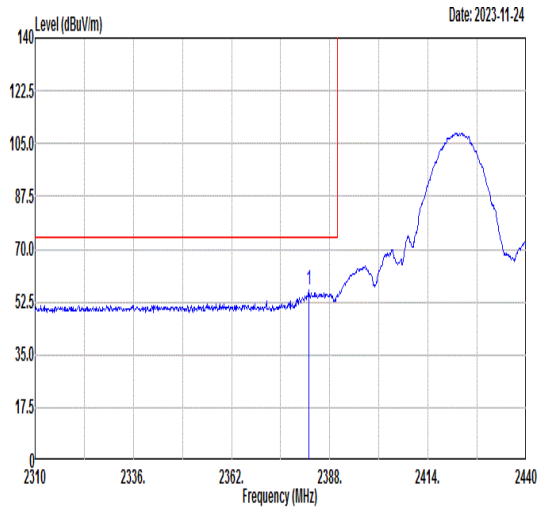 Freq Level Limit Line Margin Read Level Ant Factor Cable Loss Preamp Factor APos TPos Remark MHz dBuV/m dBuV/m dB dBuV dB/m dB dB cm deg 1 2382.41 56.35 74.00 -17.65 50.97 33.29 5.35 33.26 253 326 PEAK	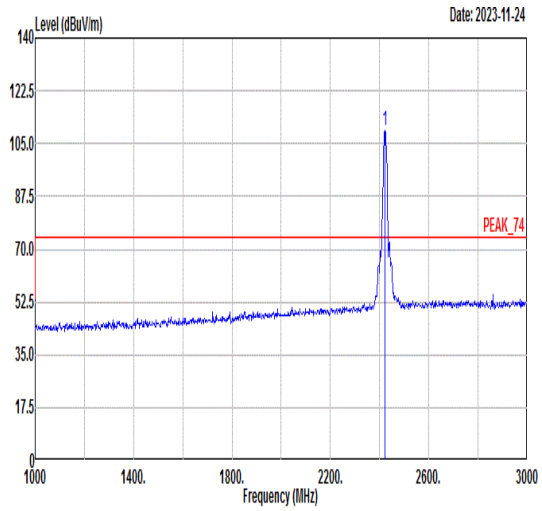 Freq Level Limit Line Margin Read Level Ant Factor Cable Loss Preamp Factor APos TPos Remark MHz dBuV/m dBuV/m dB dBuV dB/m dB dB cm deg 1 2422.00 109.21 ------ ------ 103.63 33.40 5.39 33.21 253 326 PEAK
Avg	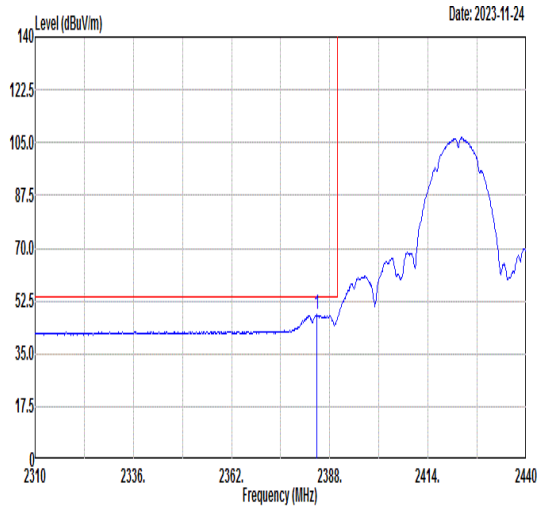 Freq Level Limit Line Margin Read Level Ant Factor Cable Loss Preamp Factor APos TPos Remark MHz dBuV/m dBuV/m dB dBuV dB/m dB dB cm deg 1 2384.49 47.98 54.00 -6.02 42.59 33.30 5.35 33.26 253 326 AVERAGE	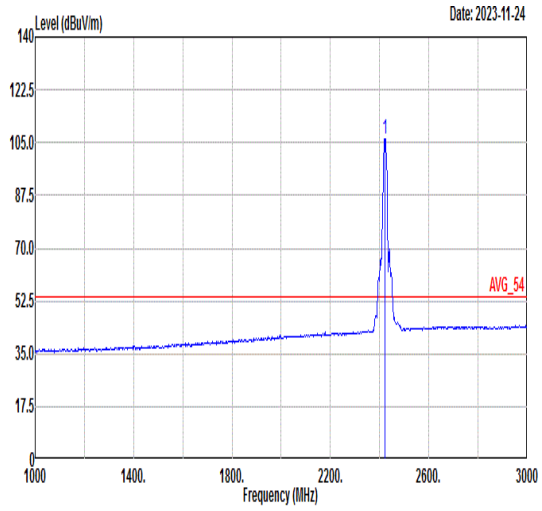 Freq Level Limit Line Margin Read Level Ant Factor Cable Loss Preamp Factor APos TPos Remark MHz dBuV/m dBuV/m dB dBuV dB/m dB dB cm deg 1 2422.00 106.40 ------ ------ 100.82 33.40 5.39 33.21 253 326 AVERAGE

Mode	47	
	Band Edge	
	2400-2483.5_802.11b_CH03 _2422MHz	
ANT	CDD 5+6	
Pol.	Vertical	Fundamental
Peak	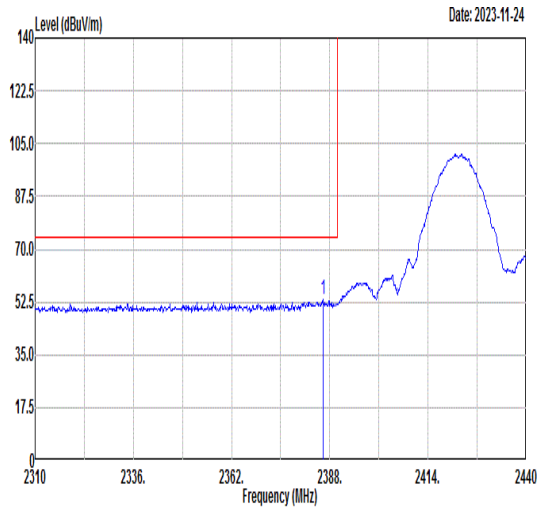 Freq Level Limit Line Margin Read Level Ant Factor Cable Loss Preamp Factor APos TPos Remark 1 2386.18 53.26 74.00 -20.74 47.86 33.30 5.36 33.26 400 105 PEAK	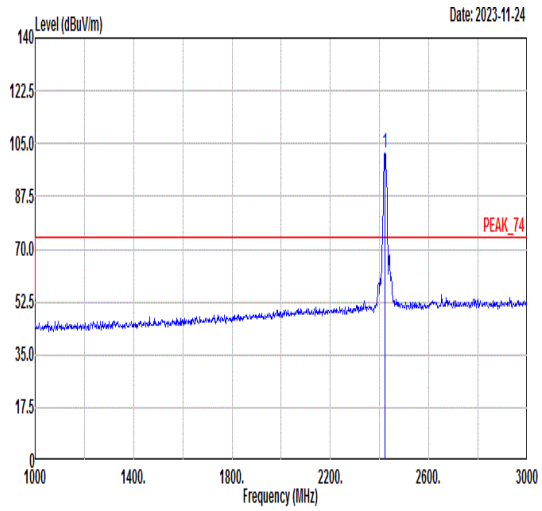 Freq Level Limit Line Margin Read Level Ant Factor Cable Loss Preamp Factor APos TPos Remark 1 2422.00 101.92 ------ ------ 96.34 33.40 5.39 33.21 400 105 PEAK
Avg	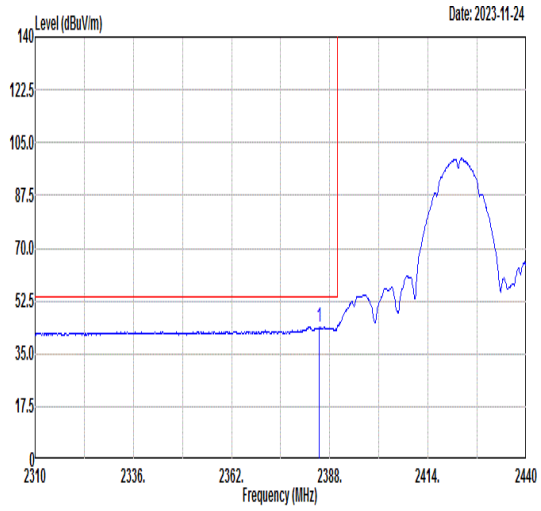 Freq Level Limit Line Margin Read Level Ant Factor Cable Loss Preamp Factor APos TPos Remark 1 2385.27 44.00 54.00 -10.00 38.61 33.30 5.35 33.26 400 105 AVERAGE	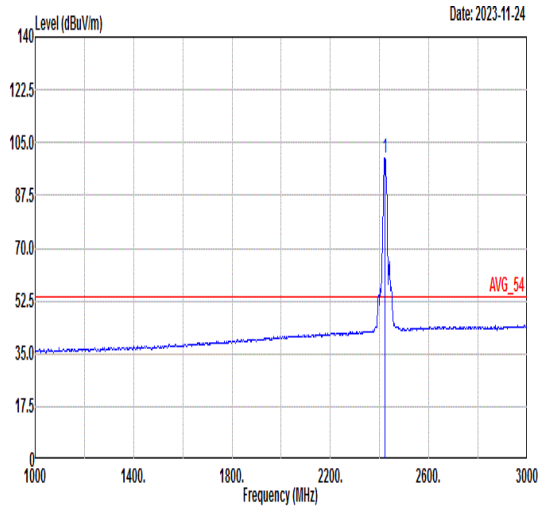 Freq Level Limit Line Margin Read Level Ant Factor Cable Loss Preamp Factor APos TPos Remark 1 2422.00 99.62 ------ ------ 94.04 33.40 5.39 33.21 400 105 AVERAGE

Mode	48	
	Band Edge	
	2400-2483.5_802.11g_CH02 _2417MHz	
ANT	CDD 5+6	
Pol.	Horizontal	Fundamental
Peak	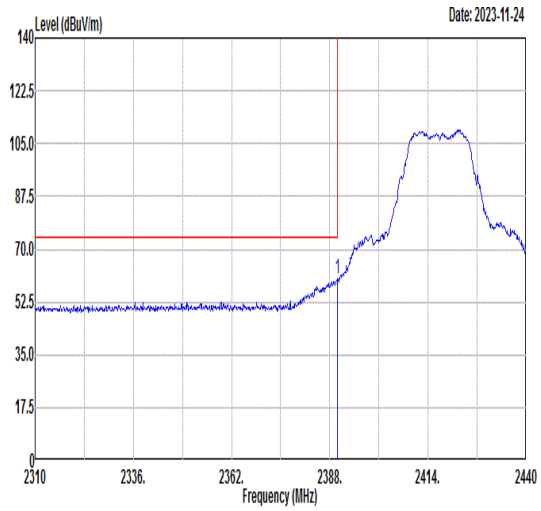 Freq Level Limit Line Margin Read Level Ant Factor Cable Loss Preamp Factor APos TPos Remark MHz dBuV/m dBuV/m dB dBuV dB/m dB dB cm deg 1 2389.95 60.16 74.00 -13.84 54.74 33.31 5.36 33.25 194 331 PEAK	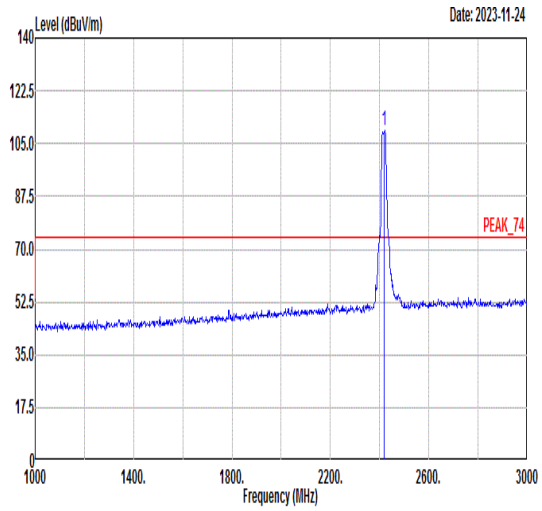 Freq Level Limit Line Margin Read Level Ant Factor Cable Loss Preamp Factor APos TPos Remark MHz dBuV/m dBuV/m dB dBuV dB/m dB dB cm deg 1 2417.00 109.23 ------ ------ 103.65 33.40 5.39 33.21 194 331 PEAK
Avg	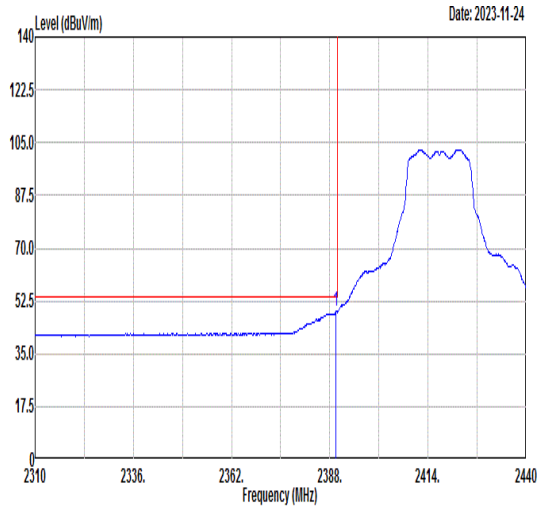 Freq Level Limit Line Margin Read Level Ant Factor Cable Loss Preamp Factor APos TPos Remark MHz dBuV/m dBuV/m dB dBuV dB/m dB dB cm deg 1 2389.69 49.03 54.00 -4.97 43.61 33.31 5.36 33.25 194 331 AVERAGE	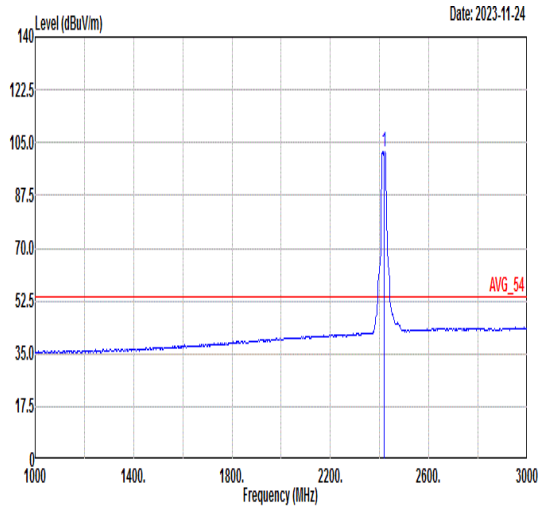 Freq Level Limit Line Margin Read Level Ant Factor Cable Loss Preamp Factor APos TPos Remark MHz dBuV/m dBuV/m dB dBuV dB/m dB dB cm deg 1 2417.00 102.14 ------ ------ 96.56 33.40 5.39 33.21 194 331 AVERAGE

Mode	48	
	Band Edge	
	2400-2483.5_802.11g_CH02 _2417MHz	
ANT	CDD 5+6	
Pol.	Vertical	Fundamental
Peak	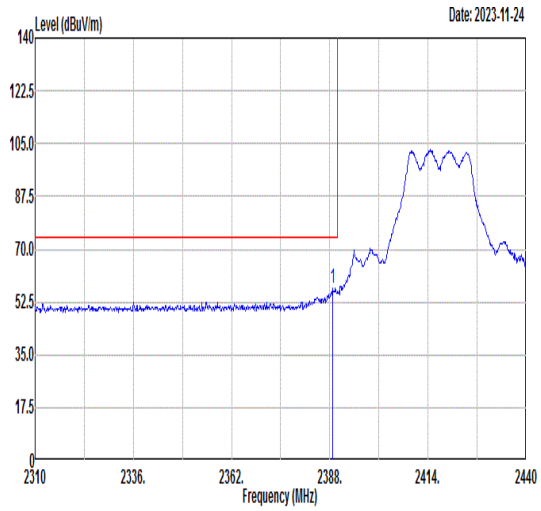 Freq Level Limit Line Margin Read Level Ant Factor Cable Loss Preamp Factor APos TPos Remark 1 2388.78 57.14 74.00 -16.86 51.73 33.31 5.36 33.26 400 89 PEAK	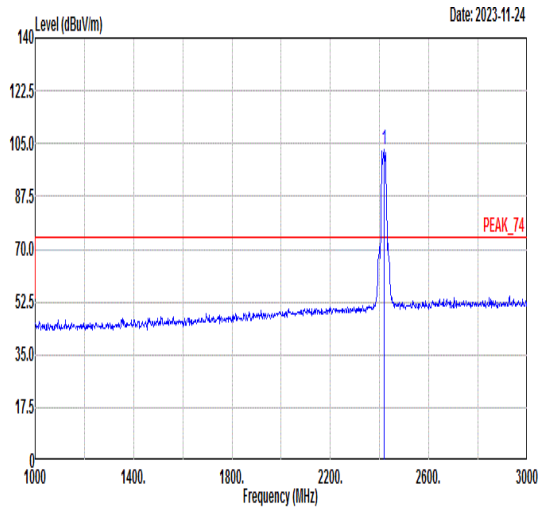 Freq Level Limit Line Margin Read Level Ant Factor Cable Loss Preamp Factor APos TPos Remark 1 2417.00 102.87 ------ ------ 97.30 33.39 5.39 33.21 400 89 PEAK
Avg	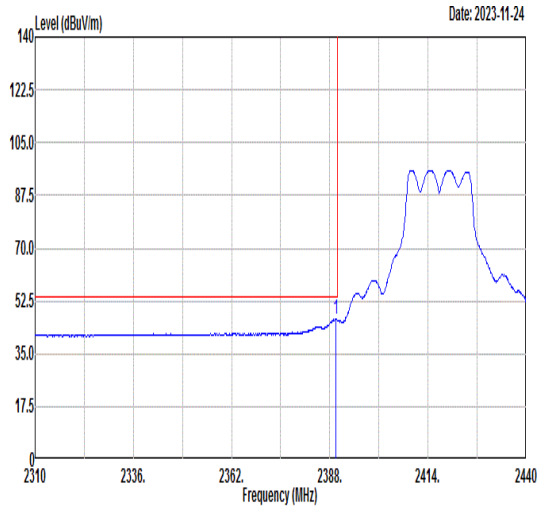 Freq Level Limit Line Margin Read Level Ant Factor Cable Loss Preamp Factor APos TPos Remark 1 2389.56 46.41 54.00 -7.59 40.99 33.31 5.36 33.25 400 89 AVERAGE	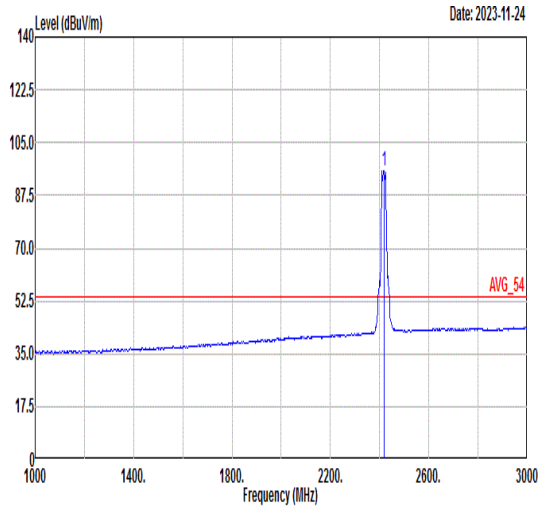 Freq Level Limit Line Margin Read Level Ant Factor Cable Loss Preamp Factor APos TPos Remark 1 2417.00 95.71 ------ ------ 90.19 33.37 5.38 33.23 400 89 AVERAGE

Mode	49	
	Band Edge	
	2400-2483.5_802.11g_CH10 _2457MHz	
ANT	CDD 5+6	
Pol.	Horizontal	Fundamental
Peak	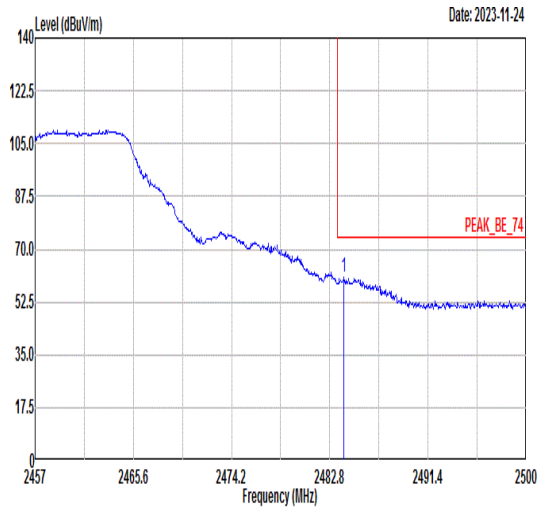 Freq Level Limit Line Margin Read Level Ant Factor Cable Loss Preamp Factor APos TPos Remark MHz dBuV/m dBuV/m dB dBuV dB/m dB dB cm deg 1 2484.05 60.57 74.00 -13.43 54.67 33.56 5.46 33.12 297 319 PEAK	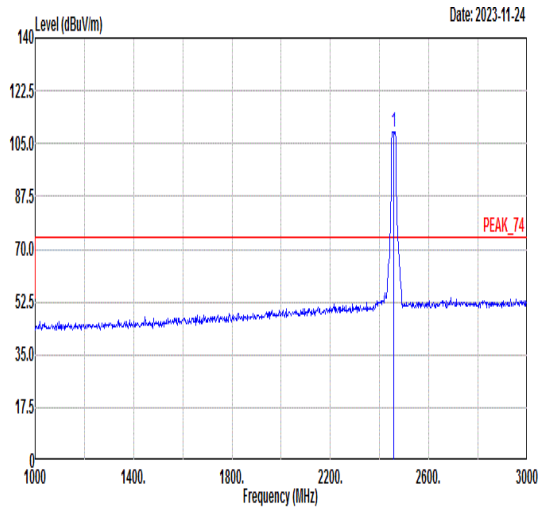 Freq Level Limit Line Margin Read Level Ant Factor Cable Loss Preamp Factor APos TPos Remark MHz dBuV/m dBuV/m dB dBuV dB/m dB dB cm deg 1 2457.00 109.06 ------ ------ 103.31 33.48 5.43 33.16 297 319 PEAK
Avg	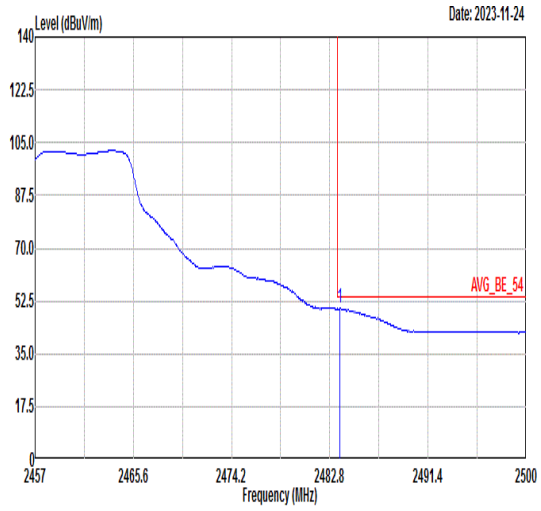 Freq Level Limit Line Margin Read Level Ant Factor Cable Loss Preamp Factor APos TPos Remark MHz dBuV/m dBuV/m dB dBuV dB/m dB dB cm deg 1 2483.70 50.01 54.00 -3.99 44.11 33.56 5.46 33.12 297 319 AVERAGE	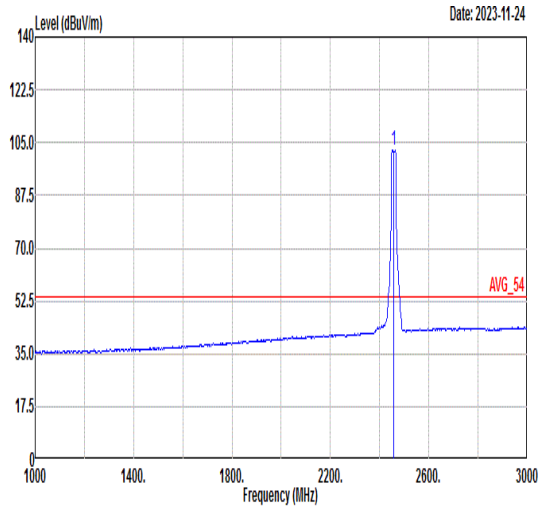 Freq Level Limit Line Margin Read Level Ant Factor Cable Loss Preamp Factor APos TPos Remark MHz dBuV/m dBuV/m dB dBuV dB/m dB dB cm deg 1 2457.00 102.42 ------ ------ 96.67 33.48 5.43 33.16 297 319 AVERAGE

Mode	49	
	Band Edge	
	2400-2483.5_802.11g_CH10 _2457MHz	
ANT	CDD 5+6	
Pol.	Vertical	Fundamental
Peak	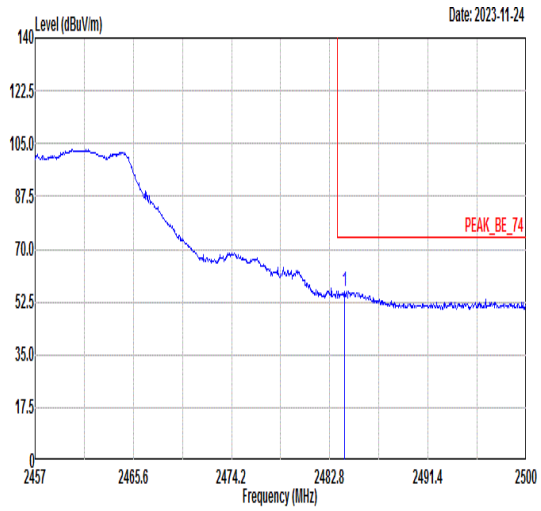 Freq Level Limit Line Margin Read Level Ant Factor Cable Loss Preamp Factor APos TPos Remark MHz dBuV/m dBuV/m dB dBuV dB/m dB dB cm deg 1 2484.09 56.04 74.00 -17.96 50.14 33.56 5.46 33.12 298 231 PEAK	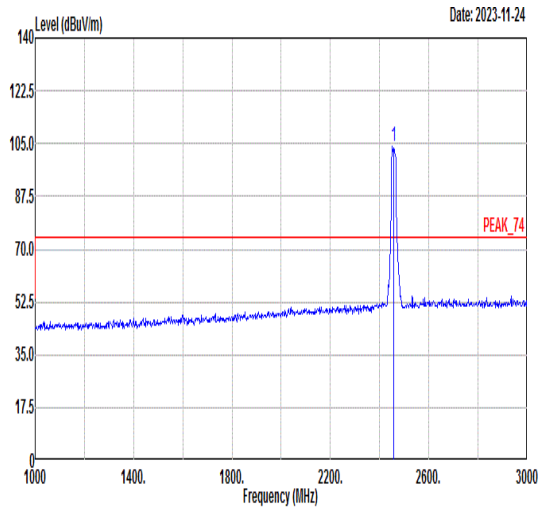 Freq Level Limit Line Margin Read Level Ant Factor Cable Loss Preamp Factor APos TPos Remark MHz dBuV/m dBuV/m dB dBuV dB/m dB dB cm deg 1 2457.00 103.81 ------ ------ 98.08 33.48 5.42 33.17 298 231 PEAK
Avg	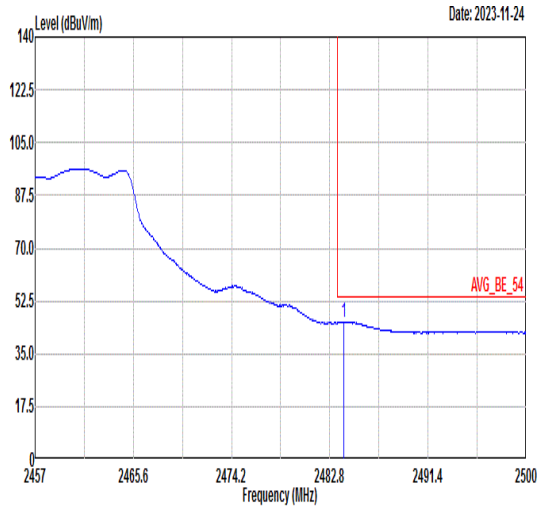 Freq Level Limit Line Margin Read Level Ant Factor Cable Loss Preamp Factor APos TPos Remark MHz dBuV/m dBuV/m dB dBuV dB/m dB dB cm deg 1 2484.00 45.62 54.00 -8.38 39.72 33.56 5.46 33.12 298 231 AVERAGE	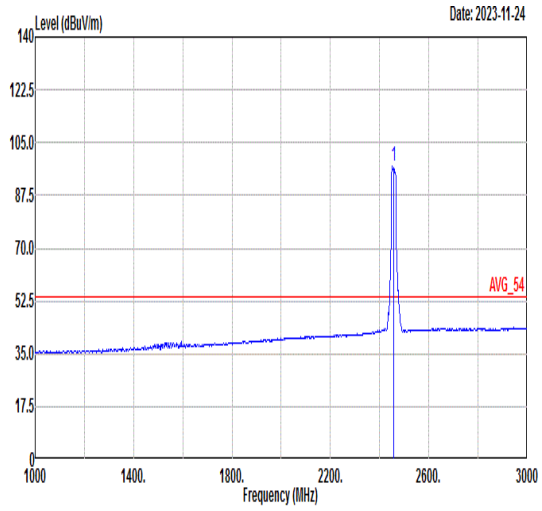 Freq Level Limit Line Margin Read Level Ant Factor Cable Loss Preamp Factor APos TPos Remark MHz dBuV/m dBuV/m dB dBuV dB/m dB dB cm deg 1 2457.00 97.01 ------ ------ 91.28 33.48 5.42 33.17 298 231 AVERAGE

Mode	50	
	Band Edge	
	2400-2483.5_802.11be ETH20_CH02_Full RU _2417MHz	
ANT	CDD 5+6	
Pol.	Horizontal	Fundamental
Peak	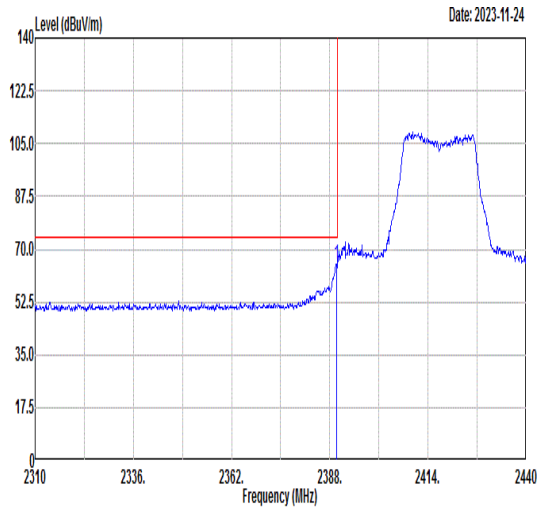 Freq Level Limit Line Margin Read Level Ant Factor Cable Loss Preamp Factor APos TPos Remark 1 2389.82 64.91 74.00 -9.09 59.49 33.31 5.36 33.25 312 74 PEAK	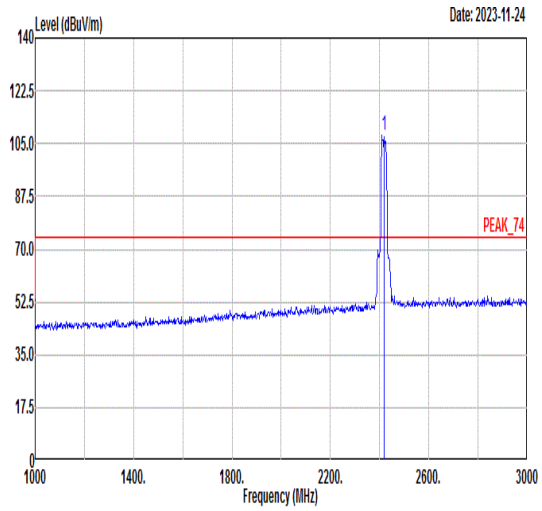 Freq Level Limit Line Margin Read Level Ant Factor Cable Loss Preamp Factor APos TPos Remark 1 2417.00 107.51 ------ ------ 102.01 33.36 5.37 33.23 312 74 PEAK
Avg	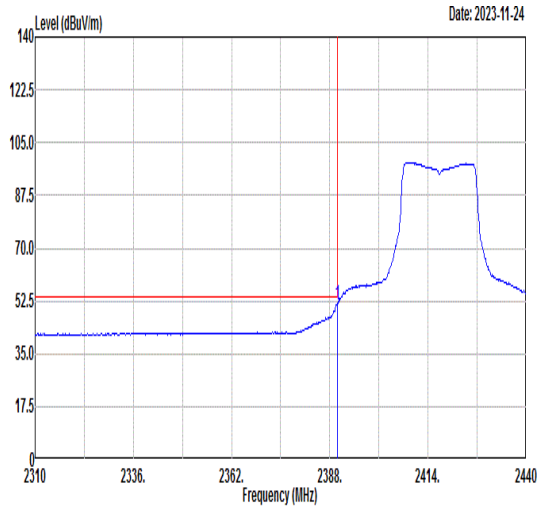 Freq Level Limit Line Margin Read Level Ant Factor Cable Loss Preamp Factor APos TPos Remark 1 2389.95 51.33 54.00 -2.67 45.91 33.31 5.36 33.25 312 74 AVERAGE	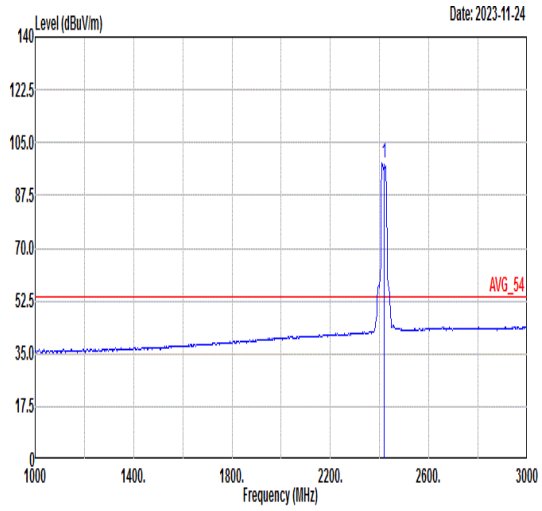 Freq Level Limit Line Margin Read Level Ant Factor Cable Loss Preamp Factor APos TPos Remark 1 2417.00 98.26 ------ ------ 92.76 33.36 5.37 33.23 312 74 AVERAGE

Mode	50	
	Band Edge	
	2400-2483.5_802.11be ETH20_CH02_Full RU _2417MHz	
ANT	CDD 5+6	
Pol.	Vertical	Fundamental
Peak	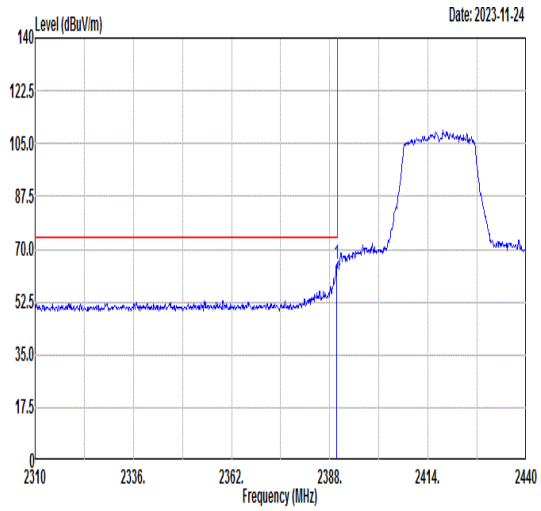 Freq Level Limit Line Margin Read Level Ant Factor Cable Loss Preamp Factor APos TPos Remark 1 2389.82 64.77 74.00 -9.23 59.35 33.31 5.36 33.25 400 130 PEAK	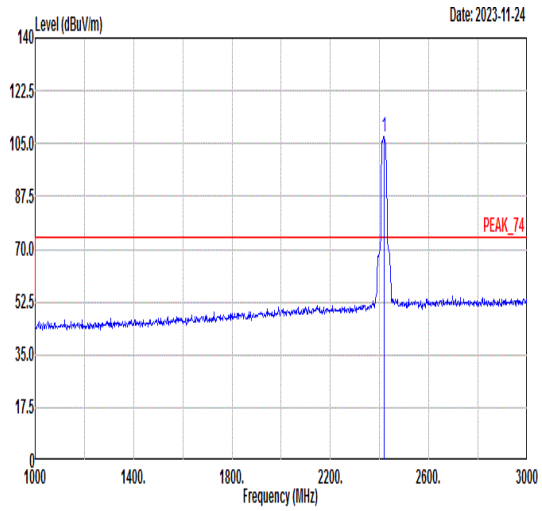 Freq Level Limit Line Margin Read Level Ant Factor Cable Loss Preamp Factor APos TPos Remark 1 2417.00 107.36 ------ ------ 101.79 33.39 5.39 33.21 400 130 PEAK
Avg	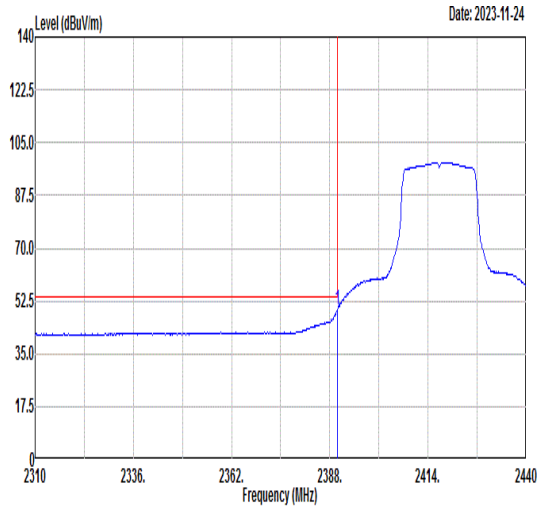 Freq Level Limit Line Margin Read Level Ant Factor Cable Loss Preamp Factor APos TPos Remark 1 2389.95 49.76 54.00 -4.24 44.34 33.31 5.36 33.25 400 130 AVERAGE	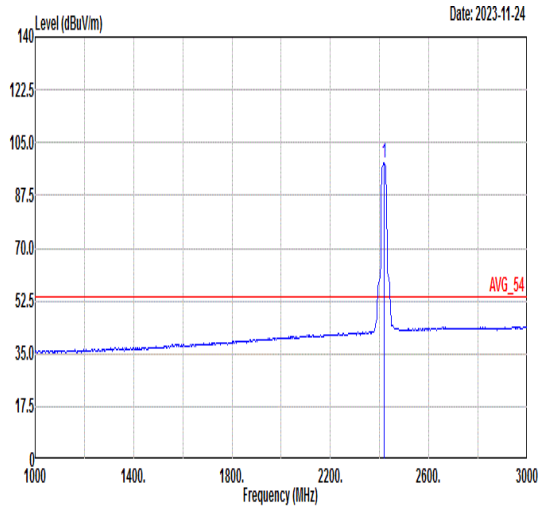 Freq Level Limit Line Margin Read Level Ant Factor Cable Loss Preamp Factor APos TPos Remark 1 2417.00 98.32 ------ ------ 92.75 33.39 5.39 33.21 400 130 AVERAGE

Mode	51	
	Band Edge	
	2400-2483.5_802.11be ETH20_CH10_Full RU _2457MHz	
ANT	CDD 5+6	
Pol.	Horizontal	Fundamental
Peak	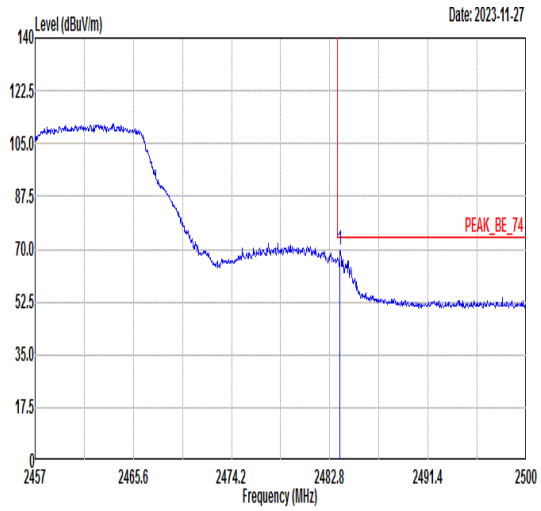 Freq Level Limit Line Margin Read Level Ant Factor Cable Loss Preamp Factor APos TPos Remark MHz dBuV/m dBuV/m dB dBuV dB/m dB dB cm deg 1 2483.70 69.89 74.00 -4.11 63.99 33.56 5.46 33.12 300 270 PEAK	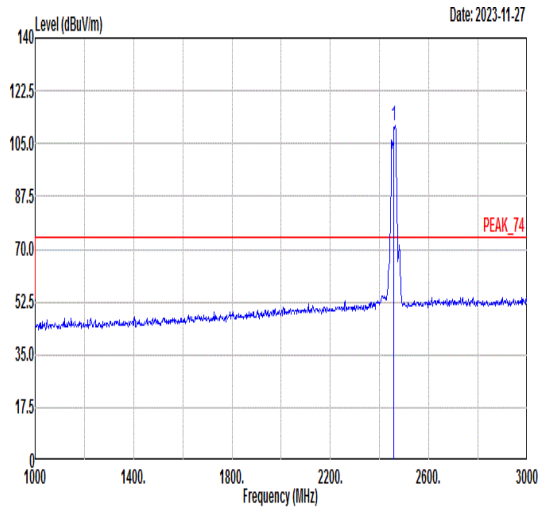 Freq Level Limit Line Margin Read Level Ant Factor Cable Loss Preamp Factor APos TPos Remark MHz dBuV/m dBuV/m dB dBuV dB/m dB dB cm deg 1 2457.00 110.88 ------ ------ 105.08 33.51 5.44 33.15 300 270 PEAK
Avg	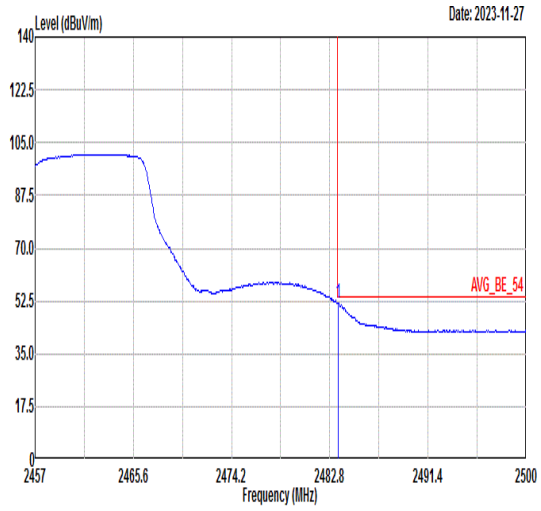 Freq Level Limit Line Margin Read Level Ant Factor Cable Loss Preamp Factor APos TPos Remark MHz dBuV/m dBuV/m dB dBuV dB/m dB dB cm deg 1 2483.53 51.85 54.00 -2.15 45.95 33.56 5.46 33.12 300 270 AVERAGE	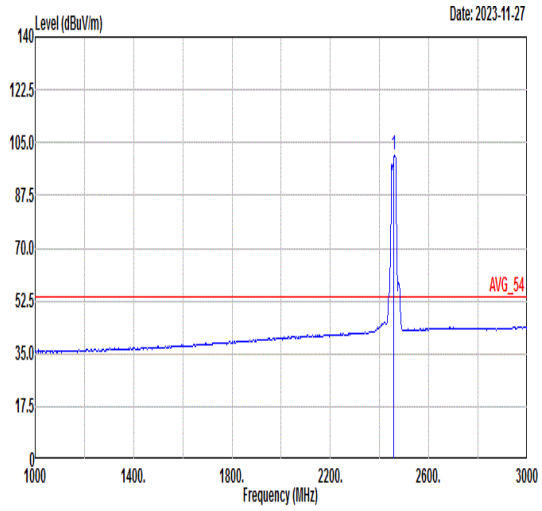 Freq Level Limit Line Margin Read Level Ant Factor Cable Loss Preamp Factor APos TPos Remark MHz dBuV/m dBuV/m dB dBuV dB/m dB dB cm deg 1 2457.00 100.65 ------ ------ 94.86 33.50 5.44 33.15 300 270 AVERAGE

Mode	51	
	Band Edge	
	2400-2483.5_802.11be ETH20_CH10_Full RU _2457MHz	
ANT	CDD 5+6	
Pol.	Vertical	Fundamental
Peak	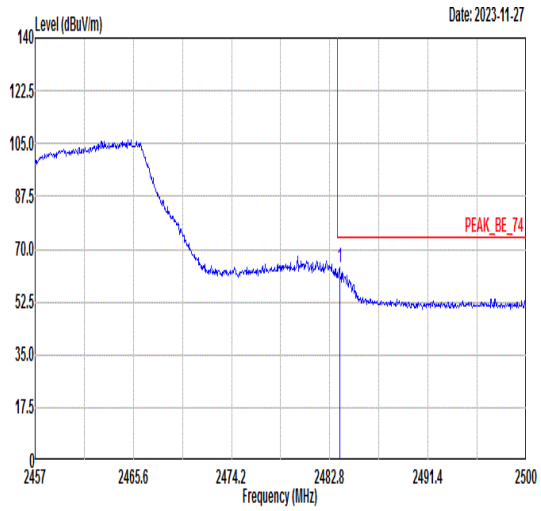 Freq Level Limit Line Margin Read Level Ant Factor Cable Loss Preamp Factor APos TPos Remark MHz dBuV/m dBuV/m dB dBuV dB/m dB dB cm deg 1 2483.66 64.10 74.00 -9.90 58.20 33.56 5.46 33.12 300 222 PEAK	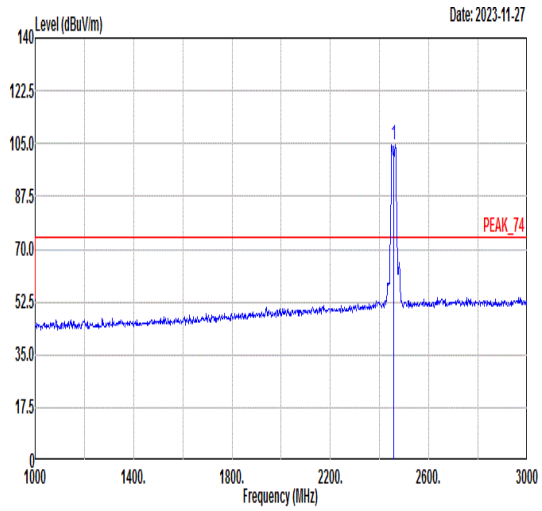 Freq Level Limit Line Margin Read Level Ant Factor Cable Loss Preamp Factor APos TPos Remark MHz dBuV/m dBuV/m dB dBuV dB/m dB dB cm deg 1 2457.00 104.83 ------ ------ 99.03 33.51 5.44 33.15 300 222 PEAK
Avg	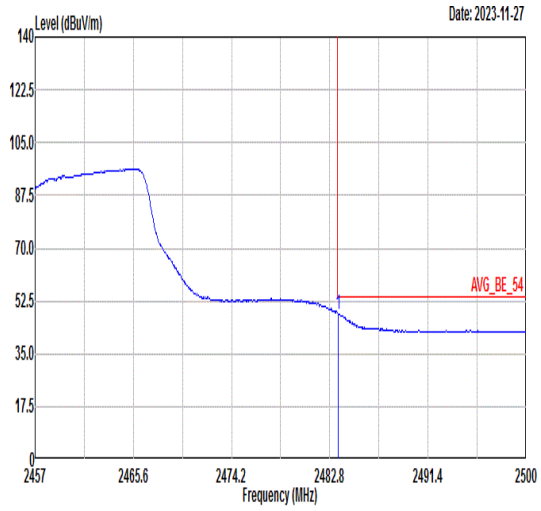 Freq Level Limit Line Margin Read Level Ant Factor Cable Loss Preamp Factor APos TPos Remark MHz dBuV/m dBuV/m dB dBuV dB/m dB dB cm deg 1 2483.53 48.17 54.00 -5.83 42.27 33.56 5.46 33.12 300 222 AVERAGE	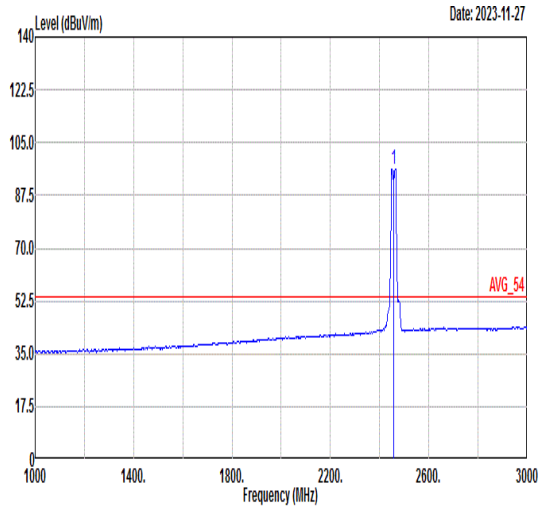 Freq Level Limit Line Margin Read Level Ant Factor Cable Loss Preamp Factor APos TPos Remark MHz dBuV/m dBuV/m dB dBuV dB/m dB dB cm deg 1 2457.00 96.34 ------ ------ 90.63 33.46 5.42 33.17 300 222 AVERAGE

Mode	52	
	Band Edge - L	
	2400-2483.5_802.11be ETH40_CH04_Full RU _2427MHz	
ANT	CDD 5+6	
Pol.	Horizontal	Fundamental
Peak	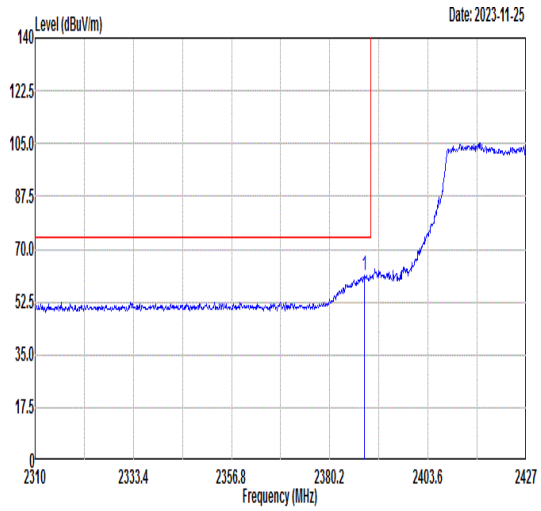 Freq Level Limit Line Margin Read Level Ant Factor Cable Loss Preamp Factor APos TPos Remark MHz dBuV/m dBuV/m dB dBuV dB/m dB dB cm deg 1 2388.39 61.39 74.00 -12.61 55.98 33.31 5.36 33.26 100 331 PEAK	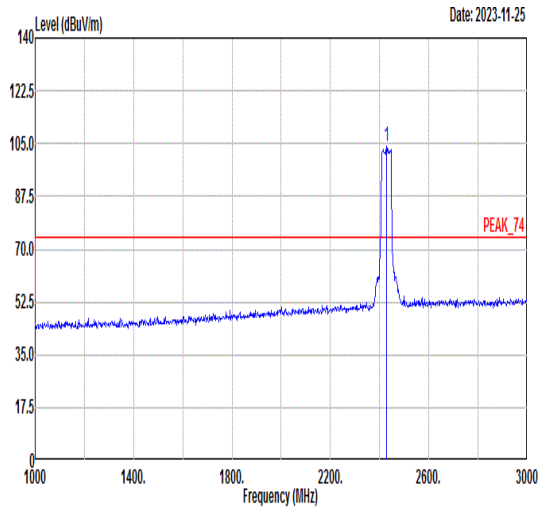 Freq Level Limit Line Margin Read Level Ant Factor Cable Loss Preamp Factor APos TPos Remark MHz dBuV/m dBuV/m dB dBuV dB/m dB dB cm deg 1 2427.00 104.27 ------ ------ 98.66 33.41 5.40 33.20 100 331 PEAK
Avg	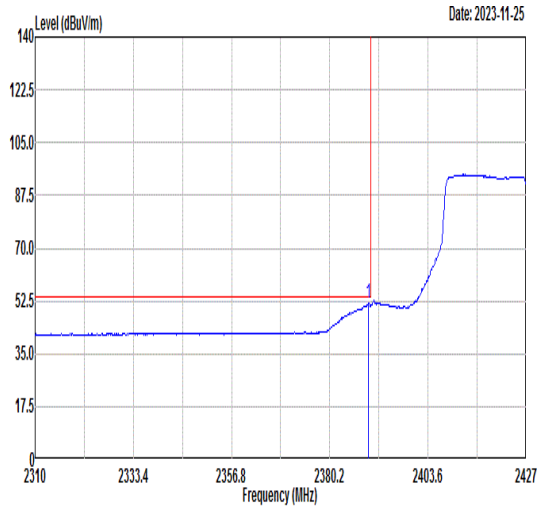 Freq Level Limit Line Margin Read Level Ant Factor Cable Loss Preamp Factor APos TPos Remark MHz dBuV/m dBuV/m dB dBuV dB/m dB dB cm deg 1 2389.44 51.77 54.00 -2.23 46.35 33.31 5.36 33.25 100 331 AVERAGE	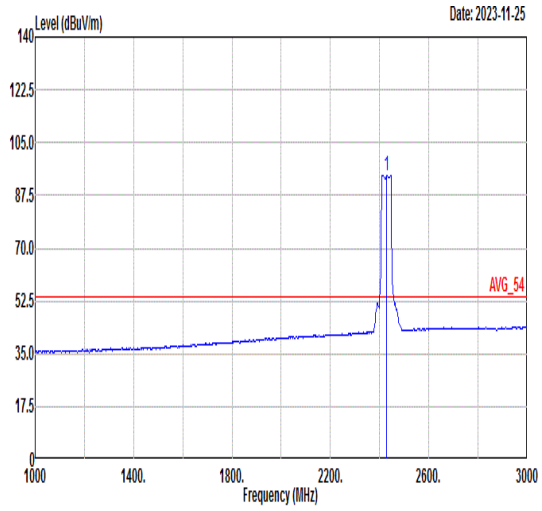 Freq Level Limit Line Margin Read Level Ant Factor Cable Loss Preamp Factor APos TPos Remark MHz dBuV/m dBuV/m dB dBuV dB/m dB dB cm deg 1 2427.00 94.28 ------ ------ 88.58 33.46 5.42 33.18 100 331 AVERAGE

Mode	52	
	Band Edge - R	
	2400-2483.5_802.11be ETH40_CH04_Full RU _2427MHz	
ANT	CDD 5+6	
Pol.	Horizontal	Fundamental
Peak	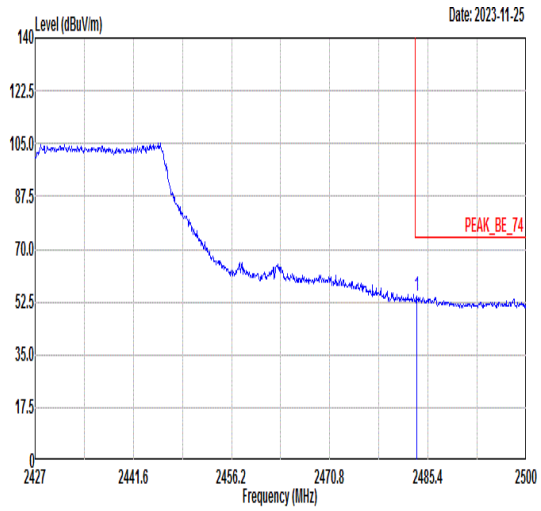 Freq Level Limit Line Margin Read Level Ant Factor Cable Loss Preamp Factor APos TPos Remark MHz dBuV/m dBuV/m dB dBuV dB/m dB dB cm deg 1 2483.72 54.35 74.00 -19.65 48.45 33.56 5.46 33.12 100 331 PEAK	Blank
Avg	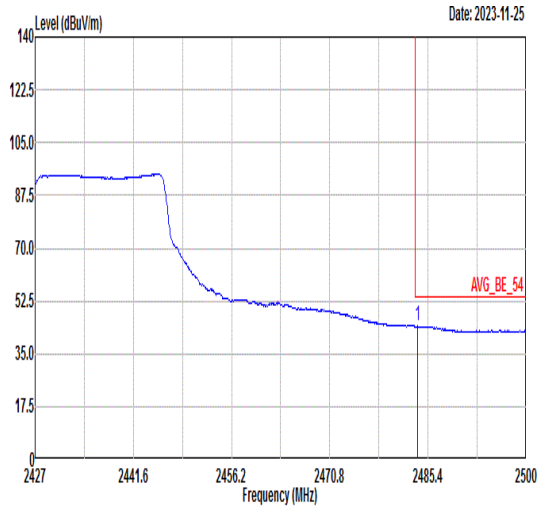 Freq Level Limit Line Margin Read Level Ant Factor Cable Loss Preamp Factor APos TPos Remark MHz dBuV/m dBuV/m dB dBuV dB/m dB dB cm deg 1 2483.79 44.12 54.00 -9.88 38.22 33.56 5.46 33.12 100 331 AVERAGE	Blank

Mode	52	
	Band Edge - L	
	2400-2483.5_802.11be ETH40_CH04_Full RU _2427MHz	
ANT	CDD 5+6	
Pol.	Vertical	Fundamental
Peak	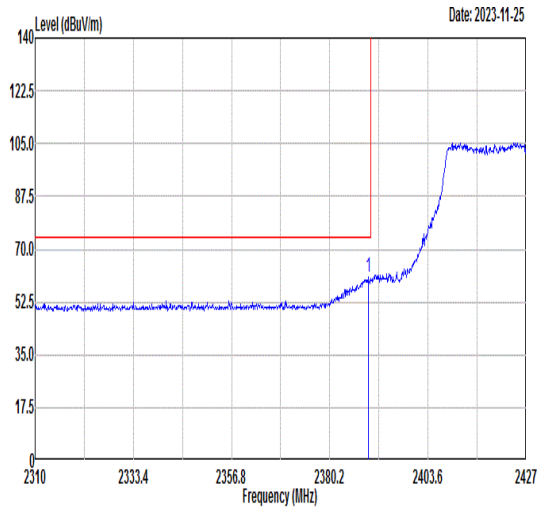 Freq Level Limit Line Margin Read Level Ant Factor Cable Loss Preamp Factor APos TPos Remark 1 2389.33 60.66 74.00 -13.34 55.24 33.31 5.36 33.25 400 133 PEAK	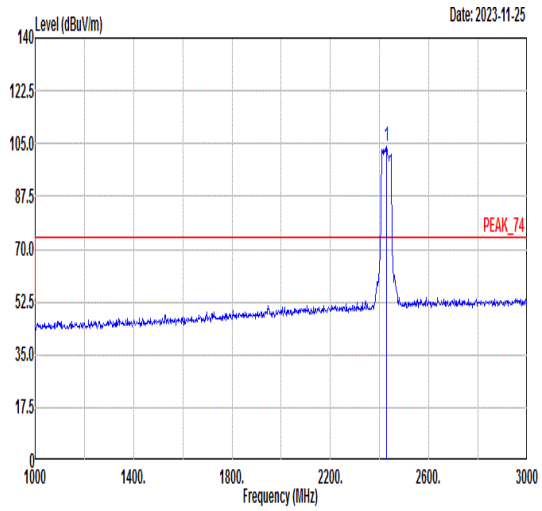 Freq Level Limit Line Margin Read Level Ant Factor Cable Loss Preamp Factor APos TPos Remark 1 2427.00 104.21 ------ ------ 98.60 33.41 5.40 33.20 400 133 PEAK
Avg	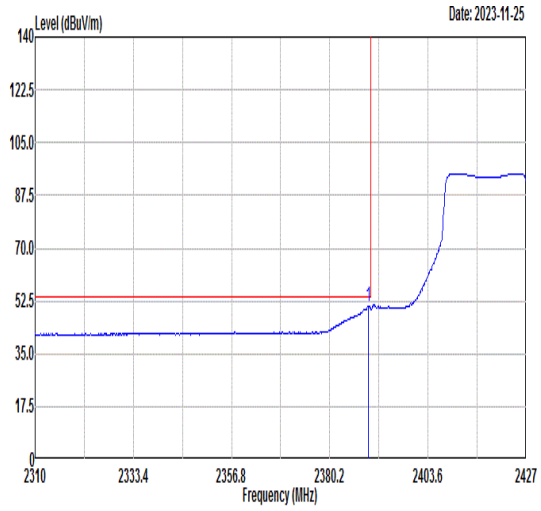 Freq Level Limit Line Margin Read Level Ant Factor Cable Loss Preamp Factor APos TPos Remark 1 2389.44 50.81 54.00 -3.19 45.39 33.31 5.36 33.25 400 133 AVERAGE	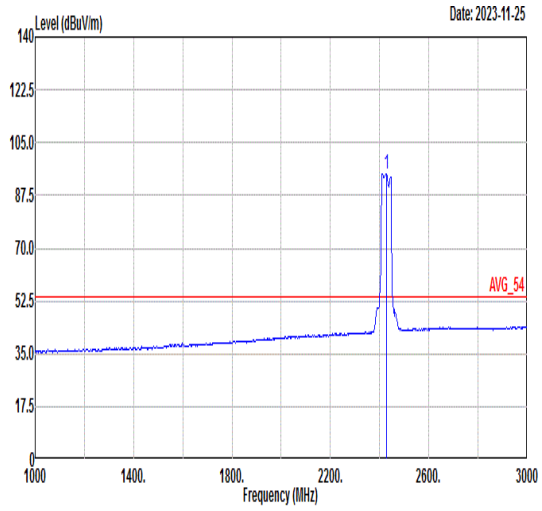 Freq Level Limit Line Margin Read Level Ant Factor Cable Loss Preamp Factor APos TPos Remark 1 2427.00 94.71 ------ ------ 89.11 33.41 5.39 33.20 400 133 AVERAGE

Mode	52	
	Band Edge - R	
	2400-2483.5_802.11be ETH40_CH04_Full RU _2427MHz	
ANT	CDD 5+6	
Pol.	Vertical	Fundamental
Peak	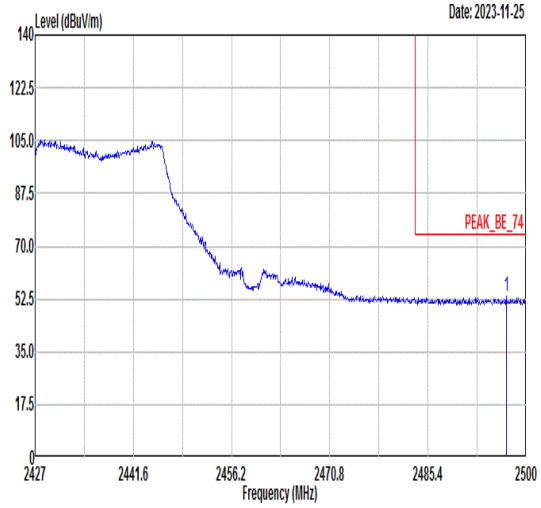 Freq Level Limit Line Margin Read Level Ant Factor Cable Loss Preamp Factor APos TPos Remark MHz dBuV/m dBuV/m dB dBuV dB/m dB dB cm deg 1 2497.01 53.26 74.00 -20.74 47.30 33.59 5.47 33.10 400 133 PEAK	Blank
Avg	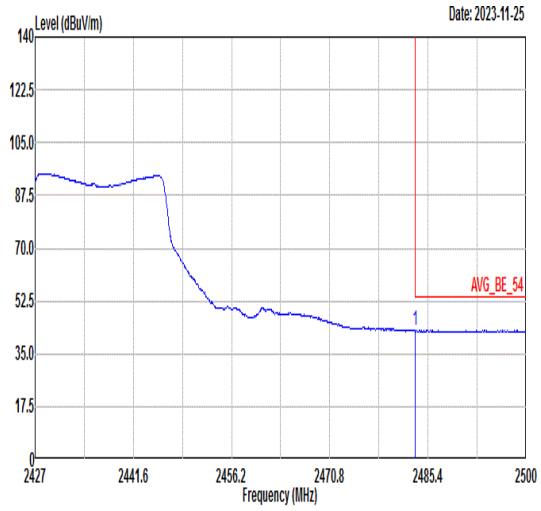 Freq Level Limit Line Margin Read Level Ant Factor Cable Loss Preamp Factor APos TPos Remark MHz dBuV/m dBuV/m dB dBuV dB/m dB dB cm deg 1 2483.50 42.74 54.00 -11.26 36.84 33.56 5.46 33.12 400 133 AVERAGE	Blank

Mode	53	
	Band Edge - L	
	2400-2483.5_802.11be ETH40_CH08_Full RU _2447MHz	
ANT	CDD 5+6	
Pol.	Horizontal	Fundamental
Peak	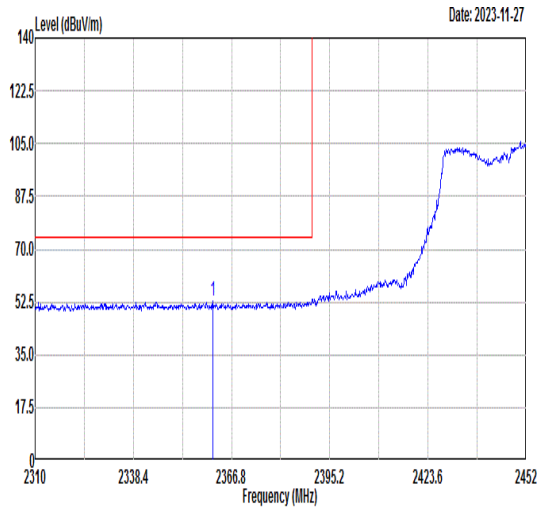 Freq Level Limit Line Margin Read Level Ant Factor Cable Loss Preamp Factor APos TPos Remark 1 2361.40 52.83 74.00 -21.17 47.54 33.24 5.34 33.29 296 270 PEAK	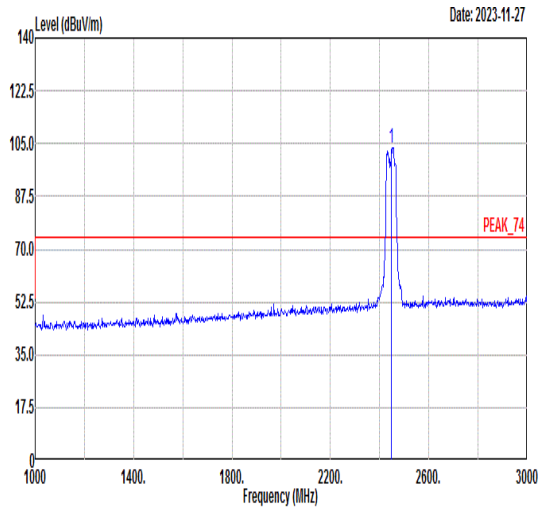 Freq Level Limit Line Margin Read Level Ant Factor Cable Loss Preamp Factor APos TPos Remark 1 2447.00 103.58 ------ ------ 97.83 33.48 5.43 33.16 296 270 PEAK
Avg	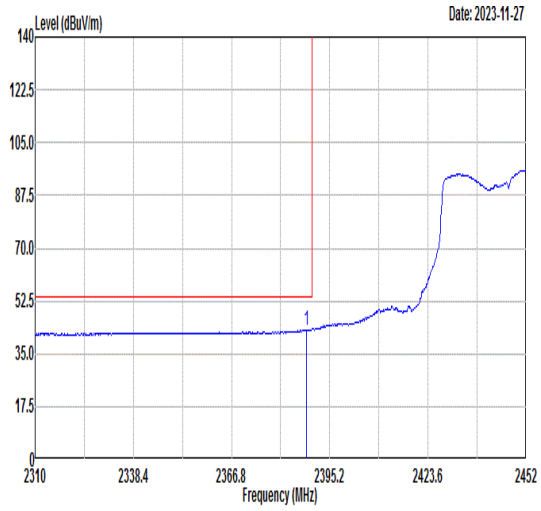 Freq Level Limit Line Margin Read Level Ant Factor Cable Loss Preamp Factor APos TPos Remark 1 2388.38 42.98 54.00 -11.02 37.57 33.31 5.36 33.26 296 270 AVERAGE	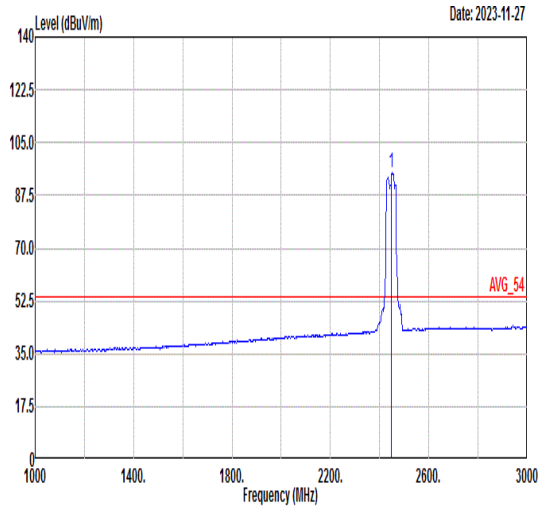 Freq Level Limit Line Margin Read Level Ant Factor Cable Loss Preamp Factor APos TPos Remark 1 2447.00 94.93 ------ ------ 89.20 33.48 5.42 33.17 296 270 AVERAGE

Mode	53	
	Band Edge - R	
	2400-2483.5_802.11be ETH40_CH08_Full RU _2447MHz	
ANT	CDD 5+6	
Pol.	Horizontal	Fundamental
Peak	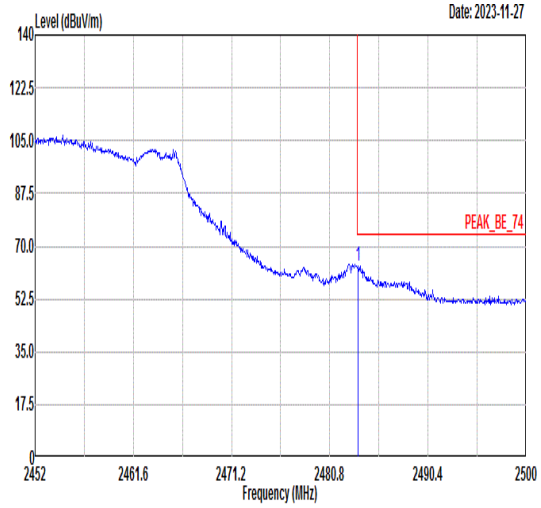 Freq Level Limit Line Margin Read Level Ant Factor Cable Loss Preamp Factor APos TPos Remark MHz dBuV/m dBuV/m dB dBuV dB/m dB dB cm deg 1 2483.58 63.21 74.00 -10.79 57.31 33.56 5.46 33.12 296 270 PEAK	Blank
Avg	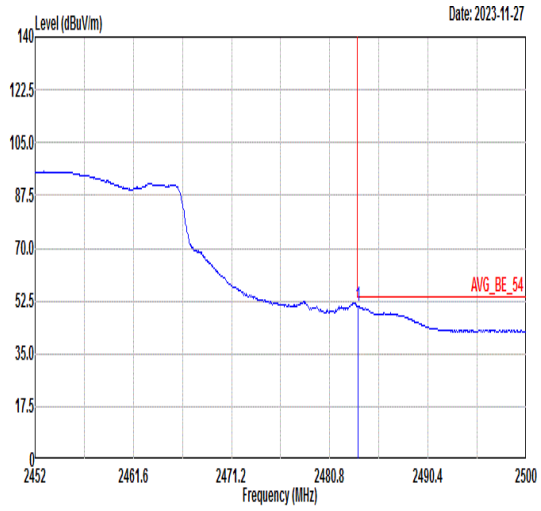 Freq Level Limit Line Margin Read Level Ant Factor Cable Loss Preamp Factor APos TPos Remark MHz dBuV/m dBuV/m dB dBuV dB/m dB dB cm deg 1 2483.54 50.89 54.00 -3.11 44.99 33.56 5.46 33.12 296 270 AVERAGE	Blank

Mode	53	
	Band Edge - L	
	2400-2483.5_802.11be ETH40_CH08_Full RU _2447MHz	
ANT	CDD 5+6	
Pol.	Vertical	Fundamental
Peak	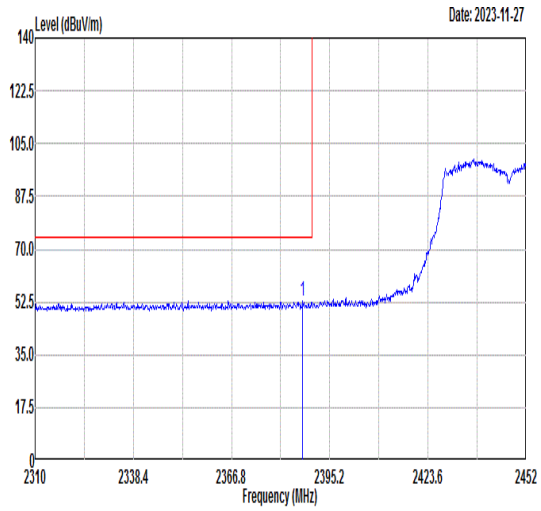 Freq Level Limit Line Margin Read Level Ant Factor Cable Loss Preamp Factor APos TPos Remark 1 2387.39 52.81 74.00 -21.19 47.40 33.31 5.36 33.26 300 225 PEAK	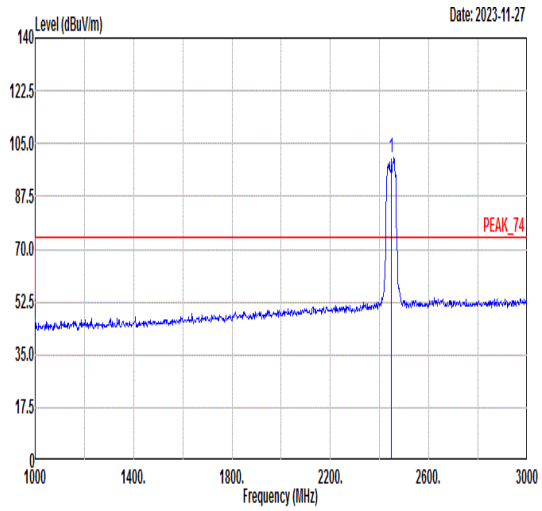 Freq Level Limit Line Margin Read Level Ant Factor Cable Loss Preamp Factor APos TPos Remark 1 2447.00 100.14 ------ ------ 94.38 33.49 5.43 33.16 300 225 PEAK
Avg	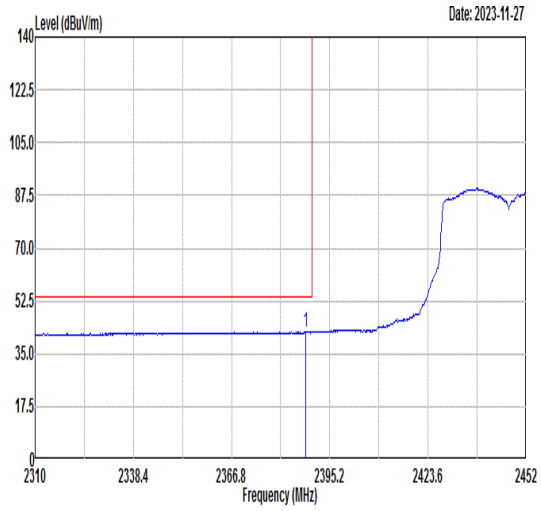 Freq Level Limit Line Margin Read Level Ant Factor Cable Loss Preamp Factor APos TPos Remark 1 2388.24 42.24 54.00 -11.76 36.83 33.31 5.36 33.26 300 225 AVERAGE	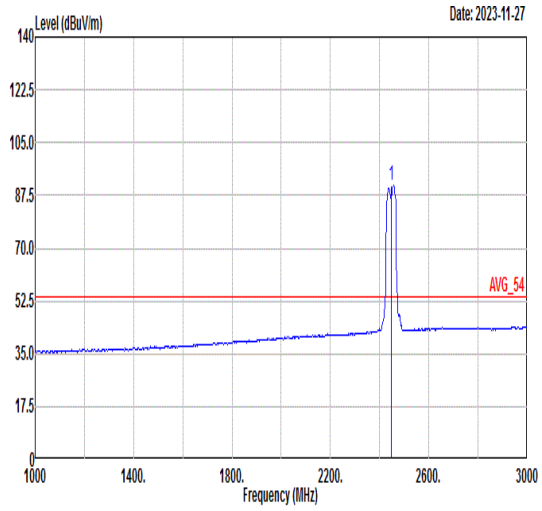 Freq Level Limit Line Margin Read Level Ant Factor Cable Loss Preamp Factor APos TPos Remark 1 2447.00 90.96 ------ ------ 85.20 33.49 5.43 33.16 300 225 AVERAGE

Mode	53	
	Band Edge - R	
	2400-2483.5_802.11be ETH40_CH08_Full RU _2447MHz	
ANT	CDD 5+6	
Pol.	Vertical	Fundamental
Peak	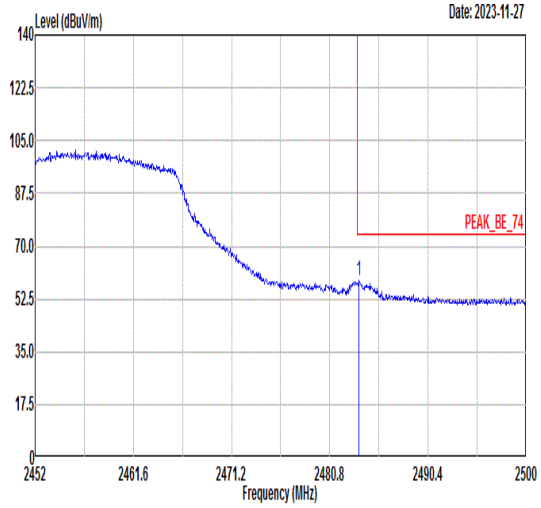 Freq Level Limit Line Margin Read Level Ant Factor Cable Loss Preamp Factor APos TPos Remark MHz dBuV/m dBuV/m dB dBuV dB/m dB dB cm deg 1 2483.63 58.41 74.00 -15.59 52.51 33.56 5.46 33.12 300 225 PEAK	Blank
Avg	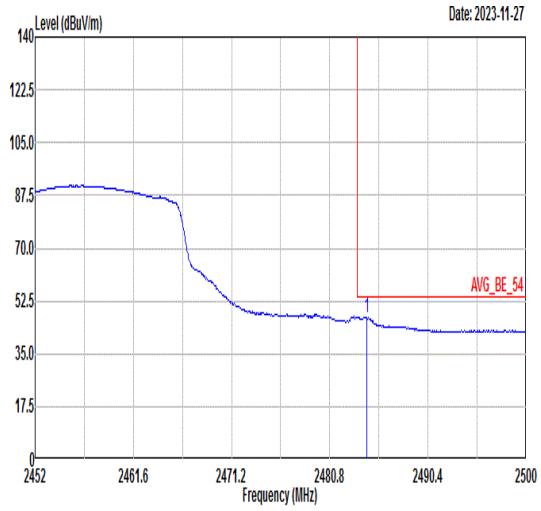 Freq Level Limit Line Margin Read Level Ant Factor Cable Loss Preamp Factor APos TPos Remark MHz dBuV/m dBuV/m dB dBuV dB/m dB dB cm deg 1 2484.40 47.18 54.00 -6.82 41.28 33.56 5.46 33.12 300 225 AVERAGE	Blank

Mode	54	
	Band Edge - L	
	2400-2483.5_802.11be ETH40_CH07_Full RU _2442MHz	
ANT	CDD 5+6	
Pol.	Horizontal	Fundamental
Peak	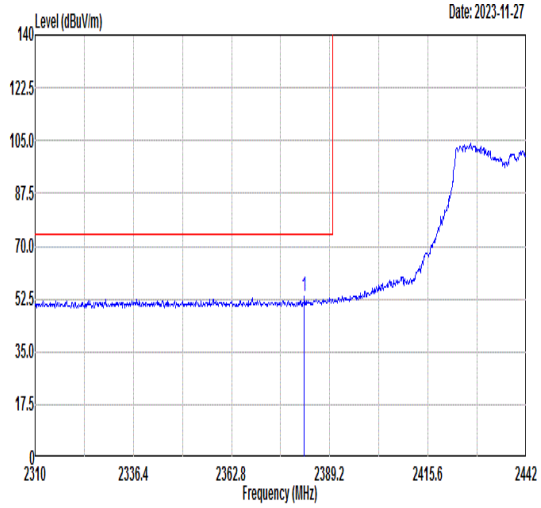 Freq Level Limit Line Margin Read Level Ant Factor Cable Loss Preamp Factor APos TPos Remark 1 2382.34 53.30 74.00 -20.70 47.92 33.29 5.35 33.26 300 266 PEAK	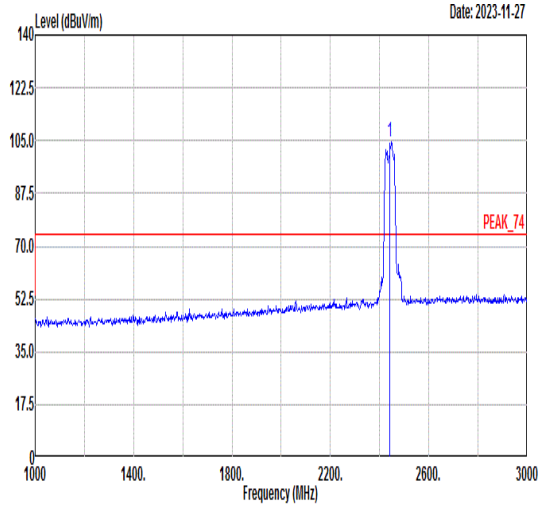 Freq Level Limit Line Margin Read Level Ant Factor Cable Loss Preamp Factor APos TPos Remark 1 2442.00 104.63 ------ ------ 98.92 33.46 5.42 33.17 300 266 PEAK
Avg	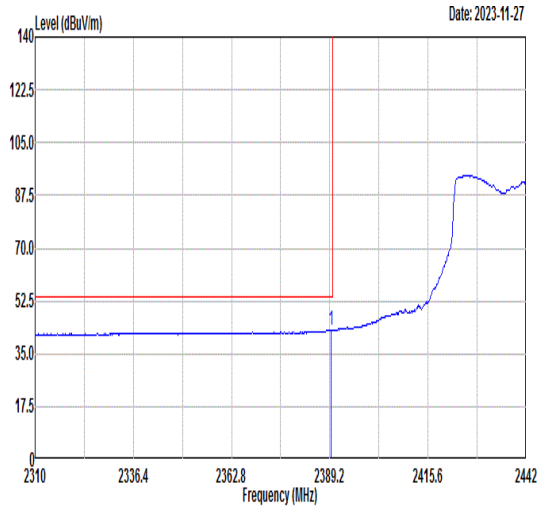 Freq Level Limit Line Margin Read Level Ant Factor Cable Loss Preamp Factor APos TPos Remark 1 2389.46 43.01 54.00 -10.99 37.59 33.31 5.36 33.25 300 266 AVERAGE	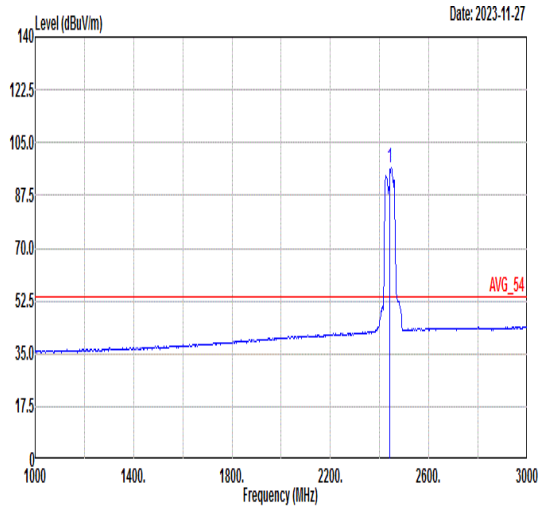 Freq Level Limit Line Margin Read Level Ant Factor Cable Loss Preamp Factor APos TPos Remark 1 2442.00 96.45 ------ ------ 90.74 33.46 5.42 33.17 300 266 AVERAGE

Mode	54	
	Band Edge - R	
	2400-2483.5_802.11be ETH40_CH07_Full RU _2442MHz	
ANT	CDD 5+6	
Pol.	Horizontal	Fundamental
Peak	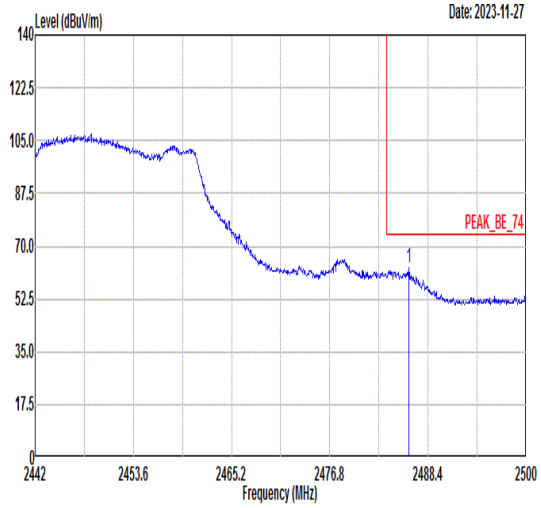 Limit Read Ant Cable Preamp APos TPos Freq Level Line Margin Level Factor Loss Factor Remark MHz dBuV/m dBuV/m dB dBuV dB/m dB dB cm deg 1 2486.14 62.92 74.00 -11.08 57.02 33.56 5.46 33.12 300 266 PEAK	Blank
Avg	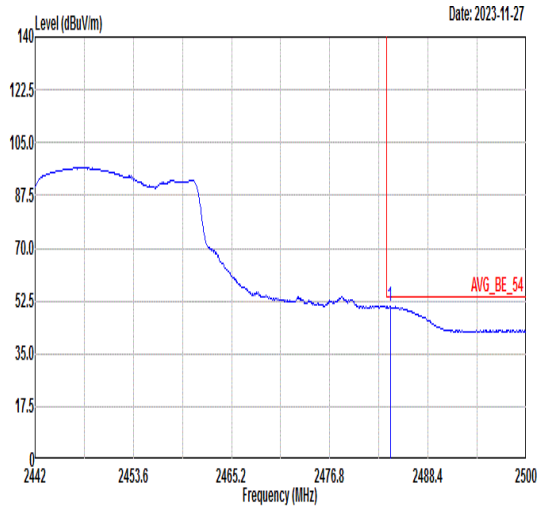 Limit Read Ant Cable Preamp APos TPos Freq Level Line Margin Level Factor Loss Factor Remark MHz dBuV/m dBuV/m dB dBuV dB/m dB dB cm deg 1 2483.93 50.53 54.00 -3.47 44.63 33.56 5.46 33.12 300 266 AVERAGE	Blank

Mode	54	
	Band Edge - L	
	2400-2483.5_802.11be ETH40_CH07_Full RU _2442MHz	
ANT	CDD 5+6	
Pol.	Vertical	Fundamental
Peak	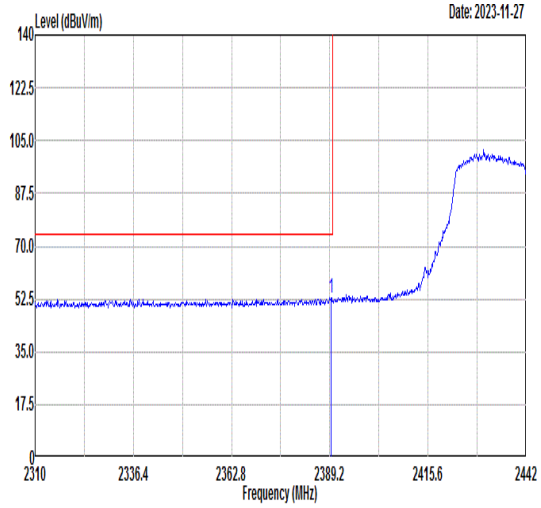 Freq Level Limit Line Margin Read Level Ant Factor Cable Loss Preamp Factor APos TPos Remark 1 2389.60 53.02 74.00 -20.98 47.60 33.31 5.36 33.25 300 224 PEAK	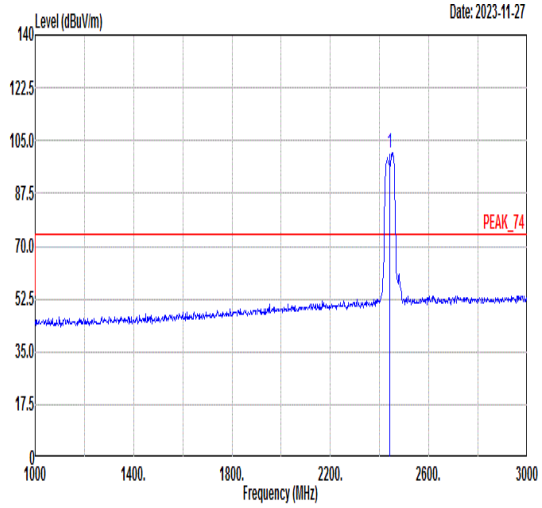 Freq Level Limit Line Margin Read Level Ant Factor Cable Loss Preamp Factor APos TPos Remark 1 2442.00 100.89 ------ ------ 95.14 33.48 5.43 33.16 300 224 PEAK
Avg	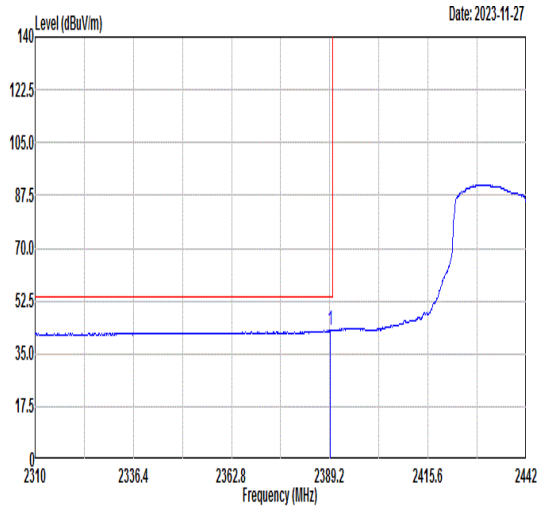 Freq Level Limit Line Margin Read Level Ant Factor Cable Loss Preamp Factor APos TPos Remark 1 2389.33 42.75 54.00 -11.25 37.33 33.31 5.36 33.25 300 224 AVERAGE	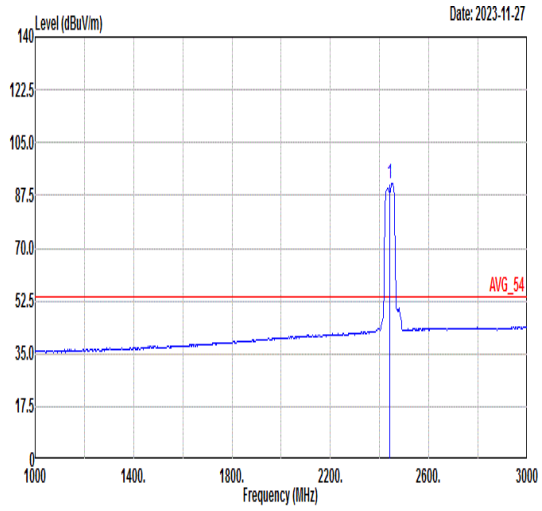 Freq Level Limit Line Margin Read Level Ant Factor Cable Loss Preamp Factor APos TPos Remark 1 2442.00 91.49 ------ ------ 85.76 33.48 5.42 33.17 300 224 AVERAGE

Mode	54	
	Band Edge - R	
	2400-2483.5_802.11be ETH40_CH07_Full RU _2442MHz	
ANT	CDD 5+6	
Pol.	Vertical	Fundamental
Peak	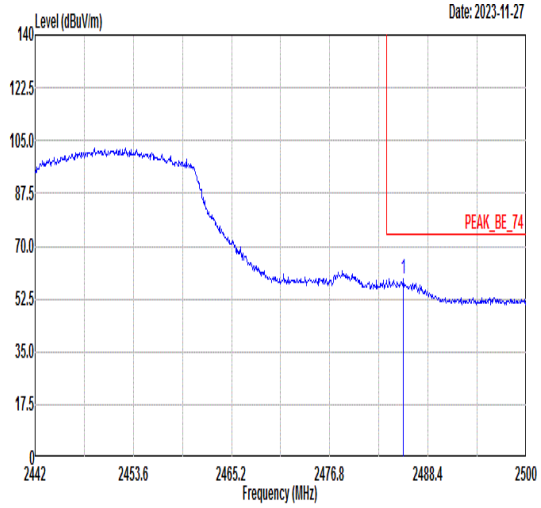 Freq Level Limit Line Margin Read Level Ant Factor Cable Loss Preamp Factor APos TPos Remark MHz dBuV/m dBuV/m dB dBuV dB/m dB dB cm deg 1 2485.50 59.31 74.00 -14.69 53.41 33.56 5.46 33.12 300 224 PEAK	Blank
Avg	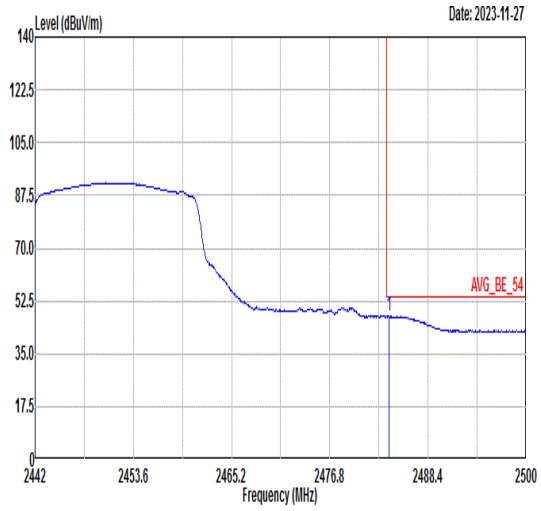 Freq Level Limit Line Margin Read Level Ant Factor Cable Loss Preamp Factor APos TPos Remark MHz dBuV/m dBuV/m dB dBuV dB/m dB dB cm deg 1 2483.82 47.46 54.00 -6.54 41.56 33.56 5.46 33.12 300 224 AVERAGE	Blank

Mode	55	
	Band Edge - L	
	2400-2483.5_802.11be ETH40_CH06_Full RU _2437MHz	
ANT	CDD 5+6	
Pol.	Horizontal	Fundamental
Peak	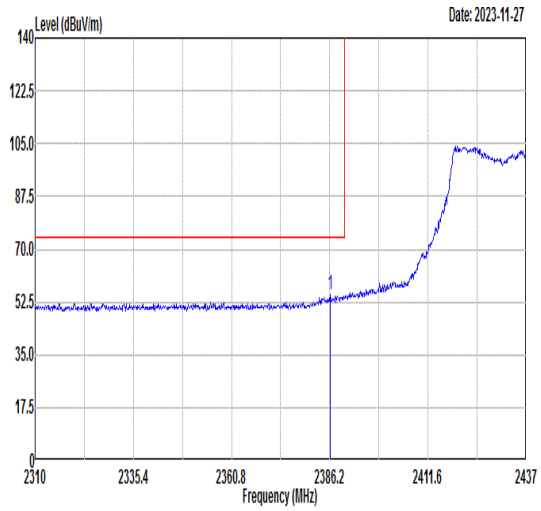 Freq Level Limit Line Margin Read Level Ant Factor Cable Loss Preamp Factor APos TPos Remark MHz dBuV/m dBuV/m dB dBuV dB/m dB dB cm deg 1 2386.33 54.91 74.00 -19.09 49.51 33.30 5.36 33.26 296 266 PEAK	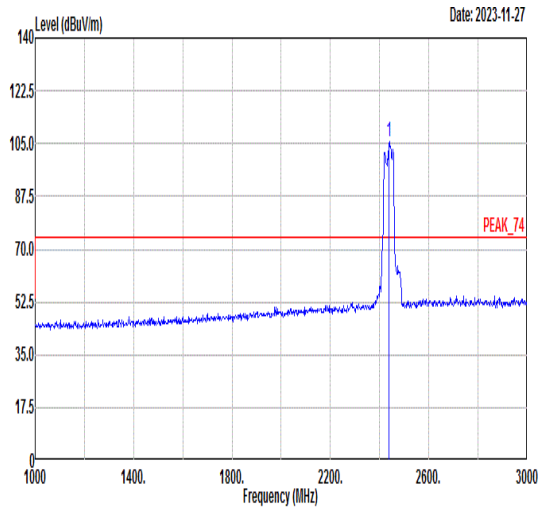 Freq Level Limit Line Margin Read Level Ant Factor Cable Loss Preamp Factor APos TPos Remark MHz dBuV/m dBuV/m dB dBuV dB/m dB dB cm deg 1 2437.00 105.67 ------ ------ 100.00 33.44 5.41 33.18 296 266 PEAK
Avg	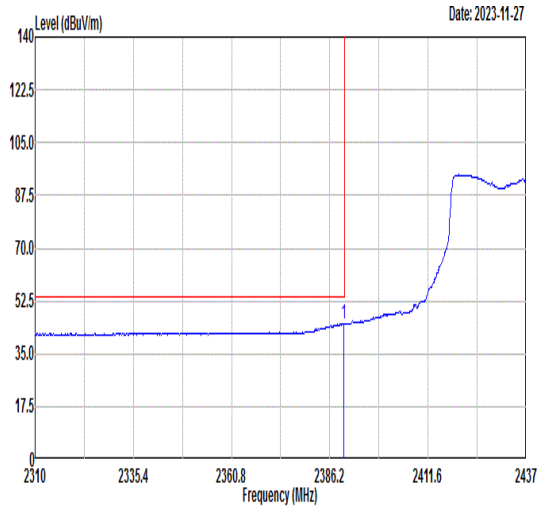 Freq Level Limit Line Margin Read Level Ant Factor Cable Loss Preamp Factor APos TPos Remark MHz dBuV/m dBuV/m dB dBuV dB/m dB dB cm deg 1 2389.76 44.91 54.00 -9.09 39.49 33.31 5.36 33.25 296 266 AVERAGE	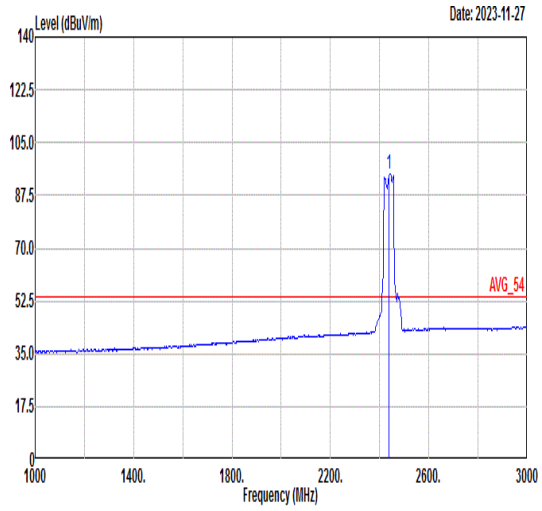 Freq Level Limit Line Margin Read Level Ant Factor Cable Loss Preamp Factor APos TPos Remark MHz dBuV/m dBuV/m dB dBuV dB/m dB dB cm deg 1 2437.00 94.82 ------ ------ 89.14 33.45 5.41 33.18 296 266 AVERAGE

Mode	55	
	Band Edge - R	
	2400-2483.5_802.11be ETH40_CH06_Full RU _2437MHz	
ANT	CDD 5+6	
Pol.	Horizontal	Fundamental
Peak	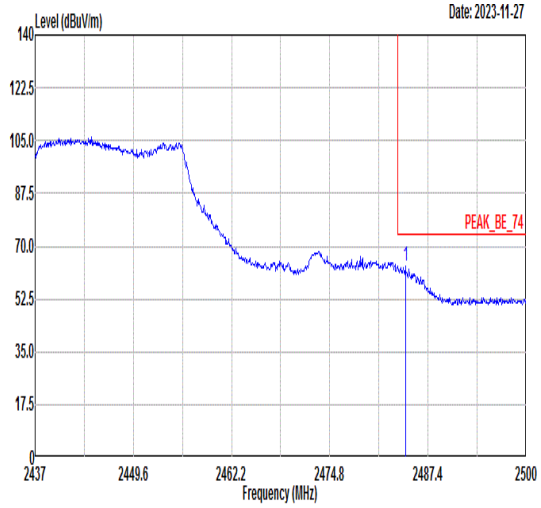 Freq Level Limit Line Margin Read Level Ant Factor Cable Loss Preamp Factor APos TPos Remark MHz dBuV/m dBuV/m dB dBuV dB/m dB dB cm deg 1 2484.50 63.62 74.00 -10.38 57.72 33.56 5.46 33.12 296 266 PEAK	Blank
Avg	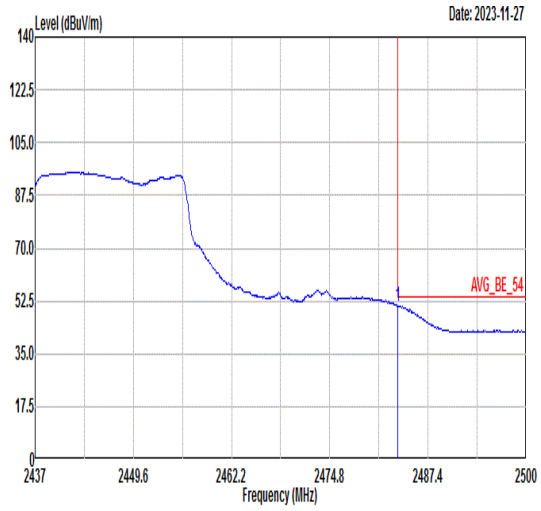 Freq Level Limit Line Margin Read Level Ant Factor Cable Loss Preamp Factor APos TPos Remark MHz dBuV/m dBuV/m dB dBuV dB/m dB dB cm deg 1 2483.56 50.94 54.00 -3.06 45.04 33.56 5.46 33.12 296 266 AVERAGE	Blank

Mode	55	
	Band Edge - L	
	2400-2483.5_802.11be ETH40_CH06_Full RU _2437MHz	
ANT	CDD 5+6	
Pol.	Vertical	Fundamental
Peak	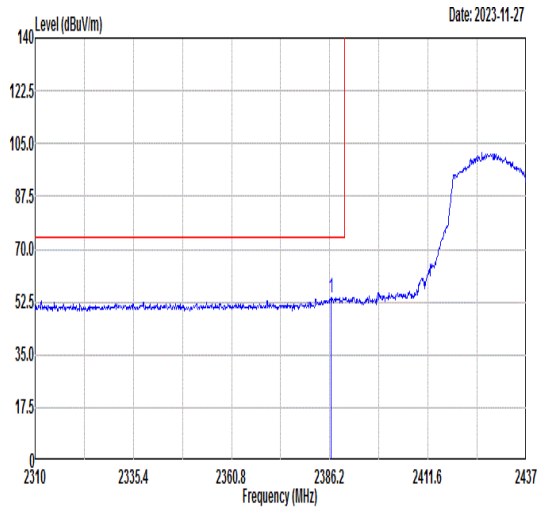 Freq Level Limit Line Margin Read Level Ant Factor Cable Loss Preamp Factor APos TPos Remark 1 2386.58 54.03 74.00 -19.97 48.62 33.31 5.36 33.26 335 226 PEAK	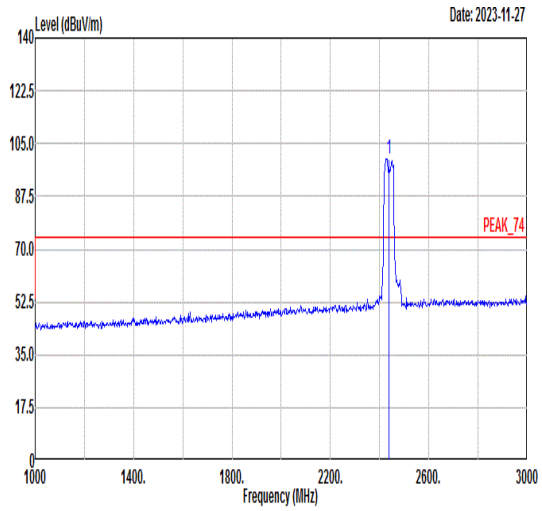 Freq Level Limit Line Margin Read Level Ant Factor Cable Loss Preamp Factor APos TPos Remark 1 2437.00 100.02 ------ ------ 94.40 33.42 5.40 33.20 335 226 PEAK
Avg	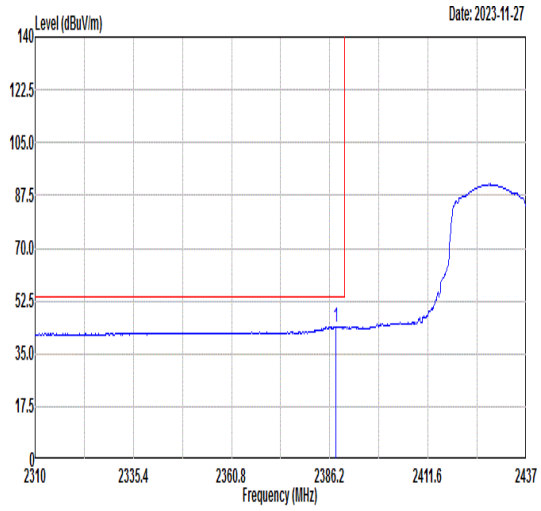 Freq Level Limit Line Margin Read Level Ant Factor Cable Loss Preamp Factor APos TPos Remark 1 2387.85 43.98 54.00 -10.02 38.57 33.31 5.36 33.26 335 226 AVERAGE	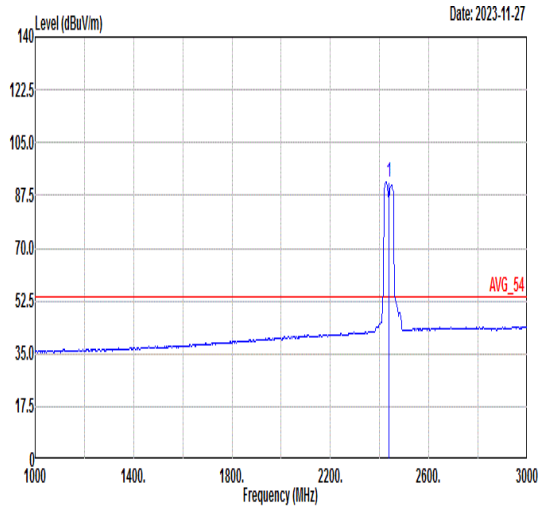 Freq Level Limit Line Margin Read Level Ant Factor Cable Loss Preamp Factor APos TPos Remark 1 2437.00 92.14 ------ ------ 86.54 33.41 5.39 33.20 335 226 AVERAGE

Mode	55	
	Band Edge - R	
	2400-2483.5_802.11be ETH40_CH06_Full RU _2437MHz	
ANT	CDD 5+6	
Pol.	Vertical	Fundamental
Peak	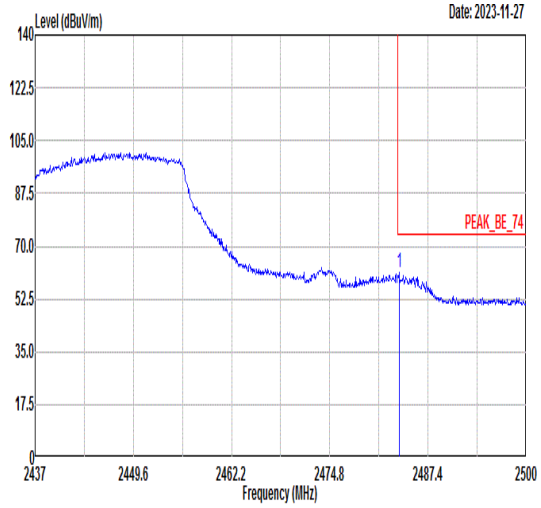 Freq Level Limit Line Margin Read Level Ant Factor Cable Loss Preamp Factor APos TPos Remark MHz dBuV/m dBuV/m dB dBuV dB/m dB dB cm deg 1 2483.68 61.21 74.00 -12.79 55.31 33.56 5.46 33.12 335 226 PEAK	Blank
Avg	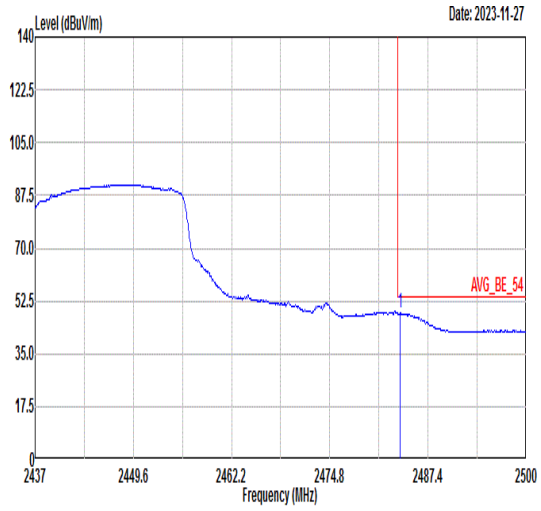 Freq Level Limit Line Margin Read Level Ant Factor Cable Loss Preamp Factor APos TPos Remark MHz dBuV/m dBuV/m dB dBuV dB/m dB dB cm deg 1 2483.81 48.48 54.00 -5.52 42.58 33.56 5.46 33.12 335 226 AVERAGE	Blank

Co-location

Mode	56	
	Band Edge	
	2400-2483.5_802.11g_CH11_2462MHz+SA N30 Link	
ANT	CDD 5+4	
Pol.	Horizontal	Fundamental
Peak	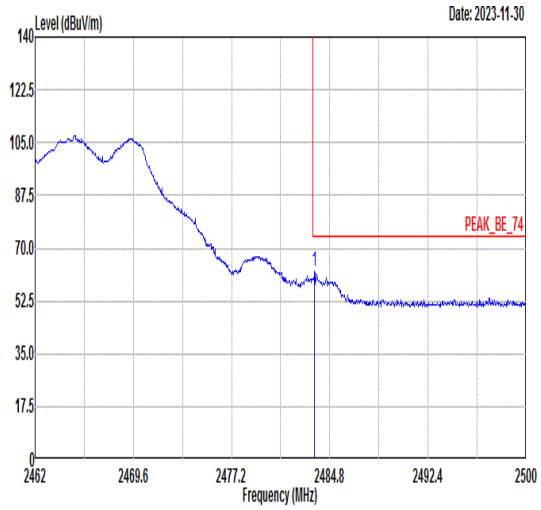 Freq Level Limit Line Margin Read Level Ant Factor Cable Loss Preamp Factor APos TPos Remark MHz dBuV/m dBuV/m dB dBuV dB/m dB dB cm deg 1 2483.62 62.21 74.00 -11.79 56.31 33.56 5.46 33.12 341 128 PEAK	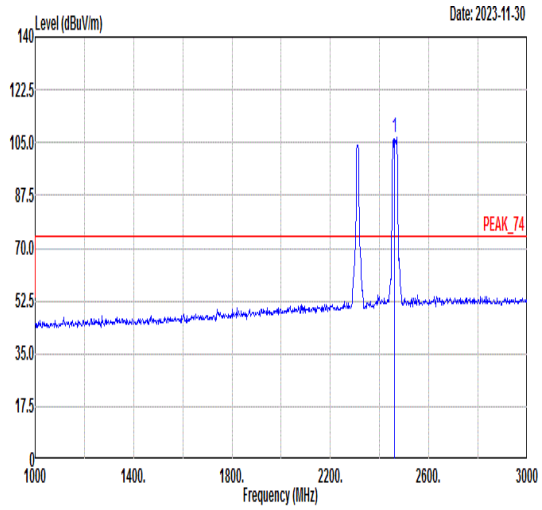 Freq Level Limit Line Margin Read Level Ant Factor Cable Loss Preamp Factor APos TPos Remark MHz dBuV/m dBuV/m dB dBuV dB/m dB dB cm deg 1 2462.00 106.53 ------ ------ 100.71 33.52 5.44 33.14 341 128 PEAK
Avg	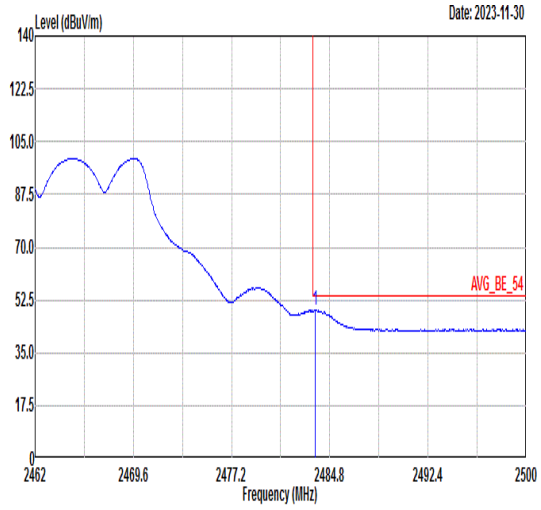 Freq Level Limit Line Margin Read Level Ant Factor Cable Loss Preamp Factor APos TPos Remark MHz dBuV/m dBuV/m dB dBuV dB/m dB dB cm deg 1 2483.66 49.19 54.00 -4.81 43.29 33.56 5.46 33.12 341 128 AVERAGE	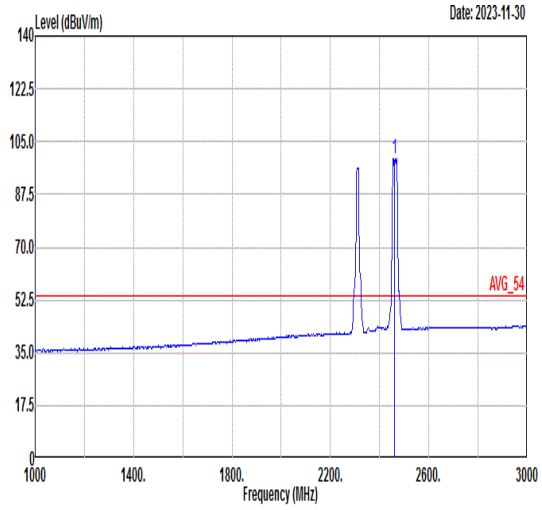 Freq Level Limit Line Margin Read Level Ant Factor Cable Loss Preamp Factor APos TPos Remark MHz dBuV/m dBuV/m dB dBuV dB/m dB dB cm deg 1 2462.00 99.27 ------ ------ 93.45 33.52 5.44 33.14 341 128 AVERAGE

Mode	56	
	Band Edge	
	2400-2483.5_802.11g_CH11_2462MHz+SA N30 Link	
ANT	CDD 5+4	
Pol.	Vertical	Fundamental
Peak	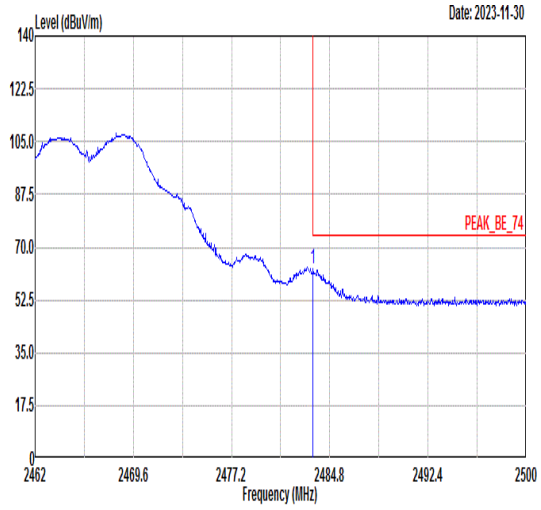 Freq Level Limit Line Margin Read Level Ant Factor Cable Loss Preamp Factor APos TPos Remark MHz dBuV/m dBuV/m dB dBuV dB/m dB dB cm deg 1 2483.51 62.64 74.00 -11.36 56.74 33.56 5.46 33.12 400 241 PEAK	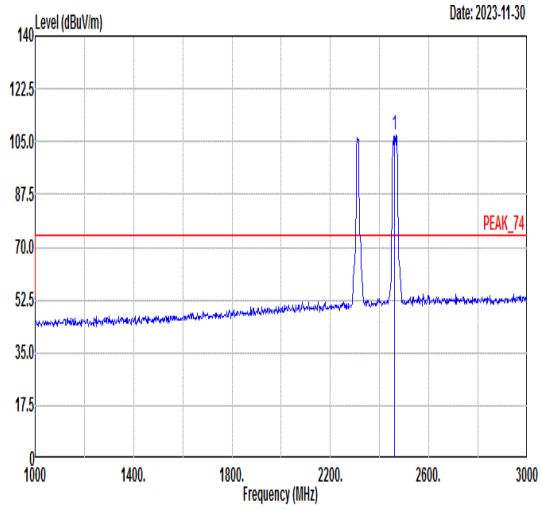 Freq Level Limit Line Margin Read Level Ant Factor Cable Loss Preamp Factor APos TPos Remark MHz dBuV/m dBuV/m dB dBuV dB/m dB dB cm deg 1 2462.00 107.41 ------ ------ 101.59 33.52 5.44 33.14 400 241 PEAK
Avg	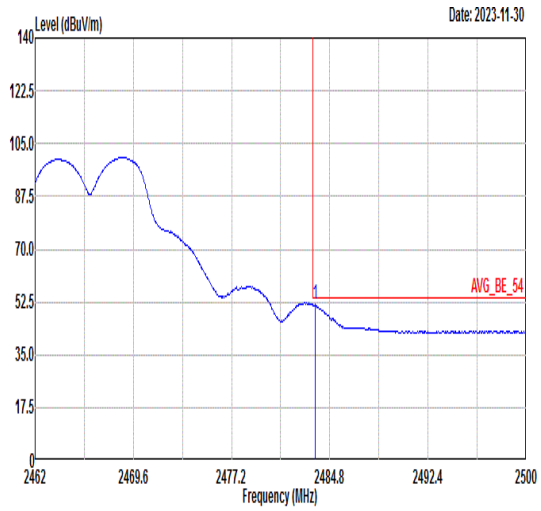 Freq Level Limit Line Margin Read Level Ant Factor Cable Loss Preamp Factor APos TPos Remark MHz dBuV/m dBuV/m dB dBuV dB/m dB dB cm deg 1 2483.70 51.62 54.00 -2.38 45.72 33.56 5.46 33.12 400 241 AVERAGE	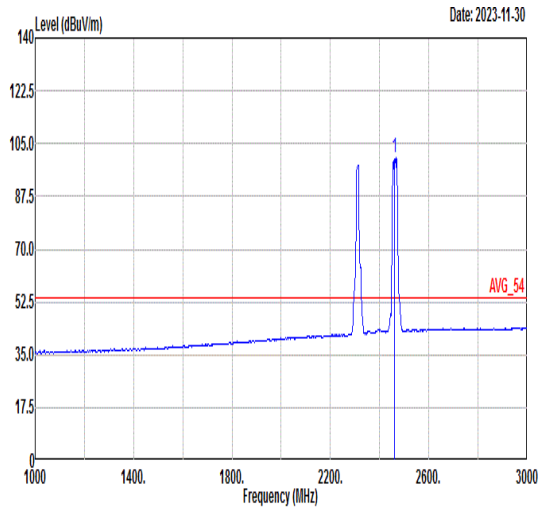 Freq Level Limit Line Margin Read Level Ant Factor Cable Loss Preamp Factor APos TPos Remark MHz dBuV/m dBuV/m dB dBuV dB/m dB dB cm deg 1 2462.00 100.19 ------ ------ 94.37 33.52 5.44 33.14 400 241 AVERAGE

Mode	56	
	Harmonic	
	2400-2483.5_802.11g_CH11_2462MHz+SA N30 Link	
ANT	CDD 5+4/7	
Pol.	Horizontal	Vertical
Peak Avg	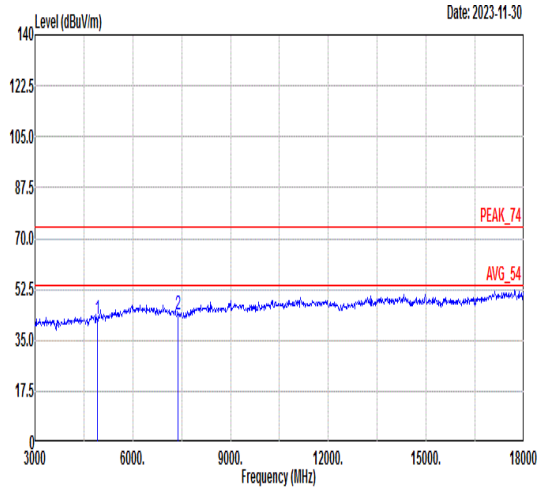 Freq Level Limit Line Margin Read Level Ant Factor Cable Loss Preamp Factor APos TPos Remark MHz dBuV/m dBuV/m dB dBuV dB/m dB dB cm deg 1 4924.00 42.16 74.00 -31.84 62.33 36.15 8.57 64.89 --- --- Peak 2 7386.00 44.07 74.00 -29.93 62.70 36.05 10.18 64.86 --- --- Peak	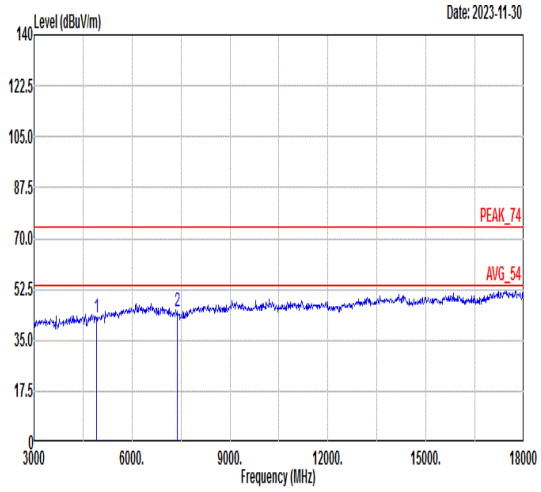 Freq Level Limit Line Margin Read Level Ant Factor Cable Loss Preamp Factor APos TPos Remark MHz dBuV/m dBuV/m dB dBuV dB/m dB dB cm deg 1 4924.00 42.54 74.00 -31.46 62.71 36.15 8.57 64.89 --- --- Peak 2 7386.00 45.16 74.00 -28.84 63.79 36.05 10.18 64.86 --- --- Peak

Mode	57	
	Band Edge	
	2400-2483.5_802.11g_CH11_2462MHz+SA N30 Link+ Bluetooth-LE _CH38_2478MHz	
ANT	4	
Pol.	Horizontal	Fundamental
Peak	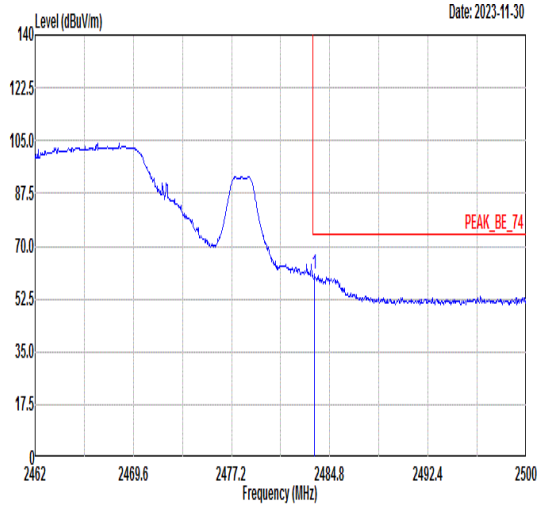 Freq Level Limit Line Margin Read Level Ant Factor Cable Loss Preamp Factor APos TPos Remark MHz dBuV/m dBuV/m dB dBuV dB/m dB dB cm deg 1 2483.62 60.88 74.00 -13.12 54.98 33.56 5.46 33.12 299 131 PEAK	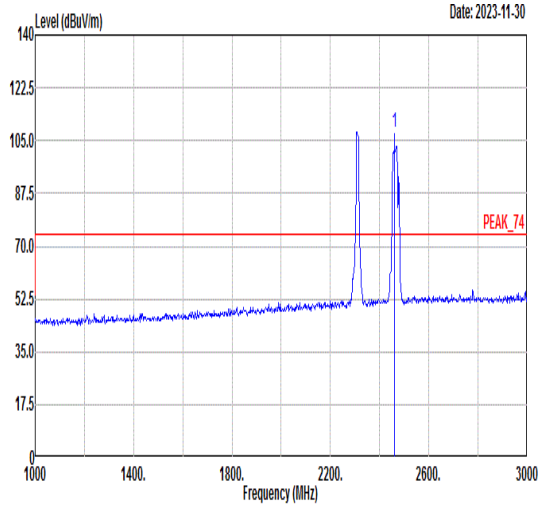 Freq Level Limit Line Margin Read Level Ant Factor Cable Loss Preamp Factor APos TPos Remark MHz dBuV/m dBuV/m dB dBuV dB/m dB dB cm deg 1 2462.00 107.75 ------ ------ 102.73 33.10 5.29 33.37 299 131 PEAK
Avg	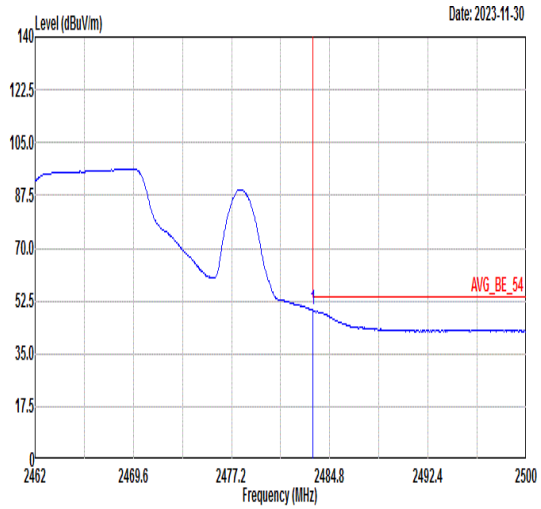 Freq Level Limit Line Margin Read Level Ant Factor Cable Loss Preamp Factor APos TPos Remark MHz dBuV/m dBuV/m dB dBuV dB/m dB dB cm deg 1 2483.51 49.48 54.00 -4.52 43.58 33.56 5.46 33.12 299 131 AVERAGE	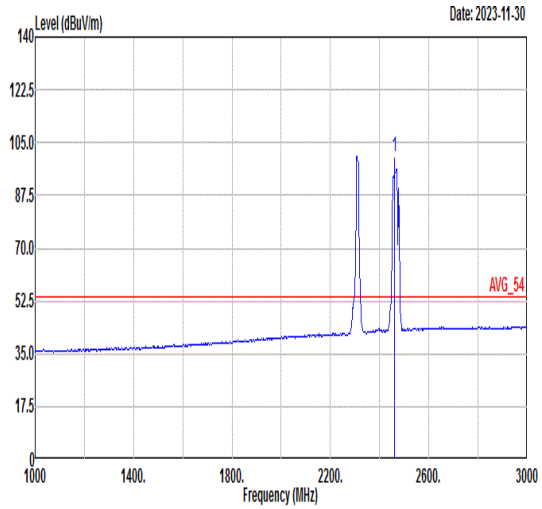 Freq Level Limit Line Margin Read Level Ant Factor Cable Loss Preamp Factor APos TPos Remark MHz dBuV/m dBuV/m dB dBuV dB/m dB dB cm deg 1 2462.00 100.60 ------ ------ 95.58 33.10 5.29 33.37 299 131 AVERAGE

Mode	57	
	Band Edge	
	2400-2483.5_802.11g_CH11_2462MHz+SA N30 Link+ Bluetooth-LE _CH38_2478MHz	
ANT	4	
Pol.	Vertical	Fundamental
Peak	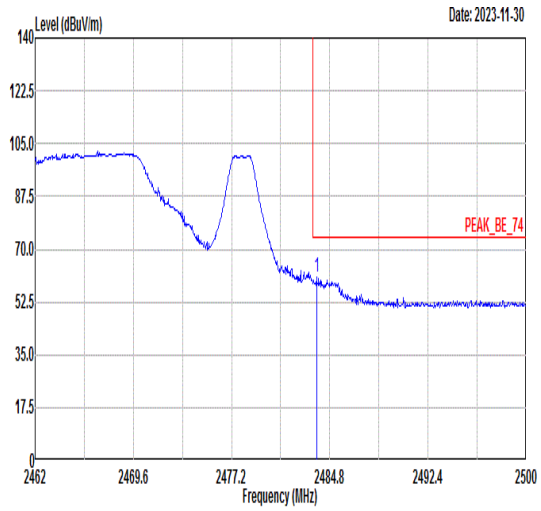 Freq Level Limit Line Margin Read Level Ant Factor Cable Loss Preamp Factor APos TPos Remark MHz dBuV/m dBuV/m dB dBuV dB/m dB dB cm deg 1 2483.77 60.64 74.00 -13.36 54.74 33.56 5.46 33.12 400 244 PEAK	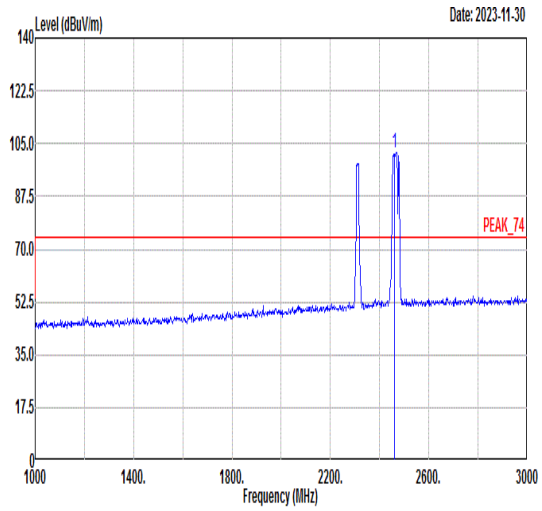 Freq Level Limit Line Margin Read Level Ant Factor Cable Loss Preamp Factor APos TPos Remark MHz dBuV/m dBuV/m dB dBuV dB/m dB dB cm deg 1 2462.00 102.07 ------ ------ 96.25 33.52 5.44 33.14 400 244 PEAK
Avg	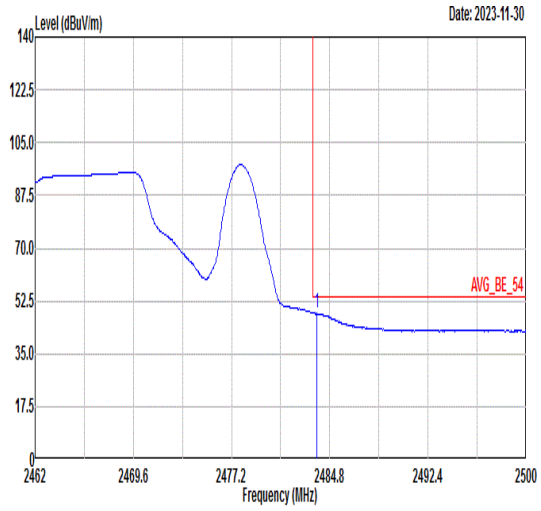 Freq Level Limit Line Margin Read Level Ant Factor Cable Loss Preamp Factor APos TPos Remark MHz dBuV/m dBuV/m dB dBuV dB/m dB dB cm deg 1 2483.77 48.61 54.00 -5.39 42.71 33.56 5.46 33.12 400 244 AVERAGE	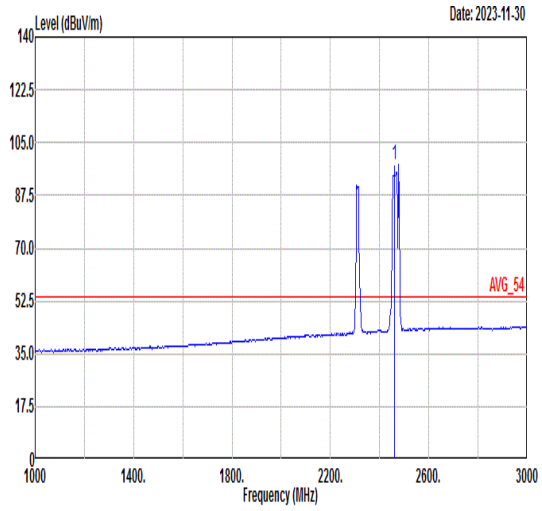 Freq Level Limit Line Margin Read Level Ant Factor Cable Loss Preamp Factor APos TPos Remark MHz dBuV/m dBuV/m dB dBuV dB/m dB dB cm deg 1 2462.00 97.63 ------ ------ 91.77 33.54 5.45 33.13 400 244 AVERAGE

Mode	57	
	Band Edge	
	2400-2483.5_802.11g_CH11_2462MHz+ SA N30 Link+ Bluetooth-LE _CH38_2478MHz	
ANT	5	
Pol.	Horizontal	Fundamental
Peak	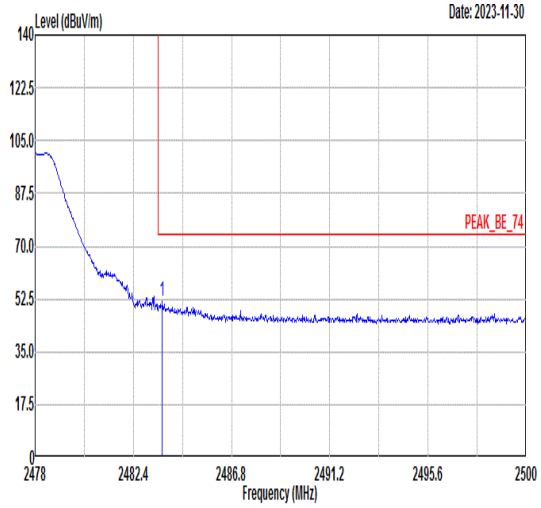 Freq Level Limit Line Margin Read Level Ant Factor Cable Loss Preamp Factor APos TPos Remark MHz dBuV/m dBuV/m dB dBuV dB/m dB dB cm deg 1 2483.70 51.69 74.00 -22.31 45.79 33.56 5.46 33.12 284 70 PEAK	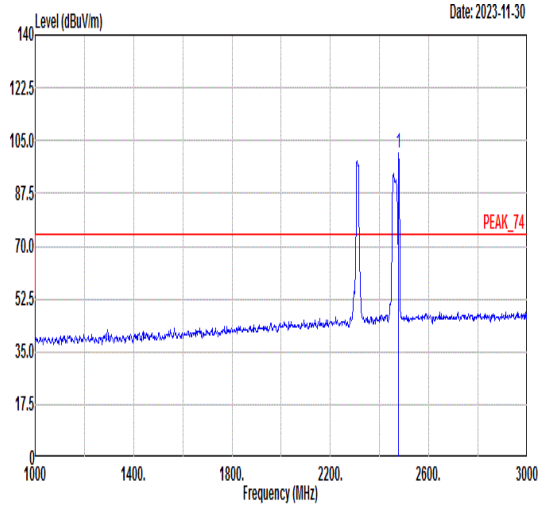 Freq Level Limit Line Margin Read Level Ant Factor Cable Loss Preamp Factor APos TPos Remark MHz dBuV/m dBuV/m dB dBuV dB/m dB dB cm deg 1 2478.00 101.02 ------ ------ 95.16 33.54 5.45 33.13 284 70 PEAK
Avg	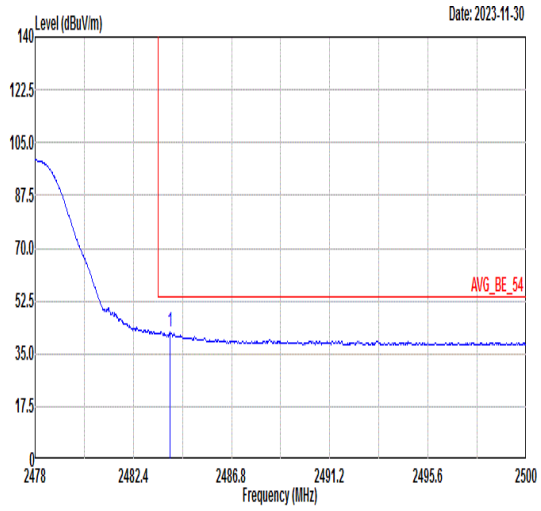 Freq Level Limit Line Margin Read Level Ant Factor Cable Loss Preamp Factor APos TPos Remark MHz dBuV/m dBuV/m dB dBuV dB/m dB dB cm deg 1 2484.05 42.23 54.00 -11.77 36.33 33.56 5.46 33.12 284 70 AVERAGE	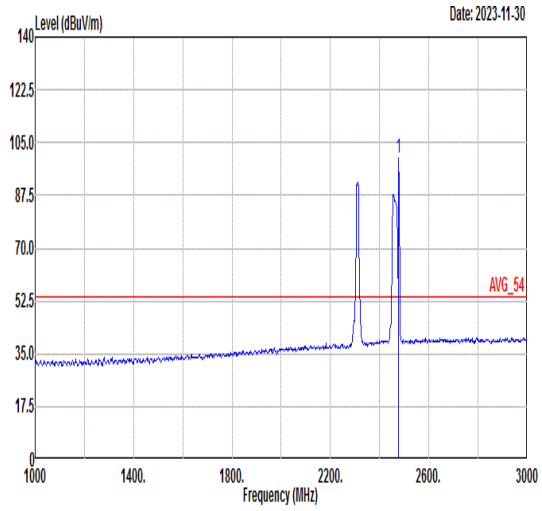 Freq Level Limit Line Margin Read Level Ant Factor Cable Loss Preamp Factor APos TPos Remark MHz dBuV/m dBuV/m dB dBuV dB/m dB dB cm deg 1 2478.00 99.60 ------ ------ 93.74 33.54 5.45 33.13 284 70 AVERAGE

Mode	57	
	Band Edge	
	2400-2483.5_802.11g_CH11_2462MHz+ SA N30 Link+ Bluetooth-LE _CH38_2478MHz	
ANT	5	
Pol.	Vertical	Fundamental
Peak	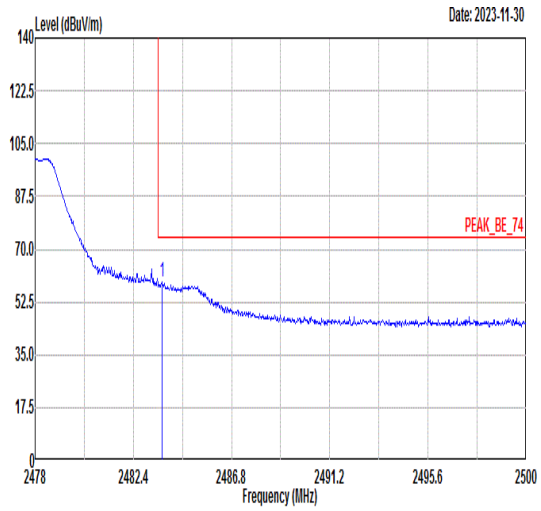 Freq Level Limit Line Margin Read Level Ant Factor Cable Loss Preamp Factor APos TPos Remark MHz dBuV/m dBuV/m dB dBuV dB/m dB dB cm deg 1 2483.68 58.96 74.00 -15.04 53.06 33.56 5.46 33.12 283 230 PEAK	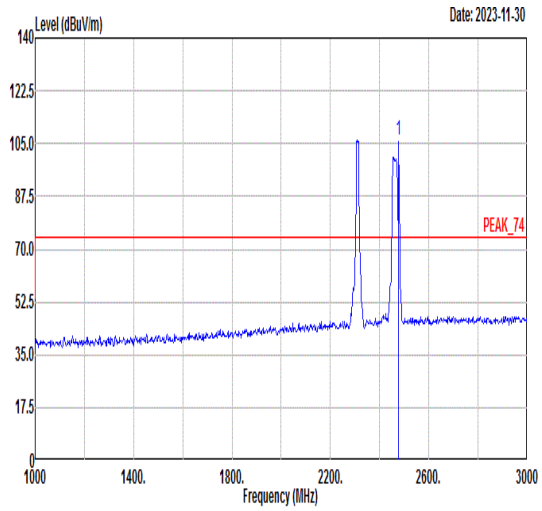 Freq Level Limit Line Margin Read Level Ant Factor Cable Loss Preamp Factor APos TPos Remark MHz dBuV/m dBuV/m dB dBuV dB/m dB dB cm deg 1 2478.00 106.02 ------ ------ 100.99 33.11 5.29 33.37 283 230 PEAK
Avg	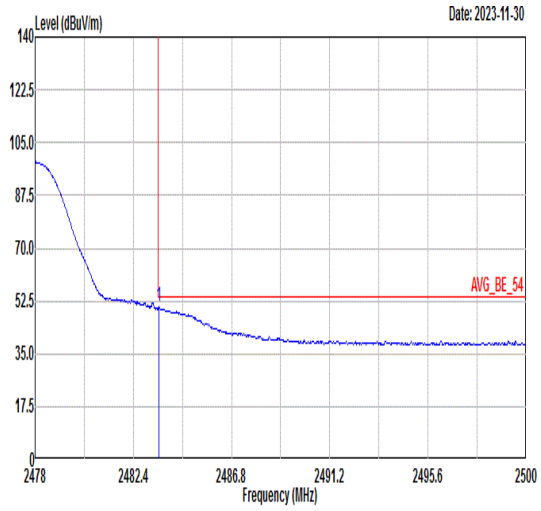 Freq Level Limit Line Margin Read Level Ant Factor Cable Loss Preamp Factor APos TPos Remark MHz dBuV/m dBuV/m dB dBuV dB/m dB dB cm deg 1 2483.54 50.68 54.00 -3.32 44.78 33.56 5.46 33.12 283 230 AVERAGE	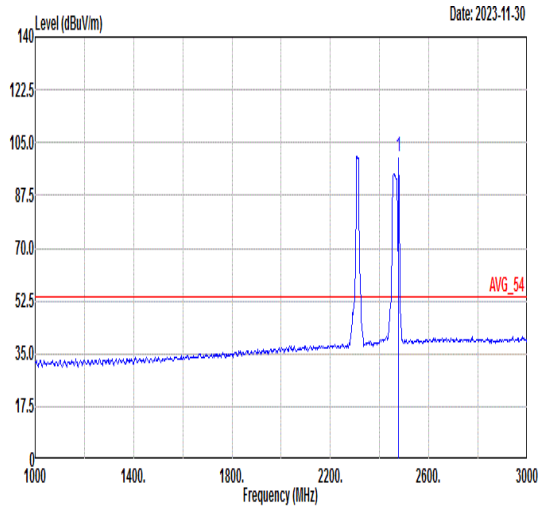 Freq Level Limit Line Margin Read Level Ant Factor Cable Loss Preamp Factor APos TPos Remark MHz dBuV/m dBuV/m dB dBuV dB/m dB dB cm deg 1 2478.00 100.32 ------ ------ 95.30 33.10 5.29 33.37 283 230 AVERAGE

Mode	57	
	Harmonic	
	2400-2483.5_802.11g_CH11_2462MHz+ SA N30 Link+ Bluetooth-LE _CH38_2478MHz	
ANT	4/5/7	
Pol.	Horizontal	Vertical
Peak Avg	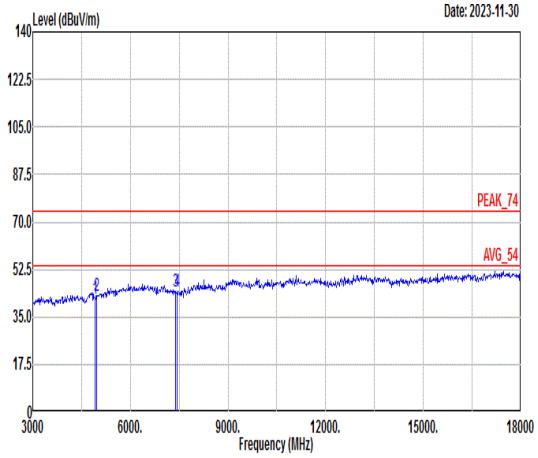 Freq Level Limit Line Margin Read Level Ant Factor Cable Loss Preamp Factor APos TPos Remark MHz dBuV/m dBuV/m dB dBuV dB/m dB dB cm deg 1 4924.00 41.95 74.00 -32.05 62.12 36.15 8.57 64.89 --- --- Peak 2 4956.00 42.53 74.00 -31.47 62.78 36.17 8.48 64.90 --- --- Peak 3 7386.00 44.60 74.00 -29.40 63.23 36.05 10.18 64.86 --- --- Peak 4 7434.00 44.16 74.00 -29.84 62.90 35.95 10.17 64.86 --- --- Peak	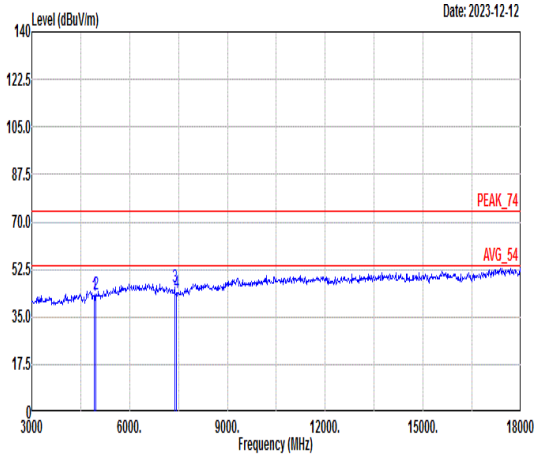 Freq Level Limit Line Margin Read Level Ant Factor Cable Loss Preamp Factor APos TPos Remark MHz dBuV/m dBuV/m dB dBuV dB/m dB dB cm deg 1 4924.00 42.95 74.00 -31.05 63.12 36.15 8.57 64.89 --- --- Peak 2 4956.00 43.55 74.00 -30.45 63.80 36.17 8.48 64.90 --- --- Peak 3 7386.00 46.22 74.00 -27.78 64.85 36.05 10.18 64.86 --- --- Peak 4 7434.00 43.69 74.00 -30.31 62.43 35.95 10.17 64.86 --- --- Peak

Mode	58	
	Band Edge	
	2400-2483.5_802.11g_CH11_Full RU _2462MHz+ SA N30 Link	
ANT	CDD 5+6	
Pol.	Horizontal	Fundamental
Peak	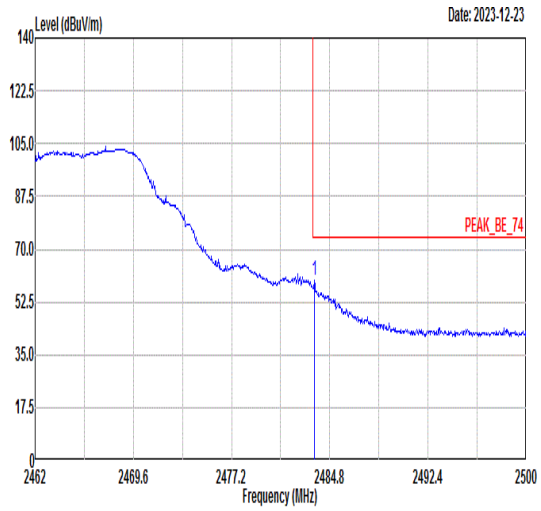 Freq Level Limit Line Margin Read Level Ant Factor Cable Loss Preamp Factor APos TPos Remark MHz dBuV/m dBuV/m dB dBuV dB/m dB dB cm deg 1 2483.62 59.64 74.00 -14.36 56.60 30.70 5.46 33.12 294 360 PEAK	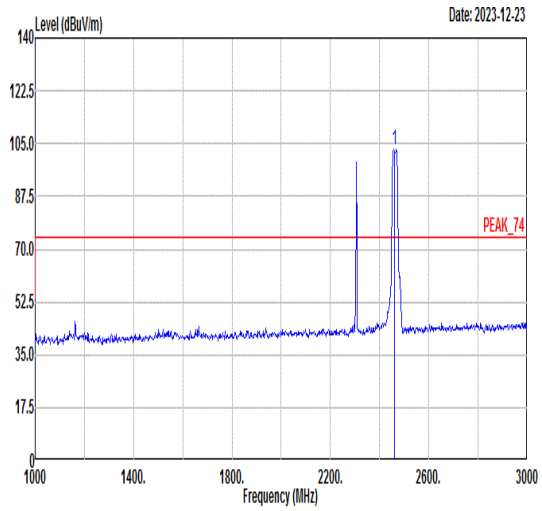 Freq Level Limit Line Margin Read Level Ant Factor Cable Loss Preamp Factor APos TPos Remark MHz dBuV/m dBuV/m dB dBuV dB/m dB dB cm deg 1 2462.00 103.18 ------ ------ 100.20 30.71 5.43 33.16 294 360 PEAK
Avg	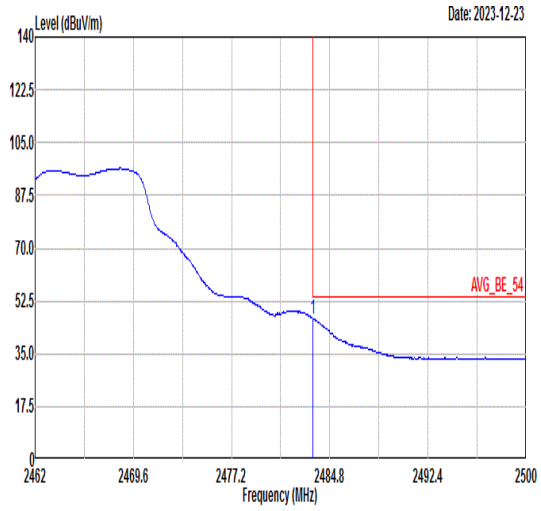 Freq Level Limit Line Margin Read Level Ant Factor Cable Loss Preamp Factor APos TPos Remark MHz dBuV/m dBuV/m dB dBuV dB/m dB dB cm deg 1 2483.51 46.72 54.00 -7.28 43.68 30.70 5.46 33.12 294 360 AVERAGE	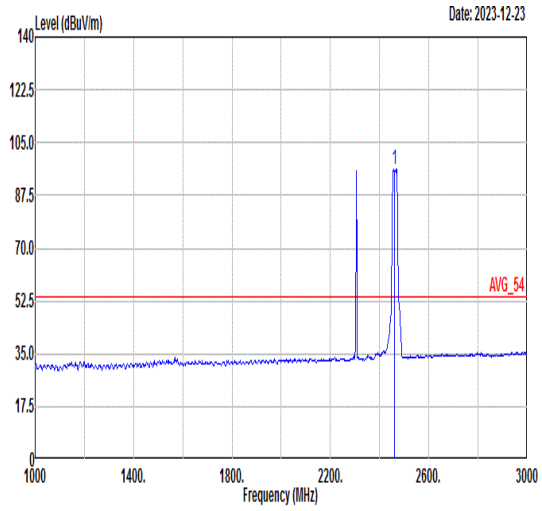 Freq Level Limit Line Margin Read Level Ant Factor Cable Loss Preamp Factor APos TPos Remark MHz dBuV/m dBuV/m dB dBuV dB/m dB dB cm deg 1 2462.00 96.17 ------ ------ 93.16 30.71 5.44 33.14 294 360 AVERAGE

Mode	58	
	Band Edge	
	2400-2483.5_802.11g_CH11_Full RU _2462MHz+ SA N30 Link	
ANT	CDD 5+6	
Pol.	Vertical	Fundamental
Peak	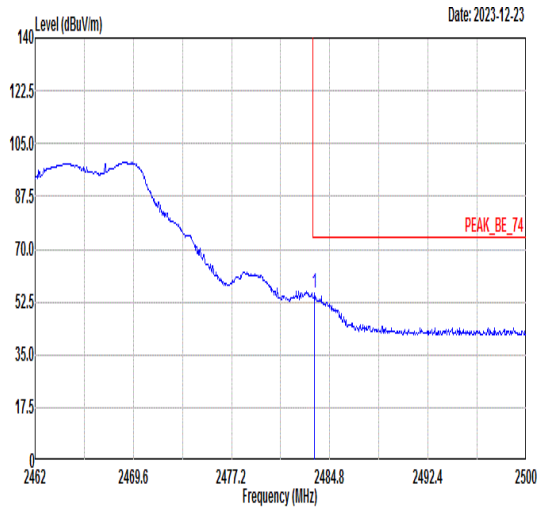 Freq Level Limit Line Margin Read Level Ant Factor Cable Loss Preamp Factor APos TPos Remark 1 2483.62 55.42 74.00 -18.58 52.38 30.70 5.46 33.12 378 205 PEAK	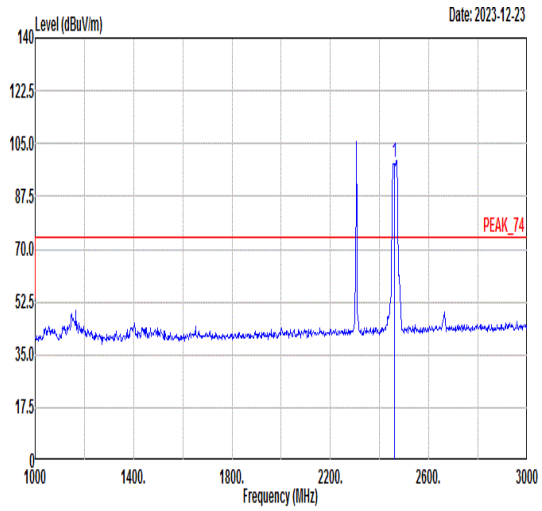 Freq Level Limit Line Margin Read Level Ant Factor Cable Loss Preamp Factor APos TPos Remark 1 2462.00 98.78 ------ ------ 96.12 30.74 5.29 33.37 378 205 PEAK
Avg	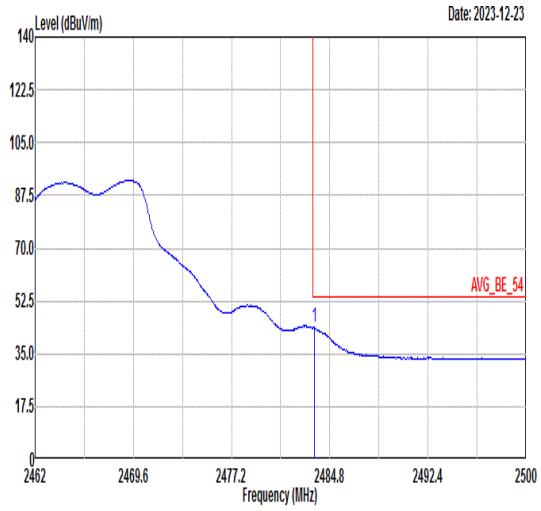 Freq Level Limit Line Margin Read Level Ant Factor Cable Loss Preamp Factor APos TPos Remark 1 2483.58 44.05 54.00 -9.95 41.01 30.70 5.46 33.12 378 205 AVERAGE	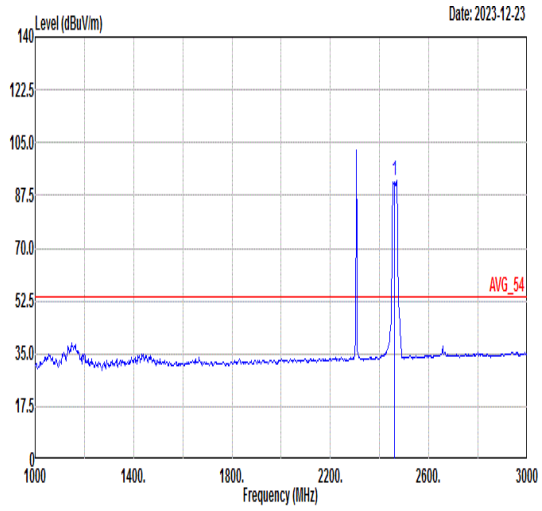 Freq Level Limit Line Margin Read Level Ant Factor Cable Loss Preamp Factor APos TPos Remark 1 2462.00 92.49 ------ ------ 89.83 30.74 5.29 33.37 378 205 AVERAGE

Mode	58	
	Harmonic	
	2400-2483.5_802.11g_CH11_Full RU _2462MHz+ SA N30 Link	
ANT	CDD 5+6/7	
Pol.	Horizontal	Vertical
Peak Avg	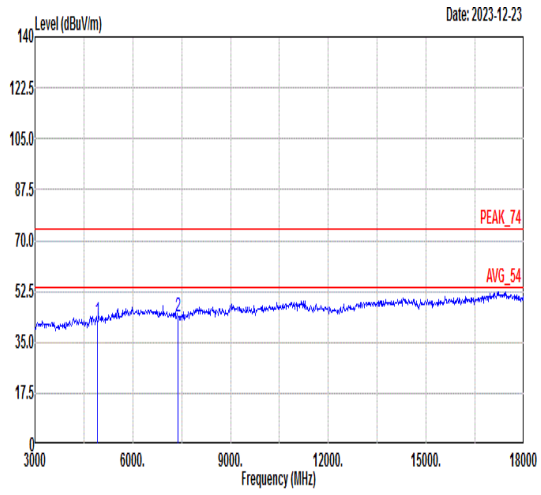 Freq Level Limit Line Margin Read Level Ant Factor Cable Loss Preamp Factor APos TPos Remark MHz dBuV/m dBuV/m dB dBuV dB/m dB dB cm deg 1 4924.00 42.32 74.00 -31.68 62.49 36.15 8.57 64.89 --- --- Peak 2 7386.00 44.08 74.00 -29.92 62.71 36.05 10.18 64.86 --- --- Peak	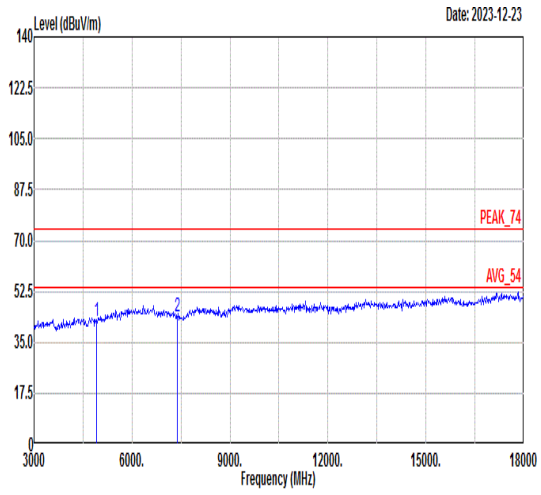 Freq Level Limit Line Margin Read Level Ant Factor Cable Loss Preamp Factor APos TPos Remark MHz dBuV/m dBuV/m dB dBuV dB/m dB dB cm deg 1 4924.00 42.34 74.00 -31.66 62.51 36.15 8.57 64.89 --- --- Peak 2 7386.00 43.96 74.00 -30.04 62.59 36.05 10.18 64.86 --- --- Peak

Mode	59	
	Band Edge	
	2400-2483.5_802.11g_CH11_Full RU _2462MHz+ SA N30 Link +Bluetooth-LE _CH38_2478MHz	
ANT	5	
Pol.	Horizontal	Fundamental
Peak	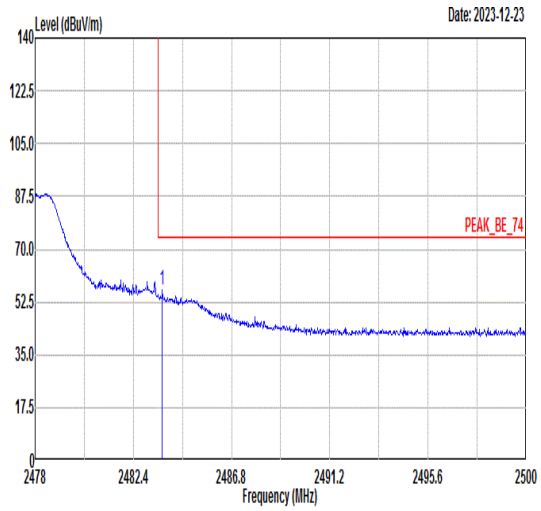 Freq Level Limit Line Margin Read Level Ant Factor Cable Loss Preamp Factor APos TPos Remark MHz dBuV/m dBuV/m dB dBuV dB/m dB dB cm deg 1 2483.70 56.60 74.00 -17.40 53.56 30.70 5.46 33.12 362 247 PEAK	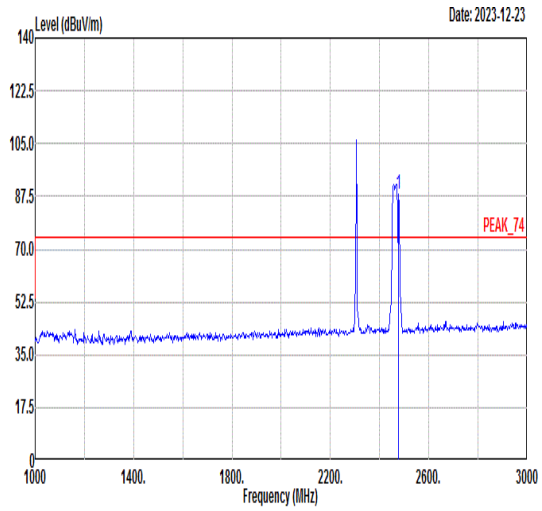 Freq Level Limit Line Margin Read Level Ant Factor Cable Loss Preamp Factor APos TPos Remark MHz dBuV/m dBuV/m dB dBuV dB/m dB dB cm deg 1 2478.00 88.42 ------ ------ 85.76 30.74 5.29 33.37 362 247 PEAK
Avg	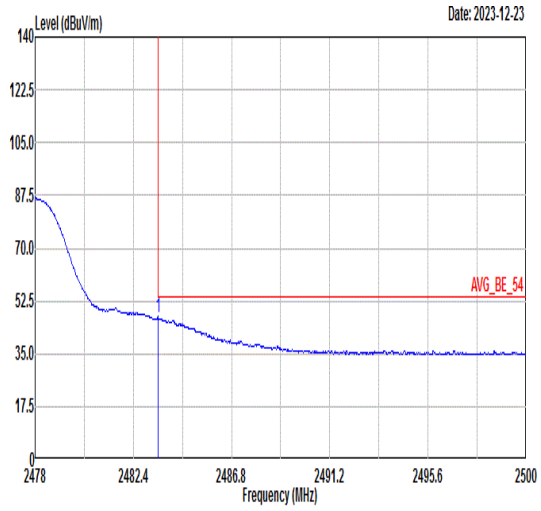 Freq Level Limit Line Margin Read Level Ant Factor Cable Loss Preamp Factor APos TPos Remark MHz dBuV/m dBuV/m dB dBuV dB/m dB dB cm deg 1 2483.52 46.96 54.00 -7.04 43.92 30.70 5.46 33.12 362 247 AVERAGE	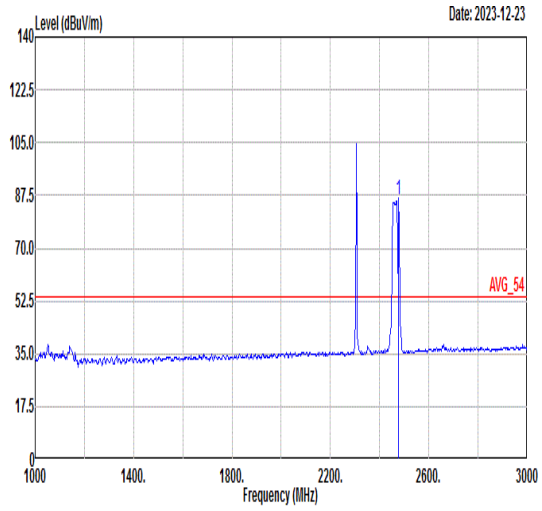 Freq Level Limit Line Margin Read Level Ant Factor Cable Loss Preamp Factor APos TPos Remark MHz dBuV/m dBuV/m dB dBuV dB/m dB dB cm deg 1 2478.00 86.35 ------ ------ 83.69 30.74 5.29 33.37 362 247 AVERAGE

Mode	59	
	Band Edge	
	2400-2483.5_802.11g_CH11_Full RU _2462MHz+ SA N30 Link +Bluetooth-LE _CH38_2478MHz	
ANT	5	
Pol.	Vertical	Fundamental
Peak	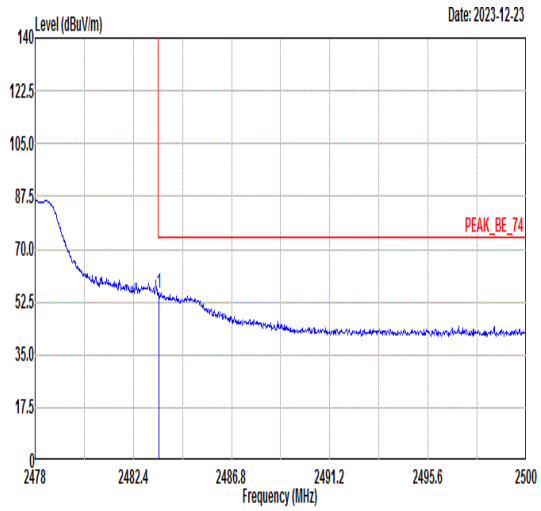 Freq Level Limit Line Margin Read Level Ant Factor Cable Loss Preamp Factor APos TPos Remark MHz dBuV/m dBuV/m dB dBuV dB/m dB dB cm deg 1 2483.54 55.42 74.00 -18.58 52.38 30.70 5.46 33.12 303 163 PEAK	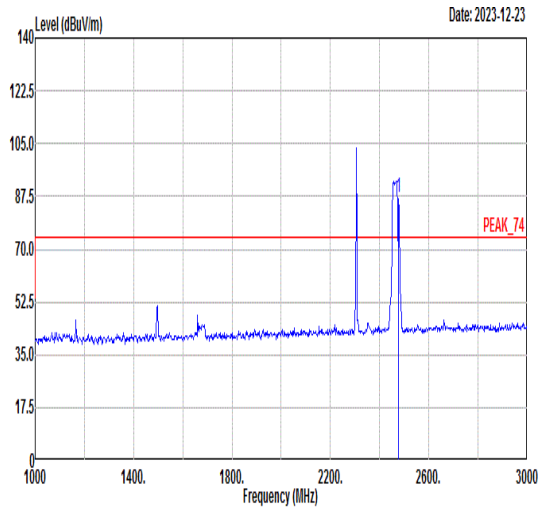 Freq Level Limit Line Margin Read Level Ant Factor Cable Loss Preamp Factor APos TPos Remark MHz dBuV/m dBuV/m dB dBuV dB/m dB dB cm deg 1 2478.00 87.42 ------ ------ 84.76 30.74 5.29 33.37 303 163 PEAK
Avg	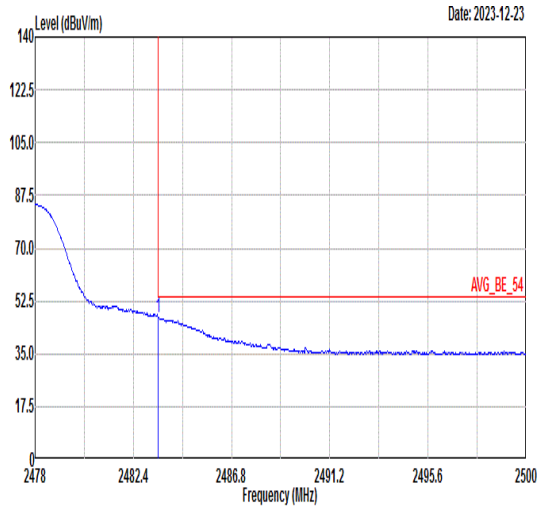 Freq Level Limit Line Margin Read Level Ant Factor Cable Loss Preamp Factor APos TPos Remark MHz dBuV/m dBuV/m dB dBuV dB/m dB dB cm deg 1 2483.52 47.07 54.00 -6.93 44.03 30.70 5.46 33.12 303 163 AVERAGE	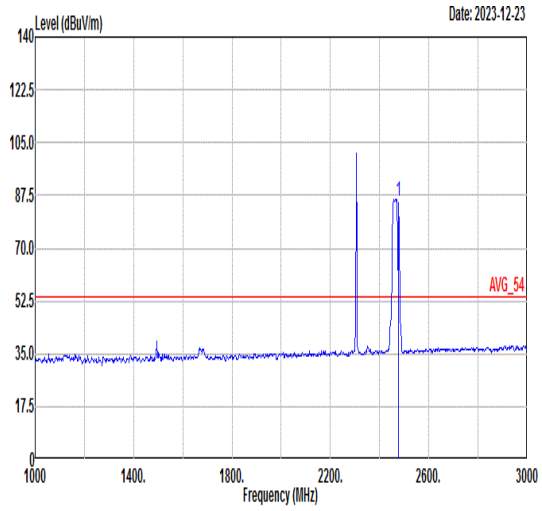 Freq Level Limit Line Margin Read Level Ant Factor Cable Loss Preamp Factor APos TPos Remark MHz dBuV/m dBuV/m dB dBuV dB/m dB dB cm deg 1 2478.00 85.41 ------ ------ 82.75 30.74 5.29 33.37 303 163 AVERAGE

Mode	59	
	Band Edge	
	2400-2483.5_802.11g_CH11_Full RU _2462MHz+ SA N30 Link +Bluetooth-LE _CH38_2478MHz	
ANT	6	
Pol.	Horizontal	Fundamental
Peak	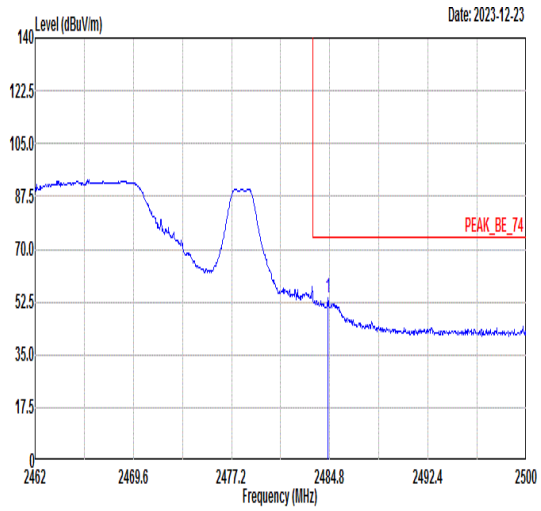 Freq Level Limit Line Margin Read Level Ant Factor Cable Loss Preamp Factor APos TPos Remark 1 2484.65 53.65 74.00 -20.35 50.61 30.70 5.46 33.12 363 248 PEAK	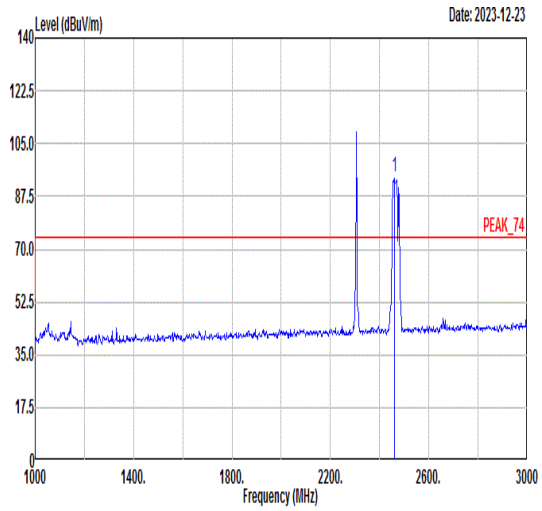 Freq Level Limit Line Margin Read Level Ant Factor Cable Loss Preamp Factor APos TPos Remark 1 2462.00 93.79 ------ ------ 91.13 30.74 5.29 33.37 363 248 PEAK
Avg	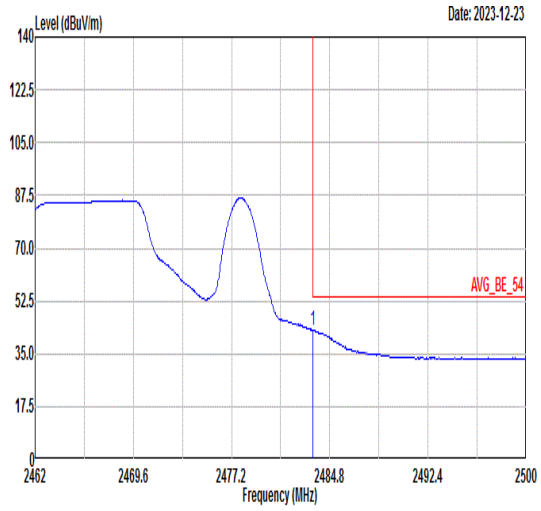 Freq Level Limit Line Margin Read Level Ant Factor Cable Loss Preamp Factor APos TPos Remark 1 2483.51 42.82 54.00 -11.18 39.78 30.70 5.46 33.12 363 248 AVERAGE	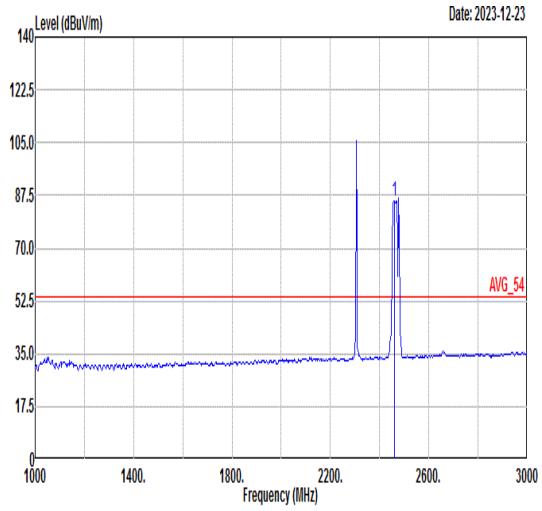 Freq Level Limit Line Margin Read Level Ant Factor Cable Loss Preamp Factor APos TPos Remark 1 2462.00 85.53 ------ ------ 82.87 30.74 5.29 33.37 363 248 AVERAGE

Mode	59	
	Band Edge	
	2400-2483.5_802.11g_CH11_Full RU _2462MHz+ SA N30 Link +Bluetooth-LE _CH38_2478MHz	
ANT	6	
Pol.	Vertical	Fundamental
Peak	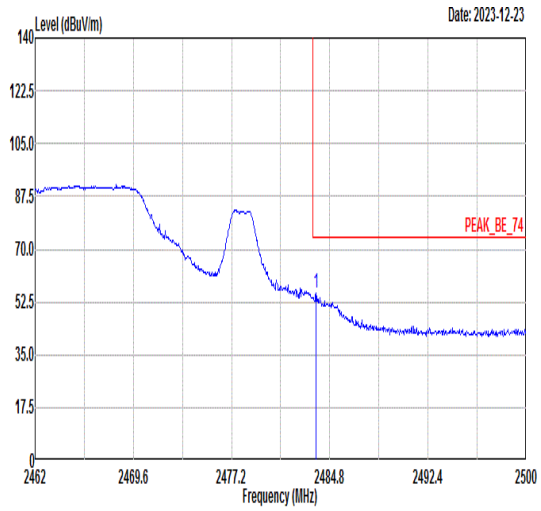 Freq Level Limit Line Margin Read Level Ant Factor Cable Loss Preamp Factor APos TPos Remark 1 2483.74 55.54 74.00 -18.46 52.50 30.70 5.46 33.12 104 97 PEAK	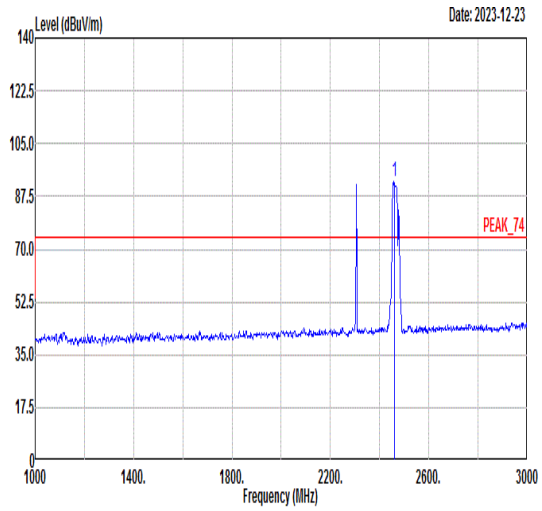 Freq Level Limit Line Margin Read Level Ant Factor Cable Loss Preamp Factor APos TPos Remark 1 2462.00 92.32 ------ ------ 89.34 30.71 5.43 33.16 104 97 PEAK
Avg	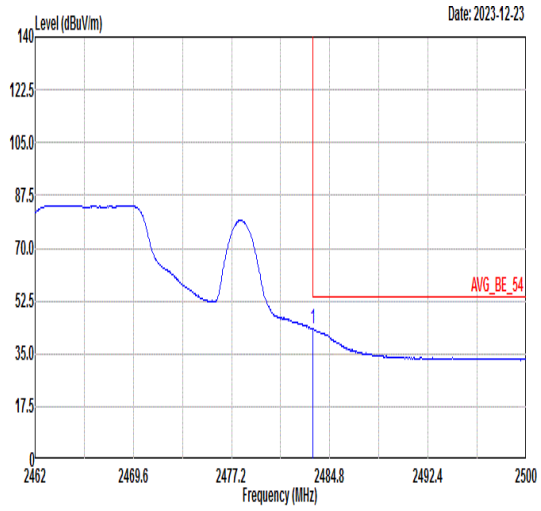 Freq Level Limit Line Margin Read Level Ant Factor Cable Loss Preamp Factor APos TPos Remark 1 2483.51 43.34 54.00 -10.66 40.30 30.70 5.46 33.12 104 97 AVERAGE	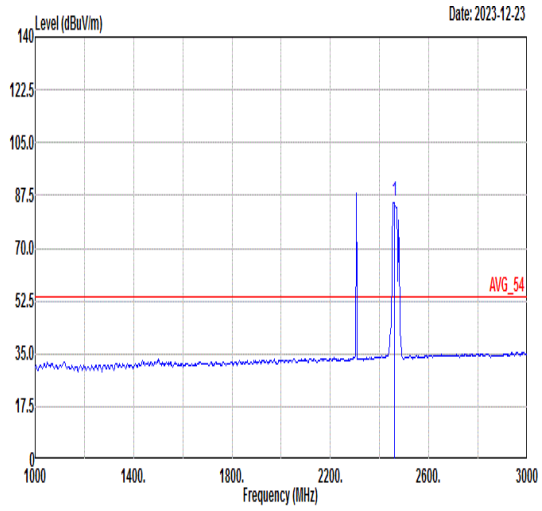 Freq Level Limit Line Margin Read Level Ant Factor Cable Loss Preamp Factor APos TPos Remark 1 2462.00 85.36 ------ ------ 82.70 30.74 5.29 33.37 104 97 AVERAGE

Mode	59	
	Harmonic	
	2400-2483.5_802.11g_CH11_Full RU _2462MHz+ SA N30 Link +Bluetooth-LE _CH38_2478MHz	
ANT	6/5/7	
Pol.	Horizontal	Vertical
Peak Avg	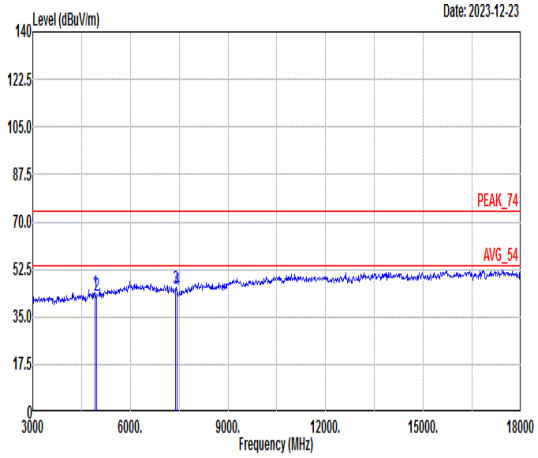 Freq Level Limit Line Margin Read Level Ant Factor Cable Loss Preamp Factor APos TPos Remark MHz dBuV/m dBuV/m dB dBuV dB/m dB dB cm deg 1 4924.00 43.82 74.00 -30.18 63.99 36.15 8.57 64.89 --- --- Peak 2 4956.00 43.03 74.00 -30.97 63.28 36.17 8.48 64.90 --- --- Peak 3 7386.00 45.47 74.00 -28.53 64.10 36.05 10.18 64.86 --- --- Peak 4 7434.00 44.64 74.00 -29.36 63.38 35.95 10.17 64.86 --- --- Peak	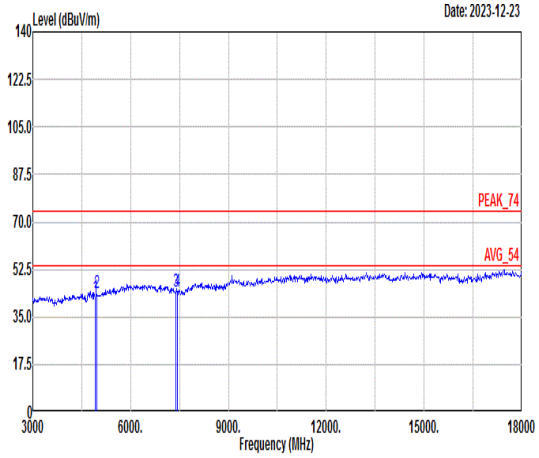 Freq Level Limit Line Margin Read Level Ant Factor Cable Loss Preamp Factor APos TPos Remark MHz dBuV/m dBuV/m dB dBuV dB/m dB dB cm deg 1 4924.00 42.13 74.00 -31.87 62.30 36.15 8.57 64.89 --- --- Peak 2 4956.00 43.97 74.00 -30.03 64.22 36.17 8.48 64.90 --- --- Peak 3 7386.00 44.19 74.00 -29.81 62.82 36.05 10.18 64.86 --- --- Peak 4 7434.00 44.28 74.00 -29.72 63.02 35.95 10.17 64.86 --- --- Peak

Appendix D. Duty Cycle Plots

Antenna	Band	Duty Cycle(%)	T(ms)	1/T(kHz)	VBW Setting
5+4	802.11b	97.46	0.667	1.500	3KHz
5+4	802.11g	99.52	-	-	10Hz
5+4	802.11be EHT20	100	-	-	10Hz
5+4	802.11be EHT40	100	-	-	10Hz
5+6	802.11b	97.45	0.664	1.507	3KHz
5+6	802.11g	98.97	-	-	10Hz
5+6	802.11be EHT20	100	-	-	10Hz
5+6	802.11be EHT40	100	-	-	10Hz

<Antenna 5+4>:

802.11b

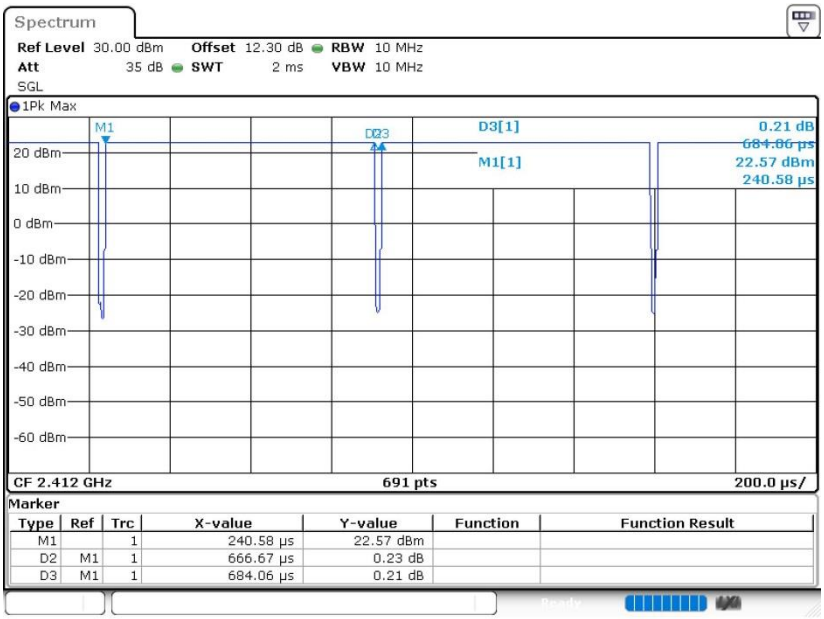

802.11g

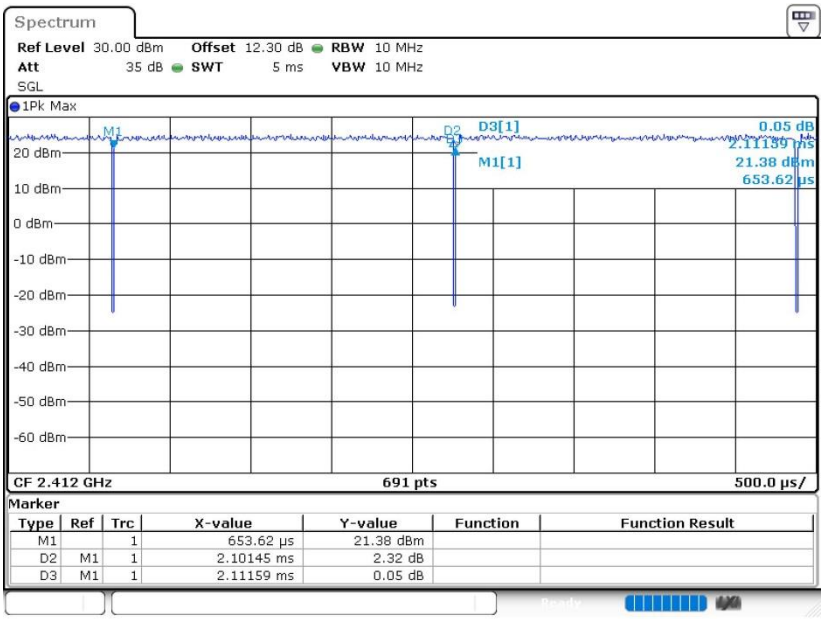

Date: 7.NOV.2023 20:30:15

802.11be EHT20

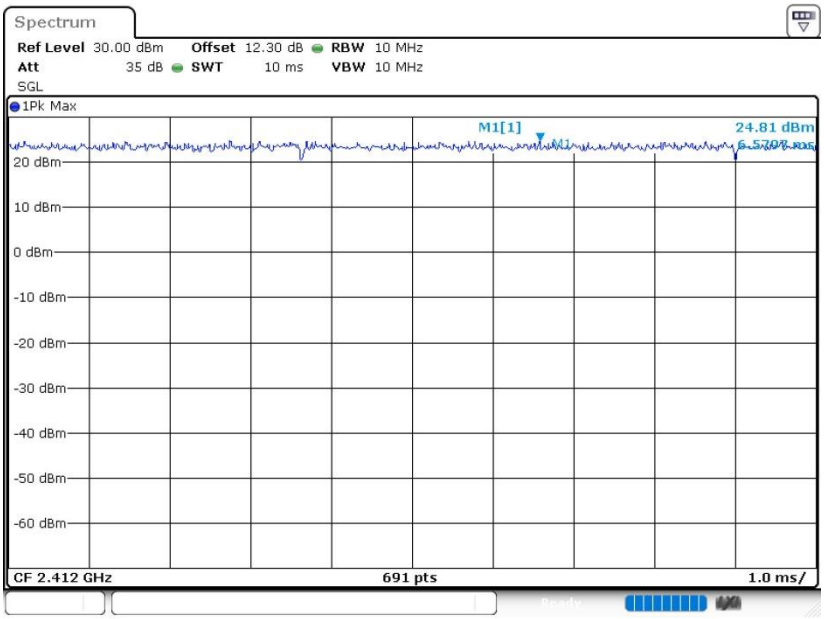

Date: 7.NOV.2023 20:34:24

802.11be EHT40

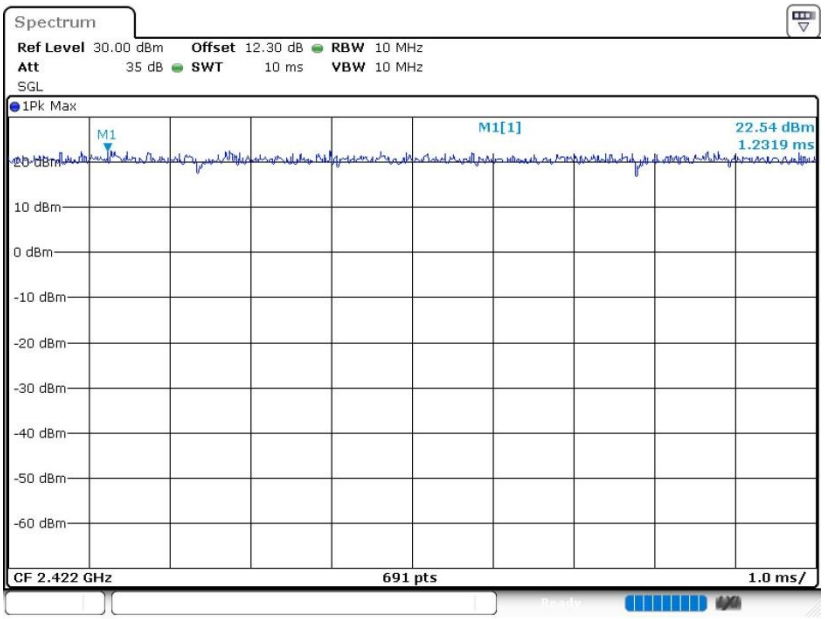

Date: 7.NOV.2023 20:35:06

<Antenna 5+6>:

802.11b

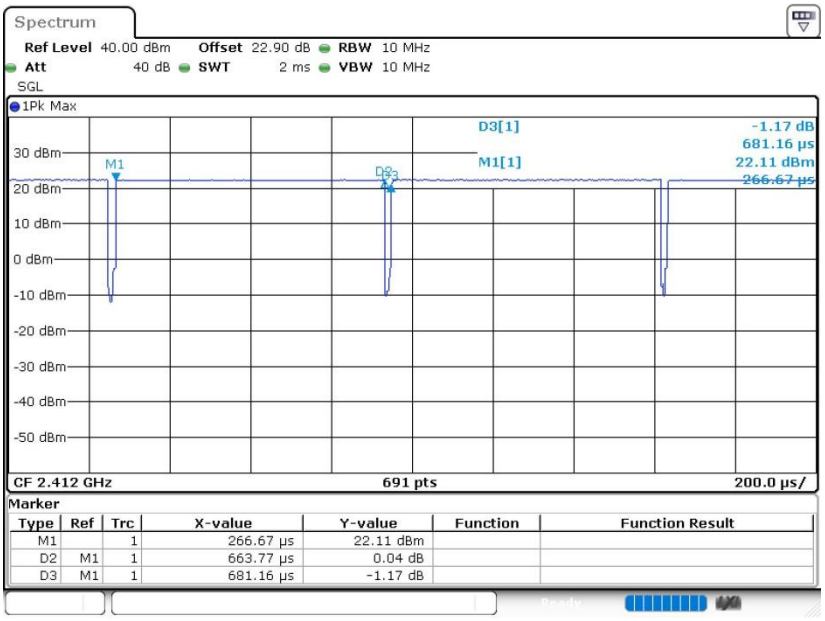

Marker

Type	Ref	Trc	X-value	Y-value	Function	Function Result
M1		1	266.67 µs	22.11 dBm		
D2	M1	1	663.77 µs	0.04 dB		
D3	M1	1	681.16 µs	-1.17 dB		

Date: 8.NOV.2023 03:31:24

802.11g

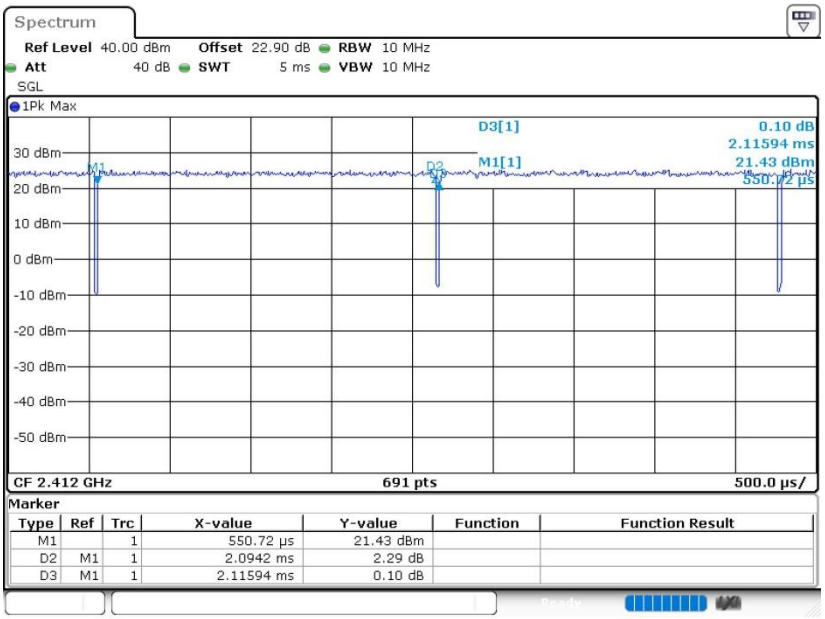

Date: 8.NOV.2023 03:30:23

802.11be EHT20

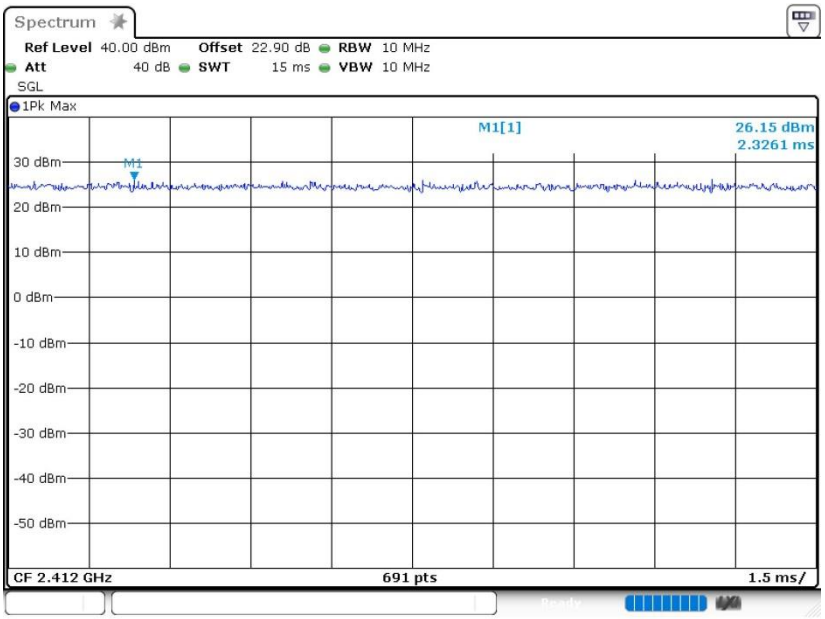

Date: 8.NOV.2023 03:29:00

802.11be EHT40

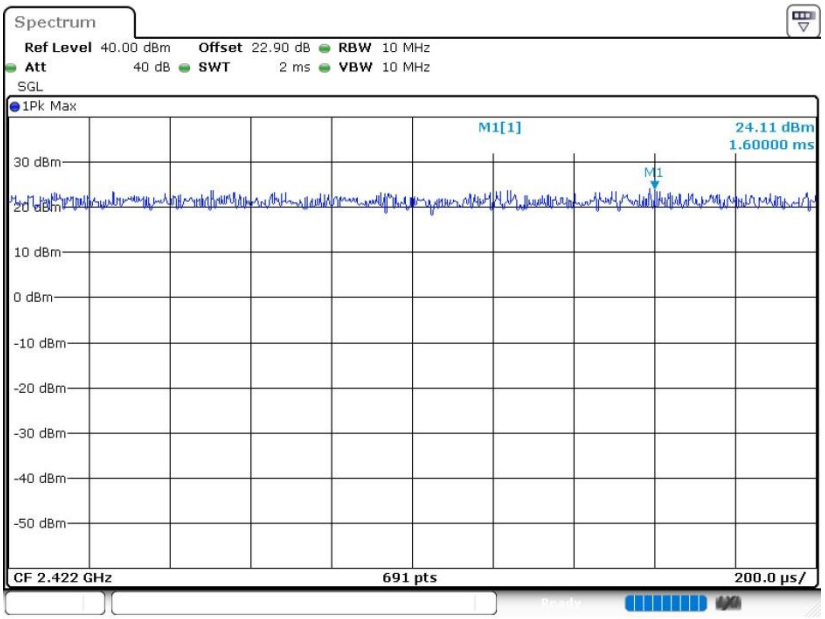

Date: 8.NOV.2023 03:28:11