11BE20MIMO_Ant5_5825_52+26_OFDMA_3

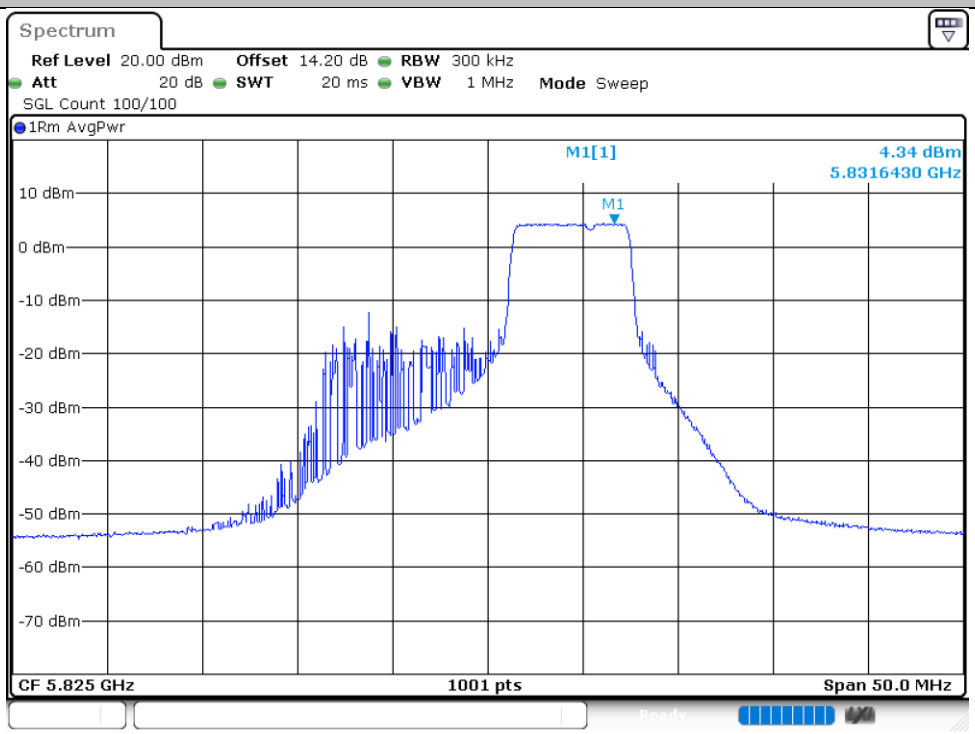

Date: 25.OCT.2023 01:13:32

11BE20MIMO_Ant5_5825_106+26_OFDMA_2

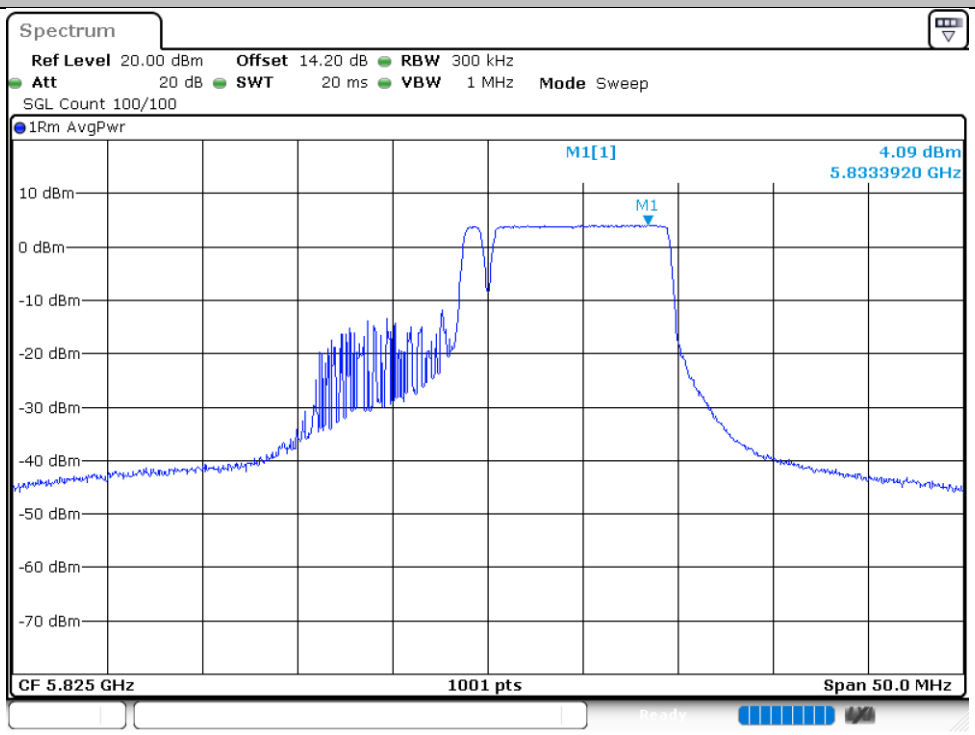

Date: 25.OCT.2023 01:08:21

11BE20MIMO_Ant6_5825_52+26_OFDMA_3

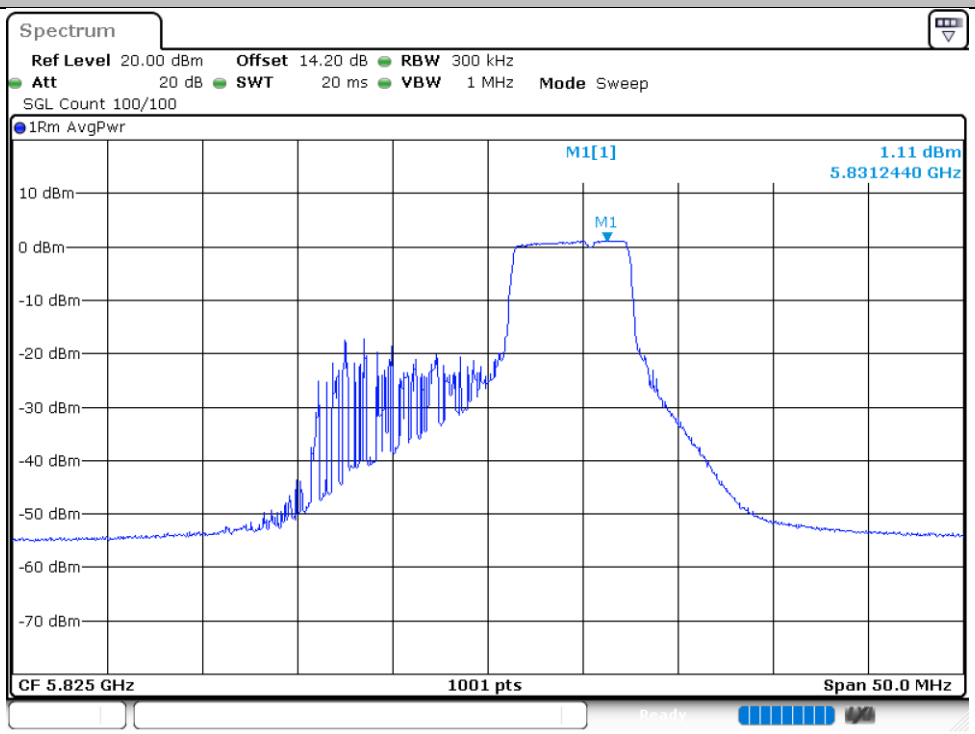

Date: 25.OCT.2023 01:15:13

11BE20MIMO_Ant6_5825_106+26_OFDMA_2

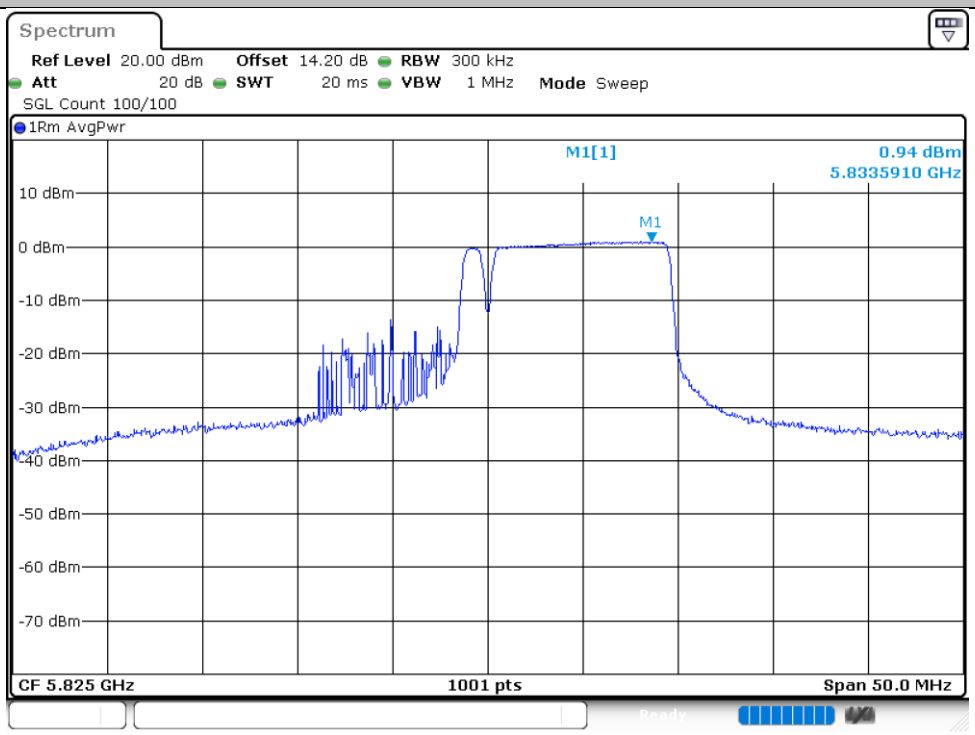

Date: 25.OCT.2023 01:09:40

11BE80MIMO_Ant5_5775_Large RU 484+242_2

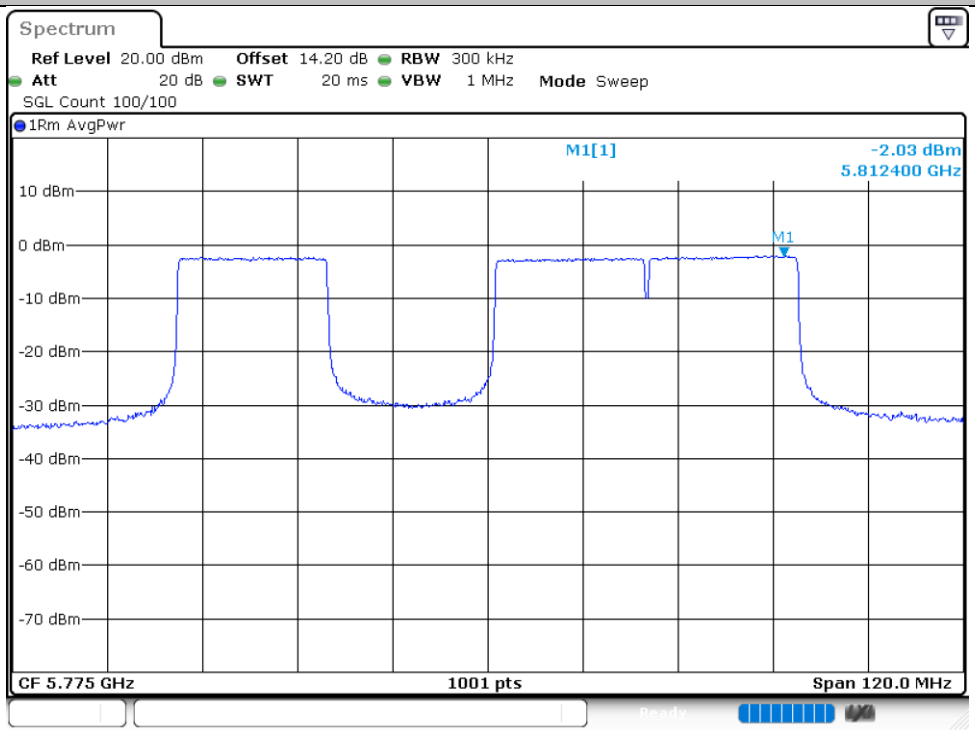

Date: 25.OCT.2023 10:12:18

11BE80MIMO_Ant5_5775_Puncturing 20M_2

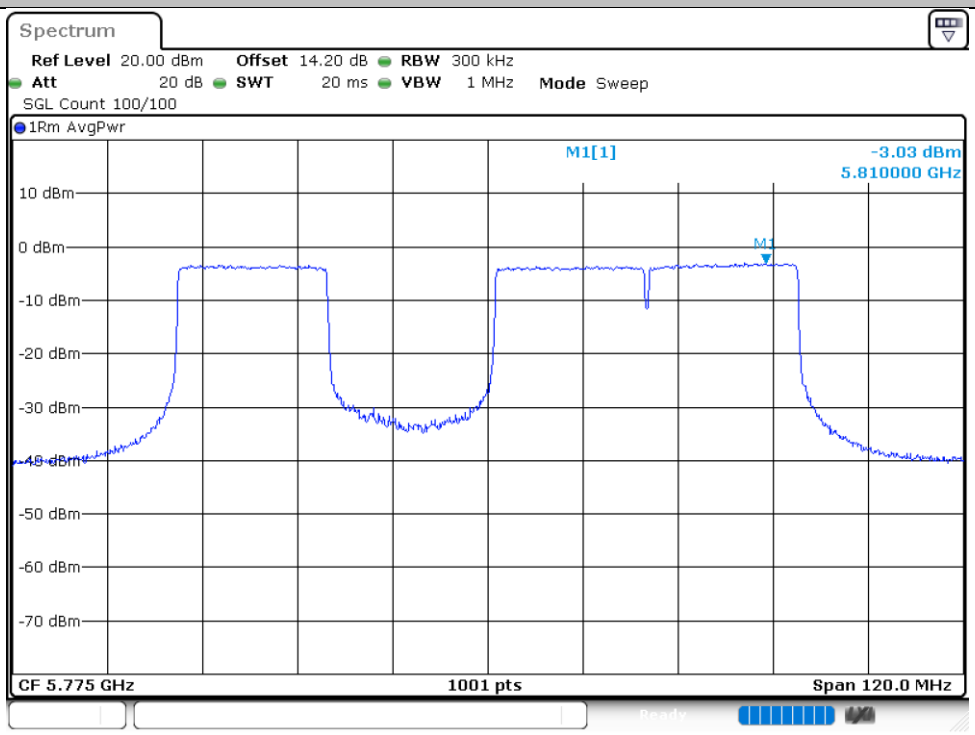

Date: 25.OCT.2023 01:18:33

11BE80MIMO_Ant6_5775_Large RU 484+242_2

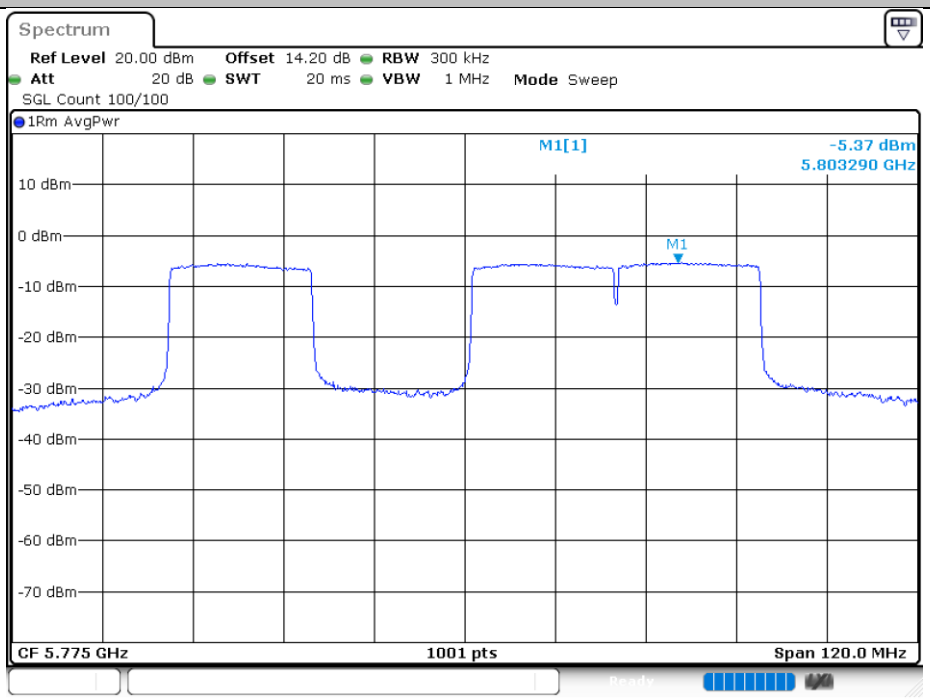

Date: 25.OCT.2023 10:13:51

11BE80MIMO_Ant6_5775_Puncturing 20M_2

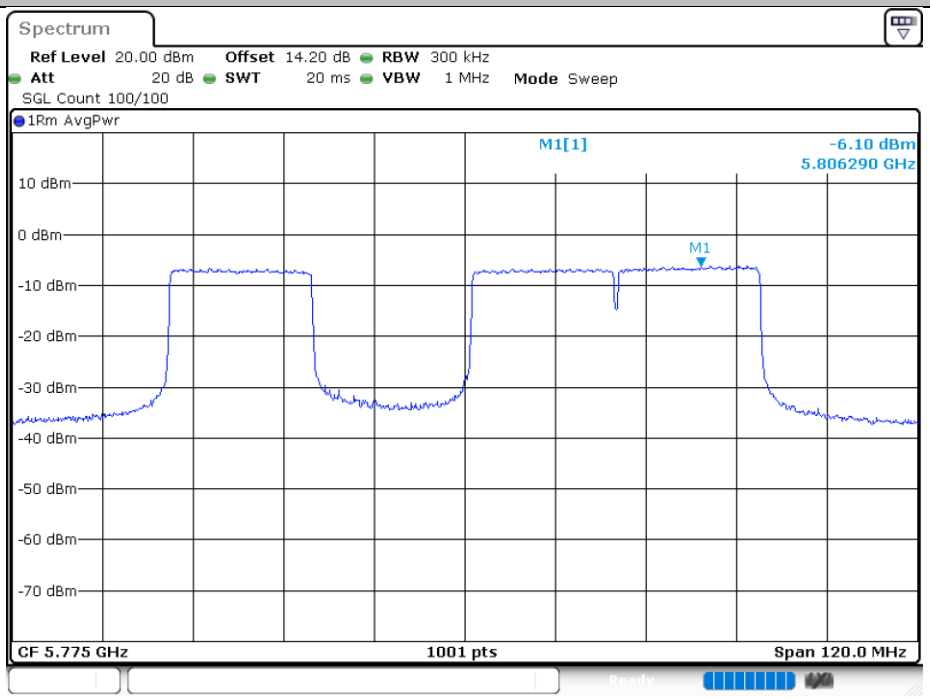

Date: 25.OCT.2023 01:19:02

Appendix B. AC Conducted Emission Test Results

Test Engineer :	FangMing Liang	**Temperature :**	22~24℃
		Relative Humidity :	44~50%
Test Voltage :	120Vac / 60Hz	**Phase :**	Line
Remark :	All emissions not reported here are more than 10 dB below the prescribed limit.		

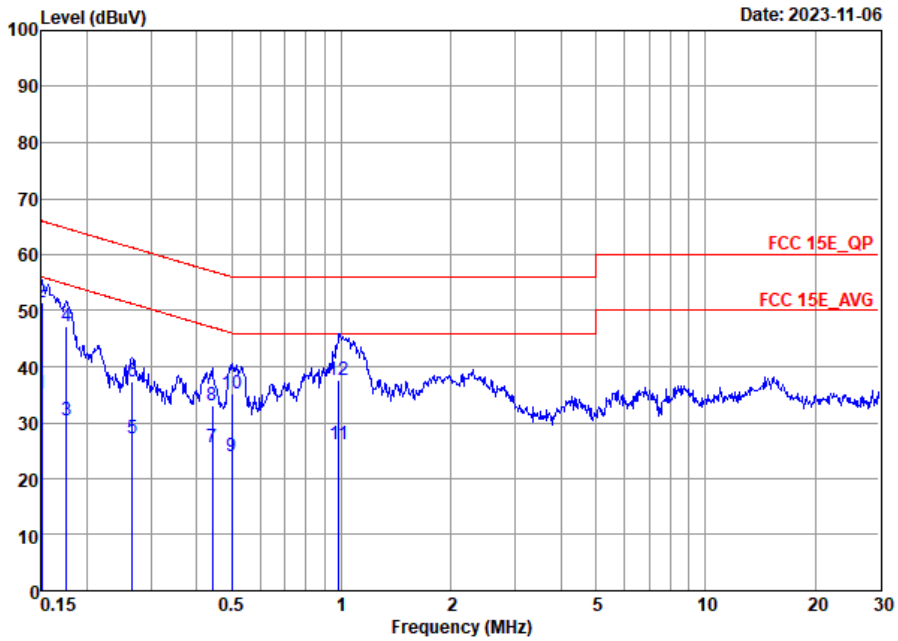

Site : CO01-SZ
Condition: FCC 15E_QP AC LISN 100063_L LINE

		Freq	Level	Over Limit	Limit Line	Read Level	LISN Factor	Cable Loss	Remark
		MHz	dBuV	dB	dBuV	dBuV	dB	dB	
1		0.15	35.22	-20.78	56.00	14.70	10.39	10.13	Average
2	*	0.15	51.52	-14.48	66.00	31.00	10.39	10.13	QP
3		0.18	30.42	-24.26	54.68	10.00	10.28	10.14	Average
4		0.18	47.12	-17.56	64.68	26.70	10.28	10.14	QP
5		0.27	27.15	-24.10	51.25	6.90	10.10	10.15	Average
6		0.27	37.25	-24.00	61.25	17.00	10.10	10.15	QP
7		0.44	25.62	-21.40	47.02	5.10	10.36	10.16	Average
8		0.44	33.12	-23.90	57.02	12.60	10.36	10.16	QP
9		0.50	24.02	-21.99	46.01	3.60	10.26	10.16	Average
10		0.50	35.22	-20.79	56.01	14.80	10.26	10.16	QP
11		0.98	26.23	-19.77	46.00	5.80	10.27	10.16	Average
12		0.98	37.73	-18.27	56.00	17.30	10.27	10.16	QP

Test Engineer :	FangMing Liang	**Temperature :**	22~24℃
		Relative Humidity :	44~50%
Test Voltage :	120Vac / 60Hz	**Phase :**	Neutral
Remark :	All emissions not reported here are more than 10 dB below the prescribed limit.		

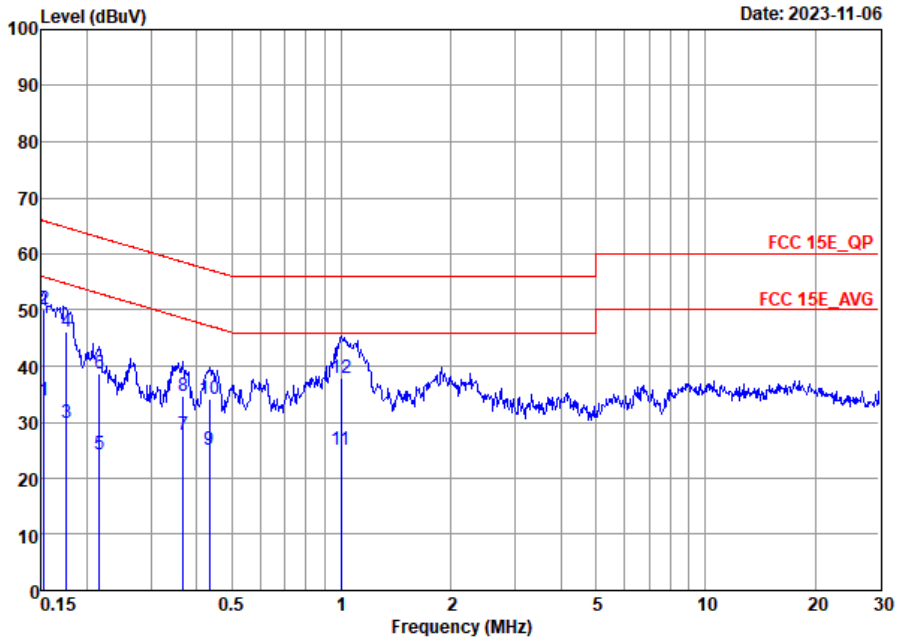

Site : CO01-SZ
Condition: FCC 15E_QP AC LISN 100063_N NEUTRAL

		Freq	Level	Over Limit	Limit Line	Read Level	LISN Factor	Cable Loss	Remark
		MHz	dBuV	dB	dBuV	dBuV	dB	dB	
1		0.15	33.91	-21.96	55.87	13.60	10.18	10.13	Average
2	*	0.15	50.11	-15.76	65.87	29.80	10.18	10.13	QP
3		0.18	29.80	-24.88	54.68	9.20	10.46	10.14	Average
4		0.18	46.20	-18.48	64.68	25.60	10.46	10.14	QP
5		0.22	24.28	-28.68	52.96	3.90	10.23	10.15	Average
6		0.22	38.58	-24.38	62.96	18.20	10.23	10.15	QP
7		0.37	27.84	-20.72	48.56	7.50	10.18	10.16	Average
8		0.37	34.74	-23.82	58.56	14.40	10.18	10.16	QP
9		0.43	25.15	-22.05	47.20	5.00	9.99	10.16	Average
10		0.43	34.05	-23.15	57.20	13.90	9.99	10.16	QP
11		1.00	25.08	-20.92	46.00	4.70	10.22	10.16	Average
12		1.00	37.98	-18.02	56.00	17.60	10.22	10.16	QP

Note:

1. Level(dBμV) = Read Level(dBμV) + LISN Factor(dB) + Cable Loss(dB)
2. Over Limit(dB) = Level(dBμV) – Limit Line(dBμV)

Appendix C. Radiated Spurious Emission

Test Engineer :	Shiwei Wen	Relative Humidity :	50%
		Temperature :	20-22℃

Radiated Spurious Emission Test Modes

Mode	Band	Band (GHz)	Antenna	Modulation	Channel	Frequency	Data Rate	RU	Remark
Mode 1	U-NII-1	5.15-5.25	CDD 5+4	802.11a	36	5180	6Mbps	-	-
Mode 2	U-NII-1	5.15-5.25	CDD 5+4	802.11a	44	5220	6Mbps	-	-
Mode 3	U-NII-1	5.15-5.25	CDD 5+4	802.11a	48	5240	6Mbps	-	-
Mode 4	U-NII-2A	5.25-5.35	CDD 5+4	802.11a	52	5260	6Mbps	-	-
Mode 5	U-NII-2A	5.25-5.35	CDD 5+4	802.11a	60	5300	6Mbps	-	-
Mode 6	U-NII-2A	5.25-5.35	CDD 5+4	802.11a	64	5320	6Mbps	-	-
Mode 7	U-NII-2C	5.47-5.725	CDD 5+4	802.11a	100	5500	6Mbps	-	-
Mode 8	U-NII-2C	5.47-5.725	CDD 5+4	802.11a	116	5580	6Mbps	-	-
Mode 9	U-NII-2C	5.47-5.725	CDD 5+4	802.11a	140	5700	6Mbps	-	-
Mode 10	U-NII-1	5.15-5.25	CDD 5+4	802.11be EHT20	36	5180	MCS0	Full	-
Mode 11	U-NII-1	5.15-5.25	CDD 5+4	802.11be EHT20	44	5220	MCS0	Full	-
Mode 12	U-NII-1	5.15-5.25	CDD 5+4	802.11be EHT20	48	5240	MCS0	Full	-
Mode 13	U-NII-2A	5.25-5.35	CDD 5+4	802.11be EHT20	52	5260	MCS0	Full	-
Mode 14	U-NII-2A	5.25-5.35	CDD 5+4	802.11be EHT20	60	5300	MCS0	Full	-
Mode 15	U-NII-2A	5.25-5.35	CDD 5+4	802.11be EHT20	64	5320	MCS0	Full	-
Mode 16	U-NII-2C	5.47-5.725	CDD 5+4	802.11be EHT20	100	5500	MCS0	Full	-
Mode 17	U-NII-2C	5.47-5.725	CDD 5+4	802.11be EHT20	116	5580	MCS0	Full	-
Mode 18	U-NII-2C	5.47-5.725	CDD 5+4	802.11be EHT20	140	5700	MCS0	Full	-
Mode 19	U-NII-1	5.15-5.25	CDD 5+4	802.11be EHT40	38	5190	MCS0	Full	-
Mode 20	U-NII-1	5.15-5.25	CDD 5+4	802.11be EHT40	46	5230	MCS0	Full	-
Mode 21	U-NII-2A	5.25-5.35	CDD 5+4	802.11be EHT40	54	5270	MCS0	Full	-
Mode 22	U-NII-2A	5.25-5.35	CDD 5+4	802.11be EHT40	62	5310	MCS0	Full	-
Mode 23	U-NII-2C	5.47-5.725	CDD 5+4	802.11be EHT40	102	5510	MCS0	Full	-
Mode 24	U-NII-2C	5.47-5.725	CDD 5+4	802.11be EHT40	134	5670	MCS0	Full	-
Mode 25	U-NII-1	5.15-5.25	CDD 5+4	802.11be EHT80	42	5210	MCS0	Full	-
Mode 26	U-NII-2A	5.25-5.35	CDD 5+4	802.11be EHT80	58	5290	MCS0	Full	-
Mode 27	U-NII-2C	5.47-5.725	CDD 5+4	802.11be EHT80	106	5530	MCS0	Full	-
Mode 28	U-NII-1	5.15-5.35	CDD 5+4	802.11be EHT160	50	5250	MCS0	Full	-
Mode 29	U-NII-3	5.725-5.85	CDD 5+4	802.11a	149	5745	6Mbps	-	-

Mode	Band	Band (GHz)	Antenna	Modulation	Channel	Frequency	Data Rate	RU	Remark
Mode 30	U-NII-3	5.725-5.85	CDD 5+4	802.11a	157	5785	6Mbps	-	-
Mode 31	U-NII-3	5.725-5.85	CDD 5+4	802.11a	165	5825	6Mbps	-	-
Mode 32	U-NII-3	5.725-5.85	CDD 5+4	802.11be EHT20	149	5745	MCS0	Full	-
Mode 33	U-NII-3	5.725-5.85	CDD 5+4	802.11be EHT20	157	5785	MCS0	Full	-
Mode 34	U-NII-3	5.725-5.85	CDD 5+4	802.11be EHT20	165	5825	MCS0	Full	-
Mode 35	U-NII-3	5.725-5.85	CDD 5+4	802.11be EHT40	151	5755	MCS0	Full	-
Mode 36	U-NII-3	5.725-5.85	CDD 5+4	802.11be EHT40	159	5795	MCS0	Full	-
Mode 37	U-NII-3	5.725-5.85	CDD 5+4	802.11be EHT80	155	5775	MCS0	Full	-
Mode 38	U-NII-1	5.15-5.25	CDD 5+4	802.11be EHT20	36	5180	MCS0	Single RU 106/53	-
Mode 39	U-NII-2A	5.15-5.25	CDD 5+4	802.11be EHT20	64	5320	MCS0	Single RU 26/8	-
Mode 40	U-NII-2C	5.25-5.35	CDD 5+4	802.11be EHT20	100	5500	MCS0	Single RU106/53	-
Mode 41	U-NII-2C	5.25-5.35	CDD 5+4	802.11be EHT20	140	5700	MCS0	Single RU52/40	-
Mode 42	U-NII-3	5.725-5.85	CDD 5+4	802.11be EHT20	149	5745	MCS0	Single RU52/37	-
Mode 43	U-NII-3	5.725-5.85	CDD 5+4	802.11be EHT20	165	5825	MCS0	Single RU52/40	-
Mode 44	U-NII-1	5.15-5.25	CDD 5+4	802.11be EHT20	36	5180	MCS0	Small RU 52+26	38+1
Mode 45	U-NII-1	5.15-5.25	CDD 5+4	802.11be EHT20	36	5180	MCS0	Small RU 106+26	53+4
Mode 46	U-NII-2A	5.25-5.35	CDD 5+4	802.11be EHT20	64	5320	MCS0	Small RU 52+26	39+7
Mode 47	U-NII-2A	5.25-5.35	CDD 5+4	802.11be EHT20	64	5320	MCS0	Small RU 106+26	54+4
Mode 48	U-NII-2C	5.47-5.725	CDD 5+4	802.11be EHT20	100	5500	MCS0	Small RU 52+26	38+1
Mode 49	U-NII-2C	5.47-5.725	CDD 5+4	802.11be EHT20	100	5500	MCS0	Small RU 106+26	53+4
Mode 50	U-NII-2C	5.47-5.725	CDD 5+4	802.11be EHT20	140	5700	MCS0	Small RU 52+26	39+7
Mode 51	U-NII-2C	5.47-5.725	CDD 5+4	802.11be EHT20	140	5700	MCS0	Small RU 106+26	54+4
Mode 52	U-NII-3	5.725-5.85	CDD 5+4	802.11be EHT20	149	5745	MCS0	Small RU 52+26	38+1
Mode 53	U-NII-3	5.725-5.85	CDD 5+4	802.11be EHT20	149	5745	MCS0	Small RU 106+26	53+4
Mode 54	U-NII-3	5.725-5.85	CDD 5+4	802.11be EHT20	165	5825	MCS0	Small RU 52+26	39+7
Mode 55	U-NII-3	5.725-5.85	CDD 5+4	802.11be EHT20	165	5825	MCS0	Small RU 106+26	54+4
Mode 56	U-NII-1	5.15-5.25	CDD 5+4	802.11be EHT80	42	5210	MCS0	Puncturing 20M	❹
Mode 57	U-NII-2A	5.25-5.35	CDD 5+4	802.11be EHT80	58	5290	MCS0	Puncturing 20M	❶
Mode 58	U-NII-2C	5.47-5.725	CDD 5+4	802.11be EHT80	106	5530	MCS0	Puncturing 20M	❹
Mode 59	U-NII-1	5.15-5.35	CDD 5+4	802.11be EHT160	50	5250	MCS0	Puncturing 20M	②
Mode 60	U-NII-1	5.15-5.35	CDD 5+4	802.11be EHT160	50	5250	MCS0	Puncturing 40M	②
Mode 61	U-NII-3	5.725-5.85	CDD 5+4	802.11be	155	5775	MCS0	Puncturing	②

Mode	Band	Band (GHz)	Antenna	Modulation	Channel	Frequency	Data Rate	RU	Remark
				EHT80				20M②	
Mode 62	U-NII-1	5.15-5.25	CDD 5+4	802.11be EHT80	42	5210	MCS0	Large RU 484+242	❹
Mode 63	U-NII-2A	5.25-5.35	CDD 5+4	802.11be EHT80	58	5290	MCS0	Large RU 484+242	❶
Mode 64	U-NII-2C	5.47-5.725	CDD 5+4	802.11be EHT80	106	5530	MCS0	Large RU 484+242	❹
Mode 65	U-NII-1	5.15-5.35	CDD 5+4	802.11be EHT160	50	5250	MCS0	Large RU 996+484	③
Mode 66	U-NII-3	5.725-5.85	5+4	802.11be EHT80	155	5775	MCS0	Large RU 484+242	②
Mode 67	UNII 2A	5.25-5.35	CDD 5+4	11be EHT40	54	5270	MCS0	-	LF
Mode 68	U-NII-3	5.725-5.85	5+4	802.11be EHT80	155	5775	MCS0	Puncturing 20M②	LF
Mode 69	Co-location	2.4G WIFI	CDD 5+4	802.11g	11	2462	6M	-	-
		5G WIFI	CDD 5+4	802.11be EHT40	54	5270	MCS0	-	-
		WWAN	7	NR B30 (10M)	-	-	-	-	-
Mode 70	Co-location	BT	MIMO 5+4	Bluetooth	78	2480	1DH5	-	-
		5G WIFI	CDD 5+4	802.11be EHT40	54	5270	MCS0	-	-
		WWAN	7	NR B30 (10M)	-	-	-	-	-
Mode 71	Co-location	BLE	5	Bluetooth-LE	38	2478	2M	-	-
		2.4G WIFI	4	802.11g	11	2462	6Mbps	-	-
		5G WIFI	CDD 5+4	802.11be EHT40	54	5270	MCS0	-	-
		WWAN	7	NR B30 (10M)	-	-	-	-	-
Mode 72	U-NII-1	5.15-5.25	CDD 5+6	802.11a	36	5180	6Mbps	-	-
Mode 73	U-NII-1	5.15-5.25	CDD 5+6	802.11a	44	5220	6Mbps	-	-
Mode 74	U-NII-1	5.15-5.25	CDD 5+6	802.11a	48	5240	6Mbps	-	-
Mode 75	U-NII-2A	5.25-5.35	CDD 5+6	802.11a	52	5260	6Mbps	-	-
Mode 76	U-NII-2A	5.25-5.35	CDD 5+6	802.11a	60	5300	6Mbps	-	-
Mode 77	U-NII-2A	5.25-5.35	CDD 5+6	802.11a	64	5320	6Mbps	-	-
Mode 78	U-NII-2C	5.47-5.725	CDD 5+6	802.11a	100	5500	6Mbps	-	-
Mode 79	U-NII-2C	5.47-5.725	CDD 5+6	802.11a	116	5580	6Mbps	-	-
Mode 80	U-NII-2C	5.47-5.725	CDD 5+6	802.11a	140	5700	6Mbps	-	-
Mode 81	U-NII-1	5.15-5.25	CDD 5+6	802.11be EHT20	36	5180	MCS0	Full	-
Mode 82	U-NII-1	5.15-5.25	CDD 5+6	802.11be EHT20	44	5220	MCS0	Full	-
Mode 83	U-NII-1	5.15-5.25	CDD 5+6	802.11be EHT20	48	5240	MCS0	Full	-
Mode 84	U-NII-2A	5.25-5.35	CDD 5+6	802.11be EHT20	52	5260	MCS0	Full	-
Mode 85	U-NII-2A	5.25-5.35	CDD 5+6	802.11be EHT20	60	5300	MCS0	Full	-
Mode 86	U-NII-2A	5.25-5.35	CDD 5+6	802.11be EHT20	64	5320	MCS0	Full	-
Mode 87	U-NII-2C	5.47-5.725	CDD 5+6	802.11be EHT20	100	5500	MCS0	Full	-
Mode 88	U-NII-2C	5.47-5.725	CDD 5+6	802.11be EHT20	116	5580	MCS0	Full	-

Mode	Band	Band (GHz)	Antenna	Modulation	Channel	Frequency	Data Rate	RU	Remark
Mode 89	U-NII-2C	5.47-5.725	CDD 5+6	802.11be EHT20	140	5700	MCS0	Full	-
Mode 90	U-NII-1	5.15-5.25	CDD 5+6	802.11be EHT40	38	5190	MCS0	Full	-
Mode 91	U-NII-1	5.15-5.25	CDD 5+6	802.11be EHT40	46	5230	MCS0	Full	-
Mode 92	U-NII-2A	5.25-5.35	CDD 5+6	802.11be EHT40	54	5270	MCS0	Full	-
Mode 93	U-NII-2A	5.25-5.35	CDD 5+6	802.11be EHT40	62	5310	MCS0	Full	-
Mode 94	U-NII-2C	5.47-5.725	CDD 5+6	802.11be EHT40	102	5510	MCS0	Full	-
Mode 95	U-NII-2C	5.47-5.725	CDD 5+6	802.11be EHT40	134	5670	MCS0	Full	-
Mode 96	U-NII-1	5.15-5.25	CDD 5+6	802.11be EHT80	42	5210	MCS0	Full	-
Mode 97	U-NII-2A	5.25-5.35	CDD 5+6	802.11be EHT80	58	5290	MCS0	Full	-
Mode 98	U-NII-2C	5.47-5.725	CDD 5+6	802.11be EHT80	106	5530	MCS0	Full	-
Mode 99	U-NII-1	5.15-5.35	CDD 5+6	802.11be EHT160	50	5250	MCS0	Full	-
Mode 100	U-NII-3	5.725-5.85	CDD 5+6	802.11a	149	5745	6Mbps	-	-
Mode 101	U-NII-3	5.725-5.85	CDD 5+6	802.11a	157	5785	6Mbps	-	-
Mode 102	U-NII-3	5.725-5.85	CDD 5+6	802.11a	165	5825	6Mbps	-	-
Mode 103	U-NII-3	5.725-5.85	CDD 5+6	802.11be EHT20	149	5745	MCS0	Full	-
Mode 104	U-NII-3	5.725-5.85	CDD 5+6	802.11be EHT20	157	5785	MCS0	Full	-
Mode 105	U-NII-3	5.725-5.85	CDD 5+6	802.11be EHT20	165	5825	MCS0	Full	-
Mode 106	U-NII-3	5.725-5.85	CDD 5+6	802.11be EHT40	151	5755	MCS0	Full	-
Mode 107	U-NII-3	5.725-5.85	CDD 5+6	802.11be EHT40	159	5795	MCS0	Full	-
Mode 108	U-NII-3	5.725-5.85	CDD 5+6	802.11be EHT80	155	5775	MCS0	Full	-
Mode 109	U-NII-1	5.15-5.25	CDD 5+6	802.11be EHT20	36	5180	MCS0	Single RU 26/0	-
Mode 110	U-NII-2A	5.15-5.25	CDD 5+6	802.11be EHT20	64	5320	MCS0	Single RU52/40	-
Mode 111	U-NII-2C	5.25-5.35	CDD 5+6	802.11be EHT20	100	5500	MCS0	Single RU52/37	-
Mode 112	U-NII-2C	5.25-5.35	CDD 5+6	802.11be EHT20	140	5700	MCS0	Single RU 26/8	-
Mode 113	U-NII-3	5.725-5.85	CDD 5+6	802.11be EHT20	149	5745	MCS0	Single RU 26/0	-
Mode 114	U-NII-3	5.725-5.85	CDD 5+6	802.11be EHT20	165	5825	MCS0	Single RU52/40	-
Mode 115	U-NII-1	5.15-5.25	CDD 5+6	802.11be EHT20	36	5180	MCS0	Small RU 52+26	38+1
Mode 116	U-NII-1	5.15-5.25	CDD 5+6	802.11be EHT20	36	5180	MCS0	Small RU 106+26	53+4
Mode 117	U-NII-2A	5.25-5.35	CDD 5+6	802.11be EHT20	64	5320	MCS0	Small RU 52+26	39+7
Mode 118	U-NII-2A	5.25-5.35	CDD 5+6	802.11be EHT20	64	5320	MCS0	Small RU 106+26	54+4
Mode 119	U-NII-2C	5.47-5.725	CDD 5+6	802.11be EHT20	100	5500	MCS0	Small RU 52+26	38+1
Mode 120	U-NII-2C	5.47-5.725	CDD 5+6	802.11be EHT20	100	5500	MCS0	Small RU 106+26	53+4

Mode	Band	Band (GHz)	Antenna	Modulation	Channel	Frequency	Data Rate	RU	Remark
Mode 121	U-NII-2C	5.47-5.725	CDD 5+6	802.11be EHT20	140	5700	MCS0	Small RU 52+26	39+7
Mode 122	U-NII-2C	5.47-5.725	CDD 5+6	802.11be EHT20	140	5700	MCS0	Small RU 106+26	54+4
Mode 123	U-NII-3	5.725-5.85	CDD 5+6	802.11be EHT20	149	5745	MCS0	Small RU 52+26	38+1
Mode 124	U-NII-3	5.725-5.85	CDD 5+6	802.11be EHT20	149	5745	MCS0	Small RU 106+26	53+4
Mode 125	U-NII-3	5.725-5.85	CDD 5+6	802.11be EHT20	165	5825	MCS0	Small RU 52+26	39+7
Mode 126	U-NII-3	5.725-5.85	CDD 5+6	802.11be EHT20	165	5825	MCS0	Small RU 106+26	54+4
Mode 127	U-NII-1	5.15-5.25	CDD 5+6	802.11be EHT80	42	5210	MCS0	Puncturing 20M	❹
Mode 128	U-NII-2A	5.25-5.35	CDD 5+6	802.11be EHT80	58	5290	MCS0	Puncturing 20M	❶
Mode 129	U-NII-2C	5.47-5.725	CDD 5+6	802.11be EHT80	106	5530	MCS0	Puncturing 20M	❹
Mode 130	U-NII-1	5.15-5.35	CDD 5+6	802.11be EHT160	50	5250	MCS0	Puncturing 20M	②
Mode 131	U-NII-1	5.15-5.35	CDD 5+6	802.11be EHT160	50	5250	MCS0	Puncturing 40M	②
Mode 132	U-NII-3	5.725-5.85	CDD 5+6	802.11be EHT80	155	5775	MCS0	Puncturing 20M	②
Mode 133	U-NII-1	5.15-5.25	CDD 5+6	802.11be EHT80	42	5210	MCS0	Large RU 484+242	❹
Mode 134	U-NII-2A	5.25-5.35	CDD 5+6	802.11be EHT80	58	5290	MCS0	Large RU 484+242	❶
Mode 135	U-NII-2C	5.47-5.725	CDD 5+6	802.11be EHT80	106	5530	MCS0	Large RU 484+242	❹
Mode 136	U-NII-1	5.15-5.35	CDD 5+6	802.11be EHT160	50	5250	MCS0	Large RU 996+484	③
Mode 137	U-NII-3	5.725-5.85	CDD 5+6	802.11be EHT80	155	5775	MCS0	Large RU 484+242	②
Mode 138	UNII 2A	5.15-5.25	CDD 5+6	11be EHT20	64	5320	MCS0	-	LF
Mode 139	U-NII-3	5.725-5.85	CDD 5+6	802.11be EHT40	151	5755	MCS0	-	LF
Mode 140	Co-location	2.4G WIFI	CDD 5+6	802.11g	11	2462	6Mbps	-	-
		5G WIFI	CDD 5+6	802.1be EHT20	64	5320	MCS0	-	-
		WWAN	7	NR B30	-	-	-	-	-
Mode 141	Co-location	BT	MIMO 5+6	Bluetooth	78	2480	1DH5	-	-
		5G WIFI	CDD 5+6	802.1be EHT20	64	5320	MCS0	-	-
		WWAN	7	NR B30	-	-	-	-	-
Mode 142	Co-location	BLE	5	Bluetooth-LE	38	2480	2M	-	-
		2.4G WIFI	6	802.11g	11	2462	6Mbps	-	-
		5G WIFI	CDD 5+6	802.1be EHT20	64	5320	MCS0	-	-
		WWAN	7	NR B30	-	-	-	-	-
Mode 143	U-NII-1~2C	5.25-5.35	CDD 5+4	802.11be EHT40	54	5270	MCS0	Full	worse from sample 1
Mode 144	U-NII-3	5.725-5.85	CDD 5+4	802.11be EHT80	155	5775	MCS0	Puncturing 20M②	
Mode 145	U-NII-1	5.15-5.25	CDD 5+4	802.11be EHT20	40	5200	MCS0	Full	-
Mode 146	U-NII-2C	5.47-5.725	CDD 5+4	802.11be EHT20	136	5680	MCS0	Full	-

Mode	Band	Band (GHz)	Antenna	Modulation	Channel	Frequency	Data Rate	RU	Remark
Mode 147	U-NII-2C	5.47-5.725	CDD 5+4	802.11be EHT20	132	5660	MCS0	Full	-
Mode 148	U-NII-2C	5.47-5.725	CDD 5+4	802.11be EHT40	110	5550	MCS0	Full	-
Mode 149	U-NII-2C	5.47-5.725	CDD 5+4	802.11be EHT40	118	5590	MCS0	Full	-
Mode 150	U-NII-2C	5.47-5.725	CDD 5+4	802.11be EHT40	126	5630	MCS0	Full	-
Mode 151	U-NII-1	5.15-5.25	CDD 5+6	802.11be EHT20	40	5200	MCS0	Full	-
Mode 152	U-NII-2C	5.47-5.725	CDD 5+6	802.11be EHT20	136	5680	MCS0	Full	-
Mode 153	U-NII-2C	5.47-5.725	CDD 5+6	802.11be EHT40	110	5550	MCS0	Full	-
Mode 154	U-NII-2C	5.47-5.725	CDD 5+6	802.11be EHT40	126	5630	MCS0	Full	-

Summary of each worse mode

Mode	Modulation	Ch.	Freq. (MHz)	Level (dBuV/m)	Limit (dBuV/m)	Margin (dB)	Pol.	Peak Avg.	Result	Remark
1	802.11a	36	5149.99	51.14	54.00	-2.86	V	AVERAGE	Pass	Band Edge
1	802.11a	36	10360.00	48.85	68.30	-19.45	H	Peak	Pass	Harmonic
2	802.11a	44	-	-	-	-	-	-	-	Band Edge
2	802.11a	44	10440.00	48.36	68.30	-19.94	H	Peak	Pass	Harmonic
3	802.11a	48	-	-	-	-	-	-	-	Band Edge
3	802.11a	48	10480.00	48.48	68.30	-19.82	V	Peak	Pass	Harmonic
4	802.11a	52	-	-	-	-	-	-	-	Band Edge
4	802.11a	52	10520.00	48.66	68.30	-19.64	H	Peak	Pass	Harmonic
5	802.11a	60	-	-	-	-	-	-	-	Band Edge
5	802.11a	60	15900.00	49.23	74.00	-24.77	H	Peak	Pass	Harmonic
6	802.11a	64	5350.31	50.64	54.00	-3.36	H	AVERAGE	Pass	Band Edge
6	802.11a	64	15960.00	49.80	74.00	-24.20	H	Peak	Pass	Harmonic
7	802.11a	100	5466.34	62.54	68.30	-5.76	H	PEAK	Pass	Band Edge
7	802.11a	100	16500.00	50.48	68.30	-17.82	V	Peak	Pass	Harmonic
8	802.11a	116	-	-	-	-	-	-	-	Band Edge
8	802.11a	116	16740.00	49.07	68.30	-19.23	H	Peak	Pass	Harmonic
9	802.11a	140	5726.69	66.07	68.30	-2.23	H	PEAK	Pass	Band Edge
9	802.11a	140	17100.00	50.24	68.30	-18.06	V	Peak	Pass	Harmonic
10	802.11be EHT20	36	5149.51	50.75	54.00	-3.25	V	AVERAGE	Pass	Band Edge
10	802.11be EHT20	36	10360.00	49.15	68.30	-19.15	V	Peak	Pass	Harmonic
11	802.11be EHT20	44	-	-	-	-	-	-	-	Band Edge
11	802.11be EHT20	44	10440.00	48.55	68.30	-19.75	V	Peak	Pass	Harmonic
12	802.11be EHT20	48	5149.64	43.84	54.00	-10.16	H	AVERAGE	Pass	Band Edge
12	802.11be EHT20	48	10480.00	48.01	68.30	-20.29	V	Peak	Pass	Harmonic
13	802.11be EHT20	52	5038.90	43.11	54.00	-10.89	H	AVERAGE	Pass	Band Edge
13	802.11be EHT20	52	10520.00	48.79	68.30	-19.51	V	Peak	Pass	Harmonic
14	802.11be EHT20	60	-	-	-	-	-	-	-	Band Edge
14	802.11be EHT20	60	15900.00	49.53	74.00	-24.47	H	Peak	Pass	Harmonic
15	802.11be EHT20	64	5350.00	50.65	54.00	-3.35	H	AVERAGE	Pass	Band Edge
15	802.11be EHT20	64	10640.00	49.30	74.00	-24.70	H	Peak	Pass	Harmonic
16	802.11be EHT20	100	5466.79	62.61	68.30	-5.69	V	PEAK	Pass	Band Edge
16	802.11be EHT20	100	16500.00	50.10	68.30	-18.20	V	Peak	Pass	Harmonic
17	802.11be EHT20	116	-	-	-	-	-	-	-	Band Edge
17	802.11be EHT20	116	16740.00	48.61	68.30	-19.69	V	Peak	Pass	Harmonic
18	802.11be EHT20	140	5725.06	64.39	68.30	-3.91	H	PEAK	Pass	Band Edge
18	802.11be EHT20	140	17100.00	49.80	68.30	-18.50	V	Peak	Pass	Harmonic
19	802.11be EHT40	38	5149.44	50.05	54.00	-3.95	V	AVERAGE	Pass	Band Edge
19	802.11be EHT40	38	-	-	-	-	-	-	-	Harmonic
20	802.11be EHT40	46	5149.85	50.80	54.00	-3.20	H	AVERAGE	Pass	Band Edge
20	802.11be EHT40	46	-	-	-	-	-	-	-	Harmonic
21	802.11be EHT40	54	5351.02	51.86	54.00	-2.14	H	AVERAGE	Pass	Band Edge
21	802.11be EHT40	54	10540.00	47.89	68.30	-20.41	H	Peak	Pass	Harmonic
22	802.11be EHT40	62	5355.23	51.76	54.00	-2.24	H	AVERAGE	Pass	Band Edge
22	802.11be EHT40	62	-	-	-	-	-	-	-	Harmonic

Mode	Modulation	Ch.	Freq. (MHz)	Level (dBuV/m)	Limit (dBuV/m)	Margin (dB)	Pol.	Peak Avg.	Result	Remark
23	802.11be EHT40	102	5460.64	65.38	68.30	-2.92	H	PEAK	Pass	Band Edge
23	802.11be EHT40	102	-	-	-	-	-	-	-	Harmonic
24	802.11be EHT40	134	5728.00	62.54	68.30	-5.76	H	PEAK	Pass	Band Edge
24	802.11be EHT40	134	-	-	-	-	-	-	-	Harmonic
25	802.11be EHT80	42	5149.23	50.74	54.00	-3.26	V	AVERAGE	Pass	Band Edge
25	802.11be EHT80	42	-	-	-	-	-	-	-	Harmonic
26	802.11be EHT80	58	5372.55	49.71	54.00	-4.29	H	AVERAGE	Pass	Band Edge
26	802.11be EHT80	58	-	-	-	-	-	-	-	Harmonic
27	802.11be EHT80	106	5440.81	50.16	54.00	-3.84	V	AVERAGE	Pass	Band Edge
27	802.11be EHT80	106	-	-	-	-	-	-	-	Harmonic
28	802.11be EHT160	50	5408.05	50.55	54.00	-3.45	V	AVERAGE	Pass	Band Edge
28	802.11be EHT160	50	-	-	-	-	-	-	-	Harmonic
29	802.11a	149	-	-	-	-	-	-	-	Band Edge
29	802.11a	149	17235.00	49.49	68.30	-18.81	H	Peak	Pass	Harmonic
30	802.11a	157	-	-	-	-	-	-	-	Band Edge
30	802.11a	157	17355.00	49.66	68.30	-18.64	H	Peak	Pass	Harmonic
31	802.11a	165	-	-	-	-	-	-	-	Band Edge
31	802.11a	165	17475.00	51.05	68.30	-17.25	V	Peak	Pass	Harmonic
32	802.11be EHT20	149	5649.37	59.29	68.30	-9.01	H	PEAK	Pass	Band Edge
32	802.11be EHT20	149	17235.00	49.69	68.30	-18.61	V	Peak	Pass	Harmonic
33	802.11be EHT20	157	-	-	-	-	-	-	-	Band Edge
33	802.11be EHT20	157	17355.00	50.21	68.30	-18.09	H	Peak	Pass	Harmonic
34	802.11be EHT20	165	5924.83	56.87	68.33	-11.46	V	PEAK	Pass	Band Edge
34	802.11be EHT20	165	17475.00	50.58	68.30	-17.72	H	Peak	Pass	Harmonic
35	802.11be EHT40	151	5649.14	63.58	68.30	-4.72	V	PEAK	Pass	Band Edge
35	802.11be EHT40	151	-	-	-	-	-	-	-	Harmonic
36	802.11be EHT40	159	5924.81	64.04	68.34	-4.30	V	PEAK	Pass	Band Edge
36	802.11be EHT40	159	-	-	-	-	-	-	-	Harmonic
37	802.11be EHT80	155	5649.28	63.90	68.30	-4.40	V	PEAK	Pass	Band Edge
37	802.11be EHT80	155	17325	49.31	68.30	-18.99	H	PEAK	Pass	Harmonic
38	802.11be EHT20	36	5149.99	43.32	54.00	-10.68	H	AVERAGE	Pass	Band Edge
38	802.11be EHT20	36	-	-	-	-	-	-	-	Harmonic
39	802.11be EHT20	64	5358.30	42.13	54.00	-11.87	H	AVERAGE	Pass	Band Edge
39	802.11be EHT20	64	-	-	-	-	-	-	-	Harmonic
40	802.11be EHT20	100	5458.98	42.34	54.00	-11.66	H	AVERAGE	Pass	Band Edge
40	802.11be EHT20	100	-	-	-	-	-	-	-	Harmonic
41	802.11be EHT20	140	5736.82	53.88	68.30	-14.42	H	PEAK	Pass	Band Edge
41	802.11be EHT20	140	-	-	-	-	-	-	-	Harmonic
42	802.11be EHT20	149	5647.42	53.44	68.30	-14.86	H	PEAK	Pass	Band Edge
	802.11be EHT20	149	-	-	-	-	-	-	-	Harmonic
43	802.11be EHT20	165	5942.00	53.16	68.30	-15.14	H	PEAK	Pass	Band Edge
	802.11be EHT20	165	-	-	-	-	-	-	-	Harmonic
44	802.11be EHT20	36	5063.09	42.85	54.00	-11.15	H	AVERAGE	Pass	Band Edge
44	802.11be EHT20	36	-	-	-	-	-	-	-	Harmonic
45	802.11be EHT20	36	5108.63	42.91	54.00	-11.09	H	AVERAGE	Pass	Band Edge

Mode	Modulation	Ch.	Freq. (MHz)	Level (dBuV/m)	Limit (dBuV/m)	Margin (dB)	Pol.	Peak Avg.	Result	Remark
45	802.11be EHT20	36	-	-	-	-	-	-	-	Harmonic
46	802.11be EHT20	64	5355.21	43.04	54.00	-10.96	H	AVERAGE	Pass	Band Edge
46	802.11be EHT20	64	-	-	-	-	-	-	-	Harmonic
47	802.11be EHT20	64	5350.04	44.21	54.00	-9.79	H	AVERAGE	Pass	Band Edge
47	802.11be EHT20	64	-	-	-	-	-	-	-	Harmonic
48	802.11be EHT20	100	5457.63	42.71	54.00	-11.29	H	AVERAGE	Pass	Band Edge
48	802.11be EHT20	100	-	-	-	-	-	-	-	Harmonic
49	802.11be EHT20	100	5459.88	42.72	54.00	-11.28	H	AVERAGE	Pass	Band Edge
49	802.11be EHT20	100	-	-	-	-	-	-	-	Harmonic
50	802.11be EHT20	140	5737.02	54.08	68.30	-14.22	H	PEAK	Pass	Band Edge
50	802.11be EHT20	140	-	-	-	-	-	-	-	Harmonic
51	802.11be EHT20	140	5725.26	53.86	68.30	-14.44	H	PEAK	Pass	Band Edge
51	802.11be EHT20	140	-	-	-	-	-	-	-	Harmonic
52	802.11be EHT20	149	5646.55	53.27	68.30	-15.03	H	PEAK	Pass	Band Edge
52	802.11be EHT20	149	-	-	-	-	-	-	-	Harmonic
53	802.11be EHT20	149	5632.19	53.81	68.30	-14.49	H	PEAK	Pass	Band Edge
53	802.11be EHT20	149	-	-	-	-	-	-	-	Harmonic
54	802.11be EHT20	165	5934.25	52.97	68.30	-15.33	H	PEAK	Pass	Band Edge
54	802.11be EHT20	165	-	-	-	-	-	-	-	Harmonic
55	802.11be EHT20	165	5933.25	53.29	68.30	-15.01	V	PEAK	Pass	Band Edge
55	802.11be EHT20	165	-	-	-	-	-	-	-	Harmonic
56	802.11be EHT80	42	5147.97	44.03	54.00	-9.97	H	AVERAGE	Pass	Band Edge
56	802.11be EHT80	42	-	-	-	-	-	-	-	Harmonic
57	802.11be EHT80	58	5354.01	50.32	54.00	-3.68	H	AVERAGE	Pass	Band Edge
57	802.11be EHT80	58	-	-	-	-	-	-	-	Harmonic
58	802.11be EHT80	106	5459.89	43.96	54.00	-10.04	H	AVERAGE	Pass	Band Edge
58	802.11be EHT80	106	-	-	-	-	-	-	-	Harmonic
59	802.11be EHT160	50	5097.65	50.88	54.00	-3.12	H	AVERAGE	Pass	Band Edge
59	802.11be EHT160	50	-	-	-	-	-	-	-	Harmonic
60	802.11be EHT160	50	5118.88	50.42	54.00	-3.58	H	AVERAGE	Pass	Band Edge
60	802.11be EHT160	50	-	-	-	-	-	-	-	Harmonic
61	802.11be EHT80	155	5649.53	65.63	68.30	-2.67	H	PEAK	Pass	Band Edge
61	802.11be EHT80	155	-	-	-	-	-	-	-	Harmonic
62	802.11be EHT80	42	5143.96	50.09	54.00	-3.91	V	AVERAGE	Pass	Band Edge
62	802.11be EHT80	42	-	-	-	-	-	-	-	Harmonic
63	802.11be EHT80	58	5390.22	47.52	54.00	-6.48	V	AVERAGE	Pass	Band Edge
63	802.11be EHT80	58	-	-	-	-	-	-	-	Harmonic
64	802.11be EHT80	106	5461.17	63.95	68.30	-4.35	V	PEAK	Pass	Band Edge
64	802.11be EHT80	106	-	-	-	-	-	-	-	Harmonic
65	802.11be EHT160	50	5118.15	47.75	54.00	-6.25	H	AVERAGE	Pass	Band Edge
65	802.11be EHT160	50	-	-	-	-	-	-	-	Harmonic
66	802.11be EHT80	155	5650.40	64.82	68.60	-3.78	H	PEAK	Pass	Band Edge
66	802.11be EHT80	155	-	-	-	-	-	-	-	Harmonic
67	802.11be EHT40	54	162.89	30.7	43.5	-12.8	H	PEAK	Pass	LF
68	802.11be EHT80	155	165.8	31.83	43.5	-11.67	H	Peak	Pass	LF

Mode	Modulation	Ch.	Freq. (MHz)	Level (dBuV/m)	Limit (dBuV/m)	Margin (dB)	Pol.	Peak Avg.	Result	Remark
69	Co-location		5350.8	50.41	54	-3.59	V	Average	Pass	Band Edge
			10540	49.19	68.3	-19.11	V	Average	Pass	Harmonic
70	Co-location		5354.16	50.98	54.00	-3.02	H	Average	Pass	Band Edge
			6916.50	59.64	68.30	-8.66	H	Peak	Pass	Harmonic
71	Co-location		5351.28	51.85	54.00	-2.15	H	Average	Pass	Band Edge
			9222.00	58.17	68.30	-10.13	V	Peak	Pass	Harmonic
72	802.11a	36	5149.51	51.28	54.00	-2.72	H	AVERAGE	Pass	Band Edge
72	802.11a	36	10360.00	48.49	68.30	-19.81	V	Peak	Pass	Harmonic
73	802.11a	44	-	-	-	-	-	-	-	Band Edge
73	802.11a	44	10440.00	48.68	68.30	-19.62	H	Peak	Pass	Harmonic
74	802.11a	48	-	-	-	-	-	-	-	Band Edge
74	802.11a	48	10480.00	48.23	68.30	-20.07	H	Peak	Pass	Harmonic
75	802.11a	52	-	-	-	-	-	-	-	Band Edge
75	802.11a	52	10520.00	48.86	68.30	-19.44	V	Peak	Pass	Harmonic
76	802.11a	60	-	-	-	-	-	-	-	Band Edge
76	802.11a	60	15900.00	49.36	74.00	-24.64	V	Peak	Pass	Harmonic
77	802.11a	64	5350.00	50.17	54.00	-3.83	V	AVERAGE	Pass	Band Edge
77	802.11a	64	15960.00	49.67	74.00	-24.33	H	Peak	Pass	Harmonic
78	802.11a	100	5468.73	64.55	68.30	-3.75	H	PEAK	Pass	Band Edge
78	802.11a	100	16500.00	49.79	68.30	-18.51	V	Peak	Pass	Harmonic
79	802.11a	116	-	-	-	-	-	-	-	Band Edge
79	802.11a	116	16740.00	48.81	68.30	-19.49	H	Peak	Pass	Harmonic
80	802.11a	140	5728.37	65.09	68.30	-3.21	H	PEAK	Pass	Band Edge
80	802.11a	140	17100.00	50.44	68.30	-17.86	H	Peak	Pass	Harmonic
81	802.11be EHT20	36	5149.62	49.10	54.00	-4.90	V	AVERAGE	Pass	Band Edge
81	802.11be EHT20	36	10360.00	48.06	68.30	-20.24	H	Peak	Pass	Harmonic
82	802.11be EHT20	44	-	-	-	-	-	-	-	Band Edge
82	802.11be EHT20	44	10440.00	47.59	68.30	-20.71	V	Peak	Pass	Harmonic
83	802.11be EHT20	48	5150.00	48.01	54.00	-5.99	V	AVERAGE	Pass	Band Edge
83	802.11be EHT20	48	10480.00	47.55	68.30	-20.75	V	Peak	Pass	Harmonic
84	802.11be EHT20	52	5350.00	43.38	54.00	-10.62	V	AVERAGE	Pass	Band Edge
84	802.11be EHT20	52	10520.00	49.20	68.30	-19.10	V	Peak	Pass	Harmonic
85	802.11be EHT20	60	-	-	-	-	-	-	-	Band Edge
85	802.11be EHT20	60	15900.00	49.59	74.00	-24.41	V	Peak	Pass	Harmonic
86	802.11be EHT20	64	5350.04	51.79	54.00	-2.21	H	AVERAGE	Pass	Band Edge
86	802.11be EHT20	64	15960.00	49.54	74.00	-24.46	V	Peak	Pass	Harmonic
87	802.11be EHT20	100	5459.59	51.43	54.00	-2.57	H	AVERAGE	Pass	Band Edge
87	802.11be EHT20	100	16500.00	50.03	68.30	-18.27	V	Peak	Pass	Harmonic
88	802.11be EHT20	116	-	-	-	-	-	-	-	Band Edge
88	802.11be EHT20	116	16740.00	47.61	68.30	-20.69	H	Peak	Pass	Harmonic
89	802.11be EHT20	140	5725.32	63.95	68.30	-4.35	V	PEAK	Pass	Band Edge
89	802.11be EHT20	140	17100.00	50.76	68.30	-17.54	H	Peak	Pass	Harmonic
90	802.11be EHT40	38	5145.84	51.78	54.00	-2.22	H	AVERAGE	Pass	Band Edge
90	802.11be EHT40	38	-	-	-	-	-	-	-	Harmonic
91	802.11be EHT40	46	5149.39	50.44	54.00	-3.56	H	AVERAGE	Pass	Band Edge

Mode	Modulation	Ch.	Freq. (MHz)	Level (dBuV/m)	Limit (dBuV/m)	Margin (dB)	Pol.	Peak Avg.	Result	Remark
91	802.11be EHT40	46	-	-	-	-	-	-	-	Harmonic
92	802.11be EHT40	54	5358.64	49.08	54.00	-4.92	H	AVERAGE	Pass	Band Edge
92	802.11be EHT40	54	-	-	-	-	-	-	-	Harmonic
93	802.11be EHT40	62	5359.43	48.73	54.00	-5.27	V	AVERAGE	Pass	Band Edge
93	802.11be EHT40	62	-	-	-	-	-	-	-	Harmonic
94	802.11be EHT40	102	5460.00	50.20	54.00	-3.80	H	AVERAGE	Pass	Band Edge
94	802.11be EHT40	102	-	-	-	-	-	-	-	Harmonic
95	802.11be EHT40	134	5726.01	62.50	68.30	-5.80	H	PEAK	Pass	Band Edge
95	802.11be EHT40	134	-	-	-	-	-	-	-	Harmonic
96	802.11be EHT80	42	5133.88	50.07	54.00	-3.93	H	AVERAGE	Pass	Band Edge
96	802.11be EHT80	42	-	-	-	-	-	-	-	Harmonic
97	802.11be EHT80	58	5383.74	50.83	54.00	-3.17	H	AVERAGE	Pass	Band Edge
97	802.11be EHT80	58	-	-	-	-	-	-	-	Harmonic
98	802.11be EHT80	106	5446.39	48.78	54.00	-5.22	V	AVERAGE	Pass	Band Edge
98	802.11be EHT80	106	-	-	-	-	-	-	-	Harmonic
99	802.11be EHT160	50	5114.38	50.61	54.00	-3.39	V	AVERAGE	Pass	Band Edge
99	802.11be EHT160	50	-	-	-	-	-	-	-	Harmonic
100	802.11a	149	-	-	-	-	-	-	-	Band Edge
100	802.11a	149	17235.00	48.82	68.30	-19.48	H	Peak	Pass	Harmonic
101	802.11a	157	-	-	-	-	-	-	-	Band Edge
101	802.11a	157	17355.00	50.21	68.30	-18.09	V	Peak	Pass	Harmonic
102	802.11a	165	-	-	-	-	-	-	-	Band Edge
102	802.11a	165	17475.00	51.91	68.30	-16.39	V	Peak	Pass	Harmonic
103	802.11be EHT20	149	5649.95	62.17	68.30	-6.13	H	PEAK	Pass	Band Edge
103	802.11be EHT20	149	17235.00	50.75	68.30	-17.55	H	Peak	Pass	Harmonic
104	802.11be EHT20	157	-	-	-	-	-	-	-	Band Edge
104	802.11be EHT20	157	17355.00	50.51	68.30	-17.79	V	Peak	Pass	Harmonic
105	802.11be EHT20	165	5920.58	64.28	71.46	-7.18	H	PEAK	Pass	Band Edge
105	802.11be EHT20	165	17475.00	50.12	68.30	-18.18	H	Peak	Pass	Harmonic
106	802.11be EHT40	151	5645.96	65.50	68.30	-2.80	H	PEAK	Pass	Band Edge
106	802.11be EHT40	151	17265.00	50.43	68.30	-17.87	V	Peak	Pass	Harmonic
107	802.11be EHT40	159	5935.82	62.86	68.30	-5.44	V	PEAK	Pass	Band Edge
107	802.11be EHT40	159	-	-	-	-	-	-	-	Harmonic
108	802.11be EHT80	155	5651.63	65.90	69.50	-3.60	V	PEAK	Pass	Band Edge
108	802.11be EHT80	155	-	-	-	-	-	-	-	Harmonic
109	802.11be EHT20	36	5054.47	42.98	54.00	-11.02	V	AVERAGE	Pass	Band Edge
109	802.11be EHT20	36	-	-	-	-	-	-	-	Harmonic
110	802.11be EHT20	64	5370.05	42.43	54.00	-11.57	H	AVERAGE	Pass	Band Edge
110	802.11be EHT20	64	-	-	-	-	-	-	-	Harmonic
111	802.11be EHT20	100	5457.93	42.33	54.00	-11.67	H	AVERAGE	Pass	Band Edge
111	802.11be EHT20	100	-	-	-	-	-	-	-	Harmonic
112	802.11be EHT20	140	5761.27	53.17	68.30	-15.13	V	PEAK	Pass	Band Edge
112	802.11be EHT20	140	-	-	-	-	-	-	-	Harmonic
113	802.11be EHT20	149	5616.10	53.60	68.30	-14.70	V	PEAK	Pass	Band Edge
	802.11be EHT20	149	-	-	-	-	-	-	-	Harmonic

Mode	Modulation	Ch.	Freq. (MHz)	Level (dBuV/m)	Limit (dBuV/m)	Margin (dB)	Pol.	Peak Avg.	Result	Remark
114	802.11be EHT20	165	5929.38	52.41	68.30	-15.89	V	PEAK	Pass	Band Edge
	802.11be EHT20	165	-	-	-	-	-	-	-	Harmonic
115	802.11be EHT20	36	5148.77	43.03	54.00	-10.97	V	AVERAGE	Pass	Band Edge
115	802.11be EHT20	36	-	-	-	-	-	-	-	Harmonic
116	802.11be EHT20	36	5042.05	43.04	54.00	-10.96	V	AVERAGE	Pass	Band Edge
116	802.11be EHT20	36	-	-	-	-	-	-	-	Harmonic
117	802.11be EHT20	64	5355.92	43.56	54.00	-10.44	H	AVERAGE	Pass	Band Edge
117	802.11be EHT20	64	-	-	-	-	-	-	-	Harmonic
118	802.11be EHT20	64	5350.04	42.93	54.00	-11.07	H	AVERAGE	Pass	Band Edge
118	802.11be EHT20	64	-	-	-	-	-	-	-	Harmonic
119	802.11be EHT20	100	5458.84	42.62	54.00	-11.38	V	AVERAGE	Pass	Band Edge
119	802.11be EHT20	100	-	-	-	-	-	-	-	Harmonic
120	802.11be EHT20	100	5457.48	42.68	54.00	-11.32	H	AVERAGE	Pass	Band Edge
120	802.11be EHT20	100	-	-	-	-	-	-	-	Harmonic
121	802.11be EHT20	140	5753.92	53.65	68.30	-14.65	H	PEAK	Pass	Band Edge
121	802.11be EHT20	140	-	-	-	-	-	-	-	Harmonic
122	802.11be EHT20	140	5748.14	54.38	68.30	-13.92	V	PEAK	Pass	Band Edge
122	802.11be EHT20	140	-	-	-	-	-	-	-	Harmonic
123	802.11be EHT20	149	5649.88	54.03	68.30	-14.27	H	PEAK	Pass	Band Edge
123	802.11be EHT20	149	-	-	-	-	-	-	-	Harmonic
124	802.11be EHT20	149	5648.58	55.00	68.30	-13.30	H	PEAK	Pass	Band Edge
124	802.11be EHT20	149	-	-	-	-	-	-	-	Harmonic
125	802.11be EHT20	165	5944.88	52.71	68.30	-15.59	H	PEAK	Pass	Band Edge
125	802.11be EHT20	165	-	-	-	-	-	-	-	Harmonic
126	802.11be EHT20	165	5929.88	53.15	68.30	-15.15	H	PEAK	Pass	Band Edge
126	802.11be EHT20	165	-	-	-	-	-	-	-	Harmonic
127	802.11be EHT80	42	5146.90	43.98	54.00	-10.02	V	AVERAGE	Pass	Band Edge
127	802.11be EHT80	42	-	-	-	-	-	-	-	Harmonic
128	802.11be EHT80	58	5351.80	43.82	54.00	-10.18	H	AVERAGE	Pass	Band Edge
128	802.11be EHT80	58	-	-	-	-	-	-	-	Harmonic
129	802.11be EHT80	106	5457.39	43.27	54.00	-10.73	H	AVERAGE	Pass	Band Edge
129	802.11be EHT80	106	-	-	-	-	-	-	-	Harmonic
130	802.11be EHT160	50	5115.15	47.45	54.00	-6.55	H	AVERAGE	Pass	Band Edge
130	802.11be EHT160	50	-	-	-	-	-	-	-	Harmonic
131	802.11be EHT160	50	5117.65	49.13	54.00	-4.87	H	AVERAGE	Pass	Band Edge
131	802.11be EHT160	50	-	-	-	-	-	-	-	Harmonic
132	802.11be EHT80	155	5643.05	65.20	68.30	-3.10	H	PEAK	Pass	Band Edge
132	802.11be EHT80	155	-	-	-	-	-	-	-	Harmonic
133	802.11be EHT80	42	5144.71	44.51	54.00	-9.49	V	AVERAGE	Pass	Band Edge
133	802.11be EHT80	42	-	-	-	-	-	-	-	Harmonic
134	802.11be EHT80	58	5390.05	46.91	54.00	-7.09	H	AVERAGE	Pass	Band Edge
134	802.11be EHT80	58	-	-	-	-	-	-	-	Harmonic
135	802.11be EHT80	106	5443.51	44.52	54.00	-9.48	V	AVERAGE	Pass	Band Edge
135	802.11be EHT80	106	-	-	-	-	-	-	-	Harmonic
136	802.11be EHT160	50	5126.38	45.95	54.00	-8.05	H	AVERAGE	Pass	Band Edge

Mode	Modulation	Ch.	Freq. (MHz)	Level (dBuV/m)	Limit (dBuV/m)	Margin (dB)	Pol.	Peak Avg.	Result	Remark
136	802.11be EHT160	50	-	-	-	-	-	-	-	Harmonic
137	802.11be EHT80	155	5646.55	65.23	68.30	-3.07	V	PEAK	Pass	Band Edge
	802.11be EHT80	155	-	-	-	-	-	-	-	Harmonic
138	802.11be EHT20	64	164.83	31.59	43.50	-11.91	H	PEAK	Pass	LF
139	802.11be EHT40	151	96.93	35.52	43.50	-11.98	V	PEAK	Pass	LF
140	Co-location		5352.96	50.08	54.00	-3.92	V	Average	Pass	Band Edge
			6916.50	59.02	68.30	-9.28	V	Peak	Pass	Harmonic
141	Co-location		5350.08	51.30	54.00	-2.70	V	Average	Pass	Band Edge
			9222.00	55.27	68.30	-13.03	V	Peak	Pass	Harmonic
142	Co-location		5350.08	50.37	54.00	-3.63	V	Average	Pass	Band Edge
			9222.00	60.21	68.30	-8.09	V	Peak	Pass	Harmonic
143	802.11be EHT40	54	5350.47	46.12	54.00	-7.88	V	AVERAGE	Pass	Band Edge
143	802.11be EHT40	54	10540.00	47.84	68.30	-20.46	H	Peak	Pass	Harmonic
144	802.11be EHT80	155	5924.80	65.25	68.35	-3.10	H	PEAK	Pass	Band Edge
144	802.11be EHT80	155	17325.00	49.31	68.30	-18.99	H	Peak	Pass	Harmonic
145	802.11be EHT20	40	5149.92	49.14	54.00	-4.86	V	AVERAGE	Pass	Band Edge
145	802.11be EHT20	40	-	-	-	-	-	-	-	Harmonic
146	802.11be EHT20	136	5729.01	62.57	68.30	-5.73	H	PEAK	Pass	Band Edge
146	802.11be EHT20	136	-	-	-	-	-	-	-	Harmonic
147	802.11be EHT20	132	5726.43	65.71	68.30	-2.59	H	PEAK	Pass	Band Edge
147	802.11be EHT20	132	-	-	-	-	-	-	-	Harmonic
148	802.11be EHT40	110	5457.50	47.63	54.00	-6.37	H	AVERAGE	Pass	Band Edge
148	802.11be EHT40	110	-	-	-	-	-	-	-	Harmonic
149	802.11be EHT40	118	5458.60	43.76	54.00	-10.24	H	AVERAGE	Pass	Band Edge
149	802.11be EHT40	118	-	-	-	-	-	-	-	Harmonic
150	802.11be EHT40	126	5735.77	63.56	68.30	-4.74	V	PEAK	Pass	Band Edge
150	802.11be EHT40	126	-	-	-	-	-	-	-	Harmonic
151	802.11be EHT20	40	5148.72	48.42	54.00	-5.58	V	AVERAGE	Pass	Band Edge
151	802.11be EHT20	40	-	-	-	-	-	-	-	Harmonic
152	802.11be EHT20	136	5725.02	60.49	68.30	-7.81	H	PEAK	Pass	Band Edge
152	802.11be EHT20	136	-	-	-	-	-	-	-	Harmonic
153	802.11be EHT40	110	5459.72	50.01	54.00	-3.99	H	AVERAGE	Pass	Band Edge
153	802.11be EHT40	110	-	-	-	-	-	-	-	Harmonic
154	802.11be EHT40	126	5726.74	60.65	68.30	-7.65	H	PEAK	Pass	Band Edge
154	802.11be EHT40	126	-	-	-	-	-	-	-	Harmonic

Mode	1	
	Band Edge	
	U-NII-1_5.15-5.25_802.11a_CH36_5180MHz	
ANT	CDD 5+4	
Pol.	Horizontal	Fundamental
Peak	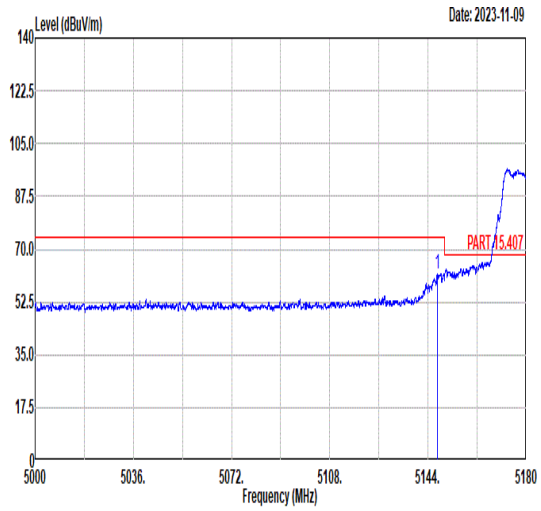 Freq Level Limit Line Margin (dB) Read Level Ant Factor Cable Loss Preamp Factor APos TPos Remark MHz dBuV/m dBuV/m dBuV dB/m dB dB cm deg 1 5147.51 61.76 74.00 -12.24 47.58 34.87 11.09 31.78 100 155 PEAK	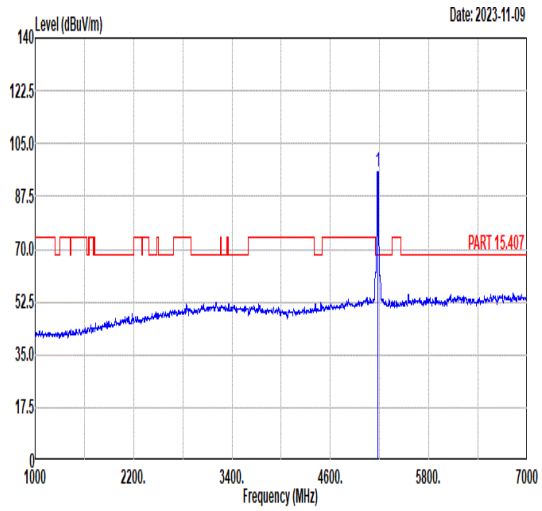 Freq Level Limit Line Margin (dB) Read Level Ant Factor Cable Loss Preamp Factor APos TPos Remark MHz dBuV/m dBuV/m dBuV dB/m dB dB cm deg 1 5180.00 95.70 ------ ------ 81.59 34.86 11.07 31.82 100 155 PEAK
Avg	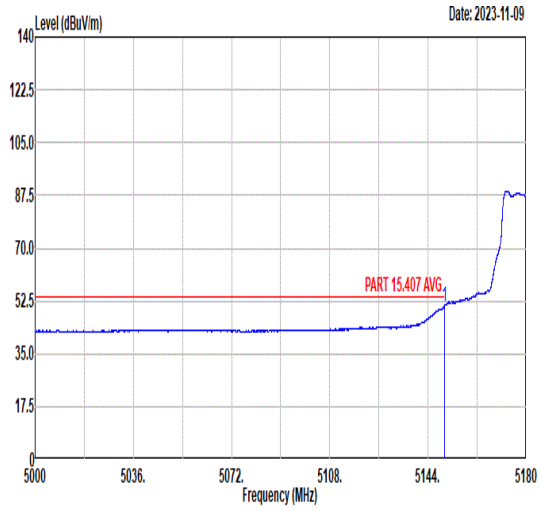 Freq Level Limit Line Margin (dB) Read Level Ant Factor Cable Loss Preamp Factor APos TPos Remark MHz dBuV/m dBuV/m dBuV dB/m dB dB cm deg 1 5149.99 50.82 54.00 -3.18 36.65 34.87 11.08 31.78 100 155 AVERAGE	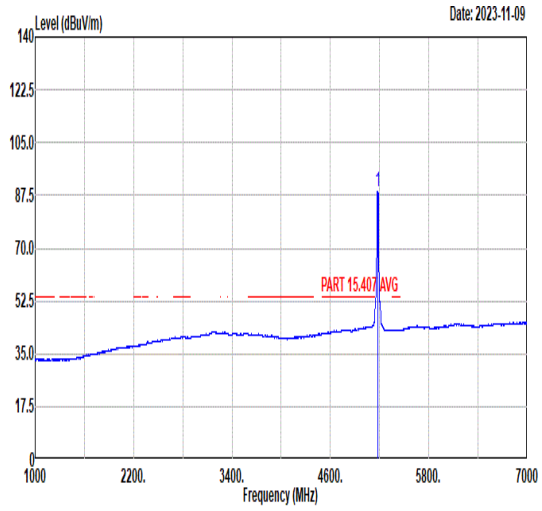 Freq Level Limit Line Margin (dB) Read Level Ant Factor Cable Loss Preamp Factor APos TPos Remark MHz dBuV/m dBuV/m dBuV dB/m dB dB cm deg 1 5180.00 88.75 ------ ------ 74.60 34.87 11.08 31.80 100 155 AVERAGE

Mode	1	
	Band Edge	
	U-NII-1_5.15-5.25_802.11a_CH36_5180MHz	
ANT	CDD 5+4	
Pol.	Vertical	Fundamental
Peak	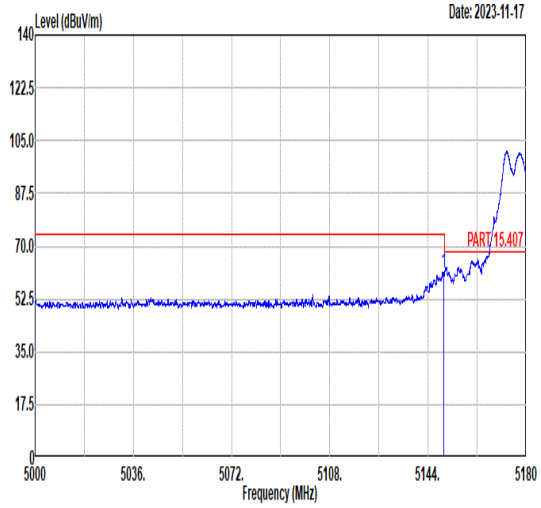 Freq Level Limit Line Margin (dB) Read Level Ant Factor Cable Loss Preamp Factor APos TPos Remark MHz dBuV/m dBuV/m dBuV dB/m dB dB cm deg 1 5149.85 61.29 74.00 -12.71 47.11 34.87 11.09 31.78 299 256 PEAK	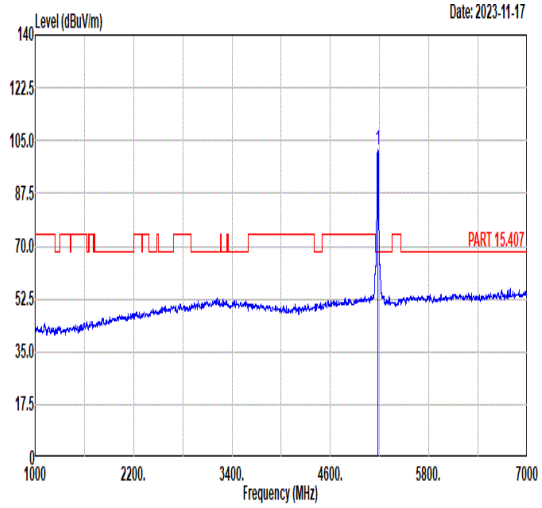 Freq Level Limit Line Margin (dB) Read Level Ant Factor Cable Loss Preamp Factor APos TPos Remark MHz dBuV/m dBuV/m dBuV dB/m dB dB cm deg 1 5180.00 101.84 ------ ------ 87.73 34.86 11.07 31.82 299 256 PEAK
Avg	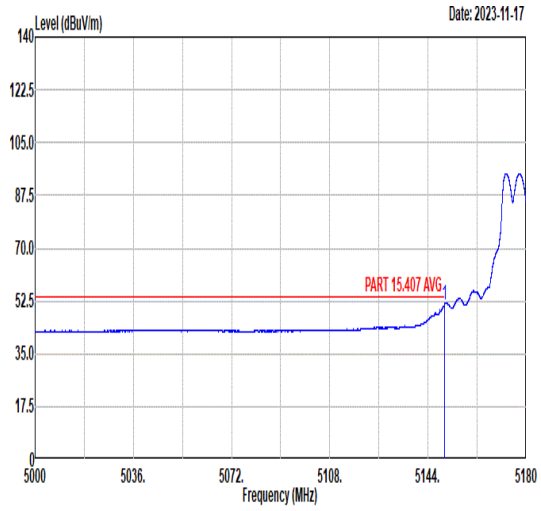 Freq Level Limit Line Margin (dB) Read Level Ant Factor Cable Loss Preamp Factor APos TPos Remark MHz dBuV/m dBuV/m dBuV dB/m dB dB cm deg 1 5149.99 51.14 54.00 -2.86 36.97 34.87 11.08 31.78 299 256 AVERAGE	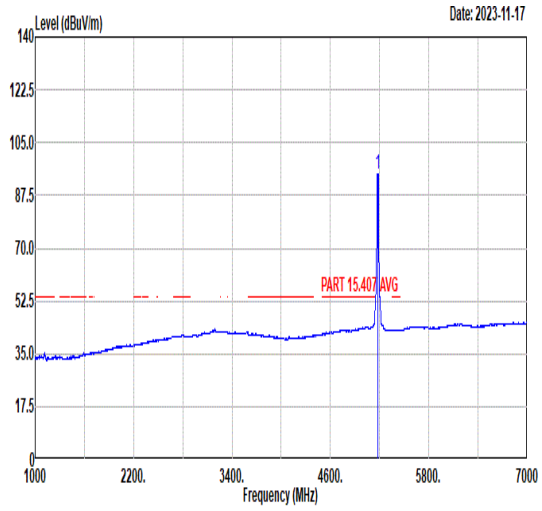 Freq Level Limit Line Margin (dB) Read Level Ant Factor Cable Loss Preamp Factor APos TPos Remark MHz dBuV/m dBuV/m dBuV dB/m dB dB cm deg 1 5180.00 94.58 ------ ------ 80.43 34.87 11.08 31.80 299 256 AVERAGE

Mode	1	
	Harmonic	
	U-NII-1_5.15-5.25_802.11a_CH36_5180MHz	
ANT	CDD 5+4	
Pol.	Horizontal	Vertical
Peak Avg	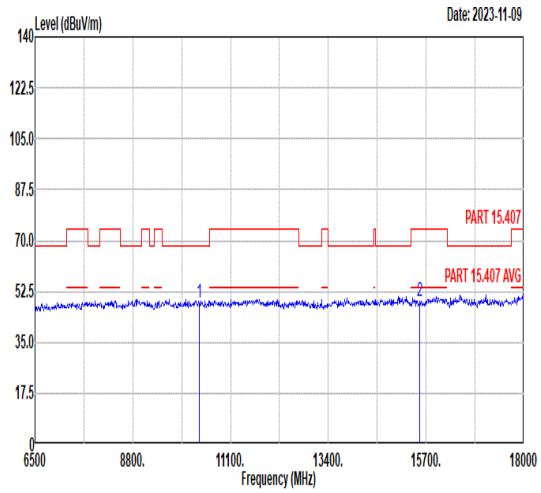 Freq Level Limit Line Margin Read Level Ant Factor Cable Loss Preamp Factor APos TPos Remark MHz dBuV/m dBuV/m dB dBuV dB/m dB dB cm deg 1 10360.00 48.85 68.30 -19.45 46.03 39.44 14.15 50.77 -- -- Peak 2 15540.00 49.33 74.00 -24.67 42.09 41.82 16.85 51.43 -- -- Peak	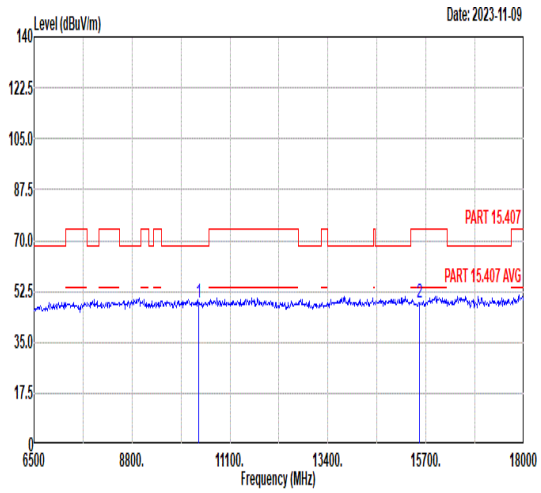 Freq Level Limit Line Margin Read Level Ant Factor Cable Loss Preamp Factor APos TPos Remark MHz dBuV/m dBuV/m dB dBuV dB/m dB dB cm deg 1 10360.00 48.63 68.30 -19.67 45.81 39.44 14.15 50.77 -- -- Peak 2 15540.00 48.75 74.00 -25.25 41.51 41.82 16.85 51.43 -- -- Peak

Mode	2	
	Harmonic	
	U-NII-1_5.15-5.25_802.11a_CH44_5220MHz	
ANT	CDD 5+4	
Pol.	Horizontal	Vertical
Peak Avg	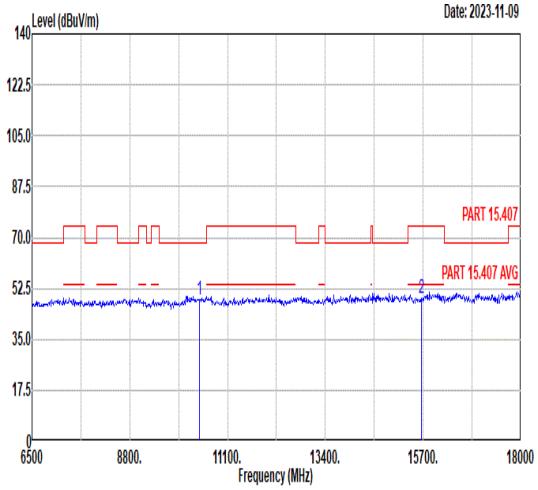 Freq Level Limit Line Margin Read Level Ant Factor Cable Loss Preamp Factor APos TPos Remark MHz dBuV/m dBuV/m dB dBuV dB/m dB dB cm deg 1 10440.00 48.36 68.30 -19.94 45.47 39.48 14.20 50.79 -- -- Peak 2 15660.00 48.94 74.00 -25.06 41.63 41.90 16.94 51.53 -- -- Peak	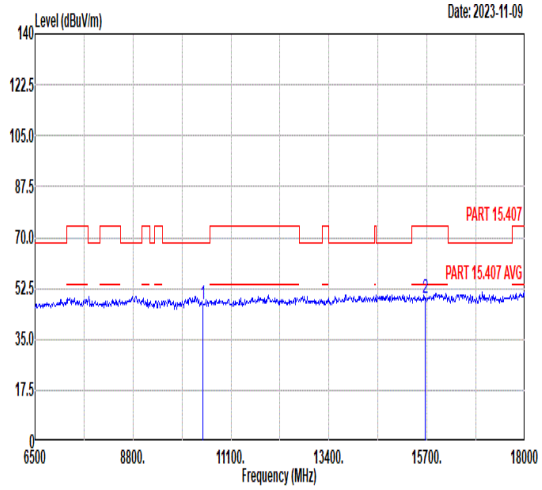 Freq Level Limit Line Margin Read Level Ant Factor Cable Loss Preamp Factor APos TPos Remark MHz dBuV/m dBuV/m dB dBuV dB/m dB dB cm deg 1 10440.00 46.99 68.30 -21.31 44.10 39.48 14.20 50.79 -- -- Peak 2 15660.00 49.21 74.00 -24.79 41.90 41.90 16.94 51.53 -- -- Peak

Mode	3	
	Harmonic	
	U-NII-1_5.15-5.25_802.11a_CH48_5240MHz	
ANT	CDD 5+4	
Pol.	Horizontal	Vertical
Peak Avg	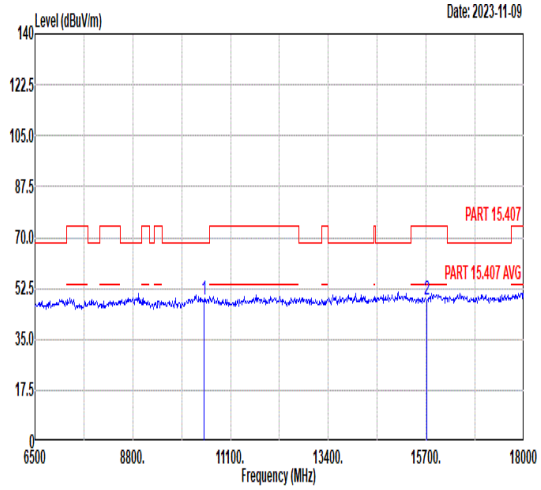 Freq Level Limit Line Margin Read Level Ant Factor Cable Loss Preamp Factor APos TPos Remark MHz dBuV/m dBuV/m dB dBuV dB/m dB dB cm deg 1 10480.00 48.42 68.30 -19.88 45.50 39.49 14.23 50.80 -- -- Peak 2 15720.00 48.44 74.00 -25.56 41.10 41.93 16.99 51.58 -- -- Peak	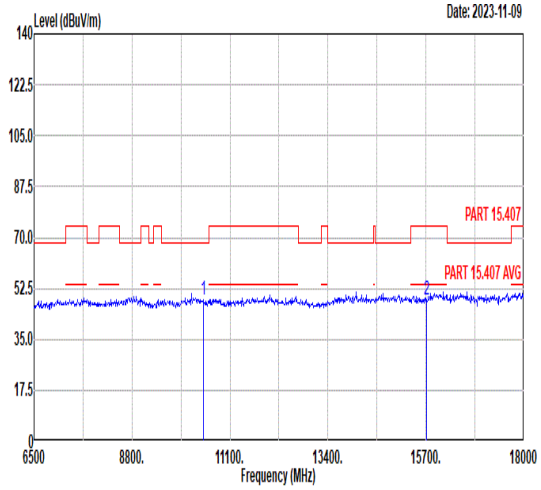 Freq Level Limit Line Margin Read Level Ant Factor Cable Loss Preamp Factor APos TPos Remark MHz dBuV/m dBuV/m dB dBuV dB/m dB dB cm deg 1 10480.00 48.48 68.30 -19.82 45.56 39.49 14.23 50.80 -- -- Peak 2 15720.00 48.72 74.00 -25.28 41.38 41.93 16.99 51.58 -- -- Peak

Mode	4	
	Harmonic	
	U-NII-2A_5.25-5.35_802.11a_CH52_5260MHz	
ANT	CDD 5+4	
Pol.	Horizontal	Vertical
Peak Avg	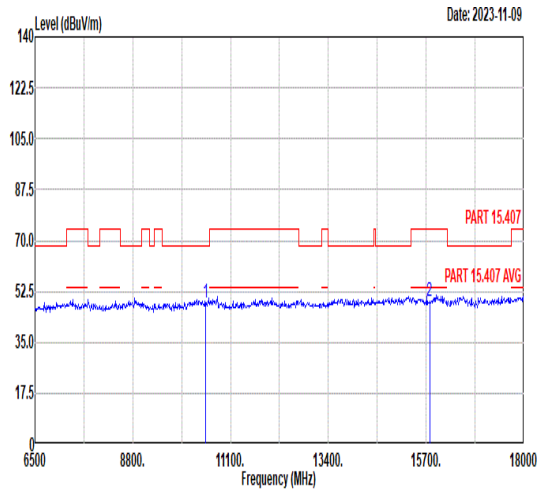 Freq Level Limit Line Margin Read Level Ant Factor Cable Loss Preamp Factor APos TPos Remark MHz dBuV/m dBuV/m dB dBuV dB/m dB dB cm deg 1 10520.00 48.66 68.30 -19.64 45.71 39.50 14.25 50.80 -- -- Peak 2 15780.00 49.06 74.00 -24.94 41.68 41.97 17.04 51.63 -- -- Peak	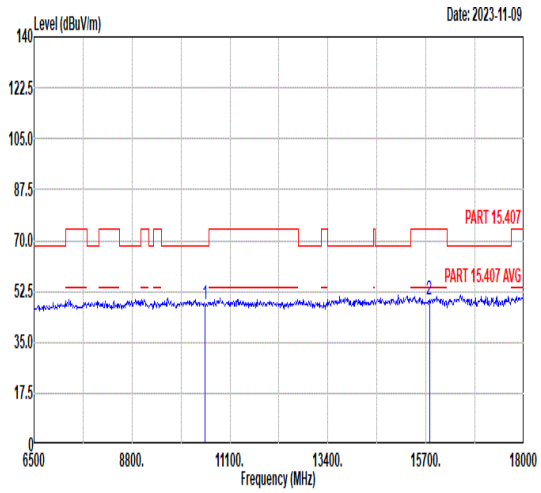 Freq Level Limit Line Margin Read Level Ant Factor Cable Loss Preamp Factor APos TPos Remark MHz dBuV/m dBuV/m dB dBuV dB/m dB dB cm deg 1 10520.00 48.24 68.30 -20.06 45.29 39.50 14.25 50.80 -- -- Peak 2 15780.00 49.86 74.00 -24.14 42.48 41.97 17.04 51.63 -- -- Peak

Mode	5	
	Harmonic	
	U-NII-2A_5.25-5.35_802.11a_CH60_5300MHz	
ANT	CDD 5+4	
Pol.	Horizontal	Vertical
Peak Avg	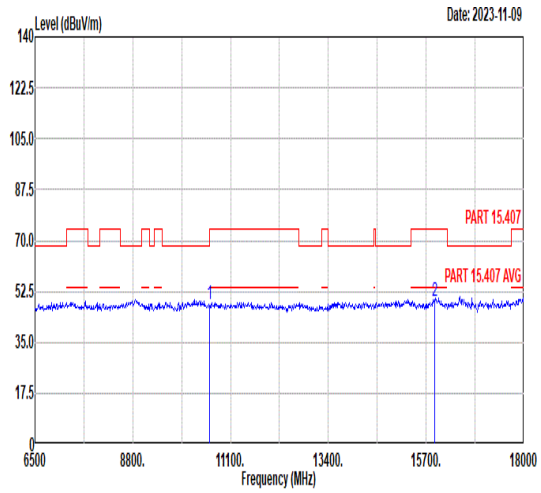 Freq Level Limit Line Margin Read Level Ant Factor Cable Loss Preamp Factor APos TPos Remark MHz dBuV/m dBuV/m dB dBuV dB/m dB dB cm deg 1 10600.00 47.89 74.00 -26.11 44.91 39.48 14.30 50.80 -- -- Peak 2 15900.00 49.23 74.00 -24.77 41.77 42.04 17.14 51.72 -- -- Peak	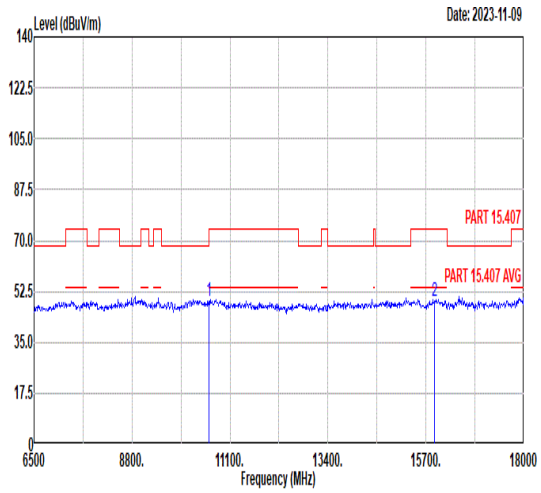 Freq Level Limit Line Margin Read Level Ant Factor Cable Loss Preamp Factor APos TPos Remark MHz dBuV/m dBuV/m dB dBuV dB/m dB dB cm deg 1 10600.00 49.17 74.00 -24.83 46.19 39.48 14.30 50.80 -- -- Peak 2 15900.00 49.03 74.00 -24.97 41.57 42.04 17.14 51.72 -- -- Peak

Mode	6	
	Band Edge	
	U-NII-2A_5.25-5.35_802.11a_CH64_5320MHz	
ANT	CDD 5+4	
Pol.	Horizontal	Fundamental
Peak	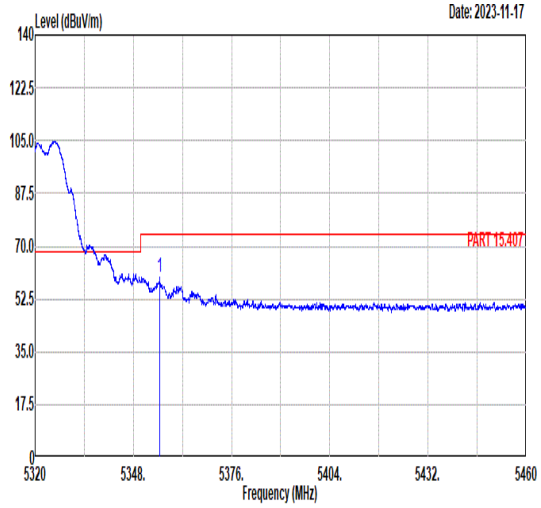 Freq Level Limit Line Margin (dB) Read Level Ant Factor Cable Loss Preamp Factor APos TPos Remark 1 5355.50 59.59 74.00 -14.41 45.86 34.83 10.94 32.04 100 79 PEAK	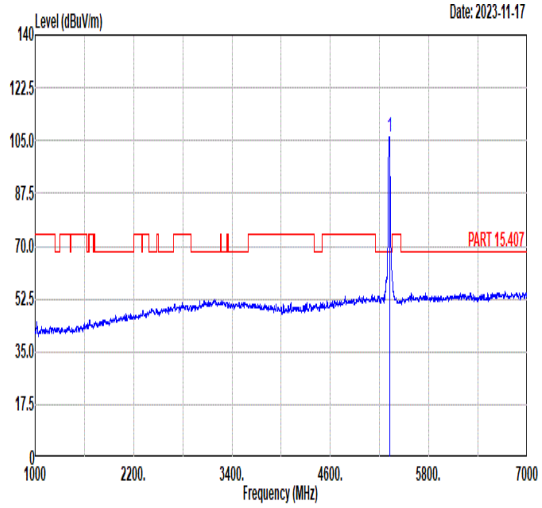 Freq Level Limit Line Margin (dB) Read Level Ant Factor Cable Loss Preamp Factor APos TPos Remark 1 5320.00 106.12 ------ ------ 92.32 34.84 10.96 32.00 100 79 PEAK
Avg	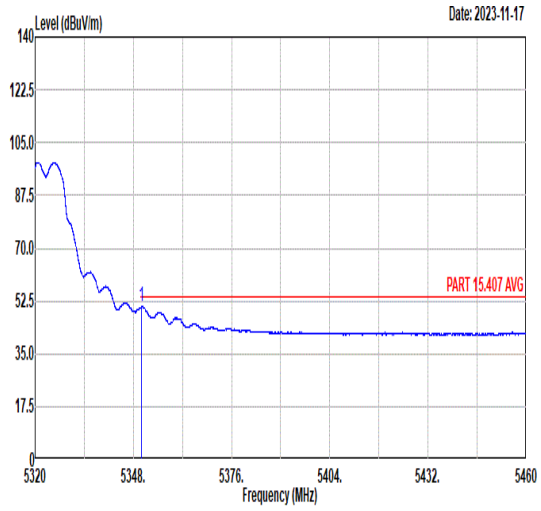 Freq Level Limit Line Margin (dB) Read Level Ant Factor Cable Loss Preamp Factor APos TPos Remark 1 5350.31 50.64 54.00 -3.36 36.90 34.83 10.94 32.03 100 79 AVERAGE	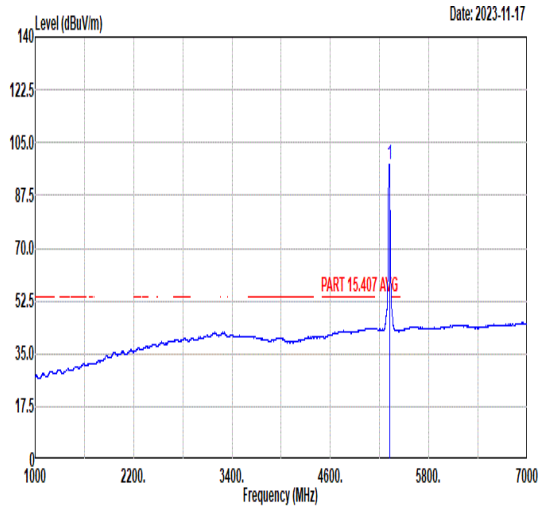 Freq Level Limit Line Margin (dB) Read Level Ant Factor Cable Loss Preamp Factor APos TPos Remark 1 5320.00 97.77 ------ ------ 83.94 34.84 10.97 31.98 100 79 AVERAGE

Mode	6	
	Band Edge	
	U-NII-2A_5.25-5.35_802.11a_CH64_5320MHz	
ANT	CDD 5+4	
Pol.	Vertical	Fundamental
Peak	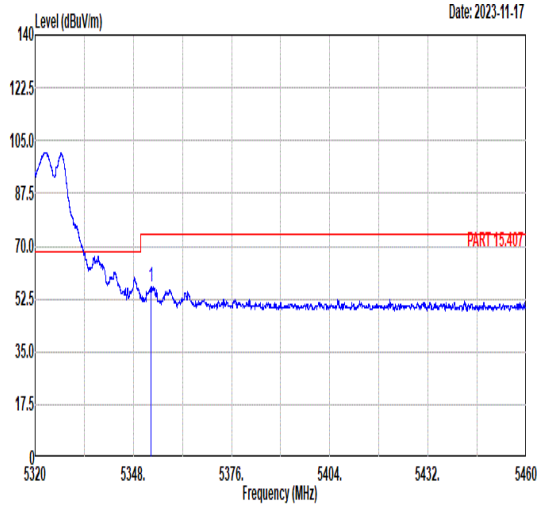 Freq Level Limit Line Margin (dB) Read Level Ant Factor Cable Loss Preamp Factor APos TPos Remark 1 5352.97 56.78 74.00 -17.22 43.04 34.83 10.94 32.03 100 238 PEAK	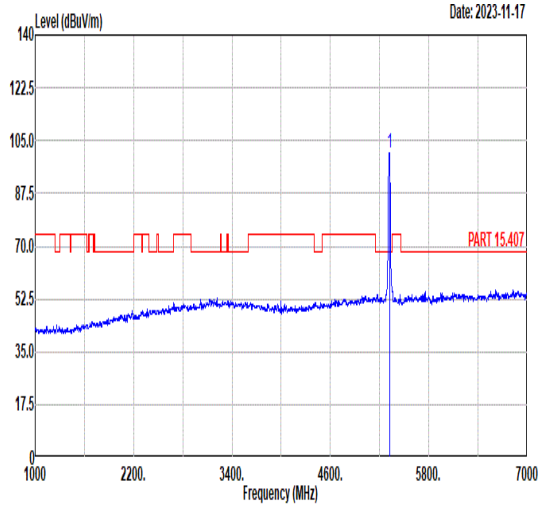 Freq Level Limit Line Margin (dB) Read Level Ant Factor Cable Loss Preamp Factor APos TPos Remark 1 5320.00 100.78 ------ ------ 86.98 34.84 10.96 32.00 100 238 PEAK
Avg	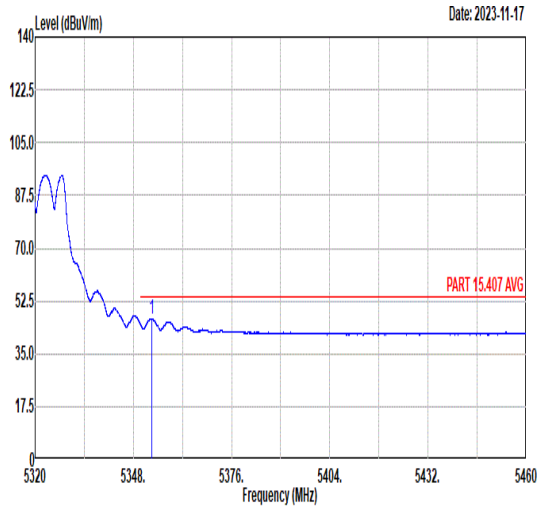 Freq Level Limit Line Margin (dB) Read Level Ant Factor Cable Loss Preamp Factor APos TPos Remark 1 5353.25 46.65 54.00 -7.35 32.91 34.83 10.94 32.03 100 238 AVERAGE	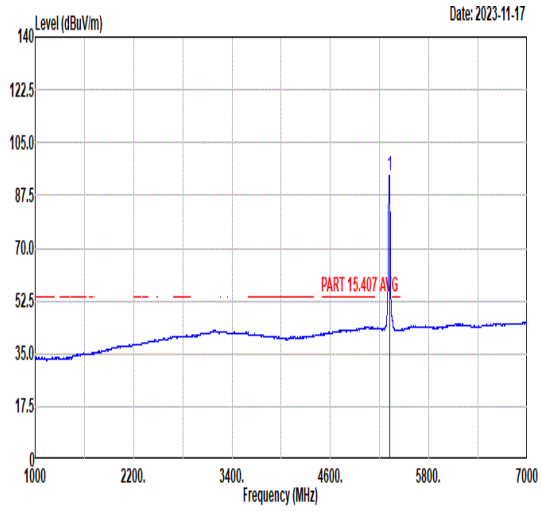 Freq Level Limit Line Margin (dB) Read Level Ant Factor Cable Loss Preamp Factor APos TPos Remark 1 5320.00 94.00 ------ ------ 80.20 34.84 10.96 32.00 100 238 AVERAGE

Mode	6	
	Harmonic	
	U-NII-2A_5.25-5.35_802.11a_CH64_5320MHz	
ANT	CDD 5+4	
Pol.	Horizontal	Vertical
Peak Avg	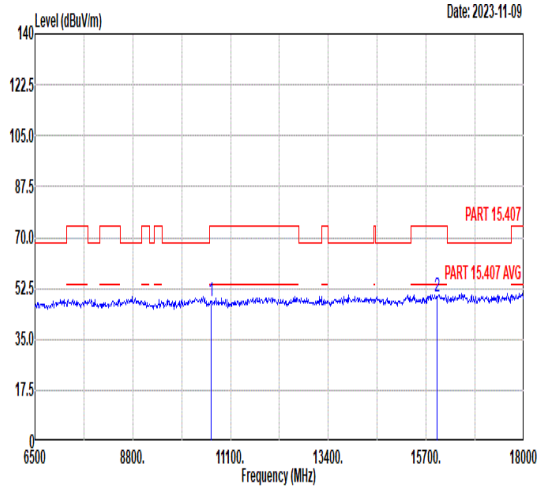 Freq Level Limit Line Margin Read Level Ant Factor Cable Loss Preamp Factor APos TPos Remark MHz dBuV/m dBuV/m dB dBuV dB/m dB dB cm deg 1 10640.00 48.31 74.00 -25.69 45.32 39.47 14.32 50.80 -- -- Peak 2 15960.00 49.80 74.00 -24.20 42.30 42.08 17.19 51.77 -- -- Peak	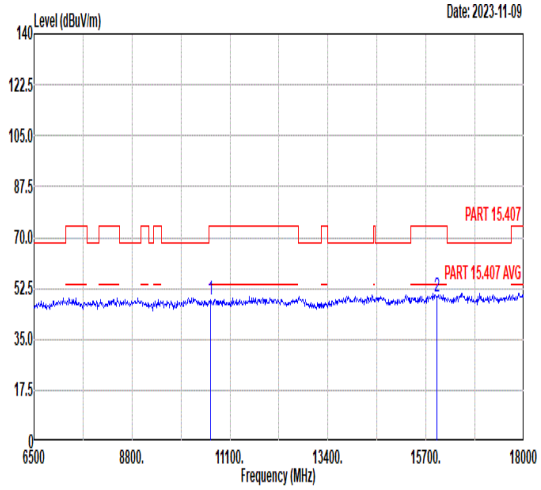 Freq Level Limit Line Margin Read Level Ant Factor Cable Loss Preamp Factor APos TPos Remark MHz dBuV/m dBuV/m dB dBuV dB/m dB dB cm deg 1 10640.00 48.36 74.00 -25.64 45.37 39.47 14.32 50.80 -- -- Peak 2 15960.00 49.76 74.00 -24.24 42.26 42.08 17.19 51.77 -- -- Peak

Mode	7	
	Band Edge	
	U-NII-2C_5.47-5.725_802.11a_CH100_5500MHz	
ANT	CDD 5+4	
Pol.	Horizontal	Fundamental
Peak	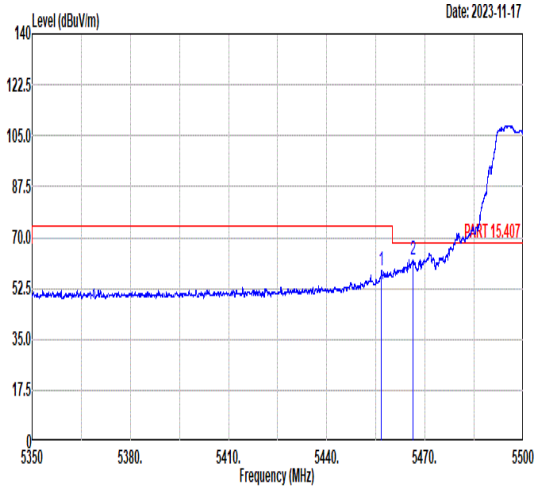 Freq Level Limit Line Margin (dB) Read Level Ant Factor Cable Loss Preamp Factor APos TPos Remark 1 5456.73 58.52 74.00 -15.48 44.76 34.81 11.11 32.16 100 64 PEAK 2 5466.34 62.54 68.30 -5.76 48.75 34.81 11.15 32.17 100 64 PEAK	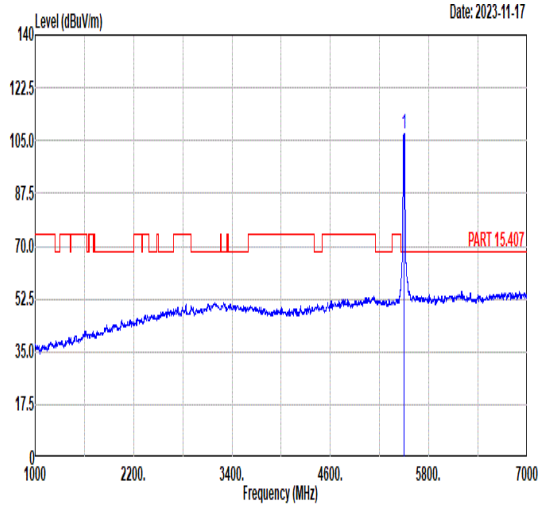 Freq Level Limit Line Margin (dB) Read Level Ant Factor Cable Loss Preamp Factor APos TPos Remark 1 5500.00 107.44 ------ ------ 93.54 34.81 11.30 32.21 100 64 PEAK
Avg	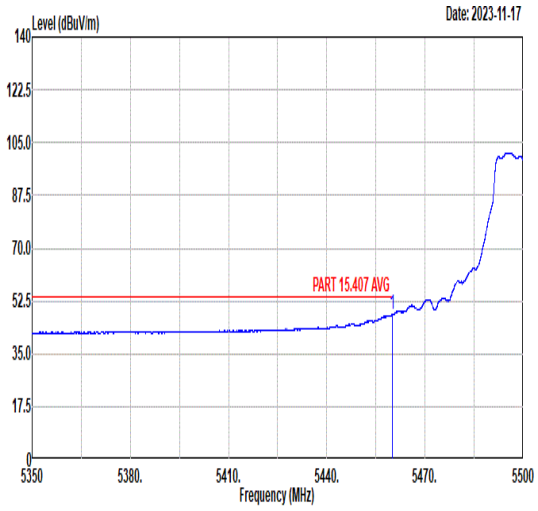 Freq Level Limit Line Margin (dB) Read Level Ant Factor Cable Loss Preamp Factor APos TPos Remark 1 5459.98 47.91 54.00 -6.09 34.15 34.81 11.12 32.17 100 64 AVERAGE	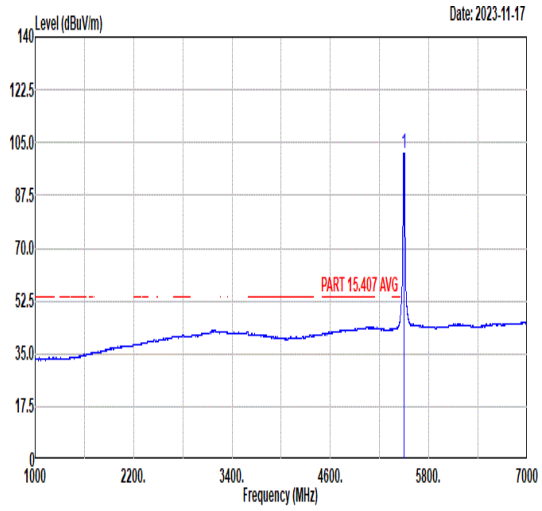 Freq Level Limit Line Margin (dB) Read Level Ant Factor Cable Loss Preamp Factor APos TPos Remark 1 5500.00 101.65 ------ ------ 87.80 34.80 11.25 32.20 100 64 AVERAGE

Mode	7	
	Band Edge	
	U-NII-2C_5.47-5.725_802.11a_CH100_5500MHz	
ANT	CDD 5+4	
Pol.	Vertical	Fundamental
Peak	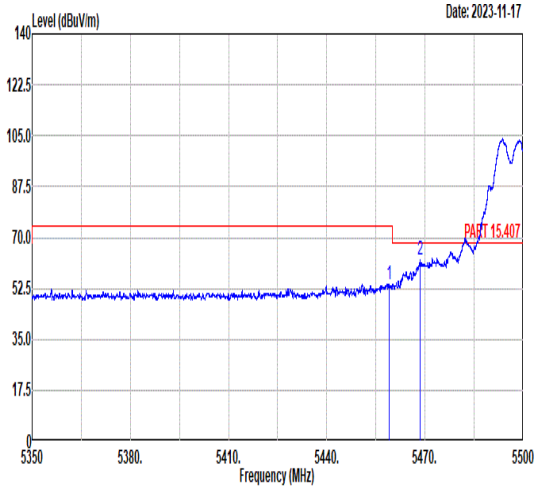 Freq Level Limit Line Margin (dB) Read Level Ant Factor Cable Loss Preamp Factor APos TPos Remark 1 5458.98 54.07 74.00 -19.93 40.30 34.81 11.12 32.16 100 241 PEAK 2 5468.43 62.35 68.30 -5.95 48.56 34.81 11.16 32.18 100 241 PEAK	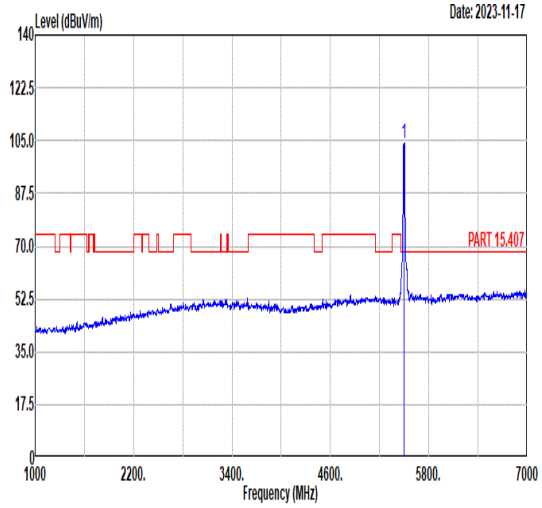 Freq Level Limit Line Margin (dB) Read Level Ant Factor Cable Loss Preamp Factor APos TPos Remark 1 5500.00 103.94 ------ ------ 90.04 34.81 11.30 32.21 100 241 PEAK
Avg	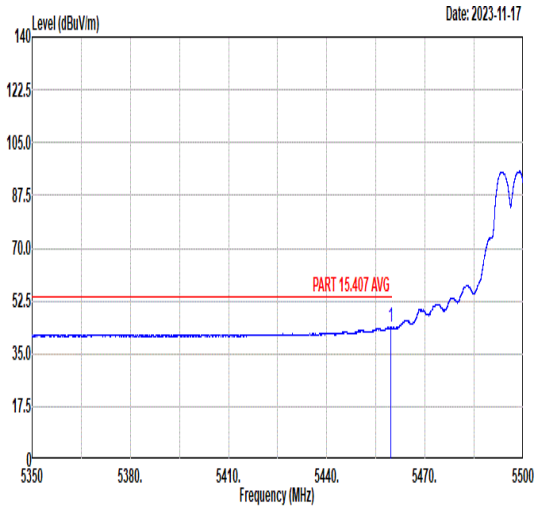 Freq Level Limit Line Margin (dB) Read Level Ant Factor Cable Loss Preamp Factor APos TPos Remark 1 5459.55 43.71 54.00 -10.29 29.94 34.81 11.12 32.16 100 241 AVERAGE	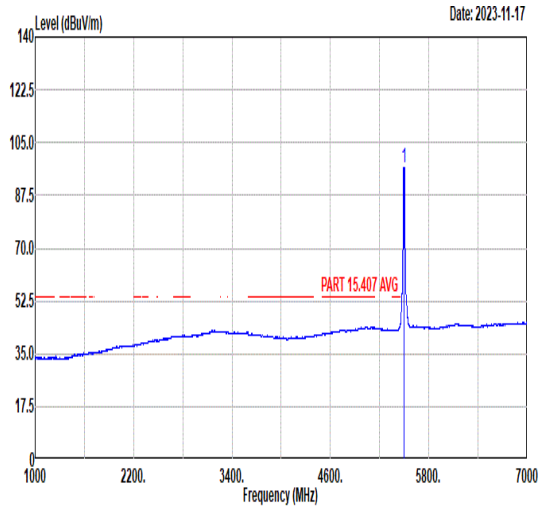 Freq Level Limit Line Margin (dB) Read Level Ant Factor Cable Loss Preamp Factor APos TPos Remark 1 5500.00 96.89 ------ ------ 82.99 34.81 11.30 32.21 100 241 AVERAGE

Mode	7	
	Harmonic	
	U-NII-2C_5.47-5.725_802.11a_CH100_5500MHz	
ANT	CDD 5+4	
Pol.	Horizontal	Vertical
Peak Avg	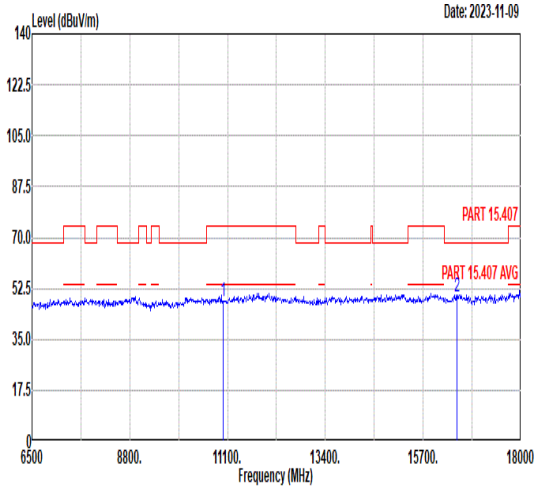 Freq Level Limit Line Margin Read Level Ant Factor Cable Loss Preamp Factor APos TPos Remark MHz dBuV/m dBuV/m dB dBuV dB/m dB dB cm deg 1 11000.00 47.89 74.00 -26.11 44.75 39.40 14.54 50.80 -- -- Peak 2 16500.00 49.91 68.30 -18.39 41.95 42.40 17.36 51.80 -- -- Peak	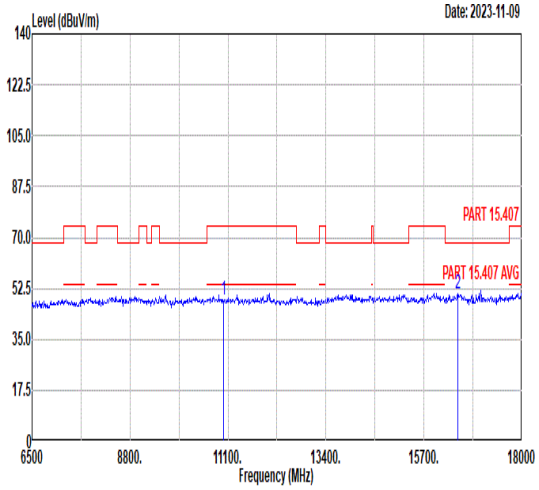 Freq Level Limit Line Margin Read Level Ant Factor Cable Loss Preamp Factor APos TPos Remark MHz dBuV/m dBuV/m dB dBuV dB/m dB dB cm deg 1 11000.00 48.54 74.00 -25.46 45.40 39.40 14.54 50.80 -- -- Peak 2 16500.00 50.48 68.30 -17.82 42.52 42.40 17.36 51.80 -- -- Peak

Mode	8	
	Harmonic	
	U-NII-2C_5.47-5.725_802.11a_CH116_5580MHz	
ANT	CDD 5+4	
Pol.	Horizontal	Vertical
Peak Avg	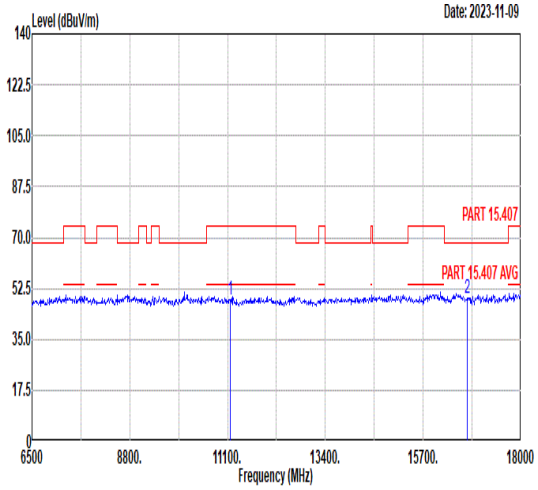 Freq Level Limit Line Margin Read Level Ant Factor Cable Loss Preamp Factor APos TPos Remark MHz dBuV/m dBuV/m dB dBuV dB/m dB dB cm deg 1 11160.00 48.61 74.00 -25.39 45.21 39.53 14.64 50.77 -- -- Peak 2 16740.00 49.07 68.30 -19.23 40.94 42.45 17.43 51.75 -- -- Peak	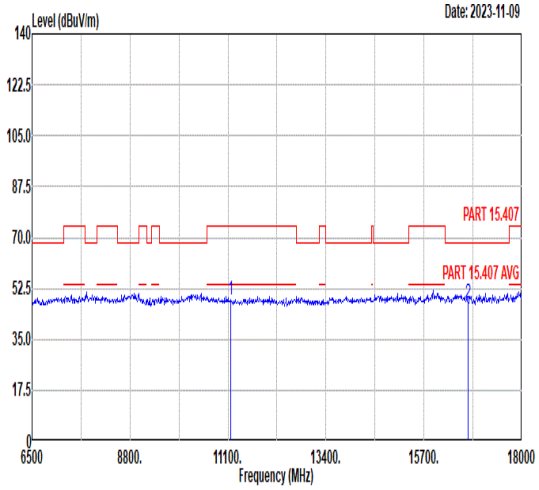 Freq Level Limit Line Margin Read Level Ant Factor Cable Loss Preamp Factor APos TPos Remark MHz dBuV/m dBuV/m dB dBuV dB/m dB dB cm deg 1 11160.00 48.49 74.00 -25.51 45.09 39.53 14.64 50.77 -- -- Peak 2 16740.00 47.52 68.30 -20.78 39.39 42.45 17.43 51.75 -- -- Peak

Mode	9	
	Band Edge	
	U-NII-2C_5.47-5.725_802.11a_CH140_5700MHz	
ANT	CDD 5+4	
Pol.	Horizontal	Fundamental
Peak	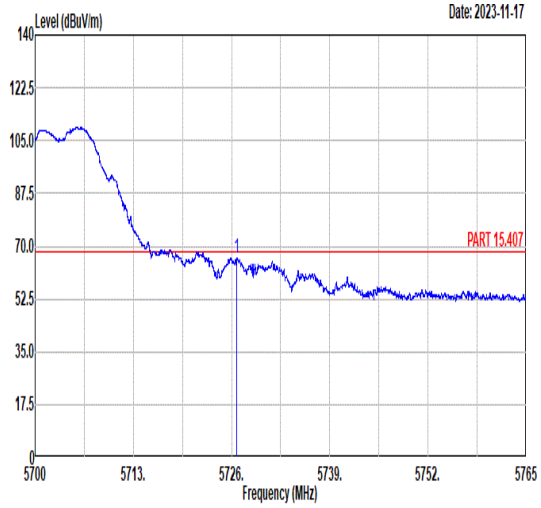 Freq Level Limit Line Margin (dB) Read Level Ant Factor Cable Loss Preamp Factor APos TPos Remark MHz dBuV/m dBuV/m dBuV dB/m dB dB cm deg 1 5726.69 66.07 68.30 -2.23 51.69 35.12 11.65 32.39 100 59 PEAK	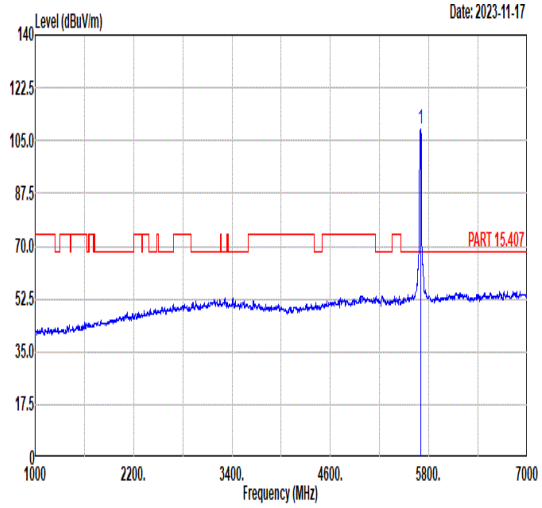 Freq Level Limit Line Margin (dB) Read Level Ant Factor Cable Loss Preamp Factor APos TPos Remark MHz dBuV/m dBuV/m dBuV dB/m dB dB cm deg 1 5700.00 108.99 ------ ------ 94.62 35.08 11.66 32.37 100 59 PEAK
Avg	Blank	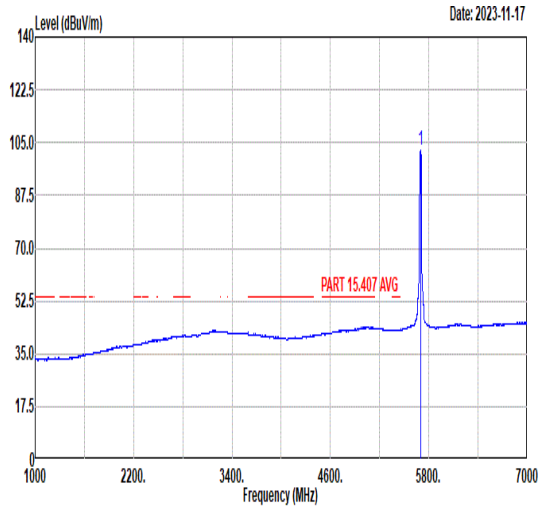 Freq Level Limit Line Margin (dB) Read Level Ant Factor Cable Loss Preamp Factor APos TPos Remark MHz dBuV/m dBuV/m dBuV dB/m dB dB cm deg 1 5700.00 102.26 ------ ------ 87.89 35.08 11.66 32.37 100 59 AVERAGE

Mode	9	
	Band Edge	
	U-NII-2C_5.47-5.725_802.11a_CH140_5700MHz	
ANT	CDD 5+4	
Pol.	Vertical	Fundamental
Peak	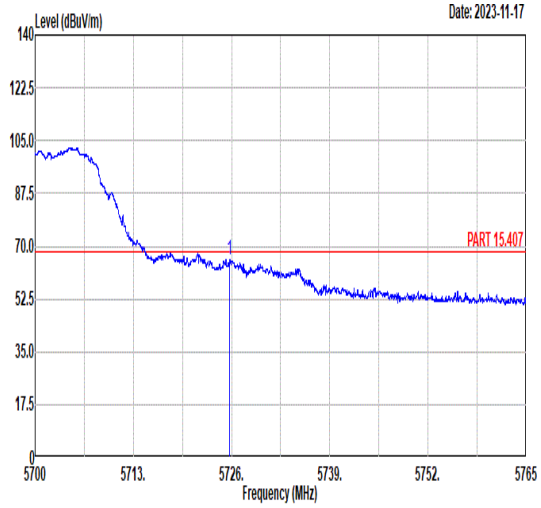 Freq Level Limit Line Margin (dB) Read Level Ant Factor Cable Loss Preamp Factor APos TPos Remark 1 5725.77 65.60 68.30 -2.70 51.22 35.12 11.65 32.39 100 326 PEAK	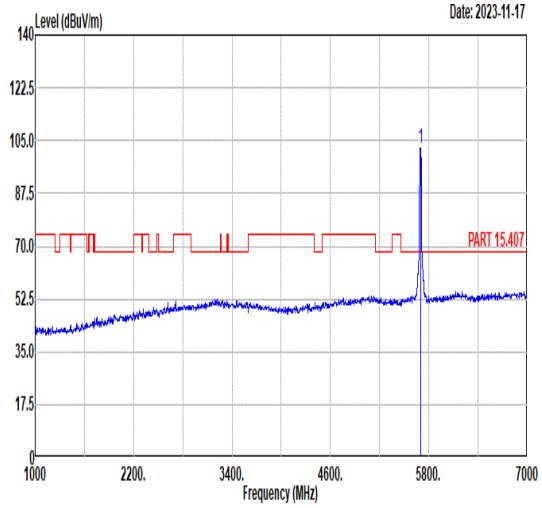 Freq Level Limit Line Margin (dB) Read Level Ant Factor Cable Loss Preamp Factor APos TPos Remark 1 5700.00 102.29 ------ ------ 87.91 35.07 11.67 32.36 100 326 PEAK
Avg	Blank	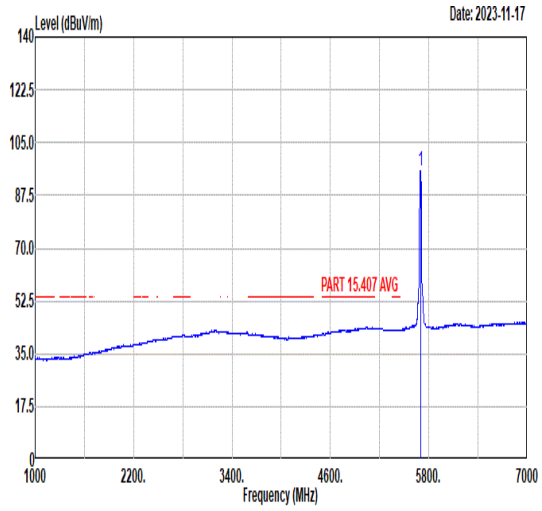 Freq Level Limit Line Margin (dB) Read Level Ant Factor Cable Loss Preamp Factor APos TPos Remark 1 5700.00 95.81 ------ ------ 81.44 35.06 11.67 32.36 100 326 AVERAGE

Mode	9	
	Harmonic	
	U-NII-2C_5.47-5.725_802.11a_CH140_5700MHz	
ANT	CDD 5+4	
Pol.	Horizontal	Vertical
Peak Avg	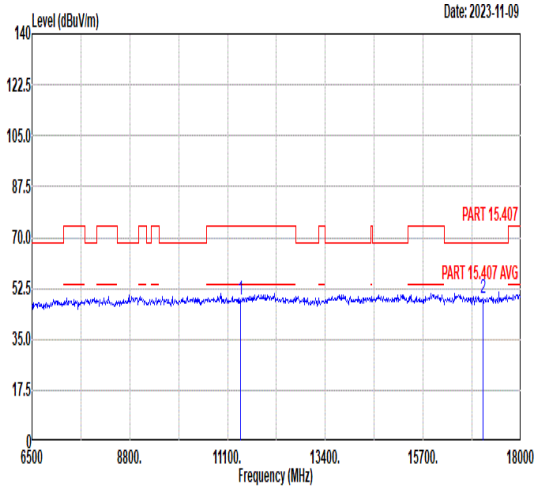 Freq Level Limit Line Margin Read Level Ant Factor Cable Loss Preamp Factor APos TPos Remark MHz dBuV/m dBuV/m dB dBuV dB/m dB dB cm deg 1 11400.00 48.66 74.00 -25.34 44.88 39.72 14.78 50.72 -- -- Peak 2 17100.00 49.01 68.30 -19.29 40.82 42.46 17.53 51.80 -- -- Peak	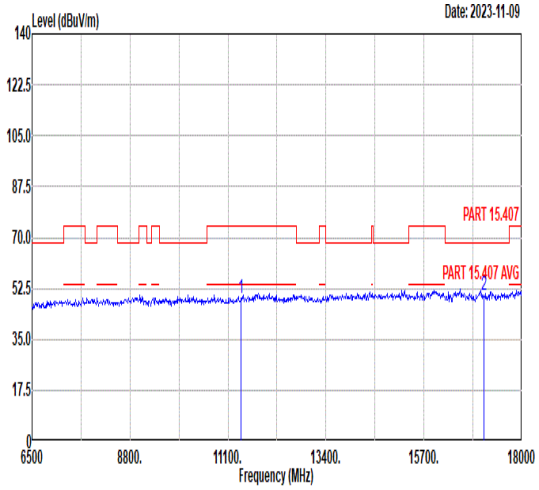 Freq Level Limit Line Margin Read Level Ant Factor Cable Loss Preamp Factor APos TPos Remark MHz dBuV/m dBuV/m dB dBuV dB/m dB dB cm deg 1 11400.00 49.32 74.00 -24.68 45.54 39.72 14.78 50.72 -- -- Peak 2 17100.00 50.24 68.30 -18.06 42.05 42.46 17.53 51.80 -- -- Peak

Mode	10	
	Band Edge	
	U-NII-1_5.15-5.25_802.11be EHT20_CH36_Full_5180MHz	
ANT	CDD 5+4	
Pol.	Horizontal	Fundamental
Peak	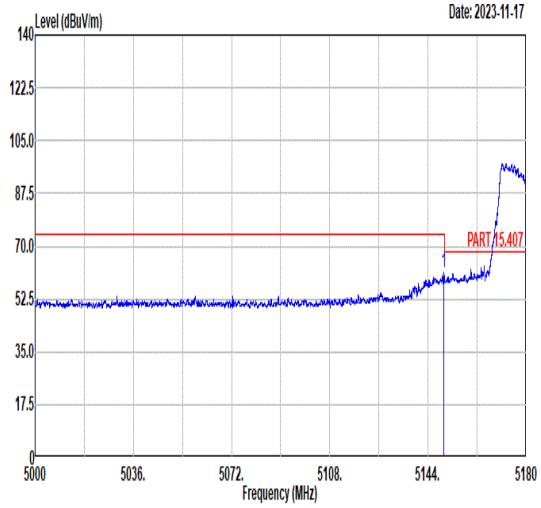 Freq Level Limit Line Margin Read Level Ant Factor Cable Loss Preamp Factor APos TPos Remark MHz dBuV/m dBuV/m dB dBuV dB/m dB dB cm deg 1 5149.85 61.09 74.00 -12.91 46.91 34.87 11.09 31.78 100 150 PEAK	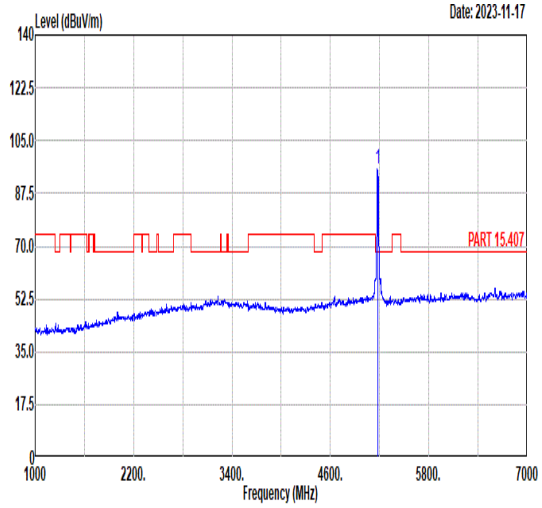 Freq Level Limit Line Margin Read Level Ant Factor Cable Loss Preamp Factor APos TPos Remark MHz dBuV/m dBuV/m dB dBuV dB/m dB dB cm deg 1 5180.00 95.82 ------ ------ 81.67 34.87 11.08 31.80 100 150 PEAK
Avg	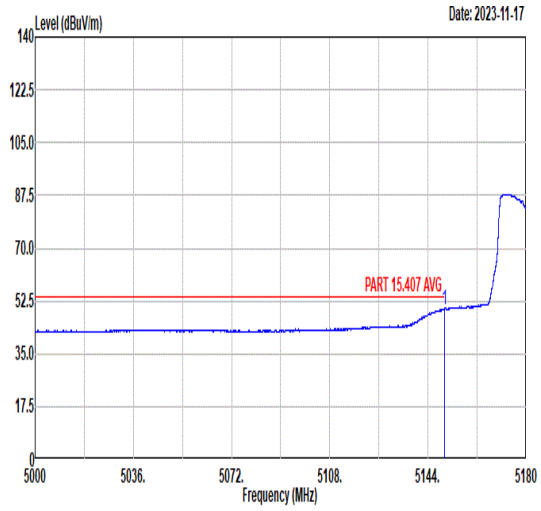 Freq Level Limit Line Margin Read Level Ant Factor Cable Loss Preamp Factor APos TPos Remark MHz dBuV/m dBuV/m dB dBuV dB/m dB dB cm deg 1 5149.99 49.84 54.00 -4.16 35.67 34.87 11.08 31.78 100 150 AVERAGE	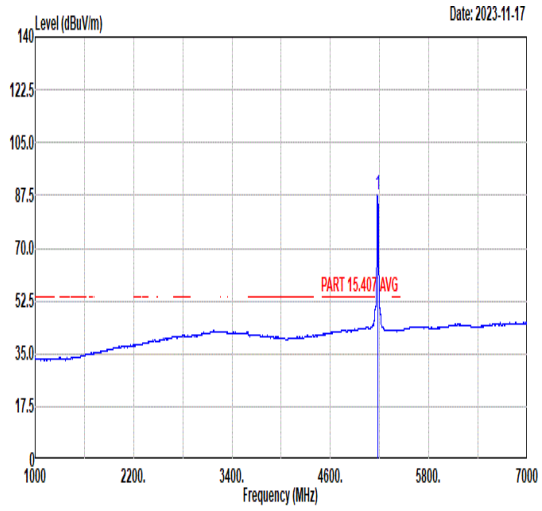 Freq Level Limit Line Margin Read Level Ant Factor Cable Loss Preamp Factor APos TPos Remark MHz dBuV/m dBuV/m dB dBuV dB/m dB dB cm deg 1 5180.00 87.51 ------ ------ 73.36 34.87 11.08 31.80 100 150 AVERAGE

Mode	10	
	Band Edge	
	U-NII-1_5.15-5.25_802.11be EHT20_CH36_Full_5180MHz	
ANT	CDD 5+4	
Pol.	Vertical	Fundamental
Peak	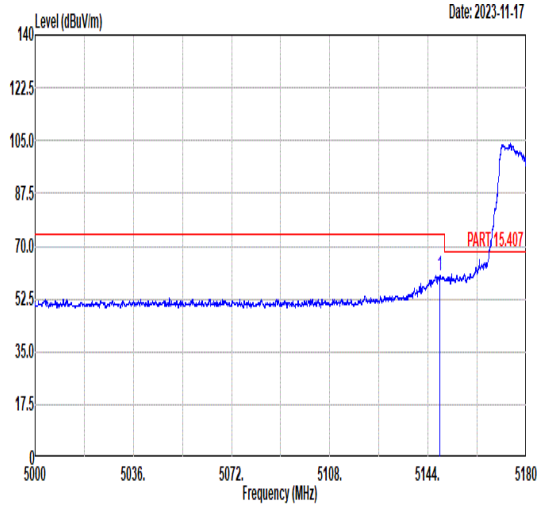 Freq Level Limit Line Margin Read Level Ant Factor Cable Loss Preamp Factor APos TPos Remark MHz dBuV/m dBuV/m dB dBuV dB/m dB dB cm deg 1 5148.25 60.43 74.00 -13.57 46.25 34.87 11.09 31.78 373 181 PEAK	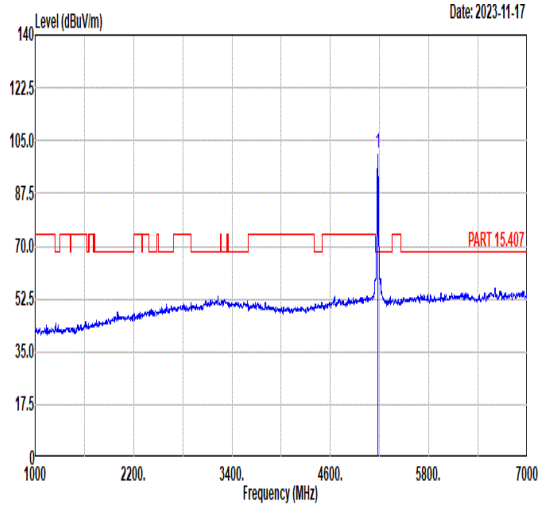 Freq Level Limit Line Margin Read Level Ant Factor Cable Loss Preamp Factor APos TPos Remark MHz dBuV/m dBuV/m dB dBuV dB/m dB dB cm deg 1 5180.00 100.67 ------ ------ 86.56 34.86 11.07 31.82 373 181 PEAK
Avg	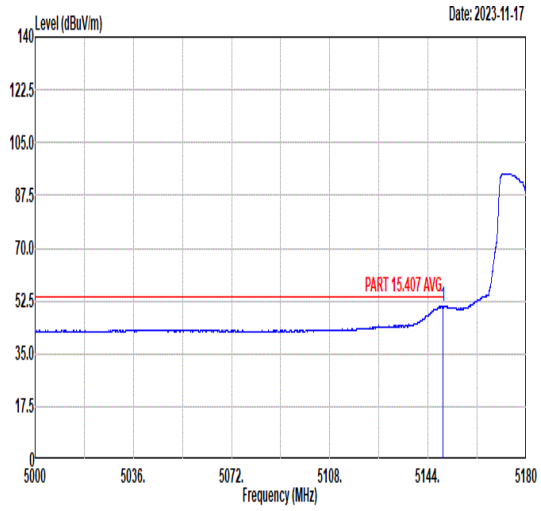 Freq Level Limit Line Margin Read Level Ant Factor Cable Loss Preamp Factor APos TPos Remark MHz dBuV/m dBuV/m dB dBuV dB/m dB dB cm deg 1 5149.51 50.75 54.00 -3.25 36.57 34.87 11.09 31.78 373 181 AVERAGE	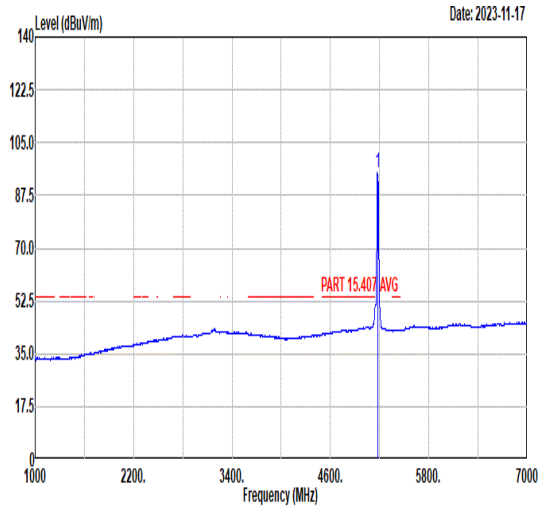 Freq Level Limit Line Margin Read Level Ant Factor Cable Loss Preamp Factor APos TPos Remark MHz dBuV/m dBuV/m dB dBuV dB/m dB dB cm deg 1 5180.00 94.85 ------ ------ 80.70 34.87 11.08 31.80 373 181 AVERAGE

Mode	10	
	Harmonic	
	U-NII-1_5.15-5.25_802.11be EHT20_CH36_Full_5180MHz	
ANT	CDD 5+4	
Pol.	Horizontal	Vertical
Peak Avg	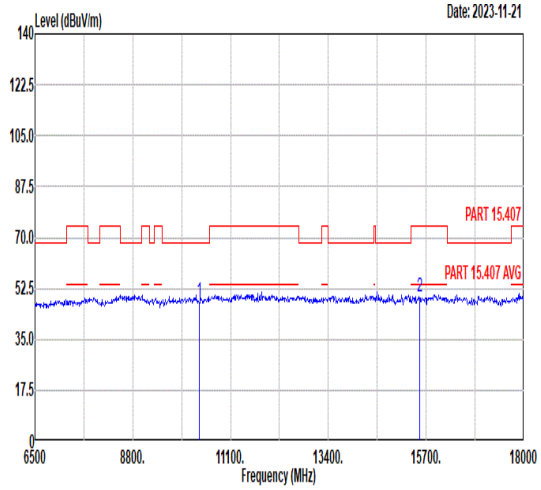 Freq Level Limit Line Margin Read Level Ant Factor Cable Loss Preamp Factor APos TPos Remark MHz dBuV/m dBuV/m dB dBuV dB/m dB dB cm deg 1 10360.00 47.99 68.30 -20.31 45.17 39.44 14.15 50.77 -- -- Peak 2 15540.00 49.47 74.00 -24.53 42.23 41.82 16.85 51.43 -- -- Peak	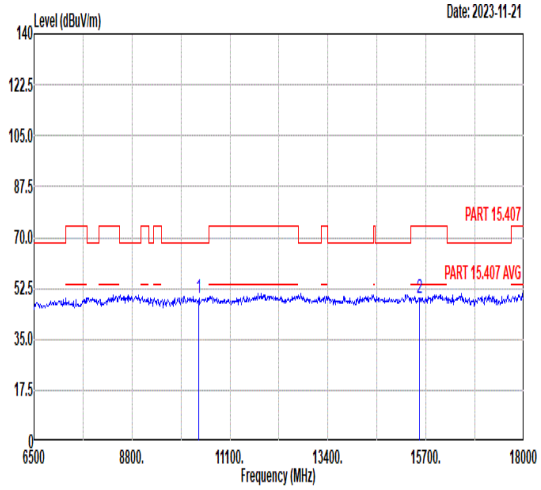 Freq Level Limit Line Margin Read Level Ant Factor Cable Loss Preamp Factor APos TPos Remark MHz dBuV/m dBuV/m dB dBuV dB/m dB dB cm deg 1 10360.00 49.15 68.30 -19.15 46.33 39.44 14.15 50.77 -- -- Peak 2 15540.00 49.15 74.00 -24.85 41.91 41.82 16.85 51.43 -- -- Peak

Mode	11	
	Harmonic	
	U-NII-1_5.15-5.25_802.11be EHT20_CH44_Full_5220MHz	
ANT	CDD 5+4	
Pol.	Horizontal	Vertical
Peak Avg	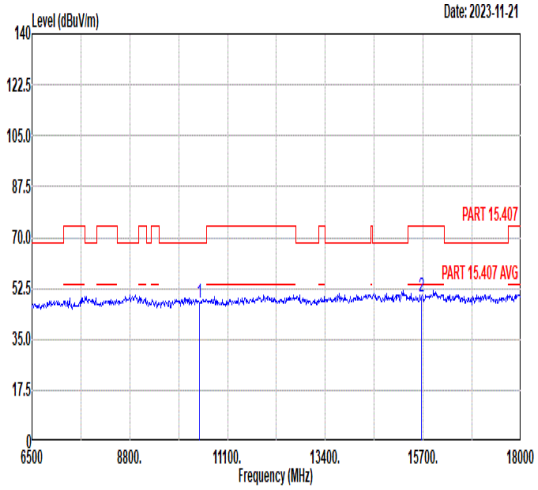 Freq Level Limit Line Margin Read Level Ant Factor Cable Loss Preamp Factor APos TPos Remark MHz dBuV/m dBuV/m dB dBuV dB/m dB dB cm deg 1 10440.00 47.57 68.30 -20.73 44.68 39.48 14.20 50.79 -- -- Peak 2 15660.00 49.75 74.00 -24.25 42.44 41.90 16.94 51.53 -- -- Peak	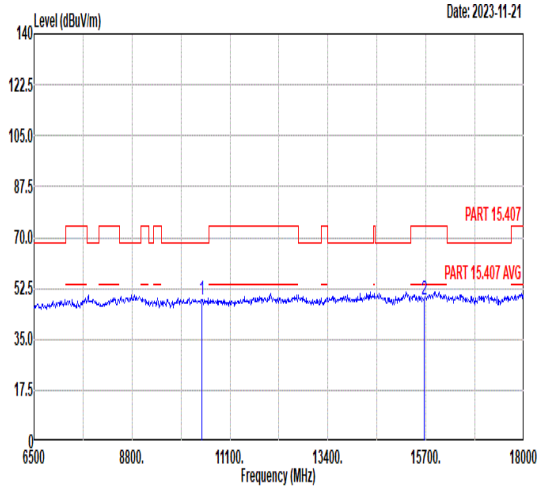 Freq Level Limit Line Margin Read Level Ant Factor Cable Loss Preamp Factor APos TPos Remark MHz dBuV/m dBuV/m dB dBuV dB/m dB dB cm deg 1 10440.00 48.55 68.30 -19.75 45.66 39.48 14.20 50.79 -- -- Peak 2 15660.00 48.36 74.00 -25.64 41.05 41.90 16.94 51.53 -- -- Peak

Mode	12	
	Band Edge - L	
	U-NII-1_5.15-5.25_802.11be EHT20_CH48_Full_5240MHz	
ANT	CDD 5+4	
Pol.	Horizontal	Fundamental
Peak	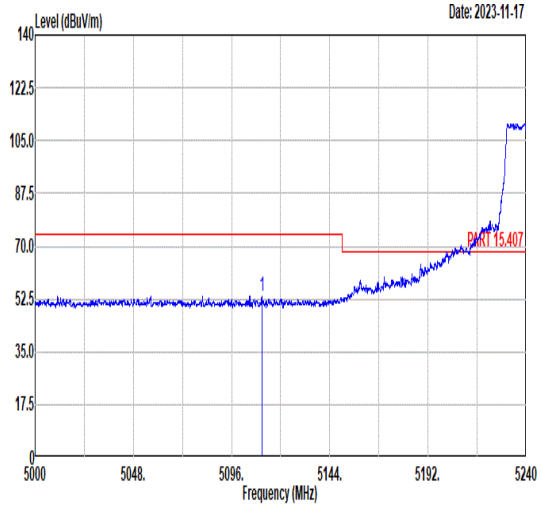 Freq Level Limit Line Margin (dB) Read Level Ant Factor Cable Loss Preamp Factor APos TPos Remark MHz dBuV/m dBuV/m dBuV dB/m dB dB cm deg 1 5110.76 53.40 74.00 -20.60 39.14 34.88 11.11 31.73 324 69 PEAK	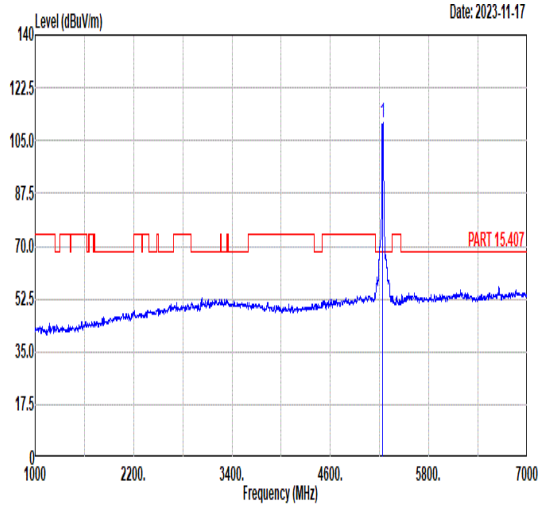 Freq Level Limit Line Margin (dB) Read Level Ant Factor Cable Loss Preamp Factor APos TPos Remark MHz dBuV/m dBuV/m dBuV dB/m dB dB cm deg 1 5240.00 110.70 ------ ------ 96.73 34.85 11.02 31.90 324 69 PEAK
Avg	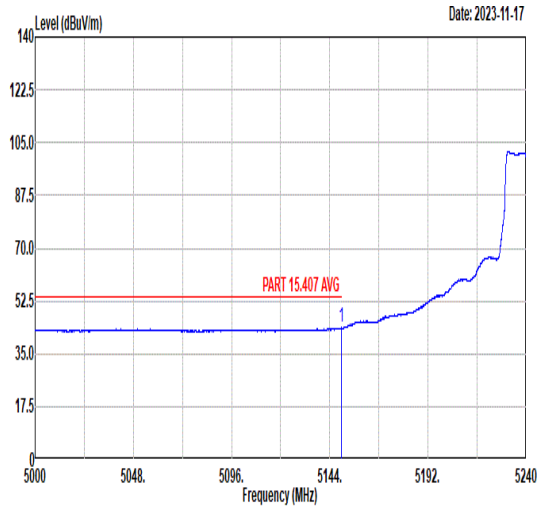 Freq Level Limit Line Margin (dB) Read Level Ant Factor Cable Loss Preamp Factor APos TPos Remark MHz dBuV/m dBuV/m dBuV dB/m dB dB cm deg 1 5149.64 43.84 54.00 -10.16 29.66 34.87 11.09 31.78 324 69 AVERAGE	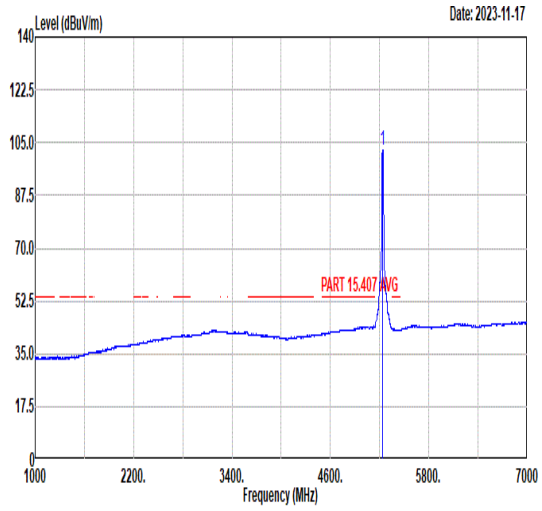 Freq Level Limit Line Margin (dB) Read Level Ant Factor Cable Loss Preamp Factor APos TPos Remark MHz dBuV/m dBuV/m dBuV dB/m dB dB cm deg 1 5240.00 102.32 ------ ------ 88.33 34.85 11.03 31.89 324 69 AVERAGE

Mode	12	
	Band Edge - R	
	U-NII-1_5.15-5.25_802.11be EHT20_CH48_Full_5240MHz	
ANT	CDD 5+4	
Pol.	Horizontal	Fundamental
Peak	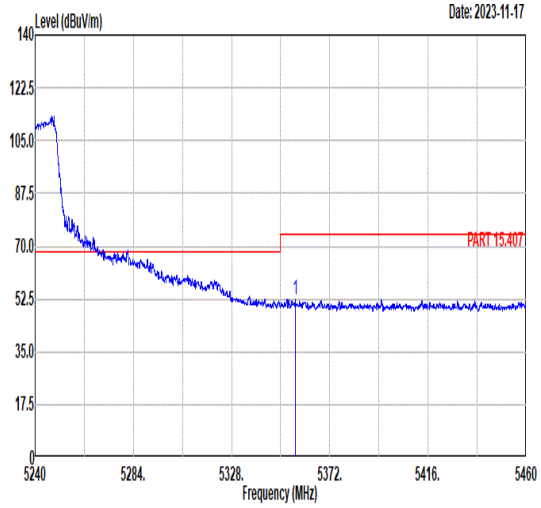 Freq Level Limit Line Margin (dB) Read Level Ant Factor Cable Loss Preamp Factor APos TPos Remark MHz dBuV/m dBuV/m dBuV dB/m dB dB cm deg 1 5356.51 52.52 74.00 -21.48 38.79 34.83 10.94 32.04 324 69 PEAK	Blank
Avg	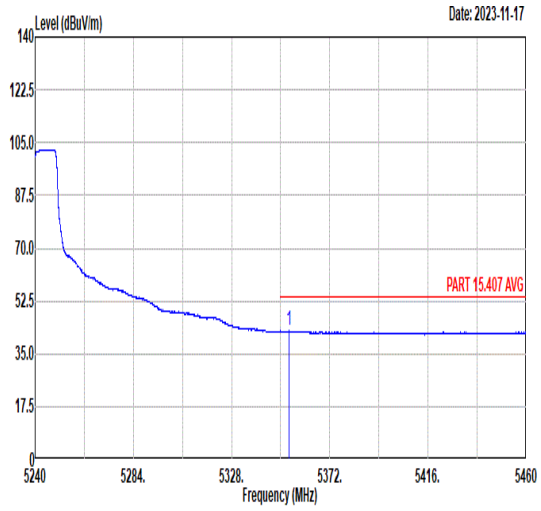 Freq Level Limit Line Margin (dB) Read Level Ant Factor Cable Loss Preamp Factor APos TPos Remark MHz dBuV/m dBuV/m dBuV dB/m dB dB cm deg 1 5353.63 42.57 54.00 -11.43 28.83 34.83 10.94 32.03 324 69 AVERAGE	Blank

Mode	12
	Band Edge - L
	U-NII-1_5.15-5.25_802.11be EHT20_CH48_Full_5240MHz
ANT	CDD 5+4

Pol.	Vertical	Fundamental
Peak	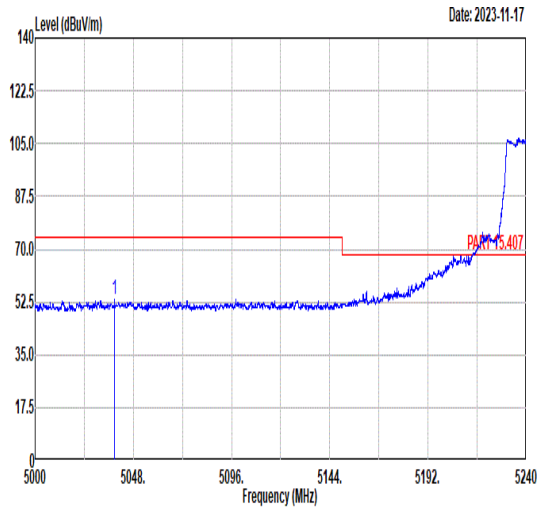 Freq Level Limit Line Margin (dB) Read Level Ant Factor Cable Loss Preamp Factor APos TPos Remark MHz dBuV/m dBuV/m dBuV dB/m dB dB cm deg 1 5038.76 53.23 74.00 -20.77 38.83 34.89 11.15 31.64 392 117 PEAK	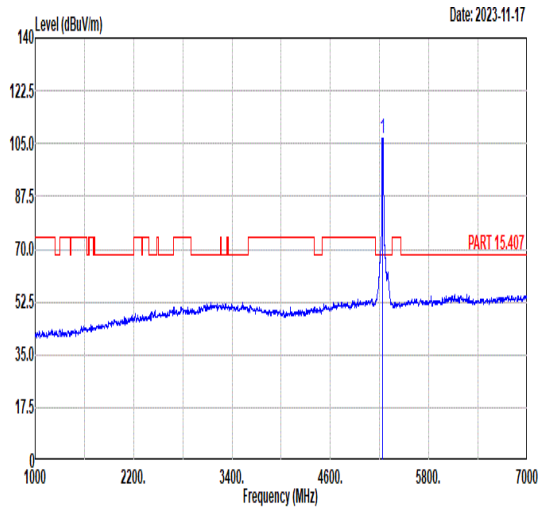 Freq Level Limit Line Margin (dB) Read Level Ant Factor Cable Loss Preamp Factor APos TPos Remark MHz dBuV/m dBuV/m dBuV dB/m dB dB cm deg 1 5240.00 106.73 ------ ------ 92.73 34.85 11.03 31.88 392 117 PEAK
Avg	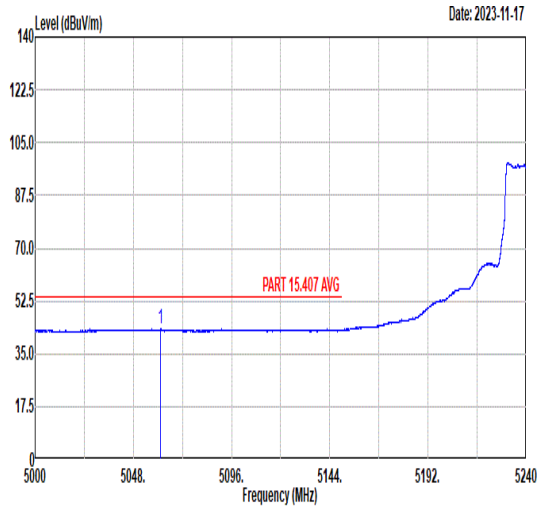 Freq Level Limit Line Margin (dB) Read Level Ant Factor Cable Loss Preamp Factor APos TPos Remark MHz dBuV/m dBuV/m dBuV dB/m dB dB cm deg 1 5061.34 43.26 54.00 -10.74 28.91 34.89 11.13 31.67 392 117 AVERAGE	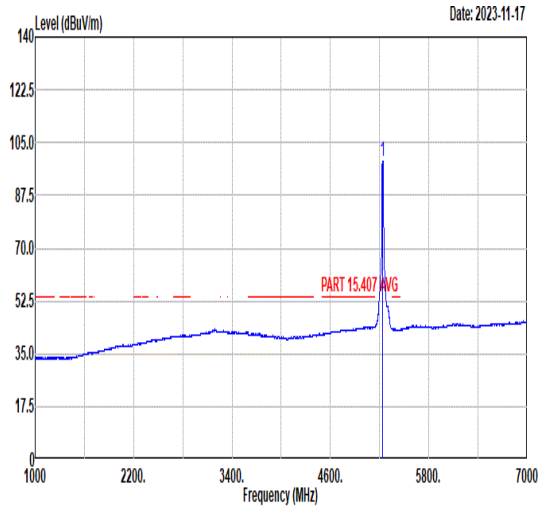 Freq Level Limit Line Margin (dB) Read Level Ant Factor Cable Loss Preamp Factor APos TPos Remark MHz dBuV/m dBuV/m dBuV dB/m dB dB cm deg 1 5240.00 98.86 ------ ------ 84.87 34.85 11.03 31.89 392 117 AVERAGE

Mode	12	
	Band Edge - R	
	U-NII-1_5.15-5.25_802.11be EHT20_CH48_Full_5240MHz	
ANT	CDD 5+4	
Pol.	Vertical	Fundamental
Peak	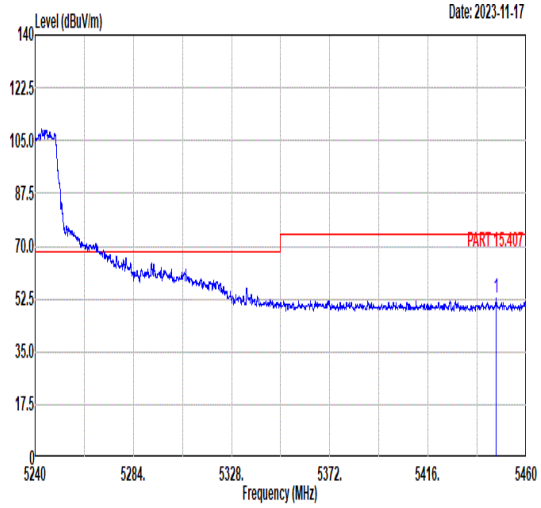 Freq Level Limit Line Margin (dB) Read Level Ant Factor Cable Loss Preamp Factor APos TPos Remark MHz dBuV/m dBuV/m dBuV dB/m dB dB cm deg 1 5446.47 52.79 74.00 -21.21 39.07 34.81 11.06 32.15 392 117 PEAK	Blank
Avg	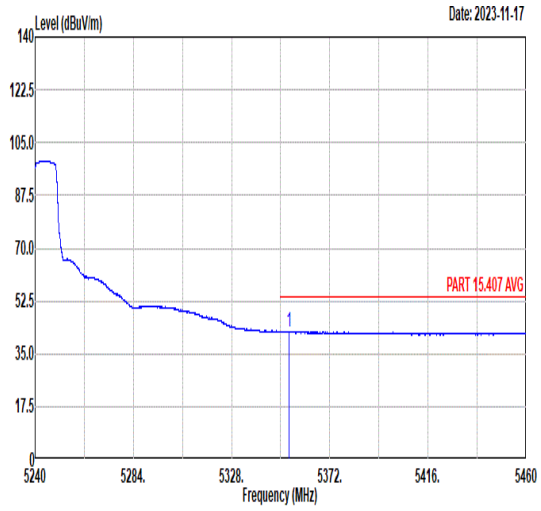 Freq Level Limit Line Margin (dB) Read Level Ant Factor Cable Loss Preamp Factor APos TPos Remark MHz dBuV/m dBuV/m dBuV dB/m dB dB cm deg 1 5353.63 42.36 54.00 -11.64 28.62 34.83 10.94 32.03 392 117 AVERAGE	Blank

Mode	12	
	Harmonic	
	U-NII-1_5.15-5.25_802.11be EHT20_CH48_Full_5240MHz	
ANT	CDD 5+4	
Pol.	Horizontal	Vertical
Peak Avg	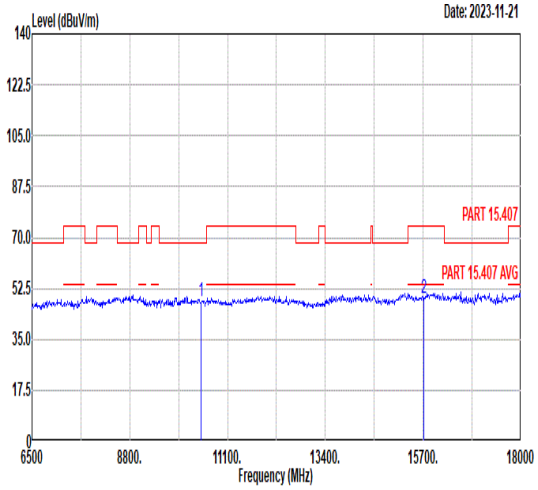 Freq Level Limit Line Margin Read Level Ant Factor Cable Loss Preamp Factor APos TPos Remark MHz dBuV/m dBuV/m dB dBuV dB/m dB dB cm deg 1 10480.00 47.87 68.30 -20.43 44.95 39.49 14.23 50.80 -- -- Peak 2 15720.00 49.00 74.00 -25.00 41.66 41.93 16.99 51.58 -- -- Peak	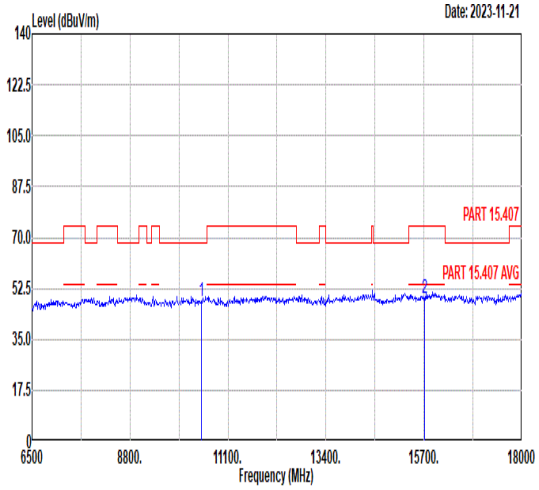 Freq Level Limit Line Margin Read Level Ant Factor Cable Loss Preamp Factor APos TPos Remark MHz dBuV/m dBuV/m dB dBuV dB/m dB dB cm deg 1 10480.00 48.01 68.30 -20.29 45.09 39.49 14.23 50.80 -- -- Peak 2 15720.00 49.14 74.00 -24.86 41.80 41.93 16.99 51.58 -- -- Peak

Mode	13	
	Band Edge - L	
	U-NII-2A_5.25-5.35_802.11be EHT20_CH52_Full_5260MHz	
ANT	CDD 5+4	
Pol.	Horizontal	Fundamental
Peak	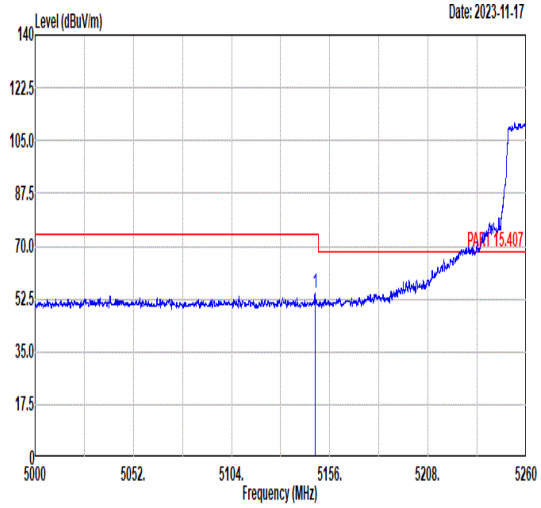 Freq Level Limit Line Margin (dB) Read Level Ant Factor Cable Loss Preamp Factor APos TPos Remark MHz dBuV/m dBuV/m dBuV dB/m dB dB cm deg 1 5148.10 54.57 74.00 -19.43 40.39 34.87 11.09 31.78 324 67 PEAK	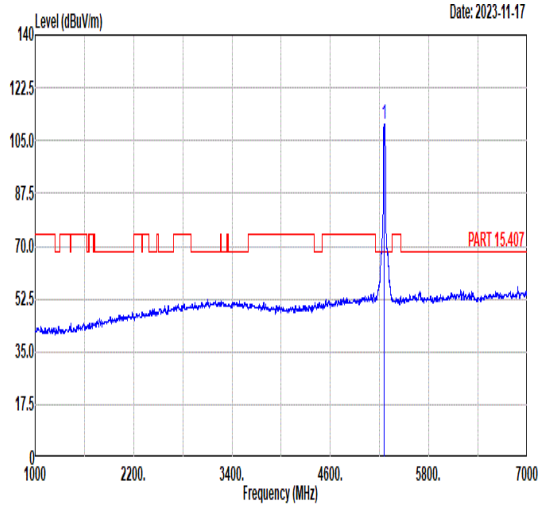 Freq Level Limit Line Margin (dB) Read Level Ant Factor Cable Loss Preamp Factor APos TPos Remark MHz dBuV/m dBuV/m dBuV dB/m dB dB cm deg 1 5260.00 110.40 ------ ------ 96.44 34.85 11.02 31.91 324 67 PEAK
Avg	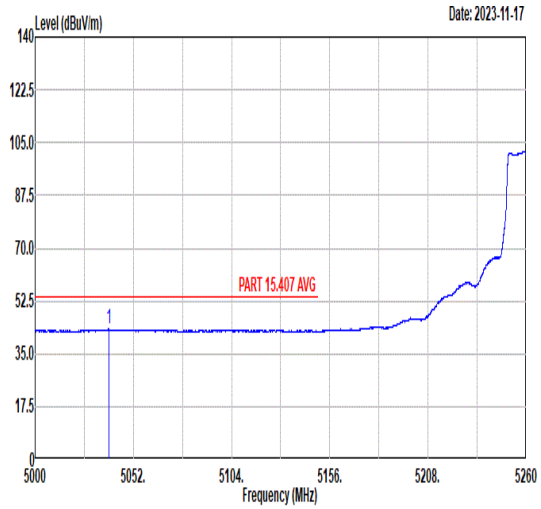 Freq Level Limit Line Margin (dB) Read Level Ant Factor Cable Loss Preamp Factor APos TPos Remark MHz dBuV/m dBuV/m dBuV dB/m dB dB cm deg 1 5038.90 43.11 54.00 -10.89 28.71 34.89 11.15 31.64 324 67 AVERAGE	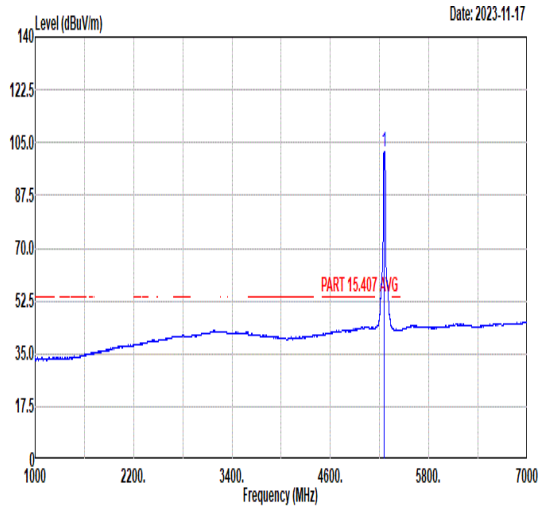 Freq Level Limit Line Margin (dB) Read Level Ant Factor Cable Loss Preamp Factor APos TPos Remark MHz dBuV/m dBuV/m dBuV dB/m dB dB cm deg 1 5260.00 102.13 ------ ------ 88.17 34.85 11.02 31.91 324 67 AVERAGE

Mode	13	
	Band Edge - R	
	U-NII-2A_5.25-5.35_802.11be EHT20_CH52_Full_5260MHz	
ANT	CDD 5+4	
Pol.	Horizontal	Fundamental
Peak	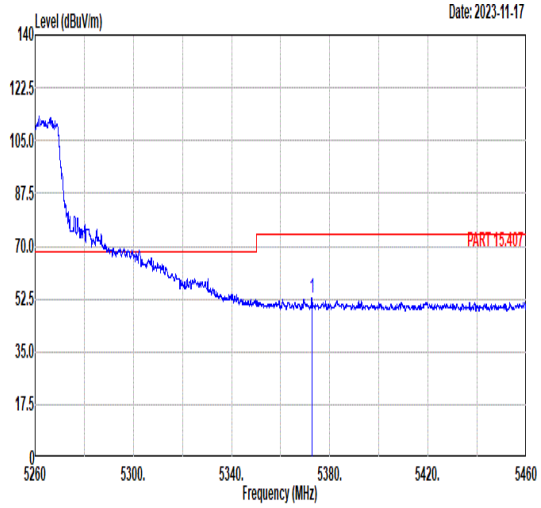 Freq Level Limit Line Margin (dB) Read Level Ant Factor Cable Loss Preamp Factor APos TPos Remark MHz dBuV/m dBuV/m dBuV dB/m dB dB cm deg 1 5372.72 52.86 74.00 -21.14 39.16 34.83 10.93 32.06 324 67 PEAK	Blank
Avg	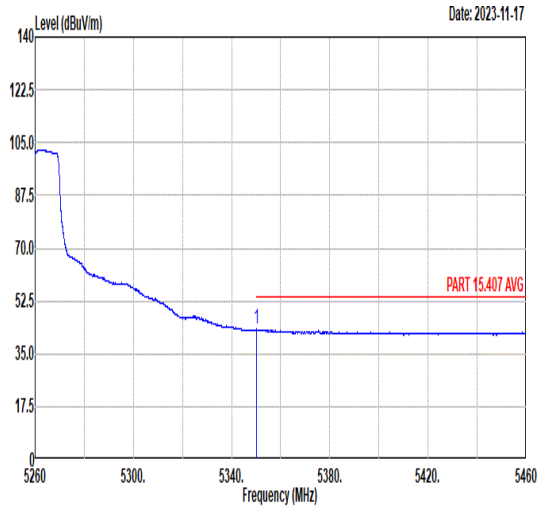 Freq Level Limit Line Margin (dB) Read Level Ant Factor Cable Loss Preamp Factor APos TPos Remark MHz dBuV/m dBuV/m dBuV dB/m dB dB cm deg 1 5350.10 43.08 54.00 -10.92 29.34 34.83 10.94 32.03 324 67 AVERAGE	Blank

Mode	13	
	Band Edge - L	
	U-NII-2A_5.25-5.35_802.11be EHT20_CH52_Full_5260MHz	
ANT	CDD 5+4	
Pol.	Vertical	Fundamental
Peak	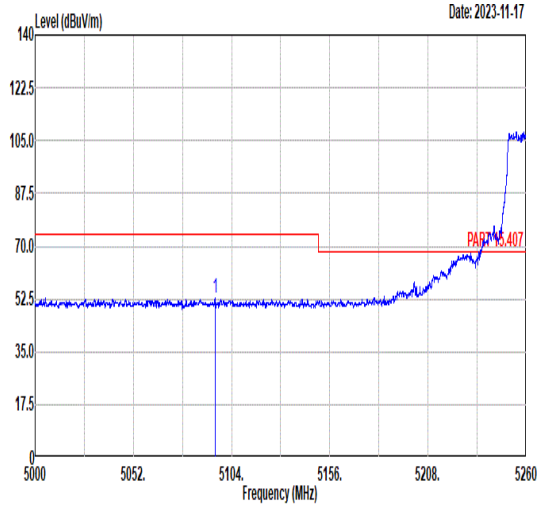 Freq Level Limit Line Margin (dB) Read Level Ant Factor Cable Loss Preamp Factor APos TPos Remark 1 5095.32 52.68 74.00 -21.32 38.39 34.88 11.12 31.71 389 118 PEAK	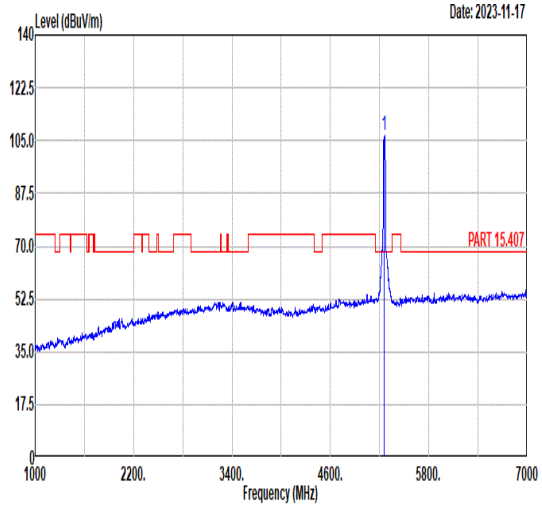 Freq Level Limit Line Margin (dB) Read Level Ant Factor Cable Loss Preamp Factor APos TPos Remark 1 5260.00 106.55 ------ ------ 92.61 34.85 11.01 31.92 389 118 PEAK
Avg	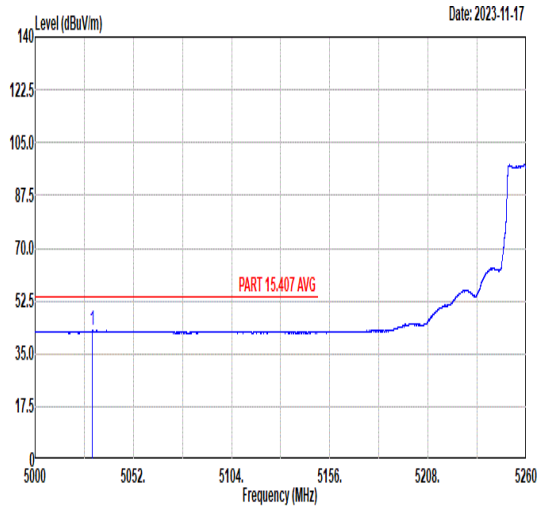 Freq Level Limit Line Margin (dB) Read Level Ant Factor Cable Loss Preamp Factor APos TPos Remark 1 5030.32 42.70 54.00 -11.30 28.29 34.89 11.15 31.63 389 118 AVERAGE	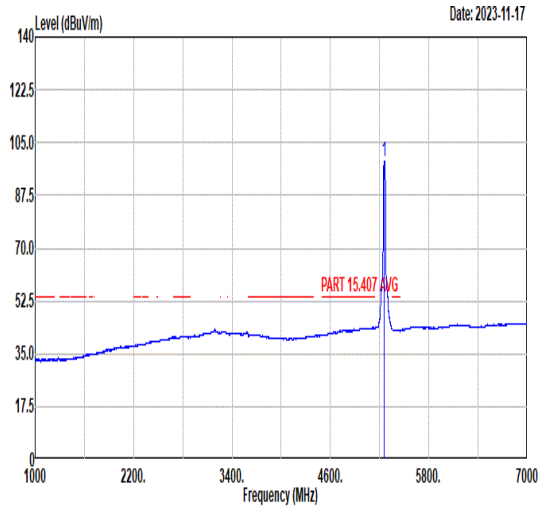 Freq Level Limit Line Margin (dB) Read Level Ant Factor Cable Loss Preamp Factor APos TPos Remark 1 5260.00 99.03 ------ ------ 85.09 34.85 11.01 31.92 389 118 AVERAGE

Mode	13	
	Band Edge - R	
	U-NII-2A_5.25-5.35_802.11be EHT20_CH52_Full_5260MHz	
ANT	CDD 5+4	
Pol.	Vertical	Fundamental
Peak	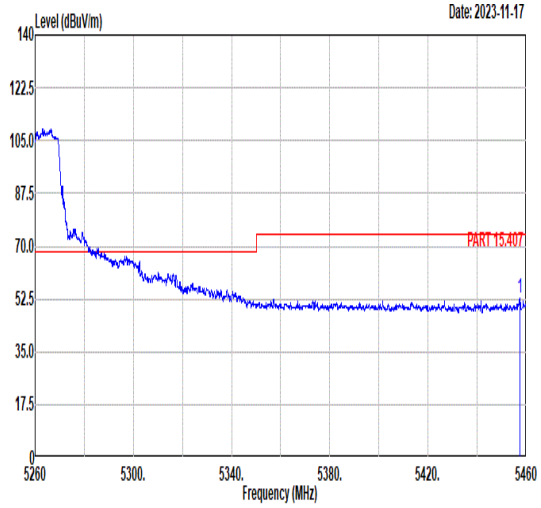 Freq Level Limit Line Margin (dB) Read Level Ant Factor Cable Loss Preamp Factor APos TPos Remark MHz dBuV/m dBuV/m dBuV dB/m dB dB cm deg 1 5457.30 52.77 74.00 -21.23 39.01 34.81 11.11 32.16 389 118 PEAK	Blank
Avg	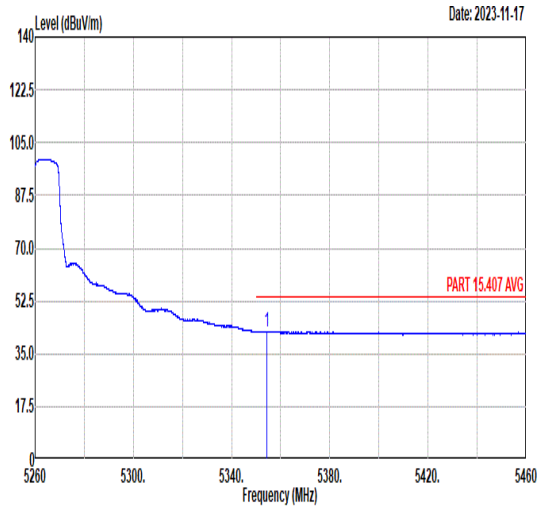 Freq Level Limit Line Margin (dB) Read Level Ant Factor Cable Loss Preamp Factor APos TPos Remark MHz dBuV/m dBuV/m dBuV dB/m dB dB cm deg 1 5354.30 42.48 54.00 -11.52 28.74 34.83 10.94 32.03 389 118 AVERAGE	Blank

Mode	13	
	Harmonic	
	U-NII-2A_5.25-5.35_802.11be EHT20_CH52_Full_5260MHz	
ANT	CDD 5+4	
Pol.	Horizontal	Vertical
Peak Avg	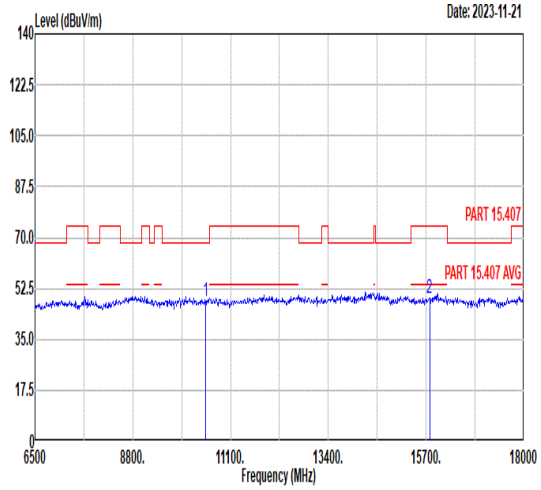 Freq Level Limit Line Margin Read Level Ant Factor Cable Loss Preamp Factor APos TPos Remark MHz dBuV/m dBuV/m dB dBuV dB/m dB dB cm deg 1 10520.00 48.26 68.30 -20.04 45.31 39.50 14.25 50.80 -- -- Peak 2 15780.00 49.09 74.00 -24.91 41.71 41.97 17.04 51.63 -- -- Peak	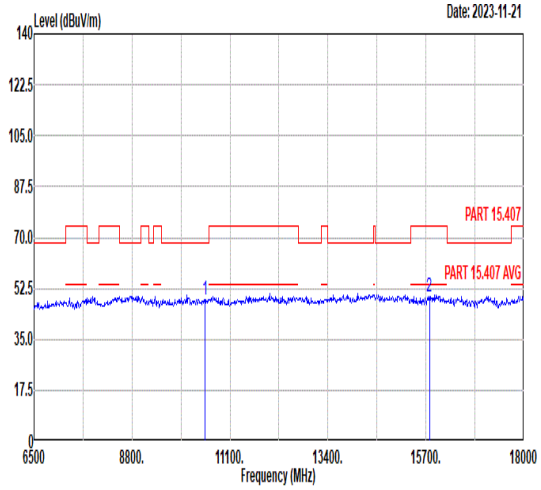 Freq Level Limit Line Margin Read Level Ant Factor Cable Loss Preamp Factor APos TPos Remark MHz dBuV/m dBuV/m dB dBuV dB/m dB dB cm deg 1 10520.00 48.79 68.30 -19.51 45.84 39.50 14.25 50.80 -- -- Peak 2 15780.00 49.53 74.00 -24.47 42.15 41.97 17.04 51.63 -- -- Peak

Mode	14	
	Harmonic	
	U-NII-2A_5.25-5.35_802.11be EHT20_CH60_Full_5300MHz	
ANT	CDD 5+4	
Pol.	Horizontal	Vertical
Peak Avg	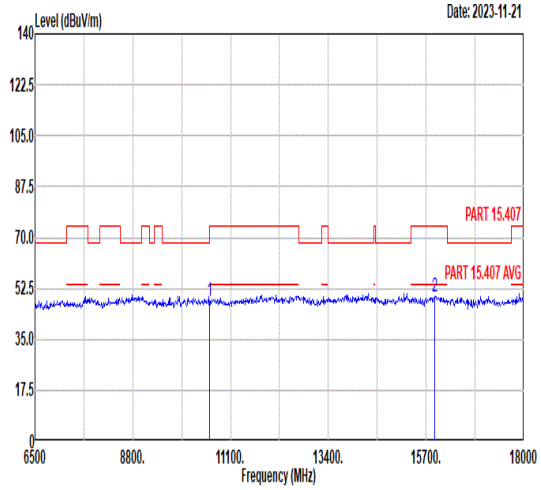 Freq Level Limit Line Margin Read Level Ant Factor Cable Loss Preamp Factor APos TPos Remark MHz dBuV/m dBuV/m dB dBuV dB/m dB dB cm deg 1 10600.00 48.21 74.00 -25.79 45.23 39.48 14.30 50.80 -- -- Peak 2 15900.00 49.53 74.00 -24.47 42.07 42.04 17.14 51.72 -- -- Peak	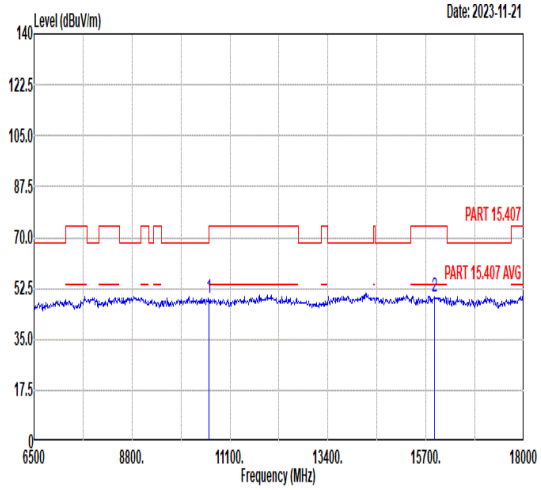 Freq Level Limit Line Margin Read Level Ant Factor Cable Loss Preamp Factor APos TPos Remark MHz dBuV/m dBuV/m dB dBuV dB/m dB dB cm deg 1 10600.00 49.26 74.00 -24.74 46.28 39.48 14.30 50.80 -- -- Peak 2 15900.00 49.43 74.00 -24.57 41.97 42.04 17.14 51.72 -- -- Peak

Mode	15	
	Band Edge	
	U-NII-2A_5.25-5.35_802.11be EHT20_CH64_Full_5320MHz	
ANT	CDD 5+4	
Pol.	Horizontal	Fundamental
Peak	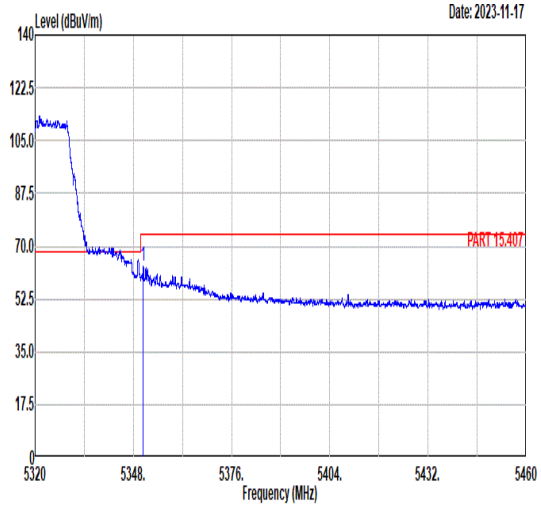 Freq Level Limit Line Margin (dB) Read Level Ant Factor Cable Loss Preamp Factor APos TPos Remark MHz dBuV/m dBuV/m dBuV dB/m dB dB cm deg 1 5350.74 63.20 74.00 -10.80 49.46 34.83 10.94 32.03 320 65 PEAK	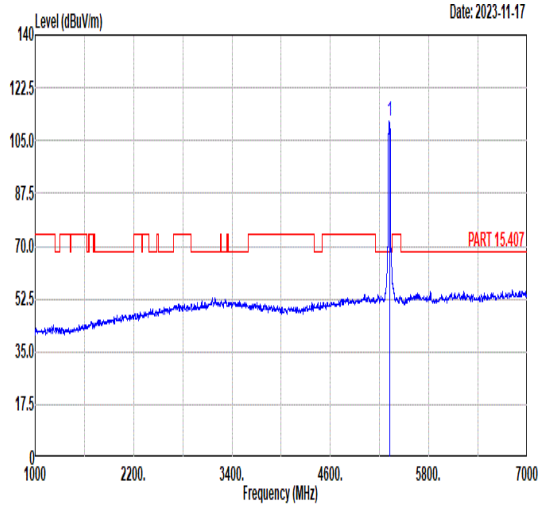 Freq Level Limit Line Margin (dB) Read Level Ant Factor Cable Loss Preamp Factor APos TPos Remark MHz dBuV/m dBuV/m dBuV dB/m dB dB cm deg 1 5320.00 111.37 ------ ------ 97.55 34.84 10.97 31.99 320 65 PEAK
Avg	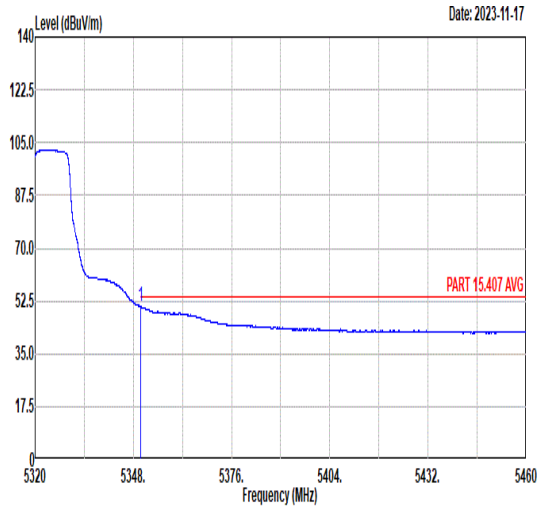 Freq Level Limit Line Margin (dB) Read Level Ant Factor Cable Loss Preamp Factor APos TPos Remark MHz dBuV/m dBuV/m dBuV dB/m dB dB cm deg 1 5350.00 50.65 54.00 -3.35 36.91 34.83 10.94 32.03 320 65 AVERAGE	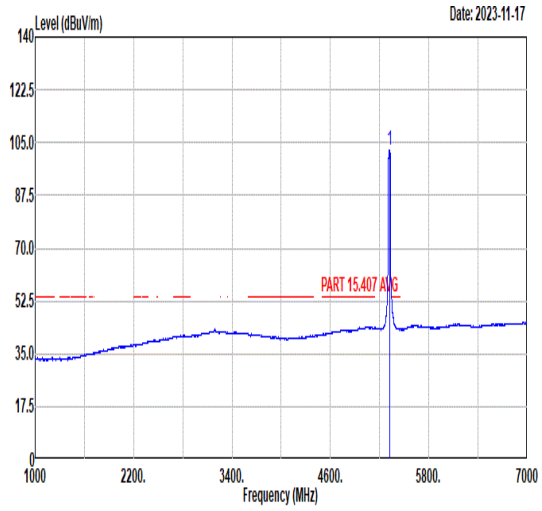 Freq Level Limit Line Margin (dB) Read Level Ant Factor Cable Loss Preamp Factor APos TPos Remark MHz dBuV/m dBuV/m dBuV dB/m dB dB cm deg 1 5320.00 102.44 ------ ------ 88.64 34.84 10.96 32.00 320 65 AVERAGE

Mode	15	
	Band Edge	
	U-NII-2A_5.25-5.35_802.11be EHT20_CH64_Full_5320MHz	
ANT	CDD 5+4	
Pol.	Vertical	Fundamental
Peak	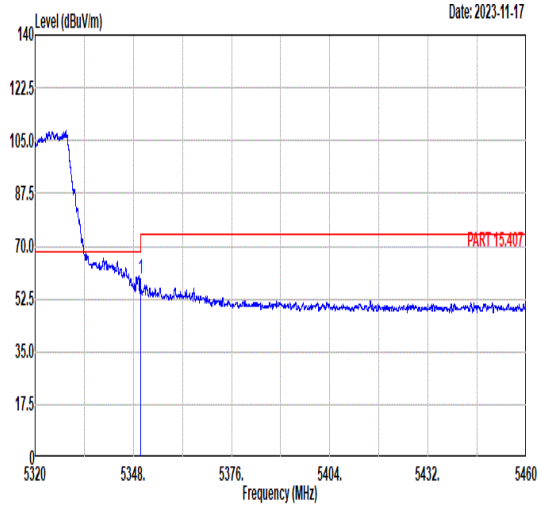 Freq Level Limit Line Margin (dB) Read Level Ant Factor Cable Loss Preamp Factor APos TPos Remark MHz dBuV/m dBuV/m dBuV dB/m dB dB cm deg 1 5350.00 59.01 74.00 -14.99 45.27 34.83 10.94 32.03 396 105 PEAK	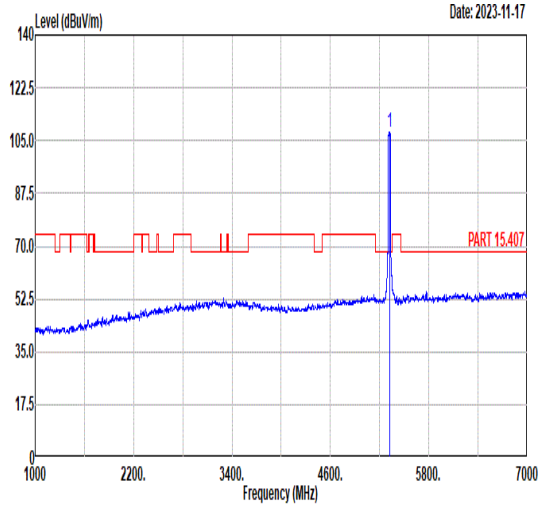 Freq Level Limit Line Margin (dB) Read Level Ant Factor Cable Loss Preamp Factor APos TPos Remark MHz dBuV/m dBuV/m dBuV dB/m dB dB cm deg 1 5320.00 107.77 ------ ------ 93.97 34.84 10.96 32.00 396 105 PEAK
Avg	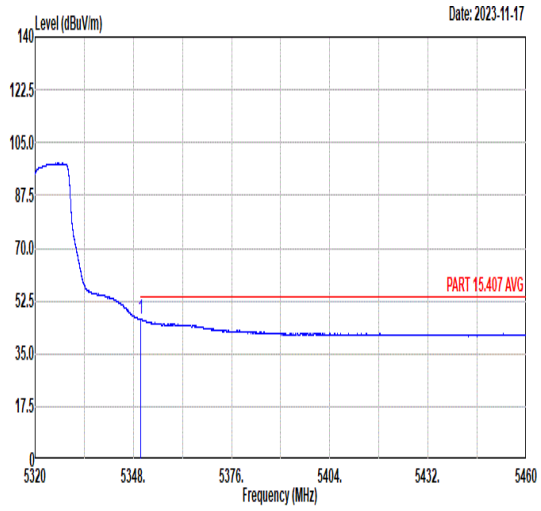 Freq Level Limit Line Margin (dB) Read Level Ant Factor Cable Loss Preamp Factor APos TPos Remark MHz dBuV/m dBuV/m dBuV dB/m dB dB cm deg 1 5350.00 46.41 54.00 -7.59 32.67 34.83 10.94 32.03 396 105 AVERAGE	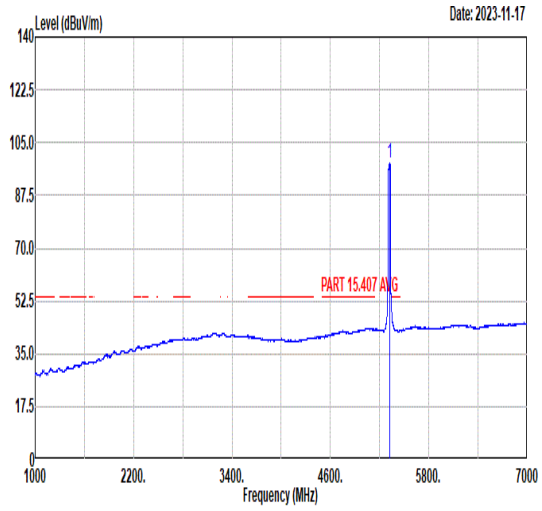 Freq Level Limit Line Margin (dB) Read Level Ant Factor Cable Loss Preamp Factor APos TPos Remark MHz dBuV/m dBuV/m dBuV dB/m dB dB cm deg 1 5320.00 98.01 ------ ------ 84.21 34.84 10.96 32.00 396 105 AVERAGE

Mode	15	
	Harmonic	
	U-NII-2A_5.25-5.35_802.11be EHT20_CH64_Full_5320MHz	
ANT	CDD 5+4	
Pol.	Horizontal	Vertical
Peak Avg	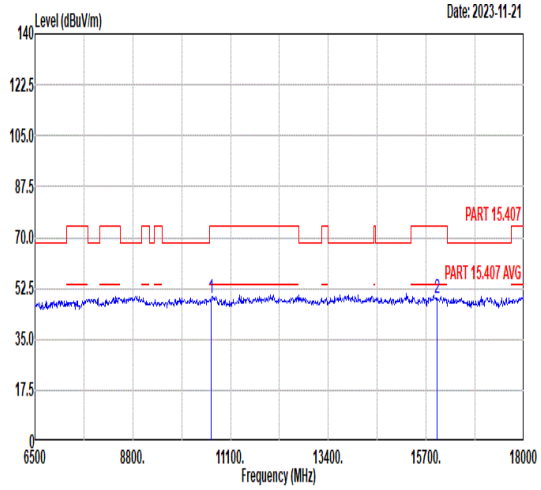 Freq Level Limit Line Margin Read Level Ant Factor Cable Loss Preamp Factor APos TPos Remark MHz dBuV/m dBuV/m dB dBuV dB/m dB dB cm deg 1 10640.00 49.30 74.00 -24.70 46.31 39.47 14.32 50.80 -- -- Peak 2 15960.00 49.07 74.00 -24.93 41.57 42.08 17.19 51.77 -- -- Peak	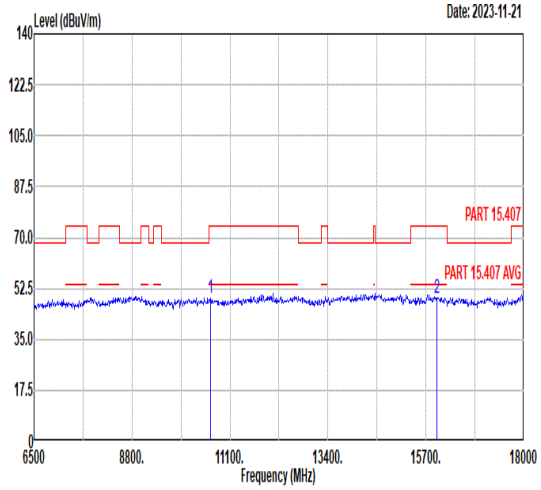 Freq Level Limit Line Margin Read Level Ant Factor Cable Loss Preamp Factor APos TPos Remark MHz dBuV/m dBuV/m dB dBuV dB/m dB dB cm deg 1 10640.00 49.23 74.00 -24.77 46.24 39.47 14.32 50.80 -- -- Peak 2 15960.00 49.24 74.00 -24.76 41.74 42.08 17.19 51.77 -- -- Peak

Mode	16	
	Band Edge	
	U-NII-2C_5.47-5.725_802.11be EHT20_CH100_Full_5500MHz	
ANT	CDD 5+4	
Pol.	Horizontal	Fundamental
Peak	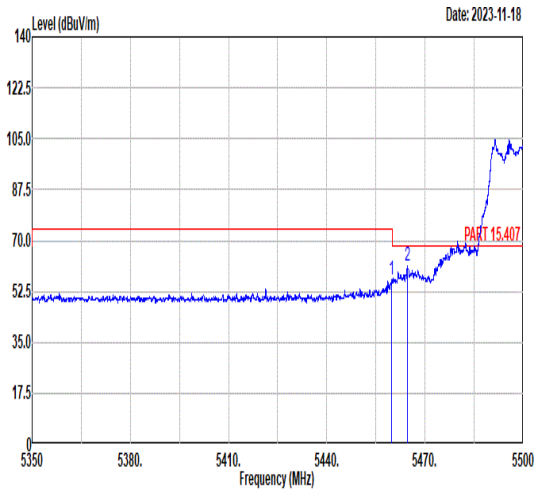 Freq Level Limit Line Margin (dB) Read Level Ant Factor Cable Loss Preamp Factor APos TPos Remark 1 5459.89 MHz 56.79 dBuV/m 74.00 -17.21 43.03 dBuV 34.81 dB/m 11.12 dB 32.17 dB 300 cm 59 deg PEAK 2 5464.54 61.53 68.30 -6.77 47.75 34.81 11.14 32.17 300 59 PEAK	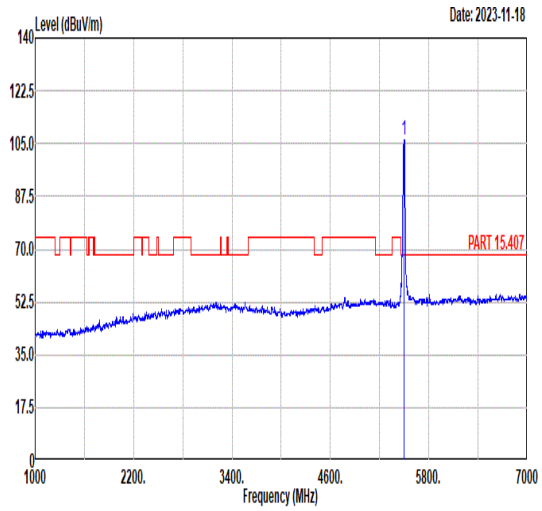 Freq Level Limit Line Margin (dB) Read Level Ant Factor Cable Loss Preamp Factor APos TPos Remark 1 5500.00 MHz 106.22 dBuV/m ------ ------ dBuV 92.32 dB/m 34.81 dB 11.30 dB 32.21 cm 300 deg 59 PEAK
Avg	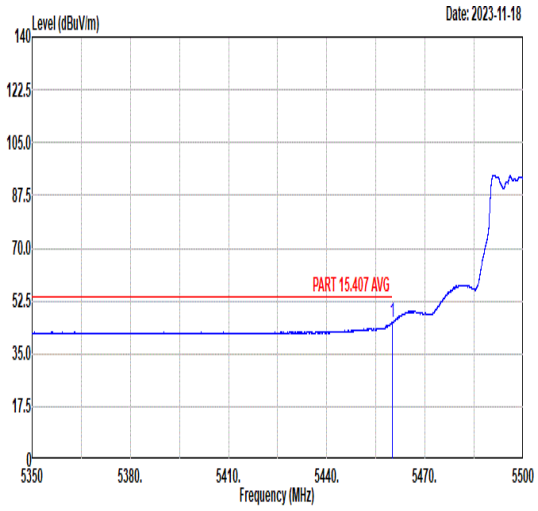 Freq Level Limit Line Margin (dB) Read Level Ant Factor Cable Loss Preamp Factor APos TPos Remark 1 5459.98 MHz 45.41 dBuV/m 54.00 -8.59 31.65 dBuV 34.81 dB/m 11.12 dB 32.17 dB 300 cm 59 deg AVERAGE	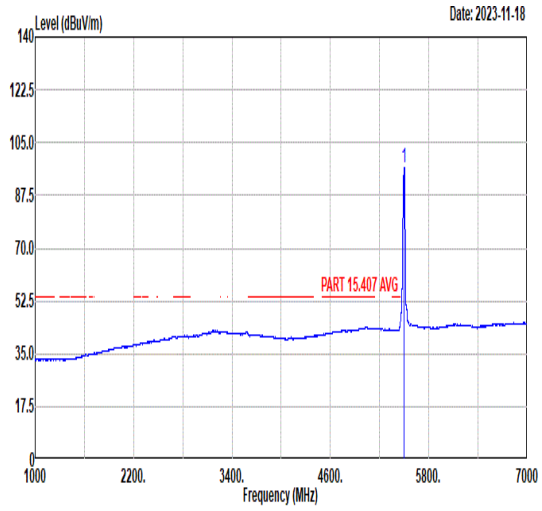 Freq Level Limit Line Margin (dB) Read Level Ant Factor Cable Loss Preamp Factor APos TPos Remark 1 5500.00 MHz 96.94 dBuV/m ------ ------ dBuV 83.04 dB/m 34.81 dB 11.30 dB 32.21 cm 300 deg 59 AVERAGE

Mode	16	
	Band Edge	
	U-NII-2C_5.47-5.725_802.11be EHT20_CH100_Full_5500MHz	
ANT	CDD 5+4	
Pol.	Vertical	Fundamental
Peak	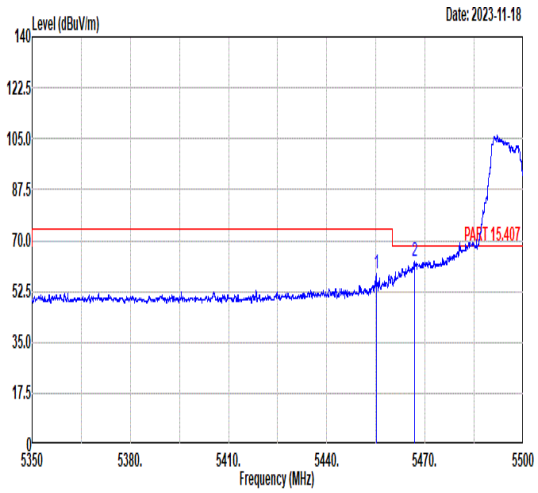 Freq Level Limit Line Margin (dB) Read Level Ant Factor Cable Loss Preamp Factor APos TPos Remark 1 5455.09 58.43 74.00 -15.57 44.68 34.81 11.10 32.16 300 243 PEAK 2 5466.79 62.61 68.30 -5.69 48.82 34.81 11.15 32.17 300 243 PEAK	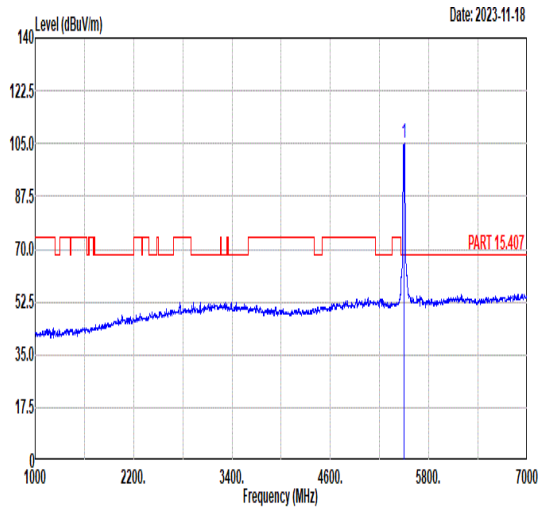 Freq Level Limit Line Margin (dB) Read Level Ant Factor Cable Loss Preamp Factor APos TPos Remark 1 5500.00 105.02 ------ ------ 91.12 34.81 11.30 32.21 300 243 PEAK
Avg	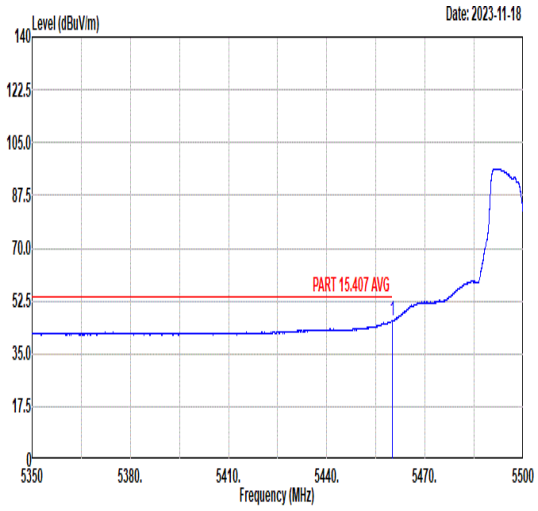 Freq Level Limit Line Margin (dB) Read Level Ant Factor Cable Loss Preamp Factor APos TPos Remark 1 5460.00 45.93 54.00 -8.07 32.17 34.81 11.12 32.17 300 243 AVERAGE	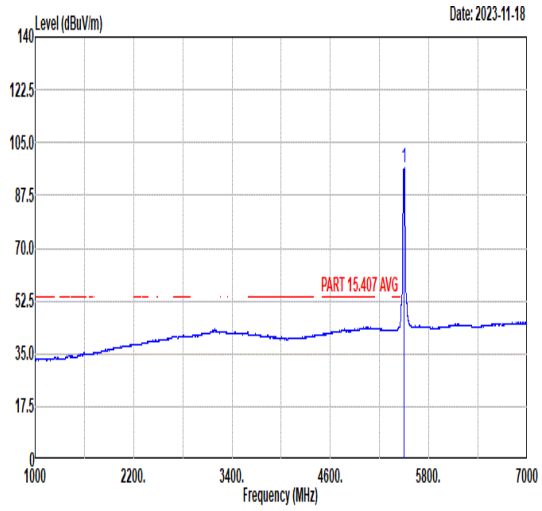 Freq Level Limit Line Margin (dB) Read Level Ant Factor Cable Loss Preamp Factor APos TPos Remark 1 5500.00 96.85 ------ ------ 82.95 34.81 11.30 32.21 300 243 AVERAGE

Mode	16	
	Harmonic	
	U-NII-2C_5.47-5.725_802.11be EHT20_CH100_Full_5500MHz	
ANT	CDD 5+4	
Pol.	Horizontal	Vertical
Peak Avg	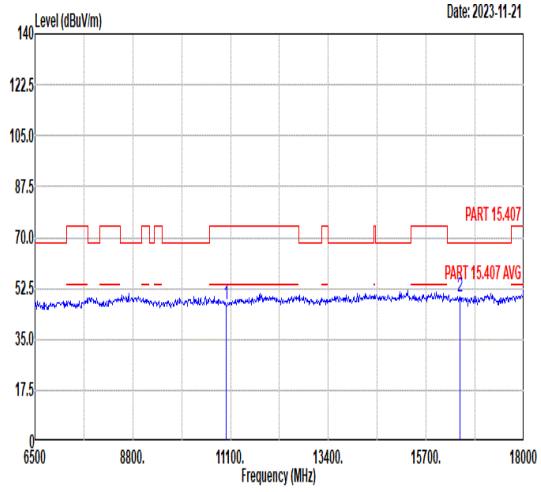 Freq Level Limit Line Margin Read Level Ant Factor Cable Loss Preamp Factor APos TPos Remark MHz dBuV/m dBuV/m dB dBuV dB/m dB dB cm deg 1 11000.00 47.28 74.00 -26.72 44.14 39.40 14.54 50.80 -- -- Peak 2 16500.00 49.50 68.30 -18.80 41.54 42.40 17.36 51.80 -- -- Peak	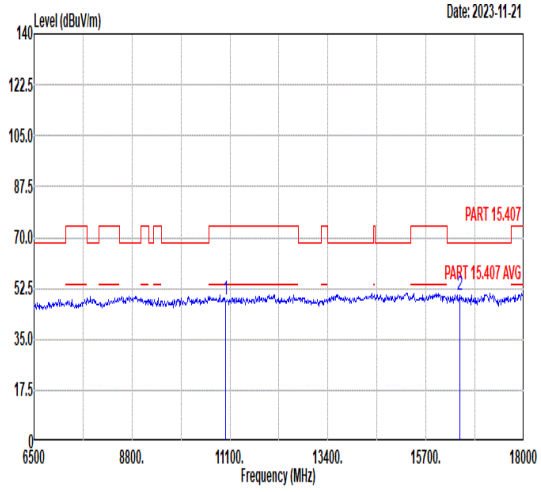 Freq Level Limit Line Margin Read Level Ant Factor Cable Loss Preamp Factor APos TPos Remark MHz dBuV/m dBuV/m dB dBuV dB/m dB dB cm deg 1 11000.00 48.36 74.00 -25.64 45.22 39.40 14.54 50.80 -- -- Peak 2 16500.00 50.10 68.30 -18.20 42.14 42.40 17.36 51.80 -- -- Peak

Mode	17	
	Harmonic	
	U-NII-2C_5.47-5.725_802.11be EHT20_CH116_Full_5580MHz	
ANT	CDD 5+4	
Pol.	Horizontal	Vertical
Peak Avg	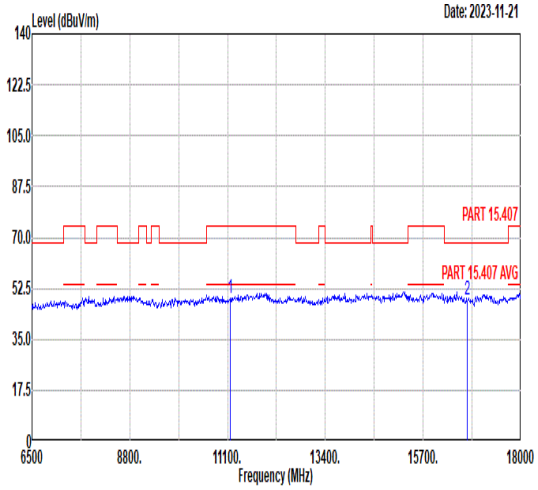 Freq Level Limit Line Margin Read Level Ant Factor Cable Loss Preamp Factor APos TPos Remark MHz dBuV/m dBuV/m dB dBuV dB/m dB dB cm deg 1 11160.00 49.10 74.00 -24.90 45.70 39.53 14.64 50.77 -- -- Peak 2 16740.00 48.54 68.30 -19.76 40.41 42.45 17.43 51.75 -- -- Peak	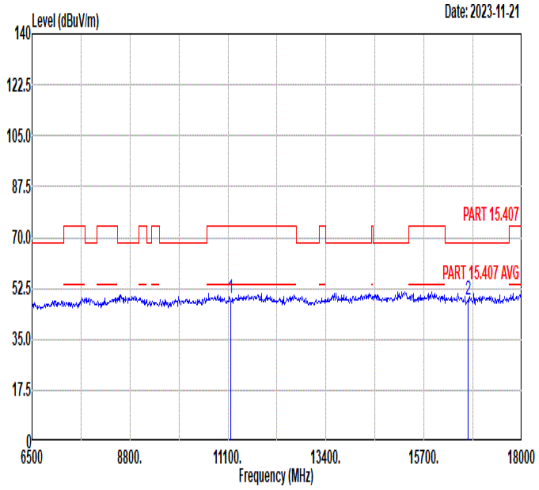 Freq Level Limit Line Margin Read Level Ant Factor Cable Loss Preamp Factor APos TPos Remark MHz dBuV/m dBuV/m dB dBuV dB/m dB dB cm deg 1 11160.00 49.01 74.00 -24.99 45.61 39.53 14.64 50.77 -- -- Peak 2 16740.00 48.61 68.30 -19.69 40.48 42.45 17.43 51.75 -- -- Peak

Mode	18	
	Band Edge	
	U-NII-2C_5.47-5.725_802.11be EHT20_CH140_Full_5700MHz	
ANT	CDD 5+4	
Pol.	Horizontal	Fundamental
Peak	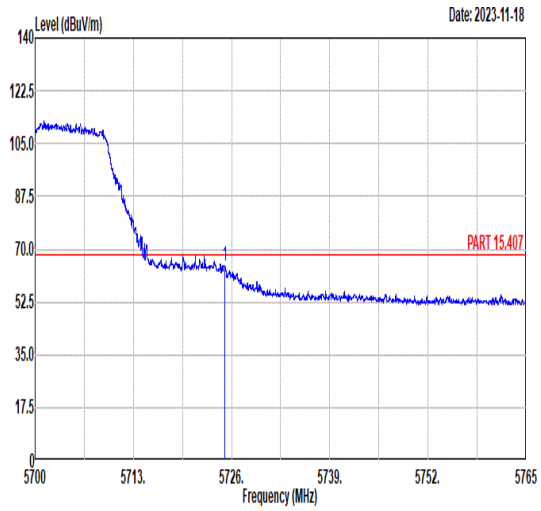 Freq Level Limit Line Margin (dB) Read Level Ant Factor Cable Loss Preamp Factor APos TPos Remark MHz dBuV/m dBuV/m dBuV dB/m dB dB cm deg 1 5725.06 64.39 68.30 -3.91 50.01 35.12 11.65 32.39 308 74 PEAK	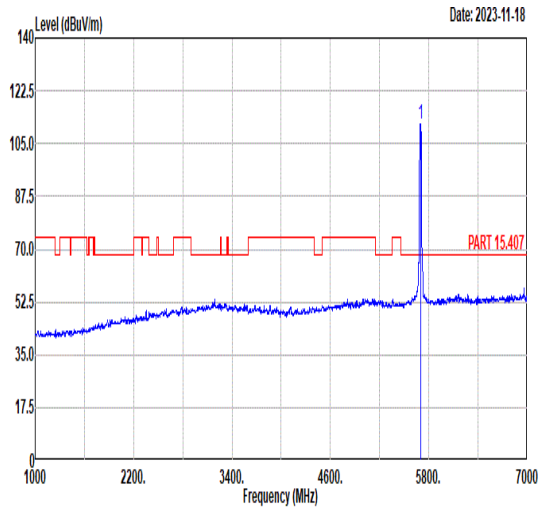 Freq Level Limit Line Margin (dB) Read Level Ant Factor Cable Loss Preamp Factor APos TPos Remark MHz dBuV/m dBuV/m dBuV dB/m dB dB cm deg 1 5700.00 111.51 ------ ------ 97.14 35.08 11.66 32.37 308 74 PEAK
Avg	Blank	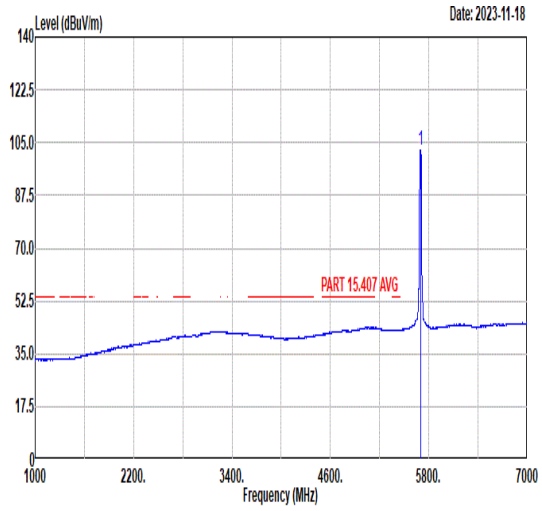 Freq Level Limit Line Margin (dB) Read Level Ant Factor Cable Loss Preamp Factor APos TPos Remark MHz dBuV/m dBuV/m dBuV dB/m dB dB cm deg 1 5700.00 102.38 ------ ------ 88.00 35.07 11.67 32.36 308 74 AVERAGE

Mode	18	
	Band Edge	
	U-NII-2C_5.47-5.725_802.11be EHT20_CH140_Full_5700MHz	
ANT	CDD 5+4	
Pol.	Vertical	Fundamental
Peak	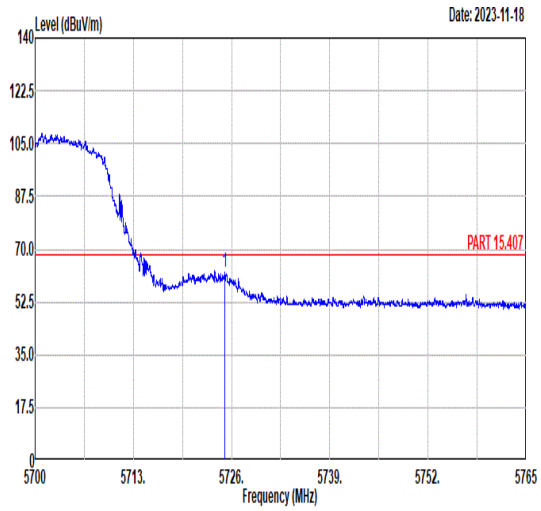 Freq Level Limit Line Margin (dB) Read Level Ant Factor Cable Loss Preamp Factor APos TPos Remark MHz dBuV/m dBuV/m dBuV dB/m dB dB cm deg 1 5725.12 62.28 68.30 -6.02 47.90 35.12 11.65 32.39 400 156 PEAK	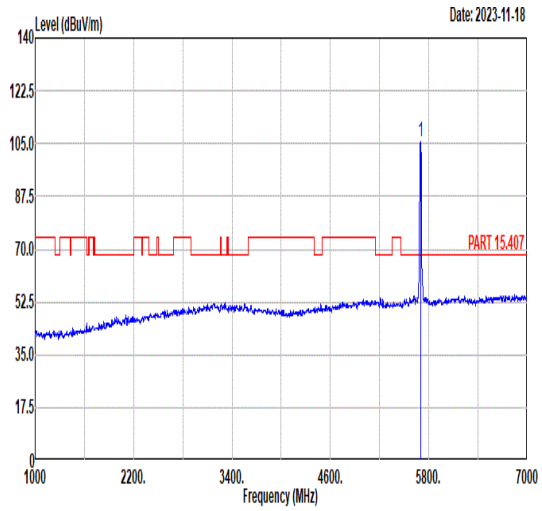 Freq Level Limit Line Margin (dB) Read Level Ant Factor Cable Loss Preamp Factor APos TPos Remark MHz dBuV/m dBuV/m dBuV dB/m dB dB cm deg 1 5700.00 105.87 ------ ------ 91.50 35.08 11.66 32.37 400 156 PEAK
Avg	Blank	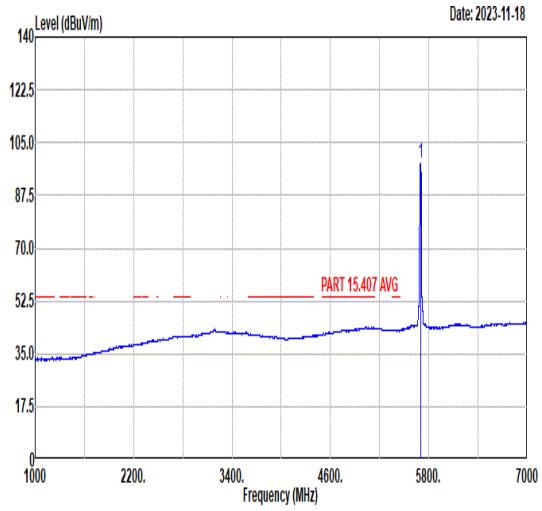 Freq Level Limit Line Margin (dB) Read Level Ant Factor Cable Loss Preamp Factor APos TPos Remark MHz dBuV/m dBuV/m dBuV dB/m dB dB cm deg 1 5700.00 98.00 ------ ------ 83.63 35.08 11.66 32.37 400 156 AVERAGE

Mode	18	
	Harmonic	
	U-NII-2C_5.47-5.725_802.11be EHT20_CH140_Full_5700MHz	
ANT	CDD 5+4	
Pol.	Horizontal	Vertical
Peak Avg	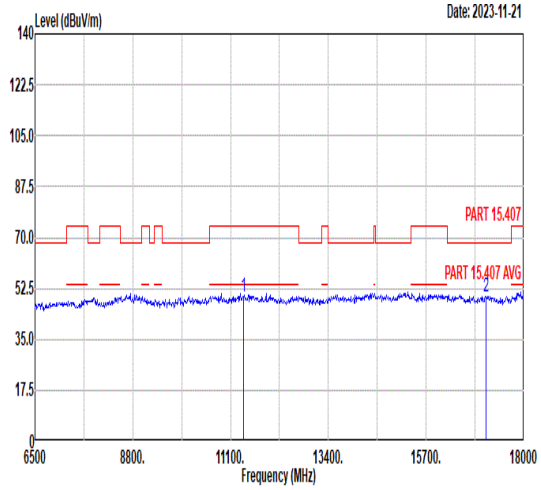 Freq Level Limit Line Margin Read Level Ant Factor Cable Loss Preamp Factor APos TPos Remark MHz dBuV/m dBuV/m dB dBuV dB/m dB dB cm deg 1 11400.00 49.61 74.00 -24.39 45.83 39.72 14.78 50.72 -- -- Peak 2 17100.00 49.48 68.30 -18.82 41.29 42.46 17.53 51.80 -- -- Peak	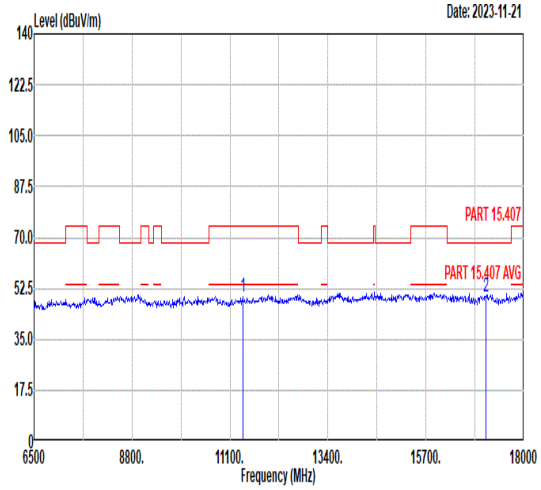 Freq Level Limit Line Margin Read Level Ant Factor Cable Loss Preamp Factor APos TPos Remark MHz dBuV/m dBuV/m dB dBuV dB/m dB dB cm deg 1 11400.00 49.42 74.00 -24.58 45.64 39.72 14.78 50.72 -- -- Peak 2 17100.00 49.80 68.30 -18.50 41.61 42.46 17.53 51.80 -- -- Peak

Mode	19	
	Band Edge - L	
	U-NII-1_5.15-5.25_802.11be EHT40_CH38_Full_5190MHz	
ANT	CDD 5+4	
Pol.	Horizontal	Fundamental
Peak	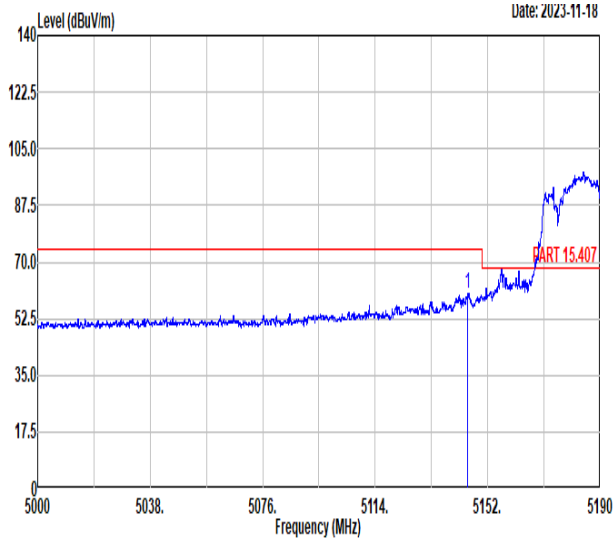 Freq Level Limit Line Margin Read Level Ant Factor Cable Loss Preamp Factor APos TPos Remark MHz dBuV/m dBuV/m dB dBuV dB/m dB dB cm deg 1 5145.26 60.41 74.00 -13.59 46.23 34.87 11.09 31.78 100 147 PEAK	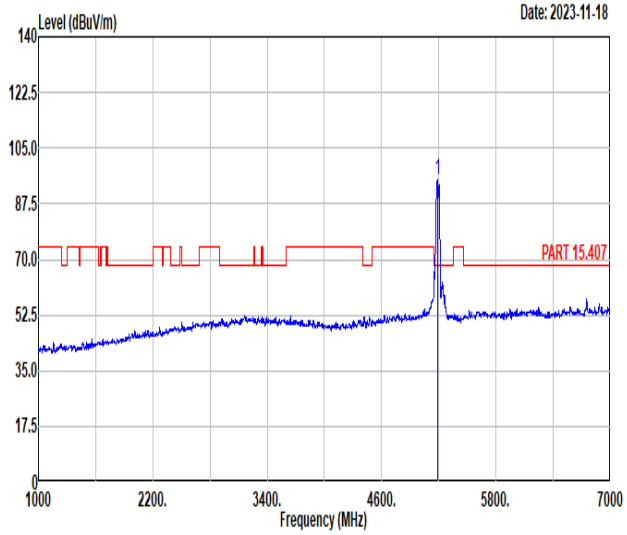 Freq Level Limit Line Margin Read Level Ant Factor Cable Loss Preamp Factor APos TPos Remark MHz dBuV/m dBuV/m dB dBuV dB/m dB dB cm deg 1 5190.00 95.22 ------ ------ 81.11 34.86 11.07 31.82 100 147 PEAK
Avg	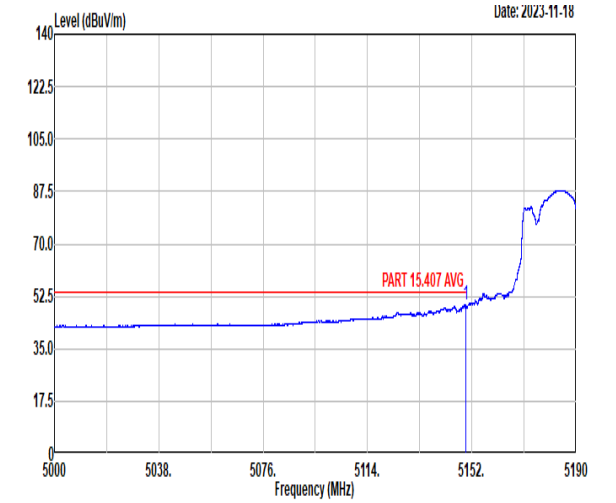 Freq Level Limit Line Margin Read Level Ant Factor Cable Loss Preamp Factor APos TPos Remark MHz dBuV/m dBuV/m dB dBuV dB/m dB dB cm deg 1 5149.83 49.61 54.00 -4.39 35.43 34.87 11.09 31.78 100 147 AVERAGE	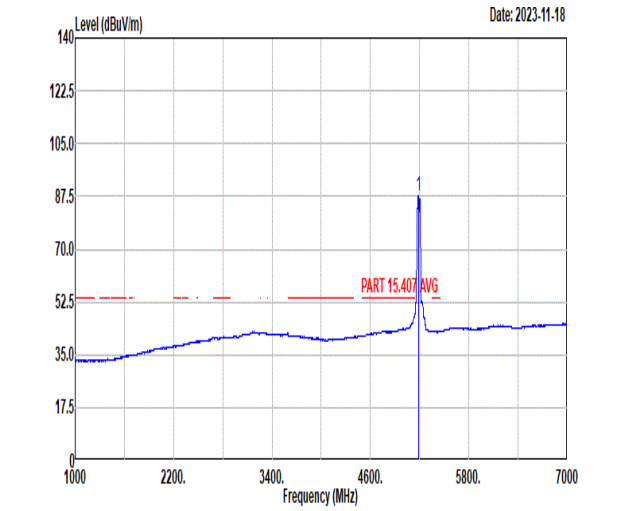 Freq Level Limit Line Margin (dB) Read Level Ant Factor Cable Loss Preamp Factor APos TPos Remark MHz dBuV/m dBuV/m dBuV dB/m dB dB cm deg 1 5190.00 87.53 ------ ------ 73.42 34.86 11.07 31.82 100 147 AVERAGE

Mode	19	
	Band Edge - R	
	U-NII-1_5.15-5.25_802.11be EHT40_CH38_Full_5190MHz	
ANT	CDD 5+4	
Pol.	Horizontal	Fundamental
Peak	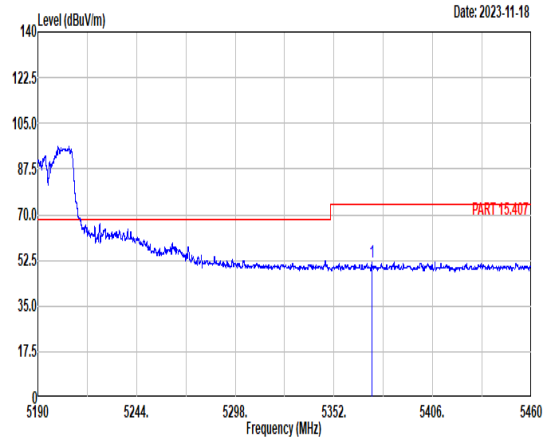 Freq Level Limit Line Margin Read Level Ant Factor Cable Loss Preamp Factor APos TPos Remark MHz dBuV/m dBuV/m dB dBuV dB/m dB dB cm deg 1 5372.68 51.92 74.00 -22.08 38.22 34.83 10.93 32.06 100 147 PEAK	Blank
Avg	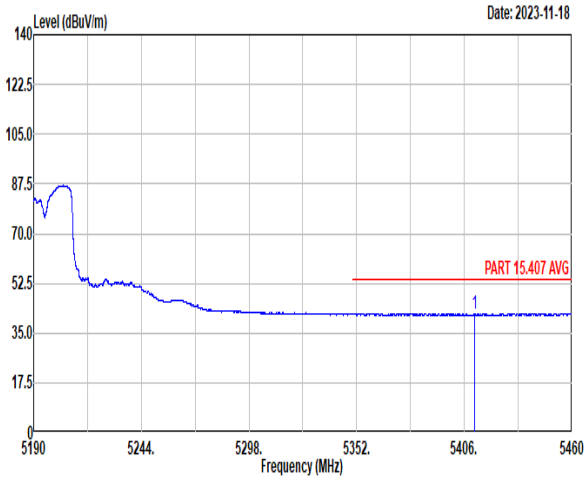 Freq Level Limit Line Margin Read Level Ant Factor Cable Loss Preamp Factor APos TPos Remark MHz dBuV/m dBuV/m dB dBuV dB/m dB dB cm deg 1 5411.02 41.98 54.00 -12.02 28.34 34.82 10.92 32.10 100 147 AVERAGE	Blank

Mode	19	
	Band Edge - L	
	U-NII-1_5.15-5.25_802.11be EHT40_CH38_Full_5190MHz	
ANT	CDD 5+4	
Pol.	Vertical	Fundamental
Peak	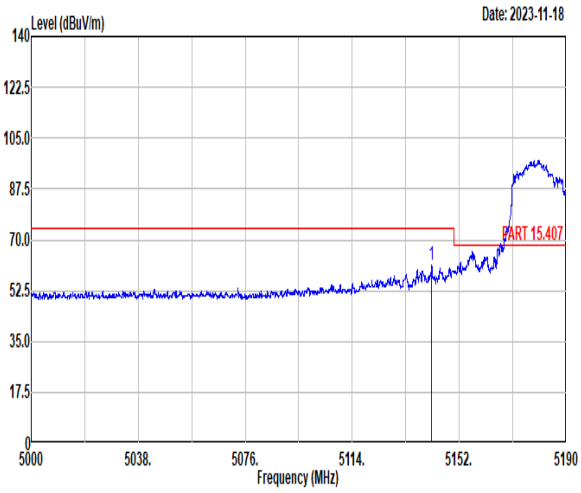 Freq Level Limit Line Margin Read Level Ant Factor Cable Loss Preamp Factor APos TPos Remark MHz dBuV/m dBuV/m dB dBuV dB/m dB dB cm deg 1 5142.22 61.21 74.00 -12.79 47.02 34.87 11.09 31.77 400 178 PEAK	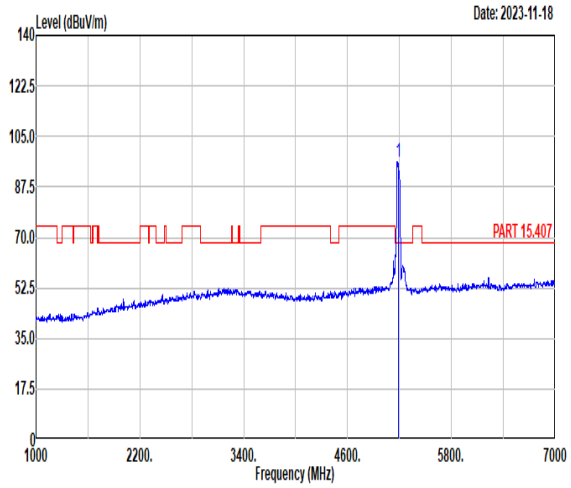 Freq Level Limit Line Margin Read Level Ant Factor Cable Loss Preamp Factor APos TPos Remark MHz dBuV/m dBuV/m dB dBuV dB/m dB dB cm deg 1 5190.00 96.30 ------ ------ 82.19 34.86 11.07 31.82 400 178 PEAK
Avg	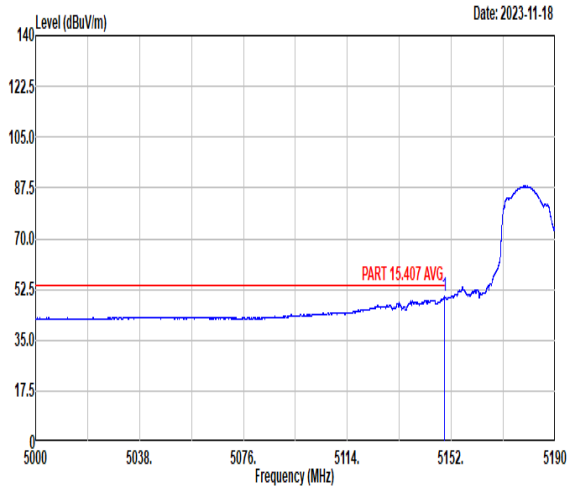 Freq Level Limit Line Margin Read Level Ant Factor Cable Loss Preamp Factor APos TPos Remark MHz dBuV/m dBuV/m dB dBuV dB/m dB dB cm deg 1 5149.44 50.05 54.00 -3.95 35.87 34.87 11.09 31.78 400 178 AVERAGE	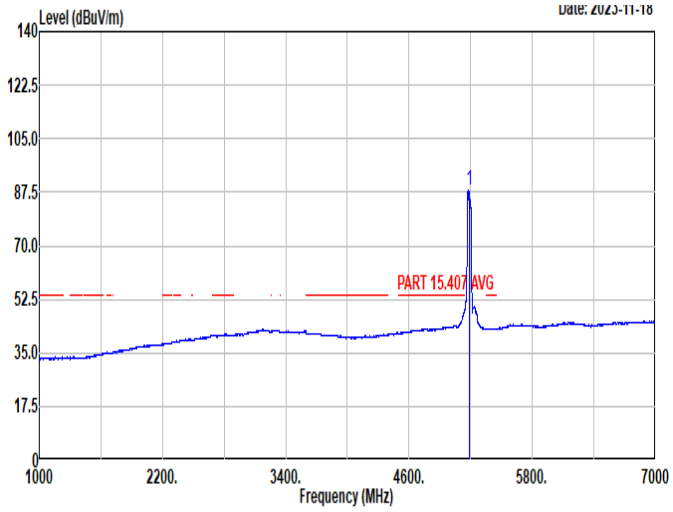 Freq Level Limit Line Margin Read Level Ant Factor Cable Loss Preamp Factor APos TPos Remark MHz dBuV/m dBuV/m dB dBuV dB/m dB dB cm deg 1 5190.00 87.99 ------ ------ 73.86 34.87 11.07 31.81 400 178 AVERAGE

Mode	19	
	Band Edge - R	
	U-NII-1_5.15-5.25_802.11be EHT40_CH38_Full_5190MHz	
ANT	CDD 5+4	
Pol.	Vertical	Fundamental
Peak	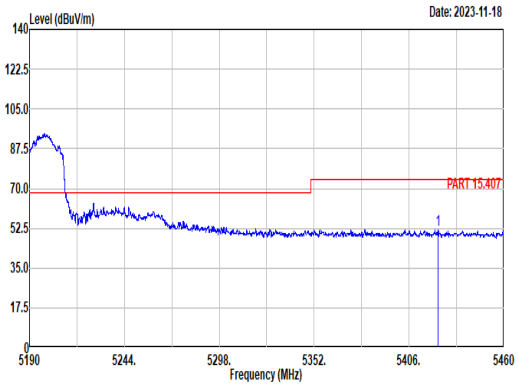 Freq Level Limit Line Margin Read Level Ant Factor Cable Loss Preamp Factor APos TPos Remark MHz dBuV/m dBuV/m dB dBuV dB/m dB dB cm deg 1 5422.63 51.80 74.00 -22.20 38.14 34.82 10.96 32.12 400 178 PEAK	Blank
Avg	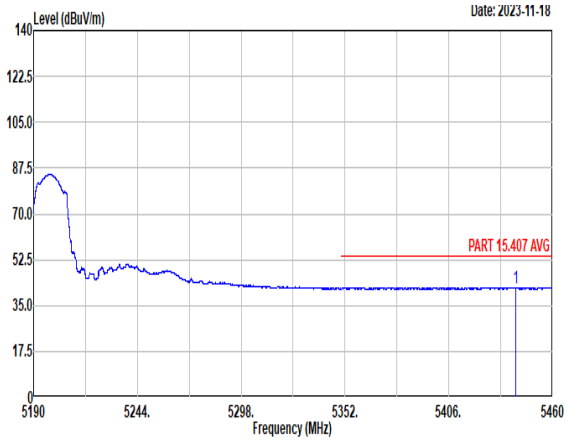 Freq Level Limit Line Margin Read Level Ant Factor Cable Loss Preamp Factor APos TPos Remark MHz dBuV/m dBuV/m dB dBuV dB/m dB dB cm deg 1 5440.97 41.94 54.00 -12.06 28.23 34.81 11.04 32.14 400 178 AVERAGE	Blank

Mode	20	
	Band Edge - L	
	U-NII-1_5.15-5.25_802.11be EHT40_CH46_Full_5230MHz	
ANT	CDD 5+4	
Pol.	Horizontal	Fundamental
Peak	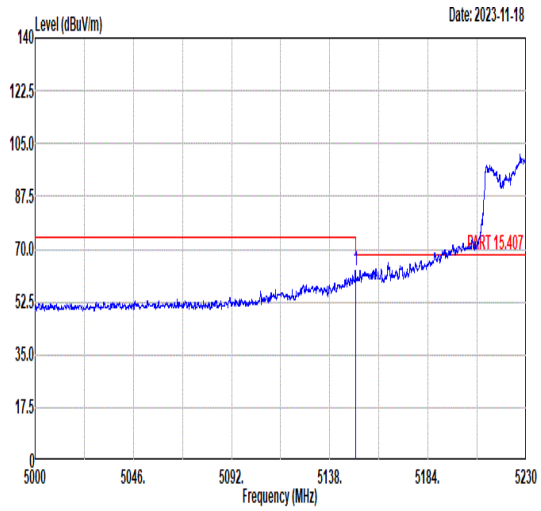 Freq Level Limit Line Margin (dB) Read Level Ant Factor Cable Loss Preamp Factor APos TPos Remark MHz dBuV/m dBuV/m dBuV dB/m dB dB cm deg 1 5149.98 62.79 74.00 -11.21 48.62 34.87 11.08 31.78 327 106 PEAK	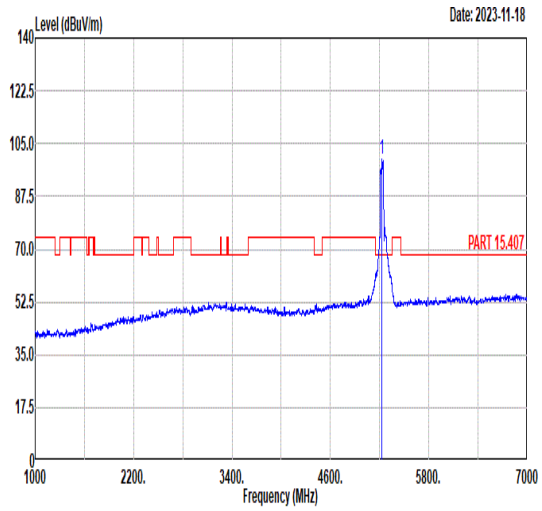 Freq Level Limit Line Margin (dB) Read Level Ant Factor Cable Loss Preamp Factor APos TPos Remark MHz dBuV/m dBuV/m dBuV dB/m dB dB cm deg 1 5230.00 99.60 ------ ------ 85.59 34.85 11.04 31.88 327 106 PEAK
Avg	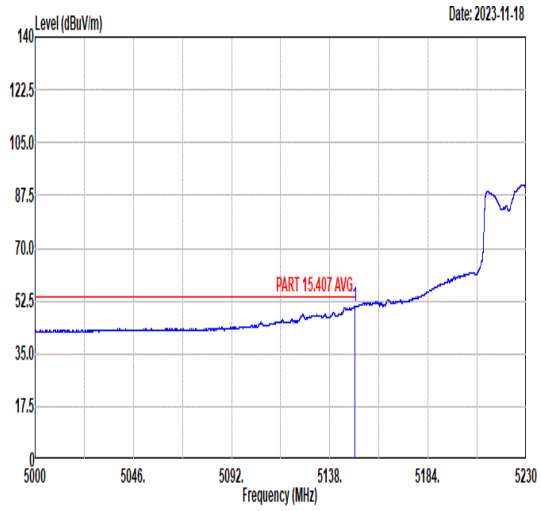 Freq Level Limit Line Margin (dB) Read Level Ant Factor Cable Loss Preamp Factor APos TPos Remark MHz dBuV/m dBuV/m dBuV dB/m dB dB cm deg 1 5149.85 50.80 54.00 -3.20 36.62 34.87 11.09 31.78 327 106 AVERAGE	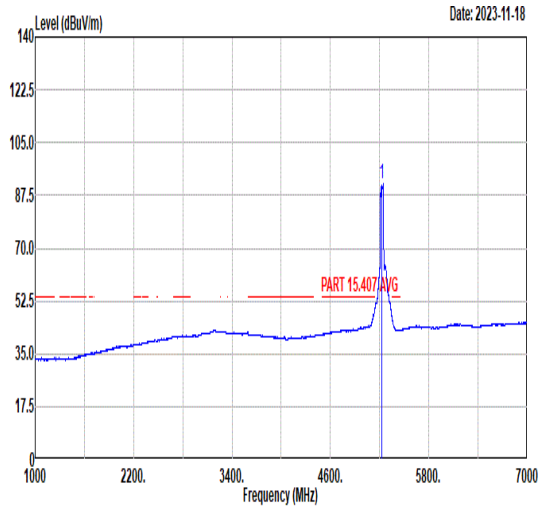 Freq Level Limit Line Margin (dB) Read Level Ant Factor Cable Loss Preamp Factor APos TPos Remark MHz dBuV/m dBuV/m dBuV dB/m dB dB cm deg 1 5230.00 91.26 ------ ------ 77.29 34.85 11.02 31.90 327 106 AVERAGE

Mode	20	
	Band Edge - R	
	U-NII-1_5.15-5.25_802.11be EHT40_CH46_Full_5230MHz	
ANT	CDD 5+4	
Pol.	Horizontal	Fundamental
Peak	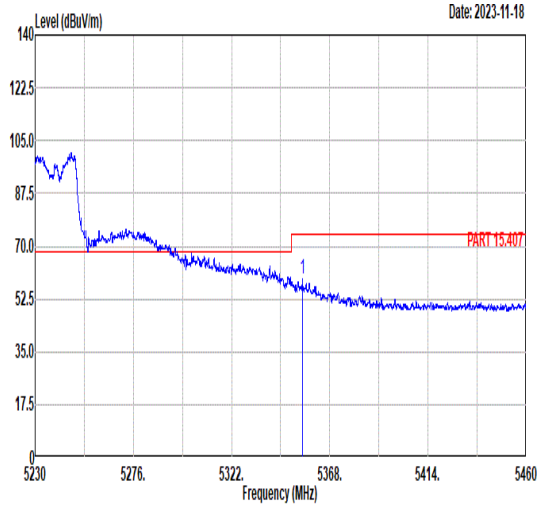 Freq Level Limit Line Margin (dB) Read Level Ant Factor Cable Loss Preamp Factor APos TPos Remark MHz dBuV/m dBuV/m dBuV dB/m dB dB cm deg 1 5355.26 59.26 74.00 -14.74 45.53 34.83 10.94 32.04 327 106 PEAK	Blank
Avg	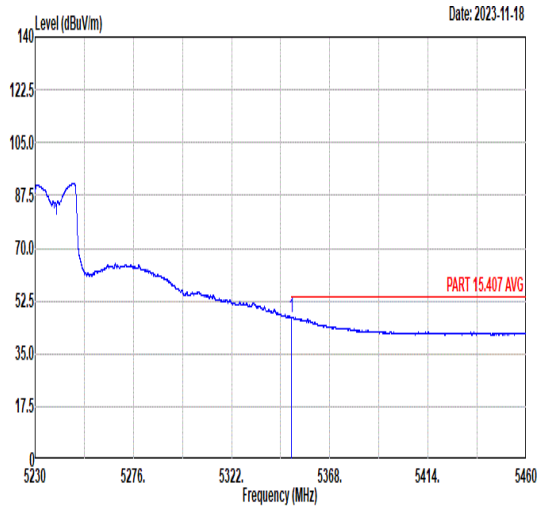 Freq Level Limit Line Margin (dB) Read Level Ant Factor Cable Loss Preamp Factor APos TPos Remark MHz dBuV/m dBuV/m dBuV dB/m dB dB cm deg 1 5350.01 47.14 54.00 -6.86 33.40 34.83 10.94 32.03 327 106 AVERAGE	Blank

Mode	20	
	Band Edge - L	
	U-NII-1_5.15-5.25_802.11be EHT40_CH46_Full_5230MHz	
ANT	CDD 5+4	
Pol.	Vertical	Fundamental
Peak	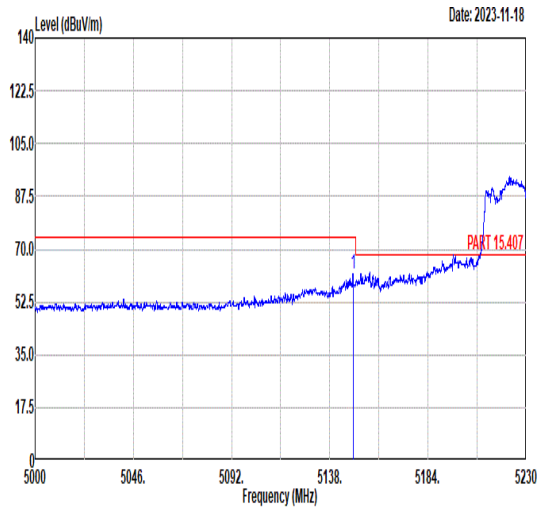 Freq Level Limit Line Margin (dB) Read Level Ant Factor Cable Loss Preamp Factor APos TPos Remark MHz dBuV/m dBuV/m dBuV dB/m dB dB cm deg 1 5148.93 62.04 74.00 -11.96 47.86 34.87 11.09 31.78 400 188 PEAK	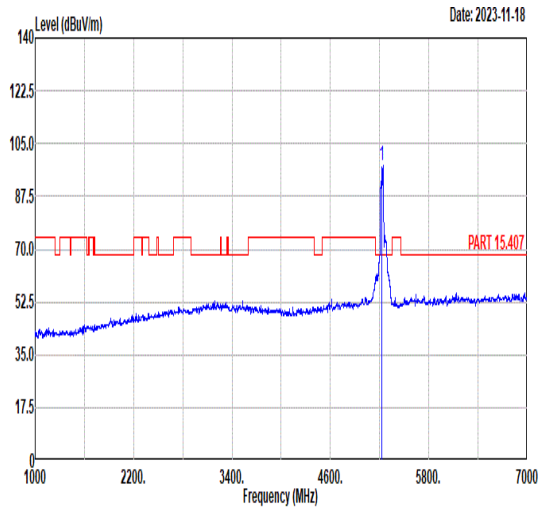 Freq Level Limit Line Margin (dB) Read Level Ant Factor Cable Loss Preamp Factor APos TPos Remark MHz dBuV/m dBuV/m dBuV dB/m dB dB cm deg 1 5230.00 97.50 ------ ------ 83.53 34.85 11.02 31.90 400 188 PEAK
Avg	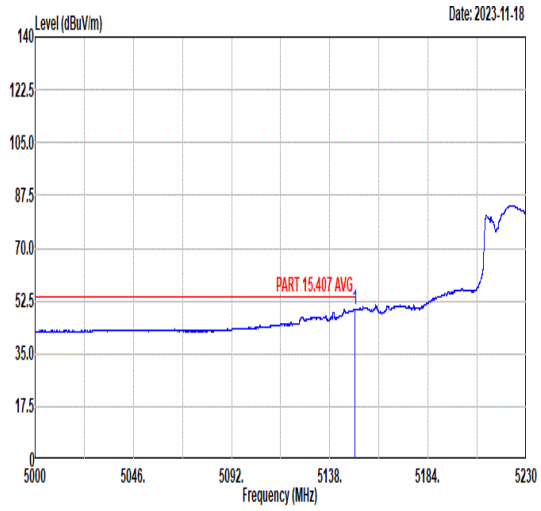 Freq Level Limit Line Margin (dB) Read Level Ant Factor Cable Loss Preamp Factor APos TPos Remark MHz dBuV/m dBuV/m dBuV dB/m dB dB cm deg 1 5149.82 49.60 54.00 -4.40 35.42 34.87 11.09 31.78 400 188 AVERAGE	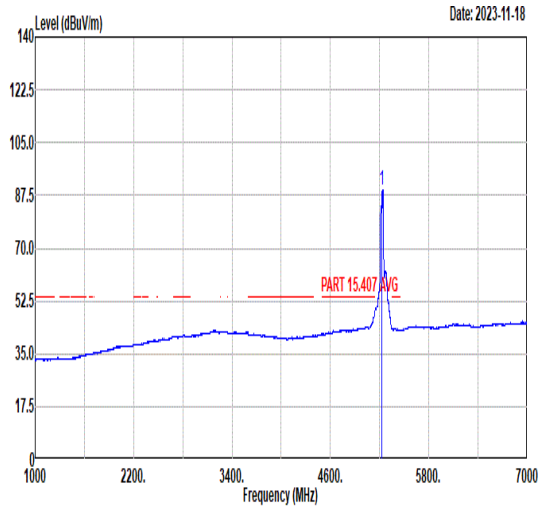 Freq Level Limit Line Margin (dB) Read Level Ant Factor Cable Loss Preamp Factor APos TPos Remark MHz dBuV/m dBuV/m dBuV dB/m dB dB cm deg 1 5230.00 89.45 ------ ------ 75.48 34.85 11.02 31.90 400 188 AVERAGE

Mode	20	
	Band Edge - R	
	U-NII-1_5.15-5.25_802.11be EHT40_CH46_Full_5230MHz	
ANT	CDD 5+4	
Pol.	Vertical	Fundamental
Peak	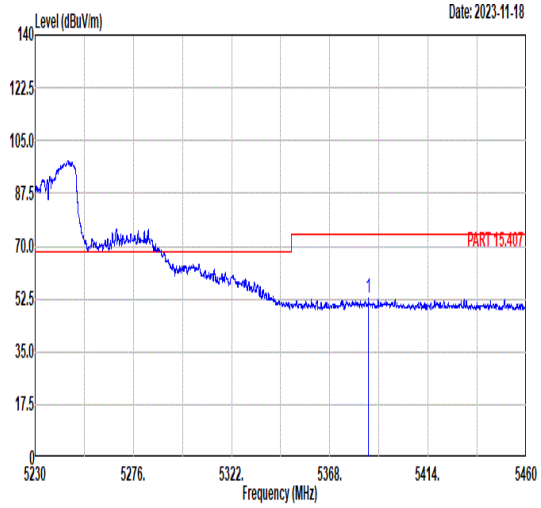 Freq Level Limit Line Margin (dB) Read Level Ant Factor Cable Loss Preamp Factor APos TPos Remark MHz dBuV/m dBuV/m dBuV dB/m dB dB cm deg 1 5386.06 52.90 74.00 -21.10 39.23 34.82 10.92 32.07 400 188 PEAK	Blank
Avg	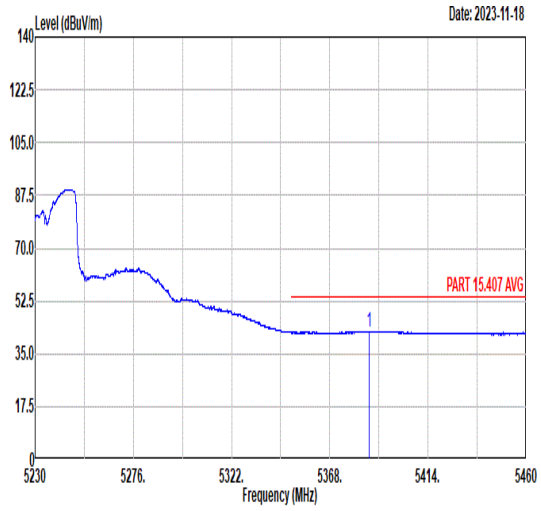 Freq Level Limit Line Margin (dB) Read Level Ant Factor Cable Loss Preamp Factor APos TPos Remark MHz dBuV/m dBuV/m dBuV dB/m dB dB cm deg 1 5386.31 42.50 54.00 -11.50 28.83 34.82 10.92 32.07 400 188 AVERAGE	Blank

Mode	21	
	Band Edge - L	
	U-NII-2A_5.25-5.35_802.11be EHT40_CH54_Full_5270MHz	
ANT	CDD 5+4	
Pol.	Horizontal	Fundamental
Peak	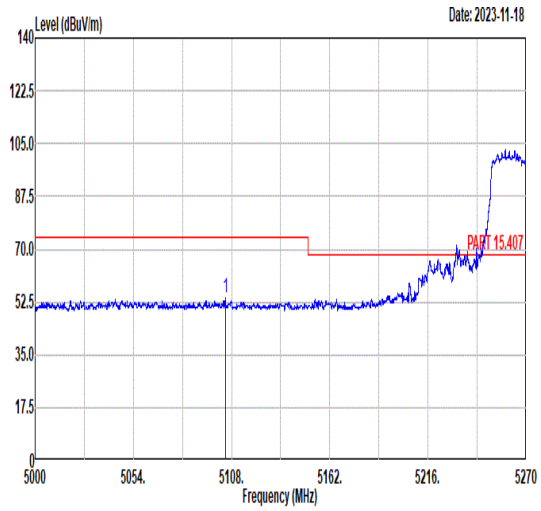 Freq Level Limit Line Margin Read Level Ant Factor Cable Loss Preamp Factor APos TPos Remark MHz dBuV/m dBuV/m dB dBuV dB/m dB dB cm deg 1 5104.63 53.89 74.00 -20.11 39.63 34.88 11.11 31.73 370 74 PEAK	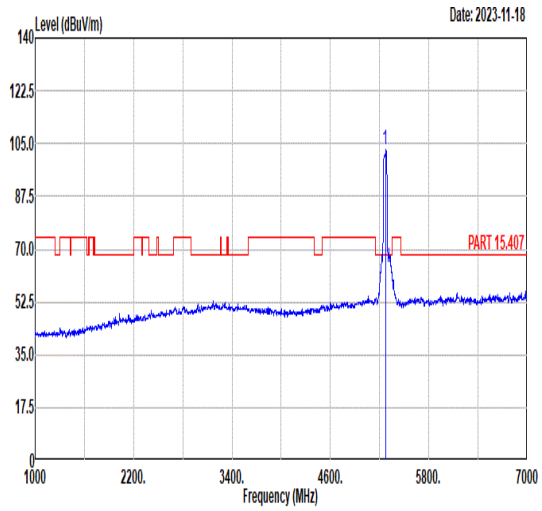 Freq Level Limit Line Margin Read Level Ant Factor Cable Loss Preamp Factor APos TPos Remark MHz dBuV/m dBuV/m dB dBuV dB/m dB dB cm deg 1 5270.00 103.24 ------ ------ 89.34 34.84 11.00 31.94 370 74 PEAK
Avg	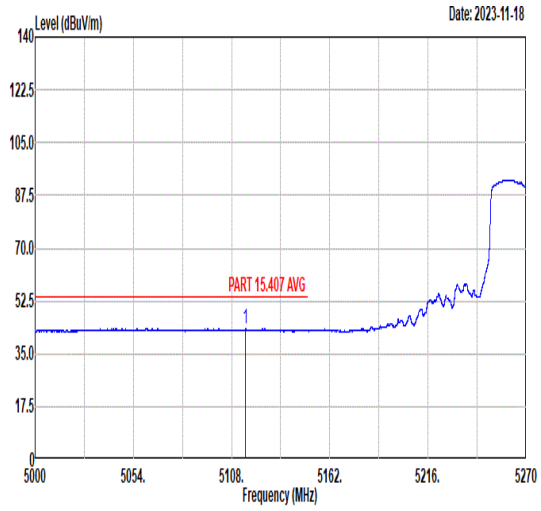 Freq Level Limit Line Margin Read Level Ant Factor Cable Loss Preamp Factor APos TPos Remark MHz dBuV/m dBuV/m dB dBuV dB/m dB dB cm deg 1 5115.72 43.28 54.00 -10.72 29.04 34.88 11.10 31.74 370 74 AVERAGE	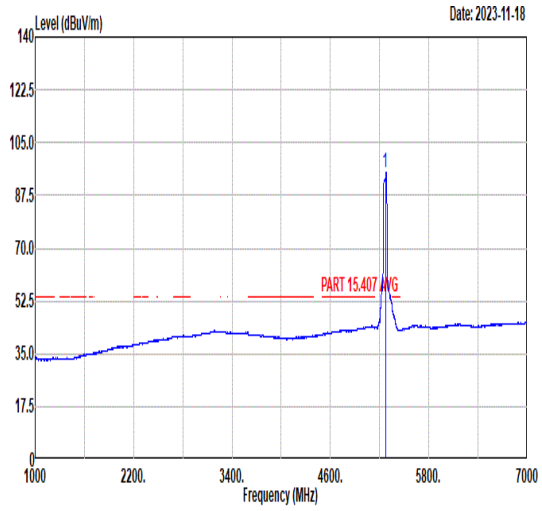 Freq Level Limit Line Margin Read Level Ant Factor Cable Loss Preamp Factor APos TPos Remark MHz dBuV/m dBuV/m dB dBuV dB/m dB dB cm deg 1 5270.00 94.86 ------ ------ 80.96 34.84 11.00 31.94 370 74 AVERAGE

Mode	21	
	Band Edge - R	
	U-NII-2A_5.25-5.35_802.11be EHT40_CH54_Full_5270MHz	
ANT	CDD 5+4	
Pol.	Horizontal	Fundamental
Peak	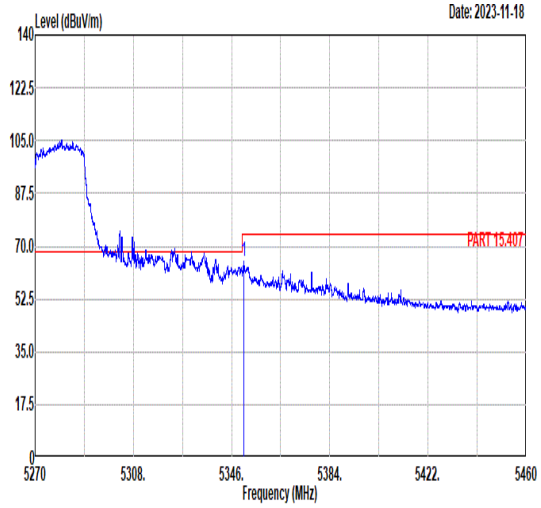 Freq Level Limit Line Margin Read Level Ant Factor Cable Loss Preamp Factor APos TPos Remark MHz dBuV/m dBuV/m dB dBuV dB/m dB dB cm deg 1 5350.67 65.21 74.00 -8.79 51.47 34.83 10.94 32.03 370 74 PEAK	Blank
Avg	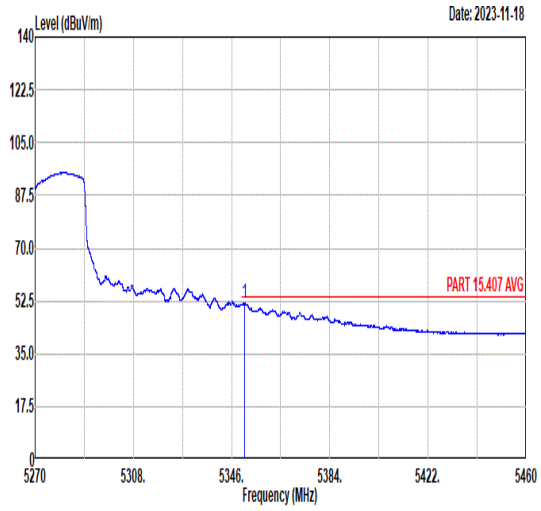 Freq Level Limit Line Margin Read Level Ant Factor Cable Loss Preamp Factor APos TPos Remark MHz dBuV/m dBuV/m dB dBuV dB/m dB dB cm deg 1 5351.02 51.86 54.00 -2.14 38.12 34.83 10.94 32.03 370 74 AVERAGE	Blank

Mode	21	
	Band Edge - L	
	U-NII-2A_5.25-5.35_802.11be EHT40_CH54_Full_5270MHz	
ANT	CDD 5+4	
Pol.	Vertical	Fundamental
Peak	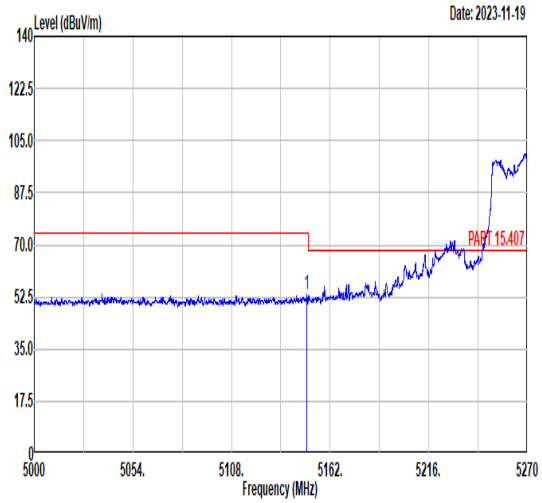 Freq Level Limit Line Margin Read Level Ant Factor Cable Loss Preamp Factor APos TPos Remark MHz dBuV/m dBuV/m dB dBuV dB/m dB dB cm deg 1 5149.18 53.14 74.00 -20.86 38.96 34.87 11.09 31.78 400 158 PEAK	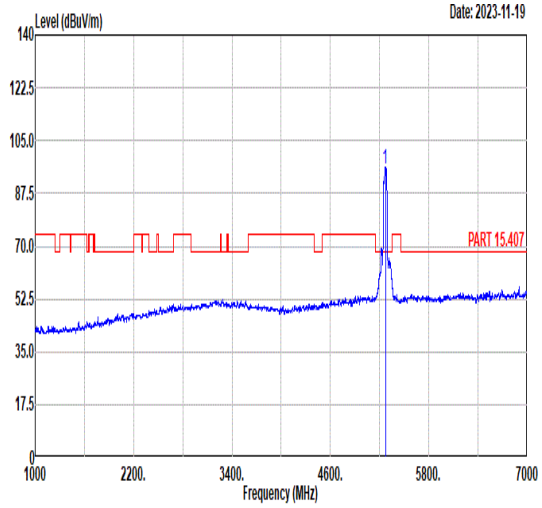 Freq Level Limit Line Margin Read Level Ant Factor Cable Loss Preamp Factor APos TPos Remark MHz dBuV/m dBuV/m dB dBuV dB/m dB dB cm deg 1 5270.00 95.40 ------ ------ 81.47 34.85 11.01 31.93 400 158 PEAK
Avg	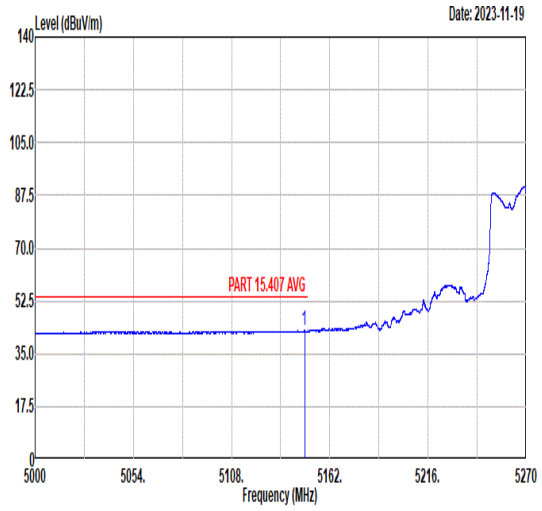 Freq Level Limit Line Margin Read Level Ant Factor Cable Loss Preamp Factor APos TPos Remark MHz dBuV/m dBuV/m dB dBuV dB/m dB dB cm deg 1 5148.10 42.56 54.00 -11.44 28.38 34.87 11.09 31.78 400 158 AVERAGE	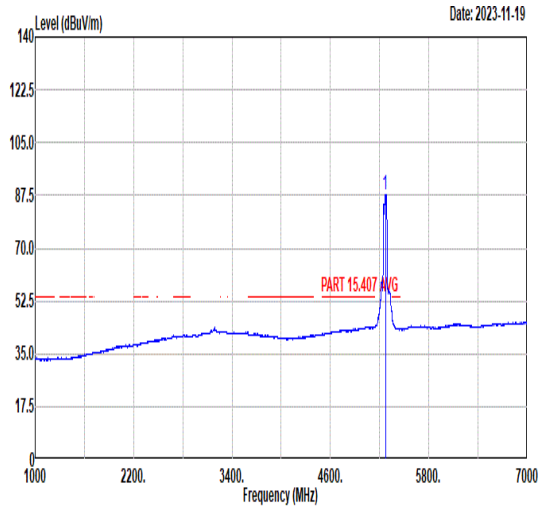 Freq Level Limit Line Margin Read Level Ant Factor Cable Loss Preamp Factor APos TPos Remark MHz dBuV/m dBuV/m dB dBuV dB/m dB dB cm deg 1 5270.00 87.92 ------ ------ 74.04 34.84 10.99 31.95 400 158 AVERAGE

Mode	21	
	Band Edge - R	
	U-NII-2A_5.25-5.35_802.11be EHT40_CH54_Full_5270MHz	
ANT	CDD 5+4	
Pol.	Vertical	Fundamental
Peak	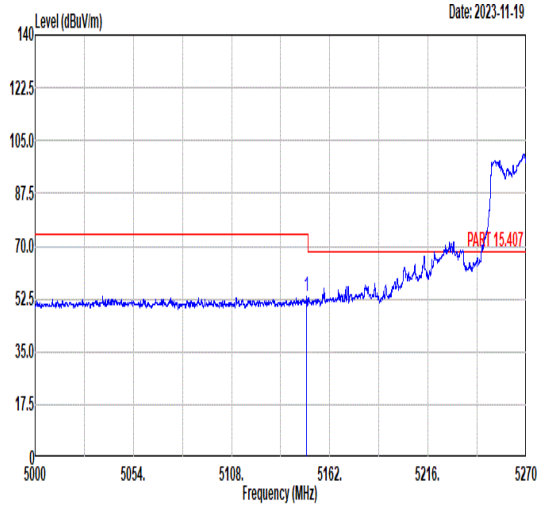 Freq Level Limit Line Margin Read Level Ant Factor Cable Loss Preamp Factor APos TPos Remark MHz dBuV/m dBuV/m dB dBuV dB/m dB dB cm deg 1 5149.18 53.14 74.00 -20.86 38.96 34.87 11.09 31.78 400 158 PEAK	Blank
Avg	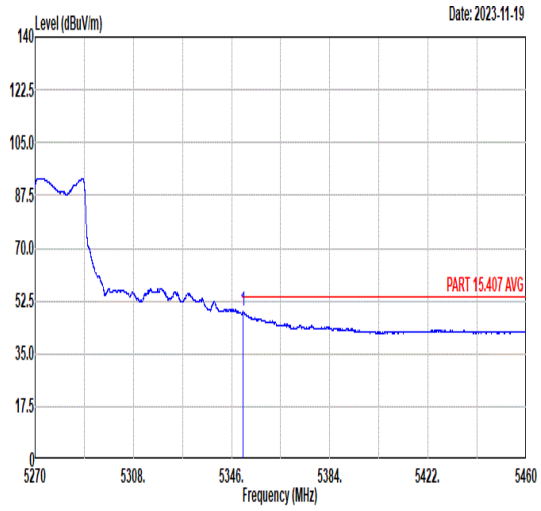 Freq Level Limit Line Margin Read Level Ant Factor Cable Loss Preamp Factor APos TPos Remark MHz dBuV/m dBuV/m dB dBuV dB/m dB dB cm deg 1 5350.47 48.95 54.00 -5.05 35.21 34.83 10.94 32.03 400 158 AVERAGE	Blank

Mode	21	
	Harmonic	
	U-NII-2A_5.25-5.35_802.11be EHT40_CH54_Full_5270MHz	
ANT	CDD 5+4	
Pol.	Horizontal	Vertical
Peak Avg	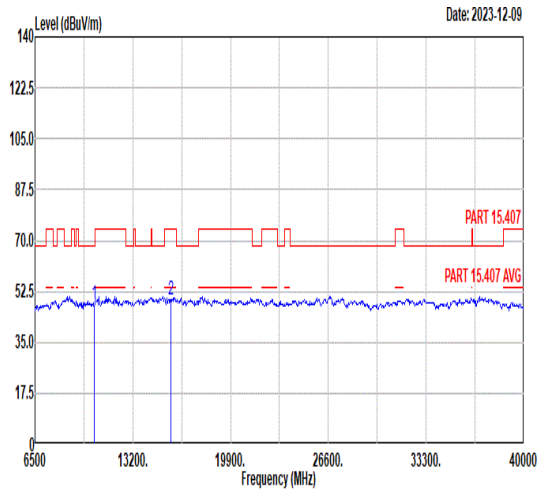 Freq Level Limit Line Margin Read Level Ant Factor Cable Loss Preamp Factor APos TPos Remark MHz dBuV/m dBuV/m dB dBuV dB/m dB dB cm deg 1 10540.00 47.89 68.30 -20.41 44.94 39.49 14.26 50.80 -- -- Peak 2 15810.00 49.60 74.00 -24.40 42.20 41.99 17.06 51.65 -- -- Peak	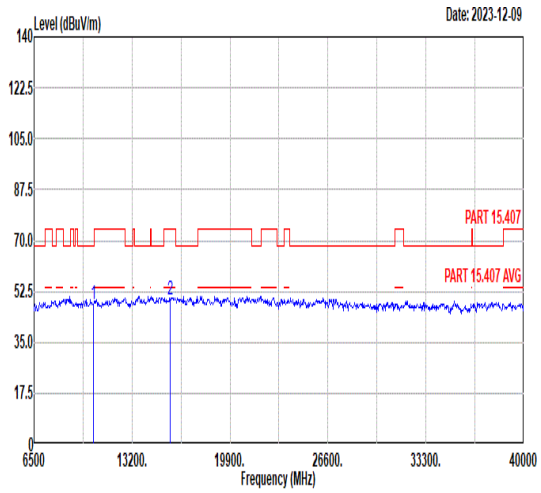 Freq Level Limit Line Margin Read Level Ant Factor Cable Loss Preamp Factor APos TPos Remark MHz dBuV/m dBuV/m dB dBuV dB/m dB dB cm deg 1 10540.00 47.81 68.30 -20.49 44.86 39.49 14.26 50.80 -- -- Peak 2 15810.00 49.88 74.00 -24.12 42.48 41.99 17.06 51.65 -- -- Peak

Mode	22	
	Band Edge - L	
	U-NII-2A_5.25-5.35_802.11be EHT40_CH62_Full_5310MHz	
ANT	CDD 5+4	
Pol.	Horizontal	Fundamental
Peak	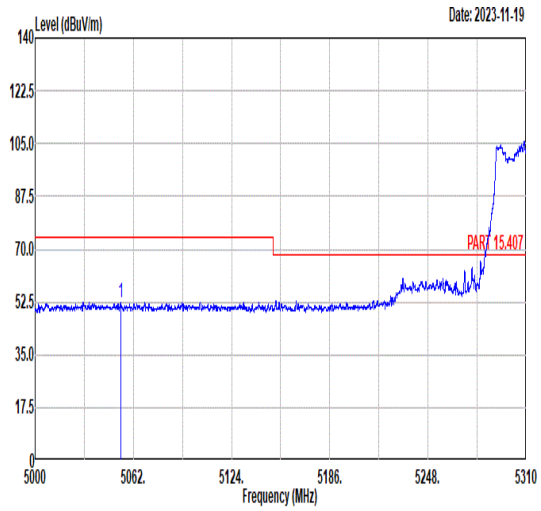 Freq Level Limit Line Margin (dB) Read Level Ant Factor Cable Loss Preamp Factor APos TPos Remark 1 5054.10 52.53 74.00 -21.47 38.16 34.89 11.14 31.66 322 86 PEAK	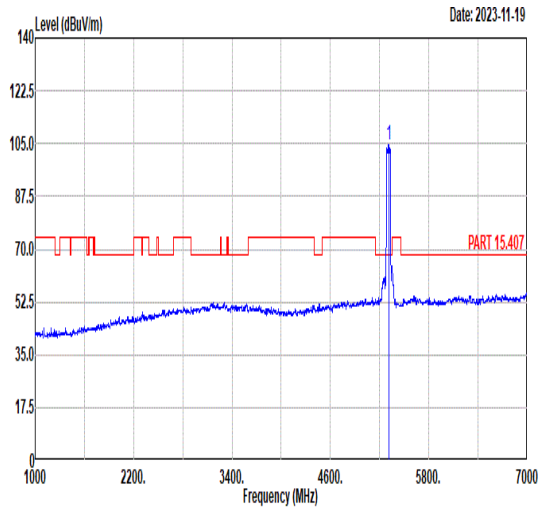 Freq Level Limit Line Margin (dB) Read Level Ant Factor Cable Loss Preamp Factor APos TPos Remark 1 5310.00 104.79 ------ ------ 90.96 34.84 10.97 31.98 322 86 PEAK
Avg	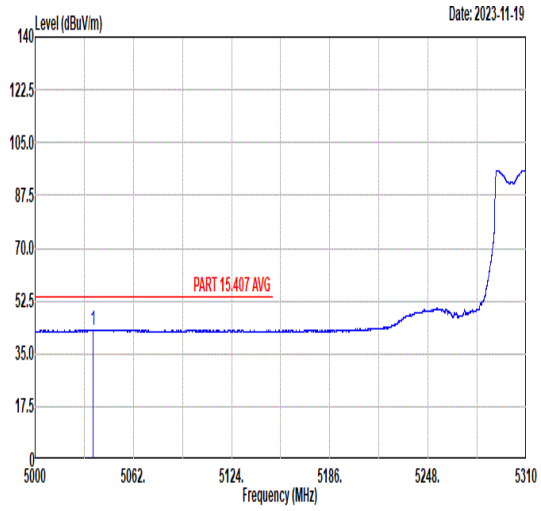 Freq Level Limit Line Margin (dB) Read Level Ant Factor Cable Loss Preamp Factor APos TPos Remark 1 5036.43 42.92 54.00 -11.08 28.52 34.89 11.15 31.64 322 86 AVERAGE	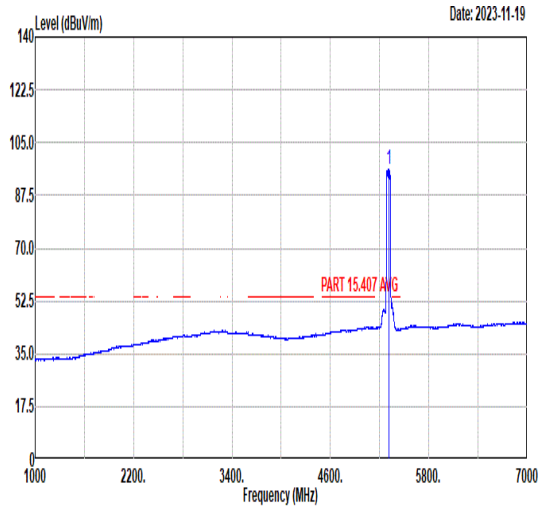 Freq Level Limit Line Margin (dB) Read Level Ant Factor Cable Loss Preamp Factor APos TPos Remark 1 5310.00 96.00 ------ ------ 82.17 34.84 10.97 31.98 322 86 AVERAGE

Mode	22	
	Band Edge - R	
	U-NII-2A_5.25-5.35_802.11be EHT40_CH62_Full_5310MHz	
ANT	CDD 5+4	
Pol.	Horizontal	Fundamental
Peak	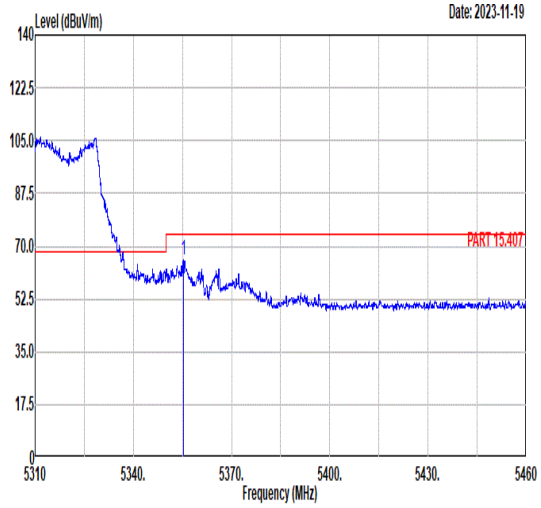 Freq Level Limit Line Margin (dB) Read Level Ant Factor Cable Loss Preamp Factor APos TPos Remark MHz dBuV/m dBuV/m dBuV dB/m dB dB cm deg 1 5355.39 65.68 74.00 -8.32 51.95 34.83 10.94 32.04 322 86 PEAK	Blank
Avg	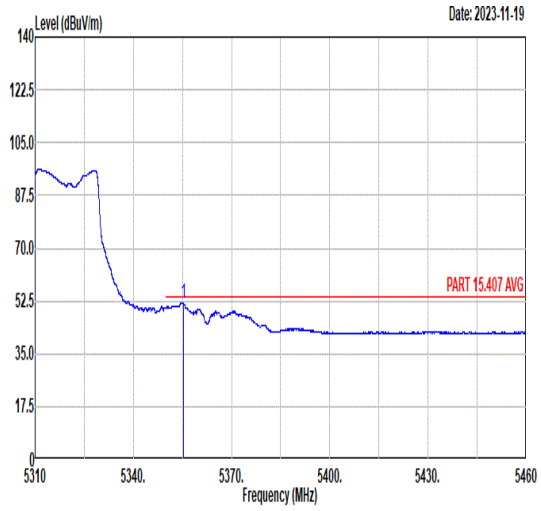 Freq Level Limit Line Margin (dB) Read Level Ant Factor Cable Loss Preamp Factor APos TPos Remark MHz dBuV/m dBuV/m dBuV dB/m dB dB cm deg 1 5355.23 51.76 54.00 -2.24 38.03 34.83 10.94 32.04 322 86 AVERAGE	Blank

Mode	22	
	Band Edge - L	
	U-NII-2A_5.25-5.35_802.11be EHT40_CH62_Full_5310MHz	
ANT	CDD 5+4	
Pol.	Vertical	Fundamental
Peak	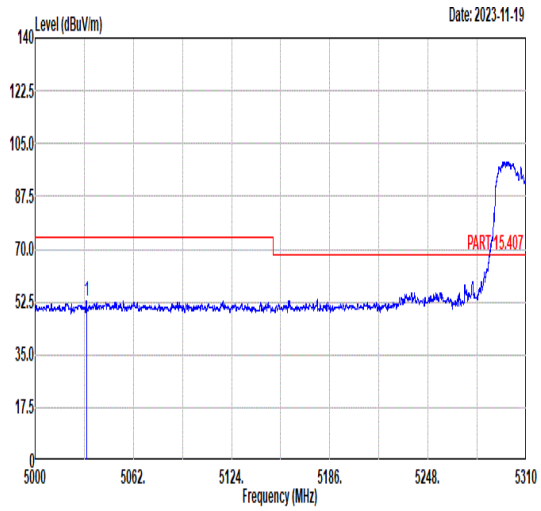 Freq Level Limit Line Margin (dB) Read Level Ant Factor Cable Loss Preamp Factor APos TPos Remark MHz dBuV/m dBuV/m dBuV dB/m dB dB cm deg 1 5032.40 52.91 74.00 -21.09 38.51 34.89 11.15 31.64 376 129 PEAK	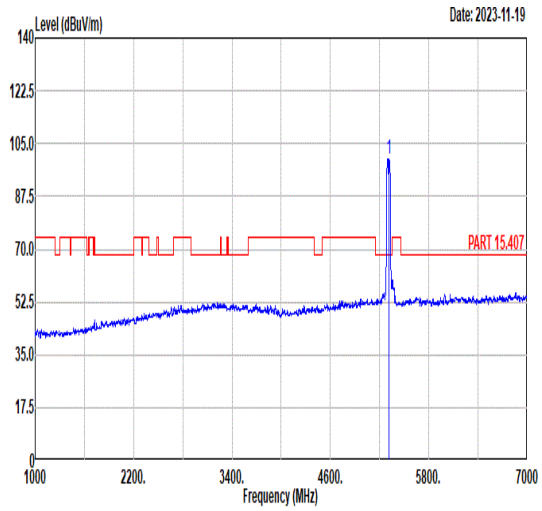 Freq Level Limit Line Margin (dB) Read Level Ant Factor Cable Loss Preamp Factor APos TPos Remark MHz dBuV/m dBuV/m dBuV dB/m dB dB cm deg 1 5310.00 100.10 ------ ------ 86.25 34.84 10.98 31.97 376 129 PEAK
Avg	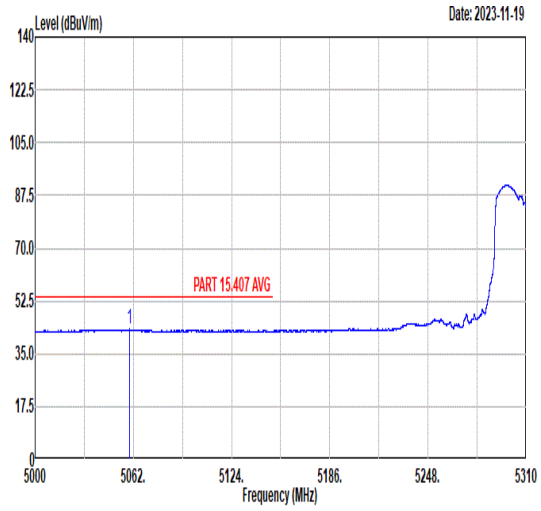 Freq Level Limit Line Margin (dB) Read Level Ant Factor Cable Loss Preamp Factor APos TPos Remark MHz dBuV/m dBuV/m dBuV dB/m dB dB cm deg 1 5059.40 43.09 54.00 -10.91 28.73 34.89 11.14 31.67 376 129 AVERAGE	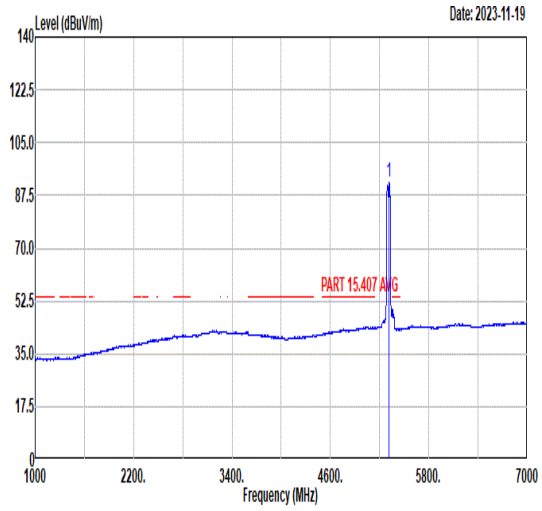 Freq Level Limit Line Margin (dB) Read Level Ant Factor Cable Loss Preamp Factor APos TPos Remark MHz dBuV/m dBuV/m dBuV dB/m dB dB cm deg 1 5310.00 91.68 ------ ------ 77.86 34.84 10.97 31.99 376 129 AVERAGE

Mode	22	
	Band Edge - R	
	U-NII-2A_5.25-5.35_802.11be EHT40_CH62_Full_5310MHz	
ANT	CDD 5+4	
Pol.	Vertical	Fundamental
Peak	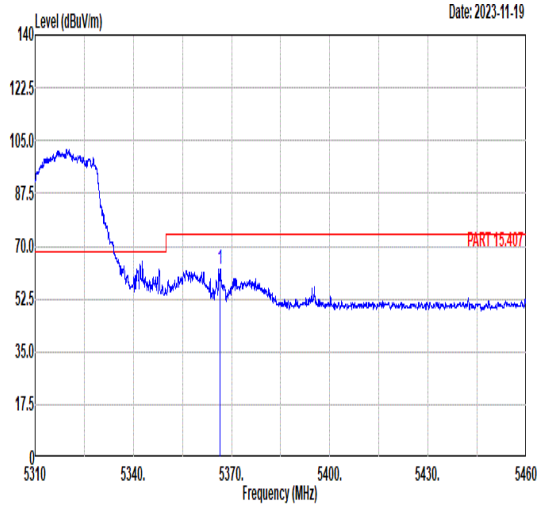 Freq Level Limit Line Margin (dB) Read Level Ant Factor Cable Loss Preamp Factor APos TPos Remark MHz dBuV/m dBuV/m dBuV dB/m dB dB cm deg 1 5366.48 62.41 74.00 -11.59 48.70 34.83 10.93 32.05 376 129 PEAK	Blank
Avg	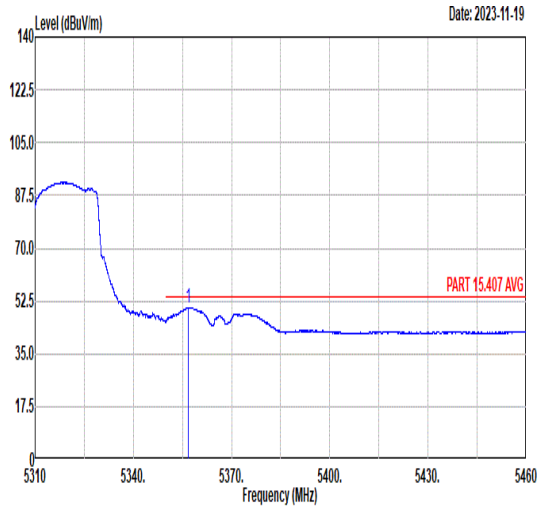 Freq Level Limit Line Margin (dB) Read Level Ant Factor Cable Loss Preamp Factor APos TPos Remark MHz dBuV/m dBuV/m dBuV dB/m dB dB cm deg 1 5356.73 50.39 54.00 -3.61 36.66 34.83 10.94 32.04 376 129 AVERAGE	Blank

Mode	23	
	Band Edge - L	
	U-NII-2C_5.47-5.725_802.11be EHT40_CH102_Full_5510MHz	
ANT	CDD 5+4	
Pol.	Horizontal	Fundamental
Peak	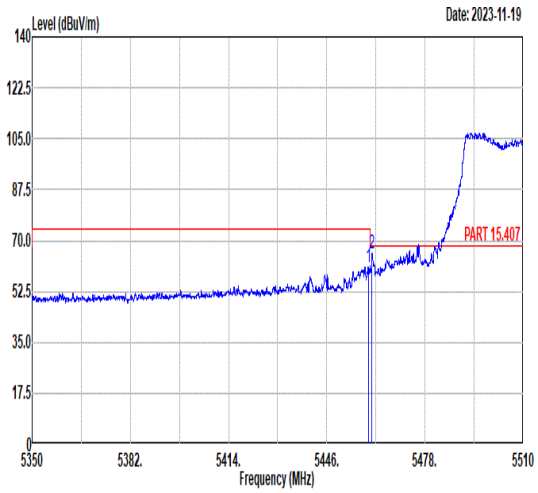 Freq Level Limit Line Margin (dB) Read Level Ant Factor Cable Loss Preamp Factor APos TPos Remark 1 5459.68 60.76 74.00 -13.24 46.99 34.81 11.12 32.16 300 61 PEAK 2 5460.64 65.38 68.30 -2.92 51.62 34.81 11.12 32.17 300 61 PEAK	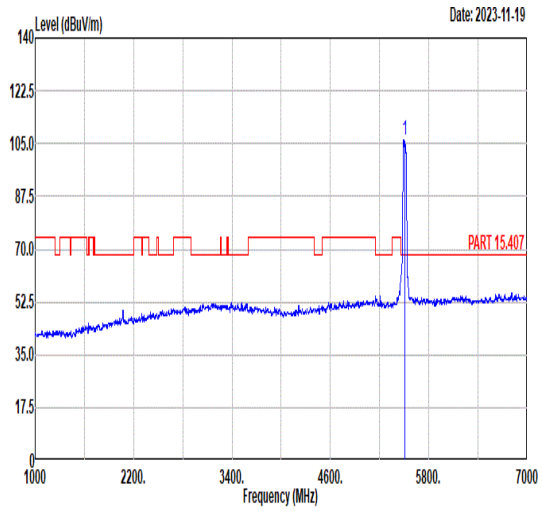 Freq Level Limit Line Margin (dB) Read Level Ant Factor Cable Loss Preamp Factor APos TPos Remark 1 5510.00 106.18 ------ ------ 92.33 34.80 11.25 32.20 300 61 PEAK
Avg	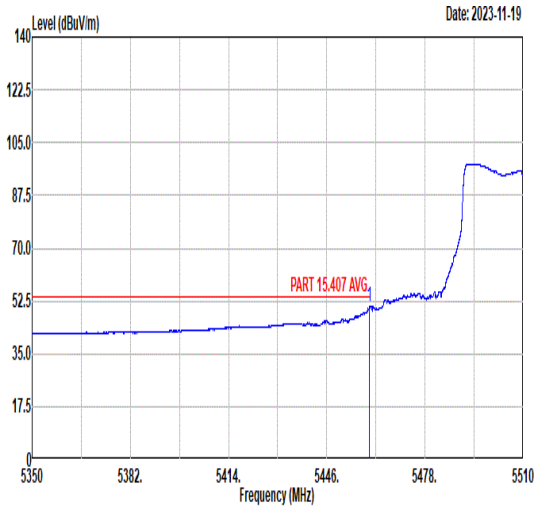 Freq Level Limit Line Margin (dB) Read Level Ant Factor Cable Loss Preamp Factor APos TPos Remark 1 5459.84 50.48 54.00 -3.52 36.72 34.81 11.12 32.17 300 61 AVERAGE	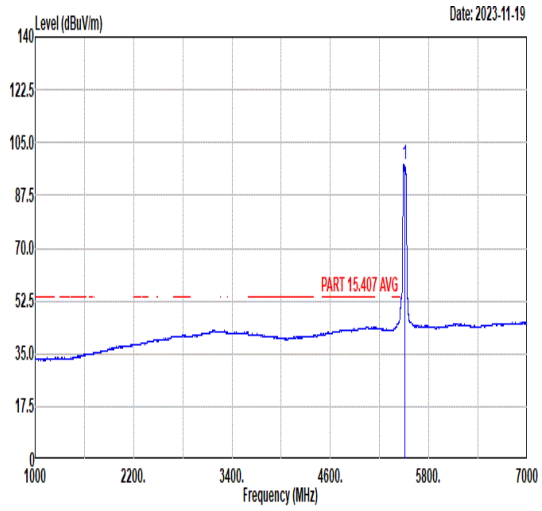 Freq Level Limit Line Margin (dB) Read Level Ant Factor Cable Loss Preamp Factor APos TPos Remark 1 5510.00 97.80 ------ ------ 83.95 34.80 11.25 32.20 300 61 AVERAGE

Mode	23	
	Band Edge - R	
	U-NII-2C_5.47-5.725_802.11be EHT40_CH102_Full_5510MHz	
ANT	CDD 5+4	
Pol.	Horizontal	Fundamental
Peak	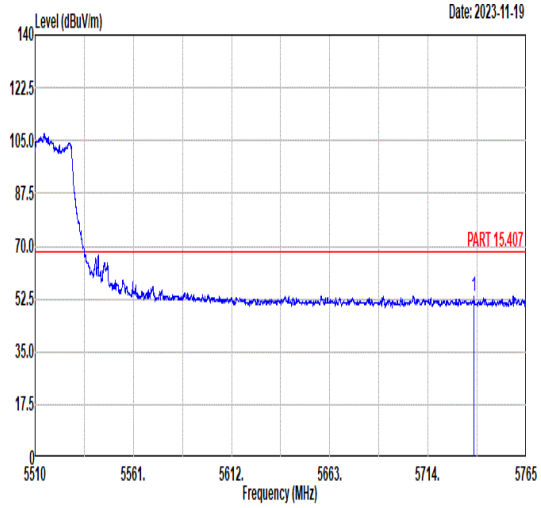 Freq Level Limit Line Margin (dB) Read Level Ant Factor Cable Loss Preamp Factor APos TPos Remark MHz dBuV/m dBuV/m dBuV dB/m dB dB cm deg 1 5737.87 53.54 68.30 -14.76 39.16 35.13 11.65 32.40 300 61 PEAK	Blank

Mode	23	
	Band Edge - L	
	U-NII-2C_5.47-5.725_802.11be EHT40_CH102_Full_5510MHz	
ANT	CDD 5+4	
Pol.	Vertical	Fundamental
Peak	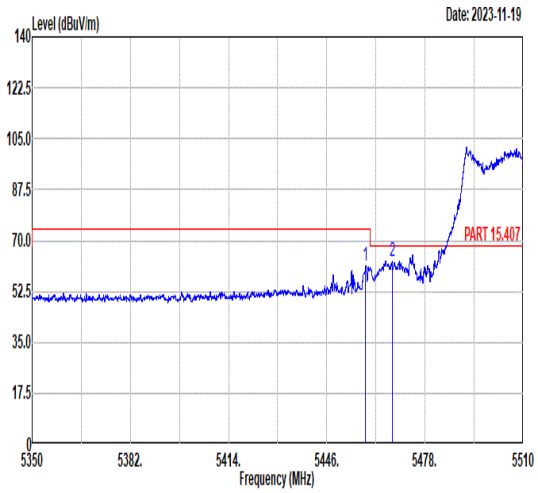 Freq Level Limit Line Margin (dB) Read Level Ant Factor Cable Loss Preamp Factor APos TPos Remark 1 5458.56 61.23 74.00 -12.77 47.47 34.81 11.11 32.16 400 159 PEAK 2 5467.38 63.06 68.30 -5.24 49.27 34.81 11.15 32.17 400 159 PEAK	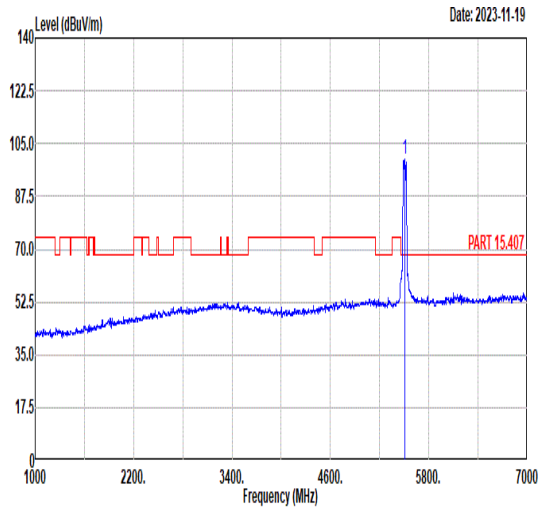 Freq Level Limit Line Margin (dB) Read Level Ant Factor Cable Loss Preamp Factor APos TPos Remark 1 5510.00 99.64 ------ ------ 85.74 34.81 11.30 32.21 400 159 PEAK
Avg	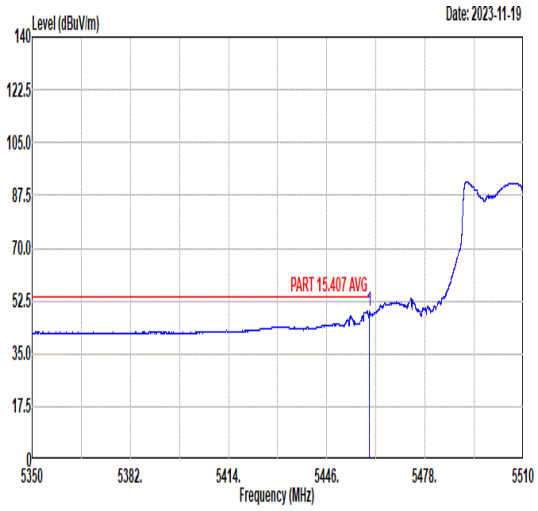 Freq Level Limit Line Margin (dB) Read Level Ant Factor Cable Loss Preamp Factor APos TPos Remark 1 5459.84 49.09 54.00 -4.91 35.33 34.81 11.12 32.17 400 159 AVERAGE	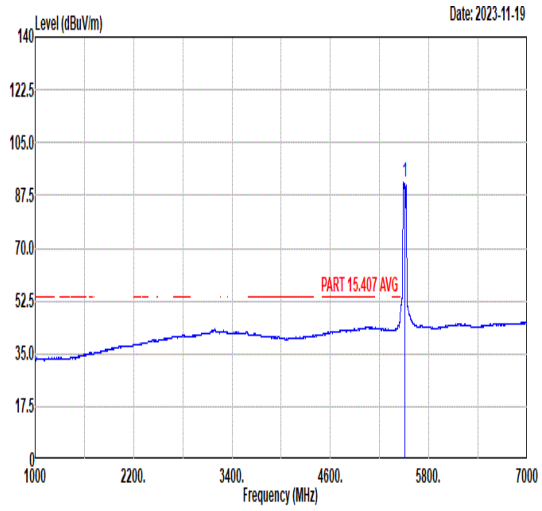 Freq Level Limit Line Margin (dB) Read Level Ant Factor Cable Loss Preamp Factor APos TPos Remark 1 5510.00 92.03 ------ ------ 78.18 34.80 11.25 32.20 400 159 AVERAGE

Mode	23	
	Band Edge - R	
	U-NII-2C_5.47-5.725_802.11be EHT40_CH102_Full_5510MHz	
ANT	CDD 5+4	
Pol.	Vertical	Fundamental
Peak	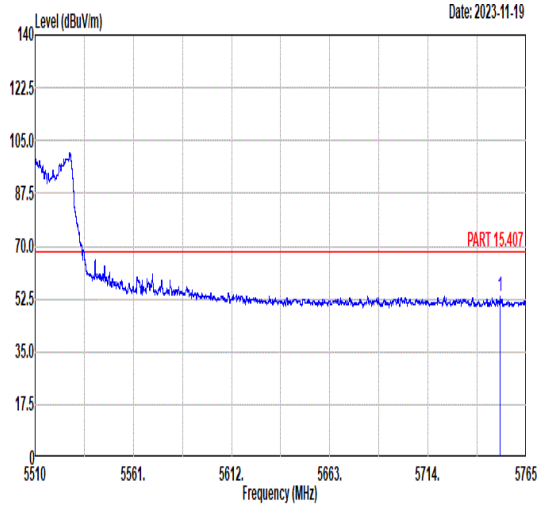 Freq Level Limit Line Margin (dB) Read Level Ant Factor Cable Loss Preamp Factor APos TPos Remark MHz dBuV/m dBuV/m dBuV dB/m dB dB cm deg 1 5751.36 53.30 68.30 -15.00 38.92 35.15 11.64 32.41 400 159 PEAK	Blank

Mode	24
	Band Edge - L
	U-NII-2C_5.47-5.725_802.11be EHT40_CH134_Full_5670MHz
ANT	CDD 5+4

Pol.	Horizontal	Fundamental
Peak	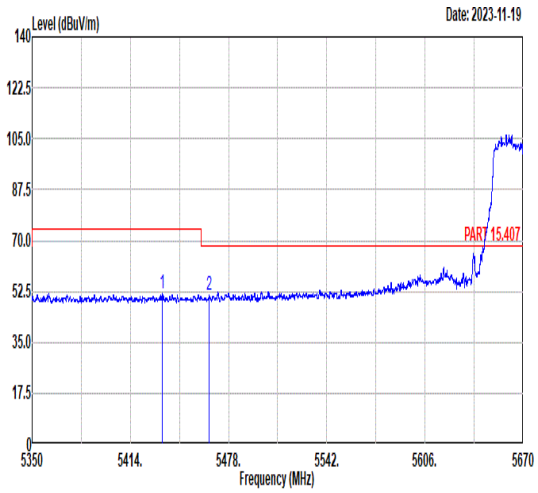 Freq Level Limit Line Margin (dB) Read Level Ant Factor Cable Loss Preamp Factor APos TPos Remark MHz dBuV/m dBuV/m dBuV dB/m dB dB cm deg 1 5434.64 51.90 74.00 -22.10 38.21 34.81 11.01 32.13 100 314 PEAK 2 5465.39 51.03 68.30 -17.27 37.25 34.81 11.14 32.17 100 314 PEAK	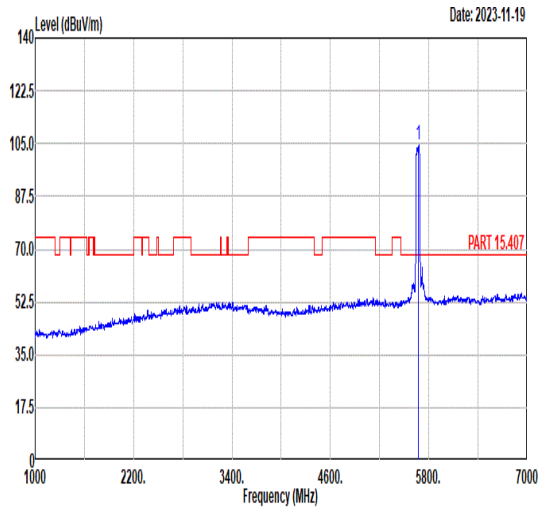 Freq Level Limit Line Margin (dB) Read Level Ant Factor Cable Loss Preamp Factor APos TPos Remark MHz dBuV/m dBuV/m dBuV dB/m dB dB cm deg 1 5670.00 104.44 ------ ------ 90.06 35.06 11.67 32.35 100 314 PEAK
Avg	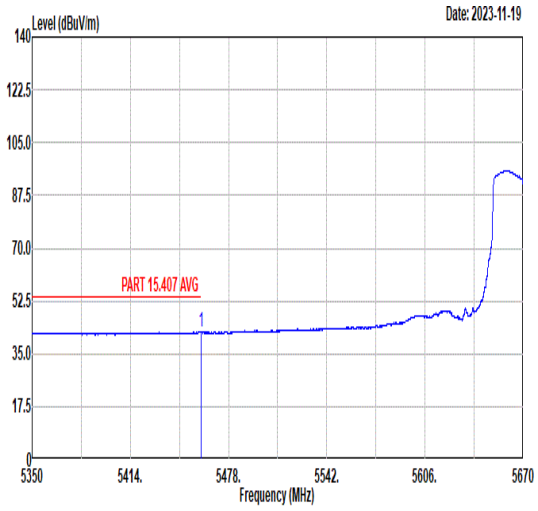 Freq Level Limit Line Margin (dB) Read Level Ant Factor Cable Loss Preamp Factor APos TPos Remark MHz dBuV/m dBuV/m dBuV dB/m dB dB cm deg 1 5459.92 42.23 54.00 -11.77 28.47 34.81 11.12 32.17 100 314 AVERAGE	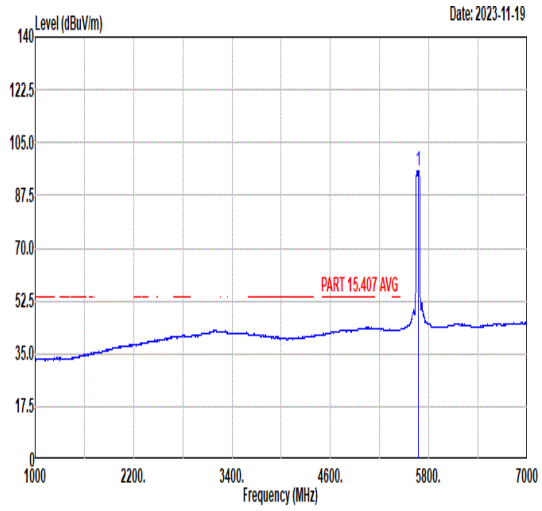 Freq Level Limit Line Margin (dB) Read Level Ant Factor Cable Loss Preamp Factor APos TPos Remark MHz dBuV/m dBuV/m dBuV dB/m dB dB cm deg 1 5670.00 95.66 ------ ------ 81.28 35.05 11.68 32.35 100 314 AVERAGE

Mode	24	
	Band Edge - R	
	U-NII-2C_5.47-5.725_802.11be EHT40_CH134_Full_5670MHz	
ANT	CDD 5+4	
Pol.	Horizontal	Fundamental
Peak	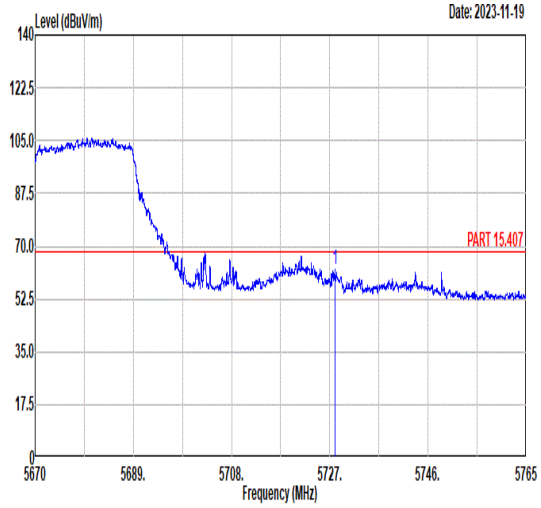 Freq Level Limit Line Margin (dB) Read Level Ant Factor Cable Loss Preamp Factor APos TPos Remark MHz dBuV/m dBuV/m dBuV dB/m dB dB cm deg 1 5728.00 62.54 68.30 -5.76 48.16 35.12 11.65 32.39 100 314 PEAK	Blank

Mode	24
	Band Edge - L
	U-NII-2C_5.47-5.725_802.11be EHT40_CH134_Full_5670MHz
ANT	CDD 5+4

Pol.	Vertical	Fundamental
Peak	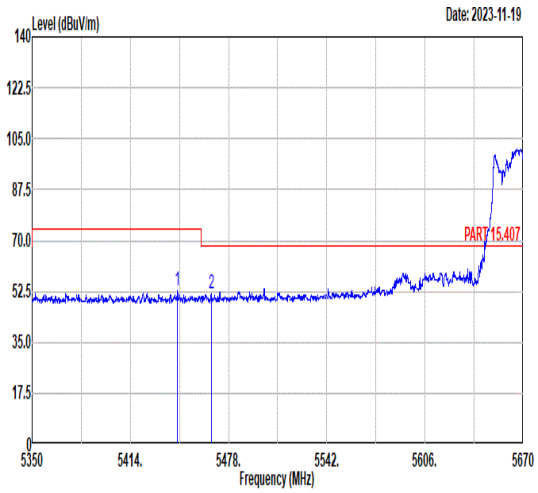 Freq Level Limit Line Margin (dB) Read Level Ant Factor Cable Loss Preamp Factor APos TPos Remark 1 5444.56 52.74 74.00 -21.26 39.02 34.81 11.06 32.15 399 156 PEAK 2 5466.64 51.54 68.30 -16.76 37.75 34.81 11.15 32.17 399 156 PEAK	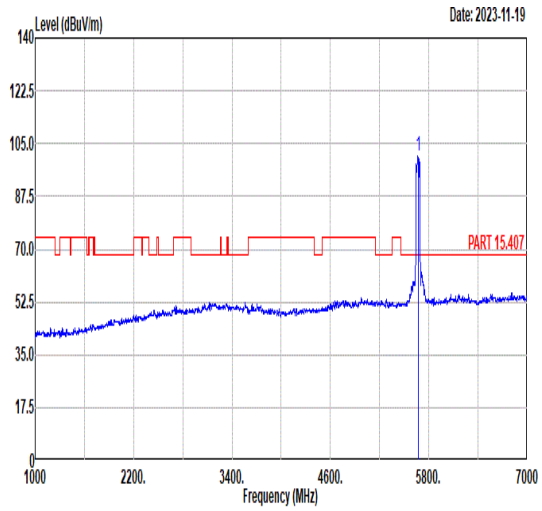 Freq Level Limit Line Margin (dB) Read Level Ant Factor Cable Loss Preamp Factor APos TPos Remark 1 5670.00 101.10 ------ ------ 86.73 35.03 11.68 32.34 399 156 PEAK
Avg	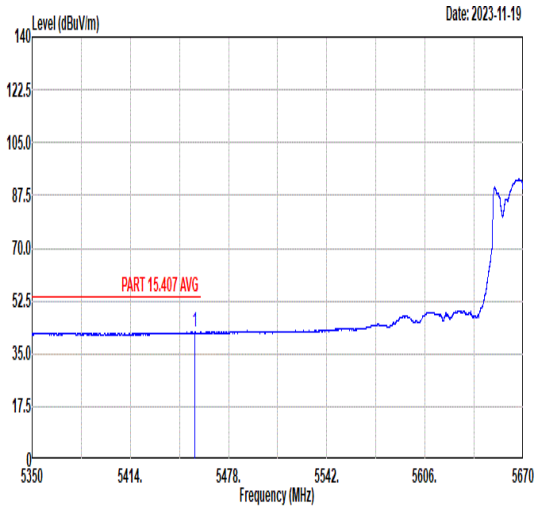 Freq Level Limit Line Margin (dB) Read Level Ant Factor Cable Loss Preamp Factor APos TPos Remark 1 5456.11 42.16 54.00 -11.84 28.41 34.81 11.10 32.16 399 156 AVERAGE	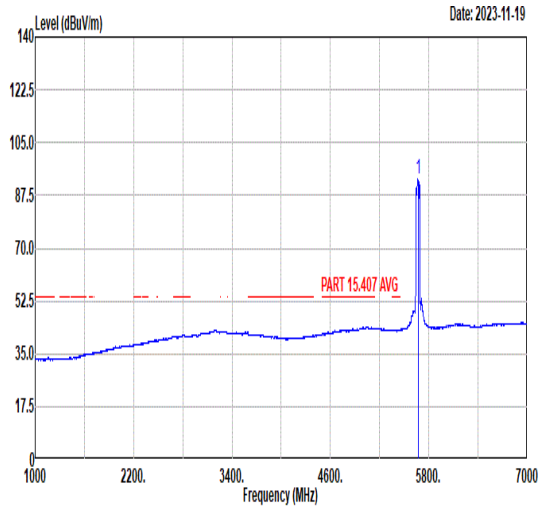 Freq Level Limit Line Margin (dB) Read Level Ant Factor Cable Loss Preamp Factor APos TPos Remark 1 5670.00 92.75 ------ ------ 78.38 35.03 11.68 32.34 399 156 AVERAGE

Mode	24	
	Band Edge - R	
	U-NII-2C_5.47-5.725_802.11be EHT40_CH134_Full_5670MHz	
ANT	CDD 5+4	
Pol.	Vertical	Fundamental
Peak	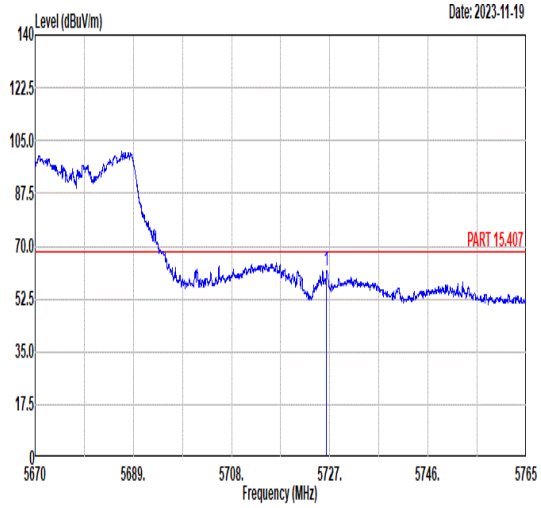 Freq Level Limit Line Margin (dB) Read Level Ant Factor Cable Loss Preamp Factor APos TPos Remark MHz dBuV/m dBuV/m dBuV dB/m dB dB cm deg 1 5726.39 61.99 68.30 -6.31 47.61 35.12 11.65 32.39 399 156 PEAK	Blank

Mode	25	
	Band Edge - L	
	U-NII-1_5.15-5.25_802.11be EHT80_CH42_Full_5210MHz	
ANT	CDD 5+4	
Pol.	Horizontal	Fundamental
Peak	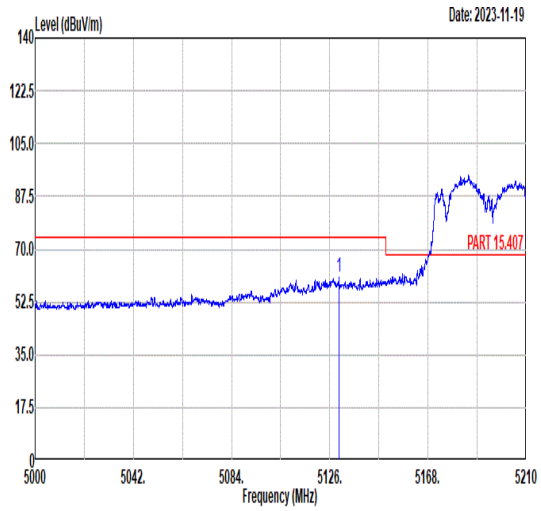 Freq Level Limit Line Margin Read Level Ant Factor Cable Loss Preamp Factor APos TPos Remark MHz dBuV/m dBuV/m dB dBuV dB/m dB dB cm deg 1 5129.89 60.70 74.00 -13.30 46.49 34.87 11.10 31.76 100 146 PEAK	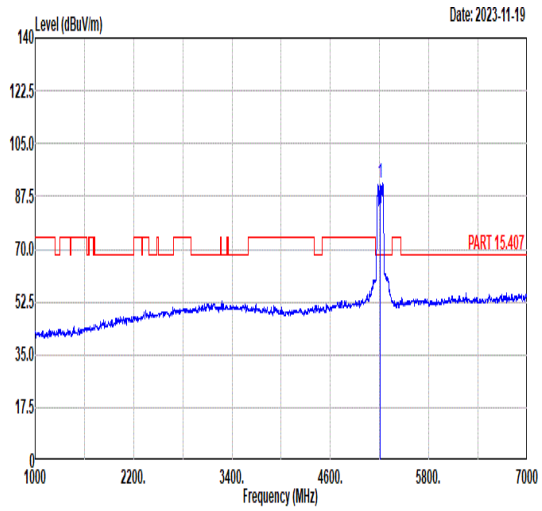 Freq Level Limit Line Margin Read Level Ant Factor Cable Loss Preamp Factor APos TPos Remark MHz dBuV/m dBuV/m dB dBuV dB/m dB dB cm deg 1 5210.00 92.06 ------ ------ 78.07 34.85 11.03 31.89 100 146 PEAK
Avg	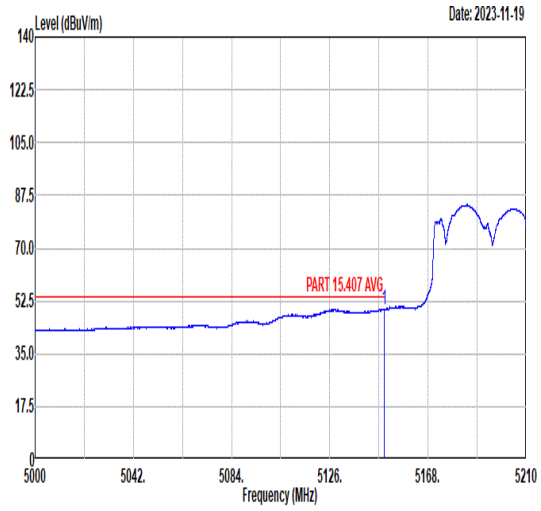 Freq Level Limit Line Margin Read Level Ant Factor Cable Loss Preamp Factor APos TPos Remark MHz dBuV/m dBuV/m dB dBuV dB/m dB dB cm deg 1 5149.21 49.76 54.00 -4.24 35.58 34.87 11.09 31.78 100 146 AVERAGE	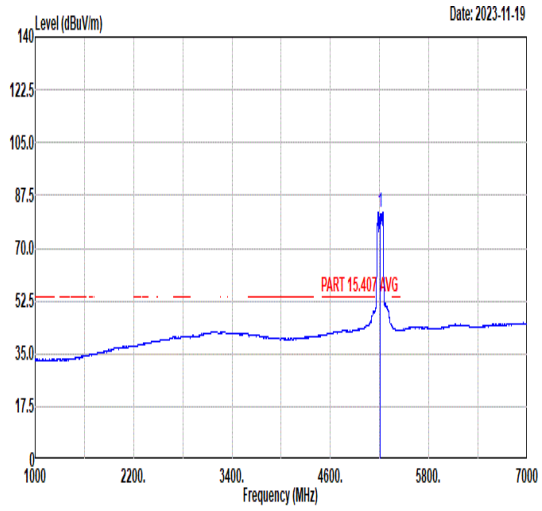 Freq Level Limit Line Margin Read Level Ant Factor Cable Loss Preamp Factor APos TPos Remark MHz dBuV/m dBuV/m dB dBuV dB/m dB dB cm deg 1 5210.00 81.77 ------ ------ 67.66 34.86 11.07 31.82 100 146 AVERAGE

Mode	25	
	Band Edge - R	
	U-NII-1_5.15-5.25_802.11be EHT80_CH42_Full_5210MHz	
ANT	CDD 5+4	
Pol.	Horizontal	Fundamental
Peak	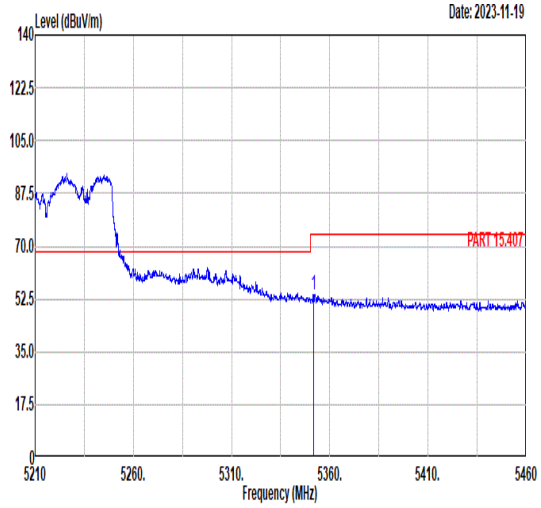 Freq Level Limit Line Margin Read Level Ant Factor Cable Loss Preamp Factor APos TPos Remark MHz dBuV/m dBuV/m dB dBuV dB/m dB dB cm deg 1 5351.65 53.93 74.00 -20.07 40.19 34.83 10.94 32.03 100 146 PEAK	Blank
Avg	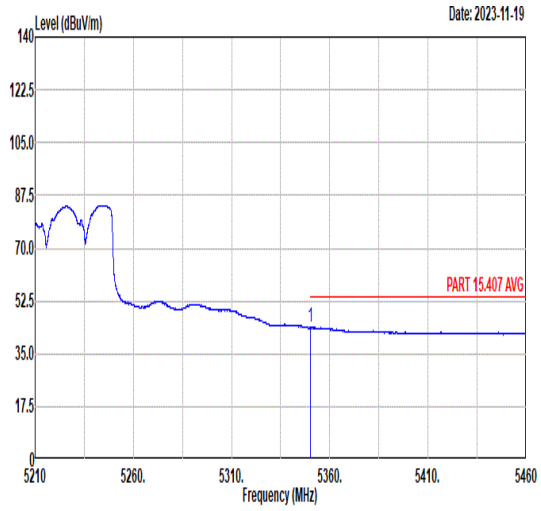 Freq Level Limit Line Margin Read Level Ant Factor Cable Loss Preamp Factor APos TPos Remark MHz dBuV/m dBuV/m dB dBuV dB/m dB dB cm deg 1 5350.00 43.72 54.00 -10.28 29.98 34.83 10.94 32.03 100 146 AVERAGE	Blank

Mode	25	
	Band Edge - L	
	U-NII-1_5.15-5.25_802.11be EHT80_CH42_Full_5210MHz	
ANT	CDD 5+4	
Pol.	Vertical	Fundamental
Peak	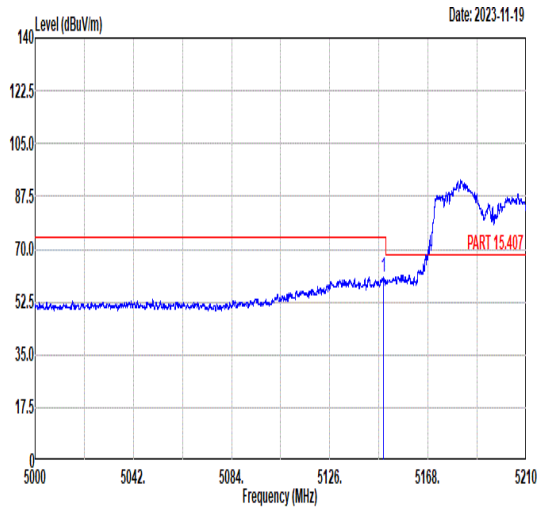 Freq Level Limit Line Margin Read Level Ant Factor Cable Loss Preamp Factor APos TPos Remark MHz dBuV/m dBuV/m dB dBuV dB/m dB dB cm deg 1 5149.02 60.81 74.00 -13.19 46.63 34.87 11.09 31.78 400 190 PEAK	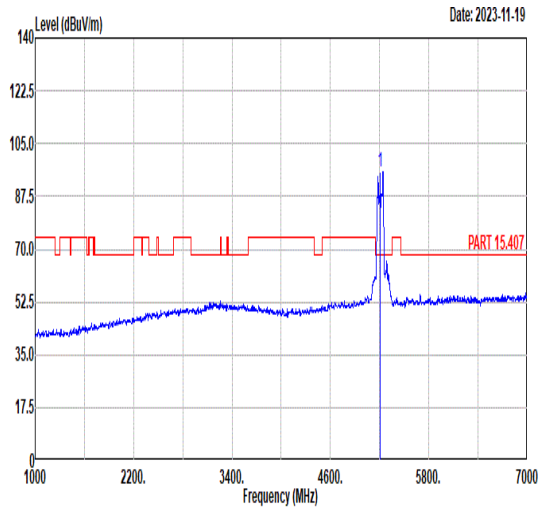 Freq Level Limit Line Margin Read Level Ant Factor Cable Loss Preamp Factor APos TPos Remark MHz dBuV/m dBuV/m dB dBuV dB/m dB dB cm deg 1 5210.00 95.53 ------ ------ 81.54 34.85 11.03 31.89 400 190 PEAK
Avg	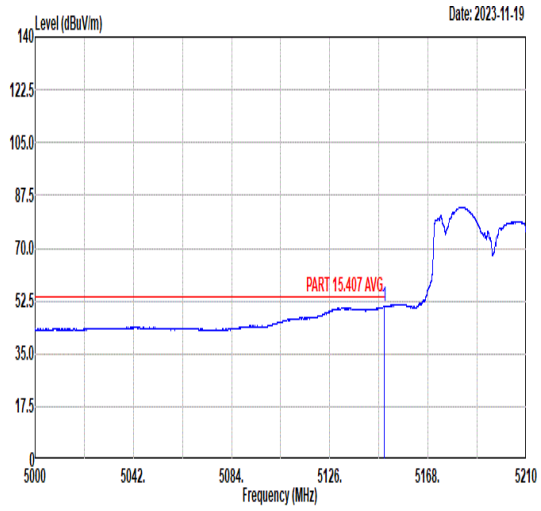 Freq Level Limit Line Margin Read Level Ant Factor Cable Loss Preamp Factor APos TPos Remark MHz dBuV/m dBuV/m dB dBuV dB/m dB dB cm deg 1 5149.23 50.74 54.00 -3.26 36.56 34.87 11.09 31.78 400 190 AVERAGE	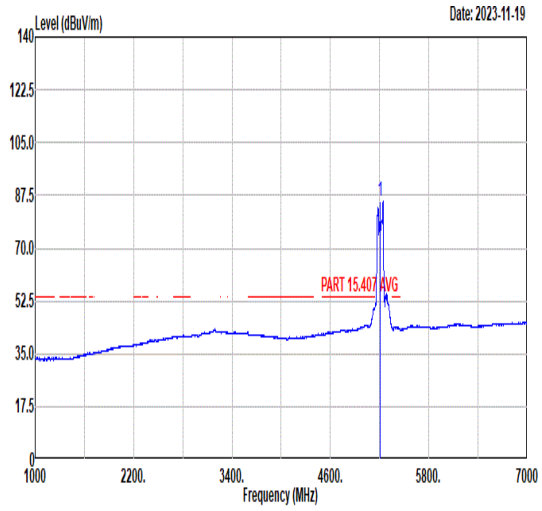 Freq Level Limit Line Margin Read Level Ant Factor Cable Loss Preamp Factor APos TPos Remark MHz dBuV/m dBuV/m dB dBuV dB/m dB dB cm deg 1 5210.00 85.34 ------ ------ 71.37 34.85 11.02 31.90 400 190 AVERAGE

Mode	25	
	Band Edge - R	
	U-NII-1_5.15-5.25_802.11be EHT80_CH42_Full_5210MHz	
ANT	CDD 5+4	
Pol.	Vertical	Fundamental
Peak	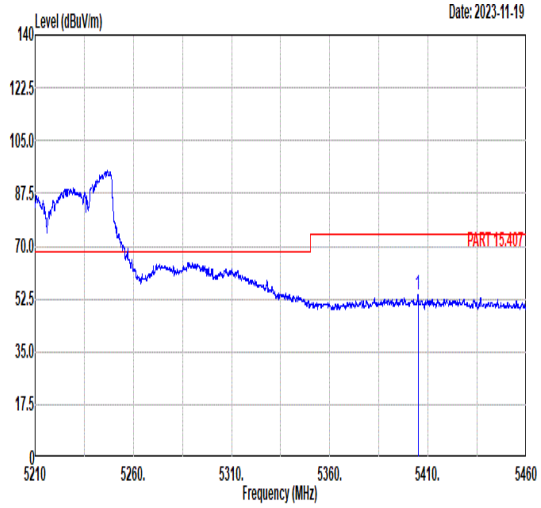 Freq Level Limit Line Margin Read Level Ant Factor Cable Loss Preamp Factor APos TPos Remark MHz dBuV/m dBuV/m dB dBuV dB/m dB dB cm deg 1 5404.88 53.82 74.00 -20.18 40.20 34.82 10.90 32.10 400 190 PEAK	Blank
Avg	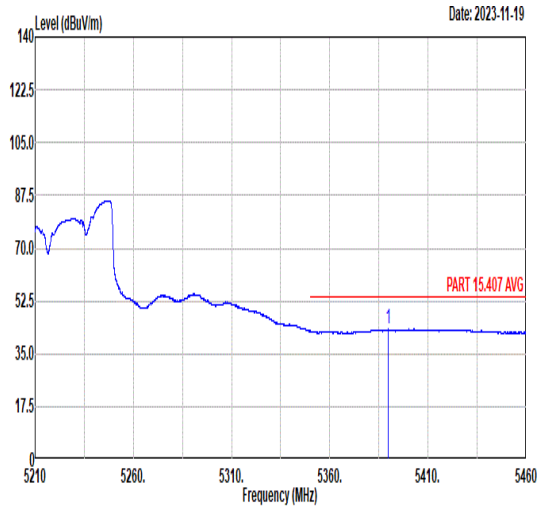 Freq Level Limit Line Margin Read Level Ant Factor Cable Loss Preamp Factor APos TPos Remark MHz dBuV/m dBuV/m dB dBuV dB/m dB dB cm deg 1 5389.65 43.19 54.00 -10.81 29.54 34.82 10.91 32.08 400 190 AVERAGE	Blank

Mode	26	
	Band Edge - L	
	U-NII-2A_5.25-5.35_802.11be EHT80_CH58_Full_5290MHz	
ANT	CDD 5+4	
Pol.	Horizontal	Fundamental
Peak	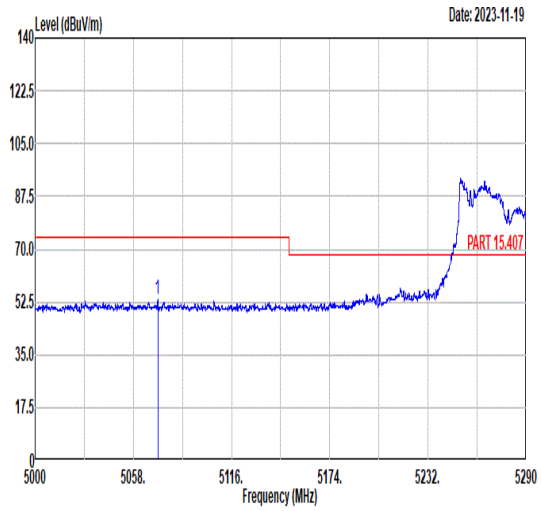 Freq Level Limit Line Margin Read Level Ant Factor Cable Loss Preamp Factor APos TPos Remark MHz dBuV/m dBuV/m dB dBuV dB/m dB dB cm deg 1 5072.38 53.15 74.00 -20.85 38.82 34.89 11.13 31.69 400 115 PEAK	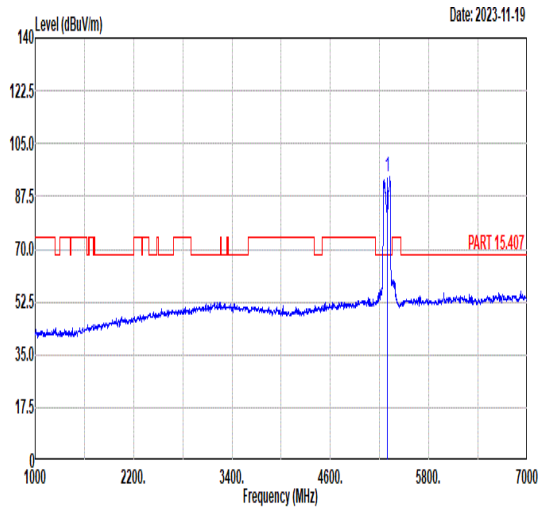 Freq Level Limit Line Margin Read Level Ant Factor Cable Loss Preamp Factor APos TPos Remark MHz dBuV/m dBuV/m dB dBuV dB/m dB dB cm deg 1 5290.00 94.27 ------ ------ 80.47 34.84 10.96 32.00 400 115 PEAK
Avg	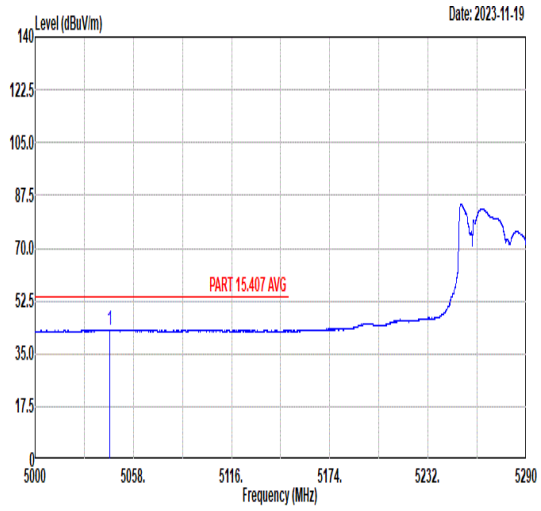 Freq Level Limit Line Margin Read Level Ant Factor Cable Loss Preamp Factor APos TPos Remark MHz dBuV/m dBuV/m dB dBuV dB/m dB dB cm deg 1 5043.94 42.97 54.00 -11.03 28.59 34.89 11.14 31.65 400 115 AVERAGE	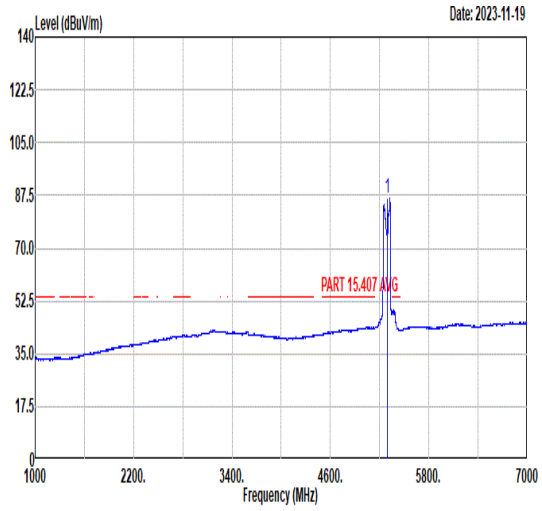 Freq Level Limit Line Margin Read Level Ant Factor Cable Loss Preamp Factor APos TPos Remark MHz dBuV/m dBuV/m dB dBuV dB/m dB dB cm deg 1 5290.00 86.73 ------ ------ 72.93 34.84 10.96 32.00 400 115 AVERAGE

Mode	26	
	Band Edge - R	
	U-NII-2A_5.25-5.35_802.11be EHT80_CH58_Full_5290MHz	
ANT	CDD 5+4	
Pol.	Horizontal	Fundamental
Peak	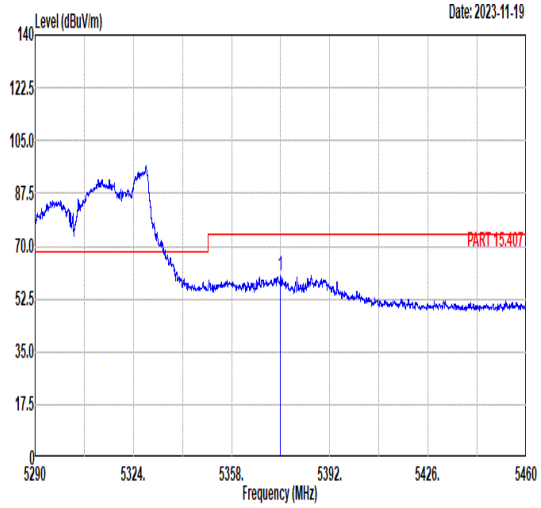 Freq Level Limit Line Margin Read Level Ant Factor Cable Loss Preamp Factor APos TPos Remark MHz dBuV/m dBuV/m dB dBuV dB/m dB dB cm deg 1 5374.93 60.28 74.00 -13.72 46.59 34.83 10.92 32.06 400 115 PEAK	Blank
Avg	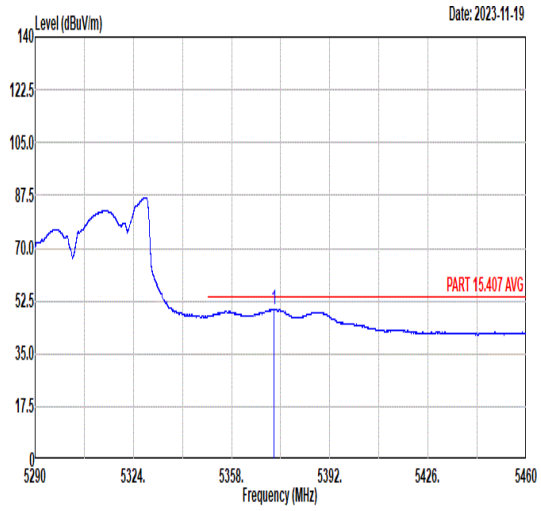 Freq Level Limit Line Margin Read Level Ant Factor Cable Loss Preamp Factor APos TPos Remark MHz dBuV/m dBuV/m dB dBuV dB/m dB dB cm deg 1 5372.55 49.71 54.00 -4.29 36.01 34.83 10.93 32.06 400 115 AVERAGE	Blank

Mode	26	
	Band Edge - L	
	U-NII-2A_5.25-5.35_802.11be EHT80_CH58_Full_5290MHz	
ANT	CDD 5+4	
Pol.	Vertical	Fundamental
Peak	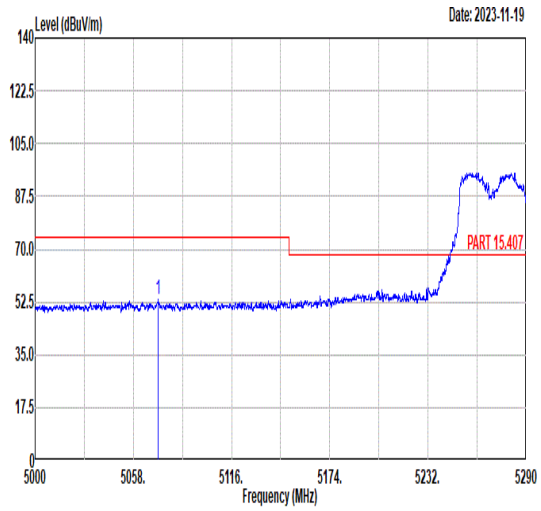 Freq Level Limit Line Margin Read Level Ant Factor Cable Loss Preamp Factor APos TPos Remark MHz dBuV/m dBuV/m dB dBuV dB/m dB dB cm deg 1 5072.65 53.28 74.00 -20.72 38.95 34.89 11.13 31.69 400 259 PEAK	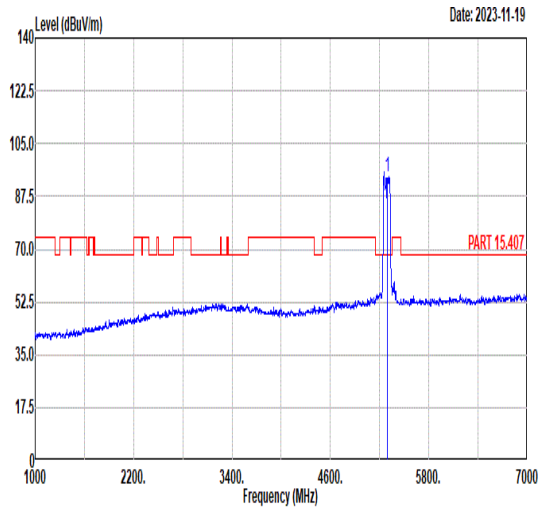 Freq Level Limit Line Margin Read Level Ant Factor Cable Loss Preamp Factor APos TPos Remark MHz dBuV/m dBuV/m dB dBuV dB/m dB dB cm deg 1 5290.00 94.03 ------ ------ 80.21 34.84 10.97 31.99 400 259 PEAK
Avg	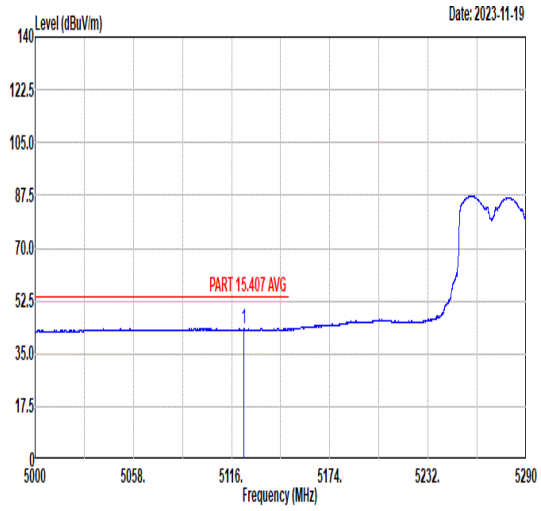 Freq Level Limit Line Margin Read Level Ant Factor Cable Loss Preamp Factor APos TPos Remark MHz dBuV/m dBuV/m dB dBuV dB/m dB dB cm deg 1 5123.40 43.34 54.00 -10.66 29.11 34.88 11.10 31.75 400 259 AVERAGE	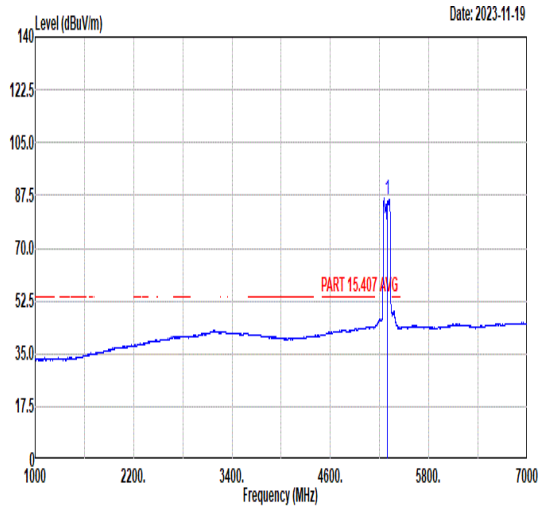 Freq Level Limit Line Margin Read Level Ant Factor Cable Loss Preamp Factor APos TPos Remark MHz dBuV/m dBuV/m dB dBuV dB/m dB dB cm deg 1 5290.00 86.02 ------ ------ 72.20 34.84 10.97 31.99 400 259 AVERAGE

Mode	26	
	Band Edge - R	
	U-NII-2A_5.25-5.35_802.11be EHT80_CH58_Full_5290MHz	
ANT	CDD 5+4	
Pol.	Vertical	Fundamental
Peak	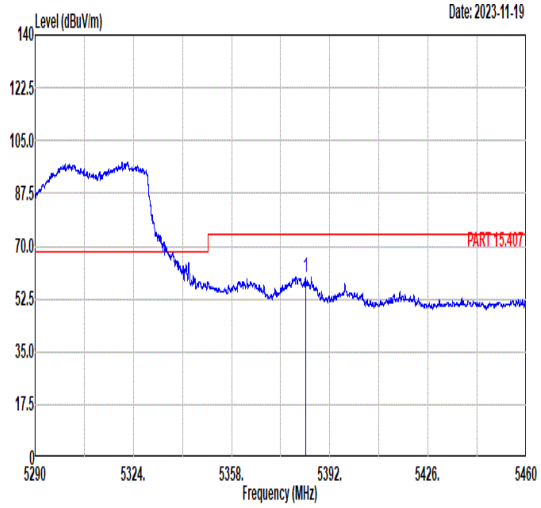 Freq Level Limit Line Margin Read Level Ant Factor Cable Loss Preamp Factor APos TPos Remark MHz dBuV/m dBuV/m dB dBuV dB/m dB dB cm deg 1 5383.59 59.60 74.00 -14.40 45.93 34.82 10.92 32.07 400 259 PEAK	Blank
Avg	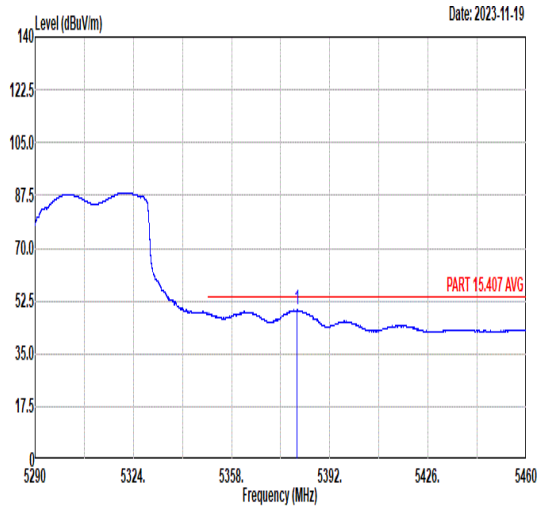 Freq Level Limit Line Margin Read Level Ant Factor Cable Loss Preamp Factor APos TPos Remark MHz dBuV/m dBuV/m dB dBuV dB/m dB dB cm deg 1 5380.71 49.63 54.00 -4.37 35.96 34.82 10.92 32.07 400 259 AVERAGE	Blank

Mode	27	
	Band Edge - L	
	U-NII-2C_5.47-5.725_802.11be EHT80_CH106_Full_5530MHz	
ANT	CDD 5+4	
Pol.	Horizontal	Fundamental
Peak	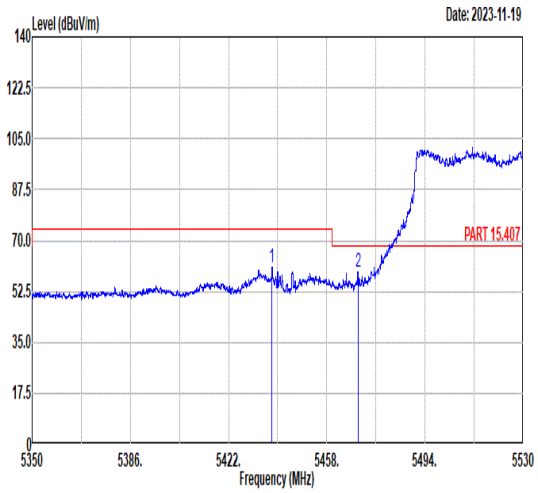 Freq Level Limit Line Margin (dB) Read Level Ant Factor Cable Loss Preamp Factor APos TPos Remark MHz dBuV/m dBuV/m dBuV dB/m dB dB cm deg 1 5437.93 60.91 74.00 -13.09 47.21 34.81 11.03 32.14 100 62 PEAK 2 5469.43 59.34 68.30 -8.96 45.55 34.81 11.16 32.18 100 62 PEAK	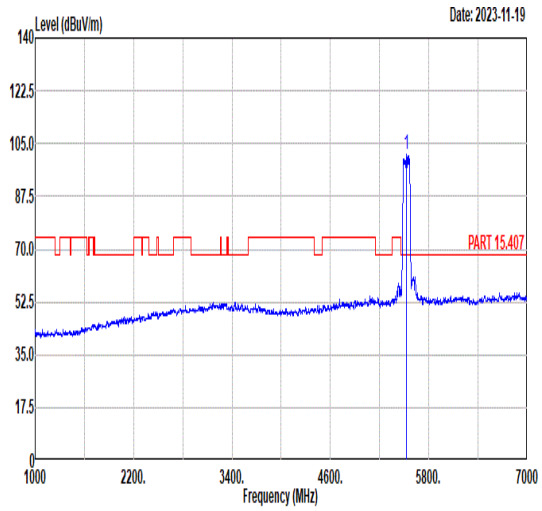 Freq Level Limit Line Margin (dB) Read Level Ant Factor Cable Loss Preamp Factor APos TPos Remark MHz dBuV/m dBuV/m dBuV dB/m dB dB cm deg 1 5530.00 101.28 ------ ------ 87.27 34.84 11.40 32.23 100 62 PEAK
Avg	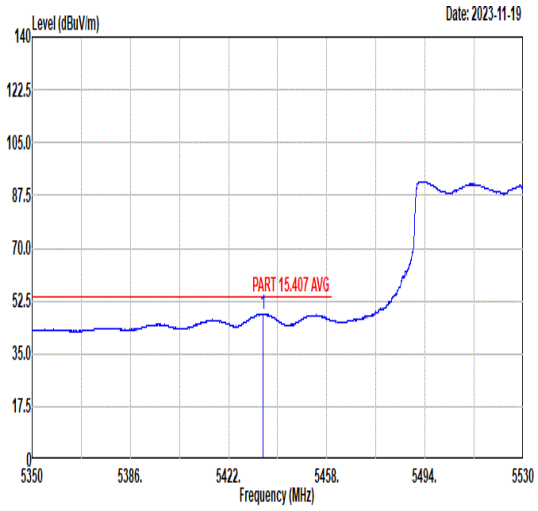 Freq Level Limit Line Margin (dB) Read Level Ant Factor Cable Loss Preamp Factor APos TPos Remark MHz dBuV/m dBuV/m dBuV dB/m dB dB cm deg 1 5434.51 48.20 54.00 -5.80 34.51 34.81 11.01 32.13 100 62 AVERAGE	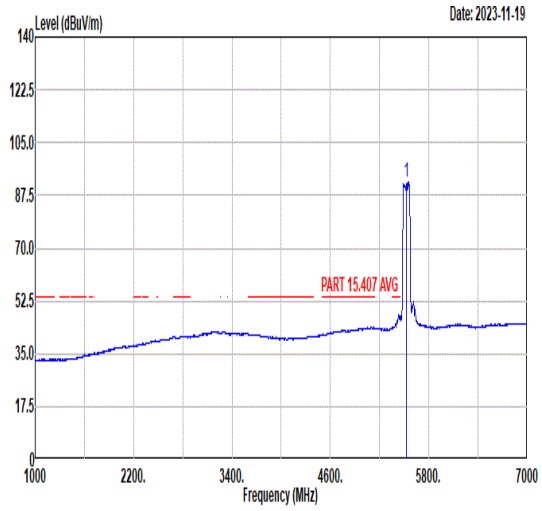 Freq Level Limit Line Margin (dB) Read Level Ant Factor Cable Loss Preamp Factor APos TPos Remark MHz dBuV/m dBuV/m dBuV dB/m dB dB cm deg 1 5530.00 91.99 ------ ------ 77.87 34.87 11.50 32.25 100 62 AVERAGE

Mode	27	
	Band Edge - R	
	U-NII-2C_5.47-5.725_802.11be EHT80_CH106_Full_5530MHz	
ANT	CDD 5+4	
Pol.	Horizontal	Fundamental
Peak	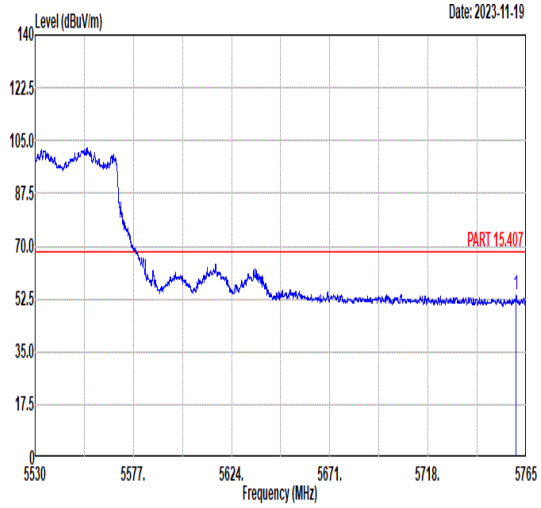 Freq Level Limit Line Margin (dB) Read Level Ant Factor Cable Loss Preamp Factor APos TPos Remark MHz dBuV/m dBuV/m dBuV dB/m dB dB cm deg 1 5760.21 53.76 68.30 -14.54 39.37 35.16 11.64 32.41 100 62 PEAK	Blank