Mode	27
	Band Edge - L
	U-NII-2C_5.47-5.725_802.11be EHT80_CH106_Full_5530MHz
ANT	CDD 5+4

Pol.	Vertical	Fundamental
Peak	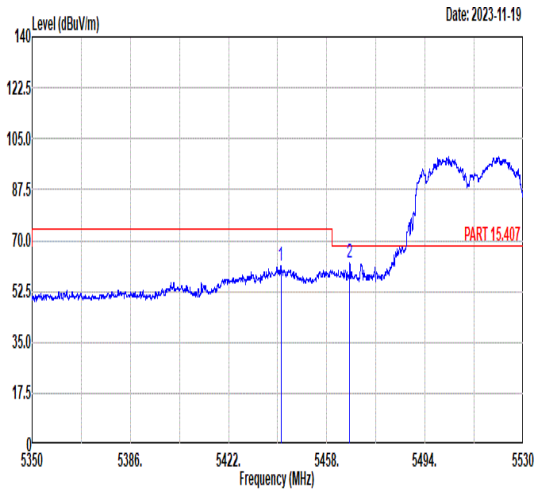 Freq Level Limit Line Margin (dB) Read Level Ant Factor Cable Loss Preamp Factor APos TPos Remark 1 5441.17 61.46 74.00 -12.54 47.75 34.81 11.04 32.14 270 248 PEAK 2 5466.39 62.34 68.30 -5.96 48.55 34.81 11.15 32.17 270 248 PEAK	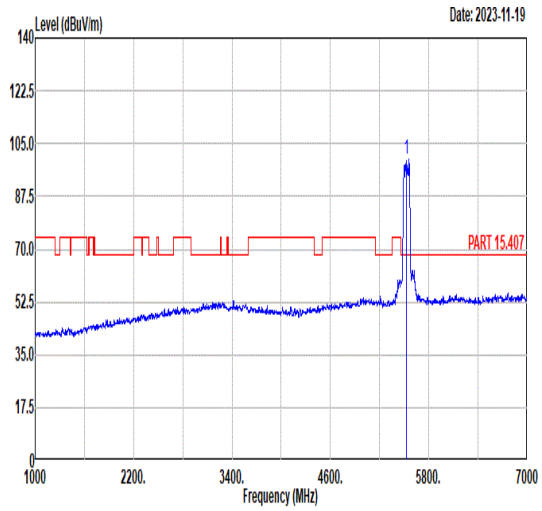 Freq Level Limit Line Margin (dB) Read Level Ant Factor Cable Loss Preamp Factor APos TPos Remark 1 5530.00 99.75 ------ ------ 85.60 34.88 11.52 32.25 270 248 PEAK
Avg	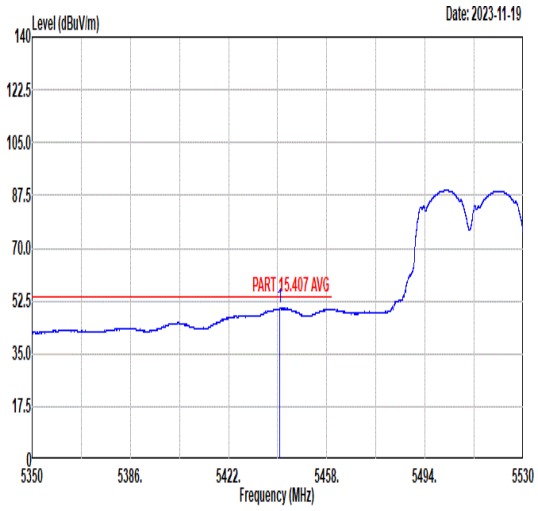 Freq Level Limit Line Margin (dB) Read Level Ant Factor Cable Loss Preamp Factor APos TPos Remark 1 5440.81 50.16 54.00 -3.84 36.45 34.81 11.04 32.14 270 248 AVERAGE	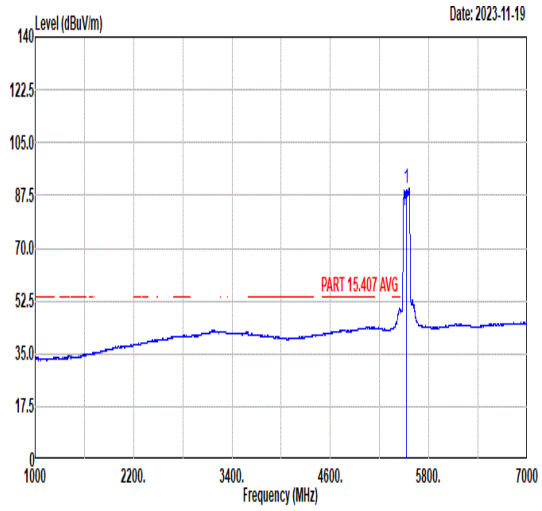 Freq Level Limit Line Margin (dB) Read Level Ant Factor Cable Loss Preamp Factor APos TPos Remark 1 5530.00 89.72 ------ ------ 75.57 34.88 11.52 32.25 270 248 AVERAGE

Mode	27	
	Band Edge - R	
	U-NII-2C_5.47-5.725_802.11be EHT80_CH106_Full_5530MHz	
ANT	CDD 5+4	
Pol.	Vertical	Fundamental
Peak	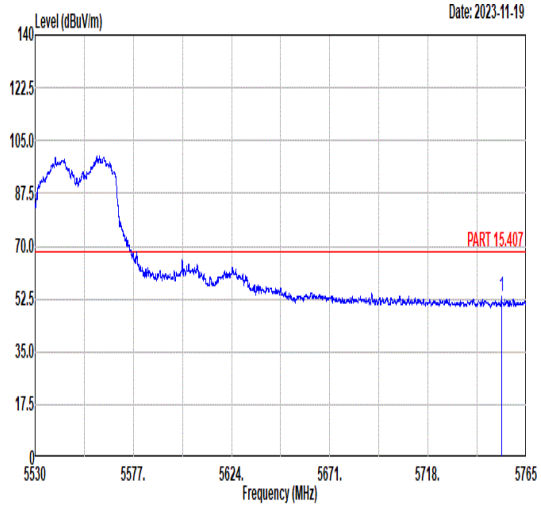 Freq Level Limit Line Margin (dB) Read Level Ant Factor Cable Loss Preamp Factor APos TPos Remark MHz dBuV/m dBuV/m dBuV dB/m dB dB cm deg 1 5753.16 53.17 68.30 -15.13 38.79 35.15 11.64 32.41 270 248 PEAK	Blank

Mode	28	
	Band Edge - L	
	U-NII-1_5.15-5.35_802.11be EHT160_CH50_Full_5250MHz	
ANT	CDD 5+4	
Pol.	Horizontal	Fundamental
Peak	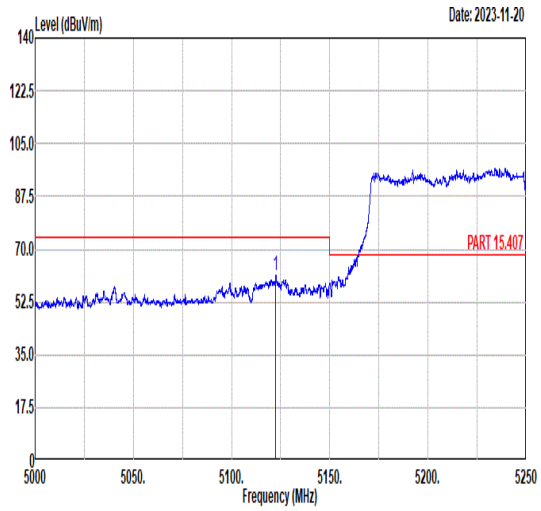 Freq Level Limit Line Margin Read Level Ant Factor Cable Loss Preamp Factor APos TPos Remark MHz dBuV/m dBuV/m dB dBuV dB/m dB dB cm deg 1 5122.38 61.33 74.00 -12.67 47.10 34.88 11.10 31.75 100 65 PEAK	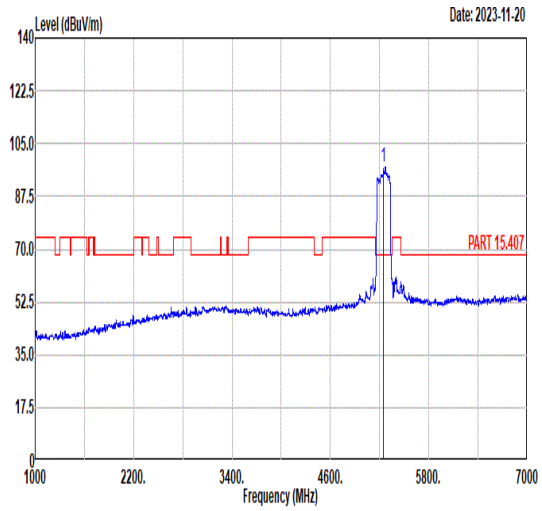 Freq Level Limit Line Margin Read Level Ant Factor Cable Loss Preamp Factor APos TPos Remark MHz dBuV/m dBuV/m dB dBuV dB/m dB dB cm deg 1 5250.00 97.37 ------ ------ 83.44 34.85 11.01 31.93 100 65 PEAK
Avg	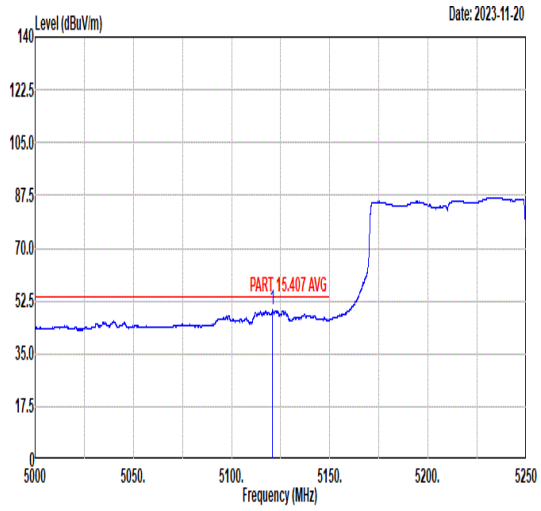 Freq Level Limit Line Margin Read Level Ant Factor Cable Loss Preamp Factor APos TPos Remark MHz dBuV/m dBuV/m dB dBuV dB/m dB dB cm deg 1 5120.88 49.40 54.00 -4.60 35.17 34.88 11.10 31.75 100 65 AVERAGE	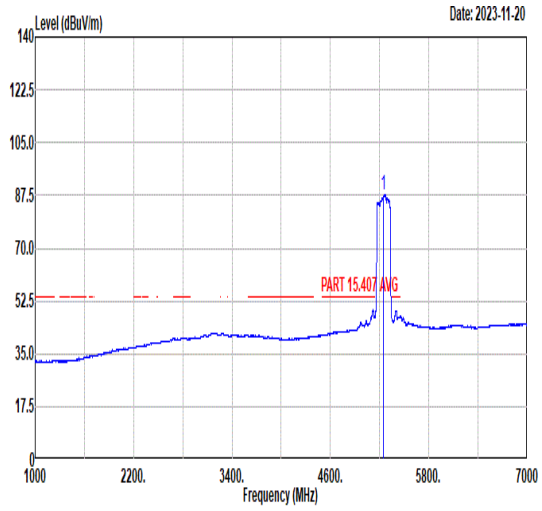 Freq Level Limit Line Margin Read Level Ant Factor Cable Loss Preamp Factor APos TPos Remark MHz dBuV/m dBuV/m dB dBuV dB/m dB dB cm deg 1 5250.00 87.84 ------ ------ 73.91 34.85 11.01 31.93 100 65 AVERAGE

Mode	28	
	Band Edge - R	
	U-NII-1_5.15-5.35_802.11be EHT160_CH50_Full_5250MHz	
ANT	CDD 5+4	
Pol.	Horizontal	Fundamental
Peak	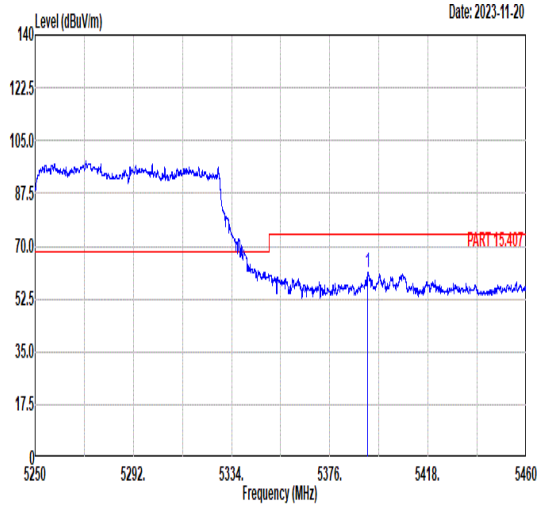 Freq Level Limit Line Margin Read Level Ant Factor Cable Loss Preamp Factor APos TPos Remark MHz dBuV/m dBuV/m dB dBuV dB/m dB dB cm deg 1 5392.09 61.27 74.00 -12.73 47.62 34.82 10.91 32.08 100 65 PEAK	Blank
Avg	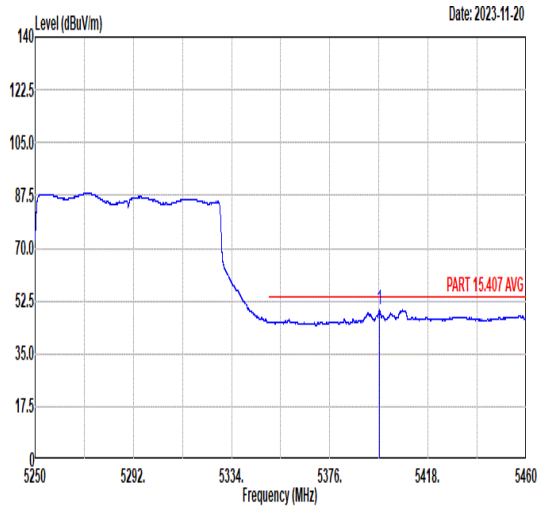 Freq Level Limit Line Margin Read Level Ant Factor Cable Loss Preamp Factor APos TPos Remark MHz dBuV/m dBuV/m dB dBuV dB/m dB dB cm deg 1 5397.13 49.50 54.00 -4.50 35.86 34.82 10.91 32.09 100 65 AVERAGE	Blank

Mode	28	
	Band Edge - L	
	U-NII-1_5.15-5.35_802.11be EHT160_CH50_Full_5250MHz	
ANT	CDD 5+4	
Pol.	Vertical	Fundamental
Peak	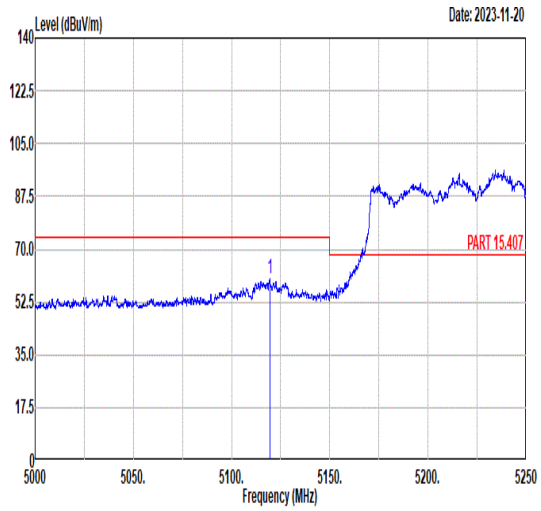 Freq Level Limit Line Margin Read Level Ant Factor Cable Loss Preamp Factor APos TPos Remark MHz dBuV/m dBuV/m dB dBuV dB/m dB dB cm deg 1 5119.38 60.14 74.00 -13.86 45.90 34.88 11.10 31.74 384 113 PEAK	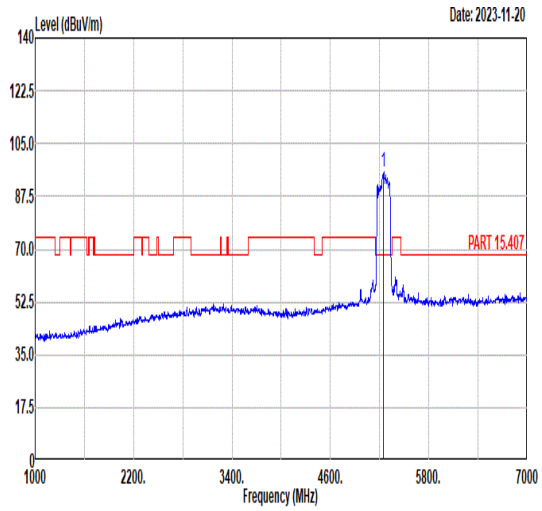 Freq Level Limit Line Margin Read Level Ant Factor Cable Loss Preamp Factor APos TPos Remark MHz dBuV/m dBuV/m dB dBuV dB/m dB dB cm deg 1 5250.00 95.45 ------ ------ 81.49 34.85 11.02 31.91 384 113 PEAK
Avg	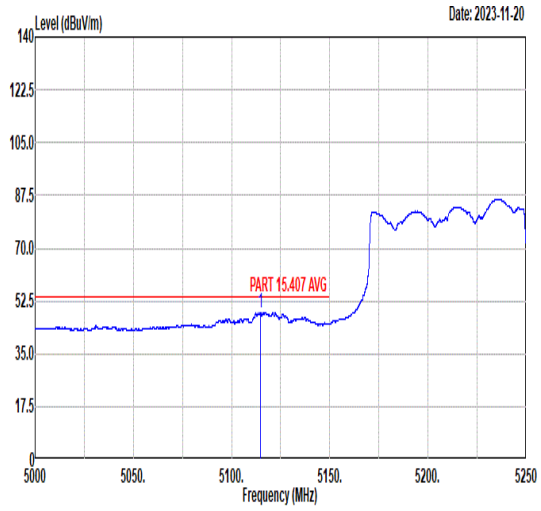 Freq Level Limit Line Margin Read Level Ant Factor Cable Loss Preamp Factor APos TPos Remark MHz dBuV/m dBuV/m dB dBuV dB/m dB dB cm deg 1 5114.65 48.72 54.00 -5.28 34.48 34.88 11.10 31.74 384 113 AVERAGE	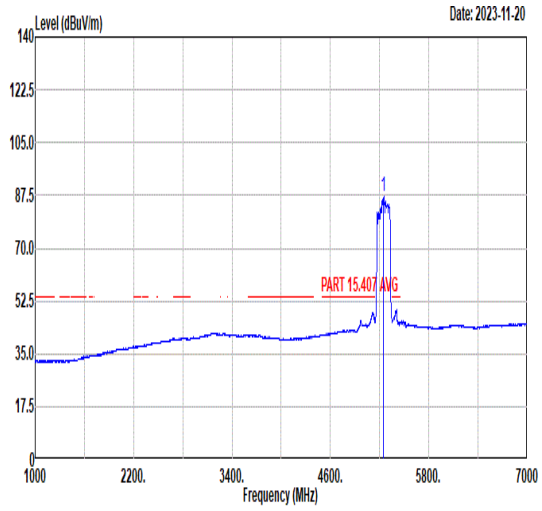 Freq Level Limit Line Margin Read Level Ant Factor Cable Loss Preamp Factor APos TPos Remark MHz dBuV/m dBuV/m dB dBuV dB/m dB dB cm deg 1 5250.00 86.99 ------ ------ 73.03 34.85 11.02 31.91 384 113 AVERAGE

Mode	28	
	Band Edge - R	
	U-NII-1_5.15-5.35_802.11be EHT160_CH50_Full_5250MHz	
ANT	CDD 5+4	
Pol.	Vertical	Fundamental
Peak	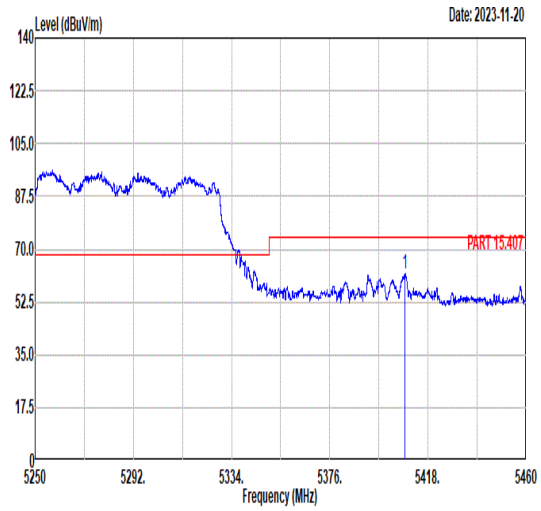 Freq Level Limit Line Margin Read Level Ant Factor Cable Loss Preamp Factor APos TPos Remark MHz dBuV/m dBuV/m dB dBuV dB/m dB dB cm deg 1 5408.05 62.00 74.00 -12.00 48.38 34.82 10.90 32.10 384 113 PEAK	Blank
Avg	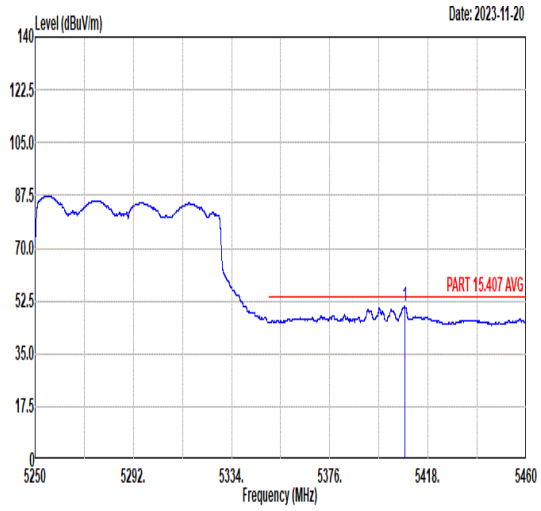 Freq Level Limit Line Margin Read Level Ant Factor Cable Loss Preamp Factor APos TPos Remark MHz dBuV/m dBuV/m dB dBuV dB/m dB dB cm deg 1 5408.05 50.55 54.00 -3.45 36.93 34.82 10.90 32.10 384 113 AVERAGE	Blank

Mode	29	
	Harmonic	
	U-NII-3_5.725-5.85_802.11a_CH149_5745MHz	
ANT	5+4	
Pol.	Horizontal	Vertical
Peak Avg	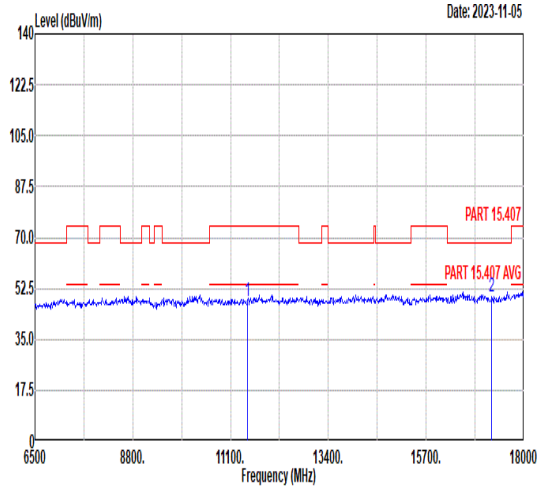 Freq Level Limit Line Margin Read Level Ant Factor Cable Loss Preamp Factor APos TPos Remark MHz dBuV/m dBuV/m dB dBuV dB/m dB dB cm deg 1 11490.00 48.07 74.00 -25.93 44.15 39.79 14.83 50.70 -- -- Peak 2 17235.00 49.49 68.30 -18.81 41.44 42.41 17.57 51.93 -- -- Peak	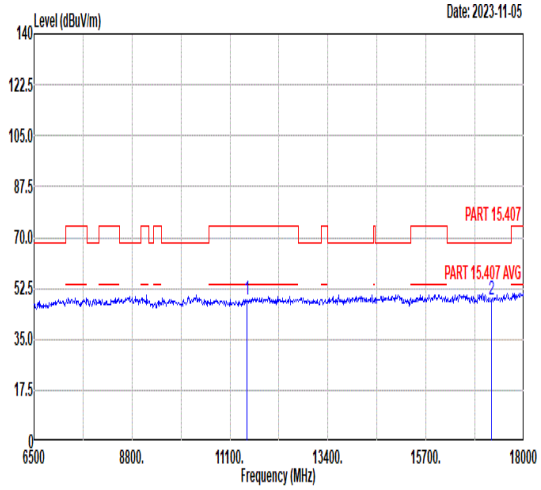 Freq Level Limit Line Margin Read Level Ant Factor Cable Loss Preamp Factor APos TPos Remark MHz dBuV/m dBuV/m dB dBuV dB/m dB dB cm deg 1 11490.00 48.67 74.00 -25.33 44.75 39.79 14.83 50.70 -- -- Peak 2 17235.00 48.66 68.30 -19.64 40.61 42.41 17.57 51.93 -- -- Peak

Mode	30	
	Harmonic	
	U-NII-3_5.725-5.85_802.11a_CH157_5785MHz	
ANT	5+4	
Pol.	Horizontal	Vertical
Peak Avg	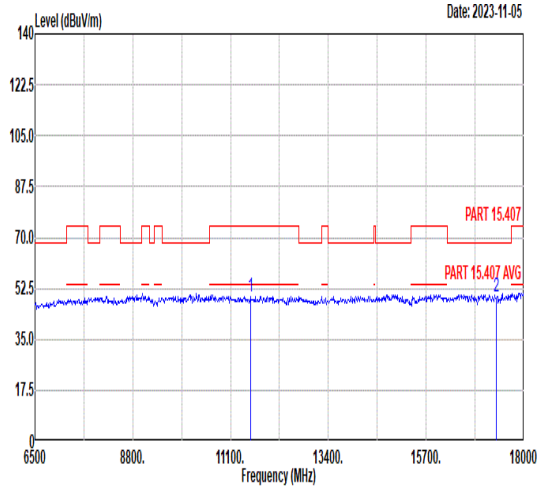 Freq Level Limit Line Margin Read Level Ant Factor Cable Loss Preamp Factor APos TPos Remark MHz dBuV/m dBuV/m dB dBuV dB/m dB dB cm deg 1 11570.00 49.65 74.00 -24.35 45.57 39.86 14.88 50.66 -- -- Peak 2 17355.00 49.66 68.30 -18.64 41.75 42.36 17.60 52.05 -- -- Peak	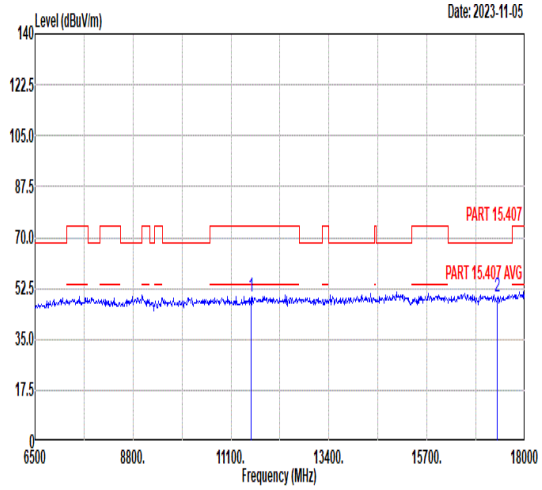 Freq Level Limit Line Margin Read Level Ant Factor Cable Loss Preamp Factor APos TPos Remark MHz dBuV/m dBuV/m dB dBuV dB/m dB dB cm deg 1 11570.00 49.41 74.00 -24.59 45.33 39.86 14.88 50.66 -- -- Peak 2 17355.00 49.61 68.30 -18.69 41.70 42.36 17.60 52.05 -- -- Peak

Mode	31	
	Harmonic	
	U-NII-3_5.725-5.85_802.11a_CH165_5825MHz	
ANT	5+4	
Pol.	Horizontal	Vertical
Peak Avg	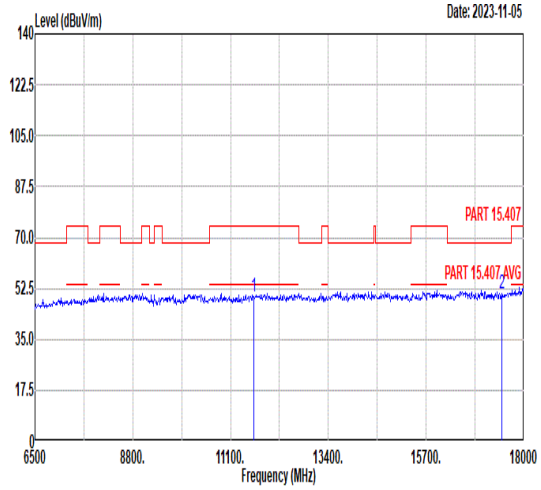 Freq Level Limit Line Margin Read Level Ant Factor Cable Loss Preamp Factor APos TPos Remark MHz dBuV/m dBuV/m dB dBuV dB/m dB dB cm deg 1 11650.00 49.69 74.00 -24.31 45.45 39.92 14.93 50.61 -- -- Peak 2 17475.00 50.76 68.30 -17.54 42.99 42.31 17.63 52.17 -- -- Peak	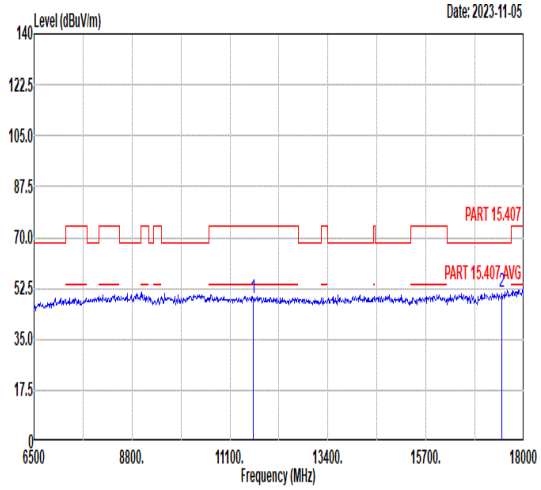 Freq Level Limit Line Margin Read Level Ant Factor Cable Loss Preamp Factor APos TPos Remark MHz dBuV/m dBuV/m dB dBuV dB/m dB dB cm deg 1 11650.00 49.33 74.00 -24.67 45.09 39.92 14.93 50.61 -- -- Peak 2 17475.00 51.05 68.30 -17.25 43.28 42.31 17.63 52.17 -- -- Peak

Mode	32
	Band Edge
	U-NII-3_5.725-5.85_802.11be EHT20_CH149_Full_5745MHz
ANT	5+4

Pol.	Horizontal	Fundamental
Peak	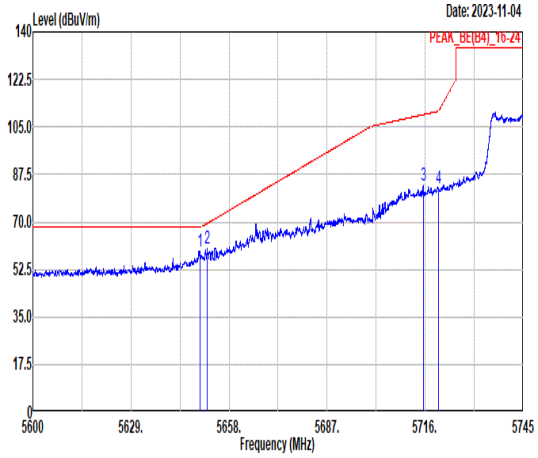 Freq Level Limit Line Margin (dB) Read Level Ant Factor Cable Loss Preamp Factor APos TPos Remark MHz dBuV/m dBuV/m dBuV dB/m dB dB cm deg 1 5649.37 59.29 68.30 -9.01 44.92 35.01 11.69 32.33 100 324 PEAK 2 5651.56 60.30 69.46 -9.16 45.93 35.01 11.69 32.33 100 324 PEAK 3 5715.49 83.46 109.54 -26.08 69.08 35.10 11.66 32.38 100 324 PEAK 4 5720.00 82.48 110.80 -28.32 68.09 35.11 11.66 32.38 100 324 PEAK	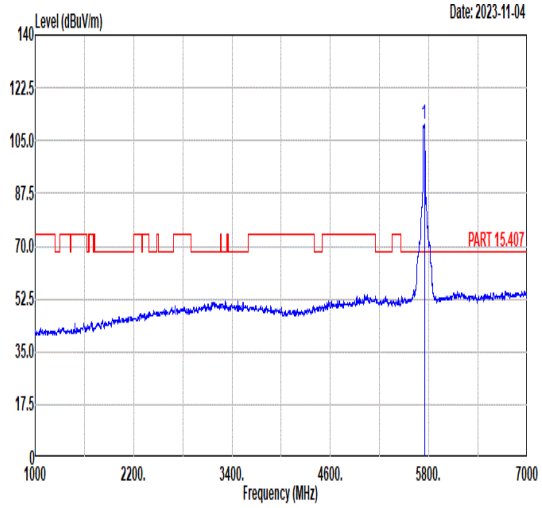 Freq Level Limit Line Margin (dB) Read Level Ant Factor Cable Loss Preamp Factor APos TPos Remark MHz dBuV/m dBuV/m dBuV dB/m dB dB cm deg 1 5745.00 110.63 ------ ------ 96.24 35.15 11.64 32.40 100 324 PEAK
Avg	Blank	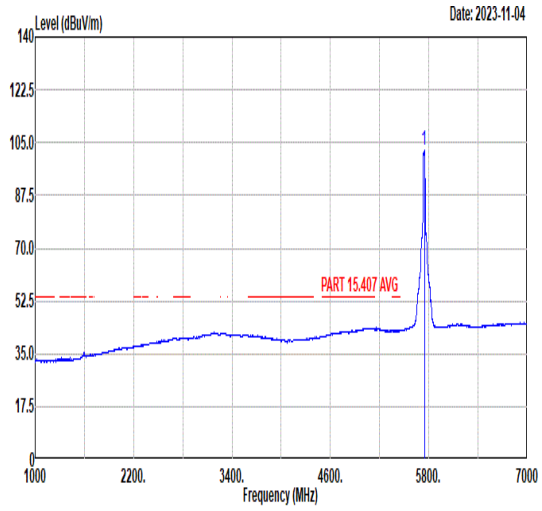 Freq Level Limit Line Margin (dB) Read Level Ant Factor Cable Loss Preamp Factor APos TPos Remark MHz dBuV/m dBuV/m dBuV dB/m dB dB cm deg 1 5745.00 102.42 ------ ------ 88.03 35.15 11.64 32.40 100 324 AVERAGE

Mode	32	
	Band Edge	
	U-NII-3_5.725-5.85_802.11be EHT20_CH149_Full_5745MHz	
ANT	5+4	
Pol.	Vertical	Fundamental
Peak	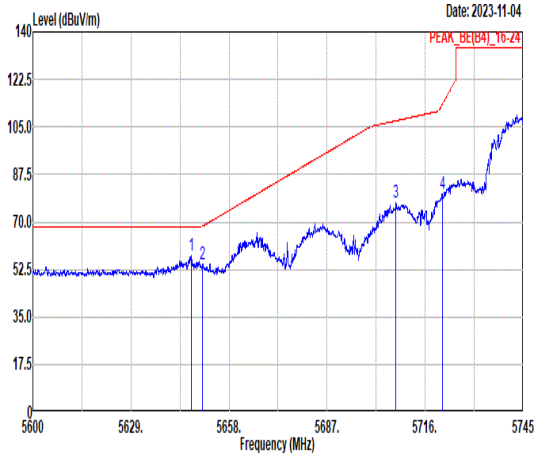 Freq Level Limit Line Margin (dB) Read Level Ant Factor Cable Loss Preamp Factor APos TPos Remark MHz dBuV/m dBuV/m dBuV dB/m dB dB cm deg 1 5646.78 57.36 68.30 -10.94 42.98 35.01 11.69 32.32 100 325 PEAK 2 5650.24 54.64 68.48 -13.84 40.27 35.01 11.69 32.33 100 325 PEAK 3 5707.37 77.07 107.27 -30.20 62.69 35.09 11.66 32.37 100 325 PEAK 4 5721.02 80.16 113.12 -32.96 65.77 35.11 11.66 32.38 100 325 PEAK	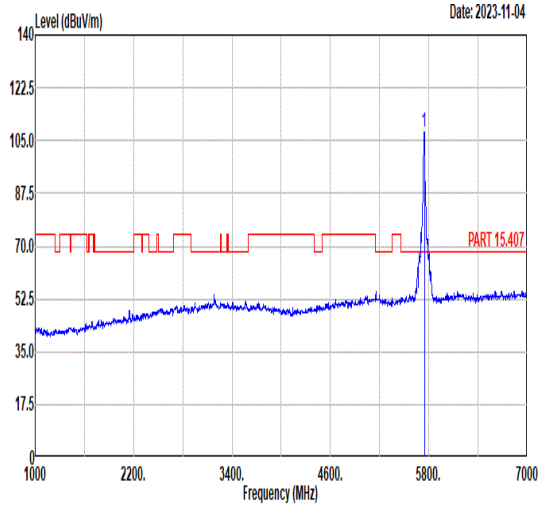 Freq Level Limit Line Margin (dB) Read Level Ant Factor Cable Loss Preamp Factor APos TPos Remark MHz dBuV/m dBuV/m dBuV dB/m dB dB cm deg 1 5745.00 107.91 ------ ------ 93.53 35.14 11.64 32.40 100 325 PEAK
Avg	Blank	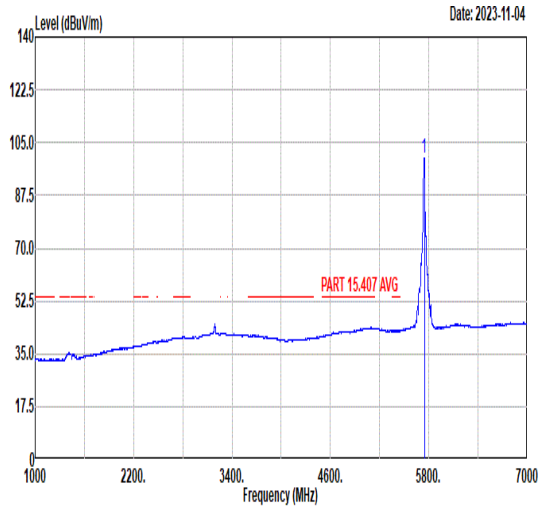 Freq Level Limit Line Margin (dB) Read Level Ant Factor Cable Loss Preamp Factor APos TPos Remark MHz dBuV/m dBuV/m dBuV dB/m dB dB cm deg 1 5745.00 100.08 ------ ------ 85.70 35.14 11.64 32.40 100 325 AVERAGE

Mode	32	
	Harmonic	
	U-NII-3_5.725-5.85_802.11be EHT20_CH149_Full_5745MHz	
ANT	5+4	
Pol.	Horizontal	Vertical
Peak Avg	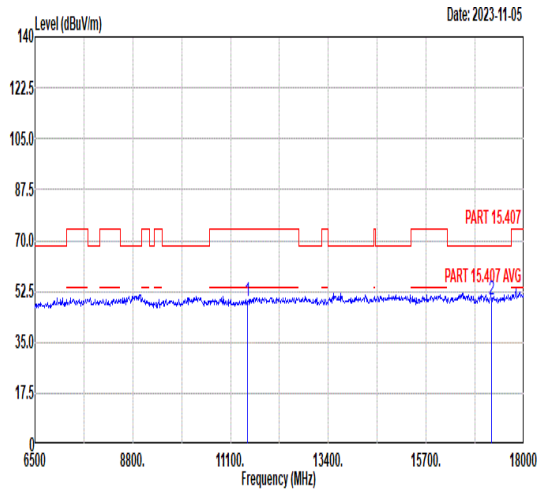 Freq Level Limit Line Margin Read Level Ant Factor Cable Loss Preamp Factor APos TPos Remark MHz dBuV/m dBuV/m dB dBuV dB/m dB dB cm deg 1 11490.00 49.05 74.00 -24.95 45.13 39.79 14.83 50.70 -- -- Peak 2 17235.00 49.52 68.30 -18.78 41.47 42.41 17.57 51.93 -- -- Peak	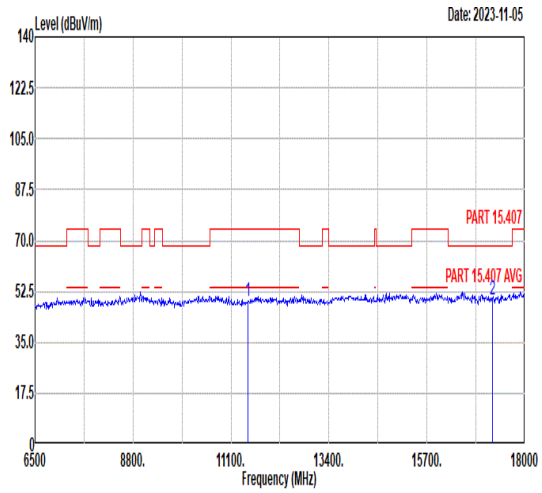 Freq Level Limit Line Margin Read Level Ant Factor Cable Loss Preamp Factor APos TPos Remark MHz dBuV/m dBuV/m dB dBuV dB/m dB dB cm deg 1 11490.00 49.01 74.00 -24.99 45.09 39.79 14.83 50.70 -- -- Peak 2 17235.00 49.69 68.30 -18.61 41.64 42.41 17.57 51.93 -- -- Peak

Mode	33	
	Harmonic	
	U-NII-3_5.725-5.85_802.11be EHT20_CH157_Full_5785MHz	
ANT	5+4	
Pol.	Horizontal	Vertical
Peak Avg	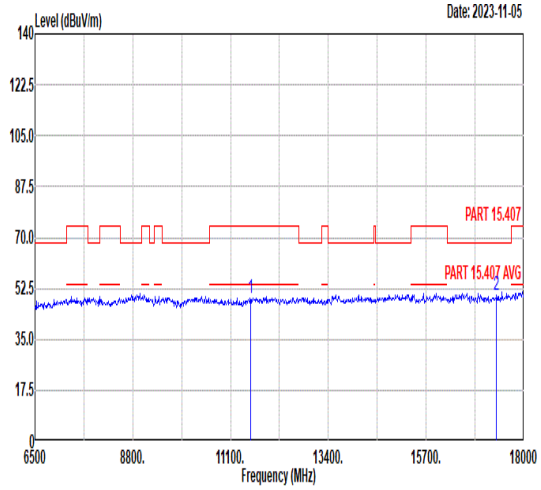 Freq Level Limit Line Margin Read Level Ant Factor Cable Loss Preamp Factor APos TPos Remark MHz dBuV/m dBuV/m dB dBuV dB/m dB dB cm deg 1 11570.00 49.09 74.00 -24.91 45.01 39.86 14.88 50.66 -- -- Peak 2 17355.00 50.21 68.30 -18.09 42.30 42.36 17.60 52.05 -- -- Peak	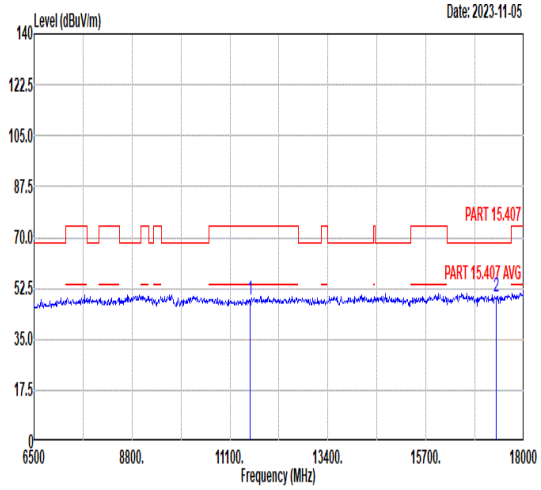 Freq Level Limit Line Margin Read Level Ant Factor Cable Loss Preamp Factor APos TPos Remark MHz dBuV/m dBuV/m dB dBuV dB/m dB dB cm deg 1 11570.00 48.42 74.00 -25.58 44.34 39.86 14.88 50.66 -- -- Peak 2 17355.00 49.48 68.30 -18.82 41.57 42.36 17.60 52.05 -- -- Peak

Mode	34	
	Band Edge	
	U-NII-3_5.725-5.85_802.11be EHT20_CH165_Full_5825MHz	
ANT	5+4	
Pol.	Horizontal	Fundamental
Peak	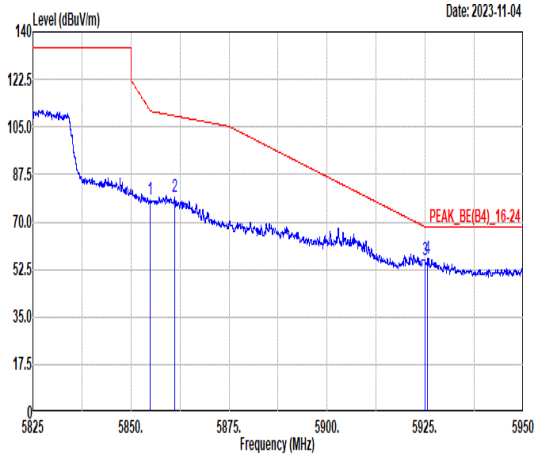 Freq Level Limit Line Margin (dB) Read Level Ant Factor Cable Loss Preamp Factor APos TPos Remark MHz dBuV/m dBuV/m dBuV dB/m dB dB cm deg 1 5854.94 78.08 110.94 -32.86 63.75 35.30 11.52 32.49 100 75 PEAK 2 5861.19 79.15 109.07 -29.92 64.82 35.31 11.51 32.49 100 75 PEAK 3 5924.94 56.15 68.25 -12.10 41.90 35.39 11.40 32.54 100 75 PEAK 4 5925.58 56.41 68.30 -11.89 42.15 35.40 11.40 32.54 100 75 PEAK	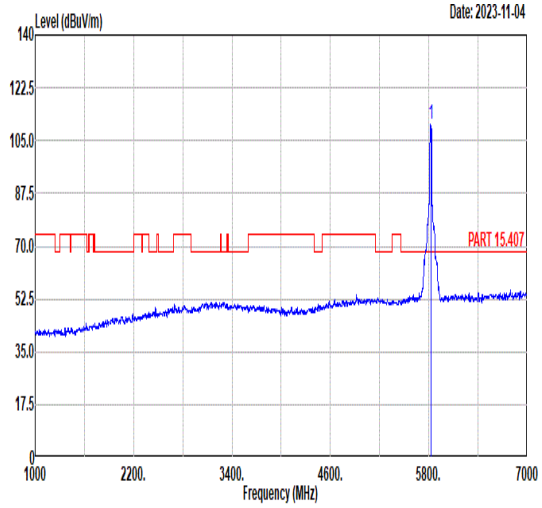 Freq Level Limit Line Margin (dB) Read Level Ant Factor Cable Loss Preamp Factor APos TPos Remark MHz dBuV/m dBuV/m dBuV dB/m dB dB cm deg 1 5825.00 110.47 ------ ------ 96.10 35.25 11.58 32.46 100 75 PEAK
Avg	Blank	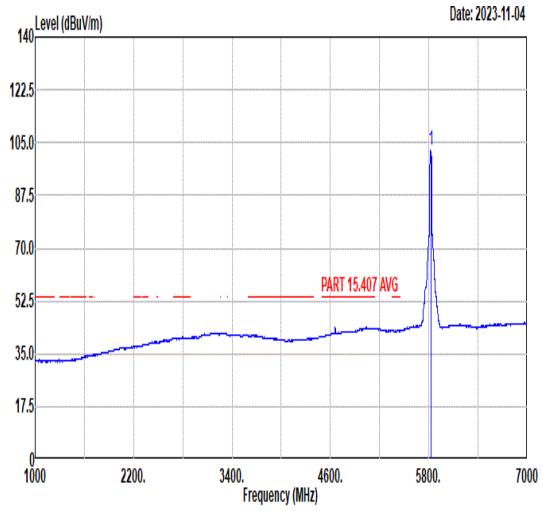 Freq Level Limit Line Margin (dB) Read Level Ant Factor Cable Loss Preamp Factor APos TPos Remark MHz dBuV/m dBuV/m dBuV dB/m dB dB cm deg 1 5825.00 102.41 ------ ------ 88.04 35.25 11.58 32.46 100 75 AVERAGE

Mode	34	
	Band Edge	
	U-NII-3_5.725-5.85_802.11be EHT20_CH165_Full_5825MHz	
ANT	5+4	
Pol.	Vertical	Fundamental
Peak	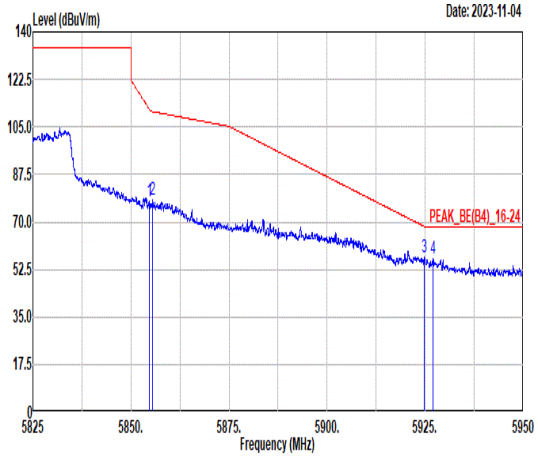 Freq Level Limit Line Margin (dB) Read Level Ant Factor Cable Loss Preamp Factor APos TPos Remark 1 5854.69 77.84 111.51 -33.67 63.51 35.30 11.52 32.49 100 14 PEAK 2 5855.44 78.11 110.68 -32.57 63.78 35.30 11.52 32.49 100 14 PEAK 3 5924.83 56.87 68.33 -11.46 42.62 35.39 11.40 32.54 100 14 PEAK 4 5927.08 56.36 68.30 -11.94 42.10 35.40 11.40 32.54 100 14 PEAK	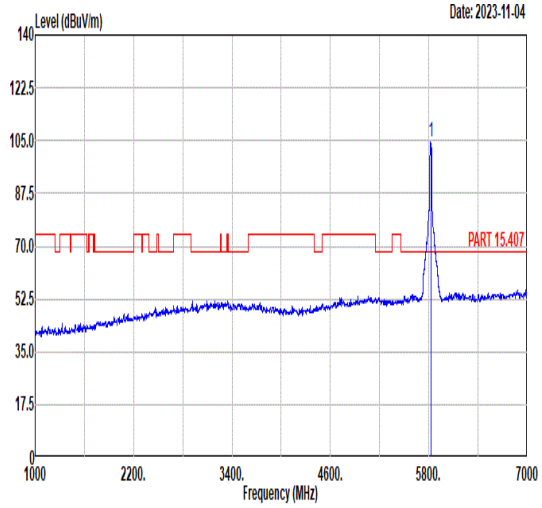 Freq Level Limit Line Margin (dB) Read Level Ant Factor Cable Loss Preamp Factor APos TPos Remark 1 5825.00 104.79 ------ ------ 90.42 35.24 11.59 32.46 100 14 PEAK
Avg	Blank	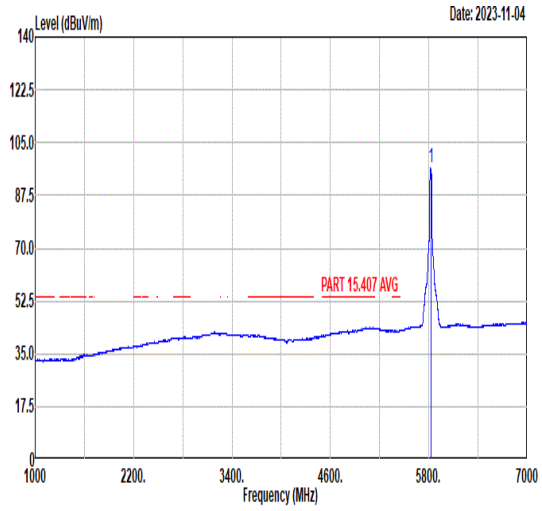 Freq Level Limit Line Margin (dB) Read Level Ant Factor Cable Loss Preamp Factor APos TPos Remark 1 5825.00 96.82 ------ ------ 82.45 35.24 11.59 32.46 100 14 AVERAGE

Mode	34	
	Harmonic	
	U-NII-3_5.725-5.85_802.11be EHT20_CH165_Full_5825MHz	
ANT	5+4	
Pol.	Horizontal	Vertical
Peak Avg	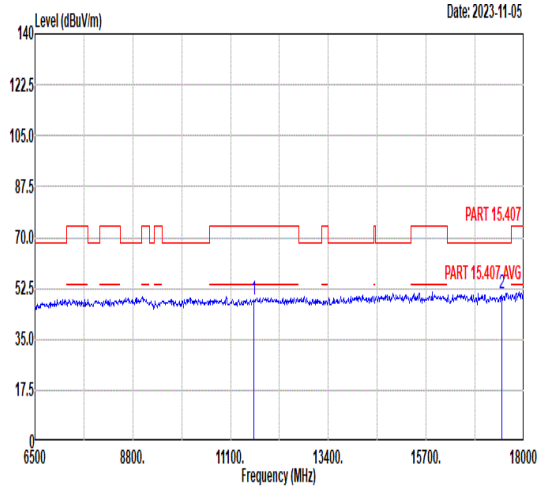 Freq Level Limit Line Margin Read Level Ant Factor Cable Loss Preamp Factor APos TPos Remark MHz dBuV/m dBuV/m dB dBuV dB/m dB dB cm deg 1 11650.00 48.52 74.00 -25.48 44.28 39.92 14.93 50.61 -- -- Peak 2 17475.00 50.58 68.30 -17.72 42.81 42.31 17.63 52.17 -- -- Peak	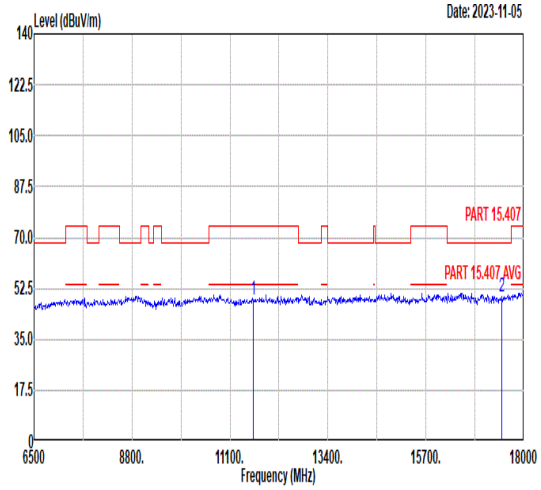 Freq Level Limit Line Margin Read Level Ant Factor Cable Loss Preamp Factor APos TPos Remark MHz dBuV/m dBuV/m dB dBuV dB/m dB dB cm deg 1 11650.00 48.72 74.00 -25.28 44.48 39.92 14.93 50.61 -- -- Peak 2 17475.00 49.57 68.30 -18.73 41.80 42.31 17.63 52.17 -- -- Peak

Mode	35
	Band Edge - L
	U-NII-3_5.725-5.85_802.11be EHT40_CH151_Full_5755MHz
ANT	5+4

Pol.	Horizontal	Fundamental
Peak	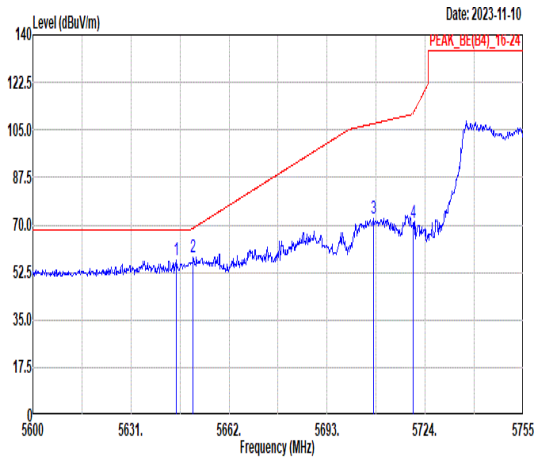 Freq Level Limit Line Margin Read Level Ant Factor Cable Loss Preamp Factor APos TPos Remark MHz dBuV/m dBuV/m dB dBuV dB/m dB dB cm deg 1 5645.26 57.12 68.30 -11.18 42.75 35.00 11.69 32.32 100 328 PEAK 2 5650.69 58.13 68.81 -10.68 43.76 35.01 11.69 32.33 100 328 PEAK 3 5707.57 72.54 107.32 -34.78 58.16 35.09 11.66 32.37 100 328 PEAK 4 5720.28 70.88 111.44 -40.56 56.49 35.11 11.66 32.38 100 328 PEAK	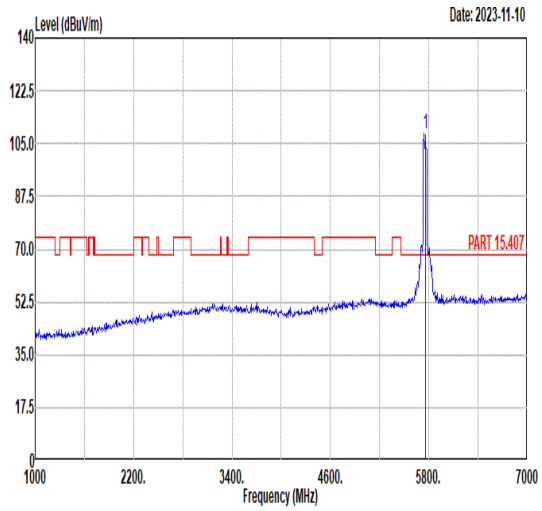 Freq Level Limit Line Margin Read Level Ant Factor Cable Loss Preamp Factor APos TPos Remark MHz dBuV/m dBuV/m dB dBuV dB/m dB dB cm deg 1 5755.00 108.07 ------ ------ 93.68 35.14 11.65 32.40 100 328 PEAK
Avg	Blank	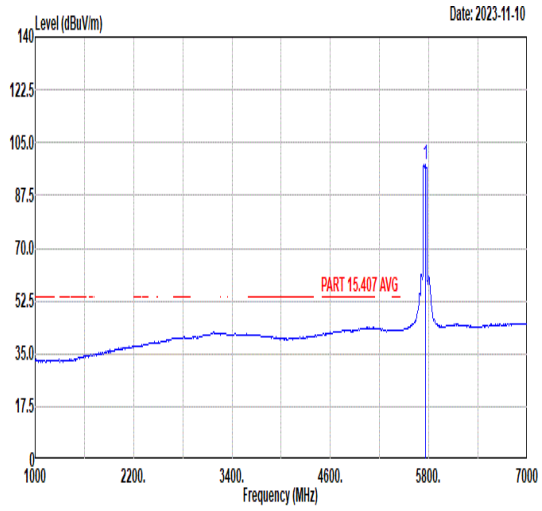 Freq Level Limit Line Margin Read Level Ant Factor Cable Loss Preamp Factor APos TPos Remark MHz dBuV/m dBuV/m dB dBuV dB/m dB dB cm deg 1 5755.00 97.63 ------ ------ 83.24 35.16 11.64 32.41 100 328 AVERAGE

Mode	35	
	Band Edge - R	
	U-NII-3_5.725-5.85_802.11be EHT40_CH151_Full_5755MHz	
ANT	5+4	
Pol.	Horizontal	Fundamental
Peak	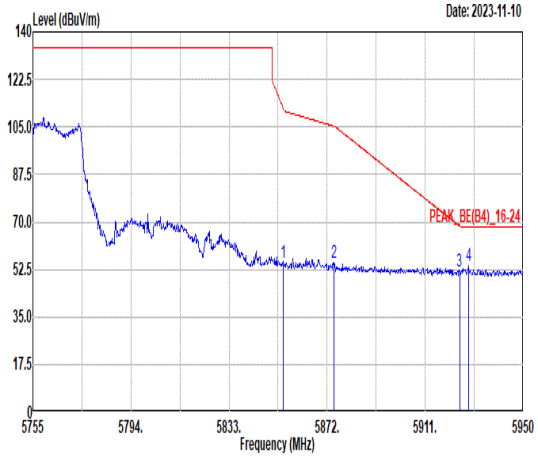 Freq Level Limit Line Margin Read Level Ant Factor Cable Loss Preamp Factor APos TPos Remark MHz dBuV/m dBuV/m dB dBuV dB/m dB dB cm deg 1 5854.65 54.98 111.61 -56.63 40.65 35.30 11.52 32.49 100 328 PEAK 2 5874.73 55.07 105.28 -50.21 40.76 35.32 11.49 32.50 100 328 PEAK 3 5924.65 52.02 68.46 -16.44 37.77 35.39 11.40 32.54 100 328 PEAK 4 5928.16 53.76 68.30 -14.54 39.51 35.40 11.40 32.55 100 328 PEAK	Blank

Mode	35
	Band Edge - L
	U-NII-3_5.725-5.85_802.11be EHT40_CH151_Full_5755MHz
ANT	5+4

Pol.	Vertical	Fundamental
Peak	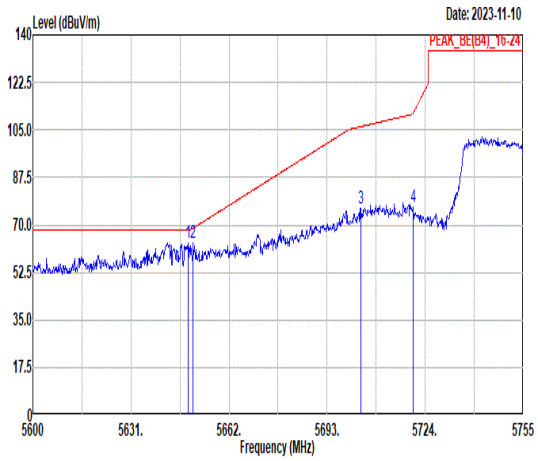 Freq Level Limit Line Margin Read Level Ant Factor Cable Loss Preamp Factor APos TPos Remark MHz dBuV/m dBuV/m dB dBuV dB/m dB dB cm deg 1 5649.14 63.58 68.30 -4.72 49.21 35.01 11.69 32.33 100 18 PEAK 2 5650.69 63.57 68.81 -5.24 49.20 35.01 11.69 32.33 100 18 PEAK 3 5703.70 76.31 106.24 -29.93 61.93 35.09 11.66 32.37 100 18 PEAK 4 5720.13 76.86 111.09 -34.23 62.47 35.11 11.66 32.38 100 18 PEAK	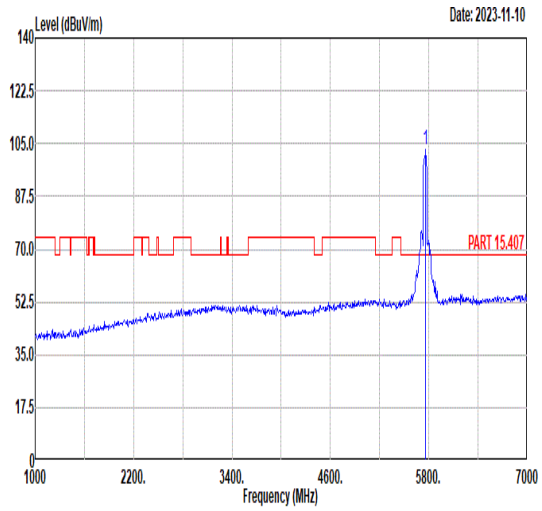 Freq Level Limit Line Margin Read Level Ant Factor Cable Loss Preamp Factor APos TPos Remark MHz dBuV/m dBuV/m dB dBuV dB/m dB dB cm deg 1 5755.00 102.89 ------ ------ 88.50 35.17 11.64 32.42 100 18 PEAK
Avg	Blank	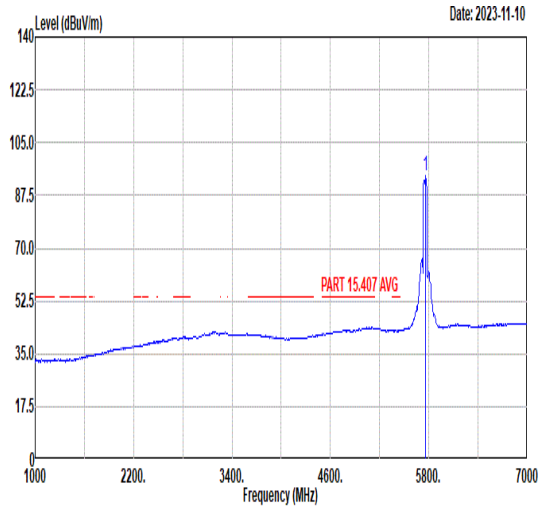 Freq Level Limit Line Margin Read Level Ant Factor Cable Loss Preamp Factor APos TPos Remark MHz dBuV/m dBuV/m dB dBuV dB/m dB dB cm deg 1 5755.00 94.04 ------ ------ 79.65 35.17 11.64 32.42 100 18 AVERAGE

Mode	35	
	Band Edge - R	
	U-NII-3_5.725-5.85_802.11be EHT40_CH151_Full_5755MHz	
ANT	5+4	
Pol.	Vertical	Fundamental
Peak	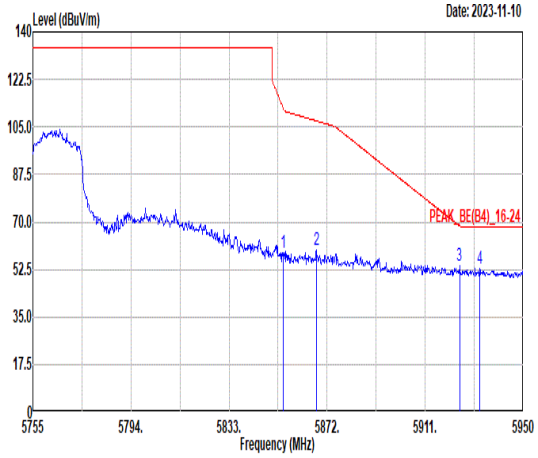 Freq Level Limit Line Margin Read Level Ant Factor Cable Loss Preamp Factor APos TPos Remark MHz dBuV/m dBuV/m dB dBuV dB/m dB dB cm deg 1 5854.45 58.69 112.05 -53.36 44.36 35.30 11.52 32.49 100 18 PEAK 2 5867.71 59.57 107.24 -47.67 45.26 35.31 11.50 32.50 100 18 PEAK 3 5924.65 53.68 68.46 -14.78 39.43 35.39 11.40 32.54 100 18 PEAK 4 5932.65 52.93 68.30 -15.37 38.68 35.41 11.39 32.55 100 18 PEAK	Blank

Mode	36
	Band Edge - L
	U-NII-3_5.725-5.85_802.11be EHT40_CH159_Full_5795MHz
ANT	5+4

Pol.	Horizontal	Fundamental
Peak	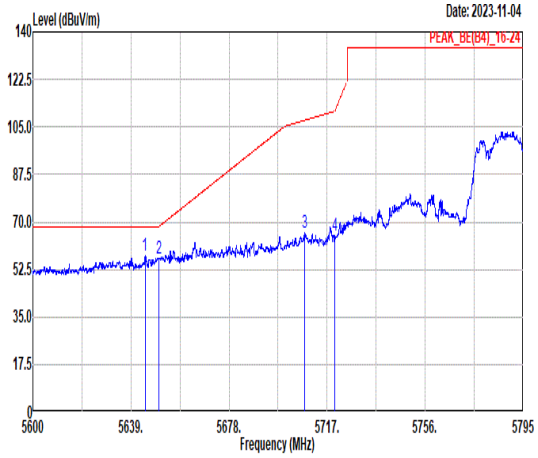 Freq Level Limit Line Margin (dB) Read Level Ant Factor Cable Loss Preamp Factor APos TPos Remark MHz dBuV/m dBuV/m dBuV dB/m dB dB cm deg 1 5644.58 57.35 68.30 -10.95 42.98 35.00 11.69 32.32 100 110 PEAK 2 5650.23 56.72 68.47 -11.75 42.35 35.01 11.69 32.33 100 110 PEAK 3 5707.95 65.79 107.43 -41.64 51.41 35.09 11.66 32.37 100 110 PEAK 4 5720.00 65.01 110.81 -45.80 50.62 35.11 11.66 32.38 100 110 PEAK	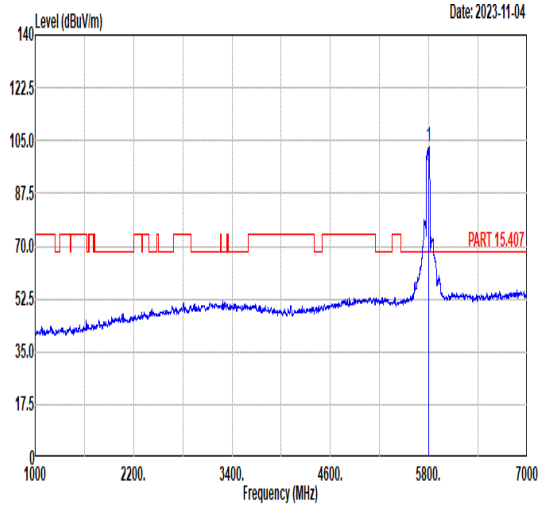 Freq Level Limit Line Margin (dB) Read Level Ant Factor Cable Loss Preamp Factor APos TPos Remark MHz dBuV/m dBuV/m dBuV dB/m dB dB cm deg 1 5795.00 102.85 ------ ------ 88.47 35.23 11.60 32.45 100 110 PEAK
Avg	Blank	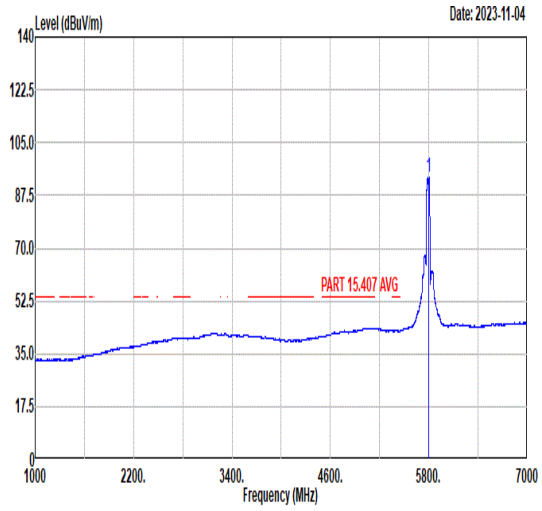 Freq Level Limit Line Margin (dB) Read Level Ant Factor Cable Loss Preamp Factor APos TPos Remark MHz dBuV/m dBuV/m dBuV dB/m dB dB cm deg 1 5795.00 93.72 ------ ------ 79.32 35.20 11.63 32.43 100 110 AVERAGE

Mode	36	
	Band Edge - R	
	U-NII-3_5.725-5.85_802.11be EHT40_CH159_Full_5795MHz	
ANT	5+4	
Pol.	Horizontal	Fundamental
Peak	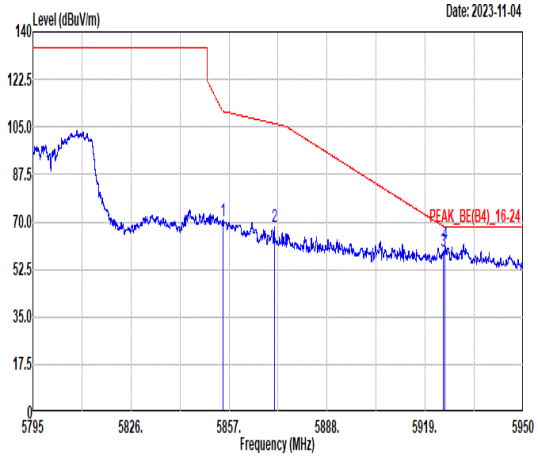 Freq Level Limit Line Margin (dB) Read Level Ant Factor Cable Loss Preamp Factor APos TPos Remark MHz dBuV/m dBuV/m dBuV dB/m dB dB cm deg 1 5854.99 70.35 110.83 -40.48 56.02 35.30 11.52 32.49 100 110 PEAK 2 5871.35 68.18 106.22 -38.04 53.87 35.32 11.49 32.50 100 110 PEAK 3 5924.81 59.39 68.34 -8.95 45.14 35.39 11.40 32.54 100 110 PEAK 4 5925.28 61.96 68.30 -6.34 47.70 35.40 11.40 32.54 100 110 PEAK	Blank

Mode	36
	Band Edge - L
	U-NII-3_5.725-5.85_802.11be EHT40_CH159_Full_5795MHz
ANT	5+4

Pol.	Vertical	Fundamental
Peak	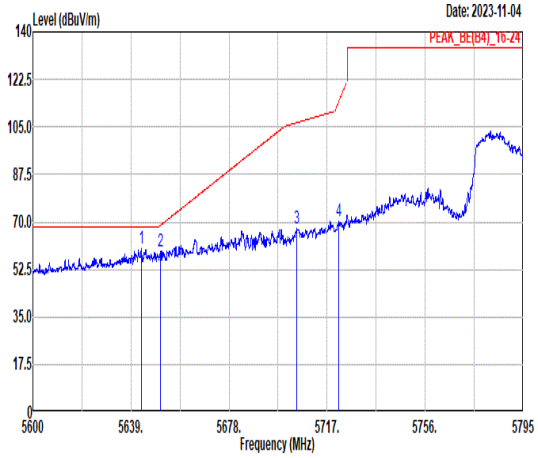 Freq Level Limit Line Margin (dB) Read Level Ant Factor Cable Loss Preamp Factor APos TPos Remark MHz dBuV/m dBuV/m dBuV dB/m dB dB cm deg 1 5643.19 60.34 68.30 -7.96 45.97 35.00 11.69 32.32 100 23 PEAK 2 5650.82 59.40 68.91 -9.51 45.03 35.01 11.69 32.33 100 23 PEAK 3 5705.03 67.38 106.61 -39.23 53.00 35.09 11.66 32.37 100 23 PEAK 4 5721.58 70.22 114.41 -44.19 55.84 35.11 11.65 32.38 100 23 PEAK	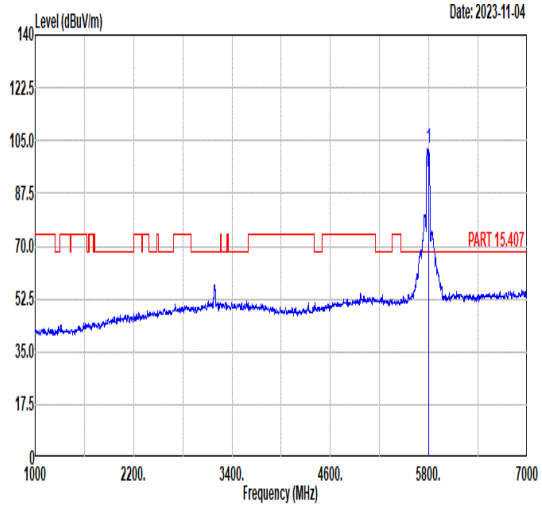 Freq Level Limit Line Margin (dB) Read Level Ant Factor Cable Loss Preamp Factor APos TPos Remark MHz dBuV/m dBuV/m dBuV dB/m dB dB cm deg 1 5795.00 102.53 ------ ------ 88.14 35.19 11.63 32.43 100 23 PEAK
Avg	Blank	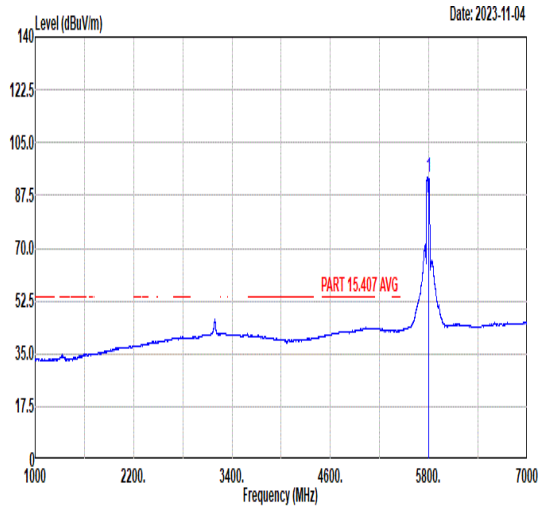 Freq Level Limit Line Margin (dB) Read Level Ant Factor Cable Loss Preamp Factor APos TPos Remark MHz dBuV/m dBuV/m dBuV dB/m dB dB cm deg 1 5795.00 93.77 ------ ------ 79.38 35.19 11.63 32.43 100 23 AVERAGE

Mode	36	
	Band Edge - R	
	U-NII-3_5.725-5.85_802.11be EHT40_CH159_Full_5795MHz	
ANT	5+4	
Pol.	Vertical	Fundamental
Peak	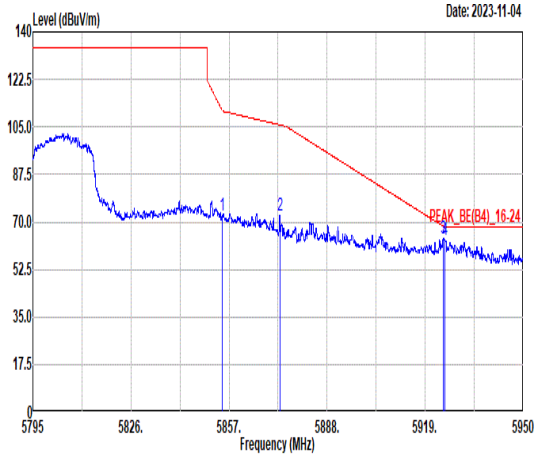 Freq Level Limit Line Margin (dB) Read Level Ant Factor Cable Loss Preamp Factor APos TPos Remark MHz dBuV/m dBuV/m dBuV dB/m dB dB cm deg 1 5854.91 72.29 111.01 -38.72 57.96 35.30 11.52 32.49 100 23 PEAK 2 5873.06 72.33 105.74 -33.41 58.02 35.32 11.49 32.50 100 23 PEAK 3 5924.81 64.04 68.34 -4.30 49.79 35.39 11.40 32.54 100 23 PEAK 4 5925.12 63.27 68.30 -5.03 49.01 35.40 11.40 32.54 100 23 PEAK	Blank

Mode	37
	Band Edge - L
	U-NII-3_5.725-5.85_802.11be EHT80_CH155_Full_5775MHz
ANT	5+4

Pol.	Horizontal	Fundamental
Peak	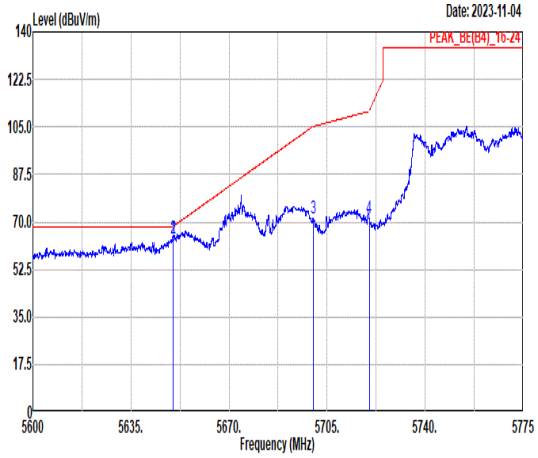 Freq Level Limit Line Margin Read Level Ant Factor Cable Loss Preamp Factor APos TPos Remark MHz dBuV/m dBuV/m dB dBuV dB/m dB dB cm deg 1 5649.98 63.87 68.30 -4.43 49.50 35.01 11.69 32.33 100 98 PEAK 2 5650.02 63.78 68.31 -4.53 49.41 35.01 11.69 32.33 100 98 PEAK 3 5700.03 71.55 105.21 -33.66 57.18 35.08 11.66 32.37 100 98 PEAK 4 5720.02 71.18 110.83 -39.65 56.79 35.11 11.66 32.38 100 98 PEAK	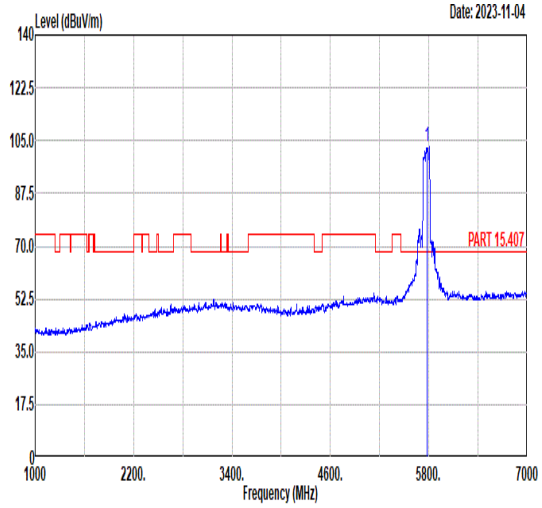 Freq Level Limit Line Margin Read Level Ant Factor Cable Loss Preamp Factor APos TPos Remark MHz dBuV/m dBuV/m dB dBuV dB/m dB dB cm deg 1 5775.00 103.01 ------ ------ 88.63 35.23 11.60 32.45 100 98 PEAK
Avg	Blank	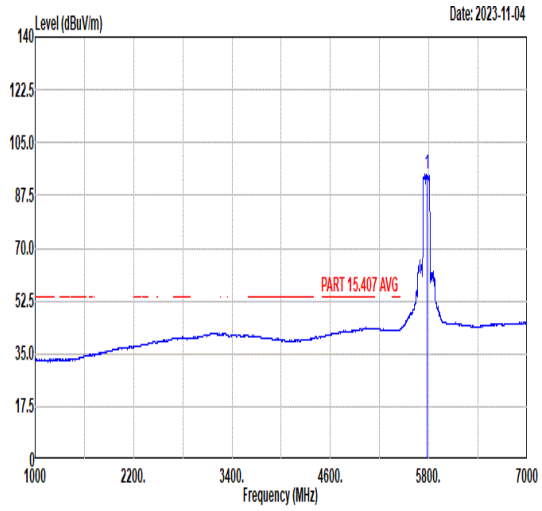 Freq Level Limit Line Margin Read Level Ant Factor Cable Loss Preamp Factor APos TPos Remark MHz dBuV/m dBuV/m dB dBuV dB/m dB dB cm deg 1 5775.00 94.71 ------ ------ 80.33 35.17 11.63 32.42 100 98 AVERAGE

Mode	37	
	Band Edge - R	
	U-NII-3_5.725-5.85_802.11be EHT80_CH155_Full_5775MHz	
ANT	5+4	
Pol.	Horizontal	Fundamental
Peak	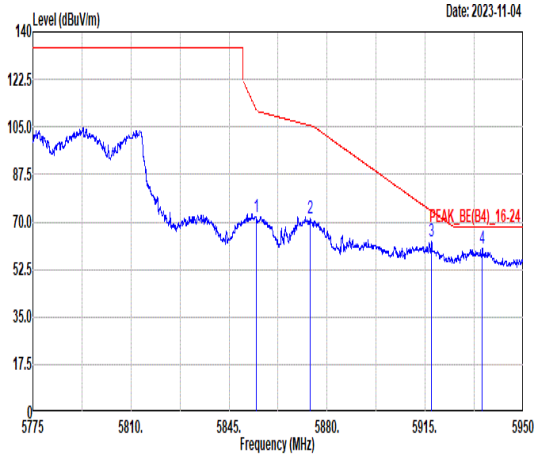 Freq Level Limit Line Margin Read Level Ant Factor Cable Loss Preamp Factor APos TPos Remark MHz dBuV/m dBuV/m dB dBuV dB/m dB dB cm deg 1 5854.73 71.76 111.42 -39.66 57.43 35.30 11.52 32.49 100 98 PEAK 2 5873.98 71.58 105.49 -33.91 57.27 35.32 11.49 32.50 100 98 PEAK 3 5917.21 62.69 73.95 -11.26 48.43 35.38 11.42 32.54 100 98 PEAK 4 5935.41 60.44 68.30 -7.86 46.19 35.41 11.39 32.55 100 98 PEAK	Blank

Mode	37
	Band Edge - L
	U-NII-3_5.725-5.85_802.11be EHT80_CH155_Full_5775MHz
ANT	5+4

Pol.	Vertical	Fundamental
Peak	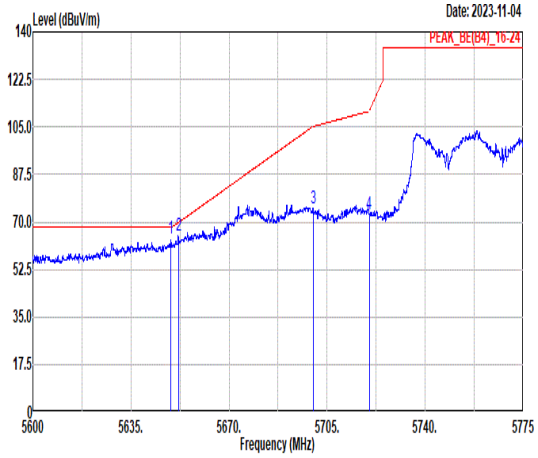 Freq Level Limit Line Margin Read Level Ant Factor Cable Loss Preamp Factor APos TPos Remark MHz dBuV/m dBuV/m dB dBuV dB/m dB dB cm deg 1 5649.28 63.90 68.30 -4.40 49.53 35.01 11.69 32.33 100 325 PEAK 2 5651.91 64.85 69.71 -4.86 50.48 35.01 11.69 32.33 100 325 PEAK 3 5700.01 74.85 105.20 -30.35 60.48 35.08 11.66 32.37 100 325 PEAK 4 5720.02 72.67 110.83 -38.16 58.28 35.11 11.66 32.38 100 325 PEAK	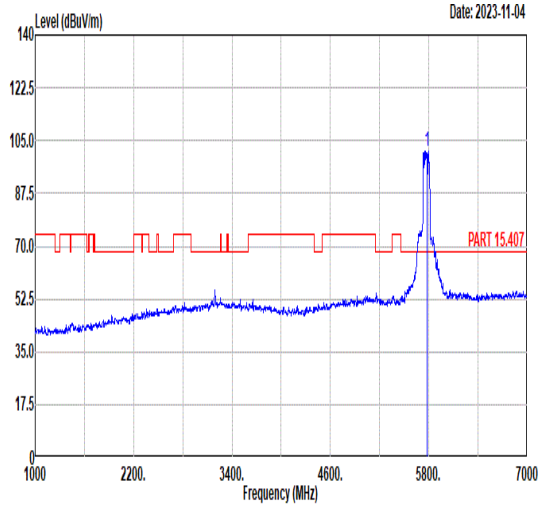 Freq Level Limit Line Margin Read Level Ant Factor Cable Loss Preamp Factor APos TPos Remark MHz dBuV/m dBuV/m dB dBuV dB/m dB dB cm deg 1 5775.00 101.64 ------ ------ 87.24 35.22 11.62 32.44 100 325 PEAK
Avg	Blank	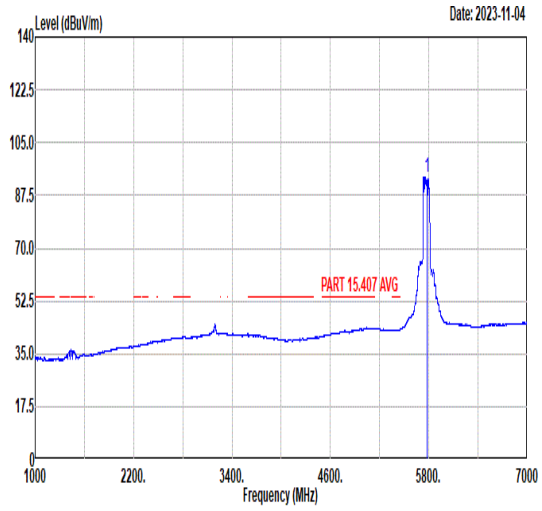 Freq Level Limit Line Margin Read Level Ant Factor Cable Loss Preamp Factor APos TPos Remark MHz dBuV/m dBuV/m dB dBuV dB/m dB dB cm deg 1 5775.00 93.75 ------ ------ 79.37 35.12 11.65 32.39 100 325 AVERAGE

Mode	37	
	Band Edge - R	
	U-NII-3_5.725-5.85_802.11be EHT80_CH155_Full_5775MHz	
ANT	5+4	
Pol.	Vertical	Fundamental
Peak	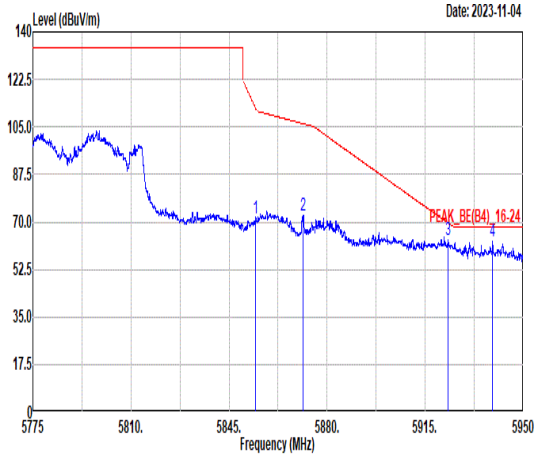 Freq Level Limit Line Margin Read Level Ant Factor Cable Loss Preamp Factor APos TPos Remark MHz dBuV/m dBuV/m dB dBuV dB/m dB dB cm deg 1 5854.54 71.50 111.85 -40.35 57.17 35.30 11.52 32.49 100 325 PEAK 2 5871.53 72.60 106.17 -33.57 58.29 35.32 11.49 32.50 100 325 PEAK 3 5923.16 63.41 69.56 -6.15 49.15 35.39 11.41 32.54 100 325 PEAK 4 5939.06 62.72 68.30 -5.58 48.48 35.41 11.38 32.55 100 325 PEAK	Blank

Mode	37	
	Harmonic	
	U-NII-3_5.725-5.85_802.11be EHT80_CH155_Full_5775MHz	
ANT	CDD 5+4	
Pol.	Horizontal	Vertical
Peak Avg	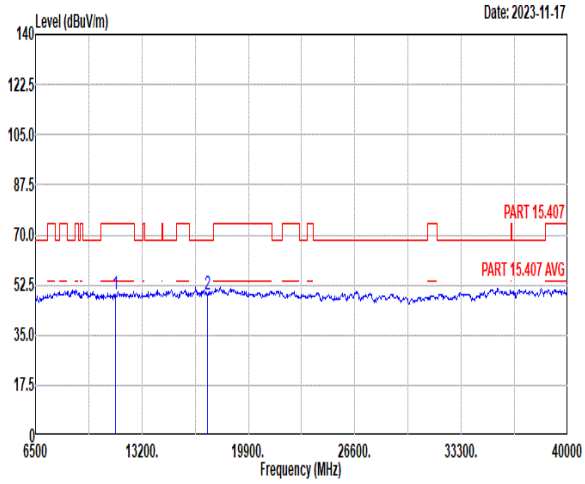 Freq Level Limit Line Margin Read Level Ant Factor Cable Loss Preamp Factor APos TPos Remark MHz dBuV/m dBuV/m dB dBuV dB/m dB dB cm deg 1 11550.00 49.27 74.00 -24.73 45.23 39.84 14.87 50.67 -- -- Peak 2 17325.00 49.31 68.30 -18.99 41.37 42.37 17.59 52.02 -- -- Peak	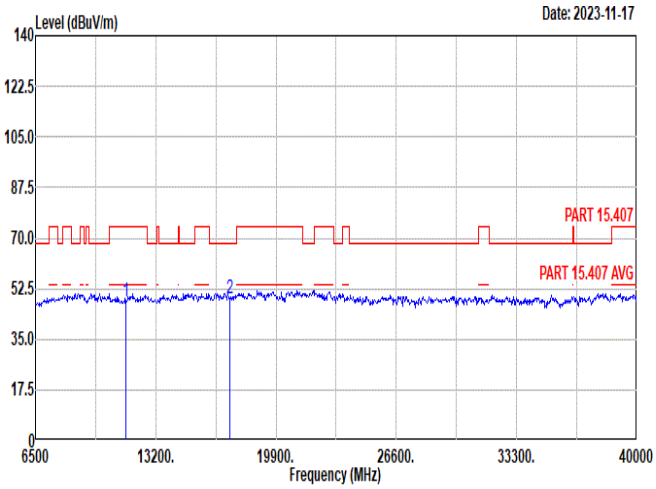 Freq Level Limit Line Margin Read Level Ant Factor Cable Loss Preamp Factor APos TPos Remark MHz dBuV/m dBuV/m dB dBuV dB/m dB dB cm deg 1 11550.00 48.25 74.00 -25.75 44.21 39.84 14.87 50.67 -- -- Peak 2 17325.00 49.09 68.30 -19.21 41.15 42.37 17.59 52.02 -- -- Peak

Mode	38	
	Band Edge	
	U-NII-1_5.15-5.25_802.11be EHT20_CH36_Single RU_5180MHz	
ANT	CDD 5+4	
Pol.	Horizontal	Fundamental
Peak	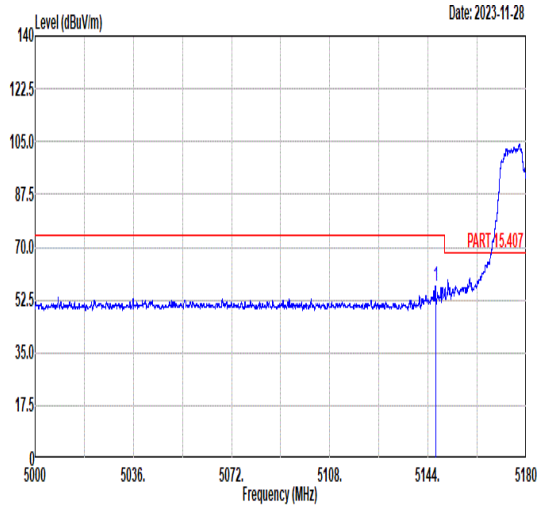 Freq Level Limit Line Margin (dB) Read Level Ant Factor Cable Loss Preamp Factor APos TPos Remark MHz dBuV/m dBuV/m dBuV dB/m dB dB cm deg 1 5146.81 56.97 74.00 -17.03 42.79 34.87 11.09 31.78 100 88 PEAK	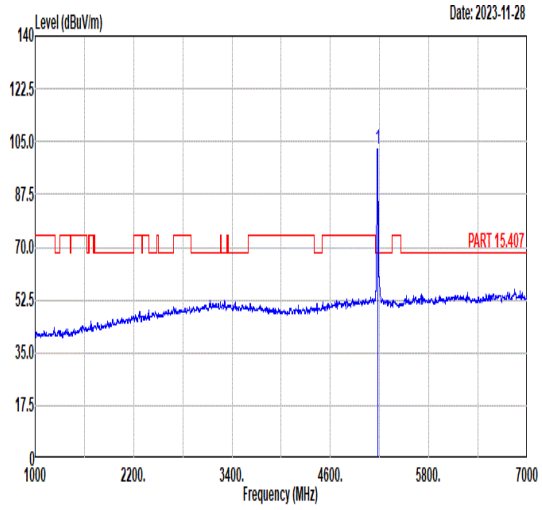 Freq Level Limit Line Margin (dB) Read Level Ant Factor Cable Loss Preamp Factor APos TPos Remark MHz dBuV/m dBuV/m dBuV dB/m dB dB cm deg 1 5180.00 102.71 ------ ------ 88.58 34.87 11.07 31.81 100 88 PEAK
Avg	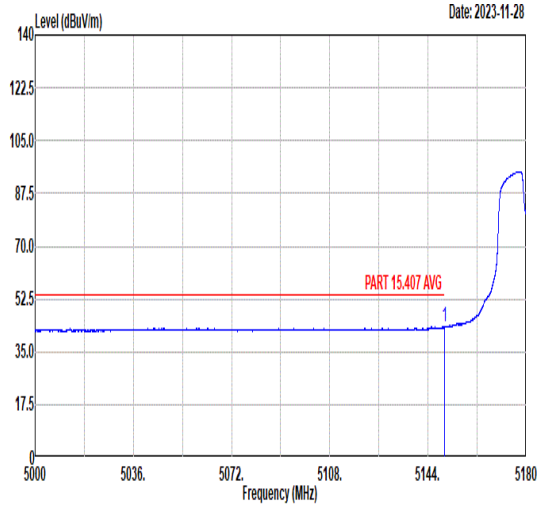 Freq Level Limit Line Margin (dB) Read Level Ant Factor Cable Loss Preamp Factor APos TPos Remark MHz dBuV/m dBuV/m dBuV dB/m dB dB cm deg 1 5149.99 43.32 54.00 -10.68 29.15 34.87 11.08 31.78 100 88 AVERAGE	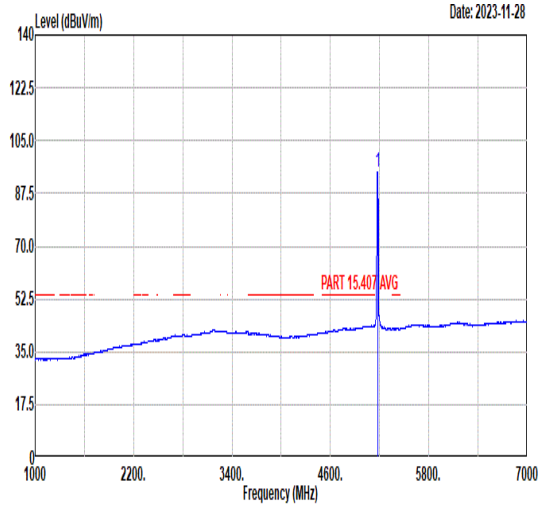 Freq Level Limit Line Margin (dB) Read Level Ant Factor Cable Loss Preamp Factor APos TPos Remark MHz dBuV/m dBuV/m dBuV dB/m dB dB cm deg 1 5180.00 94.78 ------ ------ 80.65 34.87 11.07 31.81 100 88 AVERAGE

Mode	38	
	Band Edge	
	U-NII-1_5.15-5.25_802.11be EHT20_CH36_Single RU_5180MHz	
ANT	CDD 5+4	
Pol.	Vertical	Fundamental
Peak	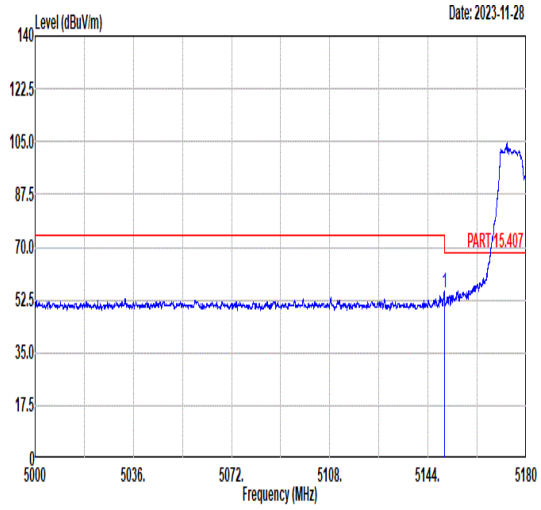 Freq Level Limit Line Margin (dB) Read Level Ant Factor Cable Loss Preamp Factor APos TPos Remark 1 5149.99 55.18 74.00 -18.82 41.01 34.87 11.08 31.78 378 153 PEAK	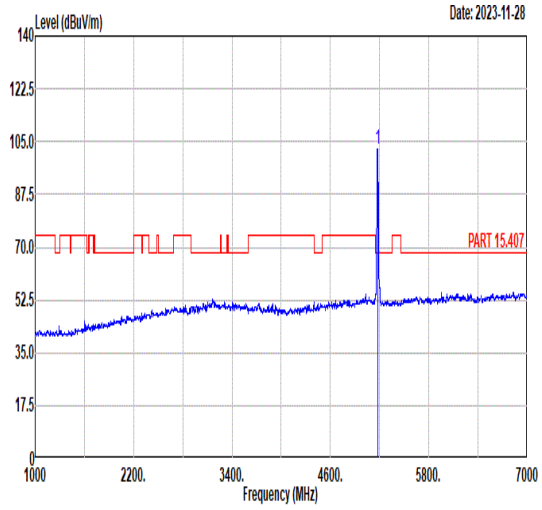 Freq Level Limit Line Margin (dB) Read Level Ant Factor Cable Loss Preamp Factor APos TPos Remark 1 5180.00 102.33 ------ ------ 88.20 34.87 11.07 31.81 378 153 PEAK
Avg	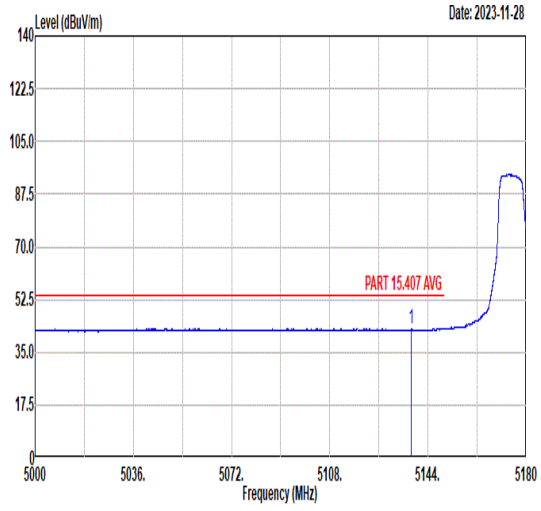 Freq Level Limit Line Margin (dB) Read Level Ant Factor Cable Loss Preamp Factor APos TPos Remark 1 5137.97 42.80 54.00 -11.20 28.61 34.87 11.09 31.77 378 153 AVERAGE	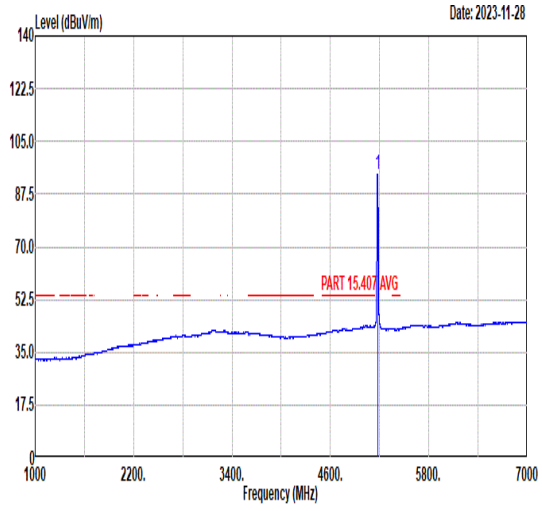 Freq Level Limit Line Margin (dB) Read Level Ant Factor Cable Loss Preamp Factor APos TPos Remark 1 5180.00 93.88 ------ ------ 79.75 34.87 11.07 31.81 378 153 AVERAGE

Mode	39	
	Band Edge	
	U-NII-2A_5.15-5.25_802.11be EHT20_CH64_Single RU_5320MHz	
ANT	CDD 5+4	
Pol.	Horizontal	Fundamental
Peak	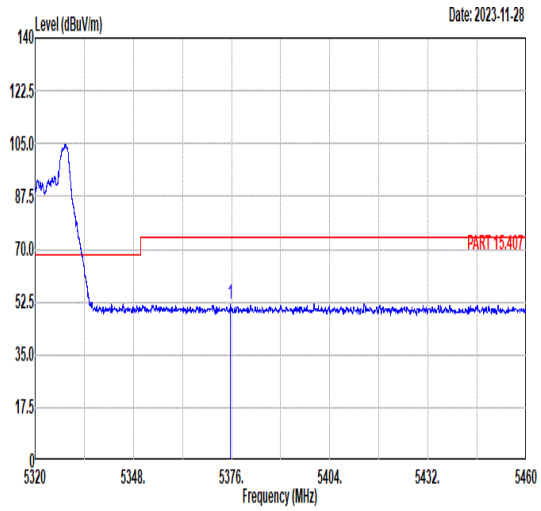 Freq Level Limit Line Margin (dB) Read Level Ant Factor Cable Loss Preamp Factor APos TPos Remark 1 5375.66 52.01 74.00 -21.99 38.33 34.82 10.92 32.06 393 72 PEAK	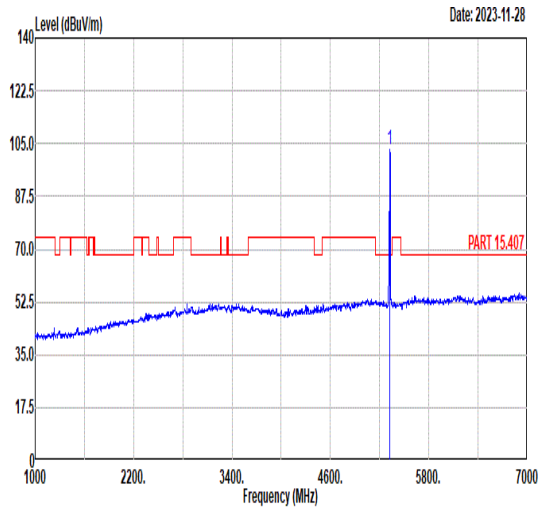 Freq Level Limit Line Margin (dB) Read Level Ant Factor Cable Loss Preamp Factor APos TPos Remark 1 5320.00 103.23 ------ ------ 89.43 34.84 10.96 32.00 393 72 PEAK
Avg	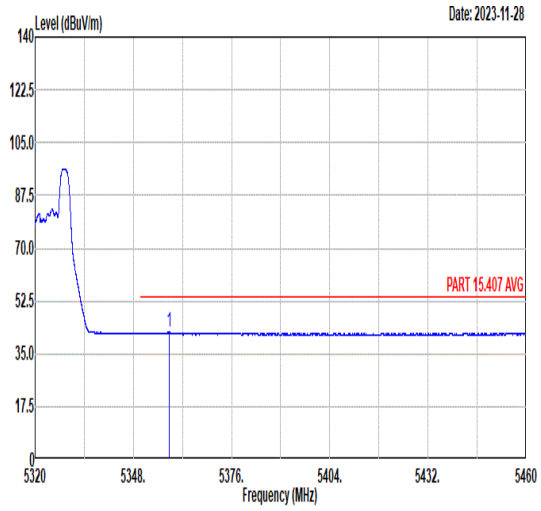 Freq Level Limit Line Margin (dB) Read Level Ant Factor Cable Loss Preamp Factor APos TPos Remark 1 5358.30 42.13 54.00 -11.87 28.40 34.83 10.94 32.04 393 72 AVERAGE	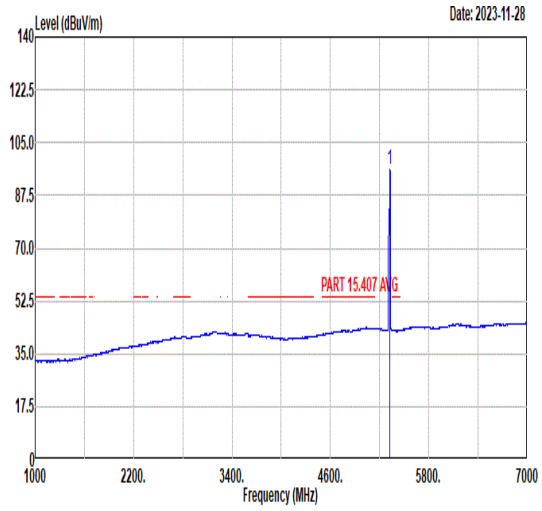 Freq Level Limit Line Margin (dB) Read Level Ant Factor Cable Loss Preamp Factor APos TPos Remark 1 5320.00 96.08 ------ ------ 82.28 34.84 10.96 32.00 393 72 AVERAGE

Mode	39	
	Band Edge	
	U-NII-2A_5.15-5.25_802.11be EHT20_CH64_Single RU_5320MHz	
ANT	CDD 5+4	
Pol.	Vertical	Fundamental
Peak	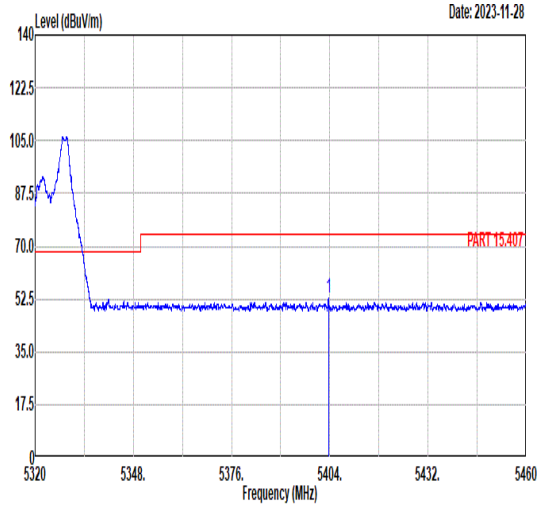 Freq Level Limit Line Margin (dB) Read Level Ant Factor Cable Loss Preamp Factor APos TPos Remark 1 5403.66 52.58 74.00 -21.42 38.96 34.82 10.90 32.10 375 129 PEAK	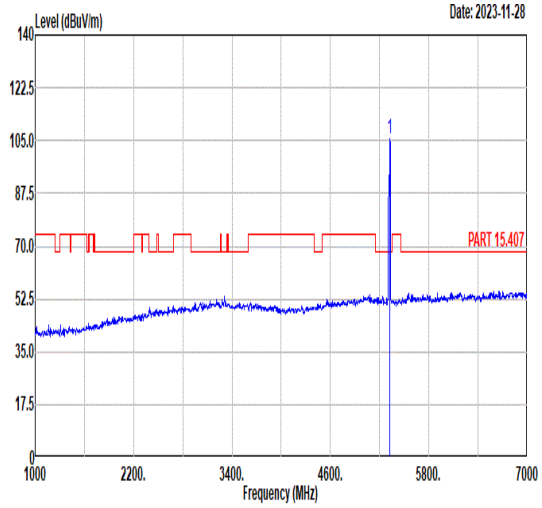 Freq Level Limit Line Margin (dB) Read Level Ant Factor Cable Loss Preamp Factor APos TPos Remark 1 5320.00 105.77 ------ ------ 91.97 34.84 10.96 32.00 375 129 PEAK
Avg	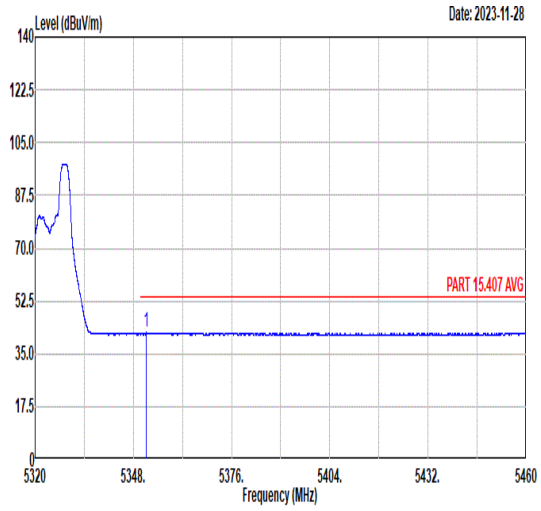 Freq Level Limit Line Margin (dB) Read Level Ant Factor Cable Loss Preamp Factor APos TPos Remark 1 5351.71 42.01 54.00 -11.99 28.27 34.83 10.94 32.03 375 129 AVERAGE	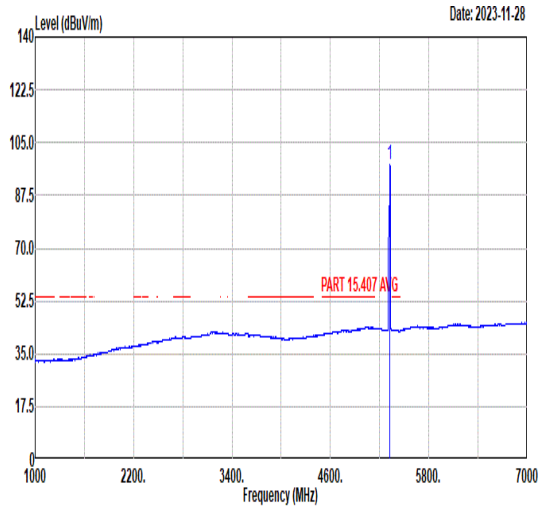 Freq Level Limit Line Margin (dB) Read Level Ant Factor Cable Loss Preamp Factor APos TPos Remark 1 5320.00 97.74 ------ ------ 83.94 34.84 10.96 32.00 375 129 AVERAGE

Mode	40	
	Band Edge	
	U-NII-2C_5.25-5.35_802.11be EHT20_CH100_Single RU_5500MHz	
ANT	CDD 5+4	
Pol.	Horizontal	Fundamental
Peak	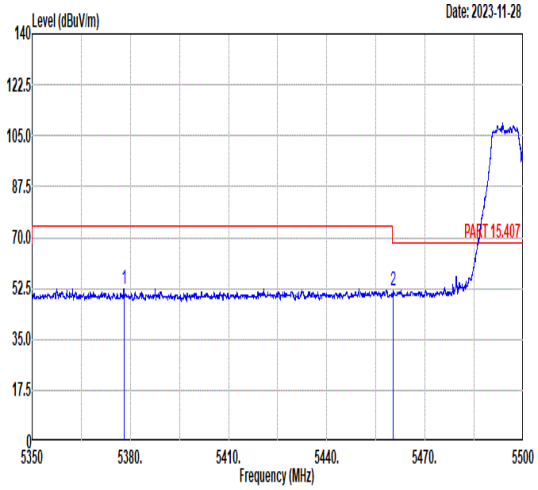 Freq Level Limit Line Margin (dB) Read Level Ant Factor Cable Loss Preamp Factor APos TPos Remark 1 5378.13 52.53 74.00 -21.47 38.85 34.82 10.92 32.06 316 84 PEAK 2 5460.34 51.64 68.30 -16.66 37.88 34.81 11.12 32.17 316 84 PEAK	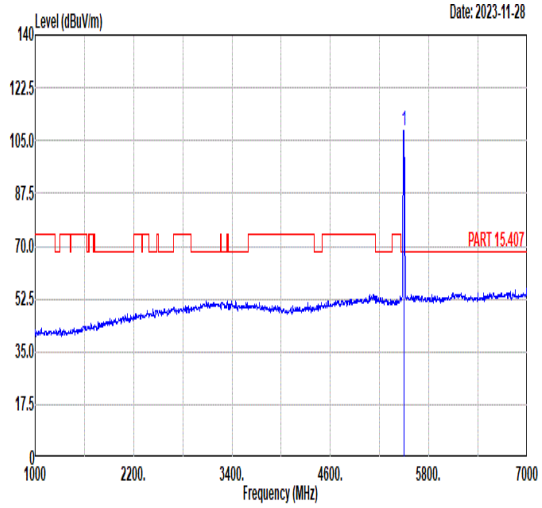 Freq Level Limit Line Margin (dB) Read Level Ant Factor Cable Loss Preamp Factor APos TPos Remark 1 5500.00 108.40 ------ ------ 94.55 34.80 11.25 32.20 316 84 PEAK
Avg	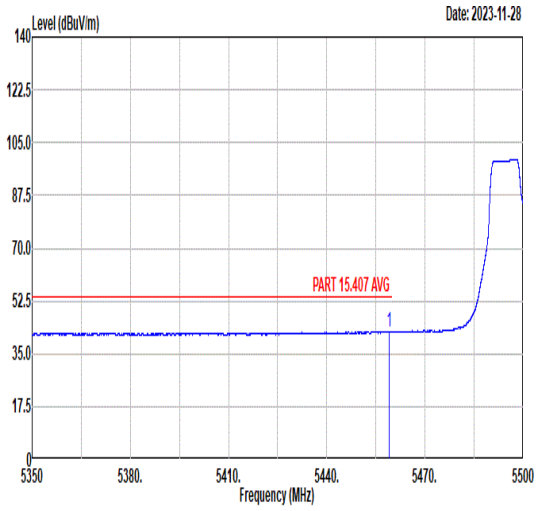 Freq Level Limit Line Margin (dB) Read Level Ant Factor Cable Loss Preamp Factor APos TPos Remark 1 5458.98 42.34 54.00 -11.66 28.57 34.81 11.12 32.16 316 84 AVERAGE	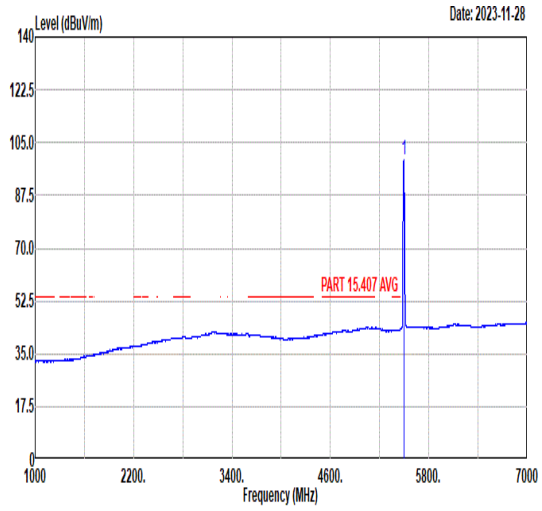 Freq Level Limit Line Margin (dB) Read Level Ant Factor Cable Loss Preamp Factor APos TPos Remark 1 5500.00 99.21 ------ ------ 85.35 34.80 11.27 32.21 316 84 AVERAGE

Mode	40	
	Band Edge	
	U-NII-2C_5.25-5.35_802.11be EHT20_CH100_Single RU_5500MHz	
ANT	CDD 5+4	
Pol.	Vertical	Fundamental
Peak	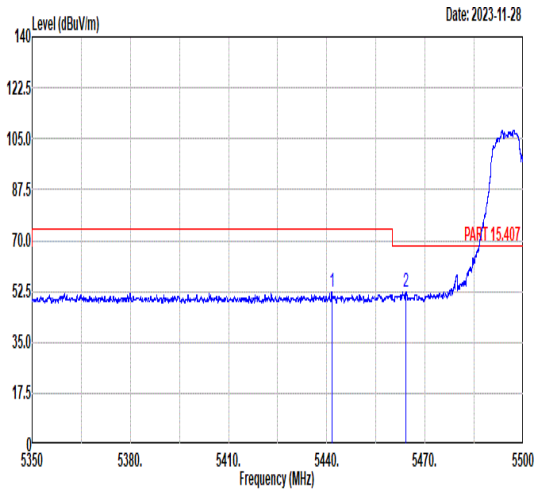 Freq Level Limit Line Margin (dB) Read Level Ant Factor Cable Loss Preamp Factor APos TPos Remark MHz dBuV/m dBuV/m dBuV dB/m dB dB cm deg 1 5441.59 52.36 74.00 -21.64 38.65 34.81 11.04 32.14 299 160 PEAK 2 5464.23 52.45 68.30 -15.85 38.67 34.81 11.14 32.17 299 160 PEAK	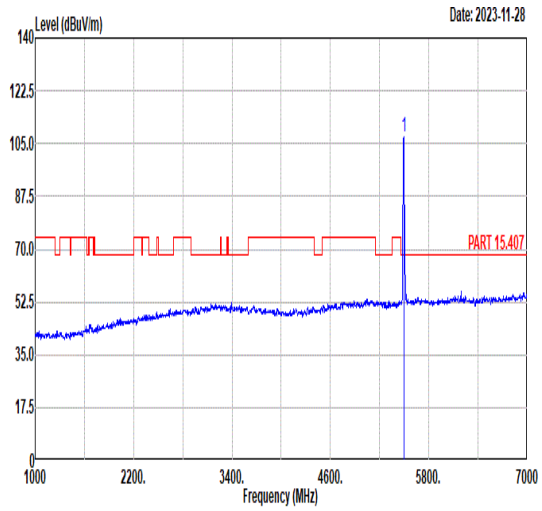 Freq Level Limit Line Margin (dB) Read Level Ant Factor Cable Loss Preamp Factor APos TPos Remark MHz dBuV/m dBuV/m dBuV dB/m dB dB cm deg 1 5500.00 107.00 ------ ------ 93.14 34.80 11.27 32.21 299 160 PEAK
Avg	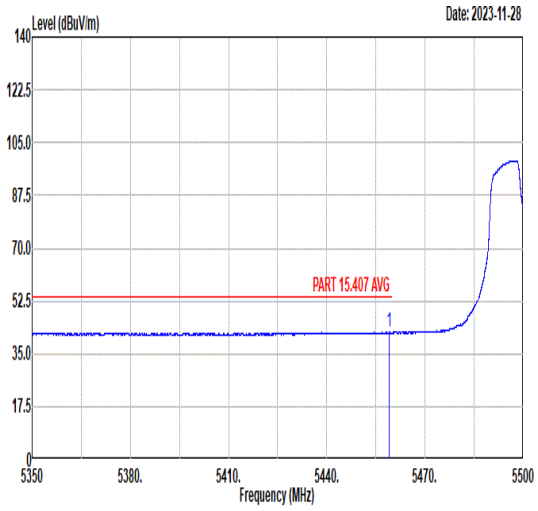 Freq Level Limit Line Margin (dB) Read Level Ant Factor Cable Loss Preamp Factor APos TPos Remark MHz dBuV/m dBuV/m dBuV dB/m dB dB cm deg 1 5459.13 42.21 54.00 -11.79 28.44 34.81 11.12 32.16 299 160 AVERAGE	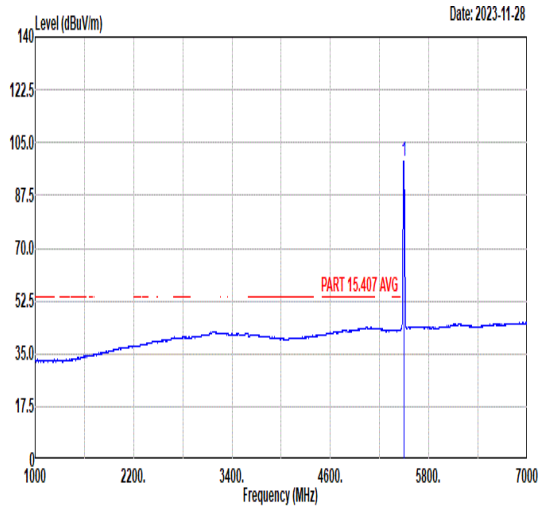 Freq Level Limit Line Margin (dB) Read Level Ant Factor Cable Loss Preamp Factor APos TPos Remark MHz dBuV/m dBuV/m dBuV dB/m dB dB cm deg 1 5500.00 98.81 ------ ------ 84.95 34.80 11.27 32.21 299 160 AVERAGE

Mode	41	
	Band Edge	
	U-NII-2C_5.25-5.35_802.11be EHT20_CH140_Single RU_5700MHz	
ANT	CDD 5+4	
Pol.	Horizontal	Fundamental
Peak	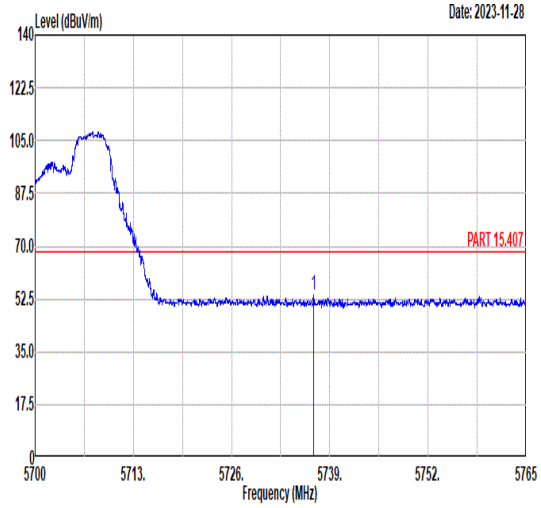 Freq Level Limit Line Margin (dB) Read Level Ant Factor Cable Loss Preamp Factor APos TPos Remark MHz dBuV/m dBuV/m dBuV dB/m dB dB cm deg 1 5736.82 53.88 68.30 -14.42 39.50 35.13 11.65 32.40 100 319 PEAK	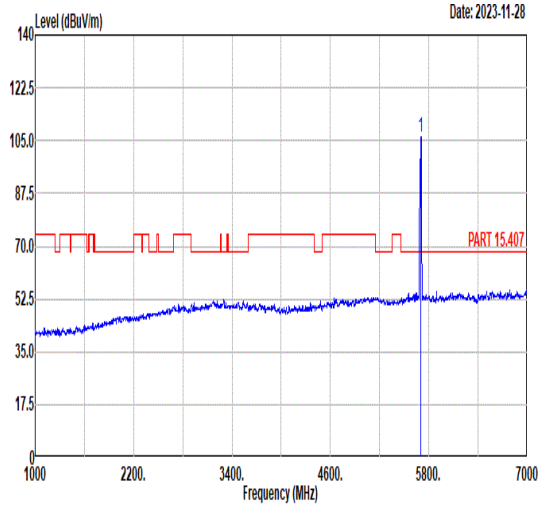 Freq Level Limit Line Margin (dB) Read Level Ant Factor Cable Loss Preamp Factor APos TPos Remark MHz dBuV/m dBuV/m dBuV dB/m dB dB cm deg 1 5700.00 106.25 ------ ------ 91.88 35.08 11.66 32.37 100 319 PEAK
Avg	Blank	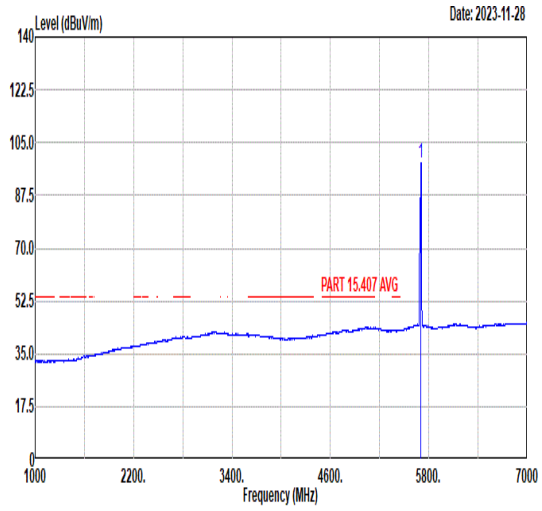 Freq Level Limit Line Margin (dB) Read Level Ant Factor Cable Loss Preamp Factor APos TPos Remark MHz dBuV/m dBuV/m dBuV dB/m dB dB cm deg 1 5700.00 98.38 ------ ------ 84.00 35.09 11.66 32.37 100 319 AVERAGE

Mode	41	
	Band Edge	
	U-NII-2C_5.25-5.35_802.11be EHT20_CH140_Single RU_5700MHz	
ANT	CDD 5+4	
Pol.	Vertical	Fundamental
Peak	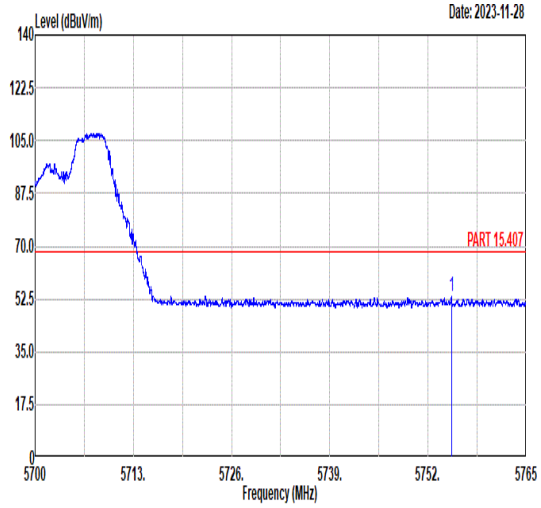 Freq Level Limit Line Margin (dB) Read Level Ant Factor Cable Loss Preamp Factor APos TPos Remark MHz dBuV/m dBuV/m dBuV dB/m dB dB cm deg 1 5755.09 53.26 68.30 -15.04 38.87 35.16 11.64 32.41 400 112 PEAK	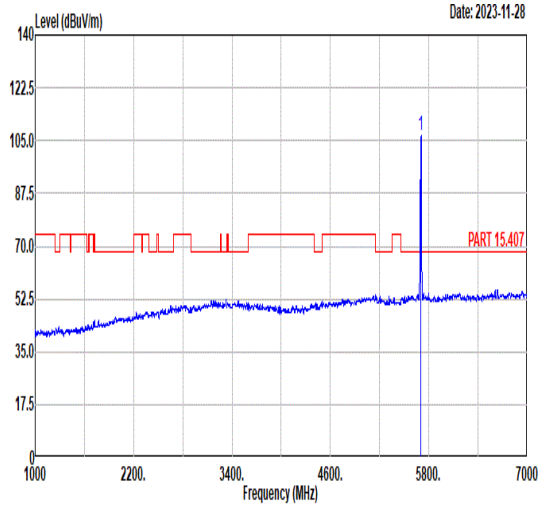 Freq Level Limit Line Margin (dB) Read Level Ant Factor Cable Loss Preamp Factor APos TPos Remark MHz dBuV/m dBuV/m dBuV dB/m dB dB cm deg 1 5700.00 106.59 ------ ------ 92.21 35.09 11.66 32.37 400 112 PEAK
Avg	Blank	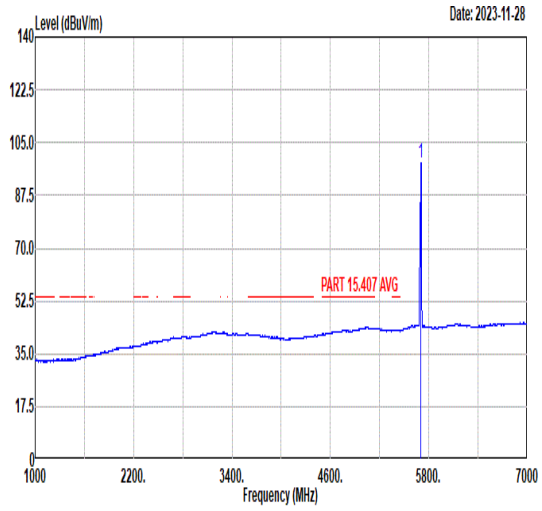 Freq Level Limit Line Margin (dB) Read Level Ant Factor Cable Loss Preamp Factor APos TPos Remark MHz dBuV/m dBuV/m dBuV dB/m dB dB cm deg 1 5700.00 98.08 ------ ------ 83.70 35.09 11.66 32.37 400 112 AVERAGE

Mode	42
	Band Edge
	U-NII-3_5.725-5.85_802.11be EHT20_CH149_Single RU 52/37_5745MHz
ANT	5+4

Pol.	Horizontal	Fundamental
Peak	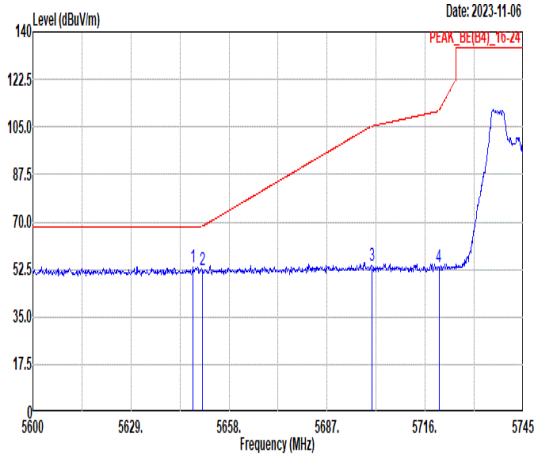 Freq Level Limit Line Margin (dB) Read Level Ant Factor Cable Loss Preamp Factor APos TPos Remark MHz dBuV/m dBuV/m dBuV dB/m dB dB cm deg 1 5647.42 53.44 68.30 -14.86 39.07 35.01 11.69 32.33 100 319 PEAK 2 5650.03 52.12 68.32 -16.20 37.75 35.01 11.69 32.33 100 319 PEAK 3 5700.20 53.91 105.25 -51.34 39.54 35.08 11.66 32.37 100 319 PEAK 4 5720.06 53.24 110.94 -57.70 38.85 35.11 11.66 32.38 100 319 PEAK	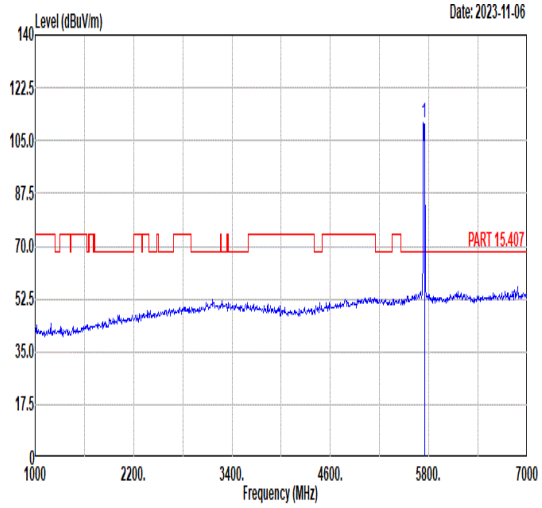 Freq Level Limit Line Margin (dB) Read Level Ant Factor Cable Loss Preamp Factor APos TPos Remark MHz dBuV/m dBuV/m dBuV dB/m dB dB cm deg 1 5745.00 110.91 ------ ------ 96.52 35.13 11.65 32.39 100 319 PEAK
Avg	Blank	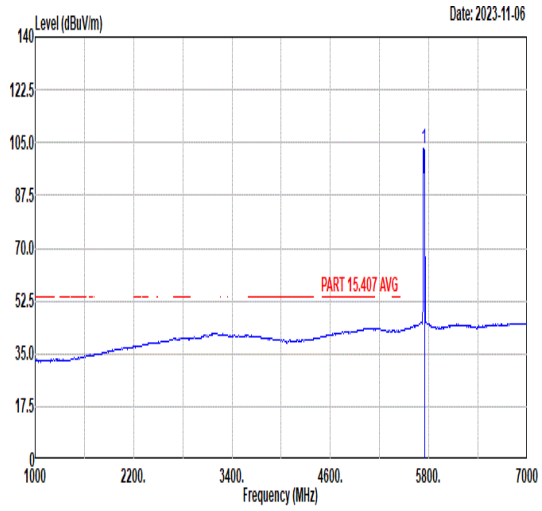 Freq Level Limit Line Margin (dB) Read Level Ant Factor Cable Loss Preamp Factor APos TPos Remark MHz dBuV/m dBuV/m dBuV dB/m dB dB cm deg 1 5745.00 102.92 ------ ------ 88.53 35.13 11.65 32.39 100 319 AVERAGE

Mode	42	
	Band Edge	
	U-NII-3_5.725-5.85_802.11be EHT20_CH149_Single RU 52/37_5745MHz	
ANT	5+4	
Pol.	Vertical	Fundamental
Peak	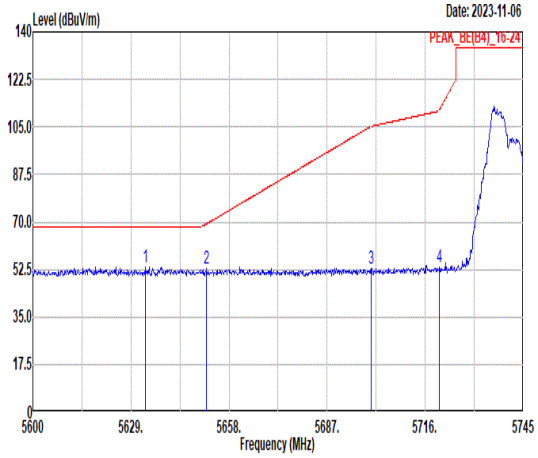 Freq Level Limit Line Margin (dB) Read Level Ant Factor Cable Loss Preamp Factor APos TPos Remark MHz dBuV/m dBuV/m dBuV dB/m dB dB cm deg 1 5633.21 53.37 68.30 -14.93 38.99 34.99 11.70 32.31 396 171 PEAK 2 5651.33 52.82 69.29 -16.47 38.45 35.01 11.69 32.33 396 171 PEAK 3 5700.05 52.63 105.21 -52.58 38.26 35.08 11.66 32.37 396 171 PEAK 4 5720.21 53.41 111.27 -57.86 39.02 35.11 11.66 32.38 396 171 PEAK	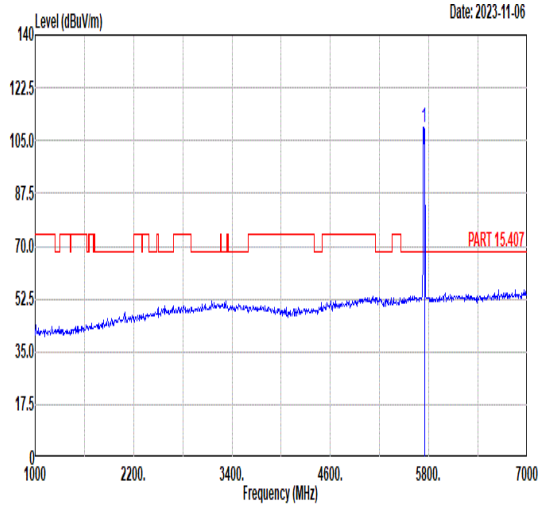 Freq Level Limit Line Margin (dB) Read Level Ant Factor Cable Loss Preamp Factor APos TPos Remark MHz dBuV/m dBuV/m dBuV dB/m dB dB cm deg 1 5745.00 109.57 ------ ------ 95.18 35.13 11.65 32.39 396 171 PEAK
Avg	Blank	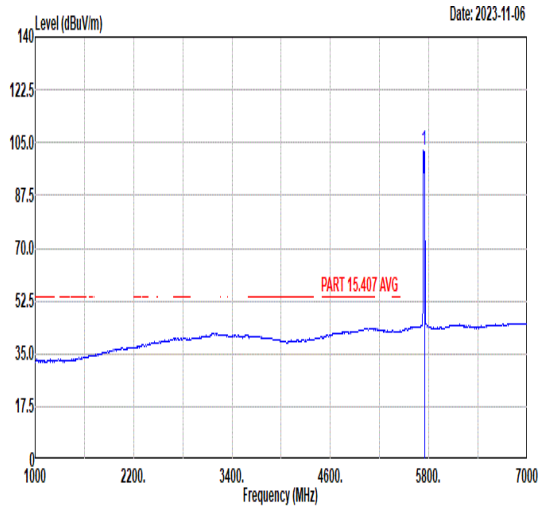 Freq Level Limit Line Margin (dB) Read Level Ant Factor Cable Loss Preamp Factor APos TPos Remark MHz dBuV/m dBuV/m dBuV dB/m dB dB cm deg 1 5745.00 102.38 ------ ------ 87.99 35.13 11.65 32.39 396 171 AVERAGE

Mode	43	
	Band Edge	
	U-NII-3_5.725-5.85_802.11be EHT20_CH165_Single RU 52/40_5825MHz	
ANT	5+4	
Pol.	Horizontal	Fundamental
Peak	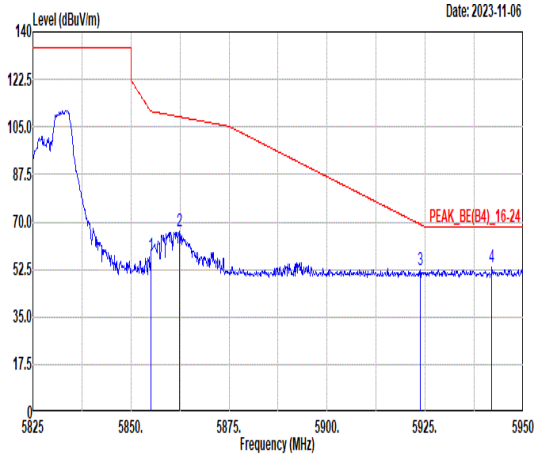 Freq Level Limit Line Margin (dB) Read Level Ant Factor Cable Loss Preamp Factor APos TPos Remark MHz dBuV/m dBuV/m dBuV dB/m dB dB cm deg 1 5855.00 57.56 110.80 -53.24 43.23 35.30 11.52 32.49 100 319 PEAK 2 5862.38 66.37 108.73 -42.36 52.04 35.31 11.51 32.49 100 319 PEAK 3 5923.75 52.18 69.12 -16.94 37.92 35.39 11.41 32.54 100 319 PEAK 4 5942.00 53.16 68.30 -15.14 38.93 35.42 11.37 32.56 100 319 PEAK	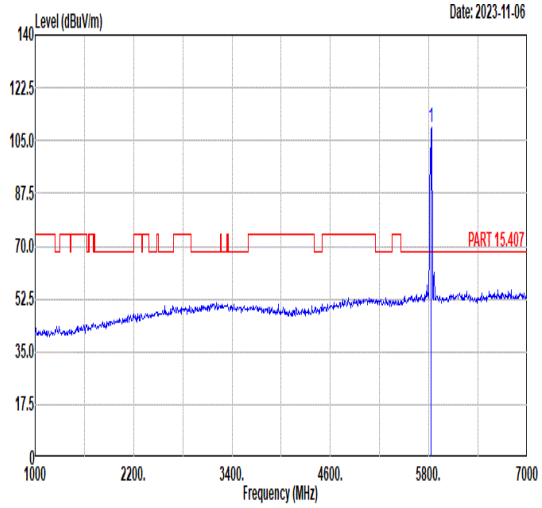 Freq Level Limit Line Margin (dB) Read Level Ant Factor Cable Loss Preamp Factor APos TPos Remark MHz dBuV/m dBuV/m dBuV dB/m dB dB cm deg 1 5825.00 109.40 ------ ------ 95.05 35.27 11.55 32.47 100 319 PEAK
Avg	Blank	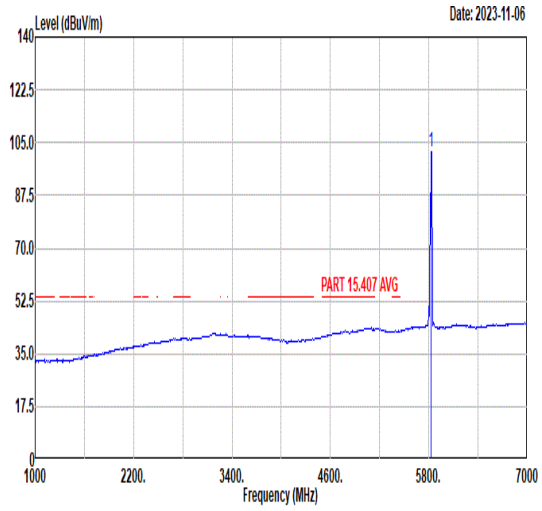 Freq Level Limit Line Margin (dB) Read Level Ant Factor Cable Loss Preamp Factor APos TPos Remark MHz dBuV/m dBuV/m dBuV dB/m dB dB cm deg 1 5825.00 101.86 ------ ------ 87.51 35.26 11.56 32.47 100 319 AVERAGE

Mode	43
	Band Edge
	U-NII-3_5.725-5.85_802.11be EHT20_CH165_Single RU 52/40_5825MHz
ANT	5+4

Pol.	Vertical	Fundamental
Peak	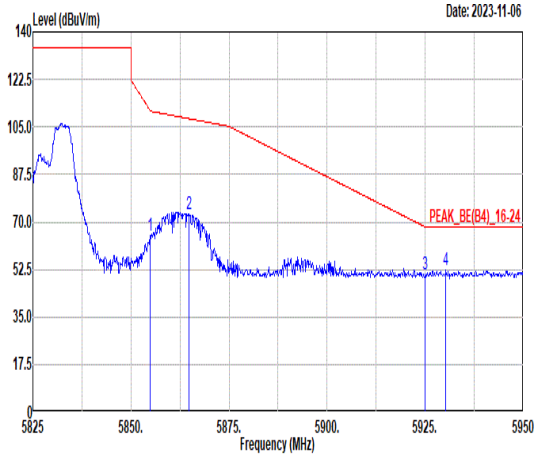 Freq Level Limit Line Margin (dB) Read Level Ant Factor Cable Loss Preamp Factor APos TPos Remark MHz dBuV/m dBuV/m dBuV dB/m dB dB cm deg 1 5854.88 64.88 111.08 -46.20 50.55 35.30 11.52 32.49 100 31 PEAK 2 5864.75 72.81 108.07 -35.26 58.49 35.31 11.51 32.50 100 31 PEAK 3 5925.00 50.95 68.20 -17.25 36.69 35.40 11.40 32.54 100 31 PEAK 4 5930.25 52.19 68.30 -16.11 37.95 35.40 11.39 32.55 100 31 PEAK	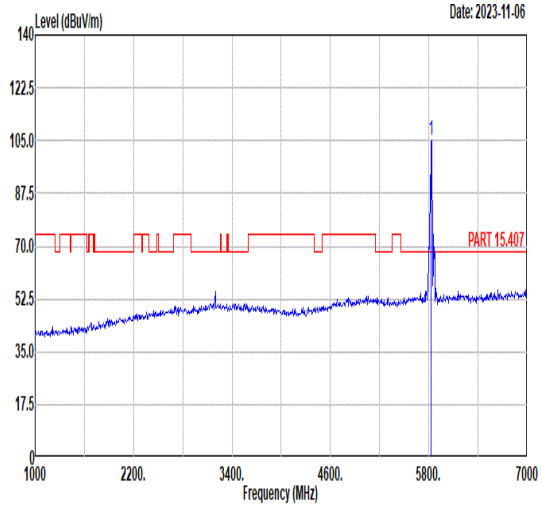 Freq Level Limit Line Margin (dB) Read Level Ant Factor Cable Loss Preamp Factor APos TPos Remark MHz dBuV/m dBuV/m dBuV dB/m dB dB cm deg 1 5825.00 104.93 ------ ------ 90.58 35.27 11.55 32.47 100 31 PEAK
Avg	Blank	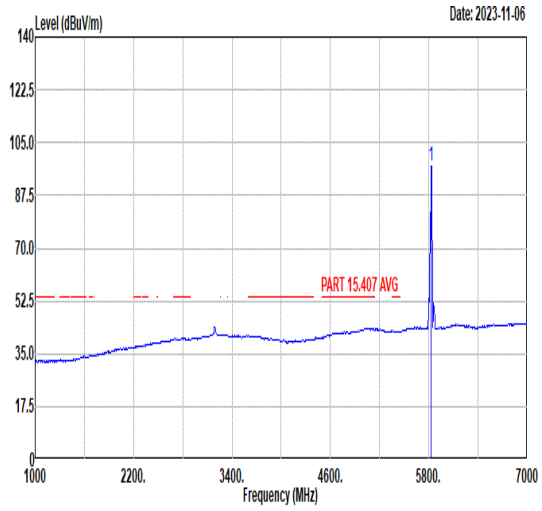 Freq Level Limit Line Margin (dB) Read Level Ant Factor Cable Loss Preamp Factor APos TPos Remark MHz dBuV/m dBuV/m dBuV dB/m dB dB cm deg 1 5825.00 97.13 ------ ------ 82.78 35.26 11.56 32.47 100 31 AVERAGE

Mode	44	
	Band Edge	
	U-NII-1_5.15-5.25_802.11be EHT20_CH36_Small RU 52+26_5180MHz	
ANT	CDD 5+4	
Pol.	Horizontal	Fundamental
Peak	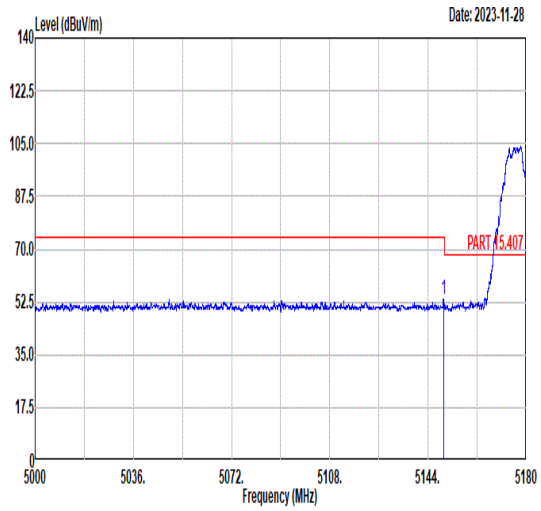 Freq Level Limit Line Margin (dB) Read Level Ant Factor Cable Loss Preamp Factor APos TPos Remark 1 5149.65 53.28 74.00 -20.72 39.10 34.87 11.09 31.78 100 85 PEAK	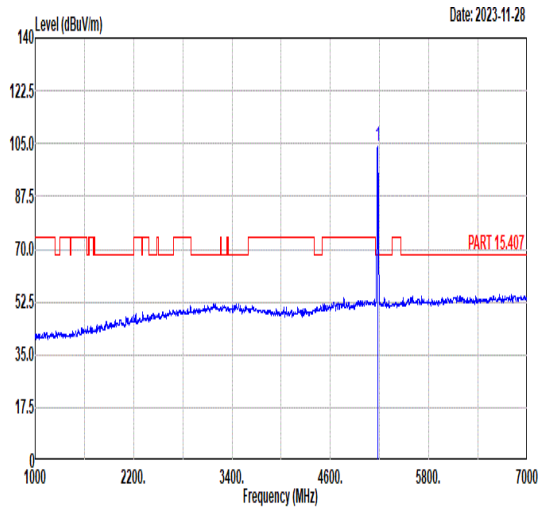 Freq Level Limit Line Margin (dB) Read Level Ant Factor Cable Loss Preamp Factor APos TPos Remark 1 5180.00 103.87 ------ ------ 89.74 34.87 11.07 31.81 100 85 PEAK
Avg	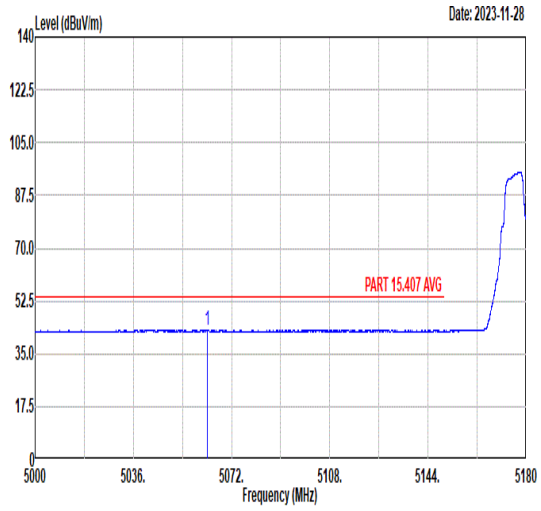 Freq Level Limit Line Margin (dB) Read Level Ant Factor Cable Loss Preamp Factor APos TPos Remark 1 5063.09 42.85 54.00 -11.15 28.50 34.89 11.13 31.67 100 85 AVERAGE	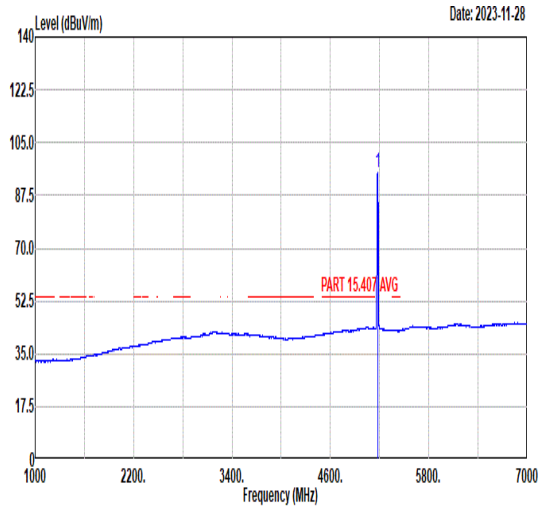 Freq Level Limit Line Margin (dB) Read Level Ant Factor Cable Loss Preamp Factor APos TPos Remark 1 5180.00 95.08 ------ ------ 80.95 34.87 11.07 31.81 100 85 AVERAGE

Mode	44	
	Band Edge	
	U-NII-1_5.15-5.25_802.11be EHT20_CH36_Small RU 52+26_5180MHz	
ANT	CDD 5+4	
Pol.	Vertical	Fundamental
Peak	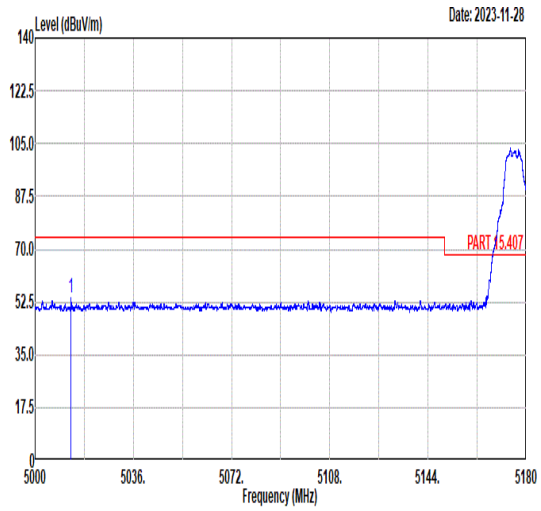 Freq Level Limit Line Margin (dB) Read Level Ant Factor Cable Loss Preamp Factor APos TPos Remark MHz dBuV/m dBuV/m dBuV dB/m dB dB cm deg 1 5013.05 53.63 74.00 -20.37 39.18 34.90 11.16 31.61 376 153 PEAK	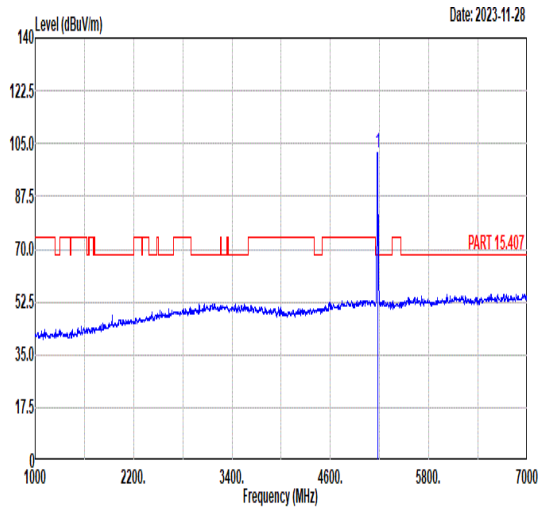 Freq Level Limit Line Margin (dB) Read Level Ant Factor Cable Loss Preamp Factor APos TPos Remark MHz dBuV/m dBuV/m dBuV dB/m dB dB cm deg 1 5180.00 101.92 ------ ------ 87.79 34.87 11.07 31.81 376 153 PEAK
Avg	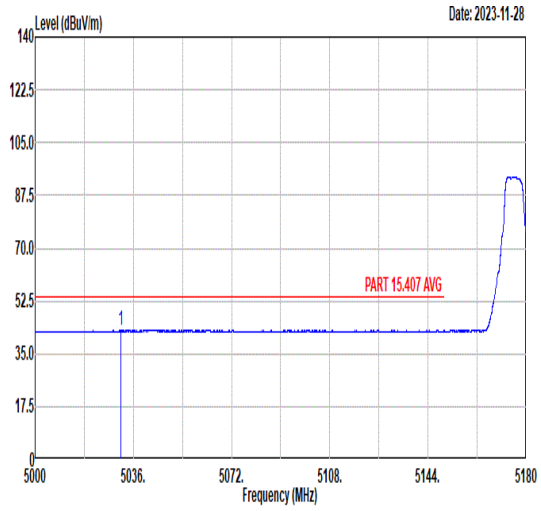 Freq Level Limit Line Margin (dB) Read Level Ant Factor Cable Loss Preamp Factor APos TPos Remark MHz dBuV/m dBuV/m dBuV dB/m dB dB cm deg 1 5031.43 42.80 54.00 -11.20 28.39 34.89 11.15 31.63 376 153 AVERAGE	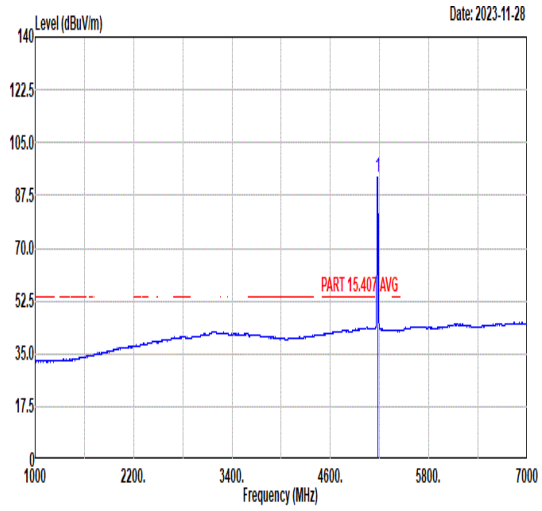 Freq Level Limit Line Margin (dB) Read Level Ant Factor Cable Loss Preamp Factor APos TPos Remark MHz dBuV/m dBuV/m dBuV dB/m dB dB cm deg 1 5180.00 93.50 ------ ------ 79.37 34.87 11.07 31.81 376 153 AVERAGE

Mode	45	
	Band Edge	
	U-NII-1_5.15-5.25_802.11be EHT20_CH36_Small RU 106+26_5180MHz	
ANT	CDD 5+4	
Pol.	Horizontal	Fundamental
Peak	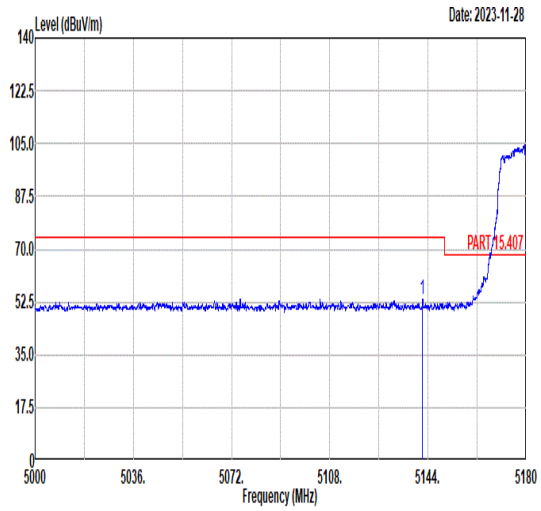 Freq Level Limit Line Margin (dB) Read Level Ant Factor Cable Loss Preamp Factor APos TPos Remark MHz dBuV/m dBuV/m dBuV dB/m dB dB cm deg 1 5141.93 53.51 74.00 -20.49 39.32 34.87 11.09 31.77 100 79 PEAK	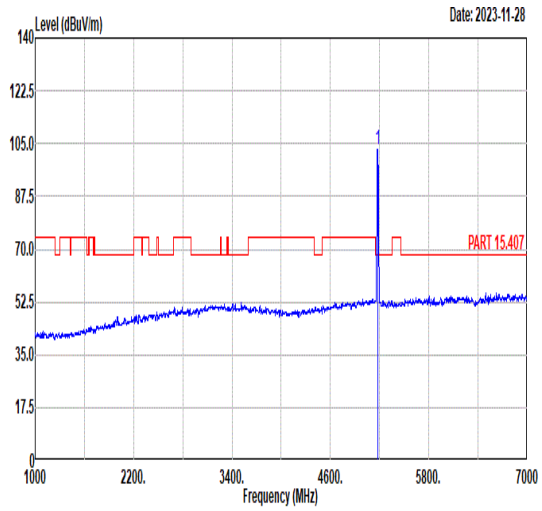 Freq Level Limit Line Margin (dB) Read Level Ant Factor Cable Loss Preamp Factor APos TPos Remark MHz dBuV/m dBuV/m dBuV dB/m dB dB cm deg 1 5180.00 103.13 ------ ------ 89.00 34.87 11.07 31.81 100 79 PEAK
Avg	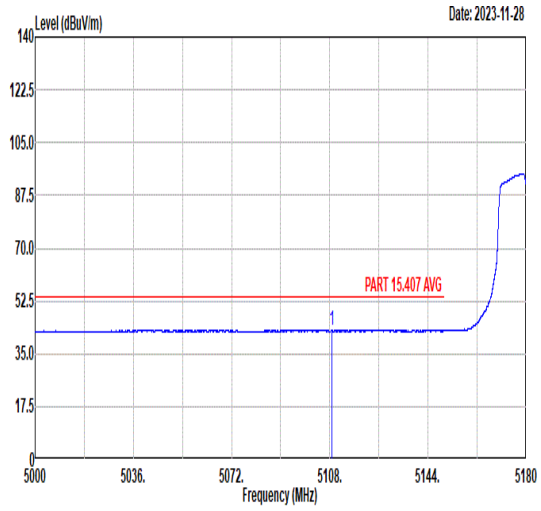 Freq Level Limit Line Margin (dB) Read Level Ant Factor Cable Loss Preamp Factor APos TPos Remark MHz dBuV/m dBuV/m dBuV dB/m dB dB cm deg 1 5108.63 42.91 54.00 -11.09 28.65 34.88 11.11 31.73 100 79 AVERAGE	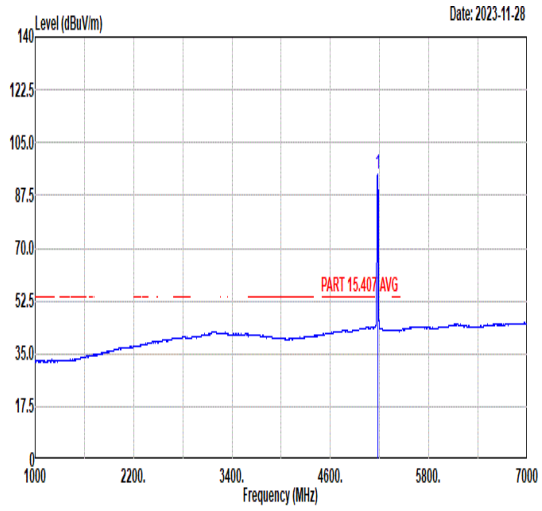 Freq Level Limit Line Margin (dB) Read Level Ant Factor Cable Loss Preamp Factor APos TPos Remark MHz dBuV/m dBuV/m dBuV dB/m dB dB cm deg 1 5180.00 94.51 ------ ------ 80.38 34.87 11.07 31.81 100 79 AVERAGE

Mode	45	
	Band Edge	
	U-NII-1_5.15-5.25_802.11be EHT20_CH36_Small RU 106+26_5180MHz	
ANT	CDD 5+4	
Pol.	Vertical	Fundamental
Peak	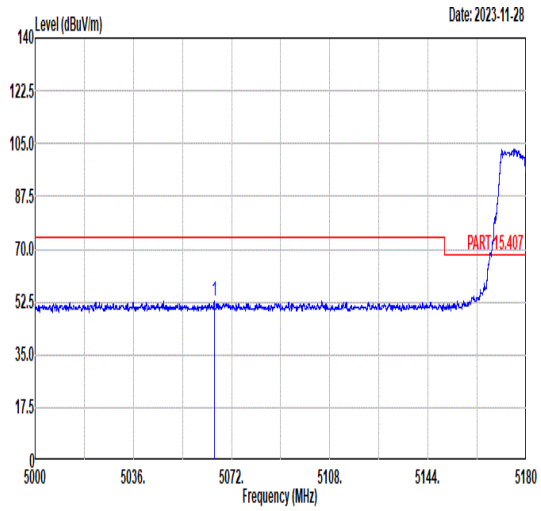 Freq Level Limit Line Margin (dB) Read Level Ant Factor Cable Loss Preamp Factor APos TPos Remark MHz dBuV/m dBuV/m dBuV dB/m dB dB cm deg 1 5065.63 53.04 74.00 -20.96 38.70 34.89 11.13 31.68 376 154 PEAK	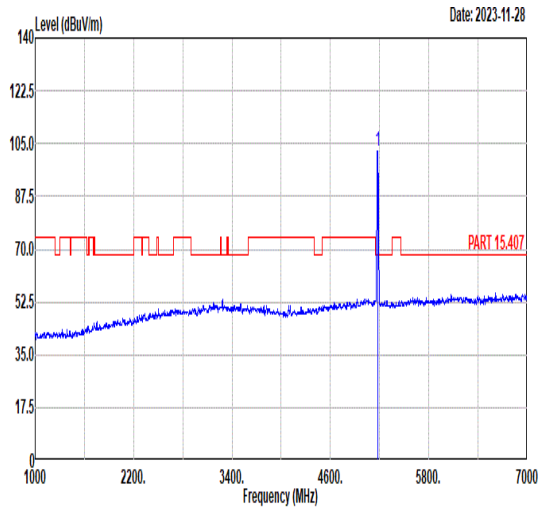 Freq Level Limit Line Margin (dB) Read Level Ant Factor Cable Loss Preamp Factor APos TPos Remark MHz dBuV/m dBuV/m dBuV dB/m dB dB cm deg 1 5180.00 102.65 ------ ------ 88.52 34.87 11.07 31.81 376 154 PEAK
Avg	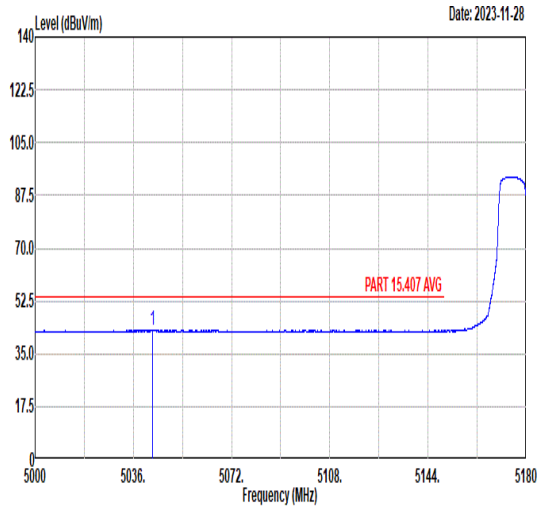 Freq Level Limit Line Margin (dB) Read Level Ant Factor Cable Loss Preamp Factor APos TPos Remark MHz dBuV/m dBuV/m dBuV dB/m dB dB cm deg 1 5042.93 42.84 54.00 -11.16 28.45 34.89 11.15 31.65 376 154 AVERAGE	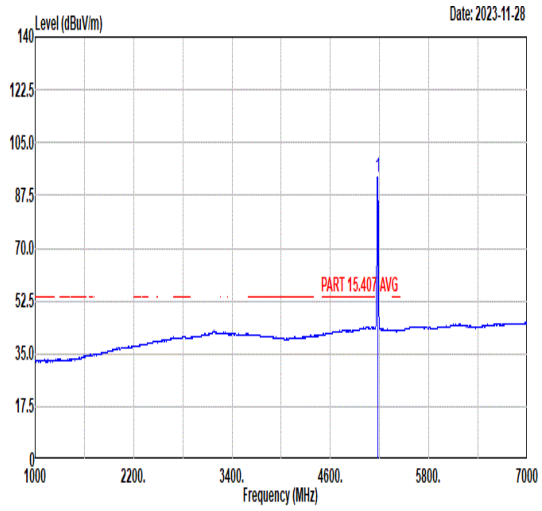 Freq Level Limit Line Margin (dB) Read Level Ant Factor Cable Loss Preamp Factor APos TPos Remark MHz dBuV/m dBuV/m dBuV dB/m dB dB cm deg 1 5180.00 93.68 ------ ------ 79.55 34.87 11.07 31.81 376 154 AVERAGE

Mode	46	
	Band Edge	
	U-NII-2A_5.25-5.35_802.11be EHT20_CH64_Small RU 52+26_5320MHz	
ANT	CDD 5+4	
Pol.	Horizontal	Fundamental
Peak	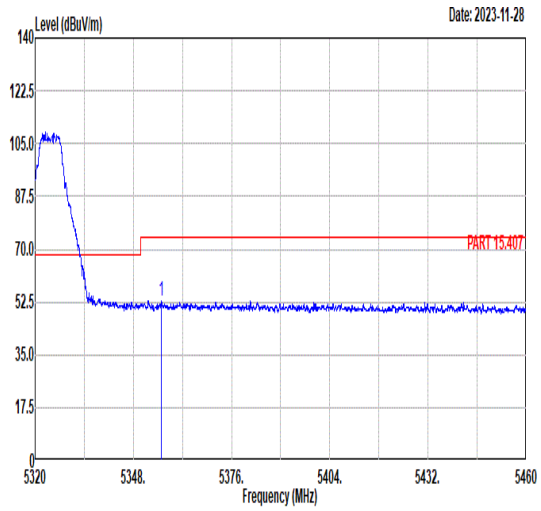 Freq Level Limit Line Margin (dB) Read Level Ant Factor Cable Loss Preamp Factor APos TPos Remark MHz dBuV/m dBuV/m dBuV dB/m dB dB cm deg 1 5355.92 52.87 74.00 -21.13 39.14 34.83 10.94 32.04 100 78 PEAK	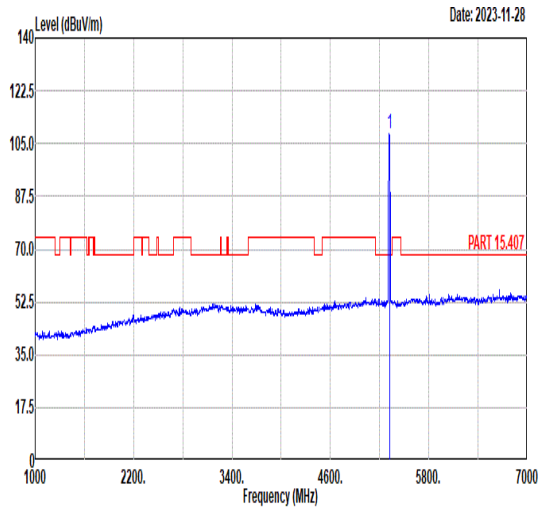 Freq Level Limit Line Margin (dB) Read Level Ant Factor Cable Loss Preamp Factor APos TPos Remark MHz dBuV/m dBuV/m dBuV dB/m dB dB cm deg 1 5320.00 108.53 ------ ------ 94.71 34.84 10.97 31.99 100 78 PEAK
Avg	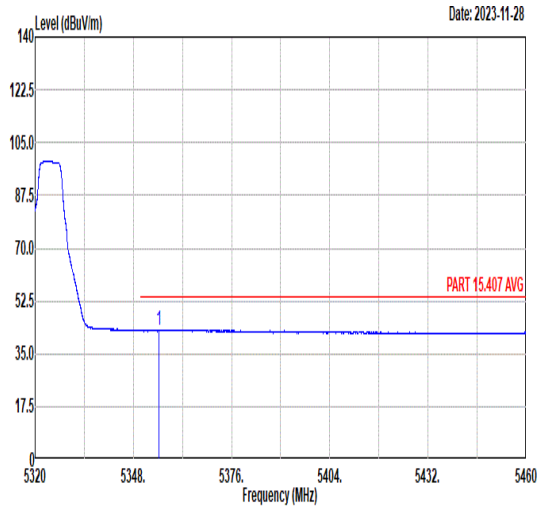 Freq Level Limit Line Margin (dB) Read Level Ant Factor Cable Loss Preamp Factor APos TPos Remark MHz dBuV/m dBuV/m dBuV dB/m dB dB cm deg 1 5355.21 43.04 54.00 -10.96 29.31 34.83 10.94 32.04 100 78 AVERAGE	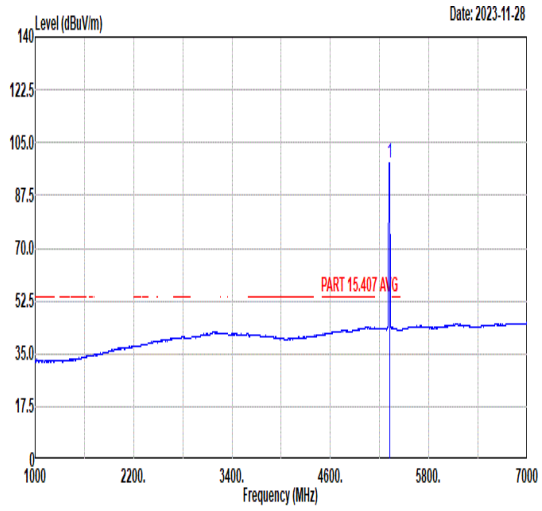 Freq Level Limit Line Margin (dB) Read Level Ant Factor Cable Loss Preamp Factor APos TPos Remark MHz dBuV/m dBuV/m dBuV dB/m dB dB cm deg 1 5320.00 98.49 ------ ------ 84.69 34.84 10.96 32.00 100 78 AVERAGE

Mode	46	
	Band Edge	
	U-NII-2A_5.25-5.35_802.11be EHT20_CH64_Small RU 52+26_5320MHz	
ANT	CDD 5+4	
Pol.	Vertical	Fundamental
Peak	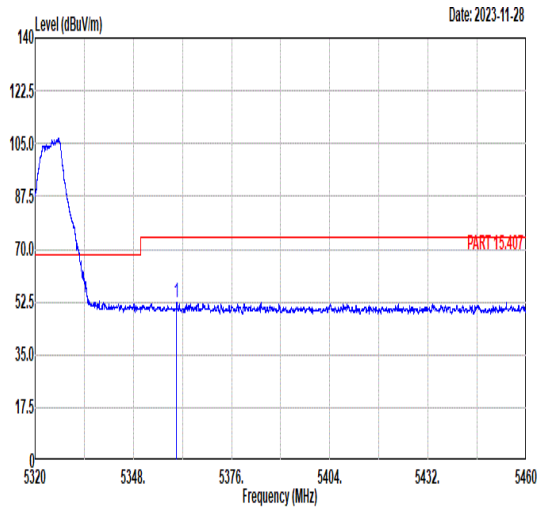 Freq Level Limit Line Margin (dB) Read Level Ant Factor Cable Loss Preamp Factor APos TPos Remark MHz dBuV/m dBuV/m dBuV dB/m dB dB cm deg 1 5360.25 52.50 74.00 -21.50 38.77 34.83 10.94 32.04 320 133 PEAK	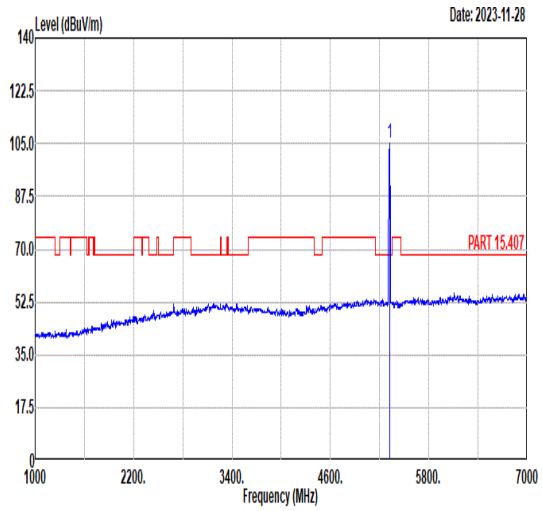 Freq Level Limit Line Margin (dB) Read Level Ant Factor Cable Loss Preamp Factor APos TPos Remark MHz dBuV/m dBuV/m dBuV dB/m dB dB cm deg 1 5320.00 105.12 ------ ------ 91.32 34.84 10.96 32.00 320 133 PEAK
Avg	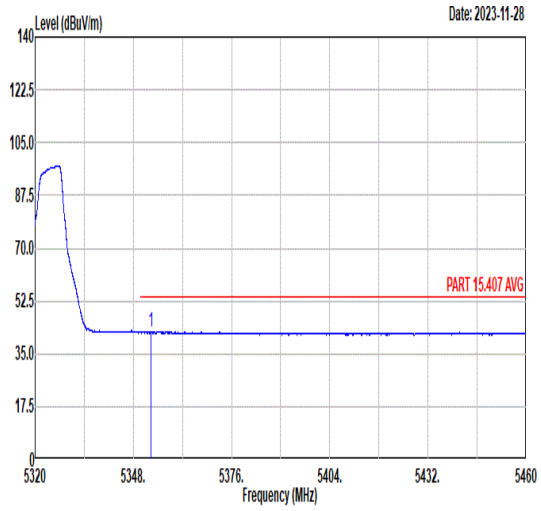 Freq Level Limit Line Margin (dB) Read Level Ant Factor Cable Loss Preamp Factor APos TPos Remark MHz dBuV/m dBuV/m dBuV dB/m dB dB cm deg 1 5353.12 42.30 54.00 -11.70 28.56 34.83 10.94 32.03 320 133 AVERAGE	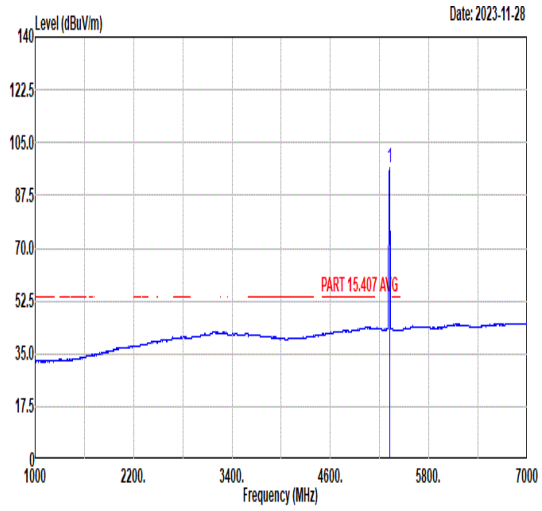 Freq Level Limit Line Margin (dB) Read Level Ant Factor Cable Loss Preamp Factor APos TPos Remark MHz dBuV/m dBuV/m dBuV dB/m dB dB cm deg 1 5320.00 96.85 ------ ------ 83.05 34.84 10.96 32.00 320 133 AVERAGE

Mode	47	
	Band Edge	
	U-NII-2A_5.25-5.35_802.11be EHT20_CH64_Small RU 106+26_5320MHz	
ANT	CDD 5+4	
Pol.	Horizontal	Fundamental
Peak	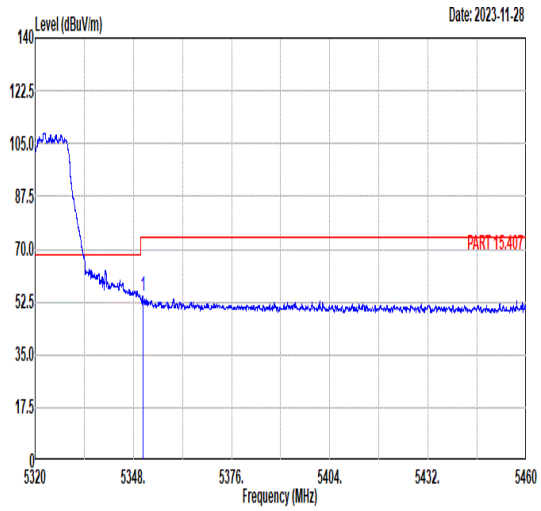 Freq Level Limit Line Margin (dB) Read Level Ant Factor Cable Loss Preamp Factor APos TPos Remark MHz dBuV/m dBuV/m dBuV dB/m dB dB cm deg 1 5350.74 54.65 74.00 -19.35 40.91 34.83 10.94 32.03 100 59 PEAK	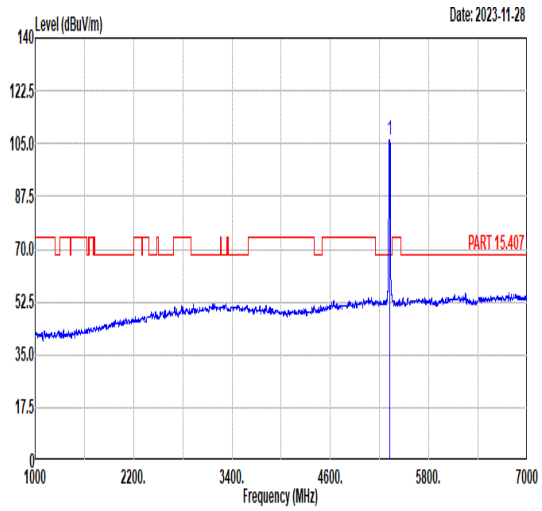 Freq Level Limit Line Margin (dB) Read Level Ant Factor Cable Loss Preamp Factor APos TPos Remark MHz dBuV/m dBuV/m dBuV dB/m dB dB cm deg 1 5320.00 106.39 ------ ------ 92.59 34.84 10.96 32.00 100 59 PEAK
Avg	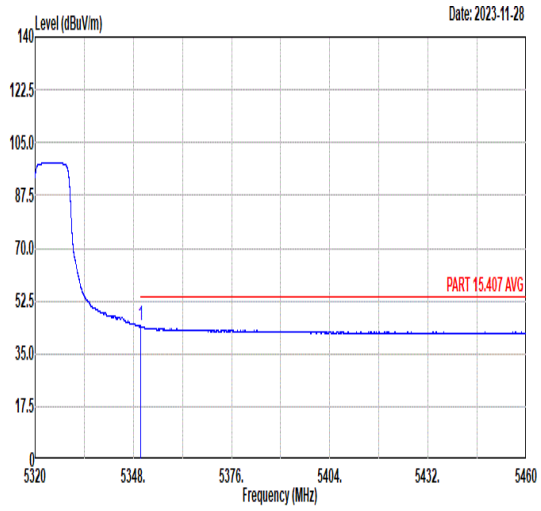 Freq Level Limit Line Margin (dB) Read Level Ant Factor Cable Loss Preamp Factor APos TPos Remark MHz dBuV/m dBuV/m dBuV dB/m dB dB cm deg 1 5350.04 44.21 54.00 -9.79 30.47 34.83 10.94 32.03 100 59 AVERAGE	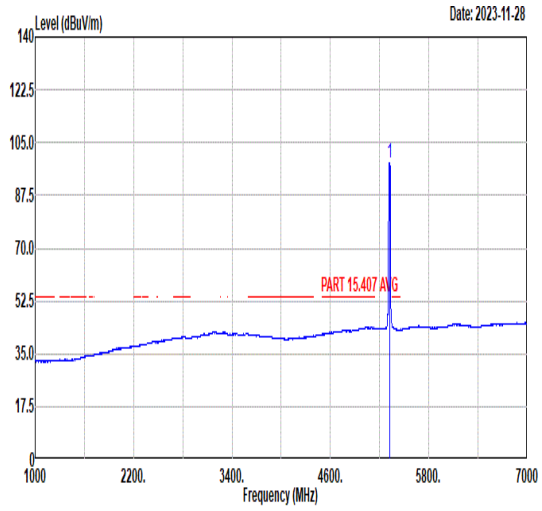 Freq Level Limit Line Margin (dB) Read Level Ant Factor Cable Loss Preamp Factor APos TPos Remark MHz dBuV/m dBuV/m dBuV dB/m dB dB cm deg 1 5320.00 98.18 ------ ------ 84.38 34.84 10.96 32.00 100 59 AVERAGE

Mode	47	
	Band Edge	
	U-NII-2A_5.25-5.35_802.11be EHT20_CH64_Small RU 106+26_5320MHz	
ANT	CDD 5+4	
Pol.	Vertical	Fundamental
Peak	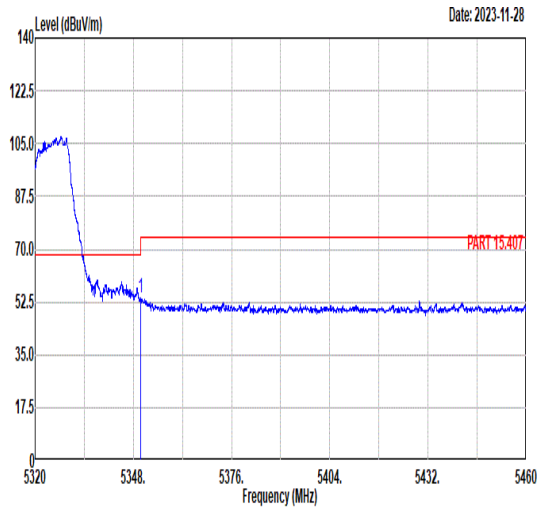 Freq Level Limit Line Margin (dB) Read Level Ant Factor Cable Loss Preamp Factor APos TPos Remark 1 5350.04 53.95 74.00 -20.05 40.21 34.83 10.94 32.03 320 133 PEAK	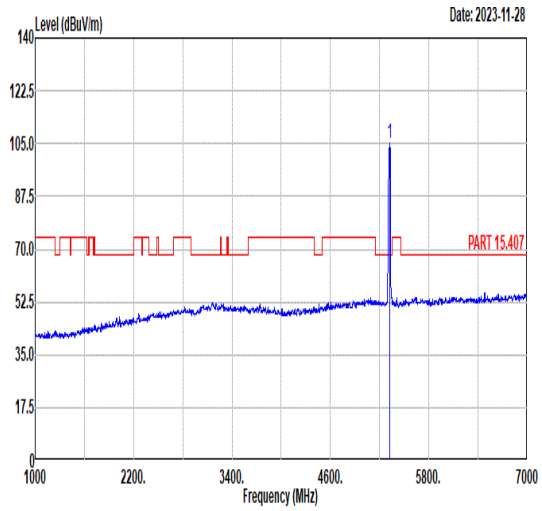 Freq Level Limit Line Margin (dB) Read Level Ant Factor Cable Loss Preamp Factor APos TPos Remark 1 5320.00 105.32 ------ ------ 91.52 34.84 10.96 32.00 320 133 PEAK
Avg	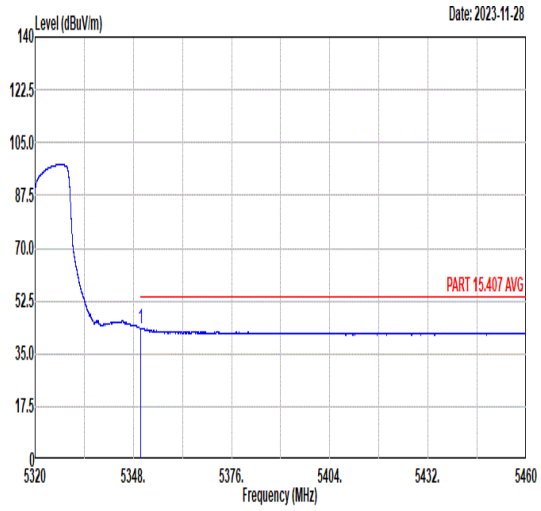 Freq Level Limit Line Margin (dB) Read Level Ant Factor Cable Loss Preamp Factor APos TPos Remark 1 5350.04 43.52 54.00 -10.48 29.78 34.83 10.94 32.03 320 133 AVERAGE	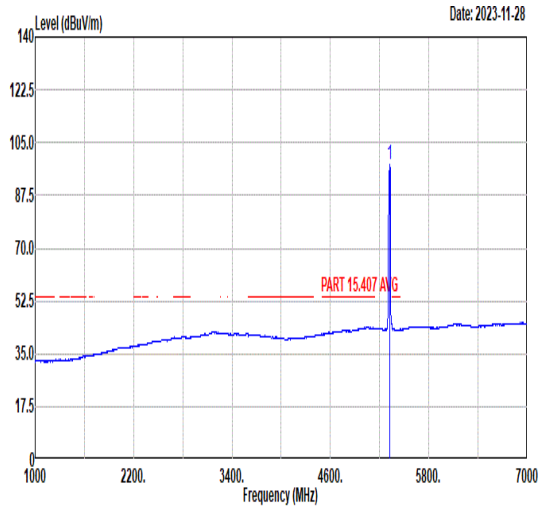 Freq Level Limit Line Margin (dB) Read Level Ant Factor Cable Loss Preamp Factor APos TPos Remark 1 5320.00 97.48 ------ ------ 83.68 34.84 10.96 32.00 320 133 AVERAGE

Mode	48	
	Band Edge	
	U-NII-2C_5.47-5.725_802.11be EHT20_CH100_Small RU 52+26_5500MHz	
ANT	CDD 5+4	
Pol.	Horizontal	Fundamental
Peak	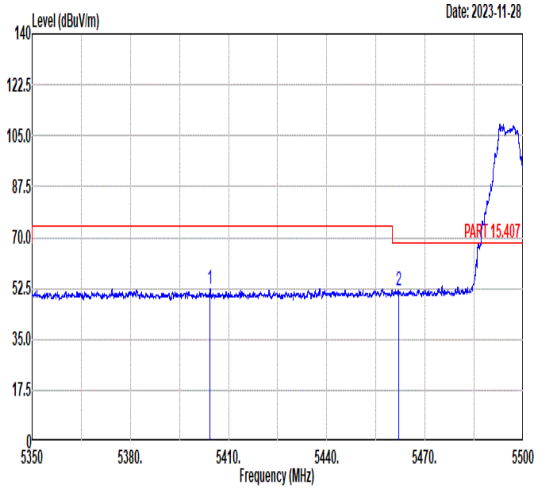 Freq Level Limit Line Margin (dB) Read Level Ant Factor Cable Loss Preamp Factor APos TPos Remark 1 5404.39 52.39 74.00 -21.61 38.77 34.82 10.90 32.10 111 316 PEAK 2 5461.98 51.93 68.30 -16.37 38.16 34.81 11.13 32.17 111 316 PEAK	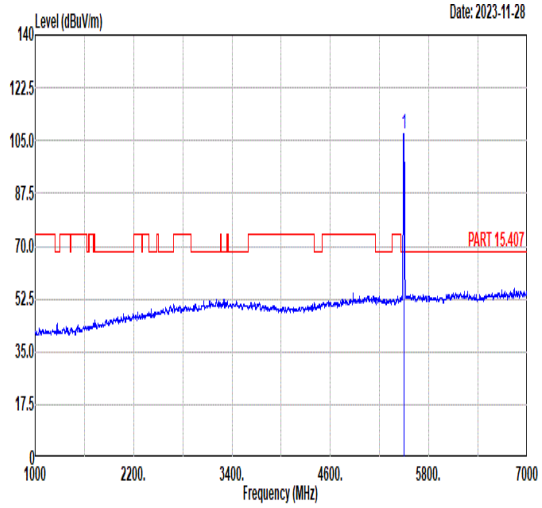 Freq Level Limit Line Margin (dB) Read Level Ant Factor Cable Loss Preamp Factor APos TPos Remark 1 5500.00 107.30 ------ ------ 93.45 34.80 11.25 32.20 111 316 PEAK
Avg	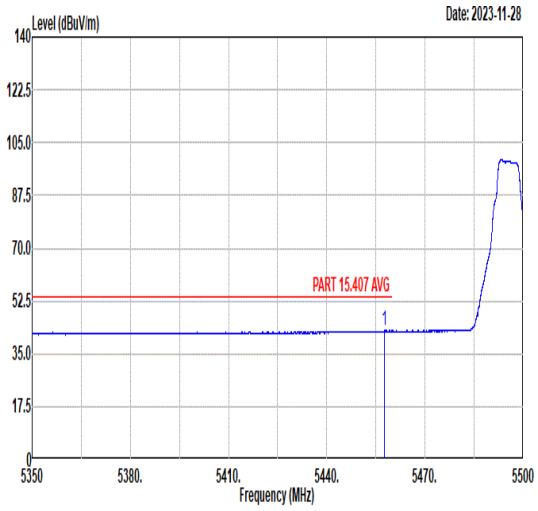 Freq Level Limit Line Margin (dB) Read Level Ant Factor Cable Loss Preamp Factor APos TPos Remark 1 5457.63 42.71 54.00 -11.29 28.95 34.81 11.11 32.16 111 316 AVERAGE	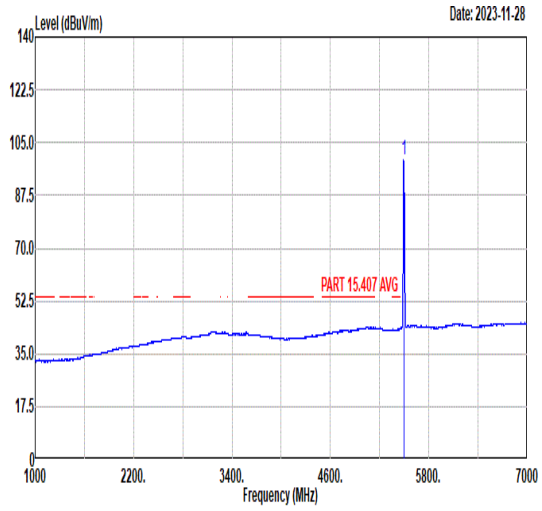 Freq Level Limit Line Margin (dB) Read Level Ant Factor Cable Loss Preamp Factor APos TPos Remark 1 5500.00 99.08 ------ ------ 85.23 34.80 11.25 32.20 111 316 AVERAGE

Mode	48	
	Band Edge	
	U-NII-2C_5.47-5.725_802.11be EHT20_CH100_Small RU 52+26_5500MHz	
ANT	CDD 5+4	
Pol.	Vertical	Fundamental
Peak	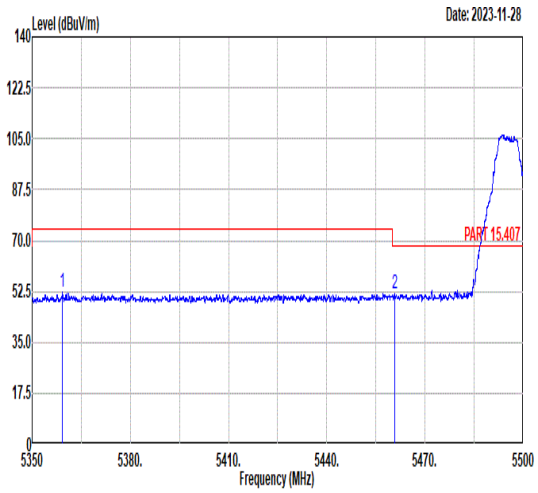 Freq Level Limit Line Margin (dB) Read Level Ant Factor Cable Loss Preamp Factor APos TPos Remark 1 5359.23 52.18 74.00 -21.82 38.45 34.83 10.94 32.04 400 263 PEAK 2 5460.79 51.74 68.30 -16.56 37.98 34.81 11.12 32.17 400 263 PEAK	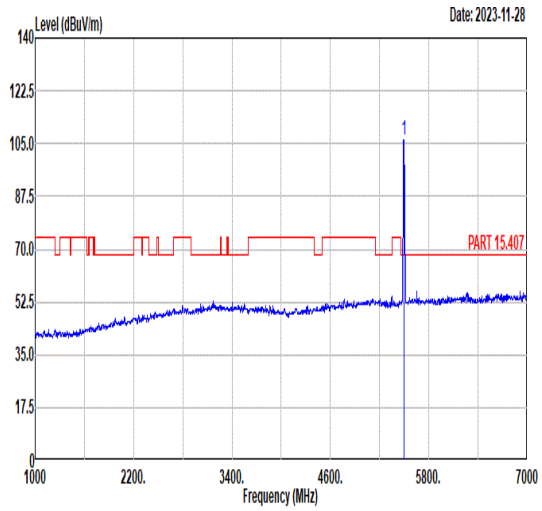 Freq Level Limit Line Margin (dB) Read Level Ant Factor Cable Loss Preamp Factor APos TPos Remark 1 5500.00 106.42 ------ ------ 92.57 34.80 11.25 32.20 400 263 PEAK
Avg	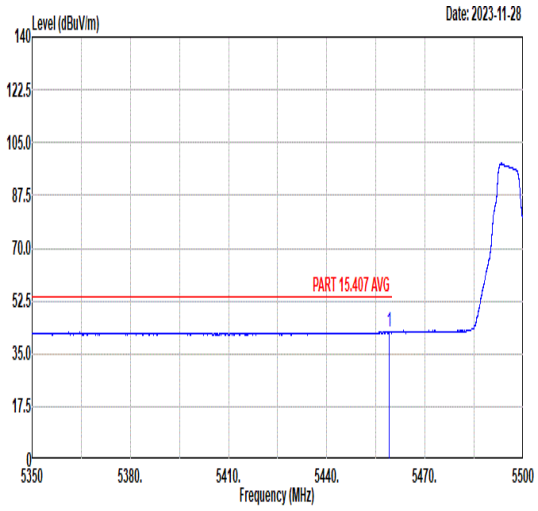 Freq Level Limit Line Margin (dB) Read Level Ant Factor Cable Loss Preamp Factor APos TPos Remark 1 5459.13 42.32 54.00 -11.68 28.55 34.81 11.12 32.16 400 263 AVERAGE	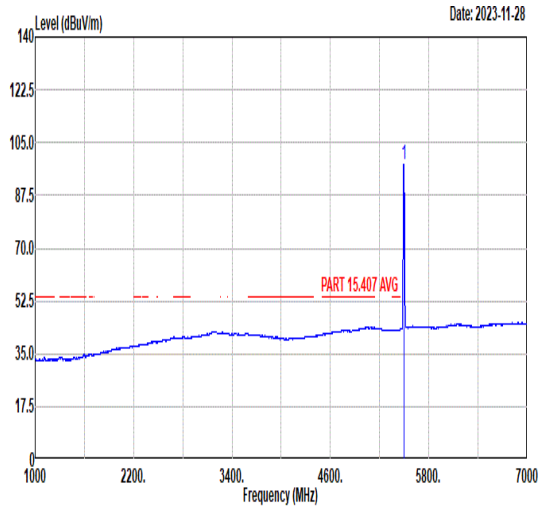 Freq Level Limit Line Margin (dB) Read Level Ant Factor Cable Loss Preamp Factor APos TPos Remark 1 5500.00 97.86 ------ ------ 84.01 34.80 11.25 32.20 400 263 AVERAGE

Mode	49	
	Band Edge	
	U-NII-2C_5.47-5.725_802.11be EHT20_CH100_Small RU 106+26_5500MHz	
ANT	CDD 5+4	
Pol.	Horizontal	Fundamental
Peak	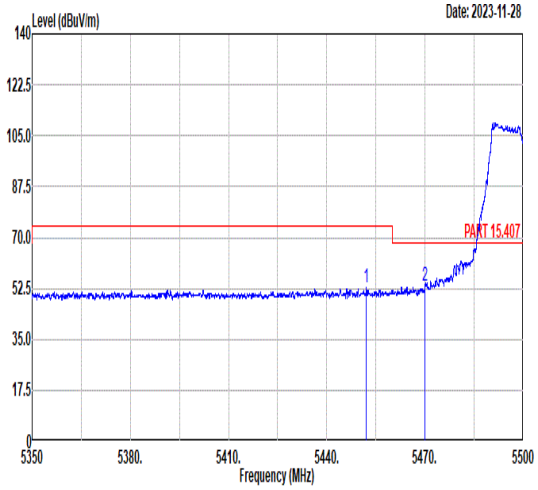 Freq Level Limit Line Margin (dB) Read Level Ant Factor Cable Loss Preamp Factor APos TPos Remark 1 5452.09 52.74 74.00 -21.26 39.00 34.81 11.09 32.16 100 313 PEAK 2 5470.00 53.11 68.30 -15.19 39.32 34.81 11.16 32.18 100 313 PEAK	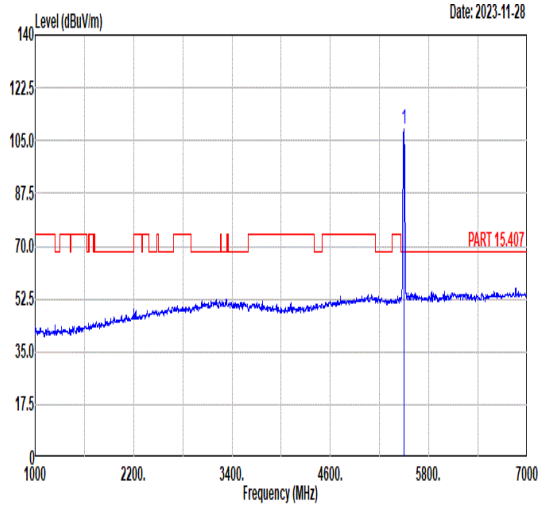 Freq Level Limit Line Margin (dB) Read Level Ant Factor Cable Loss Preamp Factor APos TPos Remark 1 5500.00 108.83 ------ ------ 94.97 34.80 11.27 32.21 100 313 PEAK
Avg	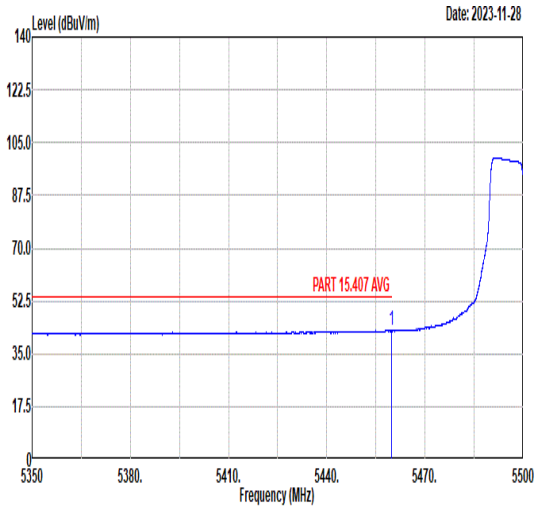 Freq Level Limit Line Margin (dB) Read Level Ant Factor Cable Loss Preamp Factor APos TPos Remark 1 5459.88 42.72 54.00 -11.28 28.96 34.81 11.12 32.17 100 313 AVERAGE	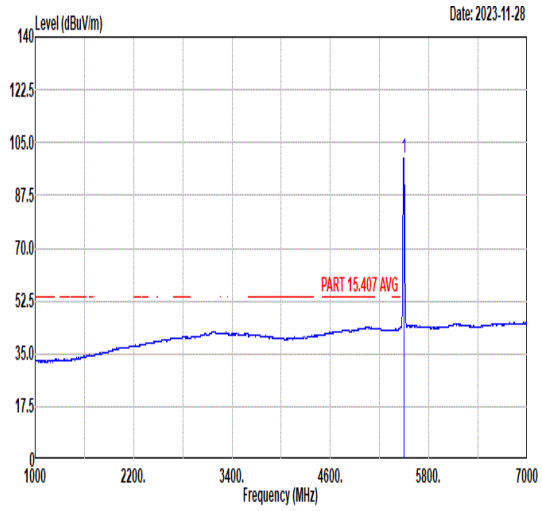 Freq Level Limit Line Margin (dB) Read Level Ant Factor Cable Loss Preamp Factor APos TPos Remark 1 5500.00 100.06 ------ ------ 86.21 34.80 11.25 32.20 100 313 AVERAGE

Mode	49	
	Band Edge	
	U-NII-2C_5.47-5.725_802.11be EHT20_CH100_Small RU 106+26_5500MHz	
ANT	CDD 5+4	
Pol.	Vertical	Fundamental
Peak	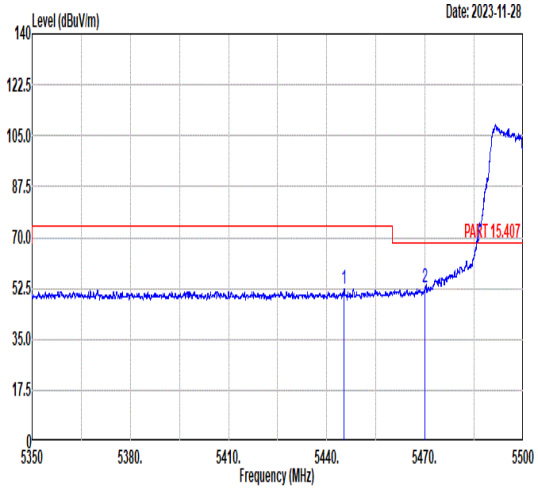 Freq Level Limit Line Margin (dB) Read Level Ant Factor Cable Loss Preamp Factor APos TPos Remark MHz dBuV/m dBuV/m dBuV dB/m dB dB cm deg 1 5445.34 52.47 74.00 -21.53 38.75 34.81 11.06 32.15 400 263 PEAK 2 5469.93 52.87 68.30 -15.43 39.08 34.81 11.16 32.18 400 263 PEAK	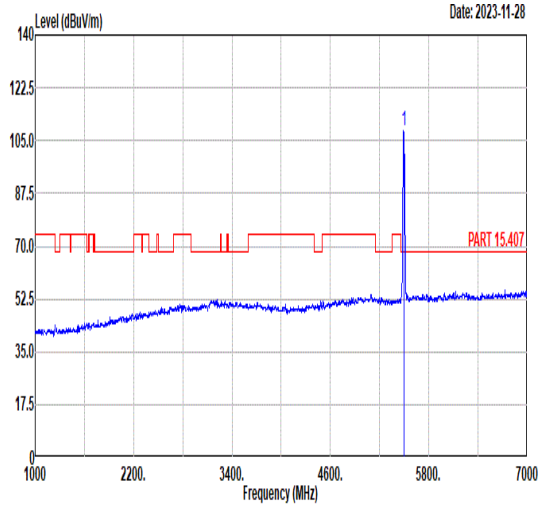 Freq Level Limit Line Margin (dB) Read Level Ant Factor Cable Loss Preamp Factor APos TPos Remark MHz dBuV/m dBuV/m dBuV dB/m dB dB cm deg 1 5500.00 108.25 ------ ------ 94.40 34.80 11.25 32.20 400 263 PEAK
Avg	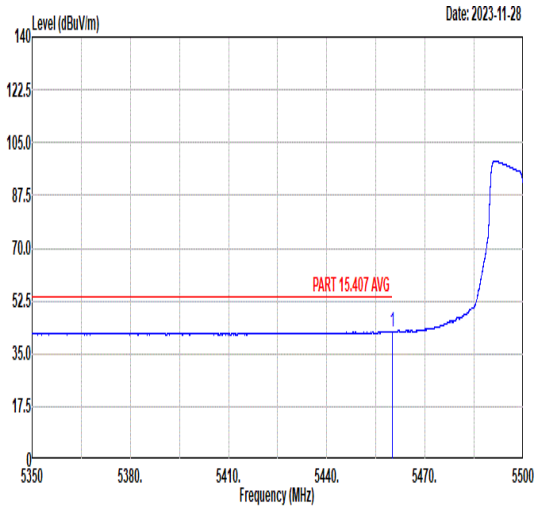 Freq Level Limit Line Margin (dB) Read Level Ant Factor Cable Loss Preamp Factor APos TPos Remark MHz dBuV/m dBuV/m dBuV dB/m dB dB cm deg 1 5460.00 42.46 54.00 -11.54 28.70 34.81 11.12 32.17 400 263 AVERAGE	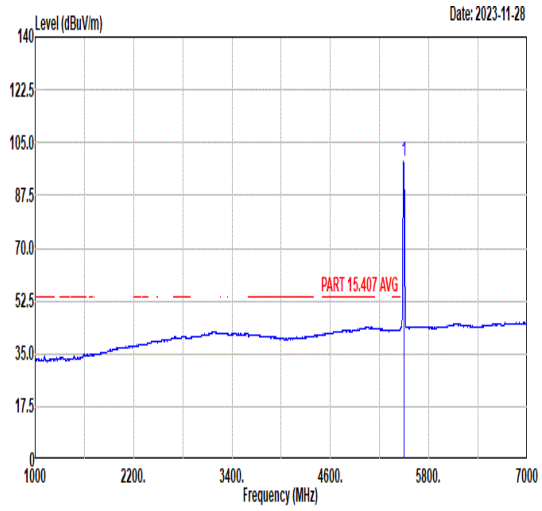 Freq Level Limit Line Margin (dB) Read Level Ant Factor Cable Loss Preamp Factor APos TPos Remark MHz dBuV/m dBuV/m dBuV dB/m dB dB cm deg 1 5500.00 98.67 ------ ------ 84.82 34.80 11.25 32.20 400 263 AVERAGE

Mode	50	
	Band Edge	
	U-NII-2C_5.47-5.725_802.11be EHT20_CH140_Small RU 52+26_5700MHz	
ANT	CDD 5+4	
Pol.	Horizontal	Fundamental
Peak	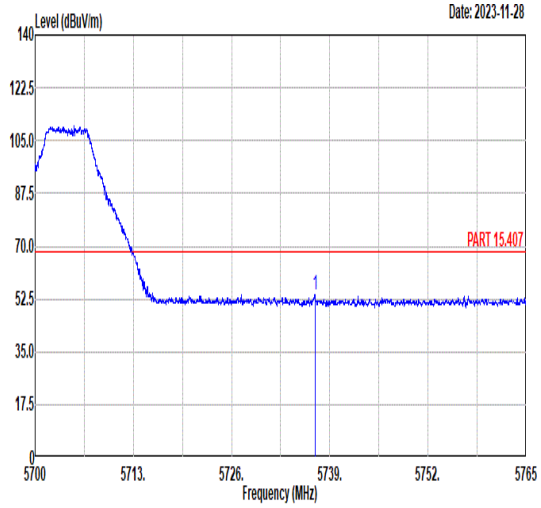 Freq Level Limit Line Margin (dB) Read Level Ant Factor Cable Loss Preamp Factor APos TPos Remark 1 5737.02 54.08 68.30 -14.22 39.70 35.13 11.65 32.40 100 65 PEAK	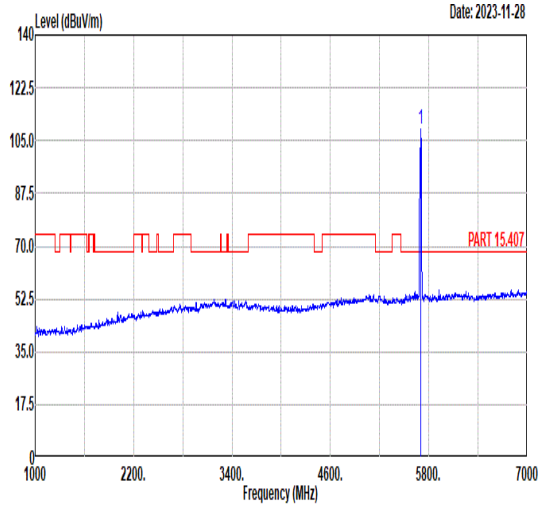 Freq Level Limit Line Margin (dB) Read Level Ant Factor Cable Loss Preamp Factor APos TPos Remark 1 5700.00 109.01 ------ ------ 94.64 35.08 11.66 32.37 100 65 PEAK
Avg	Blank	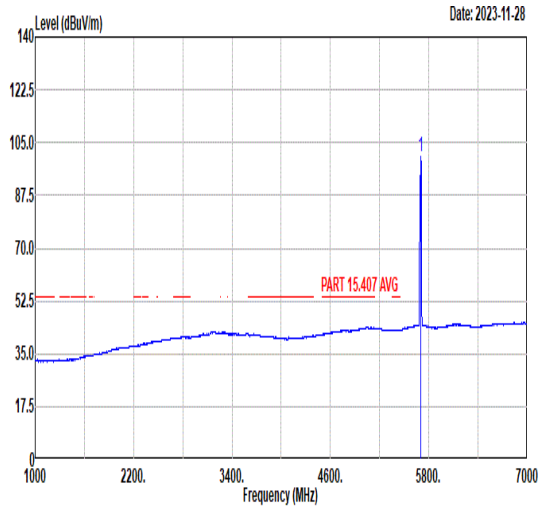 Freq Level Limit Line Margin (dB) Read Level Ant Factor Cable Loss Preamp Factor APos TPos Remark 1 5700.00 100.30 ------ ------ 85.93 35.08 11.66 32.37 100 65 AVERAGE

Mode	50	
	Band Edge	
	U-NII-2C_5.47-5.725_802.11be EHT20_CH140_Small RU 52+26_5700MHz	
ANT	CDD 5+4	
Pol.	Vertical	Fundamental
Peak	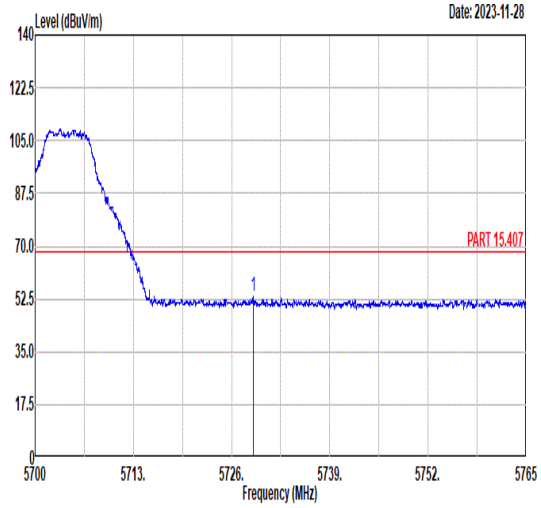 Freq Level Limit Line Margin (dB) Read Level Ant Factor Cable Loss Preamp Factor APos TPos Remark MHz dBuV/m dBuV/m dBuV dB/m dB dB cm deg 1 5728.90 53.39 68.30 -14.91 39.01 35.12 11.65 32.39 400 160 PEAK	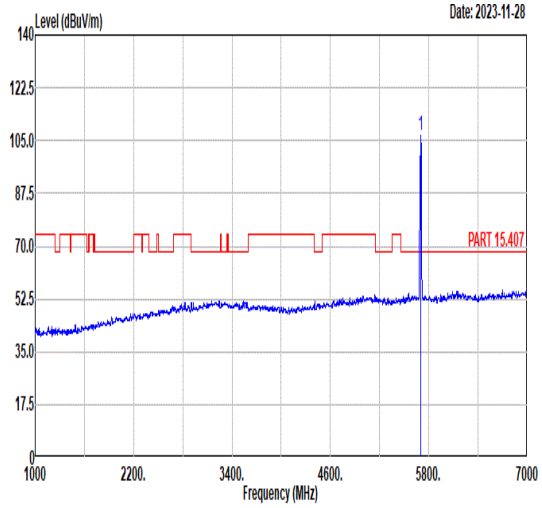 Freq Level Limit Line Margin (dB) Read Level Ant Factor Cable Loss Preamp Factor APos TPos Remark MHz dBuV/m dBuV/m dBuV dB/m dB dB cm deg 1 5700.00 106.55 ------ ------ 92.18 35.08 11.66 32.37 400 160 PEAK
Avg	Blank	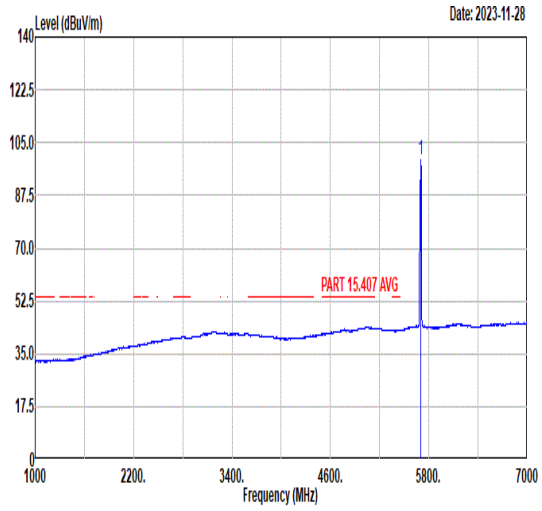 Freq Level Limit Line Margin (dB) Read Level Ant Factor Cable Loss Preamp Factor APos TPos Remark MHz dBuV/m dBuV/m dBuV dB/m dB dB cm deg 1 5700.00 99.09 ------ ------ 84.72 35.08 11.66 32.37 400 160 AVERAGE

Mode	51	
	Band Edge	
	U-NII-2C_5.47-5.725_802.11be EHT20_CH140_Small RU 106+26_5700MHz	
ANT	CDD 5+4	
Pol.	Horizontal	Fundamental
Peak	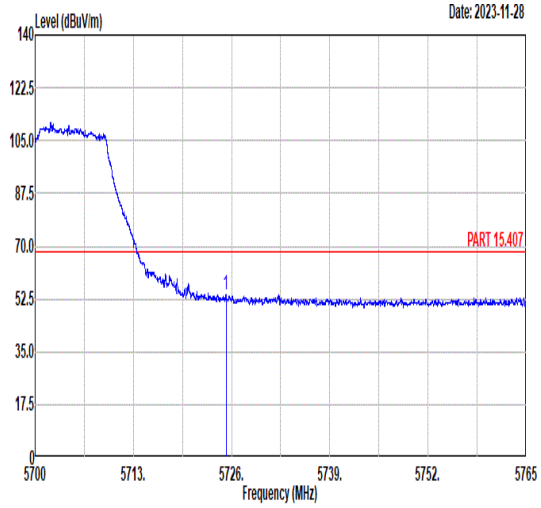 Freq Level Limit Line Margin (dB) Read Level Ant Factor Cable Loss Preamp Factor APos TPos Remark MHz dBuV/m dBuV/m dBuV dB/m dB dB cm deg 1 5725.26 53.86 68.30 -14.44 39.48 35.12 11.65 32.39 100 67 PEAK	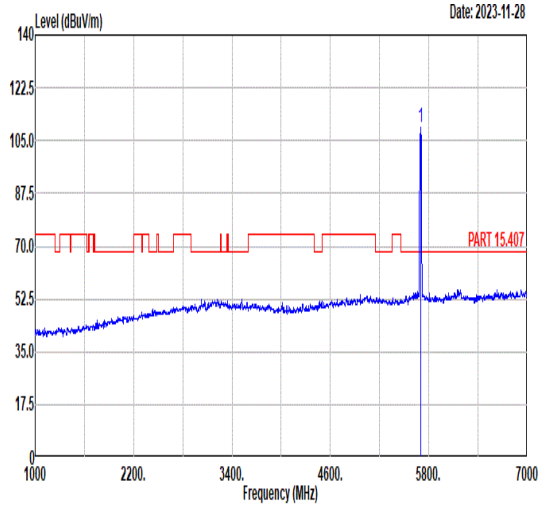 Freq Level Limit Line Margin (dB) Read Level Ant Factor Cable Loss Preamp Factor APos TPos Remark MHz dBuV/m dBuV/m dBuV dB/m dB dB cm deg 1 5700.00 109.21 ------ ------ 94.84 35.08 11.66 32.37 100 67 PEAK
Avg	Blank	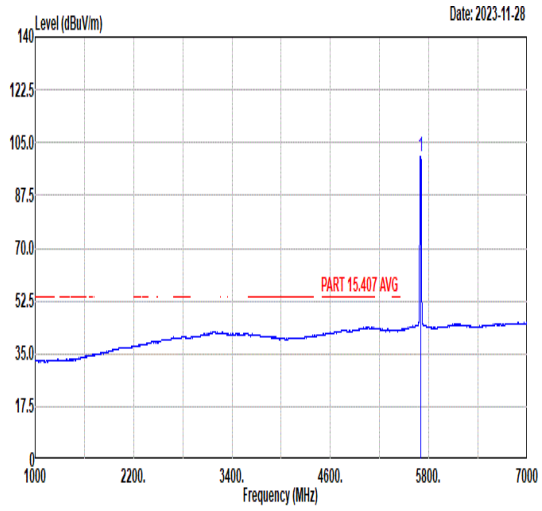 Freq Level Limit Line Margin (dB) Read Level Ant Factor Cable Loss Preamp Factor APos TPos Remark MHz dBuV/m dBuV/m dBuV dB/m dB dB cm deg 1 5700.00 100.52 ------ ------ 86.15 35.08 11.66 32.37 100 67 AVERAGE

Mode	51	
	Band Edge	
	U-NII-2C_5.47-5.725_802.11be EHT20_CH140_Small RU 106+26_5700MHz	
ANT	CDD 5+4	
Pol.	Vertical	Fundamental
Peak	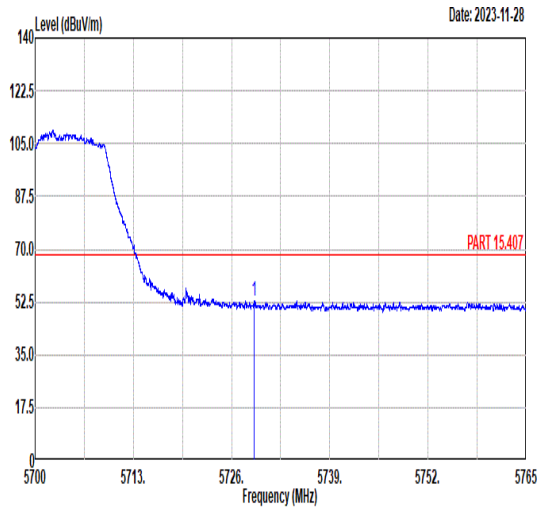 Freq Level Limit Line Margin (dB) Read Level Ant Factor Cable Loss Preamp Factor APos TPos Remark MHz dBuV/m dBuV/m dBuV dB/m dB dB cm deg 1 5729.02 53.05 68.30 -15.25 38.67 35.12 11.65 32.39 400 160 PEAK	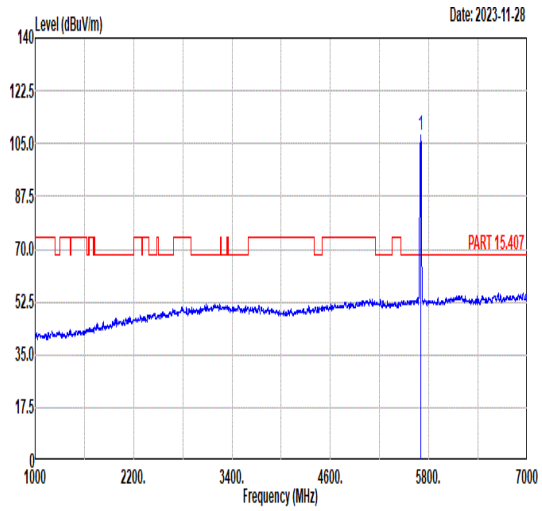 Freq Level Limit Line Margin (dB) Read Level Ant Factor Cable Loss Preamp Factor APos TPos Remark MHz dBuV/m dBuV/m dBuV dB/m dB dB cm deg 1 5700.00 107.65 ------ ------ 93.28 35.08 11.66 32.37 400 160 PEAK
Avg	Blank	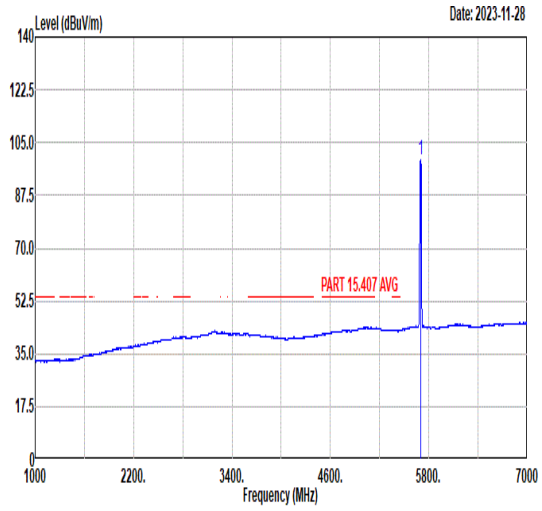 Freq Level Limit Line Margin (dB) Read Level Ant Factor Cable Loss Preamp Factor APos TPos Remark MHz dBuV/m dBuV/m dBuV dB/m dB dB cm deg 1 5700.00 99.29 ------ ------ 84.92 35.08 11.66 32.37 400 160 AVERAGE

Mode	52	
	Band Edge	
	U-NII-3_5.725-5.85_802.11be EHT20_CH149_Small RU 52+26_5745MHz	
ANT	5+4	
Pol.	Horizontal	Fundamental
Peak	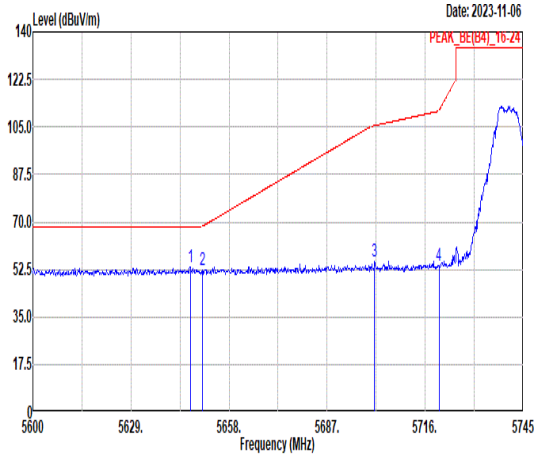 Freq Level Limit Line Margin (dB) Read Level Ant Factor Cable Loss Preamp Factor APos TPos Remark MHz dBuV/m dBuV/m dBuV dB/m dB dB cm deg 1 5646.55 53.27 68.30 -15.03 38.89 35.01 11.69 32.32 100 318 PEAK 2 5650.03 52.06 68.32 -16.26 37.69 35.01 11.69 32.33 100 318 PEAK 3 5701.07 55.65 105.50 -49.85 41.28 35.08 11.66 32.37 100 318 PEAK 4 5720.06 53.93 110.94 -57.01 39.54 35.11 11.66 32.38 100 318 PEAK	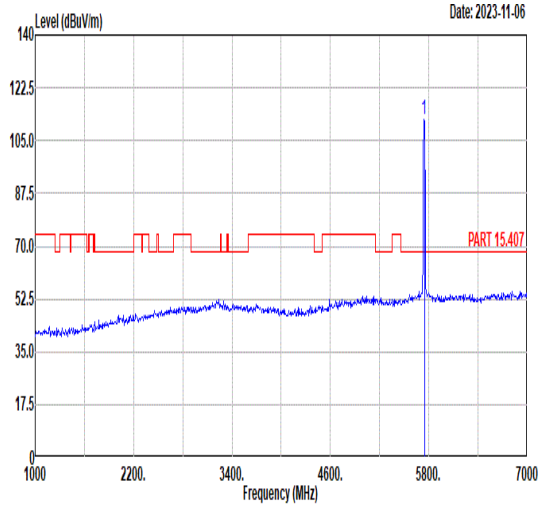 Freq Level Limit Line Margin (dB) Read Level Ant Factor Cable Loss Preamp Factor APos TPos Remark MHz dBuV/m dBuV/m dBuV dB/m dB dB cm deg 1 5745.00 111.79 ------ ------ 97.40 35.14 11.65 32.40 100 318 PEAK
Avg	Blank	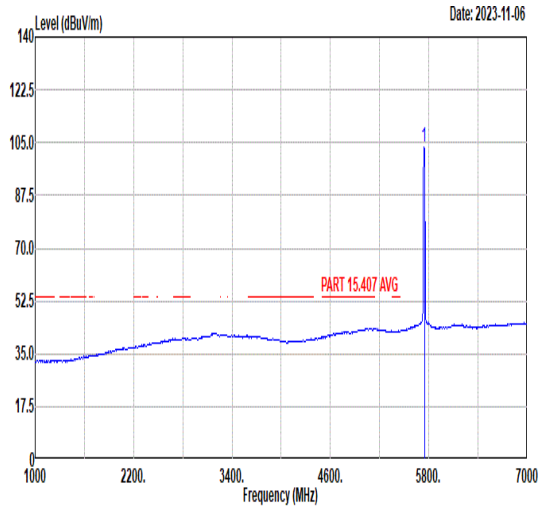 Freq Level Limit Line Margin (dB) Read Level Ant Factor Cable Loss Preamp Factor APos TPos Remark MHz dBuV/m dBuV/m dBuV dB/m dB dB cm deg 1 5745.00 103.59 ------ ------ 89.20 35.14 11.65 32.40 100 318 AVERAGE

Mode	52	
	Band Edge	
	U-NII-3_5.725-5.85_802.11be EHT20_CH149_Small RU 52+26_5745MHz	
ANT	5+4	
Pol.	Vertical	Fundamental
Peak	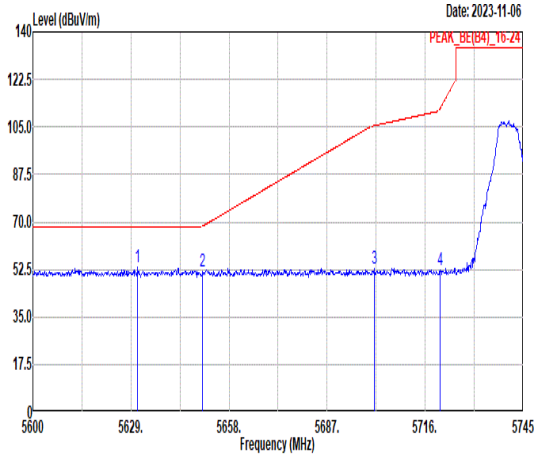 Freq Level Limit Line Margin (dB) Read Level Ant Factor Cable Loss Preamp Factor APos TPos Remark MHz dBuV/m dBuV/m dBuV dB/m dB dB cm deg 1 5631.03 53.18 68.30 -15.12 38.81 34.98 11.70 32.31 100 233 PEAK 2 5650.17 51.66 68.43 -16.77 37.29 35.01 11.69 32.33 100 233 PEAK 3 5701.07 52.67 105.50 -52.83 38.30 35.08 11.66 32.37 100 233 PEAK 4 5720.35 52.41 111.60 -59.19 38.02 35.11 11.66 32.38 100 233 PEAK	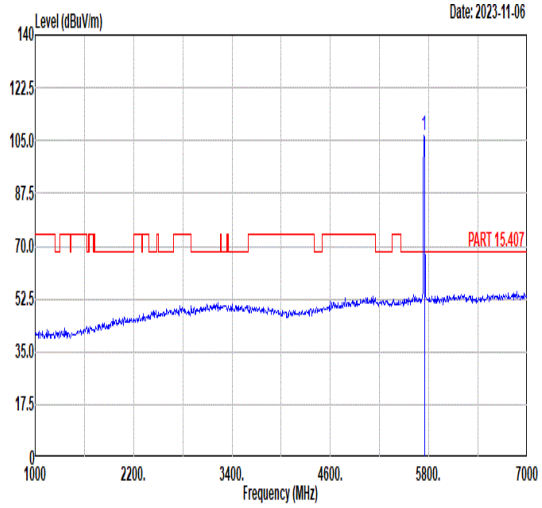 Freq Level Limit Line Margin (dB) Read Level Ant Factor Cable Loss Preamp Factor APos TPos Remark MHz dBuV/m dBuV/m dBuV dB/m dB dB cm deg 1 5745.00 106.55 ------ ------ 92.16 35.14 11.65 32.40 100 233 PEAK
Avg	Blank	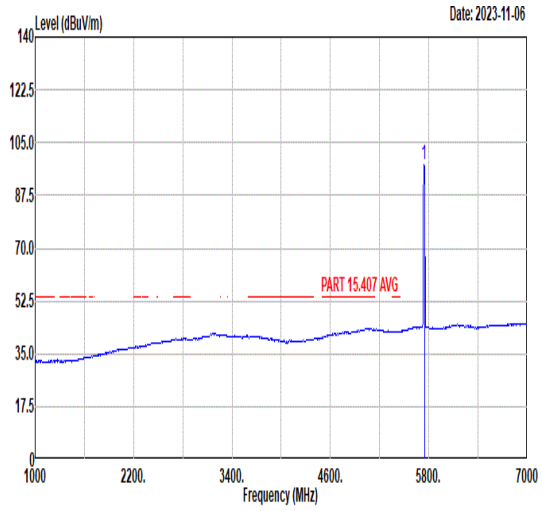 Freq Level Limit Line Margin (dB) Read Level Ant Factor Cable Loss Preamp Factor APos TPos Remark MHz dBuV/m dBuV/m dBuV dB/m dB dB cm deg 1 5745.00 97.85 ------ ------ 83.46 35.14 11.65 32.40 100 233 AVERAGE

Mode	53	
	Band Edge	
	U-NII-3_5.725-5.85_802.11be EHT20_CH149_Small RU 106+26_5745MHz	
ANT	5+4	
Pol.	Horizontal	Fundamental
Peak	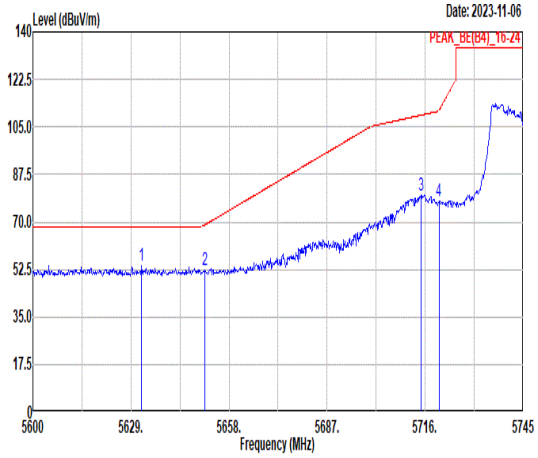 Freq Level Limit Line Margin (dB) Read Level Ant Factor Cable Loss Preamp Factor APos TPos Remark MHz dBuV/m dBuV/m dBuV dB/m dB dB cm deg 1 5632.19 53.81 68.30 -14.49 39.43 34.99 11.70 32.31 100 317 PEAK 2 5650.90 52.25 68.96 -16.71 37.88 35.01 11.69 32.33 100 317 PEAK 3 5714.84 79.70 109.36 -29.66 65.32 35.10 11.66 32.38 100 317 PEAK 4 5720.06 77.51 110.94 -33.43 63.12 35.11 11.66 32.38 100 317 PEAK	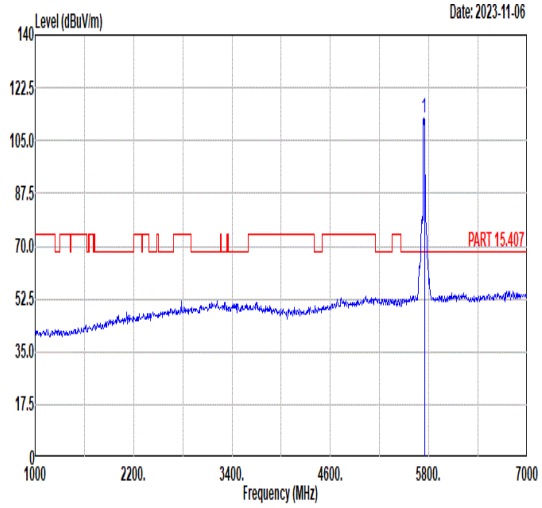 Freq Level Limit Line Margin (dB) Read Level Ant Factor Cable Loss Preamp Factor APos TPos Remark MHz dBuV/m dBuV/m dBuV dB/m dB dB cm deg 1 5745.00 112.77 ------ ------ 98.38 35.14 11.65 32.40 100 317 PEAK
Avg	Blank	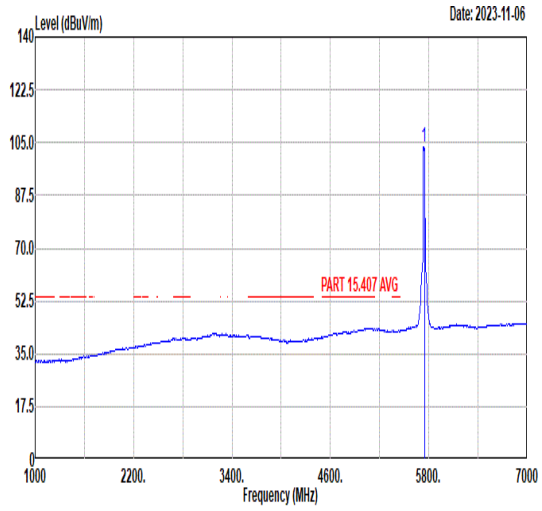 Freq Level Limit Line Margin (dB) Read Level Ant Factor Cable Loss Preamp Factor APos TPos Remark MHz dBuV/m dBuV/m dBuV dB/m dB dB cm deg 1 5745.00 103.34 ------ ------ 88.95 35.13 11.65 32.39 100 317 AVERAGE

Mode	53	
	Band Edge	
	U-NII-3_5.725-5.85_802.11be EHT20_CH149_Small RU 106+26_5745MHz	
ANT	5+4	
Pol.	Vertical	Fundamental
Peak	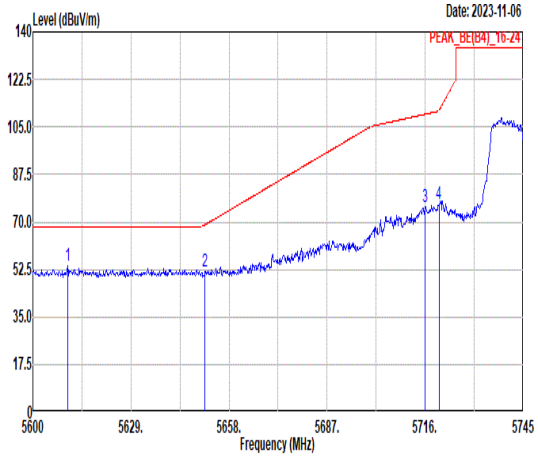 Freq Level Limit Line Margin (dB) Read Level Ant Factor Cable Loss Preamp Factor APos TPos Remark MHz dBuV/m dBuV/m dBuV dB/m dB dB cm deg 1 5610.30 53.63 68.30 -14.67 39.27 34.95 11.71 32.30 100 235 PEAK 2 5650.90 52.00 68.96 -16.96 37.63 35.01 11.69 32.33 100 235 PEAK 3 5716.00 75.58 109.68 -34.10 61.20 35.10 11.66 32.38 100 235 PEAK 4 5720.06 76.75 110.94 -34.19 62.36 35.11 11.66 32.38 100 235 PEAK	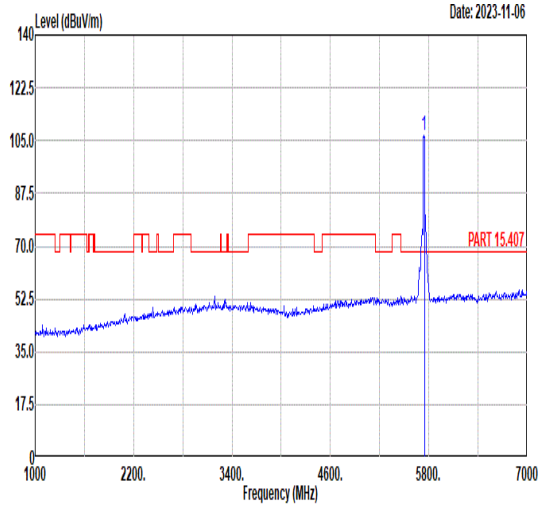 Freq Level Limit Line Margin (dB) Read Level Ant Factor Cable Loss Preamp Factor APos TPos Remark MHz dBuV/m dBuV/m dBuV dB/m dB dB cm deg 1 5745.00 106.67 ------ ------ 92.28 35.14 11.65 32.40 100 235 PEAK
Avg	Blank	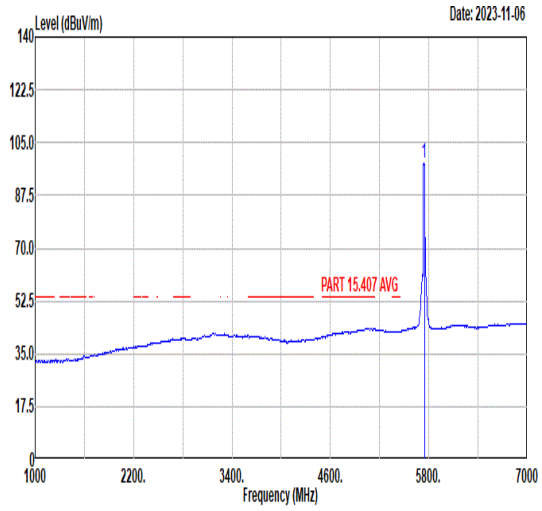 Freq Level Limit Line Margin (dB) Read Level Ant Factor Cable Loss Preamp Factor APos TPos Remark MHz dBuV/m dBuV/m dBuV dB/m dB dB cm deg 1 5745.00 98.36 ------ ------ 83.97 35.14 11.65 32.40 100 235 AVERAGE

Mode	54	
	Band Edge	
	U-NII-3_5.725-5.85_802.11be EHT20_CH165_Small RU 52+26_5825MHz	
ANT	5+4	
Pol.	Horizontal	Fundamental
Peak	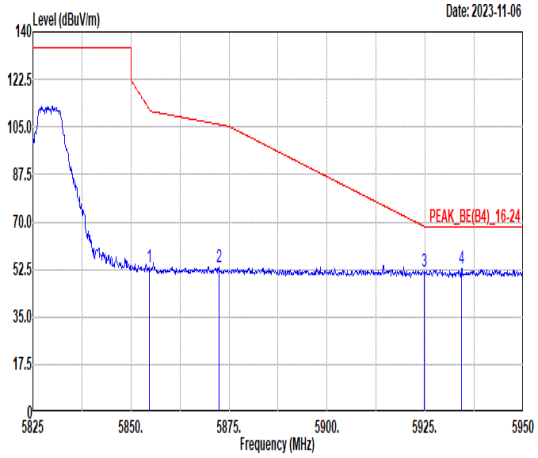 Freq Level Limit Line Margin (dB) Read Level Ant Factor Cable Loss Preamp Factor APos TPos Remark MHz dBuV/m dBuV/m dBuV dB/m dB dB cm deg 1 5854.63 53.16 111.65 -58.49 38.83 35.30 11.52 32.49 100 64 PEAK 2 5872.38 53.36 105.93 -52.57 39.05 35.32 11.49 32.50 100 64 PEAK 3 5924.75 51.69 68.38 -16.69 37.44 35.39 11.40 32.54 100 64 PEAK 4 5934.25 52.97 68.30 -15.33 38.72 35.41 11.39 32.55 100 64 PEAK	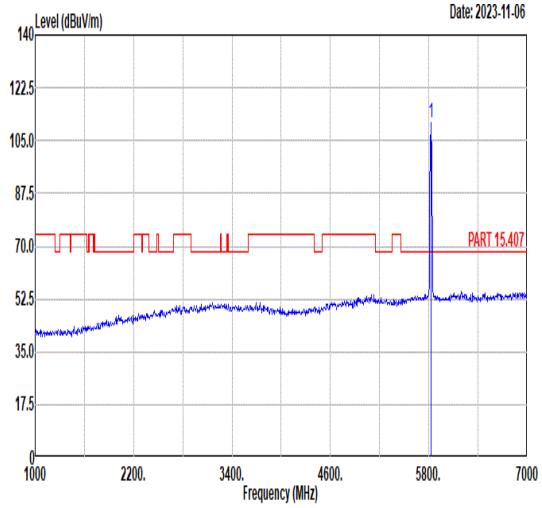 Freq Level Limit Line Margin (dB) Read Level Ant Factor Cable Loss Preamp Factor APos TPos Remark MHz dBuV/m dBuV/m dBuV dB/m dB dB cm deg 1 5825.00 111.14 ------ ------ 96.79 35.26 11.56 32.47 100 64 PEAK
Avg	Blank	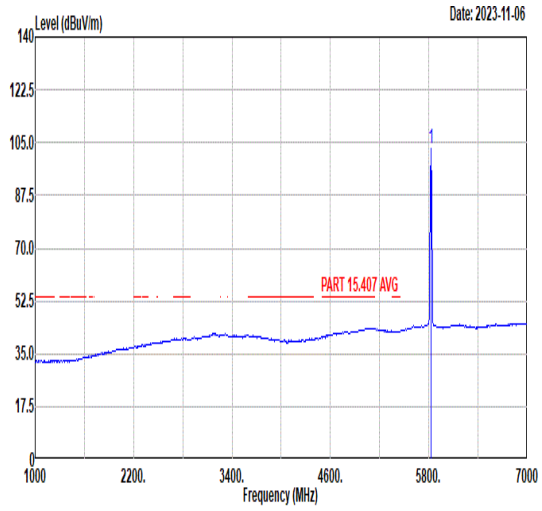 Freq Level Limit Line Margin (dB) Read Level Ant Factor Cable Loss Preamp Factor APos TPos Remark MHz dBuV/m dBuV/m dBuV dB/m dB dB cm deg 1 5825.00 102.98 ------ ------ 88.63 35.26 11.56 32.47 100 64 AVERAGE

Mode	54	
	Band Edge	
	U-NII-3_5.725-5.85_802.11be EHT20_CH165_Small RU 52+26_5825MHz	
ANT	5+4	
Pol.	Vertical	Fundamental
Peak	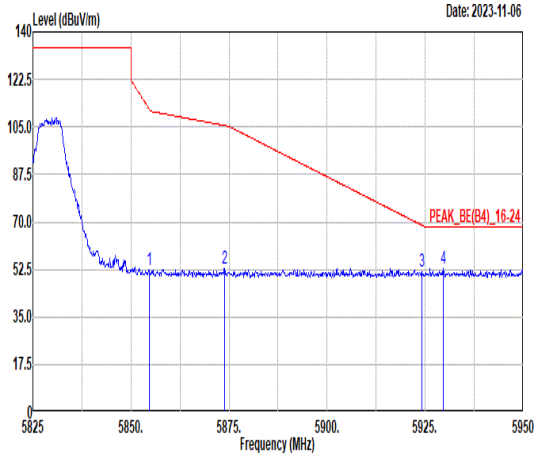 Freq Level Limit Line Margin (dB) Read Level Ant Factor Cable Loss Preamp Factor APos TPos Remark MHz dBuV/m dBuV/m dBuV dB/m dB dB cm deg 1 5854.63 52.28 111.65 -59.37 37.95 35.30 11.52 32.49 100 38 PEAK 2 5873.88 52.86 105.51 -52.65 38.55 35.32 11.49 32.50 100 38 PEAK 3 5924.13 51.58 68.84 -17.26 37.33 35.39 11.40 32.54 100 38 PEAK 4 5929.63 52.74 68.30 -15.56 38.49 35.40 11.40 32.55 100 38 PEAK	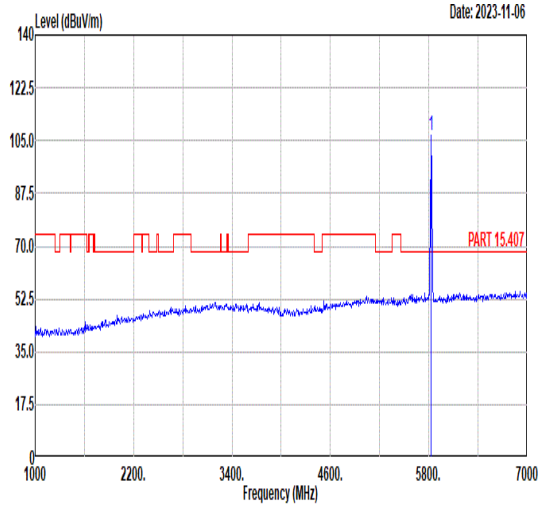 Freq Level Limit Line Margin (dB) Read Level Ant Factor Cable Loss Preamp Factor APos TPos Remark MHz dBuV/m dBuV/m dBuV dB/m dB dB cm deg 1 5825.00 106.76 ------ ------ 92.41 35.26 11.56 32.47 100 38 PEAK
Avg	Blank	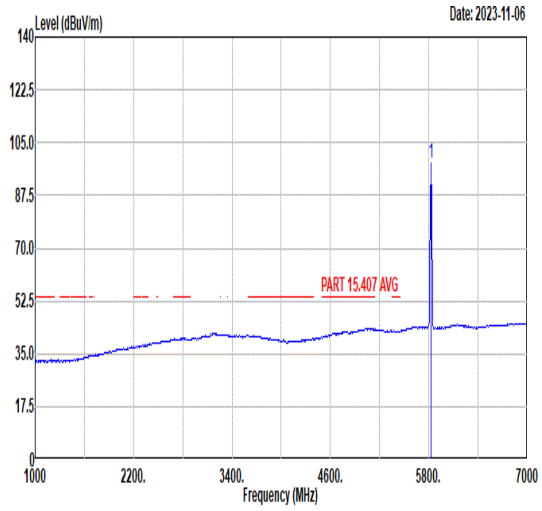 Freq Level Limit Line Margin (dB) Read Level Ant Factor Cable Loss Preamp Factor APos TPos Remark MHz dBuV/m dBuV/m dBuV dB/m dB dB cm deg 1 5825.00 98.04 ------ ------ 83.69 35.26 11.56 32.47 100 38 AVERAGE

Mode	55	
	Band Edge	
	U-NII-3_5.725-5.85_802.11be EHT20_CH165_Small RU 106+26_5825MHz	
ANT	5+4	
Pol.	Horizontal	Fundamental
Peak	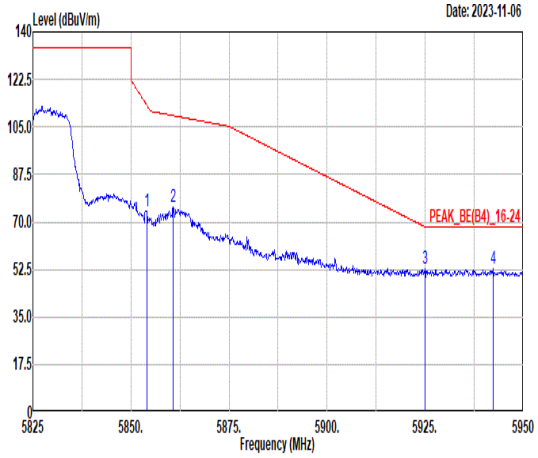 Freq Level Limit Line Margin (dB) Read Level Ant Factor Cable Loss Preamp Factor APos TPos Remark MHz dBuV/m dBuV/m dBuV dB/m dB dB cm deg 1 5854.13 73.98 112.79 -38.81 59.65 35.30 11.52 32.49 100 64 PEAK 2 5860.75 75.39 109.19 -33.80 61.06 35.31 11.51 32.49 100 64 PEAK 3 5924.88 52.60 68.29 -15.69 38.35 35.39 11.40 32.54 100 64 PEAK 4 5942.25 52.79 68.30 -15.51 38.56 35.42 11.37 32.56 100 64 PEAK	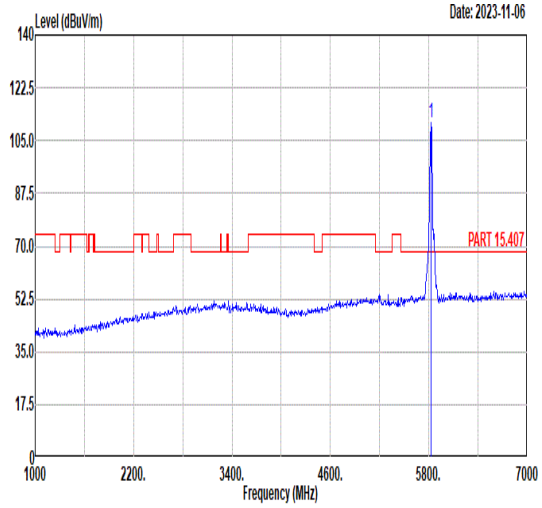 Freq Level Limit Line Margin (dB) Read Level Ant Factor Cable Loss Preamp Factor APos TPos Remark MHz dBuV/m dBuV/m dBuV dB/m dB dB cm deg 1 5825.00 110.76 ------ ------ 96.41 35.26 11.56 32.47 100 64 PEAK
Avg	Blank	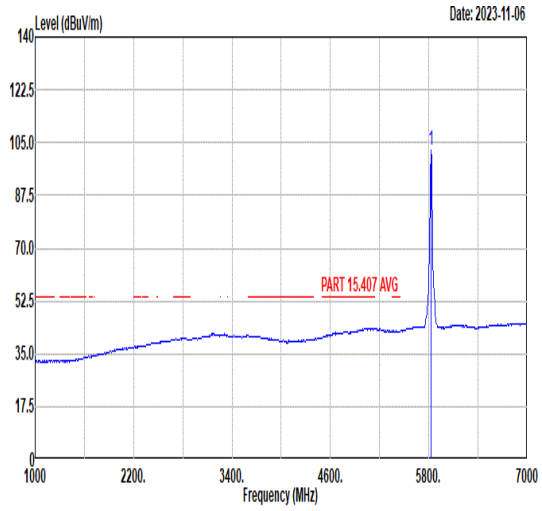 Freq Level Limit Line Margin (dB) Read Level Ant Factor Cable Loss Preamp Factor APos TPos Remark MHz dBuV/m dBuV/m dBuV dB/m dB dB cm deg 1 5825.00 102.69 ------ ------ 88.33 35.25 11.57 32.46 100 64 AVERAGE

Mode	55	
	Band Edge	
	U-NII-3_5.725-5.85_802.11be EHT20_CH165_Small RU 106+26_5825MHz	
ANT	5+4	
Pol.	Vertical	Fundamental
Peak	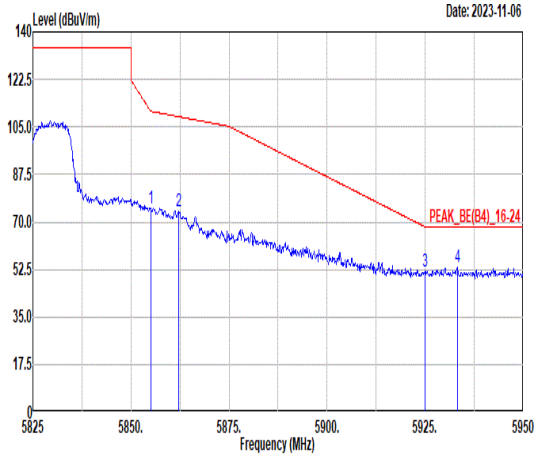 Freq Level Limit Line Margin (dB) Read Level Ant Factor Cable Loss Preamp Factor APos TPos Remark 1 5855.00 75.20 110.80 -35.60 60.87 35.30 11.52 32.49 100 38 PEAK 2 5862.13 74.04 108.80 -34.76 59.71 35.31 11.51 32.49 100 38 PEAK 3 5924.88 51.91 68.29 -16.38 37.66 35.39 11.40 32.54 100 38 PEAK 4 5933.25 53.29 68.30 -15.01 39.04 35.41 11.39 32.55 100 38 PEAK	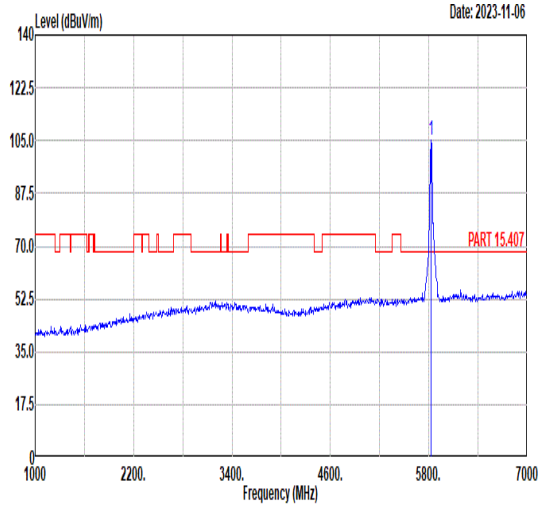 Freq Level Limit Line Margin (dB) Read Level Ant Factor Cable Loss Preamp Factor APos TPos Remark 1 5825.00 105.15 ------ ------ 90.80 35.26 11.56 32.47 100 38 PEAK
Avg	Blank	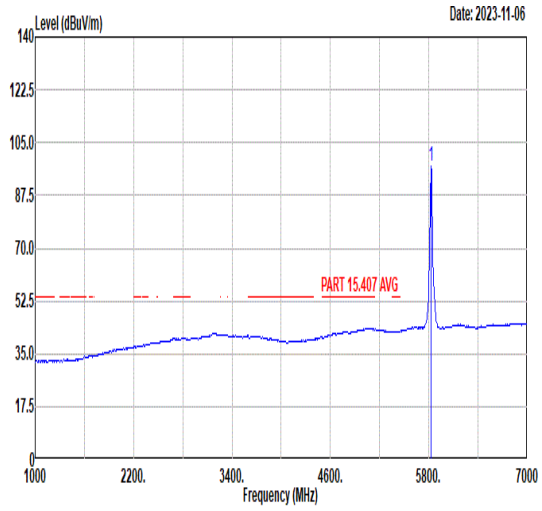 Freq Level Limit Line Margin (dB) Read Level Ant Factor Cable Loss Preamp Factor APos TPos Remark 1 5825.00 97.26 ------ ------ 82.91 35.26 11.56 32.47 100 38 AVERAGE

Mode	56	
	Band Edge - L	
	U-NII-1_5.15-5.25_802.11be EHT80_CH42_Puncturing 20M_5210MHz	
ANT	CDD 5+4	
Pol.	Horizontal	Fundamental
Peak	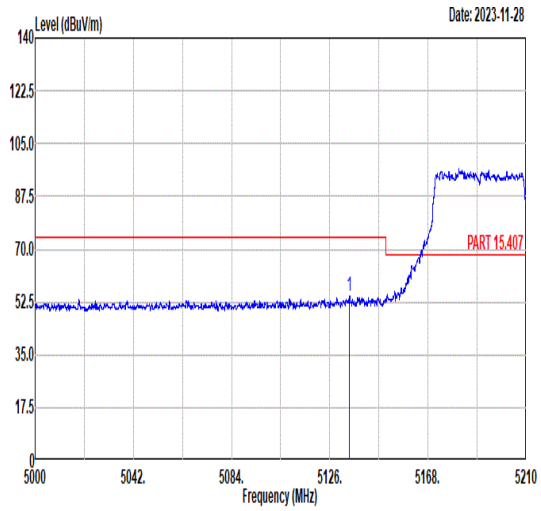 Freq Level Limit Line Margin (dB) Read Level Ant Factor Cable Loss Preamp Factor APos TPos Remark 1 5134.51 54.52 74.00 -19.48 40.32 34.87 11.09 31.76 100 61 PEAK	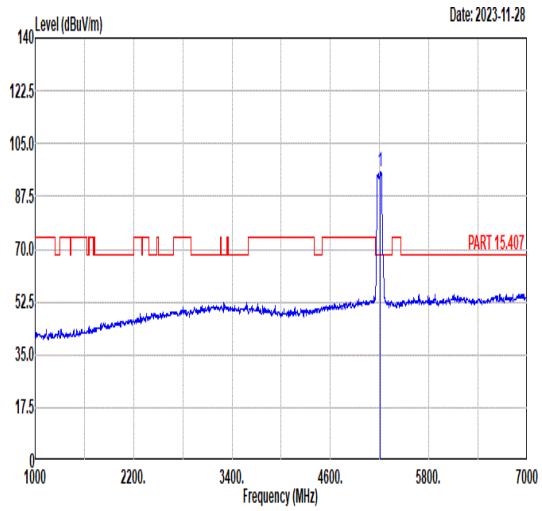 Freq Level Limit Line Margin (dB) Read Level Ant Factor Cable Loss Preamp Factor APos TPos Remark 1 5210.00 95.51 ------ ------ 81.46 34.86 11.05 31.86 100 61 PEAK
Avg	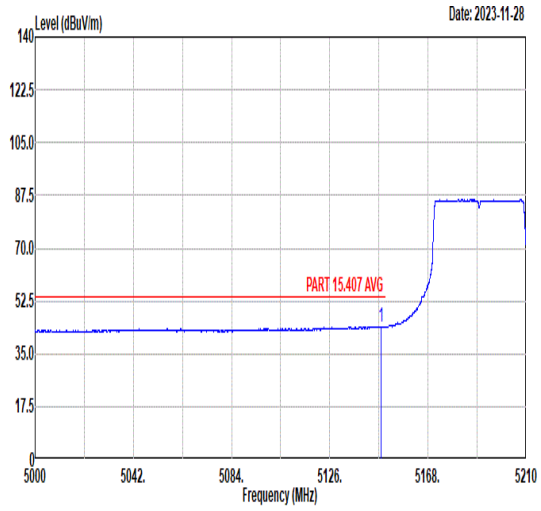 Freq Level Limit Line Margin (dB) Read Level Ant Factor Cable Loss Preamp Factor APos TPos Remark 1 5147.97 44.03 54.00 -9.97 29.85 34.87 11.09 31.78 100 61 AVERAGE	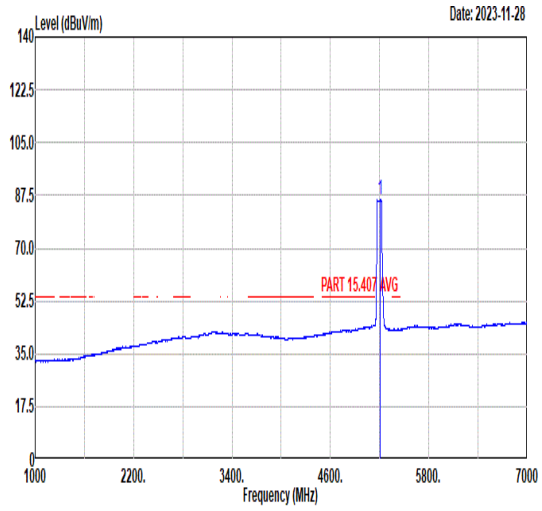 Freq Level Limit Line Margin (dB) Read Level Ant Factor Cable Loss Preamp Factor APos TPos Remark 1 5210.00 86.16 ------ ------ 72.10 34.86 11.05 31.85 100 61 AVERAGE

Mode	56	
	Band Edge - R	
	U-NII-1_5.15-5.25_802.11be EHT80_CH42_Puncturing 20M_5210MHz	
ANT	CDD 5+4	
Pol.	Horizontal	Fundamental
Peak	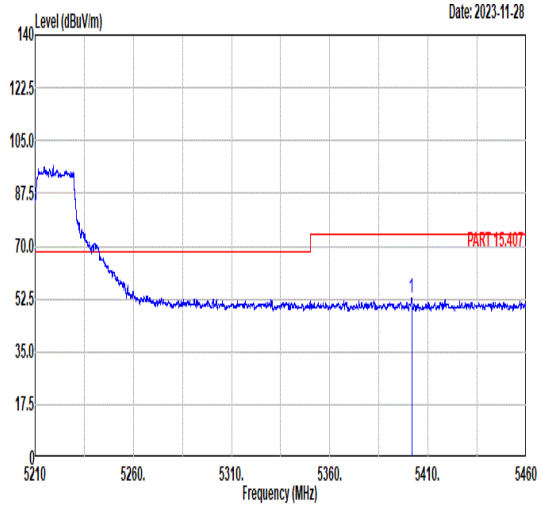 Freq Level Limit Line Margin (dB) Read Level Ant Factor Cable Loss Preamp Factor APos TPos Remark MHz dBuV/m dBuV/m dBuV dB/m dB dB cm deg 1 5401.65 52.65 74.00 -21.35 39.02 34.82 10.90 32.09 100 61 PEAK	Blank
Avg	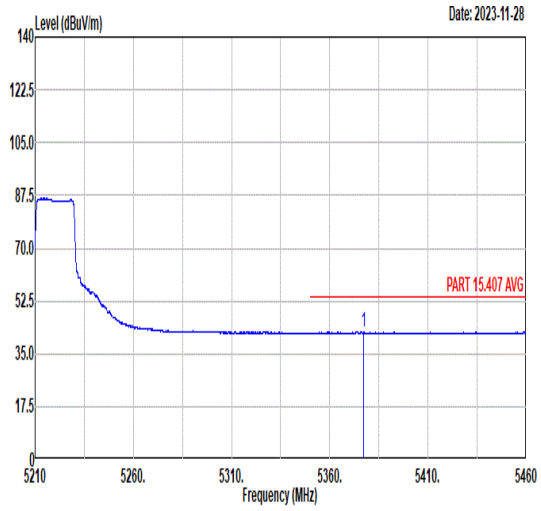 Freq Level Limit Line Margin (dB) Read Level Ant Factor Cable Loss Preamp Factor APos TPos Remark MHz dBuV/m dBuV/m dBuV dB/m dB dB cm deg 1 5377.38 42.25 54.00 -11.75 28.57 34.82 10.92 32.06 100 61 AVERAGE	Blank

Mode	56	
	Band Edge - L	
	U-NII-1_5.15-5.25_802.11be EHT80_CH42_Puncturing 20M_5210MHz	
ANT	CDD 5+4	
Pol.	Vertical	Fundamental
Peak	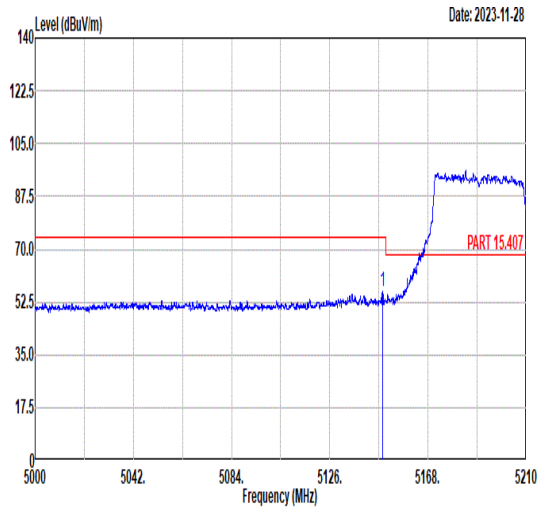 Freq Level Limit Line Margin (dB) Read Level Ant Factor Cable Loss Preamp Factor APos TPos Remark MHz dBuV/m dBuV/m dBuV dB/m dB dB cm deg 1 5148.60 55.77 74.00 -18.23 41.59 34.87 11.09 31.78 400 127 PEAK	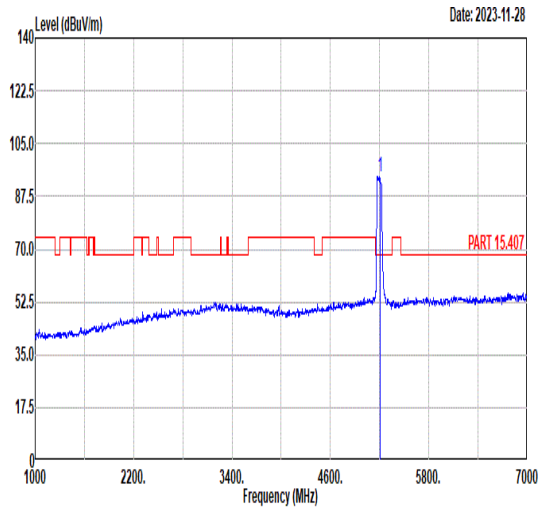 Freq Level Limit Line Margin (dB) Read Level Ant Factor Cable Loss Preamp Factor APos TPos Remark MHz dBuV/m dBuV/m dBuV dB/m dB dB cm deg 1 5210.00 94.21 ------ ------ 80.13 34.86 11.06 31.84 400 127 PEAK
Avg	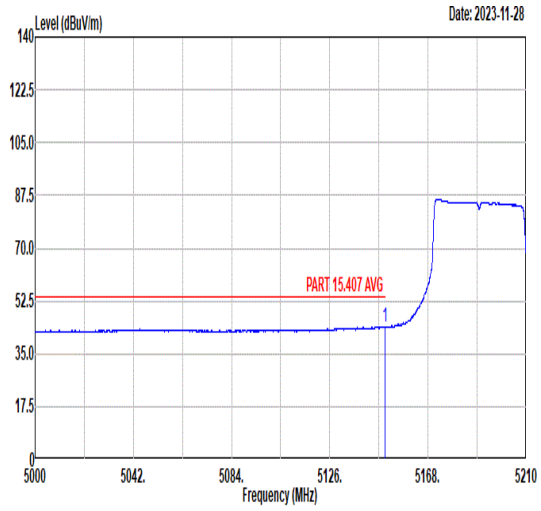 Freq Level Limit Line Margin (dB) Read Level Ant Factor Cable Loss Preamp Factor APos TPos Remark MHz dBuV/m dBuV/m dBuV dB/m dB dB cm deg 1 5149.65 44.03 54.00 -9.97 29.85 34.87 11.09 31.78 400 127 AVERAGE	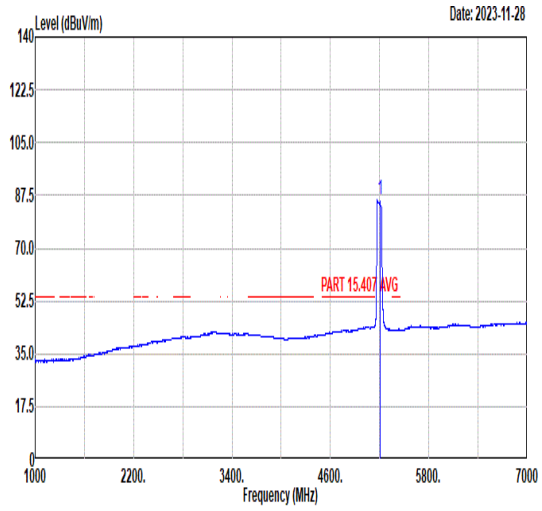 Freq Level Limit Line Margin (dB) Read Level Ant Factor Cable Loss Preamp Factor APos TPos Remark MHz dBuV/m dBuV/m dBuV dB/m dB dB cm deg 1 5210.00 85.85 ------ ------ 71.70 34.87 11.08 31.80 400 127 AVERAGE

Mode	56	
	Band Edge - R	
	U-NII-1_5.15-5.25_802.11be EHT80_CH42_Puncturing 20M_5210MHz	
ANT	CDD 5+4	
Pol.	Vertical	Fundamental
Peak	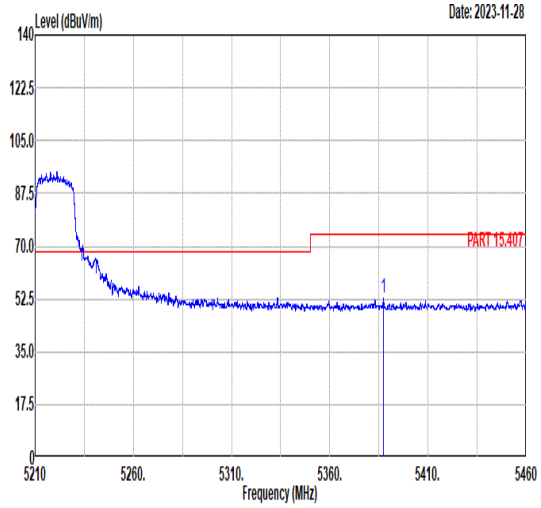 Freq Level Limit Line Margin (dB) Read Level Ant Factor Cable Loss Preamp Factor APos TPos Remark MHz dBuV/m dBuV/m dBuV dB/m dB dB cm deg 1 5387.38 52.85 74.00 -21.15 39.19 34.82 10.92 32.08 400 127 PEAK	Blank
Avg	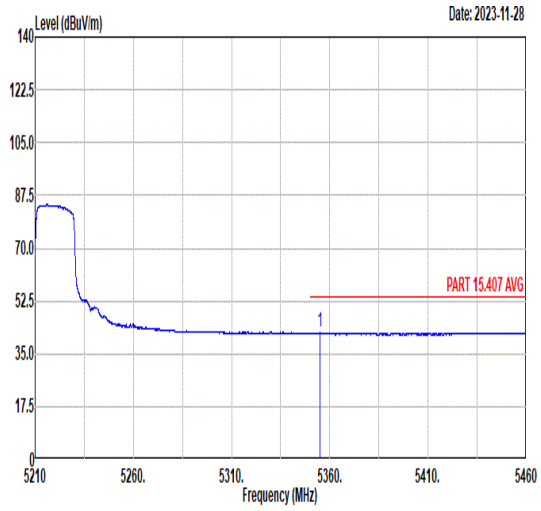 Freq Level Limit Line Margin (dB) Read Level Ant Factor Cable Loss Preamp Factor APos TPos Remark MHz dBuV/m dBuV/m dBuV dB/m dB dB cm deg 1 5355.15 42.02 54.00 -11.98 28.29 34.83 10.94 32.04 400 127 AVERAGE	Blank

Mode	57	
	Band Edge - L	
	U-NII-2A_5.25-5.35_802.11be EHT80_CH58_Puncturing 20M_5290MHz	
ANT	CDD 5+4	
Pol.	Horizontal	Fundamental
Peak	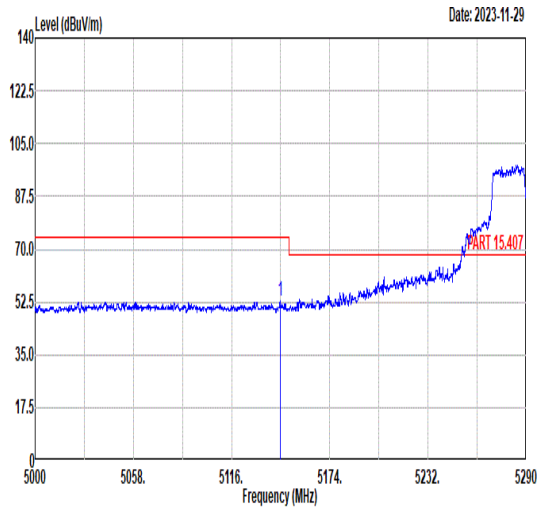 Freq Level Limit Line Margin (dB) Read Level Ant Factor Cable Loss Preamp Factor APos TPos Remark MHz dBuV/m dBuV/m dBuV dB/m dB dB cm deg 1 5144.59 52.83 74.00 -21.17 38.64 34.87 11.09 31.77 100 315 PEAK	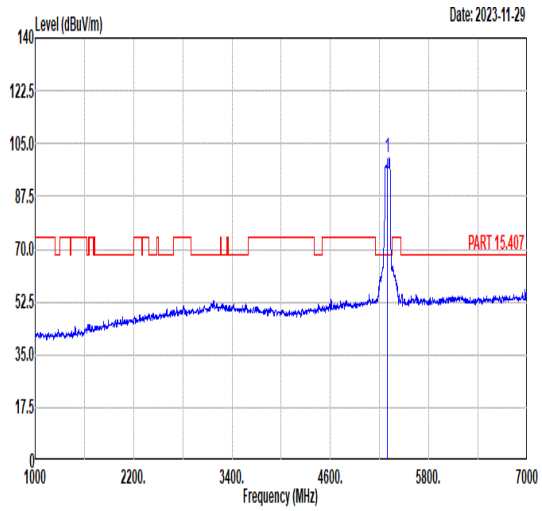 Freq Level Limit Line Margin (dB) Read Level Ant Factor Cable Loss Preamp Factor APos TPos Remark MHz dBuV/m dBuV/m dBuV dB/m dB dB cm deg 1 5290.00 100.39 ------ ------ 86.57 34.84 10.97 31.99 100 315 PEAK
Avg	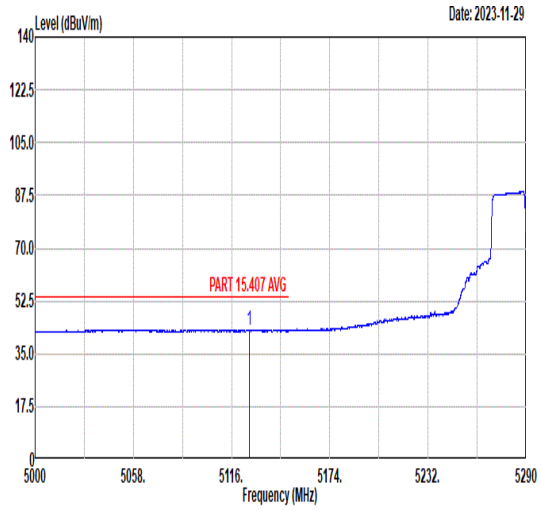 Freq Level Limit Line Margin (dB) Read Level Ant Factor Cable Loss Preamp Factor APos TPos Remark MHz dBuV/m dBuV/m dBuV dB/m dB dB cm deg 1 5126.59 42.99 54.00 -11.01 28.77 34.87 11.10 31.75 100 315 AVERAGE	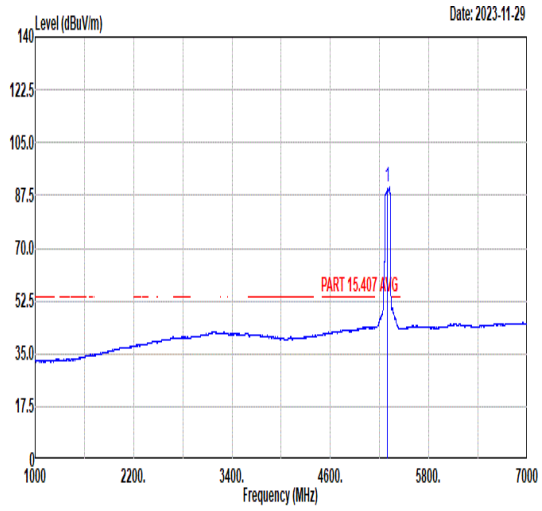 Freq Level Limit Line Margin (dB) Read Level Ant Factor Cable Loss Preamp Factor APos TPos Remark MHz dBuV/m dBuV/m dBuV dB/m dB dB cm deg 1 5290.00 90.11 ------ ------ 76.31 34.84 10.96 32.00 100 315 AVERAGE

Mode	57	
	Band Edge - R	
	U-NII-2A_5.25-5.35_802.11be EHT80_CH58_Puncturing 20M_5290MHz	
ANT	CDD 5+4	
Pol.	Horizontal	Fundamental
Peak	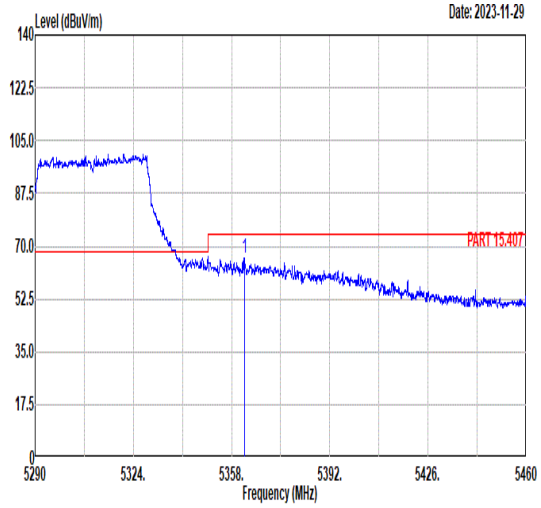 Freq Level Limit Line Margin (dB) Read Level Ant Factor Cable Loss Preamp Factor APos TPos Remark MHz dBuV/m dBuV/m dBuV dB/m dB dB cm deg 1 5362.51 65.94 74.00 -8.06 52.22 34.83 10.93 32.04 100 315 PEAK	Blank
Avg	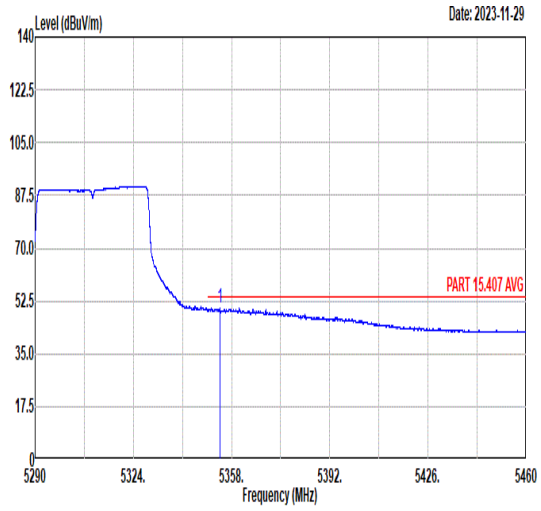 Freq Level Limit Line Margin (dB) Read Level Ant Factor Cable Loss Preamp Factor APos TPos Remark MHz dBuV/m dBuV/m dBuV dB/m dB dB cm deg 1 5354.01 50.32 54.00 -3.68 36.58 34.83 10.94 32.03 100 315 AVERAGE	Blank

Mode	57	
	Band Edge - L	
	U-NII-2A_5.25-5.35_802.11be EHT80_CH58_Puncturing 20M_5290MHz	
ANT	CDD 5+4	
Pol.	Vertical	Fundamental
Peak	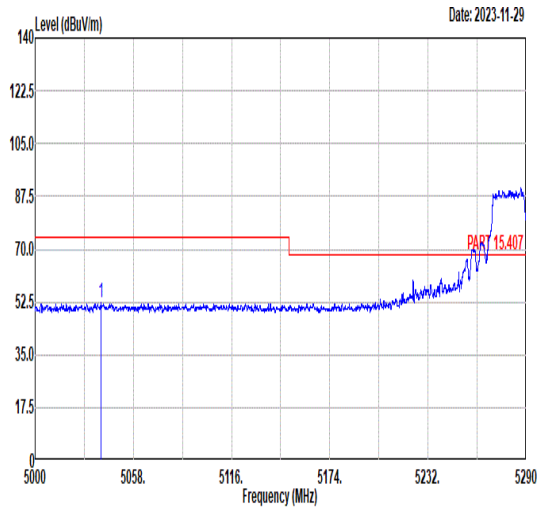 Freq Level Limit Line Margin (dB) Read Level Ant Factor Cable Loss Preamp Factor APos TPos Remark 1 5038.72 52.09 74.00 -21.91 37.69 34.89 11.15 31.64 100 31 PEAK	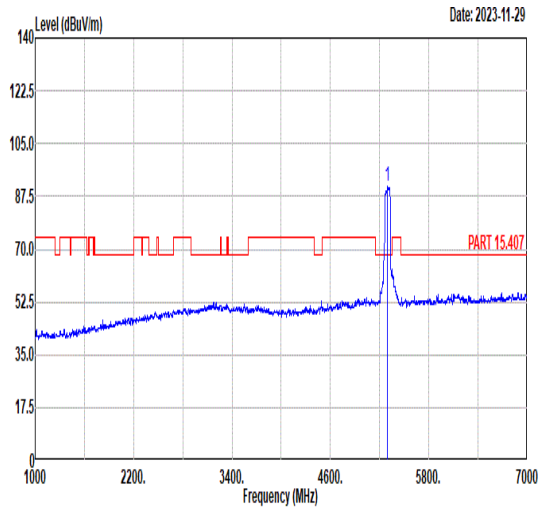 Freq Level Limit Line Margin (dB) Read Level Ant Factor Cable Loss Preamp Factor APos TPos Remark 1 5290.00 90.96 ------ ------ 77.09 34.84 10.99 31.96 100 31 PEAK
Avg	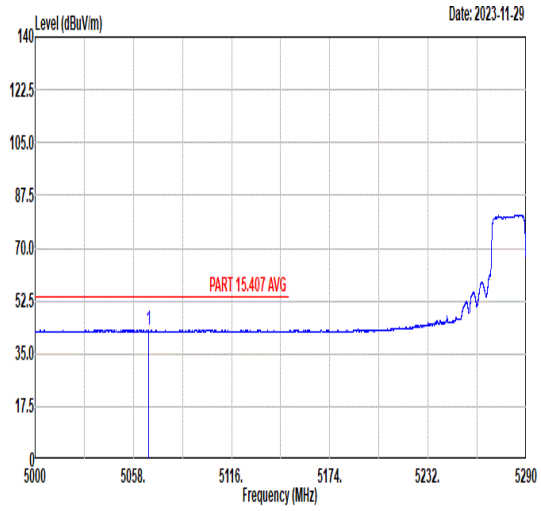 Freq Level Limit Line Margin (dB) Read Level Ant Factor Cable Loss Preamp Factor APos TPos Remark 1 5066.85 42.80 54.00 -11.20 28.46 34.89 11.13 31.68 100 31 AVERAGE	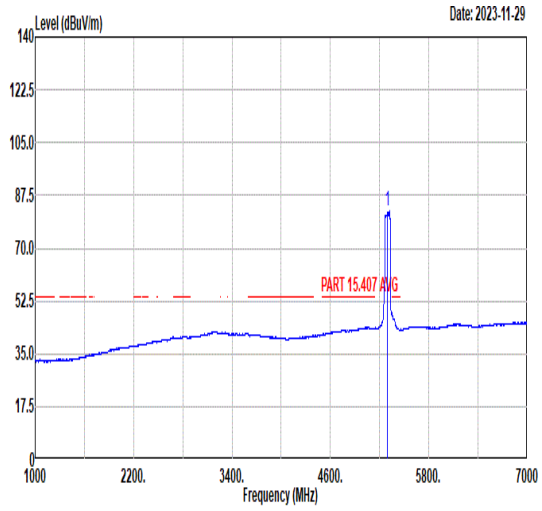 Freq Level Limit Line Margin (dB) Read Level Ant Factor Cable Loss Preamp Factor APos TPos Remark 1 5290.00 82.20 ------ ------ 68.40 34.84 10.96 32.00 100 31 AVERAGE

Mode	57	
	Band Edge - R	
	U-NII-2A_5.25-5.35_802.11be EHT80_CH58_Puncturing 20M_5290MHz	
ANT	CDD 5+4	
Pol.	Vertical	Fundamental
Peak	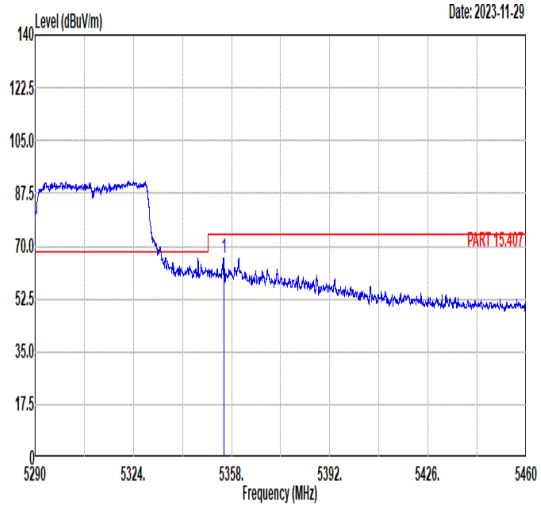 Freq Level Limit Line Margin (dB) Read Level Ant Factor Cable Loss Preamp Factor APos TPos Remark MHz dBuV/m dBuV/m dBuV dB/m dB dB cm deg 1 5355.35 65.86 74.00 -8.14 52.13 34.83 10.94 32.04 100 31 PEAK	Blank
Avg	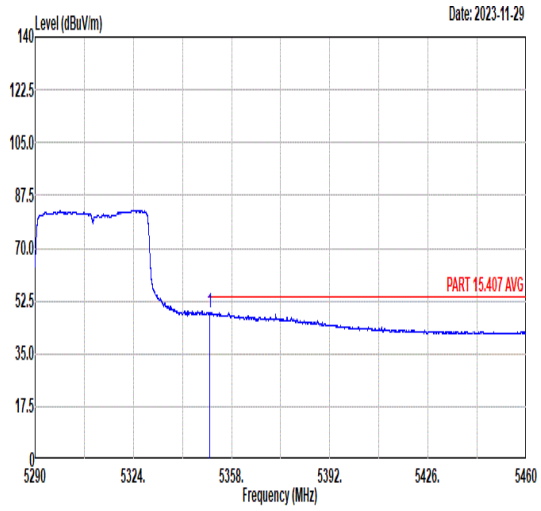 Freq Level Limit Line Margin (dB) Read Level Ant Factor Cable Loss Preamp Factor APos TPos Remark MHz dBuV/m dBuV/m dBuV dB/m dB dB cm deg 1 5350.44 48.83 54.00 -5.17 35.09 34.83 10.94 32.03 100 31 AVERAGE	Blank

Mode	58	
	Band Edge - L	
	U-NII-2C_5.47-5.725_802.11be EHT80_CH106_Puncturing 20M_5530MHz	
ANT	CDD 5+4	
Pol.	Horizontal	Fundamental
Peak	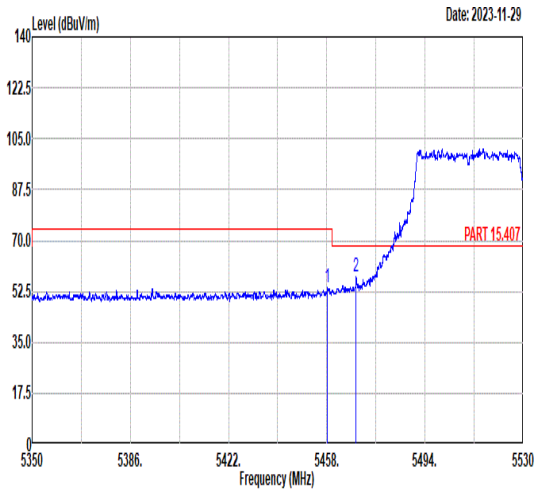 Freq Level Limit Line Margin (dB) Read Level Ant Factor Cable Loss Preamp Factor APos TPos Remark 1 5458.27 53.86 74.00 -20.14 40.10 34.81 11.11 32.16 100 314 PEAK 2 5468.71 57.60 68.30 -10.70 43.81 34.81 11.16 32.18 100 314 PEAK	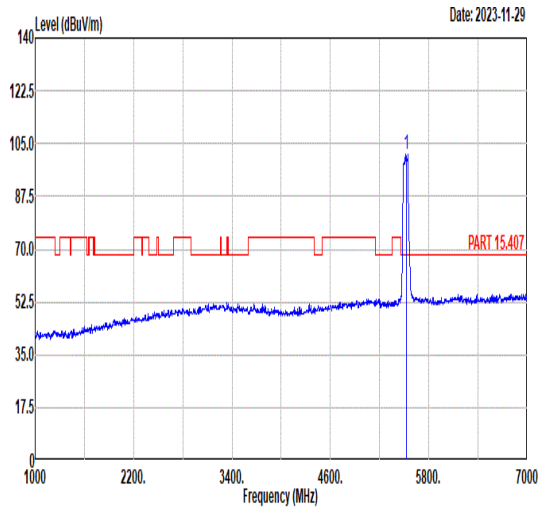 Freq Level Limit Line Margin (dB) Read Level Ant Factor Cable Loss Preamp Factor APos TPos Remark 1 5530.00 101.53 ------ ------ 87.44 34.86 11.47 32.24 100 314 PEAK
Avg	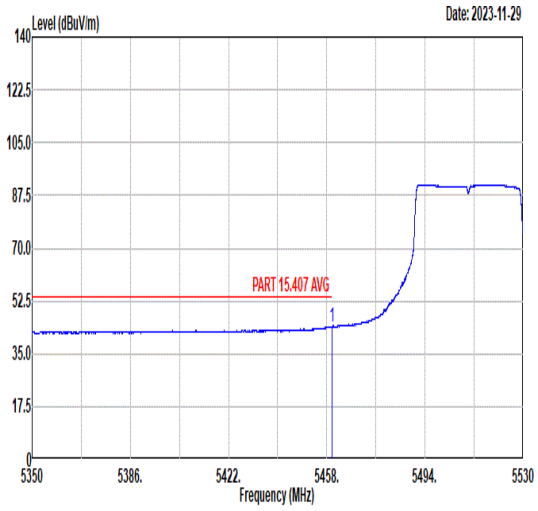 Freq Level Limit Line Margin (dB) Read Level Ant Factor Cable Loss Preamp Factor APos TPos Remark 1 5459.89 43.96 54.00 -10.04 30.20 34.81 11.12 32.17 100 314 AVERAGE	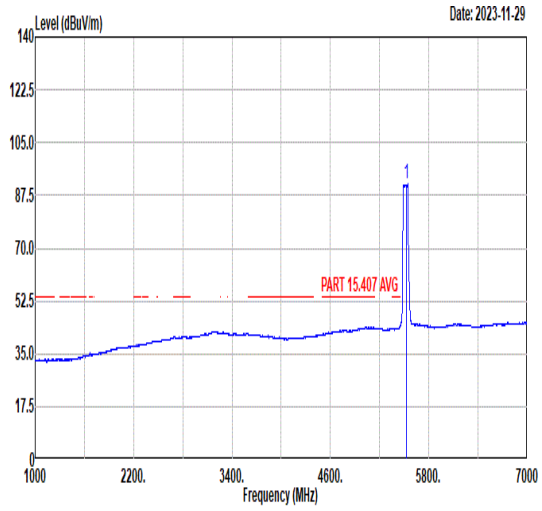 Freq Level Limit Line Margin (dB) Read Level Ant Factor Cable Loss Preamp Factor APos TPos Remark 1 5530.00 91.52 ------ ------ 77.43 34.86 11.47 32.24 100 314 AVERAGE

Mode	58	
	Band Edge - R	
	U-NII-2C_5.47-5.725_802.11be EHT80_CH106_Puncturing 20M_5530MHz	
ANT	CDD 5+4	
Pol.	Horizontal	Fundamental
Peak	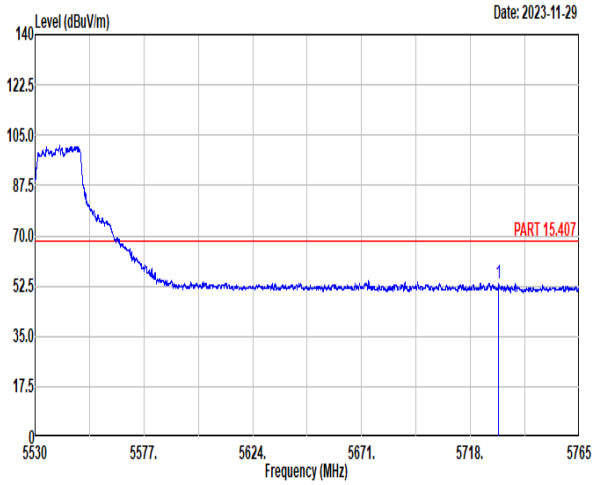 Freq Level Limit Line Margin (dB) Read Level Ant Factor Cable Loss Preamp Factor APos TPos Remark MHz dBuV/m dBuV/m dBuV dB/m dB dB cm deg 1 5730.13 53.60 68.30 -14.70 39.22 35.12 11.65 32.39 100 314 PEAK	Blank

Mode	58	
	Band Edge - L	
	U-NII-2C_5.47-5.725_802.11be EHT80_CH106_Puncturing 20M_5530MHz	
ANT	CDD 5+4	
Pol.	Vertical	Fundamental
Peak	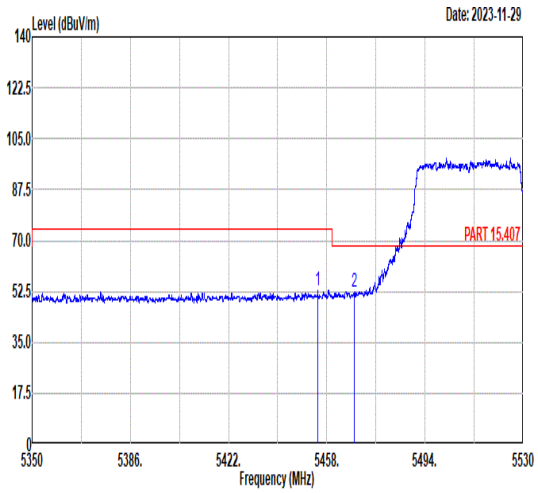 Freq Level Limit Line Margin (dB) Read Level Ant Factor Cable Loss Preamp Factor APos TPos Remark 1 5454.67 52.82 74.00 -21.18 39.07 34.81 11.10 32.16 328 97 PEAK 2 5468.17 52.27 68.30 -16.03 38.49 34.81 11.15 32.18 328 97 PEAK	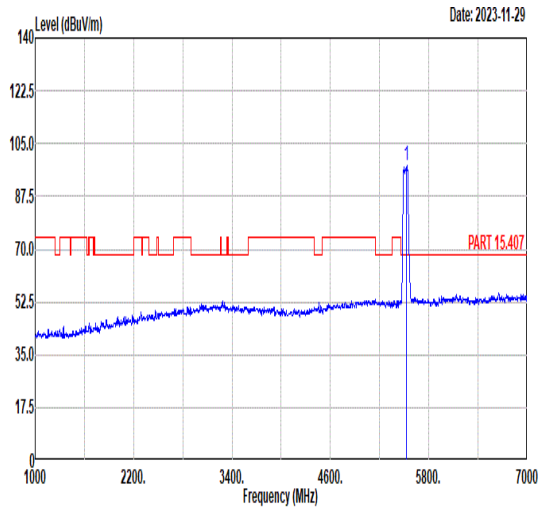 Freq Level Limit Line Margin (dB) Read Level Ant Factor Cable Loss Preamp Factor APos TPos Remark 1 5530.00 97.83 ------ ------ 83.80 34.85 11.42 32.24 328 97 PEAK
Avg	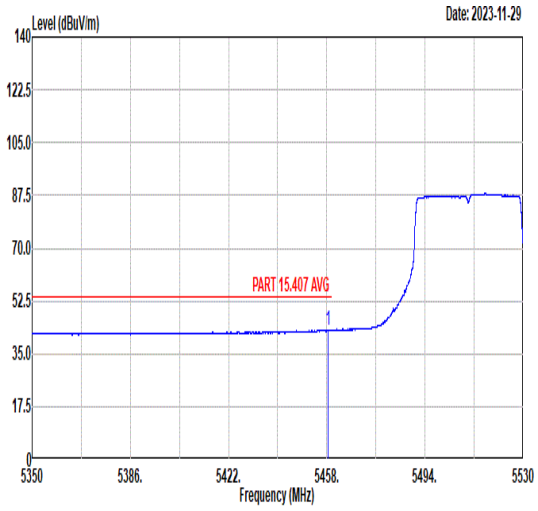 Freq Level Limit Line Margin (dB) Read Level Ant Factor Cable Loss Preamp Factor APos TPos Remark 1 5458.47 43.02 54.00 -10.98 29.26 34.81 11.11 32.16 328 97 AVERAGE	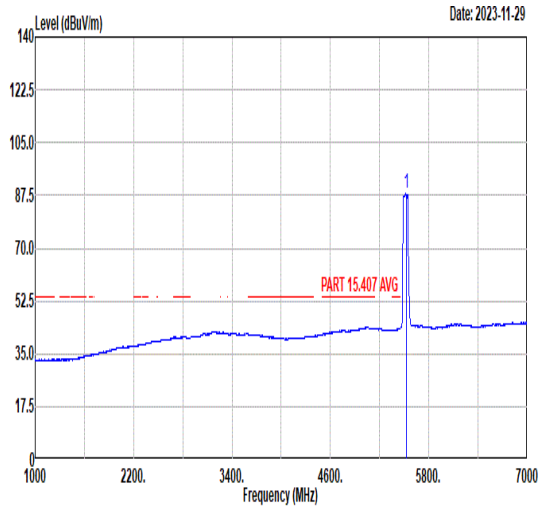 Freq Level Limit Line Margin (dB) Read Level Ant Factor Cable Loss Preamp Factor APos TPos Remark 1 5530.00 87.98 ------ ------ 74.03 34.82 11.35 32.22 328 97 AVERAGE

Mode	58	
	Band Edge - R	
	U-NII-2C_5.47-5.725_802.11be EHT80_CH106_Puncturing 20M_5530MHz	
ANT	CDD 5+4	
Pol.	Vertical	Fundamental
Peak	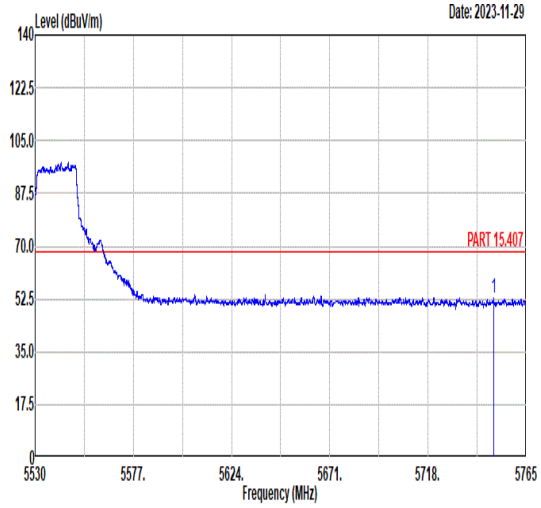 Freq Level Limit Line Margin (dB) Read Level Ant Factor Cable Loss Preamp Factor APos TPos Remark MHz dBuV/m dBuV/m dBuV dB/m dB dB cm deg 1 5749.37 52.63 68.30 -15.67 38.24 35.15 11.64 32.40 328 97 PEAK	Blank

Mode	59	
	Band Edge - L	
	U-NII-1_5.15-5.35_802.11be EHT160_CH50_Puncturing 20M_5250MHz	
ANT	CDD 5+4	
Pol.	Horizontal	Fundamental
Peak	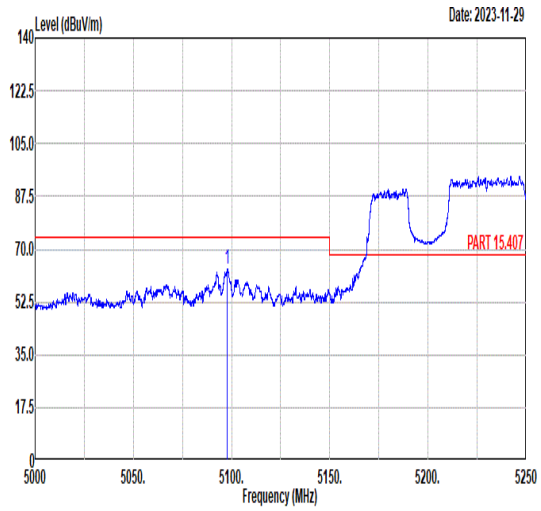 Freq Level Limit Line Margin (dB) Read Level Ant Factor Cable Loss Preamp Factor APos TPos Remark 1 5097.88 63.50 74.00 -10.50 49.23 34.88 11.11 31.72 401 323 PEAK	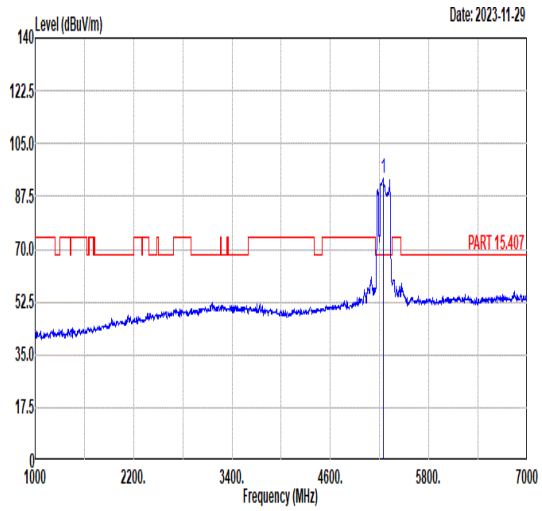 Freq Level Limit Line Margin (dB) Read Level Ant Factor Cable Loss Preamp Factor APos TPos Remark 1 5250.00 93.37 ------ ------ 79.40 34.85 11.02 31.90 401 323 PEAK
Avg	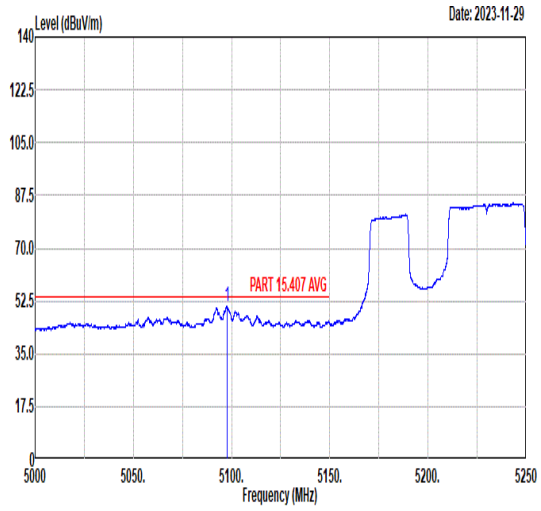 Freq Level Limit Line Margin (dB) Read Level Ant Factor Cable Loss Preamp Factor APos TPos Remark 1 5097.65 50.88 54.00 -3.12 36.61 34.88 11.11 31.72 401 323 AVERAGE	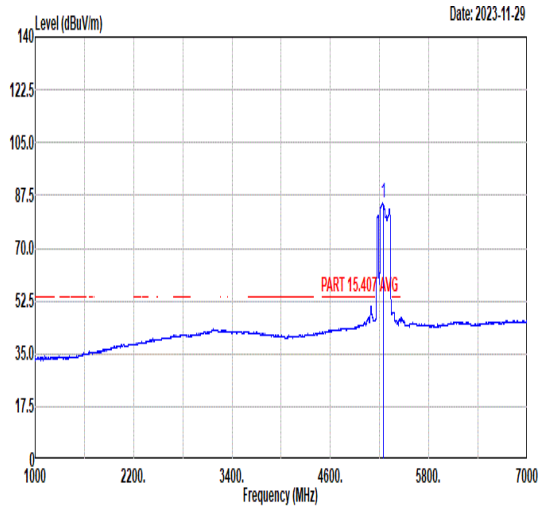 Freq Level Limit Line Margin (dB) Read Level Ant Factor Cable Loss Preamp Factor APos TPos Remark 1 5250.00 84.86 ------ ------ 70.87 34.85 11.03 31.89 401 323 AVERAGE

Mode	59	
	Band Edge - R	
	U-NII-1_5.15-5.35_802.11be EHT160_CH50_Puncturing 20M_5250MHz	
ANT	CDD 5+4	
Pol.	Horizontal	Fundamental
Peak	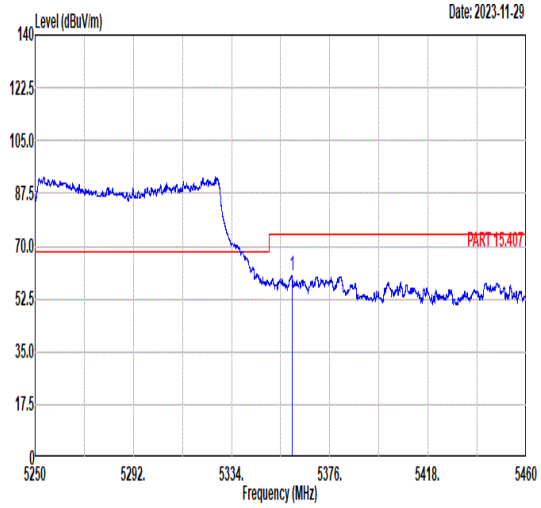 Freq Level Limit Line Margin (dB) Read Level Ant Factor Cable Loss Preamp Factor APos TPos Remark MHz dBuV/m dBuV/m dBuV dB/m dB dB cm deg 1 5359.94 60.28 74.00 -13.72 46.55 34.83 10.94 32.04 401 323 PEAK	Blank
Avg	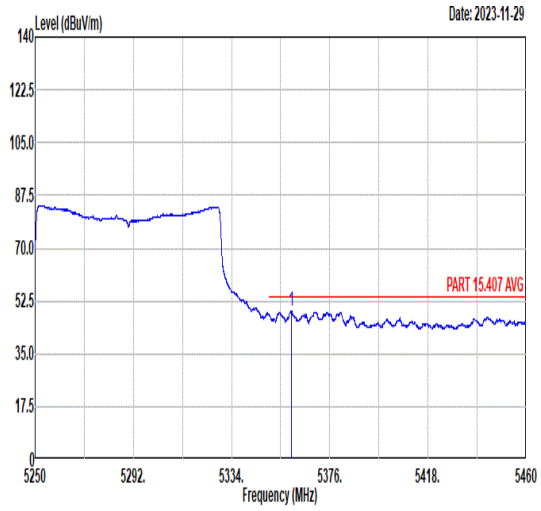 Freq Level Limit Line Margin (dB) Read Level Ant Factor Cable Loss Preamp Factor APos TPos Remark MHz dBuV/m dBuV/m dBuV dB/m dB dB cm deg 1 5359.52 49.34 54.00 -4.66 35.61 34.83 10.94 32.04 401 323 AVERAGE	Blank

Mode	59	
	Band Edge - L	
	U-NII-1_5.15-5.35_802.11be EHT160_CH50_Puncturing 20M_5250MHz	
ANT	CDD 5+4	
Pol.	Vertical	Fundamental
Peak	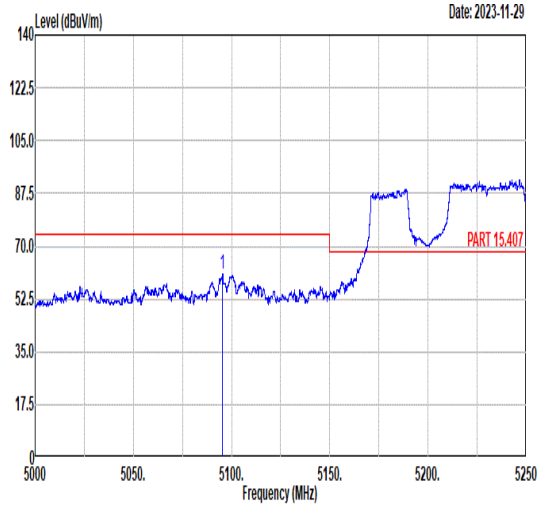 Freq Level Limit Line Margin (dB) Read Level Ant Factor Cable Loss Preamp Factor APos TPos Remark MHz dBuV/m dBuV/m dBuV dB/m dB dB cm deg 1 5095.38 60.89 74.00 -13.11 46.60 34.88 11.12 31.71 345 111 PEAK	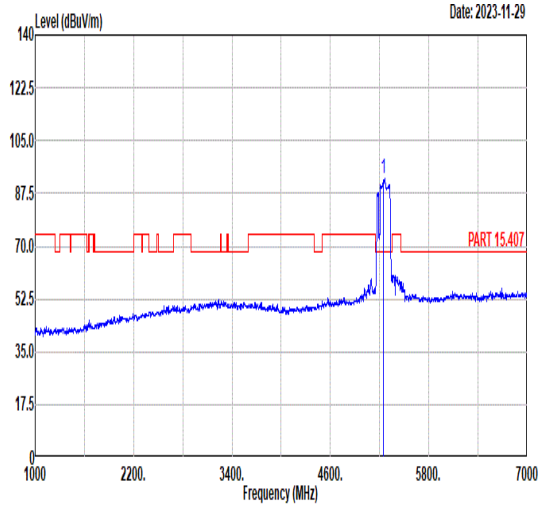 Freq Level Limit Line Margin (dB) Read Level Ant Factor Cable Loss Preamp Factor APos TPos Remark MHz dBuV/m dBuV/m dBuV dB/m dB dB cm deg 1 5250.00 92.58 ------ ------ 78.64 34.85 11.01 31.92 345 111 PEAK
Avg	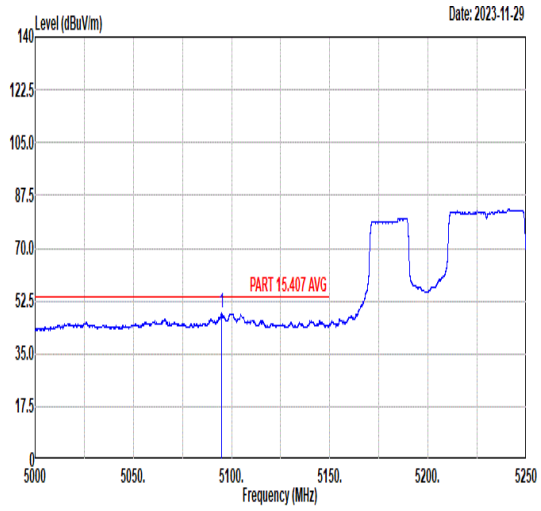 Freq Level Limit Line Margin (dB) Read Level Ant Factor Cable Loss Preamp Factor APos TPos Remark MHz dBuV/m dBuV/m dBuV dB/m dB dB cm deg 1 5094.88 48.45 54.00 -5.55 34.16 34.88 11.12 31.71 345 111 AVERAGE	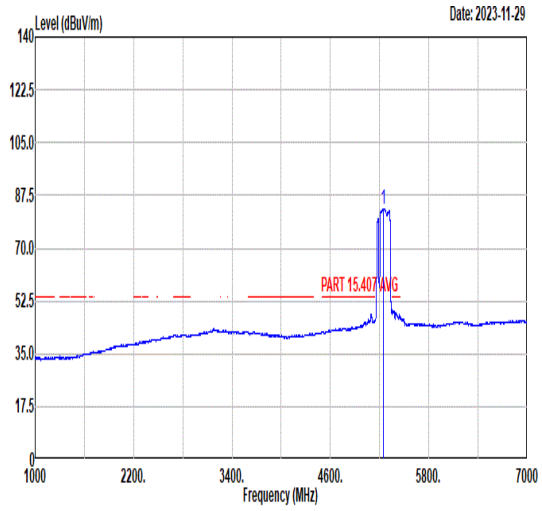 Freq Level Limit Line Margin (dB) Read Level Ant Factor Cable Loss Preamp Factor APos TPos Remark MHz dBuV/m dBuV/m dBuV dB/m dB dB cm deg 1 5250.00 83.09 ------ ------ 69.13 34.85 11.02 31.91 345 111 AVERAGE

Mode	59	
	Band Edge - R	
	U-NII-1_5.15-5.35_802.11be EHT160_CH50_Puncturing 20M_5250MHz	
ANT	CDD 5+4	
Pol.	Vertical	Fundamental
Peak	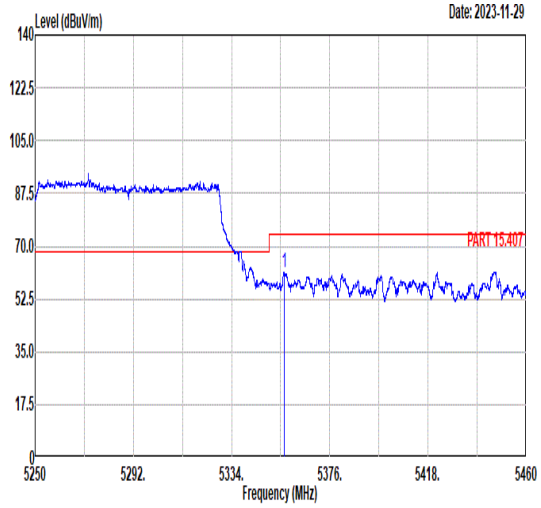 Freq Level Limit Line Margin (dB) Read Level Ant Factor Cable Loss Preamp Factor APos TPos Remark MHz dBuV/m dBuV/m dBuV dB/m dB dB cm deg 1 5356.60 61.48 74.00 -12.52 47.75 34.83 10.94 32.04 345 111 PEAK	Blank
Avg	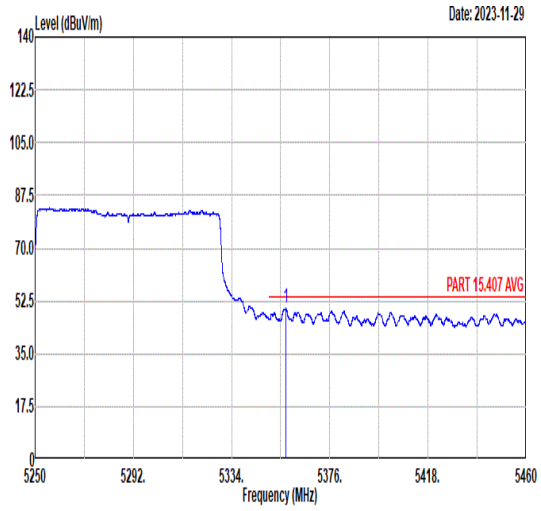 Freq Level Limit Line Margin (dB) Read Level Ant Factor Cable Loss Preamp Factor APos TPos Remark MHz dBuV/m dBuV/m dBuV dB/m dB dB cm deg 1 5357.23 50.43 54.00 -3.57 36.70 34.83 10.94 32.04 345 111 AVERAGE	Blank

Mode	60	
	Band Edge - L	
	U-NII-1_5.15-5.35_802.11be EHT160_CH50_Puncturing 40M_5250MHz	
ANT	CDD 5+4	
Pol.	Horizontal	Fundamental
Peak	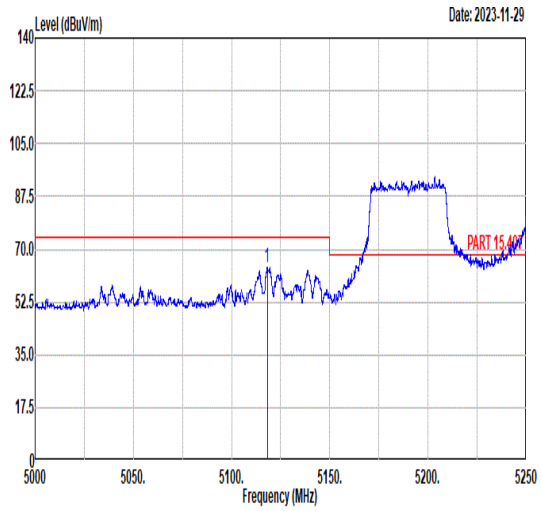 Freq Level Limit Line Margin (dB) Read Level Ant Factor Cable Loss Preamp Factor APos TPos Remark MHz dBuV/m dBuV/m dBuV dB/m dB dB cm deg 1 5118.15 64.03 74.00 -9.97 49.79 34.88 11.10 31.74 100 90 PEAK	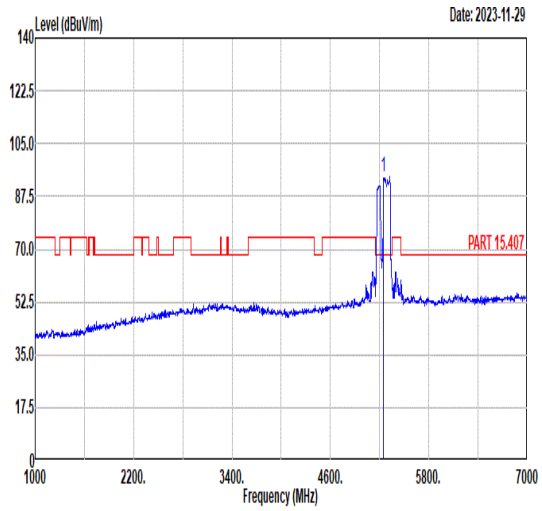 Freq Level Limit Line Margin (dB) Read Level Ant Factor Cable Loss Preamp Factor APos TPos Remark MHz dBuV/m dBuV/m dBuV dB/m dB dB cm deg 1 5250.00 94.25 ------ ------ 80.45 34.84 10.96 32.00 100 90 PEAK
Avg	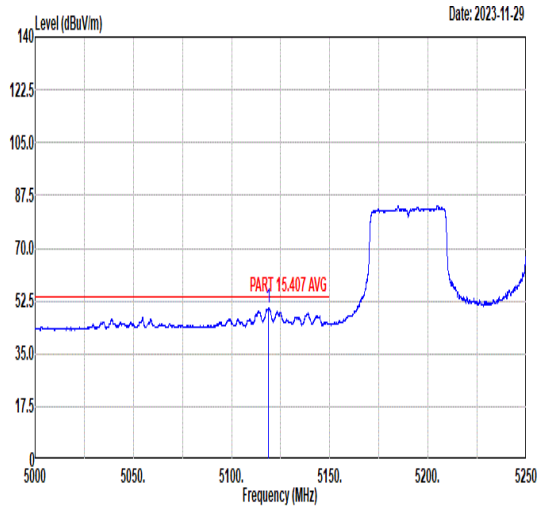 Freq Level Limit Line Margin (dB) Read Level Ant Factor Cable Loss Preamp Factor APos TPos Remark MHz dBuV/m dBuV/m dBuV dB/m dB dB cm deg 1 5118.88 50.42 54.00 -3.58 36.18 34.88 11.10 31.74 100 90 AVERAGE	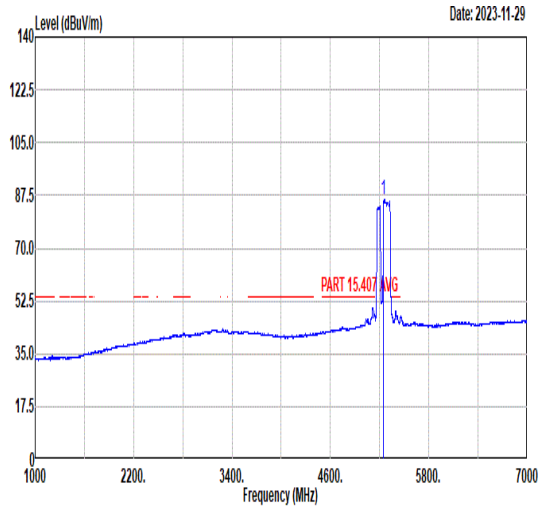 Freq Level Limit Line Margin (dB) Read Level Ant Factor Cable Loss Preamp Factor APos TPos Remark MHz dBuV/m dBuV/m dBuV dB/m dB dB cm deg 1 5250.00 86.02 ------ ------ 72.06 34.85 11.02 31.91 100 90 AVERAGE

Mode	60	
	Band Edge - R	
	U-NII-1_5.15-5.35_802.11be EHT160_CH50_Puncturing 40M_5250MHz	
ANT	CDD 5+4	
Pol.	Horizontal	Fundamental
Peak	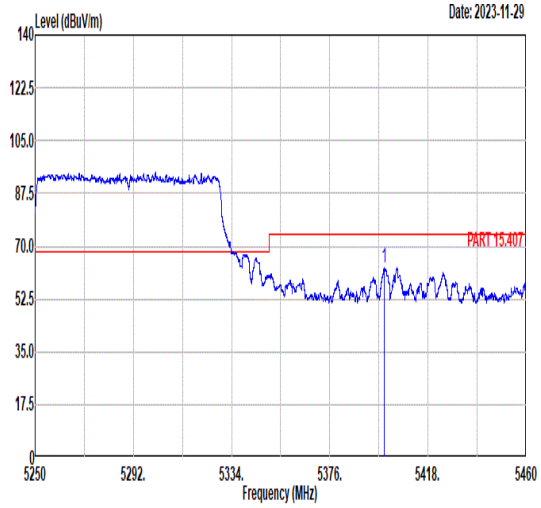 Freq Level Limit Line Margin (dB) Read Level Ant Factor Cable Loss Preamp Factor APos TPos Remark MHz dBuV/m dBuV/m dBuV dB/m dB dB cm deg 1 5399.23 62.98 74.00 -11.02 49.34 34.82 10.91 32.09 100 90 PEAK	Blank
Avg	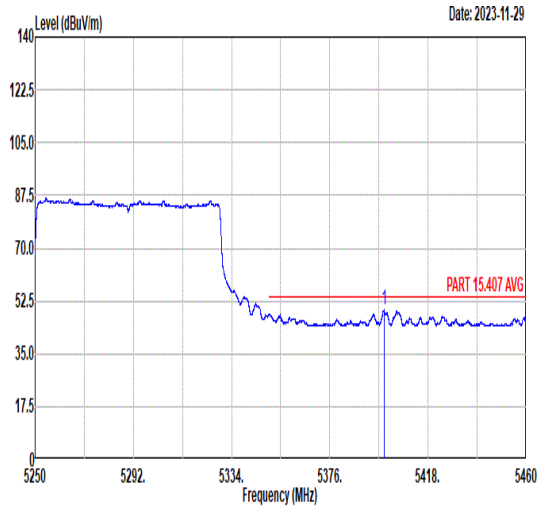 Freq Level Limit Line Margin (dB) Read Level Ant Factor Cable Loss Preamp Factor APos TPos Remark MHz dBuV/m dBuV/m dBuV dB/m dB dB cm deg 1 5399.23 49.44 54.00 -4.56 35.80 34.82 10.91 32.09 100 90 AVERAGE	Blank

Mode	60	
	Band Edge - L	
	U-NII-1_5.15-5.35_802.11be EHT160_CH50_Puncturing 40M_5250MHz	
ANT	CDD 5+4	
Pol.	Vertical	Fundamental
Peak	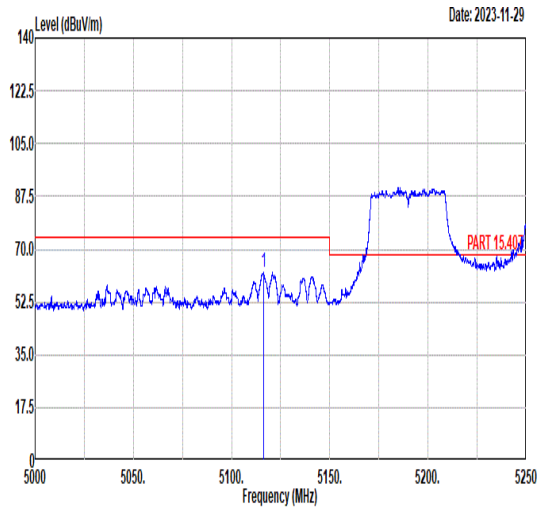 Freq Level Limit Line Margin (dB) Read Level Ant Factor Cable Loss Preamp Factor APos TPos Remark MHz dBuV/m dBuV/m dBuV dB/m dB dB cm deg 1 5116.38 62.28 74.00 -11.72 48.04 34.88 11.10 31.74 317 252 PEAK	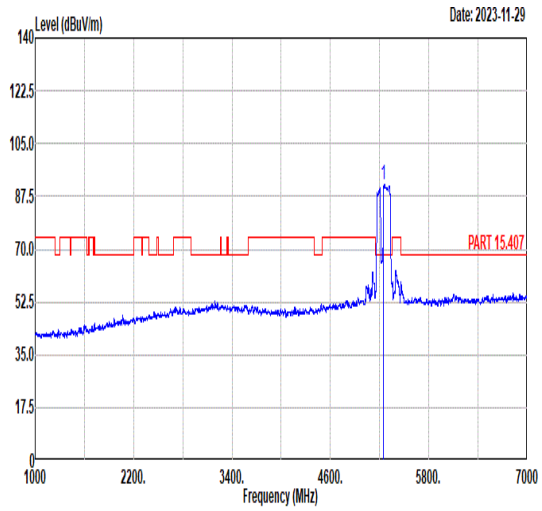 Freq Level Limit Line Margin (dB) Read Level Ant Factor Cable Loss Preamp Factor APos TPos Remark MHz dBuV/m dBuV/m dBuV dB/m dB dB cm deg 1 5250.00 91.60 ------ ------ 77.66 34.85 11.01 31.92 317 252 PEAK
Avg	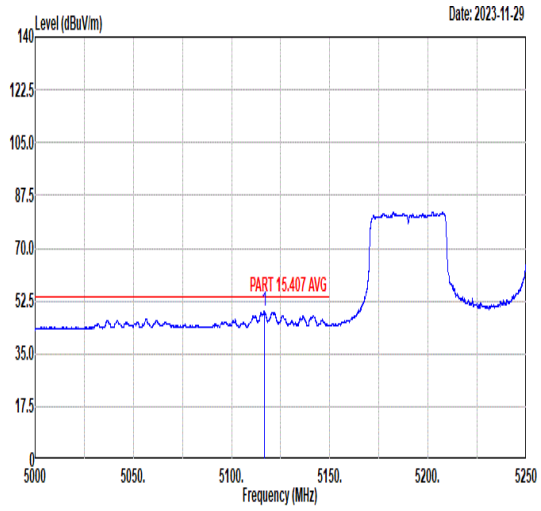 Freq Level Limit Line Margin (dB) Read Level Ant Factor Cable Loss Preamp Factor APos TPos Remark MHz dBuV/m dBuV/m dBuV dB/m dB dB cm deg 1 5116.65 49.18 54.00 -4.82 34.94 34.88 11.10 31.74 317 252 AVERAGE	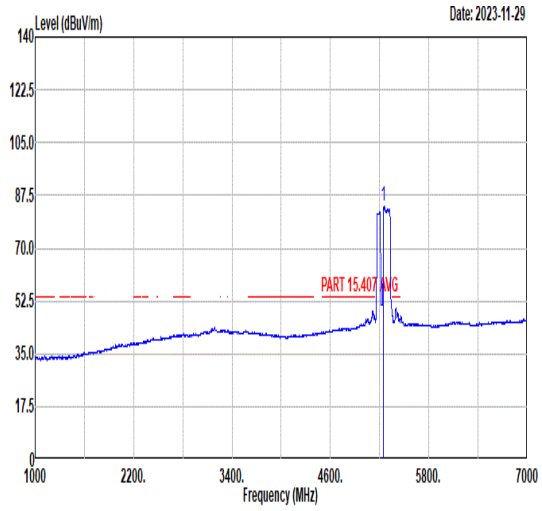 Freq Level Limit Line Margin (dB) Read Level Ant Factor Cable Loss Preamp Factor APos TPos Remark MHz dBuV/m dBuV/m dBuV dB/m dB dB cm deg 1 5250.00 83.82 ------ ------ 69.86 34.85 11.02 31.91 317 252 AVERAGE

Mode	60	
	Band Edge - R	
	U-NII-1_5.15-5.35_802.11be EHT160_CH50_Puncturing 40M_5250MHz	
ANT	CDD 5+4	
Pol.	Vertical	Fundamental
Peak	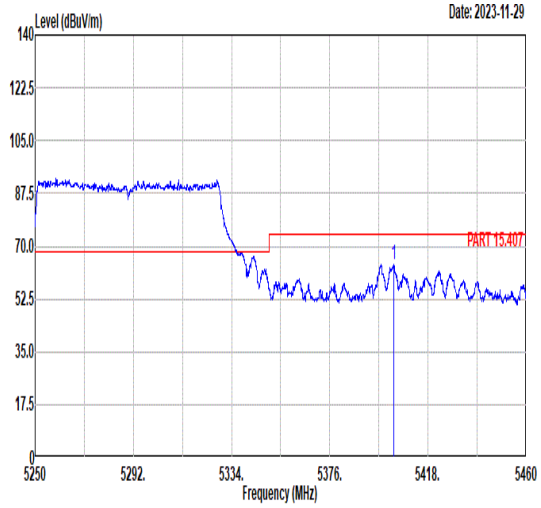 Freq Level Limit Line Margin (dB) Read Level Ant Factor Cable Loss Preamp Factor APos TPos Remark MHz dBuV/m dBuV/m dBuV dB/m dB dB cm deg 1 5403.43 63.92 74.00 -10.08 50.30 34.82 10.90 32.10 317 252 PEAK	Blank
Avg	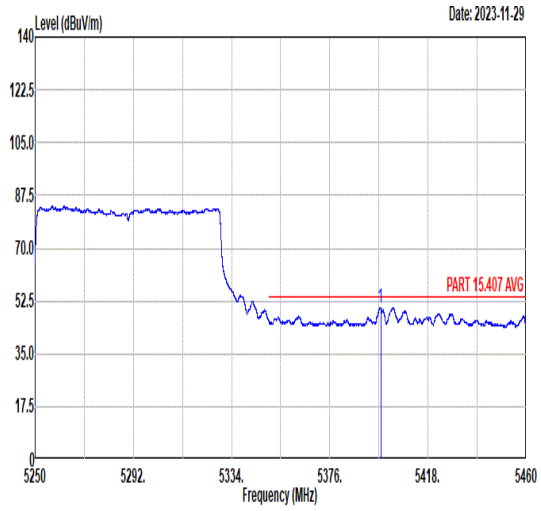 Freq Level Limit Line Margin (dB) Read Level Ant Factor Cable Loss Preamp Factor APos TPos Remark MHz dBuV/m dBuV/m dBuV dB/m dB dB cm deg 1 5397.76 50.33 54.00 -3.67 36.69 34.82 10.91 32.09 317 252 AVERAGE	Blank

Mode	61
	Band Edge - L
	U-NII-3_5.725-5.85_802.11be EHT80_CH155_Puncturing 20M_2_5775MHz
ANT	5+4

Pol.	Horizontal	Fundamental
Peak	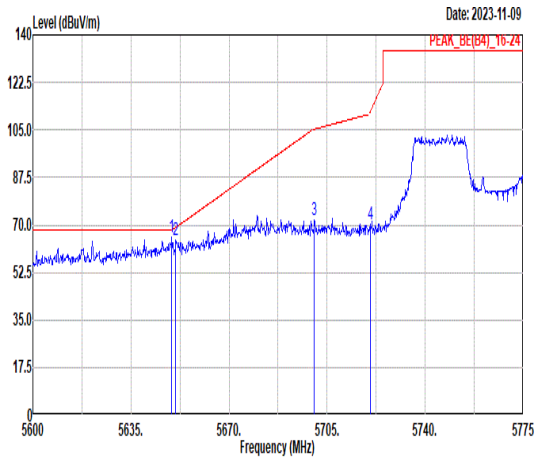 Freq Level Limit Line Margin Read Level Ant Factor Cable Loss Preamp Factor APos TPos Remark MHz dBuV/m dBuV/m dB dBuV dB/m dB dB cm deg 1 5649.53 65.63 68.30 -2.67 51.26 35.01 11.69 32.33 100 65 PEAK 2 5650.93 64.46 68.99 -4.53 50.09 35.01 11.69 32.33 100 65 PEAK 3 5700.45 71.99 105.33 -33.34 57.62 35.08 11.66 32.37 100 65 PEAK 4 5720.40 70.22 111.71 -41.49 55.83 35.11 11.66 32.38 100 65 PEAK	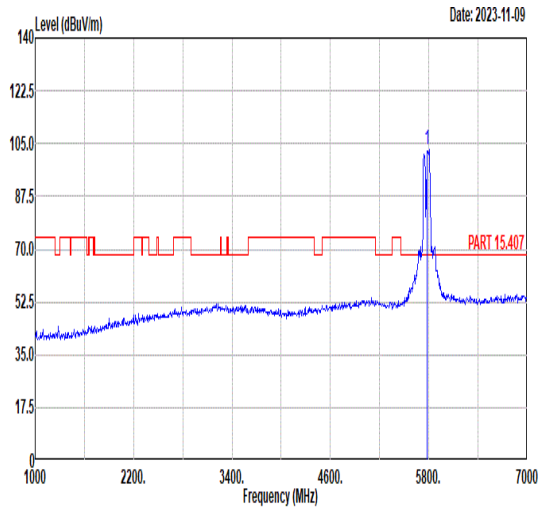 Freq Level Limit Line Margin Read Level Ant Factor Cable Loss Preamp Factor APos TPos Remark MHz dBuV/m dBuV/m dB dBuV dB/m dB dB cm deg 1 5775.00 102.96 ------ ------ 88.58 35.24 11.59 32.45 100 65 PEAK
Avg	Blank	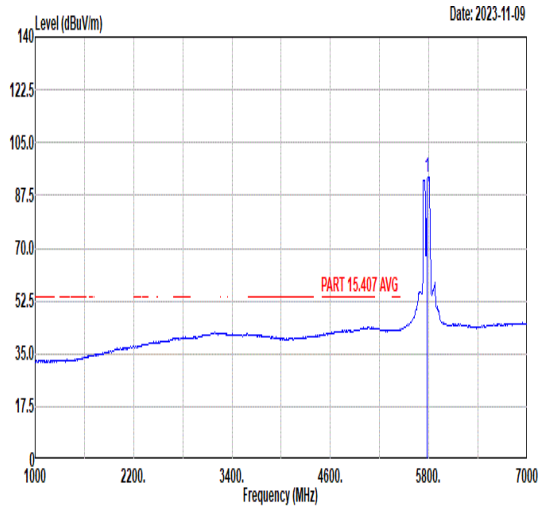 Freq Level Limit Line Margin Read Level Ant Factor Cable Loss Preamp Factor APos TPos Remark MHz dBuV/m dBuV/m dB dBuV dB/m dB dB cm deg 1 5775.00 93.58 ------ ------ 79.20 35.20 11.62 32.44 100 65 AVERAGE

Mode	61	
	Band Edge - R	
	U-NII-3_5.725-5.85_802.11be EHT80_CH155_Puncturing 20M_2_5775MHz	
ANT	5+4	
Pol.	Horizontal	Fundamental
Peak	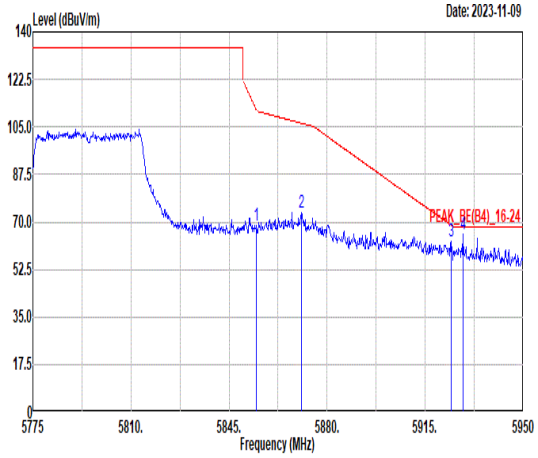 Freq Level Limit Line Margin Read Level Ant Factor Cable Loss Preamp Factor APos TPos Remark MHz dBuV/m dBuV/m dB dBuV dB/m dB dB cm deg 1 5854.80 68.59 111.26 -42.67 54.26 35.30 11.52 32.49 100 65 PEAK 2 5870.90 73.30 106.35 -33.05 58.99 35.32 11.49 32.50 100 65 PEAK 3 5924.28 62.73 68.73 -6.00 48.48 35.39 11.40 32.54 100 65 PEAK 4 5928.48 65.44 68.30 -2.86 51.19 35.40 11.40 32.55 100 65 PEAK	Blank

Mode	61	
	Band Edge - L	
	U-NII-3_5.725-5.85_802.11be EHT80_CH155_Puncturing 20M_2_5775MHz	
ANT	5+4	
Pol.	Vertical	Fundamental
Peak	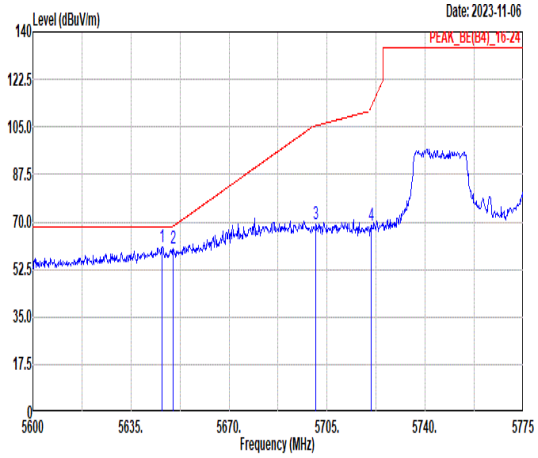 Freq Level Limit Line Margin Read Level Ant Factor Cable Loss Preamp Factor APos TPos Remark MHz dBuV/m dBuV/m dB dBuV dB/m dB dB cm deg 1 5646.03 60.89 68.30 -7.41 46.52 35.00 11.69 32.32 100 25 PEAK 2 5650.05 60.18 68.34 -8.16 45.81 35.01 11.69 32.33 100 25 PEAK 3 5700.98 68.98 105.47 -36.49 54.61 35.08 11.66 32.37 100 25 PEAK 4 5720.75 68.68 112.51 -43.83 54.29 35.11 11.66 32.38 100 25 PEAK	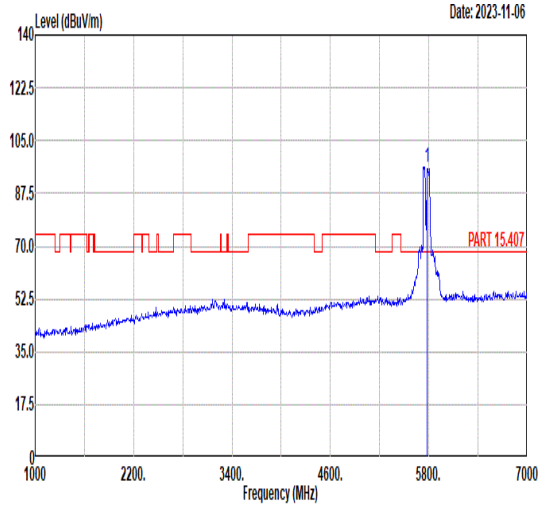 Freq Level Limit Line Margin Read Level Ant Factor Cable Loss Preamp Factor APos TPos Remark MHz dBuV/m dBuV/m dB dBuV dB/m dB dB cm deg 1 5775.00 96.31 ------ ------ 81.93 35.15 11.64 32.41 100 25 PEAK
Avg	Blank	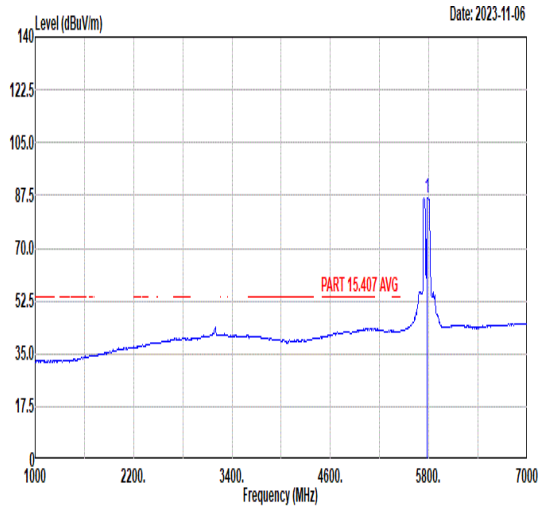 Freq Level Limit Line Margin Read Level Ant Factor Cable Loss Preamp Factor APos TPos Remark MHz dBuV/m dBuV/m dB dBuV dB/m dB dB cm deg 1 5775.00 86.70 ------ ------ 72.31 35.19 11.63 32.43 100 25 AVERAGE

Mode	61	
	Band Edge - R	
	U-NII-3_5.725-5.85_802.11be EHT80_CH155_Puncturing 20M_2_5775MHz	
ANT	5+4	
Pol.	Vertical	Fundamental
Peak	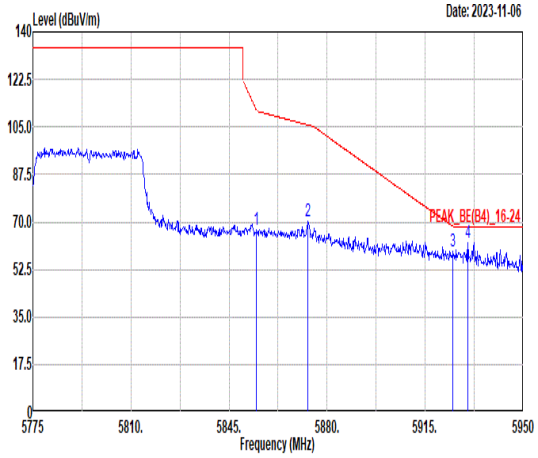 Freq Level Limit Line Margin Read Level Ant Factor Cable Loss Preamp Factor APos TPos Remark MHz dBuV/m dBuV/m dB dBuV dB/m dB dB cm deg 1 5854.80 67.01 111.26 -44.25 52.68 35.30 11.52 32.49 100 25 PEAK 2 5873.18 70.26 105.71 -35.45 55.95 35.32 11.49 32.50 100 25 PEAK 3 5924.98 59.42 68.22 -8.80 45.17 35.39 11.40 32.54 100 25 PEAK 4 5930.23 62.52 68.30 -5.78 48.28 35.40 11.39 32.55 100 25 PEAK	Blank

Mode	62	
	Band Edge - L	
	U-NII-1_5.15-5.25_802.11be EHT80_CH42_Large RU 484+242_5210MHz	
ANT	CDD 5+4	
Pol.	Horizontal	Fundamental
Peak	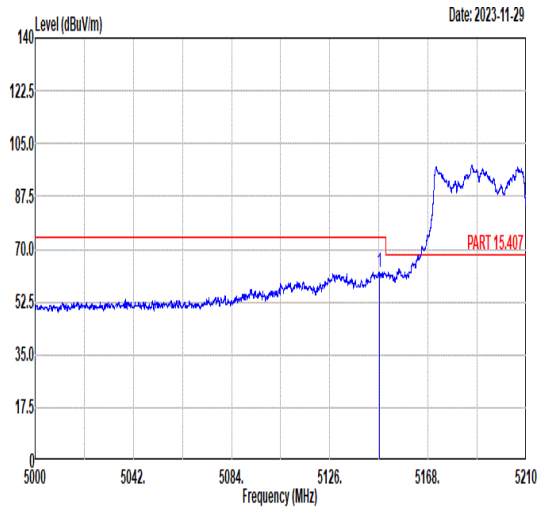 Freq Level Limit Line Margin (dB) Read Level Ant Factor Cable Loss Preamp Factor APos TPos Remark MHz dBuV/m dBuV/m dBuV dB/m dB dB cm deg 1 5147.13 62.59 74.00 -11.41 48.41 34.87 11.09 31.78 100 84 PEAK	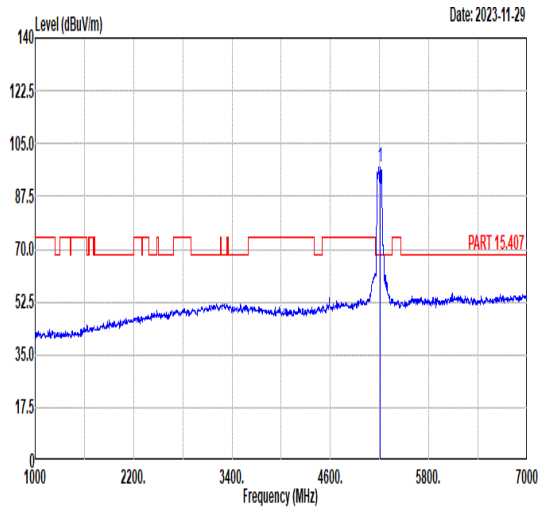 Freq Level Limit Line Margin (dB) Read Level Ant Factor Cable Loss Preamp Factor APos TPos Remark MHz dBuV/m dBuV/m dBuV dB/m dB dB cm deg 1 5210.00 97.28 ------ ------ 83.17 34.86 11.07 31.82 100 84 PEAK
Avg	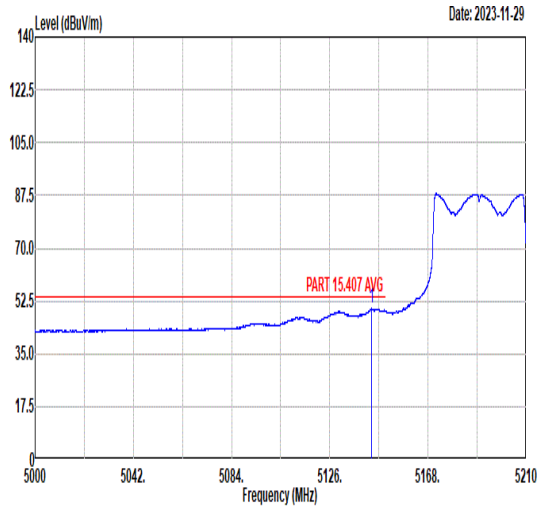 Freq Level Limit Line Margin (dB) Read Level Ant Factor Cable Loss Preamp Factor APos TPos Remark MHz dBuV/m dBuV/m dBuV dB/m dB dB cm deg 1 5143.77 49.93 54.00 -4.07 35.74 34.87 11.09 31.77 100 84 AVERAGE	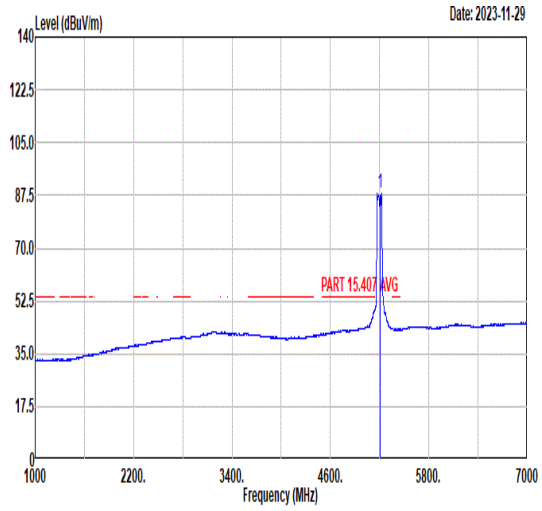 Freq Level Limit Line Margin (dB) Read Level Ant Factor Cable Loss Preamp Factor APos TPos Remark MHz dBuV/m dBuV/m dBuV dB/m dB dB cm deg 1 5210.00 88.08 ------ ------ 74.07 34.85 11.04 31.88 100 84 AVERAGE

Mode	62	
	Band Edge - R	
	U-NII-1_5.15-5.25_802.11be EHT80_CH42_Large RU 484+242_5210MHz	
ANT	CDD 5+4	
Pol.	Horizontal	Fundamental
Peak	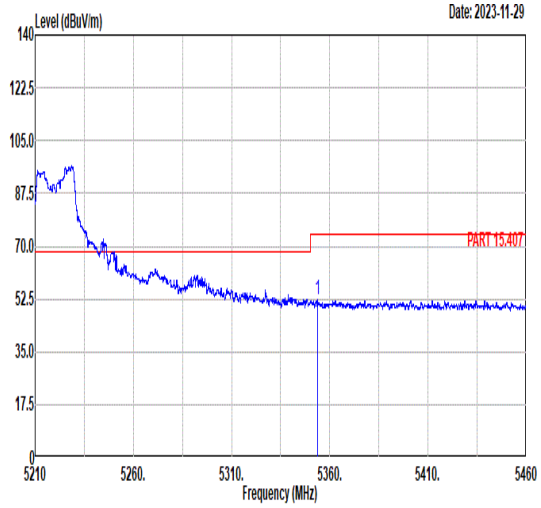 Freq Level Limit Line Margin (dB) Read Level Ant Factor Cable Loss Preamp Factor APos TPos Remark MHz dBuV/m dBuV/m dBuV dB/m dB dB cm deg 1 5353.65 52.19 74.00 -21.81 38.45 34.83 10.94 32.03 100 84 PEAK	Blank
Avg	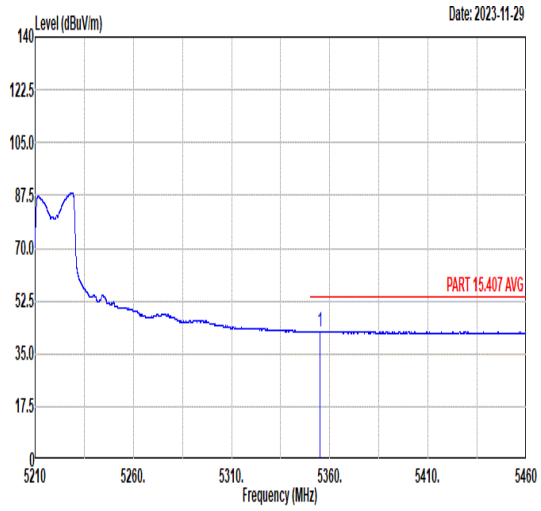 Freq Level Limit Line Margin (dB) Read Level Ant Factor Cable Loss Preamp Factor APos TPos Remark MHz dBuV/m dBuV/m dBuV dB/m dB dB cm deg 1 5355.15 42.49 54.00 -11.51 28.76 34.83 10.94 32.04 100 84 AVERAGE	Blank

Mode	62	
	Band Edge - L	
	U-NII-1_5.15-5.25_802.11be EHT80_CH42_Large RU 484+242_5210MHz	
ANT	CDD 5+4	
Pol.	Vertical	Fundamental
Peak	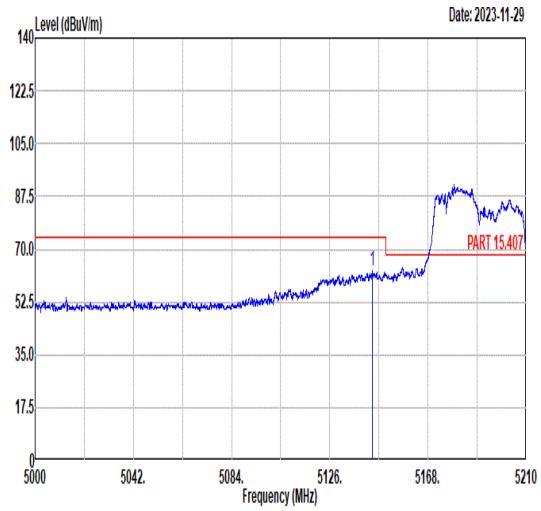 Freq Level Limit Line Margin (dB) Read Level Ant Factor Cable Loss Preamp Factor APos TPos Remark MHz dBuV/m dBuV/m dBuV dB/m dB dB cm deg 1 5144.19 63.03 74.00 -10.97 48.84 34.87 11.09 31.77 400 187 PEAK	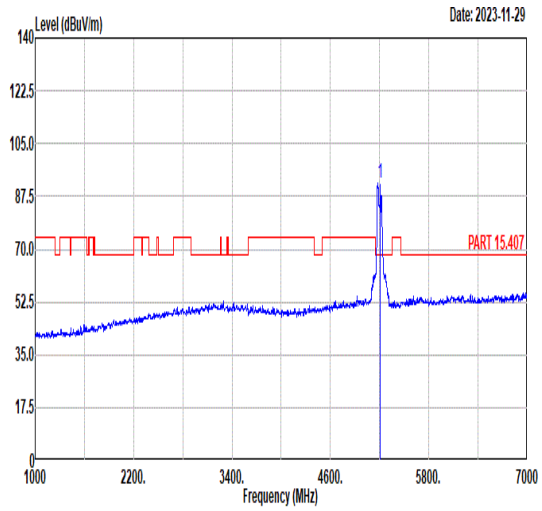 Freq Level Limit Line Margin (dB) Read Level Ant Factor Cable Loss Preamp Factor APos TPos Remark MHz dBuV/m dBuV/m dBuV dB/m dB dB cm deg 1 5210.00 92.17 ------ ------ 78.06 34.86 11.07 31.82 400 187 PEAK
Avg	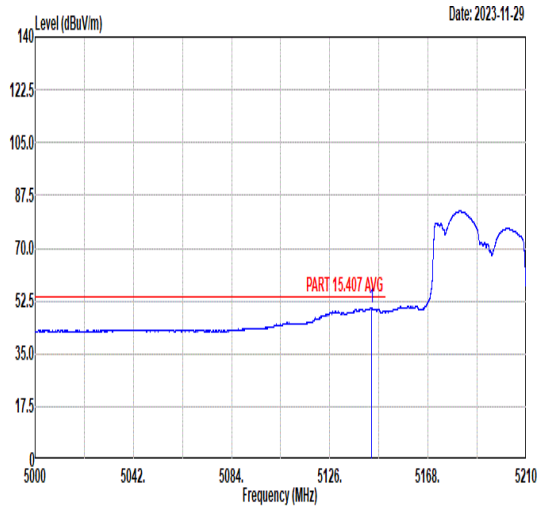 Freq Level Limit Line Margin (dB) Read Level Ant Factor Cable Loss Preamp Factor APos TPos Remark MHz dBuV/m dBuV/m dBuV dB/m dB dB cm deg 1 5143.96 50.09 54.00 -3.91 35.90 34.87 11.09 31.77 400 187 AVERAGE	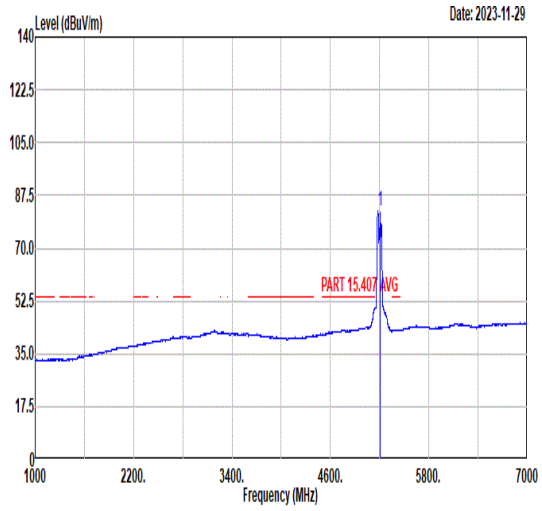 Freq Level Limit Line Margin (dB) Read Level Ant Factor Cable Loss Preamp Factor APos TPos Remark MHz dBuV/m dBuV/m dBuV dB/m dB dB cm deg 1 5210.00 82.23 ------ ------ 68.12 34.86 11.07 31.82 400 187 AVERAGE

Mode	62	
	Band Edge - R	
	U-NII-1_5.15-5.25_802.11be EHT80_CH42_Large RU 484+242_5210MHz	
ANT	CDD 5+4	
Pol.	Vertical	Fundamental
Peak	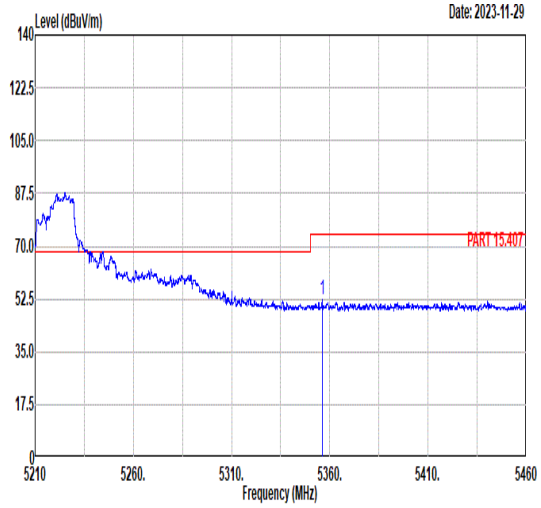 Freq Level Limit Line Margin (dB) Read Level Ant Factor Cable Loss Preamp Factor APos TPos Remark MHz dBuV/m dBuV/m dBuV dB/m dB dB cm deg 1 5356.15 52.20 74.00 -21.80 38.47 34.83 10.94 32.04 400 187 PEAK	Blank
Avg	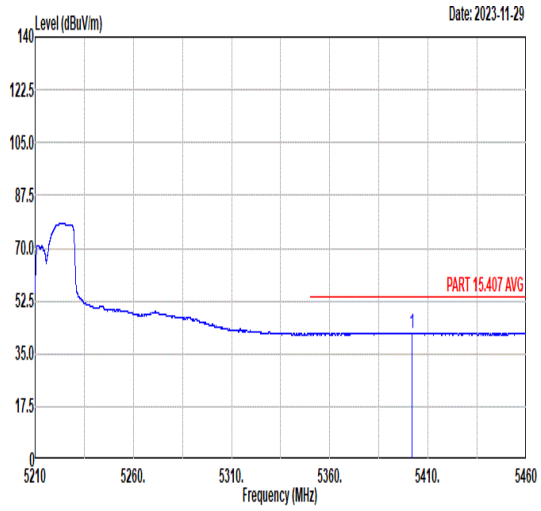 Freq Level Limit Line Margin (dB) Read Level Ant Factor Cable Loss Preamp Factor APos TPos Remark MHz dBuV/m dBuV/m dBuV dB/m dB dB cm deg 1 5401.88 41.99 54.00 -12.01 28.36 34.82 10.90 32.09 400 187 AVERAGE	Blank

Mode	63	
	Band Edge - L	
	U-NII-2A_5.25-5.35_802.11be EHT80_CH58_Large RU 484+242_5290MHz	
ANT	CDD 5+4	
Pol.	Horizontal	Fundamental
Peak	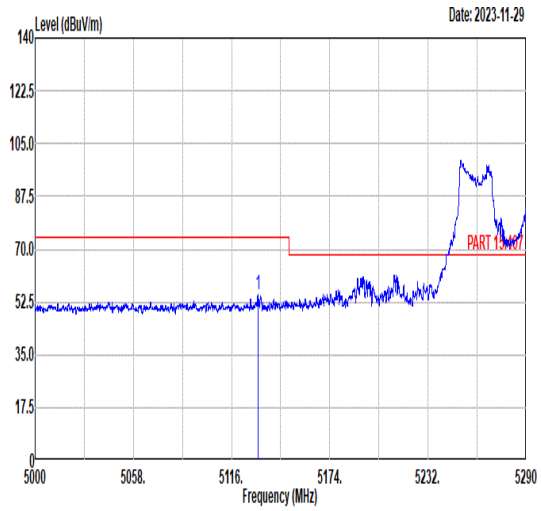 Freq Level Limit Line Margin (dB) Read Level Ant Factor Cable Loss Preamp Factor APos TPos Remark MHz dBuV/m dBuV/m dBuV dB/m dB dB cm deg 1 5131.52 54.93 74.00 -19.07 40.72 34.87 11.10 31.76 100 81 PEAK	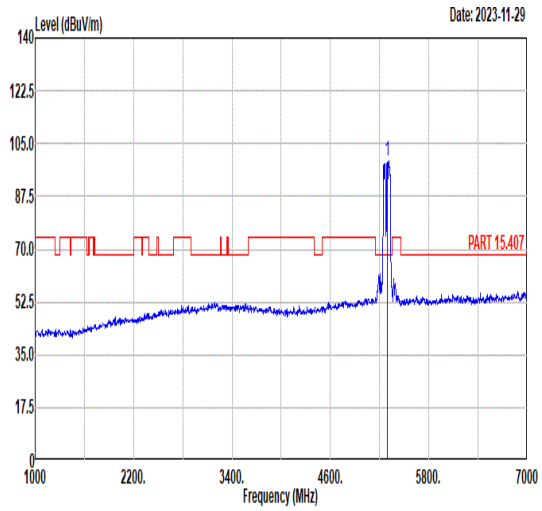 Freq Level Limit Line Margin (dB) Read Level Ant Factor Cable Loss Preamp Factor APos TPos Remark MHz dBuV/m dBuV/m dBuV dB/m dB dB cm deg 1 5290.00 99.08 ------ ------ 85.25 34.84 10.97 31.98 100 81 PEAK
Avg	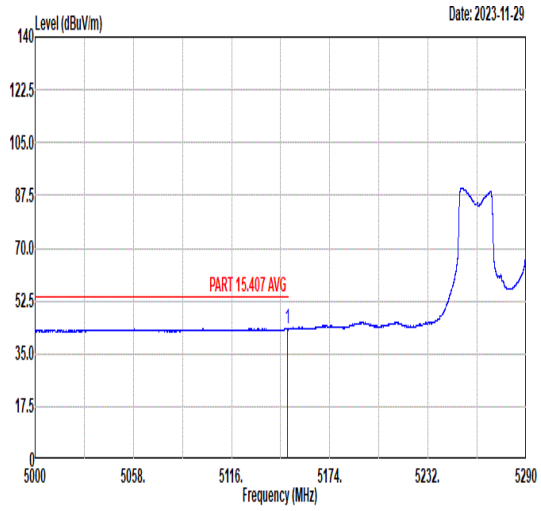 Freq Level Limit Line Margin (dB) Read Level Ant Factor Cable Loss Preamp Factor APos TPos Remark MHz dBuV/m dBuV/m dBuV dB/m dB dB cm deg 1 5149.18 43.33 54.00 -10.67 29.15 34.87 11.09 31.78 100 81 AVERAGE	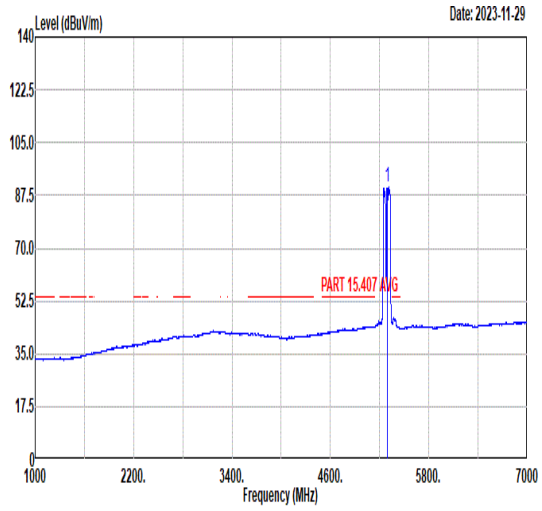 Freq Level Limit Line Margin (dB) Read Level Ant Factor Cable Loss Preamp Factor APos TPos Remark MHz dBuV/m dBuV/m dBuV dB/m dB dB cm deg 1 5290.00 90.09 ------ ------ 76.26 34.84 10.97 31.98 100 81 AVERAGE

Mode	63	
	Band Edge - R	
	U-NII-2A_5.25-5.35_802.11be EHT80_CH58_Large RU 484+242_5290MHz	
ANT	CDD 5+4	
Pol.	Horizontal	Fundamental
Peak	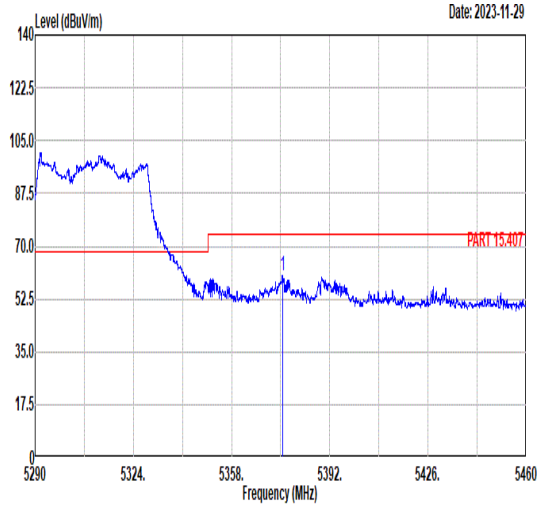 Freq Level Limit Line Margin (dB) Read Level Ant Factor Cable Loss Preamp Factor APos TPos Remark MHz dBuV/m dBuV/m dBuV dB/m dB dB cm deg 1 5375.60 60.31 74.00 -13.69 46.63 34.82 10.92 32.06 100 81 PEAK	Blank
Avg	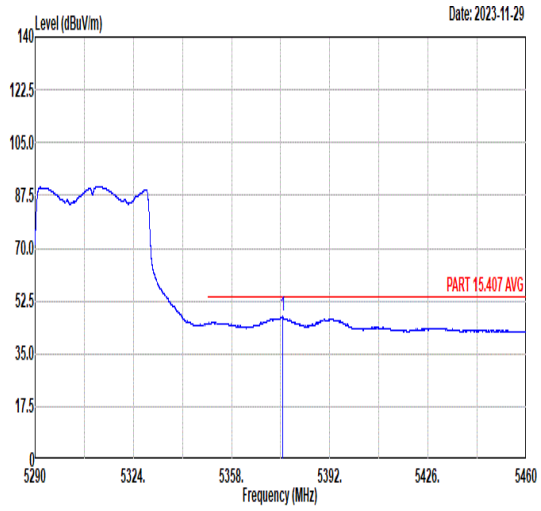 Freq Level Limit Line Margin (dB) Read Level Ant Factor Cable Loss Preamp Factor APos TPos Remark MHz dBuV/m dBuV/m dBuV dB/m dB dB cm deg 1 5375.60 47.30 54.00 -6.70 33.62 34.82 10.92 32.06 100 81 AVERAGE	Blank

Mode	63	
	Band Edge - L	
	U-NII-2A_5.25-5.35_802.11be EHT80_CH58_Large RU 484+242_5290MHz	
ANT	CDD 5+4	
Pol.	Vertical	Fundamental
Peak	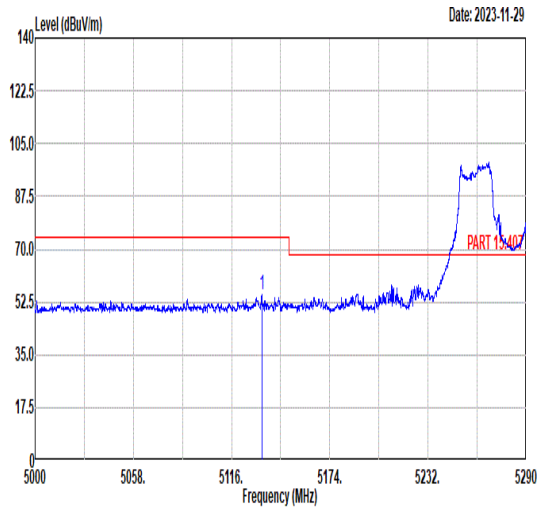 Freq Level Limit Line Margin (dB) Read Level Ant Factor Cable Loss Preamp Factor APos TPos Remark 1 5133.84 54.76 74.00 -19.24 40.56 34.87 11.09 31.76 400 149 PEAK	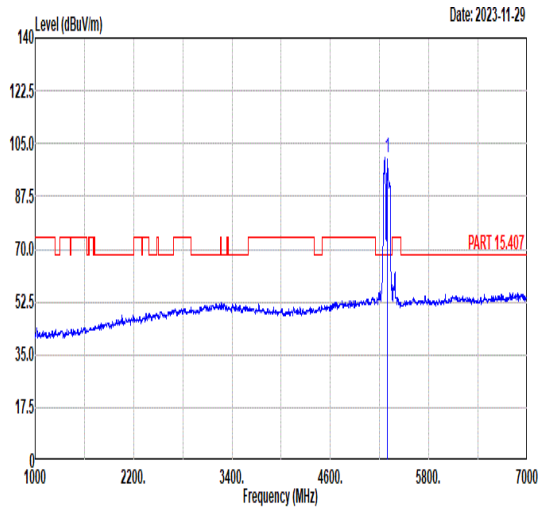 Freq Level Limit Line Margin (dB) Read Level Ant Factor Cable Loss Preamp Factor APos TPos Remark 1 5290.00 100.57 ------ ------ 86.63 34.85 11.01 31.92 400 149 PEAK
Avg	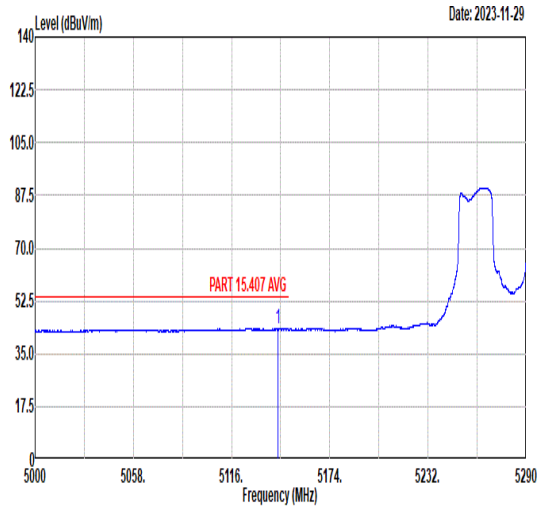 Freq Level Limit Line Margin (dB) Read Level Ant Factor Cable Loss Preamp Factor APos TPos Remark 1 5143.43 43.50 54.00 -10.50 29.31 34.87 11.09 31.77 400 149 AVERAGE	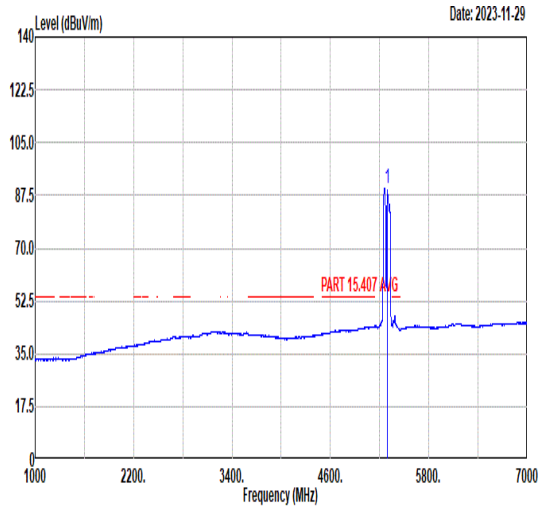 Freq Level Limit Line Margin (dB) Read Level Ant Factor Cable Loss Preamp Factor APos TPos Remark 1 5290.00 89.97 ------ ------ 76.03 34.85 11.01 31.92 400 149 AVERAGE

Mode	63	
	Band Edge - R	
	U-NII-2A_5.25-5.35_802.11be EHT80_CH58_Large RU 484+242_5290MHz	
ANT	CDD 5+4	
Pol.	Vertical	Fundamental
Peak	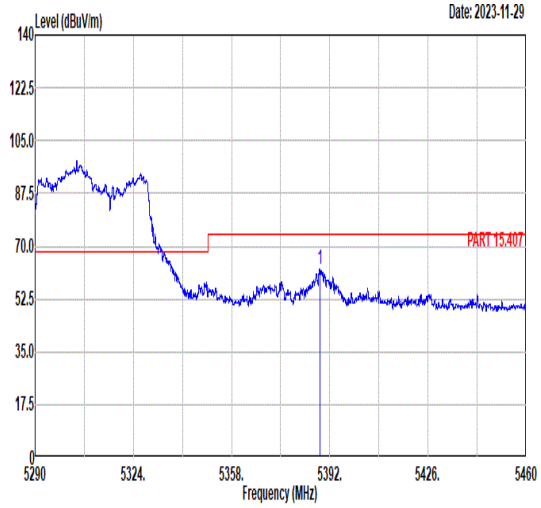 Freq Level Limit Line Margin (dB) Read Level Ant Factor Cable Loss Preamp Factor APos TPos Remark MHz dBuV/m dBuV/m dBuV dB/m dB dB cm deg 1 5388.52 62.42 74.00 -11.58 48.77 34.82 10.91 32.08 400 149 PEAK	Blank
Avg	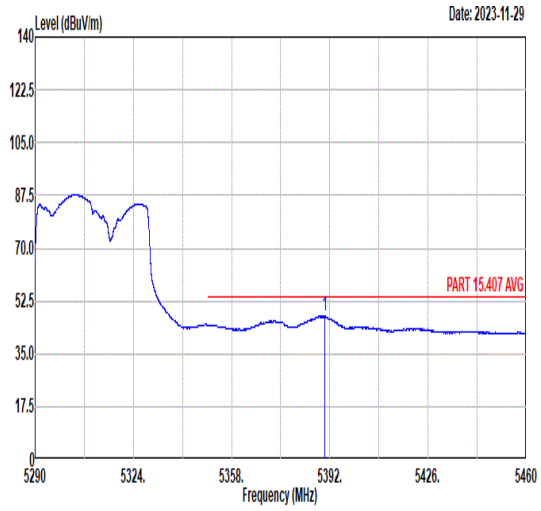 Freq Level Limit Line Margin (dB) Read Level Ant Factor Cable Loss Preamp Factor APos TPos Remark MHz dBuV/m dBuV/m dBuV dB/m dB dB cm deg 1 5390.22 47.52 54.00 -6.48 33.87 34.82 10.91 32.08 400 149 AVERAGE	Blank

Mode	64	
	Band Edge - L	
	U-NII-2C_5.47-5.725_802.11be EHT80_CH106_Large RU 484+242_5530MHz	
ANT	CDD 5+4	
Pol.	Horizontal	Fundamental
Peak	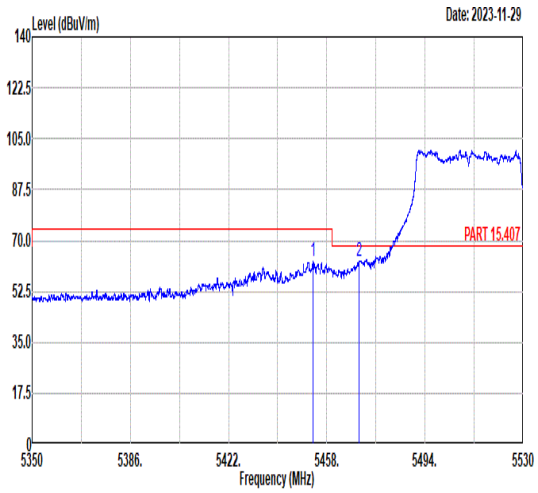 Freq Level Limit Line Margin (dB) Read Level Ant Factor Cable Loss Preamp Factor APos TPos Remark 1 5453.05 62.72 74.00 -11.28 48.98 34.81 11.09 32.16 100 62 PEAK 2 5469.81 62.62 68.30 -5.68 48.83 34.81 11.16 32.18 100 62 PEAK	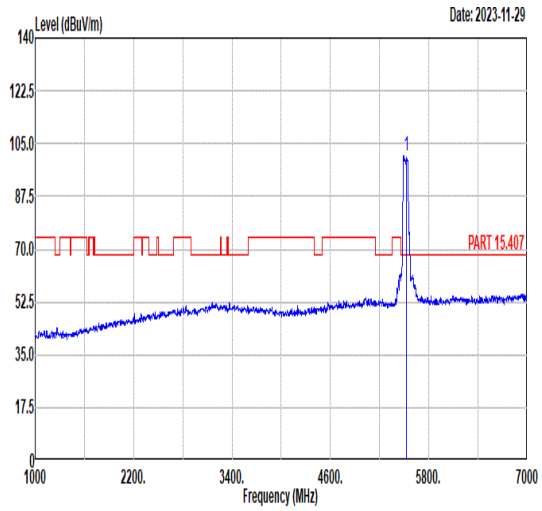 Freq Level Limit Line Margin (dB) Read Level Ant Factor Cable Loss Preamp Factor APos TPos Remark 1 5530.00 100.82 ------ ------ 86.97 34.80 11.25 32.20 100 62 PEAK
Avg	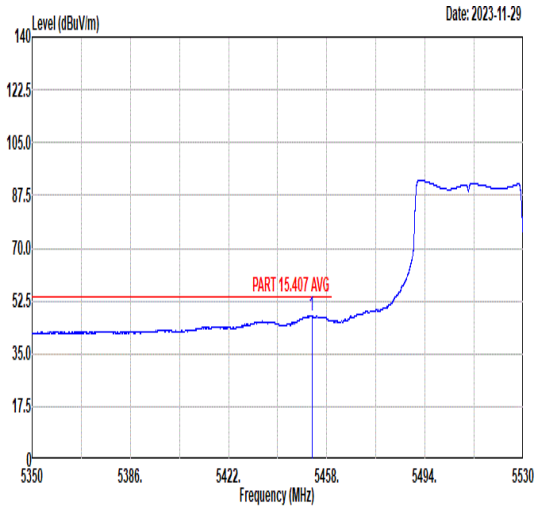 Freq Level Limit Line Margin (dB) Read Level Ant Factor Cable Loss Preamp Factor APos TPos Remark 1 5452.51 47.60 54.00 -6.40 33.86 34.81 11.09 32.16 100 62 AVERAGE	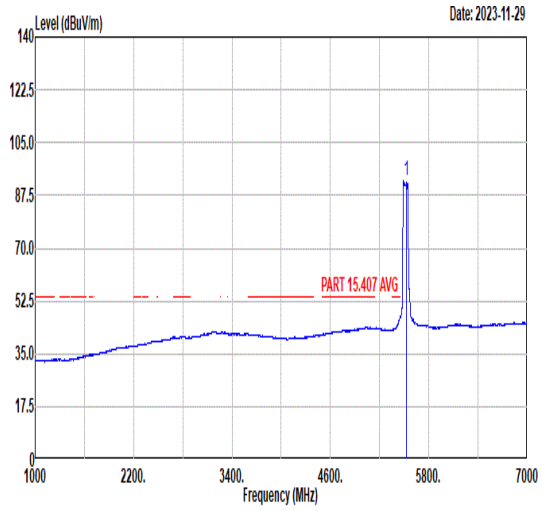 Freq Level Limit Line Margin (dB) Read Level Ant Factor Cable Loss Preamp Factor APos TPos Remark 1 5530.00 92.36 ------ ------ 78.51 34.80 11.25 32.20 100 62 AVERAGE

Mode	64	
	Band Edge - R	
	U-NII-2C_5.47-5.725_802.11be EHT80_CH106_Large RU 484+242_5530MHz	
ANT	CDD 5+4	
Pol.	Horizontal	Fundamental
Peak	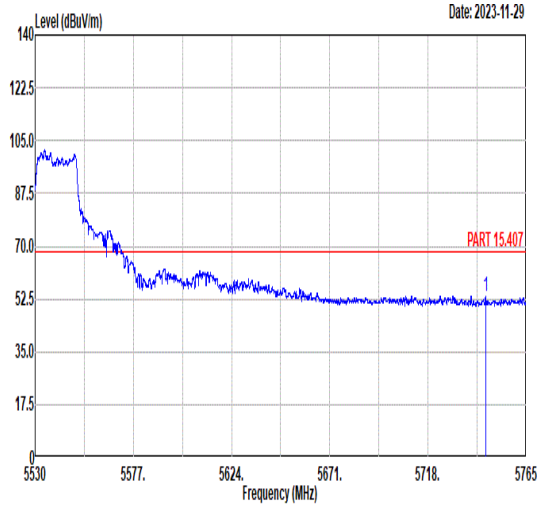 Freq Level Limit Line Margin (dB) Read Level Ant Factor Cable Loss Preamp Factor APos TPos Remark MHz dBuV/m dBuV/m dBuV dB/m dB dB cm deg 1 5745.61 53.40 68.30 -14.90 39.02 35.14 11.64 32.40 100 62 PEAK	Blank

Mode	64
	Band Edge - L
	U-NII-2C_5.47-5.725_802.11be EHT80_CH106_Large RU 484+242_5530MHz
ANT	CDD 5+4

Pol.	Vertical	Fundamental
Peak	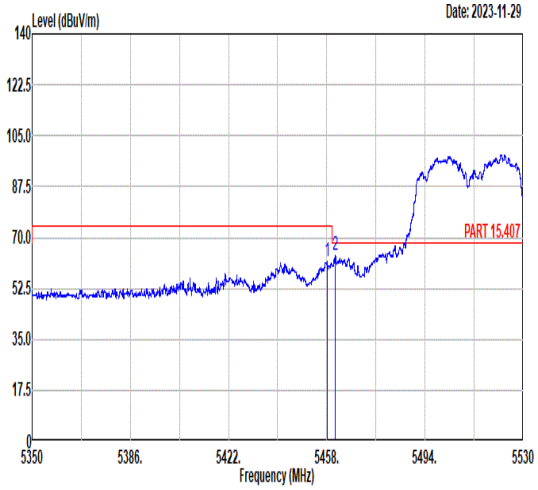 Freq Level Limit Line Margin (dB) Read Level Ant Factor Cable Loss Preamp Factor APos TPos Remark 1 5458.09 61.62 74.00 -12.38 47.86 34.81 11.11 32.16 292 244 PEAK 2 5461.17 63.95 68.30 -4.35 50.18 34.81 11.13 32.17 292 244 PEAK	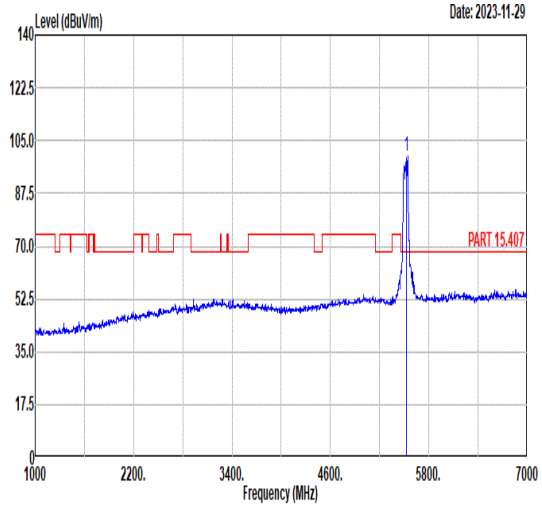 Freq Level Limit Line Margin (dB) Read Level Ant Factor Cable Loss Preamp Factor APos TPos Remark 1 5530.00 99.65 ------ ------ 85.56 34.86 11.47 32.24 292 244 PEAK
Avg	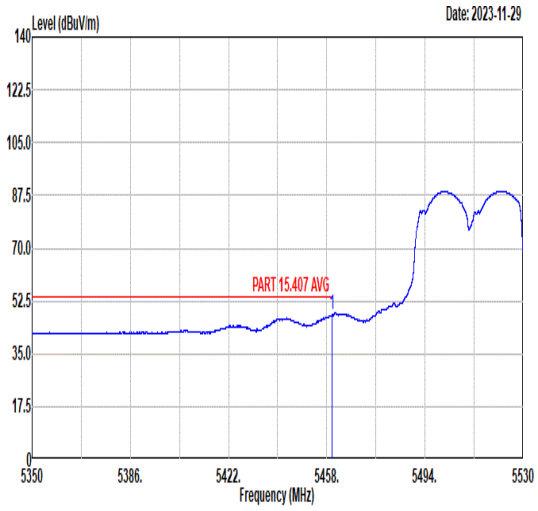 Freq Level Limit Line Margin (dB) Read Level Ant Factor Cable Loss Preamp Factor APos TPos Remark 1 5459.98 47.90 54.00 -6.10 34.14 34.81 11.12 32.17 292 244 AVERAGE	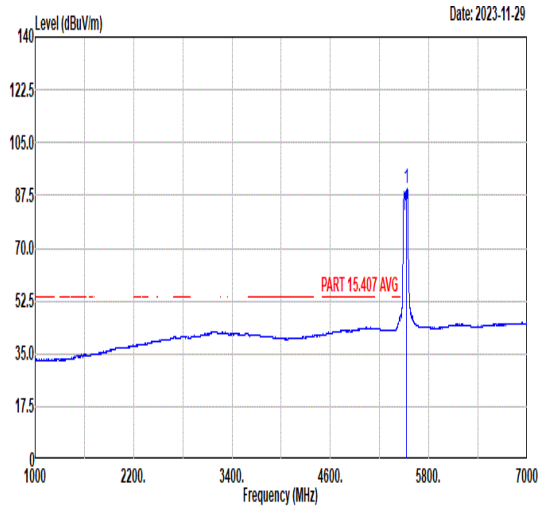 Freq Level Limit Line Margin (dB) Read Level Ant Factor Cable Loss Preamp Factor APos TPos Remark 1 5530.00 89.58 ------ ------ 75.51 34.86 11.45 32.24 292 244 AVERAGE

Mode	64	
	Band Edge - R	
	U-NII-2C_5.47-5.725_802.11be EHT80_CH106_Large RU 484+242_5530MHz	
ANT	CDD 5+4	
Pol.	Vertical	Fundamental
Peak	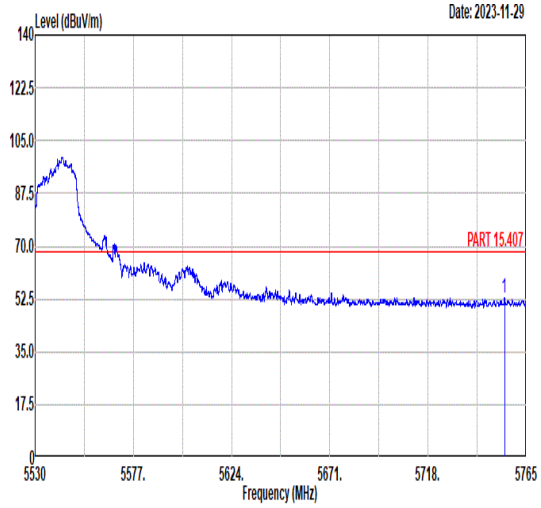 Freq Level Limit Line Margin (dB) Read Level Ant Factor Cable Loss Preamp Factor APos TPos Remark MHz dBuV/m dBuV/m dBuV dB/m dB dB cm deg 1 5754.57 53.07 68.30 -15.23 38.68 35.16 11.64 32.41 292 244 PEAK	Blank

Mode	65
	Band Edge - L
	U-NII-1_5.15-5.35_802.11be EHT160_CH50_Large RU 996+484_5250MHz
ANT	CDD 5+4

Pol.	Horizontal	Fundamental
Peak	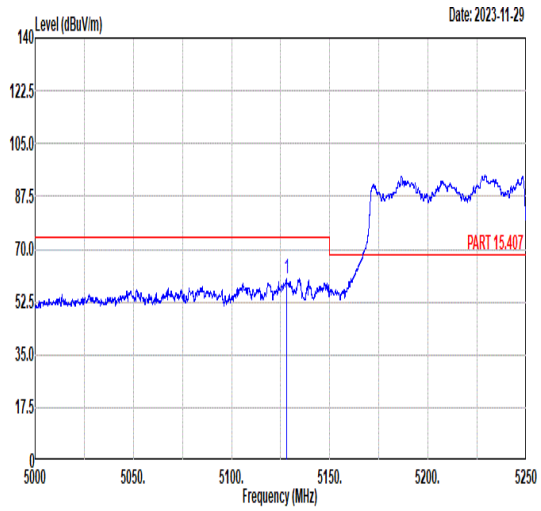 Freq Level Limit Line Margin (dB) Read Level Ant Factor Cable Loss Preamp Factor APos TPos Remark 1 5127.88 60.04 74.00 -13.96 45.82 34.87 11.10 31.75 100 82 PEAK	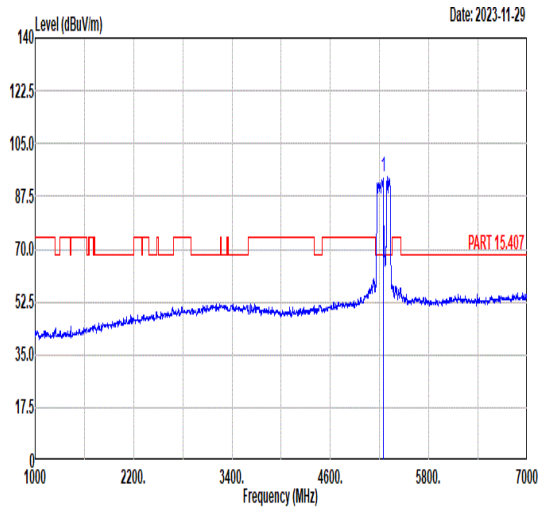 Freq Level Limit Line Margin (dB) Read Level Ant Factor Cable Loss Preamp Factor APos TPos Remark 1 5250.00 94.24 ------ ------ 80.37 34.84 10.99 31.96 100 82 PEAK
Avg	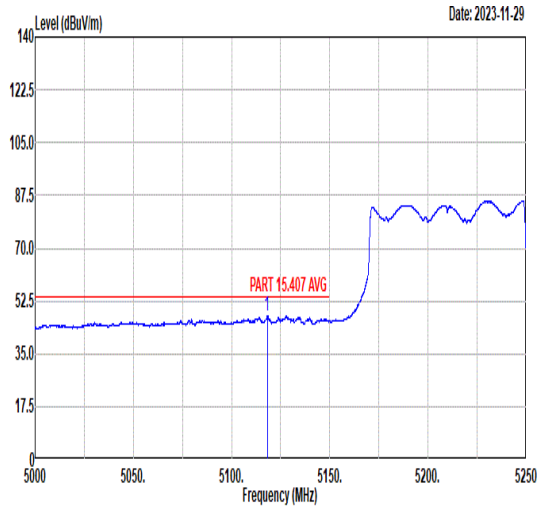 Freq Level Limit Line Margin (dB) Read Level Ant Factor Cable Loss Preamp Factor APos TPos Remark 1 5118.15 47.75 54.00 -6.25 33.51 34.88 11.10 31.74 100 82 AVERAGE	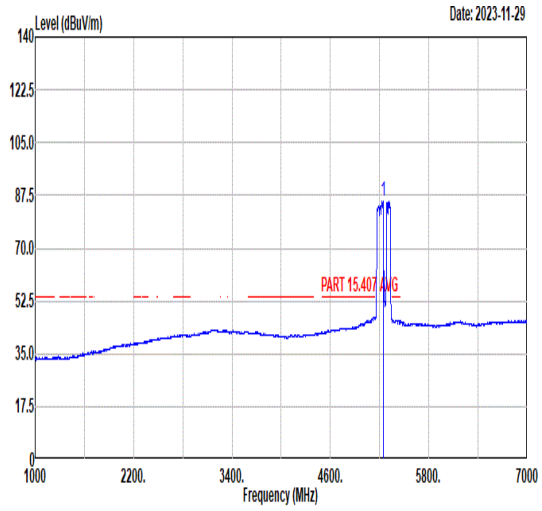 Freq Level Limit Line Margin (dB) Read Level Ant Factor Cable Loss Preamp Factor APos TPos Remark 1 5250.00 85.61 ------ ------ 71.64 34.85 11.02 31.90 100 82 AVERAGE

Mode	65	
	Band Edge - R	
	U-NII-1_5.15-5.35_802.11be EHT160_CH50_Large RU 996+484_5250MHz	
ANT	CDD 5+4	
Pol.	Horizontal	Fundamental
Peak	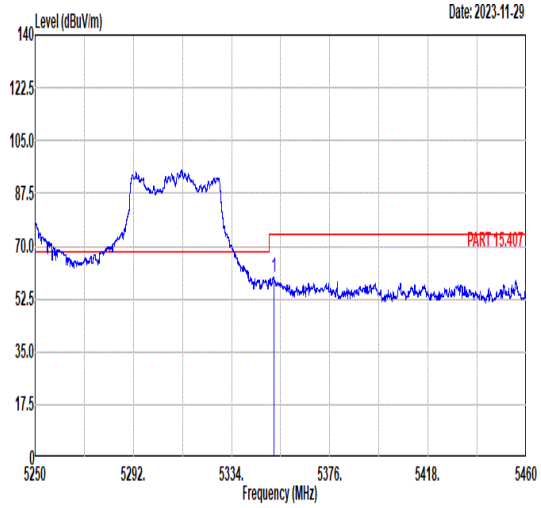 Freq Level Limit Line Margin (dB) Read Level Ant Factor Cable Loss Preamp Factor APos TPos Remark MHz dBuV/m dBuV/m dBuV dB/m dB dB cm deg 1 5351.98 59.56 74.00 -14.44 45.82 34.83 10.94 32.03 100 82 PEAK	Blank
Avg	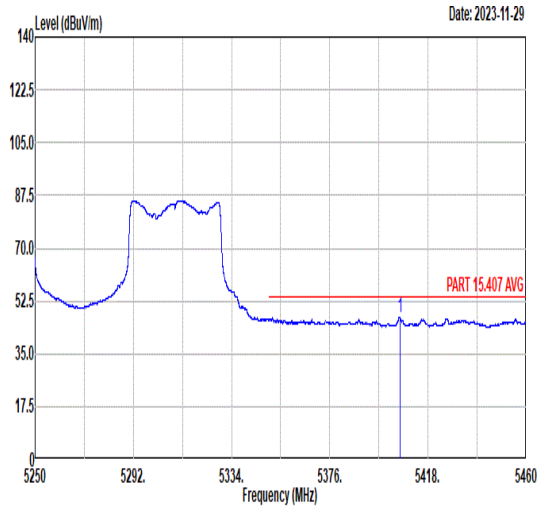 Freq Level Limit Line Margin (dB) Read Level Ant Factor Cable Loss Preamp Factor APos TPos Remark MHz dBuV/m dBuV/m dBuV dB/m dB dB cm deg 1 5405.93 47.03 54.00 -6.97 33.41 34.82 10.90 32.10 100 82 AVERAGE	Blank