| Mode | 65 | |
|---|---|---|
| | Band Edge - L | |
| | U-NII-1_5.15-5.35_802.11be EHT160_CH50_Large RU 996+484_5250MHz | |
| ANT | CDD 5+4 | |
| Pol. | Vertical | Fundamental |
| Peak | 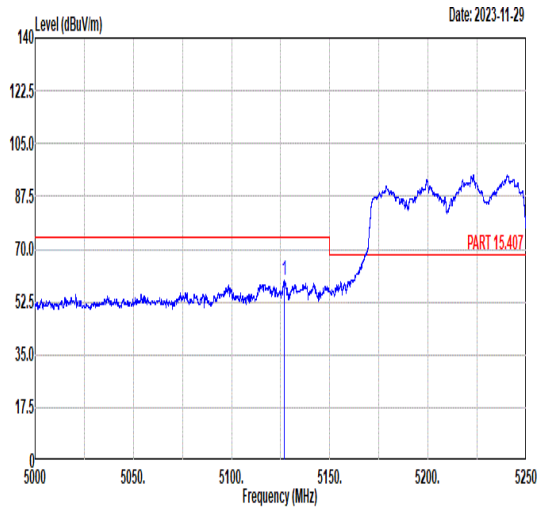 <br>Freq Level Limit Line Margin (dB) Read Level Ant Factor Cable Loss Preamp Factor APos TPos Remark<br>1 5126.88 59.68 74.00 -14.32 45.46 34.87 11.10 31.75 327 253 PEAK | 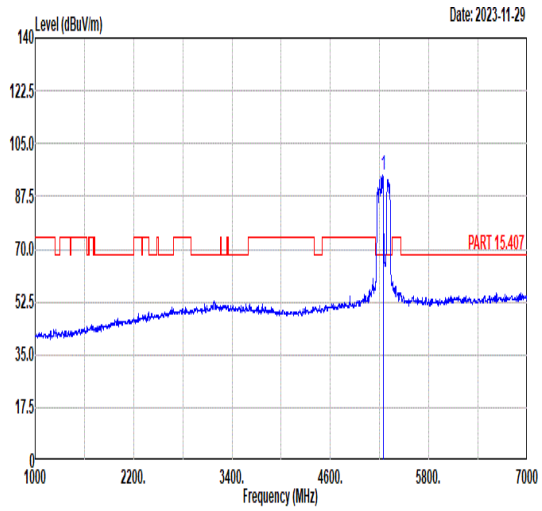 <br>Freq Level Limit Line Margin (dB) Read Level Ant Factor Cable Loss Preamp Factor APos TPos Remark<br>1 5250.00 94.46 ------ ------ 80.47 34.85 11.03 31.89 327 253 PEAK |
| Avg | 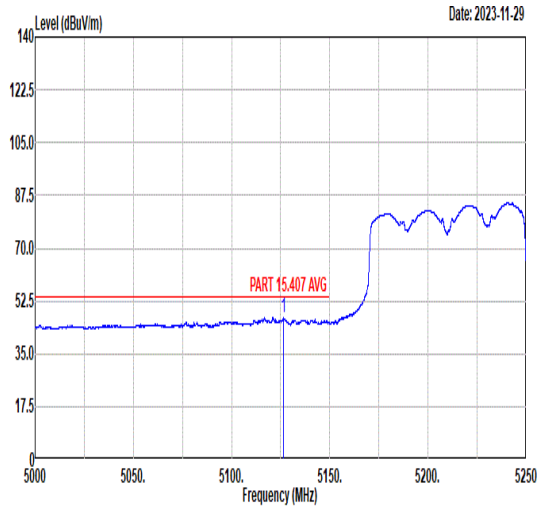 <br>Freq Level Limit Line Margin (dB) Read Level Ant Factor Cable Loss Preamp Factor APos TPos Remark<br>1 5126.38 46.98 54.00 -7.02 32.76 34.87 11.10 31.75 327 253 AVERAGE | 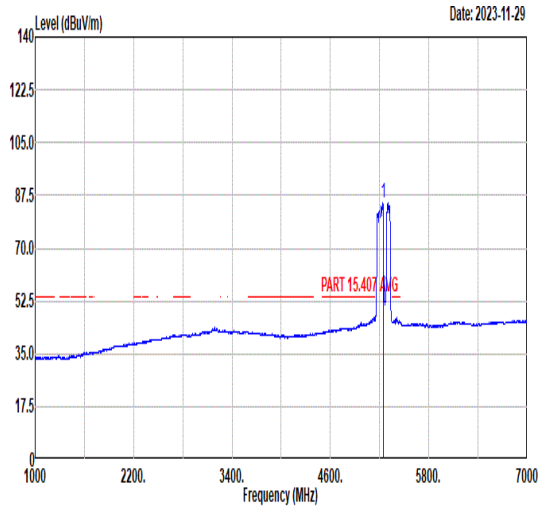 <br>Freq Level Limit Line Margin (dB) Read Level Ant Factor Cable Loss Preamp Factor APos TPos Remark<br>1 5250.00 84.88 ------ ------ 70.89 34.85 11.03 31.89 327 253 AVERAGE |

| Mode | 65 | |
|---|---|---|
| | Band Edge - R | |
| | U-NII-1_5.15-5.35_802.11be EHT160_CH50_Large RU 996+484_5250MHz | |
| ANT | CDD 5+4 | |
| Pol. | Vertical | Fundamental |
| Peak | 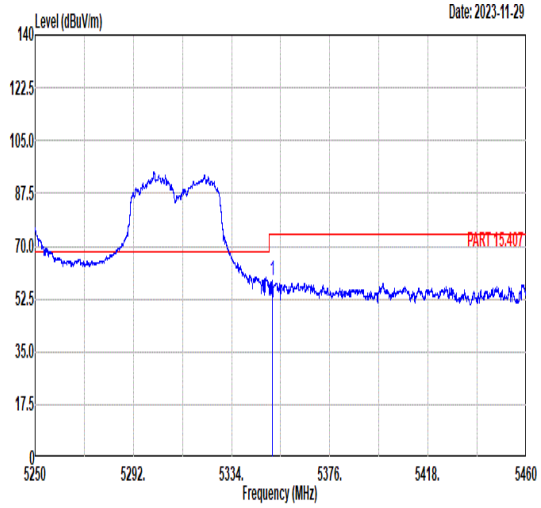 <br>Freq Level Limit Line Margin (dB) Read Level Ant Factor Cable Loss Preamp Factor APos TPos Remark<br>MHz dBuV/m dBuV/m dBuV dB/m dB dB cm deg<br>1 5351.35 58.38 74.00 -15.62 44.64 34.83 10.94 32.03 327 253 PEAK | Blank |
| Avg | 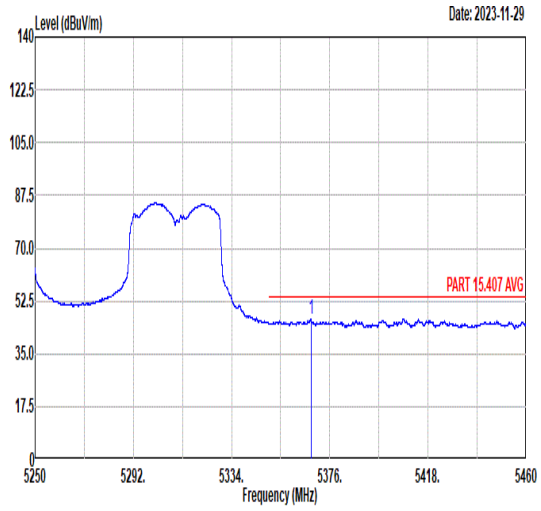 <br>Freq Level Limit Line Margin (dB) Read Level Ant Factor Cable Loss Preamp Factor APos TPos Remark<br>MHz dBuV/m dBuV/m dBuV dB/m dB dB cm deg<br>1 5367.94 46.59 54.00 -7.41 32.88 34.83 10.93 32.05 327 253 AVERAGE | Blank |

| Mode | 66 |
|---|---|
| | Band Edge - L |
| | U-NII-3_5.725-5.85_802.11be EHT80_CH155_Large RU 484+242_5775MHz |
| ANT | 5+4 |

| Pol. | Horizontal | Fundamental |
|---|---|---|
| Peak | 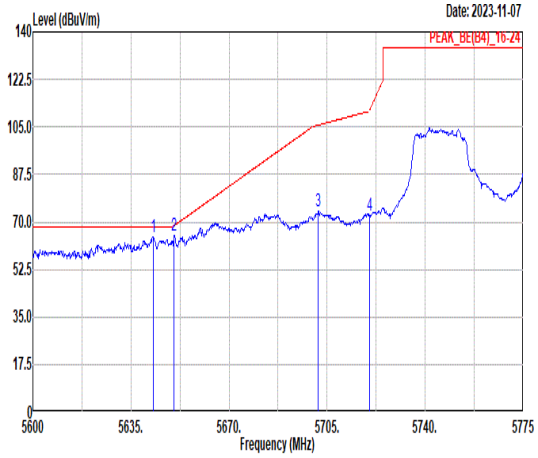 <br>Freq Level Limit Line Margin Read Level Ant Factor Cable Loss Preamp Factor APos TPos Remark<br>MHz dBuV/m dBuV/m dB dBuV dB/m dB dB cm deg<br>1 5642.88 64.35 68.30 -3.95 49.98 35.00 11.69 32.32 101 319 PEAK<br>2 5650.40 64.82 68.60 -3.78 50.45 35.01 11.69 32.33 101 319 PEAK<br>3 5701.85 73.72 105.72 -32.00 59.35 35.08 11.66 32.37 101 319 PEAK<br>4 5720.23 72.31 111.31 -39.00 57.92 35.11 11.66 32.38 101 319 PEAK | 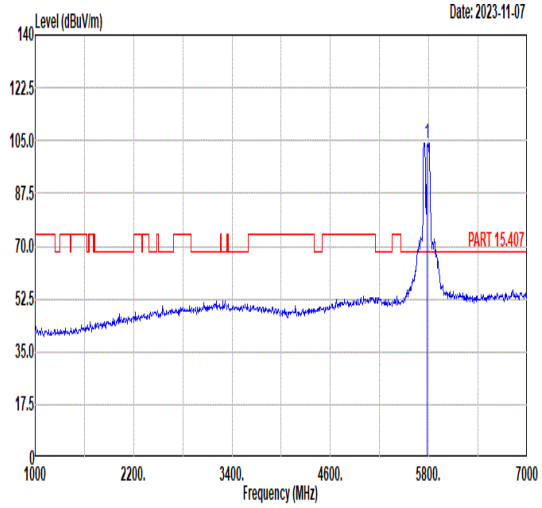 <br>Freq Level Limit Line Margin Read Level Ant Factor Cable Loss Preamp Factor APos TPos Remark<br>MHz dBuV/m dBuV/m dB dBuV dB/m dB dB cm deg<br>1 5775.00 104.25 ------ ------ 89.86 35.14 11.65 32.40 101 319 PEAK |
| Avg | Blank | 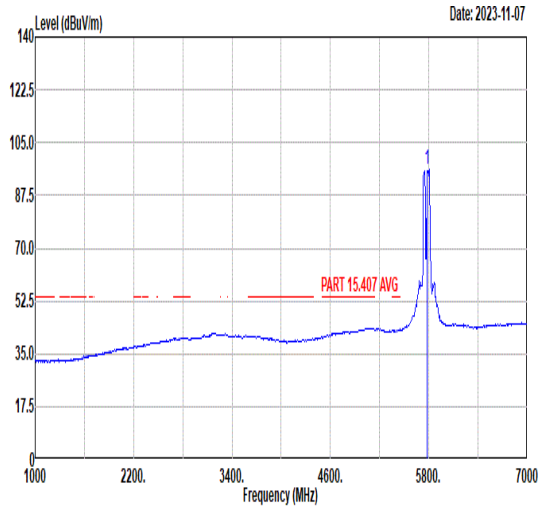 <br>Freq Level Limit Line Margin Read Level Ant Factor Cable Loss Preamp Factor APos TPos Remark<br>MHz dBuV/m dBuV/m dB dBuV dB/m dB dB cm deg<br>1 5775.00 96.24 ------ ------ 81.86 35.23 11.60 32.45 101 319 AVERAGE |

| Mode | 66 | |
|---|---|---|
| | Band Edge - R | |
| | U-NII-3_5.725-5.85_802.11be EHT80_CH155_Large RU 484+242_5775MHz | |
| ANT | 5+4 | |
| Pol. | Horizontal | Fundamental |
| Peak | 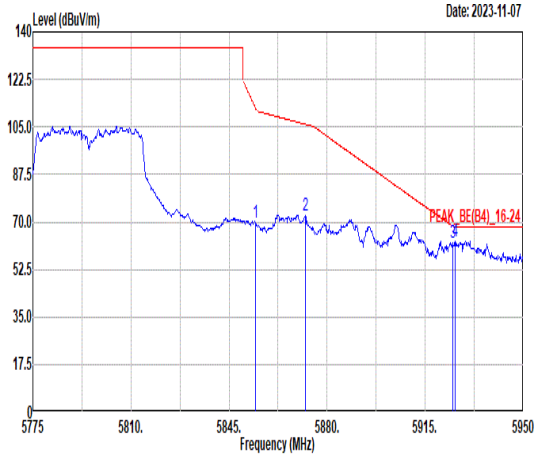 <br>Freq Level Limit Line Margin Read Level Ant Factor Cable Loss Preamp Factor APos TPos Remark<br>MHz dBuV/m dBuV/m dB dBuV dB/m dB dB cm deg<br>1 5854.45 69.91 112.05 -42.14 55.58 35.30 11.52 32.49 101 319 PEAK<br>2 5872.13 72.33 106.00 -33.67 58.02 35.32 11.49 32.50 101 319 PEAK<br>3 5924.98 62.14 68.22 -6.08 47.89 35.39 11.40 32.54 101 319 PEAK<br>4 5925.68 62.90 68.30 -5.40 48.64 35.40 11.40 32.54 101 319 PEAK | Blank |

| Mode | 66 |
|---|---|
| | Band Edge - L |
| | U-NII-3_5.725-5.85_802.11be EHT80_CH155_Large RU 484+242_5775MHz |
| ANT | 5+4 |

| Pol. | Vertical | Fundamental |
|---|---|---|
| Peak | 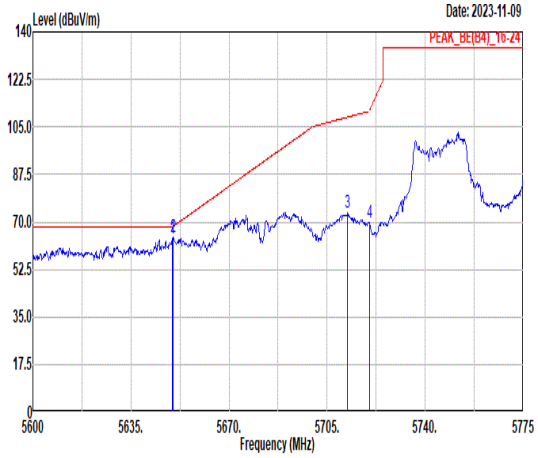 <br>Freq Level Limit Line Margin Read Level Ant Factor Cable Loss Preamp Factor APos TPos Remark<br>MHz dBuV/m dBuV/m dB dBuV dB/m dB dB cm deg<br>1 5649.88 63.68 68.30 -4.62 49.31 35.01 11.69 32.33 100 238 PEAK<br>2 5650.05 64.32 68.34 -4.02 49.95 35.01 11.69 32.33 100 238 PEAK<br>3 5712.35 73.29 108.66 -35.37 58.91 35.10 11.66 32.38 100 238 PEAK<br>4 5720.05 69.62 110.91 -41.29 55.23 35.11 11.66 32.38 100 238 PEAK | 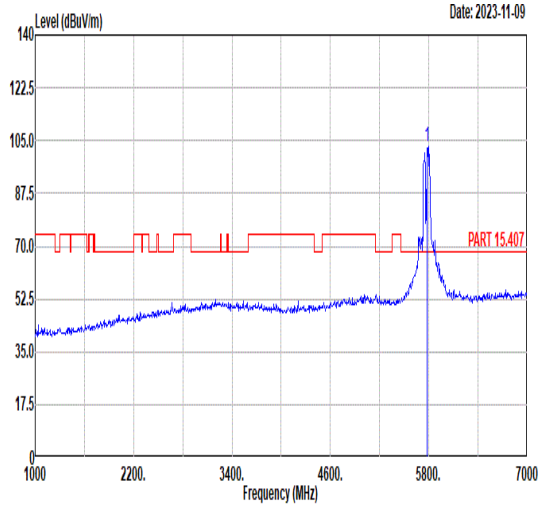 <br>Freq Level Limit Line Margin Read Level Ant Factor Cable Loss Preamp Factor APos TPos Remark<br>MHz dBuV/m dBuV/m dB dBuV dB/m dB dB cm deg<br>1 5775.00 102.83 ------ ------ 88.44 35.21 11.62 32.44 100 238 PEAK |
| Avg | Blank | 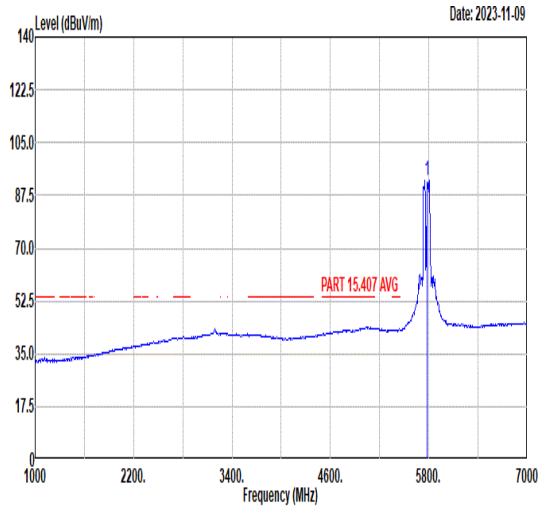 <br>Freq Level Limit Line Margin Read Level Ant Factor Cable Loss Preamp Factor APos TPos Remark<br>MHz dBuV/m dBuV/m dB dBuV dB/m dB dB cm deg<br>1 5775.00 92.59 ------ ------ 78.21 35.24 11.59 32.45 100 238 AVERAGE |

| Mode | 66 | |
|---|---|---|
| | Band Edge - R | |
| | U-NII-3_5.725-5.85_802.11be EHT80_CH155_Large RU 484+242_5775MHz | |
| ANT | 5+4 | |
| Pol. | Vertical | Fundamental |
| Peak | 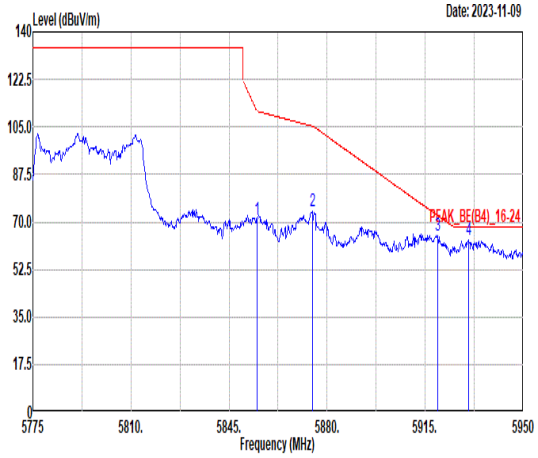 <br>Freq Level Limit Line Margin Read Level Ant Factor Cable Loss Preamp Factor APos TPos Remark<br>MHz dBuV/m dBuV/m dB dBuV dB/m dB dB cm deg<br>1 5854.98 70.97 110.86 -39.89 56.64 35.30 11.52 32.49 100 238 PEAK<br>2 5874.75 73.81 105.27 -31.46 59.50 35.32 11.49 32.50 100 238 PEAK<br>3 5919.55 64.79 72.22 -7.43 50.53 35.39 11.41 32.54 100 238 PEAK<br>4 5930.58 63.28 68.30 -5.02 49.04 35.40 11.39 32.55 100 238 PEAK | Blank |

| Mode | 67 | |
|---|---|---|
| | LF | |
| | U-NII-2A_5.25-5.35_ 802.11be EHT40 _CH54_5270MHz | |
| ANT | CDD 5+4 | |
| Pol. | Horizontal | Vertical |
| QP/ Peak | 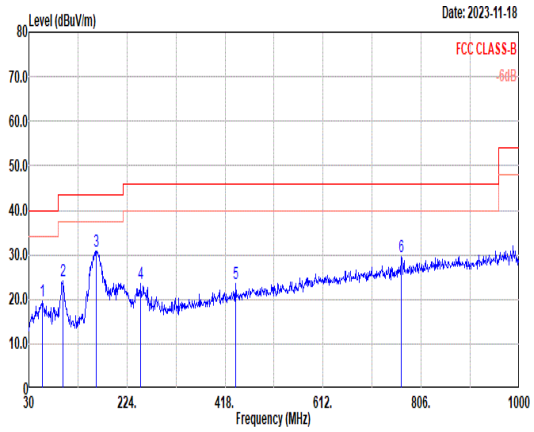 | 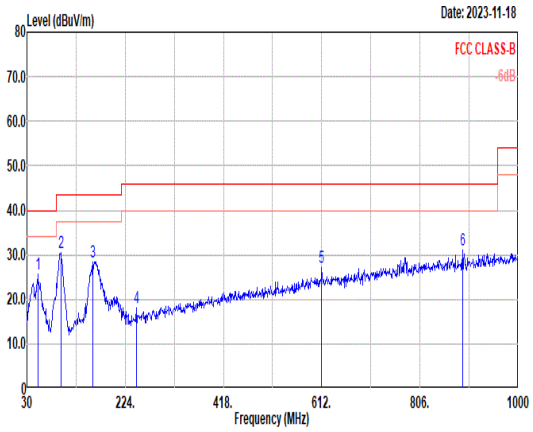 |



| | Freq | Level | Limit Line | Margin | Read Level | Ant Factor | Cable Loss | Preamp Factor | APos | TPos | Remark |
|---|---|---|---|---|---|---|---|---|---|---|---|
| | MHz | dBuV/m | dBuV/m | dB | dBuV | dB/m | dB | dB | cm | deg | |
| 1 | 57.16 | 19.65 | 40.00 | -20.35 | 36.31 | 13.04 | 1.55 | 31.25 | -- | -- | Peak |
| 2 | 97.90 | 24.01 | 43.50 | -19.49 | 36.84 | 16.54 | 1.85 | 31.22 | -- | -- | Peak |
| 3 | 162.89 | 30.70 | 43.50 | -12.80 | 43.34 | 16.15 | 2.26 | 31.05 | -- | -- | Peak |
| 4 | 251.16 | 23.54 | 46.00 | -22.46 | 33.09 | 18.85 | 2.50 | 30.90 | -- | -- | Peak |
| 5 | 438.37 | 23.62 | 46.00 | -22.38 | 28.31 | 22.75 | 3.26 | 30.70 | -- | -- | Peak |
| 6 | 766.23 | 29.62 | 46.00 | -16.38 | 30.44 | 25.97 | 4.21 | 31.00 | -- | -- | Peak |



| | Freq | Level | Limit Line | Margin | Read Level | Ant Factor | Cable Loss | Preamp Factor | APos | TPos | Remark |
|---|---|---|---|---|---|---|---|---|---|---|---|
| | MHz | dBuV/m | dBuV/m | dB | dBuV | dB/m | dB | dB | cm | deg | |
| 1 | 51.34 | 25.64 | 40.00 | -14.36 | 41.28 | 14.12 | 1.45 | 31.21 | -- | -- | Peak |
| 2 | 96.93 | 30.61 | 43.50 | -12.89 | 43.64 | 16.36 | 1.84 | 31.23 | -- | -- | Peak |
| 3 | 159.98 | 28.37 | 43.50 | -15.13 | 40.89 | 16.30 | 2.24 | 31.06 | -- | -- | Peak |
| 4 | 246.31 | 18.21 | 46.00 | -27.79 | 28.33 | 18.30 | 2.48 | 30.90 | -- | -- | Peak |
| 5 | 612.00 | 27.10 | 46.00 | -18.90 | 29.33 | 24.97 | 3.78 | 30.98 | -- | -- | Peak |
| 6 | 890.39 | 31.17 | 46.00 | -14.83 | 30.97 | 26.74 | 4.47 | 31.01 | -- | -- | Peak |

| Mode | 68 |
|---|---|
| | LF |
| | U-NII-3_5.725-5.85_802.11be EHT80_CH155_5775MHz |
| ANT | 5+4 |

| Pol. | Vertical | Fundamental |
|---|---|---|
| Peak | 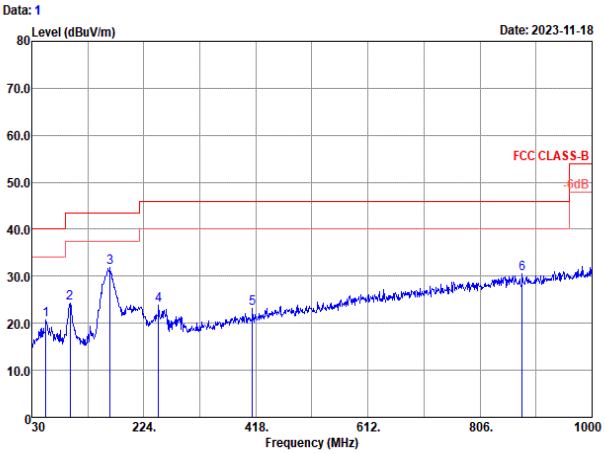 | 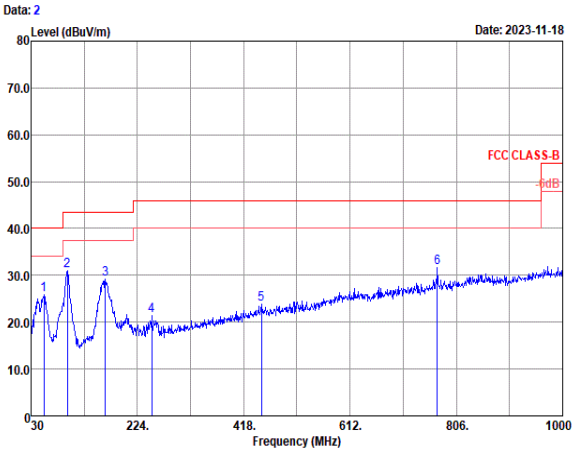 |



| | Freq | Level | Over Limit | Limit Line | ReadLevel | Antenna Factor | Cable Loss | Preamp Factor | A/Pos | T/Pos | Remark |
|---|---|---|---|---|---|---|---|---|---|---|---|
| | MHz | dBuV/m | dB | dBuV/m | dBuV | dB/m | dB | dB | cm | deg | |
| 1 | 54.250 | 20.64 | -19.36 | 40.00 | 34.50 | 19.42 | 1.68 | 34.96 | --- | --- | Peak |
| 2 | 95.960 | 24.24 | -19.26 | 43.50 | 42.58 | 14.42 | 2.04 | 34.80 | --- | --- | Peak |
| 3 | 165.800 | 31.83 | -11.67 | 43.50 | 46.08 | 18.04 | 2.41 | 34.70 | --- | --- | Peak |
| 4 | 249.220 | 23.79 | -22.21 | 46.00 | 37.94 | 17.54 | 3.01 | 34.70 | --- | --- | Peak |
| 5 | 412.180 | 23.21 | -22.79 | 46.00 | 32.62 | 21.74 | 3.35 | 34.50 | --- | --- | Peak |
| 6 | 878.750 | 30.55 | -15.45 | 46.00 | 31.75 | 28.70 | 4.40 | 34.30 | --- | --- | Peak |



| | Freq | Level | Over Limit | Limit Line | ReadLevel | Antenna Factor | Cable Loss | Preamp Factor | A/Pos | T/Pos | Remark |
|---|---|---|---|---|---|---|---|---|---|---|---|
| | MHz | dBuV/m | dB | dBuV/m | dBuV | dB/m | dB | dB | cm | deg | |
| 1 | 53.280 | 25.94 | -14.06 | 40.00 | 39.77 | 19.47 | 1.67 | 34.97 | --- | --- | Peak |
| 2 | 95.960 | 31.07 | -12.43 | 43.50 | 49.41 | 14.42 | 2.04 | 34.80 | --- | --- | Peak |
| 3 | 165.800 | 29.29 | -14.21 | 43.50 | 43.54 | 18.04 | 2.41 | 34.70 | --- | --- | Peak |
| 4 | 250.190 | 21.35 | -24.65 | 46.00 | 35.47 | 17.57 | 3.01 | 34.70 | --- | --- | Peak |
| 5 | 450.010 | 23.85 | -22.15 | 46.00 | 32.13 | 22.75 | 3.47 | 34.50 | --- | --- | Peak |
| 6 | 771.080 | 31.64 | -14.36 | 46.00 | 34.29 | 27.70 | 4.01 | 34.36 | --- | --- | Peak |

| Mode | 69 |
|---|---|
| | Band Edge - L |
| | Co-location_11be EHT40_5270MHz _11g_CH11_2462MHz+B30 |
| ANT | CDD 5+4/ CDD 5+4/7 |

| Pol. | Horizontal | Fundamental |
|---|---|---|
| Peak | 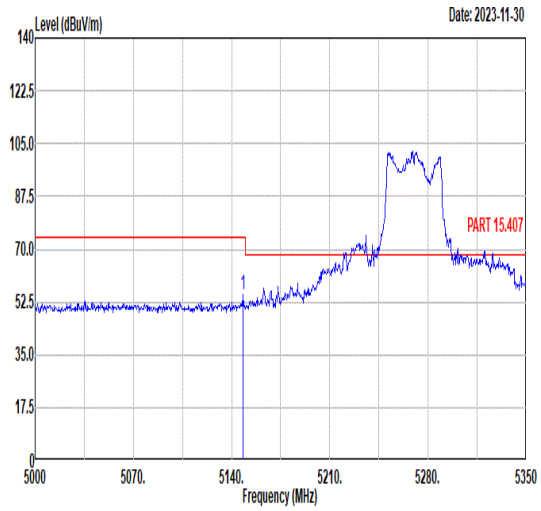 <br>Freq Level Limit Line Margin Read Level Ant Factor Cable Loss Preamp Factor APos TPos Remark<br>MHz dBuV/m dBuV/m dB dBuV dB/m dB dB cm deg<br>1 5148.40 55.12 74.00 -18.88 40.94 34.87 11.09 31.78 100 25 Peak | 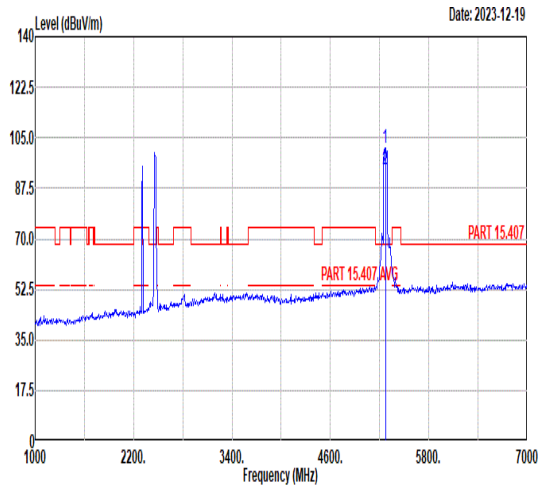 <br>Freq Level Limit Line Margin Read Level Ant Factor Cable Loss Preamp Factor APos TPos Remark<br>MHz dBuV/m dBuV/m dB dBuV dB/m dB dB cm deg<br>1 5270.00 101.65 ------ ------ 87.72 34.85 11.01 31.93 100 25 Peak<br>2 5270.00 94.27 ------ ------ 80.34 34.85 11.01 31.93 100 25 Average |
| Avg | 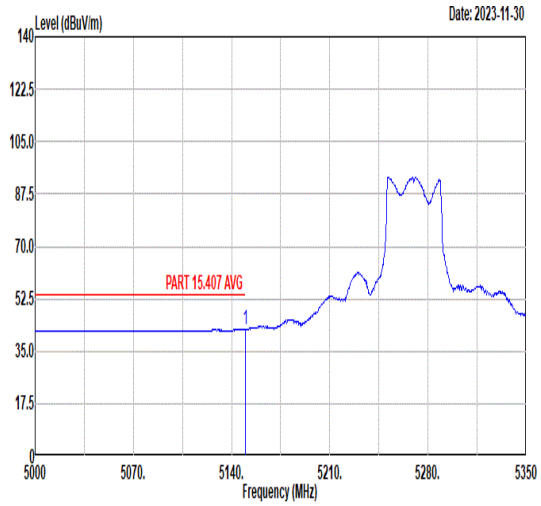 <br>Freq Level Limit Line Margin Read Level Ant Factor Cable Loss Preamp Factor APos TPos Remark<br>MHz dBuV/m dBuV/m dB dBuV dB/m dB dB cm deg<br>1 5150.00 42.41 54.00 -11.59 28.24 34.87 11.08 31.78 100 25 Average | Blank |

| Mode | 69 | |
|---|---|---|
| | Band Edge - R | |
| | Co-location_11be EHT40_5270MHz _11g_CH11_2462MHz+B30 | |
| ANT | CDD 5+4/ CDD 5+4/7 | |
| Pol. | Horizontal | Fundamental |
| Peak | 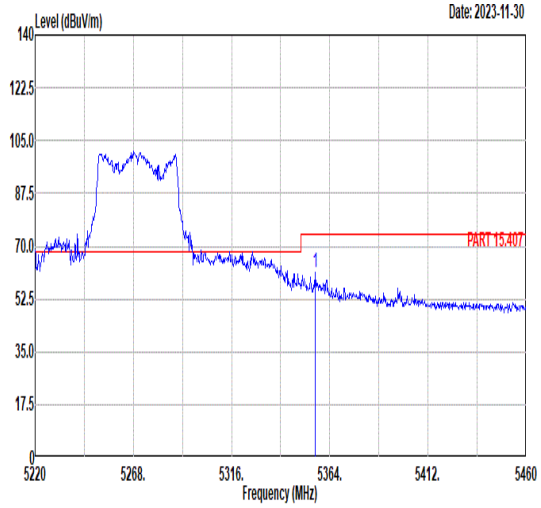 <br>Freq Level Limit Line Margin Read Level Ant Factor Cable Loss Preamp Factor APos TPos Remark<br>MHz dBuV/m dBuV/m dB dBuV dB/m dB dB cm deg<br>1 5357.04 61.33 74.00 -12.67 47.60 34.83 10.94 32.04 100 25 Peak | Blank |
| Avg | 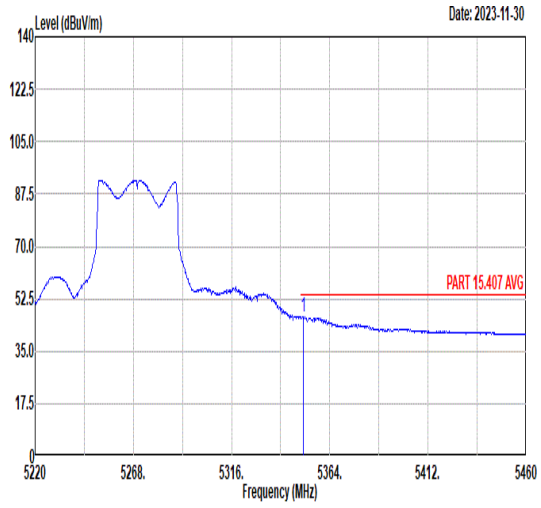 <br>Freq Level Limit Line Margin Read Level Ant Factor Cable Loss Preamp Factor APos TPos Remark<br>MHz dBuV/m dBuV/m dB dBuV dB/m dB dB cm deg<br>1 5351.04 46.38 54.00 -7.62 32.64 34.83 10.94 32.03 100 25 Average | Blank |

| Mode | 69 | |
|---|---|---|
| | Band Edge - L | |
| | Co-location_11be EHT40_5270MHz _11g_CH11_2462MHz+B30 | |
| ANT | CDD 5+4/ CDD 5+4/7 | |
| Pol. | Vertical | Fundamental |
| Peak | 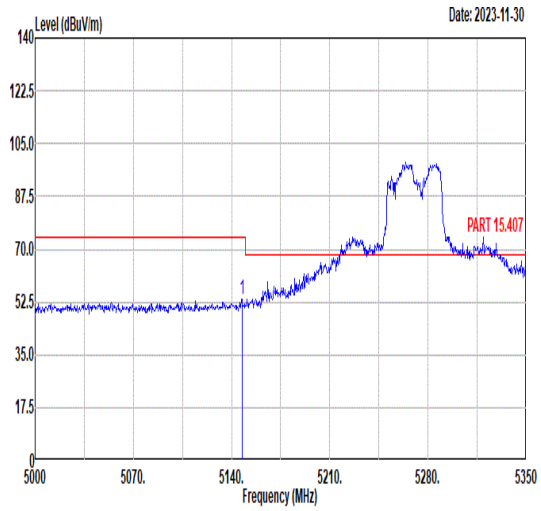 <br>Freq Level Limit Line Margin Read Level Ant Factor Cable Loss Preamp Factor APos TPos Remark<br>MHz dBuV/m dBuV/m dB dBuV dB/m dB dB cm deg<br>1 5147.35 53.17 74.00 -20.83 38.99 34.87 11.09 31.78 100 25 Peak | 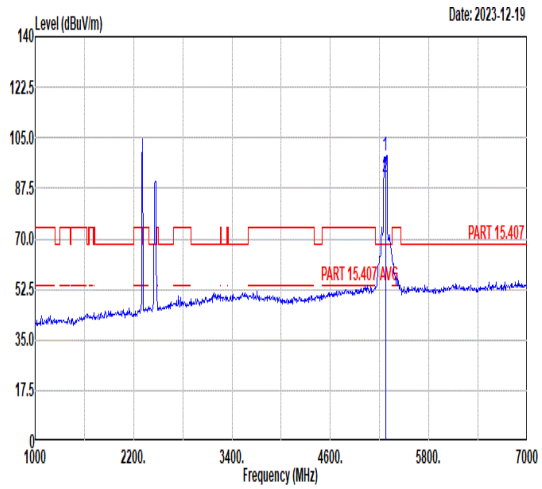 <br>Freq Level Limit Line Margin Read Level Ant Factor Cable Loss Preamp Factor APos TPos Remark<br>MHz dBuV/m dBuV/m dB dBuV dB/m dB dB cm deg<br>1 5270.00 98.89 ------ ------ 84.96 34.85 11.01 31.93 100 25 Peak<br>2 5270.00 91.29 ------ ------ 77.36 34.85 11.01 31.93 100 25 Average |
| Avg | 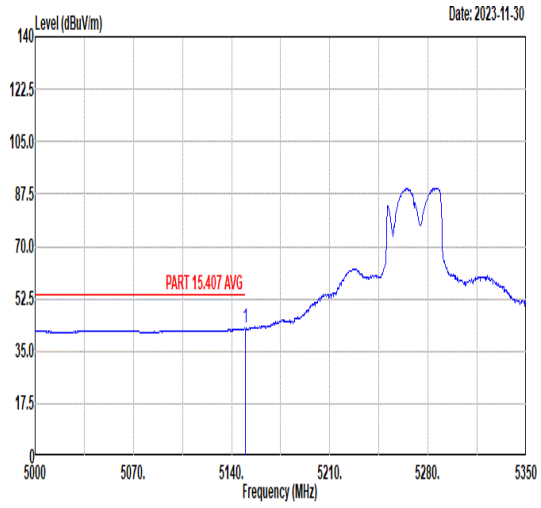 <br>Freq Level Limit Line Margin Read Level Ant Factor Cable Loss Preamp Factor APos TPos Remark<br>MHz dBuV/m dBuV/m dB dBuV dB/m dB dB cm deg<br>1 5150.00 42.58 54.00 -11.42 28.41 34.87 11.08 31.78 100 25 Average | Blank |

| Mode | 69 | |
|---|---|---|
| | Band Edge - R | |
| | Co-location_11be EHT40_5270MHz _11g_CH11_2462MHz+B30 | |
| ANT | CDD 5+4/ CDD 5+4/7 | |
| Pol. | Vertical | Fundamental |
| Peak | 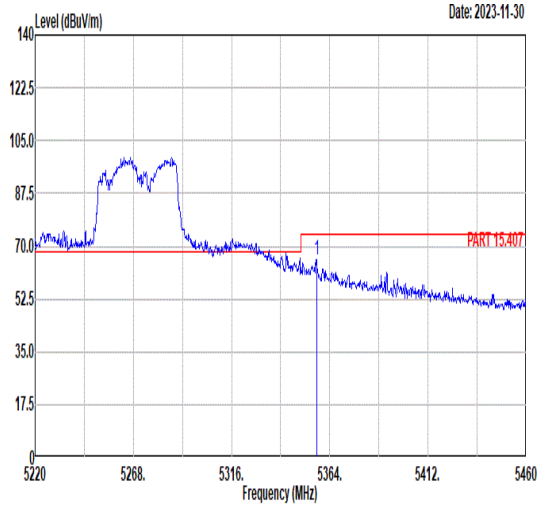 <br>Freq Level Limit Line Margin Read Level Ant Factor Cable Loss Preamp Factor APos TPos Remark<br>MHz dBuV/m dBuV/m dB dBuV dB/m dB dB cm deg<br>1 5357.52 65.69 74.00 -8.31 51.96 34.83 10.94 32.04 100 25 Peak | Blank |
| Avg | 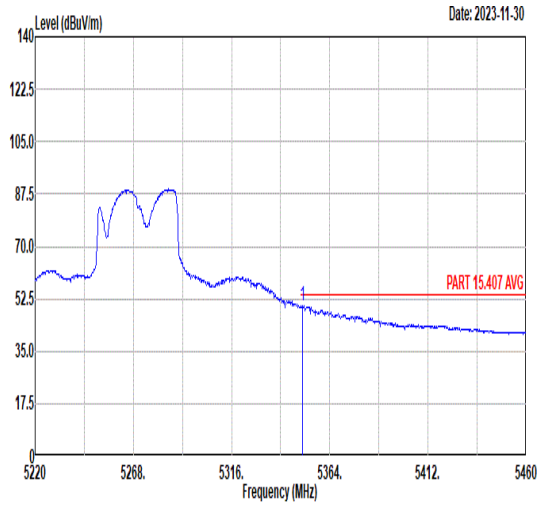 <br>Freq Level Limit Line Margin Read Level Ant Factor Cable Loss Preamp Factor APos TPos Remark<br>MHz dBuV/m dBuV/m dB dBuV dB/m dB dB cm deg<br>1 5350.80 50.41 54.00 -3.59 36.67 34.83 10.94 32.03 100 25 Average | Blank |

| Mode | 69 | |
|---|---|---|
| | Band Edge | |
| | Co-location_11be EHT40_5270MHz _11g_CH11_2462MHz+B30 | |
| ANT | CDD 5+4/ CDD 5+4/7 | |
| Pol. | Horizontal | Fundamental |
| Peak | 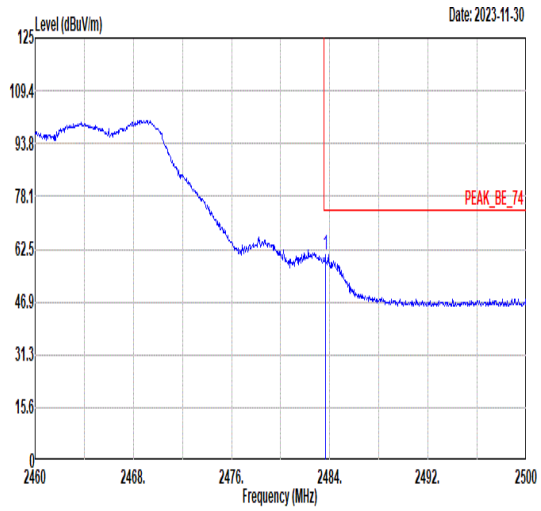 <br>Freq Level Limit Line Margin Read Level Ant Factor Cable Loss Preamp Factor APos TPos Remark<br>MHz dBuV/m dBuV/m dB dBuV dB/m dB dB cm deg<br>1 2483.64 60.78 74.00 -13.22 52.54 32.46 7.88 32.10 357 16 Peak | 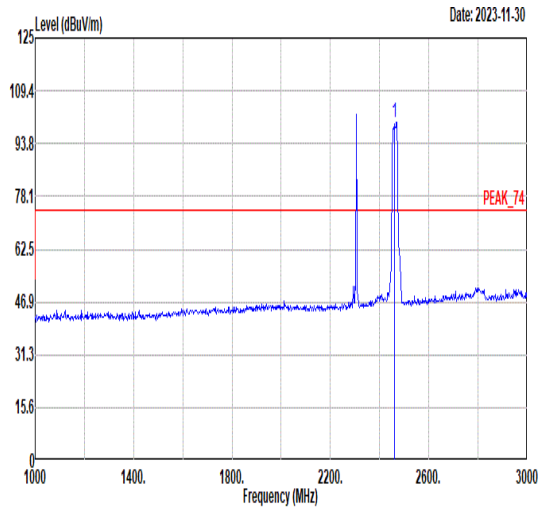 <br>Freq Level Limit Line Margin Read Level Ant Factor Cable Loss Preamp Factor APos TPos Remark<br>MHz dBuV/m dBuV/m dB dBuV dB/m dB dB cm deg<br>1 2462.00 100.07 ------ ------ 91.88 32.42 7.86 32.09 357 16 Peak |
| Avg | 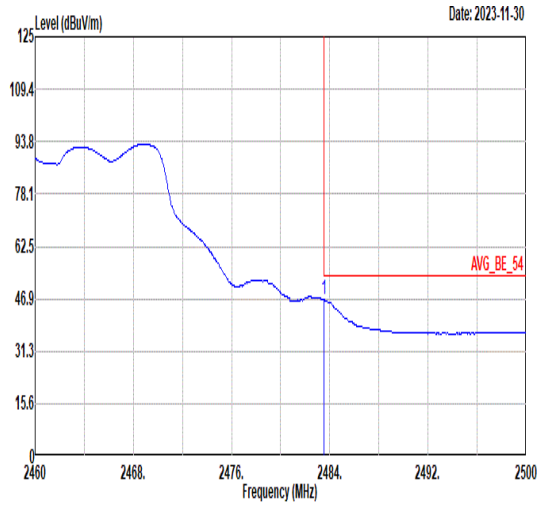 <br>Freq Level Limit Line Margin Read Level Ant Factor Cable Loss Preamp Factor APos TPos Remark<br>MHz dBuV/m dBuV/m dB dBuV dB/m dB dB cm deg<br>1 2483.52 46.59 54.00 -7.41 38.35 32.46 7.88 32.10 357 16 Average | 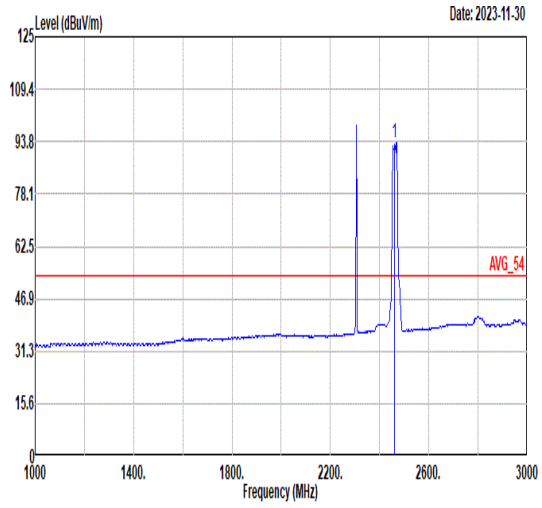 <br>Freq Level Limit Line Margin Read Level Ant Factor Cable Loss Preamp Factor APos TPos Remark<br>MHz dBuV/m dBuV/m dB dBuV dB/m dB dB cm deg<br>1 2462.00 93.39 ------ ------ 85.20 32.42 7.86 32.09 357 16 Average |

| Mode | 69 | |
|---|---|---|
| | Band Edge | |
| | Co-location_11be EHT40_5270MHz _11g_CH11_2462MHz+B30 | |
| ANT | CDD 5+4/ CDD 5+4/7 | |
| Pol. | Vertical | Fundamental |
| Peak | 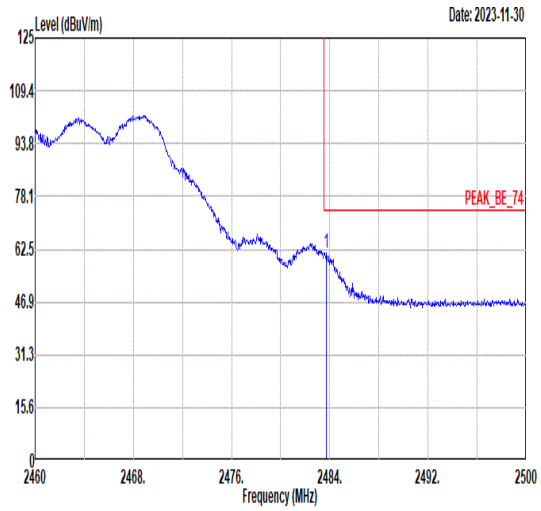 <br>Freq Level Limit Line Margin Read Level Ant Factor Cable Loss Preamp Factor APos TPos Remark<br>MHz dBuV/m dBuV/m dB dBuV dB/m dB dB cm deg<br>1 2483.72 61.19 74.00 -12.81 52.95 32.46 7.88 32.10 400 211 Peak | 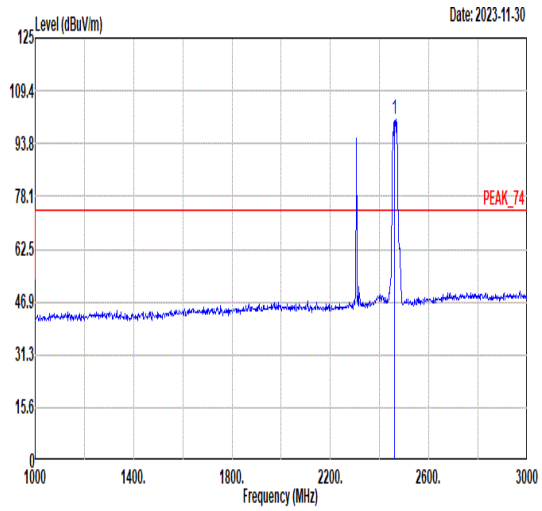 <br>Freq Level Limit Line Margin Read Level Ant Factor Cable Loss Preamp Factor APos TPos Remark<br>MHz dBuV/m dBuV/m dB dBuV dB/m dB dB cm deg<br>1 2462.00 101.13 ------ ------ 92.94 32.42 7.86 32.09 400 211 Peak |
| Avg | 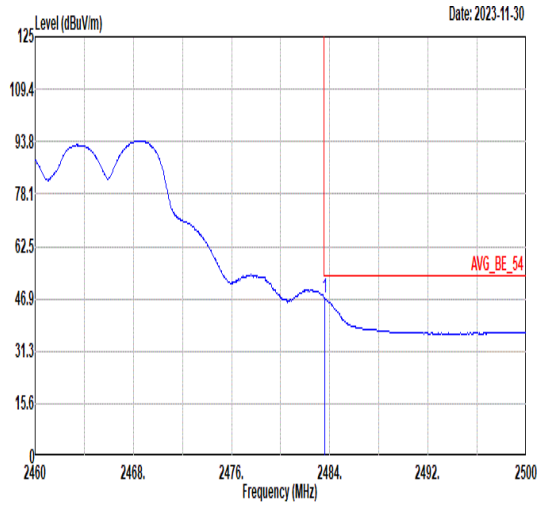 <br>Freq Level Limit Line Margin Read Level Ant Factor Cable Loss Preamp Factor APos TPos Remark<br>MHz dBuV/m dBuV/m dB dBuV dB/m dB dB cm deg<br>1 2483.56 47.08 54.00 -6.92 38.84 32.46 7.88 32.10 400 211 Average | 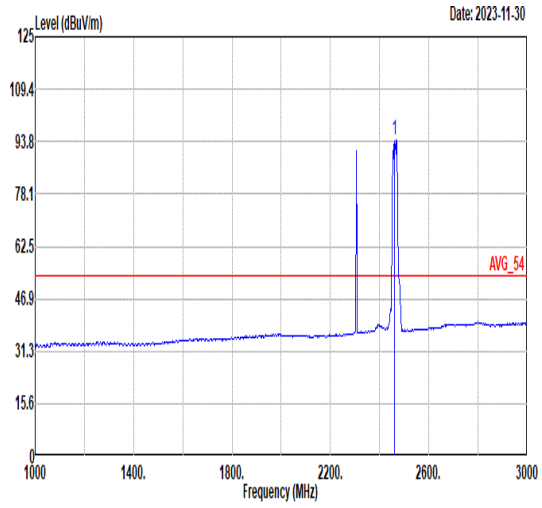 <br>Freq Level Limit Line Margin Read Level Ant Factor Cable Loss Preamp Factor APos TPos Remark<br>MHz dBuV/m dBuV/m dB dBuV dB/m dB dB cm deg<br>1 2462.00 94.32 ------ ------ 86.13 32.42 7.86 32.09 400 211 Average |

| Mode | 69 | |
|---|---|---|
| | Harmonic | |
| | Co-location_11be EHT40_5270MHz _11g_CH11_2462MHz+B30 | |
| ANT | CDD 5+4/ CDD 5+4/7 | |
| Pol. | Horizontal | Vertical |
| Peak<br>Avg | 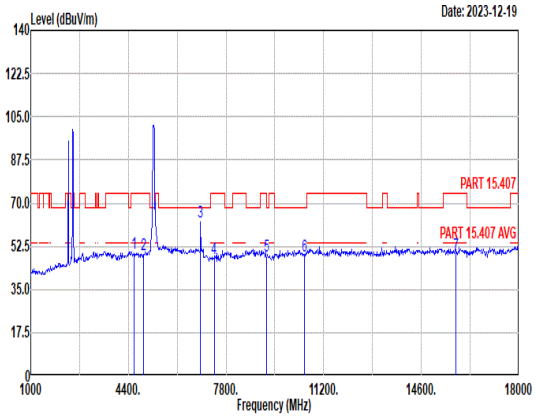 <br>Freq Level Limit Line Margin Read Level Ant Factor Cable Loss Preamp Factor APos TPos Remark<br>MHz dBuV/m dBuV/m dB dBuV dB/m dB dB cm deg<br>1 4611.00 49.86 74.00 -24.14 36.38 34.74 10.80 32.06 -- -- Peak<br>2 4924.00 49.34 74.00 -24.66 35.04 34.87 11.12 31.69 -- -- Peak<br>3 6916.50 62.54 68.30 -5.76 46.63 36.15 12.19 32.43 -- -- Peak<br>4 7386.00 47.67 74.00 -26.33 30.90 36.35 13.13 32.71 -- -- Peak<br>5 9222.00 48.55 68.30 -19.75 28.15 38.53 14.15 32.28 -- -- Peak<br>6 10540.00 48.69 68.30 -19.61 26.54 39.49 14.26 31.60 -- -- Peak<br>7 15810.00 49.09 74.00 -24.91 24.26 41.99 17.06 34.22 -- -- Peak | 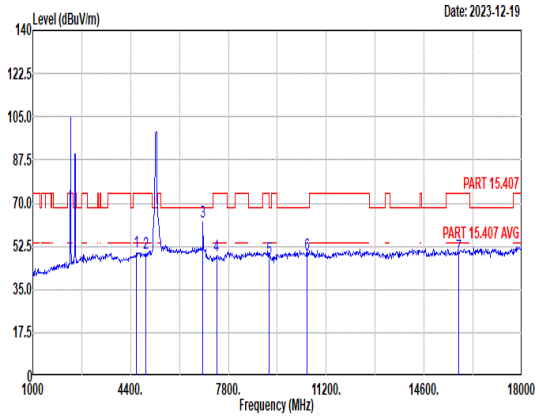 <br>Freq Level Limit Line Margin Read Level Ant Factor Cable Loss Preamp Factor APos TPos Remark<br>MHz dBuV/m dBuV/m dB dBuV dB/m dB dB cm deg<br>1 4611.00 49.96 74.00 -24.04 36.48 34.74 10.80 32.06 -- -- Peak<br>2 4924.00 49.54 74.00 -24.46 35.24 34.87 11.12 31.69 -- -- Peak<br>3 6916.50 62.22 68.30 -6.08 46.31 36.15 12.19 32.43 -- -- Peak<br>4 7386.00 48.77 74.00 -25.23 32.00 36.35 13.13 32.71 -- -- Peak<br>5 9222.00 47.70 68.30 -20.60 27.30 38.53 14.15 32.28 -- -- Peak<br>6 10540.00 49.19 68.30 -19.11 27.04 39.49 14.26 31.60 -- -- Peak<br>7 15810.00 48.83 74.00 -25.17 24.00 41.99 17.06 34.22 -- -- Peak |

Note: the highest signals over limit are co-location fundamental signals.

| Mode | 70 | |
|---|---|---|
| | Band Edge - L | |
| | Co-location_11be EHT40_5270MHz _BT_CH78_2480MHz+B30 | |
| ANT | CDD 5+4/ MIMO 5+4/7 | |
| Pol. | Horizontal | Fundamental |
| Peak | 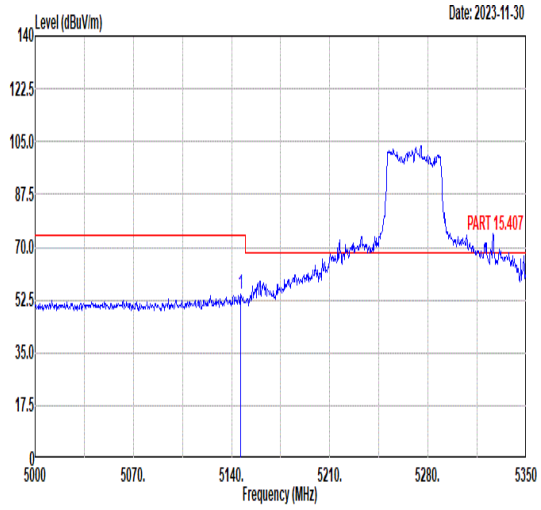 <br>Freq Level Limit Line Margin Read Level Ant Factor Cable Loss Preamp Factor APos TPos Remark<br>MHz dBuV/m dBuV/m dB dBuV dB/m dB dB cm deg<br>1 5146.30 54.29 74.00 -19.71 40.11 34.87 11.09 31.78 202 65 Peak | 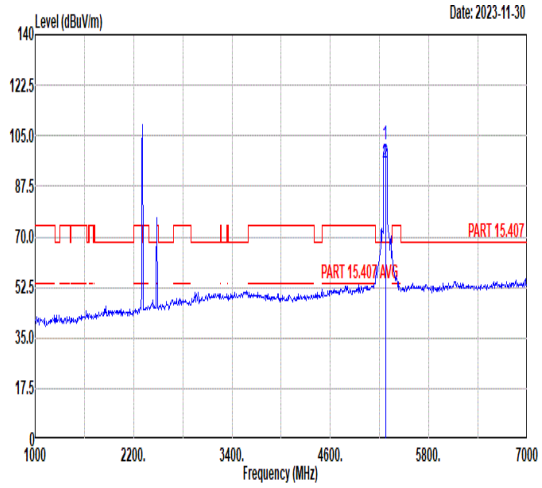 <br>Freq Level Limit Line Margin Read Level Ant Factor Cable Loss Preamp Factor APos TPos Remark<br>MHz dBuV/m dBuV/m dB dBuV dB/m dB dB cm deg<br>1 5270.00 102.01 ------ ------ 88.08 34.85 11.01 31.93 202 65 Peak<br>2 5270.00 95.48 ------ ------ 81.55 34.85 11.01 31.93 202 65 Average |
| Avg | 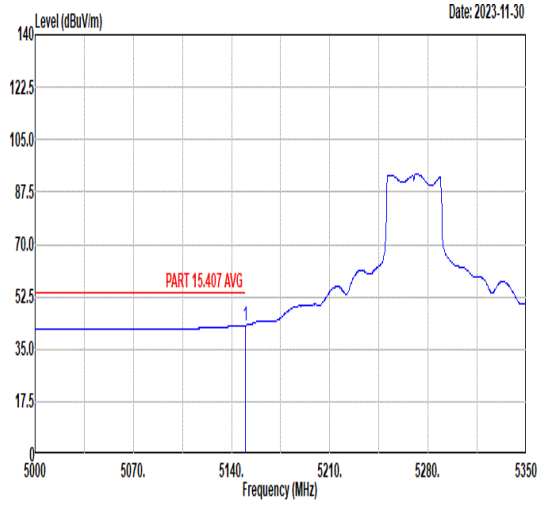 <br>Freq Level Limit Line Margin Read Level Ant Factor Cable Loss Preamp Factor APos TPos Remark<br>MHz dBuV/m dBuV/m dB dBuV dB/m dB dB cm deg<br>1 5150.00 43.05 54.00 -10.95 28.88 34.87 11.08 31.78 202 65 Average | Blank |

| Mode | 70 | |
|---|---|---|
| | Band Edge - R | |
| | Co-location_11be EHT40_5270MHz _BT_CH78_2480MHz+B30 | |
| ANT | CDD 5+4/ MIMO 5+4/7 | |
| Pol. | Horizontal | Fundamental |
| Peak | 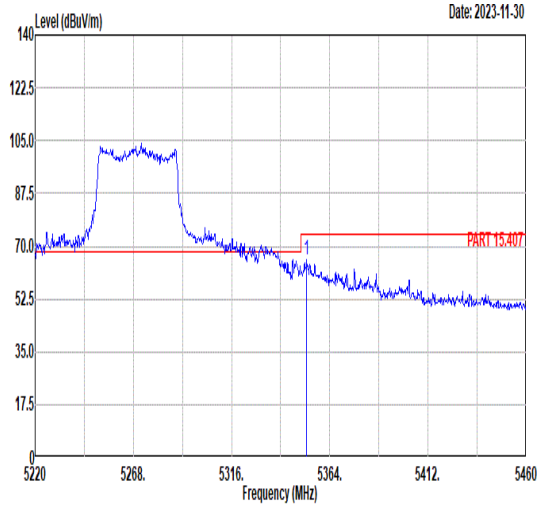 <br>Freq Level Limit Line Margin Read Level Ant Factor Cable Loss Preamp Factor APos TPos Remark<br>MHz dBuV/m dBuV/m dB dBuV dB/m dB dB cm deg<br>1 5352.72 65.28 74.00 -8.72 51.54 34.83 10.94 32.03 202 65 Peak | Blank |
| Avg | 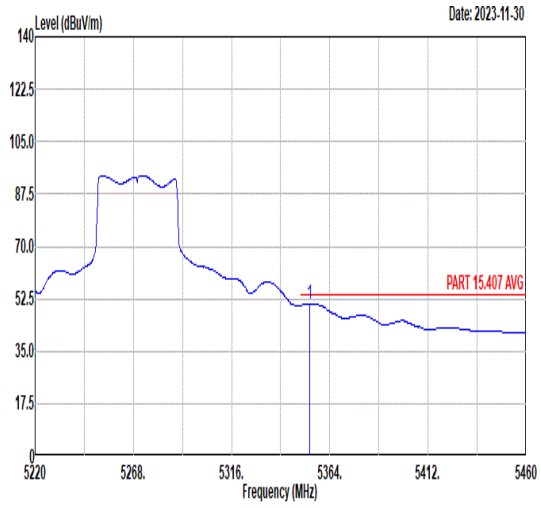 <br>Freq Level Limit Line Margin Read Level Ant Factor Cable Loss Preamp Factor APos TPos Remark<br>MHz dBuV/m dBuV/m dB dBuV dB/m dB dB cm deg<br>1 5354.16 50.98 54.00 -3.02 37.24 34.83 10.94 32.03 202 65 Average | Blank |

| Mode | 70 | |
|---|---|---|
| | Band Edge - L | |
| | Co-location_11be EHT40_5270MHz _BT_CH78_2480MHz+B30 | |
| ANT | CDD 5+4/ MIMO 5+4/7 | |
| Pol. | Vertical | Fundamental |
| Peak | 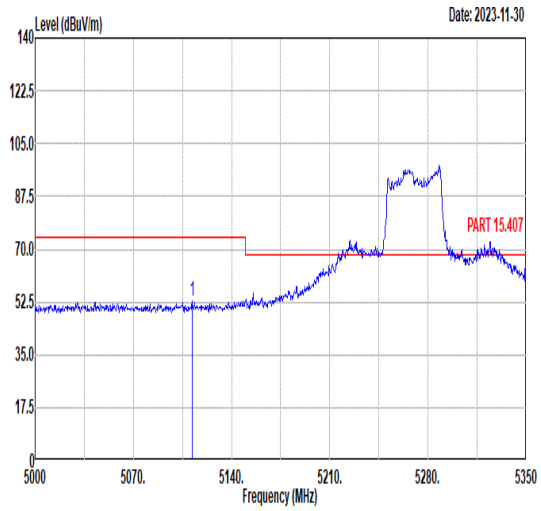 <br>Freq Level Limit Line Margin Read Level Ant Factor Cable Loss Preamp Factor APos TPos Remark<br>MHz dBuV/m dBuV/m dB dBuV dB/m dB dB cm deg<br>1 5112.00 52.84 74.00 -21.16 38.58 34.88 11.11 31.73 100 35 Peak | 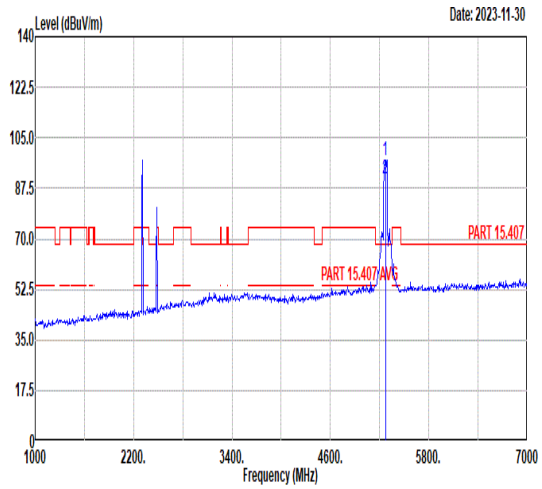 <br>Freq Level Limit Line Margin Read Level Ant Factor Cable Loss Preamp Factor APos TPos Remark<br>MHz dBuV/m dBuV/m dB dBuV dB/m dB dB cm deg<br>1 5270.00 97.22 ------ ------ 83.29 34.85 11.01 31.93 100 35 Peak<br>2 5270.00 90.69 ------ ------ 76.76 34.85 11.01 31.93 100 35 Average |
| Avg | 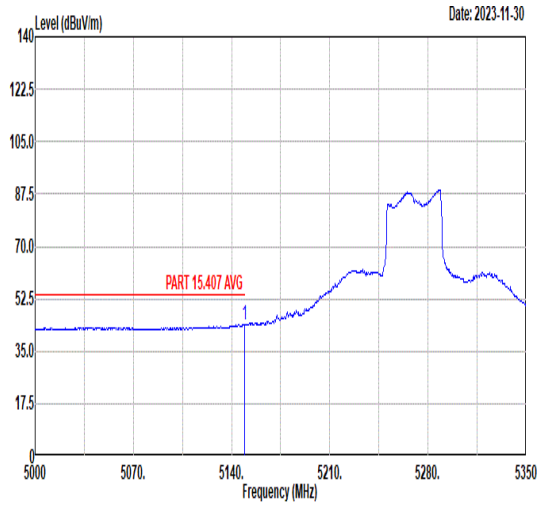 <br>Freq Level Limit Line Margin Read Level Ant Factor Cable Loss Preamp Factor APos TPos Remark<br>MHz dBuV/m dBuV/m dB dBuV dB/m dB dB cm deg<br>1 5149.10 43.93 54.00 -10.07 29.75 34.87 11.09 31.78 100 35 Average | Blank |

| Mode | 70 | |
|---|---|---|
| | Band Edge - R | |
| | Co-location_11be EHT40_5270MHz _BT_CH78_2480MHz+B30 | |
| ANT | CDD 5+4/ MIMO 5+4/7 | |
| Pol. | Vertical | Fundamental |
| Peak | 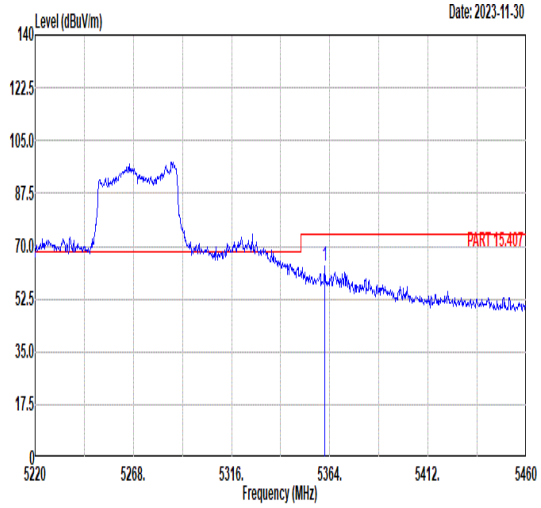 <br>Freq Level Limit Line Margin Read Level Ant Factor Cable Loss Preamp Factor APos TPos Remark<br>MHz dBuV/m dBuV/m dB dBuV dB/m dB dB cm deg<br>1 5361.36 63.23 74.00 -10.77 49.50 34.83 10.94 32.04 100 35 Peak | Blank |
| Avg | 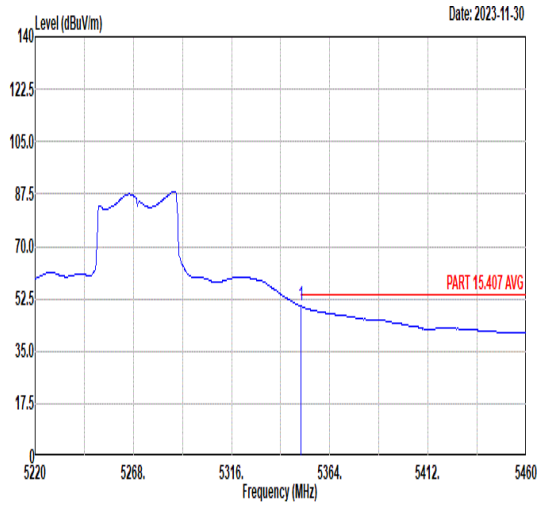 <br>Freq Level Limit Line Margin Read Level Ant Factor Cable Loss Preamp Factor APos TPos Remark<br>MHz dBuV/m dBuV/m dB dBuV dB/m dB dB cm deg<br>1 5350.08 50.03 54.00 -3.97 36.29 34.83 10.94 32.03 100 35 Average | Blank |

| Mode | 70 | |
|---|---|---|
| | Band Edge | |
| | Co-location_11be EHT40_5270MHz _BT_CH78_2480MHz+B30 | |
| ANT | CDD 5+4/ MIMO 5+4/7 | |
| Pol. | Horizontal | Fundamental |
| Peak | 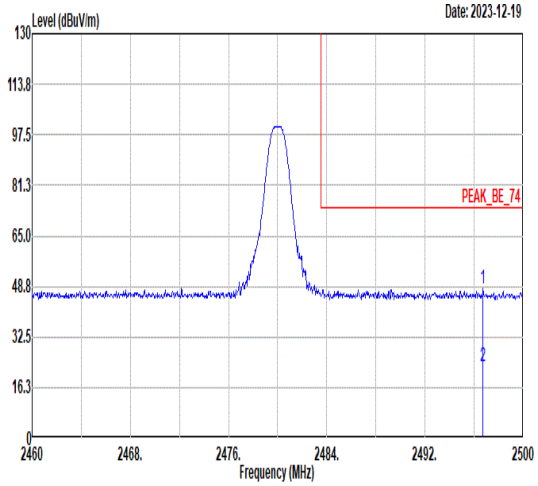 <br>Freq Level Limit Line Margin Read Level Ant Factor Cable Loss Preamp Factor APos TPos Remark<br>MHz dBuV/m dBuV/m dB dBuV dB/m dB dB cm deg<br>1 2496.72 47.89 74.00 -26.11 39.61 32.49 7.89 32.10 196 206 Peak<br>2 2496.72 23.10 74.00 -50.90 14.82 32.49 7.89 32.10 196 206 Average | 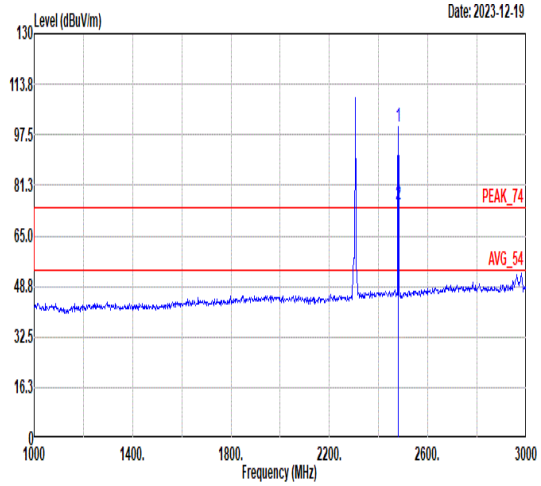 <br>Freq Level Limit Line Margin Read Level Ant Factor Cable Loss Preamp Factor APos TPos Remark<br>MHz dBuV/m dBuV/m dB dBuV dB/m dB dB cm deg<br>1 2480.00 100.05 ------ ------ 91.82 32.46 7.87 32.10 196 206 Peak<br>2 2480.00 75.26 ------ ------ 67.03 32.46 7.87 32.10 196 206 Average |

| Mode | 70 | |
|---|---|---|
| | Band Edge | |
| | Co-location_11be EHT40_5270MHz _BT_CH78_2480MHz+B30 | |
| ANT | CDD 5+4/ MIMO 5+4/7 | |
| Pol. | Vertical | Fundamental |
| Peak | 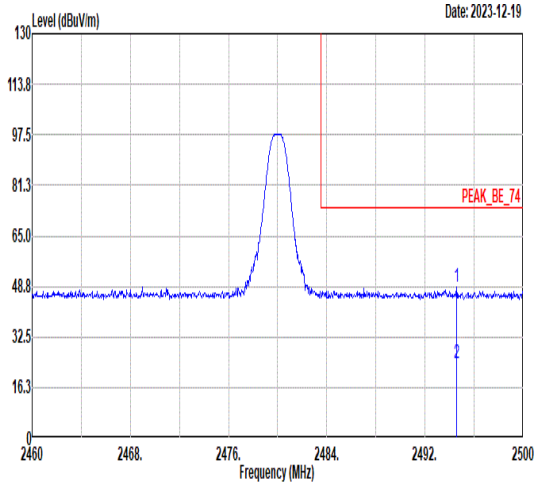 <br>Freq Level Limit Line Margin Read Level Ant Factor Cable Loss Preamp Factor APos TPos Remark<br>MHz dBuV/m dBuV/m dB dBuV dB/m dB dB cm deg<br>1 2494.60 48.69 74.00 -25.31 40.41 32.49 7.89 32.10 269 252 Peak<br>2 2494.60 23.90 74.00 -50.10 15.62 32.49 7.89 32.10 269 252 Average | 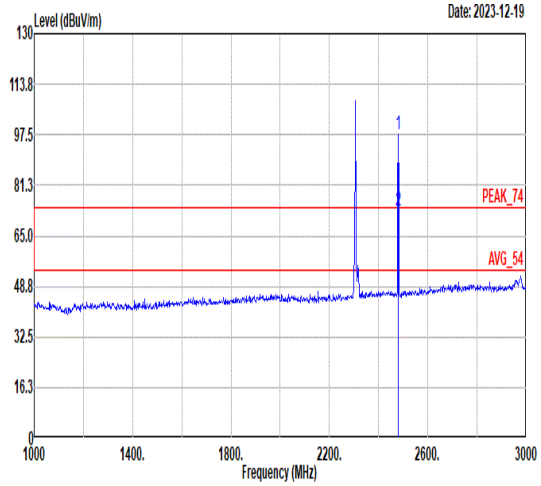 <br>Freq Level Limit Line Margin Read Level Ant Factor Cable Loss Preamp Factor APos TPos Remark<br>MHz dBuV/m dBuV/m dB dBuV dB/m dB dB cm deg<br>1 2480.00 97.72 ------ ------ 89.49 32.46 7.87 32.10 269 252 Peak<br>2 2480.00 72.93 ------ ------ 64.70 32.46 7.87 32.10 269 252 Average |

| Mode | 70 | |
|---|---|---|
| | Harmonic | |
| | Co-location_11be EHT40_5270MHz _BT_CH78_2480MHz+B30 | |
| ANT | CDD 5+4/ MIMO 5+4/7 | |
| Pol. | Horizontal | Vertical |
| Peak<br>Avg | 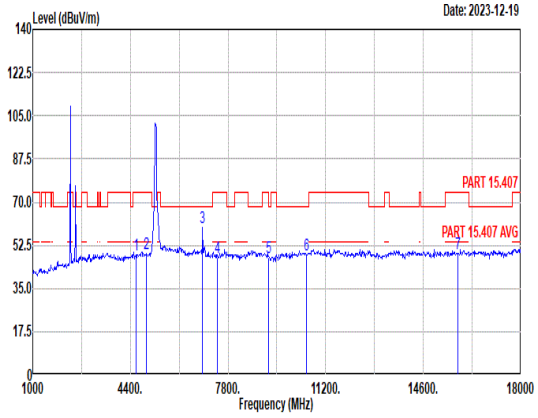 <br><br>1 4611.00 48.44 74.00 -25.56 34.96 34.74 10.80 32.06 -- -- Peak<br>2 4960.00 49.36 74.00 -24.64 34.99 34.88 11.14 31.65 -- -- Peak<br>3 6916.50 59.64 68.30 -8.66 43.73 36.15 12.19 32.43 -- -- Peak<br>4 7440.00 47.51 74.00 -26.49 30.91 36.38 12.97 32.75 -- -- Peak<br>5 9222.00 47.64 68.30 -20.66 27.24 38.53 14.15 32.28 -- -- Peak<br>6 10540.00 48.74 68.30 -19.56 26.59 39.49 14.26 31.60 -- -- Peak<br>7 15810.00 49.12 74.00 -24.88 24.29 41.99 17.06 34.22 -- -- Peak | 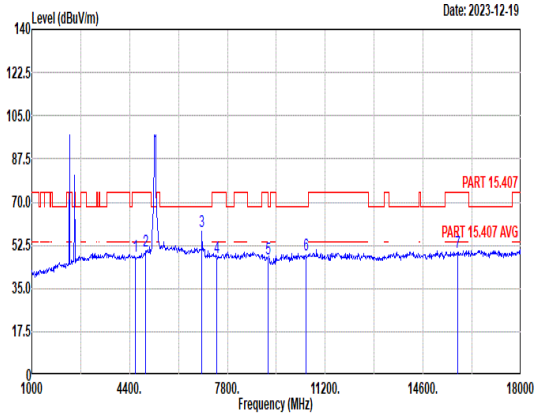 <br><br>1 4611.00 48.11 74.00 -25.89 34.63 34.74 10.80 32.06 -- -- Peak<br>2 4960.00 49.97 74.00 -24.03 35.60 34.88 11.14 31.65 -- -- Peak<br>3 6916.50 58.05 68.30 -10.25 42.14 36.15 12.19 32.43 -- -- Peak<br>4 7440.00 47.35 74.00 -26.65 30.75 36.38 12.97 32.75 -- -- Peak<br>5 9222.00 46.87 68.30 -21.43 26.47 38.53 14.15 32.28 -- -- Peak<br>6 10540.00 48.80 68.30 -19.50 26.65 39.49 14.26 31.60 -- -- Peak<br>7 15810.00 49.81 74.00 -24.19 24.98 41.99 17.06 34.22 -- -- Peak |

Note: the highest signals over limit are co-location fundamental signals.

| Mode | 71 |
|---|---|
| | Band Edge - L |
| | Co-location_11be EHT40_Ch54_5270MHz _11g_Ch11_2462MHz _BLE_CH38_2478MHz+B30 |
| ANT | 5/4/'CDD 5+4/7 |

| Pol. | Horizontal | Fundamental |
|---|---|---|
| Peak | 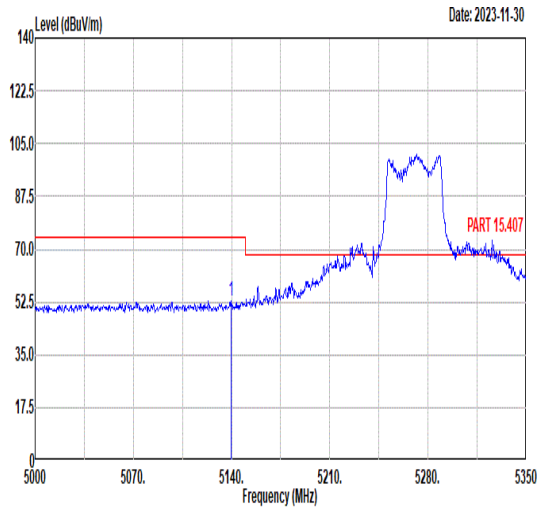 <br>Freq Level Limit Line Margin Read Level Ant Factor Cable Loss Preamp Factor APos TPos Remark<br>MHz dBuV/m dBuV/m dB dBuV dB/m dB dB cm deg<br>1 5139.65 52.87 74.00 -21.13 38.68 34.87 11.09 31.77 319 90 Peak | 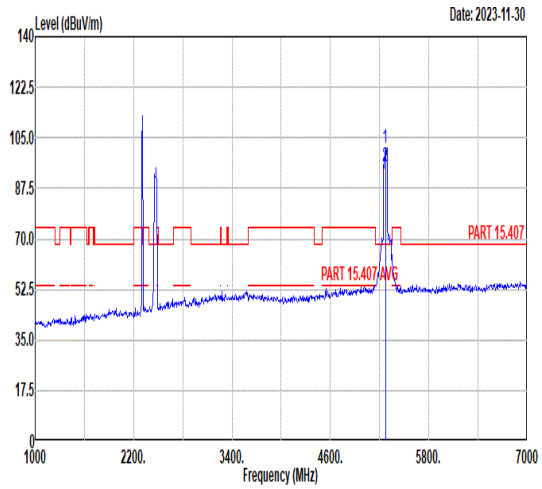 <br>Freq Level Limit Line Margin Read Level Ant Factor Cable Loss Preamp Factor APos TPos Remark<br>MHz dBuV/m dBuV/m dB dBuV dB/m dB dB cm deg<br>1 5270.00 101.36 ------ ------ 87.43 34.85 11.01 31.93 319 90 Peak<br>2 5270.00 95.16 ------ ------ 81.23 34.85 11.01 31.93 319 90 Average |
| Avg | 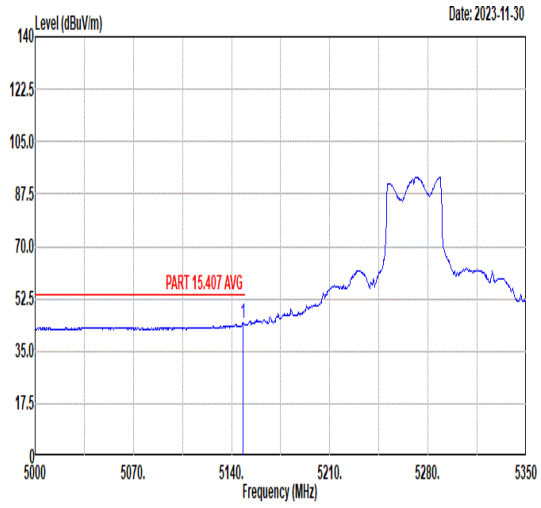 <br>Freq Level Limit Line Margin Read Level Ant Factor Cable Loss Preamp Factor APos TPos Remark<br>MHz dBuV/m dBuV/m dB dBuV dB/m dB dB cm deg<br>1 5148.05 44.39 54.00 -9.61 30.21 34.87 11.09 31.78 319 90 Average | Blank |

| Mode | 71 | |
|---|---|---|
| | Band Edge - R | |
| | Co-location_11be EHT40_Ch54_5270MHz _11g_Ch11_2462MHz _BLE_CH38_2478MHz+B30 | |
| ANT | 5/4/'CDD 5+4/7 | |
| Pol. | Horizontal | Fundamental |
| Peak | 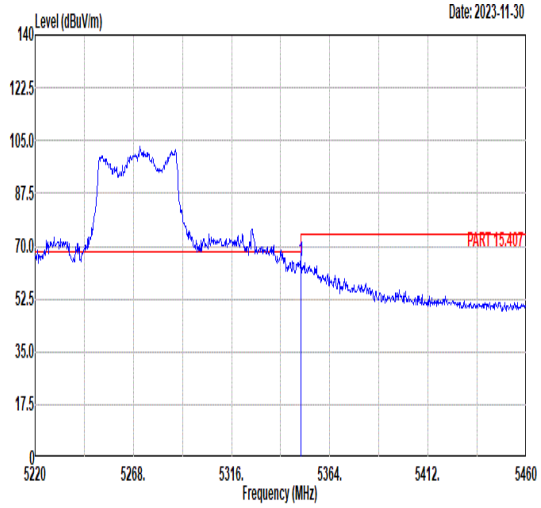 <br>Freq Level Limit Line Margin Read Level Ant Factor Cable Loss Preamp Factor APos TPos Remark<br>MHz dBuV/m dBuV/m dB dBuV dB/m dB dB cm deg<br>1 5350.08 64.90 74.00 -9.10 51.16 34.83 10.94 32.03 319 90 Peak | Blank |
| Avg | 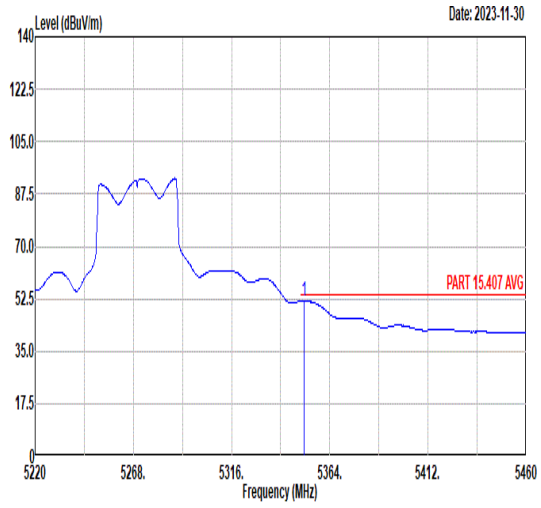 <br>Freq Level Limit Line Margin Read Level Ant Factor Cable Loss Preamp Factor APos TPos Remark<br>MHz dBuV/m dBuV/m dB dBuV dB/m dB dB cm deg<br>1 5351.28 51.85 54.00 -2.15 38.11 34.83 10.94 32.03 319 90 Average | |

| Mode | 71 | |
|---|---|---|
| | Band Edge - L | |
| | Co-location_11be EHT40_Ch54_5270MHz _11g_Ch11_2462MHz _BLE_CH38_2478MHz+B30 | |
| ANT | 5/4/'CDD 5+4/7 | |
| Pol. | Vertical | Fundamental |
| Peak | 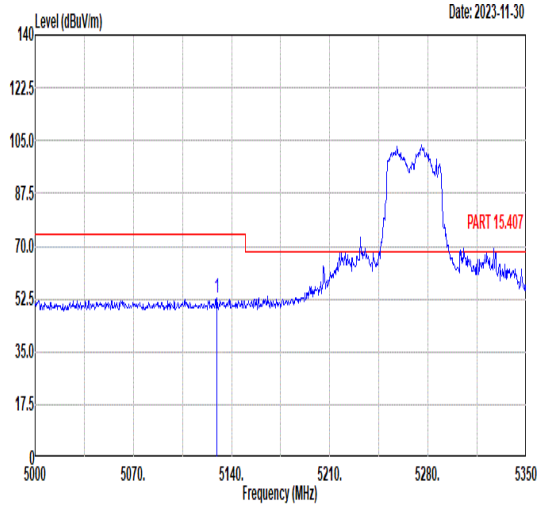 <br>Freq Level Limit Line Margin Read Level Ant Factor Cable Loss Preamp Factor APos TPos Remark<br>MHz dBuV/m dBuV/m dB dBuV dB/m dB dB cm deg<br>1 5129.50 52.73 74.00 -21.27 38.52 34.87 11.10 31.76 337 125 Peak | 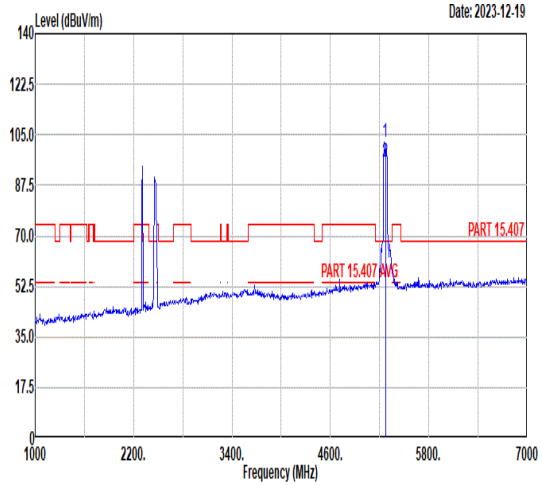 <br>Freq Level Limit Line Margin Read Level Ant Factor Cable Loss Preamp Factor APos TPos Remark<br>MHz dBuV/m dBuV/m dB dBuV dB/m dB dB cm deg<br>1 5270.00 102.30 ------ ------ 88.37 34.85 11.01 31.93 337 125 Peak<br>2 5270.00 95.64 ------ ------ 81.71 34.85 11.01 31.93 337 125 Average |
| Avg | 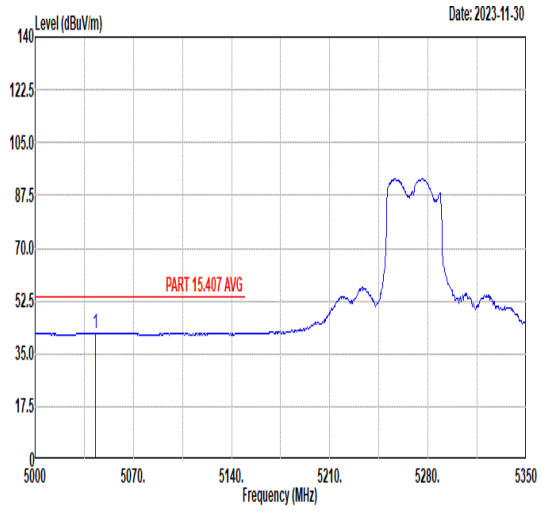 <br>Freq Level Limit Line Margin Read Level Ant Factor Cable Loss Preamp Factor APos TPos Remark<br>MHz dBuV/m dBuV/m dB dBuV dB/m dB dB cm deg<br>1 5043.05 41.66 54.00 -12.34 27.27 34.89 11.15 31.65 337 125 Peak | Blank |

| Mode | 71 | |
|---|---|---|
| | Band Edge - R | |
| | Co-location_11be EHT40_Ch54_5270MHz _11g_Ch11_2462MHz _BLE_CH38_2478MHz+B30 | |
| ANT | 5/4/'CDD 5+4/7 | |
| Pol. | Vertical | Fundamental |
| Peak | 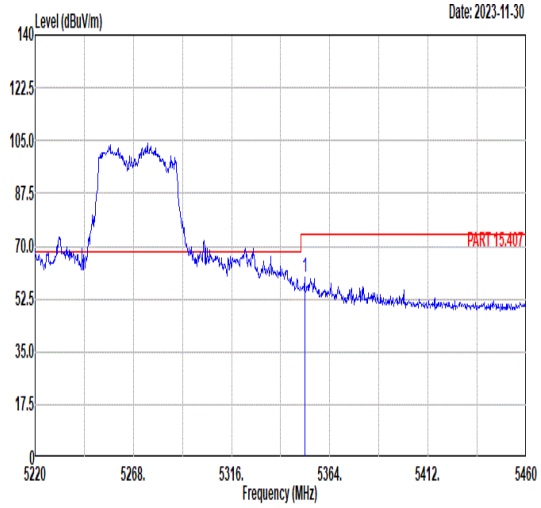 <br>Freq Level Limit Line Margin Read Level Ant Factor Cable Loss Preamp Factor APos TPos Remark<br>MHz dBuV/m dBuV/m dB dBuV dB/m dB dB cm deg<br>1 5351.76 59.46 74.00 -14.54 45.72 34.83 10.94 32.03 337 125 Peak | Blank |
| Avg | 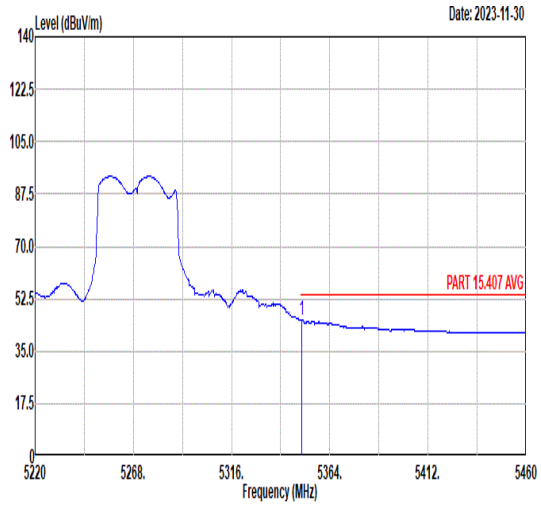 <br>Freq Level Limit Line Margin Read Level Ant Factor Cable Loss Preamp Factor APos TPos Remark<br>MHz dBuV/m dBuV/m dB dBuV dB/m dB dB cm deg<br>1 5350.32 45.44 54.00 -8.56 31.70 34.83 10.94 32.03 337 125 Average | Blank |

| Mode | 71 | |
|---|---|---|
| | Band Edge | |
| | Co-location_11be EHT40_Ch54_5270MHz _11g_Ch11_2462MHz _BLE_CH38_2478MHz+B30 | |
| ANT | 5/4/'CDD 5+4/7 | |
| Pol. | Horizontal | Fundamental |
| Peak | 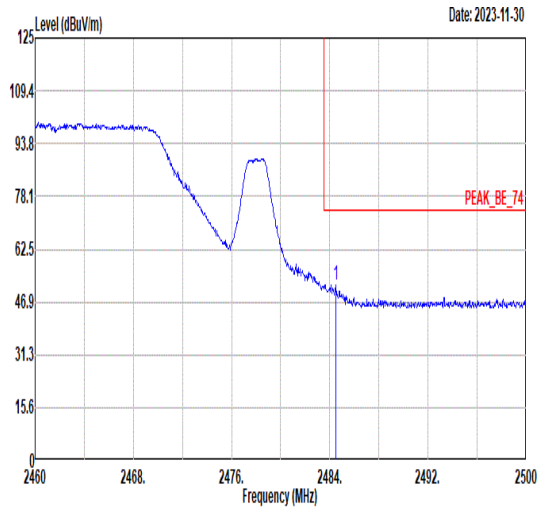 <br>Freq Level Limit Line Margin Read Level Ant Factor Cable Loss Preamp Factor APos TPos Remark<br>1 2484.52 51.83 74.00 -22.17 43.58 32.47 7.88 32.10 373 130 Peak | 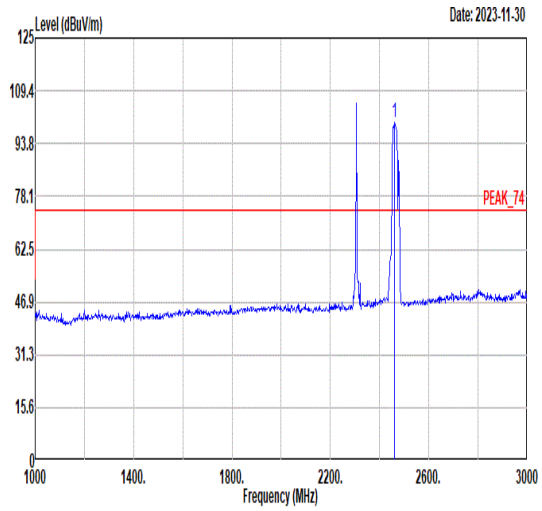 <br>Freq Level Limit Line Margin Read Level Ant Factor Cable Loss Preamp Factor APos TPos Remark<br>1 2462.00 99.96 ------ ------ 91.77 32.42 7.86 32.09 373 130 Peak |
| Avg | 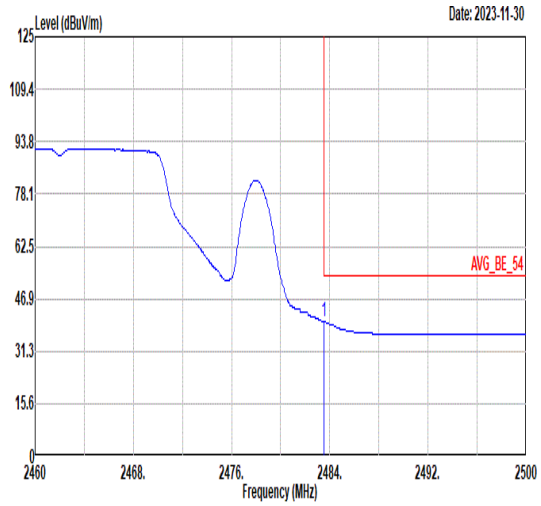 <br>Freq Level Limit Line Margin Read Level Ant Factor Cable Loss Preamp Factor APos TPos Remark<br>1 2483.52 40.09 54.00 -13.91 31.85 32.46 7.88 32.10 373 130 Average | 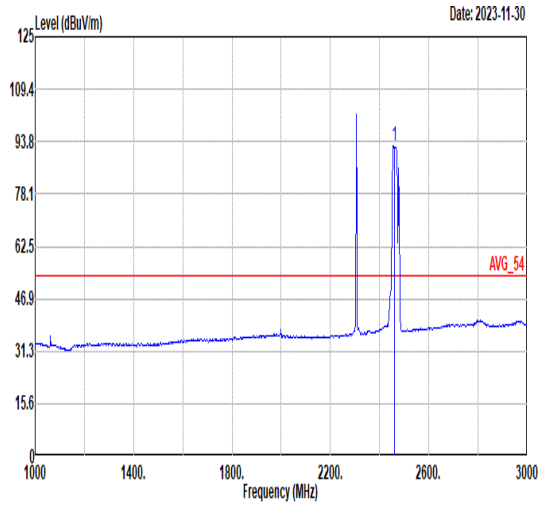 <br>Freq Level Limit Line Margin Read Level Ant Factor Cable Loss Preamp Factor APos TPos Remark<br>1 2462.00 92.39 ------ ------ 84.20 32.42 7.86 32.09 373 130 Average |

| Mode | 71 | |
|---|---|---|
| | Band Edge | |
| | Co-location_11be EHT40_Ch54_5270MHz _11g_Ch11_2462MHz _BLE_CH38_2478MHz+B30 | |
| ANT | 5/4/'CDD 5+4/7 | |
| Pol. | Vertical | Fundamental |
| Peak | 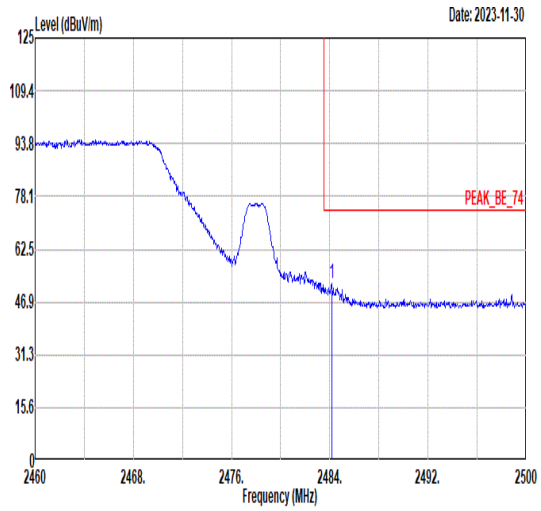 <br>Freq Level Limit Line Margin Read Level Ant Factor Cable Loss Preamp Factor APos TPos Remark<br>1 2484.16 52.16 74.00 -21.84 43.91 32.47 7.88 32.10 400 360 Peak | 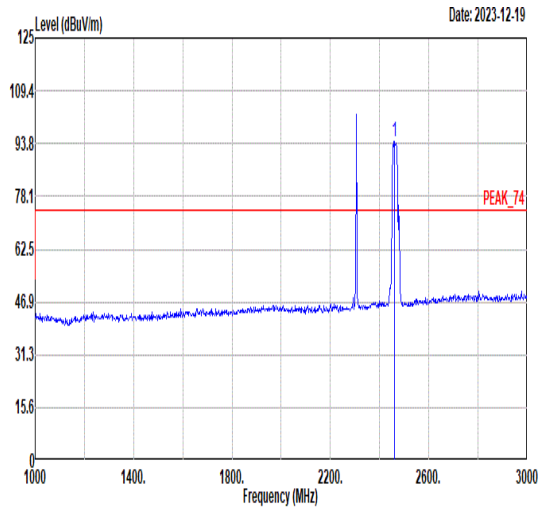 <br>Freq Level Limit Line Margin Read Level Ant Factor Cable Loss Preamp Factor APos TPos Remark<br>1 2462.00 94.36 ------ ------ 86.17 32.42 7.86 32.09 400 360 Peak |
| Avg | 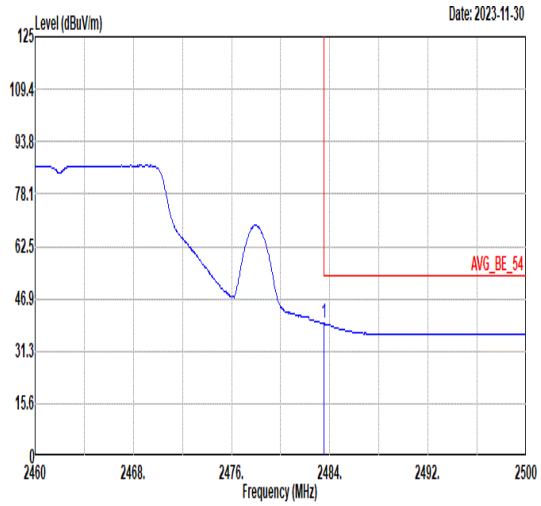 <br>Freq Level Limit Line Margin Read Level Ant Factor Cable Loss Preamp Factor APos TPos Remark<br>1 2483.52 39.49 54.00 -14.51 31.25 32.46 7.88 32.10 400 360 Average | 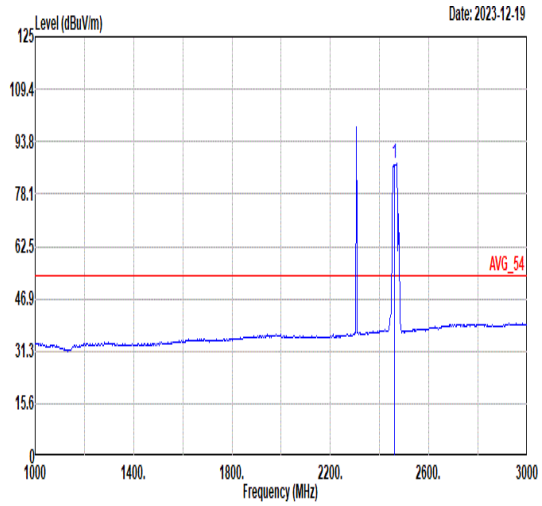 <br>Freq Level Limit Line Margin Read Level Ant Factor Cable Loss Preamp Factor APos TPos Remark<br>1 2462.00 87.20 ------ ------ 79.01 32.42 7.86 32.09 400 360 Average |

| Mode | 71 | |
|---|---|---|
| | Band Edge | |
| | Co-location_11be EHT40_Ch54_5270MHz _11g_Ch11_2462MHz _BLE_CH38_2478MHz+B30 | |
| ANT | 5/4/'CDD 5+4/7 | |
| Pol. | Horizontal | Fundamental |
| Peak | 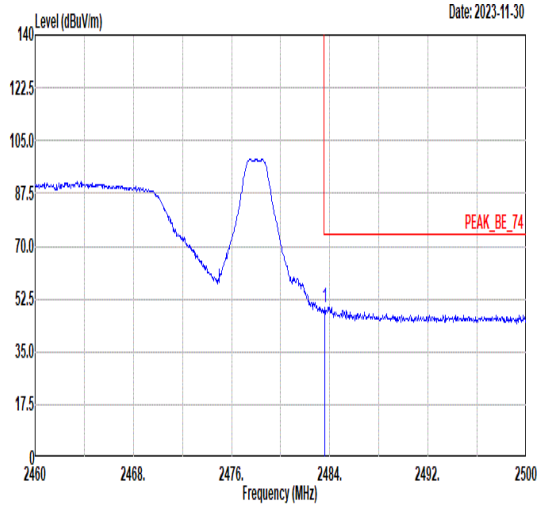 <br>Freq Level Limit Line Margin Read Level Ant Factor Cable Loss Preamp Factor APos TPos Remark<br>1 2483.56 49.92 74.00 -24.08 41.68 32.46 7.88 32.10 368 154 Peak | 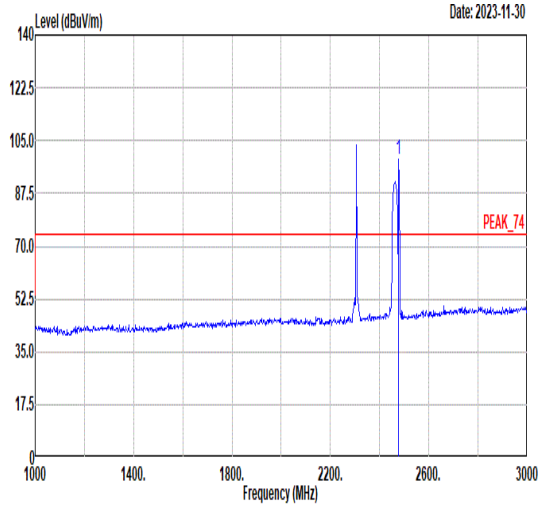 <br>Freq Level Limit Line Margin Read Level Ant Factor Cable Loss Preamp Factor APos TPos Remark<br>1 2478.00 98.57 ------ ------ 90.34 32.45 7.87 32.09 368 154 Peak |
| Avg | 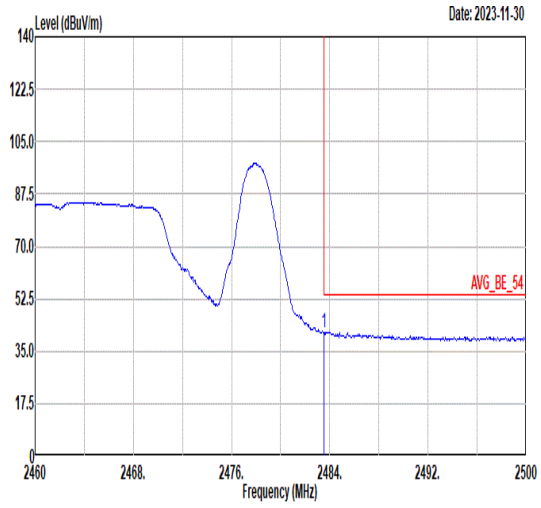 <br>Freq Level Limit Line Margin Read Level Ant Factor Cable Loss Preamp Factor APos TPos Remark<br>1 2483.52 41.45 54.00 -12.55 33.21 32.46 7.88 32.10 368 154 Average | 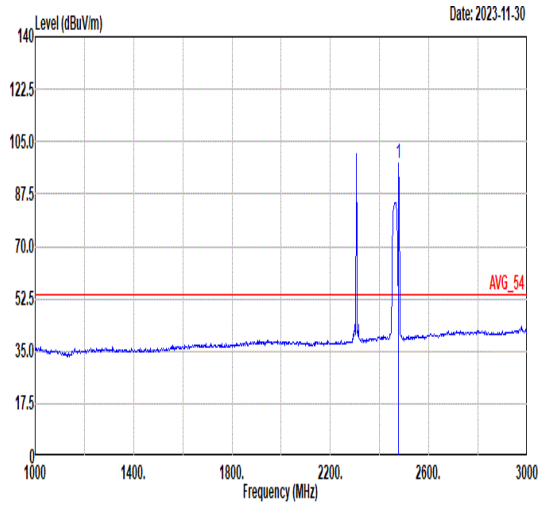 <br>Freq Level Limit Line Margin Read Level Ant Factor Cable Loss Preamp Factor APos TPos Remark<br>1 2478.00 97.59 ------ ------ 89.36 32.45 7.87 32.09 368 154 Average |

| Mode | 71 | |
|---|---|---|
| | Band Edge | |
| | Co-location_11be EHT40_Ch54_5270MHz _11g_Ch11_2462MHz _BLE_CH38_2478MHz+B30 | |
| ANT | 5/4/'CDD 5+4/7 | |
| Pol. | Vertical | Fundamental |
| Peak | 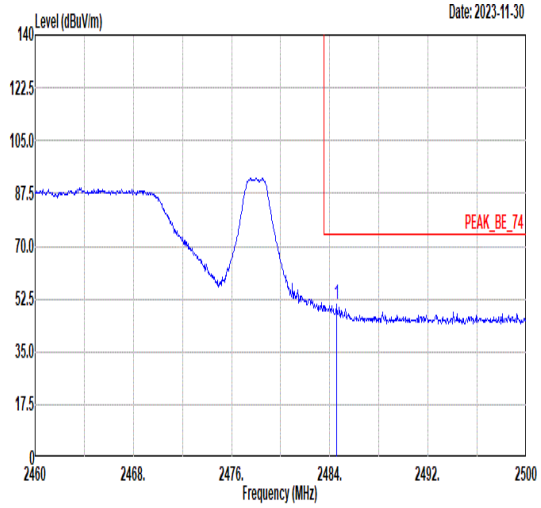 <br>Freq Level Limit Line Margin Read Level Ant Factor Cable Loss Preamp Factor APos TPos Remark<br>MHz dBuV/m dBuV/m dB dBuV dB/m dB dB cm deg<br>1 2484.56 50.62 74.00 -23.38 42.37 32.47 7.88 32.10 100 252 Peak | 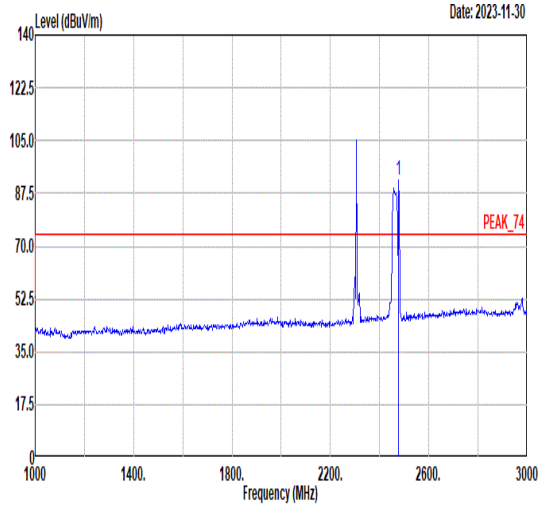 <br>Freq Level Limit Line Margin Read Level Ant Factor Cable Loss Preamp Factor APos TPos Remark<br>MHz dBuV/m dBuV/m dB dBuV dB/m dB dB cm deg<br>1 2478.00 91.67 ------ ------ 83.44 32.45 7.87 32.09 100 252 Peak |
| Avg | 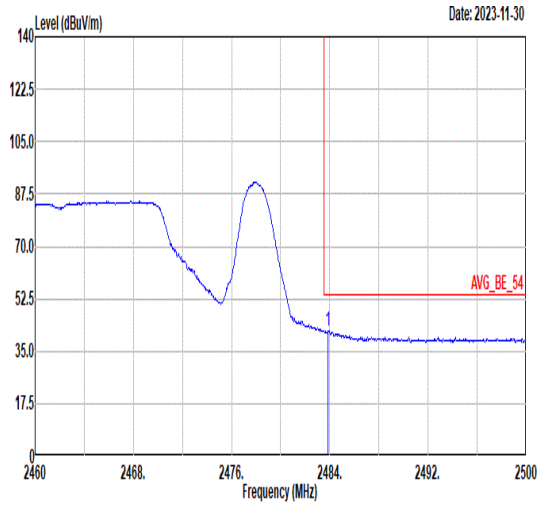 <br>Freq Level Limit Line Margin Read Level Ant Factor Cable Loss Preamp Factor APos TPos Remark<br>MHz dBuV/m dBuV/m dB dBuV dB/m dB dB cm deg<br>1 2483.84 41.81 54.00 -12.19 33.57 32.46 7.88 32.10 100 252 Average | 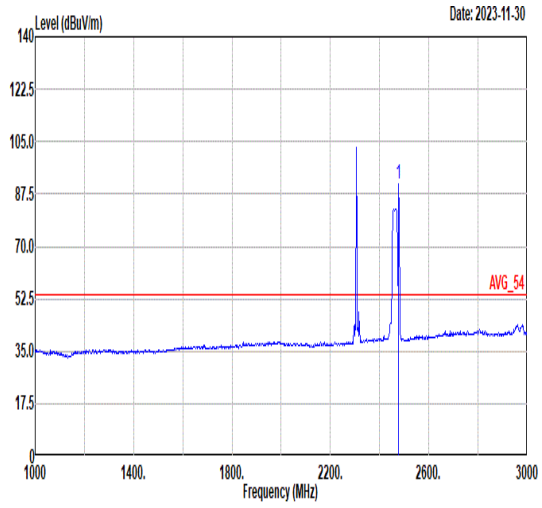 <br>Freq Level Limit Line Margin Read Level Ant Factor Cable Loss Preamp Factor APos TPos Remark<br>MHz dBuV/m dBuV/m dB dBuV dB/m dB dB cm deg<br>1 2478.00 90.82 ------ ------ 82.59 32.45 7.87 32.09 100 252 Average |

| Mode | 71 | |
|---|---|---|
| | Harmonic | |
| | Co-location_11be EHT40_Ch54_5270MHz _11g_Ch11_2462MHz _BLE_CH38_2478MHz+B30 | |
| ANT | 5/4/'CDD 5+4/7 | |
| Pol. | Horizontal | Vertical |
| Peak<br>Avg | 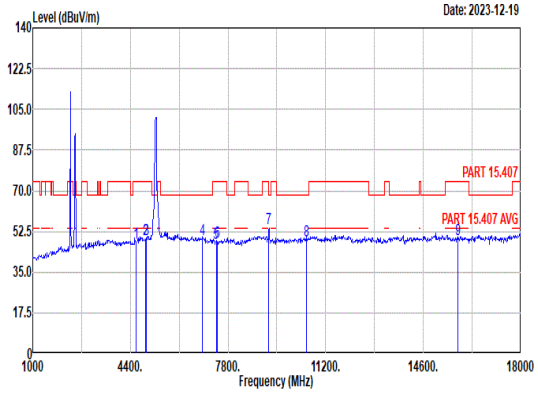 <br><br>Freq Level Limit Line Margin Read Level Ant Factor Cable Loss Preamp Factor APos TPos Remark<br>MHz dBuV/m dBuV/m dB dBuV dB/m dB dB cm deg<br>1 4611.00 47.38 74.00 -26.62 33.90 34.74 10.80 32.06 -- -- Peak<br>2 4924.00 48.87 74.00 -25.13 34.57 34.87 11.12 31.69 -- -- Peak<br>3 4956.00 49.07 74.00 -24.93 34.72 34.88 11.13 31.66 -- -- Peak<br>4 6916.50 49.37 68.30 -18.93 33.46 36.15 12.19 32.43 -- -- Peak<br>5 7386.00 47.72 74.00 -26.28 30.95 36.35 13.13 32.71 -- -- Peak<br>6 7434.00 48.29 74.00 -25.71 31.68 36.37 12.99 32.75 -- -- Peak<br>7 9222.00 53.88 68.30 -14.42 33.48 38.53 14.15 32.28 -- -- Peak<br>8 10540.00 48.85 68.30 -19.45 26.70 39.49 14.26 31.60 -- -- Peak<br>9 15810.00 49.35 74.00 -24.65 24.52 41.99 17.06 34.22 -- -- Peak | 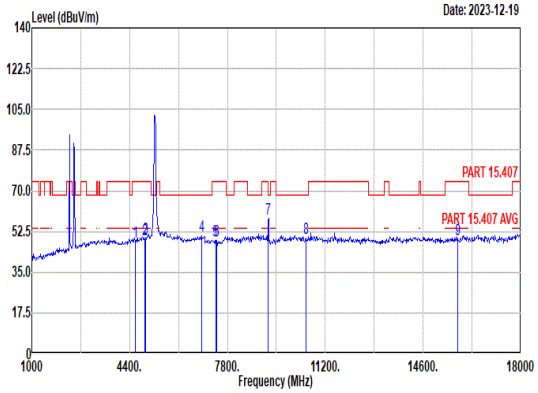 <br><br>Freq Level Limit Line Margin Read Level Ant Factor Cable Loss Preamp Factor APos TPos Remark<br>MHz dBuV/m dBuV/m dB dBuV dB/m dB dB cm deg<br>1 4611.00 48.33 74.00 -25.67 34.85 34.74 10.80 32.06 -- -- Peak<br>2 4924.00 49.15 74.00 -24.85 34.85 34.87 11.12 31.69 -- -- Peak<br>3 4956.00 49.42 74.00 -24.58 35.07 34.88 11.13 31.66 -- -- Peak<br>4 6916.50 50.55 68.30 -17.75 34.64 36.15 12.19 32.43 -- -- Peak<br>5 7386.00 48.72 74.00 -25.28 31.95 36.35 13.13 32.71 -- -- Peak<br>6 7434.00 48.86 74.00 -25.14 32.25 36.37 12.99 32.75 -- -- Peak<br>7 9222.00 58.17 68.30 -10.13 37.77 38.53 14.15 32.28 -- -- Peak<br>8 10540.00 49.65 68.30 -18.65 27.50 39.49 14.26 31.60 -- -- Peak<br>9 15810.00 49.07 74.00 -24.93 24.24 41.99 17.06 34.22 -- -- Peak |

Note: the highest signals over limit are co-location fundamental signals.

| Mode | 72 | |
|---|---|---|
| | Band Edge | |
| | U-NII-1_5.15-5.25_802.11a_CH36_5180MHz | |
| ANT | CDD 5+6 | |
| Pol. | Horizontal | Fundamental |
| Peak | 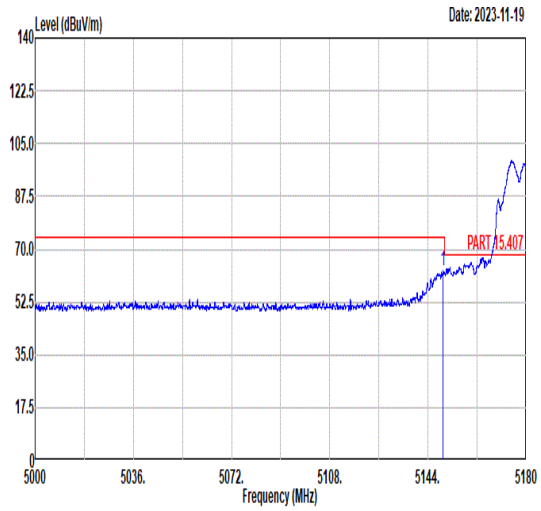 <br>Freq Level Limit Line Margin (dB) Read Level Ant Factor Cable Loss Preamp Factor APos TPos Remark<br>MHz dBuV/m dBuV/m dBuV dB/m dB dB cm deg<br>1 5149.51 62.74 74.00 -11.26 48.56 34.87 11.09 31.78 327 114 PEAK | 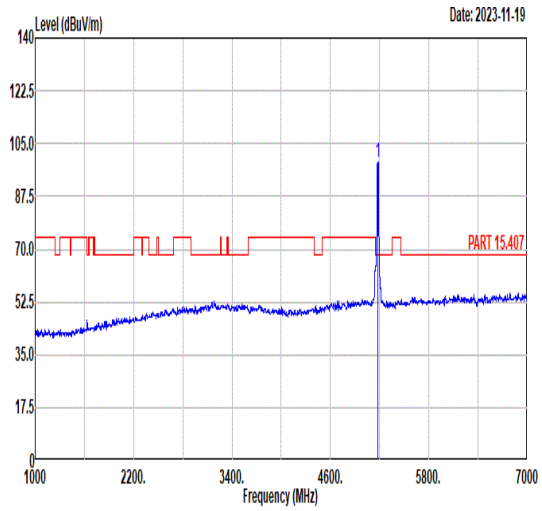 <br>Freq Level Limit Line Margin (dB) Read Level Ant Factor Cable Loss Preamp Factor APos TPos Remark<br>MHz dBuV/m dBuV/m dBuV dB/m dB dB cm deg<br>1 5180.00 98.79 ------ ------ 84.66 34.87 11.07 31.81 327 114 PEAK |
| Avg | 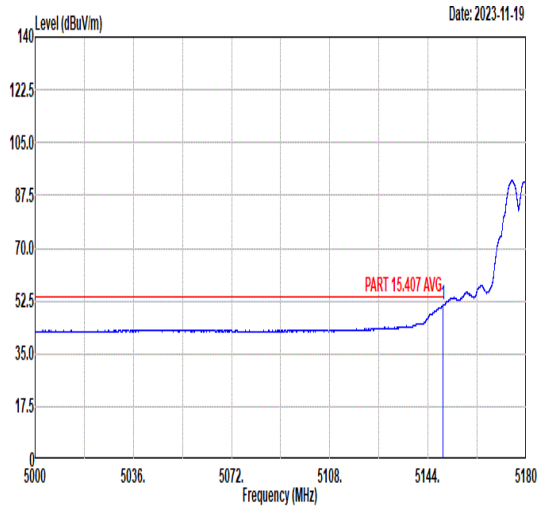 <br>Freq Level Limit Line Margin (dB) Read Level Ant Factor Cable Loss Preamp Factor APos TPos Remark<br>MHz dBuV/m dBuV/m dBuV dB/m dB dB cm deg<br>1 5149.51 51.28 54.00 -2.72 37.10 34.87 11.09 31.78 327 114 AVERAGE | 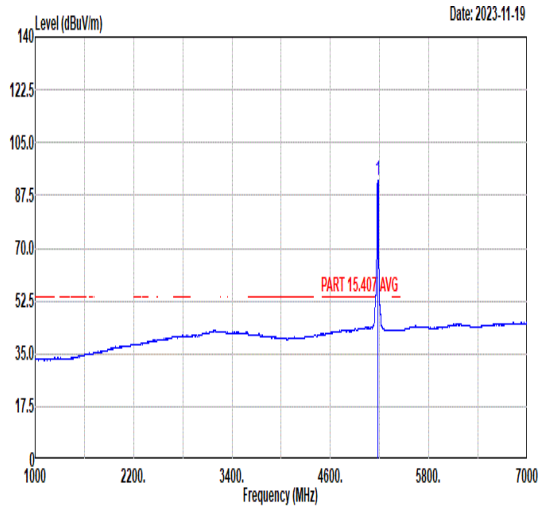 <br>Freq Level Limit Line Margin (dB) Read Level Ant Factor Cable Loss Preamp Factor APos TPos Remark<br>MHz dBuV/m dBuV/m dBuV dB/m dB dB cm deg<br>1 5180.00 92.53 ------ ------ 78.42 34.86 11.07 31.82 327 114 AVERAGE |

| Mode | 72 | |
|---|---|---|
| | Band Edge | |
| | U-NII-1_5.15-5.25_802.11a_CH36_5180MHz | |
| ANT | CDD 5+6 | |
| Pol. | Vertical | Fundamental |
| Peak | 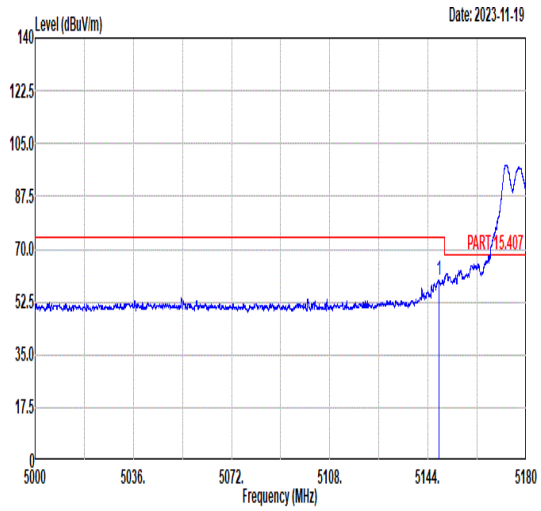 <br>Freq Level Limit Line Margin (dB) Read Level Ant Factor Cable Loss Preamp Factor APos TPos Remark<br>MHz dBuV/m dBuV/m dBuV dB/m dB dB cm deg<br>1 5147.89 59.65 74.00 -14.35 45.47 34.87 11.09 31.78 100 272 PEAK | 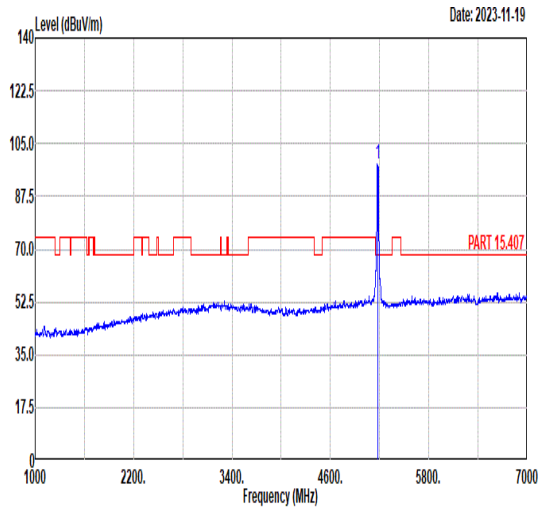 <br>Freq Level Limit Line Margin (dB) Read Level Ant Factor Cable Loss Preamp Factor APos TPos Remark<br>MHz dBuV/m dBuV/m dBuV dB/m dB dB cm deg<br>1 5180.00 98.01 ------ ------ 83.86 34.87 11.08 31.80 100 272 PEAK |
| Avg | 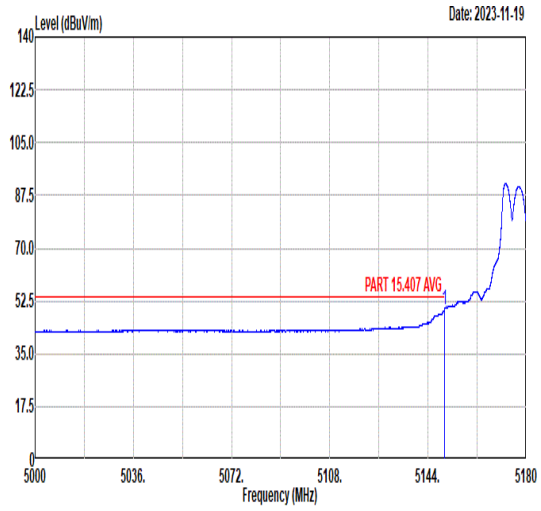 <br>Freq Level Limit Line Margin (dB) Read Level Ant Factor Cable Loss Preamp Factor APos TPos Remark<br>MHz dBuV/m dBuV/m dBuV dB/m dB dB cm deg<br>1 5149.99 49.46 54.00 -4.54 35.29 34.87 11.08 31.78 100 272 AVERAGE | 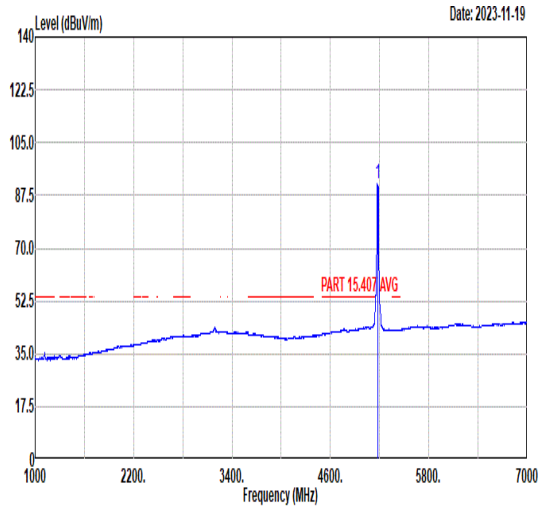 <br>Freq Level Limit Line Margin (dB) Read Level Ant Factor Cable Loss Preamp Factor APos TPos Remark<br>MHz dBuV/m dBuV/m dBuV dB/m dB dB cm deg<br>1 5180.00 91.18 ------ ------ 77.03 34.87 11.08 31.80 100 272 AVERAGE |

| Mode | 72 | |
|---|---|---|
| | Harmonic | |
| | U-NII-1_5.15-5.25_802.11a_CH36_5180MHz | |
| ANT | CDD 5+6 | |
| Pol. | Horizontal | Vertical |
| Peak<br>Avg | 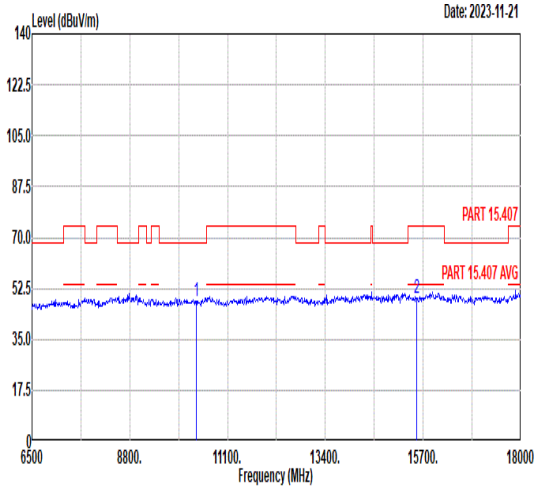 <br><br>Freq Level Limit Line Margin Read Level Ant Factor Cable Loss Preamp Factor APos TPos Remark<br>MHz dBuV/m dBuV/m dB dBuV dB/m dB dB cm deg<br>1 10360.00 47.87 68.30 -20.43 45.05 39.44 14.15 50.77 -- -- Peak<br>2 15540.00 49.36 74.00 -24.64 42.12 41.82 16.85 51.43 -- -- Peak | 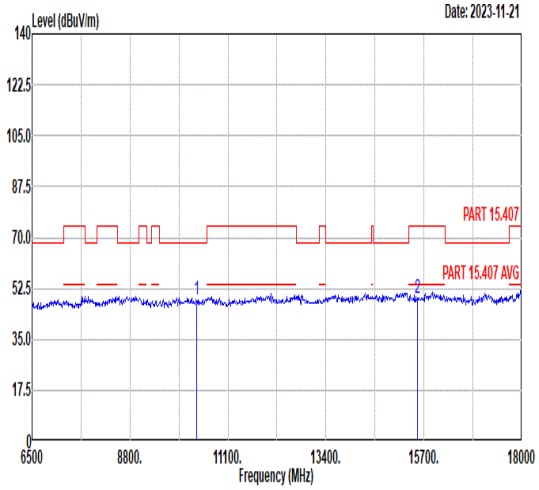 <br><br>Freq Level Limit Line Margin Read Level Ant Factor Cable Loss Preamp Factor APos TPos Remark<br>MHz dBuV/m dBuV/m dB dBuV dB/m dB dB cm deg<br>1 10360.00 48.49 68.30 -19.81 45.67 39.44 14.15 50.77 -- -- Peak<br>2 15540.00 49.37 74.00 -24.63 42.13 41.82 16.85 51.43 -- -- Peak |

| Mode | 73 | |
|---|---|---|
| | Harmonic | |
| | U-NII-1_5.15-5.25_802.11a_CH44_5220MHz | |
| ANT | CDD 5+6 | |
| Pol. | Horizontal | Vertical |
| Peak<br>Avg | 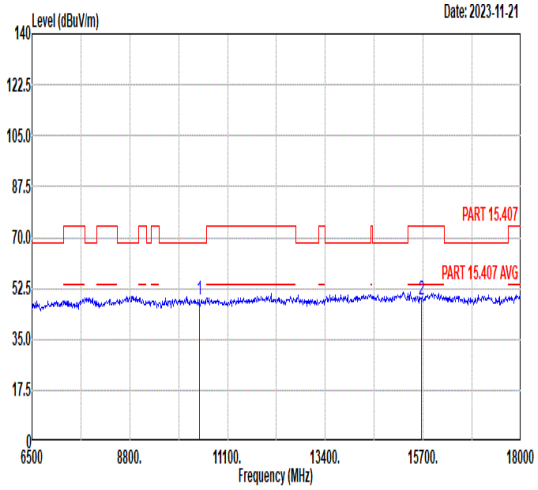 <br><br>Freq Level Limit Line Margin Read Level Ant Factor Cable Loss Preamp Factor APos TPos Remark<br>MHz dBuV/m dBuV/m dB dBuV dB/m dB dB cm deg<br>1 10440.00 48.68 68.30 -19.62 45.79 39.48 14.20 50.79 -- -- Peak<br>2 15660.00 48.81 74.00 -25.19 41.50 41.90 16.94 51.53 -- -- Peak | 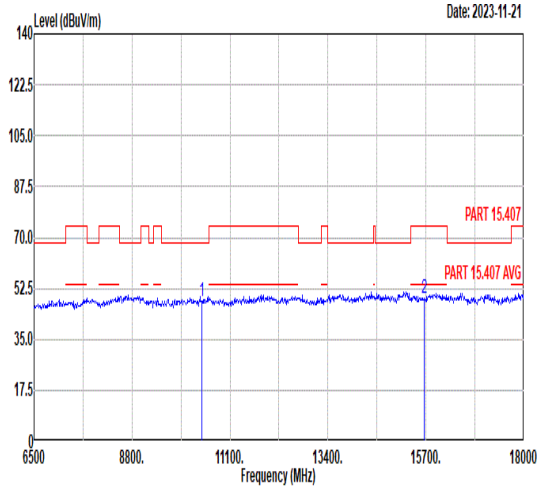 <br><br>Freq Level Limit Line Margin Read Level Ant Factor Cable Loss Preamp Factor APos TPos Remark<br>MHz dBuV/m dBuV/m dB dBuV dB/m dB dB cm deg<br>1 10440.00 48.20 68.30 -20.10 45.31 39.48 14.20 50.79 -- -- Peak<br>2 15660.00 49.29 74.00 -24.71 41.98 41.90 16.94 51.53 -- -- Peak |

| Mode | 74 | |
|---|---|---|
| | Harmonic | |
| | U-NII-1_5.15-5.25_802.11a_CH48_5240MHz | |
| ANT | CDD 5+6 | |
| Pol. | Horizontal | Vertical |
| Peak<br>Avg | 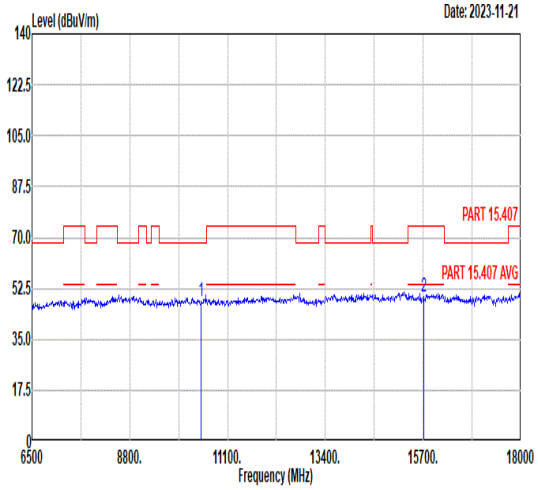 <br><br>Freq Level Limit Line Margin Read Level Ant Factor Cable Loss Preamp Factor APos TPos Remark<br>MHz dBuV/m dBuV/m dB dBuV dB/m dB dB cm deg<br>1 10480.00 48.23 68.30 -20.07 45.31 39.49 14.23 50.80 -- -- Peak<br>2 15720.00 49.54 74.00 -24.46 42.20 41.93 16.99 51.58 -- -- Peak | 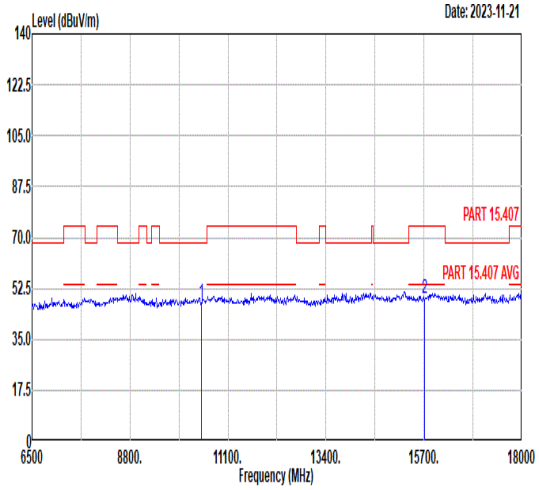 <br><br>Freq Level Limit Line Margin Read Level Ant Factor Cable Loss Preamp Factor APos TPos Remark<br>MHz dBuV/m dBuV/m dB dBuV dB/m dB dB cm deg<br>1 10480.00 47.74 68.30 -20.56 44.82 39.49 14.23 50.80 -- -- Peak<br>2 15720.00 48.93 74.00 -25.07 41.59 41.93 16.99 51.58 -- -- Peak |

| Mode | 75 | |
|---|---|---|
| | Harmonic | |
| | U-NII-2A_5.25-5.35_802.11a_CH52_5260MHz | |
| ANT | CDD 5+6 | |
| Pol. | Horizontal | Vertical |
| Peak<br>Avg | 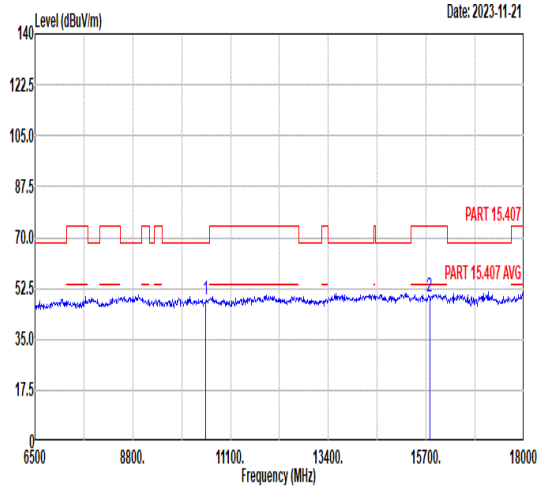 <br><br>Freq Level Limit Line Margin Read Level Ant Factor Cable Loss Preamp Factor APos TPos Remark<br>MHz dBuV/m dBuV/m dB dBuV dB/m dB dB cm deg<br>1 10520.00 48.49 68.30 -19.81 45.54 39.50 14.25 50.80 -- -- Peak<br>2 15780.00 49.65 74.00 -24.35 42.27 41.97 17.04 51.63 -- -- Peak | 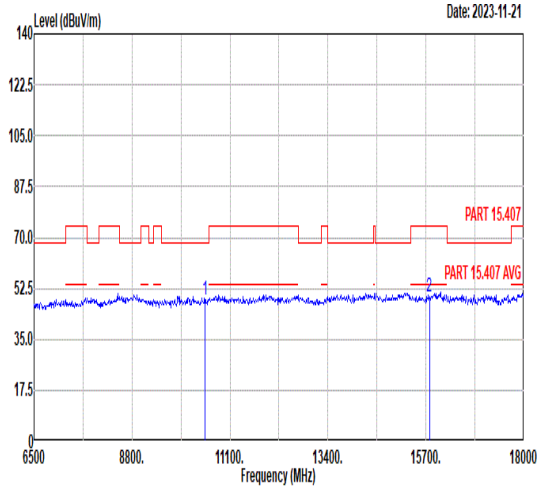 <br><br>Freq Level Limit Line Margin Read Level Ant Factor Cable Loss Preamp Factor APos TPos Remark<br>MHz dBuV/m dBuV/m dB dBuV dB/m dB dB cm deg<br>1 10520.00 48.86 68.30 -19.44 45.91 39.50 14.25 50.80 -- -- Peak<br>2 15780.00 49.74 74.00 -24.26 42.36 41.97 17.04 51.63 -- -- Peak |

| Mode | 76 | |
|---|---|---|
| | Harmonic | |
| | U-NII-2A_5.25-5.35_802.11a_CH60_5300MHz | |
| ANT | CDD 5+6 | |
| Pol. | Horizontal | Vertical |
| Peak<br>Avg | 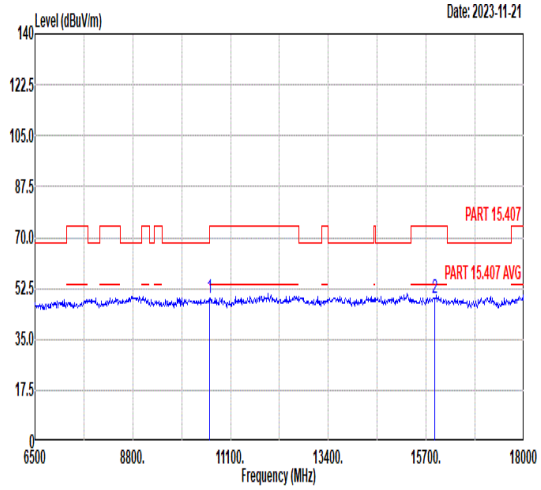 <br><br>Freq Level Limit Line Margin Read Level Ant Factor Cable Loss Preamp Factor APos TPos Remark<br>MHz dBuV/m dBuV/m dB dBuV dB/m dB dB cm deg<br>1 10600.00 49.12 74.00 -24.88 46.14 39.48 14.30 50.80 -- -- Peak<br>2 15900.00 49.35 74.00 -24.65 41.89 42.04 17.14 51.72 -- -- Peak | 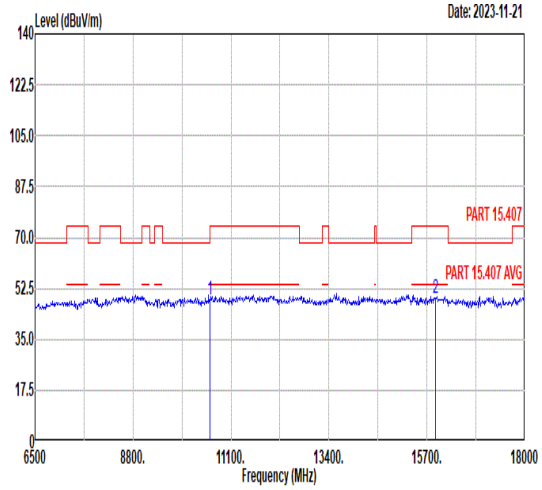 <br><br>Freq Level Limit Line Margin Read Level Ant Factor Cable Loss Preamp Factor APos TPos Remark<br>MHz dBuV/m dBuV/m dB dBuV dB/m dB dB cm deg<br>1 10600.00 48.47 74.00 -25.53 45.49 39.48 14.30 50.80 -- -- Peak<br>2 15900.00 49.36 74.00 -24.64 41.90 42.04 17.14 51.72 -- -- Peak |

| Mode | 77 | |
|---|---|---|
| | Band Edge | |
| | U-NII-2A_5.25-5.35_802.11a_CH64_5320MHz | |
| ANT | CDD 5+6 | |
| Pol. | Horizontal | Fundamental |
| Peak | 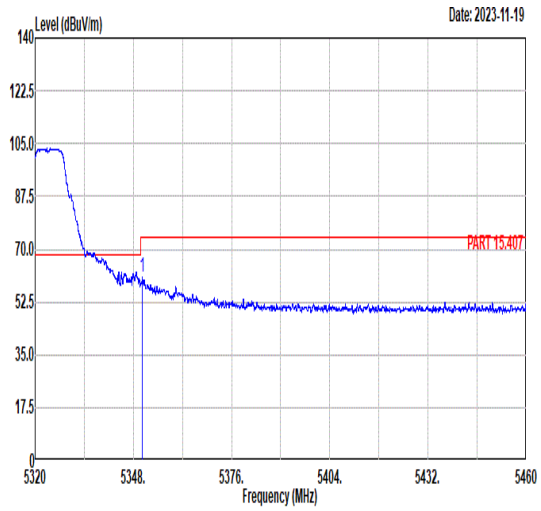 <br>Freq Level Limit Line Margin (dB) Read Level Ant Factor Cable Loss Preamp Factor APos TPos Remark<br>MHz dBuV/m dBuV/m dBuV dB/m dB dB cm deg<br>1 5350.59 60.59 74.00 -13.41 46.85 34.83 10.94 32.03 100 57 PEAK | 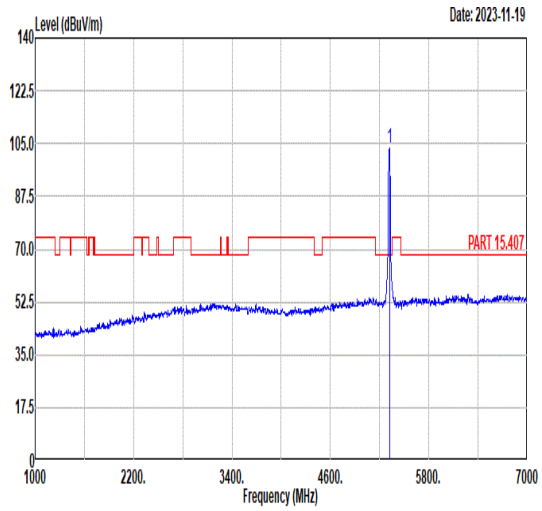 <br>Freq Level Limit Line Margin (dB) Read Level Ant Factor Cable Loss Preamp Factor APos TPos Remark<br>MHz dBuV/m dBuV/m dBuV dB/m dB dB cm deg<br>1 5320.00 103.45 ------ ------ 89.65 34.84 10.96 32.00 100 57 PEAK |
| Avg | 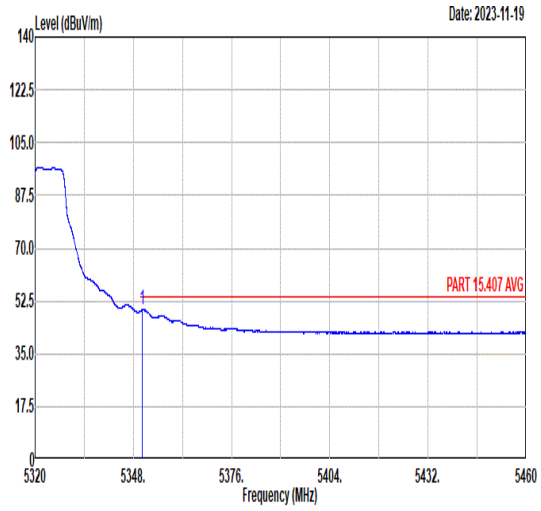 <br>Freq Level Limit Line Margin (dB) Read Level Ant Factor Cable Loss Preamp Factor APos TPos Remark<br>MHz dBuV/m dBuV/m dBuV dB/m dB dB cm deg<br>1 5350.59 49.65 54.00 -4.35 35.91 34.83 10.94 32.03 100 57 AVERAGE | 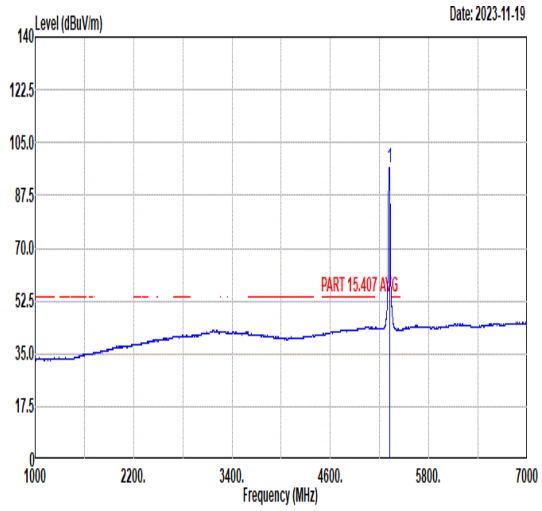 <br>Freq Level Limit Line Margin (dB) Read Level Ant Factor Cable Loss Preamp Factor APos TPos Remark<br>MHz dBuV/m dBuV/m dBuV dB/m dB dB cm deg<br>1 5320.00 96.78 ------ ------ 82.96 34.84 10.97 31.99 100 57 AVERAGE |

| Mode | 77 | |
|---|---|---|
| | Band Edge | |
| | U-NII-2A_5.25-5.35_802.11a_CH64_5320MHz | |
| ANT | CDD 5+6 | |
| Pol. | Vertical | Fundamental |
| Peak | 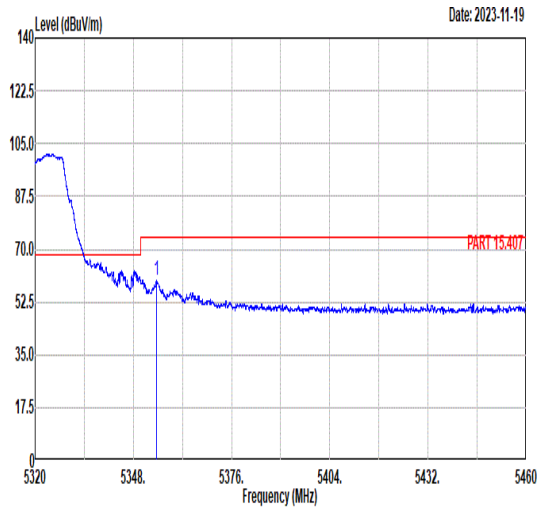 <br>Freq Level Limit Line Margin (dB) Read Level Ant Factor Cable Loss Preamp Factor APos TPos Remark<br>1 5354.51 59.70 74.00 -14.30 45.96 34.83 10.94 32.03 400 260 PEAK | 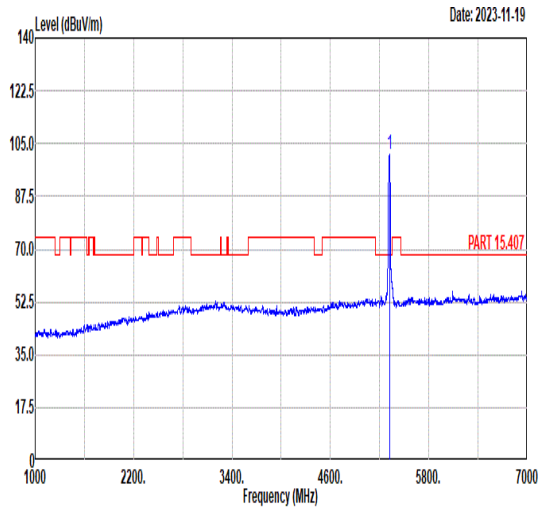 <br>Freq Level Limit Line Margin (dB) Read Level Ant Factor Cable Loss Preamp Factor APos TPos Remark<br>1 5320.00 101.30 ------ ------ 87.50 34.84 10.96 32.00 400 260 PEAK |
| Avg | 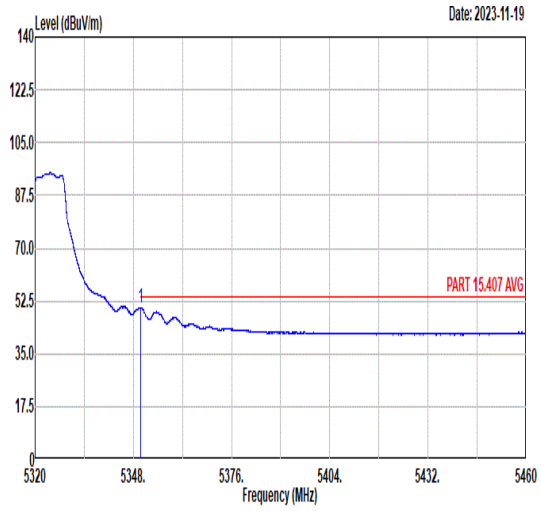 <br>Freq Level Limit Line Margin (dB) Read Level Ant Factor Cable Loss Preamp Factor APos TPos Remark<br>1 5350.00 50.17 54.00 -3.83 36.43 34.83 10.94 32.03 400 260 AVERAGE | 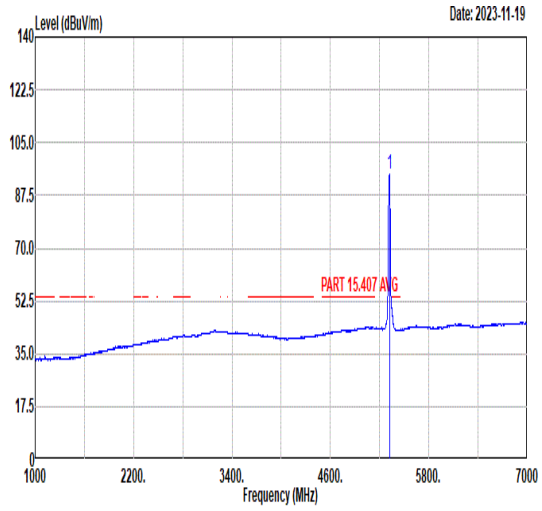 <br>Freq Level Limit Line Margin (dB) Read Level Ant Factor Cable Loss Preamp Factor APos TPos Remark<br>1 5320.00 94.69 ------ ------ 80.89 34.84 10.96 32.00 400 260 AVERAGE |

| Mode | 77 | |
|---|---|---|
| | Harmonic | |
| | U-NII-2A_5.25-5.35_802.11a_CH64_5320MHz | |
| ANT | CDD 5+6 | |
| Pol. | Horizontal | Vertical |
| Peak<br>Avg | 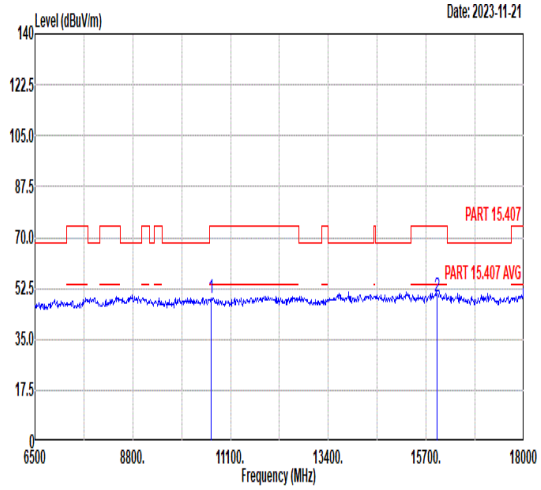 <br>Freq Level Limit Line Margin Read Level Ant Factor Cable Loss Preamp Factor APos TPos Remark<br>MHz dBuV/m dBuV/m dB dBuV dB/m dB dB cm deg<br>1 10640.00 49.29 74.00 -24.71 46.30 39.47 14.32 50.80 -- -- Peak<br>2 15960.00 49.67 74.00 -24.33 42.17 42.08 17.19 51.77 -- -- Peak | 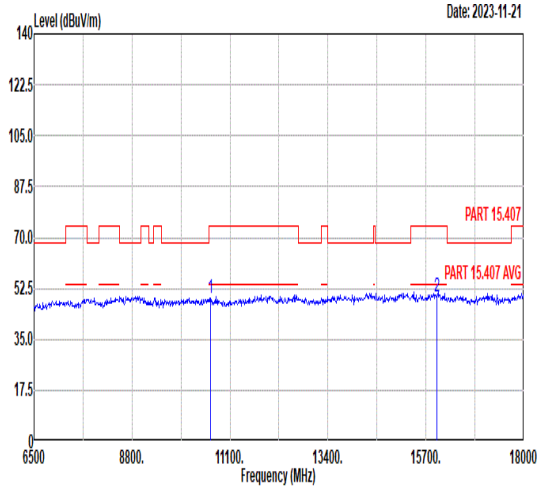 <br>Freq Level Limit Line Margin Read Level Ant Factor Cable Loss Preamp Factor APos TPos Remark<br>MHz dBuV/m dBuV/m dB dBuV dB/m dB dB cm deg<br>1 10640.00 49.36 74.00 -24.64 46.37 39.47 14.32 50.80 -- -- Peak<br>2 15960.00 49.57 74.00 -24.43 42.07 42.08 17.19 51.77 -- -- Peak |

| Mode | 78 | |
|---|---|---|
| | Band Edge | |
| | U-NII-2C_5.47-5.725_802.11a_CH100_5500MHz | |
| ANT | CDD 5+6 | |
| Pol. | Horizontal | Fundamental |
| Peak | 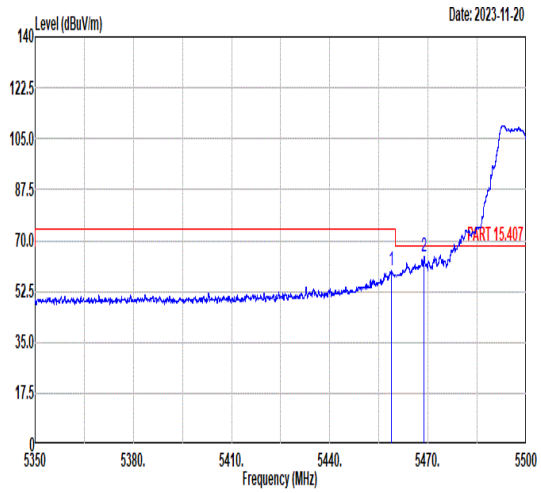 <br>Freq Level Limit Line Margin (dB) Read Level Ant Factor Cable Loss Preamp Factor APos TPos Remark<br>1 5458.84 59.61 74.00 -14.39 45.84 34.81 11.12 32.16 393 63 PEAK<br>2 5468.73 64.55 68.30 -3.75 50.76 34.81 11.16 32.18 393 63 PEAK | 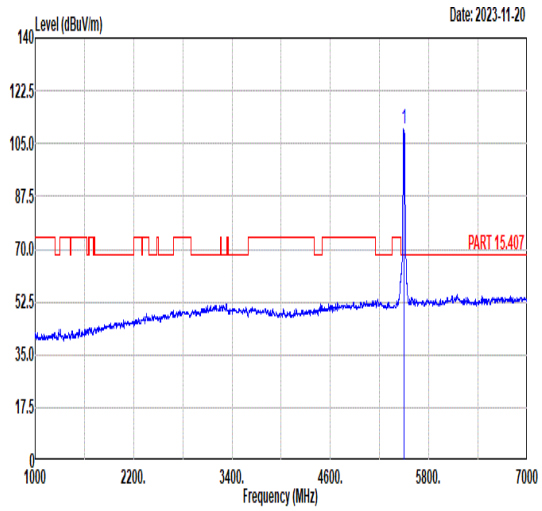 <br>Freq Level Limit Line Margin (dB) Read Level Ant Factor Cable Loss Preamp Factor APos TPos Remark<br>1 5500.00 109.83 ------ ------ 95.98 34.80 11.25 32.20 393 63 PEAK |
| Avg | 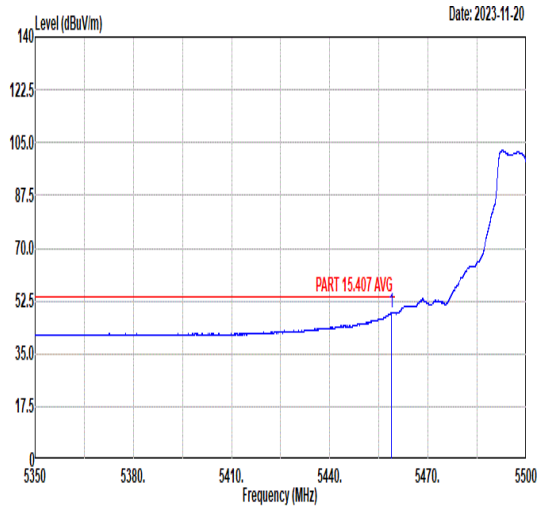 <br>Freq Level Limit Line Margin (dB) Read Level Ant Factor Cable Loss Preamp Factor APos TPos Remark<br>1 5458.84 48.63 54.00 -5.37 34.86 34.81 11.12 32.16 393 63 AVERAGE | 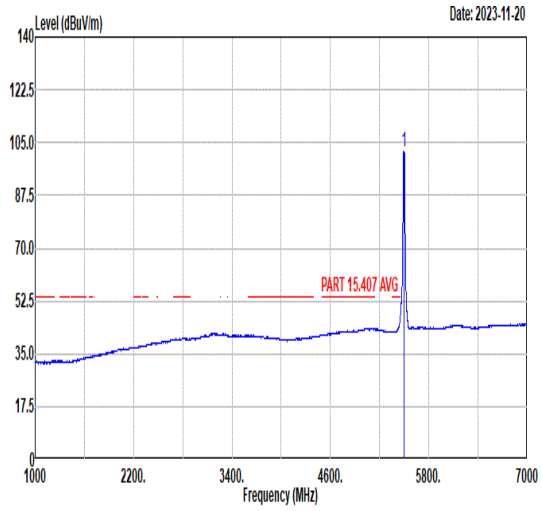 <br>Freq Level Limit Line Margin (dB) Read Level Ant Factor Cable Loss Preamp Factor APos TPos Remark<br>1 5500.00 102.16 ------ ------ 88.31 34.80 11.25 32.20 393 63 AVERAGE |

| Mode | 78 |
|---|---|
| | Band Edge |
| | U-NII-2C_5.47-5.725_802.11a_CH100_5500MHz |
| ANT | CDD 5+6 |

| Pol. | Vertical | Fundamental |
|---|---|---|
| Peak | 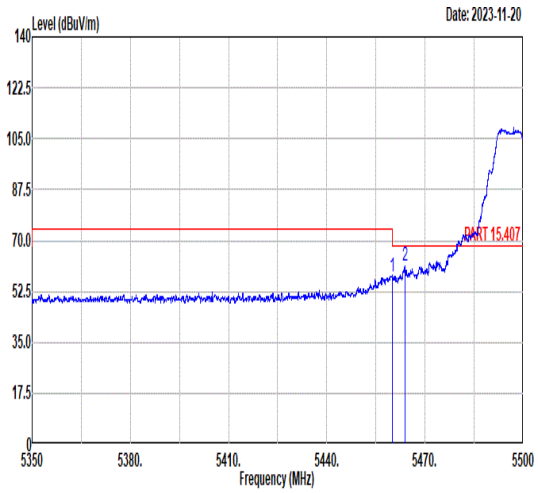 <br>Freq Level Limit Line Margin (dB) Read Level Ant Factor Cable Loss Preamp Factor APos TPos Remark<br>1 5460.00 57.72 74.00 -16.28 43.96 34.81 11.12 32.17 366 103 PEAK<br>2 5463.79 61.35 68.30 -6.95 47.57 34.81 11.14 32.17 366 103 PEAK | 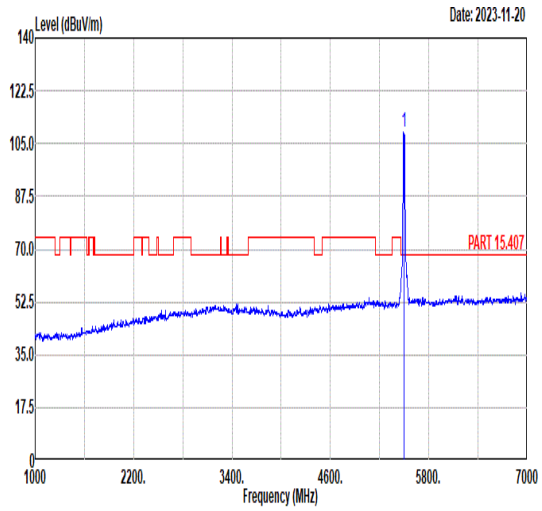 <br>Freq Level Limit Line Margin (dB) Read Level Ant Factor Cable Loss Preamp Factor APos TPos Remark<br>1 5500.00 108.66 ------ ------ 94.81 34.80 11.25 32.20 366 103 PEAK |
| Avg | 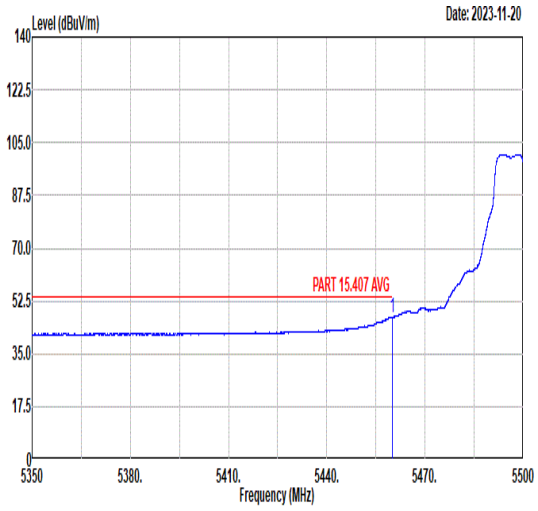 <br>Freq Level Limit Line Margin (dB) Read Level Ant Factor Cable Loss Preamp Factor APos TPos Remark<br>1 5460.00 47.26 54.00 -6.74 33.50 34.81 11.12 32.17 366 103 AVERAGE | 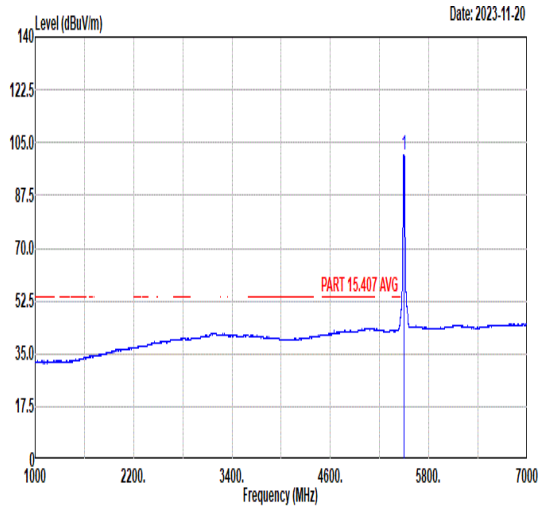 <br>Freq Level Limit Line Margin (dB) Read Level Ant Factor Cable Loss Preamp Factor APos TPos Remark<br>1 5500.00 100.88 ------ ------ 87.02 34.80 11.27 32.21 366 103 AVERAGE |

| Mode | 78 | |
|---|---|---|
| | Harmonic | |
| | U-NII-2C_5.47-5.725_802.11a_CH100_5500MHz | |
| ANT | CDD 5+6 | |
| Pol. | Horizontal | Vertical |
| Peak<br>Avg | 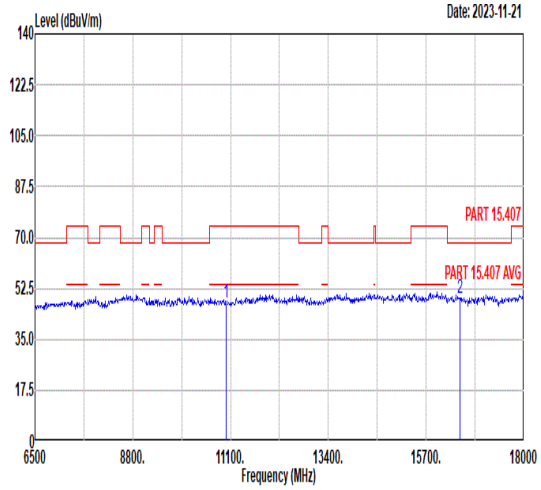 <br><br>Freq Level Limit Line Margin Read Level Ant Factor Cable Loss Preamp Factor APos TPos Remark<br>MHz dBuV/m dBuV/m dB dBuV dB/m dB dB cm deg<br>1 11000.00 47.31 74.00 -26.69 44.17 39.40 14.54 50.80 -- -- Peak<br>2 16500.00 49.05 68.30 -19.25 41.09 42.40 17.36 51.80 -- -- Peak | 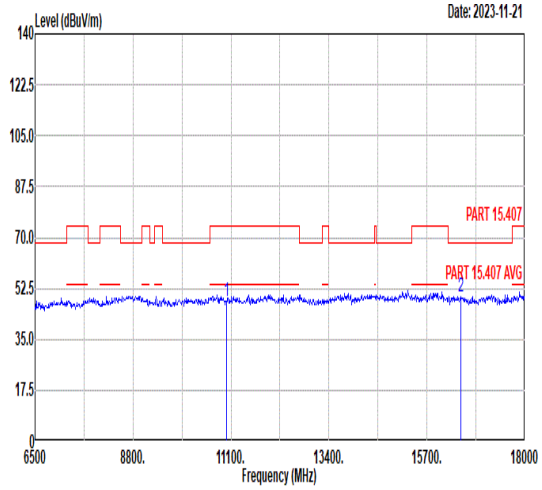 <br><br>Freq Level Limit Line Margin Read Level Ant Factor Cable Loss Preamp Factor APos TPos Remark<br>MHz dBuV/m dBuV/m dB dBuV dB/m dB dB cm deg<br>1 11000.00 48.30 74.00 -25.70 45.16 39.40 14.54 50.80 -- -- Peak<br>2 16500.00 49.79 68.30 -18.51 41.83 42.40 17.36 51.80 -- -- Peak |

| Mode | 79 | |
|---|---|---|
| | Harmonic | |
| | U-NII-2C_5.47-5.725_802.11a_CH116_5580MHz | |
| ANT | CDD 5+6 | |
| Pol. | Horizontal | Vertical |
| Peak<br>Avg | 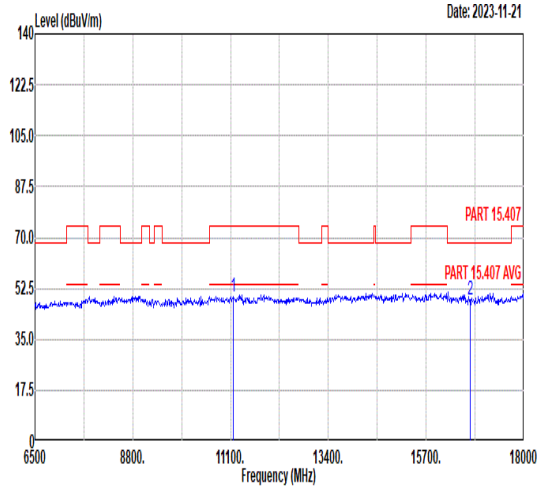 <br><br>Freq Level Limit Line Margin Read Level Ant Factor Cable Loss Preamp Factor APos TPos Remark<br>MHz dBuV/m dBuV/m dB dBuV dB/m dB dB cm deg<br>1 11160.00 49.82 74.00 -24.18 46.42 39.53 14.64 50.77 -- -- Peak<br>2 16740.00 48.81 68.30 -19.49 40.68 42.45 17.43 51.75 -- -- Peak | 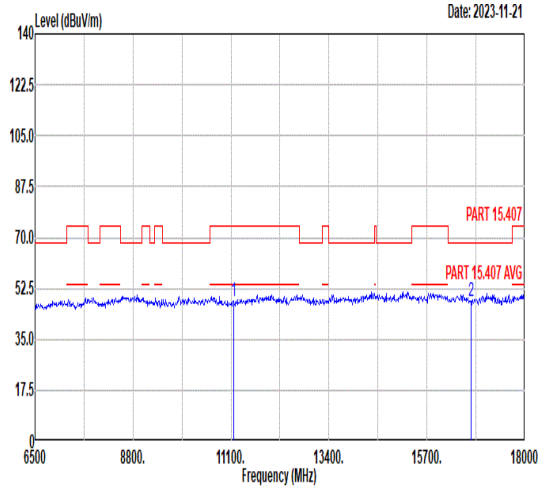 <br><br>Freq Level Limit Line Margin Read Level Ant Factor Cable Loss Preamp Factor APos TPos Remark<br>MHz dBuV/m dBuV/m dB dBuV dB/m dB dB cm deg<br>1 11160.00 48.10 74.00 -25.90 44.70 39.53 14.64 50.77 -- -- Peak<br>2 16740.00 47.88 68.30 -20.42 39.75 42.45 17.43 51.75 -- -- Peak |

| Mode | 80 | |
|---|---|---|
| | Band Edge | |
| | U-NII-2C_5.47-5.725_802.11a_CH140_5700MHz | |
| ANT | CDD 5+6 | |
| Pol. | Horizontal | Fundamental |
| Peak | 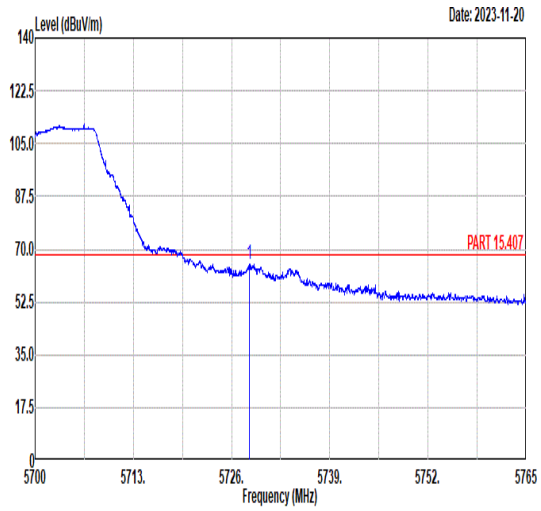 <br>Freq Level Limit Line Margin (dB) Read Level Ant Factor Cable Loss Preamp Factor APos TPos Remark<br>MHz dBuV/m dBuV/m dBuV dB/m dB dB cm deg<br>1 5728.37 65.09 68.30 -3.21 50.71 35.12 11.65 32.39 376 63 PEAK | 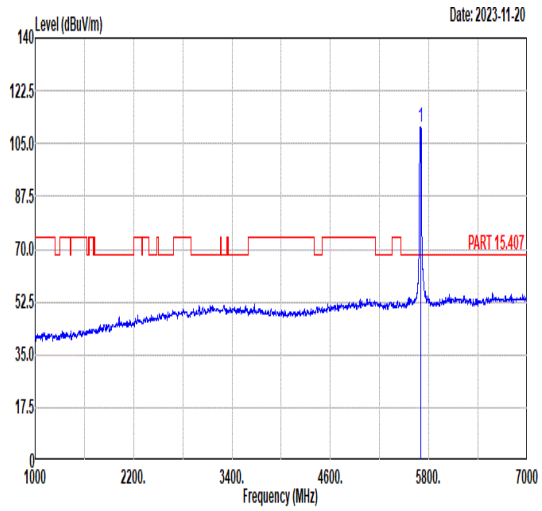 <br>Freq Level Limit Line Margin (dB) Read Level Ant Factor Cable Loss Preamp Factor APos TPos Remark<br>MHz dBuV/m dBuV/m dBuV dB/m dB dB cm deg<br>1 5700.00 110.59 ------ ------ 96.22 35.06 11.67 32.36 376 63 PEAK |
| Avg | Blank | 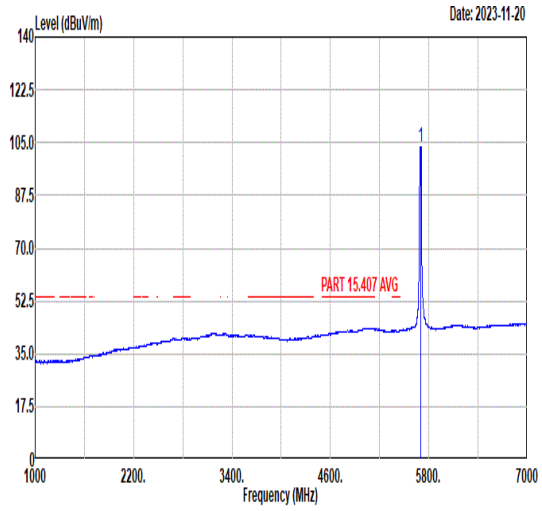 <br>Freq Level Limit Line Margin (dB) Read Level Ant Factor Cable Loss Preamp Factor APos TPos Remark<br>MHz dBuV/m dBuV/m dBuV dB/m dB dB cm deg<br>1 5700.00 103.80 ------ ------ 89.43 35.08 11.66 32.37 376 63 AVERAGE |

| Mode | 80 | |
|---|---|---|
| | Band Edge | |
| | U-NII-2C_5.47-5.725_802.11a_CH140_5700MHz | |
| ANT | CDD 5+6 | |
| Pol. | Vertical | Fundamental |
| Peak | 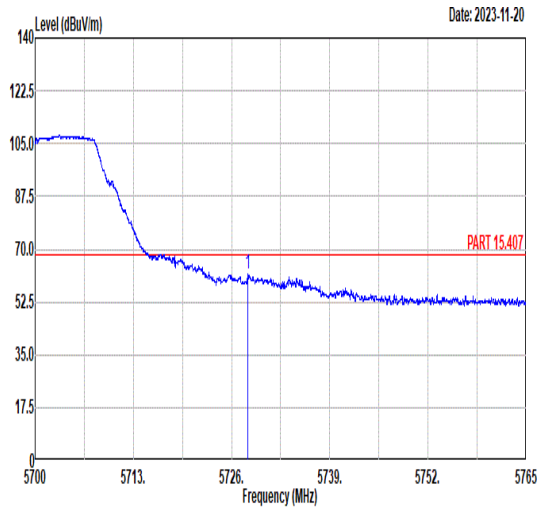 <br>Freq Level Limit Line Margin (dB) Read Level Ant Factor Cable Loss Preamp Factor APos TPos Remark<br>1 5728.18 61.56 68.30 -6.74 47.18 35.12 11.65 32.39 363 108 PEAK | 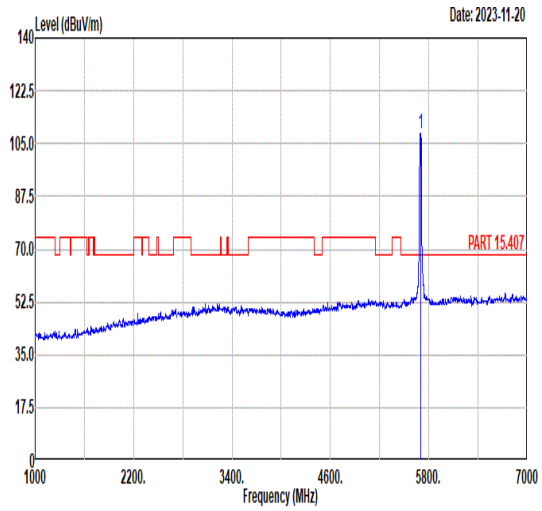 <br>Freq Level Limit Line Margin (dB) Read Level Ant Factor Cable Loss Preamp Factor APos TPos Remark<br>1 5700.00 108.36 ------ ------ 93.99 35.06 11.67 32.36 363 108 PEAK |
| Avg | Blank | 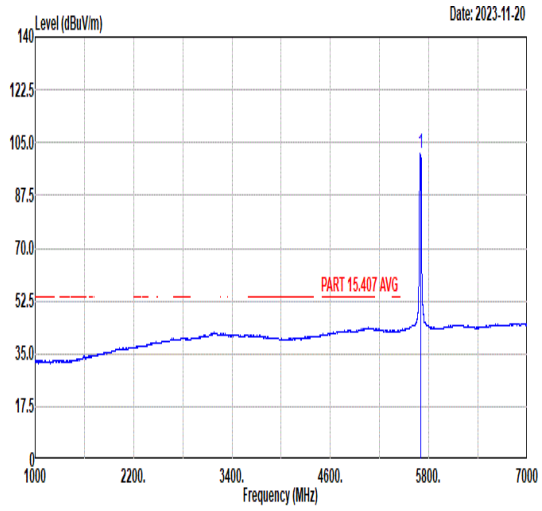 <br>Freq Level Limit Line Margin (dB) Read Level Ant Factor Cable Loss Preamp Factor APos TPos Remark<br>1 5700.00 101.28 ------ ------ 86.91 35.06 11.67 32.36 363 108 AVERAGE |

| Mode | 80 | |
|---|---|---|
| | Harmonic | |
| | U-NII-2C_5.47-5.725_802.11a_CH140_5700MHz | |
| ANT | CDD 5+6 | |
| Pol. | Horizontal | Vertical |
| Peak<br>Avg | 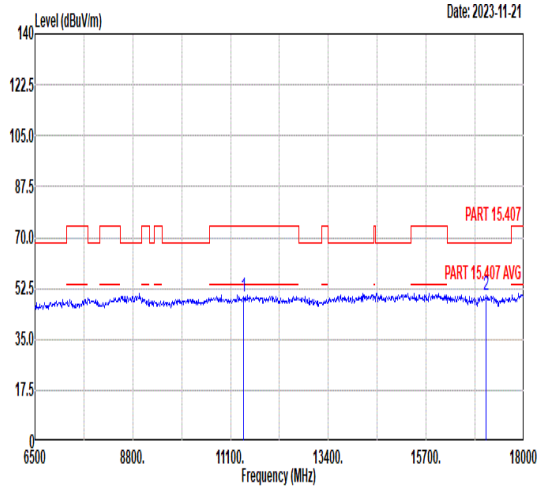 <br><br>Freq Level Limit Line Margin Read Level Ant Factor Cable Loss Preamp Factor APos TPos Remark<br>MHz dBuV/m dBuV/m dB dBuV dB/m dB dB cm deg<br>1 11400.00 49.74 74.00 -24.26 45.96 39.72 14.78 50.72 -- -- Peak<br>2 17100.00 50.44 68.30 -17.86 42.25 42.46 17.53 51.80 -- -- Peak | 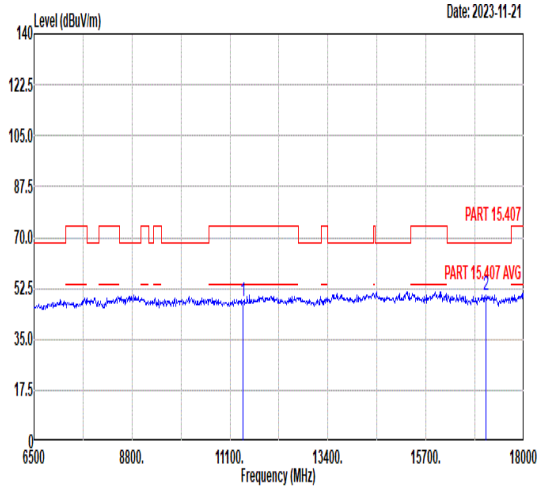 <br><br>Freq Level Limit Line Margin Read Level Ant Factor Cable Loss Preamp Factor APos TPos Remark<br>MHz dBuV/m dBuV/m dB dBuV dB/m dB dB cm deg<br>1 11400.00 48.28 74.00 -25.72 44.50 39.72 14.78 50.72 -- -- Peak<br>2 17100.00 50.24 68.30 -18.06 42.05 42.46 17.53 51.80 -- -- Peak |

| Mode | 81 | |
|---|---|---|
| | Band Edge | |
| | U-NII-1_5.15-5.25_802.11be EHT20_CH36_Full_5180MHz | |
| ANT | CDD 5+6 | |
| Pol. | Horizontal | Fundamental |
| Peak | 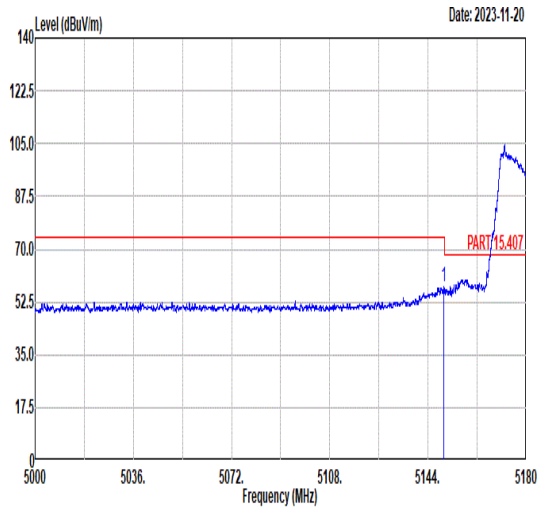 <br>Freq Level Limit Line Margin (dB) Read Level Ant Factor Cable Loss Preamp Factor APos TPos Remark<br>MHz dBuV/m dBuV/m dBuV dB/m dB dB cm deg<br>1 5149.67 57.46 74.00 -16.54 43.28 34.87 11.09 31.78 391 132 PEAK | 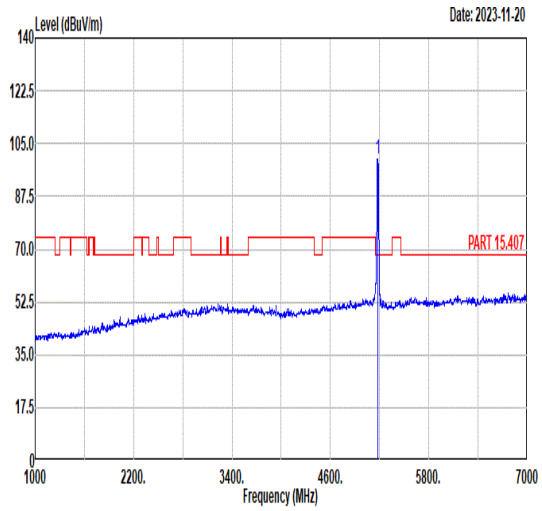 <br>Freq Level Limit Line Margin (dB) Read Level Ant Factor Cable Loss Preamp Factor APos TPos Remark<br>MHz dBuV/m dBuV/m dBuV dB/m dB dB cm deg<br>1 5180.00 100.06 ------ ------ 85.93 34.87 11.07 31.81 391 132 PEAK |
| Avg | 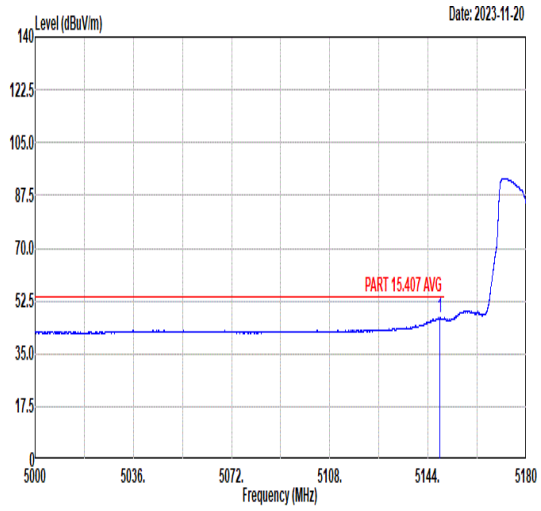 <br>Freq Level Limit Line Margin (dB) Read Level Ant Factor Cable Loss Preamp Factor APos TPos Remark<br>MHz dBuV/m dBuV/m dBuV dB/m dB dB cm deg<br>1 5148.43 46.91 54.00 -7.09 32.73 34.87 11.09 31.78 391 132 AVERAGE | 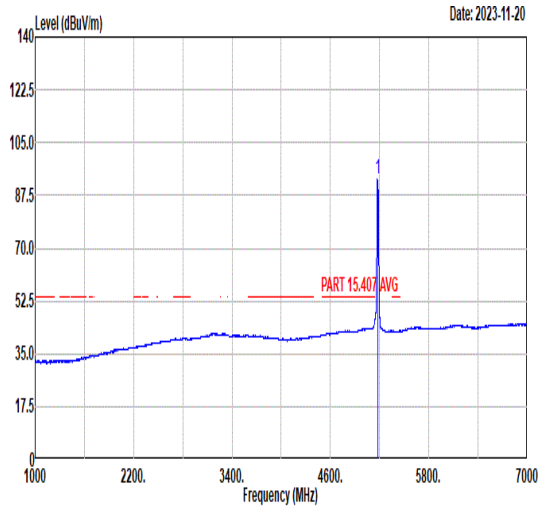 <br>Freq Level Limit Line Margin (dB) Read Level Ant Factor Cable Loss Preamp Factor APos TPos Remark<br>MHz dBuV/m dBuV/m dBuV dB/m dB dB cm deg<br>1 5180.00 92.88 ------ ------ 78.73 34.87 11.08 31.80 391 132 AVERAGE |

| Mode | 81 | |
|---|---|---|
| | Band Edge | |
| | U-NII-1_5.15-5.25_802.11be EHT20_CH36_Full_5180MHz | |
| ANT | CDD 5+6 | |
| Pol. | Vertical | Fundamental |
| Peak | 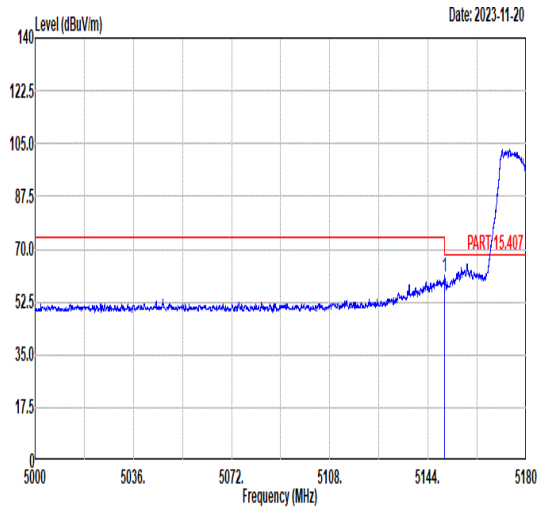 <br>Freq Level Limit Line Margin (dB) Read Level Ant Factor Cable Loss Preamp Factor APos TPos Remark<br>MHz dBuV/m dBuV/m dBuV dB/m dB dB cm deg<br>1 5149.99 60.59 74.00 -13.41 46.42 34.87 11.08 31.78 371 55 PEAK | 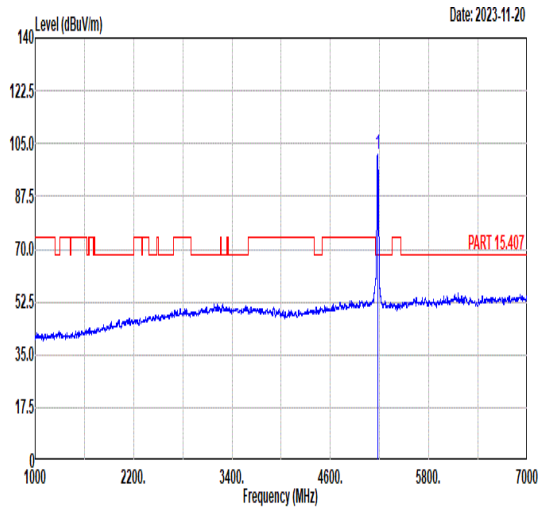 <br>Freq Level Limit Line Margin (dB) Read Level Ant Factor Cable Loss Preamp Factor APos TPos Remark<br>MHz dBuV/m dBuV/m dBuV dB/m dB dB cm deg<br>1 5180.00 101.24 ------ ------ 87.11 34.87 11.07 31.81 371 55 PEAK |
| Avg | 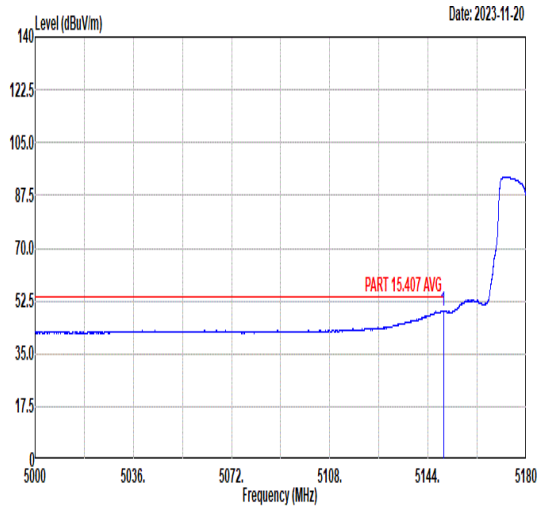 <br>Freq Level Limit Line Margin (dB) Read Level Ant Factor Cable Loss Preamp Factor APos TPos Remark<br>MHz dBuV/m dBuV/m dBuV dB/m dB dB cm deg<br>1 5149.62 49.10 54.00 -4.90 34.92 34.87 11.09 31.78 371 55 AVERAGE | 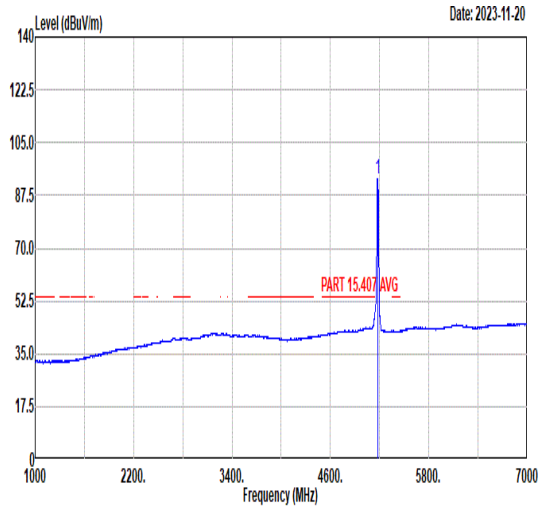 <br>Freq Level Limit Line Margin (dB) Read Level Ant Factor Cable Loss Preamp Factor APos TPos Remark<br>MHz dBuV/m dBuV/m dBuV dB/m dB dB cm deg<br>1 5180.00 93.21 ------ ------ 79.06 34.87 11.08 31.80 371 55 AVERAGE |

| Mode | 81 | |
|---|---|---|
| | Harmonic | |
| | U-NII-1_5.15-5.25_802.11be EHT20_CH36_Full_5180MHz | |
| ANT | CDD 5+6 | |
| Pol. | Horizontal | Vertical |
| Peak<br>Avg | 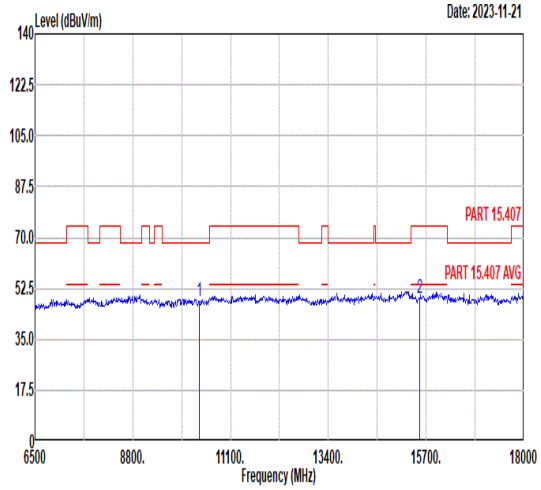 <br><br>Freq Level Limit Line Margin Read Level Ant Factor Cable Loss Preamp Factor APos TPos Remark<br>MHz dBuV/m dBuV/m dB dBuV dB/m dB dB cm deg<br>1 10360.00 48.06 68.30 -20.24 45.24 39.44 14.15 50.77 -- -- Peak<br>2 15540.00 49.06 74.00 -24.94 41.82 41.82 16.85 51.43 -- -- Peak | 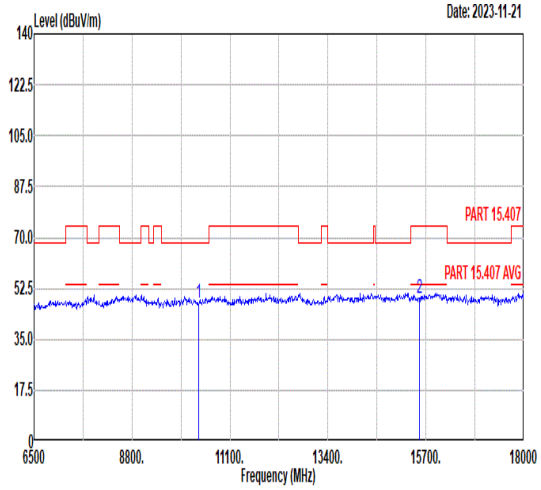 <br><br>Freq Level Limit Line Margin Read Level Ant Factor Cable Loss Preamp Factor APos TPos Remark<br>MHz dBuV/m dBuV/m dB dBuV dB/m dB dB cm deg<br>1 10360.00 47.30 68.30 -21.00 44.48 39.44 14.15 50.77 -- -- Peak<br>2 15540.00 49.19 74.00 -24.81 41.95 41.82 16.85 51.43 -- -- Peak |

| Mode | 82 | |
|---|---|---|
| | Harmonic | |
| | U-NII-1_5.15-5.25_802.11be EHT20_CH44_Full_5220MHz | |
| ANT | CDD 5+6 | |
| Pol. | Horizontal | Vertical |
| Peak<br>Avg | 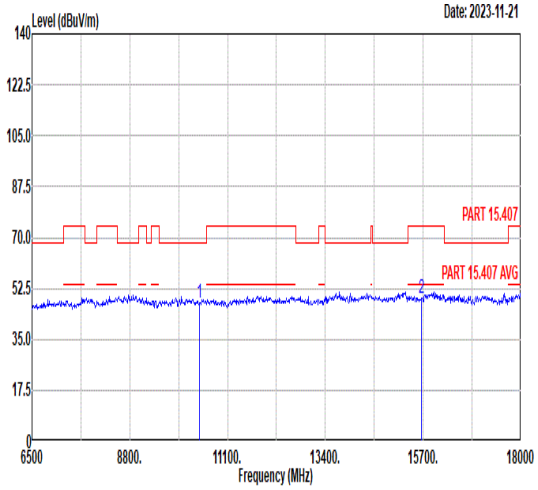 <br><br>Freq Level Limit Line Margin Read Level Ant Factor Cable Loss Preamp Factor APos TPos Remark<br>MHz dBuV/m dBuV/m dB dBuV dB/m dB dB cm deg<br>1 10440.00 47.40 68.30 -20.90 44.51 39.48 14.20 50.79 -- -- Peak<br>2 15660.00 49.15 74.00 -24.85 41.84 41.90 16.94 51.53 -- -- Peak | 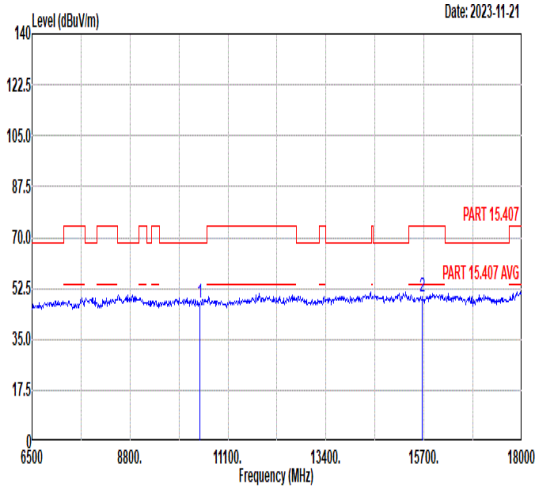 <br><br>Freq Level Limit Line Margin Read Level Ant Factor Cable Loss Preamp Factor APos TPos Remark<br>MHz dBuV/m dBuV/m dB dBuV dB/m dB dB cm deg<br>1 10440.00 47.59 68.30 -20.71 44.70 39.48 14.20 50.79 -- -- Peak<br>2 15660.00 49.43 74.00 -24.57 42.12 41.90 16.94 51.53 -- -- Peak |

| Mode | 83 | |
|---|---|---|
| | Band Edge - L | |
| | U-NII-1_5.15-5.25_802.11be EHT20_CH48_Full_5240MHz | |
| ANT | CDD 5+6 | |
| Pol. | Horizontal | Fundamental |
| Peak | 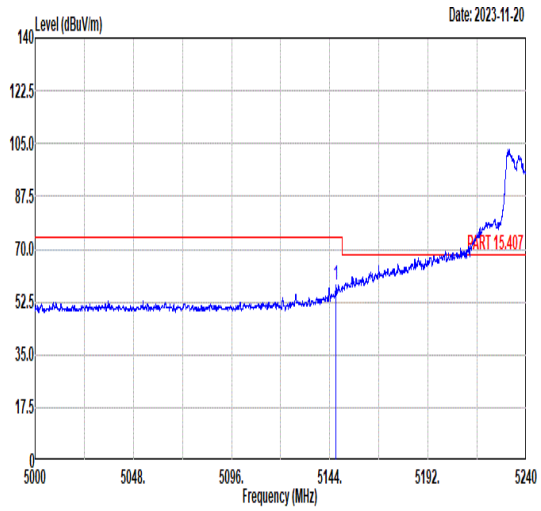 <br>Freq Level Limit Line Margin (dB) Read Level Ant Factor Cable Loss Preamp Factor APos TPos Remark<br>MHz dBuV/m dBuV/m dBuV dB/m dB dB cm deg<br>1 5147.02 58.15 74.00 -15.85 43.97 34.87 11.09 31.78 371 103 PEAK | 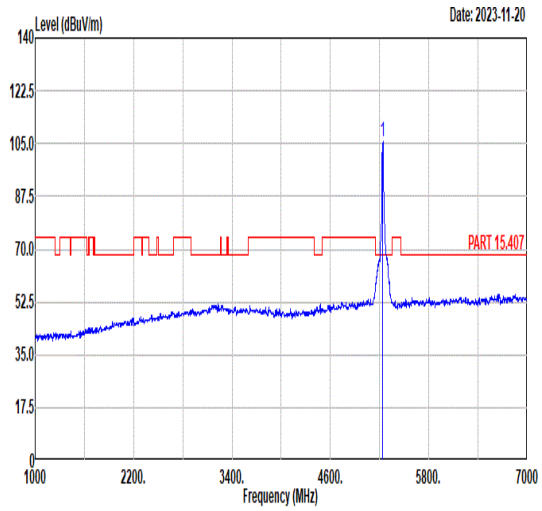 <br>Freq Level Limit Line Margin (dB) Read Level Ant Factor Cable Loss Preamp Factor APos TPos Remark<br>MHz dBuV/m dBuV/m dBuV dB/m dB dB cm deg<br>1 5240.00 105.55 ------ ------ 91.58 34.85 11.02 31.90 371 103 PEAK |
| Avg | 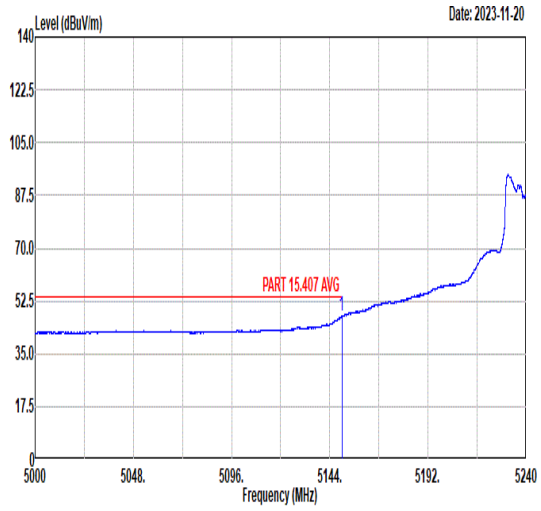 <br>Freq Level Limit Line Margin (dB) Read Level Ant Factor Cable Loss Preamp Factor APos TPos Remark<br>MHz dBuV/m dBuV/m dBuV dB/m dB dB cm deg<br>1 5149.86 47.39 54.00 -6.61 33.21 34.87 11.09 31.78 371 103 AVERAGE | 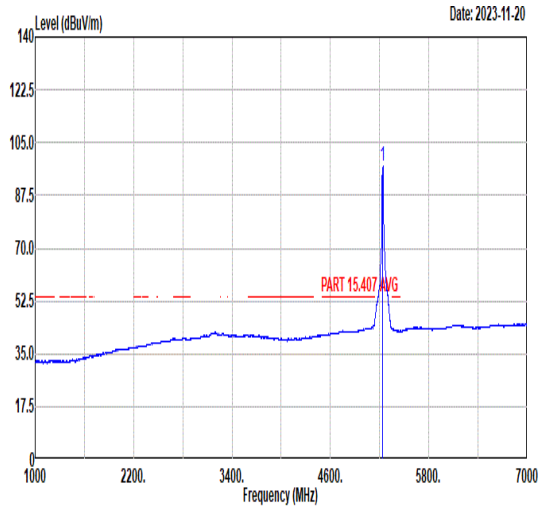 <br>Freq Level Limit Line Margin (dB) Read Level Ant Factor Cable Loss Preamp Factor APos TPos Remark<br>MHz dBuV/m dBuV/m dBuV dB/m dB dB cm deg<br>1 5240.00 97.27 ------ ------ 83.30 34.85 11.02 31.90 371 103 AVERAGE |

| Mode | 83 | |
|---|---|---|
| | Band Edge - R | |
| | U-NII-1_5.15-5.25_802.11be EHT20_CH48_Full_5240MHz | |
| ANT | CDD 5+6 | |
| Pol. | Horizontal | Fundamental |
| Peak | 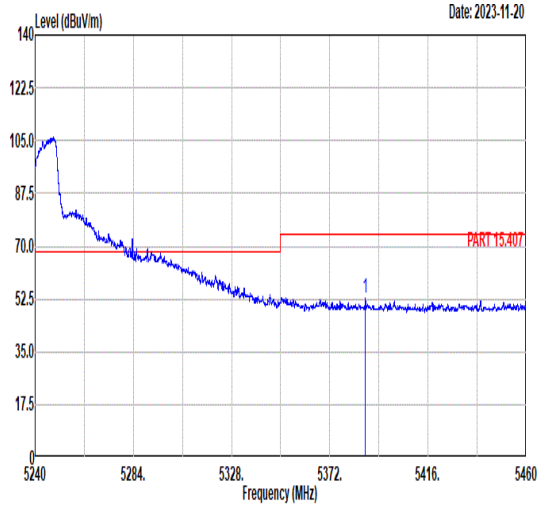 <br>Freq Level Limit Line Margin (dB) Read Level Ant Factor Cable Loss Preamp Factor APos TPos Remark<br>MHz dBuV/m dBuV/m dBuV dB/m dB dB cm deg<br>1 5387.97 53.01 74.00 -20.99 39.36 34.82 10.91 32.08 371 103 PEAK | Blank |
| Avg | 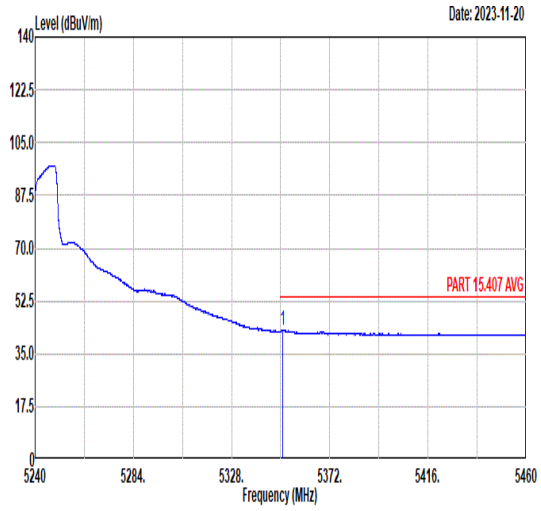 <br>Freq Level Limit Line Margin (dB) Read Level Ant Factor Cable Loss Preamp Factor APos TPos Remark<br>MHz dBuV/m dBuV/m dBuV dB/m dB dB cm deg<br>1 5351.01 42.78 54.00 -11.22 29.04 34.83 10.94 32.03 371 103 AVERAGE | Blank |

| Mode | 83 | |
|---|---|---|
| | Band Edge - L | |
| | U-NII-1_5.15-5.25_802.11be EHT20_CH48_Full_5240MHz | |
| ANT | CDD 5+6 | |
| Pol. | Vertical | Fundamental |
| Peak | 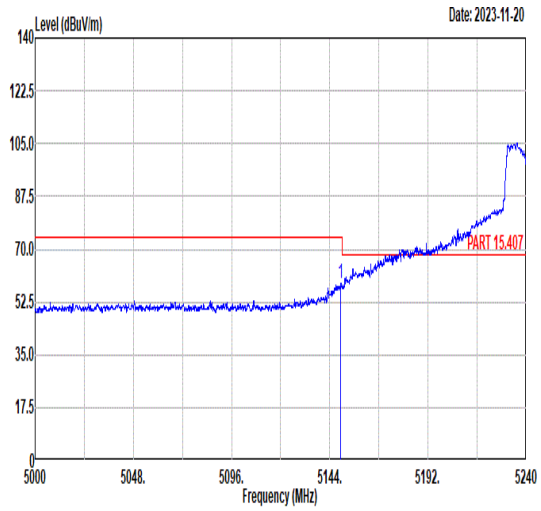 <br>Freq Level Limit Line Margin (dB) Read Level Ant Factor Cable Loss Preamp Factor APos TPos Remark<br>MHz dBuV/m dBuV/m dBuV dB/m dB dB cm deg<br>1 5149.42 58.55 74.00 -15.45 44.37 34.87 11.09 31.78 365 58 PEAK | 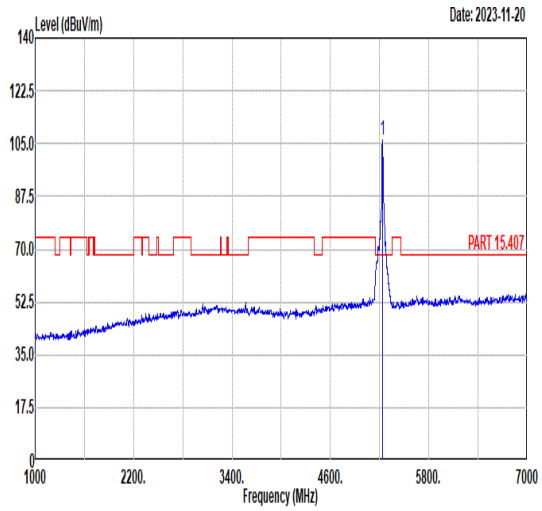 <br>Freq Level Limit Line Margin (dB) Read Level Ant Factor Cable Loss Preamp Factor APos TPos Remark<br>MHz dBuV/m dBuV/m dBuV dB/m dB dB cm deg<br>1 5240.00 106.00 ------ ------ 92.00 34.85 11.03 31.88 365 58 PEAK |
| Avg | 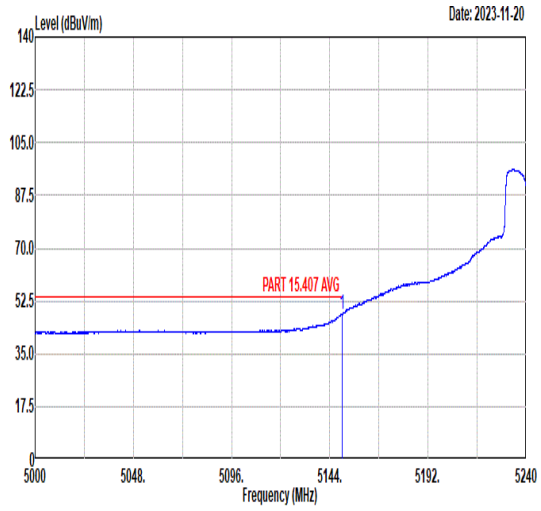 <br>Freq Level Limit Line Margin (dB) Read Level Ant Factor Cable Loss Preamp Factor APos TPos Remark<br>MHz dBuV/m dBuV/m dBuV dB/m dB dB cm deg<br>1 5150.00 48.01 54.00 -5.99 33.84 34.87 11.08 31.78 365 58 AVERAGE | 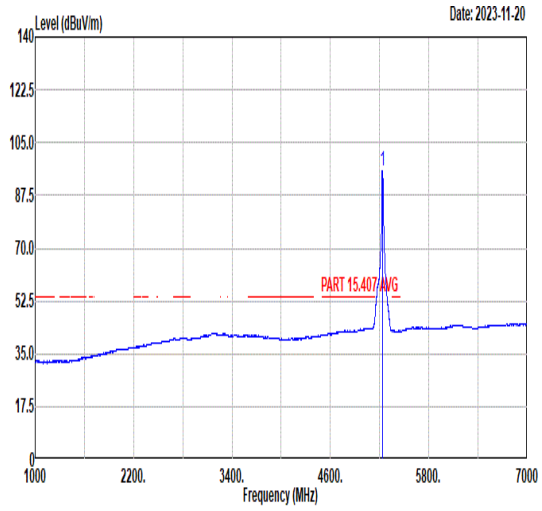 <br>Freq Level Limit Line Margin (dB) Read Level Ant Factor Cable Loss Preamp Factor APos TPos Remark<br>MHz dBuV/m dBuV/m dBuV dB/m dB dB cm deg<br>1 5240.00 95.73 ------ ------ 81.72 34.85 11.04 31.88 365 58 AVERAGE |

| Mode | 83 | |
|---|---|---|
| | Band Edge - R | |
| | U-NII-1_5.15-5.25_802.11be EHT20_CH48_Full_5240MHz | |
| ANT | CDD 5+6 | |
| Pol. | Vertical | Fundamental |
| Peak | 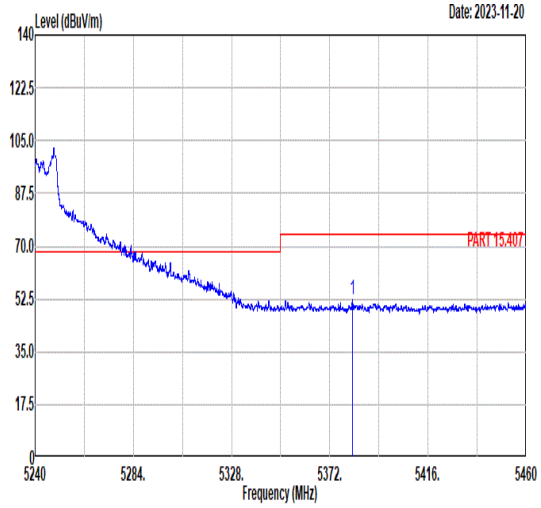 <br>Freq Level Limit Line Margin (dB) Read Level Ant Factor Cable Loss Preamp Factor APos TPos Remark<br>MHz dBuV/m dBuV/m dBuV dB/m dB dB cm deg<br>1 5382.01 52.08 74.00 -21.92 38.41 34.82 10.92 32.07 365 58 PEAK | Blank |
| Avg | 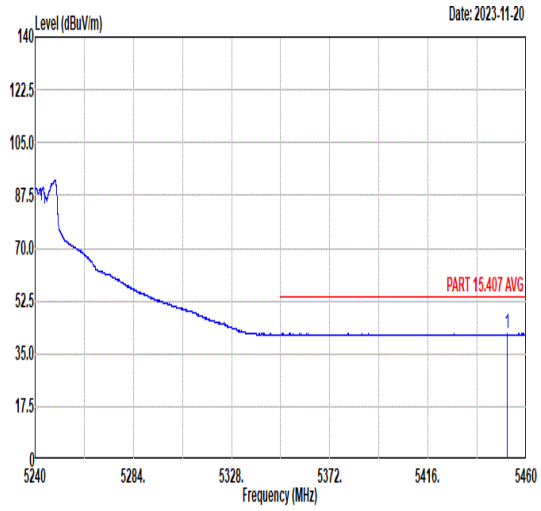 <br>Freq Level Limit Line Margin (dB) Read Level Ant Factor Cable Loss Preamp Factor APos TPos Remark<br>MHz dBuV/m dBuV/m dBuV dB/m dB dB cm deg<br>1 5451.55 41.68 54.00 -12.32 27.93 34.81 11.09 32.15 365 58 AVERAGE | Blank |

| Mode | 83 | |
|---|---|---|
| | Harmonic | |
| | U-NII-1_5.15-5.25_802.11be EHT20_CH48_Full_5240MHz | |
| ANT | CDD 5+6 | |
| Pol. | Horizontal | Vertical |
| Peak<br>Avg | 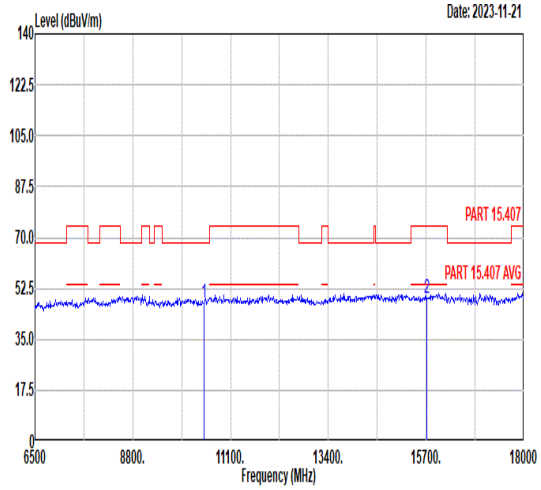 <br><br>Freq Level Limit Line Margin Read Level Ant Factor Cable Loss Preamp Factor APos TPos Remark<br>MHz dBuV/m dBuV/m dB dBuV dB/m dB dB cm deg<br>1 10480.00 47.42 68.30 -20.88 44.50 39.49 14.23 50.80 -- -- Peak<br>2 15720.00 49.15 74.00 -24.85 41.81 41.93 16.99 51.58 -- -- Peak | 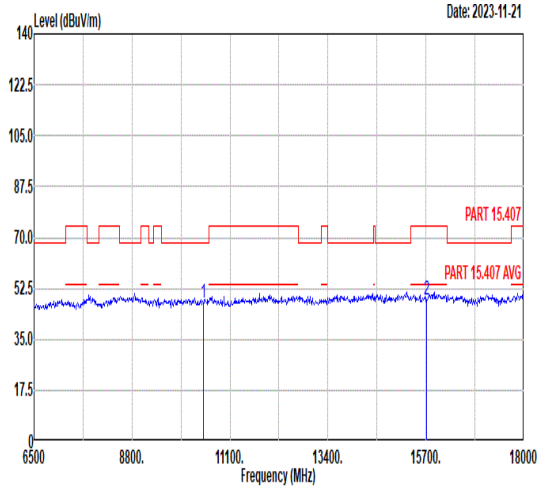 <br><br>Freq Level Limit Line Margin Read Level Ant Factor Cable Loss Preamp Factor APos TPos Remark<br>MHz dBuV/m dBuV/m dB dBuV dB/m dB dB cm deg<br>1 10480.00 47.55 68.30 -20.75 44.63 39.49 14.23 50.80 -- -- Peak<br>2 15720.00 48.83 74.00 -25.17 41.49 41.93 16.99 51.58 -- -- Peak |

| Mode | 84 | |
|---|---|---|
| | Band Edge - L | |
| | U-NII-2A_5.25-5.35_802.11be EHT20_CH52_Full_5260MHz | |
| ANT | CDD 5+6 | |
| Pol. | Horizontal | Fundamental |
| Peak | 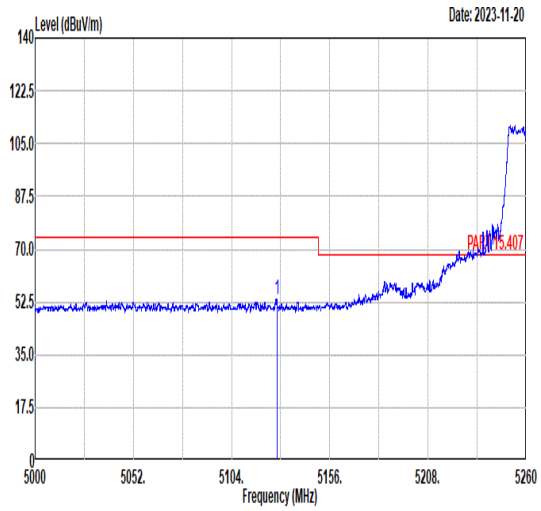 <br>Freq Level Limit Line Margin (dB) Read Level Ant Factor Cable Loss Preamp Factor APos TPos Remark<br>MHz dBuV/m dBuV/m dBuV dB/m dB dB cm deg<br>1 5128.05 53.50 74.00 -20.50 39.28 34.87 11.10 31.75 362 58 PEAK | 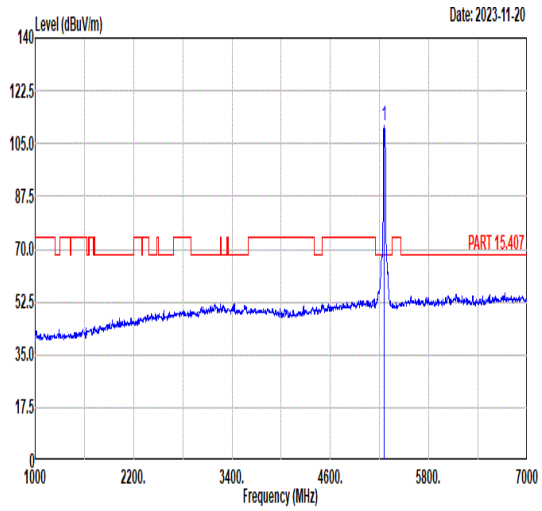 <br>Freq Level Limit Line Margin (dB) Read Level Ant Factor Cable Loss Preamp Factor APos TPos Remark<br>MHz dBuV/m dBuV/m dBuV dB/m dB dB cm deg<br>1 5260.00 110.80 ------ ------ 96.84 34.85 11.02 31.91 362 58 PEAK |
| Avg | 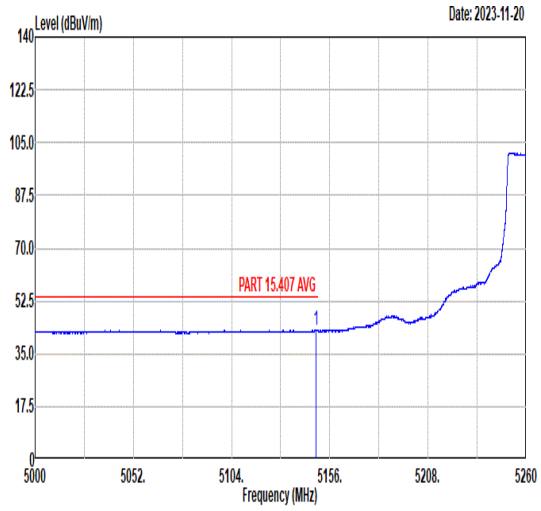 <br>Freq Level Limit Line Margin (dB) Read Level Ant Factor Cable Loss Preamp Factor APos TPos Remark<br>MHz dBuV/m dBuV/m dBuV dB/m dB dB cm deg<br>1 5148.85 42.95 54.00 -11.05 28.77 34.87 11.09 31.78 362 58 AVERAGE | 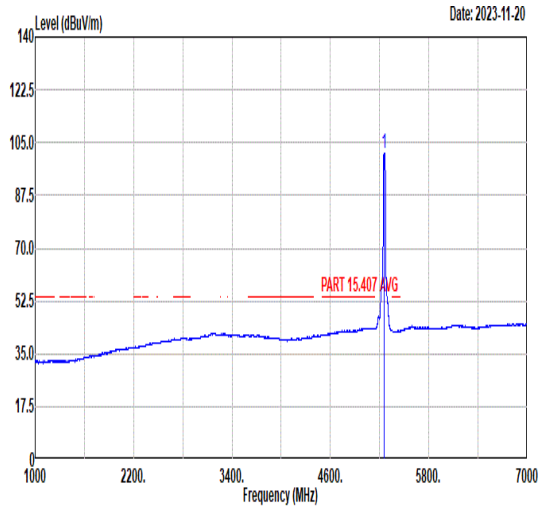 <br>Freq Level Limit Line Margin (dB) Read Level Ant Factor Cable Loss Preamp Factor APos TPos Remark<br>MHz dBuV/m dBuV/m dBuV dB/m dB dB cm deg<br>1 5260.00 101.40 ------ ------ 87.46 34.85 11.01 31.92 362 58 AVERAGE |

| Mode | 84 | |
|---|---|---|
| | Band Edge - R | |
| | U-NII-2A_5.25-5.35_802.11be EHT20_CH52_Full_5260MHz | |
| ANT | CDD 5+6 | |
| Pol. | Horizontal | Fundamental |
| Peak | 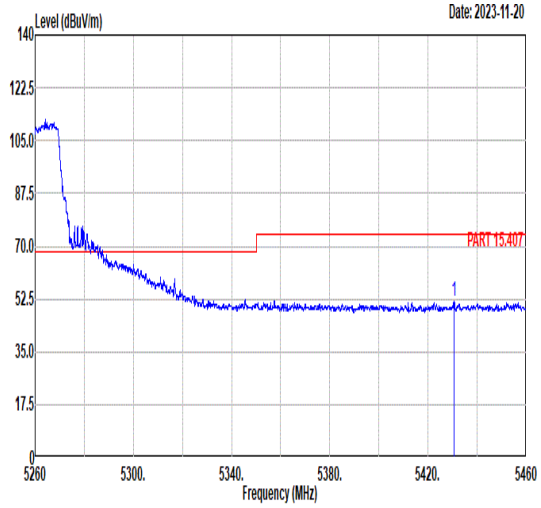 <br>Freq Level Limit Line Margin (dB) Read Level Ant Factor Cable Loss Preamp Factor APos TPos Remark<br>MHz dBuV/m dBuV/m dBuV dB/m dB dB cm deg<br>1 5430.72 51.86 74.00 -22.14 38.18 34.81 11.00 32.13 362 58 PEAK | Blank |
| Avg | 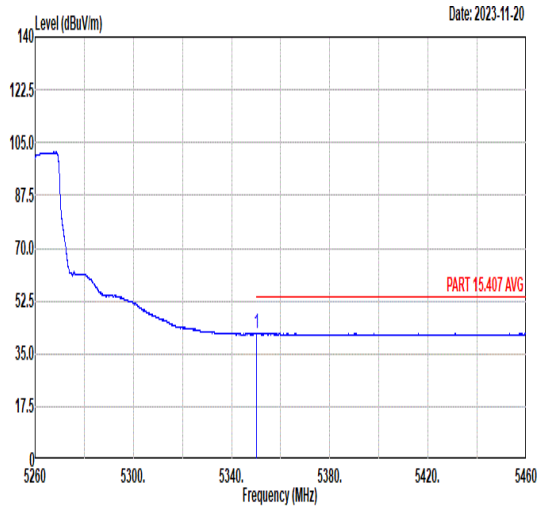 <br>Freq Level Limit Line Margin (dB) Read Level Ant Factor Cable Loss Preamp Factor APos TPos Remark<br>MHz dBuV/m dBuV/m dBuV dB/m dB dB cm deg<br>1 5350.10 41.86 54.00 -12.14 28.12 34.83 10.94 32.03 362 58 AVERAGE | Blank |

| Mode | 84 | |
|---|---|---|
| | Band Edge - L | |
| | U-NII-2A_5.25-5.35_802.11be EHT20_CH52_Full_5260MHz | |
| ANT | CDD 5+6 | |
| Pol. | Vertical | Fundamental |
| Peak | 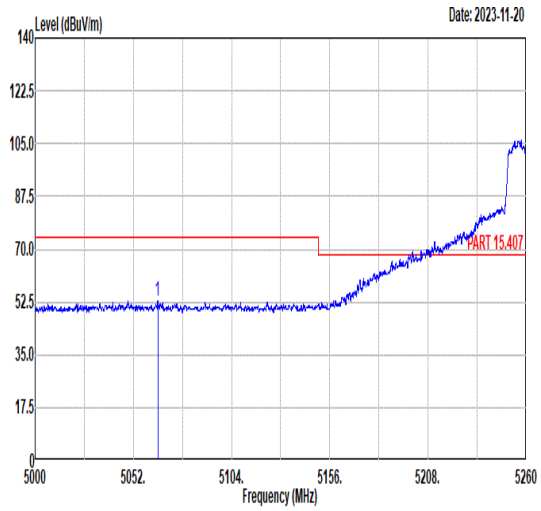 <br>Freq Level Limit Line Margin (dB) Read Level Ant Factor Cable Loss Preamp Factor APos TPos Remark<br>MHz dBuV/m dBuV/m dBuV dB/m dB dB cm deg<br>1 5064.90 52.94 74.00 -21.06 38.60 34.89 11.13 31.68 356 58 PEAK | 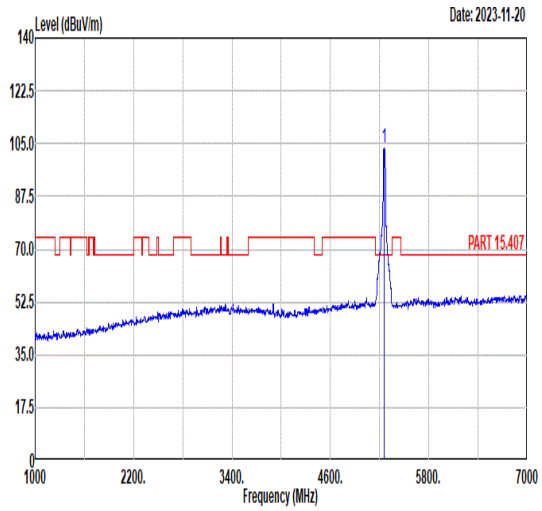 <br>Freq Level Limit Line Margin (dB) Read Level Ant Factor Cable Loss Preamp Factor APos TPos Remark<br>MHz dBuV/m dBuV/m dBuV dB/m dB dB cm deg<br>1 5260.00 103.43 ------ ------ 89.47 34.85 11.02 31.91 356 58 PEAK |
| Avg | 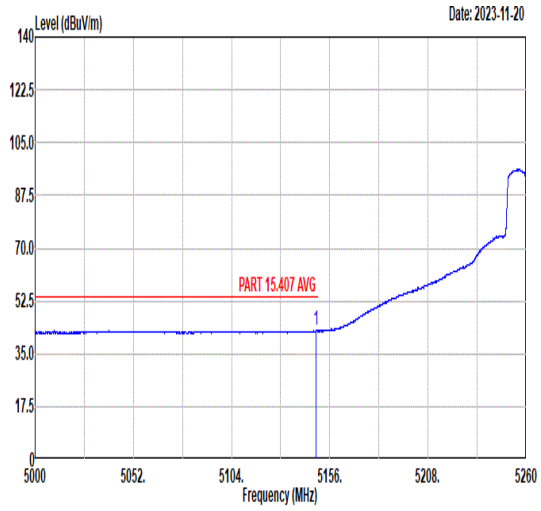 <br>Freq Level Limit Line Margin (dB) Read Level Ant Factor Cable Loss Preamp Factor APos TPos Remark<br>MHz dBuV/m dBuV/m dBuV dB/m dB dB cm deg<br>1 5148.85 43.02 54.00 -10.98 28.84 34.87 11.09 31.78 356 58 AVERAGE | 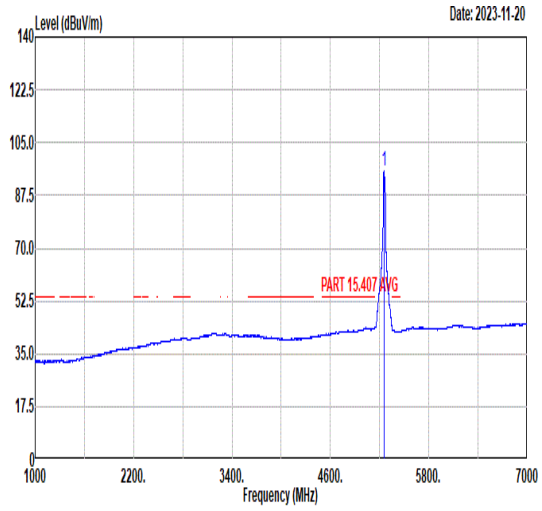 <br>Freq Level Limit Line Margin (dB) Read Level Ant Factor Cable Loss Preamp Factor APos TPos Remark<br>MHz dBuV/m dBuV/m dBuV dB/m dB dB cm deg<br>1 5260.00 95.75 ------ ------ 81.79 34.85 11.02 31.91 356 58 AVERAGE |

| Mode | 84 | |
|---|---|---|
| | Band Edge - R | |
| | U-NII-2A_5.25-5.35_802.11be EHT20_CH52_Full_5260MHz | |
| ANT | CDD 5+6 | |
| Pol. | Vertical | Fundamental |
| Peak | 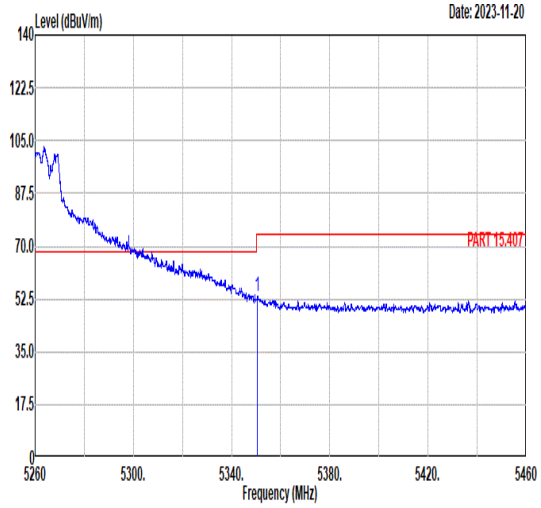 <br>Freq Level Limit Line Margin (dB) Read Level Ant Factor Cable Loss Preamp Factor APos TPos Remark<br>MHz dBuV/m dBuV/m dBuV dB/m dB dB cm deg<br>1 5350.52 53.61 74.00 -20.39 39.87 34.83 10.94 32.03 356 58 PEAK | Blank |
| Avg | 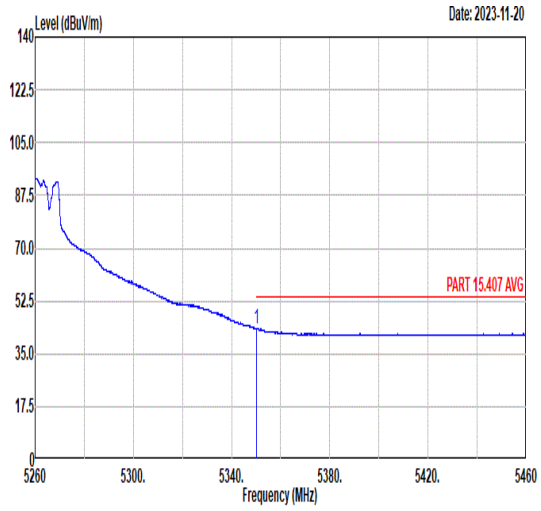 <br>Freq Level Limit Line Margin (dB) Read Level Ant Factor Cable Loss Preamp Factor APos TPos Remark<br>MHz dBuV/m dBuV/m dBuV dB/m dB dB cm deg<br>1 5350.00 43.38 54.00 -10.62 29.64 34.83 10.94 32.03 356 58 AVERAGE | Blank |

| Mode | 84 | |
|---|---|---|
| | Harmonic | |
| | U-NII-2A_5.25-5.35_802.11be EHT20_CH52_Full_5260MHz | |
| ANT | CDD 5+6 | |
| Pol. | Horizontal | Vertical |
| Peak<br>Avg | 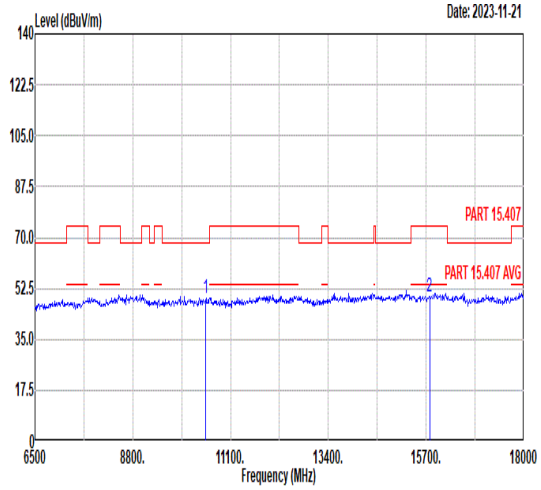 <br>Freq Level Limit Line Margin Read Level Ant Factor Cable Loss Preamp Factor APos TPos Remark<br>MHz dBuV/m dBuV/m dB dBuV dB/m dB dB cm deg<br>1 10520.00 49.10 68.30 -19.20 46.15 39.50 14.25 50.80 -- -- Peak<br>2 15780.00 49.80 74.00 -24.20 42.42 41.97 17.04 51.63 -- -- Peak | 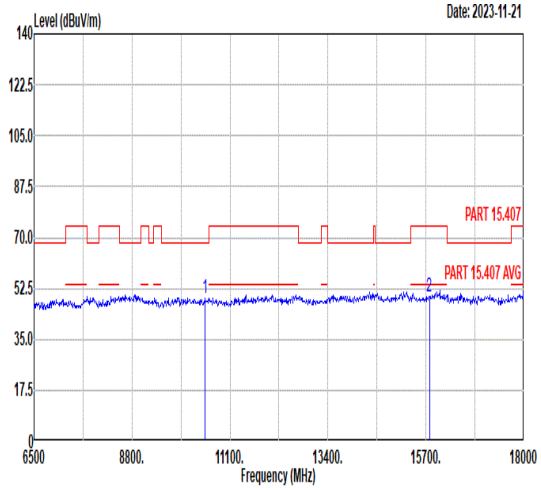 <br>Freq Level Limit Line Margin Read Level Ant Factor Cable Loss Preamp Factor APos TPos Remark<br>MHz dBuV/m dBuV/m dB dBuV dB/m dB dB cm deg<br>1 10520.00 49.20 68.30 -19.10 46.25 39.50 14.25 50.80 -- -- Peak<br>2 15780.00 49.69 74.00 -24.31 42.31 41.97 17.04 51.63 -- -- Peak |

| Mode | 85 | |
|---|---|---|
| | Harmonic | |
| | U-NII-2A_5.25-5.35_802.11be EHT20_CH60_Full_5300MHz | |
| ANT | CDD 5+6 | |
| Pol. | Horizontal | Vertical |
| Peak<br>Avg | 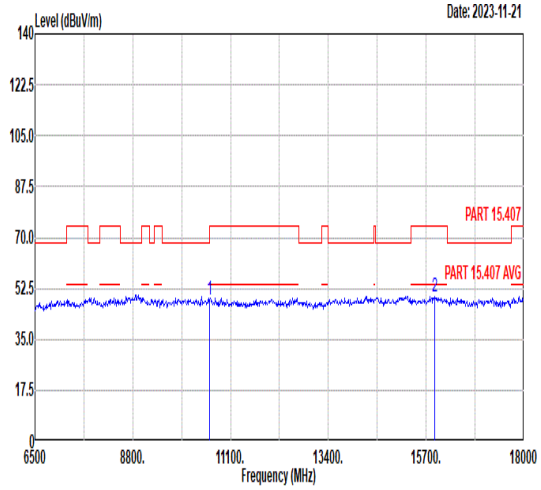 <br>Freq Level Limit Line Margin Read Level Ant Factor Cable Loss Preamp Factor APos TPos Remark<br>MHz dBuV/m dBuV/m dB dBuV dB/m dB dB cm deg<br>1 10600.00 48.43 74.00 -25.57 45.45 39.48 14.30 50.80 -- -- Peak<br>2 15900.00 49.52 74.00 -24.48 42.06 42.04 17.14 51.72 -- -- Peak | 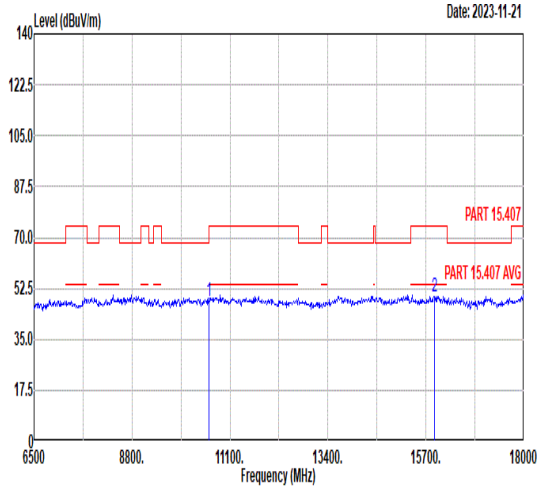 <br>Freq Level Limit Line Margin Read Level Ant Factor Cable Loss Preamp Factor APos TPos Remark<br>MHz dBuV/m dBuV/m dB dBuV dB/m dB dB cm deg<br>1 10600.00 48.23 74.00 -25.77 45.25 39.48 14.30 50.80 -- -- Peak<br>2 15900.00 49.59 74.00 -24.41 42.13 42.04 17.14 51.72 -- -- Peak |

| Mode | 86 | |
|---|---|---|
| | Band Edge | |
| | U-NII-2A_5.25-5.35_802.11be EHT20_CH64_Full_5320MHz | |
| ANT | CDD 5+6 | |
| Pol. | Horizontal | Fundamental |
| Peak | 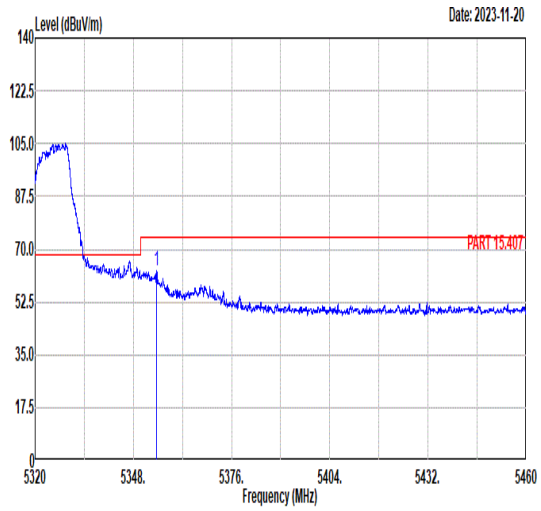 <br>Freq Level Limit Line Margin Read Level Ant Factor Cable Loss Preamp Factor APos TPos Remark<br>MHz dBuV/m dBuV/m dB dBuV dB/m dB dB cm deg<br>1 5354.66 62.62 74.00 -11.38 48.88 34.83 10.94 32.03 377 106 PEAK | 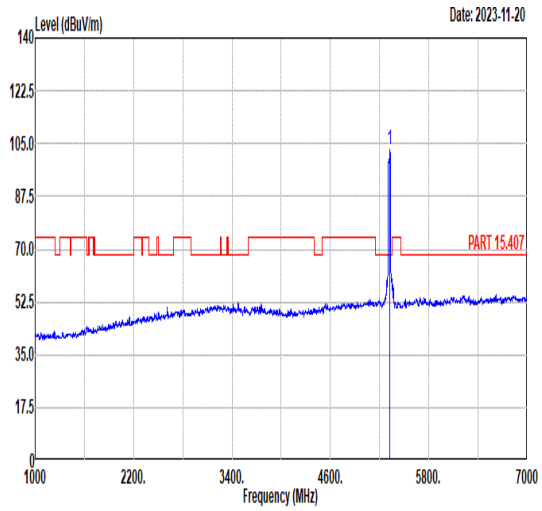 <br>Freq Level Limit Line Margin Read Level Ant Factor Cable Loss Preamp Factor APos TPos Remark<br>MHz dBuV/m dBuV/m dB dBuV dB/m dB dB cm deg<br>1 5320.00 102.93 ------ ------ 89.13 34.84 10.96 32.00 377 106 PEAK |
| Avg | 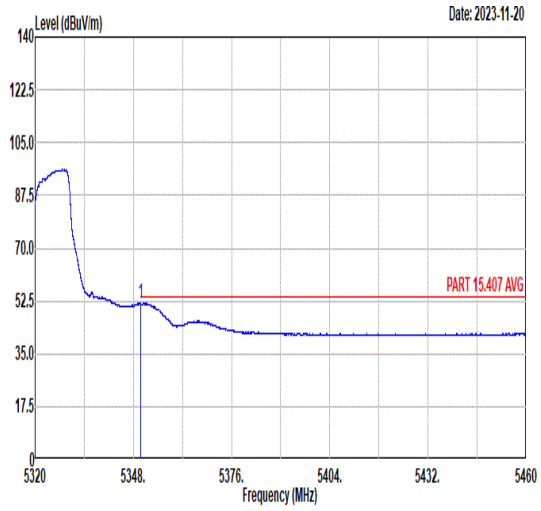 <br>Freq Level Limit Line Margin Read Level Ant Factor Cable Loss Preamp Factor APos TPos Remark<br>MHz dBuV/m dBuV/m dB dBuV dB/m dB dB cm deg<br>1 5350.04 51.79 54.00 -2.21 38.05 34.83 10.94 32.03 377 106 AVERAGE | 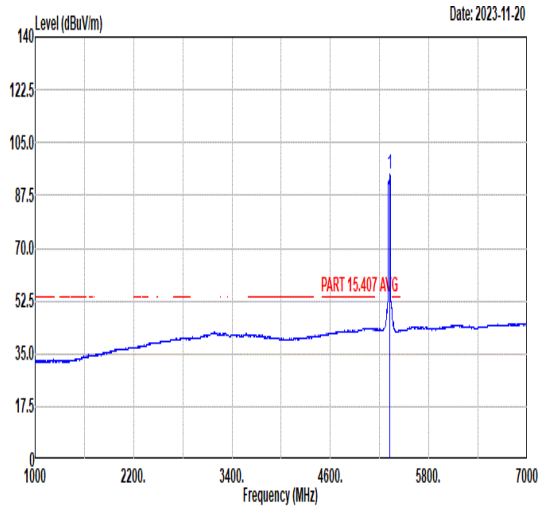 <br>Freq Level Limit Line Margin Read Level Ant Factor Cable Loss Preamp Factor APos TPos Remark<br>MHz dBuV/m dBuV/m dB dBuV dB/m dB dB cm deg<br>1 5320.00 94.71 ------ ------ 80.91 34.84 10.96 32.00 377 106 AVERAGE |

| Mode | 86 | |
|---|---|---|
| | Band Edge | |
| | U-NII-2A_5.25-5.35_802.11be EHT20_CH64_Full_5320MHz | |
| ANT | CDD 5+6 | |
| Pol. | Vertical | Fundamental |
| Peak | 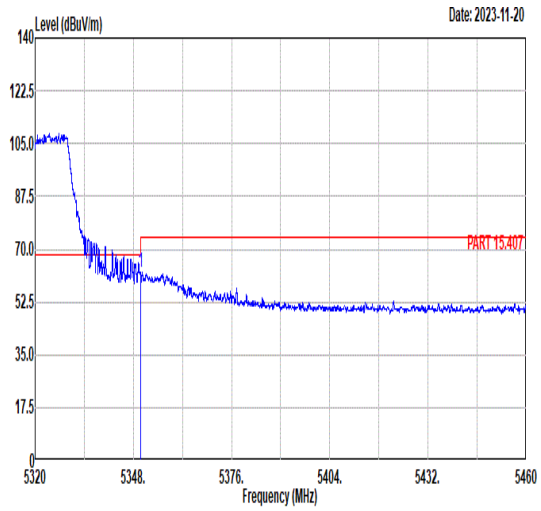 <br>Freq Level Limit Line Margin Read Level Ant Factor Cable Loss Preamp Factor APos TPos Remark<br>MHz dBuV/m dBuV/m dB dBuV dB/m dB dB cm deg<br>1 5350.04 62.40 74.00 -11.60 48.66 34.83 10.94 32.03 351 101 PEAK | 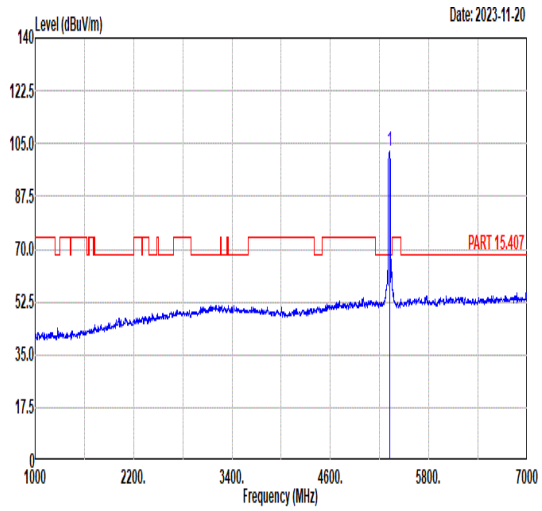 <br>Freq Level Limit Line Margin Read Level Ant Factor Cable Loss Preamp Factor APos TPos Remark<br>MHz dBuV/m dBuV/m dB dBuV dB/m dB dB cm deg<br>1 5320.00 102.41 ------ ------ 88.61 34.84 10.96 32.00 351 101 PEAK |
| Avg | 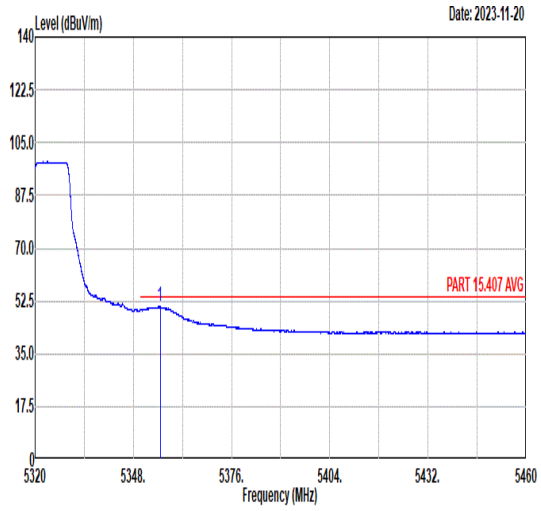 <br>Freq Level Limit Line Margin Read Level Ant Factor Cable Loss Preamp Factor APos TPos Remark<br>MHz dBuV/m dBuV/m dB dBuV dB/m dB dB cm deg<br>1 5355.63 50.60 54.00 -3.40 36.87 34.83 10.94 32.04 351 101 AVERAGE | 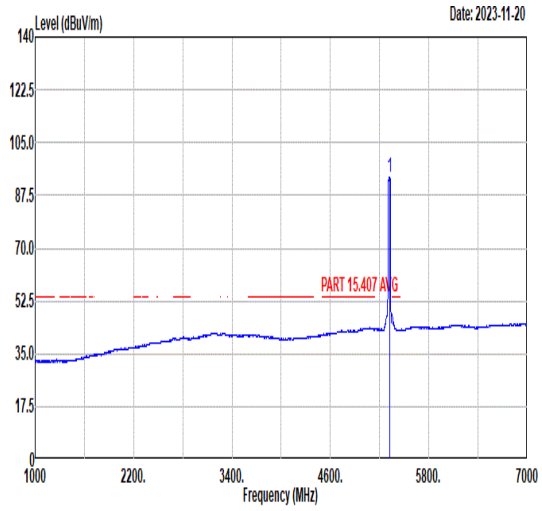 <br>Freq Level Limit Line Margin Read Level Ant Factor Cable Loss Preamp Factor APos TPos Remark<br>MHz dBuV/m dBuV/m dB dBuV dB/m dB dB cm deg<br>1 5320.00 93.34 ------ ------ 79.52 34.84 10.97 31.99 351 101 AVERAGE |

| Mode | 86 | |
|---|---|---|
| | Harmonic | |
| | U-NII-2A_5.25-5.35_802.11be EHT20_CH64_Full_5320MHz | |
| ANT | CDD 5+6 | |
| Pol. | Horizontal | Vertical |
| Peak<br>Avg | 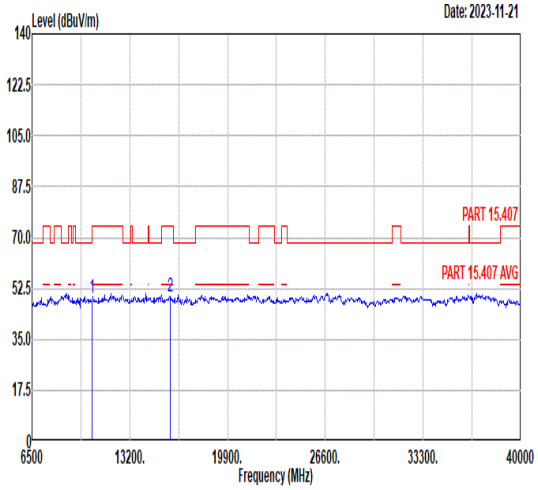 <br>Freq Level Limit Line Margin Read Level Ant Factor Cable Loss Preamp Factor APos TPos Remark<br>MHz dBuV/m dBuV/m dB dBuV dB/m dB dB cm deg<br>1 10640.00 49.05 74.00 -24.95 46.06 39.47 14.32 50.80 -- -- Peak<br>2 15960.00 49.42 74.00 -24.58 41.92 42.08 17.19 51.77 -- -- Peak | 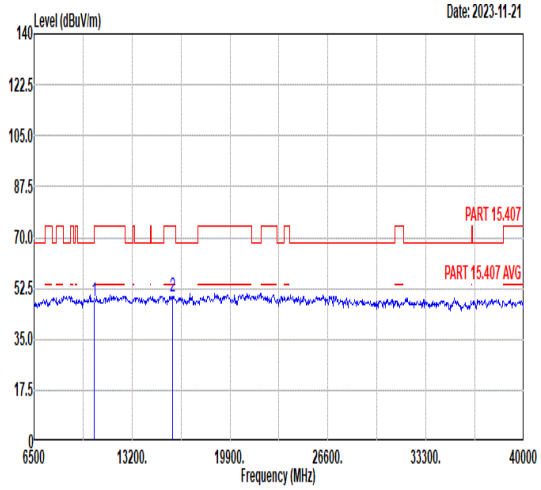 <br>Freq Level Limit Line Margin Read Level Ant Factor Cable Loss Preamp Factor APos TPos Remark<br>MHz dBuV/m dBuV/m dB dBuV dB/m dB dB cm deg<br>1 10640.00 48.32 74.00 -25.68 45.33 39.47 14.32 50.80 -- -- Peak<br>2 15960.00 49.54 74.00 -24.46 42.04 42.08 17.19 51.77 -- -- Peak |

| Mode | 87 | |
|---|---|---|
| | Band Edge | |
| | U-NII-2C_5.47-5.725_802.11be EHT20_CH100_Full_5500MHz | |
| ANT | CDD 5+6 | |
| Pol. | Horizontal | Fundamental |
| Peak | 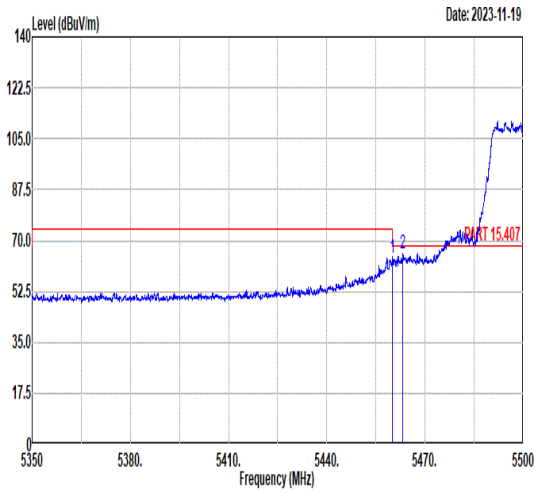 <br>Freq Level Limit Line Margin (dB) Read Level Ant Factor Cable Loss Preamp Factor APos TPos Remark<br>1 5460.00 63.97 74.00 -10.03 50.21 34.81 11.12 32.17 100 62 PEAK<br>2 5463.18 65.37 68.30 -2.93 51.60 34.81 11.13 32.17 100 62 PEAK | 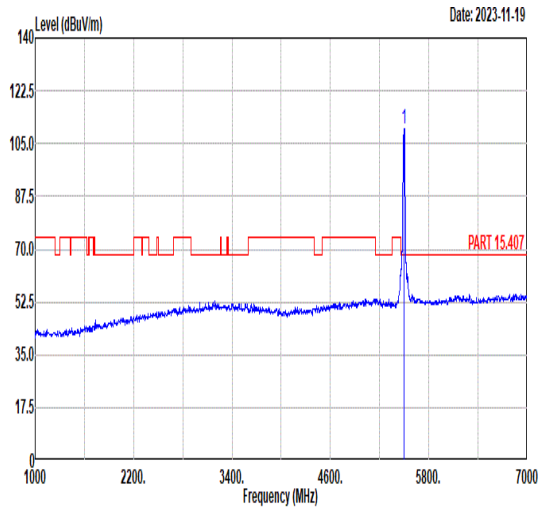 <br>Freq Level Limit Line Margin (dB) Read Level Ant Factor Cable Loss Preamp Factor APos TPos Remark<br>1 5500.00 109.95 ------ ------ 96.05 34.81 11.30 32.21 100 62 PEAK |
| Avg | 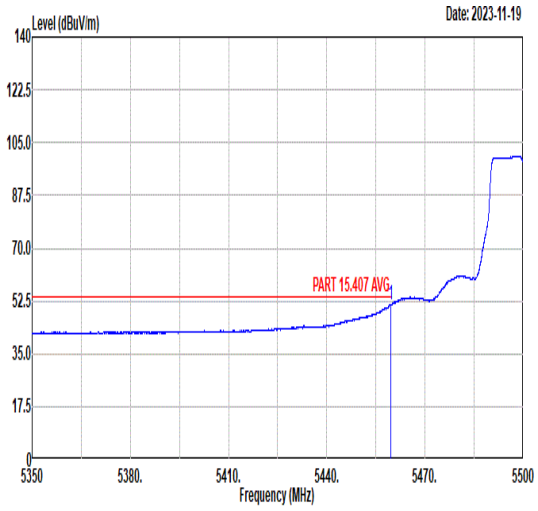 <br>Freq Level Limit Line Margin (dB) Read Level Ant Factor Cable Loss Preamp Factor APos TPos Remark<br>1 5459.59 51.43 54.00 -2.57 37.66 34.81 11.12 32.16 100 62 AVERAGE | 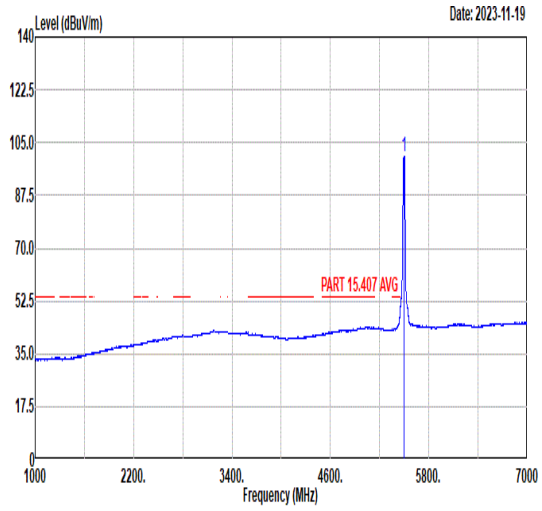 <br>Freq Level Limit Line Margin (dB) Read Level Ant Factor Cable Loss Preamp Factor APos TPos Remark<br>1 5500.00 100.48 ------ ------ 86.58 34.81 11.30 32.21 100 62 AVERAGE |

| Mode | 87 | |
|---|---|---|
| | Band Edge | |
| | U-NII-2C_5.47-5.725_802.11be EHT20_CH100_Full_5500MHz | |
| ANT | CDD 5+6 | |
| Pol. | Vertical | Fundamental |
| Peak | 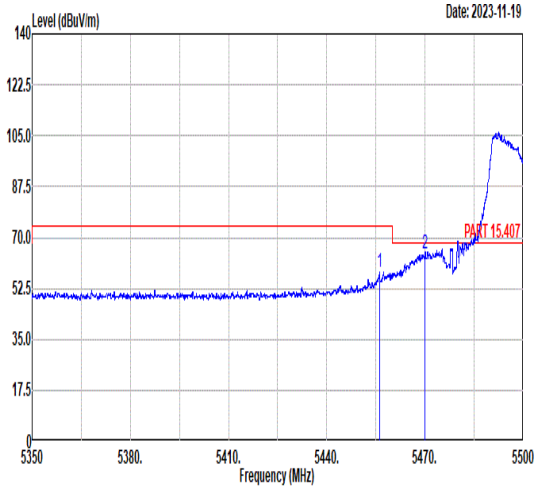 <br>Freq Level Limit Line Margin (dB) Read Level Ant Factor Cable Loss Preamp Factor APos TPos Remark<br>1 5456.13 58.15 74.00 -15.85 44.40 34.81 11.10 32.16 397 148 PEAK<br>2 5470.00 64.54 68.30 -3.76 50.75 34.81 11.16 32.18 397 148 PEAK | 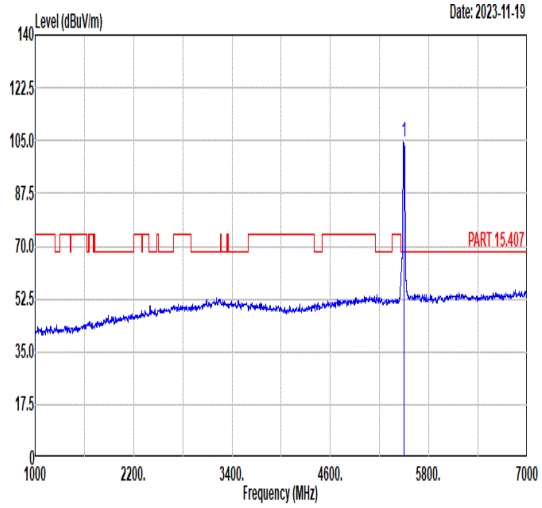 <br>Freq Level Limit Line Margin (dB) Read Level Ant Factor Cable Loss Preamp Factor APos TPos Remark<br>1 5500.00 104.63 ------ ------ 90.78 34.80 11.25 32.20 397 148 PEAK |
| Avg | 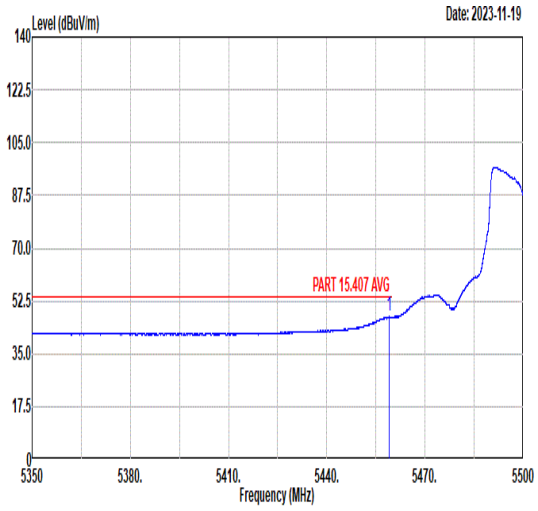 <br>Freq Level Limit Line Margin (dB) Read Level Ant Factor Cable Loss Preamp Factor APos TPos Remark<br>1 5458.98 47.28 54.00 -6.72 33.51 34.81 11.12 32.16 397 148 AVERAGE | 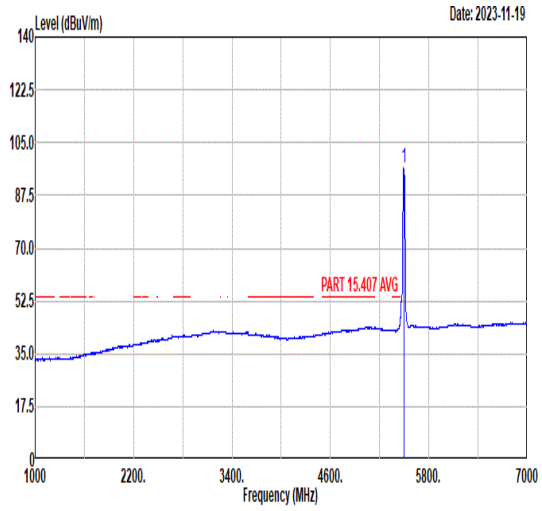 <br>Freq Level Limit Line Margin (dB) Read Level Ant Factor Cable Loss Preamp Factor APos TPos Remark<br>1 5500.00 96.53 ------ ------ 82.68 34.80 11.25 32.20 397 148 AVERAGE |

| Mode | 87 | |
|---|---|---|
| | Harmonic | |
| | U-NII-2C_5.47-5.725_802.11be EHT20_CH100_Full_5500MHz | |
| ANT | CDD 5+6 | |
| Pol. | Horizontal | Vertical |
| Peak<br>Avg | 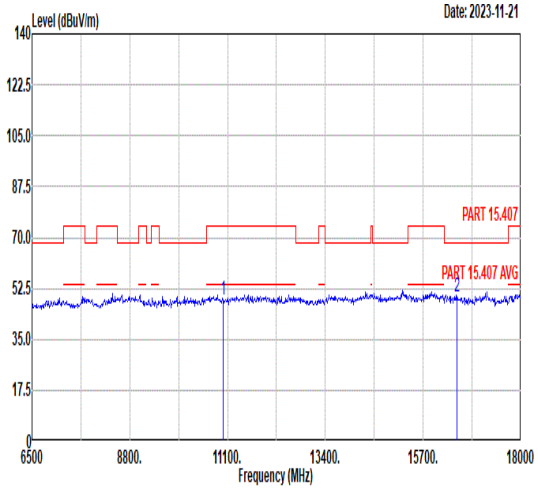 <br>Freq Level Limit Line Margin Read Level Ant Factor Cable Loss Preamp Factor APos TPos Remark<br>MHz dBuV/m dBuV/m dB dBuV dB/m dB dB cm deg<br>1 11000.00 48.72 74.00 -25.28 45.58 39.40 14.54 50.80 -- -- Peak<br>2 16500.00 49.60 68.30 -18.70 41.64 42.40 17.36 51.80 -- -- Peak | 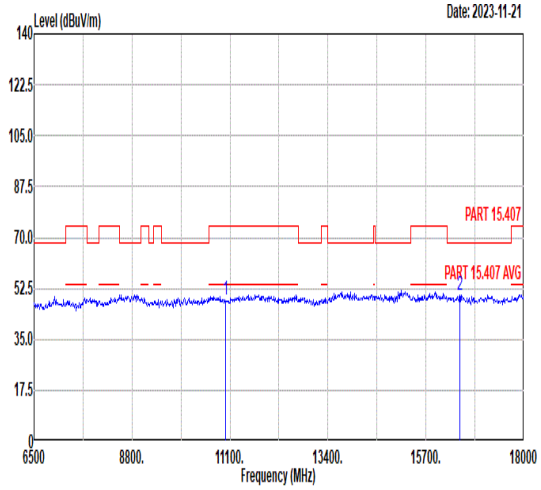 <br>Freq Level Limit Line Margin Read Level Ant Factor Cable Loss Preamp Factor APos TPos Remark<br>MHz dBuV/m dBuV/m dB dBuV dB/m dB dB cm deg<br>1 11000.00 48.48 74.00 -25.52 45.34 39.40 14.54 50.80 -- -- Peak<br>2 16500.00 50.03 68.30 -18.27 42.07 42.40 17.36 51.80 -- -- Peak |

| Mode | 88 | |
|---|---|---|
| | Harmonic | |
| | U-NII-2C_5.47-5.725_802.11be EHT20_CH116_Full_5580MHz | |
| ANT | CDD 5+6 | |
| Pol. | Horizontal | Vertical |
| Peak<br>Avg | 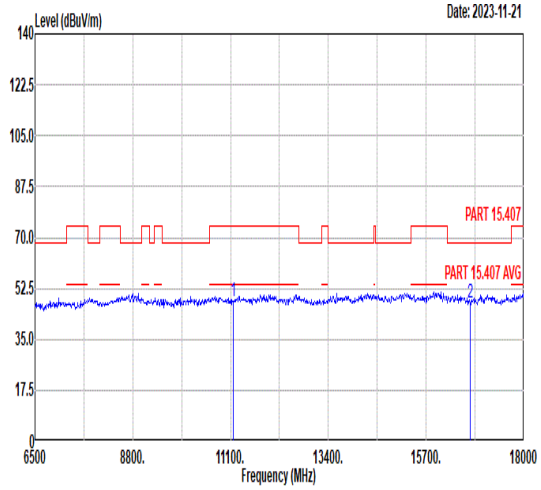 <br><br>Freq Level Limit Line Margin Read Level Ant Factor Cable Loss Preamp Factor APos TPos Remark<br>MHz dBuV/m dBuV/m dB dBuV dB/m dB dB cm deg<br>1 11160.00 48.18 74.00 -25.82 44.78 39.53 14.64 50.77 -- -- Peak<br>2 16740.00 47.61 68.30 -20.69 39.48 42.45 17.43 51.75 -- -- Peak | 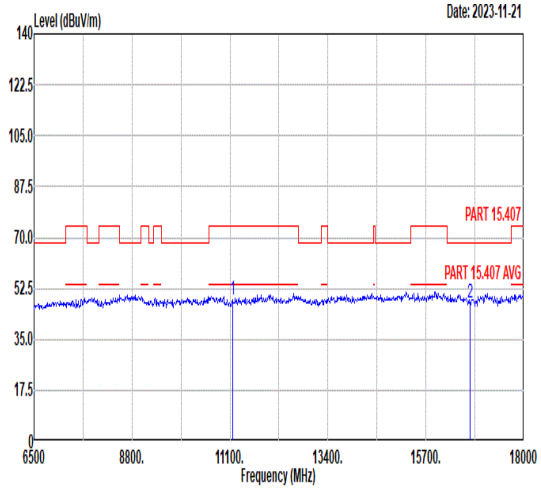 <br><br>Freq Level Limit Line Margin Read Level Ant Factor Cable Loss Preamp Factor APos TPos Remark<br>MHz dBuV/m dBuV/m dB dBuV dB/m dB dB cm deg<br>1 11160.00 48.63 74.00 -25.37 45.23 39.53 14.64 50.77 -- -- Peak<br>2 16740.00 47.41 68.30 -20.89 39.28 42.45 17.43 51.75 -- -- Peak |

| Mode | 89 | |
|---|---|---|
| | Band Edge | |
| | U-NII-2C_5.47-5.725_802.11be EHT20_CH140_Full_5700MHz | |
| ANT | CDD 5+6 | |
| Pol. | Horizontal | Fundamental |
| Peak | 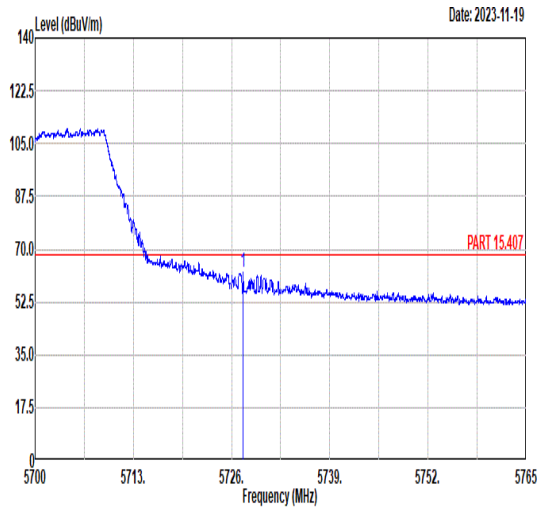 <br>Freq Level Limit Line Margin (dB) Read Level Ant Factor Cable Loss Preamp Factor APos TPos Remark<br>MHz dBuV/m dBuV/m dBuV dB/m dB dB cm deg<br>1 5727.53 62.19 68.30 -6.11 47.81 35.12 11.65 32.39 100 327 PEAK | 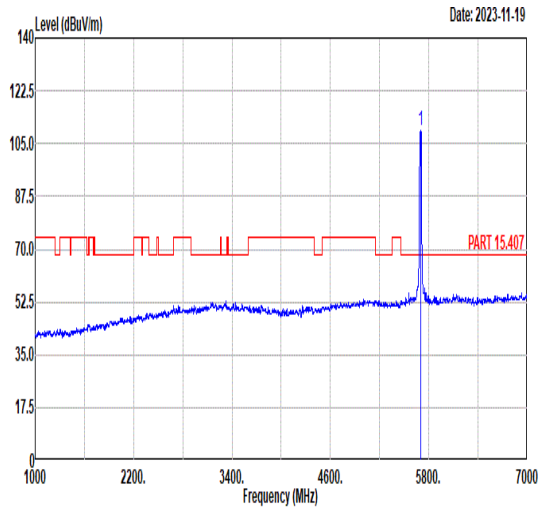 <br>Freq Level Limit Line Margin (dB) Read Level Ant Factor Cable Loss Preamp Factor APos TPos Remark<br>MHz dBuV/m dBuV/m dBuV dB/m dB dB cm deg<br>1 5700.00 109.21 ------ ------ 94.84 35.08 11.66 32.37 100 327 PEAK |
| Avg | Blank | 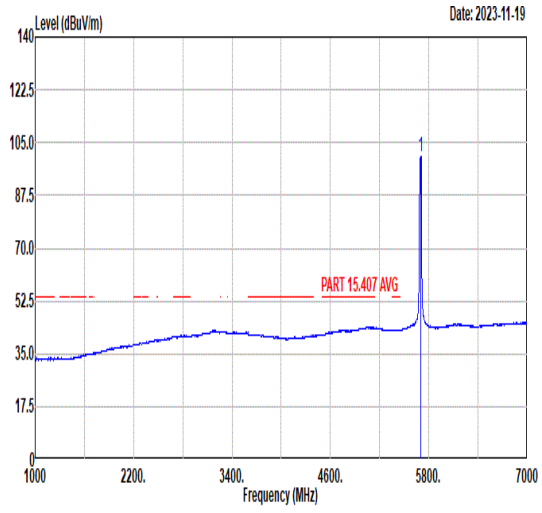 <br>Freq Level Limit Line Margin (dB) Read Level Ant Factor Cable Loss Preamp Factor APos TPos Remark<br>MHz dBuV/m dBuV/m dBuV dB/m dB dB cm deg<br>1 5700.00 100.26 ------ ------ 85.88 35.09 11.66 32.37 100 327 AVERAGE |

| Mode | 89 | |
|---|---|---|
| | Band Edge | |
| | U-NII-2C_5.47-5.725_802.11be EHT20_CH140_Full_5700MHz | |
| ANT | CDD 5+6 | |
| Pol. | Vertical | Fundamental |
| Peak | 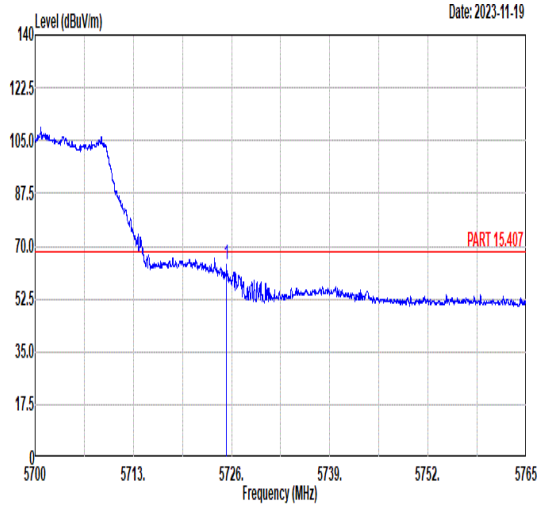 <br>Freq Level Limit Line Margin (dB) Read Level Ant Factor Cable Loss Preamp Factor APos TPos Remark<br>MHz dBuV/m dBuV/m dBuV dB/m dB dB cm deg<br>1 5725.32 63.95 68.30 -4.35 49.57 35.12 11.65 32.39 382 156 PEAK | 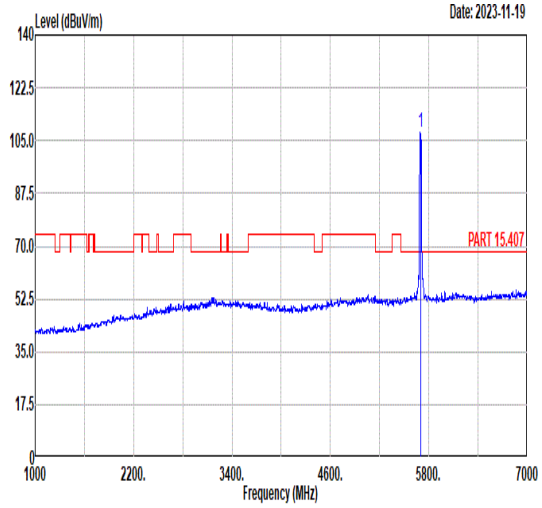 <br>Freq Level Limit Line Margin (dB) Read Level Ant Factor Cable Loss Preamp Factor APos TPos Remark<br>MHz dBuV/m dBuV/m dBuV dB/m dB dB cm deg<br>1 5700.00 107.64 ------ ------ 93.26 35.07 11.67 32.36 382 156 PEAK |
| Avg | Blank | 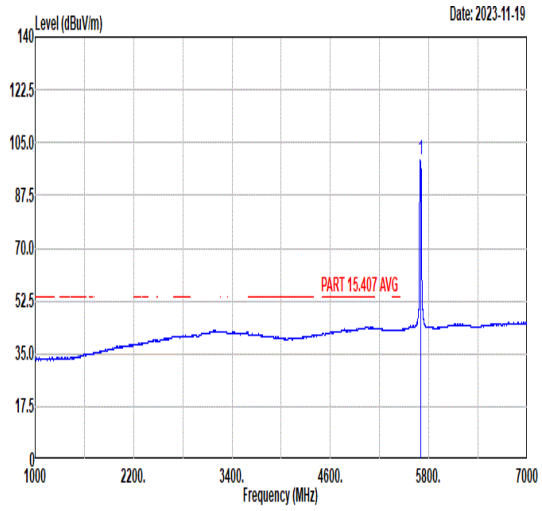 <br>Freq Level Limit Line Margin (dB) Read Level Ant Factor Cable Loss Preamp Factor APos TPos Remark<br>MHz dBuV/m dBuV/m dBuV dB/m dB dB cm deg<br>1 5700.00 99.38 ------ ------ 85.00 35.07 11.67 32.36 382 156 AVERAGE |

| Mode | 89 | |
|---|---|---|
| | Harmonic | |
| | U-NII-2C_5.47-5.725_802.11be EHT20_CH140_Full_5700MHz | |
| ANT | CDD 5+6 | |
| Pol. | Horizontal | Vertical |
| Peak<br>Avg | 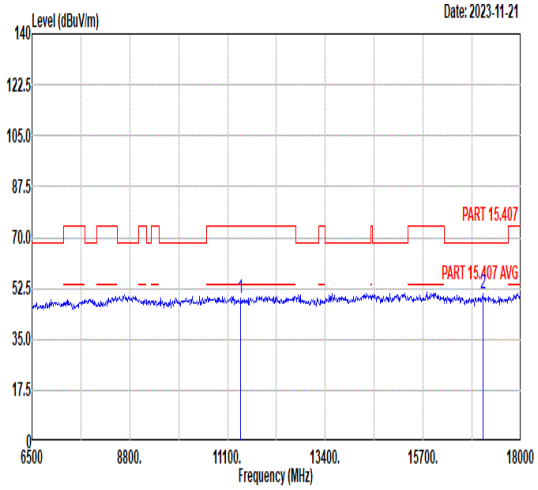 <br>Freq Level Limit Line Margin Read Level Ant Factor Cable Loss Preamp Factor APos TPos Remark<br>MHz dBuV/m dBuV/m dB dBuV dB/m dB dB cm deg<br>1 11400.00 49.11 74.00 -24.89 45.33 39.72 14.78 50.72 -- -- Peak<br>2 17100.00 50.76 68.30 -17.54 42.57 42.46 17.53 51.80 -- -- Peak | 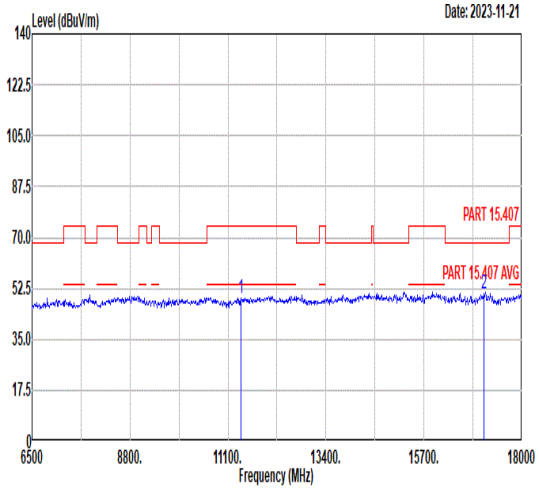 <br>Freq Level Limit Line Margin Read Level Ant Factor Cable Loss Preamp Factor APos TPos Remark<br>MHz dBuV/m dBuV/m dB dBuV dB/m dB dB cm deg<br>1 11400.00 48.95 74.00 -25.05 45.17 39.72 14.78 50.72 -- -- Peak<br>2 17100.00 50.50 68.30 -17.80 42.31 42.46 17.53 51.80 -- -- Peak |

| Mode | 90 | |
|---|---|---|
| | Band Edge - L | |
| | U-NII-1_5.15-5.25_802.11be EHT40_CH38_Full_5190MHz | |
| ANT | CDD 5+6 | |
| Pol. | Horizontal | Fundamental |
| Peak | 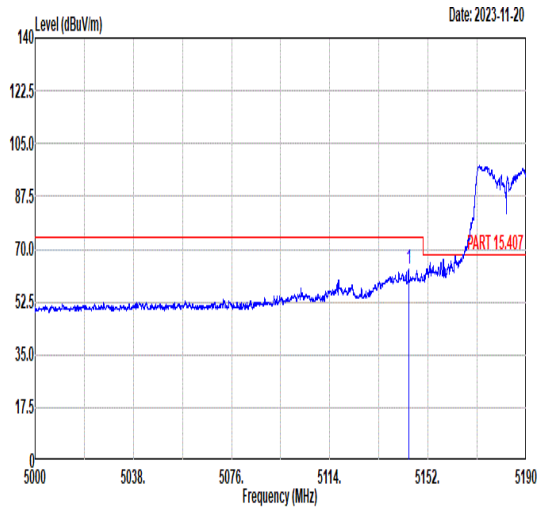 <br>Freq Level Limit Line Margin (dB) Read Level Ant Factor Cable Loss Preamp Factor APos TPos Remark<br>MHz dBuV/m dBuV/m dBuV dB/m dB dB cm deg<br>1 5144.51 63.60 74.00 -10.40 49.41 34.87 11.09 31.77 345 114 PEAK | 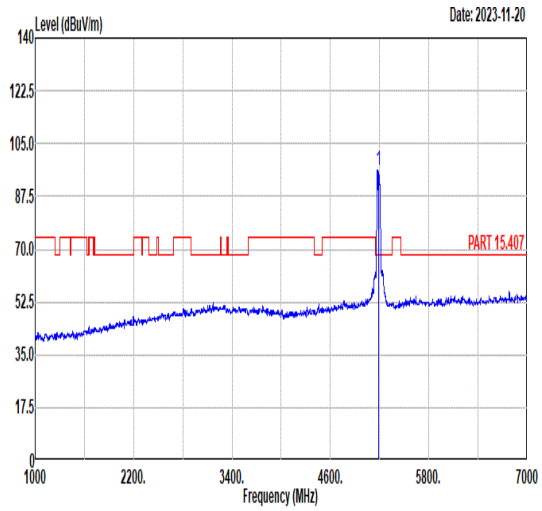 <br>Freq Level Limit Line Margin (dB) Read Level Ant Factor Cable Loss Preamp Factor APos TPos Remark<br>MHz dBuV/m dBuV/m dBuV dB/m dB dB cm deg<br>1 5190.00 96.27 ------ ------ 82.12 34.87 11.08 31.80 345 114 PEAK |
| Avg | 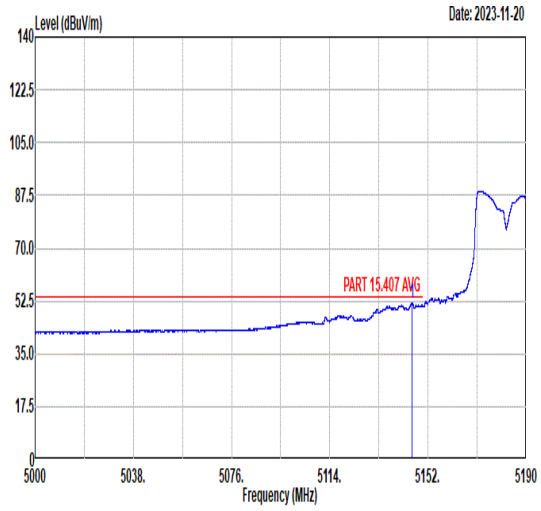 <br>Freq Level Limit Line Margin (dB) Read Level Ant Factor Cable Loss Preamp Factor APos TPos Remark<br>MHz dBuV/m dBuV/m dBuV dB/m dB dB cm deg<br>1 5145.84 51.78 54.00 -2.22 37.60 34.87 11.09 31.78 345 114 AVERAGE | 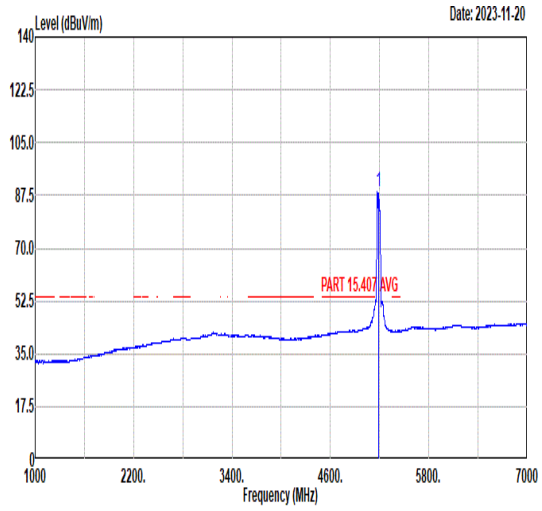 <br>Freq Level Limit Line Margin (dB) Read Level Ant Factor Cable Loss Preamp Factor APos TPos Remark<br>MHz dBuV/m dBuV/m dBuV dB/m dB dB cm deg<br>1 5190.00 88.57 ------ ------ 74.42 34.87 11.08 31.80 345 114 AVERAGE |

| Mode | 90 | |
|---|---|---|
| | Band Edge - R | |
| | U-NII-1_5.15-5.25_802.11be EHT40_CH38_Full_5190MHz | |
| ANT | CDD 5+6 | |
| Pol. | Horizontal | Fundamental |
| Peak | 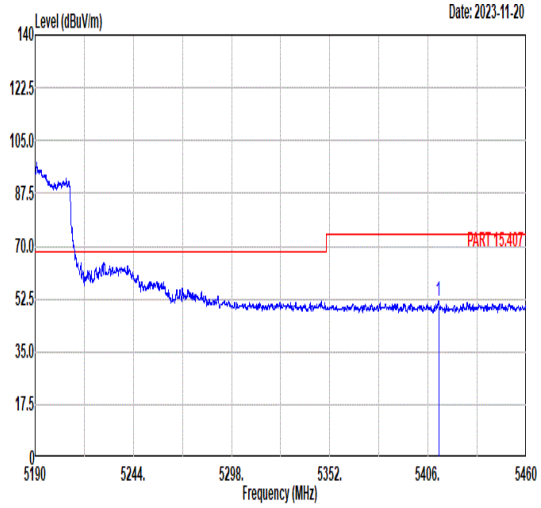 <br>Freq Level Limit Line Margin (dB) Read Level Ant Factor Cable Loss Preamp Factor APos TPos Remark<br>MHz dBuV/m dBuV/m dBuV dB/m dB dB cm deg<br>1 5411.81 51.90 74.00 -22.10 38.27 34.82 10.92 32.11 345 114 PEAK | Blank |
| Avg | 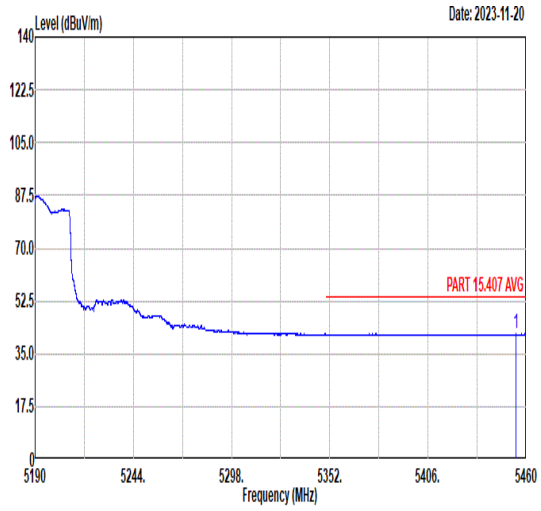 <br>Freq Level Limit Line Margin (dB) Read Level Ant Factor Cable Loss Preamp Factor APos TPos Remark<br>MHz dBuV/m dBuV/m dBuV dB/m dB dB cm deg<br>1 5454.47 41.53 54.00 -12.47 27.78 34.81 11.10 32.16 345 114 AVERAGE | Blank |

| Mode | 90 | |
|---|---|---|
| | Band Edge - L | |
| | U-NII-1_5.15-5.25_802.11be EHT40_CH38_Full_5190MHz | |
| ANT | CDD 5+6 | |
| Pol. | Vertical | Fundamental |
| Peak | 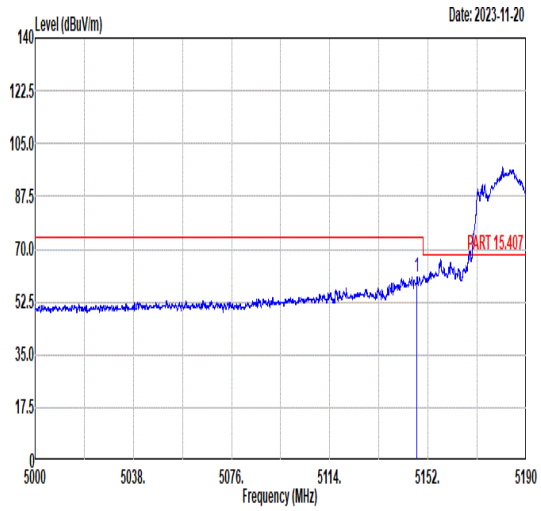 <br>Freq Level Limit Line Margin (dB) Read Level Ant Factor Cable Loss Preamp Factor APos TPos Remark<br>MHz dBuV/m dBuV/m dBuV dB/m dB dB cm deg<br>1 5147.73 60.98 74.00 -13.02 46.80 34.87 11.09 31.78 100 274 PEAK | 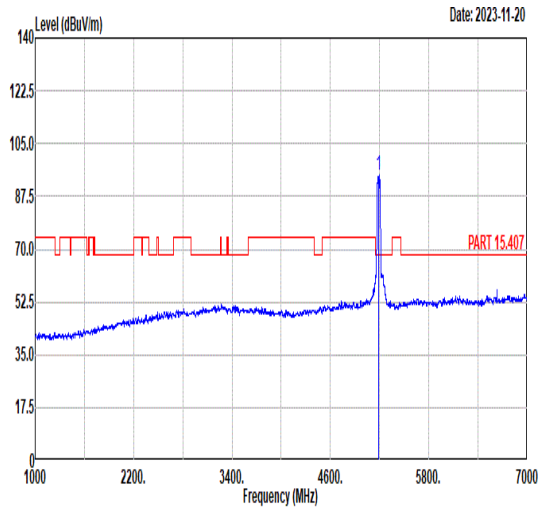 <br>Freq Level Limit Line Margin (dB) Read Level Ant Factor Cable Loss Preamp Factor APos TPos Remark<br>MHz dBuV/m dBuV/m dBuV dB/m dB dB cm deg<br>1 5190.00 94.34 ------ ------ 80.26 34.86 11.06 31.84 100 274 PEAK |
| Avg | 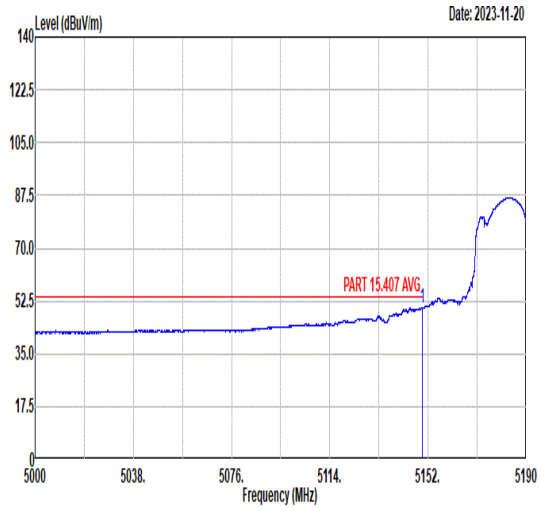 <br>Freq Level Limit Line Margin (dB) Read Level Ant Factor Cable Loss Preamp Factor APos TPos Remark<br>MHz dBuV/m dBuV/m dBuV dB/m dB dB cm deg<br>1 5149.83 50.30 54.00 -3.70 36.12 34.87 11.09 31.78 100 274 AVERAGE | 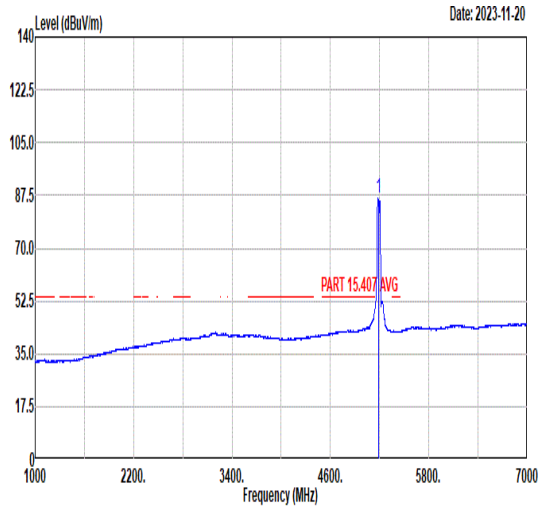 <br>Freq Level Limit Line Margin (dB) Read Level Ant Factor Cable Loss Preamp Factor APos TPos Remark<br>MHz dBuV/m dBuV/m dBuV dB/m dB dB cm deg<br>1 5190.00 86.39 ------ ------ 72.28 34.86 11.07 31.82 100 274 AVERAGE |

| Mode | 90 | |
|---|---|---|
| | Band Edge - R | |
| | U-NII-1_5.15-5.25_802.11be EHT40_CH38_Full_5190MHz | |
| ANT | CDD 5+6 | |
| Pol. | Vertical | Fundamental |
| Peak | 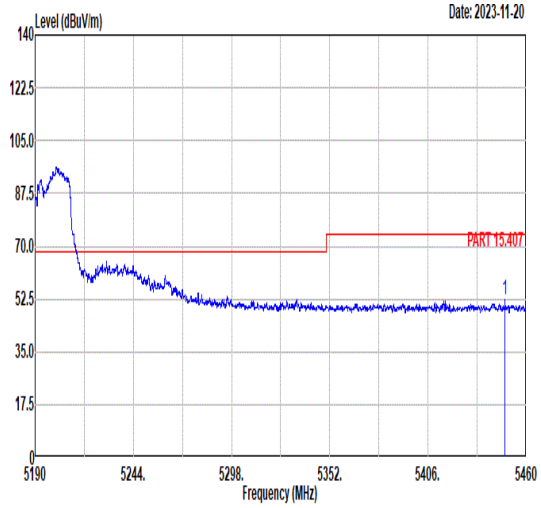 <br>Freq Level Limit Line Margin (dB) Read Level Ant Factor Cable Loss Preamp Factor APos TPos Remark<br>MHz dBuV/m dBuV/m dBuV dB/m dB dB cm deg<br>1 5448.26 52.14 74.00 -21.86 38.41 34.81 11.07 32.15 100 274 PEAK | Blank |
| Avg | 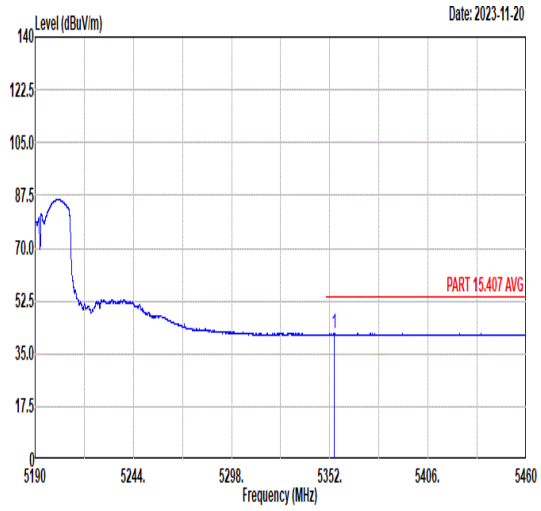 <br>Freq Level Limit Line Margin (dB) Read Level Ant Factor Cable Loss Preamp Factor APos TPos Remark<br>MHz dBuV/m dBuV/m dBuV dB/m dB dB cm deg<br>1 5354.59 41.58 54.00 -12.42 27.84 34.83 10.94 32.03 100 274 AVERAGE | Blank |

| Mode | 91 |
|---|---|
| | Band Edge - L |
| | U-NII-1_5.15-5.25_802.11be EHT40_CH46_Full_5230MHz |
| ANT | CDD 5+6 |

| Pol. | Horizontal | Fundamental |
|---|---|---|
| Peak | 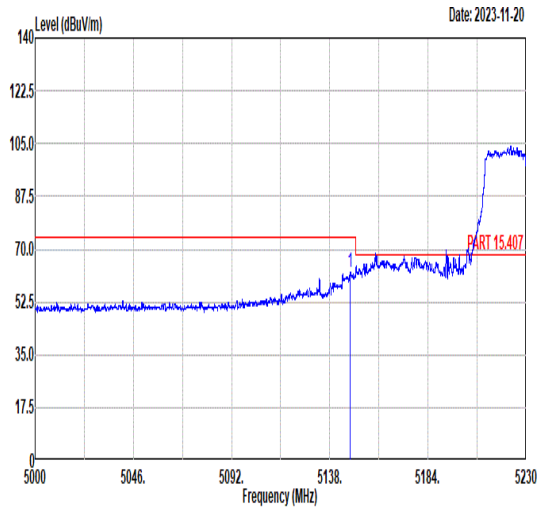 <br>Freq Level Limit Line Margin (dB) Read Level Ant Factor Cable Loss Preamp Factor APos TPos Remark<br>MHz dBuV/m dBuV/m dBuV dB/m dB dB cm deg<br>1 5147.55 62.51 74.00 -11.49 48.33 34.87 11.09 31.78 356 61 PEAK | 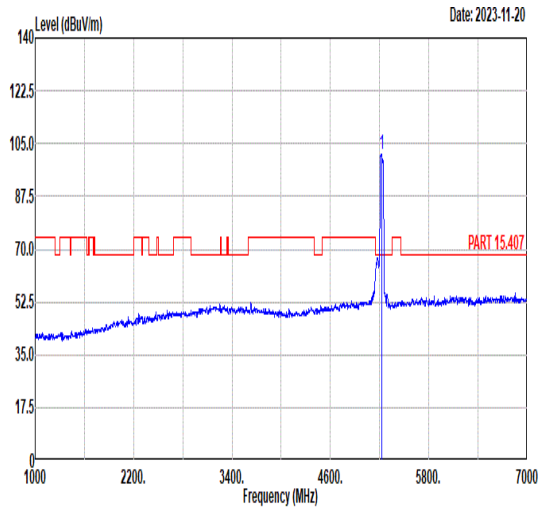 <br>Freq Level Limit Line Margin (dB) Read Level Ant Factor Cable Loss Preamp Factor APos TPos Remark<br>MHz dBuV/m dBuV/m dBuV dB/m dB dB cm deg<br>1 5230.00 101.66 ------ ------ 87.63 34.86 11.04 31.87 356 61 PEAK |
| Avg | 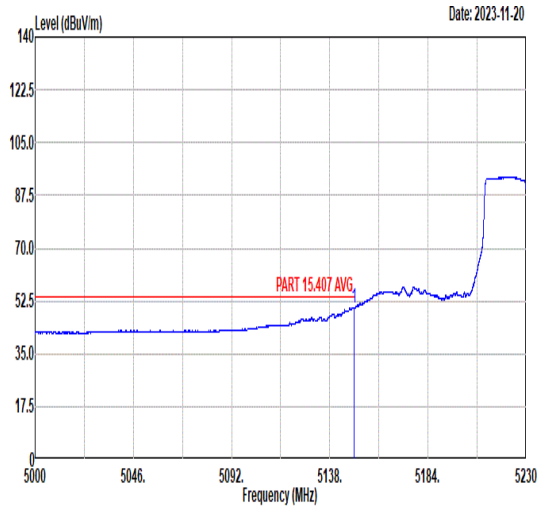 <br>Freq Level Limit Line Margin (dB) Read Level Ant Factor Cable Loss Preamp Factor APos TPos Remark<br>MHz dBuV/m dBuV/m dBuV dB/m dB dB cm deg<br>1 5149.39 50.44 54.00 -3.56 36.26 34.87 11.09 31.78 356 61 AVERAGE | 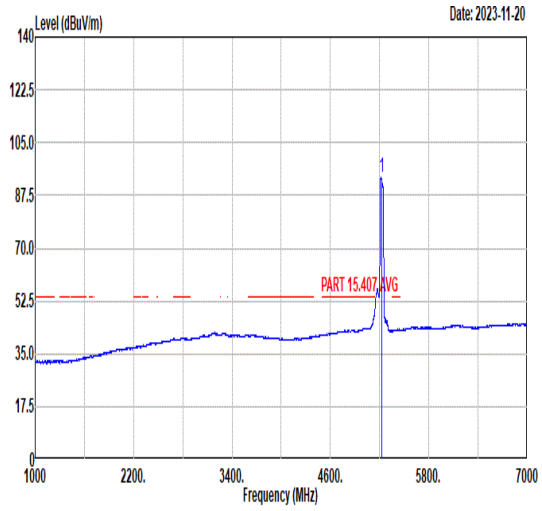 <br>Freq Level Limit Line Margin (dB) Read Level Ant Factor Cable Loss Preamp Factor APos TPos Remark<br>MHz dBuV/m dBuV/m dBuV dB/m dB dB cm deg<br>1 5230.00 93.27 ------ ------ 79.24 34.86 11.04 31.87 356 61 AVERAGE |

| Mode | 91 | |
|---|---|---|
| | Band Edge - R | |
| | U-NII-1_5.15-5.25_802.11be EHT40_CH46_Full_5230MHz | |
| ANT | CDD 5+6 | |
| Pol. | Horizontal | Fundamental |
| Peak | 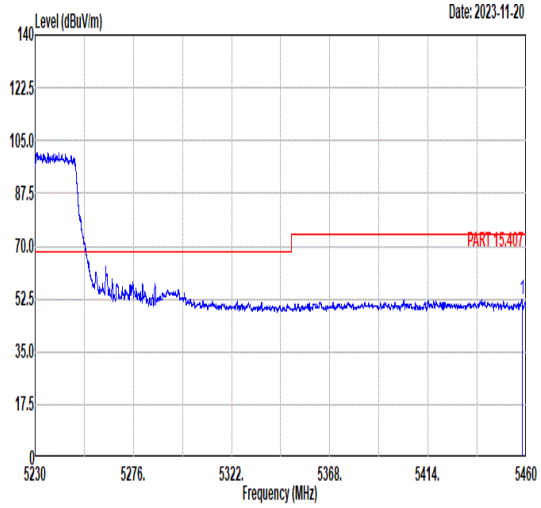 <br>Freq Level Limit Line Margin (dB) Read Level Ant Factor Cable Loss Preamp Factor APos TPos Remark<br>MHz dBuV/m dBuV/m dBuV dB/m dB dB cm deg<br>1 5458.05 52.29 74.00 -21.71 38.53 34.81 11.11 32.16 356 61 PEAK | Blank |
| Avg | 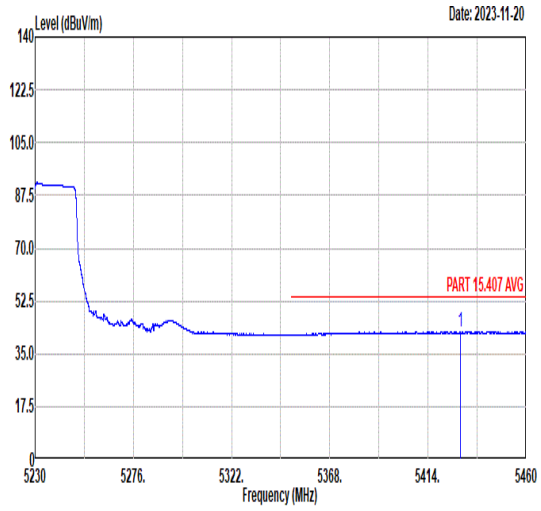 <br>Freq Level Limit Line Margin (dB) Read Level Ant Factor Cable Loss Preamp Factor APos TPos Remark<br>MHz dBuV/m dBuV/m dBuV dB/m dB dB cm deg<br>1 5429.09 42.42 54.00 -11.58 28.75 34.81 10.99 32.13 356 61 AVERAGE | Blank |

| Mode | 91 |
|---|---|
| | Band Edge - L |
| | U-NII-1_5.15-5.25_802.11be EHT40_CH46_Full_5230MHz |
| ANT | CDD 5+6 |

| Pol. | Vertical | Fundamental |
|---|---|---|
| Peak | 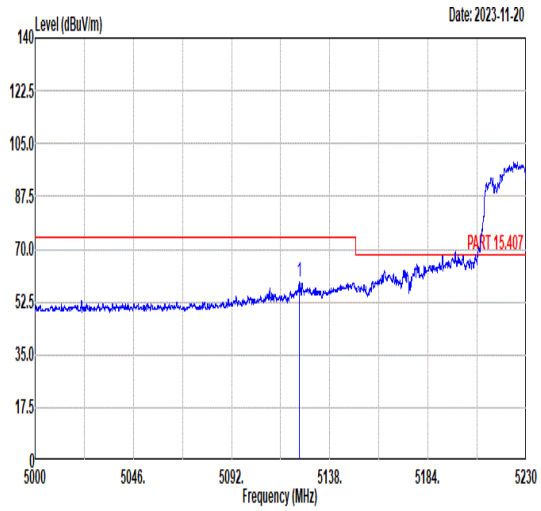 <br>Freq Level Limit Line Margin (dB) Read Level Ant Factor Cable Loss Preamp Factor APos TPos Remark<br>MHz dBuV/m dBuV/m dBuV dB/m dB dB cm deg<br>1 5123.63 59.25 74.00 -14.75 45.02 34.88 11.10 31.75 400 58 PEAK | 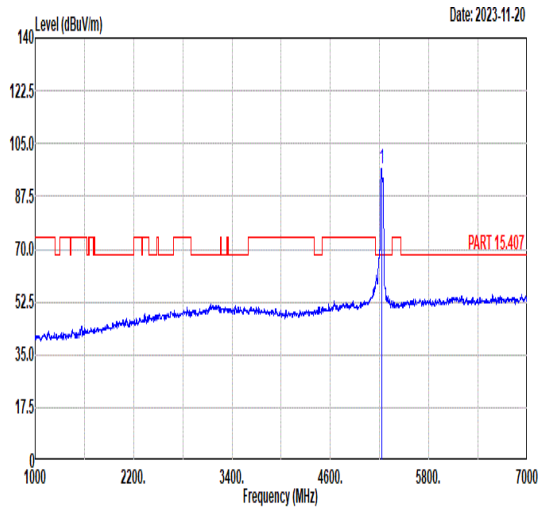 <br>Freq Level Limit Line Margin (dB) Read Level Ant Factor Cable Loss Preamp Factor APos TPos Remark<br>MHz dBuV/m dBuV/m dBuV dB/m dB dB cm deg<br>1 5230.00 96.70 ------ ------ 82.67 34.86 11.04 31.87 400 58 PEAK |
| Avg | 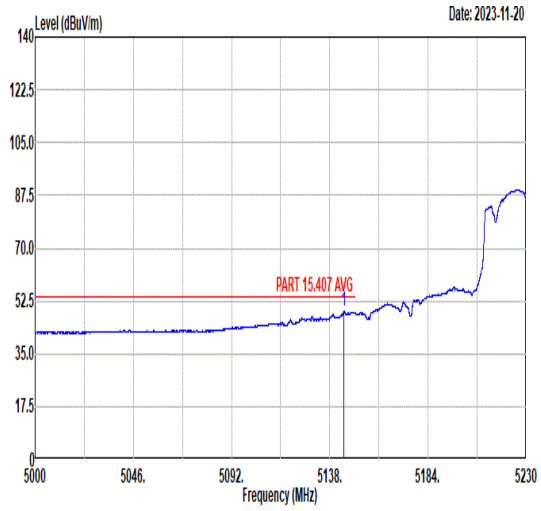 <br>Freq Level Limit Line Margin (dB) Read Level Ant Factor Cable Loss Preamp Factor APos TPos Remark<br>MHz dBuV/m dBuV/m dBuV dB/m dB dB cm deg<br>1 5144.56 49.19 54.00 -4.81 35.00 34.87 11.09 31.77 400 58 AVERAGE | 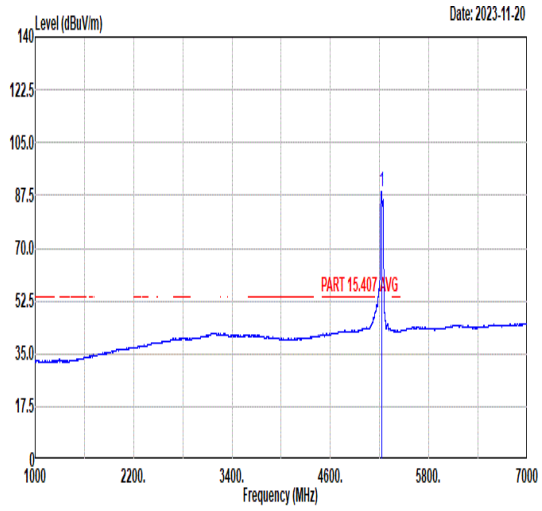 <br>Freq Level Limit Line Margin (dB) Read Level Ant Factor Cable Loss Preamp Factor APos TPos Remark<br>MHz dBuV/m dBuV/m dBuV dB/m dB dB cm deg<br>1 5230.00 88.96 ------ ------ 74.93 34.86 11.04 31.87 400 58 AVERAGE |

| Mode | 91 | |
|---|---|---|
| | Band Edge - R | |
| | U-NII-1_5.15-5.25_802.11be EHT40_CH46_Full_5230MHz | |
| ANT | CDD 5+6 | |
| Pol. | Vertical | Fundamental |
| Peak | 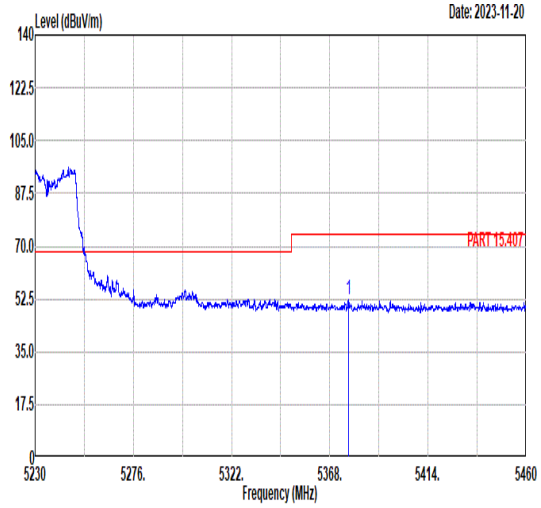 <br>Freq Level Limit Line Margin (dB) Read Level Ant Factor Cable Loss Preamp Factor APos TPos Remark<br>MHz dBuV/m dBuV/m dBuV dB/m dB dB cm deg<br>1 5376.63 52.04 74.00 -21.96 38.36 34.82 10.92 32.06 400 58 PEAK | Blank |
| Avg | 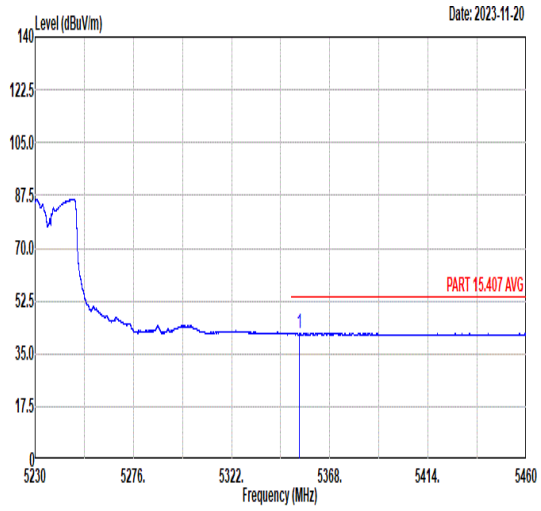 <br>Freq Level Limit Line Margin (dB) Read Level Ant Factor Cable Loss Preamp Factor APos TPos Remark<br>MHz dBuV/m dBuV/m dBuV dB/m dB dB cm deg<br>1 5353.88 41.84 54.00 -12.16 28.10 34.83 10.94 32.03 400 58 AVERAGE | Blank |

| Mode | 92 | |
|---|---|---|
| | Band Edge - L | |
| | U-NII-2A_5.25-5.35_802.11be EHT40_CH54_Full_5270MHz | |
| ANT | CDD 5+6 | |
| Pol. | Horizontal | Fundamental |
| Peak | 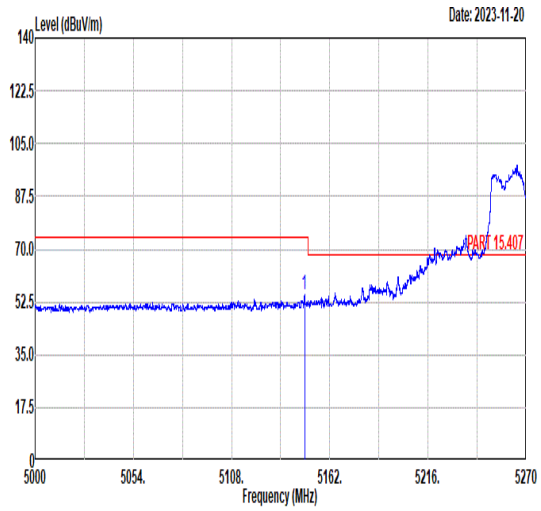 <br>Freq Level Limit Line Margin (dB) Read Level Ant Factor Cable Loss Preamp Factor APos TPos Remark<br>1 5148.10 54.86 74.00 -19.14 40.68 34.87 11.09 31.78 400 106 PEAK | 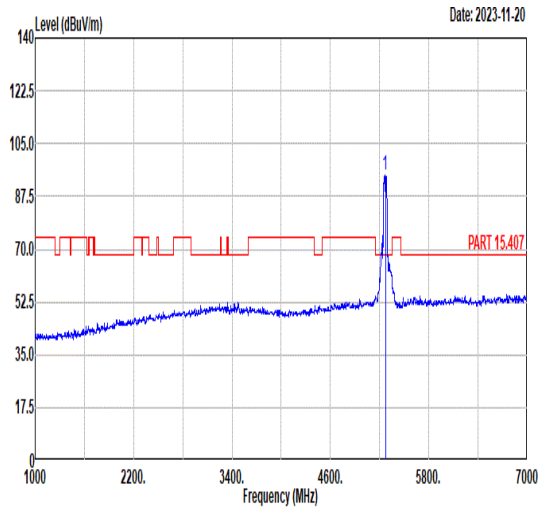 <br>Freq Level Limit Line Margin (dB) Read Level Ant Factor Cable Loss Preamp Factor APos TPos Remark<br>1 5270.00 94.57 ------ ------ 80.63 34.85 11.01 31.92 400 106 PEAK |
| Avg | 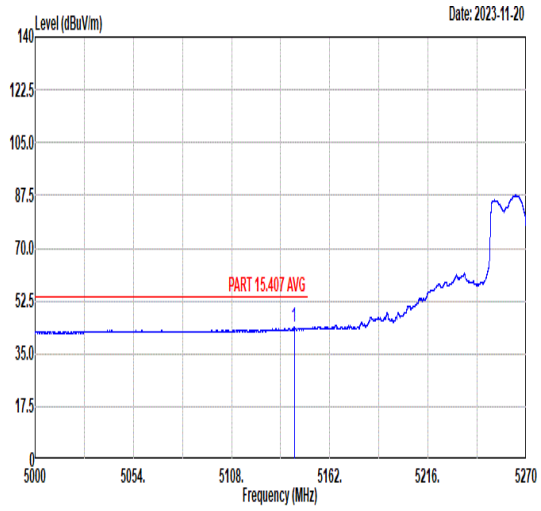 <br>Freq Level Limit Line Margin (dB) Read Level Ant Factor Cable Loss Preamp Factor APos TPos Remark<br>1 5142.43 43.75 54.00 -10.25 29.56 34.87 11.09 31.77 400 106 AVERAGE | 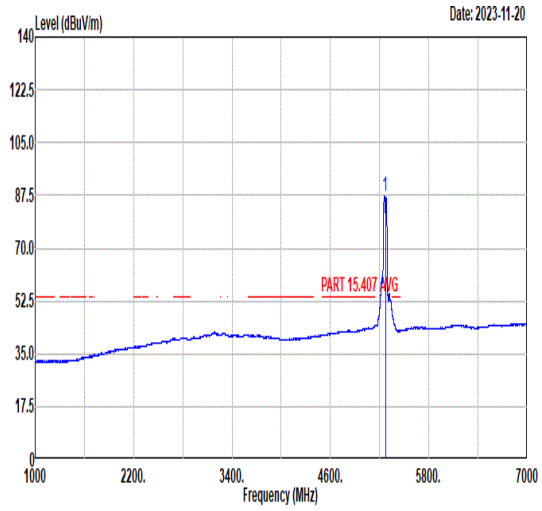 <br>Freq Level Limit Line Margin (dB) Read Level Ant Factor Cable Loss Preamp Factor APos TPos Remark<br>1 5270.00 87.23 ------ ------ 73.29 34.85 11.01 31.92 400 106 AVERAGE |

| Mode | 92 | |
|---|---|---|
| | Band Edge - R | |
| | U-NII-2A_5.25-5.35_802.11be EHT40_CH54_Full_5270MHz | |
| ANT | CDD 5+6 | |
| Pol. | Horizontal | Fundamental |
| Peak | 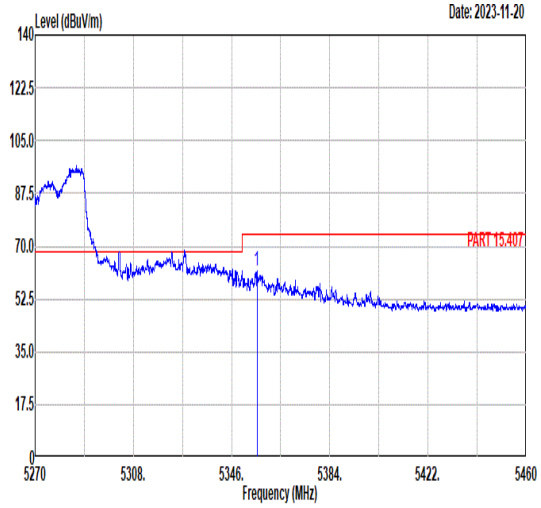 <br>Freq Level Limit Line Margin (dB) Read Level Ant Factor Cable Loss Preamp Factor APos TPos Remark<br>MHz dBuV/m dBuV/m dBuV dB/m dB dB cm deg<br>1 5355.80 61.97 74.00 -12.03 48.24 34.83 10.94 32.04 400 106 PEAK | Blank |
| Avg | 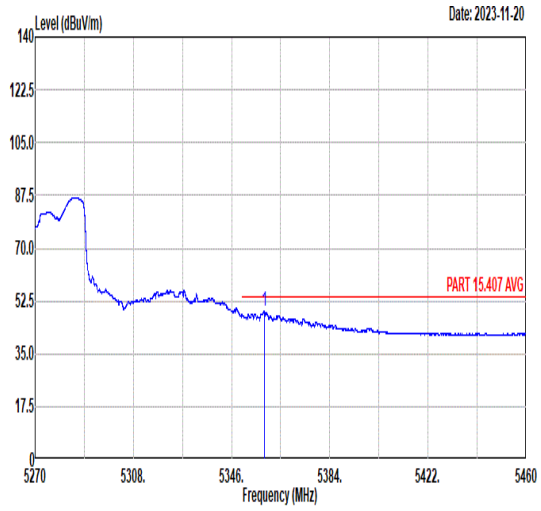 <br>Freq Level Limit Line Margin (dB) Read Level Ant Factor Cable Loss Preamp Factor APos TPos Remark<br>MHz dBuV/m dBuV/m dBuV dB/m dB dB cm deg<br>1 5358.64 49.08 54.00 -4.92 35.35 34.83 10.94 32.04 400 106 AVERAGE | Blank |

| Mode | 92 | |
|---|---|---|
| | Band Edge - L | |
| | U-NII-2A_5.25-5.35_802.11be EHT40_CH54_Full_5270MHz | |
| ANT | CDD 5+6 | |
| Pol. | Vertical | Fundamental |
| Peak | 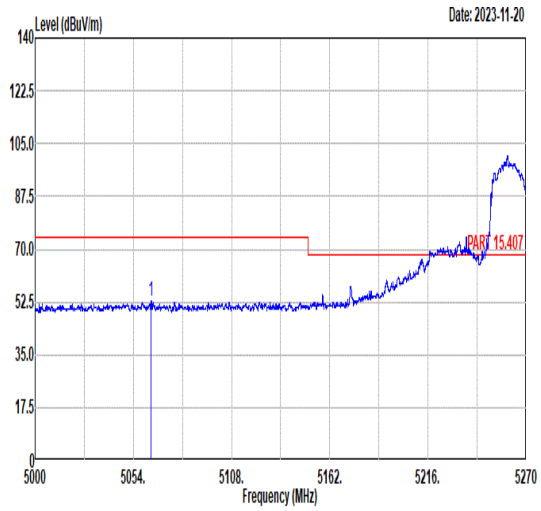 <br>Freq Level Limit Line Margin (dB) Read Level Ant Factor Cable Loss Preamp Factor APos TPos Remark<br>1 5063.88 52.92 74.00 -21.08 38.57 34.89 11.13 31.67 400 193 PEAK | 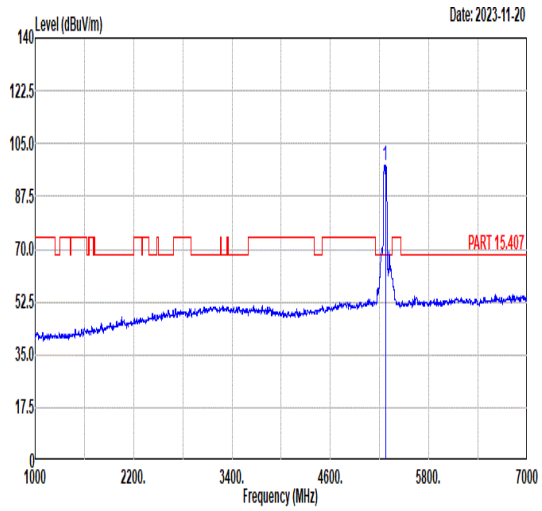 <br>Freq Level Limit Line Margin (dB) Read Level Ant Factor Cable Loss Preamp Factor APos TPos Remark<br>1 5270.00 97.84 ------ ------ 83.88 34.85 11.02 31.91 400 193 PEAK |
| Avg | 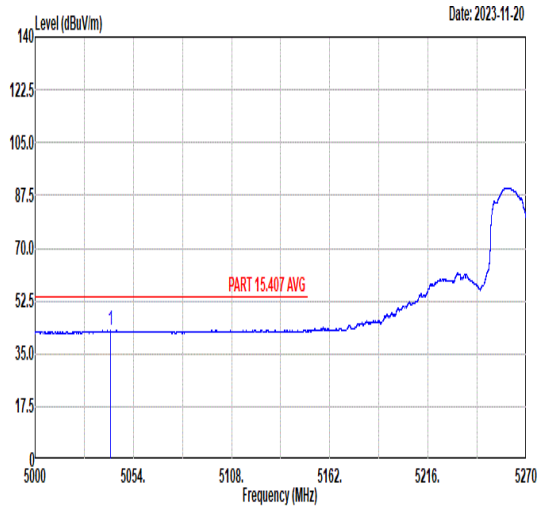 <br>Freq Level Limit Line Margin (dB) Read Level Ant Factor Cable Loss Preamp Factor APos TPos Remark<br>1 5041.47 42.67 54.00 -11.33 28.28 34.89 11.15 31.65 400 193 AVERAGE | 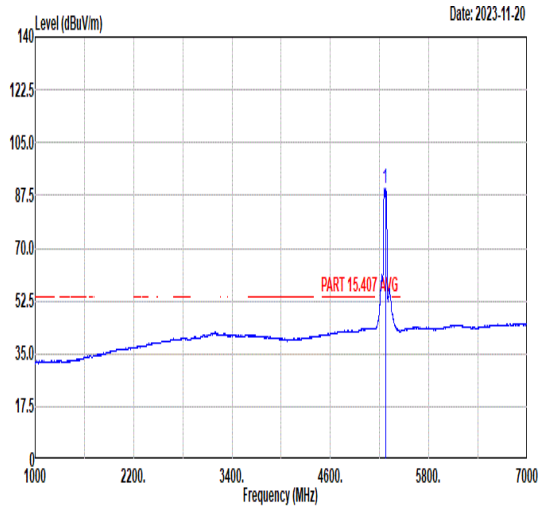 <br>Freq Level Limit Line Margin (dB) Read Level Ant Factor Cable Loss Preamp Factor APos TPos Remark<br>1 5270.00 89.73 ------ ------ 75.77 34.85 11.02 31.91 400 193 AVERAGE |

| Mode | 92 | |
|---|---|---|
| | Band Edge - R | |
| | U-NII-2A_5.25-5.35_802.11be EHT40_CH54_Full_5270MHz | |
| ANT | CDD 5+6 | |
| Pol. | Vertical | Fundamental |
| Peak | 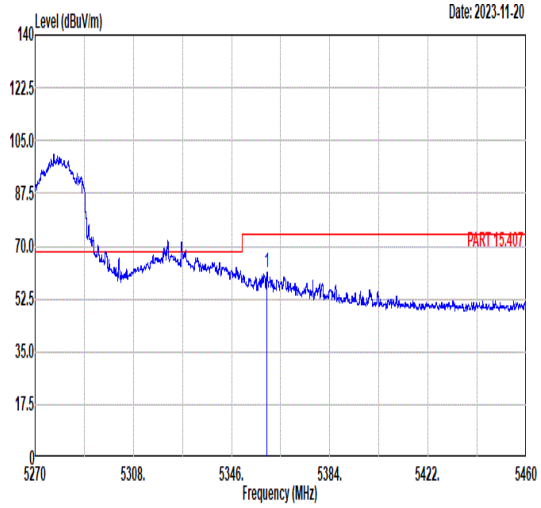 <br>Freq Level Limit Line Margin (dB) Read Level Ant Factor Cable Loss Preamp Factor APos TPos Remark<br>MHz dBuV/m dBuV/m dBuV dB/m dB dB cm deg<br>1 5359.59 61.38 74.00 -12.62 47.65 34.83 10.94 32.04 400 193 PEAK | Blank |
| Avg | 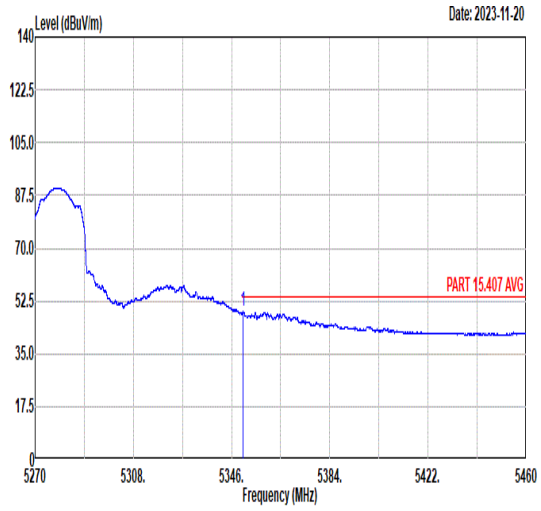 <br>Freq Level Limit Line Margin (dB) Read Level Ant Factor Cable Loss Preamp Factor APos TPos Remark<br>MHz dBuV/m dBuV/m dBuV dB/m dB dB cm deg<br>1 5350.29 48.87 54.00 -5.13 35.13 34.83 10.94 32.03 400 193 AVERAGE | Blank |

| Mode | 93 |
|---|---|
| | Band Edge - L |
| | U-NII-2A_5.25-5.35_802.11be EHT40_CH62_Full_5310MHz |
| ANT | CDD 5+6 |

| Pol. | Horizontal | Fundamental |
|---|---|---|
| Peak | 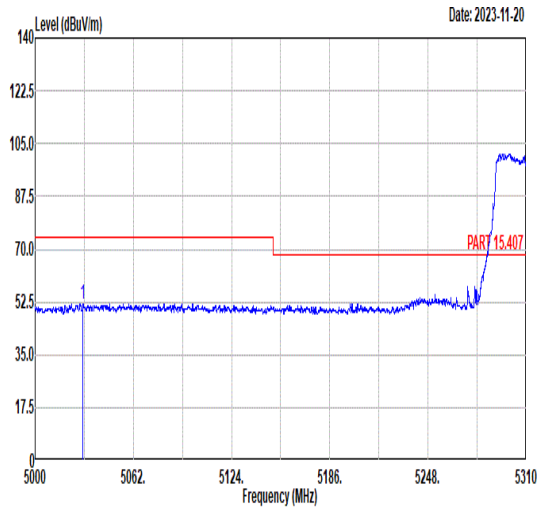 <br>Freq Level Limit Line Margin (dB) Read Level Ant Factor Cable Loss Preamp Factor APos TPos Remark<br>1 5030.23 52.03 74.00 -21.97 37.62 34.89 11.15 31.63 349 62 PEAK | 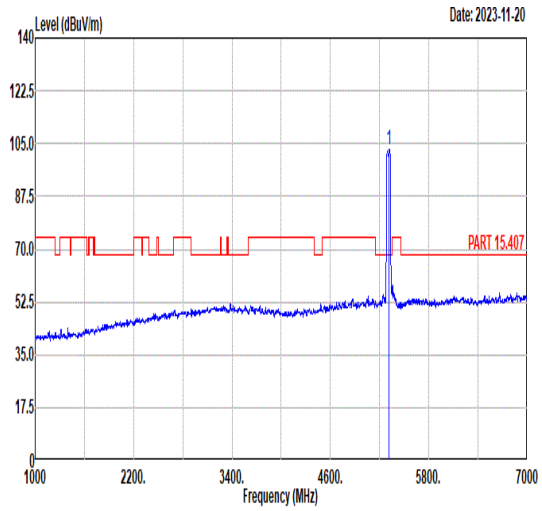 <br>Freq Level Limit Line Margin (dB) Read Level Ant Factor Cable Loss Preamp Factor APos TPos Remark<br>1 5310.00 103.28 ------ ------ 89.48 34.84 10.96 32.00 349 62 PEAK |
| Avg | 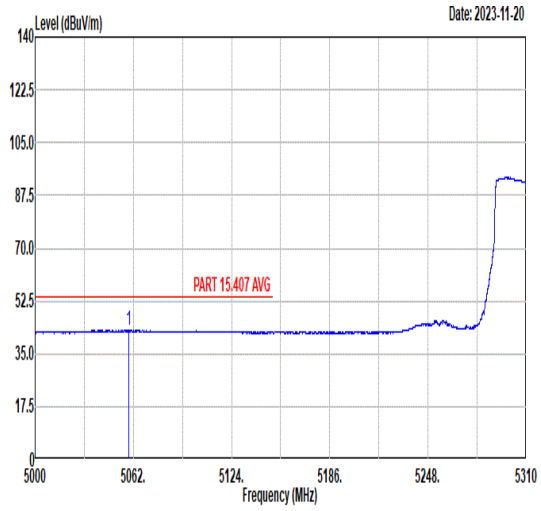 <br>Freq Level Limit Line Margin (dB) Read Level Ant Factor Cable Loss Preamp Factor APos TPos Remark<br>1 5059.06 42.80 54.00 -11.20 28.44 34.89 11.14 31.67 349 62 AVERAGE | 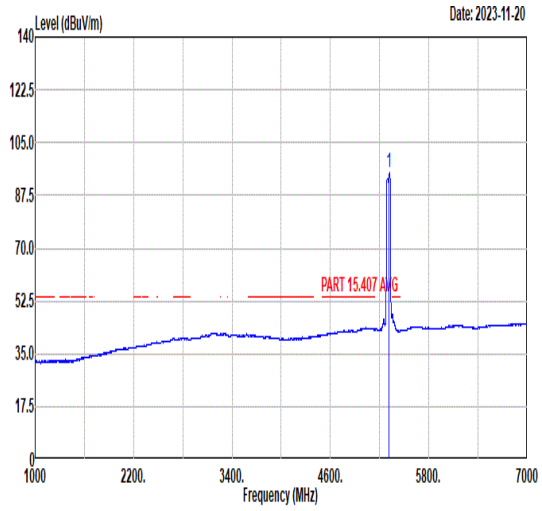 <br>Freq Level Limit Line Margin (dB) Read Level Ant Factor Cable Loss Preamp Factor APos TPos Remark<br>1 5310.00 95.00 ------ ------ 81.20 34.84 10.96 32.00 349 62 AVERAGE |

| Mode | 93 | |
|---|---|---|
| | Band Edge - R | |
| | U-NII-2A_5.25-5.35_802.11be EHT40_CH62_Full_5310MHz | |
| ANT | CDD 5+6 | |
| Pol. | Horizontal | Fundamental |
| Peak | 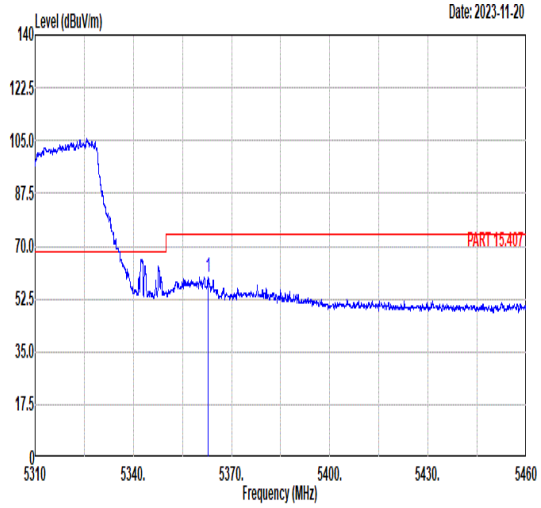 <br>Freq Level Limit Line Margin (dB) Read Level Ant Factor Cable Loss Preamp Factor APos TPos Remark<br>MHz dBuV/m dBuV/m dBuV dB/m dB dB cm deg<br>1 5362.89 59.87 74.00 -14.13 46.16 34.83 10.93 32.05 349 62 PEAK | Blank |
| Avg | 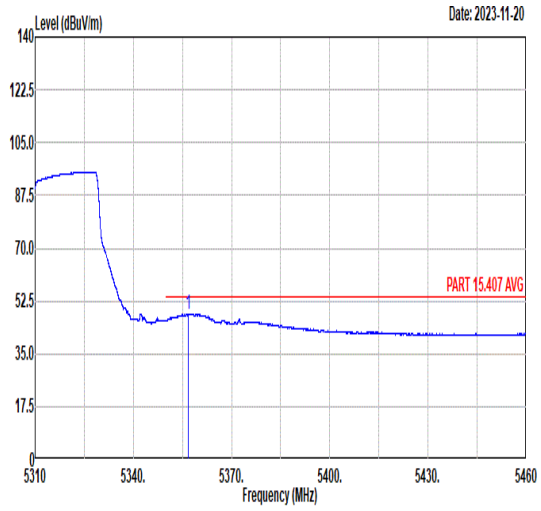 <br>Freq Level Limit Line Margin (dB) Read Level Ant Factor Cable Loss Preamp Factor APos TPos Remark<br>MHz dBuV/m dBuV/m dBuV dB/m dB dB cm deg<br>1 5356.73 48.15 54.00 -5.85 34.42 34.83 10.94 32.04 349 62 AVERAGE | Blank |

| Mode | 93 |
|---|---|
| | Band Edge - L |
| | U-NII-2A_5.25-5.35_802.11be EHT40_CH62_Full_5310MHz |
| ANT | CDD 5+6 |

| Pol. | Vertical | Fundamental |
|---|---|---|
| Peak | 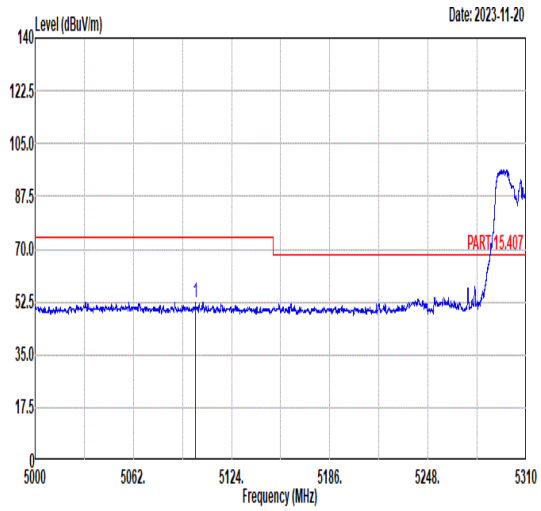 <br>Freq Level Limit Line Margin (dB) Read Level Ant Factor Cable Loss Preamp Factor APos TPos Remark<br>MHz dBuV/m dBuV/m dBuV dB/m dB dB cm deg<br>1 5101.22 52.41 74.00 -21.59 38.14 34.88 11.11 31.72 400 186 PEAK | 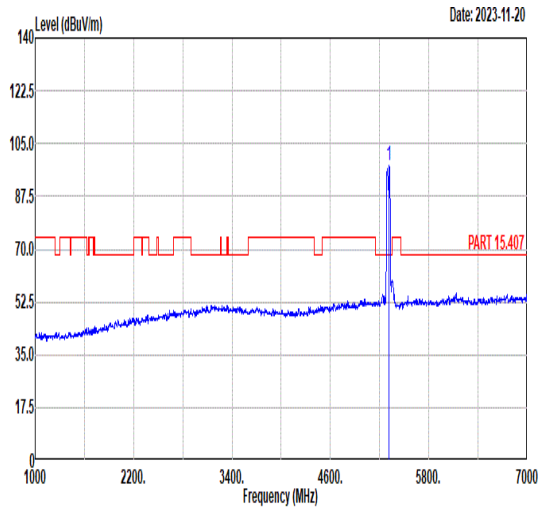 <br>Freq Level Limit Line Margin (dB) Read Level Ant Factor Cable Loss Preamp Factor APos TPos Remark<br>MHz dBuV/m dBuV/m dBuV dB/m dB dB cm deg<br>1 5310.00 97.70 ------ ------ 83.88 34.84 10.97 31.99 400 186 PEAK |
| Avg | 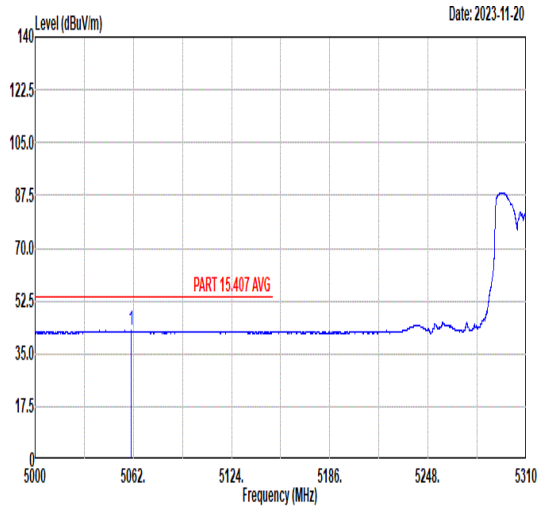 <br>Freq Level Limit Line Margin (dB) Read Level Ant Factor Cable Loss Preamp Factor APos TPos Remark<br>MHz dBuV/m dBuV/m dBuV dB/m dB dB cm deg<br>1 5060.64 42.59 54.00 -11.41 28.23 34.89 11.14 31.67 400 186 AVERAGE | 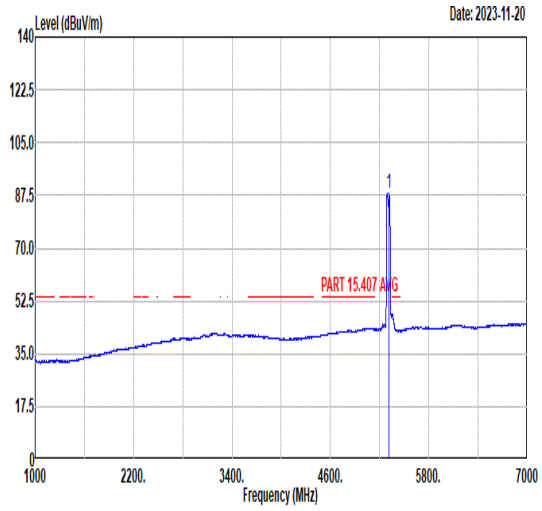 <br>Freq Level Limit Line Margin (dB) Read Level Ant Factor Cable Loss Preamp Factor APos TPos Remark<br>MHz dBuV/m dBuV/m dBuV dB/m dB dB cm deg<br>1 5310.00 88.18 ------ ------ 74.31 34.84 10.99 31.96 400 186 AVERAGE |

| Mode | 93 | |
|---|---|---|
| | Band Edge - R | |
| | U-NII-2A_5.25-5.35_802.11be EHT40_CH62_Full_5310MHz | |
| ANT | CDD 5+6 | |
| Pol. | Vertical | Fundamental |
| Peak | 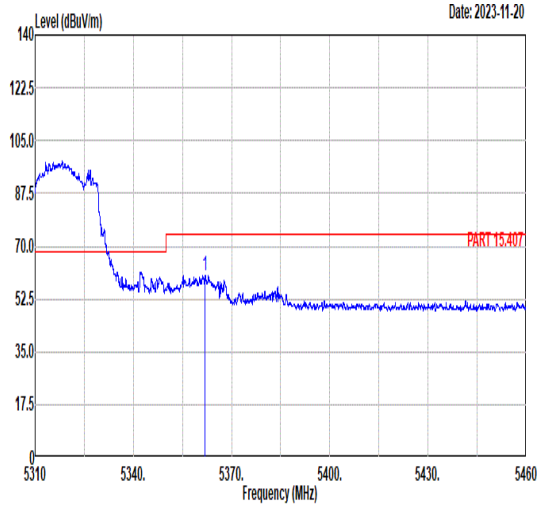 <br>Freq Level Limit Line Margin (dB) Read Level Ant Factor Cable Loss Preamp Factor APos TPos Remark<br>MHz dBuV/m dBuV/m dBuV dB/m dB dB cm deg<br>1 5361.98 60.39 74.00 -13.61 46.67 34.83 10.93 32.04 400 186 PEAK | Blank |
| Avg | 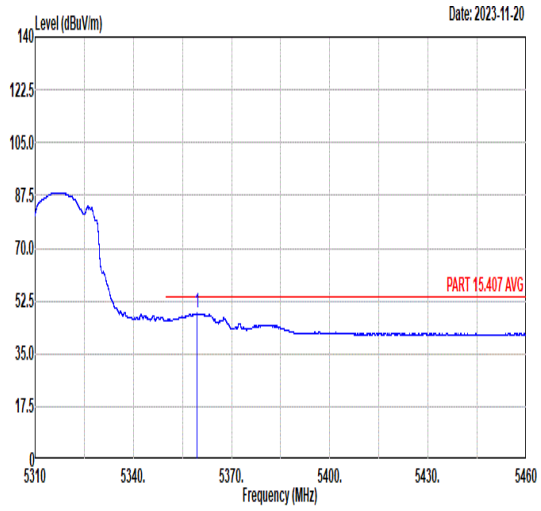 <br>Freq Level Limit Line Margin (dB) Read Level Ant Factor Cable Loss Preamp Factor APos TPos Remark<br>MHz dBuV/m dBuV/m dBuV dB/m dB dB cm deg<br>1 5359.43 48.73 54.00 -5.27 35.00 34.83 10.94 32.04 400 186 AVERAGE | Blank |

| Mode | 94 |
|---|---|
| | Band Edge - L |
| | U-NII-2C_5.47-5.725_802.11be EHT40_CH102_Full_5510MHz |
| ANT | CDD 5+6 |

| Pol. | Horizontal | Fundamental |
|---|---|---|
| Peak | 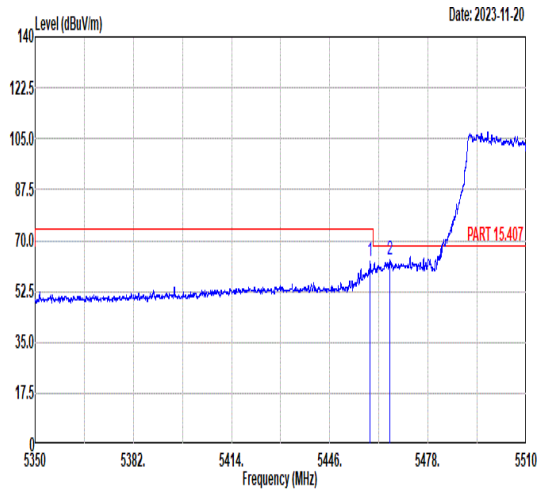 <br>Freq Level Limit Line Margin (dB) Read Level Ant Factor Cable Loss Preamp Factor APos TPos Remark<br>1 5459.06 62.61 74.00 -11.39 48.84 34.81 11.12 32.16 318 56 PEAK<br>2 5465.46 63.23 68.30 -5.07 49.45 34.81 11.14 32.17 318 56 PEAK | 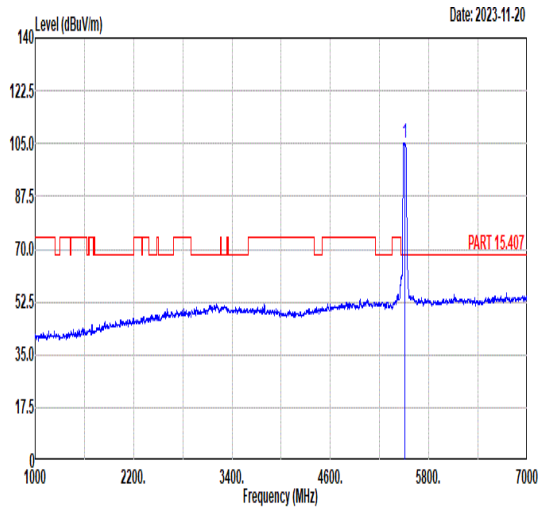 <br>Freq Level Limit Line Margin (dB) Read Level Ant Factor Cable Loss Preamp Factor APos TPos Remark<br>1 5510.00 105.30 ------ ------ 91.44 34.80 11.27 32.21 318 56 PEAK |
| Avg | 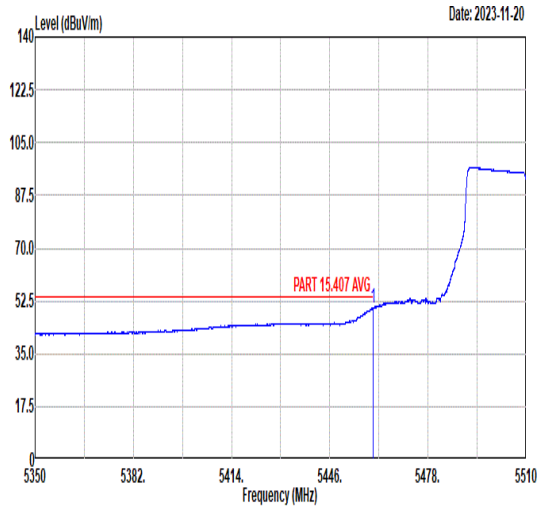 <br>Freq Level Limit Line Margin (dB) Read Level Ant Factor Cable Loss Preamp Factor APos TPos Remark<br>1 5460.00 50.20 54.00 -3.80 36.44 34.81 11.12 32.17 318 56 AVERAGE | 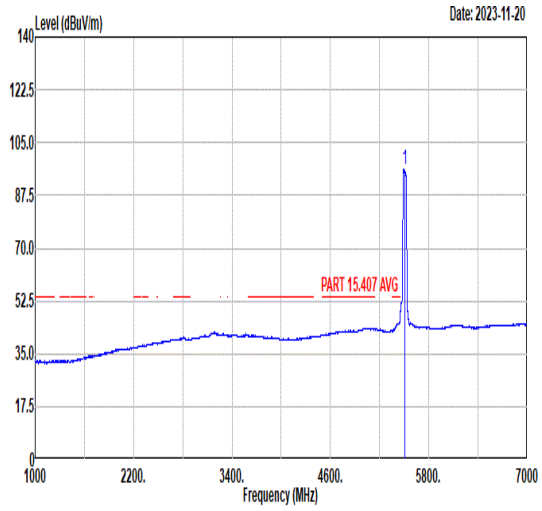 <br>Freq Level Limit Line Margin (dB) Read Level Ant Factor Cable Loss Preamp Factor APos TPos Remark<br>1 5510.00 96.26 ------ ------ 82.41 34.80 11.25 32.20 318 56 AVERAGE |

| | | |
|---|---|---|
| Mode | 94 | |
| | Band Edge - R | |
| | U-NII-2C_5.47-5.725_802.11be EHT40_CH102_Full_5510MHz | |
| ANT | CDD 5+6 | |
| Pol. | Horizontal | Fundamental |
| Peak | 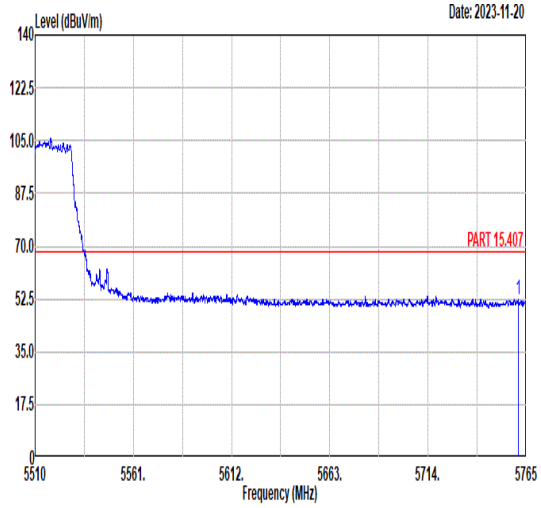 <br>Freq Level Limit Line Margin (dB) Read Level Ant Factor Cable Loss Preamp Factor APos TPos Remark<br>MHz dBuV/m dBuV/m dBuV dB/m dB dB cm deg<br>1 5760.82 52.55 68.30 -15.75 38.15 35.17 11.64 32.41 318 56 PEAK | Blank |

| Mode | 94 | |
|---|---|---|
| | Band Edge - L | |
| | U-NII-2C_5.47-5.725_802.11be EHT40_CH102_Full_5510MHz | |
| ANT | CDD 5+6 | |
| Pol. | Vertical | Fundamental |
| Peak | 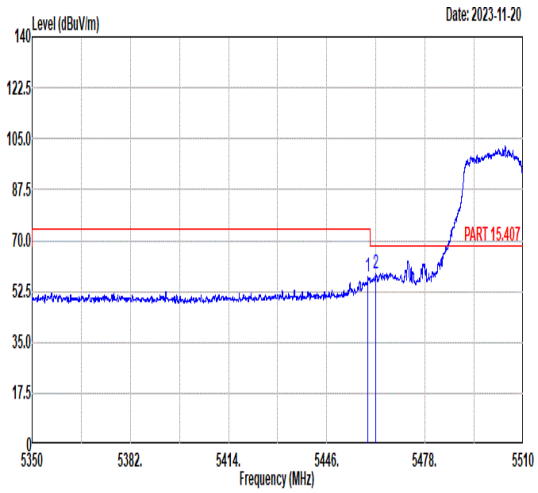 <br>Freq Level Limit Line Margin (dB) Read Level Ant Factor Cable Loss Preamp Factor APos TPos Remark<br>1 5459.38 57.73 74.00 -16.27 43.96 34.81 11.12 32.16 395 153 PEAK<br>2 5461.92 58.85 68.30 -9.45 45.08 34.81 11.13 32.17 395 153 PEAK | 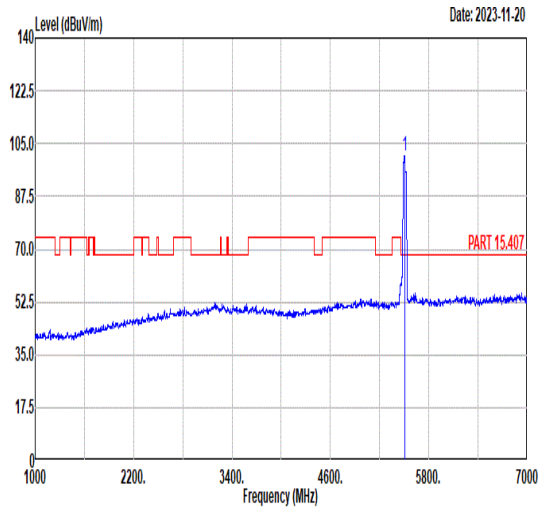 <br>Freq Level Limit Line Margin (dB) Read Level Ant Factor Cable Loss Preamp Factor APos TPos Remark<br>1 5510.00 101.13 ------ ------ 87.23 34.81 11.30 32.21 395 153 PEAK |
| Avg | 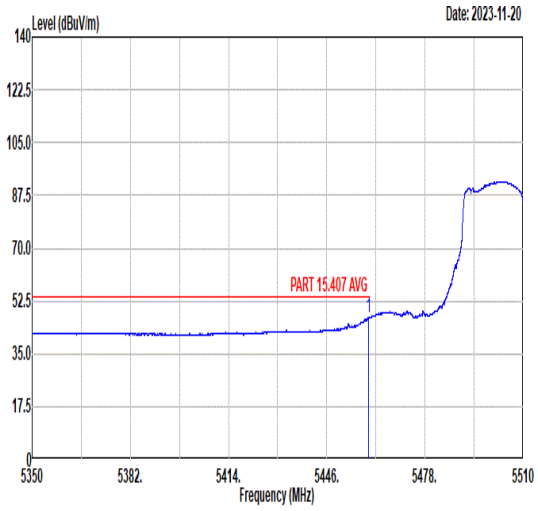 <br>Freq Level Limit Line Margin (dB) Read Level Ant Factor Cable Loss Preamp Factor APos TPos Remark<br>1 5459.52 47.09 54.00 -6.91 33.32 34.81 11.12 32.16 395 153 AVERAGE | 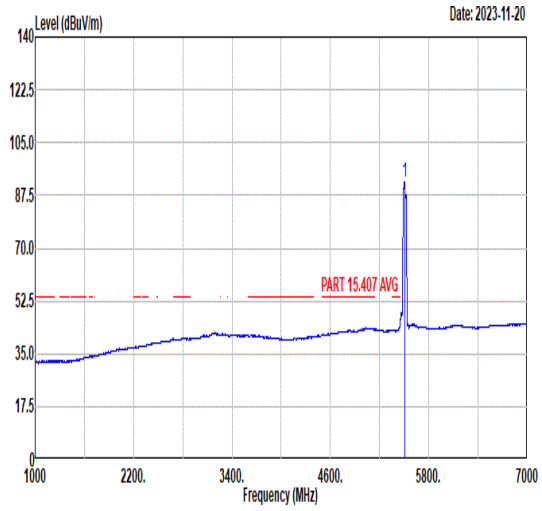 <br>Freq Level Limit Line Margin (dB) Read Level Ant Factor Cable Loss Preamp Factor APos TPos Remark<br>1 5510.00 91.67 ------ ------ 77.77 34.81 11.30 32.21 395 153 AVERAGE |

| Mode | 94 | |
|---|---|---|
| | Band Edge - R | |
| | U-NII-2C_5.47-5.725_802.11be EHT40_CH102_Full_5510MHz | |
| ANT | CDD 5+6 | |
| Pol. | Vertical | Fundamental |
| Peak | 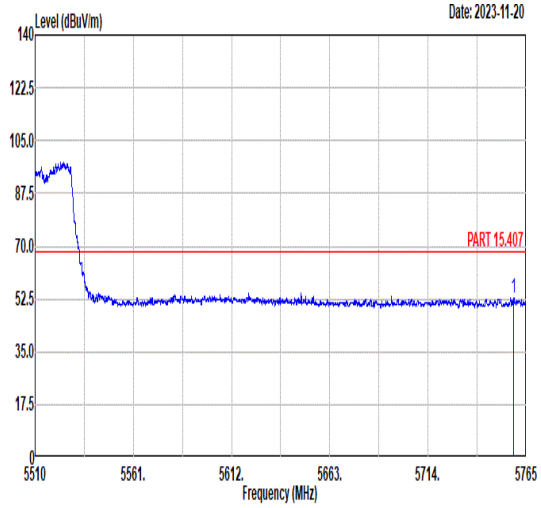 <br>Freq Level Limit Line Margin (dB) Read Level Ant Factor Cable Loss Preamp Factor APos TPos Remark<br>MHz dBuV/m dBuV/m dBuV dB/m dB dB cm deg<br>1 5758.50 52.63 68.30 -15.67 38.24 35.16 11.64 32.41 395 153 PEAK | Blank |

| Mode | 95 |
|---|---|
| | Band Edge - L |
| | U-NII-2C_5.47-5.725_802.11be EHT40_CH134_Full_5670MHz |
| ANT | CDD 5+6 |

| Pol. | Horizontal | Fundamental |
|---|---|---|
| Peak | 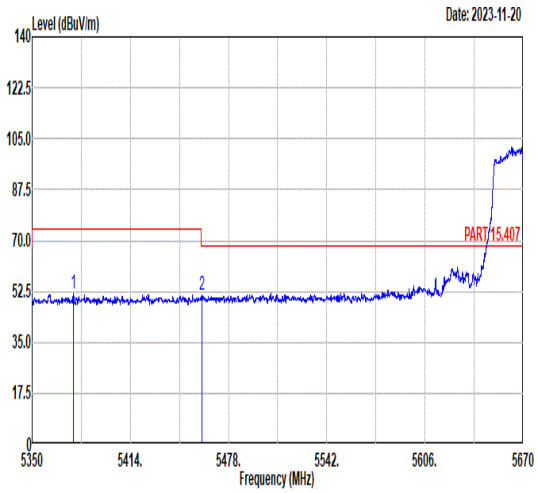 <br>Freq Level Limit Line Margin (dB) Read Level Ant Factor Cable Loss Preamp Factor APos TPos Remark<br>1 5377.07 51.63 74.00 -22.37 37.95 34.82 10.92 32.06 396 66 PEAK<br>2 5460.56 51.37 68.30 -16.93 37.61 34.81 11.12 32.17 396 66 PEAK | 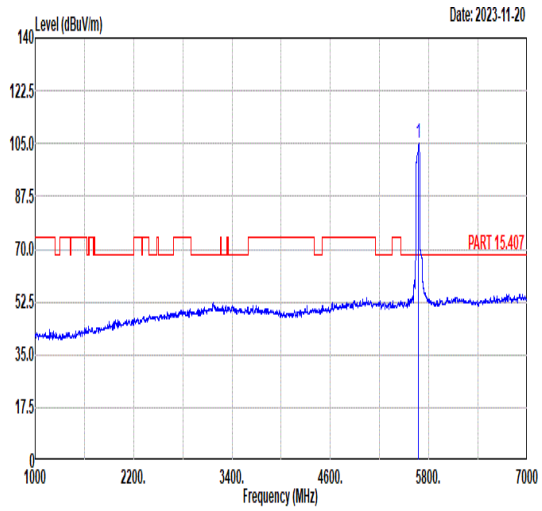 <br>Freq Level Limit Line Margin (dB) Read Level Ant Factor Cable Loss Preamp Factor APos TPos Remark<br>1 5670.00 105.19 ------ ------ 90.81 35.06 11.67 32.35 396 66 PEAK |
| Avg | 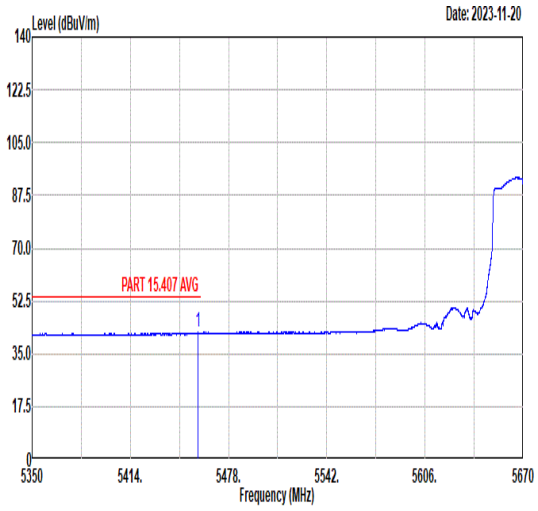 <br>Freq Level Limit Line Margin (dB) Read Level Ant Factor Cable Loss Preamp Factor APos TPos Remark<br>1 5458.00 42.09 54.00 -11.91 28.33 34.81 11.11 32.16 396 66 AVERAGE | 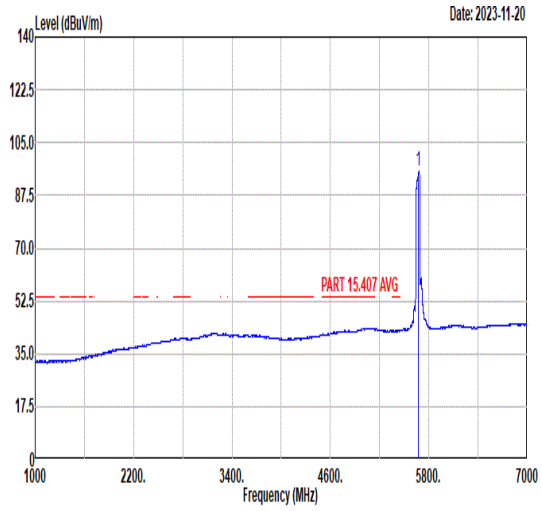 <br>Freq Level Limit Line Margin (dB) Read Level Ant Factor Cable Loss Preamp Factor APos TPos Remark<br>1 5670.00 95.46 ------ ------ 81.08 35.06 11.67 32.35 396 66 AVERAGE |

| Mode | 95 | |
|---|---|---|
| | Band Edge - R | |
| | U-NII-2C_5.47-5.725_802.11be EHT40_CH134_Full_5670MHz | |
| ANT | CDD 5+6 | |
| Pol. | Horizontal | Fundamental |
| Peak | 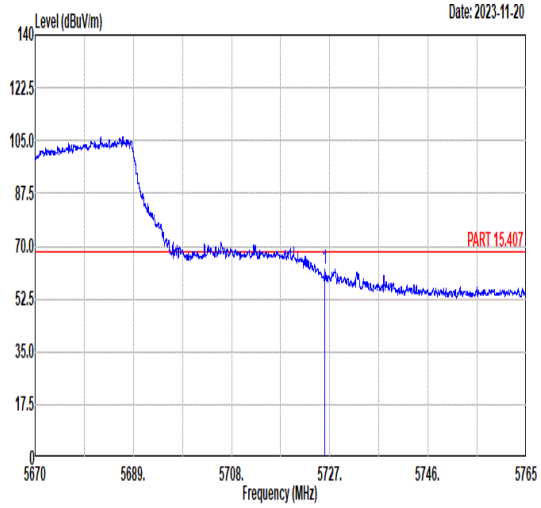 <br>Freq Level Limit Line Margin (dB) Read Level Ant Factor Cable Loss Preamp Factor APos TPos Remark<br>MHz dBuV/m dBuV/m dBuV dB/m dB dB cm deg<br>1 5726.01 62.50 68.30 -5.80 48.12 35.12 11.65 32.39 396 66 PEAK | Blank |

| Mode | 95 | |
|---|---|---|
| | Band Edge - L | |
| | U-NII-2C_5.47-5.725_802.11be EHT40_CH134_Full_5670MHz | |
| ANT | CDD 5+6 | |
| Pol. | Vertical | Fundamental |
| Peak | 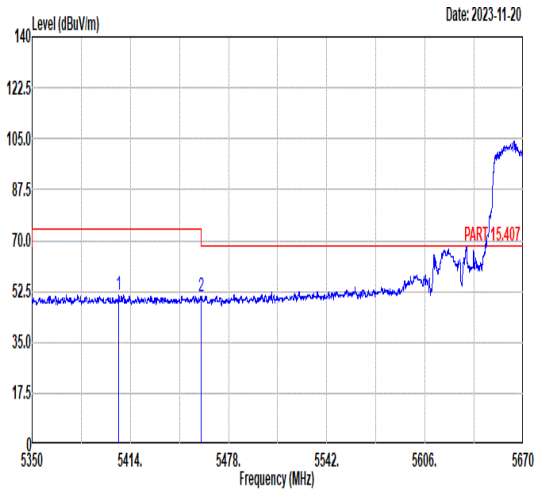 <br>Freq Level Limit Line Margin (dB) Read Level Ant Factor Cable Loss Preamp Factor APos TPos Remark<br>1 5406.51 51.46 74.00 -22.54 37.84 34.82 10.90 32.10 400 180 PEAK<br>2 5460.27 50.96 68.30 -17.34 37.20 34.81 11.12 32.17 400 180 PEAK | 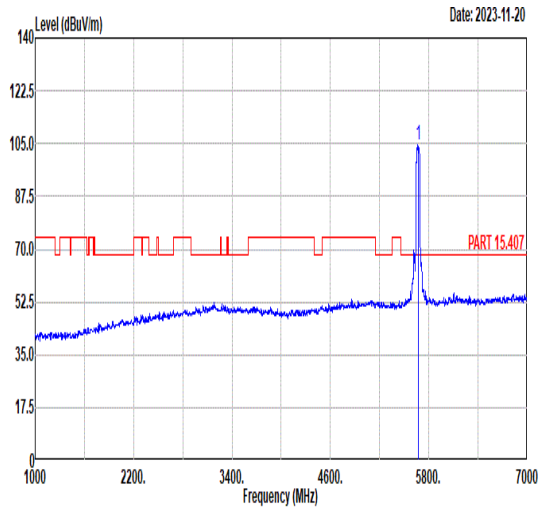 <br>Freq Level Limit Line Margin (dB) Read Level Ant Factor Cable Loss Preamp Factor APos TPos Remark<br>1 5670.00 104.47 ------ ------ 90.10 35.02 11.68 32.33 400 180 PEAK |
| Avg | 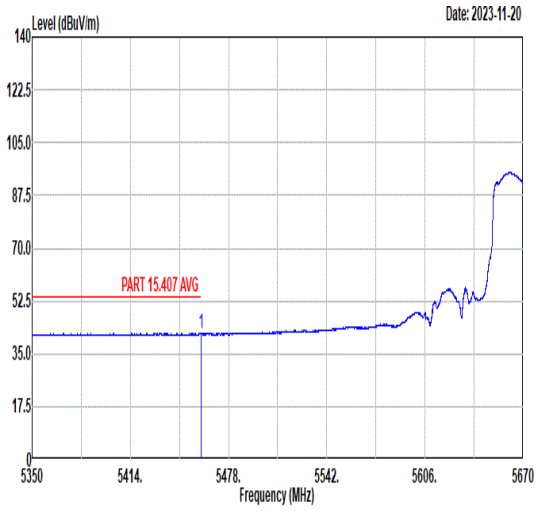 <br>Freq Level Limit Line Margin (dB) Read Level Ant Factor Cable Loss Preamp Factor APos TPos Remark<br>1 5459.92 41.73 54.00 -12.27 27.97 34.81 11.12 32.17 400 180 AVERAGE | 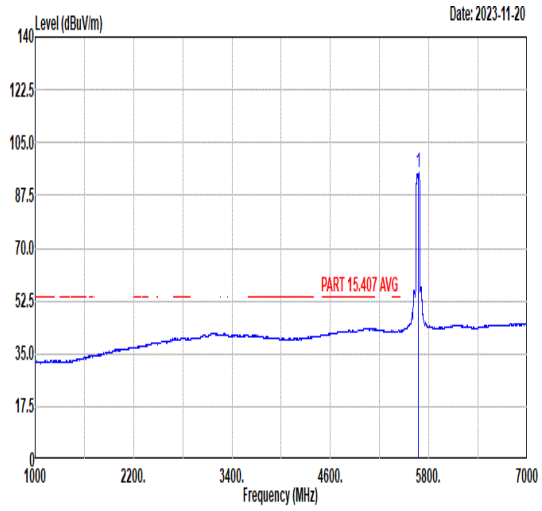 <br>Freq Level Limit Line Margin (dB) Read Level Ant Factor Cable Loss Preamp Factor APos TPos Remark<br>1 5670.00 94.95 ------ ------ 80.57 35.05 11.68 32.35 400 180 AVERAGE |

| Mode | 95 | |
|---|---|---|
| | Band Edge - R | |
| | U-NII-2C_5.47-5.725_802.11be EHT40_CH134_Full_5670MHz | |
| ANT | CDD 5+6 | |
| Pol. | Vertical | Fundamental |
| Peak | 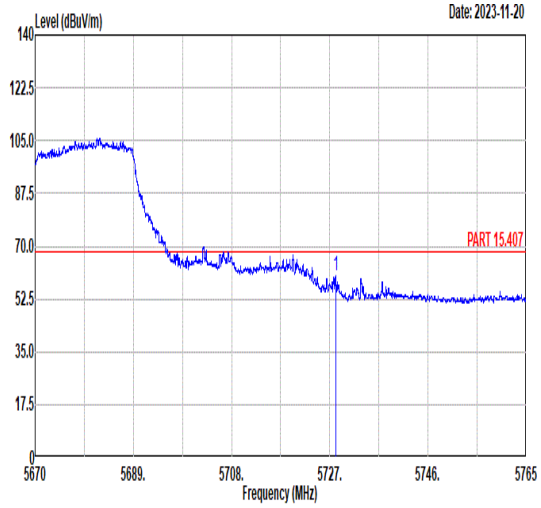 <br>Freq Level Limit Line Margin (dB) Read Level Ant Factor Cable Loss Preamp Factor APos TPos Remark<br>MHz dBuV/m dBuV/m dBuV dB/m dB dB cm deg<br>1 5728.10 60.03 68.30 -8.27 45.65 35.12 11.65 32.39 400 180 PEAK | Blank |

| Mode | 96 | |
|---|---|---|
| | Band Edge - L | |
| | U-NII-1_5.15-5.25_802.11be EHT80_CH42_Full_5210MHz | |
| ANT | CDD 5+6 | |
| Pol. | Horizontal | Fundamental |
| Peak | 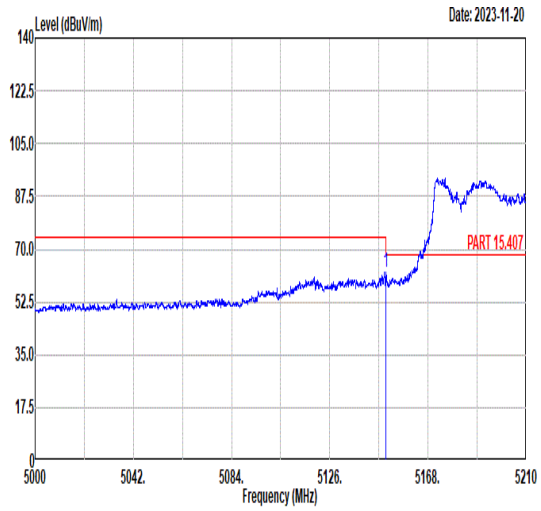 <br>Freq Level Limit Line Margin Read Level Ant Factor Cable Loss Preamp Factor APos TPos Remark<br>MHz dBuV/m dBuV/m dB dBuV dB/m dB dB cm deg<br>1 5149.84 62.29 74.00 -11.71 48.11 34.87 11.09 31.78 327 114 PEAK | 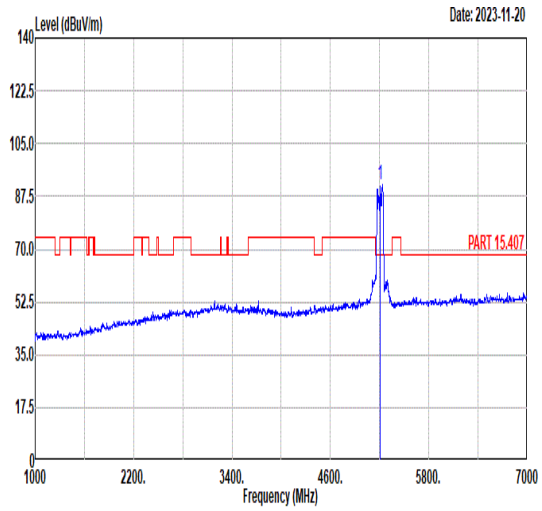 <br>Freq Level Limit Line Margin Read Level Ant Factor Cable Loss Preamp Factor APos TPos Remark<br>MHz dBuV/m dBuV/m dB dBuV dB/m dB dB cm deg<br>1 5210.00 91.19 ------ ------ 77.19 34.85 11.03 31.88 327 114 PEAK |
| Avg | 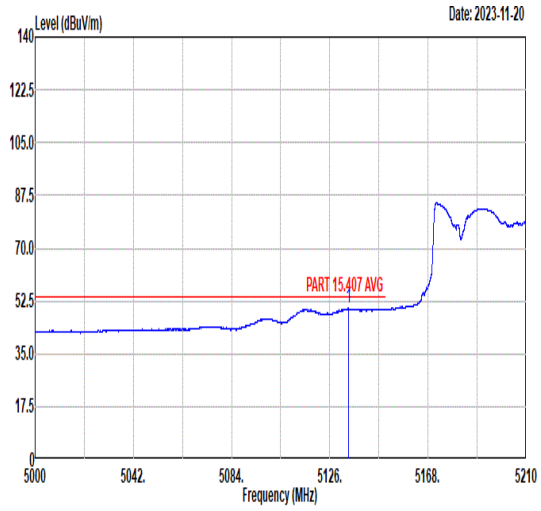 <br>Freq Level Limit Line Margin Read Level Ant Factor Cable Loss Preamp Factor APos TPos Remark<br>MHz dBuV/m dBuV/m dB dBuV dB/m dB dB cm deg<br>1 5133.88 50.07 54.00 -3.93 35.87 34.87 11.09 31.76 327 114 AVERAGE | 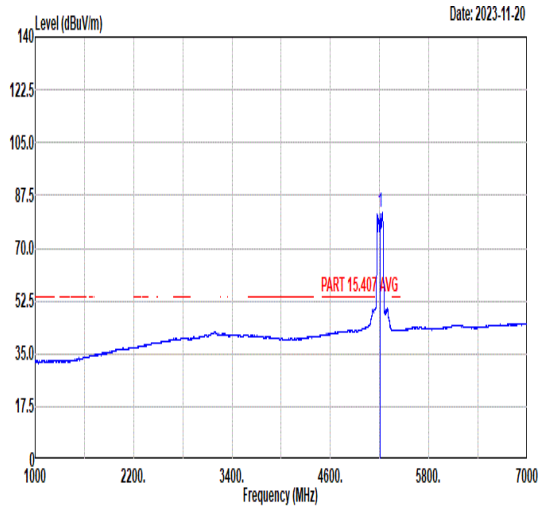 <br>Freq Level Limit Line Margin Read Level Ant Factor Cable Loss Preamp Factor APos TPos Remark<br>MHz dBuV/m dBuV/m dB dBuV dB/m dB dB cm deg<br>1 5210.00 81.95 ------ ------ 67.95 34.85 11.03 31.88 327 114 AVERAGE |

| Mode | 96 | |
|---|---|---|
| | Band Edge - R | |
| | U-NII-1_5.15-5.25_802.11be EHT80_CH42_Full_5210MHz | |
| ANT | CDD 5+6 | |
| Pol. | Horizontal | Fundamental |
| Peak | 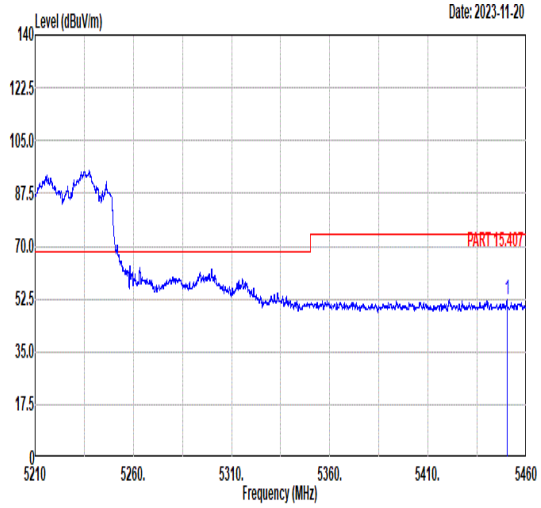 <br>Freq Level Limit Line Margin Read Level Ant Factor Cable Loss Preamp Factor APos TPos Remark<br>MHz dBuV/m dBuV/m dB dBuV dB/m dB dB cm deg<br>1 5450.15 52.38 74.00 -21.62 38.64 34.81 11.08 32.15 327 114 PEAK | Blank |
| Avg | 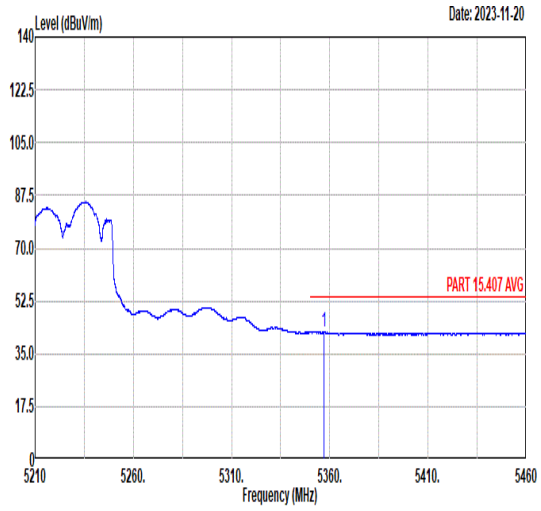 <br>Freq Level Limit Line Margin Read Level Ant Factor Cable Loss Preamp Factor APos TPos Remark<br>MHz dBuV/m dBuV/m dB dBuV dB/m dB dB cm deg<br>1 5357.15 42.43 54.00 -11.57 28.70 34.83 10.94 32.04 327 114 AVERAGE | Blank |

| Mode | 96 | |
|---|---|---|
| | Band Edge - L | |
| | U-NII-1_5.15-5.25_802.11be EHT80_CH42_Full_5210MHz | |
| ANT | CDD 5+6 | |
| Pol. | Vertical | Fundamental |
| Peak | 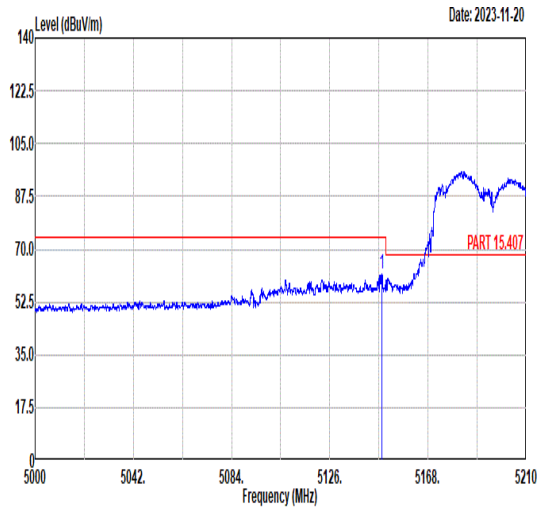 <br>Freq Level Limit Line Margin Read Level Ant Factor Cable Loss Preamp Factor APos TPos Remark<br>MHz dBuV/m dBuV/m dB dBuV dB/m dB dB cm deg<br>1 5148.18 61.67 74.00 -12.33 47.49 34.87 11.09 31.78 400 57 PEAK | 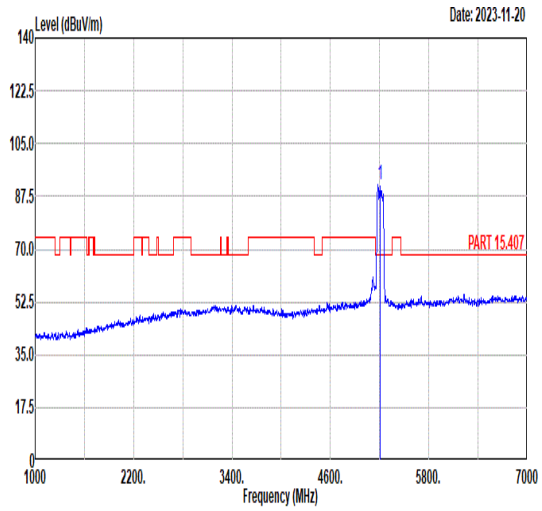 <br>Freq Level Limit Line Margin Read Level Ant Factor Cable Loss Preamp Factor APos TPos Remark<br>MHz dBuV/m dBuV/m dB dBuV dB/m dB dB cm deg<br>1 5210.00 91.47 ------ ------ 77.36 34.86 11.07 31.82 400 57 PEAK |
| Avg | 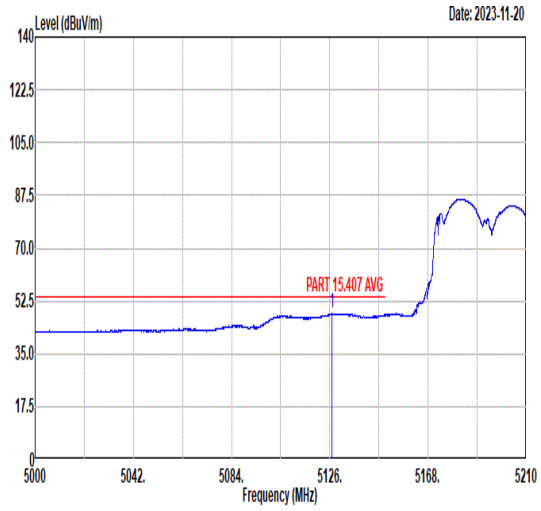 <br>Freq Level Limit Line Margin Read Level Ant Factor Cable Loss Preamp Factor APos TPos Remark<br>MHz dBuV/m dBuV/m dB dBuV dB/m dB dB cm deg<br>1 5126.97 48.42 54.00 -5.58 34.20 34.87 11.10 31.75 400 57 AVERAGE | 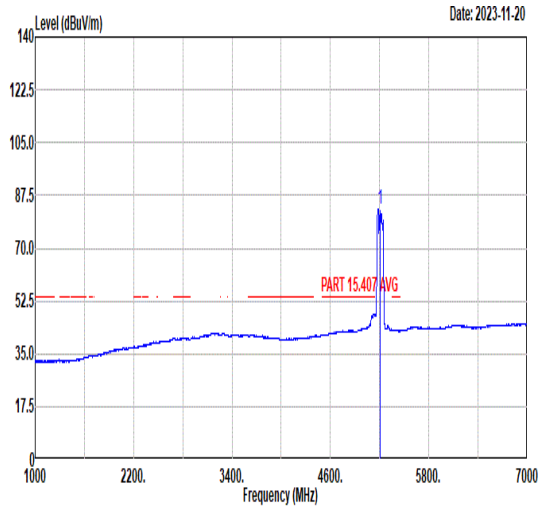 <br>Freq Level Limit Line Margin Read Level Ant Factor Cable Loss Preamp Factor APos TPos Remark<br>MHz dBuV/m dBuV/m dB dBuV dB/m dB dB cm deg<br>1 5210.00 83.19 ------ ------ 69.08 34.86 11.07 31.82 400 57 AVERAGE |

| Mode | 96 | |
|---|---|---|
| | Band Edge - R | |
| | U-NII-1_5.15-5.25_802.11be EHT80_CH42_Full_5210MHz | |
| ANT | CDD 5+6 | |
| Pol. | Vertical | Fundamental |
| Peak | 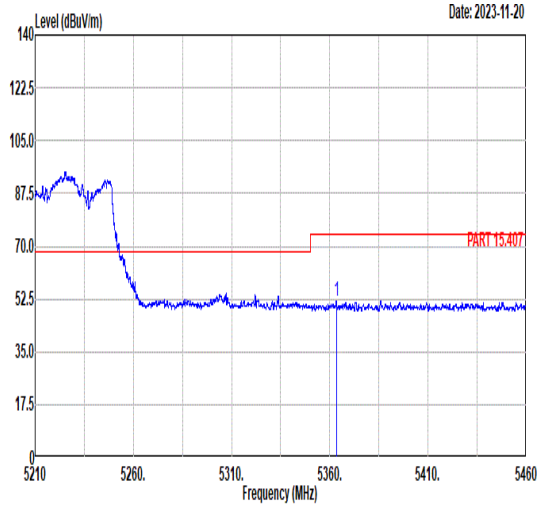 <br>Freq Level Limit Line Margin Read Level Ant Factor Cable Loss Preamp Factor APos TPos Remark<br>MHz dBuV/m dBuV/m dB dBuV dB/m dB dB cm deg<br>1 5363.38 52.01 74.00 -21.99 38.30 34.83 10.93 32.05 400 57 PEAK | Blank |
| Avg | 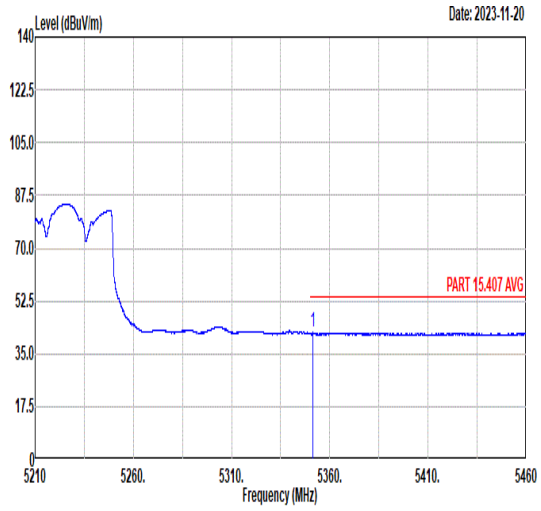 <br>Freq Level Limit Line Margin Read Level Ant Factor Cable Loss Preamp Factor APos TPos Remark<br>MHz dBuV/m dBuV/m dB dBuV dB/m dB dB cm deg<br>1 5351.38 42.11 54.00 -11.89 28.37 34.83 10.94 32.03 400 57 AVERAGE | Blank |

| Mode | 97 | |
|---|---|---|
| | Band Edge - L | |
| | U-NII-2A_5.25-5.35_802.11be EHT80_CH58_Full_5290MHz | |
| ANT | CDD 5+6 | |
| Pol. | Horizontal | Fundamental |
| Peak | 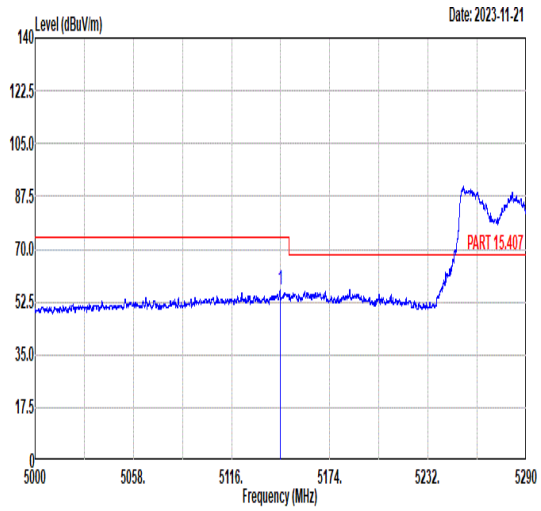 <br>Freq Level Limit Line Margin (dB) Read Level Ant Factor Cable Loss Preamp Factor APos TPos Remark<br>MHz dBuV/m dBuV/m dBuV dB/m dB dB cm deg<br>1 5144.59 56.48 74.00 -17.52 42.29 34.87 11.09 31.77 343 60 PEAK | 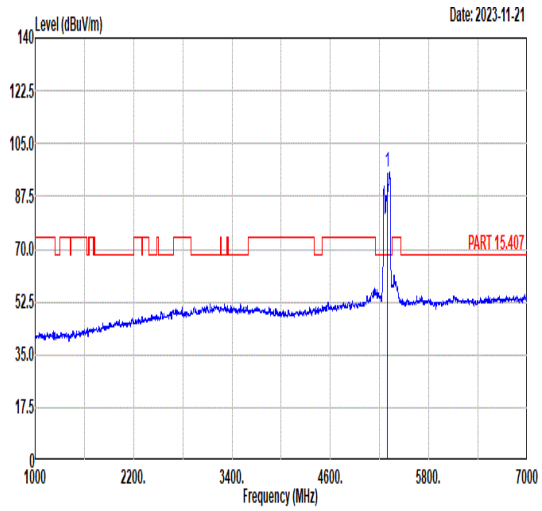 <br>Freq Level Limit Line Margin (dB) Read Level Ant Factor Cable Loss Preamp Factor APos TPos Remark<br>MHz dBuV/m dBuV/m dBuV dB/m dB dB cm deg<br>1 5290.00 95.36 ------ ------ 81.56 34.84 10.96 32.00 343 60 PEAK |
| Avg | 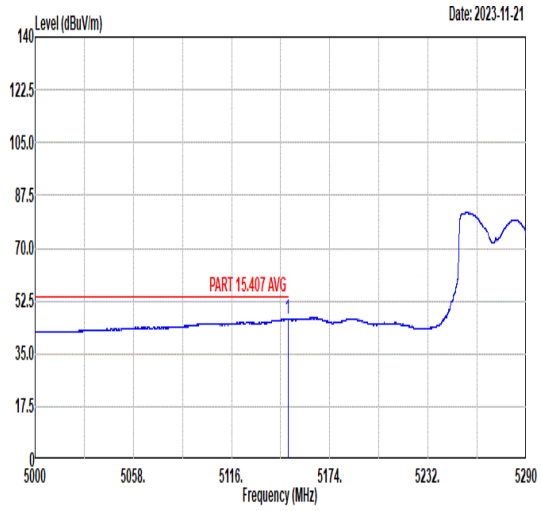 <br>Freq Level Limit Line Margin (dB) Read Level Ant Factor Cable Loss Preamp Factor APos TPos Remark<br>MHz dBuV/m dBuV/m dBuV dB/m dB dB cm deg<br>1 5149.23 46.59 54.00 -7.41 32.41 34.87 11.09 31.78 343 60 AVERAGE | 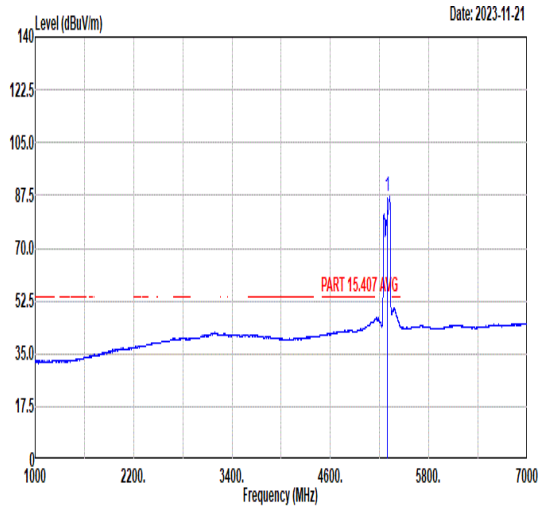 <br>Freq Level Limit Line Margin (dB) Read Level Ant Factor Cable Loss Preamp Factor APos TPos Remark<br>MHz dBuV/m dBuV/m dBuV dB/m dB dB cm deg<br>1 5290.00 87.13 ------ ------ 73.33 34.84 10.96 32.00 343 60 AVERAGE |

| Mode | 97 | |
|---|---|---|
| | Band Edge - R | |
| | U-NII-2A_5.25-5.35_802.11be EHT80_CH58_Full_5290MHz | |
| ANT | CDD 5+6 | |
| Pol. | Horizontal | Fundamental |
| Peak | 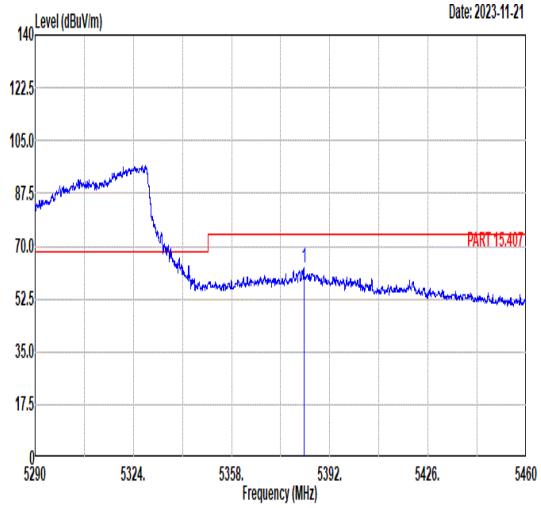 <br>Freq Level Limit Line Margin (dB) Read Level Ant Factor Cable Loss Preamp Factor APos TPos Remark<br>MHz dBuV/m dBuV/m dBuV dB/m dB dB cm deg<br>1 5383.09 62.84 74.00 -11.16 49.17 34.82 10.92 32.07 343 60 PEAK | Blank |
| Avg | 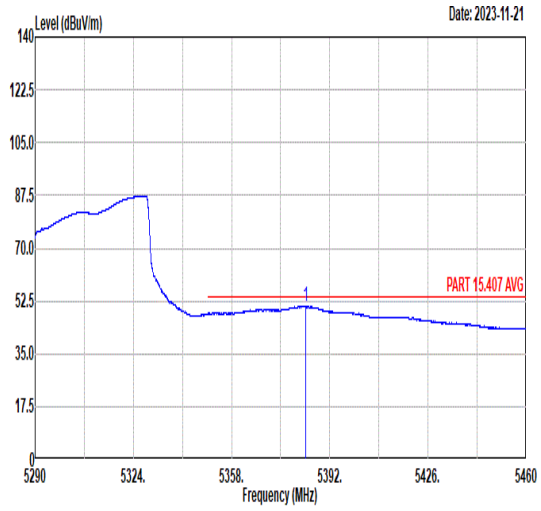 <br>Freq Level Limit Line Margin (dB) Read Level Ant Factor Cable Loss Preamp Factor APos TPos Remark<br>MHz dBuV/m dBuV/m dBuV dB/m dB dB cm deg<br>1 5383.74 50.83 54.00 -3.17 37.16 34.82 10.92 32.07 343 60 AVERAGE | Blank |

| Mode | 97 | |
|---|---|---|
| | Band Edge - L | |
| | U-NII-2A_5.25-5.35_802.11be EHT80_CH58_Full_5290MHz | |
| ANT | CDD 5+6 | |
| Pol. | Vertical | Fundamental |
| Peak | 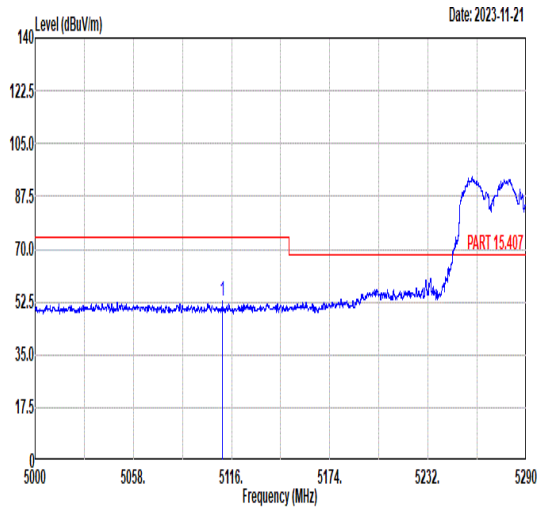 <br>Freq Level Limit Line Margin (dB) Read Level Ant Factor Cable Loss Preamp Factor APos TPos Remark<br>MHz dBuV/m dBuV/m dBuV dB/m dB dB cm deg<br>1 5110.64 52.58 74.00 -21.42 38.32 34.88 11.11 31.73 400 189 PEAK | 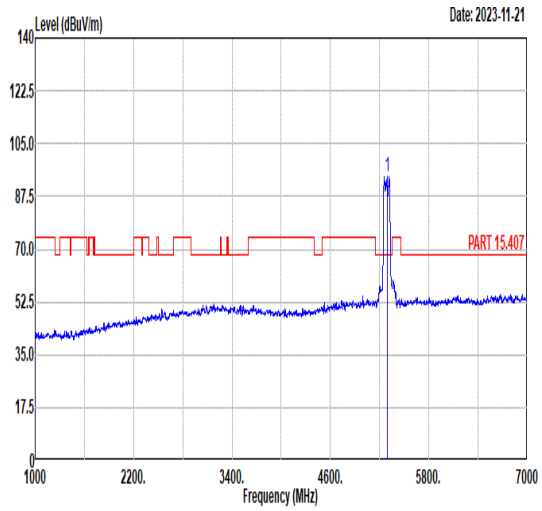 <br>Freq Level Limit Line Margin (dB) Read Level Ant Factor Cable Loss Preamp Factor APos TPos Remark<br>MHz dBuV/m dBuV/m dBuV dB/m dB dB cm deg<br>1 5290.00 94.29 ------ ------ 80.47 34.84 10.97 31.99 400 189 PEAK |
| Avg | 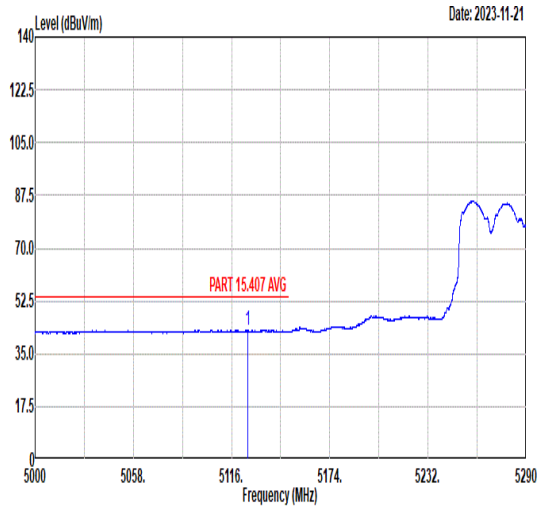 <br>Freq Level Limit Line Margin (dB) Read Level Ant Factor Cable Loss Preamp Factor APos TPos Remark<br>MHz dBuV/m dBuV/m dBuV dB/m dB dB cm deg<br>1 5125.72 42.91 54.00 -11.09 28.69 34.87 11.10 31.75 400 189 AVERAGE | 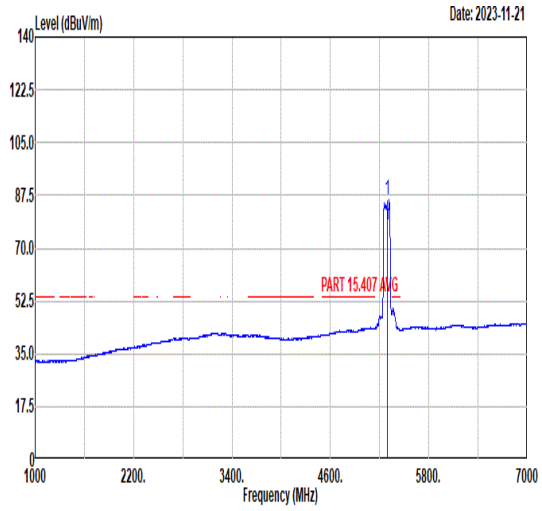 <br>Freq Level Limit Line Margin (dB) Read Level Ant Factor Cable Loss Preamp Factor APos TPos Remark<br>MHz dBuV/m dBuV/m dBuV dB/m dB dB cm deg<br>1 5290.00 85.99 ------ ------ 72.17 34.84 10.97 31.99 400 189 AVERAGE |

| Mode | 97 | |
|---|---|---|
| | Band Edge - R | |
| | U-NII-2A_5.25-5.35_802.11be EHT80_CH58_Full_5290MHz | |
| ANT | CDD 5+6 | |
| Pol. | Vertical | Fundamental |
| Peak | 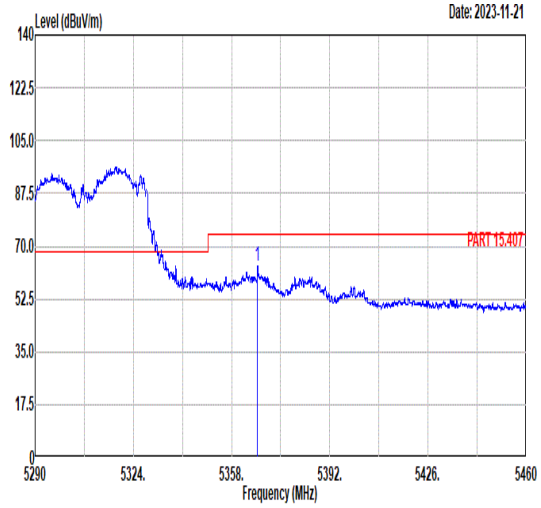 <br>Freq Level Limit Line Margin (dB) Read Level Ant Factor Cable Loss Preamp Factor APos TPos Remark<br>MHz dBuV/m dBuV/m dBuV dB/m dB dB cm deg<br>1 5366.93 63.27 74.00 -10.73 49.56 34.83 10.93 32.05 400 189 PEAK | Blank |
| Avg | 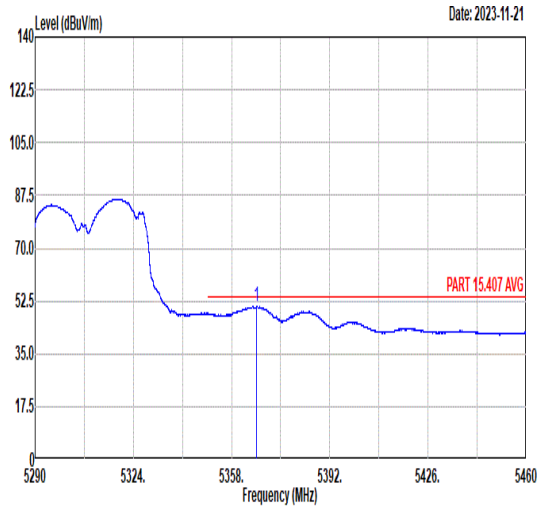 <br>Freq Level Limit Line Margin (dB) Read Level Ant Factor Cable Loss Preamp Factor APos TPos Remark<br>MHz dBuV/m dBuV/m dBuV dB/m dB dB cm deg<br>1 5366.76 50.75 54.00 -3.25 37.04 34.83 10.93 32.05 400 189 AVERAGE | Blank |

| Mode | 98 |
|---|---|
| | Band Edge - L |
| | U-NII-2C_5.47-5.725_802.11be EHT80_CH106_Full_5530MHz |
| ANT | CDD 5+6 |

| Pol. | Horizontal | Fundamental |
|---|---|---|
| Peak | 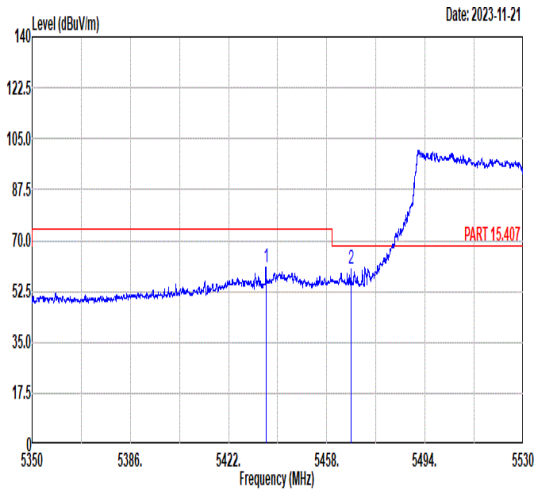 <br>Freq Level Limit Line Margin (dB) Read Level Ant Factor Cable Loss Preamp Factor APos TPos Remark<br>1 5435.77 60.61 74.00 -13.39 46.92 34.81 11.02 32.14 396 64 PEAK<br>2 5466.93 60.25 68.30 -8.05 46.46 34.81 11.15 32.17 396 64 PEAK | 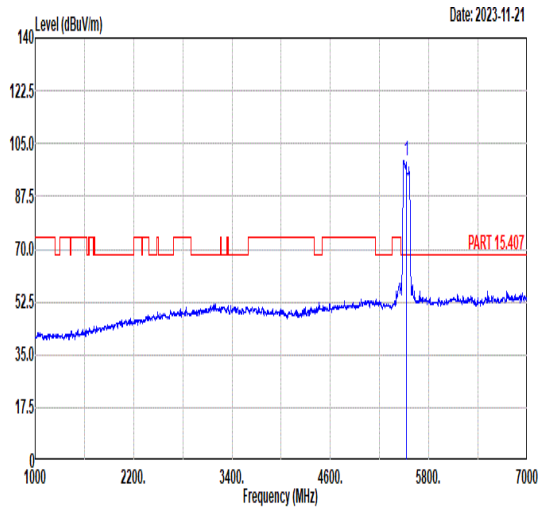 <br>Freq Level Limit Line Margin (dB) Read Level Ant Factor Cable Loss Preamp Factor APos TPos Remark<br>1 5530.00 99.40 ------ ------ 85.55 34.80 11.25 32.20 396 64 PEAK |
| Avg | 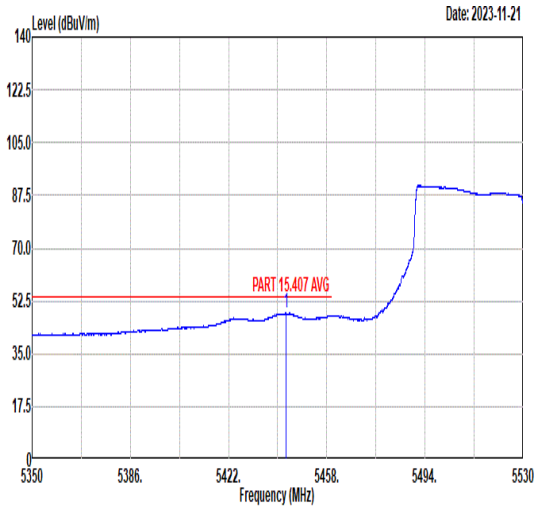 <br>Freq Level Limit Line Margin (dB) Read Level Ant Factor Cable Loss Preamp Factor APos TPos Remark<br>1 5442.97 48.58 54.00 -5.42 34.86 34.81 11.05 32.14 396 64 AVERAGE | 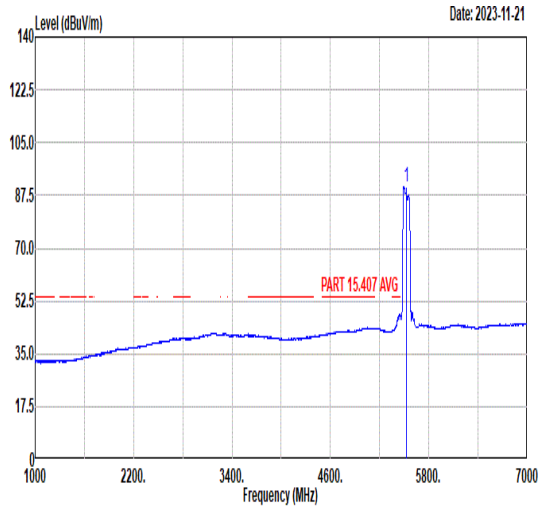 <br>Freq Level Limit Line Margin (dB) Read Level Ant Factor Cable Loss Preamp Factor APos TPos Remark<br>1 5530.00 90.44 ------ ------ 76.59 34.80 11.25 32.20 396 64 AVERAGE |

| Mode | 98 | |
|---|---|---|
| | Band Edge - R | |
| | U-NII-2C_5.47-5.725_802.11be EHT80_CH106_Full_5530MHz | |
| ANT | CDD 5+6 | |
| Pol. | Horizontal | Fundamental |
| Peak | 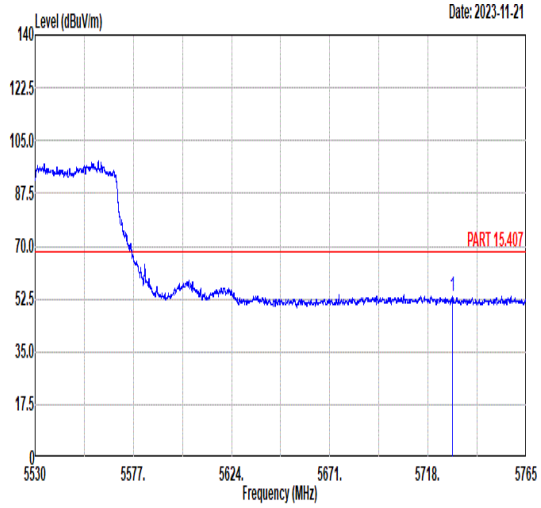 <br>Freq Level Limit Line Margin (dB) Read Level Ant Factor Cable Loss Preamp Factor APos TPos Remark<br>MHz dBuV/m dBuV/m dBuV dB/m dB dB cm deg<br>1 5729.66 53.52 68.30 -14.78 39.14 35.12 11.65 32.39 396 64 PEAK | Blank |