Mode	98
	Band Edge - L
	U-NII-2C_5.47-5.725_802.11be EHT80_CH106_Full_5530MHz
ANT	CDD 5+6

Pol.	Vertical	Fundamental
Peak	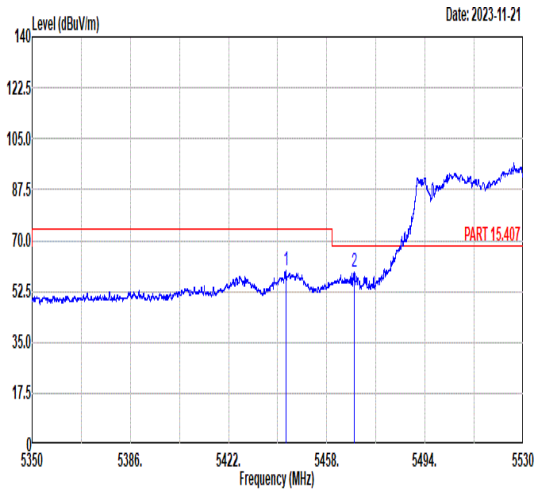 Freq Level Limit Line Margin (dB) Read Level Ant Factor Cable Loss Preamp Factor APos TPos Remark 1 5442.97 59.66 74.00 -14.34 45.94 34.81 11.05 32.14 400 154 PEAK 2 5468.01 58.97 68.30 -9.33 45.19 34.81 11.15 32.18 400 154 PEAK	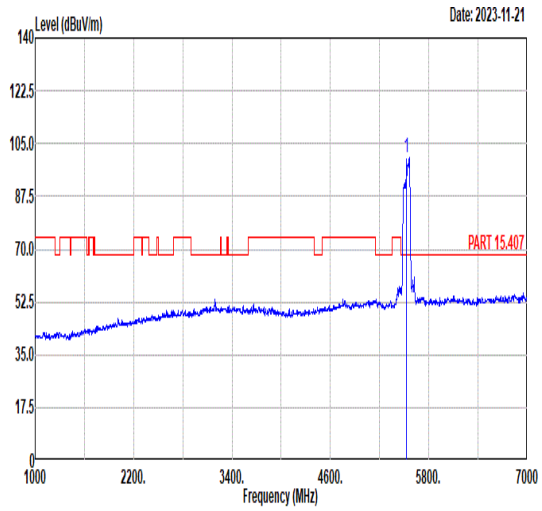 Freq Level Limit Line Margin (dB) Read Level Ant Factor Cable Loss Preamp Factor APos TPos Remark 1 5530.00 100.42 ------ ------ 86.24 34.89 11.55 32.26 400 154 PEAK
Avg	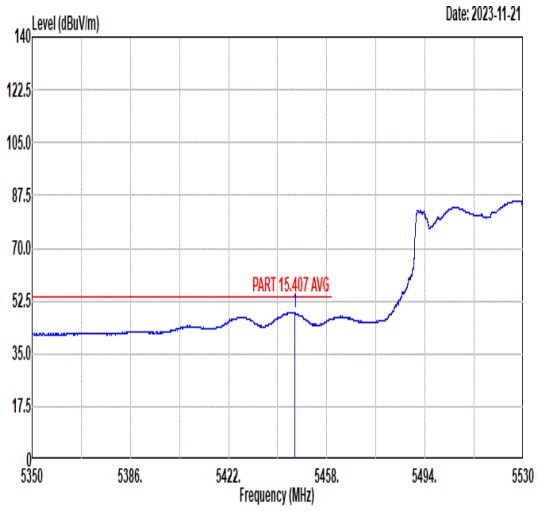 Freq Level Limit Line Margin (dB) Read Level Ant Factor Cable Loss Preamp Factor APos TPos Remark 1 5446.39 48.78 54.00 -5.22 35.06 34.81 11.06 32.15 400 154 AVERAGE	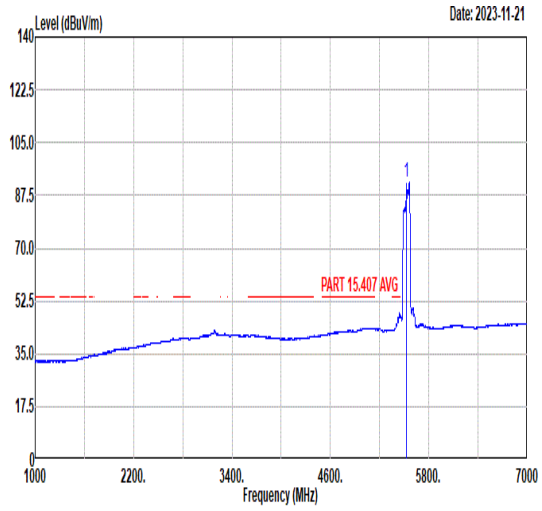 Freq Level Limit Line Margin (dB) Read Level Ant Factor Cable Loss Preamp Factor APos TPos Remark 1 5530.00 91.90 ------ ------ 77.72 34.89 11.55 32.26 400 154 AVERAGE

Mode	98	
	Band Edge - R	
	U-NII-2C_5.47-5.725_802.11be EHT80_CH106_Full_5530MHz	
ANT	CDD 5+6	
Pol.	Vertical	Fundamental
Peak	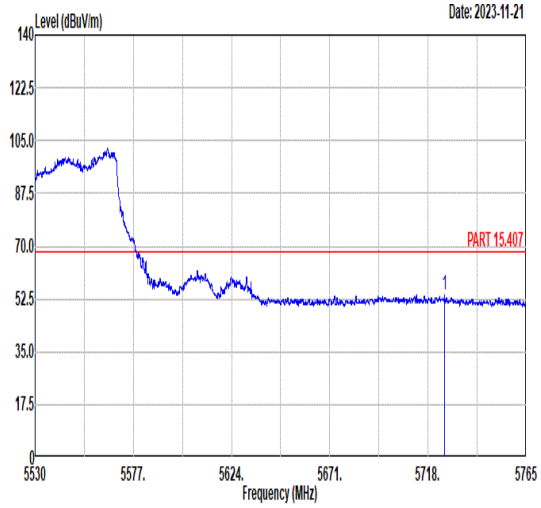 Freq Level Limit Line Margin (dB) Read Level Ant Factor Cable Loss Preamp Factor APos TPos Remark MHz dBuV/m dBuV/m dBuV dB/m dB dB cm deg 1 5725.87 53.73 68.30 -14.57 39.35 35.12 11.65 32.39 400 154 PEAK	Blank

Mode	99	
	Band Edge - L	
	U-NII-1_5.15-5.35_802.11be EHT160_CH50_Full_5250MHz	
ANT	CDD 5+6	
Pol.	Horizontal	Fundamental
Peak	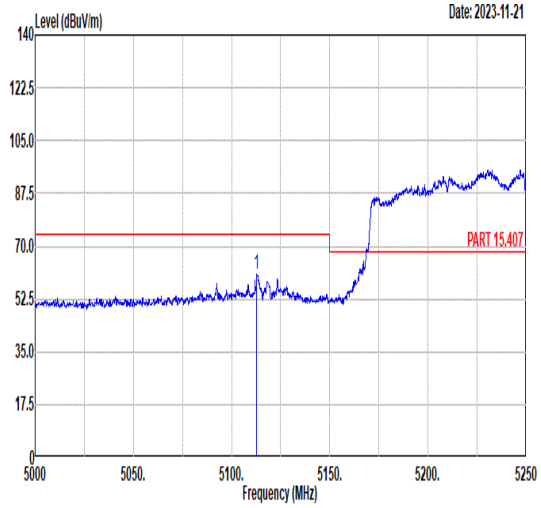 Freq Level Limit Line Margin (dB) Read Level Ant Factor Cable Loss Preamp Factor APos TPos Remark MHz dBuV/m dBuV/m dBuV dB/m dB dB cm deg 1 5112.88 60.51 74.00 -13.49 46.26 34.88 11.11 31.74 400 332 PEAK	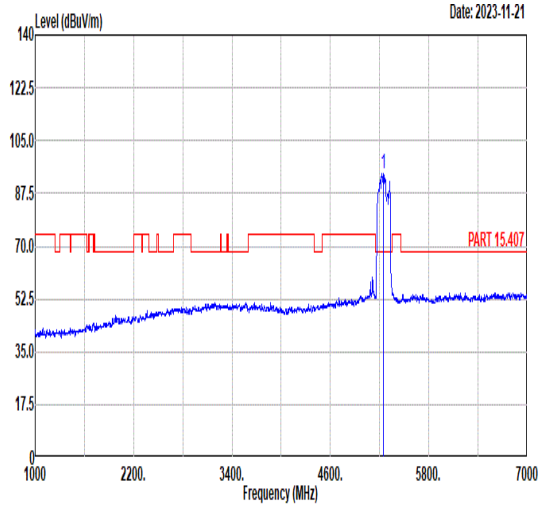 Freq Level Limit Line Margin (dB) Read Level Ant Factor Cable Loss Preamp Factor APos TPos Remark MHz dBuV/m dBuV/m dBuV dB/m dB dB cm deg 1 5250.00 94.08 ------ ------ 80.07 34.85 11.04 31.88 400 332 PEAK
Avg	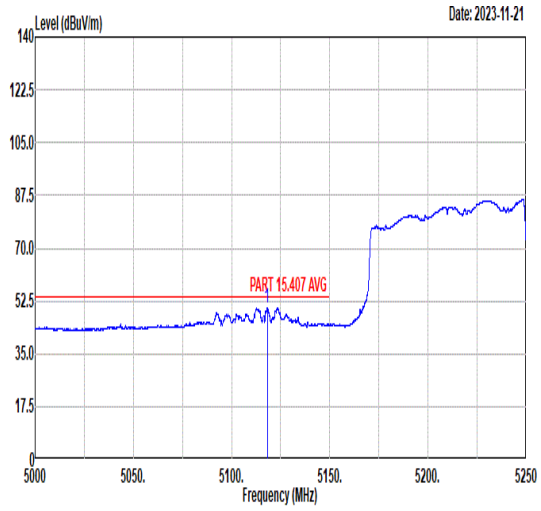 Freq Level Limit Line Margin (dB) Read Level Ant Factor Cable Loss Preamp Factor APos TPos Remark MHz dBuV/m dBuV/m dBuV dB/m dB dB cm deg 1 5118.15 50.03 54.00 -3.97 35.79 34.88 11.10 31.74 400 332 AVERAGE	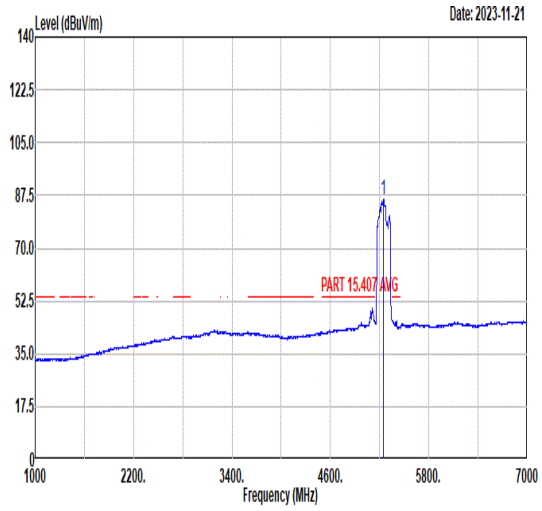 Freq Level Limit Line Margin (dB) Read Level Ant Factor Cable Loss Preamp Factor APos TPos Remark MHz dBuV/m dBuV/m dBuV dB/m dB dB cm deg 1 5250.00 85.97 ------ ------ 72.01 34.85 11.02 31.91 400 332 AVERAGE

Mode	99	
	Band Edge - R	
	U-NII-1_5.15-5.35_802.11be EHT160_CH50_Full_5250MHz	
ANT	CDD 5+6	
Pol.	Horizontal	Fundamental
Peak	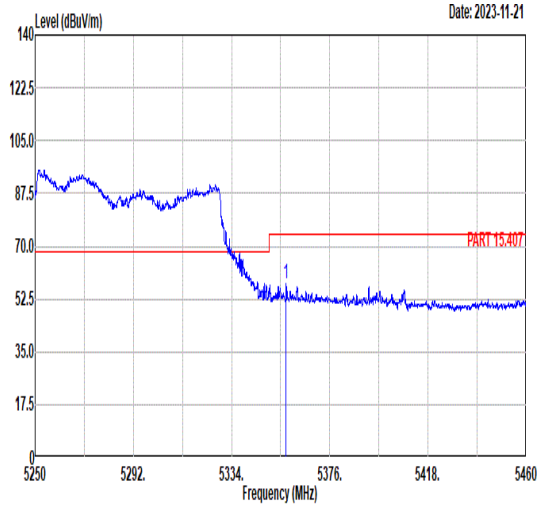 Freq Level Limit Line Margin (dB) Read Level Ant Factor Cable Loss Preamp Factor APos TPos Remark MHz dBuV/m dBuV/m dBuV dB/m dB dB cm deg 1 5357.23 57.51 74.00 -16.49 43.78 34.83 10.94 32.04 400 332 PEAK	Blank
Avg	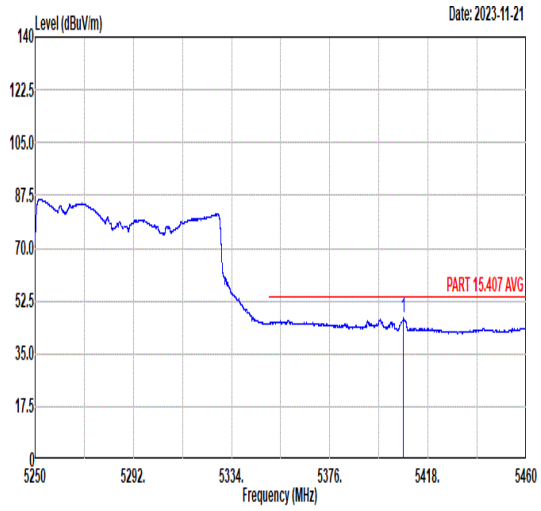 Freq Level Limit Line Margin (dB) Read Level Ant Factor Cable Loss Preamp Factor APos TPos Remark MHz dBuV/m dBuV/m dBuV dB/m dB dB cm deg 1 5407.40 46.81 54.00 -7.19 33.19 34.82 10.90 32.10 400 332 AVERAGE	Blank

Mode	99	
	Band Edge - L	
	U-NII-1_5.15-5.35_802.11be EHT160_CH50_Full_5250MHz	
ANT	CDD 5+6	
Pol.	Vertical	Fundamental
Peak	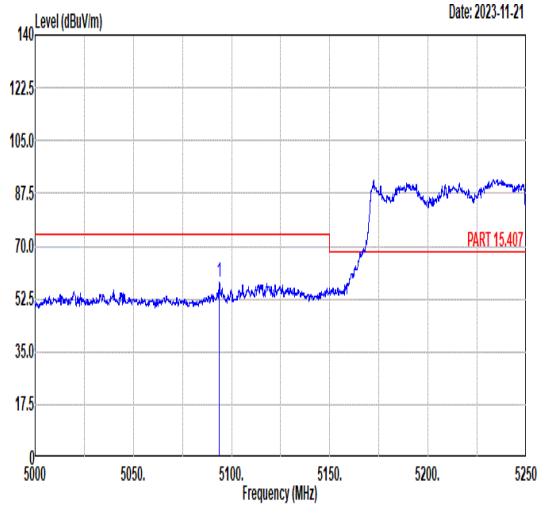 Freq Level Limit Line Margin (dB) Read Level Ant Factor Cable Loss Preamp Factor APos TPos Remark MHz dBuV/m dBuV/m dBuV dB/m dB dB cm deg 1 5093.88 58.12 74.00 -15.88 43.83 34.88 11.12 31.71 400 91 PEAK	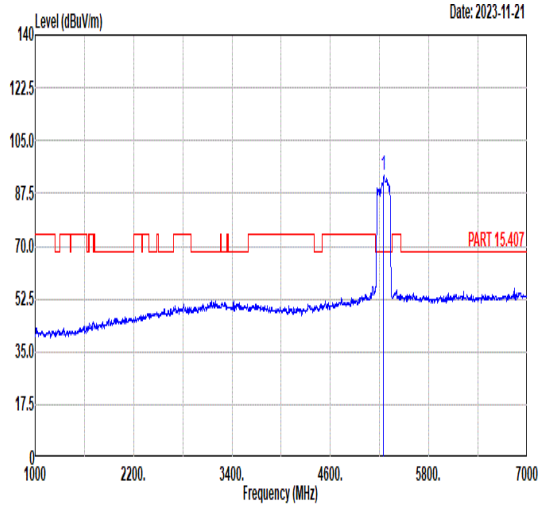 Freq Level Limit Line Margin (dB) Read Level Ant Factor Cable Loss Preamp Factor APos TPos Remark MHz dBuV/m dBuV/m dBuV dB/m dB dB cm deg 1 5250.00 93.29 ------ ------ 79.33 34.85 11.02 31.91 400 91 PEAK
Avg	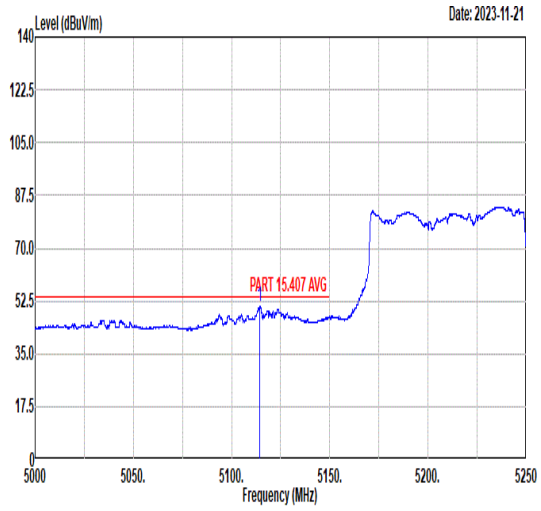 Freq Level Limit Line Margin (dB) Read Level Ant Factor Cable Loss Preamp Factor APos TPos Remark MHz dBuV/m dBuV/m dBuV dB/m dB dB cm deg 1 5114.38 50.61 54.00 -3.39 36.36 34.88 11.11 31.74 400 91 AVERAGE	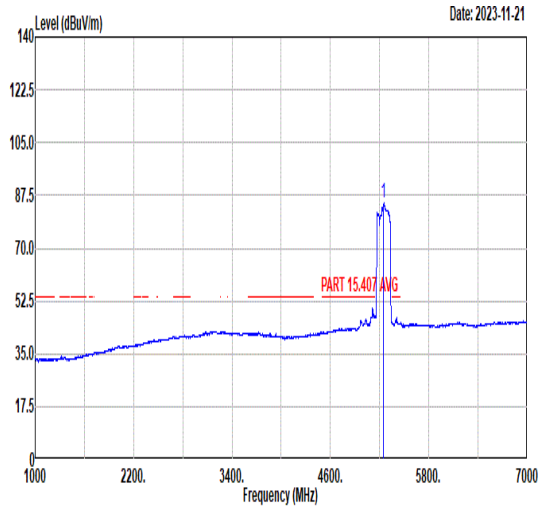 Freq Level Limit Line Margin (dB) Read Level Ant Factor Cable Loss Preamp Factor APos TPos Remark MHz dBuV/m dBuV/m dBuV dB/m dB dB cm deg 1 5250.00 84.84 ------ ------ 70.88 34.85 11.02 31.91 400 91 AVERAGE

Mode	99	
	Band Edge - R	
	U-NII-1_5.15-5.35_802.11be EHT160_CH50_Full_5250MHz	
ANT	CDD 5+6	
Pol.	Vertical	Fundamental
Peak	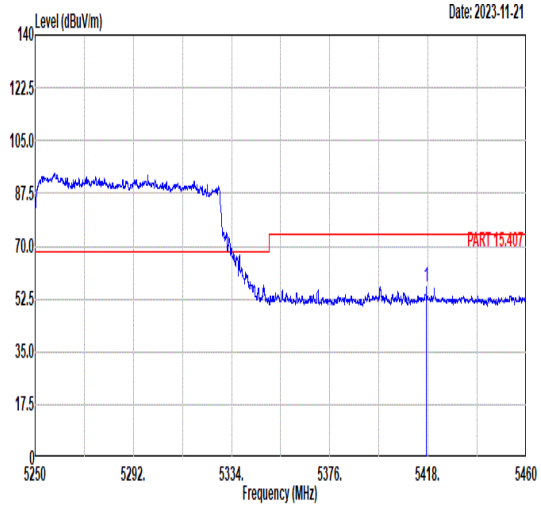 Freq Level Limit Line Margin (dB) Read Level Ant Factor Cable Loss Preamp Factor APos TPos Remark MHz dBuV/m dBuV/m dBuV dB/m dB dB cm deg 1 5417.27 56.74 74.00 -17.26 43.09 34.82 10.94 32.11 400 91 PEAK	Blank
Avg	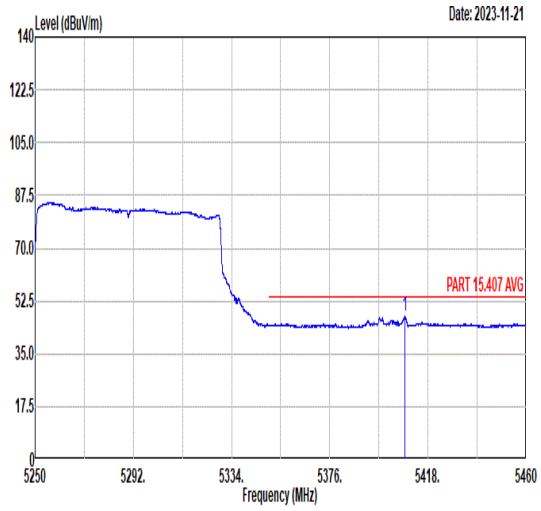 Freq Level Limit Line Margin (dB) Read Level Ant Factor Cable Loss Preamp Factor APos TPos Remark MHz dBuV/m dBuV/m dBuV dB/m dB dB cm deg 1 5408.05 47.45 54.00 -6.55 33.83 34.82 10.90 32.10 400 91 AVERAGE	Blank

Mode	100	
	Harmonic	
	U-NII-3_5.725-5.85_802.11a_CH149_5745MHz	
ANT	6+5	
Pol.	Horizontal	Vertical
Peak Avg	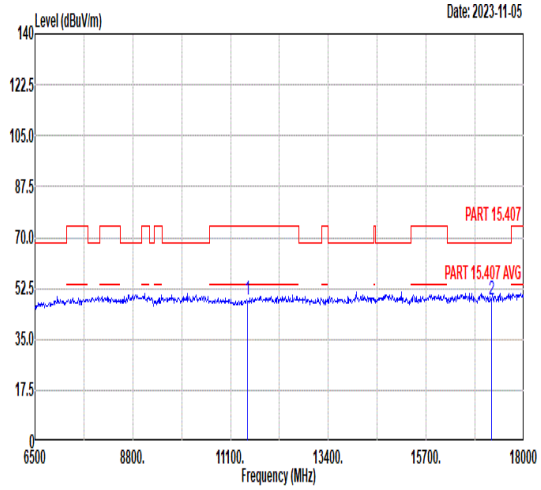 Freq Level Limit Line Margin Read Level Ant Factor Cable Loss Preamp Factor APos TPos Remark MHz dBuV/m dBuV/m dB dBuV dB/m dB dB cm deg 1 11490.00 48.58 74.00 -25.42 44.66 39.79 14.83 50.70 -- -- Peak 2 17235.00 48.82 68.30 -19.48 40.77 42.41 17.57 51.93 -- -- Peak	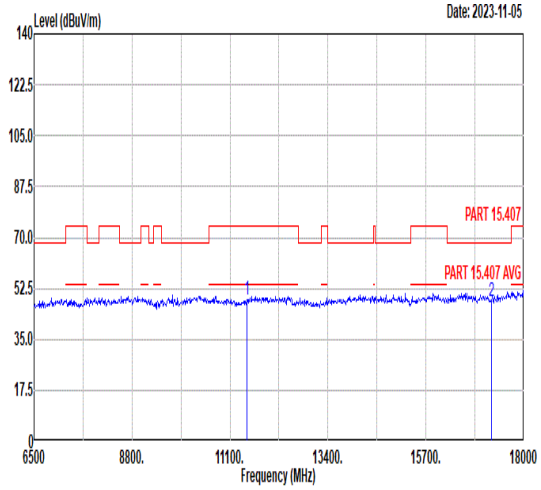 Freq Level Limit Line Margin Read Level Ant Factor Cable Loss Preamp Factor APos TPos Remark MHz dBuV/m dBuV/m dB dBuV dB/m dB dB cm deg 1 11490.00 48.42 74.00 -25.58 44.50 39.79 14.83 50.70 -- -- Peak 2 17235.00 48.14 68.30 -20.16 40.09 42.41 17.57 51.93 -- -- Peak

Mode	101	
	Harmonic	
	U-NII-3_5.725-5.85_802.11a_CH157_5785MHz	
ANT	6+5	
Pol.	Horizontal	Vertical
Peak Avg	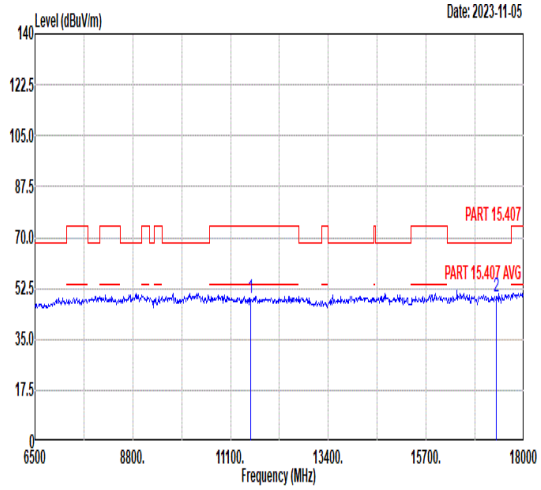 Freq Level Limit Line Margin Read Level Ant Factor Cable Loss Preamp Factor APos TPos Remark MHz dBuV/m dBuV/m dB dBuV dB/m dB dB cm deg 1 11570.00 49.36 74.00 -24.64 45.28 39.86 14.88 50.66 -- -- Peak 2 17355.00 49.55 68.30 -18.75 41.64 42.36 17.60 52.05 -- -- Peak	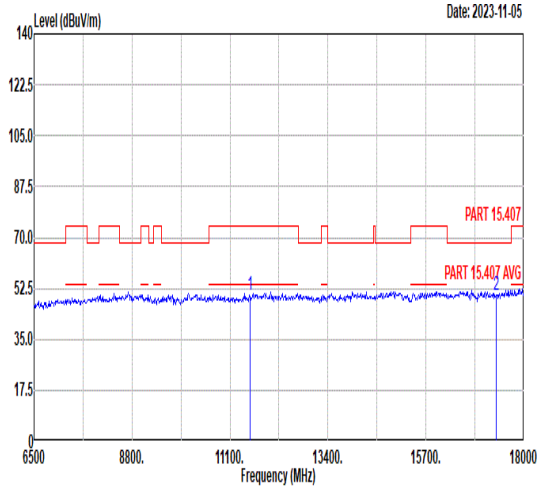 Freq Level Limit Line Margin Read Level Ant Factor Cable Loss Preamp Factor APos TPos Remark MHz dBuV/m dBuV/m dB dBuV dB/m dB dB cm deg 1 11570.00 49.97 74.00 -24.03 45.89 39.86 14.88 50.66 -- -- Peak 2 17355.00 50.21 68.30 -18.09 42.30 42.36 17.60 52.05 -- -- Peak

Mode	102	
	Harmonic	
	U-NII-3_5.725-5.85_802.11a_CH165_5825MHz	
ANT	6+5	
Pol.	Horizontal	Vertical
Peak Avg	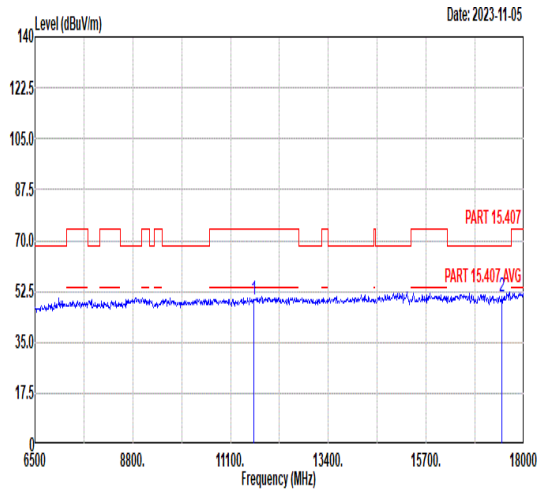 Freq Level Limit Line Margin Read Level Ant Factor Cable Loss Preamp Factor APos TPos Remark MHz dBuV/m dBuV/m dB dBuV dB/m dB dB cm deg 1 11650.00 49.54 74.00 -24.46 45.30 39.92 14.93 50.61 -- -- Peak 2 17475.00 50.85 68.30 -17.45 43.08 42.31 17.63 52.17 -- -- Peak	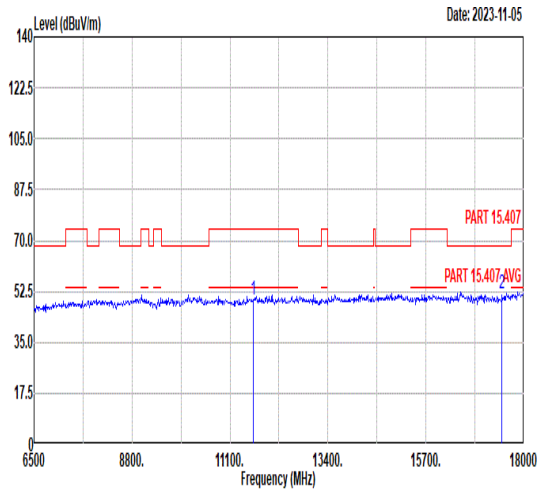 Freq Level Limit Line Margin Read Level Ant Factor Cable Loss Preamp Factor APos TPos Remark MHz dBuV/m dBuV/m dB dBuV dB/m dB dB cm deg 1 11650.00 49.84 74.00 -24.16 45.60 39.92 14.93 50.61 -- -- Peak 2 17475.00 51.91 68.30 -16.39 44.14 42.31 17.63 52.17 -- -- Peak

Mode	103	
	Band Edge	
	U-NII-3_5.725-5.85_802.11be EHT20_CH149_Full_5745MHz	
ANT	6+5	
Pol.	Horizontal	Fundamental
Peak	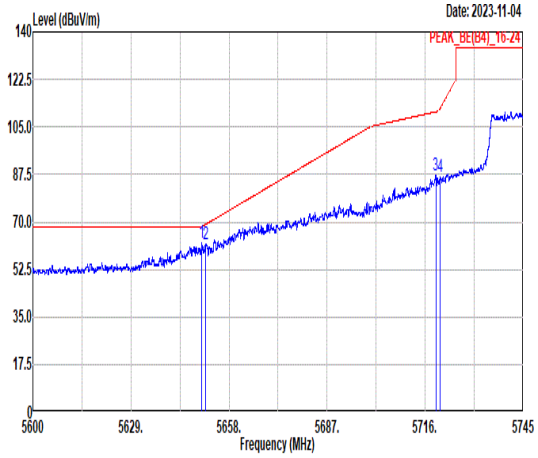 Freq Level Limit Line Margin (dB) Read Level Ant Factor Cable Loss Preamp Factor APos TPos Remark MHz dBuV/m dBuV/m dBuV dB/m dB dB cm deg 1 5649.95 62.17 68.30 -6.13 47.80 35.01 11.69 32.33 100 73 PEAK 2 5651.11 62.01 69.12 -7.11 47.64 35.01 11.69 32.33 100 73 PEAK 3 5719.12 87.15 110.55 -23.40 72.76 35.11 11.66 32.38 100 73 PEAK 4 5720.44 86.63 111.80 -25.17 72.24 35.11 11.66 32.38 100 73 PEAK	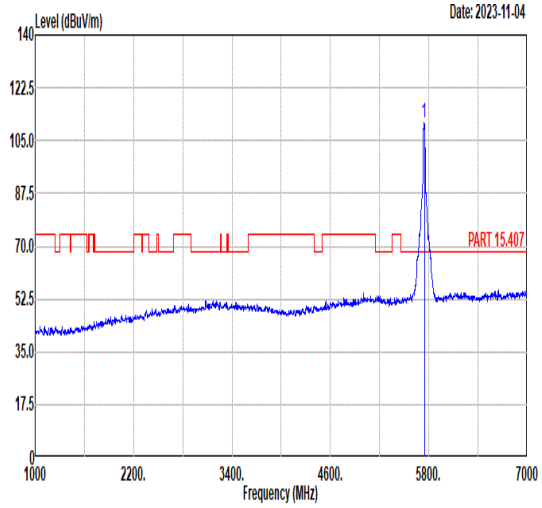 Freq Level Limit Line Margin (dB) Read Level Ant Factor Cable Loss Preamp Factor APos TPos Remark MHz dBuV/m dBuV/m dBuV dB/m dB dB cm deg 1 5745.00 110.98 ------ ------ 96.60 35.14 11.64 32.40 100 73 PEAK
Avg	Blank	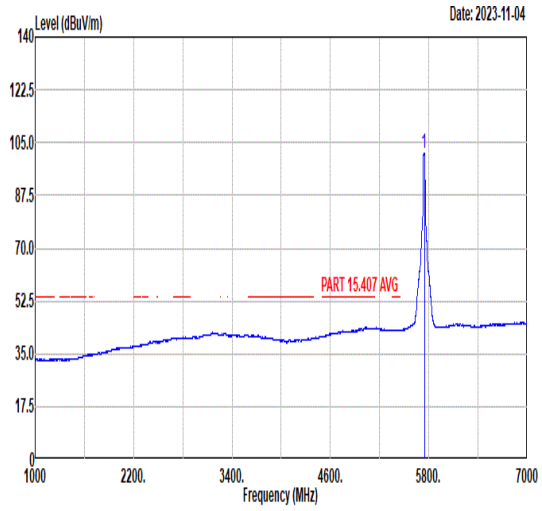 Freq Level Limit Line Margin (dB) Read Level Ant Factor Cable Loss Preamp Factor APos TPos Remark MHz dBuV/m dBuV/m dBuV dB/m dB dB cm deg 1 5745.00 101.51 ------ ------ 87.12 35.15 11.64 32.40 100 73 AVERAGE

Mode	103	
	Band Edge	
	U-NII-3_5.725-5.85_802.11be EHT20_CH149_Full_5745MHz	
ANT	6+5	
Pol.	Vertical	Fundamental
Peak	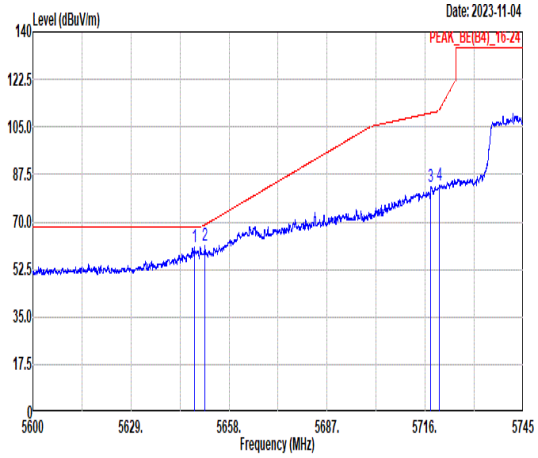 Freq Level Limit Line Margin (dB) Read Level Ant Factor Cable Loss Preamp Factor APos TPos Remark MHz dBuV/m dBuV/m dBuV dB/m dB dB cm deg 1 5647.78 60.96 68.30 -7.34 46.59 35.01 11.69 32.33 341 103 PEAK 2 5650.82 61.20 68.91 -7.71 46.83 35.01 11.69 32.33 341 103 PEAK 3 5717.68 82.85 110.15 -27.30 68.47 35.10 11.66 32.38 341 103 PEAK 4 5720.28 83.56 111.43 -27.87 69.17 35.11 11.66 32.38 341 103 PEAK	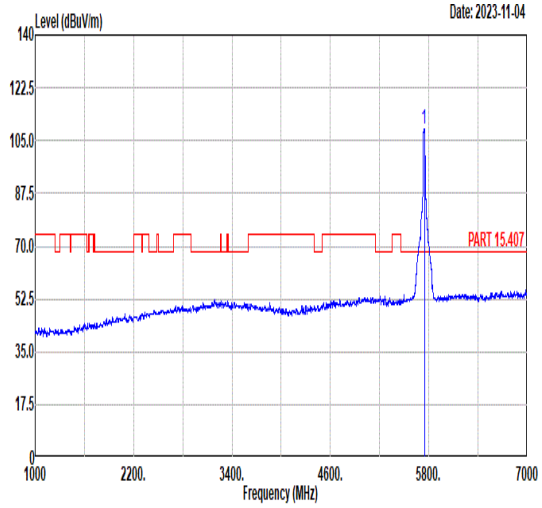 Freq Level Limit Line Margin (dB) Read Level Ant Factor Cable Loss Preamp Factor APos TPos Remark MHz dBuV/m dBuV/m dBuV dB/m dB dB cm deg 1 5745.00 108.99 ------ ------ 94.61 35.14 11.64 32.40 341 103 PEAK
Avg	Blank	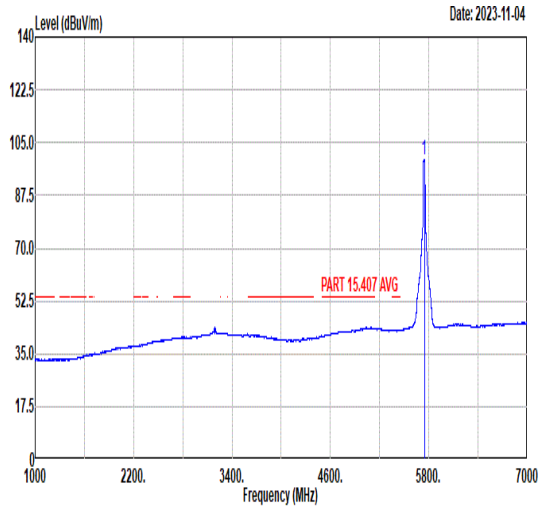 Freq Level Limit Line Margin (dB) Read Level Ant Factor Cable Loss Preamp Factor APos TPos Remark MHz dBuV/m dBuV/m dBuV dB/m dB dB cm deg 1 5745.00 99.49 ------ ------ 85.10 35.15 11.64 32.40 341 103 AVERAGE

Mode	103	
	Harmonic	
	U-NII-3_5.725-5.85_802.11be EHT20_CH149_Full_5745MHz	
ANT	6+5	
Pol.	Horizontal	Vertical
Peak Avg	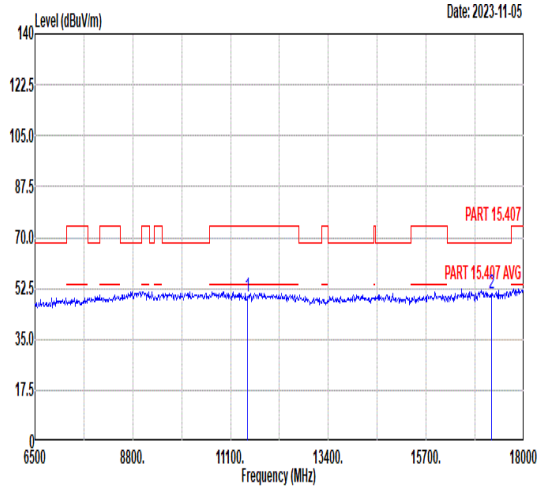 Freq Level Limit Line Margin Read Level Ant Factor Cable Loss Preamp Factor APos TPos Remark MHz dBuV/m dBuV/m dB dBuV dB/m dB dB cm deg 1 11490.00 49.72 74.00 -24.28 45.80 39.79 14.83 50.70 -- -- Peak 2 17235.00 50.75 68.30 -17.55 42.70 42.41 17.57 51.93 -- -- Peak	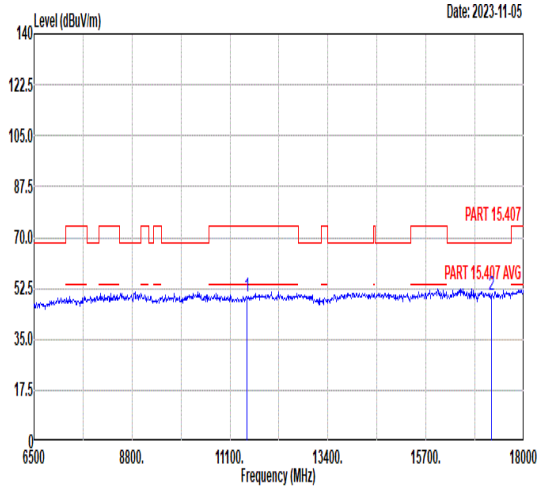 Freq Level Limit Line Margin Read Level Ant Factor Cable Loss Preamp Factor APos TPos Remark MHz dBuV/m dBuV/m dB dBuV dB/m dB dB cm deg 1 11490.00 49.89 74.00 -24.11 45.97 39.79 14.83 50.70 -- -- Peak 2 17235.00 50.05 68.30 -18.25 42.00 42.41 17.57 51.93 -- -- Peak

Mode	104	
	Harmonic	
	U-NII-3_5.725-5.85_802.11be EHT20_CH157_Full_5785MHz	
ANT	6+5	
Pol.	Horizontal	Vertical
Peak Avg	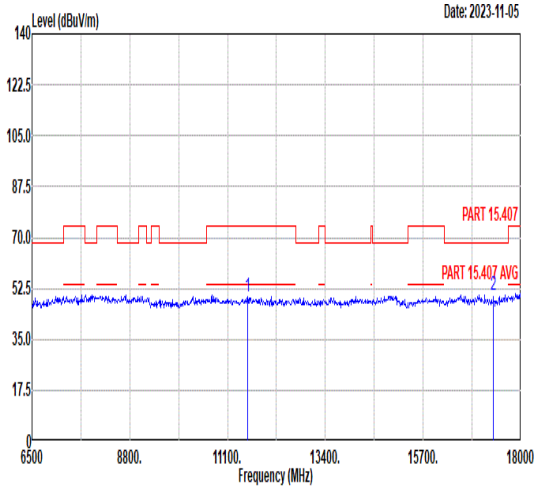 Freq Level Limit Line Margin Read Level Ant Factor Cable Loss Preamp Factor APos TPos Remark MHz dBuV/m dBuV/m dB dBuV dB/m dB dB cm deg 1 11570.00 49.84 74.00 -24.16 45.76 39.86 14.88 50.66 -- -- Peak 2 17355.00 50.12 68.30 -18.18 42.21 42.36 17.60 52.05 -- -- Peak	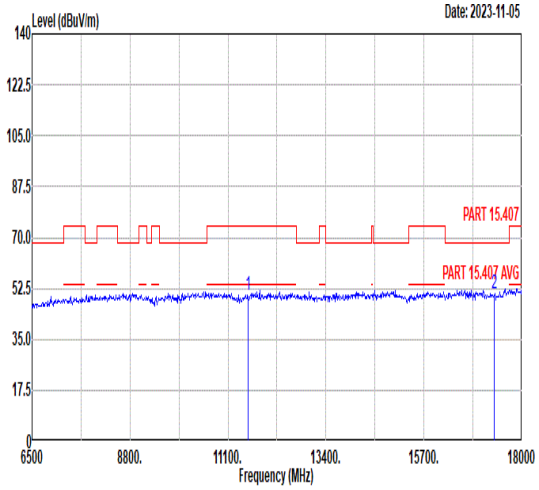 Freq Level Limit Line Margin Read Level Ant Factor Cable Loss Preamp Factor APos TPos Remark MHz dBuV/m dBuV/m dB dBuV dB/m dB dB cm deg 1 11570.00 49.96 74.00 -24.04 45.88 39.86 14.88 50.66 -- -- Peak 2 17355.00 50.51 68.30 -17.79 42.60 42.36 17.60 52.05 -- -- Peak

Mode	105	
	Band Edge	
	U-NII-3_5.725-5.85_802.11be EHT20_CH165_Full_5825MHz	
ANT	6+5	
Pol.	Horizontal	Fundamental
Peak	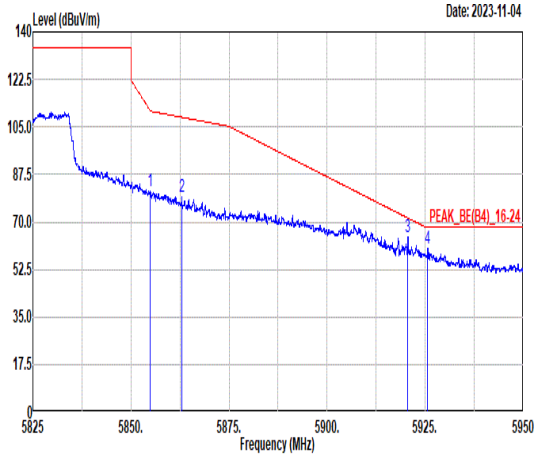 Freq Level Limit Line Margin (dB) Read Level Ant Factor Cable Loss Preamp Factor APos TPos Remark MHz dBuV/m dBuV/m dBuV dB/m dB dB cm deg 1 5854.94 81.44 110.94 -29.50 67.11 35.30 11.52 32.49 300 299 PEAK 2 5862.94 79.19 108.58 -29.39 64.86 35.31 11.51 32.49 300 299 PEAK 3 5920.58 64.28 71.46 -7.18 50.02 35.39 11.41 32.54 300 299 PEAK 4 5925.58 60.17 68.30 -8.13 45.91 35.40 11.40 32.54 300 299 PEAK	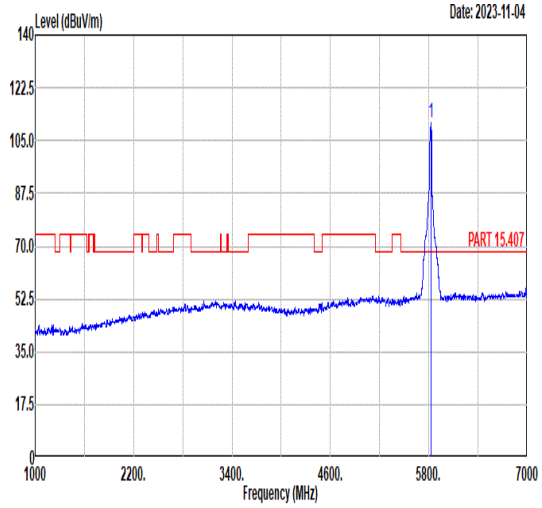 Freq Level Limit Line Margin (dB) Read Level Ant Factor Cable Loss Preamp Factor APos TPos Remark MHz dBuV/m dBuV/m dBuV dB/m dB dB cm deg 1 5825.00 110.93 ------ ------ 96.57 35.26 11.57 32.47 300 299 PEAK
Avg	Blank	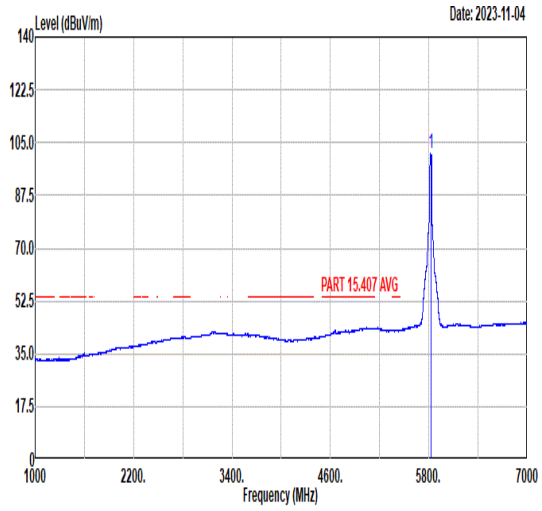 Freq Level Limit Line Margin (dB) Read Level Ant Factor Cable Loss Preamp Factor APos TPos Remark MHz dBuV/m dBuV/m dBuV dB/m dB dB cm deg 1 5825.00 101.49 ------ ------ 87.12 35.24 11.59 32.46 300 299 AVERAGE

Mode	105	
	Band Edge	
	U-NII-3_5.725-5.85_802.11be EHT20_CH165_Full_5825MHz	
ANT	6+5	
Pol.	Vertical	Fundamental
Peak	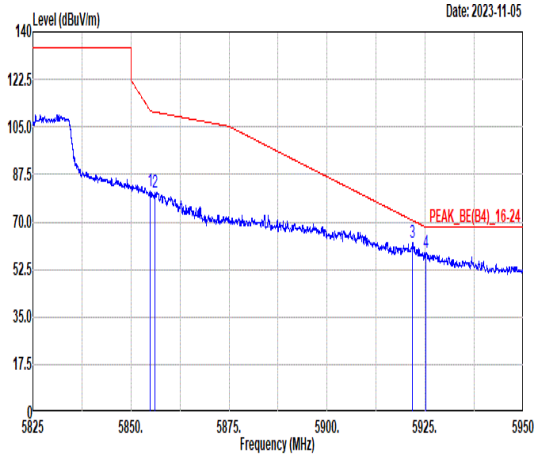 Freq Level Limit Line Margin (dB) Read Level Ant Factor Cable Loss Preamp Factor APos TPos Remark MHz dBuV/m dBuV/m dBuV dB/m dB dB cm deg 1 5854.94 81.33 110.94 -29.61 67.00 35.30 11.52 32.49 322 106 PEAK 2 5856.08 81.04 110.50 -29.46 66.71 35.30 11.52 32.49 322 106 PEAK 3 5921.83 62.50 70.54 -8.04 48.24 35.39 11.41 32.54 322 106 PEAK 4 5925.19 58.71 68.30 -9.59 44.45 35.40 11.40 32.54 322 106 PEAK	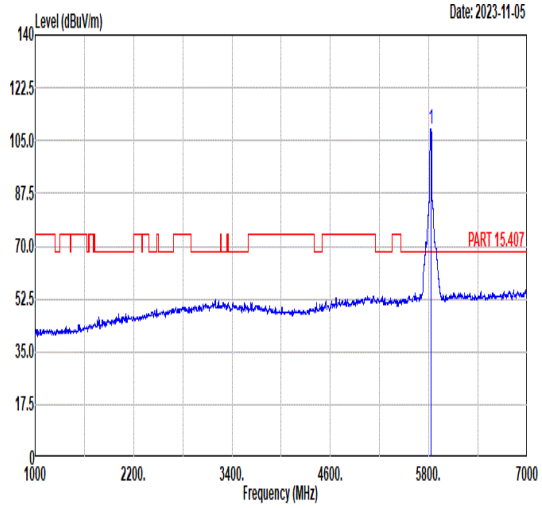 Freq Level Limit Line Margin (dB) Read Level Ant Factor Cable Loss Preamp Factor APos TPos Remark MHz dBuV/m dBuV/m dBuV dB/m dB dB cm deg 1 5825.00 108.68 ------ ------ 94.32 35.26 11.57 32.47 322 106 PEAK
Avg	Blank	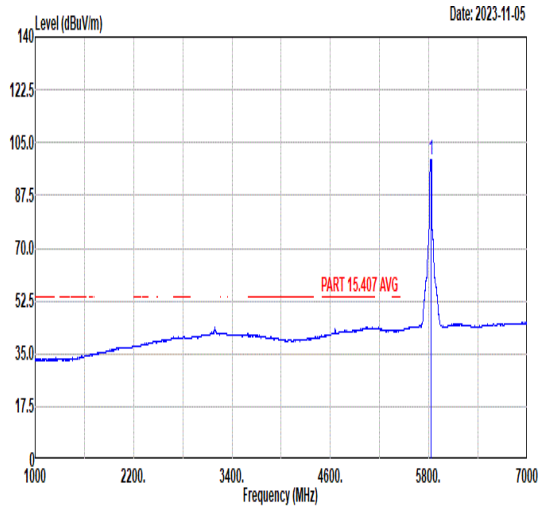 Freq Level Limit Line Margin (dB) Read Level Ant Factor Cable Loss Preamp Factor APos TPos Remark MHz dBuV/m dBuV/m dBuV dB/m dB dB cm deg 1 5825.00 99.51 ------ ------ 85.15 35.27 11.56 32.47 322 106 AVERAGE

Mode	105	
	Harmonic	
	U-NII-3_5.725-5.85_802.11be EHT20_CH165_Full_5825MHz	
ANT	6+5	
Pol.	Horizontal	Vertical
Peak Avg	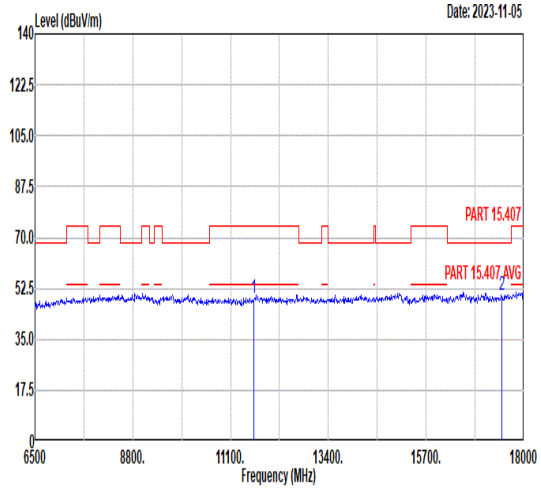 Freq Level Limit Line Margin Read Level Ant Factor Cable Loss Preamp Factor APos TPos Remark MHz dBuV/m dBuV/m dB dBuV dB/m dB dB cm deg 1 11650.00 49.17 74.00 -24.83 44.93 39.92 14.93 50.61 -- -- Peak 2 17475.00 50.12 68.30 -18.18 42.35 42.31 17.63 52.17 -- -- Peak	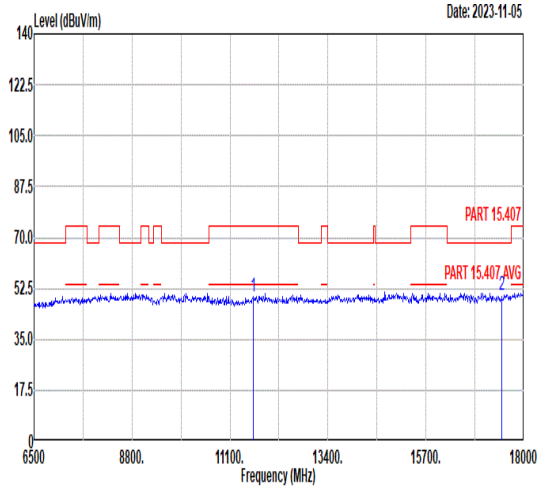 Freq Level Limit Line Margin Read Level Ant Factor Cable Loss Preamp Factor APos TPos Remark MHz dBuV/m dBuV/m dB dBuV dB/m dB dB cm deg 1 11650.00 49.51 74.00 -24.49 45.27 39.92 14.93 50.61 -- -- Peak 2 17475.00 49.96 68.30 -18.34 42.19 42.31 17.63 52.17 -- -- Peak

Mode	106
	Band Edge - L
	U-NII-3_5.725-5.85_802.11be EHT40_CH151_Full_5755MHz
ANT	6+5

Pol.	Horizontal	Fundamental
Peak	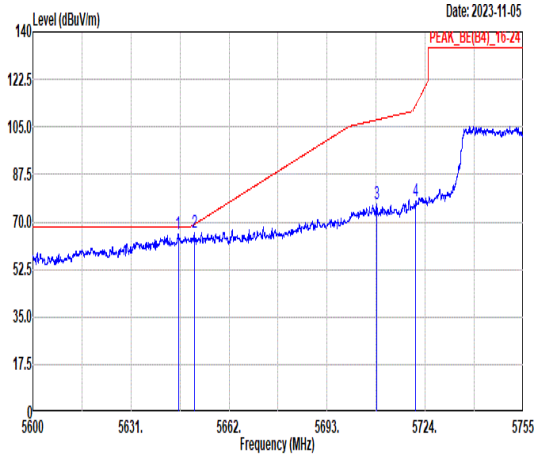 Freq Level Limit Line Margin (dB) Read Level Ant Factor Cable Loss Preamp Factor APos TPos Remark MHz dBuV/m dBuV/m dBuV dB/m dB dB cm deg 1 5645.96 65.50 68.30 -2.80 51.13 35.00 11.69 32.32 300 298 PEAK 2 5651.07 66.27 69.10 -2.83 51.90 35.01 11.69 32.33 300 298 PEAK 3 5708.73 76.53 107.65 -31.12 62.15 35.09 11.66 32.37 300 298 PEAK 4 5720.99 77.88 113.07 -35.19 63.49 35.11 11.66 32.38 300 298 PEAK	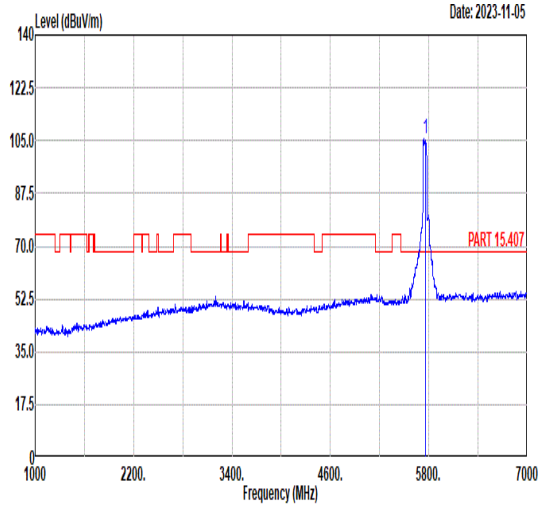 Freq Level Limit Line Margin (dB) Read Level Ant Factor Cable Loss Preamp Factor APos TPos Remark MHz dBuV/m dBuV/m dBuV dB/m dB dB cm deg 1 5755.00 105.50 ------ ------ 91.12 35.13 11.65 32.40 300 298 PEAK
Avg	Blank	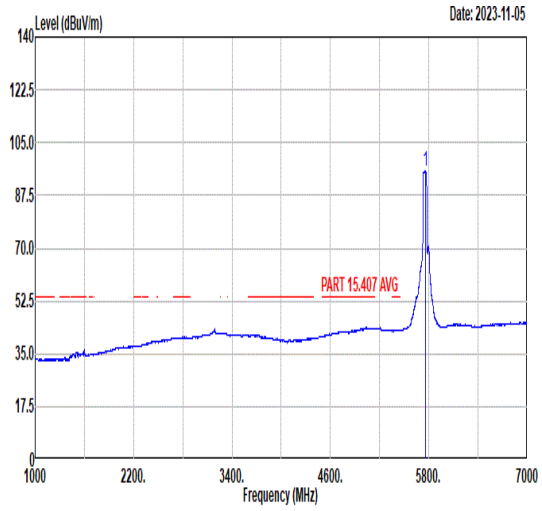 Freq Level Limit Line Margin (dB) Read Level Ant Factor Cable Loss Preamp Factor APos TPos Remark MHz dBuV/m dBuV/m dBuV dB/m dB dB cm deg 1 5755.00 95.52 ------ ------ 81.13 35.16 11.64 32.41 300 298 AVERAGE

Mode	106	
	Band Edge - R	
	U-NII-3_5.725-5.85_802.11be EHT40_CH151_Full_5755MHz	
ANT	6+5	
Pol.	Horizontal	Fundamental
Peak	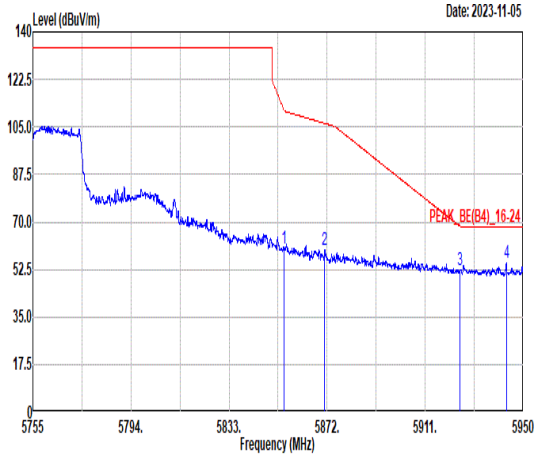 Freq Level Limit Line Margin (dB) Read Level Ant Factor Cable Loss Preamp Factor APos TPos Remark MHz dBuV/m dBuV/m dBuV dB/m dB dB cm deg 1 5855.00 60.40 110.81 -50.41 46.07 35.30 11.52 32.49 300 298 PEAK 2 5870.95 59.82 106.33 -46.51 45.51 35.32 11.49 32.50 300 298 PEAK 3 5924.75 52.47 68.39 -15.92 38.22 35.39 11.40 32.54 300 298 PEAK 4 5943.27 54.76 68.30 -13.54 40.53 35.42 11.37 32.56 300 298 PEAK	Blank

Mode	106	
	Band Edge - L	
	U-NII-3_5.725-5.85_802.11be EHT40_CH151_Full_5755MHz	
ANT	6+5	
Pol.	Vertical	Fundamental
Peak	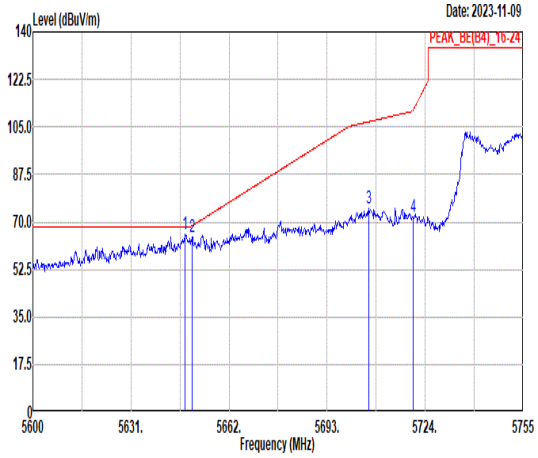 Freq Level Limit Line Margin (dB) Read Level Ant Factor Cable Loss Preamp Factor APos TPos Remark MHz dBuV/m dBuV/m dBuV dB/m dB dB cm deg 1 5648.05 65.30 68.30 -3.00 50.93 35.01 11.69 32.33 300 164 PEAK 2 5650.22 64.41 68.46 -4.05 50.04 35.01 11.69 32.33 300 164 PEAK 3 5706.18 75.23 106.93 -31.70 60.85 35.09 11.66 32.37 300 164 PEAK 4 5720.13 71.79 111.09 -39.30 57.40 35.11 11.66 32.38 300 164 PEAK	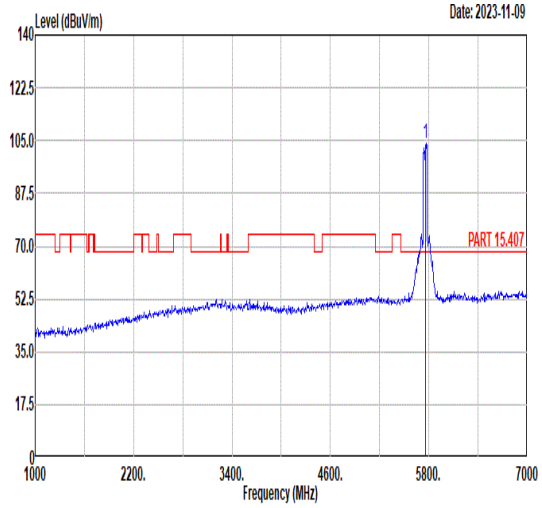 Freq Level Limit Line Margin (dB) Read Level Ant Factor Cable Loss Preamp Factor APos TPos Remark MHz dBuV/m dBuV/m dBuV dB/m dB dB cm deg 1 5755.00 103.87 ------ ------ 89.48 35.18 11.63 32.42 300 164 PEAK
Avg	Blank	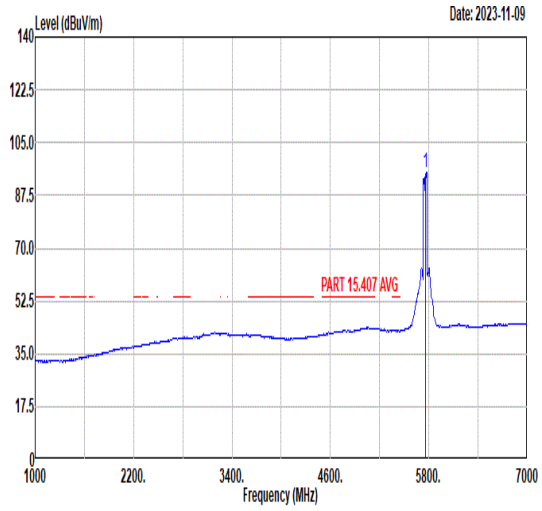 Freq Level Limit Line Margin (dB) Read Level Ant Factor Cable Loss Preamp Factor APos TPos Remark MHz dBuV/m dBuV/m dBuV dB/m dB dB cm deg 1 5755.00 95.12 ------ ------ 80.73 35.19 11.63 32.43 300 164 AVERAGE

Mode	106	
	Band Edge - R	
	U-NII-3_5.725-5.85_802.11be EHT40_CH151_Full_5755MHz	
ANT	6+5	
Pol.	Vertical	Fundamental
Peak	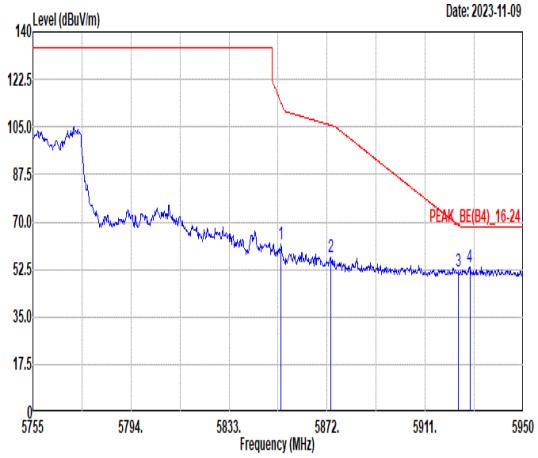 Freq Level Limit Line Margin (dB) Read Level Ant Factor Cable Loss Preamp Factor APos TPos Remark MHz dBuV/m dBuV/m dBuV dB/m dB dB cm deg 1 5853.67 61.63 113.83 -52.20 47.30 35.30 11.52 32.49 300 164 PEAK 2 5873.37 57.22 105.66 -48.44 42.91 35.32 11.49 32.50 300 164 PEAK 3 5924.07 51.68 68.89 -17.21 37.43 35.39 11.40 32.54 300 164 PEAK 4 5928.75 53.61 68.30 -14.69 39.36 35.40 11.40 32.55 300 164 PEAK	Blank

Mode	106	
	Harmonic	
	U-NII-3_5.725-5.85_802.11be EHT40_CH151_Full_5755MHz	
ANT	6+5	
Pol.	Horizontal	Vertical
Peak Avg	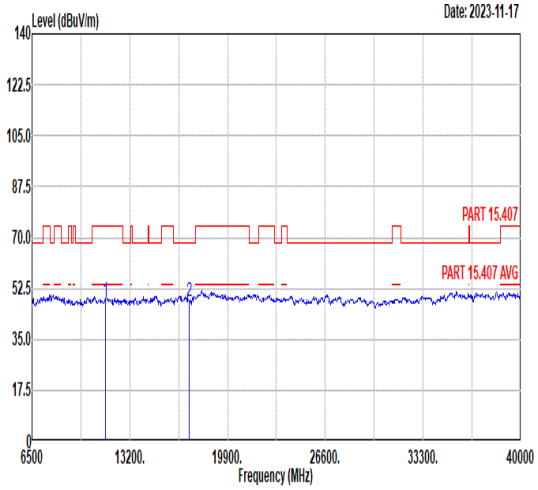 Freq Level Limit Line Margin Read Level Ant Factor Cable Loss Preamp Factor APos TPos Remark MHz dBuV/m dBuV/m dB dBuV dB/m dB dB cm deg 1 11510.00 48.32 74.00 -25.68 44.36 39.81 14.85 50.70 -- -- Peak 2 17265.00 48.23 68.30 -20.07 40.22 42.39 17.58 51.96 -- -- Peak	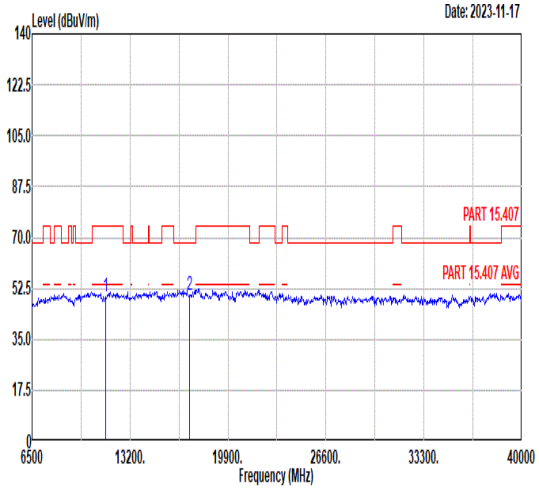 Freq Level Limit Line Margin Read Level Ant Factor Cable Loss Preamp Factor APos TPos Remark MHz dBuV/m dBuV/m dB dBuV dB/m dB dB cm deg 1 11510.00 49.73 74.00 -24.27 45.77 39.81 14.85 50.70 -- -- Peak 2 17265.00 50.43 68.30 -17.87 42.42 42.39 17.58 51.96 -- -- Peak

Mode	107	
	Band Edge - L	
	U-NII-3_5.725-5.85_802.11be EHT40_CH159_Full_5795MHz	
ANT	6+5	
Pol.	Horizontal	Fundamental
Peak	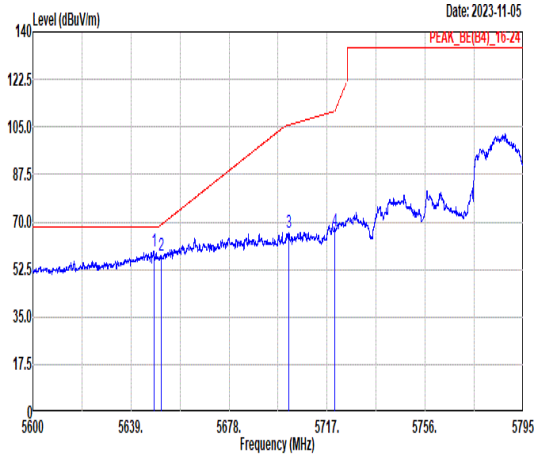 Freq Level Limit Line Margin (dB) Read Level Ant Factor Cable Loss Preamp Factor APos TPos Remark MHz dBuV/m dBuV/m dBuV dB/m dB dB cm deg 1 5648.07 59.25 68.30 -9.05 44.88 35.01 11.69 32.33 396 301 PEAK 2 5650.99 57.61 69.04 -11.43 43.24 35.01 11.69 32.33 396 301 PEAK 3 5701.69 65.97 105.67 -39.70 51.60 35.08 11.66 32.37 396 301 PEAK 4 5720.00 66.62 110.81 -44.19 52.23 35.11 11.66 32.38 396 301 PEAK	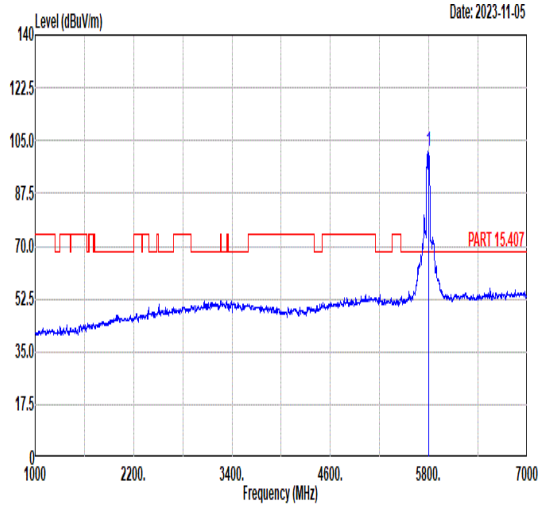 Freq Level Limit Line Margin (dB) Read Level Ant Factor Cable Loss Preamp Factor APos TPos Remark MHz dBuV/m dBuV/m dBuV dB/m dB dB cm deg 1 5795.00 101.41 ------ ------ 87.01 35.20 11.63 32.43 396 301 PEAK
Avg	Blank	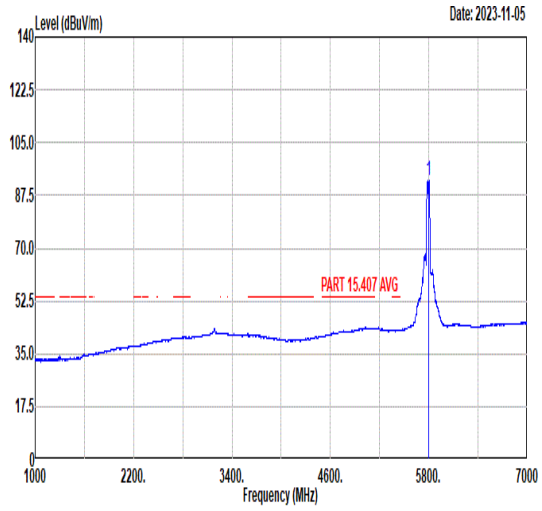 Freq Level Limit Line Margin (dB) Read Level Ant Factor Cable Loss Preamp Factor APos TPos Remark MHz dBuV/m dBuV/m dBuV dB/m dB dB cm deg 1 5795.00 92.28 ------ ------ 77.88 35.20 11.63 32.43 396 301 AVERAGE

Mode	107	
	Band Edge - R	
	U-NII-3_5.725-5.85_802.11be EHT40_CH159_Full_5795MHz	
ANT	6+5	
Pol.	Horizontal	Fundamental
Peak	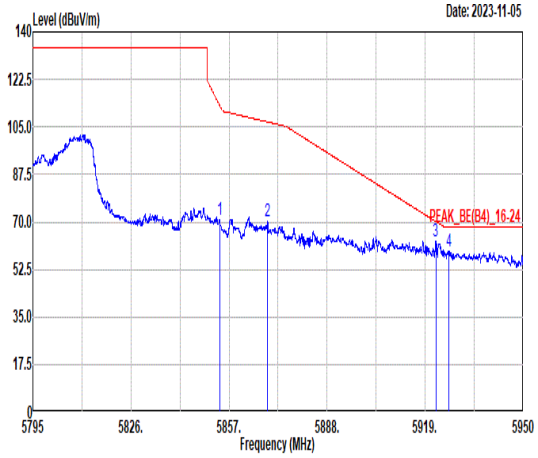 Freq Level Limit Line Margin (dB) Read Level Ant Factor Cable Loss Preamp Factor APos TPos Remark MHz dBuV/m dBuV/m dBuV dB/m dB dB cm deg 1 5853.99 70.65 113.09 -42.44 56.32 35.30 11.52 32.49 396 301 PEAK 2 5869.18 70.16 106.83 -36.67 55.84 35.32 11.50 32.50 396 301 PEAK 3 5922.33 63.03 70.17 -7.14 48.77 35.39 11.41 32.54 396 301 PEAK 4 5926.53 59.35 68.30 -8.95 45.09 35.40 11.40 32.54 396 301 PEAK	Blank

Mode	107
	Band Edge - L
	U-NII-3_5.725-5.85_802.11be EHT40_CH159_Full_5795MHz
ANT	6+5

Pol.	Vertical	Fundamental
Peak	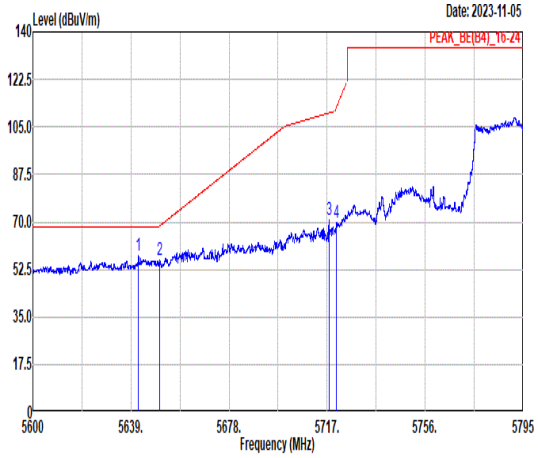 Freq Level Limit Line Margin (dB) Read Level Ant Factor Cable Loss Preamp Factor APos TPos Remark MHz dBuV/m dBuV/m dBuV dB/m dB dB cm deg 1 5642.02 57.66 68.30 -10.64 43.29 35.00 11.69 32.32 100 261 PEAK 2 5650.41 56.16 68.60 -12.44 41.79 35.01 11.69 32.33 100 261 PEAK 3 5717.70 70.87 110.16 -39.29 56.49 35.10 11.66 32.38 100 261 PEAK 4 5720.61 69.51 112.19 -42.68 55.12 35.11 11.66 32.38 100 261 PEAK	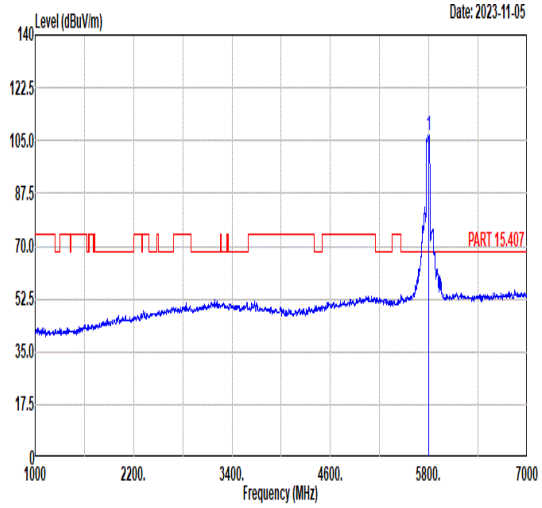 Freq Level Limit Line Margin (dB) Read Level Ant Factor Cable Loss Preamp Factor APos TPos Remark MHz dBuV/m dBuV/m dBuV dB/m dB dB cm deg 1 5795.00 106.62 ------ ------ 92.23 35.23 11.61 32.45 100 261 PEAK
Avg	Blank	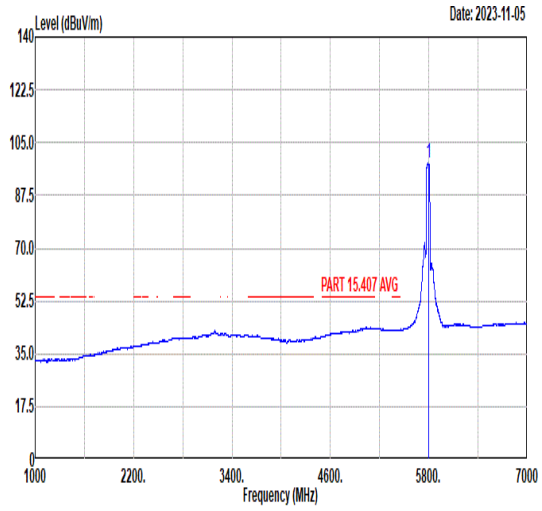 Freq Level Limit Line Margin (dB) Read Level Ant Factor Cable Loss Preamp Factor APos TPos Remark MHz dBuV/m dBuV/m dBuV dB/m dB dB cm deg 1 5795.00 98.26 ------ ------ 83.86 35.20 11.63 32.43 100 261 AVERAGE

Mode	107	
	Band Edge - R	
	U-NII-3_5.725-5.85_802.11be EHT40_CH159_Full_5795MHz	
ANT	6+5	
Pol.	Vertical	Fundamental
Peak	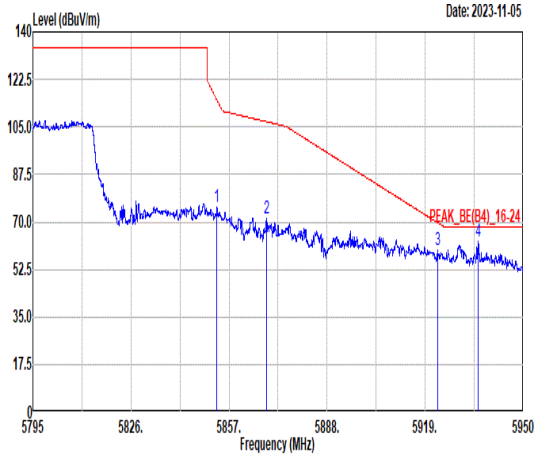 Freq Level Limit Line Margin (dB) Read Level Ant Factor Cable Loss Preamp Factor APos TPos Remark MHz dBuV/m dBuV/m dBuV dB/m dB dB cm deg 1 5853.20 75.59 114.90 -39.31 61.27 35.29 11.52 32.49 100 261 PEAK 2 5868.86 71.12 106.92 -35.80 56.80 35.32 11.50 32.50 100 261 PEAK 3 5922.95 59.91 69.71 -9.80 45.65 35.39 11.41 32.54 100 261 PEAK 4 5935.82 62.86 68.30 -5.44 48.61 35.41 11.39 32.55 100 261 PEAK	Blank

Mode	108
	Band Edge - L
	U-NII-3_5.725-5.85_802.11be EHT80_CH155_Full_5775MHz
ANT	6+5

Pol.	Horizontal	Fundamental
Peak	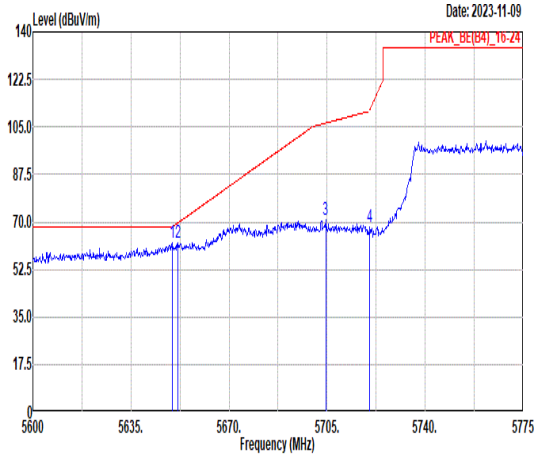 Freq Level Limit Line Margin (dB) Read Level Ant Factor Cable Loss Preamp Factor APos TPos Remark MHz dBuV/m dBuV/m dBuV dB/m dB dB cm deg 1 5649.88 62.15 68.30 -6.15 47.78 35.01 11.69 32.33 100 46 PEAK 2 5651.63 62.46 69.50 -7.04 48.09 35.01 11.69 32.33 100 46 PEAK 3 5704.48 70.63 106.45 -35.82 56.25 35.09 11.66 32.37 100 46 PEAK 4 5720.23 68.11 111.31 -43.20 53.72 35.11 11.66 32.38 100 46 PEAK	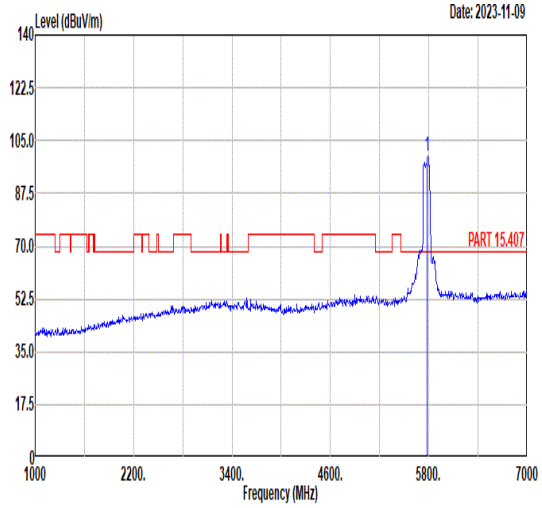 Freq Level Limit Line Margin (dB) Read Level Ant Factor Cable Loss Preamp Factor APos TPos Remark MHz dBuV/m dBuV/m dBuV dB/m dB dB cm deg 1 5775.00 100.01 ------ ------ 85.63 35.20 11.62 32.44 100 46 PEAK
Avg	Blank	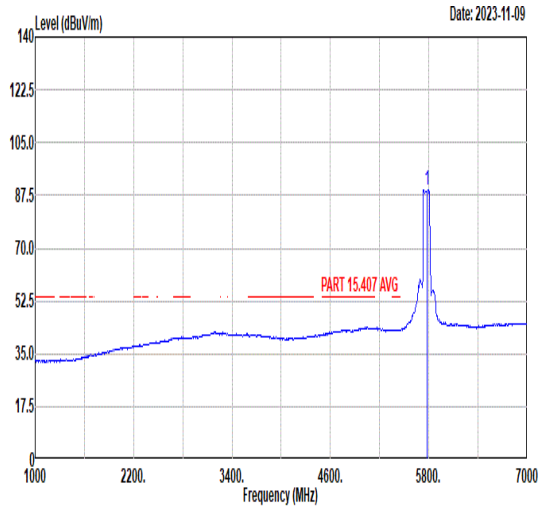 Freq Level Limit Line Margin (dB) Read Level Ant Factor Cable Loss Preamp Factor APos TPos Remark MHz dBuV/m dBuV/m dBuV dB/m dB dB cm deg 1 5775.00 89.21 ------ ------ 74.82 35.13 11.65 32.39 100 46 AVERAGE

Mode	108	
	Band Edge - R	
	U-NII-3_5.725-5.85_802.11be EHT80_CH155_Full_5775MHz	
ANT	6+5	
Pol.	Horizontal	Fundamental
Peak	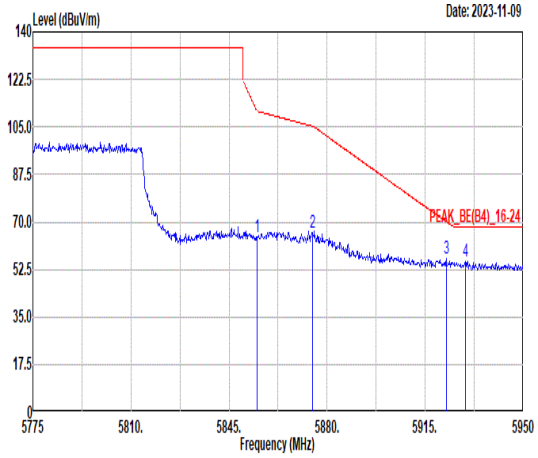 Freq Level Limit Line Margin (dB) Read Level Ant Factor Cable Loss Preamp Factor APos TPos Remark MHz dBuV/m dBuV/m dBuV dB/m dB dB cm deg 1 5854.98 64.52 110.86 -46.34 50.19 35.30 11.52 32.49 100 46 PEAK 2 5874.75 66.29 105.27 -38.98 51.98 35.32 11.49 32.50 100 46 PEAK 3 5922.53 56.74 70.02 -13.28 42.48 35.39 11.41 32.54 100 46 PEAK 4 5929.35 55.37 68.30 -12.93 41.12 35.40 11.40 32.55 100 46 PEAK	Blank

Mode	108
	Band Edge - L
	U-NII-3_5.725-5.85_802.11be EHT80_CH155_Full_5775MHz
ANT	6+5

Pol.	Vertical	Fundamental
Peak	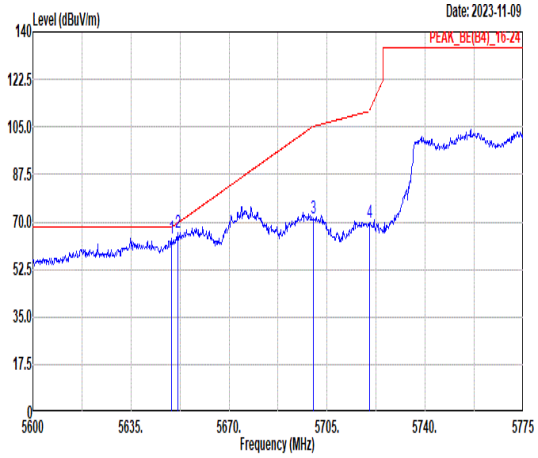 Freq Level Limit Line Margin (dB) Read Level Ant Factor Cable Loss Preamp Factor APos TPos Remark MHz dBuV/m dBuV/m dBuV dB/m dB dB cm deg 1 5649.35 64.03 68.30 -4.27 49.66 35.01 11.69 32.33 389 163 PEAK 2 5651.63 65.90 69.50 -3.60 51.53 35.01 11.69 32.33 389 163 PEAK 3 5700.10 71.44 105.23 -33.79 57.07 35.08 11.66 32.37 389 163 PEAK 4 5720.05 69.92 110.91 -40.99 55.53 35.11 11.66 32.38 389 163 PEAK	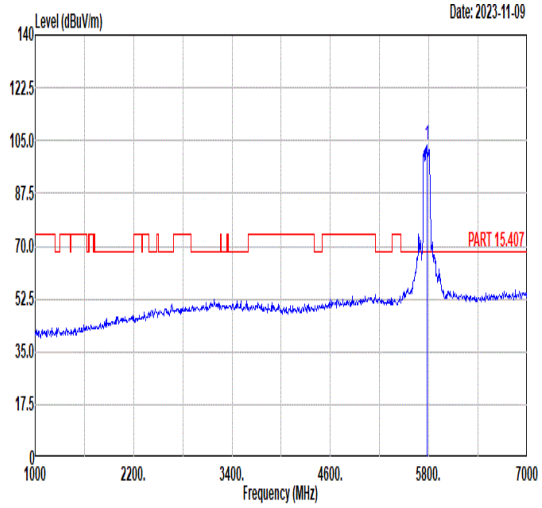 Freq Level Limit Line Margin (dB) Read Level Ant Factor Cable Loss Preamp Factor APos TPos Remark MHz dBuV/m dBuV/m dBuV dB/m dB dB cm deg 1 5775.00 103.38 ------ ------ 88.99 35.19 11.63 32.43 389 163 PEAK
Avg	Blank	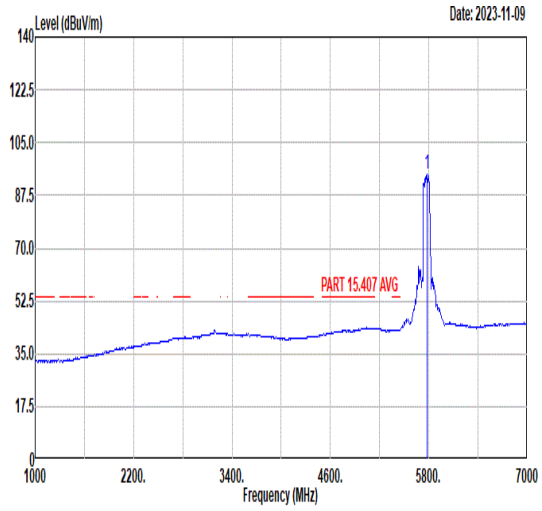 Freq Level Limit Line Margin (dB) Read Level Ant Factor Cable Loss Preamp Factor APos TPos Remark MHz dBuV/m dBuV/m dBuV dB/m dB dB cm deg 1 5775.00 94.62 ------ ------ 80.23 35.19 11.63 32.43 389 163 AVERAGE

Mode	108	
	Band Edge - R	
	U-NII-3_5.725-5.85_802.11be EHT80_CH155_Full_5775MHz	
ANT	6+5	
Pol.	Vertical	Fundamental
Peak	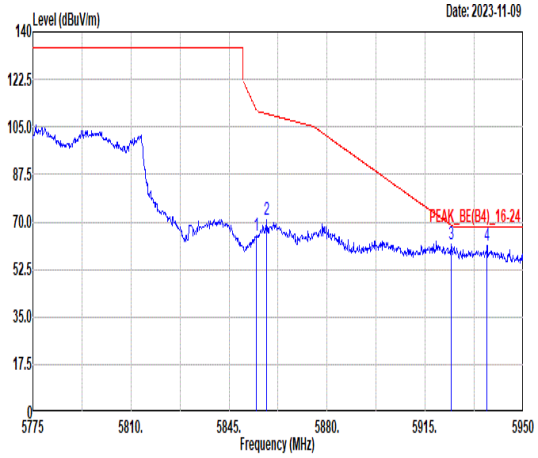 Freq Level Limit Line Margin (dB) Read Level Ant Factor Cable Loss Preamp Factor APos TPos Remark MHz dBuV/m dBuV/m dBuV dB/m dB dB cm deg 1 5854.80 64.99 111.26 -46.27 50.66 35.30 11.52 32.49 389 163 PEAK 2 5858.30 70.80 109.87 -39.07 56.47 35.30 11.52 32.49 389 163 PEAK 3 5924.28 61.65 68.73 -7.08 47.40 35.39 11.40 32.54 389 163 PEAK 4 5937.05 61.48 68.30 -6.82 47.24 35.41 11.38 32.55 389 163 PEAK	Blank

Mode	109	
	Band Edge	
	U-NII-1_5.15-5.25_802.11be EHT20_CH36_Single RU_5180MHz	
ANT	CDD 5+6	
Pol.	Horizontal	Fundamental
Peak	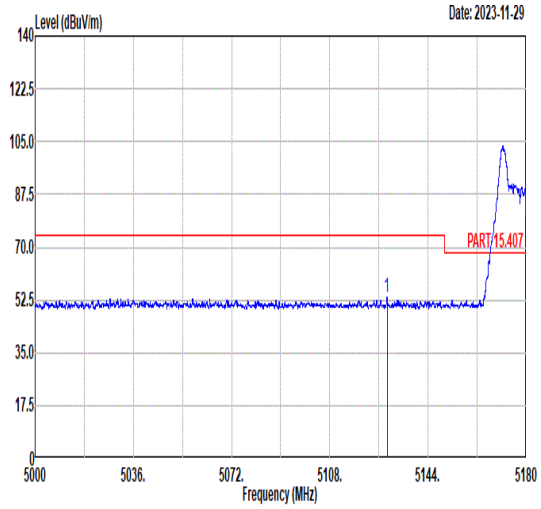 Freq Level Limit Line Margin (dB) Read Level Ant Factor Cable Loss Preamp Factor APos TPos Remark MHz dBuV/m dBuV/m dBuV dB/m dB dB cm deg 1 5128.97 53.61 74.00 -20.39 39.40 34.87 11.10 31.76 100 314 PEAK	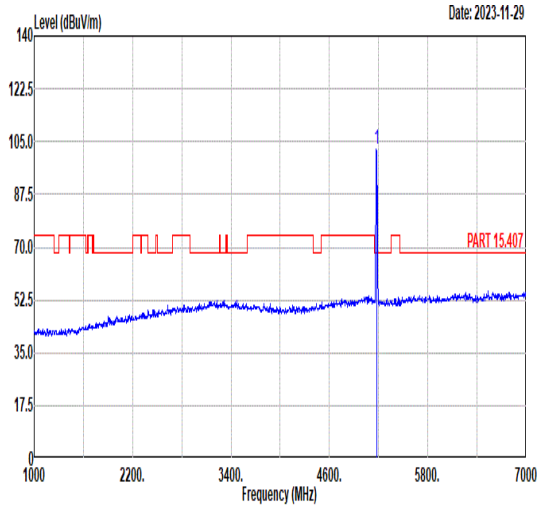 Freq Level Limit Line Margin (dB) Read Level Ant Factor Cable Loss Preamp Factor APos TPos Remark MHz dBuV/m dBuV/m dBuV dB/m dB dB cm deg 1 5180.00 102.53 ------ ------ 88.38 34.87 11.08 31.80 100 314 PEAK

Avg

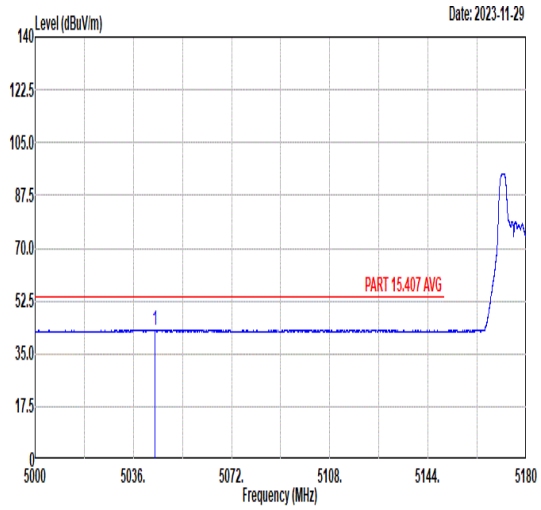

	Freq	Level	Limit Line	Margin (dB)	Read Level	Ant Factor	Cable Loss	Preamp Factor	APos	TPos	Remark
	MHz	dBuV/m	dBuV/m		dBuV	dB/m	dB	dB	cm	deg	
1	5043.85	42.85	54.00	-11.15	28.47	34.89	11.14	31.65	100	314	AVERAGE

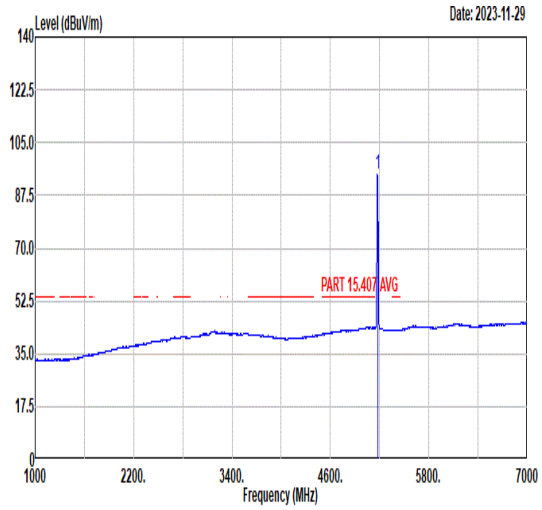

	Freq	Level	Limit Line	Margin (dB)	Read Level	Ant Factor	Cable Loss	Preamp Factor	APos	TPos	Remark
	MHz	dBuV/m	dBuV/m		dBuV	dB/m	dB	dB	cm	deg	
1	5180.00	94.58	------	------	80.43	34.87	11.08	31.80	100	314	AVERAGE

Mode	109	
	Band Edge	
	U-NII-1_5.15-5.25_802.11be EHT20_CH36_Single RU_5180MHz	
ANT	CDD 5+6	
Pol.	Vertical	Fundamental
Peak	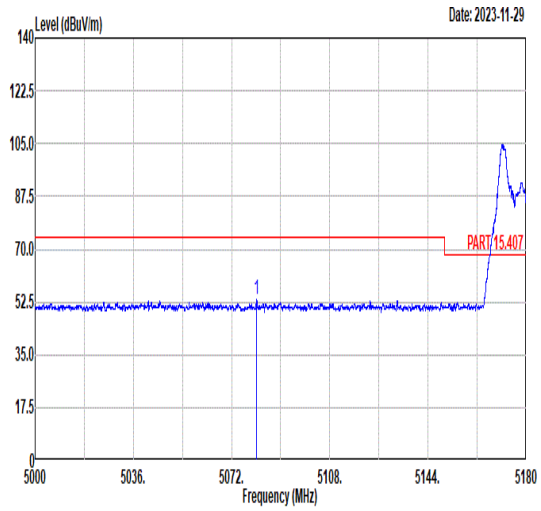 Freq Level Limit Line Margin (dB) Read Level Ant Factor Cable Loss Preamp Factor APos TPos Remark MHz dBuV/m dBuV/m dBuV dB/m dB dB cm deg 1 5081.27 53.17 74.00 -20.83 38.87 34.88 11.12 31.70 378 145 PEAK	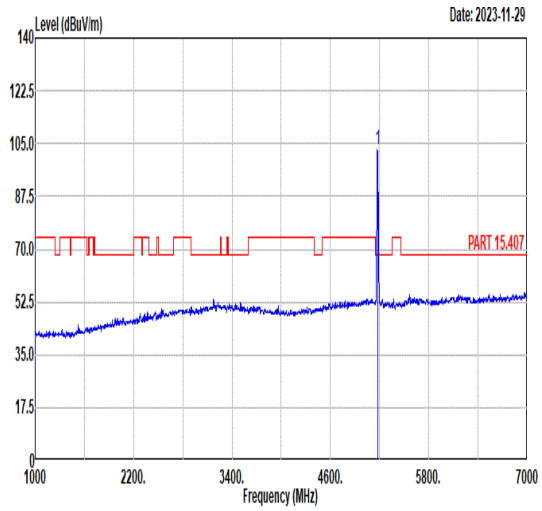 Freq Level Limit Line Margin (dB) Read Level Ant Factor Cable Loss Preamp Factor APos TPos Remark MHz dBuV/m dBuV/m dBuV dB/m dB dB cm deg 1 5180.00 103.04 ------ ------ 88.89 34.87 11.08 31.80 378 145 PEAK
Avg	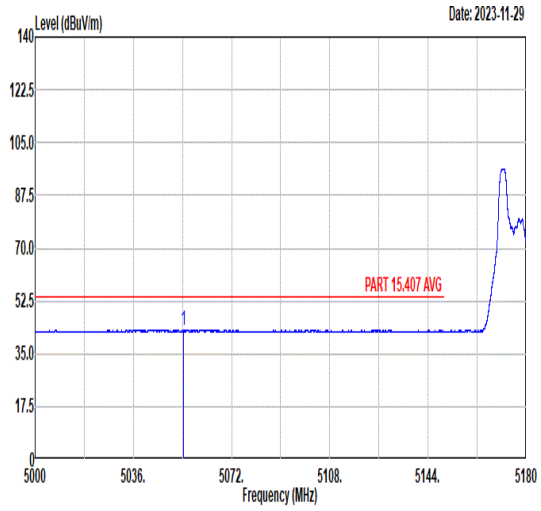 Freq Level Limit Line Margin (dB) Read Level Ant Factor Cable Loss Preamp Factor APos TPos Remark MHz dBuV/m dBuV/m dBuV dB/m dB dB cm deg 1 5054.47 42.98 54.00 -11.02 28.61 34.89 11.14 31.66 378 145 AVERAGE	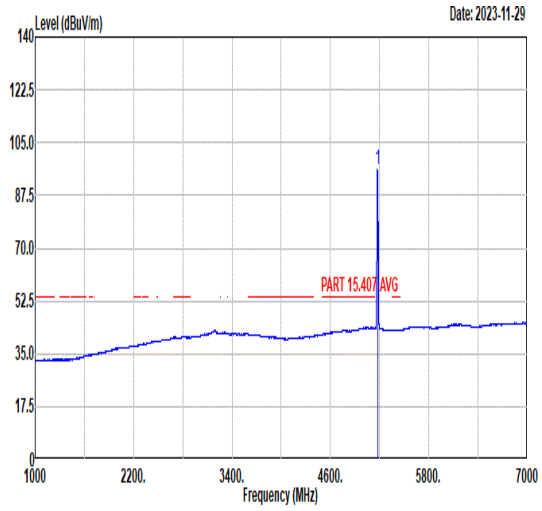 Freq Level Limit Line Margin (dB) Read Level Ant Factor Cable Loss Preamp Factor APos TPos Remark MHz dBuV/m dBuV/m dBuV dB/m dB dB cm deg 1 5180.00 96.15 ------ ------ 82.00 34.87 11.08 31.80 378 145 AVERAGE

Mode	110	
	Band Edge	
	U-NII-2A_5.15-5.25_802.11be EHT20_CH64_Single RU_5320MHz	
ANT	CDD 5+6	
Pol.	Horizontal	Fundamental
Peak	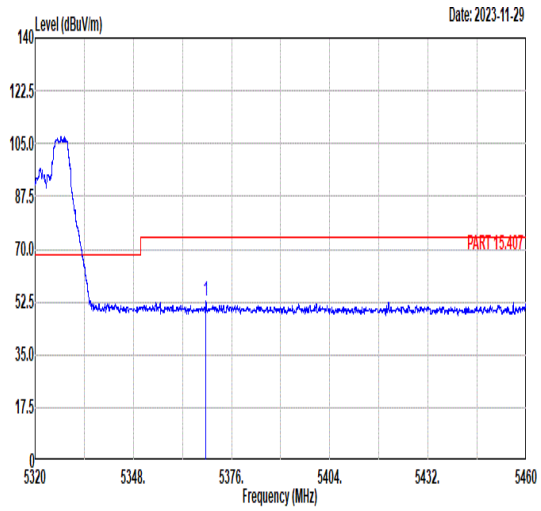 Freq Level Limit Line Margin (dB) Read Level Ant Factor Cable Loss Preamp Factor APos TPos Remark 1 5368.66 52.58 74.00 -21.42 38.87 34.83 10.93 32.05 100 66 PEAK	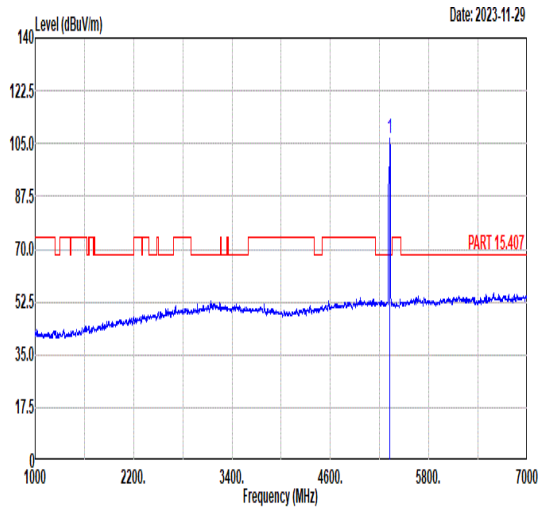 Freq Level Limit Line Margin (dB) Read Level Ant Factor Cable Loss Preamp Factor APos TPos Remark 1 5320.00 106.73 ------ ------ 92.93 34.84 10.96 32.00 100 66 PEAK
Avg	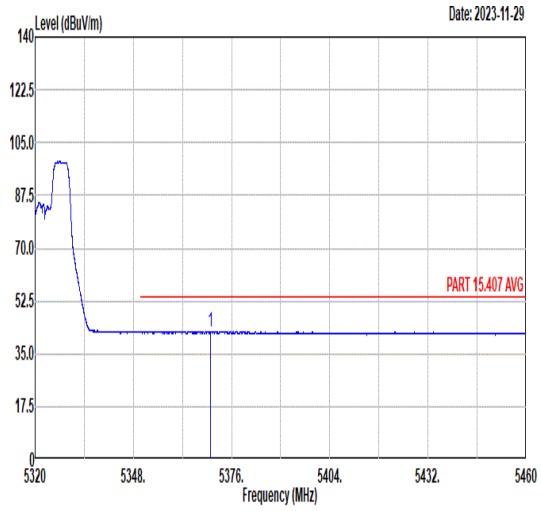 Freq Level Limit Line Margin (dB) Read Level Ant Factor Cable Loss Preamp Factor APos TPos Remark 1 5370.05 42.43 54.00 -11.57 28.72 34.83 10.93 32.05 100 66 AVERAGE	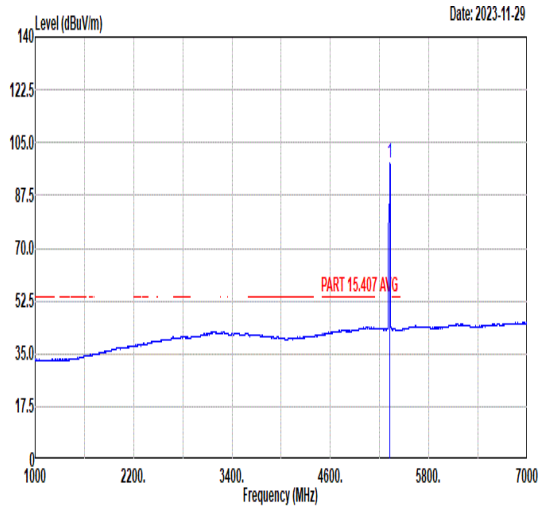 Freq Level Limit Line Margin (dB) Read Level Ant Factor Cable Loss Preamp Factor APos TPos Remark 1 5320.00 98.40 ------ ------ 84.60 34.84 10.96 32.00 100 66 AVERAGE

Mode	110	
	Band Edge	
	U-NII-2A_5.15-5.25_802.11be EHT20_CH64_Single RU_5320MHz	
ANT	CDD 5+6	
Pol.	Vertical	Fundamental
Peak	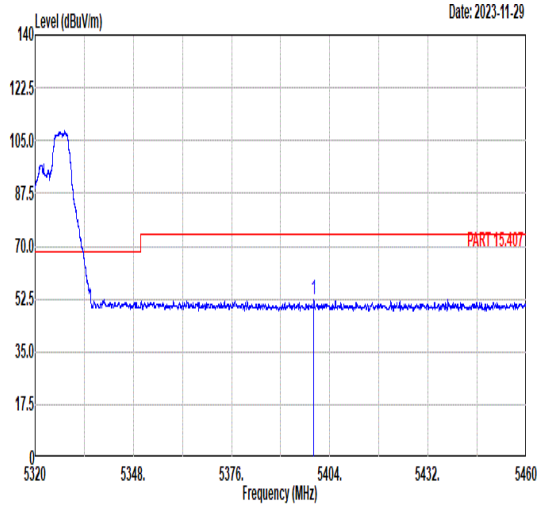 Freq Level Limit Line Margin (dB) Read Level Ant Factor Cable Loss Preamp Factor APos TPos Remark MHz dBuV/m dBuV/m dBuV dB/m dB dB cm deg 1 5399.46 52.12 74.00 -21.88 38.48 34.82 10.91 32.09 375 126 PEAK	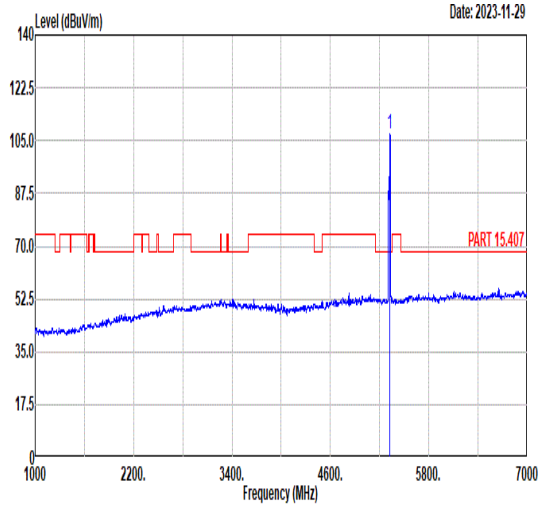 Freq Level Limit Line Margin (dB) Read Level Ant Factor Cable Loss Preamp Factor APos TPos Remark MHz dBuV/m dBuV/m dBuV dB/m dB dB cm deg 1 5320.00 107.28 ------ ------ 93.48 34.84 10.96 32.00 375 126 PEAK
Avg	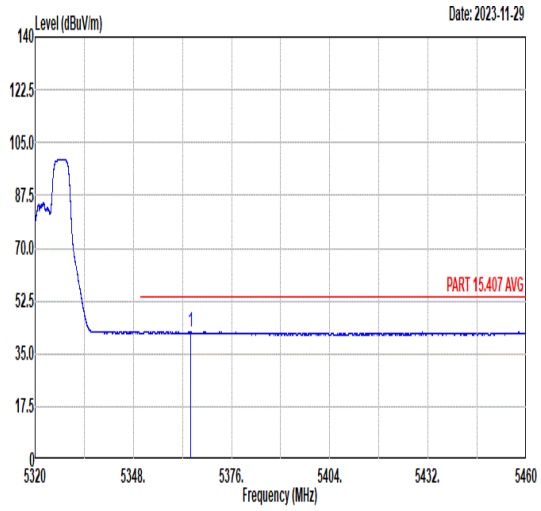 Freq Level Limit Line Margin (dB) Read Level Ant Factor Cable Loss Preamp Factor APos TPos Remark MHz dBuV/m dBuV/m dBuV dB/m dB dB cm deg 1 5364.31 42.30 54.00 -11.70 28.59 34.83 10.93 32.05 375 126 AVERAGE	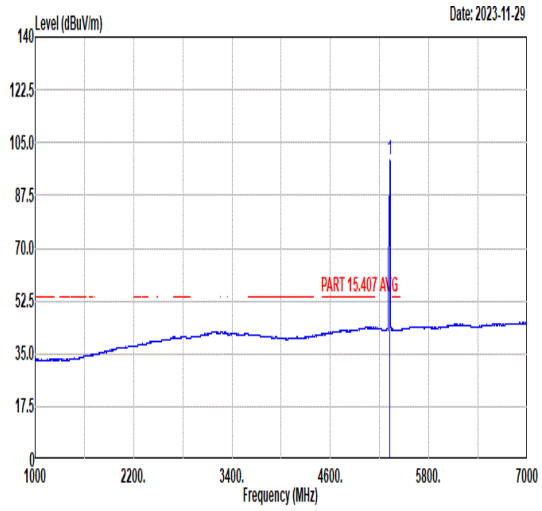 Freq Level Limit Line Margin (dB) Read Level Ant Factor Cable Loss Preamp Factor APos TPos Remark MHz dBuV/m dBuV/m dBuV dB/m dB dB cm deg 1 5320.00 99.15 ------ ------ 85.35 34.84 10.96 32.00 375 126 AVERAGE

Mode	111	
	Band Edge	
	U-NII-2C_5.25-5.35_802.11be EHT20_CH100_Single RU_5500MHz	
ANT	CDD 5+6	
Pol.	Horizontal	Fundamental
Peak	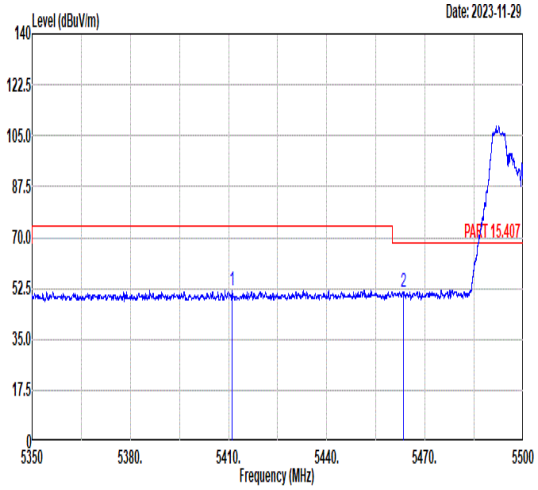 Freq Level Limit Line Margin (dB) Read Level Ant Factor Cable Loss Preamp Factor APos TPos Remark 1 5411.13 MHz 51.94 dBuV/m 74.00 -22.06 38.30 dBuV 34.82 dB/m 10.92 dB 32.10 dB 100 cm 64 deg PEAK 2 5463.48 51.43 68.30 -16.87 37.66 34.81 11.13 32.17 100 64 PEAK	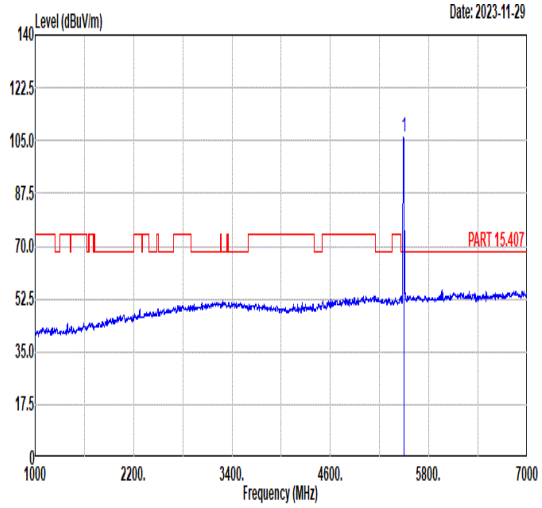 Freq Level Limit Line Margin (dB) Read Level Ant Factor Cable Loss Preamp Factor APos TPos Remark 1 5500.00 MHz 106.00 dBuV/m ------ ------ dBuV 92.15 dB/m 34.80 dB 11.25 dB 32.20 cm 100 deg 64 PEAK
Avg	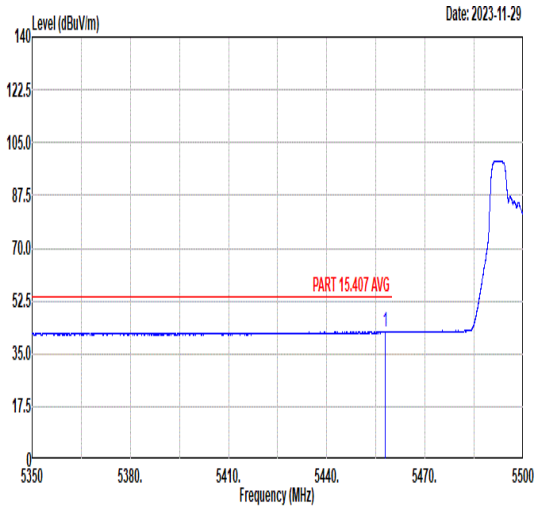 Freq Level Limit Line Margin (dB) Read Level Ant Factor Cable Loss Preamp Factor APos TPos Remark 1 5457.93 MHz 42.33 dBuV/m 54.00 -11.67 28.57 dBuV 34.81 dB/m 11.11 dB 32.16 dB 100 cm 64 deg AVERAGE	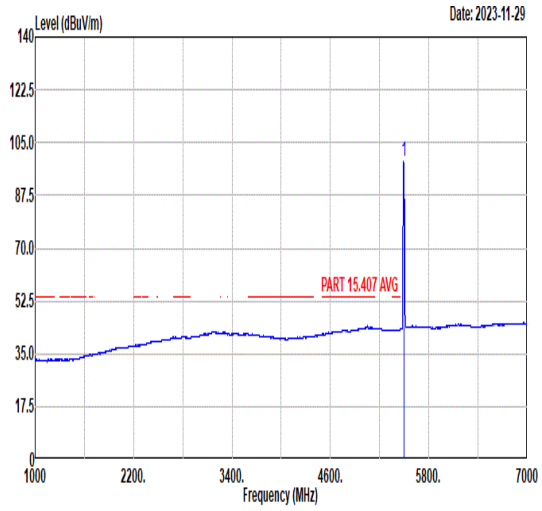 Freq Level Limit Line Margin (dB) Read Level Ant Factor Cable Loss Preamp Factor APos TPos Remark 1 5500.00 MHz 98.60 dBuV/m ------ ------ dBuV 84.75 dB/m 34.80 dB 11.25 dB 32.20 cm 100 deg 64 AVERAGE

Mode	111	
	Band Edge	
	U-NII-2C_5.25-5.35_802.11be EHT20_CH100_Single RU_5500MHz	
ANT	CDD 5+6	
Pol.	Vertical	Fundamental
Peak	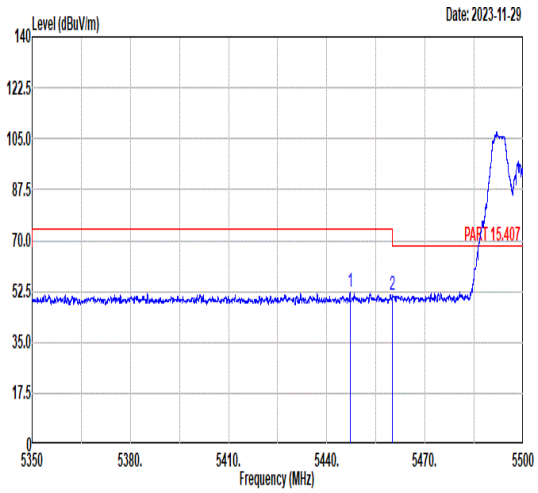 Freq Level Limit Line Margin (dB) Read Level Ant Factor Cable Loss Preamp Factor APos TPos Remark 1 5447.13 52.49 74.00 -21.51 38.76 34.81 11.07 32.15 373 151 PEAK 2 5460.04 51.32 68.30 -16.98 37.56 34.81 11.12 32.17 373 151 PEAK	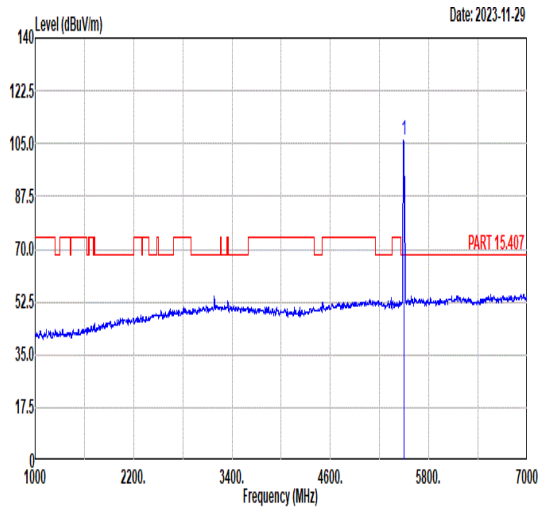 Freq Level Limit Line Margin (dB) Read Level Ant Factor Cable Loss Preamp Factor APos TPos Remark 1 5500.00 106.32 ------ ------ 92.47 34.80 11.25 32.20 373 151 PEAK
Avg	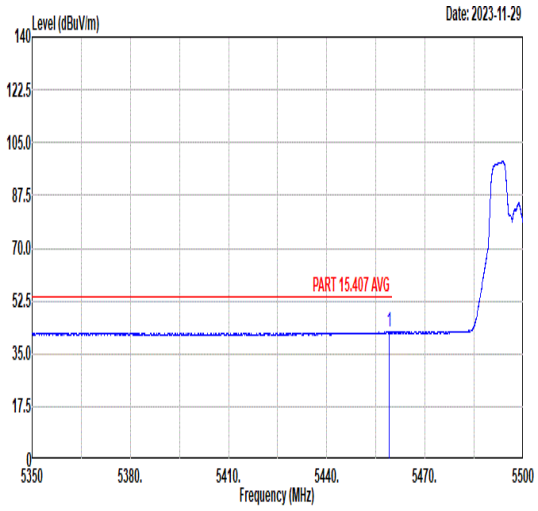 Freq Level Limit Line Margin (dB) Read Level Ant Factor Cable Loss Preamp Factor APos TPos Remark 1 5459.13 42.17 54.00 -11.83 28.40 34.81 11.12 32.16 373 151 AVERAGE	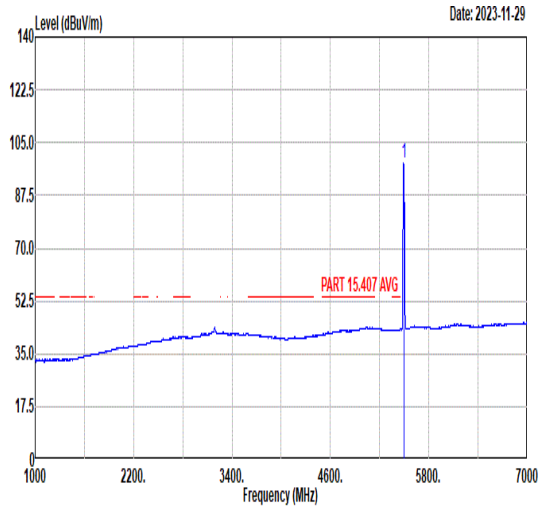 Freq Level Limit Line Margin (dB) Read Level Ant Factor Cable Loss Preamp Factor APos TPos Remark 1 5500.00 98.47 ------ ------ 84.62 34.80 11.25 32.20 373 151 AVERAGE

Mode	112	
	Band Edge	
	U-NII-2C_5.25-5.35_802.11be EHT20_CH140_Single RU_5700MHz	
ANT	CDD 5+6	
Pol.	Horizontal	Fundamental
Peak	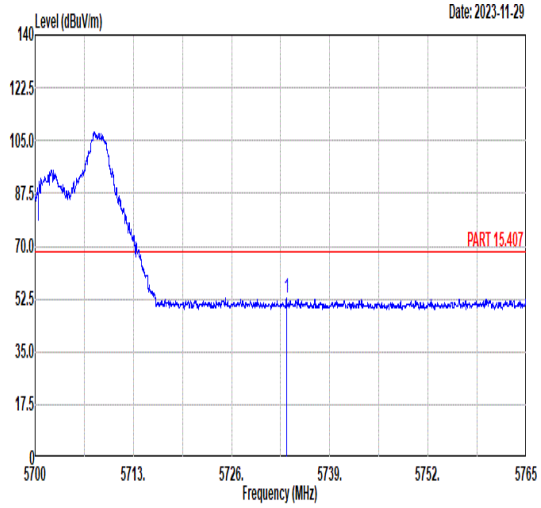 Freq Level Limit Line Margin (dB) Read Level Ant Factor Cable Loss Preamp Factor APos TPos Remark MHz dBuV/m dBuV/m dBuV dB/m dB dB cm deg 1 5733.25 53.04 68.30 -15.26 38.65 35.13 11.65 32.39 100 51 PEAK	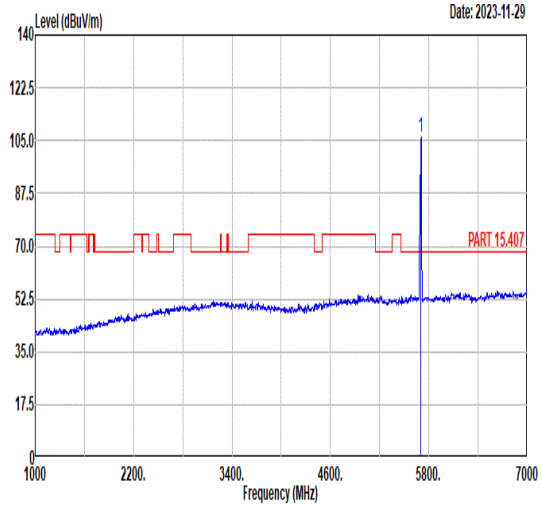 Freq Level Limit Line Margin (dB) Read Level Ant Factor Cable Loss Preamp Factor APos TPos Remark MHz dBuV/m dBuV/m dBuV dB/m dB dB cm deg 1 5700.00 106.00 ------ ------ 91.62 35.09 11.66 32.37 100 51 PEAK
Avg	Blank	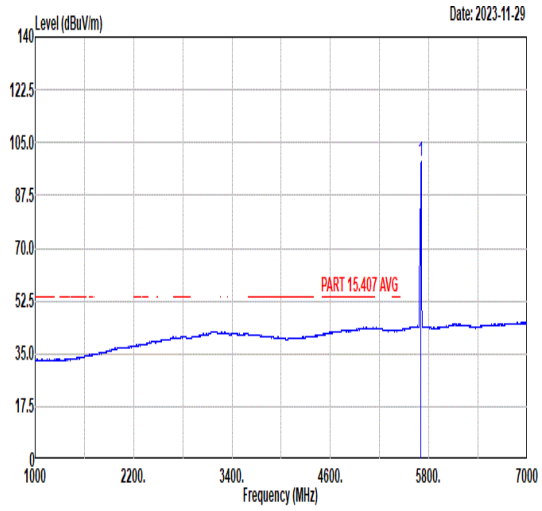 Freq Level Limit Line Margin (dB) Read Level Ant Factor Cable Loss Preamp Factor APos TPos Remark MHz dBuV/m dBuV/m dBuV dB/m dB dB cm deg 1 5700.00 98.80 ------ ------ 84.42 35.09 11.66 32.37 100 51 AVERAGE

Mode	112	
	Band Edge	
	U-NII-2C_5.25-5.35_802.11be EHT20_CH140_Single RU_5700MHz	
ANT	CDD 5+6	
Pol.	Vertical	Fundamental
Peak	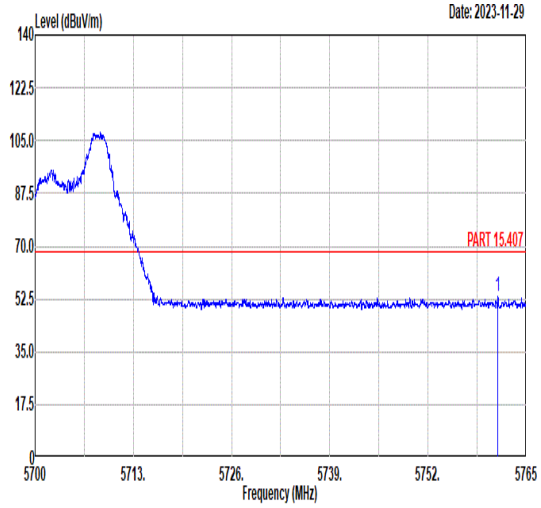 Freq Level Limit Line Margin (dB) Read Level Ant Factor Cable Loss Preamp Factor APos TPos Remark MHz dBuV/m dBuV/m dBuV dB/m dB dB cm deg 1 5761.27 53.17 68.30 -15.13 38.77 35.17 11.64 32.41 356 104 PEAK	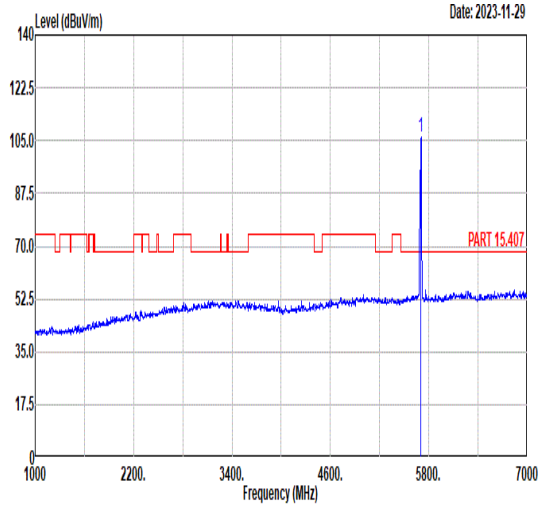 Freq Level Limit Line Margin (dB) Read Level Ant Factor Cable Loss Preamp Factor APos TPos Remark MHz dBuV/m dBuV/m dBuV dB/m dB dB cm deg 1 5700.00 106.01 ------ ------ 91.63 35.09 11.66 32.37 356 104 PEAK
Avg	Blank	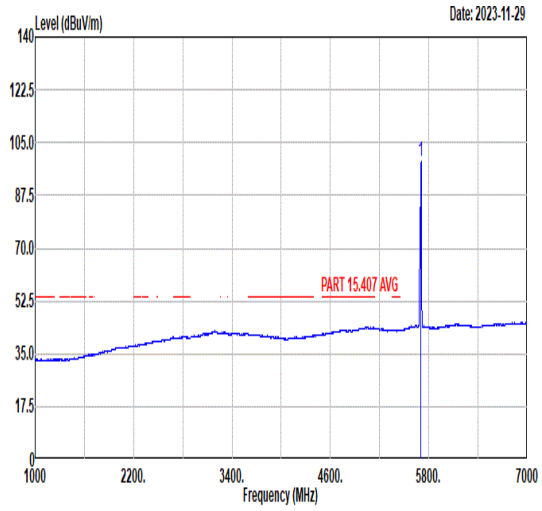 Freq Level Limit Line Margin (dB) Read Level Ant Factor Cable Loss Preamp Factor APos TPos Remark MHz dBuV/m dBuV/m dBuV dB/m dB dB cm deg 1 5700.00 99.00 ------ ------ 84.62 35.09 11.66 32.37 356 104 AVERAGE

Mode	113	
	Band Edge	
	U-NII-3_5.725-5.85_802.11be EHT20_CH149_Single RU_5745MHz	
ANT	6+5	
Pol.	Horizontal	Fundamental
Peak	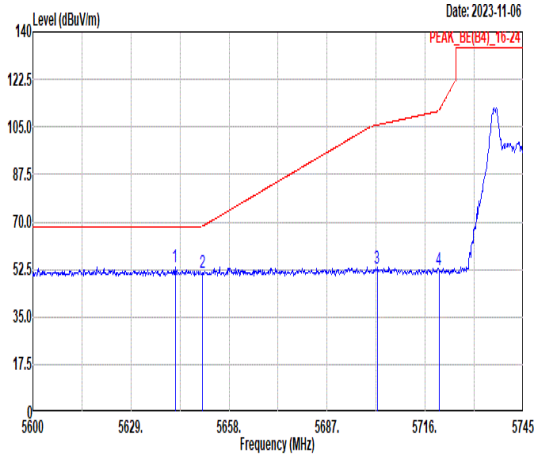 Freq Level Limit Line Margin (dB) Read Level Ant Factor Cable Loss Preamp Factor APos TPos Remark MHz dBuV/m dBuV/m dBuV dB/m dB dB cm deg 1 5642.05 53.49 68.30 -14.81 39.12 35.00 11.69 32.32 100 323 PEAK 2 5650.03 51.23 68.32 -17.09 36.86 35.01 11.69 32.33 100 323 PEAK 3 5701.79 53.06 105.70 -52.64 38.69 35.08 11.66 32.37 100 323 PEAK 4 5720.06 52.30 110.94 -58.64 37.91 35.11 11.66 32.38 100 323 PEAK	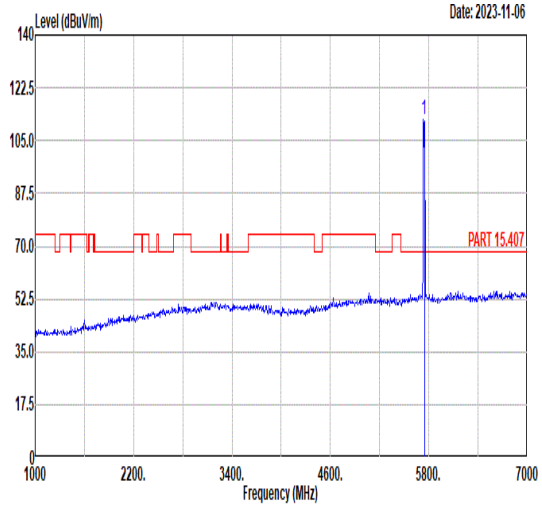 Freq Level Limit Line Margin (dB) Read Level Ant Factor Cable Loss Preamp Factor APos TPos Remark MHz dBuV/m dBuV/m dBuV dB/m dB dB cm deg 1 5745.00 111.95 ------ ------ 97.56 35.13 11.65 32.39 100 323 PEAK
Avg	Blank	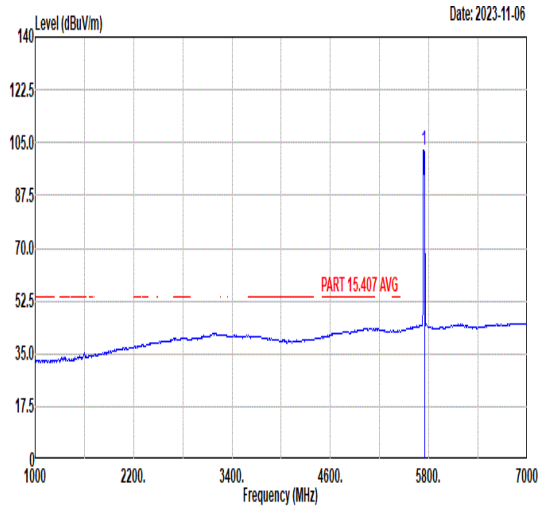 Freq Level Limit Line Margin (dB) Read Level Ant Factor Cable Loss Preamp Factor APos TPos Remark MHz dBuV/m dBuV/m dBuV dB/m dB dB cm deg 1 5745.00 102.71 ------ ------ 88.32 35.13 11.65 32.39 100 323 AVERAGE

Mode	113	
	Band Edge	
	U-NII-3_5.725-5.85_802.11be EHT20_CH149_Single RU_5745MHz	
ANT	6+5	
Pol.	Vertical	Fundamental
Peak	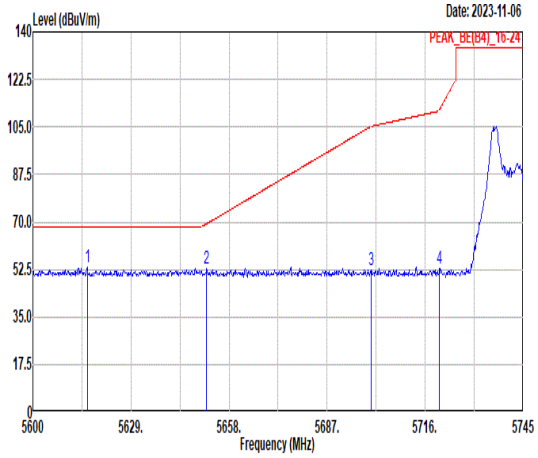 Freq Level Limit Line Margin (dB) Read Level Ant Factor Cable Loss Preamp Factor APos TPos Remark MHz dBuV/m dBuV/m dBuV dB/m dB dB cm deg 1 5616.10 53.60 68.30 -14.70 39.24 34.96 11.70 32.30 100 233 PEAK 2 5651.33 52.66 69.29 -16.63 38.29 35.01 11.69 32.33 100 233 PEAK 3 5700.05 52.28 105.21 -52.93 37.91 35.08 11.66 32.37 100 233 PEAK 4 5720.21 52.91 111.27 -58.36 38.52 35.11 11.66 32.38 100 233 PEAK	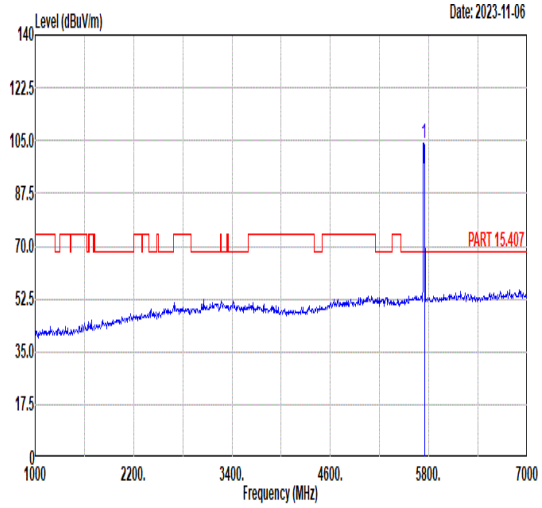 Freq Level Limit Line Margin (dB) Read Level Ant Factor Cable Loss Preamp Factor APos TPos Remark MHz dBuV/m dBuV/m dBuV dB/m dB dB cm deg 1 5745.00 104.27 ------ ------ 89.88 35.14 11.65 32.40 100 233 PEAK
Avg	Blank	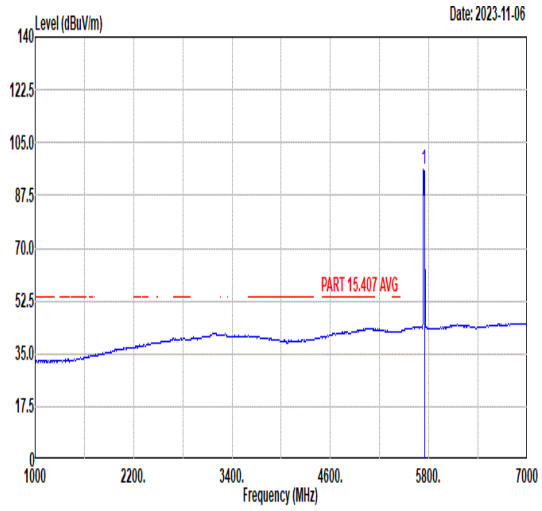 Freq Level Limit Line Margin (dB) Read Level Ant Factor Cable Loss Preamp Factor APos TPos Remark MHz dBuV/m dBuV/m dBuV dB/m dB dB cm deg 1 5745.00 96.07 ------ ------ 81.68 35.13 11.65 32.39 100 233 AVERAGE

Mode	114	
	Band Edge	
	U-NII-3_5.725-5.85_802.11be EHT20_CH165_Single RU_5825MHz	
ANT	6+5	
Pol.	Horizontal	Fundamental
Peak	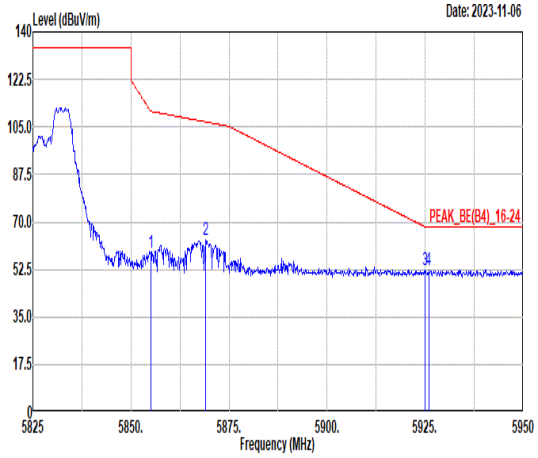 Freq Level Limit Line Margin (dB) Read Level Ant Factor Cable Loss Preamp Factor APos TPos Remark MHz dBuV/m dBuV/m dBuV dB/m dB dB cm deg 1 5855.00 58.66 110.80 -52.14 44.33 35.30 11.52 32.49 100 70 PEAK 2 5869.00 63.36 106.88 -43.52 49.04 35.32 11.50 32.50 100 70 PEAK 3 5924.88 52.07 68.29 -16.22 37.82 35.39 11.40 32.54 100 70 PEAK 4 5925.88 52.38 68.30 -15.92 38.12 35.40 11.40 32.54 100 70 PEAK	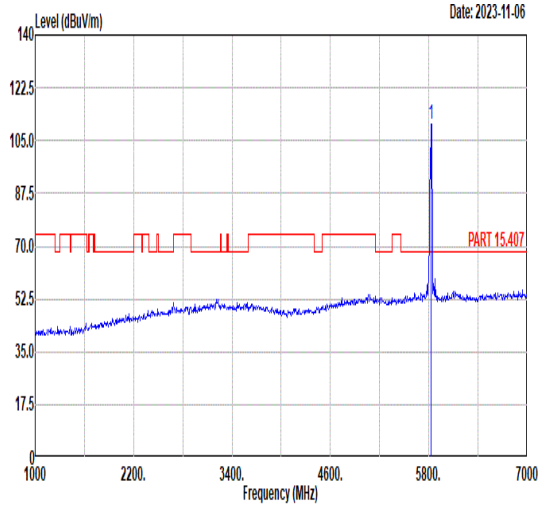 Freq Level Limit Line Margin (dB) Read Level Ant Factor Cable Loss Preamp Factor APos TPos Remark MHz dBuV/m dBuV/m dBuV dB/m dB dB cm deg 1 5825.00 110.39 ------ ------ 96.04 35.27 11.55 32.47 100 70 PEAK
Avg	Blank	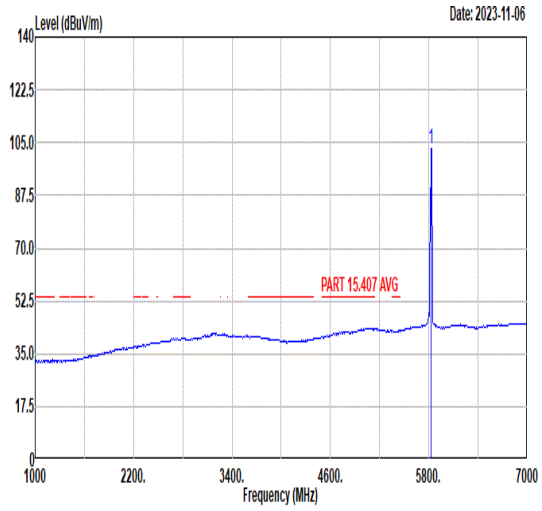 Freq Level Limit Line Margin (dB) Read Level Ant Factor Cable Loss Preamp Factor APos TPos Remark MHz dBuV/m dBuV/m dBuV dB/m dB dB cm deg 1 5825.00 102.97 ------ ------ 88.62 35.26 11.56 32.47 100 70 AVERAGE

Mode	114	
	Band Edge	
	U-NII-3_5.725-5.85_802.11be EHT20_CH165_Single RU_5825MHz	
ANT	6+5	
Pol.	Vertical	Fundamental
Peak	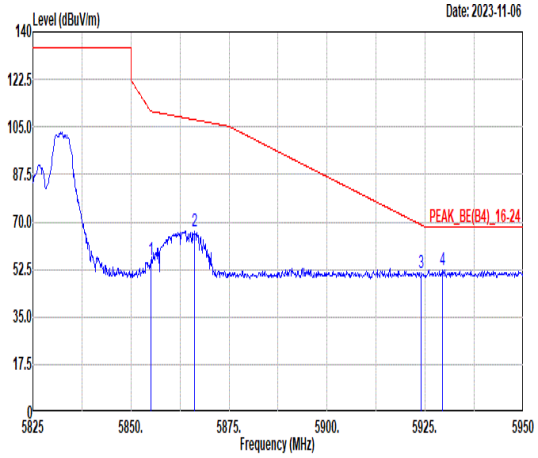 Freq Level Limit Line Margin (dB) Read Level Ant Factor Cable Loss Preamp Factor APos TPos Remark MHz dBuV/m dBuV/m dBuV dB/m dB dB cm deg 1 5855.00 55.80 110.80 -55.00 41.47 35.30 11.52 32.49 100 15 PEAK 2 5866.25 66.55 107.65 -41.10 52.24 35.31 11.50 32.50 100 15 PEAK 3 5924.00 51.25 68.94 -17.69 36.99 35.39 11.41 32.54 100 15 PEAK 4 5929.38 52.41 68.30 -15.89 38.16 35.40 11.40 32.55 100 15 PEAK	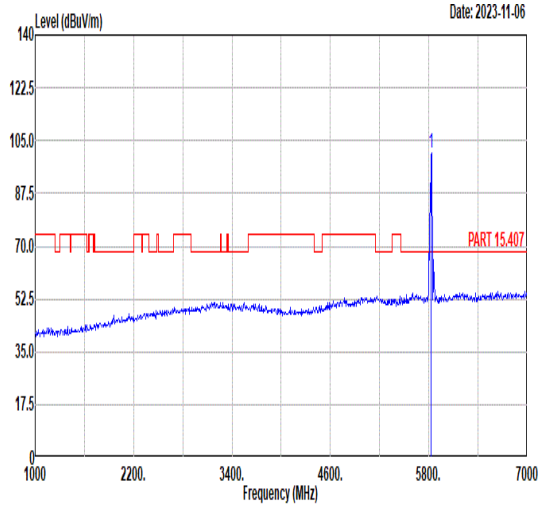 Freq Level Limit Line Margin (dB) Read Level Ant Factor Cable Loss Preamp Factor APos TPos Remark MHz dBuV/m dBuV/m dBuV dB/m dB dB cm deg 1 5825.00 100.72 ------ ------ 86.37 35.27 11.55 32.47 100 15 PEAK
Avg	Blank	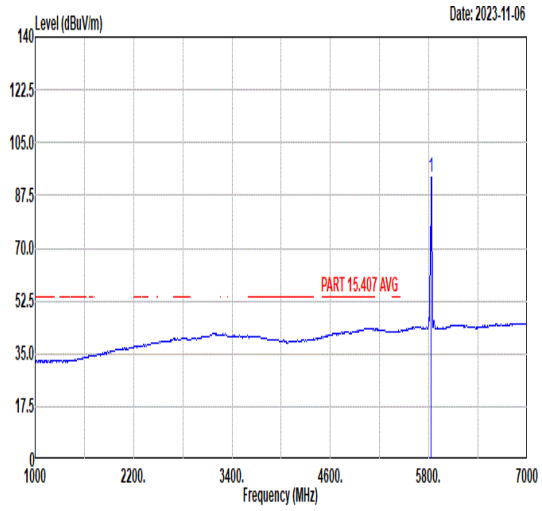 Freq Level Limit Line Margin (dB) Read Level Ant Factor Cable Loss Preamp Factor APos TPos Remark MHz dBuV/m dBuV/m dBuV dB/m dB dB cm deg 1 5825.00 93.67 ------ ------ 79.32 35.26 11.56 32.47 100 15 AVERAGE

Mode	115	
	Band Edge	
	U-NII-1_5.15-5.25_802.11be EHT20_CH36_Small RU 52+26_5180MHz	
ANT	CDD 5+6	
Pol.	Horizontal	Fundamental
Peak	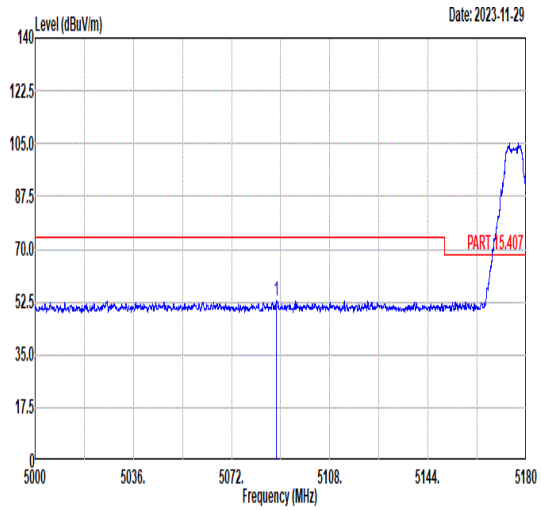 Freq Level Limit Line Margin (dB) Read Level Ant Factor Cable Loss Preamp Factor APos TPos Remark MHz dBuV/m dBuV/m dBuV dB/m dB dB cm deg 1 5088.47 52.99 74.00 -21.01 38.70 34.88 11.12 31.71 100 63 PEAK	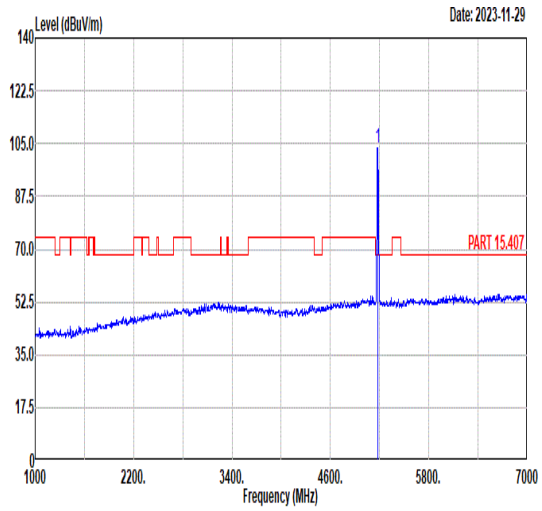 Freq Level Limit Line Margin (dB) Read Level Ant Factor Cable Loss Preamp Factor APos TPos Remark MHz dBuV/m dBuV/m dBuV dB/m dB dB cm deg 1 5180.00 103.69 ------ ------ 89.56 34.87 11.07 31.81 100 63 PEAK
Avg	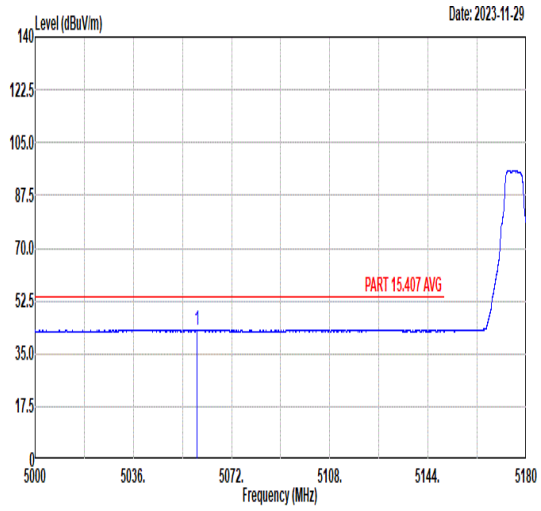 Freq Level Limit Line Margin (dB) Read Level Ant Factor Cable Loss Preamp Factor APos TPos Remark MHz dBuV/m dBuV/m dBuV dB/m dB dB cm deg 1 5059.31 42.98 54.00 -11.02 28.62 34.89 11.14 31.67 100 63 AVERAGE	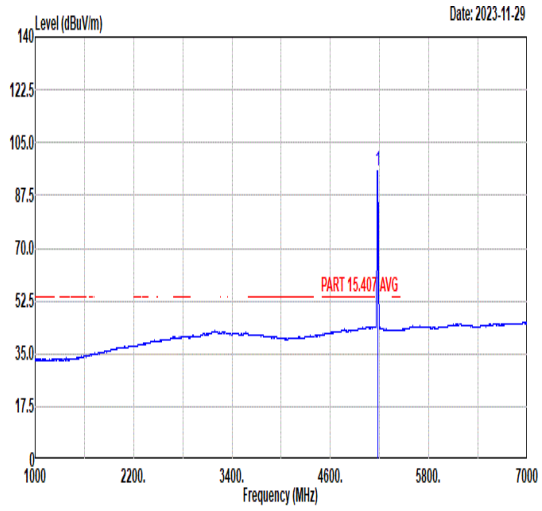 Freq Level Limit Line Margin (dB) Read Level Ant Factor Cable Loss Preamp Factor APos TPos Remark MHz dBuV/m dBuV/m dBuV dB/m dB dB cm deg 1 5180.00 95.44 ------ ------ 81.31 34.87 11.07 31.81 100 63 AVERAGE

Mode	115	
	Band Edge	
	U-NII-1_5.15-5.25_802.11be EHT20_CH36_Small RU 52+26_5180MHz	
ANT	CDD 5+6	
Pol.	Vertical	Fundamental
Peak	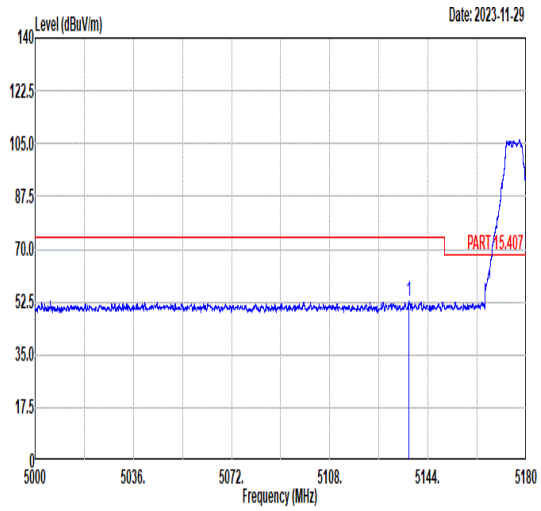 Freq Level Limit Line Margin (dB) Read Level Ant Factor Cable Loss Preamp Factor APos TPos Remark MHz dBuV/m dBuV/m dBuV dB/m dB dB cm deg 1 5136.89 53.04 74.00 -20.96 38.85 34.87 11.09 31.77 400 267 PEAK	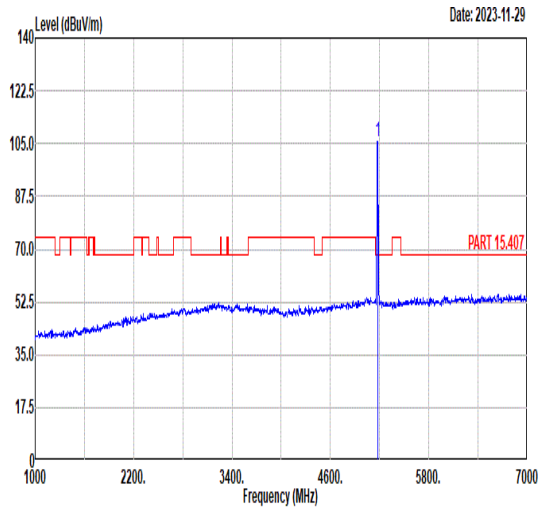 Freq Level Limit Line Margin (dB) Read Level Ant Factor Cable Loss Preamp Factor APos TPos Remark MHz dBuV/m dBuV/m dBuV dB/m dB dB cm deg 1 5180.00 105.84 ------ ------ 91.71 34.87 11.07 31.81 400 267 PEAK
Avg	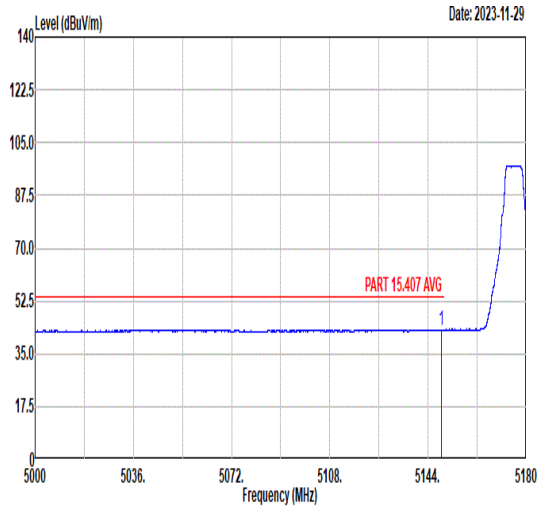 Freq Level Limit Line Margin (dB) Read Level Ant Factor Cable Loss Preamp Factor APos TPos Remark MHz dBuV/m dBuV/m dBuV dB/m dB dB cm deg 1 5148.77 43.03 54.00 -10.97 28.85 34.87 11.09 31.78 400 267 AVERAGE	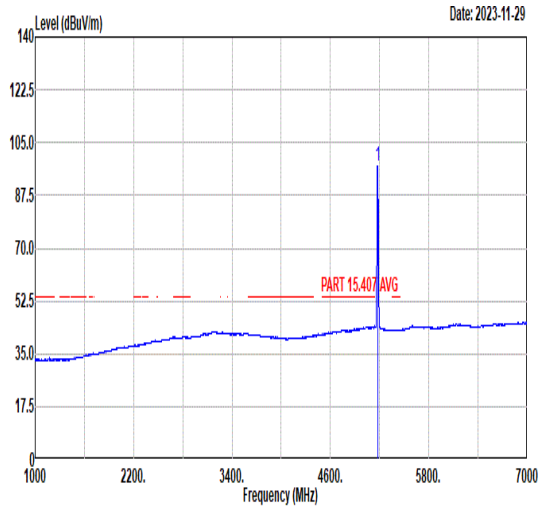 Freq Level Limit Line Margin (dB) Read Level Ant Factor Cable Loss Preamp Factor APos TPos Remark MHz dBuV/m dBuV/m dBuV dB/m dB dB cm deg 1 5180.00 97.21 ------ ------ 83.08 34.87 11.07 31.81 400 267 AVERAGE

Mode	116	
	Band Edge	
	U-NII-1_5.15-5.25_802.11be EHT20_CH36_Small RU 106+26_5180MHz	
ANT	CDD 5+6	
Pol.	Horizontal	Fundamental
Peak	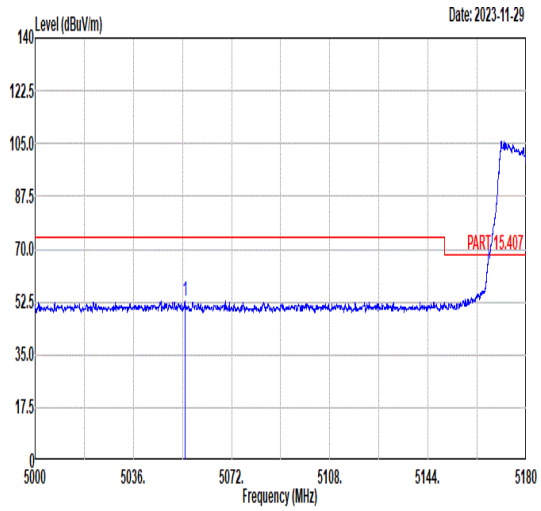 Freq Level Limit Line Margin (dB) Read Level Ant Factor Cable Loss Preamp Factor APos TPos Remark MHz dBuV/m dBuV/m dBuV dB/m dB dB cm deg 1 5055.01 52.73 74.00 -21.27 38.36 34.89 11.14 31.66 100 76 PEAK	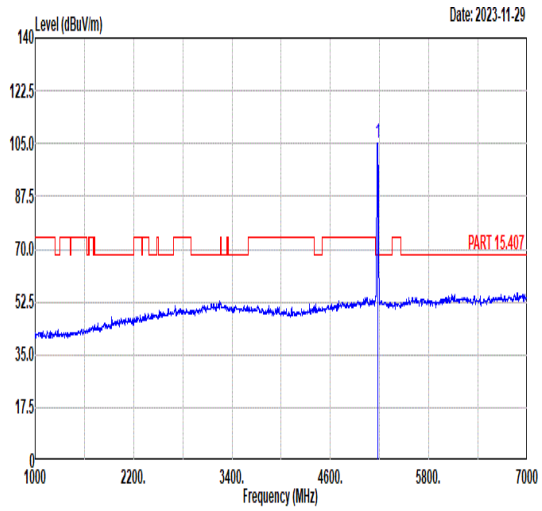 Freq Level Limit Line Margin (dB) Read Level Ant Factor Cable Loss Preamp Factor APos TPos Remark MHz dBuV/m dBuV/m dBuV dB/m dB dB cm deg 1 5180.00 105.39 ------ ------ 91.24 34.87 11.08 31.80 100 76 PEAK
Avg	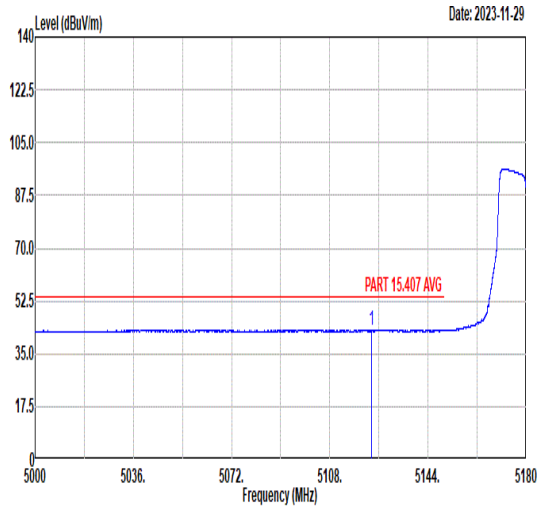 Freq Level Limit Line Margin (dB) Read Level Ant Factor Cable Loss Preamp Factor APos TPos Remark MHz dBuV/m dBuV/m dBuV dB/m dB dB cm deg 1 5123.39 42.92 54.00 -11.08 28.69 34.88 11.10 31.75 100 76 AVERAGE	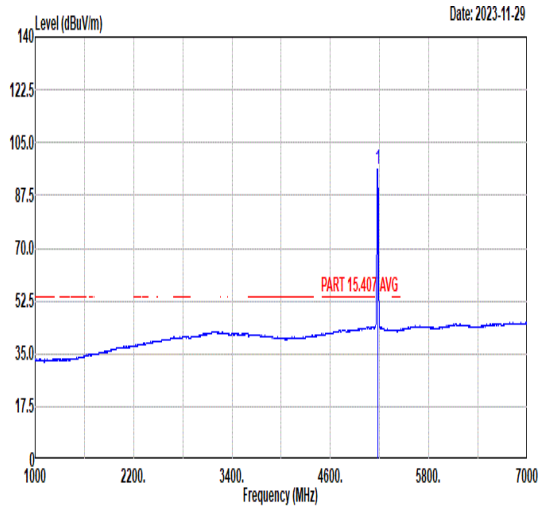 Freq Level Limit Line Margin (dB) Read Level Ant Factor Cable Loss Preamp Factor APos TPos Remark MHz dBuV/m dBuV/m dBuV dB/m dB dB cm deg 1 5180.00 96.23 ------ ------ 82.08 34.87 11.08 31.80 100 76 AVERAGE

Mode	116	
	Band Edge	
	U-NII-1_5.15-5.25_802.11be EHT20_CH36_Small RU 106+26_5180MHz	
ANT	CDD 5+6	
Pol.	Vertical	Fundamental
Peak	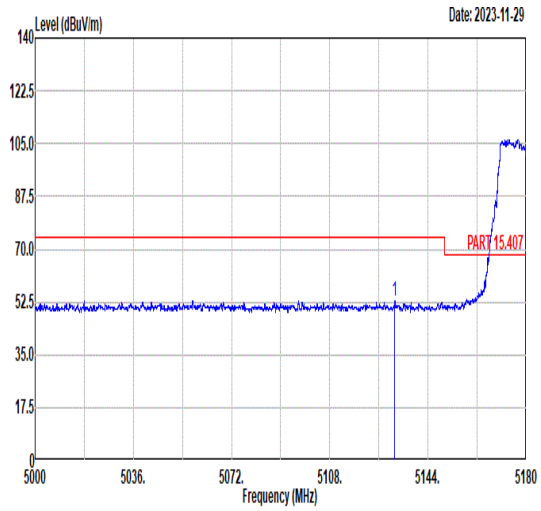 Freq Level Limit Line Margin (dB) Read Level Ant Factor Cable Loss Preamp Factor APos TPos Remark MHz dBuV/m dBuV/m dBuV dB/m dB dB cm deg 1 5131.85 53.08 74.00 -20.92 38.87 34.87 11.10 31.76 397 265 PEAK	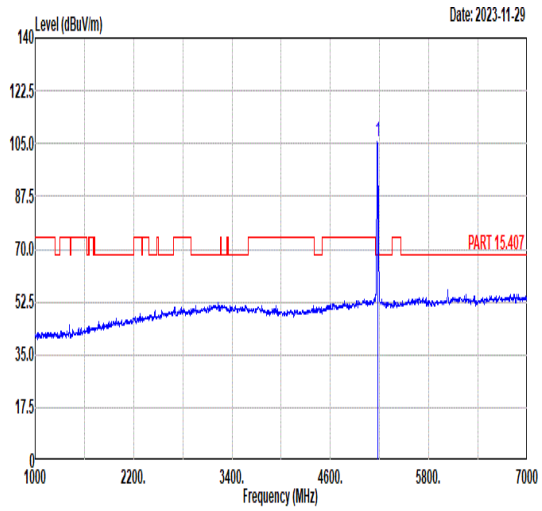 Freq Level Limit Line Margin (dB) Read Level Ant Factor Cable Loss Preamp Factor APos TPos Remark MHz dBuV/m dBuV/m dBuV dB/m dB dB cm deg 1 5180.00 105.44 ------ ------ 91.29 34.87 11.08 31.80 397 265 PEAK
Avg	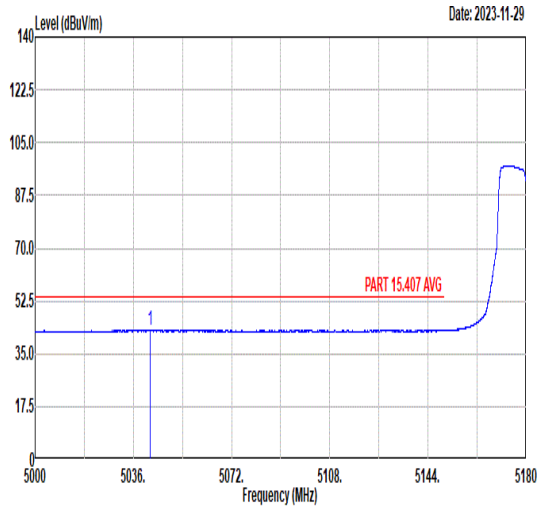 Freq Level Limit Line Margin (dB) Read Level Ant Factor Cable Loss Preamp Factor APos TPos Remark MHz dBuV/m dBuV/m dBuV dB/m dB dB cm deg 1 5042.05 43.04 54.00 -10.96 28.65 34.89 11.15 31.65 397 265 AVERAGE	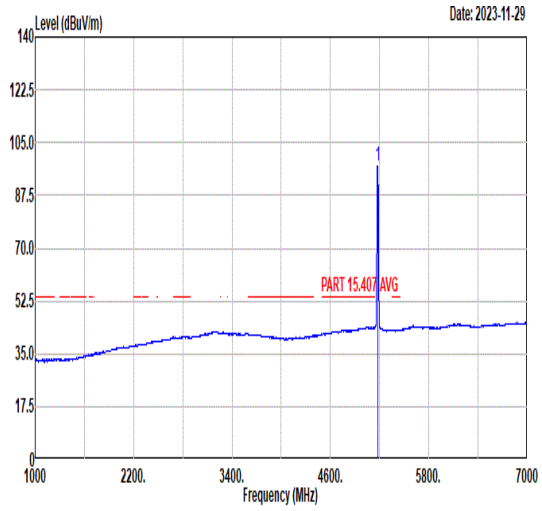 Freq Level Limit Line Margin (dB) Read Level Ant Factor Cable Loss Preamp Factor APos TPos Remark MHz dBuV/m dBuV/m dBuV dB/m dB dB cm deg 1 5180.00 97.09 ------ ------ 82.96 34.87 11.07 31.81 397 265 AVERAGE

Mode	117	
	Band Edge	
	U-NII-2A_5.25-5.35_802.11be EHT20_CH64_Small RU 52+26_5320MHz	
ANT	CDD 5+6	
Pol.	Horizontal	Fundamental
Peak	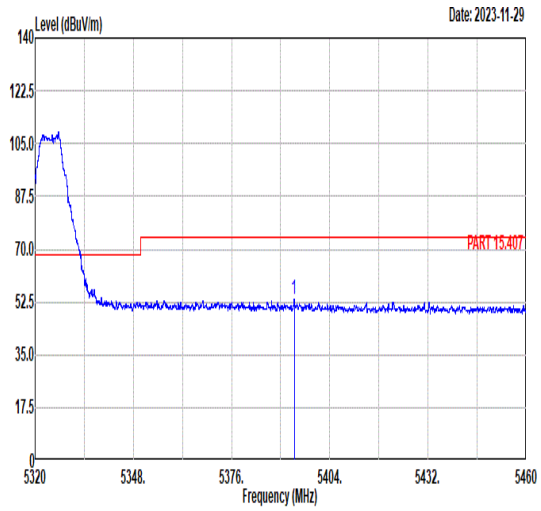 Freq Level Limit Line Margin (dB) Read Level Ant Factor Cable Loss Preamp Factor APos TPos Remark MHz dBuV/m dBuV/m dBuV dB/m dB dB cm deg 1 5393.85 53.44 74.00 -20.56 39.79 34.82 10.91 32.08 100 57 PEAK	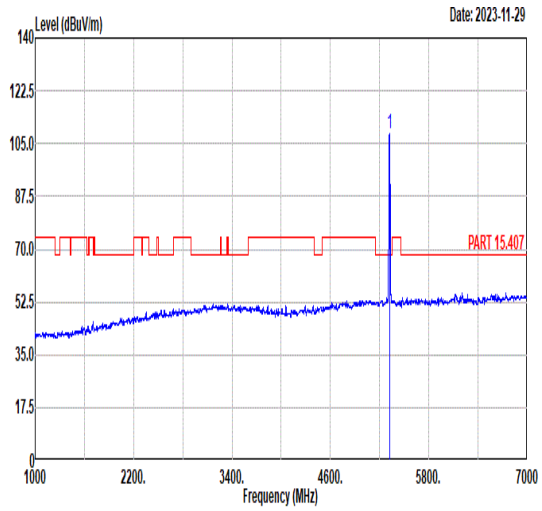 Freq Level Limit Line Margin (dB) Read Level Ant Factor Cable Loss Preamp Factor APos TPos Remark MHz dBuV/m dBuV/m dBuV dB/m dB dB cm deg 1 5320.00 108.46 ------ ------ 94.66 34.84 10.96 32.00 100 57 PEAK
Avg	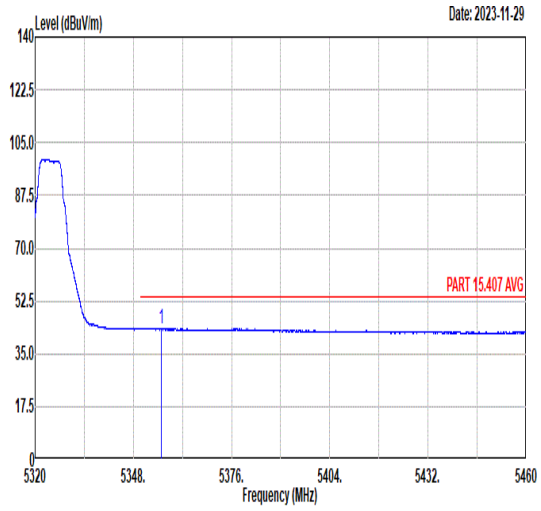 Freq Level Limit Line Margin (dB) Read Level Ant Factor Cable Loss Preamp Factor APos TPos Remark MHz dBuV/m dBuV/m dBuV dB/m dB dB cm deg 1 5355.92 43.56 54.00 -10.44 29.83 34.83 10.94 32.04 100 57 AVERAGE	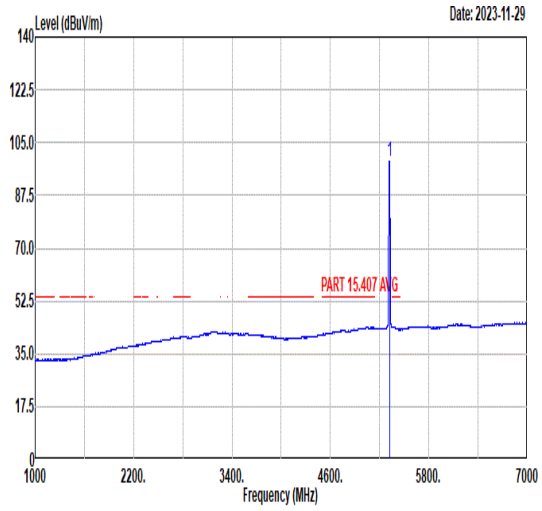 Freq Level Limit Line Margin (dB) Read Level Ant Factor Cable Loss Preamp Factor APos TPos Remark MHz dBuV/m dBuV/m dBuV dB/m dB dB cm deg 1 5320.00 98.90 ------ ------ 85.08 34.84 10.97 31.99 100 57 AVERAGE

Mode	117	
	Band Edge	
	U-NII-2A_5.25-5.35_802.11be EHT20_CH64_Small RU 52+26_5320MHz	
ANT	CDD 5+6	
Pol.	Vertical	Fundamental
Peak	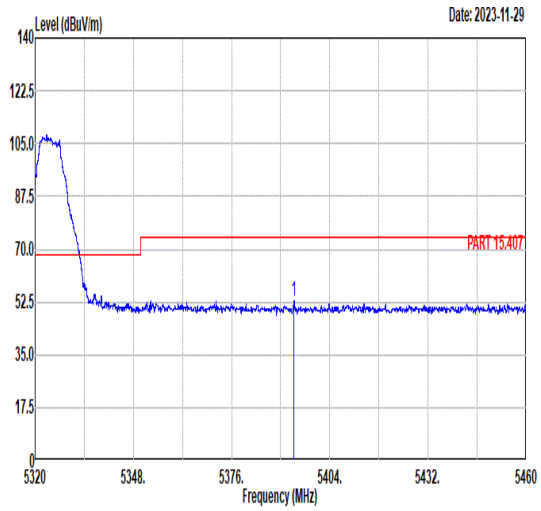 Freq Level Limit Line Margin (dB) Read Level Ant Factor Cable Loss Preamp Factor APos TPos Remark MHz dBuV/m dBuV/m dBuV dB/m dB dB cm deg 1 5393.84 52.66 74.00 -21.34 39.01 34.82 10.91 32.08 400 264 PEAK	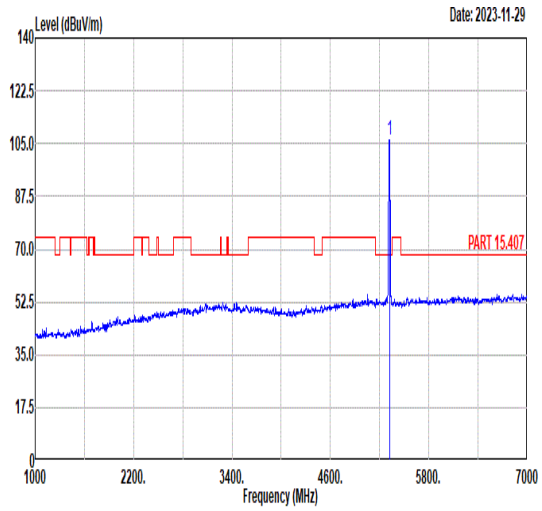 Freq Level Limit Line Margin (dB) Read Level Ant Factor Cable Loss Preamp Factor APos TPos Remark MHz dBuV/m dBuV/m dBuV dB/m dB dB cm deg 1 5320.00 106.20 ------ ------ 92.38 34.84 10.97 31.99 400 264 PEAK
Avg	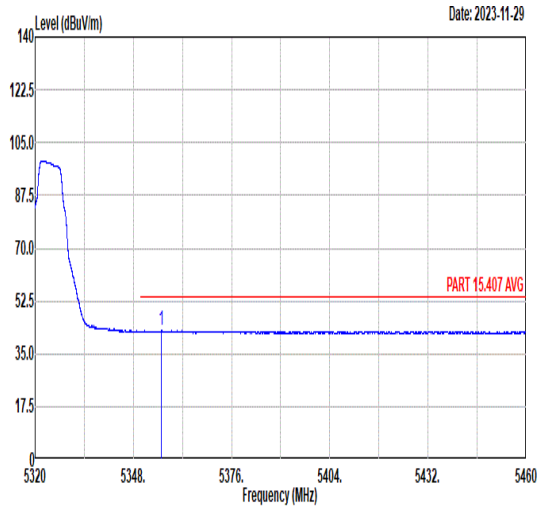 Freq Level Limit Line Margin (dB) Read Level Ant Factor Cable Loss Preamp Factor APos TPos Remark MHz dBuV/m dBuV/m dBuV dB/m dB dB cm deg 1 5356.05 42.70 54.00 -11.30 28.97 34.83 10.94 32.04 400 264 AVERAGE	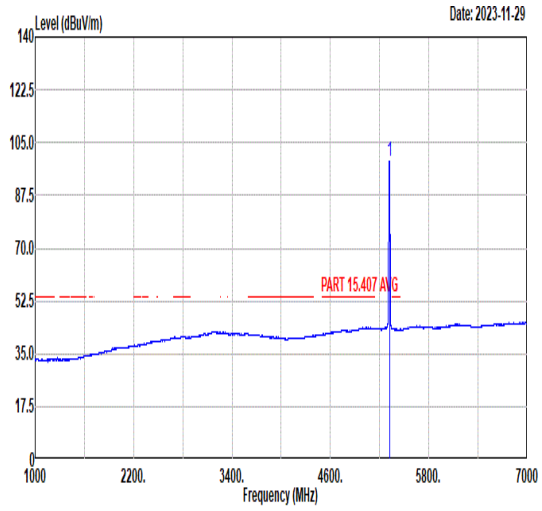 Freq Level Limit Line Margin (dB) Read Level Ant Factor Cable Loss Preamp Factor APos TPos Remark MHz dBuV/m dBuV/m dBuV dB/m dB dB cm deg 1 5320.00 98.73 ------ ------ 84.91 34.84 10.97 31.99 400 264 AVERAGE

Mode	118	
	Band Edge	
	U-NII-2A_5.25-5.35_802.11be EHT20_CH64_Small RU 106+26_5320MHz	
ANT	CDD 5+6	
Pol.	Horizontal	Fundamental
Peak	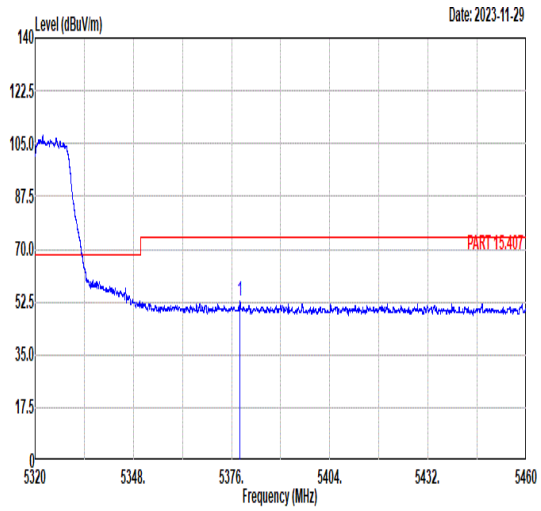 Freq Level Limit Line Margin (dB) Read Level Ant Factor Cable Loss Preamp Factor APos TPos Remark 1 5378.46 52.59 74.00 -21.41 38.91 34.82 10.92 32.06 100 56 PEAK	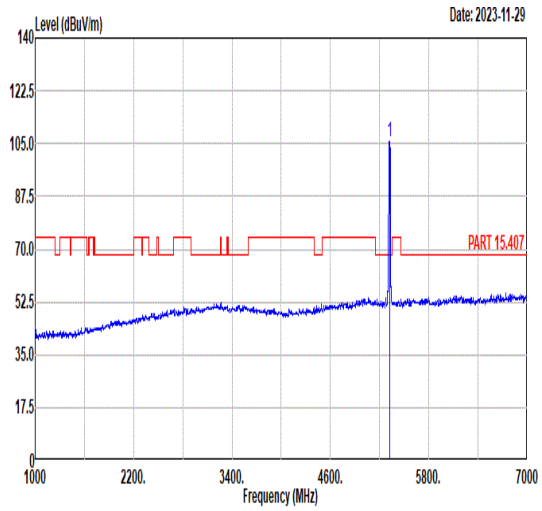 Freq Level Limit Line Margin (dB) Read Level Ant Factor Cable Loss Preamp Factor APos TPos Remark 1 5320.00 105.81 ------ ------ 91.99 34.84 10.97 31.99 100 56 PEAK
Avg	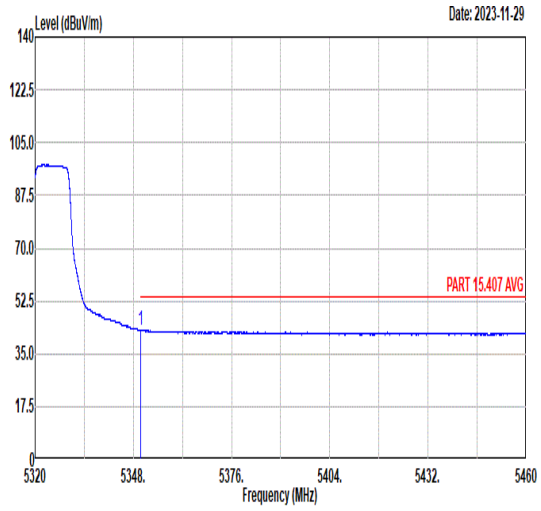 Freq Level Limit Line Margin (dB) Read Level Ant Factor Cable Loss Preamp Factor APos TPos Remark 1 5350.04 42.93 54.00 -11.07 29.19 34.83 10.94 32.03 100 56 AVERAGE	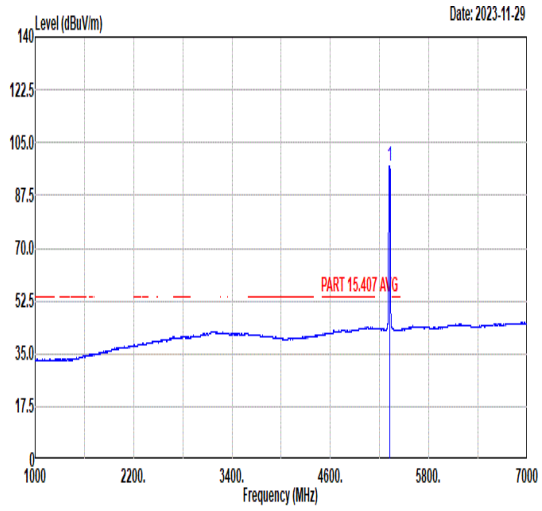 Freq Level Limit Line Margin (dB) Read Level Ant Factor Cable Loss Preamp Factor APos TPos Remark 1 5320.00 97.30 ------ ------ 83.50 34.84 10.96 32.00 100 56 AVERAGE

Mode	118	
	Band Edge	
	U-NII-2A_5.25-5.35_802.11be EHT20_CH64_Small RU 106+26_5320MHz	
ANT	CDD 5+6	
Pol.	Vertical	Fundamental
Peak	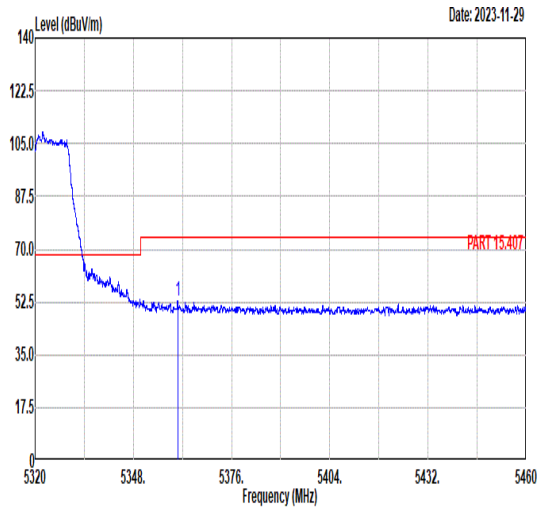 Freq Level Limit Line Margin (dB) Read Level Ant Factor Cable Loss Preamp Factor APos TPos Remark MHz dBuV/m dBuV/m dBuV dB/m dB dB cm deg 1 5360.67 52.96 74.00 -21.04 39.23 34.83 10.94 32.04 395 265 PEAK	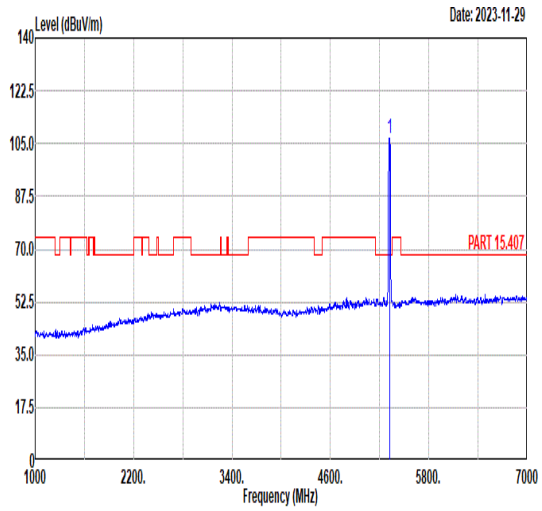 Freq Level Limit Line Margin (dB) Read Level Ant Factor Cable Loss Preamp Factor APos TPos Remark MHz dBuV/m dBuV/m dBuV dB/m dB dB cm deg 1 5320.00 106.91 ------ ------ 93.09 34.84 10.97 31.99 395 265 PEAK
Avg	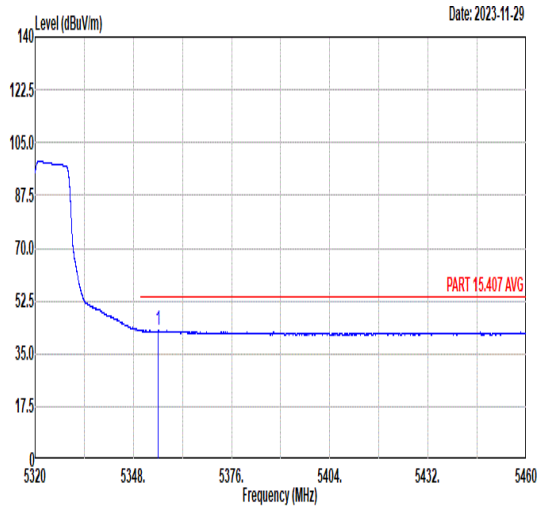 Freq Level Limit Line Margin (dB) Read Level Ant Factor Cable Loss Preamp Factor APos TPos Remark MHz dBuV/m dBuV/m dBuV dB/m dB dB cm deg 1 5355.08 42.75 54.00 -11.25 29.02 34.83 10.94 32.04 395 265 AVERAGE	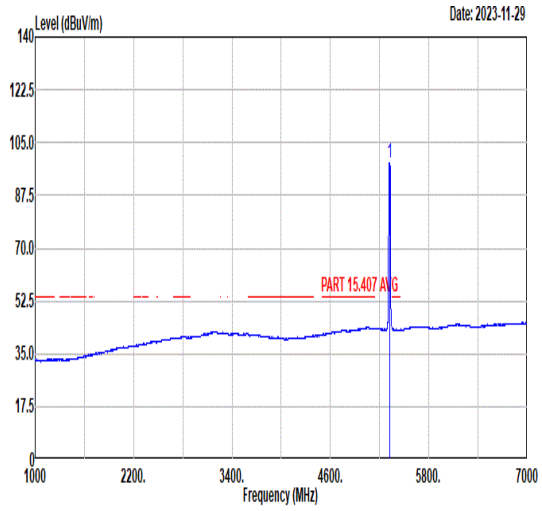 Freq Level Limit Line Margin (dB) Read Level Ant Factor Cable Loss Preamp Factor APos TPos Remark MHz dBuV/m dBuV/m dBuV dB/m dB dB cm deg 1 5320.00 98.51 ------ ------ 84.69 34.84 10.97 31.99 395 265 AVERAGE

Mode	119	
	Band Edge	
	U-NII-2C_5.47-5.725_802.11be EHT20_CH100_Small RU 52+26_5500MHz	
ANT	CDD 5+6	
Pol.	Horizontal	Fundamental
Peak	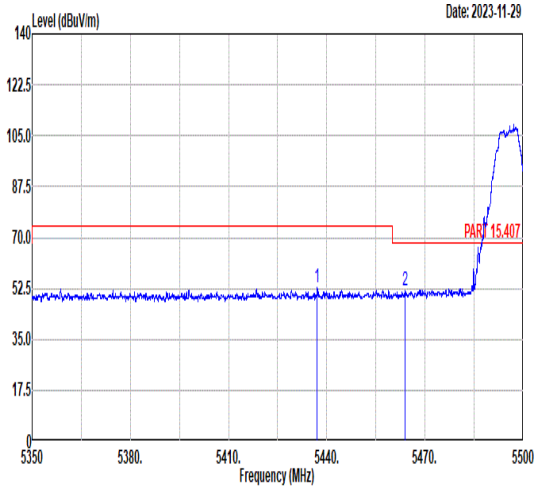 Freq Level Limit Line Margin (dB) Read Level Ant Factor Cable Loss Preamp Factor APos TPos Remark 1 5437.09 52.85 74.00 -21.15 39.16 34.81 11.02 32.14 100 61 PEAK 2 5463.93 52.03 68.30 -16.27 38.25 34.81 11.14 32.17 100 61 PEAK	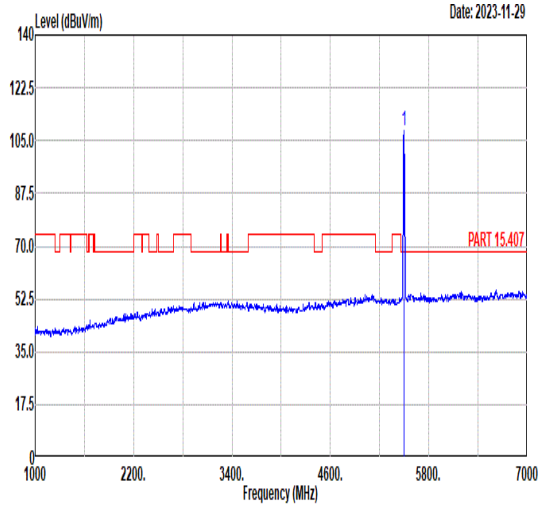 Freq Level Limit Line Margin (dB) Read Level Ant Factor Cable Loss Preamp Factor APos TPos Remark 1 5500.00 108.09 ------ ------ 94.23 34.80 11.27 32.21 100 61 PEAK
Avg	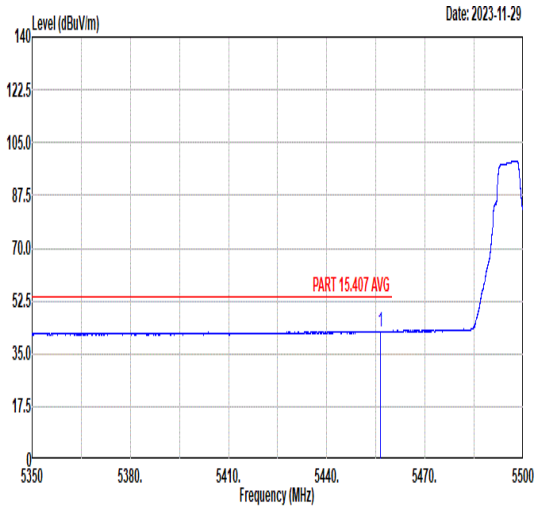 Freq Level Limit Line Margin (dB) Read Level Ant Factor Cable Loss Preamp Factor APos TPos Remark 1 5456.43 42.51 54.00 -11.49 28.75 34.81 11.11 32.16 100 61 AVERAGE	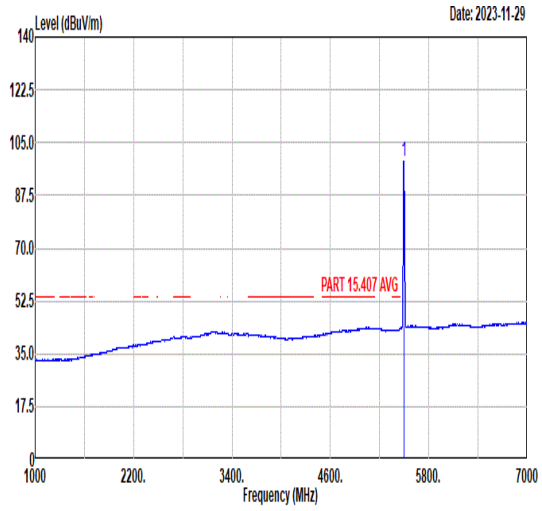 Freq Level Limit Line Margin (dB) Read Level Ant Factor Cable Loss Preamp Factor APos TPos Remark 1 5500.00 98.94 ------ ------ 85.08 34.80 11.27 32.21 100 61 AVERAGE

Mode	119	
	Band Edge	
	U-NII-2C_5.47-5.725_802.11be EHT20_CH100_Small RU 52+26_5500MHz	
ANT	CDD 5+6	
Pol.	Vertical	Fundamental
Peak	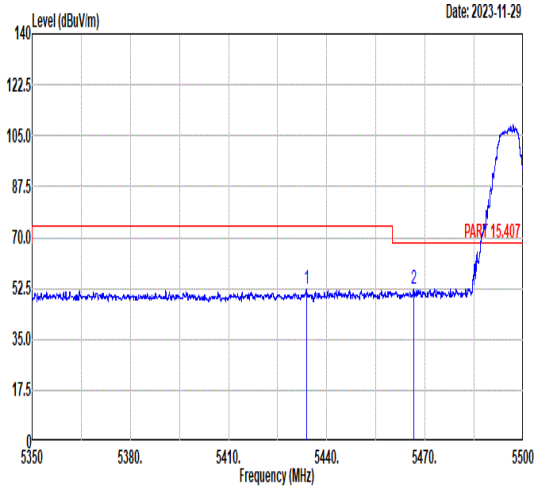 Freq Level Limit Line Margin (dB) Read Level Ant Factor Cable Loss Preamp Factor APos TPos Remark 1 5433.79 52.50 74.00 -21.50 38.81 34.81 11.01 32.13 394 255 PEAK 2 5466.60 52.21 68.30 -16.09 38.42 34.81 11.15 32.17 394 255 PEAK	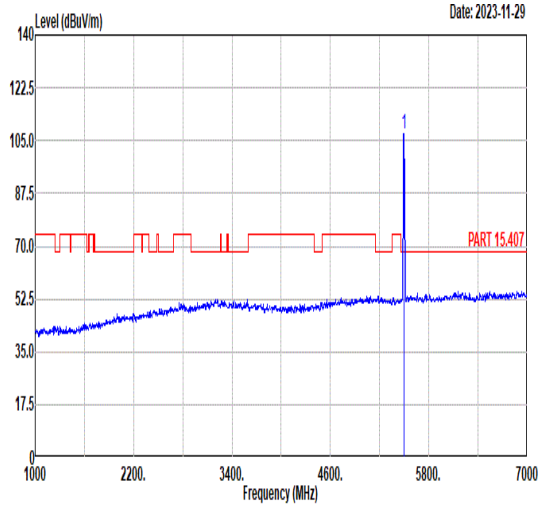 Freq Level Limit Line Margin (dB) Read Level Ant Factor Cable Loss Preamp Factor APos TPos Remark 1 5500.00 107.50 ------ ------ 93.65 34.80 11.25 32.20 394 255 PEAK
Avg	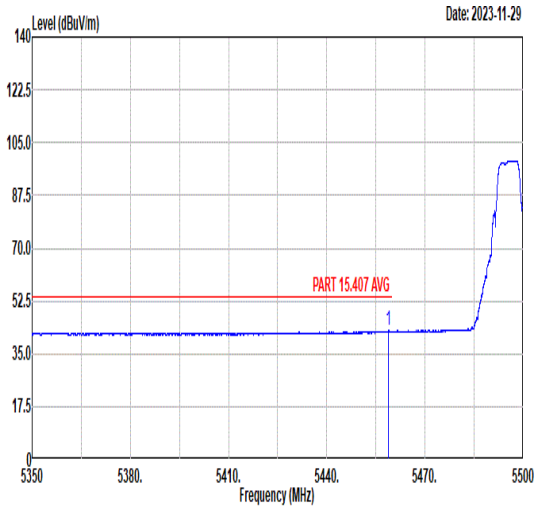 Freq Level Limit Line Margin (dB) Read Level Ant Factor Cable Loss Preamp Factor APos TPos Remark 1 5458.84 42.62 54.00 -11.38 28.85 34.81 11.12 32.16 394 255 AVERAGE	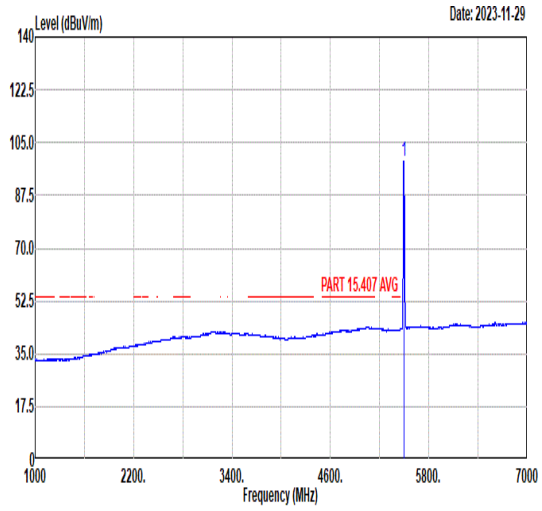 Freq Level Limit Line Margin (dB) Read Level Ant Factor Cable Loss Preamp Factor APos TPos Remark 1 5500.00 98.93 ------ ------ 85.07 34.80 11.27 32.21 394 255 AVERAGE

Mode	120
	Band Edge
	U-NII-2C_5.47-5.725_802.11be EHT20_CH100_Small RU 106+26_5500MHz
ANT	CDD 5+6

Pol.	Horizontal	Fundamental
Peak	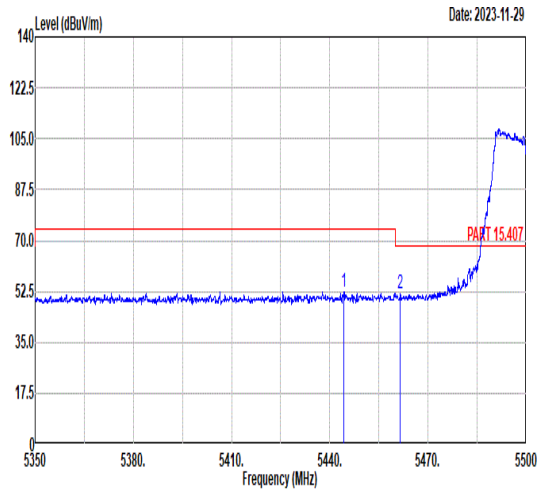 Freq Level Limit Line Margin (dB) Read Level Ant Factor Cable Loss Preamp Factor APos TPos Remark 1 5444.29 52.55 74.00 -21.45 38.84 34.81 11.05 32.15 100 83 PEAK 2 5461.54 51.78 68.30 -16.52 38.01 34.81 11.13 32.17 100 83 PEAK	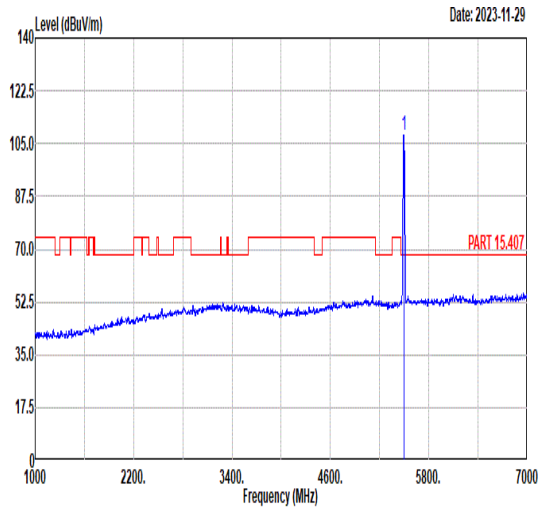 Freq Level Limit Line Margin (dB) Read Level Ant Factor Cable Loss Preamp Factor APos TPos Remark 1 5500.00 107.98 ------ ------ 94.13 34.80 11.25 32.20 100 83 PEAK
Avg	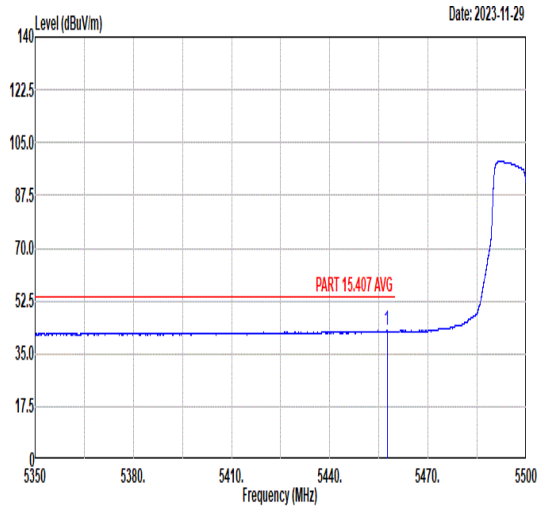 Freq Level Limit Line Margin (dB) Read Level Ant Factor Cable Loss Preamp Factor APos TPos Remark 1 5457.48 42.68 54.00 -11.32 28.92 34.81 11.11 32.16 100 83 AVERAGE	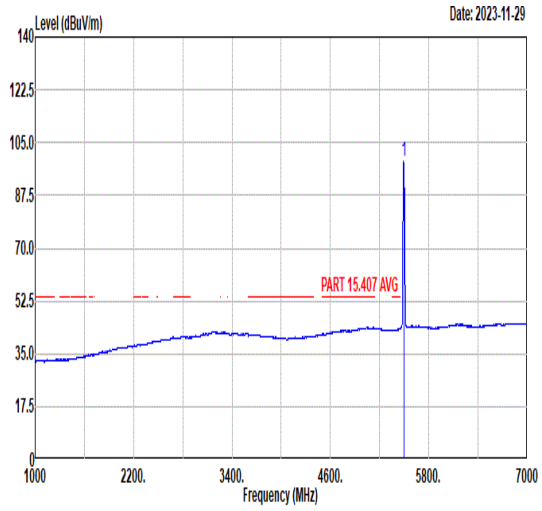 Freq Level Limit Line Margin (dB) Read Level Ant Factor Cable Loss Preamp Factor APos TPos Remark 1 5500.00 98.60 ------ ------ 84.75 34.80 11.25 32.20 100 83 AVERAGE

Mode	120
	Band Edge
	U-NII-2C_5.47-5.725_802.11be EHT20_CH100_Small RU 106+26_5500MHz
ANT	CDD 5+6

Pol.	Vertical	Fundamental
Peak	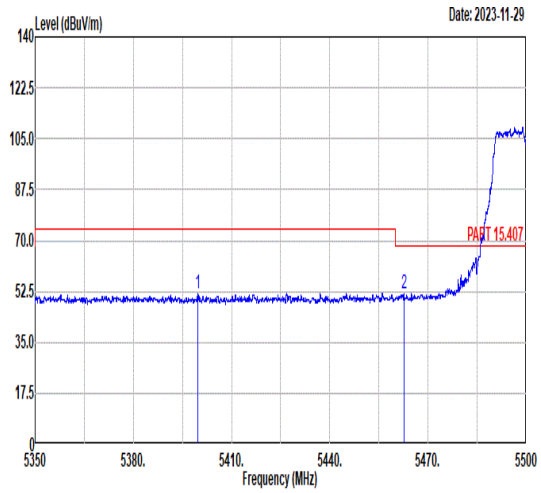 Freq Level Limit Line Margin (dB) Read Level Ant Factor Cable Loss Preamp Factor APos TPos Remark 1 5399.73 52.04 74.00 -21.96 38.40 34.82 10.91 32.09 389 255 PEAK 2 5462.59 51.65 68.30 -16.65 37.88 34.81 11.13 32.17 389 255 PEAK	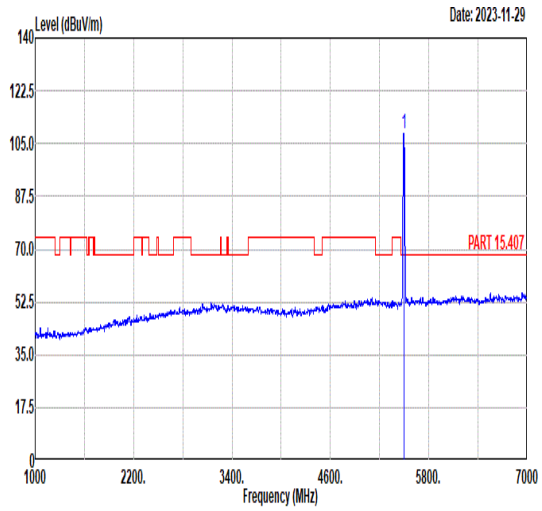 Freq Level Limit Line Margin (dB) Read Level Ant Factor Cable Loss Preamp Factor APos TPos Remark 1 5500.00 108.11 ------ ------ 94.26 34.80 11.25 32.20 389 255 PEAK
Avg	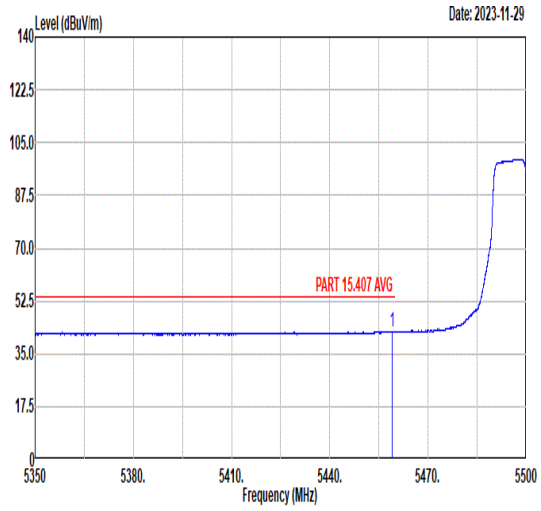 Freq Level Limit Line Margin (dB) Read Level Ant Factor Cable Loss Preamp Factor APos TPos Remark 1 5459.13 42.36 54.00 -11.64 28.59 34.81 11.12 32.16 389 255 AVERAGE	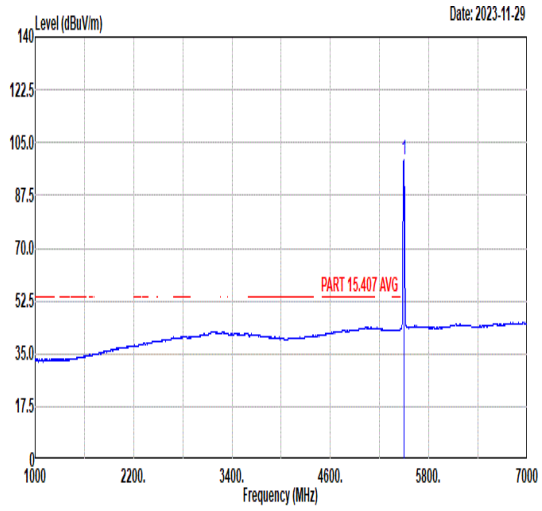 Freq Level Limit Line Margin (dB) Read Level Ant Factor Cable Loss Preamp Factor APos TPos Remark 1 5500.00 99.10 ------ ------ 85.24 34.80 11.27 32.21 389 255 AVERAGE

Mode	121	
	Band Edge	
	U-NII-2C_5.47-5.725_802.11be EHT20_CH140_Small RU 52+26_5700MHz	
ANT	CDD 5+6	
Pol.	Horizontal	Fundamental
Peak	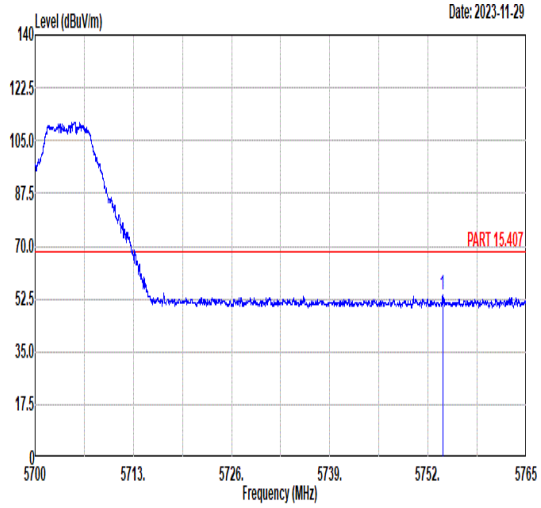 Freq Level Limit Line Margin (dB) Read Level Ant Factor Cable Loss Preamp Factor APos TPos Remark MHz dBuV/m dBuV/m dBuV dB/m dB dB cm deg 1 5753.92 53.65 68.30 -14.65 39.26 35.16 11.64 32.41 100 64 PEAK	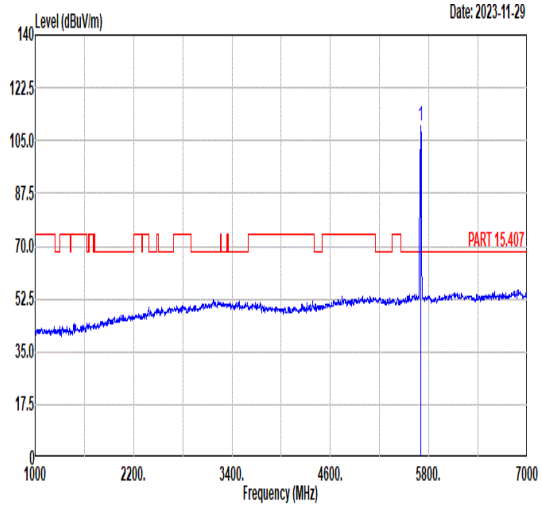 Freq Level Limit Line Margin (dB) Read Level Ant Factor Cable Loss Preamp Factor APos TPos Remark MHz dBuV/m dBuV/m dBuV dB/m dB dB cm deg 1 5700.00 109.90 ------ ------ 95.53 35.08 11.66 32.37 100 64 PEAK
Avg	Blank	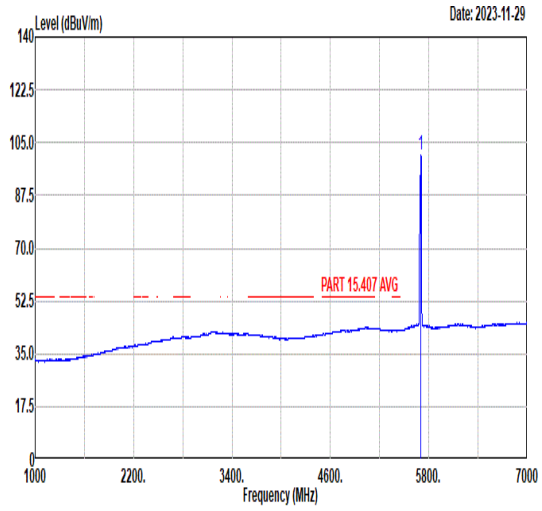 Freq Level Limit Line Margin (dB) Read Level Ant Factor Cable Loss Preamp Factor APos TPos Remark MHz dBuV/m dBuV/m dBuV dB/m dB dB cm deg 1 5700.00 100.79 ------ ------ 86.42 35.08 11.66 32.37 100 64 AVERAGE

Mode	121	
	Band Edge	
	U-NII-2C_5.47-5.725_802.11be EHT20_CH140_Small RU 52+26_5700MHz	
ANT	CDD 5+6	
Pol.	Vertical	Fundamental
Peak	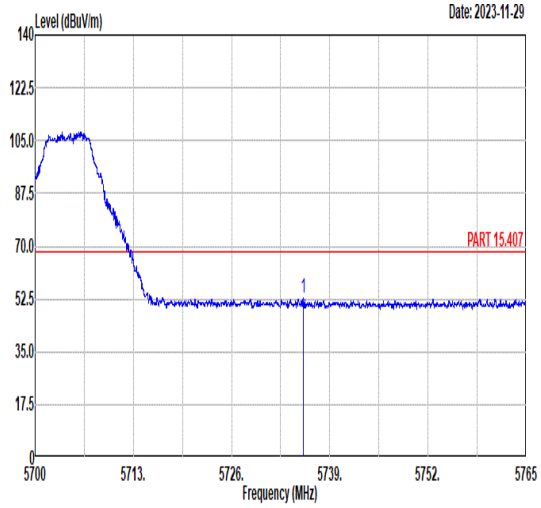 Freq Level Limit Line Margin (dB) Read Level Ant Factor Cable Loss Preamp Factor APos TPos Remark 1 5735.46 52.81 68.30 -15.49 38.42 35.13 11.65 32.39 400 266 PEAK	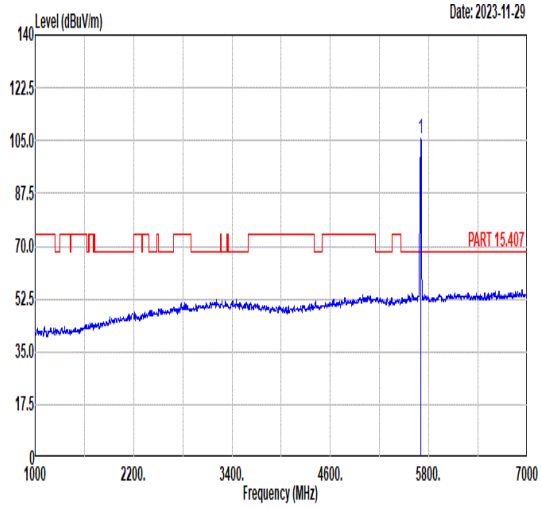 Freq Level Limit Line Margin (dB) Read Level Ant Factor Cable Loss Preamp Factor APos TPos Remark 1 5700.00 105.48 ------ ------ 91.11 35.08 11.66 32.37 400 266 PEAK
Avg	Blank	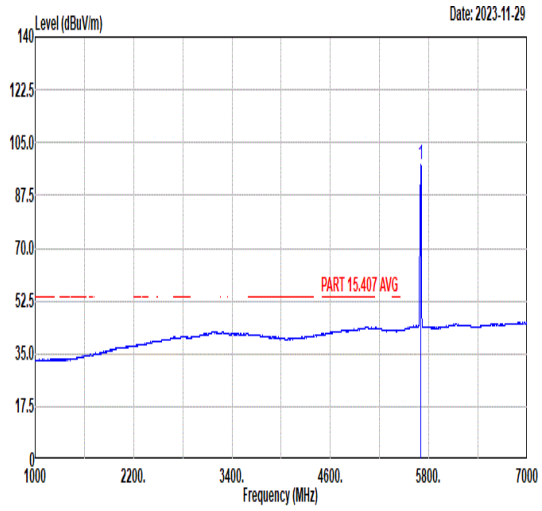 Freq Level Limit Line Margin (dB) Read Level Ant Factor Cable Loss Preamp Factor APos TPos Remark 1 5700.00 97.93 ------ ------ 83.56 35.08 11.66 32.37 400 266 AVERAGE

Mode	122	
	Band Edge	
	U-NII-2C_5.47-5.725_802.11be EHT20_CH140_Small RU 106+26_5700MHz	
ANT	CDD 5+6	
Pol.	Horizontal	Fundamental
Peak	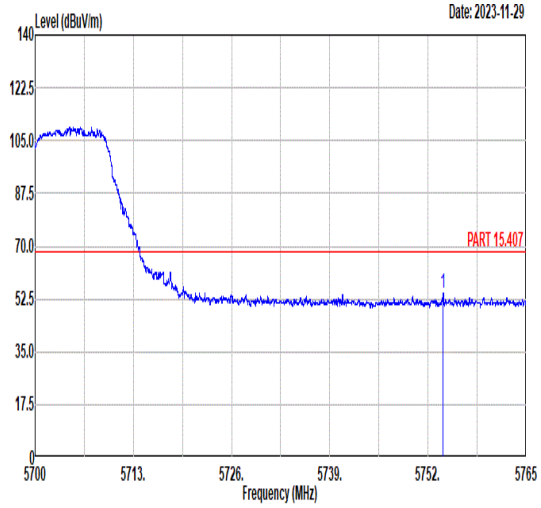 Freq Level Limit Line Margin (dB) Read Level Ant Factor Cable Loss Preamp Factor APos TPos Remark MHz dBuV/m dBuV/m dBuV dB/m dB dB cm deg 1 5753.98 54.28 68.30 -14.02 39.89 35.16 11.64 32.41 100 65 PEAK	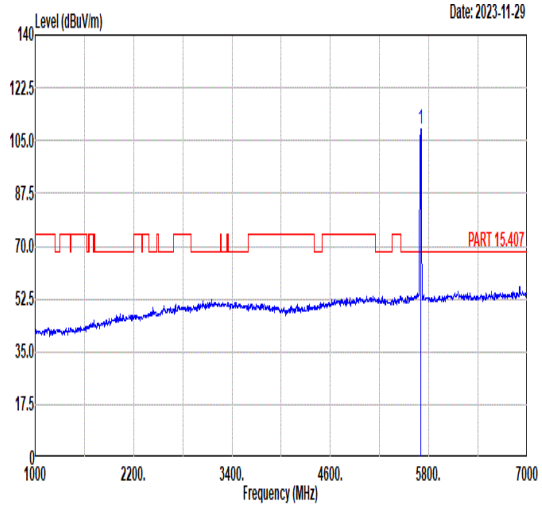 Freq Level Limit Line Margin (dB) Read Level Ant Factor Cable Loss Preamp Factor APos TPos Remark MHz dBuV/m dBuV/m dBuV dB/m dB dB cm deg 1 5700.00 108.84 ------ ------ 94.47 35.08 11.66 32.37 100 65 PEAK
Avg	Blank	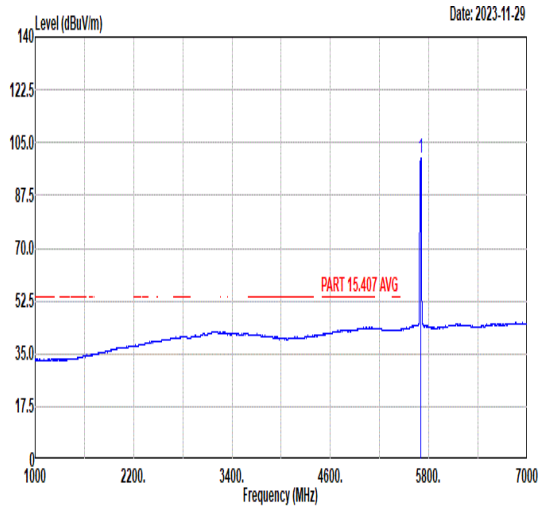 Freq Level Limit Line Margin (dB) Read Level Ant Factor Cable Loss Preamp Factor APos TPos Remark MHz dBuV/m dBuV/m dBuV dB/m dB dB cm deg 1 5700.00 99.70 ------ ------ 85.33 35.08 11.66 32.37 100 65 AVERAGE

Mode	122	
	Band Edge	
	U-NII-2C_5.47-5.725_802.11be EHT20_CH140_Small RU 106+26_5700MHz	
ANT	CDD 5+6	
Pol.	Vertical	Fundamental
Peak	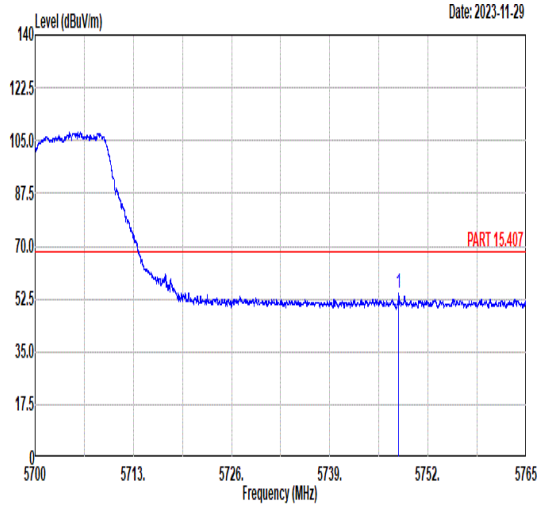 Freq Level Limit Line Margin (dB) Read Level Ant Factor Cable Loss Preamp Factor APos TPos Remark MHz dBuV/m dBuV/m dBuV dB/m dB dB cm deg 1 5748.14 54.38 68.30 -13.92 39.99 35.15 11.64 32.40 400 266 PEAK	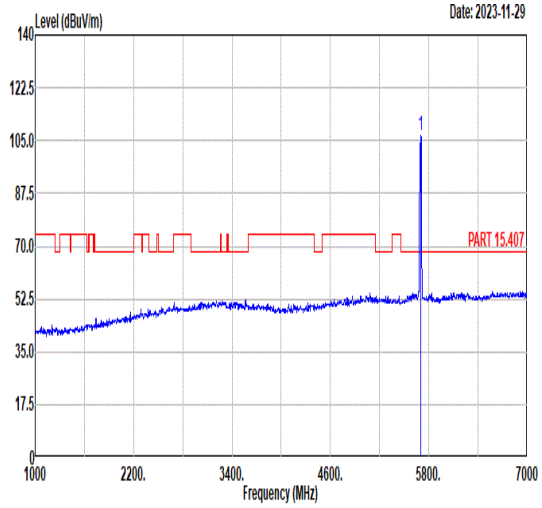 Freq Level Limit Line Margin (dB) Read Level Ant Factor Cable Loss Preamp Factor APos TPos Remark MHz dBuV/m dBuV/m dBuV dB/m dB dB cm deg 1 5700.00 106.93 ------ ------ 92.56 35.08 11.66 32.37 400 266 PEAK
Avg	Blank	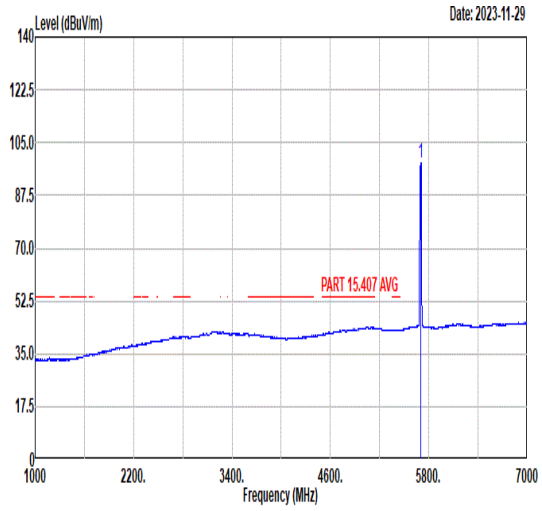 Freq Level Limit Line Margin (dB) Read Level Ant Factor Cable Loss Preamp Factor APos TPos Remark MHz dBuV/m dBuV/m dBuV dB/m dB dB cm deg 1 5700.00 98.36 ------ ------ 83.98 35.09 11.66 32.37 400 266 AVERAGE

Mode	123	
	Band Edge	
	U-NII-3_5.725-5.85_802.11be EHT20_CH149_Small RU 52+26_5745MHz	
ANT	6+5	
Pol.	Horizontal	Fundamental
Peak	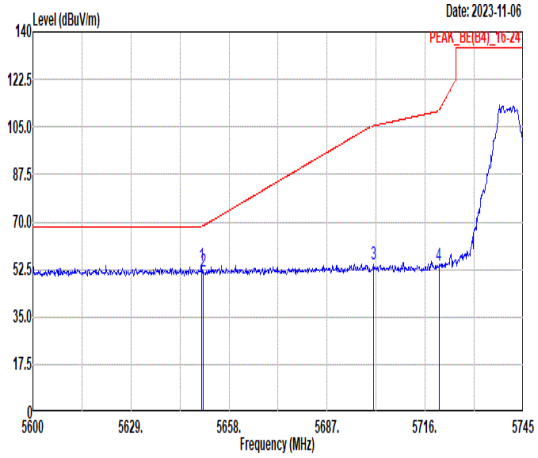 Freq Level Limit Line Margin (dB) Read Level Ant Factor Cable Loss Preamp Factor APos TPos Remark MHz dBuV/m dBuV/m dBuV dB/m dB dB cm deg 1 5649.88 54.03 68.30 -14.27 39.66 35.01 11.69 32.33 100 323 PEAK 2 5650.32 52.04 68.53 -16.49 37.67 35.01 11.69 32.33 100 323 PEAK 3 5700.78 54.29 105.42 -51.13 39.92 35.08 11.66 32.37 100 323 PEAK 4 5720.06 54.09 110.94 -56.85 39.70 35.11 11.66 32.38 100 323 PEAK	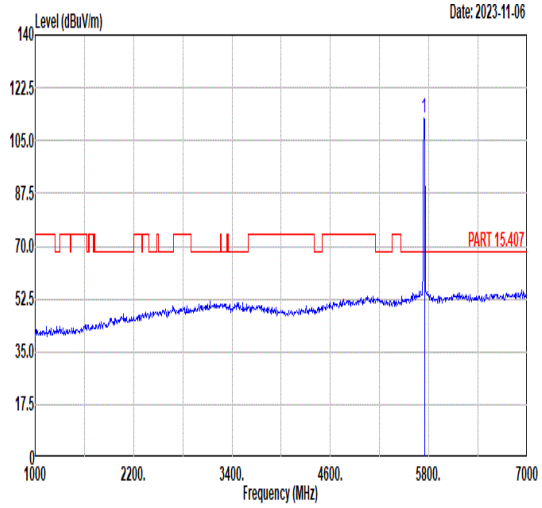 Freq Level Limit Line Margin (dB) Read Level Ant Factor Cable Loss Preamp Factor APos TPos Remark MHz dBuV/m dBuV/m dBuV dB/m dB dB cm deg 1 5745.00 112.38 ------ ------ 97.99 35.14 11.65 32.40 100 323 PEAK
Avg	Blank	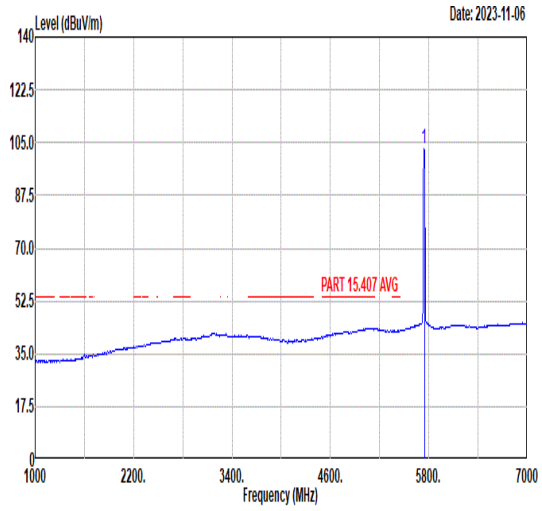 Freq Level Limit Line Margin (dB) Read Level Ant Factor Cable Loss Preamp Factor APos TPos Remark MHz dBuV/m dBuV/m dBuV dB/m dB dB cm deg 1 5745.00 102.87 ------ ------ 88.48 35.14 11.65 32.40 100 323 AVERAGE

Mode	123	
	Band Edge	
	U-NII-3_5.725-5.85_802.11be EHT20_CH149_Small RU 52+26_5745MHz	
ANT	6+5	
Pol.	Vertical	Fundamental
Peak	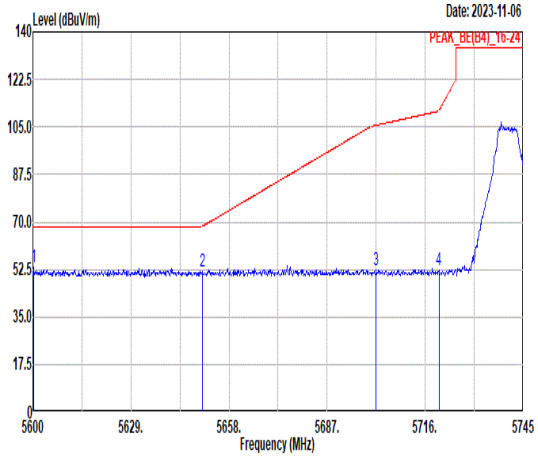 Freq Level Limit Line Margin (dB) Read Level Ant Factor Cable Loss Preamp Factor APos TPos Remark MHz dBuV/m dBuV/m dBuV dB/m dB dB cm deg 1 5600.15 53.22 68.30 -15.08 38.87 34.94 11.70 32.29 100 234 PEAK 2 5650.17 51.62 68.43 -16.81 37.25 35.01 11.69 32.33 100 234 PEAK 3 5701.50 52.05 105.62 -53.57 37.68 35.08 11.66 32.37 100 234 PEAK 4 5720.06 52.21 110.94 -58.73 37.82 35.11 11.66 32.38 100 234 PEAK	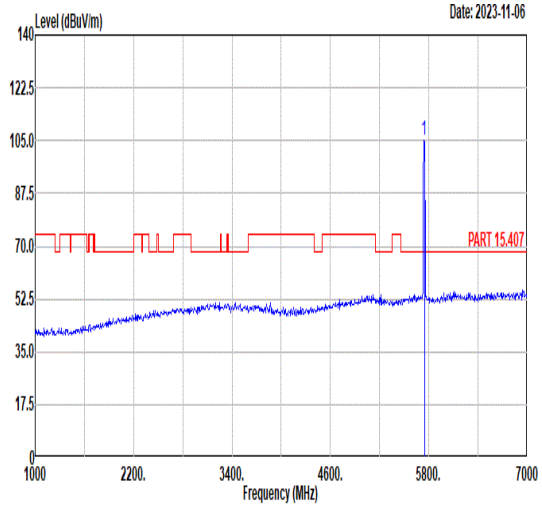 Freq Level Limit Line Margin (dB) Read Level Ant Factor Cable Loss Preamp Factor APos TPos Remark MHz dBuV/m dBuV/m dBuV dB/m dB dB cm deg 1 5745.00 105.17 ------ ------ 90.78 35.14 11.65 32.40 100 234 PEAK
Avg	Blank	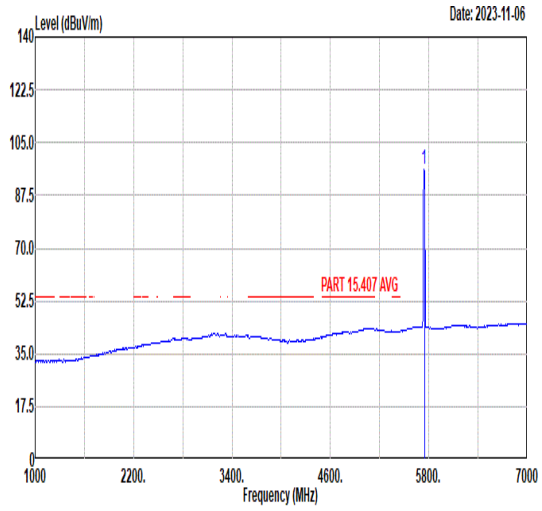 Freq Level Limit Line Margin (dB) Read Level Ant Factor Cable Loss Preamp Factor APos TPos Remark MHz dBuV/m dBuV/m dBuV dB/m dB dB cm deg 1 5745.00 96.38 ------ ------ 81.99 35.14 11.65 32.40 100 234 AVERAGE

Mode	124	
	Band Edge	
	U-NII-3_5.725-5.85_802.11be EHT20_CH149_Small RU 106+26_5745MHz	
ANT	6+5	
Pol.	Horizontal	Fundamental
Peak	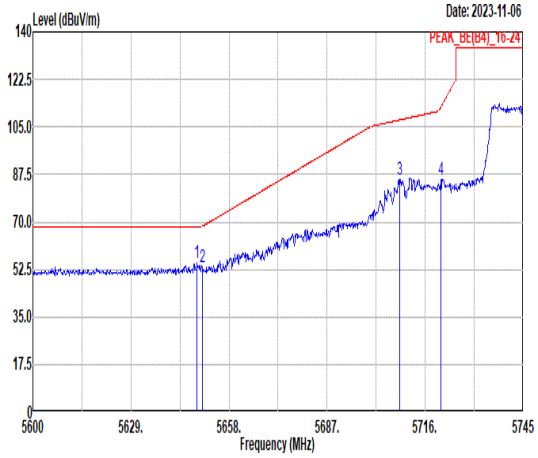 Freq Level Limit Line Margin (dB) Read Level Ant Factor Cable Loss Preamp Factor APos TPos Remark MHz dBuV/m dBuV/m dBuV dB/m dB dB cm deg 1 5648.58 55.00 68.30 -13.30 40.63 35.01 11.69 32.33 100 318 PEAK 2 5650.17 53.33 68.43 -15.10 38.96 35.01 11.69 32.33 100 318 PEAK 3 5708.46 85.57 107.57 -22.00 71.19 35.09 11.66 32.37 100 318 PEAK 4 5720.64 85.44 112.26 -26.82 71.05 35.11 11.66 32.38 100 318 PEAK	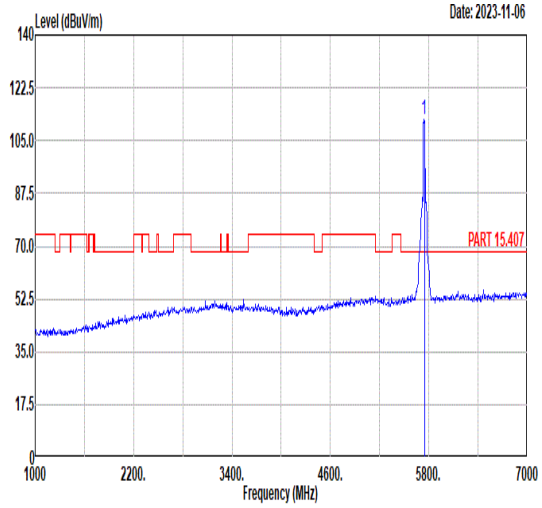 Freq Level Limit Line Margin (dB) Read Level Ant Factor Cable Loss Preamp Factor APos TPos Remark MHz dBuV/m dBuV/m dBuV dB/m dB dB cm deg 1 5745.00 112.21 ------ ------ 97.82 35.14 11.65 32.40 100 318 PEAK
Avg	Blank	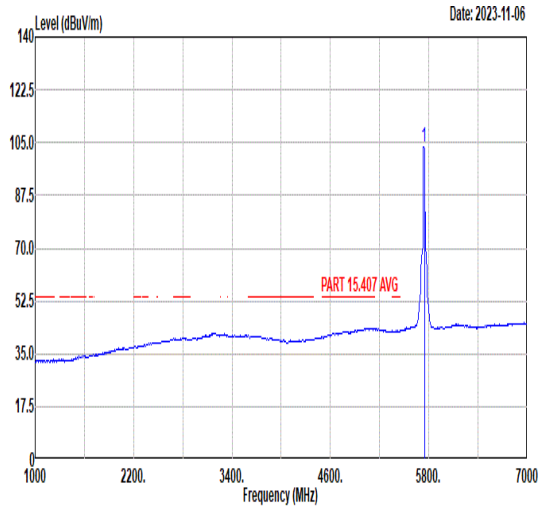 Freq Level Limit Line Margin (dB) Read Level Ant Factor Cable Loss Preamp Factor APos TPos Remark MHz dBuV/m dBuV/m dBuV dB/m dB dB cm deg 1 5745.00 103.51 ------ ------ 89.12 35.14 11.65 32.40 100 318 AVERAGE

Mode	124	
	Band Edge	
	U-NII-3_5.725-5.85_802.11be EHT20_CH149_Small RU 106+26_5745MHz	
ANT	6+5	
Pol.	Vertical	Fundamental
Peak	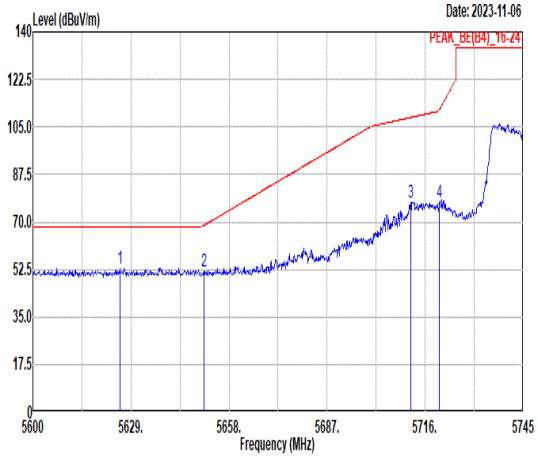 Freq Level Limit Line Margin (dB) Read Level Ant Factor Cable Loss Preamp Factor APos TPos Remark MHz dBuV/m dBuV/m dBuV dB/m dB dB cm deg 1 5625.67 53.09 68.30 -15.21 38.72 34.98 11.70 32.31 100 234 PEAK 2 5650.61 52.03 68.75 -16.72 37.66 35.01 11.69 32.33 100 234 PEAK 3 5711.65 77.35 108.46 -31.11 62.97 35.10 11.66 32.38 100 234 PEAK 4 5720.21 77.30 111.27 -33.97 62.91 35.11 11.66 32.38 100 234 PEAK	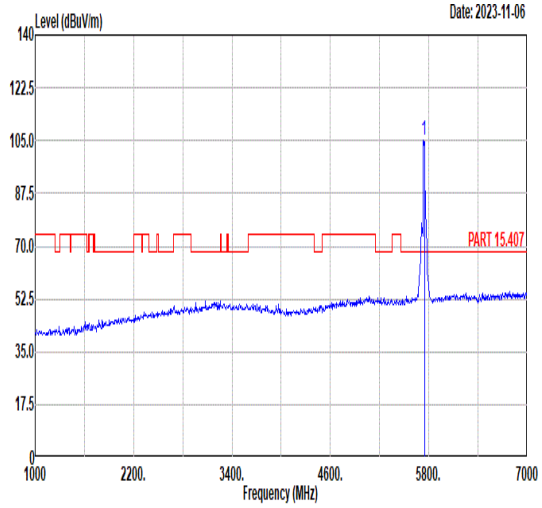 Freq Level Limit Line Margin (dB) Read Level Ant Factor Cable Loss Preamp Factor APos TPos Remark MHz dBuV/m dBuV/m dBuV dB/m dB dB cm deg 1 5745.00 104.97 ------ ------ 90.58 35.13 11.65 32.39 100 234 PEAK
Avg	Blank	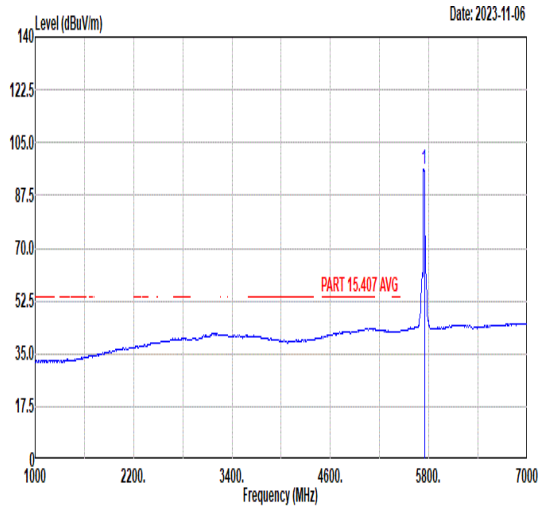 Freq Level Limit Line Margin (dB) Read Level Ant Factor Cable Loss Preamp Factor APos TPos Remark MHz dBuV/m dBuV/m dBuV dB/m dB dB cm deg 1 5745.00 96.29 ------ ------ 81.90 35.14 11.65 32.40 100 234 AVERAGE

Mode	125	
	Band Edge	
	U-NII-3_5.725-5.85_802.11be EHT20_CH165_Small RU 52+26_5825MHz	
ANT	6+5	
Pol.	Horizontal	Fundamental
Peak	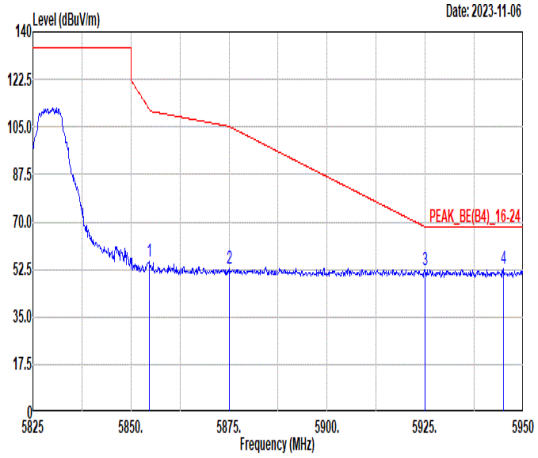 Freq Level Limit Line Margin (dB) Read Level Ant Factor Cable Loss Preamp Factor APos TPos Remark MHz dBuV/m dBuV/m dBuV dB/m dB dB cm deg 1 5854.63 55.66 111.65 -55.99 41.33 35.30 11.52 32.49 100 64 PEAK 2 5875.00 52.75 105.20 -52.45 38.43 35.33 11.49 32.50 100 64 PEAK 3 5924.88 52.38 68.29 -15.91 38.13 35.39 11.40 32.54 100 64 PEAK 4 5944.88 52.71 68.30 -15.59 38.48 35.42 11.37 32.56 100 64 PEAK	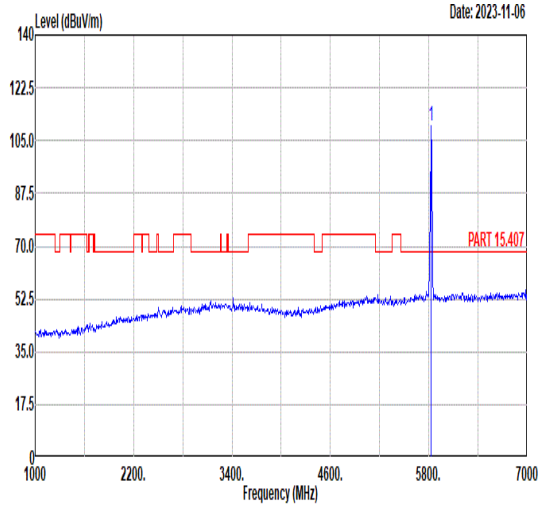 Freq Level Limit Line Margin (dB) Read Level Ant Factor Cable Loss Preamp Factor APos TPos Remark MHz dBuV/m dBuV/m dBuV dB/m dB dB cm deg 1 5825.00 109.82 ------ ------ 95.47 35.26 11.56 32.47 100 64 PEAK
Avg	Blank	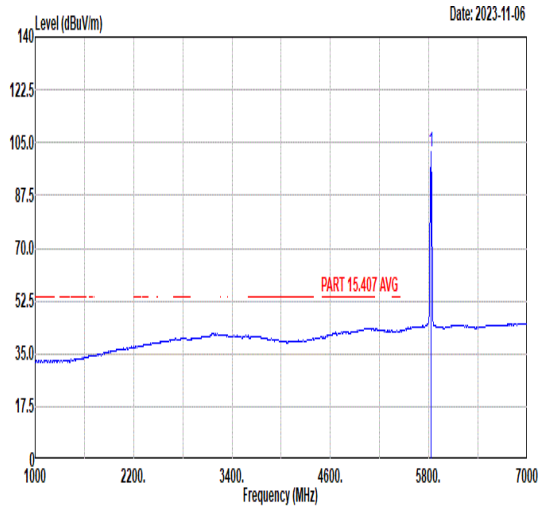 Freq Level Limit Line Margin (dB) Read Level Ant Factor Cable Loss Preamp Factor APos TPos Remark MHz dBuV/m dBuV/m dBuV dB/m dB dB cm deg 1 5825.00 101.96 ------ ------ 87.61 35.26 11.56 32.47 100 64 AVERAGE

Mode	125	
	Band Edge	
	U-NII-3_5.725-5.85_802.11be EHT20_CH165_Small RU 52+26_5825MHz	
ANT	6+5	
Pol.	Vertical	Fundamental
Peak	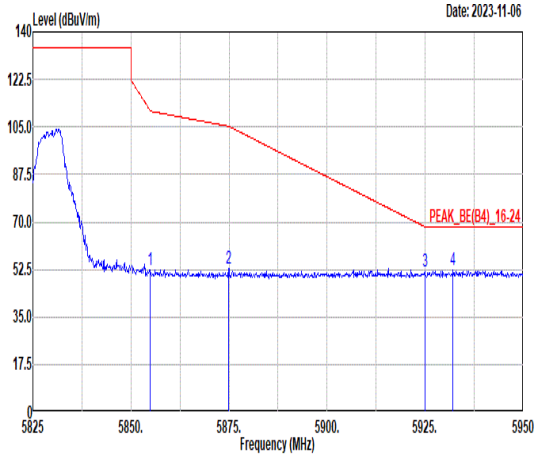 Freq Level Limit Line Margin (dB) Read Level Ant Factor Cable Loss Preamp Factor APos TPos Remark MHz dBuV/m dBuV/m dBuV dB/m dB dB cm deg 1 5854.88 52.25 111.08 -58.83 37.92 35.30 11.52 32.49 100 15 PEAK 2 5874.88 53.08 105.23 -52.15 38.77 35.32 11.49 32.50 100 15 PEAK 3 5924.88 51.55 68.29 -16.74 37.30 35.39 11.40 32.54 100 15 PEAK 4 5932.13 52.18 68.30 -16.12 37.94 35.40 11.39 32.55 100 15 PEAK	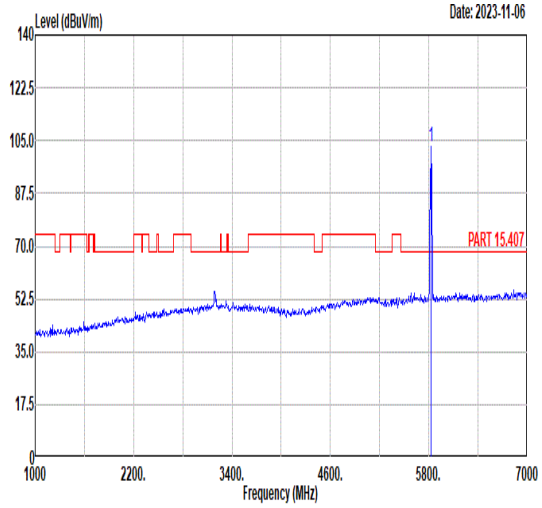 Freq Level Limit Line Margin (dB) Read Level Ant Factor Cable Loss Preamp Factor APos TPos Remark MHz dBuV/m dBuV/m dBuV dB/m dB dB cm deg 1 5825.00 103.14 ------ ------ 88.79 35.26 11.56 32.47 100 15 PEAK
Avg	Blank	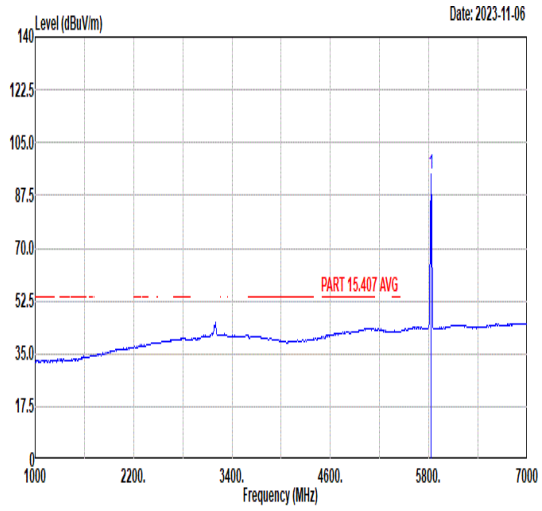 Freq Level Limit Line Margin (dB) Read Level Ant Factor Cable Loss Preamp Factor APos TPos Remark MHz dBuV/m dBuV/m dBuV dB/m dB dB cm deg 1 5825.00 94.38 ------ ------ 80.03 35.26 11.56 32.47 100 15 AVERAGE

Mode	126	
	Band Edge	
	U-NII-3_5.725-5.85_802.11be EHT20_CH165_Small RU 106+26_5825MHz	
ANT	6+5	
Pol.	Horizontal	Fundamental
Peak	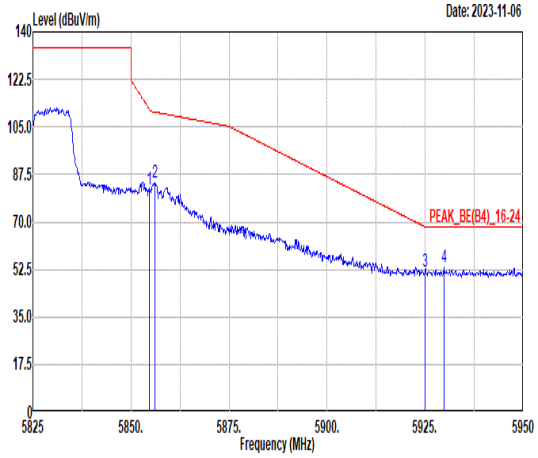 Freq Level Limit Line Margin (dB) Read Level Ant Factor Cable Loss Preamp Factor APos TPos Remark 1 5854.75 82.04 111.37 -29.33 67.71 35.30 11.52 32.49 100 68 PEAK 2 5856.13 84.54 110.48 -25.94 70.21 35.30 11.52 32.49 100 68 PEAK 3 5925.00 51.67 68.20 -16.53 37.41 35.40 11.40 32.54 100 68 PEAK 4 5929.88 53.15 68.30 -15.15 38.90 35.40 11.40 32.55 100 68 PEAK	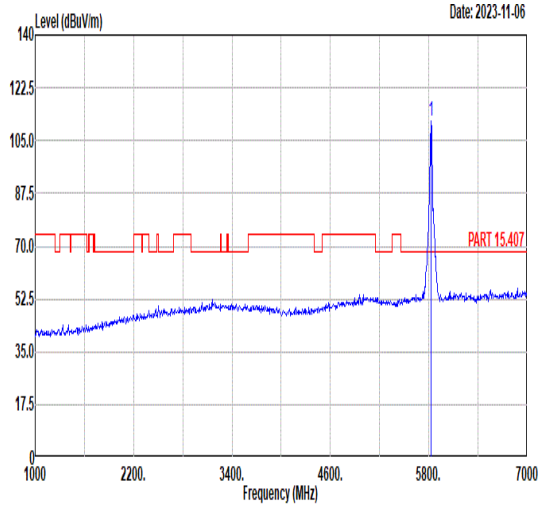 Freq Level Limit Line Margin (dB) Read Level Ant Factor Cable Loss Preamp Factor APos TPos Remark 1 5825.00 111.62 ------ ------ 97.27 35.26 11.56 32.47 100 68 PEAK
Avg	Blank	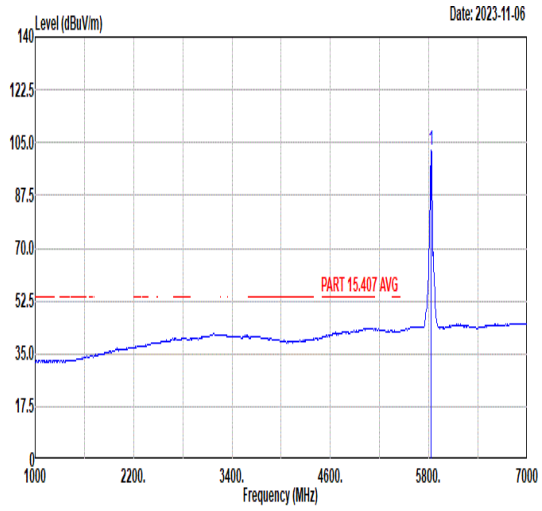 Freq Level Limit Line Margin (dB) Read Level Ant Factor Cable Loss Preamp Factor APos TPos Remark 1 5825.00 102.41 ------ ------ 88.06 35.26 11.56 32.47 100 68 AVERAGE

Mode	126	
	Band Edge	
	U-NII-3_5.725-5.85_802.11be EHT20_CH165_Small RU 106+26_5825MHz	
ANT	6+5	
Pol.	Vertical	Fundamental
Peak	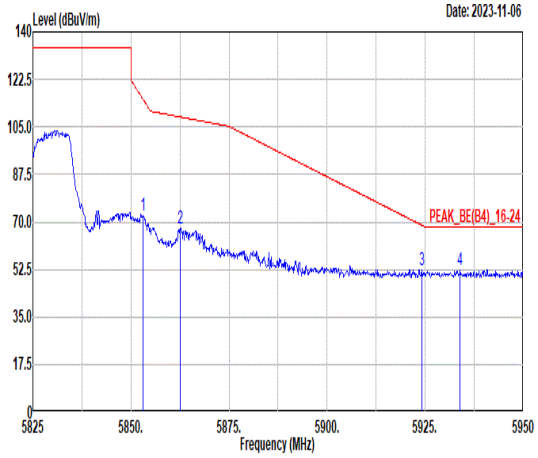 Freq Level Limit Line Margin (dB) Read Level Ant Factor Cable Loss Preamp Factor APos TPos Remark MHz dBuV/m dBuV/m dBuV dB/m dB dB cm deg 1 5853.13 72.36 115.07 -42.71 58.03 35.29 11.53 32.49 100 15 PEAK 2 5862.63 67.76 108.66 -40.90 53.43 35.31 11.51 32.49 100 15 PEAK 3 5924.13 52.46 68.84 -16.38 38.21 35.39 11.40 32.54 100 15 PEAK 4 5933.88 52.38 68.30 -15.92 38.13 35.41 11.39 32.55 100 15 PEAK	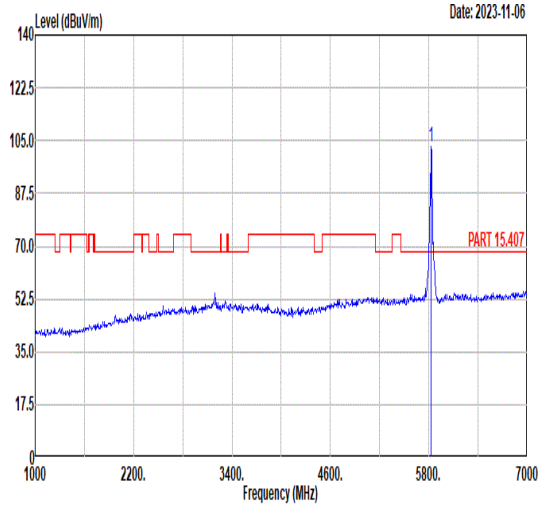 Freq Level Limit Line Margin (dB) Read Level Ant Factor Cable Loss Preamp Factor APos TPos Remark MHz dBuV/m dBuV/m dBuV dB/m dB dB cm deg 1 5825.00 103.14 ------ ------ 88.79 35.26 11.56 32.47 100 15 PEAK
Avg	Blank	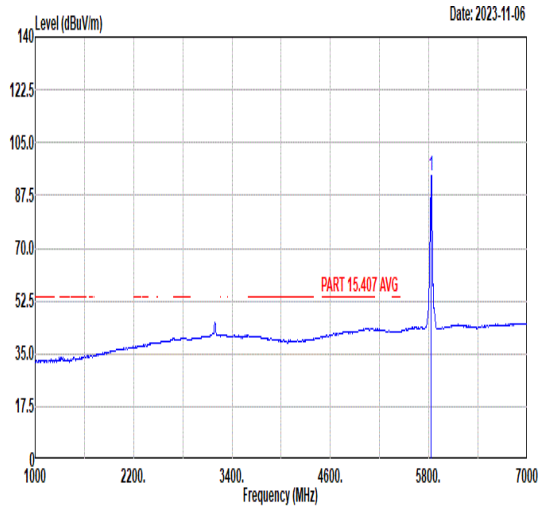 Freq Level Limit Line Margin (dB) Read Level Ant Factor Cable Loss Preamp Factor APos TPos Remark MHz dBuV/m dBuV/m dBuV dB/m dB dB cm deg 1 5825.00 94.27 ------ ------ 79.92 35.26 11.56 32.47 100 15 AVERAGE

Mode	127	
	Band Edge - L	
	U-NII-1_5.15-5.25_802.11be EHT80_CH42_Puncturing 20M_5210MHz	
ANT	CDD 5+6	
Pol.	Horizontal	Fundamental
Peak	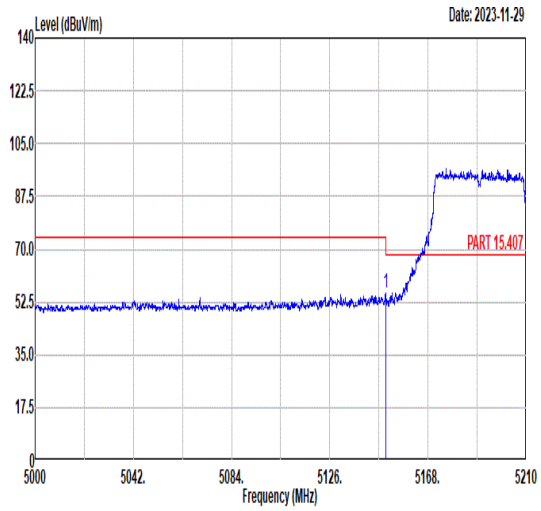 Freq Level Limit Line Margin (dB) Read Level Ant Factor Cable Loss Preamp Factor APos TPos Remark MHz dBuV/m dBuV/m dBuV dB/m dB dB cm deg 1 5149.84 55.63 74.00 -18.37 41.45 34.87 11.09 31.78 100 81 PEAK	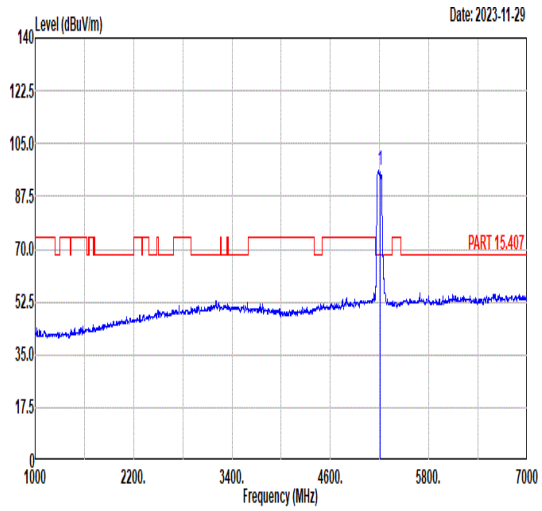 Freq Level Limit Line Margin (dB) Read Level Ant Factor Cable Loss Preamp Factor APos TPos Remark MHz dBuV/m dBuV/m dBuV dB/m dB dB cm deg 1 5210.00 95.97 ------ ------ 81.86 34.86 11.07 31.82 100 81 PEAK
Avg	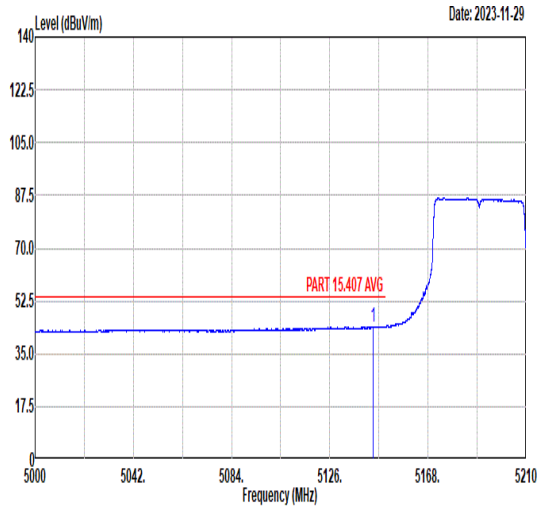 Freq Level Limit Line Margin (dB) Read Level Ant Factor Cable Loss Preamp Factor APos TPos Remark MHz dBuV/m dBuV/m dBuV dB/m dB dB cm deg 1 5144.59 43.98 54.00 -10.02 29.79 34.87 11.09 31.77 100 81 AVERAGE	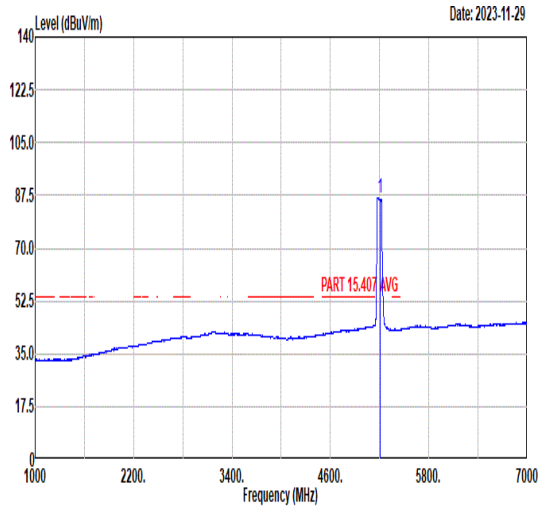 Freq Level Limit Line Margin (dB) Read Level Ant Factor Cable Loss Preamp Factor APos TPos Remark MHz dBuV/m dBuV/m dBuV dB/m dB dB cm deg 1 5210.00 86.60 ------ ------ 72.47 34.87 11.07 31.81 100 81 AVERAGE

Mode	127	
	Band Edge - R	
	U-NII-1_5.15-5.25_802.11be EHT80_CH42_Puncturing 20M_5210MHz	
ANT	CDD 5+6	
Pol.	Horizontal	Fundamental
Peak	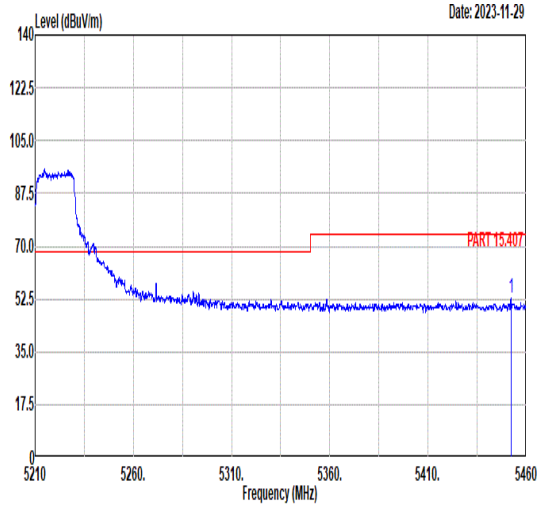 Freq Level Limit Line Margin (dB) Read Level Ant Factor Cable Loss Preamp Factor APos TPos Remark MHz dBuV/m dBuV/m dBuV dB/m dB dB cm deg 1 5452.15 52.88 74.00 -21.12 39.14 34.81 11.09 32.16 100 81 PEAK	Blank
Avg	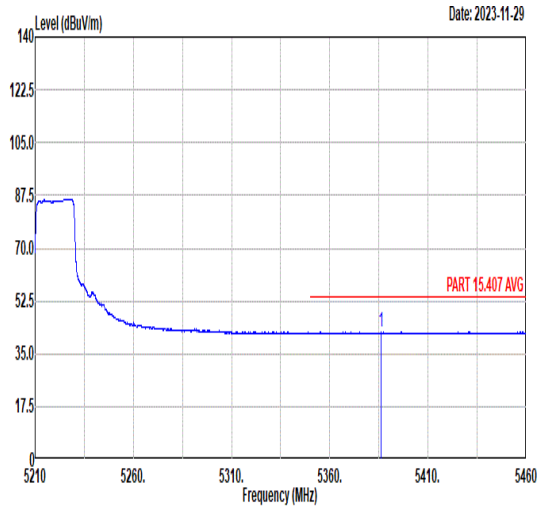 Freq Level Limit Line Margin (dB) Read Level Ant Factor Cable Loss Preamp Factor APos TPos Remark MHz dBuV/m dBuV/m dBuV dB/m dB dB cm deg 1 5386.15 42.16 54.00 -11.84 28.49 34.82 10.92 32.07 100 81 AVERAGE	Blank

Mode	127	
	Band Edge - L	
	U-NII-1_5.15-5.25_802.11be EHT80_CH42_Puncturing 20M_5210MHz	
ANT	CDD 5+6	
Pol.	Vertical	Fundamental
Peak	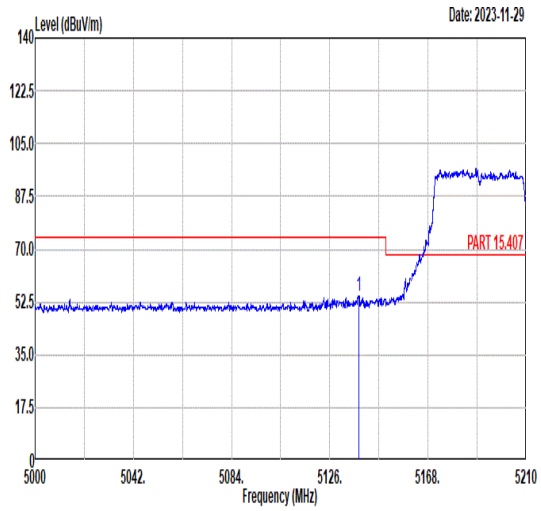 Freq Level Limit Line Margin (dB) Read Level Ant Factor Cable Loss Preamp Factor APos TPos Remark MHz dBuV/m dBuV/m dBuV dB/m dB dB cm deg 1 5138.52 54.65 74.00 -19.35 40.46 34.87 11.09 31.77 396 151 PEAK	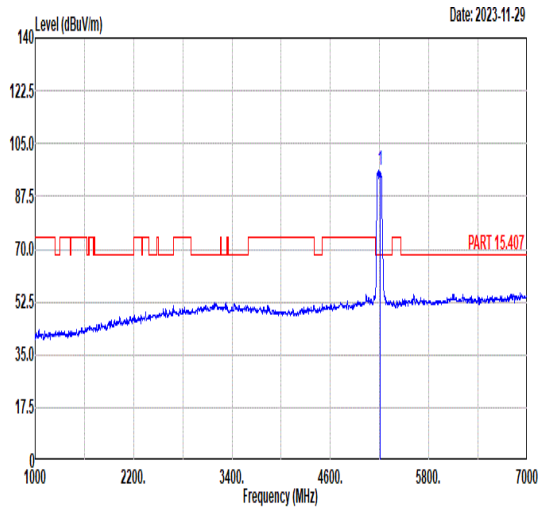 Freq Level Limit Line Margin (dB) Read Level Ant Factor Cable Loss Preamp Factor APos TPos Remark MHz dBuV/m dBuV/m dBuV dB/m dB dB cm deg 1 5210.00 96.32 ------ ------ 82.21 34.86 11.07 31.82 396 151 PEAK
Avg	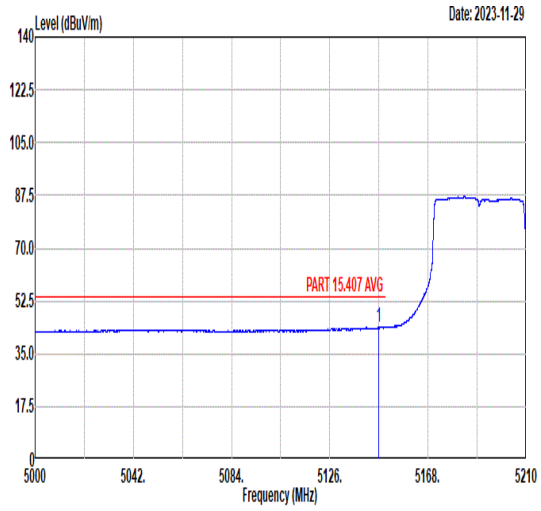 Freq Level Limit Line Margin (dB) Read Level Ant Factor Cable Loss Preamp Factor APos TPos Remark MHz dBuV/m dBuV/m dBuV dB/m dB dB cm deg 1 5146.90 43.98 54.00 -10.02 29.80 34.87 11.09 31.78 396 151 AVERAGE	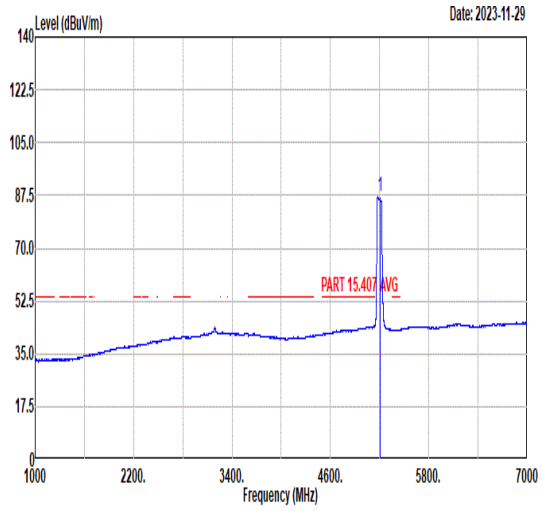 Freq Level Limit Line Margin (dB) Read Level Ant Factor Cable Loss Preamp Factor APos TPos Remark MHz dBuV/m dBuV/m dBuV dB/m dB dB cm deg 1 5210.00 86.94 ------ ------ 72.83 34.86 11.07 31.82 396 151 AVERAGE

Mode	127	
	Band Edge - R	
	U-NII-1_5.15-5.25_802.11be EHT80_CH42_Puncturing 20M_5210MHz	
ANT	CDD 5+6	
Pol.	Vertical	Fundamental
Peak	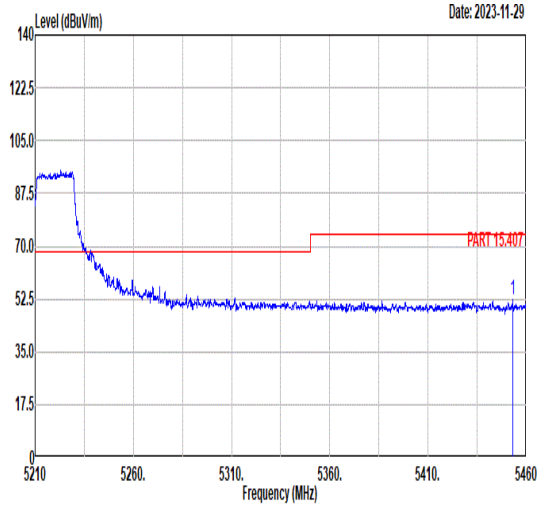 Freq Level Limit Line Margin (dB) Read Level Ant Factor Cable Loss Preamp Factor APos TPos Remark MHz dBuV/m dBuV/m dBuV dB/m dB dB cm deg 1 5453.15 52.27 74.00 -21.73 38.53 34.81 11.09 32.16 396 151 PEAK	Blank
Avg	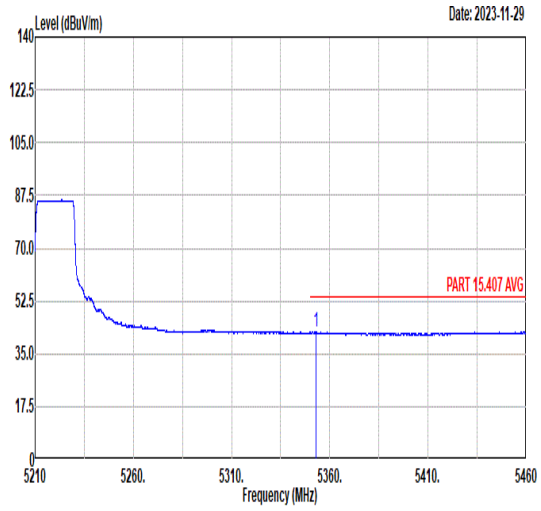 Freq Level Limit Line Margin (dB) Read Level Ant Factor Cable Loss Preamp Factor APos TPos Remark MHz dBuV/m dBuV/m dBuV dB/m dB dB cm deg 1 5353.15 42.21 54.00 -11.79 28.47 34.83 10.94 32.03 396 151 AVERAGE	Blank

Mode	128	
	Band Edge - L	
	U-NII-2A_5.25-5.35_802.11be EHT80_CH58_Puncturing 20M_5290MHz	
ANT	CDD 5+6	
Pol.	Horizontal	Fundamental
Peak	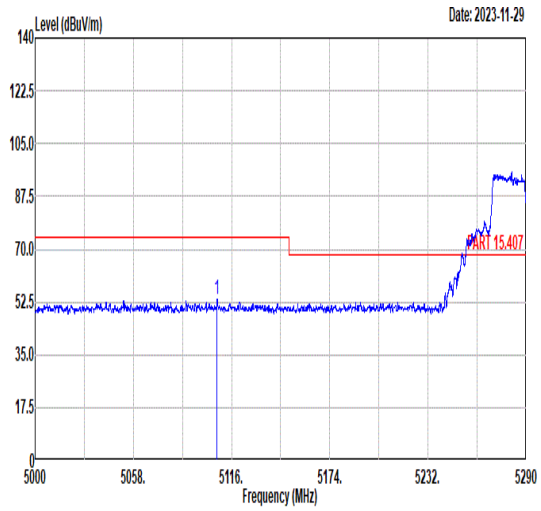 Freq Level Limit Line Margin (dB) Read Level Ant Factor Cable Loss Preamp Factor APos TPos Remark MHz dBuV/m dBuV/m dBuV dB/m dB dB cm deg 1 5107.47 53.28 74.00 -20.72 39.02 34.88 11.11 31.73 100 66 PEAK	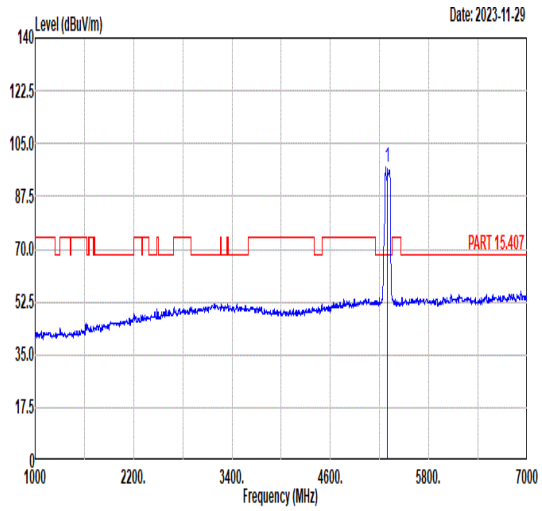 Freq Level Limit Line Margin (dB) Read Level Ant Factor Cable Loss Preamp Factor APos TPos Remark MHz dBuV/m dBuV/m dBuV dB/m dB dB cm deg 1 5290.00 97.24 ------ ------ 83.34 34.84 11.00 31.94 100 66 PEAK
Avg	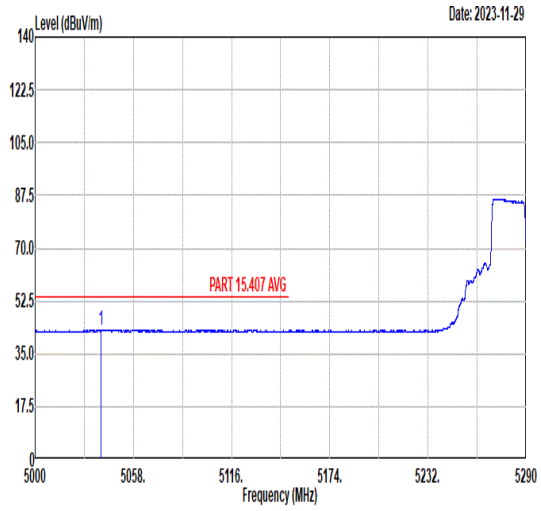 Freq Level Limit Line Margin (dB) Read Level Ant Factor Cable Loss Preamp Factor APos TPos Remark MHz dBuV/m dBuV/m dBuV dB/m dB dB cm deg 1 5039.01 42.96 54.00 -11.04 28.56 34.89 11.15 31.64 100 66 AVERAGE	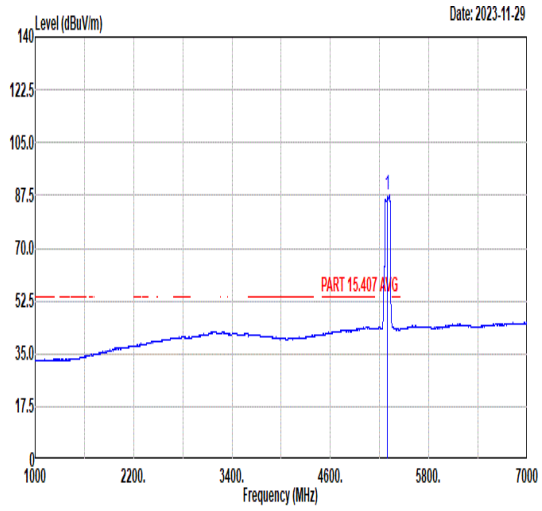 Freq Level Limit Line Margin (dB) Read Level Ant Factor Cable Loss Preamp Factor APos TPos Remark MHz dBuV/m dBuV/m dBuV dB/m dB dB cm deg 1 5290.00 87.52 ------ ------ 73.72 34.84 10.96 32.00 100 66 AVERAGE

Mode	128	
	Band Edge - R	
	U-NII-2A_5.25-5.35_802.11be EHT80_CH58_Puncturing 20M_5290MHz	
ANT	CDD 5+6	
Pol.	Horizontal	Fundamental
Peak	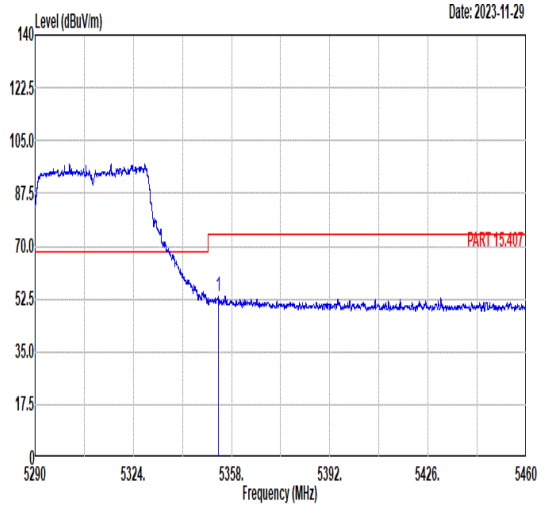 Freq Level Limit Line Margin (dB) Read Level Ant Factor Cable Loss Preamp Factor APos TPos Remark MHz dBuV/m dBuV/m dBuV dB/m dB dB cm deg 1 5353.51 53.55 74.00 -20.45 39.81 34.83 10.94 32.03 100 66 PEAK	Blank
Avg	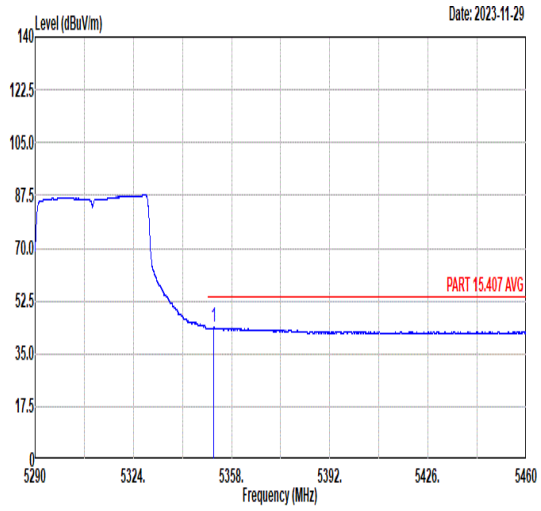 Freq Level Limit Line Margin (dB) Read Level Ant Factor Cable Loss Preamp Factor APos TPos Remark MHz dBuV/m dBuV/m dBuV dB/m dB dB cm deg 1 5351.80 43.82 54.00 -10.18 30.08 34.83 10.94 32.03 100 66 AVERAGE	Blank

Mode	128	
	Band Edge - L	
	U-NII-2A_5.25-5.35_802.11be EHT80_CH58_Puncturing 20M_5290MHz	
ANT	CDD 5+6	
Pol.	Vertical	Fundamental
Peak	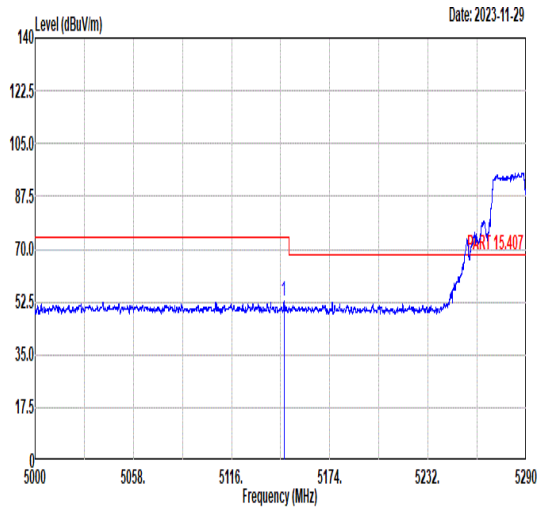 Freq Level Limit Line Margin (dB) Read Level Ant Factor Cable Loss Preamp Factor APos TPos Remark 1 5146.89 52.60 74.00 -21.40 38.42 34.87 11.09 31.78 381 149 PEAK	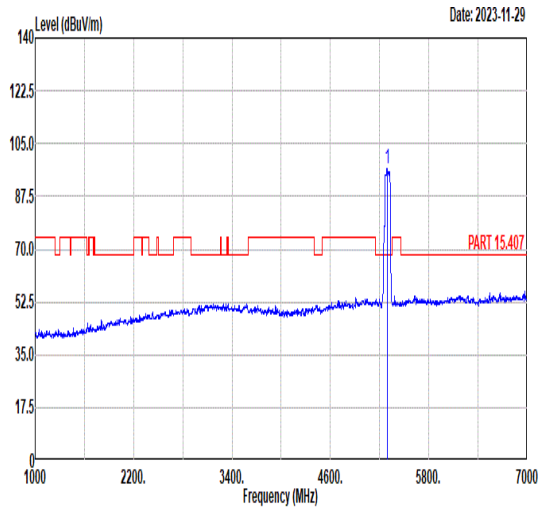 Freq Level Limit Line Margin (dB) Read Level Ant Factor Cable Loss Preamp Factor APos TPos Remark 1 5290.00 96.82 ------ ------ 82.95 34.84 10.99 31.96 381 149 PEAK
Avg	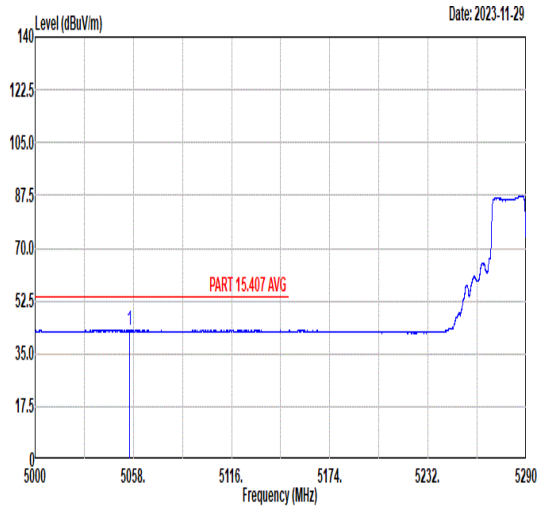 Freq Level Limit Line Margin (dB) Read Level Ant Factor Cable Loss Preamp Factor APos TPos Remark 1 5055.85 42.86 54.00 -11.14 28.49 34.89 11.14 31.66 381 149 AVERAGE	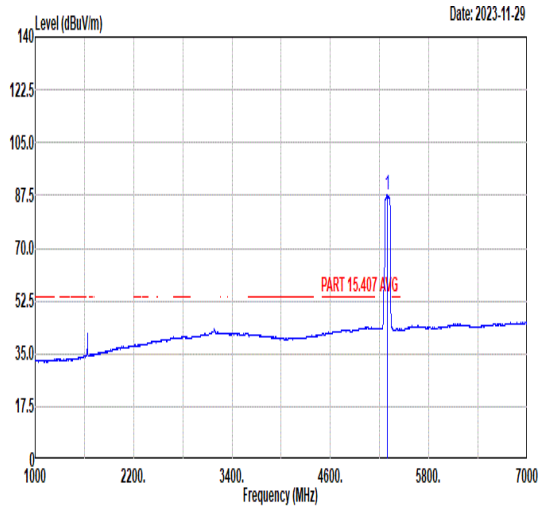 Freq Level Limit Line Margin (dB) Read Level Ant Factor Cable Loss Preamp Factor APos TPos Remark 1 5290.00 87.73 ------ ------ 73.86 34.84 10.99 31.96 381 149 AVERAGE

Mode	128	
	Band Edge - R	
	U-NII-2A_5.25-5.35_802.11be EHT80_CH58_Puncturing 20M_5290MHz	
ANT	CDD 5+6	
Pol.	Vertical	Fundamental
Peak	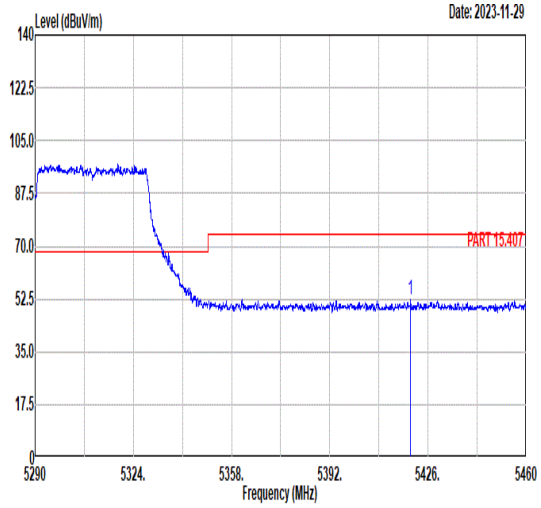 Freq Level Limit Line Margin (dB) Read Level Ant Factor Cable Loss Preamp Factor APos TPos Remark MHz dBuV/m dBuV/m dBuV dB/m dB dB cm deg 1 5419.97 52.50 74.00 -21.50 38.85 34.82 10.95 32.12 381 149 PEAK	Blank
Avg	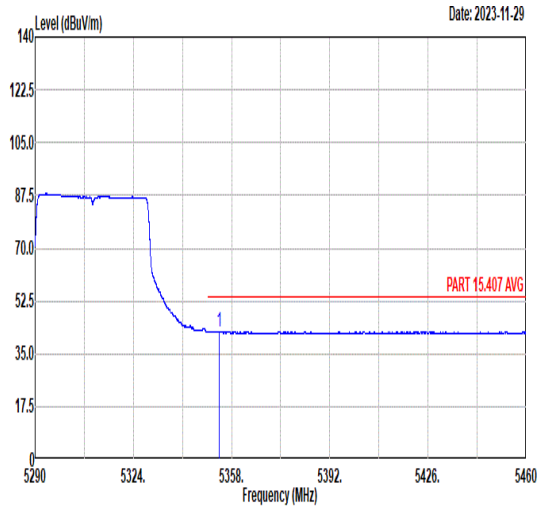 Freq Level Limit Line Margin (dB) Read Level Ant Factor Cable Loss Preamp Factor APos TPos Remark MHz dBuV/m dBuV/m dBuV dB/m dB dB cm deg 1 5353.68 42.50 54.00 -11.50 28.76 34.83 10.94 32.03 381 149 AVERAGE	Blank

Mode	129	
	Band Edge - L	
	U-NII-2C_5.47-5.725_802.11be EHT80_CH106_Puncturing 20M_5530MHz	
ANT	CDD 5+6	
Pol.	Horizontal	Fundamental
Peak	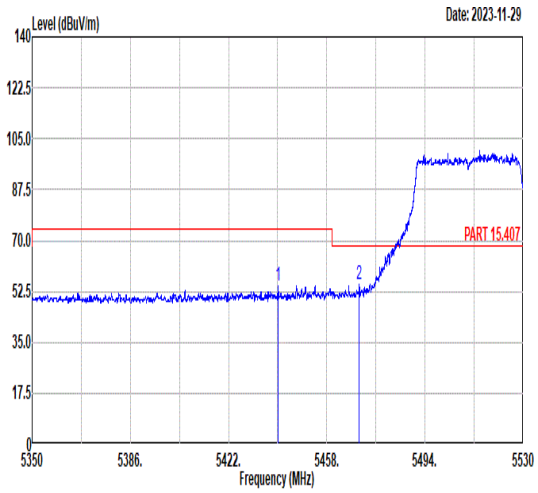 Freq Level Limit Line Margin (dB) Read Level Ant Factor Cable Loss Preamp Factor APos TPos Remark 1 5440.09 54.38 74.00 -19.62 40.67 34.81 11.04 32.14 100 318 PEAK 2 5469.81 54.71 68.30 -13.59 40.92 34.81 11.16 32.18 100 318 PEAK	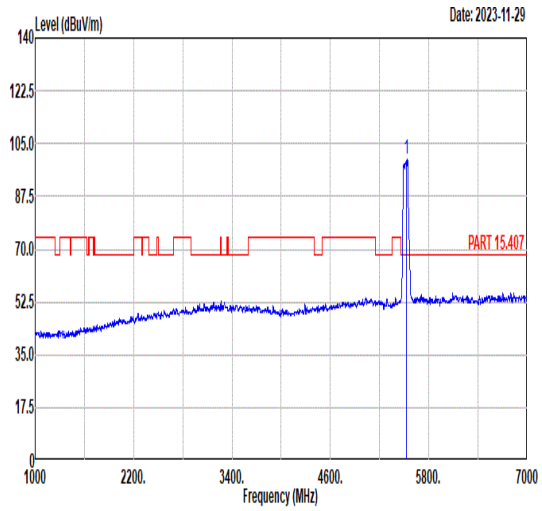 Freq Level Limit Line Margin (dB) Read Level Ant Factor Cable Loss Preamp Factor APos TPos Remark 1 5530.00 99.67 ------ ------ 85.60 34.86 11.45 32.24 100 318 PEAK
Avg	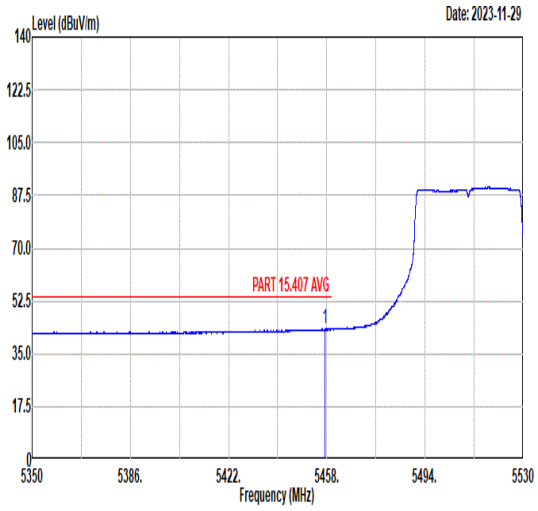 Freq Level Limit Line Margin (dB) Read Level Ant Factor Cable Loss Preamp Factor APos TPos Remark 1 5457.39 43.27 54.00 -10.73 29.51 34.81 11.11 32.16 100 318 AVERAGE	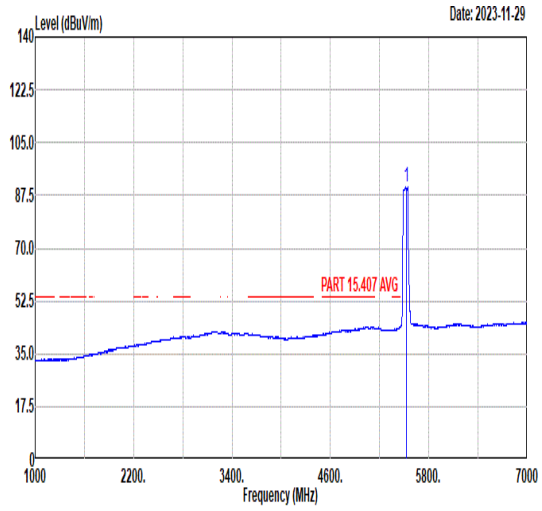 Freq Level Limit Line Margin (dB) Read Level Ant Factor Cable Loss Preamp Factor APos TPos Remark 1 5530.00 90.20 ------ ------ 76.11 34.86 11.47 32.24 100 318 AVERAGE

Mode	129	
	Band Edge - R	
	U-NII-2C_5.47-5.725_802.11be EHT80_CH106_Puncturing 20M_5530MHz	
ANT	CDD 5+6	
Pol.	Horizontal	Fundamental
Peak	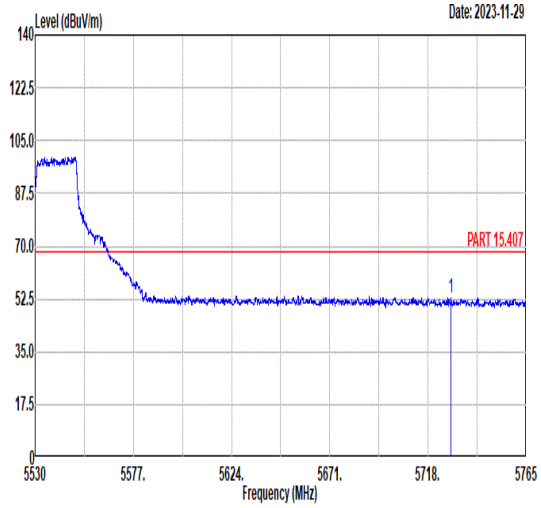 Freq Level Limit Line Margin (dB) Read Level Ant Factor Cable Loss Preamp Factor APos TPos Remark MHz dBuV/m dBuV/m dBuV dB/m dB dB cm deg 1 5728.95 52.87 68.30 -15.43 38.49 35.12 11.65 32.39 100 318 PEAK	Blank

Mode	129	
	Band Edge - L	
	U-NII-2C_5.47-5.725_802.11be EHT80_CH106_Puncturing 20M_5530MHz	
ANT	CDD 5+6	
Pol.	Vertical	Fundamental
Peak	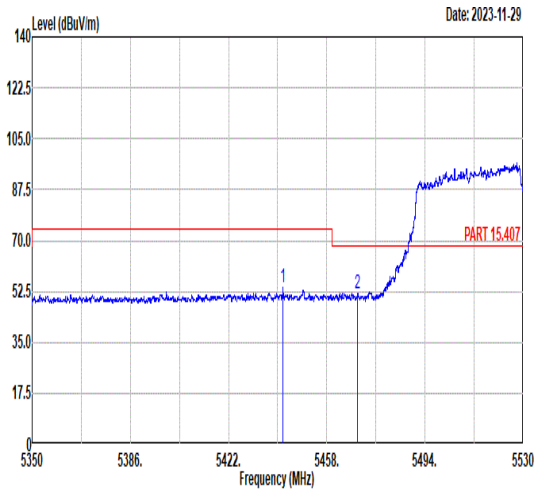 Freq Level Limit Line Margin (dB) Read Level Ant Factor Cable Loss Preamp Factor APos TPos Remark 1 5441.89 53.69 74.00 -20.31 39.98 34.81 11.04 32.14 393 155 PEAK 2 5469.36 51.99 68.30 -16.31 38.20 34.81 11.16 32.18 393 155 PEAK	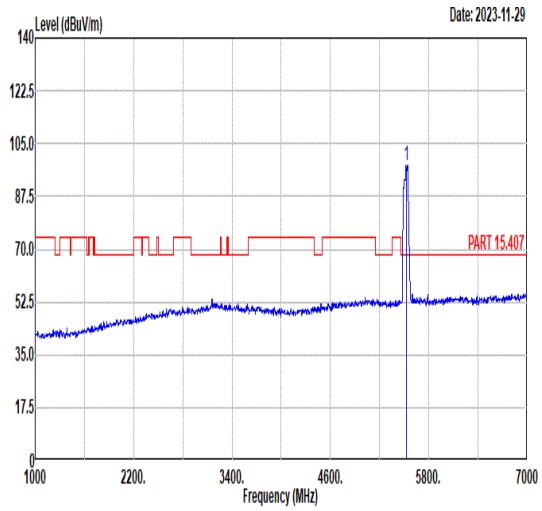 Freq Level Limit Line Margin (dB) Read Level Ant Factor Cable Loss Preamp Factor APos TPos Remark 1 5530.00 97.78 ------ ------ 83.81 34.83 11.37 32.23 393 155 PEAK
Avg	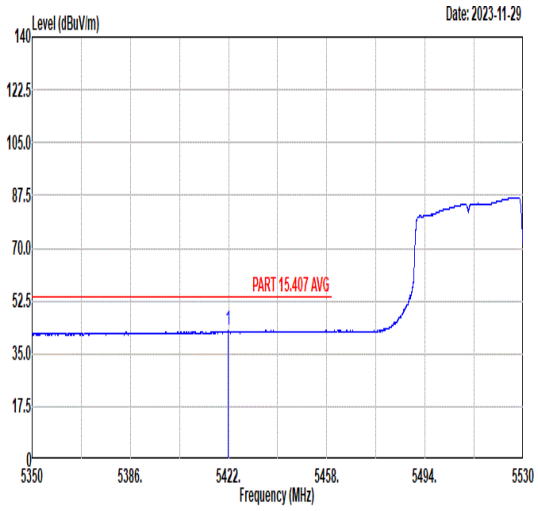 Freq Level Limit Line Margin (dB) Read Level Ant Factor Cable Loss Preamp Factor APos TPos Remark 1 5421.93 42.66 54.00 -11.34 29.00 34.82 10.96 32.12 393 155 AVERAGE	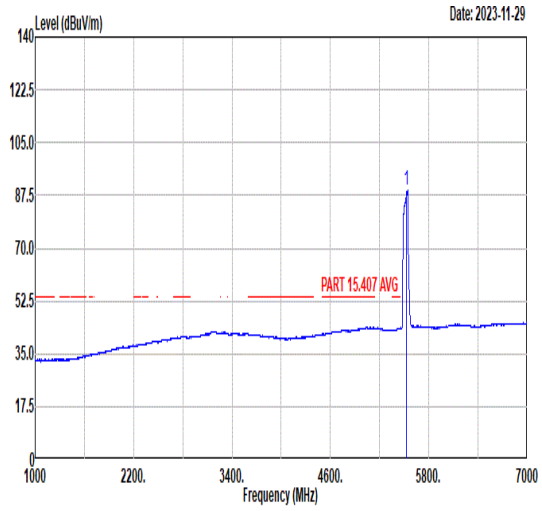 Freq Level Limit Line Margin (dB) Read Level Ant Factor Cable Loss Preamp Factor APos TPos Remark 1 5530.00 89.03 ------ ------ 74.94 34.86 11.47 32.24 393 155 AVERAGE

Mode	129	
	Band Edge - R	
	U-NII-2C_5.47-5.725_802.11be EHT80_CH106_Puncturing 20M_5530MHz	
ANT	CDD 5+6	
Pol.	Vertical	Fundamental
Peak	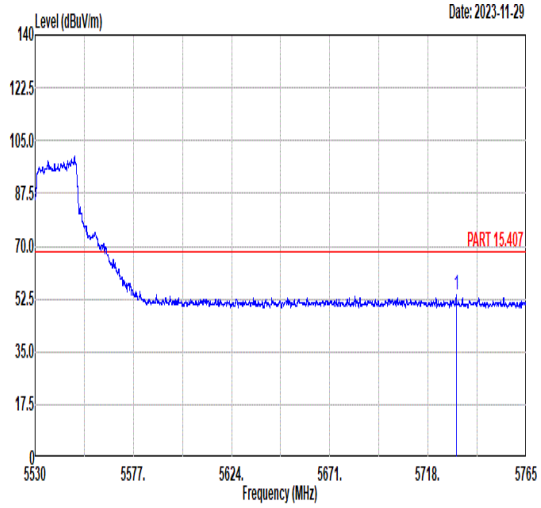 Freq Level Limit Line Margin (dB) Read Level Ant Factor Cable Loss Preamp Factor APos TPos Remark MHz dBuV/m dBuV/m dBuV dB/m dB dB cm deg 1 5731.54 53.74 68.30 -14.56 39.36 35.12 11.65 32.39 393 155 PEAK	Blank

Mode	130	
	Band Edge - L	
	U-NII-1_5.15-5.35_802.11be EHT160_CH50_Puncturing 20M_5250MHz	
ANT	CDD 5+6	
Pol.	Horizontal	Fundamental
Peak	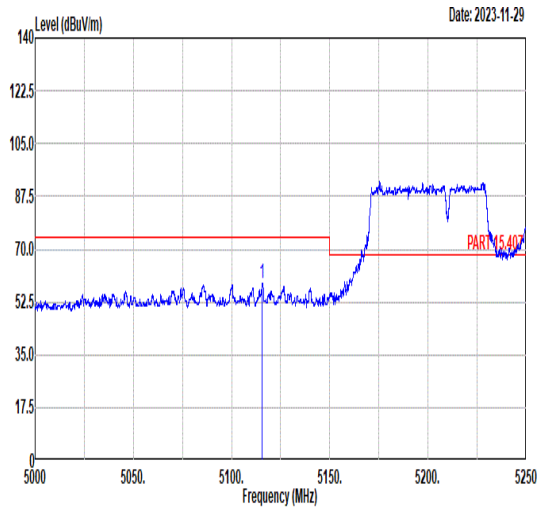 Freq Level Limit Line Margin (dB) Read Level Ant Factor Cable Loss Preamp Factor APos TPos Remark MHz dBuV/m dBuV/m dBuV dB/m dB dB cm deg 1 5115.65 58.88 74.00 -15.12 44.64 34.88 11.10 31.74 100 99 PEAK	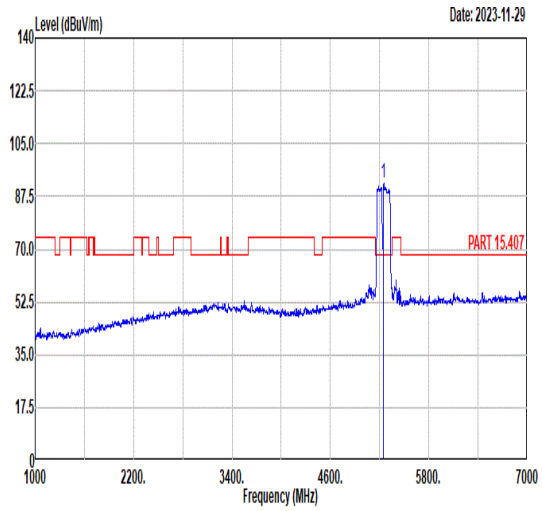 Freq Level Limit Line Margin (dB) Read Level Ant Factor Cable Loss Preamp Factor APos TPos Remark MHz dBuV/m dBuV/m dBuV dB/m dB dB cm deg 1 5250.00 91.85 ------ ------ 77.89 34.85 11.02 31.91 100 99 PEAK
Avg	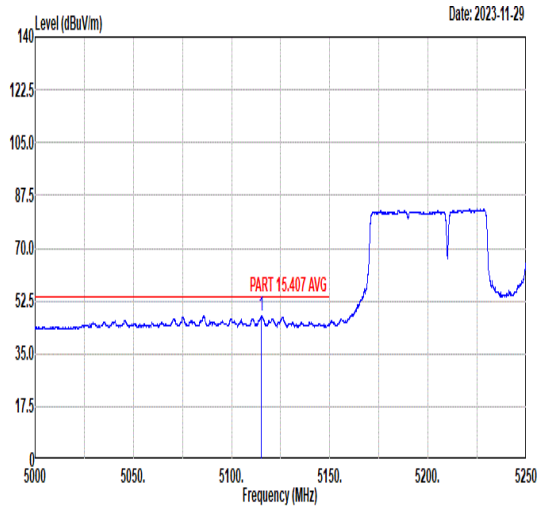 Freq Level Limit Line Margin (dB) Read Level Ant Factor Cable Loss Preamp Factor APos TPos Remark MHz dBuV/m dBuV/m dBuV dB/m dB dB cm deg 1 5115.15 47.45 54.00 -6.55 33.21 34.88 11.10 31.74 100 99 AVERAGE	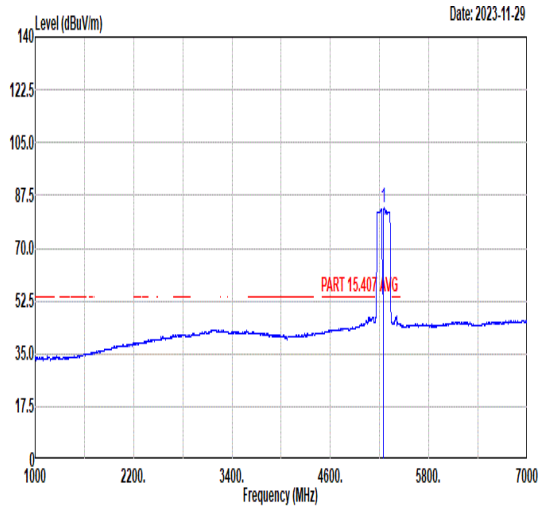 Freq Level Limit Line Margin (dB) Read Level Ant Factor Cable Loss Preamp Factor APos TPos Remark MHz dBuV/m dBuV/m dBuV dB/m dB dB cm deg 1 5250.00 83.38 ------ ------ 69.42 34.85 11.02 31.91 100 99 AVERAGE

Mode	130	
	Band Edge - R	
	U-NII-1_5.15-5.35_802.11be EHT160_CH50_Puncturing 20M_5250MHz	
ANT	CDD 5+6	
Pol.	Horizontal	Fundamental
Peak	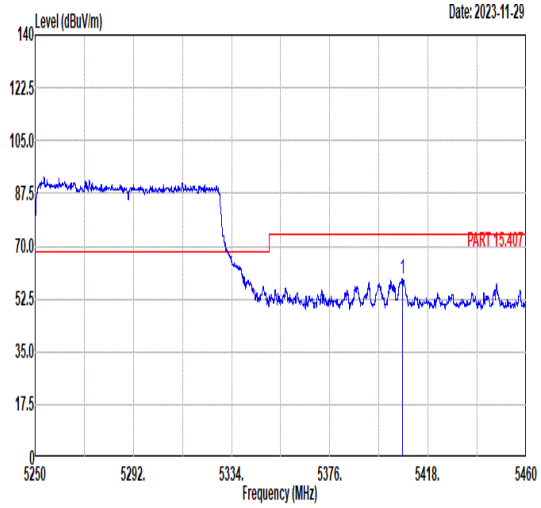 Freq Level Limit Line Margin (dB) Read Level Ant Factor Cable Loss Preamp Factor APos TPos Remark MHz dBuV/m dBuV/m dBuV dB/m dB dB cm deg 1 5407.19 59.35 74.00 -14.65 45.73 34.82 10.90 32.10 100 99 PEAK	Blank
Avg	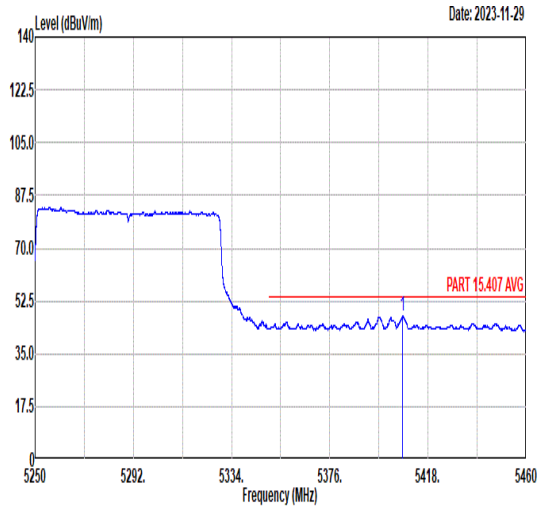 Freq Level Limit Line Margin (dB) Read Level Ant Factor Cable Loss Preamp Factor APos TPos Remark MHz dBuV/m dBuV/m dBuV dB/m dB dB cm deg 1 5407.12 47.37 54.00 -6.63 33.75 34.82 10.90 32.10 100 99 AVERAGE	Blank

Mode	130	
	Band Edge - L	
	U-NII-1_5.15-5.35_802.11be EHT160_CH50_Puncturing 20M_5250MHz	
ANT	CDD 5+6	
Pol.	Vertical	Fundamental
Peak	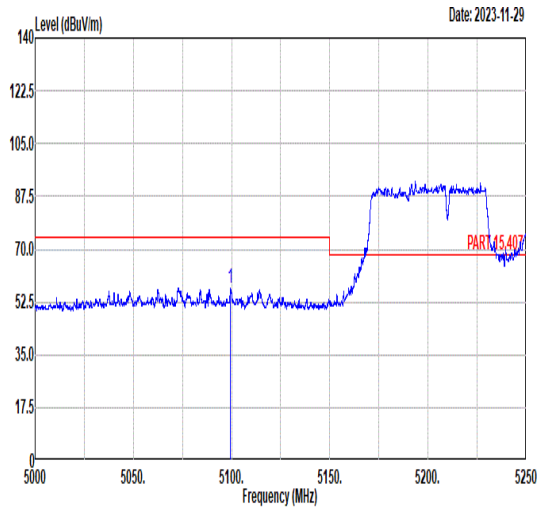 Freq Level Limit Line Margin (dB) Read Level Ant Factor Cable Loss Preamp Factor APos TPos Remark MHz dBuV/m dBuV/m dBuV dB/m dB dB cm deg 1 5099.38 57.14 74.00 -16.86 42.87 34.88 11.11 31.72 394 273 PEAK	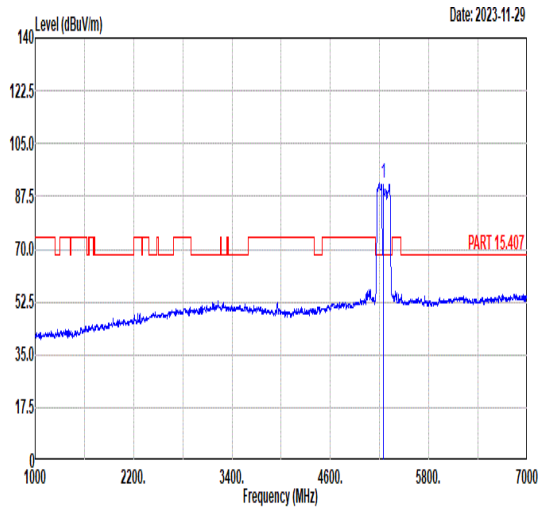 Freq Level Limit Line Margin (dB) Read Level Ant Factor Cable Loss Preamp Factor APos TPos Remark MHz dBuV/m dBuV/m dBuV dB/m dB dB cm deg 1 5250.00 91.74 ------ ------ 77.66 34.86 11.06 31.84 394 273 PEAK
Avg	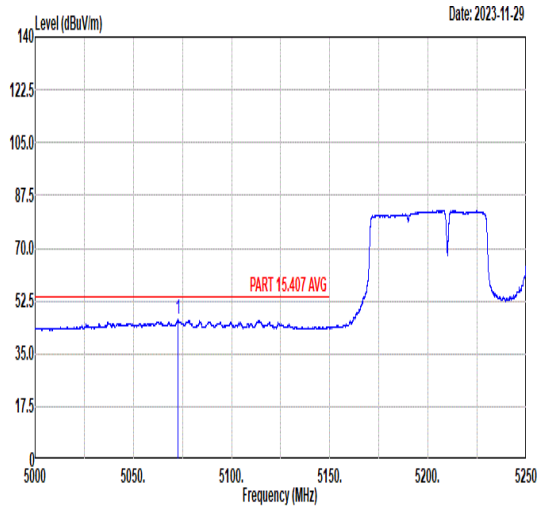 Freq Level Limit Line Margin (dB) Read Level Ant Factor Cable Loss Preamp Factor APos TPos Remark MHz dBuV/m dBuV/m dBuV dB/m dB dB cm deg 1 5072.65 46.48 54.00 -7.52 32.15 34.89 11.13 31.69 394 273 AVERAGE	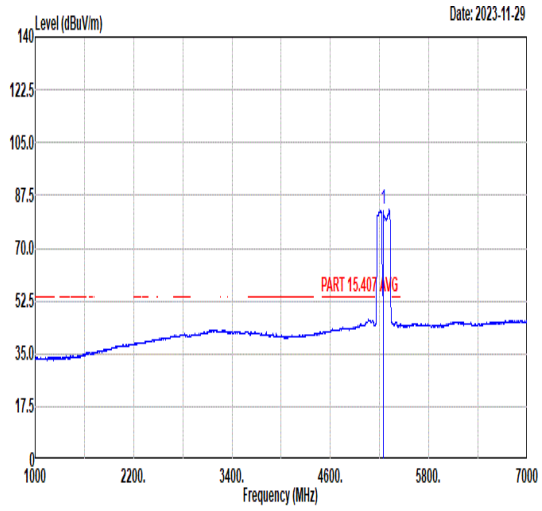 Freq Level Limit Line Margin (dB) Read Level Ant Factor Cable Loss Preamp Factor APos TPos Remark MHz dBuV/m dBuV/m dBuV dB/m dB dB cm deg 1 5250.00 82.77 ------ ------ 68.95 34.84 10.97 31.99 394 273 AVERAGE

Mode	130	
	Band Edge - R	
	U-NII-1_5.15-5.35_802.11be EHT160_CH50_Puncturing 20M_5250MHz	
ANT	CDD 5+6	
Pol.	Vertical	Fundamental
Peak	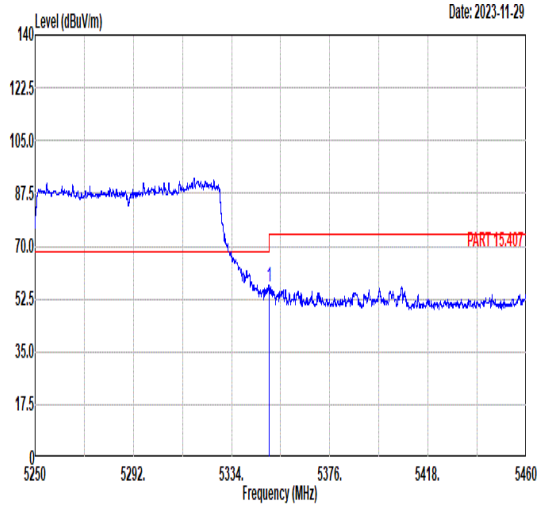 Freq Level Limit Line Margin (dB) Read Level Ant Factor Cable Loss Preamp Factor APos TPos Remark MHz dBuV/m dBuV/m dBuV dB/m dB dB cm deg 1 5350.00 56.64 74.00 -17.36 42.90 34.83 10.94 32.03 394 273 PEAK	Blank
Avg	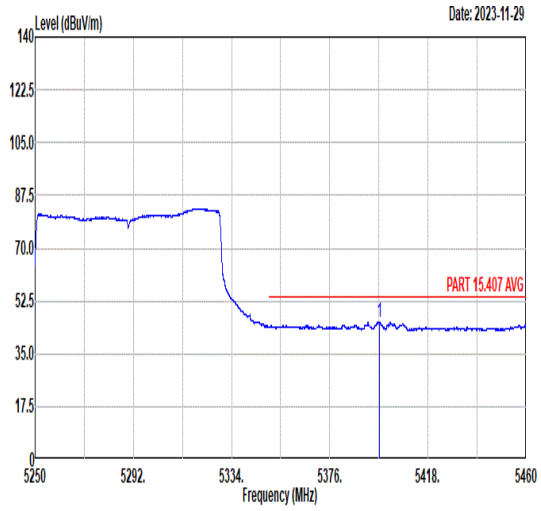 Freq Level Limit Line Margin (dB) Read Level Ant Factor Cable Loss Preamp Factor APos TPos Remark MHz dBuV/m dBuV/m dBuV dB/m dB dB cm deg 1 5397.13 45.46 54.00 -8.54 31.82 34.82 10.91 32.09 394 273 AVERAGE	Blank

Mode	131	
	Band Edge - L	
	U-NII-1_5.15-5.35_802.11be EHT160_CH50_Puncturing 40M_5250MHz	
ANT	CDD 5+6	
Pol.	Horizontal	Fundamental
Peak	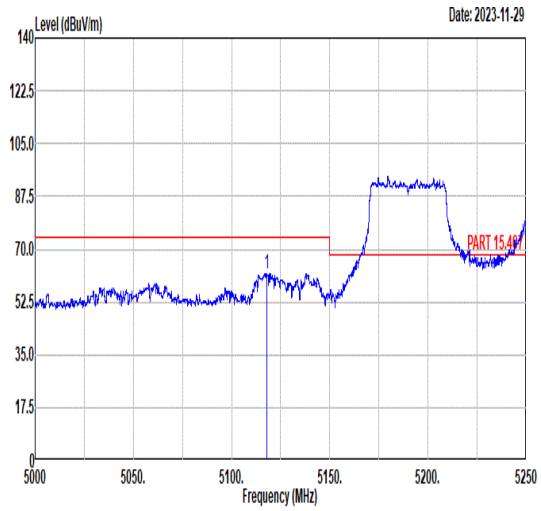 Freq Level Limit Line Margin (dB) Read Level Ant Factor Cable Loss Preamp Factor APos TPos Remark MHz dBuV/m dBuV/m dBuV dB/m dB dB cm deg 1 5117.88 61.94 74.00 -12.06 47.70 34.88 11.10 31.74 100 63 PEAK	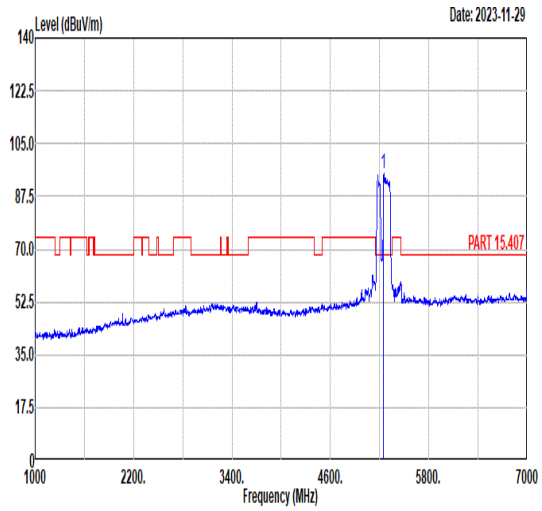 Freq Level Limit Line Margin (dB) Read Level Ant Factor Cable Loss Preamp Factor APos TPos Remark MHz dBuV/m dBuV/m dBuV dB/m dB dB cm deg 1 5250.00 94.86 ------ ------ 80.90 34.85 11.02 31.91 100 63 PEAK
Avg	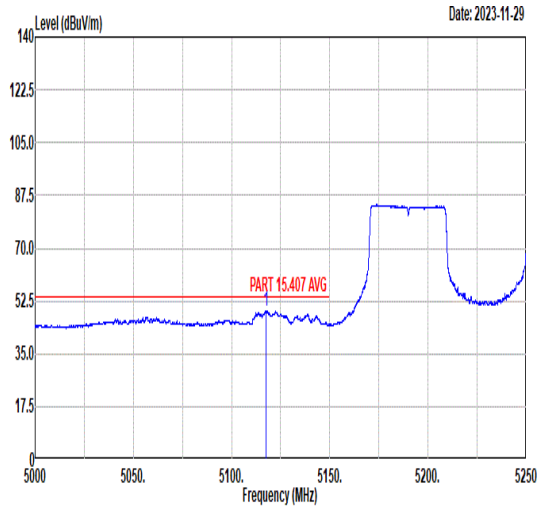 Freq Level Limit Line Margin (dB) Read Level Ant Factor Cable Loss Preamp Factor APos TPos Remark MHz dBuV/m dBuV/m dBuV dB/m dB dB cm deg 1 5117.65 49.13 54.00 -4.87 34.89 34.88 11.10 31.74 100 63 AVERAGE	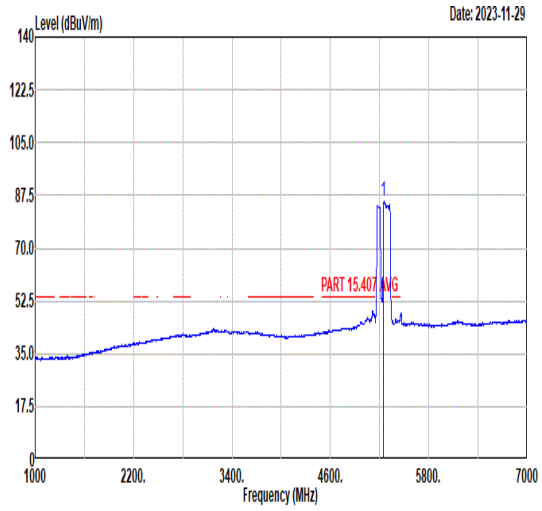 Freq Level Limit Line Margin (dB) Read Level Ant Factor Cable Loss Preamp Factor APos TPos Remark MHz dBuV/m dBuV/m dBuV dB/m dB dB cm deg 1 5250.00 85.34 ------ ------ 71.38 34.85 11.02 31.91 100 63 AVERAGE

Mode	131	
	Band Edge - R	
	U-NII-1_5.15-5.35_802.11be EHT160_CH50_Puncturing 40M_5250MHz	
ANT	CDD 5+6	
Pol.	Horizontal	Fundamental
Peak	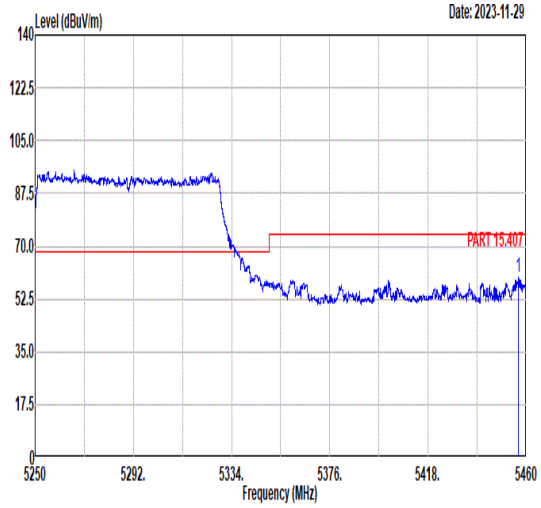 Freq Level Limit Line Margin (dB) Read Level Ant Factor Cable Loss Preamp Factor APos TPos Remark MHz dBuV/m dBuV/m dBuV dB/m dB dB cm deg 1 5456.77 59.46 74.00 -14.54 45.70 34.81 11.11 32.16 100 63 PEAK	Blank
Avg	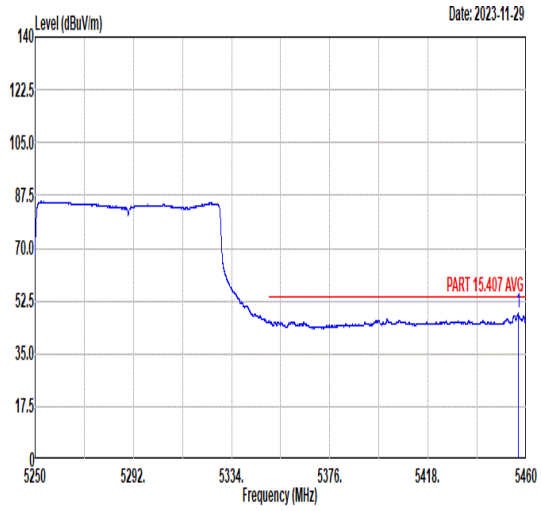 Freq Level Limit Line Margin (dB) Read Level Ant Factor Cable Loss Preamp Factor APos TPos Remark MHz dBuV/m dBuV/m dBuV dB/m dB dB cm deg 1 5456.56 48.35 54.00 -5.65 34.59 34.81 11.11 32.16 100 63 AVERAGE	Blank

Mode	131	
	Band Edge - L	
	U-NII-1_5.15-5.35_802.11be EHT160_CH50_Puncturing 40M_5250MHz	
ANT	CDD 5+6	
Pol.	Vertical	Fundamental
Peak	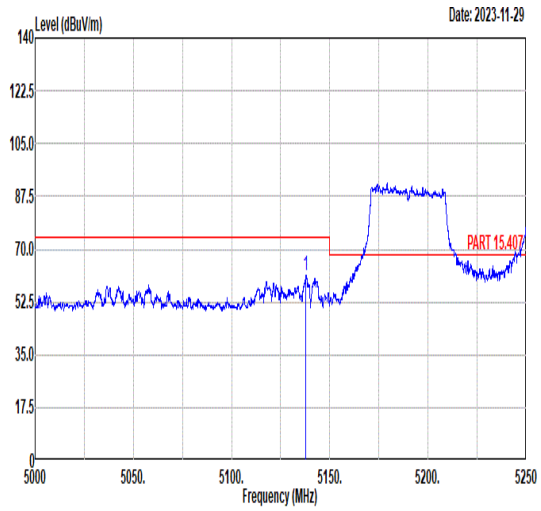 Freq Level Limit Line Margin (dB) Read Level Ant Factor Cable Loss Preamp Factor APos TPos Remark MHz dBuV/m dBuV/m dBuV dB/m dB dB cm deg 1 5137.88 61.13 74.00 -12.87 46.94 34.87 11.09 31.77 400 261 PEAK	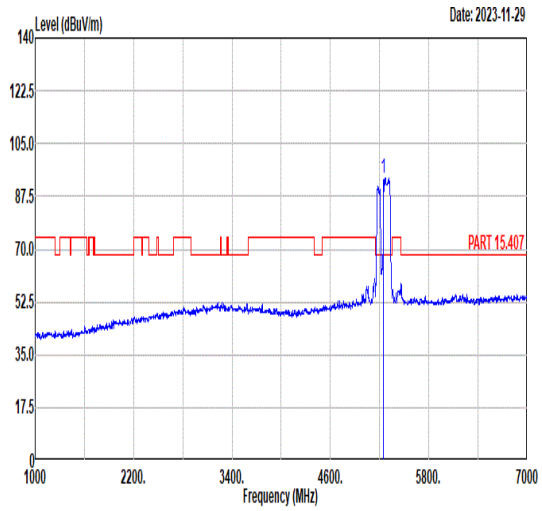 Freq Level Limit Line Margin (dB) Read Level Ant Factor Cable Loss Preamp Factor APos TPos Remark MHz dBuV/m dBuV/m dBuV dB/m dB dB cm deg 1 5250.00 93.51 ------ ------ 79.68 34.84 10.97 31.98 400 261 PEAK
Avg	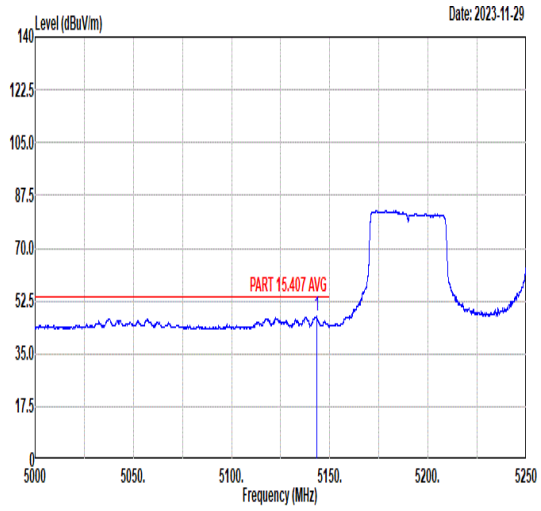 Freq Level Limit Line Margin (dB) Read Level Ant Factor Cable Loss Preamp Factor APos TPos Remark MHz dBuV/m dBuV/m dBuV dB/m dB dB cm deg 1 5143.38 47.43 54.00 -6.57 33.24 34.87 11.09 31.77 400 261 AVERAGE	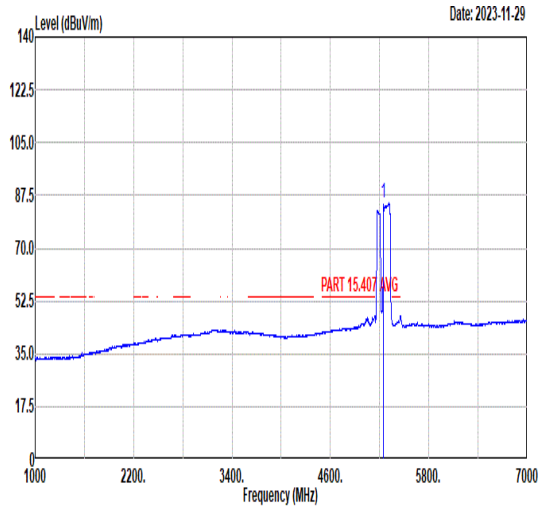 Freq Level Limit Line Margin (dB) Read Level Ant Factor Cable Loss Preamp Factor APos TPos Remark MHz dBuV/m dBuV/m dBuV dB/m dB dB cm deg 1 5250.00 84.83 ------ ------ 71.00 34.84 10.97 31.98 400 261 AVERAGE

Mode	131	
	Band Edge - R	
	U-NII-1_5.15-5.35_802.11be EHT160_CH50_Puncturing 40M_5250MHz	
ANT	CDD 5+6	
Pol.	Vertical	Fundamental
Peak	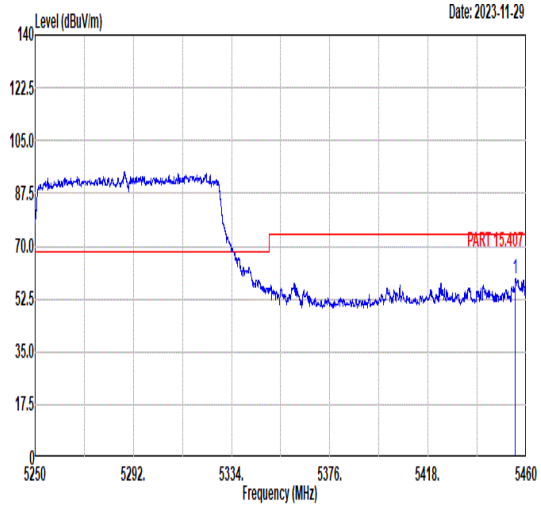 Freq Level Limit Line Margin (dB) Read Level Ant Factor Cable Loss Preamp Factor APos TPos Remark MHz dBuV/m dBuV/m dBuV dB/m dB dB cm deg 1 5455.30 59.24 74.00 -14.76 45.49 34.81 11.10 32.16 400 261 PEAK	Blank
Avg	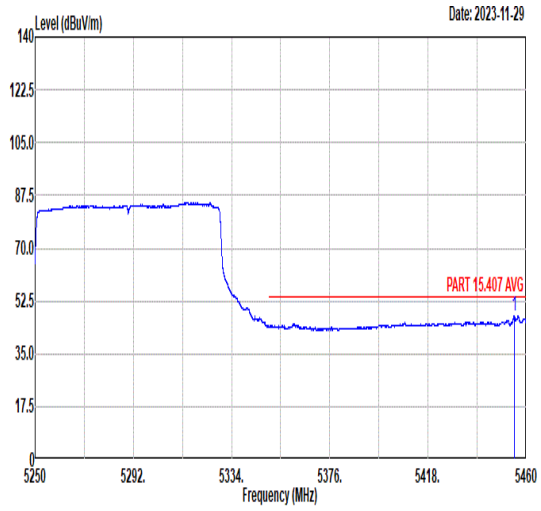 Freq Level Limit Line Margin (dB) Read Level Ant Factor Cable Loss Preamp Factor APos TPos Remark MHz dBuV/m dBuV/m dBuV dB/m dB dB cm deg 1 5454.88 47.54 54.00 -6.46 33.79 34.81 11.10 32.16 400 261 AVERAGE	Blank

Mode	132	
	Band Edge - L	
	U-NII-3_5.725-5.85_802.11be EHT80_CH155_Puncturing 20M_5775MHz	
ANT	6+5	
Pol.	Horizontal	Fundamental
Peak	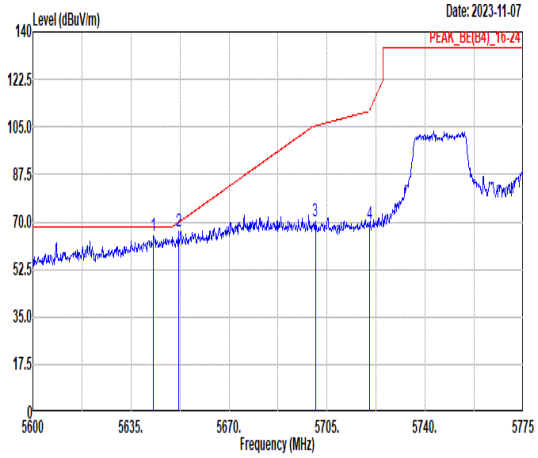 Freq Level Limit Line Margin (dB) Read Level Ant Factor Cable Loss Preamp Factor APos TPos Remark MHz dBuV/m dBuV/m dBuV dB/m dB dB cm deg 1 5643.05 65.20 68.30 -3.10 50.83 35.00 11.69 32.32 300 297 PEAK 2 5651.98 66.47 69.76 -3.29 52.10 35.01 11.69 32.33 300 297 PEAK 3 5700.80 70.18 105.42 -35.24 55.81 35.08 11.66 32.37 300 297 PEAK 4 5720.05 69.40 110.91 -41.51 55.01 35.11 11.66 32.38 300 297 PEAK	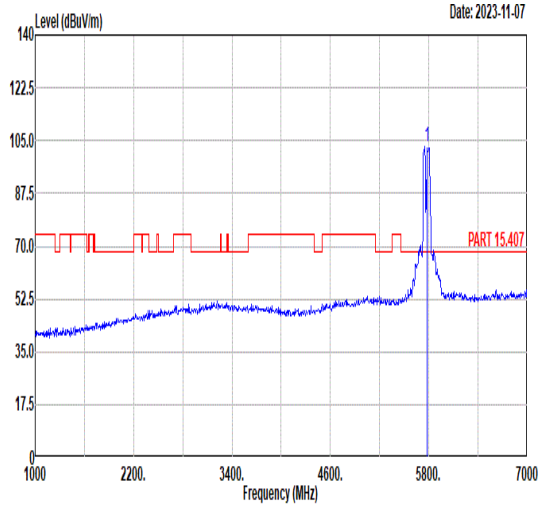 Freq Level Limit Line Margin (dB) Read Level Ant Factor Cable Loss Preamp Factor APos TPos Remark MHz dBuV/m dBuV/m dBuV dB/m dB dB cm deg 1 5775.00 103.12 ------ ------ 88.74 35.15 11.64 32.41 300 297 PEAK
Avg	Blank	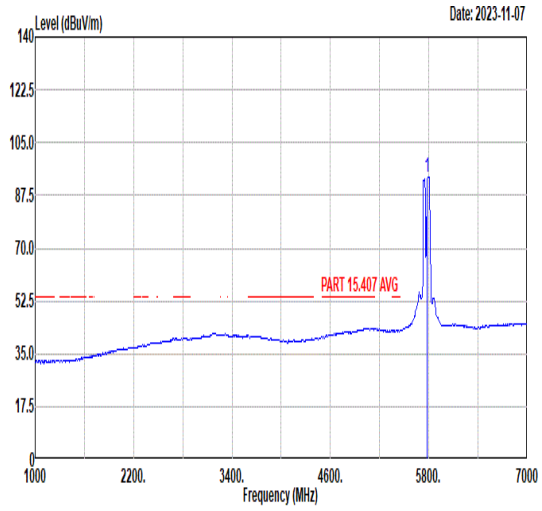 Freq Level Limit Line Margin (dB) Read Level Ant Factor Cable Loss Preamp Factor APos TPos Remark MHz dBuV/m dBuV/m dBuV dB/m dB dB cm deg 1 5775.00 93.61 ------ ------ 79.22 35.21 11.62 32.44 300 297 AVERAGE

Mode	132	
	Band Edge - R	
	U-NII-3_5.725-5.85_802.11be EHT80_CH155_Puncturing 20M_5775MHz	
ANT	6+5	
Pol.	Horizontal	Fundamental
Peak	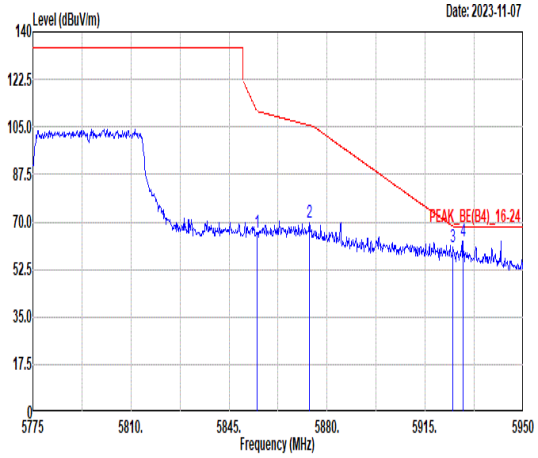 Freq Level Limit Line Margin (dB) Read Level Ant Factor Cable Loss Preamp Factor APos TPos Remark MHz dBuV/m dBuV/m dBuV dB/m dB dB cm deg 1 5854.98 66.07 110.86 -44.79 51.74 35.30 11.52 32.49 300 297 PEAK 2 5873.70 69.70 105.56 -35.86 55.39 35.32 11.49 32.50 300 297 PEAK 3 5924.98 60.91 68.22 -7.31 46.66 35.39 11.40 32.54 300 297 PEAK 4 5928.48 62.96 68.30 -5.34 48.71 35.40 11.40 32.55 300 297 PEAK	Blank

Mode	132	
	Band Edge - L	
	U-NII-3_5.725-5.85_802.11be EHT80_CH155_Puncturing 20M_5775MHz	
ANT	6+5	
Pol.	Vertical	Fundamental
Peak	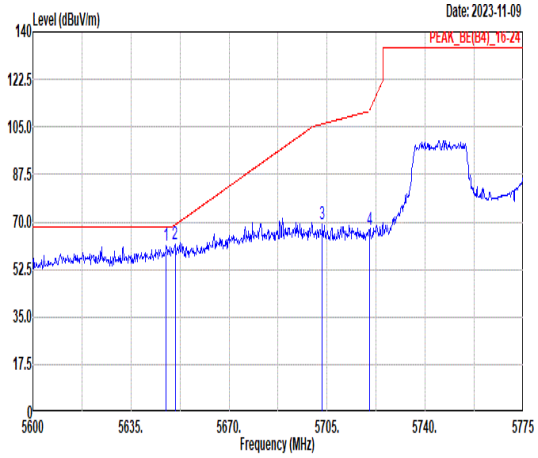 Freq Level Limit Line Margin (dB) Read Level Ant Factor Cable Loss Preamp Factor APos TPos Remark MHz dBuV/m dBuV/m dBuV dB/m dB dB cm deg 1 5647.60 61.07 68.30 -7.23 46.70 35.01 11.69 32.33 334 105 PEAK 2 5650.75 61.57 68.86 -7.29 47.20 35.01 11.69 32.33 334 105 PEAK 3 5703.25 69.29 106.11 -36.82 54.92 35.08 11.66 32.37 334 105 PEAK 4 5720.05 67.01 110.91 -43.90 52.62 35.11 11.66 32.38 334 105 PEAK	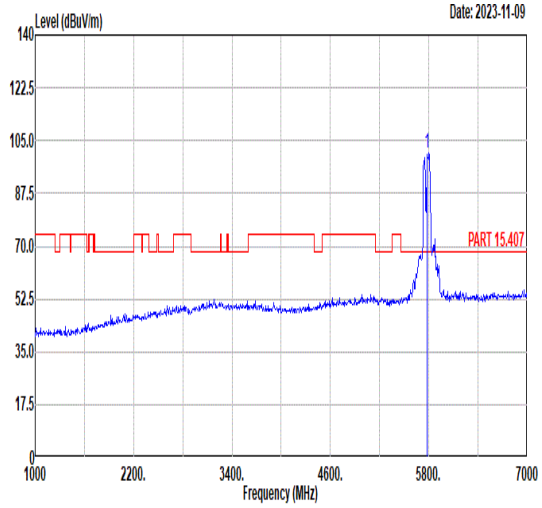 Freq Level Limit Line Margin (dB) Read Level Ant Factor Cable Loss Preamp Factor APos TPos Remark MHz dBuV/m dBuV/m dBuV dB/m dB dB cm deg 1 5775.00 100.88 ------ ------ 86.49 35.22 11.61 32.44 334 105 PEAK
Avg	Blank	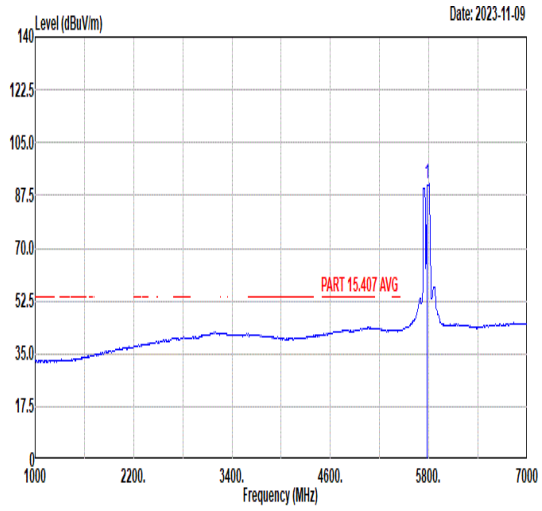 Freq Level Limit Line Margin (dB) Read Level Ant Factor Cable Loss Preamp Factor APos TPos Remark MHz dBuV/m dBuV/m dBuV dB/m dB dB cm deg 1 5775.00 91.57 ------ ------ 77.19 35.24 11.59 32.45 334 105 AVERAGE

Mode	132	
	Band Edge - R	
	U-NII-3_5.725-5.85_802.11be EHT80_CH155_Puncturing 20M_5775MHz	
ANT	6+5	
Pol.	Vertical	Fundamental
Peak	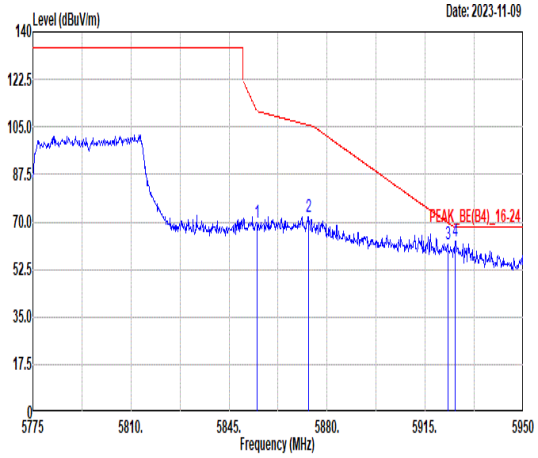 Freq Level Limit Line Margin (dB) Read Level Ant Factor Cable Loss Preamp Factor APos TPos Remark MHz dBuV/m dBuV/m dBuV dB/m dB dB cm deg 1 5854.98 69.63 110.86 -41.23 55.30 35.30 11.52 32.49 334 105 PEAK 2 5873.35 72.10 105.66 -33.56 57.79 35.32 11.49 32.50 334 105 PEAK 3 5923.05 61.69 69.64 -7.95 47.43 35.39 11.41 32.54 334 105 PEAK 4 5925.68 63.06 68.30 -5.24 48.80 35.40 11.40 32.54 334 105 PEAK	Blank

Mode	133	
	Band Edge - L	
	U-NII-1_5.15-5.25_802.11be EHT80_CH42_Large RU 484+242_5210MHz	
ANT	CDD 5+6	
Pol.	Horizontal	Fundamental
Peak	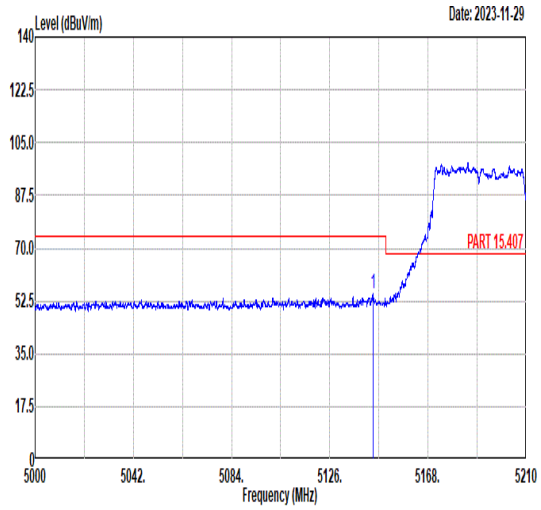 Freq Level Limit Line Margin (dB) Read Level Ant Factor Cable Loss Preamp Factor APos TPos Remark MHz dBuV/m dBuV/m dBuV dB/m dB dB cm deg 1 5144.38 55.06 74.00 -18.94 40.87 34.87 11.09 31.77 100 63 PEAK	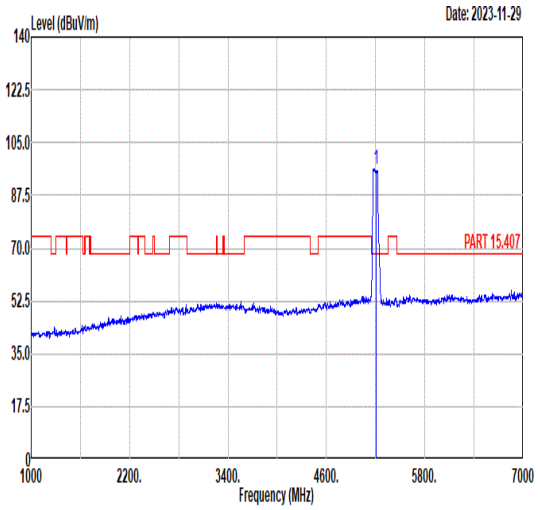 Freq Level Limit Line Margin (dB) Read Level Ant Factor Cable Loss Preamp Factor APos TPos Remark MHz dBuV/m dBuV/m dBuV dB/m dB dB cm deg 1 5210.00 96.30 ------ ------ 82.17 34.87 11.07 31.81 100 63 PEAK

Avg

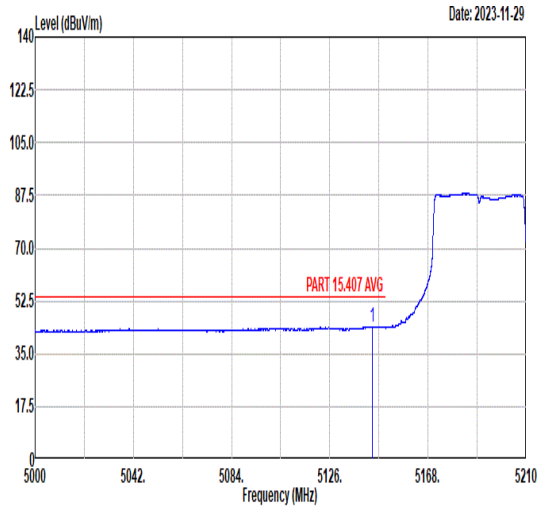

	Freq	Level	Limit Line	Margin (dB)	Read Level	Ant Factor	Cable Loss	Preamp Factor	APos	TPos	Remark
	MHz	dBuV/m	dBuV/m		dBuV	dB/m	dB	dB	cm	deg	
1	5144.19	43.95	54.00	-10.05	29.76	34.87	11.09	31.77	100	63	AVERAGE

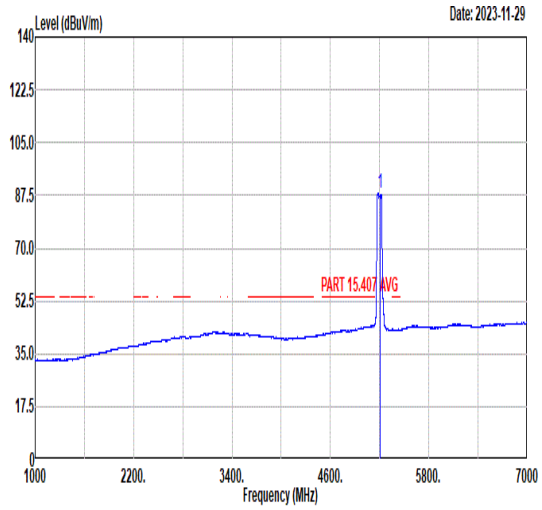

	Freq	Level	Limit Line	Margin (dB)	Read Level	Ant Factor	Cable Loss	Preamp Factor	APos	TPos	Remark
	MHz	dBuV/m	dBuV/m		dBuV	dB/m	dB	dB	cm	deg	
1	5210.00	88.06	------	------	73.95	34.86	11.07	31.82	100	63	AVERAGE

Mode	133	
	Band Edge - R	
	U-NII-1_5.15-5.25_802.11be EHT80_CH42_Large RU 484+242_5210MHz	
ANT	CDD 5+6	
Pol.	Horizontal	Fundamental
Peak	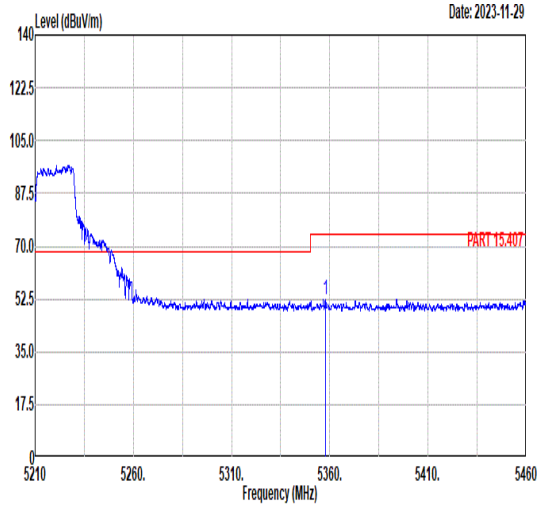 Freq Level Limit Line Margin (dB) Read Level Ant Factor Cable Loss Preamp Factor APos TPos Remark MHz dBuV/m dBuV/m dBuV dB/m dB dB cm deg 1 5357.65 52.29 74.00 -21.71 38.56 34.83 10.94 32.04 100 63 PEAK	Blank
Avg	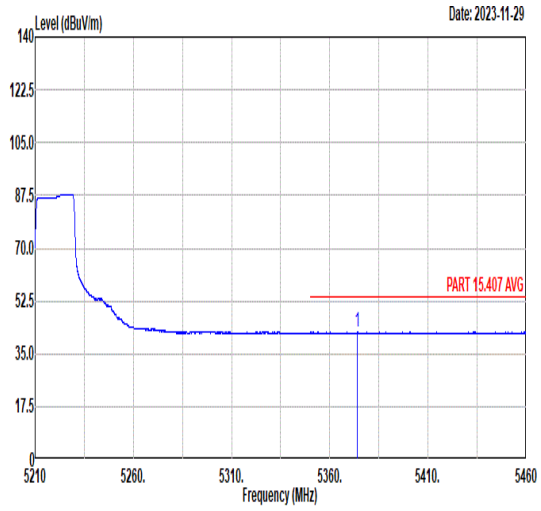 Freq Level Limit Line Margin (dB) Read Level Ant Factor Cable Loss Preamp Factor APos TPos Remark MHz dBuV/m dBuV/m dBuV dB/m dB dB cm deg 1 5374.15 42.23 54.00 -11.77 28.53 34.83 10.93 32.06 100 63 AVERAGE	Blank

Mode	133	
	Band Edge - L	
	U-NII-1_5.15-5.25_802.11be EHT80_CH42_Large RU 484+242_5210MHz	
ANT	CDD 5+6	
Pol.	Vertical	Fundamental
Peak	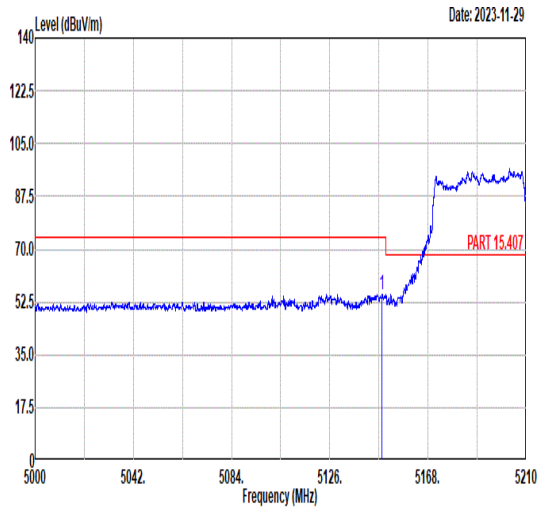 Freq Level Limit Line Margin (dB) Read Level Ant Factor Cable Loss Preamp Factor APos TPos Remark MHz dBuV/m dBuV/m dBuV dB/m dB dB cm deg 1 5148.39 55.19 74.00 -18.81 41.01 34.87 11.09 31.78 382 102 PEAK	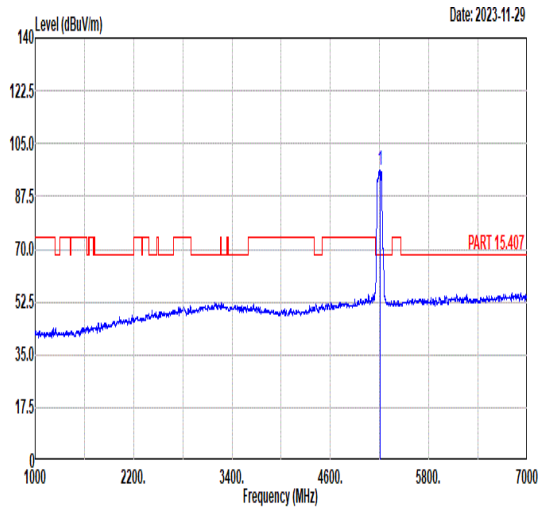 Freq Level Limit Line Margin (dB) Read Level Ant Factor Cable Loss Preamp Factor APos TPos Remark MHz dBuV/m dBuV/m dBuV dB/m dB dB cm deg 1 5210.00 96.37 ------ ------ 82.31 34.86 11.05 31.85 382 102 PEAK
Avg	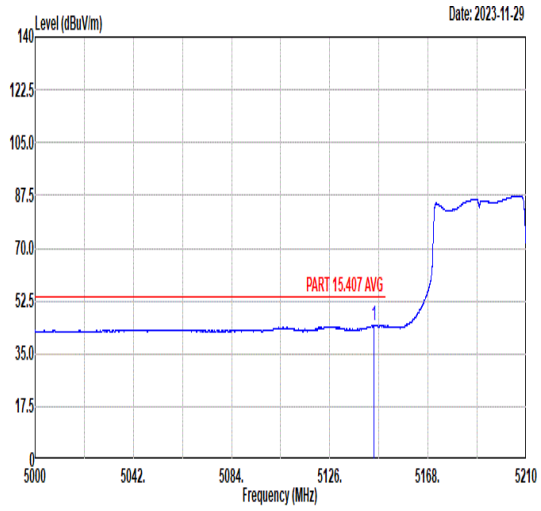 Freq Level Limit Line Margin (dB) Read Level Ant Factor Cable Loss Preamp Factor APos TPos Remark MHz dBuV/m dBuV/m dBuV dB/m dB dB cm deg 1 5144.71 44.51 54.00 -9.49 30.32 34.87 11.09 31.77 382 102 AVERAGE	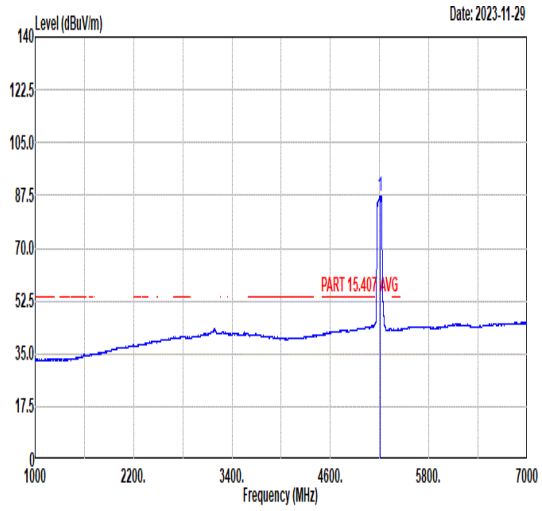 Freq Level Limit Line Margin (dB) Read Level Ant Factor Cable Loss Preamp Factor APos TPos Remark MHz dBuV/m dBuV/m dBuV dB/m dB dB cm deg 1 5210.00 87.21 ------ ------ 73.15 34.86 11.05 31.85 382 102 AVERAGE

Mode	133	
	Band Edge - R	
	U-NII-1_5.15-5.25_802.11be EHT80_CH42_Large RU 484+242_5210MHz	
ANT	CDD 5+6	
Pol.	Vertical	Fundamental
Peak	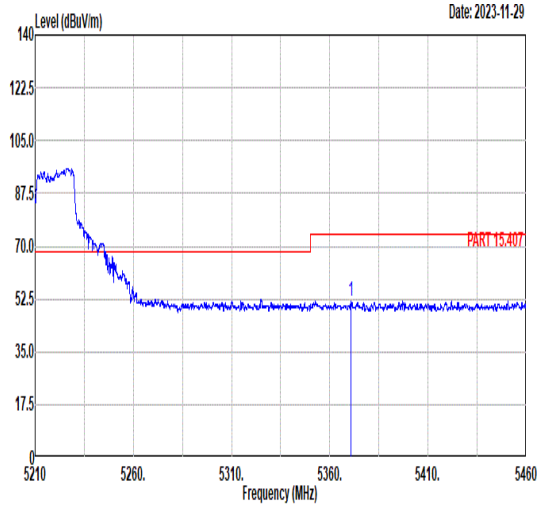 Freq Level Limit Line Margin (dB) Read Level Ant Factor Cable Loss Preamp Factor APos TPos Remark MHz dBuV/m dBuV/m dBuV dB/m dB dB cm deg 1 5370.65 51.88 74.00 -22.12 38.17 34.83 10.93 32.05 382 102 PEAK	Blank
Avg	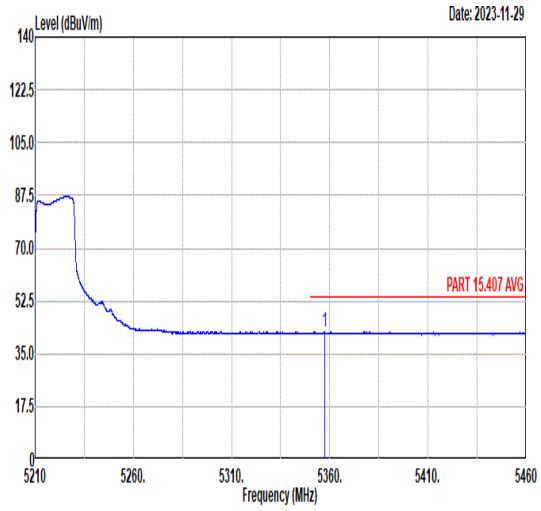 Freq Level Limit Line Margin (dB) Read Level Ant Factor Cable Loss Preamp Factor APos TPos Remark MHz dBuV/m dBuV/m dBuV dB/m dB dB cm deg 1 5357.38 42.17 54.00 -11.83 28.44 34.83 10.94 32.04 382 102 AVERAGE	Blank

Mode	134	
	Band Edge - L	
	U-NII-2A_5.25-5.35_802.11be EHT80_CH58_Large RU 484+242_5290MHz	
ANT	CDD 5+6	
Pol.	Horizontal	Fundamental
Peak	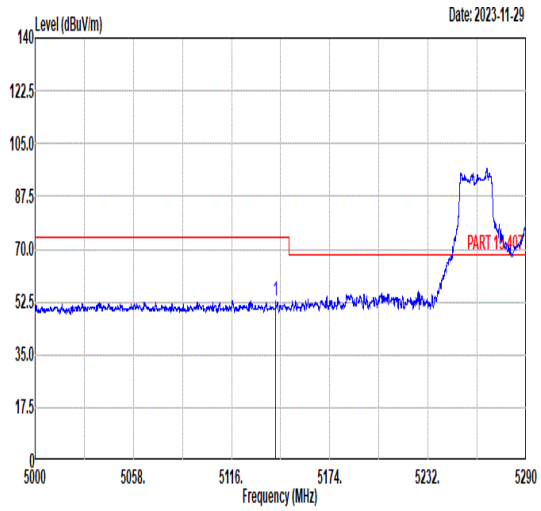 Freq Level Limit Line Margin (dB) Read Level Ant Factor Cable Loss Preamp Factor APos TPos Remark MHz dBuV/m dBuV/m dBuV dB/m dB dB cm deg 1 5141.98 53.02 74.00 -20.98 38.83 34.87 11.09 31.77 100 61 PEAK	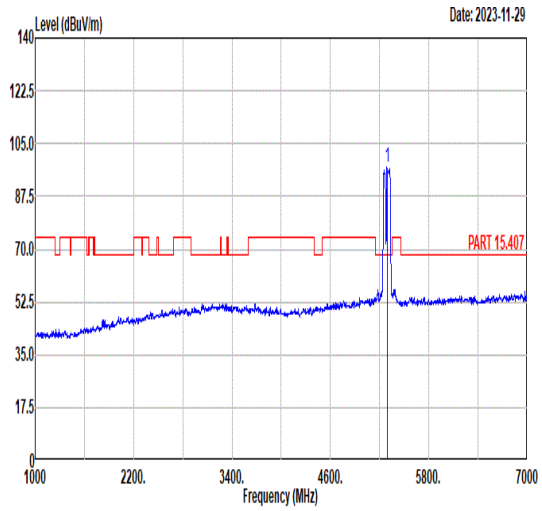 Freq Level Limit Line Margin (dB) Read Level Ant Factor Cable Loss Preamp Factor APos TPos Remark MHz dBuV/m dBuV/m dBuV dB/m dB dB cm deg 1 5290.00 96.98 ------ ------ 83.10 34.84 10.99 31.95 100 61 PEAK
Avg	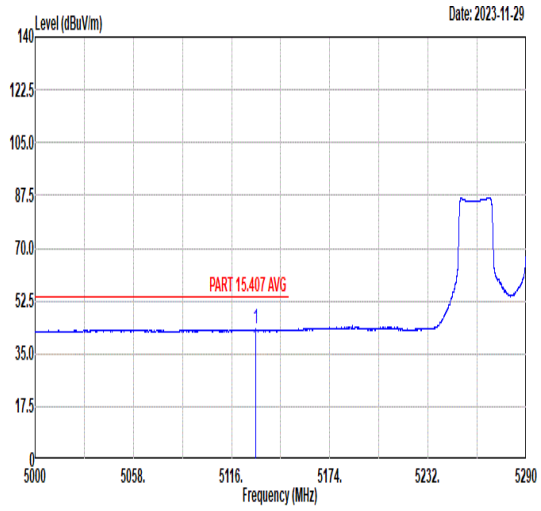 Freq Level Limit Line Margin (dB) Read Level Ant Factor Cable Loss Preamp Factor APos TPos Remark MHz dBuV/m dBuV/m dBuV dB/m dB dB cm deg 1 5130.09 43.17 54.00 -10.83 28.96 34.87 11.10 31.76 100 61 AVERAGE	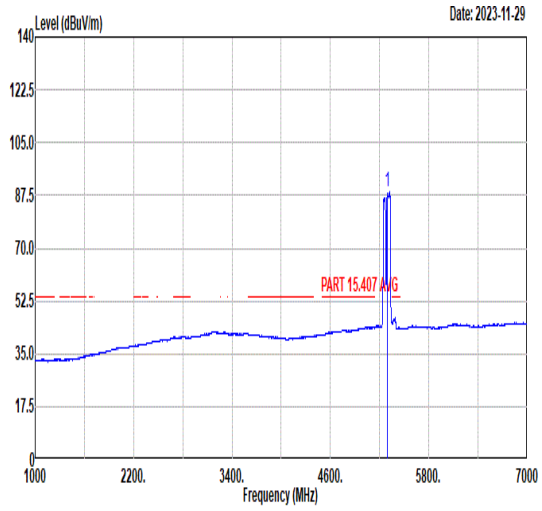 Freq Level Limit Line Margin (dB) Read Level Ant Factor Cable Loss Preamp Factor APos TPos Remark MHz dBuV/m dBuV/m dBuV dB/m dB dB cm deg 1 5290.00 88.96 ------ ------ 75.16 34.84 10.96 32.00 100 61 AVERAGE

Mode	134	
	Band Edge - R	
	U-NII-2A_5.25-5.35_802.11be EHT80_CH58_Large RU 484+242_5290MHz	
ANT	CDD 5+6	
Pol.	Horizontal	Fundamental
Peak	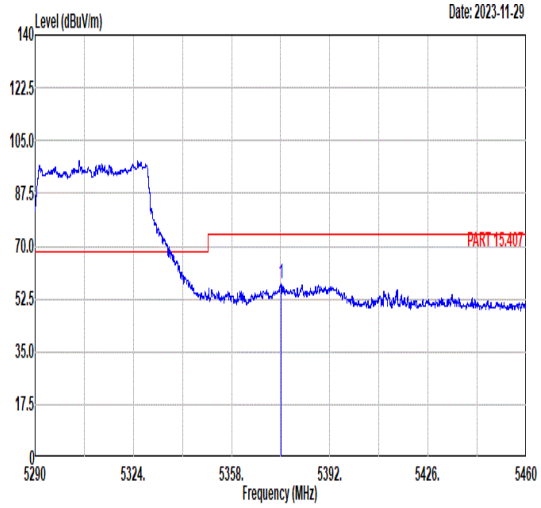 Freq Level Limit Line Margin (dB) Read Level Ant Factor Cable Loss Preamp Factor APos TPos Remark MHz dBuV/m dBuV/m dBuV dB/m dB dB cm deg 1 5375.09 57.80 74.00 -16.20 44.12 34.82 10.92 32.06 100 61 PEAK	Blank
Avg	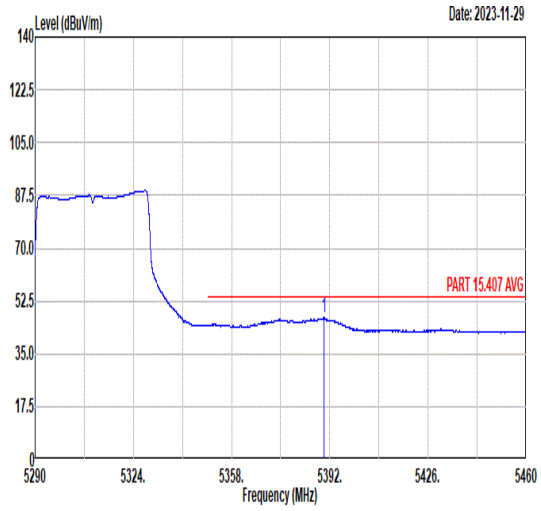 Freq Level Limit Line Margin (dB) Read Level Ant Factor Cable Loss Preamp Factor APos TPos Remark MHz dBuV/m dBuV/m dBuV dB/m dB dB cm deg 1 5390.05 46.91 54.00 -7.09 33.26 34.82 10.91 32.08 100 61 AVERAGE	Blank

Mode	134	
	Band Edge - L	
	U-NII-2A_5.25-5.35_802.11be EHT80_CH58_Large RU 484+242_5290MHz	
ANT	CDD 5+6	
Pol.	Vertical	Fundamental
Peak	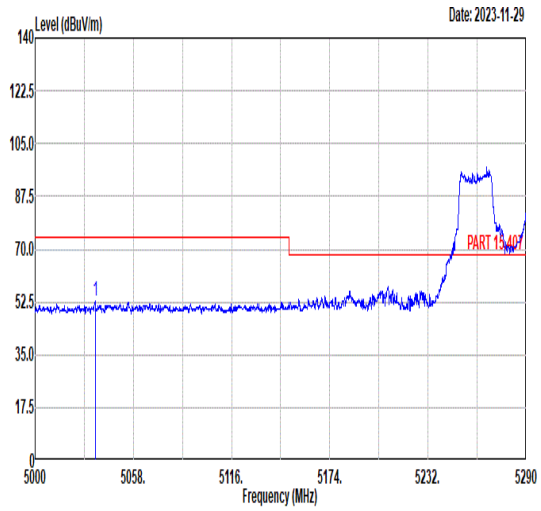 Freq Level Limit Line Margin (dB) Read Level Ant Factor Cable Loss Preamp Factor APos TPos Remark MHz dBuV/m dBuV/m dBuV dB/m dB dB cm deg 1 5035.55 52.70 74.00 -21.30 38.30 34.89 11.15 31.64 365 101 PEAK	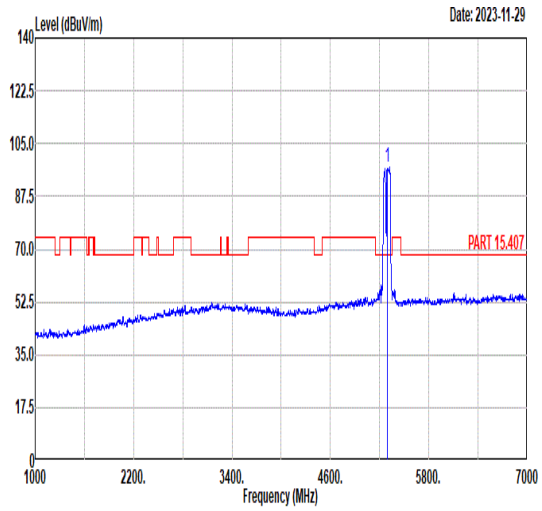 Freq Level Limit Line Margin (dB) Read Level Ant Factor Cable Loss Preamp Factor APos TPos Remark MHz dBuV/m dBuV/m dBuV dB/m dB dB cm deg 1 5290.00 97.34 ------ ------ 83.54 34.84 10.96 32.00 365 101 PEAK
Avg	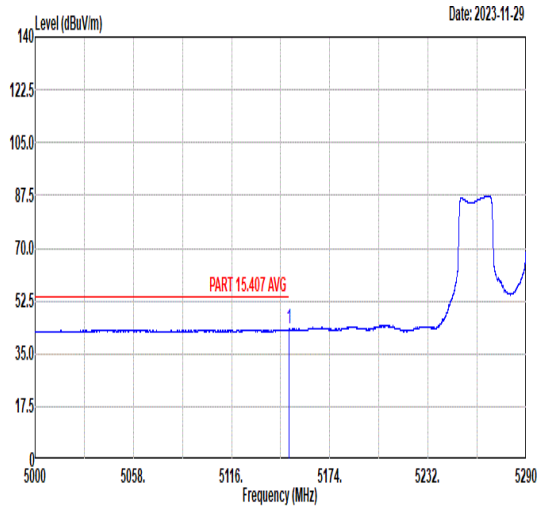 Freq Level Limit Line Margin (dB) Read Level Ant Factor Cable Loss Preamp Factor APos TPos Remark MHz dBuV/m dBuV/m dBuV dB/m dB dB cm deg 1 5149.81 43.16 54.00 -10.84 28.98 34.87 11.09 31.78 365 101 AVERAGE	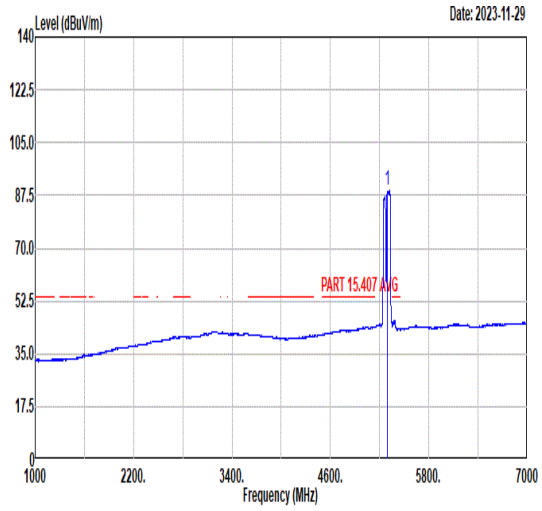 Freq Level Limit Line Margin (dB) Read Level Ant Factor Cable Loss Preamp Factor APos TPos Remark MHz dBuV/m dBuV/m dBuV dB/m dB dB cm deg 1 5290.00 89.54 ------ ------ 75.74 34.84 10.96 32.00 365 101 AVERAGE

Mode	134	
	Band Edge - R	
	U-NII-2A_5.25-5.35_802.11be EHT80_CH58_Large RU 484+242_5290MHz	
ANT	CDD 5+6	
Pol.	Vertical	Fundamental
Peak	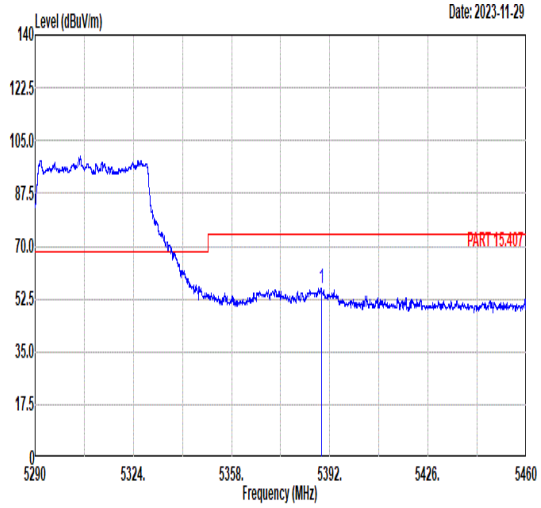 Freq Level Limit Line Margin (dB) Read Level Ant Factor Cable Loss Preamp Factor APos TPos Remark MHz dBuV/m dBuV/m dBuV dB/m dB dB cm deg 1 5389.03 56.22 74.00 -17.78 42.57 34.82 10.91 32.08 365 101 PEAK	Blank
Avg	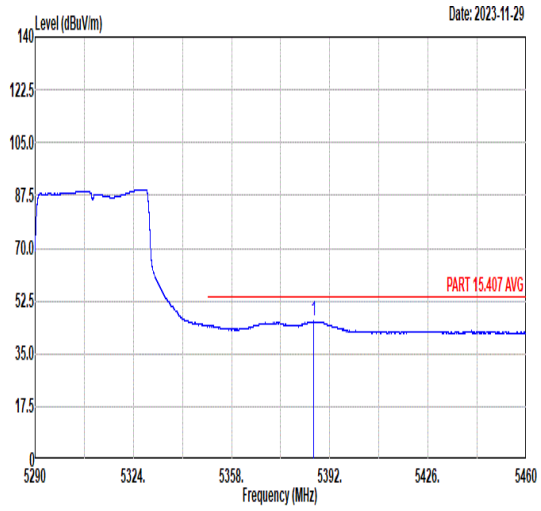 Freq Level Limit Line Margin (dB) Read Level Ant Factor Cable Loss Preamp Factor APos TPos Remark MHz dBuV/m dBuV/m dBuV dB/m dB dB cm deg 1 5386.48 45.73 54.00 -8.27 32.06 34.82 10.92 32.07 365 101 AVERAGE	Blank

Mode	135	
	Band Edge - L	
	U-NII-2C_5.47-5.725_802.11be EHT80_CH106_Large RU 484+242_5530MHz	
ANT	CDD 5+6	
Pol.	Horizontal	Fundamental
Peak	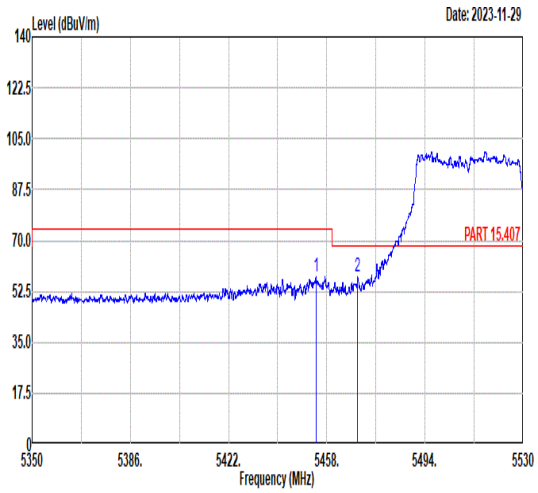 Freq Level Limit Line Margin (dB) Read Level Ant Factor Cable Loss Preamp Factor APos TPos Remark MHz dBuV/m dBuV/m dBuV dB/m dB dB cm deg 1 5454.13 57.51 74.00 -16.49 43.76 34.81 11.10 32.16 100 325 PEAK 2 5469.27 57.47 68.30 -10.83 43.68 34.81 11.16 32.18 100 325 PEAK	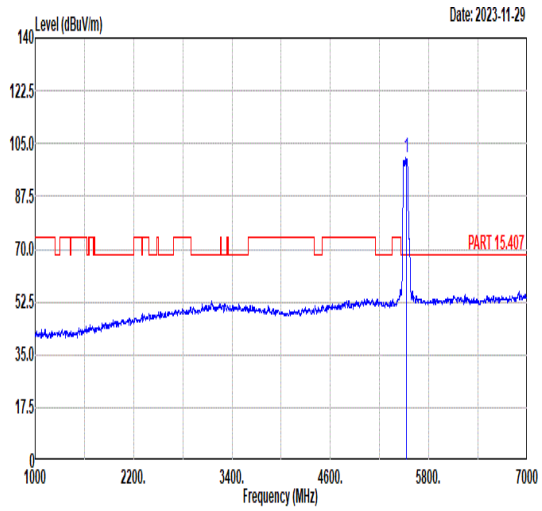 Freq Level Limit Line Margin (dB) Read Level Ant Factor Cable Loss Preamp Factor APos TPos Remark MHz dBuV/m dBuV/m dBuV dB/m dB dB cm deg 1 5530.00 100.36 ------ ------ 86.41 34.82 11.35 32.22 100 325 PEAK
Avg	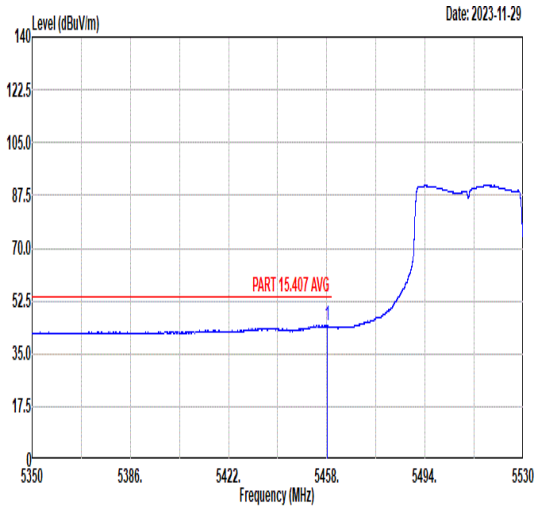 Freq Level Limit Line Margin (dB) Read Level Ant Factor Cable Loss Preamp Factor APos TPos Remark MHz dBuV/m dBuV/m dBuV dB/m dB dB cm deg 1 5458.27 44.30 54.00 -9.70 30.54 34.81 11.11 32.16 100 325 AVERAGE	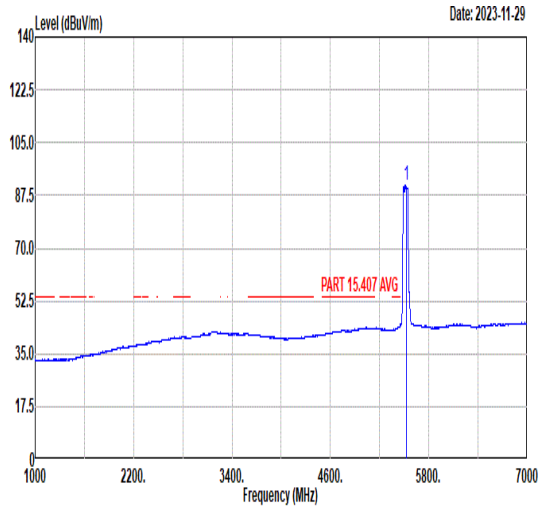 Freq Level Limit Line Margin (dB) Read Level Ant Factor Cable Loss Preamp Factor APos TPos Remark MHz dBuV/m dBuV/m dBuV dB/m dB dB cm deg 1 5530.00 90.84 ------ ------ 76.89 34.82 11.35 32.22 100 325 AVERAGE

Mode	135	
	Band Edge - R	
	U-NII-2C_5.47-5.725_802.11be EHT80_CH106_Large RU 484+242_5530MHz	
ANT	CDD 5+6	
Pol.	Horizontal	Fundamental
Peak	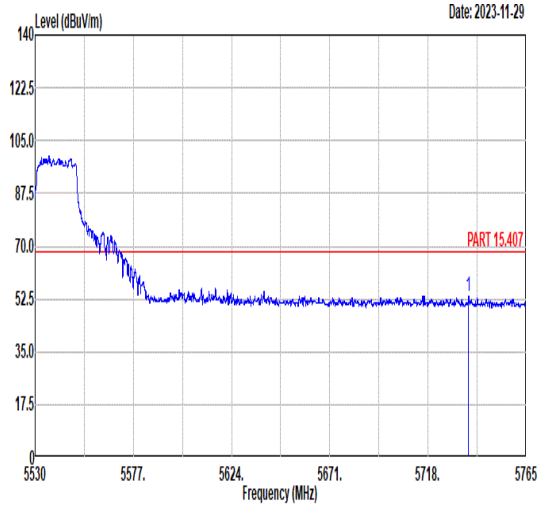 Freq Level Limit Line Margin (dB) Read Level Ant Factor Cable Loss Preamp Factor APos TPos Remark MHz dBuV/m dBuV/m dBuV dB/m dB dB cm deg 1 5737.41 53.57 68.30 -14.73 39.19 35.13 11.65 32.40 100 325 PEAK	Blank

Mode	135	
	Band Edge - L	
	U-NII-2C_5.47-5.725_802.11be EHT80_CH106_Large RU 484+242_5530MHz	
ANT	CDD 5+6	
Pol.	Vertical	Fundamental
Peak	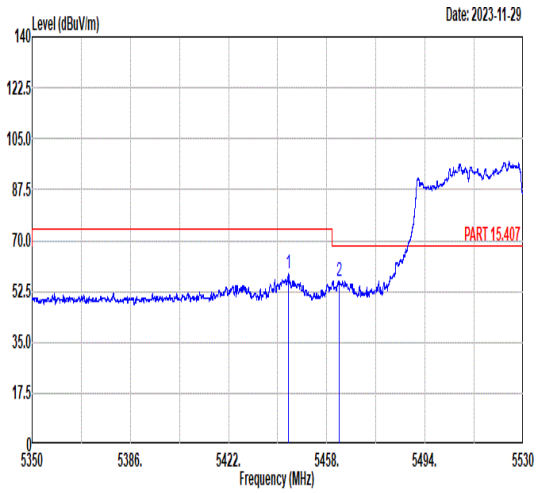 Freq Level Limit Line Margin (dB) Read Level Ant Factor Cable Loss Preamp Factor APos TPos Remark 1 5444.05 58.41 74.00 -15.59 44.70 34.81 11.05 32.15 393 154 PEAK 2 5462.43 56.20 68.30 -12.10 42.43 34.81 11.13 32.17 393 154 PEAK	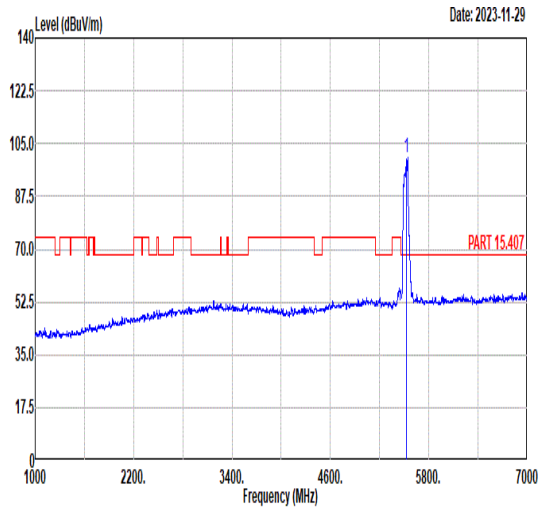 Freq Level Limit Line Margin (dB) Read Level Ant Factor Cable Loss Preamp Factor APos TPos Remark 1 5530.00 100.25 ------ ------ 86.16 34.86 11.47 32.24 393 154 PEAK
Avg	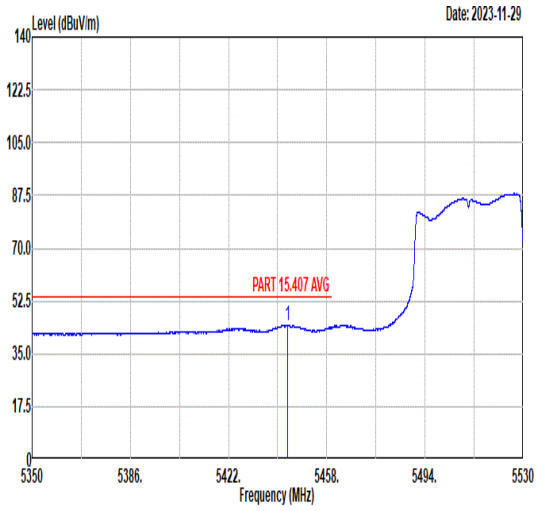 Freq Level Limit Line Margin (dB) Read Level Ant Factor Cable Loss Preamp Factor APos TPos Remark 1 5443.51 44.52 54.00 -9.48 30.80 34.81 11.05 32.14 393 154 AVERAGE	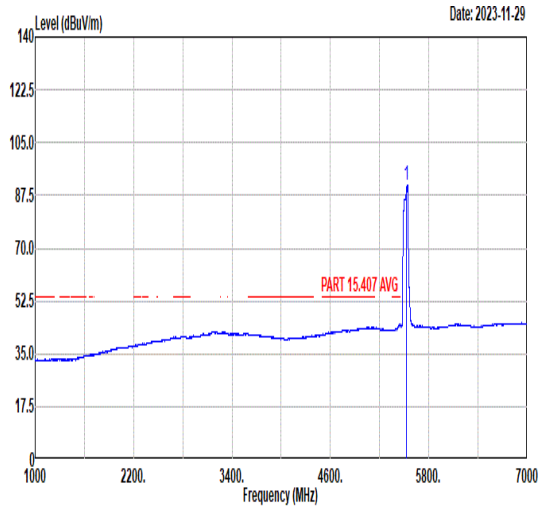 Freq Level Limit Line Margin (dB) Read Level Ant Factor Cable Loss Preamp Factor APos TPos Remark 1 5530.00 91.07 ------ ------ 76.98 34.86 11.47 32.24 393 154 AVERAGE

Mode	135	
	Band Edge - R	
	U-NII-2C_5.47-5.725_802.11be EHT80_CH106_Large RU 484+242_5530MHz	
ANT	CDD 5+6	
Pol.	Vertical	Fundamental
Peak	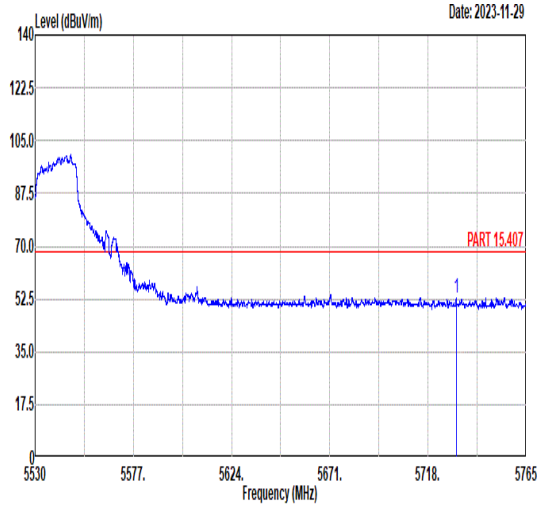 Freq Level Limit Line Margin (dB) Read Level Ant Factor Cable Loss Preamp Factor APos TPos Remark MHz dBuV/m dBuV/m dBuV dB/m dB dB cm deg 1 5731.54 52.93 68.30 -15.37 38.55 35.12 11.65 32.39 393 154 PEAK	Blank

Mode	136	
	Band Edge - L	
	U-NII-1_5.15-5.35_802.11be EHT160_CH50_Large RU 996+484_5250MHz	
ANT	CDD 5+6	
Pol.	Horizontal	Fundamental
Peak	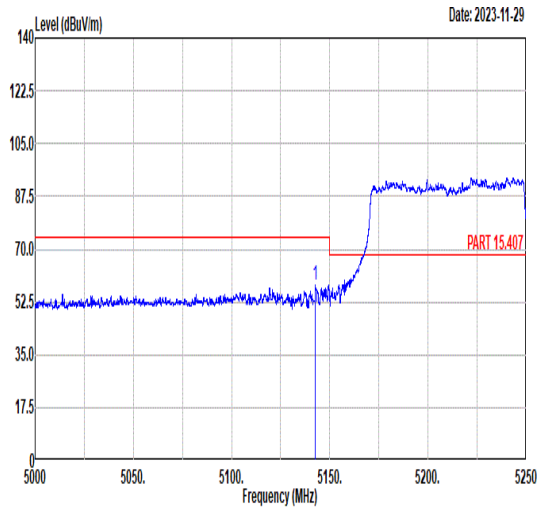 Freq Level Limit Line Margin (dB) Read Level Ant Factor Cable Loss Preamp Factor APos TPos Remark MHz dBuV/m dBuV/m dBuV dB/m dB dB cm deg 1 5142.65 58.07 74.00 -15.93 43.88 34.87 11.09 31.77 100 65 PEAK	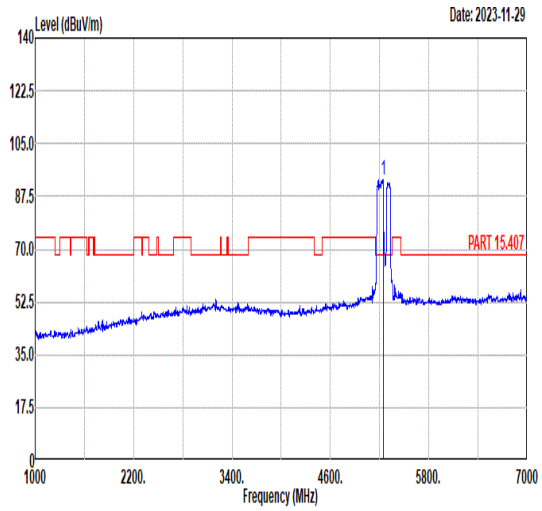 Freq Level Limit Line Margin (dB) Read Level Ant Factor Cable Loss Preamp Factor APos TPos Remark MHz dBuV/m dBuV/m dBuV dB/m dB dB cm deg 1 5250.00 93.10 ------ ------ 78.99 34.86 11.07 31.82 100 65 PEAK
Avg	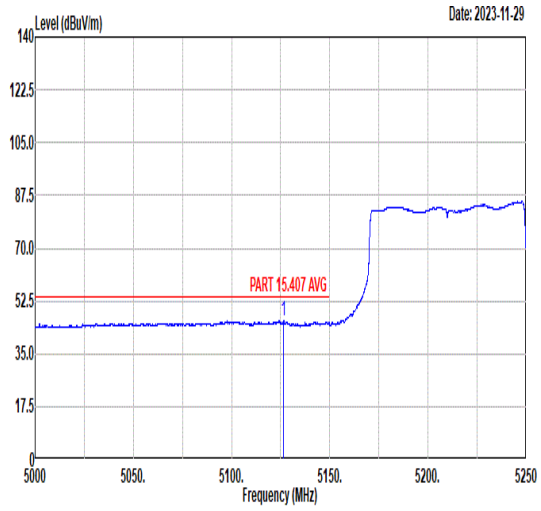 Freq Level Limit Line Margin (dB) Read Level Ant Factor Cable Loss Preamp Factor APos TPos Remark MHz dBuV/m dBuV/m dBuV dB/m dB dB cm deg 1 5126.38 45.95 54.00 -8.05 31.73 34.87 11.10 31.75 100 65 AVERAGE	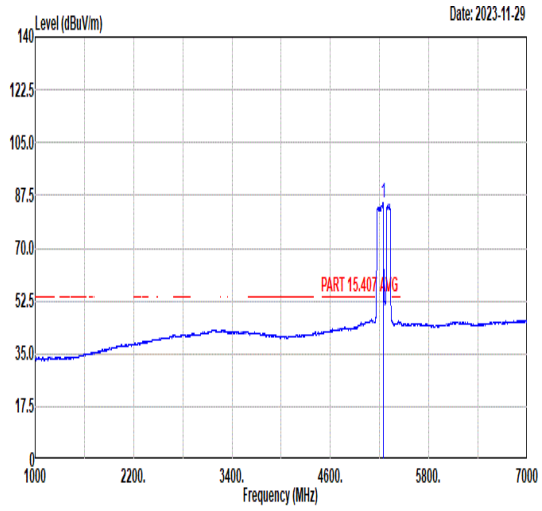 Freq Level Limit Line Margin (dB) Read Level Ant Factor Cable Loss Preamp Factor APos TPos Remark MHz dBuV/m dBuV/m dBuV dB/m dB dB cm deg 1 5250.00 85.21 ------ ------ 71.24 34.85 11.02 31.90 100 65 AVERAGE

Mode	136	
	Band Edge - R	
	U-NII-1_5.15-5.35_802.11be EHT160_CH50_Large RU 996+484_5250MHz	
ANT	CDD 5+6	
Pol.	Horizontal	Fundamental
Peak	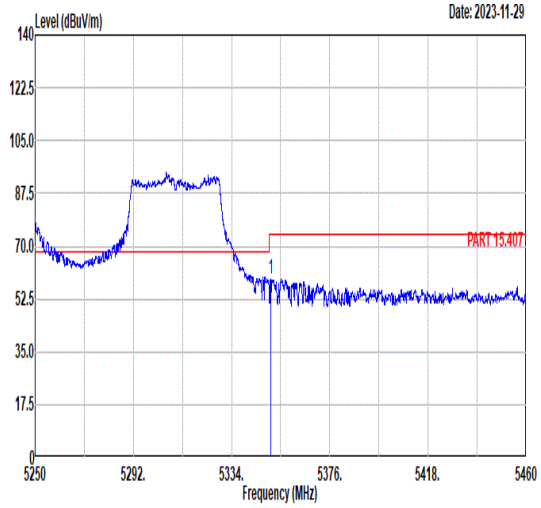 Freq Level Limit Line Margin (dB) Read Level Ant Factor Cable Loss Preamp Factor APos TPos Remark MHz dBuV/m dBuV/m dBuV dB/m dB dB cm deg 1 5350.72 59.30 74.00 -14.70 45.56 34.83 10.94 32.03 100 65 PEAK	Blank
Avg	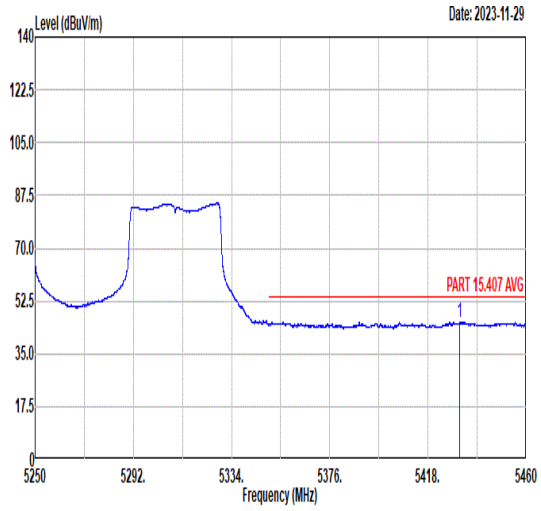 Freq Level Limit Line Margin (dB) Read Level Ant Factor Cable Loss Preamp Factor APos TPos Remark MHz dBuV/m dBuV/m dBuV dB/m dB dB cm deg 1 5431.55 45.66 54.00 -8.34 31.98 34.81 11.00 32.13 100 65 AVERAGE	Blank