Mode	136	
	Band Edge - L	
	U-NII-1_5.15-5.35_802.11be EHT160_CH50_Large RU 996+484_5250MHz	
ANT	CDD 5+6	
Pol.	Vertical	Fundamental
Peak	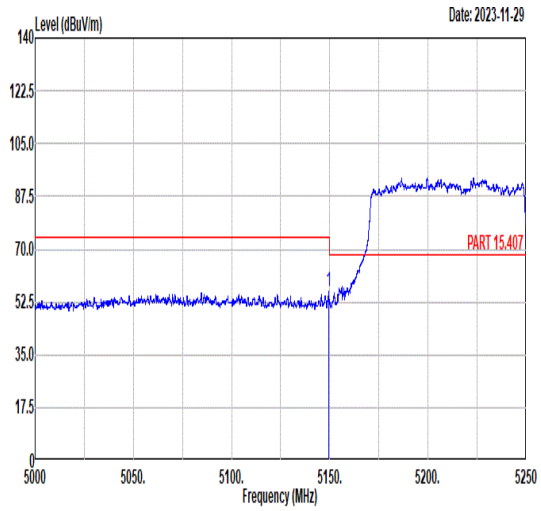 Freq Level Limit Line Margin (dB) Read Level Ant Factor Cable Loss Preamp Factor APos TPos Remark MHz dBuV/m dBuV/m dBuV dB/m dB dB cm deg 1 5149.38 56.15 74.00 -17.85 41.97 34.87 11.09 31.78 394 273 PEAK	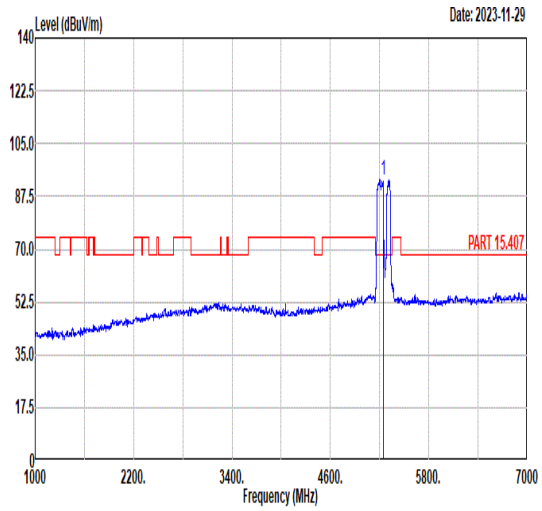 Freq Level Limit Line Margin (dB) Read Level Ant Factor Cable Loss Preamp Factor APos TPos Remark MHz dBuV/m dBuV/m dBuV dB/m dB dB cm deg 1 5250.00 93.13 ------ ------ 79.07 34.86 11.05 31.85 394 273 PEAK
Avg	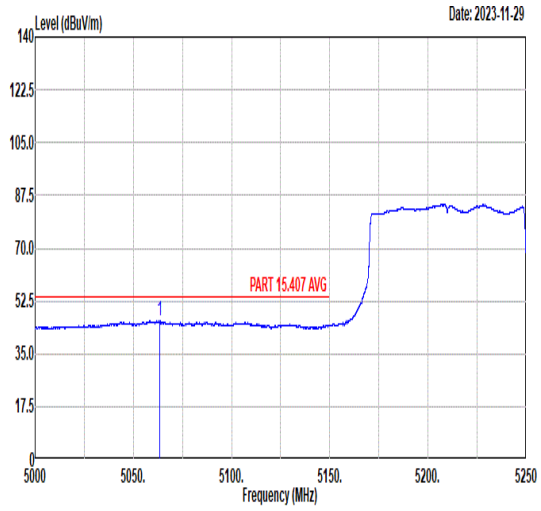 Freq Level Limit Line Margin (dB) Read Level Ant Factor Cable Loss Preamp Factor APos TPos Remark MHz dBuV/m dBuV/m dBuV dB/m dB dB cm deg 1 5063.38 45.87 54.00 -8.13 31.52 34.89 11.13 31.67 394 273 AVERAGE	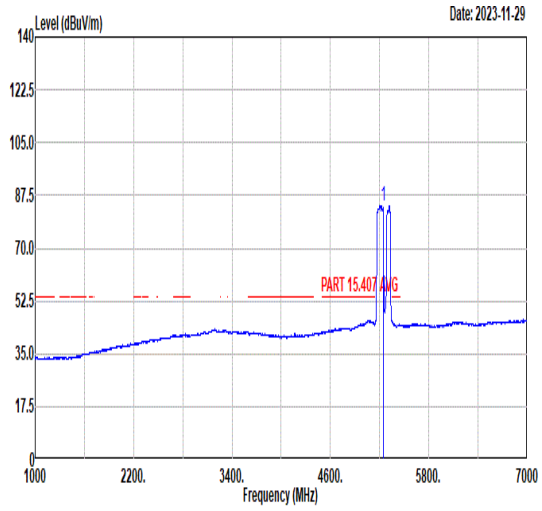 Freq Level Limit Line Margin (dB) Read Level Ant Factor Cable Loss Preamp Factor APos TPos Remark MHz dBuV/m dBuV/m dBuV dB/m dB dB cm deg 1 5250.00 84.22 ------ ------ 70.16 34.86 11.05 31.85 394 273 AVERAGE

Mode	136	
	Band Edge - R	
	U-NII-1_5.15-5.35_802.11be EHT160_CH50_Large RU 996+484_5250MHz	
ANT	CDD 5+6	
Pol.	Vertical	Fundamental
Peak	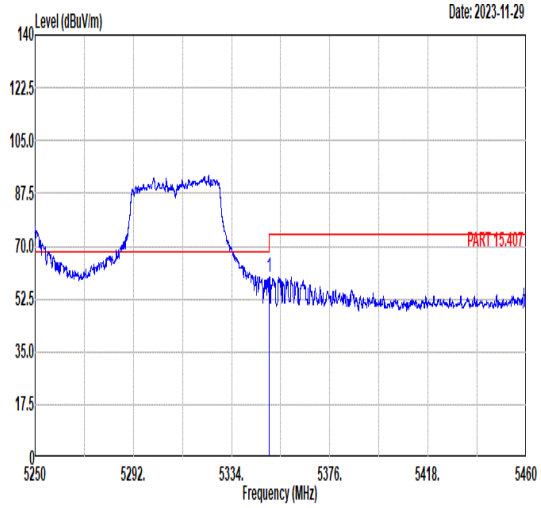 Freq Level Limit Line Margin (dB) Read Level Ant Factor Cable Loss Preamp Factor APos TPos Remark MHz dBuV/m dBuV/m dBuV dB/m dB dB cm deg 1 5350.09 59.75 74.00 -14.25 46.01 34.83 10.94 32.03 394 273 PEAK	Blank
Avg	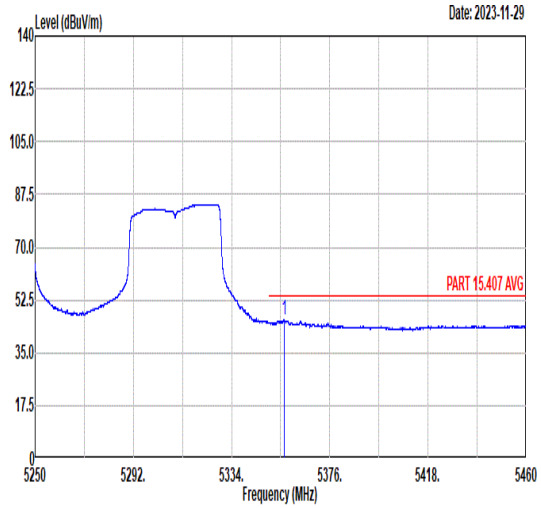 Freq Level Limit Line Margin (dB) Read Level Ant Factor Cable Loss Preamp Factor APos TPos Remark MHz dBuV/m dBuV/m dBuV dB/m dB dB cm deg 1 5356.39 45.88 54.00 -8.12 32.15 34.83 10.94 32.04 394 273 AVERAGE	Blank

Mode	137	
	Band Edge - L	
	U-NII-3_5.725-5.85_802.11be EHT80_CH155_Large RU 484+242_5775MHz	
ANT	6+5	
Pol.	Horizontal	Fundamental
Peak	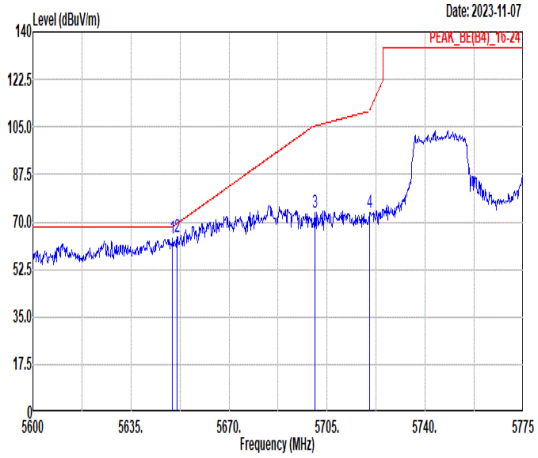 Freq Level Limit Line Margin (dB) Read Level Ant Factor Cable Loss Preamp Factor APos TPos Remark MHz dBuV/m dBuV/m dBuV dB/m dB dB cm deg 1 5649.88 64.00 68.30 -4.30 49.63 35.01 11.69 32.33 100 319 PEAK 2 5651.45 64.71 69.37 -4.66 50.34 35.01 11.69 32.33 100 319 PEAK 3 5700.63 73.65 105.38 -31.73 59.28 35.08 11.66 32.37 100 319 PEAK 4 5720.05 73.19 110.91 -37.72 58.80 35.11 11.66 32.38 100 319 PEAK	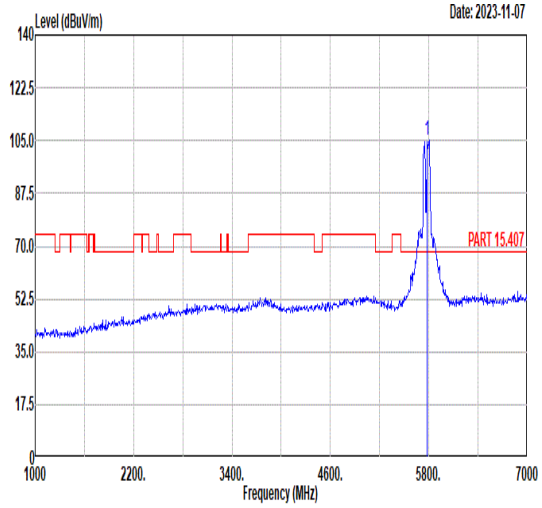 Freq Level Limit Line Margin (dB) Read Level Ant Factor Cable Loss Preamp Factor APos TPos Remark MHz dBuV/m dBuV/m dBuV dB/m dB dB cm deg 1 5775.00 105.16 ------ ------ 90.78 35.24 11.59 32.45 100 319 PEAK
Avg	Blank	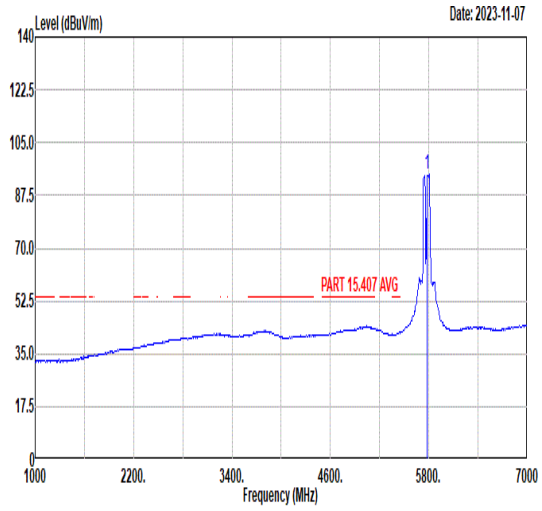 Freq Level Limit Line Margin (dB) Read Level Ant Factor Cable Loss Preamp Factor APos TPos Remark MHz dBuV/m dBuV/m dBuV dB/m dB dB cm deg 1 5775.00 94.65 ------ ------ 80.27 35.23 11.60 32.45 100 319 AVERAGE

Mode	137	
	Band Edge - R	
	U-NII-3_5.725-5.85_802.11be EHT80_CH155_Large RU 484+242_5775MHz	
ANT	6+5	
Pol.	Horizontal	Fundamental
Peak	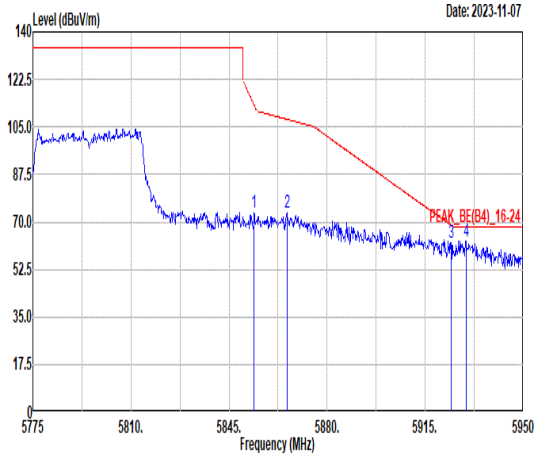 Freq Level Limit Line Margin (dB) Read Level Ant Factor Cable Loss Preamp Factor APos TPos Remark MHz dBuV/m dBuV/m dBuV dB/m dB dB cm deg 1 5853.93 73.65 113.25 -39.60 59.32 35.30 11.52 32.49 100 319 PEAK 2 5865.65 73.67 107.82 -34.15 59.36 35.31 11.50 32.50 100 319 PEAK 3 5924.28 62.42 68.73 -6.31 48.17 35.39 11.40 32.54 100 319 PEAK 4 5929.53 63.10 68.30 -5.20 48.85 35.40 11.40 32.55 100 319 PEAK	Blank

Mode	137	
	Band Edge - L	
	U-NII-3_5.725-5.85_802.11be EHT80_CH155_Large RU 484+242_5775MHz	
ANT	6+5	
Pol.	Vertical	Fundamental
Peak	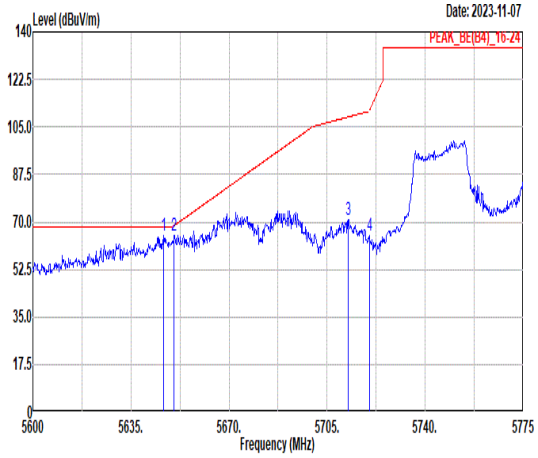 Freq Level Limit Line Margin (dB) Read Level Ant Factor Cable Loss Preamp Factor APos TPos Remark MHz dBuV/m dBuV/m dBuV dB/m dB dB cm deg 1 5646.55 65.23 68.30 -3.07 50.85 35.01 11.69 32.32 389 157 PEAK 2 5650.40 64.97 68.60 -3.63 50.60 35.01 11.69 32.33 389 157 PEAK 3 5712.53 70.58 108.71 -38.13 56.20 35.10 11.66 32.38 389 157 PEAK 4 5720.05 65.10 110.91 -45.81 50.71 35.11 11.66 32.38 389 157 PEAK	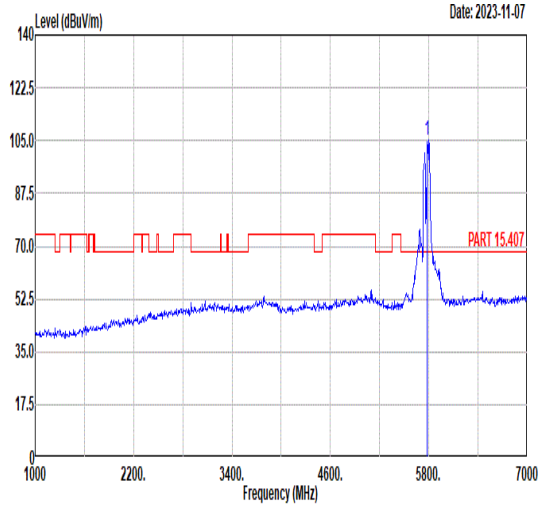 Freq Level Limit Line Margin (dB) Read Level Ant Factor Cable Loss Preamp Factor APos TPos Remark MHz dBuV/m dBuV/m dBuV dB/m dB dB cm deg 1 5775.00 105.23 ------ ------ 90.84 35.21 11.62 32.44 389 157 PEAK
Avg	Blank	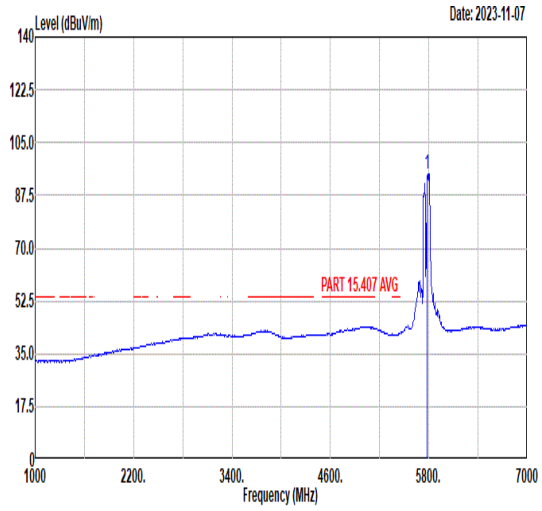 Freq Level Limit Line Margin (dB) Read Level Ant Factor Cable Loss Preamp Factor APos TPos Remark MHz dBuV/m dBuV/m dBuV dB/m dB dB cm deg 1 5775.00 94.80 ------ ------ 80.42 35.24 11.59 32.45 389 157 AVERAGE

Mode	137	
	Band Edge - R	
	U-NII-3_5.725-5.85_802.11be EHT80_CH155_Large RU 484+242_5775MHz	
ANT	6+5	
Pol.	Vertical	Fundamental
Peak	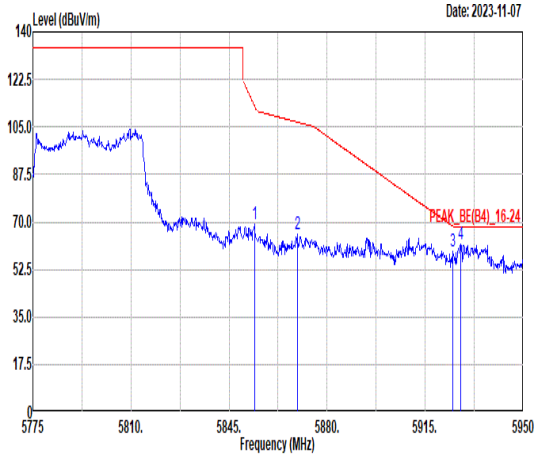 Freq Level Limit Line Margin (dB) Read Level Ant Factor Cable Loss Preamp Factor APos TPos Remark MHz dBuV/m dBuV/m dBuV dB/m dB dB cm deg 1 5854.10 68.95 112.85 -43.90 54.62 35.30 11.52 32.49 389 157 PEAK 2 5869.33 65.41 106.79 -41.38 51.09 35.32 11.50 32.50 389 157 PEAK 3 5924.98 59.23 68.22 -8.99 44.98 35.39 11.40 32.54 389 157 PEAK 4 5927.60 61.65 68.30 -6.65 47.39 35.40 11.40 32.54 389 157 PEAK	Blank

Mode	138	
	LF	
	U-NII- 2A _ 5.25-5.35 _802.11be EHT20_CH64_Full_5320MHz	
ANT	CDD 5+6	
Pol.	Horizontal	Vertical
QP/ Peak	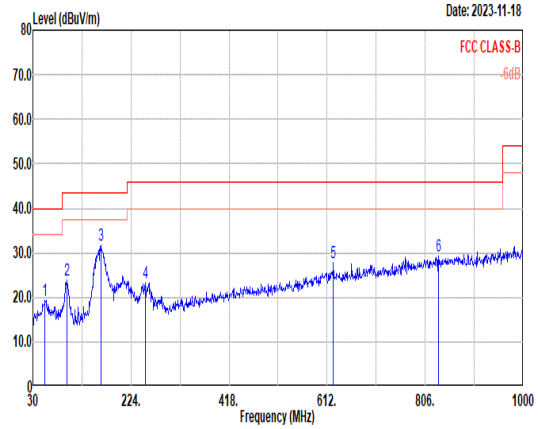 Freq Level Limit Line Margin Read Level Ant Factor Cable Loss Preamp Factor APos TPos Remark MHz dBuV/m dBuV/m dB dBuV dB/m dB dB cm deg 1 54.25 19.35 40.00 -20.65 35.50 13.58 1.50 31.23 -- -- Peak 2 97.90 23.86 43.50 -19.64 36.69 16.54 1.85 31.22 -- -- Peak 3 164.83 31.59 43.50 -11.91 44.31 16.05 2.27 31.04 -- -- Peak 4 253.10 23.38 46.00 -22.62 32.62 19.15 2.51 30.90 -- -- Peak 5 624.61 27.83 46.00 -18.17 29.93 25.05 3.80 30.95 -- -- Peak 6 832.19 29.36 46.00 -16.64 29.73 26.36 4.34 31.07 -- -- Peak	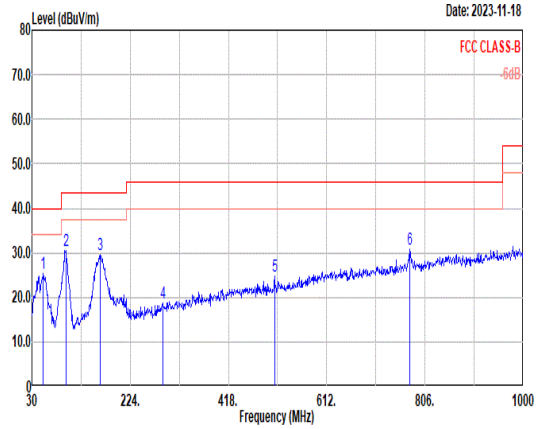 Freq Level Limit Line Margin Read Level Ant Factor Cable Loss Preamp Factor APos TPos Remark MHz dBuV/m dBuV/m dB dBuV dB/m dB dB cm deg 1 52.31 25.29 40.00 -14.71 41.10 13.94 1.47 31.22 -- -- Peak 2 96.93 30.49 43.50 -13.01 43.52 16.36 1.84 31.23 -- -- Peak 3 164.83 29.49 43.50 -14.01 42.21 16.05 2.27 31.04 -- -- Peak 4 288.02 18.65 46.00 -27.35 27.60 19.28 2.67 30.90 -- -- Peak 5 509.18 24.76 46.00 -21.24 28.09 23.93 3.50 30.76 -- -- Peak 6 775.93 30.64 46.00 -15.36 31.45 26.00 4.22 31.03 -- -- Peak

Mode	139
	LF
	U-NII-3_5.725-5.85_802.11be EHT40_CH151_5755MHz
ANT	5+6

Pol.	Horizontal	Vertical
Peak Avg	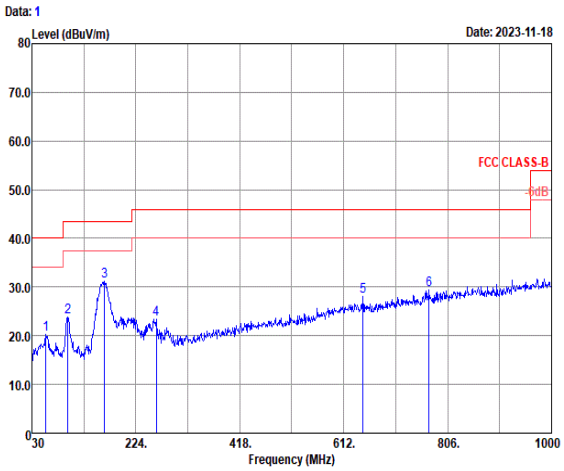 Freq Level Over Limit Limit Line ReadAntenna Level Cable Loss Preamp Factor A/Pos T/Pos Remark MHz dBuV/m dB dBuV/m dBuV dB/m dB dB cm deg 1 56.190 20.30 -19.70 40.00 34.28 19.26 1.70 34.94 --- --- Peak 2 96.930 23.86 -19.64 43.50 42.09 14.54 2.03 34.80 --- --- Peak 3 165.800 31.10 -12.40 43.50 45.35 18.04 2.41 34.70 --- --- Peak 4 261.830 23.43 -22.57 46.00 37.12 17.93 3.06 34.68 --- --- Peak 5 647.890 28.06 -17.94 46.00 32.65 26.24 3.67 34.50 --- --- Peak 6 771.080 29.37 -16.63 46.00 32.02 27.70 4.01 34.36 --- --- Peak	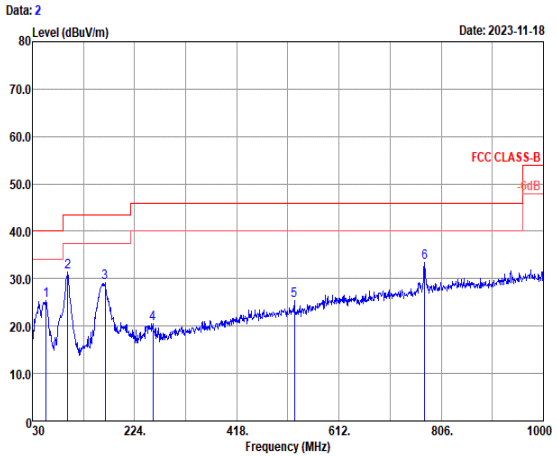 Freq Level Over Limit Limit Line ReadAntenna Level Cable Loss Preamp Factor A/Pos T/Pos Remark MHz dBuV/m dB dBuV/m dBuV dB/m dB dB cm deg 1 56.190 25.48 -14.52 40.00 39.46 19.26 1.70 34.94 --- --- Peak 2 96.930 31.52 -11.98 43.50 49.75 14.54 2.03 34.80 --- --- Peak 3 167.740 29.17 -14.33 43.50 43.52 17.92 2.43 34.70 --- --- Peak 4 258.920 20.59 -25.41 46.00 34.38 17.84 3.05 34.68 --- --- Peak 5 527.610 25.31 -20.69 46.00 32.54 23.82 3.45 34.50 --- --- Peak 6 774.960 33.52 -12.48 46.00 36.09 27.72 4.06 34.35 --- --- Peak

Mode	140	
	Band Edge	
	Co-location_11be EHT40_Ch64_5320MHz _11g_Ch11_2462MHz +B30	
ANT	CDD 5+6/ CDD 5+6/7	
Pol.	Horizontal	Fundamental
Peak	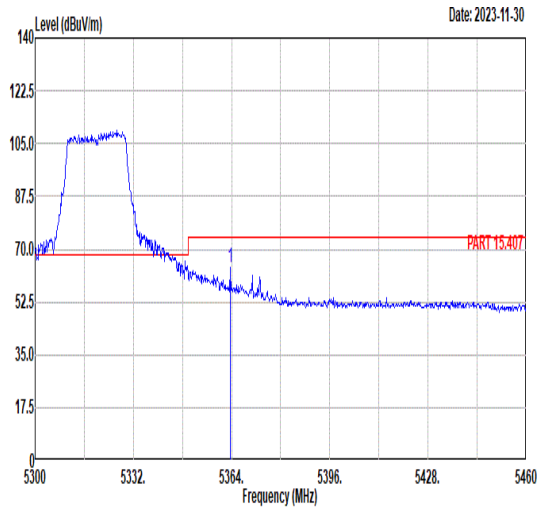 Freq Level Limit Line Margin Read Level Ant Factor Cable Loss Preamp Factor APos TPos Remark MHz dBuV/m dBuV/m dB dBuV dB/m dB dB cm deg 1 5363.52 63.89 74.00 -10.11 50.18 34.83 10.93 32.05 347 74 Peak	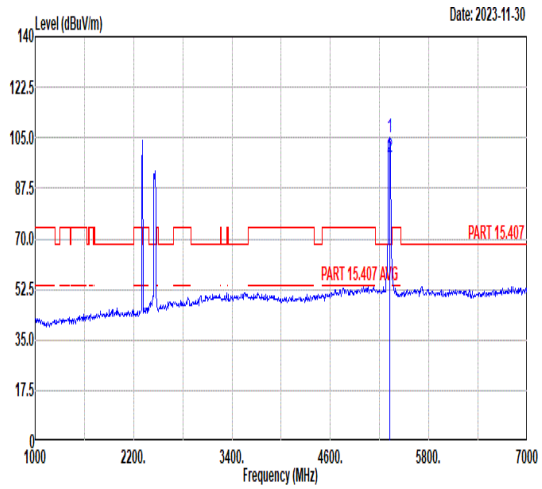 Freq Level Limit Line Margin Read Level Ant Factor Cable Loss Preamp Factor APos TPos Remark MHz dBuV/m dBuV/m dB dBuV dB/m dB dB cm deg 1 5320.00 104.91 ------ ------ 91.09 34.84 10.97 31.99 347 74 Peak 2 5320.00 98.35 ------ ------ 84.53 34.84 10.97 31.99 347 74 Average
Avg	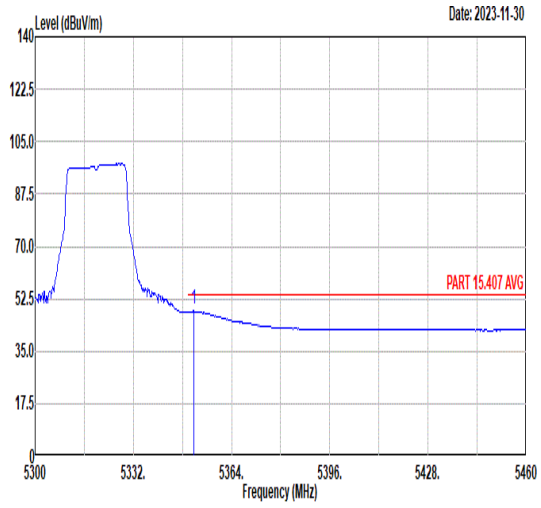 Freq Level Limit Line Margin Read Level Ant Factor Cable Loss Preamp Factor APos TPos Remark MHz dBuV/m dBuV/m dB dBuV dB/m dB dB cm deg 1 5351.68 49.06 54.00 -4.94 35.32 34.83 10.94 32.03 347 74 Average	Blank

Mode	140	
	Band Edge	
	Co-location_11be EHT40_Ch64_5320MHz _11g_Ch11_2462MHz +B30	
ANT	CDD 5+6/ CDD 5+6/7	
Pol.	Vertical	Fundamental
Peak	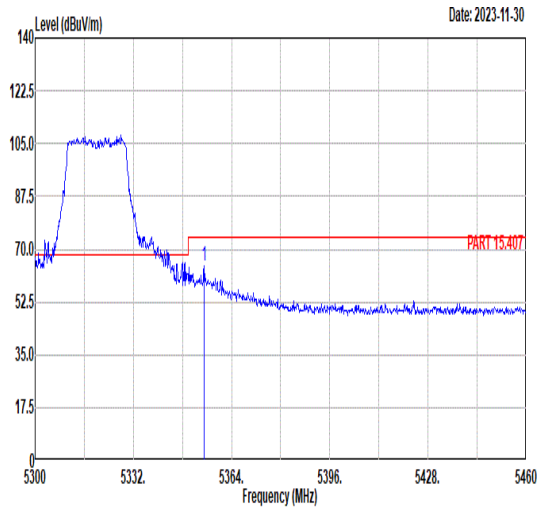 Freq Level Limit Line Margin Read Level Ant Factor Cable Loss Preamp Factor APos TPos Remark MHz dBuV/m dBuV/m dB dBuV dB/m dB dB cm deg 1 5355.04 64.37 74.00 -9.63 50.64 34.83 10.94 32.04 396 248 Peak	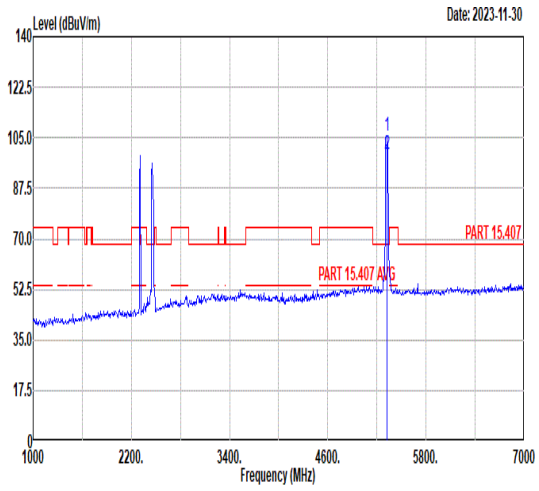 Freq Level Limit Line Margin Read Level Ant Factor Cable Loss Preamp Factor APos TPos Remark MHz dBuV/m dBuV/m dB dBuV dB/m dB dB cm deg 1 5320.00 105.84 ------ ------ 92.02 34.84 10.97 31.99 396 248 Peak 2 5320.00 99.19 ------ ------ 85.37 34.84 10.97 31.99 396 248 Average
Avg	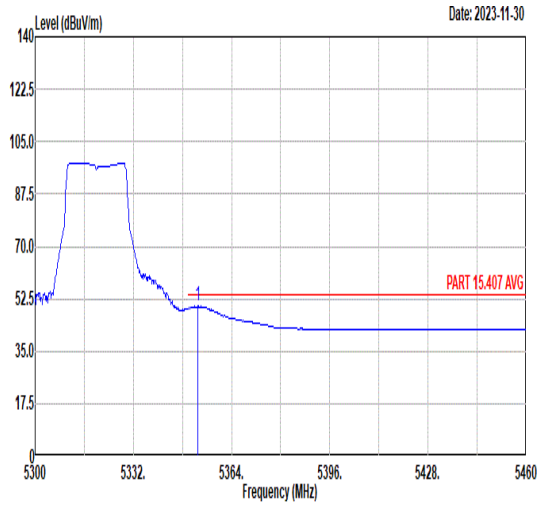 Freq Level Limit Line Margin Read Level Ant Factor Cable Loss Preamp Factor APos TPos Remark MHz dBuV/m dBuV/m dB dBuV dB/m dB dB cm deg 1 5352.96 50.08 54.00 -3.92 36.34 34.83 10.94 32.03 396 248 Average	Blank

Mode	140	
	Band Edge	
	Co-location_11be EHT40_Ch64_5320MHz _11g_Ch11_2462MHz +B30	
ANT	CDD 5+6/ CDD 5+6/7	
Pol.	Horizontal	Fundamental
Peak	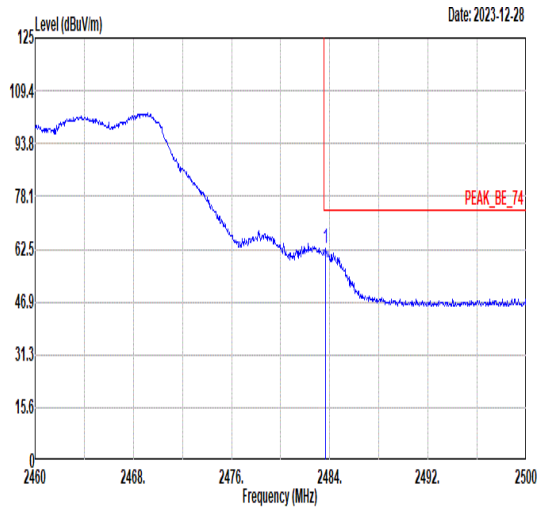 Freq Level Limit Line Margin Read Level Ant Factor Cable Loss Preamp Factor APos TPos Remark MHz dBuV/m dBuV/m dB dBuV dB/m dB dB cm deg 1 2483.64 62.57 74.00 -11.43 54.33 32.46 7.88 32.10 368 42 Peak	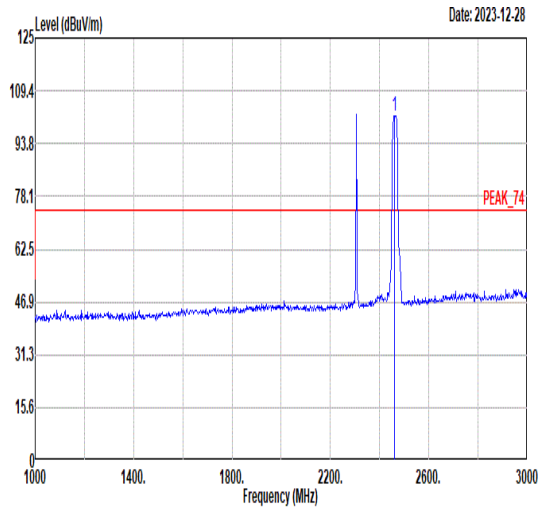 Freq Level Limit Line Margin Read Level Ant Factor Cable Loss Preamp Factor APos TPos Remark MHz dBuV/m dBuV/m dB dBuV dB/m dB dB cm deg 1 2462.00 102.07 ------ ------ 93.88 32.42 7.86 32.09 368 42 Peak
Avg	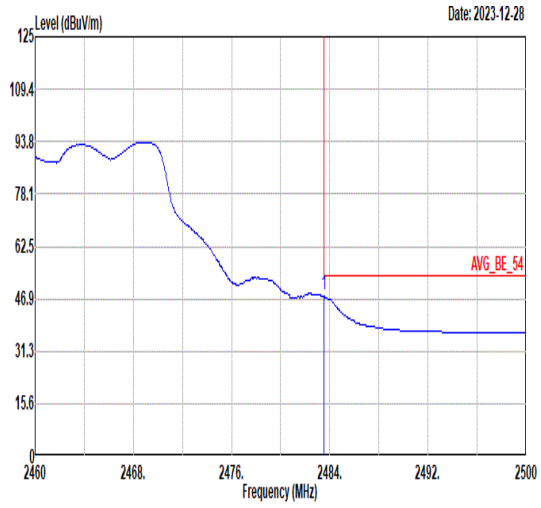 Freq Level Limit Line Margin Read Level Ant Factor Cable Loss Preamp Factor APos TPos Remark MHz dBuV/m dBuV/m dB dBuV dB/m dB dB cm deg 1 2483.52 47.90 54.00 -6.10 39.66 32.46 7.88 32.10 368 42 Average	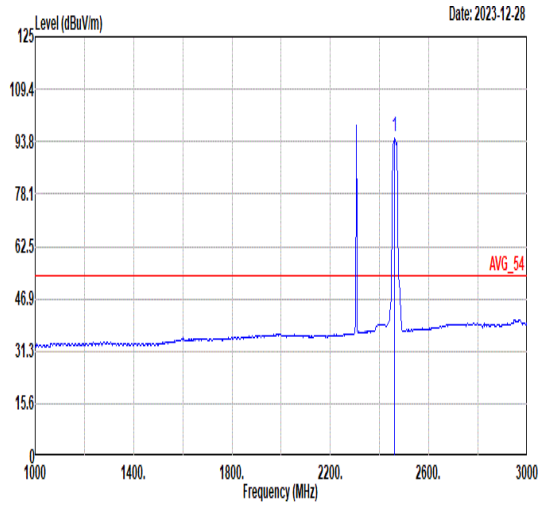 Freq Level Limit Line Margin Read Level Ant Factor Cable Loss Preamp Factor APos TPos Remark MHz dBuV/m dBuV/m dB dBuV dB/m dB dB cm deg 1 2462.00 95.39 ------ ------ 87.20 32.42 7.86 32.09 368 42 Average

Mode	140	
	Band Edge	
	Co-location_11be EHT40_Ch64_5320MHz _11g_Ch11_2462MHz +B30	
ANT	CDD 5+6/ CDD 5+6/7	
Pol.	Vertical	Fundamental
Peak	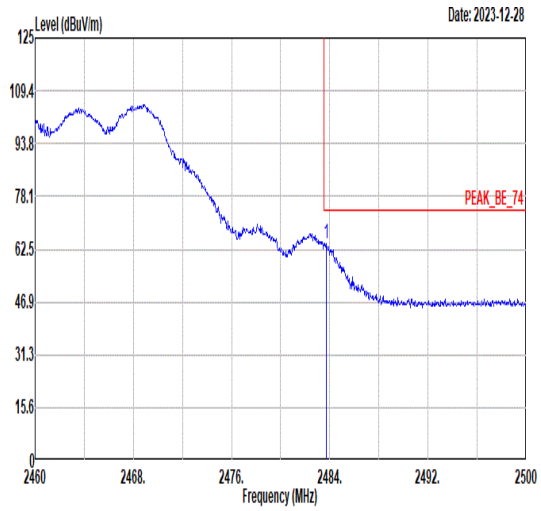 Freq Level Limit Line Margin Read Level Ant Factor Cable Loss Preamp Factor APos TPos Remark MHz dBuV/m dBuV/m dB dBuV dB/m dB dB cm deg 1 2483.72 64.11 74.00 -9.89 55.87 32.46 7.88 32.10 378 164 Peak	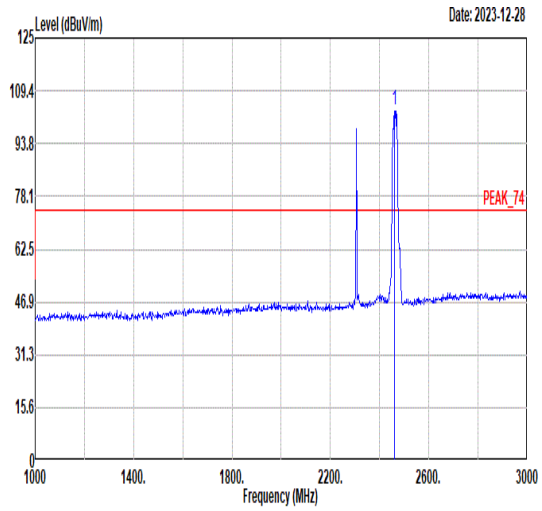 Freq Level Limit Line Margin Read Level Ant Factor Cable Loss Preamp Factor APos TPos Remark MHz dBuV/m dBuV/m dB dBuV dB/m dB dB cm deg 1 2462.00 103.86 ------ ------ 95.67 32.42 7.86 32.09 378 164 Peak
Avg	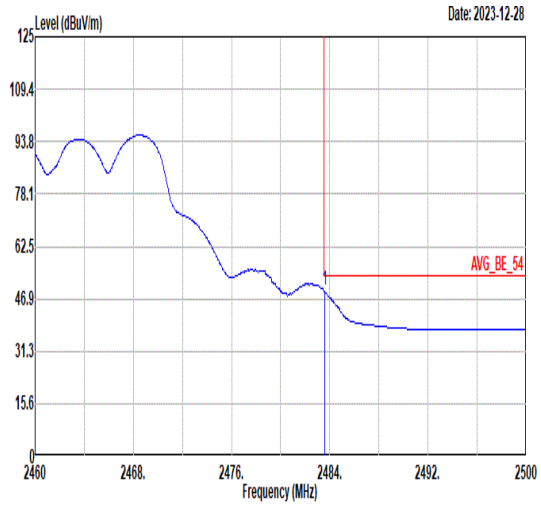 Freq Level Limit Line Margin Read Level Ant Factor Cable Loss Preamp Factor APos TPos Remark MHz dBuV/m dBuV/m dB dBuV dB/m dB dB cm deg 1 2483.56 49.47 54.00 -4.53 41.23 32.46 7.88 32.10 378 164 Average	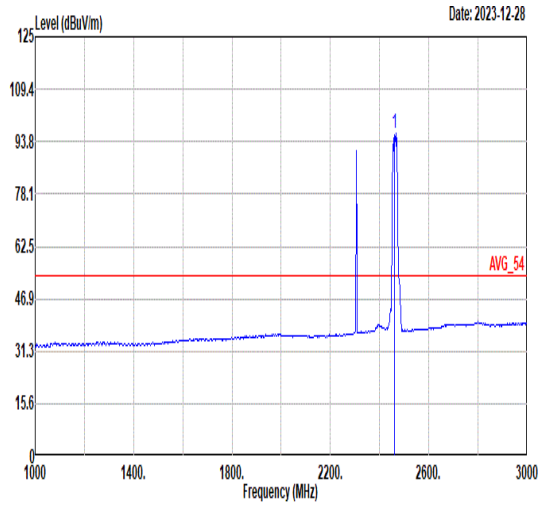 Freq Level Limit Line Margin Read Level Ant Factor Cable Loss Preamp Factor APos TPos Remark MHz dBuV/m dBuV/m dB dBuV dB/m dB dB cm deg 1 2462.00 96.32 ------ ------ 88.13 32.42 7.86 32.09 378 164 Average

Mode	140	
	Harmonic	
	Co-location_11be EHT40_Ch64_5320MHz _11g_Ch11_2462MHz +B30	
ANT	CDD 5+6/ CDD 5+6/7	
Pol.	Horizontal	Vertical
Peak Avg	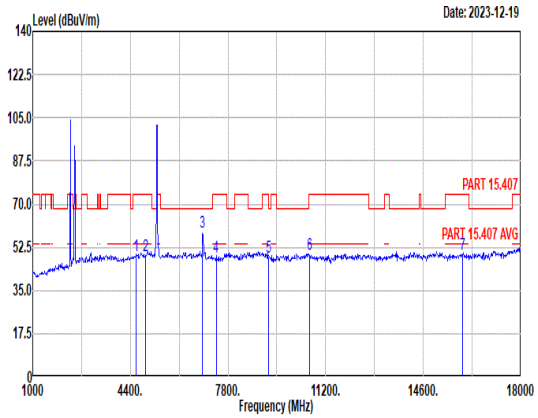 Freq Level Limit Line Margin Read Level Ant Factor Cable Loss Preamp Factor APos TPos Remark MHz dBuV/m dBuV/m dB dBuV dB/m dB dB cm deg 1 4611.00 49.36 74.00 -24.64 35.88 34.74 10.80 32.06 -- -- Peak 2 4924.00 49.13 74.00 -24.87 34.83 34.87 11.12 31.69 -- -- Peak 3 6916.50 58.58 68.30 -9.72 42.67 36.15 12.19 32.43 -- -- Peak 4 7386.00 48.42 74.00 -25.58 31.65 36.35 13.12 32.70 -- -- Peak 5 9222.00 48.82 68.30 -19.48 28.42 38.53 14.15 32.28 -- -- Peak 6 10640.00 49.90 74.00 -24.10 27.71 39.47 14.32 31.60 -- -- Peak 7 15960.00 49.65 74.00 -24.35 24.67 42.08 17.19 34.29 -- -- Peak	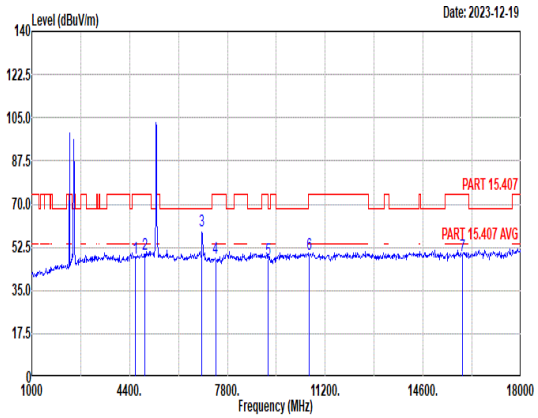 Freq Level Limit Line Margin Read Level Ant Factor Cable Loss Preamp Factor APos TPos Remark MHz dBuV/m dBuV/m dB dBuV dB/m dB dB cm deg 1 4611.00 47.97 74.00 -26.03 34.49 34.74 10.80 32.06 -- -- Peak 2 4924.00 49.66 74.00 -24.34 35.36 34.87 11.12 31.69 -- -- Peak 3 6916.50 59.02 68.30 -9.28 43.11 36.15 12.19 32.43 -- -- Peak 4 7386.00 47.90 74.00 -26.10 31.13 36.35 13.12 32.70 -- -- Peak 5 9222.00 47.81 68.30 -20.49 27.41 38.53 14.15 32.28 -- -- Peak 6 10640.00 49.42 74.00 -24.58 27.23 39.47 14.32 31.60 -- -- Peak 7 15960.00 49.34 74.00 -24.66 24.36 42.08 17.19 34.29 -- -- Peak

Note: the highest signals over limit are co-location fundamental signals.

Mode	141	
Mode	Band Edge	
Mode	Co-location_11be EHT40_Ch64_5320MHz _BT_Ch78_2480MHz +B30	
ANT	CDD 5+6/ MIMO 5+6/7	
Pol.	Horizontal	Fundamental
Peak	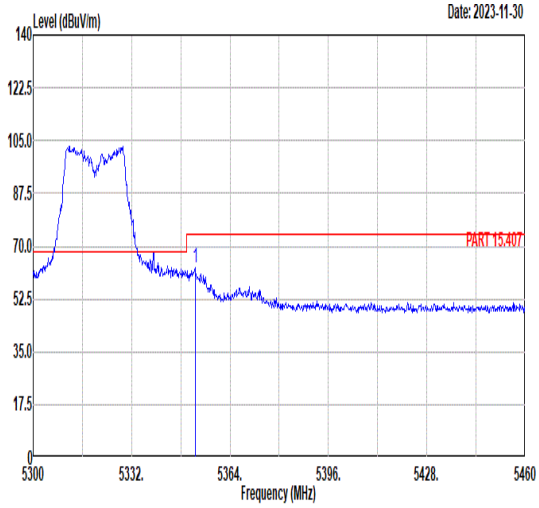 Freq Level Limit Line Margin Read Level Ant Factor Cable Loss Preamp Factor APos TPos Remark MHz dBuV/m dBuV/m dB dBuV dB/m dB dB cm deg 1 5352.64 62.94 74.00 -11.06 49.20 34.83 10.94 32.03 329 98 Peak	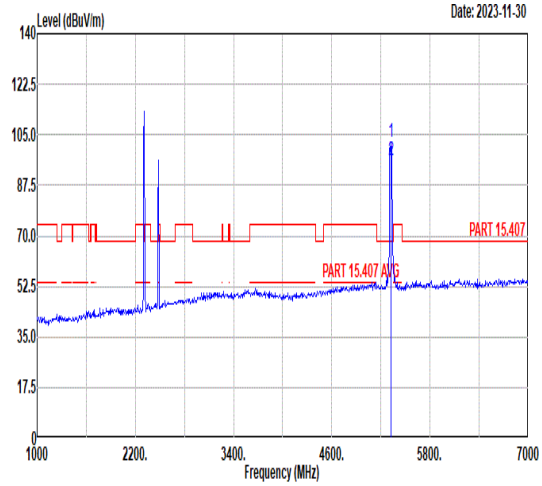 Freq Level Limit Line Margin Read Level Ant Factor Cable Loss Preamp Factor APos TPos Remark MHz dBuV/m dBuV/m dB dBuV dB/m dB dB cm deg 1 5320.00 102.57 ------ ------ 88.75 34.84 10.97 31.99 329 98 Peak 2 5320.00 96.25 ------ ------ 82.43 34.84 10.97 31.99 329 98 Average
Avg	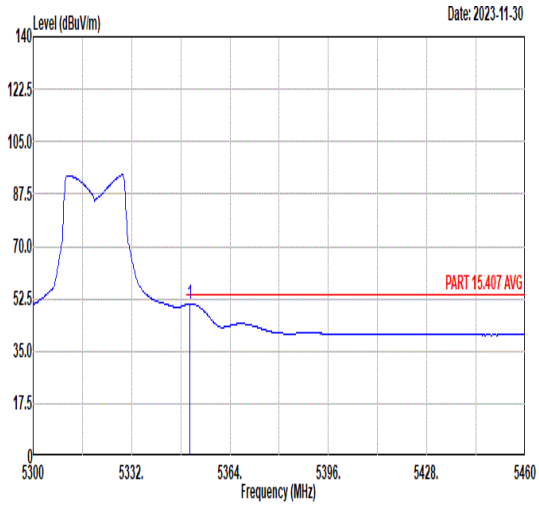 Freq Level Limit Line Margin Read Level Ant Factor Cable Loss Preamp Factor APos TPos Remark MHz dBuV/m dBuV/m dB dBuV dB/m dB dB cm deg 1 5350.88 50.88 54.00 -3.12 37.14 34.83 10.94 32.03 329 98 Average	Blank

Mode	141	
	Band Edge	
	Co-location_11be EHT40_Ch64_5320MHz _BT_Ch78_2480MHz +B30	
ANT	CDD 5+6/ MIMO 5+6/7	
Pol.	Vertical	Fundamental
Peak	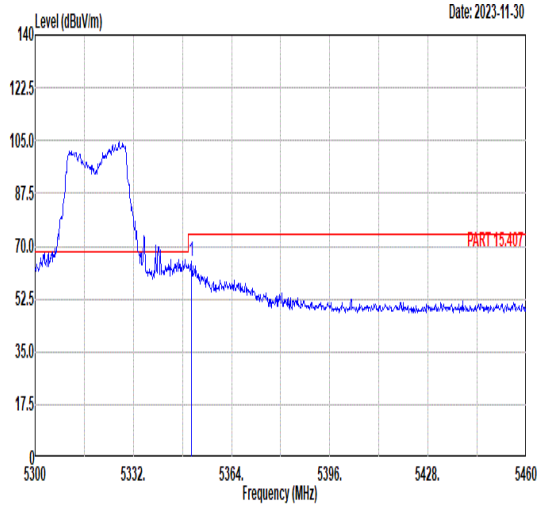 Freq Level Limit Line Margin Read Level Ant Factor Cable Loss Preamp Factor APos TPos Remark MHz dBuV/m dBuV/m dB dBuV dB/m dB dB cm deg 1 5350.88 64.99 74.00 -9.01 51.25 34.83 10.94 32.03 400 180 Peak	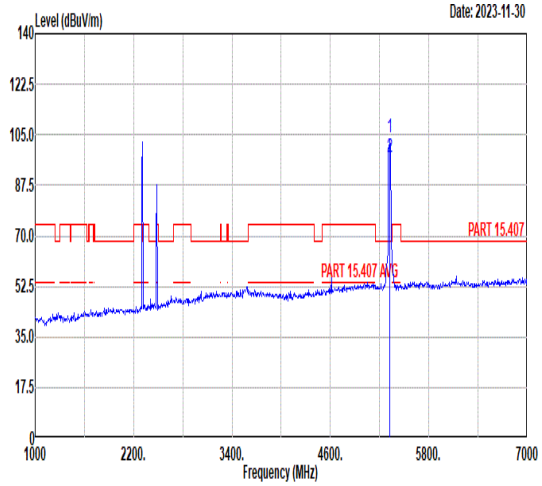 Freq Level Limit Line Margin Read Level Ant Factor Cable Loss Preamp Factor APos TPos Remark MHz dBuV/m dBuV/m dB dBuV dB/m dB dB cm deg 1 5320.00 103.85 ------ ------ 90.03 34.84 10.97 31.99 400 180 Peak 2 5320.00 97.21 ------ ------ 83.39 34.84 10.97 31.99 400 180 Average
Avg	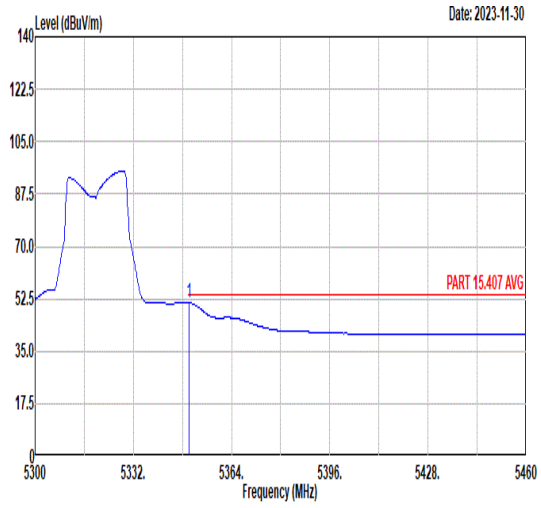 Freq Level Limit Line Margin Read Level Ant Factor Cable Loss Preamp Factor APos TPos Remark MHz dBuV/m dBuV/m dB dBuV dB/m dB dB cm deg 1 5350.08 51.30 54.00 -2.70 37.56 34.83 10.94 32.03 400 180 Average	Blank

Mode	141	
	Band Edge	
	Co-location_11be EHT40_Ch64_5320MHz _BT_Ch78_2480MHz +B30	
ANT	CDD 5+6/ MIMO 5+6/7	
Pol.	Horizontal	Fundamental
Peak	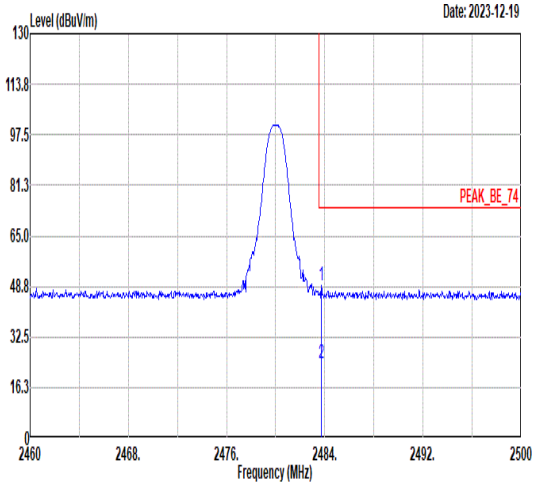 Freq Level Limit Line Margin Read Level Ant Factor Cable Loss Preamp Factor APos TPos Remark MHz dBuV/m dBuV/m dB dBuV dB/m dB dB cm deg 1 2483.72 48.92 74.00 -25.08 40.68 32.46 7.88 32.10 358 316 Peak 2 2483.72 24.13 74.00 -49.87 15.89 32.46 7.88 32.10 358 316 Average	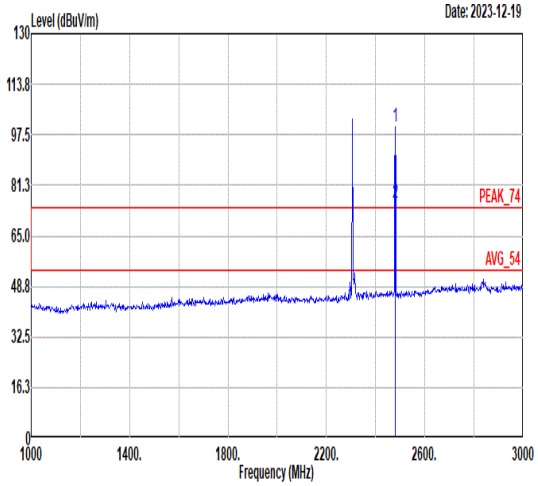 Freq Level Limit Line Margin Read Level Ant Factor Cable Loss Preamp Factor APos TPos Remark MHz dBuV/m dBuV/m dB dBuV dB/m dB dB cm deg 1 2480.00 100.30 ------ ------ 92.07 32.46 7.87 32.10 358 316 Peak 2 2480.00 75.51 ------ ------ 67.28 32.46 7.87 32.10 358 316 Average

Mode	141	
	Band Edge	
	Co-location_11be EHT40_Ch64_5320MHz _BT_Ch78_2480MHz +B30	
ANT	CDD 5+6/ MIMO 5+6/7	
Pol.	Vertical	Fundamental
Peak	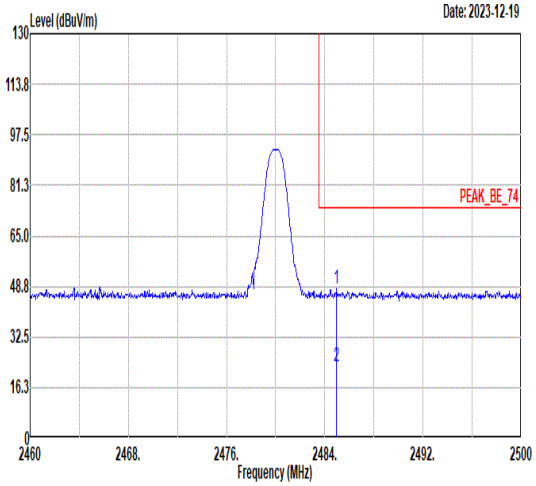 Freq Level Limit Line Margin Read Level Ant Factor Cable Loss Preamp Factor APos TPos Remark MHz dBuV/m dBuV/m dB dBuV dB/m dB dB cm deg 1 2484.96 47.89 74.00 -26.11 39.64 32.47 7.88 32.10 400 141 Peak 2 2484.96 23.10 74.00 -50.90 14.85 32.47 7.88 32.10 400 141 Average	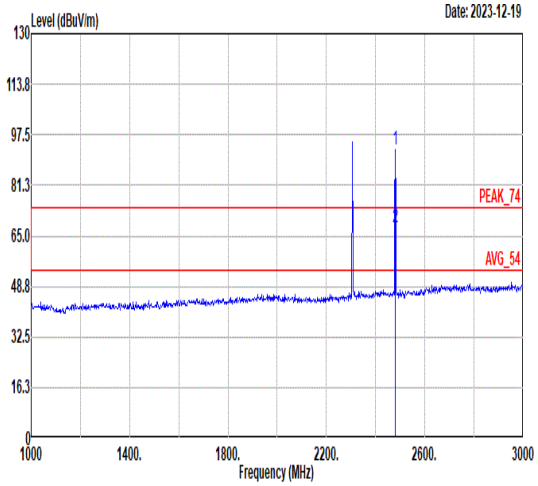 Freq Level Limit Line Margin Read Level Ant Factor Cable Loss Preamp Factor APos TPos Remark MHz dBuV/m dBuV/m dB dBuV dB/m dB dB cm deg 1 2480.00 92.65 ------ ------ 84.42 32.46 7.87 32.10 400 141 Peak 2 2480.00 67.86 ------ ------ 59.63 32.46 7.87 32.10 400 141 Average

Mode	141	
	Harmonic	
	Co-location_11be EHT40_Ch64_5320MHz _BT_Ch78_2480MHz +B30	
ANT	CDD 5+6/ MIMO 5+6/7	
Pol.	Horizontal	Vertical
Peak Avg	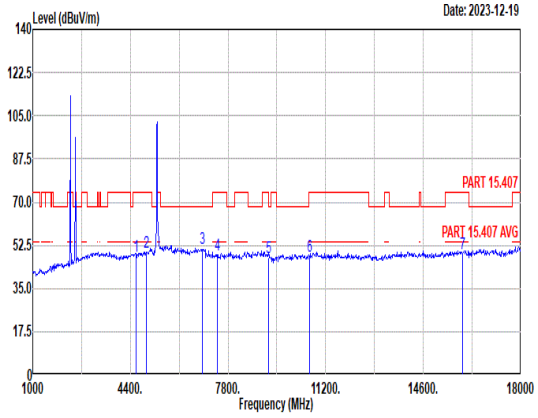 Freq Level Limit Line Margin Read Level Ant Factor Cable Loss Preamp Factor APos TPos Remark MHz dBuV/m dBuV/m dB dBuV dB/m dB dB cm deg 1 4611.00 48.24 74.00 -25.76 34.76 34.74 10.80 32.06 -- -- Peak 2 4960.00 49.89 74.00 -24.11 35.52 34.88 11.14 31.65 -- -- Peak 3 6916.50 51.39 68.30 -16.91 35.48 36.15 12.19 32.43 -- -- Peak 4 7440.00 48.67 74.00 -25.33 32.07 36.38 12.97 32.75 -- -- Peak 5 9222.00 47.50 68.30 -20.80 27.10 38.53 14.15 32.28 -- -- Peak 6 10640.00 47.92 74.00 -26.08 25.73 39.47 14.32 31.60 -- -- Peak 7 15960.00 49.14 74.00 -24.86 24.16 42.08 17.19 34.29 -- -- Peak	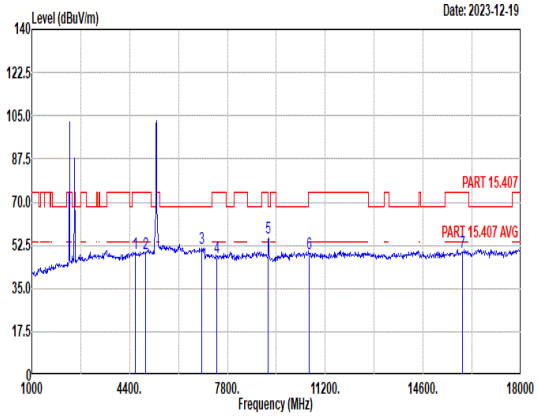 Freq Level Limit Line Margin Read Level Ant Factor Cable Loss Preamp Factor APos TPos Remark MHz dBuV/m dBuV/m dB dBuV dB/m dB dB cm deg 1 4611.00 49.15 74.00 -24.85 35.67 34.74 10.80 32.06 -- -- Peak 2 4960.00 49.32 74.00 -24.68 34.95 34.88 11.14 31.65 -- -- Peak 3 6916.50 51.33 68.30 -16.97 35.42 36.15 12.19 32.43 -- -- Peak 4 7440.00 47.67 74.00 -26.33 31.07 36.38 12.97 32.75 -- -- Peak 5 9222.00 55.27 68.30 -13.03 34.87 38.53 14.15 32.28 -- -- Peak 6 10640.00 49.31 74.00 -24.69 27.12 39.47 14.32 31.60 -- -- Peak 7 15960.00 49.91 74.00 -24.09 24.93 42.08 17.19 34.29 -- -- Peak

Note: the highest signals over limit are co-location fundamental signals.

Mode	142	
	Band Edge	
	Co-location_11be EHT40_Ch64_5320MHz _11g_Ch11_2462MHz _BLE_Ch38_2478MHz +B30	
ANT	5/6/'CDD 5+6/7	
Pol.	Horizontal	Fundamental
Peak	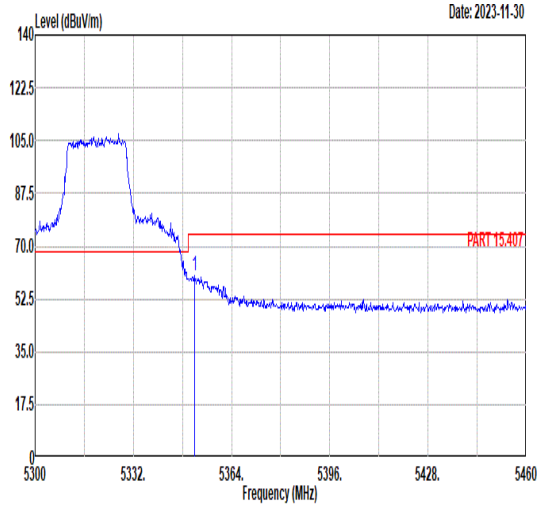 Freq Level Limit Line Margin Read Level Ant Factor Cable Loss Preamp Factor APos TPos Remark MHz dBuV/m dBuV/m dB dBuV dB/m dB dB cm deg 1 5351.84 60.34 74.00 -13.66 46.60 34.83 10.94 32.03 327 62 Peak	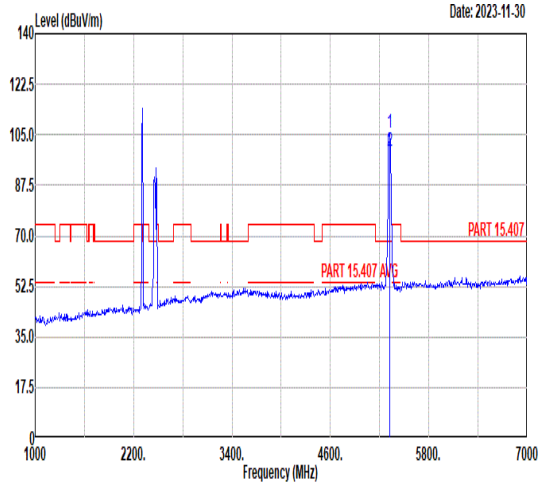 Freq Level Limit Line Margin Read Level Ant Factor Cable Loss Preamp Factor APos TPos Remark MHz dBuV/m dBuV/m dB dBuV dB/m dB dB cm deg 1 5320.00 105.54 ------ ------ 91.72 34.84 10.97 31.99 327 62 Peak 2 5320.00 99.13 ------ ------ 85.31 34.84 10.97 31.99 327 62 Average
Avg	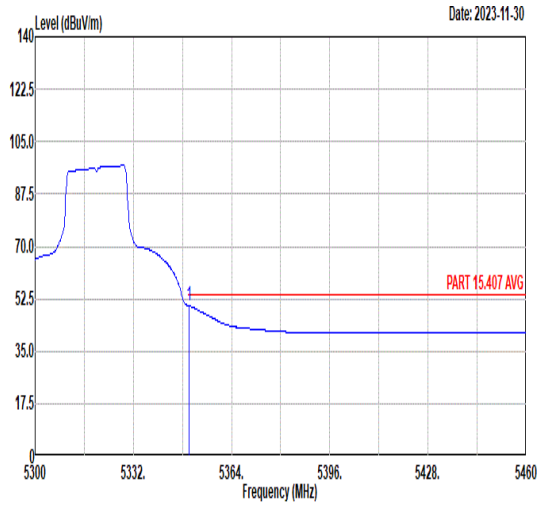 Freq Level Limit Line Margin Read Level Ant Factor Cable Loss Preamp Factor APos TPos Remark MHz dBuV/m dBuV/m dB dBuV dB/m dB dB cm deg 1 5350.08 50.21 54.00 -3.79 36.47 34.83 10.94 32.03 327 62 Average	Blank

Mode	142	
	Band Edge	
	Co-location_11be EHT40_Ch64_5320MHz _11g_Ch11_2462MHz _BLE_Ch38_2478MHz +B30	
ANT	5/6/'CDD 5+6/7	
Pol.	Vertical	Fundamental
Peak	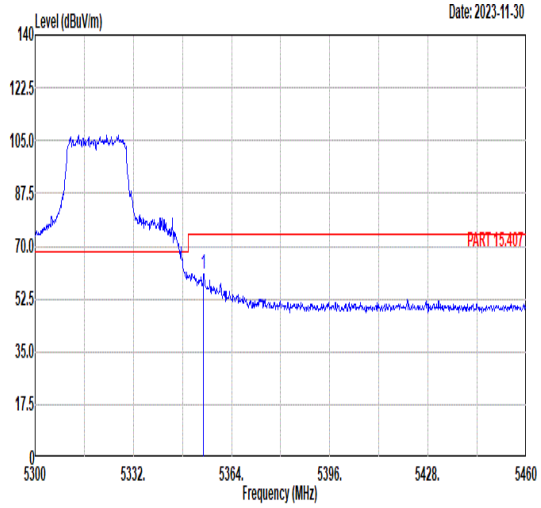 Freq Level Limit Line Margin Read Level Ant Factor Cable Loss Preamp Factor APos TPos Remark MHz dBuV/m dBuV/m dB dBuV dB/m dB dB cm deg 1 5354.88 60.81 74.00 -13.19 47.08 34.83 10.94 32.04 374 266 Peak	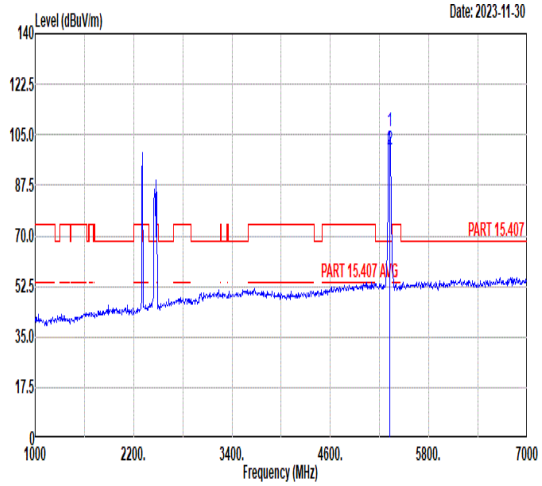 Freq Level Limit Line Margin Read Level Ant Factor Cable Loss Preamp Factor APos TPos Remark MHz dBuV/m dBuV/m dB dBuV dB/m dB dB cm deg 1 5320.00 106.39 ------ ------ 92.57 34.84 10.97 31.99 374 266 Peak 2 5320.00 99.95 ------ ------ 86.13 34.84 10.97 31.99 374 266 Average
Avg	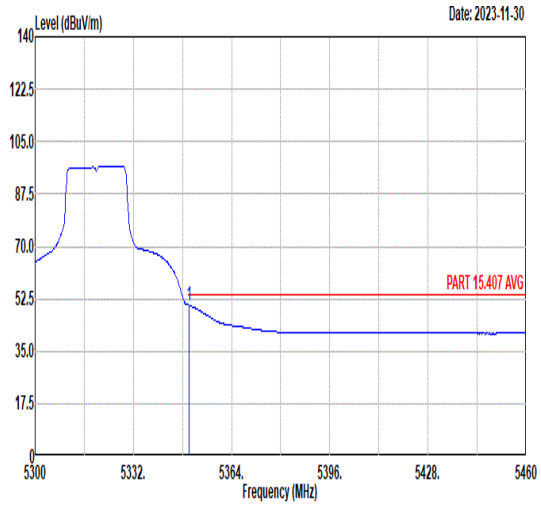 Freq Level Limit Line Margin Read Level Ant Factor Cable Loss Preamp Factor APos TPos Remark MHz dBuV/m dBuV/m dB dBuV dB/m dB dB cm deg 1 5350.08 50.37 54.00 -3.63 36.63 34.83 10.94 32.03 374 266 Average	Blank

Mode	142	
	Band Edge	
	Co-location_11be EHT40_Ch64_5320MHz _11g_Ch11_2462MHz _BLE_Ch38_2478MHz +B30	
ANT	5/6/'CDD 5+6/7	
Pol.	Horizontal	Fundamental
Peak	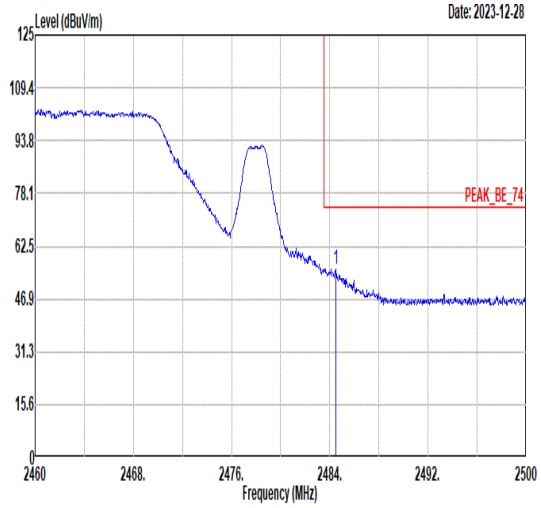 Freq Level Limit Line Margin Read Level Ant Factor Cable Loss Preamp Factor APos TPos Remark MHz dBuV/m dBuV/m dB dBuV dB/m dB dB cm deg 1 2484.52 55.83 74.00 -18.17 47.58 32.47 7.88 32.10 378 249 Peak	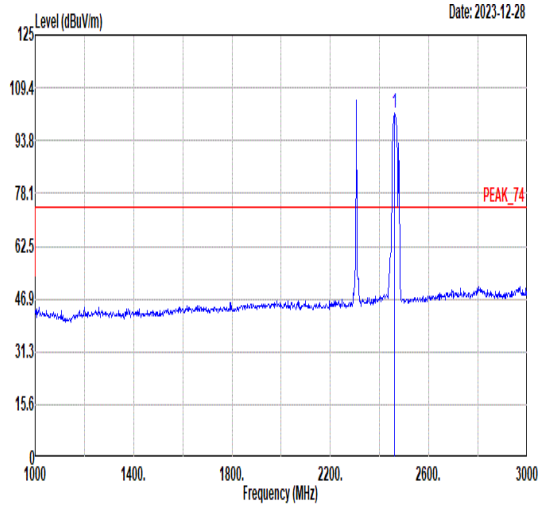 Freq Level Limit Line Margin Read Level Ant Factor Cable Loss Preamp Factor APos TPos Remark MHz dBuV/m dBuV/m dB dBuV dB/m dB dB cm deg 1 2462.00 102.02 ------ ------ 93.83 32.42 7.86 32.09 378 249 Peak
Avg	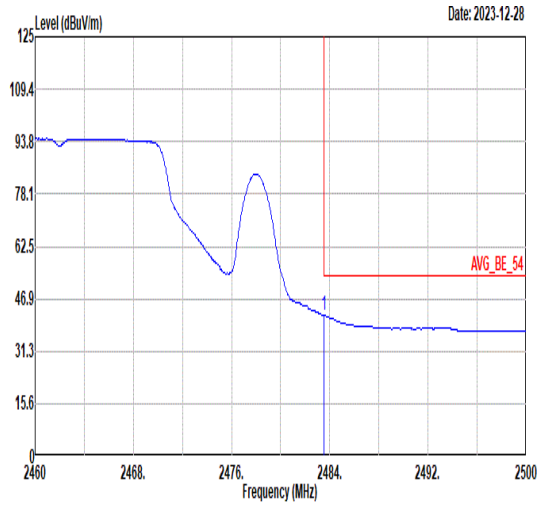 Freq Level Limit Line Margin Read Level Ant Factor Cable Loss Preamp Factor APos TPos Remark MHz dBuV/m dBuV/m dB dBuV dB/m dB dB cm deg 1 2483.52 42.14 54.00 -11.86 33.90 32.46 7.88 32.10 378 249 Average	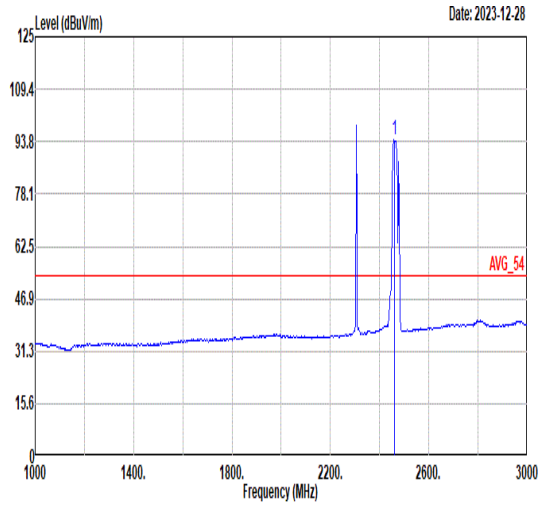 Freq Level Limit Line Margin Read Level Ant Factor Cable Loss Preamp Factor APos TPos Remark MHz dBuV/m dBuV/m dB dBuV dB/m dB dB cm deg 1 2462.00 94.52 ------ ------ 86.33 32.42 7.86 32.09 378 249 Average

Mode	142	
	Band Edge	
	Co-location_11be EHT40_Ch64_5320MHz _11g_Ch11_2462MHz _BLE_Ch38_2478MHz +B30	
ANT	5/6/'CDD 5+6/7	
Pol.	Vertical	Fundamental
Peak	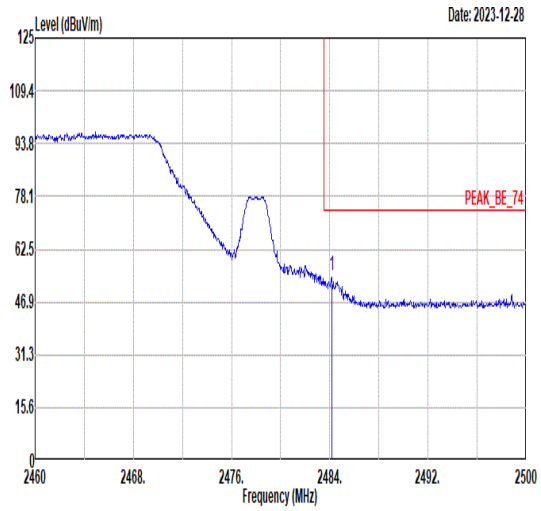 Freq Level Limit Line Margin Read Level Ant Factor Cable Loss Preamp Factor APos TPos Remark MHz dBuV/m dBuV/m dB dBuV dB/m dB dB cm deg 1 2484.16 54.57 74.00 -19.43 46.32 32.47 7.88 32.10 400 115 Peak	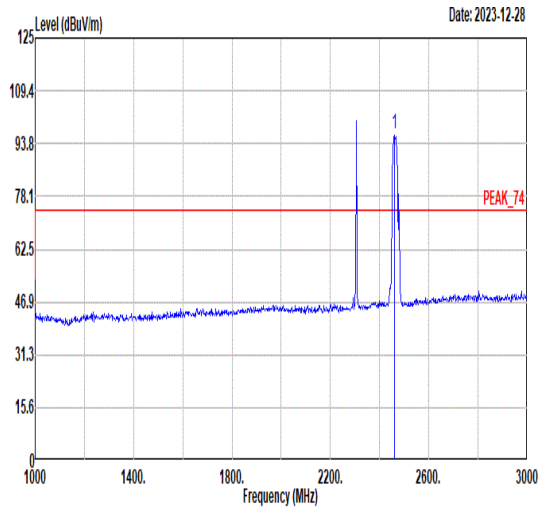 Freq Level Limit Line Margin Read Level Ant Factor Cable Loss Preamp Factor APos TPos Remark MHz dBuV/m dBuV/m dB dBuV dB/m dB dB cm deg 1 2462.00 96.49 ------ ------ 88.30 32.42 7.86 32.09 400 115 Peak
Avg	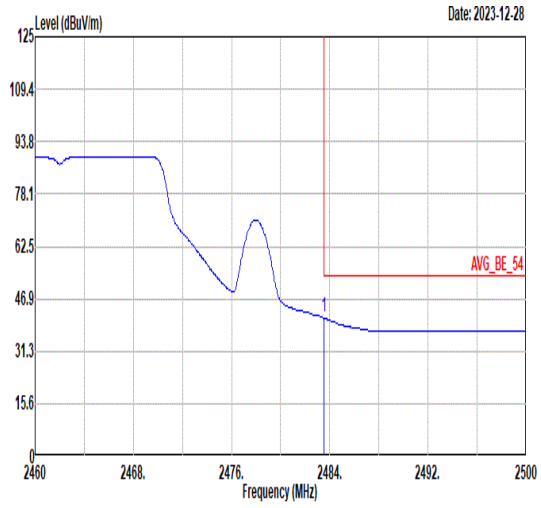 Freq Level Limit Line Margin Read Level Ant Factor Cable Loss Preamp Factor APos TPos Remark MHz dBuV/m dBuV/m dB dBuV dB/m dB dB cm deg 1 2483.52 41.57 54.00 -12.43 33.33 32.46 7.88 32.10 400 115 Average	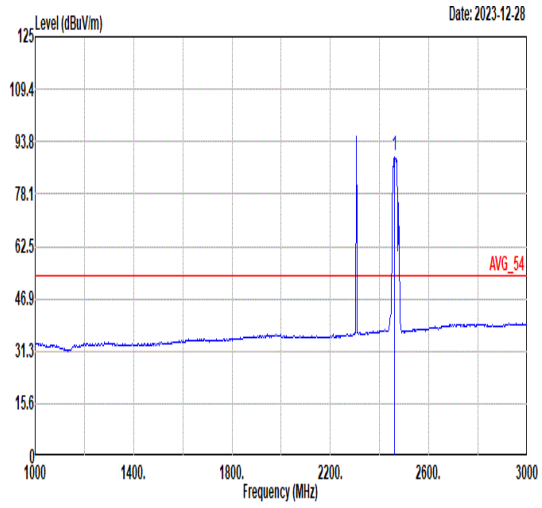 Freq Level Limit Line Margin Read Level Ant Factor Cable Loss Preamp Factor APos TPos Remark MHz dBuV/m dBuV/m dB dBuV dB/m dB dB cm deg 1 2462.00 89.43 ------ ------ 81.24 32.42 7.86 32.09 400 115 Average

Mode	142	
	Band Edge	
	Co-location_11be EHT40_Ch64_5320MHz _11g_Ch11_2462MHz _BLE_Ch38_2478MHz +B30	
ANT	5/6/'CDD 5+6/7	
Pol.	Horizontal	Fundamental
Peak	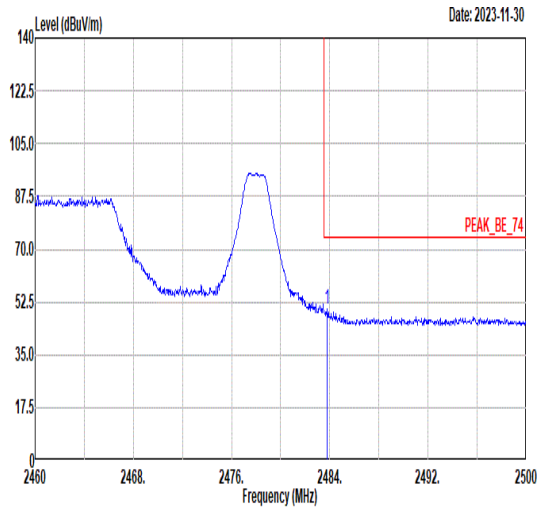 Freq Level Limit Line Margin Read Level Ant Factor Cable Loss Preamp Factor APos TPos Remark MHz dBuV/m dBuV/m dB dBuV dB/m dB dB cm deg 1 2483.80 50.36 74.00 -23.64 42.12 32.46 7.88 32.10 374 193 Peak	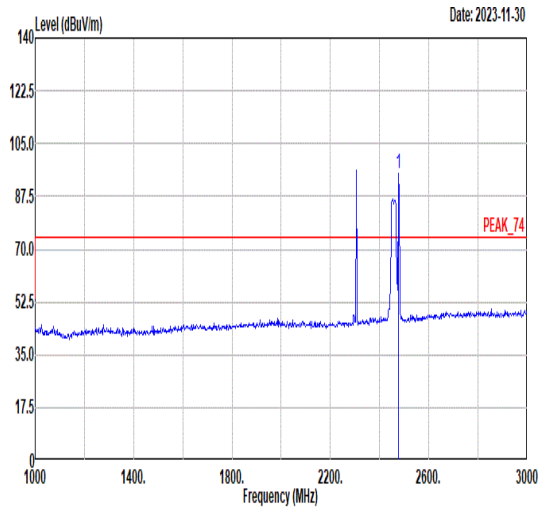 Freq Level Limit Line Margin Read Level Ant Factor Cable Loss Preamp Factor APos TPos Remark MHz dBuV/m dBuV/m dB dBuV dB/m dB dB cm deg 1 2478.00 94.92 ------ ------ 86.69 32.45 7.87 32.09 374 193 Peak
Avg	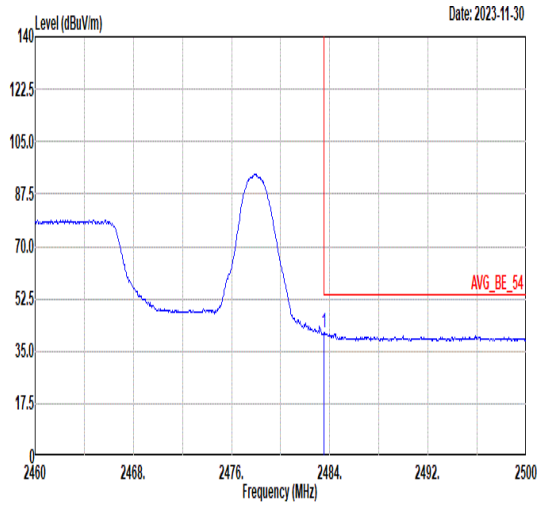 Freq Level Limit Line Margin Read Level Ant Factor Cable Loss Preamp Factor APos TPos Remark MHz dBuV/m dBuV/m dB dBuV dB/m dB dB cm deg 1 2483.52 41.02 54.00 -12.98 32.78 32.46 7.88 32.10 374 193 Average	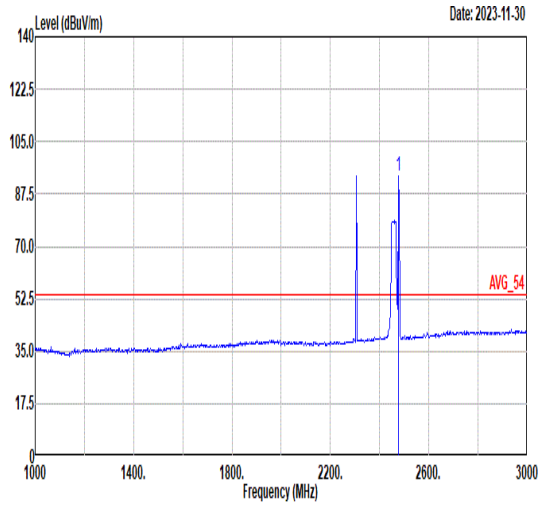 Freq Level Limit Line Margin Read Level Ant Factor Cable Loss Preamp Factor APos TPos Remark MHz dBuV/m dBuV/m dB dBuV dB/m dB dB cm deg 1 2478.00 93.73 ------ ------ 85.50 32.45 7.87 32.09 374 193 Average

Mode	142	
	Band Edge	
	Co-location_11be EHT40_Ch64_5320MHz _11g_Ch11_2462MHz _BLE_Ch38_2478MHz +B30	
ANT	5/6/'CDD 5+6/7	
Pol.	Vertical	Fundamental
Peak	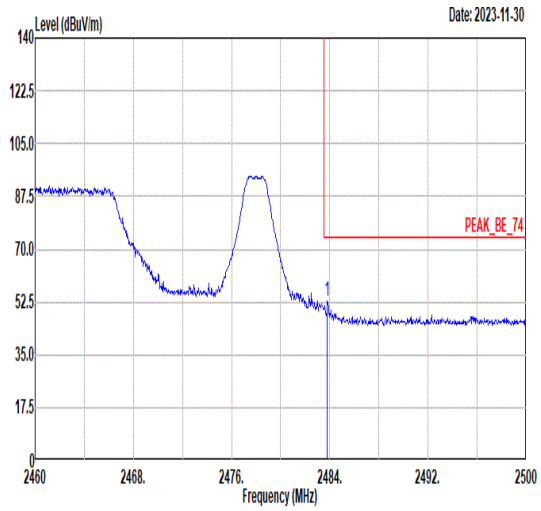 Freq Level Limit Line Margin Read Level Ant Factor Cable Loss Preamp Factor APos TPos Remark 1 2483.80 52.88 74.00 -21.12 44.64 32.46 7.88 32.10 100 238 Peak	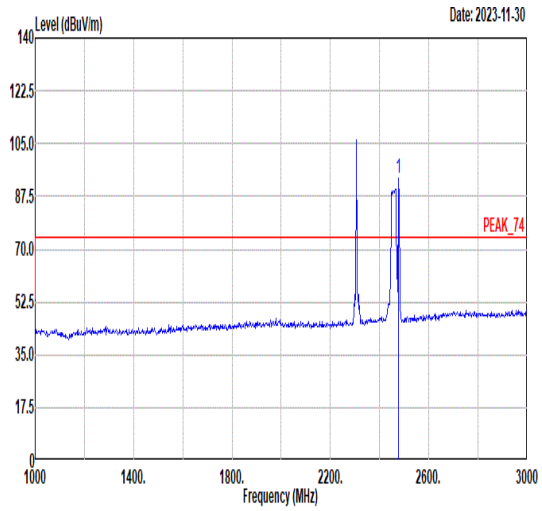 Freq Level Limit Line Margin Read Level Ant Factor Cable Loss Preamp Factor APos TPos Remark 1 2478.00 93.67 ------ ------ 85.44 32.45 7.87 32.09 100 238 Peak
Avg	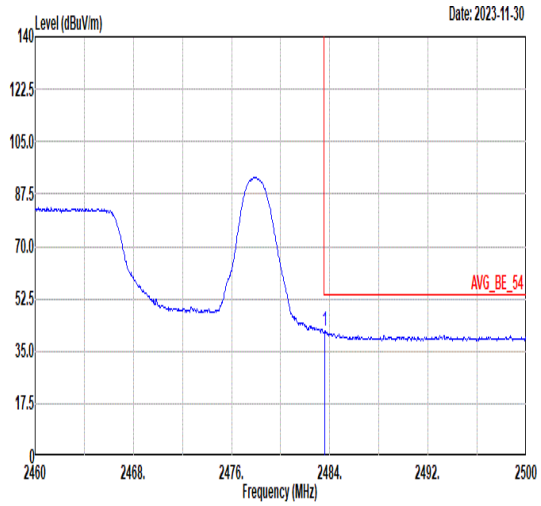 Freq Level Limit Line Margin Read Level Ant Factor Cable Loss Preamp Factor APos TPos Remark 1 2483.60 41.96 54.00 -12.04 33.72 32.46 7.88 32.10 100 238 Average	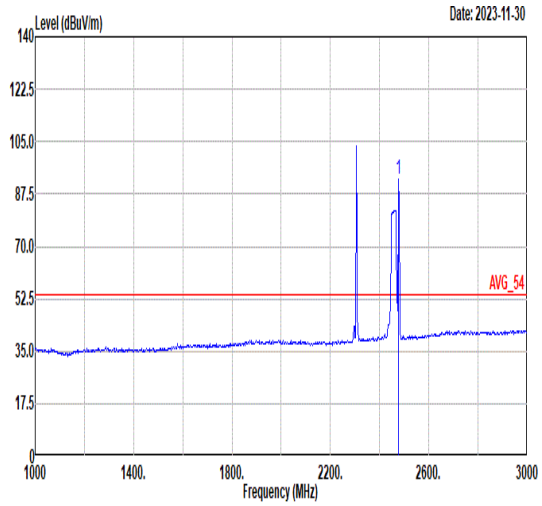 Freq Level Limit Line Margin Read Level Ant Factor Cable Loss Preamp Factor APos TPos Remark 1 2478.00 92.69 ------ ------ 84.46 32.45 7.87 32.09 100 238 Average

Mode	142	
	Harmonic	
	Co-location_11be EHT40_Ch64_5320MHz _11g_Ch11_2462MHz _BLE_Ch38_2478MHz +B30	
ANT	5/6/'CDD 5+6/7	
Pol.	Horizontal	Vertical
Peak Avg	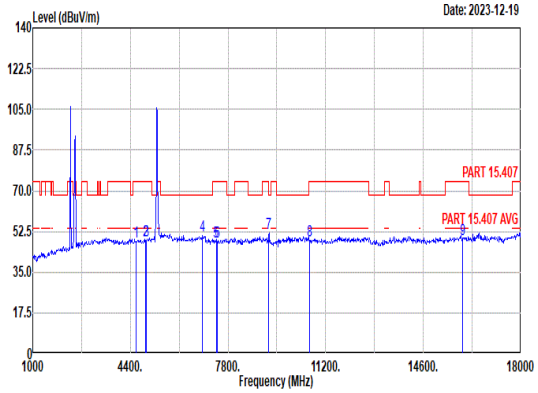	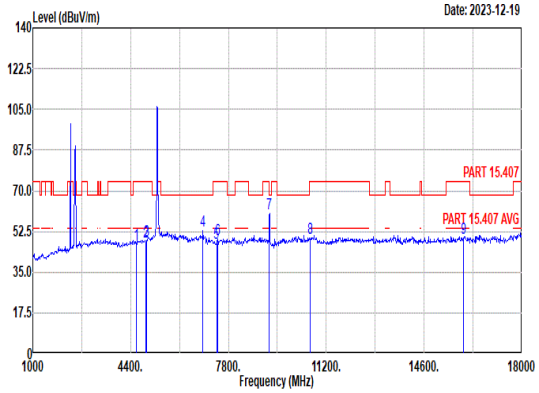

Horizontal:

	Freq	Level	Limit Line	Margin	Read Level	Ant Factor	Cable Loss	Preamp Factor	APos	TPos	Remark
	MHz	dBuV/m	dBuV/m	dB	dBuV	dB/m	dB	dB	cm	deg	
1	4611.00	47.88	74.00	-26.12	34.40	34.74	10.80	32.06	--	--	Peak
2	4924.00	48.54	74.00	-25.46	34.24	34.87	11.12	31.69	--	--	Peak
3	4956.00	48.59	74.00	-25.41	34.24	34.88	11.13	31.66	--	--	Peak
4	6916.50	50.69	68.30	-17.61	34.78	36.15	12.19	32.43	--	--	Peak
5	7386.00	47.98	74.00	-26.02	31.21	36.35	13.12	32.70	--	--	Peak
6	7434.00	48.26	74.00	-25.74	31.65	36.37	12.99	32.75	--	--	Peak
7	9222.00	51.98	68.30	-16.32	31.58	38.53	14.15	32.28	--	--	Peak
8	10640.00	48.66	74.00	-25.34	26.47	39.47	14.32	31.60	--	--	Peak
9	15960.00	49.02	74.00	-24.98	24.04	42.08	17.19	34.29	--	--	Peak

Vertical:

	Freq	Level	Limit Line	Margin	Read Level	Ant Factor	Cable Loss	Preamp Factor	APos	TPos	Remark
	MHz	dBuV/m	dBuV/m	dB	dBuV	dB/m	dB	dB	cm	deg	
1	4611.00	47.03	74.00	-26.97	33.55	34.74	10.80	32.06	--	--	Peak
2	4924.00	48.24	74.00	-25.76	33.94	34.87	11.12	31.69	--	--	Peak
3	4956.00	48.48	74.00	-25.52	34.13	34.88	11.13	31.66	--	--	Peak
4	6916.50	53.08	68.30	-15.22	37.17	36.15	12.19	32.43	--	--	Peak
5	7386.00	47.38	74.00	-26.62	30.61	36.35	13.12	32.70	--	--	Peak
6	7434.00	49.32	74.00	-24.68	32.71	36.37	12.99	32.75	--	--	Peak
7	9222.00	60.21	68.30	-8.09	39.81	38.53	14.15	32.28	--	--	Peak
8	10640.00	49.58	74.00	-24.42	27.39	39.47	14.32	31.60	--	--	Peak
9	15960.00	49.49	74.00	-24.51	24.51	42.08	17.19	34.29	--	--	Peak

Note: the highest signals over limit are co-location fundamental signals.

Mode	143	
	Band Edge - L	
	U-NII-2A_5.25-5.35_802.11be EHT40_CH54_Full_5270MHz	
ANT	CDD 5+4	
Pol.	Horizontal	Fundamental
Peak	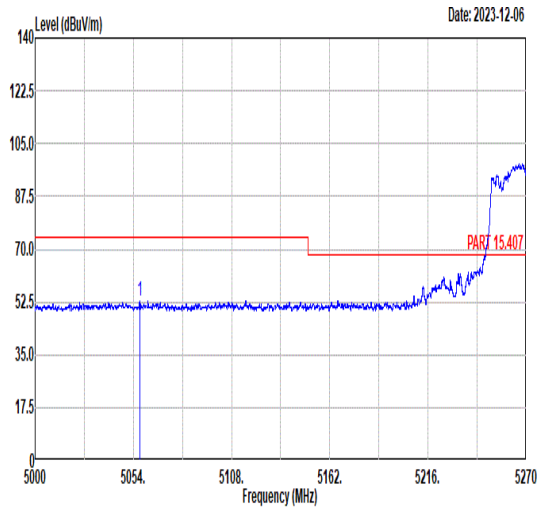 Freq Level Limit Line Margin (dB) Read Level Ant Factor Cable Loss Preamp Factor APos TPos Remark MHz dBuV/m dBuV/m dBuV dB/m dB dB cm deg 1 5057.40 52.88 74.00 -21.12 38.52 34.89 11.14 31.67 300 314 PEAK	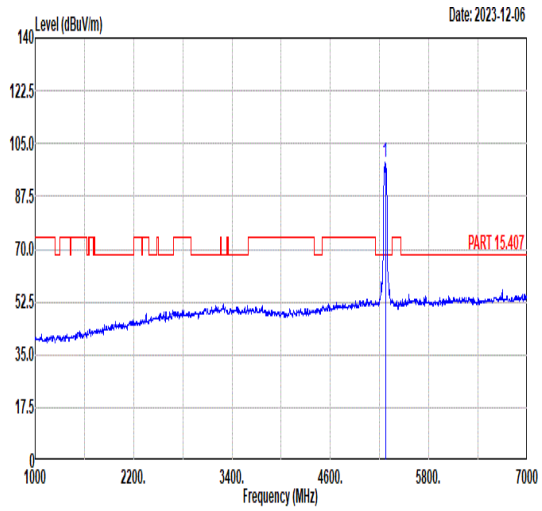 Freq Level Limit Line Margin (dB) Read Level Ant Factor Cable Loss Preamp Factor APos TPos Remark MHz dBuV/m dBuV/m dBuV dB/m dB dB cm deg 1 5270.00 99.05 ------ ------ 85.11 34.85 11.01 31.92 300 314 PEAK
Avg	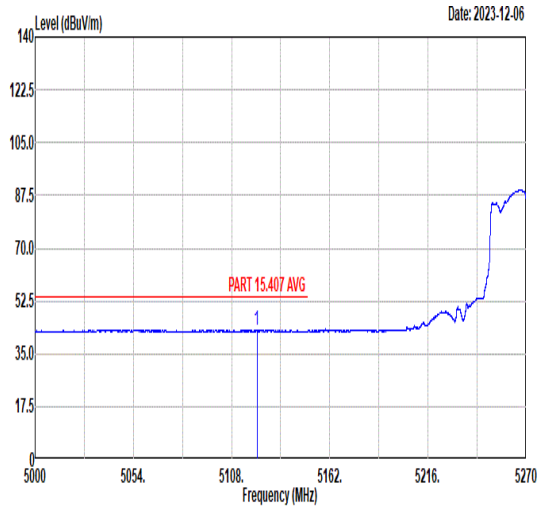 Freq Level Limit Line Margin (dB) Read Level Ant Factor Cable Loss Preamp Factor APos TPos Remark MHz dBuV/m dBuV/m dBuV dB/m dB dB cm deg 1 5121.93 42.92 54.00 -11.08 28.69 34.88 11.10 31.75 300 314 AVERAGE	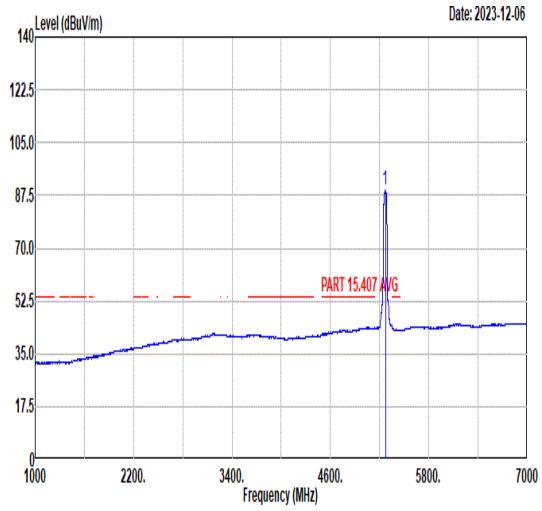 Freq Level Limit Line Margin (dB) Read Level Ant Factor Cable Loss Preamp Factor APos TPos Remark MHz dBuV/m dBuV/m dBuV dB/m dB dB cm deg 1 5270.00 89.04 ------ ------ 75.10 34.85 11.01 31.92 300 314 AVERAGE

Mode	143	
	Band Edge - R	
	U-NII-2A_5.25-5.35_802.11be EHT40_CH54_Full_5270MHz	
ANT	CDD 5+4	
Pol.	Horizontal	Fundamental
Peak	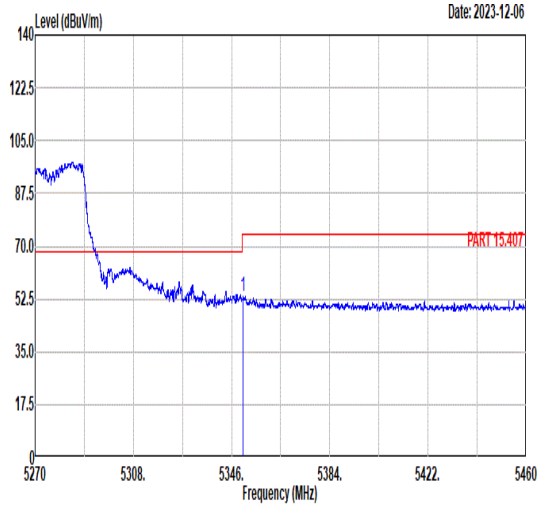 Freq Level Limit Line Margin (dB) Read Level Ant Factor Cable Loss Preamp Factor APos TPos Remark MHz dBuV/m dBuV/m dBuV dB/m dB dB cm deg 1 5350.47 53.51 74.00 -20.49 39.77 34.83 10.94 32.03 300 314 PEAK	Blank
Avg	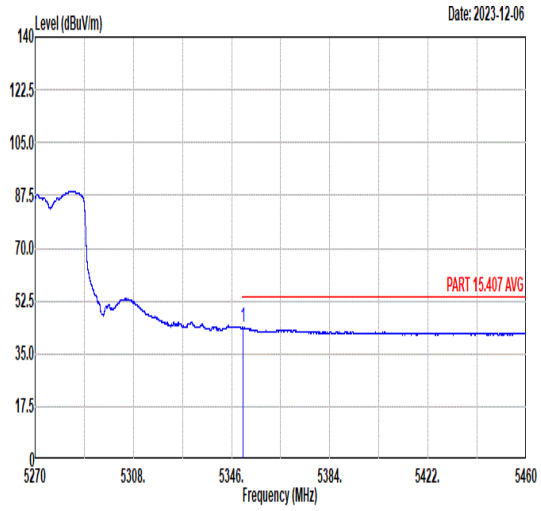 Freq Level Limit Line Margin (dB) Read Level Ant Factor Cable Loss Preamp Factor APos TPos Remark MHz dBuV/m dBuV/m dBuV dB/m dB dB cm deg 1 5350.45 43.69 54.00 -10.31 29.95 34.83 10.94 32.03 300 314 AVERAGE	Blank

Mode	143	
	Band Edge - L	
	U-NII-2A_5.25-5.35_802.11be EHT40_CH54_Full_5270MHz	
ANT	CDD 5+4	
Pol.	Vertical	Fundamental
Peak	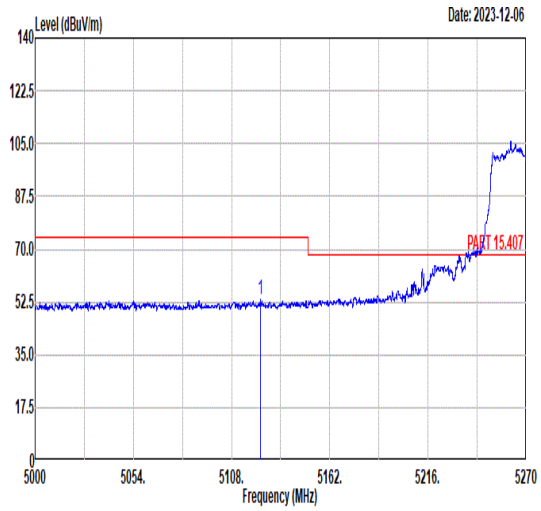 Freq Level Limit Line Margin (dB) Read Level Ant Factor Cable Loss Preamp Factor APos TPos Remark 1 5123.80 53.14 74.00 -20.86 38.91 34.88 11.10 31.75 201 263 PEAK	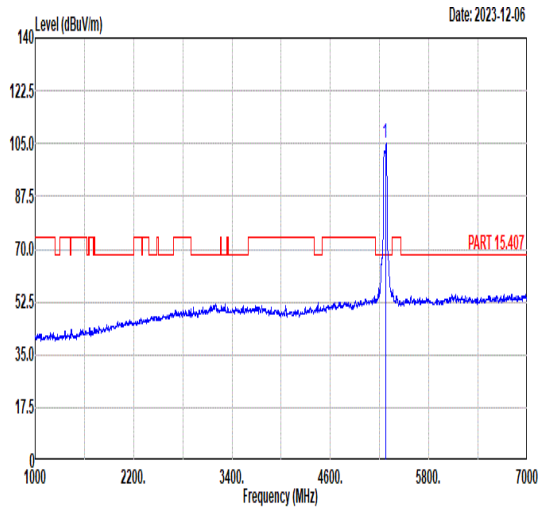 Freq Level Limit Line Margin (dB) Read Level Ant Factor Cable Loss Preamp Factor APos TPos Remark 1 5270.00 104.92 ------ ------ 91.02 34.84 11.00 31.94 201 263 PEAK
Avg	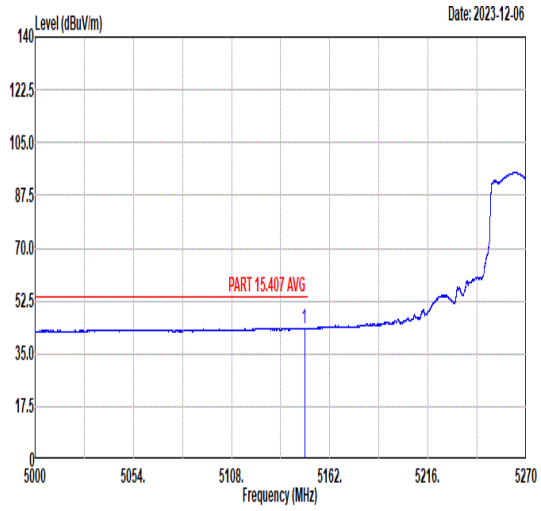 Freq Level Limit Line Margin (dB) Read Level Ant Factor Cable Loss Preamp Factor APos TPos Remark 1 5148.10 43.57 54.00 -10.43 29.39 34.87 11.09 31.78 201 263 AVERAGE	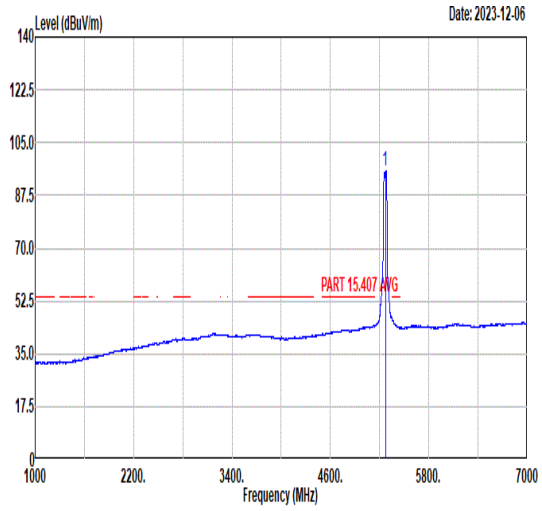 Freq Level Limit Line Margin (dB) Read Level Ant Factor Cable Loss Preamp Factor APos TPos Remark 1 5270.00 95.67 ------ ------ 81.77 34.84 11.00 31.94 201 263 AVERAGE

Mode	143	
	Band Edge - R	
	U-NII-2A_5.25-5.35_802.11be EHT40_CH54_Full_5270MHz	
ANT	CDD 5+4	
Pol.	Vertical	Fundamental
Peak	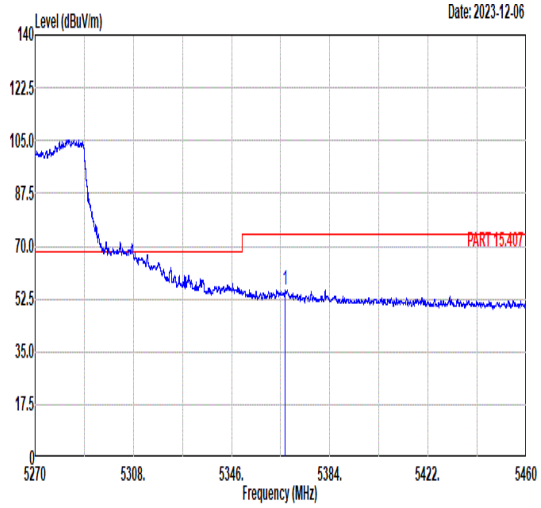 Freq Level Limit Line Margin (dB) Read Level Ant Factor Cable Loss Preamp Factor APos TPos Remark MHz dBuV/m dBuV/m dBuV dB/m dB dB cm deg 1 5366.63 55.61 74.00 -18.39 41.90 34.83 10.93 32.05 201 263 PEAK	Blank
Avg	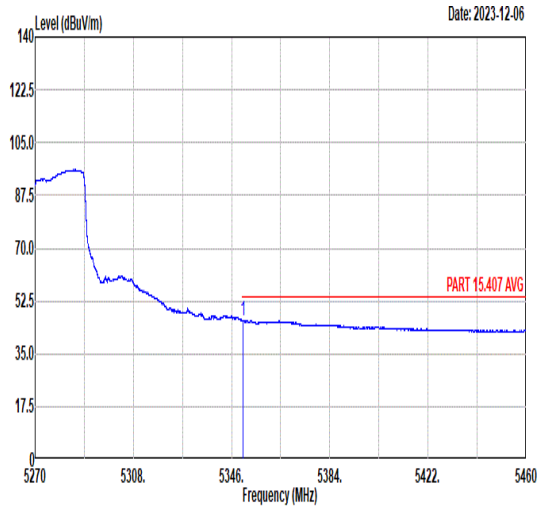 Freq Level Limit Line Margin (dB) Read Level Ant Factor Cable Loss Preamp Factor APos TPos Remark MHz dBuV/m dBuV/m dBuV dB/m dB dB cm deg 1 5350.47 46.12 54.00 -7.88 32.38 34.83 10.94 32.03 201 263 AVERAGE	Blank

Mode	143	
	Harmonic	
	U-NII-2A_5.25-5.35_802.11be EHT40_CH54_Full_5270MHz	
ANT	CDD 5+4	
Pol.	Horizontal	Vertical
Peak Avg	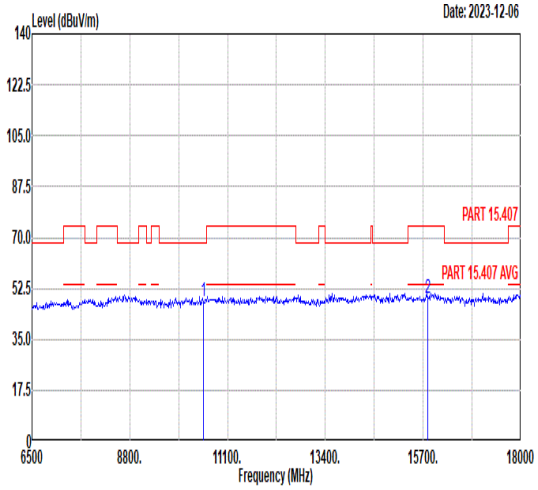 Freq Level Limit Line Margin Read Level Ant Factor Cable Loss Preamp Factor APos TPos Remark MHz dBuV/m dBuV/m dB dBuV dB/m dB dB cm deg 1 10540.00 47.84 68.30 -20.46 44.89 39.49 14.26 50.80 -- -- Peak 2 15810.00 49.07 74.00 -24.93 41.67 41.99 17.06 51.65 -- -- Peak	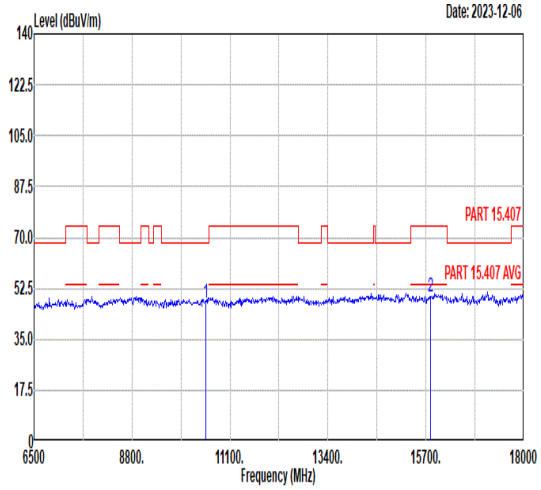 Freq Level Limit Line Margin Read Level Ant Factor Cable Loss Preamp Factor APos TPos Remark MHz dBuV/m dBuV/m dB dBuV dB/m dB dB cm deg 1 10540.00 47.43 68.30 -20.87 44.48 39.49 14.26 50.80 -- -- Peak 2 15810.00 49.54 74.00 -24.46 42.14 41.99 17.06 51.65 -- -- Peak

Mode	144
	Band Edge - L
	U-NII-3_5.725-5.85_802.11be EHT80_CH155_Puncturing 20M_5775MHz
ANT	5+4

Pol.	Horizontal	Fundamental
Peak	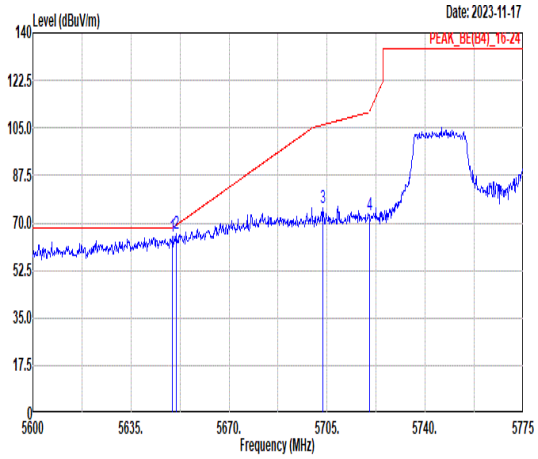 Freq Level Limit Line Margin (dB) Read Level Ant Factor Cable Loss Preamp Factor APos TPos Remark MHz dBuV/m dBuV/m dBuV dB/m dB dB cm deg 1 5649.88 64.95 68.30 -3.35 50.58 35.01 11.69 32.33 100 317 PEAK 2 5651.10 65.80 69.12 -3.32 51.43 35.01 11.69 32.33 100 317 PEAK 3 5703.60 75.60 106.21 -30.61 61.22 35.09 11.66 32.37 100 317 PEAK 4 5720.05 72.80 110.91 -38.11 58.41 35.11 11.66 32.38 100 317 PEAK	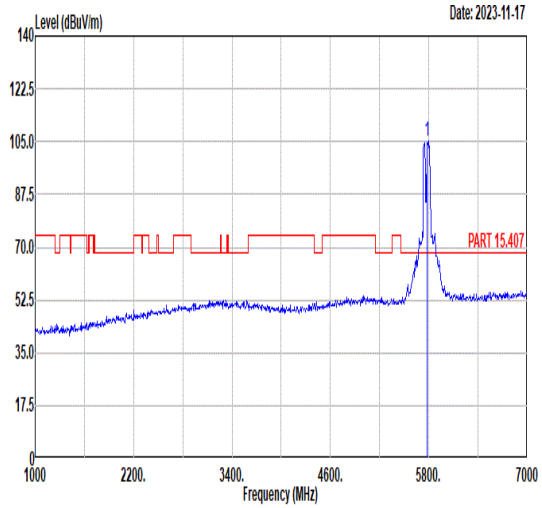 Freq Level Limit Line Margin (dB) Read Level Ant Factor Cable Loss Preamp Factor APos TPos Remark MHz dBuV/m dBuV/m dBuV dB/m dB dB cm deg 1 5775.00 105.33 ------ ------ 90.94 35.21 11.62 32.44 100 317 PEAK
Avg	Blank	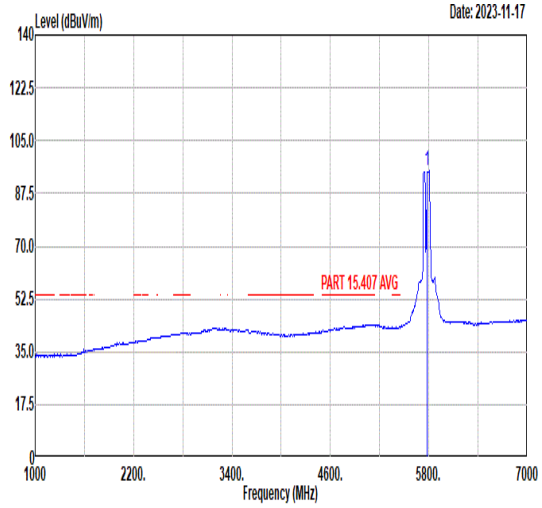 Freq Level Limit Line Margin (dB) Read Level Ant Factor Cable Loss Preamp Factor APos TPos Remark MHz dBuV/m dBuV/m dBuV dB/m dB dB cm deg 1 5775.00 95.27 ------ ------ 80.89 35.24 11.59 32.45 100 317 AVERAGE

Mode	144	
	Band Edge - R	
	U-NII-3_5.725-5.85_802.11be EHT80_CH155_Puncturing 20M_5775MHz	
ANT	5+4	
Pol.	Horizontal	Fundamental
Peak	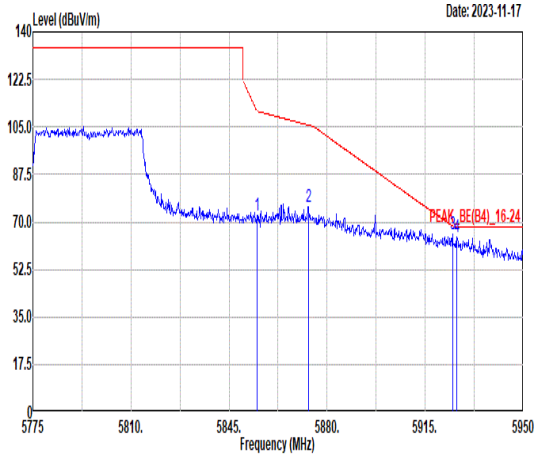 Freq Level Limit Line Margin (dB) Read Level Ant Factor Cable Loss Preamp Factor APos TPos Remark MHz dBuV/m dBuV/m dBuV dB/m dB dB cm deg 1 5854.98 72.35 110.86 -38.51 58.02 35.30 11.52 32.49 100 317 PEAK 2 5873.35 75.66 105.66 -30.00 61.35 35.32 11.49 32.50 100 317 PEAK 3 5924.80 65.25 68.35 -3.10 51.00 35.39 11.40 32.54 100 317 PEAK 4 5926.38 64.52 68.30 -3.78 50.26 35.40 11.40 32.54 100 317 PEAK	Blank

Mode	144	
	Band Edge - L	
	U-NII-3_5.725-5.85_802.11be EHT80_CH155_Puncturing 20M_5775MHz	
ANT	5+4	
Pol.	Vertical	Fundamental
Peak	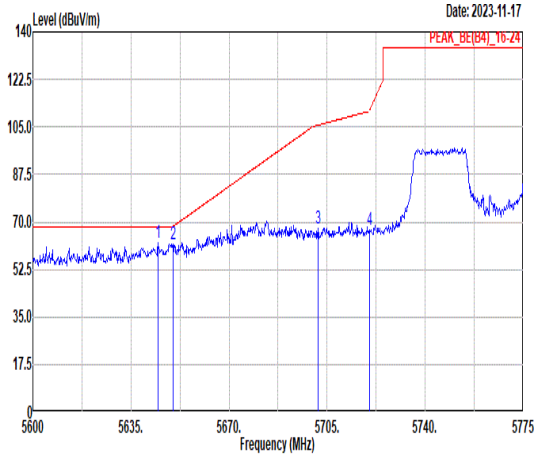 Freq Level Limit Line Margin (dB) Read Level Ant Factor Cable Loss Preamp Factor APos TPos Remark MHz dBuV/m dBuV/m dBuV dB/m dB dB cm deg 1 5644.63 62.59 68.30 -5.71 48.22 35.00 11.69 32.32 100 242 PEAK 2 5650.05 61.72 68.34 -6.62 47.35 35.01 11.69 32.33 100 242 PEAK 3 5701.68 67.83 105.67 -37.84 53.46 35.08 11.66 32.37 100 242 PEAK 4 5720.05 66.86 110.91 -44.05 52.47 35.11 11.66 32.38 100 242 PEAK	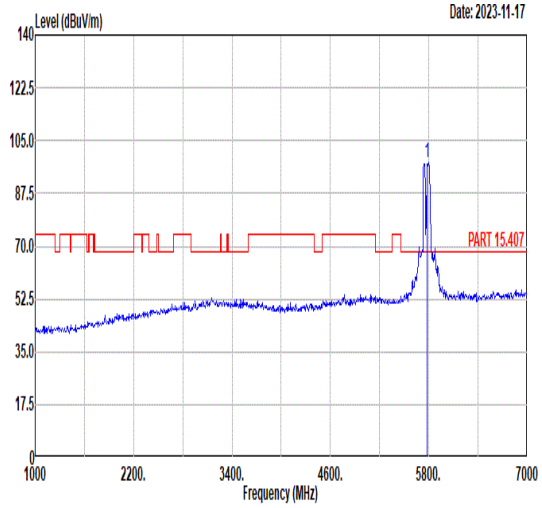 Freq Level Limit Line Margin (dB) Read Level Ant Factor Cable Loss Preamp Factor APos TPos Remark MHz dBuV/m dBuV/m dBuV dB/m dB dB cm deg 1 5775.00 97.90 ------ ------ 83.51 35.21 11.62 32.44 100 242 PEAK
Avg	Blank	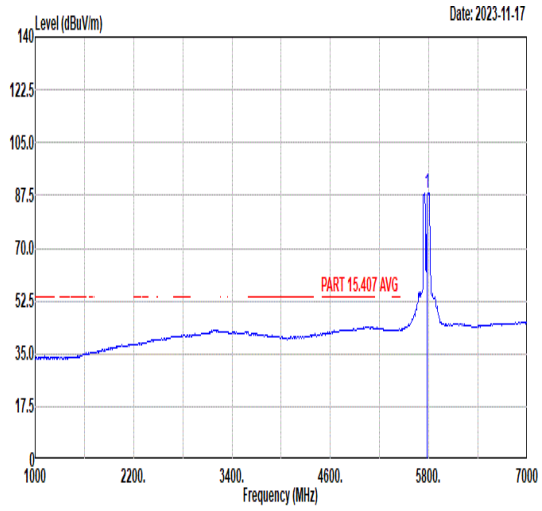 Freq Level Limit Line Margin (dB) Read Level Ant Factor Cable Loss Preamp Factor APos TPos Remark MHz dBuV/m dBuV/m dBuV dB/m dB dB cm deg 1 5775.00 88.35 ------ ------ 73.96 35.22 11.61 32.44 100 242 AVERAGE

Mode	144	
	Band Edge - R	
	U-NII-3_5.725-5.85_802.11be EHT80_CH155_Puncturing 20M_5775MHz	
ANT	5+4	
Pol.	Vertical	Fundamental
Peak	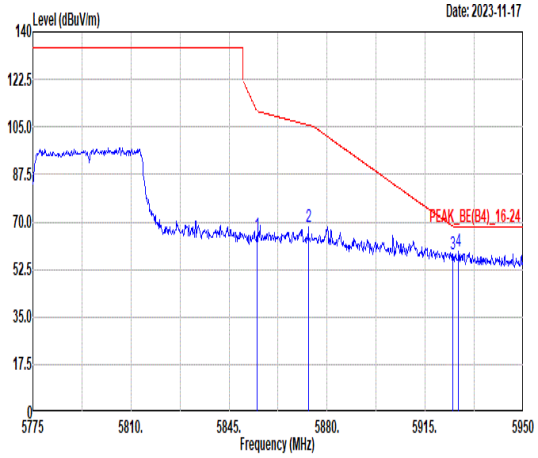 Freq Level Limit Line Margin (dB) Read Level Ant Factor Cable Loss Preamp Factor APos TPos Remark MHz dBuV/m dBuV/m dBuV dB/m dB dB cm deg 1 5854.98 64.80 110.86 -46.06 50.47 35.30 11.52 32.49 100 242 PEAK 2 5873.35 68.28 105.66 -37.38 53.97 35.32 11.49 32.50 100 242 PEAK 3 5924.98 57.93 68.22 -10.29 43.68 35.39 11.40 32.54 100 242 PEAK 4 5926.90 58.93 68.30 -9.37 44.67 35.40 11.40 32.54 100 242 PEAK	Blank

Mode	144	
	Harmonic	
	U-NII-3_5.725-5.85_802.11be EHT80_CH155_Puncturing 20M_5775MHz	
ANT	5+4	
Pol.	Horizontal	Vertical
Peak Avg	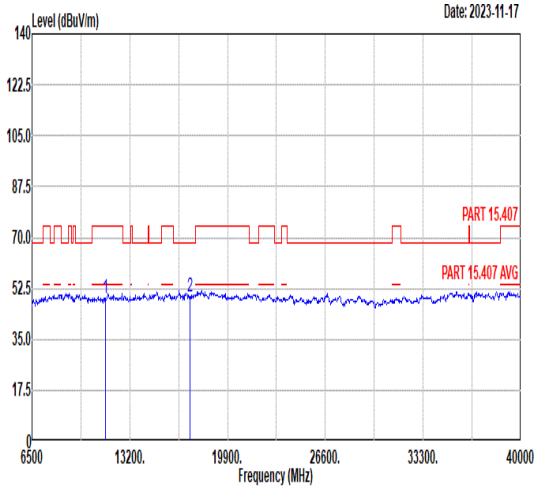 Freq Level Limit Line Margin Read Level Ant Factor Cable Loss Preamp Factor APos TPos Remark MHz dBuV/m dBuV/m dB dBuV dB/m dB dB cm deg 1 11550.00 49.38 74.00 -24.62 45.34 39.84 14.87 50.67 -- -- Peak 2 17325.00 49.42 68.30 -18.88 41.48 42.37 17.59 52.02 -- -- Peak	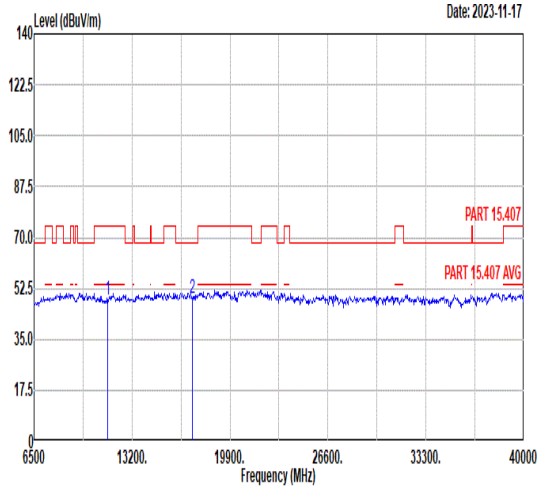 Freq Level Limit Line Margin Read Level Ant Factor Cable Loss Preamp Factor APos TPos Remark MHz dBuV/m dBuV/m dB dBuV dB/m dB dB cm deg 1 11550.00 48.37 74.00 -25.63 44.33 39.84 14.87 50.67 -- -- Peak 2 17325.00 49.21 68.30 -19.09 41.27 42.37 17.59 52.02 -- -- Peak

Mode	145	
	Band Edge	
	U-NII-1_5.15-5.25_802.11be EHT20_CH40_Full_5200MHz	
ANT	CDD 5+4	
Pol.	Horizontal	Fundamental
Peak	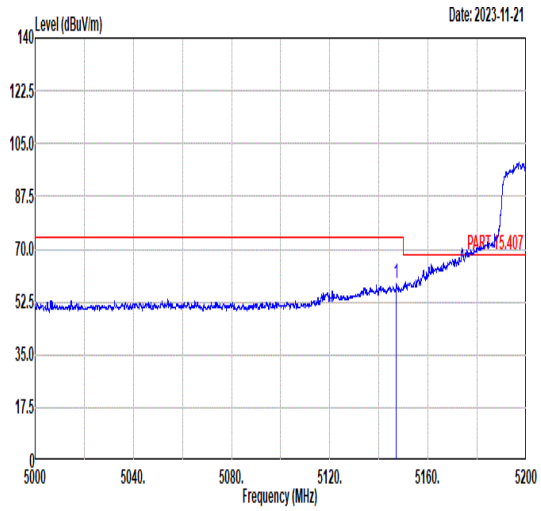 Freq Level Limit Line Margin (dB) Read Level Ant Factor Cable Loss Preamp Factor APos TPos Remark MHz dBuV/m dBuV/m dBuV dB/m dB dB cm deg 1 5147.10 58.44 74.00 -15.56 44.26 34.87 11.09 31.78 100 158 PEAK	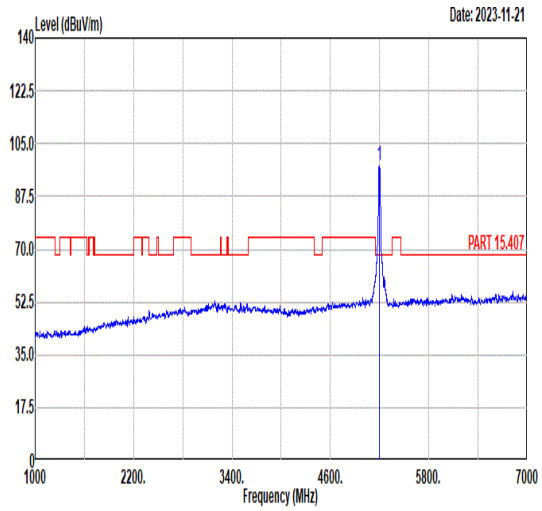 Freq Level Limit Line Margin (dB) Read Level Ant Factor Cable Loss Preamp Factor APos TPos Remark MHz dBuV/m dBuV/m dBuV dB/m dB dB cm deg 1 5200.00 97.81 ------ ------ 83.73 34.86 11.06 31.84 100 158 PEAK
Avg	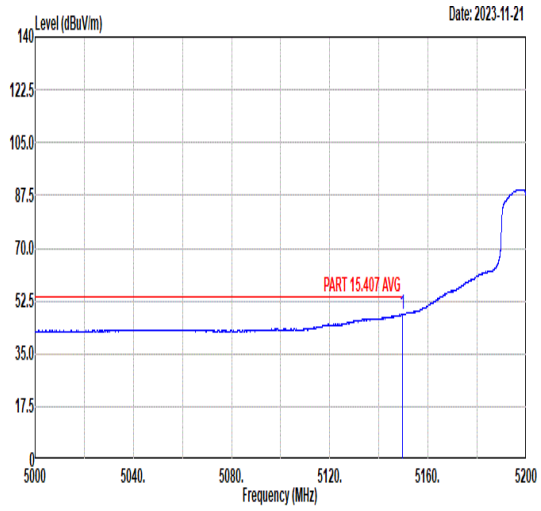 Freq Level Limit Line Margin (dB) Read Level Ant Factor Cable Loss Preamp Factor APos TPos Remark MHz dBuV/m dBuV/m dBuV dB/m dB dB cm deg 1 5149.72 48.21 54.00 -5.79 34.03 34.87 11.09 31.78 100 158 AVERAGE	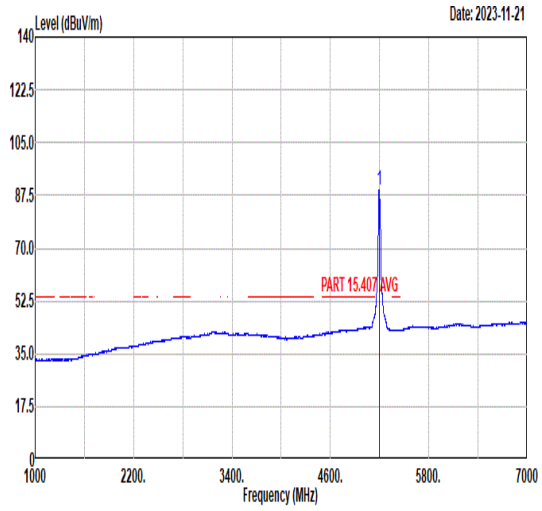 Freq Level Limit Line Margin (dB) Read Level Ant Factor Cable Loss Preamp Factor APos TPos Remark MHz dBuV/m dBuV/m dBuV dB/m dB dB cm deg 1 5200.00 89.38 ------ ------ 75.30 34.86 11.06 31.84 100 158 AVERAGE

Mode	145	
	Band Edge	
	U-NII-1_5.15-5.25_802.11be EHT20_CH40_Full_5200MHz	
ANT	CDD 5+4	
Pol.	Vertical	Fundamental
Peak	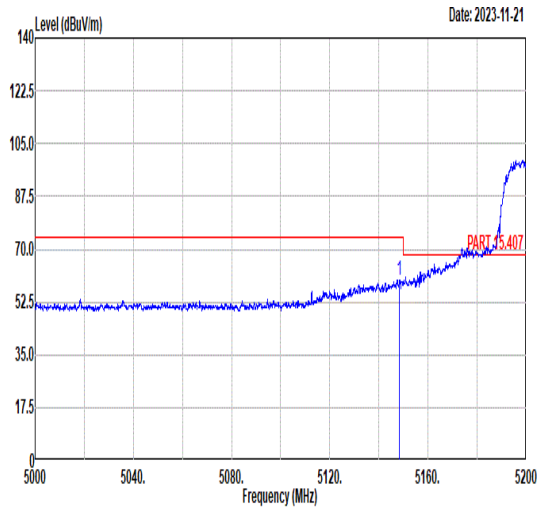 Freq Level Limit Line Margin (dB) Read Level Ant Factor Cable Loss Preamp Factor APos TPos Remark MHz dBuV/m dBuV/m dBuV dB/m dB dB cm deg 1 5148.30 59.95 74.00 -14.05 45.77 34.87 11.09 31.78 355 197 PEAK	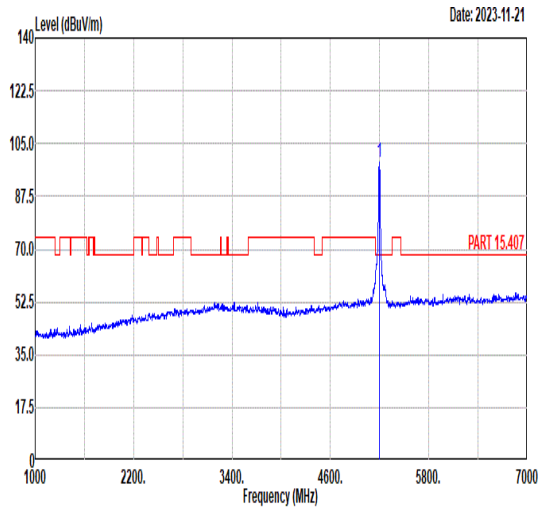 Freq Level Limit Line Margin (dB) Read Level Ant Factor Cable Loss Preamp Factor APos TPos Remark MHz dBuV/m dBuV/m dBuV dB/m dB dB cm deg 1 5200.00 99.04 ------ ------ 84.96 34.86 11.06 31.84 355 197 PEAK
Avg	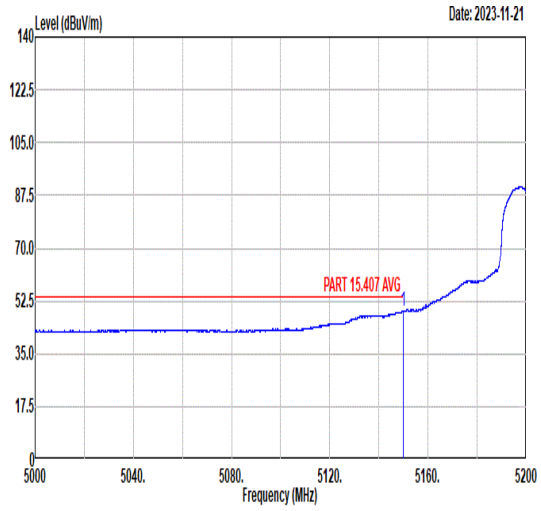 Freq Level Limit Line Margin (dB) Read Level Ant Factor Cable Loss Preamp Factor APos TPos Remark MHz dBuV/m dBuV/m dBuV dB/m dB dB cm deg 1 5149.92 49.14 54.00 -4.86 34.96 34.87 11.09 31.78 355 197 AVERAGE	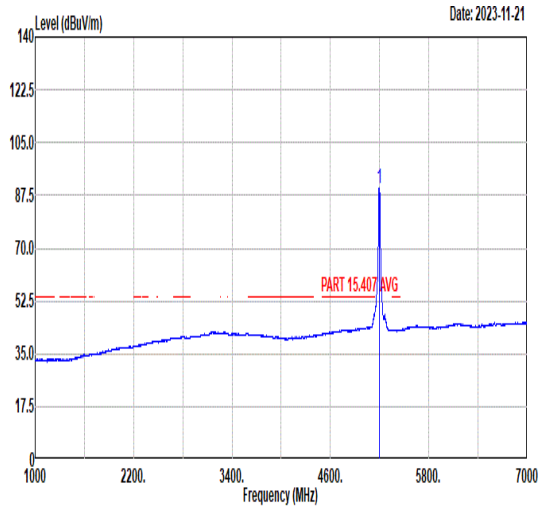 Freq Level Limit Line Margin (dB) Read Level Ant Factor Cable Loss Preamp Factor APos TPos Remark MHz dBuV/m dBuV/m dBuV dB/m dB dB cm deg 1 5200.00 90.06 ------ ------ 75.98 34.86 11.06 31.84 355 197 AVERAGE

Mode	146	
	Band Edge	
	U-NII-2C_5.47-5.725_802.11be EHT20_CH136_Full_5680MHz	
ANT	CDD 5+4	
Pol.	Horizontal	Fundamental
Peak	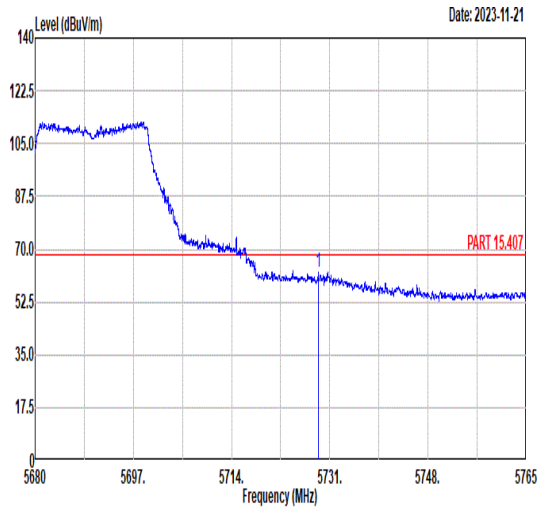 Freq Level Limit Line Margin (dB) Read Level Ant Factor Cable Loss Preamp Factor APos TPos Remark MHz dBuV/m dBuV/m dBuV dB/m dB dB cm deg 1 5729.01 62.57 68.30 -5.73 48.19 35.12 11.65 32.39 100 317 PEAK	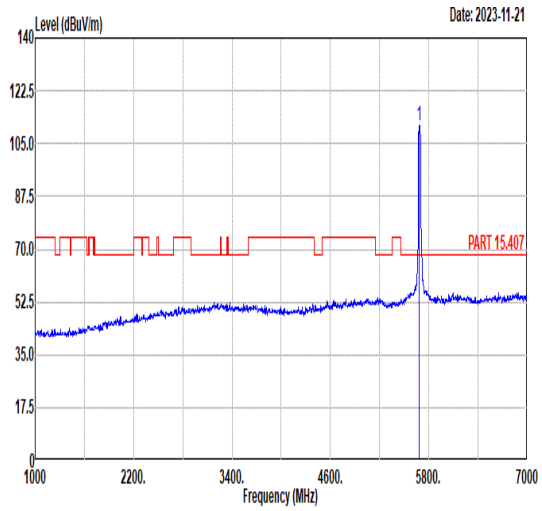 Freq Level Limit Line Margin (dB) Read Level Ant Factor Cable Loss Preamp Factor APos TPos Remark MHz dBuV/m dBuV/m dBuV dB/m dB dB cm deg 1 5680.00 110.98 ------ ------ 96.60 35.07 11.67 32.36 100 317 PEAK
Avg	Blank	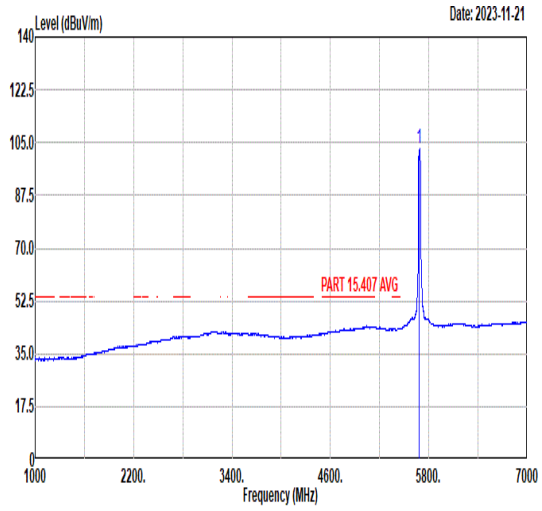 Freq Level Limit Line Margin (dB) Read Level Ant Factor Cable Loss Preamp Factor APos TPos Remark MHz dBuV/m dBuV/m dBuV dB/m dB dB cm deg 1 5680.00 102.92 ------ ------ 88.54 35.07 11.67 32.36 100 317 AVERAGE

Mode	146	
	Band Edge	
	U-NII-2C_5.47-5.725_802.11be EHT20_CH136_Full_5680MHz	
ANT	CDD 5+4	
Pol.	Vertical	Fundamental
Peak	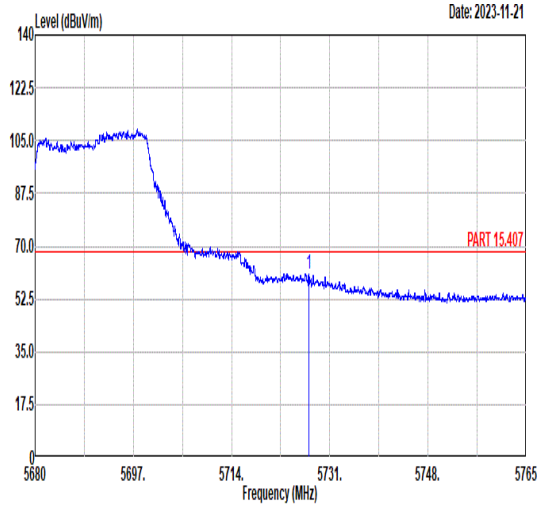 Freq Level Limit Line Margin (dB) Read Level Ant Factor Cable Loss Preamp Factor APos TPos Remark MHz dBuV/m dBuV/m dBuV dB/m dB dB cm deg 1 5727.40 60.96 68.30 -7.34 46.58 35.12 11.65 32.39 300 104 PEAK	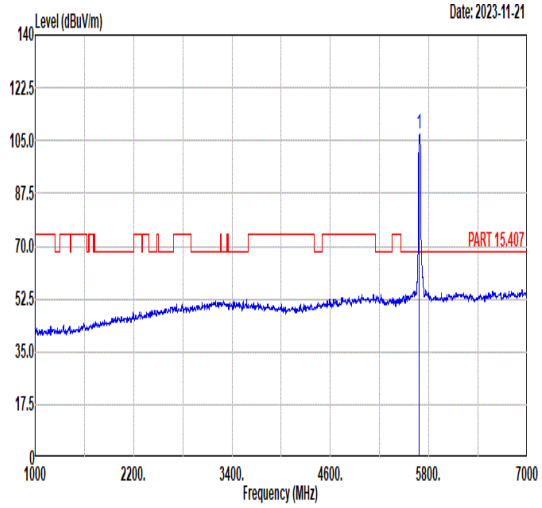 Freq Level Limit Line Margin (dB) Read Level Ant Factor Cable Loss Preamp Factor APos TPos Remark MHz dBuV/m dBuV/m dBuV dB/m dB dB cm deg 1 5680.00 107.05 ------ ------ 92.67 35.07 11.67 32.36 300 104 PEAK
Avg	Blank	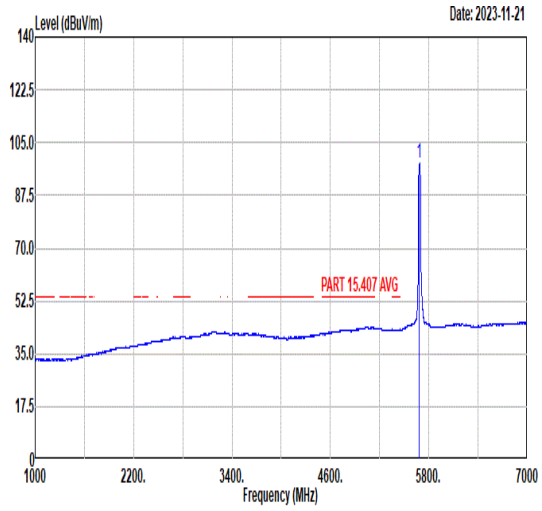 Freq Level Limit Line Margin (dB) Read Level Ant Factor Cable Loss Preamp Factor APos TPos Remark MHz dBuV/m dBuV/m dBuV dB/m dB dB cm deg 1 5680.00 98.32 ------ ------ 83.94 35.07 11.67 32.36 300 104 AVERAGE

Mode	147	
	Band Edge - L	
	U-NII-2C_5.47-5.725_802.11be EHT20_CH132_Full_5660MHz	
ANT	CDD 5+4	
Pol.	Horizontal	Fundamental
Peak	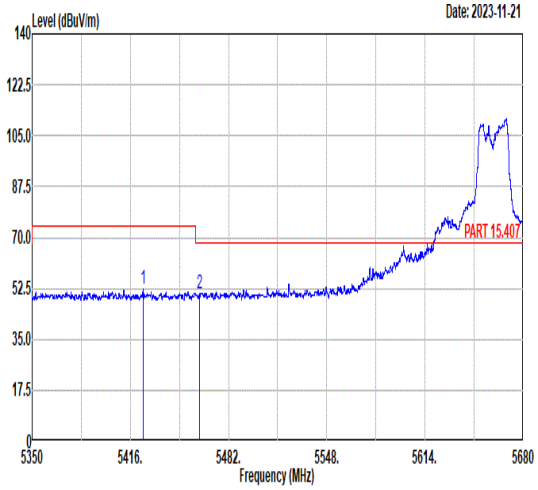 Freq Level Limit Line Margin (dB) Read Level Ant Factor Cable Loss Preamp Factor APos TPos Remark 1 5424.45 52.19 74.00 -21.81 38.52 34.82 10.97 32.12 100 47 PEAK 2 5462.73 50.95 68.30 -17.35 37.18 34.81 11.13 32.17 100 47 PEAK	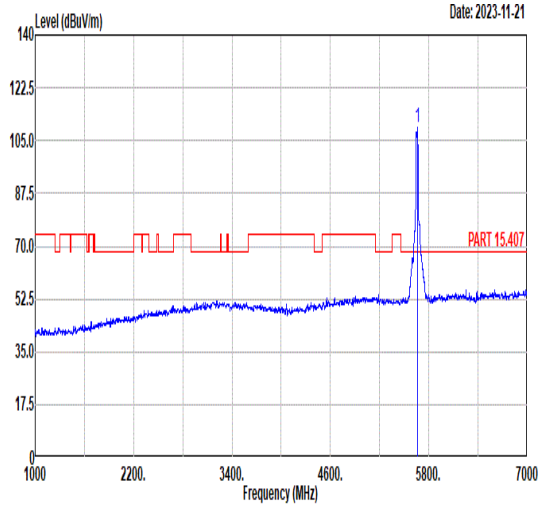 Freq Level Limit Line Margin (dB) Read Level Ant Factor Cable Loss Preamp Factor APos TPos Remark 1 5660.00 109.29 ------ ------ 94.92 35.03 11.68 32.34 100 47 PEAK
Avg	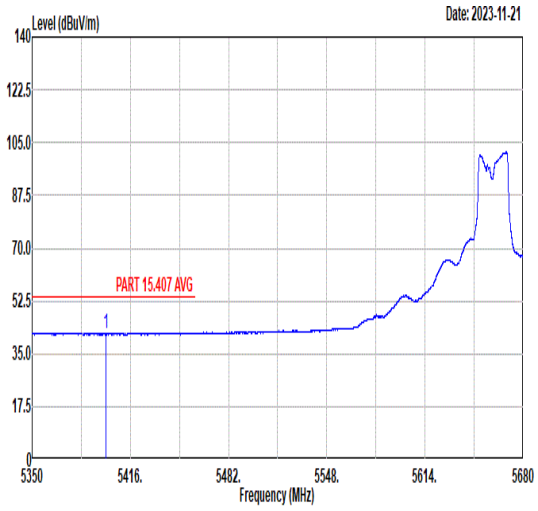 Freq Level Limit Line Margin (dB) Read Level Ant Factor Cable Loss Preamp Factor APos TPos Remark 1 5399.70 41.99 54.00 -12.01 28.35 34.82 10.91 32.09 100 47 AVERAGE	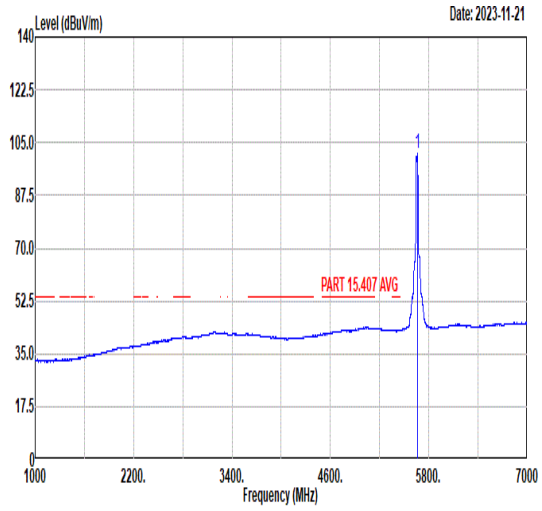 Freq Level Limit Line Margin (dB) Read Level Ant Factor Cable Loss Preamp Factor APos TPos Remark 1 5660.00 101.61 ------ ------ 87.24 35.03 11.68 32.34 100 47 AVERAGE

Mode	147	
	Band Edge - R	
	U-NII-2C_5.47-5.725_802.11be EHT20_CH132_Full_5660MHz	
ANT	CDD 5+4	
Pol.	Horizontal	Fundamental
Peak	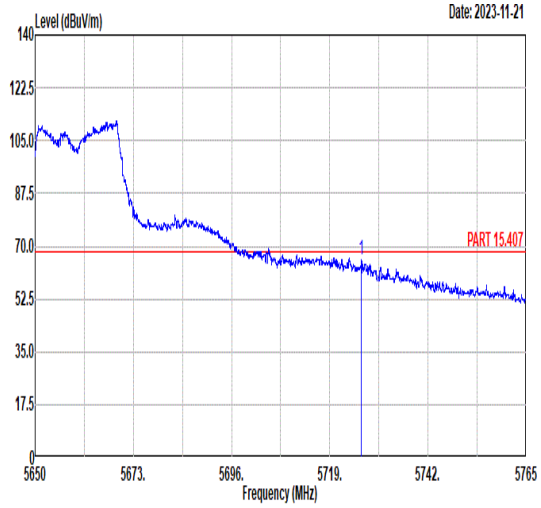 Freq Level Limit Line Margin (dB) Read Level Ant Factor Cable Loss Preamp Factor APos TPos Remark MHz dBuV/m dBuV/m dBuV dB/m dB dB cm deg 1 5726.43 65.71 68.30 -2.59 51.33 35.12 11.65 32.39 100 47 PEAK	Blank

Mode	147
	Band Edge - L
	U-NII-2C_5.47-5.725_802.11be EHT20_CH132_Full_5660MHz
ANT	CDD 5+4

Pol.	Vertical	Fundamental
Peak	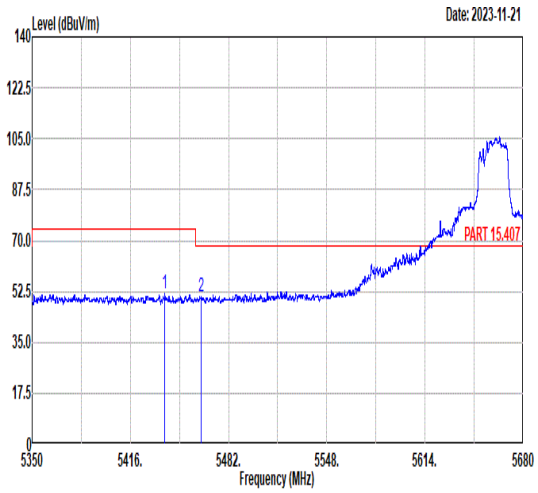 Freq Level Limit Line Margin (dB) Read Level Ant Factor Cable Loss Preamp Factor APos TPos Remark MHz dBuV/m dBuV/m dBuV dB/m dB dB cm deg 1 5438.94 51.80 74.00 -22.20 38.10 34.81 11.03 32.14 100 20 PEAK 2 5463.69 50.85 68.30 -17.45 37.07 34.81 11.14 32.17 100 20 PEAK	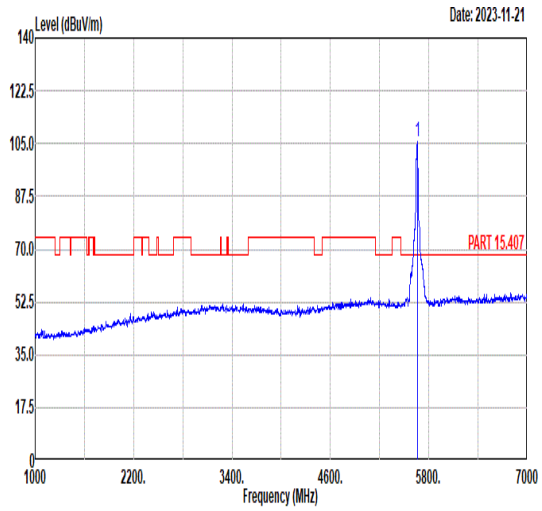 Freq Level Limit Line Margin (dB) Read Level Ant Factor Cable Loss Preamp Factor APos TPos Remark MHz dBuV/m dBuV/m dBuV dB/m dB dB cm deg 1 5660.00 105.63 ------ ------ 91.26 35.02 11.68 32.33 100 20 PEAK
Avg	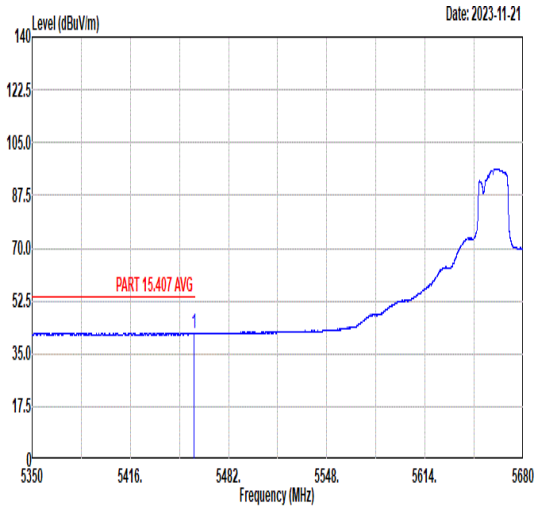 Freq Level Limit Line Margin (dB) Read Level Ant Factor Cable Loss Preamp Factor APos TPos Remark MHz dBuV/m dBuV/m dBuV dB/m dB dB cm deg 1 5458.77 41.85 54.00 -12.15 28.08 34.81 11.12 32.16 100 20 AVERAGE	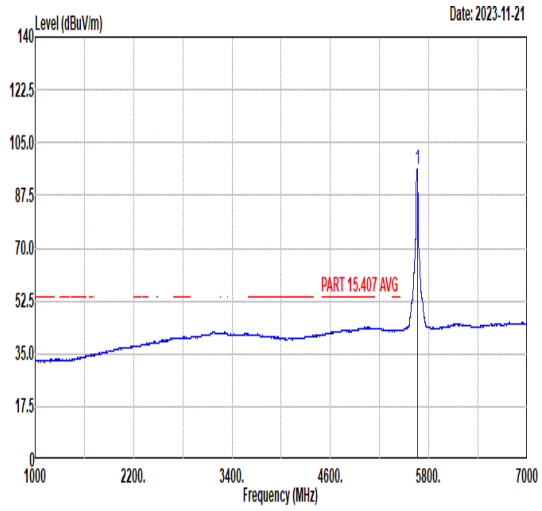 Freq Level Limit Line Margin (dB) Read Level Ant Factor Cable Loss Preamp Factor APos TPos Remark MHz dBuV/m dBuV/m dBuV dB/m dB dB cm deg 1 5660.00 96.26 ------ ------ 81.89 35.02 11.68 32.33 100 20 AVERAGE

Mode	147	
	Band Edge - R	
	U-NII-2C_5.47-5.725_802.11be EHT20_CH132_Full_5660MHz	
ANT	CDD 5+4	
Pol.	Vertical	Fundamental
Peak	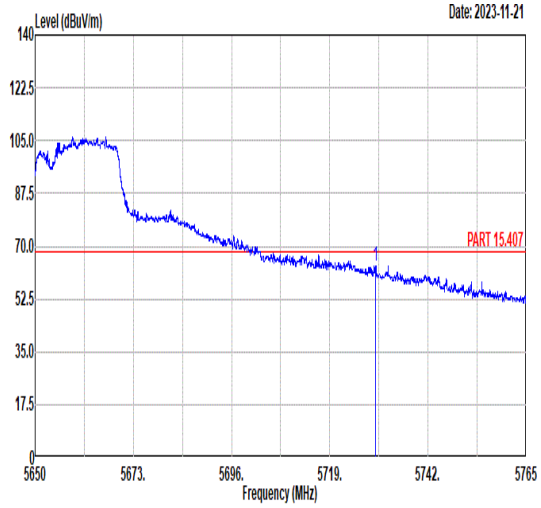 Freq Level Limit Line Margin (dB) Read Level Ant Factor Cable Loss Preamp Factor APos TPos Remark MHz dBuV/m dBuV/m dBuV dB/m dB dB cm deg 1 5729.76 63.30 68.30 -5.00 48.92 35.12 11.65 32.39 100 20 PEAK	Blank

Mode	148	
	Band Edge - L	
	U-NII-2C_5.47-5.725_802.11be EHT40_CH110_Full_5550MHz	
ANT	CDD 5+4	
Pol.	Horizontal	Fundamental
Peak	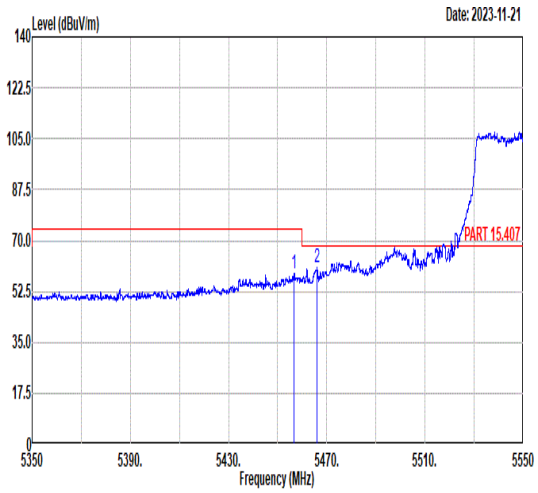 Freq Level Limit Line Margin (dB) Read Level Ant Factor Cable Loss Preamp Factor APos TPos Remark 1 5456.72 58.80 74.00 -15.20 45.04 34.81 11.11 32.16 100 319 PEAK 2 5466.10 60.55 68.30 -7.75 46.76 34.81 11.15 32.17 100 319 PEAK	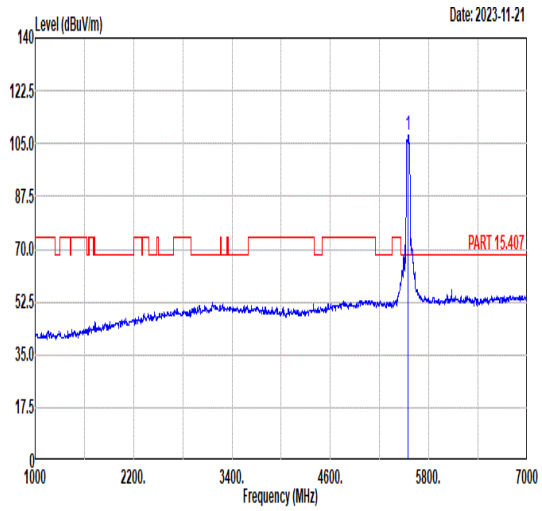 Freq Level Limit Line Margin (dB) Read Level Ant Factor Cable Loss Preamp Factor APos TPos Remark 1 5550.00 107.67 ------ ------ 93.55 34.87 11.50 32.25 100 319 PEAK
Avg	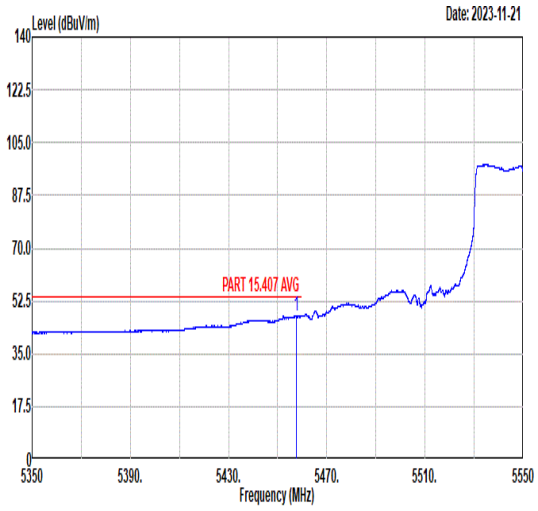 Freq Level Limit Line Margin (dB) Read Level Ant Factor Cable Loss Preamp Factor APos TPos Remark 1 5457.50 47.63 54.00 -6.37 33.87 34.81 11.11 32.16 100 319 AVERAGE	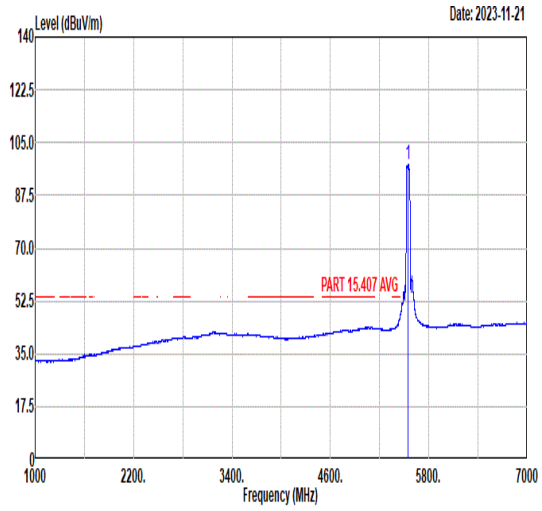 Freq Level Limit Line Margin (dB) Read Level Ant Factor Cable Loss Preamp Factor APos TPos Remark 1 5550.00 97.94 ------ ------ 83.82 34.87 11.50 32.25 100 319 AVERAGE

Mode	148	
	Band Edge - R	
	U-NII-2C_5.47-5.725_802.11be EHT40_CH110_Full_5550MHz	
ANT	CDD 5+4	
Pol.	Horizontal	Fundamental
Peak	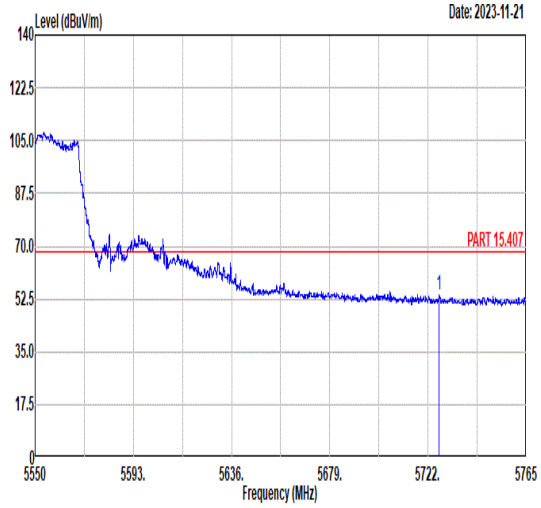 Freq Level Limit Line Margin (dB) Read Level Ant Factor Cable Loss Preamp Factor APos TPos Remark MHz dBuV/m dBuV/m dBuV dB/m dB dB cm deg 1 5726.86 54.13 68.30 -14.17 39.75 35.12 11.65 32.39 100 319 PEAK	Blank

Mode	148	
	Band Edge - L	
	U-NII-2C_5.47-5.725_802.11be EHT40_CH110_Full_5550MHz	
ANT	CDD 5+4	
Pol.	Vertical	Fundamental
Peak	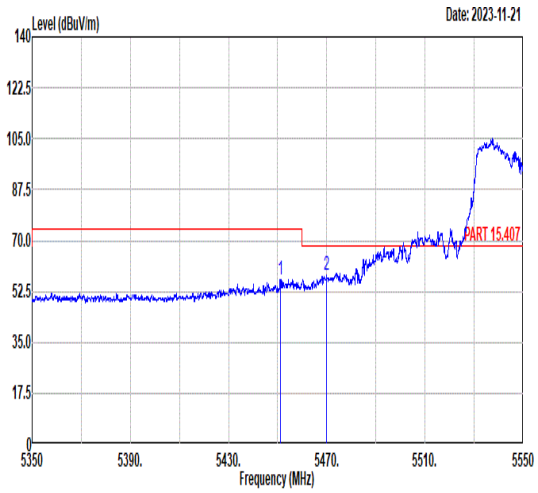 Freq Level Limit Line Margin (dB) Read Level Ant Factor Cable Loss Preamp Factor APos TPos Remark 1 5451.10 56.62 74.00 -17.38 42.88 34.81 11.08 32.15 300 234 PEAK 2 5469.92 57.91 68.30 -10.39 44.12 34.81 11.16 32.18 300 234 PEAK	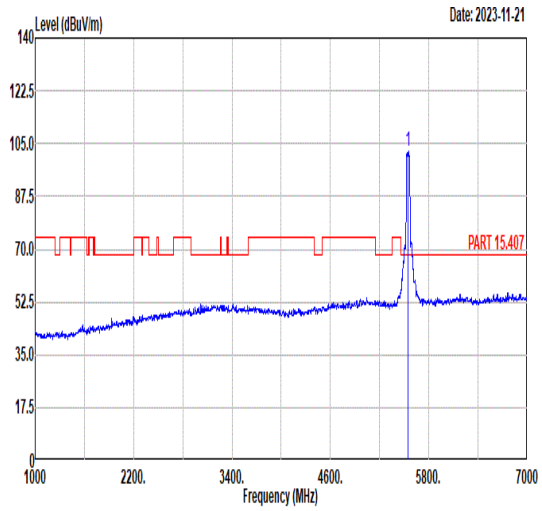 Freq Level Limit Line Margin (dB) Read Level Ant Factor Cable Loss Preamp Factor APos TPos Remark 1 5550.00 102.33 ------ ------ 88.21 34.87 11.50 32.25 300 234 PEAK
Avg	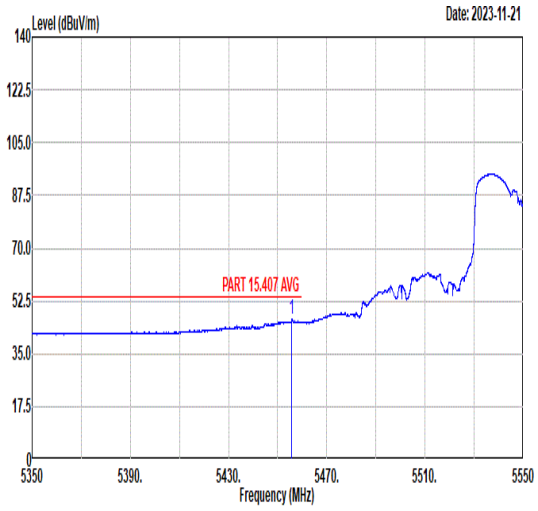 Freq Level Limit Line Margin (dB) Read Level Ant Factor Cable Loss Preamp Factor APos TPos Remark 1 5455.72 46.33 54.00 -7.67 32.58 34.81 11.10 32.16 300 234 AVERAGE	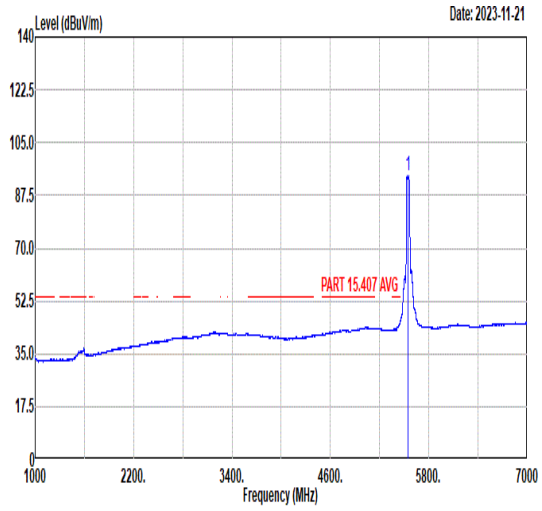 Freq Level Limit Line Margin (dB) Read Level Ant Factor Cable Loss Preamp Factor APos TPos Remark 1 5550.00 94.28 ------ ------ 80.25 34.85 11.42 32.24 300 234 AVERAGE

Mode	148	
	Band Edge - R	
	U-NII-2C_5.47-5.725_802.11be EHT40_CH110_Full_5550MHz	
ANT	CDD 5+4	
Pol.	Vertical	Fundamental
Peak	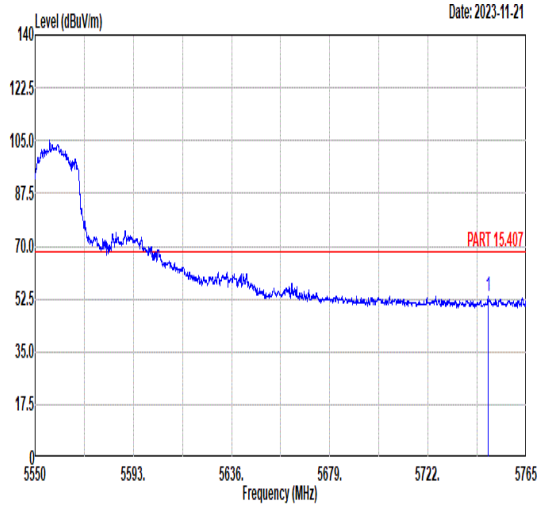 Freq Level Limit Line Margin (dB) Read Level Ant Factor Cable Loss Preamp Factor APos TPos Remark MHz dBuV/m dBuV/m dBuV dB/m dB dB cm deg 1 5748.36 53.16 68.30 -15.14 38.77 35.15 11.64 32.40 300 234 PEAK	Blank

Mode	149	
	Band Edge - L	
	U-NII-2C_5.47-5.725_802.11be EHT40_CH118_Full_5590MHz	
ANT	CDD 5+4	
Pol.	Horizontal	Fundamental
Peak	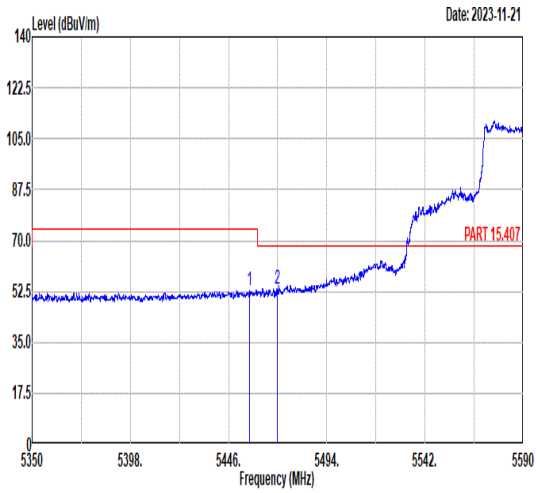 Freq Level Limit Line Margin (dB) Read Level Ant Factor Cable Loss Preamp Factor APos TPos Remark 1 5456.22 52.89 74.00 -21.11 39.14 34.81 11.10 32.16 100 315 PEAK 2 5469.64 53.59 68.30 -14.71 39.80 34.81 11.16 32.18 100 315 PEAK	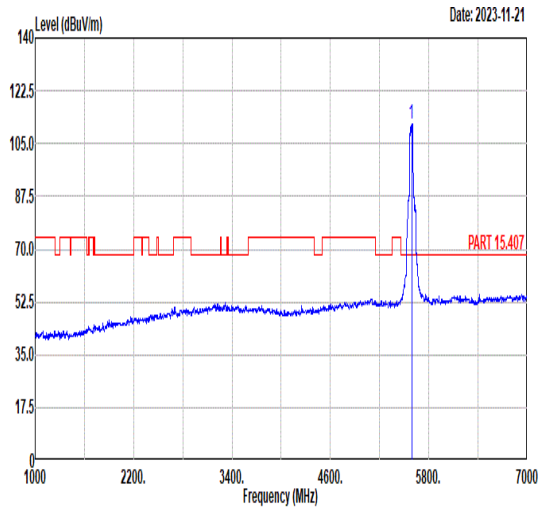 Freq Level Limit Line Margin (dB) Read Level Ant Factor Cable Loss Preamp Factor APos TPos Remark 1 5590.00 111.68 ------ ------ 97.33 34.94 11.70 32.29 100 315 PEAK
Avg	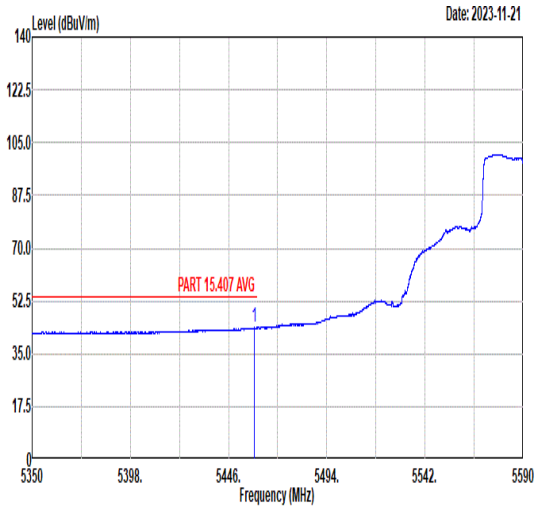 Freq Level Limit Line Margin (dB) Read Level Ant Factor Cable Loss Preamp Factor APos TPos Remark 1 5458.60 43.76 54.00 -10.24 30.00 34.81 11.11 32.16 100 315 AVERAGE	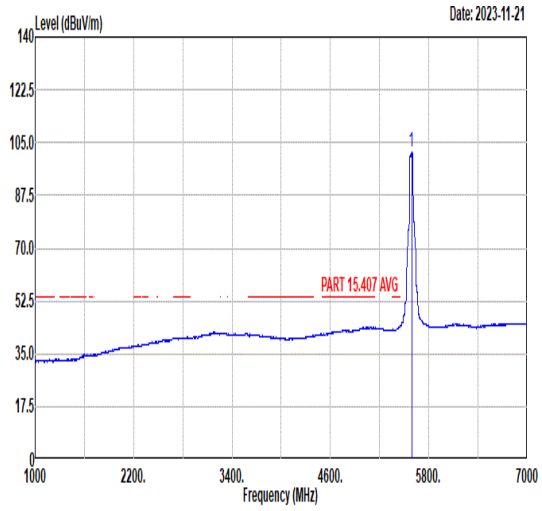 Freq Level Limit Line Margin (dB) Read Level Ant Factor Cable Loss Preamp Factor APos TPos Remark 1 5590.00 101.93 ------ ------ 87.61 34.93 11.67 32.28 100 315 AVERAGE

Mode	149	
	Band Edge - R	
	U-NII-2C_5.47-5.725_802.11be EHT40_CH118_Full_5590MHz	
ANT	CDD 5+4	
Pol.	Horizontal	Fundamental
Peak	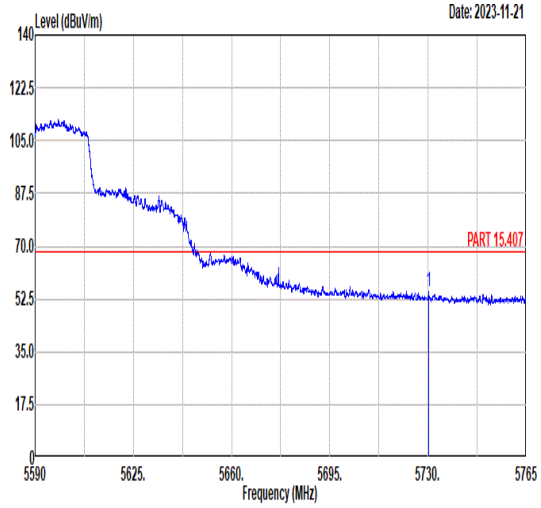 Freq Level Limit Line Margin (dB) Read Level Ant Factor Cable Loss Preamp Factor APos TPos Remark MHz dBuV/m dBuV/m dBuV dB/m dB dB cm deg 1 5730.28 54.78 68.30 -13.52 40.40 35.12 11.65 32.39 100 315 PEAK	Blank

Mode	149	
	Band Edge - L	
	U-NII-2C_5.47-5.725_802.11be EHT40_CH118_Full_5590MHz	
ANT	CDD 5+4	
Pol.	Vertical	Fundamental
Peak	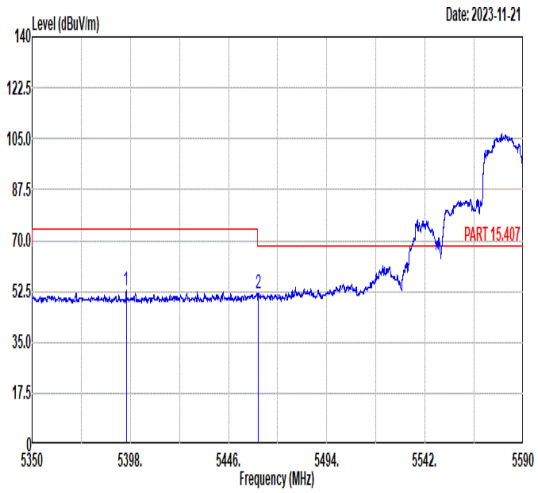 Freq Level Limit Line Margin (dB) Read Level Ant Factor Cable Loss Preamp Factor APos TPos Remark 1 5395.96 52.76 74.00 -21.24 39.12 34.82 10.91 32.09 302 237 PEAK 2 5460.52 51.65 68.30 -16.65 37.89 34.81 11.12 32.17 302 237 PEAK	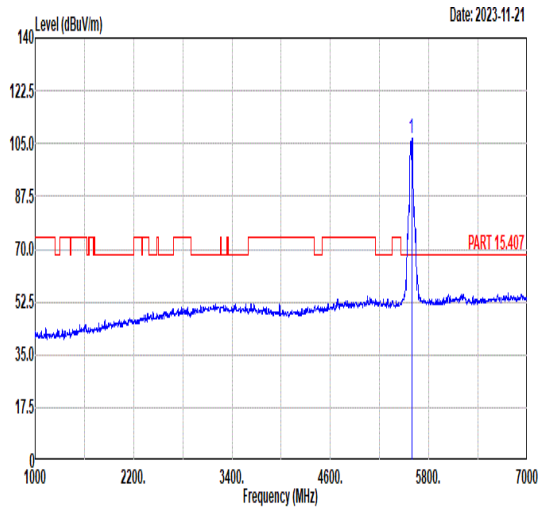 Freq Level Limit Line Margin (dB) Read Level Ant Factor Cable Loss Preamp Factor APos TPos Remark 1 5590.00 106.76 ------ ------ 92.41 34.94 11.70 32.29 302 237 PEAK
Avg	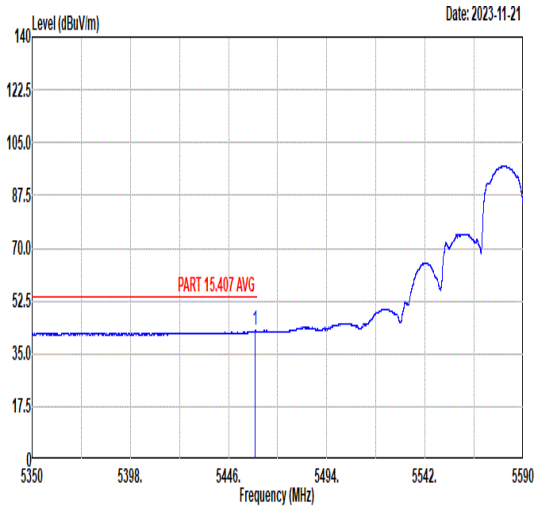 Freq Level Limit Line Margin (dB) Read Level Ant Factor Cable Loss Preamp Factor APos TPos Remark 1 5459.10 42.63 54.00 -11.37 28.86 34.81 11.12 32.16 302 237 AVERAGE	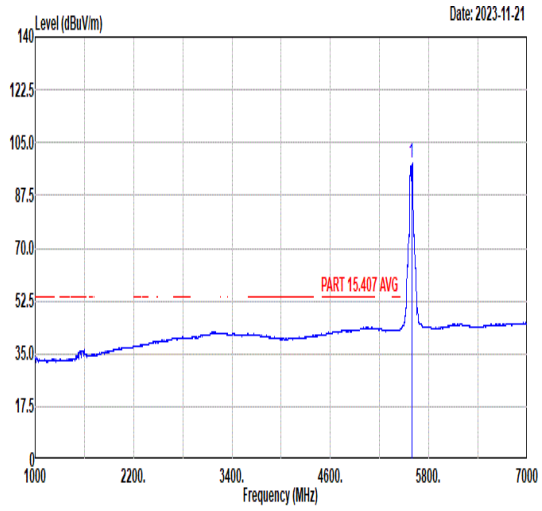 Freq Level Limit Line Margin (dB) Read Level Ant Factor Cable Loss Preamp Factor APos TPos Remark 1 5590.00 98.01 ------ ------ 83.66 34.94 11.70 32.29 302 237 AVERAGE

Mode	149	
	Band Edge - R	
	U-NII-2C_5.47-5.725_802.11be EHT40_CH118_Full_5590MHz	
ANT	CDD 5+4	
Pol.	Vertical	Fundamental
Peak	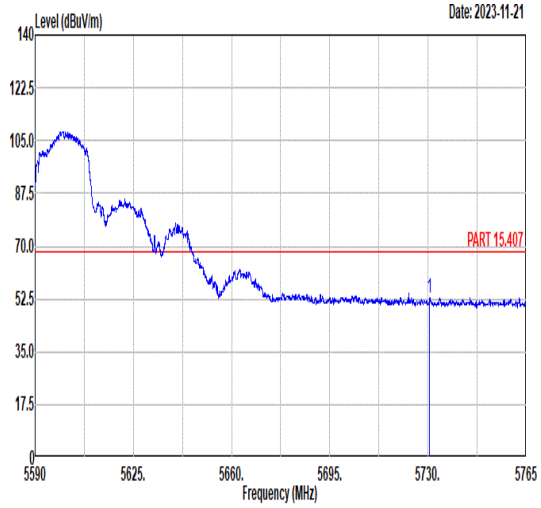 Freq Level Limit Line Margin (dB) Read Level Ant Factor Cable Loss Preamp Factor APos TPos Remark MHz dBuV/m dBuV/m dBuV dB/m dB dB cm deg 1 5730.61 53.06 68.30 -15.24 38.68 35.12 11.65 32.39 302 237 PEAK	Blank

Mode	150
	Band Edge - L
	U-NII-2C_5.47-5.725_802.11be EHT40_CH126_Full_5630MHz
ANT	CDD 5+4

Pol.	Horizontal	Fundamental
Peak	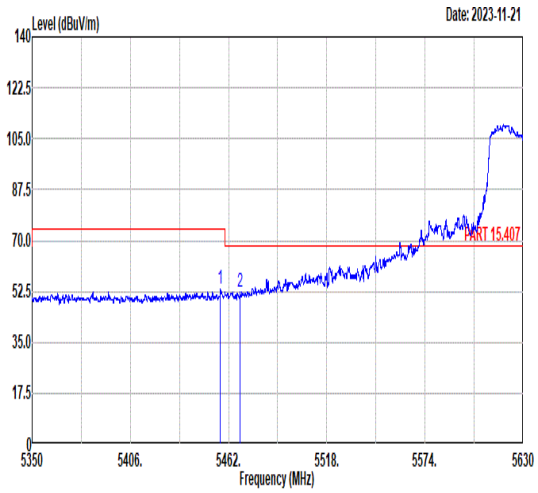 Freq Level Limit Line Margin Read Level Ant Factor Cable Loss Preamp Factor APos TPos Remark MHz dBuV/m dBuV/m dB dBuV dB/m dB dB cm deg 1 5457.38 53.22 74.00 -20.78 39.46 34.81 11.11 32.16 100 315 PEAK 2 5468.61 52.34 68.30 -15.96 38.55 34.81 11.16 32.18 100 315 PEAK	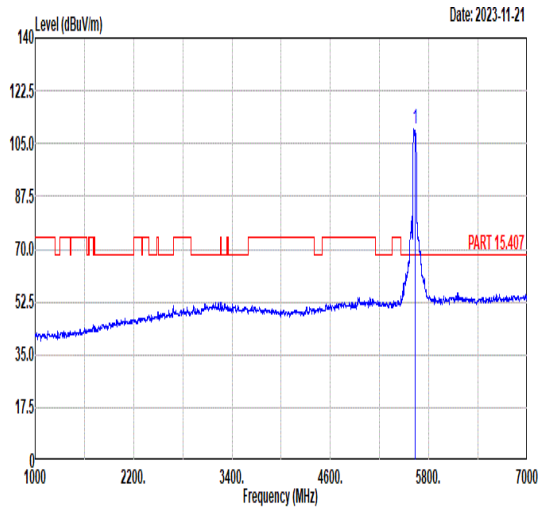 Freq Level Limit Line Margin Read Level Ant Factor Cable Loss Preamp Factor APos TPos Remark MHz dBuV/m dBuV/m dB dBuV dB/m dB dB cm deg 1 5630.00 110.07 ------ ------ 95.71 34.96 11.70 32.30 100 315 PEAK
Avg	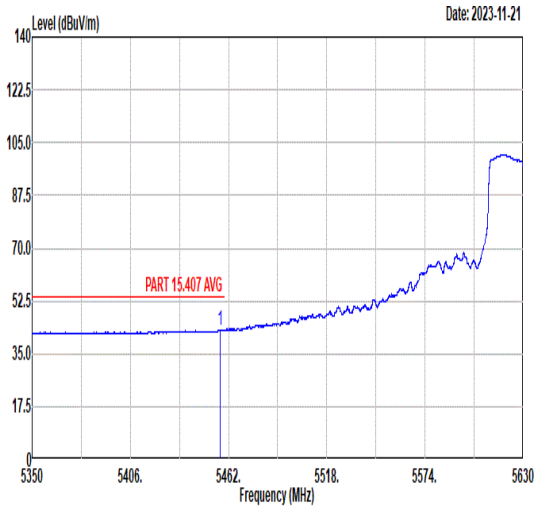 Freq Level Limit Line Margin Read Level Ant Factor Cable Loss Preamp Factor APos TPos Remark MHz dBuV/m dBuV/m dB dBuV dB/m dB dB cm deg 1 5457.10 43.00 54.00 -11.00 29.24 34.81 11.11 32.16 100 315 AVERAGE	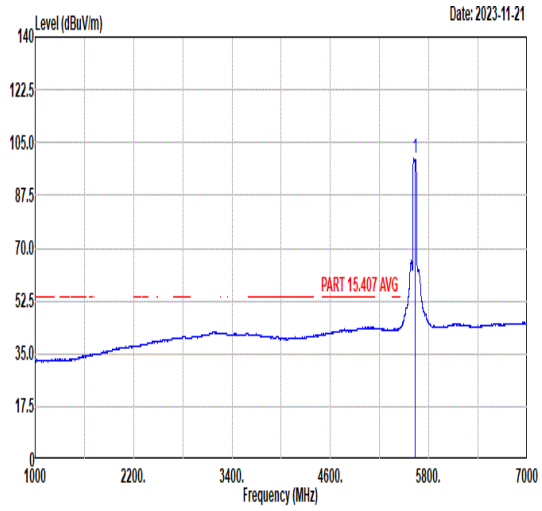 Freq Level Limit Line Margin Read Level Ant Factor Cable Loss Preamp Factor APos TPos Remark MHz dBuV/m dBuV/m dB dBuV dB/m dB dB cm deg 1 5630.00 99.70 ------ ------ 85.34 34.96 11.70 32.30 100 315 AVERAGE

Mode	150	
	Band Edge - R	
	U-NII-2C_5.47-5.725_802.11be EHT40_CH126_Full_5630MHz	
ANT	CDD 5+4	
Pol.	Horizontal	Fundamental
Peak	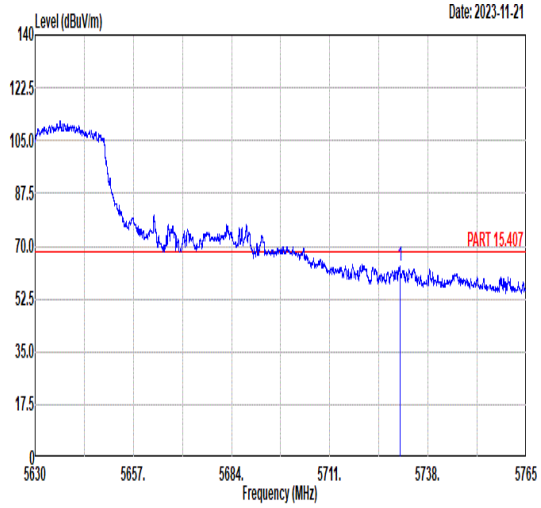 Freq Level Limit Line Margin Read Level Ant Factor Cable Loss Preamp Factor APos TPos Remark MHz dBuV/m dBuV/m dB dBuV dB/m dB dB cm deg 1 5730.24 63.21 68.30 -5.09 48.83 35.12 11.65 32.39 100 315 PEAK	Blank

Mode	150	
	Band Edge - L	
	U-NII-2C_5.47-5.725_802.11be EHT40_CH126_Full_5630MHz	
ANT	CDD 5+4	
Pol.	Vertical	Fundamental
Peak	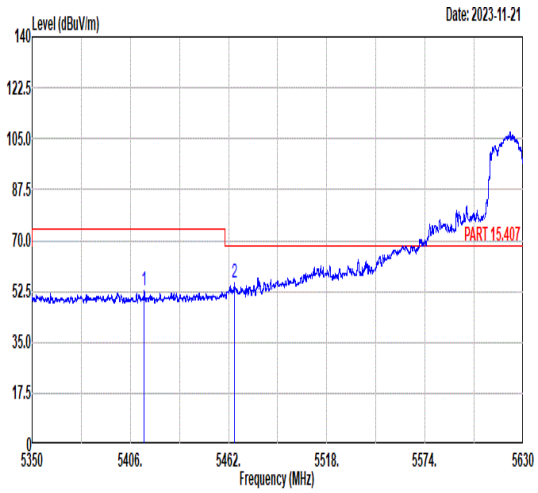 Freq Level Limit Line Margin Read Level Ant Factor Cable Loss Preamp Factor APos TPos Remark MHz dBuV/m dBuV/m dB dBuV dB/m dB dB cm deg 1 5413.73 52.67 74.00 -21.33 39.03 34.82 10.93 32.11 301 238 PEAK 2 5465.22 55.52 68.30 -12.78 41.74 34.81 11.14 32.17 301 238 PEAK	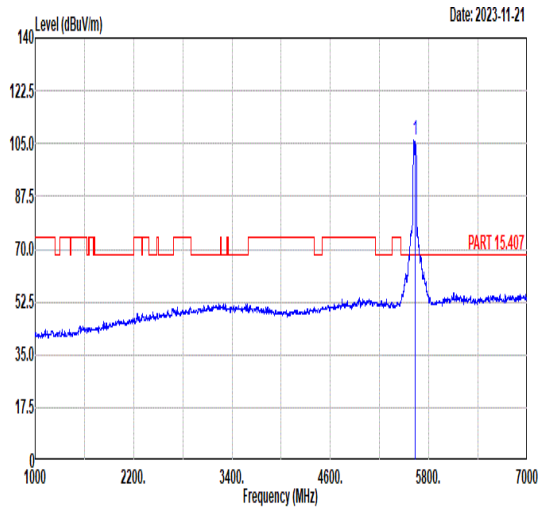 Freq Level Limit Line Margin Read Level Ant Factor Cable Loss Preamp Factor APos TPos Remark MHz dBuV/m dBuV/m dB dBuV dB/m dB dB cm deg 1 5630.00 105.93 ------ ------ 91.57 34.96 11.70 32.30 301 238 PEAK
Avg	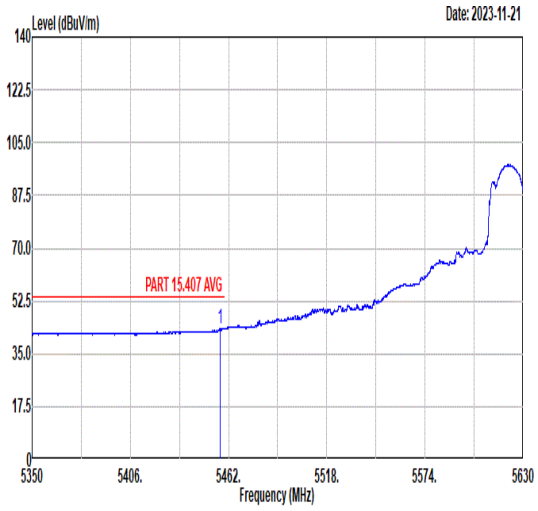 Freq Level Limit Line Margin Read Level Ant Factor Cable Loss Preamp Factor APos TPos Remark MHz dBuV/m dBuV/m dB dBuV dB/m dB dB cm deg 1 5457.10 43.53 54.00 -10.47 29.77 34.81 11.11 32.16 301 238 AVERAGE	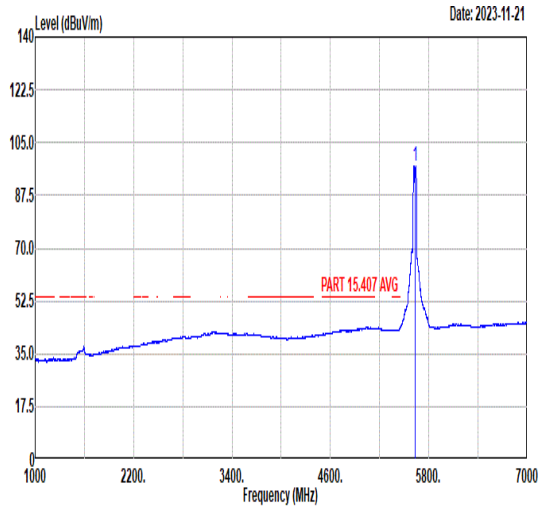 Freq Level Limit Line Margin Read Level Ant Factor Cable Loss Preamp Factor APos TPos Remark MHz dBuV/m dBuV/m dB dBuV dB/m dB dB cm deg 1 5630.00 97.36 ------ ------ 83.00 34.96 11.70 32.30 301 238 AVERAGE

Mode	150	
	Band Edge - R	
	U-NII-2C_5.47-5.725_802.11be EHT40_CH126_Full_5630MHz	
ANT	CDD 5+4	
Pol.	Vertical	Fundamental
Peak	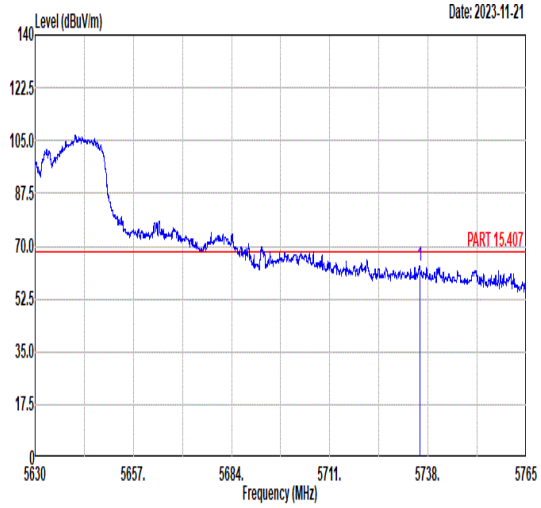 Freq Level Limit Line Margin Read Level Ant Factor Cable Loss Preamp Factor APos TPos Remark MHz dBuV/m dBuV/m dB dBuV dB/m dB dB cm deg 1 5735.77 63.56 68.30 -4.74 49.17 35.13 11.65 32.39 301 238 PEAK	Blank

Mode	151	
	Band Edge	
	U-NII-1_5.15-5.25_802.11be EHT20_CH40_Full_5200MHz	
ANT	CDD 5+6	
Pol.	Horizontal	Fundamental
Peak	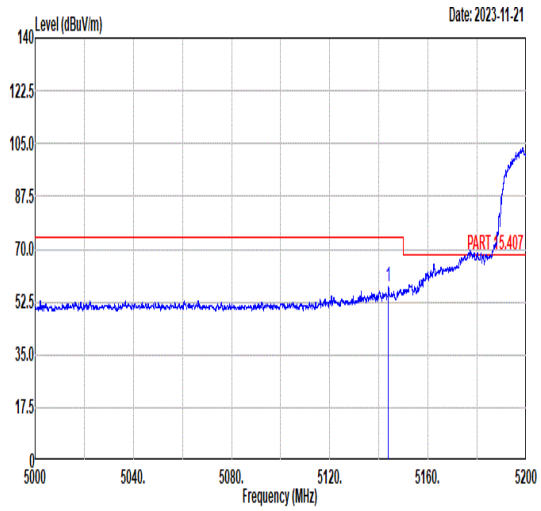 Freq Level Limit Line Margin (dB) Read Level Ant Factor Cable Loss Preamp Factor APos TPos Remark MHz dBuV/m dBuV/m dBuV dB/m dB dB cm deg 1 5143.92 57.34 74.00 -16.66 43.15 34.87 11.09 31.77 100 115 PEAK	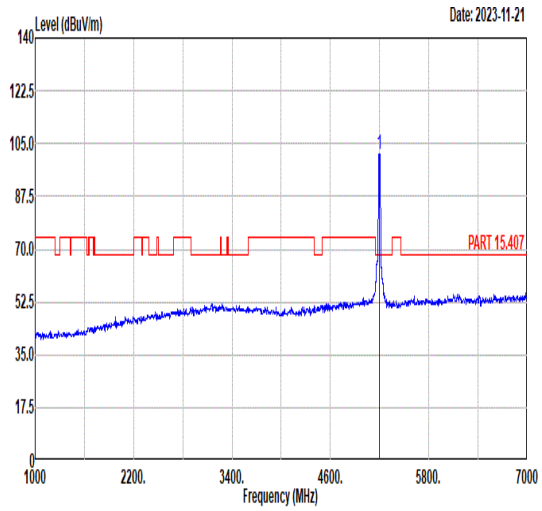 Freq Level Limit Line Margin (dB) Read Level Ant Factor Cable Loss Preamp Factor APos TPos Remark MHz dBuV/m dBuV/m dBuV dB/m dB dB cm deg 1 5200.00 101.65 ------ ------ 87.57 34.86 11.06 31.84 100 115 PEAK
Avg	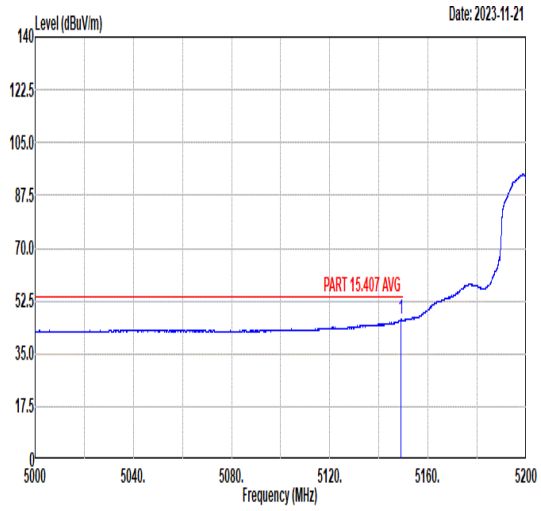 Freq Level Limit Line Margin (dB) Read Level Ant Factor Cable Loss Preamp Factor APos TPos Remark MHz dBuV/m dBuV/m dBuV dB/m dB dB cm deg 1 5149.10 46.28 54.00 -7.72 32.10 34.87 11.09 31.78 100 115 AVERAGE	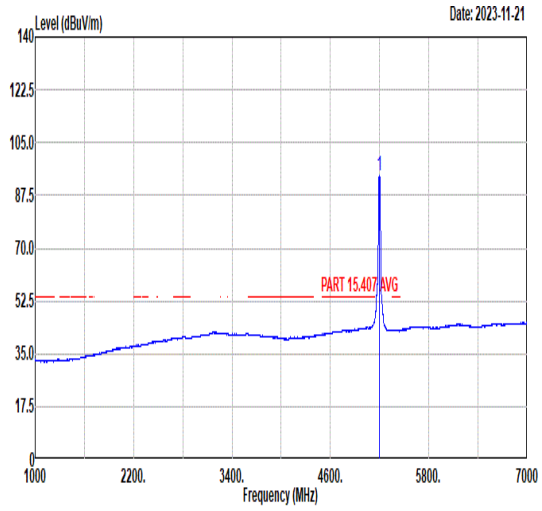 Freq Level Limit Line Margin (dB) Read Level Ant Factor Cable Loss Preamp Factor APos TPos Remark MHz dBuV/m dBuV/m dBuV dB/m dB dB cm deg 1 5200.00 94.27 ------ ------ 80.19 34.86 11.06 31.84 100 115 AVERAGE

Mode	151	
	Band Edge	
	U-NII-1_5.15-5.25_802.11be EHT20_CH40_Full_5200MHz	
ANT	CDD 5+6	
Pol.	Vertical	Fundamental
Peak	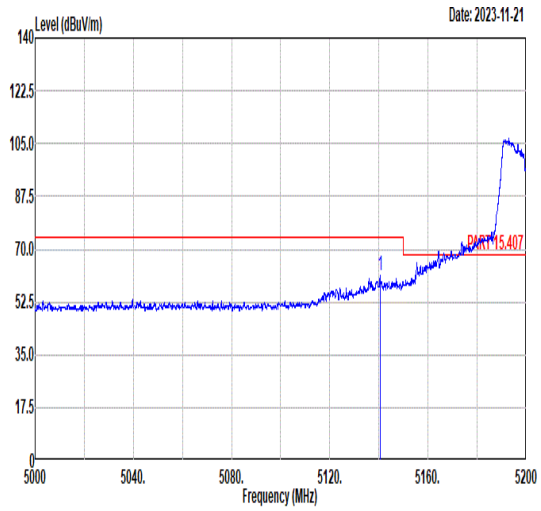 Freq Level Limit Line Margin (dB) Read Level Ant Factor Cable Loss Preamp Factor APos TPos Remark MHz dBuV/m dBuV/m dBuV dB/m dB dB cm deg 1 5140.52 61.33 74.00 -12.67 47.14 34.87 11.09 31.77 392 63 PEAK	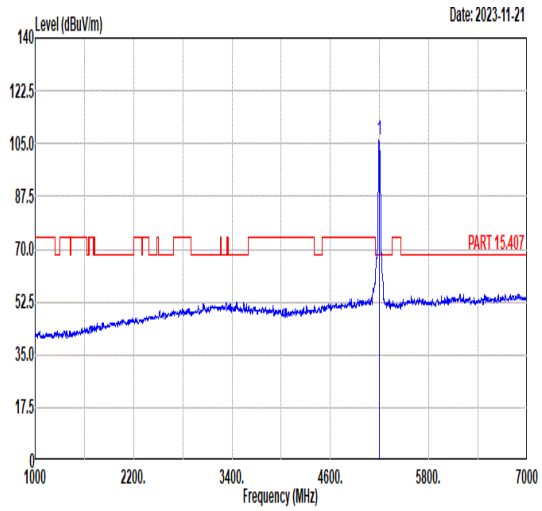 Freq Level Limit Line Margin (dB) Read Level Ant Factor Cable Loss Preamp Factor APos TPos Remark MHz dBuV/m dBuV/m dBuV dB/m dB dB cm deg 1 5200.00 106.37 ------ ------ 92.28 34.86 11.06 31.83 392 63 PEAK
Avg	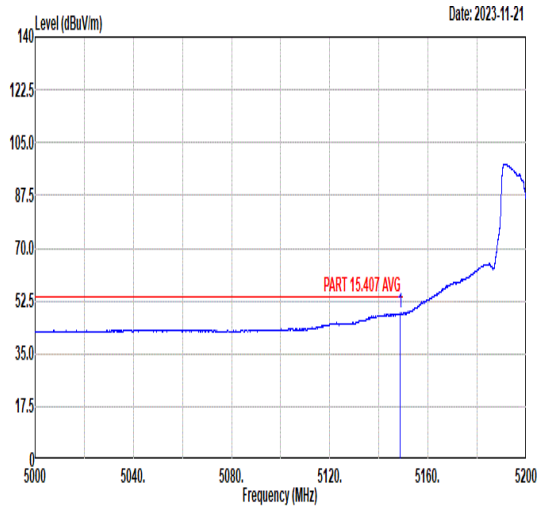 Freq Level Limit Line Margin (dB) Read Level Ant Factor Cable Loss Preamp Factor APos TPos Remark MHz dBuV/m dBuV/m dBuV dB/m dB dB cm deg 1 5148.72 48.42 54.00 -5.58 34.24 34.87 11.09 31.78 392 63 AVERAGE	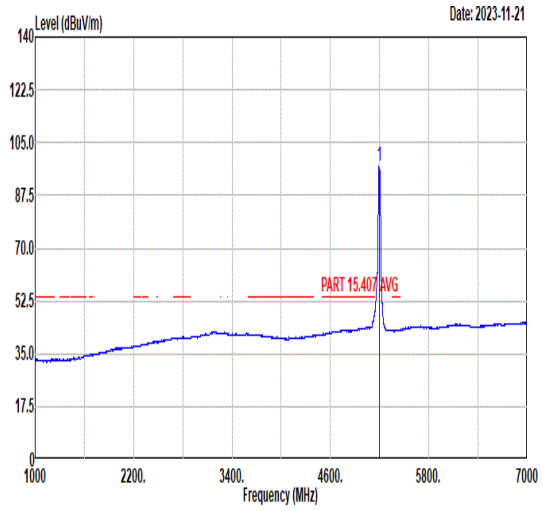 Freq Level Limit Line Margin (dB) Read Level Ant Factor Cable Loss Preamp Factor APos TPos Remark MHz dBuV/m dBuV/m dBuV dB/m dB dB cm deg 1 5200.00 97.43 ------ ------ 83.34 34.86 11.06 31.83 392 63 AVERAGE

Mode	152	
	Band Edge	
	U-NII-2C_5.47-5.725_802.11be EHT20_CH136_Full_5680MHz	
ANT	CDD 5+6	
Pol.	Horizontal	Fundamental
Peak	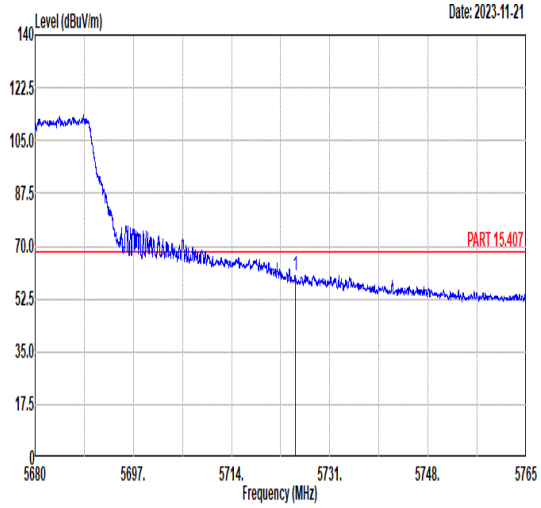 Freq Level Limit Line Margin (dB) Read Level Ant Factor Cable Loss Preamp Factor APos TPos Remark MHz dBuV/m dBuV/m dBuV dB/m dB dB cm deg 1 5725.02 60.49 68.30 -7.81 46.11 35.12 11.65 32.39 100 316 PEAK	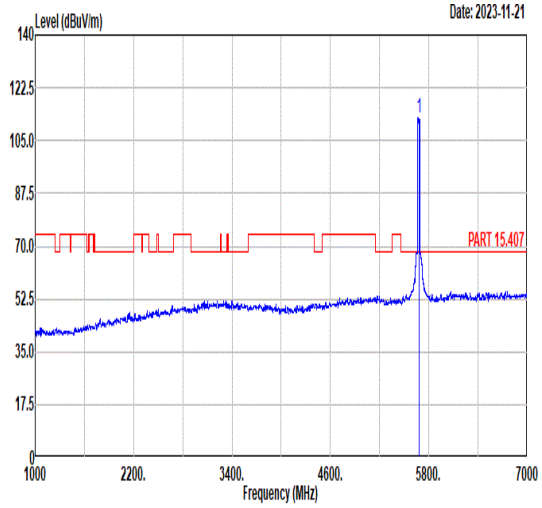 Freq Level Limit Line Margin (dB) Read Level Ant Factor Cable Loss Preamp Factor APos TPos Remark MHz dBuV/m dBuV/m dBuV dB/m dB dB cm deg 1 5680.00 112.54 ------ ------ 98.17 35.03 11.68 32.34 100 316 PEAK
Avg	Blank	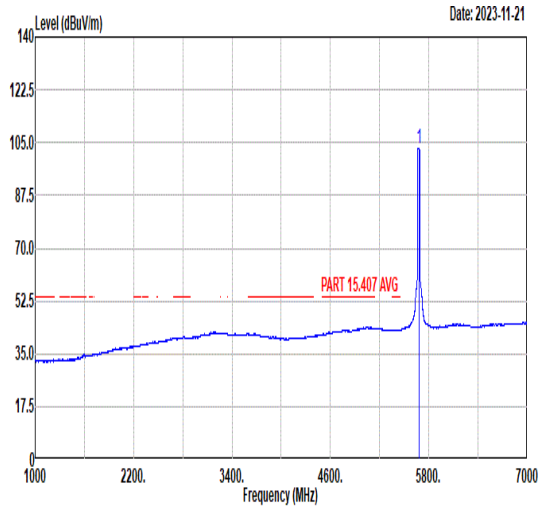 Freq Level Limit Line Margin (dB) Read Level Ant Factor Cable Loss Preamp Factor APos TPos Remark MHz dBuV/m dBuV/m dBuV dB/m dB dB cm deg 1 5680.00 103.14 ------ ------ 88.76 35.04 11.68 32.34 100 316 AVERAGE

Mode	152	
	Band Edge	
	U-NII-2C_5.47-5.725_802.11be EHT20_CH136_Full_5680MHz	
ANT	CDD 5+6	
Pol.	Vertical	Fundamental
Peak	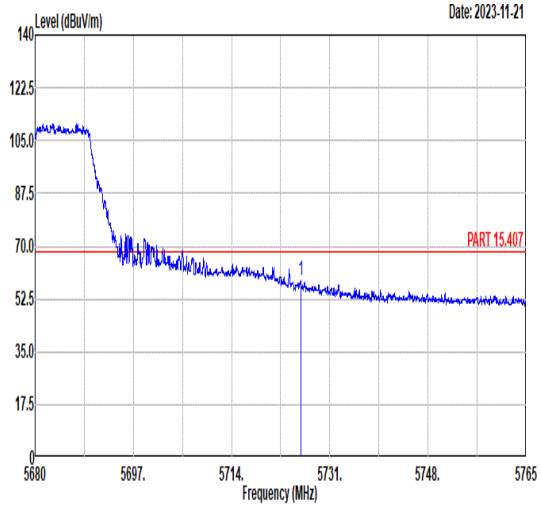 Freq Level Limit Line Margin (dB) Read Level Ant Factor Cable Loss Preamp Factor APos TPos Remark MHz dBuV/m dBuV/m dBuV dB/m dB dB cm deg 1 5725.94 58.59 68.30 -9.71 44.21 35.12 11.65 32.39 359 101 PEAK	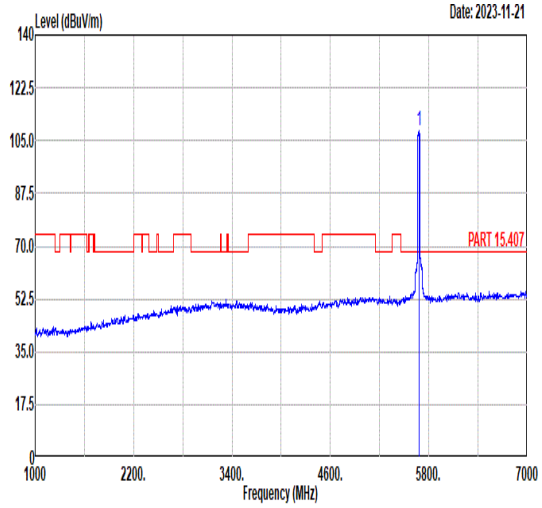 Freq Level Limit Line Margin (dB) Read Level Ant Factor Cable Loss Preamp Factor APos TPos Remark MHz dBuV/m dBuV/m dBuV dB/m dB dB cm deg 1 5680.00 108.51 ------ ------ 94.13 35.06 11.67 32.35 359 101 PEAK
Avg	Blank	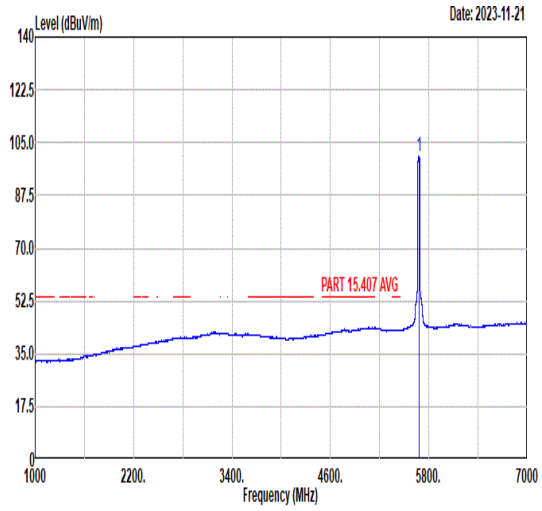 Freq Level Limit Line Margin (dB) Read Level Ant Factor Cable Loss Preamp Factor APos TPos Remark MHz dBuV/m dBuV/m dBuV dB/m dB dB cm deg 1 5680.00 100.34 ------ ------ 85.96 35.05 11.68 32.35 359 101 AVERAGE

Mode	153	
	Band Edge - L	
	U-NII-2C_5.47-5.725_802.11be EHT40_CH110_Full_5550MHz	
ANT	CDD 5+6	
Pol.	Horizontal	Fundamental
Peak	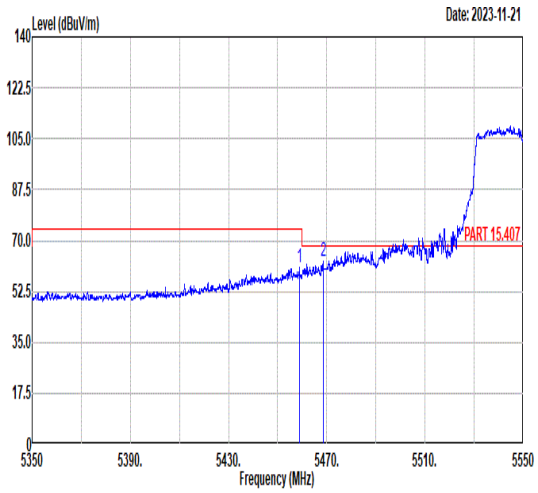 Freq Level Limit Line Margin Read Level Ant Factor Cable Loss Preamp Factor APos TPos Remark MHz dBuV/m dBuV/m dB dBuV dB/m dB dB cm deg 1 5458.92 60.57 74.00 -13.43 46.80 34.81 11.12 32.16 100 317 PEAK 2 5468.52 62.61 68.30 -5.69 48.82 34.81 11.16 32.18 100 317 PEAK	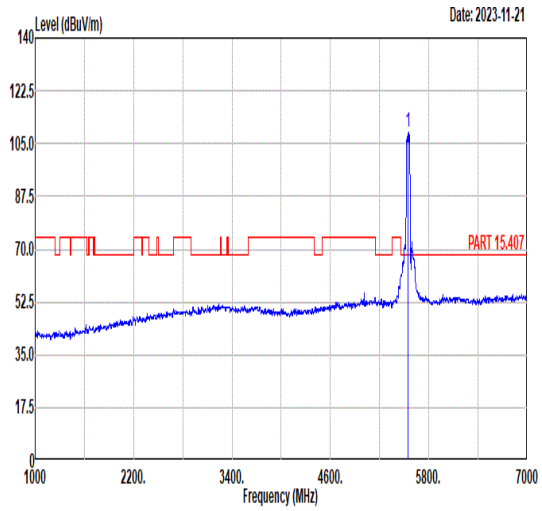 Freq Level Limit Line Margin Read Level Ant Factor Cable Loss Preamp Factor APos TPos Remark MHz dBuV/m dBuV/m dB dBuV dB/m dB dB cm deg 1 5550.00 108.96 ------ ------ 94.81 34.88 11.52 32.25 100 317 PEAK
Avg	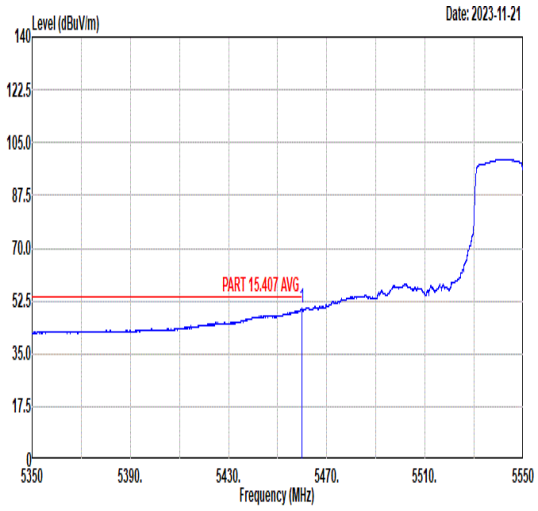 Freq Level Limit Line Margin Read Level Ant Factor Cable Loss Preamp Factor APos TPos Remark MHz dBuV/m dBuV/m dB dBuV dB/m dB dB cm deg 1 5459.72 50.01 54.00 -3.99 36.24 34.81 11.12 32.16 100 317 AVERAGE	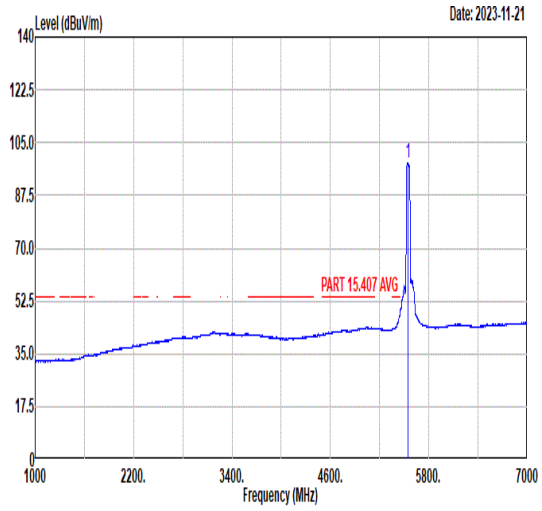 Freq Level Limit Line Margin Read Level Ant Factor Cable Loss Preamp Factor APos TPos Remark MHz dBuV/m dBuV/m dB dBuV dB/m dB dB cm deg 1 5550.00 98.17 ------ ------ 84.10 34.86 11.45 32.24 100 317 AVERAGE

Mode	153	
	Band Edge - R	
	U-NII-2C_5.47-5.725_802.11be EHT40_CH110_Full_5550MHz	
ANT	CDD 5+6	
Pol.	Horizontal	Fundamental
Peak	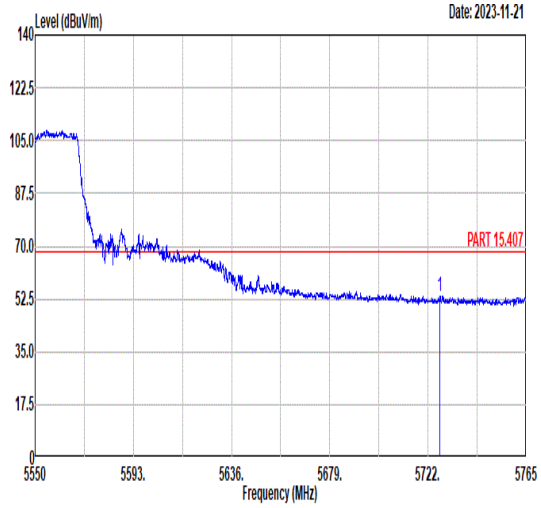 Freq Level Limit Line Margin Read Level Ant Factor Cable Loss Preamp Factor APos TPos Remark MHz dBuV/m dBuV/m dB dBuV dB/m dB dB cm deg 1 5727.29 53.26 68.30 -15.04 38.88 35.12 11.65 32.39 100 317 PEAK	Blank

Mode	153	
	Band Edge - L	
	U-NII-2C_5.47-5.725_802.11be EHT40_CH110_Full_5550MHz	
ANT	CDD 5+6	
Pol.	Vertical	Fundamental
Peak	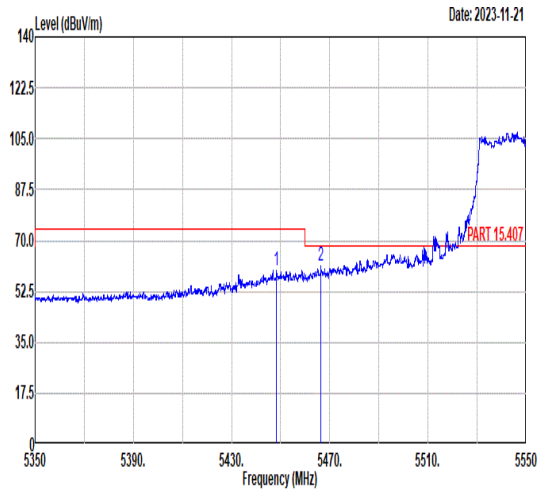 Freq Level Limit Line Margin Read Level Ant Factor Cable Loss Preamp Factor APos TPos Remark MHz dBuV/m dBuV/m dB dBuV dB/m dB dB cm deg 1 5448.30 59.69 74.00 -14.31 45.96 34.81 11.07 32.15 359 100 PEAK 2 5466.30 61.17 68.30 -7.13 47.38 34.81 11.15 32.17 359 100 PEAK	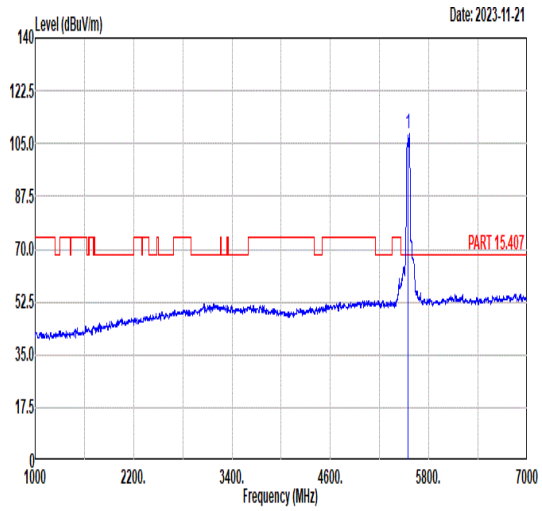 Freq Level Limit Line Margin Read Level Ant Factor Cable Loss Preamp Factor APos TPos Remark MHz dBuV/m dBuV/m dB dBuV dB/m dB dB cm deg 1 5550.00 108.04 ------ ------ 93.86 34.89 11.55 32.26 359 100 PEAK
Avg	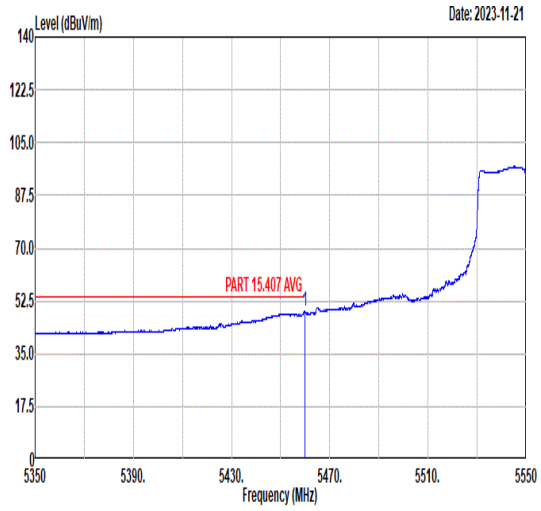 Freq Level Limit Line Margin Read Level Ant Factor Cable Loss Preamp Factor APos TPos Remark MHz dBuV/m dBuV/m dB dBuV dB/m dB dB cm deg 1 5459.72 49.12 54.00 -4.88 35.35 34.81 11.12 32.16 359 100 AVERAGE	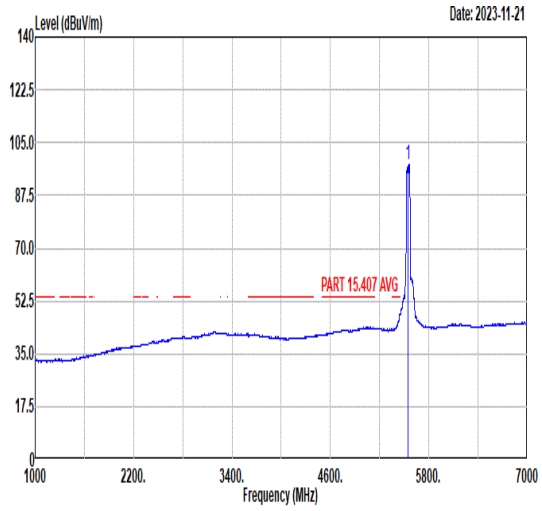 Freq Level Limit Line Margin Read Level Ant Factor Cable Loss Preamp Factor APos TPos Remark MHz dBuV/m dBuV/m dB dBuV dB/m dB dB cm deg 1 5550.00 97.97 ------ ------ 83.79 34.89 11.55 32.26 359 100 AVERAGE

Mode	153	
	Band Edge - R	
	U-NII-2C_5.47-5.725_802.11be EHT40_CH110_Full_5550MHz	
ANT	CDD 5+6	
Pol.	Vertical	Fundamental
Peak	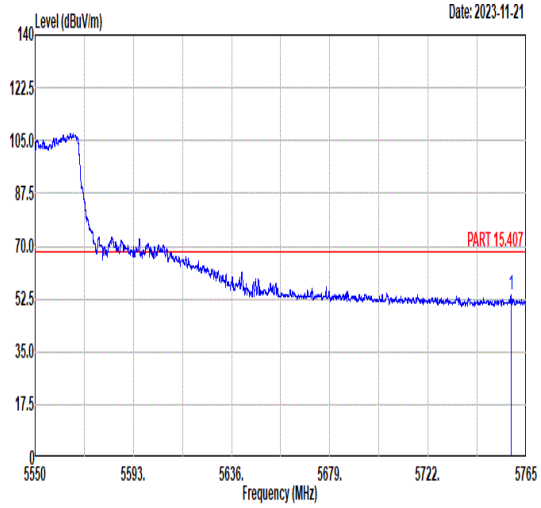 Freq Level Limit Line Margin Read Level Ant Factor Cable Loss Preamp Factor APos TPos Remark MHz dBuV/m dBuV/m dB dBuV dB/m dB dB cm deg 1 5758.25 53.72 68.30 -14.58 39.33 35.16 11.64 32.41 359 100 PEAK	Blank

Mode	154	
	Band Edge - L	
	U-NII-2C_5.47-5.725_802.11be EHT40_CH126_Full_5630MHz	
ANT	CDD 5+6	
Pol.	Horizontal	Fundamental
Peak	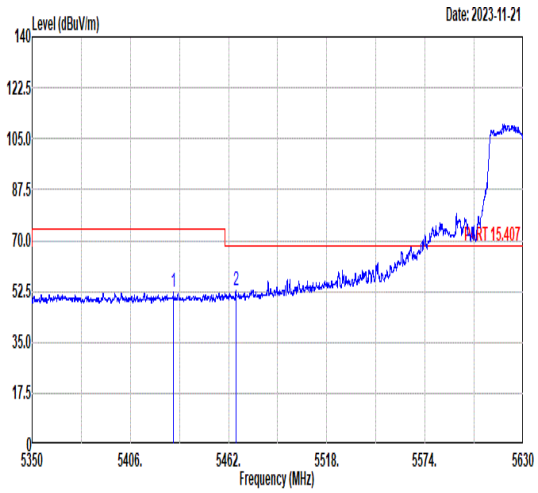 Freq Level Limit Line Margin (dB) Read Level Ant Factor Cable Loss Preamp Factor APos TPos Remark 1 5430.50 52.25 74.00 -21.75 38.57 34.81 11.00 32.13 100 316 PEAK 2 5466.06 52.94 68.30 -15.36 39.15 34.81 11.15 32.17 100 316 PEAK	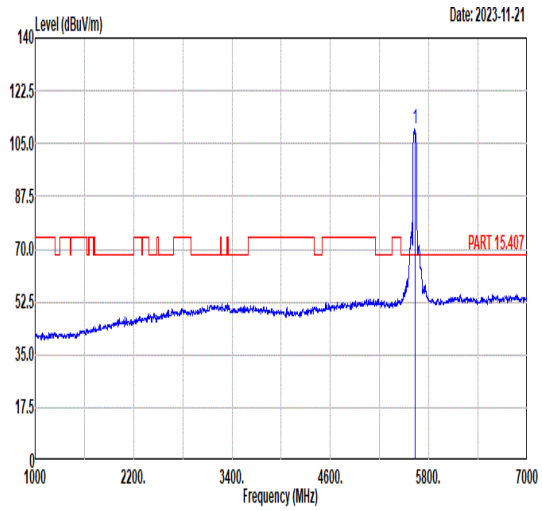 Freq Level Limit Line Margin (dB) Read Level Ant Factor Cable Loss Preamp Factor APos TPos Remark 1 5630.00 109.94 ------ ------ 95.58 34.97 11.70 32.31 100 316 PEAK
Avg	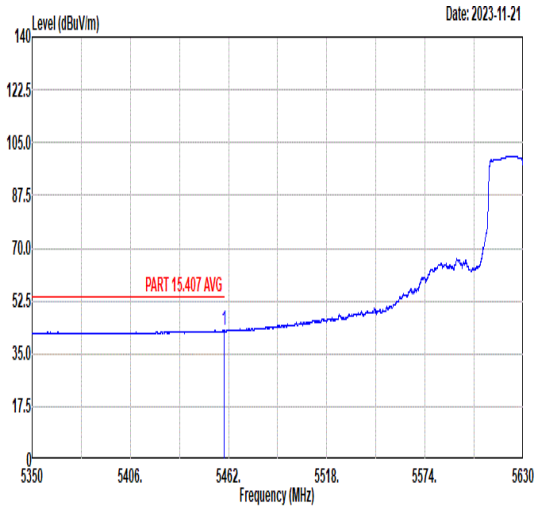 Freq Level Limit Line Margin (dB) Read Level Ant Factor Cable Loss Preamp Factor APos TPos Remark 1 5459.65 42.69 54.00 -11.31 28.92 34.81 11.12 32.16 100 316 AVERAGE	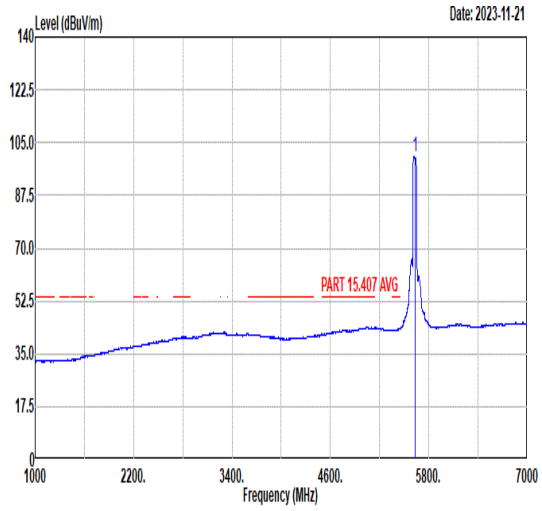 Freq Level Limit Line Margin (dB) Read Level Ant Factor Cable Loss Preamp Factor APos TPos Remark 1 5630.00 100.40 ------ ------ 86.04 34.96 11.70 32.30 100 316 AVERAGE

Mode	154	
	Band Edge - R	
	U-NII-2C_5.47-5.725_802.11be EHT40_CH126_Full_5630MHz	
ANT	CDD 5+6	
Pol.	Horizontal	Fundamental
Peak	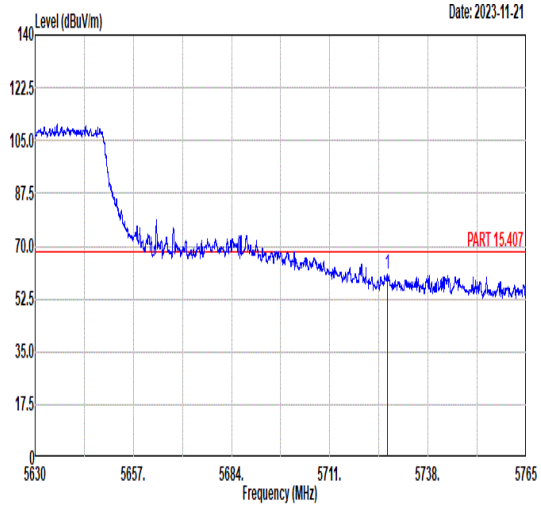 Freq Level Limit Line Margin (dB) Read Level Ant Factor Cable Loss Preamp Factor APos TPos Remark MHz dBuV/m dBuV/m dBuV dB/m dB dB cm deg 1 5726.74 60.65 68.30 -7.65 46.27 35.12 11.65 32.39 100 316 PEAK	Blank

Mode	154	
	Band Edge - L	
	U-NII-2C_5.47-5.725_802.11be EHT40_CH126_Full_5630MHz	
ANT	CDD 5+6	
Pol.	Vertical	Fundamental
Peak	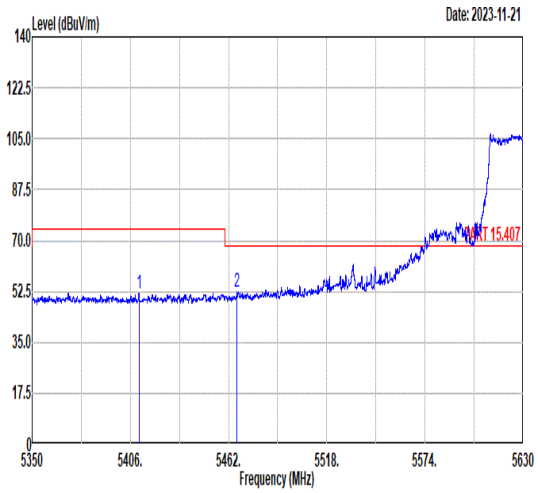 Freq Level Limit Line Margin (dB) Read Level Ant Factor Cable Loss Preamp Factor APos TPos Remark 1 5410.93 MHz 51.89 dBuV/m 74.00 -22.11 38.25 dBuV 34.82 dB/m 10.92 dB 32.10 dB 352 cm 100 deg PEAK 2 5466.93 52.16 68.30 -16.14 38.37 34.81 11.15 32.17 352 100 PEAK	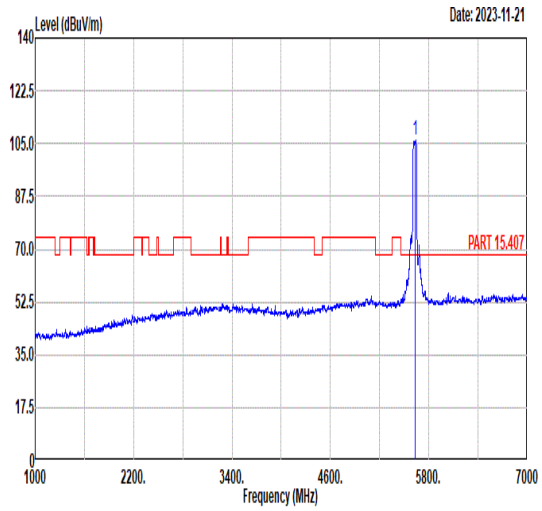 Freq Level Limit Line Margin (dB) Read Level Ant Factor Cable Loss Preamp Factor APos TPos Remark 1 5630.00 MHz 106.28 dBuV/m ------ ------ dBuV 91.91 dB/m 35.01 dB 11.69 dB 32.33 cm 352 deg 100 PEAK
Avg	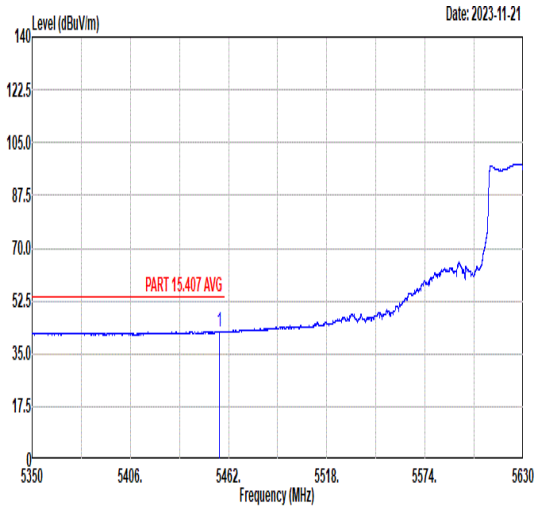 Freq Level Limit Line Margin (dB) Read Level Ant Factor Cable Loss Preamp Factor APos TPos Remark 1 5456.57 MHz 42.49 dBuV/m 54.00 -11.51 28.73 dBuV 34.81 dB/m 11.11 dB 32.16 dB 352 cm 100 deg AVERAGE	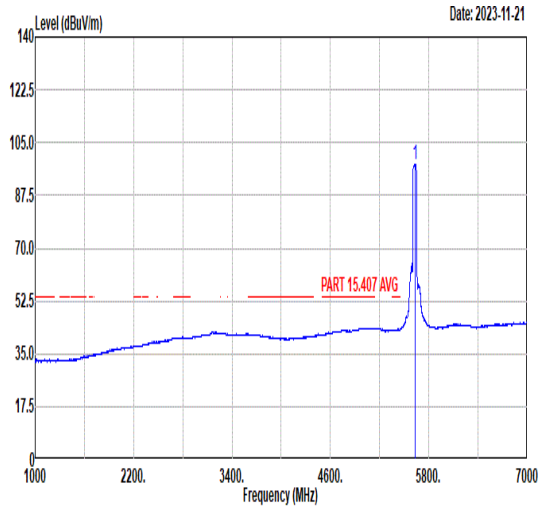 Freq Level Limit Line Margin (dB) Read Level Ant Factor Cable Loss Preamp Factor APos TPos Remark 1 5630.00 MHz 97.94 dBuV/m ------ ------ dBuV 83.57 dB/m 35.00 dB 11.69 dB 32.32 cm 352 deg 100 AVERAGE

Mode	154	
	Band Edge - R	
	U-NII-2C_5.47-5.725_802.11be EHT40_CH126_Full_5630MHz	
ANT	CDD 5+6	
Pol.	Vertical	Fundamental
Peak	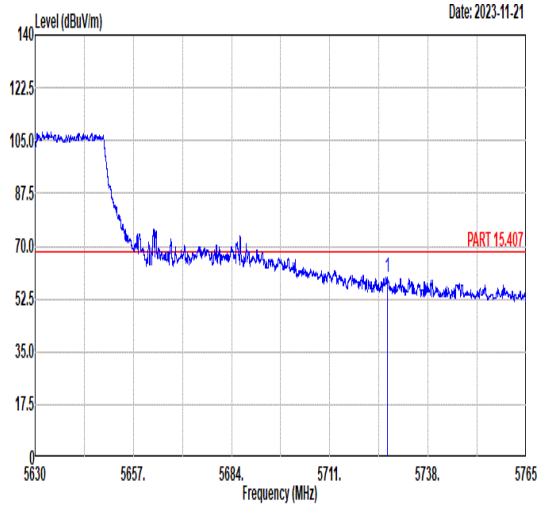 Freq Level Limit Line Margin (dB) Read Level Ant Factor Cable Loss Preamp Factor APos TPos Remark MHz dBuV/m dBuV/m dBuV dB/m dB dB cm deg 1 5726.74 59.57 68.30 -8.73 45.19 35.12 11.65 32.39 352 100 PEAK	Blank

Appendix D. Duty Cycle Plots

Antenna	Band	Duty Cycle(%)	T(ms)	1/T(kHz)	VBW Setting
4+5	802.11a	99.32	-	-	10Hz
4+5	802.11be EHT20	100	-	-	10Hz
4+5	802.11be EHT40	100	-	-	10Hz
4+5	802.11be EHT80	100	-	-	10Hz
4+5	802.11be EHT160	97.64	0.744	1.344	3kHz
5+6	802.11a	98.97	-	-	10Hz
5+6	802.11be EHT20	100	-	-	10Hz
5+6	802.11be EHT40	100	-	-	10Hz
5+6	802.11be EHT80	100	-	-	10Hz
5+6	802.11be EHT160	97.64	0.744	1.344	3kHz

802.11a (Antenna 4/5)

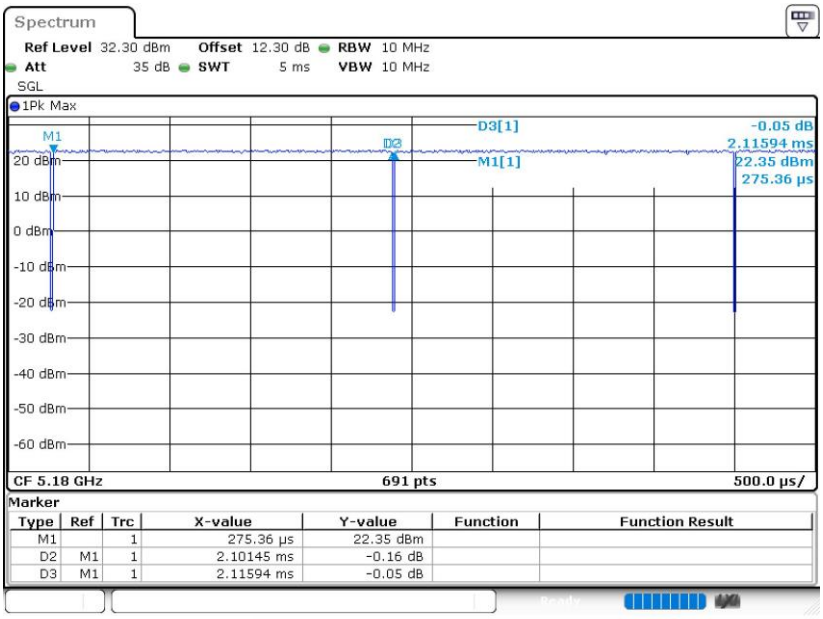

802.11be EHT20 (Antenna 4/5)

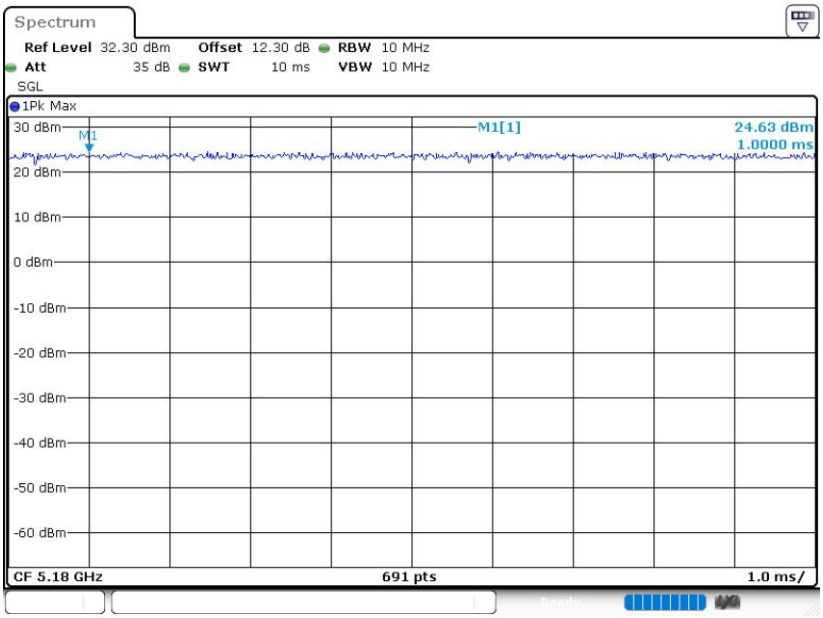

802.11be EHT40 (Antenna 4/5)

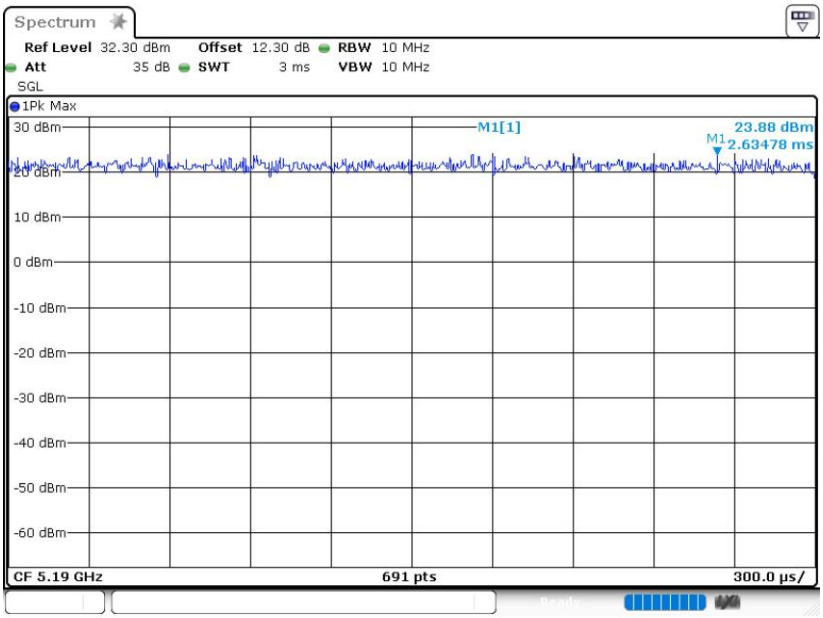

802.11be EHT80 (Antenna 4/5)

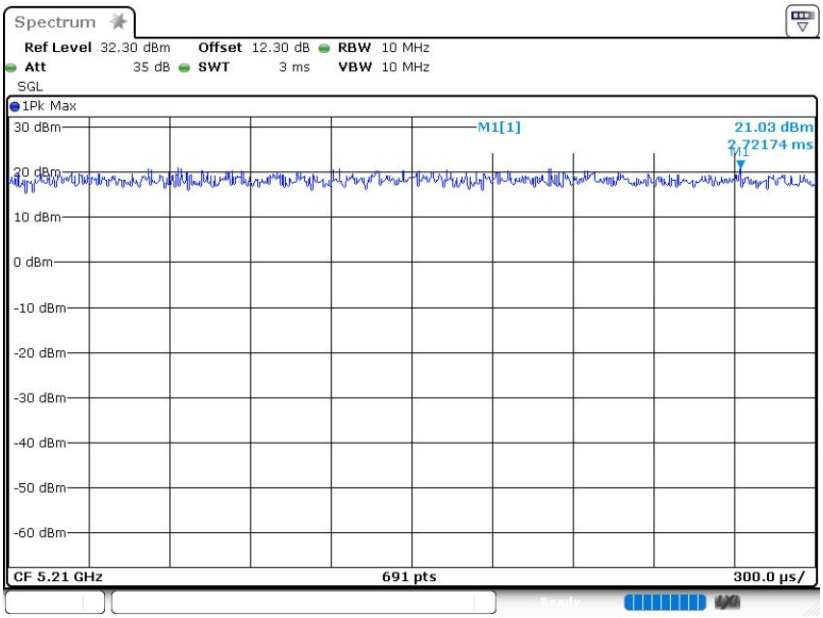

802.11be EHT160 (Antenna 4/5)

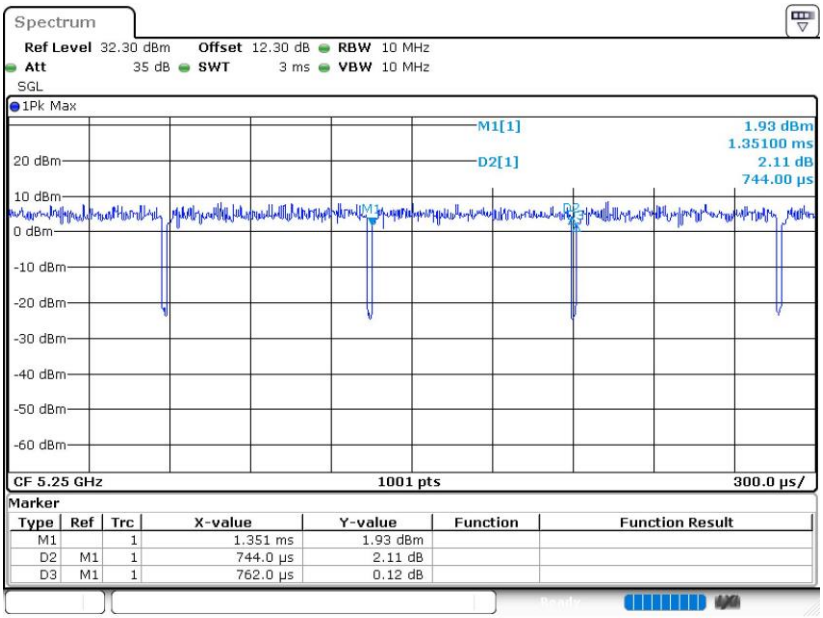

802.11a (Antenna 5/6)

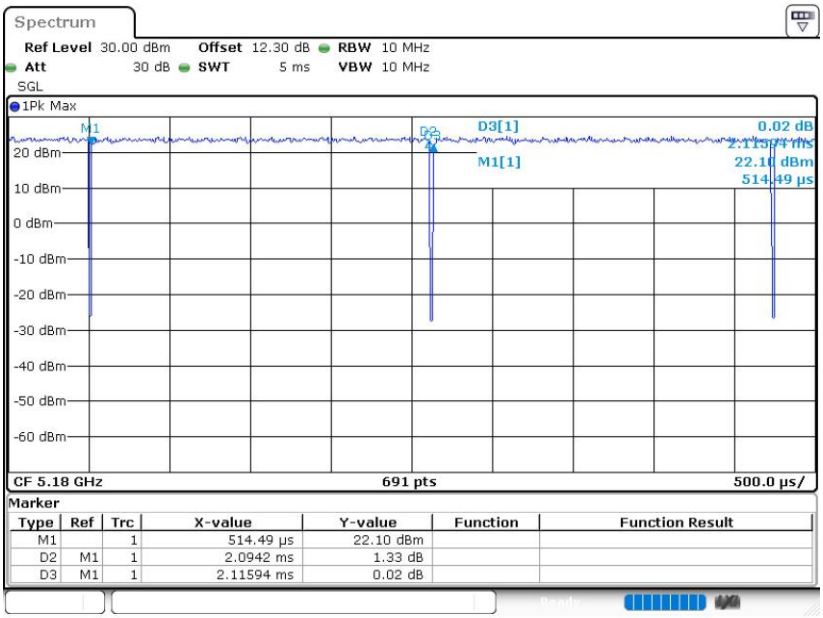

802.11be EHT20 (Antenna 5/6)

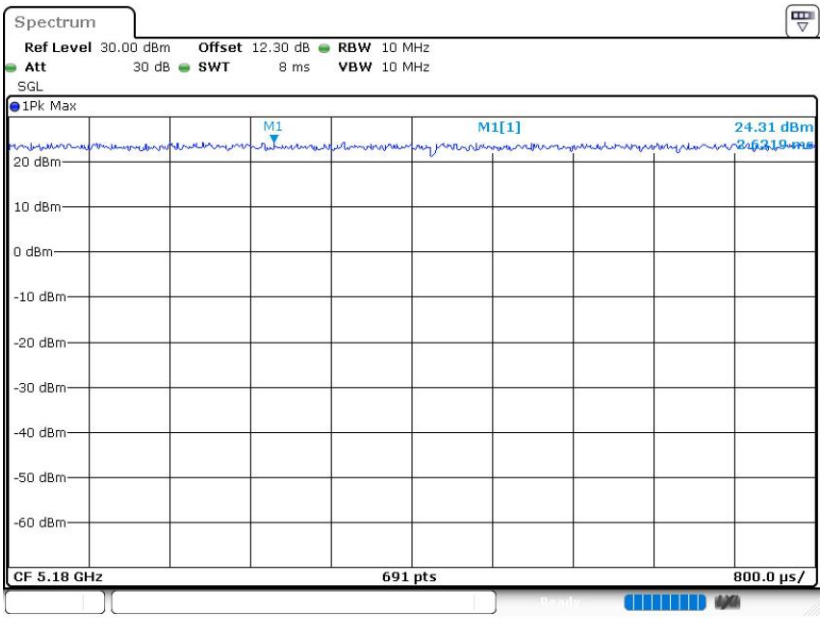

802.11be EHT40 (Antenna 5/6)

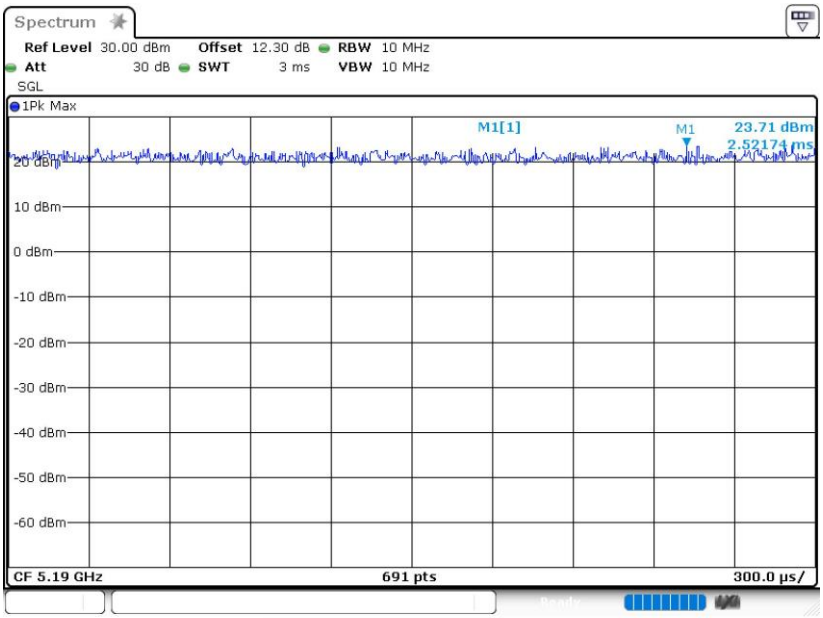

802.11be EHT80 (Antenna 5/6)

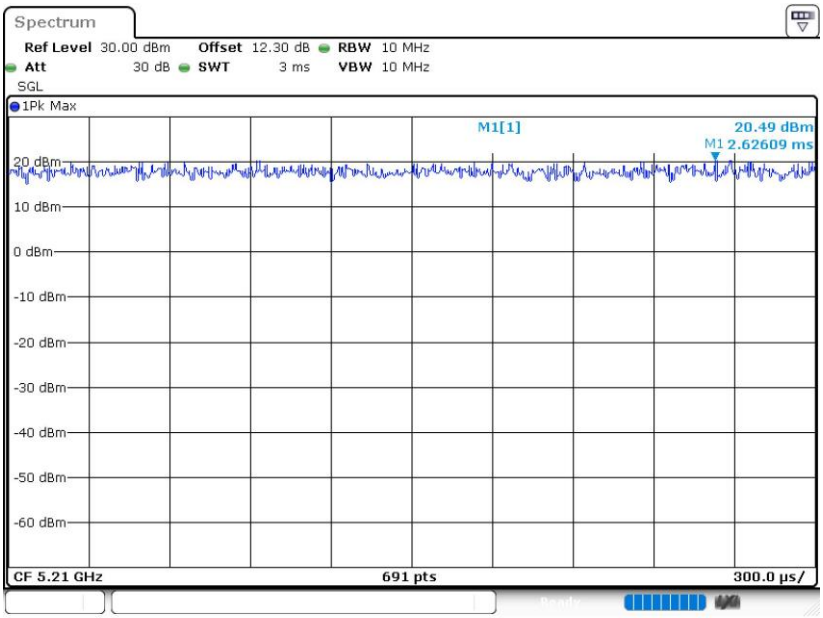
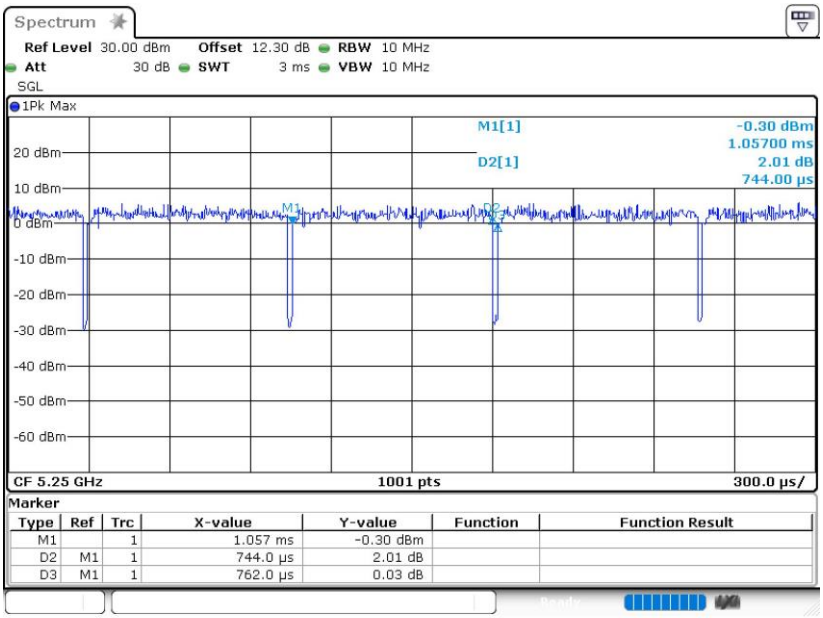
802.11be EHT160 (Antenna 5/6)