N41(50M)_CP-OFDM_QPSK_Edge_1RB_Left_Low_CH

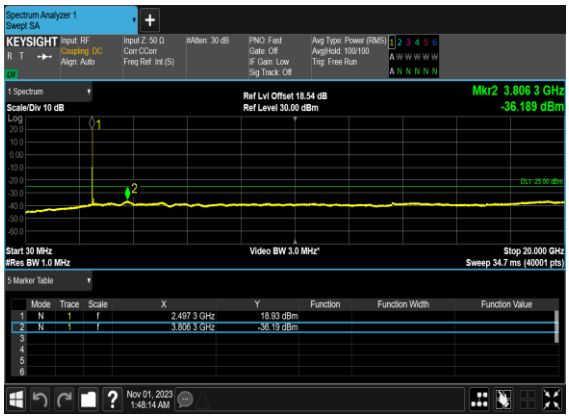

N41(50M)_CP-OFDM_QPSK_Edge_1RB_Left_Low_CH

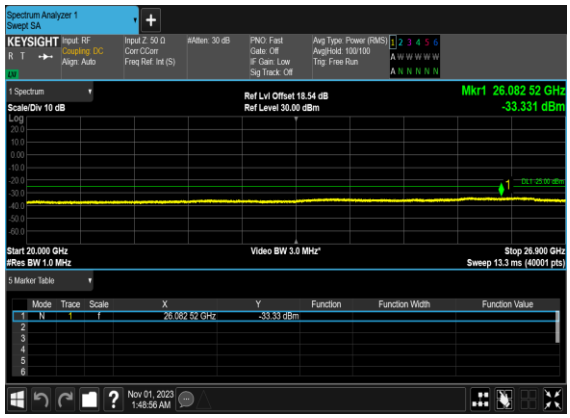

N41(50M)_CP-OFDM_QPSK_Edge_1RB_Left_Mid_CH

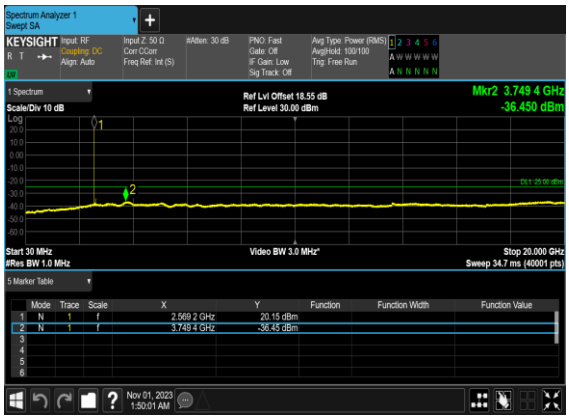

N41(50M)_CP-OFDM_QPSK_Edge_1RB_Left_Mid_CH

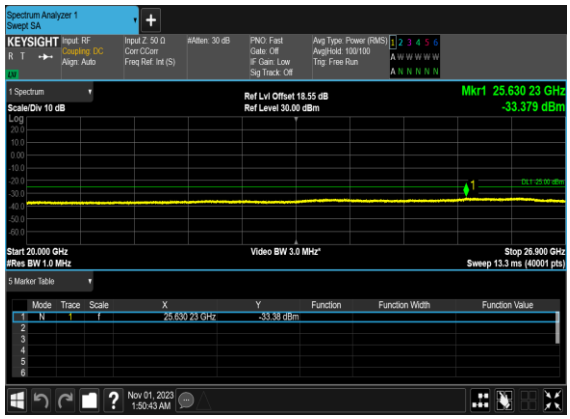

N41(50M)_CP-OFDM_QPSK_Edge_1RB_Left_High_CH

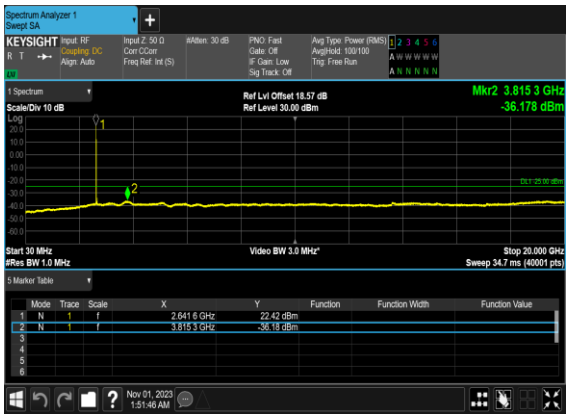

N41(50M)_CP-OFDM_QPSK_Edge_1RB_Left_High_CH

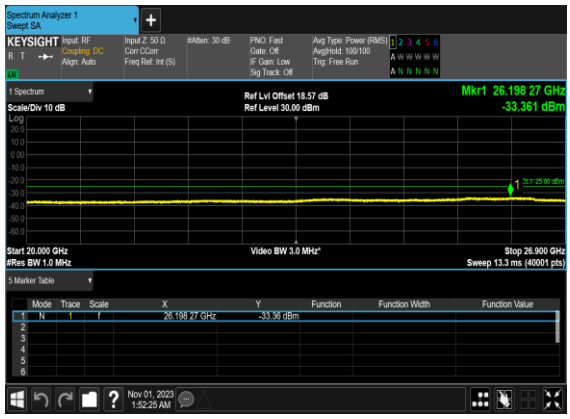

N41(100M)_CP-OFDM_QPSK_Edge_1RB_Left_Low_CH

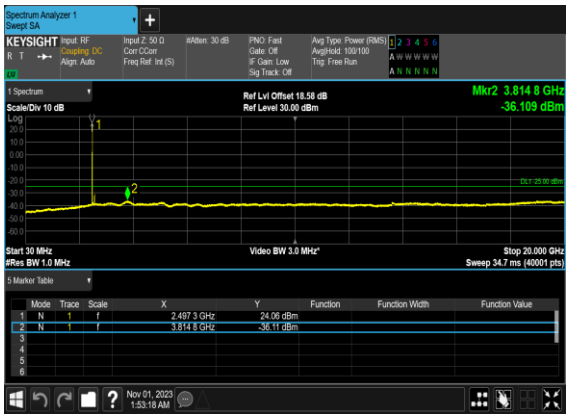

N41(100M)_CP-OFDM_QPSK_Edge_1RB_Left_Low_CH

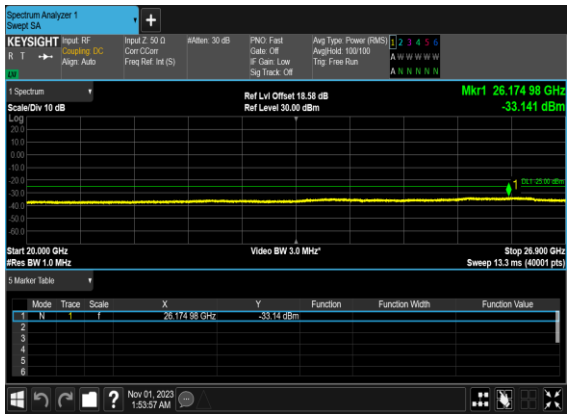

N41(100M)_CP-OFDM_QPSK_Edge_1RB_Left_Mid_CH

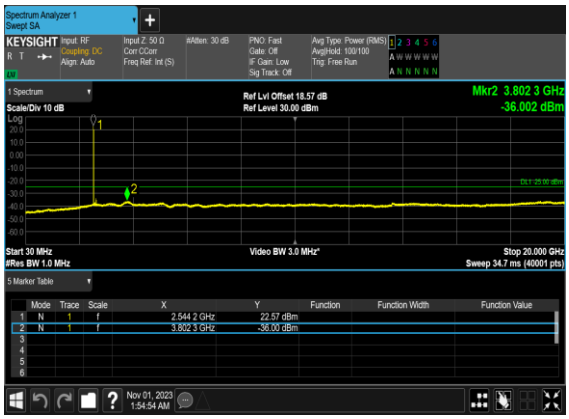

N41(100M)_CP-OFDM_QPSK_Edge_1RB_Left_Mid_CH

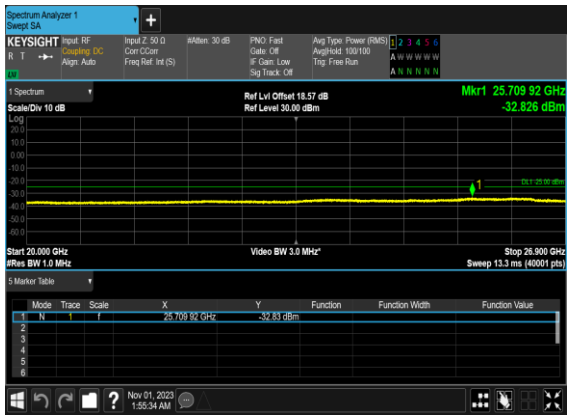

N41(100M)_CP-OFDM_QPSK_Edge_1RB_Left_High_CH

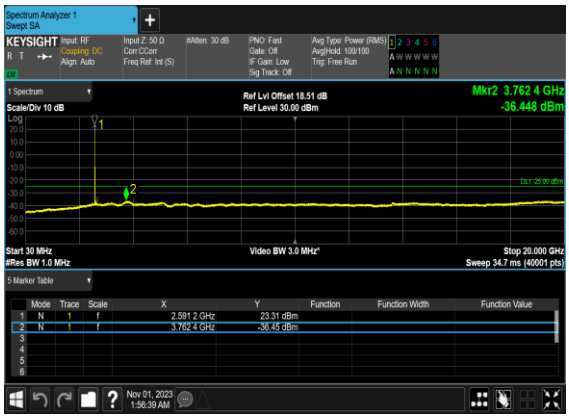

N41(100M)_CP-OFDM_QPSK_Edge_1RB_Left_High_CH

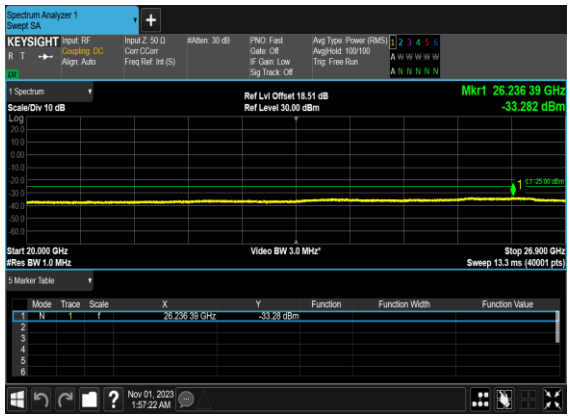

Conducted Band Edge

NR Band	SCS (kHz)	Bandwidth (MHz)	Arfcn	Freq (MHz)	Modulation	RB	Result	Verdict
41	30	10	500202	2501.01	CP-OFDM QPSK	1@0	see graph	**PASS**
41	30	10	500202	2501.01	CP-OFDM QPSK	24@0	see graph	**PASS**
41	30	10	537000	2685.0	CP-OFDM QPSK	1@23	see graph	**PASS**
41	30	10	537000	2685.0	CP-OFDM QPSK	24@0	see graph	**PASS**
41	30	50	504204	2521.02	CP-OFDM QPSK	1@0	see graph	**PASS**
41	30	50	504204	2521.02	CP-OFDM QPSK	133@0	see graph	**PASS**
41	30	50	532998	2664.99	CP-OFDM QPSK	1@132	see graph	**PASS**
41	30	50	532998	2664.99	CP-OFDM QPSK	133@0	see graph	**PASS**
41	30	100	509202	2546.01	CP-OFDM QPSK	1@0	see graph	**PASS**
41	30	100	509202	2546.01	CP-OFDM QPSK	273@0	see graph	**PASS**
41	30	100	528000	2640.0	CP-OFDM QPSK	1@272	see graph	**PASS**
41	30	100	528000	2640.0	CP-OFDM QPSK	273@0	see graph	**PASS**

N41(10M)_CP-OFDM_QPSK_Edge_1RB_Left_Low_CH

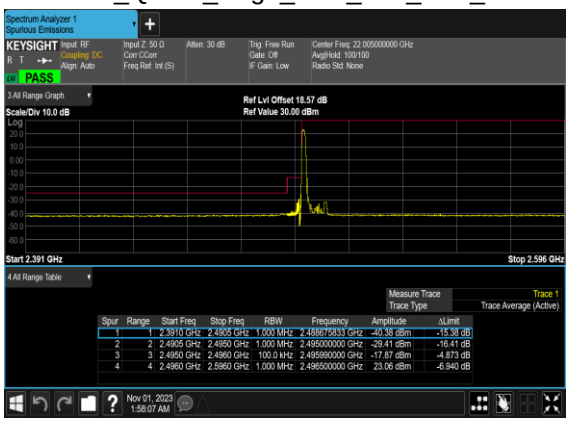

N41(10M)_CP-OFDM_QPSK_Outer_Full_Low_CH

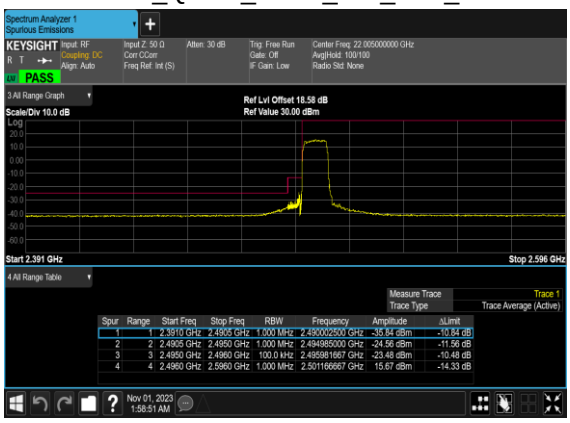

N41(10M)_CP-OFDM_QPSK_Edge_1RB_Right_High_CH

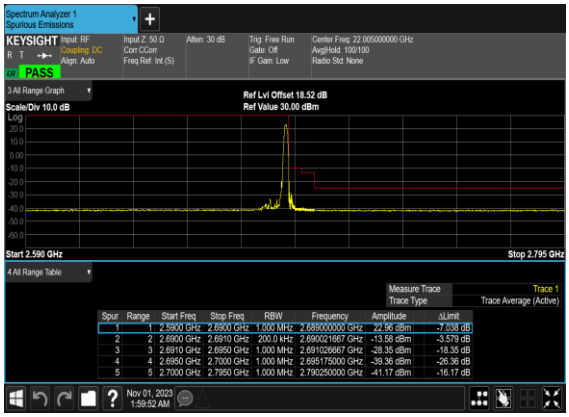

N41(10M)_CP-OFDM_QPSK_Outer_Full_High_CH

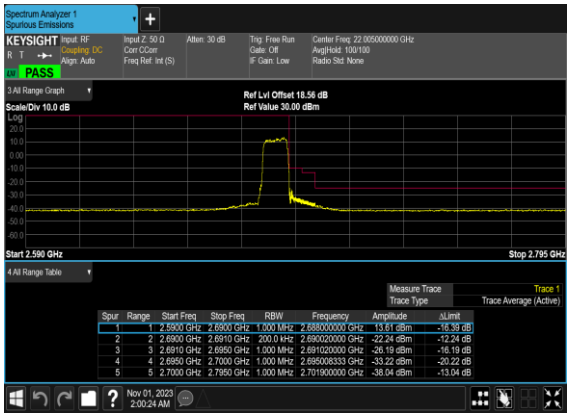

N41(50M)_CP-OFDM_QPSK_Edge_1RB_Left_Low_CH

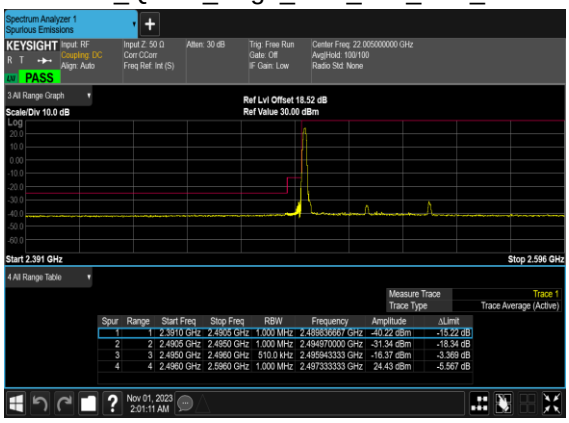

N41(50M)_CP-OFDM_QPSK_Outer_Full_Low_CH

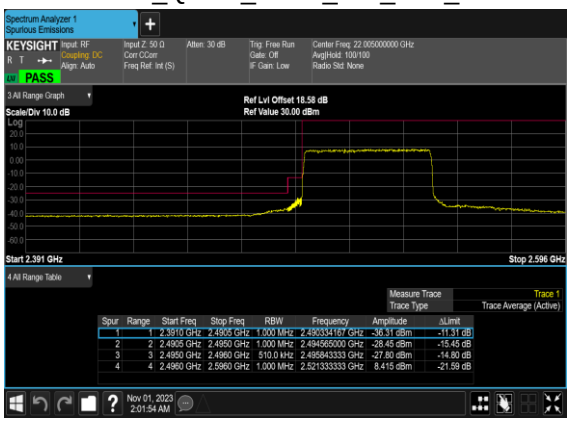

N41(50M)_CP-OFDM_QPSK_Edge_1RB_Right_High_CH

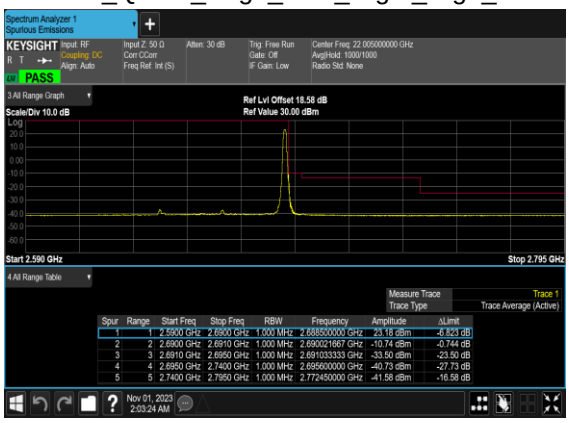

N41(50M)_CP-OFDM_QPSK_Edge_1RB_Right_High_CH_CHP_PASS

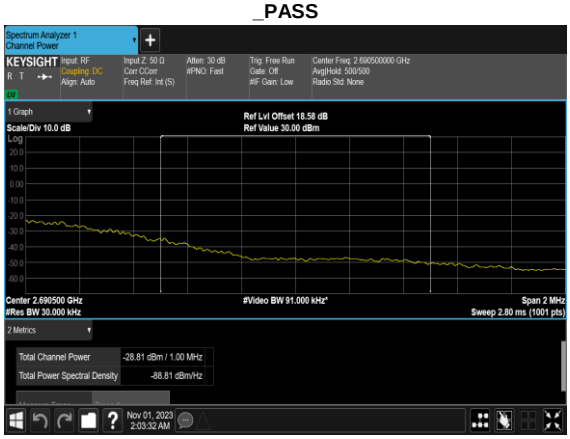

N41(50M)_CP-OFDM_QPSK_Outer_Full_High_CH

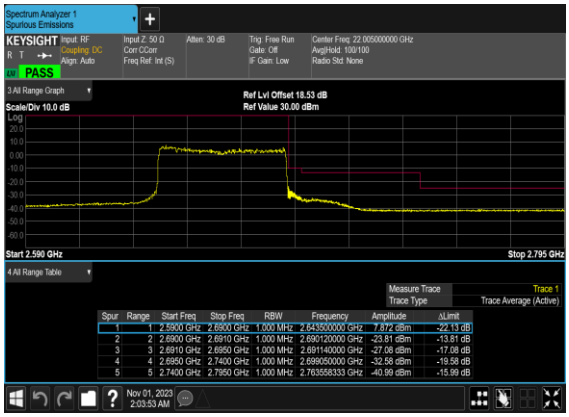

N41(100M)_CP-OFDM_QPSK_Edge_1RB_Left_Low_CH

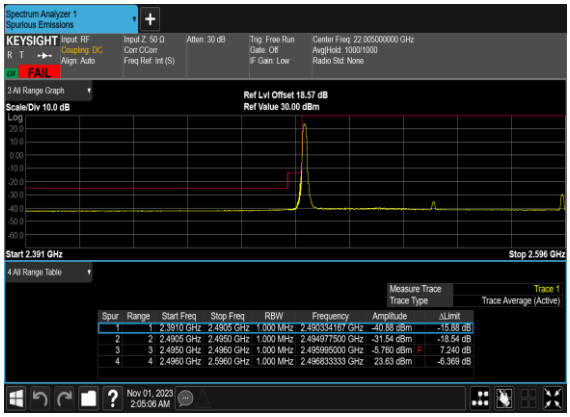

N41(100M)_CP-OFDM_QPSK_Edge_1RB_Left_Low_CH_CHP_PASS

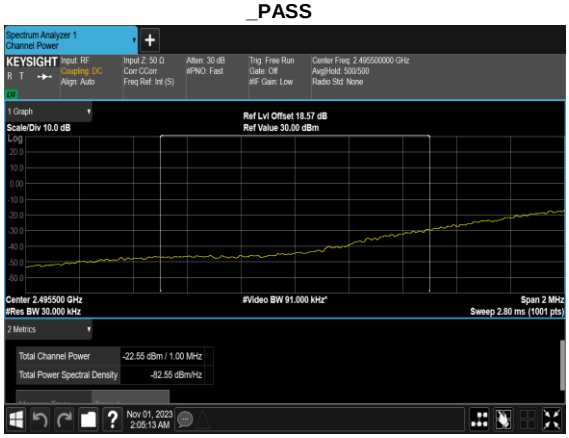

N41(100M)_CP-OFDM_QPSK_Outer_Full_Low_CH

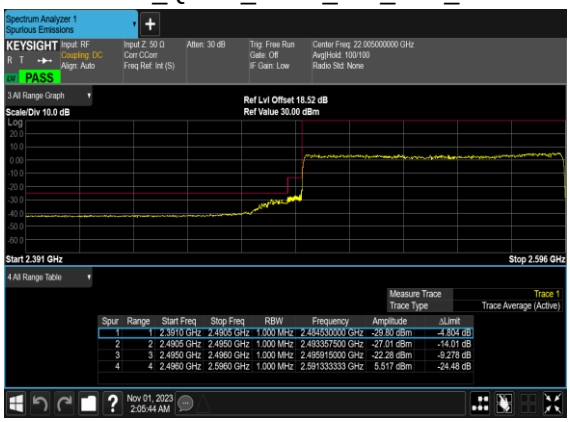

N41(100M)_CP-OFDM_QPSK_Edge_1RB_Right_High_CH

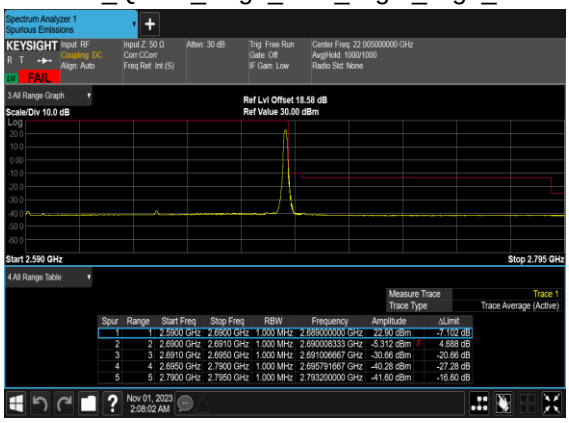

N41(100M)_CP-OFDM_QPSK_Edge_1RB_Right_High_CH_**CHP_PASS**

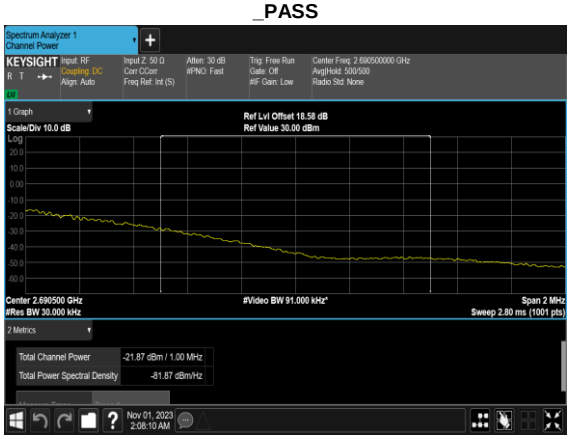

N41(100M)_CP-OFDM_QPSK_Outer_Full_High_CH

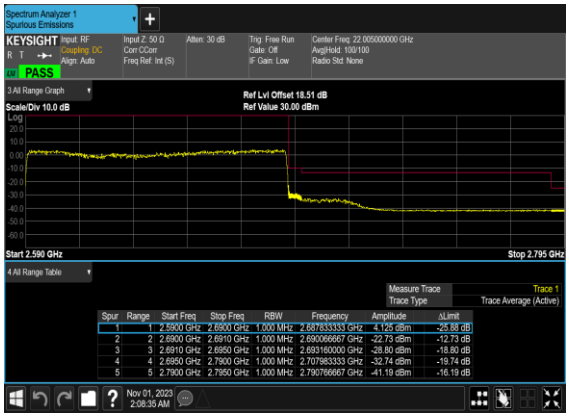

Note “CHP” means channel power integration method.

Appendix B. Test Results of Radiated Test

Radiated Spurious Emission

Test Engineer :	Qingsheng He	Temperature :	22~25℃
		Relative Humidity :	48~52%

Note: Pre-scanned harmonic for the different antenna combinations, we choose the worst antenna mode to perform final test.

n7 SA / NR 40MHz / QPSK(ANT1)									
Channel	Frequency (MHz)	EIRP (dBm)	Limit (dBm)	Over Limit (dB)	SPA Reading (dBm)	S.G. Power (dBm)	TX Cable loss (dB)	TX Antenna Gain (dBi)	Polarization (H/V)
Middle	5032.00	-59.70	-25	-34.70	-75.71	-65.26	7.14	12.70	H
	7548.00	-39.44	-25	-14.44	-60.49	-42.74	8.30	11.60	H
	10064.00	-54.45	-25	-29.45	-80.08	-55.97	10.48	12.00	H
	5032.00	-60.03	-25	-35.03	-75.96	-65.59	7.14	12.70	V
	7548.00	-40.96	-25	-15.96	-61.85	-44.26	8.30	11.60	V
	10064.00	-55.20	-25	-30.20	-80.3	-56.72	10.48	12.00	V

EN-DC_66A_n7A / LTE 10MHz + NR 40MHz / QPSK (ANT7+1)									
Channel	Frequency (MHz)	EIRP (dBm)	Limit (dBm)	Over Limit (dB)	SPA Reading (dBm)	S.G. Power (dBm)	TX Cable loss (dB)	TX Antenna Gain (dBi)	Polarization (H/V)
NR n7 Middle	5032.00	-63.48	-25	-38.48	-79.49	-69.04	7.14	12.70	H
	7548.00	-58.18	-25	-33.18	-79.23	-61.48	8.30	11.60	H
	10064.00	-54.93	-25	-29.93	-80.56	-56.45	10.48	12.00	H
	5032.00	-63.47	-25	-38.47	-79.4	-69.03	7.14	12.70	V
	7548.00	-58.17	-25	-33.17	-79.06	-61.47	8.30	11.60	V
	10064.00	-54.97	-25	-29.97	-80.07	-56.49	10.48	12.00	V
LTE Band66 Middle	3481	-55.93	-13	-42.93	-68.15	-62.78	5.65	12.50	H
	5221.5	-59.27	-13	-46.27	-75.27	-64.94	7.13	12.80	H
	6962	-54.63	-13	-41.63	-74.64	-58.03	8.40	11.80	H
	3481	-52.90	-13	-39.90	-65.66	-59.75	5.65	12.50	V
	5221.5	-53.52	-13	-40.52	-69.47	-59.19	7.13	12.80	V
	6962	-55.61	-13	-42.61	-75.72	-59.01	8.40	11.80	V

Remark: Spurious emissions within 30-1000MHz were found more than 20dB below limit line.

n12 SA / NR 15MHz / QPSK(ANT0)									
Channel	Frequency (MHz)	EIRP (dBm)	Limit (dBm)	Over Limit (dB)	SPA Reading (dBm)	S.G. Power (dBm)	TX Cable loss (dB)	TX Antenna Gain (dBi)	Polarization (H/V)
Middle	1401.08	-65.88	-13	-52.88	-72.85	-69.13	4.00	9.40	H
	2101.6	-66.61	-13	-53.61	-75.03	-70.18	4.88	10.60	H
	2802.16	-64.60	-13	-51.60	-75.36	-69.53	5.52	12.60	H
	1401.08	-65.29	-13	-52.29	-72.33	-68.54	4.00	9.40	V
	2101.6	-66.07	-13	-53.07	-74.86	-69.64	4.88	10.60	V
	2802.16	-64.02	-13	-51.02	-75.01	-68.95	5.52	12.60	V

Remark: Spurious emissions within 30-1000MHz were found more than 20dB below limit line.

EN-DC_30A_n12A / LTE 10MHz + NR 15MHz / QPSK (ANT1+0)									
Channel	Frequency (MHz)	EIRP (dBm)	Limit (dBm)	Over Limit (dB)	SPA Reading (dBm)	S.G. Power (dBm)	TX Cable loss (dB)	TX Antenna Gain (dBi)	Polarization (H/V)
NR n12 Middle	1401.08	-65.40	-13	-52.40	-72.37	-68.65	4.00	9.40	H
	2101.6	-66.29	-13	-53.29	-74.71	-69.86	4.88	10.60	H
	2802.16	-64.75	-13	-51.75	-75.51	-69.68	5.52	12.60	H
	1401.08	-65.43	-13	-52.43	-72.47	-68.68	4.00	9.40	V
	2101.6	-65.80	-13	-52.80	-74.59	-69.37	4.88	10.60	V
	2802.16	-63.88	-13	-50.88	-74.87	-68.81	5.52	12.60	V
LTE Band30 Middle	4611.50	-63.81	-40	-23.81	-56.60	-70.06	6.45	12.70	H
	6916.50	-42.60	-40	-2.60	-37.99	-46.00	8.40	11.80	H
	9222.00	-55.35	-40	-15.35	-56.43	-57.70	9.65	12.00	H
	4611.50	-63.84	-40	-23.84	-56.48	-70.09	6.45	12.70	V
	6916.50	-44.34	-40	-4.34	-39.69	-47.74	8.40	11.80	V
	9222.00	-55.90	-40	-15.90	-56.56	-58.25	9.65	12.00	V

n41 SA / NR 100MHz / QPSK(ANT1)									
Channel	Frequency (MHz)	EIRP (dBm)	Limit (dBm)	Over Limit (dB)	SPA Reading (dBm)	S.G. Power (dBm)	TX Cable loss (dB)	TX Antenna Gain (dBi)	Polarization (H/V)
Middle	5089.00	-57.86	-25	-32.86	-73.94	-63.42	7.14	12.70	H
	7633.50	-44.55	-25	-19.55	-65.45	-47.85	8.30	11.60	H
	10178.00	-54.28	-25	-29.28	-79.77	-55.80	10.48	12.00	H
	5089.00	-58.79	-25	-33.79	-74.8	-64.35	7.14	12.70	V
	7633.50	-41.34	-25	-16.34	-62.05	-44.64	8.30	11.60	V
	10178.00	-54.62	-25	-29.62	-79.7	-56.14	10.48	12.00	V

Remark: Spurious emissions within 30-1000MHz were found more than 20dB below limit line.

n41 UL MIMO SA / NR 100MHz / QPSK(ANT1+8)									
Channel	Frequency (MHz)	EIRP (dBm)	Limit (dBm)	Over Limit (dB)	SPA Reading (dBm)	S.G. Power (dBm)	TX Cable loss (dB)	TX Antenna Gain (dBi)	Polarization (H/V)
Middle	5089.00	-60.97	-25	-35.97	-77.05	-66.53	7.14	12.70	H
	7633.50	-38.68	-25	-13.68	-59.58	-41.98	8.30	11.60	H
	10178.00	-54.36	-25	-29.36	-79.85	-55.88	10.48	12.00	H
	5089.00	-60.59	-25	-35.59	-76.6	-66.15	7.14	12.70	V
	7633.50	-42.34	-25	-17.34	-63.05	-45.64	8.30	11.60	V
	10178.00	-54.70	-25	-29.70	-79.78	-56.22	10.48	12.00	V

Remark: Spurious emissions within 30-1000MHz were found more than 20dB below limit line.

EN-DC_66A_n41A / LTE 10MHz + NR 100MHz / QPSK (ANT7+1)									
Channel	Frequency (MHz)	EIRP (dBm)	Limit (dBm)	Over Limit (dB)	SPA Reading (dBm)	S.G. Power (dBm)	TX Cable loss (dB)	TX Antenna Gain (dBi)	Polarization (H/V)
NR n41 Middle	5089.00	-63.72	-25	-38.72	-79.80	-69.28	7.14	12.70	H
	7633.50	-56.49	-25	-31.49	-77.39	-59.79	8.30	11.60	H
	10178.00	-54.83	-25	-29.83	-80.32	-56.35	10.48	12.00	H
	5089.00	-63.24	-25	-38.24	-79.25	-68.80	7.14	12.70	V
	7633.50	-57.67	-25	-32.67	-78.38	-60.97	8.30	11.60	V
	10178.00	-54.58	-25	-29.58	-79.66	-56.10	10.48	12.00	V
LTE Band66 Middle	3481	-56.28	-13	-43.28	-68.50	-63.13	5.65	12.50	H
	5221.5	-59.87	-13	-46.87	-75.87	-65.54	7.13	12.80	H
	6962	-54.88	-13	-41.88	-74.89	-58.28	8.40	11.80	H
	3481	-52.58	-13	-39.58	-65.34	-59.43	5.65	12.50	V
	5221.5	-53.45	-13	-40.45	-69.4	-59.12	7.13	12.80	V
	6962	-55.86	-13	-42.86	-75.97	-59.26	8.40	11.80	V

Remark: Spurious emissions within 30-1000MHz were found more than 20dB below limit line.

n71 SA / NR 20MHz / QPSK(ANT0)									
Channel	Frequency (MHz)	EIRP (dBm)	Limit (dBm)	Over Limit (dB)	SPA Reading (dBm)	S.G. Power (dBm)	TX Cable loss (dB)	TX Antenna Gain (dBi)	Polarization (H/V)
Middle	1342	-63.58	-13	-50.58	-69.45	-66.83	4.00	9.40	H
	2013	-67.88	-13	-54.88	-74.74	-71.45	4.88	10.60	H
	2684	-65.59	-13	-52.59	-75.37	-70.52	5.52	12.60	H
	1342	-65.74	-13	-52.74	-71.56	-68.99	4.00	9.40	V
	2013	-67.46	-13	-54.46	-74.75	-71.03	4.88	10.60	V
	2684	-65.45	-13	-52.45	-75.54	-70.38	5.52	12.60	V

Remark: Spurious emissions within 30-1000MHz were found more than 20dB below limit line.

EN-DC_7A_n71A / LTE 10MHz + NR 20MHz / QPSK (ANT1+0)									
Channel	Frequency (MHz)	EIRP (dBm)	Limit (dBm)	Over Limit (dB)	SPA Reading (dBm)	S.G. Power (dBm)	TX Cable loss (dB)	TX Antenna Gain (dBi)	Polarization (H/V)
NR n71 Middle	1342	-65.74	-13	-52.74	-71.61	-68.99	4.00	9.40	H
	2013	-67.61	-13	-54.61	-74.47	-71.18	4.88	10.60	H
	2684	-65.19	-13	-52.19	-74.97	-70.12	5.52	12.60	H
	1342	-66.10	-13	-53.10	-71.92	-69.35	4.00	9.40	V
	2013	-67.18	-13	-54.18	-74.47	-70.75	4.88	10.60	V
	2684	-64.83	-13	-51.83	-74.92	-69.76	5.52	12.60	V
LTE Band7 Middle	5061.18	-58.61	-25	-33.61	-74.65	-64.17	7.14	12.70	H
	7591.77	-56.76	-25	-31.76	-77.62	-60.06	8.30	11.60	H
	10122.36	-53.70	-25	-28.70	-79.26	-55.22	10.48	12.00	H
	5061.18	-58.41	-25	-33.41	-74.38	-63.97	7.14	12.70	V
	7591.77	-54.26	-25	-29.26	-74.9	-57.56	8.30	11.60	V
	10122.36	-54.78	-25	-29.78	-79.87	-56.30	10.48	12.00	V

Remark: Spurious emissions within 30-1000MHz were found more than 20dB below limit line.