SAR TEST REPORT

The following samples were submitted and identified on behalf of the client as:

EUT Description	WLAN and BT, 2x2 PCIe M.2 1216 SD adapter card
Brand Name	Intel® Wi-Fi 6 AX201
Model Name	AX201D2W
Applicant	ASUSTeK COMPUTER INC. 1F., No. 15, Lide Rd., Beitou Dist., Taipei City 112, Taiwan
Standards	IEEE/ANSI C95.1-1992, IEEE 1528-2013
FCC ID	MSQAX201D2
Date of Receipt	Apr. 20, 2022
Date of Test(s)	May. 14, 2022 ~ May. 16, 2022
Date of Issue	Jun. 23, 2022

In the configuration tested, the EUT complied with the standards specified above.

Remarks:

This report details the results of the testing carried out on one sample, the results contained in this test report do not relate to other samples of the same product. The manufacturer should ensure that all products in series production are in conformity with the product sample detailed in this report.

This report may only be reproduced and distributed in full. If the product in this report is used in any configuration other than that detailed in the report, the manufacturer must ensure the new system complies with all relevant standards. Any mention of SGS Taiwan Ltd. Central RF Lab or testing done by SGS Taiwan Ltd. Central RF Lab in connection with distribution or use of the product described in this report must be approved by SGS Taiwan Ltd. Central RF Lab in writing.

Signed on behalf of SGS

Clerk / Ruby Ou	PM / Kiki Lin	Approved By / John Yeh
Ruby Ou	Kiki Lin	John Yeh

Date: Jun. 23, 2022

Unless otherwise stated the results shown in this test report refer only to the sample(s) tested and such sample(s) are retained for 90 days only.
除非另有說明，此報告結果僅對測試之樣品負責，同時此樣品僅保留90天。本報告未經本公司書面許可，不可部份複製。
This document is issued by the Company subject to its General Conditions of Service printed overleaf, available on request or accessible at http://www.sgs.com.tw/Terms-and-Conditions and for electronic format documents, subject to Terms and Conditions for Electronic Documents at http://www.sgs.com.tw/Terms-and-Conditions. Attention is drawn to the limitation of liability, indemnification and jurisdiction issues defined therein. Any holder of this document is advised that information contained hereon reflects the Company's findings at the time of its intervention only and within the limits of Client's instructions, if any. The Company's sole responsibility is to its Client and this document does not exonerate parties to a transaction from exercising all their rights and obligations under the transaction documents. This document cannot be reproduced except in full, without prior written approval of the Company. Any unauthorized alteration, forgery or falsification of the content or appearance of this document is unlawful and offenders may be prosecuted to the fullest extent of the law.

Revision History

Report Number	Revision	Description	Issue Date	Revised By	Remark
TESA2204000080ES	Rev.00	Initial creation of document	Jun. 23, 2022	Ruby Ou	

Note:

1. The mark " * " is the revised version of the report due to comments submitted by the certification.

Unless otherwise stated the results shown in this test report refer only to the sample(s) tested and such sample(s) are retained for 90 days only.
除非另有說明，此報告結果僅對測試之樣品負責，同時此樣品僅保留90天。本報告未經本公司書面許可，不可部份複製。
This document is issued by the Company subject to its General Conditions of Service printed overleaf, available on request or accessible at http://www.sgs.com.tw/Terms-and-Conditions and for electronic format documents, subject to Terms and Conditions for Electronic Documents at http://www.sgs.com.tw/Terms-and-Conditions. Attention is drawn to the limitation of liability, indemnification and jurisdiction issues defined therein. Any holder of this document is advised that information contained hereon reflects the Company's findings at the time of its intervention only and within the limits of Client's instructions, if any. The Company's sole responsibility is to its Client and this document does not exonerate parties to a transaction from exercising all their rights and obligations under the transaction documents. This document cannot be reproduced except in full, without prior written approval of the Company. Any unauthorized alteration, forgery or falsification of the content or appearance of this document is unlawful and offenders may be prosecuted to the fullest extent of the law.

0. Guidance applied

The SAR testing method and procedure for this device is in accordance with the following standards:
IEEE/ANSI C95.1-1992
IEEE 1528-2013
KDB248227D01v02r02
KDB865664D01v01r04
KDB865664D02v01r02
KDB447498D01v06
KDB616217D04v01r02

Unless otherwise stated the results shown in this test report refer only to the sample(s) tested and such sample(s) are retained for 90 days only.
除非另有說明，此報告結果僅對測試之樣品負責，同時此樣品僅保留90天。本報告未經本公司書面許可，不可部份複製。
This document is issued by the Company subject to its General Conditions of Service printed overleaf, available on request or accessible at http://www.sgs.com.tw/Terms-and-Conditions and for electronic format documents, subject to Terms and Conditions for Electronic Documents at http://www.sgs.com.tw/Terms-and-Conditions. Attention is drawn to the limitation of liability, indemnification and jurisdiction issues defined therein. Any holder of this document is advised that information contained hereon reflects the Company's findings at the time of its intervention only and within the limits of Client's instructions, if any. The Company's sole responsibility is to its Client and this document does not exonerate parties to a transaction from exercising all their rights and obligations under the transaction documents. This document cannot be reproduced except in full, without prior written approval of the Company. Any unauthorized alteration, forgery or falsification of the content or appearance of this document is unlawful and offenders may be prosecuted to the fullest extent of the law.

Contents

0. Guidance applied 3
1. General Information 5
1.1 Testing Laboratory 5
1.2 Details of Applicant 5
1.3 Description of EUT 6
1.4 Test Environment 32
1.5 Operation Description 32
1.6 The SAR Measurement System 34
1.7 System Components 36
1.8 SAR System Verification 38
1.9 Tissue Simulant Fluid for the Frequency Band 40
1.10 Evaluation Procedures 42
1.11 Probe Calibration Procedures 43
1.12 Test Standards and Limits 46
2. Summary of Results 48
2.1 Decision rules 48
2.2 Summary of Results 48
2.3 Reporting statements of conformity 51
3. Simultaneous Transmission Analysis 52
3.1 Estimated SAR calculation 53
3.2 SPLSR evaluation and analysis 53
4. Instruments List 58
5. Measurements 59
6. SAR System Performance Verification 111
7. Uncertainty Budget 115
Appendixes 117
TESA2204000080ES SAR_Appendix A Photographs 117
TESA2204000080ES SAR_Appendix B DAE & Probe Cal. Certificate 117
TESA2204000080ES SAR_Appendix C Phantom Description & Dipole Cal. Certificate 117

Unless otherwise stated the results shown in this test report refer only to the sample(s) tested and such sample(s) are retained for 90 days only.
除非另有說明，此報告結果僅對測試之樣品負責，同時此樣品僅保留90天。本報告未經本公司書面許可，不可部份複製。
This document is issued by the Company subject to its General Conditions of Service printed overleaf, available on request or accessible at http://www.sgs.com.tw/Terms-and-Conditions and for electronic format documents, subject to Terms and Conditions for Electronic Documents at http://www.sgs.com.tw/Terms-and-Conditions. Attention is drawn to the limitation of liability, indemnification and jurisdiction issues defined therein. Any holder of this document is advised that information contained hereon reflects the Company's findings at the time of its intervention only and within the limits of Client's instructions, if any. The Company's sole responsibility is to its Client and this document does not exonerate parties to a transaction from exercising all their rights and obligations under the transaction documents. This document cannot be reproduced except in full, without prior written approval of the Company. Any unauthorized alteration, forgery or falsification of the content or appearance of this document is unlawful and offenders may be prosecuted to the fullest extent of the law.

1. General Information

1.1 Testing Laboratory

SGS Taiwan Ltd. Central RF Lab	
No.134, Wu Kung Road, New Taipei Industrial Park, Wuku District, New Taipei City, Taiwan	
FCC Designation Number	TW0027
Tel	+886-2-2299-3279
Fax	+886-2-2298-0488
Internet	http://www.tw.sgs.com/

1.2 Details of Applicant

Company Name	ASUSTeK COMPUTER INC.
Company Address	1F., No. 15, Lide Rd., Beitou Dist., Taipei City 112, Taiwan

Unless otherwise stated the results shown in this test report refer only to the sample(s) tested and such sample(s) are retained for 90 days only.
除非另有說明，此報告結果僅對測試之樣品負責，同時此樣品僅保留90天。本報告未經本公司書面許可，不可部份複製。
This document is issued by the Company subject to its General Conditions of Service printed overleaf, available on request or accessible at http://www.sgs.com.tw/Terms-and-Conditions and for electronic format documents, subject to Terms and Conditions for Electronic Documents at http://www.sgs.com.tw/Terms-and-Conditions. Attention is drawn to the limitation of liability, indemnification and jurisdiction issues defined therein. Any holder of this document is advised that information contained hereon reflects the Company's findings at the time of its intervention only and within the limits of Client's instructions, if any. The Company's sole responsibility is to its Client and this document does not exonerate parties to a transaction from exercising all their rights and obligations under the transaction documents. This document cannot be reproduced except in full, without prior written approval of the Company. Any unauthorized alteration, forgery or falsification of the content or appearance of this document is unlawful and offenders may be prosecuted to the fullest extent of the law.

1.3 Description of EUT

EUT Description	WLAN and BT, 2x2 PCIe M.2 1216 SD adapter card	
Brand Name	Intel® Wi-Fi 6 AX201	
Model Name	AX201D2W	
FCC ID	MSQAX201D2	
Contain module	Intel® Wi-Fi 6 AX201 / AX201D2W	
Host Information	Product Type: Notebook PC / ExpertBook Trade Name: ASUS Model Name: B5302FB, B5302CB All models are electrically identical, different model names are for marketing purpose.	
Mode of Operation	☒WLAN802.11 ☒Bluetooth	
Duty Cycle	WLAN802.11	Refer to page 30-31
	Bluetooth	0.776
TX Frequency Bands (MHz)	802.11b/g/n/ax	2.4GHz (2400.0 – 2483.5 MHz)
	802.11a/n/ac/ax	5.2GHz (5150.0 – 5250.0 MHz) 5.3GHz (5250.0 – 5350.0 MHz) 5.6GHz (5470.0 – 5725.0 MHz) 5.8GHz (5725.0 – 5825.0 MHz)
	Bluetooth	2.4GHz (2400.0 – 2483.5 MHz)

Unless otherwise stated the results shown in this test report refer only to the sample(s) tested and such sample(s) are retained for 90 days only.
除非另有說明，此報告結果僅對測試之樣品負責，同時此樣品僅保留90天。本報告未經本公司書面許可，不可部份複製。
This document is issued by the Company subject to its General Conditions of Service printed overleaf, available on request or accessible at http://www.sgs.com.tw/Terms-and-Conditions and for electronic format documents, subject to Terms and Conditions for Electronic Documents at http://www.sgs.com.tw/Terms-and-Conditions. Attention is drawn to the limitation of liability, indemnification and jurisdiction issues defined therein. Any holder of this document is advised that information contained hereon reflects the Company's findings at the time of its intervention only and within the limits of Client's instructions, if any. The Company's sole responsibility is to its Client and this document does not exonerate parties to a transaction from exercising all their rights and obligations under the transaction documents. This document cannot be reproduced except in full, without prior written approval of the Company. Any unauthorized alteration, forgery or falsification of the content or appearance of this document is unlawful and offenders may be prosecuted to the fullest extent of the law.

Summary of Maximum SAR	
Mode	Highest SAR 1g Body (W/kg)
Bluetooth(GFSK)	0.21
2.4G WLAN	0.83
5.2G WLAN	1.15
5.3G WLAN	1.18
5.6G WLAN	1.03
5.8G WLAN	1.05

Antenna Information

Laptop mode_WLAN

Vendor	AWAN									
Antenna	Main					Aux				
Part Number	AYP6Y-100333					AYP6Y-100334				
Frequency(MHz)	2400~2500	5150~5250	5250~5350	5470~5725	5725~5850	2400~2500	5150~5250	5250~5350	5470~5725	5725~5850
Gain (dBi)	1.67	3.18	3.18	1.82	3.33	0.71	2.62	2.62	2.46	4.37

Tablet mode_WLAN

Vendor	AWAN									
Antenna	Main					Aux				
Part Number	AYP6Y-100333					AYP6Y-100334				
Frequency(MHz)	2400~2500	5150~5250	5250~5350	5470~5725	5725~5850	2400~2500	5150~5250	5250~5350	5470~5725	5725~5850
Gain (dBi)	-0.44	3.47	3.47	2.72	3.21	-0.93	1.43	2.07	2.69	4.4

Laptop mode_WLAN

Vendor	ZTX									
Antenna	Main					Aux				
Part Number	2.00005365 HQ20604915000					2.00005366 HQ20604924000				
Frequency(MHz)	2400~2500	5150~5250	5250~5350	5470~5725	5725~5850	2400~2500	5150~5250	5250~5350	5470~5725	5725~5850
Gain (dBi)	2.65	3.30	2.08	3.06	4.69	3.68	3.82	1.77	4.08	5.24

Tablet mode_WLAN

Vendor	ZTX									
Antenna	Main					Aux				
Part Number	2.00005365 HQ20604915000					2.00005366 HQ20604924000				
Frequency(MHz)	2400~2500	5150~5250	5250~5350	5470~5725	5725~5850	2400~2500	5150~5250	5250~5350	5470~5725	5725~5850
Gain (dBi)	3.65	3.93	3.15	4.06	5.33	2.13	3.95	2.08	3.8	5.3

Unless otherwise stated the results shown in this test report refer only to the sample(s) tested and such sample(s) are retained for 90 days only.
除非另有說明，此報告結果僅對測試之樣品負責，同時此樣品僅保留90天。本報告未經本公司書面許可，不可部份複製。
This document is issued by the Company subject to its General Conditions of Service printed overleaf, available on request or accessible at http://www.sgs.com.tw/Terms-and-Conditions and for electronic format documents, subject to Terms and Conditions for Electronic Documents at http://www.sgs.com.tw/Terms-and-Conditions. Attention is drawn to the limitation of liability, indemnification and jurisdiction issues defined therein. Any holder of this document is advised that information contained hereon reflects the Company's findings at the time of its intervention only and within the limits of Client's instructions, if any. The Company's sole responsibility is to its Client and this document does not exonerate parties to a transaction from exercising all their rights and obligations under the transaction documents. This document cannot be reproduced except in full, without prior written approval of the Company. Any unauthorized alteration, forgery or falsification of the content or appearance of this document is unlawful and offenders may be prosecuted to the fullest extent of the law.

Conducted power table:

AWAN

Main						
Band	Mode	Channel	Frequency (MHz)	Data Rate	Max. Rated Avg. Power + Max. Tolerance (dBm)	Average power (dBm)
2.45GHz	802.11b	1	2412	1Mbps	14.00	13.86
		6	2437		14.00	13.89
		11	2462		14.00	13.99
		12	2467		14.00	13.76
		13	2472		14.00	13.70
	802.11g	1	2412	6Mbps	14.00	13.81
		6	2437		14.00	13.73
		11	2462		14.00	13.70
		12	2467		14.00	13.84
		13	2472		1.50	1.26
	802.11n20-HT0	1	2412	MCS0	14.00	13.70
		6	2437		14.00	13.74
		11	2462		14.00	13.77
		12	2467		14.00	13.78
		13	2472		1.50	1.18
	802.11ax20-HE0	1	2412	MCS0	14.00	13.84
		6	2437		14.00	13.67
		11	2462		14.00	13.78
		12	2467		14.00	13.70
		13	2472		1.50	1.29
	802.11n40-HT0	3	2422	MCS0	14.00	13.79
		6	2437		14.00	13.71
		9	2452		14.00	13.77
		10	2457		12.50	12.25
		11	2462		5.00	4.73
	802.11ax40-HE0	3	2422	MCS0	14.00	13.84
		6	2437		14.00	13.66
		9	2452		14.00	13.71
		10	2457		12.50	12.22
		11	2462		5.00	4.79

Unless otherwise stated the results shown in this test report refer only to the sample(s) tested and such sample(s) are retained for 90 days only.
除非另有說明，此報告結果僅對測試之樣品負責，同時此樣品僅保留90天。本報告未經本公司書面許可，不可部份複製。
This document is issued by the Company subject to its General Conditions of Service printed overleaf, available on request or accessible at http://www.sgs.com.tw/Terms-and-Conditions and for electronic format documents, subject to Terms and Conditions for Electronic Documents at http://www.sgs.com.tw/Terms-and-Conditions. Attention is drawn to the limitation of liability, indemnification and jurisdiction issues defined therein. Any holder of this document is advised that information contained hereon reflects the Company's findings at the time of its intervention only and within the limits of Client's instructions, if any. The Company's sole responsibility is to its Client and this document does not exonerate parties to a transaction from exercising all their rights and obligations under the transaction documents. This document cannot be reproduced except in full, without prior written approval of the Company. Any unauthorized alteration, forgery or falsification of the content or appearance of this document is unlawful and offenders may be prosecuted to the fullest extent of the law.

Main						
Band	Mode	Channel	Frequency (MHz)	Data Rate	Max. Rated Avg. Power + Max. Tolerance (dBm)	Average power (dBm)
5.15-5.25 GHz	802.11a	36	5180	6Mbps	10.00	9.94
		40	5200		10.00	9.84
		44	5220		10.00	9.76
		48	5240		10.00	9.82
	802.11n20-HT0	36	5180	MCS0	10.00	9.86
		40	5200		10.00	9.91
		44	5220		10.00	9.79
		48	5240		10.00	9.93
	802.11ax20-HE0	36	5180	MCS0	10.00	9.81
		40	5200		10.00	9.77
		44	5220		10.00	9.82
		48	5240		10.00	9.88
	802.11n40-HT0	38	5190	MCS0	10.00	9.85
		46	5230		10.00	9.80
	802.11ax40-HE0	38	5190	MCS0	10.00	9.81
		46	5230		10.00	9.75
	802.11ac80-VHT0	42	5210	MCS0	10.00	9.73
	802.11ax80-HE0	42	5210	MCS0	10.00	9.82
	802.11ac160-VHT0	50	5250	MCS0	10.00	9.95
	802.11ax160-HE0	50	5250	MCS0	10.00	9.80

Unless otherwise stated the results shown in this test report refer only to the sample(s) tested and such sample(s) are retained for 90 days only.
除非另有說明，此報告結果僅對測試之樣品負責，同時此樣品僅保留90天。本報告未經本公司書面許可，不可部份複製。
This document is issued by the Company subject to its General Conditions of Service printed overleaf, available on request or accessible at http://www.sgs.com.tw/Terms-and-Conditions and for electronic format documents, subject to Terms and Conditions for Electronic Documents at http://www.sgs.com.tw/Terms-and-Conditions. Attention is drawn to the limitation of liability, indemnification and jurisdiction issues defined therein. Any holder of this document is advised that information contained hereon reflects the Company's findings at the time of its intervention only and within the limits of Client's instructions, if any. The Company's sole responsibility is to its Client and this document does not exonerate parties to a transaction from exercising all their rights and obligations under the transaction documents. This document cannot be reproduced except in full, without prior written approval of the Company. Any unauthorized alteration, forgery or falsification of the content or appearance of this document is unlawful and offenders may be prosecuted to the fullest extent of the law.

Main						
Band	Mode	Channel	Frequency (MHz)	Data Rate	Max. Rated Avg. Power + Max. Tolerance (dBm)	Average power (dBm)
5.25-5.35 GHz	802.11a	52	5260	6Mbps	10.00	9.89
		56	5280		10.00	9.97
		60	5300		10.00	9.83
		64	5320		10.00	9.94
	802.11n20-HT0	52	5260	MCS0	10.00	9.97
		56	5280		10.00	9.83
		60	5300		10.00	9.93
		64	5320		10.00	9.82
	802.11ax20-HE0	52	5260	MCS0	10.00	9.89
		56	5280		10.00	9.95
		60	5300		10.00	9.94
		64	5320		10.00	9.81
	802.11n40-HT0	54	5270	MCS0	10.00	9.82
		62	5310		10.00	9.81
	802.11ax40-HE0	54	5270	MCS0	10.00	9.96
		62	5310		10.00	9.94
	802.11ac80-VHT0	58	5290	MCS0	10.00	9.99
	802.11ax80-HE0	58	5290	MCS0	10.00	9.97

Unless otherwise stated the results shown in this test report refer only to the sample(s) tested and such sample(s) are retained for 90 days only.
除非另有說明，此報告結果僅對測試之樣品負責，同時此樣品僅保留90天。本報告未經本公司書面許可，不可部份複製。
This document is issued by the Company subject to its General Conditions of Service printed overleaf, available on request or accessible at http://www.sgs.com.tw/Terms-and-Conditions and for electronic format documents, subject to Terms and Conditions for Electronic Documents at http://www.sgs.com.tw/Terms-and-Conditions. Attention is drawn to the limitation of liability, indemnification and jurisdiction issues defined therein. Any holder of this document is advised that information contained hereon reflects the Company's findings at the time of its intervention only and within the limits of Client's instructions, if any. The Company's sole responsibility is to its Client and this document does not exonerate parties to a transaction from exercising all their rights and obligations under the transaction documents. This document cannot be reproduced except in full, without prior written approval of the Company. Any unauthorized alteration, forgery or falsification of the content or appearance of this document is unlawful and offenders may be prosecuted to the fullest extent of the law.

Main						
Band	Mode	Channel	Frequency (MHz)	Data Rate	Max. Rated Avg. Power + Max. Tolerance (dBm)	Average power (dBm)
5.6GHz	802.11a	100	5500	6Mbps	10.00	9.71
		120	5600		10.00	9.74
		140	5700		10.00	9.80
	802.11n20-HT0	100	5500	MCS0	10.00	9.78
		120	5600		10.00	9.83
		140	5700		10.00	9.85
		144	5720		10.00	9.73
	802.11ax20-HE0	100	5500	MCS0	10.00	9.75
		120	5600		10.00	9.69
		140	5700		10.00	9.70
		144	5720		10.00	9.72
	802.11n40-HT0	102	5510	MCS0	10.00	9.80
		118	5590		10.00	9.77
		134	5670		10.00	9.82
		142	5710		10.00	9.76
	802.11ax40-HE0	102	5510	MCS0	10.00	9.81
		118	5590		10.00	9.83
		134	5670		10.00	9.84
		142	5710		10.00	9.74
	802.11ac80-VHT0	106	5530	MCS0	10.00	9.99
		122	5610		10.00	9.82
		138	5690		10.00	9.88
	802.11ax80-HE0	106	5530	MCS0	10.00	9.71
		122	5610		10.00	9.68
		138	5690		10.00	9.85
	802.11ac160-VHT0	114	5570	MCS0	10.00	9.96
	802.11ax160-HE0	114	5570	MCS0	10.00	9.73

Unless otherwise stated the results shown in this test report refer only to the sample(s) tested and such sample(s) are retained for 90 days only.
除非另有說明，此報告結果僅對測試之樣品負責，同時此樣品僅保留90天。本報告未經本公司書面許可，不可部份複製。
This document is issued by the Company subject to its General Conditions of Service printed overleaf, available on request or accessible at http://www.sgs.com.tw/Terms-and-Conditions and for electronic format documents, subject to Terms and Conditions for Electronic Documents at http://www.sgs.com.tw/Terms-and-Conditions. Attention is drawn to the limitation of liability, indemnification and jurisdiction issues defined therein. Any holder of this document is advised that information contained hereon reflects the Company's findings at the time of its intervention only and within the limits of Client's instructions, if any. The Company's sole responsibility is to its Client and this document does not exonerate parties to a transaction from exercising all their rights and obligations under the transaction documents. This document cannot be reproduced except in full, without prior written approval of the Company. Any unauthorized alteration, forgery or falsification of the content or appearance of this document is unlawful and offenders may be prosecuted to the fullest extent of the law.

Main						
Mode	Mode	Channel	Frequency (MHz)	Data Rate	Max. Rated Avg. Power + Max. Tolerance (dBm)	Average power (dBm)
5.8GHz	802.11a	149	5745	6Mbps	10.00	9.91
		157	5785		10.00	9.93
		165	5825		10.00	9.80
	802.11n20-HT0	149	5745	MCS0	10.00	9.84
		157	5785		10.00	9.95
		165	5825		10.00	9.89
	802.11ax20-HE0	149	5745	MCS0	10.00	9.95
		157	5785		10.00	9.82
		165	5825		10.00	9.76
	802.11n40-HT0	151	5755	MCS0	10.00	9.73
		159	5795		10.00	9.87
	802.11ax40-HE0	151	5755	MCS0	10.00	9.89
		159	5795		10.00	9.86
	802.11ac80-VHT0	155	5775	MCS0	10.00	9.96
	802.11ax80-HE0	155	5775	MCS0	10.00	9.87

Unless otherwise stated the results shown in this test report refer only to the sample(s) tested and such sample(s) are retained for 90 days only.
除非另有說明，此報告結果僅對測試之樣品負責，同時此樣品僅保留90天。本報告未經本公司書面許可，不可部份複製。
This document is issued by the Company subject to its General Conditions of Service printed overleaf, available on request or accessible at http://www.sgs.com.tw/Terms-and-Conditions and for electronic format documents, subject to Terms and Conditions for Electronic Documents at http://www.sgs.com.tw/Terms-and-Conditions. Attention is drawn to the limitation of liability, indemnification and jurisdiction issues defined therein. Any holder of this document is advised that information contained hereon reflects the Company's findings at the time of its intervention only and within the limits of Client's instructions, if any. The Company's sole responsibility is to its Client and this document does not exonerate parties to a transaction from exercising all their rights and obligations under the transaction documents. This document cannot be reproduced except in full, without prior written approval of the Company. Any unauthorized alteration, forgery or falsification of the content or appearance of this document is unlawful and offenders may be prosecuted to the fullest extent of the law.

Aux						
Band	Mode	Channel	Frequency (MHz)	Data Rate	Max. Rated Avg. Power + Max. Tolerance (dBm)	Average power (dBm)
2.45GHz	802.11b	1	2412	1Mbps	14.00	13.93
		6	2437		14.00	13.87
		11	2462		14.38	13.86
		12	2467		14.00	13.75
		13	2472		14.00	13.65
	802.11g	1	2412	6Mbps	14.00	13.84
		6	2437		14.00	13.79
		11	2462		14.00	13.66
		12	2467		14.00	13.82
		13	2472		1.50	1.27
	802.11n20-HT0	1	2412	MCS0	14.00	13.82
		6	2437		14.00	13.69
		11	2462		14.00	13.75
		12	2467		14.00	13.82
		13	2472		1.50	1.22
	802.11ax20-HE0	1	2412	MCS0	14.00	13.79
		6	2437		14.00	13.76
		11	2462		14.00	13.81
		12	2467		14.00	13.70
		13	2472		1.50	1.16
	802.11n40-HT0	3	2422	MCS0	14.00	13.71
		6	2437		14.00	13.75
		9	2452		14.00	13.82
		10	2457		12.50	12.32
		11	2462		5.00	4.69
	802.11ax40-HE0	3	2422	MCS0	14.00	13.82
		6	2437		14.00	13.81
		9	2452		14.00	13.78
		10	2457		12.50	12.22
		11	2462		5.00	4.73

Unless otherwise stated the results shown in this test report refer only to the sample(s) tested and such sample(s) are retained for 90 days only.
除非另有說明，此報告結果僅對測試之樣品負責，同時此樣品僅保留90天。本報告未經本公司書面許可，不可部份複製。
This document is issued by the Company subject to its General Conditions of Service printed overleaf, available on request or accessible at http://www.sgs.com.tw/Terms-and-Conditions and for electronic format documents, subject to Terms and Conditions for Electronic Documents at http://www.sgs.com.tw/Terms-and-Conditions. Attention is drawn to the limitation of liability, indemnification and jurisdiction issues defined therein. Any holder of this document is advised that information contained hereon reflects the Company's findings at the time of its intervention only and within the limits of Client's instructions, if any. The Company's sole responsibility is to its Client and this document does not exonerate parties to a transaction from exercising all their rights and obligations under the transaction documents. This document cannot be reproduced except in full, without prior written approval of the Company. Any unauthorized alteration, forgery or falsification of the content or appearance of this document is unlawful and offenders may be prosecuted to the fullest extent of the law.

Aux						
Band	Mode	Channel	Frequency (MHz)	Data Rate	Max. Rated Avg. Power + Max. Tolerance (dBm)	Average power (dBm)
5.15-5.25 GHz	802.11a	36	5180	6Mbps	10.00	9.88
		40	5200		10.00	9.75
		44	5220		10.00	9.93
		48	5240		10.00	9.77
	802.11n20-HT0	36	5180	MCS0	10.00	9.85
		40	5200		10.00	9.90
		44	5220		10.00	9.80
		48	5240		10.00	9.85
	802.11ax20-HE0	36	5180	MCS0	10.00	9.93
		40	5200		10.00	9.78
		44	5220		10.00	9.70
		48	5240		10.00	9.86
	802.11n40-HT0	38	5190	MCS0	10.00	9.81
		46	5230		10.00	9.91
	802.11ax40-HE0	38	5190	MCS0	10.00	9.75
		46	5230		10.00	9.89
	802.11ac80-VHT0	42	5210	MCS0	10.00	9.92
	802.11ax80-HE0	42	5210	MCS0	10.00	9.87
	802.11ac160-VHT0	50	5250	MCS0	10.00	9.95
	802.11ax160-HE0	50	5250	MCS0	10.00	9.93

Unless otherwise stated the results shown in this test report refer only to the sample(s) tested and such sample(s) are retained for 90 days only.
除非另有說明，此報告結果僅對測試之樣品負責，同時此樣品僅保留90天。本報告未經本公司書面許可，不可部份複製。
This document is issued by the Company subject to its General Conditions of Service printed overleaf, available on request or accessible at http://www.sgs.com.tw/Terms-and-Conditions and for electronic format documents, subject to Terms and Conditions for Electronic Documents at http://www.sgs.com.tw/Terms-and-Conditions. Attention is drawn to the limitation of liability, indemnification and jurisdiction issues defined therein. Any holder of this document is advised that information contained hereon reflects the Company's findings at the time of its intervention only and within the limits of Client's instructions, if any. The Company's sole responsibility is to its Client and this document does not exonerate parties to a transaction from exercising all their rights and obligations under the transaction documents. This document cannot be reproduced except in full, without prior written approval of the Company. Any unauthorized alteration, forgery or falsification of the content or appearance of this document is unlawful and offenders may be prosecuted to the fullest extent of the law.

Aux						
Band	Mode	Channel	Frequency (MHz)	Data Rate	Max. Rated Avg. Power + Max. Tolerance (dBm)	Average power (dBm)
5.25-5.35 GHz	802.11a	52	5260	6Mbps	10.00	9.66
		56	5280		10.00	9.67
		60	5300		10.00	9.60
		64	5320		10.00	9.65
	802.11n20-HT0	52	5260	MCS0	10.00	9.69
		56	5280		10.00	9.66
		60	5300		10.00	9.59
		64	5320		10.00	9.50
	802.11ax20-HE0	52	5260	MCS0	10.00	9.53
		56	5280		10.00	9.55
		60	5300		10.00	9.62
		64	5320		10.00	9.64
	802.11n40-HT0	54	5270	MCS0	10.00	9.58
		62	5310		10.00	9.56
	802.11ax40-HE0	54	5270	MCS0	10.00	9.60
		62	5310		10.00	9.64
	802.11ac80-VHT0	58	5290	MCS0	10.00	9.71
	802.11ax80-HE0	58	5290	MCS0	10.00	9.61

Unless otherwise stated the results shown in this test report refer only to the sample(s) tested and such sample(s) are retained for 90 days only.
除非另有說明，此報告結果僅對測試之樣品負責，同時此樣品僅保留90天。本報告未經本公司書面許可，不可部份複製。
This document is issued by the Company subject to its General Conditions of Service printed overleaf, available on request or accessible at http://www.sgs.com.tw/Terms-and-Conditions and for electronic format documents, subject to Terms and Conditions for Electronic Documents at http://www.sgs.com.tw/Terms-and-Conditions. Attention is drawn to the limitation of liability, indemnification and jurisdiction issues defined therein. Any holder of this document is advised that information contained hereon reflects the Company's findings at the time of its intervention only and within the limits of Client's instructions, if any. The Company's sole responsibility is to its Client and this document does not exonerate parties to a transaction from exercising all their rights and obligations under the transaction documents. This document cannot be reproduced except in full, without prior written approval of the Company. Any unauthorized alteration, forgery or falsification of the content or appearance of this document is unlawful and offenders may be prosecuted to the fullest extent of the law.

Aux						
Band	Mode	Channel	Frequency (MHz)	Data Rate	Max. Rated Avg. Power + Max. Tolerance (dBm)	Average power (dBm)
5.6GHz	802.11a	100	5500	6Mbps	10.00	9.50
		120	5600		10.00	9.46
		140	5700		10.00	9.49
	802.11n20-HT0	100	5500	MCS0	10.00	9.42
		120	5600		10.00	9.54
		140	5700		10.00	9.37
		144	5720		10.00	9.50
	802.11ax20-HE0	100	5500	MCS0	10.00	9.43
		120	5600		10.00	9.48
		140	5700		10.00	9.51
		144	5720		10.00	9.46
	802.11n40-HT0	102	5510	MCS0	10.00	9.47
		118	5590		10.00	9.43
		134	5670		10.00	9.51
		142	5710		10.00	9.55
	802.11ax40-HE0	102	5510	MCS0	10.00	9.51
		118	5590		10.00	9.50
		134	5670		10.00	9.36
		142	5710		10.00	9.44
	802.11ac80-VHT0	106	5530	MCS0	10.00	9.57
		122	5610		10.00	9.55
		138	5690		10.00	9.74
	802.11ax80-HE0	106	5530	MCS0	10.00	9.41
		122	5610		10.00	9.56
		138	5690		10.00	9.38
	802.11ac160-VHT0	114	5570	MCS0	10.00	9.86
	802.11ax160-HE0	114	5570	MCS0	10.00	9.52

Unless otherwise stated the results shown in this test report refer only to the sample(s) tested and such sample(s) are retained for 90 days only.
除非另有說明，此報告結果僅對測試之樣品負責，同時此樣品僅保留90天。本報告未經本公司書面許可，不可部份複製。
This document is issued by the Company subject to its General Conditions of Service printed overleaf, available on request or accessible at http://www.sgs.com.tw/Terms-and-Conditions and for electronic format documents, subject to Terms and Conditions for Electronic Documents at http://www.sgs.com.tw/Terms-and-Conditions. Attention is drawn to the limitation of liability, indemnification and jurisdiction issues defined therein. Any holder of this document is advised that information contained hereon reflects the Company's findings at the time of its intervention only and within the limits of Client's instructions, if any. The Company's sole responsibility is to its Client and this document does not exonerate parties to a transaction from exercising all their rights and obligations under the transaction documents. This document cannot be reproduced except in full, without prior written approval of the Company. Any unauthorized alteration, forgery or falsification of the content or appearance of this document is unlawful and offenders may be prosecuted to the fullest extent of the law.

Aux						
Mode	Mode	Channel	Frequency (MHz)	Data Rate	Max. Rated Avg. Power + Max. Tolerance (dBm)	Average power (dBm)
5.8GHz	802.11a	149	5745	6Mbps	10.00	9.54
		157	5785		10.00	9.62
		165	5825		10.00	9.64
	802.11n20-HT0	149	5745	MCS0	10.00	9.63
		157	5785		10.00	9.66
		165	5825		10.00	9.53
	802.11ax20-HE0	149	5745	MCS0	10.00	9.61
		157	5785		10.00	9.53
		165	5825		10.00	9.54
	802.11n40-HT0	151	5755	MCS0	10.00	9.57
		159	5795		10.00	9.61
	802.11ax40-HE0	151	5755	MCS0	10.00	9.62
		159	5795		10.00	9.59
	802.11ac80-VHT0	155	5775	MCS0	10.00	9.72
	802.11ax80-HE0	155	5775	MCS0	10.00	9.69

Unless otherwise stated the results shown in this test report refer only to the sample(s) tested and such sample(s) are retained for 90 days only.
除非另有說明，此報告結果僅對測試之樣品負責，同時此樣品僅保留90天。本報告未經本公司書面許可，不可部份複製。
This document is issued by the Company subject to its General Conditions of Service printed overleaf, available on request or accessible at http://www.sgs.com.tw/Terms-and-Conditions and for electronic format documents, subject to Terms and Conditions for Electronic Documents at http://www.sgs.com.tw/Terms-and-Conditions. Attention is drawn to the limitation of liability, indemnification and jurisdiction issues defined therein. Any holder of this document is advised that information contained hereon reflects the Company's findings at the time of its intervention only and within the limits of Client's instructions, if any. The Company's sole responsibility is to its Client and this document does not exonerate parties to a transaction from exercising all their rights and obligations under the transaction documents. This document cannot be reproduced except in full, without prior written approval of the Company. Any unauthorized alteration, forgery or falsification of the content or appearance of this document is unlawful and offenders may be prosecuted to the fullest extent of the law.

ZTX

Main						
Band	Mode	Channel	Frequency (MHz)	Data Rate	Max. Rated Avg. Power + Max. Tolerance (dBm)	Average power (dBm)
2.45GHz	802.11b	1	2412	1Mbps	14.00	13.99
		6	2437		14.00	13.87
		11	2462		14.00	13.98
		12	2467		14.00	13.75
		13	2472		14.00	13.67
	802.11g	1	2412	6Mbps	14.00	13.72
		6	2437		14.00	13.70
		11	2462		14.00	13.80
		12	2467		14.00	13.75
		13	2472		1.50	1.23
	802.11n20-HT0	1	2412	MCS0	14.00	13.75
		6	2437		14.00	13.85
		11	2462		14.00	13.83
		12	2467		14.00	13.74
		13	2472		1.50	1.32
	802.11ax20-HE0	1	2412	MCS0	14.00	13.68
		6	2437		14.00	13.74
		11	2462		14.00	13.70
		12	2467		14.00	13.85
		13	2472		1.50	1.29
	802.11n40-HT0	3	2422	MCS0	14.00	13.84
		6	2437		14.00	13.75
		9	2452		14.00	13.80
		10	2457		12.50	12.28
		11	2462		5.00	4.80
	802.11ax40-HE0	3	2422	MCS0	14.00	13.78
		6	2437		14.00	13.76
		9	2452		14.00	13.82
		10	2457		12.50	12.27
		11	2462		5.00	4.75

Unless otherwise stated the results shown in this test report refer only to the sample(s) tested and such sample(s) are retained for 90 days only.
除非另有說明，此報告結果僅對測試之樣品負責，同時此樣品僅保留90天。本報告未經本公司書面許可，不可部份複製。
This document is issued by the Company subject to its General Conditions of Service printed overleaf, available on request or accessible at http://www.sgs.com.tw/Terms-and-Conditions and for electronic format documents, subject to Terms and Conditions for Electronic Documents at http://www.sgs.com.tw/Terms-and-Conditions. Attention is drawn to the limitation of liability, indemnification and jurisdiction issues defined therein. Any holder of this document is advised that information contained hereon reflects the Company's findings at the time of its intervention only and within the limits of Client's instructions, if any. The Company's sole responsibility is to its Client and this document does not exonerate parties to a transaction from exercising all their rights and obligations under the transaction documents. This document cannot be reproduced except in full, without prior written approval of the Company. Any unauthorized alteration, forgery or falsification of the content or appearance of this document is unlawful and offenders may be prosecuted to the fullest extent of the law.

Main						
Band	Mode	Channel	Frequency (MHz)	Data Rate	Max. Rated Avg. Power + Max. Tolerance (dBm)	Average power (dBm)
5.15-5.25 GHz	802.11a	36	5180	6Mbps	10.00	9.86
		40	5200		10.00	9.83
		44	5220		10.00	9.93
		48	5240		10.00	9.75
	802.11n20-HT0	36	5180	MCS0	10.00	9.83
		40	5200		10.00	9.75
		44	5220		10.00	9.86
		48	5240		10.00	9.88
	802.11ax20-HE0	36	5180	MCS0	10.00	9.76
		40	5200		10.00	9.74
		44	5220		10.00	9.82
		48	5240		10.00	9.76
	802.11n40-HT0	38	5190	MCS0	10.00	9.77
		46	5230		10.00	9.78
	802.11ax40-HE0	38	5190	MCS0	10.00	9.87
		46	5230		10.00	9.76
	802.11ac80-VHT0	42	5210	MCS0	10.00	9.78
	802.11ax80-HE0	42	5210	MCS0	10.00	9.88
	802.11ac160-VHT0	50	5250	MCS0	10.00	9.94
	802.11ax160-HE0	50	5250	MCS0	10.00	9.86

Unless otherwise stated the results shown in this test report refer only to the sample(s) tested and such sample(s) are retained for 90 days only.
除非另有說明，此報告結果僅對測試之樣品負責，同時此樣品僅保留90天。本報告未經本公司書面許可，不可部份複製。
This document is issued by the Company subject to its General Conditions of Service printed overleaf, available on request or accessible at http://www.sgs.com.tw/Terms-and-Conditions and for electronic format documents, subject to Terms and Conditions for Electronic Documents at http://www.sgs.com.tw/Terms-and-Conditions. Attention is drawn to the limitation of liability, indemnification and jurisdiction issues defined therein. Any holder of this document is advised that information contained hereon reflects the Company's findings at the time of its intervention only and within the limits of Client's instructions, if any. The Company's sole responsibility is to its Client and this document does not exonerate parties to a transaction from exercising all their rights and obligations under the transaction documents. This document cannot be reproduced except in full, without prior written approval of the Company. Any unauthorized alteration, forgery or falsification of the content or appearance of this document is unlawful and offenders may be prosecuted to the fullest extent of the law.

Main						
Band	Mode	Channel	Frequency (MHz)	Data Rate	Max. Rated Avg. Power + Max. Tolerance (dBm)	Average power (dBm)
5.25-5.35 GHz	802.11a	52	5260	6Mbps	10.00	9.76
		56	5280		10.00	9.72
		60	5300		10.00	9.88
		64	5320		10.00	9.78
	802.11n20-HT0	52	5260	MCS0	10.00	9.80
		56	5280		10.00	9.83
		60	5300		10.00	9.71
		64	5320		10.00	9.82
	802.11ax20-HE0	52	5260	MCS0	10.00	9.74
		56	5280		10.00	9.79
		60	5300		10.00	9.87
		64	5320		10.00	9.80
	802.11n40-HT0	54	5270	MCS0	10.00	9.87
		62	5310		10.00	9.83
	802.11ax40-HE0	54	5270	MCS0	10.00	9.81
		62	5310		10.00	9.79
	802.11ac80-VHT0	58	5290	MCS0	10.00	9.89
	802.11ax80-HE0	58	5290	MCS0	10.00	9.73

Unless otherwise stated the results shown in this test report refer only to the sample(s) tested and such sample(s) are retained for 90 days only.
除非另有說明，此報告結果僅對測試之樣品負責，同時此樣品僅保留90天。本報告未經本公司書面許可，不可部份複製。
This document is issued by the Company subject to its General Conditions of Service printed overleaf, available on request or accessible at http://www.sgs.com.tw/Terms-and-Conditions and for electronic format documents, subject to Terms and Conditions for Electronic Documents at http://www.sgs.com.tw/Terms-and-Conditions. Attention is drawn to the limitation of liability, indemnification and jurisdiction issues defined therein. Any holder of this document is advised that information contained hereon reflects the Company's findings at the time of its intervention only and within the limits of Client's instructions, if any. The Company's sole responsibility is to its Client and this document does not exonerate parties to a transaction from exercising all their rights and obligations under the transaction documents. This document cannot be reproduced except in full, without prior written approval of the Company. Any unauthorized alteration, forgery or falsification of the content or appearance of this document is unlawful and offenders may be prosecuted to the fullest extent of the law.

Main						
Band	Mode	Channel	Frequency (MHz)	Data Rate	Max. Rated Avg. Power + Max. Tolerance (dBm)	Average power (dBm)
5.6GHz	802.11a	100	5500	6Mbps	10.00	9.74
		120	5600		10.00	9.86
		140	5700		10.00	9.80
	802.11n20-HT0	100	5500	MCS0	10.00	9.81
		120	5600		10.00	9.88
		140	5700		10.00	9.84
		144	5720		10.00	9.82
	802.11ax20-HE0	100	5500	MCS0	10.00	9.78
		120	5600		10.00	9.79
		140	5700		10.00	9.76
		144	5720		10.00	9.71
	802.11n40-HT0	102	5510	MCS0	10.00	9.79
		118	5590		10.00	9.88
		134	5670		10.00	9.81
		142	5710		10.00	9.70
	802.11ax40-HE0	102	5510	MCS0	10.00	9.85
		118	5590		10.00	9.74
		134	5670		10.00	9.82
		142	5710		10.00	9.78
	802.11ac80-VHT0	106	5530	MCS0	10.00	9.90
		122	5610		10.00	9.88
		138	5690		10.00	9.97
	802.11ax80-HE0	106	5530	MCS0	10.00	9.87
		122	5610		10.00	9.77
		138	5690		10.00	9.75
	802.11ac160-VHT0	114	5570	MCS0	10.00	9.91
	802.11ax160-HE0	114	5570	MCS0	10.00	9.85

Unless otherwise stated the results shown in this test report refer only to the sample(s) tested and such sample(s) are retained for 90 days only.
除非另有說明，此報告結果僅對測試之樣品負責，同時此樣品僅保留90天。本報告未經本公司書面許可，不可部份複製。
This document is issued by the Company subject to its General Conditions of Service printed overleaf, available on request or accessible at http://www.sgs.com.tw/Terms-and-Conditions and for electronic format documents, subject to Terms and Conditions for Electronic Documents at http://www.sgs.com.tw/Terms-and-Conditions. Attention is drawn to the limitation of liability, indemnification and jurisdiction issues defined therein. Any holder of this document is advised that information contained hereon reflects the Company's findings at the time of its intervention only and within the limits of Client's instructions, if any. The Company's sole responsibility is to its Client and this document does not exonerate parties to a transaction from exercising all their rights and obligations under the transaction documents. This document cannot be reproduced except in full, without prior written approval of the Company. Any unauthorized alteration, forgery or falsification of the content or appearance of this document is unlawful and offenders may be prosecuted to the fullest extent of the law.

Main						
Mode	Mode	Channel	Frequency (MHz)	Data Rate	Max. Rated Avg. Power + Max. Tolerance (dBm)	Average power (dBm)
5.8GHz	802.11a	149	5745	6Mbps	10.00	9.70
		157	5785		10.00	9.57
		165	5825		10.00	9.67
	802.11n20-HT0	149	5745	MCS0	10.00	9.70
		157	5785		10.00	9.67
		165	5825		10.00	9.58
	802.11ax20-HE0	149	5745	MCS0	10.00	9.54
		157	5785		10.00	9.63
		165	5825		10.00	9.55
	802.11n40-HT0	151	5755	MCS0	10.00	9.71
		159	5795		10.00	9.63
	802.11ax40-HE0	151	5755	MCS0	10.00	9.62
		159	5795		10.00	9.70
	802.11ac80-VHT0	155	5775	MCS0	10.00	9.75
	802.11ax80-HE0	155	5775	MCS0	10.00	9.66

Unless otherwise stated the results shown in this test report refer only to the sample(s) tested and such sample(s) are retained for 90 days only.
除非另有說明，此報告結果僅對測試之樣品負責，同時此樣品僅保留90天。本報告未經本公司書面許可，不可部份複製。
This document is issued by the Company subject to its General Conditions of Service printed overleaf, available on request or accessible at http://www.sgs.com.tw/Terms-and-Conditions and for electronic format documents, subject to Terms and Conditions for Electronic Documents at http://www.sgs.com.tw/Terms-and-Conditions. Attention is drawn to the limitation of liability, indemnification and jurisdiction issues defined therein. Any holder of this document is advised that information contained hereon reflects the Company's findings at the time of its intervention only and within the limits of Client's instructions, if any. The Company's sole responsibility is to its Client and this document does not exonerate parties to a transaction from exercising all their rights and obligations under the transaction documents. This document cannot be reproduced except in full, without prior written approval of the Company. Any unauthorized alteration, forgery or falsification of the content or appearance of this document is unlawful and offenders may be prosecuted to the fullest extent of the law.

Aux						
Band	Mode	Channel	Frequency (MHz)	Data Rate	Max. Rated Avg. Power + Max. Tolerance (dBm)	Average power (dBm)
2.45GHz	802.11b	1	2412	1Mbps	14.00	13.99
		6	2437		14.00	13.84
		11	2462		14.00	13.90
		12	2467		14.00	13.83
		13	2472		14.00	13.82
	802.11g	1	2412	6Mbps	14.00	13.76
		6	2437		14.00	13.73
		11	2462		14.00	13.85
		12	2467		14.00	13.70
		13	2472		1.50	1.29
	802.11n20-HT0	1	2412	MCS0	14.00	13.80
		6	2437		14.00	13.85
		11	2462		14.00	13.75
		12	2467		14.00	13.82
		13	2472		1.50	1.34
	802.11ax20-HE0	1	2412	MCS0	14.00	13.80
		6	2437		14.00	13.78
		11	2462		14.00	13.71
		12	2467		14.00	13.83
		13	2472		1.50	1.28
	802.11n40-HT0	3	2422	MCS0	14.00	13.80
		6	2437		14.00	13.71
		9	2452		14.00	13.77
		10	2457		12.50	12.26
		11	2462		5.00	4.68
	802.11ax40-HE0	3	2422	MCS0	14.00	13.67
		6	2437		14.00	13.68
		9	2452		14.00	13.76
		10	2457		12.50	12.27
		11	2462		5.00	4.81

Unless otherwise stated the results shown in this test report refer only to the sample(s) tested and such sample(s) are retained for 90 days only.
除非另有說明，此報告結果僅對測試之樣品負責，同時此樣品僅保留90天。本報告未經本公司書面許可，不可部份複製。
This document is issued by the Company subject to its General Conditions of Service printed overleaf, available on request or accessible at http://www.sgs.com.tw/Terms-and-Conditions and for electronic format documents, subject to Terms and Conditions for Electronic Documents at http://www.sgs.com.tw/Terms-and-Conditions. Attention is drawn to the limitation of liability, indemnification and jurisdiction issues defined therein. Any holder of this document is advised that information contained hereon reflects the Company's findings at the time of its intervention only and within the limits of Client's instructions, if any. The Company's sole responsibility is to its Client and this document does not exonerate parties to a transaction from exercising all their rights and obligations under the transaction documents. This document cannot be reproduced except in full, without prior written approval of the Company. Any unauthorized alteration, forgery or falsification of the content or appearance of this document is unlawful and offenders may be prosecuted to the fullest extent of the law.

Aux						
Band	Mode	Channel	Frequency (MHz)	Data Rate	Max. Rated Avg. Power + Max. Tolerance (dBm)	Average power (dBm)
5.15-5.25 GHz	802.11a	36	5180	6Mbps	10.00	9.94
		40	5200		10.00	9.76
		44	5220		10.00	9.88
		48	5240		10.00	9.93
	802.11n20-HT0	36	5180	MCS0	10.00	9.81
		40	5200		10.00	9.79
		44	5220		10.00	9.80
		48	5240		10.00	9.75
	802.11ax20-HE0	36	5180	MCS0	10.00	9.86
		40	5200		10.00	9.80
		44	5220		10.00	9.83
		48	5240		10.00	9.95
	802.11n40-HT0	38	5190	MCS0	10.00	9.76
		46	5230		10.00	9.80
	802.11ax40-HE0	38	5190	MCS0	10.00	9.81
		46	5230		10.00	9.84
	802.11ac80-VHT0	42	5210	MCS0	10.00	9.78
	802.11ax80-HE0	42	5210	MCS0	10.00	9.84
	802.11ac160-VHT0	50	5250	MCS0	10.00	9.97
	802.11ax160-HE0	50	5250	MCS0	10.00	9.79

Unless otherwise stated the results shown in this test report refer only to the sample(s) tested and such sample(s) are retained for 90 days only.
除非另有說明，此報告結果僅對測試之樣品負責，同時此樣品僅保留90天。本報告未經本公司書面許可，不可部份複製。
This document is issued by the Company subject to its General Conditions of Service printed overleaf, available on request or accessible at http://www.sgs.com.tw/Terms-and-Conditions and for electronic format documents, subject to Terms and Conditions for Electronic Documents at http://www.sgs.com.tw/Terms-and-Conditions. Attention is drawn to the limitation of liability, indemnification and jurisdiction issues defined therein. Any holder of this document is advised that information contained hereon reflects the Company's findings at the time of its intervention only and within the limits of Client's instructions, if any. The Company's sole responsibility is to its Client and this document does not exonerate parties to a transaction from exercising all their rights and obligations under the transaction documents. This document cannot be reproduced except in full, without prior written approval of the Company. Any unauthorized alteration, forgery or falsification of the content or appearance of this document is unlawful and offenders may be prosecuted to the fullest extent of the law.

Aux						
Band	Mode	Channel	Frequency (MHz)	Data Rate	Max. Rated Avg. Power + Max. Tolerance (dBm)	Average power (dBm)
5.25-5.35 GHz	802.11a	52	5260	6Mbps	10.00	9.98
		56	5280		10.00	9.85
		60	5300		10.00	9.80
		64	5320		10.00	9.97
	802.11n20-HT0	52	5260	MCS0	10.00	9.96
		56	5280		10.00	9.80
		60	5300		10.00	9.87
		64	5320		10.00	9.78
	802.11ax20-HE0	52	5260	MCS0	10.00	9.77
		56	5280		10.00	9.96
		60	5300		10.00	9.76
		64	5320		10.00	9.79
	802.11n40-HT0	54	5270	MCS0	10.00	9.96
		62	5310		10.00	9.98
	802.11ax40-HE0	54	5270	MCS0	10.00	9.97
		62	5310		10.00	9.94
	802.11ac80-VHT0	58	5290	MCS0	10.00	9.99
	802.11ax80-HE0	58	5290	MCS0	10.00	9.92

Unless otherwise stated the results shown in this test report refer only to the sample(s) tested and such sample(s) are retained for 90 days only.
除非另有說明，此報告結果僅對測試之樣品負責，同時此樣品僅保留90天。本報告未經本公司書面許可，不可部份複製。
This document is issued by the Company subject to its General Conditions of Service printed overleaf, available on request or accessible at http://www.sgs.com.tw/Terms-and-Conditions and for electronic format documents, subject to Terms and Conditions for Electronic Documents at http://www.sgs.com.tw/Terms-and-Conditions. Attention is drawn to the limitation of liability, indemnification and jurisdiction issues defined therein. Any holder of this document is advised that information contained hereon reflects the Company's findings at the time of its intervention only and within the limits of Client's instructions, if any. The Company's sole responsibility is to its Client and this document does not exonerate parties to a transaction from exercising all their rights and obligations under the transaction documents. This document cannot be reproduced except in full, without prior written approval of the Company. Any unauthorized alteration, forgery or falsification of the content or appearance of this document is unlawful and offenders may be prosecuted to the fullest extent of the law.

Aux						
Band	Mode	Channel	Frequency (MHz)	Data Rate	Max. Rated Avg. Power + Max. Tolerance (dBm)	Average power (dBm)
5.6GHz	802.11a	100	5500	6Mbps	10.00	9.72
		120	5600		10.00	9.71
		140	5700		10.00	9.85
	802.11n20-HT0	100	5500	MCS0	10.00	9.85
		120	5600		10.00	9.75
		140	5700		10.00	9.84
		144	5720		10.00	9.80
	802.11ax20-HE0	100	5500	MCS0	10.00	9.79
		120	5600		10.00	9.87
		140	5700		10.00	9.85
		144	5720		10.00	9.86
	802.11n40-HT0	102	5510	MCS0	10.00	9.82
		118	5590		10.00	9.78
		134	5670		10.00	9.79
		142	5710		10.00	9.77
	802.11ax40-HE0	102	5510	MCS0	10.00	9.88
		118	5590		10.00	9.78
		134	5670		10.00	9.81
		142	5710		10.00	9.84
	802.11ac80-VHT0	106	5530	MCS0	10.00	9.91
		122	5610		10.00	9.88
		138	5690		10.00	9.97
	802.11ax80-HE0	106	5530	MCS0	10.00	9.85
		122	5610		10.00	9.86
		138	5690		10.00	9.78
	802.11ac160-VHT0	114	5570	MCS0	10.00	9.99
	802.11ax160-HE0	114	5570	MCS0	10.00	9.72

Unless otherwise stated the results shown in this test report refer only to the sample(s) tested and such sample(s) are retained for 90 days only.
除非另有說明，此報告結果僅對測試之樣品負責，同時此樣品僅保留90天。本報告未經本公司書面許可，不可部份複製。
This document is issued by the Company subject to its General Conditions of Service printed overleaf, available on request or accessible at http://www.sgs.com.tw/Terms-and-Conditions and for electronic format documents, subject to Terms and Conditions for Electronic Documents at http://www.sgs.com.tw/Terms-and-Conditions. Attention is drawn to the limitation of liability, indemnification and jurisdiction issues defined therein. Any holder of this document is advised that information contained hereon reflects the Company's findings at the time of its intervention only and within the limits of Client's instructions, if any. The Company's sole responsibility is to its Client and this document does not exonerate parties to a transaction from exercising all their rights and obligations under the transaction documents. This document cannot be reproduced except in full, without prior written approval of the Company. Any unauthorized alteration, forgery or falsification of the content or appearance of this document is unlawful and offenders may be prosecuted to the fullest extent of the law.

Aux						
Mode	Mode	Channel	Frequency (MHz)	Data Rate	Max. Rated Avg. Power + Max. Tolerance (dBm)	Average power (dBm)
5.8GHz	802.11a	149	5745	6Mbps	10.00	9.84
		157	5785		10.00	9.85
		165	5825		10.00	9.77
	802.11n20-HT0	149	5745	MCS0	10.00	9.90
		157	5785		10.00	9.75
		165	5825		10.00	9.73
	802.11ax20-HE0	149	5745	MCS0	10.00	9.77
		157	5785		10.00	9.85
		165	5825		10.00	9.87
	802.11n40-HT0	151	5755	MCS0	10.00	9.87
		159	5795		10.00	9.86
	802.11ax40-HE0	151	5755	MCS0	10.00	9.84
		159	5795		10.00	9.75
	802.11ac80-VHT0	155	5775	MCS0	10.00	9.93
	802.11ax80-HE0	155	5775	MCS0	10.00	9.77

Unless otherwise stated the results shown in this test report refer only to the sample(s) tested and such sample(s) are retained for 90 days only.
除非另有說明，此報告結果僅對測試之樣品負責，同時此樣品僅保留90天。本報告未經本公司書面許可，不可部份複製。
This document is issued by the Company subject to its General Conditions of Service printed overleaf, available on request or accessible at http://www.sgs.com.tw/Terms-and-Conditions and for electronic format documents, subject to Terms and Conditions for Electronic Documents at http://www.sgs.com.tw/Terms-and-Conditions. Attention is drawn to the limitation of liability, indemnification and jurisdiction issues defined therein. Any holder of this document is advised that information contained hereon reflects the Company's findings at the time of its intervention only and within the limits of Client's instructions, if any. The Company's sole responsibility is to its Client and this document does not exonerate parties to a transaction from exercising all their rights and obligations under the transaction documents. This document cannot be reproduced except in full, without prior written approval of the Company. Any unauthorized alteration, forgery or falsification of the content or appearance of this document is unlawful and offenders may be prosecuted to the fullest extent of the law.

Bluetooth conducted power table:

AWAN

Mode	Channel	Frequency (MHz)	1Mbps		2Mbps		3Mbps	
			Max. Rated Avg. Power + Max. Tolerance (dBm)	Average power (dBm)	Max. Rated Avg. Power + Max. Tolerance (dBm)	Average power (dBm)	Max. Rated Avg. Power + Max. Tolerance (dBm)	Average power (dBm)
BR/EDR	CH 00	2402	8.00	7.62	8.00	4.10	8.00	4.12
	CH 39	2441		7.39		4.59		4.61
	CH 78	2480		7.59		4.54		4.55

Mode	Channel	Frequency (MHz)	GFSK	
			Max. Rated Avg.Power + Max. Tolerance (dBm)	Average Output Power (dBm)
BLE_1M	CH 00	2402	7	6.15
	CH 19	2440		6.91
	CH 39	2480		6.96

Mode	Channel	Frequency (MHz)	GFSK	
			Max. Rated Avg.Power + Max. Tolerance (dBm)	Average Output Power (dBm)
BLE_2M	CH 00	2402	7	3.39
	CH 19	2440		4.17
	CH 39	2480		4.30

Unless otherwise stated the results shown in this test report refer only to the sample(s) tested and such sample(s) are retained for 90 days only.
除非另有說明，此報告結果僅對測試之樣品負責，同時此樣品僅保留90天。本報告未經本公司書面許可，不可部份複製。
This document is issued by the Company subject to its General Conditions of Service printed overleaf, available on request or accessible at http://www.sgs.com.tw/Terms-and-Conditions and for electronic format documents, subject to Terms and Conditions for Electronic Documents at http://www.sgs.com.tw/Terms-and-Conditions. Attention is drawn to the limitation of liability, indemnification and jurisdiction issues defined therein. Any holder of this document is advised that information contained hereon reflects the Company's findings at the time of its intervention only and within the limits of Client's instructions, if any. The Company's sole responsibility is to its Client and this document does not exonerate parties to a transaction from exercising all their rights and obligations under the transaction documents. This document cannot be reproduced except in full, without prior written approval of the Company. Any unauthorized alteration, forgery or falsification of the content or appearance of this document is unlawful and offenders may be prosecuted to the fullest extent of the law.

ZTX

Mode	Channel	Frequency (MHz)	1Mbps		2Mbps		3Mbps	
			Max. Rated Avg. Power + Max. Tolerance (dBm)	Average power (dBm)	Max. Rated Avg. Power + Max. Tolerance (dBm)	Average power (dBm)	Max. Rated Avg. Power + Max. Tolerance (dBm)	Average power (dBm)
BR/EDR	CH 00	2402	8.00	7.75	8.00	4.23	8.00	4.22
	CH 39	2441		7.33		4.56		4.60
	CH 78	2480		7.34		4.51		4.54

Mode	Channel	Frequency (MHz)	GFSK	
			Max. Rated Avg.Power + Max. Tolerance (dBm)	Average Output Power (dBm)
BLE_1M	CH 00	2402	7	6.12
	CH 19	2440		6.73
	CH 39	2480		6.62

Mode	Channel	Frequency (MHz)	GFSK	
			Max. Rated Avg.Power + Max. Tolerance (dBm)	Average Output Power (dBm)
BLE_2M	CH 00	2402	7	3.37
	CH 19	2440		3.97
	CH 39	2480		3.89

Unless otherwise stated the results shown in this test report refer only to the sample(s) tested and such sample(s) are retained for 90 days only.
除非另有說明，此報告結果僅對測試之樣品負責，同時此樣品僅保留90天。本報告未經本公司書面許可，不可部份複製。
This document is issued by the Company subject to its General Conditions of Service printed overleaf, available on request or accessible at http://www.sgs.com.tw/Terms-and-Conditions and for electronic format documents, subject to Terms and Conditions for Electronic Documents at http://www.sgs.com.tw/Terms-and-Conditions. Attention is drawn to the limitation of liability, indemnification and jurisdiction issues defined therein. Any holder of this document is advised that information contained hereon reflects the Company's findings at the time of its intervention only and within the limits of Client's instructions, if any. The Company's sole responsibility is to its Client and this document does not exonerate parties to a transaction from exercising all their rights and obligations under the transaction documents. This document cannot be reproduced except in full, without prior written approval of the Company. Any unauthorized alteration, forgery or falsification of the content or appearance of this document is unlawful and offenders may be prosecuted to the fullest extent of the law.

2.4G b duty
(12.21/12.3=0.993) Scaling Factor=1.007

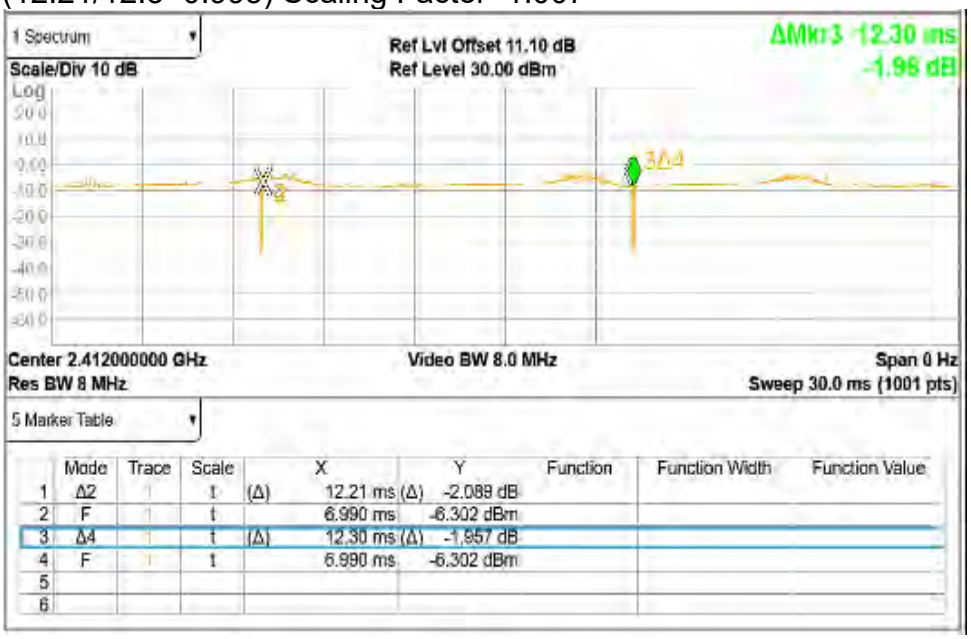

5G ac(80M) duty
(7.9/8.025=0.984) Scaling Factor=1.016

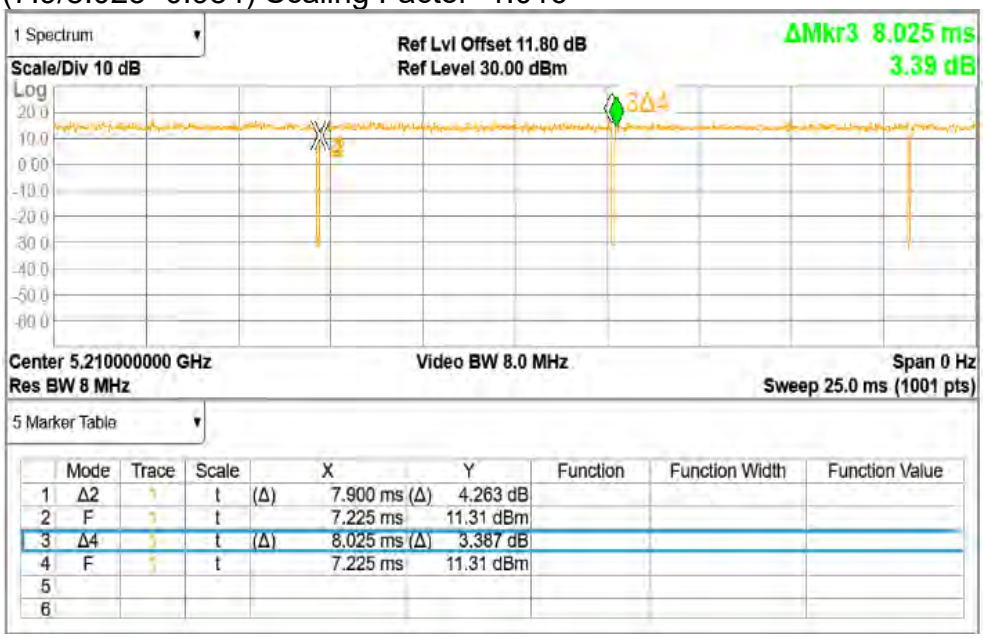

Unless otherwise stated the results shown in this test report refer only to the sample(s) tested and such sample(s) are retained for 90 days only.
除非另有說明，此報告結果僅對測試之樣品負責，同時此樣品僅保留90天。本報告未經本公司書面許可，不可部份複製。
This document is issued by the Company subject to its General Conditions of Service printed overleaf, available on request or accessible at http://www.sgs.com.tw/Terms-and-Conditions and for electronic format documents, subject to Terms and Conditions for Electronic Documents at http://www.sgs.com.tw/Terms-and-Conditions. Attention is drawn to the limitation of liability, indemnification and jurisdiction issues defined therein. Any holder of this document is advised that information contained hereon reflects the Company's findings at the time of its intervention only and within the limits of Client's instructions, if any. The Company's sole responsibility is to its Client and this document does not exonerate parties to a transaction from exercising all their rights and obligations under the transaction documents. This document cannot be reproduced except in full, without prior written approval of the Company. Any unauthorized alteration, forgery or falsification of the content or appearance of this document is unlawful and offenders may be prosecuted to the fullest extent of the law.

5G ac(160M) duty
(3.96/4.007=0.988) Scaling Factor=1.012

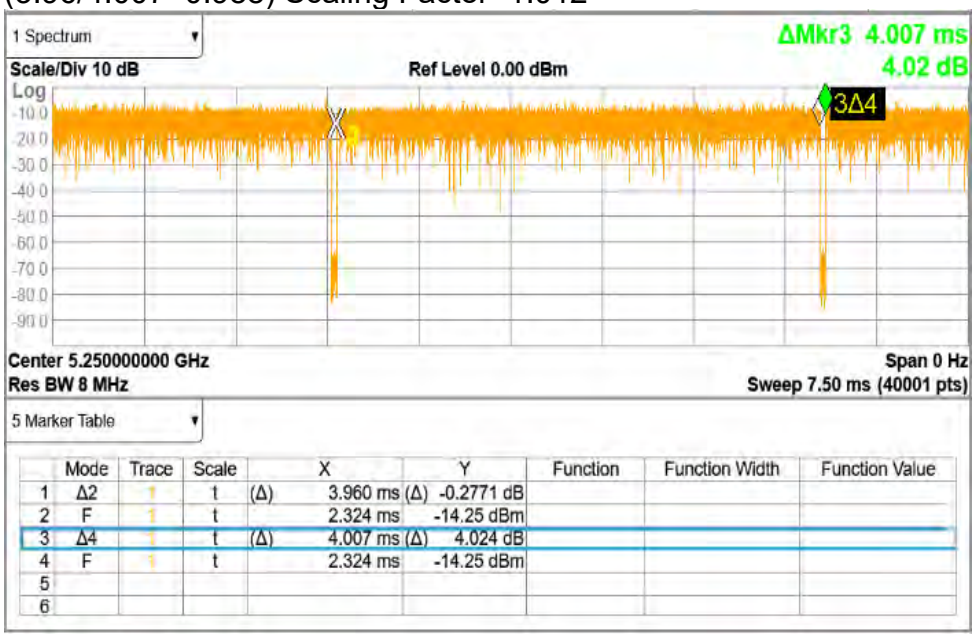

	Mode	Trace	Scale	X	Y	Function	Function Width	Function Value
1	Δ2	1	t	(Δ) 3.960 ms	(Δ) -0.2771 dB			
2	F	1	t	2.324 ms	-14.25 dBm			
3	Δ4	1	t	(Δ) 4.007 ms	(Δ) 4.024 dB			
4	F	1	t	2.324 ms	-14.25 dBm			
5								
6								

BT duty
(2.91/3.75=0.776) Scaling Factor=1.289\

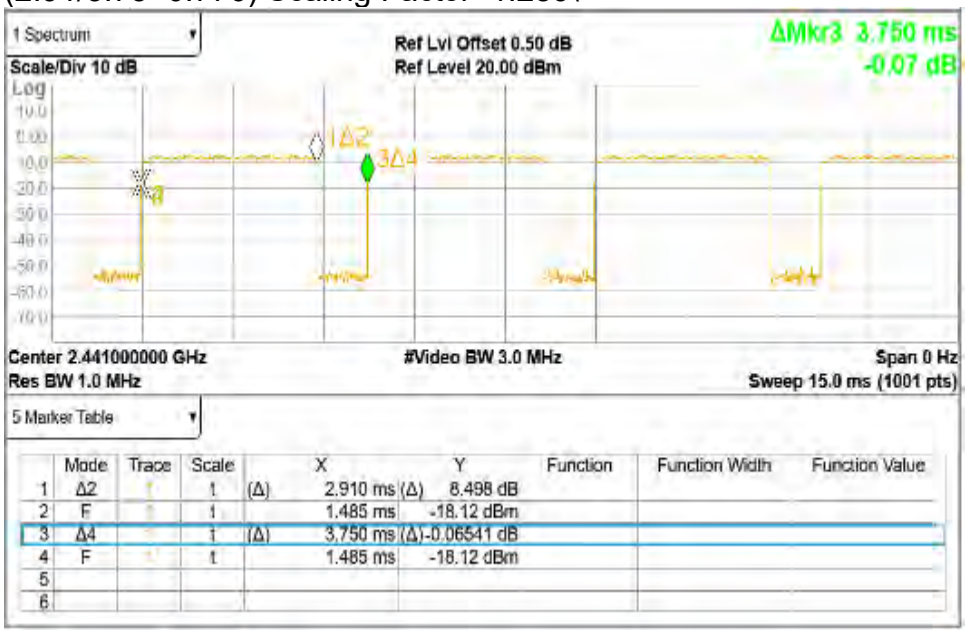

	Mode	Trace	Scale	X	Y	Function	Function Width	Function Value
1	Δ2	1	t	(Δ) 2.910 ms	(Δ) 8.498 dB			
2	F	1	t	1.485 ms	-18.12 dBm			
3	Δ4	1	t	(Δ) 3.750 ms	(Δ)-0.06541 dB			
4	F	1	t	1.485 ms	-18.12 dBm			
5								
6								

Unless otherwise stated the results shown in this test report refer only to the sample(s) tested and such sample(s) are retained for 90 days only.
除非另有說明，此報告結果僅對測試之樣品負責，同時此樣品僅保留90天。本報告未經本公司書面許可，不可部份複製。
This document is issued by the Company subject to its General Conditions of Service printed overleaf, available on request or accessible at http://www.sgs.com.tw/Terms-and-Conditions and for electronic format documents, subject to Terms and Conditions for Electronic Documents at http://www.sgs.com.tw/Terms-and-Conditions. Attention is drawn to the limitation of liability, indemnification and jurisdiction issues defined therein. Any holder of this document is advised that information contained hereon reflects the Company's findings at the time of its intervention only and within the limits of Client's instructions, if any. The Company's sole responsibility is to its Client and this document does not exonerate parties to a transaction from exercising all their rights and obligations under the transaction documents. This document cannot be reproduced except in full, without prior written approval of the Company. Any unauthorized alteration, forgery or falsification of the content or appearance of this document is unlawful and offenders may be prosecuted to the fullest extent of the law.

1.4 Test Environment

Ambient Temperature: 22±2° C
Tissue Simulating Liquid: 22±2° C

1.5 Operation Description

Use chipset specific software to control the EUT, and makes it transmit in maximum power. Measurements are performed respectively on the lowest, middle and highest channels of the operating band(s). The EUT is set to maximum power level during all tests, and at the beginning of each test the battery is fully charged.

Laptop mode

SAR is measured with display screen open at 90 degree and bottom side of keyboard touch against the flat phantom.

Tablet mode

SAR is measured with back and edges touch against the flat phantom.

Note:

802.11b DSSS SAR Test Requirements:

1. SAR is measured for 2.4 GHz 802.11b DSSS mode using the highest measured maximum output power channel, when the reported SAR of the highest measured maximum output power channel for the exposure configuration is ≤ 0.8 W/kg, no further SAR testing is required for 802.11b DSSS in that exposure configuration.

2. When the reported SAR is > 0.8 W/kg, SAR is required for that exposure configuration using the next highest measured output power channel. When any reported SAR is > 1.2 W/kg, SAR is required for the third channel; i.e., all channels require testing.

802.11g/n OFDM SAR Test Exclusion Requirements:

3. SAR is not required for 802.11g/n since the highest reported SAR for DSSS is adjusted by the ratio of OFDM to DSSS specified maximum output power and the adjusted SAR is ≤ 1.2 W/kg.

Initial Test Configuration:

4. An initial test configuration is determined for OFDM transmission modes

Unless otherwise stated the results shown in this test report refer only to the sample(s) tested and such sample(s) are retained for 90 days only.
除非另有說明，此報告結果僅對測試之樣品負責，同時此樣品僅保留90天。本報告未經本公司書面許可，不可部份複製。
This document is issued by the Company subject to its General Conditions of Service printed overleaf, available on request or accessible at http://www.sgs.com.tw/Terms-and-Conditions and for electronic format documents, subject to Terms and Conditions for Electronic Documents at http://www.sgs.com.tw/Terms-and-Conditions. Attention is drawn to the limitation of liability, indemnification and jurisdiction issues defined therein. Any holder of this document is advised that information contained hereon reflects the Company's findings at the time of its intervention only and within the limits of Client's instructions, if any. The Company's sole responsibility is to its Client and this document does not exonerate parties to a transaction from exercising all their rights and obligations under the transaction documents. This document cannot be reproduced except in full, without prior written approval of the Company. Any unauthorized alteration, forgery or falsification of the content or appearance of this document is unlawful and offenders may be prosecuted to the fullest extent of the law.

according to the channel bandwidth, modulation and data rate combination(s) with the highest maximum output power specified for production units in each standalone and aggregated frequency band.

5. SAR is measured using the highest measured maximum output power channel. When the reported SAR of the initial test configuration is > 0.8 W/kg, SAR measurement is required for the subsequent next highest measured output power channel(s) in the initial test configuration until the reported SAR is ≤ 1.2 W/kg or all required channels are tested.

6. Since the highest reported SAR for the initial test configuration is adjusted by the ratio of the subsequent test configuration to initial test configuration specified maximum output power and the adjusted SAR is ≤ 1.2 W/kg, SAR is not required for subsequent test configuration.

7. According to KDB447498 D01, testing of other required channels is not required when the reported 1-g SAR for the highest output channel is ≤ 0.8 W/kg, when the transmission band is ≤ 100 MHz.

8. According to KDB865664 D01, SAR measurement variability must be assessed for each frequency band. When the original highest measured SAR is ≥ 0.8 W/kg, repeated that measurement once. Perform a second repeated measurement only if the ratio of largest to smallest SAR for the original and first repeated measurements is > 1.20 or when the original or repeated measurement is ≥ 1.45 W/kg (~10% from the 1-g SAR limit)

Unless otherwise stated the results shown in this test report refer only to the sample(s) tested and such sample(s) are retained for 90 days only.
除非另有說明，此報告結果僅對測試之樣品負責，同時此樣品僅保留90天。本報告未經本公司書面許可，不可部份複製。
This document is issued by the Company subject to its General Conditions of Service printed overleaf, available on request or accessible at http://www.sgs.com.tw/Terms-and-Conditions and for electronic format documents, subject to Terms and Conditions for Electronic Documents at http://www.sgs.com.tw/Terms-and-Conditions. Attention is drawn to the limitation of liability, indemnification and jurisdiction issues defined therein. Any holder of this document is advised that information contained hereon reflects the Company's findings at the time of its intervention only and within the limits of Client's instructions, if any. The Company's sole responsibility is to its Client and this document does not exonerate parties to a transaction from exercising all their rights and obligations under the transaction documents. This document cannot be reproduced except in full, without prior written approval of the Company. Any unauthorized alteration, forgery or falsification of the content or appearance of this document is unlawful and offenders may be prosecuted to the fullest extent of the law.

1.6 The SAR Measurement System

A block diagram of the SAR measurement System is given in Fig. a. This SAR Measurement System uses a Computer-controlled 3-D stepper motor system (SPEAG DASY 5 professional system). The model EX3DV4 field probe is used to determine the internal electric fields. The SAR can be obtained from the equation SAR= σ ($|Ei|^2$)/ ρ where σ and ρ are the conductivity and mass density of the tissue-simulant.

The DASY 5 system for performing compliance tests consists of the following items:

1. A standard high precision 6-axis robot (Staubli RX family) with controller, teach pendant and software. An arm extension is for accommodating the data acquisition electronics (DAE).
2. A dosimetric probe, i.e., an isotropic E-field probe optimized and calibrated for usage intissue simulating liquid. The probe is equipped with an optical surface detector system.
3. A data acquisition electronics (DAE) which performs the signal amplification, signal multiplexing, AD-conversion, offset measurements, mechanical surface detection, collision detection, etc. The unit is battery powered with standard or rechargeable batteries. The signal is optically transmitted to the EOC.

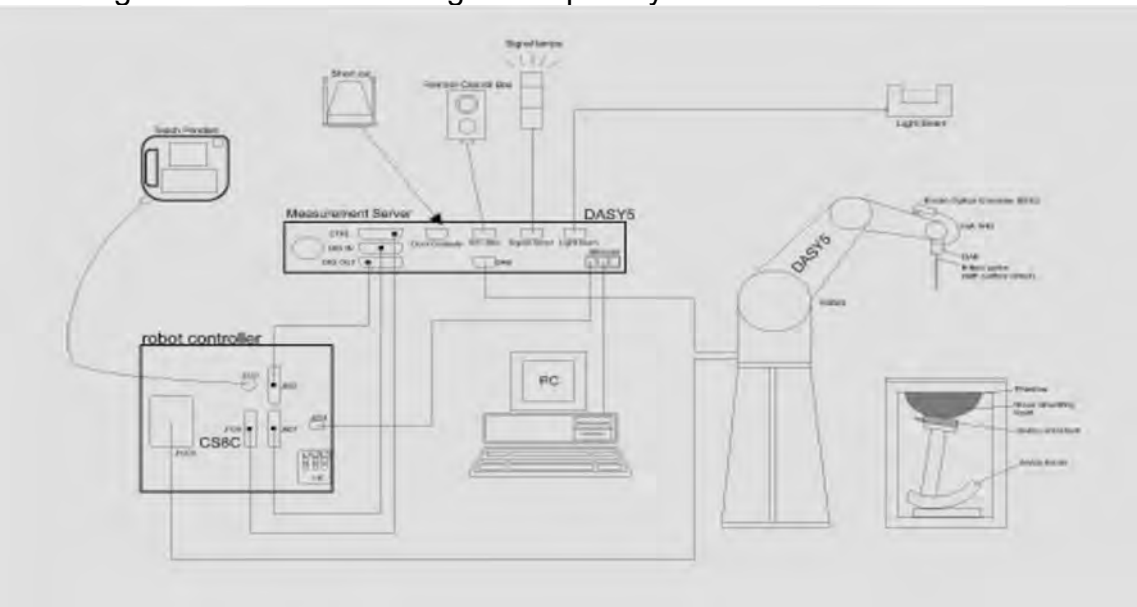

Fig. a The block diagram of SAR system

Unless otherwise stated the results shown in this test report refer only to the sample(s) tested and such sample(s) are retained for 90 days only.
除非另有說明，此報告結果僅對測試之樣品負責，同時此樣品僅保留90天。本報告未經本公司書面許可，不可部份複製。
This document is issued by the Company subject to its General Conditions of Service printed overleaf, available on request or accessible at http://www.sgs.com.tw/Terms-and-Conditions and for electronic format documents, subject to Terms and Conditions for Electronic Documents at http://www.sgs.com.tw/Terms-and-Conditions. Attention is drawn to the limitation of liability, indemnification and jurisdiction issues defined therein. Any holder of this document is advised that information contained hereon reflects the Company's findings at the time of its intervention only and within the limits of Client's instructions, if any. The Company's sole responsibility is to its Client and this document does not exonerate parties to a transaction from exercising all their rights and obligations under the transaction documents. This document cannot be reproduced except in full, without prior written approval of the Company. Any unauthorized alteration, forgery or falsification of the content or appearance of this document is unlawful and offenders may be prosecuted to the fullest extent of the law.

4. The Electro-optical converter (EOC) performs the conversion between optical and electrical of the signals for the digital communication to the DAE and for the analog signal from the optical surface detection. The EOC is connected to the measurement server.
5. The function of the measurement server is to perform the time critical tasks such as signal filtering, control of the robot operation and fast movement interrupts.
6. A probe alignment unit which improves the (absolute) accuracy of the probe positioning.
7. A computer operating Windows 7.
8. DASY 5 software.
9. Remote control with teach pendant and additional circuitry for robot safety such as warning lamps, etc.
10. Tissue simulating liquid mixed according to the given recipes.
11. Validation dipole kits allowing to validate the proper functioning of the system.

Unless otherwise stated the results shown in this test report refer only to the sample(s) tested and such sample(s) are retained for 90 days only.
除非另有說明，此報告結果僅對測試之樣品負責，同時此樣品僅保留90天。本報告未經本公司書面許可，不可部份複製。
This document is issued by the Company subject to its General Conditions of Service printed overleaf, available on request or accessible at http://www.sgs.com.tw/Terms-and-Conditions and for electronic format documents, subject to Terms and Conditions for Electronic Documents at http://www.sgs.com.tw/Terms-and-Conditions. Attention is drawn to the limitation of liability, indemnification and jurisdiction issues defined therein. Any holder of this document is advised that information contained hereon reflects the Company's findings at the time of its intervention only and within the limits of Client's instructions, if any. The Company's sole responsibility is to its Client and this document does not exonerate parties to a transaction from exercising all their rights and obligations under the transaction documents. This document cannot be reproduced except in full, without prior written approval of the Company. Any unauthorized alteration, forgery or falsification of the content or appearance of this document is unlawful and offenders may be prosecuted to the fullest extent of the law.

1.7 System Components

EX3DV4 E-Field Probe

Construction	Symmetrical design with triangular core Built-in shielding against static charges PEEK enclosure material (resistant to organic solvents, e.g., DGBE)	
Calibration	Basic Broad Band Calibration in air Conversion Factors (CF) for HSL 2450/5250/5600/5750 MHz Additional CF for other liquids and frequencies upon request	
Frequency	10 MHz to > 6 GHz	
Directivity	± 0.3 dB in HSL (rotation around probe axis) ± 0.5 dB in tissue material (rotation normal to probe axis)	
Dynamic Range	10 µW/g to > 100 mW/g Linearity: ± 0.2 dB (noise: typically < 1 µW/g)	
Dimensions	Tip diameter: 2.5 mm	
Application	High precision dosimetric measurements in any exposure scenario (e.g., very strong gradient fields). Only probe which enables compliance testing for frequencies up to 6 GHz with precision of better 30%.	

Unless otherwise stated the results shown in this test report refer only to the sample(s) tested and such sample(s) are retained for 90 days only.
除非另有說明，此報告結果僅對測試之樣品負責，同時此樣品僅保留90天。本報告未經本公司書面許可，不可部份複製。
This document is issued by the Company subject to its General Conditions of Service printed overleaf, available on request or accessible at http://www.sgs.com.tw/Terms-and-Conditions and for electronic format documents, subject to Terms and Conditions for Electronic Documents at http://www.sgs.com.tw/Terms-and-Conditions. Attention is drawn to the limitation of liability, indemnification and jurisdiction issues defined therein. Any holder of this document is advised that information contained hereon reflects the Company's findings at the time of its intervention only and within the limits of Client's instructions, if any. The Company's sole responsibility is to its Client and this document does not exonerate parties to a transaction from exercising all their rights and obligations under the transaction documents. This document cannot be reproduced except in full, without prior written approval of the Company. Any unauthorized alteration, forgery or falsification of the content or appearance of this document is unlawful and offenders may be prosecuted to the fullest extent of the law.

PHANTOM

Model	ELI	
Construction	The ELI phantom is used for compliance testing of handheld and body-mounted wireless devices in the frequency range of 30 MHz to 6 GHz. ELI is fully compatible with the IEC 62209-2 standard and all known tissue simulating liquids. ELI has been optimized regarding its performance and can be integrated into our standard phantom tables. A cover prevents evaporation of the liquid. Reference markings on the phantom allow installation of the complete setup, including all predefined phantom positions and measurement grids, by teaching three points. The phantom is compatible with all SPEAG dosimetric probes and dipoles.	
Shell Thickness	2 ± 0.2 mm	
Filling Volume	Approx. 30 liters	
Dimensions	Major axis: 600 mm Minor axis: 400 mm	

DEVICE HOLDER

Construction	The device holder (Supporter) for Notebook is made by POM (polyoxymethylene resin) , which is non-metal and non-conductive. The height can be adjusted to fit varies kind of notebooks.	 Device Holder

Unless otherwise stated the results shown in this test report refer only to the sample(s) tested and such sample(s) are retained for 90 days only.
除非另有說明，此報告結果僅對測試之樣品負責，同時此樣品僅保留90天。本報告未經本公司書面許可，不可部份複製。
This document is issued by the Company subject to its General Conditions of Service printed overleaf, available on request or accessible at http://www.sgs.com.tw/Terms-and-Conditions and for electronic format documents, subject to Terms and Conditions for Electronic Documents at http://www.sgs.com.tw/Terms-and-Conditions. Attention is drawn to the limitation of liability, indemnification and jurisdiction issues defined therein. Any holder of this document is advised that information contained hereon reflects the Company's findings at the time of its intervention only and within the limits of Client's instructions, if any. The Company's sole responsibility is to its Client and this document does not exonerate parties to a transaction from exercising all their rights and obligations under the transaction documents. This document cannot be reproduced except in full, without prior written approval of the Company. Any unauthorized alteration, forgery or falsification of the content or appearance of this document is unlawful and offenders may be prosecuted to the fullest extent of the law.

1.8 SAR System Verification

The microwave circuit arrangement for system verification is sketched in Fig. b. The daily system accuracy verification occurs within the flat section of the SAM phantom. A SAR measurement was performed to see if the measured SAR was within +/- 10% from the target SAR values. These tests were done at 2450/5250/5600/5750 MHz. The tests were conducted on the same days as the measurement of the DUT. The obtained results from the system accuracy verification are displayed in the table 1. During the tests, the liquid depth above the ear reference points was above 15 cm in all the cases. It is seen that the system is operating within its specification, as the results are within acceptable tolerance of the reference values.

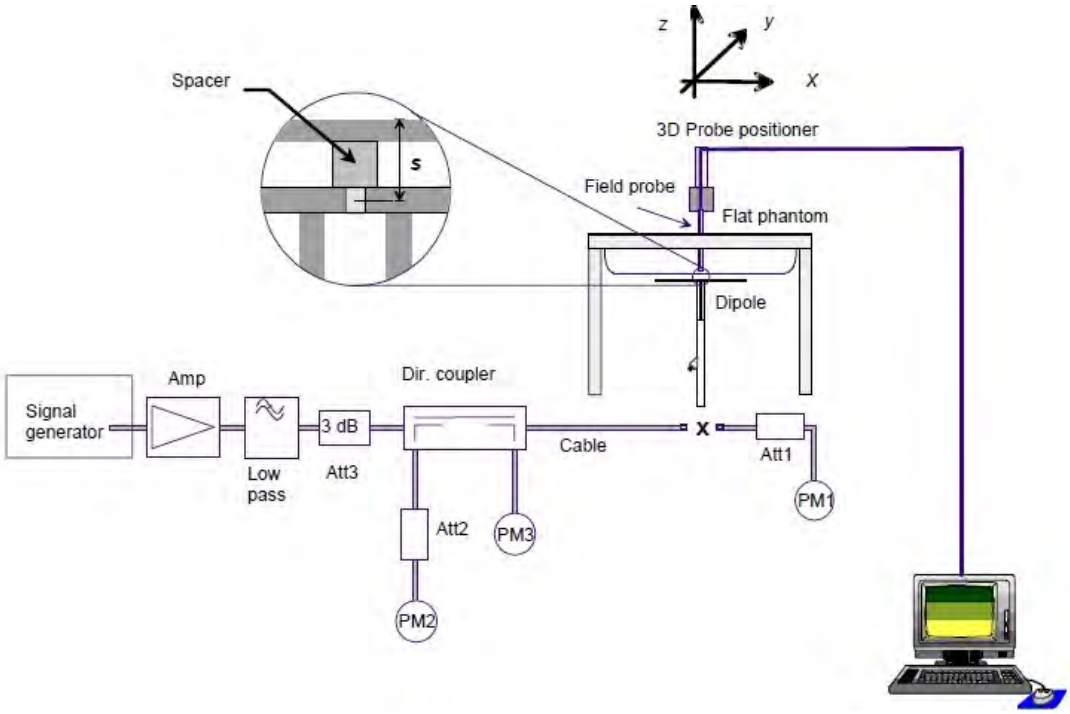

Fig. b The block diagram of system verification

Unless otherwise stated the results shown in this test report refer only to the sample(s) tested and such sample(s) are retained for 90 days only.
除非另有說明，此報告結果僅對測試之樣品負責，同時此樣品僅保留90天。本報告未經本公司書面許可，不可部份複製。
This document is issued by the Company subject to its General Conditions of Service printed overleaf, available on request or accessible at http://www.sgs.com.tw/Terms-and-Conditions and for electronic format documents, subject to Terms and Conditions for Electronic Documents at http://www.sgs.com.tw/Terms-and-Conditions. Attention is drawn to the limitation of liability, indemnification and jurisdiction issues defined therein. Any holder of this document is advised that information contained hereon reflects the Company's findings at the time of its intervention only and within the limits of Client's instructions, if any. The Company's sole responsibility is to its Client and this document does not exonerate parties to a transaction from exercising all their rights and obligations under the transaction documents. This document cannot be reproduced except in full, without prior written approval of the Company. Any unauthorized alteration, forgery or falsification of the content or appearance of this document is unlawful and offenders may be prosecuted to the fullest extent of the law.

Validation Kit	S/N	Frequency (MHz)	1W Target 1g-SAR (W/kg)	pin=250mW Measured 1g-SAR (W/kg)	Normalized to 1W 1g-SAR (W/kg)	Deviation (%)	Limit	Measurement Date
D2450V2	727	2450	52.8	12.9	51.6	-2.27	± 10%	May.14,2022

Validation Kit	S/N	Frequency (MHz)	1W Target 1g-SAR (W/kg)	pin=100mW Measured 1g-SAR (W/kg)	Normalized to 1W 1g-SAR (W/kg)	Deviation (%)	Limit	Measurement Date
D5GHzV2	1023	5250	81	8.44	84.4	4.20	± 10%	May.15,2022
D5GHzV2	1023	5600	84.4	8.22	82.2	-2.61	± 10%	May.16,2022
D5GHzV2	1023	5750	81	7.82	78.2	-3.46	± 10%	May.16,2022

Table 1. Results of system validation

Unless otherwise stated the results shown in this test report refer only to the sample(s) tested and such sample(s) are retained for 90 days only.
除非另有說明，此報告結果僅對測試之樣品負責，同時此樣品僅保留90天。本報告未經本公司書面許可，不可部份複製。
This document is issued by the Company subject to its General Conditions of Service printed overleaf, available on request or accessible at http://www.sgs.com.tw/Terms-and-Conditions and for electronic format documents, subject to Terms and Conditions for Electronic Documents at http://www.sgs.com.tw/Terms-and-Conditions. Attention is drawn to the limitation of liability, indemnification and jurisdiction issues defined therein. Any holder of this document is advised that information contained hereon reflects the Company's findings at the time of its intervention only and within the limits of Client's instructions, if any. The Company's sole responsibility is to its Client and this document does not exonerate parties to a transaction from exercising all their rights and obligations under the transaction documents. This document cannot be reproduced except in full, without prior written approval of the Company. Any unauthorized alteration, forgery or falsification of the content or appearance of this document is unlawful and offenders may be prosecuted to the fullest extent of the law.

1.9 Tissue Simulant Fluid for the Frequency Band

The dielectric properties for this Head-simulant fluid were measured by using the SPEAG Dielectric Assessment Kit (DAKS-3.5).
All dielectric parameters of tissue simulates were measured within 24 hours of SAR measurements. The measured conductivity and permittivity are all within ± 5% of the target values.
The depth of the tissue simulant in the flat section of the phantom was ≥ 15 cm ± 5 mm during all tests. (Fig. 2)

Measured Frequency (MHz)	Liquid Temp. (°C)	Target Dielectric Constant, εr	Target Conductivity, σ (S/m)	Measured Dielectric Constant, εr	Measured Conductivity, σ (S/m)	% dev εr	% dev σ	Limit	Measurement Date
2402	22.5	39.261	1.748	38.916	1.735	-0.88%	-0.72%	± 5%	May. 14, 2022
2412		39.268	1.767	38.910	1.755	-0.91%	-0.68%	± 5%	
2437		39.223	1.789	38.882	1.775	-0.87%	-0.77%	± 5%	
2450		39.200	1.800	38.851	1.788	-0.89%	-0.67%	± 5%	
2462		39.184	1.813	38.847	1.799	-0.86%	-0.76%	± 5%	
5250	22.7	35.950	4.710	35.591	4.675	-1.00%	-0.74%	± 5%	May. 15, 2022
5290		35.910	4.750	35.554	4.714	-0.99%	-0.76%	± 5%	
5530	22.4	35.605	4.998	35.238	4.961	-1.03%	-0.73%	± 5%	May. 16, 2022
5570		35.545	5.039	35.182	5.006	-1.02%	-0.65%	± 5%	
5600		35.500	5.070	35.159	5.036	-0.96%	-0.67%	± 5%	
5690		35.410	5.160	35.038	5.123	-1.05%	-0.72%	± 5%	
5750	22.7	35.350	5.220	34.997	5.184	-1.00%	-0.69%	± 5%	
5775		35.325	5.245	34.972	5.208	-1.00%	-0.71%	± 5%	

Table 2. Dielectric Parameters of Tissue Simulant Fluid

Unless otherwise stated the results shown in this test report refer only to the sample(s) tested and such sample(s) are retained for 90 days only.
除非另有說明，此報告結果僅對測試之樣品負責，同時此樣品僅保留90天。本報告未經本公司書面許可，不可部份複製。
This document is issued by the Company subject to its General Conditions of Service printed overleaf, available on request or accessible at http://www.sgs.com.tw/Terms-and-Conditions and for electronic format documents, subject to Terms and Conditions for Electronic Documents at http://www.sgs.com.tw/Terms-and-Conditions. Attention is drawn to the limitation of liability, indemnification and jurisdiction issues defined therein. Any holder of this document is advised that information contained hereon reflects the Company's findings at the time of its intervention only and within the limits of Client's instructions, if any. The Company's sole responsibility is to its Client and this document does not exonerate parties to a transaction from exercising all their rights and obligations under the transaction documents. This document cannot be reproduced except in full, without prior written approval of the Company. Any unauthorized alteration, forgery or falsification of the content or appearance of this document is unlawful and offenders may be prosecuted to the fullest extent of the law.

The composition of the brain tissue simulating liquid is:

Simulating Liquids for 600 MHz -10 GHz, Manufactured by SPEAG:

Broad-band head tissue simulating liquids	SPEAG Product	Frequency range (MHz)	Main Ingredients
	HBBL600-10000V6	600 - 10000	Water, Oil

Table 3. Recipes for tissue simulating liquid

Unless otherwise stated the results shown in this test report refer only to the sample(s) tested and such sample(s) are retained for 90 days only.
除非另有說明，此報告結果僅對測試之樣品負責，同時此樣品僅保留90天。本報告未經本公司書面許可，不可部份複製。
This document is issued by the Company subject to its General Conditions of Service printed overleaf, available on request or accessible at http://www.sgs.com.tw/Terms-and-Conditions and for electronic format documents, subject to Terms and Conditions for Electronic Documents at http://www.sgs.com.tw/Terms-and-Conditions. Attention is drawn to the limitation of liability, indemnification and jurisdiction issues defined therein. Any holder of this document is advised that information contained hereon reflects the Company's findings at the time of its intervention only and within the limits of Client's instructions, if any. The Company's sole responsibility is to its Client and this document does not exonerate parties to a transaction from exercising all their rights and obligations under the transaction documents. This document cannot be reproduced except in full, without prior written approval of the Company. Any unauthorized alteration, forgery or falsification of the content or appearance of this document is unlawful and offenders may be prosecuted to the fullest extent of the law.

1.10 Evaluation Procedures

The entire evaluation of the spatial peak values is performed within the Post-processing engine (SEMCAD). The system always gives the maximum values for the 1 g and 10 g cubes. The algorithm to find the cube with highest averaged SAR is divided into the following stages:

1. The extraction of the measured data (grid and values) from the Zoom Scan.
2. The calculation of the SAR value at every measurement point based on all stored data (A/D values and measurement parameters)
3. The generation of a high-resolution mesh within the measured volume
4. The interpolation of all measured values from the measurement grid to the high-resolution grid
5. The extrapolation of the entire 3-D field distribution to the phantom surface over the distance from sensor to surface
6. The calculation of the averaged SAR within masses of 1g and 10g.

The probe is calibrated at the center of the dipole sensors that is located 1 to 2.7mm away from the probe tip. During measurements, the probe stops shortly above the phantom surface, depending on the probe and the surface detecting system. Both distances are included as parameters in the probe configuration file. The software always knows exactly how far away the measured point is from the surface. As the probe cannot directly measure at the surface, the values between the deepest measured point and the surface must be extrapolated. The angle between the probe axis and the surface normal line is less than 30 degree.

In the Area Scan, the gradient of the interpolation function is evaluated to find all the extreme of the SAR distribution. The uncertainty on the locations of the extreme is less than 1/20 of the grid size. Only local maximum within –2 dB of the global maximum are searched and passed for the Cube Scan measurement. In the Cube Scan, the interpolation function is used to extrapolate the Peak SAR from the lowest measurement points to the inner phantom surface (the extrapolation distance). The uncertainty increases with the extrapolation distance. To keep the uncertainty within 1% for the 1 g and 10 g cubes, the extrapolation distance should not be larger than 5mm.

The maximum search is automatically performed after each area scan measurement. It is based on splines in two or three dimensions. The procedure can find the maximum for most SAR distributions even with relatively large grid spacing. After the area scanning measurement, the probe is automatically moved to a position at the interpolated maximum. The following scan can directly use this position for reference, e.g., for a finer resolution grid or the cube evaluations. The 1g and 10g peak evaluations are only available for the predefined cube 7x7x7 scans. The routines are verified and optimized for the grid dimensions used in these cube measurements.

The measured volume of 30x30x30mm contains about 30g of tissue.

The first procedure is an extrapolation (incl. Boundary correction) to get the points between the lowest measured plane and the surface. The next step uses 3D

Unless otherwise stated the results shown in this test report refer only to the sample(s) tested and such sample(s) are retained for 90 days only.
除非另有說明，此報告結果僅對測試之樣品負責，同時此樣品僅保留90天。本報告未經本公司書面許可，不可部份複製。
This document is issued by the Company subject to its General Conditions of Service printed overleaf, available on request or accessible at http://www.sgs.com.tw/Terms-and-Conditions and for electronic format documents, subject to Terms and Conditions for Electronic Documents at http://www.sgs.com.tw/Terms-and-Conditions. Attention is drawn to the limitation of liability, indemnification and jurisdiction issues defined therein. Any holder of this document is advised that information contained hereon reflects the Company's findings at the time of its intervention only and within the limits of Client's instructions, if any. The Company's sole responsibility is to its Client and this document does not exonerate parties to a transaction from exercising all their rights and obligations under the transaction documents. This document cannot be reproduced except in full, without prior written approval of the Company. Any unauthorized alteration, forgery or falsification of the content or appearance of this document is unlawful and offenders may be prosecuted to the fullest extent of the law.

interpolation to get all points within the measured volume. In the last step, a 1g cube is placed numerically into the volume and its averaged SAR is calculated. This cube is the moved around until the highest averaged SAR is found. If the highest SAR is found at the edge of the measured volume, the system will issue a warning: higher SAR values might be found outside of the measured volume. In that case the cube measurement can be repeated, using the new interpolated maximum as the center.

1.11 Probe Calibration Procedures

For the calibration of E-field probes in lossy liquids, an electric field with an accurately known field strength must be produced within the measured liquid. For standardization purposes it would be desirable if all measurements which are necessary to assess the correct field strength would be traceable to standardized measurement procedures. In the following two different calibration techniques are summarized:

1.11.1 Transfer Calibration with Temperature Probes

In lossy liquids the specific absorption rate (SAR) is related both to the electric field (E) and the temperature gradient ($\delta T / \delta t$) in the liquid.

$$SAR = C\frac{\delta T}{\delta t},$$

whereby σ is the conductivity, ρ the density and c the heat capacity of the liquid.

Hence, the electric field in lossy liquid can be measured indirectly by measuring the temperature gradient in the liquid. Non-disturbing temperature probes (optical probes or thermistor probes with resistive lines) with high spatial resolution (<1-2 mm) and fast reaction time (<1 s) are available and can be easily calibrated with high precision [1]. The setup and the exciting source have no influence on the calibration; only the relative positioning uncertainties of the standard temperature probe and the E-field probe to be calibrated must be considered. However, several problems limit the available accuracy of probe calibrations with temperature probes:

Unless otherwise stated the results shown in this test report refer only to the sample(s) tested and such sample(s) are retained for 90 days only.
除非另有說明，此報告結果僅對測試之樣品負責，同時此樣品僅保留90天。本報告未經本公司書面許可，不可部份複製。
This document is issued by the Company subject to its General Conditions of Service printed overleaf, available on request or accessible at http://www.sgs.com.tw/Terms-and-Conditions and for electronic format documents, subject to Terms and Conditions for Electronic Documents at http://www.sgs.com.tw/Terms-and-Conditions. Attention is drawn to the limitation of liability, indemnification and jurisdiction issues defined therein. Any holder of this document is advised that information contained hereon reflects the Company's findings at the time of its intervention only and within the limits of Client's instructions, if any. The Company's sole responsibility is to its Client and this document does not exonerate parties to a transaction from exercising all their rights and obligations under the transaction documents. This document cannot be reproduced except in full, without prior written approval of the Company. Any unauthorized alteration, forgery or falsification of the content or appearance of this document is unlawful and offenders may be prosecuted to the fullest extent of the law.

- The temperature gradient is not directly measurable but must be evaluated from temperature measurements at different time steps. Special precaution is necessary to avoid measurement errors caused by temperature gradients due to energy equalizing effects or convection currents in the liquid. Such effects cannot be completely avoided, as the measured field itself destroys the thermal equilibrium in the liquid. With a careful setup these errors can be kept small.
- The measured volume around the temperature probe is not well defined. It is difficult to calculate the energy transfer from a surrounding gradient temperature field into the probe. These effects must be considered, since temperature probes are calibrated in liquid with homogeneous temperatures. There is no traceable standard for temperature rise measurements.
- The calibration depends on the assessment of the specific density, the heat capacity and the conductivity of the medium. While the specific density and heat capacity can be measured accurately with standardized procedures (~ 2% for c; much better for ρ) , there is no standard for the measurement of the conductivity. Depending on the method and liquid, the error can well exceed ±5%.
- Temperature rise measurements are not very sensitive and therefore are often performed at a higher power level than the E-field measurements. The nonlinearities in the system (e.g., power measurements, different components, etc.) must be considered.

Considering these problems, the possible accuracy of the calibration of E-field probes with temperature gradient measurements in a carefully designed setup is about ±10% (RSS) [2]. Recently, a setup which is a combination of the waveguide techniques and the thermal measurements was presented in [3]. The estimated uncertainty of the setup is ±5% (RSS) when the same liquid is used for the calibration and for actual measurements and ±7-9% (RSS) when not, which is in good agreement with the estimates given in [2].

1.11.2 Calibration with Analytical Fields

In this method a technical setup is used in which the field can be calculated analytically from measurements of other physical magnitudes (e.g., input power). This corresponds to the standard field method for probe calibration in air; however, there is no standard defined for fields in lossy liquids.
When using calculated fields in lossy liquids for probe calibration, several points must be considered in the assessment of the uncertainty:

- The setup must enable accurate determination of the incident power.
- The accuracy of the calculated field strength will depend on the assessment of the dielectric parameters of the liquid.
- Due to the small wavelength in liquids with high permittivity, even small

Unless otherwise stated the results shown in this test report refer only to the sample(s) tested and such sample(s) are retained for 90 days only.
除非另有說明，此報告結果僅對測試之樣品負責，同時此樣品僅保留90天。本報告未經本公司書面許可，不可部份複製。
This document is issued by the Company subject to its General Conditions of Service printed overleaf, available on request or accessible at http://www.sgs.com.tw/Terms-and-Conditions and for electronic format documents, subject to Terms and Conditions for Electronic Documents at http://www.sgs.com.tw/Terms-and-Conditions. Attention is drawn to the limitation of liability, indemnification and jurisdiction issues defined therein. Any holder of this document is advised that information contained hereon reflects the Company's findings at the time of its intervention only and within the limits of Client's instructions, if any. The Company's sole responsibility is to its Client and this document does not exonerate parties to a transaction from exercising all their rights and obligations under the transaction documents. This document cannot be reproduced except in full, without prior written approval of the Company. Any unauthorized alteration, forgery or falsification of the content or appearance of this document is unlawful and offenders may be prosecuted to the fullest extent of the law.

setups might be above the resonant cutoff frequencies. The field distribution in the setup must be carefully checked for conformity with the theoretical field distribution.

References

1. N. Kuster, Q. Balzano, and J.C. Lin, Eds., *Mobile Communications Safety*, Chapman & Hall, London, 1997.
2. K. Meier, M. Burkhardt, T. Schmid, and N. Kuster, \Broadband calibration of E-field probes in lossy media", *IEEE Transactions on Microwave Theory and Techniques*, vol. 44, no. 10, pp. 1954{1962, Oct. 1996.
3. K. Jokela, P. Hyysalo, and L. Puranen, \Calibration of specific absorption rate (SAR) probes in waveguide at 900 MHz", *IEEE Transactions on Instrumentation and Measurements*, vol. 47, no. 2, pp. 432{438, Apr. 1998.

Unless otherwise stated the results shown in this test report refer only to the sample(s) tested and such sample(s) are retained for 90 days only.
除非另有說明，此報告結果僅對測試之樣品負責，同時此樣品僅保留90天。本報告未經本公司書面許可，不可部份複製。
This document is issued by the Company subject to its General Conditions of Service printed overleaf, available on request or accessible at http://www.sgs.com.tw/Terms-and-Conditions and for electronic format documents, subject to Terms and Conditions for Electronic Documents at http://www.sgs.com.tw/Terms-and-Conditions. Attention is drawn to the limitation of liability, indemnification and jurisdiction issues defined therein. Any holder of this document is advised that information contained hereon reflects the Company's findings at the time of its intervention only and within the limits of Client's instructions, if any. The Company's sole responsibility is to its Client and this document does not exonerate parties to a transaction from exercising all their rights and obligations under the transaction documents. This document cannot be reproduced except in full, without prior written approval of the Company. Any unauthorized alteration, forgery or falsification of the content or appearance of this document is unlawful and offenders may be prosecuted to the fullest extent of the law.

1.12 Test Standards and Limits

According to FCC 47CFR §2.1093(d) The limits to be used for evaluation are based generally on criteria published by the American National Standards Institute (ANSI) for localized specific absorption rate (‘‘SAR’’) in Section 4.2 of ‘‘IEEE Standard for Safety Levels with Respect to Human Exposure to Radio Frequency Electromagnetic Fields, 3 kHz to 300 GHz,’’ ANSI/IEEE C95.1, By the Institute of Electrical and Electronics Engineers, Inc., New York, New York 10017. These criteria for SAR evaluation are similar to those recommended by the National Council on Radiation Protection and Measurements (NCRP) in ‘‘Biological Effects and Exposure Criteria for Radio frequency Electromagnetic Fields,’’ NCRP Report No. 86, Section 17.4.5. Copyright NCRP, 1986, Bethesda, Maryland 20814. SAR is a measure of the rate of energy absorption due to exposure to an RF transmitting source. SAR values have been related to threshold levels for potential biological hazards. The criteria to be used are specified in paragraphs (d)(1) and (d)(2) of this section and shall apply for portable devices transmitting in the frequency range from 100 kHz to 6 GHz. Portable devices that transmit at frequencies above 6 GHz are to be evaluated in terms of the MPE limits specified in § 1.1310 of this chapter. Measurements and calculations to demonstrate compliance with MPE field strength or power density limits for devices operating above 6 GHz should be made at a minimum distance of 5 cm from the radiating source.

(1) Limits for Occupational/Controlled exposure: 0.4 W/kg as averaged over the whole-body and spatial peak SAR not exceeding 8 W/kg as averaged over any 1 gram of tissue (defined as a tissue volume in the shape of a cube). Exceptions are the hands, wrists, feet and ankles where the spatial peak SAR shall not exceed 20 W/kg, as averaged over an 10 grams of tissue (defined as a tissue volume in the shape of a cube).

(2) Occupational/Controlled limits apply when persons are exposed as a consequence of their employment provided these persons are fully aware of and exercise control over their exposure. Awareness of exposure can be accomplished by use of warning labels or by specific training or education through appropriate means, such as an RF safety program in a work environment.

(3) Limits for General Population/Uncontrolled exposure: 0.08 W/kg as averaged over the whole-body and spatial peak SAR not exceeding 1.6 W/kg as averaged over any 1 gram of tissue (defined as a tissue volume in the shape of a cube). Exceptions are the hands, wrists, feet and ankles where the spatial peak SAR shall not exceed 4 W/kg, as averaged over any 10 grams of tissue (defined as a tissue volume in the shape of a cube). General Population/Uncontrolled limits apply when the general public may be exposed, or when persons that are exposed as a consequence of their employment may not be fully aware of the potential for exposure or do not

Unless otherwise stated the results shown in this test report refer only to the sample(s) tested and such sample(s) are retained for 90 days only.
除非另有說明，此報告結果僅對測試之樣品負責，同時此樣品僅保留90天。本報告未經本公司書面許可，不可部份複製。
This document is issued by the Company subject to its General Conditions of Service printed overleaf, available on request or accessible at http://www.sgs.com.tw/Terms-and-Conditions and for electronic format documents, subject to Terms and Conditions for Electronic Documents at http://www.sgs.com.tw/Terms-and-Conditions. Attention is drawn to the limitation of liability, indemnification and jurisdiction issues defined therein. Any holder of this document is advised that information contained hereon reflects the Company's findings at the time of its intervention only and within the limits of Client's instructions, if any. The Company's sole responsibility is to its Client and this document does not exonerate parties to a transaction from exercising all their rights and obligations under the transaction documents. This document cannot be reproduced except in full, without prior written approval of the Company. Any unauthorized alteration, forgery or falsification of the content or appearance of this document is unlawful and offenders may be prosecuted to the fullest extent of the law.

exercise control over their exposure. Warning labels placed on consumer devices such as cellular telephones will not be sufficient reason to allow these devices to be evaluated subject to limits for occupational/controlled exposure in paragraph (d)(1) of this section. (Table 4.)

Human Exposure	Uncontrolled Environment General Population	Controlled Environment Occupational
Spatial Peak SAR (Brain)	1.60 W/kg	8.00 W/kg
Spatial Average SAR (Whole Body)	0.08 W/kg	0.40 W/kg
Spatial Peak SAR (Hands/Feet/Ankle/Wrist)	4.00 W/kg	20.00 W/kg

Table 4. RF exposure limits

Notes:
1. Uncontrolled environments are defined as locations where there is potential exposure of individuals who have no knowledge or control of their potential exposure.
2. Controlled environments are defined as locations where there is potential exposure of individuals who have knowledge of their potential exposure and can exercise control over their exposure.

Unless otherwise stated the results shown in this test report refer only to the sample(s) tested and such sample(s) are retained for 90 days only.
除非另有說明，此報告結果僅對測試之樣品負責，同時此樣品僅保留90天。本報告未經本公司書面許可，不可部份複製。
This document is issued by the Company subject to its General Conditions of Service printed overleaf, available on request or accessible at http://www.sgs.com.tw/Terms-and-Conditions and for electronic format documents, subject to Terms and Conditions for Electronic Documents at http://www.sgs.com.tw/Terms-and-Conditions. Attention is drawn to the limitation of liability, indemnification and jurisdiction issues defined therein. Any holder of this document is advised that information contained hereon reflects the Company's findings at the time of its intervention only and within the limits of Client's instructions, if any. The Company's sole responsibility is to its Client and this document does not exonerate parties to a transaction from exercising all their rights and obligations under the transaction documents. This document cannot be reproduced except in full, without prior written approval of the Company. Any unauthorized alteration, forgery or falsification of the content or appearance of this document is unlawful and offenders may be prosecuted to the fullest extent of the law.

2. Summary of Results

2.1 Decision rules

Reported measurement data comply with IEEE 1528-2013:
Determining compliance shall be based on the results of the compliance measurement, not taking into account measurement instrumentation uncertainty.

2.2 Summary of Results

AWAN

Notebook mode

Main

Mode	Position	Distance (mm)	CH	Freq. (MHz)	Max. Rated Avg. Power + Max. Tolerance (dBm)	Measured Avg. Power (dBm)	Duty cycle scaling	Power scaling	Averaged SAR over 1g (W/kg)		Plot page
									Measured	Reported	
WLAN 802.11b	Bottom Surface	0	1	2412	14.00	13.86	1.01	103.28%	0.261	0.271	-
WLAN 802.11b	Bottom Surface	0	6	2437	14.00	13.89	1.01	102.57%	0.252	0.260	-
WLAN 802.11b	Bottom Surface	0	11	2462	14.00	13.99	1.01	100.23%	0.288	0.291	59
WLAN 802.11ac(160M) 5.2G	Bottom Surface	0	50	5250	10.00	9.95	1.01	101.16%	0.154	0.158	60
WLAN 802.11ac(80M) 5.3G	Bottom Surface	0	58	5290	10.00	9.99	1.02	100.23%	0.148	0.151	61
WLAN 802.11ac(80M) 5.6G	Bottom Surface	0	106	5530	10.00	9.99	1.02	100.23%	0.093	0.095	62
WLAN 802.11ac(160M) 5.6G	Bottom Surface	0	114	5570	10.00	9.96	1.01	100.93%	0.117	0.119	63
WLAN 802.11ac(80M) 5.8G	Bottom Surface	0	155	5775	10.00	9.96	1.02	100.93%	0.081	0.083	64

Aux

Mode	Position	Distance (mm)	CH	Freq. (MHz)	Max. Rated Avg. Power + Max. Tolerance (dBm)	Measured Avg. Power (dBm)	Duty cycle scaling	Power scaling	Averaged SAR over 1g (W/kg)		Plot page
									Measured	Reported	
WLAN 802.11b	Bottom Surface	0	1	2412	14.00	13.93	1.01	101.62%	0.309	0.316	65
WLAN 802.11b	Bottom Surface	0	6	2437	14.00	13.87	1.01	103.04%	0.288	0.299	-
WLAN 802.11b	Bottom Surface	0	11	2462	14.38	13.86	1.01	112.59%	0.268	0.304	-
Bluetooth(GFSK)	Bottom Surface	0	0	2402	8.00	7.62	1.29	109.14%	0.069	0.097	66
Bluetooth(GFSK)	Bottom Surface	0	39	2441	8.00	7.39	1.29	115.08%	0.045	0.067	-
Bluetooth(GFSK)	Bottom Surface	0	78	2480	8.00	7.59	1.29	109.90%	0.054	0.076	-
WLAN 802.11ac(160M) 5.2G	Bottom Surface	0	50	5250	10.00	9.95	1.01	101.16%	0.092	0.094	67
WLAN 802.11ac(80M) 5.3G	Bottom Surface	0	58	5290	10.00	9.71	1.02	106.91%	0.105	0.114	68
WLAN 802.11ac(80M) 5.6G	Bottom Surface	0	138	5690	10.00	9.74	1.02	106.17%	0.090	0.097	69
WLAN 802.11ac(160M) 5.6G	Bottom Surface	0	114	5570	10.00	9.86	1.01	103.28%	0.091	0.095	70
WLAN 802.11ac(80M) 5.8G	Bottom Surface	0	155	5775	10.00	9.72	1.02	106.66%	0.087	0.094	71

Unless otherwise stated the results shown in this test report refer only to the sample(s) tested and such sample(s) are retained for 90 days only.
除非另有說明，此報告結果僅對測試之樣品負責，同時此樣品僅保留90天。本報告未經本公司書面許可，不可部份複製。
This document is issued by the Company subject to its General Conditions of Service printed overleaf, available on request or accessible at http://www.sgs.com.tw/Terms-and-Conditions and for electronic format documents, subject to Terms and Conditions for Electronic Documents at http://www.sgs.com.tw/Terms-and-Conditions. Attention is drawn to the limitation of liability, indemnification and jurisdiction issues defined therein. Any holder of this document is advised that information contained hereon reflects the Company's findings at the time of its intervention only and within the limits of Client's instructions, if any. The Company's sole responsibility is to its Client and this document does not exonerate parties to a transaction from exercising all their rights and obligations under the transaction documents. This document cannot be reproduced except in full, without prior written approval of the Company. Any unauthorized alteration, forgery or falsification of the content or appearance of this document is unlawful and offenders may be prosecuted to the fullest extent of the law.

Tablet mode

Main

Mode	Position	Distance (mm)	CH	Freq. (MHz)	Max. Rated Avg. Power + Max. Tolerance (dBm)	Measured Avg. Power (dBm)	Duty cycle scaling	Power scaling	Averaged SAR over 1g (W/kg)		Plot page
									Measured	Reported	
WLAN 802.11b	Top Edge	0	11	2462	14.00	13.99	1.01	100.23%	0.201	0.203	-
WLAN 802.11b	Back Surface	0	1	2412	14.00	13.86	1.01	103.28%	0.588	0.612	-
WLAN 802.11b	Back Surface	0	6	2437	14.00	13.89	1.01	102.57%	0.600	0.620	-
WLAN 802.11b	Back Surface	0	11	2462	14.00	13.99	1.01	100.23%	0.620	0.626	72
WLAN 802.11b	Left Edge	0	11	2462	14.00	13.99	1.01	100.23%	0.051	0.051	-
WLAN 802.11ac(160M) 5.2G	Top Edge	0	50	5250	10.00	9.95	1.01	101.16%	0.255	0.261	-
WLAN 802.11ac(160M) 5.2G	Back Surface	0	50	5250	10.00	9.95	1.01	101.16%	1.080	1.106	73
WLAN 802.11ac(160M) 5.2G	Left Edge	0	50	5250	10.00	9.95	1.01	101.16%	0.026	0.027	-
WLAN 802.11ac(80M) 5.3G	Top Edge	0	58	5290	10.00	9.99	1.02	100.23%	0.263	0.268	-
WLAN 802.11ac(80M) 5.3G	Back Surface	0	58	5290	10.00	9.99	1.02	100.23%	1.110	1.130	74
WLAN 802.11ac(80M) 5.3G	Left Edge	0	58	5290	10.00	9.99	1.02	100.23%	0.043	0.044	-
WLAN 802.11ac(80M) 5.6G	Top Edge	0	106	5530	10.00	9.99	1.02	100.23%	0.223	0.227	-
WLAN 802.11ac(80M) 5.6G	Back Surface	0	106	5530	10.00	9.99	1.02	100.23%	0.814	0.829	75
WLAN 802.11ac(80M) 5.6G	Back Surface	0	138	5690	10.00	9.88	1.02	102.80%	0.738	0.771	-
WLAN 802.11ac(80M) 5.6G	Left Edge	0	106	5530	10.00	9.99	1.02	100.23%	0.028	0.029	-
WLAN 802.11ac(160M) 5.6G	Top Edge	0	114	5570	10.00	9.96	1.01	100.93%	0.239	0.244	-
WLAN 802.11ac(160M) 5.6G	Back Surface	0	114	5570	10.00	9.96	1.01	100.93%	0.936	0.956	76
WLAN 802.11ac(160M) 5.6G	Left Edge	0	114	5570	10.00	9.96	1.01	100.93%	0.031	0.032	-
WLAN 802.11ac(80M) 5.8G	Top Edge	0	155	5775	10.00	9.96	1.02	100.93%	0.241	0.247	-
WLAN 802.11ac(80M) 5.8G	Back Surface	0	155	5775	10.00	9.96	1.02	100.93%	0.859	0.881	77
WLAN 802.11ac(80M) 5.8G	Left Edge	0	155	5775	10.00	9.96	1.02	100.93%	0.030	0.031	-

Aux

Mode	Position	Distance (mm)	CH	Freq. (MHz)	Max. Rated Avg. Power + Max. Tolerance (dBm)	Measured Avg. Power (dBm)	Duty cycle scaling	Power scaling	Averaged SAR over 1g (W/kg)		Plot page
									Measured	Reported	
WLAN 802.11b	Top Edge	0	1	2412	14.00	13.93	1.01	101.62%	0.031	0.032	-
WLAN 802.11b	Back Surface	0	1	2412	14.00	13.93	1.01	101.62%	0.810	0.829	78
WLAN 802.11b	Back Surface	0	6	2437	14.00	13.87	1.01	103.04%	0.763	0.792	-
WLAN 802.11b	Back Surface	0	11	2462	14.38	13.86	1.01	112.59%	0.698	0.791	-
WLAN 802.11b	Right Edge	0	1	2412	14.00	13.93	1.01	101.62%	0.053	0.054	-
Bluetooth(GFSK)	Top Edge	0	0	2402	8.00	7.62	1.29	109.14%	0.011	0.015	-
Bluetooth(GFSK)	Back Surface	0	0	2402	8.00	7.62	1.29	109.14%	0.151	0.212	79
Bluetooth(GFSK)	Right Edge	0	0	2402	8.00	7.62	1.29	109.14%	0.018	0.025	-
WLAN 802.11ac(160M) 5.2G	Top Edge	0	50	5250	10.00	9.95	1.01	101.16%	0.015	0.015	-
WLAN 802.11ac(160M) 5.2G	Back Surface	0	50	5250	10.00	9.95	1.01	101.16%	1.120	1.147	80
WLAN 802.11ac(160M) 5.2G	Right Edge	0	50	5250	10.00	9.95	1.01	101.16%	0.063	0.064	-
WLAN 802.11ac(80M) 5.3G	Top Edge	0	58	5290	10.00	9.71	1.02	106.91%	0.018	0.020	-
WLAN 802.11ac(80M) 5.3G	Back Surface	0	58	5290	10.00	9.71	1.02	106.91%	1.090	1.184	81
WLAN 802.11ac(80M) 5.3G	Right Edge	0	58	5290	10.00	9.71	1.02	106.91%	0.071	0.077	-
WLAN 802.11ac(80M) 5.6G	Top Edge	0	138	5690	10.00	9.74	1.02	106.17%	0.009	0.010	-
WLAN 802.11ac(80M) 5.6G	Back Surface	0	106	5530	10.00	9.57	1.02	110.41%	0.812	0.911	-
WLAN 802.11ac(80M) 5.6G	Back Surface	0	138	5690	10.00	9.74	1.02	106.17%	0.887	0.957	82
WLAN 802.11ac(80M) 5.6G	Right Edge	0	138	5690	10.00	9.74	1.02	106.17%	0.045	0.049	-
WLAN 802.11ac(160M) 5.6G	Top Edge	0	114	5570	10.00	9.86	1.01	103.28%	0.007	0.007	-
WLAN 802.11ac(160M) 5.6G	Back Surface	0	114	5570	10.00	9.86	1.01	103.28%	0.679	0.710	83
WLAN 802.11ac(160M) 5.6G	Right Edge	0	114	5570	10.00	9.86	1.01	103.28%	0.043	0.045	-
WLAN 802.11ac(80M) 5.8G	Top Edge	0	155	5775	10.00	9.72	1.02	106.66%	0.010	0.011	-
WLAN 802.11ac(80M) 5.8G	Back Surface	0	155	5775	10.00	9.72	1.02	106.66%	0.894	0.969	84
WLAN 802.11ac(80M) 5.8G	Right Edge	0	155	5775	10.00	9.72	1.02	106.66%	0.050	0.054	-

Unless otherwise stated the results shown in this test report refer only to the sample(s) tested and such sample(s) are retained for 90 days only.
除非另有說明，此報告結果僅對測試之樣品負責，同時此樣品僅保留90天。本報告未經本公司書面許可，不可部份複製。
This document is issued by the Company subject to its General Conditions of Service printed overleaf, available on request or accessible at http://www.sgs.com.tw/Terms-and-Conditions and for electronic format documents, subject to Terms and Conditions for Electronic Documents at http://www.sgs.com.tw/Terms-and-Conditions. Attention is drawn to the limitation of liability, indemnification and jurisdiction issues defined therein. Any holder of this document is advised that information contained hereon reflects the Company's findings at the time of its intervention only and within the limits of Client's instructions, if any. The Company's sole responsibility is to its Client and this document does not exonerate parties to a transaction from exercising all their rights and obligations under the transaction documents. This document cannot be reproduced except in full, without prior written approval of the Company. Any unauthorized alteration, forgery or falsification of the content or appearance of this document is unlawful and offenders may be prosecuted to the fullest extent of the law.

ZTX

Notebook mode

Main

Mode	Position	Distance (mm)	CH	Freq. (MHz)	Max. Rated Avg. Power + Max. Tolerance (dBm)	Measured Avg. Power (dBm)	Duty cycle scaling	Power scaling	Averaged SAR over 1g (W/kg)		Plot page
									Measured	Reported	
WLAN 802.11b	Bottom Surface	0	1	2412	14.00	13.99	1.01	100.23%	0.278	0.281	85
WLAN 802.11b	Bottom Surface	0	6	2437	14.00	13.87	1.01	103.04%	0.223	0.231	-
WLAN 802.11b	Bottom Surface	0	11	2462	14.00	13.98	1.01	100.46%	0.251	0.254	-
WLAN 802.11ac(160M) 5.2G	Bottom Surface	0	50	5250	10.00	9.94	1.01	101.39%	0.103	0.106	86
WLAN 802.11ac(80M) 5.3G	Bottom Surface	0	58	5290	10.00	9.89	1.02	102.57%	0.087	0.091	87
WLAN 802.11ac(80M) 5.6G	Bottom Surface	0	138	5690	10.00	9.97	1.02	100.69%	0.138	0.141	88
WLAN 802.11ac(160M) 5.6G	Bottom Surface	0	114	5570	10.00	9.91	1.01	102.09%	0.108	0.112	89
WLAN 802.11ac(80M) 5.8G	Bottom Surface	0	155	5775	10.00	9.75	1.02	105.93%	0.141	0.152	90

Aux

Mode	Position	Distance (mm)	CH	Freq. (MHz)	Max. Rated Avg. Power + Max. Tolerance (dBm)	Measured Avg. Power (dBm)	Duty cycle scaling	Power scaling	Averaged SAR over 1g (W/kg)		Plot page
									Measured	Reported	
WLAN 802.11b	Bottom Surface	0	1	2412	14.00	13.99	1.01	100.23%	0.228	0.230	91
WLAN 802.11b	Bottom Surface	0	6	2437	14.00	13.84	1.01	103.75%	0.188	0.196	-
WLAN 802.11b	Bottom Surface	0	11	2462	14.00	13.90	1.01	102.33%	0.192	0.198	-
Bluetooth(GFSK)	Bottom Surface	0	0	2402	8.00	7.75	1.29	105.93%	0.062	0.084	92
WLAN 802.11ac(160M) 5.2G	Bottom Surface	0	50	5250	10.00	9.97	1.01	100.69%	0.071	0.072	93
WLAN 802.11ac(80M) 5.3G	Bottom Surface	0	58	5290	10.00	9.99	1.02	100.23%	0.071	0.072	94
WLAN 802.11ac(80M) 5.6G	Bottom Surface	0	138	5690	10.00	9.97	1.02	100.69%	0.073	0.075	95
WLAN 802.11ac(160M) 5.6G	Bottom Surface	0	114	5570	10.00	9.99	1.01	100.23%	0.059	0.060	96
WLAN 802.11ac(80M) 5.8G	Bottom Surface	0	155	5775	10.00	9.93	1.02	101.62%	0.099	0.102	97

Tablet mode

Main

Mode	Position	Distance (mm)	CH	Freq. (MHz)	Max. Rated Avg. Power + Max. Tolerance (dBm)	Measured Avg. Power (dBm)	Duty cycle scaling	Power scaling	Averaged SAR over 1g (W/kg)		Plot page
									Measured	Reported	
WLAN 802.11b	Top Edge	0	1	2412	14.00	13.99	1.01	100.23%	0.254	0.256	-
WLAN 802.11b	Back Surface	0	1	2412	14.00	13.99	1.01	100.23%	0.718	0.725	98
WLAN 802.11b	Back Surface	0	6	2437	14.00	13.87	1.01	103.04%	0.672	0.697	-
WLAN 802.11b	Back Surface	0	11	2462	14.00	13.98	1.01	100.46%	0.650	0.658	-
WLAN 802.11b	Left Edge	0	1	2412	14.00	13.99	1.01	100.23%	0.070	0.071	-
WLAN 802.11ac(160M) 5.2G	Top Edge	0	50	5250	10.00	9.94	1.01	101.39%	0.201	0.206	-
WLAN 802.11ac(160M) 5.2G	Back Surface	0	50	5250	10.00	9.94	1.01	101.39%	0.709	0.727	99
WLAN 802.11ac(160M) 5.2G	Left Edge	0	50	5250	10.00	9.94	1.01	101.39%	0.021	0.022	-
WLAN 802.11ac(80M) 5.3G	Top Edge	0	58	5290	10.00	9.89	1.02	102.57%	0.154	0.160	-
WLAN 802.11ac(80M) 5.3G	Back Surface	0	58	5290	10.00	9.89	1.02	102.57%	0.616	0.642	100
WLAN 802.11ac(80M) 5.3G	Left Edge	0	58	5290	10.00	9.89	1.02	102.57%	0.017	0.018	-
WLAN 802.11ac(80M) 5.6G	Top Edge	0	138	5690	10.00	9.97	1.02	100.69%	0.273	0.279	-
WLAN 802.11ac(80M) 5.6G	Back Surface	0	106	5530	10.00	9.90	1.02	102.33%	0.939	0.976	-
WLAN 802.11ac(80M) 5.6G	Back Surface	0	138	5690	10.00	9.97	1.02	100.69%	1.010	1.033	101
WLAN 802.11ac(80M) 5.6G	Left Edge	0	138	5690	10.00	9.97	1.02	100.69%	0.034	0.035	-
WLAN 802.11ac(160M) 5.6G	Top Edge	0	114	5570	10.00	9.91	1.01	102.09%	0.256	0.264	-
WLAN 802.11ac(160M) 5.6G	Back Surface	0	114	5570	10.00	9.91	1.01	102.09%	1.000	1.033	102
WLAN 802.11ac(160M) 5.6G	Left Edge	0	114	5570	10.00	9.91	1.01	102.09%	0.035	0.036	-
WLAN 802.11ac(80M) 5.8G	Top Edge	0	155	5775	10.00	9.75	1.02	105.93%	0.265	0.285	-
WLAN 802.11ac(80M) 5.8G	Back Surface	0	155	5775	10.00	9.75	1.02	105.93%	0.973	1.047	103
WLAN 802.11ac(80M) 5.8G	Left Edge	0	155	5775	10.00	9.75	1.02	105.93%	0.040	0.043	-

Aux

Mode	Position	Distance (mm)	CH	Freq. (MHz)	Max. Rated Avg. Power + Max. Tolerance (dBm)	Measured Avg. Power (dBm)	Duty cycle scaling	Power scaling	Averaged SAR over 1g (W/kg)		Plot page
									Measured	Reported	
WLAN 802.11b	Top Edge	0	1	2412	14.00	13.99	1.01	100.23%	0.026	0.026	-
WLAN 802.11b	Back Surface	0	1	2412	14.00	13.99	1.01	100.23%	0.694	0.700	104
WLAN 802.11b	Back Surface	0	6	2437	14.00	13.84	1.01	103.75%	0.644	0.673	-
WLAN 802.11b	Back Surface	0	11	2462	14.00	13.90	1.01	102.33%	0.599	0.617	-
WLAN 802.11b	Right Edge	0	1	2412	14.00	13.99	1.01	100.23%	0.043	0.043	-
Bluetooth(GFSK)	Top Edge	0	0	2402	8.00	7.75	1.29	105.93%	0.010	0.014	-
Bluetooth(GFSK)	Back Surface	0	0	2402	8.00	7.75	1.29	105.93%	0.149	0.203	105
Bluetooth(GFSK)	Right Edge	0	0	2402	8.00	7.75	1.29	105.93%	0.016	0.022	-
WLAN 802.11ac(160M) 5.2G	Top Edge	0	50	5250	10.00	9.97	1.01	100.69%	0.013	0.013	-
WLAN 802.11ac(160M) 5.2G	Back Surface	0	50	5250	10.00	9.97	1.01	100.69%	0.891	0.908	106
WLAN 802.11ac(160M) 5.2G	Right Edge	0	50	5250	10.00	9.97	1.01	100.69%	0.057	0.058	-
WLAN 802.11ac(80M) 5.3G	Top Edge	0	58	5290	10.00	9.99	1.02	100.23%	0.016	0.016	-
WLAN 802.11ac(80M) 5.3G	Back Surface	0	58	5290	10.00	9.99	1.02	100.23%	0.952	0.969	107
WLAN 802.11ac(80M) 5.3G	Right Edge	0	58	5290	10.00	9.99	1.02	100.23%	0.066	0.067	-
WLAN 802.11ac(80M) 5.6G	Top Edge	0	138	5690	10.00	9.97	1.02	100.69%	0.016	0.016	-
WLAN 802.11ac(80M) 5.6G	Back Surface	0	138	5690	10.00	9.97	1.02	100.69%	0.899	0.920	108
WLAN 802.11ac(80M) 5.6G	Right Edge	0	106	5530	10.00	9.91	1.02	102.09%	0.811	0.841	-
WLAN 802.11ac(80M) 5.6G	Right Edge	0	138	5690	10.00	9.97	1.02	100.69%	0.070	0.072	-
WLAN 802.11ac(160M) 5.6G	Top Edge	0	114	5570	10.00	9.99	1.01	100.23%	0.019	0.019	-
WLAN 802.11ac(160M) 5.6G	Back Surface	0	114	5570	10.00	9.99	1.01	100.23%	0.935	0.948	109
WLAN 802.11ac(160M) 5.6G	Right Edge	0	114	5570	10.00	9.99	1.01	100.23%	0.073	0.074	-
WLAN 802.11ac(80M) 5.8G	Top Edge	0	155	5775	10.00	9.93	1.02	101.62%	0.017	0.018	-
WLAN 802.11ac(80M) 5.8G	Back Surface	0	155	5775	10.00	9.93	1.02	101.62%	0.940	0.971	110
WLAN 802.11ac(80M) 5.8G	Right Edge	0	155	5775	10.00	9.93	1.02	101.62%	0.069	0.071	-

Unless otherwise stated the results shown in this test report refer only to the sample(s) tested and such sample(s) are retained for 90 days only.
除非另有說明，此報告結果僅對測試之樣品負責，同時此樣品僅保留90天。本報告未經本公司書面許可，不可部份複製。
This document is issued by the Company subject to its General Conditions of Service printed overleaf, available on request or accessible at http://www.sgs.com.tw/Terms-and-Conditions and for electronic format documents, subject to Terms and Conditions for Electronic Documents at http://www.sgs.com.tw/Terms-and-Conditions. Attention is drawn to the limitation of liability, indemnification and jurisdiction issues defined therein. Any holder of this document is advised that information contained hereon reflects the Company's findings at the time of its intervention only and within the limits of Client's instructions, if any. The Company's sole responsibility is to its Client and this document does not exonerate parties to a transaction from exercising all their rights and obligations under the transaction documents. This document cannot be reproduced except in full, without prior written approval of the Company. Any unauthorized alteration, forgery or falsification of the content or appearance of this document is unlawful and offenders may be prosecuted to the fullest extent of the law.

Note:

Scaling = $\frac{\text{reported SAR}}{\text{measured SAR}} = \frac{\text{P2(mW)}}{\text{P1(mW)}} = 10^{\left(\frac{\text{P2}-\text{P1}}{10}\right)(\text{dBm})}$

Reported SAR = measured SAR * (scaling)

Where P2 is maximum specified power, P1 is measured conducted power

2.3 Reporting statements of conformity

The conformity statement in this report is based solely on the test results, measurement uncertainty is excluded.

Unless otherwise stated the results shown in this test report refer only to the sample(s) tested and such sample(s) are retained for 90 days only.
除非另有說明，此報告結果僅對測試之樣品負責，同時此樣品僅保留90天。本報告未經本公司書面許可，不可部份複製。
This document is issued by the Company subject to its General Conditions of Service printed overleaf, available on request or accessible at http://www.sgs.com.tw/Terms-and-Conditions and for electronic format documents, subject to Terms and Conditions for Electronic Documents at http://www.sgs.com.tw/Terms-and-Conditions. Attention is drawn to the limitation of liability, indemnification and jurisdiction issues defined therein. Any holder of this document is advised that information contained hereon reflects the Company's findings at the time of its intervention only and within the limits of Client's instructions, if any. The Company's sole responsibility is to its Client and this document does not exonerate parties to a transaction from exercising all their rights and obligations under the transaction documents. This document cannot be reproduced except in full, without prior written approval of the Company. Any unauthorized alteration, forgery or falsification of the content or appearance of this document is unlawful and offenders may be prosecuted to the fullest extent of the law.

3. Simultaneous Transmission Analysis

Simultaneous Transmission Scenarios:

Simultaneous Transmit Configurations	Body
WLAN 2.4GHz Main + WLAN 2.4GHz Aux	Yes
WLAN 5GHz Main + WLAN 5GHz Aux	Yes
WLAN 2.4GHz Main + BT Aux	Yes
WLAN 5GHz Main + BT Aux	Yes
WLAN 5GHz Main + WLAN 5GHz Aux + BT Aux	Yes

Note:
1. Bluetooth and WLAN Aux share the same antenna path, and BT can transmit with WLAN Main simultaneously.
2. For 2.4/5GHz WLAN Main and Aux antennas, the maximum output power of each antenna during simultaneous transmission is the same with (or less than) that used in standalone transmission, and we used the sum of 1-g SAR provision in KDB447498D01 to exclude the simultaneous transmitted SAR measurement.

Unless otherwise stated the results shown in this test report refer only to the sample(s) tested and such sample(s) are retained for 90 days only.
除非另有說明，此報告結果僅對測試之樣品負責，同時此樣品僅保留90天。本報告未經本公司書面許可，不可部份複製。
This document is issued by the Company subject to its General Conditions of Service printed overleaf, available on request or accessible at http://www.sgs.com.tw/Terms-and-Conditions and for electronic format documents, subject to Terms and Conditions for Electronic Documents at http://www.sgs.com.tw/Terms-and-Conditions. Attention is drawn to the limitation of liability, indemnification and jurisdiction issues defined therein. Any holder of this document is advised that information contained hereon reflects the Company's findings at the time of its intervention only and within the limits of Client's instructions, if any. The Company's sole responsibility is to its Client and this document does not exonerate parties to a transaction from exercising all their rights and obligations under the transaction documents. This document cannot be reproduced except in full, without prior written approval of the Company. Any unauthorized alteration, forgery or falsification of the content or appearance of this document is unlawful and offenders may be prosecuted to the fullest extent of the law.

3.1 Estimated SAR calculation

According to KDB447498 D01v06 – When standalone SAR test exclusion applies to an antenna that transmits simultaneously with other antennas, the standalone SAR must be estimated according to following to determine simultaneous transmission SAR test exclusion:

$$\text{Estimated SAR} = \frac{\text{Max. tune up power (mW)}}{\text{Min. test separation distance(mm)}} \times \frac{\sqrt{\text{f(GHz)}}}{7.5}$$

If the minimum test separation distance is < 5mm, a distance of 5mm is used for estimated SAR calculation. When the test separation distance is >50mm, the 0.4W/kg is used for SAR-1g.

3.2 SPLSR evaluation and analysis

Per KDB447498D01, when the sum of SAR is larger than the limit, SAR test exclusion is determined by the SAR sum to peak location separation ratio(SPLSR).

The simultaneous transmitting antennas in each operating mode and exposure condition combination must be considered one pair at a time to determine the SAR to peak location separation ratio to qualify for test exclusion.

The ratio is determined by **(SAR1 + SAR2)^1.5/Ri**, rounded to two decimal digits, and must be **≤ 0.04** for all antenna pairs in the configuration to qualify for 1-g SAR test exclusion.

SAR1 and SAR2 are the highest reported or estimated SAR for each antenna in the pair, and Ri is the separation distance between the peak SAR locations for the antenna pair in mm.

When standalone test exclusion applies, SAR is estimated; the peak location is assumed to be at the feed-point or geometric center of the antenna.

Unless otherwise stated the results shown in this test report refer only to the sample(s) tested and such sample(s) are retained for 90 days only.
除非另有說明，此報告結果僅對測試之樣品負責，同時此樣品僅保留90天。本報告未經本公司書面許可，不可部份複製。
This document is issued by the Company subject to its General Conditions of Service printed overleaf, available on request or accessible at http://www.sgs.com.tw/Terms-and-Conditions and for electronic format documents, subject to Terms and Conditions for Electronic Documents at http://www.sgs.com.tw/Terms-and-Conditions. Attention is drawn to the limitation of liability, indemnification and jurisdiction issues defined therein. Any holder of this document is advised that information contained hereon reflects the Company's findings at the time of its intervention only and within the limits of Client's instructions, if any. The Company's sole responsibility is to its Client and this document does not exonerate parties to a transaction from exercising all their rights and obligations under the transaction documents. This document cannot be reproduced except in full, without prior written approval of the Company. Any unauthorized alteration, forgery or falsification of the content or appearance of this document is unlawful and offenders may be prosecuted to the fullest extent of the law.

Simultaneous Transmission Combination

AWAN

Notebook mode

Exposure Position		Reported SAR					Scenario1	Scenario2	Scenario3	Scenario4	Scenario5
		2	3	4	5	7	2+7	2+3	4+7	4+5	4+5+7
		2.4GHz WLAN Main	2.4GHz WLAN Aux	5GHz WLAN Main	5GHz WLAN Aux	Bluetooth Aux	Summed	Summed	Summed	Summed	Summed
		1g SAR (W/kg)	1g SAR (W/kg)	1g SAR (W/kg)	1g SAR (W/kg)	1g SAR (W/kg)	1g SAR (W/kg)	1g SAR (W/kg)	1g SAR (W/kg)	1g SAR (W/kg)	1g SAR (W/kg)
Bottom Surface	0	0.291	0.316	0.158	0.114	0.097	0.388	0.607	0.255	0.272	0.369

Tablet mode

Exposure Position		Reported SAR					Scenario1	Scenario2	Scenario3	Scenario4	Scenario5
		2	3	4	5	7	2+7	2+3	4+7	4+5	4+5+7
		2.4GHz WLAN Main	2.4GHz WLAN Aux	5GHz WLAN Main	5GHz WLAN Aux	Bluetooth Aux	Summed	Summed	Summed	Summed	Summed
		1g SAR (W/kg)	1g SAR (W/kg)	1g SAR (W/kg)	1g SAR (W/kg)	1g SAR (W/kg)	1g SAR (W/kg)	1g SAR (W/kg)	1g SAR (W/kg)	1g SAR (W/kg)	1g SAR (W/kg)
Top Edge	0	0.203	0.032	0.268	0.020	0.015	0.218	0.235	0.283	0.288	0.303
Back Surface	0	0.626	0.829	1.130	1.184	0.212	0.838	1.455	1.342	2.314	2.526
Right Edge	0	-	0.054	-	0.077	0.025	0.025	0.054	0.025	0.077	0.102
Left Edge	0	0.051	-	0.044	-	-	0.051	0.051	0.044	0.044	0.044

Unless otherwise stated the results shown in this test report refer only to the sample(s) tested and such sample(s) are retained for 90 days only.
除非另有說明，此報告結果僅對測試之樣品負責，同時此樣品僅保留90天。本報告未經本公司書面許可，不可部份複製。
This document is issued by the Company subject to its General Conditions of Service printed overleaf, available on request or accessible at http://www.sgs.com.tw/Terms-and-Conditions and for electronic format documents, subject to Terms and Conditions for Electronic Documents at http://www.sgs.com.tw/Terms-and-Conditions. Attention is drawn to the limitation of liability, indemnification and jurisdiction issues defined therein. Any holder of this document is advised that information contained hereon reflects the Company's findings at the time of its intervention only and within the limits of Client's instructions, if any. The Company's sole responsibility is to its Client and this document does not exonerate parties to a transaction from exercising all their rights and obligations under the transaction documents. This document cannot be reproduced except in full, without prior written approval of the Company. Any unauthorized alteration, forgery or falsification of the content or appearance of this document is unlawful and offenders may be prosecuted to the fullest extent of the law.

Scenario 5:									
Position	Conditions	SAR Value (W/kg)	Coordinates (mm)			ΣSAR (W/kg)	Peak Location Separation Distance (mm)	SPLSR	Simultaneous Transmission SAR Test
			x	y	z				
Bottom Surface	WLAN 5G Main	1.130	96.80	-86.40	-3.57	-	-	-	-
	WLAN 5G Aux	1.184	92.60	94.00	-4.44	2.314	180.45	0.020	SPLSR ≤ 0.04, Not required
	BT Aux	0.212	94.80	96.20	-3.90	1.342	182.61	0.009	SPLSR ≤ 0.04, Not required
	WLAN 5G Aux + BT	1.396	92.60	94.00	-4.44	2.526	180.45	0.022	SPLSR ≤ 0.04, Not required

*For peak SAR location of WLAN Aux + BT, using the peak SAR location with smallest separation distance between WLAN Main - WLAN Aux pair and WLAN Main - BT pair to be the worst case condition.

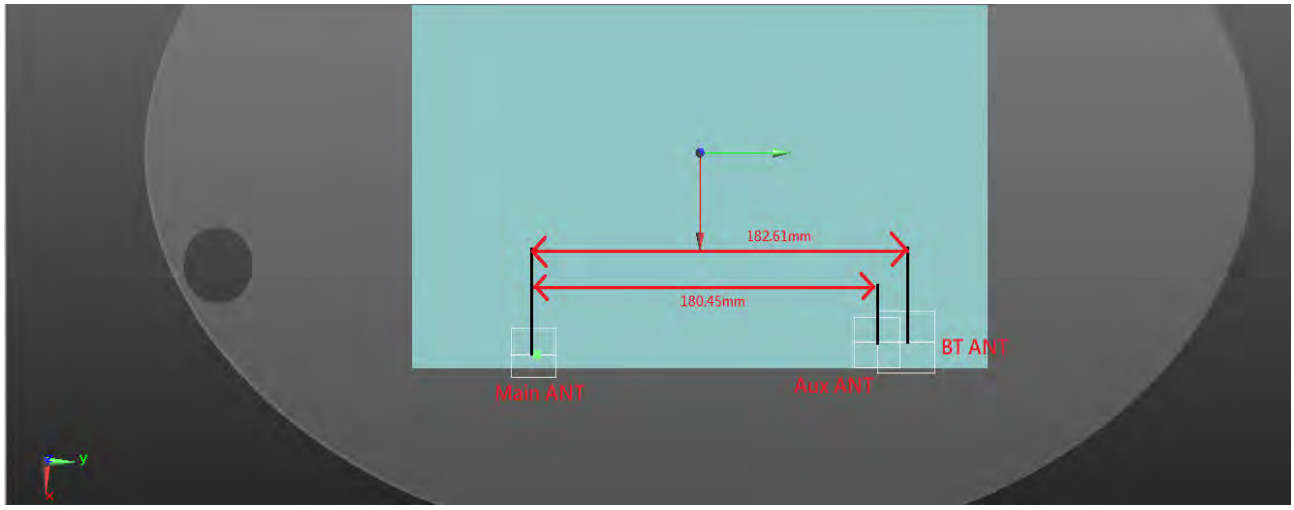

Unless otherwise stated the results shown in this test report refer only to the sample(s) tested and such sample(s) are retained for 90 days only.
除非另有說明，此報告結果僅對測試之樣品負責，同時此樣品僅保留90天。本報告未經本公司書面許可，不可部份複製。
This document is issued by the Company subject to its General Conditions of Service printed overleaf, available on request or accessible at http://www.sgs.com.tw/Terms-and-Conditions and for electronic format documents, subject to Terms and Conditions for Electronic Documents at http://www.sgs.com.tw/Terms-and-Conditions. Attention is drawn to the limitation of liability, indemnification and jurisdiction issues defined therein. Any holder of this document is advised that information contained hereon reflects the Company's findings at the time of its intervention only and within the limits of Client's instructions, if any. The Company's sole responsibility is to its Client and this document does not exonerate parties to a transaction from exercising all their rights and obligations under the transaction documents. This document cannot be reproduced except in full, without prior written approval of the Company. Any unauthorized alteration, forgery or falsification of the content or appearance of this document is unlawful and offenders may be prosecuted to the fullest extent of the law.

ZTX

Notebook mode

		Reported SAR					Scenario1	Scenario2	Scenario3	Scenario4	Scenario5
Exposure Position		2	3	4	5	7	2+7	2+3	4+7	4+5	4+5+7
		2.4GHz WLAN Main	2.4GHz WLAN Aux	5GHz WLAN Main	5GHz WLAN Aux	Bluetooth Aux	Summed	Summed	Summed	Summed	Summed
		1g SAR (W/kg)	1g SAR (W/kg)	1g SAR (W/kg)	1g SAR (W/kg)	1g SAR (W/kg)	1g SAR (W/kg)	1g SAR (W/kg)	1g SAR (W/kg)	1g SAR (W/kg)	1g SAR (W/kg)
Bottom Surface	0	0.281	0.230	0.152	0.102	0.084	0.365	0.511	0.236	0.254	0.338

Tablet mode

		Reported SAR					Scenario1	Scenario2	Scenario3	Scenario4	Scenario5
Exposure Position		2	3	4	5	7	2+7	2+3	4+7	4+5	4+5+7
		2.4GHz WLAN Main	2.4GHz WLAN Aux	5GHz WLAN Main	5GHz WLAN Aux	Bluetooth Aux	Summed	Summed	Summed	Summed	Summed
		1g SAR (W/kg)	1g SAR (W/kg)	1g SAR (W/kg)	1g SAR (W/kg)	1g SAR (W/kg)	1g SAR (W/kg)	1g SAR (W/kg)	1g SAR (W/kg)	1g SAR (W/kg)	1g SAR (W/kg)
Top Edge	0	0.256	0.026	0.285	0.019	0.014	0.270	0.282	0.299	0.304	0.318
Back Surface	0	0.725	0.700	1.047	0.971	0.203	0.928	1.425	1.236	2.004	2.207
Right Edge	0	-	0.043	-	0.841	0.022	0.022	0.043	0.022	0.841	0.863
Left Edge	0	0.071	-	0.043	-	-	0.071	0.071	0.043	0.043	0.043

Unless otherwise stated the results shown in this test report refer only to the sample(s) tested and such sample(s) are retained for 90 days only.
除非另有說明，此報告結果僅對測試之樣品負責，同時此樣品僅保留90天。本報告未經本公司書面許可，不可部份複製。
This document is issued by the Company subject to its General Conditions of Service printed overleaf, available on request or accessible at http://www.sgs.com.tw/Terms-and-Conditions and for electronic format documents, subject to Terms and Conditions for Electronic Documents at http://www.sgs.com.tw/Terms-and-Conditions. Attention is drawn to the limitation of liability, indemnification and jurisdiction issues defined therein. Any holder of this document is advised that information contained hereon reflects the Company's findings at the time of its intervention only and within the limits of Client's instructions, if any. The Company's sole responsibility is to its Client and this document does not exonerate parties to a transaction from exercising all their rights and obligations under the transaction documents. This document cannot be reproduced except in full, without prior written approval of the Company. Any unauthorized alteration, forgery or falsification of the content or appearance of this document is unlawful and offenders may be prosecuted to the fullest extent of the law.

Scenario 5:									
Position	Conditions	SAR Value (W/kg)	Coordinates (mm)			ΣSAR (W/kg)	Peak Location Separation Distance (mm)	SPLSR	Simultaneous Transmission SAR Test
			x	y	z				
Back Surface	WLAN 5G Main	1.047	92.60	-84.80	-2.32	-	-	-	-
	WLAN 5G Aux	0.971	90.60	93.80	-2.04	2.018	178.61	0.016	SPLSR ≤ 0.04, Not required
	BT Aux	0.203	93.40	94.60	-2.00	1.250	179.40	0.008	SPLSR ≤ 0.04, Not required
	WLAN 5G Aux + BT	1.174	90.60	93.80	-2.04	2.221	178.61	0.019	SPLSR ≤ 0.04, Not required

*For peak SAR location of WLAN Aux + BT, using the peak SAR location with smallest separation distance between WLAN Main - WLAN Aux pair and WLAN Main - BT pair to be the worst case condition.

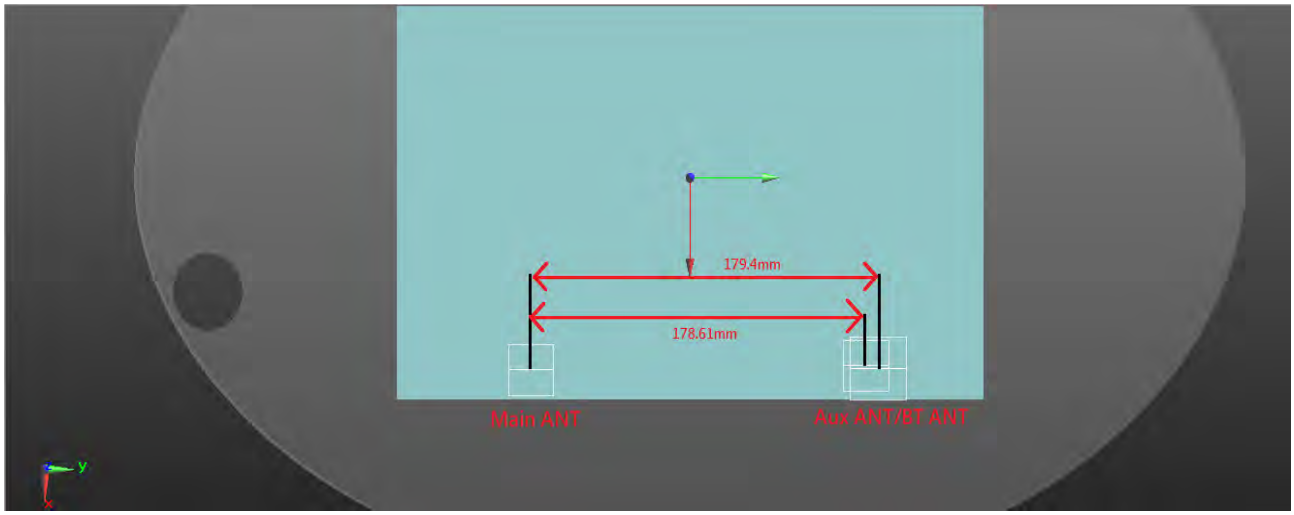

Unless otherwise stated the results shown in this test report refer only to the sample(s) tested and such sample(s) are retained for 90 days only.
除非另有說明，此報告結果僅對測試之樣品負責，同時此樣品僅保留90天。本報告未經本公司書面許可，不可部份複製。
This document is issued by the Company subject to its General Conditions of Service printed overleaf, available on request or accessible at http://www.sgs.com.tw/Terms-and-Conditions and for electronic format documents, subject to Terms and Conditions for Electronic Documents at http://www.sgs.com.tw/Terms-and-Conditions. Attention is drawn to the limitation of liability, indemnification and jurisdiction issues defined therein. Any holder of this document is advised that information contained hereon reflects the Company's findings at the time of its intervention only and within the limits of Client's instructions, if any. The Company's sole responsibility is to its Client and this document does not exonerate parties to a transaction from exercising all their rights and obligations under the transaction documents. This document cannot be reproduced except in full, without prior written approval of the Company. Any unauthorized alteration, forgery or falsification of the content or appearance of this document is unlawful and offenders may be prosecuted to the fullest extent of the law.

4. Instruments List

SAR Test Site: SAR_7					
Manufacturer	**Device**	**Type**	**Serial number**	**Date of last calibration**	**Date of next calibration**
SPEAG	Dosimetric E-Field Probe	EX3DV4	7509	Mar/25/2022	Mar/24/2023
SPEAG	System Validation Dipole	D2450V2	727	Apr/25/2022	Apr/24/2023
SPEAG	System Validation Dipole	D5GHzV2	1023	Jan/27/2022	Jan/26/2023
SPEAG	Data acquisition Electronics	DAE4	1336	Aug/20/2021	Aug/19/2022
SPEAG	Software	DASY 52 V52.10.4	N/A	Calibration not required	Calibration not required
SPEAG	Phantom	ELI	N/A	Calibration not required	Calibration not required
SPEAG	Dielectric Assessment Kit	DAKS-3.5	1053	Feb/28/2022	Feb/27/2023
Agilent	Dual-directional coupler	778D	MY48220468	Aug/16/2021	Aug/15/2022
Agilent	Dual-directional coupler	772D	MY46151242	Aug/16/2021	Aug/15/2022
Agilent	MXG Analog Signal Generator	N5181A	MY50145142	Dec/23/2021	Dec/23/2022
Anritsu	Power Meter	ML2496A	1337004	Oct/08/2021	Oct/07/2022
Anritsu	Power Sensor	MA2411B	1306052	Oct/08/2021	Oct/07/2022
R&S	Power Sensor	NRP18S	101973	Jan/22/2022	Jan/21/2023
LKM	Digital thermometer	DTM3000	EC14010603	Nov/09/2021	Nov/08/2022
TECPEL	Digital thermometer	DTM-303A	TP130077	Oct/28/2021	Oct/27/2022

Unless otherwise stated the results shown in this test report refer only to the sample(s) tested and such sample(s) are retained for 90 days only.
除非另有說明，此報告結果僅對測試之樣品負責，同時此樣品僅保留90天。本報告未經本公司書面許可，不可部份複製。
This document is issued by the Company subject to its General Conditions of Service printed overleaf, available on request or accessible at http://www.sgs.com.tw/Terms-and-Conditions and for electronic format documents, subject to Terms and Conditions for Electronic Documents at http://www.sgs.com.tw/Terms-and-Conditions. Attention is drawn to the limitation of liability, indemnification and jurisdiction issues defined therein. Any holder of this document is advised that information contained hereon reflects the Company's findings at the time of its intervention only and within the limits of Client's instructions, if any. The Company's sole responsibility is to its Client and this document does not exonerate parties to a transaction from exercising all their rights and obligations under the transaction documents. This document cannot be reproduced except in full, without prior written approval of the Company. Any unauthorized alteration, forgery or falsification of the content or appearance of this document is unlawful and offenders may be prosecuted to the fullest extent of the law.

5. Measurements

Date: 2022/5/14

Report No. :TESA2204000080ES
WLAN 802.11b_Body_Bottom Surface_CH 11_Main_0mm
Communication System: WLAN; Frequency: 2462 MHz;Duty Cycle: 1:1.007
Medium parameters used: f = 2462 MHz; σ = 1.799 S/m; ε_r = 38.847; ρ = 1000 kg/m^3
Phantom section: Flat Section
Ambient temperature: 22.3°C; Liquid temperature: 22.5°C

DASY5 Configuration:

- Probe: EX3DV4 - SN7509; ConvF(8.14, 8.14, 8.14); Calibrated: 2022/03/25
- Sensor-Surface: 2mm (Mechanical Surface Detection)
- Electronics: DAE4 Sn1336; Calibrated: 2021/08/20
- Phantom: ELI
- DASY52 52.10.4(1527); SEMCAD X 14.6.14(7483)

Area Scan (101x121x1): Interpolated grid: dx=12 mm, dy=12 mm
Maximum value of SAR (interpolated) = 0.462 W/kg

Zoom Scan (7x7x7)/Cube 0: Measurement grid: dx=5mm, dy=5mm, dz=5mm
Reference Value = 2.325 V/m; Power Drift = 0.01 dB
Peak SAR (extrapolated) = 0.588 W/kg
SAR(1 g) = 0.288 W/kg; SAR(10 g) = 0.146 W/kg
Smallest distance from peaks to all points 3 dB below = 8.2 mm
Ratio of SAR at M2 to SAR at M1 = 49.8%
Maximum value of SAR (measured) = 0.426 W/kg

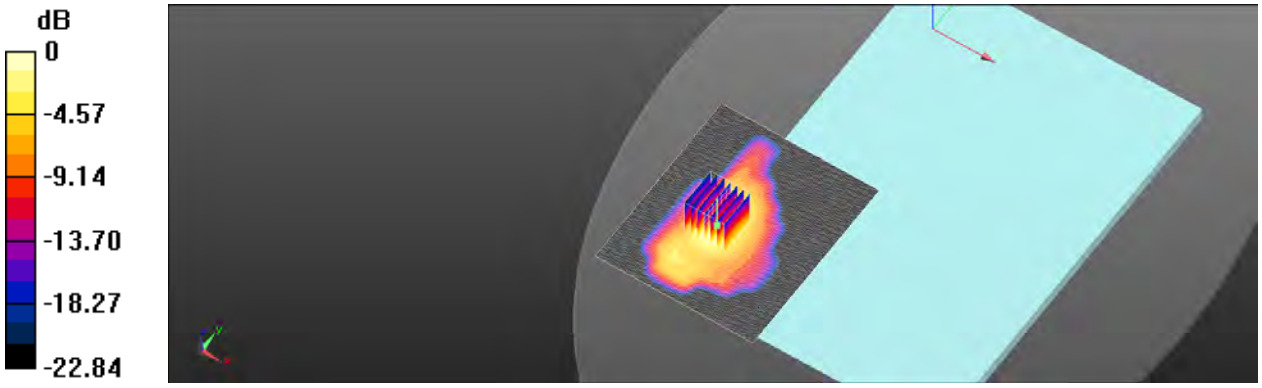

0 dB = 0.426 W/kg = -3.71 dBW/kg

Unless otherwise stated the results shown in this test report refer only to the sample(s) tested and such sample(s) are retained for 90 days only.
除非另有說明，此報告結果僅對測試之樣品負責，同時此樣品僅保留90天。本報告未經本公司書面許可，不可部份複製。
This document is issued by the Company subject to its General Conditions of Service printed overleaf, available on request or accessible at http://www.sgs.com.tw/Terms-and-Conditions and for electronic format documents, subject to Terms and Conditions for Electronic Documents at http://www.sgs.com.tw/Terms-and-Conditions. Attention is drawn to the limitation of liability, indemnification and jurisdiction issues defined therein. Any holder of this document is advised that information contained hereon reflects the Company's findings at the time of its intervention only and within the limits of Client's instructions, if any. The Company's sole responsibility is to its Client and this document does not exonerate parties to a transaction from exercising all their rights and obligations under the transaction documents. This document cannot be reproduced except in full, without prior written approval of the Company. Any unauthorized alteration, forgery or falsification of the content or appearance of this document is unlawful and offenders may be prosecuted to the fullest extent of the law.

Date: 2022/5/15

Report No. :TESA2204000080ES
WLAN 802.11ac(160M) 5.2G_Body_Bottom Surface_CH 50_Main_0mm
Communication System: WLAN; Frequency: 5250 MHz;Duty Cycle: 1:1.012
Medium parameters used: f = 5250 MHz; σ = 4.675 S/m; ε_r = 35.591; ρ = 1000 kg/m^3
Phantom section: Flat Section
Ambient temperature: 22.5°C; Liquid temperature: 22.7°C

DASY5 Configuration:
- Probe: EX3DV4 - SN7509; ConvF(5.58, 5.58, 5.58); Calibrated: 2022/03/25
- Sensor-Surface: 2mm (Mechanical Surface Detection)
- Electronics: DAE4 Sn1336; Calibrated: 2021/08/20
- Phantom: ELI
- DASY52 52.10.4(1527); SEMCAD X 14.6.14(7483)

Area Scan (111x131x1): Interpolated grid: dx=10 mm, dy=10 mm
Maximum value of SAR (interpolated) = 0.626 W/kg

Zoom Scan (7x7x12)/Cube 0: Measurement grid: dx=4mm, dy=4mm, dz=2mm
Reference Value = 5.325 V/m; Power Drift = 0.02 dB
Peak SAR (extrapolated) = 0.595 W/kg
SAR(1 g) = 0.154 W/kg; SAR(10 g) = 0.044 W/kg
Smallest distance from peaks to all points 3 dB below = 6.1 mm
Ratio of SAR at M2 to SAR at M1 = 52.2%
Maximum value of SAR (measured) = 0.326 W/kg

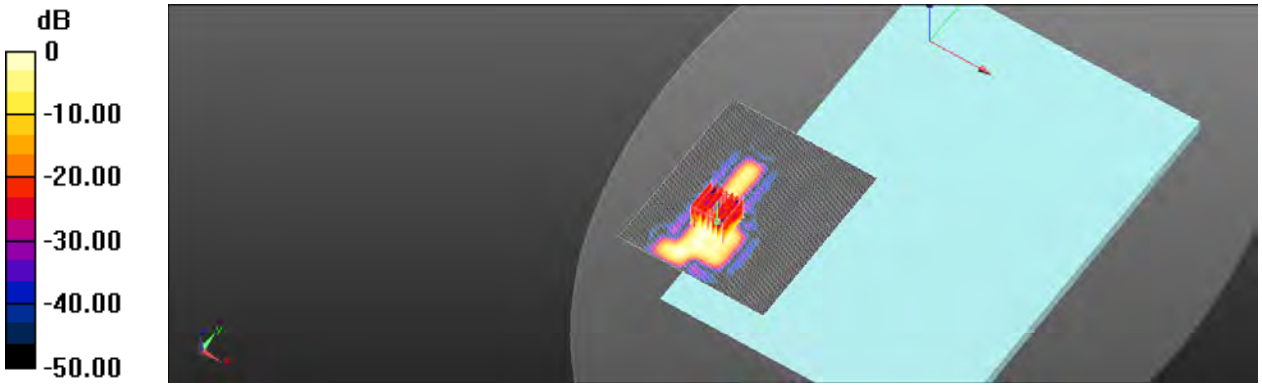

0 dB = 0.326 W/kg = -4.86 dBW/kg

Unless otherwise stated the results shown in this test report refer only to the sample(s) tested and such sample(s) are retained for 90 days only.
除非另有說明，此報告結果僅對測試之樣品負責，同時此樣品僅保留90天。本報告未經本公司書面許可，不可部份複製。
This document is issued by the Company subject to its General Conditions of Service printed overleaf, available on request or accessible at http://www.sgs.com.tw/Terms-and-Conditions and for electronic format documents, subject to Terms and Conditions for Electronic Documents at http://www.sgs.com.tw/Terms-and-Conditions. Attention is drawn to the limitation of liability, indemnification and jurisdiction issues defined therein. Any holder of this document is advised that information contained hereon reflects the Company's findings at the time of its intervention only and within the limits of Client's instructions, if any. The Company's sole responsibility is to its Client and this document does not exonerate parties to a transaction from exercising all their rights and obligations under the transaction documents. This document cannot be reproduced except in full, without prior written approval of the Company. Any unauthorized alteration, forgery or falsification of the content or appearance of this document is unlawful and offenders may be prosecuted to the fullest extent of the law.

Date: 2022/5/15

Report No. :TESA2204000080ES
WLAN 802.11ac(80M) 5.3G_Body_Bottom Surface_CH 58_Main_0mm
Communication System: WLAN; Frequency: 5290 MHz;Duty Cycle: 1:1.016
Medium parameters used: f = 5290 MHz; σ = 4.714 S/m; ε_r = 35.554; ρ = 1000 kg/m^3
Phantom section: Flat Section
Ambient temperature: 22.5°C; Liquid temperature: 22.7°C

DASY5 Configuration:
- Probe: EX3DV4 - SN7509; ConvF(5.58, 5.58, 5.58); Calibrated: 2022/03/25
- Sensor-Surface: 2mm (Mechanical Surface Detection)
- Electronics: DAE4 Sn1336; Calibrated: 2021/08/20
- Phantom: ELI
- DASY52 52.10.4(1527); SEMCAD X 14.6.14(7483)

Area Scan (111x131x1): Interpolated grid: dx=10 mm, dy=10 mm
Maximum value of SAR (interpolated) = 0.472 W/kg

Zoom Scan (7x7x12)/Cube 0: Measurement grid: dx=4mm, dy=4mm, dz=2mm
Reference Value = 6.258 V/m; Power Drift = 0.03 dB
Peak SAR (extrapolated) = 0.584 W/kg
SAR(1 g) = 0.148 W/kg; SAR(10 g) = 0.042 W/kg
Smallest distance from peaks to all points 3 dB below = 6.2 mm
Ratio of SAR at M2 to SAR at M1 = 51.7%
Maximum value of SAR (measured) = 0.309 W/kg



0 dB = 0.309 W/kg = -5.09 dBW/kg

Unless otherwise stated the results shown in this test report refer only to the sample(s) tested and such sample(s) are retained for 90 days only.
除非另有說明，此報告結果僅對測試之樣品負責，同時此樣品僅保留90天。本報告未經本公司書面許可，不可部份複製。
This document is issued by the Company subject to its General Conditions of Service printed overleaf, available on request or accessible at http://www.sgs.com.tw/Terms-and-Conditions and for electronic format documents, subject to Terms and Conditions for Electronic Documents at http://www.sgs.com.tw/Terms-and-Conditions. Attention is drawn to the limitation of liability, indemnification and jurisdiction issues defined therein. Any holder of this document is advised that information contained hereon reflects the Company's findings at the time of its intervention only and within the limits of Client's instructions, if any. The Company's sole responsibility is to its Client and this document does not exonerate parties to a transaction from exercising all their rights and obligations under the transaction documents. This document cannot be reproduced except in full, without prior written approval of the Company. Any unauthorized alteration, forgery or falsification of the content or appearance of this document is unlawful and offenders may be prosecuted to the fullest extent of the law.

Date: 2022/5/16

Report No. :TESA2204000080ES
WLAN 802.11ac(80M) 5.6G_Body_Bottom Surface_CH 106_Main_0mm
Communication System: WLAN; Frequency: 5530 MHz;Duty Cycle: 1:1.016
Medium parameters used: f = 5530 MHz; σ = 4.961 S/m; ε_r = 35.238; ρ = 1000 kg/m^3
Phantom section: Flat Section
Ambient temperature: 22.4°C; Liquid temperature: 22.4°C

DASY5 Configuration:
- Probe: EX3DV4 - SN7509; ConvF(5.02, 5.02, 5.02); Calibrated: 2022/03/25
- Sensor-Surface: 2mm (Mechanical Surface Detection)
- Electronics: DAE4 Sn1336; Calibrated: 2021/08/20
- Phantom: ELI
- DASY52 52.10.4(1527); SEMCAD X 14.6.14(7483)

Area Scan (111x131x1): Interpolated grid: dx=10 mm, dy=10 mm
Maximum value of SAR (interpolated) = 0.625 W/kg

Zoom Scan (7x7x12)/Cube 0: Measurement grid: dx=4mm, dy=4mm, dz=2mm
Reference Value = 6.258 V/m; Power Drift = 0.11 dB
Peak SAR (extrapolated) = 0.427 W/kg
SAR(1 g) = 0.093 W/kg; SAR(10 g) = 0.026 W/kg
Smallest distance from peaks to all points 3 dB below = 6.4 mm
Ratio of SAR at M2 to SAR at M1 = 47.5%
Maximum value of SAR (measured) = 0.234 W/kg



0 dB = 0.234 W/kg = -6.31 dBW/kg

Unless otherwise stated the results shown in this test report refer only to the sample(s) tested and such sample(s) are retained for 90 days only.
除非另有說明，此報告結果僅對測試之樣品負責，同時此樣品僅保留90天。本報告未經本公司書面許可，不可部份複製。
This document is issued by the Company subject to its General Conditions of Service printed overleaf, available on request or accessible at http://www.sgs.com.tw/Terms-and-Conditions and for electronic format documents, subject to Terms and Conditions for Electronic Documents at http://www.sgs.com.tw/Terms-and-Conditions. Attention is drawn to the limitation of liability, indemnification and jurisdiction issues defined therein. Any holder of this document is advised that information contained hereon reflects the Company's findings at the time of its intervention only and within the limits of Client's instructions, if any. The Company's sole responsibility is to its Client and this document does not exonerate parties to a transaction from exercising all their rights and obligations under the transaction documents. This document cannot be reproduced except in full, without prior written approval of the Company. Any unauthorized alteration, forgery or falsification of the content or appearance of this document is unlawful and offenders may be prosecuted to the fullest extent of the law.

Date: 2022/5/16

Report No. :TESA2204000080ES
WLAN 802.11ac(160M) 5.6G_Body_Bottom Surface_CH 114_Main_0mm
Communication System: WLAN; Frequency: 5570 MHz;Duty Cycle: 1:1.012
Medium parameters used: f = 5570 MHz; σ = 5.006 S/m; ε_r = 35.182; ρ = 1000 kg/m^3
Phantom section: Flat Section
Ambient temperature: 22.4°C; Liquid temperature: 22.4°C

DASY5 Configuration:
- Probe: EX3DV4 - SN7509; ConvF(5.02, 5.02, 5.02); Calibrated: 2022/03/25
- Sensor-Surface: 2mm (Mechanical Surface Detection)
- Electronics: DAE4 Sn1336; Calibrated: 2021/08/20
- Phantom: ELI
- DASY52 52.10.4(1527); SEMCAD X 14.6.14(7483)

Area Scan (111x131x1): Interpolated grid: dx=10 mm, dy=10 mm
Maximum value of SAR (interpolated) = 0.452 W/kg

Zoom Scan (7x7x12)/Cube 0: Measurement grid: dx=4mm, dy=4mm, dz=2mm
Reference Value = 6.585 V/m; Power Drift = 0.04 dB
Peak SAR (extrapolated) = 0.506 W/kg
SAR(1 g) = 0.117 W/kg; SAR(10 g) = 0.034 W/kg
Smallest distance from peaks to all points 3 dB below = 6.1 mm
Ratio of SAR at M2 to SAR at M1 = 49.5%
Maximum value of SAR (measured) = 0.260 W/kg



0 dB = 0.260 W/kg = -5.85 dBW/kg

Unless otherwise stated the results shown in this test report refer only to the sample(s) tested and such sample(s) are retained for 90 days only.
除非另有說明，此報告結果僅對測試之樣品負責，同時此樣品僅保留90天。本報告未經本公司書面許可，不可部份複製。
This document is issued by the Company subject to its General Conditions of Service printed overleaf, available on request or accessible at http://www.sgs.com.tw/Terms-and-Conditions and for electronic format documents, subject to Terms and Conditions for Electronic Documents at http://www.sgs.com.tw/Terms-and-Conditions. Attention is drawn to the limitation of liability, indemnification and jurisdiction issues defined therein. Any holder of this document is advised that information contained hereon reflects the Company's findings at the time of its intervention only and within the limits of Client's instructions, if any. The Company's sole responsibility is to its Client and this document does not exonerate parties to a transaction from exercising all their rights and obligations under the transaction documents. This document cannot be reproduced except in full, without prior written approval of the Company. Any unauthorized alteration, forgery or falsification of the content or appearance of this document is unlawful and offenders may be prosecuted to the fullest extent of the law.

Date: 2022/5/16

Report No. :TESA2204000080ES
WLAN 802.11ac(80M) 5.8G_Body_Bottom Surface_CH 155_Main_0mm
Communication System: WLAN; Frequency: 5775 MHz;Duty Cycle: 1:1.016
Medium parameters used: f = 5775 MHz; σ = 5.208 S/m; ε_r = 34.972; ρ = 1000 kg/m^3
Phantom section: Flat Section
Ambient temperature: 22.4°C; Liquid temperature: 22.7°C

DASY5 Configuration:
- Probe: EX3DV4 - SN7509; ConvF(5.22, 5.22, 5.22); Calibrated: 2022/03/25
- Sensor-Surface: 2mm (Mechanical Surface Detection)
- Electronics: DAE4 Sn1336; Calibrated: 2021/08/20
- Phantom: ELI
- DASY52 52.10.4(1527); SEMCAD X 14.6.14(7483)

Area Scan (111x131x1): Interpolated grid: dx=10 mm, dy=10 mm
Maximum value of SAR (interpolated) = 0.503 W/kg

Zoom Scan (7x7x12)/Cube 0: Measurement grid: dx=4mm, dy=4mm, dz=2mm
Reference Value = 5.254 V/m; Power Drift = 0.03 dB
Peak SAR (extrapolated) = 0.334 W/kg
SAR(1 g) = 0.081 W/kg; SAR(10 g) = 0.023 W/kg
Smallest distance from peaks to all points 3 dB below = 7.2 mm
Ratio of SAR at M2 to SAR at M1 = 49.1%
Maximum value of SAR (measured) = 0.201 W/kg

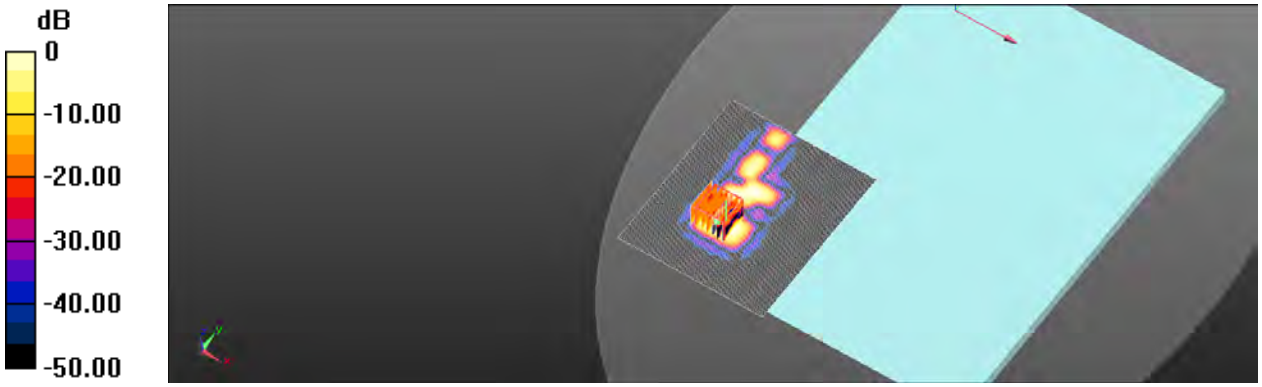

0 dB = 0.201 W/kg = -6.97 dBW/kg

Unless otherwise stated the results shown in this test report refer only to the sample(s) tested and such sample(s) are retained for 90 days only.
除非另有說明，此報告結果僅對測試之樣品負責，同時此樣品僅保留90天。本報告未經本公司書面許可，不可部份複製。
This document is issued by the Company subject to its General Conditions of Service printed overleaf, available on request or accessible at http://www.sgs.com.tw/Terms-and-Conditions and for electronic format documents, subject to Terms and Conditions for Electronic Documents at http://www.sgs.com.tw/Terms-and-Conditions. Attention is drawn to the limitation of liability, indemnification and jurisdiction issues defined therein. Any holder of this document is advised that information contained hereon reflects the Company's findings at the time of its intervention only and within the limits of Client's instructions, if any. The Company's sole responsibility is to its Client and this document does not exonerate parties to a transaction from exercising all their rights and obligations under the transaction documents. This document cannot be reproduced except in full, without prior written approval of the Company. Any unauthorized alteration, forgery or falsification of the content or appearance of this document is unlawful and offenders may be prosecuted to the fullest extent of the law.

Date: 2022/5/14

Report No. :TESA2204000080ES
WLAN 802.11b_Body_Bottom Surface_CH 1_Aux_0mm
Communication System: WLAN; Frequency: 2412 MHz;Duty Cycle: 1:1.007
Medium parameters used: f = 2412 MHz; σ = 1.755 S/m; ε_r = 38.91; ρ = 1000 kg/m^3
Phantom section: Flat Section
Ambient temperature: 22.3°C; Liquid temperature: 22.5°C

DASY5 Configuration:
- Probe: EX3DV4 - SN7509; ConvF(8.14, 8.14, 8.14); Calibrated: 2022/03/25
- Sensor-Surface: 2mm (Mechanical Surface Detection)
- Electronics: DAE4 Sn1336; Calibrated: 2021/08/20
- Phantom: ELI
- DASY52 52.10.4(1527); SEMCAD X 14.6.14(7483)

Area Scan (101x121x1): Interpolated grid: dx=12 mm, dy=12 mm
Maximum value of SAR (interpolated) = 0.453 W/kg

Zoom Scan (7x7x7)/Cube 0: Measurement grid: dx=5mm, dy=5mm, dz=5mm
Reference Value = 3.321 V/m; Power Drift = 0.05 dB
Peak SAR (extrapolated) = 0.633 W/kg
SAR(1 g) = 0.309 W/kg; SAR(10 g) = 0.156 W/kg
Smallest distance from peaks to all points 3 dB below = 8.1 mm
Ratio of SAR at M2 to SAR at M1 = 49.9%
Maximum value of SAR (measured) = 0.454 W/kg

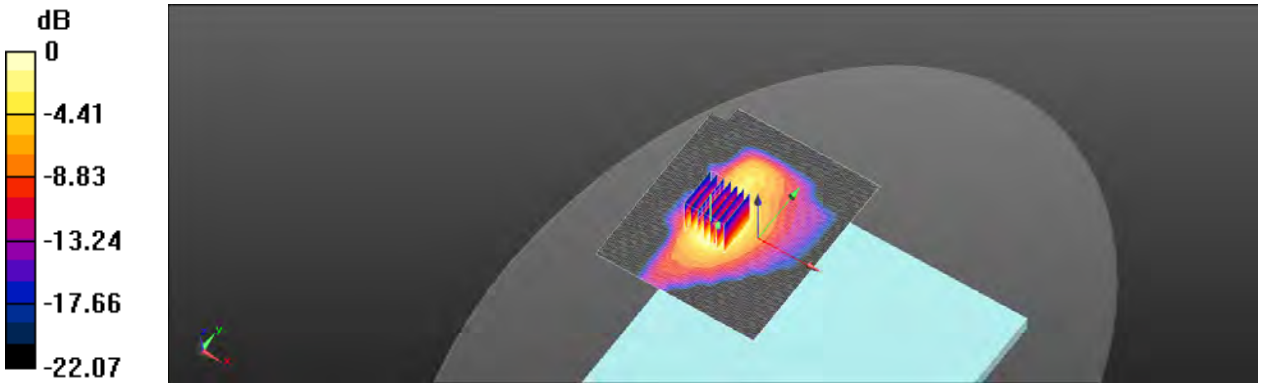

0 dB = 0.454 W/kg = -3.43 dBW/kg

Unless otherwise stated the results shown in this test report refer only to the sample(s) tested and such sample(s) are retained for 90 days only.
除非另有說明，此報告結果僅對測試之樣品負責，同時此樣品僅保留90天。本報告未經本公司書面許可，不可部份複製。
This document is issued by the Company subject to its General Conditions of Service printed overleaf, available on request or accessible at http://www.sgs.com.tw/Terms-and-Conditions and for electronic format documents, subject to Terms and Conditions for Electronic Documents at http://www.sgs.com.tw/Terms-and-Conditions. Attention is drawn to the limitation of liability, indemnification and jurisdiction issues defined therein. Any holder of this document is advised that information contained hereon reflects the Company's findings at the time of its intervention only and within the limits of Client's instructions, if any. The Company's sole responsibility is to its Client and this document does not exonerate parties to a transaction from exercising all their rights and obligations under the transaction documents. This document cannot be reproduced except in full, without prior written approval of the Company. Any unauthorized alteration, forgery or falsification of the content or appearance of this document is unlawful and offenders may be prosecuted to the fullest extent of the law.

Date: 2022/5/14

Report No. :TESA2204000080ES
Bluetooth(GFSK)_Body_Bottom Surface_CH 0_Aux_0mm
Communication System: Bluetooth; Frequency: 2402 MHz;Duty Cycle: 1:1.289
Medium parameters used: f = 2402 MHz; σ = 1.735 S/m; ε_r = 38.916; ρ = 1000 kg/m^3
Phantom section: Flat Section
Ambient temperature: 22.3°C; Liquid temperature: 22.5°C

DASY5 Configuration:

- Probe: EX3DV4 - SN7509; ConvF(8.14, 8.14, 8.14); Calibrated: 2022/03/25
- Sensor-Surface: 2mm (Mechanical Surface Detection)
- Electronics: DAE4 Sn1336; Calibrated: 2021/08/20
- Phantom: ELI
- DASY52 52.10.4(1527); SEMCAD X 14.6.14(7483)

Area Scan (101x121x1): Interpolated grid: dx=12 mm, dy=12 mm
Maximum value of SAR (interpolated) = 0.109 W/kg

Zoom Scan (7x7x7)/Cube 0: Measurement grid: dx=5mm, dy=5mm, dz=5mm
Reference Value = 6.213 V/m; Power Drift = 0.02 dB
Peak SAR (extrapolated) = 0.144 W/kg
SAR(1 g) = 0.069 W/kg; SAR(10 g) = 0.034 W/kg
Smallest distance from peaks to all points 3 dB below = 8.1 mm
Ratio of SAR at M2 to SAR at M1 = 50.4%
Maximum value of SAR (measured) = 0.100 W/kg

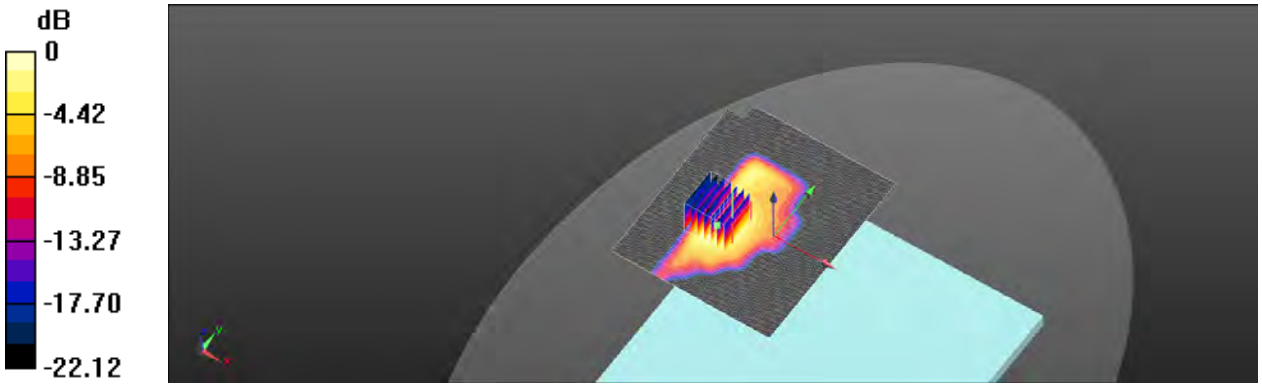

0 dB = 0.100 W/kg = -9.98 dBW/kg

Unless otherwise stated the results shown in this test report refer only to the sample(s) tested and such sample(s) are retained for 90 days only.
除非另有說明，此報告結果僅對測試之樣品負責，同時此樣品僅保留90天。本報告未經本公司書面許可，不可部份複製。
This document is issued by the Company subject to its General Conditions of Service printed overleaf, available on request or accessible at http://www.sgs.com.tw/Terms-and-Conditions and for electronic format documents, subject to Terms and Conditions for Electronic Documents at http://www.sgs.com.tw/Terms-and-Conditions. Attention is drawn to the limitation of liability, indemnification and jurisdiction issues defined therein. Any holder of this document is advised that information contained hereon reflects the Company's findings at the time of its intervention only and within the limits of Client's instructions, if any. The Company's sole responsibility is to its Client and this document does not exonerate parties to a transaction from exercising all their rights and obligations under the transaction documents. This document cannot be reproduced except in full, without prior written approval of the Company. Any unauthorized alteration, forgery or falsification of the content or appearance of this document is unlawful and offenders may be prosecuted to the fullest extent of the law.

Date: 2022/5/15

Report No. :TESA2204000080ES
WLAN 802.11ac(160M) 5.2G_Body_Bottom Surface_CH 50_Aux_0mm
Communication System: WLAN; Frequency: 5250 MHz;Duty Cycle: 1:1.012
Medium parameters used: f = 5250 MHz; σ = 4.675 S/m; ε_r = 35.591; ρ = 1000 kg/m^3
Phantom section: Flat Section
Ambient temperature: 22.5°C; Liquid temperature: 22.7°C

DASY5 Configuration:
- Probe: EX3DV4 - SN7509; ConvF(5.58, 5.58, 5.58); Calibrated: 2022/03/25
- Sensor-Surface: 2mm (Mechanical Surface Detection)
- Electronics: DAE4 Sn1336; Calibrated: 2021/08/20
- Phantom: ELI
- DASY52 52.10.4(1527); SEMCAD X 14.6.14(7483)

Area Scan (111x131x1): Interpolated grid: dx=10 mm, dy=10 mm
Maximum value of SAR (interpolated) = 0.249 W/kg

Zoom Scan (7x7x12)/Cube 0: Measurement grid: dx=4mm, dy=4mm, dz=2mm
Reference Value = 3.247 V/m; Power Drift = 0.05 dB
Peak SAR (extrapolated) = 0.354 W/kg
SAR(1 g) = 0.092 W/kg; SAR(10 g) = 0.025 W/kg
Smallest distance from peaks to all points 3 dB below = 4.3 mm
Ratio of SAR at M2 to SAR at M1 = 53.1%
Maximum value of SAR (measured) = 0.194 W/kg

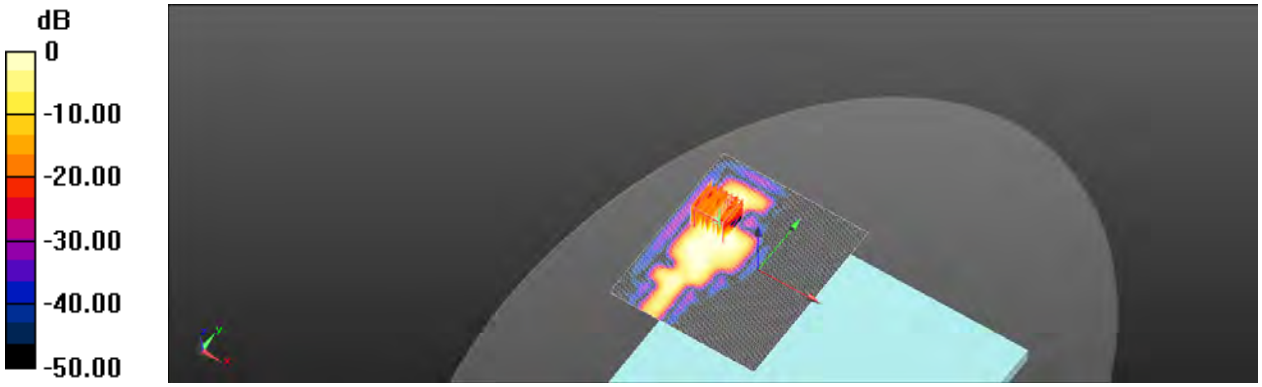

0 dB = 0.194 W/kg = -7.12 dBW/kg

Unless otherwise stated the results shown in this test report refer only to the sample(s) tested and such sample(s) are retained for 90 days only.
除非另有說明，此報告結果僅對測試之樣品負責，同時此樣品僅保留90天。本報告未經本公司書面許可，不可部份複製。
This document is issued by the Company subject to its General Conditions of Service printed overleaf, available on request or accessible at http://www.sgs.com.tw/Terms-and-Conditions and for electronic format documents, subject to Terms and Conditions for Electronic Documents at http://www.sgs.com.tw/Terms-and-Conditions. Attention is drawn to the limitation of liability, indemnification and jurisdiction issues defined therein. Any holder of this document is advised that information contained hereon reflects the Company's findings at the time of its intervention only and within the limits of Client's instructions, if any. The Company's sole responsibility is to its Client and this document does not exonerate parties to a transaction from exercising all their rights and obligations under the transaction documents. This document cannot be reproduced except in full, without prior written approval of the Company. Any unauthorized alteration, forgery or falsification of the content or appearance of this document is unlawful and offenders may be prosecuted to the fullest extent of the law.

Date: 2022/5/15

Report No. :TESA2204000080ES
WLAN 802.11ac(80M) 5.3G_Body_Bottom Surface_CH 58_Aux_0mm
Communication System: WLAN; Frequency: 5290 MHz;Duty Cycle: 1:1.016
Medium parameters used: f = 5290 MHz; σ = 4.714 S/m; ε_r = 35.554; ρ = 1000 kg/m^3
Phantom section: Flat Section
Ambient temperature: 22.5°C; Liquid temperature: 22.7°C

DASY5 Configuration:
- Probe: EX3DV4 - SN7509; ConvF(5.58, 5.58, 5.58); Calibrated: 2022/03/25
- Sensor-Surface: 2mm (Mechanical Surface Detection)
- Electronics: DAE4 Sn1336; Calibrated: 2021/08/20
- Phantom: ELI
- DASY52 52.10.4(1527); SEMCAD X 14.6.14(7483)

Area Scan (111x131x1): Interpolated grid: dx=10 mm, dy=10 mm
Maximum value of SAR (interpolated) = 0.257 W/kg

Zoom Scan (7x7x12)/Cube 0: Measurement grid: dx=4mm, dy=4mm, dz=2mm
Reference Value = 3.698 V/m; Power Drift = 0.06 dB
Peak SAR (extrapolated) = 0.461 W/kg
SAR(1 g) = 0.105 W/kg; SAR(10 g) = 0.038 W/kg
Smallest distance from peaks to all points 3 dB below = 5.1 mm
Ratio of SAR at M2 to SAR at M1 = 55.8%
Maximum value of SAR (measured) = 0.221 W/kg

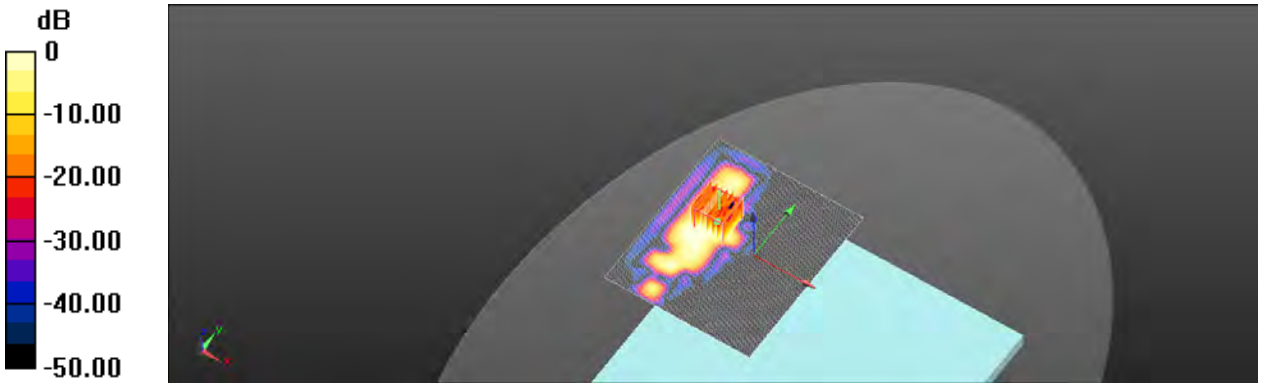

0 dB = 0.221 W/kg = -6.57 dBW/kg

Unless otherwise stated the results shown in this test report refer only to the sample(s) tested and such sample(s) are retained for 90 days only.
除非另有說明，此報告結果僅對測試之樣品負責，同時此樣品僅保留90天。本報告未經本公司書面許可，不可部份複製。
This document is issued by the Company subject to its General Conditions of Service printed overleaf, available on request or accessible at http://www.sgs.com.tw/Terms-and-Conditions and for electronic format documents, subject to Terms and Conditions for Electronic Documents at http://www.sgs.com.tw/Terms-and-Conditions. Attention is drawn to the limitation of liability, indemnification and jurisdiction issues defined therein. Any holder of this document is advised that information contained hereon reflects the Company's findings at the time of its intervention only and within the limits of Client's instructions, if any. The Company's sole responsibility is to its Client and this document does not exonerate parties to a transaction from exercising all their rights and obligations under the transaction documents. This document cannot be reproduced except in full, without prior written approval of the Company. Any unauthorized alteration, forgery or falsification of the content or appearance of this document is unlawful and offenders may be prosecuted to the fullest extent of the law.

Date: 2022/5/16

Report No. :TESA2204000080ES
WLAN 802.11ac(80M) 5.6G_Body_Bottom Surface_CH 138_Aux_0mm
Communication System: WLAN; Frequency: 5690 MHz;Duty Cycle: 1:1.016
Medium parameters used: f = 5690 MHz; σ = 5.123 S/m; ε_r = 35.038; ρ = 1000 kg/m^3
Phantom section: Flat Section
Ambient temperature: 22.4°C; Liquid temperature: 22.4°C

DASY5 Configuration:
- Probe: EX3DV4 - SN7509; ConvF(5.22, 5.22, 5.22); Calibrated: 2022/03/25
- Sensor-Surface: 2mm (Mechanical Surface Detection)
- Electronics: DAE4 Sn1336; Calibrated: 2021/08/20
- Phantom: ELI
- DASY52 52.10.4(1527); SEMCAD X 14.6.14(7483)

Area Scan (111x131x1): Interpolated grid: dx=10 mm, dy=10 mm
Maximum value of SAR (interpolated) = 0.301 W/kg

Zoom Scan (7x7x12)/Cube 0: Measurement grid: dx=4mm, dy=4mm, dz=2mm
Reference Value = 4.587 V/m; Power Drift = 0.03 dB
Peak SAR (extrapolated) = 0.368 W/kg
SAR(1 g) = 0.090 W/kg; SAR(10 g) = 0.028 W/kg
Smallest distance from peaks to all points 3 dB below = 6.4 mm
Ratio of SAR at M2 to SAR at M1 = 50.8%
Maximum value of SAR (measured) = 0.198 W/kg

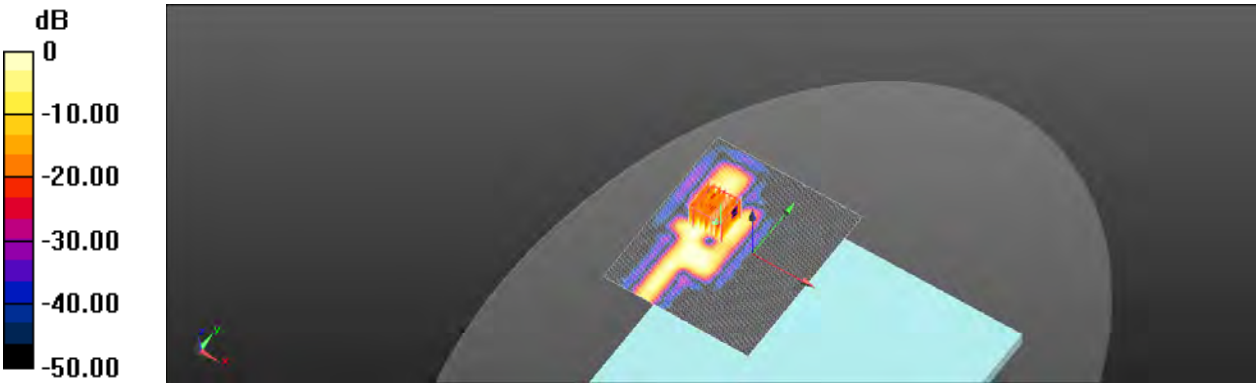

0 dB = 0.198 W/kg = -7.04 dBW/kg

Unless otherwise stated the results shown in this test report refer only to the sample(s) tested and such sample(s) are retained for 90 days only.
除非另有說明，此報告結果僅對測試之樣品負責，同時此樣品僅保留90天。本報告未經本公司書面許可，不可部份複製。
This document is issued by the Company subject to its General Conditions of Service printed overleaf, available on request or accessible at http://www.sgs.com.tw/Terms-and-Conditions and for electronic format documents, subject to Terms and Conditions for Electronic Documents at http://www.sgs.com.tw/Terms-and-Conditions. Attention is drawn to the limitation of liability, indemnification and jurisdiction issues defined therein. Any holder of this document is advised that information contained hereon reflects the Company's findings at the time of its intervention only and within the limits of Client's instructions, if any. The Company's sole responsibility is to its Client and this document does not exonerate parties to a transaction from exercising all their rights and obligations under the transaction documents. This document cannot be reproduced except in full, without prior written approval of the Company. Any unauthorized alteration, forgery or falsification of the content or appearance of this document is unlawful and offenders may be prosecuted to the fullest extent of the law.

Date: 2022/5/16

Report No. :TESA2204000080ES
WLAN 802.11ac(160M) 5.6G_Body_Bottom Surface_CH 114_Aux_0mm
Communication System: WLAN; Frequency: 5570 MHz;Duty Cycle: 1:1.012
Medium parameters used: f = 5570 MHz; σ = 5.006 S/m; ε_r = 35.182; ρ = 1000 kg/m^3
Phantom section: Flat Section
Ambient temperature: 22.4°C; Liquid temperature: 22.4°C

DASY5 Configuration:
- Probe: EX3DV4 - SN7509; ConvF(5.02, 5.02, 5.02); Calibrated: 2022/03/25
- Sensor-Surface: 2mm (Mechanical Surface Detection)
- Electronics: DAE4 Sn1336; Calibrated: 2021/08/20
- Phantom: ELI
- DASY52 52.10.4(1527); SEMCAD X 14.6.14(7483)

Area Scan (111x131x1): Interpolated grid: dx=10 mm, dy=10 mm
Maximum value of SAR (interpolated) = 0.273 W/kg

Zoom Scan (7x7x12)/Cube 0: Measurement grid: dx=4mm, dy=4mm, dz=2mm
Reference Value = 8.254 V/m; Power Drift = 0.12 dB
Peak SAR (extrapolated) = 0.437 W/kg
SAR(1 g) = 0.091 W/kg; SAR(10 g) = 0.024 W/kg
Smallest distance from peaks to all points 3 dB below = 6.4 mm
Ratio of SAR at M2 to SAR at M1 = 50%
Maximum value of SAR (measured) = 0.199 W/kg

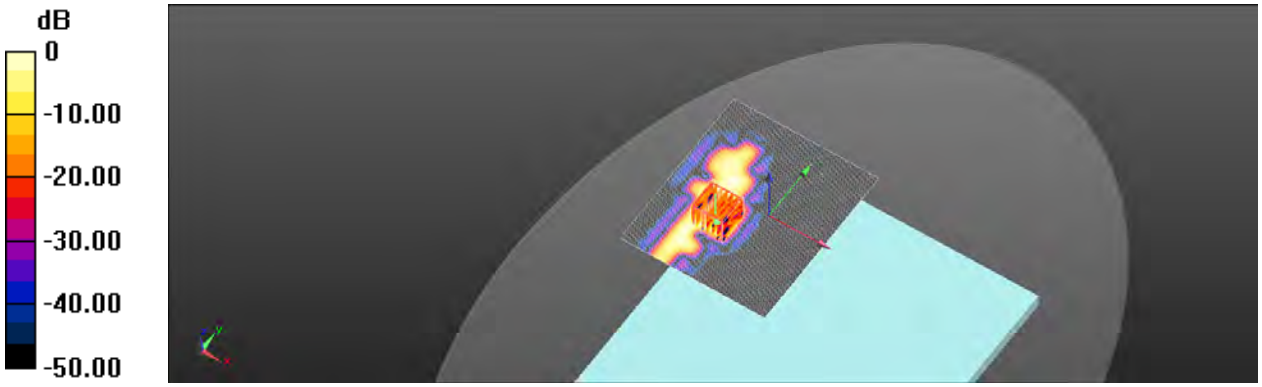

0 dB = 0.199 W/kg = -7.02 dBW/kg

Unless otherwise stated the results shown in this test report refer only to the sample(s) tested and such sample(s) are retained for 90 days only.
除非另有說明，此報告結果僅對測試之樣品負責，同時此樣品僅保留90天。本報告未經本公司書面許可，不可部份複製。
This document is issued by the Company subject to its General Conditions of Service printed overleaf, available on request or accessible at http://www.sgs.com.tw/Terms-and-Conditions and for electronic format documents, subject to Terms and Conditions for Electronic Documents at http://www.sgs.com.tw/Terms-and-Conditions. Attention is drawn to the limitation of liability, indemnification and jurisdiction issues defined therein. Any holder of this document is advised that information contained hereon reflects the Company's findings at the time of its intervention only and within the limits of Client's instructions, if any. The Company's sole responsibility is to its Client and this document does not exonerate parties to a transaction from exercising all their rights and obligations under the transaction documents. This document cannot be reproduced except in full, without prior written approval of the Company. Any unauthorized alteration, forgery or falsification of the content or appearance of this document is unlawful and offenders may be prosecuted to the fullest extent of the law.

Date: 2022/5/16

Report No. :TESA2204000080ES
WLAN 802.11ac(80M) 5.8G_Body_Bottom Surface_CH 155_Aux_0mm
Communication System: WLAN; Frequency: 5775 MHz;Duty Cycle: 1:1.016
Medium parameters used: f = 5775 MHz; σ = 5.208 S/m; ε_r = 34.972; ρ = 1000 kg/m^3
Phantom section: Flat Section
Ambient temperature: 22.4°C; Liquid temperature: 22.7°C

DASY5 Configuration:
- Probe: EX3DV4 - SN7509; ConvF(5.22, 5.22, 5.22); Calibrated: 2022/03/25
- Sensor-Surface: 2mm (Mechanical Surface Detection)
- Electronics: DAE4 Sn1336; Calibrated: 2021/08/20
- Phantom: ELI
- DASY52 52.10.4(1527); SEMCAD X 14.6.14(7483)

Area Scan (111x131x1): Interpolated grid: dx=10 mm, dy=10 mm
Maximum value of SAR (interpolated) = 0.334 W/kg

Zoom Scan (7x7x12)/Cube 0: Measurement grid: dx=4mm, dy=4mm, dz=2mm
Reference Value = 4.258 V/m; Power Drift = 0.06 dB
Peak SAR (extrapolated) = 0.371 W/kg
SAR(1 g) = 0.087 W/kg; SAR(10 g) = 0.025 W/kg
Smallest distance from peaks to all points 3 dB below = 6.6 mm
Ratio of SAR at M2 to SAR at M1 = 50.5%
Maximum value of SAR (measured) = 0.199 W/kg

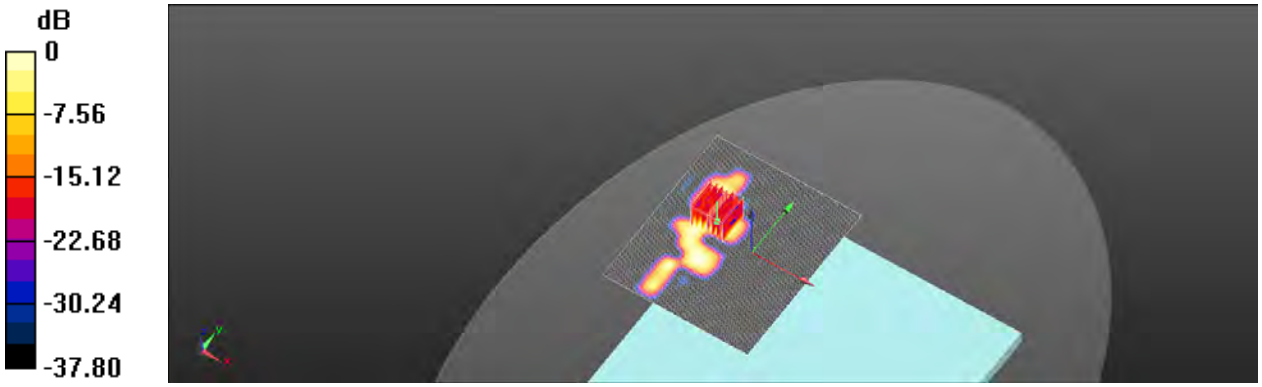

0 dB = 0.199 W/kg = -7.01 dBW/kg

Unless otherwise stated the results shown in this test report refer only to the sample(s) tested and such sample(s) are retained for 90 days only.
除非另有說明，此報告結果僅對測試之樣品負責，同時此樣品僅保留90天。本報告未經本公司書面許可，不可部份複製。
This document is issued by the Company subject to its General Conditions of Service printed overleaf, available on request or accessible at http://www.sgs.com.tw/Terms-and-Conditions and for electronic format documents, subject to Terms and Conditions for Electronic Documents at http://www.sgs.com.tw/Terms-and-Conditions. Attention is drawn to the limitation of liability, indemnification and jurisdiction issues defined therein. Any holder of this document is advised that information contained hereon reflects the Company's findings at the time of its intervention only and within the limits of Client's instructions, if any. The Company's sole responsibility is to its Client and this document does not exonerate parties to a transaction from exercising all their rights and obligations under the transaction documents. This document cannot be reproduced except in full, without prior written approval of the Company. Any unauthorized alteration, forgery or falsification of the content or appearance of this document is unlawful and offenders may be prosecuted to the fullest extent of the law.

Date: 2022/5/14

Report No. :TESA2204000080ES
WLAN 802.11b_Body_Back Surface_CH 11_Main_0mm
Communication System: WLAN; Frequency: 2462 MHz;Duty Cycle: 1:1.007
Medium parameters used: f = 2462 MHz; σ = 1.799 S/m; ε_r = 38.847; ρ = 1000 kg/m^3
Phantom section: Flat Section
Ambient temperature: 22.3°C; Liquid temperature: 22.5°C

DASY5 Configuration:
- Probe: EX3DV4 - SN7509; ConvF(8.14, 8.14, 8.14); Calibrated: 2022/03/25
- Sensor-Surface: 2mm (Mechanical Surface Detection)
- Electronics: DAE4 Sn1336; Calibrated: 2021/08/20
- Phantom: ELI
- DASY52 52.10.4(1527); SEMCAD X 14.6.14(7483)

Area Scan (101x121x1): Interpolated grid: dx=12 mm, dy=12 mm
Maximum value of SAR (interpolated) = 1.09 W/kg

Zoom Scan (7x7x7)/Cube 0: Measurement grid: dx=5mm, dy=5mm, dz=5mm
Reference Value = 3.256 V/m; Power Drift = 0.02dB
Peak SAR (extrapolated) = 1.37 W/kg
SAR(1 g) = 0.620 W/kg; SAR(10 g) = 0.308 W/kg
Smallest distance from peaks to all points 3 dB below = 8 mm
Ratio of SAR at M2 to SAR at M1 = 41.4%
Maximum value of SAR (measured) = 0.920 W/kg

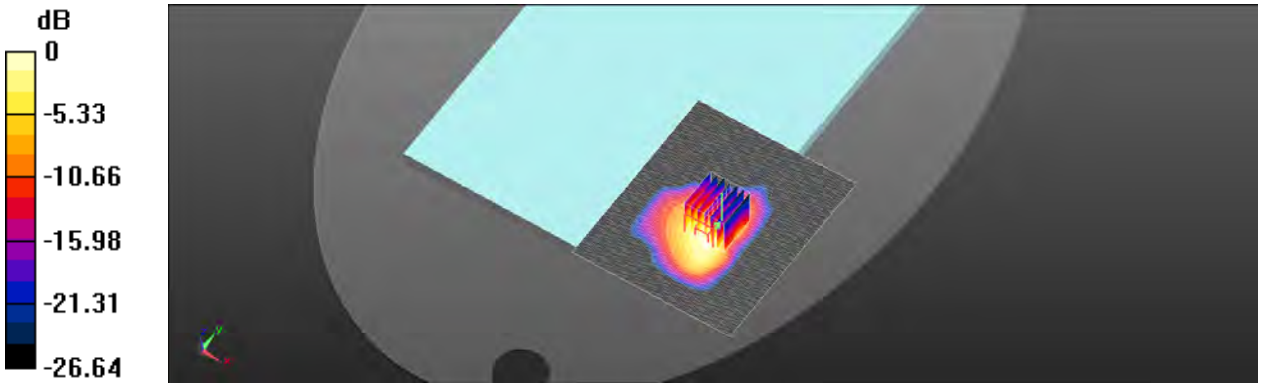

0 dB = 0.920 W/kg = -0.36 dBW/kg

Unless otherwise stated the results shown in this test report refer only to the sample(s) tested and such sample(s) are retained for 90 days only.
除非另有說明，此報告結果僅對測試之樣品負責，同時此樣品僅保留90天。本報告未經本公司書面許可，不可部份複製。
This document is issued by the Company subject to its General Conditions of Service printed overleaf, available on request or accessible at http://www.sgs.com.tw/Terms-and-Conditions and for electronic format documents, subject to Terms and Conditions for Electronic Documents at http://www.sgs.com.tw/Terms-and-Conditions. Attention is drawn to the limitation of liability, indemnification and jurisdiction issues defined therein. Any holder of this document is advised that information contained hereon reflects the Company's findings at the time of its intervention only and within the limits of Client's instructions, if any. The Company's sole responsibility is to its Client and this document does not exonerate parties to a transaction from exercising all their rights and obligations under the transaction documents. This document cannot be reproduced except in full, without prior written approval of the Company. Any unauthorized alteration, forgery or falsification of the content or appearance of this document is unlawful and offenders may be prosecuted to the fullest extent of the law.

Date: 2022/5/15

Report No. :TESA2204000080ES
WLAN 802.11ac(160M) 5.2G_Body_Back Surface_CH 50_Main_0mm
Communication System: WLAN; Frequency: 5250 MHz;Duty Cycle: 1:1.012
Medium parameters used: f = 5250 MHz; σ = 4.675 S/m; ε_r = 35.591; ρ = 1000 kg/m^3
Phantom section: Flat Section
Ambient temperature: 22.5°C; Liquid temperature: 22.7°C

DASY5 Configuration:
- Probe: EX3DV4 - SN7509; ConvF(5.58, 5.58, 5.58); Calibrated: 2022/03/25
- Sensor-Surface: 2mm (Mechanical Surface Detection)
- Electronics: DAE4 Sn1336; Calibrated: 2021/08/20
- Phantom: ELI
- DASY52 52.10.4(1527); SEMCAD X 14.6.14(7483)

Area Scan (111x131x1): Interpolated grid: dx=10 mm, dy=10 mm
Maximum value of SAR (interpolated) = 2.45 W/kg

Zoom Scan (7x7x12)/Cube 0: Measurement grid: dx=4mm, dy=4mm, dz=2mm
Reference Value = 3.585 V/m; Power Drift = 0.05dB
Peak SAR (extrapolated) = 4.18 W/kg
SAR(1 g) = 1.08 W/kg; SAR(10 g) = 0.290 W/kg
Smallest distance from peaks to all points 3 dB below = 6.1 mm
Ratio of SAR at M2 to SAR at M1 = 57.2%
Maximum value of SAR (measured) = 2.17 W/kg



0 dB = 2.17 W/kg = 3.37 dBW/kg

Unless otherwise stated the results shown in this test report refer only to the sample(s) tested and such sample(s) are retained for 90 days only.
除非另有說明，此報告結果僅對測試之樣品負責，同時此樣品僅保留90天。本報告未經本公司書面許可，不可部份複製。
This document is issued by the Company subject to its General Conditions of Service printed overleaf, available on request or accessible at http://www.sgs.com.tw/Terms-and-Conditions and for electronic format documents, subject to Terms and Conditions for Electronic Documents at http://www.sgs.com.tw/Terms-and-Conditions. Attention is drawn to the limitation of liability, indemnification and jurisdiction issues defined therein. Any holder of this document is advised that information contained hereon reflects the Company's findings at the time of its intervention only and within the limits of Client's instructions, if any. The Company's sole responsibility is to its Client and this document does not exonerate parties to a transaction from exercising all their rights and obligations under the transaction documents. This document cannot be reproduced except in full, without prior written approval of the Company. Any unauthorized alteration, forgery or falsification of the content or appearance of this document is unlawful and offenders may be prosecuted to the fullest extent of the law.

Date: 2022/5/15

Report No. :TESA2204000080ES
WLAN 802.11ac(80M) 5.3G_Body_Back Surface_CH 58_Main_0mm
Communication System: WLAN; Frequency: 5290 MHz;Duty Cycle: 1:1.016
Medium parameters used: f = 5290 MHz; σ = 4.714 S/m; ε_r = 35.554; ρ = 1000 kg/m^3
Phantom section: Flat Section
Ambient temperature: 22.5°C; Liquid temperature: 22.7°C

DASY5 Configuration:
- Probe: EX3DV4 - SN7509; ConvF(5.58, 5.58, 5.58); Calibrated: 2022/03/25
- Sensor-Surface: 2mm (Mechanical Surface Detection)
- Electronics: DAE4 Sn1336; Calibrated: 2021/08/20
- Phantom: ELI
- DASY52 52.10.4(1527); SEMCAD X 14.6.14(7483)

Area Scan (111x131x1): Interpolated grid: dx=10 mm, dy=10 mm
Maximum value of SAR (interpolated) = 2.54 W/kg

Zoom Scan (7x7x12)/Cube 0: Measurement grid: dx=4mm, dy=4mm, dz=2mm
Reference Value = 1.252 V/m; Power Drift = 0.06dB
Peak SAR (extrapolated) = 4.33 W/kg
SAR(1 g) = 1.11 W/kg; SAR(10 g) = 0.299 W/kg
Smallest distance from peaks to all points 3 dB below = 6.1 mm
Ratio of SAR at M2 to SAR at M1 = 56.8%
Maximum value of SAR (measured) = 2.24 W/kg



0 dB = 2.24 W/kg = 3.51 dBW/kg

Unless otherwise stated the results shown in this test report refer only to the sample(s) tested and such sample(s) are retained for 90 days only.
除非另有說明，此報告結果僅對測試之樣品負責，同時此樣品僅保留90天。本報告未經本公司書面許可，不可部份複製。
This document is issued by the Company subject to its General Conditions of Service printed overleaf, available on request or accessible at http://www.sgs.com.tw/Terms-and-Conditions and for electronic format documents, subject to Terms and Conditions for Electronic Documents at http://www.sgs.com.tw/Terms-and-Conditions. Attention is drawn to the limitation of liability, indemnification and jurisdiction issues defined therein. Any holder of this document is advised that information contained hereon reflects the Company's findings at the time of its intervention only and within the limits of Client's instructions, if any. The Company's sole responsibility is to its Client and this document does not exonerate parties to a transaction from exercising all their rights and obligations under the transaction documents. This document cannot be reproduced except in full, without prior written approval of the Company. Any unauthorized alteration, forgery or falsification of the content or appearance of this document is unlawful and offenders may be prosecuted to the fullest extent of the law.

Date: 2022/5/16

Report No. :TESA2204000080ES
WLAN 802.11ac(80M) 5.6G_Body_Back Surface_CH 106_Main_0mm
Communication System: WLAN; Frequency: 5530 MHz;Duty Cycle: 1:1.016
Medium parameters used: f = 5530 MHz; σ = 4.961 S/m; ε_r = 35.238; ρ = 1000 kg/m^3
Phantom section: Flat Section
Ambient temperature: 22.4°C; Liquid temperature: 22.4°C

DASY5 Configuration:
- Probe: EX3DV4 - SN7509; ConvF(5.02, 5.02, 5.02); Calibrated: 2022/03/25
- Sensor-Surface: 2mm (Mechanical Surface Detection)
- Electronics: DAE4 Sn1336; Calibrated: 2021/08/20
- Phantom: ELI
- DASY52 52.10.4(1527); SEMCAD X 14.6.14(7483)

Area Scan (111x131x1): Interpolated grid: dx=10 mm, dy=10 mm
Maximum value of SAR (interpolated) = 2.24 W/kg

Zoom Scan (7x7x12)/Cube 0: Measurement grid: dx=4mm, dy=4mm, dz=2mm
Reference Value = 6.258 V/m; Power Drift = 0.03 dB
Peak SAR (extrapolated) = 3.34 W/kg
SAR(1 g) = 0.814 W/kg; SAR(10 g) = 0.221 W/kg
Smallest distance from peaks to all points 3 dB below = 6.8 mm
Ratio of SAR at M2 to SAR at M1 = 55.3%
Maximum value of SAR (measured) = 1.62 W/kg



0 dB = 1.62 W/kg = 2.10 dBW/kg

Unless otherwise stated the results shown in this test report refer only to the sample(s) tested and such sample(s) are retained for 90 days only.
除非另有說明，此報告結果僅對測試之樣品負責，同時此樣品僅保留90天。本報告未經本公司書面許可，不可部份複製。
This document is issued by the Company subject to its General Conditions of Service printed overleaf, available on request or accessible at http://www.sgs.com.tw/Terms-and-Conditions and for electronic format documents, subject to Terms and Conditions for Electronic Documents at http://www.sgs.com.tw/Terms-and-Conditions. Attention is drawn to the limitation of liability, indemnification and jurisdiction issues defined therein. Any holder of this document is advised that information contained hereon reflects the Company's findings at the time of its intervention only and within the limits of Client's instructions, if any. The Company's sole responsibility is to its Client and this document does not exonerate parties to a transaction from exercising all their rights and obligations under the transaction documents. This document cannot be reproduced except in full, without prior written approval of the Company. Any unauthorized alteration, forgery or falsification of the content or appearance of this document is unlawful and offenders may be prosecuted to the fullest extent of the law.

Date: 2022/5/16

Report No. :TESA2204000080ES
WLAN 802.11ac(160M) 5.6G_Body_Back Surface_CH 114_Main_0mm
Communication System: WLAN; Frequency: 5570 MHz;Duty Cycle: 1:1.012
Medium parameters used: f = 5570 MHz; σ = 5.006 S/m; ε_r = 35.182; ρ = 1000 kg/m^3
Phantom section: Flat Section
Ambient temperature: 22.4°C; Liquid temperature: 22.4°C

DASY5 Configuration:
- Probe: EX3DV4 - SN7509; ConvF(5.02, 5.02, 5.02); Calibrated: 2022/03/25
- Sensor-Surface: 2mm (Mechanical Surface Detection)
- Electronics: DAE4 Sn1336; Calibrated: 2021/08/20
- Phantom: ELI
- DASY52 52.10.4(1527); SEMCAD X 14.6.14(7483)

Area Scan (111x131x1): Interpolated grid: dx=10 mm, dy=10 mm
Maximum value of SAR (interpolated) = 2.25 W/kg

Zoom Scan (7x7x12)/Cube 0: Measurement grid: dx=4mm, dy=4mm, dz=2mm
Reference Value = 2.356 V/m; Power Drift = 0.12 dB
Peak SAR (extrapolated) = 3.76 W/kg
SAR(1 g) = 0.936 W/kg; SAR(10 g) = 0.261 W/kg
Smallest distance from peaks to all points 3 dB below = 7.2 mm
Ratio of SAR at M2 to SAR at M1 = 54.2%
Maximum value of SAR (measured) = 1.89 W/kg



0 dB = 1.89 W/kg = 2.75 dBW/kg

Unless otherwise stated the results shown in this test report refer only to the sample(s) tested and such sample(s) are retained for 90 days only.
除非另有說明，此報告結果僅對測試之樣品負責，同時此樣品僅保留90天。本報告未經本公司書面許可，不可部份複製。
This document is issued by the Company subject to its General Conditions of Service printed overleaf, available on request or accessible at http://www.sgs.com.tw/Terms-and-Conditions and for electronic format documents, subject to Terms and Conditions for Electronic Documents at http://www.sgs.com.tw/Terms-and-Conditions. Attention is drawn to the limitation of liability, indemnification and jurisdiction issues defined therein. Any holder of this document is advised that information contained hereon reflects the Company's findings at the time of its intervention only and within the limits of Client's instructions, if any. The Company's sole responsibility is to its Client and this document does not exonerate parties to a transaction from exercising all their rights and obligations under the transaction documents. This document cannot be reproduced except in full, without prior written approval of the Company. Any unauthorized alteration, forgery or falsification of the content or appearance of this document is unlawful and offenders may be prosecuted to the fullest extent of the law.

Date: 2022/5/16

Report No. :TESA2204000080ES
WLAN 802.11ac(80M) 5.8G_Body_Back Surface_CH 155_Main_0mm
Communication System: WLAN; Frequency: 5775 MHz;Duty Cycle: 1:1.016
Medium parameters used: f = 5775 MHz; σ = 5.208 S/m; ε_r = 34.972; ρ = 1000 kg/m^3
Phantom section: Flat Section
Ambient temperature: 22.4°C; Liquid temperature: 22.7°C

DASY5 Configuration:
- Probe: EX3DV4 - SN7509; ConvF(5.22, 5.22, 5.22); Calibrated: 2022/03/25
- Sensor-Surface: 2mm (Mechanical Surface Detection)
- Electronics: DAE4 Sn1336; Calibrated: 2021/08/20
- Phantom: ELI
- DASY52 52.10.4(1527); SEMCAD X 14.6.14(7483)

Area Scan (111x131x1): Interpolated grid: dx=10 mm, dy=10 mm
Maximum value of SAR (interpolated) = 2.13 W/kg

Zoom Scan (7x7x12)/Cube 0: Measurement grid: dx=4mm, dy=4mm, dz=2mm
Reference Value = 3.256 V/m; Power Drift = 0.01 dB
Peak SAR (extrapolated) = 3.87 W/kg
SAR(1 g) = 0.859 W/kg; SAR(10 g) = 0.227 W/kg
Smallest distance from peaks to all points 3 dB below = 6.8 mm
Ratio of SAR at M2 to SAR at M1 = 53.5%
Maximum value of SAR (measured) = 1.79 W/kg



0 dB = 1.79 W/kg = 2.54 dBW/kg

Unless otherwise stated the results shown in this test report refer only to the sample(s) tested and such sample(s) are retained for 90 days only.
除非另有說明，此報告結果僅對測試之樣品負責，同時此樣品僅保留90天。本報告未經本公司書面許可，不可部份複製。
This document is issued by the Company subject to its General Conditions of Service printed overleaf, available on request or accessible at http://www.sgs.com.tw/Terms-and-Conditions and for electronic format documents, subject to Terms and Conditions for Electronic Documents at http://www.sgs.com.tw/Terms-and-Conditions. Attention is drawn to the limitation of liability, indemnification and jurisdiction issues defined therein. Any holder of this document is advised that information contained hereon reflects the Company's findings at the time of its intervention only and within the limits of Client's instructions, if any. The Company's sole responsibility is to its Client and this document does not exonerate parties to a transaction from exercising all their rights and obligations under the transaction documents. This document cannot be reproduced except in full, without prior written approval of the Company. Any unauthorized alteration, forgery or falsification of the content or appearance of this document is unlawful and offenders may be prosecuted to the fullest extent of the law.

Date: 2022/5/14

Report No. :TESA2204000080ES
WLAN 802.11b_Body_Back Surface_CH 1_Aux_0mm
Communication System: WLAN; Frequency: 2412 MHz;Duty Cycle: 1:1.007
Medium parameters used: f = 2412 MHz; σ = 1.755 S/m; ε_r = 38.91; ρ = 1000 kg/m^3
Phantom section: Flat Section
Ambient temperature: 22.3°C; Liquid temperature: 22.5°C

DASY5 Configuration:
- Probe: EX3DV4 - SN7509; ConvF(8.14, 8.14, 8.14); Calibrated: 2022/03/25
- Sensor-Surface: 2mm (Mechanical Surface Detection)
- Electronics: DAE4 Sn1336; Calibrated: 2021/08/20
- Phantom: ELI
- DASY52 52.10.4(1527); SEMCAD X 14.6.14(7483)

Area Scan (101x121x1): Interpolated grid: dx=12 mm, dy=12 mm
Maximum value of SAR (interpolated) = 1.32 W/kg

Zoom Scan (7x7x7)/Cube 0: Measurement grid: dx=5mm, dy=5mm, dz=5mm
Reference Value = 6.258V/m; Power Drift = 0.01dB
Peak SAR (extrapolated) = 1.56 W/kg
SAR(1 g) = 0.810 W/kg; SAR(10 g) = 0.377 W/kg
Smallest distance from peaks to all points 3 dB below = 6.3 mm
Ratio of SAR at M2 to SAR at M1 = 57.7%
Maximum value of SAR (measured) = 1.20 W/kg

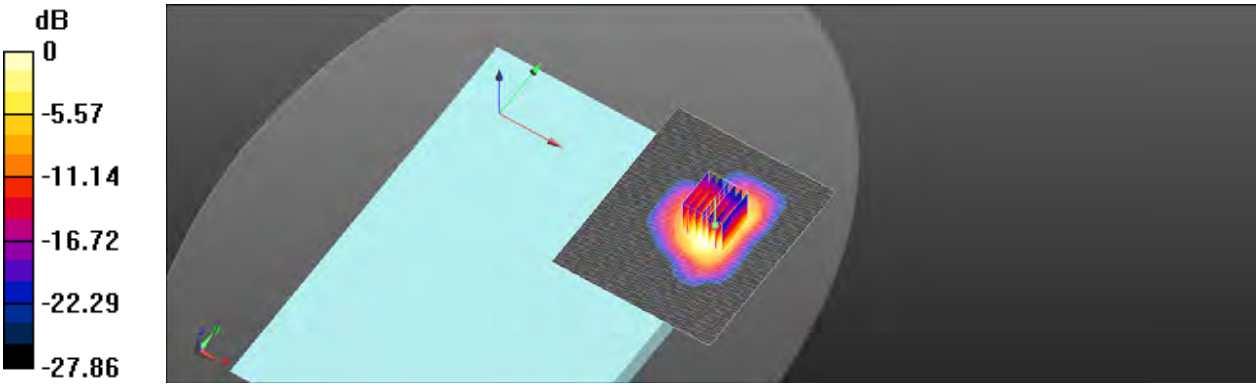

0 dB = 1.20 W/kg = 0.80 dBW/kg

Unless otherwise stated the results shown in this test report refer only to the sample(s) tested and such sample(s) are retained for 90 days only.
除非另有說明，此報告結果僅對測試之樣品負責，同時此樣品僅保留90天。本報告未經本公司書面許可，不可部份複製。
This document is issued by the Company subject to its General Conditions of Service printed overleaf, available on request or accessible at http://www.sgs.com.tw/Terms-and-Conditions and for electronic format documents, subject to Terms and Conditions for Electronic Documents at http://www.sgs.com.tw/Terms-and-Conditions. Attention is drawn to the limitation of liability, indemnification and jurisdiction issues defined therein. Any holder of this document is advised that information contained hereon reflects the Company's findings at the time of its intervention only and within the limits of Client's instructions, if any. The Company's sole responsibility is to its Client and this document does not exonerate parties to a transaction from exercising all their rights and obligations under the transaction documents. This document cannot be reproduced except in full, without prior written approval of the Company. Any unauthorized alteration, forgery or falsification of the content or appearance of this document is unlawful and offenders may be prosecuted to the fullest extent of the law.

Date: 2022/5/14

Report No. :TESA2204000080ES
Bluetooth(GFSK)_Body_Back Surface_CH 0_Aux_0mm
Communication System: Bluetooth; Frequency: 2402 MHz;Duty Cycle: 1:1.289
Medium parameters used: f = 2402 MHz; σ = 1.735 S/m; ε_r = 38.916; ρ = 1000 kg/m^3
Phantom section: Flat Section
Ambient temperature: 22.3°C; Liquid temperature: 22.5°C

DASY5 Configuration:
- Probe: EX3DV4 - SN7509; ConvF(8.14, 8.14, 8.14); Calibrated: 2022/03/25
- Sensor-Surface: 2mm (Mechanical Surface Detection)
- Electronics: DAE4 Sn1336; Calibrated: 2021/08/20
- Phantom: ELI
- DASY52 52.10.4(1527); SEMCAD X 14.6.14(7483)

Area Scan (101x121x1): Interpolated grid: dx=12 mm, dy=12 mm
Maximum value of SAR (interpolated) = 0.239 W/kg

Zoom Scan (7x7x7)/Cube 0: Measurement grid: dx=5mm, dy=5mm, dz=5mm
Reference Value = 2.245 V/m; Power Drift = 0.06 dB
Peak SAR (extrapolated) = 0.302 W/kg
SAR(1 g) = 0.151 W/kg; SAR(10 g) = 0.071 W/kg
Smallest distance from peaks to all points 3 dB below = 9 mm
Ratio of SAR at M2 to SAR at M1 = 56.9%
Maximum value of SAR (measured) = 0.225 W/kg

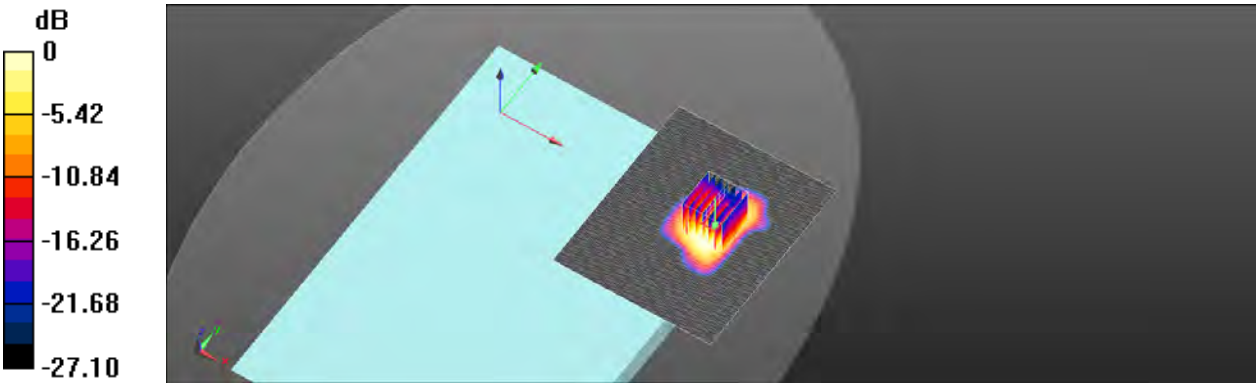

0 dB = 0.225 W/kg = -6.48 dBW/kg

Unless otherwise stated the results shown in this test report refer only to the sample(s) tested and such sample(s) are retained for 90 days only.
除非另有說明，此報告結果僅對測試之樣品負責，同時此樣品僅保留90天。本報告未經本公司書面許可，不可部份複製。
This document is issued by the Company subject to its General Conditions of Service printed overleaf, available on request or accessible at http://www.sgs.com.tw/Terms-and-Conditions and for electronic format documents, subject to Terms and Conditions for Electronic Documents at http://www.sgs.com.tw/Terms-and-Conditions. Attention is drawn to the limitation of liability, indemnification and jurisdiction issues defined therein. Any holder of this document is advised that information contained hereon reflects the Company's findings at the time of its intervention only and within the limits of Client's instructions, if any. The Company's sole responsibility is to its Client and this document does not exonerate parties to a transaction from exercising all their rights and obligations under the transaction documents. This document cannot be reproduced except in full, without prior written approval of the Company. Any unauthorized alteration, forgery or falsification of the content or appearance of this document is unlawful and offenders may be prosecuted to the fullest extent of the law.

Date: 2022/5/15

Report No. :TESA2204000080ES
WLAN 802.11ac(160M) 5.2G_Body_Back Surface_CH 50_Aux_0mm
Communication System: WLAN; Frequency: 5250 MHz;Duty Cycle: 1:1.012
Medium parameters used: f = 5250 MHz; σ = 4.675 S/m; ε_r = 35.591; ρ = 1000 kg/m^3
Phantom section: Flat Section
Ambient temperature: 22.5°C; Liquid temperature: 22.7°C

DASY5 Configuration:
- Probe: EX3DV4 - SN7509; ConvF(5.58, 5.58, 5.58); Calibrated: 2022/03/25
- Sensor-Surface: 2mm (Mechanical Surface Detection)
- Electronics: DAE4 Sn1336; Calibrated: 2021/08/20
- Phantom: ELI
- DASY52 52.10.4(1527); SEMCAD X 14.6.14(7483)

Area Scan (121x141x1): Interpolated grid: dx=10 mm, dy=10 mm
Maximum value of SAR (interpolated) = 2.38 W/kg

Zoom Scan (7x7x12)/Cube 0: Measurement grid: dx=4mm, dy=4mm, dz=2mm
Reference Value = 2.212 V/m; Power Drift = 0.02 dB
Peak SAR (extrapolated) = 4.56 W/kg
SAR(1 g) = 1.12 W/kg; SAR(10 g) = 0.327 W/kg
Smallest distance from peaks to all points 3 dB below = 6.4 mm
Ratio of SAR at M2 to SAR at M1 = 59%
Maximum value of SAR (measured) = 2.42 W/kg



0 dB = 2.42 W/kg = 3.84 dBW/kg

Unless otherwise stated the results shown in this test report refer only to the sample(s) tested and such sample(s) are retained for 90 days only.
除非另有說明，此報告結果僅對測試之樣品負責，同時此樣品僅保留90天。本報告未經本公司書面許可，不可部份複製。
This document is issued by the Company subject to its General Conditions of Service printed overleaf, available on request or accessible at http://www.sgs.com.tw/Terms-and-Conditions and for electronic format documents, subject to Terms and Conditions for Electronic Documents at http://www.sgs.com.tw/Terms-and-Conditions. Attention is drawn to the limitation of liability, indemnification and jurisdiction issues defined therein. Any holder of this document is advised that information contained hereon reflects the Company's findings at the time of its intervention only and within the limits of Client's instructions, if any. The Company's sole responsibility is to its Client and this document does not exonerate parties to a transaction from exercising all their rights and obligations under the transaction documents. This document cannot be reproduced except in full, without prior written approval of the Company. Any unauthorized alteration, forgery or falsification of the content or appearance of this document is unlawful and offenders may be prosecuted to the fullest extent of the law.

Date: 2022/5/15

Report No. :TESA2204000080ES
WLAN 802.11ac(80M) 5.3G_Body_Back Surface_CH 58_Aux_0mm
Communication System: WLAN; Frequency: 5290 MHz;Duty Cycle: 1:1.016
Medium parameters used: f = 5290 MHz; σ = 4.714 S/m; ε_r = 35.554; ρ = 1000 kg/m^3
Phantom section: Flat Section
Ambient temperature: 22.5°C; Liquid temperature: 22.7°C

DASY5 Configuration:
- Probe: EX3DV4 - SN7509; ConvF(5.58, 5.58, 5.58); Calibrated: 2022/03/25
- Sensor-Surface: 2mm (Mechanical Surface Detection)
- Electronics: DAE4 Sn1336; Calibrated: 2021/08/20
- Phantom: ELI
- DASY52 52.10.4(1527); SEMCAD X 14.6.14(7483)

Area Scan (121x141x1): Interpolated grid: dx=10 mm, dy=10 mm
Maximum value of SAR (interpolated) = 2.27 W/kg

Zoom Scan (7x7x12)/Cube 0: Measurement grid: dx=4mm, dy=4mm, dz=2mm
Reference Value = 6.387 V/m; Power Drift = 0.01 dB
Peak SAR (extrapolated) = 4.29 W/kg
SAR(1 g) = 1.09 W/kg; SAR(10 g) = 0.301 W/kg
Smallest distance from peaks to all points 3 dB below = 6.4 mm
Ratio of SAR at M2 to SAR at M1 = 58.4%
Maximum value of SAR (measured) = 2.26 W/kg



0 dB = 2.26 W/kg = 3.54 dBW/kg

Unless otherwise stated the results shown in this test report refer only to the sample(s) tested and such sample(s) are retained for 90 days only.
除非另有說明，此報告結果僅對測試之樣品負責，同時此樣品僅保留90天。本報告未經本公司書面許可，不可部份複製。
This document is issued by the Company subject to its General Conditions of Service printed overleaf, available on request or accessible at http://www.sgs.com.tw/Terms-and-Conditions and for electronic format documents, subject to Terms and Conditions for Electronic Documents at http://www.sgs.com.tw/Terms-and-Conditions. Attention is drawn to the limitation of liability, indemnification and jurisdiction issues defined therein. Any holder of this document is advised that information contained hereon reflects the Company's findings at the time of its intervention only and within the limits of Client's instructions, if any. The Company's sole responsibility is to its Client and this document does not exonerate parties to a transaction from exercising all their rights and obligations under the transaction documents. This document cannot be reproduced except in full, without prior written approval of the Company. Any unauthorized alteration, forgery or falsification of the content or appearance of this document is unlawful and offenders may be prosecuted to the fullest extent of the law.

Date: 2022/5/16

Report No. :TESA2204000080ES
WLAN 802.11ac(80M) 5.6G_Body_Back Surface_CH 138_Aux_0mm
Communication System: WLAN; Frequency: 5690 MHz;Duty Cycle: 1:1.016
Medium parameters used: f = 5690 MHz; σ = 5.123 S/m; ε_r = 35.038; ρ = 1000 kg/m^3
Phantom section: Flat Section
Ambient temperature: 22.4°C; Liquid temperature: 22.4°C

DASY5 Configuration:
- Probe: EX3DV4 - SN7509; ConvF(5.22, 5.22, 5.22); Calibrated: 2022/03/25
- Sensor-Surface: 2mm (Mechanical Surface Detection)
- Electronics: DAE4 Sn1336; Calibrated: 2021/08/20
- Phantom: ELI
- DASY52 52.10.4(1527); SEMCAD X 14.6.14(7483)

Area Scan (121x141x1): Interpolated grid: dx=10 mm, dy=10 mm
Maximum value of SAR (interpolated) = 2.09 W/kg

Zoom Scan (7x7x12)/Cube 0: Measurement grid: dx=4mm, dy=4mm, dz=2mm
Reference Value = 0.476 V/m; Power Drift =0.14 dB
Peak SAR (extrapolated) = 3.73 W/kg
SAR(1 g) = 0.887 W/kg; SAR(10 g) = 0.249 W/kg
Smallest distance from peaks to all points 3 dB below = 5.6 mm
Ratio of SAR at M2 to SAR at M1 = 54.7%
Maximum value of SAR (measured) = 1.77 W/kg



0 dB = 1.77 W/kg = 2.47 dBW/kg

Unless otherwise stated the results shown in this test report refer only to the sample(s) tested and such sample(s) are retained for 90 days only.
除非另有說明，此報告結果僅對測試之樣品負責，同時此樣品僅保留90天。本報告未經本公司書面許可，不可部份複製。
This document is issued by the Company subject to its General Conditions of Service printed overleaf, available on request or accessible at http://www.sgs.com.tw/Terms-and-Conditions and for electronic format documents, subject to Terms and Conditions for Electronic Documents at http://www.sgs.com.tw/Terms-and-Conditions. Attention is drawn to the limitation of liability, indemnification and jurisdiction issues defined therein. Any holder of this document is advised that information contained hereon reflects the Company's findings at the time of its intervention only and within the limits of Client's instructions, if any. The Company's sole responsibility is to its Client and this document does not exonerate parties to a transaction from exercising all their rights and obligations under the transaction documents. This document cannot be reproduced except in full, without prior written approval of the Company. Any unauthorized alteration, forgery or falsification of the content or appearance of this document is unlawful and offenders may be prosecuted to the fullest extent of the law.

Date: 2022/5/16

Report No. :TESA2204000080ES
WLAN 802.11ac(160M) 5.6G_Body_Back Surface_CH 114_Aux_0mm
Communication System: WLAN; Frequency: 5570 MHz;Duty Cycle: 1:1.012
Medium parameters used: f = 5570 MHz; σ = 5.006 S/m; ε_r = 35.182; ρ = 1000 kg/m^3
Phantom section: Flat Section
Ambient temperature: 22.4°C; Liquid temperature: 22.4°C

DASY5 Configuration:
- Probe: EX3DV4 - SN7509; ConvF(5.02, 5.02, 5.02); Calibrated: 2022/03/25
- Sensor-Surface: 2mm (Mechanical Surface Detection)
- Electronics: DAE4 Sn1336; Calibrated: 2021/08/20
- Phantom: ELI
- DASY52 52.10.4(1527); SEMCAD X 14.6.14(7483)

Area Scan (121x141x1): Interpolated grid: dx=10 mm, dy=10 mm
Maximum value of SAR (interpolated) = 1.51 W/kg

Zoom Scan (7x7x12)/Cube 0: Measurement grid: dx=4mm, dy=4mm, dz=2mm
Reference Value = 6.258 V/m; Power Drift = 0.12 dB
Peak SAR (extrapolated) = 2.86 W/kg
SAR(1 g) = 0.679 W/kg; SAR(10 g) = 0.187 W/kg
Smallest distance from peaks to all points 3 dB below = 5.9 mm
Ratio of SAR at M2 to SAR at M1 = 55.8%
Maximum value of SAR (measured) = 1.38 W/kg

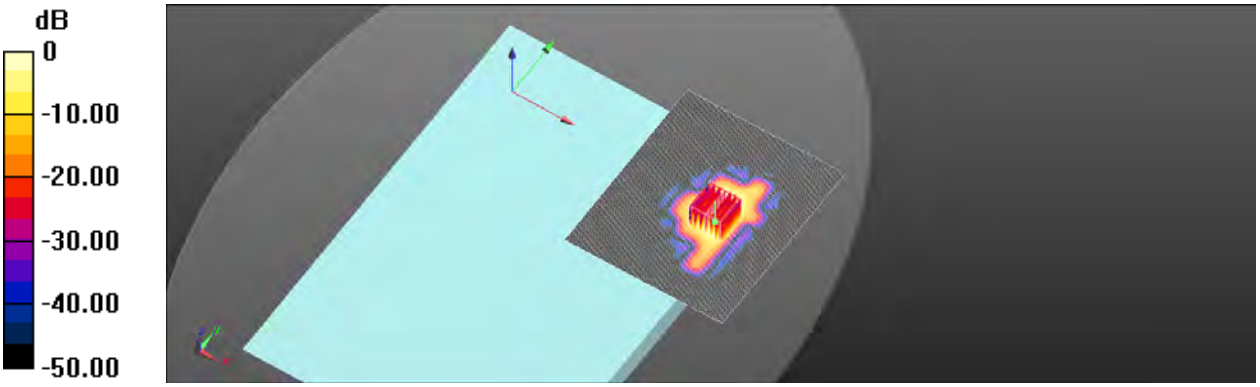

0 dB = 1.38 W/kg = 1.40 dBW/kg

Unless otherwise stated the results shown in this test report refer only to the sample(s) tested and such sample(s) are retained for 90 days only.
除非另有說明，此報告結果僅對測試之樣品負責，同時此樣品僅保留90天。本報告未經本公司書面許可，不可部份複製。
This document is issued by the Company subject to its General Conditions of Service printed overleaf, available on request or accessible at http://www.sgs.com.tw/Terms-and-Conditions and for electronic format documents, subject to Terms and Conditions for Electronic Documents at http://www.sgs.com.tw/Terms-and-Conditions. Attention is drawn to the limitation of liability, indemnification and jurisdiction issues defined therein. Any holder of this document is advised that information contained hereon reflects the Company's findings at the time of its intervention only and within the limits of Client's instructions, if any. The Company's sole responsibility is to its Client and this document does not exonerate parties to a transaction from exercising all their rights and obligations under the transaction documents. This document cannot be reproduced except in full, without prior written approval of the Company. Any unauthorized alteration, forgery or falsification of the content or appearance of this document is unlawful and offenders may be prosecuted to the fullest extent of the law.

Date: 2022/5/16

Report No. :TESA2204000080ES
WLAN 802.11ac(80M) 5.8G_Body_Back Surface_CH 155_Aux_0mm
Communication System: WLAN; Frequency: 5775 MHz;Duty Cycle: 1:1.016
Medium parameters used: f = 5775 MHz; σ = 5.208 S/m; ε_r = 34.972; ρ = 1000 kg/m^3
Phantom section: Flat Section
Ambient temperature: 22.4°C; Liquid temperature: 22.7°C

DASY5 Configuration:

- Probe: EX3DV4 - SN7509; ConvF(5.22, 5.22, 5.22); Calibrated: 2022/03/25
- Sensor-Surface: 2mm (Mechanical Surface Detection)
- Electronics: DAE4 Sn1336; Calibrated: 2021/08/20
- Phantom: ELI
- DASY52 52.10.4(1527); SEMCAD X 14.6.14(7483)

Area Scan (121x141x1): Interpolated grid: dx=10 mm, dy=10 mm
Maximum value of SAR (interpolated) = 1.97 W/kg

Zoom Scan (7x7x12)/Cube 0: Measurement grid: dx=4mm, dy=4mm, dz=2mm
Reference Value = 3.588 V/m; Power Drift = 0.05 dB
Peak SAR (extrapolated) = 3.89 W/kg
SAR(1 g) = 0.894 W/kg; SAR(10 g) = 0.241 W/kg
Smallest distance from peaks to all points 3 dB below = 5.5 mm
Ratio of SAR at M2 to SAR at M1 = 53.6%
Maximum value of SAR (measured) = 1.88 W/kg

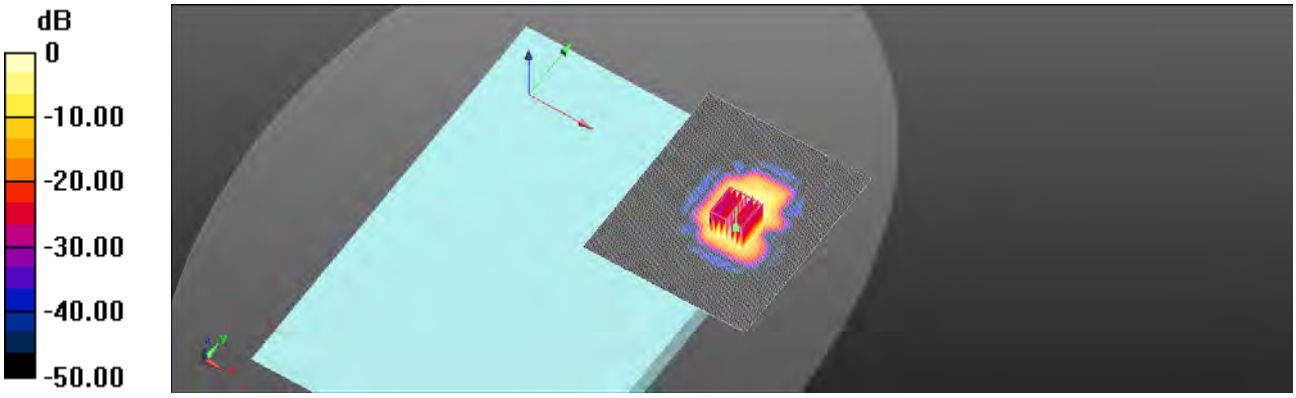

0 dB = 1.88 W/kg = 2.75 dBW/kg

Unless otherwise stated the results shown in this test report refer only to the sample(s) tested and such sample(s) are retained for 90 days only.
除非另有說明，此報告結果僅對測試之樣品負責，同時此樣品僅保留90天。本報告未經本公司書面許可，不可部份複製。
This document is issued by the Company subject to its General Conditions of Service printed overleaf, available on request or accessible at http://www.sgs.com.tw/Terms-and-Conditions and for electronic format documents, subject to Terms and Conditions for Electronic Documents at http://www.sgs.com.tw/Terms-and-Conditions. Attention is drawn to the limitation of liability, indemnification and jurisdiction issues defined therein. Any holder of this document is advised that information contained hereon reflects the Company's findings at the time of its intervention only and within the limits of Client's instructions, if any. The Company's sole responsibility is to its Client and this document does not exonerate parties to a transaction from exercising all their rights and obligations under the transaction documents. This document cannot be reproduced except in full, without prior written approval of the Company. Any unauthorized alteration, forgery or falsification of the content or appearance of this document is unlawful and offenders may be prosecuted to the fullest extent of the law.

Date: 2022/5/14

Report No. :TESA2204000080ES
WLAN 802.11b_Body_Bottom Surface_CH 1_Main_0mm
Communication System: WLAN; Frequency: 2412 MHz;Duty Cycle: 1:1.007
Medium parameters used: f = 2412 MHz; σ = 1.755 S/m; ε_r = 38.91; ρ = 1000 kg/m^3
Phantom section: Flat Section
Ambient temperature: 22.3°C; Liquid temperature: 22.5°C

DASY5 Configuration:
- Probe: EX3DV4 - SN7509; ConvF(8.14, 8.14, 8.14); Calibrated: 2022/03/25
- Sensor-Surface: 2mm (Mechanical Surface Detection)
- Electronics: DAE4 Sn1336; Calibrated: 2021/08/20
- Phantom: ELI
- DASY52 52.10.4(1527); SEMCAD X 14.6.14(7483)

Area Scan (101x121x1): Interpolated grid: dx=12 mm, dy=12 mm
Maximum value of SAR (interpolated) = 0.445 W/kg

Zoom Scan (7x7x7)/Cube 0: Measurement grid: dx=5mm, dy=5mm, dz=5mm
Reference Value = 3.442 V/m; Power Drift = 0.10 dB
Peak SAR (extrapolated) = 0.567 W/kg
SAR(1 g) = 0.278 W/kg; SAR(10 g) = 0.141 W/kg
Smallest distance from peaks to all points 3 dB below = 8.2 mm
Ratio of SAR at M2 to SAR at M1 = 49.8%
Maximum value of SAR (measured) = 0.455 W/kg

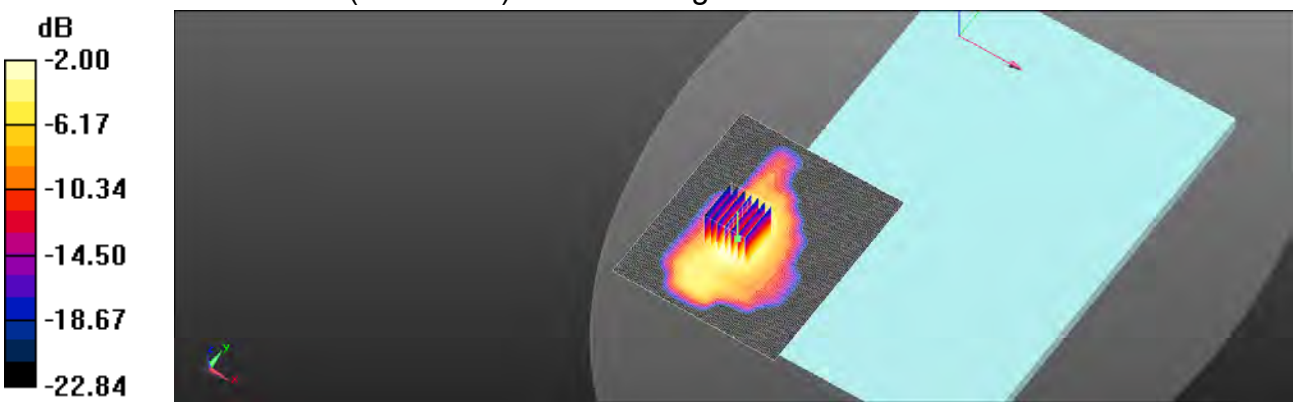

0 dB = 0.455 W/kg = -3.42 dBW/kg

Unless otherwise stated the results shown in this test report refer only to the sample(s) tested and such sample(s) are retained for 90 days only.
除非另有說明，此報告結果僅對測試之樣品負責，同時此樣品僅保留90天。本報告未經本公司書面許可，不可部份複製。
This document is issued by the Company subject to its General Conditions of Service printed overleaf, available on request or accessible at http://www.sgs.com.tw/Terms-and-Conditions and for electronic format documents, subject to Terms and Conditions for Electronic Documents at http://www.sgs.com.tw/Terms-and-Conditions. Attention is drawn to the limitation of liability, indemnification and jurisdiction issues defined therein. Any holder of this document is advised that information contained hereon reflects the Company's findings at the time of its intervention only and within the limits of Client's instructions, if any. The Company's sole responsibility is to its Client and this document does not exonerate parties to a transaction from exercising all their rights and obligations under the transaction documents. This document cannot be reproduced except in full, without prior written approval of the Company. Any unauthorized alteration, forgery or falsification of the content or appearance of this document is unlawful and offenders may be prosecuted to the fullest extent of the law.

Date: 2022/5/15

Report No. :TESA2204000080ES
WLAN 802.11ac(160M) 5.2G_Body_Bottom Surface_CH 50_Main_0mm
Communication System: WLAN; Frequency: 5250 MHz;Duty Cycle: 1:1.012
Medium parameters used: f = 5250 MHz; σ = 4.675 S/m; ε_r = 35.591; ρ = 1000 kg/m^3
Phantom section: Flat Section
Ambient temperature: 22.5°C; Liquid temperature: 22.7°C

DASY5 Configuration:
- Probe: EX3DV4 - SN7509; ConvF(5.58, 5.58, 5.58); Calibrated: 2022/03/25
- Sensor-Surface: 2mm (Mechanical Surface Detection)
- Electronics: DAE4 Sn1336; Calibrated: 2021/08/20
- Phantom: ELI
- DASY52 52.10.4(1527); SEMCAD X 14.6.14(7483)

Area Scan (81x121x1): Interpolated grid: dx=10 mm, dy=10 mm
Maximum value of SAR (interpolated) = 0.226 W/kg

Zoom Scan (7x7x12)/Cube 0: Measurement grid: dx=4mm, dy=4mm, dz=2mm
Reference Value = 1.428 V/m; Power Drift = 0.09 dB
Peak SAR (extrapolated) = 0.380 W/kg
SAR(1 g) = 0.103 W/kg; SAR(10 g) = 0.028 W/kg
Smallest distance from peaks to all points 3 dB below = 6.8 mm
Ratio of SAR at M2 to SAR at M1 = 54%
Maximum value of SAR (measured) = 0.209 W/kg

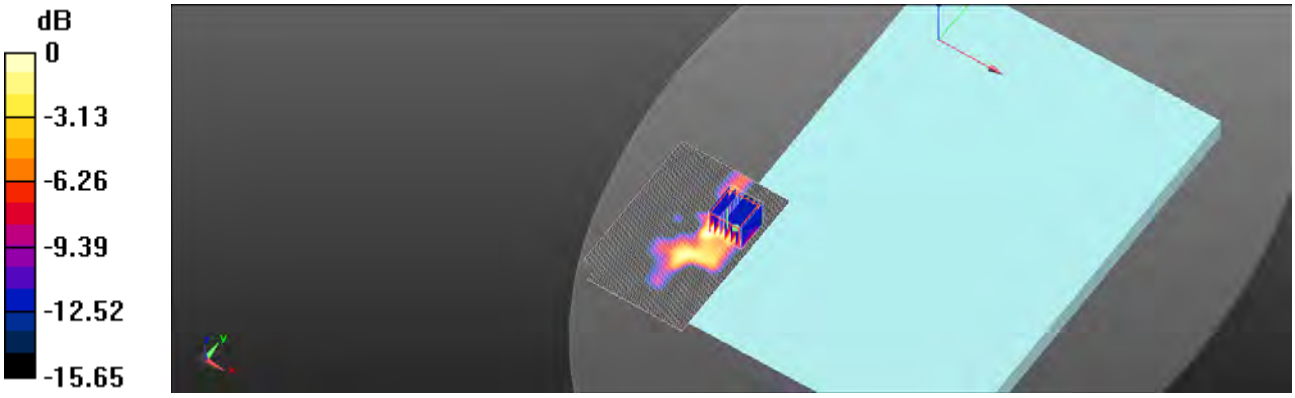

0 dB = 0.209 W/kg = -6.79 dBW/kg

Unless otherwise stated the results shown in this test report refer only to the sample(s) tested and such sample(s) are retained for 90 days only.
除非另有說明，此報告結果僅對測試之樣品負責，同時此樣品僅保留90天。本報告未經本公司書面許可，不可部份複製。
This document is issued by the Company subject to its General Conditions of Service printed overleaf, available on request or accessible at http://www.sgs.com.tw/Terms-and-Conditions and for electronic format documents, subject to Terms and Conditions for Electronic Documents at http://www.sgs.com.tw/Terms-and-Conditions. Attention is drawn to the limitation of liability, indemnification and jurisdiction issues defined therein. Any holder of this document is advised that information contained hereon reflects the Company's findings at the time of its intervention only and within the limits of Client's instructions, if any. The Company's sole responsibility is to its Client and this document does not exonerate parties to a transaction from exercising all their rights and obligations under the transaction documents. This document cannot be reproduced except in full, without prior written approval of the Company. Any unauthorized alteration, forgery or falsification of the content or appearance of this document is unlawful and offenders may be prosecuted to the fullest extent of the law.

Date: 2022/5/15

Report No. :TESA2204000080ES
WLAN 802.11ac(80M) 5.3G_Body_Bottom Surface_CH 58_Main_0mm
Communication System: WLAN; Frequency: 5290 MHz;Duty Cycle: 1:1.016
Medium parameters used: f = 5290 MHz; σ = 4.714 S/m; ε_r = 35.554; ρ = 1000 kg/m^3
Phantom section: Flat Section
Ambient temperature: 22.5°C; Liquid temperature: 22.7°C

DASY5 Configuration:
- Probe: EX3DV4 - SN7509; ConvF(5.58, 5.58, 5.58); Calibrated: 2022/03/25
- Sensor-Surface: 2mm (Mechanical Surface Detection)
- Electronics: DAE4 Sn1336; Calibrated: 2021/08/20
- Phantom: ELI
- DASY52 52.10.4(1527); SEMCAD X 14.6.14(7483)

Area Scan (81x121x1): Interpolated grid: dx=10 mm, dy=10 mm
Maximum value of SAR (interpolated) = 0.185 W/kg

Zoom Scan (7x7x12)/Cube 0: Measurement grid: dx=4mm, dy=4mm, dz=2mm
Reference Value = 1.736 V/m; Power Drift = 0.07 dB
Peak SAR (extrapolated) = 0.312 W/kg
SAR(1 g) = 0.087 W/kg; SAR(10 g) = 0.024 W/kg
Smallest distance from peaks to all points 3 dB below = 7.4 mm
Ratio of SAR at M2 to SAR at M1 = 57.3%
Maximum value of SAR (measured) = 0.178 W/kg

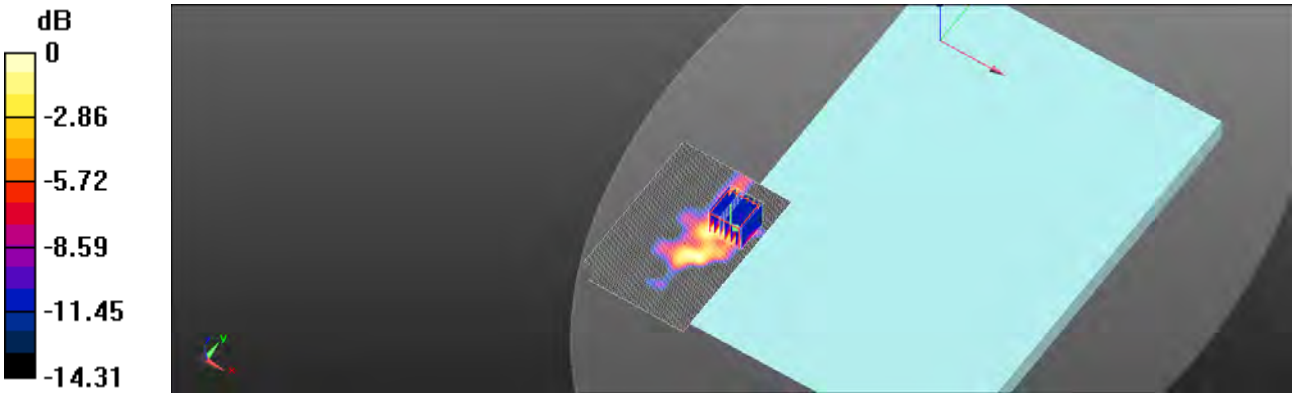

0 dB = 0.178 W/kg = -7.48 dBW/kg

Unless otherwise stated the results shown in this test report refer only to the sample(s) tested and such sample(s) are retained for 90 days only.
除非另有說明，此報告結果僅對測試之樣品負責，同時此樣品僅保留90天。本報告未經本公司書面許可，不可部份複製。
This document is issued by the Company subject to its General Conditions of Service printed overleaf, available on request or accessible at http://www.sgs.com.tw/Terms-and-Conditions and for electronic format documents, subject to Terms and Conditions for Electronic Documents at http://www.sgs.com.tw/Terms-and-Conditions. Attention is drawn to the limitation of liability, indemnification and jurisdiction issues defined therein. Any holder of this document is advised that information contained hereon reflects the Company's findings at the time of its intervention only and within the limits of Client's instructions, if any. The Company's sole responsibility is to its Client and this document does not exonerate parties to a transaction from exercising all their rights and obligations under the transaction documents. This document cannot be reproduced except in full, without prior written approval of the Company. Any unauthorized alteration, forgery or falsification of the content or appearance of this document is unlawful and offenders may be prosecuted to the fullest extent of the law.

Date: 2022/5/16

Report No. :TESA2204000080ES
WLAN 802.11ac(80M) 5.6G_Body_Bottom Surface_CH 138_Main_0mm
Communication System: WLAN; Frequency: 5690 MHz;Duty Cycle: 1:1.016
Medium parameters used: f = 5690 MHz; σ = 5.123 S/m; ε_r = 35.038; ρ = 1000 kg/m^3
Phantom section: Flat Section
Ambient temperature: 22.4°C; Liquid temperature: 22.4°C

DASY5 Configuration:
- Probe: EX3DV4 - SN7509; ConvF(5.22, 5.22, 5.22); Calibrated: 2022/03/25
- Sensor-Surface: 2mm (Mechanical Surface Detection)
- Electronics: DAE4 Sn1336; Calibrated: 2021/08/20
- Phantom: ELI
- DASY52 52.10.4(1527); SEMCAD X 14.6.14(7483)

Area Scan (81x121x1): Interpolated grid: dx=10 mm, dy=10 mm
Maximum value of SAR (interpolated) = 0.446 W/kg

Zoom Scan (7x7x12)/Cube 0: Measurement grid: dx=4mm, dy=4mm, dz=2mm
Reference Value = 1.862 V/m; Power Drift = 0.14 dB
Peak SAR (extrapolated) = 0.522 W/kg
SAR(1 g) = 0.138 W/kg; SAR(10 g) = 0.038 W/kg
Smallest distance from peaks to all points 3 dB below = 7.2 mm
Ratio of SAR at M2 to SAR at M1 = 54%
Maximum value of SAR (measured) = 0.286 W/kg

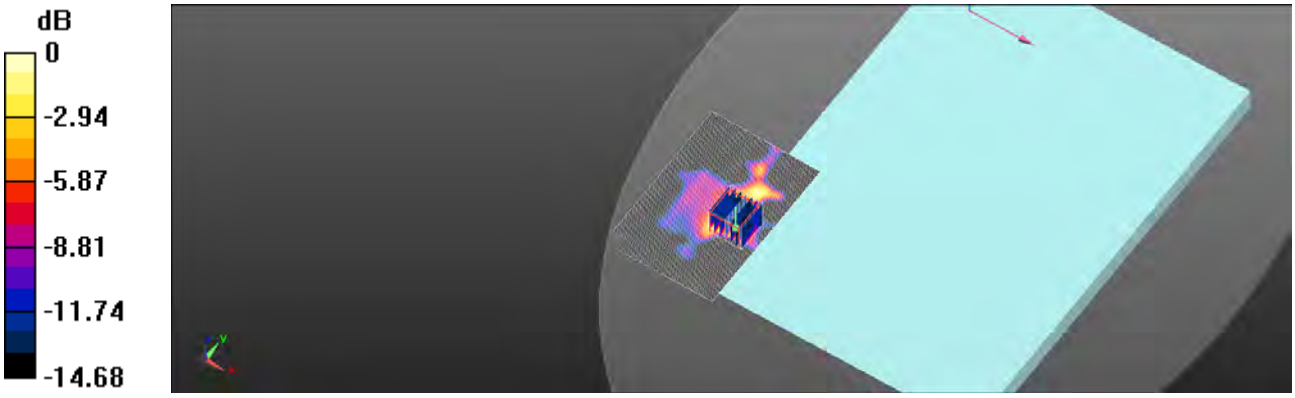

0 dB = 0.286 W/kg = -5.44 dBW/kg

Unless otherwise stated the results shown in this test report refer only to the sample(s) tested and such sample(s) are retained for 90 days only.
除非另有說明，此報告結果僅對測試之樣品負責，同時此樣品僅保留90天。本報告未經本公司書面許可，不可部份複製。
This document is issued by the Company subject to its General Conditions of Service printed overleaf, available on request or accessible at http://www.sgs.com.tw/Terms-and-Conditions and for electronic format documents, subject to Terms and Conditions for Electronic Documents at http://www.sgs.com.tw/Terms-and-Conditions. Attention is drawn to the limitation of liability, indemnification and jurisdiction issues defined therein. Any holder of this document is advised that information contained hereon reflects the Company's findings at the time of its intervention only and within the limits of Client's instructions, if any. The Company's sole responsibility is to its Client and this document does not exonerate parties to a transaction from exercising all their rights and obligations under the transaction documents. This document cannot be reproduced except in full, without prior written approval of the Company. Any unauthorized alteration, forgery or falsification of the content or appearance of this document is unlawful and offenders may be prosecuted to the fullest extent of the law.

Date: 2022/5/16

Report No. :TESA2204000080ES
WLAN 802.11ac(160M) 5.6G_Body_Bottom Surface_CH 114_Main_0mm
Communication System: WLAN; Frequency: 5570 MHz;Duty Cycle: 1:1.012
Medium parameters used: f = 5570 MHz; σ = 5.006 S/m; ε_r = 35.182; ρ = 1000 kg/m^3
Phantom section: Flat Section
Ambient temperature: 22.4°C; Liquid temperature: 22.4°C

DASY5 Configuration:
- Probe: EX3DV4 - SN7509; ConvF(5.02, 5.02, 5.02); Calibrated: 2022/03/25
- Sensor-Surface: 2mm (Mechanical Surface Detection)
- Electronics: DAE4 Sn1336; Calibrated: 2021/08/20
- Phantom: ELI
- DASY52 52.10.4(1527); SEMCAD X 14.6.14(7483)

Area Scan (81x121x1): Interpolated grid: dx=10 mm, dy=10 mm
Maximum value of SAR (interpolated) = 0.233 W/kg

Zoom Scan (7x7x12)/Cube 0: Measurement grid: dx=4mm, dy=4mm, dz=2mm
Reference Value = 1.780 V/m; Power Drift = 0.10 dB
Peak SAR (extrapolated) = 0.419 W/kg
SAR(1 g) = 0.108 W/kg; SAR(10 g) = 0.034 W/kg
Smallest distance from peaks to all points 3 dB below = 7.2 mm
Ratio of SAR at M2 to SAR at M1 = 55.9%
Maximum value of SAR (measured) = 0.230 W/kg

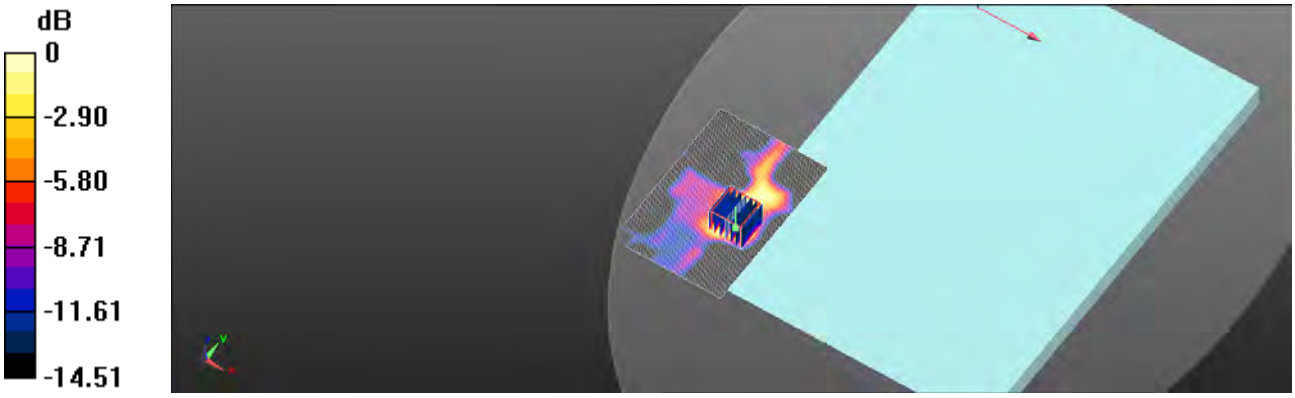

0 dB = 0.230 W/kg = -6.39 dBW/kg

Unless otherwise stated the results shown in this test report refer only to the sample(s) tested and such sample(s) are retained for 90 days only.
除非另有說明，此報告結果僅對測試之樣品負責，同時此樣品僅保留90天。本報告未經本公司書面許可，不可部份複製。
This document is issued by the Company subject to its General Conditions of Service printed overleaf, available on request or accessible at http://www.sgs.com.tw/Terms-and-Conditions and for electronic format documents, subject to Terms and Conditions for Electronic Documents at http://www.sgs.com.tw/Terms-and-Conditions. Attention is drawn to the limitation of liability, indemnification and jurisdiction issues defined therein. Any holder of this document is advised that information contained hereon reflects the Company's findings at the time of its intervention only and within the limits of Client's instructions, if any. The Company's sole responsibility is to its Client and this document does not exonerate parties to a transaction from exercising all their rights and obligations under the transaction documents. This document cannot be reproduced except in full, without prior written approval of the Company. Any unauthorized alteration, forgery or falsification of the content or appearance of this document is unlawful and offenders may be prosecuted to the fullest extent of the law.

Date: 2022/5/16

Report No. :TESA2204000080ES
WLAN 802.11ac(80M) 5.8G_Body_Bottom Surface_CH 155_Main_0mm
Communication System: WLAN; Frequency: 5775 MHz;Duty Cycle: 1:1.016
Medium parameters used: f = 5775 MHz; σ = 5.208 S/m; ε_r = 34.972; ρ = 1000 kg/m^3
Phantom section: Flat Section
Ambient temperature: 22.4°C; Liquid temperature: 22.7°C

DASY5 Configuration:
- Probe: EX3DV4 - SN7509; ConvF(5.22, 5.22, 5.22); Calibrated: 2022/03/25
- Sensor-Surface: 2mm (Mechanical Surface Detection)
- Electronics: DAE4 Sn1336; Calibrated: 2021/08/20
- Phantom: ELI
- DASY52 52.10.4(1527); SEMCAD X 14.6.14(7483)

Area Scan (81x121x1): Interpolated grid: dx=10 mm, dy=10 mm
Maximum value of SAR (interpolated) = 0.664 W/kg

Zoom Scan (7x7x12)/Cube 0: Measurement grid: dx=4mm, dy=4mm, dz=2mm
Reference Value = 2.458 V/m; Power Drift = 0.08 dB
Peak SAR (extrapolated) = 1.26 W/kg
SAR(1 g) = 0.141 W/kg; SAR(10 g) = 0.029 W/kg
Smallest distance from peaks to all points 3 dB below = 5.6 mm
Ratio of SAR at M2 to SAR at M1 = 52.9%
Maximum value of SAR (measured) = 0.301 W/kg

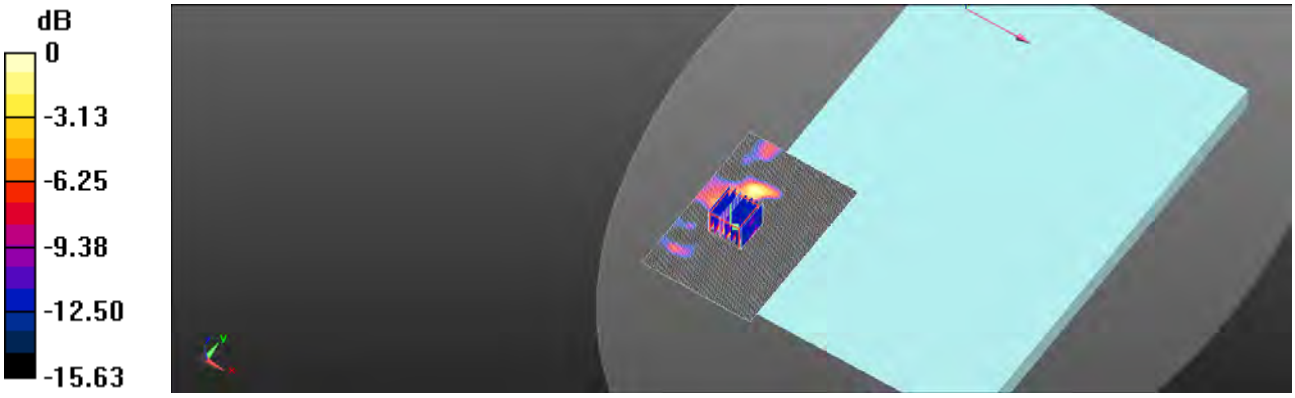

0 dB = 0.301 W/kg = -5.21 dBW/kg

Unless otherwise stated the results shown in this test report refer only to the sample(s) tested and such sample(s) are retained for 90 days only.
除非另有說明，此報告結果僅對測試之樣品負責，同時此樣品僅保留90天。本報告未經本公司書面許可，不可部份複製。
This document is issued by the Company subject to its General Conditions of Service printed overleaf, available on request or accessible at http://www.sgs.com.tw/Terms-and-Conditions and for electronic format documents, subject to Terms and Conditions for Electronic Documents at http://www.sgs.com.tw/Terms-and-Conditions. Attention is drawn to the limitation of liability, indemnification and jurisdiction issues defined therein. Any holder of this document is advised that information contained hereon reflects the Company's findings at the time of its intervention only and within the limits of Client's instructions, if any. The Company's sole responsibility is to its Client and this document does not exonerate parties to a transaction from exercising all their rights and obligations under the transaction documents. This document cannot be reproduced except in full, without prior written approval of the Company. Any unauthorized alteration, forgery or falsification of the content or appearance of this document is unlawful and offenders may be prosecuted to the fullest extent of the law.

Date: 2022/5/14

Report No. :TESA2204000080ES
WLAN 802.11b_Body_Bottom Surface_CH 1_Aux_0mm
Communication System: WLAN; Frequency: 2412 MHz;Duty Cycle: 1:1.007
Medium parameters used: f = 2412 MHz; σ = 1.755 S/m; ε_r = 38.91; ρ = 1000 kg/m^3
Phantom section: Flat Section
Ambient temperature: 22.3°C; Liquid temperature: 22.5°C

DASY5 Configuration:
- Probe: EX3DV4 - SN7509; ConvF(8.14, 8.14, 8.14); Calibrated: 2022/03/25
- Sensor-Surface: 2mm (Mechanical Surface Detection)
- Electronics: DAE4 Sn1336; Calibrated: 2021/08/20
- Phantom: ELI
- DASY52 52.10.4(1527); SEMCAD X 14.6.14(7483)

Area Scan (71x101x1): Interpolated grid: dx=12 mm, dy=12 mm
Maximum value of SAR (interpolated) = 0.335 W/kg

Zoom Scan (7x7x7)/Cube 0: Measurement grid: dx=5mm, dy=5mm, dz=5mm
Reference Value = 3.406 V/m; Power Drift = 0.09 dB
Peak SAR (extrapolated) = 0.459 W/kg
SAR(1 g) = 0.228 W/kg; SAR(10 g) = 0.115 W/kg
Smallest distance from peaks to all points 3 dB below = 9.2 mm
Ratio of SAR at M2 to SAR at M1 = 49.7%
Maximum value of SAR (measured) = 0.336 W/kg

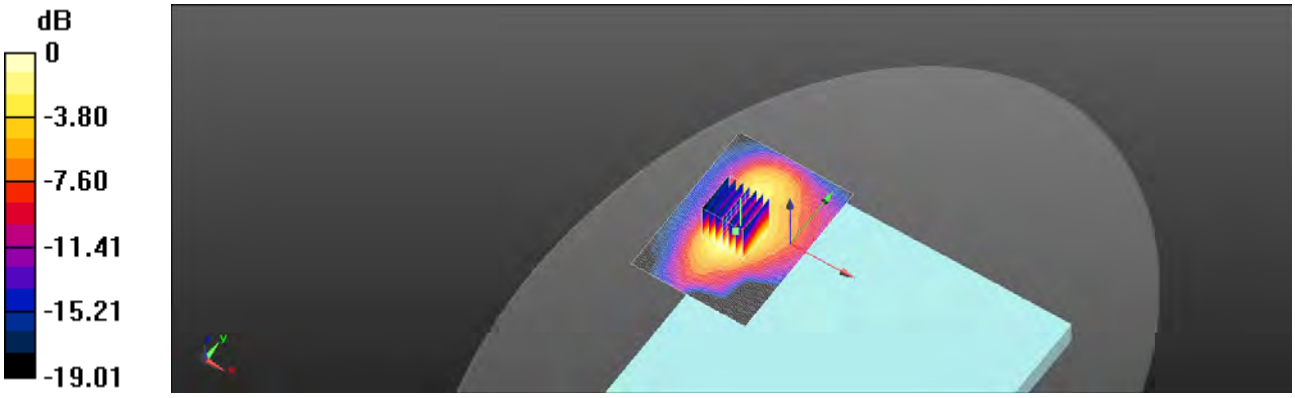

0 dB = 0.336 W/kg = -4.74 dBW/kg

Unless otherwise stated the results shown in this test report refer only to the sample(s) tested and such sample(s) are retained for 90 days only.
除非另有說明，此報告結果僅對測試之樣品負責，同時此樣品僅保留90天。本報告未經本公司書面許可，不可部份複製。
This document is issued by the Company subject to its General Conditions of Service printed overleaf, available on request or accessible at http://www.sgs.com.tw/Terms-and-Conditions and for electronic format documents, subject to Terms and Conditions for Electronic Documents at http://www.sgs.com.tw/Terms-and-Conditions. Attention is drawn to the limitation of liability, indemnification and jurisdiction issues defined therein. Any holder of this document is advised that information contained hereon reflects the Company's findings at the time of its intervention only and within the limits of Client's instructions, if any. The Company's sole responsibility is to its Client and this document does not exonerate parties to a transaction from exercising all their rights and obligations under the transaction documents. This document cannot be reproduced except in full, without prior written approval of the Company. Any unauthorized alteration, forgery or falsification of the content or appearance of this document is unlawful and offenders may be prosecuted to the fullest extent of the law.

Date: 2022/5/14

Report No. :TESA2204000080ES
Bluetooth(GFSK)_Body_Bottom Surface_CH 0_Aux_0mm
Communication System: Bluetooth; Frequency: 2402 MHz;Duty Cycle: 1:1.289
Medium parameters used: f = 2402 MHz; σ = 1.735 S/m; ε_r = 38.916; ρ = 1000 kg/m^3
Phantom section: Flat Section
Ambient temperature: 22.3°C; Liquid temperature: 22.5°C

DASY5 Configuration:
- Probe: EX3DV4 - SN7509; ConvF(8.14, 8.14, 8.14); Calibrated: 2022/03/25
- Sensor-Surface: 2mm (Mechanical Surface Detection)
- Electronics: DAE4 Sn1336; Calibrated: 2021/08/20
- Phantom: ELI
- DASY52 52.10.4(1527); SEMCAD X 14.6.14(7483)

Area Scan (71x101x1): Interpolated grid: dx=12 mm, dy=12 mm
Maximum value of SAR (interpolated) = 0.0829 W/kg

Zoom Scan (7x7x7)/Cube 0: Measurement grid: dx=5mm, dy=5mm, dz=5mm
Reference Value = 0.1559 V/m; Power Drift = 0.15 dB
Peak SAR (extrapolated) = 0.122 W/kg
SAR(1 g) = 0.062 W/kg; SAR(10 g) = 0.032 W/kg
Smallest distance from peaks to all points 3 dB below = 9.4 mm
Ratio of SAR at M2 to SAR at M1 = 50.8%
Maximum value of SAR (measured) = 0.0909 W/kg

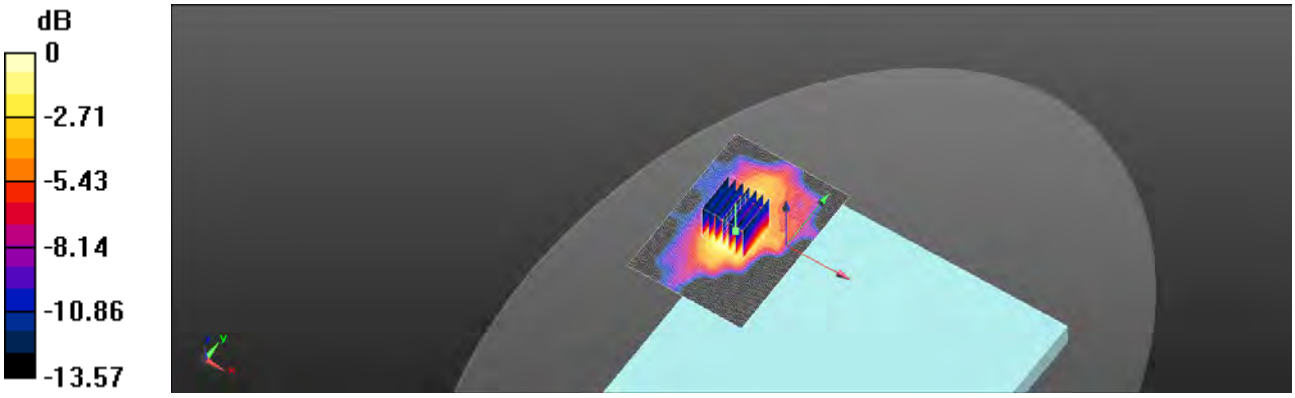

0 dB = 0.0909 W/kg = -10.42 dBW/kg

Unless otherwise stated the results shown in this test report refer only to the sample(s) tested and such sample(s) are retained for 90 days only.
除非另有說明，此報告結果僅對測試之樣品負責，同時此樣品僅保留90天。本報告未經本公司書面許可，不可部份複製。
This document is issued by the Company subject to its General Conditions of Service printed overleaf, available on request or accessible at http://www.sgs.com.tw/Terms-and-Conditions and for electronic format documents, subject to Terms and Conditions for Electronic Documents at http://www.sgs.com.tw/Terms-and-Conditions. Attention is drawn to the limitation of liability, indemnification and jurisdiction issues defined therein. Any holder of this document is advised that information contained hereon reflects the Company's findings at the time of its intervention only and within the limits of Client's instructions, if any. The Company's sole responsibility is to its Client and this document does not exonerate parties to a transaction from exercising all their rights and obligations under the transaction documents. This document cannot be reproduced except in full, without prior written approval of the Company. Any unauthorized alteration, forgery or falsification of the content or appearance of this document is unlawful and offenders may be prosecuted to the fullest extent of the law.

Date: 2022/5/15

Report No. :TESA2204000080ES
WLAN 802.11ac(160M) 5.2G_Body_Bottom Surface_CH 50_Aux_0mm
Communication System: WLAN; Frequency: 5250 MHz;Duty Cycle: 1:1.012
Medium parameters used: f = 5250 MHz; σ = 4.675 S/m; ε_r = 35.591; ρ = 1000 kg/m^3
Phantom section: Flat Section
Ambient temperature: 22.5°C; Liquid temperature: 22.7°C

DASY5 Configuration:
- Probe: EX3DV4 - SN7509; ConvF(5.58, 5.58, 5.58); Calibrated: 2022/03/25
- Sensor-Surface: 2mm (Mechanical Surface Detection)
- Electronics: DAE4 Sn1336; Calibrated: 2021/08/20
- Phantom: ELI
- DASY52 52.10.4(1527); SEMCAD X 14.6.14(7483)

Area Scan (81x121x1): Interpolated grid: dx=10 mm, dy=10 mm
Maximum value of SAR (interpolated) = 0.368 W/kg

Zoom Scan (7x7x12)/Cube 0: Measurement grid: dx=4mm, dy=4mm, dz=2mm
Reference Value = 1.717 V/m; Power Drift = 0.18 dB
Peak SAR (extrapolated) = 0.259 W/kg
SAR(1 g) = 0.071 W/kg; SAR(10 g) = 0.020 W/kg
Smallest distance from peaks to all points 3 dB below = 5.7 mm
Ratio of SAR at M2 to SAR at M1 = 54.7%
Maximum value of SAR (measured) = 0.157 W/kg

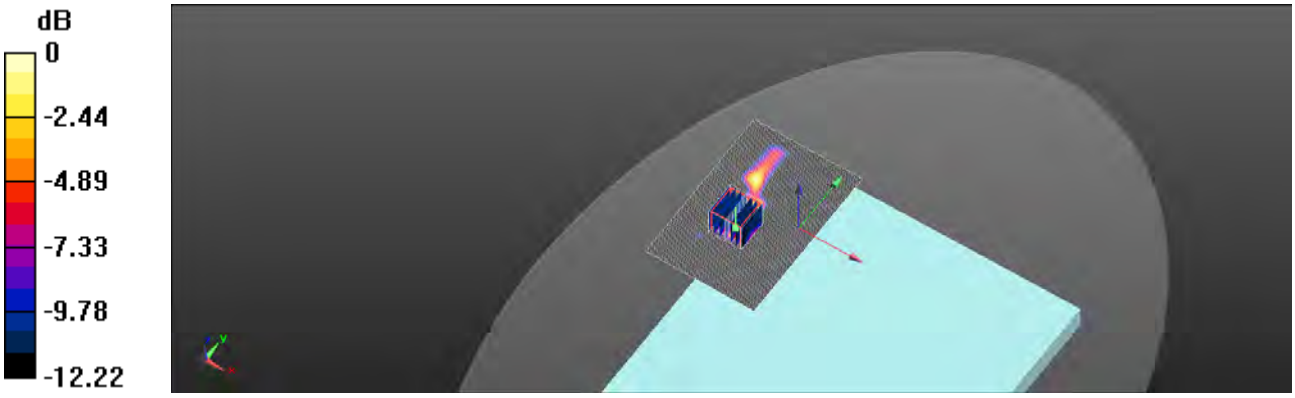

0 dB = 0.157 W/kg = -8.03 dBW/kg

Unless otherwise stated the results shown in this test report refer only to the sample(s) tested and such sample(s) are retained for 90 days only.
除非另有說明，此報告結果僅對測試之樣品負責，同時此樣品僅保留90天。本報告未經本公司書面許可，不可部份複製。
This document is issued by the Company subject to its General Conditions of Service printed overleaf, available on request or accessible at http://www.sgs.com.tw/Terms-and-Conditions and for electronic format documents, subject to Terms and Conditions for Electronic Documents at http://www.sgs.com.tw/Terms-and-Conditions. Attention is drawn to the limitation of liability, indemnification and jurisdiction issues defined therein. Any holder of this document is advised that information contained hereon reflects the Company's findings at the time of its intervention only and within the limits of Client's instructions, if any. The Company's sole responsibility is to its Client and this document does not exonerate parties to a transaction from exercising all their rights and obligations under the transaction documents. This document cannot be reproduced except in full, without prior written approval of the Company. Any unauthorized alteration, forgery or falsification of the content or appearance of this document is unlawful and offenders may be prosecuted to the fullest extent of the law.

Date: 2022/5/15

Report No. :TESA2204000080ES
WLAN 802.11ac(80M) 5.3G_Body_Bottom Surface_CH 58_Aux_0mm
Communication System: WLAN; Frequency: 5290 MHz;Duty Cycle: 1:1.016
Medium parameters used: f = 5290 MHz; σ = 4.714 S/m; ε_r = 35.554; ρ = 1000 kg/m^3
Phantom section: Flat Section
Ambient temperature: 22.5°C; Liquid temperature: 22.7°C

DASY5 Configuration:
- Probe: EX3DV4 - SN7509; ConvF(5.58, 5.58, 5.58); Calibrated: 2022/03/25
- Sensor-Surface: 2mm (Mechanical Surface Detection)
- Electronics: DAE4 Sn1336; Calibrated: 2021/08/20
- Phantom: ELI
- DASY52 52.10.4(1527); SEMCAD X 14.6.14(7483)

Area Scan (81x121x1): Interpolated grid: dx=10 mm, dy=10 mm
Maximum value of SAR (interpolated) = 0.283 W/kg

Zoom Scan (7x7x12)/Cube 0: Measurement grid: dx=4mm, dy=4mm, dz=2mm
Reference Value = 1.676 V/m; Power Drift = 0.15 dB
Peak SAR (extrapolated) = 0.272 W/kg
SAR(1 g) = 0.071 W/kg; SAR(10 g) = 0.021 W/kg
Smallest distance from peaks to all points 3 dB below = 6.1 mm
Ratio of SAR at M2 to SAR at M1 = 57.9%
Maximum value of SAR (measured) = 0.151 W/kg

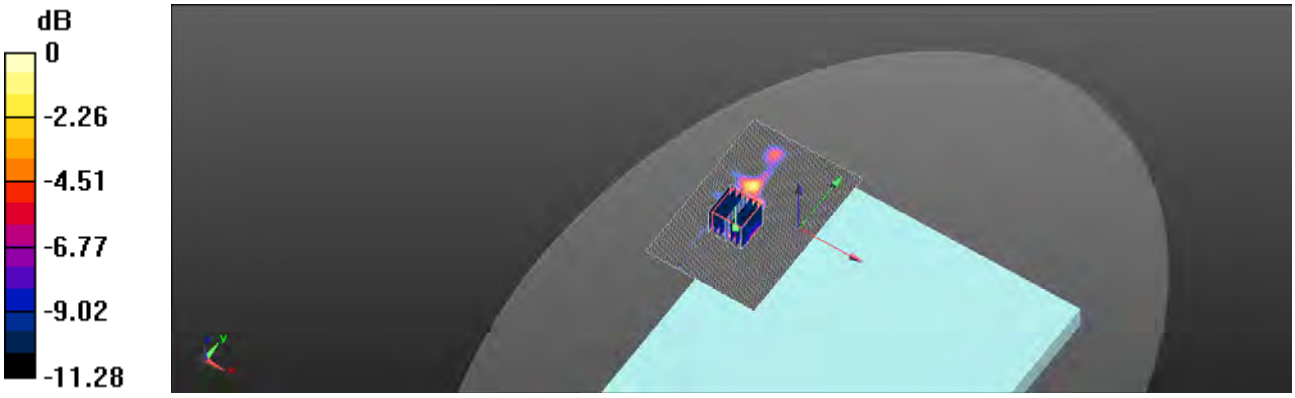

0 dB = 0.151 W/kg = -8.20 dBW/kg

Unless otherwise stated the results shown in this test report refer only to the sample(s) tested and such sample(s) are retained for 90 days only.
除非另有說明，此報告結果僅對測試之樣品負責，同時此樣品僅保留90天。本報告未經本公司書面許可，不可部份複製。
This document is issued by the Company subject to its General Conditions of Service printed overleaf, available on request or accessible at http://www.sgs.com.tw/Terms-and-Conditions and for electronic format documents, subject to Terms and Conditions for Electronic Documents at http://www.sgs.com.tw/Terms-and-Conditions. Attention is drawn to the limitation of liability, indemnification and jurisdiction issues defined therein. Any holder of this document is advised that information contained hereon reflects the Company's findings at the time of its intervention only and within the limits of Client's instructions, if any. The Company's sole responsibility is to its Client and this document does not exonerate parties to a transaction from exercising all their rights and obligations under the transaction documents. This document cannot be reproduced except in full, without prior written approval of the Company. Any unauthorized alteration, forgery or falsification of the content or appearance of this document is unlawful and offenders may be prosecuted to the fullest extent of the law.

Date: 2022/5/16

Report No. :TESA2204000080ES
WLAN 802.11ac(80M) 5.6G_Body_Bottom Surface_CH 138_Aux_0mm
Communication System: WLAN; Frequency: 5690 MHz;Duty Cycle: 1:1.016
Medium parameters used: f = 5690 MHz; σ = 5.123 S/m; ε_r = 35.038; ρ = 1000 kg/m^3
Phantom section: Flat Section
Ambient temperature: 22.4°C; Liquid temperature: 22.4°C

DASY5 Configuration:
- Probe: EX3DV4 - SN7509; ConvF(5.22, 5.22, 5.22); Calibrated: 2022/03/25
- Sensor-Surface: 2mm (Mechanical Surface Detection)
- Electronics: DAE4 Sn1336; Calibrated: 2021/08/20
- Phantom: ELI
- DASY52 52.10.4(1527); SEMCAD X 14.6.14(7483)

Area Scan (81x121x1): Interpolated grid: dx=10 mm, dy=10 mm
Maximum value of SAR (interpolated) = 0.193 W/kg

Zoom Scan (7x7x12)/Cube 0: Measurement grid: dx=4mm, dy=4mm, dz=2mm
Reference Value = 1.746 V/m; Power Drift = 0.11 dB
Peak SAR (extrapolated) = 0.272 W/kg
SAR(1 g) = 0.073 W/kg; SAR(10 g) = 0.022 W/kg
Smallest distance from peaks to all points 3 dB below = 7.2 mm
Ratio of SAR at M2 to SAR at M1 = 55.4%
Maximum value of SAR (measured) = 0.154 W/kg

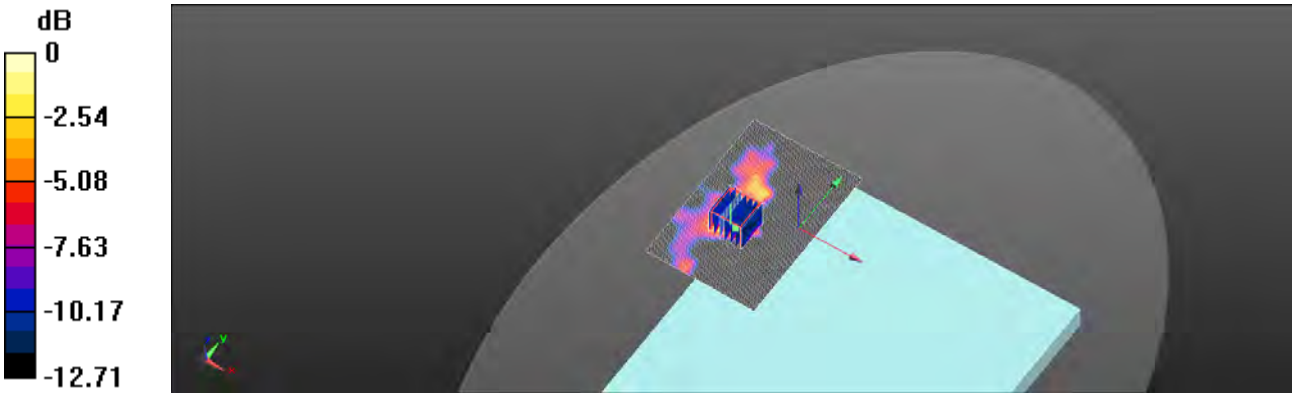

0 dB = 0.154 W/kg = -8.11 dBW/kg

Unless otherwise stated the results shown in this test report refer only to the sample(s) tested and such sample(s) are retained for 90 days only.
除非另有說明，此報告結果僅對測試之樣品負責，同時此樣品僅保留90天。本報告未經本公司書面許可，不可部份複製。
This document is issued by the Company subject to its General Conditions of Service printed overleaf, available on request or accessible at http://www.sgs.com.tw/Terms-and-Conditions and for electronic format documents, subject to Terms and Conditions for Electronic Documents at http://www.sgs.com.tw/Terms-and-Conditions. Attention is drawn to the limitation of liability, indemnification and jurisdiction issues defined therein. Any holder of this document is advised that information contained hereon reflects the Company's findings at the time of its intervention only and within the limits of Client's instructions, if any. The Company's sole responsibility is to its Client and this document does not exonerate parties to a transaction from exercising all their rights and obligations under the transaction documents. This document cannot be reproduced except in full, without prior written approval of the Company. Any unauthorized alteration, forgery or falsification of the content or appearance of this document is unlawful and offenders may be prosecuted to the fullest extent of the law.

Date: 2022/5/16

Report No. :TESA2204000080ES
WLAN 802.11ac(160M) 5.6G_Body_Bottom Surface_CH 114_Aux_0mm
Communication System: WLAN; Frequency: 5570 MHz;Duty Cycle: 1:1.012
Medium parameters used: f = 5570 MHz; σ = 5.006 S/m; ε_r = 35.182; ρ = 1000 kg/m^3
Phantom section: Flat Section
Ambient temperature: 22.4°C; Liquid temperature: 22.4°C

DASY5 Configuration:
- Probe: EX3DV4 - SN7509; ConvF(5.02, 5.02, 5.02); Calibrated: 2022/03/25
- Sensor-Surface: 2mm (Mechanical Surface Detection)
- Electronics: DAE4 Sn1336; Calibrated: 2021/08/20
- Phantom: ELI
- DASY52 52.10.4(1527); SEMCAD X 14.6.14(7483)

Area Scan (81x121x1): Interpolated grid: dx=10 mm, dy=10 mm
Maximum value of SAR (interpolated) = 0.232 W/kg

Zoom Scan (7x7x12)/Cube 0: Measurement grid: dx=4mm, dy=4mm, dz=2mm
Reference Value = 1.998 V/m; Power Drift = -0.19 dB
Peak SAR (extrapolated) = 0.398 W/kg
SAR(1 g) = 0.059 W/kg; SAR(10 g) = 0.017 W/kg
Smallest distance from peaks to all points 3 dB below = 6.2 mm
Ratio of SAR at M2 to SAR at M1 = 54.7%
Maximum value of SAR (measured) = 0.141 W/kg

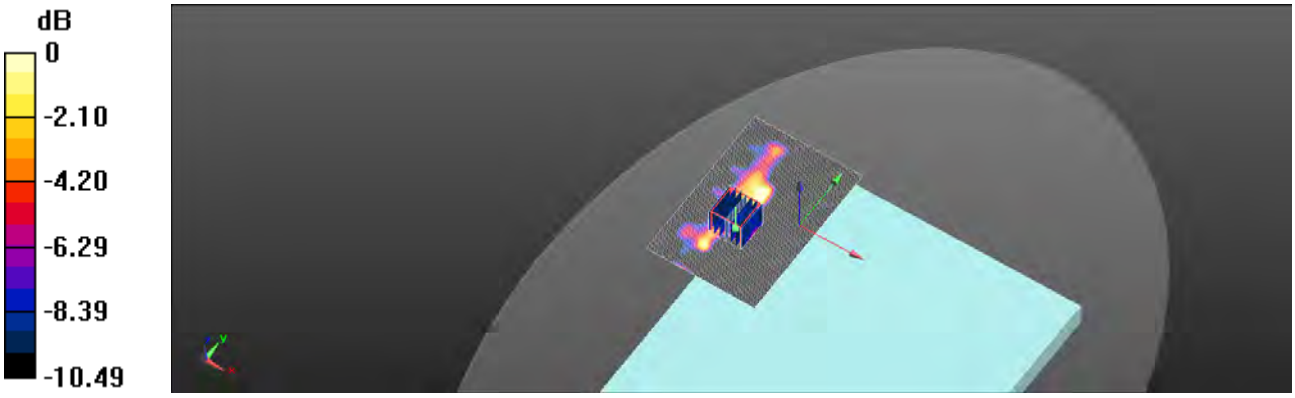

0 dB = 0.141 W/kg = -8.51 dBW/kg

Unless otherwise stated the results shown in this test report refer only to the sample(s) tested and such sample(s) are retained for 90 days only.
除非另有說明，此報告結果僅對測試之樣品負責，同時此樣品僅保留90天。本報告未經本公司書面許可，不可部份複製。
This document is issued by the Company subject to its General Conditions of Service printed overleaf, available on request or accessible at http://www.sgs.com.tw/Terms-and-Conditions and for electronic format documents, subject to Terms and Conditions for Electronic Documents at http://www.sgs.com.tw/Terms-and-Conditions. Attention is drawn to the limitation of liability, indemnification and jurisdiction issues defined therein. Any holder of this document is advised that information contained hereon reflects the Company's findings at the time of its intervention only and within the limits of Client's instructions, if any. The Company's sole responsibility is to its Client and this document does not exonerate parties to a transaction from exercising all their rights and obligations under the transaction documents. This document cannot be reproduced except in full, without prior written approval of the Company. Any unauthorized alteration, forgery or falsification of the content or appearance of this document is unlawful and offenders may be prosecuted to the fullest extent of the law.

Date: 2022/5/16

Report No. :TESA2204000080ES
WLAN 802.11ac(80M) 5.8G_Body_Bottom Surface_CH 155_Aux_0mm
Communication System: WLAN; Frequency: 5775 MHz;Duty Cycle: 1:1.016
Medium parameters used: f = 5775 MHz; σ = 5.208 S/m; ε_r = 34.972; ρ = 1000 kg/m^3
Phantom section: Flat Section
Ambient temperature: 22.4°C; Liquid temperature: 22.7°C

DASY5 Configuration:
- Probe: EX3DV4 - SN7509; ConvF(5.22, 5.22, 5.22); Calibrated: 2022/03/25
- Sensor-Surface: 2mm (Mechanical Surface Detection)
- Electronics: DAE4 Sn1336; Calibrated: 2021/08/20
- Phantom: ELI
- DASY52 52.10.4(1527); SEMCAD X 14.6.14(7483)

Area Scan (81x121x1): Interpolated grid: dx=10 mm, dy=10 mm
Maximum value of SAR (interpolated) = 0.264 W/kg

Zoom Scan (7x7x12)/Cube 0: Measurement grid: dx=4mm, dy=4mm, dz=2mm
Reference Value = 2.259 V/m; Power Drift = -0.11 dB
Peak SAR (extrapolated) = 0.487 W/kg
SAR(1 g) = 0.099 W/kg; SAR(10 g) = 0.025 W/kg
Smallest distance from peaks to all points 3 dB below = 8 mm
Ratio of SAR at M2 to SAR at M1 = 51.1%
Maximum value of SAR (measured) = 0.209 W/kg

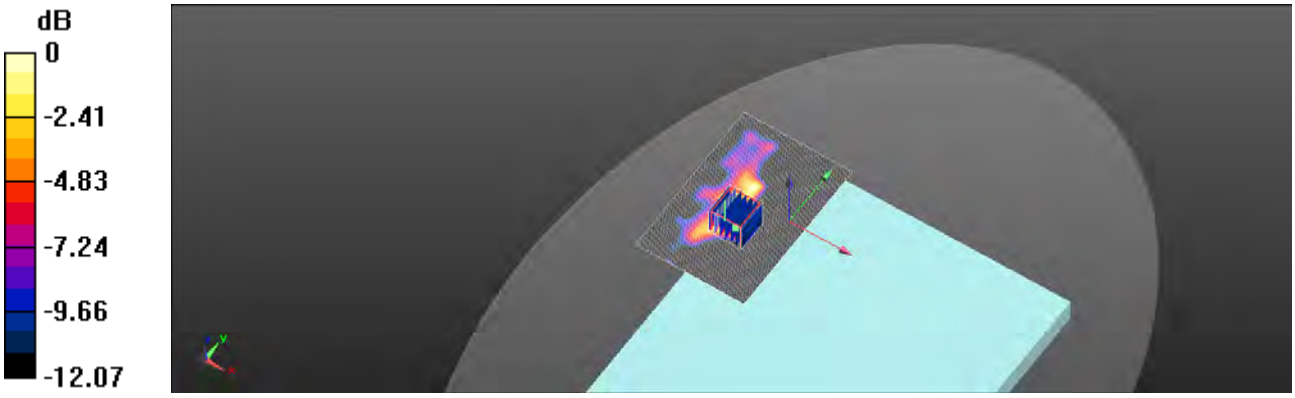

0 dB = 0.209 W/kg = -6.81 dBW/kg

Unless otherwise stated the results shown in this test report refer only to the sample(s) tested and such sample(s) are retained for 90 days only.
除非另有說明，此報告結果僅對測試之樣品負責，同時此樣品僅保留90天。本報告未經本公司書面許可，不可部份複製。
This document is issued by the Company subject to its General Conditions of Service printed overleaf, available on request or accessible at http://www.sgs.com.tw/Terms-and-Conditions and for electronic format documents, subject to Terms and Conditions for Electronic Documents at http://www.sgs.com.tw/Terms-and-Conditions. Attention is drawn to the limitation of liability, indemnification and jurisdiction issues defined therein. Any holder of this document is advised that information contained hereon reflects the Company's findings at the time of its intervention only and within the limits of Client's instructions, if any. The Company's sole responsibility is to its Client and this document does not exonerate parties to a transaction from exercising all their rights and obligations under the transaction documents. This document cannot be reproduced except in full, without prior written approval of the Company. Any unauthorized alteration, forgery or falsification of the content or appearance of this document is unlawful and offenders may be prosecuted to the fullest extent of the law.

Date: 2022/5/14

Report No. :TESA2204000080ES
WLAN 802.11b_Body_Back Surface_CH 1_Main_0mm
Communication System: WLAN; Frequency: 2412 MHz;Duty Cycle: 1:1.007
Medium parameters used: f = 2412 MHz; σ = 1.755 S/m; ε_r = 38.91; ρ = 1000 kg/m^3
Phantom section: Flat Section
Ambient temperature: 22.3°C; Liquid temperature: 22.5°C

DASY5 Configuration:
- Probe: EX3DV4 - SN7509; ConvF(8.14, 8.14, 8.14); Calibrated: 2022/03/25
- Sensor-Surface: 2mm (Mechanical Surface Detection)
- Electronics: DAE4 Sn1336; Calibrated: 2021/08/20
- Phantom: ELI
- DASY52 52.10.4(1527); SEMCAD X 14.6.14(7483)

Area Scan (61x111x1): Interpolated grid: dx=12 mm, dy=12 mm
Maximum value of SAR (interpolated) = 1.47 W/kg

Zoom Scan (7x7x7)/Cube 0: Measurement grid: dx=5mm, dy=5mm, dz=5mm
Reference Value = 0.4150 V/m; Power Drift = -0.16 dB
Peak SAR (extrapolated) = 1.68 W/kg
SAR(1 g) = 0.718 W/kg; SAR(10 g) = 0.343 W/kg
Smallest distance from peaks to all points 3 dB below = 8 mm
Ratio of SAR at M2 to SAR at M1 = 52.3%
Maximum value of SAR (measured) = 1.07 W/kg

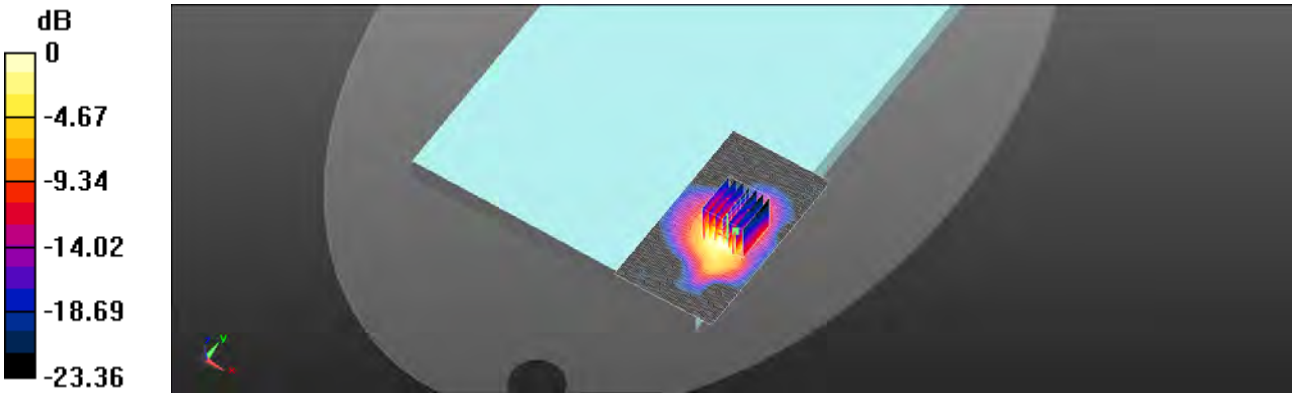

0 dB = 1.07 W/kg = 0.30 dBW/kg

Unless otherwise stated the results shown in this test report refer only to the sample(s) tested and such sample(s) are retained for 90 days only.
除非另有說明，此報告結果僅對測試之樣品負責，同時此樣品僅保留90天。本報告未經本公司書面許可，不可部份複製。
This document is issued by the Company subject to its General Conditions of Service printed overleaf, available on request or accessible at http://www.sgs.com.tw/Terms-and-Conditions and for electronic format documents, subject to Terms and Conditions for Electronic Documents at http://www.sgs.com.tw/Terms-and-Conditions. Attention is drawn to the limitation of liability, indemnification and jurisdiction issues defined therein. Any holder of this document is advised that information contained hereon reflects the Company's findings at the time of its intervention only and within the limits of Client's instructions, if any. The Company's sole responsibility is to its Client and this document does not exonerate parties to a transaction from exercising all their rights and obligations under the transaction documents. This document cannot be reproduced except in full, without prior written approval of the Company. Any unauthorized alteration, forgery or falsification of the content or appearance of this document is unlawful and offenders may be prosecuted to the fullest extent of the law.

Date: 2022/5/15

Report No. :TESA2204000080ES
WLAN 802.11ac(160M) 5.2G_Body_Back Surface_CH 50_Main_0mm
Communication System: WLAN; Frequency: 5250 MHz;Duty Cycle: 1:1.012
Medium parameters used: f = 5250 MHz; σ = 4.675 S/m; ε_r = 35.591; ρ = 1000 kg/m^3
Phantom section: Flat Section
Ambient temperature: 22.5°C; Liquid temperature: 22.7°C

DASY5 Configuration:

- Probe: EX3DV4 - SN7509; ConvF(5.58, 5.58, 5.58); Calibrated: 2022/03/25
- Sensor-Surface: 2mm (Mechanical Surface Detection)
- Electronics: DAE4 Sn1336; Calibrated: 2021/08/20
- Phantom: ELI
- DASY52 52.10.4(1527); SEMCAD X 14.6.14(7483)

Area Scan (81x141x1): Interpolated grid: dx=10 mm, dy=10 mm
Maximum value of SAR (interpolated) = 1.46 W/kg

Zoom Scan (7x7x12)/Cube 0: Measurement grid: dx=4mm, dy=4mm, dz=2mm
Reference Value = 1.457 V/m; Power Drift = 0.12 dB
Peak SAR (extrapolated) = 2.97 W/kg
SAR(1 g) = 0.709 W/kg; SAR(10 g) = 0.189 W/kg
Smallest distance from peaks to all points 3 dB below = 6.1 mm
Ratio of SAR at M2 to SAR at M1 = 55.7%
Maximum value of SAR (measured) = 1.49 W/kg



0 dB = 1.49 W/kg = 1.72 dBW/kg

Unless otherwise stated the results shown in this test report refer only to the sample(s) tested and such sample(s) are retained for 90 days only.
除非另有說明，此報告結果僅對測試之樣品負責，同時此樣品僅保留90天。本報告未經本公司書面許可，不可部份複製。
This document is issued by the Company subject to its General Conditions of Service printed overleaf, available on request or accessible at http://www.sgs.com.tw/Terms-and-Conditions and for electronic format documents, subject to Terms and Conditions for Electronic Documents at http://www.sgs.com.tw/Terms-and-Conditions. Attention is drawn to the limitation of liability, indemnification and jurisdiction issues defined therein. Any holder of this document is advised that information contained hereon reflects the Company's findings at the time of its intervention only and within the limits of Client's instructions, if any. The Company's sole responsibility is to its Client and this document does not exonerate parties to a transaction from exercising all their rights and obligations under the transaction documents. This document cannot be reproduced except in full, without prior written approval of the Company. Any unauthorized alteration, forgery or falsification of the content or appearance of this document is unlawful and offenders may be prosecuted to the fullest extent of the law.

Date: 2022/5/15

Report No. :TESA2204000080ES
WLAN 802.11ac(80M) 5.3G_Body_Back Surface_CH 58_Main_0mm
Communication System: WLAN; Frequency: 5290 MHz;Duty Cycle: 1:1.016
Medium parameters used: f = 5290 MHz; σ = 4.714 S/m; ε_r = 35.554; ρ = 1000 kg/m^3
Phantom section: Flat Section
Ambient temperature: 22.5°C; Liquid temperature: 22.7°C

DASY5 Configuration:
- Probe: EX3DV4 - SN7509; ConvF(5.58, 5.58, 5.58); Calibrated: 2022/03/25
- Sensor-Surface: 2mm (Mechanical Surface Detection)
- Electronics: DAE4 Sn1336; Calibrated: 2021/08/20
- Phantom: ELI
- DASY52 52.10.4(1527); SEMCAD X 14.6.14(7483)

Area Scan (81x141x1): Interpolated grid: dx=10 mm, dy=10 mm
Maximum value of SAR (interpolated) = 1.38 W/kg

Zoom Scan (7x7x12)/Cube 0: Measurement grid: dx=4mm, dy=4mm, dz=2mm
Reference Value = 1.368 V/m; Power Drift = 0.17 dB
Peak SAR (extrapolated) = 2.36 W/kg
SAR(1 g) = 0.616 W/kg; SAR(10 g) = 0.162 W/kg
Smallest distance from peaks to all points 3 dB below = 6.1 mm
Ratio of SAR at M2 to SAR at M1 = 55.6%
Maximum value of SAR (measured) = 1.35 W/kg



0 dB = 1.35 W/kg = 1.31 dBW/kg

Unless otherwise stated the results shown in this test report refer only to the sample(s) tested and such sample(s) are retained for 90 days only.
除非另有說明，此報告結果僅對測試之樣品負責，同時此樣品僅保留90天。本報告未經本公司書面許可，不可部份複製。
This document is issued by the Company subject to its General Conditions of Service printed overleaf, available on request or accessible at http://www.sgs.com.tw/Terms-and-Conditions and for electronic format documents, subject to Terms and Conditions for Electronic Documents at http://www.sgs.com.tw/Terms-and-Conditions. Attention is drawn to the limitation of liability, indemnification and jurisdiction issues defined therein. Any holder of this document is advised that information contained hereon reflects the Company's findings at the time of its intervention only and within the limits of Client's instructions, if any. The Company's sole responsibility is to its Client and this document does not exonerate parties to a transaction from exercising all their rights and obligations under the transaction documents. This document cannot be reproduced except in full, without prior written approval of the Company. Any unauthorized alteration, forgery or falsification of the content or appearance of this document is unlawful and offenders may be prosecuted to the fullest extent of the law.

Date: 2022/5/16

Report No. :TESA2204000080ES
WLAN 802.11ac(80M) 5.6G_Body_Back Surface_CH 138_Main_0mm
Communication System: WLAN; Frequency: 5690 MHz;Duty Cycle: 1:1.016
Medium parameters used: f = 5690 MHz; σ = 5.123 S/m; ε_r = 35.038; ρ = 1000 kg/m^3
Phantom section: Flat Section
Ambient temperature: 22.4°C; Liquid temperature: 22.4°C

DASY5 Configuration:
- Probe: EX3DV4 - SN7509; ConvF(5.22, 5.22, 5.22); Calibrated: 2022/03/25
- Sensor-Surface: 2mm (Mechanical Surface Detection)
- Electronics: DAE4 Sn1336; Calibrated: 2021/08/20
- Phantom: ELI
- DASY52 52.10.4(1527); SEMCAD X 14.6.14(7483)

Area Scan (81x141x1): Interpolated grid: dx=10 mm, dy=10 mm
Maximum value of SAR (interpolated) = 2.21 W/kg

Zoom Scan (7x7x12)/Cube 0: Measurement grid: dx=4mm, dy=4mm, dz=2mm
Reference Value = 1.627 V/m; Power Drift = 0.12 dB
Peak SAR (extrapolated) = 4.73 W/kg
SAR(1 g) = 1.01 W/kg; SAR(10 g) = 0.284 W/kg
Smallest distance from peaks to all points 3 dB below = 6.4 mm
Ratio of SAR at M2 to SAR at M1 = 50.2%
Maximum value of SAR (measured) = 2.13 W/kg



0 dB = 2.13 W/kg = 3.29 dBW/kg

Unless otherwise stated the results shown in this test report refer only to the sample(s) tested and such sample(s) are retained for 90 days only.
除非另有說明，此報告結果僅對測試之樣品負責，同時此樣品僅保留90天。本報告未經本公司書面許可，不可部份複製。
This document is issued by the Company subject to its General Conditions of Service printed overleaf, available on request or accessible at http://www.sgs.com.tw/Terms-and-Conditions and for electronic format documents, subject to Terms and Conditions for Electronic Documents at http://www.sgs.com.tw/Terms-and-Conditions. Attention is drawn to the limitation of liability, indemnification and jurisdiction issues defined therein. Any holder of this document is advised that information contained hereon reflects the Company's findings at the time of its intervention only and within the limits of Client's instructions, if any. The Company's sole responsibility is to its Client and this document does not exonerate parties to a transaction from exercising all their rights and obligations under the transaction documents. This document cannot be reproduced except in full, without prior written approval of the Company. Any unauthorized alteration, forgery or falsification of the content or appearance of this document is unlawful and offenders may be prosecuted to the fullest extent of the law.

Date: 2022/5/16

Report No. :TESA2204000080ES
WLAN 802.11ac(160M) 5.6G_Body_Back Surface_CH 114_Main_0mm
Communication System: WLAN; Frequency: 5570 MHz;Duty Cycle: 1:1.012
Medium parameters used: f = 5570 MHz; σ = 5.006 S/m; ε_r = 35.182; ρ = 1000 kg/m^3
Phantom section: Flat Section
Ambient temperature: 22.4°C; Liquid temperature: 22.4°C

DASY5 Configuration:
- Probe: EX3DV4 - SN7509; ConvF(5.02, 5.02, 5.02); Calibrated: 2022/03/25
- Sensor-Surface: 2mm (Mechanical Surface Detection)
- Electronics: DAE4 Sn1336; Calibrated: 2021/08/20
- Phantom: ELI
- DASY52 52.10.4(1527); SEMCAD X 14.6.14(7483)

Area Scan (81x141x1): Interpolated grid: dx=10 mm, dy=10 mm
Maximum value of SAR (interpolated) = 2.20 W/kg

Zoom Scan (7x7x12)/Cube 0: Measurement grid: dx=4mm, dy=4mm, dz=2mm
Reference Value = 1.614 V/m; Power Drift = 0.08 dB
Peak SAR (extrapolated) = 4.30 W/kg
SAR(1 g) = 1 W/kg; SAR(10 g) = 0.281 W/kg
Smallest distance from peaks to all points 3 dB below = 6.4 mm
Ratio of SAR at M2 to SAR at M1 = 53.2%
Maximum value of SAR (measured) = 1.99 W/kg

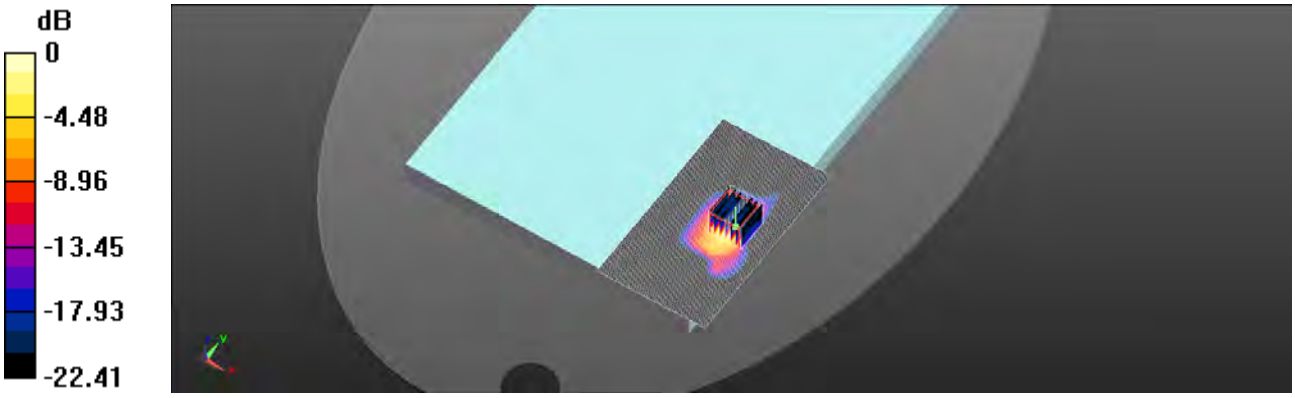

0 dB = 1.99 W/kg = 2.99 dBW/kg

Unless otherwise stated the results shown in this test report refer only to the sample(s) tested and such sample(s) are retained for 90 days only.
除非另有說明，此報告結果僅對測試之樣品負責，同時此樣品僅保留90天。本報告未經本公司書面許可，不可部份複製。
This document is issued by the Company subject to its General Conditions of Service printed overleaf, available on request or accessible at http://www.sgs.com.tw/Terms-and-Conditions and for electronic format documents, subject to Terms and Conditions for Electronic Documents at http://www.sgs.com.tw/Terms-and-Conditions. Attention is drawn to the limitation of liability, indemnification and jurisdiction issues defined therein. Any holder of this document is advised that information contained hereon reflects the Company's findings at the time of its intervention only and within the limits of Client's instructions, if any. The Company's sole responsibility is to its Client and this document does not exonerate parties to a transaction from exercising all their rights and obligations under the transaction documents. This document cannot be reproduced except in full, without prior written approval of the Company. Any unauthorized alteration, forgery or falsification of the content or appearance of this document is unlawful and offenders may be prosecuted to the fullest extent of the law.

Date: 2022/5/16

Report No. :TESA2204000080ES
WLAN 802.11ac(80M) 5.8G_Body_Back Surface_CH 155_Main_0mm
Communication System: WLAN; Frequency: 5775 MHz;Duty Cycle: 1:1.016
Medium parameters used: f = 5775 MHz; σ = 5.208 S/m; ε_r = 34.972; ρ = 1000 kg/m^3
Phantom section: Flat Section
Ambient temperature: 22.4°C; Liquid temperature: 22.7°C

DASY5 Configuration:

- Probe: EX3DV4 - SN7509; ConvF(5.22, 5.22, 5.22); Calibrated: 2022/03/25
- Sensor-Surface: 2mm (Mechanical Surface Detection)
- Electronics: DAE4 Sn1336; Calibrated: 2021/08/20
- Phantom: ELI
- DASY52 52.10.4(1527); SEMCAD X 14.6.14(7483)

Area Scan (81x141x1): Interpolated grid: dx=10 mm, dy=10 mm
Maximum value of SAR (interpolated) = 2.02 W/kg

Zoom Scan (7x7x12)/Cube 0: Measurement grid: dx=4mm, dy=4mm, dz=2mm
Reference Value = 1.548 V/m; Power Drift = 0.11 dB
Peak SAR (extrapolated) = 4.62 W/kg
SAR(1 g) = 0.973 W/kg; SAR(10 g) = 0.262 W/kg
Smallest distance from peaks to all points 3 dB below = 6.4 mm
Ratio of SAR at M2 to SAR at M1 = 50.4%
Maximum value of SAR (measured) = 1.96 W/kg



0 dB = 1.96 W/kg = 2.91 dBW/kg

Unless otherwise stated the results shown in this test report refer only to the sample(s) tested and such sample(s) are retained for 90 days only.
除非另有說明，此報告結果僅對測試之樣品負責，同時此樣品僅保留90天。本報告未經本公司書面許可，不可部份複製。
This document is issued by the Company subject to its General Conditions of Service printed overleaf, available on request or accessible at http://www.sgs.com.tw/Terms-and-Conditions and for electronic format documents, subject to Terms and Conditions for Electronic Documents at http://www.sgs.com.tw/Terms-and-Conditions. Attention is drawn to the limitation of liability, indemnification and jurisdiction issues defined therein. Any holder of this document is advised that information contained hereon reflects the Company's findings at the time of its intervention only and within the limits of Client's instructions, if any. The Company's sole responsibility is to its Client and this document does not exonerate parties to a transaction from exercising all their rights and obligations under the transaction documents. This document cannot be reproduced except in full, without prior written approval of the Company. Any unauthorized alteration, forgery or falsification of the content or appearance of this document is unlawful and offenders may be prosecuted to the fullest extent of the law.

Date: 2022/5/14

Report No. :TESA2204000080ES
WLAN 802.11b_Body_Back Surface_CH 1_Aux_0mm
Communication System: WLAN; Frequency: 2412 MHz;Duty Cycle: 1:1.007
Medium parameters used: f = 2412 MHz; σ = 1.755 S/m; ε_r = 38.91; ρ = 1000 kg/m^3
Phantom section: Flat Section
Ambient temperature: 22.3°C; Liquid temperature: 22.5°C

DASY5 Configuration:
- Probe: EX3DV4 - SN7509; ConvF(8.14, 8.14, 8.14); Calibrated: 2022/03/25
- Sensor-Surface: 2mm (Mechanical Surface Detection)
- Electronics: DAE4 Sn1336; Calibrated: 2021/08/20
- Phantom: ELI
- DASY52 52.10.4(1527); SEMCAD X 14.6.14(7483)

Area Scan (61x111x1): Interpolated grid: dx=12 mm, dy=12 mm
Maximum value of SAR (interpolated) = 1.47 W/kg

Zoom Scan (7x7x7)/Cube 0: Measurement grid: dx=5mm, dy=5mm, dz=5mm
Reference Value = 1.371 V/m; Power Drift = 0.14 dB
Peak SAR (extrapolated) = 1.76 W/kg
SAR(1 g) = 0.694 W/kg; SAR(10 g) = 0.333 W/kg
Smallest distance from peaks to all points 3 dB below = 5.8 mm
Ratio of SAR at M2 to SAR at M1 = 51.7%
Maximum value of SAR (measured) = 1.04 W/kg

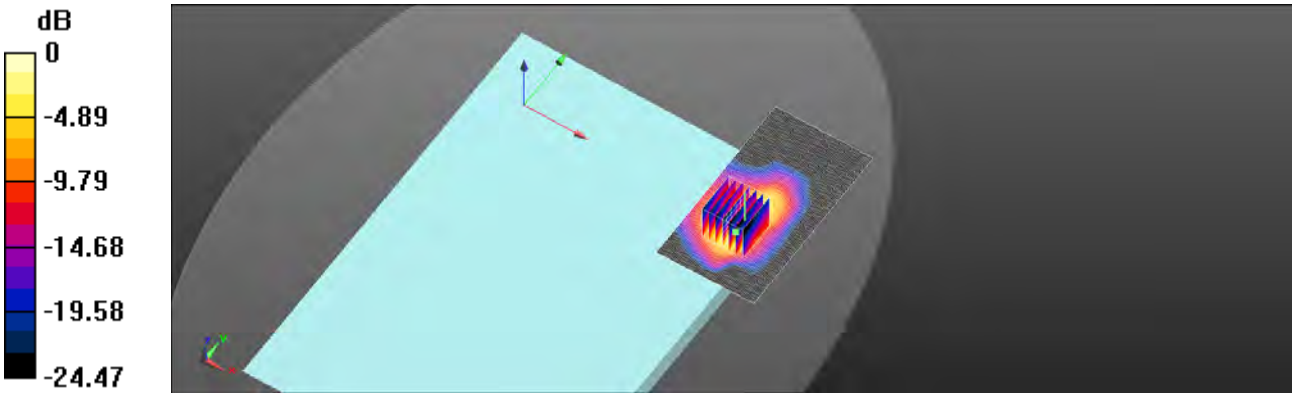

0 dB = 1.04 W/kg = 0.16 dBW/kg

Unless otherwise stated the results shown in this test report refer only to the sample(s) tested and such sample(s) are retained for 90 days only.
除非另有說明，此報告結果僅對測試之樣品負責，同時此樣品僅保留90天。本報告未經本公司書面許可，不可部份複製。
This document is issued by the Company subject to its General Conditions of Service printed overleaf, available on request or accessible at http://www.sgs.com.tw/Terms-and-Conditions and for electronic format documents, subject to Terms and Conditions for Electronic Documents at http://www.sgs.com.tw/Terms-and-Conditions. Attention is drawn to the limitation of liability, indemnification and jurisdiction issues defined therein. Any holder of this document is advised that information contained hereon reflects the Company's findings at the time of its intervention only and within the limits of Client's instructions, if any. The Company's sole responsibility is to its Client and this document does not exonerate parties to a transaction from exercising all their rights and obligations under the transaction documents. This document cannot be reproduced except in full, without prior written approval of the Company. Any unauthorized alteration, forgery or falsification of the content or appearance of this document is unlawful and offenders may be prosecuted to the fullest extent of the law.

Date: 2022/5/14

Report No. :TESA2204000080ES
Bluetooth(GFSK)_Body_Back Surface_CH 0_Aux_0mm
Communication System: Bluetooth; Frequency: 2402 MHz;Duty Cycle: 1:1.289
Medium parameters used: f = 2402 MHz; σ = 1.735 S/m; ε_r = 38.916; ρ = 1000 kg/m^3
Phantom section: Flat Section
Ambient temperature: 22.3°C; Liquid temperature: 22.5°C

DASY5 Configuration:
- Probe: EX3DV4 - SN7509; ConvF(8.14, 8.14, 8.14); Calibrated: 2022/03/25
- Sensor-Surface: 2mm (Mechanical Surface Detection)
- Electronics: DAE4 Sn1336; Calibrated: 2021/08/20
- Phantom: ELI
- DASY52 52.10.4(1527); SEMCAD X 14.6.14(7483)

Area Scan (61x111x1): Interpolated grid: dx=12 mm, dy=12 mm
Maximum value of SAR (interpolated) = 0.330 W/kg

Zoom Scan (7x7x7)/Cube 0: Measurement grid: dx=5mm, dy=5mm, dz=5mm
Reference Value = 1.075 V/m; Power Drift = 0.13 dB
Peak SAR (extrapolated) = 0.391 W/kg
SAR(1 g) = 0.149 W/kg; SAR(10 g) = 0.071 W/kg
Smallest distance from peaks to all points 3 dB below = 6 mm
Ratio of SAR at M2 to SAR at M1 = 51.5%
Maximum value of SAR (measured) = 0.225 W/kg

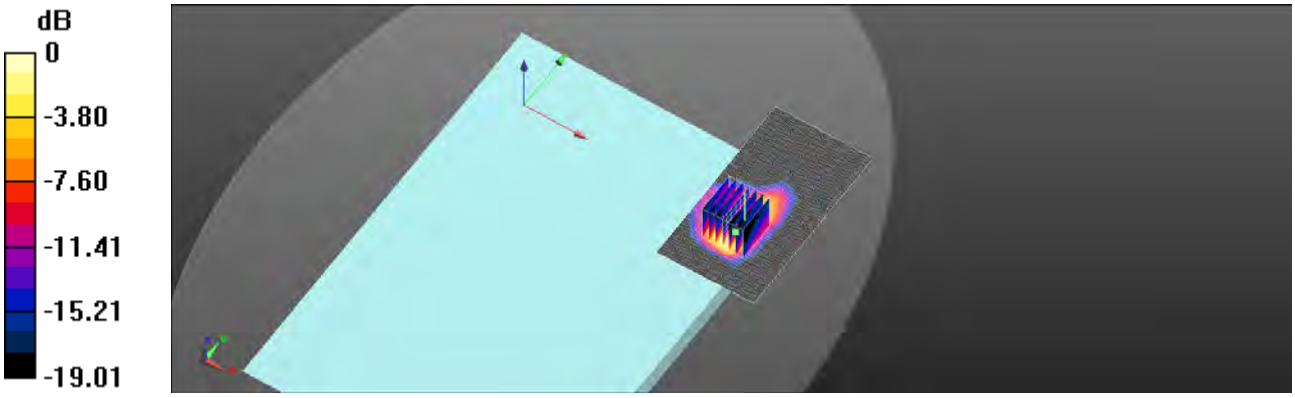

0 dB = 0.225 W/kg = -6.47 dBW/kg

Unless otherwise stated the results shown in this test report refer only to the sample(s) tested and such sample(s) are retained for 90 days only.
除非另有說明，此報告結果僅對測試之樣品負責，同時此樣品僅保留90天。本報告未經本公司書面許可，不可部份複製。
This document is issued by the Company subject to its General Conditions of Service printed overleaf, available on request or accessible at http://www.sgs.com.tw/Terms-and-Conditions and for electronic format documents, subject to Terms and Conditions for Electronic Documents at http://www.sgs.com.tw/Terms-and-Conditions. Attention is drawn to the limitation of liability, indemnification and jurisdiction issues defined therein. Any holder of this document is advised that information contained hereon reflects the Company's findings at the time of its intervention only and within the limits of Client's instructions, if any. The Company's sole responsibility is to its Client and this document does not exonerate parties to a transaction from exercising all their rights and obligations under the transaction documents. This document cannot be reproduced except in full, without prior written approval of the Company. Any unauthorized alteration, forgery or falsification of the content or appearance of this document is unlawful and offenders may be prosecuted to the fullest extent of the law.

Date: 2022/5/15

Report No. :TESA2204000080ES
WLAN 802.11ac(160M) 5.2G_Body_Back Surface_CH 50_Aux_0mm
Communication System: WLAN; Frequency: 5250 MHz;Duty Cycle: 1:1.012
Medium parameters used: f = 5250 MHz; σ = 4.675 S/m; ε_r = 35.591; ρ = 1000 kg/m^3
Phantom section: Flat Section
Ambient temperature: 22.5°C; Liquid temperature: 22.7°C

DASY5 Configuration:
- Probe: EX3DV4 - SN7509; ConvF(5.58, 5.58, 5.58); Calibrated: 2022/03/25
- Sensor-Surface: 2mm (Mechanical Surface Detection)
- Electronics: DAE4 Sn1336; Calibrated: 2021/08/20
- Phantom: ELI
- DASY52 52.10.4(1527); SEMCAD X 14.6.14(7483)

Area Scan (81x141x1): Interpolated grid: dx=10 mm, dy=10 mm
Maximum value of SAR (interpolated) = 1.82 W/kg

Zoom Scan (7x7x12)/Cube 0: Measurement grid: dx=4mm, dy=4mm, dz=2mm
Reference Value = 1.486 V/m; Power Drift = 0.13 dB
Peak SAR (extrapolated) = 3.73 W/kg
SAR(1 g) = 0.891 W/kg; SAR(10 g) = 0.251 W/kg
Smallest distance from peaks to all points 3 dB below = 6.4 mm
Ratio of SAR at M2 to SAR at M1 = 55.4%
Maximum value of SAR (measured) = 1.79 W/kg

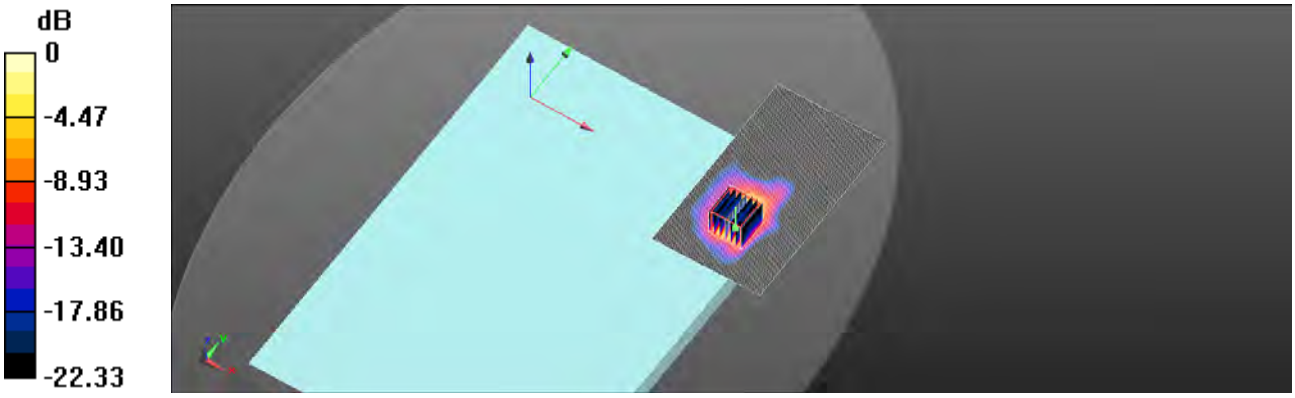

0 dB = 1.79 W/kg = 2.53 dBW/kg

Unless otherwise stated the results shown in this test report refer only to the sample(s) tested and such sample(s) are retained for 90 days only.
除非另有說明，此報告結果僅對測試之樣品負責，同時此樣品僅保留90天。本報告未經本公司書面許可，不可部份複製。
This document is issued by the Company subject to its General Conditions of Service printed overleaf, available on request or accessible at http://www.sgs.com.tw/Terms-and-Conditions and for electronic format documents, subject to Terms and Conditions for Electronic Documents at http://www.sgs.com.tw/Terms-and-Conditions. Attention is drawn to the limitation of liability, indemnification and jurisdiction issues defined therein. Any holder of this document is advised that information contained hereon reflects the Company's findings at the time of its intervention only and within the limits of Client's instructions, if any. The Company's sole responsibility is to its Client and this document does not exonerate parties to a transaction from exercising all their rights and obligations under the transaction documents. This document cannot be reproduced except in full, without prior written approval of the Company. Any unauthorized alteration, forgery or falsification of the content or appearance of this document is unlawful and offenders may be prosecuted to the fullest extent of the law.

Date: 2022/5/15

Report No. :TESA2204000080ES
WLAN 802.11ac(80M) 5.3G_Body_Back Surface_CH 58_Aux_0mm
Communication System: WLAN; Frequency: 5290 MHz;Duty Cycle: 1:1.016
Medium parameters used: f = 5290 MHz; σ = 4.714 S/m; ε_r = 35.554; ρ = 1000 kg/m^3
Phantom section: Flat Section
Ambient temperature: 22.5°C; Liquid temperature: 22.7°C

DASY5 Configuration:

- Probe: EX3DV4 - SN7509; ConvF(5.58, 5.58, 5.58); Calibrated: 2022/03/25
- Sensor-Surface: 2mm (Mechanical Surface Detection)
- Electronics: DAE4 Sn1336; Calibrated: 2021/08/20
- Phantom: ELI
- DASY52 52.10.4(1527); SEMCAD X 14.6.14(7483)

Area Scan (81x141x1): Interpolated grid: dx=10 mm, dy=10 mm
Maximum value of SAR (interpolated) = 1.97 W/kg

Zoom Scan (7x7x12)/Cube 0: Measurement grid: dx=4mm, dy=4mm, dz=2mm
Reference Value = 1.574 V/m; Power Drift = 0.14 dB
Peak SAR (extrapolated) = 3.93 W/kg
SAR(1 g) = 0.952 W/kg; SAR(10 g) = 0.267 W/kg
Smallest distance from peaks to all points 3 dB below = 6.6 mm
Ratio of SAR at M2 to SAR at M1 = 55.4%
Maximum value of SAR (measured) = 1.95 W/kg

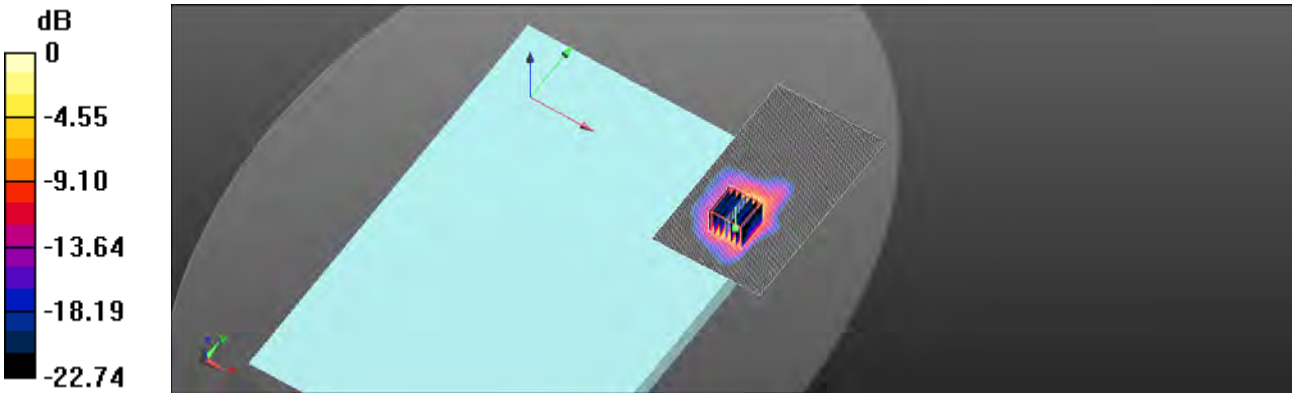

0 dB = 1.95 W/kg = 2.91 dBW/kg

Unless otherwise stated the results shown in this test report refer only to the sample(s) tested and such sample(s) are retained for 90 days only.
除非另有說明，此報告結果僅對測試之樣品負責，同時此樣品僅保留90天。本報告未經本公司書面許可，不可部份複製。
This document is issued by the Company subject to its General Conditions of Service printed overleaf, available on request or accessible at http://www.sgs.com.tw/Terms-and-Conditions and for electronic format documents, subject to Terms and Conditions for Electronic Documents at http://www.sgs.com.tw/Terms-and-Conditions. Attention is drawn to the limitation of liability, indemnification and jurisdiction issues defined therein. Any holder of this document is advised that information contained hereon reflects the Company's findings at the time of its intervention only and within the limits of Client's instructions, if any. The Company's sole responsibility is to its Client and this document does not exonerate parties to a transaction from exercising all their rights and obligations under the transaction documents. This document cannot be reproduced except in full, without prior written approval of the Company. Any unauthorized alteration, forgery or falsification of the content or appearance of this document is unlawful and offenders may be prosecuted to the fullest extent of the law.

Date: 2022/5/16

Report No. :TESA2204000080ES
WLAN 802.11ac(80M) 5.6G_Body_Back Surface_CH 138_Aux_0mm
Communication System: WLAN; Frequency: 5690 MHz;Duty Cycle: 1:1.016
Medium parameters used: f = 5690 MHz; σ = 5.123 S/m; ε_r = 35.038; ρ = 1000 kg/m^3
Phantom section: Flat Section
Ambient temperature: 22.4°C; Liquid temperature: 22.4°C

DASY5 Configuration:
- Probe: EX3DV4 - SN7509; ConvF(5.22, 5.22, 5.22); Calibrated: 2022/03/25
- Sensor-Surface: 2mm (Mechanical Surface Detection)
- Electronics: DAE4 Sn1336; Calibrated: 2021/08/20
- Phantom: ELI
- DASY52 52.10.4(1527); SEMCAD X 14.6.14(7483)

Area Scan (81x141x1): Interpolated grid: dx=10 mm, dy=10 mm
Maximum value of SAR (interpolated) = 2.02 W/kg

Zoom Scan (7x7x12)/Cube 0: Measurement grid: dx=4mm, dy=4mm, dz=2mm
Reference Value = 1.463 V/m; Power Drift = 0.17 dB
Peak SAR (extrapolated) = 4.22 W/kg
SAR(1 g) = 0.899 W/kg; SAR(10 g) = 0.245 W/kg
Smallest distance from peaks to all points 3 dB below = 5.6 mm
Ratio of SAR at M2 to SAR at M1 = 52.4%
Maximum value of SAR (measured) = 1.80 W/kg

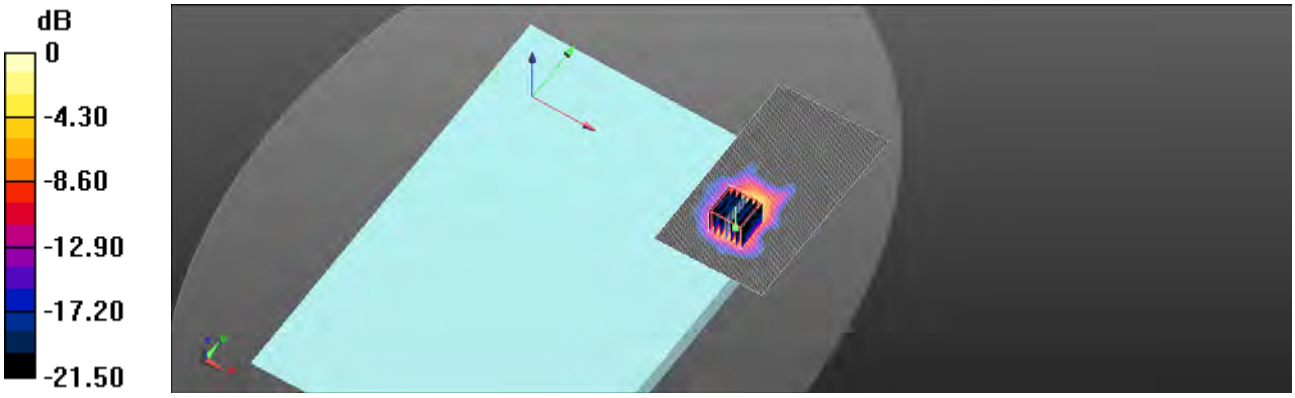

0 dB = 1.80 W/kg = 2.55 dBW/kg

Unless otherwise stated the results shown in this test report refer only to the sample(s) tested and such sample(s) are retained for 90 days only.
除非另有說明，此報告結果僅對測試之樣品負責，同時此樣品僅保留90天。本報告未經本公司書面許可，不可部份複製。
This document is issued by the Company subject to its General Conditions of Service printed overleaf, available on request or accessible at http://www.sgs.com.tw/Terms-and-Conditions and for electronic format documents, subject to Terms and Conditions for Electronic Documents at http://www.sgs.com.tw/Terms-and-Conditions. Attention is drawn to the limitation of liability, indemnification and jurisdiction issues defined therein. Any holder of this document is advised that information contained hereon reflects the Company's findings at the time of its intervention only and within the limits of Client's instructions, if any. The Company's sole responsibility is to its Client and this document does not exonerate parties to a transaction from exercising all their rights and obligations under the transaction documents. This document cannot be reproduced except in full, without prior written approval of the Company. Any unauthorized alteration, forgery or falsification of the content or appearance of this document is unlawful and offenders may be prosecuted to the fullest extent of the law.

Date: 2022/5/16

Report No. :TESA2204000080ES
WLAN 802.11ac(160M) 5.6G_Body_Back Surface_CH 114_Aux_0mm
Communication System: WLAN; Frequency: 5570 MHz;Duty Cycle: 1:1.012
Medium parameters used: f = 5570 MHz; σ = 5.006 S/m; ε_r = 35.182; ρ = 1000 kg/m^3
Phantom section: Flat Section
Ambient temperature: 22.4°C; Liquid temperature: 22.4°C

DASY5 Configuration:
- Probe: EX3DV4 - SN7509; ConvF(5.02, 5.02, 5.02); Calibrated: 2022/03/25
- Sensor-Surface: 2mm (Mechanical Surface Detection)
- Electronics: DAE4 Sn1336; Calibrated: 2021/08/20
- Phantom: ELI
- DASY52 52.10.4(1527); SEMCAD X 14.6.14(7483)

Area Scan (81x141x1): Interpolated grid: dx=10 mm, dy=10 mm
Maximum value of SAR (interpolated) = 2.25 W/kg

Zoom Scan (7x7x12)/Cube 0: Measurement grid: dx=4mm, dy=4mm, dz=2mm
Reference Value = 1.862 V/m; Power Drift = 0.13 dB
Peak SAR (extrapolated) = 4.89 W/kg
SAR(1 g) = 0.935 W/kg; SAR(10 g) = 0.252 W/kg
Smallest distance from peaks to all points 3 dB below = 6.1 mm
Ratio of SAR at M2 to SAR at M1 = 52.4%
Maximum value of SAR (measured) = 2.14 W/kg

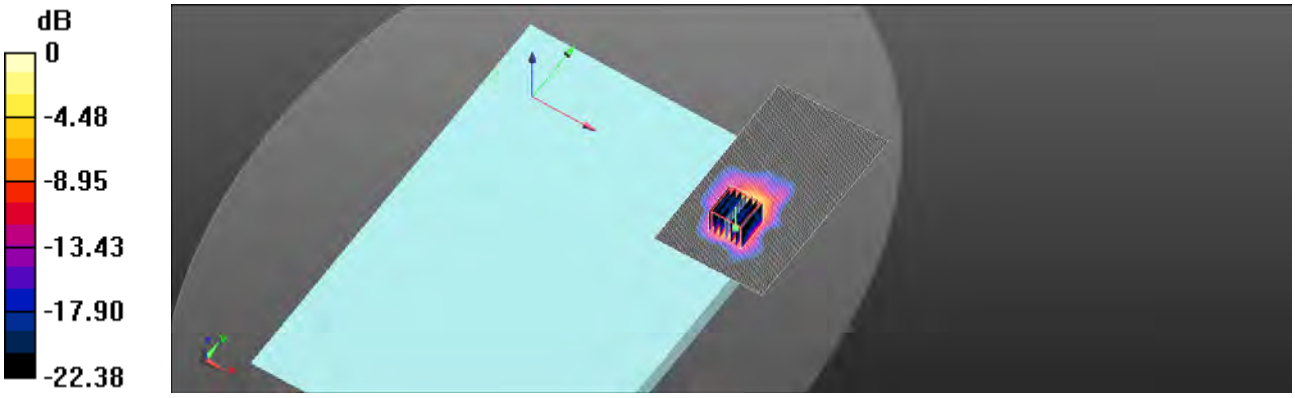

0 dB = 2.14 W/kg = 3.30 dBW/kg

Unless otherwise stated the results shown in this test report refer only to the sample(s) tested and such sample(s) are retained for 90 days only.
除非另有說明，此報告結果僅對測試之樣品負責，同時此樣品僅保留90天。本報告未經本公司書面許可，不可部份複製。
This document is issued by the Company subject to its General Conditions of Service printed overleaf, available on request or accessible at http://www.sgs.com.tw/Terms-and-Conditions and for electronic format documents, subject to Terms and Conditions for Electronic Documents at http://www.sgs.com.tw/Terms-and-Conditions. Attention is drawn to the limitation of liability, indemnification and jurisdiction issues defined therein. Any holder of this document is advised that information contained hereon reflects the Company's findings at the time of its intervention only and within the limits of Client's instructions, if any. The Company's sole responsibility is to its Client and this document does not exonerate parties to a transaction from exercising all their rights and obligations under the transaction documents. This document cannot be reproduced except in full, without prior written approval of the Company. Any unauthorized alteration, forgery or falsification of the content or appearance of this document is unlawful and offenders may be prosecuted to the fullest extent of the law.

Date: 2022/5/16

Report No. :TESA2204000080ES
WLAN 802.11ac(80M) 5.8G_Body_Back Surface_CH 155_Aux_0mm
Communication System: WLAN; Frequency: 5775 MHz;Duty Cycle: 1:1.016
Medium parameters used: f = 5775 MHz; σ = 5.208 S/m; ε_r = 34.972; ρ = 1000 kg/m^3
Phantom section: Flat Section
Ambient temperature: 22.4°C; Liquid temperature: 22.7°C

DASY5 Configuration:

- Probe: EX3DV4 - SN7509; ConvF(5.22, 5.22, 5.22); Calibrated: 2022/03/25
- Sensor-Surface: 2mm (Mechanical Surface Detection)
- Electronics: DAE4 Sn1336; Calibrated: 2021/08/20
- Phantom: ELI
- DASY52 52.10.4(1527); SEMCAD X 14.6.14(7483)

Area Scan (81x121x1): Interpolated grid: dx=10 mm, dy=10 mm
Maximum value of SAR (interpolated) = 2.30 W/kg

Zoom Scan (7x7x12)/Cube 0: Measurement grid: dx=4mm, dy=4mm, dz=2mm
Reference Value = 1.566 V/m; Power Drift = -0.18 dB
Peak SAR (extrapolated) = 4.36 W/kg
SAR(1 g) = 0.940 W/kg; SAR(10 g) = 0.257 W/kg
Smallest distance from peaks to all points 3 dB below = 6.6 mm
Ratio of SAR at M2 to SAR at M1 = 50.1%
Maximum value of SAR (measured) = 1.99 W/kg

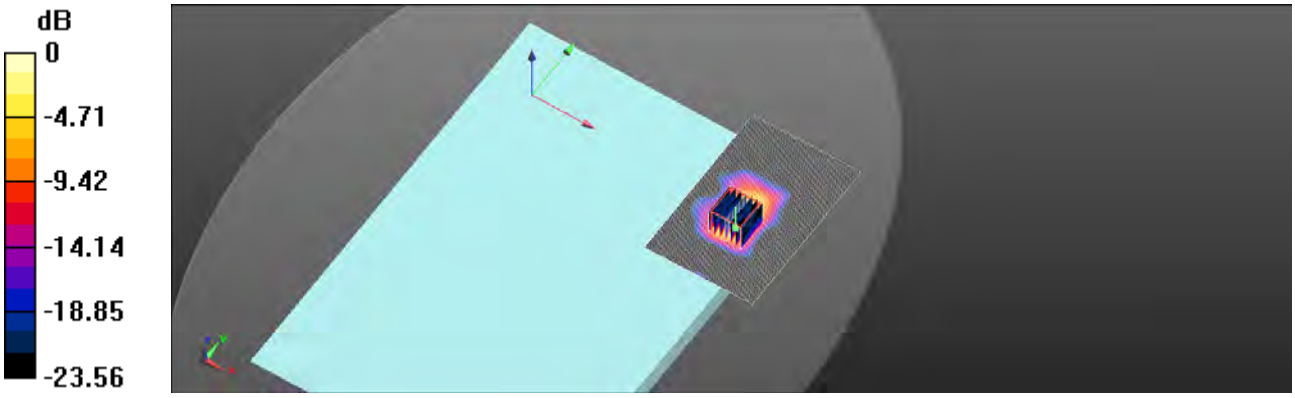

0 dB = 1.99 W/kg = 2.98 dBW/kg

Unless otherwise stated the results shown in this test report refer only to the sample(s) tested and such sample(s) are retained for 90 days only.
除非另有說明，此報告結果僅對測試之樣品負責，同時此樣品僅保留90天。本報告未經本公司書面許可，不可部份複製。
This document is issued by the Company subject to its General Conditions of Service printed overleaf, available on request or accessible at http://www.sgs.com.tw/Terms-and-Conditions and for electronic format documents, subject to Terms and Conditions for Electronic Documents at http://www.sgs.com.tw/Terms-and-Conditions. Attention is drawn to the limitation of liability, indemnification and jurisdiction issues defined therein. Any holder of this document is advised that information contained hereon reflects the Company's findings at the time of its intervention only and within the limits of Client's instructions, if any. The Company's sole responsibility is to its Client and this document does not exonerate parties to a transaction from exercising all their rights and obligations under the transaction documents. This document cannot be reproduced except in full, without prior written approval of the Company. Any unauthorized alteration, forgery or falsification of the content or appearance of this document is unlawful and offenders may be prosecuted to the fullest extent of the law.

6. SAR System Performance Verification

Date: 2022/5/14

Report No. :TESA2204000080ES
Dipole 2450 MHz_SN:727
Communication System: CW; Frequency: 2450 MHz;Duty Cycle: 1:1
Medium parameters used: f = 2450 MHz; σ = 1.788 S/m; ε_r = 38.851; ρ = 1000 kg/m^3
Phantom section: Flat Section
Ambient temperature: 22.3°C; Liquid temperature: 22.5°C

DASY5 Configuration:

- Probe: EX3DV4 - SN7509; ConvF(8.14, 8.14, 8.14); Calibrated: 2022/03/25
- Sensor-Surface: 2mm (Mechanical Surface Detection)
- Electronics: DAE4 Sn1336; Calibrated: 2021/08/20
- Phantom: ELI
- DASY52 52.10.4(1527); SEMCAD X 14.6.14(7483)

Area Scan (51x61x1): Interpolated grid: dx=12 mm, dy=12 mm
Maximum value of SAR (interpolated) = 22.1 W/kg

Zoom Scan (7x7x7)/Cube 0: Measurement grid: dx=5mm, dy=5mm, dz=5mm
Reference Value = 109.6 V/m; Power Drift = -0.02 dB
Peak SAR (extrapolated) = 25.9 W/kg
SAR(1 g) = 12.9 W/kg; SAR(10 g) = 6.08 W/kg
Smallest distance from peaks to all points 3 dB below = 9 mm
Ratio of SAR at M2 to SAR at M1 = 50.7%
Maximum value of SAR (measured) = 20.6 W/kg

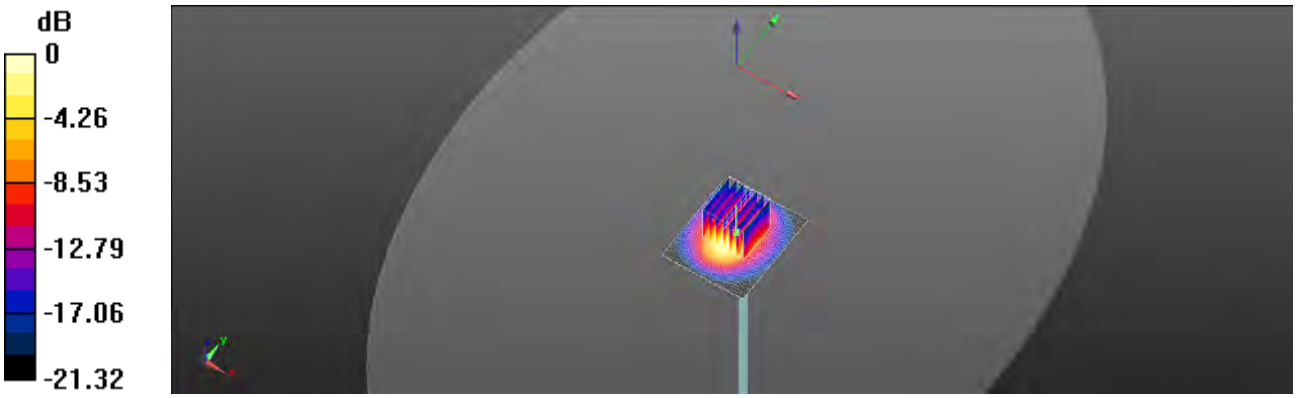

0 dB = 20.6 W/kg = 14.15 dBW/kg

Unless otherwise stated the results shown in this test report refer only to the sample(s) tested and such sample(s) are retained for 90 days only.
除非另有說明，此報告結果僅對測試之樣品負責，同時此樣品僅保留90天。本報告未經本公司書面許可，不可部份複製。
This document is issued by the Company subject to its General Conditions of Service printed overleaf, available on request or accessible at http://www.sgs.com.tw/Terms-and-Conditions and for electronic format documents, subject to Terms and Conditions for Electronic Documents at http://www.sgs.com.tw/Terms-and-Conditions. Attention is drawn to the limitation of liability, indemnification and jurisdiction issues defined therein. Any holder of this document is advised that information contained hereon reflects the Company's findings at the time of its intervention only and within the limits of Client's instructions, if any. The Company's sole responsibility is to its Client and this document does not exonerate parties to a transaction from exercising all their rights and obligations under the transaction documents. This document cannot be reproduced except in full, without prior written approval of the Company. Any unauthorized alteration, forgery or falsification of the content or appearance of this document is unlawful and offenders may be prosecuted to the fullest extent of the law.

Date: 2022/5/15

Report No. :TESA2204000080ES
Dipole 5250 MHz_SN:1023
Communication System: CW; Frequency: 5250 MHz;Duty Cycle: 1:1
Medium parameters used: f = 5250 MHz; σ = 4.675 S/m; ε_r = 35.591; ρ = 1000 kg/m^3
Phantom section: Flat Section
Ambient temperature: 22.5°C; Liquid temperature: 22.7°C

DASY5 Configuration:
- Probe: EX3DV4 - SN7509; ConvF(5.58, 5.58, 5.58); Calibrated: 2022/03/25
- Sensor-Surface: 2mm (Mechanical Surface Detection)
- Electronics: DAE4 Sn1336; Calibrated: 2021/08/20
- Phantom: ELI
- DASY52 52.10.4(1527); SEMCAD X 14.6.14(7483)

Area Scan (51x51x1): Interpolated grid: dx=10 mm, dy=10 mm
Maximum value of SAR (interpolated) = 18.0 W/kg

Zoom Scan (7x7x12)/Cube 0: Measurement grid: dx=4mm, dy=4mm, dz=2mm
Reference Value = 65.38 V/m; Power Drift = 0.04 dB
Peak SAR (extrapolated) = 33.6 W/kg
SAR(1 g) = 8.44 W/kg; SAR(10 g) = 2.37 W/kg
Smallest distance from peaks to all points 3 dB below = 7.2 mm
Ratio of SAR at M2 to SAR at M1 = 56.9%
Maximum value of SAR (measured) = 17.9 W/kg



0 dB = 17.9 W/kg = 12.52 dBW/kg

Unless otherwise stated the results shown in this test report refer only to the sample(s) tested and such sample(s) are retained for 90 days only.
除非另有說明，此報告結果僅對測試之樣品負責，同時此樣品僅保留90天。本報告未經本公司書面許可，不可部份複製。
This document is issued by the Company subject to its General Conditions of Service printed overleaf, available on request or accessible at http://www.sgs.com.tw/Terms-and-Conditions and for electronic format documents, subject to Terms and Conditions for Electronic Documents at http://www.sgs.com.tw/Terms-and-Conditions. Attention is drawn to the limitation of liability, indemnification and jurisdiction issues defined therein. Any holder of this document is advised that information contained hereon reflects the Company's findings at the time of its intervention only and within the limits of Client's instructions, if any. The Company's sole responsibility is to its Client and this document does not exonerate parties to a transaction from exercising all their rights and obligations under the transaction documents. This document cannot be reproduced except in full, without prior written approval of the Company. Any unauthorized alteration, forgery or falsification of the content or appearance of this document is unlawful and offenders may be prosecuted to the fullest extent of the law.

Date: 2022/5/16

Report No. :TESA2204000080ES
Dipole 5600 MHz_SN:1023
Communication System: CW; Frequency: 5600 MHz;Duty Cycle: 1:1
Medium parameters used: f = 5600 MHz; σ = 5.036 S/m; ε_r = 35.159; ρ = 1000 kg/m^3
Phantom section: Flat Section
Ambient temperature: 22.4°C; Liquid temperature: 22.4°C

DASY5 Configuration:

- Probe: EX3DV4 - SN7509; ConvF(5.02, 5.02, 5.02); Calibrated: 2022/03/25
- Sensor-Surface: 2mm (Mechanical Surface Detection)
- Electronics: DAE4 Sn1336; Calibrated: 2021/08/20
- Phantom: ELI
- DASY52 52.10.4(1527); SEMCAD X 14.6.14(7483)

Area Scan (61x91x1): Interpolated grid: dx=10 mm, dy=10 mm
Maximum value of SAR (interpolated) = 18.4 W/kg

Zoom Scan (7x7x12)/Cube 0: Measurement grid: dx=4mm, dy=4mm, dz=2mm
Reference Value = 63.17 V/m; Power Drift = -0.03 dB
Peak SAR (extrapolated) = 35.5 W/kg
SAR(1 g) = 8.22 W/kg; SAR(10 g) = 2.32 W/kg
Smallest distance from peaks to all points 3 dB below = 7.4 mm
Ratio of SAR at M2 to SAR at M1 = 53.3%
Maximum value of SAR (measured) = 17.5 W/kg

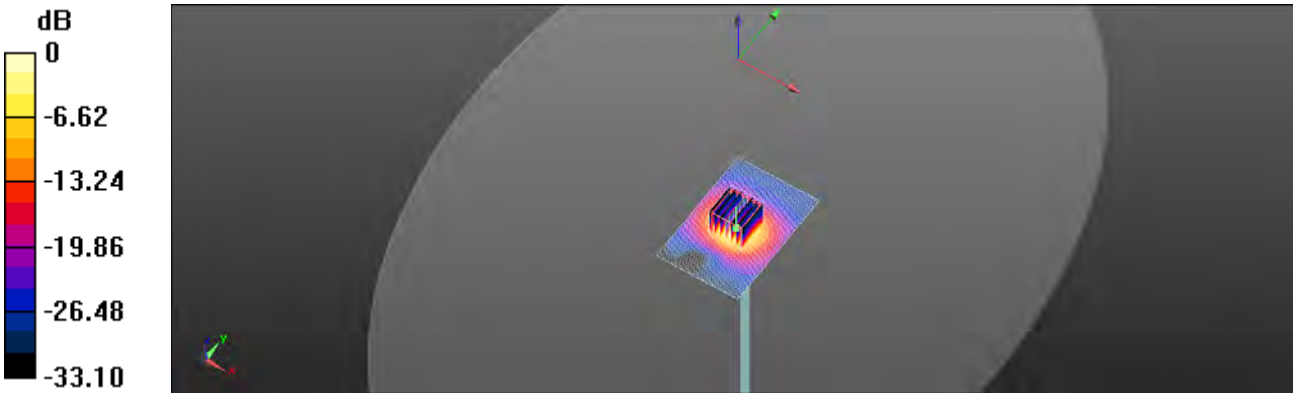

0 dB = 17.5 W/kg = 12.43 dBW/kg

Unless otherwise stated the results shown in this test report refer only to the sample(s) tested and such sample(s) are retained for 90 days only.
除非另有說明，此報告結果僅對測試之樣品負責，同時此樣品僅保留90天。本報告未經本公司書面許可，不可部份複製。
This document is issued by the Company subject to its General Conditions of Service printed overleaf, available on request or accessible at http://www.sgs.com.tw/Terms-and-Conditions and for electronic format documents, subject to Terms and Conditions for Electronic Documents at http://www.sgs.com.tw/Terms-and-Conditions. Attention is drawn to the limitation of liability, indemnification and jurisdiction issues defined therein. Any holder of this document is advised that information contained hereon reflects the Company's findings at the time of its intervention only and within the limits of Client's instructions, if any. The Company's sole responsibility is to its Client and this document does not exonerate parties to a transaction from exercising all their rights and obligations under the transaction documents. This document cannot be reproduced except in full, without prior written approval of the Company. Any unauthorized alteration, forgery or falsification of the content or appearance of this document is unlawful and offenders may be prosecuted to the fullest extent of the law.

Date: 2022/5/16

Report No. :TESA2204000080ES
Dipole 5750 MHz_SN:1023
Communication System: CW; Frequency: 5750 MHz;Duty Cycle: 1:1
Medium parameters used: f = 5750 MHz; σ = 5.184 S/m; ε_r = 34.997; ρ = 1000 kg/m^3
Phantom section: Flat Section
Ambient temperature: 22.4°C; Liquid temperature: 22.7°C

DASY5 Configuration:
- Probe: EX3DV4 - SN7509; ConvF(5.22, 5.22, 5.22); Calibrated: 2022/03/25
- Sensor-Surface: 2mm (Mechanical Surface Detection)
- Electronics: DAE4 Sn1336; Calibrated: 2021/08/20
- Phantom: ELI
- DASY52 52.10.4(1527); SEMCAD X 14.6.14(7483)

Area Scan (61x91x1): Interpolated grid: dx=10 mm, dy=10 mm
Maximum value of SAR (interpolated) = 16.7 W/kg

Zoom Scan (7x7x12)/Cube 0: Measurement grid: dx=4mm, dy=4mm, dz=2mm
Reference Value = 58.42 V/m; Power Drift = 0.02 dB
Peak SAR (extrapolated) = 29.3 W/kg
SAR(1 g) = 7.82 W/kg; SAR(10 g) = 2.23 W/kg
Smallest distance from peaks to all points 3 dB below = 7.2 mm
Ratio of SAR at M2 to SAR at M1 = 57.3%
Maximum value of SAR (measured) = 15.8 W/kg



0 dB = 15.8 W/kg = 11.99 dBW/kg

Unless otherwise stated the results shown in this test report refer only to the sample(s) tested and such sample(s) are retained for 90 days only.
除非另有說明，此報告結果僅對測試之樣品負責，同時此樣品僅保留90天。本報告未經本公司書面許可，不可部份複製。
This document is issued by the Company subject to its General Conditions of Service printed overleaf, available on request or accessible at http://www.sgs.com.tw/Terms-and-Conditions and for electronic format documents, subject to Terms and Conditions for Electronic Documents at http://www.sgs.com.tw/Terms-and-Conditions. Attention is drawn to the limitation of liability, indemnification and jurisdiction issues defined therein. Any holder of this document is advised that information contained hereon reflects the Company's findings at the time of its intervention only and within the limits of Client's instructions, if any. The Company's sole responsibility is to its Client and this document does not exonerate parties to a transaction from exercising all their rights and obligations under the transaction documents. This document cannot be reproduced except in full, without prior written approval of the Company. Any unauthorized alteration, forgery or falsification of the content or appearance of this document is unlawful and offenders may be prosecuted to the fullest extent of the law.

7. Uncertainty Budget

Measurement Uncertainty evaluation template for DUT SAR test (3-6G)

A	c	D	e		f	g	h=c * f / e	i=c * g / e	k
Source of Uncertainty	Tolerance/ Uncertaint	Probability	Div	Div Value	ci (1g)	ci (10g)	Standard uncertainty	Standard uncertainty	vi, or Veff
Measurement system									
Probe calibration	6.55%	N	1	1	1	1	6.55%	6.55%	∞
Isotropy , Axial	3.50%	R	√3	1.732	1	1	2.02%	2.02%	∞
Isotropy, Hemispherical	9.60%	R	√3	1.732	1	1	5.54%	5.54%	∞
Modulation Response	2.40%	R	√3	1.732	1	1	1.40%	1.40%	∞
Boundary Effect	1.00%	R	√3	1.732	1	1	0.58%	0.58%	∞
Linearity	4.70%	R	√3	1.732	1	1	2.71%	2.71%	∞
Detection Limits	1.00%	R	√3	1.732	1	1	0.58%	0.58%	∞
Readout Electronics	0.30%	N	1	1	1	1	0.30%	0.30%	∞
Response time	0.80%	R	√3	1.732	1	1	0.46%	0.46%	∞
Integration Time	2.60%	R	√3	1.732	1	1	1.50%	1.50%	∞
Measurement drift (class A evaluation)	1.75%	R	√3	1.732	1	1	1.01%	1.01%	∞
RF ambient condition - noise	3.00%	R	√3	1.732	1	1	1.73%	1.73%	∞
RF ambient conditions - reflections	3.00%	R	√3	1.732	1	1	1.73%	1.73%	∞
Probe positioner Mechanical restrictions	0.40%	R	√3	1.732	1	1	0.23%	0.23%	∞
Probe Positioning with respect to phantom	2.90%	R	√3	1.732	1	1	1.67%	1.67%	∞
Post-processing	1.00%	R	√3	1.732	1	1	0.58%	0.58%	∞
Max SAR Eval	1.00%	R	√3	1.732	1	1	0.58%	0.58%	∞
Test Sample related									
Test sample positioning	2.90%	N	1	1	1	1	2.90%	2.90%	M-1
Device Holder Uncertainty	3.60%	N	1	1	1	1	3.60%	3.60%	M-1
Drift of output power	5.00%	R	√3	1.732	1	1	2.89%	2.89%	∞
Phantom and Setup									
Phantom Uncertainty	4.00%	R	√3	1.732	1	1	2.31%	2.31%	∞
Liquid permittivity (mea.)	1.05%	N	1	1	0.64	0.43	0.67%	0.45%	M
Liquid Conductivity (mea.)	0.76%	N	1	1	0.6	0.49	0.46%	0.37%	M
Combined standard uncertainty		RSS					11.74%	11.72%	
Expant uncertainty (95% confidence							23.49%	23.44%	

Unless otherwise stated the results shown in this test report refer only to the sample(s) tested and such sample(s) are retained for 90 days only.
除非另有說明，此報告結果僅對測試之樣品負責，同時此樣品僅保留90天。本報告未經本公司書面許可，不可部份複製。
This document is issued by the Company subject to its General Conditions of Service printed overleaf, available on request or accessible at http://www.sgs.com.tw/Terms-and-Conditions and for electronic format documents, subject to Terms and Conditions for Electronic Documents at http://www.sgs.com.tw/Terms-and-Conditions. Attention is drawn to the limitation of liability, indemnification and jurisdiction issues defined therein. Any holder of this document is advised that information contained hereon reflects the Company's findings at the time of its intervention only and within the limits of Client's instructions, if any. The Company's sole responsibility is to its Client and this document does not exonerate parties to a transaction from exercising all their rights and obligations under the transaction documents. This document cannot be reproduced except in full, without prior written approval of the Company. Any unauthorized alteration, forgery or falsification of the content or appearance of this document is unlawful and offenders may be prosecuted to the fullest extent of the law.

Measurement Uncertainty evaluation template for DUT SAR test (0.3-3G)

A	c	D	e		f	g	h=c * f / e	i=c * g / e	k
Source of Uncertainty	Tolerance/ Uncertaint	Probability	Div	Div Value	ci (1g)	ci (10g)	Standard uncertainty	Standard uncertainty	vi, or Veff
Measurement system									
Probe calibration	6.00%	N	1	1	1	1	6.00%	6.00%	∞
Isotropy , Axial	3.50%	R	√3	1.732	1	1	2.02%	2.02%	∞
Isotropy, Hemispherical	9.60%	R	√3	1.732	1	1	5.54%	5.54%	∞
Modulation Response	2.40%	R	√3	1.732	1	1	1.40%	1.40%	∞
Boundary Effect	1.00%	R	√3	1.732	1	1	0.58%	0.58%	∞
Linearity	4.70%	R	√3	1.732	1	1	2.71%	2.71%	∞
Detection Limits	1.00%	R	√3	1.732	1	1	0.58%	0.58%	∞
Readout Electronics	0.30%	N	1	1	1	1	0.30%	0.30%	∞
Response time	0.80%	R	√3	1.732	1	1	0.46%	0.46%	∞
Integration Time	2.60%	R	√3	1.732	1	1	1.50%	1.50%	∞
Measurement drift (class A evaluation)	1.75%	R	√3	1.732	1	1	1.01%	1.01%	∞
RF ambient condition - noise	3.00%	R	√3	1.732	1	1	1.73%	1.73%	∞
RF ambient conditions - reflections	3.00%	R	√3	1.732	1	1	1.73%	1.73%	∞
Probe positioner Mechanical restrictions	0.40%	R	√3	1.732	1	1	0.23%	0.23%	∞
Probe Positioning with respect to phantom	2.90%	R	√3	1.732	1	1	1.67%	1.67%	∞
Post-processing	1.00%	R	√3	1.732	1	1	0.58%	0.58%	∞
Max SAR Eval	1.00%	R	√3	1.732	1	1	0.58%	0.58%	∞
Test Sample related									
Test sample positioning	2.90%	N	1	1	1	1	2.90%	2.90%	M-1
Device Holder Uncertainty	3.60%	N	1	1	1	1	3.60%	3.60%	M-1
Drift of output power	5.00%	R	√3	1.732	1	1	2.89%	2.89%	∞
Phantom and Setup									
Phantom Uncertainty	4.00%	R	√3	1.732	1	1	2.31%	2.31%	∞
Liquid permittivity (mea.)	0.91%	N	1	1	0.64	0.43	0.58%	0.39%	M
Liquid Conductivity (mea.)	0.77%	N	1	1	0.6	0.49	0.46%	0.38%	M
Combined standard uncertainty		RSS					11.44%	11.42%	
Expant uncertainty (95% confidence							22.88%	22.84%	

Unless otherwise stated the results shown in this test report refer only to the sample(s) tested and such sample(s) are retained for 90 days only.
除非另有說明，此報告結果僅對測試之樣品負責，同時此樣品僅保留90天。本報告未經本公司書面許可，不可部份複製。
This document is issued by the Company subject to its General Conditions of Service printed overleaf, available on request or accessible at http://www.sgs.com.tw/Terms-and-Conditions and for electronic format documents, subject to Terms and Conditions for Electronic Documents at http://www.sgs.com.tw/Terms-and-Conditions. Attention is drawn to the limitation of liability, indemnification and jurisdiction issues defined therein. Any holder of this document is advised that information contained hereon reflects the Company's findings at the time of its intervention only and within the limits of Client's instructions, if any. The Company's sole responsibility is to its Client and this document does not exonerate parties to a transaction from exercising all their rights and obligations under the transaction documents. This document cannot be reproduced except in full, without prior written approval of the Company. Any unauthorized alteration, forgery or falsification of the content or appearance of this document is unlawful and offenders may be prosecuted to the fullest extent of the law.

Appendixes

Refer to separated files for the following appendixes.

TESA2204000080ES SAR_Appendix A Photographs

TESA2204000080ES SAR_Appendix B DAE & Probe Cal. Certificate

TESA2204000080ES SAR_Appendix C Phantom Description & Dipole Cal. Certificate

- End of report -

Unless otherwise stated the results shown in this test report refer only to the sample(s) tested and such sample(s) are retained for 90 days only.
除非另有說明，此報告結果僅對測試之樣品負責，同時此樣品僅保留90天。本報告未經本公司書面許可，不可部份複製。
This document is issued by the Company subject to its General Conditions of Service printed overleaf, available on request or accessible at http://www.sgs.com.tw/Terms-and-Conditions and for electronic format documents, subject to Terms and Conditions for Electronic Documents at http://www.sgs.com.tw/Terms-and-Conditions. Attention is drawn to the limitation of liability, indemnification and jurisdiction issues defined therein. Any holder of this document is advised that information contained hereon reflects the Company's findings at the time of its intervention only and within the limits of Client's instructions, if any. The Company's sole responsibility is to its Client and this document does not exonerate parties to a transaction from exercising all their rights and obligations under the transaction documents. This document cannot be reproduced except in full, without prior written approval of the Company. Any unauthorized alteration, forgery or falsification of the content or appearance of this document is unlawful and offenders may be prosecuted to the fullest extent of the law.